



wwPDB X-ray Structure Validation Summary Report ⓘ

Jun 25, 2019 – 05:25 PM EDT

PDB ID : 4Z3S
Title : Crystal structure of the *Thermus thermophilus* 70S ribosome in complex with antibiotic A201A, mRNA and three tRNAs in the A, P and E sites at 2.65Å resolution
Authors : Polikanov, Y.S.; Starosta, A.L.; Juetten, M.F.; Altman, R.B.; Terry, D.S.; Lu, W.; Burnett, B.J.; Dinos, G.; Reynolds, K.; Blanchard, S.C.; Steitz, T.A.; Wilson, D.N.
Deposited on : 2015-03-31
Resolution : 2.65 Å(reported)

This is a wwPDB X-ray Structure Validation Summary Report for a publicly released PDB entry.

We welcome your comments at validation@mail.wwpdb.org

A user guide is available at

<https://www.wwpdb.org/validation/2017/XrayValidationReportHelp>

with specific help available everywhere you see the ⓘ symbol.

The following versions of software and data (see [references ⓘ](#)) were used in the production of this report:

MolProbity : 4.02b-467
Mogul : 1.8.0 (224370), CSD as540be (2019)
Xtriage (Phenix) : 1.13
EDS : 2.3.2
buster-report : 1.1.7 (2018)
Percentile statistics : 20171227.v01 (using entries in the PDB archive December 27th 2017)
Refmac : 5.8.0158
CCP4 : 7.0 (Gargrove)
Ideal geometry (proteins) : Engh & Huber (2001)
Ideal geometry (DNA, RNA) : Parkinson et al. (1996)
Validation Pipeline (wwPDB-VP) : 2.3.2

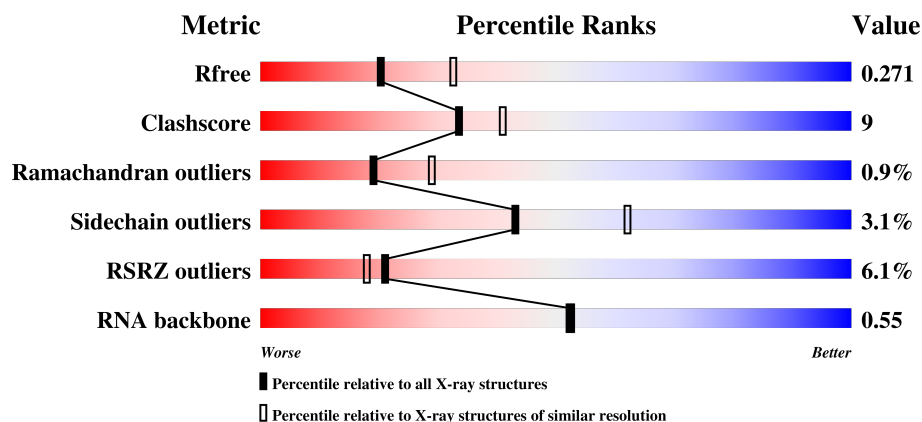
1 Overall quality at a glance

The following experimental techniques were used to determine the structure:

X-RAY DIFFRACTION

The reported resolution of this entry is 2.65 Å.

Percentile scores (ranging between 0-100) for global validation metrics of the entry are shown in the following graphic. The table shows the number of entries on which the scores are based.



Metric	Whole archive (#Entries)	Similar resolution (#Entries, resolution range(Å))
R_{free}	111664	1112 (2.68-2.64)
Clashscore	122126	1151 (2.68-2.64)
Ramachandran outliers	120053	1133 (2.68-2.64)
Sidechain outliers	120020	1133 (2.68-2.64)
RSRZ outliers	108989	1098 (2.68-2.64)
RNA backbone	2636	1047 (3.00-2.32)

The table below summarises the geometric issues observed across the polymeric chains and their fit to the electron density. The red, orange, yellow and green segments on the lower bar indicate the fraction of residues that contain outliers for ≥ 3 , 2, 1 and 0 types of geometric quality criteria. A grey segment represents the fraction of residues that are not modelled. The numeric value for each fraction is indicated below the corresponding segment, with a dot representing fractions $\leq 5\%$. The upper red bar (where present) indicates the fraction of residues that have poor fit to the electron density. The numeric value is given above the bar.

Mol	Chain	Length	Quality of chain
1	1A	2915	<div> <div>2%</div> <div>63%</div> <div>28%</div> <div>7%</div> <div>.</div> </div>
1	2A	2915	<div> <div>2%</div> <div>52%</div> <div>36%</div> <div>8%</div> <div>.</div> <div>.</div> </div>
2	1B	121	<div> <div>76%</div> <div>17%</div> <div>5%</div> <div>.</div> <div>.</div> </div>
2	2B	121	<div> <div>43%</div> <div>42%</div> <div>14%</div> <div>.</div> </div>

Continued on next page...

Continued from previous page...

Mol	Chain	Length	Quality of chain
3	1D	276	<div> <div></div> <div>75%</div> <div>21%</div> <div>.</div> </div>
3	2D	276	<div> <div>3%</div> <div>75%</div> <div>23%</div> <div>.</div> </div>
4	1E	206	<div> <div></div> <div>70%</div> <div>26%</div> <div>..</div> </div>
4	2E	206	<div> <div></div> <div>81%</div> <div>16%</div> <div>..</div> </div>
5	1F	210	<div> <div>2%</div> <div>69%</div> <div>24%</div> <div>. .</div> </div>
5	2F	210	<div> <div>6%</div> <div>64%</div> <div>30%</div> <div>. .</div> </div>
6	1G	182	<div> <div>9%</div> <div>74%</div> <div>23%</div> <div>...</div> </div>
6	2G	182	<div> <div>48%</div> <div>70%</div> <div>26%</div> <div>. .</div> </div>
7	1H	180	<div> <div></div> <div>76%</div> <div>19%</div> <div>. .</div> </div>
7	2H	180	<div> <div>32%</div> <div>62%</div> <div>34%</div> <div>. .</div> </div>
8	1I	148	<div> <div></div> <div>73%</div> <div>22%</div> <div>. .</div> </div>
8	2I	148	<div> <div></div> <div>70%</div> <div>28%</div> <div>. .</div> </div>
9	1N	140	<div> <div></div> <div>78%</div> <div>20%</div> <div>.</div> </div>
9	2N	140	<div> <div></div> <div>76%</div> <div>24%</div> <div>.</div> </div>
10	1O	122	<div> <div></div> <div>81%</div> <div>19%</div> <div></div> </div>
10	2O	122	<div> <div>8%</div> <div>79%</div> <div>20%</div> <div>.</div> </div>
11	1P	150	<div> <div></div> <div>76%</div> <div>23%</div> <div>. .</div> </div>
11	2P	150	<div> <div></div> <div>72%</div> <div>24%</div> <div>. .</div> </div>
12	1Q	141	<div> <div>9%</div> <div>83%</div> <div>16%</div> <div>.</div> </div>
12	2Q	141	<div> <div>21%</div> <div>70%</div> <div>29%</div> <div>.</div> </div>
13	1R	118	<div> <div></div> <div>78%</div> <div>20%</div> <div>.</div> </div>
13	2R	118	<div> <div></div> <div>75%</div> <div>20%</div> <div>.</div> </div>
14	1S	112	<div> <div></div> <div>79%</div> <div>18%</div> <div>. .</div> </div>
14	2S	112	<div> <div></div> <div>82%</div> <div>15%</div> <div>. .</div> </div>
15	1T	146	<div> <div></div> <div>74%</div> <div>16%</div> <div>10%</div> </div>

Continued on next page...

Continued from previous page...

Mol	Chain	Length	Quality of chain
15	2T	146	
16	1U	118	
16	2U	118	
17	1V	101	
17	2V	101	
18	1W	113	
18	2W	113	
19	1X	96	
19	2X	96	
20	1Y	110	
20	2Y	110	
21	1Z	206	
21	2Z	206	
22	10	85	
22	20	85	
23	11	98	
23	21	98	
24	12	72	
24	22	72	
25	13	60	
25	23	60	
26	14	71	
26	24	71	
27	15	60	
27	25	60	

Continued on next page...

Continued from previous page...

Mol	Chain	Length	Quality of chain
28	16	54	
28	26	54	
29	17	49	
29	27	49	
30	18	65	
30	28	65	
31	19	37	
31	29	37	
32	1a	1521	
32	2a	1521	
33	1b	256	
33	2b	256	
34	1c	239	
34	2c	239	
35	1d	209	
35	2d	209	
36	1e	162	
36	2e	162	
37	1f	101	
37	2f	101	
38	1g	156	
38	2g	156	
39	1h	138	
39	2h	138	
40	1i	128	

Continued on next page...

Continued from previous page...

Mol	Chain	Length	Quality of chain
40	2i	128	
41	1j	105	
41	2j	105	
42	1k	129	
42	2k	129	
43	1l	132	
43	2l	132	
44	1m	126	
44	2m	126	
45	1n	61	
45	2n	61	
46	1o	89	
46	2o	89	
47	1p	88	
47	2p	88	
48	1q	105	
48	2q	105	
49	1r	88	
49	2r	88	
50	1s	93	
50	2s	93	
51	1t	106	
51	2t	106	
52	1u	27	
52	2u	27	

Continued on next page...

Continued from previous page...

Mol	Chain	Length	Quality of chain
53	1v	27	
53	2v	27	
54	1w	76	
54	1y	76	
54	2w	76	
54	2y	76	
55	1x	77	
55	2x	77	

The following table lists non-polymeric compounds, carbohydrate monomers and non-standard residues in protein, DNA, RNA chains that are outliers for geometric or electron-density-fit criteria:

Mol	Type	Chain	Res	Chirality	Geometry	Clashes	Electron density
54	5MU	2y	54	-	-	-	X
56	MG	1A	3342	-	-	-	X
56	MG	1A	3640	-	-	-	X
56	MG	1P	204	-	-	-	X
56	MG	2A	3163	-	-	-	X
56	MG	2A	3225	-	-	-	X
56	MG	2A	3467	-	-	-	X
56	MG	2A	3470	-	-	-	X
56	MG	2A	3633	-	-	-	X
56	MG	2A	3642	-	-	-	X
56	MG	2Z	8001	-	-	-	X

2 Entry composition

There are 61 unique types of molecules in this entry. The entry contains 299169 atoms, of which 0 are hydrogens and 0 are deuteriums.

In the tables below, the ZeroOcc column contains the number of atoms modelled with zero occupancy, the AltConf column contains the number of residues with at least one atom in alternate conformation and the Trace column contains the number of residues modelled with at most 2 atoms.

- Molecule 1 is a RNA chain called 23S Ribosomal RNA.

Mol	Chain	Residues	Atoms					ZeroOcc	AltConf	Trace
1	1A	2871	Total	C	N	O	P	0	0	0
			61852	27531	11572	19878	2871			
1	2A	2800	Total	C	N	O	P	0	0	0
			60322	26848	11284	19390	2800			

- Molecule 2 is a RNA chain called 5S Ribosomal RNA.

Mol	Chain	Residues	Atoms					ZeroOcc	AltConf	Trace
2	1B	120	Total	C	N	O	P	0	0	0
			2577	1146	476	835	120			
2	2B	120	Total	C	N	O	P	0	0	0
			2575	1146	476	833	120			

- Molecule 3 is a protein called 50S ribosomal protein L2.

Mol	Chain	Residues	Atoms					ZeroOcc	AltConf	Trace
3	1D	275	Total	C	N	O	S	0	0	0
			2136	1349	423	361	3			
3	2D	275	Total	C	N	O	S	0	0	0
			2136	1349	423	361	3			

- Molecule 4 is a protein called 50S ribosomal protein L3.

Mol	Chain	Residues	Atoms					ZeroOcc	AltConf	Trace
4	1E	204	Total	C	N	O	S	0	0	0
			1559	985	298	270	6			
4	2E	204	Total	C	N	O	S	0	0	0
			1559	985	298	270	6			

- Molecule 5 is a protein called 50S ribosomal protein L4.

Mol	Chain	Residues	Atoms					ZeroOcc	AltConf	Trace
5	1F	203	Total	C	N	O	S	0	0	1
			1584	1009	298	275	2			
5	2F	203	Total	C	N	O	S	0	0	1
			1580	1007	297	274	2			

- Molecule 6 is a protein called 50S ribosomal protein L5.

Mol	Chain	Residues	Atoms					ZeroOcc	AltConf	Trace
6	1G	181	Total	C	N	O	S	0	0	0
			1429	916	256	253	4			
6	2G	181	Total	C	N	O	S	0	0	0
			1428	913	258	253	4			

- Molecule 7 is a protein called 50S ribosomal protein L6.

Mol	Chain	Residues	Atoms					ZeroOcc	AltConf	Trace
7	1H	174	Total	C	N	O	S	0	0	0
			1330	845	248	236	1			
7	2H	174	Total	C	N	O	S	0	0	0
			1330	845	248	236	1			

- Molecule 8 is a protein called 50S ribosomal protein L9.

Mol	Chain	Residues	Atoms					ZeroOcc	AltConf	Trace
8	1I	146	Total	C	N	O	S	0	0	0
			1097	701	191	204	1			
8	2I	146	Total	C	N	O	S	0	0	0
			1064	681	186	196	1			

- Molecule 9 is a protein called 50S ribosomal protein L13.

Mol	Chain	Residues	Atoms					ZeroOcc	AltConf	Trace
9	1N	140	Total	C	N	O	S	0	0	0
			1117	719	207	187	4			
9	2N	140	Total	C	N	O	S	0	0	0
			1117	719	207	187	4			

- Molecule 10 is a protein called 50S ribosomal protein L14.

Mol	Chain	Residues	Atoms					ZeroOcc	AltConf	Trace
10	1O	122	Total	C	N	O	S	0	0	0
			933	588	171	170	4			

Continued on next page...

Continued from previous page...

Mol	Chain	Residues	Atoms					ZeroOcc	AltConf	Trace
10	2O	122	Total	C	N	O	S	0	0	0
			933	588	171	170	4			

- Molecule 11 is a protein called 50S ribosomal protein L15.

Mol	Chain	Residues	Atoms					ZeroOcc	AltConf	Trace
11	1P	149	Total	C	N	O	S	0	0	0
			1135	706	230	196	3			
11	2P	149	Total	C	N	O	S	0	0	0
			1135	706	230	196	3			

- Molecule 12 is a protein called 50S ribosomal protein L16.

Mol	Chain	Residues	Atoms					ZeroOcc	AltConf	Trace
12	1Q	141	Total	C	N	O	S	0	0	0
			1122	715	212	188	7			
12	2Q	141	Total	C	N	O	S	0	0	0
			1122	715	212	188	7			

- Molecule 13 is a protein called 50S ribosomal protein L17.

Mol	Chain	Residues	Atoms					ZeroOcc	AltConf	Trace
13	1R	118	Total	C	N	O	S	0	0	0
			968	604	203	160	1			
13	2R	118	Total	C	N	O	S	0	0	0
			968	604	203	160	1			

- Molecule 14 is a protein called 50S ribosomal protein L18.

Mol	Chain	Residues	Atoms				ZeroOcc	AltConf	Trace
14	1S	110	Total	C	N	O	0	0	0
			873	550	174	149			
14	2S	110	Total	C	N	O	0	0	0
			870	549	173	148			

- Molecule 15 is a protein called 50S ribosomal protein L19.

Mol	Chain	Residues	Atoms					ZeroOcc	AltConf	Trace
15	1T	131	Total	C	N	O	S	0	0	0
			1091	680	225	185	1			
15	2T	131	Total	C	N	O	S	0	0	0
			1083	675	224	183	1			

- Molecule 16 is a protein called 50S ribosomal protein L20.

Mol	Chain	Residues	Atoms					ZeroOcc	AltConf	Trace
16	1U	116	Total	C	N	O	S	0	0	0
			959	608	201	149	1			
16	2U	116	Total	C	N	O	S	0	0	0
			959	608	201	149	1			

- Molecule 17 is a protein called 50S ribosomal protein L21.

Mol	Chain	Residues	Atoms					ZeroOcc	AltConf	Trace
17	1V	101	Total	C	N	O	S	0	0	0
			771	495	140	135	1			
17	2V	101	Total	C	N	O	S	0	0	0
			771	495	140	135	1			

- Molecule 18 is a protein called 50S ribosomal protein L22.

Mol	Chain	Residues	Atoms					ZeroOcc	AltConf	Trace
18	1W	112	Total	C	N	O	S	0	0	0
			886	557	174	153	2			
18	2W	112	Total	C	N	O	S	0	0	0
			886	557	174	153	2			

- Molecule 19 is a protein called 50S ribosomal protein L23.

Mol	Chain	Residues	Atoms					ZeroOcc	AltConf	Trace
19	1X	95	Total	C	N	O	S	0	0	0
			750	488	135	126	1			
19	2X	95	Total	C	N	O	S	0	0	0
			750	488	135	126	1			

- Molecule 20 is a protein called 50S ribosomal protein L24.

Mol	Chain	Residues	Atoms					ZeroOcc	AltConf	Trace
20	1Y	107	Total	C	N	O	S	0	0	0
			806	517	152	131	6			
20	2Y	107	Total	C	N	O	S	0	0	0
			806	517	152	131	6			

- Molecule 21 is a protein called 50S ribosomal protein L25.

Mol	Chain	Residues	Atoms					ZeroOcc	AltConf	Trace
21	1Z	154	Total	C	N	O	S	0	0	0
			1240	795	222	220	3			
21	2Z	160	Total	C	N	O	S	0	0	0
			1271	814	228	227	2			

- Molecule 22 is a protein called 50S ribosomal protein L27.

Mol	Chain	Residues	Atoms					ZeroOcc	AltConf	Trace
22	10	83	Total	C	N	O	S	0	0	0
			653	404	139	109	1			
22	20	83	Total	C	N	O	S	0	0	0
			653	404	139	109	1			

- Molecule 23 is a protein called 50S ribosomal protein L28.

Mol	Chain	Residues	Atoms					ZeroOcc	AltConf	Trace
23	11	97	Total	C	N	O	S	0	0	0
			755	475	148	131	1			
23	21	97	Total	C	N	O	S	0	0	0
			755	475	148	131	1			

- Molecule 24 is a protein called 50S ribosomal protein L29.

Mol	Chain	Residues	Atoms					ZeroOcc	AltConf	Trace
24	12	70	Total	C	N	O	S	0	0	0
			588	365	118	103	2			
24	22	70	Total	C	N	O	S	0	0	0
			588	365	118	103	2			

- Molecule 25 is a protein called 50S ribosomal protein L30.

Mol	Chain	Residues	Atoms				ZeroOcc	AltConf	Trace
25	13	59	Total	C	N	O	0	0	0
			469	298	90	81			
25	23	59	Total	C	N	O	0	0	0
			464	296	90	78			

- Molecule 26 is a protein called 50S ribosomal protein L31.

Mol	Chain	Residues	Atoms					ZeroOcc	AltConf	Trace
26	14	69	Total	C	N	O	S	0	0	0
			552	349	99	99	5			

Continued on next page...

Continued from previous page...

Mol	Chain	Residues	Atoms					ZeroOcc	AltConf	Trace
26	24	69	Total	C	N	O	S	0	0	0
			532	339	97	91	5			

- Molecule 27 is a protein called 50S ribosomal protein L32.

Mol	Chain	Residues	Atoms					ZeroOcc	AltConf	Trace
27	15	59	Total	C	N	O	S	0	0	0
			455	285	89	76	5			
27	25	59	Total	C	N	O	S	0	0	0
			455	285	89	76	5			

- Molecule 28 is a protein called 50S ribosomal protein L33.

Mol	Chain	Residues	Atoms					ZeroOcc	AltConf	Trace
28	16	53	Total	C	N	O	S	0	0	0
			453	281	91	77	4			
28	26	53	Total	C	N	O	S	0	0	0
			449	279	91	75	4			

- Molecule 29 is a protein called 50S ribosomal protein L34.

Mol	Chain	Residues	Atoms					ZeroOcc	AltConf	Trace
29	17	48	Total	C	N	O	S	0	0	0
			418	257	104	55	2			
29	27	48	Total	C	N	O	S	0	0	0
			418	257	104	55	2			

- Molecule 30 is a protein called 50S ribosomal protein L35.

Mol	Chain	Residues	Atoms					ZeroOcc	AltConf	Trace
30	18	64	Total	C	N	O	S	0	0	0
			517	331	102	82	2			
30	28	64	Total	C	N	O	S	0	0	0
			517	331	102	82	2			

- Molecule 31 is a protein called 50S ribosomal protein L36.

Mol	Chain	Residues	Atoms					ZeroOcc	AltConf	Trace
31	19	37	Total	C	N	O	S	0	0	0
			307	188	68	47	4			
31	29	37	Total	C	N	O	S	0	0	0
			307	188	68	47	4			

- Molecule 32 is a RNA chain called 16S Ribosomal RNA.

Mol	Chain	Residues	Atoms					ZeroOcc	AltConf	Trace
32	1a	1500	Total	C	N	O	P	0	0	0
			32246	14358	5975	10413	1500			
32	2a	1503	Total	C	N	O	P	0	0	0
			32327	14396	5990	10438	1503			

- Molecule 33 is a protein called 30S ribosomal protein S2.

Mol	Chain	Residues	Atoms					ZeroOcc	AltConf	Trace
33	1b	231	Total	C	N	O	S	0	0	0
			1846	1179	331	331	5			
33	2b	231	Total	C	N	O	S	0	0	0
			1825	1167	326	327	5			

- Molecule 34 is a protein called 30S ribosomal protein S3.

Mol	Chain	Residues	Atoms					ZeroOcc	AltConf	Trace
34	1c	206	Total	C	N	O	S	0	0	0
			1548	973	301	273	1			
34	2c	206	Total	C	N	O	S	0	0	0
			1542	968	300	273	1			

- Molecule 35 is a protein called 30S ribosomal protein S4.

Mol	Chain	Residues	Atoms					ZeroOcc	AltConf	Trace
35	1d	208	Total	C	N	O	S	0	0	0
			1655	1038	326	284	7			
35	2d	208	Total	C	N	O	S	0	0	0
			1674	1050	333	284	7			

- Molecule 36 is a protein called 30S ribosomal protein S5.

Mol	Chain	Residues	Atoms					ZeroOcc	AltConf	Trace
36	1e	148	Total	C	N	O	S	0	0	0
			1129	714	213	198	4			
36	2e	148	Total	C	N	O	S	0	0	0
			1133	716	214	199	4			

- Molecule 37 is a protein called 30S ribosomal protein S6.

Mol	Chain	Residues	Atoms					ZeroOcc	AltConf	Trace
37	1f	100	Total	C	N	O	S	0	0	0
			810	514	144	149	3			
37	2f	100	Total	C	N	O	S	0	0	0
			816	516	146	151	3			

- Molecule 38 is a protein called 30S ribosomal protein S7.

Mol	Chain	Residues	Atoms					ZeroOcc	AltConf	Trace
38	1g	155	Total	C	N	O	S	0	0	0
			1231	766	243	216	6			
38	2g	155	Total	C	N	O	S	0	0	0
			1235	769	244	216	6			

- Molecule 39 is a protein called 30S ribosomal protein S8.

Mol	Chain	Residues	Atoms					ZeroOcc	AltConf	Trace
39	1h	137	Total	C	N	O	S	0	0	0
			1088	689	206	191	2			
39	2h	137	Total	C	N	O	S	0	0	0
			1088	689	206	191	2			

- Molecule 40 is a protein called 30S ribosomal protein S9.

Mol	Chain	Residues	Atoms				ZeroOcc	AltConf	Trace
40	1i	127	Total	C	N	O	0	0	0
			983	623	193	167			
40	2i	127	Total	C	N	O	0	0	0
			978	619	190	169			

- Molecule 41 is a protein called 30S ribosomal protein S10.

Mol	Chain	Residues	Atoms				ZeroOcc	AltConf	Trace
41	1j	97	Total	C	N	O	0	0	0
			709	440	138	131			
41	2j	96	Total	C	N	O	0	0	0
			714	445	138	131			

- Molecule 42 is a protein called 30S ribosomal protein S11.

Mol	Chain	Residues	Atoms					ZeroOcc	AltConf	Trace
42	1k	114	Total	C	N	O	S	0	0	0
			829	516	155	155	3			

Continued on next page...

Continued from previous page...

Mol	Chain	Residues	Atoms					ZeroOcc	AltConf	Trace
42	2k	114	Total	C	N	O	S	0	0	0
			833	519	156	155	3			

- Molecule 43 is a protein called 30S ribosomal protein S12.

Mol	Chain	Residues	Atoms					ZeroOcc	AltConf	Trace
43	1l	122	Total	C	N	O	S	0	0	0
			932	586	185	159	2			
43	2l	122	Total	C	N	O	S	0	0	0
			932	586	185	159	2			

- Molecule 44 is a protein called 30S ribosomal protein S13.

Mol	Chain	Residues	Atoms					ZeroOcc	AltConf	Trace
44	1m	123	Total	C	N	O	S	0	0	0
			958	592	198	166	2			
44	2m	122	Total	C	N	O	S	0	0	0
			950	586	197	165	2			

- Molecule 45 is a protein called 30S ribosomal protein S14 type Z.

Mol	Chain	Residues	Atoms					ZeroOcc	AltConf	Trace
45	1n	60	Total	C	N	O	S	0	0	0
			492	312	104	72	4			
45	2n	60	Total	C	N	O	S	0	0	0
			492	312	104	72	4			

- Molecule 46 is a protein called 30S ribosomal protein S15.

Mol	Chain	Residues	Atoms					ZeroOcc	AltConf	Trace
46	1o	88	Total	C	N	O	S	0	0	0
			728	456	144	126	2			
46	2o	88	Total	C	N	O	S	0	0	0
			728	456	144	126	2			

- Molecule 47 is a protein called 30S ribosomal protein S16.

Mol	Chain	Residues	Atoms					ZeroOcc	AltConf	Trace
47	1p	82	Total	C	N	O	S	0	0	0
			681	433	134	113	1			
47	2p	82	Total	C	N	O	S	0	0	0
			677	430	133	113	1			

- Molecule 48 is a protein called 30S ribosomal protein S17.

Mol	Chain	Residues	Atoms					ZeroOcc	AltConf	Trace
48	1q	99	Total	C	N	O	S	0	0	0
			823	528	151	142	2			
48	2q	99	Total	C	N	O	S	0	0	0
			823	528	151	142	2			

- Molecule 49 is a protein called 30S ribosomal protein S18.

Mol	Chain	Residues	Atoms					ZeroOcc	AltConf	Trace
49	1r	68	Total	C	N	O		0	0	0
			555	355	108	92				
49	2r	68	Total	C	N	O		0	0	0
			555	355	108	92				

- Molecule 50 is a protein called 30S ribosomal protein S19.

Mol	Chain	Residues	Atoms					ZeroOcc	AltConf	Trace
50	1s	83	Total	C	N	O	S	0	0	0
			652	417	120	113	2			
50	2s	83	Total	C	N	O	S	0	0	0
			646	412	119	113	2			

- Molecule 51 is a protein called 30S ribosomal protein S20.

Mol	Chain	Residues	Atoms					ZeroOcc	AltConf	Trace
51	1t	96	Total	C	N	O	S	0	0	0
			728	446	156	124	2			
51	2t	96	Total	C	N	O	S	0	0	0
			727	446	155	124	2			

- Molecule 52 is a protein called 30S ribosomal protein Thx.

Mol	Chain	Residues	Atoms				ZeroOcc	AltConf	Trace
52	1u	23	Total	C	N	O	0	0	0
			199	122	48	29			
52	2u	23	Total	C	N	O	0	0	0
			199	122	48	29			

- Molecule 53 is a RNA chain called mRNA.

Mol	Chain	Residues	Atoms					ZeroOcc	AltConf	Trace
53	1v	14	Total	C	N	O	P	0	0	0
			281	125	51	91	14			
53	2v	13	Total	C	N	O	P	0	0	0
			277	125	51	88	13			

- Molecule 54 is a RNA chain called A/E-site tRNAs.

Mol	Chain	Residues	Atoms						ZeroOcc	AltConf	Trace
54	1w	74	Total	C	N	O	P	S	0	0	0
			1588	713	285	515	73	2			
54	1y	74	Total	C	N	O	P	S	0	0	0
			1581	707	285	515	73	1			
54	2w	73	Total	C	N	O	P	S	0	0	0
			1561	698	283	507	72	1			
54	2y	73	Total	C	N	O	P	S	0	0	0
			1561	698	283	507	72	1			

- Molecule 55 is a RNA chain called P-site tRNA.

Mol	Chain	Residues	Atoms						ZeroOcc	AltConf	Trace
55	1x	76	Total	C	N	O	P	S	0	0	0
			1635	731	295	531	76	2			
55	2x	76	Total	C	N	O	P	S	0	0	0
			1635	731	295	531	76	2			

- Molecule 56 is MAGNESIUM ION (three-letter code: MG) (formula: Mg).

Mol	Chain	Residues	Atoms		ZeroOcc	AltConf
56	2E	7	Total	Mg	0	0
			7	7		
56	17	1	Total	Mg	0	0
			1	1		
56	2d	1	Total	Mg	0	0
			1	1		
56	1T	2	Total	Mg	0	0
			2	2		
56	1N	6	Total	Mg	0	0
			6	6		
56	20	3	Total	Mg	0	0
			3	3		
56	18	1	Total	Mg	0	0
			1	1		

Continued on next page...

Continued from previous page...

Mol	Chain	Residues	Atoms		ZeroOcc	AltConf
56	1Y	2	Total 2	Mg 2	0	0
56	13	1	Total 1	Mg 1	0	0
56	1f	1	Total 1	Mg 1	0	0
56	1P	4	Total 4	Mg 4	0	0
56	2B	21	Total 21	Mg 21	0	0
56	2w	3	Total 3	Mg 3	0	0
56	2a	202	Total 202	Mg 202	0	0
56	1E	8	Total 8	Mg 8	0	0
56	1b	2	Total 2	Mg 2	0	0
56	2l	2	Total 2	Mg 2	0	0
56	2F	7	Total 7	Mg 7	0	0
56	16	2	Total 2	Mg 2	0	0
56	28	2	Total 2	Mg 2	0	0
56	2e	1	Total 1	Mg 1	0	0
56	1W	4	Total 4	Mg 4	0	0
56	1A	929	Total 929	Mg 929	0	0
56	1t	1	Total 1	Mg 1	0	0
56	2p	1	Total 1	Mg 1	0	0
56	1n	1	Total 1	Mg 1	0	0
56	2P	1	Total 1	Mg 1	0	0
56	1X	4	Total 4	Mg 4	0	0

Continued on next page...

Continued from previous page...

Mol	Chain	Residues	Atoms		ZeroOcc	AltConf
56	12	2	Total 2	Mg 2	0	0
56	1y	7	Total 7	Mg 7	0	0
56	1S	1	Total 1	Mg 1	0	0
56	25	2	Total 2	Mg 2	0	0
56	2T	1	Total 1	Mg 1	0	0
56	1D	9	Total 9	Mg 9	0	0
56	2N	1	Total 1	Mg 1	0	0
56	1e	1	Total 1	Mg 1	0	0
56	27	1	Total 1	Mg 1	0	0
56	2G	1	Total 1	Mg 1	0	0
56	1I	1	Total 1	Mg 1	0	0
56	2f	2	Total 2	Mg 2	0	0
56	1V	4	Total 4	Mg 4	0	0
56	2X	1	Total 1	Mg 1	0	0
56	1w	5	Total 5	Mg 5	0	0
56	1a	235	Total 235	Mg 235	0	0
56	2Q	3	Total 3	Mg 3	0	0
56	15	5	Total 5	Mg 5	0	0
56	1x	15	Total 15	Mg 15	0	0
56	2j	2	Total 2	Mg 2	0	0
56	1R	2	Total 2	Mg 2	0	0

Continued on next page...

Continued from previous page...

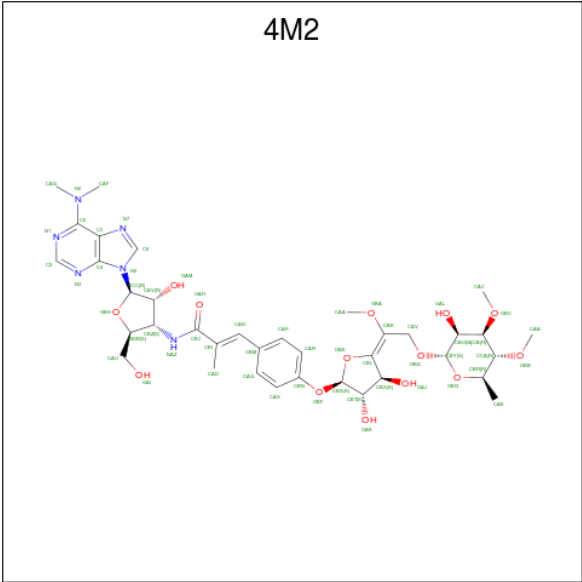
Mol	Chain	Residues	Atoms		ZeroOcc	AltConf
56	1s	1	Total 1	Mg 1	0	0
56	1m	1	Total 1	Mg 1	0	0
56	2U	1	Total 1	Mg 1	0	0
56	1G	5	Total 5	Mg 5	0	0
56	2O	2	Total 2	Mg 2	0	0
56	1l	2	Total 2	Mg 2	0	0
56	1d	1	Total 1	Mg 1	0	0
56	2r	1	Total 1	Mg 1	0	0
56	2l	3	Total 3	Mg 3	0	0
56	2g	1	Total 1	Mg 1	0	0
56	1v	1	Total 1	Mg 1	0	0
56	2x	3	Total 3	Mg 3	0	0
56	2R	2	Total 2	Mg 2	0	0
56	1Z	3	Total 3	Mg 3	0	0
56	2D	4	Total 4	Mg 4	0	0
56	2q	2	Total 2	Mg 2	0	0
56	1U	4	Total 4	Mg 4	0	0
56	1O	3	Total 3	Mg 3	0	0
56	1r	1	Total 1	Mg 1	0	0
56	19	2	Total 2	Mg 2	0	0
56	1l	2	Total 2	Mg 2	0	0

Continued on next page...

Continued from previous page...

Mol	Chain	Residues	Atoms		ZeroOcc	AltConf
56	2V	4	Total 4	Mg 4	0	0
56	1F	8	Total 8	Mg 8	0	0
56	10	6	Total 6	Mg 6	0	0
56	1g	1	Total 1	Mg 1	0	0
56	2t	1	Total 1	Mg 1	0	0
56	1Q	5	Total 5	Mg 5	0	0
56	2A	671	Total 671	Mg 671	0	0
56	23	1	Total 1	Mg 1	0	0
56	2Z	1	Total 1	Mg 1	0	0
56	1B	25	Total 25	Mg 25	0	0
56	1c	1	Total 1	Mg 1	0	0
56	2v	2	Total 2	Mg 2	0	0

- Molecule 57 is 3'-deoxy-3'-{[(2E)-3-(4-{[(4Z)-6-O-(6-deoxy-3,4-di-O-methyl-alpha-D-manno pyranosyl)-5-O-methyl-alpha-D-threo-hex-4-enofuranosyl]oxy}phenyl)-2-methylprop-2-enoyl]amino}-N,N-dimethyladenosine (three-letter code: 4M2) (formula: C₃₇H₅₀N₆O₁₄).



Mol	Chain	Residues	Atoms				ZeroOcc	AltConf
57	1A	1	Total	C	N	O	0	0
			57	37	6	14		
57	2A	1	Total	C	N	O	0	0
			57	37	6	14		

- Molecule 58 is POTASSIUM ION (three-letter code: K) (formula: K).

Mol	Chain	Residues	Atoms		ZeroOcc	AltConf
58	1A	1	Total	K	0	0
			1	1		
58	2A	1	Total	K	0	0
			1	1		

- Molecule 59 is ZINC ION (three-letter code: ZN) (formula: Zn).

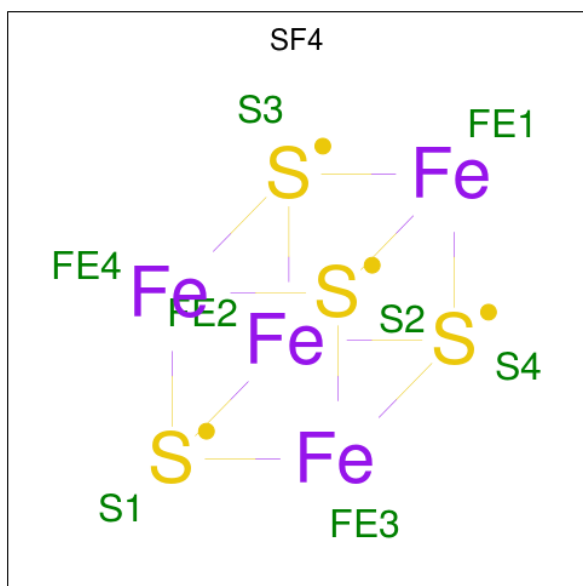
Mol	Chain	Residues	Atoms		ZeroOcc	AltConf
59	1Y	1	Total	Zn	0	0
			1	1		
59	14	1	Total	Zn	0	0
			1	1		
59	1n	1	Total	Zn	0	0
			1	1		
59	15	1	Total	Zn	0	0
			1	1		
59	29	1	Total	Zn	0	0
			1	1		

Continued on next page...

Continued from previous page...

Mol	Chain	Residues	Atoms		ZeroOcc	AltConf
59	19	1	Total	Zn	0	0
			1	1		
59	26	1	Total	Zn	0	0
			1	1		
59	25	1	Total	Zn	0	0
			1	1		
59	24	1	Total	Zn	0	0
			1	1		
59	2n	1	Total	Zn	0	0
			1	1		
59	2Y	1	Total	Zn	0	0
			1	1		
59	16	1	Total	Zn	0	0
			1	1		

- Molecule 60 is IRON/SULFUR CLUSTER (three-letter code: SF4) (formula: Fe_4S_4).



Mol	Chain	Residues	Atoms			ZeroOcc	AltConf
60	1d	1	Total	Fe	S	0	0
			8	4	4		
60	2d	1	Total	Fe	S	0	0
			8	4	4		

- Molecule 61 is water.

Mol	Chain	Residues	Atoms		ZeroOcc	AltConf
61	1A	1741	Total 1741	O 1741	0	0
61	1B	49	Total 49	O 49	0	0
61	1D	21	Total 21	O 21	0	0
61	1E	27	Total 27	O 27	0	0
61	1F	22	Total 22	O 22	0	0
61	1G	3	Total 3	O 3	0	0
61	1I	1	Total 1	O 1	0	0
61	1N	6	Total 6	O 6	0	0
61	1O	4	Total 4	O 4	0	0
61	1P	21	Total 21	O 21	0	0
61	1Q	5	Total 5	O 5	0	0
61	1R	5	Total 5	O 5	0	0
61	1S	6	Total 6	O 6	0	0
61	1T	13	Total 13	O 13	0	0
61	1U	12	Total 12	O 12	0	0
61	1V	10	Total 10	O 10	0	0
61	1W	6	Total 6	O 6	0	0
61	1X	4	Total 4	O 4	0	0
61	1Y	4	Total 4	O 4	0	0
61	1Z	1	Total 1	O 1	0	0
61	10	6	Total 6	O 6	0	0
61	11	3	Total 3	O 3	0	0

Continued on next page...

Continued from previous page...

Mol	Chain	Residues	Atoms		ZeroOcc	AltConf
61	12	4	Total 4	O 4	0	0
61	13	5	Total 5	O 5	0	0
61	15	1	Total 1	O 1	0	0
61	17	6	Total 6	O 6	0	0
61	18	10	Total 10	O 10	0	0
61	19	2	Total 2	O 2	0	0
61	1a	309	Total 309	O 309	0	0
61	1d	1	Total 1	O 1	0	0
61	1g	1	Total 1	O 1	0	0
61	1j	1	Total 1	O 1	0	0
61	1l	3	Total 3	O 3	0	0
61	1m	1	Total 1	O 1	0	0
61	1o	2	Total 2	O 2	0	0
61	1p	2	Total 2	O 2	0	0
61	1q	1	Total 1	O 1	0	0
61	1r	1	Total 1	O 1	0	0
61	1v	6	Total 6	O 6	0	0
61	1w	6	Total 6	O 6	0	0
61	1x	13	Total 13	O 13	0	0
61	1y	5	Total 5	O 5	0	0
61	2A	1031	Total 1031	O 1031	0	0

Continued on next page...

Continued from previous page...

Mol	Chain	Residues	Atoms		ZeroOcc	AltConf
61	2B	10	Total 10	O 10	0	0
61	2D	16	Total 16	O 16	0	0
61	2E	10	Total 10	O 10	0	0
61	2F	7	Total 7	O 7	0	0
61	2I	2	Total 2	O 2	0	0
61	2N	1	Total 1	O 1	0	0
61	2O	1	Total 1	O 1	0	0
61	2P	14	Total 14	O 14	0	0
61	2Q	1	Total 1	O 1	0	0
61	2R	2	Total 2	O 2	0	0
61	2T	3	Total 3	O 3	0	0
61	2U	1	Total 1	O 1	0	0
61	2V	2	Total 2	O 2	0	0
61	2W	1	Total 1	O 1	0	0
61	2X	3	Total 3	O 3	0	0
61	2Y	1	Total 1	O 1	0	0
61	2Z	2	Total 2	O 2	0	0
61	20	6	Total 6	O 6	0	0
61	21	5	Total 5	O 5	0	0
61	22	1	Total 1	O 1	0	0
61	23	1	Total 1	O 1	0	0

Continued on next page...

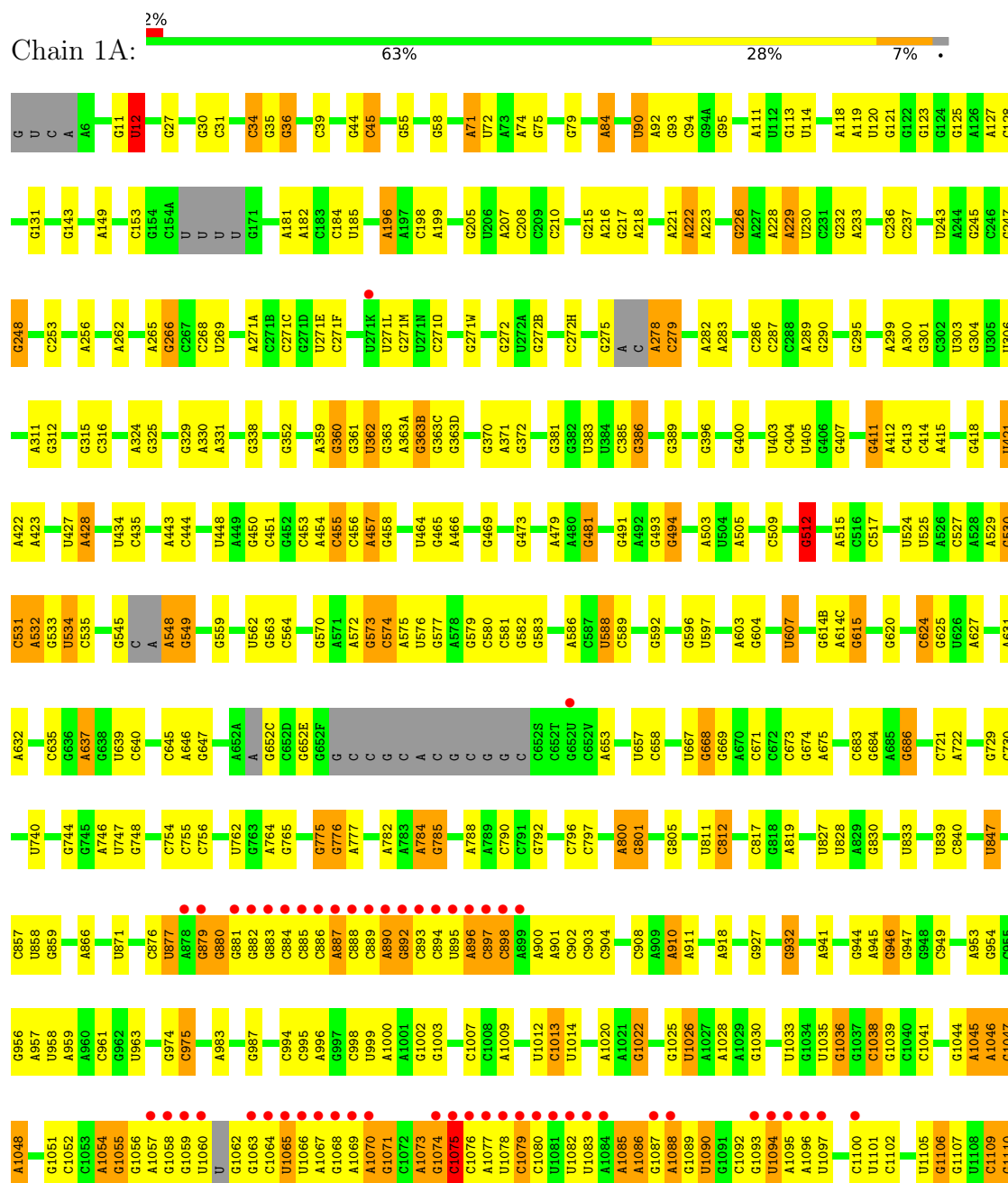
Continued from previous page...

Mol	Chain	Residues	Atoms		ZeroOcc	AltConf
61	25	3	Total 3	O 3	0	0
61	27	3	Total 3	O 3	0	0
61	28	4	Total 4	O 4	0	0
61	29	1	Total 1	O 1	0	0
61	2a	203	Total 203	O 203	0	0
61	2d	4	Total 4	O 4	0	0
61	2g	1	Total 1	O 1	0	0
61	2i	1	Total 1	O 1	0	0
61	2j	4	Total 4	O 4	0	0
61	2l	3	Total 3	O 3	0	0
61	2o	1	Total 1	O 1	0	0
61	2p	2	Total 2	O 2	0	0
61	2r	1	Total 1	O 1	0	0
61	2t	2	Total 2	O 2	0	0
61	2v	3	Total 3	O 3	0	0
61	2x	6	Total 6	O 6	0	0

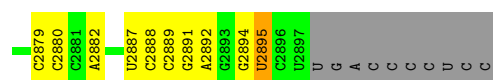
3 Residue-property plots

These plots are drawn for all protein, RNA and DNA chains in the entry. The first graphic for a chain summarises the proportions of the various outlier classes displayed in the second graphic. The second graphic shows the sequence view annotated by issues in geometry and electron density. Residues are color-coded according to the number of geometric quality criteria for which they contain at least one outlier: green = 0, yellow = 1, orange = 2 and red = 3 or more. A red dot above a residue indicates a poor fit to the electron density ($RSRZ > 2$). Stretches of 2 or more consecutive residues without any outlier are shown as a green connector. Residues present in the sample, but not in the model, are shown in grey.

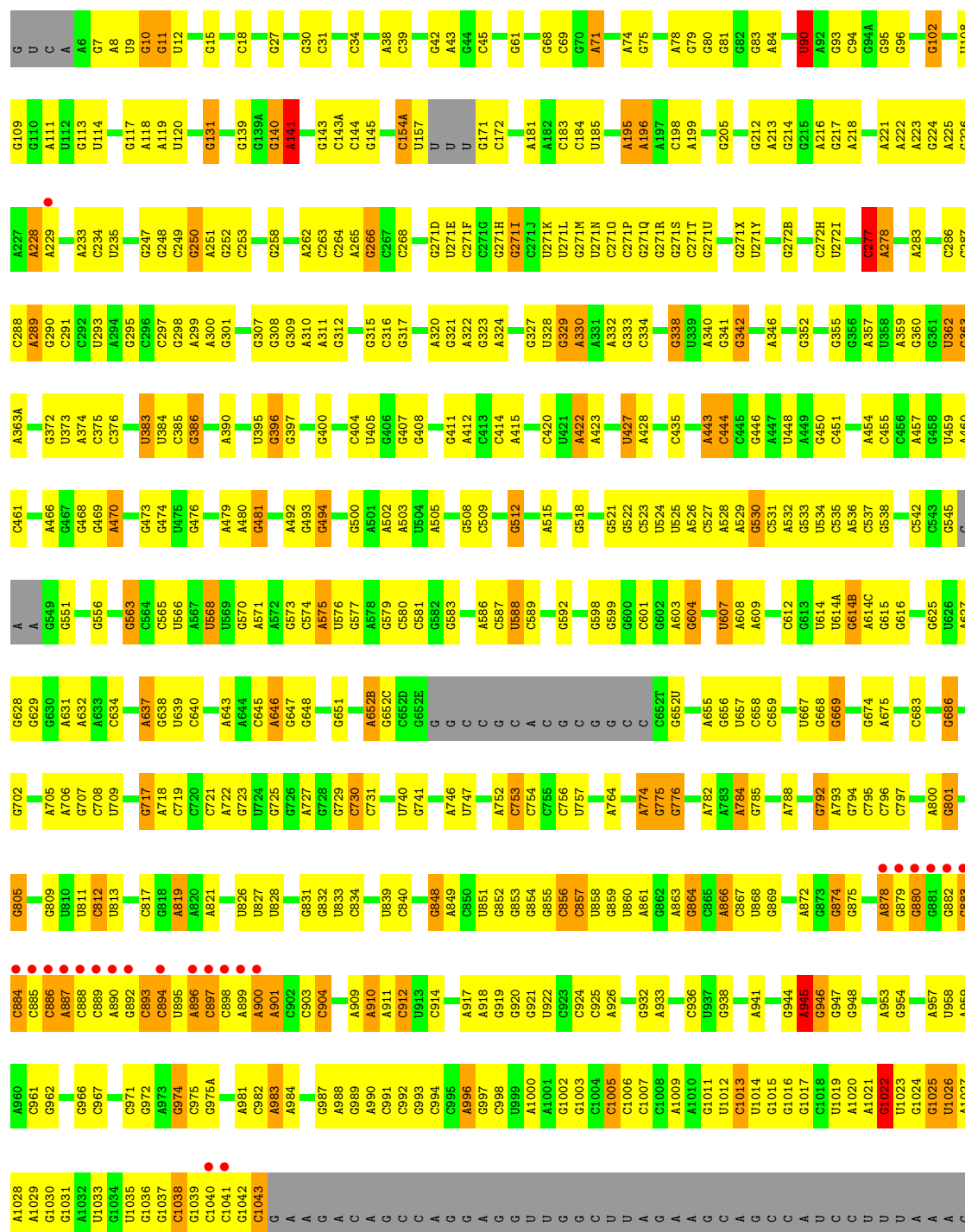
• Molecule 1: 23S Ribosomal RNA



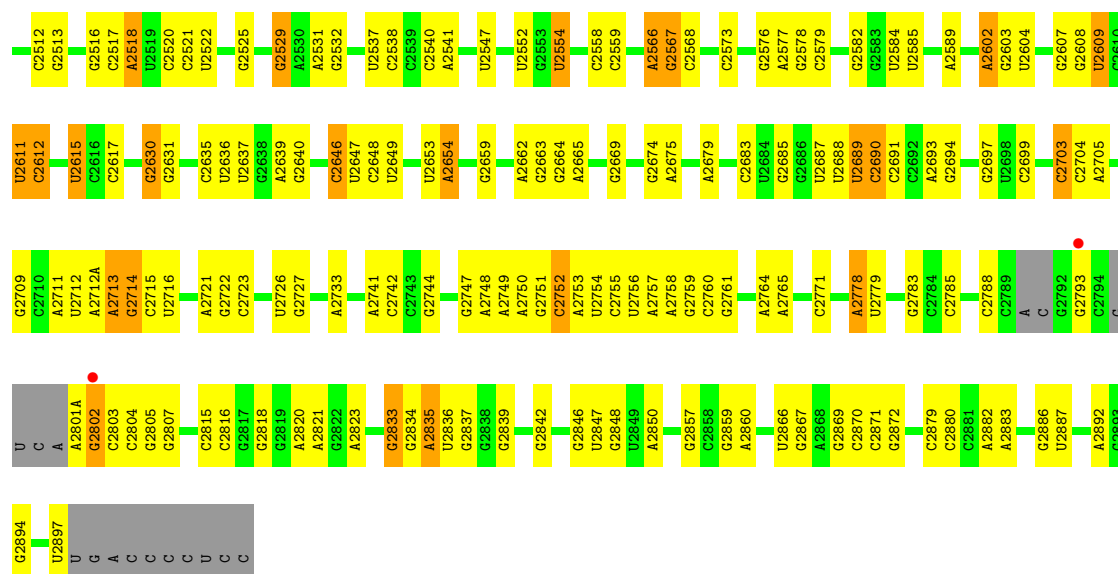
C2646	C2647	C2648	U2649	U2650	A2661	G2661	U2662	C2663	U2687	U2688	U2689	A2690	C2691	C2692	A2693	G2694	U2698	C2699	U2702	C2703	C2704	A2705	A2711	U2712	A2712A	A2713	C2714	A2820	A2821	C2723	U2726	C2732	A2733	A2740	A2741	C2742	G2747	A2748	A2749	A2753	U2754	C2755	G2761	C2762	G2763	A2764	A2765			
A2518	G2524	G2529	A2530	U2537	C2538	U2554	A2564	A2565	A2566	G2567	C2568	C2569	U2570	C2571	A2572	C2573	C2574	C2575	C2576	A2577	U2584	G2588	A2589	A2590	C2591	G2592	U2593	A2602	G2603	U2604	G2608	U2609	C2610	C2612	C2617	C2626	C2627	C2628	A2629	G2630	C2631	A2632	A2639	G2640						
C2385	U2390	G2391	G2396	C2397	U2398	G2399	C2404	C2405	U2406	G2407	U2408	G2409	G2410	A2422	U2423	C2424	A2425	G2429	A2430	U2431	A2435	A2439	C2440	C2441	C2442	C2443	G2444	G2445	G2446	A2447	A2448	A2451	G2455	G2458	A2476	C2477	A2478	U2491	C2498	C2501	G2502	A2503	U2504	U2506						
G2277	A2278	C2279	C2283	C2284	C2285	A2286	A2287	U2291	C2292	C2295	A2305	G2308	C2319	A2320	C2321	A2322	C2323	C2324	C2325	U2331	A2332	C2326	A2327	A2328	C2329	C2330	C2331	C2332	A2333	A2334	C2335	A2336	C2346	C2347	C2350	C2352	C2359	A2360	A2361	C2364	C2365	U2491	C2498	C2501	G2502	A2503				
A2170	A2171	U2172	A2173	C2174	C2175	A2176	C2177	C2178	G2181	C2182	C2183	G2184	U2189	G2190	G2191	G2192	C2196	U2197	A2198	G2206	G2207	A2208	C2226	G2227	G2228	G2235	G2236	G2237	G2238	G2239	U2243	U2244	G2250	G2259	C2260	C2264	A2267	A2268	A2269	G2270	G2271	C2275	G2276							
G2106	C2107	C2108	U2109	C2110	C2111	G2112	U2113	G2116	A2117	U2118	A2119	G2120	G2121	U2122	G2123	G2124	G2125	A2126	G2127	U2130	G2131	U2132	G2133	A2134	A2135	G2136	C2137	G2138	C2139	C2140	C2141	C2142	C2143	U2144	C2145	C2146	C2147	C2148	G2151	C2152	G2153	C2154	G2155	G2156	G2157	A2158	G2159	G2160	C2161	G2162
U1993	C1996	G1997	G1998	C1999	G2000	A2001	G2002	C2006	A2013	A2014	G2018	A2019	A2020	C2021	U2022	G2023	U2028	G2029	A2030	A2031	G2032	A2033	U2034	G2035	C2039	C2043	G2049	C2055	G2056	A2059	A2060	G2061	G2069	U2074	U2075	G2080	U2086	G2087	A2088	G2089	C2097	U2098	U2099	G2100	C2105					
A1854	A1859	G1860	G1861	U1864	A1877	G1878	C1879	G1883	A1889	A1890	G1899	A1900	G1903	G1906	A1913	C1914	U1915	A1916	U1917	G1929	G1930	A1937	A1938	U1939	G1949	G1950	U1955	C1958	U1963	G1964	C1965	A1966	C1967	A1970	A1971	A1972	G1984	G1985	A1986	U1991	G1992									
A1741	G1748	A1749	G1753	C1754	A1755	G1756	A1759	A1762	G1763	G1764	G1769	A1773	U1778	U1779	A1780	C1781	A1782	A1783	A1784	A1785	A1786	C1790	A1791	U1794	C1795	U1796	C1797	U1798	G1799	C1800	G1801	A1802	A1803	G1814	A1815	G1816	G1823	G1826	C1827	G1828	A1829	C1843	A1847	A1853						
U1602	C1607	C1608	A1609	A1610	A1614	A1632	C1636	A1637	C1638	U1639	C1640	A1641	G1642	G1647	C1648	A1652	G1653	A1654	A1664	A1665	U1666	G1667	C1670	U1671	G1674	G1675	A1676	U1680	C1686	G1687	U1688	U1693	G1696	A1700	A1701	G1702	G1703	U1709	C1710	A1722	U1739	G1740								
A1471	G1482	C1493	A1494	A1495	A1496	A1508	C1509	A1509A	A1509B	U1512	C1513	U1518	G1519	C1531	C1532	G	U	A	C	G1537	A1539	U1540	G1541	A1542	C1543	C1546	C1547	A1554	A1558	A1566	A1569	U1578	A1579	A1580	C1584	A1586	A1587	C1588	C1589	U1590	G1591	C1592	G1593	G1594	G1595					
G1232	A1237	G1238	G1244	G1252	A1253	G1256	G1264	A1265	G1266	U1267	A1268	G1271	A1272	U1273	A1274	A1278	A1286	A1287	U1292	A1293	C1297	U1300	A1301	G1302	G1303	A1308	G1309	G1310	U1313	C1314	C1315	C1320	A1445	G1448	A1449	G1450	A1342	G1455	C1345	U1352	A1353	A1354	G1355	G1356	A1359	A1360				
A1111	G1112	U1113	G1114	G1115	G1116	G1117	C1124	G1125	A1129	U1130	C1135	G1136	U1141	A1155	G1164	U1165	C1166	U1167	G1171	A1174	U1175	G1176	A1177	C1178	C1179	G1184	G1187	U1188	A1189	C1201	G1202	G1203	G1206	A1210	U1211	G1212	A1213	C1218	G1219	A1220	A1226	G1227	G1231							



Molecule 1: 23S Ribosomal RNA

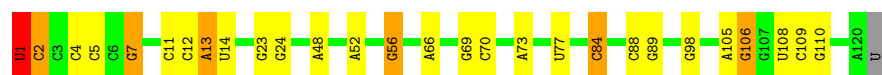


G2410	A2328	U2244	G2162	G2100	G1997	U1779	A1641	A	G1443	G1256	U1165	A
G2417	G2329	G2251	C2163	G2101	G1998	A1780	G1642	C1536	G1444	A1359	C1166	G
A2418	G2330	G2251	G2164	U2102	C1999	A1781	A1445	G1537	A1445	A1360	G1171	U
U2419	G2331	G2265	G2165	C2103	G2000	C1782	G1647	G1538	G1538	G1263	G	U
G2420	U2332	U2265	U2166	G2104	A2001	A1783	C1648	G1539	G1448	A1364	A	C
A2425	A2333	G2265	U2167	C2105	G2002	A1784	A1652	A1542	A1449	A1365	U	G
G2426	G2334	G2168	G2168	G2106	C2006	A1785	A1652	C1543	G1450	A1366	G	U
G2429	A2335	A2169	A2169	G2110	G1899	A1786	G1653	A1543	U1453	A1367	A	A
G2430	G2337	A2170	A2171	C2111	A1900	A1786	G1654	A1544	G1455	A1368	C1178	A
U2431	G2340	A2172	A2172	G2112	G1903	C1790	A1665	A1545	G1455	A1369	C1179	U
A2435	U2344	A2173	A2173	U2113	G2012	A1791	G1666	C1546	C1370	A1370	C1180	A
G2436	G2345	C2174	C2174	G2114	A2013	U1794	G1667	C1547	G1371	A1371	C1181	C
G2437	U2346	C2175	C2175	G2115	G1906	C1795	G1667	C1548	U1372	U1372	G1182	U
U2438	G2347	A2176	A2176	G2116	A1913	U1796	G1674	C1557	C1376	A1376	G1184	C
A2439	G2348	A2177	A2177	C2117	C1914	U1797	A1558	A1558	G1377	A1377	C1185	A
G2440	U2349	C2178	C2178	U2118	U1798	U1688	U1688	A1566	A1468	A1378	C1186	C
G2441	G2350	U2180	U2180	A2119	A1927	U1689	U1689	A1567	A1469	A1379	U1187	U
G2445	G2351	G2181	G2181	A2120	A1928	C1800	U1693	A1568	A1470	A1380	A1189	G
G2446	G2352	G2182	G2182	G2121	G1929	G1801	U1693	G1569	A1471	U1287	U1198	U
G2447	G2353	G2183	G2183	U2122	U2022	A1802	C1694	A1569	G1482	A1384	U1199	C
G2448	G2354	C2184	C2184	G2123	A1932	C1804	G1696	U1578	G1482	U1292	C1200	G
G2449	G2355	G2185	G2185	G2124	U1932	U1805	G1697	A1579	A1490	C1386	C1201	A
G2450	G2356	G2186	G2186	G2125	A2030	A1698	G1697	A1580	U1394	U1394	G1112	G
G2451	G2357	G2187	G2187	G2126	A2031	A1698	G1697	A1580	A1395	A1204	U1113	U
G2452	G2358	G2188	G2188	G2127	G2032	A1698	G1697	A1580	A1395	U1205	G1114	C
G2453	G2359	G2189	G2189	G2128	A2033	A1700	G1697	A1580	U1396	A1206	G1115	U
G2454	G2360	G2190	G2190	U2130	U2034	A1701	G1697	A1580	A1396	A1207	G1116	C
G2455	G2361	G2191	G2191	G2131	G2035	G1702	G1703	A1584	C1403	A1210	G1117	U
G2456	G2362	G2192	G2192	U2132	C2036	G1703	G1704	A1586	C1404	U1211	G1118	C
G2457	G2363	G2193	G2193	U2133	U1942	G1704	G1704	A1586	U1405	A1301	G1119	U
G2458	G2364	G2194	G2194	G2134	C1943	G1705	G1705	A1586	U1406	A1302	G1218	U
G2459	G2365	A2198	A2198	A2135	U1951	G1706	G1706	A1586	U1407	A1303	G1219	C
G2460	G2366	G2200	G2200	C2136	A1952	G1707	G1707	A1586	C1408	A1221	G1220	G
G2461	G2367	G2201	G2201	C2137	A1953	G1708	G1708	A1586	C1409	C1221A	G1221	U
G2462	G2368	G2202	G2202	C2138	U1954	G1709	G1709	A1586	C1410	U1330	G1125	U
G2463	G2369	G2203	G2203	C2139	U1955	G1710	G1710	A1586	C1411	U1331	G1126	U
G2464	G2370	G2204	G2204	C2140	A2051	G1711	G1711	A1586	C1412	U1332	G1127	U
G2465	G2371	G2205	G2205	C2141	C2055	G1712	G1712	A1586	C1413	A1226	C1135	C
G2466	G2372	G2206	G2206	C2142	G2048	G1713	G1713	A1586	C1414	G1227	G1136	U
G2467	G2373	G2207	G2207	C2143	G2049	G1714	G1714	A1586	C1415	G1228	G1137	C
G2468	G2374	G2208	G2208	U2144	C2050	G1715	G1715	A1586	C1416	G1229	G1138	U
G2469	G2375	U2218	U2218	U2145	A2051	G1716	G1716	A1586	C1417	G1230	G1139	C
G2470	G2376	G2219	G2219	C2146	G2061	G1717	G1717	A1586	C1418	G1231	G1140	U
G2471	G2377	G2220	G2220	C2147	G2062	G1718	G1718	A1586	C1419	G1232	U1141	C
G2472	G2378	G2221	G2221	C2148	C2063	G1719	G1719	A1586	C1420	G1233	U1142	U
G2473	G2379	G2222	G2222	C2149	C2064	G1720	G1720	A1586	C1421	A1227	A1142A	C
G2474	G2380	G2223	G2223	U2150	G2065	G1721	G1721	A1586	C1422	G1234	A1143	U
G2475	G2381	G2224	G2224	U2151	C2066	G1722	G1722	A1586	C1423	U1335	G1144	C
G2476	G2382	G2225	G2225	U2152	G2067	G1723	G1723	A1586	C1424	G1235	C1145	U
G2477	G2383	G2226	G2226	C2153	G2068	G1724	G1724	A1586	C1425	U1240	G1149	C
G2478	G2384	G2227	G2227	C2154	G2069	G1725	G1725	A1586	C1426	A1241	C1150	U
G2479	G2385	G2228	G2228	U2155	G2070	G1726	G1726	A1586	C1427	U1242	G1153	C
G2480	G2386	G2229	G2229	C2156	A2071	G1727	G1727	A1586	C1428	U1341	G1154	U
G2481	G2387	G2230	G2230	C2157	G1984	G1728	G1728	A1586	C1429	G1248	C1155	C
G2482	G2388	G2231	G2231	C2158	U1991	G1729	G1729	A1586	C1430	U1249	G1156	U
G2483	G2389	G2232	G2232	C2159	G1992	G1730	G1730	A1586	C1431	G1250	A1155	C
G2484	G2390	G2233	G2233	C2160	U1993	G1731	G1731	A1586	C1432	U1382	G1251	U
G2485	G2391	G2234	G2234	C2161	G1994	G1732	G1732	A1586	C1433	A1353	A1253	C
G2486	G2392	G2235	G2235	C2162	U1995	G1733	G1733	A1586	C1434	A1254	G1161	U
G2487	G2393	G2236	G2236	C2163	C1996	G1734	G1734	A1586	C1435	G1355	A1255	C
G2488	G2394	G2237	G2237	C2164	U2099	G1735	G1735	A1586	C1436	U1356	G1162	U
G2489	G2395	G2238	G2238	C2165	U2099	G1736	G1736	A1586	C1437	G1356	G1163	C
G2490	G2396	G2239	G2239	C2166	U2099	G1737	G1737	A1586	C1438	U1357	G1164	U
G2491	G2397	G2240	G2240	C2167	U2099	G1738	G1738	A1586	C1439	G1358	G1165	C
G2492	G2398	G2241	G2241	C2168	U2099	G1739	G1739	A1586	C1440	U1359	G1166	U
G2493	G2399	G2242	G2242	C2169	U2099	G1740	G1740	A1586	C1441	G1359	G1167	C
G2494	G2400	G2243	G2243	C2170	U2099	G1741	G1741	A1586	C1442	U1360	G1168	U
G2495	G2401	G2244	G2244	C2171	U2099	G1742	G1742	A1586	C1443	A1242	G1169	C
G2496	G2402	G2245	G2245	C2172	U2099	G1743	G1743	A1586	C1444	U1243	G1170	U
G2497	G2403	G2246	G2246	C2173	U2099	G1744	G1744	A1586	C1445	G1249	G1171	C
G2498	G2404	G2247	G2247	C2174	U2099	G1745	G1745	A1586	C1446	U1244	G1172	U
G2499	G2405	G2248	G2248	C2175	U2099	G1746	G1746	A1586	C1447	U1245	G1173	C
G2500	G2406	G2249	G2249	C2176	U2099	G1747	G1747	A1586	C1448	U1246	G1174	U
G2501	G2407	G2250	G2250	C2177	U2099	G1748	G1748	A1586	C1449	U1247	G1175	C
G2502	G2408	G2251	G2251	C2178	U2099	G1749	G1749	A1586	C1450	U1248	G1176	U
G2503	G2409	G2252	G2252	C2179	U2099	G1750	G1750	A1586	C1451	U1249	G1177	C
G2504	G2410	G2253	G2253	C2180	U2099	G1751	G1751	A1586	C1452	U1250	G1178	U
G2505	G2411	G2254	G2254	C2181	U2099	G1752	G1752	A1586	C1453	U1251	G1179	C
G2506	G2412	G2255	G2255	C2182	U2099	G1753	G1753	A1586	C1454	U1252	G1180	U
G2507	G2413	G2256	G2256	C2183	U2099	G1754	G1754	A1586	C1455	U1253	G1181	C
G2508	G2414	G2257	G2257	C2184	U2099	G1755	G1755	A1586	C1456	U1254	G1182	U
G2509	G2415	G2258	G2258	C2185	U2099	G1756	G1756	A1586	C1457	U1255	G1183	C
G2510	G2416	G2259	G2259	C2186	U2099	G1757	G1757	A1586	C1458	U1256	G1184	U
G2511	G2417	G2260	G2260	C2187	U2099	G1758	G1758	A1586	C1459	U1257	G1185	C
G2512	G2418	G2261	G2261	C2188	U2099	G1759	G1759	A1586	C1460	U1258	G1186	U
G2513	G2419	G2262	G2262	C2189	U2099	G1760	G1760	A1586	C1461	U1259	G1187	C
G2514	G2420	G2263	G2263	C2190	U2099	G1761	G1761	A1586	C1462	U1260	G1188	U
G2515	G2421	G2264	G2264	C2191	U2099	G1762	G1762	A1586	C1463	U1261	G1189	C
G2516	G2422	G2265	G2265	C2192	U2099	G1763	G1763	A1586	C1464	U1262	G1190	U
G2517	G2423	G2266	G2266	C2193	U2099	G1764	G1764	A1586	C1465	U1263	G1191	C
G2518	G2424	G2267	G2267	C2194	U2099	G1765	G1765	A1586	C1466	U1264	G1192	U
G2519	G2425	G2268	G2268	C2195	U2099	G1766	G1766	A1586	C1467	U1265	G1193	C
G2520	G2426	G2269	G2269	C2196	U2099	G1767	G1767	A1586	C1468	U1266	G1194	U
G2521	G2427	G2270	G2270	C2197	U2099	G1768	G1768	A1586	C1469	U1267	G1195	C
G2522	G2428	G2271	G2271	C2198	U2099	G1769	G1769	A1586	C1470	U1268	G1196	U
G2523	G2429	G2272	G2272	C2199	U2099	G1770	G1770	A1586	C1471	U1269	G1197	C
G2524	G2430	G2273	G2273	C2200	U2099	G1771	G1771	A1586	C1472	U1270	G1198	U
G2525	G2431	G2274	G2274	C2201	U2099	G1772	G1772	A1586	C1473	U1271	G1199	C
G2526	G2432	G2275	G2275	C2202	U2099	G1773	G1773	A1586	C1474	U1272	G1200	U
G2527	G2433	G2276	G2276	C2203	U2099	G1774	G1774	A1586	C1475	U1273	G1201	C
G2528	G2434	G2277	G2277	C2204	U2099	G1775	G1775	A1586	C1476	U1274	G1202	U
G2529	G2435	G2278	G2278	C2205	U2099	G1776	G1776	A1586	C1477	U1275	G1203	C
G2530	G2436	G2279	G2279	C2206	U2099	G1777	G1777	A1586	C1478	U1276	G1204	U
G2531	G24											



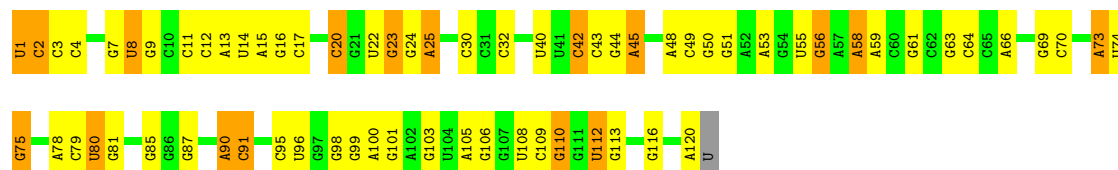
• Molecule 2: 5S Ribosomal RNA

Chain 1B: 76% 17% 5% ..



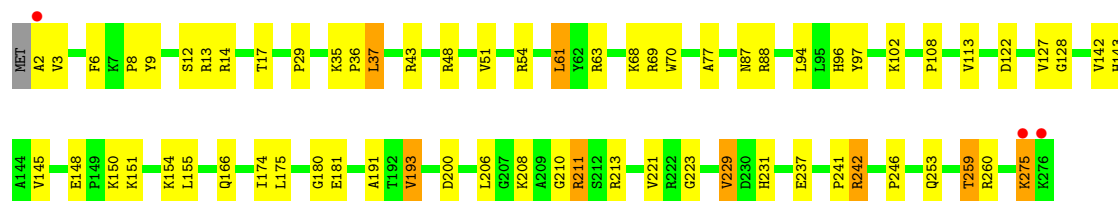
• Molecule 2: 5S Ribosomal RNA

Chain 2B: 43% 42% 14% .



• Molecule 3: 50S ribosomal protein L2

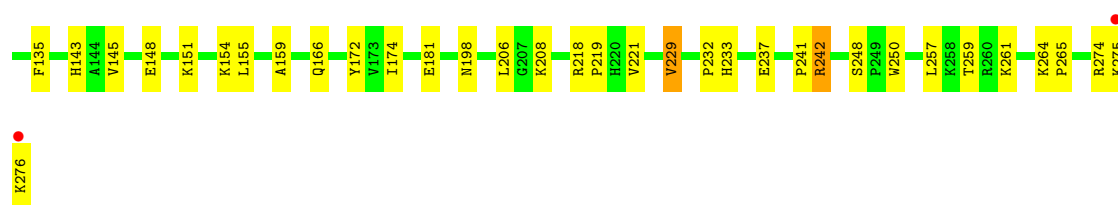
Chain 1D: 75% 21% .



• Molecule 3: 50S ribosomal protein L2

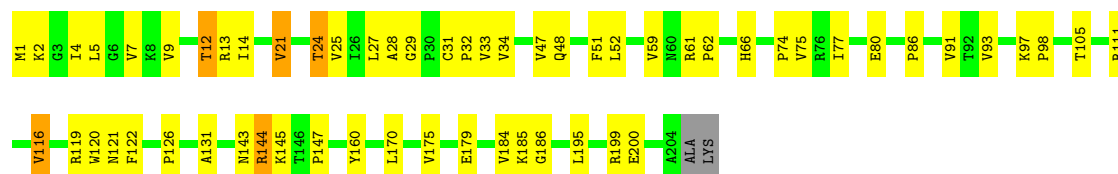
Chain 2D: 3% 75% 23% .





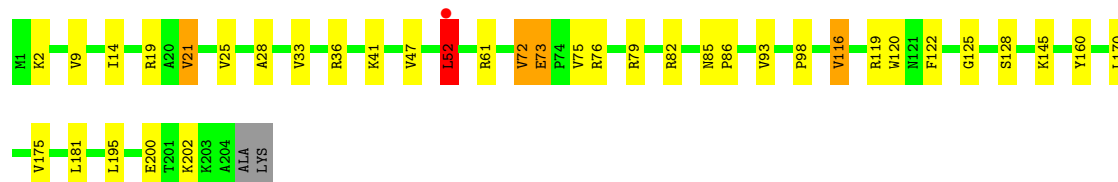
• Molecule 4: 50S ribosomal protein L3

Chain 1E: 70% 26% ..



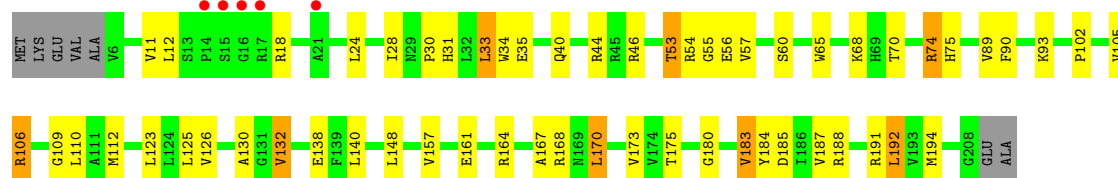
• Molecule 4: 50S ribosomal protein L3

Chain 2E: 81% 16% ..



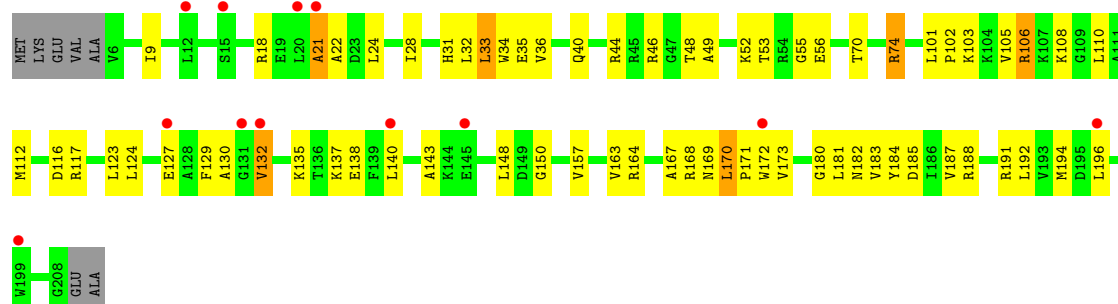
• Molecule 5: 50S ribosomal protein L4

Chain 1F: 2% 69% 24% ..

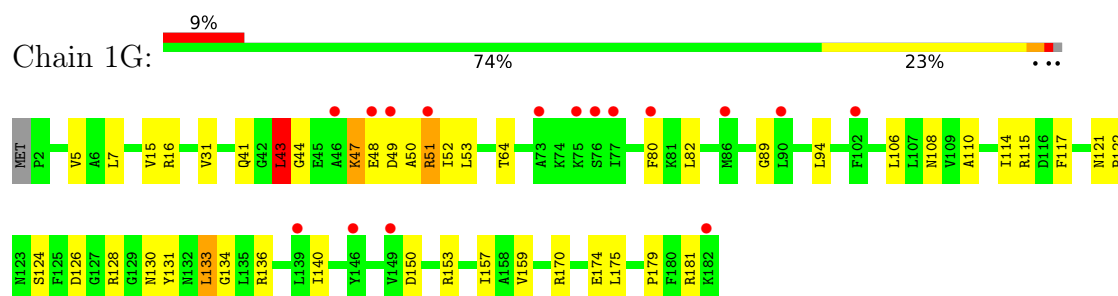


• Molecule 5: 50S ribosomal protein L4

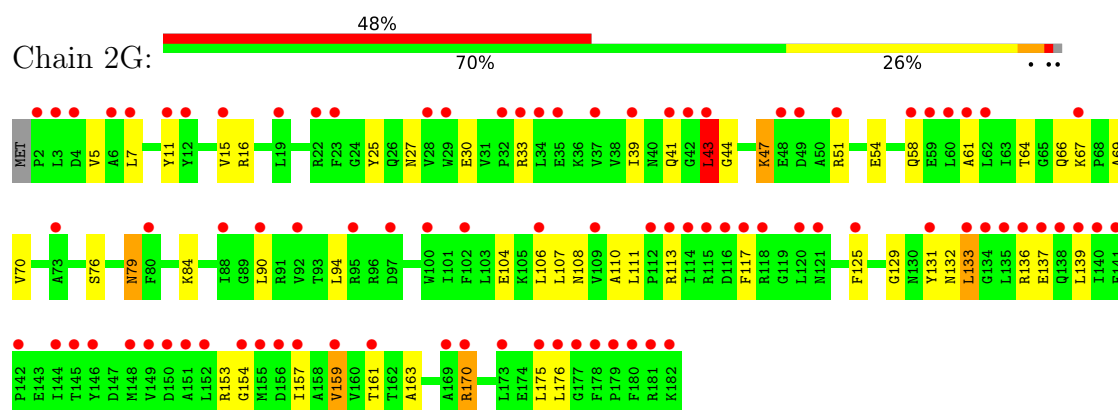
Chain 2F: 6% 64% 30% ..



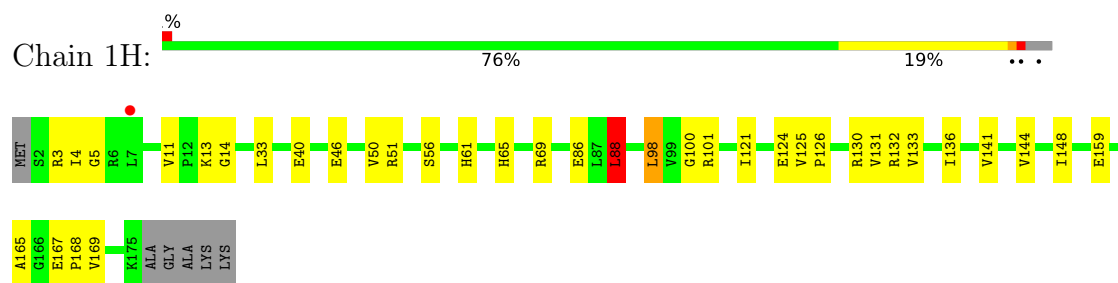
- Molecule 6: 50S ribosomal protein L5



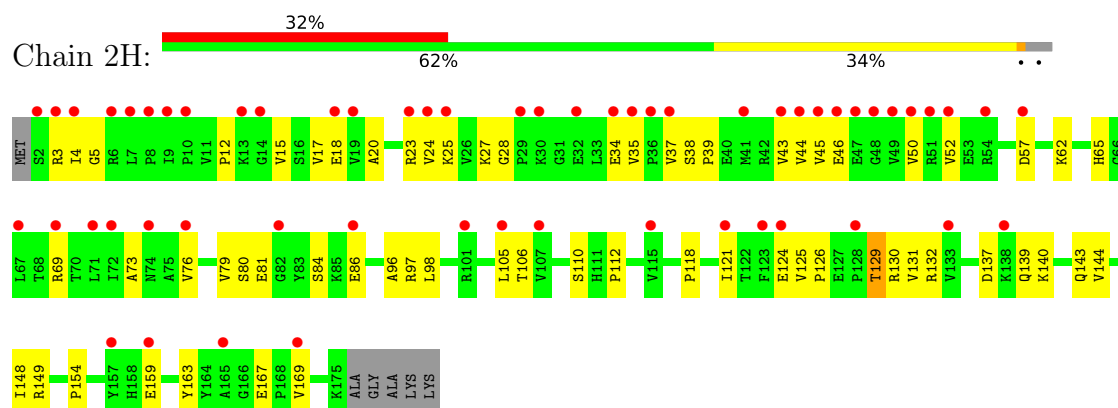
- Molecule 6: 50S ribosomal protein L5



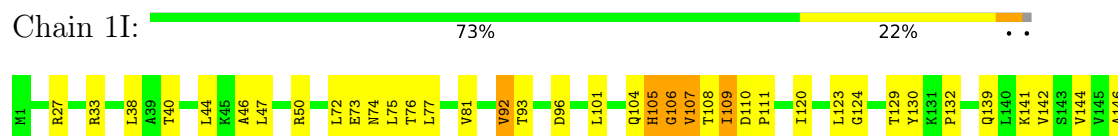
- Molecule 7: 50S ribosomal protein L6



- Molecule 7: 50S ribosomal protein L6

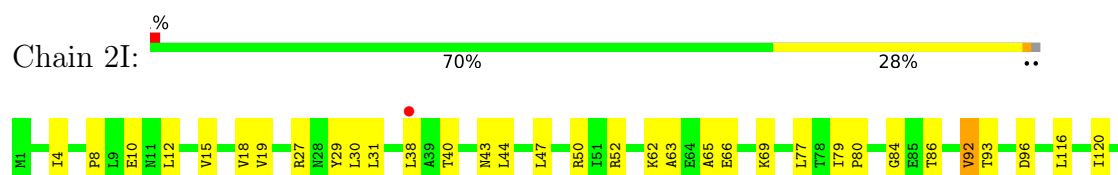


- Molecule 8: 50S ribosomal protein L9



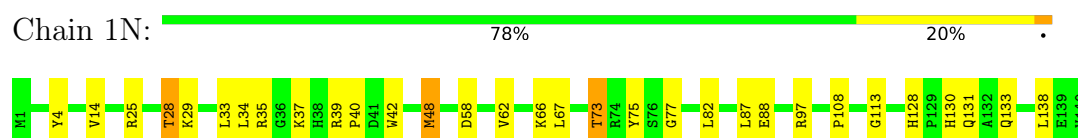
GLN
GLU

- Molecule 8: 50S ribosomal protein L9

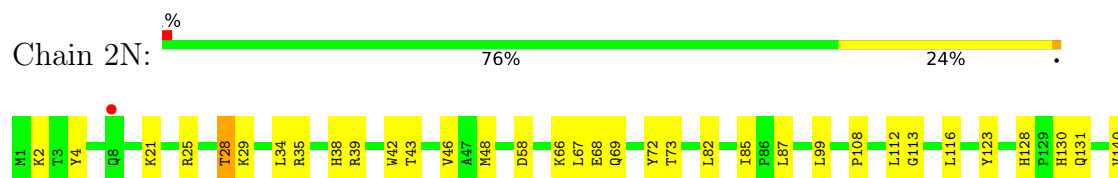


L123
G124
Y130
K131
P132
H133
I138
Q139
L140
V142
S143
V144
V145
GLN
GLU

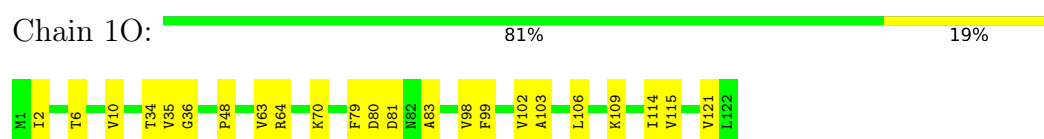
- Molecule 9: 50S ribosomal protein L13



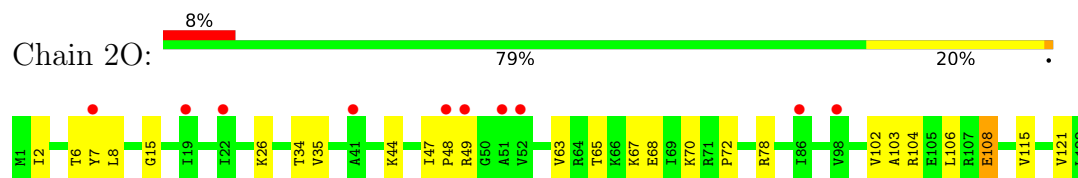
- Molecule 9: 50S ribosomal protein L13



- Molecule 10: 50S ribosomal protein L14



- Molecule 10: 50S ribosomal protein L14

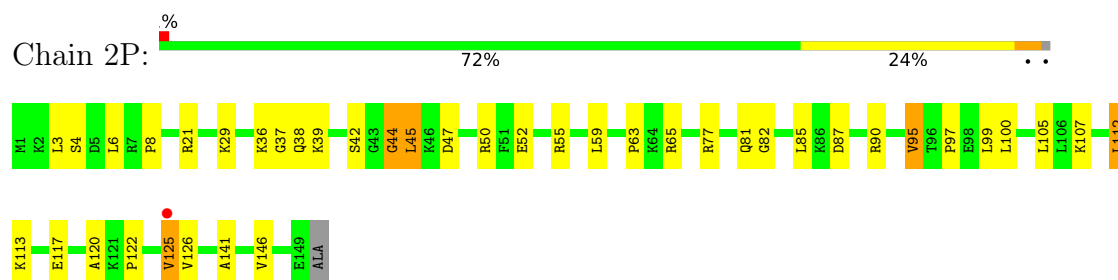


- Molecule 11: 50S ribosomal protein L15

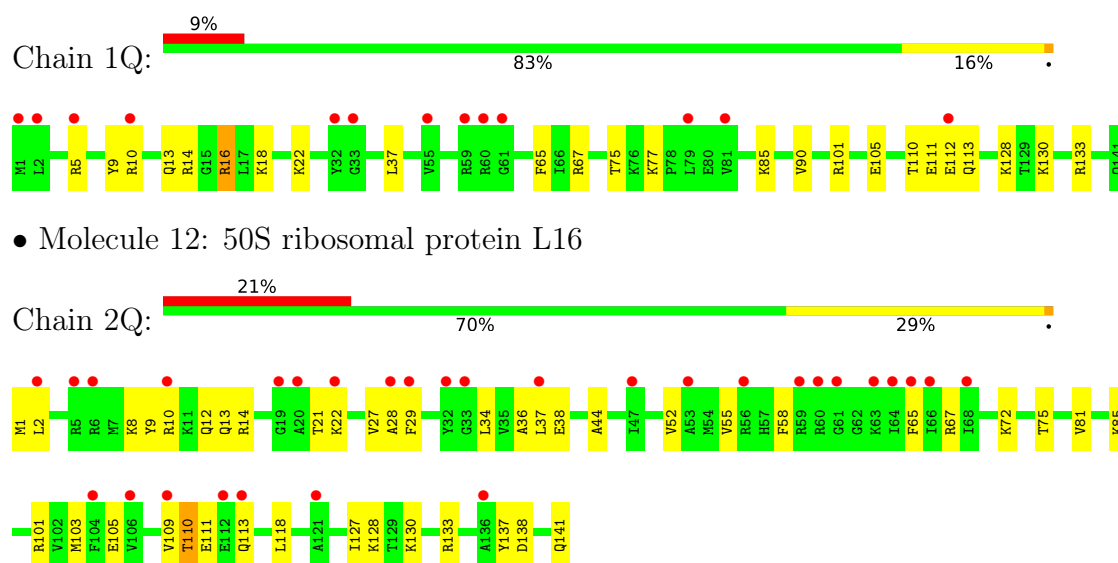




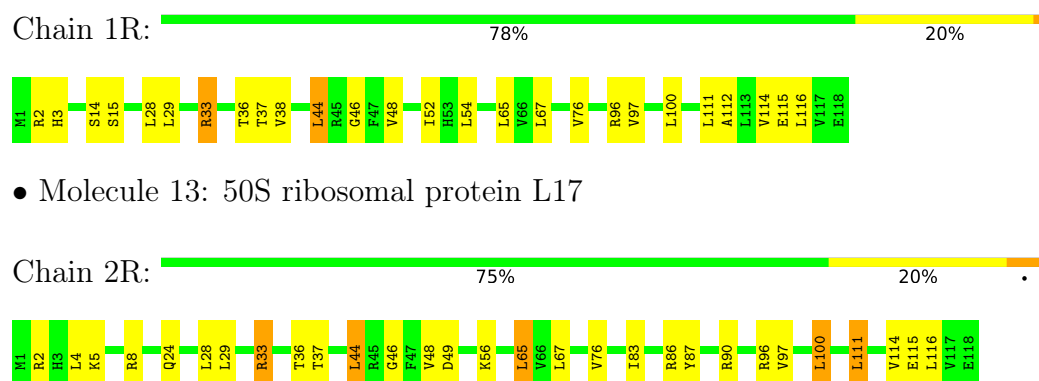
- Molecule 11: 50S ribosomal protein L15



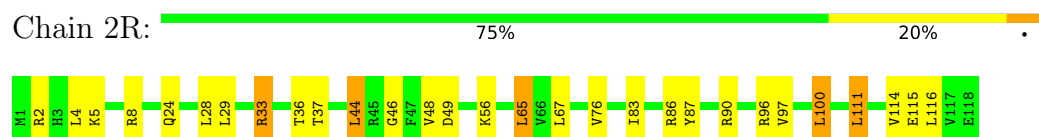
- Molecule 12: 50S ribosomal protein L16




- Molecule 13: 50S ribosomal protein L17




- Molecule 13: 50S ribosomal protein L17




- Molecule 14: 50S ribosomal protein L18

Chain 1S:  79% 18% ..




- Molecule 14: 50S ribosomal protein L18

Chain 2S:  82% 15% ..



- Molecule 15: 50S ribosomal protein L19

Chain 1T:  74% 16% 10%




- Molecule 15: 50S ribosomal protein L19

Chain 2T:  68% 21% 10%




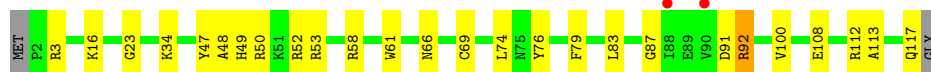
- Molecule 16: 50S ribosomal protein L20

Chain 1U:  82% 16% .




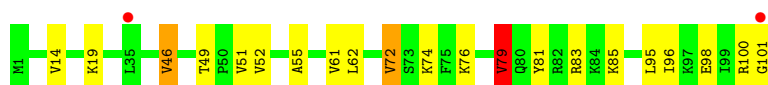
- Molecule 16: 50S ribosomal protein L20

Chain 2U:  76% 21% ..

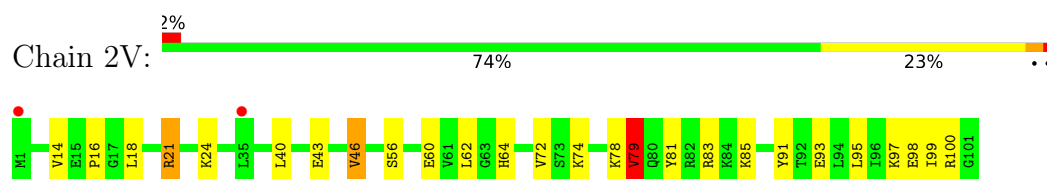


- Molecule 17: 50S ribosomal protein L21

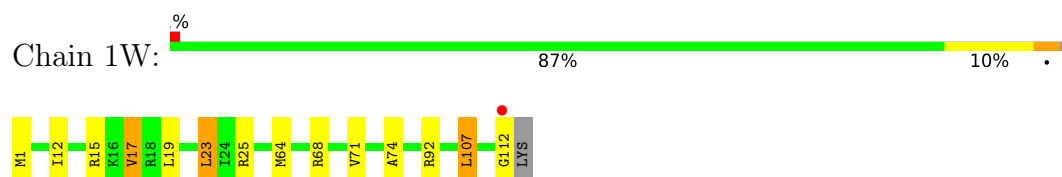
Chain 1V:  79% 18% ..



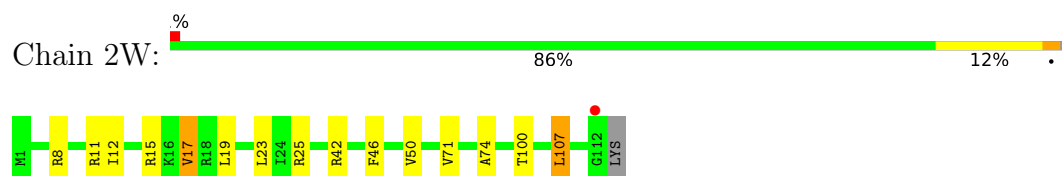
- Molecule 17: 50S ribosomal protein L21



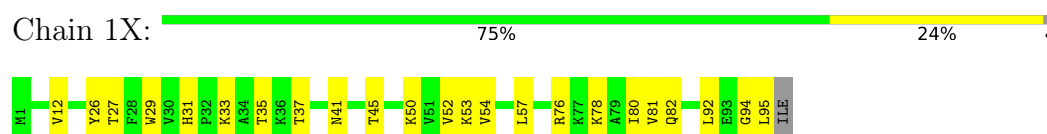
- Molecule 18: 50S ribosomal protein L22



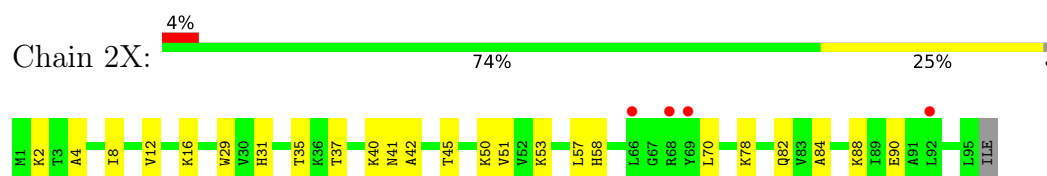
- Molecule 18: 50S ribosomal protein L22



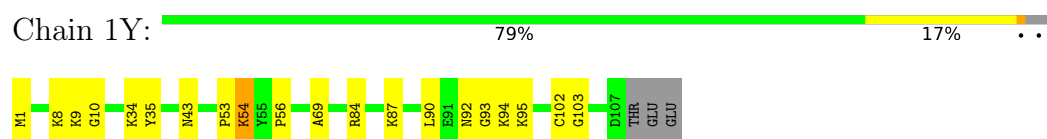
- Molecule 19: 50S ribosomal protein L23



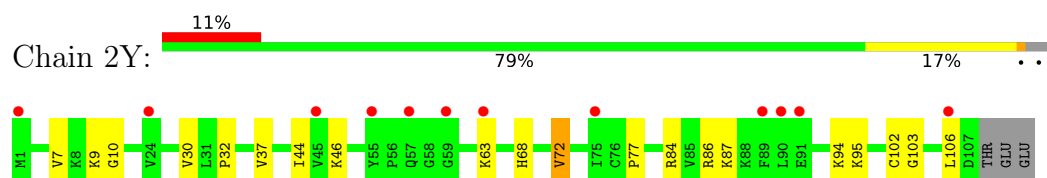
- Molecule 19: 50S ribosomal protein L23



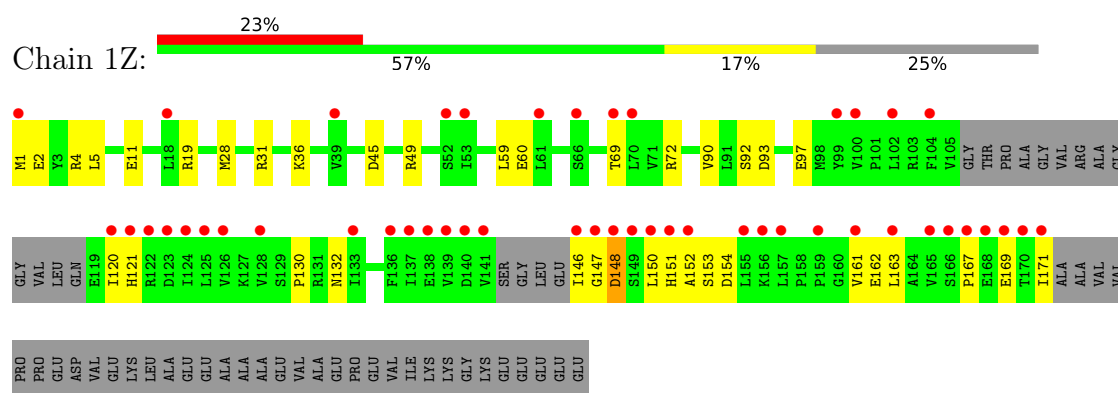
- Molecule 20: 50S ribosomal protein L24



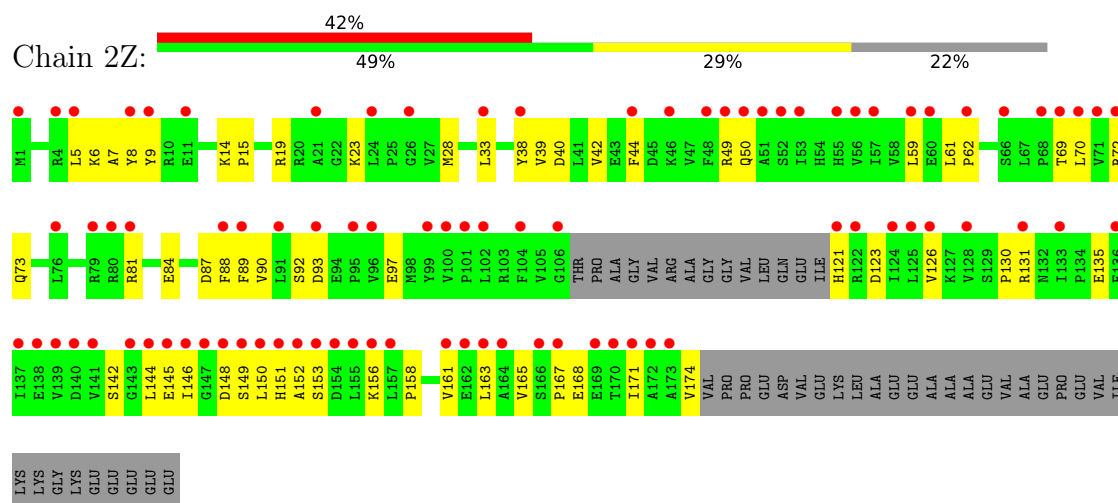
- Molecule 20: 50S ribosomal protein L24



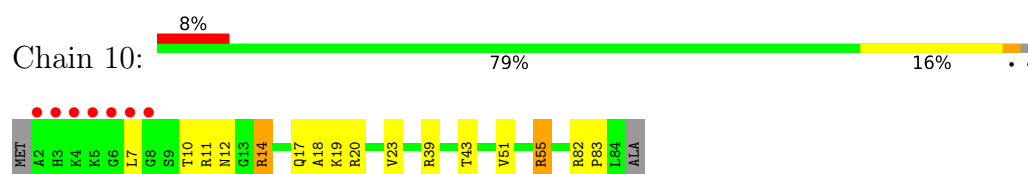
- Molecule 21: 50S ribosomal protein L25



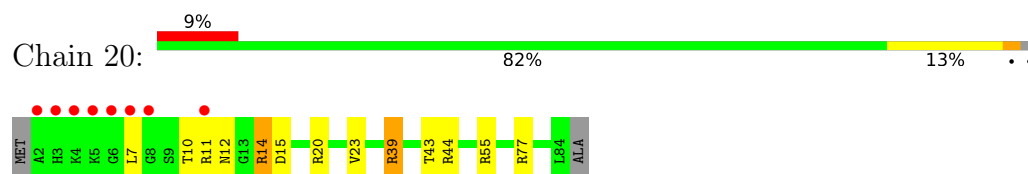
• Molecule 21: 50S ribosomal protein L25



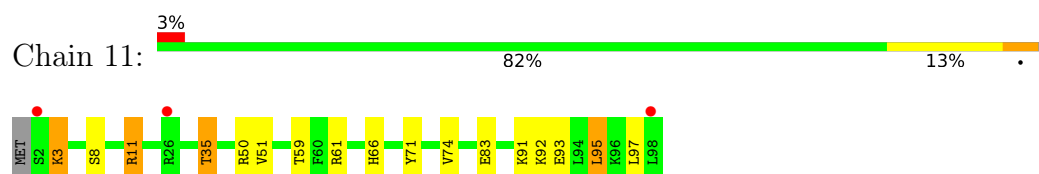
• Molecule 22: 50S ribosomal protein L27



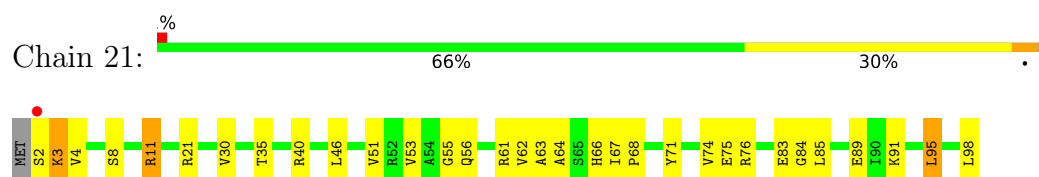
• Molecule 22: 50S ribosomal protein L27



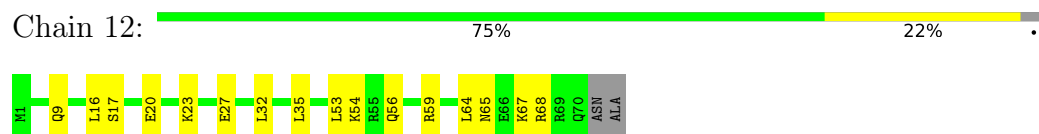
• Molecule 23: 50S ribosomal protein L28



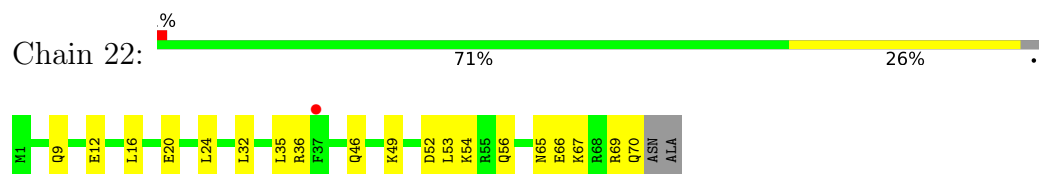
• Molecule 23: 50S ribosomal protein L28



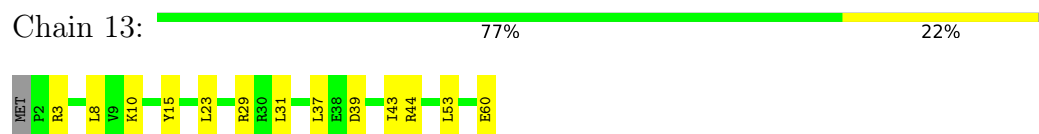
- Molecule 24: 50S ribosomal protein L29



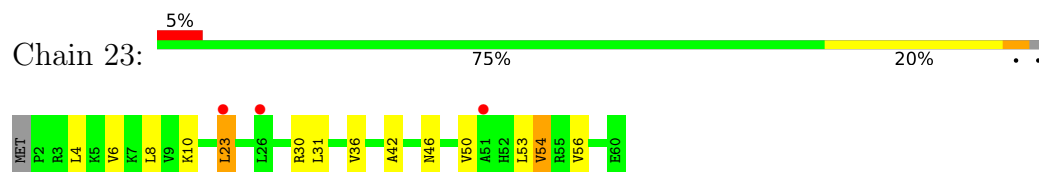
- Molecule 24: 50S ribosomal protein L29



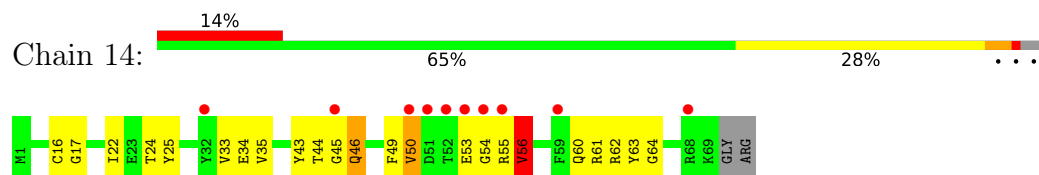
- Molecule 25: 50S ribosomal protein L30



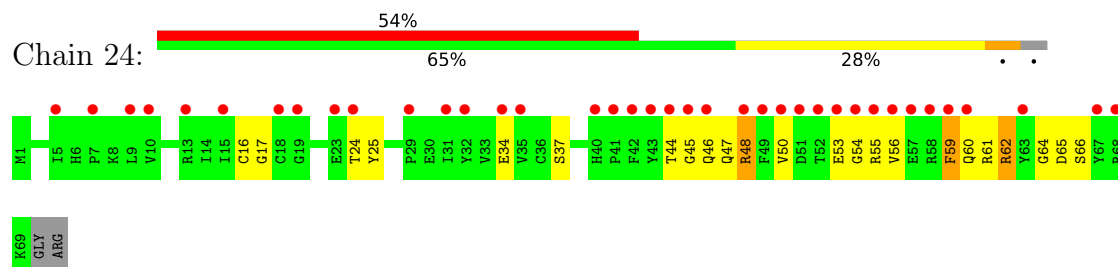
- Molecule 25: 50S ribosomal protein L30



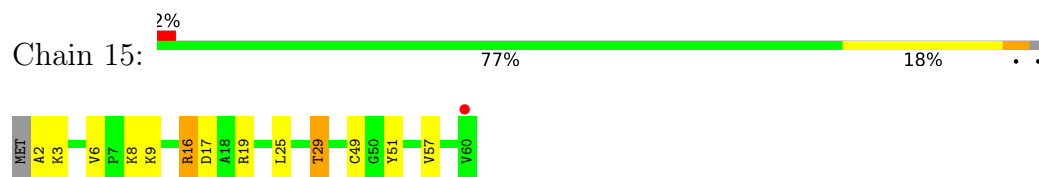
- Molecule 26: 50S ribosomal protein L31



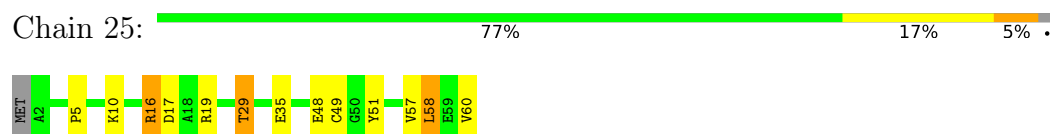
- Molecule 26: 50S ribosomal protein L31



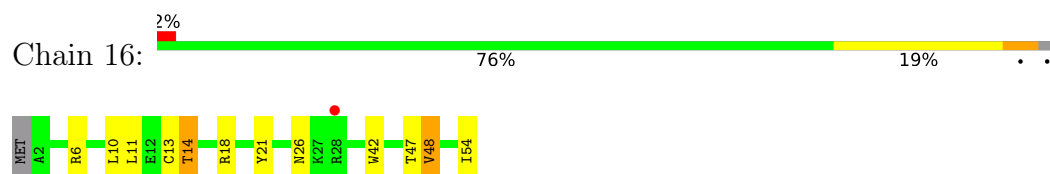
- Molecule 27: 50S ribosomal protein L32



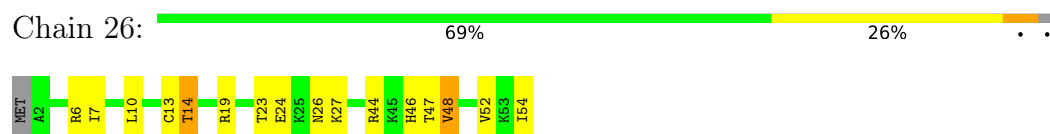
- Molecule 27: 50S ribosomal protein L32



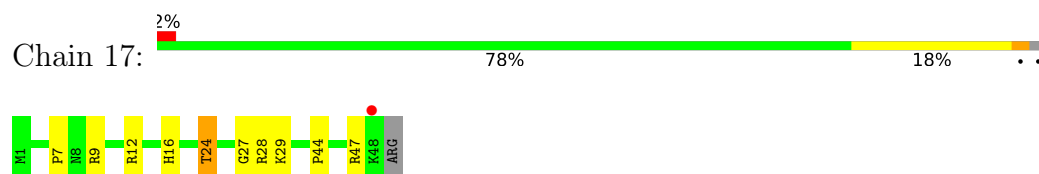
- Molecule 28: 50S ribosomal protein L33



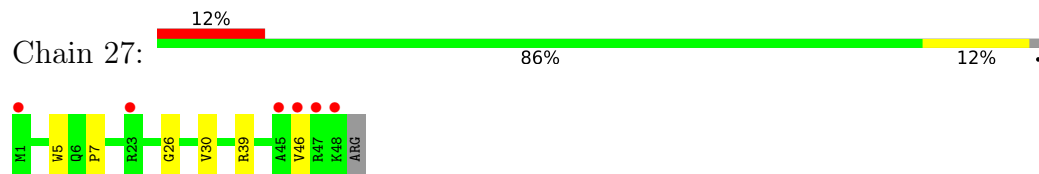
- Molecule 28: 50S ribosomal protein L33



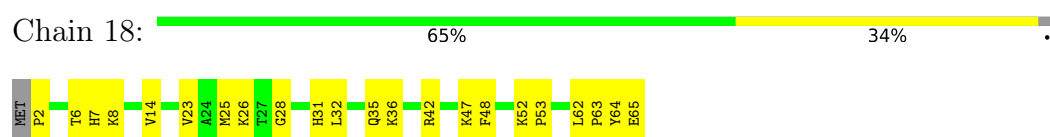
- Molecule 29: 50S ribosomal protein L34



- Molecule 29: 50S ribosomal protein L34




- Molecule 30: 50S ribosomal protein L35



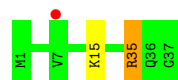
- Molecule 30: 50S ribosomal protein L35

Chain 28:  65% 32% ..



- Molecule 31: 50S ribosomal protein L36

Chain 19:  3% 95% ..




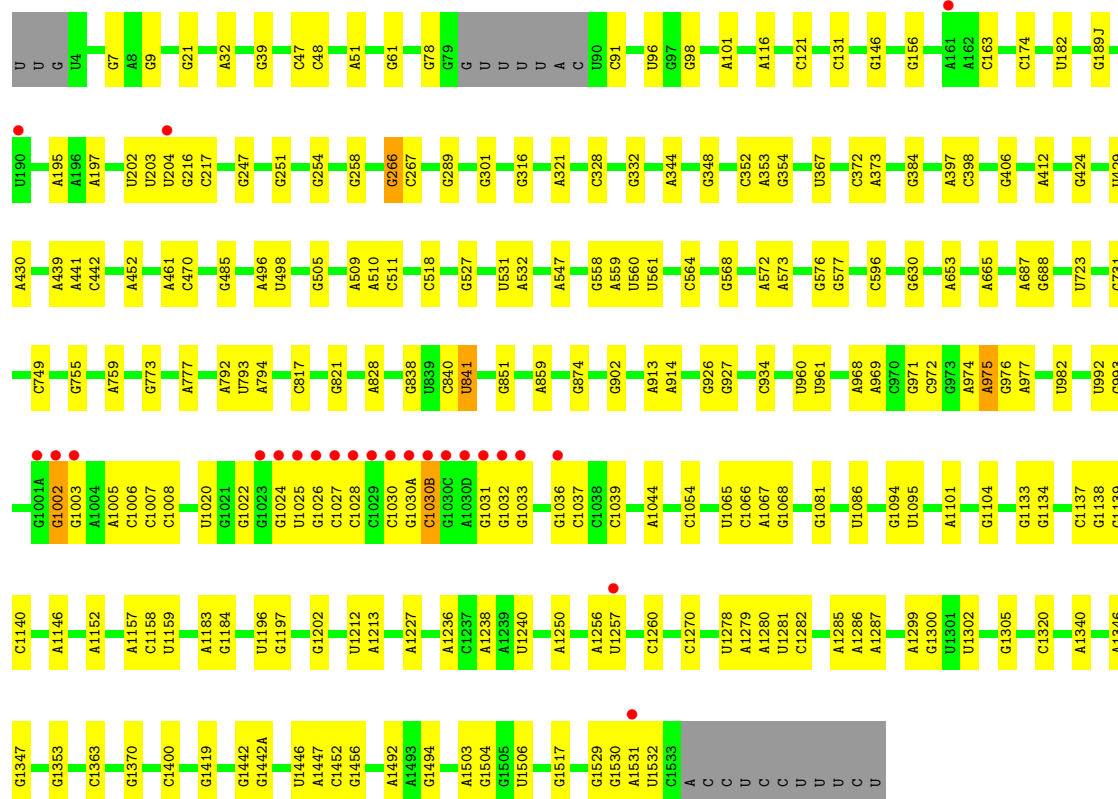
- Molecule 31: 50S ribosomal protein L36

Chain 29:  8% 65% 35%




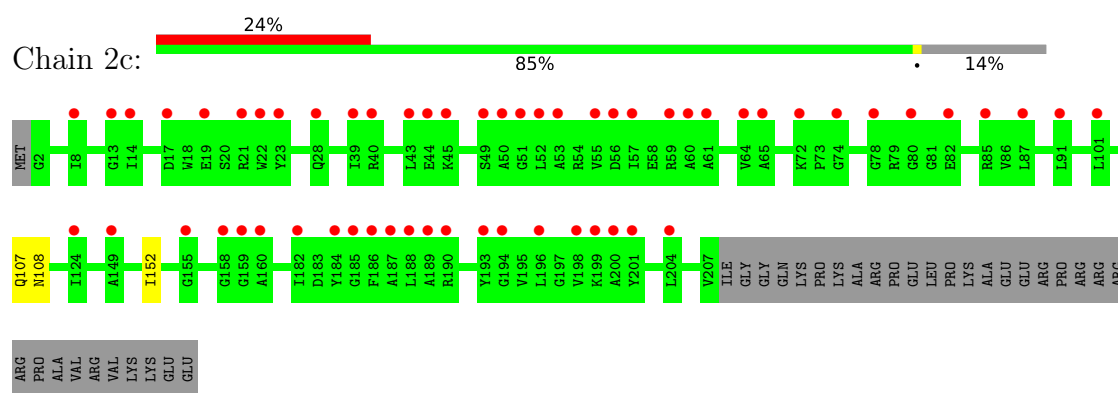
- Molecule 32: 16S Ribosomal RNA

Chain 1a:  2% 84% 15% .

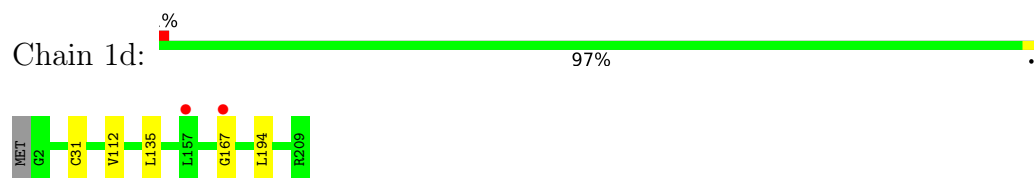


- Molecule 32: 16S Ribosomal RNA

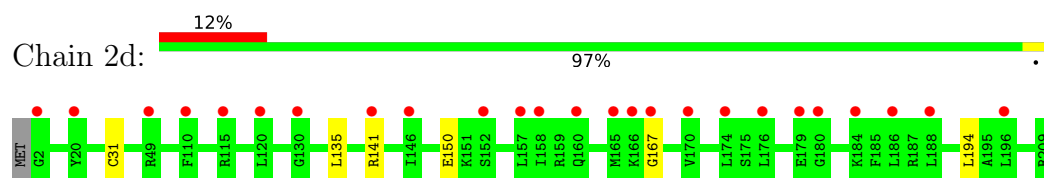
Chain 2a:  2% 84% 14% ..



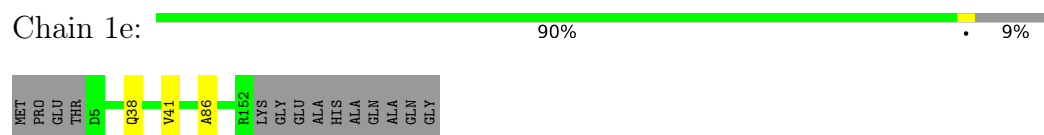
- Molecule 35: 30S ribosomal protein S4



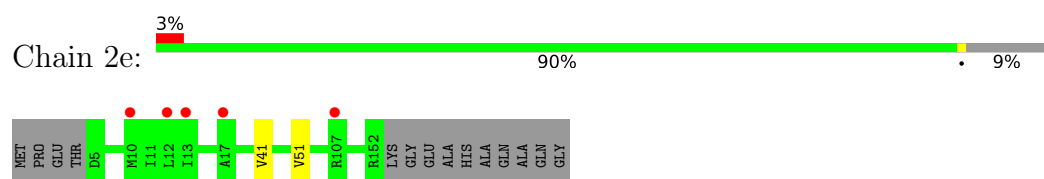
- Molecule 35: 30S ribosomal protein S4



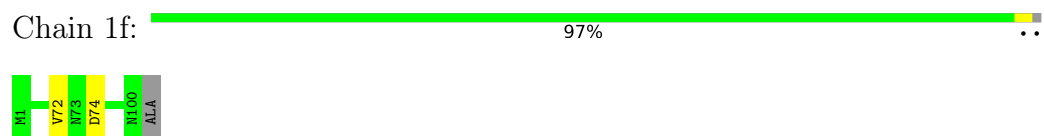
- Molecule 36: 30S ribosomal protein S5



- Molecule 36: 30S ribosomal protein S5



- Molecule 37: 30S ribosomal protein S6

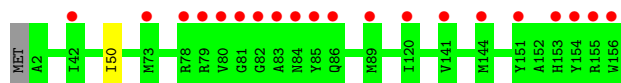


- Molecule 37: 30S ribosomal protein S6

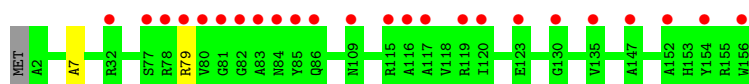




- Molecule 38: 30S ribosomal protein S7



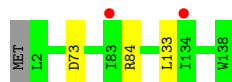
- Molecule 38: 30S ribosomal protein S7



- Molecule 39: 30S ribosomal protein S8



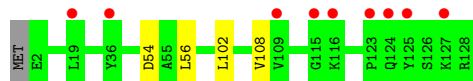
- Molecule 39: 30S ribosomal protein S8



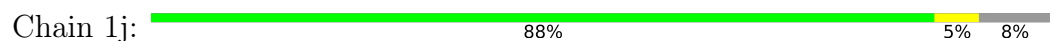
- Molecule 40: 30S ribosomal protein S9



- Molecule 40: 30S ribosomal protein S9

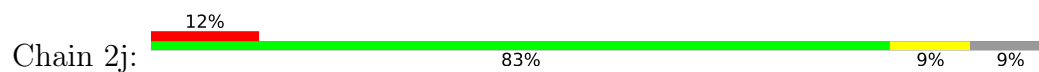


- Molecule 41: 30S ribosomal protein S10

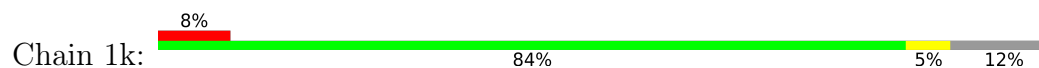




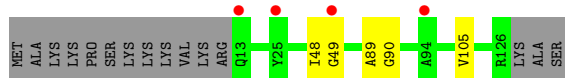
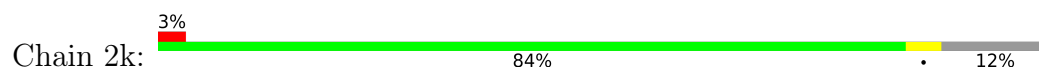
- Molecule 41: 30S ribosomal protein S10



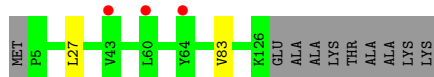
- Molecule 42: 30S ribosomal protein S11



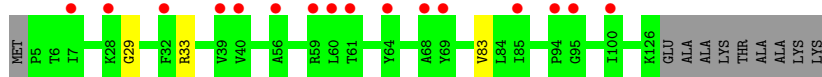
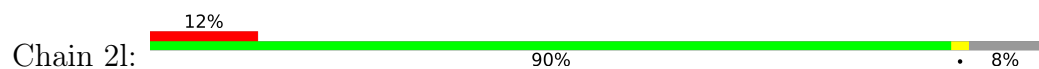
- Molecule 42: 30S ribosomal protein S11



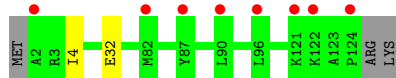
- Molecule 43: 30S ribosomal protein S12



- Molecule 43: 30S ribosomal protein S12

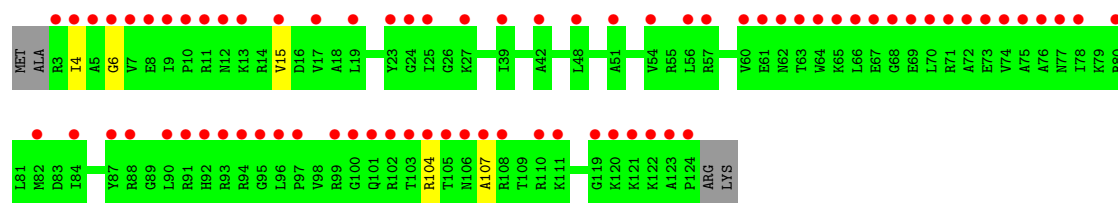


- Molecule 44: 30S ribosomal protein S13



- Molecule 44: 30S ribosomal protein S13

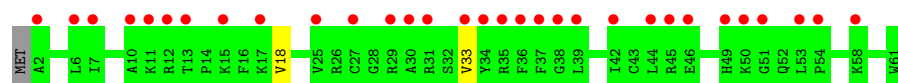




- Molecule 45: 30S ribosomal protein S14 type Z



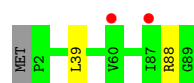
- Molecule 45: 30S ribosomal protein S14 type Z



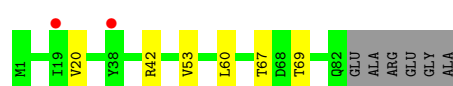
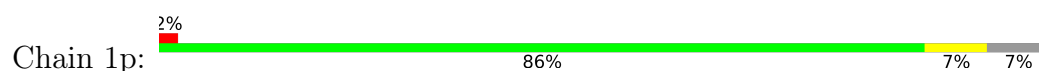
- Molecule 46: 30S ribosomal protein S15



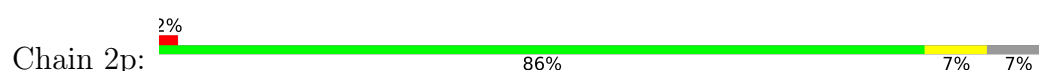
- Molecule 46: 30S ribosomal protein S15



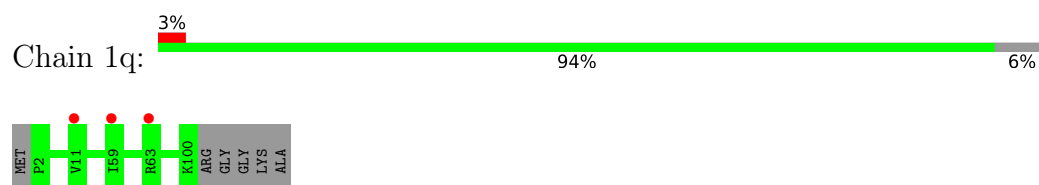
- Molecule 47: 30S ribosomal protein S16



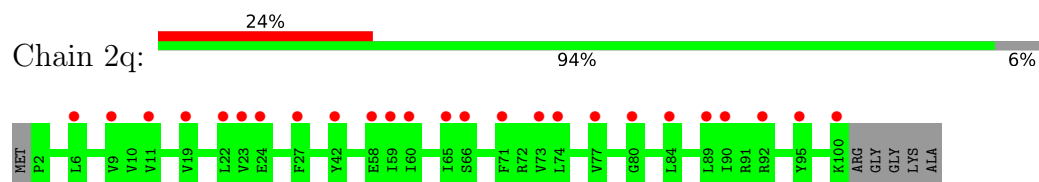
- Molecule 47: 30S ribosomal protein S16



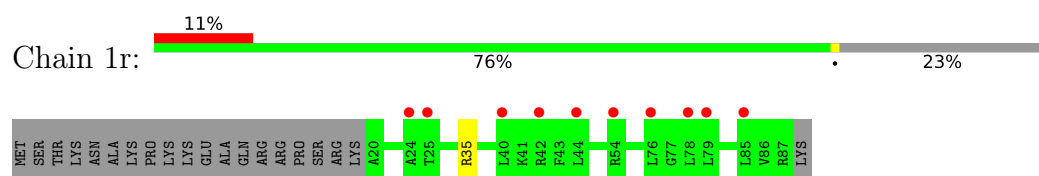
- Molecule 48: 30S ribosomal protein S17



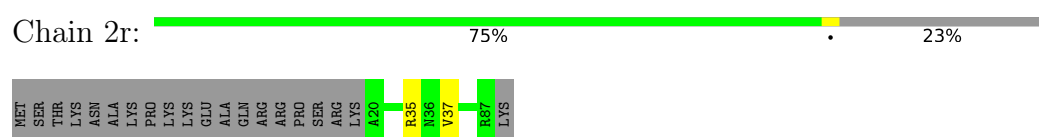
- Molecule 48: 30S ribosomal protein S17



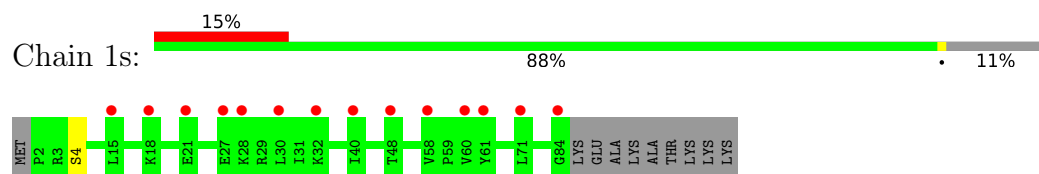
- Molecule 49: 30S ribosomal protein S18



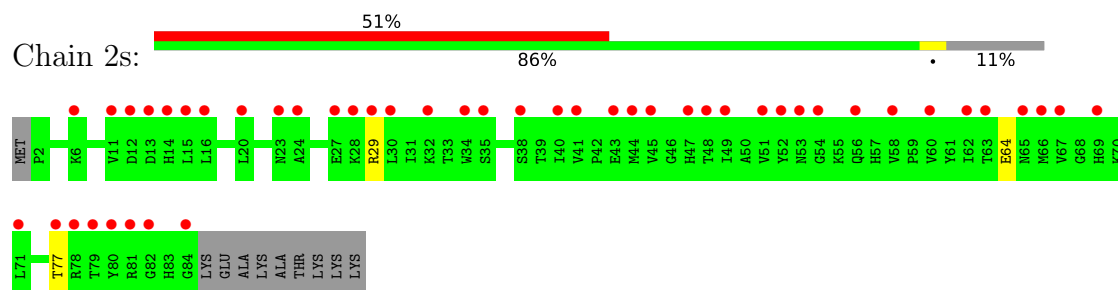
- Molecule 49: 30S ribosomal protein S18



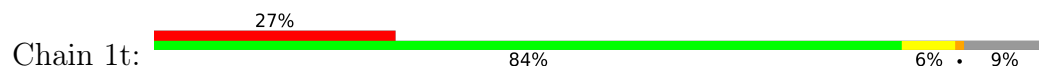
- Molecule 50: 30S ribosomal protein S19

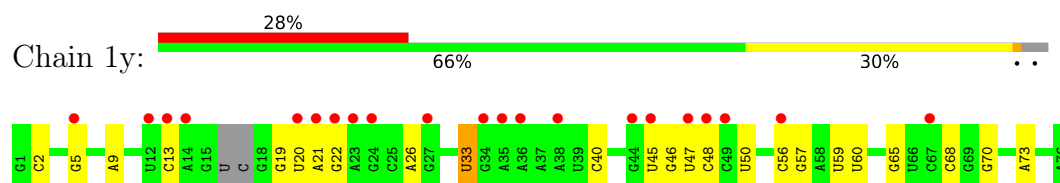


- Molecule 50: 30S ribosomal protein S19

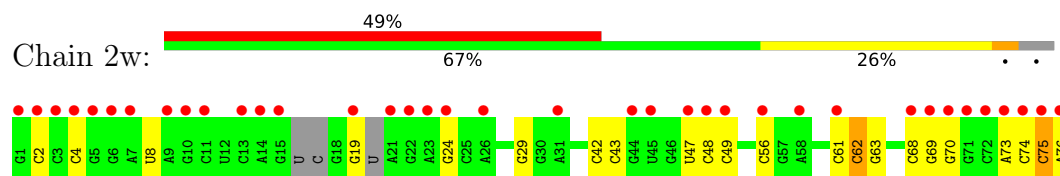


- Molecule 51: 30S ribosomal protein S20

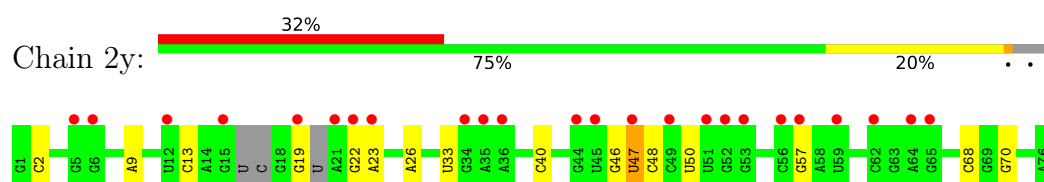




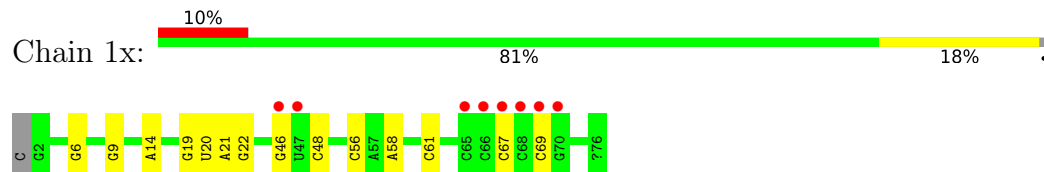
- Molecule 54: A/E-site tRNAs



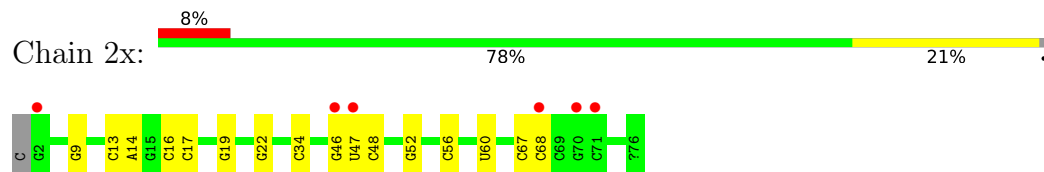
- Molecule 54: A/E-site tRNAs



- Molecule 55: P-site tRNA



- Molecule 55: P-site tRNA



4 Data and refinement statistics

Property	Value	Source
Space group	P 21 21 21	Depositor
Cell constants a, b, c, α , β , γ	208.89Å 446.22Å 619.48Å 90.00° 90.00° 90.00°	Depositor
Resolution (Å)	362.07 – 2.65 362.07 – 2.65	Depositor EDS
% Data completeness (in resolution range)	98.5 (362.07-2.65) 98.5 (362.07-2.65)	Depositor EDS
R_{merge}	0.15	Depositor
R_{sym}	(Not available)	Depositor
$\langle I/\sigma(I) \rangle$ ¹	1.30 (at 2.65Å)	Xtriage
Refinement program	PHENIX	Depositor
R, R_{free}	0.226 , 0.271 0.225 , 0.271	Depositor DCC
R_{free} test set	81734 reflections (5.02%)	wwPDB-VP
Wilson B-factor (Å ²)	50.7	Xtriage
Anisotropy	0.191	Xtriage
Bulk solvent k_{sol} (e/Å ³), B_{sol} (Å ²)	0.29 , 58.8	EDS
L-test for twinning ²	$\langle L \rangle = 0.44$, $\langle L^2 \rangle = 0.27$	Xtriage
Estimated twinning fraction	No twinning to report.	Xtriage
F_o, F_c correlation	0.90	EDS
Total number of atoms	299169	wwPDB-VP
Average B, all atoms (Å ²)	59.0	wwPDB-VP

Xtriage's analysis on translational NCS is as follows: *The largest off-origin peak in the Patterson function is 1.60% of the height of the origin peak. No significant pseudotranslation is detected.*

¹Intensities estimated from amplitudes.

²Theoretical values of $\langle |L| \rangle$, $\langle L^2 \rangle$ for acentric reflections are 0.5, 0.333 respectively for untwinned datasets, and 0.375, 0.2 for perfectly twinned datasets.

5 Model quality ⓘ

5.1 Standard geometry ⓘ

Bond lengths and bond angles in the following residue types are not validated in this section: 5MU, 4M2, 4SU, OMG, 2MU, MIA, MG, SF4, 0TD, ZN, M3O, 2MA, 2MG, 5MC, UR3, MA6, 4OC, M2G, 7MG, K, PSU

The Z score for a bond length (or angle) is the number of standard deviations the observed value is removed from the expected value. A bond length (or angle) with $|Z| > 5$ is considered an outlier worth inspection. RMSZ is the root-mean-square of all Z scores of the bond lengths (or angles).

Mol	Chain	Bond lengths		Bond angles	
		RMSZ	# Z >5	RMSZ	# Z >5
1	1A	0.50	0/69009	0.94	62/107712 (0.1%)
1	2A	0.42	0/67293	0.92	53/105034 (0.1%)
2	1B	0.43	1/2882 (0.0%)	0.82	0/4494
2	2B	0.48	1/2879 (0.0%)	0.92	1/4487 (0.0%)
3	1D	0.37	0/2186	0.58	0/2944
3	2D	0.34	0/2186	0.56	0/2944
4	1E	0.36	0/1592	0.55	0/2149
4	2E	0.32	0/1592	0.57	1/2149 (0.0%)
5	1F	0.35	0/1619	0.54	0/2193
5	2F	0.32	0/1615	0.55	0/2188
6	1G	0.30	0/1454	0.52	0/1964
6	2G	0.30	0/1453	0.53	0/1963
7	1H	0.31	0/1356	0.52	1/1834 (0.1%)
7	2H	0.28	0/1356	0.52	0/1834
8	1I	0.28	0/1112	0.53	0/1514
8	2I	0.26	0/1079	0.52	0/1475
9	1N	0.34	0/1144	0.52	0/1543
9	2N	0.31	0/1144	0.51	0/1543
10	1O	0.37	0/943	0.53	0/1269
10	2O	0.32	0/943	0.50	0/1269
11	1P	0.36	0/1152	0.59	0/1533
11	2P	0.31	0/1152	0.63	1/1533 (0.1%)
12	1Q	0.36	0/1143	0.53	0/1527
12	2Q	0.33	0/1143	0.54	0/1527
13	1R	0.35	0/982	0.54	0/1312
13	2R	0.31	0/982	0.52	0/1312
14	1S	0.32	0/883	0.54	0/1176
14	2S	0.31	0/880	0.56	0/1172
15	1T	0.32	0/1105	0.51	0/1477
15	2T	0.31	0/1097	0.53	0/1468
16	1U	0.41	0/977	0.54	0/1301

Mol	Chain	Bond lengths		Bond angles	
		RMSZ	# Z >5	RMSZ	# Z >5
16	2U	0.34	0/977	0.53	0/1301
17	1V	0.38	0/782	0.53	0/1049
17	2V	0.34	0/782	0.53	0/1049
18	1W	0.35	0/897	0.55	0/1205
18	2W	0.33	0/897	0.53	0/1205
19	1X	0.39	0/764	0.59	0/1025
19	2X	0.31	0/764	0.53	0/1025
20	1Y	0.33	0/819	0.56	0/1095
20	2Y	0.31	0/819	0.57	0/1095
21	1Z	0.30	0/1267	0.52	0/1717
21	2Z	0.31	0/1299	0.54	0/1763
22	10	0.37	0/662	0.61	0/881
22	20	0.29	0/662	0.47	0/881
23	11	0.34	0/762	0.49	0/1014
23	21	0.31	0/762	0.51	0/1014
24	12	0.32	0/590	0.50	0/781
24	22	0.30	0/590	0.47	0/781
25	13	0.34	0/474	0.56	0/635
25	23	0.29	0/469	0.52	0/630
26	14	0.33	0/565	0.65	0/761
26	24	0.33	0/545	0.66	0/737
27	15	0.35	0/469	0.59	0/635
27	25	0.32	0/469	0.55	1/635 (0.2%)
28	16	0.35	0/460	0.50	0/613
28	26	0.29	0/456	0.46	0/608
29	17	0.35	0/426	0.58	0/561
29	27	0.36	0/426	0.54	0/561
30	18	0.33	0/525	0.54	0/691
30	28	0.32	0/525	0.51	0/691
31	19	0.38	0/310	0.51	0/407
31	29	0.32	0/310	0.51	0/407
32	1a	0.37	0/35795	0.86	21/55864 (0.0%)
32	2a	0.37	0/35886	0.89	26/56005 (0.0%)
33	1b	0.29	0/1881	0.54	0/2542
33	2b	0.31	0/1860	0.59	0/2518
34	1c	0.27	0/1572	0.47	0/2126
34	2c	0.31	0/1566	0.52	0/2119
35	1d	0.29	0/1685	0.52	0/2262
35	2d	0.30	0/1704	0.51	0/2284
36	1e	0.29	0/1145	0.50	0/1543
36	2e	0.29	0/1149	0.55	0/1548
37	1f	0.29	0/823	0.50	0/1115
37	2f	0.30	0/829	0.51	0/1123

Mol	Chain	Bond lengths		Bond angles	
		RMSZ	# Z >5	RMSZ	# Z >5
38	1g	0.28	0/1250	0.48	0/1679
38	2g	0.28	0/1254	0.51	0/1683
39	1h	0.29	0/1108	0.51	0/1494
39	2h	0.27	0/1108	0.53	0/1494
40	1i	0.29	0/1002	0.55	1/1346 (0.1%)
40	2i	0.29	0/997	0.52	0/1343
41	1j	0.27	0/722	0.55	0/982
41	2j	0.30	0/727	0.54	0/988
42	1k	0.27	0/844	0.49	0/1145
42	2k	0.29	0/848	0.50	0/1149
43	1l	0.31	0/937	0.51	0/1260
43	2l	0.29	0/937	0.54	1/1260 (0.1%)
44	1m	0.28	0/969	0.58	0/1302
44	2m	0.29	0/961	0.57	0/1291
45	1n	0.29	0/501	0.50	0/664
45	2n	0.28	0/501	0.52	0/664
46	1o	0.28	0/739	0.49	0/985
46	2o	0.28	0/739	0.48	0/985
47	1p	0.28	0/697	0.54	0/939
47	2p	0.28	0/693	0.53	0/935
48	1q	0.28	0/836	0.50	0/1117
48	2q	0.29	0/836	0.51	0/1117
49	1r	0.29	0/560	0.49	0/746
49	2r	0.27	0/560	0.48	0/746
50	1s	0.27	0/667	0.53	0/900
50	2s	0.33	0/661	0.61	0/893
51	1t	0.27	0/730	0.51	0/965
51	2t	0.28	0/729	0.51	0/965
52	1u	0.27	0/203	0.58	0/266
52	2u	0.29	0/203	0.49	0/266
53	1v	0.34	0/314	0.80	0/487
53	2v	0.38	0/310	0.85	0/480
54	1w	0.42	0/1602	1.08	3/2493 (0.1%)
54	1y	0.43	0/1602	1.11	4/2493 (0.2%)
54	2w	0.43	0/1579	1.02	3/2455 (0.1%)
54	2y	0.45	0/1579	1.05	2/2455 (0.1%)
55	1x	0.52	1/1700 (0.1%)	1.15	18/2650 (0.7%)
55	2x	0.45	0/1700	1.13	8/2650 (0.3%)
All	All	0.40	3/316657 (0.0%)	0.84	207/474074 (0.0%)

Chiral center outliers are detected by calculating the chiral volume of a chiral center and verifying if the center is modelled as a planar moiety or with the opposite hand. A planarity outlier is detected by checking planarity of atoms in a peptide group, atoms in a mainchain group or atoms of a

sidechain that are expected to be planar.

Mol	Chain	#Chirality outliers	#Planarity outliers
38	2g	0	1

All (3) bond length outliers are listed below:

Mol	Chain	Res	Type	Atoms	Z	Observed(Å)	Ideal(Å)
2	1B	1	U	OP3-P	-10.26	1.48	1.61
2	2B	1	U	OP3-P	-10.14	1.49	1.61
55	1x	22	G	N7-C5	5.84	1.42	1.39

The worst 5 of 207 bond angle outliers are listed below:

Mol	Chain	Res	Type	Atoms	Z	Observed(°)	Ideal(°)
55	1x	46	G	C6-N1-C2	-10.46	118.82	125.10
32	2a	1004	A	O4'-C1'-N9	9.58	115.87	108.20
1	1A	512	G	O4'-C1'-N9	9.34	115.67	108.20
32	1a	254	G	O5'-P-OP1	-9.15	97.46	105.70
1	1A	2682	U	O5'-P-OP2	-8.65	97.92	105.70

There are no chirality outliers.

All (1) planarity outliers are listed below:

Mol	Chain	Res	Type	Group
38	2g	79	ARG	Peptide

5.2 Too-close contacts [i](#)

In the following table, the Non-H and H(model) columns list the number of non-hydrogen atoms and hydrogen atoms in the chain respectively. The H(added) column lists the number of hydrogen atoms added and optimized by MolProbity. The Clashes column lists the number of clashes within the asymmetric unit, whereas Symm-Clashes lists symmetry related clashes.

Mol	Chain	Non-H	H(model)	H(added)	Clashes	Symm-Clashes
1	1A	61852	0	31193	638	0
1	2A	60322	0	30423	877	0
2	1B	2577	0	1305	19	0
2	2B	2575	0	1303	50	0
3	1D	2136	0	2218	54	0
3	2D	2136	0	2218	54	0
4	1E	1559	0	1618	39	0
4	2E	1559	0	1618	24	0

Continued on next page...

Continued from previous page...

Mol	Chain	Non-H	H(model)	H(added)	Clashes	Symm-Clashes
5	1F	1584	0	1625	39	0
5	2F	1580	0	1619	53	0
6	1G	1429	0	1447	32	0
6	2G	1428	0	1438	43	0
7	1H	1330	0	1407	24	0
7	2H	1330	0	1407	41	0
8	1I	1097	0	1140	26	0
8	2I	1064	0	1082	24	0
9	1N	1117	0	1184	23	0
9	2N	1117	0	1184	21	0
10	1O	933	0	996	18	0
10	2O	933	0	996	20	0
11	1P	1135	0	1211	27	0
11	2P	1135	0	1212	40	0
12	1Q	1122	0	1179	20	0
12	2Q	1122	0	1179	33	0
13	1R	968	0	1033	17	0
13	2R	968	0	1033	26	0
14	1S	873	0	927	19	0
14	2S	870	0	923	16	0
15	1T	1091	0	1151	13	0
15	2T	1083	0	1136	17	0
16	1U	959	0	1019	13	0
16	2U	959	0	1019	24	0
17	1V	771	0	830	14	0
17	2V	771	0	830	19	0
18	1W	886	0	940	9	0
18	2W	886	0	940	9	0
19	1X	750	0	814	16	0
19	2X	750	0	814	15	0
20	1Y	806	0	881	13	0
20	2Y	806	0	881	15	0
21	1Z	1240	0	1240	23	0
21	2Z	1271	0	1273	45	0
22	10	653	0	674	16	0
22	20	653	0	674	17	0
23	11	755	0	826	13	0
23	21	755	0	826	22	0
24	12	588	0	643	12	0
24	22	588	0	643	16	0
25	13	469	0	518	9	0
25	23	464	0	514	10	0

Continued on next page...

Continued from previous page...

Mol	Chain	Non-H	H(model)	H(added)	Clashes	Symm-Clashes
26	14	552	0	533	17	0
26	24	532	0	503	14	0
27	15	455	0	465	11	0
27	25	455	0	465	11	0
28	16	453	0	473	8	0
28	26	449	0	469	13	0
29	17	418	0	467	7	0
29	27	418	0	467	5	0
30	18	517	0	582	16	0
30	28	517	0	582	16	0
31	19	307	0	335	2	0
31	29	307	0	335	8	0
32	1a	32246	0	16295	0	0
32	2a	32327	0	16340	0	0
33	1b	1846	0	1867	0	0
33	2b	1825	0	1828	0	0
34	1c	1548	0	1535	0	0
34	2c	1542	0	1517	0	0
35	1d	1655	0	1672	0	0
35	2d	1674	0	1714	0	0
36	1e	1129	0	1185	0	0
36	2e	1133	0	1191	0	0
37	1f	810	0	804	0	0
37	2f	816	0	808	0	0
38	1g	1231	0	1238	0	0
38	2g	1235	0	1249	0	0
39	1h	1088	0	1126	0	0
39	2h	1088	0	1126	0	0
40	1i	983	0	986	0	0
40	2i	978	0	966	0	0
41	1j	709	0	650	0	0
41	2j	714	0	672	0	0
42	1k	829	0	825	0	0
42	2k	833	0	836	0	0
43	1l	932	0	981	0	0
43	2l	932	0	981	0	0
44	1m	958	0	1002	0	0
44	2m	950	0	988	0	0
45	1n	492	0	529	0	0
45	2n	492	0	529	0	0
46	1o	728	0	760	0	0
46	2o	728	0	760	0	0

Continued on next page...

Continued from previous page...

Mol	Chain	Non-H	H(model)	H(added)	Clashes	Symm-Clashes
47	1p	681	0	697	0	0
47	2p	677	0	686	0	0
48	1q	823	0	891	0	0
48	2q	823	0	891	0	0
49	1r	555	0	618	0	0
49	2r	555	0	618	0	0
50	1s	652	0	662	0	0
50	2s	646	0	644	0	0
51	1t	728	0	798	0	0
51	2t	727	0	796	0	0
52	1u	199	0	208	0	0
52	2u	199	0	208	0	0
53	1v	281	0	139	0	0
53	2v	277	0	140	0	0
54	1w	1588	0	820	0	0
54	1y	1581	0	805	0	0
54	2w	1561	0	796	0	0
54	2y	1561	0	796	0	0
55	1x	1635	0	838	0	0
55	2x	1635	0	837	0	0
56	10	6	0	0	0	0
56	11	2	0	0	0	0
56	12	2	0	0	0	0
56	13	1	0	0	0	0
56	15	5	0	0	0	0
56	16	2	0	0	0	0
56	17	1	0	0	0	0
56	18	1	0	0	0	0
56	19	2	0	0	0	0
56	1A	929	0	0	0	0
56	1B	25	0	0	0	0
56	1D	9	0	0	0	0
56	1E	8	0	0	0	0
56	1F	8	0	0	0	0
56	1G	5	0	0	0	0
56	1I	1	0	0	0	0
56	1N	6	0	0	0	0
56	1O	3	0	0	0	0
56	1P	4	0	0	0	0
56	1Q	5	0	0	0	0
56	1R	2	0	0	0	0
56	1S	1	0	0	0	0

Continued on next page...

Continued from previous page...

Mol	Chain	Non-H	H(model)	H(added)	Clashes	Symm-Clashes
56	1T	2	0	0	0	0
56	1U	4	0	0	0	0
56	1V	4	0	0	0	0
56	1W	4	0	0	0	0
56	1X	4	0	0	0	0
56	1Y	2	0	0	0	0
56	1Z	3	0	0	0	0
56	1a	235	0	0	0	0
56	1b	2	0	0	0	0
56	1c	1	0	0	0	0
56	1d	1	0	0	0	0
56	1e	1	0	0	0	0
56	1f	1	0	0	0	0
56	1g	1	0	0	0	0
56	1l	2	0	0	0	0
56	1m	1	0	0	0	0
56	1n	1	0	0	0	0
56	1r	1	0	0	0	0
56	1s	1	0	0	0	0
56	1t	1	0	0	0	0
56	1v	1	0	0	0	0
56	1w	5	0	0	0	0
56	1x	15	0	0	0	0
56	1y	7	0	0	0	0
56	20	3	0	0	0	0
56	21	3	0	0	0	0
56	23	1	0	0	0	0
56	25	2	0	0	0	0
56	27	1	0	0	0	0
56	28	2	0	0	0	0
56	2A	671	0	0	0	0
56	2B	21	0	0	0	0
56	2D	4	0	0	0	0
56	2E	7	0	0	0	0
56	2F	7	0	0	0	0
56	2G	1	0	0	0	0
56	2N	1	0	0	0	0
56	2O	2	0	0	0	0
56	2P	1	0	0	0	0
56	2Q	3	0	0	0	0
56	2R	2	0	0	0	0
56	2T	1	0	0	0	0

Continued on next page...

Continued from previous page...

Mol	Chain	Non-H	H(model)	H(added)	Clashes	Symm-Clashes
56	2U	1	0	0	0	0
56	2V	4	0	0	0	0
56	2X	1	0	0	0	0
56	2Z	1	0	0	0	0
56	2a	202	0	0	0	0
56	2d	1	0	0	0	0
56	2e	1	0	0	0	0
56	2f	2	0	0	0	0
56	2g	1	0	0	0	0
56	2j	2	0	0	0	0
56	2l	2	0	0	0	0
56	2p	1	0	0	0	0
56	2q	2	0	0	0	0
56	2r	1	0	0	0	0
56	2t	1	0	0	0	0
56	2v	2	0	0	0	0
56	2w	3	0	0	0	0
56	2x	3	0	0	0	0
57	1A	57	0	50	5	0
57	2A	57	0	50	5	0
58	1A	1	0	0	0	0
58	2A	1	0	0	0	0
59	14	1	0	0	0	0
59	15	1	0	0	0	0
59	16	1	0	0	0	0
59	19	1	0	0	0	0
59	1Y	1	0	0	0	0
59	1n	1	0	0	0	0
59	24	1	0	0	0	0
59	25	1	0	0	0	0
59	26	1	0	0	0	0
59	29	1	0	0	0	0
59	2Y	1	0	0	0	0
59	2n	1	0	0	0	0
60	1d	8	0	0	0	0
60	2d	8	0	0	0	0
61	10	6	0	0	0	0
61	11	3	0	0	0	0
61	12	4	0	0	1	0
61	13	5	0	0	0	0
61	15	1	0	0	0	0
61	17	6	0	0	0	0

Continued on next page...

Continued from previous page...

Mol	Chain	Non-H	H(model)	H(added)	Clashes	Symm-Clashes
61	18	10	0	0	1	0
61	19	2	0	0	0	0
61	1A	1741	0	0	69	0
61	1B	49	0	0	1	0
61	1D	21	0	0	1	0
61	1E	27	0	0	2	0
61	1F	22	0	0	1	0
61	1G	3	0	0	0	0
61	1I	1	0	0	0	0
61	1N	6	0	0	0	0
61	1O	4	0	0	0	0
61	1P	21	0	0	1	0
61	1Q	5	0	0	0	0
61	1R	5	0	0	0	0
61	1S	6	0	0	0	0
61	1T	13	0	0	0	0
61	1U	12	0	0	0	0
61	1V	10	0	0	0	0
61	1W	6	0	0	1	0
61	1X	4	0	0	1	0
61	1Y	4	0	0	1	0
61	1Z	1	0	0	0	0
61	1a	309	0	0	0	0
61	1d	1	0	0	0	0
61	1g	1	0	0	0	0
61	1j	1	0	0	0	0
61	1l	3	0	0	0	0
61	1m	1	0	0	0	0
61	1o	2	0	0	0	0
61	1p	2	0	0	0	0
61	1q	1	0	0	0	0
61	1r	1	0	0	0	0
61	1v	6	0	0	0	0
61	1w	6	0	0	0	0
61	1x	13	0	0	0	0
61	1y	5	0	0	0	0
61	20	6	0	0	0	0
61	21	5	0	0	0	0
61	22	1	0	0	0	0
61	23	1	0	0	0	0
61	25	3	0	0	0	0
61	27	3	0	0	0	0

Continued on next page...

Continued from previous page...

Mol	Chain	Non-H	H(model)	H(added)	Clashes	Symm-Clashes
61	28	4	0	0	0	0
61	29	1	0	0	0	0
61	2A	1031	0	0	89	0
61	2B	10	0	0	1	0
61	2D	16	0	0	4	0
61	2E	10	0	0	1	0
61	2F	7	0	0	0	0
61	2I	2	0	0	0	0
61	2N	1	0	0	0	0
61	2O	1	0	0	0	0
61	2P	14	0	0	2	0
61	2Q	1	0	0	0	0
61	2R	2	0	0	0	0
61	2T	3	0	0	0	0
61	2U	1	0	0	0	0
61	2V	2	0	0	0	0
61	2W	1	0	0	1	0
61	2X	3	0	0	0	0
61	2Y	1	0	0	1	0
61	2Z	2	0	0	0	0
61	2a	203	0	0	0	0
61	2d	4	0	0	0	0
61	2g	1	0	0	0	0
61	2i	1	0	0	0	0
61	2j	4	0	0	0	0
61	2l	3	0	0	0	0
61	2o	1	0	0	0	0
61	2p	2	0	0	0	0
61	2r	1	0	0	0	0
61	2t	2	0	0	0	0
61	2v	3	0	0	0	0
61	2x	6	0	0	0	0
All	All	299169	0	196828	2456	0

The all-atom clashscore is defined as the number of clashes found per 1000 atoms (including hydrogen atoms). The all-atom clashscore for this structure is 9.

The worst 5 of 2456 close contacts within the same asymmetric unit are listed below, sorted by their clash magnitude.

Atom-1	Atom-2	Interatomic distance (Å)	Clash overlap (Å)
1:1A:1082:U:H3	1:1A:1086:A:N6	1.56	1.02

Continued on next page...

Continued from previous page...

Atom-1	Atom-2	Interatomic distance (Å)	Clash overlap (Å)
1:1A:1082:U:N3	1:1A:1086:A:N6	2.09	1.01
1:1A:1082:U:O4	1:1A:1086:A:N1	1.95	0.99
1:2A:1002:G:H1	1:2A:1038:C:N4	43.03	0.97
21:1Z:153:SER:HB3	21:1Z:167:PRO:HB3	1.50	0.94

There are no symmetry-related clashes.

5.3 Torsion angles

5.3.1 Protein backbone

In the following table, the Percentiles column shows the percent Ramachandran outliers of the chain as a percentile score with respect to all X-ray entries followed by that with respect to entries of similar resolution.

The Analysed column shows the number of residues for which the backbone conformation was analysed, and the total number of residues.

Mol	Chain	Analysed	Favoured	Allowed	Outliers	Percentiles	
3	1D	273/276 (99%)	260 (95%)	12 (4%)	1 (0%)	36	52
3	2D	273/276 (99%)	263 (96%)	9 (3%)	1 (0%)	36	52
4	1E	202/206 (98%)	194 (96%)	7 (4%)	1 (0%)	31	46
4	2E	202/206 (98%)	193 (96%)	7 (4%)	2 (1%)	17	26
5	1F	201/210 (96%)	198 (98%)	2 (1%)	1 (0%)	31	46
5	2F	201/210 (96%)	197 (98%)	2 (1%)	2 (1%)	17	26
6	1G	179/182 (98%)	167 (93%)	9 (5%)	3 (2%)	10	14
6	2G	179/182 (98%)	167 (93%)	9 (5%)	3 (2%)	10	14
7	1H	172/180 (96%)	156 (91%)	15 (9%)	1 (1%)	27	41
7	2H	172/180 (96%)	157 (91%)	14 (8%)	1 (1%)	27	41
8	1I	144/148 (97%)	130 (90%)	11 (8%)	3 (2%)	8	11
8	2I	144/148 (97%)	130 (90%)	13 (9%)	1 (1%)	24	36
9	1N	138/140 (99%)	134 (97%)	4 (3%)	0	100	100
9	2N	138/140 (99%)	133 (96%)	4 (3%)	1 (1%)	24	36
10	1O	120/122 (98%)	113 (94%)	7 (6%)	0	100	100
10	2O	120/122 (98%)	114 (95%)	6 (5%)	0	100	100

Continued on next page...

Continued from previous page...

Mol	Chain	Analysed	Favoured	Allowed	Outliers	Percentiles	
11	1P	147/150 (98%)	139 (95%)	7 (5%)	1 (1%)	24	36
11	2P	147/150 (98%)	136 (92%)	10 (7%)	1 (1%)	24	36
12	1Q	139/141 (99%)	136 (98%)	3 (2%)	0	100	100
12	2Q	139/141 (99%)	135 (97%)	3 (2%)	1 (1%)	24	36
13	1R	116/118 (98%)	113 (97%)	3 (3%)	0	100	100
13	2R	116/118 (98%)	113 (97%)	3 (3%)	0	100	100
14	1S	108/112 (96%)	103 (95%)	5 (5%)	0	100	100
14	2S	108/112 (96%)	101 (94%)	7 (6%)	0	100	100
15	1T	129/146 (88%)	119 (92%)	10 (8%)	0	100	100
15	2T	129/146 (88%)	119 (92%)	10 (8%)	0	100	100
16	1U	114/118 (97%)	114 (100%)	0	0	100	100
16	2U	114/118 (97%)	114 (100%)	0	0	100	100
17	1V	99/101 (98%)	94 (95%)	4 (4%)	1 (1%)	17	26
17	2V	99/101 (98%)	94 (95%)	4 (4%)	1 (1%)	17	26
18	1W	110/113 (97%)	109 (99%)	1 (1%)	0	100	100
18	2W	110/113 (97%)	108 (98%)	2 (2%)	0	100	100
19	1X	93/96 (97%)	92 (99%)	1 (1%)	0	100	100
19	2X	93/96 (97%)	90 (97%)	2 (2%)	1 (1%)	16	24
20	1Y	105/110 (96%)	100 (95%)	3 (3%)	2 (2%)	9	13
20	2Y	105/110 (96%)	102 (97%)	3 (3%)	0	100	100
21	1Z	148/206 (72%)	131 (88%)	16 (11%)	1 (1%)	24	36
21	2Z	156/206 (76%)	133 (85%)	23 (15%)	0	100	100
22	10	81/85 (95%)	79 (98%)	2 (2%)	0	100	100
22	20	81/85 (95%)	77 (95%)	4 (5%)	0	100	100
23	11	95/98 (97%)	93 (98%)	1 (1%)	1 (1%)	16	24
23	21	95/98 (97%)	92 (97%)	2 (2%)	1 (1%)	16	24
24	12	68/72 (94%)	65 (96%)	3 (4%)	0	100	100
24	22	68/72 (94%)	66 (97%)	2 (3%)	0	100	100
25	13	57/60 (95%)	56 (98%)	1 (2%)	0	100	100
25	23	57/60 (95%)	55 (96%)	2 (4%)	0	100	100
26	14	67/71 (94%)	54 (81%)	10 (15%)	3 (4%)	3	3

Continued on next page...

Continued from previous page...

Mol	Chain	Analysed	Favoured	Allowed	Outliers	Percentiles	
26	24	67/71 (94%)	51 (76%)	10 (15%)	6 (9%)	1	0
27	15	57/60 (95%)	55 (96%)	2 (4%)	0	100	100
27	25	57/60 (95%)	56 (98%)	1 (2%)	0	100	100
28	16	51/54 (94%)	51 (100%)	0	0	100	100
28	26	51/54 (94%)	51 (100%)	0	0	100	100
29	17	46/49 (94%)	45 (98%)	1 (2%)	0	100	100
29	27	46/49 (94%)	44 (96%)	1 (2%)	1 (2%)	7	11
30	18	62/65 (95%)	62 (100%)	0	0	100	100
30	28	62/65 (95%)	62 (100%)	0	0	100	100
31	19	35/37 (95%)	35 (100%)	0	0	100	100
31	29	35/37 (95%)	35 (100%)	0	0	100	100
33	1b	229/256 (90%)	200 (87%)	20 (9%)	9 (4%)	3	4
33	2b	229/256 (90%)	201 (88%)	20 (9%)	8 (4%)	4	5
34	1c	204/239 (85%)	185 (91%)	17 (8%)	2 (1%)	17	26
34	2c	204/239 (85%)	187 (92%)	15 (7%)	2 (1%)	17	26
35	1d	206/209 (99%)	195 (95%)	10 (5%)	1 (0%)	31	46
35	2d	206/209 (99%)	194 (94%)	11 (5%)	1 (0%)	31	46
36	1e	146/162 (90%)	134 (92%)	11 (8%)	1 (1%)	24	36
36	2e	146/162 (90%)	136 (93%)	10 (7%)	0	100	100
37	1f	98/101 (97%)	96 (98%)	2 (2%)	0	100	100
37	2f	98/101 (97%)	96 (98%)	2 (2%)	0	100	100
38	1g	153/156 (98%)	146 (95%)	7 (5%)	0	100	100
38	2g	153/156 (98%)	146 (95%)	6 (4%)	1 (1%)	24	36
39	1h	135/138 (98%)	132 (98%)	3 (2%)	0	100	100
39	2h	135/138 (98%)	131 (97%)	3 (2%)	1 (1%)	24	36
40	1i	125/128 (98%)	107 (86%)	17 (14%)	1 (1%)	21	32
40	2i	125/128 (98%)	108 (86%)	15 (12%)	2 (2%)	11	15
41	1j	95/105 (90%)	83 (87%)	8 (8%)	4 (4%)	3	3
41	2j	94/105 (90%)	81 (86%)	8 (8%)	5 (5%)	2	2
42	1k	112/129 (87%)	103 (92%)	5 (4%)	4 (4%)	4	4
42	2k	112/129 (87%)	104 (93%)	4 (4%)	4 (4%)	4	4

Continued on next page...

Continued from previous page...

Mol	Chain	Analysed	Favoured	Allowed	Outliers	Percentiles	
43	1l	119/132 (90%)	113 (95%)	6 (5%)	0	100	100
43	2l	119/132 (90%)	111 (93%)	8 (7%)	0	100	100
44	1m	121/126 (96%)	112 (93%)	9 (7%)	0	100	100
44	2m	120/126 (95%)	110 (92%)	7 (6%)	3 (2%)	6	8
45	1n	58/61 (95%)	55 (95%)	3 (5%)	0	100	100
45	2n	58/61 (95%)	55 (95%)	3 (5%)	0	100	100
46	1o	86/89 (97%)	83 (96%)	3 (4%)	0	100	100
46	2o	86/89 (97%)	82 (95%)	3 (4%)	1 (1%)	14	22
47	1p	80/88 (91%)	76 (95%)	3 (4%)	1 (1%)	13	20
47	2p	80/88 (91%)	75 (94%)	4 (5%)	1 (1%)	13	20
48	1q	97/105 (92%)	94 (97%)	3 (3%)	0	100	100
48	2q	97/105 (92%)	94 (97%)	3 (3%)	0	100	100
49	1r	66/88 (75%)	62 (94%)	4 (6%)	0	100	100
49	2r	66/88 (75%)	62 (94%)	4 (6%)	0	100	100
50	1s	81/93 (87%)	73 (90%)	8 (10%)	0	100	100
50	2s	81/93 (87%)	74 (91%)	6 (7%)	1 (1%)	14	22
51	1t	94/106 (89%)	86 (92%)	3 (3%)	5 (5%)	2	2
51	2t	94/106 (89%)	86 (92%)	3 (3%)	5 (5%)	2	2
52	1u	21/27 (78%)	19 (90%)	2 (10%)	0	100	100
52	2u	21/27 (78%)	18 (86%)	3 (14%)	0	100	100
All	All	11370/12128 (94%)	10690 (94%)	575 (5%)	105 (1%)	19	29

5 of 105 Ramachandran outliers are listed below:

Mol	Chain	Res	Type
3	1D	275	LYS
5	1F	130	ALA
6	1G	47	LYS
6	1G	51	ARG
7	1H	126	PRO

5.3.2 Protein sidechains ⓘ

In the following table, the Percentiles column shows the percent sidechain outliers of the chain as a percentile score with respect to all X-ray entries followed by that with respect to entries of similar

resolution.

The Analysed column shows the number of residues for which the sidechain conformation was analysed, and the total number of residues.

Mol	Chain	Analysed	Rotameric	Outliers	Percentiles	
3	1D	215/218 (99%)	202 (94%)	13 (6%)	21	33
3	2D	215/218 (99%)	206 (96%)	9 (4%)	32	50
4	1E	164/166 (99%)	157 (96%)	7 (4%)	32	49
4	2E	164/166 (99%)	156 (95%)	8 (5%)	27	42
5	1F	160/166 (96%)	146 (91%)	14 (9%)	11	16
5	2F	159/166 (96%)	150 (94%)	9 (6%)	23	35
6	1G	144/156 (92%)	139 (96%)	5 (4%)	39	57
6	2G	143/156 (92%)	137 (96%)	6 (4%)	32	50
7	1H	144/148 (97%)	142 (99%)	2 (1%)	69	84
7	2H	144/148 (97%)	142 (99%)	2 (1%)	69	84
8	1I	113/124 (91%)	106 (94%)	7 (6%)	20	32
8	2I	105/124 (85%)	100 (95%)	5 (5%)	28	43
9	1N	118/119 (99%)	113 (96%)	5 (4%)	32	50
9	2N	118/119 (99%)	115 (98%)	3 (2%)	50	70
10	1O	100/100 (100%)	99 (99%)	1 (1%)	78	88
10	2O	100/100 (100%)	99 (99%)	1 (1%)	78	88
11	1P	115/116 (99%)	110 (96%)	5 (4%)	32	49
11	2P	115/116 (99%)	112 (97%)	3 (3%)	49	69
12	1Q	111/111 (100%)	109 (98%)	2 (2%)	62	79
12	2Q	111/111 (100%)	107 (96%)	4 (4%)	38	56
13	1R	101/101 (100%)	94 (93%)	7 (7%)	17	27
13	2R	101/101 (100%)	95 (94%)	6 (6%)	21	34
14	1S	86/88 (98%)	82 (95%)	4 (5%)	29	44
14	2S	85/88 (97%)	83 (98%)	2 (2%)	52	71
15	1T	115/127 (91%)	110 (96%)	5 (4%)	32	49
15	2T	113/127 (89%)	110 (97%)	3 (3%)	48	67
16	1U	93/94 (99%)	90 (97%)	3 (3%)	42	60
16	2U	93/94 (99%)	92 (99%)	1 (1%)	76	88
17	1V	80/82 (98%)	75 (94%)	5 (6%)	20	31

Continued on next page...

Continued from previous page...

Mol	Chain	Analysed	Rotameric	Outliers	Percentiles	
17	2V	80/82 (98%)	77 (96%)	3 (4%)	36	54
18	1W	90/92 (98%)	86 (96%)	4 (4%)	31	48
18	2W	90/92 (98%)	85 (94%)	5 (6%)	23	36
19	1X	77/78 (99%)	76 (99%)	1 (1%)	71	85
19	2X	77/78 (99%)	76 (99%)	1 (1%)	71	85
20	1Y	85/91 (93%)	83 (98%)	2 (2%)	52	71
20	2Y	85/91 (93%)	84 (99%)	1 (1%)	74	86
21	1Z	135/179 (75%)	132 (98%)	3 (2%)	55	74
21	2Z	137/179 (76%)	134 (98%)	3 (2%)	55	74
22	10	65/67 (97%)	62 (95%)	3 (5%)	29	45
22	20	65/67 (97%)	63 (97%)	2 (3%)	43	62
23	11	80/83 (96%)	77 (96%)	3 (4%)	36	54
23	21	80/83 (96%)	76 (95%)	4 (5%)	27	41
24	12	65/67 (97%)	65 (100%)	0	100	100
24	22	65/67 (97%)	64 (98%)	1 (2%)	67	83
25	13	51/52 (98%)	50 (98%)	1 (2%)	58	77
25	23	50/52 (96%)	48 (96%)	2 (4%)	34	52
26	14	59/63 (94%)	57 (97%)	2 (3%)	40	58
26	24	53/63 (84%)	49 (92%)	4 (8%)	15	24
27	15	50/52 (96%)	47 (94%)	3 (6%)	21	33
27	25	50/52 (96%)	47 (94%)	3 (6%)	21	33
28	16	51/52 (98%)	49 (96%)	2 (4%)	35	53
28	26	50/52 (96%)	48 (96%)	2 (4%)	34	52
29	17	41/42 (98%)	39 (95%)	2 (5%)	27	42
29	27	41/42 (98%)	41 (100%)	0	100	100
30	18	54/55 (98%)	51 (94%)	3 (6%)	23	36
30	28	54/55 (98%)	50 (93%)	4 (7%)	15	24
31	19	34/34 (100%)	33 (97%)	1 (3%)	45	64
31	29	34/34 (100%)	34 (100%)	0	100	100
33	1b	192/220 (87%)	189 (98%)	3 (2%)	65	81
33	2b	187/220 (85%)	183 (98%)	4 (2%)	56	75

Continued on next page...

Continued from previous page...

Mol	Chain	Analysed	Rotameric	Outliers	Percentiles	
34	1c	142/188 (76%)	140 (99%)	2 (1%)	69	84
34	2c	140/188 (74%)	139 (99%)	1 (1%)	85	92
35	1d	169/181 (93%)	165 (98%)	4 (2%)	52	71
35	2d	173/181 (96%)	168 (97%)	5 (3%)	45	64
36	1e	113/123 (92%)	111 (98%)	2 (2%)	62	79
36	2e	114/123 (93%)	112 (98%)	2 (2%)	62	79
37	1f	84/90 (93%)	82 (98%)	2 (2%)	52	71
37	2f	85/90 (94%)	83 (98%)	2 (2%)	52	71
38	1g	119/127 (94%)	118 (99%)	1 (1%)	83	92
38	2g	120/127 (94%)	120 (100%)	0	100	100
39	1h	114/119 (96%)	112 (98%)	2 (2%)	62	79
39	2h	114/119 (96%)	112 (98%)	2 (2%)	62	79
40	1i	90/99 (91%)	86 (96%)	4 (4%)	31	48
40	2i	89/99 (90%)	87 (98%)	2 (2%)	55	74
41	1j	66/92 (72%)	65 (98%)	1 (2%)	67	83
41	2j	69/92 (75%)	65 (94%)	4 (6%)	22	34
42	1k	82/99 (83%)	80 (98%)	2 (2%)	52	71
42	2k	83/99 (84%)	82 (99%)	1 (1%)	74	86
43	1l	96/108 (89%)	94 (98%)	2 (2%)	56	75
43	2l	96/108 (89%)	94 (98%)	2 (2%)	56	75
44	1m	93/101 (92%)	91 (98%)	2 (2%)	55	74
44	2m	92/101 (91%)	90 (98%)	2 (2%)	55	74
45	1n	49/50 (98%)	46 (94%)	3 (6%)	20	33
45	2n	49/50 (98%)	47 (96%)	2 (4%)	33	51
46	1o	78/80 (98%)	78 (100%)	0	100	100
46	2o	78/80 (98%)	77 (99%)	1 (1%)	71	85
47	1p	69/74 (93%)	64 (93%)	5 (7%)	16	25
47	2p	68/74 (92%)	63 (93%)	5 (7%)	15	24
48	1q	94/97 (97%)	94 (100%)	0	100	100
48	2q	94/97 (97%)	94 (100%)	0	100	100
49	1r	59/77 (77%)	58 (98%)	1 (2%)	63	80

Continued on next page...

Continued from previous page...

Mol	Chain	Analysed	Rotameric	Outliers	Percentiles	
49	2r	59/77 (77%)	57 (97%)	2 (3%)	40	58
50	1s	69/80 (86%)	68 (99%)	1 (1%)	69	84
50	2s	67/80 (84%)	65 (97%)	2 (3%)	44	63
51	1t	70/82 (85%)	67 (96%)	3 (4%)	32	49
51	2t	70/82 (85%)	69 (99%)	1 (1%)	69	84
52	1u	18/22 (82%)	18 (100%)	0	100	100
52	2u	18/22 (82%)	18 (100%)	0	100	100
All	All	9304/10064 (92%)	9012 (97%)	292 (3%)	43	62

5 of 292 residues with a non-rotameric sidechain are listed below:

Mol	Chain	Res	Type
40	1i	42	ARG
3	2D	257	LEU
40	2i	108	VAL
41	1j	5	ARG
47	1p	67	THR

Some sidechains can be flipped to improve hydrogen bonding and reduce clashes. 5 of 89 such sidechains are listed below:

Mol	Chain	Res	Type
51	1t	16	HIS
13	2R	91	GLN
44	2m	77	ASN
3	2D	116	GLN
9	2N	131	GLN

5.3.3 RNA ⓘ

Mol	Chain	Analysed	Backbone Outliers	Pucker Outliers
1	1A	2861/2915 (98%)	439 (15%)	28 (0%)
1	2A	2788/2915 (95%)	462 (16%)	26 (0%)
2	1B	120/121 (99%)	9 (7%)	1 (0%)
2	2B	118/121 (97%)	27 (22%)	0
32	1a	1494/1521 (98%)	217 (14%)	0
32	2a	1498/1521 (98%)	225 (15%)	0
53	1v	12/27 (44%)	3 (25%)	0

Continued on next page...

Continued from previous page...

Mol	Chain	Analysed	Backbone Outliers	Pucker Outliers
53	2v	12/27 (44%)	3 (25%)	0
54	1w	71/76 (93%)	27 (38%)	0
54	1y	71/76 (93%)	23 (32%)	0
54	2w	69/76 (90%)	21 (30%)	0
54	2y	69/76 (90%)	15 (21%)	0
55	1x	74/77 (96%)	11 (14%)	0
55	2x	74/77 (96%)	12 (16%)	0
All	All	9331/9626 (96%)	1494 (16%)	55 (0%)

5 of 1494 RNA backbone outliers are listed below:

Mol	Chain	Res	Type
1	1A	12	U
1	1A	34	C
1	1A	45	C
1	1A	55	G
1	1A	58	G

5 of 55 RNA pucker outliers are listed below:

Mol	Chain	Res	Type
1	1A	2406	U
1	2A	196	A
1	2A	1992	G
1	1A	2422	A
1	1A	2689	U

5.4 Non-standard residues in protein, DNA, RNA chains [i](#)

86 non-standard protein/DNA/RNA residues are modelled in this entry.

In the following table, the Counts columns list the number of bonds (or angles) for which Mogul statistics could be retrieved, the number of bonds (or angles) that are observed in the model and the number of bonds (or angles) that are defined in the Chemical Component Dictionary. The Link column lists molecule types, if any, to which the group is linked. The Z score for a bond length (or angle) is the number of standard deviations the observed value is removed from the expected value. A bond length (or angle) with $|Z| > 2$ is considered an outlier worth inspection. RMSZ is the root-mean-square of all Z scores of the bond lengths (or angles).

Mol	Type	Chain	Res	Link	Bond lengths			Bond angles		
					Counts	RMSZ	# $ Z > 2$	Counts	RMSZ	# $ Z > 2$
1	PSU	1A	1911	1	16,21,22	1.37	2 (12%)	20,30,33	3.05	5 (25%)

Mol	Type	Chain	Res	Link	Bond lengths			Bond angles		
					Counts	RMSZ	# Z > 2	Counts	RMSZ	# Z > 2
1	5MU	1A	1915	1	13,22,23	0.75	0	14,32,35	1.82	1 (7%)
1	PSU	1A	1917	1	16,21,22	1.30	1 (6%)	20,30,33	3.05	6 (30%)
1	4OC	1A	1920	1	15,22,24	0.79	0	20,31,35	1.45	1 (5%)
1	5MU	1A	1939	1	13,22,23	0.88	1 (7%)	14,32,35	2.05	2 (14%)
1	5MC	1A	1942	1,56	14,22,23	1.49	1 (7%)	17,32,35	1.52	3 (17%)
1	5MC	1A	1962	1,56	14,22,23	1.41	1 (7%)	17,32,35	1.36	2 (11%)
1	OMG	1A	2251	1,55,56	18,26,27	1.35	2 (11%)	22,38,41	2.08	6 (27%)
1	2MA	1A	2503	1,56	16,25,26	1.41	2 (12%)	17,37,40	2.41	3 (17%)
1	2MU	1A	2552	1,56	14,22,24	0.93	0	17,31,36	0.98	2 (11%)
1	PSU	1A	2605	1	16,21,22	1.81	4 (25%)	20,30,33	3.03	6 (30%)
32	2MG	1a	1207	32	18,26,27	1.35	2 (11%)	19,38,41	2.66	8 (42%)
32	5MC	1a	1400	32	14,22,23	1.47	1 (7%)	17,32,35	1.51	2 (11%)
32	4OC	1a	1402	32	16,23,24	0.77	0	20,32,35	0.97	2 (10%)
32	5MC	1a	1404	32	14,22,23	1.42	1 (7%)	17,32,35	1.63	4 (23%)
32	5MC	1a	1407	32	14,22,23	1.52	1 (7%)	17,32,35	1.45	3 (17%)
32	UR3	1a	1498	32	13,22,23	0.78	0	15,32,35	0.65	0
32	MA6	1a	1518	32	16,26,27	1.11	1 (6%)	16,38,41	1.73	5 (31%)
32	MA6	1a	1519	32	16,26,27	1.11	1 (6%)	16,38,41	1.70	4 (25%)
32	PSU	1a	516	32,56	16,21,22	1.50	3 (18%)	20,30,33	2.91	6 (30%)
32	7MG	1a	527	32,56	20,26,27	1.93	4 (20%)	24,39,42	2.69	6 (25%)
32	M2G	1a	966	32	19,27,28	1.42	3 (15%)	20,40,43	2.22	6 (30%)
32	5MC	1a	967	32	14,22,23	1.43	1 (7%)	17,32,35	1.47	3 (17%)
43	0TD	1l	92	43	5,9,10	3.17	2 (40%)	4,11,13	8.18	1 (25%)
54	PSU	1w	32	54,56	16,21,22	1.41	1 (6%)	20,30,33	3.11	6 (30%)
54	MIA	1w	37	54	22,31,32	2.46	3 (13%)	26,44,47	2.56	10 (38%)
54	PSU	1w	39	54	16,21,22	1.50	1 (6%)	20,30,33	3.02	6 (30%)
54	7MG	1w	46	54	20,26,27	1.95	3 (15%)	24,39,42	2.71	6 (25%)
54	5MU	1w	54	54	13,22,23	0.77	0	14,32,35	2.16	2 (14%)
54	PSU	1w	55	54	16,21,22	1.36	1 (6%)	20,30,33	3.30	6 (30%)
54	4SU	1w	8	54	13,21,22	1.42	2 (15%)	14,30,33	1.49	2 (14%)
55	5MC	1x	32	55	14,22,23	1.51	2 (14%)	17,32,35	1.58	4 (23%)
55	5MU	1x	54	55,56	13,22,23	0.75	0	14,32,35	2.25	1 (7%)
55	PSU	1x	55	55	16,21,22	1.57	1 (6%)	20,30,33	3.12	7 (35%)
55	M3O	1x	76	55,56	27,34,35	1.26	4 (14%)	28,47,50	1.66	4 (14%)
55	4SU	1x	8	55	13,21,22	1.40	2 (15%)	14,30,33	2.89	2 (14%)

Mol	Type	Chain	Res	Link	Bond lengths			Bond angles		
					Counts	RMSZ	# Z > 2	Counts	RMSZ	# Z > 2
54	PSU	1y	32	54	16,21,22	1.35	1 (6%)	20,30,33	3.18	6 (30%)
54	MIA	1y	37	54	17,24,32	1.30	2 (11%)	16,35,47	1.24	2 (12%)
54	PSU	1y	39	54	16,21,22	1.35	2 (12%)	20,30,33	3.13	6 (30%)
54	7MG	1y	46	54	20,26,27	1.99	3 (15%)	24,39,42	2.86	7 (29%)
54	5MU	1y	54	54	13,22,23	0.85	1 (7%)	14,32,35	2.26	2 (14%)
54	PSU	1y	55	54	16,21,22	1.19	1 (6%)	20,30,33	3.04	5 (25%)
54	4SU	1y	8	54	13,21,22	1.37	1 (7%)	14,30,33	1.67	2 (14%)
1	PSU	2A	1911	1	16,21,22	1.36	1 (6%)	20,30,33	3.33	6 (30%)
1	5MU	2A	1915	1	13,22,23	0.74	0	14,32,35	1.89	2 (14%)
1	PSU	2A	1917	1	16,21,22	1.50	1 (6%)	20,30,33	3.22	7 (35%)
1	4OC	2A	1920	1	15,22,24	0.75	0	20,31,35	1.31	1 (5%)
1	5MU	2A	1939	1,56	13,22,23	0.76	0	14,32,35	1.99	2 (14%)
1	5MC	2A	1942	1	14,22,23	1.63	1 (7%)	17,32,35	1.41	2 (11%)
1	5MC	2A	1962	1,56	14,22,23	1.58	1 (7%)	17,32,35	1.43	3 (17%)
1	OMG	2A	2251	1,55,56	18,26,27	1.30	2 (11%)	22,38,41	2.05	6 (27%)
1	2MA	2A	2503	1,56	16,25,26	1.44	3 (18%)	17,37,40	2.11	3 (17%)
1	2MU	2A	2552	1,56	14,22,24	1.11	2 (14%)	17,31,36	0.76	0
1	PSU	2A	2605	1	16,21,22	1.51	1 (6%)	20,30,33	3.09	6 (30%)
32	2MG	2a	1207	32	18,26,27	1.38	2 (11%)	19,38,41	2.65	9 (47%)
32	5MC	2a	1400	32	14,22,23	1.53	1 (7%)	17,32,35	1.43	3 (17%)
32	4OC	2a	1402	32	16,23,24	0.70	0	20,32,35	1.17	1 (5%)
32	5MC	2a	1404	32	14,22,23	1.53	1 (7%)	17,32,35	1.36	3 (17%)
32	5MC	2a	1407	32	14,22,23	1.52	2 (14%)	17,32,35	1.54	2 (11%)
32	UR3	2a	1498	32	13,22,23	0.95	1 (7%)	15,32,35	0.67	0
32	MA6	2a	1518	32	16,26,27	1.11	1 (6%)	16,38,41	1.74	4 (25%)
32	MA6	2a	1519	32	16,26,27	1.17	1 (6%)	16,38,41	1.71	4 (25%)
32	PSU	2a	516	32	16,21,22	1.56	2 (12%)	20,30,33	3.11	6 (30%)
32	7MG	2a	527	32,56	20,26,27	1.98	3 (15%)	24,39,42	2.50	6 (25%)
32	M2G	2a	966	32	19,27,28	1.57	3 (15%)	20,40,43	2.21	5 (25%)
32	5MC	2a	967	32	14,22,23	1.57	1 (7%)	17,32,35	1.37	3 (17%)
43	0TD	2l	92	43	5,9,10	3.09	2 (40%)	4,11,13	1.93	1 (25%)
54	PSU	2w	32	54	16,21,22	1.32	1 (6%)	20,30,33	3.15	5 (25%)
54	MIA	2w	37	54	17,24,32	1.30	2 (11%)	16,35,47	1.32	2 (12%)
54	PSU	2w	39	54	16,21,22	1.21	1 (6%)	20,30,33	3.50	6 (30%)
54	7MG	2w	46	54	20,26,27	1.98	3 (15%)	24,39,42	2.47	6 (25%)

Mol	Type	Chain	Res	Link	Bond lengths			Bond angles		
					Counts	RMSZ	# Z > 2	Counts	RMSZ	# Z > 2
54	5MU	2w	54	54	13,22,23	0.75	0	14,32,35	2.33	2 (14%)
54	PSU	2w	55	54	16,21,22	1.28	1 (6%)	20,30,33	3.39	7 (35%)
54	4SU	2w	8	54	13,21,22	1.38	2 (15%)	14,30,33	1.73	2 (14%)
55	5MC	2x	32	55	14,22,23	1.43	1 (7%)	17,32,35	1.49	3 (17%)
55	5MU	2x	54	55	13,22,23	0.77	0	14,32,35	2.10	1 (7%)
55	PSU	2x	55	55	16,21,22	1.33	1 (6%)	20,30,33	3.03	6 (30%)
55	M3O	2x	76	55,56	27,34,35	1.44	4 (14%)	28,47,50	2.04	4 (14%)
55	4SU	2x	8	55	13,21,22	1.41	2 (15%)	14,30,33	2.29	2 (14%)
54	PSU	2y	32	54	16,21,22	1.19	1 (6%)	20,30,33	3.11	6 (30%)
54	MIA	2y	37	54	17,24,32	1.28	2 (11%)	16,35,47	1.34	2 (12%)
54	PSU	2y	39	54	16,21,22	1.28	1 (6%)	20,30,33	3.09	8 (40%)
54	7MG	2y	46	54	20,26,27	1.92	3 (15%)	24,39,42	2.90	7 (29%)
54	5MU	2y	54	54	13,22,23	0.73	0	14,32,35	2.11	1 (7%)
54	PSU	2y	55	54	16,21,22	1.25	1 (6%)	20,30,33	3.11	6 (30%)
54	4SU	2y	8	54	13,21,22	1.37	1 (7%)	14,30,33	1.58	2 (14%)

In the following table, the Chirals column lists the number of chiral outliers, the number of chiral centers analysed, the number of these observed in the model and the number defined in the Chemical Component Dictionary. Similar counts are reported in the Torsion and Rings columns. '-' means no outliers of that kind were identified.

Mol	Type	Chain	Res	Link	Chirals	Torsions	Rings
1	PSU	1A	1911	1	-	0/7/25/26	0/2/2/2
1	5MU	1A	1915	1	-	0/3/25/26	0/2/2/2
1	PSU	1A	1917	1	-	0/7/25/26	0/2/2/2
1	4OC	1A	1920	1	-	0/5/27/30	0/2/2/2
1	5MU	1A	1939	1	-	0/3/25/26	0/2/2/2
1	5MC	1A	1942	1,56	-	0/3/25/26	0/2/2/2
1	5MC	1A	1962	1,56	-	0/3/25/26	0/2/2/2
1	OMG	1A	2251	1,55,56	-	0/5/27/28	0/3/3/3
1	2MA	1A	2503	1,56	-	1/3/25/26	0/3/3/3
1	2MU	1A	2552	1,56	-	0/5/27/28	0/2/2/2
1	PSU	1A	2605	1	-	0/7/25/26	0/2/2/2
32	2MG	1a	1207	32	-	0/5/27/28	0/3/3/3
32	5MC	1a	1400	32	-	2/3/25/26	0/2/2/2
32	4OC	1a	1402	32	-	2/7/29/30	0/2/2/2
32	5MC	1a	1404	32	-	0/3/25/26	0/2/2/2
32	5MC	1a	1407	32	-	0/3/25/26	0/2/2/2
32	UR3	1a	1498	32	-	0/3/25/26	0/2/2/2

Continued on next page...

Continued from previous page...

Mol	Type	Chain	Res	Link	Chirals	Torsions	Rings
32	MA6	1a	1518	32	-	1/7/29/30	0/3/3/3
32	MA6	1a	1519	32	-	3/7/29/30	0/3/3/3
32	PSU	1a	516	32,56	-	0/7/25/26	0/2/2/2
32	7MG	1a	527	32,56	-	2/7/37/38	0/3/3/3
32	M2G	1a	966	32	-	0/7/29/30	0/3/3/3
32	5MC	1a	967	32	-	1/3/25/26	0/2/2/2
43	0TD	1l	92	43	-	1/2/12/14	-
54	PSU	1w	32	54,56	-	0/7/25/26	0/2/2/2
54	MIA	1w	37	54	-	1/11/33/34	0/3/3/3
54	PSU	1w	39	54	-	0/7/25/26	0/2/2/2
54	7MG	1w	46	54	-	2/7/37/38	0/3/3/3
54	5MU	1w	54	54	-	0/3/25/26	0/2/2/2
54	PSU	1w	55	54	-	0/7/25/26	0/2/2/2
54	4SU	1w	8	54	-	0/3/25/26	0/2/2/2
55	5MC	1x	32	55	-	0/3/25/26	0/2/2/2
55	5MU	1x	54	55,56	-	0/3/25/26	0/2/2/2
55	PSU	1x	55	55	-	0/7/25/26	0/2/2/2
55	M3O	1x	76	55,56	-	9/18/40/41	0/3/3/3
55	4SU	1x	8	55	-	0/3/25/26	0/2/2/2
54	PSU	1y	32	54	-	0/7/25/26	0/2/2/2
54	MIA	1y	37	54	-	2/3/25/34	0/3/3/3
54	PSU	1y	39	54	-	1/7/25/26	0/2/2/2
54	7MG	1y	46	54	-	5/7/37/38	0/3/3/3
54	5MU	1y	54	54	-	0/3/25/26	0/2/2/2
54	PSU	1y	55	54	-	1/7/25/26	0/2/2/2
54	4SU	1y	8	54	-	0/3/25/26	0/2/2/2
1	PSU	2A	1911	1	-	1/7/25/26	0/2/2/2
1	5MU	2A	1915	1	-	0/3/25/26	0/2/2/2
1	PSU	2A	1917	1	-	0/7/25/26	0/2/2/2
1	4OC	2A	1920	1	-	0/5/27/30	0/2/2/2
1	5MU	2A	1939	1,56	-	0/3/25/26	0/2/2/2
1	5MC	2A	1942	1	-	0/3/25/26	0/2/2/2
1	5MC	2A	1962	1,56	-	0/3/25/26	0/2/2/2
1	OMG	2A	2251	1,55,56	-	1/5/27/28	0/3/3/3
1	2MA	2A	2503	1,56	-	1/3/25/26	0/3/3/3
1	2MU	2A	2552	1,56	-	0/5/27/28	0/2/2/2
1	PSU	2A	2605	1	-	0/7/25/26	0/2/2/2
32	2MG	2a	1207	32	-	0/5/27/28	0/3/3/3
32	5MC	2a	1400	32	-	0/3/25/26	0/2/2/2
32	4OC	2a	1402	32	-	2/7/29/30	0/2/2/2
32	5MC	2a	1404	32	-	0/3/25/26	0/2/2/2

Continued on next page...

Continued from previous page...

Mol	Type	Chain	Res	Link	Chirals	Torsions	Rings
32	5MC	2a	1407	32	-	0/3/25/26	0/2/2/2
32	UR3	2a	1498	32	-	2/3/25/26	0/2/2/2
32	MA6	2a	1518	32	-	3/7/29/30	0/3/3/3
32	MA6	2a	1519	32	-	4/7/29/30	0/3/3/3
32	PSU	2a	516	32	-	0/7/25/26	0/2/2/2
32	7MG	2a	527	32,56	-	3/7/37/38	0/3/3/3
32	M2G	2a	966	32	-	0/7/29/30	0/3/3/3
32	5MC	2a	967	32	-	0/3/25/26	0/2/2/2
43	0TD	2l	92	43	-	1/2/12/14	-
54	PSU	2w	32	54	-	0/7/25/26	0/2/2/2
54	MIA	2w	37	54	-	0/3/25/34	0/3/3/3
54	PSU	2w	39	54	-	0/7/25/26	0/2/2/2
54	7MG	2w	46	54	-	3/7/37/38	0/3/3/3
54	5MU	2w	54	54	-	0/3/25/26	0/2/2/2
54	PSU	2w	55	54	-	0/7/25/26	0/2/2/2
54	4SU	2w	8	54	-	0/3/25/26	0/2/2/2
55	5MC	2x	32	55	-	0/3/25/26	0/2/2/2
55	5MU	2x	54	55	-	0/3/25/26	0/2/2/2
55	PSU	2x	55	55	-	0/7/25/26	0/2/2/2
55	M3O	2x	76	55,56	-	7/18/40/41	0/3/3/3
55	4SU	2x	8	55	-	0/3/25/26	0/2/2/2
54	PSU	2y	32	54	-	0/7/25/26	0/2/2/2
54	MIA	2y	37	54	-	2/3/25/34	0/3/3/3
54	PSU	2y	39	54	-	1/7/25/26	0/2/2/2
54	7MG	2y	46	54	-	5/7/37/38	0/3/3/3
54	5MU	2y	54	54	-	2/3/25/26	0/2/2/2
54	PSU	2y	55	54	-	0/7/25/26	0/2/2/2
54	4SU	2y	8	54	-	0/3/25/26	0/2/2/2

The worst 5 of 124 bond length outliers are listed below:

Mol	Chain	Res	Type	Atoms	Z	Observed(Å)	Ideal(Å)
54	1w	37	MIA	C2-S10	-7.58	1.69	1.75
54	1w	37	MIA	C13-C14	7.11	1.53	1.32
43	1l	92	0TD	CB-SB	-6.18	1.69	1.84
54	1y	46	7MG	C6-C5	6.06	1.48	1.41
32	2a	527	7MG	C6-C5	6.02	1.48	1.41

The worst 5 of 336 bond angle outliers are listed below:

Mol	Chain	Res	Type	Atoms	Z	Observed(°)	Ideal(°)
43	1l	92	0TD	CSB-SB-CB	16.26	133.84	101.85
54	2w	39	PSU	N1-C2-N3	-10.29	120.25	128.43
54	2y	46	7MG	N3-C4-N9	9.51	139.45	126.94
54	1y	46	7MG	N3-C4-N9	9.42	139.33	126.94
55	1x	8	4SU	C2-N3-C4	9.17	128.44	115.15

There are no chirality outliers.

5 of 72 torsion outliers are listed below:

Mol	Chain	Res	Type	Atoms
32	1a	1519	MA6	O4'-C4'-C5'-O5'
32	1a	527	7MG	C3'-C4'-C5'-O5'
32	2a	1519	MA6	C5-C6-N6-C10
54	2y	46	7MG	O4'-C4'-C5'-O5'
54	2y	46	7MG	C3'-C4'-C5'-O5'

There are no ring outliers.

9 monomers are involved in 15 short contacts:

Mol	Chain	Res	Type	Clashes	Symm-Clashes
1	1A	1915	5MU	2	0
1	1A	1917	PSU	1	0
1	1A	1939	5MU	2	0
1	1A	2503	2MA	1	0
1	2A	1939	5MU	2	0
1	2A	1942	5MC	1	0
1	2A	2251	OMG	2	0
1	2A	2503	2MA	2	0
1	2A	2552	2MU	2	0

5.5 Carbohydrates [i](#)

There are no carbohydrates in this entry.

5.6 Ligand geometry [i](#)

Of 2310 ligands modelled in this entry, 2306 are monoatomic - leaving 4 for Mogul analysis.

In the following table, the Counts columns list the number of bonds (or angles) for which Mogul statistics could be retrieved, the number of bonds (or angles) that are observed in the model and the number of bonds (or angles) that are defined in the Chemical Component Dictionary. The Link column lists molecule types, if any, to which the group is linked. The Z score for a bond

length (or angle) is the number of standard deviations the observed value is removed from the expected value. A bond length (or angle) with $|Z| > 2$ is considered an outlier worth inspection. RMSZ is the root-mean-square of all Z scores of the bond lengths (or angles).

Mol	Type	Chain	Res	Link	Bond lengths			Bond angles		
					Counts	RMSZ	# Z > 2	Counts	RMSZ	# Z > 2
57	4M2	1A	3894	-	55,62,62	3.17	7 (12%)	59,90,90	2.18	12 (20%)
60	SF4	1d	501	35	0,12,12	0.00	-	-	-	-
57	4M2	2A	3673	-	55,62,62	3.13	11 (20%)	59,90,90	2.16	12 (20%)
60	SF4	2d	501	35	0,12,12	0.00	-	-	-	-

In the following table, the Chirals column lists the number of chiral outliers, the number of chiral centers analysed, the number of these observed in the model and the number defined in the Chemical Component Dictionary. Similar counts are reported in the Torsion and Rings columns. '-' means no outliers of that kind were identified.

Mol	Type	Chain	Res	Link	Chirals	Torsions	Rings
57	4M2	1A	3894	-	-	13/31/93/93	0/6/6/6
60	SF4	1d	501	35	-	-	0/6/5/5
57	4M2	2A	3673	-	-	7/31/93/93	0/6/6/6
60	SF4	2d	501	35	-	-	0/6/5/5

The worst 5 of 18 bond length outliers are listed below:

Mol	Chain	Res	Type	Atoms	Z	Observed(Å)	Ideal(Å)
57	1A	3894	4M2	CAN-CBI	21.06	1.56	1.34
57	2A	3673	4M2	CAN-CBI	20.83	1.56	1.34
57	2A	3673	4M2	C2-N3	4.37	1.39	1.32
57	1A	3894	4M2	CBX-CBT	-4.27	1.47	1.52
57	1A	3894	4M2	OBF-CBX	-3.98	1.35	1.41

The worst 5 of 24 bond angle outliers are listed below:

Mol	Chain	Res	Type	Atoms	Z	Observed(°)	Ideal(°)
57	1A	3894	4M2	CBN-OBF-CBX	-7.35	107.03	117.80
57	2A	3673	4M2	CBN-OBF-CBX	-7.25	107.18	117.80
57	2A	3673	4M2	N3-C2-N1	-7.17	117.12	128.68
57	1A	3894	4M2	N3-C2-N1	-6.65	117.96	128.68
57	1A	3894	4M2	CBW-OBH-CCC	-5.59	104.00	109.83

There are no chirality outliers.

5 of 20 torsion outliers are listed below:

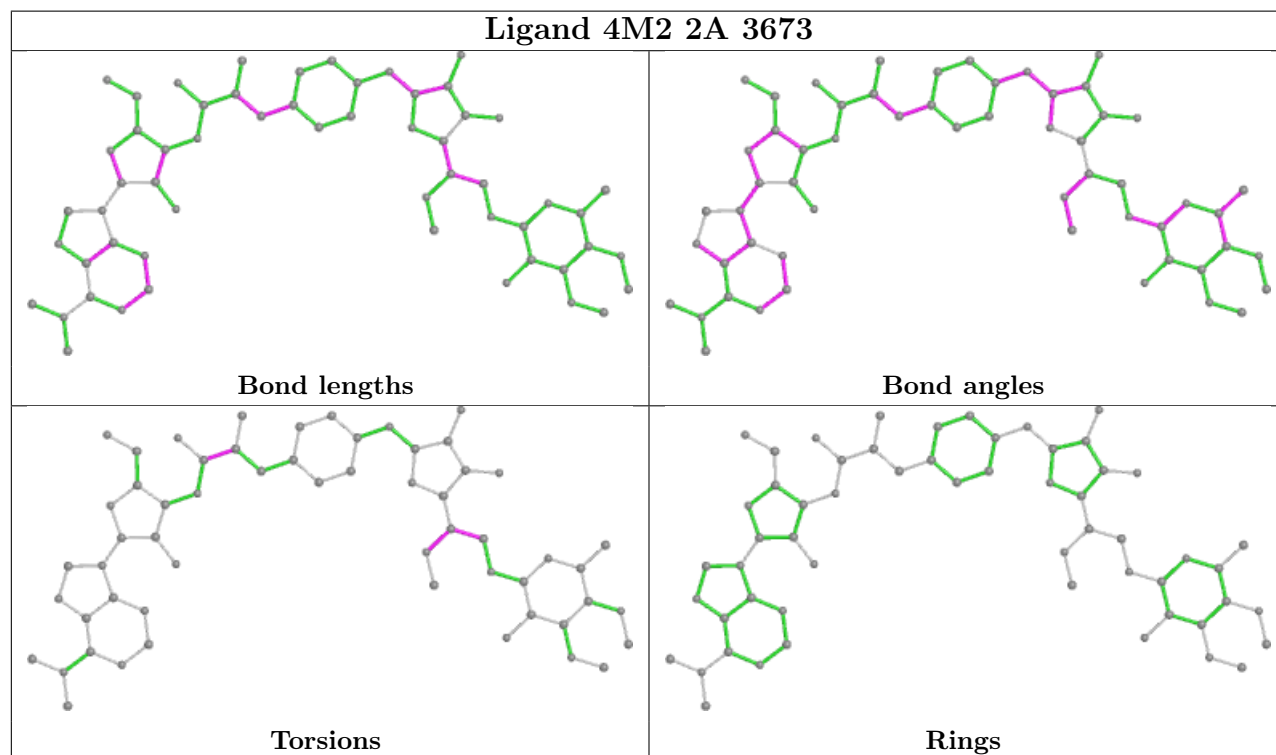
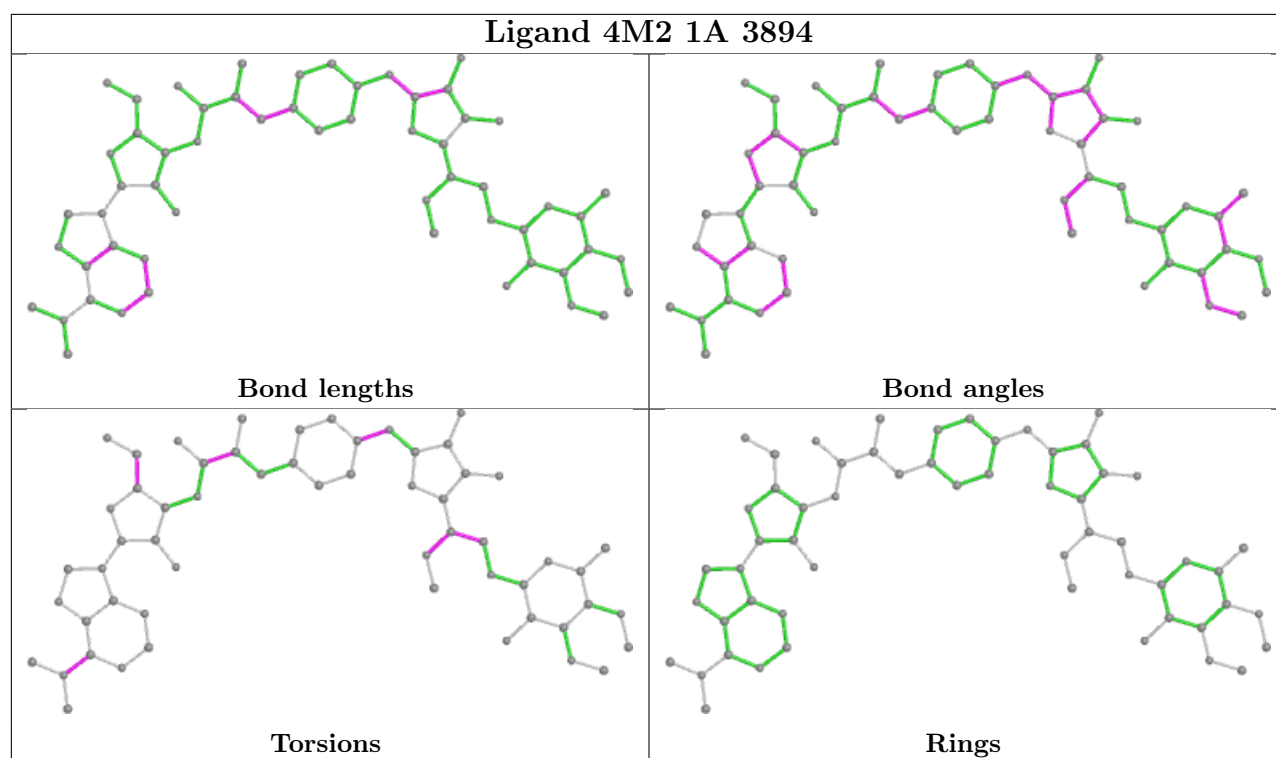
Mol	Chain	Res	Type	Atoms
57	1A	3894	4M2	C5-C6-N6-CAF
57	1A	3894	4M2	CAV-CBK-OBA-CAA
57	2A	3673	4M2	CAV-CBK-OBA-CAA
57	1A	3894	4M2	OAI-CAU-CBW-OBH
57	1A	3894	4M2	C5-C6-N6-CAG

There are no ring outliers.

2 monomers are involved in 10 short contacts:

Mol	Chain	Res	Type	Clashes	Symm-Clashes
57	1A	3894	4M2	5	0
57	2A	3673	4M2	5	0

The following is a two-dimensional graphical depiction of Mogul quality analysis of bond lengths, bond angles, torsion angles, and ring geometry for all instances of the Ligand of Interest. In addition, ligands with molecular weight > 250 and outliers as shown on the validation Tables will also be included. For torsion angles, if less than 5% of the Mogul distribution of torsion angles is within 10 degrees of the torsion angle in question, then that torsion angle is considered an outlier. Any bond that is central to one or more torsion angles identified as an outlier by Mogul will be highlighted in the graph. For rings, the root-mean-square deviation (RMSD) between the ring in question and similar rings identified by Mogul is calculated over all ring torsion angles. If the average RMSD is greater than 60 degrees and the minimal RMSD between the ring in question and any Mogul-identified rings is also greater than 60 degrees, then that ring is considered an outlier. The outliers are highlighted in purple. The color gray indicates Mogul did not find sufficient equivalents in the CSD to analyse the geometry.



5.7 Other polymers [i](#)

There are no such residues in this entry.

5.8 Polymer linkage issues ⓘ

There are no chain breaks in this entry.

6 Fit of model and data ⓘ

6.1 Protein, DNA and RNA chains ⓘ

In the following table, the column labelled ‘#RSRZ> 2’ contains the number (and percentage) of RSRZ outliers, followed by percent RSRZ outliers for the chain as percentile scores relative to all X-ray entries and entries of similar resolution. The OWAB column contains the minimum, median, 95th percentile and maximum values of the occupancy-weighted average B-factor per residue. The column labelled ‘Q< 0.9’ lists the number of (and percentage) of residues with an average occupancy less than 0.9.

Mol	Chain	Analysed	<RSRZ>	#RSRZ>2	OWAB(Å ²)	Q<0.9
1	1A	2860/2915 (98%)	0.27	65 (2%) 60 55	23, 42, 92, 106	0
1	2A	2789/2915 (95%)	-0.24	64 (2%) 60 55	26, 46, 90, 104	0
2	1B	120/121 (99%)	0.01	0 100 100	37, 59, 71, 89	0
2	2B	120/121 (99%)	-0.39	0 100 100	46, 66, 77, 90	0
3	1D	275/276 (99%)	0.50	3 (1%) 80 80	21, 42, 59, 79	0
3	2D	275/276 (99%)	0.38	7 (2%) 57 52	23, 44, 61, 80	0
4	1E	204/206 (99%)	0.22	0 100 100	20, 45, 65, 78	0
4	2E	204/206 (99%)	-0.04	1 (0%) 90 90	21, 49, 68, 79	0
5	1F	203/210 (96%)	0.53	5 (2%) 57 52	23, 51, 73, 89	0
5	2F	203/210 (96%)	0.42	12 (5%) 22 19	25, 56, 75, 91	0
6	1G	181/182 (99%)	0.90	16 (8%) 10 8	48, 67, 80, 92	0
6	2G	181/182 (99%)	2.31	88 (48%) 0 0	52, 71, 82, 95	0
7	1H	174/180 (96%)	0.31	1 (0%) 89 89	48, 65, 75, 82	0
7	2H	174/180 (96%)	1.63	57 (32%) 0 0	52, 70, 80, 83	0
8	1I	146/148 (98%)	0.22	0 100 100	47, 74, 83, 89	0
8	2I	146/148 (98%)	-0.24	1 (0%) 87 87	49, 74, 84, 86	0
9	1N	140/140 (100%)	0.28	0 100 100	31, 48, 69, 79	0
9	2N	140/140 (100%)	0.06	1 (0%) 87 87	36, 53, 72, 80	0
10	1O	122/122 (100%)	0.06	0 100 100	25, 38, 58, 63	0
10	2O	122/122 (100%)	0.86	10 (8%) 11 9	39, 57, 72, 76	0
11	1P	149/150 (99%)	0.24	0 100 100	23, 52, 75, 81	0
11	2P	149/150 (99%)	-0.06	1 (0%) 87 87	26, 58, 78, 83	0
12	1Q	141/141 (100%)	1.01	13 (9%) 9 7	30, 49, 64, 80	0
12	2Q	141/141 (100%)	1.28	30 (21%) 1 1	37, 54, 68, 80	0

Continued on next page...

Continued from previous page...

Mol	Chain	Analysed	<RSRZ>	#RSRZ>2	OWAB(Å ²)	Q<0.9
13	1R	118/118 (100%)	0.31	0 100 100	30, 40, 55, 67	0
13	2R	118/118 (100%)	0.17	0 100 100	32, 43, 57, 69	0
14	1S	110/112 (98%)	0.27	0 100 100	45, 59, 71, 75	0
14	2S	110/112 (98%)	-0.12	1 (0%) 84 84	52, 64, 74, 77	0
15	1T	131/146 (89%)	0.25	1 (0%) 86 86	37, 50, 73, 84	0
15	2T	131/146 (89%)	0.08	0 100 100	41, 53, 74, 84	0
16	1U	116/118 (98%)	0.31	0 100 100	26, 42, 58, 75	0
16	2U	116/118 (98%)	0.12	2 (1%) 70 67	32, 47, 62, 77	0
17	1V	101/101 (100%)	0.41	2 (1%) 65 60	29, 51, 66, 77	0
17	2V	101/101 (100%)	0.14	2 (1%) 65 60	33, 58, 70, 77	0
18	1W	112/113 (99%)	0.18	1 (0%) 84 84	25, 37, 59, 86	0
18	2W	112/113 (99%)	0.20	1 (0%) 84 84	29, 40, 61, 88	0
19	1X	95/96 (98%)	0.05	0 100 100	22, 35, 60, 84	0
19	2X	95/96 (98%)	0.65	4 (4%) 36 33	40, 60, 75, 82	0
20	1Y	107/110 (97%)	0.18	0 100 100	44, 59, 72, 85	0
20	2Y	107/110 (97%)	0.87	12 (11%) 5 3	49, 62, 75, 87	0
21	1Z	154/206 (74%)	1.57	48 (31%) 0 0	46, 71, 88, 93	0
21	2Z	160/206 (77%)	2.44	87 (54%) 0 0	52, 76, 90, 95	0
22	10	83/85 (97%)	0.81	7 (8%) 11 9	25, 36, 66, 88	0
22	20	83/85 (97%)	0.85	8 (9%) 8 6	47, 65, 77, 91	0
23	11	97/98 (98%)	0.49	3 (3%) 49 45	30, 47, 69, 79	0
23	21	97/98 (98%)	-0.03	1 (1%) 82 82	30, 51, 72, 80	0
24	12	70/72 (97%)	0.20	0 100 100	39, 56, 67, 77	0
24	22	70/72 (97%)	0.06	1 (1%) 75 73	45, 61, 69, 77	0
25	13	59/60 (98%)	0.38	0 100 100	33, 46, 68, 76	0
25	23	59/60 (98%)	0.52	3 (5%) 28 25	38, 52, 70, 79	0
26	14	69/71 (97%)	0.69	10 (14%) 2 1	47, 72, 90, 94	0
26	24	69/71 (97%)	2.97	38 (55%) 0 0	73, 86, 96, 98	0
27	15	59/60 (98%)	0.05	1 (1%) 70 67	19, 32, 51, 62	0
27	25	59/60 (98%)	0.08	0 100 100	32, 49, 66, 73	0
28	16	53/54 (98%)	0.34	1 (1%) 66 63	28, 39, 56, 61	0

Continued on next page...

Continued from previous page...

Mol	Chain	Analysed	<RSRZ>	#RSRZ>2	OWAB(Å ²)	Q<0.9
28	26	53/54 (98%)	0.17	0 100 100	41, 58, 70, 77	0
29	17	48/49 (97%)	0.40	1 (2%) 63 58	24, 30, 58, 73	0
29	27	48/49 (97%)	1.00	6 (12%) 4 2	25, 33, 60, 75	0
30	18	64/65 (98%)	0.28	0 100 100	30, 41, 49, 58	0
30	28	64/65 (98%)	-0.28	0 100 100	35, 45, 53, 59	0
31	19	37/37 (100%)	0.53	1 (2%) 54 50	39, 49, 63, 67	0
31	29	37/37 (100%)	0.71	3 (8%) 12 9	43, 55, 65, 70	0
32	1a	1488/1521 (97%)	-0.04	24 (1%) 72 69	41, 69, 92, 105	0
32	2a	1491/1521 (98%)	-0.22	27 (1%) 68 65	45, 72, 93, 104	0
33	1b	231/256 (90%)	-0.29	0 100 100	67, 82, 90, 96	0
33	2b	231/256 (90%)	-0.32	0 100 100	70, 84, 90, 96	0
34	1c	206/239 (86%)	0.09	2 (0%) 82 82	64, 76, 85, 95	0
34	2c	206/239 (86%)	1.35	58 (28%) 0 0	68, 79, 86, 95	0
35	1d	208/209 (99%)	0.09	2 (0%) 82 82	55, 70, 80, 86	0
35	2d	208/209 (99%)	0.83	25 (12%) 4 3	58, 71, 81, 86	0
36	1e	148/162 (91%)	0.09	0 100 100	58, 70, 79, 91	0
36	2e	148/162 (91%)	0.29	5 (3%) 45 42	61, 73, 82, 90	0
37	1f	100/101 (99%)	0.27	0 100 100	54, 66, 77, 83	0
37	2f	100/101 (99%)	-0.18	0 100 100	54, 68, 77, 83	0
38	1g	155/156 (99%)	0.85	20 (12%) 3 2	63, 73, 85, 97	0
38	2g	155/156 (99%)	1.04	24 (15%) 2 1	66, 75, 87, 98	0
39	1h	137/138 (99%)	0.12	0 100 100	61, 72, 79, 85	0
39	2h	137/138 (99%)	-0.05	2 (1%) 73 70	62, 75, 81, 86	0
40	1i	127/128 (99%)	-0.12	0 100 100	49, 75, 83, 92	0
40	2i	127/128 (99%)	0.46	9 (7%) 16 12	73, 84, 92, 96	0
41	1j	97/105 (92%)	-0.30	0 100 100	45, 75, 86, 93	0
41	2j	96/105 (91%)	0.60	13 (13%) 3 2	72, 85, 93, 98	0
42	1k	114/129 (88%)	1.01	10 (8%) 10 8	46, 68, 80, 86	0
42	2k	114/129 (88%)	0.37	4 (3%) 44 40	48, 70, 81, 89	0
43	1l	121/132 (91%)	0.48	3 (2%) 57 52	44, 58, 70, 74	0
43	2l	121/132 (91%)	1.03	16 (13%) 3 2	47, 61, 72, 75	0

Continued on next page...

Continued from previous page...

Mol	Chain	Analysed	<RSRZ>	#RSRZ>2	OWAB(Å ²)	Q<0.9
44	1m	123/126 (97%)	0.49	8 (6%) 19 16	51, 67, 77, 85	0
44	2m	122/126 (96%)	2.82	75 (61%) 0 0	70, 83, 88, 92	0
45	1n	60/61 (98%)	0.31	1 (1%) 70 67	50, 62, 73, 76	0
45	2n	60/61 (98%)	2.27	31 (51%) 0 0	75, 83, 90, 93	0
46	1o	88/89 (98%)	0.38	7 (7%) 12 10	50, 68, 79, 82	0
46	2o	88/89 (98%)	0.19	2 (2%) 60 55	53, 69, 80, 83	0
47	1p	82/88 (93%)	0.21	2 (2%) 59 54	58, 70, 77, 82	0
47	2p	82/88 (93%)	0.38	2 (2%) 59 54	57, 70, 78, 84	0
48	1q	99/105 (94%)	0.74	3 (3%) 50 46	59, 71, 79, 83	0
48	2q	99/105 (94%)	1.27	25 (25%) 0 0	59, 73, 80, 83	0
49	1r	68/88 (77%)	0.82	10 (14%) 2 1	52, 64, 78, 81	0
49	2r	68/88 (77%)	-0.06	0 100 100	60, 74, 83, 87	0
50	1s	83/93 (89%)	1.20	14 (16%) 1 1	66, 75, 83, 95	0
50	2s	83/93 (89%)	2.48	47 (56%) 0 0	70, 78, 85, 96	0
51	1t	96/106 (90%)	1.44	29 (30%) 0 0	57, 70, 82, 88	0
51	2t	96/106 (90%)	0.88	13 (13%) 3 2	59, 70, 83, 85	0
52	1u	23/27 (85%)	0.61	2 (8%) 10 8	64, 70, 77, 79	0
52	2u	23/27 (85%)	2.33	14 (60%) 0 0	68, 74, 78, 81	0
53	1v	14/27 (51%)	0.80	3 (21%) 1 1	51, 71, 93, 96	0
53	2v	13/27 (48%)	0.61	0 100 100	56, 68, 87, 96	0
54	1w	67/76 (88%)	2.48	34 (50%) 0 0	62, 87, 96, 105	0
54	1y	67/76 (88%)	1.60	21 (31%) 0 0	41, 93, 98, 100	0
54	2w	66/76 (86%)	2.61	37 (56%) 0 0	66, 88, 96, 99	0
54	2y	66/76 (86%)	1.55	24 (36%) 0 0	44, 94, 99, 100	0
55	1x	71/77 (92%)	0.90	8 (11%) 5 3	25, 59, 82, 92	0
55	2x	71/77 (92%)	0.72	6 (8%) 11 8	43, 79, 90, 94	0
All	All	20875/21754 (95%)	0.32	1282 (6%) 21 18	19, 62, 88, 106	0

The worst 5 of 1282 RSRZ outliers are listed below:

Mol	Chain	Res	Type	RSRZ
54	1w	20	U	12.5
22	20	2	ALA	11.9

Continued on next page...

Continued from previous page...

Mol	Chain	Res	Type	RSRZ
38	1g	82	GLY	11.6
1	1A	885	C	11.4
22	10	7	LEU	10.9

6.2 Non-standard residues in protein, DNA, RNA chains [i](#)

In the following table, the Atoms column lists the number of modelled atoms in the group and the number defined in the chemical component dictionary. The B-factors column lists the minimum, median, 95th percentile and maximum values of B factors of atoms in the group. The column labelled 'Q< 0.9' lists the number of atoms with occupancy less than 0.9.

Mol	Type	Chain	Res	Atoms	RSCC	RSR	B-factors(Å ²)	Q<0.9
54	PSU	2y	55	20/21	0.55	0.38	83,99,115,129	0
54	5MU	2y	54	21/22	0.63	0.42	87,93,116,137	0
54	PSU	1y	55	20/21	0.73	0.19	82,98,110,129	0
54	4SU	2y	8	20/21	0.78	0.24	87,95,107,114	0
54	MIA	2y	37	22/30	0.80	0.25	68,80,89,112	0
54	5MU	1y	54	21/22	0.82	0.25	80,93,103,130	0
54	7MG	1y	46	24/25	0.83	0.32	81,93,105,133	0
54	7MG	2y	46	24/25	0.83	0.28	82,95,104,125	0
54	4SU	1y	8	20/21	0.84	0.23	84,90,107,112	0
54	PSU	2y	39	20/21	0.85	0.26	75,87,93,93	0
54	7MG	1w	46	24/25	0.86	0.24	71,81,95,125	0
54	PSU	2y	32	20/21	0.87	0.18	79,88,94,98	0
54	7MG	2w	46	24/25	0.87	0.38	69,93,102,115	0
54	4SU	2w	8	20/21	0.87	0.28	64,91,96,98	0
32	M2G	2a	966	25/26	0.88	0.19	45,64,88,101	0
54	MIA	2w	37	22/30	0.89	0.21	49,73,85,86	0
55	4SU	2x	8	20/21	0.89	0.19	66,80,86,89	0
54	PSU	2w	55	20/21	0.89	0.29	57,80,90,92	0
54	MIA	1y	37	22/30	0.90	0.25	74,81,87,100	0
32	2MG	2a	1207	24/25	0.90	0.20	72,87,94,98	0
54	PSU	2w	32	20/21	0.91	0.25	63,79,90,93	0
32	5MC	2a	967	21/22	0.91	0.17	60,75,80,91	0
54	PSU	1y	39	20/21	0.92	0.29	73,85,90,93	0
54	5MU	2w	54	21/22	0.92	0.20	60,71,83,85	0
55	5MU	2x	54	21/22	0.92	0.22	69,81,87,96	0
43	0TD	2l	92	10/11	0.92	0.22	50,61,67,77	0
54	PSU	1w	55	20/21	0.92	0.24	55,77,90,90	0
54	4SU	1w	8	20/21	0.92	0.20	70,77,91,94	0
43	0TD	1l	92	10/11	0.92	0.21	44,58,62,69	0
54	PSU	1y	32	20/21	0.92	0.23	75,86,94,98	0

Continued on next page...

Continued from previous page...

Mol	Type	Chain	Res	Atoms	RSCC	RSR	B-factors(\AA^2)	Q<0.9
55	PSU	2x	55	20/21	0.92	0.18	63,78,85,86	0
32	4OC	2a	1402	22/23	0.94	0.15	49,66,75,76	0
54	PSU	2w	39	20/21	0.94	0.25	63,72,81,83	0
32	MA6	2a	1519	24/25	0.94	0.19	45,65,75,82	0
32	PSU	2a	516	20/21	0.94	0.13	56,64,70,74	0
32	7MG	2a	527	24/25	0.94	0.15	53,64,78,82	0
32	MA6	2a	1518	24/25	0.95	0.23	53,67,73,75	0
32	5MC	2a	1404	21/22	0.95	0.18	52,59,71,74	0
1	5MU	2A	1915	21/22	0.95	0.19	56,63,68,75	0
55	5MC	2x	32	21/22	0.95	0.18	66,71,79,82	0
55	5MU	1x	54	21/22	0.95	0.20	52,64,69,72	0
1	4OC	2A	1920	21/23	0.95	0.21	45,51,56,64	0
1	5MU	1A	1915	21/22	0.95	0.19	50,58,65,70	0
55	M3O	2x	76	32/33	0.95	0.27	42,53,66,68	10
54	PSU	1w	32	20/21	0.96	0.17	59,74,84,92	0
54	PSU	1w	39	20/21	0.96	0.21	58,68,76,78	0
32	5MC	2a	1400	21/22	0.96	0.17	61,72,78,82	0
32	2MG	1a	1207	24/25	0.96	0.16	48,66,70,78	0
54	5MU	1w	54	21/22	0.96	0.26	51,64,74,75	0
55	PSU	1x	55	20/21	0.96	0.19	51,62,74,75	0
32	5MC	2a	1407	21/22	0.96	0.17	36,55,59,60	0
55	M3O	1x	76	32/33	0.96	0.29	21,43,53,57	10
32	UR3	2a	1498	21/22	0.96	0.20	41,54,63,70	0
55	4SU	1x	8	20/21	0.96	0.19	43,54,68,74	0
32	PSU	1a	516	20/21	0.96	0.16	53,61,67,70	0
1	5MC	2A	1962	21/22	0.96	0.17	34,40,48,53	0
1	PSU	2A	1911	20/21	0.96	0.16	40,51,56,58	0
54	MIA	1w	37	29/30	0.97	0.22	44,56,67,77	0
32	5MC	1a	1404	21/22	0.97	0.20	23,37,50,52	0
1	PSU	1A	1917	20/21	0.97	0.22	47,53,60,62	0
55	5MC	1x	32	21/22	0.97	0.20	35,48,56,75	0
1	PSU	1A	1911	20/21	0.97	0.20	41,47,54,55	0
1	5MC	1A	1942	21/22	0.97	0.21	38,47,55,63	0
32	4OC	1a	1402	22/23	0.97	0.18	33,44,54,59	0
1	4OC	1A	1920	21/23	0.97	0.24	38,47,52,61	0
1	5MC	2A	1942	21/22	0.97	0.18	44,47,58,74	0
32	5MC	1a	1407	21/22	0.97	0.20	27,38,45,47	0
32	5MC	1a	967	21/22	0.97	0.18	42,51,61,68	0
1	PSU	2A	1917	20/21	0.97	0.17	47,56,61,63	0
1	5MU	2A	1939	21/22	0.97	0.19	26,34,39,41	0
32	7MG	1a	527	24/25	0.97	0.14	33,43,56,62	0
32	M2G	1a	966	25/26	0.97	0.17	37,51,54,61	0

Continued on next page...

Continued from previous page...

Mol	Type	Chain	Res	Atoms	RSCC	RSR	B-factors(\AA^2)	Q<0.9
1	2MU	1A	2552	21/23	0.98	0.19	25,34,40,43	0
32	MA6	1a	1518	24/25	0.98	0.20	32,41,49,57	0
1	OMG	2A	2251	24/25	0.98	0.17	27,33,39,39	0
1	2MA	1A	2503	23/24	0.98	0.22	17,22,30,33	0
1	2MU	2A	2552	21/23	0.98	0.17	27,37,41,43	0
32	5MC	1a	1400	21/22	0.98	0.18	36,44,55,65	0
32	UR3	1a	1498	21/22	0.98	0.19	30,40,45,52	0
32	MA6	1a	1519	24/25	0.98	0.21	27,43,51,60	0
1	PSU	2A	2605	20/21	0.98	0.16	25,32,38,39	0
1	PSU	1A	2605	20/21	0.98	0.18	21,29,35,36	0
1	5MC	1A	1962	21/22	0.98	0.20	29,38,43,46	0
1	5MU	1A	1939	21/22	0.98	0.24	21,29,37,41	0
1	OMG	1A	2251	24/25	0.98	0.21	19,30,34,37	0
1	2MA	2A	2503	23/24	0.99	0.19	21,25,31,36	0

6.3 Carbohydrates [i](#)

There are no carbohydrates in this entry.

6.4 Ligands [i](#)

In the following table, the Atoms column lists the number of modelled atoms in the group and the number defined in the chemical component dictionary. The B-factors column lists the minimum, median, 95th percentile and maximum values of B factors of atoms in the group. The column labelled 'Q< 0.9' lists the number of atoms with occupancy less than 0.9.

Mol	Type	Chain	Res	Atoms	RSCC	RSR	B-factors(\AA^2)	Q<0.9
56	MG	2A	3600	1/1	0.25	0.08	78,78,78,78	0
56	MG	1A	3768	1/1	0.38	0.10	61,61,61,61	0
56	MG	1A	3388	1/1	0.38	0.17	55,55,55,55	0
56	MG	1A	3799	1/1	0.41	0.15	64,64,64,64	0
56	MG	1A	3767	1/1	0.50	0.22	63,63,63,63	0
56	MG	1A	3720	1/1	0.50	0.19	66,66,66,66	0
56	MG	2A	3576	1/1	0.53	0.11	62,62,62,62	0
56	MG	2A	3280	1/1	0.54	0.11	46,46,46,46	0
56	MG	2A	3087	1/1	0.55	0.22	69,69,69,69	0
56	MG	1B	218	1/1	0.55	0.24	64,64,64,64	0
59	ZN	2n	501	1/1	0.56	0.17	152,152,152,152	0
56	MG	2f	3002	1/1	0.56	0.17	85,85,85,85	0
56	MG	1A	3235	1/1	0.56	0.19	64,64,64,64	0
56	MG	2a	1745	1/1	0.56	0.26	72,72,72,72	0

Continued on next page...

Continued from previous page...

Mol	Type	Chain	Res	Atoms	RSCC	RSR	B-factors(\AA^2)	Q<0.9
56	MG	2a	1793	1/1	0.56	0.19	86,86,86,86	0
56	MG	1a	1820	1/1	0.56	0.09	91,91,91,91	0
56	MG	2A	3548	1/1	0.57	0.11	70,70,70,70	0
56	MG	1A	3622	1/1	0.59	0.11	55,55,55,55	0
56	MG	2j	8001	1/1	0.59	0.09	76,76,76,76	0
56	MG	1F	308	1/1	0.59	0.40	63,63,63,63	0
56	MG	2A	3633	1/1	0.60	0.88	66,66,66,66	0
56	MG	1A	3575	1/1	0.61	0.18	31,31,31,31	0
56	MG	2A	3539	1/1	0.61	0.26	82,82,82,82	0
56	MG	1A	3621	1/1	0.61	0.13	56,56,56,56	0
56	MG	2A	3033	1/1	0.61	0.32	53,53,53,53	0
56	MG	2a	1798	1/1	0.62	0.17	89,89,89,89	0
56	MG	2A	3558	1/1	0.62	0.12	55,55,55,55	0
56	MG	15	105	1/1	0.62	0.24	55,55,55,55	0
56	MG	2a	1693	1/1	0.62	0.17	69,69,69,69	0
56	MG	1A	3813	1/1	0.63	0.14	63,63,63,63	0
56	MG	1A	3495	1/1	0.63	0.17	48,48,48,48	0
56	MG	1A	3838	1/1	0.64	0.18	40,40,40,40	0
56	MG	2F	302	1/1	0.64	0.16	54,54,54,54	0
56	MG	2A	3310	1/1	0.65	0.15	39,39,39,39	0
56	MG	2A	3085	1/1	0.65	0.18	56,56,56,56	0
56	MG	2a	1607	1/1	0.65	0.16	67,67,67,67	0
56	MG	2A	3591	1/1	0.65	0.16	65,65,65,65	0
56	MG	2a	1705	1/1	0.65	0.24	69,69,69,69	0
56	MG	2A	3527	1/1	0.65	0.21	60,60,60,60	0
56	MG	2a	1760	1/1	0.65	0.18	79,79,79,79	0
56	MG	1A	3342	1/1	0.66	0.61	48,48,48,48	0
56	MG	2A	3506	1/1	0.66	0.15	72,72,72,72	0
56	MG	1A	3453	1/1	0.66	0.26	34,34,34,34	0
56	MG	2A	3642	1/1	0.67	0.95	57,57,57,57	0
56	MG	1y	3006	1/1	0.67	0.25	82,82,82,82	0
56	MG	1v	3001	1/1	0.67	0.15	58,58,58,58	0
56	MG	1A	3015	1/1	0.67	0.22	58,58,58,58	0
56	MG	2A	3542	1/1	0.67	0.24	67,67,67,67	0
56	MG	1A	3316	1/1	0.68	0.17	57,57,57,57	0
56	MG	1A	3686	1/1	0.68	0.24	62,62,62,62	0
56	MG	10	105	1/1	0.68	0.12	63,63,63,63	0
56	MG	2a	1623	1/1	0.69	0.28	80,80,80,80	0
56	MG	1a	1792	1/1	0.69	0.12	82,82,82,82	0
56	MG	1a	1616	1/1	0.69	0.27	68,68,68,68	0
56	MG	2A	3538	1/1	0.69	0.14	67,67,67,67	0
56	MG	2a	1657	1/1	0.69	0.20	76,76,76,76	0

Continued on next page...

Continued from previous page...

Mol	Type	Chain	Res	Atoms	RSCC	RSR	B-factors(\AA^2)	Q<0.9
56	MG	2a	1684	1/1	0.69	0.17	76,76,76,76	0
56	MG	2A	3405	1/1	0.70	0.14	39,39,39,39	0
56	MG	2A	3656	1/1	0.70	0.09	41,41,41,41	0
56	MG	2A	3532	1/1	0.70	0.17	66,66,66,66	0
56	MG	1A	3685	1/1	0.70	0.12	49,49,49,49	0
56	MG	1A	3459	1/1	0.70	0.15	42,42,42,42	0
56	MG	1A	3296	1/1	0.71	0.24	56,56,56,56	0
56	MG	1a	1828	1/1	0.71	0.17	63,63,63,63	0
56	MG	2A	3219	1/1	0.71	0.29	69,69,69,69	0
56	MG	2a	1782	1/1	0.71	0.18	90,90,90,90	0
56	MG	1A	3781	1/1	0.71	0.13	69,69,69,69	0
56	MG	2A	3316	1/1	0.71	0.12	36,36,36,36	0
56	MG	2A	3509	1/1	0.71	0.12	44,44,44,44	0
56	MG	1a	1804	1/1	0.71	0.36	61,61,61,61	0
56	MG	1A	3014	1/1	0.72	0.16	46,46,46,46	0
56	MG	2A	3072	1/1	0.72	0.17	47,47,47,47	0
59	ZN	16	101	1/1	0.72	0.36	91,91,91,91	0
56	MG	2A	3329	1/1	0.72	0.11	47,47,47,47	0
56	MG	1A	3752	1/1	0.72	0.19	62,62,62,62	0
56	MG	1A	3182	1/1	0.72	0.17	52,52,52,52	0
59	ZN	24	501	1/1	0.72	0.10	185,185,185,185	0
56	MG	2a	1726	1/1	0.72	0.12	68,68,68,68	0
56	MG	1A	3063	1/1	0.73	0.16	52,52,52,52	0
56	MG	1A	3512	1/1	0.73	0.09	66,66,66,66	0
56	MG	2a	1602	1/1	0.73	0.13	70,70,70,70	0
56	MG	2A	3516	1/1	0.73	0.09	45,45,45,45	0
56	MG	2A	3163	1/1	0.73	0.63	59,59,59,59	0
56	MG	1A	3153	1/1	0.73	0.19	52,52,52,52	0
56	MG	2a	1613	1/1	0.74	0.17	59,59,59,59	0
56	MG	2a	1691	1/1	0.74	0.17	80,80,80,80	0
56	MG	1A	3423	1/1	0.74	0.11	62,62,62,62	0
56	MG	1a	1615	1/1	0.74	0.17	60,60,60,60	0
56	MG	1A	3872	1/1	0.74	0.19	50,50,50,50	0
56	MG	2B	3010	1/1	0.74	0.16	63,63,63,63	0
56	MG	1A	3640	1/1	0.74	0.40	82,82,82,82	0
56	MG	2A	3126	1/1	0.74	0.18	59,59,59,59	0
56	MG	2A	3586	1/1	0.75	0.16	64,64,64,64	0
56	MG	1A	3301	1/1	0.75	0.17	45,45,45,45	0
56	MG	1A	3696	1/1	0.75	0.22	50,50,50,50	0
56	MG	2a	1675	1/1	0.75	0.12	64,64,64,64	0
56	MG	2B	3011	1/1	0.75	0.15	72,72,72,72	0
56	MG	2a	1690	1/1	0.75	0.14	69,69,69,69	0

Continued on next page...

Continued from previous page...

Mol	Type	Chain	Res	Atoms	RSCC	RSR	B-factors(\AA^2)	Q<0.9
56	MG	2B	3009	1/1	0.75	0.16	60,60,60,60	0
56	MG	1x	103	1/1	0.75	0.18	62,62,62,62	0
56	MG	2A	3467	1/1	0.75	0.60	49,49,49,49	0
56	MG	1A	3134	1/1	0.75	0.26	56,56,56,56	0
56	MG	1a	1823	1/1	0.75	0.07	79,79,79,79	0
56	MG	1A	3104	1/1	0.75	0.24	71,71,71,71	0
56	MG	1w	3001	1/1	0.76	0.13	52,52,52,52	0
56	MG	10	103	1/1	0.76	0.14	61,61,61,61	0
56	MG	1A	3306	1/1	0.76	0.23	62,62,62,62	0
56	MG	2A	3529	1/1	0.76	0.09	73,73,73,73	0
56	MG	1A	3713	1/1	0.76	0.15	71,71,71,71	0
56	MG	1A	3233	1/1	0.76	0.17	60,60,60,60	0
56	MG	2A	3412	1/1	0.76	0.20	57,57,57,57	0
56	MG	2a	1700	1/1	0.76	0.12	57,57,57,57	0
56	MG	2A	3240	1/1	0.76	0.15	58,58,58,58	0
56	MG	1A	3905	1/1	0.76	0.30	46,46,46,46	0
56	MG	1A	3396	1/1	0.76	0.16	42,42,42,42	0
56	MG	2a	1710	1/1	0.76	0.20	65,65,65,65	0
56	MG	1a	1668	1/1	0.76	0.11	44,44,44,44	0
56	MG	2A	3545	1/1	0.76	0.33	75,75,75,75	0
56	MG	1A	3268	1/1	0.77	0.14	63,63,63,63	0
56	MG	2A	3293	1/1	0.77	0.19	47,47,47,47	0
56	MG	2B	3021	1/1	0.77	0.14	76,76,76,76	0
56	MG	2a	1686	1/1	0.77	0.12	82,82,82,82	0
56	MG	1A	3852	1/1	0.77	0.09	70,70,70,70	0
56	MG	2A	3247	1/1	0.77	0.22	61,61,61,61	0
56	MG	2A	3222	1/1	0.77	0.16	46,46,46,46	0
56	MG	2a	1699	1/1	0.77	0.14	49,49,49,49	0
56	MG	1A	3402	1/1	0.77	0.17	27,27,27,27	0
56	MG	2A	3499	1/1	0.78	0.36	56,56,56,56	0
56	MG	1A	3184	1/1	0.78	0.11	59,59,59,59	0
56	MG	2A	3640	1/1	0.78	0.08	44,44,44,44	0
56	MG	1a	1746	1/1	0.78	0.12	52,52,52,52	0
56	MG	1V	204	1/1	0.78	0.22	64,64,64,64	0
56	MG	2a	1683	1/1	0.78	0.12	82,82,82,82	0
56	MG	1A	3615	1/1	0.78	0.26	34,34,34,34	0
56	MG	2a	1668	1/1	0.78	0.15	66,66,66,66	0
56	MG	2A	3587	1/1	0.78	0.16	73,73,73,73	0
56	MG	2a	1709	1/1	0.78	0.11	92,92,92,92	0
56	MG	2A	3609	1/1	0.78	0.13	64,64,64,64	0
56	MG	2A	3404	1/1	0.78	0.34	25,25,25,25	0
56	MG	2a	1649	1/1	0.78	0.11	65,65,65,65	0

Continued on next page...

Continued from previous page...

Mol	Type	Chain	Res	Atoms	RSCC	RSR	B-factors(\AA^2)	Q<0.9
56	MG	1A	3862	1/1	0.78	0.13	54,54,54,54	0
56	MG	1A	3229	1/1	0.78	0.16	56,56,56,56	0
56	MG	2a	1706	1/1	0.78	0.07	68,68,68,68	0
56	MG	1P	204	1/1	0.78	0.48	48,48,48,48	0
56	MG	2A	3468	1/1	0.78	0.20	51,51,51,51	0
56	MG	2A	3105	1/1	0.78	0.14	52,52,52,52	0
56	MG	2A	3470	1/1	0.78	0.64	53,53,53,53	0
56	MG	1a	1768	1/1	0.78	0.09	66,66,66,66	0
56	MG	2A	3357	1/1	0.79	0.14	48,48,48,48	0
56	MG	2Q	3002	1/1	0.79	0.12	52,52,52,52	0
56	MG	2A	3572	1/1	0.79	0.10	56,56,56,56	0
56	MG	1a	1667	1/1	0.79	0.35	76,76,76,76	0
56	MG	1A	3322	1/1	0.79	0.13	57,57,57,57	0
56	MG	2Z	8001	1/1	0.79	0.45	90,90,90,90	0
56	MG	1A	3773	1/1	0.79	0.24	48,48,48,48	0
56	MG	1A	3005	1/1	0.79	0.11	59,59,59,59	0
56	MG	2A	3644	1/1	0.79	0.16	63,63,63,63	0
56	MG	1A	3502	1/1	0.79	0.14	71,71,71,71	0
56	MG	1x	108	1/1	0.79	0.28	75,75,75,75	0
56	MG	2A	3397	1/1	0.79	0.13	50,50,50,50	0
56	MG	1A	3417	1/1	0.79	0.10	36,36,36,36	0
56	MG	1A	3216	1/1	0.79	0.13	65,65,65,65	0
56	MG	1a	1633	1/1	0.79	0.13	66,66,66,66	0
56	MG	2A	3670	1/1	0.79	0.23	64,64,64,64	0
56	MG	2A	3231	1/1	0.79	0.23	59,59,59,59	0
56	MG	2A	3621	1/1	0.79	0.13	70,70,70,70	0
56	MG	1a	1722	1/1	0.79	0.12	64,64,64,64	0
56	MG	2A	3342	1/1	0.79	0.16	41,41,41,41	0
56	MG	2A	3530	1/1	0.79	0.13	58,58,58,58	0
56	MG	2A	3075	1/1	0.80	0.14	47,47,47,47	0
56	MG	2A	3522	1/1	0.80	0.13	52,52,52,52	0
56	MG	2A	3175	1/1	0.80	0.22	47,47,47,47	0
56	MG	2a	1651	1/1	0.80	0.28	69,69,69,69	0
56	MG	1A	3538	1/1	0.80	0.13	45,45,45,45	0
56	MG	1A	3241	1/1	0.80	0.17	50,50,50,50	0
56	MG	2a	1692	1/1	0.80	0.13	72,72,72,72	0
56	MG	2A	3244	1/1	0.80	0.19	66,66,66,66	0
56	MG	1A	3248	1/1	0.80	0.14	63,63,63,63	0
56	MG	1A	3310	1/1	0.80	0.16	52,52,52,52	0
56	MG	1A	3154	1/1	0.80	0.12	53,53,53,53	0
56	MG	2A	3236	1/1	0.80	0.14	65,65,65,65	0
56	MG	1A	3830	1/1	0.80	0.15	60,60,60,60	0

Continued on next page...

Continued from previous page...

Mol	Type	Chain	Res	Atoms	RSCC	RSR	B-factors(\AA^2)	Q<0.9
56	MG	2A	3258	1/1	0.80	0.16	61,61,61,61	0
56	MG	2A	3225	1/1	0.80	0.41	49,49,49,49	0
56	MG	1A	3198	1/1	0.80	0.23	43,43,43,43	0
56	MG	2a	1769	1/1	0.80	0.14	65,65,65,65	0
56	MG	2A	3086	1/1	0.80	0.17	51,51,51,51	0
56	MG	2A	3457	1/1	0.81	0.12	42,42,42,42	0
56	MG	1A	3294	1/1	0.81	0.25	63,63,63,63	0
56	MG	1A	3699	1/1	0.81	0.11	65,65,65,65	0
56	MG	1A	3867	1/1	0.81	0.08	76,76,76,76	0
56	MG	2A	3117	1/1	0.81	0.17	52,52,52,52	0
56	MG	1a	1698	1/1	0.81	0.36	72,72,72,72	0
56	MG	1a	1718	1/1	0.81	0.11	49,49,49,49	0
56	MG	2A	3168	1/1	0.81	0.23	59,59,59,59	0
56	MG	1A	3783	1/1	0.81	0.11	51,51,51,51	0
56	MG	2a	1677	1/1	0.81	0.19	67,67,67,67	0
56	MG	1A	3868	1/1	0.81	0.15	37,37,37,37	0
56	MG	2A	3094	1/1	0.81	0.10	50,50,50,50	0
56	MG	1a	1659	1/1	0.81	0.31	59,59,59,59	0
56	MG	2A	3588	1/1	0.81	0.11	59,59,59,59	0
56	MG	2E	305	1/1	0.81	0.16	43,43,43,43	0
56	MG	1A	3785	1/1	0.81	0.21	65,65,65,65	0
56	MG	1a	1708	1/1	0.81	0.25	60,60,60,60	0
56	MG	2a	1618	1/1	0.81	0.10	68,68,68,68	0
56	MG	2a	1680	1/1	0.81	0.15	72,72,72,72	0
56	MG	1A	3630	1/1	0.81	0.12	62,62,62,62	0
56	MG	1A	3347	1/1	0.81	0.12	46,46,46,46	0
56	MG	2A	3187	1/1	0.81	0.21	42,42,42,42	0
56	MG	2a	1655	1/1	0.81	0.14	56,56,56,56	0
56	MG	1A	3583	1/1	0.81	0.09	64,64,64,64	0
56	MG	2A	3340	1/1	0.81	0.14	42,42,42,42	0
56	MG	1A	3466	1/1	0.81	0.08	64,64,64,64	0
56	MG	1A	3386	1/1	0.81	0.09	42,42,42,42	0
56	MG	2A	3104	1/1	0.81	0.16	72,72,72,72	0
56	MG	1A	3712	1/1	0.81	0.24	36,36,36,36	0
56	MG	1B	210	1/1	0.81	0.10	53,53,53,53	0
56	MG	1A	3750	1/1	0.81	0.09	51,51,51,51	0
56	MG	2R	202	1/1	0.81	0.19	58,58,58,58	0
56	MG	2a	1629	1/1	0.81	0.22	66,66,66,66	0
56	MG	1y	3004	1/1	0.81	0.28	73,73,73,73	0
56	MG	1A	3725	1/1	0.81	0.11	49,49,49,49	0
56	MG	1B	223	1/1	0.81	0.20	58,58,58,58	0
56	MG	1A	3659	1/1	0.81	0.16	41,41,41,41	0

Continued on next page...

Continued from previous page...

Mol	Type	Chain	Res	Atoms	RSCC	RSR	B-factors(\AA^2)	Q<0.9
56	MG	1A	3584	1/1	0.81	0.46	70,70,70,70	0
56	MG	12	101	1/1	0.81	0.18	54,54,54,54	0
56	MG	1A	3419	1/1	0.81	0.06	53,53,53,53	0
56	MG	1a	1641	1/1	0.81	0.12	49,49,49,49	0
56	MG	1E	306	1/1	0.81	0.14	61,61,61,61	0
56	MG	1a	1623	1/1	0.82	0.12	54,54,54,54	0
56	MG	1A	3299	1/1	0.82	0.20	41,41,41,41	0
56	MG	2A	3351	1/1	0.82	0.11	30,30,30,30	0
56	MG	2A	3226	1/1	0.82	0.50	60,60,60,60	0
56	MG	1A	3195	1/1	0.82	0.23	46,46,46,46	0
56	MG	2A	3245	1/1	0.82	0.17	46,46,46,46	0
56	MG	2A	3666	1/1	0.82	0.15	42,42,42,42	0
56	MG	1A	3247	1/1	0.82	0.14	52,52,52,52	0
56	MG	1A	3181	1/1	0.82	0.25	56,56,56,56	0
56	MG	1A	3285	1/1	0.82	0.12	57,57,57,57	0
56	MG	1a	1681	1/1	0.82	0.14	58,58,58,58	0
56	MG	2A	3121	1/1	0.82	0.11	60,60,60,60	0
56	MG	2A	3547	1/1	0.82	0.18	72,72,72,72	0
56	MG	1A	3901	1/1	0.82	0.16	36,36,36,36	0
56	MG	1A	3239	1/1	0.82	0.14	63,63,63,63	0
56	MG	1A	3244	1/1	0.82	0.34	52,52,52,52	0
56	MG	1A	3674	1/1	0.82	0.12	48,48,48,48	0
56	MG	2A	3647	1/1	0.82	0.11	46,46,46,46	0
56	MG	1a	1735	1/1	0.82	0.12	66,66,66,66	0
56	MG	2a	1648	1/1	0.82	0.13	55,55,55,55	0
56	MG	15	101	1/1	0.82	0.23	48,48,48,48	0
56	MG	1y	3001	1/1	0.82	0.09	73,73,73,73	0
56	MG	2A	3103	1/1	0.82	0.26	46,46,46,46	0
56	MG	1A	3433	1/1	0.82	0.18	54,54,54,54	0
56	MG	2A	3375	1/1	0.82	0.10	47,47,47,47	0
56	MG	1A	3302	1/1	0.82	0.15	65,65,65,65	0
56	MG	2a	1788	1/1	0.82	0.19	81,81,81,81	0
56	MG	2a	1608	1/1	0.82	0.45	73,73,73,73	0
56	MG	1A	3341	1/1	0.82	0.28	68,68,68,68	0
56	MG	1A	3855	1/1	0.82	0.10	69,69,69,69	0
56	MG	2A	3179	1/1	0.82	0.23	56,56,56,56	0
56	MG	2a	1752	1/1	0.82	0.20	78,78,78,78	0
56	MG	1A	3273	1/1	0.82	0.14	59,59,59,59	0
56	MG	1a	1811	1/1	0.83	0.16	77,77,77,77	0
56	MG	2a	1746	1/1	0.83	0.11	55,55,55,55	0
56	MG	2A	3132	1/1	0.83	0.18	51,51,51,51	0
56	MG	2A	3483	1/1	0.83	0.07	77,77,77,77	0

Continued on next page...

Continued from previous page...

Mol	Type	Chain	Res	Atoms	RSCC	RSR	B-factors(\AA^2)	Q<0.9
56	MG	2F	303	1/1	0.83	0.22	53,53,53,53	0
56	MG	1A	3231	1/1	0.83	0.24	61,61,61,61	0
56	MG	2a	1732	1/1	0.83	0.09	77,77,77,77	0
56	MG	2w	3001	1/1	0.83	0.16	58,58,58,58	0
56	MG	1A	3438	1/1	0.83	0.21	40,40,40,40	0
56	MG	1a	1608	1/1	0.83	0.16	56,56,56,56	0
56	MG	1A	3531	1/1	0.83	0.15	61,61,61,61	0
56	MG	1A	3577	1/1	0.83	0.16	43,43,43,43	0
56	MG	1a	1657	1/1	0.83	0.11	50,50,50,50	0
56	MG	1a	1642	1/1	0.83	0.19	60,60,60,60	0
56	MG	2a	1763	1/1	0.83	0.10	75,75,75,75	0
56	MG	1A	3348	1/1	0.83	0.14	33,33,33,33	0
56	MG	2a	1616	1/1	0.83	0.23	64,64,64,64	0
56	MG	2A	3322	1/1	0.83	0.18	59,59,59,59	0
56	MG	1A	3845	1/1	0.83	0.13	68,68,68,68	0
56	MG	2A	3089	1/1	0.83	0.20	58,58,58,58	0
56	MG	2A	3385	1/1	0.83	0.15	61,61,61,61	0
56	MG	1A	3755	1/1	0.83	0.14	32,32,32,32	0
56	MG	1A	3520	1/1	0.83	0.16	56,56,56,56	0
56	MG	2A	3498	1/1	0.83	0.48	64,64,64,64	0
56	MG	1A	3076	1/1	0.83	0.27	66,66,66,66	0
56	MG	2A	3339	1/1	0.83	0.15	43,43,43,43	0
56	MG	1A	3827	1/1	0.83	0.16	68,68,68,68	0
56	MG	2a	1682	1/1	0.83	0.14	64,64,64,64	0
56	MG	1A	3425	1/1	0.83	0.17	52,52,52,52	0
56	MG	1A	3139	1/1	0.83	0.49	45,45,45,45	0
56	MG	2A	3305	1/1	0.83	0.17	59,59,59,59	0
56	MG	2A	3096	1/1	0.83	0.14	57,57,57,57	0
56	MG	1X	102	1/1	0.83	0.23	84,84,84,84	0
56	MG	1A	3828	1/1	0.83	0.15	43,43,43,43	0
56	MG	1A	3210	1/1	0.83	0.15	45,45,45,45	0
56	MG	1A	3756	1/1	0.83	0.16	67,67,67,67	0
56	MG	2a	1604	1/1	0.83	0.18	76,76,76,76	0
56	MG	2A	3212	1/1	0.83	0.16	66,66,66,66	0
56	MG	2A	3144	1/1	0.83	0.12	49,49,49,49	0
56	MG	1A	3318	1/1	0.83	0.15	60,60,60,60	0
56	MG	2A	3638	1/1	0.83	0.07	58,58,58,58	0
56	MG	1a	1753	1/1	0.83	0.12	67,67,67,67	0
56	MG	2A	3237	1/1	0.83	0.55	63,63,63,63	0
56	MG	2A	3174	1/1	0.84	0.09	63,63,63,63	0
56	MG	1B	222	1/1	0.84	0.14	78,78,78,78	0
56	MG	1A	3173	1/1	0.84	0.21	41,41,41,41	0

Continued on next page...

Continued from previous page...

Mol	Type	Chain	Res	Atoms	RSCC	RSR	B-factors(\AA^2)	Q<0.9
56	MG	1A	3859	1/1	0.84	0.16	40,40,40,40	0
56	MG	2A	3598	1/1	0.84	0.14	65,65,65,65	0
56	MG	1A	3290	1/1	0.84	0.21	68,68,68,68	0
56	MG	1A	3745	1/1	0.84	0.10	64,64,64,64	0
56	MG	1A	3215	1/1	0.84	0.25	43,43,43,43	0
56	MG	2A	3252	1/1	0.84	0.10	59,59,59,59	0
56	MG	2A	3422	1/1	0.84	0.14	51,51,51,51	0
56	MG	2B	3015	1/1	0.84	0.19	53,53,53,53	0
56	MG	2A	3220	1/1	0.84	0.16	56,56,56,56	0
56	MG	1A	3251	1/1	0.84	0.14	47,47,47,47	0
56	MG	2a	1662	1/1	0.84	0.40	67,67,67,67	0
56	MG	1a	1658	1/1	0.84	0.15	59,59,59,59	0
56	MG	1A	3462	1/1	0.84	0.20	58,58,58,58	0
56	MG	2A	3359	1/1	0.84	0.19	50,50,50,50	0
56	MG	2A	3408	1/1	0.84	0.11	24,24,24,24	0
56	MG	2a	1601	1/1	0.84	0.11	82,82,82,82	0
56	MG	20	103	1/1	0.84	0.09	65,65,65,65	0
56	MG	1A	3550	1/1	0.84	0.20	49,49,49,49	0
56	MG	1A	3487	1/1	0.84	0.12	48,48,48,48	0
56	MG	2A	3152	1/1	0.84	0.30	50,50,50,50	0
56	MG	1A	3706	1/1	0.84	0.14	55,55,55,55	0
56	MG	1A	3861	1/1	0.84	0.15	58,58,58,58	0
56	MG	1A	3870	1/1	0.84	0.17	49,49,49,49	0
56	MG	1A	3612	1/1	0.84	0.15	43,43,43,43	0
56	MG	2a	1670	1/1	0.84	0.11	66,66,66,66	0
56	MG	2A	3191	1/1	0.84	0.45	52,52,52,52	0
58	K	1A	3931	1/1	0.84	0.19	71,71,71,71	0
56	MG	2a	1727	1/1	0.84	0.14	54,54,54,54	0
56	MG	2A	3615	1/1	0.84	0.17	47,47,47,47	0
56	MG	1A	3810	1/1	0.84	0.24	63,63,63,63	0
56	MG	1A	3113	1/1	0.84	0.47	47,47,47,47	0
56	MG	1a	1790	1/1	0.84	0.23	62,62,62,62	0
56	MG	2R	201	1/1	0.84	0.35	51,51,51,51	0
56	MG	2D	301	1/1	0.84	0.22	52,52,52,52	0
56	MG	2a	1751	1/1	0.84	0.17	70,70,70,70	0
56	MG	2A	3624	1/1	0.84	0.13	52,52,52,52	0
56	MG	1A	3633	1/1	0.84	0.09	50,50,50,50	0
56	MG	2A	3070	1/1	0.84	0.20	52,52,52,52	0
56	MG	1A	3478	1/1	0.84	0.12	29,29,29,29	0
56	MG	2A	3424	1/1	0.84	0.21	36,36,36,36	0
56	MG	1a	1637	1/1	0.84	0.13	44,44,44,44	0
56	MG	1a	1688	1/1	0.84	0.20	57,57,57,57	0

Continued on next page...

Continued from previous page...

Mol	Type	Chain	Res	Atoms	RSCC	RSR	B-factors(\AA^2)	Q<0.9
56	MG	2A	3626	1/1	0.84	0.07	62,62,62,62	0
56	MG	1O	8001	1/1	0.84	0.07	63,63,63,63	0
56	MG	1A	3291	1/1	0.85	0.12	52,52,52,52	0
56	MG	1a	1786	1/1	0.85	0.10	55,55,55,55	0
56	MG	1A	3176	1/1	0.85	0.12	47,47,47,47	0
56	MG	1b	3002	1/1	0.85	0.08	85,85,85,85	0
56	MG	2A	3319	1/1	0.85	0.11	33,33,33,33	0
56	MG	2a	1776	1/1	0.85	0.07	78,78,78,78	0
56	MG	1a	1686	1/1	0.85	0.23	53,53,53,53	0
56	MG	2B	3019	1/1	0.85	0.26	44,44,44,44	0
56	MG	1a	1663	1/1	0.85	0.20	68,68,68,68	0
56	MG	1A	3669	1/1	0.85	0.25	58,58,58,58	0
56	MG	2A	3427	1/1	0.85	0.23	44,44,44,44	0
56	MG	2A	3537	1/1	0.85	0.30	53,53,53,53	0
56	MG	1A	3457	1/1	0.85	0.13	35,35,35,35	0
56	MG	1A	3412	1/1	0.85	0.13	44,44,44,44	0
56	MG	2A	3129	1/1	0.85	0.17	47,47,47,47	0
56	MG	2A	3108	1/1	0.85	0.59	37,37,37,37	0
56	MG	2A	3138	1/1	0.85	0.16	29,29,29,29	0
56	MG	2A	3426	1/1	0.85	0.14	76,76,76,76	0
56	MG	1A	3886	1/1	0.85	0.15	58,58,58,58	0
56	MG	1A	3243	1/1	0.85	0.14	66,66,66,66	0
56	MG	2a	1743	1/1	0.85	0.12	92,92,92,92	0
56	MG	2j	8002	1/1	0.85	0.17	92,92,92,92	0
56	MG	2A	3295	1/1	0.85	0.11	60,60,60,60	0
56	MG	1A	3593	1/1	0.85	0.14	38,38,38,38	0
56	MG	2A	3137	1/1	0.85	0.15	62,62,62,62	0
56	MG	2A	3448	1/1	0.85	0.09	68,68,68,68	0
56	MG	1B	220	1/1	0.85	0.09	56,56,56,56	0
56	MG	1A	3741	1/1	0.85	0.10	63,63,63,63	0
56	MG	1A	3515	1/1	0.85	0.13	58,58,58,58	0
56	MG	1A	3230	1/1	0.85	0.09	55,55,55,55	0
56	MG	2A	3583	1/1	0.85	0.13	46,46,46,46	0
56	MG	20	102	1/1	0.85	0.08	61,61,61,61	0
56	MG	2A	3437	1/1	0.85	0.12	54,54,54,54	0
56	MG	1R	202	1/1	0.85	0.15	71,71,71,71	0
56	MG	1A	3232	1/1	0.85	0.12	55,55,55,55	0
56	MG	1a	1817	1/1	0.85	0.12	83,83,83,83	0
56	MG	1A	3482	1/1	0.85	0.13	35,35,35,35	0
56	MG	1a	1679	1/1	0.85	0.09	67,67,67,67	0
56	MG	2A	3206	1/1	0.85	0.18	48,48,48,48	0
56	MG	2a	1783	1/1	0.85	0.14	68,68,68,68	0

Continued on next page...

Continued from previous page...

Mol	Type	Chain	Res	Atoms	RSCC	RSR	B-factors(\AA^2)	Q<0.9
56	MG	2A	3417	1/1	0.85	0.13	54,54,54,54	0
56	MG	1A	3078	1/1	0.85	0.18	47,47,47,47	0
56	MG	1A	3190	1/1	0.85	0.14	47,47,47,47	0
56	MG	1A	3424	1/1	0.85	0.17	51,51,51,51	0
56	MG	1A	3051	1/1	0.85	0.15	58,58,58,58	0
56	MG	1A	3042	1/1	0.85	0.10	40,40,40,40	0
56	MG	2a	1605	1/1	0.85	0.36	54,54,54,54	0
56	MG	1A	3837	1/1	0.85	0.13	56,56,56,56	0
56	MG	1A	3095	1/1	0.85	0.24	56,56,56,56	0
56	MG	1a	1805	1/1	0.85	0.12	65,65,65,65	0
56	MG	1A	3677	1/1	0.85	0.11	68,68,68,68	0
56	MG	2A	3597	1/1	0.85	0.17	76,76,76,76	0
56	MG	2A	3291	1/1	0.85	0.21	50,50,50,50	0
56	MG	2a	1636	1/1	0.85	0.14	62,62,62,62	0
56	MG	1A	3560	1/1	0.85	0.20	19,19,19,19	0
56	MG	2a	1624	1/1	0.85	0.20	62,62,62,62	0
56	MG	2D	302	1/1	0.85	0.27	70,70,70,70	0
56	MG	2A	3391	1/1	0.85	0.19	51,51,51,51	0
56	MG	2A	3044	1/1	0.85	0.17	46,46,46,46	0
56	MG	2A	3344	1/1	0.85	0.16	40,40,40,40	0
56	MG	1A	3475	1/1	0.85	0.19	42,42,42,42	0
56	MG	1A	3801	1/1	0.85	0.08	43,43,43,43	0
56	MG	2a	1606	1/1	0.85	0.08	60,60,60,60	0
56	MG	2A	3462	1/1	0.85	0.30	57,57,57,57	0
56	MG	1A	3444	1/1	0.85	0.16	26,26,26,26	0
56	MG	2A	3294	1/1	0.85	0.11	54,54,54,54	0
56	MG	2A	3218	1/1	0.85	0.14	53,53,53,53	0
56	MG	1A	3676	1/1	0.85	0.12	52,52,52,52	0
56	MG	1A	3465	1/1	0.85	0.11	35,35,35,35	0
56	MG	1A	3442	1/1	0.85	0.17	54,54,54,54	0
56	MG	2A	3440	1/1	0.85	0.10	60,60,60,60	0
56	MG	2A	3065	1/1	0.85	0.09	47,47,47,47	0
56	MG	2A	3482	1/1	0.85	0.34	62,62,62,62	0
56	MG	1A	3719	1/1	0.85	0.15	48,48,48,48	0
56	MG	1Q	3002	1/1	0.86	0.20	43,43,43,43	0
56	MG	1A	3812	1/1	0.86	0.11	61,61,61,61	0
56	MG	1A	3320	1/1	0.86	0.14	52,52,52,52	0
56	MG	2A	3594	1/1	0.86	0.09	41,41,41,41	0
56	MG	1A	3192	1/1	0.86	0.29	42,42,42,42	0
56	MG	1a	1830	1/1	0.86	0.12	59,59,59,59	0
56	MG	28	102	1/1	0.86	0.30	57,57,57,57	0
56	MG	2A	3102	1/1	0.86	0.99	60,60,60,60	0

Continued on next page...

Continued from previous page...

Mol	Type	Chain	Res	Atoms	RSCC	RSR	B-factors(\AA^2)	Q<0.9
56	MG	1a	1625	1/1	0.86	0.16	48,48,48,48	0
56	MG	1A	3245	1/1	0.86	0.15	48,48,48,48	0
56	MG	2a	1789	1/1	0.86	0.10	62,62,62,62	0
56	MG	2A	3536	1/1	0.86	0.09	55,55,55,55	0
56	MG	1A	3763	1/1	0.86	0.36	63,63,63,63	0
56	MG	1A	3747	1/1	0.86	0.14	30,30,30,30	0
56	MG	2A	3611	1/1	0.86	0.10	50,50,50,50	0
56	MG	1A	3568	1/1	0.86	0.16	31,31,31,31	0
56	MG	1A	3652	1/1	0.86	0.15	65,65,65,65	0
56	MG	2A	3267	1/1	0.86	0.15	53,53,53,53	0
56	MG	1A	3284	1/1	0.86	0.21	54,54,54,54	0
56	MG	2A	3180	1/1	0.86	0.38	54,54,54,54	0
56	MG	2a	1774	1/1	0.86	0.16	70,70,70,70	0
56	MG	2a	1697	1/1	0.86	0.12	64,64,64,64	0
56	MG	2A	3279	1/1	0.86	0.13	40,40,40,40	0
56	MG	2A	3213	1/1	0.86	0.08	58,58,58,58	0
56	MG	1r	3001	1/1	0.86	0.22	67,67,67,67	0
56	MG	1A	3360	1/1	0.86	0.14	52,52,52,52	0
56	MG	2A	3414	1/1	0.86	0.19	56,56,56,56	0
56	MG	1A	3726	1/1	0.86	0.12	38,38,38,38	0
56	MG	1a	1619	1/1	0.86	0.15	71,71,71,71	0
56	MG	1A	3869	1/1	0.86	0.36	52,52,52,52	0
56	MG	2r	3001	1/1	0.86	0.13	84,84,84,84	0
56	MG	2B	3003	1/1	0.86	0.09	69,69,69,69	0
56	MG	1B	221	1/1	0.86	0.08	48,48,48,48	0
56	MG	2a	1722	1/1	0.86	0.17	59,59,59,59	0
56	MG	1a	1712	1/1	0.86	0.13	61,61,61,61	0
56	MG	2a	1729	1/1	0.86	0.30	75,75,75,75	0
56	MG	2A	3486	1/1	0.86	0.16	47,47,47,47	0
56	MG	2a	1665	1/1	0.86	0.22	66,66,66,66	0
56	MG	1a	1704	1/1	0.86	0.14	77,77,77,77	0
56	MG	1A	3572	1/1	0.86	0.16	41,41,41,41	0
56	MG	1B	213	1/1	0.86	0.10	49,49,49,49	0
56	MG	1a	1622	1/1	0.86	0.08	59,59,59,59	0
56	MG	1U	201	1/1	0.86	0.19	48,48,48,48	0
56	MG	1F	304	1/1	0.86	0.18	50,50,50,50	0
56	MG	1A	3795	1/1	0.86	0.12	32,32,32,32	0
56	MG	2A	3061	1/1	0.86	0.13	56,56,56,56	0
56	MG	1A	3249	1/1	0.86	0.21	69,69,69,69	0
56	MG	2A	3502	1/1	0.86	0.07	42,42,42,42	0
56	MG	2A	3557	1/1	0.86	0.10	55,55,55,55	0
56	MG	1A	3045	1/1	0.86	0.14	46,46,46,46	0

Continued on next page...

Continued from previous page...

Mol	Type	Chain	Res	Atoms	RSCC	RSR	B-factors(\AA^2)	Q<0.9
56	MG	1A	3018	1/1	0.86	0.24	53,53,53,53	0
56	MG	2A	3603	1/1	0.86	0.11	63,63,63,63	0
56	MG	1a	1611	1/1	0.86	0.16	62,62,62,62	0
56	MG	1a	1607	1/1	0.86	0.26	52,52,52,52	0
56	MG	2A	3478	1/1	0.86	0.13	52,52,52,52	0
56	MG	2Q	3001	1/1	0.86	0.09	47,47,47,47	0
56	MG	1A	3877	1/1	0.86	0.48	58,58,58,58	0
56	MG	1A	3314	1/1	0.86	0.33	68,68,68,68	0
56	MG	2A	3230	1/1	0.86	0.31	60,60,60,60	0
56	MG	1a	1673	1/1	0.86	0.22	52,52,52,52	0
56	MG	2A	3519	1/1	0.86	0.43	57,57,57,57	0
56	MG	1A	3793	1/1	0.86	0.09	38,38,38,38	0
56	MG	2A	3569	1/1	0.86	0.30	74,74,74,74	0
56	MG	1A	3498	1/1	0.87	0.21	58,58,58,58	0
56	MG	1a	1824	1/1	0.87	0.18	58,58,58,58	0
56	MG	1A	3092	1/1	0.87	0.10	49,49,49,49	0
56	MG	1A	3024	1/1	0.87	0.10	57,57,57,57	0
56	MG	2A	3031	1/1	0.87	0.10	50,50,50,50	0
56	MG	1A	3398	1/1	0.87	0.18	36,36,36,36	0
56	MG	1A	3778	1/1	0.87	0.15	65,65,65,65	0
56	MG	1a	1604	1/1	0.87	0.09	64,64,64,64	0
56	MG	2B	3018	1/1	0.87	0.12	62,62,62,62	0
56	MG	2A	3552	1/1	0.87	0.10	33,33,33,33	0
56	MG	2a	1768	1/1	0.87	0.19	79,79,79,79	0
56	MG	2F	307	1/1	0.87	0.12	48,48,48,48	0
56	MG	1a	1701	1/1	0.87	0.15	50,50,50,50	0
56	MG	1A	3684	1/1	0.87	0.15	72,72,72,72	0
56	MG	2A	3592	1/1	0.87	0.10	54,54,54,54	0
56	MG	1a	1684	1/1	0.87	0.24	64,64,64,64	0
56	MG	1N	3001	1/1	0.87	0.28	51,51,51,51	0
56	MG	1A	3142	1/1	0.87	0.51	47,47,47,47	0
56	MG	2A	3593	1/1	0.87	0.08	54,54,54,54	0
56	MG	2A	3326	1/1	0.87	0.20	49,49,49,49	0
56	MG	2A	3571	1/1	0.87	0.17	51,51,51,51	0
56	MG	1A	3578	1/1	0.87	0.07	56,56,56,56	0
56	MG	1A	3529	1/1	0.87	0.12	60,60,60,60	0
56	MG	2A	3214	1/1	0.87	0.08	57,57,57,57	0
56	MG	1B	201	1/1	0.87	0.26	53,53,53,53	0
56	MG	1A	3022	1/1	0.87	0.12	52,52,52,52	0
56	MG	1A	3340	1/1	0.87	0.27	48,48,48,48	0
56	MG	1A	3839	1/1	0.87	0.11	61,61,61,61	0
56	MG	1A	3127	1/1	0.87	0.20	62,62,62,62	0

Continued on next page...

Continued from previous page...

Mol	Type	Chain	Res	Atoms	RSCC	RSR	B-factors(\AA^2)	Q<0.9
56	MG	1a	1656	1/1	0.87	0.21	57,57,57,57	0
56	MG	1W	3002	1/1	0.87	0.16	53,53,53,53	0
56	MG	1a	1617	1/1	0.87	0.23	71,71,71,71	0
56	MG	2A	3309	1/1	0.87	0.14	38,38,38,38	0
56	MG	1A	3589	1/1	0.87	0.20	64,64,64,64	0
56	MG	2a	1737	1/1	0.87	0.15	55,55,55,55	0
56	MG	1a	1813	1/1	0.87	0.17	65,65,65,65	0
56	MG	1A	3237	1/1	0.87	0.14	57,57,57,57	0
56	MG	1A	3279	1/1	0.87	0.18	57,57,57,57	0
56	MG	2A	3575	1/1	0.87	0.11	62,62,62,62	0
56	MG	2A	3622	1/1	0.87	0.13	48,48,48,48	0
56	MG	1A	3119	1/1	0.87	0.20	44,44,44,44	0
56	MG	1x	113	1/1	0.87	0.17	68,68,68,68	0
56	MG	1A	3194	1/1	0.87	0.15	55,55,55,55	0
56	MG	1A	3581	1/1	0.87	0.22	42,42,42,42	0
56	MG	2A	3149	1/1	0.87	0.12	41,41,41,41	0
56	MG	1a	1802	1/1	0.87	0.16	54,54,54,54	0
56	MG	2A	3413	1/1	0.87	0.07	27,27,27,27	0
56	MG	2a	1734	1/1	0.87	0.15	64,64,64,64	0
56	MG	1a	1724	1/1	0.87	0.16	46,46,46,46	0
56	MG	2A	3625	1/1	0.87	0.14	58,58,58,58	0
56	MG	1a	1835	1/1	0.87	0.15	61,61,61,61	0
56	MG	1A	3469	1/1	0.87	0.14	48,48,48,48	0
56	MG	1A	3642	1/1	0.87	0.14	42,42,42,42	0
56	MG	2a	1656	1/1	0.87	0.15	54,54,54,54	0
56	MG	1A	3399	1/1	0.87	0.14	59,59,59,59	0
56	MG	2A	3080	1/1	0.87	0.26	45,45,45,45	0
56	MG	1A	3694	1/1	0.87	0.14	27,27,27,27	0
56	MG	1A	3435	1/1	0.87	0.16	29,29,29,29	0
56	MG	2A	3402	1/1	0.87	0.18	64,64,64,64	0
56	MG	1A	3646	1/1	0.87	0.08	68,68,68,68	0
56	MG	1Q	3005	1/1	0.87	0.16	58,58,58,58	0
56	MG	1A	3865	1/1	0.87	0.26	50,50,50,50	0
56	MG	2B	3005	1/1	0.87	0.12	64,64,64,64	0
56	MG	2A	3553	1/1	0.87	0.17	53,53,53,53	0
56	MG	1A	3885	1/1	0.88	0.08	64,64,64,64	0
56	MG	2A	3286	1/1	0.88	0.12	68,68,68,68	0
56	MG	2A	3093	1/1	0.88	0.12	55,55,55,55	0
56	MG	1a	1752	1/1	0.88	0.30	66,66,66,66	0
56	MG	1A	3846	1/1	0.88	0.15	39,39,39,39	0
56	MG	1a	1737	1/1	0.88	0.15	51,51,51,51	0
56	MG	1l	102	1/1	0.88	0.17	54,54,54,54	0

Continued on next page...

Continued from previous page...

Mol	Type	Chain	Res	Atoms	RSCC	RSR	B-factors(\AA^2)	Q<0.9
56	MG	1a	1819	1/1	0.88	0.12	72,72,72,72	0
56	MG	1A	3439	1/1	0.88	0.10	54,54,54,54	0
56	MG	1A	3690	1/1	0.88	0.09	48,48,48,48	0
56	MG	2A	3024	1/1	0.88	0.31	45,45,45,45	0
56	MG	1a	1761	1/1	0.88	0.20	51,51,51,51	0
56	MG	1A	3420	1/1	0.88	0.18	46,46,46,46	0
56	MG	1A	3840	1/1	0.88	0.17	65,65,65,65	0
56	MG	1A	3775	1/1	0.88	0.23	43,43,43,43	0
56	MG	1A	3672	1/1	0.88	0.08	48,48,48,48	0
56	MG	1a	1791	1/1	0.88	0.16	73,73,73,73	0
56	MG	2B	3002	1/1	0.88	0.15	67,67,67,67	0
56	MG	1A	3746	1/1	0.88	0.19	31,31,31,31	0
56	MG	2A	3513	1/1	0.88	0.12	45,45,45,45	0
56	MG	1A	3069	1/1	0.88	0.23	52,52,52,52	0
56	MG	1A	3667	1/1	0.88	0.20	51,51,51,51	0
56	MG	1A	3675	1/1	0.88	0.20	50,50,50,50	0
56	MG	2a	1678	1/1	0.88	0.65	60,60,60,60	0
56	MG	1A	3489	1/1	0.88	0.16	31,31,31,31	0
56	MG	1A	3803	1/1	0.88	0.11	65,65,65,65	0
56	MG	1V	203	1/1	0.88	0.19	59,59,59,59	0
56	MG	1a	1731	1/1	0.88	0.27	79,79,79,79	0
56	MG	1G	3001	1/1	0.88	0.14	59,59,59,59	0
56	MG	1a	1665	1/1	0.88	0.34	73,73,73,73	0
56	MG	2a	1725	1/1	0.88	0.10	58,58,58,58	0
56	MG	1a	1602	1/1	0.88	0.17	60,60,60,60	0
56	MG	2A	3501	1/1	0.88	0.07	56,56,56,56	0
56	MG	1A	3085	1/1	0.88	0.16	52,52,52,52	0
56	MG	2A	3135	1/1	0.88	0.13	36,36,36,36	0
56	MG	1A	3175	1/1	0.88	0.29	47,47,47,47	0
56	MG	1A	3415	1/1	0.88	0.12	53,53,53,53	0
56	MG	1A	3001	1/1	0.88	0.23	60,60,60,60	0
56	MG	1a	1750	1/1	0.88	0.11	69,69,69,69	0
56	MG	2a	1715	1/1	0.88	0.14	59,59,59,59	0
56	MG	2A	3387	1/1	0.88	0.19	33,33,33,33	0
56	MG	1a	1661	1/1	0.88	0.25	61,61,61,61	0
56	MG	1A	3780	1/1	0.88	0.14	62,62,62,62	0
56	MG	1Q	3004	1/1	0.88	0.15	56,56,56,56	0
56	MG	1A	3120	1/1	0.88	0.25	39,39,39,39	0
56	MG	2a	1625	1/1	0.88	0.11	72,72,72,72	0
56	MG	1x	107	1/1	0.88	0.23	59,59,59,59	0
56	MG	1A	3796	1/1	0.88	0.05	66,66,66,66	0
56	MG	1a	1635	1/1	0.88	0.10	62,62,62,62	0

Continued on next page...

Continued from previous page...

Mol	Type	Chain	Res	Atoms	RSCC	RSR	B-factors(\AA^2)	Q<0.9
56	MG	2a	1603	1/1	0.88	0.11	64,64,64,64	0
56	MG	1a	1703	1/1	0.88	0.19	49,49,49,49	0
56	MG	1a	1772	1/1	0.88	0.14	50,50,50,50	0
56	MG	2A	3259	1/1	0.88	0.13	35,35,35,35	0
56	MG	1A	3899	1/1	0.88	0.40	50,50,50,50	0
56	MG	1a	1747	1/1	0.88	0.15	53,53,53,53	0
56	MG	1S	8001	1/1	0.88	0.13	67,67,67,67	0
56	MG	2A	3662	1/1	0.88	0.21	61,61,61,61	0
56	MG	2A	3618	1/1	0.88	0.14	49,49,49,49	0
56	MG	2A	3271	1/1	0.88	0.12	38,38,38,38	0
56	MG	1A	3123	1/1	0.88	0.17	42,42,42,42	0
56	MG	2A	3311	1/1	0.88	0.13	36,36,36,36	0
56	MG	2p	3001	1/1	0.88	0.13	74,74,74,74	0
56	MG	2a	1673	1/1	0.88	0.22	55,55,55,55	0
56	MG	1A	3169	1/1	0.88	0.09	60,60,60,60	0
56	MG	1A	3379	1/1	0.88	0.11	48,48,48,48	0
56	MG	2a	1790	1/1	0.88	0.24	72,72,72,72	0
56	MG	13	101	1/1	0.88	0.12	46,46,46,46	0
56	MG	1A	3797	1/1	0.88	0.13	67,67,67,67	0
56	MG	1a	1787	1/1	0.88	0.19	71,71,71,71	0
56	MG	1a	1603	1/1	0.88	0.17	60,60,60,60	0
56	MG	2A	3617	1/1	0.88	0.21	64,64,64,64	0
56	MG	2A	3006	1/1	0.88	0.18	58,58,58,58	0
56	MG	2A	3173	1/1	0.88	0.16	60,60,60,60	0
56	MG	1A	3278	1/1	0.88	0.14	61,61,61,61	0
56	MG	1A	3913	1/1	0.88	0.42	54,54,54,54	0
56	MG	1A	3573	1/1	0.88	0.16	43,43,43,43	0
56	MG	2A	3112	1/1	0.88	0.10	58,58,58,58	0
56	MG	1A	3458	1/1	0.88	0.18	26,26,26,26	0
56	MG	1A	3808	1/1	0.88	0.19	46,46,46,46	0
56	MG	2A	3084	1/1	0.88	0.08	59,59,59,59	0
56	MG	1x	115	1/1	0.88	0.13	57,57,57,57	0
56	MG	1A	3448	1/1	0.88	0.17	39,39,39,39	0
56	MG	2A	3635	1/1	0.88	0.14	56,56,56,56	0
56	MG	2A	3601	1/1	0.88	0.12	45,45,45,45	0
56	MG	1A	3321	1/1	0.88	0.14	48,48,48,48	0
56	MG	1A	3688	1/1	0.89	0.14	64,64,64,64	0
56	MG	1A	3334	1/1	0.89	0.17	49,49,49,49	0
56	MG	2A	3189	1/1	0.89	0.18	54,54,54,54	0
56	MG	1a	1765	1/1	0.89	0.20	51,51,51,51	0
56	MG	1a	1716	1/1	0.89	0.09	81,81,81,81	0
56	MG	2A	3122	1/1	0.89	0.16	47,47,47,47	0

Continued on next page...

Continued from previous page...

Mol	Type	Chain	Res	Atoms	RSCC	RSR	B-factors(\AA^2)	Q<0.9
56	MG	1a	1655	1/1	0.89	0.11	57,57,57,57	0
56	MG	2e	3001	1/1	0.89	0.12	71,71,71,71	0
56	MG	1A	3052	1/1	0.89	0.17	40,40,40,40	0
56	MG	1A	3254	1/1	0.89	0.10	54,54,54,54	0
56	MG	2a	1794	1/1	0.89	0.11	94,94,94,94	0
56	MG	1A	3596	1/1	0.89	0.08	51,51,51,51	0
56	MG	2A	3018	1/1	0.89	0.18	41,41,41,41	0
56	MG	2x	3002	1/1	0.89	0.40	50,50,50,50	0
56	MG	1A	3287	1/1	0.89	0.17	57,57,57,57	0
56	MG	2A	3554	1/1	0.89	0.06	45,45,45,45	0
56	MG	2A	3067	1/1	0.89	0.08	51,51,51,51	0
56	MG	2a	1773	1/1	0.89	0.11	57,57,57,57	0
56	MG	2A	3337	1/1	0.89	0.09	30,30,30,30	0
56	MG	1A	3749	1/1	0.89	0.16	39,39,39,39	0
56	MG	2A	3608	1/1	0.89	0.10	55,55,55,55	0
56	MG	1A	3060	1/1	0.89	0.17	44,44,44,44	0
56	MG	2A	3038	1/1	0.89	0.10	34,34,34,34	0
56	MG	2A	3510	1/1	0.89	0.14	35,35,35,35	0
56	MG	1a	1796	1/1	0.89	0.11	80,80,80,80	0
56	MG	2A	3215	1/1	0.89	0.13	53,53,53,53	0
56	MG	1A	3563	1/1	0.89	0.18	30,30,30,30	0
56	MG	1A	3405	1/1	0.89	0.15	62,62,62,62	0
56	MG	1A	3639	1/1	0.89	0.17	61,61,61,61	0
56	MG	2a	1721	1/1	0.89	0.13	54,54,54,54	0
56	MG	2a	1791	1/1	0.89	0.09	75,75,75,75	0
56	MG	2A	3120	1/1	0.89	0.19	57,57,57,57	0
56	MG	1a	1618	1/1	0.89	0.21	48,48,48,48	0
56	MG	1A	3056	1/1	0.89	0.11	43,43,43,43	0
56	MG	2a	1661	1/1	0.89	0.28	62,62,62,62	0
56	MG	1A	3364	1/1	0.89	0.12	35,35,35,35	0
56	MG	2A	3419	1/1	0.89	0.15	41,41,41,41	0
56	MG	2A	3455	1/1	0.89	0.12	34,34,34,34	0
56	MG	1a	1719	1/1	0.89	0.12	62,62,62,62	0
56	MG	2A	3667	1/1	0.89	0.08	43,43,43,43	0
56	MG	2A	3435	1/1	0.89	0.15	34,34,34,34	0
56	MG	1A	3730	1/1	0.89	0.10	58,58,58,58	0
56	MG	1A	3391	1/1	0.89	0.16	30,30,30,30	0
56	MG	2A	3157	1/1	0.89	0.21	55,55,55,55	0
56	MG	2a	1780	1/1	0.89	0.14	69,69,69,69	0
56	MG	2a	1674	1/1	0.89	0.13	62,62,62,62	0
56	MG	2A	3578	1/1	0.89	0.11	62,62,62,62	0
56	MG	1a	1720	1/1	0.89	0.11	57,57,57,57	0

Continued on next page...

Continued from previous page...

Mol	Type	Chain	Res	Atoms	RSCC	RSR	B-factors(\AA^2)	Q<0.9
56	MG	1A	3036	1/1	0.89	0.12	54,54,54,54	0
56	MG	1A	3758	1/1	0.89	0.13	33,33,33,33	0
56	MG	2A	3043	1/1	0.89	0.16	44,44,44,44	0
56	MG	2V	3002	1/1	0.89	0.11	50,50,50,50	0
56	MG	1A	3900	1/1	0.89	0.34	35,35,35,35	0
56	MG	2A	3116	1/1	0.89	0.10	67,67,67,67	0
56	MG	1a	1749	1/1	0.89	0.22	56,56,56,56	0
56	MG	1y	3002	1/1	0.89	0.45	72,72,72,72	0
56	MG	2A	3336	1/1	0.89	0.10	47,47,47,47	0
56	MG	2A	3076	1/1	0.89	0.28	60,60,60,60	0
56	MG	1l	101	1/1	0.89	0.16	44,44,44,44	0
56	MG	2A	3429	1/1	0.89	0.20	34,34,34,34	0
56	MG	2A	3335	1/1	0.89	0.16	35,35,35,35	0
56	MG	1A	3313	1/1	0.89	0.10	56,56,56,56	0
56	MG	1A	3557	1/1	0.89	0.17	22,22,22,22	0
56	MG	1A	3200	1/1	0.89	0.12	48,48,48,48	0
56	MG	1A	3893	1/1	0.89	0.14	71,71,71,71	0
56	MG	2a	1611	1/1	0.89	0.16	68,68,68,68	0
56	MG	2A	3543	1/1	0.89	0.14	48,48,48,48	0
56	MG	1A	3863	1/1	0.89	0.23	56,56,56,56	0
56	MG	2a	1681	1/1	0.89	0.13	84,84,84,84	0
56	MG	2A	3471	1/1	0.89	0.08	53,53,53,53	0
56	MG	1A	3847	1/1	0.89	0.15	51,51,51,51	0
56	MG	1a	1669	1/1	0.89	0.14	49,49,49,49	0
56	MG	1A	3236	1/1	0.89	0.15	58,58,58,58	0
56	MG	1A	3643	1/1	0.89	0.11	55,55,55,55	0
56	MG	2A	3239	1/1	0.89	0.94	61,61,61,61	0
56	MG	2A	3324	1/1	0.89	0.07	47,47,47,47	0
56	MG	1a	1626	1/1	0.89	0.30	61,61,61,61	0
56	MG	1A	3919	1/1	0.89	0.32	46,46,46,46	0
56	MG	2A	3300	1/1	0.89	0.23	54,54,54,54	0
56	MG	15	106	1/1	0.89	0.09	55,55,55,55	0
56	MG	1a	1770	1/1	0.89	0.25	44,44,44,44	0
56	MG	1a	1694	1/1	0.89	0.13	55,55,55,55	0
56	MG	1A	3440	1/1	0.89	0.14	61,61,61,61	0
56	MG	1A	3227	1/1	0.89	0.12	63,63,63,63	0
56	MG	2a	1749	1/1	0.89	0.11	59,59,59,59	0
56	MG	2A	3194	1/1	0.89	0.12	53,53,53,53	0
56	MG	1A	3455	1/1	0.89	0.14	25,25,25,25	0
56	MG	1a	1785	1/1	0.89	0.17	71,71,71,71	0
56	MG	1a	1800	1/1	0.89	0.15	56,56,56,56	0
56	MG	2a	1626	1/1	0.89	0.13	63,63,63,63	0

Continued on next page...

Continued from previous page...

Mol	Type	Chain	Res	Atoms	RSCC	RSR	B-factors(\AA^2)	Q<0.9
56	MG	2A	3551	1/1	0.89	0.07	70,70,70,70	0
56	MG	1a	1640	1/1	0.89	0.15	47,47,47,47	0
56	MG	1W	3001	1/1	0.89	0.15	48,48,48,48	0
56	MG	1a	1674	1/1	0.89	0.31	59,59,59,59	0
56	MG	2E	301	1/1	0.89	0.20	34,34,34,34	0
56	MG	2a	1797	1/1	0.89	0.18	67,67,67,67	0
56	MG	2a	1764	1/1	0.89	0.15	67,67,67,67	0
56	MG	1A	3196	1/1	0.89	0.12	61,61,61,61	0
56	MG	2A	3650	1/1	0.89	0.07	54,54,54,54	0
56	MG	1a	1728	1/1	0.89	0.16	67,67,67,67	0
56	MG	1A	3170	1/1	0.89	0.28	64,64,64,64	0
56	MG	2A	3325	1/1	0.89	0.16	45,45,45,45	0
56	MG	1a	1745	1/1	0.89	0.13	81,81,81,81	0
56	MG	1A	3093	1/1	0.89	0.13	59,59,59,59	0
56	MG	1A	3189	1/1	0.90	0.16	47,47,47,47	0
56	MG	1a	1740	1/1	0.90	0.12	60,60,60,60	0
56	MG	1a	1727	1/1	0.90	0.24	64,64,64,64	0
56	MG	1A	3112	1/1	0.90	0.15	44,44,44,44	0
56	MG	1y	3007	1/1	0.90	0.09	79,79,79,79	0
56	MG	1D	308	1/1	0.90	0.45	51,51,51,51	0
56	MG	2a	1676	1/1	0.90	0.12	58,58,58,58	0
56	MG	1E	308	1/1	0.90	0.15	49,49,49,49	0
56	MG	1A	3395	1/1	0.90	0.07	58,58,58,58	0
56	MG	1c	3001	1/1	0.90	0.22	61,61,61,61	0
56	MG	2A	3057	1/1	0.90	0.12	54,54,54,54	0
56	MG	2A	3134	1/1	0.90	0.23	54,54,54,54	0
56	MG	2a	1612	1/1	0.90	0.18	66,66,66,66	0
56	MG	1a	1778	1/1	0.90	0.14	65,65,65,65	0
56	MG	2A	3454	1/1	0.90	0.36	64,64,64,64	0
59	ZN	14	501	1/1	0.90	0.10	90,90,90,90	0
56	MG	1A	3410	1/1	0.90	0.12	43,43,43,43	0
56	MG	1A	3802	1/1	0.90	0.10	56,56,56,56	0
56	MG	2A	3198	1/1	0.90	0.18	52,52,52,52	0
56	MG	2a	1615	1/1	0.90	0.15	60,60,60,60	0
56	MG	1A	3834	1/1	0.90	0.09	60,60,60,60	0
56	MG	1A	3871	1/1	0.90	0.20	69,69,69,69	0
56	MG	1A	3363	1/1	0.90	0.08	49,49,49,49	0
56	MG	1A	3604	1/1	0.90	0.22	32,32,32,32	0
56	MG	2A	3561	1/1	0.90	0.17	47,47,47,47	0
56	MG	1A	3623	1/1	0.90	0.12	59,59,59,59	0
56	MG	1A	3338	1/1	0.90	0.09	47,47,47,47	0
56	MG	2a	1643	1/1	0.90	0.22	60,60,60,60	0

Continued on next page...

Continued from previous page...

Mol	Type	Chain	Res	Atoms	RSCC	RSR	B-factors(\AA^2)	Q<0.9
56	MG	2A	3567	1/1	0.90	0.15	41,41,41,41	0
56	MG	1A	3634	1/1	0.90	0.14	57,57,57,57	0
56	MG	2A	3403	1/1	0.90	0.08	62,62,62,62	0
56	MG	2A	3193	1/1	0.90	0.13	48,48,48,48	0
56	MG	1A	3058	1/1	0.90	0.12	53,53,53,53	0
56	MG	1A	3250	1/1	0.90	0.32	57,57,57,57	0
56	MG	1A	3150	1/1	0.90	0.20	55,55,55,55	0
56	MG	1a	1806	1/1	0.90	0.10	58,58,58,58	0
56	MG	2a	1617	1/1	0.90	0.17	51,51,51,51	0
56	MG	1Z	303	1/1	0.90	0.17	59,59,59,59	0
56	MG	19	503	1/1	0.90	0.12	37,37,37,37	0
56	MG	2A	3347	1/1	0.90	0.09	31,31,31,31	0
56	MG	1G	3003	1/1	0.90	0.11	50,50,50,50	0
56	MG	2a	1685	1/1	0.90	0.22	62,62,62,62	0
56	MG	2A	3431	1/1	0.90	0.14	58,58,58,58	0
56	MG	2A	3016	1/1	0.90	0.12	38,38,38,38	0
56	MG	1A	3860	1/1	0.90	0.13	58,58,58,58	0
56	MG	2A	3570	1/1	0.90	0.34	43,43,43,43	0
56	MG	2A	3099	1/1	0.90	0.26	50,50,50,50	0
56	MG	1a	1683	1/1	0.90	0.13	64,64,64,64	0
56	MG	2A	3306	1/1	0.90	0.10	43,43,43,43	0
56	MG	1A	3009	1/1	0.90	0.23	44,44,44,44	0
56	MG	1A	3722	1/1	0.90	0.10	46,46,46,46	0
56	MG	2a	1796	1/1	0.90	0.12	64,64,64,64	0
56	MG	1a	1797	1/1	0.90	0.17	51,51,51,51	0
56	MG	2a	1733	1/1	0.90	0.12	78,78,78,78	0
56	MG	2A	3046	1/1	0.90	0.17	50,50,50,50	0
56	MG	1B	205	1/1	0.90	0.16	43,43,43,43	0
56	MG	1l	8001	1/1	0.90	0.16	50,50,50,50	0
56	MG	2A	3211	1/1	0.90	0.09	48,48,48,48	0
56	MG	1A	3836	1/1	0.90	0.11	48,48,48,48	0
56	MG	1a	1672	1/1	0.90	0.21	55,55,55,55	0
56	MG	1A	3213	1/1	0.90	0.13	55,55,55,55	0
56	MG	2A	3620	1/1	0.90	0.46	47,47,47,47	0
56	MG	1A	3130	1/1	0.90	0.18	40,40,40,40	0
56	MG	2a	1632	1/1	0.90	0.16	63,63,63,63	0
56	MG	2A	3606	1/1	0.90	0.13	58,58,58,58	0
56	MG	2A	3148	1/1	0.90	0.12	59,59,59,59	0
56	MG	1A	3349	1/1	0.90	0.13	43,43,43,43	0
56	MG	1A	3599	1/1	0.90	0.09	46,46,46,46	0
56	MG	1a	1706	1/1	0.90	0.12	72,72,72,72	0
56	MG	1A	3144	1/1	0.90	0.14	51,51,51,51	0

Continued on next page...

Continued from previous page...

Mol	Type	Chain	Res	Atoms	RSCC	RSR	B-factors(\AA^2)	Q<0.9
56	MG	2V	3001	1/1	0.90	0.47	62,62,62,62	0
56	MG	1A	3856	1/1	0.90	0.12	41,41,41,41	0
56	MG	1A	3102	1/1	0.90	0.28	58,58,58,58	0
56	MG	1a	1812	1/1	0.90	0.09	58,58,58,58	0
56	MG	2A	3297	1/1	0.90	0.33	52,52,52,52	0
56	MG	1A	3317	1/1	0.90	0.52	43,43,43,43	0
56	MG	1a	1609	1/1	0.90	0.16	56,56,56,56	0
56	MG	2A	3338	1/1	0.90	0.11	48,48,48,48	0
56	MG	1A	3281	1/1	0.90	0.17	52,52,52,52	0
56	MG	2A	3318	1/1	0.90	0.14	48,48,48,48	0
56	MG	1A	3408	1/1	0.90	0.17	36,36,36,36	0
56	MG	2A	3535	1/1	0.90	0.12	58,58,58,58	0
56	MG	1A	3206	1/1	0.90	0.33	40,40,40,40	0
56	MG	2A	3614	1/1	0.90	0.23	71,71,71,71	0
56	MG	1A	3381	1/1	0.90	0.08	47,47,47,47	0
56	MG	2A	3147	1/1	0.90	0.15	55,55,55,55	0
56	MG	2A	3396	1/1	0.90	0.13	53,53,53,53	0
56	MG	1x	114	1/1	0.90	0.14	68,68,68,68	0
56	MG	2A	3048	1/1	0.90	0.18	46,46,46,46	0
56	MG	2a	1614	1/1	0.90	0.29	58,58,58,58	0
56	MG	2A	3643	1/1	0.90	0.19	65,65,65,65	0
56	MG	1A	3613	1/1	0.90	0.12	34,34,34,34	0
56	MG	1A	3908	1/1	0.90	0.26	43,43,43,43	0
56	MG	2A	3223	1/1	0.90	0.11	56,56,56,56	0
56	MG	2w	3002	1/1	0.90	0.14	75,75,75,75	0
56	MG	2A	3634	1/1	0.90	0.17	62,62,62,62	0
56	MG	1a	1709	1/1	0.90	0.12	62,62,62,62	0
56	MG	2a	1688	1/1	0.90	0.09	65,65,65,65	0
56	MG	1a	1754	1/1	0.90	0.20	84,84,84,84	0
56	MG	1A	3771	1/1	0.90	0.11	63,63,63,63	0
56	MG	2A	3283	1/1	0.90	0.14	41,41,41,41	0
56	MG	2A	3370	1/1	0.90	0.14	64,64,64,64	0
56	MG	1A	3701	1/1	0.90	0.10	58,58,58,58	0
56	MG	2A	3068	1/1	0.90	0.12	47,47,47,47	0
56	MG	2A	3480	1/1	0.90	0.12	53,53,53,53	0
56	MG	1a	1666	1/1	0.90	0.20	46,46,46,46	0
56	MG	1a	1821	1/1	0.91	0.21	72,72,72,72	0
56	MG	1A	3825	1/1	0.91	0.12	64,64,64,64	0
56	MG	2a	1785	1/1	0.91	0.15	58,58,58,58	0
56	MG	2A	3410	1/1	0.91	0.16	46,46,46,46	0
56	MG	2a	1628	1/1	0.91	0.15	66,66,66,66	0
56	MG	1A	3806	1/1	0.91	0.08	67,67,67,67	0

Continued on next page...

Continued from previous page...

Mol	Type	Chain	Res	Atoms	RSCC	RSR	B-factors(\AA^2)	Q<0.9
56	MG	2A	3119	1/1	0.91	0.10	54,54,54,54	0
56	MG	2A	3651	1/1	0.91	0.13	55,55,55,55	0
56	MG	2A	3203	1/1	0.91	0.27	42,42,42,42	0
56	MG	2A	3073	1/1	0.91	0.27	53,53,53,53	0
56	MG	1A	3734	1/1	0.91	0.14	58,58,58,58	0
56	MG	1E	302	1/1	0.91	0.30	35,35,35,35	0
56	MG	1x	104	1/1	0.91	0.59	54,54,54,54	0
56	MG	1A	3277	1/1	0.91	0.18	49,49,49,49	0
56	MG	2A	3115	1/1	0.91	0.06	62,62,62,62	0
56	MG	2A	3113	1/1	0.91	0.13	46,46,46,46	0
56	MG	1A	3843	1/1	0.91	0.30	47,47,47,47	0
56	MG	1a	1675	1/1	0.91	0.08	41,41,41,41	0
56	MG	2A	3584	1/1	0.91	0.13	70,70,70,70	0
56	MG	1A	3777	1/1	0.91	0.09	43,43,43,43	0
56	MG	2A	3071	1/1	0.91	0.08	34,34,34,34	0
56	MG	2O	201	1/1	0.91	0.22	54,54,54,54	0
56	MG	1A	3355	1/1	0.91	0.23	51,51,51,51	0
56	MG	2A	3406	1/1	0.91	0.20	58,58,58,58	0
56	MG	2A	3287	1/1	0.91	0.18	47,47,47,47	0
56	MG	1A	3499	1/1	0.91	0.15	49,49,49,49	0
56	MG	2a	1641	1/1	0.91	0.14	55,55,55,55	0
56	MG	2a	1792	1/1	0.91	0.23	76,76,76,76	0
56	MG	1A	3644	1/1	0.91	0.09	51,51,51,51	0
56	MG	1A	3536	1/1	0.91	0.17	24,24,24,24	0
56	MG	1A	3043	1/1	0.91	0.14	34,34,34,34	0
56	MG	2A	3276	1/1	0.91	0.10	31,31,31,31	0
56	MG	2A	3465	1/1	0.91	0.10	55,55,55,55	0
56	MG	2A	3158	1/1	0.91	0.19	47,47,47,47	0
56	MG	1A	3582	1/1	0.91	0.11	42,42,42,42	0
56	MG	1A	3311	1/1	0.91	0.10	54,54,54,54	0
56	MG	2A	3166	1/1	0.91	0.11	45,45,45,45	0
56	MG	2A	3407	1/1	0.91	0.23	58,58,58,58	0
56	MG	2A	3472	1/1	0.91	0.14	48,48,48,48	0
56	MG	1A	3429	1/1	0.91	0.17	49,49,49,49	0
56	MG	2A	3330	1/1	0.91	0.17	35,35,35,35	0
56	MG	2A	3035	1/1	0.91	0.11	45,45,45,45	0
56	MG	2B	3007	1/1	0.91	0.18	74,74,74,74	0
56	MG	1a	1644	1/1	0.91	0.20	48,48,48,48	0
56	MG	1a	1793	1/1	0.91	0.12	74,74,74,74	0
56	MG	1A	3788	1/1	0.91	0.17	61,61,61,61	0
56	MG	2A	3296	1/1	0.91	0.20	42,42,42,42	0
56	MG	1f	3001	1/1	0.91	0.12	42,42,42,42	0

Continued on next page...

Continued from previous page...

Mol	Type	Chain	Res	Atoms	RSCC	RSR	B-factors(\AA^2)	Q<0.9
56	MG	1A	3516	1/1	0.91	0.09	65,65,65,65	0
56	MG	1Z	302	1/1	0.91	0.18	48,48,48,48	0
56	MG	1a	1725	1/1	0.91	0.11	63,63,63,63	0
56	MG	2a	1716	1/1	0.91	0.22	69,69,69,69	0
56	MG	2A	3447	1/1	0.91	0.13	41,41,41,41	0
56	MG	2t	3001	1/1	0.91	0.06	57,57,57,57	0
56	MG	1A	3140	1/1	0.91	0.57	47,47,47,47	0
56	MG	2A	3365	1/1	0.91	0.18	55,55,55,55	0
56	MG	2a	1609	1/1	0.91	0.09	47,47,47,47	0
56	MG	1A	3687	1/1	0.91	0.08	63,63,63,63	0
56	MG	2A	3224	1/1	0.91	0.08	49,49,49,49	0
56	MG	2a	1738	1/1	0.91	0.29	70,70,70,70	0
56	MG	1A	3135	1/1	0.91	0.24	30,30,30,30	0
56	MG	2A	3153	1/1	0.91	0.28	59,59,59,59	0
56	MG	1A	3483	1/1	0.91	0.17	27,27,27,27	0
56	MG	2A	3379	1/1	0.91	0.10	40,40,40,40	0
56	MG	1A	3662	1/1	0.91	0.19	45,45,45,45	0
56	MG	1A	3651	1/1	0.91	0.11	62,62,62,62	0
56	MG	1A	3089	1/1	0.91	0.22	54,54,54,54	0
56	MG	1A	3776	1/1	0.91	0.14	48,48,48,48	0
56	MG	2B	3012	1/1	0.91	0.10	65,65,65,65	0
56	MG	2A	3081	1/1	0.91	0.09	45,45,45,45	0
56	MG	2a	1627	1/1	0.91	0.09	61,61,61,61	0
56	MG	2A	3208	1/1	0.91	0.08	52,52,52,52	0
56	MG	1A	3234	1/1	0.91	0.19	50,50,50,50	0
56	MG	1A	3826	1/1	0.91	0.14	55,55,55,55	0
56	MG	1A	3081	1/1	0.91	0.41	35,35,35,35	0
56	MG	1d	502	1/1	0.91	0.38	58,58,58,58	0
56	MG	2A	3170	1/1	0.91	0.20	68,68,68,68	0
56	MG	2A	3110	1/1	0.91	0.14	31,31,31,31	0
56	MG	2A	3077	1/1	0.91	0.15	51,51,51,51	0
56	MG	2A	3250	1/1	0.91	0.13	45,45,45,45	0
56	MG	1A	3637	1/1	0.91	0.13	54,54,54,54	0
56	MG	1A	3476	1/1	0.91	0.25	36,36,36,36	0
56	MG	2a	1767	1/1	0.91	0.17	55,55,55,55	0
56	MG	1A	3111	1/1	0.91	0.11	45,45,45,45	0
56	MG	2A	3619	1/1	0.91	0.33	45,45,45,45	0
56	MG	1A	3874	1/1	0.91	0.21	27,27,27,27	0
56	MG	2A	3490	1/1	0.91	0.20	73,73,73,73	0
56	MG	1A	3152	1/1	0.91	0.15	43,43,43,43	0
56	MG	1A	3535	1/1	0.91	0.11	40,40,40,40	0
56	MG	2a	1640	1/1	0.91	0.16	48,48,48,48	0

Continued on next page...

Continued from previous page...

Mol	Type	Chain	Res	Atoms	RSCC	RSR	B-factors(\AA^2)	Q<0.9
56	MG	1A	3743	1/1	0.91	0.27	52,52,52,52	0
56	MG	2G	3001	1/1	0.91	0.11	58,58,58,58	0
56	MG	1A	3614	1/1	0.91	0.17	23,23,23,23	0
56	MG	1a	1699	1/1	0.91	0.19	68,68,68,68	0
56	MG	1A	3754	1/1	0.91	0.22	26,26,26,26	0
56	MG	2a	1698	1/1	0.91	0.14	64,64,64,64	0
56	MG	2A	3133	1/1	0.91	0.10	49,49,49,49	0
56	MG	1A	3617	1/1	0.91	0.07	41,41,41,41	0
56	MG	1a	1601	1/1	0.91	0.10	68,68,68,68	0
56	MG	1a	1741	1/1	0.91	0.12	47,47,47,47	0
56	MG	1A	3681	1/1	0.91	0.16	37,37,37,37	0
56	MG	1x	111	1/1	0.91	0.12	55,55,55,55	0
56	MG	2A	3420	1/1	0.91	0.17	60,60,60,60	0
56	MG	2a	1759	1/1	0.91	0.11	75,75,75,75	0
56	MG	2A	3492	1/1	0.91	0.12	49,49,49,49	0
56	MG	1A	3059	1/1	0.91	0.13	66,66,66,66	0
56	MG	2a	1772	1/1	0.91	0.10	76,76,76,76	0
56	MG	2a	1658	1/1	0.91	0.12	81,81,81,81	0
56	MG	2A	3623	1/1	0.91	0.59	49,49,49,49	0
56	MG	1a	1685	1/1	0.91	0.23	57,57,57,57	0
56	MG	1a	1629	1/1	0.91	0.14	69,69,69,69	0
56	MG	1A	3540	1/1	0.91	0.19	55,55,55,55	0
56	MG	1A	3337	1/1	0.91	0.39	34,34,34,34	0
56	MG	1A	3732	1/1	0.91	0.13	55,55,55,55	0
56	MG	1A	3385	1/1	0.91	0.06	68,68,68,68	0
56	MG	2d	502	1/1	0.91	0.09	64,64,64,64	0
56	MG	1A	3357	1/1	0.91	0.21	60,60,60,60	0
56	MG	2A	3411	1/1	0.91	0.20	56,56,56,56	0
56	MG	1A	3888	1/1	0.91	0.19	46,46,46,46	0
56	MG	1A	3484	1/1	0.91	0.16	46,46,46,46	0
56	MG	2A	3495	1/1	0.91	0.16	53,53,53,53	0
56	MG	1A	3606	1/1	0.91	0.12	62,62,62,62	0
56	MG	1A	3128	1/1	0.91	0.11	47,47,47,47	0
56	MG	1A	3295	1/1	0.91	0.20	49,49,49,49	0
56	MG	2A	3186	1/1	0.91	0.16	51,51,51,51	0
56	MG	1A	3267	1/1	0.91	0.19	63,63,63,63	0
56	MG	1A	3256	1/1	0.91	0.11	53,53,53,53	0
56	MG	2a	1766	1/1	0.91	0.12	48,48,48,48	0
56	MG	1A	3626	1/1	0.91	0.07	44,44,44,44	0
56	MG	2A	3101	1/1	0.91	0.28	58,58,58,58	0
56	MG	2A	3001	1/1	0.91	0.29	63,63,63,63	0
56	MG	2A	3514	1/1	0.91	0.16	56,56,56,56	0

Continued on next page...

Continued from previous page...

Mol	Type	Chain	Res	Atoms	RSCC	RSR	B-factors(\AA^2)	Q<0.9
56	MG	1A	3041	1/1	0.91	0.08	43,43,43,43	0
56	MG	2a	1787	1/1	0.91	0.14	62,62,62,62	0
56	MG	1A	3854	1/1	0.91	0.13	67,67,67,67	0
56	MG	1A	3463	1/1	0.91	0.18	57,57,57,57	0
56	MG	1A	3671	1/1	0.92	0.18	40,40,40,40	0
56	MG	1A	3702	1/1	0.92	0.18	26,26,26,26	0
56	MG	1A	3447	1/1	0.92	0.21	20,20,20,20	0
56	MG	2A	3304	1/1	0.92	0.12	48,48,48,48	0
56	MG	2A	3655	1/1	0.92	0.28	42,42,42,42	0
56	MG	2A	3484	1/1	0.92	0.27	56,56,56,56	0
56	MG	2A	3312	1/1	0.92	0.18	46,46,46,46	0
56	MG	1A	3219	1/1	0.92	0.19	57,57,57,57	0
56	MG	1a	1628	1/1	0.92	0.27	43,43,43,43	0
56	MG	2A	3627	1/1	0.92	0.08	51,51,51,51	0
56	MG	1A	3252	1/1	0.92	0.46	47,47,47,47	0
56	MG	1A	3629	1/1	0.92	0.10	47,47,47,47	0
56	MG	2a	1771	1/1	0.92	0.16	53,53,53,53	0
56	MG	1a	1707	1/1	0.92	0.26	49,49,49,49	0
56	MG	2A	3139	1/1	0.92	0.14	47,47,47,47	0
56	MG	2A	3433	1/1	0.92	0.12	37,37,37,37	0
56	MG	1a	1678	1/1	0.92	0.08	54,54,54,54	0
56	MG	1Y	502	1/1	0.92	0.23	60,60,60,60	0
56	MG	1A	3013	1/1	0.92	0.21	33,33,33,33	0
56	MG	2a	1778	1/1	0.92	0.23	78,78,78,78	0
56	MG	1A	3769	1/1	0.92	0.15	52,52,52,52	0
56	MG	2A	3474	1/1	0.92	0.10	47,47,47,47	0
56	MG	1A	3437	1/1	0.92	0.15	24,24,24,24	0
56	MG	1A	3270	1/1	0.92	0.16	48,48,48,48	0
56	MG	2a	1659	1/1	0.92	0.16	55,55,55,55	0
56	MG	1A	3697	1/1	0.92	0.27	64,64,64,64	0
56	MG	2E	303	1/1	0.92	0.10	51,51,51,51	0
56	MG	1B	216	1/1	0.92	0.14	58,58,58,58	0
56	MG	1A	3850	1/1	0.92	0.12	54,54,54,54	0
56	MG	2a	1744	1/1	0.92	0.23	56,56,56,56	0
56	MG	2A	3146	1/1	0.92	0.09	47,47,47,47	0
56	MG	2A	3160	1/1	0.92	0.07	36,36,36,36	0
56	MG	1A	3255	1/1	0.92	0.28	44,44,44,44	0
56	MG	2a	1679	1/1	0.92	0.15	66,66,66,66	0
56	MG	1A	3661	1/1	0.92	0.11	51,51,51,51	0
56	MG	2A	3540	1/1	0.92	0.07	63,63,63,63	0
56	MG	1D	301	1/1	0.92	0.23	40,40,40,40	0
56	MG	2A	3320	1/1	0.92	0.13	40,40,40,40	0

Continued on next page...

Continued from previous page...

Mol	Type	Chain	Res	Atoms	RSCC	RSR	B-factors(\AA^2)	Q<0.9
59	ZN	29	501	1/1	0.92	0.09	64,64,64,64	0
56	MG	2D	304	1/1	0.92	0.54	38,38,38,38	0
56	MG	1A	3853	1/1	0.92	0.12	37,37,37,37	0
56	MG	2a	1638	1/1	0.92	0.11	68,68,68,68	0
56	MG	1A	3585	1/1	0.92	0.14	34,34,34,34	0
56	MG	1A	3292	1/1	0.92	0.13	33,33,33,33	0
56	MG	2A	3095	1/1	0.92	0.74	65,65,65,65	0
56	MG	2A	3657	1/1	0.92	0.22	58,58,58,58	0
56	MG	1A	3376	1/1	0.92	0.21	51,51,51,51	0
56	MG	1A	3485	1/1	0.92	0.28	51,51,51,51	0
56	MG	2B	3020	1/1	0.92	0.10	66,66,66,66	0
56	MG	1a	1680	1/1	0.92	0.15	48,48,48,48	0
56	MG	1A	3377	1/1	0.92	0.16	42,42,42,42	0
56	MG	2A	3573	1/1	0.92	0.06	49,49,49,49	0
56	MG	1b	3001	1/1	0.92	0.27	68,68,68,68	0
56	MG	1B	202	1/1	0.92	0.17	61,61,61,61	0
56	MG	1a	1612	1/1	0.92	0.15	56,56,56,56	0
56	MG	1a	1794	1/1	0.92	0.13	54,54,54,54	0
56	MG	2a	1786	1/1	0.92	0.14	64,64,64,64	0
56	MG	2A	3669	1/1	0.92	0.13	47,47,47,47	0
56	MG	2A	3302	1/1	0.92	0.10	58,58,58,58	0
56	MG	2A	3496	1/1	0.92	0.11	50,50,50,50	0
56	MG	1A	3394	1/1	0.92	0.18	43,43,43,43	0
56	MG	2A	3505	1/1	0.92	0.09	55,55,55,55	0
56	MG	2B	3008	1/1	0.92	0.21	61,61,61,61	0
56	MG	2A	3363	1/1	0.92	0.15	58,58,58,58	0
56	MG	1A	3798	1/1	0.92	0.14	27,27,27,27	0
56	MG	2A	3415	1/1	0.92	0.15	59,59,59,59	0
56	MG	2A	3508	1/1	0.92	0.17	63,63,63,63	0
56	MG	2A	3653	1/1	0.92	0.08	49,49,49,49	0
56	MG	2A	3436	1/1	0.92	0.15	45,45,45,45	0
56	MG	1A	3635	1/1	0.92	0.20	66,66,66,66	0
56	MG	1t	3001	1/1	0.92	0.13	49,49,49,49	0
56	MG	1A	3300	1/1	0.92	0.09	24,24,24,24	0
56	MG	1a	1762	1/1	0.92	0.18	64,64,64,64	0
56	MG	1A	3207	1/1	0.92	0.15	50,50,50,50	0
56	MG	1A	3663	1/1	0.92	0.12	43,43,43,43	0
56	MG	1W	3004	1/1	0.92	0.11	41,41,41,41	0
56	MG	2A	3416	1/1	0.92	0.18	44,44,44,44	0
56	MG	1A	3416	1/1	0.92	0.12	25,25,25,25	0
56	MG	1A	3491	1/1	0.92	0.12	46,46,46,46	0
56	MG	1A	3016	1/1	0.92	0.07	39,39,39,39	0

Continued on next page...

Continued from previous page...

Mol	Type	Chain	Res	Atoms	RSCC	RSR	B-factors(\AA^2)	Q<0.9
56	MG	2l	202	1/1	0.92	0.12	54,54,54,54	0
56	MG	2A	3055	1/1	0.92	0.11	47,47,47,47	0
56	MG	1A	3655	1/1	0.92	0.15	28,28,28,28	0
56	MG	1A	3654	1/1	0.92	0.12	27,27,27,27	0
56	MG	1A	3319	1/1	0.92	0.33	51,51,51,51	0
56	MG	2a	1669	1/1	0.92	0.16	67,67,67,67	0
56	MG	2A	3167	1/1	0.92	0.10	43,43,43,43	0
56	MG	1A	3332	1/1	0.92	0.18	50,50,50,50	0
56	MG	1x	106	1/1	0.92	0.11	57,57,57,57	0
56	MG	1A	3167	1/1	0.92	0.21	50,50,50,50	0
56	MG	1a	1654	1/1	0.92	0.24	46,46,46,46	0
56	MG	2A	3390	1/1	0.92	0.09	39,39,39,39	0
56	MG	2a	1703	1/1	0.92	0.10	76,76,76,76	0
56	MG	2A	3114	1/1	0.92	0.14	49,49,49,49	0
56	MG	1A	3305	1/1	0.92	0.14	55,55,55,55	0
56	MG	1A	3488	1/1	0.92	0.23	32,32,32,32	0
56	MG	1a	1714	1/1	0.92	0.23	61,61,61,61	0
56	MG	2A	3255	1/1	0.92	0.15	36,36,36,36	0
56	MG	1a	1726	1/1	0.92	0.10	87,87,87,87	0
56	MG	1A	3587	1/1	0.92	0.10	40,40,40,40	0
56	MG	1A	3618	1/1	0.92	0.16	29,29,29,29	0
56	MG	1A	3807	1/1	0.92	0.14	63,63,63,63	0
56	MG	2a	1639	1/1	0.92	0.13	54,54,54,54	0
56	MG	2a	1731	1/1	0.92	0.16	87,87,87,87	0
56	MG	2a	1801	1/1	0.92	0.13	82,82,82,82	0
56	MG	1a	1815	1/1	0.92	0.22	74,74,74,74	0
56	MG	1A	3067	1/1	0.92	0.58	42,42,42,42	0
56	MG	2A	3493	1/1	0.92	0.10	59,59,59,59	0
56	MG	2A	3284	1/1	0.92	0.13	50,50,50,50	0
56	MG	2A	3249	1/1	0.92	0.13	43,43,43,43	0
56	MG	1A	3698	1/1	0.92	0.29	65,65,65,65	0
56	MG	1A	3500	1/1	0.92	0.16	62,62,62,62	0
56	MG	1A	3790	1/1	0.92	0.09	48,48,48,48	0
56	MG	2A	3246	1/1	0.92	0.15	55,55,55,55	0
56	MG	2a	1622	1/1	0.92	0.11	42,42,42,42	0
56	MG	2A	3671	1/1	0.92	0.20	44,44,44,44	0
56	MG	1A	3571	1/1	0.92	0.21	33,33,33,33	0
56	MG	2A	3017	1/1	0.92	0.15	42,42,42,42	0
56	MG	2A	3376	1/1	0.92	0.06	51,51,51,51	0
56	MG	2A	3328	1/1	0.92	0.11	48,48,48,48	0
56	MG	2a	1702	1/1	0.92	0.20	64,64,64,64	0
56	MG	1A	3607	1/1	0.92	0.09	48,48,48,48	0

Continued on next page...

Continued from previous page...

Mol	Type	Chain	Res	Atoms	RSCC	RSR	B-factors(\AA^2)	Q<0.9
56	MG	1A	3542	1/1	0.92	0.19	33,33,33,33	0
56	MG	20	101	1/1	0.92	0.44	68,68,68,68	0
56	MG	1A	3204	1/1	0.92	0.08	38,38,38,38	0
56	MG	2A	3289	1/1	0.92	0.17	56,56,56,56	0
56	MG	2a	1748	1/1	0.92	0.13	59,59,59,59	0
56	MG	2A	3131	1/1	0.92	0.18	55,55,55,55	0
56	MG	2a	1664	1/1	0.92	0.11	60,60,60,60	0
56	MG	2A	3345	1/1	0.92	0.16	31,31,31,31	0
56	MG	2A	3274	1/1	0.92	0.12	47,47,47,47	0
56	MG	1a	1809	1/1	0.92	0.09	40,40,40,40	0
56	MG	1A	3017	1/1	0.92	0.15	53,53,53,53	0
56	MG	1A	3926	1/1	0.92	0.25	44,44,44,44	0
56	MG	2A	3034	1/1	0.92	0.12	34,34,34,34	0
56	MG	1A	3048	1/1	0.92	0.16	32,32,32,32	0
56	MG	1A	3166	1/1	0.92	0.24	65,65,65,65	0
56	MG	2A	3196	1/1	0.92	0.30	47,47,47,47	0
56	MG	2A	3564	1/1	0.92	0.36	62,62,62,62	0
56	MG	1a	1825	1/1	0.92	0.11	69,69,69,69	0
56	MG	2A	3636	1/1	0.92	0.08	54,54,54,54	0
56	MG	2A	3652	1/1	0.92	0.26	54,54,54,54	0
56	MG	2A	3645	1/1	0.92	0.08	45,45,45,45	0
56	MG	1A	3359	1/1	0.92	0.14	22,22,22,22	0
56	MG	1a	1650	1/1	0.92	0.23	57,57,57,57	0
56	MG	1A	3344	1/1	0.92	0.26	40,40,40,40	0
56	MG	2a	1756	1/1	0.92	0.14	78,78,78,78	0
56	MG	1A	3137	1/1	0.92	0.27	45,45,45,45	0
59	ZN	15	104	1/1	0.92	0.29	81,81,81,81	0
56	MG	1A	3099	1/1	0.92	0.13	44,44,44,44	0
56	MG	1x	105	1/1	0.93	0.19	50,50,50,50	0
56	MG	1A	3272	1/1	0.93	0.22	39,39,39,39	0
56	MG	2a	1621	1/1	0.93	0.08	80,80,80,80	0
56	MG	1A	3335	1/1	0.93	0.19	63,63,63,63	0
56	MG	2V	3003	1/1	0.93	0.53	57,57,57,57	0
56	MG	2T	3001	1/1	0.93	0.18	45,45,45,45	0
56	MG	1A	3842	1/1	0.93	0.17	56,56,56,56	0
56	MG	2a	1646	1/1	0.93	0.22	68,68,68,68	0
56	MG	1A	3282	1/1	0.93	0.25	58,58,58,58	0
56	MG	19	502	1/1	0.93	0.17	49,49,49,49	0
56	MG	2a	1647	1/1	0.93	0.10	68,68,68,68	0
56	MG	15	103	1/1	0.93	0.24	40,40,40,40	0
56	MG	1A	3221	1/1	0.93	0.27	30,30,30,30	0
56	MG	1A	3757	1/1	0.93	0.12	23,23,23,23	0

Continued on next page...

Continued from previous page...

Mol	Type	Chain	Res	Atoms	RSCC	RSR	B-factors(\AA^2)	Q<0.9
56	MG	2O	202	1/1	0.93	0.13	52,52,52,52	0
56	MG	1w	3004	1/1	0.93	0.07	57,57,57,57	0
56	MG	1A	3131	1/1	0.93	0.28	40,40,40,40	0
56	MG	1a	1621	1/1	0.93	0.12	70,70,70,70	0
56	MG	2A	3500	1/1	0.93	0.29	35,35,35,35	0
56	MG	2A	3580	1/1	0.93	0.09	56,56,56,56	0
56	MG	1A	3764	1/1	0.93	0.12	47,47,47,47	0
56	MG	2A	3596	1/1	0.93	0.12	47,47,47,47	0
56	MG	1A	3514	1/1	0.93	0.26	66,66,66,66	0
56	MG	2A	3069	1/1	0.93	0.11	52,52,52,52	0
56	MG	1A	3823	1/1	0.93	0.12	67,67,67,67	0
56	MG	2A	3082	1/1	0.93	0.12	40,40,40,40	0
56	MG	1A	3430	1/1	0.93	0.17	47,47,47,47	0
56	MG	1A	3849	1/1	0.93	0.07	46,46,46,46	0
56	MG	1m	3001	1/1	0.93	0.12	63,63,63,63	0
56	MG	1A	3143	1/1	0.93	0.18	48,48,48,48	0
56	MG	2A	3130	1/1	0.93	0.14	66,66,66,66	0
56	MG	2A	3323	1/1	0.93	0.12	50,50,50,50	0
56	MG	1A	3647	1/1	0.93	0.09	59,59,59,59	0
56	MG	1A	3464	1/1	0.93	0.10	57,57,57,57	0
56	MG	1a	1693	1/1	0.93	0.16	44,44,44,44	0
56	MG	2A	3181	1/1	0.93	0.17	55,55,55,55	0
56	MG	1A	3875	1/1	0.93	0.13	22,22,22,22	0
56	MG	2A	3409	1/1	0.93	0.14	54,54,54,54	0
56	MG	2A	3568	1/1	0.93	0.28	54,54,54,54	0
56	MG	1A	3804	1/1	0.93	0.19	61,61,61,61	0
56	MG	2a	1653	1/1	0.93	0.13	62,62,62,62	0
56	MG	1A	3924	1/1	0.93	0.13	49,49,49,49	0
56	MG	1a	1687	1/1	0.93	0.11	57,57,57,57	0
56	MG	1O	8003	1/1	0.93	0.22	54,54,54,54	0
56	MG	1A	3658	1/1	0.93	0.15	52,52,52,52	0
56	MG	1a	1822	1/1	0.93	0.16	65,65,65,65	0
56	MG	1A	3682	1/1	0.93	0.18	47,47,47,47	0
56	MG	1A	3289	1/1	0.93	0.31	44,44,44,44	0
56	MG	1A	3524	1/1	0.93	0.14	32,32,32,32	0
56	MG	1A	3714	1/1	0.93	0.14	56,56,56,56	0
56	MG	2A	3430	1/1	0.93	0.11	55,55,55,55	0
56	MG	1A	3554	1/1	0.93	0.12	42,42,42,42	0
56	MG	2A	3637	1/1	0.93	0.15	52,52,52,52	0
56	MG	2Q	3003	1/1	0.93	0.28	48,48,48,48	0
56	MG	2A	3632	1/1	0.93	0.05	57,57,57,57	0
56	MG	1A	3761	1/1	0.93	0.15	71,71,71,71	0

Continued on next page...

Continued from previous page...

Mol	Type	Chain	Res	Atoms	RSCC	RSR	B-factors(\AA^2)	Q<0.9
56	MG	1A	3691	1/1	0.93	0.11	60,60,60,60	0
56	MG	2A	3256	1/1	0.93	0.12	57,57,57,57	0
56	MG	1A	3441	1/1	0.93	0.13	50,50,50,50	0
56	MG	1A	3472	1/1	0.93	0.10	37,37,37,37	0
56	MG	1A	3811	1/1	0.93	0.15	46,46,46,46	0
56	MG	2I	101	1/1	0.93	0.91	49,49,49,49	0
56	MG	1a	1729	1/1	0.93	0.22	67,67,67,67	0
56	MG	2x	3003	1/1	0.93	0.06	72,72,72,72	0
56	MG	2A	3559	1/1	0.93	0.10	64,64,64,64	0
56	MG	2a	1620	1/1	0.93	0.20	55,55,55,55	0
56	MG	1A	3100	1/1	0.93	0.20	55,55,55,55	0
56	MG	1A	3217	1/1	0.93	0.10	54,54,54,54	0
56	MG	1A	3848	1/1	0.93	0.19	66,66,66,66	0
56	MG	1B	203	1/1	0.93	0.17	33,33,33,33	0
56	MG	2A	3124	1/1	0.93	0.21	50,50,50,50	0
56	MG	1A	3805	1/1	0.93	0.16	52,52,52,52	0
56	MG	1a	1803	1/1	0.93	0.28	69,69,69,69	0
56	MG	2A	3378	1/1	0.93	0.11	40,40,40,40	0
56	MG	2a	1666	1/1	0.93	0.13	63,63,63,63	0
56	MG	2a	1784	1/1	0.93	0.28	87,87,87,87	0
56	MG	2A	3672	1/1	0.93	0.14	68,68,68,68	0
56	MG	1A	3293	1/1	0.93	0.20	60,60,60,60	0
56	MG	1A	3779	1/1	0.93	0.18	70,70,70,70	0
56	MG	1A	3053	1/1	0.93	0.15	48,48,48,48	0
56	MG	1a	1606	1/1	0.93	0.23	57,57,57,57	0
56	MG	2A	3005	1/1	0.93	0.14	50,50,50,50	0
56	MG	1A	3280	1/1	0.93	0.21	44,44,44,44	0
56	MG	1Q	3003	1/1	0.93	0.17	41,41,41,41	0
56	MG	1A	3601	1/1	0.93	0.11	49,49,49,49	0
56	MG	1A	3666	1/1	0.93	0.19	45,45,45,45	0
56	MG	2A	3169	1/1	0.93	0.19	41,41,41,41	0
56	MG	1A	3114	1/1	0.93	0.26	41,41,41,41	0
56	MG	2A	3401	1/1	0.93	0.19	61,61,61,61	0
56	MG	2A	3353	1/1	0.93	0.17	47,47,47,47	0
56	MG	2A	3123	1/1	0.93	0.52	52,52,52,52	0
56	MG	2A	3143	1/1	0.93	0.21	56,56,56,56	0
56	MG	1A	3275	1/1	0.93	0.14	48,48,48,48	0
56	MG	2A	3109	1/1	0.93	0.08	40,40,40,40	0
56	MG	1A	3598	1/1	0.93	0.16	61,61,61,61	0
56	MG	2A	3566	1/1	0.93	0.22	45,45,45,45	0
56	MG	2A	3307	1/1	0.93	0.12	30,30,30,30	0
56	MG	2A	3079	1/1	0.93	0.11	42,42,42,42	0

Continued on next page...

Continued from previous page...

Mol	Type	Chain	Res	Atoms	RSCC	RSR	B-factors(\AA^2)	Q<0.9
56	MG	2A	3164	1/1	0.93	0.60	40,40,40,40	0
56	MG	2A	3037	1/1	0.93	0.11	51,51,51,51	0
56	MG	2a	1761	1/1	0.93	0.11	71,71,71,71	0
56	MG	1A	3133	1/1	0.93	0.12	52,52,52,52	0
56	MG	2a	1750	1/1	0.93	0.22	66,66,66,66	0
56	MG	2a	1707	1/1	0.93	0.15	43,43,43,43	0
56	MG	1A	3083	1/1	0.93	0.16	37,37,37,37	0
56	MG	1A	3262	1/1	0.93	0.33	31,31,31,31	0
56	MG	2A	3479	1/1	0.93	0.08	53,53,53,53	0
56	MG	1A	3361	1/1	0.93	0.20	55,55,55,55	0
56	MG	1A	3203	1/1	0.93	0.23	45,45,45,45	0
56	MG	1a	1648	1/1	0.93	0.12	48,48,48,48	0
56	MG	2A	3178	1/1	0.93	0.13	41,41,41,41	0
56	MG	2A	3200	1/1	0.93	0.09	56,56,56,56	0
56	MG	2A	3475	1/1	0.93	0.08	41,41,41,41	0
56	MG	1a	1638	1/1	0.93	0.14	55,55,55,55	0
56	MG	2A	3528	1/1	0.93	0.15	34,34,34,34	0
56	MG	2A	3260	1/1	0.93	0.17	30,30,30,30	0
56	MG	1B	206	1/1	0.93	0.18	44,44,44,44	0
56	MG	2A	3464	1/1	0.93	0.07	59,59,59,59	0
56	MG	1A	3413	1/1	0.93	0.07	62,62,62,62	0
56	MG	2A	3613	1/1	0.93	0.32	56,56,56,56	0
56	MG	1A	3220	1/1	0.93	0.21	31,31,31,31	0
56	MG	2A	3563	1/1	0.93	0.10	60,60,60,60	0
56	MG	2A	3059	1/1	0.93	0.08	66,66,66,66	0
56	MG	1a	1775	1/1	0.93	0.24	58,58,58,58	0
56	MG	1A	3645	1/1	0.93	0.09	58,58,58,58	0
56	MG	2B	3017	1/1	0.93	0.18	59,59,59,59	0
56	MG	2A	3589	1/1	0.93	0.12	55,55,55,55	0
56	MG	1A	3209	1/1	0.93	0.15	55,55,55,55	0
56	MG	1A	3632	1/1	0.93	0.31	40,40,40,40	0
56	MG	1F	305	1/1	0.93	0.14	36,36,36,36	0
56	MG	1A	3454	1/1	0.93	0.16	24,24,24,24	0
56	MG	1a	1733	1/1	0.93	0.16	51,51,51,51	0
56	MG	2A	3091	1/1	0.93	0.14	45,45,45,45	0
56	MG	2A	3453	1/1	0.93	0.15	32,32,32,32	0
56	MG	2A	3285	1/1	0.93	0.13	47,47,47,47	0
56	MG	1A	3061	1/1	0.93	0.20	38,38,38,38	0
56	MG	1X	103	1/1	0.93	0.19	38,38,38,38	0
56	MG	2A	3612	1/1	0.93	0.15	57,57,57,57	0
56	MG	1A	3787	1/1	0.93	0.14	62,62,62,62	0
56	MG	2A	3380	1/1	0.93	0.12	35,35,35,35	0

Continued on next page...

Continued from previous page...

Mol	Type	Chain	Res	Atoms	RSCC	RSR	B-factors(\AA^2)	Q<0.9
56	MG	2A	3469	1/1	0.93	0.26	43,43,43,43	0
56	MG	1A	3354	1/1	0.93	0.11	42,42,42,42	0
56	MG	2A	3585	1/1	0.93	0.08	36,36,36,36	0
56	MG	2A	3315	1/1	0.93	0.13	39,39,39,39	0
56	MG	1a	1798	1/1	0.93	0.10	67,67,67,67	0
56	MG	1A	3378	1/1	0.93	0.11	45,45,45,45	0
56	MG	2A	3520	1/1	0.93	0.08	64,64,64,64	0
56	MG	1A	3303	1/1	0.93	0.26	28,28,28,28	0
56	MG	2a	1635	1/1	0.93	0.18	61,61,61,61	0
56	MG	1A	3197	1/1	0.93	0.17	44,44,44,44	0
56	MG	1A	3678	1/1	0.93	0.08	46,46,46,46	0
56	MG	2A	3176	1/1	0.93	0.20	37,37,37,37	0
56	MG	2A	3183	1/1	0.93	0.13	29,29,29,29	0
56	MG	2A	3439	1/1	0.93	0.16	39,39,39,39	0
56	MG	2A	3549	1/1	0.93	0.16	56,56,56,56	0
56	MG	16	102	1/1	0.93	0.24	41,41,41,41	0
56	MG	2A	3270	1/1	0.93	0.08	53,53,53,53	0
56	MG	1A	3323	1/1	0.93	0.23	55,55,55,55	0
56	MG	1a	1723	1/1	0.93	0.10	61,61,61,61	0
56	MG	2A	3604	1/1	0.93	0.08	47,47,47,47	0
56	MG	1A	3141	1/1	0.93	0.55	44,44,44,44	0
56	MG	1A	3648	1/1	0.93	0.19	69,69,69,69	0
56	MG	1a	1744	1/1	0.93	0.12	63,63,63,63	0
56	MG	2A	3521	1/1	0.93	0.16	56,56,56,56	0
56	MG	2a	1720	1/1	0.93	0.13	76,76,76,76	0
56	MG	1A	3208	1/1	0.94	0.47	42,42,42,42	0
56	MG	1F	301	1/1	0.94	0.21	49,49,49,49	0
56	MG	2A	3190	1/1	0.94	0.26	37,37,37,37	0
56	MG	1A	3031	1/1	0.94	0.12	42,42,42,42	0
56	MG	2a	1713	1/1	0.94	0.19	52,52,52,52	0
56	MG	1A	3566	1/1	0.94	0.18	32,32,32,32	0
56	MG	1A	3821	1/1	0.94	0.16	60,60,60,60	0
56	MG	1A	3298	1/1	0.94	0.23	53,53,53,53	0
56	MG	1A	3080	1/1	0.94	0.34	41,41,41,41	0
56	MG	1A	3744	1/1	0.94	0.09	40,40,40,40	0
56	MG	1a	1748	1/1	0.94	0.10	38,38,38,38	0
56	MG	1A	3387	1/1	0.94	0.16	18,18,18,18	0
56	MG	1a	1711	1/1	0.94	0.19	68,68,68,68	0
56	MG	1X	101	1/1	0.94	0.17	38,38,38,38	0
56	MG	2a	1777	1/1	0.94	0.12	53,53,53,53	0
56	MG	2A	3159	1/1	0.94	0.27	44,44,44,44	0
57	4M2	2A	3673	57/57	0.94	0.29	26,50,69,76	0

Continued on next page...

Continued from previous page...

Mol	Type	Chain	Res	Atoms	RSCC	RSR	B-factors(\AA^2)	Q<0.9
56	MG	1V	201	1/1	0.94	0.21	55,55,55,55	0
56	MG	2A	3333	1/1	0.94	0.11	57,57,57,57	0
56	MG	1A	3486	1/1	0.94	0.23	27,27,27,27	0
56	MG	2A	3523	1/1	0.94	0.12	44,44,44,44	0
56	MG	1A	3627	1/1	0.94	0.18	66,66,66,66	0
56	MG	2a	1741	1/1	0.94	0.13	65,65,65,65	0
56	MG	1A	3162	1/1	0.94	0.23	39,39,39,39	0
56	MG	1a	1739	1/1	0.94	0.15	70,70,70,70	0
56	MG	2A	3438	1/1	0.94	0.08	36,36,36,36	0
56	MG	1A	3925	1/1	0.94	0.30	44,44,44,44	0
56	MG	1A	3565	1/1	0.94	0.20	29,29,29,29	0
56	MG	1A	3715	1/1	0.94	0.17	69,69,69,69	0
56	MG	1E	307	1/1	0.94	0.18	36,36,36,36	0
56	MG	1A	3532	1/1	0.94	0.10	59,59,59,59	0
56	MG	1A	3541	1/1	0.94	0.08	58,58,58,58	0
56	MG	2A	3393	1/1	0.94	0.20	51,51,51,51	0
56	MG	1T	202	1/1	0.94	0.14	43,43,43,43	0
56	MG	2a	1730	1/1	0.94	0.12	56,56,56,56	0
56	MG	1A	3333	1/1	0.94	0.17	40,40,40,40	0
56	MG	2A	3199	1/1	0.94	0.39	60,60,60,60	0
56	MG	2A	3555	1/1	0.94	0.11	44,44,44,44	0
56	MG	2A	3423	1/1	0.94	0.11	34,34,34,34	0
56	MG	2A	3616	1/1	0.94	0.11	69,69,69,69	0
56	MG	2A	3574	1/1	0.94	0.05	52,52,52,52	0
56	MG	1A	3312	1/1	0.94	0.34	60,60,60,60	0
56	MG	25	503	1/1	0.94	0.93	49,49,49,49	0
56	MG	1A	3404	1/1	0.94	0.13	52,52,52,52	0
56	MG	1a	1632	1/1	0.94	0.10	78,78,78,78	0
56	MG	1A	3185	1/1	0.94	0.09	41,41,41,41	0
56	MG	1a	1682	1/1	0.94	0.19	43,43,43,43	0
56	MG	1A	3409	1/1	0.94	0.14	33,33,33,33	0
56	MG	1A	3510	1/1	0.94	0.17	52,52,52,52	0
56	MG	1a	1764	1/1	0.94	0.11	47,47,47,47	0
56	MG	1A	3844	1/1	0.94	0.14	54,54,54,54	0
56	MG	1A	3724	1/1	0.94	0.12	52,52,52,52	0
56	MG	2A	3507	1/1	0.94	0.11	57,57,57,57	0
56	MG	2A	3372	1/1	0.94	0.07	41,41,41,41	0
56	MG	1A	3608	1/1	0.94	0.15	60,60,60,60	0
56	MG	1A	3562	1/1	0.94	0.16	29,29,29,29	0
56	MG	1A	3567	1/1	0.94	0.12	48,48,48,48	0
56	MG	2A	3343	1/1	0.94	0.12	43,43,43,43	0
56	MG	2A	3308	1/1	0.94	0.10	42,42,42,42	0

Continued on next page...

Continued from previous page...

Mol	Type	Chain	Res	Atoms	RSCC	RSR	B-factors(\AA^2)	Q<0.9
56	MG	25	502	1/1	0.94	0.14	51,51,51,51	0
56	MG	1A	3770	1/1	0.94	0.08	63,63,63,63	0
56	MG	1U	202	1/1	0.94	0.47	40,40,40,40	0
56	MG	2V	3004	1/1	0.94	0.15	48,48,48,48	0
56	MG	1A	3759	1/1	0.94	0.23	43,43,43,43	0
56	MG	1A	3226	1/1	0.94	0.23	57,57,57,57	0
56	MG	2A	3078	1/1	0.94	0.18	51,51,51,51	0
56	MG	1A	3336	1/1	0.94	0.21	28,28,28,28	0
56	MG	1A	3087	1/1	0.94	0.20	63,63,63,63	0
56	MG	1A	3329	1/1	0.94	0.09	54,54,54,54	0
56	MG	2A	3054	1/1	0.94	0.17	50,50,50,50	0
56	MG	1a	1643	1/1	0.94	0.28	61,61,61,61	0
56	MG	2A	3377	1/1	0.94	0.11	41,41,41,41	0
56	MG	2A	3301	1/1	0.94	0.14	45,45,45,45	0
56	MG	1a	1789	1/1	0.94	0.15	75,75,75,75	0
56	MG	1a	1769	1/1	0.94	0.26	58,58,58,58	0
56	MG	1A	3003	1/1	0.94	0.28	32,32,32,32	0
56	MG	1D	307	1/1	0.94	0.21	40,40,40,40	0
56	MG	1A	3214	1/1	0.94	0.14	54,54,54,54	0
56	MG	2A	3004	1/1	0.94	0.20	50,50,50,50	0
56	MG	1A	3817	1/1	0.94	0.24	54,54,54,54	0
56	MG	1A	3422	1/1	0.94	0.20	45,45,45,45	0
56	MG	2A	3373	1/1	0.94	0.15	54,54,54,54	0
56	MG	1A	3636	1/1	0.94	0.20	51,51,51,51	0
56	MG	1A	3858	1/1	0.94	0.18	45,45,45,45	0
56	MG	2A	3517	1/1	0.94	0.17	46,46,46,46	0
56	MG	2A	3444	1/1	0.94	0.07	45,45,45,45	0
56	MG	2a	1717	1/1	0.94	0.07	63,63,63,63	0
56	MG	1A	3782	1/1	0.94	0.14	45,45,45,45	0
56	MG	1A	3259	1/1	0.94	0.20	37,37,37,37	0
56	MG	1A	3497	1/1	0.94	0.12	26,26,26,26	0
56	MG	2A	3028	1/1	0.94	0.33	40,40,40,40	0
56	MG	2A	3216	1/1	0.94	0.19	57,57,57,57	0
56	MG	1A	3035	1/1	0.94	0.28	41,41,41,41	0
56	MG	1A	3309	1/1	0.94	0.24	66,66,66,66	0
56	MG	1A	3411	1/1	0.94	0.09	37,37,37,37	0
56	MG	1A	3679	1/1	0.94	0.15	61,61,61,61	0
56	MG	1A	3921	1/1	0.94	0.24	38,38,38,38	0
56	MG	1A	3094	1/1	0.94	0.13	41,41,41,41	0
56	MG	1A	3556	1/1	0.94	0.25	62,62,62,62	0
56	MG	1A	3044	1/1	0.94	0.12	22,22,22,22	0
56	MG	23	101	1/1	0.94	0.42	62,62,62,62	0

Continued on next page...

Continued from previous page...

Mol	Type	Chain	Res	Atoms	RSCC	RSR	B-factors(\AA^2)	Q<0.9
56	MG	1A	3110	1/1	0.94	0.29	38,38,38,38	0
56	MG	2A	3050	1/1	0.94	0.15	55,55,55,55	0
56	MG	2A	3349	1/1	0.94	0.08	40,40,40,40	0
56	MG	1A	3693	1/1	0.94	0.09	62,62,62,62	0
56	MG	1A	3116	1/1	0.94	0.71	51,51,51,51	0
56	MG	1A	3383	1/1	0.94	0.13	31,31,31,31	0
56	MG	1w	3002	1/1	0.94	0.06	37,37,37,37	0
56	MG	1N	3006	1/1	0.94	0.17	44,44,44,44	0
56	MG	1D	305	1/1	0.94	0.18	38,38,38,38	0
59	ZN	2Y	501	1/1	0.94	0.07	85,85,85,85	0
56	MG	2A	3045	1/1	0.94	0.11	38,38,38,38	0
56	MG	2A	3272	1/1	0.94	0.15	53,53,53,53	0
56	MG	2A	3151	1/1	0.94	0.23	44,44,44,44	0
56	MG	2A	3192	1/1	0.94	0.08	46,46,46,46	0
56	MG	2A	3025	1/1	0.94	0.76	60,60,60,60	0
56	MG	2A	3022	1/1	0.94	0.07	53,53,53,53	0
56	MG	1A	3545	1/1	0.94	0.21	49,49,49,49	0
56	MG	2a	1765	1/1	0.94	0.16	61,61,61,61	0
56	MG	2A	3481	1/1	0.94	0.09	52,52,52,52	0
56	MG	1A	3172	1/1	0.94	0.23	41,41,41,41	0
56	MG	2A	3487	1/1	0.94	0.25	58,58,58,58	0
56	MG	2a	1747	1/1	0.94	0.13	46,46,46,46	0
56	MG	2A	3388	1/1	0.94	0.08	47,47,47,47	0
56	MG	1A	3002	1/1	0.94	0.16	32,32,32,32	0
56	MG	2A	3142	1/1	0.94	0.13	44,44,44,44	0
56	MG	2A	3221	1/1	0.94	0.15	35,35,35,35	0
56	MG	2A	3066	1/1	0.94	0.08	39,39,39,39	0
56	MG	1a	1627	1/1	0.94	0.10	42,42,42,42	0
56	MG	1a	1636	1/1	0.94	0.13	53,53,53,53	0
56	MG	1a	1690	1/1	0.94	0.16	35,35,35,35	0
56	MG	1A	3315	1/1	0.94	0.16	46,46,46,46	0
56	MG	2A	3515	1/1	0.94	0.10	59,59,59,59	0
56	MG	1A	3534	1/1	0.94	0.09	40,40,40,40	0
56	MG	2A	3381	1/1	0.94	0.09	48,48,48,48	0
56	MG	1A	3530	1/1	0.94	0.10	53,53,53,53	0
56	MG	1A	3709	1/1	0.94	0.15	50,50,50,50	0
56	MG	1A	3356	1/1	0.94	0.16	26,26,26,26	0
56	MG	1A	3090	1/1	0.94	0.07	43,43,43,43	0
56	MG	1A	3304	1/1	0.94	0.11	39,39,39,39	0
56	MG	1y	3003	1/1	0.94	0.24	59,59,59,59	0
56	MG	1A	3814	1/1	0.94	0.12	39,39,39,39	0
56	MG	2a	1719	1/1	0.94	0.17	47,47,47,47	0

Continued on next page...

Continued from previous page...

Mol	Type	Chain	Res	Atoms	RSCC	RSR	B-factors(\AA^2)	Q<0.9
56	MG	1A	3891	1/1	0.94	0.15	57,57,57,57	0
56	MG	2A	3556	1/1	0.94	0.11	47,47,47,47	0
56	MG	1A	3006	1/1	0.94	0.14	42,42,42,42	0
56	MG	1A	3307	1/1	0.94	0.24	33,33,33,33	0
56	MG	2A	3451	1/1	0.94	0.13	39,39,39,39	0
56	MG	1x	109	1/1	0.94	0.09	55,55,55,55	0
56	MG	1A	3168	1/1	0.94	0.09	44,44,44,44	0
56	MG	2g	8001	1/1	0.94	0.14	65,65,65,65	0
56	MG	1A	3086	1/1	0.94	0.15	51,51,51,51	0
56	MG	2U	201	1/1	0.94	0.28	44,44,44,44	0
56	MG	2A	3654	1/1	0.94	0.10	46,46,46,46	0
56	MG	1A	3555	1/1	0.94	0.25	40,40,40,40	0
56	MG	2A	3145	1/1	0.94	0.08	50,50,50,50	0
56	MG	2A	3235	1/1	0.94	0.13	53,53,53,53	0
56	MG	2a	1663	1/1	0.94	0.22	55,55,55,55	0
56	MG	1A	3887	1/1	0.94	0.13	27,27,27,27	0
56	MG	2A	3456	1/1	0.94	0.21	39,39,39,39	0
56	MG	2A	3434	1/1	0.94	0.12	34,34,34,34	0
56	MG	2a	1671	1/1	0.94	0.10	86,86,86,86	0
56	MG	1A	3199	1/1	0.94	0.20	49,49,49,49	0
56	MG	2A	3421	1/1	0.94	0.13	36,36,36,36	0
56	MG	2A	3217	1/1	0.94	0.11	68,68,68,68	0
56	MG	1A	3161	1/1	0.94	0.16	32,32,32,32	0
56	MG	2A	3432	1/1	0.94	0.07	54,54,54,54	0
56	MG	2a	1795	1/1	0.94	0.20	76,76,76,76	0
56	MG	2A	3346	1/1	0.94	0.07	45,45,45,45	0
56	MG	2A	3023	1/1	0.94	0.36	43,43,43,43	0
56	MG	2A	3452	1/1	0.94	0.17	40,40,40,40	0
56	MG	1a	1795	1/1	0.94	0.19	50,50,50,50	0
56	MG	1A	3711	1/1	0.94	0.12	54,54,54,54	0
56	MG	1A	3032	1/1	0.94	0.20	47,47,47,47	0
56	MG	1A	3224	1/1	0.94	0.17	32,32,32,32	0
56	MG	2A	3074	1/1	0.94	0.14	50,50,50,50	0
56	MG	2A	3400	1/1	0.94	0.09	58,58,58,58	0
56	MG	1A	3507	1/1	0.94	0.10	60,60,60,60	0
56	MG	1A	3597	1/1	0.94	0.13	45,45,45,45	0
56	MG	2A	3491	1/1	0.94	0.09	51,51,51,51	0
56	MG	1a	1696	1/1	0.94	0.17	47,47,47,47	0
56	MG	1A	3784	1/1	0.94	0.13	45,45,45,45	0
56	MG	2A	3477	1/1	0.94	0.17	41,41,41,41	0
56	MG	1A	3070	1/1	0.94	0.29	60,60,60,60	0
56	MG	1A	3883	1/1	0.94	0.27	33,33,33,33	0

Continued on next page...

Continued from previous page...

Mol	Type	Chain	Res	Atoms	RSCC	RSR	B-factors(\AA^2)	Q<0.9
56	MG	1A	3579	1/1	0.94	0.16	27,27,27,27	0
56	MG	2A	3610	1/1	0.94	0.11	52,52,52,52	0
56	MG	1A	3228	1/1	0.94	0.26	51,51,51,51	0
56	MG	2A	3184	1/1	0.94	0.09	51,51,51,51	0
56	MG	1A	3721	1/1	0.94	0.10	50,50,50,50	0
56	MG	1A	3620	1/1	0.94	0.21	43,43,43,43	0
56	MG	2A	3646	1/1	0.94	0.19	72,72,72,72	0
56	MG	2A	3106	1/1	0.94	0.14	55,55,55,55	0
56	MG	1A	3523	1/1	0.94	0.21	33,33,33,33	0
56	MG	1A	3105	1/1	0.94	0.21	39,39,39,39	0
56	MG	2A	3398	1/1	0.94	0.08	56,56,56,56	0
56	MG	1a	1613	1/1	0.94	0.30	47,47,47,47	0
56	MG	2a	1654	1/1	0.94	0.23	69,69,69,69	0
56	MG	1A	3546	1/1	0.94	0.13	46,46,46,46	0
56	MG	2A	3526	1/1	0.94	0.09	64,64,64,64	0
56	MG	2A	3665	1/1	0.95	0.20	53,53,53,53	0
56	MG	2A	3466	1/1	0.95	0.09	33,33,33,33	0
56	MG	1A	3400	1/1	0.95	0.11	35,35,35,35	0
56	MG	1A	3146	1/1	0.95	0.20	38,38,38,38	0
56	MG	1A	3163	1/1	0.95	0.25	43,43,43,43	0
56	MG	2a	1714	1/1	0.95	0.14	56,56,56,56	0
56	MG	2A	3019	1/1	0.95	0.11	47,47,47,47	0
56	MG	1a	1743	1/1	0.95	0.13	38,38,38,38	0
56	MG	1A	3326	1/1	0.95	0.16	44,44,44,44	0
56	MG	1A	3263	1/1	0.95	0.19	42,42,42,42	0
56	MG	1A	3328	1/1	0.95	0.26	61,61,61,61	0
56	MG	2l	201	1/1	0.95	0.42	77,77,77,77	0
56	MG	1A	3603	1/1	0.95	0.24	54,54,54,54	0
56	MG	1A	3616	1/1	0.95	0.14	45,45,45,45	0
56	MG	1A	3929	1/1	0.95	0.36	39,39,39,39	0
56	MG	2A	3364	1/1	0.95	0.10	65,65,65,65	0
56	MG	1A	3008	1/1	0.95	0.13	29,29,29,29	0
56	MG	1A	3456	1/1	0.95	0.13	23,23,23,23	0
56	MG	2a	1633	1/1	0.95	0.15	71,71,71,71	0
56	MG	1A	3040	1/1	0.95	0.21	38,38,38,38	0
56	MG	1a	1799	1/1	0.95	0.07	46,46,46,46	0
56	MG	1A	3164	1/1	0.95	0.17	53,53,53,53	0
56	MG	2A	3639	1/1	0.95	0.07	53,53,53,53	0
56	MG	1A	3366	1/1	0.95	0.13	38,38,38,38	0
56	MG	1A	3365	1/1	0.95	0.17	45,45,45,45	0
56	MG	2A	3027	1/1	0.95	0.46	45,45,45,45	0
56	MG	1A	3895	1/1	0.95	0.17	39,39,39,39	0

Continued on next page...

Continued from previous page...

Mol	Type	Chain	Res	Atoms	RSCC	RSR	B-factors(\AA^2)	Q<0.9
56	MG	1A	3269	1/1	0.95	0.22	57,57,57,57	0
56	MG	1A	3879	1/1	0.95	0.20	34,34,34,34	0
56	MG	1A	3881	1/1	0.95	0.15	46,46,46,46	0
56	MG	1a	1715	1/1	0.95	0.14	62,62,62,62	0
56	MG	1A	3576	1/1	0.95	0.22	24,24,24,24	0
56	MG	1A	3071	1/1	0.95	0.18	27,27,27,27	0
56	MG	2A	3051	1/1	0.95	0.09	53,53,53,53	0
56	MG	1A	3151	1/1	0.95	0.23	36,36,36,36	0
56	MG	2A	3233	1/1	0.95	0.15	48,48,48,48	0
56	MG	1A	3421	1/1	0.95	0.13	60,60,60,60	0
56	MG	1A	3508	1/1	0.95	0.11	41,41,41,41	0
56	MG	1A	3889	1/1	0.95	0.11	40,40,40,40	0
56	MG	2F	301	1/1	0.95	0.30	47,47,47,47	0
56	MG	1A	3077	1/1	0.95	0.25	47,47,47,47	0
56	MG	1a	1784	1/1	0.95	0.08	45,45,45,45	0
56	MG	2a	1704	1/1	0.95	0.15	50,50,50,50	0
56	MG	1A	3050	1/1	0.95	0.09	47,47,47,47	0
56	MG	2A	3062	1/1	0.95	0.09	41,41,41,41	0
56	MG	2A	3278	1/1	0.95	0.08	38,38,38,38	0
56	MG	2I	103	1/1	0.95	0.10	45,45,45,45	0
56	MG	1a	1691	1/1	0.95	0.15	47,47,47,47	0
56	MG	1a	1742	1/1	0.95	0.12	20,20,20,20	0
56	MG	2A	3524	1/1	0.95	0.11	46,46,46,46	0
56	MG	18	101	1/1	0.95	0.25	37,37,37,37	0
56	MG	1a	1801	1/1	0.95	0.21	59,59,59,59	0
56	MG	1a	1757	1/1	0.95	0.11	57,57,57,57	0
56	MG	2A	3238	1/1	0.95	0.53	46,46,46,46	0
56	MG	15	102	1/1	0.95	0.18	39,39,39,39	0
56	MG	1A	3592	1/1	0.95	0.13	43,43,43,43	0
56	MG	1A	3370	1/1	0.95	0.10	43,43,43,43	0
56	MG	1A	3664	1/1	0.95	0.16	50,50,50,50	0
56	MG	1A	3362	1/1	0.95	0.13	60,60,60,60	0
56	MG	1A	3205	1/1	0.95	0.56	41,41,41,41	0
56	MG	1A	3449	1/1	0.95	0.13	27,27,27,27	0
56	MG	1A	3020	1/1	0.95	0.08	40,40,40,40	0
56	MG	1A	3611	1/1	0.95	0.16	22,22,22,22	0
56	MG	1A	3866	1/1	0.95	0.13	63,63,63,63	0
56	MG	2A	3383	1/1	0.95	0.21	40,40,40,40	0
56	MG	1U	204	1/1	0.95	0.43	55,55,55,55	0
56	MG	1x	102	1/1	0.95	0.14	40,40,40,40	0
56	MG	2N	8001	1/1	0.95	0.08	53,53,53,53	0
56	MG	2A	3450	1/1	0.95	0.07	34,34,34,34	0

Continued on next page...

Continued from previous page...

Mol	Type	Chain	Res	Atoms	RSCC	RSR	B-factors(\AA^2)	Q<0.9
56	MG	2A	3204	1/1	0.95	0.23	55,55,55,55	0
56	MG	1A	3026	1/1	0.95	0.14	43,43,43,43	0
56	MG	2A	3546	1/1	0.95	0.07	66,66,66,66	0
56	MG	2A	3497	1/1	0.95	0.05	54,54,54,54	0
56	MG	1l	8002	1/1	0.95	0.15	52,52,52,52	0
56	MG	1A	3492	1/1	0.95	0.09	40,40,40,40	0
56	MG	1T	201	1/1	0.95	0.11	62,62,62,62	0
56	MG	1A	3631	1/1	0.95	0.14	36,36,36,36	0
56	MG	2A	3265	1/1	0.95	0.22	52,52,52,52	0
56	MG	2a	1724	1/1	0.95	0.15	77,77,77,77	0
56	MG	2A	3188	1/1	0.95	0.33	59,59,59,59	0
56	MG	2A	3030	1/1	0.95	0.89	48,48,48,48	0
56	MG	2A	3428	1/1	0.95	0.17	65,65,65,65	0
56	MG	2A	3021	1/1	0.95	0.20	29,29,29,29	0
56	MG	2A	3036	1/1	0.95	0.10	50,50,50,50	0
56	MG	1A	3753	1/1	0.95	0.16	33,33,33,33	0
56	MG	2E	306	1/1	0.95	0.16	39,39,39,39	0
56	MG	10	102	1/1	0.95	0.25	47,47,47,47	0
56	MG	2a	1718	1/1	0.95	0.11	71,71,71,71	0
56	MG	2a	1712	1/1	0.95	0.13	58,58,58,58	0
56	MG	1A	3107	1/1	0.95	0.12	24,24,24,24	0
56	MG	1A	3680	1/1	0.95	0.15	54,54,54,54	0
56	MG	1A	3331	1/1	0.95	0.14	37,37,37,37	0
56	MG	2a	1742	1/1	0.95	0.06	70,70,70,70	0
56	MG	1A	3274	1/1	0.95	0.35	49,49,49,49	0
56	MG	2A	3602	1/1	0.95	0.08	38,38,38,38	0
56	MG	2A	3058	1/1	0.95	0.10	50,50,50,50	0
56	MG	1A	3286	1/1	0.95	0.14	39,39,39,39	0
56	MG	1A	3707	1/1	0.95	0.23	38,38,38,38	0
56	MG	2A	3314	1/1	0.95	0.20	55,55,55,55	0
56	MG	1A	3451	1/1	0.95	0.12	21,21,21,21	0
58	K	2A	3243	1/1	0.95	0.18	65,65,65,65	0
56	MG	1w	3005	1/1	0.95	0.07	65,65,65,65	0
56	MG	1A	3733	1/1	0.95	0.28	48,48,48,48	0
56	MG	2a	1740	1/1	0.95	0.16	66,66,66,66	0
56	MG	1A	3118	1/1	0.95	0.54	50,50,50,50	0
56	MG	2A	3399	1/1	0.95	0.14	45,45,45,45	0
56	MG	1a	1610	1/1	0.95	0.26	59,59,59,59	0
56	MG	1X	104	1/1	0.95	0.16	40,40,40,40	0
56	MG	1A	3470	1/1	0.95	0.18	58,58,58,58	0
56	MG	2q	202	1/1	0.95	0.05	59,59,59,59	0
56	MG	1a	1653	1/1	0.95	0.28	50,50,50,50	0

Continued on next page...

Continued from previous page...

Mol	Type	Chain	Res	Atoms	RSCC	RSR	B-factors(\AA^2)	Q<0.9
56	MG	2A	3418	1/1	0.95	0.20	51,51,51,51	0
56	MG	2A	3458	1/1	0.95	0.15	45,45,45,45	0
56	MG	2a	1667	1/1	0.95	0.13	57,57,57,57	0
56	MG	2A	3232	1/1	0.95	0.15	51,51,51,51	0
56	MG	1A	3115	1/1	0.95	0.26	46,46,46,46	0
56	MG	1A	3574	1/1	0.95	0.19	47,47,47,47	0
56	MG	1A	3223	1/1	0.95	0.30	36,36,36,36	0
56	MG	1A	3774	1/1	0.95	0.10	61,61,61,61	0
56	MG	1O	8002	1/1	0.95	0.15	63,63,63,63	0
56	MG	1A	3191	1/1	0.95	0.15	27,27,27,27	0
56	MG	1A	3479	1/1	0.95	0.10	53,53,53,53	0
56	MG	1x	112	1/1	0.95	0.08	61,61,61,61	0
56	MG	1A	3818	1/1	0.95	0.14	24,24,24,24	0
56	MG	1A	3171	1/1	0.95	0.20	56,56,56,56	0
56	MG	1A	3543	1/1	0.95	0.07	54,54,54,54	0
56	MG	2A	3088	1/1	0.95	0.20	38,38,38,38	0
56	MG	2a	1696	1/1	0.95	0.13	66,66,66,66	0
56	MG	1a	1702	1/1	0.95	0.06	67,67,67,67	0
56	MG	2A	3512	1/1	0.95	0.07	62,62,62,62	0
56	MG	1A	3004	1/1	0.95	0.12	47,47,47,47	0
56	MG	1w	3003	1/1	0.95	0.15	50,50,50,50	0
56	MG	2a	1779	1/1	0.95	0.11	54,54,54,54	0
56	MG	2l	102	1/1	0.95	0.13	43,43,43,43	0
56	MG	2A	3242	1/1	0.95	0.10	59,59,59,59	0
56	MG	2A	3205	1/1	0.95	0.20	46,46,46,46	0
56	MG	2A	3389	1/1	0.95	0.10	46,46,46,46	0
56	MG	1A	3240	1/1	0.95	0.18	55,55,55,55	0
56	MG	1A	3258	1/1	0.95	0.28	29,29,29,29	0
56	MG	1U	203	1/1	0.95	0.59	40,40,40,40	0
56	MG	1A	3007	1/1	0.95	0.18	29,29,29,29	0
56	MG	1A	3149	1/1	0.95	0.62	50,50,50,50	0
56	MG	2B	3004	1/1	0.95	0.21	50,50,50,50	0
56	MG	1A	3264	1/1	0.95	0.15	53,53,53,53	0
56	MG	1a	1651	1/1	0.95	0.36	56,56,56,56	0
56	MG	2A	3384	1/1	0.95	0.11	52,52,52,52	0
56	MG	2A	3111	1/1	0.95	0.05	51,51,51,51	0
56	MG	2A	3118	1/1	0.95	0.17	33,33,33,33	0
56	MG	1A	3819	1/1	0.95	0.14	43,43,43,43	0
56	MG	2a	1689	1/1	0.95	0.11	51,51,51,51	0
56	MG	2A	3107	1/1	0.95	0.25	42,42,42,42	0
56	MG	1A	3297	1/1	0.95	0.16	62,62,62,62	0
56	MG	1A	3700	1/1	0.95	0.13	71,71,71,71	0

Continued on next page...

Continued from previous page...

Mol	Type	Chain	Res	Atoms	RSCC	RSR	B-factors(\AA^2)	Q<0.9
56	MG	1A	3037	1/1	0.95	0.12	32,32,32,32	0
56	MG	2A	3136	1/1	0.95	0.19	53,53,53,53	0
56	MG	2E	302	1/1	0.95	0.10	39,39,39,39	0
56	MG	2A	3014	1/1	0.95	0.29	41,41,41,41	0
56	MG	2a	1781	1/1	0.95	0.26	64,64,64,64	0
56	MG	2a	1650	1/1	0.95	0.17	39,39,39,39	0
57	4M2	1A	3894	57/57	0.95	0.27	21,37,55,60	0
56	MG	1A	3505	1/1	0.95	0.18	55,55,55,55	0
56	MG	1A	3815	1/1	0.95	0.19	31,31,31,31	0
56	MG	1A	3242	1/1	0.95	0.06	83,83,83,83	0
56	MG	1A	3266	1/1	0.95	0.37	50,50,50,50	0
56	MG	1A	3165	1/1	0.95	0.14	51,51,51,51	0
56	MG	1A	3610	1/1	0.95	0.15	30,30,30,30	0
56	MG	1A	3923	1/1	0.95	0.35	43,43,43,43	0
56	MG	1A	3569	1/1	0.95	0.15	38,38,38,38	0
56	MG	1G	3005	1/1	0.95	0.15	40,40,40,40	0
56	MG	1A	3072	1/1	0.95	0.19	35,35,35,35	0
56	MG	1a	1605	1/1	0.95	0.15	71,71,71,71	0
56	MG	2A	3012	1/1	0.95	0.16	43,43,43,43	0
56	MG	1E	305	1/1	0.95	0.17	26,26,26,26	0
56	MG	1G	3002	1/1	0.95	0.11	34,34,34,34	0
56	MG	2A	3127	1/1	0.95	0.19	47,47,47,47	0
56	MG	2a	1753	1/1	0.95	0.12	72,72,72,72	0
56	MG	2A	3327	1/1	0.95	0.15	35,35,35,35	0
56	MG	1A	3101	1/1	0.95	0.10	61,61,61,61	0
56	MG	1A	3178	1/1	0.95	0.26	38,38,38,38	0
56	MG	1a	1760	1/1	0.95	0.18	59,59,59,59	0
56	MG	2A	3607	1/1	0.95	0.31	40,40,40,40	0
56	MG	2a	1637	1/1	0.95	0.10	60,60,60,60	0
56	MG	1A	3339	1/1	0.95	0.20	32,32,32,32	0
56	MG	2a	1694	1/1	0.95	0.15	62,62,62,62	0
56	MG	2A	3209	1/1	0.95	0.10	44,44,44,44	0
56	MG	2A	3631	1/1	0.95	0.06	56,56,56,56	0
56	MG	2A	3047	1/1	0.95	0.11	50,50,50,50	0
56	MG	1A	3025	1/1	0.95	0.38	34,34,34,34	0
56	MG	1A	3665	1/1	0.95	0.13	59,59,59,59	0
56	MG	1A	3890	1/1	0.95	0.17	42,42,42,42	0
56	MG	2A	3003	1/1	0.95	0.20	31,31,31,31	0
56	MG	2A	3489	1/1	0.95	0.21	50,50,50,50	0
56	MG	2a	1634	1/1	0.95	0.08	59,59,59,59	0
56	MG	1A	3431	1/1	0.95	0.14	34,34,34,34	0
56	MG	2a	1800	1/1	0.95	0.23	51,51,51,51	0

Continued on next page...

Continued from previous page...

Mol	Type	Chain	Res	Atoms	RSCC	RSR	B-factors(\AA^2)	Q<0.9
56	MG	1a	1664	1/1	0.95	0.30	56,56,56,56	0
56	MG	1A	3138	1/1	0.95	0.54	36,36,36,36	0
56	MG	1A	3600	1/1	0.95	0.13	38,38,38,38	0
56	MG	1a	1732	1/1	0.95	0.20	60,60,60,60	0
56	MG	1A	3564	1/1	0.95	0.18	52,52,52,52	0
56	MG	2B	3016	1/1	0.95	0.32	61,61,61,61	0
56	MG	2A	3266	1/1	0.95	0.12	33,33,33,33	0
56	MG	1A	3401	1/1	0.95	0.15	38,38,38,38	0
56	MG	1A	3276	1/1	0.95	0.24	47,47,47,47	0
56	MG	1a	1700	1/1	0.95	0.20	57,57,57,57	0
56	MG	1a	1766	1/1	0.95	0.07	48,48,48,48	0
56	MG	2a	1755	1/1	0.95	0.12	67,67,67,67	0
56	MG	2A	3264	1/1	0.95	0.14	44,44,44,44	0
56	MG	1A	3624	1/1	0.95	0.08	32,32,32,32	0
56	MG	1A	3689	1/1	0.95	0.24	53,53,53,53	0
56	MG	1a	1751	1/1	0.95	0.12	65,65,65,65	0
56	MG	2A	3605	1/1	0.95	0.09	44,44,44,44	0
56	MG	1A	3740	1/1	0.95	0.13	34,34,34,34	0
56	MG	1A	3064	1/1	0.95	0.33	38,38,38,38	0
56	MG	2A	3261	1/1	0.95	0.13	27,27,27,27	0
56	MG	2A	3449	1/1	0.95	0.15	33,33,33,33	0
56	MG	1a	1774	1/1	0.95	0.15	81,81,81,81	0
56	MG	1A	3653	1/1	0.95	0.16	31,31,31,31	0
56	MG	1a	1833	1/1	0.95	0.19	40,40,40,40	0
56	MG	1a	1692	1/1	0.95	0.13	45,45,45,45	0
56	MG	1P	203	1/1	0.95	0.17	30,30,30,30	0
56	MG	1A	3851	1/1	0.95	0.10	50,50,50,50	0
56	MG	1a	1776	1/1	0.95	0.15	53,53,53,53	0
56	MG	1A	3915	1/1	0.95	0.24	36,36,36,36	0
56	MG	1A	3426	1/1	0.95	0.11	53,53,53,53	0
56	MG	2A	3658	1/1	0.95	0.09	59,59,59,59	0
56	MG	1A	3518	1/1	0.95	0.10	57,57,57,57	0
56	MG	1A	3079	1/1	0.95	0.17	38,38,38,38	0
56	MG	1a	1807	1/1	0.95	0.09	62,62,62,62	0
56	MG	2A	3473	1/1	0.95	0.09	47,47,47,47	0
56	MG	2a	1799	1/1	0.95	0.09	43,43,43,43	0
56	MG	1a	1710	1/1	0.95	0.20	51,51,51,51	0
56	MG	10	106	1/1	0.95	0.06	56,56,56,56	0
56	MG	2A	3263	1/1	0.95	0.11	59,59,59,59	0
56	MG	1A	3158	1/1	0.95	0.15	39,39,39,39	0
56	MG	1A	3519	1/1	0.96	0.10	51,51,51,51	0
56	MG	2A	3371	1/1	0.96	0.08	44,44,44,44	0

Continued on next page...

Continued from previous page...

Mol	Type	Chain	Res	Atoms	RSCC	RSR	B-factors(\AA^2)	Q<0.9
56	MG	2A	3227	1/1	0.96	0.12	42,42,42,42	0
56	MG	1a	1782	1/1	0.96	0.14	60,60,60,60	0
56	MG	1A	3129	1/1	0.96	0.27	41,41,41,41	0
56	MG	1A	3075	1/1	0.96	0.13	36,36,36,36	0
56	MG	1A	3717	1/1	0.96	0.10	56,56,56,56	0
56	MG	2A	3354	1/1	0.96	0.18	35,35,35,35	0
56	MG	2A	3269	1/1	0.96	0.09	49,49,49,49	0
56	MG	17	101	1/1	0.96	0.13	55,55,55,55	0
56	MG	1a	1780	1/1	0.96	0.15	74,74,74,74	0
56	MG	2a	1630	1/1	0.96	0.26	62,62,62,62	0
56	MG	1A	3656	1/1	0.96	0.15	38,38,38,38	0
56	MG	2A	3360	1/1	0.96	0.07	54,54,54,54	0
56	MG	2A	3008	1/1	0.96	0.12	42,42,42,42	0
56	MG	2a	1672	1/1	0.96	0.07	64,64,64,64	0
56	MG	2B	3014	1/1	0.96	0.12	68,68,68,68	0
56	MG	1A	3533	1/1	0.96	0.10	55,55,55,55	0
56	MG	2A	3172	1/1	0.96	0.13	36,36,36,36	0
56	MG	1A	3414	1/1	0.96	0.09	52,52,52,52	0
56	MG	1A	3019	1/1	0.96	0.17	38,38,38,38	0
56	MG	1A	3126	1/1	0.96	0.12	36,36,36,36	0
56	MG	2A	3628	1/1	0.96	0.05	49,49,49,49	0
56	MG	2A	3298	1/1	0.96	0.08	36,36,36,36	0
56	MG	1A	3903	1/1	0.96	0.31	39,39,39,39	0
56	MG	1a	1671	1/1	0.96	0.23	48,48,48,48	0
56	MG	1F	307	1/1	0.96	0.15	43,43,43,43	0
56	MG	2A	3262	1/1	0.96	0.07	56,56,56,56	0
56	MG	1G	3004	1/1	0.96	0.15	51,51,51,51	0
56	MG	1A	3742	1/1	0.96	0.17	54,54,54,54	0
56	MG	2A	3446	1/1	0.96	0.12	53,53,53,53	0
56	MG	2A	3476	1/1	0.96	0.04	53,53,53,53	0
56	MG	1a	1781	1/1	0.96	0.08	76,76,76,76	0
56	MG	2A	3098	1/1	0.96	0.12	32,32,32,32	0
56	MG	1A	3703	1/1	0.96	0.16	60,60,60,60	0
56	MG	1A	3122	1/1	0.96	0.21	51,51,51,51	0
56	MG	2A	3544	1/1	0.96	0.10	54,54,54,54	0
56	MG	1A	3054	1/1	0.96	0.18	32,32,32,32	0
56	MG	2A	3207	1/1	0.96	0.09	33,33,33,33	0
56	MG	1A	3739	1/1	0.96	0.41	43,43,43,43	0
56	MG	2A	3392	1/1	0.96	0.10	40,40,40,40	0
56	MG	1A	3670	1/1	0.96	0.07	66,66,66,66	0
56	MG	2A	3248	1/1	0.96	0.07	45,45,45,45	0
56	MG	1A	3382	1/1	0.96	0.08	54,54,54,54	0

Continued on next page...

Continued from previous page...

Mol	Type	Chain	Res	Atoms	RSCC	RSR	B-factors(\AA^2)	Q<0.9
56	MG	1A	3434	1/1	0.96	0.18	25,25,25,25	0
56	MG	2a	1758	1/1	0.96	0.11	59,59,59,59	0
56	MG	2A	3241	1/1	0.96	0.30	45,45,45,45	0
56	MG	2A	3550	1/1	0.96	0.10	62,62,62,62	0
56	MG	1a	1826	1/1	0.96	0.12	66,66,66,66	0
56	MG	1A	3660	1/1	0.96	0.14	54,54,54,54	0
56	MG	1e	3001	1/1	0.96	0.13	71,71,71,71	0
56	MG	1A	3390	1/1	0.96	0.09	64,64,64,64	0
56	MG	2A	3251	1/1	0.96	0.06	52,52,52,52	0
56	MG	2A	3350	1/1	0.96	0.11	36,36,36,36	0
56	MG	1A	3692	1/1	0.96	0.22	52,52,52,52	0
56	MG	1A	3371	1/1	0.96	0.12	49,49,49,49	0
56	MG	2A	3518	1/1	0.96	0.12	55,55,55,55	0
56	MG	1A	3436	1/1	0.96	0.19	40,40,40,40	0
56	MG	1a	1631	1/1	0.96	0.14	47,47,47,47	0
56	MG	1A	3467	1/1	0.96	0.15	41,41,41,41	0
56	MG	2a	1723	1/1	0.96	0.15	56,56,56,56	0
56	MG	1A	3427	1/1	0.96	0.12	45,45,45,45	0
56	MG	2a	1652	1/1	0.96	0.11	57,57,57,57	0
56	MG	2A	3254	1/1	0.96	0.14	57,57,57,57	0
56	MG	1A	3911	1/1	0.96	0.17	31,31,31,31	0
56	MG	1a	1705	1/1	0.96	0.10	40,40,40,40	0
56	MG	2A	3660	1/1	0.96	0.16	31,31,31,31	0
56	MG	2A	3100	1/1	0.96	0.11	52,52,52,52	0
59	ZN	1Y	501	1/1	0.96	0.18	71,71,71,71	0
56	MG	2A	3648	1/1	0.96	0.05	42,42,42,42	0
56	MG	1A	3503	1/1	0.96	0.24	57,57,57,57	0
56	MG	1B	207	1/1	0.96	0.10	44,44,44,44	0
56	MG	1A	3907	1/1	0.96	0.20	34,34,34,34	0
56	MG	1A	3789	1/1	0.96	0.16	56,56,56,56	0
56	MG	1A	3728	1/1	0.96	0.16	40,40,40,40	0
56	MG	2X	3001	1/1	0.96	0.28	63,63,63,63	0
56	MG	1A	3271	1/1	0.96	0.16	33,33,33,33	0
56	MG	1A	3324	1/1	0.96	0.18	53,53,53,53	0
56	MG	1a	1755	1/1	0.96	0.19	44,44,44,44	0
56	MG	1A	3522	1/1	0.96	0.10	50,50,50,50	0
56	MG	1A	3225	1/1	0.96	0.10	36,36,36,36	0
56	MG	1A	3156	1/1	0.96	0.33	50,50,50,50	0
56	MG	1A	3481	1/1	0.96	0.17	45,45,45,45	0
56	MG	1a	1614	1/1	0.96	0.16	59,59,59,59	0
56	MG	2a	1770	1/1	0.96	0.12	67,67,67,67	0
56	MG	2A	3063	1/1	0.96	0.10	48,48,48,48	0

Continued on next page...

Continued from previous page...

Mol	Type	Chain	Res	Atoms	RSCC	RSR	B-factors(\AA^2)	Q<0.9
56	MG	1A	3428	1/1	0.96	0.16	39,39,39,39	0
56	MG	1a	1730	1/1	0.96	0.12	63,63,63,63	0
56	MG	1a	1647	1/1	0.96	0.14	49,49,49,49	0
56	MG	1A	3496	1/1	0.96	0.14	47,47,47,47	0
56	MG	1A	3257	1/1	0.96	0.58	48,48,48,48	0
56	MG	1A	3384	1/1	0.96	0.22	41,41,41,41	0
56	MG	1A	3445	1/1	0.96	0.12	26,26,26,26	0
56	MG	2w	3003	1/1	0.96	0.07	58,58,58,58	0
56	MG	1B	215	1/1	0.96	0.09	26,26,26,26	0
56	MG	2A	3425	1/1	0.96	0.17	54,54,54,54	0
56	MG	1A	3117	1/1	0.96	0.23	44,44,44,44	0
56	MG	1A	3800	1/1	0.96	0.34	46,46,46,46	0
56	MG	1A	3084	1/1	0.96	0.16	60,60,60,60	0
56	MG	1A	3393	1/1	0.96	0.12	52,52,52,52	0
56	MG	1a	1759	1/1	0.96	0.12	48,48,48,48	0
56	MG	1A	3452	1/1	0.96	0.18	26,26,26,26	0
56	MG	1A	3705	1/1	0.96	0.15	32,32,32,32	0
56	MG	2A	3577	1/1	0.96	0.18	42,42,42,42	0
56	MG	2A	3015	1/1	0.96	0.10	62,62,62,62	0
56	MG	1A	3074	1/1	0.96	0.19	40,40,40,40	0
56	MG	1A	3473	1/1	0.96	0.17	36,36,36,36	0
56	MG	1A	3418	1/1	0.96	0.09	54,54,54,54	0
56	MG	2A	3083	1/1	0.96	0.36	41,41,41,41	0
56	MG	2B	3013	1/1	0.96	0.13	54,54,54,54	0
56	MG	2a	1754	1/1	0.96	0.16	73,73,73,73	0
56	MG	1A	3308	1/1	0.96	0.27	39,39,39,39	0
56	MG	1A	3898	1/1	0.96	0.35	31,31,31,31	0
56	MG	2A	3161	1/1	0.96	0.16	53,53,53,53	0
56	MG	1A	3212	1/1	0.96	0.25	41,41,41,41	0
56	MG	1a	1818	1/1	0.96	0.16	64,64,64,64	0
56	MG	16	103	1/1	0.96	0.10	51,51,51,51	0
56	MG	1A	3548	1/1	0.96	0.16	54,54,54,54	0
56	MG	2a	1631	1/1	0.96	0.20	65,65,65,65	0
56	MG	1a	1808	1/1	0.96	0.20	58,58,58,58	0
56	MG	10	101	1/1	0.96	0.07	45,45,45,45	0
56	MG	2a	1775	1/1	0.96	0.14	56,56,56,56	0
56	MG	1A	3238	1/1	0.96	0.21	31,31,31,31	0
56	MG	1A	3736	1/1	0.96	0.28	49,49,49,49	0
56	MG	2A	3443	1/1	0.96	0.12	29,29,29,29	0
56	MG	2B	3001	1/1	0.96	0.13	59,59,59,59	0
56	MG	2A	3273	1/1	0.96	0.08	47,47,47,47	0
56	MG	1A	3082	1/1	0.96	0.52	42,42,42,42	0

Continued on next page...

Continued from previous page...

Mol	Type	Chain	Res	Atoms	RSCC	RSR	B-factors(\AA^2)	Q<0.9
56	MG	2A	3663	1/1	0.96	0.16	35,35,35,35	0
56	MG	1A	3201	1/1	0.96	0.09	45,45,45,45	0
56	MG	2A	3032	1/1	0.96	0.12	44,44,44,44	0
56	MG	1a	1734	1/1	0.96	0.07	53,53,53,53	0
56	MG	1A	3906	1/1	0.96	0.12	34,34,34,34	0
56	MG	1A	3527	1/1	0.96	0.08	69,69,69,69	0
56	MG	2A	3362	1/1	0.96	0.12	54,54,54,54	0
56	MG	2a	1711	1/1	0.96	0.22	69,69,69,69	0
56	MG	1B	217	1/1	0.96	0.13	56,56,56,56	0
56	MG	1A	3023	1/1	0.96	0.20	42,42,42,42	0
56	MG	10	104	1/1	0.96	0.06	40,40,40,40	0
56	MG	2A	3128	1/1	0.96	0.20	33,33,33,33	0
56	MG	1a	1756	1/1	0.96	0.09	40,40,40,40	0
56	MG	1A	3580	1/1	0.96	0.21	36,36,36,36	0
56	MG	1D	303	1/1	0.96	0.32	49,49,49,49	0
56	MG	1A	3765	1/1	0.96	0.28	66,66,66,66	0
56	MG	2B	3006	1/1	0.96	0.13	59,59,59,59	0
56	MG	1A	3748	1/1	0.96	0.17	33,33,33,33	0
56	MG	1P	202	1/1	0.96	0.08	51,51,51,51	0
56	MG	1A	3878	1/1	0.96	0.18	43,43,43,43	0
56	MG	1A	3188	1/1	0.96	0.24	28,28,28,28	0
56	MG	2D	303	1/1	0.96	0.12	36,36,36,36	0
56	MG	1a	1660	1/1	0.96	0.26	56,56,56,56	0
56	MG	1g	3001	1/1	0.96	0.17	54,54,54,54	0
56	MG	1a	1777	1/1	0.96	0.08	57,57,57,57	0
56	MG	2A	3299	1/1	0.96	0.06	56,56,56,56	0
56	MG	1A	3824	1/1	0.96	0.17	53,53,53,53	0
56	MG	1x	110	1/1	0.96	0.17	57,57,57,57	0
56	MG	2v	3001	1/1	0.96	0.18	60,60,60,60	0
56	MG	1x	101	1/1	0.96	0.14	55,55,55,55	0
56	MG	2A	3367	1/1	0.96	0.20	34,34,34,34	0
56	MG	1A	3346	1/1	0.96	0.06	56,56,56,56	0
56	MG	1A	3345	1/1	0.96	0.17	45,45,45,45	0
56	MG	1A	3125	1/1	0.96	0.17	34,34,34,34	0
56	MG	2A	3257	1/1	0.96	0.10	46,46,46,46	0
56	MG	1A	3928	1/1	0.96	0.10	40,40,40,40	0
56	MG	1A	3352	1/1	0.96	0.09	56,56,56,56	0
56	MG	2A	3382	1/1	0.96	0.25	42,42,42,42	0
56	MG	1A	3174	1/1	0.96	0.19	39,39,39,39	0
56	MG	2A	3026	1/1	0.96	0.44	41,41,41,41	0
56	MG	1A	3570	1/1	0.96	0.23	31,31,31,31	0
56	MG	2A	3331	1/1	0.96	0.07	49,49,49,49	0

Continued on next page...

Continued from previous page...

Mol	Type	Chain	Res	Atoms	RSCC	RSR	B-factors(\AA^2)	Q<0.9
56	MG	1A	3673	1/1	0.96	0.10	45,45,45,45	0
56	MG	2A	3202	1/1	0.96	0.12	51,51,51,51	0
56	MG	1A	3605	1/1	0.96	0.15	45,45,45,45	0
56	MG	2A	3042	1/1	0.96	0.09	48,48,48,48	0
56	MG	1N	3003	1/1	0.96	0.14	40,40,40,40	0
56	MG	2A	3009	1/1	0.96	0.13	45,45,45,45	0
56	MG	1N	3002	1/1	0.96	0.25	45,45,45,45	0
56	MG	2A	3010	1/1	0.96	0.08	34,34,34,34	0
56	MG	1A	3528	1/1	0.96	0.06	53,53,53,53	0
56	MG	2F	305	1/1	0.96	0.34	51,51,51,51	0
56	MG	2A	3565	1/1	0.96	0.18	34,34,34,34	0
56	MG	1A	3327	1/1	0.96	0.08	49,49,49,49	0
56	MG	2A	3352	1/1	0.96	0.10	39,39,39,39	0
56	MG	1A	3526	1/1	0.96	0.17	52,52,52,52	0
56	MG	2A	3332	1/1	0.96	0.10	53,53,53,53	0
56	MG	1A	3480	1/1	0.96	0.17	36,36,36,36	0
56	MG	1B	225	1/1	0.96	0.12	41,41,41,41	0
56	MG	1A	3407	1/1	0.96	0.12	38,38,38,38	0
56	MG	2a	1642	1/1	0.96	0.24	61,61,61,61	0
56	MG	2A	3060	1/1	0.96	0.14	49,49,49,49	0
56	MG	2A	3488	1/1	0.96	0.16	53,53,53,53	0
56	MG	1a	1645	1/1	0.96	0.29	63,63,63,63	0
56	MG	1A	3375	1/1	0.96	0.14	31,31,31,31	0
56	MG	2a	1757	1/1	0.96	0.14	71,71,71,71	0
56	MG	2A	3355	1/1	0.96	0.08	30,30,30,30	0
56	MG	1A	3718	1/1	0.96	0.14	23,23,23,23	0
56	MG	1A	3353	1/1	0.96	0.20	46,46,46,46	0
56	MG	1A	3265	1/1	0.96	0.23	41,41,41,41	0
56	MG	1a	1697	1/1	0.96	0.31	51,51,51,51	0
56	MG	2A	3162	1/1	0.96	0.20	45,45,45,45	0
56	MG	1A	3461	1/1	0.96	0.21	23,23,23,23	0
56	MG	1A	3876	1/1	0.96	0.51	46,46,46,46	0
56	MG	2A	3268	1/1	0.96	0.07	34,34,34,34	0
56	MG	1A	3920	1/1	0.96	0.45	34,34,34,34	0
56	MG	1A	3065	1/1	0.96	0.19	29,29,29,29	0
56	MG	1A	3910	1/1	0.96	0.57	38,38,38,38	0
56	MG	2A	3374	1/1	0.96	0.06	39,39,39,39	0
56	MG	2A	3011	1/1	0.96	0.14	35,35,35,35	0
56	MG	1A	3253	1/1	0.96	0.23	33,33,33,33	0
56	MG	2A	3253	1/1	0.96	0.16	48,48,48,48	0
56	MG	2A	3288	1/1	0.96	0.07	29,29,29,29	0
56	MG	1A	3762	1/1	0.96	0.16	68,68,68,68	0

Continued on next page...

Continued from previous page...

Mol	Type	Chain	Res	Atoms	RSCC	RSR	B-factors(\AA^2)	Q<0.9
56	MG	2A	3341	1/1	0.96	0.14	51,51,51,51	0
56	MG	2A	3053	1/1	0.96	0.13	45,45,45,45	0
56	MG	1B	209	1/1	0.96	0.10	42,42,42,42	0
56	MG	1A	3108	1/1	0.96	0.30	36,36,36,36	0
56	MG	1A	3864	1/1	0.96	0.23	38,38,38,38	0
56	MG	2A	3394	1/1	0.96	0.08	51,51,51,51	0
56	MG	1A	3471	1/1	0.96	0.17	28,28,28,28	0
56	MG	1A	3786	1/1	0.96	0.12	59,59,59,59	0
56	MG	2A	3445	1/1	0.96	0.05	57,57,57,57	0
56	MG	2A	3641	1/1	0.96	0.11	40,40,40,40	0
56	MG	1A	3397	1/1	0.97	0.14	17,17,17,17	0
56	MG	1B	211	1/1	0.97	0.13	43,43,43,43	0
56	MG	2A	3197	1/1	0.97	0.10	42,42,42,42	0
56	MG	1a	1662	1/1	0.97	0.12	25,25,25,25	0
56	MG	2a	1802	1/1	0.97	0.12	55,55,55,55	0
56	MG	2A	3177	1/1	0.97	0.14	40,40,40,40	0
56	MG	1a	1814	1/1	0.97	0.23	50,50,50,50	0
56	MG	2A	3494	1/1	0.97	0.12	39,39,39,39	0
56	MG	2A	3534	1/1	0.97	0.08	73,73,73,73	0
56	MG	1A	3145	1/1	0.97	0.25	37,37,37,37	0
56	MG	1A	3708	1/1	0.97	0.21	55,55,55,55	0
56	MG	1R	201	1/1	0.97	0.09	45,45,45,45	0
56	MG	2A	3630	1/1	0.97	0.07	53,53,53,53	0
56	MG	1A	3511	1/1	0.97	0.08	52,52,52,52	0
56	MG	2A	3386	1/1	0.97	0.08	45,45,45,45	0
56	MG	1A	3477	1/1	0.97	0.15	18,18,18,18	0
56	MG	2a	1619	1/1	0.97	0.14	40,40,40,40	0
56	MG	2A	3368	1/1	0.97	0.10	44,44,44,44	0
56	MG	1A	3260	1/1	0.97	0.54	37,37,37,37	0
56	MG	1a	1634	1/1	0.97	0.23	45,45,45,45	0
56	MG	1A	3343	1/1	0.97	0.16	34,34,34,34	0
56	MG	2a	1762	1/1	0.97	0.22	64,64,64,64	0
56	MG	1A	3559	1/1	0.97	0.19	40,40,40,40	0
56	MG	1a	1829	1/1	0.97	0.07	83,83,83,83	0
56	MG	1A	3103	1/1	0.97	0.48	44,44,44,44	0
56	MG	1A	3884	1/1	0.97	0.16	40,40,40,40	0
56	MG	1A	3816	1/1	0.97	0.15	25,25,25,25	0
56	MG	2a	1736	1/1	0.97	0.11	66,66,66,66	0
56	MG	1B	212	1/1	0.97	0.14	50,50,50,50	0
56	MG	1A	3124	1/1	0.97	0.43	46,46,46,46	0
56	MG	2A	3459	1/1	0.97	0.16	37,37,37,37	0
56	MG	1a	1677	1/1	0.97	0.19	51,51,51,51	0

Continued on next page...

Continued from previous page...

Mol	Type	Chain	Res	Atoms	RSCC	RSR	B-factors(\AA^2)	Q<0.9
56	MG	1A	3373	1/1	0.97	0.12	29,29,29,29	0
56	MG	1A	3330	1/1	0.97	0.22	39,39,39,39	0
56	MG	2A	3007	1/1	0.97	0.14	34,34,34,34	0
56	MG	2A	3154	1/1	0.97	0.08	49,49,49,49	0
56	MG	2A	3090	1/1	0.97	0.30	37,37,37,37	0
56	MG	1A	3288	1/1	0.97	0.20	42,42,42,42	0
56	MG	2A	3052	1/1	0.97	0.28	58,58,58,58	0
56	MG	1n	502	1/1	0.97	0.09	42,42,42,42	0
56	MG	1A	3325	1/1	0.97	0.25	43,43,43,43	0
56	MG	2A	3056	1/1	0.97	0.11	23,23,23,23	0
56	MG	2F	306	1/1	0.97	0.26	49,49,49,49	0
56	MG	1A	3136	1/1	0.97	0.45	36,36,36,36	0
56	MG	1A	3193	1/1	0.97	0.48	40,40,40,40	0
56	MG	1Y	503	1/1	0.97	0.10	56,56,56,56	0
56	MG	1F	302	1/1	0.97	0.28	32,32,32,32	0
56	MG	1a	1816	1/1	0.97	0.11	49,49,49,49	0
56	MG	1A	3160	1/1	0.97	0.19	24,24,24,24	0
56	MG	1A	3474	1/1	0.97	0.17	26,26,26,26	0
56	MG	1A	3727	1/1	0.97	0.08	39,39,39,39	0
56	MG	2A	3581	1/1	0.97	0.11	50,50,50,50	0
56	MG	1B	214	1/1	0.97	0.16	41,41,41,41	0
56	MG	1I	3001	1/1	0.97	0.22	65,65,65,65	0
56	MG	2A	3040	1/1	0.97	0.18	36,36,36,36	0
56	MG	1A	3766	1/1	0.97	0.12	31,31,31,31	0
56	MG	1A	3027	1/1	0.97	0.21	35,35,35,35	0
56	MG	1A	3389	1/1	0.97	0.17	23,23,23,23	0
56	MG	1A	3731	1/1	0.97	0.32	52,52,52,52	0
56	MG	1A	3549	1/1	0.97	0.13	40,40,40,40	0
56	MG	1a	1771	1/1	0.97	0.15	40,40,40,40	0
56	MG	1A	3831	1/1	0.97	0.18	23,23,23,23	0
56	MG	2a	1708	1/1	0.97	0.10	61,61,61,61	0
56	MG	1A	3594	1/1	0.97	0.13	52,52,52,52	0
56	MG	2A	3282	1/1	0.97	0.28	52,52,52,52	0
56	MG	1A	3832	1/1	0.97	0.09	23,23,23,23	0
56	MG	1a	1652	1/1	0.97	0.18	63,63,63,63	0
56	MG	2A	3229	1/1	0.97	0.21	41,41,41,41	0
56	MG	1A	3057	1/1	0.97	0.21	43,43,43,43	0
56	MG	1A	3591	1/1	0.97	0.04	69,69,69,69	0
56	MG	1D	304	1/1	0.97	0.12	22,22,22,22	0
56	MG	1A	3493	1/1	0.97	0.12	53,53,53,53	0
56	MG	2A	3649	1/1	0.97	0.09	43,43,43,43	0
56	MG	1A	3561	1/1	0.97	0.18	43,43,43,43	0

Continued on next page...

Continued from previous page...

Mol	Type	Chain	Res	Atoms	RSCC	RSR	B-factors(\AA^2)	Q<0.9
56	MG	1A	3187	1/1	0.97	0.14	44,44,44,44	0
56	MG	2A	3504	1/1	0.97	0.12	47,47,47,47	0
56	MG	1F	303	1/1	0.97	0.33	41,41,41,41	0
56	MG	1y	3005	1/1	0.97	0.07	78,78,78,78	0
56	MG	2A	3460	1/1	0.97	0.13	44,44,44,44	0
56	MG	1A	3539	1/1	0.97	0.17	17,17,17,17	0
56	MG	1A	3841	1/1	0.97	0.14	33,33,33,33	0
56	MG	1A	3628	1/1	0.97	0.08	46,46,46,46	0
56	MG	1A	3350	1/1	0.97	0.20	40,40,40,40	0
56	MG	1A	3147	1/1	0.97	0.28	36,36,36,36	0
59	ZN	26	501	1/1	0.97	0.18	63,63,63,63	0
56	MG	1A	3501	1/1	0.97	0.33	62,62,62,62	0
56	MG	1A	3148	1/1	0.97	0.36	35,35,35,35	0
56	MG	1A	3857	1/1	0.97	0.10	25,25,25,25	0
56	MG	1A	3132	1/1	0.97	0.17	17,17,17,17	0
56	MG	1A	3261	1/1	0.97	0.22	36,36,36,36	0
56	MG	1a	1810	1/1	0.97	0.07	60,60,60,60	0
60	SF4	2d	501	8/8	0.97	0.14	58,71,79,93	0
56	MG	1A	3553	1/1	0.97	0.05	44,44,44,44	0
56	MG	2A	3292	1/1	0.97	0.16	28,28,28,28	0
56	MG	2A	3125	1/1	0.97	0.08	40,40,40,40	0
56	MG	1A	3106	1/1	0.97	0.32	47,47,47,47	0
56	MG	2A	3156	1/1	0.97	0.07	50,50,50,50	0
56	MG	1D	306	1/1	0.97	0.30	36,36,36,36	0
56	MG	1A	3904	1/1	0.97	0.19	27,27,27,27	0
56	MG	1A	3625	1/1	0.97	0.35	55,55,55,55	0
56	MG	1A	3011	1/1	0.97	0.41	32,32,32,32	0
56	MG	1A	3046	1/1	0.97	0.18	28,28,28,28	0
56	MG	2A	3195	1/1	0.97	0.22	32,32,32,32	0
56	MG	1E	301	1/1	0.97	0.24	43,43,43,43	0
56	MG	2A	3511	1/1	0.97	0.11	46,46,46,46	0
56	MG	1a	1783	1/1	0.97	0.13	58,58,58,58	0
56	MG	1A	3012	1/1	0.97	0.27	33,33,33,33	0
56	MG	1A	3039	1/1	0.97	0.20	49,49,49,49	0
56	MG	2A	3485	1/1	0.97	0.06	44,44,44,44	0
56	MG	1A	3159	1/1	0.97	0.18	29,29,29,29	0
56	MG	1a	1676	1/1	0.97	0.29	53,53,53,53	0
56	MG	2A	3664	1/1	0.97	0.44	37,37,37,37	0
56	MG	1A	3729	1/1	0.97	0.10	47,47,47,47	0
56	MG	2A	3290	1/1	0.97	0.08	37,37,37,37	0
56	MG	1A	3547	1/1	0.97	0.25	55,55,55,55	0
56	MG	2A	3234	1/1	0.97	0.16	56,56,56,56	0

Continued on next page...

Continued from previous page...

Mol	Type	Chain	Res	Atoms	RSCC	RSR	B-factors(\AA^2)	Q<0.9
56	MG	1A	3098	1/1	0.97	0.22	24,24,24,24	0
56	MG	1A	3096	1/1	0.97	0.40	52,52,52,52	0
56	MG	1A	3657	1/1	0.97	0.10	35,35,35,35	0
56	MG	2A	3321	1/1	0.97	0.20	51,51,51,51	0
56	MG	1a	1624	1/1	0.97	0.08	45,45,45,45	0
56	MG	1A	3650	1/1	0.97	0.13	38,38,38,38	0
56	MG	1A	3380	1/1	0.97	0.17	26,26,26,26	0
56	MG	2A	3150	1/1	0.97	0.17	54,54,54,54	0
56	MG	1A	3792	1/1	0.97	0.34	34,34,34,34	0
56	MG	1A	3218	1/1	0.97	0.12	44,44,44,44	0
56	MG	2A	3533	1/1	0.97	0.14	57,57,57,57	0
56	MG	1A	3791	1/1	0.97	0.41	34,34,34,34	0
56	MG	2f	3001	1/1	0.97	0.15	47,47,47,47	0
56	MG	1D	309	1/1	0.97	0.46	28,28,28,28	0
56	MG	27	101	1/1	0.97	0.45	46,46,46,46	0
56	MG	1A	3179	1/1	0.97	0.24	26,26,26,26	0
56	MG	1N	3005	1/1	0.97	0.16	40,40,40,40	0
56	MG	2A	3629	1/1	0.97	0.19	49,49,49,49	0
56	MG	1A	3055	1/1	0.97	0.16	45,45,45,45	0
56	MG	2E	304	1/1	0.97	0.06	40,40,40,40	0
56	MG	2A	3595	1/1	0.97	0.14	52,52,52,52	0
56	MG	1A	3751	1/1	0.97	0.14	44,44,44,44	0
56	MG	2A	3525	1/1	0.97	0.15	24,24,24,24	0
56	MG	1A	3029	1/1	0.97	0.41	40,40,40,40	0
56	MG	1A	3716	1/1	0.97	0.11	60,60,60,60	0
56	MG	1A	3641	1/1	0.97	0.10	57,57,57,57	0
56	MG	1A	3351	1/1	0.97	0.14	55,55,55,55	0
56	MG	2A	3228	1/1	0.97	0.07	42,42,42,42	0
56	MG	1Z	301	1/1	0.97	0.37	46,46,46,46	0
56	MG	1A	3735	1/1	0.97	0.14	52,52,52,52	0
56	MG	1a	1738	1/1	0.97	0.19	36,36,36,36	0
56	MG	1A	3049	1/1	0.97	0.19	42,42,42,42	0
56	MG	1E	303	1/1	0.97	0.34	48,48,48,48	0
56	MG	2A	3275	1/1	0.97	0.08	43,43,43,43	0
56	MG	2A	3277	1/1	0.97	0.21	51,51,51,51	0
56	MG	1a	1788	1/1	0.97	0.14	50,50,50,50	0
56	MG	1A	3586	1/1	0.97	0.14	27,27,27,27	0
56	MG	1A	3494	1/1	0.97	0.16	34,34,34,34	0
56	MG	2A	3361	1/1	0.97	0.12	19,19,19,19	0
56	MG	1a	1831	1/1	0.97	0.16	61,61,61,61	0
56	MG	1A	3028	1/1	0.97	0.30	19,19,19,19	0
56	MG	1a	1713	1/1	0.97	0.13	34,34,34,34	0

Continued on next page...

Continued from previous page...

Mol	Type	Chain	Res	Atoms	RSCC	RSR	B-factors(\AA^2)	Q<0.9
56	MG	2A	3442	1/1	0.97	0.16	48,48,48,48	0
56	MG	1A	3619	1/1	0.97	0.16	44,44,44,44	0
56	MG	1a	1779	1/1	0.97	0.18	52,52,52,52	0
56	MG	1A	3392	1/1	0.97	0.09	31,31,31,31	0
56	MG	2A	3334	1/1	0.97	0.09	38,38,38,38	0
56	MG	1A	3121	1/1	0.97	0.16	38,38,38,38	0
56	MG	2v	3002	1/1	0.97	0.14	60,60,60,60	0
56	MG	2x	3001	1/1	0.97	0.08	49,49,49,49	0
56	MG	2a	1739	1/1	0.97	0.17	64,64,64,64	0
56	MG	1A	3177	1/1	0.97	0.61	52,52,52,52	0
56	MG	2a	1687	1/1	0.97	0.28	50,50,50,50	0
56	MG	2A	3097	1/1	0.97	0.31	42,42,42,42	0
56	MG	1A	3820	1/1	0.97	0.10	52,52,52,52	0
56	MG	1A	3283	1/1	0.97	0.37	44,44,44,44	0
56	MG	1A	3551	1/1	0.97	0.09	35,35,35,35	0
56	MG	2A	3531	1/1	0.97	0.12	50,50,50,50	0
56	MG	2A	3659	1/1	0.97	0.12	44,44,44,44	0
56	MG	2P	201	1/1	0.97	0.30	57,57,57,57	0
56	MG	1A	3246	1/1	0.97	0.34	40,40,40,40	0
56	MG	2a	1610	1/1	0.97	0.32	53,53,53,53	0
56	MG	1A	3909	1/1	0.97	0.27	42,42,42,42	0
56	MG	1A	3833	1/1	0.97	0.07	66,66,66,66	0
56	MG	2A	3185	1/1	0.97	0.30	50,50,50,50	0
56	MG	1A	3927	1/1	0.97	0.36	40,40,40,40	0
56	MG	2A	3281	1/1	0.97	0.13	25,25,25,25	0
56	MG	2A	3020	1/1	0.97	0.12	30,30,30,30	0
56	MG	1A	3021	1/1	0.97	0.16	17,17,17,17	0
56	MG	2A	3210	1/1	0.97	0.12	58,58,58,58	0
56	MG	1B	224	1/1	0.97	0.09	63,63,63,63	0
56	MG	2A	3661	1/1	0.97	0.14	47,47,47,47	0
56	MG	1A	3902	1/1	0.98	0.12	40,40,40,40	0
56	MG	1V	202	1/1	0.98	0.16	44,44,44,44	0
56	MG	1A	3930	1/1	0.98	0.30	41,41,41,41	0
56	MG	2a	1660	1/1	0.98	0.20	52,52,52,52	0
56	MG	2A	3590	1/1	0.98	0.09	49,49,49,49	0
56	MG	1A	3835	1/1	0.98	0.16	36,36,36,36	0
56	MG	1A	3683	1/1	0.98	0.09	53,53,53,53	0
56	MG	1s	3001	1/1	0.98	0.05	57,57,57,57	0
56	MG	2E	307	1/1	0.98	0.16	47,47,47,47	0
56	MG	1B	204	1/1	0.98	0.16	42,42,42,42	0
56	MG	1A	3157	1/1	0.98	0.16	41,41,41,41	0
56	MG	2A	3155	1/1	0.98	0.49	46,46,46,46	0

Continued on next page...

Continued from previous page...

Mol	Type	Chain	Res	Atoms	RSCC	RSR	B-factors(\AA^2)	Q<0.9
56	MG	1A	3738	1/1	0.98	0.28	39,39,39,39	0
56	MG	1F	306	1/1	0.98	0.09	46,46,46,46	0
56	MG	1A	3450	1/1	0.98	0.13	36,36,36,36	0
56	MG	1A	3183	1/1	0.98	0.40	36,36,36,36	0
56	MG	1A	3922	1/1	0.98	0.11	41,41,41,41	0
56	MG	2A	3303	1/1	0.98	0.11	33,33,33,33	0
56	MG	2A	3092	1/1	0.98	0.15	36,36,36,36	0
56	MG	1a	1620	1/1	0.98	0.14	37,37,37,37	0
56	MG	1A	3202	1/1	0.98	0.14	46,46,46,46	0
56	MG	1A	3882	1/1	0.98	0.17	41,41,41,41	0
56	MG	1N	3004	1/1	0.98	0.12	41,41,41,41	0
60	SF4	1d	501	8/8	0.98	0.18	51,62,75,79	0
56	MG	2A	3560	1/1	0.98	0.12	52,52,52,52	0
56	MG	1A	3506	1/1	0.98	0.15	53,53,53,53	0
56	MG	2A	3356	1/1	0.98	0.09	22,22,22,22	0
56	MG	1A	3918	1/1	0.98	0.29	39,39,39,39	0
56	MG	2a	1695	1/1	0.98	0.15	66,66,66,66	0
56	MG	1A	3822	1/1	0.98	0.18	56,56,56,56	0
56	MG	2A	3441	1/1	0.98	0.13	37,37,37,37	0
56	MG	1A	3809	1/1	0.98	0.14	50,50,50,50	0
56	MG	1A	3517	1/1	0.98	0.10	51,51,51,51	0
56	MG	1A	3406	1/1	0.98	0.17	27,27,27,27	0
56	MG	1A	3062	1/1	0.98	0.12	31,31,31,31	0
56	MG	2A	3463	1/1	0.98	0.08	37,37,37,37	0
56	MG	1A	3211	1/1	0.98	0.29	44,44,44,44	0
56	MG	2A	3668	1/1	0.98	0.17	41,41,41,41	0
56	MG	2A	3165	1/1	0.98	0.27	31,31,31,31	0
56	MG	1A	3374	1/1	0.98	0.18	32,32,32,32	0
56	MG	1A	3010	1/1	0.98	0.09	32,32,32,32	0
56	MG	1A	3034	1/1	0.98	0.52	44,44,44,44	0
56	MG	1a	1827	1/1	0.98	0.14	60,60,60,60	0
56	MG	1Q	3001	1/1	0.98	0.15	36,36,36,36	0
56	MG	1A	3372	1/1	0.98	0.17	41,41,41,41	0
56	MG	1A	3880	1/1	0.98	0.19	23,23,23,23	0
56	MG	2q	201	1/1	0.98	0.49	80,80,80,80	0
56	MG	1A	3917	1/1	0.98	0.29	32,32,32,32	0
56	MG	1A	3595	1/1	0.98	0.14	48,48,48,48	0
56	MG	2A	3064	1/1	0.98	0.10	50,50,50,50	0
56	MG	1A	3468	1/1	0.98	0.12	30,30,30,30	0
56	MG	1A	3504	1/1	0.98	0.08	13,13,13,13	0
56	MG	2A	3182	1/1	0.98	0.18	39,39,39,39	0
56	MG	1A	3723	1/1	0.98	0.07	58,58,58,58	0

Continued on next page...

Continued from previous page...

Mol	Type	Chain	Res	Atoms	RSCC	RSR	B-factors(\AA^2)	Q<0.9
56	MG	1a	1763	1/1	0.98	0.14	49,49,49,49	0
56	MG	2a	1645	1/1	0.98	0.17	47,47,47,47	0
56	MG	1a	1670	1/1	0.98	0.06	56,56,56,56	0
56	MG	1A	3038	1/1	0.98	0.26	33,33,33,33	0
56	MG	1A	3109	1/1	0.98	0.19	28,28,28,28	0
56	MG	1P	201	1/1	0.98	0.36	26,26,26,26	0
56	MG	1a	1773	1/1	0.98	0.13	44,44,44,44	0
56	MG	1A	3668	1/1	0.98	0.17	45,45,45,45	0
56	MG	1A	3704	1/1	0.98	0.20	26,26,26,26	0
56	MG	1A	3892	1/1	0.98	0.28	34,34,34,34	0
56	MG	1A	3794	1/1	0.98	0.12	21,21,21,21	0
56	MG	1A	3710	1/1	0.98	0.04	45,45,45,45	0
56	MG	1a	1717	1/1	0.98	0.08	60,60,60,60	0
56	MG	1a	1630	1/1	0.98	0.13	27,27,27,27	0
56	MG	1A	3368	1/1	0.98	0.21	37,37,37,37	0
56	MG	1a	1646	1/1	0.98	0.08	52,52,52,52	0
56	MG	1A	3609	1/1	0.98	0.17	31,31,31,31	0
56	MG	2A	3141	1/1	0.98	0.11	49,49,49,49	0
56	MG	1A	3649	1/1	0.98	0.07	67,67,67,67	0
56	MG	1A	3638	1/1	0.98	0.10	34,34,34,34	0
56	MG	1A	3897	1/1	0.98	0.31	30,30,30,30	0
56	MG	1A	3446	1/1	0.98	0.14	26,26,26,26	0
56	MG	2A	3599	1/1	0.98	0.17	52,52,52,52	0
56	MG	1A	3097	1/1	0.98	0.19	26,26,26,26	0
56	MG	2a	1701	1/1	0.98	0.05	55,55,55,55	0
56	MG	28	101	1/1	0.98	0.12	57,57,57,57	0
56	MG	2A	3369	1/1	0.98	0.09	41,41,41,41	0
56	MG	1A	3091	1/1	0.98	0.21	42,42,42,42	0
56	MG	1A	3186	1/1	0.98	0.51	36,36,36,36	0
56	MG	2a	1735	1/1	0.98	0.12	56,56,56,56	0
56	MG	1B	208	1/1	0.98	0.13	56,56,56,56	0
56	MG	2A	3503	1/1	0.98	0.11	51,51,51,51	0
56	MG	1A	3537	1/1	0.98	0.19	28,28,28,28	0
56	MG	2A	3317	1/1	0.98	0.11	31,31,31,31	0
56	MG	1a	1736	1/1	0.98	0.17	58,58,58,58	0
56	MG	2A	3461	1/1	0.98	0.08	47,47,47,47	0
56	MG	1A	3914	1/1	0.98	0.19	37,37,37,37	0
56	MG	1A	3180	1/1	0.98	0.14	40,40,40,40	0
56	MG	2A	3171	1/1	0.98	0.22	47,47,47,47	0
56	MG	1A	3552	1/1	0.98	0.15	20,20,20,20	0
56	MG	1A	3829	1/1	0.98	0.11	40,40,40,40	0
56	MG	1A	3590	1/1	0.98	0.17	24,24,24,24	0

Continued on next page...

Continued from previous page...

Mol	Type	Chain	Res	Atoms	RSCC	RSR	B-factors(\AA^2)	Q<0.9
56	MG	1A	3558	1/1	0.98	0.19	43,43,43,43	0
56	MG	2A	3313	1/1	0.98	0.10	54,54,54,54	0
56	MG	1A	3521	1/1	0.98	0.15	41,41,41,41	0
56	MG	1A	3760	1/1	0.98	0.11	19,19,19,19	0
56	MG	1A	3088	1/1	0.98	0.20	22,22,22,22	0
56	MG	1A	3737	1/1	0.98	0.20	40,40,40,40	0
56	MG	1a	1639	1/1	0.98	0.12	43,43,43,43	0
56	MG	2A	3395	1/1	0.98	0.07	56,56,56,56	0
56	MG	1B	219	1/1	0.98	0.14	49,49,49,49	0
56	MG	1A	3460	1/1	0.98	0.16	28,28,28,28	0
56	MG	1A	3033	1/1	0.98	0.18	20,20,20,20	0
56	MG	1A	3513	1/1	0.98	0.13	25,25,25,25	0
56	MG	2A	3582	1/1	0.98	0.12	34,34,34,34	0
56	MG	1A	3073	1/1	0.98	0.56	51,51,51,51	0
56	MG	1A	3367	1/1	0.98	0.18	13,13,13,13	0
56	MG	2A	3541	1/1	0.98	0.06	53,53,53,53	0
56	MG	1A	3916	1/1	0.98	0.21	41,41,41,41	0
56	MG	1A	3588	1/1	0.98	0.14	55,55,55,55	0
56	MG	2A	3366	1/1	0.98	0.16	52,52,52,52	0
56	MG	1A	3066	1/1	0.98	0.20	17,17,17,17	0
56	MG	2A	3039	1/1	0.98	0.09	37,37,37,37	0
56	MG	12	102	1/1	0.98	0.16	49,49,49,49	0
56	MG	1A	3222	1/1	0.98	0.45	38,38,38,38	0
56	MG	1a	1767	1/1	0.98	0.10	50,50,50,50	0
56	MG	1A	3358	1/1	0.98	0.10	45,45,45,45	0
56	MG	2A	3140	1/1	0.98	0.24	37,37,37,37	0
56	MG	1A	3068	1/1	0.98	0.15	17,17,17,17	0
56	MG	2A	3013	1/1	0.98	0.14	33,33,33,33	0
56	MG	2A	3041	1/1	0.98	0.19	29,29,29,29	0
56	MG	1A	3896	1/1	0.98	0.70	41,41,41,41	0
56	MG	2A	3579	1/1	0.98	0.09	51,51,51,51	0
56	MG	1A	3695	1/1	0.98	0.19	45,45,45,45	0
56	MG	2A	3201	1/1	0.98	0.16	42,42,42,42	0
56	MG	1A	3369	1/1	0.98	0.21	37,37,37,37	0
56	MG	2A	3049	1/1	0.99	0.04	41,41,41,41	0
59	ZN	1n	501	1/1	0.99	0.16	56,56,56,56	0
56	MG	2a	1644	1/1	0.99	0.11	61,61,61,61	0
56	MG	2A	3002	1/1	0.99	0.13	29,29,29,29	0
56	MG	1W	3003	1/1	0.99	0.26	34,34,34,34	0
56	MG	1A	3443	1/1	0.99	0.19	31,31,31,31	0
56	MG	1A	3490	1/1	0.99	0.10	9,9,9,9	0
56	MG	1A	3047	1/1	0.99	0.16	28,28,28,28	0

Continued on next page...

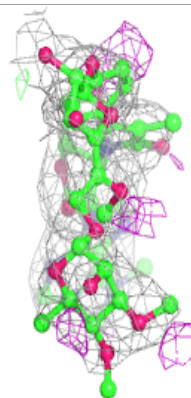
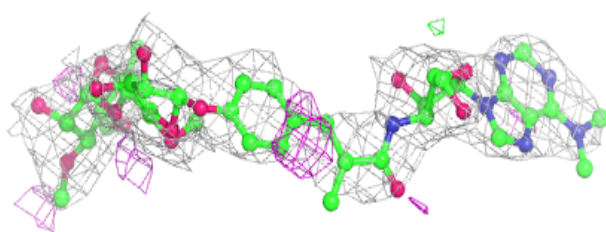
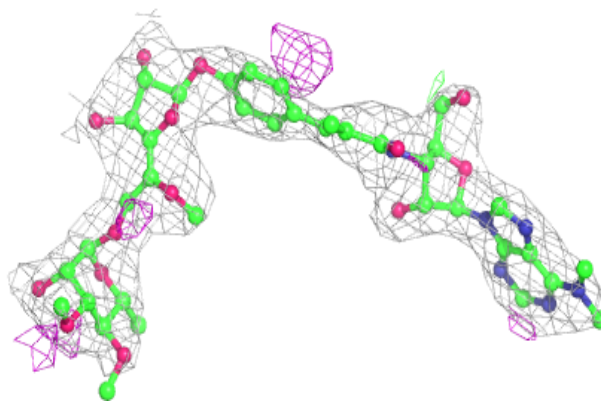
Continued from previous page...

Mol	Type	Chain	Res	Atoms	RSCC	RSR	B-factors(\AA^2)	Q<0.9
56	MG	1E	304	1/1	0.99	0.17	23,23,23,23	0
59	ZN	25	501	1/1	0.99	0.18	54,54,54,54	0
59	ZN	19	501	1/1	0.99	0.20	42,42,42,42	0
56	MG	2A	3358	1/1	0.99	0.08	35,35,35,35	0
56	MG	1A	3873	1/1	0.99	0.14	13,13,13,13	0
56	MG	1a	1758	1/1	0.99	0.13	29,29,29,29	0
56	MG	1A	3155	1/1	0.99	0.26	36,36,36,36	0
56	MG	2A	3348	1/1	0.99	0.07	54,54,54,54	0
56	MG	2a	1728	1/1	0.99	0.10	75,75,75,75	0
56	MG	1A	3602	1/1	0.99	0.18	33,33,33,33	0
56	MG	1a	1834	1/1	0.99	0.28	57,57,57,57	0
56	MG	1A	3432	1/1	0.99	0.14	29,29,29,29	0
56	MG	1A	3525	1/1	0.99	0.18	23,23,23,23	0
56	MG	2A	3562	1/1	0.99	0.14	34,34,34,34	0
56	MG	1a	1689	1/1	0.99	0.18	39,39,39,39	0
56	MG	1a	1832	1/1	0.99	0.09	37,37,37,37	0
56	MG	1A	3030	1/1	0.99	0.17	36,36,36,36	0
56	MG	1D	302	1/1	0.99	0.20	32,32,32,32	0
56	MG	2F	304	1/1	0.99	0.07	39,39,39,39	0
56	MG	1a	1695	1/1	0.99	0.22	42,42,42,42	0
56	MG	1A	3509	1/1	0.99	0.17	48,48,48,48	0
56	MG	1A	3544	1/1	0.99	0.22	35,35,35,35	0
56	MG	2A	3029	1/1	0.99	0.10	26,26,26,26	0
56	MG	1A	3772	1/1	0.99	0.13	33,33,33,33	0
56	MG	1A	3912	1/1	0.99	0.31	37,37,37,37	0
56	MG	1a	1649	1/1	0.99	0.34	58,58,58,58	0
56	MG	1a	1721	1/1	0.99	0.18	47,47,47,47	0
56	MG	1A	3403	1/1	0.99	0.13	15,15,15,15	0

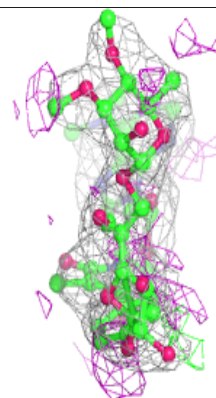
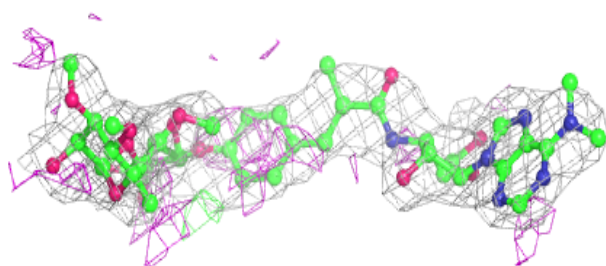
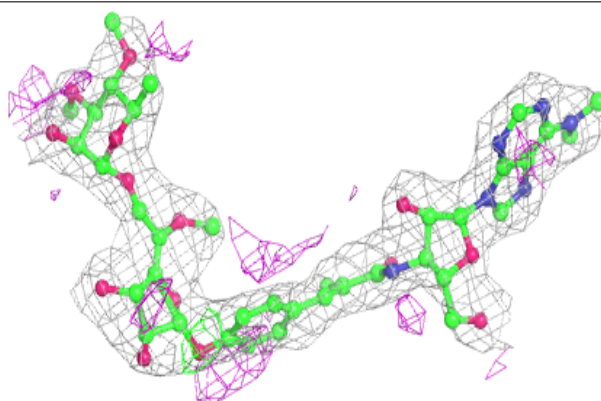
The following is a graphical depiction of the model fit to experimental electron density of all instances of the Ligand of Interest. In addition, ligands with molecular weight > 250 and outliers as shown on the geometry validation Tables will also be included. Each fit is shown from different orientation to approximate a three-dimensional view.

Electron density around 4M2 2A 3673:

$2mF_o-DF_c$ (at 0.7 rmsd) in gray
 mF_o-DF_c (at 3 rmsd) in purple (negative)
and green (positive)

**Electron density around 4M2 1A 3894:**

$2mF_o-DF_c$ (at 0.7 rmsd) in gray
 mF_o-DF_c (at 3 rmsd) in purple (negative)
and green (positive)



6.5 Other polymers [i](#)

There are no such residues in this entry.