



## Full wwPDB EM Validation Report ⓘ

Dec 22, 2022 – 07:06 pm GMT

PDB ID : 7QG0  
EMDB ID : EMD-13951  
Title : Inhibitor-induced hSARM1 duplex  
Authors : Zalk, R.; Kahzma, T.; Guez-Haddad, J.  
Deposited on : 2021-12-07  
Resolution : 4.02 Å(reported)

This is a Full wwPDB EM Validation Report for a publicly released PDB entry.

We welcome your comments at [validation@mail.wwpdb.org](mailto:validation@mail.wwpdb.org)

A user guide is available at

<https://www.wwpdb.org/validation/2017/EMValidationReportHelp>

with specific help available everywhere you see the ⓘ symbol.

The types of validation reports are described at

<http://www.wwpdb.org/validation/2017/FAQs#types>.

---

The following versions of software and data (see [references ⓘ](#)) were used in the production of this report:

EMDB validation analysis : 0.0.1.dev43  
MolProbity : 4.02b-467  
Percentile statistics : 20191225.v01 (using entries in the PDB archive December 25th 2019)  
MapQ : 1.9.9  
Ideal geometry (proteins) : Engh & Huber (2001)  
Ideal geometry (DNA, RNA) : Parkinson et al. (1996)  
Validation Pipeline (wwPDB-VP) : 2.31.3

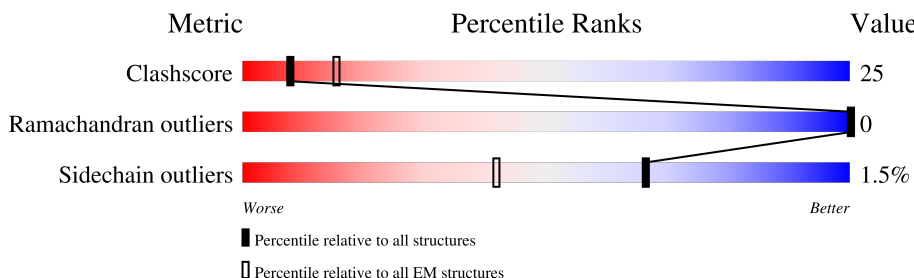
# 1 Overall quality at a glance

The following experimental techniques were used to determine the structure:

*ELECTRON MICROSCOPY*

The reported resolution of this entry is 4.02 Å.

Percentile scores (ranging between 0-100) for global validation metrics of the entry are shown in the following graphic. The table shows the number of entries on which the scores are based.



Metric	Whole archive (#Entries)	EM structures (#Entries)
Clashscore	158937	4297
Ramachandran outliers	154571	4023
Sidechain outliers	154315	3826

The table below summarises the geometric issues observed across the polymeric chains and their fit to the map. The red, orange, yellow and green segments of the bar indicate the fraction of residues that contain outliers for  $\geq 3$ , 2, 1 and 0 types of geometric quality criteria respectively. A grey segment represents the fraction of residues that are not modelled. The numeric value for each fraction is indicated below the corresponding segment, with a dot representing fractions  $\leq 5\%$ . The upper red bar (where present) indicates the fraction of residues that have poor fit to the EM map (all-atom inclusion  $< 40\%$ ). The numeric value is given above the bar.

Mol	Chain	Length	Quality of chain
1	A	726	<div> <div>13%</div> <div>44%</div> <div>42%</div> <div>13%</div> </div>
1	B	726	<div> <div>13%</div> <div>44%</div> <div>43%</div> <div>13%</div> </div>
1	C	726	<div> <div>13%</div> <div>44%</div> <div>42%</div> <div>13%</div> </div>
1	D	726	<div> <div>13%</div> <div>43%</div> <div>43%</div> <div>13%</div> </div>
1	E	726	<div> <div>13%</div> <div>44%</div> <div>43%</div> <div>13%</div> </div>
1	F	726	<div> <div>14%</div> <div>44%</div> <div>43%</div> <div>13%</div> </div>
1	G	726	<div> <div>13%</div> <div>43%</div> <div>43%</div> <div>13%</div> </div>
1	H	726	<div> <div>14%</div> <div>44%</div> <div>42%</div> <div>13%</div> </div>

Continued on next page...

Continued from previous page...

Mol	Chain	Length	Quality of chain
1	I	726	<div><div><div>13%</div><div>44%</div><div>43%</div><div>13%</div></div></div>
1	J	726	<div><div><div>13%</div><div>43%</div><div>43%</div><div>13%</div></div></div>
1	K	726	<div><div><div>13%</div><div>44%</div><div>42%</div><div>13%</div></div></div>
1	L	726	<div><div><div>13%</div><div>43%</div><div>43%</div><div>13%</div></div></div>
1	M	726	<div><div><div>13%</div><div>43%</div><div>43%</div><div>13%</div></div></div>
1	N	726	<div><div><div>13%</div><div>44%</div><div>42%</div><div>13%</div></div></div>
1	O	726	<div><div><div>14%</div><div>43%</div><div>43%</div><div>13%</div></div></div>
1	P	726	<div><div><div>13%</div><div>44%</div><div>42%</div><div>13%</div></div></div>

## 2 Entry composition

There is only 1 type of molecule in this entry. The entry contains 78880 atoms, of which 0 are hydrogens and 0 are deuteriums.

In the tables below, the AltConf column contains the number of residues with at least one atom in alternate conformation and the Trace column contains the number of residues modelled with at most 2 atoms.

- Molecule 1 is a protein called NAD(+) hydrolase SARM1.

Mol	Chain	Residues	Atoms					AltConf	Trace
1	A	631	Total	C	N	O	S	0	0
			4930	3116	885	905	24		
1	B	631	Total	C	N	O	S	0	0
			4930	3116	885	905	24		
1	C	631	Total	C	N	O	S	0	0
			4930	3116	885	905	24		
1	D	631	Total	C	N	O	S	0	0
			4930	3116	885	905	24		
1	E	631	Total	C	N	O	S	0	0
			4930	3116	885	905	24		
1	F	631	Total	C	N	O	S	0	0
			4930	3116	885	905	24		
1	G	631	Total	C	N	O	S	0	0
			4930	3116	885	905	24		
1	H	631	Total	C	N	O	S	0	0
			4930	3116	885	905	24		
1	I	631	Total	C	N	O	S	0	0
			4930	3116	885	905	24		
1	J	631	Total	C	N	O	S	0	0
			4930	3116	885	905	24		
1	K	631	Total	C	N	O	S	0	0
			4930	3116	885	905	24		
1	L	631	Total	C	N	O	S	0	0
			4930	3116	885	905	24		
1	M	631	Total	C	N	O	S	0	0
			4930	3116	885	905	24		
1	N	631	Total	C	N	O	S	0	0
			4930	3116	885	905	24		
1	O	631	Total	C	N	O	S	0	0
			4930	3116	885	905	24		
1	P	631	Total	C	N	O	S	0	0
			4930	3116	885	905	24		

There are 448 discrepancies between the modelled and reference sequences:

Chain	Residue	Modelled	Actual	Comment	Reference
A	-1	MET	-	initiating methionine	UNP Q6SZW1
A	0	SER	-	expression tag	UNP Q6SZW1
A	1	TYR	-	expression tag	UNP Q6SZW1
A	2	HIS	-	expression tag	UNP Q6SZW1
A	3	HIS	-	expression tag	UNP Q6SZW1
A	4	HIS	-	expression tag	UNP Q6SZW1
A	5	HIS	-	expression tag	UNP Q6SZW1
A	6	HIS	-	expression tag	UNP Q6SZW1
A	7	HIS	-	expression tag	UNP Q6SZW1
A	8	ASP	-	expression tag	UNP Q6SZW1
A	9	TYR	-	expression tag	UNP Q6SZW1
A	10	ASP	-	expression tag	UNP Q6SZW1
A	11	ILE	-	expression tag	UNP Q6SZW1
A	12	PRO	-	expression tag	UNP Q6SZW1
A	13	THR	-	expression tag	UNP Q6SZW1
A	14	THR	-	expression tag	UNP Q6SZW1
A	15	GLU	-	expression tag	UNP Q6SZW1
A	16	ASN	-	expression tag	UNP Q6SZW1
A	17	LEU	-	expression tag	UNP Q6SZW1
A	18	TYR	-	expression tag	UNP Q6SZW1
A	19	PHE	-	expression tag	UNP Q6SZW1
A	20	GLN	-	expression tag	UNP Q6SZW1
A	21	GLY	-	expression tag	UNP Q6SZW1
A	22	ALA	-	expression tag	UNP Q6SZW1
A	23	MET	-	expression tag	UNP Q6SZW1
A	24	GLY	-	expression tag	UNP Q6SZW1
A	25	SER	-	expression tag	UNP Q6SZW1
A	642	GLN	GLU	conflict	UNP Q6SZW1
B	-1	MET	-	initiating methionine	UNP Q6SZW1
B	0	SER	-	expression tag	UNP Q6SZW1
B	1	TYR	-	expression tag	UNP Q6SZW1
B	2	HIS	-	expression tag	UNP Q6SZW1
B	3	HIS	-	expression tag	UNP Q6SZW1
B	4	HIS	-	expression tag	UNP Q6SZW1
B	5	HIS	-	expression tag	UNP Q6SZW1
B	6	HIS	-	expression tag	UNP Q6SZW1
B	7	HIS	-	expression tag	UNP Q6SZW1
B	8	ASP	-	expression tag	UNP Q6SZW1
B	9	TYR	-	expression tag	UNP Q6SZW1
B	10	ASP	-	expression tag	UNP Q6SZW1
B	11	ILE	-	expression tag	UNP Q6SZW1
B	12	PRO	-	expression tag	UNP Q6SZW1
B	13	THR	-	expression tag	UNP Q6SZW1

*Continued on next page...*

*Continued from previous page...*

Chain	Residue	Modelled	Actual	Comment	Reference
B	14	THR	-	expression tag	UNP Q6SZW1
B	15	GLU	-	expression tag	UNP Q6SZW1
B	16	ASN	-	expression tag	UNP Q6SZW1
B	17	LEU	-	expression tag	UNP Q6SZW1
B	18	TYR	-	expression tag	UNP Q6SZW1
B	19	PHE	-	expression tag	UNP Q6SZW1
B	20	GLN	-	expression tag	UNP Q6SZW1
B	21	GLY	-	expression tag	UNP Q6SZW1
B	22	ALA	-	expression tag	UNP Q6SZW1
B	23	MET	-	expression tag	UNP Q6SZW1
B	24	GLY	-	expression tag	UNP Q6SZW1
B	25	SER	-	expression tag	UNP Q6SZW1
B	642	GLN	GLU	conflict	UNP Q6SZW1
C	-1	MET	-	initiating methionine	UNP Q6SZW1
C	0	SER	-	expression tag	UNP Q6SZW1
C	1	TYR	-	expression tag	UNP Q6SZW1
C	2	HIS	-	expression tag	UNP Q6SZW1
C	3	HIS	-	expression tag	UNP Q6SZW1
C	4	HIS	-	expression tag	UNP Q6SZW1
C	5	HIS	-	expression tag	UNP Q6SZW1
C	6	HIS	-	expression tag	UNP Q6SZW1
C	7	HIS	-	expression tag	UNP Q6SZW1
C	8	ASP	-	expression tag	UNP Q6SZW1
C	9	TYR	-	expression tag	UNP Q6SZW1
C	10	ASP	-	expression tag	UNP Q6SZW1
C	11	ILE	-	expression tag	UNP Q6SZW1
C	12	PRO	-	expression tag	UNP Q6SZW1
C	13	THR	-	expression tag	UNP Q6SZW1
C	14	THR	-	expression tag	UNP Q6SZW1
C	15	GLU	-	expression tag	UNP Q6SZW1
C	16	ASN	-	expression tag	UNP Q6SZW1
C	17	LEU	-	expression tag	UNP Q6SZW1
C	18	TYR	-	expression tag	UNP Q6SZW1
C	19	PHE	-	expression tag	UNP Q6SZW1
C	20	GLN	-	expression tag	UNP Q6SZW1
C	21	GLY	-	expression tag	UNP Q6SZW1
C	22	ALA	-	expression tag	UNP Q6SZW1
C	23	MET	-	expression tag	UNP Q6SZW1
C	24	GLY	-	expression tag	UNP Q6SZW1
C	25	SER	-	expression tag	UNP Q6SZW1
C	642	GLN	GLU	conflict	UNP Q6SZW1
D	-1	MET	-	initiating methionine	UNP Q6SZW1

*Continued on next page...*

*Continued from previous page...*

Chain	Residue	Modelled	Actual	Comment	Reference
D	0	SER	-	expression tag	UNP Q6SZW1
D	1	TYR	-	expression tag	UNP Q6SZW1
D	2	HIS	-	expression tag	UNP Q6SZW1
D	3	HIS	-	expression tag	UNP Q6SZW1
D	4	HIS	-	expression tag	UNP Q6SZW1
D	5	HIS	-	expression tag	UNP Q6SZW1
D	6	HIS	-	expression tag	UNP Q6SZW1
D	7	HIS	-	expression tag	UNP Q6SZW1
D	8	ASP	-	expression tag	UNP Q6SZW1
D	9	TYR	-	expression tag	UNP Q6SZW1
D	10	ASP	-	expression tag	UNP Q6SZW1
D	11	ILE	-	expression tag	UNP Q6SZW1
D	12	PRO	-	expression tag	UNP Q6SZW1
D	13	THR	-	expression tag	UNP Q6SZW1
D	14	THR	-	expression tag	UNP Q6SZW1
D	15	GLU	-	expression tag	UNP Q6SZW1
D	16	ASN	-	expression tag	UNP Q6SZW1
D	17	LEU	-	expression tag	UNP Q6SZW1
D	18	TYR	-	expression tag	UNP Q6SZW1
D	19	PHE	-	expression tag	UNP Q6SZW1
D	20	GLN	-	expression tag	UNP Q6SZW1
D	21	GLY	-	expression tag	UNP Q6SZW1
D	22	ALA	-	expression tag	UNP Q6SZW1
D	23	MET	-	expression tag	UNP Q6SZW1
D	24	GLY	-	expression tag	UNP Q6SZW1
D	25	SER	-	expression tag	UNP Q6SZW1
D	642	GLN	GLU	conflict	UNP Q6SZW1
E	-1	MET	-	initiating methionine	UNP Q6SZW1
E	0	SER	-	expression tag	UNP Q6SZW1
E	1	TYR	-	expression tag	UNP Q6SZW1
E	2	HIS	-	expression tag	UNP Q6SZW1
E	3	HIS	-	expression tag	UNP Q6SZW1
E	4	HIS	-	expression tag	UNP Q6SZW1
E	5	HIS	-	expression tag	UNP Q6SZW1
E	6	HIS	-	expression tag	UNP Q6SZW1
E	7	HIS	-	expression tag	UNP Q6SZW1
E	8	ASP	-	expression tag	UNP Q6SZW1
E	9	TYR	-	expression tag	UNP Q6SZW1
E	10	ASP	-	expression tag	UNP Q6SZW1
E	11	ILE	-	expression tag	UNP Q6SZW1
E	12	PRO	-	expression tag	UNP Q6SZW1
E	13	THR	-	expression tag	UNP Q6SZW1

*Continued on next page...*

*Continued from previous page...*

Chain	Residue	Modelled	Actual	Comment	Reference
E	14	THR	-	expression tag	UNP Q6SZW1
E	15	GLU	-	expression tag	UNP Q6SZW1
E	16	ASN	-	expression tag	UNP Q6SZW1
E	17	LEU	-	expression tag	UNP Q6SZW1
E	18	TYR	-	expression tag	UNP Q6SZW1
E	19	PHE	-	expression tag	UNP Q6SZW1
E	20	GLN	-	expression tag	UNP Q6SZW1
E	21	GLY	-	expression tag	UNP Q6SZW1
E	22	ALA	-	expression tag	UNP Q6SZW1
E	23	MET	-	expression tag	UNP Q6SZW1
E	24	GLY	-	expression tag	UNP Q6SZW1
E	25	SER	-	expression tag	UNP Q6SZW1
E	642	GLN	GLU	conflict	UNP Q6SZW1
F	-1	MET	-	initiating methionine	UNP Q6SZW1
F	0	SER	-	expression tag	UNP Q6SZW1
F	1	TYR	-	expression tag	UNP Q6SZW1
F	2	HIS	-	expression tag	UNP Q6SZW1
F	3	HIS	-	expression tag	UNP Q6SZW1
F	4	HIS	-	expression tag	UNP Q6SZW1
F	5	HIS	-	expression tag	UNP Q6SZW1
F	6	HIS	-	expression tag	UNP Q6SZW1
F	7	HIS	-	expression tag	UNP Q6SZW1
F	8	ASP	-	expression tag	UNP Q6SZW1
F	9	TYR	-	expression tag	UNP Q6SZW1
F	10	ASP	-	expression tag	UNP Q6SZW1
F	11	ILE	-	expression tag	UNP Q6SZW1
F	12	PRO	-	expression tag	UNP Q6SZW1
F	13	THR	-	expression tag	UNP Q6SZW1
F	14	THR	-	expression tag	UNP Q6SZW1
F	15	GLU	-	expression tag	UNP Q6SZW1
F	16	ASN	-	expression tag	UNP Q6SZW1
F	17	LEU	-	expression tag	UNP Q6SZW1
F	18	TYR	-	expression tag	UNP Q6SZW1
F	19	PHE	-	expression tag	UNP Q6SZW1
F	20	GLN	-	expression tag	UNP Q6SZW1
F	21	GLY	-	expression tag	UNP Q6SZW1
F	22	ALA	-	expression tag	UNP Q6SZW1
F	23	MET	-	expression tag	UNP Q6SZW1
F	24	GLY	-	expression tag	UNP Q6SZW1
F	25	SER	-	expression tag	UNP Q6SZW1
F	642	GLN	GLU	conflict	UNP Q6SZW1
G	-1	MET	-	initiating methionine	UNP Q6SZW1

*Continued on next page...*



*Continued from previous page...*

Chain	Residue	Modelled	Actual	Comment	Reference
G	0	SER	-	expression tag	UNP Q6SZW1
G	1	TYR	-	expression tag	UNP Q6SZW1
G	2	HIS	-	expression tag	UNP Q6SZW1
G	3	HIS	-	expression tag	UNP Q6SZW1
G	4	HIS	-	expression tag	UNP Q6SZW1
G	5	HIS	-	expression tag	UNP Q6SZW1
G	6	HIS	-	expression tag	UNP Q6SZW1
G	7	HIS	-	expression tag	UNP Q6SZW1
G	8	ASP	-	expression tag	UNP Q6SZW1
G	9	TYR	-	expression tag	UNP Q6SZW1
G	10	ASP	-	expression tag	UNP Q6SZW1
G	11	ILE	-	expression tag	UNP Q6SZW1
G	12	PRO	-	expression tag	UNP Q6SZW1
G	13	THR	-	expression tag	UNP Q6SZW1
G	14	THR	-	expression tag	UNP Q6SZW1
G	15	GLU	-	expression tag	UNP Q6SZW1
G	16	ASN	-	expression tag	UNP Q6SZW1
G	17	LEU	-	expression tag	UNP Q6SZW1
G	18	TYR	-	expression tag	UNP Q6SZW1
G	19	PHE	-	expression tag	UNP Q6SZW1
G	20	GLN	-	expression tag	UNP Q6SZW1
G	21	GLY	-	expression tag	UNP Q6SZW1
G	22	ALA	-	expression tag	UNP Q6SZW1
G	23	MET	-	expression tag	UNP Q6SZW1
G	24	GLY	-	expression tag	UNP Q6SZW1
G	25	SER	-	expression tag	UNP Q6SZW1
G	642	GLN	GLU	conflict	UNP Q6SZW1
H	-1	MET	-	initiating methionine	UNP Q6SZW1
H	0	SER	-	expression tag	UNP Q6SZW1
H	1	TYR	-	expression tag	UNP Q6SZW1
H	2	HIS	-	expression tag	UNP Q6SZW1
H	3	HIS	-	expression tag	UNP Q6SZW1
H	4	HIS	-	expression tag	UNP Q6SZW1
H	5	HIS	-	expression tag	UNP Q6SZW1
H	6	HIS	-	expression tag	UNP Q6SZW1
H	7	HIS	-	expression tag	UNP Q6SZW1
H	8	ASP	-	expression tag	UNP Q6SZW1
H	9	TYR	-	expression tag	UNP Q6SZW1
H	10	ASP	-	expression tag	UNP Q6SZW1
H	11	ILE	-	expression tag	UNP Q6SZW1
H	12	PRO	-	expression tag	UNP Q6SZW1
H	13	THR	-	expression tag	UNP Q6SZW1

*Continued on next page...*

*Continued from previous page...*

Chain	Residue	Modelled	Actual	Comment	Reference
H	14	THR	-	expression tag	UNP Q6SZW1
H	15	GLU	-	expression tag	UNP Q6SZW1
H	16	ASN	-	expression tag	UNP Q6SZW1
H	17	LEU	-	expression tag	UNP Q6SZW1
H	18	TYR	-	expression tag	UNP Q6SZW1
H	19	PHE	-	expression tag	UNP Q6SZW1
H	20	GLN	-	expression tag	UNP Q6SZW1
H	21	GLY	-	expression tag	UNP Q6SZW1
H	22	ALA	-	expression tag	UNP Q6SZW1
H	23	MET	-	expression tag	UNP Q6SZW1
H	24	GLY	-	expression tag	UNP Q6SZW1
H	25	SER	-	expression tag	UNP Q6SZW1
H	642	GLN	GLU	conflict	UNP Q6SZW1
I	-1	MET	-	initiating methionine	UNP Q6SZW1
I	0	SER	-	expression tag	UNP Q6SZW1
I	1	TYR	-	expression tag	UNP Q6SZW1
I	2	HIS	-	expression tag	UNP Q6SZW1
I	3	HIS	-	expression tag	UNP Q6SZW1
I	4	HIS	-	expression tag	UNP Q6SZW1
I	5	HIS	-	expression tag	UNP Q6SZW1
I	6	HIS	-	expression tag	UNP Q6SZW1
I	7	HIS	-	expression tag	UNP Q6SZW1
I	8	ASP	-	expression tag	UNP Q6SZW1
I	9	TYR	-	expression tag	UNP Q6SZW1
I	10	ASP	-	expression tag	UNP Q6SZW1
I	11	ILE	-	expression tag	UNP Q6SZW1
I	12	PRO	-	expression tag	UNP Q6SZW1
I	13	THR	-	expression tag	UNP Q6SZW1
I	14	THR	-	expression tag	UNP Q6SZW1
I	15	GLU	-	expression tag	UNP Q6SZW1
I	16	ASN	-	expression tag	UNP Q6SZW1
I	17	LEU	-	expression tag	UNP Q6SZW1
I	18	TYR	-	expression tag	UNP Q6SZW1
I	19	PHE	-	expression tag	UNP Q6SZW1
I	20	GLN	-	expression tag	UNP Q6SZW1
I	21	GLY	-	expression tag	UNP Q6SZW1
I	22	ALA	-	expression tag	UNP Q6SZW1
I	23	MET	-	expression tag	UNP Q6SZW1
I	24	GLY	-	expression tag	UNP Q6SZW1
I	25	SER	-	expression tag	UNP Q6SZW1
I	642	GLN	GLU	conflict	UNP Q6SZW1
J	-1	MET	-	initiating methionine	UNP Q6SZW1

*Continued on next page...*

*Continued from previous page...*

Chain	Residue	Modelled	Actual	Comment	Reference
J	0	SER	-	expression tag	UNP Q6SZW1
J	1	TYR	-	expression tag	UNP Q6SZW1
J	2	HIS	-	expression tag	UNP Q6SZW1
J	3	HIS	-	expression tag	UNP Q6SZW1
J	4	HIS	-	expression tag	UNP Q6SZW1
J	5	HIS	-	expression tag	UNP Q6SZW1
J	6	HIS	-	expression tag	UNP Q6SZW1
J	7	HIS	-	expression tag	UNP Q6SZW1
J	8	ASP	-	expression tag	UNP Q6SZW1
J	9	TYR	-	expression tag	UNP Q6SZW1
J	10	ASP	-	expression tag	UNP Q6SZW1
J	11	ILE	-	expression tag	UNP Q6SZW1
J	12	PRO	-	expression tag	UNP Q6SZW1
J	13	THR	-	expression tag	UNP Q6SZW1
J	14	THR	-	expression tag	UNP Q6SZW1
J	15	GLU	-	expression tag	UNP Q6SZW1
J	16	ASN	-	expression tag	UNP Q6SZW1
J	17	LEU	-	expression tag	UNP Q6SZW1
J	18	TYR	-	expression tag	UNP Q6SZW1
J	19	PHE	-	expression tag	UNP Q6SZW1
J	20	GLN	-	expression tag	UNP Q6SZW1
J	21	GLY	-	expression tag	UNP Q6SZW1
J	22	ALA	-	expression tag	UNP Q6SZW1
J	23	MET	-	expression tag	UNP Q6SZW1
J	24	GLY	-	expression tag	UNP Q6SZW1
J	25	SER	-	expression tag	UNP Q6SZW1
J	642	GLN	GLU	conflict	UNP Q6SZW1
K	-1	MET	-	initiating methionine	UNP Q6SZW1
K	0	SER	-	expression tag	UNP Q6SZW1
K	1	TYR	-	expression tag	UNP Q6SZW1
K	2	HIS	-	expression tag	UNP Q6SZW1
K	3	HIS	-	expression tag	UNP Q6SZW1
K	4	HIS	-	expression tag	UNP Q6SZW1
K	5	HIS	-	expression tag	UNP Q6SZW1
K	6	HIS	-	expression tag	UNP Q6SZW1
K	7	HIS	-	expression tag	UNP Q6SZW1
K	8	ASP	-	expression tag	UNP Q6SZW1
K	9	TYR	-	expression tag	UNP Q6SZW1
K	10	ASP	-	expression tag	UNP Q6SZW1
K	11	ILE	-	expression tag	UNP Q6SZW1
K	12	PRO	-	expression tag	UNP Q6SZW1
K	13	THR	-	expression tag	UNP Q6SZW1

*Continued on next page...*

*Continued from previous page...*

Chain	Residue	Modelled	Actual	Comment	Reference
K	14	THR	-	expression tag	UNP Q6SZW1
K	15	GLU	-	expression tag	UNP Q6SZW1
K	16	ASN	-	expression tag	UNP Q6SZW1
K	17	LEU	-	expression tag	UNP Q6SZW1
K	18	TYR	-	expression tag	UNP Q6SZW1
K	19	PHE	-	expression tag	UNP Q6SZW1
K	20	GLN	-	expression tag	UNP Q6SZW1
K	21	GLY	-	expression tag	UNP Q6SZW1
K	22	ALA	-	expression tag	UNP Q6SZW1
K	23	MET	-	expression tag	UNP Q6SZW1
K	24	GLY	-	expression tag	UNP Q6SZW1
K	25	SER	-	expression tag	UNP Q6SZW1
K	642	GLN	GLU	conflict	UNP Q6SZW1
L	-1	MET	-	initiating methionine	UNP Q6SZW1
L	0	SER	-	expression tag	UNP Q6SZW1
L	1	TYR	-	expression tag	UNP Q6SZW1
L	2	HIS	-	expression tag	UNP Q6SZW1
L	3	HIS	-	expression tag	UNP Q6SZW1
L	4	HIS	-	expression tag	UNP Q6SZW1
L	5	HIS	-	expression tag	UNP Q6SZW1
L	6	HIS	-	expression tag	UNP Q6SZW1
L	7	HIS	-	expression tag	UNP Q6SZW1
L	8	ASP	-	expression tag	UNP Q6SZW1
L	9	TYR	-	expression tag	UNP Q6SZW1
L	10	ASP	-	expression tag	UNP Q6SZW1
L	11	ILE	-	expression tag	UNP Q6SZW1
L	12	PRO	-	expression tag	UNP Q6SZW1
L	13	THR	-	expression tag	UNP Q6SZW1
L	14	THR	-	expression tag	UNP Q6SZW1
L	15	GLU	-	expression tag	UNP Q6SZW1
L	16	ASN	-	expression tag	UNP Q6SZW1
L	17	LEU	-	expression tag	UNP Q6SZW1
L	18	TYR	-	expression tag	UNP Q6SZW1
L	19	PHE	-	expression tag	UNP Q6SZW1
L	20	GLN	-	expression tag	UNP Q6SZW1
L	21	GLY	-	expression tag	UNP Q6SZW1
L	22	ALA	-	expression tag	UNP Q6SZW1
L	23	MET	-	expression tag	UNP Q6SZW1
L	24	GLY	-	expression tag	UNP Q6SZW1
L	25	SER	-	expression tag	UNP Q6SZW1
L	642	GLN	GLU	conflict	UNP Q6SZW1
M	-1	MET	-	initiating methionine	UNP Q6SZW1

*Continued on next page...*

*Continued from previous page...*

Chain	Residue	Modelled	Actual	Comment	Reference
M	0	SER	-	expression tag	UNP Q6SZW1
M	1	TYR	-	expression tag	UNP Q6SZW1
M	2	HIS	-	expression tag	UNP Q6SZW1
M	3	HIS	-	expression tag	UNP Q6SZW1
M	4	HIS	-	expression tag	UNP Q6SZW1
M	5	HIS	-	expression tag	UNP Q6SZW1
M	6	HIS	-	expression tag	UNP Q6SZW1
M	7	HIS	-	expression tag	UNP Q6SZW1
M	8	ASP	-	expression tag	UNP Q6SZW1
M	9	TYR	-	expression tag	UNP Q6SZW1
M	10	ASP	-	expression tag	UNP Q6SZW1
M	11	ILE	-	expression tag	UNP Q6SZW1
M	12	PRO	-	expression tag	UNP Q6SZW1
M	13	THR	-	expression tag	UNP Q6SZW1
M	14	THR	-	expression tag	UNP Q6SZW1
M	15	GLU	-	expression tag	UNP Q6SZW1
M	16	ASN	-	expression tag	UNP Q6SZW1
M	17	LEU	-	expression tag	UNP Q6SZW1
M	18	TYR	-	expression tag	UNP Q6SZW1
M	19	PHE	-	expression tag	UNP Q6SZW1
M	20	GLN	-	expression tag	UNP Q6SZW1
M	21	GLY	-	expression tag	UNP Q6SZW1
M	22	ALA	-	expression tag	UNP Q6SZW1
M	23	MET	-	expression tag	UNP Q6SZW1
M	24	GLY	-	expression tag	UNP Q6SZW1
M	25	SER	-	expression tag	UNP Q6SZW1
M	642	GLN	GLU	conflict	UNP Q6SZW1
N	-1	MET	-	initiating methionine	UNP Q6SZW1
N	0	SER	-	expression tag	UNP Q6SZW1
N	1	TYR	-	expression tag	UNP Q6SZW1
N	2	HIS	-	expression tag	UNP Q6SZW1
N	3	HIS	-	expression tag	UNP Q6SZW1
N	4	HIS	-	expression tag	UNP Q6SZW1
N	5	HIS	-	expression tag	UNP Q6SZW1
N	6	HIS	-	expression tag	UNP Q6SZW1
N	7	HIS	-	expression tag	UNP Q6SZW1
N	8	ASP	-	expression tag	UNP Q6SZW1
N	9	TYR	-	expression tag	UNP Q6SZW1
N	10	ASP	-	expression tag	UNP Q6SZW1
N	11	ILE	-	expression tag	UNP Q6SZW1
N	12	PRO	-	expression tag	UNP Q6SZW1
N	13	THR	-	expression tag	UNP Q6SZW1

*Continued on next page...*

*Continued from previous page...*

Chain	Residue	Modelled	Actual	Comment	Reference
N	14	THR	-	expression tag	UNP Q6SZW1
N	15	GLU	-	expression tag	UNP Q6SZW1
N	16	ASN	-	expression tag	UNP Q6SZW1
N	17	LEU	-	expression tag	UNP Q6SZW1
N	18	TYR	-	expression tag	UNP Q6SZW1
N	19	PHE	-	expression tag	UNP Q6SZW1
N	20	GLN	-	expression tag	UNP Q6SZW1
N	21	GLY	-	expression tag	UNP Q6SZW1
N	22	ALA	-	expression tag	UNP Q6SZW1
N	23	MET	-	expression tag	UNP Q6SZW1
N	24	GLY	-	expression tag	UNP Q6SZW1
N	25	SER	-	expression tag	UNP Q6SZW1
N	642	GLN	GLU	conflict	UNP Q6SZW1
O	-1	MET	-	initiating methionine	UNP Q6SZW1
O	0	SER	-	expression tag	UNP Q6SZW1
O	1	TYR	-	expression tag	UNP Q6SZW1
O	2	HIS	-	expression tag	UNP Q6SZW1
O	3	HIS	-	expression tag	UNP Q6SZW1
O	4	HIS	-	expression tag	UNP Q6SZW1
O	5	HIS	-	expression tag	UNP Q6SZW1
O	6	HIS	-	expression tag	UNP Q6SZW1
O	7	HIS	-	expression tag	UNP Q6SZW1
O	8	ASP	-	expression tag	UNP Q6SZW1
O	9	TYR	-	expression tag	UNP Q6SZW1
O	10	ASP	-	expression tag	UNP Q6SZW1
O	11	ILE	-	expression tag	UNP Q6SZW1
O	12	PRO	-	expression tag	UNP Q6SZW1
O	13	THR	-	expression tag	UNP Q6SZW1
O	14	THR	-	expression tag	UNP Q6SZW1
O	15	GLU	-	expression tag	UNP Q6SZW1
O	16	ASN	-	expression tag	UNP Q6SZW1
O	17	LEU	-	expression tag	UNP Q6SZW1
O	18	TYR	-	expression tag	UNP Q6SZW1
O	19	PHE	-	expression tag	UNP Q6SZW1
O	20	GLN	-	expression tag	UNP Q6SZW1
O	21	GLY	-	expression tag	UNP Q6SZW1
O	22	ALA	-	expression tag	UNP Q6SZW1
O	23	MET	-	expression tag	UNP Q6SZW1
O	24	GLY	-	expression tag	UNP Q6SZW1
O	25	SER	-	expression tag	UNP Q6SZW1
O	642	GLN	GLU	conflict	UNP Q6SZW1
P	-1	MET	-	initiating methionine	UNP Q6SZW1

*Continued on next page...*



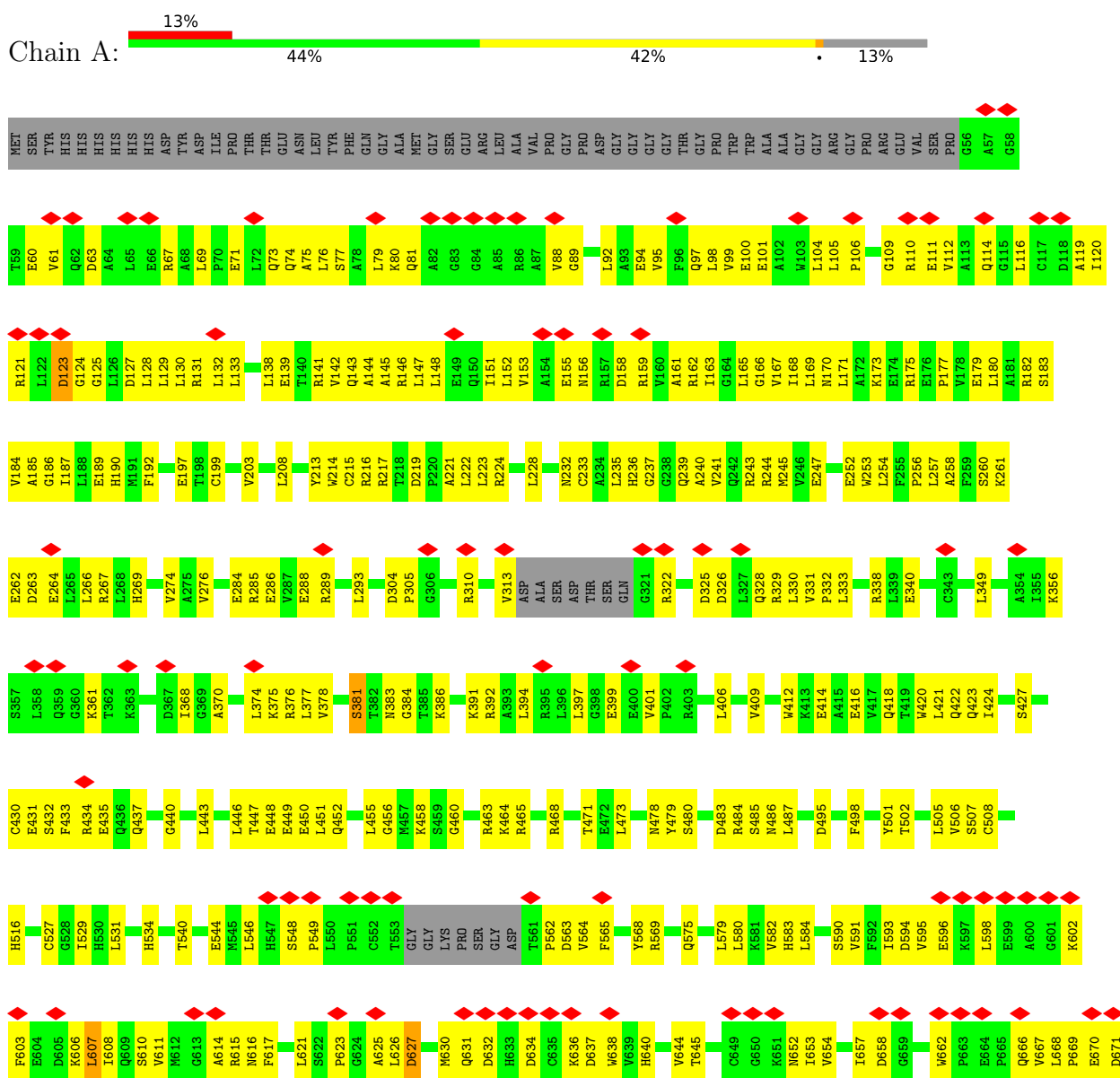
*Continued from previous page...*

Chain	Residue	Modelled	Actual	Comment	Reference
P	0	SER	-	expression tag	UNP Q6SZW1
P	1	TYR	-	expression tag	UNP Q6SZW1
P	2	HIS	-	expression tag	UNP Q6SZW1
P	3	HIS	-	expression tag	UNP Q6SZW1
P	4	HIS	-	expression tag	UNP Q6SZW1
P	5	HIS	-	expression tag	UNP Q6SZW1
P	6	HIS	-	expression tag	UNP Q6SZW1
P	7	HIS	-	expression tag	UNP Q6SZW1
P	8	ASP	-	expression tag	UNP Q6SZW1
P	9	TYR	-	expression tag	UNP Q6SZW1
P	10	ASP	-	expression tag	UNP Q6SZW1
P	11	ILE	-	expression tag	UNP Q6SZW1
P	12	PRO	-	expression tag	UNP Q6SZW1
P	13	THR	-	expression tag	UNP Q6SZW1
P	14	THR	-	expression tag	UNP Q6SZW1
P	15	GLU	-	expression tag	UNP Q6SZW1
P	16	ASN	-	expression tag	UNP Q6SZW1
P	17	LEU	-	expression tag	UNP Q6SZW1
P	18	TYR	-	expression tag	UNP Q6SZW1
P	19	PHE	-	expression tag	UNP Q6SZW1
P	20	GLN	-	expression tag	UNP Q6SZW1
P	21	GLY	-	expression tag	UNP Q6SZW1
P	22	ALA	-	expression tag	UNP Q6SZW1
P	23	MET	-	expression tag	UNP Q6SZW1
P	24	GLY	-	expression tag	UNP Q6SZW1
P	25	SER	-	expression tag	UNP Q6SZW1
P	642	GLN	GLU	conflict	UNP Q6SZW1

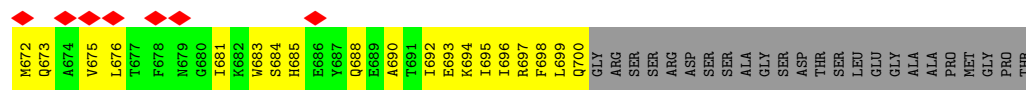
### 3 Residue-property plots

These plots are drawn for all protein, RNA, DNA and oligosaccharide chains in the entry. The first graphic for a chain summarises the proportions of the various outlier classes displayed in the second graphic. The second graphic shows the sequence view annotated by issues in geometry and atom inclusion in map density. Residues are color-coded according to the number of geometric quality criteria for which they contain at least one outlier: green = 0, yellow = 1, orange = 2 and red = 3 or more. A red diamond above a residue indicates a poor fit to the EM map for this residue (all-atom inclusion < 40%). Stretches of 2 or more consecutive residues without any outlier are shown as a green connector. Residues present in the sample, but not in the model, are shown in grey.

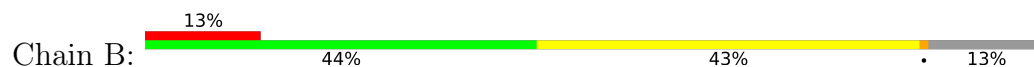
#### • Molecule 1: NAD(+) hydrolase SARM1






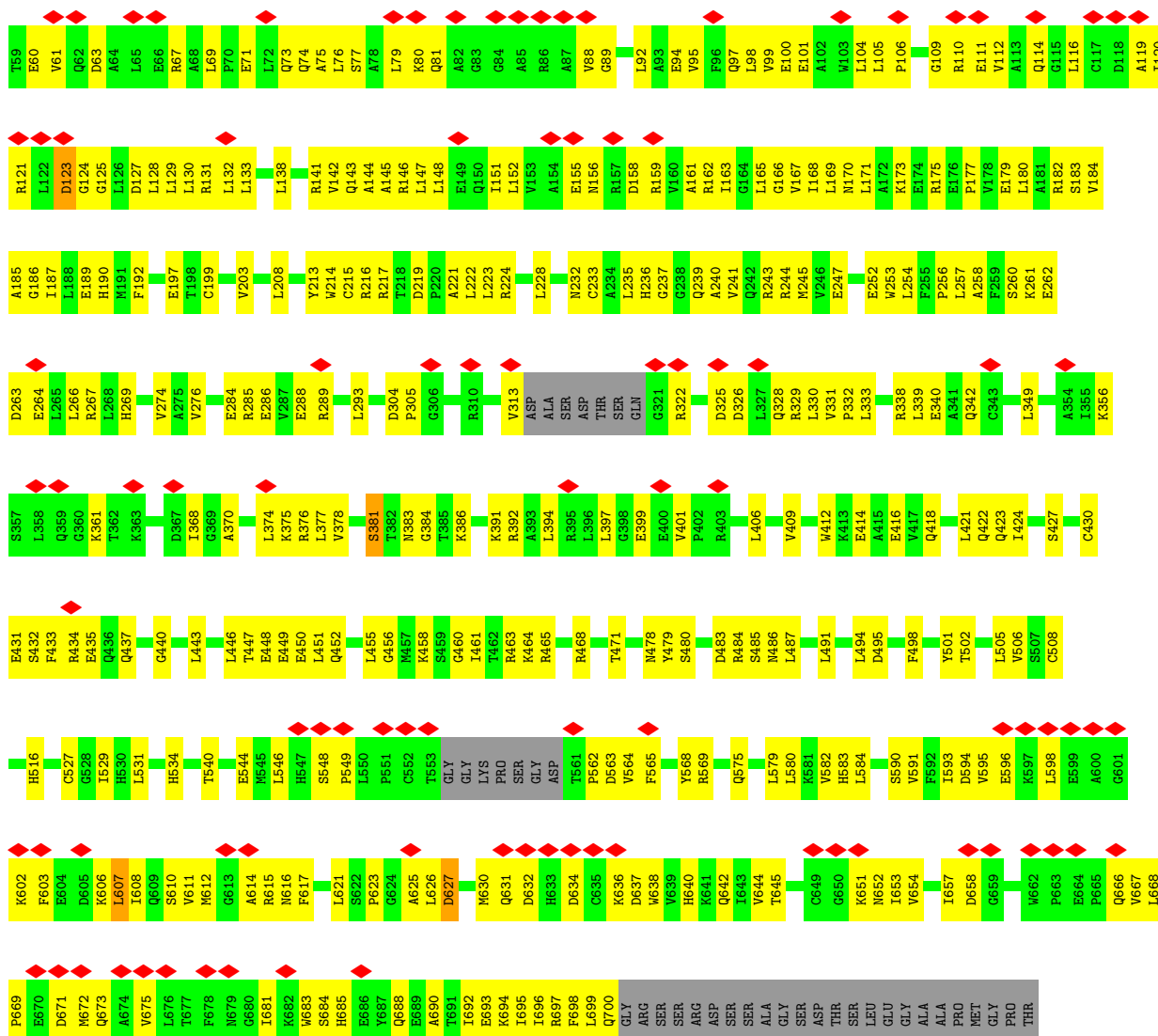


• Molecule 1: NAD(+) hydrolase SARM1

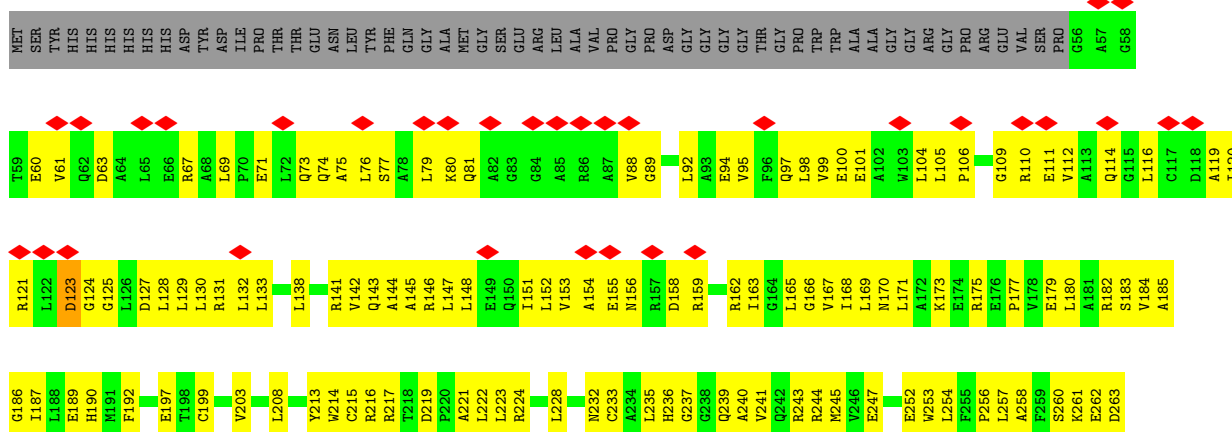
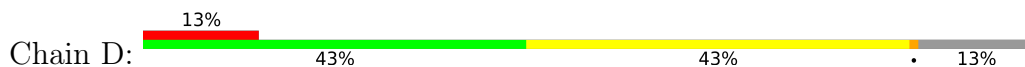


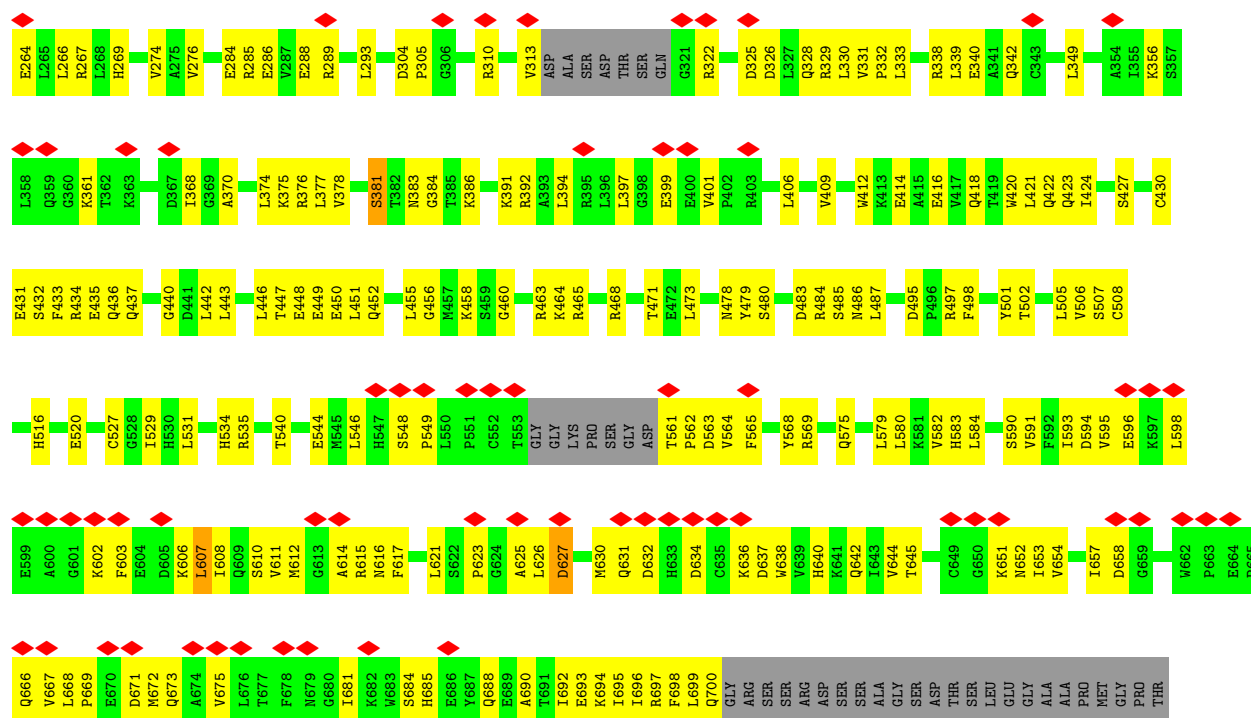
• Molecule 1: NAD(+) hydrolase SARM1



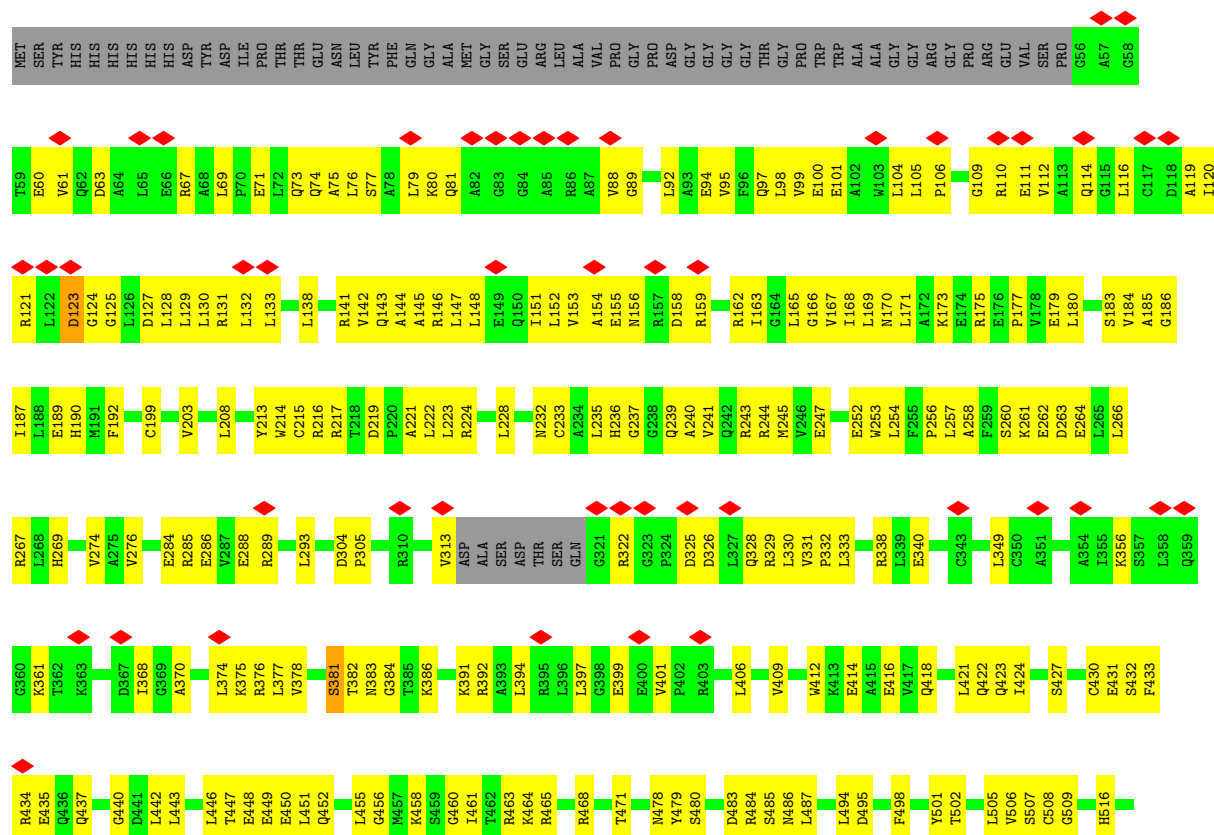
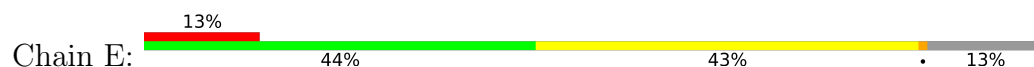


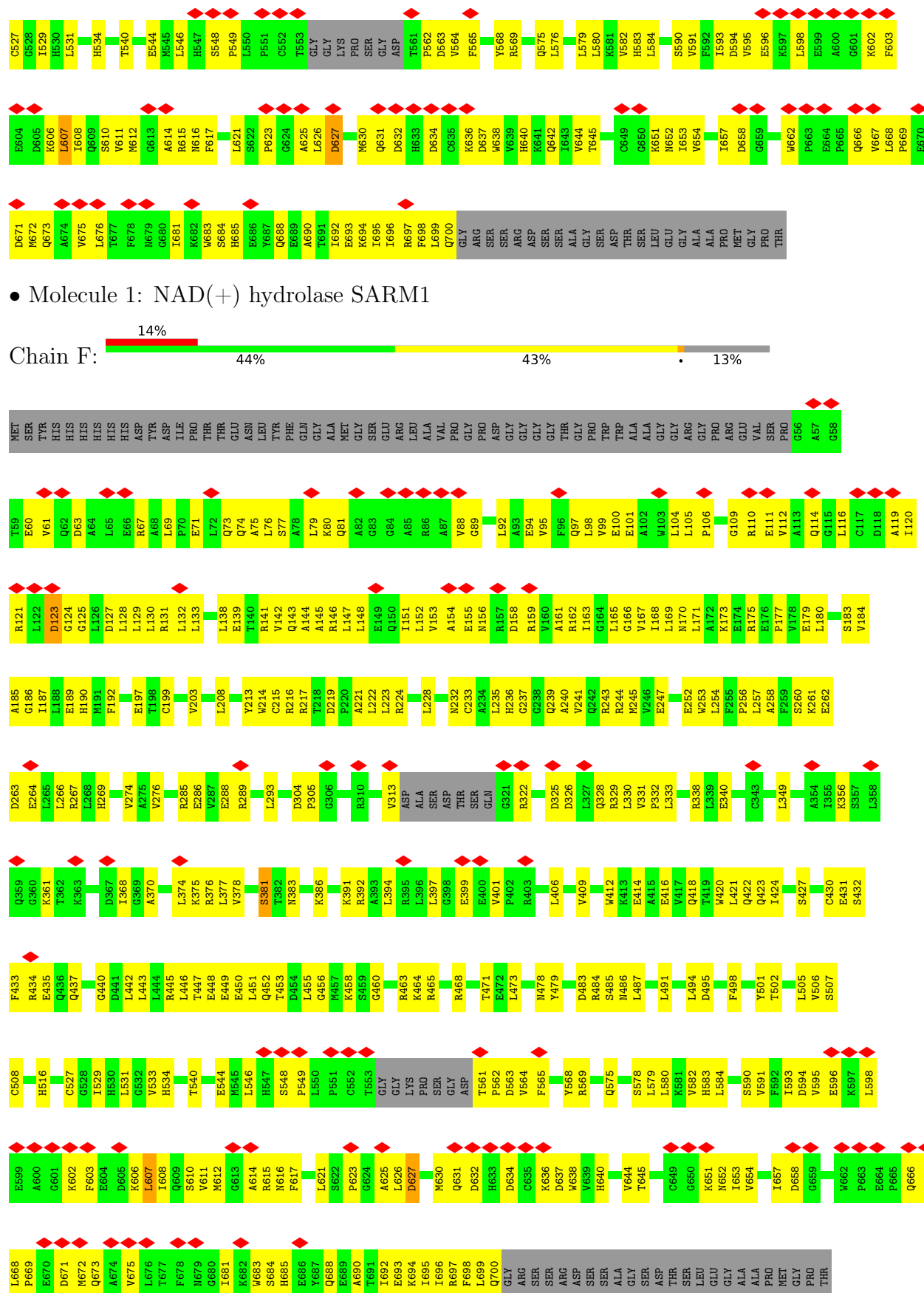
• Molecule 1: NAD(+) hydrolase SARM1




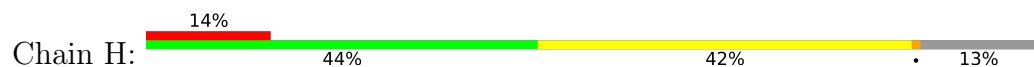



• Molecule 1: NAD(+) hydrolase SARM1



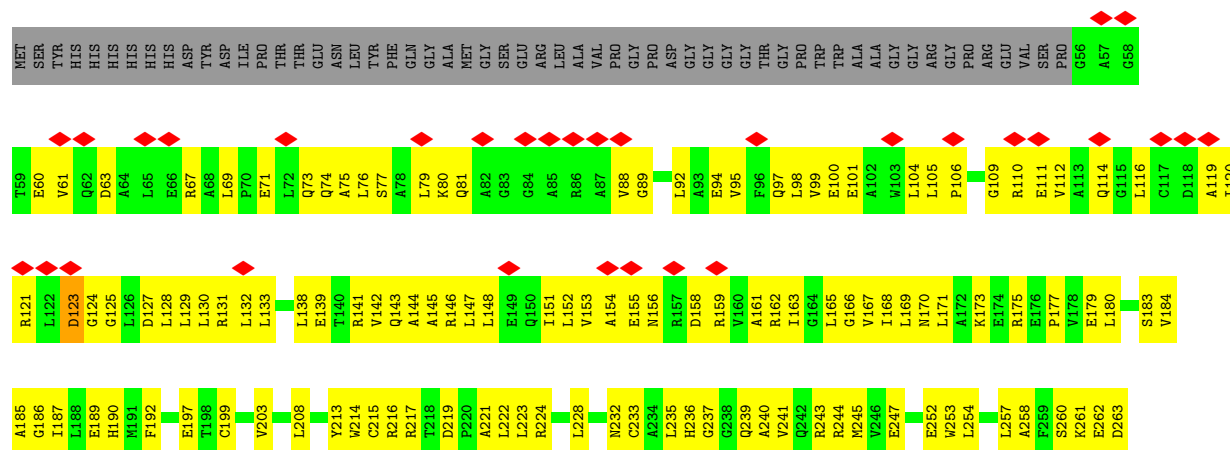
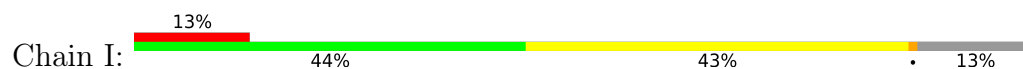


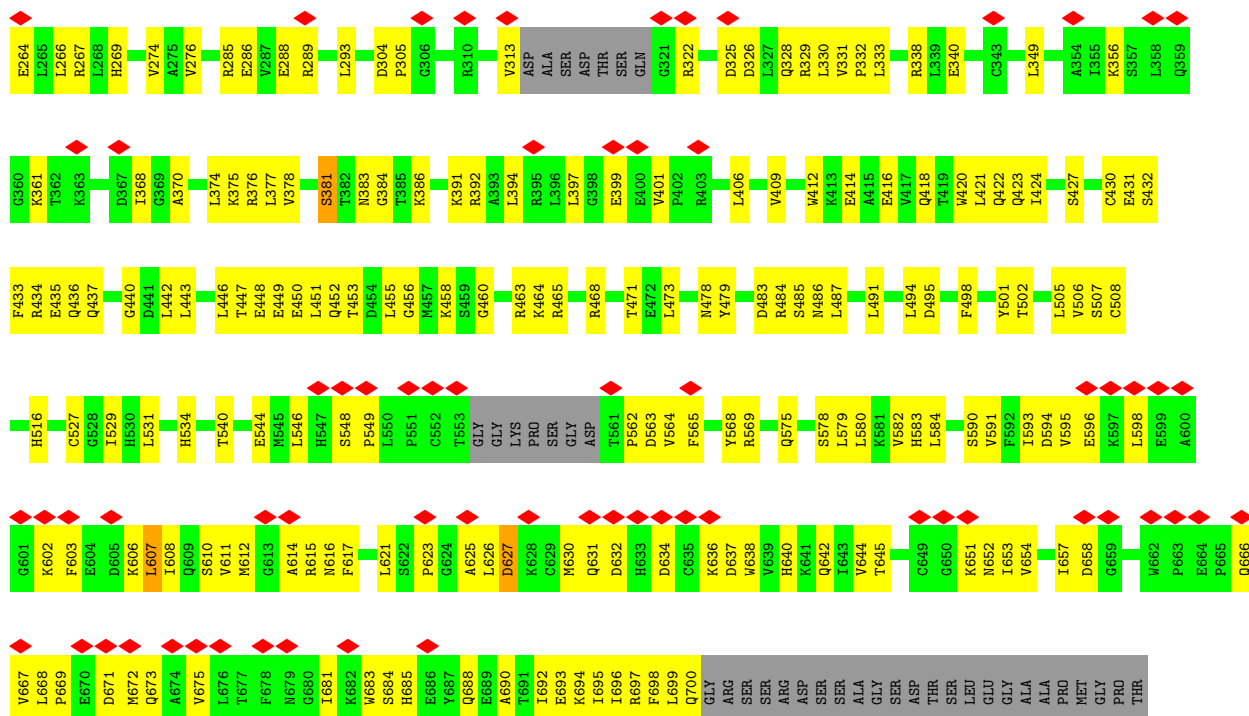
Chain G:  13% 43% 43% 13%



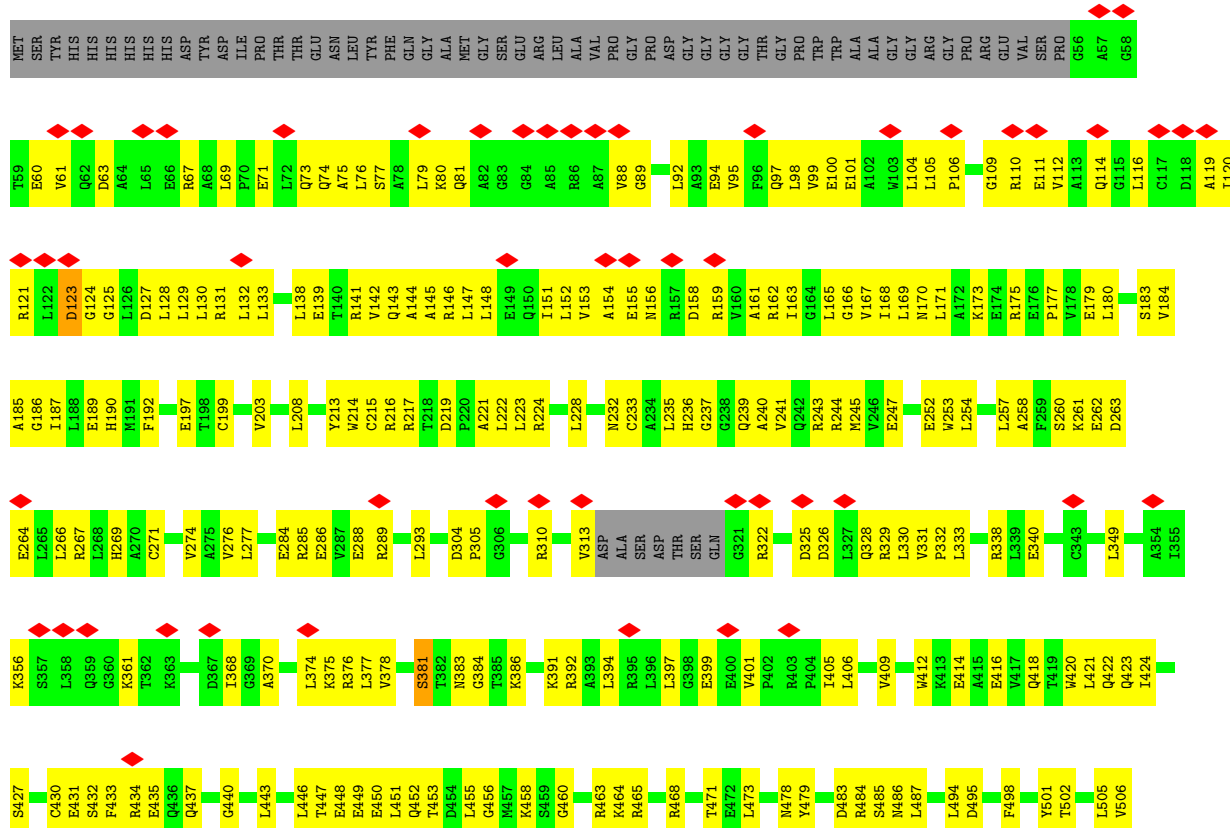


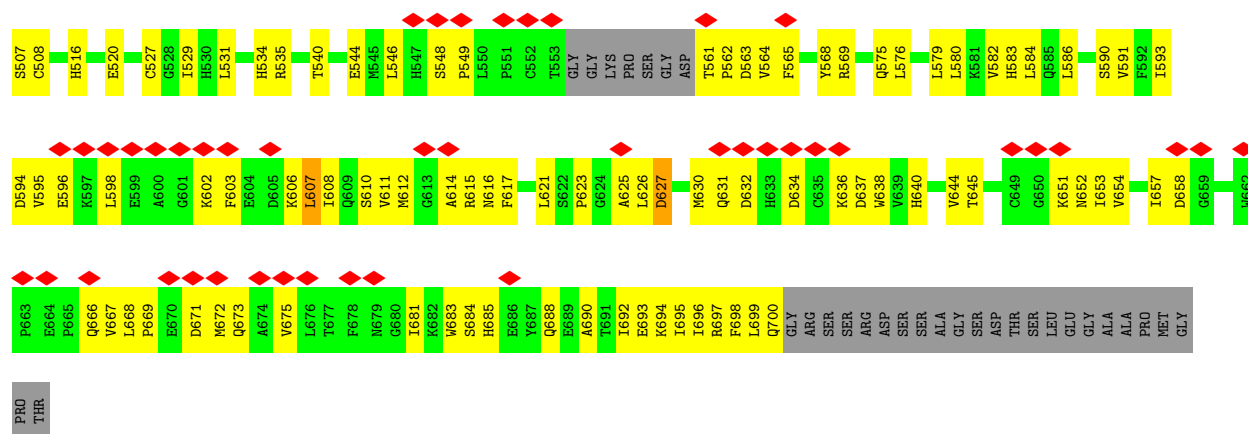
• Molecule 1: NAD(+) hydrolase SARM1



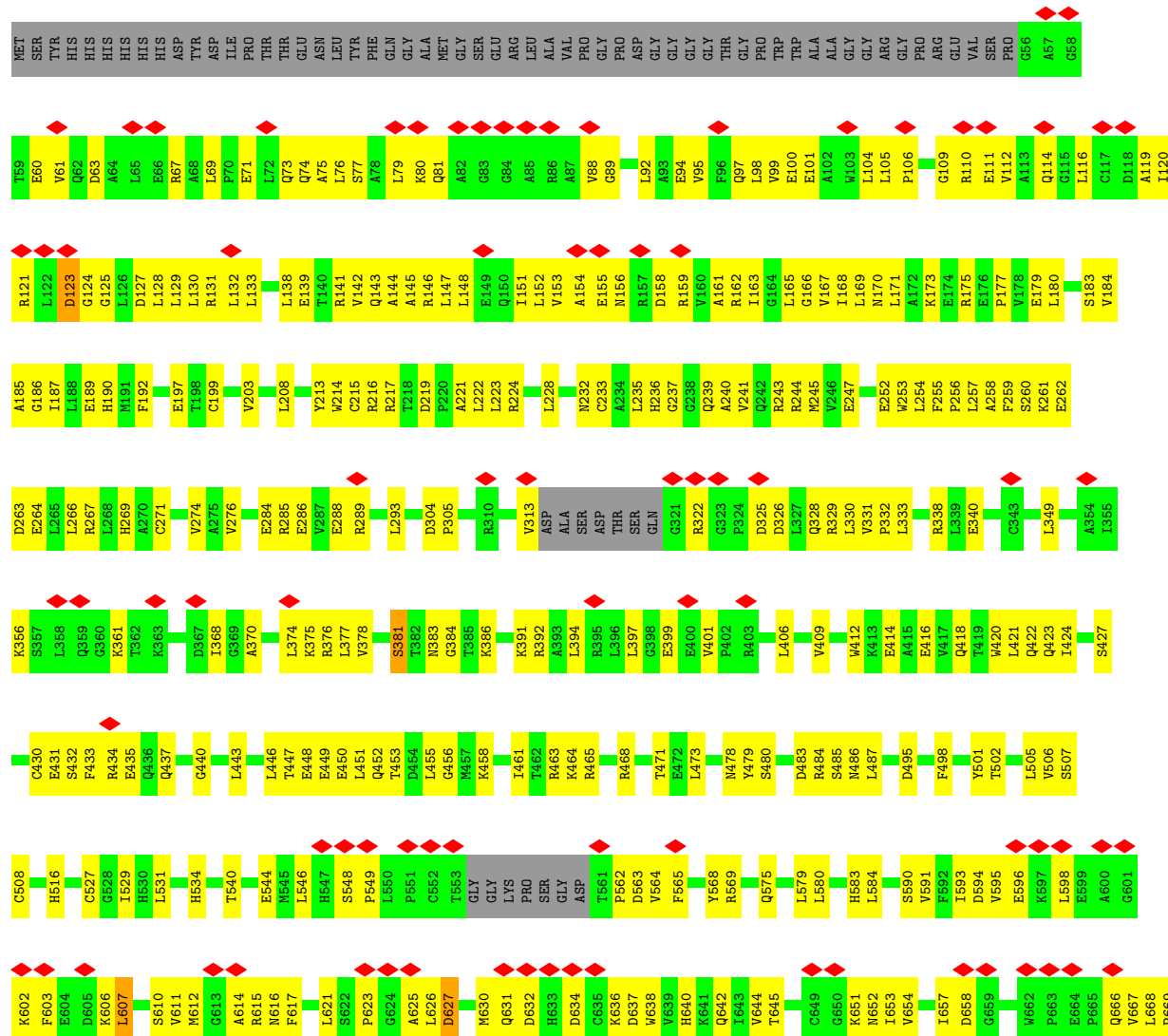


• Molecule 1: NAD(+) hydrolase SARM1






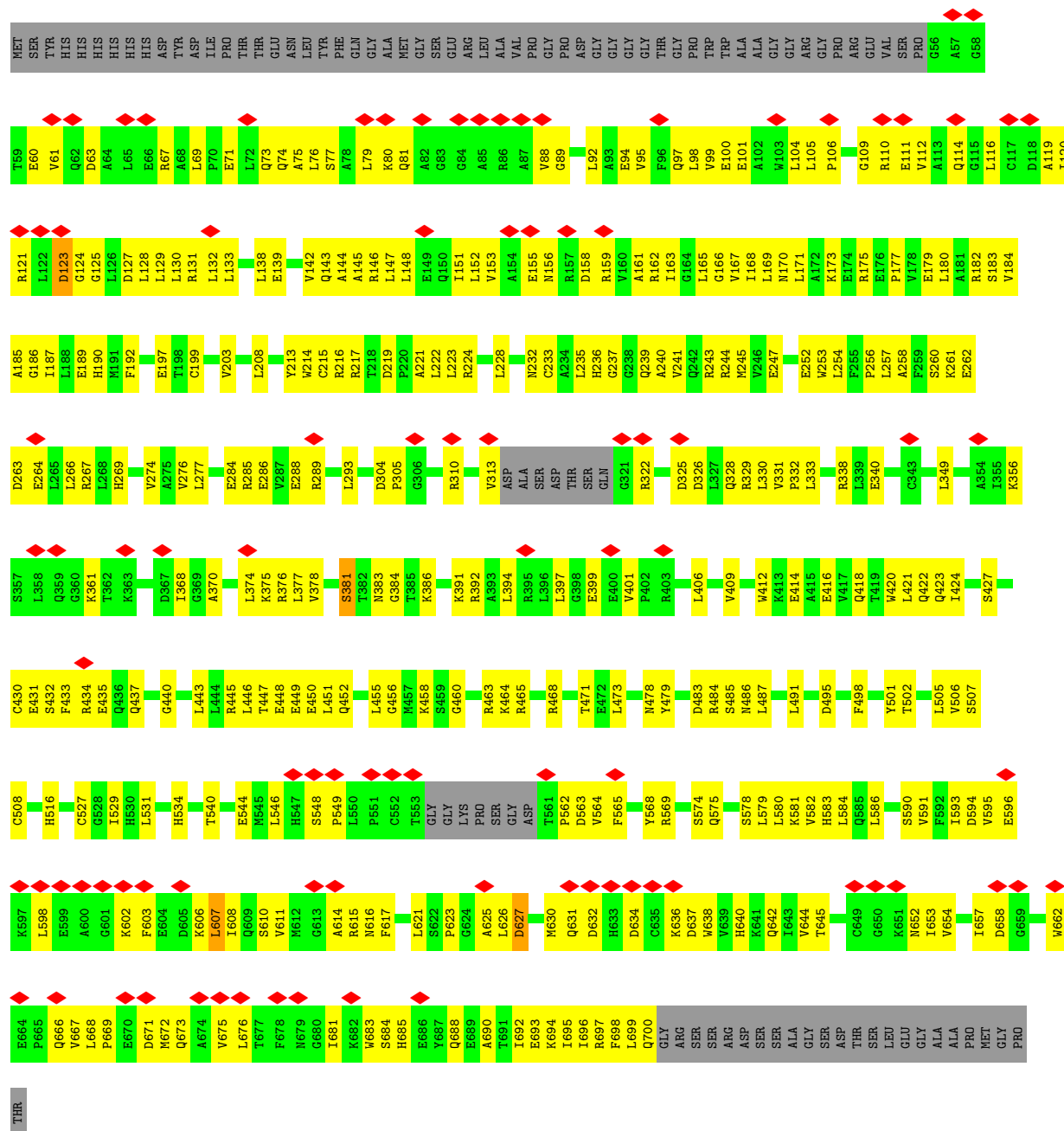
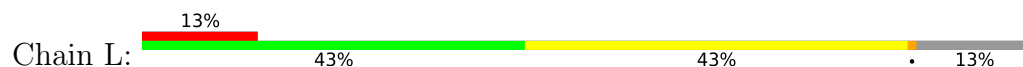
• Molecule 1: NAD(+) hydrolase SARM1



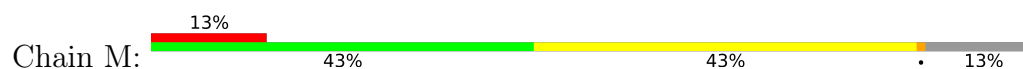


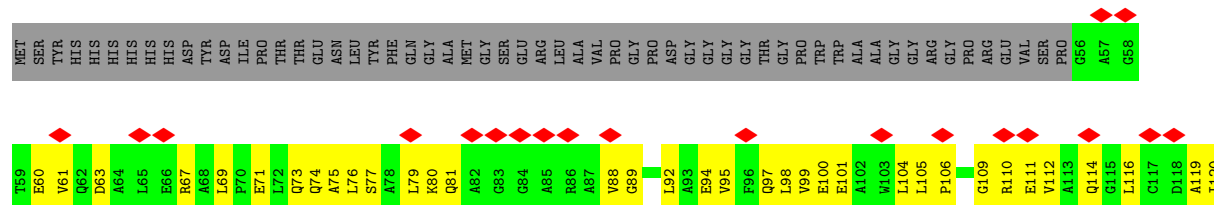
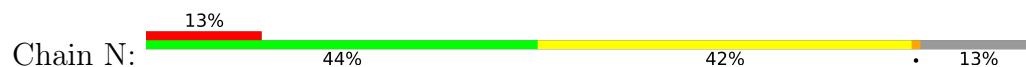
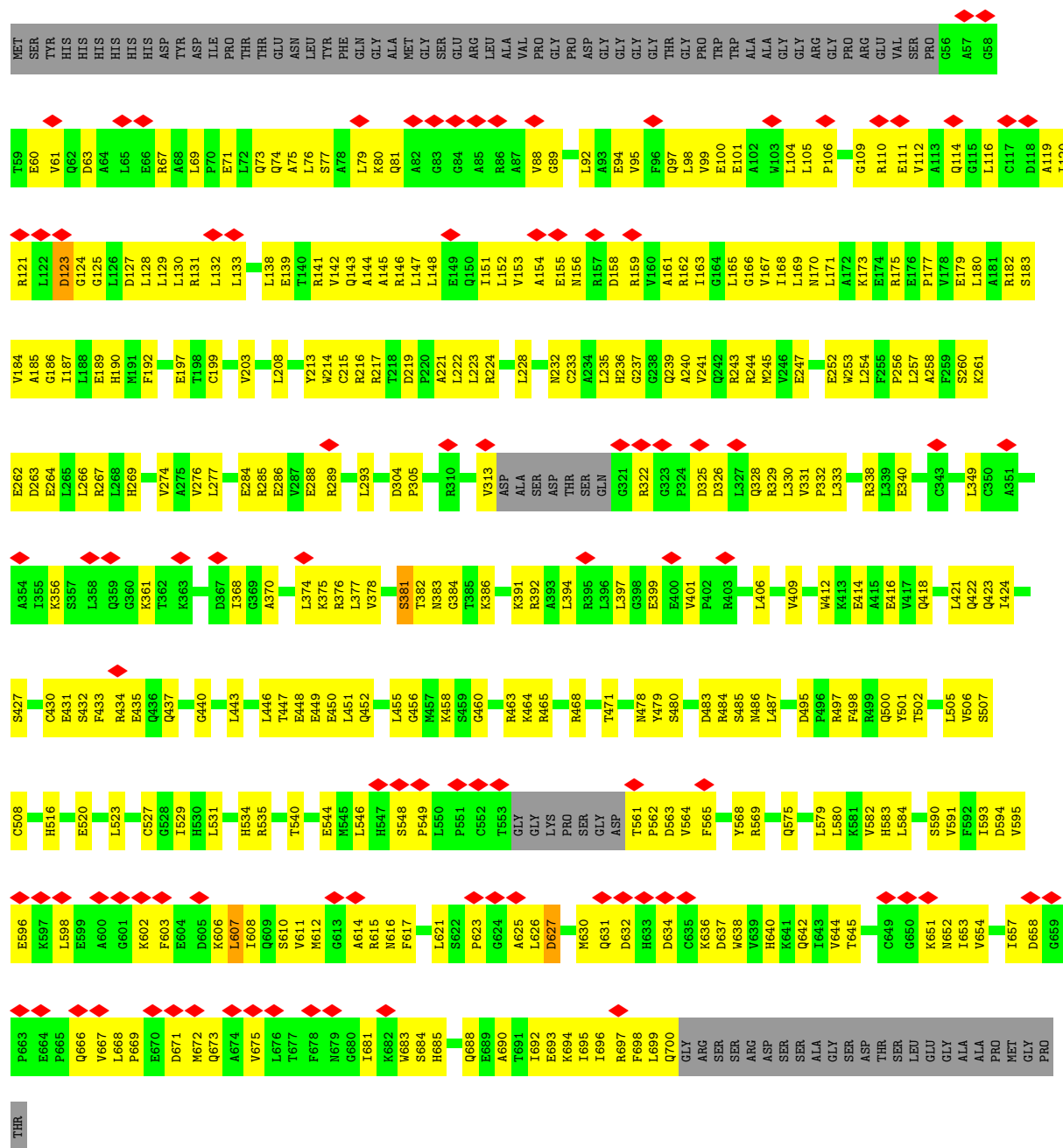


• Molecule 1: NAD(+) hydrolase SARM1

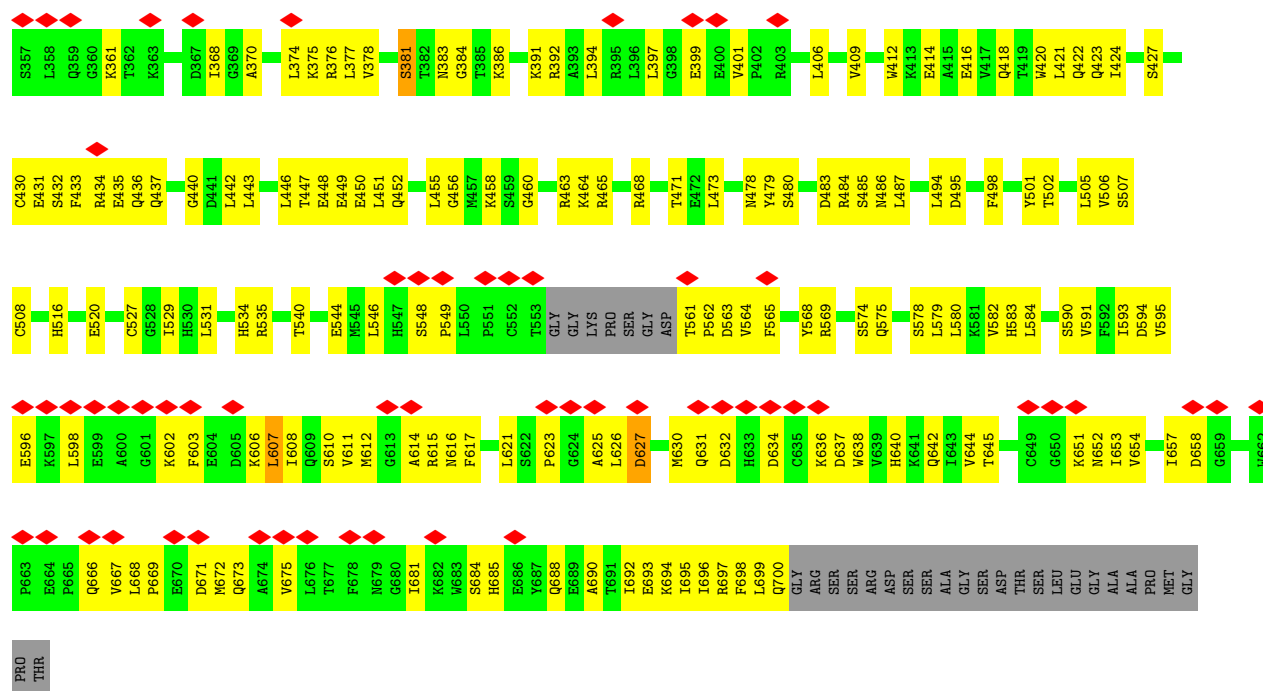


• Molecule 1: NAD(+) hydrolase SARM1

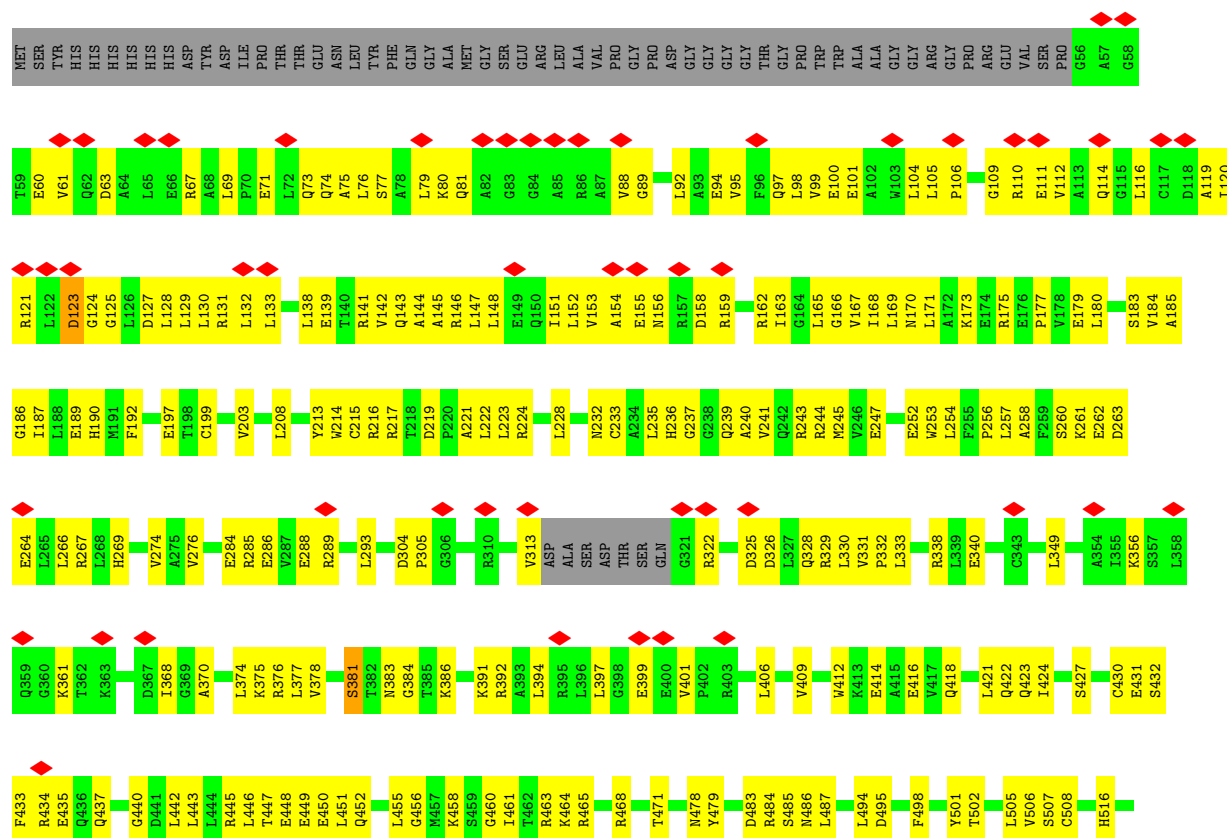
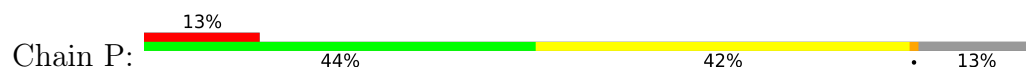


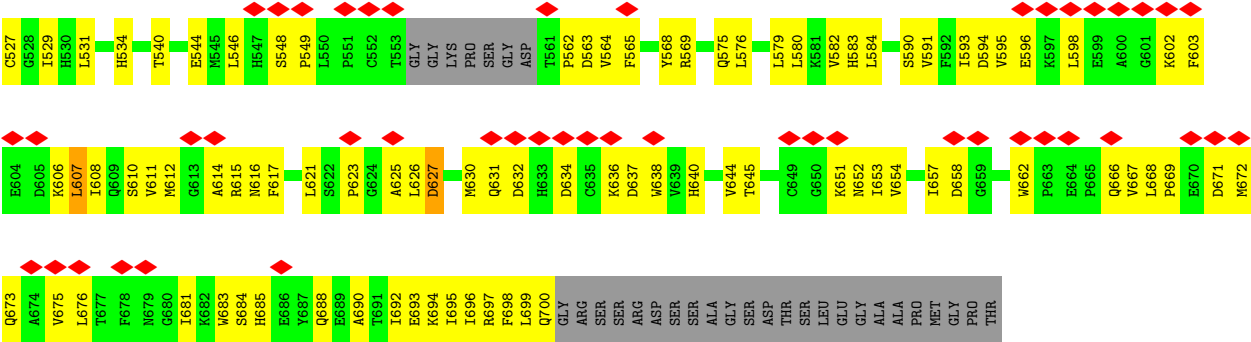






• Molecule 1: NAD(+) hydrolase SARM1





## 4 Experimental information

Property	Value	Source
EM reconstruction method	SINGLE PARTICLE	Depositor
Imposed symmetry	POINT, Not provided	
Number of particles used	28303	Depositor
Resolution determination method	FSC 0.143 CUT-OFF	Depositor
CTF correction method	PHASE FLIPPING AND AMPLITUDE CORRECTION	Depositor
Microscope	FEI TITAN KRIOS	Depositor
Voltage (kV)	300	Depositor
Electron dose ( $e^-/\text{\AA}^2$ )	40	Depositor
Minimum defocus (nm)	Not provided	
Maximum defocus (nm)	Not provided	
Magnification	Not provided	
Image detector	GATAN K3 (6k x 4k)	Depositor
Maximum map value	0.749	Depositor
Minimum map value	-0.361	Depositor
Average map value	0.002	Depositor
Map value standard deviation	0.035	Depositor
Recommended contour level	0.13	Depositor
Map size ( $\text{\AA}$ )	335.6, 335.6, 335.6	wwPDB
Map dimensions	400, 400, 400	wwPDB
Map angles ( $^\circ$ )	90.0, 90.0, 90.0	wwPDB
Pixel spacing ( $\text{\AA}$ )	0.839, 0.839, 0.839	Depositor

## 5 Model quality [i](#)

### 5.1 Standard geometry [i](#)

The Z score for a bond length (or angle) is the number of standard deviations the observed value is removed from the expected value. A bond length (or angle) with  $|Z| > 5$  is considered an outlier worth inspection. RMSZ is the root-mean-square of all Z scores of the bond lengths (or angles).

Mol	Chain	Bond lengths		Bond angles	
		RMSZ	# Z  >5	RMSZ	# Z  >5
1	A	0.33	0/5012	0.46	0/6776
1	B	0.33	0/5012	0.46	0/6776
1	C	0.33	0/5012	0.46	0/6776
1	D	0.33	0/5012	0.46	0/6776
1	E	0.33	0/5012	0.46	0/6776
1	F	0.33	0/5012	0.46	0/6776
1	G	0.33	0/5012	0.46	0/6776
1	H	0.33	0/5012	0.46	0/6776
1	I	0.33	0/5012	0.46	0/6776
1	J	0.33	0/5012	0.46	0/6776
1	K	0.33	0/5012	0.46	0/6776
1	L	0.33	0/5012	0.46	0/6776
1	M	0.33	0/5012	0.46	0/6776
1	N	0.33	0/5012	0.46	0/6776
1	O	0.33	0/5012	0.46	0/6776
1	P	0.33	0/5012	0.46	0/6776
All	All	0.33	0/80192	0.46	0/108416

There are no bond length outliers.

There are no bond angle outliers.

There are no chirality outliers.

There are no planarity outliers.

### 5.2 Too-close contacts [i](#)

In the following table, the Non-H and H(model) columns list the number of non-hydrogen atoms and hydrogen atoms in the chain respectively. The H(added) column lists the number of hydrogen atoms added and optimized by MolProbity. The Clashes column lists the number of clashes within the asymmetric unit, whereas Symm-Clashes lists symmetry-related clashes.

Mol	Chain	Non-H	H(model)	H(added)	Clashes	Symm-Clashes
1	A	4930	0	5018	250	0
1	B	4930	0	5018	251	0
1	C	4930	0	5018	257	0
1	D	4930	0	5018	262	0
1	E	4930	0	5018	263	0
1	F	4930	0	5018	267	0
1	G	4930	0	5018	270	0
1	H	4930	0	5018	256	0
1	I	4930	0	5018	259	0
1	J	4930	0	5018	259	0
1	K	4930	0	5018	263	0
1	L	4930	0	5018	267	0
1	M	4930	0	5018	263	0
1	N	4930	0	5018	268	0
1	O	4930	0	5018	265	0
1	P	4930	0	5018	260	0
All	All	78880	0	80288	4003	0

The all-atom clashscore is defined as the number of clashes found per 1000 atoms (including hydrogen atoms). The all-atom clashscore for this structure is 25.

All (4003) close contacts within the same asymmetric unit are listed below, sorted by their clash magnitude.

Atom-1	Atom-2	Interatomic distance (Å)	Clash overlap (Å)
1:D:430:CYS:HB3	1:D:434:ARG:HH21	1.27	0.99
1:E:430:CYS:HB3	1:E:434:ARG:HH21	1.27	0.99
1:O:430:CYS:HB3	1:O:434:ARG:HH21	1.27	0.99
1:P:430:CYS:HB3	1:P:434:ARG:HH21	1.27	0.99
1:C:430:CYS:HB3	1:C:434:ARG:HH21	1.27	0.99
1:M:430:CYS:HB3	1:M:434:ARG:HH21	1.27	0.99
1:N:430:CYS:HB3	1:N:434:ARG:HH21	1.27	0.99
1:B:430:CYS:HB3	1:B:434:ARG:HH21	1.27	0.98
1:L:430:CYS:HB3	1:L:434:ARG:HH21	1.27	0.98
1:F:430:CYS:HB3	1:F:434:ARG:HH21	1.27	0.98
1:I:430:CYS:HB3	1:I:434:ARG:HH21	1.27	0.98
1:K:430:CYS:HB3	1:K:434:ARG:HH21	1.27	0.98
1:A:430:CYS:HB3	1:A:434:ARG:HH21	1.27	0.98
1:G:430:CYS:HB3	1:G:434:ARG:HH21	1.27	0.97
1:H:430:CYS:HB3	1:H:434:ARG:HH21	1.27	0.97
1:J:430:CYS:HB3	1:J:434:ARG:HH21	1.27	0.97
1:C:465:ARG:NH2	1:D:437:GLN:OE1	2.06	0.87
1:I:437:GLN:OE1	1:P:465:ARG:NH2	2.07	0.86

*Continued on next page...*



*Continued from previous page...*

Atom-1	Atom-2	Interatomic distance (Å)	Clash overlap (Å)
1:J:239:GLN:HB2	1:K:478:ASN:HD21	1.41	0.84
1:N:465:ARG:NH2	1:O:437:GLN:OE1	2.11	0.83
1:B:276:VAL:HA	1:B:333:LEU:HD21	1.62	0.81
1:M:276:VAL:HA	1:M:333:LEU:HD21	1.62	0.81
1:N:276:VAL:HA	1:N:333:LEU:HD21	1.62	0.81
1:C:276:VAL:HA	1:C:333:LEU:HD21	1.62	0.81
1:E:276:VAL:HA	1:E:333:LEU:HD21	1.62	0.81
1:P:276:VAL:HA	1:P:333:LEU:HD21	1.62	0.80
1:D:276:VAL:HA	1:D:333:LEU:HD21	1.62	0.80
1:O:276:VAL:HA	1:O:333:LEU:HD21	1.62	0.80
1:G:276:VAL:HA	1:G:333:LEU:HD21	1.62	0.80
1:J:276:VAL:HA	1:J:333:LEU:HD21	1.62	0.80
1:J:465:ARG:NH2	1:K:437:GLN:OE1	2.14	0.80
1:A:276:VAL:HA	1:A:333:LEU:HD21	1.62	0.79
1:F:276:VAL:HA	1:F:333:LEU:HD21	1.62	0.79
1:L:276:VAL:HA	1:L:333:LEU:HD21	1.62	0.79
1:I:276:VAL:HA	1:I:333:LEU:HD21	1.62	0.79
1:H:276:VAL:HA	1:H:333:LEU:HD21	1.62	0.79
1:K:276:VAL:HA	1:K:333:LEU:HD21	1.62	0.79
1:J:197:GLU:OE1	1:K:384:GLY:N	2.15	0.78
1:D:328:GLN:NE2	1:E:416:GLU:OE2	2.16	0.77
1:L:197:GLU:OE1	1:M:384:GLY:N	2.16	0.77
1:K:235:LEU:O	1:K:329:ARG:NH1	2.18	0.77
1:H:235:LEU:O	1:H:329:ARG:NH1	2.18	0.76
1:L:235:LEU:O	1:L:329:ARG:NH1	2.18	0.76
1:B:235:LEU:O	1:B:329:ARG:NH1	2.18	0.76
1:E:217:ARG:HH12	1:F:685:HIS:HB3	1.51	0.76
1:J:235:LEU:O	1:J:329:ARG:NH1	2.18	0.76
1:M:235:LEU:O	1:M:329:ARG:NH1	2.18	0.76
1:N:235:LEU:O	1:N:329:ARG:NH1	2.18	0.76
1:A:235:LEU:O	1:A:329:ARG:NH1	2.18	0.76
1:C:235:LEU:O	1:C:329:ARG:NH1	2.18	0.76
1:G:235:LEU:O	1:G:329:ARG:NH1	2.18	0.76
1:F:235:LEU:O	1:F:329:ARG:NH1	2.18	0.76
1:I:235:LEU:O	1:I:329:ARG:NH1	2.18	0.76
1:E:235:LEU:O	1:E:329:ARG:NH1	2.18	0.76
1:F:239:GLN:HB2	1:G:478:ASN:HD21	1.50	0.75
1:O:235:LEU:O	1:O:329:ARG:NH1	2.18	0.75
1:P:235:LEU:O	1:P:329:ARG:NH1	2.18	0.75
1:A:437:GLN:OE1	1:H:465:ARG:NH2	2.19	0.75
1:D:235:LEU:O	1:D:329:ARG:NH1	2.18	0.75

*Continued on next page...*

*Continued from previous page...*

Atom-1	Atom-2	Interatomic distance (Å)	Clash overlap (Å)
1:O:127:ASP:HB2	1:O:131:ARG:HH12	1.52	0.75
1:C:127:ASP:HB2	1:C:131:ARG:HH12	1.52	0.75
1:D:127:ASP:HB2	1:D:131:ARG:HH12	1.52	0.75
1:P:127:ASP:HB2	1:P:131:ARG:HH12	1.52	0.75
1:B:127:ASP:HB2	1:B:131:ARG:HH12	1.52	0.75
1:E:127:ASP:HB2	1:E:131:ARG:HH12	1.52	0.75
1:N:127:ASP:HB2	1:N:131:ARG:HH12	1.52	0.75
1:M:127:ASP:HB2	1:M:131:ARG:HH12	1.52	0.75
1:A:127:ASP:HB2	1:A:131:ARG:HH12	1.52	0.74
1:A:384:GLY:N	1:H:197:GLU:OE1	2.19	0.74
1:I:127:ASP:HB2	1:I:131:ARG:HH12	1.52	0.74
1:L:127:ASP:HB2	1:L:131:ARG:HH12	1.52	0.74
1:F:127:ASP:HB2	1:F:131:ARG:HH12	1.52	0.74
1:H:127:ASP:HB2	1:H:131:ARG:HH12	1.52	0.74
1:J:127:ASP:HB2	1:J:131:ARG:HH12	1.52	0.74
1:K:127:ASP:HB2	1:K:131:ARG:HH12	1.52	0.74
1:A:465:ARG:NH2	1:B:437:GLN:OE1	2.21	0.74
1:G:127:ASP:HB2	1:G:131:ARG:HH12	1.52	0.74
1:L:239:GLN:HB2	1:M:478:ASN:HD21	1.51	0.74
1:I:328:GLN:NE2	1:J:416:GLU:OE2	2.20	0.72
1:A:583:HIS:CG	1:A:692:ILE:HG13	2.25	0.71
1:F:583:HIS:CG	1:F:692:ILE:HG13	2.25	0.71
1:K:583:HIS:CG	1:K:692:ILE:HG13	2.25	0.71
1:L:583:HIS:CG	1:L:692:ILE:HG13	2.25	0.71
1:I:583:HIS:CG	1:I:692:ILE:HG13	2.25	0.71
1:A:328:GLN:NE2	1:B:416:GLU:OE2	2.23	0.71
1:D:583:HIS:CG	1:D:692:ILE:HG13	2.25	0.71
1:H:583:HIS:CG	1:H:692:ILE:HG13	2.25	0.71
1:E:583:HIS:CG	1:E:692:ILE:HG13	2.25	0.71
1:J:583:HIS:CG	1:J:692:ILE:HG13	2.25	0.71
1:P:583:HIS:CG	1:P:692:ILE:HG13	2.25	0.71
1:G:583:HIS:CG	1:G:692:ILE:HG13	2.25	0.71
1:O:583:HIS:CG	1:O:692:ILE:HG13	2.25	0.71
1:F:465:ARG:NH2	1:G:437:GLN:OE1	2.23	0.71
1:B:583:HIS:CG	1:B:692:ILE:HG13	2.25	0.71
1:M:583:HIS:CG	1:M:692:ILE:HG13	2.25	0.71
1:P:483:ASP:OD1	1:P:486:ASN:N	2.24	0.71
1:D:197:GLU:OE1	1:E:384:GLY:N	2.24	0.70
1:E:483:ASP:OD1	1:E:486:ASN:N	2.24	0.70
1:I:416:GLU:OE2	1:P:328:GLN:NE2	2.23	0.70
1:N:583:HIS:CG	1:N:692:ILE:HG13	2.25	0.70

*Continued on next page...*

*Continued from previous page...*

Atom-1	Atom-2	Interatomic distance (Å)	Clash overlap (Å)
1:C:583:HIS:CG	1:C:692:ILE:HG13	2.25	0.70
1:E:615:ARG:NH2	1:E:700:GLN:O	2.24	0.70
1:P:615:ARG:NH2	1:P:700:GLN:O	2.24	0.70
1:J:159:ARG:HH21	1:J:163:ILE:HG21	1.57	0.70
1:O:166:GLY:HA2	1:O:169:LEU:HD12	1.74	0.70
1:A:159:ARG:HH21	1:A:163:ILE:HG21	1.57	0.70
1:G:159:ARG:HH21	1:G:163:ILE:HG21	1.57	0.70
1:I:483:ASP:OD1	1:I:486:ASN:N	2.24	0.70
1:I:615:ARG:NH2	1:I:700:GLN:O	2.24	0.70
1:D:166:GLY:HA2	1:D:169:LEU:HD12	1.74	0.70
1:F:483:ASP:OD1	1:F:486:ASN:N	2.24	0.70
1:F:615:ARG:NH2	1:F:700:GLN:O	2.24	0.70
1:L:159:ARG:HH21	1:L:163:ILE:HG21	1.57	0.70
1:M:159:ARG:HH21	1:M:163:ILE:HG21	1.57	0.70
1:B:159:ARG:HH21	1:B:163:ILE:HG21	1.57	0.70
1:L:483:ASP:OD1	1:L:486:ASN:N	2.24	0.69
1:N:166:GLY:HA2	1:N:169:LEU:HD12	1.74	0.69
1:B:166:GLY:HA2	1:B:169:LEU:HD12	1.74	0.69
1:F:239:GLN:HG3	1:G:480:SER:HB2	1.74	0.69
1:M:483:ASP:OD1	1:M:486:ASN:N	2.24	0.69
1:A:145:ALA:HA	1:A:148:LEU:HD12	1.75	0.69
1:A:483:ASP:OD1	1:A:486:ASN:N	2.24	0.69
1:C:166:GLY:HA2	1:C:169:LEU:HD12	1.74	0.69
1:K:145:ALA:HA	1:K:148:LEU:HD12	1.75	0.69
1:L:145:ALA:HA	1:L:148:LEU:HD12	1.75	0.69
1:N:217:ARG:HH12	1:O:685:HIS:HB3	1.57	0.69
1:E:166:GLY:HA2	1:E:169:LEU:HD12	1.74	0.69
1:F:159:ARG:HH21	1:F:163:ILE:HG21	1.57	0.69
1:H:145:ALA:HA	1:H:148:LEU:HD12	1.75	0.69
1:I:159:ARG:HH21	1:I:163:ILE:HG21	1.57	0.69
1:J:483:ASP:OD1	1:J:486:ASN:N	2.24	0.69
1:K:483:ASP:OD1	1:K:486:ASN:N	2.24	0.69
1:M:166:GLY:HA2	1:M:169:LEU:HD12	1.74	0.69
1:P:166:GLY:HA2	1:P:169:LEU:HD12	1.74	0.69
1:A:617:PHE:O	1:A:654:VAL:N	2.26	0.69
1:B:328:GLN:NE2	1:C:416:GLU:OE2	2.25	0.69
1:H:483:ASP:OD1	1:H:486:ASN:N	2.24	0.69
1:N:145:ALA:HA	1:N:148:LEU:HD12	1.75	0.69
1:B:483:ASP:OD1	1:B:486:ASN:N	2.24	0.69
1:K:256:PRO:HG3	1:L:582:VAL:HG21	1.72	0.69
1:M:145:ALA:HA	1:M:148:LEU:HD12	1.75	0.69

*Continued on next page...*

*Continued from previous page...*

Atom-1	Atom-2	Interatomic distance (Å)	Clash overlap (Å)
1:B:145:ALA:HA	1:B:148:LEU:HD12	1.75	0.69
1:C:145:ALA:HA	1:C:148:LEU:HD12	1.75	0.69
1:O:615:ARG:NH2	1:O:700:GLN:O	2.24	0.69
1:A:166:GLY:HA2	1:A:169:LEU:HD12	1.74	0.69
1:A:478:ASN:HD21	1:H:239:GLN:HB2	1.58	0.69
1:C:617:PHE:O	1:C:654:VAL:N	2.26	0.69
1:E:465:ARG:NH2	1:F:437:GLN:OE1	2.25	0.69
1:G:483:ASP:OD1	1:G:486:ASN:N	2.24	0.69
1:H:617:PHE:O	1:H:654:VAL:N	2.26	0.69
1:J:145:ALA:HA	1:J:148:LEU:HD12	1.75	0.69
1:K:617:PHE:O	1:K:654:VAL:N	2.26	0.69
1:L:617:PHE:O	1:L:654:VAL:N	2.26	0.69
1:M:617:PHE:O	1:M:654:VAL:N	2.26	0.69
1:N:617:PHE:O	1:N:654:VAL:N	2.26	0.69
1:B:197:GLU:OE1	1:C:384:GLY:N	2.26	0.69
1:D:615:ARG:NH2	1:D:700:GLN:O	2.24	0.69
1:G:145:ALA:HA	1:G:148:LEU:HD12	1.75	0.69
1:J:286:GLU:HG3	1:J:289:ARG:HH12	1.58	0.69
1:L:166:GLY:HA2	1:L:169:LEU:HD12	1.74	0.69
1:B:617:PHE:O	1:B:654:VAL:N	2.26	0.69
1:G:286:GLU:HG3	1:G:289:ARG:HH12	1.58	0.69
1:I:166:GLY:HA2	1:I:169:LEU:HD12	1.74	0.69
1:A:615:ARG:NH2	1:A:700:GLN:O	2.24	0.68
1:K:286:GLU:HG3	1:K:289:ARG:HH12	1.58	0.68
1:L:286:GLU:HG3	1:L:289:ARG:HH12	1.58	0.68
1:H:286:GLU:HG3	1:H:289:ARG:HH12	1.58	0.68
1:M:615:ARG:NH2	1:M:700:GLN:O	2.24	0.68
1:P:286:GLU:HG3	1:P:289:ARG:HH12	1.58	0.68
1:A:286:GLU:HG3	1:A:289:ARG:HH12	1.58	0.68
1:B:615:ARG:NH2	1:B:700:GLN:O	2.24	0.68
1:E:286:GLU:HG3	1:E:289:ARG:HH12	1.58	0.68
1:F:166:GLY:HA2	1:F:169:LEU:HD12	1.74	0.68
1:L:615:ARG:NH2	1:L:700:GLN:O	2.24	0.68
1:O:145:ALA:HA	1:O:148:LEU:HD12	1.75	0.68
1:C:159:ARG:HH21	1:C:163:ILE:HG21	1.57	0.68
1:D:145:ALA:HA	1:D:148:LEU:HD12	1.75	0.68
1:N:159:ARG:HH21	1:N:163:ILE:HG21	1.57	0.68
1:H:166:GLY:HA2	1:H:169:LEU:HD12	1.74	0.68
1:K:166:GLY:HA2	1:K:169:LEU:HD12	1.74	0.68
1:D:286:GLU:HG3	1:D:289:ARG:HH12	1.58	0.68
1:E:145:ALA:HA	1:E:148:LEU:HD12	1.74	0.68

*Continued on next page...*

*Continued from previous page...*

Atom-1	Atom-2	Interatomic distance (Å)	Clash overlap (Å)
1:E:159:ARG:HH21	1:E:163:ILE:HG21	1.57	0.68
1:F:617:PHE:O	1:F:654:VAL:N	2.26	0.68
1:G:617:PHE:O	1:G:654:VAL:N	2.26	0.68
1:H:159:ARG:HH21	1:H:163:ILE:HG21	1.57	0.68
1:J:166:GLY:HA2	1:J:169:LEU:HD12	1.74	0.68
1:J:617:PHE:O	1:J:654:VAL:N	2.26	0.68
1:N:483:ASP:OD1	1:N:486:ASN:N	2.24	0.68
1:F:286:GLU:HG3	1:F:289:ARG:HH12	1.58	0.68
1:H:615:ARG:NH2	1:H:700:GLN:O	2.24	0.68
1:I:617:PHE:O	1:I:654:VAL:N	2.26	0.68
1:P:159:ARG:HH21	1:P:163:ILE:HG21	1.57	0.68
1:G:166:GLY:HA2	1:G:169:LEU:HD12	1.74	0.68
1:G:328:GLN:HG3	1:G:368:ILE:HG23	1.76	0.68
1:J:239:GLN:HB2	1:K:478:ASN:ND2	2.09	0.68
1:J:328:GLN:HG3	1:J:368:ILE:HG23	1.76	0.68
1:K:159:ARG:HH21	1:K:163:ILE:HG21	1.57	0.68
1:P:145:ALA:HA	1:P:148:LEU:HD12	1.75	0.68
1:B:328:GLN:HG3	1:B:368:ILE:HG23	1.76	0.68
1:I:286:GLU:HG3	1:I:289:ARG:HH12	1.58	0.68
1:I:328:GLN:HG3	1:I:368:ILE:HG23	1.76	0.68
1:K:615:ARG:NH2	1:K:700:GLN:O	2.24	0.68
1:O:159:ARG:HH21	1:O:163:ILE:HG21	1.57	0.68
1:O:286:GLU:HG3	1:O:289:ARG:HH12	1.58	0.68
1:C:197:GLU:OE1	1:D:384:GLY:N	2.27	0.67
1:C:483:ASP:OD1	1:C:486:ASN:N	2.24	0.67
1:F:328:GLN:HG3	1:F:368:ILE:HG23	1.76	0.67
1:M:286:GLU:HG3	1:M:289:ARG:HH12	1.58	0.67
1:M:328:GLN:HG3	1:M:368:ILE:HG23	1.76	0.67
1:B:286:GLU:HG3	1:B:289:ARG:HH12	1.58	0.67
1:D:159:ARG:HH21	1:D:163:ILE:HG21	1.57	0.67
1:E:617:PHE:O	1:E:654:VAL:N	2.26	0.67
1:F:145:ALA:HA	1:F:148:LEU:HD12	1.75	0.67
1:I:145:ALA:HA	1:I:148:LEU:HD12	1.75	0.67
1:P:617:PHE:O	1:P:654:VAL:N	2.26	0.67
1:B:465:ARG:NH2	1:C:437:GLN:OE1	2.27	0.67
1:N:615:ARG:NH2	1:N:700:GLN:O	2.24	0.67
1:C:615:ARG:NH2	1:C:700:GLN:O	2.24	0.67
1:D:617:PHE:O	1:D:654:VAL:N	2.26	0.67
1:E:186:GLY:O	1:E:190:HIS:ND1	2.28	0.67
1:O:328:GLN:HG3	1:O:368:ILE:HG23	1.76	0.67
1:E:328:GLN:HG3	1:E:368:ILE:HG23	1.76	0.67

*Continued on next page...*

*Continued from previous page...*

Atom-1	Atom-2	Interatomic distance (Å)	Clash overlap (Å)
1:P:186:GLY:O	1:P:190:HIS:ND1	2.28	0.67
1:P:328:GLN:HG3	1:P:368:ILE:HG23	1.76	0.67
1:D:328:GLN:HG3	1:D:368:ILE:HG23	1.76	0.67
1:H:186:GLY:O	1:H:190:HIS:ND1	2.28	0.67
1:J:615:ARG:NH2	1:J:700:GLN:O	2.24	0.67
1:K:186:GLY:O	1:K:190:HIS:ND1	2.28	0.67
1:G:186:GLY:O	1:G:190:HIS:ND1	2.28	0.66
1:K:328:GLN:HG3	1:K:368:ILE:HG23	1.76	0.66
1:N:286:GLU:HG3	1:N:289:ARG:HH12	1.58	0.66
1:O:617:PHE:O	1:O:654:VAL:N	2.26	0.66
1:H:328:GLN:HG3	1:H:368:ILE:HG23	1.76	0.66
1:J:186:GLY:O	1:J:190:HIS:ND1	2.28	0.66
1:C:286:GLU:HG3	1:C:289:ARG:HH12	1.58	0.66
1:C:328:GLN:HG3	1:C:368:ILE:HG23	1.76	0.66
1:J:328:GLN:NE2	1:K:416:GLU:OE2	2.28	0.66
1:G:615:ARG:NH2	1:G:700:GLN:O	2.24	0.66
1:N:328:GLN:HG3	1:N:368:ILE:HG23	1.76	0.66
1:L:233:CYS:O	1:L:237:GLY:N	2.29	0.66
1:A:233:CYS:O	1:A:237:GLY:N	2.29	0.66
1:C:256:PRO:HG3	1:D:582:VAL:HG21	1.76	0.66
1:D:186:GLY:O	1:D:190:HIS:ND1	2.28	0.66
1:I:186:GLY:O	1:I:190:HIS:ND1	2.28	0.66
1:L:186:GLY:O	1:L:190:HIS:ND1	2.28	0.66
1:N:569:ARG:NH2	1:N:625:ALA:O	2.29	0.66
1:C:611:VAL:HG11	1:C:645:THR:HG23	1.78	0.66
1:H:569:ARG:NH2	1:H:625:ALA:O	2.29	0.66
1:K:468:ARG:O	1:K:471:THR:OG1	2.14	0.66
1:N:611:VAL:HG11	1:N:645:THR:HG23	1.78	0.66
1:A:186:GLY:O	1:A:190:HIS:ND1	2.28	0.66
1:A:569:ARG:NH2	1:A:625:ALA:O	2.29	0.66
1:B:569:ARG:NH2	1:B:625:ALA:O	2.29	0.66
1:C:186:GLY:O	1:C:190:HIS:ND1	2.28	0.66
1:D:233:CYS:O	1:D:237:GLY:N	2.29	0.66
1:D:611:VAL:HG11	1:D:645:THR:HG23	1.78	0.66
1:F:197:GLU:OE1	1:G:384:GLY:N	2.29	0.66
1:H:233:CYS:O	1:H:237:GLY:N	2.29	0.66
1:H:468:ARG:O	1:H:471:THR:OG1	2.14	0.66
1:M:569:ARG:NH2	1:M:625:ALA:O	2.29	0.66
1:N:186:GLY:O	1:N:190:HIS:ND1	2.28	0.66
1:N:233:CYS:O	1:N:237:GLY:N	2.29	0.66
1:O:186:GLY:O	1:O:190:HIS:ND1	2.28	0.66

*Continued on next page...*

*Continued from previous page...*

Atom-1	Atom-2	Interatomic distance (Å)	Clash overlap (Å)
1:B:186:GLY:O	1:B:190:HIS:ND1	2.28	0.66
1:B:233:CYS:O	1:B:237:GLY:N	2.29	0.66
1:B:611:VAL:HG11	1:B:645:THR:HG23	1.78	0.66
1:F:186:GLY:O	1:F:190:HIS:ND1	2.28	0.66
1:K:233:CYS:O	1:K:237:GLY:N	2.29	0.66
1:K:449:GLU:OE1	1:K:449:GLU:N	2.29	0.66
1:K:569:ARG:NH2	1:K:625:ALA:O	2.29	0.66
1:L:569:ARG:NH2	1:L:625:ALA:O	2.29	0.66
1:M:233:CYS:O	1:M:237:GLY:N	2.29	0.66
1:M:611:VAL:HG11	1:M:645:THR:HG23	1.78	0.66
1:O:233:CYS:O	1:O:237:GLY:N	2.29	0.66
1:O:611:VAL:HG11	1:O:645:THR:HG23	1.78	0.66
1:A:328:GLN:HG3	1:A:368:ILE:HG23	1.76	0.65
1:A:468:ARG:O	1:A:471:THR:OG1	2.14	0.65
1:C:328:GLN:NE2	1:D:416:GLU:OE2	2.29	0.65
1:F:233:CYS:O	1:F:237:GLY:N	2.29	0.65
1:I:233:CYS:O	1:I:237:GLY:N	2.29	0.65
1:L:328:GLN:HG3	1:L:368:ILE:HG23	1.76	0.65
1:L:468:ARG:O	1:L:471:THR:OG1	2.14	0.65
1:C:233:CYS:O	1:C:237:GLY:N	2.29	0.65
1:C:569:ARG:NH2	1:C:625:ALA:O	2.29	0.65
1:E:233:CYS:O	1:E:237:GLY:N	2.29	0.65
1:M:186:GLY:O	1:M:190:HIS:ND1	2.28	0.65
1:P:233:CYS:O	1:P:237:GLY:N	2.29	0.65
1:B:449:GLU:OE1	1:B:449:GLU:N	2.29	0.65
1:G:468:ARG:O	1:G:471:THR:OG1	2.14	0.65
1:J:468:ARG:O	1:J:471:THR:OG1	2.14	0.65
1:A:611:VAL:HG11	1:A:645:THR:HG23	1.78	0.65
1:C:468:ARG:O	1:C:471:THR:OG1	2.14	0.65
1:G:233:CYS:O	1:G:237:GLY:N	2.29	0.65
1:M:449:GLU:OE1	1:M:449:GLU:N	2.29	0.65
1:C:239:GLN:HB2	1:D:478:ASN:HD21	1.62	0.65
1:N:468:ARG:O	1:N:471:THR:OG1	2.14	0.65
1:O:449:GLU:OE1	1:O:449:GLU:N	2.29	0.65
1:E:468:ARG:O	1:E:471:THR:OG1	2.14	0.65
1:E:611:VAL:HG11	1:E:645:THR:HG23	1.78	0.65
1:J:233:CYS:O	1:J:237:GLY:N	2.29	0.65
1:L:611:VAL:HG11	1:L:645:THR:HG23	1.78	0.65
1:M:468:ARG:O	1:M:471:THR:OG1	2.14	0.65
1:O:637:ASP:HB3	1:O:640:HIS:HB3	1.79	0.65
1:A:197:GLU:OE1	1:B:384:GLY:N	2.30	0.65

*Continued on next page...*



*Continued from previous page...*

Atom-1	Atom-2	Interatomic distance (Å)	Clash overlap (Å)
1:C:449:GLU:OE1	1:C:449:GLU:N	2.29	0.65
1:D:449:GLU:OE1	1:D:449:GLU:N	2.29	0.65
1:D:637:ASP:HB3	1:D:640:HIS:HB3	1.79	0.65
1:N:449:GLU:N	1:N:449:GLU:OE1	2.29	0.65
1:O:468:ARG:O	1:O:471:THR:OG1	2.14	0.65
1:O:483:ASP:OD1	1:O:486:ASN:N	2.24	0.65
1:C:637:ASP:HB3	1:C:640:HIS:HB3	1.79	0.65
1:N:637:ASP:HB3	1:N:640:HIS:HB3	1.79	0.65
1:B:468:ARG:O	1:B:471:THR:OG1	2.14	0.65
1:C:621:LEU:HD12	1:C:657:ILE:HD13	1.79	0.65
1:D:468:ARG:O	1:D:471:THR:OG1	2.14	0.65
1:G:449:GLU:OE1	1:G:449:GLU:N	2.29	0.65
1:H:611:VAL:HG11	1:H:645:THR:HG23	1.78	0.65
1:I:468:ARG:O	1:I:471:THR:OG1	2.14	0.65
1:O:569:ARG:NH2	1:O:625:ALA:O	2.29	0.65
1:P:468:ARG:O	1:P:471:THR:OG1	2.14	0.65
1:P:611:VAL:HG11	1:P:645:THR:HG23	1.78	0.65
1:A:177:PRO:HB2	1:A:180:LEU:HB3	1.79	0.64
1:D:569:ARG:NH2	1:D:625:ALA:O	2.29	0.64
1:E:569:ARG:NH2	1:E:625:ALA:O	2.29	0.64
1:L:177:PRO:HB2	1:L:180:LEU:HB3	1.79	0.64
1:L:328:GLN:NE2	1:M:416:GLU:OE2	2.29	0.64
1:N:621:LEU:HD12	1:N:657:ILE:HD13	1.79	0.64
1:O:197:GLU:OE1	1:P:384:GLY:N	2.29	0.64
1:P:569:ARG:NH2	1:P:625:ALA:O	2.29	0.64
1:D:621:LEU:HD12	1:D:657:ILE:HD13	1.79	0.64
1:F:468:ARG:O	1:F:471:THR:OG1	2.14	0.64
1:G:569:ARG:NH2	1:G:625:ALA:O	2.29	0.64
1:J:449:GLU:OE1	1:J:449:GLU:N	2.29	0.64
1:P:637:ASP:HB3	1:P:640:HIS:HB3	1.79	0.64
1:D:483:ASP:OD1	1:D:486:ASN:N	2.24	0.64
1:E:637:ASP:HB3	1:E:640:HIS:HB3	1.79	0.64
1:K:217:ARG:HH12	1:L:685:HIS:HB3	1.62	0.64
1:K:611:VAL:HG11	1:K:645:THR:HG23	1.78	0.64
1:O:621:LEU:HD12	1:O:657:ILE:HD13	1.79	0.64
1:E:449:GLU:OE1	1:E:449:GLU:N	2.29	0.64
1:E:621:LEU:HD12	1:E:657:ILE:HD13	1.79	0.64
1:F:304:ASP:OD1	1:F:392:ARG:NH1	2.29	0.64
1:J:569:ARG:NH2	1:J:625:ALA:O	2.29	0.64
1:P:621:LEU:HD12	1:P:657:ILE:HD13	1.79	0.64
1:A:77:SER:HA	1:A:80:LYS:HD2	1.80	0.64

*Continued on next page...*



*Continued from previous page...*

Atom-1	Atom-2	Interatomic distance (Å)	Clash overlap (Å)
1:B:77:SER:HA	1:B:80:LYS:HD2	1.79	0.64
1:B:177:PRO:HB2	1:B:180:LEU:HB3	1.79	0.64
1:K:177:PRO:HB2	1:K:180:LEU:HB3	1.79	0.64
1:B:621:LEU:HD12	1:B:657:ILE:HD13	1.79	0.64
1:F:569:ARG:NH2	1:F:625:ALA:O	2.29	0.64
1:H:177:PRO:HB2	1:H:180:LEU:HB3	1.79	0.64
1:J:611:VAL:HG11	1:J:645:THR:HG23	1.78	0.64
1:L:77:SER:HA	1:L:80:LYS:HD2	1.80	0.64
1:M:177:PRO:HB2	1:M:180:LEU:HB3	1.79	0.64
1:P:449:GLU:OE1	1:P:449:GLU:N	2.29	0.64
1:D:105:LEU:HB3	1:D:109:GLY:HA3	1.80	0.64
1:E:105:LEU:HB3	1:E:109:GLY:HA3	1.80	0.64
1:F:611:VAL:HG11	1:F:645:THR:HG23	1.78	0.64
1:I:304:ASP:OD1	1:I:392:ARG:NH1	2.29	0.64
1:I:569:ARG:NH2	1:I:625:ALA:O	2.29	0.64
1:I:611:VAL:HG11	1:I:645:THR:HG23	1.78	0.64
1:M:77:SER:HA	1:M:80:LYS:HD2	1.80	0.64
1:M:621:LEU:HD12	1:M:657:ILE:HD13	1.79	0.64
1:B:240:ALA:HA	1:B:243:ARG:HE	1.63	0.64
1:G:611:VAL:HG11	1:G:645:THR:HG23	1.78	0.64
1:H:77:SER:HA	1:H:80:LYS:HD2	1.80	0.64
1:M:240:ALA:HA	1:M:243:ARG:HE	1.63	0.64
1:O:105:LEU:HB3	1:O:109:GLY:HA3	1.80	0.64
1:P:105:LEU:HB3	1:P:109:GLY:HA3	1.80	0.64
1:C:240:ALA:HA	1:C:243:ARG:HE	1.63	0.64
1:F:105:LEU:HB3	1:F:109:GLY:HA3	1.80	0.64
1:G:217:ARG:HH12	1:H:685:HIS:HB3	1.63	0.64
1:H:637:ASP:HB3	1:H:640:HIS:HB3	1.79	0.64
1:I:240:ALA:HA	1:I:243:ARG:HE	1.63	0.64
1:I:621:LEU:HD12	1:I:657:ILE:HD13	1.79	0.64
1:K:621:LEU:HD12	1:K:657:ILE:HD13	1.79	0.64
1:L:240:ALA:HA	1:L:243:ARG:HE	1.63	0.64
1:N:77:SER:HA	1:N:80:LYS:HD2	1.80	0.64
1:A:240:ALA:HA	1:A:243:ARG:HE	1.63	0.64
1:F:621:LEU:HD12	1:F:657:ILE:HD13	1.79	0.64
1:G:240:ALA:HA	1:G:243:ARG:HE	1.63	0.64
1:G:464:LYS:HE2	1:H:445:ARG:NH2	2.12	0.64
1:J:240:ALA:HA	1:J:243:ARG:HE	1.63	0.64
1:K:77:SER:HA	1:K:80:LYS:HD2	1.80	0.64
1:K:637:ASP:HB3	1:K:640:HIS:HB3	1.79	0.64
1:L:449:GLU:OE1	1:L:449:GLU:N	2.29	0.64

*Continued on next page...*

*Continued from previous page...*

Atom-1	Atom-2	Interatomic distance (Å)	Clash overlap (Å)
1:N:240:ALA:HA	1:N:243:ARG:HE	1.63	0.64
1:N:256:PRO:HG3	1:O:582:VAL:HG21	1.80	0.64
1:C:105:LEU:HB3	1:C:109:GLY:HA3	1.80	0.63
1:F:240:ALA:HA	1:F:243:ARG:HE	1.63	0.63
1:G:105:LEU:HB3	1:G:109:GLY:HA3	1.80	0.63
1:G:177:PRO:HB2	1:G:180:LEU:HB3	1.79	0.63
1:G:637:ASP:HB3	1:G:640:HIS:HB3	1.79	0.63
1:H:240:ALA:HA	1:H:243:ARG:HE	1.63	0.63
1:I:105:LEU:HB3	1:I:109:GLY:HA3	1.80	0.63
1:J:105:LEU:HB3	1:J:109:GLY:HA3	1.80	0.63
1:J:177:PRO:HB2	1:J:180:LEU:HB3	1.79	0.63
1:N:105:LEU:HB3	1:N:109:GLY:HA3	1.80	0.63
1:A:449:GLU:N	1:A:449:GLU:OE1	2.29	0.63
1:C:77:SER:HA	1:C:80:LYS:HD2	1.80	0.63
1:H:105:LEU:HB3	1:H:109:GLY:HA3	1.80	0.63
1:H:621:LEU:HD12	1:H:657:ILE:HD13	1.79	0.63
1:J:637:ASP:HB3	1:J:640:HIS:HB3	1.79	0.63
1:K:240:ALA:HA	1:K:243:ARG:HE	1.63	0.63
1:N:177:PRO:HB2	1:N:180:LEU:HB3	1.79	0.63
1:E:304:ASP:OD1	1:E:392:ARG:NH1	2.29	0.63
1:I:637:ASP:HB3	1:I:640:HIS:HB3	1.79	0.63
1:K:105:LEU:HB3	1:K:109:GLY:HA3	1.80	0.63
1:A:105:LEU:HB3	1:A:109:GLY:HA3	1.80	0.63
1:B:105:LEU:HB3	1:B:109:GLY:HA3	1.80	0.63
1:B:637:ASP:HB3	1:B:640:HIS:HB3	1.79	0.63
1:C:177:PRO:HB2	1:C:180:LEU:HB3	1.79	0.63
1:P:177:PRO:HB2	1:P:180:LEU:HB3	1.79	0.63
1:D:240:ALA:HA	1:D:243:ARG:HE	1.63	0.63
1:E:177:PRO:HB2	1:E:180:LEU:HB3	1.79	0.63
1:F:637:ASP:HB3	1:F:640:HIS:HB3	1.79	0.63
1:J:77:SER:HA	1:J:80:LYS:HD2	1.80	0.63
1:L:105:LEU:HB3	1:L:109:GLY:HA3	1.80	0.63
1:L:621:LEU:HD12	1:L:657:ILE:HD13	1.79	0.63
1:P:304:ASP:OD1	1:P:392:ARG:NH1	2.29	0.63
1:A:621:LEU:HD12	1:A:657:ILE:HD13	1.79	0.63
1:E:77:SER:HA	1:E:80:LYS:HD2	1.80	0.63
1:I:77:SER:HA	1:I:80:LYS:HD2	1.80	0.63
1:O:240:ALA:HA	1:O:243:ARG:HE	1.63	0.63
1:P:77:SER:HA	1:P:80:LYS:HD2	1.80	0.63
1:F:77:SER:HA	1:F:80:LYS:HD2	1.80	0.63
1:G:77:SER:HA	1:G:80:LYS:HD2	1.80	0.63

*Continued on next page...*

*Continued from previous page...*

Atom-1	Atom-2	Interatomic distance (Å)	Clash overlap (Å)
1:M:105:LEU:HB3	1:M:109:GLY:HA3	1.80	0.63
1:O:77:SER:HA	1:O:80:LYS:HD2	1.80	0.63
1:O:465:ARG:NH2	1:P:437:GLN:OE1	2.32	0.63
1:G:77:SER:O	1:G:81:GLN:NE2	2.32	0.63
1:J:77:SER:O	1:J:81:GLN:NE2	2.32	0.63
1:P:240:ALA:HA	1:P:243:ARG:HE	1.63	0.63
1:E:240:ALA:HA	1:E:243:ARG:HE	1.63	0.62
1:F:177:PRO:HB2	1:F:180:LEU:HB3	1.79	0.62
1:F:449:GLU:N	1:F:449:GLU:OE1	2.29	0.62
1:I:449:GLU:N	1:I:449:GLU:OE1	2.29	0.62
1:M:637:ASP:HB3	1:M:640:HIS:HB3	1.79	0.62
1:D:77:SER:HA	1:D:80:LYS:HD2	1.80	0.62
1:I:177:PRO:HB2	1:I:180:LEU:HB3	1.79	0.62
1:M:465:ARG:NH2	1:N:437:GLN:OE1	2.33	0.62
1:G:621:LEU:HD12	1:G:657:ILE:HD13	1.79	0.62
1:H:77:SER:O	1:H:81:GLN:NE2	2.32	0.62
1:A:77:SER:O	1:A:81:GLN:NE2	2.32	0.62
1:A:637:ASP:HB3	1:A:640:HIS:HB3	1.79	0.62
1:D:177:PRO:HB2	1:D:180:LEU:HB3	1.79	0.62
1:J:239:GLN:HG3	1:K:480:SER:HB2	1.80	0.62
1:J:621:LEU:HD12	1:J:657:ILE:HD13	1.79	0.62
1:M:77:SER:O	1:M:81:GLN:NE2	2.32	0.62
1:K:77:SER:O	1:K:81:GLN:NE2	2.33	0.62
1:L:637:ASP:HB3	1:L:640:HIS:HB3	1.79	0.62
1:B:77:SER:O	1:B:81:GLN:NE2	2.32	0.62
1:L:77:SER:O	1:L:81:GLN:NE2	2.32	0.62
1:M:657:ILE:N	1:M:681:ILE:O	2.33	0.62
1:O:328:GLN:NE2	1:P:416:GLU:OE2	2.33	0.62
1:A:657:ILE:N	1:A:681:ILE:O	2.33	0.62
1:I:77:SER:O	1:I:81:GLN:NE2	2.32	0.62
1:O:177:PRO:HB2	1:O:180:LEU:HB3	1.79	0.62
1:A:105:LEU:HD12	1:A:106:PRO:HD2	1.81	0.62
1:B:657:ILE:N	1:B:681:ILE:O	2.33	0.62
1:F:77:SER:O	1:F:81:GLN:NE2	2.32	0.62
1:L:657:ILE:N	1:L:681:ILE:O	2.33	0.62
1:C:105:LEU:HD12	1:C:106:PRO:HD2	1.82	0.62
1:D:239:GLN:HB2	1:E:478:ASN:HD21	1.64	0.62
1:G:505:LEU:HD23	1:G:527:CYS:SG	2.40	0.62
1:H:505:LEU:HD23	1:H:527:CYS:SG	2.40	0.62
1:K:505:LEU:HD23	1:K:527:CYS:SG	2.40	0.62
1:N:105:LEU:HD12	1:N:106:PRO:HD2	1.82	0.62

*Continued on next page...*

*Continued from previous page...*

Atom-1	Atom-2	Interatomic distance (Å)	Clash overlap (Å)
1:A:416:GLU:OE2	1:H:328:GLN:NE2	2.32	0.62
1:G:257:LEU:HD12	1:G:266:LEU:HD21	1.82	0.62
1:J:505:LEU:HD23	1:J:527:CYS:SG	2.40	0.62
1:K:465:ARG:NH2	1:L:437:GLN:OE1	2.33	0.62
1:M:256:PRO:HG3	1:N:582:VAL:HG21	1.82	0.62
1:N:77:SER:O	1:N:81:GLN:NE2	2.32	0.62
1:P:657:ILE:N	1:P:681:ILE:O	2.33	0.62
1:B:505:LEU:HD23	1:B:527:CYS:SG	2.40	0.61
1:C:77:SER:O	1:C:81:GLN:NE2	2.32	0.61
1:E:657:ILE:N	1:E:681:ILE:O	2.33	0.61
1:G:465:ARG:NH2	1:H:437:GLN:HB2	2.15	0.61
1:J:257:LEU:HD12	1:J:266:LEU:HD21	1.82	0.61
1:K:257:LEU:HD12	1:K:266:LEU:HD21	1.82	0.61
1:L:105:LEU:HD12	1:L:106:PRO:HD2	1.82	0.61
1:L:505:LEU:HD23	1:L:527:CYS:SG	2.40	0.61
1:A:257:LEU:HD12	1:A:266:LEU:HD21	1.82	0.61
1:A:505:LEU:HD23	1:A:527:CYS:SG	2.40	0.61
1:D:657:ILE:N	1:D:681:ILE:O	2.33	0.61
1:E:340:GLU:OE1	1:E:340:GLU:N	2.30	0.61
1:F:657:ILE:N	1:F:681:ILE:O	2.33	0.61
1:H:257:LEU:HD12	1:H:266:LEU:HD21	1.82	0.61
1:H:657:ILE:N	1:H:681:ILE:O	2.33	0.61
1:I:105:LEU:HD12	1:I:106:PRO:HD2	1.82	0.61
1:I:257:LEU:HD12	1:I:266:LEU:HD21	1.82	0.61
1:I:657:ILE:N	1:I:681:ILE:O	2.33	0.61
1:K:657:ILE:N	1:K:681:ILE:O	2.33	0.61
1:L:257:LEU:HD12	1:L:266:LEU:HD21	1.82	0.61
1:N:657:ILE:N	1:N:681:ILE:O	2.33	0.61
1:O:657:ILE:N	1:O:681:ILE:O	2.33	0.61
1:C:657:ILE:N	1:C:681:ILE:O	2.33	0.61
1:F:105:LEU:HD12	1:F:106:PRO:HD2	1.82	0.61
1:F:257:LEU:HD12	1:F:266:LEU:HD21	1.82	0.61
1:F:340:GLU:OE1	1:F:340:GLU:N	2.30	0.61
1:H:449:GLU:OE1	1:H:449:GLU:N	2.29	0.61
1:I:340:GLU:OE1	1:I:340:GLU:N	2.30	0.61
1:M:505:LEU:HD23	1:M:527:CYS:SG	2.40	0.61
1:P:340:GLU:OE1	1:P:340:GLU:N	2.30	0.61
1:D:77:SER:O	1:D:81:GLN:NE2	2.32	0.61
1:D:505:LEU:HD23	1:D:527:CYS:SG	2.40	0.61
1:F:607:LEU:HD23	1:F:607:LEU:H	1.66	0.61
1:H:596:GLU:HG2	1:H:598:LEU:H	1.66	0.61

*Continued on next page...*

*Continued from previous page...*

Atom-1	Atom-2	Interatomic distance (Å)	Clash overlap (Å)
1:I:465:ARG:NH2	1:J:437:GLN:OE1	2.34	0.61
1:I:607:LEU:HD23	1:I:607:LEU:H	1.66	0.61
1:J:105:LEU:HD12	1:J:106:PRO:HD2	1.81	0.61
1:O:505:LEU:HD23	1:O:527:CYS:SG	2.40	0.61
1:C:505:LEU:HD23	1:C:527:CYS:SG	2.40	0.61
1:G:105:LEU:HD12	1:G:106:PRO:HD2	1.82	0.61
1:G:657:ILE:N	1:G:681:ILE:O	2.33	0.61
1:I:197:GLU:OE1	1:J:384:GLY:N	2.31	0.61
1:J:657:ILE:N	1:J:681:ILE:O	2.33	0.61
1:K:596:GLU:HG2	1:K:598:LEU:H	1.66	0.61
1:M:105:LEU:HD12	1:M:106:PRO:HD2	1.82	0.61
1:M:607:LEU:HD23	1:M:607:LEU:H	1.66	0.61
1:O:77:SER:O	1:O:81:GLN:NE2	2.32	0.61
1:B:105:LEU:HD12	1:B:106:PRO:HD2	1.82	0.61
1:B:239:GLN:HB2	1:C:478:ASN:HD21	1.65	0.61
1:B:607:LEU:HD23	1:B:607:LEU:H	1.66	0.61
1:D:607:LEU:HD23	1:D:607:LEU:H	1.66	0.61
1:E:257:LEU:HD12	1:E:266:LEU:HD21	1.82	0.61
1:F:505:LEU:HD23	1:F:527:CYS:SG	2.40	0.61
1:N:505:LEU:HD23	1:N:527:CYS:SG	2.40	0.61
1:P:257:LEU:HD12	1:P:266:LEU:HD21	1.82	0.61
1:A:74:GLN:O	1:A:77:SER:OG	2.19	0.61
1:B:74:GLN:O	1:B:77:SER:OG	2.19	0.61
1:B:257:LEU:HD12	1:B:266:LEU:HD21	1.82	0.61
1:D:465:ARG:NH2	1:E:437:GLN:OE1	2.33	0.61
1:E:77:SER:O	1:E:81:GLN:NE2	2.32	0.61
1:F:239:GLN:HB2	1:G:478:ASN:ND2	2.16	0.61
1:I:505:LEU:HD23	1:I:527:CYS:SG	2.40	0.61
1:N:607:LEU:HD23	1:N:607:LEU:H	1.66	0.61
1:A:607:LEU:HD23	1:A:607:LEU:H	1.66	0.61
1:M:74:GLN:O	1:M:77:SER:OG	2.19	0.61
1:M:257:LEU:HD12	1:M:266:LEU:HD21	1.82	0.61
1:O:607:LEU:HD23	1:O:607:LEU:H	1.66	0.61
1:P:77:SER:O	1:P:81:GLN:NE2	2.32	0.61
1:L:74:GLN:O	1:L:77:SER:OG	2.19	0.61
1:L:607:LEU:HD23	1:L:607:LEU:H	1.66	0.61
1:P:105:LEU:HD12	1:P:106:PRO:HD2	1.82	0.61
1:C:607:LEU:H	1:C:607:LEU:HD23	1.66	0.60
1:D:257:LEU:HD12	1:D:266:LEU:HD21	1.82	0.60
1:J:607:LEU:HD23	1:J:607:LEU:H	1.66	0.60
1:O:257:LEU:HD12	1:O:266:LEU:HD21	1.82	0.60

*Continued on next page...*

*Continued from previous page...*

Atom-1	Atom-2	Interatomic distance (Å)	Clash overlap (Å)
1:E:105:LEU:HD12	1:E:106:PRO:HD2	1.82	0.60
1:E:505:LEU:HD23	1:E:527:CYS:SG	2.40	0.60
1:G:607:LEU:HD23	1:G:607:LEU:H	1.66	0.60
1:M:596:GLU:HG2	1:M:598:LEU:H	1.66	0.60
1:O:596:GLU:HG2	1:O:598:LEU:H	1.66	0.60
1:D:596:GLU:HG2	1:D:598:LEU:H	1.66	0.60
1:O:105:LEU:HD12	1:O:106:PRO:HD2	1.82	0.60
1:P:505:LEU:HD23	1:P:527:CYS:SG	2.40	0.60
1:B:596:GLU:HG2	1:B:598:LEU:H	1.66	0.60
1:C:74:GLN:O	1:C:77:SER:OG	2.19	0.60
1:C:257:LEU:HD12	1:C:266:LEU:HD21	1.82	0.60
1:C:263:ASP:OD1	1:C:264:GLU:N	2.35	0.60
1:D:263:ASP:OD1	1:D:264:GLU:N	2.35	0.60
1:H:607:LEU:HD23	1:H:607:LEU:H	1.66	0.60
1:N:257:LEU:HD12	1:N:266:LEU:HD21	1.82	0.60
1:N:263:ASP:OD1	1:N:264:GLU:N	2.35	0.60
1:D:304:ASP:OD1	1:D:392:ARG:NH1	2.29	0.60
1:H:74:GLN:O	1:H:77:SER:OG	2.19	0.60
1:O:263:ASP:OD1	1:O:264:GLU:N	2.35	0.60
1:K:607:LEU:H	1:K:607:LEU:HD23	1.66	0.60
1:N:74:GLN:O	1:N:77:SER:OG	2.19	0.60
1:O:258:ALA:HA	1:O:267:ARG:HA	1.83	0.60
1:A:596:GLU:HG2	1:A:598:LEU:H	1.66	0.60
1:B:263:ASP:OD1	1:B:264:GLU:N	2.35	0.60
1:D:105:LEU:HD12	1:D:106:PRO:HD2	1.82	0.60
1:D:258:ALA:HA	1:D:267:ARG:HA	1.83	0.60
1:G:263:ASP:OD1	1:G:264:GLU:N	2.35	0.60
1:H:88:VAL:O	1:H:92:LEU:HG	2.02	0.60
1:H:105:LEU:HD12	1:H:106:PRO:HD2	1.81	0.60
1:I:391:LYS:HA	1:I:394:LEU:HD12	1.84	0.60
1:K:74:GLN:O	1:K:77:SER:OG	2.19	0.60
1:L:239:GLN:HG3	1:M:480:SER:HB2	1.83	0.60
1:N:258:ALA:HA	1:N:267:ARG:HA	1.83	0.60
1:P:596:GLU:HG2	1:P:598:LEU:H	1.66	0.60
1:A:263:ASP:OD1	1:A:264:GLU:N	2.35	0.60
1:C:596:GLU:HG2	1:C:598:LEU:H	1.66	0.60
1:E:217:ARG:NH1	1:F:685:HIS:HB3	2.15	0.60
1:F:391:LYS:HA	1:F:394:LEU:HD12	1.84	0.60
1:J:263:ASP:OD1	1:J:264:GLU:N	2.35	0.60
1:K:105:LEU:HD12	1:K:106:PRO:HD2	1.82	0.60
1:K:258:ALA:HA	1:K:267:ARG:HA	1.83	0.60

*Continued on next page...*

*Continued from previous page...*

Atom-1	Atom-2	Interatomic distance (Å)	Clash overlap (Å)
1:K:328:GLN:NE2	1:L:416:GLU:OE2	2.35	0.60
1:N:376:ARG:NH2	1:N:424:ILE:HA	2.17	0.60
1:N:596:GLU:HG2	1:N:598:LEU:H	1.66	0.60
1:A:239:GLN:HB2	1:B:478:ASN:HD21	1.66	0.60
1:A:376:ARG:NH2	1:A:424:ILE:HA	2.17	0.60
1:C:258:ALA:HA	1:C:267:ARG:HA	1.83	0.60
1:D:391:LYS:HA	1:D:394:LEU:HD12	1.84	0.60
1:K:88:VAL:O	1:K:92:LEU:HG	2.02	0.60
1:L:376:ARG:NH2	1:L:424:ILE:HA	2.17	0.60
1:M:263:ASP:OD1	1:M:264:GLU:N	2.35	0.60
1:O:304:ASP:OD1	1:O:392:ARG:NH1	2.29	0.60
1:P:391:LYS:HA	1:P:394:LEU:HD12	1.84	0.60
1:C:376:ARG:NH2	1:C:424:ILE:HA	2.17	0.60
1:F:376:ARG:NH2	1:F:424:ILE:HA	2.17	0.60
1:G:391:LYS:HA	1:G:394:LEU:HD12	1.84	0.60
1:H:258:ALA:HA	1:H:267:ARG:HA	1.83	0.60
1:I:263:ASP:OD1	1:I:264:GLU:N	2.35	0.60
1:I:376:ARG:NH2	1:I:424:ILE:HA	2.17	0.60
1:J:74:GLN:O	1:J:77:SER:OG	2.19	0.60
1:J:596:GLU:HG2	1:J:598:LEU:H	1.66	0.60
1:L:263:ASP:OD1	1:L:264:GLU:N	2.35	0.60
1:D:376:ARG:NH2	1:D:424:ILE:HA	2.17	0.59
1:E:376:ARG:NH2	1:E:424:ILE:HA	2.17	0.59
1:E:391:LYS:HA	1:E:394:LEU:HD12	1.84	0.59
1:E:596:GLU:HG2	1:E:598:LEU:H	1.66	0.59
1:F:263:ASP:OD1	1:F:264:GLU:N	2.35	0.59
1:G:465:ARG:NH2	1:H:437:GLN:OE1	2.35	0.59
1:H:263:ASP:OD1	1:H:264:GLU:N	2.35	0.59
1:J:88:VAL:O	1:J:92:LEU:HG	2.02	0.59
1:J:391:LYS:HA	1:J:394:LEU:HD12	1.84	0.59
1:L:596:GLU:HG2	1:L:598:LEU:H	1.66	0.59
1:O:340:GLU:OE1	1:O:340:GLU:N	2.30	0.59
1:D:340:GLU:OE1	1:D:340:GLU:N	2.30	0.59
1:F:88:VAL:O	1:F:92:LEU:HG	2.02	0.59
1:G:88:VAL:O	1:G:92:LEU:HG	2.02	0.59
1:K:263:ASP:OD1	1:K:264:GLU:N	2.35	0.59
1:M:88:VAL:O	1:M:92:LEU:HG	2.02	0.59
1:O:391:LYS:HA	1:O:394:LEU:HD12	1.84	0.59
1:P:376:ARG:NH2	1:P:424:ILE:HA	2.17	0.59
1:P:607:LEU:HD23	1:P:607:LEU:H	1.66	0.59
1:B:88:VAL:O	1:B:92:LEU:HG	2.02	0.59

*Continued on next page...*



*Continued from previous page...*

Atom-1	Atom-2	Interatomic distance (Å)	Clash overlap (Å)
1:E:133:LEU:HD23	1:E:171:LEU:HD11	1.85	0.59
1:E:159:ARG:O	1:E:163:ILE:HG12	2.03	0.59
1:I:88:VAL:O	1:I:92:LEU:HG	2.02	0.59
1:I:596:GLU:HG2	1:I:598:LEU:H	1.66	0.59
1:O:376:ARG:NH2	1:O:424:ILE:HA	2.17	0.59
1:P:159:ARG:O	1:P:163:ILE:HG12	2.03	0.59
1:C:133:LEU:HD23	1:C:171:LEU:HD11	1.85	0.59
1:C:391:LYS:HA	1:C:394:LEU:HD12	1.84	0.59
1:D:88:VAL:O	1:D:92:LEU:HG	2.02	0.59
1:F:258:ALA:HA	1:F:267:ARG:HA	1.83	0.59
1:F:596:GLU:HG2	1:F:598:LEU:H	1.66	0.59
1:G:596:GLU:HG2	1:G:598:LEU:H	1.66	0.59
1:H:133:LEU:HD23	1:H:171:LEU:HD11	1.85	0.59
1:N:133:LEU:HD23	1:N:171:LEU:HD11	1.85	0.59
1:P:133:LEU:HD23	1:P:171:LEU:HD11	1.85	0.59
1:A:159:ARG:O	1:A:163:ILE:HG12	2.03	0.59
1:B:376:ARG:NH2	1:B:424:ILE:HA	2.17	0.59
1:C:159:ARG:O	1:C:163:ILE:HG12	2.03	0.59
1:E:607:LEU:HD23	1:E:607:LEU:H	1.66	0.59
1:I:258:ALA:HA	1:I:267:ARG:HA	1.83	0.59
1:N:391:LYS:HA	1:N:394:LEU:HD12	1.84	0.59
1:O:88:VAL:O	1:O:92:LEU:HG	2.02	0.59
1:A:258:ALA:HA	1:A:267:ARG:HA	1.83	0.59
1:G:74:GLN:O	1:G:77:SER:OG	2.19	0.59
1:I:74:GLN:O	1:I:77:SER:OG	2.19	0.59
1:I:685:HIS:HB3	1:P:217:ARG:HH12	1.67	0.59
1:J:376:ARG:NH2	1:J:424:ILE:HA	2.17	0.59
1:K:133:LEU:HD23	1:K:171:LEU:HD11	1.85	0.59
1:N:159:ARG:O	1:N:163:ILE:HG12	2.03	0.59
1:C:88:VAL:O	1:C:92:LEU:HG	2.02	0.59
1:D:74:GLN:O	1:D:77:SER:OG	2.19	0.59
1:E:263:ASP:OD1	1:E:264:GLU:N	2.35	0.59
1:G:159:ARG:O	1:G:163:ILE:HG12	2.03	0.59
1:G:304:ASP:OD1	1:G:392:ARG:NH1	2.29	0.59
1:G:376:ARG:NH2	1:G:424:ILE:HA	2.17	0.59
1:K:376:ARG:NH2	1:K:424:ILE:HA	2.17	0.59
1:L:88:VAL:O	1:L:92:LEU:HG	2.02	0.59
1:L:133:LEU:HD23	1:L:171:LEU:HD11	1.84	0.59
1:L:159:ARG:O	1:L:163:ILE:HG12	2.03	0.59
1:L:258:ALA:HA	1:L:267:ARG:HA	1.83	0.59
1:A:88:VAL:O	1:A:92:LEU:HG	2.02	0.59

*Continued on next page...*



*Continued from previous page...*

Atom-1	Atom-2	Interatomic distance (Å)	Clash overlap (Å)
1:B:133:LEU:HD23	1:B:171:LEU:HD11	1.84	0.59
1:E:258:ALA:HA	1:E:267:ARG:HA	1.83	0.59
1:H:304:ASP:OD1	1:H:392:ARG:NH1	2.29	0.59
1:I:437:GLN:HB2	1:P:465:ARG:NH2	2.17	0.59
1:J:133:LEU:HD23	1:J:171:LEU:HD11	1.85	0.59
1:M:159:ARG:O	1:M:163:ILE:HG12	2.03	0.59
1:M:376:ARG:NH2	1:M:424:ILE:HA	2.17	0.59
1:P:258:ALA:HA	1:P:267:ARG:HA	1.83	0.59
1:P:263:ASP:OD1	1:P:264:GLU:N	2.35	0.59
1:A:133:LEU:HD23	1:A:171:LEU:HD11	1.84	0.59
1:G:602:LYS:HD2	1:G:606:LYS:HE3	1.85	0.59
1:H:376:ARG:NH2	1:H:424:ILE:HA	2.17	0.59
1:H:391:LYS:HA	1:H:394:LEU:HD12	1.84	0.59
1:J:159:ARG:O	1:J:163:ILE:HG12	2.03	0.59
1:N:88:VAL:O	1:N:92:LEU:HG	2.02	0.59
1:O:74:GLN:O	1:O:77:SER:OG	2.19	0.59
1:P:88:VAL:O	1:P:92:LEU:HG	2.02	0.59
1:E:88:VAL:O	1:E:92:LEU:HG	2.02	0.59
1:G:133:LEU:HD23	1:G:171:LEU:HD11	1.85	0.59
1:I:602:LYS:HD2	1:I:606:LYS:HE3	1.85	0.59
1:J:602:LYS:HD2	1:J:606:LYS:HE3	1.85	0.59
1:K:304:ASP:OD1	1:K:392:ARG:NH1	2.29	0.59
1:M:133:LEU:HD23	1:M:171:LEU:HD11	1.85	0.59
1:B:159:ARG:O	1:B:163:ILE:HG12	2.03	0.58
1:F:602:LYS:HD2	1:F:606:LYS:HE3	1.85	0.58
1:J:304:ASP:OD1	1:J:392:ARG:NH1	2.29	0.58
1:K:391:LYS:HA	1:K:394:LEU:HD12	1.84	0.58
1:O:409:VAL:HA	1:O:412:TRP:CD1	2.38	0.58
1:B:391:LYS:HA	1:B:394:LEU:HD12	1.84	0.58
1:D:409:VAL:HA	1:D:412:TRP:CD1	2.38	0.58
1:F:397:LEU:HG	1:F:399:GLU:HG2	1.85	0.58
1:F:505:LEU:O	1:F:508:CYS:N	2.37	0.58
1:G:258:ALA:HA	1:G:267:ARG:HA	1.83	0.58
1:G:397:LEU:HG	1:G:399:GLU:HG2	1.86	0.58
1:I:505:LEU:O	1:I:508:CYS:N	2.37	0.58
1:J:258:ALA:HA	1:J:267:ARG:HA	1.83	0.58
1:J:397:LEU:HG	1:J:399:GLU:HG2	1.86	0.58
1:L:239:GLN:HB2	1:M:478:ASN:ND2	2.16	0.58
1:B:258:ALA:HA	1:B:267:ARG:HA	1.83	0.58
1:C:304:ASP:OD1	1:C:392:ARG:NH1	2.29	0.58
1:C:409:VAL:HA	1:C:412:TRP:CD1	2.38	0.58

*Continued on next page...*

*Continued from previous page...*

Atom-1	Atom-2	Interatomic distance (Å)	Clash overlap (Å)
1:E:465:ARG:NH2	1:F:437:GLN:HB2	2.19	0.58
1:H:397:LEU:HG	1:H:399:GLU:HG2	1.85	0.58
1:I:159:ARG:O	1:I:163:ILE:HG12	2.03	0.58
1:I:397:LEU:HG	1:I:399:GLU:HG2	1.86	0.58
1:M:391:LYS:HA	1:M:394:LEU:HD12	1.84	0.58
1:O:159:ARG:O	1:O:163:ILE:HG12	2.03	0.58
1:P:505:LEU:O	1:P:508:CYS:N	2.37	0.58
1:F:378:VAL:HA	1:F:381:SER:HB3	1.85	0.58
1:K:397:LEU:HG	1:K:399:GLU:HG2	1.85	0.58
1:L:397:LEU:HG	1:L:399:GLU:HG2	1.85	0.58
1:O:133:LEU:HD23	1:O:171:LEU:HD11	1.84	0.58
1:E:505:LEU:O	1:E:508:CYS:N	2.37	0.58
1:E:602:LYS:HD2	1:E:606:LYS:HE3	1.85	0.58
1:F:159:ARG:O	1:F:163:ILE:HG12	2.03	0.58
1:G:505:LEU:O	1:G:508:CYS:N	2.37	0.58
1:I:378:VAL:HA	1:I:381:SER:HB3	1.85	0.58
1:K:159:ARG:O	1:K:163:ILE:HG12	2.03	0.58
1:K:409:VAL:HA	1:K:412:TRP:CD1	2.38	0.58
1:N:409:VAL:HA	1:N:412:TRP:CD1	2.38	0.58
1:P:602:LYS:HD2	1:P:606:LYS:HE3	1.85	0.58
1:A:397:LEU:HG	1:A:399:GLU:HG2	1.85	0.58
1:D:159:ARG:O	1:D:163:ILE:HG12	2.03	0.58
1:F:328:GLN:NE2	1:G:416:GLU:OE2	2.36	0.58
1:J:505:LEU:O	1:J:508:CYS:N	2.37	0.58
1:M:258:ALA:HA	1:M:267:ARG:HA	1.83	0.58
1:B:378:VAL:HA	1:B:381:SER:HB3	1.85	0.58
1:D:133:LEU:HD23	1:D:171:LEU:HD11	1.85	0.58
1:E:397:LEU:HG	1:E:399:GLU:HG2	1.85	0.58
1:K:602:LYS:HD2	1:K:606:LYS:HE3	1.85	0.58
1:L:391:LYS:HA	1:L:394:LEU:HD12	1.84	0.58
1:M:397:LEU:HG	1:M:399:GLU:HG2	1.86	0.58
1:M:505:LEU:O	1:M:508:CYS:N	2.37	0.58
1:P:397:LEU:HG	1:P:399:GLU:HG2	1.85	0.58
1:A:391:LYS:HA	1:A:394:LEU:HD12	1.84	0.58
1:B:75:ALA:O	1:B:79:LEU:HG	2.04	0.58
1:B:397:LEU:HG	1:B:399:GLU:HG2	1.85	0.58
1:F:409:VAL:HA	1:F:412:TRP:CD1	2.38	0.58
1:H:159:ARG:O	1:H:163:ILE:HG12	2.03	0.58
1:H:409:VAL:HA	1:H:412:TRP:CD1	2.38	0.58
1:N:304:ASP:OD1	1:N:392:ARG:NH1	2.29	0.58
1:N:505:LEU:O	1:N:508:CYS:N	2.37	0.58

*Continued on next page...*

*Continued from previous page...*

Atom-1	Atom-2	Interatomic distance (Å)	Clash overlap (Å)
1:O:505:LEU:O	1:O:508:CYS:N	2.37	0.58
1:A:75:ALA:O	1:A:79:LEU:HG	2.04	0.58
1:A:431:GLU:HG2	1:A:432:SER:N	2.19	0.58
1:C:397:LEU:HG	1:C:399:GLU:HG2	1.85	0.58
1:C:505:LEU:O	1:C:508:CYS:N	2.37	0.58
1:D:397:LEU:HG	1:D:399:GLU:HG2	1.86	0.58
1:D:505:LEU:O	1:D:508:CYS:N	2.37	0.58
1:E:378:VAL:HA	1:E:381:SER:HB3	1.85	0.58
1:E:409:VAL:HA	1:E:412:TRP:CD1	2.38	0.58
1:E:431:GLU:HG2	1:E:432:SER:N	2.19	0.58
1:G:461:ILE:HG22	1:H:442:LEU:HD13	1.85	0.58
1:H:602:LYS:HD2	1:H:606:LYS:HE3	1.85	0.58
1:I:409:VAL:HA	1:I:412:TRP:CD1	2.38	0.58
1:K:197:GLU:OE1	1:L:384:GLY:N	2.37	0.58
1:K:431:GLU:HG2	1:K:432:SER:N	2.19	0.58
1:L:431:GLU:HG2	1:L:432:SER:N	2.19	0.58
1:M:304:ASP:OD1	1:M:392:ARG:NH1	2.29	0.58
1:P:409:VAL:HA	1:P:412:TRP:CD1	2.38	0.58
1:B:505:LEU:O	1:B:508:CYS:N	2.37	0.58
1:D:431:GLU:HG2	1:D:432:SER:N	2.19	0.58
1:D:602:LYS:HD2	1:D:606:LYS:HE3	1.85	0.58
1:F:133:LEU:HD23	1:F:171:LEU:HD11	1.84	0.58
1:G:75:ALA:O	1:G:79:LEU:HG	2.04	0.58
1:G:409:VAL:HA	1:G:412:TRP:CD1	2.38	0.58
1:G:431:GLU:HG2	1:G:432:SER:N	2.19	0.58
1:L:75:ALA:O	1:L:79:LEU:HG	2.04	0.58
1:L:602:LYS:HD2	1:L:606:LYS:HE3	1.85	0.58
1:M:75:ALA:O	1:M:79:LEU:HG	2.04	0.58
1:M:378:VAL:HA	1:M:381:SER:HB3	1.85	0.58
1:O:397:LEU:HG	1:O:399:GLU:HG2	1.86	0.58
1:P:431:GLU:HG2	1:P:432:SER:N	2.19	0.58
1:A:378:VAL:HA	1:A:381:SER:HB3	1.85	0.57
1:F:431:GLU:HG2	1:F:432:SER:N	2.19	0.57
1:H:75:ALA:O	1:H:79:LEU:HG	2.04	0.57
1:H:431:GLU:HG2	1:H:432:SER:N	2.19	0.57
1:I:431:GLU:HG2	1:I:432:SER:N	2.19	0.57
1:J:75:ALA:O	1:J:79:LEU:HG	2.04	0.57
1:J:409:VAL:HA	1:J:412:TRP:CD1	2.38	0.57
1:J:431:GLU:HG2	1:J:432:SER:N	2.19	0.57
1:K:75:ALA:O	1:K:79:LEU:HG	2.04	0.57
1:L:378:VAL:HA	1:L:381:SER:HB3	1.85	0.57

*Continued on next page...*

*Continued from previous page...*

Atom-1	Atom-2	Interatomic distance (Å)	Clash overlap (Å)
1:L:409:VAL:HA	1:L:412:TRP:CD1	2.38	0.57
1:L:580:LEU:O	1:L:584:LEU:HG	2.04	0.57
1:L:692:ILE:HD13	1:L:695:ILE:HD12	1.86	0.57
1:M:409:VAL:HA	1:M:412:TRP:CD1	2.38	0.57
1:N:692:ILE:HD13	1:N:695:ILE:HD12	1.86	0.57
1:O:431:GLU:HG2	1:O:432:SER:N	2.19	0.57
1:O:602:LYS:HD2	1:O:606:LYS:HE3	1.85	0.57
1:A:580:LEU:O	1:A:584:LEU:HG	2.04	0.57
1:A:602:LYS:HD2	1:A:606:LYS:HE3	1.85	0.57
1:A:692:ILE:HD13	1:A:695:ILE:HD12	1.86	0.57
1:B:304:ASP:OD1	1:B:392:ARG:NH1	2.29	0.57
1:B:692:ILE:HD13	1:B:695:ILE:HD12	1.86	0.57
1:C:199:CYS:O	1:C:203:VAL:HG23	2.04	0.57
1:C:692:ILE:HD13	1:C:695:ILE:HD12	1.86	0.57
1:D:199:CYS:O	1:D:203:VAL:HG23	2.05	0.57
1:D:565:PHE:HE2	1:D:610:SER:HB2	1.70	0.57
1:E:199:CYS:O	1:E:203:VAL:HG23	2.04	0.57
1:E:565:PHE:HE2	1:E:610:SER:HB2	1.70	0.57
1:H:505:LEU:O	1:H:508:CYS:N	2.37	0.57
1:I:133:LEU:HD23	1:I:171:LEU:HD11	1.84	0.57
1:L:505:LEU:O	1:L:508:CYS:N	2.37	0.57
1:M:199:CYS:O	1:M:203:VAL:HG23	2.05	0.57
1:N:397:LEU:HG	1:N:399:GLU:HG2	1.86	0.57
1:O:565:PHE:HE2	1:O:610:SER:HB2	1.70	0.57
1:A:409:VAL:HA	1:A:412:TRP:CD1	2.38	0.57
1:B:199:CYS:O	1:B:203:VAL:HG23	2.05	0.57
1:B:409:VAL:HA	1:B:412:TRP:CD1	2.38	0.57
1:G:580:LEU:O	1:G:584:LEU:HG	2.04	0.57
1:J:378:VAL:HA	1:J:381:SER:HB3	1.85	0.57
1:N:199:CYS:O	1:N:203:VAL:HG23	2.05	0.57
1:O:75:ALA:O	1:O:79:LEU:HG	2.04	0.57
1:O:199:CYS:O	1:O:203:VAL:HG23	2.05	0.57
1:P:378:VAL:HA	1:P:381:SER:HB3	1.85	0.57
1:P:565:PHE:HE2	1:P:610:SER:HB2	1.70	0.57
1:A:199:CYS:O	1:A:203:VAL:HG23	2.05	0.57
1:B:431:GLU:HG2	1:B:432:SER:N	2.19	0.57
1:D:75:ALA:O	1:D:79:LEU:HG	2.04	0.57
1:D:692:ILE:HD13	1:D:695:ILE:HD12	1.86	0.57
1:E:74:GLN:O	1:E:77:SER:OG	2.19	0.57
1:E:75:ALA:O	1:E:79:LEU:HG	2.04	0.57
1:G:378:VAL:HA	1:G:381:SER:HB3	1.85	0.57

*Continued on next page...*

*Continued from previous page...*

Atom-1	Atom-2	Interatomic distance (Å)	Clash overlap (Å)
1:J:580:LEU:O	1:J:584:LEU:HG	2.04	0.57
1:K:505:LEU:O	1:K:508:CYS:N	2.37	0.57
1:M:692:ILE:HD13	1:M:695:ILE:HD12	1.86	0.57
1:N:378:VAL:HA	1:N:381:SER:HB3	1.85	0.57
1:O:692:ILE:HD13	1:O:695:ILE:HD12	1.86	0.57
1:P:199:CYS:O	1:P:203:VAL:HG23	2.05	0.57
1:C:378:VAL:HA	1:C:381:SER:HB3	1.85	0.57
1:D:378:VAL:HA	1:D:381:SER:HB3	1.85	0.57
1:L:199:CYS:O	1:L:203:VAL:HG23	2.05	0.57
1:M:431:GLU:HG2	1:M:432:SER:N	2.19	0.57
1:N:239:GLN:HB2	1:O:478:ASN:HD21	1.68	0.57
1:F:199:CYS:O	1:F:203:VAL:HG23	2.05	0.57
1:F:565:PHE:HE2	1:F:610:SER:HB2	1.70	0.57
1:I:199:CYS:O	1:I:203:VAL:HG23	2.04	0.57
1:J:199:CYS:O	1:J:203:VAL:HG23	2.04	0.57
1:M:616:ASN:HA	1:M:652:ASN:HB3	1.87	0.57
1:P:75:ALA:O	1:P:79:LEU:HG	2.04	0.57
1:B:602:LYS:HD2	1:B:606:LYS:HE3	1.85	0.57
1:B:616:ASN:HA	1:B:652:ASN:HB3	1.87	0.57
1:G:199:CYS:O	1:G:203:VAL:HG23	2.05	0.57
1:H:244:ARG:NH1	1:H:247:GLU:OE1	2.38	0.57
1:I:565:PHE:HE2	1:I:610:SER:HB2	1.70	0.57
1:K:244:ARG:NH1	1:K:247:GLU:OE1	2.38	0.57
1:K:692:ILE:HD13	1:K:695:ILE:HD12	1.86	0.57
1:M:602:LYS:HD2	1:M:606:LYS:HE3	1.85	0.57
1:P:74:GLN:O	1:P:77:SER:OG	2.19	0.57
1:F:580:LEU:O	1:F:584:LEU:HG	2.04	0.57
1:F:666:GLN:OE1	1:F:666:GLN:N	2.37	0.57
1:G:565:PHE:HE2	1:G:610:SER:HB2	1.70	0.57
1:H:692:ILE:HD13	1:H:695:ILE:HD12	1.86	0.57
1:I:75:ALA:O	1:I:79:LEU:HG	2.04	0.57
1:I:666:GLN:OE1	1:I:666:GLN:N	2.37	0.57
1:J:565:PHE:HE2	1:J:610:SER:HB2	1.70	0.57
1:O:378:VAL:HA	1:O:381:SER:HB3	1.85	0.57
1:A:505:LEU:O	1:A:508:CYS:N	2.37	0.57
1:C:565:PHE:HE2	1:C:610:SER:HB2	1.70	0.57
1:C:602:LYS:HD2	1:C:606:LYS:HE3	1.85	0.57
1:D:286:GLU:OE1	1:D:286:GLU:N	2.38	0.57
1:I:580:LEU:O	1:I:584:LEU:HG	2.04	0.57
1:N:376:ARG:NH2	1:N:423:GLN:O	2.38	0.57
1:O:286:GLU:OE1	1:O:286:GLU:N	2.38	0.57

*Continued on next page...*

*Continued from previous page...*

Atom-1	Atom-2	Interatomic distance (Å)	Clash overlap (Å)
1:A:616:ASN:HA	1:A:652:ASN:HB3	1.87	0.57
1:E:228:LEU:HD21	1:E:269:HIS:CD2	2.40	0.57
1:E:256:PRO:HB3	1:F:578:SER:OG	2.04	0.57
1:E:286:GLU:N	1:E:286:GLU:OE1	2.38	0.57
1:H:580:LEU:O	1:H:584:LEU:HG	2.04	0.57
1:N:75:ALA:O	1:N:79:LEU:HG	2.04	0.57
1:N:565:PHE:HE2	1:N:610:SER:HB2	1.70	0.57
1:N:602:LYS:HD2	1:N:606:LYS:HE3	1.85	0.57
1:P:286:GLU:OE1	1:P:286:GLU:N	2.38	0.57
1:C:75:ALA:O	1:C:79:LEU:HG	2.04	0.56
1:C:129:LEU:H	1:C:129:LEU:HD12	1.70	0.56
1:C:376:ARG:NH2	1:C:423:GLN:O	2.38	0.56
1:E:692:ILE:HD13	1:E:695:ILE:HD12	1.86	0.56
1:F:75:ALA:O	1:F:79:LEU:HG	2.04	0.56
1:J:616:ASN:HA	1:J:652:ASN:HB3	1.87	0.56
1:K:616:ASN:HA	1:K:652:ASN:HB3	1.87	0.56
1:N:431:GLU:HG2	1:N:432:SER:N	2.19	0.56
1:O:498:PHE:HE1	1:O:534:HIS:CG	2.23	0.56
1:O:580:LEU:O	1:O:584:LEU:HG	2.04	0.56
1:P:228:LEU:HD21	1:P:269:HIS:CD2	2.40	0.56
1:B:129:LEU:HD12	1:B:129:LEU:H	1.70	0.56
1:D:129:LEU:H	1:D:129:LEU:HD12	1.71	0.56
1:D:376:ARG:NH2	1:D:423:GLN:O	2.38	0.56
1:D:580:LEU:O	1:D:584:LEU:HG	2.04	0.56
1:G:129:LEU:H	1:G:129:LEU:HD12	1.71	0.56
1:G:616:ASN:HA	1:G:652:ASN:HB3	1.87	0.56
1:I:634:ASP:HB2	1:I:636:LYS:HG2	1.88	0.56
1:J:129:LEU:HD12	1:J:129:LEU:H	1.71	0.56
1:L:616:ASN:HA	1:L:652:ASN:HB3	1.87	0.56
1:M:376:ARG:NH2	1:M:423:GLN:O	2.38	0.56
1:M:580:LEU:O	1:M:584:LEU:HG	2.04	0.56
1:O:129:LEU:H	1:O:129:LEU:HD12	1.71	0.56
1:O:376:ARG:NH2	1:O:423:GLN:O	2.38	0.56
1:A:244:ARG:NH1	1:A:247:GLU:OE1	2.38	0.56
1:A:304:ASP:OD1	1:A:392:ARG:NH1	2.29	0.56
1:B:228:LEU:HD21	1:B:269:HIS:CD2	2.40	0.56
1:B:376:ARG:NH2	1:B:423:GLN:O	2.38	0.56
1:C:431:GLU:HG2	1:C:432:SER:N	2.19	0.56
1:C:498:PHE:HE1	1:C:534:HIS:CG	2.23	0.56
1:D:228:LEU:HD21	1:D:269:HIS:CD2	2.40	0.56
1:D:498:PHE:HE1	1:D:534:HIS:CG	2.23	0.56

*Continued on next page...*

*Continued from previous page...*

Atom-1	Atom-2	Interatomic distance (Å)	Clash overlap (Å)
1:F:228:LEU:HD21	1:F:269:HIS:CD2	2.40	0.56
1:F:376:ARG:NH2	1:F:423:GLN:O	2.38	0.56
1:F:634:ASP:HB2	1:F:636:LYS:HG2	1.88	0.56
1:G:483:ASP:OD2	1:G:487:LEU:N	2.36	0.56
1:G:634:ASP:HB2	1:G:636:LYS:HG2	1.88	0.56
1:H:129:LEU:H	1:H:129:LEU:HD12	1.70	0.56
1:H:199:CYS:O	1:H:203:VAL:HG23	2.04	0.56
1:H:616:ASN:HA	1:H:652:ASN:HB3	1.87	0.56
1:H:631:GLN:H	1:H:669:PRO:HD3	1.71	0.56
1:I:631:GLN:H	1:I:669:PRO:HD3	1.71	0.56
1:J:286:GLU:N	1:J:286:GLU:OE1	2.38	0.56
1:J:483:ASP:OD2	1:J:487:LEU:N	2.36	0.56
1:J:634:ASP:HB2	1:J:636:LYS:HG2	1.88	0.56
1:K:378:VAL:HA	1:K:381:SER:HB3	1.85	0.56
1:K:580:LEU:O	1:K:584:LEU:HG	2.04	0.56
1:M:129:LEU:HD12	1:M:129:LEU:H	1.71	0.56
1:M:228:LEU:HD21	1:M:269:HIS:CD2	2.40	0.56
1:N:129:LEU:H	1:N:129:LEU:HD12	1.71	0.56
1:N:217:ARG:HH22	1:O:688:GLN:NE2	2.02	0.56
1:P:634:ASP:HB2	1:P:636:LYS:HG2	1.88	0.56
1:P:692:ILE:HD13	1:P:695:ILE:HD12	1.86	0.56
1:B:580:LEU:O	1:B:584:LEU:HG	2.04	0.56
1:C:580:LEU:O	1:C:584:LEU:HG	2.04	0.56
1:E:580:LEU:O	1:E:584:LEU:HG	2.04	0.56
1:E:634:ASP:HB2	1:E:636:LYS:HG2	1.88	0.56
1:F:631:GLN:H	1:F:669:PRO:HD3	1.71	0.56
1:G:286:GLU:N	1:G:286:GLU:OE1	2.38	0.56
1:G:328:GLN:NE2	1:H:416:GLU:OE2	2.38	0.56
1:I:228:LEU:HD21	1:I:269:HIS:CD2	2.40	0.56
1:I:376:ARG:NH2	1:I:423:GLN:O	2.38	0.56
1:L:244:ARG:NH1	1:L:247:GLU:OE1	2.38	0.56
1:N:498:PHE:HE1	1:N:534:HIS:CG	2.23	0.56
1:O:228:LEU:HD21	1:O:269:HIS:CD2	2.40	0.56
1:B:170:ASN:HA	1:B:173:LYS:HE3	1.88	0.56
1:B:565:PHE:HE2	1:B:610:SER:HB2	1.70	0.56
1:B:631:GLN:H	1:B:669:PRO:HD3	1.71	0.56
1:E:129:LEU:HD12	1:E:129:LEU:H	1.71	0.56
1:G:376:ARG:NH2	1:G:423:GLN:O	2.38	0.56
1:H:378:VAL:HA	1:H:381:SER:HB3	1.85	0.56
1:I:498:PHE:HE1	1:I:534:HIS:CG	2.23	0.56
1:J:376:ARG:NH2	1:J:423:GLN:O	2.38	0.56

*Continued on next page...*



*Continued from previous page...*

Atom-1	Atom-2	Interatomic distance (Å)	Clash overlap (Å)
1:J:692:ILE:HD13	1:J:695:ILE:HD12	1.86	0.56
1:K:199:CYS:O	1:K:203:VAL:HG23	2.05	0.56
1:K:631:GLN:H	1:K:669:PRO:HD3	1.71	0.56
1:N:580:LEU:O	1:N:584:LEU:HG	2.04	0.56
1:N:631:GLN:H	1:N:669:PRO:HD3	1.71	0.56
1:P:129:LEU:H	1:P:129:LEU:HD12	1.71	0.56
1:P:498:PHE:HE1	1:P:534:HIS:CG	2.23	0.56
1:A:129:LEU:H	1:A:129:LEU:HD12	1.71	0.56
1:C:170:ASN:HA	1:C:173:LYS:HE3	1.88	0.56
1:E:498:PHE:HE1	1:E:534:HIS:CG	2.23	0.56
1:F:286:GLU:OE1	1:F:286:GLU:N	2.38	0.56
1:H:634:ASP:HB2	1:H:636:LYS:HG2	1.88	0.56
1:J:430:CYS:HB3	1:J:434:ARG:NH2	2.10	0.56
1:K:634:ASP:HB2	1:K:636:LYS:HG2	1.88	0.56
1:M:565:PHE:HE2	1:M:610:SER:HB2	1.70	0.56
1:M:631:GLN:H	1:M:669:PRO:HD3	1.71	0.56
1:N:170:ASN:HA	1:N:173:LYS:HE3	1.88	0.56
1:N:465:ARG:NH2	1:O:437:GLN:HB2	2.20	0.56
1:P:580:LEU:O	1:P:584:LEU:HG	2.04	0.56
1:C:631:GLN:H	1:C:669:PRO:HD3	1.71	0.56
1:D:170:ASN:HA	1:D:173:LYS:HE3	1.88	0.56
1:D:256:PRO:HG3	1:E:582:VAL:HG21	1.88	0.56
1:E:631:GLN:H	1:E:669:PRO:HD3	1.71	0.56
1:G:228:LEU:HD21	1:G:269:HIS:CD2	2.40	0.56
1:K:129:LEU:H	1:K:129:LEU:HD12	1.71	0.56
1:L:129:LEU:H	1:L:129:LEU:HD12	1.71	0.56
1:L:170:ASN:HA	1:L:173:LYS:HE3	1.88	0.56
1:L:304:ASP:OD1	1:L:392:ARG:NH1	2.29	0.56
1:M:170:ASN:HA	1:M:173:LYS:HE3	1.88	0.56
1:O:170:ASN:HA	1:O:173:LYS:HE3	1.88	0.56
1:O:239:GLN:HB2	1:P:478:ASN:HD21	1.70	0.56
1:P:631:GLN:H	1:P:669:PRO:HD3	1.71	0.56
1:A:170:ASN:HA	1:A:173:LYS:HE3	1.88	0.56
1:A:565:PHE:HE2	1:A:610:SER:HB2	1.70	0.56
1:E:170:ASN:HA	1:E:173:LYS:HE3	1.88	0.56
1:E:376:ARG:NH2	1:E:423:GLN:O	2.38	0.56
1:E:431:GLU:O	1:E:434:ARG:HG2	2.06	0.56
1:F:498:PHE:HE1	1:F:534:HIS:CG	2.23	0.56
1:G:692:ILE:HD13	1:G:695:ILE:HD12	1.86	0.56
1:I:170:ASN:HA	1:I:173:LYS:HE3	1.88	0.56
1:I:286:GLU:OE1	1:I:286:GLU:N	2.38	0.56

*Continued on next page...*



*Continued from previous page...*

Atom-1	Atom-2	Interatomic distance (Å)	Clash overlap (Å)
1:J:170:ASN:HA	1:J:173:LYS:HE3	1.88	0.56
1:J:228:LEU:HD21	1:J:269:HIS:CD2	2.40	0.56
1:J:498:PHE:HE1	1:J:534:HIS:CG	2.23	0.56
1:K:498:PHE:HE1	1:K:534:HIS:CG	2.23	0.56
1:L:565:PHE:HE2	1:L:610:SER:HB2	1.69	0.56
1:M:498:PHE:HE1	1:M:534:HIS:CG	2.23	0.56
1:P:170:ASN:HA	1:P:173:LYS:HE3	1.88	0.56
1:P:431:GLU:O	1:P:434:ARG:HG2	2.06	0.56
1:B:498:PHE:HE1	1:B:534:HIS:CG	2.23	0.56
1:D:634:ASP:HB2	1:D:636:LYS:HG2	1.87	0.56
1:E:217:ARG:HH22	1:F:688:GLN:NE2	2.04	0.56
1:F:74:GLN:O	1:F:77:SER:OG	2.19	0.56
1:F:170:ASN:HA	1:F:173:LYS:HE3	1.88	0.56
1:F:692:ILE:HD13	1:F:695:ILE:HD12	1.86	0.56
1:G:170:ASN:HA	1:G:173:LYS:HE3	1.88	0.56
1:G:498:PHE:HE1	1:G:534:HIS:CG	2.23	0.56
1:I:431:GLU:O	1:I:434:ARG:HG2	2.06	0.56
1:I:548:SER:HB2	1:I:549:PRO:HD3	1.88	0.56
1:K:228:LEU:HD21	1:K:269:HIS:CD2	2.40	0.56
1:L:376:ARG:NH2	1:L:423:GLN:O	2.38	0.56
1:L:498:PHE:HE1	1:L:534:HIS:CG	2.23	0.56
1:L:631:GLN:H	1:L:669:PRO:HD3	1.71	0.56
1:P:376:ARG:NH2	1:P:423:GLN:O	2.38	0.56
1:A:228:LEU:HD21	1:A:269:HIS:CD2	2.40	0.56
1:A:376:ARG:NH2	1:A:423:GLN:O	2.38	0.56
1:B:612:MET:O	1:B:651:LYS:NZ	2.33	0.56
1:E:616:ASN:HA	1:E:652:ASN:HB3	1.87	0.56
1:F:431:GLU:O	1:F:434:ARG:HG2	2.06	0.56
1:F:548:SER:HB2	1:F:549:PRO:HD3	1.88	0.56
1:G:430:CYS:HB3	1:G:434:ARG:NH2	2.10	0.56
1:G:631:GLN:H	1:G:669:PRO:HD3	1.71	0.56
1:I:129:LEU:H	1:I:129:LEU:HD12	1.71	0.56
1:I:692:ILE:HD13	1:I:695:ILE:HD12	1.86	0.56
1:J:631:GLN:H	1:J:669:PRO:HD3	1.71	0.56
1:M:548:SER:HB2	1:M:549:PRO:HD3	1.88	0.56
1:O:634:ASP:HB2	1:O:636:LYS:HG2	1.88	0.56
1:P:616:ASN:HA	1:P:652:ASN:HB3	1.87	0.56
1:A:498:PHE:HE1	1:A:534:HIS:CG	2.23	0.55
1:E:548:SER:HB2	1:E:549:PRO:HD3	1.88	0.55
1:F:483:ASP:OD2	1:F:487:LEU:N	2.36	0.55
1:H:498:PHE:HE1	1:H:534:HIS:CG	2.23	0.55

*Continued on next page...*

*Continued from previous page...*

Atom-1	Atom-2	Interatomic distance (Å)	Clash overlap (Å)
1:H:548:SER:HB2	1:H:549:PRO:HD3	1.88	0.55
1:I:184:VAL:HA	1:I:187:ILE:HD12	1.88	0.55
1:I:239:GLN:HB2	1:J:478:ASN:HD21	1.70	0.55
1:I:483:ASP:OD2	1:I:487:LEU:N	2.36	0.55
1:K:170:ASN:HA	1:K:173:LYS:HE3	1.88	0.55
1:K:548:SER:HB2	1:K:549:PRO:HD3	1.88	0.55
1:L:465:ARG:NH2	1:M:437:GLN:OE1	2.39	0.55
1:P:548:SER:HB2	1:P:549:PRO:HD3	1.88	0.55
1:A:548:SER:HB2	1:A:549:PRO:HD3	1.88	0.55
1:D:616:ASN:HA	1:D:652:ASN:HB3	1.87	0.55
1:E:666:GLN:OE1	1:E:666:GLN:N	2.37	0.55
1:F:129:LEU:H	1:F:129:LEU:HD12	1.71	0.55
1:F:184:VAL:HA	1:F:187:ILE:HD12	1.88	0.55
1:H:170:ASN:HA	1:H:173:LYS:HE3	1.88	0.55
1:K:376:ARG:NH2	1:K:423:GLN:O	2.38	0.55
1:L:228:LEU:HD21	1:L:269:HIS:CD2	2.40	0.55
1:N:548:SER:HB2	1:N:549:PRO:HD3	1.88	0.55
1:O:616:ASN:HA	1:O:652:ASN:HB3	1.87	0.55
1:A:631:GLN:H	1:A:669:PRO:HD3	1.71	0.55
1:B:548:SER:HB2	1:B:549:PRO:HD3	1.89	0.55
1:C:548:SER:HB2	1:C:549:PRO:HD3	1.88	0.55
1:F:414:GLU:O	1:F:418:GLN:HG2	2.07	0.55
1:H:228:LEU:HD21	1:H:269:HIS:CD2	2.40	0.55
1:H:414:GLU:O	1:H:418:GLN:HG2	2.07	0.55
1:M:217:ARG:HH12	1:N:685:HIS:HB3	1.72	0.55
1:P:666:GLN:OE1	1:P:666:GLN:N	2.37	0.55
1:B:219:ASP:HB3	1:B:222:LEU:HB3	1.89	0.55
1:C:228:LEU:HD21	1:C:269:HIS:CD2	2.40	0.55
1:G:548:SER:HB2	1:G:549:PRO:HD3	1.88	0.55
1:H:376:ARG:NH2	1:H:423:GLN:O	2.38	0.55
1:H:431:GLU:O	1:H:434:ARG:HG2	2.06	0.55
1:H:483:ASP:OD2	1:H:487:LEU:N	2.36	0.55
1:I:414:GLU:O	1:I:418:GLN:HG2	2.07	0.55
1:K:219:ASP:HB3	1:K:222:LEU:HB3	1.89	0.55
1:L:548:SER:HB2	1:L:549:PRO:HD3	1.88	0.55
1:N:228:LEU:HD21	1:N:269:HIS:CD2	2.40	0.55
1:O:548:SER:HB2	1:O:549:PRO:HD3	1.88	0.55
1:A:634:ASP:HB2	1:A:636:LYS:HG2	1.88	0.55
1:C:616:ASN:HA	1:C:652:ASN:HB3	1.87	0.55
1:D:548:SER:HB2	1:D:549:PRO:HD3	1.88	0.55
1:F:616:ASN:HA	1:F:652:ASN:HB3	1.87	0.55

*Continued on next page...*

*Continued from previous page...*

Atom-1	Atom-2	Interatomic distance (Å)	Clash overlap (Å)
1:G:184:VAL:HA	1:G:187:ILE:HD12	1.88	0.55
1:J:414:GLU:O	1:J:418:GLN:HG2	2.07	0.55
1:K:414:GLU:O	1:K:418:GLN:HG2	2.07	0.55
1:K:431:GLU:O	1:K:434:ARG:HG2	2.06	0.55
1:M:219:ASP:HB3	1:M:222:LEU:HB3	1.89	0.55
1:N:217:ARG:NH1	1:O:685:HIS:HB3	2.19	0.55
1:O:431:GLU:O	1:O:434:ARG:HG2	2.06	0.55
1:P:414:GLU:O	1:P:418:GLN:HG2	2.07	0.55
1:D:631:GLN:H	1:D:669:PRO:HD3	1.71	0.55
1:E:414:GLU:O	1:E:418:GLN:HG2	2.07	0.55
1:G:414:GLU:O	1:G:418:GLN:HG2	2.07	0.55
1:H:142:VAL:O	1:H:146:ARG:HG3	2.07	0.55
1:I:616:ASN:HA	1:I:652:ASN:HB3	1.87	0.55
1:J:184:VAL:HA	1:J:187:ILE:HD12	1.88	0.55
1:K:142:VAL:O	1:K:146:ARG:HG3	2.07	0.55
1:L:634:ASP:HB2	1:L:636:LYS:HG2	1.88	0.55
1:N:616:ASN:HA	1:N:652:ASN:HB3	1.87	0.55
1:A:219:ASP:HB3	1:A:222:LEU:HB3	1.89	0.55
1:B:244:ARG:NH1	1:B:247:GLU:OE1	2.38	0.55
1:C:414:GLU:O	1:C:418:GLN:HG2	2.07	0.55
1:C:431:GLU:O	1:C:434:ARG:HG2	2.06	0.55
1:C:634:ASP:HB2	1:C:636:LYS:HG2	1.88	0.55
1:D:431:GLU:O	1:D:434:ARG:HG2	2.06	0.55
1:H:219:ASP:HB3	1:H:222:LEU:HB3	1.89	0.55
1:H:565:PHE:HE2	1:H:610:SER:HB2	1.70	0.55
1:J:548:SER:HB2	1:J:549:PRO:HD3	1.89	0.55
1:M:244:ARG:NH1	1:M:247:GLU:OE1	2.38	0.55
1:M:340:GLU:OE1	1:M:340:GLU:N	2.30	0.55
1:O:631:GLN:H	1:O:669:PRO:HD3	1.71	0.55
1:B:634:ASP:HB2	1:B:636:LYS:HG2	1.88	0.55
1:C:627:ASP:N	1:C:627:ASP:OD1	2.40	0.55
1:F:142:VAL:O	1:F:146:ARG:HG3	2.07	0.55
1:I:142:VAL:O	1:I:146:ARG:HG3	2.07	0.55
1:K:483:ASP:OD2	1:K:487:LEU:N	2.36	0.55
1:N:414:GLU:O	1:N:418:GLN:HG2	2.07	0.55
1:N:627:ASP:OD1	1:N:627:ASP:N	2.40	0.55
1:G:219:ASP:HB3	1:G:222:LEU:HB3	1.89	0.55
1:G:627:ASP:OD1	1:G:627:ASP:N	2.40	0.55
1:M:634:ASP:HB2	1:M:636:LYS:HG2	1.88	0.55
1:N:431:GLU:O	1:N:434:ARG:HG2	2.06	0.55
1:N:634:ASP:HB2	1:N:636:LYS:HG2	1.88	0.55

*Continued on next page...*

*Continued from previous page...*

Atom-1	Atom-2	Interatomic distance (Å)	Clash overlap (Å)
1:A:431:GLU:O	1:A:434:ARG:HG2	2.06	0.55
1:B:340:GLU:OE1	1:B:340:GLU:N	2.30	0.55
1:K:565:PHE:HE2	1:K:610:SER:HB2	1.70	0.55
1:L:219:ASP:HB3	1:L:222:LEU:HB3	1.89	0.55
1:L:431:GLU:O	1:L:434:ARG:HG2	2.06	0.55
1:P:430:CYS:HB3	1:P:434:ARG:NH2	2.10	0.55
1:A:184:VAL:HA	1:A:187:ILE:HD12	1.88	0.54
1:A:340:GLU:OE1	1:A:340:GLU:N	2.30	0.54
1:A:414:GLU:O	1:A:418:GLN:HG2	2.07	0.54
1:B:414:GLU:O	1:B:418:GLN:HG2	2.07	0.54
1:B:627:ASP:N	1:B:627:ASP:OD1	2.40	0.54
1:J:219:ASP:HB3	1:J:222:LEU:HB3	1.89	0.54
1:J:627:ASP:N	1:J:627:ASP:OD1	2.40	0.54
1:K:184:VAL:HA	1:K:187:ILE:HD12	1.88	0.54
1:M:239:GLN:HB2	1:N:478:ASN:HD21	1.70	0.54
1:M:627:ASP:N	1:M:627:ASP:OD1	2.40	0.54
1:C:142:VAL:O	1:C:146:ARG:HG3	2.07	0.54
1:D:142:VAL:O	1:D:146:ARG:HG3	2.07	0.54
1:E:617:PHE:HB3	1:E:653:ILE:HA	1.90	0.54
1:H:184:VAL:HA	1:H:187:ILE:HD12	1.88	0.54
1:L:414:GLU:O	1:L:418:GLN:HG2	2.07	0.54
1:M:184:VAL:HA	1:M:187:ILE:HD12	1.88	0.54
1:M:414:GLU:O	1:M:418:GLN:HG2	2.07	0.54
1:B:184:VAL:HA	1:B:187:ILE:HD12	1.88	0.54
1:C:617:PHE:HB3	1:C:653:ILE:HA	1.90	0.54
1:F:617:PHE:HB3	1:F:653:ILE:HA	1.90	0.54
1:I:617:PHE:HB3	1:I:653:ILE:HA	1.90	0.54
1:K:375:LYS:O	1:K:376:ARG:NH1	2.41	0.54
1:L:184:VAL:HA	1:L:187:ILE:HD12	1.88	0.54
1:L:340:GLU:OE1	1:L:340:GLU:N	2.30	0.54
1:L:430:CYS:HB3	1:L:434:ARG:NH2	2.10	0.54
1:N:142:VAL:O	1:N:146:ARG:HG3	2.07	0.54
1:O:617:PHE:HB3	1:O:653:ILE:HA	1.90	0.54
1:P:142:VAL:O	1:P:146:ARG:HG3	2.07	0.54
1:A:375:LYS:O	1:A:376:ARG:NH1	2.41	0.54
1:D:617:PHE:HB3	1:D:653:ILE:HA	1.90	0.54
1:D:627:ASP:OD1	1:D:627:ASP:N	2.40	0.54
1:E:430:CYS:HB3	1:E:434:ARG:NH2	2.10	0.54
1:G:375:LYS:O	1:G:376:ARG:NH1	2.41	0.54
1:G:431:GLU:O	1:G:434:ARG:HG2	2.06	0.54
1:H:375:LYS:O	1:H:376:ARG:NH1	2.41	0.54

*Continued on next page...*

*Continued from previous page...*

Atom-1	Atom-2	Interatomic distance (Å)	Clash overlap (Å)
1:J:375:LYS:O	1:J:376:ARG:NH1	2.41	0.54
1:M:142:VAL:O	1:M:146:ARG:HG3	2.07	0.54
1:N:617:PHE:HB3	1:N:653:ILE:HA	1.90	0.54
1:O:142:VAL:O	1:O:146:ARG:HG3	2.07	0.54
1:P:617:PHE:HB3	1:P:653:ILE:HA	1.90	0.54
1:A:286:GLU:OE1	1:A:286:GLU:N	2.38	0.54
1:B:375:LYS:O	1:B:376:ARG:NH1	2.41	0.54
1:D:184:VAL:HA	1:D:187:ILE:HD12	1.88	0.54
1:E:142:VAL:O	1:E:146:ARG:HG3	2.07	0.54
1:G:617:PHE:HB3	1:G:653:ILE:HA	1.90	0.54
1:B:431:GLU:O	1:B:434:ARG:HG2	2.06	0.54
1:D:414:GLU:O	1:D:418:GLN:HG2	2.07	0.54
1:J:142:VAL:O	1:J:146:ARG:HG3	2.07	0.54
1:J:431:GLU:O	1:J:434:ARG:HG2	2.06	0.54
1:K:261:LYS:HG2	1:L:574:SER:OG	2.07	0.54
1:L:286:GLU:OE1	1:L:286:GLU:N	2.38	0.54
1:L:375:LYS:O	1:L:376:ARG:NH1	2.41	0.54
1:M:375:LYS:O	1:M:376:ARG:NH1	2.41	0.54
1:O:627:ASP:OD1	1:O:627:ASP:N	2.40	0.54
1:P:184:VAL:HA	1:P:187:ILE:HD12	1.88	0.54
1:B:142:VAL:O	1:B:146:ARG:HG3	2.07	0.54
1:C:516:HIS:CD2	1:C:546:LEU:HD13	2.43	0.54
1:F:138:LEU:O	1:F:142:VAL:HG23	2.08	0.54
1:F:219:ASP:HB3	1:F:222:LEU:HB3	1.89	0.54
1:H:640:HIS:O	1:H:644:VAL:HG23	2.08	0.54
1:I:138:LEU:O	1:I:142:VAL:HG23	2.08	0.54
1:I:219:ASP:HB3	1:I:222:LEU:HB3	1.89	0.54
1:I:582:VAL:HG21	1:P:256:PRO:HG3	1.89	0.54
1:J:617:PHE:HB3	1:J:653:ILE:HA	1.90	0.54
1:K:640:HIS:O	1:K:644:VAL:HG23	2.08	0.54
1:L:617:PHE:HB3	1:L:653:ILE:HA	1.90	0.54
1:N:184:VAL:HA	1:N:187:ILE:HD12	1.88	0.54
1:O:414:GLU:O	1:O:418:GLN:HG2	2.07	0.54
1:B:256:PRO:HG3	1:C:582:VAL:HG21	1.88	0.54
1:C:184:VAL:HA	1:C:187:ILE:HD12	1.88	0.54
1:C:219:ASP:HB3	1:C:222:LEU:HB3	1.89	0.54
1:D:128:LEU:O	1:D:132:LEU:HG	2.08	0.54
1:E:184:VAL:HA	1:E:187:ILE:HD12	1.88	0.54
1:G:142:VAL:O	1:G:146:ARG:HG3	2.07	0.54
1:G:640:HIS:O	1:G:644:VAL:HG23	2.08	0.54
1:I:128:LEU:O	1:I:132:LEU:HG	2.08	0.54

*Continued on next page...*

*Continued from previous page...*

Atom-1	Atom-2	Interatomic distance (Å)	Clash overlap (Å)
1:J:128:LEU:O	1:J:132:LEU:HG	2.08	0.54
1:J:640:HIS:O	1:J:644:VAL:HG23	2.08	0.54
1:M:617:PHE:HB3	1:M:653:ILE:HA	1.90	0.54
1:N:516:HIS:CD2	1:N:546:LEU:HD13	2.43	0.54
1:P:516:HIS:CD2	1:P:546:LEU:HD13	2.43	0.54
1:A:412:TRP:O	1:A:440:GLY:N	2.33	0.54
1:A:617:PHE:HB3	1:A:653:ILE:HA	1.90	0.54
1:B:617:PHE:HB3	1:B:653:ILE:HA	1.90	0.54
1:E:516:HIS:CD2	1:E:546:LEU:HD13	2.43	0.54
1:F:128:LEU:O	1:F:132:LEU:HG	2.08	0.54
1:G:128:LEU:O	1:G:132:LEU:HG	2.08	0.54
1:H:617:PHE:HB3	1:H:653:ILE:HA	1.90	0.54
1:H:627:ASP:N	1:H:627:ASP:OD1	2.40	0.54
1:K:617:PHE:HB3	1:K:653:ILE:HA	1.90	0.54
1:M:431:GLU:O	1:M:434:ARG:HG2	2.06	0.54
1:N:219:ASP:HB3	1:N:222:LEU:HB3	1.89	0.54
1:O:128:LEU:O	1:O:132:LEU:HG	2.08	0.54
1:O:184:VAL:HA	1:O:187:ILE:HD12	1.88	0.54
1:O:244:ARG:NH1	1:O:247:GLU:OE1	2.38	0.54
1:A:142:VAL:O	1:A:146:ARG:HG3	2.07	0.54
1:D:244:ARG:NH1	1:D:247:GLU:OE1	2.38	0.54
1:G:138:LEU:O	1:G:142:VAL:HG23	2.08	0.54
1:L:640:HIS:O	1:L:644:VAL:HG23	2.08	0.54
1:M:128:LEU:O	1:M:132:LEU:HG	2.08	0.54
1:N:244:ARG:NH1	1:N:247:GLU:OE1	2.38	0.54
1:N:286:GLU:OE1	1:N:286:GLU:N	2.38	0.54
1:N:340:GLU:OE1	1:N:340:GLU:N	2.30	0.54
1:O:219:ASP:HB3	1:O:222:LEU:HB3	1.89	0.54
1:A:128:LEU:O	1:A:132:LEU:HG	2.08	0.53
1:A:430:CYS:HB3	1:A:434:ARG:NH2	2.11	0.53
1:B:128:LEU:O	1:B:132:LEU:HG	2.08	0.53
1:B:286:GLU:N	1:B:286:GLU:OE1	2.38	0.53
1:C:244:ARG:NH1	1:C:247:GLU:OE1	2.38	0.53
1:E:159:ARG:HD2	1:E:162:ARG:HH21	1.73	0.53
1:H:516:HIS:CD2	1:H:546:LEU:HD13	2.43	0.53
1:I:375:LYS:O	1:I:376:ARG:NH1	2.41	0.53
1:J:138:LEU:O	1:J:142:VAL:HG23	2.08	0.53
1:K:340:GLU:OE1	1:K:340:GLU:N	2.30	0.53
1:K:516:HIS:CD2	1:K:546:LEU:HD13	2.43	0.53
1:L:142:VAL:O	1:L:146:ARG:HG3	2.07	0.53
1:M:217:ARG:HH22	1:N:688:GLN:NE2	2.06	0.53

*Continued on next page...*

*Continued from previous page...*

Atom-1	Atom-2	Interatomic distance (Å)	Clash overlap (Å)
1:M:286:GLU:N	1:M:286:GLU:OE1	2.38	0.53
1:D:219:ASP:HB3	1:D:222:LEU:HB3	1.89	0.53
1:F:375:LYS:O	1:F:376:ARG:NH1	2.41	0.53
1:H:340:GLU:OE1	1:H:340:GLU:N	2.30	0.53
1:K:627:ASP:N	1:K:627:ASP:OD1	2.40	0.53
1:L:128:LEU:O	1:L:132:LEU:HG	2.08	0.53
1:N:159:ARG:HD2	1:N:162:ARG:HH21	1.74	0.53
1:O:666:GLN:OE1	1:O:666:GLN:N	2.37	0.53
1:P:128:LEU:O	1:P:132:LEU:HG	2.08	0.53
1:P:159:ARG:HD2	1:P:162:ARG:HH21	1.74	0.53
1:A:640:HIS:O	1:A:644:VAL:HG23	2.08	0.53
1:B:121:ARG:NH1	1:B:155:GLU:OE1	2.42	0.53
1:C:286:GLU:OE1	1:C:286:GLU:N	2.38	0.53
1:D:487:LEU:HD13	1:D:505:LEU:HD13	1.91	0.53
1:E:128:LEU:O	1:E:132:LEU:HG	2.08	0.53
1:M:159:ARG:HD2	1:M:162:ARG:HH21	1.74	0.53
1:P:138:LEU:O	1:P:142:VAL:HG23	2.08	0.53
1:P:219:ASP:HB3	1:P:222:LEU:HB3	1.89	0.53
1:P:487:LEU:HD13	1:P:505:LEU:HD13	1.91	0.53
1:A:516:HIS:CD2	1:A:546:LEU:HD13	2.43	0.53
1:A:666:GLN:OE1	1:A:666:GLN:N	2.37	0.53
1:C:128:LEU:O	1:C:132:LEU:HG	2.08	0.53
1:C:159:ARG:HD2	1:C:162:ARG:HH21	1.74	0.53
1:C:340:GLU:OE1	1:C:340:GLU:N	2.30	0.53
1:D:640:HIS:O	1:D:644:VAL:HG23	2.08	0.53
1:E:219:ASP:HB3	1:E:222:LEU:HB3	1.89	0.53
1:E:244:ARG:NH1	1:E:247:GLU:OE1	2.38	0.53
1:E:487:LEU:HD13	1:E:505:LEU:HD13	1.91	0.53
1:F:322:ARG:HH11	1:F:326:ASP:HB3	1.74	0.53
1:F:487:LEU:HD13	1:F:505:LEU:HD13	1.91	0.53
1:G:256:PRO:HB3	1:H:578:SER:OG	2.09	0.53
1:G:516:HIS:CD2	1:G:546:LEU:HD13	2.43	0.53
1:H:666:GLN:OE1	1:H:666:GLN:N	2.37	0.53
1:K:666:GLN:OE1	1:K:666:GLN:N	2.37	0.53
1:L:159:ARG:HD2	1:L:162:ARG:HH21	1.73	0.53
1:L:412:TRP:O	1:L:440:GLY:N	2.33	0.53
1:L:516:HIS:CD2	1:L:546:LEU:HD13	2.43	0.53
1:M:121:ARG:NH1	1:M:155:GLU:OE1	2.42	0.53
1:O:640:HIS:O	1:O:644:VAL:HG23	2.08	0.53
1:A:322:ARG:HH11	1:A:326:ASP:HB3	1.74	0.53
1:B:159:ARG:HD2	1:B:162:ARG:HH21	1.74	0.53

*Continued on next page...*



*Continued from previous page...*

Atom-1	Atom-2	Interatomic distance (Å)	Clash overlap (Å)
1:C:121:ARG:NH1	1:C:155:GLU:OE1	2.42	0.53
1:D:121:ARG:NH1	1:D:155:GLU:OE1	2.42	0.53
1:D:159:ARG:HD2	1:D:162:ARG:HH21	1.73	0.53
1:D:666:GLN:OE1	1:D:666:GLN:N	2.37	0.53
1:F:244:ARG:NH1	1:F:247:GLU:OE1	2.38	0.53
1:F:640:HIS:O	1:F:644:VAL:HG23	2.08	0.53
1:G:685:HIS:O	1:G:688:GLN:NE2	2.38	0.53
1:H:286:GLU:OE1	1:H:286:GLU:N	2.38	0.53
1:I:322:ARG:HH11	1:I:326:ASP:HB3	1.74	0.53
1:J:516:HIS:CD2	1:J:546:LEU:HD13	2.43	0.53
1:J:564:VAL:HG12	1:J:591:VAL:HG23	1.91	0.53
1:K:286:GLU:OE1	1:K:286:GLU:N	2.38	0.53
1:L:322:ARG:HH11	1:L:326:ASP:HB3	1.74	0.53
1:L:666:GLN:OE1	1:L:666:GLN:N	2.37	0.53
1:M:430:CYS:HB3	1:M:434:ARG:NH2	2.10	0.53
1:N:121:ARG:NH1	1:N:155:GLU:OE1	2.42	0.53
1:N:375:LYS:O	1:N:376:ARG:NH1	2.41	0.53
1:O:487:LEU:HD13	1:O:505:LEU:HD13	1.91	0.53
1:P:244:ARG:NH1	1:P:247:GLU:OE1	2.38	0.53
1:A:121:ARG:NH1	1:A:155:GLU:OE1	2.42	0.53
1:A:138:LEU:O	1:A:142:VAL:HG23	2.08	0.53
1:A:159:ARG:HD2	1:A:162:ARG:HH21	1.73	0.53
1:C:375:LYS:O	1:C:376:ARG:NH1	2.41	0.53
1:E:138:LEU:O	1:E:142:VAL:HG23	2.08	0.53
1:G:487:LEU:HD13	1:G:505:LEU:HD13	1.91	0.53
1:G:564:VAL:HG12	1:G:591:VAL:HG23	1.91	0.53
1:H:564:VAL:HG12	1:H:591:VAL:HG23	1.91	0.53
1:I:478:ASN:HD21	1:P:239:GLN:HB2	1.74	0.53
1:I:487:LEU:HD13	1:I:505:LEU:HD13	1.91	0.53
1:I:564:VAL:HG12	1:I:591:VAL:HG23	1.91	0.53
1:I:640:HIS:O	1:I:644:VAL:HG23	2.08	0.53
1:J:487:LEU:HD13	1:J:505:LEU:HD13	1.91	0.53
1:K:159:ARG:HD2	1:K:162:ARG:HH21	1.74	0.53
1:K:487:LEU:HD13	1:K:505:LEU:HD13	1.91	0.53
1:K:564:VAL:HG12	1:K:591:VAL:HG23	1.91	0.53
1:L:121:ARG:NH1	1:L:155:GLU:OE1	2.42	0.53
1:N:128:LEU:O	1:N:132:LEU:HG	2.08	0.53
1:O:121:ARG:NH1	1:O:155:GLU:OE1	2.42	0.53
1:O:159:ARG:HD2	1:O:162:ARG:HH21	1.74	0.53
1:P:375:LYS:O	1:P:376:ARG:NH1	2.41	0.53
1:P:564:VAL:HG12	1:P:591:VAL:HG23	1.91	0.53

*Continued on next page...*



*Continued from previous page...*

Atom-1	Atom-2	Interatomic distance (Å)	Clash overlap (Å)
1:B:640:HIS:O	1:B:644:VAL:HG23	2.08	0.53
1:E:121:ARG:NH1	1:E:155:GLU:OE1	2.42	0.53
1:E:375:LYS:O	1:E:376:ARG:NH1	2.41	0.53
1:E:564:VAL:HG12	1:E:591:VAL:HG23	1.91	0.53
1:F:564:VAL:HG12	1:F:591:VAL:HG23	1.91	0.53
1:G:533:VAL:HG21	1:H:510:LEU:HD11	1.89	0.53
1:H:159:ARG:HD2	1:H:162:ARG:HH21	1.73	0.53
1:H:487:LEU:HD13	1:H:505:LEU:HD13	1.91	0.53
1:I:244:ARG:NH1	1:I:247:GLU:OE1	2.38	0.53
1:J:159:ARG:HD2	1:J:162:ARG:HH21	1.74	0.53
1:K:322:ARG:HH11	1:K:326:ASP:HB3	1.74	0.53
1:L:138:LEU:O	1:L:142:VAL:HG23	2.08	0.53
1:L:564:VAL:HG12	1:L:591:VAL:HG23	1.91	0.53
1:M:94:GLU:HA	1:M:97:GLN:OE1	2.09	0.53
1:M:640:HIS:O	1:M:644:VAL:HG23	2.08	0.53
1:P:121:ARG:NH1	1:P:155:GLU:OE1	2.42	0.53
1:A:564:VAL:HG12	1:A:591:VAL:HG23	1.91	0.53
1:B:94:GLU:HA	1:B:97:GLN:OE1	2.09	0.53
1:C:685:HIS:O	1:C:688:GLN:NE2	2.38	0.53
1:E:627:ASP:N	1:E:627:ASP:OD1	2.40	0.53
1:E:640:HIS:O	1:E:644:VAL:HG23	2.08	0.53
1:G:159:ARG:HD2	1:G:162:ARG:HH21	1.74	0.53
1:H:138:LEU:O	1:H:142:VAL:HG23	2.08	0.53
1:H:322:ARG:HH11	1:H:326:ASP:HB3	1.74	0.53
1:I:159:ARG:HD2	1:I:162:ARG:HH21	1.74	0.53
1:M:666:GLN:OE1	1:M:666:GLN:N	2.37	0.53
1:N:94:GLU:HA	1:N:97:GLN:OE1	2.09	0.53
1:O:88:VAL:HG23	1:O:89:GLY:H	1.74	0.53
1:O:375:LYS:O	1:O:376:ARG:NH1	2.41	0.53
1:P:640:HIS:O	1:P:644:VAL:HG23	2.08	0.53
1:B:322:ARG:HH11	1:B:326:ASP:HB3	1.74	0.53
1:C:640:HIS:O	1:C:644:VAL:HG23	2.08	0.53
1:D:88:VAL:HG23	1:D:89:GLY:H	1.74	0.53
1:D:138:LEU:O	1:D:142:VAL:HG23	2.08	0.53
1:D:375:LYS:O	1:D:376:ARG:NH1	2.41	0.53
1:D:564:VAL:HG12	1:D:591:VAL:HG23	1.91	0.53
1:J:685:HIS:O	1:J:688:GLN:NE2	2.38	0.53
1:M:127:ASP:N	1:M:127:ASP:OD1	2.42	0.53
1:N:640:HIS:O	1:N:644:VAL:HG23	2.08	0.53
1:O:138:LEU:O	1:O:142:VAL:HG23	2.08	0.53
1:P:627:ASP:N	1:P:627:ASP:OD1	2.40	0.53

*Continued on next page...*

*Continued from previous page...*

Atom-1	Atom-2	Interatomic distance (Å)	Clash overlap (Å)
1:A:487:LEU:HD13	1:A:505:LEU:HD13	1.91	0.53
1:B:127:ASP:OD1	1:B:127:ASP:N	2.42	0.53
1:C:94:GLU:HA	1:C:97:GLN:OE1	2.09	0.53
1:C:487:LEU:HD13	1:C:505:LEU:HD13	1.91	0.53
1:D:94:GLU:HA	1:D:97:GLN:OE1	2.09	0.53
1:E:216:ARG:HB2	1:F:688:GLN:OE1	2.09	0.53
1:F:159:ARG:HD2	1:F:162:ARG:HH21	1.74	0.53
1:I:516:HIS:CD2	1:I:546:LEU:HD13	2.43	0.53
1:K:138:LEU:O	1:K:142:VAL:HG23	2.08	0.53
1:L:88:VAL:HG23	1:L:89:GLY:H	1.74	0.53
1:M:322:ARG:HH11	1:M:326:ASP:HB3	1.74	0.53
1:N:487:LEU:HD13	1:N:505:LEU:HD13	1.91	0.53
1:O:94:GLU:HA	1:O:97:GLN:OE1	2.09	0.53
1:A:483:ASP:OD2	1:A:487:LEU:N	2.36	0.52
1:A:627:ASP:OD1	1:A:627:ASP:N	2.40	0.52
1:B:430:CYS:HB3	1:B:434:ARG:NH2	2.10	0.52
1:C:483:ASP:OD1	1:C:485:SER:N	2.43	0.52
1:E:127:ASP:N	1:E:127:ASP:OD1	2.42	0.52
1:F:516:HIS:CD2	1:F:546:LEU:HD13	2.43	0.52
1:G:127:ASP:OD1	1:G:127:ASP:N	2.42	0.52
1:J:127:ASP:OD1	1:J:127:ASP:N	2.42	0.52
1:L:487:LEU:HD13	1:L:505:LEU:HD13	1.91	0.52
1:N:127:ASP:N	1:N:127:ASP:OD1	2.42	0.52
1:N:430:CYS:HB3	1:N:434:ARG:NH2	2.11	0.52
1:N:483:ASP:OD1	1:N:485:SER:N	2.43	0.52
1:N:630:MET:HA	1:N:668:LEU:HD23	1.92	0.52
1:O:564:VAL:HG12	1:O:591:VAL:HG23	1.91	0.52
1:P:127:ASP:N	1:P:127:ASP:OD1	2.42	0.52
1:B:630:MET:HA	1:B:668:LEU:HD23	1.91	0.52
1:C:127:ASP:N	1:C:127:ASP:OD1	2.42	0.52
1:C:564:VAL:HG12	1:C:591:VAL:HG23	1.91	0.52
1:C:630:MET:HA	1:C:668:LEU:HD23	1.91	0.52
1:H:88:VAL:HG23	1:H:89:GLY:H	1.74	0.52
1:H:121:ARG:NH1	1:H:155:GLU:OE1	2.42	0.52
1:J:322:ARG:HH11	1:J:326:ASP:HB3	1.74	0.52
1:K:121:ARG:NH1	1:K:155:GLU:OE1	2.42	0.52
1:K:128:LEU:O	1:K:132:LEU:HG	2.08	0.52
1:L:197:GLU:OE2	1:M:383:ASN:HA	2.08	0.52
1:N:564:VAL:HG12	1:N:591:VAL:HG23	1.91	0.52
1:N:685:HIS:O	1:N:688:GLN:NE2	2.38	0.52
1:O:516:HIS:CD2	1:O:546:LEU:HD13	2.43	0.52

*Continued on next page...*

*Continued from previous page...*

Atom-1	Atom-2	Interatomic distance (Å)	Clash overlap (Å)
1:A:88:VAL:HG23	1:A:89:GLY:H	1.74	0.52
1:B:138:LEU:O	1:B:142:VAL:HG23	2.08	0.52
1:B:516:HIS:CD2	1:B:546:LEU:HD13	2.43	0.52
1:B:666:GLN:OE1	1:B:666:GLN:N	2.37	0.52
1:C:430:CYS:HB3	1:C:434:ARG:NH2	2.10	0.52
1:F:121:ARG:NH1	1:F:155:GLU:OE1	2.42	0.52
1:G:288:GLU:OE2	1:G:338:ARG:NH1	2.43	0.52
1:K:88:VAL:HG23	1:K:89:GLY:H	1.74	0.52
1:O:288:GLU:OE2	1:O:338:ARG:NH1	2.43	0.52
1:A:127:ASP:OD1	1:A:127:ASP:N	2.42	0.52
1:B:564:VAL:HG12	1:B:591:VAL:HG23	1.91	0.52
1:D:288:GLU:OE2	1:D:338:ARG:NH1	2.43	0.52
1:D:516:HIS:CD2	1:D:546:LEU:HD13	2.43	0.52
1:G:244:ARG:NH1	1:G:247:GLU:OE1	2.38	0.52
1:G:322:ARG:HH11	1:G:326:ASP:HB3	1.74	0.52
1:H:127:ASP:N	1:H:127:ASP:OD1	2.42	0.52
1:H:128:LEU:O	1:H:132:LEU:HG	2.08	0.52
1:H:412:TRP:O	1:H:440:GLY:N	2.33	0.52
1:H:432:SER:HA	1:H:435:GLU:OE1	2.10	0.52
1:H:483:ASP:OD1	1:H:485:SER:N	2.43	0.52
1:I:121:ARG:NH1	1:I:155:GLU:OE1	2.42	0.52
1:J:288:GLU:OE2	1:J:338:ARG:NH1	2.43	0.52
1:J:432:SER:HA	1:J:435:GLU:OE1	2.09	0.52
1:K:127:ASP:N	1:K:127:ASP:OD1	2.42	0.52
1:K:483:ASP:OD1	1:K:485:SER:N	2.43	0.52
1:M:138:LEU:O	1:M:142:VAL:HG23	2.08	0.52
1:M:564:VAL:HG12	1:M:591:VAL:HG23	1.91	0.52
1:O:322:ARG:HH11	1:O:326:ASP:HB3	1.74	0.52
1:C:88:VAL:HG23	1:C:89:GLY:H	1.74	0.52
1:C:138:LEU:O	1:C:142:VAL:HG23	2.08	0.52
1:E:288:GLU:OE2	1:E:338:ARG:NH1	2.43	0.52
1:E:630:MET:HA	1:E:668:LEU:HD23	1.92	0.52
1:K:432:SER:HA	1:K:435:GLU:OE1	2.10	0.52
1:L:127:ASP:OD1	1:L:127:ASP:N	2.42	0.52
1:L:483:ASP:OD2	1:L:487:LEU:N	2.36	0.52
1:L:627:ASP:OD1	1:L:627:ASP:N	2.40	0.52
1:M:630:MET:HA	1:M:668:LEU:HD23	1.91	0.52
1:P:288:GLU:OE2	1:P:338:ARG:NH1	2.43	0.52
1:P:483:ASP:OD1	1:P:485:SER:N	2.43	0.52
1:P:630:MET:HA	1:P:668:LEU:HD23	1.91	0.52
1:A:432:SER:HA	1:A:435:GLU:OE1	2.10	0.52

*Continued on next page...*

*Continued from previous page...*

Atom-1	Atom-2	Interatomic distance (Å)	Clash overlap (Å)
1:C:288:GLU:OE2	1:C:338:ARG:NH1	2.43	0.52
1:D:322:ARG:HH11	1:D:326:ASP:HB3	1.74	0.52
1:E:483:ASP:OD1	1:E:485:SER:N	2.43	0.52
1:G:432:SER:HA	1:G:435:GLU:OE1	2.10	0.52
1:I:483:ASP:OD1	1:I:485:SER:N	2.43	0.52
1:J:612:MET:O	1:J:651:LYS:NZ	2.33	0.52
1:L:432:SER:HA	1:L:435:GLU:OE1	2.10	0.52
1:M:88:VAL:HG23	1:M:89:GLY:H	1.74	0.52
1:M:422:GLN:HG2	1:M:427:SER:HB3	1.92	0.52
1:M:516:HIS:CD2	1:M:546:LEU:HD13	2.43	0.52
1:N:88:VAL:HG23	1:N:89:GLY:H	1.74	0.52
1:N:138:LEU:O	1:N:142:VAL:HG23	2.08	0.52
1:N:422:GLN:HG2	1:N:427:SER:HB3	1.92	0.52
1:N:432:SER:HA	1:N:435:GLU:OE1	2.10	0.52
1:A:94:GLU:HA	1:A:97:GLN:OE1	2.09	0.52
1:D:127:ASP:OD1	1:D:127:ASP:N	2.42	0.52
1:E:94:GLU:HA	1:E:97:GLN:OE1	2.09	0.52
1:F:483:ASP:OD1	1:F:485:SER:N	2.43	0.52
1:G:483:ASP:OD1	1:G:485:SER:N	2.43	0.52
1:H:94:GLU:HA	1:H:97:GLN:OE1	2.09	0.52
1:I:94:GLU:HA	1:I:97:GLN:OE1	2.09	0.52
1:J:244:ARG:NH1	1:J:247:GLU:OE1	2.38	0.52
1:K:94:GLU:HA	1:K:97:GLN:OE1	2.09	0.52
1:K:288:GLU:OE2	1:K:338:ARG:NH1	2.43	0.52
1:M:483:ASP:OD1	1:M:485:SER:N	2.43	0.52
1:M:685:HIS:O	1:M:688:GLN:NE2	2.38	0.52
1:N:197:GLU:OE1	1:O:384:GLY:N	2.43	0.52
1:O:127:ASP:OD1	1:O:127:ASP:N	2.42	0.52
1:P:88:VAL:HG23	1:P:89:GLY:H	1.74	0.52
1:P:94:GLU:HA	1:P:97:GLN:OE1	2.09	0.52
1:B:88:VAL:HG23	1:B:89:GLY:H	1.74	0.52
1:B:422:GLN:HG2	1:B:427:SER:HB3	1.92	0.52
1:B:483:ASP:OD1	1:B:485:SER:N	2.43	0.52
1:B:487:LEU:HD13	1:B:505:LEU:HD13	1.91	0.52
1:B:685:HIS:O	1:B:688:GLN:NE2	2.38	0.52
1:C:418:GLN:HA	1:C:421:LEU:HD12	1.92	0.52
1:C:422:GLN:HG2	1:C:427:SER:HB3	1.92	0.52
1:C:432:SER:HA	1:C:435:GLU:OE1	2.10	0.52
1:E:88:VAL:HG23	1:E:89:GLY:H	1.74	0.52
1:F:94:GLU:HA	1:F:97:GLN:OE1	2.09	0.52
1:H:288:GLU:OE2	1:H:338:ARG:NH1	2.43	0.52

*Continued on next page...*

*Continued from previous page...*

Atom-1	Atom-2	Interatomic distance (Å)	Clash overlap (Å)
1:J:483:ASP:OD1	1:J:485:SER:N	2.43	0.52
1:K:418:GLN:HA	1:K:421:LEU:HD12	1.92	0.52
1:L:197:GLU:HB2	1:M:382:THR:O	2.10	0.52
1:N:288:GLU:OE2	1:N:338:ARG:NH1	2.43	0.52
1:A:418:GLN:HA	1:A:421:LEU:HD12	1.92	0.52
1:B:418:GLN:HA	1:B:421:LEU:HD12	1.92	0.52
1:F:127:ASP:N	1:F:127:ASP:OD1	2.42	0.52
1:F:630:MET:HA	1:F:668:LEU:HD23	1.91	0.52
1:G:94:GLU:HA	1:G:97:GLN:OE1	2.09	0.52
1:I:432:SER:HA	1:I:435:GLU:OE1	2.10	0.52
1:L:94:GLU:HA	1:L:97:GLN:OE1	2.09	0.52
1:L:288:GLU:OE2	1:L:338:ARG:NH1	2.43	0.52
1:L:418:GLN:HA	1:L:421:LEU:HD12	1.92	0.52
1:N:418:GLN:HA	1:N:421:LEU:HD12	1.92	0.52
1:N:666:GLN:OE1	1:N:666:GLN:N	2.37	0.52
1:O:94:GLU:O	1:O:98:LEU:HG	2.10	0.52
1:B:432:SER:HA	1:B:435:GLU:OE1	2.10	0.52
1:C:322:ARG:HH11	1:C:326:ASP:HB3	1.74	0.52
1:D:94:GLU:O	1:D:98:LEU:HG	2.10	0.52
1:E:94:GLU:O	1:E:98:LEU:HG	2.10	0.52
1:G:94:GLU:O	1:G:98:LEU:HG	2.10	0.52
1:G:422:GLN:HG2	1:G:427:SER:HB3	1.92	0.52
1:H:418:GLN:HA	1:H:421:LEU:HD12	1.92	0.52
1:I:94:GLU:O	1:I:98:LEU:HG	2.10	0.52
1:I:127:ASP:OD1	1:I:127:ASP:N	2.42	0.52
1:I:422:GLN:HG2	1:I:427:SER:HB3	1.92	0.52
1:I:630:MET:HA	1:I:668:LEU:HD23	1.92	0.52
1:J:94:GLU:O	1:J:98:LEU:HG	2.10	0.52
1:J:121:ARG:NH1	1:J:155:GLU:OE1	2.42	0.52
1:J:666:GLN:OE1	1:J:666:GLN:N	2.37	0.52
1:M:418:GLN:HA	1:M:421:LEU:HD12	1.92	0.52
1:M:448:GLU:OE2	1:M:463:ARG:NE	2.42	0.52
1:M:487:LEU:HD13	1:M:505:LEU:HD13	1.91	0.52
1:P:94:GLU:O	1:P:98:LEU:HG	2.10	0.52
1:A:422:GLN:HG2	1:A:427:SER:HB3	1.91	0.51
1:F:94:GLU:O	1:F:98:LEU:HG	2.10	0.51
1:F:412:TRP:O	1:F:440:GLY:N	2.33	0.51
1:F:418:GLN:HA	1:F:421:LEU:HD12	1.92	0.51
1:F:432:SER:HA	1:F:435:GLU:OE1	2.10	0.51
1:G:418:GLN:HA	1:G:421:LEU:HD12	1.92	0.51
1:H:151:ILE:HG13	1:H:156:ASN:HD21	1.76	0.51

*Continued on next page...*

*Continued from previous page...*

Atom-1	Atom-2	Interatomic distance (Å)	Clash overlap (Å)
1:J:94:GLU:HA	1:J:97:GLN:OE1	2.09	0.51
1:J:418:GLN:HA	1:J:421:LEU:HD12	1.92	0.51
1:M:432:SER:HA	1:M:435:GLU:OE1	2.10	0.51
1:A:288:GLU:OE2	1:A:338:ARG:NH1	2.43	0.51
1:A:483:ASP:OD1	1:A:485:SER:N	2.43	0.51
1:C:666:GLN:OE1	1:C:666:GLN:N	2.37	0.51
1:D:483:ASP:OD1	1:D:485:SER:N	2.43	0.51
1:E:322:ARG:HH11	1:E:326:ASP:HB3	1.74	0.51
1:E:432:SER:HA	1:E:435:GLU:OE1	2.10	0.51
1:F:88:VAL:HG23	1:F:89:GLY:H	1.74	0.51
1:G:88:VAL:HG23	1:G:89:GLY:H	1.74	0.51
1:G:121:ARG:NH1	1:G:155:GLU:OE1	2.42	0.51
1:I:88:VAL:HG23	1:I:89:GLY:H	1.74	0.51
1:J:88:VAL:HG23	1:J:89:GLY:H	1.74	0.51
1:J:180:LEU:O	1:J:184:VAL:HG23	2.11	0.51
1:K:151:ILE:HG13	1:K:156:ASN:HD21	1.76	0.51
1:K:412:TRP:O	1:K:440:GLY:N	2.33	0.51
1:L:94:GLU:O	1:L:98:LEU:HG	2.10	0.51
1:M:197:GLU:OE1	1:N:384:GLY:N	2.43	0.51
1:P:418:GLN:HA	1:P:421:LEU:HD12	1.92	0.51
1:A:94:GLU:O	1:A:98:LEU:HG	2.10	0.51
1:A:151:ILE:HG13	1:A:156:ASN:HD21	1.76	0.51
1:D:418:GLN:HA	1:D:421:LEU:HD12	1.92	0.51
1:E:418:GLN:HA	1:E:421:LEU:HD12	1.92	0.51
1:F:448:GLU:OE2	1:F:463:ARG:NE	2.42	0.51
1:G:151:ILE:HG13	1:G:156:ASN:HD21	1.76	0.51
1:G:180:LEU:O	1:G:184:VAL:HG23	2.11	0.51
1:G:666:GLN:N	1:G:666:GLN:OE1	2.37	0.51
1:I:288:GLU:OE2	1:I:338:ARG:NH1	2.43	0.51
1:J:422:GLN:HG2	1:J:427:SER:HB3	1.92	0.51
1:L:422:GLN:HG2	1:L:427:SER:HB3	1.92	0.51
1:N:322:ARG:HH11	1:N:326:ASP:HB3	1.74	0.51
1:O:180:LEU:O	1:O:184:VAL:HG23	2.11	0.51
1:P:203:VAL:HA	1:P:208:LEU:HD23	1.92	0.51
1:D:180:LEU:O	1:D:184:VAL:HG23	2.11	0.51
1:D:422:GLN:HG2	1:D:427:SER:HB3	1.91	0.51
1:F:288:GLU:OE2	1:F:338:ARG:NH1	2.43	0.51
1:F:422:GLN:HG2	1:F:427:SER:HB3	1.92	0.51
1:G:412:TRP:O	1:G:440:GLY:N	2.33	0.51
1:H:180:LEU:O	1:H:184:VAL:HG23	2.11	0.51
1:I:418:GLN:HA	1:I:421:LEU:HD12	1.92	0.51

*Continued on next page...*

*Continued from previous page...*

Atom-1	Atom-2	Interatomic distance (Å)	Clash overlap (Å)
1:I:448:GLU:OE2	1:I:463:ARG:NE	2.42	0.51
1:L:483:ASP:OD1	1:L:485:SER:N	2.43	0.51
1:N:94:GLU:O	1:N:98:LEU:HG	2.10	0.51
1:O:418:GLN:HA	1:O:421:LEU:HD12	1.92	0.51
1:O:432:SER:HA	1:O:435:GLU:OE1	2.10	0.51
1:O:483:ASP:OD1	1:O:485:SER:N	2.43	0.51
1:P:322:ARG:HH11	1:P:326:ASP:HB3	1.74	0.51
1:P:432:SER:HA	1:P:435:GLU:OE1	2.10	0.51
1:D:60:GLU:OE2	1:L:310:ARG:NH2	2.44	0.51
1:D:203:VAL:HA	1:D:208:LEU:HD23	1.92	0.51
1:D:630:MET:HA	1:D:668:LEU:HD23	1.92	0.51
1:E:151:ILE:HG13	1:E:156:ASN:HD21	1.76	0.51
1:E:203:VAL:HA	1:E:208:LEU:HD23	1.92	0.51
1:J:151:ILE:HG13	1:J:156:ASN:HD21	1.76	0.51
1:K:180:LEU:O	1:K:184:VAL:HG23	2.11	0.51
1:L:151:ILE:HG13	1:L:156:ASN:HD21	1.76	0.51
1:O:422:GLN:HG2	1:O:427:SER:HB3	1.92	0.51
1:B:94:GLU:O	1:B:98:LEU:HG	2.10	0.51
1:B:101:GLU:HA	1:B:104:LEU:HB2	1.93	0.51
1:B:151:ILE:HG13	1:B:156:ASN:HD21	1.76	0.51
1:B:235:LEU:HD13	1:B:276:VAL:HG21	1.93	0.51
1:B:288:GLU:OE2	1:B:338:ARG:NH1	2.43	0.51
1:D:432:SER:HA	1:D:435:GLU:OE1	2.10	0.51
1:F:180:LEU:O	1:F:184:VAL:HG23	2.11	0.51
1:I:180:LEU:O	1:I:184:VAL:HG23	2.11	0.51
1:I:412:TRP:O	1:I:440:GLY:N	2.33	0.51
1:J:340:GLU:OE1	1:J:340:GLU:N	2.30	0.51
1:M:151:ILE:HG13	1:M:156:ASN:HD21	1.75	0.51
1:M:235:LEU:HD13	1:M:276:VAL:HG21	1.93	0.51
1:P:151:ILE:HG13	1:P:156:ASN:HD21	1.76	0.51
1:P:422:GLN:HG2	1:P:427:SER:HB3	1.91	0.51
1:A:180:LEU:O	1:A:184:VAL:HG23	2.11	0.51
1:C:94:GLU:O	1:C:98:LEU:HG	2.10	0.51
1:E:422:GLN:HG2	1:E:427:SER:HB3	1.92	0.51
1:J:630:MET:HA	1:J:668:LEU:HD23	1.92	0.51
1:K:422:GLN:HG2	1:K:427:SER:HB3	1.92	0.51
1:K:630:MET:HA	1:K:668:LEU:HD23	1.91	0.51
1:M:203:VAL:HA	1:M:208:LEU:HD23	1.92	0.51
1:N:235:LEU:HD13	1:N:276:VAL:HG21	1.93	0.51
1:O:203:VAL:HA	1:O:208:LEU:HD23	1.92	0.51
1:O:583:HIS:ND1	1:O:692:ILE:HG13	2.26	0.51

*Continued on next page...*



*Continued from previous page...*

Atom-1	Atom-2	Interatomic distance (Å)	Clash overlap (Å)
1:O:630:MET:HA	1:O:668:LEU:HD23	1.91	0.51
1:P:180:LEU:O	1:P:184:VAL:HG23	2.11	0.51
1:A:630:MET:HA	1:A:668:LEU:HD23	1.91	0.51
1:B:203:VAL:HA	1:B:208:LEU:HD23	1.92	0.51
1:C:175:ARG:HD3	1:C:213:TYR:CD1	2.46	0.51
1:C:217:ARG:HH12	1:D:685:HIS:HB3	1.76	0.51
1:C:235:LEU:HD13	1:C:276:VAL:HG21	1.93	0.51
1:C:612:MET:O	1:C:651:LYS:NZ	2.33	0.51
1:D:583:HIS:ND1	1:D:692:ILE:HG13	2.26	0.51
1:E:180:LEU:O	1:E:184:VAL:HG23	2.11	0.51
1:F:627:ASP:OD1	1:F:627:ASP:N	2.40	0.51
1:H:422:GLN:HG2	1:H:427:SER:HB3	1.92	0.51
1:I:203:VAL:HA	1:I:208:LEU:HD23	1.92	0.51
1:M:94:GLU:O	1:M:98:LEU:HG	2.10	0.51
1:M:101:GLU:HA	1:M:104:LEU:HB2	1.93	0.51
1:M:288:GLU:OE2	1:M:338:ARG:NH1	2.43	0.51
1:N:175:ARG:HD3	1:N:213:TYR:CD1	2.46	0.51
1:A:483:ASP:OD1	1:A:484:ARG:N	2.44	0.51
1:C:101:GLU:HA	1:C:104:LEU:HB2	1.93	0.51
1:D:151:ILE:HG13	1:D:156:ASN:HD21	1.76	0.51
1:E:483:ASP:OD2	1:E:487:LEU:N	2.36	0.51
1:G:630:MET:HA	1:G:668:LEU:HD23	1.92	0.51
1:H:483:ASP:OD1	1:H:484:ARG:N	2.44	0.51
1:J:412:TRP:O	1:J:440:GLY:N	2.33	0.51
1:K:483:ASP:OD1	1:K:484:ARG:N	2.44	0.51
1:L:180:LEU:O	1:L:184:VAL:HG23	2.11	0.51
1:L:203:VAL:HA	1:L:208:LEU:HD23	1.92	0.51
1:L:235:LEU:HD13	1:L:276:VAL:HG21	1.93	0.51
1:L:483:ASP:OD1	1:L:484:ARG:N	2.44	0.51
1:M:328:GLN:NE2	1:N:416:GLU:OE2	2.43	0.51
1:N:101:GLU:HA	1:N:104:LEU:HB2	1.93	0.51
1:A:203:VAL:HA	1:A:208:LEU:HD23	1.92	0.51
1:A:235:LEU:HD13	1:A:276:VAL:HG21	1.93	0.51
1:A:310:ARG:NH2	1:O:60:GLU:OE2	2.43	0.51
1:B:180:LEU:O	1:B:184:VAL:HG23	2.11	0.51
1:C:516:HIS:CG	1:C:546:LEU:HD13	2.47	0.51
1:D:685:HIS:O	1:D:688:GLN:NE2	2.38	0.51
1:E:464:LYS:HE2	1:F:445:ARG:NH2	2.25	0.51
1:F:203:VAL:HA	1:F:208:LEU:HD23	1.92	0.51
1:G:340:GLU:OE1	1:G:340:GLU:N	2.30	0.51
1:G:483:ASP:OD1	1:G:484:ARG:N	2.44	0.51

*Continued on next page...*



*Continued from previous page...*

Atom-1	Atom-2	Interatomic distance (Å)	Clash overlap (Å)
1:H:630:MET:HA	1:H:668:LEU:HD23	1.92	0.51
1:J:483:ASP:OD1	1:J:484:ARG:N	2.44	0.51
1:M:175:ARG:HD3	1:M:213:TYR:CD1	2.46	0.51
1:N:180:LEU:O	1:N:184:VAL:HG23	2.11	0.51
1:N:516:HIS:CG	1:N:546:LEU:HD13	2.47	0.51
1:A:151:ILE:O	1:A:156:ASN:ND2	2.45	0.50
1:B:151:ILE:O	1:B:156:ASN:ND2	2.45	0.50
1:B:175:ARG:HD3	1:B:213:TYR:CD1	2.46	0.50
1:C:151:ILE:HG13	1:C:156:ASN:HD21	1.76	0.50
1:C:180:LEU:O	1:C:184:VAL:HG23	2.11	0.50
1:D:244:ARG:NH1	1:D:244:ARG:HA	2.26	0.50
1:E:483:ASP:OD1	1:E:484:ARG:N	2.44	0.50
1:F:244:ARG:NH1	1:F:244:ARG:HA	2.26	0.50
1:H:448:GLU:OE2	1:H:463:ARG:NE	2.42	0.50
1:I:627:ASP:OD1	1:I:627:ASP:N	2.40	0.50
1:L:151:ILE:O	1:L:156:ASN:ND2	2.45	0.50
1:L:244:ARG:NH1	1:L:244:ARG:HA	2.26	0.50
1:L:630:MET:HA	1:L:668:LEU:HD23	1.91	0.50
1:M:151:ILE:O	1:M:156:ASN:ND2	2.45	0.50
1:N:151:ILE:HG13	1:N:156:ASN:HD21	1.76	0.50
1:O:101:GLU:HA	1:O:104:LEU:HB2	1.93	0.50
1:O:256:PRO:HG3	1:P:582:VAL:HG21	1.92	0.50
1:P:483:ASP:OD2	1:P:487:LEU:N	2.36	0.50
1:P:516:HIS:CG	1:P:546:LEU:HD13	2.46	0.50
1:A:244:ARG:NH1	1:A:244:ARG:HA	2.26	0.50
1:C:151:ILE:O	1:C:156:ASN:ND2	2.45	0.50
1:E:516:HIS:CG	1:E:546:LEU:HD13	2.47	0.50
1:H:151:ILE:O	1:H:156:ASN:ND2	2.45	0.50
1:I:151:ILE:HG13	1:I:156:ASN:HD21	1.76	0.50
1:I:244:ARG:NH1	1:I:244:ARG:HA	2.27	0.50
1:J:244:ARG:NH1	1:J:244:ARG:HA	2.26	0.50
1:K:94:GLU:O	1:K:98:LEU:HG	2.10	0.50
1:K:583:HIS:ND1	1:K:692:ILE:HG13	2.26	0.50
1:M:180:LEU:O	1:M:184:VAL:HG23	2.11	0.50
1:N:483:ASP:OD2	1:N:487:LEU:N	2.36	0.50
1:O:151:ILE:HG13	1:O:156:ASN:HD21	1.76	0.50
1:O:235:LEU:HD13	1:O:276:VAL:HG21	1.93	0.50
1:O:244:ARG:NH1	1:O:244:ARG:HA	2.27	0.50
1:P:293:LEU:HB3	1:P:340:GLU:HG2	1.94	0.50
1:P:483:ASP:OD1	1:P:484:ARG:N	2.44	0.50
1:C:448:GLU:OE2	1:C:463:ARG:NE	2.42	0.50

*Continued on next page...*

*Continued from previous page...*

Atom-1	Atom-2	Interatomic distance (Å)	Clash overlap (Å)
1:D:101:GLU:HA	1:D:104:LEU:HB2	1.93	0.50
1:D:175:ARG:HD3	1:D:213:TYR:CD1	2.46	0.50
1:E:293:LEU:HB3	1:E:340:GLU:HG2	1.94	0.50
1:F:101:GLU:HA	1:F:104:LEU:HB2	1.93	0.50
1:F:151:ILE:HG13	1:F:156:ASN:HD21	1.76	0.50
1:F:235:LEU:HD13	1:F:276:VAL:HG21	1.93	0.50
1:F:516:HIS:CG	1:F:546:LEU:HD13	2.47	0.50
1:G:180:LEU:O	1:G:183:SER:OG	2.24	0.50
1:H:94:GLU:O	1:H:98:LEU:HG	2.10	0.50
1:H:583:HIS:ND1	1:H:692:ILE:HG13	2.26	0.50
1:I:235:LEU:HD13	1:I:276:VAL:HG21	1.93	0.50
1:I:516:HIS:CG	1:I:546:LEU:HD13	2.47	0.50
1:J:583:HIS:ND1	1:J:692:ILE:HG13	2.26	0.50
1:K:151:ILE:O	1:K:156:ASN:ND2	2.45	0.50
1:L:175:ARG:HD3	1:L:213:TYR:CD1	2.46	0.50
1:L:583:HIS:ND1	1:L:692:ILE:HG13	2.26	0.50
1:N:151:ILE:O	1:N:156:ASN:ND2	2.45	0.50
1:N:203:VAL:HA	1:N:208:LEU:HD23	1.92	0.50
1:O:175:ARG:HD3	1:O:213:TYR:CD1	2.46	0.50
1:A:175:ARG:HD3	1:A:213:TYR:CD1	2.46	0.50
1:A:583:HIS:ND1	1:A:692:ILE:HG13	2.26	0.50
1:C:203:VAL:HA	1:C:208:LEU:HD23	1.92	0.50
1:C:483:ASP:OD2	1:C:487:LEU:N	2.36	0.50
1:D:235:LEU:HD13	1:D:276:VAL:HG21	1.93	0.50
1:D:483:ASP:OD2	1:D:487:LEU:N	2.36	0.50
1:F:293:LEU:HB3	1:F:340:GLU:HG2	1.94	0.50
1:G:244:ARG:NH1	1:G:244:ARG:HA	2.27	0.50
1:I:101:GLU:HA	1:I:104:LEU:HB2	1.93	0.50
1:I:293:LEU:HB3	1:I:340:GLU:HG2	1.94	0.50
1:K:217:ARG:HH22	1:L:688:GLN:NE2	2.10	0.50
1:K:448:GLU:OE2	1:K:463:ARG:NE	2.42	0.50
1:M:612:MET:O	1:M:651:LYS:NZ	2.33	0.50
1:O:483:ASP:OD2	1:O:487:LEU:N	2.36	0.50
1:A:240:ALA:O	1:A:244:ARG:HG2	2.12	0.50
1:B:516:HIS:CG	1:B:546:LEU:HD13	2.47	0.50
1:C:433:PHE:CE1	1:C:455:LEU:HD13	2.47	0.50
1:C:501:TYR:CZ	1:C:529:ILE:HG23	2.47	0.50
1:D:501:TYR:CZ	1:D:529:ILE:HG23	2.47	0.50
1:G:583:HIS:ND1	1:G:692:ILE:HG13	2.26	0.50
1:H:101:GLU:HA	1:H:104:LEU:HB2	1.93	0.50
1:I:583:HIS:ND1	1:I:692:ILE:HG13	2.26	0.50

*Continued on next page...*

*Continued from previous page...*

Atom-1	Atom-2	Interatomic distance (Å)	Clash overlap (Å)
1:K:203:VAL:HA	1:K:208:LEU:HD23	1.92	0.50
1:K:430:CYS:HB3	1:K:434:ARG:NH2	2.10	0.50
1:L:240:ALA:O	1:L:244:ARG:HG2	2.12	0.50
1:N:464:LYS:HD3	1:O:442:LEU:CD2	2.41	0.50
1:N:483:ASP:OD1	1:N:484:ARG:N	2.44	0.50
1:N:501:TYR:CZ	1:N:529:ILE:HG23	2.47	0.50
1:O:293:LEU:HB3	1:O:340:GLU:HG2	1.94	0.50
1:O:501:TYR:CZ	1:O:529:ILE:HG23	2.47	0.50
1:O:685:HIS:O	1:O:688:GLN:NE2	2.38	0.50
1:P:235:LEU:HD13	1:P:276:VAL:HG21	1.93	0.50
1:C:483:ASP:OD1	1:C:484:ARG:N	2.44	0.50
1:E:235:LEU:HD13	1:E:276:VAL:HG21	1.93	0.50
1:F:483:ASP:OD1	1:F:484:ARG:N	2.44	0.50
1:I:175:ARG:HD3	1:I:213:TYR:CD1	2.46	0.50
1:I:384:GLY:N	1:P:197:GLU:OE1	2.44	0.50
1:I:483:ASP:OD1	1:I:484:ARG:N	2.44	0.50
1:J:180:LEU:O	1:J:183:SER:OG	2.24	0.50
1:K:101:GLU:HA	1:K:104:LEU:HB2	1.93	0.50
1:K:252:GLU:OE1	1:K:252:GLU:N	2.45	0.50
1:L:101:GLU:HA	1:L:104:LEU:HB2	1.93	0.50
1:M:583:HIS:ND1	1:M:692:ILE:HG13	2.26	0.50
1:N:433:PHE:CE1	1:N:455:LEU:HD13	2.47	0.50
1:O:612:MET:O	1:O:651:LYS:NZ	2.33	0.50
1:B:240:ALA:O	1:B:244:ARG:HG2	2.12	0.50
1:B:583:HIS:ND1	1:B:692:ILE:HG13	2.26	0.50
1:C:583:HIS:ND1	1:C:692:ILE:HG13	2.26	0.50
1:D:293:LEU:HB3	1:D:340:GLU:HG2	1.94	0.50
1:F:175:ARG:HD3	1:F:213:TYR:CD1	2.46	0.50
1:F:240:ALA:O	1:F:244:ARG:HG2	2.12	0.50
1:F:433:PHE:CE1	1:F:455:LEU:HD13	2.47	0.50
1:F:583:HIS:ND1	1:F:692:ILE:HG13	2.26	0.50
1:H:252:GLU:OE1	1:H:252:GLU:N	2.45	0.50
1:I:688:GLN:NE2	1:P:217:ARG:HH22	2.08	0.50
1:K:240:ALA:O	1:K:244:ARG:HG2	2.12	0.50
1:M:240:ALA:O	1:M:244:ARG:HG2	2.12	0.50
1:M:501:TYR:CZ	1:M:529:ILE:HG23	2.47	0.50
1:M:516:HIS:CG	1:M:546:LEU:HD13	2.46	0.50
1:N:448:GLU:OE2	1:N:463:ARG:NE	2.42	0.50
1:A:101:GLU:HA	1:A:104:LEU:HB2	1.93	0.50
1:B:501:TYR:CZ	1:B:529:ILE:HG23	2.47	0.50
1:D:433:PHE:CE1	1:D:455:LEU:HD13	2.47	0.50

*Continued on next page...*

*Continued from previous page...*

Atom-1	Atom-2	Interatomic distance (Å)	Clash overlap (Å)
1:E:151:ILE:O	1:E:156:ASN:ND2	2.45	0.50
1:F:501:TYR:CZ	1:F:529:ILE:HG23	2.47	0.50
1:G:151:ILE:O	1:G:156:ASN:ND2	2.45	0.50
1:G:293:LEU:HB3	1:G:340:GLU:HG2	1.94	0.50
1:H:203:VAL:HA	1:H:208:LEU:HD23	1.92	0.50
1:H:240:ALA:O	1:H:244:ARG:HG2	2.12	0.50
1:H:244:ARG:NH1	1:H:244:ARG:HA	2.26	0.50
1:H:685:HIS:O	1:H:688:GLN:NE2	2.38	0.50
1:I:240:ALA:O	1:I:244:ARG:HG2	2.12	0.50
1:I:501:TYR:CZ	1:I:529:ILE:HG23	2.47	0.50
1:J:151:ILE:O	1:J:156:ASN:ND2	2.45	0.50
1:J:293:LEU:HB3	1:J:340:GLU:HG2	1.94	0.50
1:K:256:PRO:CG	1:L:582:VAL:HG21	2.41	0.50
1:N:244:ARG:NH1	1:N:244:ARG:HA	2.26	0.50
1:N:583:HIS:ND1	1:N:692:ILE:HG13	2.26	0.50
1:O:433:PHE:CE1	1:O:455:LEU:HD13	2.47	0.50
1:P:151:ILE:O	1:P:156:ASN:ND2	2.45	0.50
1:P:583:HIS:ND1	1:P:692:ILE:HG13	2.26	0.50
1:A:252:GLU:OE1	1:A:252:GLU:N	2.45	0.50
1:B:483:ASP:OD1	1:B:484:ARG:N	2.44	0.50
1:B:483:ASP:OD2	1:B:487:LEU:N	2.36	0.50
1:E:101:GLU:HA	1:E:104:LEU:HB2	1.93	0.50
1:E:240:ALA:O	1:E:244:ARG:HG2	2.12	0.50
1:E:583:HIS:ND1	1:E:692:ILE:HG13	2.26	0.50
1:F:151:ILE:O	1:F:156:ASN:ND2	2.45	0.50
1:F:180:LEU:O	1:F:183:SER:OG	2.24	0.50
1:G:175:ARG:HD3	1:G:213:TYR:CD1	2.46	0.50
1:G:235:LEU:HD13	1:G:276:VAL:HG21	1.92	0.50
1:H:430:CYS:HB3	1:H:434:ARG:NH2	2.10	0.50
1:I:151:ILE:O	1:I:156:ASN:ND2	2.45	0.50
1:I:180:LEU:O	1:I:183:SER:OG	2.24	0.50
1:I:430:CYS:HB3	1:I:434:ARG:NH2	2.10	0.50
1:I:433:PHE:CE1	1:I:455:LEU:HD13	2.47	0.50
1:J:516:HIS:CG	1:J:546:LEU:HD13	2.46	0.50
1:L:197:GLU:CD	1:M:383:ASN:HA	2.31	0.50
1:P:240:ALA:O	1:P:244:ARG:HG2	2.12	0.50
1:B:244:ARG:NH1	1:B:244:ARG:HA	2.26	0.49
1:C:293:LEU:HB3	1:C:340:GLU:HG2	1.94	0.49
1:D:151:ILE:O	1:D:156:ASN:ND2	2.45	0.49
1:E:412:TRP:O	1:E:440:GLY:N	2.33	0.49
1:E:433:PHE:CE1	1:E:455:LEU:HD13	2.47	0.49

*Continued on next page...*

*Continued from previous page...*

Atom-1	Atom-2	Interatomic distance (Å)	Clash overlap (Å)
1:G:433:PHE:CE1	1:G:455:LEU:HD13	2.47	0.49
1:K:235:LEU:HD13	1:K:276:VAL:HG21	1.93	0.49
1:L:252:GLU:OE1	1:L:252:GLU:N	2.45	0.49
1:M:433:PHE:CE1	1:M:455:LEU:HD13	2.47	0.49
1:M:483:ASP:OD1	1:M:484:ARG:N	2.44	0.49
1:M:483:ASP:OD2	1:M:487:LEU:N	2.36	0.49
1:N:240:ALA:O	1:N:244:ARG:HG2	2.12	0.49
1:P:101:GLU:HA	1:P:104:LEU:HB2	1.93	0.49
1:B:433:PHE:CE1	1:B:455:LEU:HD13	2.47	0.49
1:C:244:ARG:NH1	1:C:244:ARG:HA	2.27	0.49
1:D:612:MET:O	1:D:651:LYS:NZ	2.33	0.49
1:E:501:TYR:CZ	1:E:529:ILE:HG23	2.47	0.49
1:G:203:VAL:HA	1:G:208:LEU:HD23	1.92	0.49
1:H:235:LEU:HD13	1:H:276:VAL:HG21	1.93	0.49
1:J:175:ARG:HD3	1:J:213:TYR:CD1	2.46	0.49
1:J:235:LEU:HD13	1:J:276:VAL:HG21	1.92	0.49
1:J:433:PHE:CE1	1:J:455:LEU:HD13	2.47	0.49
1:K:244:ARG:NH1	1:K:244:ARG:HA	2.26	0.49
1:K:516:HIS:CG	1:K:546:LEU:HD13	2.46	0.49
1:L:433:PHE:CE1	1:L:455:LEU:HD13	2.47	0.49
1:L:501:TYR:CZ	1:L:529:ILE:HG23	2.47	0.49
1:O:151:ILE:O	1:O:156:ASN:ND2	2.45	0.49
1:O:516:HIS:CG	1:O:546:LEU:HD13	2.46	0.49
1:P:175:ARG:HD3	1:P:213:TYR:CD1	2.46	0.49
1:P:244:ARG:NH1	1:P:244:ARG:HA	2.27	0.49
1:P:433:PHE:CE1	1:P:455:LEU:HD13	2.47	0.49
1:P:501:TYR:CZ	1:P:529:ILE:HG23	2.47	0.49
1:C:240:ALA:O	1:C:244:ARG:HG2	2.12	0.49
1:D:128:LEU:HD12	1:D:131:ARG:NH2	2.28	0.49
1:E:61:VAL:HG13	1:E:112:VAL:HG22	1.94	0.49
1:E:175:ARG:HD3	1:E:213:TYR:CD1	2.46	0.49
1:E:244:ARG:NH1	1:E:244:ARG:HA	2.26	0.49
1:F:256:PRO:HG3	1:G:582:VAL:HG21	1.95	0.49
1:F:533:VAL:HG23	1:G:526:ASP:OD2	2.13	0.49
1:G:516:HIS:CG	1:G:546:LEU:HD13	2.47	0.49
1:P:61:VAL:HG13	1:P:112:VAL:HG22	1.94	0.49
1:A:501:TYR:CZ	1:A:529:ILE:HG23	2.47	0.49
1:C:461:ILE:HD12	1:D:436:GLN:HG3	1.95	0.49
1:D:61:VAL:HG13	1:D:112:VAL:HG22	1.94	0.49
1:E:456:GLY:HA2	1:E:458:LYS:HE2	1.94	0.49
1:F:61:VAL:HG13	1:F:112:VAL:HG22	1.94	0.49

*Continued on next page...*

*Continued from previous page...*

Atom-1	Atom-2	Interatomic distance (Å)	Clash overlap (Å)
1:F:430:CYS:HB3	1:F:434:ARG:NH2	2.11	0.49
1:G:101:GLU:HA	1:G:104:LEU:HB2	1.93	0.49
1:G:632:ASP:OD2	1:G:636:LYS:N	2.46	0.49
1:H:433:PHE:CE1	1:H:455:LEU:HD13	2.47	0.49
1:I:456:GLY:HA2	1:I:458:LYS:HE2	1.94	0.49
1:J:632:ASP:OD2	1:J:636:LYS:N	2.46	0.49
1:L:516:HIS:CG	1:L:546:LEU:HD13	2.47	0.49
1:M:244:ARG:NH1	1:M:244:ARG:HA	2.27	0.49
1:M:456:GLY:HA2	1:M:458:LYS:HE2	1.94	0.49
1:N:293:LEU:HB3	1:N:340:GLU:HG2	1.94	0.49
1:O:61:VAL:HG13	1:O:112:VAL:HG22	1.94	0.49
1:O:128:LEU:HD12	1:O:131:ARG:NH2	2.28	0.49
1:A:433:PHE:CE1	1:A:455:LEU:HD13	2.47	0.49
1:A:456:GLY:HA2	1:A:458:LYS:HE2	1.94	0.49
1:A:516:HIS:CG	1:A:546:LEU:HD13	2.47	0.49
1:B:456:GLY:HA2	1:B:458:LYS:HE2	1.94	0.49
1:D:240:ALA:O	1:D:244:ARG:HG2	2.12	0.49
1:D:516:HIS:CG	1:D:546:LEU:HD13	2.47	0.49
1:E:328:GLN:NE2	1:F:416:GLU:OE2	2.45	0.49
1:F:456:GLY:HA2	1:F:458:LYS:HE2	1.94	0.49
1:G:128:LEU:HD12	1:G:131:ARG:NH2	2.28	0.49
1:H:293:LEU:HB3	1:H:340:GLU:HG2	1.94	0.49
1:H:516:HIS:CG	1:H:546:LEU:HD13	2.47	0.49
1:K:293:LEU:HB3	1:K:340:GLU:HG2	1.94	0.49
1:K:501:TYR:CZ	1:K:529:ILE:HG23	2.47	0.49
1:P:412:TRP:O	1:P:440:GLY:N	2.33	0.49
1:P:456:GLY:HA2	1:P:458:LYS:HE2	1.94	0.49
1:A:293:LEU:HB3	1:A:340:GLU:HG2	1.94	0.49
1:A:478:ASN:ND2	1:H:239:GLN:HB2	2.27	0.49
1:B:293:LEU:HB3	1:B:340:GLU:HG2	1.94	0.49
1:B:412:TRP:O	1:B:440:GLY:N	2.33	0.49
1:C:632:ASP:OD2	1:C:636:LYS:N	2.46	0.49
1:D:430:CYS:HB3	1:D:434:ARG:NH2	2.11	0.49
1:D:483:ASP:OD1	1:D:484:ARG:N	2.44	0.49
1:G:240:ALA:O	1:G:244:ARG:HG2	2.12	0.49
1:H:531:LEU:HD12	1:H:534:HIS:CE1	2.48	0.49
1:I:61:VAL:HG13	1:I:112:VAL:HG22	1.94	0.49
1:J:101:GLU:HA	1:J:104:LEU:HB2	1.93	0.49
1:J:128:LEU:HD12	1:J:131:ARG:NH2	2.28	0.49
1:J:240:ALA:O	1:J:244:ARG:HG2	2.12	0.49
1:K:433:PHE:CE1	1:K:455:LEU:HD13	2.47	0.49

*Continued on next page...*

*Continued from previous page...*

Atom-1	Atom-2	Interatomic distance (Å)	Clash overlap (Å)
1:K:685:HIS:O	1:K:688:GLN:NE2	2.38	0.49
1:L:219:ASP:OD1	1:L:222:LEU:N	2.31	0.49
1:L:293:LEU:HB3	1:L:340:GLU:HG2	1.94	0.49
1:M:632:ASP:OD2	1:M:636:LYS:N	2.46	0.49
1:N:252:GLU:OE1	1:N:252:GLU:N	2.45	0.49
1:N:632:ASP:OD2	1:N:636:LYS:N	2.46	0.49
1:B:431:GLU:HG2	1:B:432:SER:H	1.78	0.49
1:B:632:ASP:OD2	1:B:636:LYS:N	2.46	0.49
1:H:501:TYR:CZ	1:H:529:ILE:HG23	2.47	0.49
1:H:632:ASP:OD2	1:H:636:LYS:N	2.46	0.49
1:I:128:LEU:HD12	1:I:131:ARG:NH2	2.28	0.49
1:J:61:VAL:HG13	1:J:112:VAL:HG22	1.94	0.49
1:J:203:VAL:HA	1:J:208:LEU:HD23	1.92	0.49
1:J:501:TYR:CZ	1:J:529:ILE:HG23	2.47	0.49
1:K:531:LEU:HD12	1:K:534:HIS:CE1	2.48	0.49
1:M:219:ASP:OD1	1:M:222:LEU:N	2.31	0.49
1:M:293:LEU:HB3	1:M:340:GLU:HG2	1.94	0.49
1:O:240:ALA:O	1:O:244:ARG:HG2	2.12	0.49
1:A:582:VAL:HG21	1:H:256:PRO:HG3	1.94	0.49
1:C:252:GLU:OE1	1:C:252:GLU:N	2.45	0.49
1:C:431:GLU:HG2	1:C:432:SER:H	1.78	0.49
1:E:531:LEU:HD12	1:E:534:HIS:CE1	2.48	0.49
1:F:128:LEU:HD12	1:F:131:ARG:NH2	2.28	0.49
1:G:501:TYR:CZ	1:G:529:ILE:HG23	2.47	0.49
1:K:175:ARG:HD3	1:K:213:TYR:CD1	2.46	0.49
1:L:456:GLY:HA2	1:L:458:LYS:HE2	1.94	0.49
1:M:431:GLU:HG2	1:M:432:SER:H	1.78	0.49
1:N:431:GLU:HG2	1:N:432:SER:H	1.78	0.49
1:O:430:CYS:HB3	1:O:434:ARG:NH2	2.10	0.49
1:O:483:ASP:OD1	1:O:484:ARG:N	2.44	0.49
1:B:219:ASP:OD1	1:B:222:LEU:N	2.31	0.49
1:D:531:LEU:HD12	1:D:534:HIS:CE1	2.48	0.49
1:F:443:LEU:HD12	1:F:446:LEU:HD12	1.95	0.49
1:G:61:VAL:HG13	1:G:112:VAL:HG22	1.94	0.49
1:I:443:LEU:HD12	1:I:446:LEU:HD12	1.95	0.49
1:K:632:ASP:OD2	1:K:636:LYS:N	2.46	0.49
1:N:461:ILE:HD12	1:O:436:GLN:HG3	1.93	0.49
1:P:531:LEU:HD12	1:P:534:HIS:CE1	2.48	0.49
1:A:478:ASN:OD1	1:A:479:TYR:N	2.46	0.49
1:C:61:VAL:HG13	1:C:112:VAL:HG22	1.94	0.49
1:C:128:LEU:HD12	1:C:131:ARG:NH2	2.28	0.49

*Continued on next page...*



*Continued from previous page...*

Atom-1	Atom-2	Interatomic distance (Å)	Clash overlap (Å)
1:E:219:ASP:O	1:E:223:LEU:HG	2.13	0.49
1:F:185:ALA:HB2	1:F:214:TRP:CZ3	2.48	0.49
1:G:456:GLY:HA2	1:G:458:LYS:HE2	1.94	0.49
1:H:175:ARG:HD3	1:H:213:TYR:CD1	2.46	0.49
1:I:185:ALA:HB2	1:I:214:TRP:CZ3	2.48	0.49
1:I:612:MET:O	1:I:651:LYS:NZ	2.33	0.49
1:J:456:GLY:HA2	1:J:458:LYS:HE2	1.94	0.49
1:K:180:LEU:O	1:K:183:SER:OG	2.24	0.49
1:L:478:ASN:OD1	1:L:479:TYR:N	2.46	0.49
1:M:128:LEU:HD12	1:M:131:ARG:NH2	2.28	0.49
1:N:61:VAL:HG13	1:N:112:VAL:HG22	1.94	0.49
1:C:456:GLY:HA2	1:C:458:LYS:HE2	1.94	0.48
1:C:531:LEU:HD12	1:C:534:HIS:CE1	2.48	0.48
1:D:239:GLN:HG3	1:E:480:SER:HB2	1.95	0.48
1:E:128:LEU:HD12	1:E:131:ARG:NH2	2.28	0.48
1:G:443:LEU:HD12	1:G:446:LEU:HD12	1.95	0.48
1:G:531:LEU:HD12	1:G:534:HIS:CE1	2.48	0.48
1:H:180:LEU:O	1:H:183:SER:OG	2.24	0.48
1:L:128:LEU:HD12	1:L:131:ARG:NH2	2.28	0.48
1:L:531:LEU:HD12	1:L:534:HIS:CE1	2.48	0.48
1:M:412:TRP:O	1:M:440:GLY:N	2.33	0.48
1:N:128:LEU:HD12	1:N:131:ARG:NH2	2.28	0.48
1:N:456:GLY:HA2	1:N:458:LYS:HE2	1.94	0.48
1:O:531:LEU:HD12	1:O:534:HIS:CE1	2.48	0.48
1:P:443:LEU:HD12	1:P:446:LEU:HD12	1.95	0.48
1:A:128:LEU:HD12	1:A:131:ARG:NH2	2.28	0.48
1:A:531:LEU:HD12	1:A:534:HIS:CE1	2.48	0.48
1:B:252:GLU:N	1:B:252:GLU:OE1	2.45	0.48
1:E:185:ALA:HB2	1:E:214:TRP:CZ3	2.48	0.48
1:E:443:LEU:HD12	1:E:446:LEU:HD12	1.95	0.48
1:I:632:ASP:OD2	1:I:636:LYS:N	2.46	0.48
1:J:443:LEU:HD12	1:J:446:LEU:HD12	1.95	0.48
1:K:456:GLY:HA2	1:K:458:LYS:HE2	1.94	0.48
1:N:216:ARG:HB2	1:O:688:GLN:OE1	2.13	0.48
1:N:464:LYS:HD3	1:O:442:LEU:HD21	1.94	0.48
1:N:531:LEU:HD12	1:N:534:HIS:CE1	2.48	0.48
1:P:128:LEU:HD12	1:P:131:ARG:NH2	2.28	0.48
1:P:180:LEU:O	1:P:183:SER:OG	2.24	0.48
1:P:185:ALA:HB2	1:P:214:TRP:CZ3	2.48	0.48
1:P:219:ASP:O	1:P:223:LEU:HG	2.14	0.48
1:B:128:LEU:HD12	1:B:131:ARG:NH2	2.28	0.48

*Continued on next page...*



*Continued from previous page...*

Atom-1	Atom-2	Interatomic distance (Å)	Clash overlap (Å)
1:D:443:LEU:HD12	1:D:446:LEU:HD12	1.95	0.48
1:D:478:ASN:OD1	1:D:479:TYR:N	2.46	0.48
1:E:461:ILE:HG22	1:F:442:LEU:HD13	1.94	0.48
1:F:252:GLU:OE1	1:F:252:GLU:N	2.45	0.48
1:F:478:ASN:OD1	1:F:479:TYR:N	2.46	0.48
1:F:632:ASP:OD2	1:F:636:LYS:N	2.46	0.48
1:H:61:VAL:HG13	1:H:112:VAL:HG22	1.94	0.48
1:H:219:ASP:OD1	1:H:222:LEU:N	2.31	0.48
1:H:456:GLY:HA2	1:H:458:LYS:HE2	1.94	0.48
1:I:219:ASP:O	1:I:223:LEU:HG	2.13	0.48
1:I:252:GLU:OE1	1:I:252:GLU:N	2.45	0.48
1:I:437:GLN:HB2	1:P:465:ARG:CZ	2.44	0.48
1:I:478:ASN:OD1	1:I:479:TYR:N	2.46	0.48
1:J:531:LEU:HD12	1:J:534:HIS:CE1	2.48	0.48
1:K:217:ARG:NH1	1:L:685:HIS:HB3	2.26	0.48
1:K:219:ASP:O	1:K:223:LEU:HG	2.14	0.48
1:O:443:LEU:HD12	1:O:446:LEU:HD12	1.95	0.48
1:O:478:ASN:OD1	1:O:479:TYR:N	2.46	0.48
1:A:219:ASP:O	1:A:223:LEU:HG	2.13	0.48
1:D:632:ASP:OD2	1:D:636:LYS:N	2.46	0.48
1:E:180:LEU:O	1:E:183:SER:OG	2.24	0.48
1:E:448:GLU:OE2	1:E:463:ARG:NE	2.42	0.48
1:F:219:ASP:O	1:F:223:LEU:HG	2.13	0.48
1:F:612:MET:O	1:F:651:LYS:NZ	2.33	0.48
1:G:185:ALA:HB2	1:G:214:TRP:CZ3	2.48	0.48
1:H:478:ASN:OD1	1:H:479:TYR:N	2.46	0.48
1:J:185:ALA:HB2	1:J:214:TRP:CZ3	2.48	0.48
1:K:61:VAL:HG13	1:K:112:VAL:HG22	1.95	0.48
1:M:213:TYR:HA	1:M:216:ARG:NH2	2.28	0.48
1:M:252:GLU:N	1:M:252:GLU:OE1	2.45	0.48
1:M:478:ASN:OD1	1:M:479:TYR:N	2.46	0.48
1:M:696:ILE:HA	1:M:699:LEU:HG	1.96	0.48
1:N:328:GLN:NE2	1:O:416:GLU:OE2	2.47	0.48
1:O:456:GLY:HA2	1:O:458:LYS:HE2	1.94	0.48
1:B:696:ILE:HA	1:B:699:LEU:HG	1.96	0.48
1:D:219:ASP:O	1:D:223:LEU:HG	2.14	0.48
1:D:412:TRP:O	1:D:440:GLY:N	2.33	0.48
1:D:456:GLY:HA2	1:D:458:LYS:HE2	1.94	0.48
1:F:696:ILE:HA	1:F:699:LEU:HG	1.96	0.48
1:G:213:TYR:HA	1:G:216:ARG:NH2	2.28	0.48
1:G:249:ARG:CD	1:H:586:LEU:HD22	2.43	0.48

*Continued on next page...*

*Continued from previous page...*

Atom-1	Atom-2	Interatomic distance (Å)	Clash overlap (Å)
1:G:431:GLU:HG2	1:G:432:SER:H	1.78	0.48
1:H:219:ASP:O	1:H:223:LEU:HG	2.14	0.48
1:I:447:THR:N	1:I:450:GLU:OE2	2.47	0.48
1:I:696:ILE:HA	1:I:699:LEU:HG	1.96	0.48
1:K:128:LEU:HD12	1:K:131:ARG:NH2	2.28	0.48
1:K:219:ASP:OD1	1:K:222:LEU:N	2.31	0.48
1:K:252:GLU:HB3	1:L:586:LEU:HD21	1.95	0.48
1:K:478:ASN:OD1	1:K:479:TYR:N	2.46	0.48
1:K:669:PRO:O	1:K:673:GLN:HG3	2.14	0.48
1:L:219:ASP:O	1:L:223:LEU:HG	2.13	0.48
1:O:219:ASP:O	1:O:223:LEU:HG	2.14	0.48
1:A:213:TYR:HA	1:A:216:ARG:NH2	2.28	0.48
1:B:213:TYR:HA	1:B:216:ARG:NH2	2.28	0.48
1:B:478:ASN:OD1	1:B:479:TYR:N	2.46	0.48
1:C:443:LEU:HD12	1:C:446:LEU:HD12	1.95	0.48
1:E:285:ARG:HD3	1:E:285:ARG:HA	1.75	0.48
1:F:447:THR:N	1:F:450:GLU:OE2	2.47	0.48
1:G:249:ARG:HD2	1:H:586:LEU:HD22	1.96	0.48
1:G:447:THR:N	1:G:450:GLU:OE2	2.47	0.48
1:H:669:PRO:O	1:H:673:GLN:HG3	2.14	0.48
1:I:669:PRO:O	1:I:673:GLN:HG3	2.14	0.48
1:J:213:TYR:HA	1:J:216:ARG:NH2	2.28	0.48
1:J:669:PRO:O	1:J:673:GLN:HG3	2.14	0.48
1:L:447:THR:N	1:L:450:GLU:OE2	2.47	0.48
1:N:478:ASN:OD1	1:N:479:TYR:N	2.46	0.48
1:N:626:LEU:O	1:N:630:MET:HG3	2.14	0.48
1:O:213:TYR:HA	1:O:216:ARG:NH2	2.28	0.48
1:O:632:ASP:OD2	1:O:636:LYS:N	2.46	0.48
1:P:252:GLU:OE1	1:P:252:GLU:N	2.45	0.48
1:A:129:LEU:O	1:A:133:LEU:HD13	2.14	0.48
1:A:447:THR:N	1:A:450:GLU:OE2	2.47	0.48
1:A:632:ASP:OD2	1:A:636:LYS:N	2.46	0.48
1:B:61:VAL:HG13	1:B:112:VAL:HG22	1.94	0.48
1:C:219:ASP:O	1:C:223:LEU:HG	2.14	0.48
1:C:478:ASN:OD1	1:C:479:TYR:N	2.46	0.48
1:C:626:LEU:O	1:C:630:MET:HG3	2.14	0.48
1:D:431:GLU:HG2	1:D:432:SER:H	1.78	0.48
1:D:696:ILE:HA	1:D:699:LEU:HG	1.96	0.48
1:E:252:GLU:OE1	1:E:252:GLU:N	2.45	0.48
1:F:669:PRO:O	1:F:673:GLN:HG3	2.14	0.48
1:G:478:ASN:OD1	1:G:479:TYR:N	2.46	0.48

*Continued on next page...*

*Continued from previous page...*

Atom-1	Atom-2	Interatomic distance (Å)	Clash overlap (Å)
1:G:669:PRO:O	1:G:673:GLN:HG3	2.14	0.48
1:H:128:LEU:HD12	1:H:131:ARG:NH2	2.28	0.48
1:H:129:LEU:O	1:H:133:LEU:HD13	2.14	0.48
1:H:443:LEU:HD12	1:H:446:LEU:HD12	1.95	0.48
1:K:129:LEU:O	1:K:133:LEU:HD13	2.14	0.48
1:L:61:VAL:HG13	1:L:112:VAL:HG22	1.94	0.48
1:L:129:LEU:O	1:L:133:LEU:HD13	2.14	0.48
1:L:144:ALA:O	1:L:148:LEU:HG	2.14	0.48
1:L:213:TYR:HA	1:L:216:ARG:NH2	2.28	0.48
1:M:256:PRO:HB3	1:N:578:SER:OG	2.13	0.48
1:O:217:ARG:HH12	1:P:685:HIS:HB3	1.78	0.48
1:O:431:GLU:HG2	1:O:432:SER:H	1.78	0.48
1:O:696:ILE:HA	1:O:699:LEU:HG	1.96	0.48
1:A:144:ALA:O	1:A:148:LEU:HG	2.14	0.48
1:C:669:PRO:O	1:C:673:GLN:HG3	2.14	0.48
1:D:185:ALA:HB2	1:D:214:TRP:CZ3	2.48	0.48
1:D:213:TYR:HA	1:D:216:ARG:NH2	2.28	0.48
1:D:239:GLN:HB2	1:E:478:ASN:ND2	2.28	0.48
1:E:447:THR:N	1:E:450:GLU:OE2	2.47	0.48
1:F:213:TYR:HA	1:F:216:ARG:NH2	2.28	0.48
1:F:531:LEU:HD12	1:F:534:HIS:CE1	2.48	0.48
1:H:254:LEU:HD13	1:H:274:VAL:HG13	1.96	0.48
1:H:696:ILE:HA	1:H:699:LEU:HG	1.96	0.48
1:I:213:TYR:HA	1:I:216:ARG:NH2	2.28	0.48
1:J:431:GLU:HG2	1:J:432:SER:H	1.78	0.48
1:J:447:THR:N	1:J:450:GLU:OE2	2.47	0.48
1:J:478:ASN:OD1	1:J:479:TYR:N	2.46	0.48
1:L:305:PRO:HD2	1:L:392:ARG:NH1	2.29	0.48
1:M:305:PRO:HD2	1:M:392:ARG:NH1	2.29	0.48
1:M:562:PRO:HA	1:M:590:SER:OG	2.14	0.48
1:N:443:LEU:HD12	1:N:446:LEU:HD12	1.95	0.48
1:N:447:THR:N	1:N:450:GLU:OE2	2.47	0.48
1:O:185:ALA:HB2	1:O:214:TRP:CZ3	2.49	0.48
1:P:447:THR:N	1:P:450:GLU:OE2	2.47	0.48
1:P:448:GLU:OE2	1:P:463:ARG:NE	2.42	0.48
1:A:61:VAL:HG13	1:A:112:VAL:HG22	1.94	0.48
1:A:305:PRO:HD2	1:A:392:ARG:NH1	2.29	0.48
1:B:531:LEU:HD12	1:B:534:HIS:CE1	2.48	0.48
1:C:447:THR:N	1:C:450:GLU:OE2	2.47	0.48
1:E:213:TYR:HA	1:E:216:ARG:NH2	2.28	0.48
1:G:254:LEU:HD13	1:G:274:VAL:HG13	1.96	0.48

*Continued on next page...*

*Continued from previous page...*

Atom-1	Atom-2	Interatomic distance (Å)	Clash overlap (Å)
1:I:531:LEU:HD12	1:I:534:HIS:CE1	2.48	0.48
1:J:254:LEU:HD13	1:J:274:VAL:HG13	1.96	0.48
1:K:254:LEU:HD13	1:K:274:VAL:HG13	1.96	0.48
1:L:185:ALA:HB2	1:L:214:TRP:CZ3	2.48	0.48
1:L:562:PRO:HA	1:L:590:SER:OG	2.14	0.48
1:L:669:PRO:O	1:L:673:GLN:HG3	2.14	0.48
1:M:61:VAL:HG13	1:M:112:VAL:HG22	1.94	0.48
1:M:531:LEU:HD12	1:M:534:HIS:CE1	2.48	0.48
1:M:626:LEU:O	1:M:630:MET:HG3	2.14	0.48
1:N:185:ALA:HB2	1:N:214:TRP:CZ3	2.48	0.48
1:N:213:TYR:HA	1:N:216:ARG:NH2	2.28	0.48
1:N:219:ASP:O	1:N:223:LEU:HG	2.14	0.48
1:N:669:PRO:O	1:N:673:GLN:HG3	2.14	0.48
1:O:412:TRP:O	1:O:440:GLY:N	2.33	0.48
1:P:478:ASN:OD1	1:P:479:TYR:N	2.46	0.48
1:A:185:ALA:HB2	1:A:214:TRP:CZ3	2.48	0.48
1:A:256:PRO:HG3	1:B:582:VAL:HG21	1.96	0.48
1:A:669:PRO:O	1:A:673:GLN:HG3	2.14	0.48
1:B:144:ALA:O	1:B:148:LEU:HG	2.14	0.48
1:B:305:PRO:HD2	1:B:392:ARG:NH1	2.29	0.48
1:B:562:PRO:HA	1:B:590:SER:OG	2.14	0.48
1:B:626:LEU:O	1:B:630:MET:HG3	2.14	0.48
1:E:305:PRO:HD2	1:E:392:ARG:NH1	2.29	0.48
1:E:478:ASN:OD1	1:E:479:TYR:N	2.46	0.48
1:G:331:VAL:HG22	1:G:370:ALA:HB2	1.96	0.48
1:G:464:LYS:HB3	1:H:442:LEU:HD21	1.96	0.48
1:H:144:ALA:O	1:H:148:LEU:HG	2.14	0.48
1:J:331:VAL:HG22	1:J:370:ALA:HB2	1.96	0.48
1:K:144:ALA:O	1:K:148:LEU:HG	2.14	0.48
1:K:443:LEU:HD12	1:K:446:LEU:HD12	1.95	0.48
1:K:696:ILE:HA	1:K:699:LEU:HG	1.96	0.48
1:L:632:ASP:OD2	1:L:636:LYS:N	2.46	0.48
1:M:144:ALA:O	1:M:148:LEU:HG	2.14	0.48
1:M:185:ALA:HB2	1:M:214:TRP:CZ3	2.48	0.48
1:O:129:LEU:O	1:O:133:LEU:HD13	2.14	0.48
1:O:305:PRO:HD2	1:O:392:ARG:NH1	2.29	0.48
1:P:305:PRO:HD2	1:P:392:ARG:NH1	2.29	0.48
1:A:448:GLU:OE2	1:A:463:ARG:NE	2.42	0.47
1:A:562:PRO:HA	1:A:590:SER:OG	2.14	0.47
1:B:129:LEU:O	1:B:133:LEU:HD13	2.14	0.47
1:B:185:ALA:HB2	1:B:214:TRP:CZ3	2.48	0.47

*Continued on next page...*

*Continued from previous page...*

Atom-1	Atom-2	Interatomic distance (Å)	Clash overlap (Å)
1:C:185:ALA:HB2	1:C:214:TRP:CZ3	2.48	0.47
1:C:213:TYR:HA	1:C:216:ARG:NH2	2.28	0.47
1:D:129:LEU:O	1:D:133:LEU:HD13	2.14	0.47
1:D:252:GLU:OE1	1:D:252:GLU:N	2.45	0.47
1:D:305:PRO:HD2	1:D:392:ARG:NH1	2.29	0.47
1:D:447:THR:N	1:D:450:GLU:OE2	2.47	0.47
1:D:562:PRO:HA	1:D:590:SER:OG	2.14	0.47
1:E:256:PRO:HG3	1:F:582:VAL:HG21	1.96	0.47
1:E:685:HIS:O	1:E:688:GLN:NE2	2.38	0.47
1:F:254:LEU:HD13	1:F:274:VAL:HG13	1.96	0.47
1:F:331:VAL:HG22	1:F:370:ALA:HB2	1.96	0.47
1:H:331:VAL:HG22	1:H:370:ALA:HB2	1.96	0.47
1:I:254:LEU:HD13	1:I:274:VAL:HG13	1.96	0.47
1:I:331:VAL:HG22	1:I:370:ALA:HB2	1.96	0.47
1:M:129:LEU:O	1:M:133:LEU:HD13	2.14	0.47
1:N:129:LEU:O	1:N:133:LEU:HD13	2.14	0.47
1:P:213:TYR:HA	1:P:216:ARG:NH2	2.28	0.47
1:B:447:THR:N	1:B:450:GLU:OE2	2.47	0.47
1:C:129:LEU:O	1:C:133:LEU:HD13	2.14	0.47
1:C:412:TRP:O	1:C:440:GLY:N	2.33	0.47
1:C:427:SER:HA	1:C:430:CYS:SG	2.54	0.47
1:D:197:GLU:HB2	1:E:382:THR:O	2.14	0.47
1:E:331:VAL:HG22	1:E:370:ALA:HB2	1.96	0.47
1:E:562:PRO:HA	1:E:590:SER:OG	2.14	0.47
1:H:185:ALA:HB2	1:H:214:TRP:CZ3	2.48	0.47
1:H:447:THR:N	1:H:450:GLU:OE2	2.47	0.47
1:M:447:THR:N	1:M:450:GLU:OE2	2.47	0.47
1:N:427:SER:HA	1:N:430:CYS:SG	2.54	0.47
1:O:252:GLU:OE1	1:O:252:GLU:N	2.45	0.47
1:O:447:THR:N	1:O:450:GLU:OE2	2.47	0.47
1:O:562:PRO:HA	1:O:590:SER:OG	2.14	0.47
1:O:626:LEU:O	1:O:630:MET:HG3	2.14	0.47
1:P:562:PRO:HA	1:P:590:SER:OG	2.14	0.47
1:P:685:HIS:O	1:P:688:GLN:NE2	2.38	0.47
1:A:254:LEU:HD13	1:A:274:VAL:HG13	1.96	0.47
1:A:626:LEU:O	1:A:630:MET:HG3	2.14	0.47
1:B:427:SER:HA	1:B:430:CYS:SG	2.55	0.47
1:C:465:ARG:NH2	1:D:437:GLN:HB2	2.29	0.47
1:D:626:LEU:O	1:D:630:MET:HG3	2.14	0.47
1:F:175:ARG:HG2	1:F:214:TRP:HE1	1.80	0.47
1:G:144:ALA:O	1:G:148:LEU:HG	2.14	0.47

*Continued on next page...*

*Continued from previous page...*

Atom-1	Atom-2	Interatomic distance (Å)	Clash overlap (Å)
1:G:427:SER:HA	1:G:430:CYS:SG	2.54	0.47
1:I:175:ARG:HG2	1:I:214:TRP:HE1	1.80	0.47
1:J:427:SER:HA	1:J:430:CYS:SG	2.54	0.47
1:K:185:ALA:HB2	1:K:214:TRP:CZ3	2.48	0.47
1:L:626:LEU:O	1:L:630:MET:HG3	2.14	0.47
1:P:331:VAL:HG22	1:P:370:ALA:HB2	1.96	0.47
1:B:443:LEU:HD12	1:B:446:LEU:HD12	1.95	0.47
1:D:669:PRO:O	1:D:673:GLN:HG3	2.14	0.47
1:G:252:GLU:OE1	1:G:252:GLU:N	2.45	0.47
1:I:305:PRO:HD2	1:I:392:ARG:NH1	2.29	0.47
1:I:626:LEU:O	1:I:630:MET:HG3	2.14	0.47
1:J:144:ALA:O	1:J:148:LEU:HG	2.14	0.47
1:J:219:ASP:O	1:J:223:LEU:HG	2.14	0.47
1:K:331:VAL:HG22	1:K:370:ALA:HB2	1.96	0.47
1:L:448:GLU:OE2	1:L:463:ARG:NE	2.42	0.47
1:M:239:GLN:HG3	1:N:480:SER:HB2	1.96	0.47
1:M:427:SER:HA	1:M:430:CYS:SG	2.55	0.47
1:P:669:PRO:O	1:P:673:GLN:HG3	2.14	0.47
1:A:179:GLU:CD	1:A:179:GLU:H	2.18	0.47
1:A:431:GLU:HG2	1:A:432:SER:H	1.78	0.47
1:C:175:ARG:CG	1:C:214:TRP:HE1	2.28	0.47
1:E:254:LEU:HD13	1:E:274:VAL:HG13	1.96	0.47
1:E:427:SER:HA	1:E:430:CYS:SG	2.55	0.47
1:E:632:ASP:OD2	1:E:636:LYS:N	2.46	0.47
1:E:669:PRO:O	1:E:673:GLN:HG3	2.14	0.47
1:E:696:ILE:HA	1:E:699:LEU:HG	1.96	0.47
1:F:197:GLU:OE2	1:G:383:ASN:HA	2.15	0.47
1:F:626:LEU:O	1:F:630:MET:HG3	2.14	0.47
1:G:175:ARG:HG2	1:G:214:TRP:HE1	1.80	0.47
1:G:219:ASP:O	1:G:223:LEU:HG	2.13	0.47
1:J:175:ARG:HG2	1:J:214:TRP:HE1	1.80	0.47
1:K:179:GLU:CD	1:K:179:GLU:H	2.18	0.47
1:K:447:THR:N	1:K:450:GLU:OE2	2.47	0.47
1:L:179:GLU:CD	1:L:179:GLU:H	2.18	0.47
1:L:443:LEU:HD12	1:L:446:LEU:HD12	1.95	0.47
1:M:219:ASP:O	1:M:223:LEU:HG	2.13	0.47
1:M:443:LEU:HD12	1:M:446:LEU:HD12	1.95	0.47
1:B:219:ASP:O	1:B:223:LEU:HG	2.13	0.47
1:C:219:ASP:OD1	1:C:222:LEU:N	2.31	0.47
1:D:175:ARG:CG	1:D:214:TRP:HE1	2.28	0.47
1:E:129:LEU:O	1:E:133:LEU:HD13	2.14	0.47

*Continued on next page...*

*Continued from previous page...*

Atom-1	Atom-2	Interatomic distance (Å)	Clash overlap (Å)
1:E:175:ARG:HG2	1:E:214:TRP:HE1	1.80	0.47
1:F:305:PRO:HD2	1:F:392:ARG:NH1	2.29	0.47
1:G:129:LEU:O	1:G:133:LEU:HD13	2.14	0.47
1:H:179:GLU:H	1:H:179:GLU:CD	2.18	0.47
1:I:431:GLU:HG2	1:I:432:SER:H	1.78	0.47
1:J:129:LEU:O	1:J:133:LEU:HD13	2.14	0.47
1:J:252:GLU:N	1:J:252:GLU:OE1	2.45	0.47
1:J:305:PRO:HD2	1:J:392:ARG:NH1	2.29	0.47
1:K:213:TYR:HA	1:K:216:ARG:NH2	2.28	0.47
1:K:305:PRO:HD2	1:K:392:ARG:NH1	2.29	0.47
1:L:254:LEU:HD13	1:L:274:VAL:HG13	1.96	0.47
1:N:175:ARG:CG	1:N:214:TRP:HE1	2.28	0.47
1:N:219:ASP:OD1	1:N:222:LEU:N	2.31	0.47
1:O:175:ARG:CG	1:O:214:TRP:HE1	2.28	0.47
1:O:669:PRO:O	1:O:673:GLN:HG3	2.14	0.47
1:P:129:LEU:O	1:P:133:LEU:HD13	2.14	0.47
1:P:175:ARG:HG2	1:P:214:TRP:HE1	1.80	0.47
1:P:427:SER:HA	1:P:430:CYS:SG	2.55	0.47
1:P:632:ASP:OD2	1:P:636:LYS:N	2.46	0.47
1:P:696:ILE:HA	1:P:699:LEU:HG	1.96	0.47
1:A:175:ARG:HG2	1:A:214:TRP:HE1	1.80	0.47
1:A:443:LEU:HD12	1:A:446:LEU:HD12	1.95	0.47
1:B:175:ARG:CG	1:B:214:TRP:HE1	2.28	0.47
1:B:669:PRO:O	1:B:673:GLN:HG3	2.14	0.47
1:C:144:ALA:O	1:C:148:LEU:HG	2.14	0.47
1:F:144:ALA:O	1:F:148:LEU:HG	2.14	0.47
1:F:431:GLU:HG2	1:F:432:SER:H	1.78	0.47
1:F:562:PRO:HA	1:F:590:SER:OG	2.14	0.47
1:G:305:PRO:HD2	1:G:392:ARG:NH1	2.29	0.47
1:G:533:VAL:HG11	1:H:510:LEU:HG	1.96	0.47
1:H:213:TYR:HA	1:H:216:ARG:NH2	2.28	0.47
1:H:305:PRO:HD2	1:H:392:ARG:NH1	2.29	0.47
1:H:427:SER:HA	1:H:430:CYS:SG	2.55	0.47
1:I:144:ALA:O	1:I:148:LEU:HG	2.14	0.47
1:J:562:PRO:HA	1:J:590:SER:OG	2.14	0.47
1:K:427:SER:HA	1:K:430:CYS:SG	2.55	0.47
1:L:175:ARG:HG2	1:L:214:TRP:HE1	1.80	0.47
1:L:331:VAL:HG22	1:L:370:ALA:HB2	1.96	0.47
1:L:431:GLU:HG2	1:L:432:SER:H	1.78	0.47
1:M:175:ARG:CG	1:M:214:TRP:HE1	2.28	0.47
1:M:669:PRO:O	1:M:673:GLN:HG3	2.14	0.47

*Continued on next page...*



*Continued from previous page...*

Atom-1	Atom-2	Interatomic distance (Å)	Clash overlap (Å)
1:N:144:ALA:O	1:N:148:LEU:HG	2.14	0.47
1:N:305:PRO:HD2	1:N:392:ARG:NH1	2.29	0.47
1:N:412:TRP:O	1:N:440:GLY:N	2.33	0.47
1:P:254:LEU:HD13	1:P:274:VAL:HG13	1.96	0.47
1:C:305:PRO:HD2	1:C:392:ARG:NH1	2.29	0.47
1:G:330:LEU:O	1:G:333:LEU:HB2	2.15	0.47
1:G:562:PRO:HA	1:G:590:SER:OG	2.14	0.47
1:K:562:PRO:HA	1:K:590:SER:OG	2.14	0.47
1:A:331:VAL:HG22	1:A:370:ALA:HB2	1.96	0.47
1:A:696:ILE:HA	1:A:699:LEU:HG	1.96	0.47
1:D:254:LEU:HD13	1:D:274:VAL:HG13	1.96	0.47
1:D:285:ARG:HH21	1:E:484:ARG:NH1	2.13	0.47
1:E:144:ALA:O	1:E:148:LEU:HG	2.14	0.47
1:E:175:ARG:CG	1:E:214:TRP:HE1	2.28	0.47
1:E:179:GLU:H	1:E:179:GLU:CD	2.18	0.47
1:E:626:LEU:O	1:E:630:MET:HG3	2.14	0.47
1:F:143:GLN:O	1:F:147:LEU:HG	2.15	0.47
1:I:143:GLN:O	1:I:147:LEU:HG	2.15	0.47
1:I:562:PRO:HA	1:I:590:SER:OG	2.14	0.47
1:J:330:LEU:O	1:J:333:LEU:HB2	2.15	0.47
1:M:179:GLU:H	1:M:179:GLU:CD	2.18	0.47
1:N:562:PRO:HA	1:N:590:SER:OG	2.14	0.47
1:O:406:LEU:HD12	1:O:416:GLU:HG2	1.97	0.47
1:P:144:ALA:O	1:P:148:LEU:HG	2.14	0.47
1:P:406:LEU:HD12	1:P:416:GLU:HG2	1.97	0.47
1:A:175:ARG:CG	1:A:214:TRP:HE1	2.28	0.47
1:B:179:GLU:H	1:B:179:GLU:CD	2.18	0.47
1:C:562:PRO:HA	1:C:590:SER:OG	2.14	0.47
1:C:575:GLN:O	1:C:579:LEU:HG	2.15	0.47
1:D:175:ARG:HG2	1:D:214:TRP:HE1	1.80	0.47
1:E:406:LEU:HD12	1:E:416:GLU:HG2	1.97	0.47
1:G:406:LEU:HD12	1:G:416:GLU:HG2	1.97	0.47
1:H:119:ALA:O	1:H:123:ASP:N	2.49	0.47
1:H:175:ARG:HG2	1:H:214:TRP:HE1	1.80	0.47
1:H:562:PRO:HA	1:H:590:SER:OG	2.14	0.47
1:H:575:GLN:O	1:H:579:LEU:HG	2.15	0.47
1:I:406:LEU:HD12	1:I:416:GLU:HG2	1.97	0.47
1:K:612:MET:O	1:K:651:LYS:NZ	2.33	0.47
1:N:575:GLN:O	1:N:579:LEU:HG	2.16	0.47
1:O:254:LEU:HD13	1:O:274:VAL:HG13	1.96	0.47
1:P:175:ARG:CG	1:P:214:TRP:HE1	2.28	0.47

*Continued on next page...*



*Continued from previous page...*

Atom-1	Atom-2	Interatomic distance (Å)	Clash overlap (Å)
1:P:179:GLU:H	1:P:179:GLU:CD	2.18	0.47
1:P:626:LEU:O	1:P:630:MET:HG3	2.14	0.47
1:A:685:HIS:O	1:A:688:GLN:NE2	2.38	0.46
1:D:232:ASN:O	1:D:236:HIS:HB2	2.15	0.46
1:D:406:LEU:HD12	1:D:416:GLU:HG2	1.98	0.46
1:E:460:GLY:O	1:E:464:LYS:N	2.30	0.46
1:F:232:ASN:O	1:F:236:HIS:HB2	2.16	0.46
1:F:406:LEU:HD12	1:F:416:GLU:HG2	1.97	0.46
1:H:330:LEU:O	1:H:333:LEU:HB2	2.15	0.46
1:J:128:LEU:HD12	1:J:131:ARG:HH21	1.81	0.46
1:J:406:LEU:HD12	1:J:416:GLU:HG2	1.97	0.46
1:J:575:GLN:O	1:J:579:LEU:HG	2.15	0.46
1:J:696:ILE:HA	1:J:699:LEU:HG	1.96	0.46
1:K:119:ALA:O	1:K:123:ASP:N	2.49	0.46
1:K:175:ARG:HG2	1:K:214:TRP:HE1	1.80	0.46
1:K:252:GLU:CB	1:L:586:LEU:HD21	2.44	0.46
1:K:330:LEU:O	1:K:333:LEU:HB2	2.15	0.46
1:K:575:GLN:O	1:K:579:LEU:HG	2.15	0.46
1:L:128:LEU:HD12	1:L:131:ARG:HH21	1.81	0.46
1:L:143:GLN:O	1:L:147:LEU:HG	2.15	0.46
1:L:175:ARG:CG	1:L:214:TRP:HE1	2.28	0.46
1:L:696:ILE:HA	1:L:699:LEU:HG	1.96	0.46
1:N:696:ILE:HA	1:N:699:LEU:HG	1.96	0.46
1:O:175:ARG:HG2	1:O:214:TRP:HE1	1.80	0.46
1:O:330:LEU:O	1:O:333:LEU:HB2	2.15	0.46
1:O:331:VAL:HG22	1:O:370:ALA:HB2	1.96	0.46
1:P:612:MET:O	1:P:651:LYS:NZ	2.33	0.46
1:A:128:LEU:HD12	1:A:131:ARG:HH21	1.81	0.46
1:A:143:GLN:O	1:A:147:LEU:HG	2.15	0.46
1:C:254:LEU:HD13	1:C:274:VAL:HG13	1.96	0.46
1:C:696:ILE:HA	1:C:699:LEU:HG	1.96	0.46
1:D:330:LEU:O	1:D:333:LEU:HB2	2.15	0.46
1:D:331:VAL:HG22	1:D:370:ALA:HB2	1.96	0.46
1:D:427:SER:HA	1:D:430:CYS:SG	2.55	0.46
1:D:448:GLU:OE2	1:D:463:ARG:NE	2.42	0.46
1:D:516:HIS:HB2	1:D:546:LEU:HB2	1.97	0.46
1:E:143:GLN:O	1:E:147:LEU:HG	2.15	0.46
1:E:562:PRO:HB2	1:E:614:ALA:HB2	1.98	0.46
1:G:128:LEU:HD12	1:G:131:ARG:HH21	1.81	0.46
1:G:575:GLN:O	1:G:579:LEU:HG	2.15	0.46
1:G:696:ILE:HA	1:G:699:LEU:HG	1.96	0.46

*Continued on next page...*

*Continued from previous page...*

Atom-1	Atom-2	Interatomic distance (Å)	Clash overlap (Å)
1:I:232:ASN:O	1:I:236:HIS:HB2	2.16	0.46
1:I:427:SER:HA	1:I:430:CYS:SG	2.54	0.46
1:J:119:ALA:O	1:J:123:ASP:N	2.49	0.46
1:K:232:ASN:O	1:K:236:HIS:HB2	2.15	0.46
1:M:331:VAL:HG22	1:M:370:ALA:HB2	1.96	0.46
1:O:232:ASN:O	1:O:236:HIS:HB2	2.16	0.46
1:O:575:GLN:O	1:O:579:LEU:HG	2.15	0.46
1:P:143:GLN:O	1:P:147:LEU:HG	2.15	0.46
1:P:460:GLY:O	1:P:464:LYS:N	2.30	0.46
1:A:575:GLN:O	1:A:579:LEU:HG	2.16	0.46
1:B:331:VAL:HG22	1:B:370:ALA:HB2	1.96	0.46
1:D:128:LEU:HD12	1:D:131:ARG:HH21	1.81	0.46
1:E:516:HIS:HB2	1:E:546:LEU:HB2	1.97	0.46
1:E:612:MET:O	1:E:651:LYS:NZ	2.33	0.46
1:F:427:SER:HA	1:F:430:CYS:SG	2.54	0.46
1:G:119:ALA:O	1:G:123:ASP:N	2.49	0.46
1:G:143:GLN:O	1:G:147:LEU:HG	2.15	0.46
1:G:175:ARG:CG	1:G:214:TRP:HE1	2.28	0.46
1:H:232:ASN:O	1:H:236:HIS:HB2	2.16	0.46
1:H:406:LEU:HD12	1:H:416:GLU:HG2	1.97	0.46
1:I:179:GLU:CD	1:I:179:GLU:H	2.18	0.46
1:J:143:GLN:O	1:J:147:LEU:HG	2.15	0.46
1:J:179:GLU:H	1:J:179:GLU:CD	2.18	0.46
1:K:97:GLN:HA	1:K:100:GLU:HB2	1.97	0.46
1:K:255:PHE:CE2	1:L:581:LYS:HD2	2.49	0.46
1:L:427:SER:HA	1:L:430:CYS:SG	2.55	0.46
1:N:254:LEU:HD13	1:N:274:VAL:HG13	1.96	0.46
1:N:261:LYS:HG2	1:O:574:SER:OG	2.16	0.46
1:O:179:GLU:H	1:O:179:GLU:CD	2.18	0.46
1:O:427:SER:HA	1:O:430:CYS:SG	2.55	0.46
1:O:562:PRO:HB2	1:O:614:ALA:HB2	1.98	0.46
1:P:562:PRO:HB2	1:P:614:ALA:HB2	1.98	0.46
1:A:180:LEU:O	1:A:183:SER:OG	2.24	0.46
1:A:427:SER:HA	1:A:430:CYS:SG	2.55	0.46
1:B:143:GLN:O	1:B:147:LEU:HG	2.15	0.46
1:B:575:GLN:O	1:B:579:LEU:HG	2.16	0.46
1:C:330:LEU:O	1:C:333:LEU:HB2	2.15	0.46
1:C:406:LEU:HD12	1:C:416:GLU:HG2	1.97	0.46
1:D:575:GLN:O	1:D:579:LEU:HG	2.16	0.46
1:F:175:ARG:CG	1:F:214:TRP:HE1	2.28	0.46
1:F:330:LEU:O	1:F:333:LEU:HB2	2.15	0.46

*Continued on next page...*

*Continued from previous page...*

Atom-1	Atom-2	Interatomic distance (Å)	Clash overlap (Å)
1:F:562:PRO:HB2	1:F:614:ALA:HB2	1.98	0.46
1:G:179:GLU:H	1:G:179:GLU:CD	2.18	0.46
1:H:175:ARG:CG	1:H:214:TRP:HE1	2.28	0.46
1:H:626:LEU:O	1:H:630:MET:HG3	2.14	0.46
1:I:175:ARG:CG	1:I:214:TRP:HE1	2.28	0.46
1:I:562:PRO:HB2	1:I:614:ALA:HB2	1.98	0.46
1:J:175:ARG:CG	1:J:214:TRP:HE1	2.28	0.46
1:K:406:LEU:HD12	1:K:416:GLU:HG2	1.97	0.46
1:L:575:GLN:O	1:L:579:LEU:HG	2.15	0.46
1:M:143:GLN:O	1:M:147:LEU:HG	2.15	0.46
1:M:418:GLN:OE1	1:M:434:ARG:NH2	2.49	0.46
1:O:448:GLU:OE2	1:O:463:ARG:NE	2.42	0.46
1:O:516:HIS:HB2	1:O:546:LEU:HB2	1.97	0.46
1:C:516:HIS:HB2	1:C:546:LEU:HB2	1.97	0.46
1:D:562:PRO:HB2	1:D:614:ALA:HB2	1.98	0.46
1:F:129:LEU:O	1:F:133:LEU:HD13	2.14	0.46
1:F:179:GLU:CD	1:F:179:GLU:H	2.18	0.46
1:G:562:PRO:HB2	1:G:614:ALA:HB2	1.98	0.46
1:H:97:GLN:HA	1:H:100:GLU:HB2	1.97	0.46
1:I:129:LEU:O	1:I:133:LEU:HD13	2.14	0.46
1:I:330:LEU:O	1:I:333:LEU:HB2	2.15	0.46
1:J:76:LEU:HG	1:J:80:LYS:HE3	1.98	0.46
1:K:175:ARG:CG	1:K:214:TRP:HE1	2.28	0.46
1:K:626:LEU:O	1:K:630:MET:HG3	2.14	0.46
1:L:180:LEU:O	1:L:183:SER:OG	2.24	0.46
1:L:406:LEU:HD12	1:L:416:GLU:HG2	1.97	0.46
1:N:330:LEU:O	1:N:333:LEU:HB2	2.15	0.46
1:N:406:LEU:HD12	1:N:416:GLU:HG2	1.97	0.46
1:N:516:HIS:HB2	1:N:546:LEU:HB2	1.97	0.46
1:O:128:LEU:HD12	1:O:131:ARG:HH21	1.81	0.46
1:P:516:HIS:HB2	1:P:546:LEU:HB2	1.97	0.46
1:A:216:ARG:O	1:A:217:ARG:NH2	2.49	0.46
1:A:406:LEU:HD12	1:A:416:GLU:HG2	1.97	0.46
1:B:232:ASN:O	1:B:236:HIS:HB2	2.15	0.46
1:B:254:LEU:HD13	1:B:274:VAL:HG13	1.96	0.46
1:B:418:GLN:OE1	1:B:434:ARG:NH2	2.49	0.46
1:C:128:LEU:HD12	1:C:131:ARG:HH21	1.81	0.46
1:C:331:VAL:HG22	1:C:370:ALA:HB2	1.96	0.46
1:D:144:ALA:O	1:D:148:LEU:HG	2.14	0.46
1:D:179:GLU:CD	1:D:179:GLU:H	2.18	0.46
1:E:418:GLN:OE1	1:E:434:ARG:NH2	2.49	0.46

*Continued on next page...*

*Continued from previous page...*

Atom-1	Atom-2	Interatomic distance (Å)	Clash overlap (Å)
1:F:216:ARG:O	1:F:217:ARG:NH2	2.49	0.46
1:G:76:LEU:HG	1:G:80:LYS:HE3	1.98	0.46
1:G:97:GLN:HA	1:G:100:GLU:HB2	1.98	0.46
1:G:216:ARG:O	1:G:217:ARG:NH2	2.49	0.46
1:G:626:LEU:O	1:G:630:MET:HG3	2.14	0.46
1:H:690:ALA:O	1:H:693:GLU:HG2	2.16	0.46
1:J:562:PRO:HB2	1:J:614:ALA:HB2	1.98	0.46
1:K:216:ARG:HB2	1:L:688:GLN:OE1	2.16	0.46
1:K:562:PRO:HB2	1:K:614:ALA:HB2	1.98	0.46
1:L:216:ARG:O	1:L:217:ARG:NH2	2.49	0.46
1:L:330:LEU:O	1:L:333:LEU:HB2	2.15	0.46
1:L:418:GLN:OE1	1:L:434:ARG:NH2	2.49	0.46
1:M:254:LEU:HD13	1:M:274:VAL:HG13	1.96	0.46
1:M:575:GLN:O	1:M:579:LEU:HG	2.16	0.46
1:N:331:VAL:HG22	1:N:370:ALA:HB2	1.96	0.46
1:N:418:GLN:OE1	1:N:434:ARG:NH2	2.49	0.46
1:O:144:ALA:O	1:O:148:LEU:HG	2.14	0.46
1:A:330:LEU:O	1:A:333:LEU:HB2	2.15	0.46
1:A:690:ALA:O	1:A:693:GLU:HG2	2.16	0.46
1:D:310:ARG:NH2	1:L:60:GLU:OE2	2.48	0.46
1:E:431:GLU:HG2	1:E:432:SER:H	1.78	0.46
1:F:431:GLU:OE1	1:F:431:GLU:N	2.43	0.46
1:F:516:HIS:HB2	1:F:546:LEU:HB2	1.97	0.46
1:G:310:ARG:NH2	1:I:60:GLU:OE2	2.49	0.46
1:H:562:PRO:HB2	1:H:614:ALA:HB2	1.98	0.46
1:I:216:ARG:O	1:I:217:ARG:NH2	2.49	0.46
1:I:516:HIS:HB2	1:I:546:LEU:HB2	1.97	0.46
1:J:97:GLN:HA	1:J:100:GLU:HB2	1.97	0.46
1:J:626:LEU:O	1:J:630:MET:HG3	2.14	0.46
1:K:143:GLN:O	1:K:147:LEU:HG	2.15	0.46
1:K:431:GLU:HG2	1:K:432:SER:H	1.78	0.46
1:L:690:ALA:O	1:L:693:GLU:HG2	2.16	0.46
1:N:128:LEU:HD12	1:N:131:ARG:HH21	1.81	0.46
1:P:418:GLN:OE1	1:P:434:ARG:NH2	2.49	0.46
1:P:431:GLU:HG2	1:P:432:SER:H	1.78	0.46
1:A:418:GLN:OE1	1:A:434:ARG:NH2	2.49	0.46
1:B:330:LEU:O	1:B:333:LEU:HB2	2.15	0.46
1:C:235:LEU:HG	1:C:329:ARG:HD3	1.98	0.46
1:C:418:GLN:OE1	1:C:434:ARG:NH2	2.49	0.46
1:D:235:LEU:HG	1:D:329:ARG:HD3	1.98	0.46
1:F:575:GLN:O	1:F:579:LEU:HG	2.15	0.46

*Continued on next page...*

*Continued from previous page...*

Atom-1	Atom-2	Interatomic distance (Å)	Clash overlap (Å)
1:G:448:GLU:OE2	1:G:463:ARG:NE	2.42	0.46
1:H:143:GLN:O	1:H:147:LEU:HG	2.15	0.46
1:I:119:ALA:O	1:I:123:ASP:N	2.49	0.46
1:I:128:LEU:HD12	1:I:131:ARG:HH21	1.81	0.46
1:I:575:GLN:O	1:I:579:LEU:HG	2.16	0.46
1:J:216:ARG:O	1:J:217:ARG:NH2	2.49	0.46
1:L:685:HIS:O	1:L:688:GLN:NE2	2.38	0.46
1:M:232:ASN:O	1:M:236:HIS:HB2	2.15	0.46
1:N:179:GLU:CD	1:N:179:GLU:H	2.18	0.46
1:P:330:LEU:O	1:P:333:LEU:HB2	2.15	0.46
1:A:151:ILE:HG13	1:A:156:ASN:ND2	2.31	0.46
1:C:179:GLU:CD	1:C:179:GLU:H	2.18	0.46
1:D:119:ALA:O	1:D:123:ASP:N	2.49	0.46
1:D:180:LEU:O	1:D:183:SER:OG	2.24	0.46
1:E:235:LEU:HG	1:E:329:ARG:HD3	1.98	0.46
1:E:330:LEU:O	1:E:333:LEU:HB2	2.15	0.46
1:F:119:ALA:O	1:F:123:ASP:N	2.49	0.46
1:F:128:LEU:HD12	1:F:131:ARG:HH21	1.81	0.46
1:F:418:GLN:OE1	1:F:434:ARG:NH2	2.49	0.46
1:G:690:ALA:O	1:G:693:GLU:HG2	2.16	0.46
1:I:418:GLN:OE1	1:I:434:ARG:NH2	2.49	0.46
1:J:448:GLU:OE2	1:J:463:ARG:NE	2.42	0.46
1:K:239:GLN:HB2	1:L:478:ASN:HD21	1.81	0.46
1:K:418:GLN:OE1	1:K:434:ARG:NH2	2.49	0.46
1:K:690:ALA:O	1:K:693:GLU:HG2	2.16	0.46
1:M:330:LEU:O	1:M:333:LEU:HB2	2.15	0.46
1:M:406:LEU:HD12	1:M:416:GLU:HG2	1.97	0.46
1:M:690:ALA:O	1:M:693:GLU:HG2	2.16	0.46
1:O:235:LEU:HG	1:O:329:ARG:HD3	1.98	0.46
1:A:76:LEU:HG	1:A:80:LYS:HE3	1.98	0.46
1:B:377:LEU:HD22	1:B:386:LYS:HZ2	1.81	0.46
1:B:406:LEU:HD12	1:B:416:GLU:HG2	1.98	0.46
1:B:516:HIS:HB2	1:B:546:LEU:HB2	1.98	0.46
1:B:690:ALA:O	1:B:693:GLU:HG2	2.16	0.46
1:D:143:GLN:O	1:D:147:LEU:HG	2.15	0.46
1:E:128:LEU:HD12	1:E:131:ARG:HH21	1.81	0.46
1:E:216:ARG:O	1:E:217:ARG:NH2	2.49	0.46
1:F:235:LEU:HG	1:F:329:ARG:HD3	1.98	0.46
1:F:685:HIS:O	1:F:688:GLN:NE2	2.38	0.46
1:H:235:LEU:HG	1:H:329:ARG:HD3	1.98	0.46
1:I:97:GLN:HA	1:I:100:GLU:HB2	1.97	0.46

*Continued on next page...*

*Continued from previous page...*

Atom-1	Atom-2	Interatomic distance (Å)	Clash overlap (Å)
1:K:235:LEU:HG	1:K:329:ARG:HD3	1.98	0.46
1:L:151:ILE:HG13	1:L:156:ASN:ND2	2.31	0.46
1:L:377:LEU:HD22	1:L:386:LYS:HZ2	1.81	0.46
1:M:377:LEU:HD22	1:M:386:LYS:HZ2	1.81	0.46
1:N:235:LEU:HG	1:N:329:ARG:HD3	1.98	0.46
1:N:277:LEU:HD23	1:N:277:LEU:HA	1.81	0.46
1:O:119:ALA:O	1:O:123:ASP:N	2.49	0.46
1:O:180:LEU:O	1:O:183:SER:OG	2.24	0.46
1:P:128:LEU:HD12	1:P:131:ARG:HH21	1.81	0.46
1:P:216:ARG:O	1:P:217:ARG:NH2	2.49	0.46
1:P:235:LEU:HG	1:P:329:ARG:HD3	1.98	0.46
1:A:97:GLN:HA	1:A:100:GLU:HB2	1.97	0.45
1:A:235:LEU:HG	1:A:329:ARG:HD3	1.98	0.45
1:A:377:LEU:HD22	1:A:386:LYS:HZ2	1.81	0.45
1:C:151:ILE:HG13	1:C:156:ASN:ND2	2.31	0.45
1:C:377:LEU:HD22	1:C:386:LYS:HZ2	1.81	0.45
1:C:562:PRO:HB2	1:C:614:ALA:HB2	1.98	0.45
1:E:232:ASN:O	1:E:236:HIS:HB2	2.15	0.45
1:E:690:ALA:O	1:E:693:GLU:HG2	2.16	0.45
1:F:76:LEU:HG	1:F:80:LYS:HE3	1.98	0.45
1:F:690:ALA:O	1:F:693:GLU:HG2	2.16	0.45
1:G:235:LEU:HG	1:G:329:ARG:HD3	1.98	0.45
1:H:418:GLN:OE1	1:H:434:ARG:NH2	2.49	0.45
1:H:431:GLU:HG2	1:H:432:SER:H	1.78	0.45
1:I:235:LEU:HG	1:I:329:ARG:HD3	1.98	0.45
1:I:431:GLU:OE1	1:I:431:GLU:N	2.43	0.45
1:L:76:LEU:HG	1:L:80:LYS:HE3	1.98	0.45
1:L:235:LEU:HG	1:L:329:ARG:HD3	1.98	0.45
1:L:562:PRO:HB2	1:L:614:ALA:HB2	1.98	0.45
1:M:175:ARG:HG2	1:M:214:TRP:HE1	1.80	0.45
1:N:151:ILE:HG13	1:N:156:ASN:ND2	2.31	0.45
1:N:377:LEU:HD22	1:N:386:LYS:HZ2	1.81	0.45
1:N:562:PRO:HB2	1:N:614:ALA:HB2	1.98	0.45
1:P:690:ALA:O	1:P:693:GLU:HG2	2.16	0.45
1:A:562:PRO:HB2	1:A:614:ALA:HB2	1.98	0.45
1:C:97:GLN:HA	1:C:100:GLU:HB2	1.97	0.45
1:C:175:ARG:HG2	1:C:214:TRP:HE1	1.80	0.45
1:C:232:ASN:O	1:C:236:HIS:HB2	2.15	0.45
1:D:690:ALA:O	1:D:693:GLU:HG2	2.16	0.45
1:E:76:LEU:HG	1:E:80:LYS:HE3	1.98	0.45
1:F:97:GLN:HA	1:F:100:GLU:HB2	1.97	0.45

*Continued on next page...*

*Continued from previous page...*

Atom-1	Atom-2	Interatomic distance (Å)	Clash overlap (Å)
1:G:151:ILE:HG13	1:G:156:ASN:ND2	2.31	0.45
1:H:216:ARG:O	1:H:217:ARG:NH2	2.49	0.45
1:H:377:LEU:HD22	1:H:386:LYS:HZ2	1.82	0.45
1:I:76:LEU:HG	1:I:80:LYS:HE3	1.98	0.45
1:J:151:ILE:HG13	1:J:156:ASN:ND2	2.31	0.45
1:J:235:LEU:HG	1:J:329:ARG:HD3	1.98	0.45
1:J:690:ALA:O	1:J:693:GLU:HG2	2.16	0.45
1:L:277:LEU:HD23	1:L:277:LEU:HA	1.81	0.45
1:M:516:HIS:HB2	1:M:546:LEU:HB2	1.97	0.45
1:N:97:GLN:HA	1:N:100:GLU:HB2	1.97	0.45
1:N:690:ALA:O	1:N:693:GLU:HG2	2.16	0.45
1:O:143:GLN:O	1:O:147:LEU:HG	2.15	0.45
1:P:76:LEU:HG	1:P:80:LYS:HE3	1.98	0.45
1:P:232:ASN:O	1:P:236:HIS:HB2	2.16	0.45
1:P:575:GLN:O	1:P:579:LEU:HG	2.15	0.45
1:C:690:ALA:O	1:C:693:GLU:HG2	2.16	0.45
1:D:97:GLN:HA	1:D:100:GLU:HB2	1.98	0.45
1:D:219:ASP:OD1	1:D:222:LEU:N	2.31	0.45
1:D:377:LEU:HD22	1:D:386:LYS:HZ2	1.81	0.45
1:E:575:GLN:O	1:E:579:LEU:HG	2.15	0.45
1:G:232:ASN:O	1:G:236:HIS:HB2	2.15	0.45
1:G:516:HIS:HB2	1:G:546:LEU:HB2	1.97	0.45
1:I:377:LEU:HD22	1:I:386:LYS:HZ2	1.81	0.45
1:I:685:HIS:O	1:I:688:GLN:NE2	2.38	0.45
1:J:516:HIS:HB2	1:J:546:LEU:HB2	1.97	0.45
1:K:216:ARG:O	1:K:217:ARG:NH2	2.49	0.45
1:K:377:LEU:HD22	1:K:386:LYS:HZ2	1.82	0.45
1:N:143:GLN:O	1:N:147:LEU:HG	2.15	0.45
1:N:175:ARG:HG2	1:N:214:TRP:HE1	1.80	0.45
1:N:232:ASN:O	1:N:236:HIS:HB2	2.16	0.45
1:O:97:GLN:HA	1:O:100:GLU:HB2	1.98	0.45
1:P:119:ALA:O	1:P:123:ASP:N	2.49	0.45
1:B:175:ARG:HG2	1:B:214:TRP:HE1	1.80	0.45
1:C:216:ARG:O	1:C:217:ARG:NH2	2.49	0.45
1:E:119:ALA:O	1:E:123:ASP:N	2.49	0.45
1:F:460:GLY:O	1:F:464:LYS:N	2.30	0.45
1:G:219:ASP:OD1	1:G:222:LEU:N	2.31	0.45
1:I:690:ALA:O	1:I:693:GLU:HG2	2.16	0.45
1:L:97:GLN:HA	1:L:100:GLU:HB2	1.97	0.45
1:M:97:GLN:HA	1:M:100:GLU:HB2	1.97	0.45
1:N:216:ARG:O	1:N:217:ARG:NH2	2.49	0.45

*Continued on next page...*



*Continued from previous page...*

Atom-1	Atom-2	Interatomic distance (Å)	Clash overlap (Å)
1:N:694:LYS:HA	1:N:697:ARG:CZ	2.46	0.45
1:O:219:ASP:OD1	1:O:222:LEU:N	2.31	0.45
1:O:690:ALA:O	1:O:693:GLU:HG2	2.16	0.45
1:P:377:LEU:HD22	1:P:386:LYS:HZ2	1.81	0.45
1:B:235:LEU:HG	1:B:329:ARG:HD3	1.98	0.45
1:B:562:PRO:HB2	1:B:614:ALA:HB2	1.98	0.45
1:C:217:ARG:HH22	1:D:688:GLN:NE2	2.13	0.45
1:C:694:LYS:HA	1:C:697:ARG:CZ	2.47	0.45
1:E:377:LEU:HD22	1:E:386:LYS:HZ2	1.81	0.45
1:H:76:LEU:HG	1:H:80:LYS:HE3	1.98	0.45
1:J:219:ASP:OD1	1:J:222:LEU:N	2.31	0.45
1:K:694:LYS:HA	1:K:697:ARG:CZ	2.46	0.45
1:N:239:GLN:HG3	1:O:480:SER:HB2	1.98	0.45
1:B:97:GLN:HA	1:B:100:GLU:HB2	1.97	0.45
1:C:143:GLN:O	1:C:147:LEU:HG	2.15	0.45
1:F:377:LEU:HD22	1:F:386:LYS:HZ2	1.82	0.45
1:H:694:LYS:HA	1:H:697:ARG:CZ	2.47	0.45
1:I:460:GLY:O	1:I:464:LYS:N	2.30	0.45
1:J:232:ASN:O	1:J:236:HIS:HB2	2.16	0.45
1:M:235:LEU:HG	1:M:329:ARG:HD3	1.98	0.45
1:O:694:LYS:HA	1:O:697:ARG:CZ	2.46	0.45
1:A:516:HIS:HB2	1:A:546:LEU:HB2	1.97	0.45
1:B:216:ARG:O	1:B:217:ARG:NH2	2.49	0.45
1:D:216:ARG:O	1:D:217:ARG:NH2	2.49	0.45
1:G:431:GLU:OE1	1:G:431:GLU:N	2.43	0.45
1:H:185:ALA:HB2	1:H:214:TRP:HZ3	1.82	0.45
1:I:495:ASP:HB3	1:I:498:PHE:CD2	2.52	0.45
1:I:685:HIS:HB3	1:P:217:ARG:NH1	2.29	0.45
1:K:76:LEU:HG	1:K:80:LYS:HE3	1.98	0.45
1:L:516:HIS:HB2	1:L:546:LEU:HB2	1.97	0.45
1:M:562:PRO:HB2	1:M:614:ALA:HB2	1.98	0.45
1:P:97:GLN:HA	1:P:100:GLU:HB2	1.98	0.45
1:A:694:LYS:HA	1:A:697:ARG:CZ	2.47	0.45
1:D:694:LYS:HA	1:D:697:ARG:CZ	2.47	0.45
1:E:97:GLN:HA	1:E:100:GLU:HB2	1.98	0.45
1:E:151:ILE:HG13	1:E:156:ASN:ND2	2.31	0.45
1:G:249:ARG:HD2	1:H:586:LEU:CD2	2.46	0.45
1:G:694:LYS:HA	1:G:697:ARG:CZ	2.47	0.45
1:H:151:ILE:HG13	1:H:156:ASN:ND2	2.31	0.45
1:K:128:LEU:HD12	1:K:131:ARG:HH21	1.81	0.45
1:L:694:LYS:HA	1:L:697:ARG:CZ	2.47	0.45

*Continued on next page...*



*Continued from previous page...*

Atom-1	Atom-2	Interatomic distance (Å)	Clash overlap (Å)
1:M:217:ARG:NH1	1:N:685:HIS:HB3	2.31	0.45
1:N:185:ALA:HB2	1:N:214:TRP:HZ3	1.82	0.45
1:O:216:ARG:O	1:O:217:ARG:NH2	2.49	0.45
1:O:418:GLN:OE1	1:O:434:ARG:NH2	2.49	0.45
1:C:189:GLU:HG2	1:C:232:ASN:ND2	2.32	0.45
1:D:189:GLU:HG2	1:D:232:ASN:ND2	2.32	0.45
1:F:495:ASP:HB3	1:F:498:PHE:CD2	2.52	0.45
1:G:418:GLN:OE1	1:G:434:ARG:NH2	2.49	0.45
1:J:418:GLN:OE1	1:J:434:ARG:NH2	2.49	0.45
1:J:431:GLU:OE1	1:J:431:GLU:N	2.43	0.45
1:J:694:LYS:HA	1:J:697:ARG:CZ	2.47	0.45
1:K:185:ALA:HB2	1:K:214:TRP:HZ3	1.82	0.45
1:N:189:GLU:HG2	1:N:232:ASN:ND2	2.32	0.45
1:O:189:GLU:HG2	1:O:232:ASN:ND2	2.32	0.45
1:B:495:ASP:HB3	1:B:498:PHE:CD2	2.52	0.45
1:C:76:LEU:HG	1:C:80:LYS:HE3	1.98	0.45
1:C:185:ALA:HB2	1:C:214:TRP:HZ3	1.82	0.45
1:D:418:GLN:OE1	1:D:434:ARG:NH2	2.49	0.45
1:F:151:ILE:HG13	1:F:156:ASN:ND2	2.31	0.45
1:F:189:GLU:HG2	1:F:232:ASN:ND2	2.32	0.45
1:H:378:VAL:CA	1:H:381:SER:HB3	2.47	0.45
1:H:516:HIS:HB2	1:H:546:LEU:HB2	1.97	0.45
1:I:189:GLU:HG2	1:I:232:ASN:ND2	2.32	0.45
1:J:377:LEU:HD22	1:J:386:LYS:HZ2	1.81	0.45
1:K:151:ILE:HG13	1:K:156:ASN:ND2	2.31	0.45
1:K:378:VAL:CA	1:K:381:SER:HB3	2.47	0.45
1:L:232:ASN:O	1:L:236:HIS:HB2	2.16	0.45
1:M:216:ARG:O	1:M:217:ARG:NH2	2.49	0.45
1:M:293:LEU:HD22	1:M:340:GLU:HG2	1.99	0.45
1:M:495:ASP:HB3	1:M:498:PHE:CD2	2.52	0.45
1:N:76:LEU:HG	1:N:80:LYS:HE3	1.98	0.45
1:O:236:HIS:HA	1:O:329:ARG:HH12	1.82	0.45
1:P:151:ILE:HG13	1:P:156:ASN:ND2	2.32	0.45
1:P:694:LYS:HA	1:P:697:ARG:CZ	2.46	0.45
1:A:232:ASN:O	1:A:236:HIS:HB2	2.16	0.44
1:B:127:ASP:HB2	1:B:131:ARG:NH1	2.28	0.44
1:B:185:ALA:HB2	1:B:214:TRP:HZ3	1.82	0.44
1:B:293:LEU:HD22	1:B:340:GLU:HG2	1.99	0.44
1:D:236:HIS:HA	1:D:329:ARG:HH12	1.82	0.44
1:E:189:GLU:HG2	1:E:232:ASN:ND2	2.32	0.44
1:E:694:LYS:HA	1:E:697:ARG:CZ	2.47	0.44

*Continued on next page...*

*Continued from previous page...*

Atom-1	Atom-2	Interatomic distance (Å)	Clash overlap (Å)
1:H:495:ASP:HB3	1:H:498:PHE:CD2	2.52	0.44
1:H:603:PHE:HA	1:H:638:TRP:CZ2	2.53	0.44
1:K:495:ASP:HB3	1:K:498:PHE:CD2	2.52	0.44
1:P:189:GLU:HG2	1:P:232:ASN:ND2	2.32	0.44
1:A:185:ALA:HB2	1:A:214:TRP:HZ3	1.82	0.44
1:A:189:GLU:HG2	1:A:232:ASN:ND2	2.32	0.44
1:B:151:ILE:HG13	1:B:156:ASN:ND2	2.31	0.44
1:C:69:LEU:O	1:C:73:GLN:HG2	2.17	0.44
1:C:495:ASP:HB3	1:C:498:PHE:CD2	2.52	0.44
1:D:69:LEU:O	1:D:73:GLN:HG2	2.17	0.44
1:D:495:ASP:HB3	1:D:498:PHE:CD2	2.52	0.44
1:E:260:SER:O	1:E:267:ARG:HD2	2.18	0.44
1:E:378:VAL:CA	1:E:381:SER:HB3	2.47	0.44
1:E:495:ASP:HB3	1:E:498:PHE:CD2	2.52	0.44
1:F:603:PHE:HA	1:F:638:TRP:CZ2	2.53	0.44
1:F:694:LYS:HA	1:F:697:ARG:CZ	2.47	0.44
1:H:128:LEU:HD12	1:H:131:ARG:HH21	1.81	0.44
1:I:151:ILE:HG13	1:I:156:ASN:ND2	2.31	0.44
1:I:694:LYS:HA	1:I:697:ARG:CZ	2.47	0.44
1:K:516:HIS:HB2	1:K:546:LEU:HB2	1.97	0.44
1:K:603:PHE:HA	1:K:638:TRP:CZ2	2.53	0.44
1:L:185:ALA:HB2	1:L:214:TRP:HZ3	1.82	0.44
1:L:189:GLU:HG2	1:L:232:ASN:ND2	2.32	0.44
1:L:236:HIS:HA	1:L:329:ARG:HH12	1.82	0.44
1:N:69:LEU:O	1:N:73:GLN:HG2	2.18	0.44
1:O:495:ASP:HB3	1:O:498:PHE:CD2	2.52	0.44
1:P:495:ASP:HB3	1:P:498:PHE:CD2	2.52	0.44
1:A:236:HIS:HA	1:A:329:ARG:HH12	1.82	0.44
1:A:495:ASP:HB3	1:A:498:PHE:CD2	2.52	0.44
1:G:236:HIS:HA	1:G:329:ARG:HH12	1.82	0.44
1:G:260:SER:O	1:G:267:ARG:HD2	2.18	0.44
1:G:277:LEU:HA	1:G:277:LEU:HD23	1.81	0.44
1:H:260:SER:O	1:H:267:ARG:HD2	2.18	0.44
1:I:442:LEU:CD2	1:P:464:LYS:HD3	2.48	0.44
1:J:260:SER:O	1:J:267:ARG:HD2	2.18	0.44
1:K:260:SER:O	1:K:267:ARG:HD2	2.18	0.44
1:K:603:PHE:HD1	1:K:638:TRP:HZ2	1.65	0.44
1:L:293:LEU:HD22	1:L:340:GLU:HG2	1.99	0.44
1:L:603:PHE:HA	1:L:638:TRP:CZ2	2.53	0.44
1:M:127:ASP:HB2	1:M:131:ARG:NH1	2.28	0.44
1:M:151:ILE:HG13	1:M:156:ASN:ND2	2.31	0.44

*Continued on next page...*

*Continued from previous page...*

Atom-1	Atom-2	Interatomic distance (Å)	Clash overlap (Å)
1:M:260:SER:O	1:M:267:ARG:HD2	2.18	0.44
1:N:356:LYS:O	1:N:361:LYS:N	2.51	0.44
1:N:495:ASP:HB3	1:N:498:PHE:CD2	2.52	0.44
1:O:603:PHE:HA	1:O:638:TRP:CZ2	2.53	0.44
1:P:260:SER:O	1:P:267:ARG:HD2	2.18	0.44
1:A:603:PHE:HA	1:A:638:TRP:CZ2	2.53	0.44
1:A:681:ILE:HD11	1:A:698:PHE:CD2	2.53	0.44
1:B:215:CYS:HB2	1:B:253:TRP:CE3	2.53	0.44
1:C:293:LEU:HD22	1:C:340:GLU:HG2	1.99	0.44
1:C:356:LYS:O	1:C:361:LYS:N	2.51	0.44
1:C:603:PHE:HA	1:C:638:TRP:CZ2	2.53	0.44
1:D:215:CYS:HB2	1:D:253:TRP:CE3	2.53	0.44
1:D:603:PHE:HA	1:D:638:TRP:CZ2	2.53	0.44
1:G:377:LEU:HD22	1:G:386:LYS:HZ2	1.81	0.44
1:H:681:ILE:HD11	1:H:698:PHE:CD2	2.53	0.44
1:I:603:PHE:HA	1:I:638:TRP:CZ2	2.53	0.44
1:J:603:PHE:HA	1:J:638:TRP:CZ2	2.53	0.44
1:K:681:ILE:HD11	1:K:698:PHE:CD2	2.53	0.44
1:L:260:SER:O	1:L:267:ARG:HD2	2.18	0.44
1:L:378:VAL:CA	1:L:381:SER:HB3	2.47	0.44
1:L:603:PHE:HD1	1:L:638:TRP:HZ2	1.65	0.44
1:M:189:GLU:HG2	1:M:232:ASN:ND2	2.32	0.44
1:M:215:CYS:HB2	1:M:253:TRP:CE3	2.53	0.44
1:O:69:LEU:O	1:O:73:GLN:HG2	2.18	0.44
1:O:215:CYS:HB2	1:O:253:TRP:CE3	2.53	0.44
1:P:378:VAL:CA	1:P:381:SER:HB3	2.47	0.44
1:A:69:LEU:O	1:A:73:GLN:HG2	2.18	0.44
1:A:260:SER:O	1:A:267:ARG:HD2	2.18	0.44
1:A:293:LEU:HD22	1:A:340:GLU:HG2	1.99	0.44
1:A:356:LYS:O	1:A:361:LYS:N	2.51	0.44
1:B:76:LEU:HG	1:B:80:LYS:HE3	1.98	0.44
1:B:189:GLU:HG2	1:B:232:ASN:ND2	2.32	0.44
1:B:260:SER:O	1:B:267:ARG:HD2	2.18	0.44
1:B:681:ILE:HD11	1:B:698:PHE:CD2	2.53	0.44
1:B:694:LYS:HA	1:B:697:ARG:CZ	2.46	0.44
1:D:76:LEU:HG	1:D:80:LYS:HE3	1.98	0.44
1:E:494:LEU:HD12	1:E:494:LEU:HA	1.79	0.44
1:F:236:HIS:HA	1:F:329:ARG:HH12	1.82	0.44
1:G:356:LYS:O	1:G:361:LYS:N	2.51	0.44
1:H:236:HIS:HA	1:H:329:ARG:HH12	1.82	0.44
1:H:431:GLU:OE1	1:H:431:GLU:N	2.43	0.44

*Continued on next page...*

*Continued from previous page...*

Atom-1	Atom-2	Interatomic distance (Å)	Clash overlap (Å)
1:I:681:ILE:HD11	1:I:698:PHE:CD2	2.53	0.44
1:J:236:HIS:HA	1:J:329:ARG:HH12	1.83	0.44
1:J:356:LYS:O	1:J:361:LYS:N	2.51	0.44
1:J:681:ILE:HD11	1:J:698:PHE:CD2	2.53	0.44
1:K:236:HIS:HA	1:K:329:ARG:HH12	1.82	0.44
1:L:356:LYS:O	1:L:361:LYS:N	2.51	0.44
1:L:495:ASP:HB3	1:L:498:PHE:CD2	2.52	0.44
1:L:681:ILE:HD11	1:L:698:PHE:CD2	2.53	0.44
1:M:69:LEU:O	1:M:73:GLN:HG2	2.18	0.44
1:M:76:LEU:HG	1:M:80:LYS:HE3	1.98	0.44
1:M:180:LEU:O	1:M:183:SER:OG	2.24	0.44
1:M:185:ALA:HB2	1:M:214:TRP:HZ3	1.82	0.44
1:A:378:VAL:CA	1:A:381:SER:HB3	2.47	0.44
1:B:69:LEU:O	1:B:73:GLN:HG2	2.18	0.44
1:B:180:LEU:O	1:B:183:SER:OG	2.24	0.44
1:B:617:PHE:CD1	1:B:653:ILE:HG23	2.53	0.44
1:C:236:HIS:HA	1:C:329:ARG:HH12	1.82	0.44
1:C:681:ILE:HD11	1:C:698:PHE:CD2	2.53	0.44
1:D:151:ILE:HG13	1:D:156:ASN:ND2	2.32	0.44
1:D:197:GLU:CD	1:E:383:ASN:HA	2.38	0.44
1:F:681:ILE:HD11	1:F:698:PHE:CD2	2.53	0.44
1:G:189:GLU:HG2	1:G:232:ASN:ND2	2.32	0.44
1:G:495:ASP:HB3	1:G:498:PHE:CD2	2.52	0.44
1:G:603:PHE:HA	1:G:638:TRP:CZ2	2.53	0.44
1:G:681:ILE:HD11	1:G:698:PHE:CD2	2.53	0.44
1:H:391:LYS:HD3	1:H:401:VAL:HG11	2.00	0.44
1:I:236:HIS:HA	1:I:329:ARG:HH12	1.82	0.44
1:J:495:ASP:HB3	1:J:498:PHE:CD2	2.52	0.44
1:L:69:LEU:O	1:L:73:GLN:HG2	2.18	0.44
1:M:356:LYS:O	1:M:361:LYS:N	2.51	0.44
1:M:681:ILE:HD11	1:M:698:PHE:CD2	2.53	0.44
1:M:694:LYS:HA	1:M:697:ARG:CZ	2.47	0.44
1:N:293:LEU:HD22	1:N:340:GLU:HG2	2.00	0.44
1:N:603:PHE:HA	1:N:638:TRP:CZ2	2.53	0.44
1:O:76:LEU:HG	1:O:80:LYS:HE3	1.98	0.44
1:O:293:LEU:HD22	1:O:340:GLU:HG2	1.99	0.44
1:P:494:LEU:HD12	1:P:494:LEU:HA	1.79	0.44
1:A:480:SER:HB2	1:H:239:GLN:HG3	1.99	0.44
1:A:603:PHE:HD1	1:A:638:TRP:HZ2	1.65	0.44
1:B:356:LYS:O	1:B:361:LYS:N	2.51	0.44
1:C:215:CYS:HB2	1:C:253:TRP:CE3	2.53	0.44

*Continued on next page...*

*Continued from previous page...*

Atom-1	Atom-2	Interatomic distance (Å)	Clash overlap (Å)
1:C:617:PHE:CD1	1:C:653:ILE:HG23	2.53	0.44
1:D:185:ALA:HB2	1:D:214:TRP:HZ3	1.82	0.44
1:D:293:LEU:HD22	1:D:340:GLU:HG2	1.99	0.44
1:E:603:PHE:HA	1:E:638:TRP:CZ2	2.53	0.44
1:F:60:GLU:OE2	1:J:310:ARG:NH2	2.50	0.44
1:F:215:CYS:HB2	1:F:253:TRP:CE3	2.53	0.44
1:F:356:LYS:O	1:F:361:LYS:N	2.51	0.44
1:G:221:ALA:HA	1:G:224:ARG:HD3	2.00	0.44
1:I:215:CYS:HB2	1:I:253:TRP:CE3	2.53	0.44
1:I:356:LYS:O	1:I:361:LYS:N	2.51	0.44
1:J:189:GLU:HG2	1:J:232:ASN:ND2	2.32	0.44
1:K:391:LYS:HD3	1:K:401:VAL:HG11	2.00	0.44
1:M:128:LEU:HD12	1:M:131:ARG:HH21	1.81	0.44
1:M:460:GLY:O	1:M:464:LYS:N	2.30	0.44
1:M:603:PHE:HA	1:M:638:TRP:CZ2	2.53	0.44
1:M:603:PHE:HD1	1:M:638:TRP:HZ2	1.65	0.44
1:M:617:PHE:CD1	1:M:653:ILE:HG23	2.53	0.44
1:N:260:SER:O	1:N:267:ARG:HD2	2.18	0.44
1:N:617:PHE:CD1	1:N:653:ILE:HG23	2.53	0.44
1:O:377:LEU:HD22	1:O:386:LYS:HZ2	1.82	0.44
1:A:95:VAL:O	1:A:99:VAL:HG22	2.18	0.44
1:A:391:LYS:HD3	1:A:401:VAL:HG11	2.00	0.44
1:B:603:PHE:HA	1:B:638:TRP:CZ2	2.53	0.44
1:D:124:GLY:O	1:D:128:LEU:HD13	2.18	0.44
1:D:356:LYS:O	1:D:361:LYS:N	2.51	0.44
1:D:681:ILE:HD11	1:D:698:PHE:CD2	2.53	0.44
1:H:603:PHE:HD1	1:H:638:TRP:HZ2	1.65	0.44
1:I:260:SER:O	1:I:267:ARG:HD2	2.18	0.44
1:J:221:ALA:HA	1:J:224:ARG:HD3	2.00	0.44
1:J:603:PHE:HD1	1:J:638:TRP:HZ2	1.65	0.44
1:M:285:ARG:HD3	1:M:285:ARG:HA	1.75	0.44
1:N:215:CYS:HB2	1:N:253:TRP:CE3	2.53	0.44
1:N:681:ILE:HD11	1:N:698:PHE:CD2	2.53	0.44
1:O:124:GLY:O	1:O:128:LEU:HD13	2.18	0.44
1:O:681:ILE:HD11	1:O:698:PHE:CD2	2.53	0.44
1:P:617:PHE:CD1	1:P:653:ILE:HG23	2.53	0.44
1:B:124:GLY:O	1:B:128:LEU:HD13	2.18	0.44
1:B:128:LEU:HD12	1:B:131:ARG:HH21	1.81	0.44
1:B:236:HIS:HA	1:B:329:ARG:HH12	1.82	0.44
1:B:448:GLU:OE2	1:B:463:ARG:NE	2.42	0.44
1:E:215:CYS:HB2	1:E:253:TRP:CE3	2.53	0.44

*Continued on next page...*

*Continued from previous page...*

Atom-1	Atom-2	Interatomic distance (Å)	Clash overlap (Å)
1:E:356:LYS:O	1:E:361:LYS:N	2.51	0.44
1:E:617:PHE:CD1	1:E:653:ILE:HG23	2.53	0.44
1:G:185:ALA:HB2	1:G:214:TRP:HZ3	1.82	0.44
1:H:69:LEU:O	1:H:73:GLN:HG2	2.17	0.44
1:K:95:VAL:O	1:K:99:VAL:HG22	2.18	0.44
1:K:285:ARG:HA	1:K:285:ARG:HD3	1.75	0.44
1:L:95:VAL:O	1:L:99:VAL:HG22	2.18	0.44
1:L:215:CYS:HB2	1:L:253:TRP:CE3	2.53	0.44
1:M:119:ALA:O	1:M:123:ASP:N	2.49	0.44
1:M:236:HIS:HA	1:M:329:ARG:HH12	1.82	0.44
1:N:236:HIS:HA	1:N:329:ARG:HH12	1.82	0.44
1:O:151:ILE:HG13	1:O:156:ASN:ND2	2.31	0.44
1:P:356:LYS:O	1:P:361:LYS:N	2.51	0.44
1:P:603:PHE:HA	1:P:638:TRP:CZ2	2.53	0.44
1:A:215:CYS:HB2	1:A:253:TRP:CE3	2.53	0.43
1:B:119:ALA:O	1:B:123:ASP:N	2.49	0.43
1:B:378:VAL:CA	1:B:381:SER:HB3	2.47	0.43
1:C:260:SER:O	1:C:267:ARG:HD2	2.18	0.43
1:E:464:LYS:HD3	1:F:442:LEU:CD2	2.48	0.43
1:F:260:SER:O	1:F:267:ARG:HD2	2.18	0.43
1:G:603:PHE:HD1	1:G:638:TRP:HZ2	1.65	0.43
1:H:95:VAL:O	1:H:99:VAL:HG22	2.18	0.43
1:H:221:ALA:HA	1:H:224:ARG:HD3	2.00	0.43
1:J:116:LEU:O	1:J:120:ILE:HG13	2.18	0.43
1:K:69:LEU:O	1:K:73:GLN:HG2	2.17	0.43
1:K:116:LEU:O	1:K:120:ILE:HG13	2.18	0.43
1:K:189:GLU:HG2	1:K:232:ASN:ND2	2.32	0.43
1:K:221:ALA:HA	1:K:224:ARG:HD3	2.00	0.43
1:L:285:ARG:HH21	1:M:484:ARG:NH1	2.16	0.43
1:L:391:LYS:HD3	1:L:401:VAL:HG11	2.00	0.43
1:M:124:GLY:O	1:M:128:LEU:HD13	2.18	0.43
1:M:378:VAL:CA	1:M:381:SER:HB3	2.47	0.43
1:M:391:LYS:HD3	1:M:401:VAL:HG11	2.00	0.43
1:O:185:ALA:HB2	1:O:214:TRP:HZ3	1.82	0.43
1:O:356:LYS:O	1:O:361:LYS:N	2.51	0.43
1:P:215:CYS:HB2	1:P:253:TRP:CE3	2.53	0.43
1:B:391:LYS:HD3	1:B:401:VAL:HG11	2.00	0.43
1:C:143:GLN:HA	1:C:146:ARG:HE	1.83	0.43
1:C:239:GLN:HG3	1:D:480:SER:HB2	1.99	0.43
1:D:460:GLY:O	1:D:464:LYS:N	2.30	0.43
1:D:669:PRO:HB2	1:D:671:ASP:OD1	2.18	0.43

*Continued on next page...*

*Continued from previous page...*

Atom-1	Atom-2	Interatomic distance (Å)	Clash overlap (Å)
1:F:95:VAL:O	1:F:99:VAL:HG22	2.18	0.43
1:F:143:GLN:HA	1:F:146:ARG:HE	1.84	0.43
1:G:95:VAL:O	1:G:99:VAL:HG22	2.18	0.43
1:G:116:LEU:O	1:G:120:ILE:HG13	2.19	0.43
1:I:143:GLN:HA	1:I:146:ARG:HE	1.84	0.43
1:I:669:PRO:HB2	1:I:671:ASP:OD1	2.18	0.43
1:J:95:VAL:O	1:J:99:VAL:HG22	2.18	0.43
1:J:185:ALA:HB2	1:J:214:TRP:HZ3	1.82	0.43
1:K:669:PRO:HB2	1:K:671:ASP:OD1	2.18	0.43
1:M:143:GLN:HA	1:M:146:ARG:HE	1.83	0.43
1:N:256:PRO:HB3	1:O:578:SER:OG	2.18	0.43
1:O:669:PRO:HB2	1:O:671:ASP:OD1	2.18	0.43
1:A:143:GLN:HA	1:A:146:ARG:HE	1.83	0.43
1:A:672:MET:O	1:A:675:VAL:HG22	2.19	0.43
1:B:143:GLN:HA	1:B:146:ARG:HE	1.84	0.43
1:B:603:PHE:HD1	1:B:638:TRP:HZ2	1.65	0.43
1:C:127:ASP:HB2	1:C:131:ARG:NH1	2.28	0.43
1:C:180:LEU:O	1:C:183:SER:OG	2.24	0.43
1:E:669:PRO:HB2	1:E:671:ASP:OD1	2.18	0.43
1:G:460:GLY:O	1:G:464:LYS:N	2.30	0.43
1:G:564:VAL:HG22	1:G:616:ASN:HB2	2.01	0.43
1:G:672:MET:O	1:G:675:VAL:HG22	2.19	0.43
1:H:669:PRO:HB2	1:H:671:ASP:OD1	2.18	0.43
1:I:95:VAL:O	1:I:99:VAL:HG22	2.18	0.43
1:I:221:ALA:HA	1:I:224:ARG:HD3	2.00	0.43
1:J:564:VAL:HG22	1:J:616:ASN:HB2	2.01	0.43
1:K:293:LEU:HD22	1:K:340:GLU:HG2	1.99	0.43
1:K:356:LYS:O	1:K:361:LYS:N	2.51	0.43
1:K:431:GLU:OE1	1:K:431:GLU:N	2.43	0.43
1:L:617:PHE:CD1	1:L:653:ILE:HG23	2.53	0.43
1:M:127:ASP:HA	1:M:130:LEU:HB2	2.01	0.43
1:O:116:LEU:O	1:O:120:ILE:HG13	2.18	0.43
1:A:127:ASP:HA	1:A:130:LEU:HB2	2.01	0.43
1:A:669:PRO:HB2	1:A:671:ASP:OD1	2.18	0.43
1:B:127:ASP:HA	1:B:130:LEU:HB2	2.01	0.43
1:C:124:GLY:O	1:C:128:LEU:HD13	2.18	0.43
1:C:127:ASP:HA	1:C:130:LEU:HB2	2.01	0.43
1:D:116:LEU:O	1:D:120:ILE:HG13	2.19	0.43
1:D:260:SER:O	1:D:267:ARG:HD2	2.18	0.43
1:D:431:GLU:OE1	1:D:431:GLU:N	2.43	0.43
1:F:603:PHE:HD1	1:F:638:TRP:HZ2	1.65	0.43

*Continued on next page...*



*Continued from previous page...*

Atom-1	Atom-2	Interatomic distance (Å)	Clash overlap (Å)
1:F:669:PRO:HB2	1:F:671:ASP:OD1	2.18	0.43
1:G:124:GLY:O	1:G:128:LEU:HD13	2.18	0.43
1:H:116:LEU:O	1:H:120:ILE:HG13	2.19	0.43
1:H:124:GLY:O	1:H:128:LEU:HD13	2.18	0.43
1:H:189:GLU:HG2	1:H:232:ASN:ND2	2.32	0.43
1:H:293:LEU:HD22	1:H:340:GLU:HG2	2.00	0.43
1:H:356:LYS:O	1:H:361:LYS:N	2.51	0.43
1:I:603:PHE:HD1	1:I:638:TRP:HZ2	1.65	0.43
1:J:124:GLY:O	1:J:128:LEU:HD13	2.18	0.43
1:J:173:LYS:H	1:J:173:LYS:HG3	1.66	0.43
1:J:277:LEU:HD23	1:J:277:LEU:HA	1.81	0.43
1:K:124:GLY:O	1:K:128:LEU:HD13	2.18	0.43
1:K:464:LYS:HE2	1:L:445:ARG:NH2	2.34	0.43
1:K:564:VAL:HG22	1:K:616:ASN:HB2	2.01	0.43
1:L:127:ASP:HA	1:L:130:LEU:HB2	2.01	0.43
1:L:143:GLN:HA	1:L:146:ARG:HE	1.83	0.43
1:L:221:ALA:HA	1:L:224:ARG:HD3	2.00	0.43
1:L:672:MET:O	1:L:675:VAL:HG22	2.19	0.43
1:M:593:ILE:HG23	1:M:595:VAL:HG22	2.00	0.43
1:N:124:GLY:O	1:N:128:LEU:HD13	2.18	0.43
1:N:143:GLN:HA	1:N:146:ARG:HE	1.84	0.43
1:N:180:LEU:O	1:N:183:SER:OG	2.24	0.43
1:N:391:LYS:HD3	1:N:401:VAL:HG11	2.00	0.43
1:P:236:HIS:HA	1:P:329:ARG:HH12	1.82	0.43
1:P:293:LEU:HD22	1:P:340:GLU:HG2	1.99	0.43
1:P:669:PRO:HB2	1:P:671:ASP:OD1	2.18	0.43
1:A:221:ALA:HA	1:A:224:ARG:HD3	2.00	0.43
1:A:617:PHE:CD1	1:A:653:ILE:HG23	2.53	0.43
1:B:593:ILE:HG23	1:B:595:VAL:HG22	2.00	0.43
1:C:239:GLN:HB2	1:D:478:ASN:ND2	2.30	0.43
1:C:391:LYS:HD3	1:C:401:VAL:HG11	2.00	0.43
1:C:431:GLU:OE1	1:C:431:GLU:N	2.43	0.43
1:C:669:PRO:HB2	1:C:671:ASP:OD1	2.18	0.43
1:D:155:GLU:HA	1:D:158:ASP:OD2	2.19	0.43
1:E:116:LEU:O	1:E:120:ILE:HG13	2.18	0.43
1:E:221:ALA:HA	1:E:224:ARG:HD3	2.00	0.43
1:E:293:LEU:HD22	1:E:340:GLU:HG2	2.00	0.43
1:F:116:LEU:O	1:F:120:ILE:HG13	2.19	0.43
1:G:69:LEU:O	1:G:73:GLN:HG2	2.17	0.43
1:G:143:GLN:HA	1:G:146:ARG:HE	1.83	0.43
1:G:617:PHE:CD1	1:G:653:ILE:HG23	2.53	0.43

*Continued on next page...*

*Continued from previous page...*

Atom-1	Atom-2	Interatomic distance (Å)	Clash overlap (Å)
1:H:215:CYS:HB2	1:H:253:TRP:CE3	2.53	0.43
1:H:564:VAL:HG22	1:H:616:ASN:HB2	2.01	0.43
1:H:672:MET:O	1:H:675:VAL:HG22	2.19	0.43
1:I:116:LEU:O	1:I:120:ILE:HG13	2.19	0.43
1:I:442:LEU:HD21	1:P:464:LYS:HB3	1.99	0.43
1:J:285:ARG:HH21	1:K:484:ARG:NH1	2.15	0.43
1:J:391:LYS:HD3	1:J:401:VAL:HG11	2.00	0.43
1:J:672:MET:O	1:J:675:VAL:HG22	2.19	0.43
1:K:215:CYS:HB2	1:K:253:TRP:CE3	2.53	0.43
1:K:672:MET:O	1:K:675:VAL:HG22	2.19	0.43
1:L:116:LEU:O	1:L:120:ILE:HG13	2.18	0.43
1:N:127:ASP:HA	1:N:130:LEU:HB2	2.01	0.43
1:N:491:LEU:HD23	1:N:491:LEU:HA	1.83	0.43
1:N:603:PHE:HD1	1:N:638:TRP:HZ2	1.65	0.43
1:N:669:PRO:HB2	1:N:671:ASP:OD1	2.18	0.43
1:O:155:GLU:HA	1:O:158:ASP:OD2	2.19	0.43
1:P:116:LEU:O	1:P:120:ILE:HG13	2.18	0.43
1:P:143:GLN:HA	1:P:146:ARG:HE	1.83	0.43
1:P:221:ALA:HA	1:P:224:ARG:HD3	2.00	0.43
1:P:672:MET:O	1:P:675:VAL:HG22	2.19	0.43
1:A:60:GLU:OE2	1:O:310:ARG:NH2	2.50	0.43
1:A:155:GLU:HA	1:A:158:ASP:OD2	2.19	0.43
1:A:564:VAL:HG22	1:A:616:ASN:HB2	2.01	0.43
1:C:119:ALA:O	1:C:123:ASP:N	2.49	0.43
1:D:95:VAL:O	1:D:99:VAL:HG22	2.18	0.43
1:D:143:GLN:HA	1:D:146:ARG:HE	1.84	0.43
1:D:328:GLN:CD	1:E:416:GLU:OE2	2.57	0.43
1:D:452:GLN:HB2	1:D:463:ARG:HD3	2.01	0.43
1:D:540:THR:HG22	1:D:544:GLU:OE2	2.19	0.43
1:D:617:PHE:CD1	1:D:653:ILE:HG23	2.53	0.43
1:E:69:LEU:O	1:E:73:GLN:HG2	2.17	0.43
1:E:155:GLU:HA	1:E:158:ASP:OD2	2.19	0.43
1:E:431:GLU:OE1	1:E:431:GLU:N	2.43	0.43
1:F:124:GLY:O	1:F:128:LEU:HD13	2.18	0.43
1:F:221:ALA:HA	1:F:224:ARG:HD3	2.00	0.43
1:F:564:VAL:HG22	1:F:616:ASN:HB2	2.01	0.43
1:G:293:LEU:HD22	1:G:340:GLU:HG2	2.00	0.43
1:H:127:ASP:HA	1:H:130:LEU:HB2	2.01	0.43
1:I:124:GLY:O	1:I:128:LEU:HD13	2.18	0.43
1:I:452:GLN:HB2	1:I:463:ARG:HD3	2.01	0.43
1:I:564:VAL:HG22	1:I:616:ASN:HB2	2.01	0.43

*Continued on next page...*

*Continued from previous page...*

Atom-1	Atom-2	Interatomic distance (Å)	Clash overlap (Å)
1:J:143:GLN:HA	1:J:146:ARG:HE	1.84	0.43
1:J:192:PHE:CD2	1:J:233:CYS:HB2	2.54	0.43
1:J:617:PHE:CD1	1:J:653:ILE:HG23	2.53	0.43
1:L:669:PRO:HB2	1:L:671:ASP:OD1	2.18	0.43
1:N:119:ALA:O	1:N:123:ASP:N	2.49	0.43
1:N:256:PRO:CG	1:O:582:VAL:HG21	2.47	0.43
1:N:378:VAL:CA	1:N:381:SER:HB3	2.47	0.43
1:N:540:THR:HG22	1:N:544:GLU:OE2	2.19	0.43
1:N:593:ILE:HG23	1:N:595:VAL:HG22	2.00	0.43
1:O:143:GLN:HA	1:O:146:ARG:HE	1.84	0.43
1:O:260:SER:O	1:O:267:ARG:HD2	2.18	0.43
1:P:155:GLU:HA	1:P:158:ASP:OD2	2.19	0.43
1:P:603:PHE:HD1	1:P:638:TRP:HZ2	1.65	0.43
1:B:672:MET:O	1:B:675:VAL:HG22	2.19	0.43
1:C:378:VAL:CA	1:C:381:SER:HB3	2.47	0.43
1:C:540:THR:HG22	1:C:544:GLU:OE2	2.19	0.43
1:C:593:ILE:HG23	1:C:595:VAL:HG22	2.00	0.43
1:C:603:PHE:HD1	1:C:638:TRP:HZ2	1.65	0.43
1:D:623:PRO:HD3	1:D:658:ASP:O	2.19	0.43
1:E:95:VAL:O	1:E:99:VAL:HG22	2.18	0.43
1:E:143:GLN:HA	1:E:146:ARG:HE	1.84	0.43
1:E:236:HIS:HA	1:E:329:ARG:HH12	1.83	0.43
1:E:540:THR:HG22	1:E:544:GLU:OE2	2.19	0.43
1:E:672:MET:O	1:E:675:VAL:HG22	2.19	0.43
1:F:540:THR:HG22	1:F:544:GLU:OE2	2.19	0.43
1:F:561:THR:HA	1:F:562:PRO:HD3	1.89	0.43
1:G:192:PHE:CD2	1:G:233:CYS:HB2	2.54	0.43
1:G:391:LYS:HD3	1:G:401:VAL:HG11	2.00	0.43
1:G:540:THR:HG22	1:G:544:GLU:OE2	2.19	0.43
1:L:155:GLU:HA	1:L:158:ASP:OD2	2.19	0.43
1:M:672:MET:O	1:M:675:VAL:HG22	2.19	0.43
1:O:95:VAL:O	1:O:99:VAL:HG22	2.18	0.43
1:O:431:GLU:OE1	1:O:431:GLU:N	2.43	0.43
1:O:460:GLY:O	1:O:464:LYS:N	2.30	0.43
1:O:540:THR:HG22	1:O:544:GLU:OE2	2.19	0.43
1:O:603:PHE:HD1	1:O:638:TRP:HZ2	1.65	0.43
1:O:617:PHE:CD1	1:O:653:ILE:HG23	2.53	0.43
1:P:452:GLN:HB2	1:P:463:ARG:HD3	2.01	0.43
1:A:116:LEU:O	1:A:120:ILE:HG13	2.19	0.43
1:B:155:GLU:HA	1:B:158:ASP:OD2	2.19	0.43
1:B:447:THR:O	1:B:451:LEU:HD23	2.19	0.43

*Continued on next page...*

*Continued from previous page...*

Atom-1	Atom-2	Interatomic distance (Å)	Clash overlap (Å)
1:C:116:LEU:O	1:C:120:ILE:HG13	2.18	0.43
1:C:447:THR:O	1:C:451:LEU:HD23	2.19	0.43
1:D:406:LEU:O	1:D:412:TRP:NE1	2.52	0.43
1:E:452:GLN:HB2	1:E:463:ARG:HD3	2.01	0.43
1:E:603:PHE:HD1	1:E:638:TRP:HZ2	1.65	0.43
1:F:452:GLN:HB2	1:F:463:ARG:HD3	2.01	0.43
1:G:173:LYS:H	1:G:173:LYS:HG3	1.66	0.43
1:H:155:GLU:HA	1:H:158:ASP:OD2	2.19	0.43
1:J:69:LEU:O	1:J:73:GLN:HG2	2.18	0.43
1:J:293:LEU:HD22	1:J:340:GLU:HG2	2.00	0.43
1:J:540:THR:HG22	1:J:544:GLU:OE2	2.19	0.43
1:J:593:ILE:HG23	1:J:595:VAL:HG22	2.00	0.43
1:K:127:ASP:HA	1:K:130:LEU:HB2	2.01	0.43
1:K:143:GLN:HA	1:K:146:ARG:HE	1.83	0.43
1:K:447:THR:O	1:K:451:LEU:HD23	2.19	0.43
1:L:564:VAL:HG22	1:L:616:ASN:HB2	2.01	0.43
1:M:95:VAL:O	1:M:99:VAL:HG22	2.18	0.43
1:M:155:GLU:HA	1:M:158:ASP:OD2	2.19	0.43
1:M:221:ALA:HA	1:M:224:ARG:HD3	2.00	0.43
1:M:447:THR:O	1:M:451:LEU:HD23	2.19	0.43
1:N:431:GLU:OE1	1:N:431:GLU:N	2.43	0.43
1:N:447:THR:O	1:N:451:LEU:HD23	2.19	0.43
1:P:69:LEU:O	1:P:73:GLN:HG2	2.18	0.43
1:P:95:VAL:O	1:P:99:VAL:HG22	2.18	0.43
1:P:540:THR:HG22	1:P:544:GLU:OE2	2.19	0.43
1:A:124:GLY:O	1:A:128:LEU:HD13	2.18	0.43
1:A:447:THR:O	1:A:451:LEU:HD23	2.19	0.43
1:A:593:ILE:HG23	1:A:595:VAL:HG22	2.00	0.43
1:B:95:VAL:O	1:B:99:VAL:HG22	2.18	0.43
1:B:192:PHE:CD2	1:B:233:CYS:HB2	2.54	0.43
1:D:127:ASP:HB2	1:D:131:ARG:NH1	2.28	0.43
1:D:127:ASP:HA	1:D:130:LEU:HB2	2.01	0.43
1:D:241:VAL:O	1:D:245:MET:HG3	2.19	0.43
1:D:603:PHE:HD1	1:D:638:TRP:HZ2	1.65	0.43
1:E:239:GLN:HB2	1:F:478:ASN:HD21	1.83	0.43
1:E:241:VAL:O	1:E:245:MET:HG3	2.19	0.43
1:E:681:ILE:HD11	1:E:698:PHE:CD2	2.53	0.43
1:F:69:LEU:O	1:F:73:GLN:HG2	2.18	0.43
1:F:185:ALA:HB2	1:F:214:TRP:HZ3	1.82	0.43
1:F:672:MET:O	1:F:675:VAL:HG22	2.19	0.43
1:H:487:LEU:HD23	1:H:487:LEU:HA	1.82	0.43

*Continued on next page...*

*Continued from previous page...*

Atom-1	Atom-2	Interatomic distance (Å)	Clash overlap (Å)
1:H:617:PHE:CD1	1:H:653:ILE:HG23	2.53	0.43
1:I:540:THR:HG22	1:I:544:GLU:OE2	2.19	0.43
1:I:672:MET:O	1:I:675:VAL:HG22	2.19	0.43
1:J:449:GLU:O	1:J:453:THR:OG1	2.31	0.43
1:J:623:PRO:HD3	1:J:658:ASP:O	2.19	0.43
1:K:465:ARG:NH2	1:L:437:GLN:HB2	2.33	0.43
1:L:688:GLN:O	1:L:692:ILE:HG12	2.19	0.43
1:N:127:ASP:HB2	1:N:131:ARG:NH1	2.28	0.43
1:O:127:ASP:HA	1:O:130:LEU:HB2	2.01	0.43
1:O:452:GLN:HB2	1:O:463:ARG:HD3	2.01	0.43
1:O:623:PRO:HD3	1:O:658:ASP:O	2.19	0.43
1:P:241:VAL:O	1:P:245:MET:HG3	2.19	0.43
1:P:431:GLU:OE1	1:P:431:GLU:N	2.43	0.43
1:P:681:ILE:HD11	1:P:698:PHE:CD2	2.53	0.43
1:A:688:GLN:O	1:A:692:ILE:HG12	2.19	0.43
1:B:116:LEU:O	1:B:120:ILE:HG13	2.18	0.43
1:B:221:ALA:HA	1:B:224:ARG:HD3	2.00	0.43
1:C:95:VAL:O	1:C:99:VAL:HG22	2.18	0.43
1:D:221:ALA:HA	1:D:224:ARG:HD3	2.00	0.43
1:E:192:PHE:CD2	1:E:233:CYS:HB2	2.54	0.43
1:F:241:VAL:O	1:F:245:MET:HG3	2.19	0.43
1:G:167:VAL:O	1:G:171:LEU:HG	2.19	0.43
1:G:593:ILE:HG23	1:G:595:VAL:HG22	2.00	0.43
1:G:623:PRO:HD3	1:G:658:ASP:O	2.19	0.43
1:G:669:PRO:HB2	1:G:671:ASP:OD1	2.18	0.43
1:I:69:LEU:O	1:I:73:GLN:HG2	2.18	0.43
1:I:241:VAL:O	1:I:245:MET:HG3	2.19	0.43
1:I:378:VAL:CA	1:I:381:SER:HB3	2.47	0.43
1:J:669:PRO:HB2	1:J:671:ASP:OD1	2.18	0.43
1:K:155:GLU:HA	1:K:158:ASP:OD2	2.19	0.43
1:L:119:ALA:O	1:L:123:ASP:N	2.49	0.43
1:L:124:GLY:O	1:L:128:LEU:HD13	2.18	0.43
1:L:447:THR:O	1:L:451:LEU:HD23	2.19	0.43
1:M:192:PHE:CD2	1:M:233:CYS:HB2	2.54	0.43
1:O:406:LEU:O	1:O:412:TRP:NE1	2.52	0.43
1:O:688:GLN:O	1:O:692:ILE:HG12	2.19	0.43
1:P:185:ALA:HB2	1:P:214:TRP:HZ3	1.82	0.43
1:P:192:PHE:CD2	1:P:233:CYS:HB2	2.54	0.43
1:A:119:ALA:O	1:A:123:ASP:N	2.49	0.42
1:B:458:LYS:HD3	1:B:458:LYS:HA	1.77	0.42
1:C:452:GLN:HB2	1:C:463:ARG:HD3	2.01	0.42

*Continued on next page...*

*Continued from previous page...*

Atom-1	Atom-2	Interatomic distance (Å)	Clash overlap (Å)
1:C:491:LEU:HD23	1:C:491:LEU:HA	1.83	0.42
1:D:391:LYS:HD3	1:D:401:VAL:HG11	2.00	0.42
1:E:623:PRO:HD3	1:E:658:ASP:O	2.19	0.42
1:F:155:GLU:HA	1:F:158:ASP:OD2	2.19	0.42
1:F:167:VAL:O	1:F:171:LEU:HG	2.19	0.42
1:F:378:VAL:CA	1:F:381:SER:HB3	2.47	0.42
1:F:617:PHE:CD1	1:F:653:ILE:HG23	2.53	0.42
1:G:127:ASP:HA	1:G:130:LEU:HB2	2.01	0.42
1:G:285:ARG:HD3	1:G:285:ARG:HA	1.75	0.42
1:H:143:GLN:HA	1:H:146:ARG:HE	1.84	0.42
1:H:447:THR:O	1:H:451:LEU:HD23	2.19	0.42
1:H:623:PRO:HD3	1:H:658:ASP:O	2.19	0.42
1:H:688:GLN:O	1:H:692:ILE:HG12	2.19	0.42
1:I:155:GLU:HA	1:I:158:ASP:OD2	2.19	0.42
1:I:167:VAL:O	1:I:171:LEU:HG	2.19	0.42
1:I:185:ALA:HB2	1:I:214:TRP:HZ3	1.82	0.42
1:J:127:ASP:HA	1:J:130:LEU:HB2	2.01	0.42
1:J:460:GLY:O	1:J:464:LYS:N	2.30	0.42
1:K:617:PHE:CD1	1:K:653:ILE:HG23	2.53	0.42
1:L:593:ILE:HG23	1:L:595:VAL:HG22	2.00	0.42
1:N:95:VAL:O	1:N:99:VAL:HG22	2.18	0.42
1:N:116:LEU:O	1:N:120:ILE:HG13	2.19	0.42
1:N:155:GLU:HA	1:N:158:ASP:OD2	2.19	0.42
1:O:221:ALA:HA	1:O:224:ARG:HD3	2.00	0.42
1:O:241:VAL:O	1:O:245:MET:HG3	2.19	0.42
1:O:391:LYS:HD3	1:O:401:VAL:HG11	2.00	0.42
1:P:564:VAL:HG22	1:P:616:ASN:HB2	2.01	0.42
1:P:623:PRO:HD3	1:P:658:ASP:O	2.19	0.42
1:A:192:PHE:CD2	1:A:233:CYS:HB2	2.54	0.42
1:A:431:GLU:OE1	1:A:431:GLU:N	2.43	0.42
1:C:155:GLU:HA	1:C:158:ASP:OD2	2.19	0.42
1:C:331:VAL:N	1:C:332:PRO:HD2	2.34	0.42
1:D:688:GLN:O	1:D:692:ILE:HG12	2.19	0.42
1:E:127:ASP:HA	1:E:130:LEU:HB2	2.01	0.42
1:E:185:ALA:HB2	1:E:214:TRP:HZ3	1.82	0.42
1:E:564:VAL:HG22	1:E:616:ASN:HB2	2.01	0.42
1:F:152:LEU:HD11	1:F:187:ILE:HG23	2.02	0.42
1:F:293:LEU:HD22	1:F:340:GLU:HG2	2.00	0.42
1:F:593:ILE:HG23	1:F:595:VAL:HG22	2.00	0.42
1:G:155:GLU:HA	1:G:158:ASP:OD2	2.19	0.42
1:G:331:VAL:N	1:G:332:PRO:HD2	2.34	0.42

*Continued on next page...*

*Continued from previous page...*

Atom-1	Atom-2	Interatomic distance (Å)	Clash overlap (Å)
1:I:152:LEU:HD11	1:I:187:ILE:HG23	2.02	0.42
1:I:293:LEU:HD22	1:I:340:GLU:HG2	2.00	0.42
1:I:593:ILE:HG23	1:I:595:VAL:HG22	2.00	0.42
1:J:167:VAL:O	1:J:171:LEU:HG	2.19	0.42
1:K:623:PRO:HD3	1:K:658:ASP:O	2.19	0.42
1:K:688:GLN:O	1:K:692:ILE:HG12	2.19	0.42
1:L:331:VAL:N	1:L:332:PRO:HD2	2.34	0.42
1:N:452:GLN:HB2	1:N:463:ARG:HD3	2.01	0.42
1:O:127:ASP:HB2	1:O:131:ARG:NH1	2.28	0.42
1:P:167:VAL:O	1:P:171:LEU:HG	2.19	0.42
1:B:540:THR:HG22	1:B:544:GLU:OE2	2.19	0.42
1:B:669:PRO:HB2	1:B:671:ASP:OD1	2.18	0.42
1:C:192:PHE:CD2	1:C:233:CYS:HB2	2.54	0.42
1:C:688:GLN:O	1:C:692:ILE:HG12	2.19	0.42
1:D:152:LEU:HD11	1:D:187:ILE:HG23	2.01	0.42
1:D:165:LEU:HD12	1:D:166:GLY:N	2.35	0.42
1:D:447:THR:O	1:D:451:LEU:HD23	2.19	0.42
1:E:124:GLY:O	1:E:128:LEU:HD13	2.18	0.42
1:E:167:VAL:O	1:E:171:LEU:HG	2.19	0.42
1:F:127:ASP:HA	1:F:130:LEU:HB2	2.01	0.42
1:G:215:CYS:HB2	1:G:253:TRP:CE3	2.53	0.42
1:G:452:GLN:HB2	1:G:463:ARG:HD3	2.01	0.42
1:G:688:GLN:O	1:G:692:ILE:HG12	2.19	0.42
1:H:285:ARG:HD3	1:H:285:ARG:HA	1.75	0.42
1:H:540:THR:HG22	1:H:544:GLU:OE2	2.19	0.42
1:I:617:PHE:CD1	1:I:653:ILE:HG23	2.53	0.42
1:J:155:GLU:HA	1:J:158:ASP:OD2	2.19	0.42
1:J:215:CYS:HB2	1:J:253:TRP:CE3	2.53	0.42
1:J:331:VAL:N	1:J:332:PRO:HD2	2.34	0.42
1:J:452:GLN:HB2	1:J:463:ARG:HD3	2.01	0.42
1:J:688:GLN:O	1:J:692:ILE:HG12	2.19	0.42
1:K:192:PHE:CD2	1:K:233:CYS:HB2	2.54	0.42
1:L:192:PHE:CD2	1:L:233:CYS:HB2	2.54	0.42
1:M:116:LEU:O	1:M:120:ILE:HG13	2.19	0.42
1:N:331:VAL:N	1:N:332:PRO:HD2	2.35	0.42
1:O:152:LEU:HD11	1:O:187:ILE:HG23	2.01	0.42
1:O:167:VAL:O	1:O:171:LEU:HG	2.19	0.42
1:P:92:LEU:HB3	1:P:147:LEU:HD11	2.01	0.42
1:P:124:GLY:O	1:P:128:LEU:HD13	2.18	0.42
1:P:422:GLN:HA	1:P:427:SER:HB3	2.01	0.42
1:P:688:GLN:O	1:P:692:ILE:HG12	2.19	0.42

*Continued on next page...*



*Continued from previous page...*

Atom-1	Atom-2	Interatomic distance (Å)	Clash overlap (Å)
1:A:152:LEU:HD11	1:A:187:ILE:HG23	2.01	0.42
1:A:331:VAL:N	1:A:332:PRO:HD2	2.35	0.42
1:B:331:VAL:N	1:B:332:PRO:HD2	2.35	0.42
1:B:431:GLU:OE1	1:B:431:GLU:N	2.43	0.42
1:C:221:ALA:HA	1:C:224:ARG:HD3	2.00	0.42
1:C:422:GLN:HA	1:C:427:SER:HB3	2.01	0.42
1:D:192:PHE:CD2	1:D:233:CYS:HB2	2.54	0.42
1:D:378:VAL:CA	1:D:381:SER:HB3	2.47	0.42
1:D:672:MET:O	1:D:675:VAL:HG22	2.19	0.42
1:E:111:GLU:HA	1:E:114:GLN:HG2	2.02	0.42
1:E:127:ASP:HB2	1:E:131:ARG:NH1	2.28	0.42
1:E:331:VAL:N	1:E:332:PRO:HD2	2.35	0.42
1:F:165:LEU:HD12	1:F:166:GLY:N	2.35	0.42
1:F:285:ARG:HA	1:F:285:ARG:HD3	1.75	0.42
1:F:391:LYS:HD3	1:F:401:VAL:HG11	2.00	0.42
1:H:192:PHE:CD2	1:H:233:CYS:HB2	2.54	0.42
1:H:422:GLN:HA	1:H:427:SER:HB3	2.01	0.42
1:I:111:GLU:HA	1:I:114:GLN:HG2	2.02	0.42
1:I:127:ASP:HA	1:I:130:LEU:HB2	2.01	0.42
1:I:165:LEU:HD12	1:I:166:GLY:N	2.35	0.42
1:I:285:ARG:HA	1:I:285:ARG:HD3	1.75	0.42
1:I:391:LYS:HD3	1:I:401:VAL:HG11	2.00	0.42
1:I:422:GLN:HA	1:I:427:SER:HB3	2.01	0.42
1:J:152:LEU:HD11	1:J:187:ILE:HG23	2.01	0.42
1:K:593:ILE:HG23	1:K:595:VAL:HG22	2.00	0.42
1:L:152:LEU:HD11	1:L:187:ILE:HG23	2.01	0.42
1:L:422:GLN:HA	1:L:427:SER:HB3	2.01	0.42
1:L:623:PRO:HD3	1:L:658:ASP:O	2.19	0.42
1:M:331:VAL:N	1:M:332:PRO:HD2	2.35	0.42
1:M:540:THR:HG22	1:M:544:GLU:OE2	2.19	0.42
1:M:669:PRO:HB2	1:M:671:ASP:OD1	2.18	0.42
1:N:192:PHE:CD2	1:N:233:CYS:HB2	2.54	0.42
1:N:221:ALA:HA	1:N:224:ARG:HD3	2.00	0.42
1:O:92:LEU:HB3	1:O:147:LEU:HD11	2.01	0.42
1:O:165:LEU:HD12	1:O:166:GLY:N	2.35	0.42
1:O:378:VAL:CA	1:O:381:SER:HB3	2.47	0.42
1:O:447:THR:O	1:O:451:LEU:HD23	2.19	0.42
1:O:672:MET:O	1:O:675:VAL:HG22	2.19	0.42
1:P:127:ASP:HA	1:P:130:LEU:HB2	2.01	0.42
1:P:331:VAL:N	1:P:332:PRO:HD2	2.34	0.42
1:A:165:LEU:HD12	1:A:166:GLY:N	2.35	0.42

*Continued on next page...*

*Continued from previous page...*

Atom-1	Atom-2	Interatomic distance (Å)	Clash overlap (Å)
1:A:422:GLN:HA	1:A:427:SER:HB3	2.01	0.42
1:A:460:GLY:O	1:A:464:LYS:N	2.30	0.42
1:A:623:PRO:HD3	1:A:658:ASP:O	2.19	0.42
1:D:92:LEU:HB3	1:D:147:LEU:HD11	2.01	0.42
1:D:167:VAL:O	1:D:171:LEU:HG	2.19	0.42
1:E:92:LEU:HB3	1:E:147:LEU:HD11	2.01	0.42
1:E:688:GLN:O	1:E:692:ILE:HG12	2.19	0.42
1:F:111:GLU:HA	1:F:114:GLN:HG2	2.02	0.42
1:F:192:PHE:CD2	1:F:233:CYS:HB2	2.54	0.42
1:F:422:GLN:HA	1:F:427:SER:HB3	2.01	0.42
1:G:241:VAL:O	1:G:245:MET:HG3	2.19	0.42
1:H:165:LEU:HD12	1:H:166:GLY:N	2.35	0.42
1:J:447:THR:O	1:J:451:LEU:HD23	2.19	0.42
1:K:165:LEU:HD12	1:K:166:GLY:N	2.35	0.42
1:K:422:GLN:HA	1:K:427:SER:HB3	2.01	0.42
1:K:540:THR:HG22	1:K:544:GLU:OE2	2.19	0.42
1:M:165:LEU:HD12	1:M:166:GLY:N	2.35	0.42
1:M:596:GLU:OE2	1:M:598:LEU:HB2	2.20	0.42
1:M:688:GLN:O	1:M:692:ILE:HG12	2.19	0.42
1:N:422:GLN:HA	1:N:427:SER:HB3	2.01	0.42
1:N:688:GLN:O	1:N:692:ILE:HG12	2.19	0.42
1:O:192:PHE:CD2	1:O:233:CYS:HB2	2.54	0.42
1:P:111:GLU:HA	1:P:114:GLN:HG2	2.02	0.42
1:P:127:ASP:HB2	1:P:131:ARG:NH1	2.28	0.42
1:B:215:CYS:HB2	1:B:253:TRP:HE3	1.85	0.42
1:B:596:GLU:OE2	1:B:598:LEU:HB2	2.20	0.42
1:B:634:ASP:HB3	1:B:636:LYS:HE2	2.02	0.42
1:C:165:LEU:HD12	1:C:166:GLY:N	2.35	0.42
1:C:241:VAL:O	1:C:245:MET:HG3	2.19	0.42
1:C:623:PRO:HD3	1:C:658:ASP:O	2.19	0.42
1:E:422:GLN:HA	1:E:427:SER:HB3	2.01	0.42
1:E:447:THR:O	1:E:451:LEU:HD23	2.19	0.42
1:F:197:GLU:CD	1:G:383:ASN:HA	2.40	0.42
1:G:165:LEU:HD12	1:G:166:GLY:N	2.35	0.42
1:G:378:VAL:CA	1:G:381:SER:HB3	2.47	0.42
1:H:593:ILE:HG23	1:H:595:VAL:HG22	2.00	0.42
1:H:596:GLU:OE2	1:H:598:LEU:HB2	2.20	0.42
1:I:688:GLN:O	1:I:692:ILE:HG12	2.19	0.42
1:J:165:LEU:HD12	1:J:166:GLY:N	2.35	0.42
1:J:241:VAL:O	1:J:245:MET:HG3	2.19	0.42
1:K:596:GLU:OE2	1:K:598:LEU:HB2	2.20	0.42

*Continued on next page...*

*Continued from previous page...*

Atom-1	Atom-2	Interatomic distance (Å)	Clash overlap (Å)
1:L:165:LEU:HD12	1:L:166:GLY:N	2.35	0.42
1:M:215:CYS:HB2	1:M:253:TRP:HE3	1.85	0.42
1:M:564:VAL:HG22	1:M:616:ASN:HB2	2.01	0.42
1:M:623:PRO:HD3	1:M:658:ASP:O	2.19	0.42
1:N:241:VAL:O	1:N:245:MET:HG3	2.19	0.42
1:A:452:GLN:HB2	1:A:463:ARG:HD3	2.01	0.42
1:B:60:GLU:HA	1:B:63:ASP:OD2	2.20	0.42
1:B:165:LEU:HD12	1:B:166:GLY:N	2.35	0.42
1:B:494:LEU:HD12	1:B:494:LEU:HA	1.79	0.42
1:B:564:VAL:HG22	1:B:616:ASN:HB2	2.01	0.42
1:B:688:GLN:O	1:B:692:ILE:HG12	2.19	0.42
1:C:138:LEU:N	1:C:141:ARG:HH21	2.18	0.42
1:C:383:ASN:HB3	1:C:386:LYS:HB3	2.02	0.42
1:C:563:ASP:CG	1:C:590:SER:HB3	2.40	0.42
1:F:688:GLN:O	1:F:692:ILE:HG12	2.19	0.42
1:G:152:LEU:HD11	1:G:187:ILE:HG23	2.02	0.42
1:G:447:THR:O	1:G:451:LEU:HD23	2.19	0.42
1:H:331:VAL:N	1:H:332:PRO:HD2	2.34	0.42
1:H:563:ASP:CG	1:H:590:SER:HB3	2.40	0.42
1:I:192:PHE:CD2	1:I:233:CYS:HB2	2.54	0.42
1:I:447:THR:O	1:I:451:LEU:HD23	2.19	0.42
1:I:623:PRO:HD3	1:I:658:ASP:O	2.19	0.42
1:J:378:VAL:CA	1:J:381:SER:HB3	2.47	0.42
1:K:449:GLU:O	1:K:453:THR:OG1	2.31	0.42
1:K:461:ILE:H	1:K:461:ILE:HG13	1.63	0.42
1:K:563:ASP:CG	1:K:590:SER:HB3	2.40	0.42
1:L:215:CYS:HB2	1:L:253:TRP:HE3	1.85	0.42
1:L:452:GLN:HB2	1:L:463:ARG:HD3	2.01	0.42
1:L:460:GLY:O	1:L:464:LYS:N	2.30	0.42
1:M:60:GLU:HA	1:M:63:ASP:OD2	2.20	0.42
1:M:431:GLU:OE1	1:M:431:GLU:N	2.43	0.42
1:M:502:THR:O	1:M:506:VAL:HG22	2.20	0.42
1:N:165:LEU:HD12	1:N:166:GLY:N	2.35	0.42
1:N:563:ASP:CG	1:N:590:SER:HB3	2.40	0.42
1:P:447:THR:O	1:P:451:LEU:HD23	2.19	0.42
1:A:215:CYS:HB2	1:A:253:TRP:HE3	1.85	0.42
1:A:406:LEU:O	1:A:412:TRP:NE1	2.52	0.42
1:B:67:ARG:O	1:B:71:GLU:HG2	2.20	0.42
1:B:165:LEU:HA	1:B:168:ILE:HD12	2.02	0.42
1:B:452:GLN:HB2	1:B:463:ARG:HD3	2.01	0.42
1:B:502:THR:O	1:B:506:VAL:HG22	2.20	0.42

*Continued on next page...*

*Continued from previous page...*

Atom-1	Atom-2	Interatomic distance (Å)	Clash overlap (Å)
1:D:111:GLU:HA	1:D:114:GLN:HG2	2.02	0.42
1:D:502:THR:O	1:D:506:VAL:HG22	2.20	0.42
1:D:568:TYR:HE1	1:D:594:ASP:HB2	1.85	0.42
1:E:391:LYS:HD3	1:E:401:VAL:HG11	2.00	0.42
1:F:596:GLU:OE2	1:F:598:LEU:HB2	2.20	0.42
1:F:623:PRO:HD3	1:F:658:ASP:O	2.19	0.42
1:G:111:GLU:HA	1:G:114:GLN:HG2	2.02	0.42
1:H:152:LEU:HD11	1:H:187:ILE:HG23	2.01	0.42
1:H:167:VAL:O	1:H:171:LEU:HG	2.19	0.42
1:J:111:GLU:HA	1:J:114:GLN:HG2	2.02	0.42
1:J:138:LEU:N	1:J:141:ARG:HH21	2.18	0.42
1:J:285:ARG:HD3	1:J:285:ARG:HA	1.75	0.42
1:K:331:VAL:N	1:K:332:PRO:HD2	2.35	0.42
1:M:165:LEU:HA	1:M:168:ILE:HD12	2.02	0.42
1:N:138:LEU:N	1:N:141:ARG:HH21	2.18	0.42
1:N:383:ASN:HB3	1:N:386:LYS:HB3	2.02	0.42
1:N:623:PRO:HD3	1:N:658:ASP:O	2.19	0.42
1:O:502:THR:O	1:O:506:VAL:HG22	2.20	0.42
1:O:596:GLU:OE2	1:O:598:LEU:HB2	2.20	0.42
1:O:692:ILE:HD13	1:O:692:ILE:HA	1.90	0.42
1:P:67:ARG:O	1:P:71:GLU:HG2	2.20	0.42
1:P:285:ARG:HD3	1:P:285:ARG:HA	1.75	0.42
1:B:623:PRO:HD3	1:B:658:ASP:O	2.19	0.42
1:C:256:PRO:CG	1:D:582:VAL:HG21	2.49	0.42
1:D:60:GLU:HA	1:D:63:ASP:OD2	2.20	0.42
1:D:422:GLN:HA	1:D:427:SER:HB3	2.01	0.42
1:D:593:ILE:HG23	1:D:595:VAL:HG22	2.00	0.42
1:D:596:GLU:OE2	1:D:598:LEU:HB2	2.20	0.42
1:E:67:ARG:O	1:E:71:GLU:HG2	2.20	0.42
1:E:165:LEU:HD12	1:E:166:GLY:N	2.35	0.42
1:F:92:LEU:HB3	1:F:147:LEU:HD11	2.01	0.42
1:F:197:GLU:HB2	1:G:382:THR:O	2.19	0.42
1:F:338:ARG:HE	1:F:338:ARG:HB3	1.74	0.42
1:F:447:THR:O	1:F:451:LEU:HD23	2.19	0.42
1:G:138:LEU:N	1:G:141:ARG:HH21	2.18	0.42
1:H:241:VAL:O	1:H:245:MET:HG3	2.19	0.42
1:I:92:LEU:HB3	1:I:147:LEU:HD11	2.01	0.42
1:I:578:SER:OG	1:P:256:PRO:HB3	2.19	0.42
1:I:596:GLU:OE2	1:I:598:LEU:HB2	2.20	0.42
1:J:596:GLU:OE2	1:J:598:LEU:HB2	2.20	0.42
1:K:446:LEU:HD23	1:K:446:LEU:HA	1.92	0.42

*Continued on next page...*

*Continued from previous page...*

Atom-1	Atom-2	Interatomic distance (Å)	Clash overlap (Å)
1:L:256:PRO:HG3	1:M:582:VAL:HG21	2.02	0.42
1:L:406:LEU:O	1:L:412:TRP:NE1	2.52	0.42
1:L:431:GLU:OE1	1:L:431:GLU:N	2.43	0.42
1:M:67:ARG:O	1:M:71:GLU:HG2	2.20	0.42
1:M:452:GLN:HB2	1:M:463:ARG:HD3	2.01	0.42
1:M:634:ASP:HB3	1:M:636:LYS:HE2	2.02	0.42
1:N:173:LYS:H	1:N:173:LYS:HG3	1.66	0.42
1:O:60:GLU:HA	1:O:63:ASP:OD2	2.20	0.42
1:O:111:GLU:HA	1:O:114:GLN:HG2	2.02	0.42
1:P:502:THR:O	1:P:506:VAL:HG22	2.20	0.42
1:P:563:ASP:CG	1:P:590:SER:HB3	2.40	0.42
1:A:148:LEU:O	1:A:152:LEU:HG	2.20	0.42
1:A:502:THR:O	1:A:506:VAL:HG22	2.20	0.42
1:C:672:MET:O	1:C:675:VAL:HG22	2.19	0.42
1:D:121:ARG:HA	1:D:125:GLY:HA2	2.02	0.42
1:E:502:THR:O	1:E:506:VAL:HG22	2.20	0.42
1:E:563:ASP:CG	1:E:590:SER:HB3	2.40	0.42
1:E:593:ILE:HG23	1:E:595:VAL:HG22	2.00	0.42
1:F:215:CYS:HB2	1:F:253:TRP:HE3	1.85	0.42
1:F:494:LEU:HD12	1:F:494:LEU:HA	1.79	0.42
1:F:568:TYR:HE1	1:F:594:ASP:HB2	1.85	0.42
1:G:67:ARG:O	1:G:71:GLU:HG2	2.20	0.42
1:G:596:GLU:OE2	1:G:598:LEU:HB2	2.20	0.42
1:H:215:CYS:HB2	1:H:253:TRP:HE3	1.85	0.42
1:H:502:THR:O	1:H:506:VAL:HG22	2.20	0.42
1:I:436:GLN:HG3	1:P:461:ILE:HD12	2.02	0.42
1:I:494:LEU:HD12	1:I:494:LEU:HA	1.79	0.42
1:I:568:TYR:HE1	1:I:594:ASP:HB2	1.85	0.42
1:J:60:GLU:HA	1:J:63:ASP:OD2	2.20	0.42
1:K:167:VAL:O	1:K:171:LEU:HG	2.19	0.42
1:K:168:ILE:H	1:K:168:ILE:HG13	1.64	0.42
1:K:215:CYS:HB2	1:K:253:TRP:HE3	1.85	0.42
1:K:241:VAL:O	1:K:245:MET:HG3	2.19	0.42
1:K:502:THR:O	1:K:506:VAL:HG22	2.20	0.42
1:L:148:LEU:O	1:L:152:LEU:HG	2.20	0.42
1:M:121:ARG:HA	1:M:125:GLY:HA2	2.02	0.42
1:N:121:ARG:HA	1:N:125:GLY:HA2	2.02	0.42
1:N:502:THR:O	1:N:506:VAL:HG22	2.20	0.42
1:N:634:ASP:HB3	1:N:636:LYS:HE2	2.02	0.42
1:N:672:MET:O	1:N:675:VAL:HG22	2.19	0.42
1:O:67:ARG:O	1:O:71:GLU:HG2	2.20	0.42

*Continued on next page...*

*Continued from previous page...*

Atom-1	Atom-2	Interatomic distance (Å)	Clash overlap (Å)
1:O:422:GLN:HA	1:O:427:SER:HB3	2.01	0.42
1:O:564:VAL:HG22	1:O:616:ASN:HB2	2.01	0.42
1:O:568:TYR:HE1	1:O:594:ASP:HB2	1.85	0.42
1:O:593:ILE:HG23	1:O:595:VAL:HG22	2.00	0.42
1:P:165:LEU:HD12	1:P:166:GLY:N	2.35	0.42
1:P:391:LYS:HD3	1:P:401:VAL:HG11	2.00	0.42
1:P:593:ILE:HG23	1:P:595:VAL:HG22	2.00	0.42
1:A:92:LEU:HB3	1:A:147:LEU:HD11	2.01	0.41
1:A:127:ASP:HB2	1:A:131:ARG:NH1	2.28	0.41
1:B:121:ARG:HA	1:B:125:GLY:HA2	2.02	0.41
1:B:152:LEU:HD11	1:B:187:ILE:HG23	2.02	0.41
1:C:564:VAL:HG22	1:C:616:ASN:HB2	2.01	0.41
1:C:596:GLU:OE2	1:C:598:LEU:HB2	2.20	0.41
1:D:564:VAL:HG22	1:D:616:ASN:HB2	2.01	0.41
1:E:138:LEU:N	1:E:141:ARG:HH21	2.18	0.41
1:F:138:LEU:N	1:F:141:ARG:HH21	2.18	0.41
1:G:60:GLU:HA	1:G:63:ASP:OD2	2.20	0.41
1:G:148:LEU:O	1:G:152:LEU:HG	2.20	0.41
1:G:261:LYS:N	1:G:262:GLU:OE1	2.53	0.41
1:G:494:LEU:HD12	1:G:494:LEU:HA	1.79	0.41
1:H:111:GLU:HA	1:H:114:GLN:HG2	2.02	0.41
1:H:138:LEU:N	1:H:141:ARG:HH21	2.18	0.41
1:I:215:CYS:HB2	1:I:253:TRP:HE3	1.85	0.41
1:J:148:LEU:O	1:J:152:LEU:HG	2.20	0.41
1:J:261:LYS:N	1:J:262:GLU:OE1	2.53	0.41
1:J:405:ILE:H	1:J:405:ILE:HG13	1.69	0.41
1:K:152:LEU:HD11	1:K:187:ILE:HG23	2.02	0.41
1:L:165:LEU:HA	1:L:168:ILE:HD12	2.02	0.41
1:L:502:THR:O	1:L:506:VAL:HG22	2.20	0.41
1:N:215:CYS:HB2	1:N:253:TRP:HE3	1.85	0.41
1:N:564:VAL:HG22	1:N:616:ASN:HB2	2.01	0.41
1:N:596:GLU:OE2	1:N:598:LEU:HB2	2.20	0.41
1:O:121:ARG:HA	1:O:125:GLY:HA2	2.02	0.41
1:P:138:LEU:N	1:P:141:ARG:HH21	2.18	0.41
1:A:165:LEU:HA	1:A:168:ILE:HD12	2.02	0.41
1:A:634:ASP:HB3	1:A:636:LYS:HE2	2.02	0.41
1:C:121:ARG:HA	1:C:125:GLY:HA2	2.03	0.41
1:C:215:CYS:HB2	1:C:253:TRP:HE3	1.85	0.41
1:C:406:LEU:O	1:C:412:TRP:NE1	2.52	0.41
1:C:502:THR:O	1:C:506:VAL:HG22	2.20	0.41
1:C:634:ASP:HB3	1:C:636:LYS:HE2	2.02	0.41

*Continued on next page...*

*Continued from previous page...*

Atom-1	Atom-2	Interatomic distance (Å)	Clash overlap (Å)
1:E:173:LYS:H	1:E:173:LYS:HG3	1.66	0.41
1:E:608:ILE:HG23	1:E:645:THR:HG21	2.02	0.41
1:F:60:GLU:HA	1:F:63:ASP:OD2	2.20	0.41
1:F:331:VAL:N	1:F:332:PRO:HD2	2.34	0.41
1:G:215:CYS:HB2	1:G:253:TRP:HE3	1.85	0.41
1:G:383:ASN:HB3	1:G:386:LYS:HB3	2.02	0.41
1:I:60:GLU:HA	1:I:63:ASP:OD2	2.20	0.41
1:I:331:VAL:N	1:I:332:PRO:HD2	2.35	0.41
1:J:67:ARG:O	1:J:71:GLU:HG2	2.20	0.41
1:J:148:LEU:HA	1:J:151:ILE:HG12	2.02	0.41
1:J:215:CYS:HB2	1:J:253:TRP:HE3	1.85	0.41
1:K:259:PHE:HD2	1:L:578:SER:HB3	1.84	0.41
1:L:563:ASP:CG	1:L:590:SER:HB3	2.40	0.41
1:L:634:ASP:HB3	1:L:636:LYS:HE2	2.02	0.41
1:M:152:LEU:HD11	1:M:187:ILE:HG23	2.01	0.41
1:N:111:GLU:HA	1:N:114:GLN:HG2	2.02	0.41
1:O:331:VAL:N	1:O:332:PRO:HD2	2.34	0.41
1:O:608:ILE:HG23	1:O:645:THR:HG21	2.02	0.41
1:P:568:TYR:HE1	1:P:594:ASP:HB2	1.85	0.41
1:P:608:ILE:HG23	1:P:645:THR:HG21	2.02	0.41
1:A:110:ARG:O	1:A:114:GLN:HG2	2.20	0.41
1:A:121:ARG:HA	1:A:125:GLY:HA2	2.02	0.41
1:A:148:LEU:HA	1:A:151:ILE:HG12	2.02	0.41
1:A:540:THR:HG22	1:A:544:GLU:OE2	2.19	0.41
1:B:241:VAL:O	1:B:245:MET:HG3	2.19	0.41
1:D:67:ARG:O	1:D:71:GLU:HG2	2.20	0.41
1:D:608:ILE:HG23	1:D:645:THR:HG21	2.02	0.41
1:E:121:ARG:HA	1:E:125:GLY:HA2	2.02	0.41
1:E:168:ILE:H	1:E:168:ILE:HG13	1.64	0.41
1:E:568:TYR:HE1	1:E:594:ASP:HB2	1.85	0.41
1:G:79:LEU:HD22	1:G:92:LEU:HD23	2.02	0.41
1:H:92:LEU:HB3	1:H:147:LEU:HD11	2.01	0.41
1:H:383:ASN:HB3	1:H:386:LYS:HB3	2.01	0.41
1:H:461:ILE:H	1:H:461:ILE:HG13	1.63	0.41
1:I:79:LEU:HD22	1:I:92:LEU:HD23	2.02	0.41
1:I:138:LEU:N	1:I:141:ARG:HH21	2.18	0.41
1:I:165:LEU:HA	1:I:168:ILE:HD12	2.02	0.41
1:I:261:LYS:N	1:I:262:GLU:OE1	2.53	0.41
1:I:406:LEU:O	1:I:412:TRP:NE1	2.52	0.41
1:J:79:LEU:HD22	1:J:92:LEU:HD23	2.02	0.41
1:J:383:ASN:HB3	1:J:386:LYS:HB3	2.02	0.41

*Continued on next page...*



*Continued from previous page...*

Atom-1	Atom-2	Interatomic distance (Å)	Clash overlap (Å)
1:K:92:LEU:HB3	1:K:147:LEU:HD11	2.01	0.41
1:K:111:GLU:HA	1:K:114:GLN:HG2	2.02	0.41
1:K:138:LEU:N	1:K:141:ARG:HH21	2.18	0.41
1:L:92:LEU:HB3	1:L:147:LEU:HD11	2.01	0.41
1:L:121:ARG:HA	1:L:125:GLY:HA2	2.02	0.41
1:L:148:LEU:HA	1:L:151:ILE:HG12	2.02	0.41
1:L:203:VAL:HG21	1:L:241:VAL:HG13	2.03	0.41
1:M:110:ARG:O	1:M:114:GLN:HG2	2.20	0.41
1:M:422:GLN:HA	1:M:427:SER:HB3	2.01	0.41
1:N:165:LEU:HA	1:N:168:ILE:HD12	2.02	0.41
1:N:338:ARG:HE	1:N:338:ARG:HB3	1.75	0.41
1:O:406:LEU:HD23	1:O:406:LEU:HA	1.94	0.41
1:O:561:THR:HA	1:O:562:PRO:HD3	1.89	0.41
1:P:215:CYS:HB2	1:P:253:TRP:HE3	1.85	0.41
1:A:139:GLU:H	1:A:139:GLU:CD	2.24	0.41
1:A:203:VAL:HG21	1:A:241:VAL:HG13	2.03	0.41
1:A:241:VAL:O	1:A:245:MET:HG3	2.19	0.41
1:C:92:LEU:HB3	1:C:147:LEU:HD11	2.01	0.41
1:C:111:GLU:HA	1:C:114:GLN:HG2	2.02	0.41
1:C:165:LEU:HA	1:C:168:ILE:HD12	2.02	0.41
1:C:464:LYS:HD3	1:D:442:LEU:CD2	2.50	0.41
1:D:215:CYS:HB2	1:D:253:TRP:HE3	1.85	0.41
1:D:331:VAL:N	1:D:332:PRO:HD2	2.34	0.41
1:F:79:LEU:HD22	1:F:92:LEU:HD23	2.02	0.41
1:F:127:ASP:HB2	1:F:131:ARG:NH1	2.28	0.41
1:F:165:LEU:HA	1:F:168:ILE:HD12	2.02	0.41
1:F:261:LYS:N	1:F:262:GLU:OE1	2.53	0.41
1:F:563:ASP:CG	1:F:590:SER:HB3	2.40	0.41
1:G:148:LEU:HA	1:G:151:ILE:HG12	2.02	0.41
1:G:406:LEU:O	1:G:412:TRP:NE1	2.52	0.41
1:G:617:PHE:N	1:G:652:ASN:O	2.36	0.41
1:H:60:GLU:HA	1:H:63:ASP:OD2	2.20	0.41
1:H:139:GLU:H	1:H:139:GLU:CD	2.24	0.41
1:H:452:GLN:HB2	1:H:463:ARG:HD3	2.01	0.41
1:H:669:PRO:HD2	1:H:672:MET:SD	2.61	0.41
1:I:383:ASN:HB3	1:I:386:LYS:HB3	2.01	0.41
1:J:458:LYS:HD3	1:J:458:LYS:HA	1.77	0.41
1:K:139:GLU:H	1:K:139:GLU:CD	2.24	0.41
1:K:235:LEU:HD21	1:K:329:ARG:HB3	2.03	0.41
1:K:458:LYS:HA	1:K:458:LYS:HD3	1.77	0.41
1:L:110:ARG:O	1:L:114:GLN:HG2	2.20	0.41

*Continued on next page...*

*Continued from previous page...*

Atom-1	Atom-2	Interatomic distance (Å)	Clash overlap (Å)
1:L:111:GLU:HA	1:L:114:GLN:HG2	2.02	0.41
1:L:127:ASP:HB2	1:L:131:ARG:NH1	2.28	0.41
1:L:167:VAL:O	1:L:171:LEU:HG	2.19	0.41
1:L:241:VAL:O	1:L:245:MET:HG3	2.19	0.41
1:L:540:THR:HG22	1:L:544:GLU:OE2	2.19	0.41
1:M:92:LEU:HB3	1:M:147:LEU:HD11	2.01	0.41
1:M:148:LEU:O	1:M:152:LEU:HG	2.20	0.41
1:M:241:VAL:O	1:M:245:MET:HG3	2.19	0.41
1:N:79:LEU:HD22	1:N:92:LEU:HD23	2.02	0.41
1:N:92:LEU:HB3	1:N:147:LEU:HD11	2.01	0.41
1:N:406:LEU:O	1:N:412:TRP:NE1	2.52	0.41
1:P:165:LEU:HA	1:P:168:ILE:HD12	2.02	0.41
1:P:634:ASP:HB3	1:P:636:LYS:HE2	2.02	0.41
1:A:235:LEU:HD21	1:A:329:ARG:HB3	2.03	0.41
1:A:261:LYS:N	1:A:262:GLU:OE1	2.53	0.41
1:A:563:ASP:CG	1:A:590:SER:HB3	2.40	0.41
1:B:79:LEU:HD22	1:B:92:LEU:HD23	2.02	0.41
1:B:110:ARG:O	1:B:114:GLN:HG2	2.20	0.41
1:B:111:GLU:HA	1:B:114:GLN:HG2	2.02	0.41
1:B:148:LEU:O	1:B:152:LEU:HG	2.20	0.41
1:B:167:VAL:O	1:B:171:LEU:HG	2.19	0.41
1:B:683:TRP:HE1	1:B:685:HIS:CG	2.39	0.41
1:E:60:GLU:HA	1:E:63:ASP:OD2	2.20	0.41
1:E:165:LEU:HA	1:E:168:ILE:HD12	2.02	0.41
1:E:215:CYS:HB2	1:E:253:TRP:HE3	1.85	0.41
1:E:406:LEU:HD23	1:E:406:LEU:HA	1.94	0.41
1:F:383:ASN:HB3	1:F:386:LYS:HB3	2.02	0.41
1:F:608:ILE:HG23	1:F:645:THR:HG21	2.02	0.41
1:G:165:LEU:HA	1:G:168:ILE:HD12	2.02	0.41
1:G:683:TRP:HE1	1:G:685:HIS:CG	2.39	0.41
1:H:127:ASP:HB2	1:H:131:ARG:NH1	2.28	0.41
1:H:235:LEU:HD21	1:H:329:ARG:HB3	2.03	0.41
1:H:505:LEU:O	1:H:507:SER:N	2.54	0.41
1:I:563:ASP:CG	1:I:590:SER:HB3	2.40	0.41
1:I:608:ILE:HG23	1:I:645:THR:HG21	2.02	0.41
1:J:197:GLU:OE2	1:K:383:ASN:HA	2.21	0.41
1:J:406:LEU:O	1:J:412:TRP:NE1	2.52	0.41
1:J:568:TYR:HE1	1:J:594:ASP:HB2	1.85	0.41
1:J:683:TRP:HE1	1:J:685:HIS:CG	2.39	0.41
1:K:383:ASN:HB3	1:K:386:LYS:HB3	2.02	0.41
1:K:505:LEU:O	1:K:507:SER:N	2.54	0.41

*Continued on next page...*

*Continued from previous page...*

Atom-1	Atom-2	Interatomic distance (Å)	Clash overlap (Å)
1:K:669:PRO:HD2	1:K:672:MET:SD	2.61	0.41
1:K:683:TRP:HE1	1:K:685:HIS:CG	2.39	0.41
1:M:79:LEU:HD22	1:M:92:LEU:HD23	2.02	0.41
1:N:167:VAL:O	1:N:171:LEU:HG	2.19	0.41
1:N:235:LEU:HD21	1:N:329:ARG:HB3	2.03	0.41
1:O:215:CYS:HB2	1:O:253:TRP:HE3	1.85	0.41
1:P:60:GLU:HA	1:P:63:ASP:OD2	2.20	0.41
1:P:121:ARG:HA	1:P:125:GLY:HA2	2.02	0.41
1:P:152:LEU:HD11	1:P:187:ILE:HG23	2.01	0.41
1:P:203:VAL:HG21	1:P:241:VAL:HG13	2.03	0.41
1:P:349:LEU:HD13	1:P:374:LEU:HD21	2.03	0.41
1:A:111:GLU:HA	1:A:114:GLN:HG2	2.02	0.41
1:A:167:VAL:O	1:A:171:LEU:HG	2.19	0.41
1:B:153:VAL:HG22	1:B:154:ALA:H	1.86	0.41
1:B:168:ILE:H	1:B:168:ILE:HG13	1.64	0.41
1:B:422:GLN:HA	1:B:427:SER:HB3	2.01	0.41
1:B:563:ASP:CG	1:B:590:SER:HB3	2.40	0.41
1:C:79:LEU:HD22	1:C:92:LEU:HD23	2.02	0.41
1:C:167:VAL:O	1:C:171:LEU:HG	2.19	0.41
1:C:173:LYS:H	1:C:173:LYS:HG3	1.66	0.41
1:C:235:LEU:HD21	1:C:329:ARG:HB3	2.03	0.41
1:C:406:LEU:HD23	1:C:406:LEU:HA	1.95	0.41
1:D:356:LYS:HB3	1:D:361:LYS:O	2.21	0.41
1:D:442:LEU:HD23	1:D:442:LEU:HA	1.92	0.41
1:E:79:LEU:HD22	1:E:92:LEU:HD23	2.02	0.41
1:E:203:VAL:HG21	1:E:241:VAL:HG13	2.03	0.41
1:E:349:LEU:HD13	1:E:374:LEU:HD21	2.03	0.41
1:E:634:ASP:HB3	1:E:636:LYS:HE2	2.02	0.41
1:F:349:LEU:HD13	1:F:374:LEU:HD21	2.03	0.41
1:F:634:ASP:HB3	1:F:636:LYS:HE2	2.02	0.41
1:G:110:ARG:O	1:G:114:GLN:HG2	2.20	0.41
1:G:203:VAL:HG21	1:G:241:VAL:HG13	2.03	0.41
1:G:568:TYR:HE1	1:G:594:ASP:HB2	1.85	0.41
1:H:110:ARG:O	1:H:114:GLN:HG2	2.20	0.41
1:H:121:ARG:HA	1:H:125:GLY:HA2	2.02	0.41
1:H:683:TRP:HE1	1:H:685:HIS:CG	2.39	0.41
1:I:127:ASP:HB2	1:I:131:ARG:NH1	2.28	0.41
1:I:349:LEU:HD13	1:I:374:LEU:HD21	2.03	0.41
1:I:634:ASP:HB3	1:I:636:LYS:HE2	2.02	0.41
1:J:165:LEU:HA	1:J:168:ILE:HD12	2.02	0.41
1:J:203:VAL:HG21	1:J:241:VAL:HG13	2.03	0.41

*Continued on next page...*

*Continued from previous page...*

Atom-1	Atom-2	Interatomic distance (Å)	Clash overlap (Å)
1:K:60:GLU:HA	1:K:63:ASP:OD2	2.20	0.41
1:K:79:LEU:HD22	1:K:92:LEU:HD23	2.02	0.41
1:L:60:GLU:HA	1:L:63:ASP:OD2	2.20	0.41
1:L:139:GLU:H	1:L:139:GLU:CD	2.24	0.41
1:L:235:LEU:HD21	1:L:329:ARG:HB3	2.03	0.41
1:L:261:LYS:N	1:L:262:GLU:OE1	2.53	0.41
1:L:285:ARG:HA	1:L:285:ARG:HD3	1.75	0.41
1:L:349:LEU:HD13	1:L:374:LEU:HD21	2.03	0.41
1:L:505:LEU:O	1:L:507:SER:N	2.54	0.41
1:M:111:GLU:HA	1:M:114:GLN:HG2	2.02	0.41
1:M:235:LEU:HD21	1:M:329:ARG:HB3	2.03	0.41
1:M:683:TRP:HE1	1:M:685:HIS:CG	2.39	0.41
1:N:152:LEU:HD11	1:N:187:ILE:HG23	2.02	0.41
1:O:464:LYS:HE2	1:P:445:ARG:NH2	2.35	0.41
1:P:79:LEU:HD22	1:P:92:LEU:HD23	2.02	0.41
1:P:596:GLU:OE2	1:P:598:LEU:HB2	2.20	0.41
1:P:669:PRO:HD2	1:P:672:MET:SD	2.61	0.41
1:A:349:LEU:HD13	1:A:374:LEU:HD21	2.03	0.41
1:A:505:LEU:O	1:A:507:SER:N	2.54	0.41
1:B:92:LEU:HB3	1:B:147:LEU:HD11	2.01	0.41
1:B:235:LEU:HD21	1:B:329:ARG:HB3	2.03	0.41
1:B:277:LEU:HA	1:B:277:LEU:HD23	1.81	0.41
1:B:349:LEU:HD13	1:B:374:LEU:HD21	2.03	0.41
1:B:669:PRO:HD2	1:B:672:MET:SD	2.61	0.41
1:C:152:LEU:HD11	1:C:187:ILE:HG23	2.02	0.41
1:C:203:VAL:HG21	1:C:241:VAL:HG13	2.03	0.41
1:C:460:GLY:O	1:C:464:LYS:N	2.30	0.41
1:C:607:LEU:HD12	1:C:642:GLN:HE21	1.86	0.41
1:C:608:ILE:HG23	1:C:645:THR:HG21	2.02	0.41
1:C:683:TRP:HE1	1:C:685:HIS:CG	2.39	0.41
1:E:152:LEU:HD11	1:E:187:ILE:HG23	2.02	0.41
1:E:356:LYS:HB3	1:E:361:LYS:O	2.21	0.41
1:F:442:LEU:HD23	1:F:442:LEU:HA	1.93	0.41
1:F:669:PRO:HD2	1:F:672:MET:SD	2.61	0.41
1:G:502:THR:O	1:G:506:VAL:HG22	2.20	0.41
1:G:563:ASP:CG	1:G:590:SER:HB3	2.40	0.41
1:I:356:LYS:HB3	1:I:361:LYS:O	2.21	0.41
1:I:669:PRO:HD2	1:I:672:MET:SD	2.61	0.41
1:J:110:ARG:O	1:J:114:GLN:HG2	2.21	0.41
1:J:502:THR:O	1:J:506:VAL:HG22	2.20	0.41
1:J:563:ASP:CG	1:J:590:SER:HB3	2.40	0.41

*Continued on next page...*

*Continued from previous page...*

Atom-1	Atom-2	Interatomic distance (Å)	Clash overlap (Å)
1:K:110:ARG:O	1:K:114:GLN:HG2	2.20	0.41
1:K:452:GLN:HB2	1:K:463:ARG:HD3	2.01	0.41
1:M:153:VAL:HG22	1:M:154:ALA:H	1.86	0.41
1:M:167:VAL:O	1:M:171:LEU:HG	2.19	0.41
1:M:349:LEU:HD13	1:M:374:LEU:HD21	2.03	0.41
1:N:356:LYS:HB3	1:N:361:LYS:O	2.21	0.41
1:O:356:LYS:HB3	1:O:361:LYS:O	2.21	0.41
1:O:442:LEU:HD23	1:O:442:LEU:HA	1.92	0.41
1:P:168:ILE:H	1:P:168:ILE:HG13	1.64	0.41
1:P:228:LEU:HD23	1:P:228:LEU:HA	1.89	0.41
1:P:356:LYS:HB3	1:P:361:LYS:O	2.21	0.41
1:A:60:GLU:HA	1:A:63:ASP:OD2	2.20	0.41
1:A:161:ALA:HA	1:A:165:LEU:HD23	2.03	0.41
1:B:383:ASN:HB3	1:B:386:LYS:HB3	2.02	0.41
1:B:568:TYR:HE1	1:B:594:ASP:HB2	1.85	0.41
1:C:67:ARG:O	1:C:71:GLU:HG2	2.20	0.41
1:C:356:LYS:HB3	1:C:361:LYS:O	2.21	0.41
1:D:138:LEU:N	1:D:141:ARG:HH21	2.18	0.41
1:D:153:VAL:HG22	1:D:154:ALA:H	1.86	0.41
1:D:505:LEU:O	1:D:507:SER:N	2.54	0.41
1:E:505:LEU:O	1:E:507:SER:N	2.54	0.41
1:E:596:GLU:OE2	1:E:598:LEU:HB2	2.20	0.41
1:E:669:PRO:HD2	1:E:672:MET:SD	2.61	0.41
1:F:148:LEU:O	1:F:152:LEU:HG	2.20	0.41
1:F:356:LYS:HB3	1:F:361:LYS:O	2.21	0.41
1:F:683:TRP:HE1	1:F:685:HIS:CG	2.39	0.41
1:G:92:LEU:HB3	1:G:147:LEU:HD11	2.01	0.41
1:G:356:LYS:HB3	1:G:361:LYS:O	2.21	0.41
1:G:422:GLN:HA	1:G:427:SER:HB3	2.01	0.41
1:G:505:LEU:O	1:G:507:SER:N	2.54	0.41
1:H:79:LEU:HD22	1:H:92:LEU:HD23	2.02	0.41
1:H:161:ALA:HA	1:H:165:LEU:HD23	2.03	0.41
1:H:446:LEU:HD23	1:H:446:LEU:HA	1.92	0.41
1:I:442:LEU:HD23	1:I:442:LEU:HA	1.92	0.41
1:J:92:LEU:HB3	1:J:147:LEU:HD11	2.01	0.41
1:J:494:LEU:HA	1:J:494:LEU:HD12	1.79	0.41
1:J:505:LEU:O	1:J:507:SER:N	2.54	0.41
1:K:121:ARG:HA	1:K:125:GLY:HA2	2.02	0.41
1:K:127:ASP:HB2	1:K:131:ARG:NH1	2.28	0.41
1:K:165:LEU:HA	1:K:168:ILE:HD12	2.02	0.41
1:L:383:ASN:HB3	1:L:386:LYS:HB3	2.01	0.41

*Continued on next page...*

*Continued from previous page...*

Atom-1	Atom-2	Interatomic distance (Å)	Clash overlap (Å)
1:M:138:LEU:N	1:M:141:ARG:HH21	2.18	0.41
1:M:277:LEU:HA	1:M:277:LEU:HD23	1.81	0.41
1:M:406:LEU:HD23	1:M:406:LEU:HA	1.94	0.41
1:M:561:THR:HA	1:M:562:PRO:HD3	1.89	0.41
1:M:563:ASP:CG	1:M:590:SER:HB3	2.40	0.41
1:M:669:PRO:HD2	1:M:672:MET:SD	2.61	0.41
1:N:203:VAL:HG21	1:N:241:VAL:HG13	2.03	0.41
1:N:608:ILE:HG23	1:N:645:THR:HG21	2.02	0.41
1:N:683:TRP:HE1	1:N:685:HIS:CG	2.39	0.41
1:O:138:LEU:N	1:O:141:ARG:HH21	2.18	0.41
1:O:505:LEU:O	1:O:507:SER:N	2.54	0.41
1:O:563:ASP:CG	1:O:590:SER:HB3	2.40	0.41
1:O:607:LEU:HD12	1:O:642:GLN:HE21	1.86	0.41
1:P:110:ARG:O	1:P:114:GLN:HG2	2.20	0.41
1:P:153:VAL:HG22	1:P:154:ALA:H	1.86	0.41
1:P:173:LYS:H	1:P:173:LYS:HG3	1.66	0.41
1:P:406:LEU:HD23	1:P:406:LEU:HA	1.95	0.41
1:P:505:LEU:O	1:P:507:SER:N	2.54	0.41
1:A:285:ARG:HA	1:A:285:ARG:HD3	1.75	0.41
1:A:383:ASN:HB3	1:A:386:LYS:HB3	2.01	0.41
1:A:596:GLU:OE2	1:A:598:LEU:HB2	2.20	0.41
1:A:608:ILE:HG23	1:A:645:THR:HG21	2.02	0.41
1:B:138:LEU:N	1:B:141:ARG:HH21	2.18	0.41
1:B:161:ALA:HA	1:B:165:LEU:HD23	2.03	0.41
1:B:285:ARG:HA	1:B:285:ARG:HD3	1.75	0.41
1:B:505:LEU:O	1:B:507:SER:N	2.54	0.41
1:B:607:LEU:HD12	1:B:642:GLN:HE21	1.86	0.41
1:C:60:GLU:HA	1:C:63:ASP:OD2	2.20	0.41
1:C:338:ARG:HE	1:C:338:ARG:HB3	1.75	0.41
1:D:110:ARG:O	1:D:114:GLN:HG2	2.20	0.41
1:D:607:LEU:HD12	1:D:642:GLN:HE21	1.86	0.41
1:E:110:ARG:O	1:E:114:GLN:HG2	2.20	0.41
1:E:153:VAL:HG22	1:E:154:ALA:H	1.86	0.41
1:E:383:ASN:HB3	1:E:386:LYS:HB3	2.02	0.41
1:F:148:LEU:HA	1:F:151:ILE:HG12	2.02	0.41
1:F:219:ASP:OD1	1:F:222:LEU:N	2.31	0.41
1:F:505:LEU:O	1:F:507:SER:N	2.54	0.41
1:G:121:ARG:HA	1:G:125:GLY:HA2	2.02	0.41
1:G:139:GLU:H	1:G:139:GLU:CD	2.24	0.41
1:G:161:ALA:HA	1:G:165:LEU:HD23	2.03	0.41
1:G:235:LEU:HD21	1:G:329:ARG:HB3	2.03	0.41

*Continued on next page...*

*Continued from previous page...*

Atom-1	Atom-2	Interatomic distance (Å)	Clash overlap (Å)
1:G:349:LEU:HD13	1:G:374:LEU:HD21	2.03	0.41
1:G:576:LEU:HA	1:G:579:LEU:HG	2.03	0.41
1:H:67:ARG:O	1:H:71:GLU:HG2	2.20	0.41
1:H:165:LEU:HA	1:H:168:ILE:HD12	2.02	0.41
1:H:631:GLN:N	1:H:669:PRO:HD3	2.36	0.41
1:I:148:LEU:O	1:I:152:LEU:HG	2.20	0.41
1:I:505:LEU:O	1:I:507:SER:N	2.54	0.41
1:I:683:TRP:HE1	1:I:685:HIS:CG	2.39	0.41
1:J:121:ARG:HA	1:J:125:GLY:HA2	2.03	0.41
1:J:139:GLU:H	1:J:139:GLU:CD	2.24	0.41
1:J:161:ALA:HA	1:J:165:LEU:HD23	2.03	0.41
1:J:235:LEU:HD21	1:J:329:ARG:HB3	2.03	0.41
1:J:338:ARG:HE	1:J:338:ARG:HB3	1.74	0.41
1:J:349:LEU:HD13	1:J:374:LEU:HD21	2.03	0.41
1:J:356:LYS:HB3	1:J:361:LYS:O	2.21	0.41
1:J:422:GLN:HA	1:J:427:SER:HB3	2.01	0.41
1:K:67:ARG:O	1:K:71:GLU:HG2	2.20	0.41
1:K:148:LEU:O	1:K:152:LEU:HG	2.20	0.41
1:K:349:LEU:HD13	1:K:374:LEU:HD21	2.03	0.41
1:K:631:GLN:N	1:K:669:PRO:HD3	2.36	0.41
1:L:161:ALA:HA	1:L:165:LEU:HD23	2.03	0.41
1:L:596:GLU:OE2	1:L:598:LEU:HB2	2.20	0.41
1:L:608:ILE:HG23	1:L:645:THR:HG21	2.02	0.41
1:M:161:ALA:HA	1:M:165:LEU:HD23	2.03	0.41
1:M:253:TRP:HE1	1:N:586:LEU:HD11	1.85	0.41
1:M:383:ASN:HB3	1:M:386:LYS:HB3	2.02	0.41
1:M:568:TYR:HE1	1:M:594:ASP:HB2	1.85	0.41
1:M:607:LEU:HD12	1:M:642:GLN:HE21	1.86	0.41
1:N:67:ARG:O	1:N:71:GLU:HG2	2.20	0.41
1:N:110:ARG:O	1:N:114:GLN:HG2	2.20	0.41
1:N:182:ARG:HD2	1:N:221:ALA:HB3	2.03	0.41
1:N:568:TYR:HE1	1:N:594:ASP:HB2	1.85	0.41
1:N:607:LEU:HD12	1:N:642:GLN:HE21	1.86	0.41
1:O:182:ARG:HD2	1:O:221:ALA:HB3	2.03	0.41
1:O:235:LEU:HD21	1:O:329:ARG:HB3	2.03	0.41
1:O:349:LEU:HD13	1:O:374:LEU:HD21	2.03	0.41
1:O:383:ASN:HB3	1:O:386:LYS:HB3	2.02	0.41
1:O:494:LEU:HD12	1:O:494:LEU:HA	1.79	0.41
1:P:383:ASN:HB3	1:P:386:LYS:HB3	2.02	0.41
1:A:669:PRO:HD2	1:A:672:MET:SD	2.61	0.41
1:A:683:TRP:HE1	1:A:685:HIS:CG	2.39	0.41

*Continued on next page...*



*Continued from previous page...*

Atom-1	Atom-2	Interatomic distance (Å)	Clash overlap (Å)
1:B:139:GLU:H	1:B:139:GLU:CD	2.24	0.41
1:C:182:ARG:HD2	1:C:221:ALA:HB3	2.03	0.41
1:C:349:LEU:HD13	1:C:374:LEU:HD21	2.03	0.41
1:D:182:ARG:HD2	1:D:221:ALA:HB3	2.03	0.41
1:D:235:LEU:HD21	1:D:329:ARG:HB3	2.03	0.41
1:D:261:LYS:N	1:D:262:GLU:OE1	2.53	0.41
1:D:349:LEU:HD13	1:D:374:LEU:HD21	2.03	0.41
1:D:383:ASN:HB3	1:D:386:LYS:HB3	2.02	0.41
1:D:561:THR:HA	1:D:562:PRO:HD3	1.89	0.41
1:E:576:LEU:HA	1:E:579:LEU:HG	2.03	0.41
1:F:121:ARG:HA	1:F:125:GLY:HA2	2.02	0.41
1:F:285:ARG:HH21	1:G:484:ARG:NH1	2.18	0.41
1:F:420:TRP:CE2	1:F:473:LEU:HD22	2.56	0.41
1:F:617:PHE:N	1:F:652:ASN:O	2.36	0.41
1:G:153:VAL:HG12	1:G:156:ASN:HB2	2.03	0.41
1:G:420:TRP:CE2	1:G:473:LEU:HD22	2.56	0.41
1:G:458:LYS:HD3	1:G:458:LYS:HA	1.77	0.41
1:H:153:VAL:HG22	1:H:154:ALA:H	1.86	0.41
1:H:284:GLU:OE1	1:H:285:ARG:NH2	2.54	0.41
1:H:349:LEU:HD13	1:H:374:LEU:HD21	2.03	0.41
1:H:568:TYR:HE1	1:H:594:ASP:HB2	1.85	0.41
1:I:67:ARG:O	1:I:71:GLU:HG2	2.20	0.41
1:I:121:ARG:HA	1:I:125:GLY:HA2	2.02	0.41
1:I:148:LEU:HA	1:I:151:ILE:HG12	2.02	0.41
1:I:161:ALA:HA	1:I:165:LEU:HD23	2.03	0.41
1:I:420:TRP:CE2	1:I:473:LEU:HD22	2.56	0.41
1:I:491:LEU:HD23	1:I:491:LEU:HA	1.83	0.41
1:J:420:TRP:CE2	1:J:473:LEU:HD22	2.56	0.41
1:K:161:ALA:HA	1:K:165:LEU:HD23	2.03	0.41
1:K:284:GLU:OE1	1:K:285:ARG:NH2	2.54	0.41
1:L:420:TRP:CE2	1:L:473:LEU:HD22	2.56	0.41
1:L:669:PRO:HD2	1:L:672:MET:SD	2.61	0.41
1:M:261:LYS:N	1:M:262:GLU:OE1	2.53	0.41
1:M:505:LEU:O	1:M:507:SER:N	2.54	0.41
1:N:60:GLU:HA	1:N:63:ASP:OD2	2.20	0.41
1:N:349:LEU:HD13	1:N:374:LEU:HD21	2.03	0.41
1:N:406:LEU:HD23	1:N:406:LEU:HA	1.94	0.41
1:N:515:LEU:HD12	1:N:515:LEU:HA	1.84	0.41
1:O:110:ARG:O	1:O:114:GLN:HG2	2.20	0.41
1:O:153:VAL:HG22	1:O:154:ALA:H	1.86	0.41
1:P:261:LYS:N	1:P:262:GLU:OE1	2.53	0.41

*Continued on next page...*

*Continued from previous page...*

Atom-1	Atom-2	Interatomic distance (Å)	Clash overlap (Å)
1:P:576:LEU:HA	1:P:579:LEU:HG	2.03	0.41
1:A:420:TRP:CE2	1:A:473:LEU:HD22	2.56	0.40
1:B:182:ARG:HD2	1:B:221:ALA:HB3	2.03	0.40
1:B:261:LYS:N	1:B:262:GLU:OE1	2.53	0.40
1:B:608:ILE:HG23	1:B:645:THR:HG21	2.02	0.40
1:B:692:ILE:HD13	1:B:692:ILE:HA	1.90	0.40
1:C:110:ARG:O	1:C:114:GLN:HG2	2.20	0.40
1:C:339:LEU:HA	1:C:342:GLN:OE1	2.22	0.40
1:C:568:TYR:HE1	1:C:594:ASP:HB2	1.85	0.40
1:D:165:LEU:HA	1:D:168:ILE:HD12	2.02	0.40
1:D:563:ASP:CG	1:D:590:SER:HB3	2.40	0.40
1:D:631:GLN:N	1:D:669:PRO:HD3	2.36	0.40
1:D:634:ASP:HB3	1:D:636:LYS:HE2	2.02	0.40
1:D:669:PRO:HD2	1:D:672:MET:SD	2.61	0.40
1:E:235:LEU:HD21	1:E:329:ARG:HB3	2.03	0.40
1:E:261:LYS:N	1:E:262:GLU:OE1	2.53	0.40
1:E:442:LEU:HD23	1:E:442:LEU:HA	1.92	0.40
1:F:235:LEU:HD21	1:F:329:ARG:HB3	2.03	0.40
1:G:634:ASP:HB3	1:G:636:LYS:HE2	2.02	0.40
1:G:669:PRO:HD2	1:G:672:MET:SD	2.61	0.40
1:H:148:LEU:O	1:H:152:LEU:HG	2.20	0.40
1:H:458:LYS:HA	1:H:458:LYS:HD3	1.77	0.40
1:J:258:ALA:HB1	1:J:271:CYS:SG	2.62	0.40
1:J:284:GLU:OE1	1:J:285:ARG:NH2	2.54	0.40
1:J:561:THR:HA	1:J:562:PRO:HD3	1.89	0.40
1:J:576:LEU:HA	1:J:579:LEU:HG	2.04	0.40
1:J:669:PRO:HD2	1:J:672:MET:SD	2.61	0.40
1:K:261:LYS:N	1:K:262:GLU:OE1	2.53	0.40
1:K:568:TYR:HE1	1:K:594:ASP:HB2	1.85	0.40
1:M:139:GLU:H	1:M:139:GLU:CD	2.24	0.40
1:M:356:LYS:HB3	1:M:361:LYS:O	2.21	0.40
1:N:617:PHE:N	1:N:652:ASN:O	2.36	0.40
1:O:165:LEU:HA	1:O:168:ILE:HD12	2.02	0.40
1:O:261:LYS:N	1:O:262:GLU:OE1	2.53	0.40
1:O:631:GLN:N	1:O:669:PRO:HD3	2.36	0.40
1:O:634:ASP:HB3	1:O:636:LYS:HE2	2.02	0.40
1:O:669:PRO:HD2	1:O:672:MET:SD	2.61	0.40
1:P:569:ARG:HE	1:P:625:ALA:HA	1.86	0.40
1:A:67:ARG:O	1:A:71:GLU:HG2	2.20	0.40
1:A:138:LEU:N	1:A:141:ARG:HH21	2.18	0.40
1:A:568:TYR:HE1	1:A:594:ASP:HB2	1.85	0.40

*Continued on next page...*

*Continued from previous page...*

Atom-1	Atom-2	Interatomic distance (Å)	Clash overlap (Å)
1:B:460:GLY:O	1:B:464:LYS:N	2.30	0.40
1:C:148:LEU:O	1:C:152:LEU:HG	2.20	0.40
1:C:494:LEU:HA	1:C:494:LEU:HD12	1.79	0.40
1:C:617:PHE:N	1:C:652:ASN:O	2.36	0.40
1:C:669:PRO:HD2	1:C:672:MET:SD	2.61	0.40
1:D:79:LEU:HD22	1:D:92:LEU:HD23	2.02	0.40
1:D:148:LEU:O	1:D:152:LEU:HG	2.20	0.40
1:D:284:GLU:OE1	1:D:285:ARG:NH2	2.54	0.40
1:D:420:TRP:CE2	1:D:473:LEU:HD22	2.56	0.40
1:D:497:ARG:NH2	1:E:509:GLY:H	2.18	0.40
1:E:228:LEU:HD23	1:E:228:LEU:HA	1.89	0.40
1:E:569:ARG:HE	1:E:625:ALA:HA	1.86	0.40
1:F:67:ARG:O	1:F:71:GLU:HG2	2.20	0.40
1:F:161:ALA:HA	1:F:165:LEU:HD23	2.03	0.40
1:F:203:VAL:HG21	1:F:241:VAL:HG13	2.03	0.40
1:G:258:ALA:HB1	1:G:271:CYS:SG	2.62	0.40
1:G:582:VAL:O	1:G:586:LEU:HG	2.21	0.40
1:G:608:ILE:HG23	1:G:645:THR:HG21	2.02	0.40
1:H:420:TRP:CE2	1:H:473:LEU:HD22	2.56	0.40
1:H:634:ASP:HB3	1:H:636:LYS:HE2	2.02	0.40
1:I:203:VAL:HG21	1:I:241:VAL:HG13	2.03	0.40
1:I:487:LEU:HD23	1:I:487:LEU:HA	1.82	0.40
1:J:153:VAL:HG12	1:J:156:ASN:HB2	2.04	0.40
1:J:634:ASP:HB3	1:J:636:LYS:HE2	2.02	0.40
1:K:420:TRP:CE2	1:K:473:LEU:HD22	2.56	0.40
1:L:683:TRP:HE1	1:L:685:HIS:CG	2.39	0.40
1:M:168:ILE:H	1:M:168:ILE:HG13	1.64	0.40
1:N:284:GLU:OE1	1:N:285:ARG:NH2	2.54	0.40
1:N:339:LEU:HA	1:N:342:GLN:OE1	2.22	0.40
1:N:669:PRO:HD2	1:N:672:MET:SD	2.61	0.40
1:O:148:LEU:O	1:O:152:LEU:HG	2.20	0.40
1:O:339:LEU:HA	1:O:342:GLN:OE1	2.22	0.40
1:O:420:TRP:CE2	1:O:473:LEU:HD22	2.56	0.40
1:P:235:LEU:HD21	1:P:329:ARG:HB3	2.03	0.40
1:A:79:LEU:HD22	1:A:92:LEU:HD23	2.02	0.40
1:A:631:GLN:N	1:A:669:PRO:HD3	2.36	0.40
1:B:284:GLU:OE1	1:B:285:ARG:NH2	2.54	0.40
1:B:356:LYS:HB3	1:B:361:LYS:O	2.21	0.40
1:C:261:LYS:N	1:C:262:GLU:OE1	2.53	0.40
1:C:284:GLU:OE1	1:C:285:ARG:NH2	2.54	0.40
1:D:339:LEU:HA	1:D:342:GLN:OE1	2.22	0.40

*Continued on next page...*

*Continued from previous page...*

Atom-1	Atom-2	Interatomic distance (Å)	Clash overlap (Å)
1:F:153:VAL:HG22	1:F:154:ALA:H	1.86	0.40
1:G:284:GLU:OE1	1:G:285:ARG:NH2	2.54	0.40
1:H:258:ALA:HB1	1:H:271:CYS:SG	2.62	0.40
1:H:356:LYS:HB3	1:H:361:LYS:O	2.21	0.40
1:H:607:LEU:HD12	1:H:642:GLN:HE21	1.86	0.40
1:I:139:GLU:H	1:I:139:GLU:CD	2.24	0.40
1:I:173:LYS:H	1:I:173:LYS:HG3	1.66	0.40
1:I:219:ASP:OD1	1:I:222:LEU:N	2.31	0.40
1:I:502:THR:O	1:I:506:VAL:HG22	2.20	0.40
1:J:582:VAL:O	1:J:586:LEU:HG	2.22	0.40
1:K:258:ALA:HB1	1:K:271:CYS:SG	2.62	0.40
1:K:607:LEU:HD12	1:K:642:GLN:HE21	1.86	0.40
1:L:67:ARG:O	1:L:71:GLU:HG2	2.20	0.40
1:L:79:LEU:HD22	1:L:92:LEU:HD23	2.02	0.40
1:L:491:LEU:HD23	1:L:491:LEU:HA	1.83	0.40
1:L:568:TYR:HE1	1:L:594:ASP:HB2	1.85	0.40
1:L:631:GLN:N	1:L:669:PRO:HD3	2.36	0.40
1:M:256:PRO:CG	1:N:582:VAL:HG21	2.49	0.40
1:M:284:GLU:OE1	1:M:285:ARG:NH2	2.54	0.40
1:M:608:ILE:HG23	1:M:645:THR:HG21	2.02	0.40
1:N:148:LEU:O	1:N:152:LEU:HG	2.20	0.40
1:N:161:ALA:HA	1:N:165:LEU:HD23	2.03	0.40
1:N:460:GLY:O	1:N:464:LYS:N	2.30	0.40
1:O:79:LEU:HD22	1:O:92:LEU:HD23	2.02	0.40
1:O:148:LEU:HA	1:O:151:ILE:HG12	2.02	0.40
1:A:182:ARG:HD2	1:A:221:ALA:HB3	2.03	0.40
1:A:284:GLU:OE1	1:A:285:ARG:NH2	2.54	0.40
1:A:498:PHE:HD1	1:A:498:PHE:HA	1.76	0.40
1:A:662:TRP:CZ3	1:A:676:LEU:HA	2.57	0.40
1:B:497:ARG:O	1:B:500:GLN:NE2	2.52	0.40
1:C:161:ALA:HA	1:C:165:LEU:HD23	2.03	0.40
1:E:284:GLU:OE1	1:E:285:ARG:NH2	2.54	0.40
1:E:607:LEU:HD12	1:E:642:GLN:HE21	1.86	0.40
1:E:631:GLN:N	1:E:669:PRO:HD3	2.36	0.40
1:F:139:GLU:H	1:F:139:GLU:CD	2.24	0.40
1:F:173:LYS:H	1:F:173:LYS:HG3	1.66	0.40
1:F:449:GLU:O	1:F:453:THR:OG1	2.31	0.40
1:F:487:LEU:HD23	1:F:487:LEU:HA	1.82	0.40
1:F:491:LEU:HD23	1:F:491:LEU:HA	1.83	0.40
1:F:502:THR:O	1:F:506:VAL:HG22	2.20	0.40
1:G:153:VAL:HG22	1:G:154:ALA:H	1.86	0.40

*Continued on next page...*

*Continued from previous page...*

Atom-1	Atom-2	Interatomic distance (Å)	Clash overlap (Å)
1:H:148:LEU:HA	1:H:151:ILE:HG12	2.02	0.40
1:H:261:LYS:N	1:H:262:GLU:OE1	2.53	0.40
1:I:110:ARG:O	1:I:114:GLN:HG2	2.20	0.40
1:I:153:VAL:HG22	1:I:154:ALA:H	1.86	0.40
1:I:235:LEU:HD21	1:I:329:ARG:HB3	2.03	0.40
1:I:449:GLU:O	1:I:453:THR:OG1	2.31	0.40
1:J:153:VAL:HG22	1:J:154:ALA:H	1.86	0.40
1:K:153:VAL:HG12	1:K:156:ASN:HB2	2.04	0.40
1:K:153:VAL:HG22	1:K:154:ALA:H	1.86	0.40
1:K:356:LYS:HB3	1:K:361:LYS:O	2.21	0.40
1:L:284:GLU:OE1	1:L:285:ARG:NH2	2.54	0.40
1:M:182:ARG:HD2	1:M:221:ALA:HB3	2.03	0.40
1:N:148:LEU:HA	1:N:151:ILE:HG12	2.02	0.40
1:O:284:GLU:OE1	1:O:285:ARG:NH2	2.54	0.40
1:O:520:GLU:OE2	1:O:535:ARG:NH1	2.55	0.40
1:P:139:GLU:H	1:P:139:GLU:CD	2.24	0.40
1:P:148:LEU:HA	1:P:151:ILE:HG12	2.02	0.40
1:P:442:LEU:HD23	1:P:442:LEU:HA	1.93	0.40
1:A:153:VAL:HG12	1:A:156:ASN:HB2	2.04	0.40
1:A:670:GLU:H	1:A:670:GLU:CD	2.25	0.40
1:B:239:GLN:HG3	1:C:480:SER:HB2	2.02	0.40
1:B:339:LEU:HA	1:B:342:GLN:OE1	2.21	0.40
1:B:561:THR:HA	1:B:562:PRO:HD3	1.89	0.40
1:C:631:GLN:N	1:C:669:PRO:HD3	2.36	0.40
1:D:520:GLU:OE2	1:D:535:ARG:NH1	2.55	0.40
1:E:662:TRP:CZ3	1:E:676:LEU:HA	2.57	0.40
1:E:683:TRP:HE1	1:E:685:HIS:CG	2.39	0.40
1:F:110:ARG:O	1:F:114:GLN:HG2	2.20	0.40
1:G:88:VAL:HG23	1:G:89:GLY:N	2.37	0.40
1:G:338:ARG:HE	1:G:338:ARG:HB3	1.74	0.40
1:G:662:TRP:CZ3	1:G:676:LEU:HA	2.57	0.40
1:I:607:LEU:HD12	1:I:642:GLN:HE21	1.86	0.40
1:J:520:GLU:OE2	1:J:535:ARG:NH1	2.55	0.40
1:J:608:ILE:HG23	1:J:645:THR:HG21	2.02	0.40
1:K:634:ASP:HB3	1:K:636:LYS:HE2	2.02	0.40
1:L:153:VAL:HG12	1:L:156:ASN:HB2	2.03	0.40
1:L:182:ARG:HD2	1:L:221:ALA:HB3	2.03	0.40
1:L:607:LEU:HD12	1:L:642:GLN:HE21	1.86	0.40
1:L:662:TRP:CZ3	1:L:676:LEU:HA	2.57	0.40
1:M:497:ARG:O	1:M:500:GLN:NE2	2.52	0.40
1:M:520:GLU:OE2	1:M:535:ARG:NH1	2.55	0.40

*Continued on next page...*

*Continued from previous page...*

Atom-1	Atom-2	Interatomic distance (Å)	Clash overlap (Å)
1:M:523:LEU:HD23	1:M:523:LEU:HA	1.81	0.40
1:M:692:ILE:HD13	1:M:692:ILE:HA	1.90	0.40
1:N:261:LYS:N	1:N:262:GLU:OE1	2.53	0.40
1:N:631:GLN:N	1:N:669:PRO:HD3	2.36	0.40
1:P:284:GLU:OE1	1:P:285:ARG:NH2	2.54	0.40
1:P:631:GLN:N	1:P:669:PRO:HD3	2.36	0.40
1:P:662:TRP:CZ3	1:P:676:LEU:HA	2.57	0.40
1:P:683:TRP:HE1	1:P:685:HIS:CG	2.39	0.40

There are no symmetry-related clashes.

## 5.3 Torsion angles [i](#)

### 5.3.1 Protein backbone [i](#)

In the following table, the Percentiles column shows the percent Ramachandran outliers of the chain as a percentile score with respect to all PDB entries followed by that with respect to all EM entries.

The Analysed column shows the number of residues for which the backbone conformation was analysed, and the total number of residues.

Mol	Chain	Analysed	Favoured	Allowed	Outliers	Percentiles	
1	A	625/726 (86%)	562 (90%)	63 (10%)	0	100	100
1	B	625/726 (86%)	562 (90%)	63 (10%)	0	100	100
1	C	625/726 (86%)	562 (90%)	63 (10%)	0	100	100
1	D	625/726 (86%)	563 (90%)	62 (10%)	0	100	100
1	E	625/726 (86%)	562 (90%)	63 (10%)	0	100	100
1	F	625/726 (86%)	562 (90%)	63 (10%)	0	100	100
1	G	625/726 (86%)	562 (90%)	63 (10%)	0	100	100
1	H	625/726 (86%)	562 (90%)	63 (10%)	0	100	100
1	I	625/726 (86%)	562 (90%)	63 (10%)	0	100	100
1	J	625/726 (86%)	562 (90%)	63 (10%)	0	100	100
1	K	625/726 (86%)	562 (90%)	63 (10%)	0	100	100
1	L	625/726 (86%)	562 (90%)	63 (10%)	0	100	100
1	M	625/726 (86%)	562 (90%)	63 (10%)	0	100	100

*Continued on next page...*

*Continued from previous page...*

Mol	Chain	Analysed	Favoured	Allowed	Outliers	Percentiles	
1	N	625/726 (86%)	562 (90%)	63 (10%)	0	100	100
1	O	625/726 (86%)	562 (90%)	63 (10%)	0	100	100
1	P	625/726 (86%)	562 (90%)	63 (10%)	0	100	100
All	All	10000/11616 (86%)	8993 (90%)	1007 (10%)	0	100	100

There are no Ramachandran outliers to report.

### 5.3.2 Protein sidechains ⓘ

In the following table, the Percentiles column shows the percent sidechain outliers of the chain as a percentile score with respect to all PDB entries followed by that with respect to all EM entries.

The Analysed column shows the number of residues for which the sidechain conformation was analysed, and the total number of residues.

Mol	Chain	Analysed	Rotameric	Outliers	Percentiles	
1	A	525/594 (88%)	517 (98%)	8 (2%)	65	80
1	B	525/594 (88%)	517 (98%)	8 (2%)	65	80
1	C	525/594 (88%)	517 (98%)	8 (2%)	65	80
1	D	525/594 (88%)	517 (98%)	8 (2%)	65	80
1	E	525/594 (88%)	517 (98%)	8 (2%)	65	80
1	F	525/594 (88%)	517 (98%)	8 (2%)	65	80
1	G	525/594 (88%)	517 (98%)	8 (2%)	65	80
1	H	525/594 (88%)	517 (98%)	8 (2%)	65	80
1	I	525/594 (88%)	517 (98%)	8 (2%)	65	80
1	J	525/594 (88%)	517 (98%)	8 (2%)	65	80
1	K	525/594 (88%)	517 (98%)	8 (2%)	65	80
1	L	525/594 (88%)	517 (98%)	8 (2%)	65	80
1	M	525/594 (88%)	517 (98%)	8 (2%)	65	80
1	N	525/594 (88%)	517 (98%)	8 (2%)	65	80
1	O	525/594 (88%)	517 (98%)	8 (2%)	65	80
1	P	525/594 (88%)	517 (98%)	8 (2%)	65	80
All	All	8400/9504 (88%)	8272 (98%)	128 (2%)	66	80



All (128) residues with a non-rotameric sidechain are listed below:

Mol	Chain	Res	Type
1	A	123	ASP
1	A	313	VAL
1	A	325	ASP
1	A	381	SER
1	A	607	LEU
1	A	627	ASP
1	A	667	VAL
1	A	684	SER
1	B	123	ASP
1	B	313	VAL
1	B	325	ASP
1	B	381	SER
1	B	607	LEU
1	B	627	ASP
1	B	667	VAL
1	B	684	SER
1	C	123	ASP
1	C	313	VAL
1	C	325	ASP
1	C	381	SER
1	C	607	LEU
1	C	627	ASP
1	C	667	VAL
1	C	684	SER
1	D	123	ASP
1	D	313	VAL
1	D	325	ASP
1	D	381	SER
1	D	607	LEU
1	D	627	ASP
1	D	667	VAL
1	D	684	SER
1	E	123	ASP
1	E	313	VAL
1	E	325	ASP
1	E	381	SER
1	E	607	LEU
1	E	627	ASP
1	E	667	VAL
1	E	684	SER
1	F	123	ASP
1	F	313	VAL

*Continued on next page...*

*Continued from previous page...*

Mol	Chain	Res	Type
1	F	325	ASP
1	F	381	SER
1	F	607	LEU
1	F	627	ASP
1	F	667	VAL
1	F	684	SER
1	G	123	ASP
1	G	313	VAL
1	G	325	ASP
1	G	381	SER
1	G	607	LEU
1	G	627	ASP
1	G	667	VAL
1	G	684	SER
1	H	123	ASP
1	H	313	VAL
1	H	325	ASP
1	H	381	SER
1	H	607	LEU
1	H	627	ASP
1	H	667	VAL
1	H	684	SER
1	I	123	ASP
1	I	313	VAL
1	I	325	ASP
1	I	381	SER
1	I	607	LEU
1	I	627	ASP
1	I	667	VAL
1	I	684	SER
1	J	123	ASP
1	J	313	VAL
1	J	325	ASP
1	J	381	SER
1	J	607	LEU
1	J	627	ASP
1	J	667	VAL
1	J	684	SER
1	K	123	ASP
1	K	313	VAL
1	K	325	ASP
1	K	381	SER

*Continued on next page...*

*Continued from previous page...*

Mol	Chain	Res	Type
1	K	607	LEU
1	K	627	ASP
1	K	667	VAL
1	K	684	SER
1	L	123	ASP
1	L	313	VAL
1	L	325	ASP
1	L	381	SER
1	L	607	LEU
1	L	627	ASP
1	L	667	VAL
1	L	684	SER
1	M	123	ASP
1	M	313	VAL
1	M	325	ASP
1	M	381	SER
1	M	607	LEU
1	M	627	ASP
1	M	667	VAL
1	M	684	SER
1	N	123	ASP
1	N	313	VAL
1	N	325	ASP
1	N	381	SER
1	N	607	LEU
1	N	627	ASP
1	N	667	VAL
1	N	684	SER
1	O	123	ASP
1	O	313	VAL
1	O	325	ASP
1	O	381	SER
1	O	607	LEU
1	O	627	ASP
1	O	667	VAL
1	O	684	SER
1	P	123	ASP
1	P	313	VAL
1	P	325	ASP
1	P	381	SER
1	P	607	LEU
1	P	627	ASP

*Continued on next page...*

*Continued from previous page...*

Mol	Chain	Res	Type
1	P	667	VAL
1	P	684	SER

Sometimes sidechains can be flipped to improve hydrogen bonding and reduce clashes. All (118) such sidechains are listed below:

Mol	Chain	Res	Type
1	A	232	ASN
1	A	337	ASN
1	A	422	GLN
1	A	534	HIS
1	A	547	HIS
1	A	642	GLN
1	A	679	ASN
1	B	232	ASN
1	B	337	ASN
1	B	422	GLN
1	B	534	HIS
1	B	547	HIS
1	B	679	ASN
1	C	232	ASN
1	C	337	ASN
1	C	422	GLN
1	C	436	GLN
1	C	534	HIS
1	C	547	HIS
1	C	679	ASN
1	D	232	ASN
1	D	337	ASN
1	D	422	GLN
1	D	534	HIS
1	D	547	HIS
1	D	642	GLN
1	D	679	ASN
1	E	150	GLN
1	E	232	ASN
1	E	337	ASN
1	E	422	GLN
1	E	436	GLN
1	E	534	HIS
1	E	547	HIS
1	E	642	GLN
1	E	679	ASN

*Continued on next page...*

*Continued from previous page...*

Mol	Chain	Res	Type
1	F	232	ASN
1	F	337	ASN
1	F	422	GLN
1	F	534	HIS
1	F	547	HIS
1	F	642	GLN
1	F	679	ASN
1	G	232	ASN
1	G	337	ASN
1	G	422	GLN
1	G	436	GLN
1	G	534	HIS
1	G	547	HIS
1	G	642	GLN
1	G	679	ASN
1	H	232	ASN
1	H	337	ASN
1	H	422	GLN
1	H	436	GLN
1	H	534	HIS
1	H	547	HIS
1	H	642	GLN
1	H	679	ASN
1	I	232	ASN
1	I	337	ASN
1	I	422	GLN
1	I	534	HIS
1	I	547	HIS
1	I	642	GLN
1	I	679	ASN
1	J	232	ASN
1	J	337	ASN
1	J	422	GLN
1	J	436	GLN
1	J	534	HIS
1	J	547	HIS
1	J	642	GLN
1	J	679	ASN
1	K	232	ASN
1	K	337	ASN
1	K	422	GLN
1	K	534	HIS

*Continued on next page...*

*Continued from previous page...*

Mol	Chain	Res	Type
1	K	547	HIS
1	K	642	GLN
1	K	679	ASN
1	L	150	GLN
1	L	232	ASN
1	L	337	ASN
1	L	422	GLN
1	L	534	HIS
1	L	547	HIS
1	L	642	GLN
1	L	679	ASN
1	M	232	ASN
1	M	337	ASN
1	M	422	GLN
1	M	436	GLN
1	M	534	HIS
1	M	547	HIS
1	M	679	ASN
1	N	232	ASN
1	N	337	ASN
1	N	422	GLN
1	N	436	GLN
1	N	534	HIS
1	N	547	HIS
1	N	679	ASN
1	O	232	ASN
1	O	337	ASN
1	O	422	GLN
1	O	534	HIS
1	O	547	HIS
1	O	679	ASN
1	P	150	GLN
1	P	232	ASN
1	P	337	ASN
1	P	422	GLN
1	P	436	GLN
1	P	534	HIS
1	P	547	HIS
1	P	642	GLN
1	P	679	ASN

### 5.3.3 RNA [i](#)

There are no RNA molecules in this entry.

### 5.4 Non-standard residues in protein, DNA, RNA chains [i](#)

There are no non-standard protein/DNA/RNA residues in this entry.

### 5.5 Carbohydrates [i](#)

There are no monosaccharides in this entry.

### 5.6 Ligand geometry [i](#)

There are no ligands in this entry.

### 5.7 Other polymers [i](#)

There are no such residues in this entry.

### 5.8 Polymer linkage issues [i](#)

There are no chain breaks in this entry.



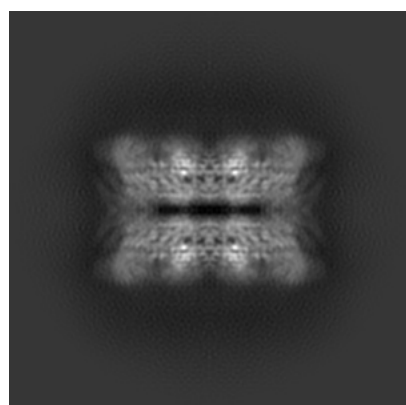
## 6 Map visualisation [i](#)

This section contains visualisations of the EMDB entry EMD-13951. These allow visual inspection of the internal detail of the map and identification of artifacts.

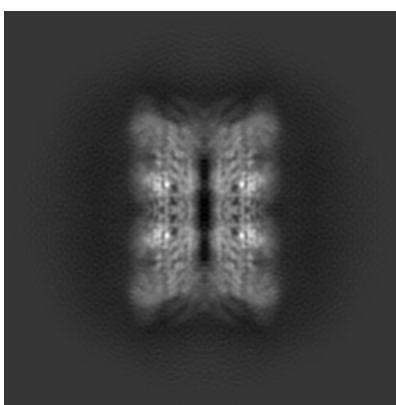
No raw map or half-maps were deposited for this entry and therefore no images, graphs, etc. pertaining to the raw map can be shown.

### 6.1 Orthogonal projections [i](#)

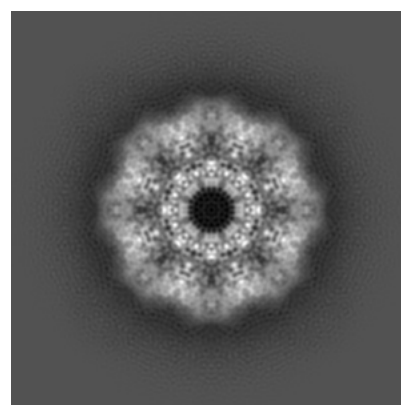
#### 6.1.1 Primary map



X



Y

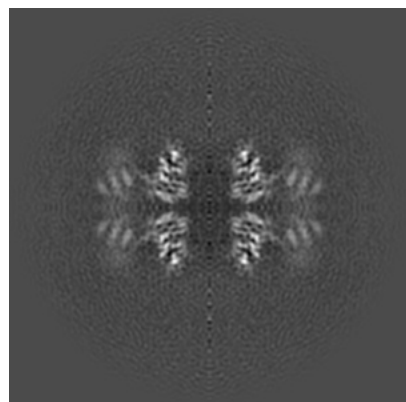


Z

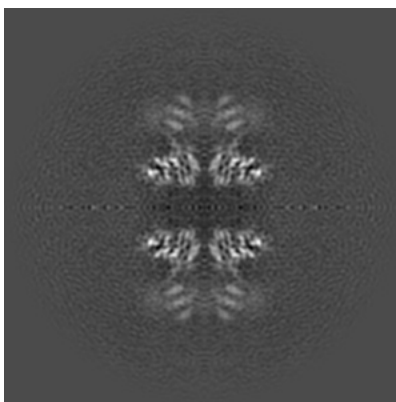
The images above show the map projected in three orthogonal directions.

### 6.2 Central slices [i](#)


#### 6.2.1 Primary map



X Index: 200



Y Index: 200

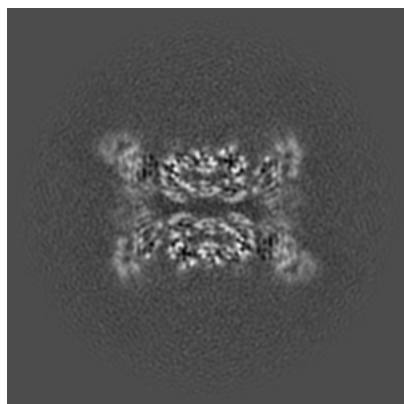


Z Index: 200

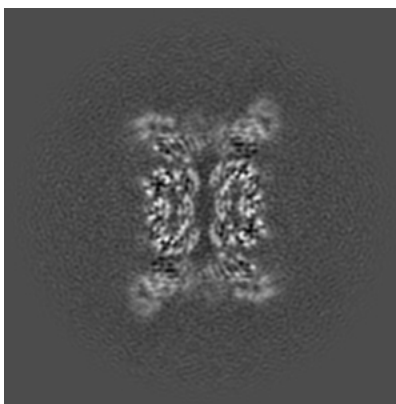
The images above show central slices of the map in three orthogonal directions.

## 6.3 Largest variance slices [i](#)

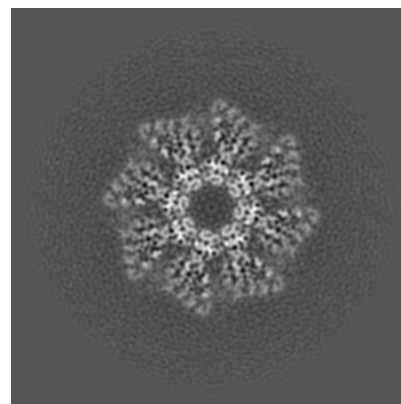
### 6.3.1 Primary map



X Index: 170



Y Index: 170

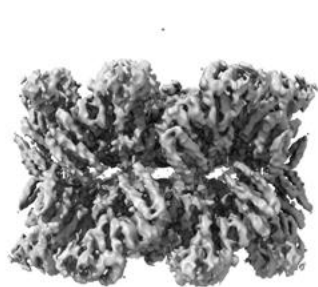


Z Index: 162

The images above show the largest variance slices of the map in three orthogonal directions.

## 6.4 Orthogonal surface views [i](#)

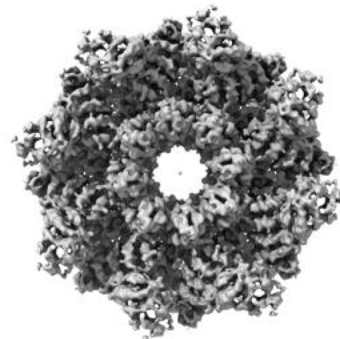
### 6.4.1 Primary map



X



Y



Z

The images above show the 3D surface view of the map at the recommended contour level 0.13. These images, in conjunction with the slice images, may facilitate assessment of whether an appropriate contour level has been provided.

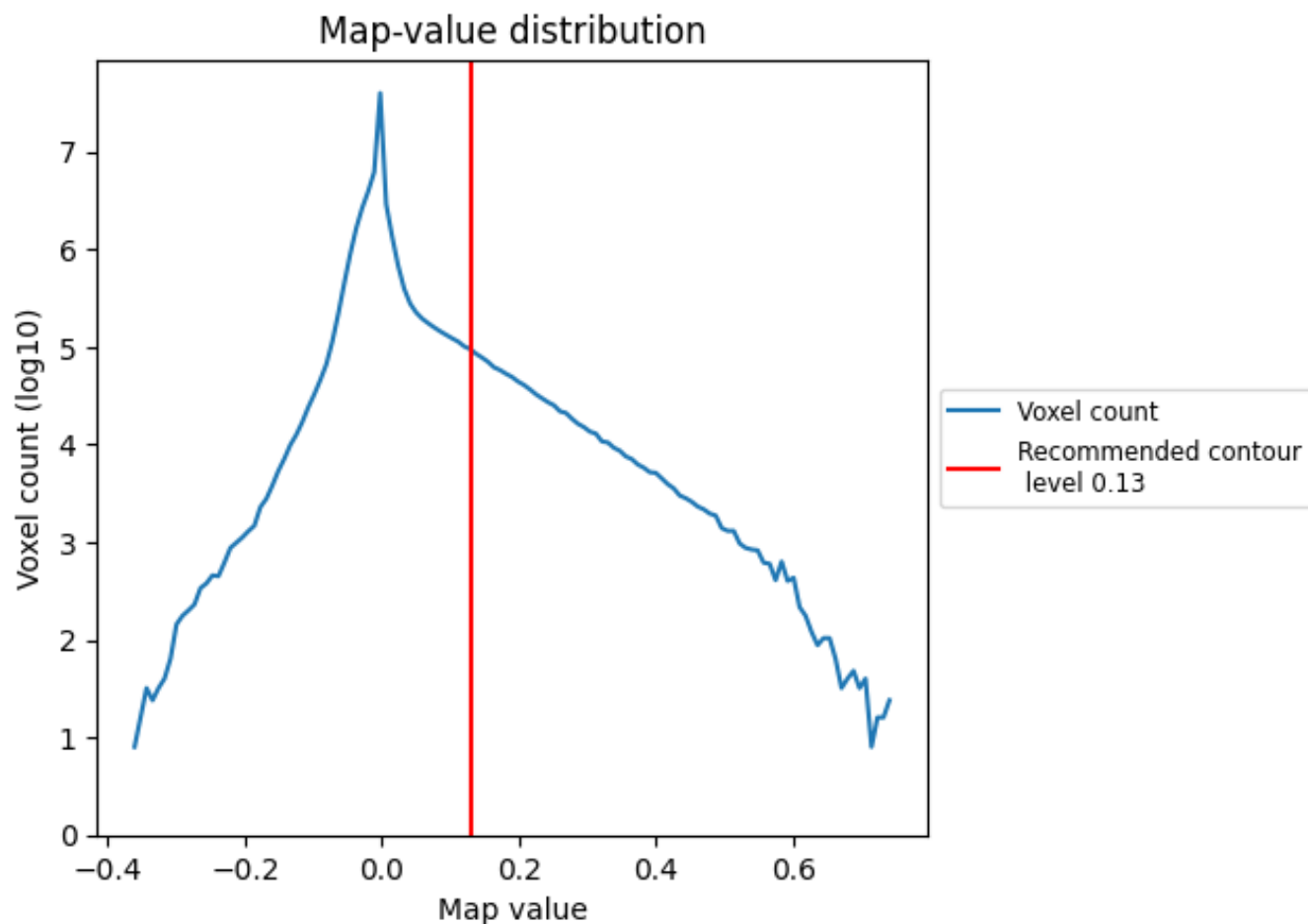
## 6.5 Mask visualisation

This section was not generated. No masks/segmentation were deposited.

## 7 Map analysis [i](#)

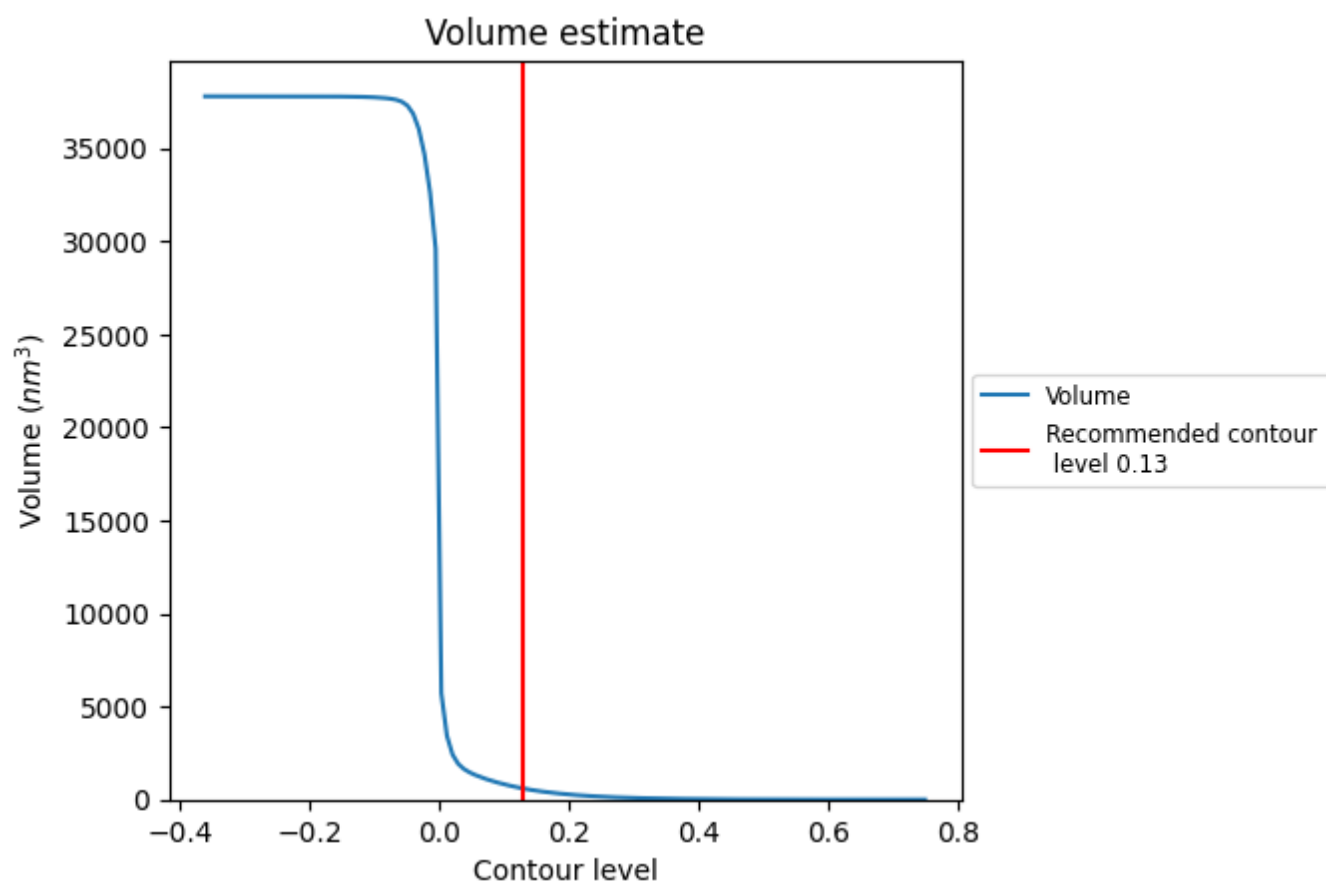
This section contains the results of statistical analysis of the map.

### 7.1 Map-value distribution [i](#)



The map-value distribution is plotted in 128 intervals along the x-axis. The y-axis is logarithmic. A spike in this graph at zero usually indicates that the volume has been masked.

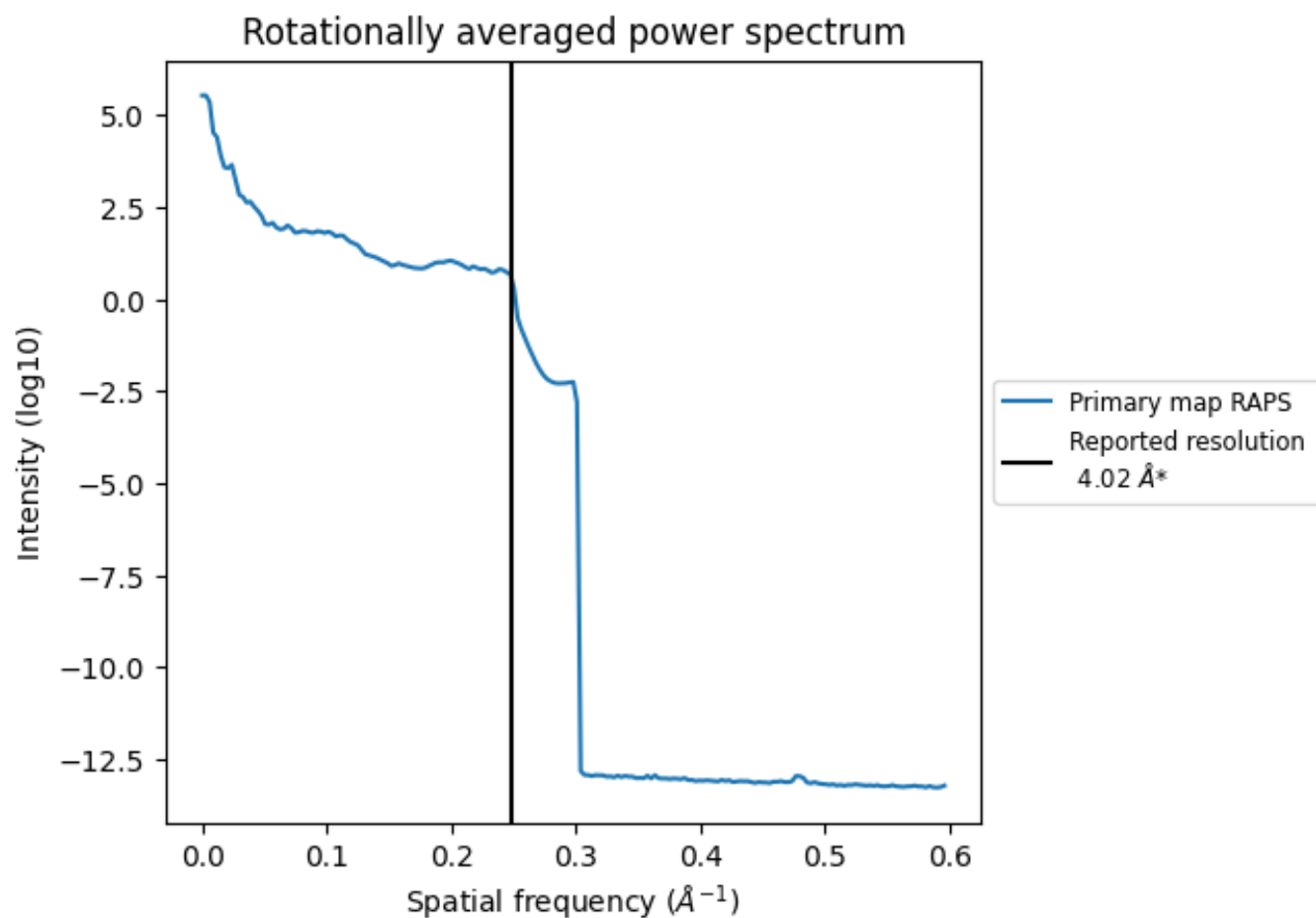
## 7.2 Volume estimate [i](#)



The volume at the recommended contour level is 596 nm<sup>3</sup>; this corresponds to an approximate mass of 538 kDa.

The volume estimate graph shows how the enclosed volume varies with the contour level. The recommended contour level is shown as a vertical line and the intersection between the line and the curve gives the volume of the enclosed surface at the given level.

### 7.3 Rotationally averaged power spectrum ⓘ



\*Reported resolution corresponds to spatial frequency of 0.249  $\text{\AA}^{-1}$

## 8 Fourier-Shell correlation

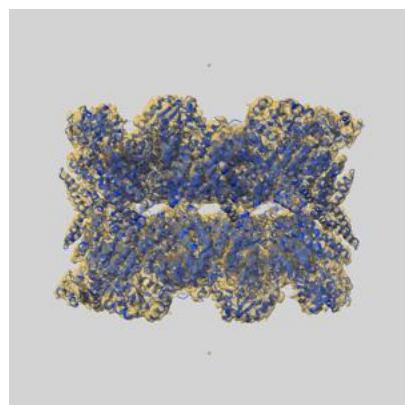
This section was not generated. No FSC curve or half-maps provided.



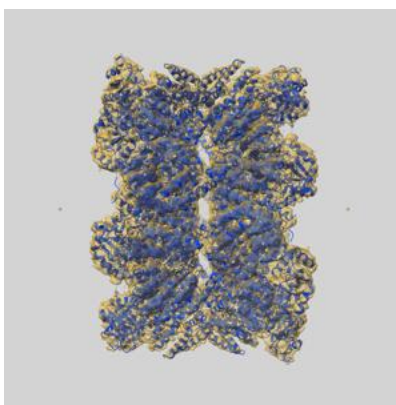
## 9 Map-model fit [i](#)

This section contains information regarding the fit between EMDB map EMD-13951 and PDB model 7QG0. Per-residue inclusion information can be found in section [3](#) on page [16](#).

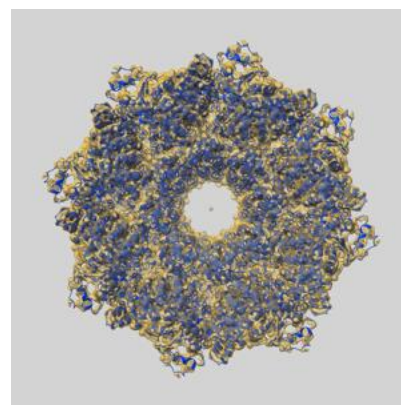
### 9.1 Map-model overlay [i](#)



X



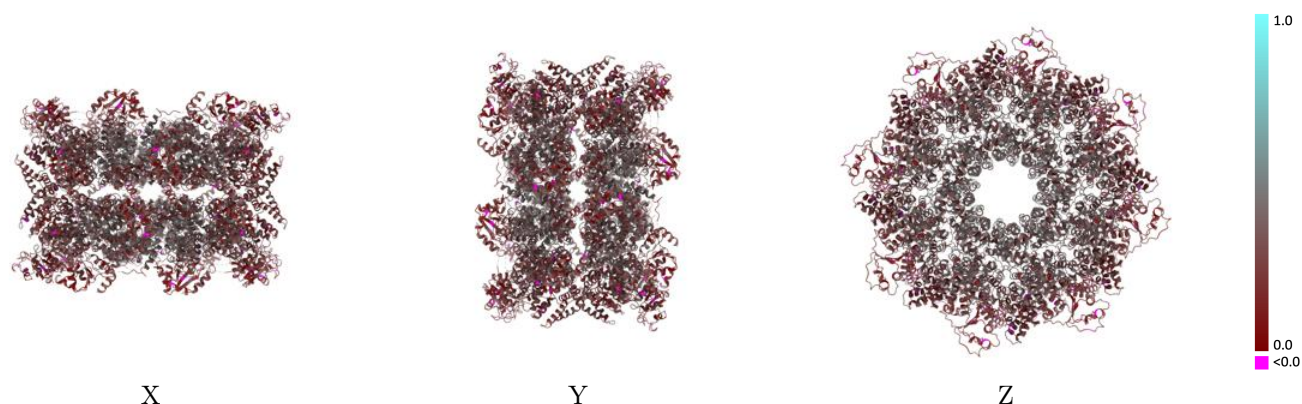
Y



Z

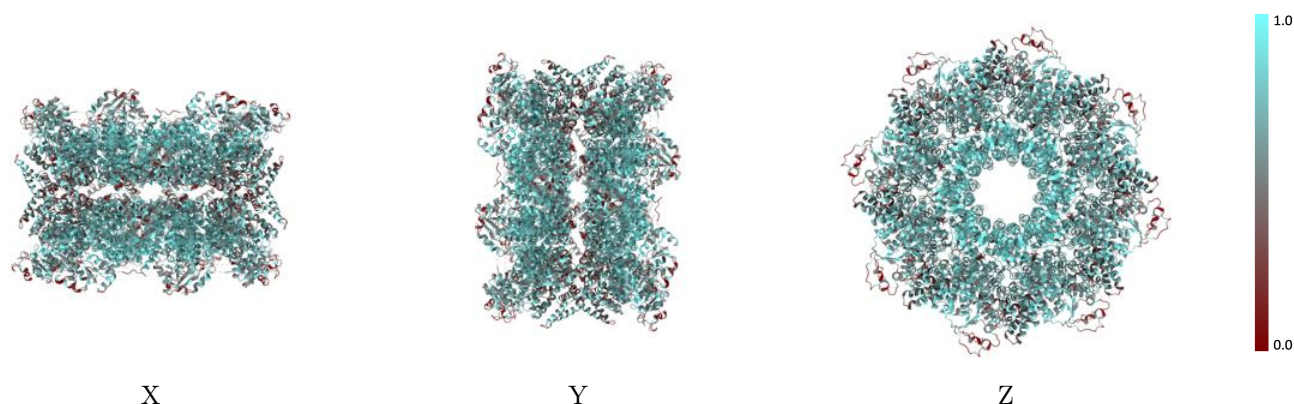
The images above show the 3D surface view of the map at the recommended contour level 0.13 at 50% transparency in yellow overlaid with a ribbon representation of the model coloured in blue. These images allow for the visual assessment of the quality of fit between the atomic model and the map.

## 9.2 Q-score mapped to coordinate model [i](#)



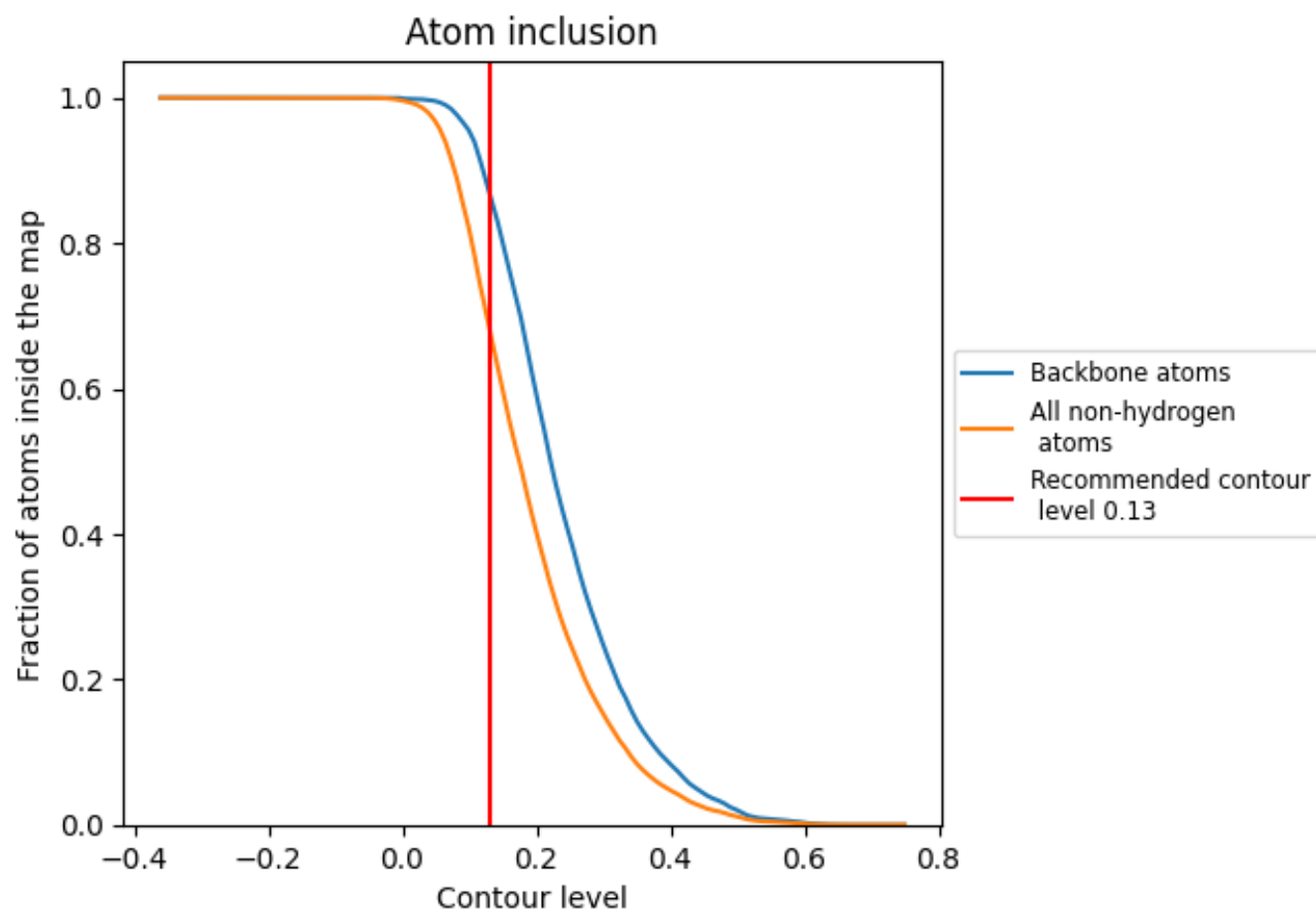
The images above show the model with each residue coloured according to its Q-score. This shows their resolvability in the map with higher Q-score values reflecting better resolvability. Please note: Q-score is calculating the resolvability of atoms, and thus high values are only expected at resolutions at which atoms can be resolved. Low Q-score values may therefore be expected for many entries.

## 9.3 Atom inclusion mapped to coordinate model [i](#)



The images above show the model with each residue coloured according to its atom inclusion. This shows to what extent they are inside the map at the recommended contour level (0.13).

## 9.4 Atom inclusion [i](#)



At the recommended contour level, 87% of all backbone atoms, 68% of all non-hydrogen atoms, are inside the map.

9.5 Map-model fit summary ⓘ

The table lists the average atom inclusion at the recommended contour level (0.13) and Q-score for the entire model and for each chain.

Chain	Atom inclusion	Q-score
All	<div></div> 0.6819	<div></div> 0.3080
A	<div></div> 0.6840	<div></div> 0.3070
B	<div></div> 0.6802	<div></div> 0.3080
C	<div></div> 0.6836	<div></div> 0.3070
D	<div></div> 0.6788	<div></div> 0.3080
E	<div></div> 0.6850	<div></div> 0.3100
F	<div></div> 0.6788	<div></div> 0.3100
G	<div></div> 0.6831	<div></div> 0.3070
H	<div></div> 0.6792	<div></div> 0.3090
I	<div></div> 0.6782	<div></div> 0.3070
J	<div></div> 0.6831	<div></div> 0.3080
K	<div></div> 0.6823	<div></div> 0.3080
L	<div></div> 0.6836	<div></div> 0.3090
M	<div></div> 0.6850	<div></div> 0.3090
N	<div></div> 0.6840	<div></div> 0.3090
O	<div></div> 0.6788	<div></div> 0.3090
P	<div></div> 0.6829	<div></div> 0.3070

