



# Full wwPDB X-ray Structure Validation Report ⓘ

Jun 14, 2020 – 08:37 pm BST

PDB ID : 3A68  
Title : Crystal structure of plant ferritin reveals a novel metal binding site that functions as a transit site for metal transfer in ferritin  
Authors : Masuda, T.; Goto, F.; Yoshihara, T.; Mikami, B.  
Deposited on : 2009-08-26  
Resolution : 1.80 Å(reported)

This is a Full wwPDB X-ray Structure Validation Report for a publicly released PDB entry.

We welcome your comments at [validation@mail.wwpdb.org](mailto:validation@mail.wwpdb.org)

A user guide is available at

<https://www.wwpdb.org/validation/2017/XrayValidationReportHelp>

with specific help available everywhere you see the ⓘ symbol.

---

The following versions of software and data (see [references ⓘ](#)) were used in the production of this report:

MolProbity : 4.02b-467  
Mogul : 1.8.5 (274361), CSD as541be (2020)  
Xtriage (Phenix) : 1.13  
EDS : 2.11  
Percentile statistics : 20191225.v01 (using entries in the PDB archive December 25th 2019)  
Refmac : 5.8.0158  
CCP4 : 7.0.044 (Gargrove)  
Ideal geometry (proteins) : Engh & Huber (2001)  
Ideal geometry (DNA, RNA) : Parkinson et al. (1996)  
Validation Pipeline (wwPDB-VP) : 2.11

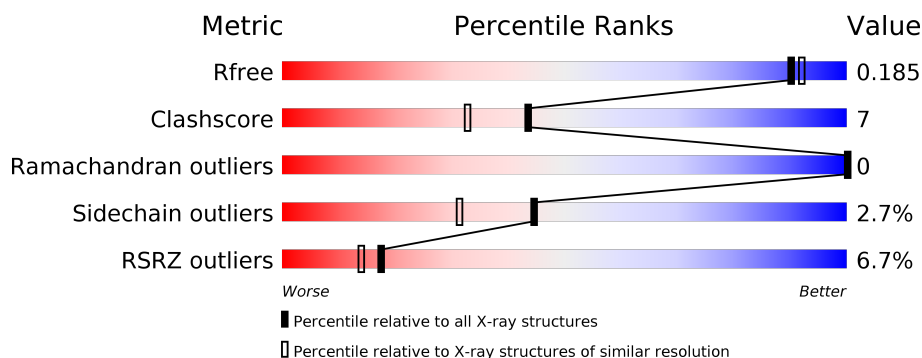
# 1 Overall quality at a glance

The following experimental techniques were used to determine the structure:

*X-RAY DIFFRACTION*

The reported resolution of this entry is 1.80 Å.

Percentile scores (ranging between 0-100) for global validation metrics of the entry are shown in the following graphic. The table shows the number of entries on which the scores are based.



Metric	Whole archive (#Entries)	Similar resolution (#Entries, resolution range(Å))
$R_{free}$	130704	5950 (1.80-1.80)
Clashscore	141614	6793 (1.80-1.80)
Ramachandran outliers	138981	6697 (1.80-1.80)
Sidechain outliers	138945	6696 (1.80-1.80)
RSRZ outliers	127900	5850 (1.80-1.80)

The table below summarises the geometric issues observed across the polymeric chains and their fit to the electron density. The red, orange, yellow and green segments on the lower bar indicate the fraction of residues that contain outliers for  $\geq 3$ , 2, 1 and 0 types of geometric quality criteria respectively. A grey segment represents the fraction of residues that are not modelled. The numeric value for each fraction is indicated below the corresponding segment, with a dot representing fractions  $\leq 5\%$ . The upper red bar (where present) indicates the fraction of residues that have poor fit to the electron density. The numeric value is given above the bar.

Mol	Chain	Length	Quality of chain
1	A	212	<div> <div>8%</div> <div> <div></div> <div>77%</div> <div>13%</div> <div>• 8%</div> </div> </div>
1	B	212	<div> <div>8%</div> <div> <div></div> <div>79%</div> <div>12%</div> <div>• 8%</div> </div> </div>
1	C	212	<div> <div>6%</div> <div> <div></div> <div>77%</div> <div>14%</div> <div>• 8%</div> </div> </div>
1	D	212	<div> <div>7%</div> <div> <div></div> <div>83%</div> <div>8%</div> <div>8%</div> </div> </div>
1	E	212	<div> <div>7%</div> <div> <div></div> <div>79%</div> <div>10%</div> <div>10%</div> </div> </div>
1	F	212	<div> <div>8%</div> <div> <div></div> <div>78%</div> <div>13%</div> <div>• 8%</div> </div> </div>

*Continued on next page...*

*Continued from previous page...*

Mol	Chain	Length	Quality of chain
1	G	212	
1	H	212	
1	I	212	
1	J	212	
1	K	212	
1	L	212	
1	M	212	
1	N	212	
1	O	212	
1	P	212	
1	Q	212	
1	R	212	
1	S	212	
1	T	212	
1	U	212	
1	V	212	
1	W	212	
1	X	212	

## 2 Entry composition

There are 4 unique types of molecules in this entry. The entry contains 44039 atoms, of which 0 are hydrogens and 0 are deuteriums.

In the tables below, the ZeroOcc column contains the number of atoms modelled with zero occupancy, the AltConf column contains the number of residues with at least one atom in alternate conformation and the Trace column contains the number of residues modelled with at most 2 atoms.

- Molecule 1 is a protein called Ferritin-4, chloroplastic.

Mol	Chain	Residues	Atoms					ZeroOcc	AltConf	Trace
1	A	194	Total	C	N	O	S	0	10	0
			1631	1039	270	316	6			
1	B	194	Total	C	N	O	S	0	9	0
			1631	1036	273	315	7			
1	C	196	Total	C	N	O	S	0	13	0
			1675	1060	282	328	5			
1	D	194	Total	C	N	O	S	0	10	0
			1639	1041	273	319	6			
1	E	190	Total	C	N	O	S	0	10	0
			1591	1010	266	309	6			
1	F	194	Total	C	N	O	S	0	11	0
			1636	1039	272	319	6			
1	G	194	Total	C	N	O	S	0	8	0
			1623	1032	271	314	6			
1	H	193	Total	C	N	O	S	0	11	0
			1631	1036	273	317	5			
1	I	194	Total	C	N	O	S	0	15	0
			1662	1059	274	323	6			
1	J	194	Total	C	N	O	S	0	11	0
			1644	1044	277	318	5			
1	K	194	Total	C	N	O	S	0	5	0
			1607	1019	271	312	5			
1	L	193	Total	C	N	O	S	0	6	0
			1605	1020	270	310	5			
1	M	194	Total	C	N	O	S	0	12	0
			1644	1045	276	317	6			
1	N	194	Total	C	N	O	S	0	9	0
			1620	1029	271	314	6			
1	O	194	Total	C	N	O	S	0	12	0
			1647	1045	274	323	5			
1	P	194	Total	C	N	O	S	0	10	0
			1632	1036	271	320	5			

*Continued on next page...*

*Continued from previous page...*

Mol	Chain	Residues	Atoms					ZeroOcc	AltConf	Trace
1	Q	194	Total	C	N	O	S	0	12	0
			1639	1045	272	315	7			
1	R	196	Total	C	N	O	S	0	9	0
			1635	1037	275	317	6			
1	S	194	Total	C	N	O	S	0	9	0
			1618	1031	270	312	5			
1	T	194	Total	C	N	O	S	0	12	0
			1653	1048	277	322	6			
1	U	194	Total	C	N	O	S	0	13	0
			1643	1047	272	317	7			
1	V	194	Total	C	N	O	S	0	13	0
			1645	1046	273	320	6			
1	W	194	Total	C	N	O	S	0	12	0
			1648	1045	275	322	6			
1	X	194	Total	C	N	O	S	0	16	0
			1664	1058	273	325	8			

- Molecule 2 is CALCIUM ION (three-letter code: CA) (formula: Ca).

Mol	Chain	Residues	Atoms		ZeroOcc	AltConf
2	P	5	Total	Ca	0	0
			5	5		
2	K	7	Total	Ca	0	0
			7	7		
2	B	5	Total	Ca	0	0
			5	5		
2	W	5	Total	Ca	0	0
			5	5		
2	N	6	Total	Ca	0	1
			6	6		
2	X	6	Total	Ca	0	1
			6	6		
2	S	5	Total	Ca	0	0
			5	5		
2	J	6	Total	Ca	0	1
			6	6		
2	E	7	Total	Ca	0	0
			7	7		
2	V	5	Total	Ca	0	0
			5	5		
2	A	7	Total	Ca	0	1
			7	7		

*Continued on next page...*

*Continued from previous page...*

Mol	Chain	Residues	Atoms		ZeroOcc	AltConf
2	R	5	Total 5	Ca 5	0	0
2	M	5	Total 5	Ca 5	0	0
2	D	5	Total 5	Ca 5	0	0
2	I	6	Total 6	Ca 6	0	0
2	U	4	Total 4	Ca 4	0	0
2	L	7	Total 7	Ca 7	0	0
2	G	5	Total 5	Ca 5	0	0
2	Q	6	Total 6	Ca 6	0	0
2	H	5	Total 5	Ca 5	0	0
2	C	7	Total 7	Ca 7	0	0
2	T	5	Total 5	Ca 5	0	0
2	O	7	Total 7	Ca 7	0	0
2	F	5	Total 5	Ca 5	0	0

- Molecule 3 is ACETIC ACID (three-letter code: ACY) (formula: C<sub>2</sub>H<sub>4</sub>O<sub>2</sub>).



Mol	Chain	Residues	Atoms			ZeroOcc	AltConf
3	A	1	Total	C	O	0	0
			4	2	2		
3	E	1	Total	C	O	0	0
			4	2	2		
3	F	1	Total	C	O	0	0
			4	2	2		
3	G	1	Total	C	O	0	0
			4	2	2		
3	H	1	Total	C	O	0	0
			4	2	2		
3	I	1	Total	C	O	0	0
			4	2	2		
3	J	1	Total	C	O	0	0
			4	2	2		
3	L	1	Total	C	O	0	0
			4	2	2		
3	M	1	Total	C	O	0	0
			4	2	2		
3	O	1	Total	C	O	0	0
			4	2	2		
3	P	1	Total	C	O	0	0
			4	2	2		
3	Q	1	Total	C	O	0	0
			4	2	2		
3	R	1	Total	C	O	0	0
			4	2	2		
3	S	1	Total	C	O	0	0
			4	2	2		

*Continued on next page...*

*Continued from previous page...*

Mol	Chain	Residues	Atoms			ZeroOcc	AltConf
3	T	1	Total	C	O	0	0
			4	2	2		
3	V	1	Total	C	O	0	0
			4	2	2		
3	W	1	Total	C	O	0	0
			4	2	2		
3	X	1	Total	C	O	0	0
			4	2	2		

- Molecule 4 is water.

Mol	Chain	Residues	Atoms		ZeroOcc	AltConf
4	A	201	Total	O	0	5
			206	206		
4	B	193	Total	O	0	2
			195	195		
4	C	206	Total	O	0	4
			210	210		
4	D	167	Total	O	0	2
			169	169		
4	E	190	Total	O	0	2
			192	192		
4	F	188	Total	O	0	2
			190	190		
4	G	197	Total	O	0	2
			199	199		
4	H	194	Total	O	0	3
			197	197		
4	I	187	Total	O	0	0
			187	187		
4	J	195	Total	O	0	2
			197	197		
4	K	181	Total	O	0	2
			183	183		
4	L	168	Total	O	0	2
			170	170		
4	M	182	Total	O	0	0
			182	182		
4	N	201	Total	O	0	0
			201	201		
4	O	191	Total	O	0	2
			193	193		

*Continued on next page...*



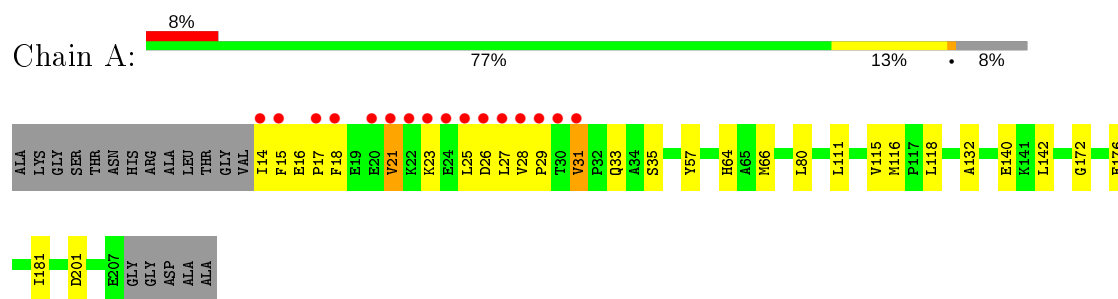
*Continued from previous page...*

Mol	Chain	Residues	Atoms		ZeroOcc	AltConf
4	P	179	Total 181	O 181	0	2
4	Q	187	Total 192	O 192	0	5
4	R	194	Total 197	O 197	0	3
4	S	183	Total 184	O 184	0	1
4	T	182	Total 183	O 183	0	1
4	U	186	Total 190	O 190	0	4
4	V	186	Total 188	O 188	0	2
4	W	175	Total 178	O 178	0	3
4	X	201	Total 204	O 204	0	3

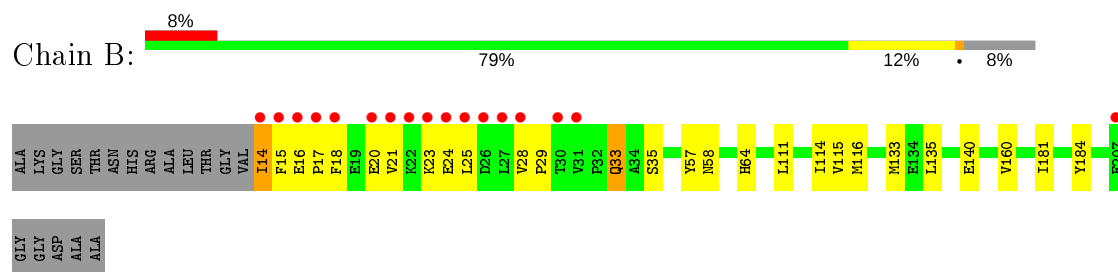
### 3 Residue-property plots [i](#)

These plots are drawn for all protein, RNA and DNA chains in the entry. The first graphic for a chain summarises the proportions of the various outlier classes displayed in the second graphic. The second graphic shows the sequence view annotated by issues in geometry and electron density. Residues are color-coded according to the number of geometric quality criteria for which they contain at least one outlier: green = 0, yellow = 1, orange = 2 and red = 3 or more. A red dot above a residue indicates a poor fit to the electron density ( $RSRZ > 2$ ). Stretches of 2 or more consecutive residues without any outlier are shown as a green connector. Residues present in the sample, but not in the model, are shown in grey.

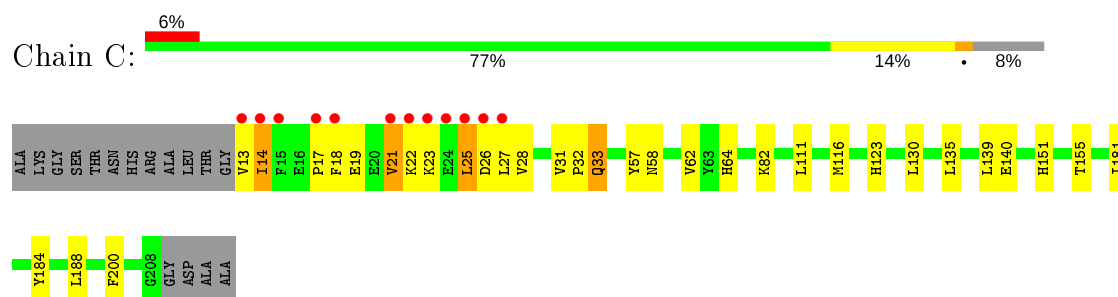
- Molecule 1: Ferritin-4, chloroplastic



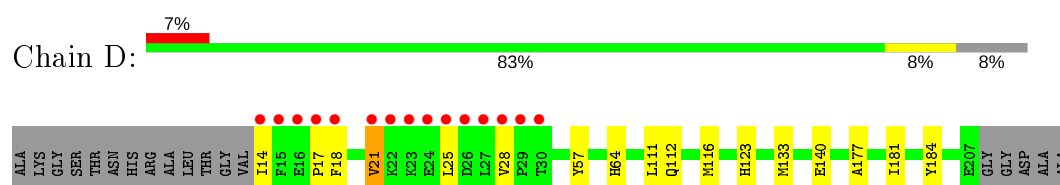
- Molecule 1: Ferritin-4, chloroplastic



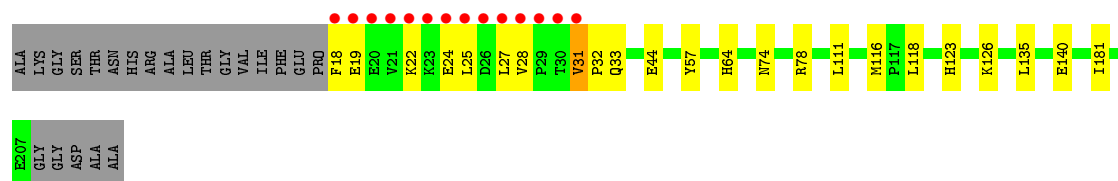
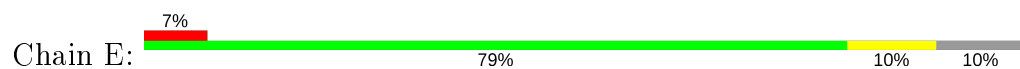
- Molecule 1: Ferritin-4, chloroplastic



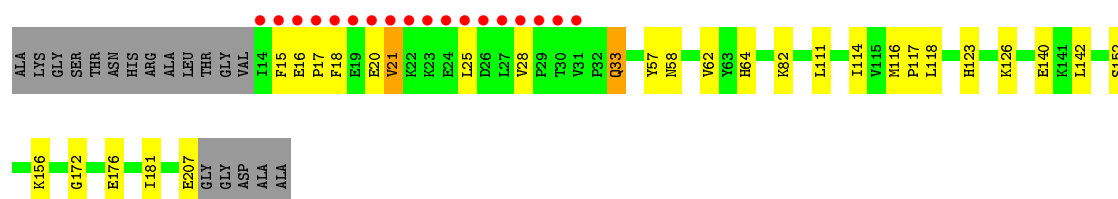
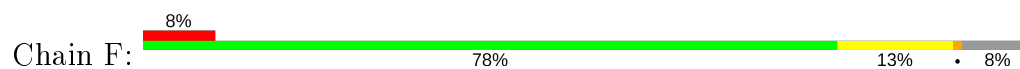
- Molecule 1: Ferritin-4, chloroplastic



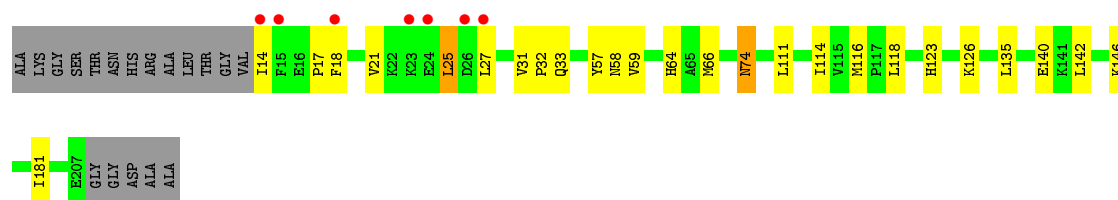
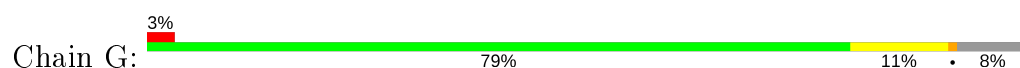
- Molecule 1: Ferritin-4, chloroplastic



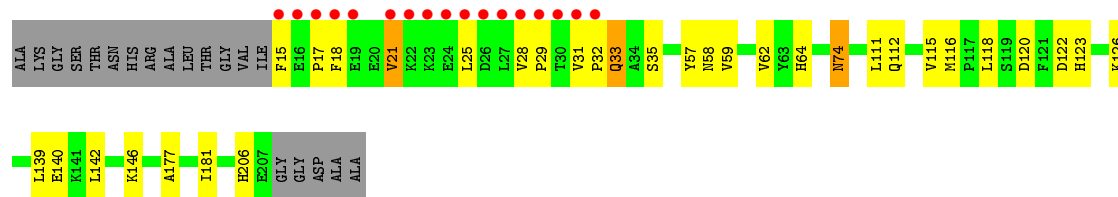
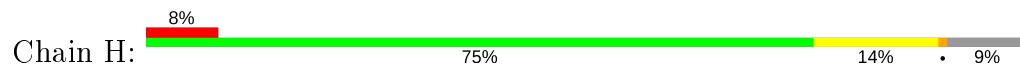
- Molecule 1: Ferritin-4, chloroplastic



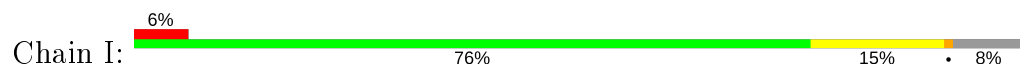
- Molecule 1: Ferritin-4, chloroplastic



- Molecule 1: Ferritin-4, chloroplastic

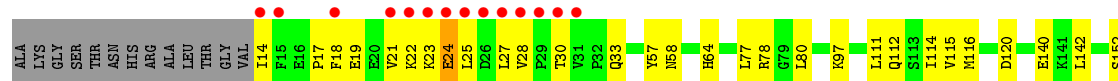
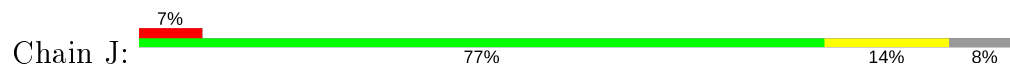


- Molecule 1: Ferritin-4, chloroplastic

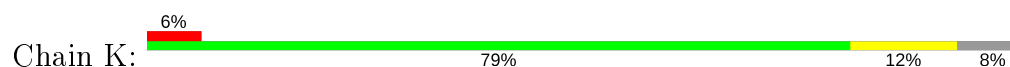




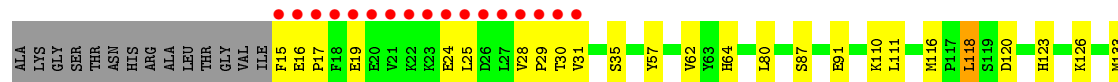
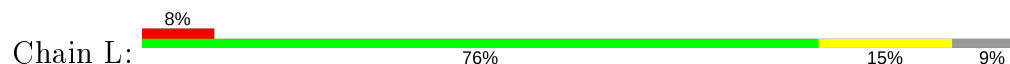
- Molecule 1: Ferritin-4, chloroplastic



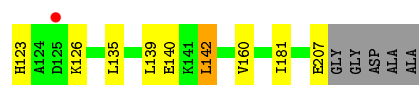
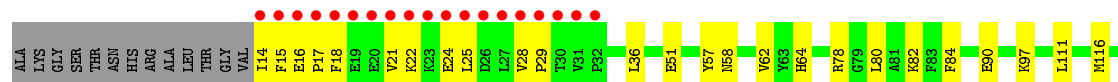
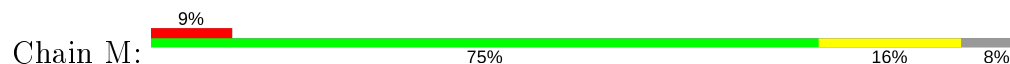
- Molecule 1: Ferritin-4, chloroplastic



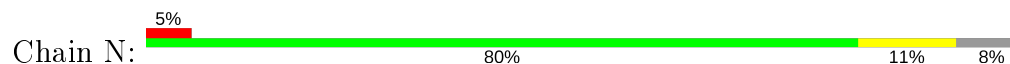
- Molecule 1: Ferritin-4, chloroplastic

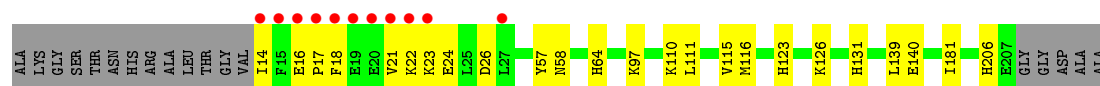


- Molecule 1: Ferritin-4, chloroplastic

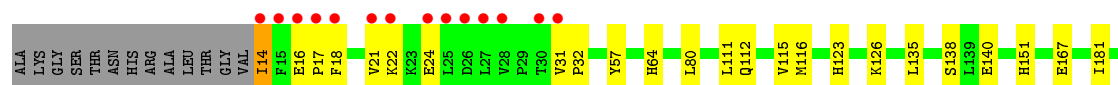
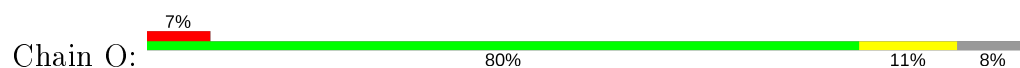


- Molecule 1: Ferritin-4, chloroplastic

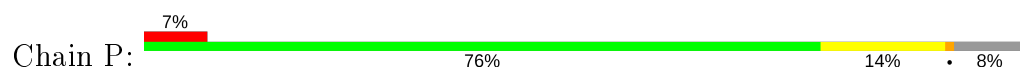





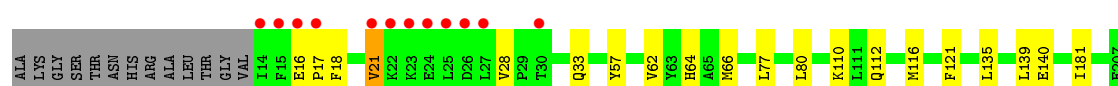
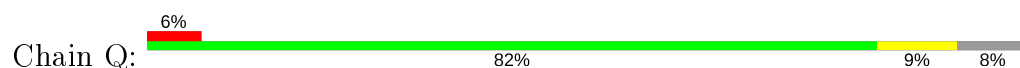
- Molecule 1: Ferritin-4, chloroplastic



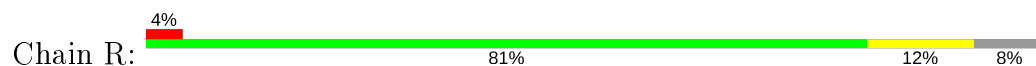
- Molecule 1: Ferritin-4, chloroplastic



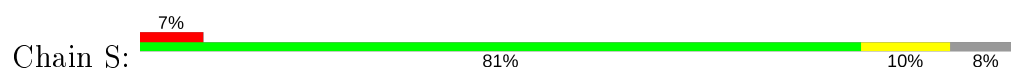
- Molecule 1: Ferritin-4, chloroplastic

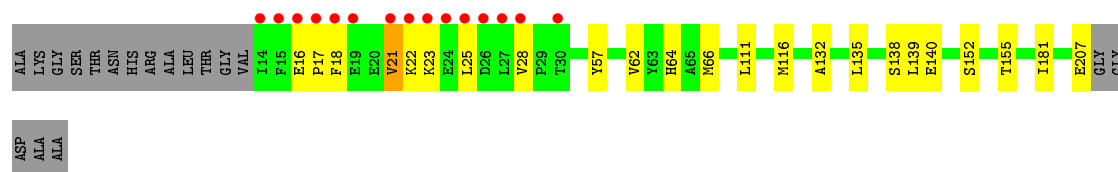


- Molecule 1: Ferritin-4, chloroplastic

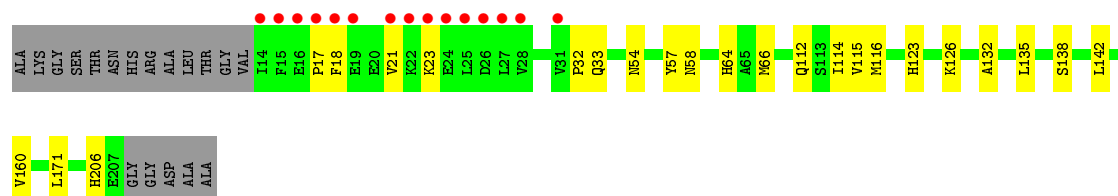
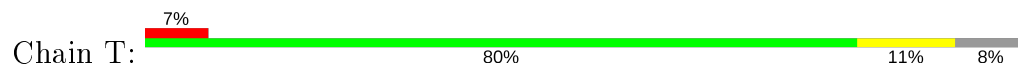


- Molecule 1: Ferritin-4, chloroplastic

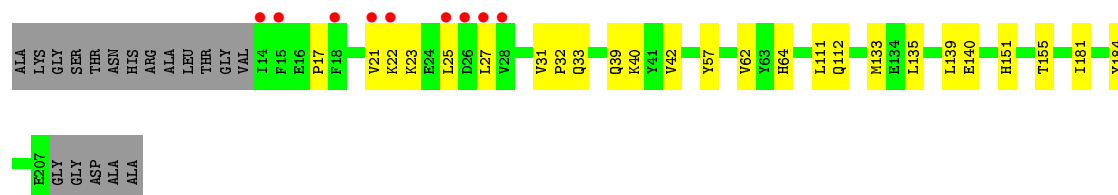
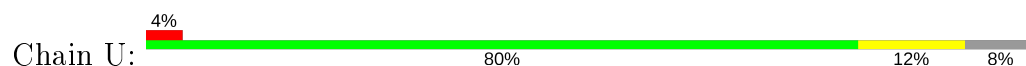




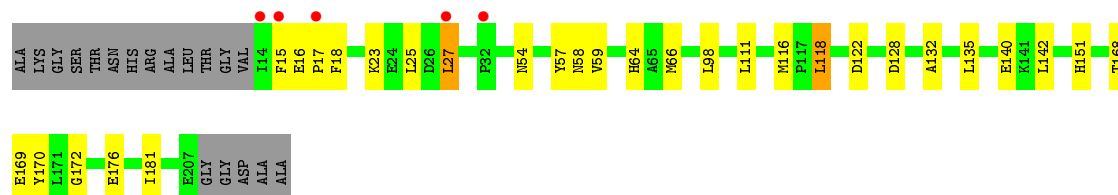
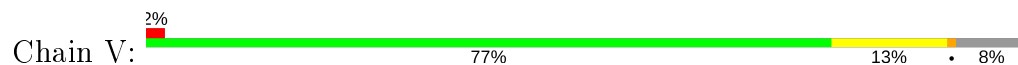
- Molecule 1: Ferritin-4, chloroplastic



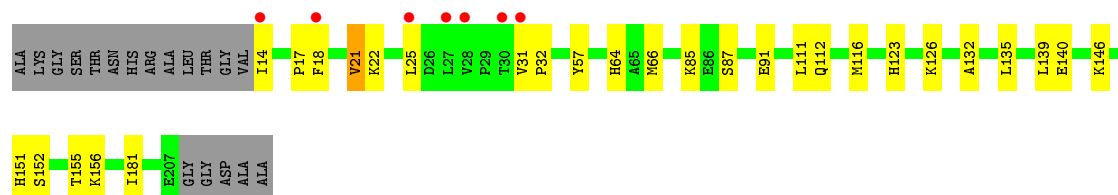
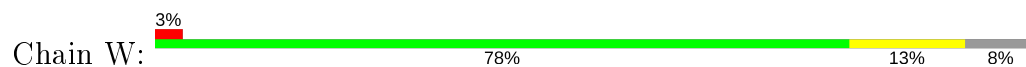
- Molecule 1: Ferritin-4, chloroplastic



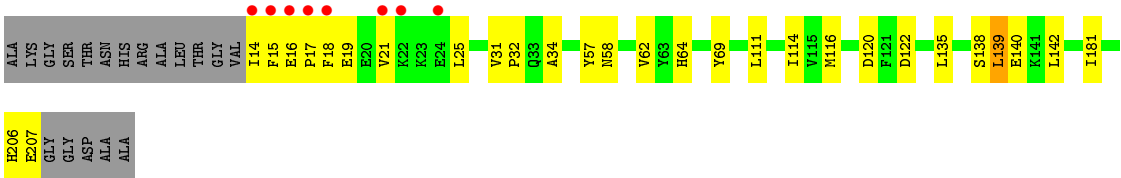
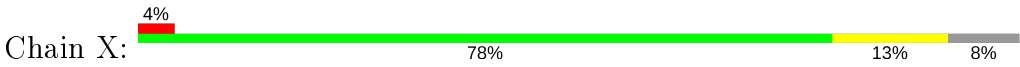
- Molecule 1: Ferritin-4, chloroplastic



- Molecule 1: Ferritin-4, chloroplastic



- Molecule 1: Ferritin-4, chloroplastic



## 4 Data and refinement statistics

Property	Value	Source
Space group	P 21 21 2	Depositor
Cell constants a, b, c, $\alpha$ , $\beta$ , $\gamma$	222.61Å 220.89Å 122.45Å 90.00° 90.00° 90.00°	Depositor
Resolution (Å)	49.47 – 1.80 49.47 – 1.80	Depositor EDS
% Data completeness (in resolution range)	98.8 (49.47-1.80) 98.8 (49.47-1.80)	Depositor EDS
$R_{merge}$	0.06	Depositor
$R_{sym}$	(Not available)	Depositor
$\langle I/\sigma(I) \rangle$ <sup>1</sup>	8.69 (at 1.79Å)	Xtriage
Refinement program	CNS, PHENIX (phenix.refine)	Depositor
R, $R_{free}$	0.142 , 0.173 0.159 , 0.185	Depositor DCC
$R_{free}$ test set	27445 reflections (5.02%)	wwPDB-VP
Wilson B-factor (Å <sup>2</sup> )	13.2	Xtriage
Anisotropy	0.590	Xtriage
Bulk solvent $k_{sol}$ (e/Å <sup>3</sup> ), $B_{sol}$ (Å <sup>2</sup> )	0.36 , 54.6	EDS
L-test for twinning <sup>2</sup>	$\langle  L  \rangle = 0.48$ , $\langle L^2 \rangle = 0.31$	Xtriage
Estimated twinning fraction	0.011 for k,h,-l	Xtriage
$F_o, F_c$ correlation	0.97	EDS
Total number of atoms	44039	wwPDB-VP
Average B, all atoms (Å <sup>2</sup> )	20.0	wwPDB-VP

Xtriage's analysis on translational NCS is as follows: *The largest off-origin peak in the Patterson function is 6.00% of the height of the origin peak. No significant pseudotranslation is detected.*

<sup>1</sup>Intensities estimated from amplitudes.

<sup>2</sup>Theoretical values of  $\langle |L| \rangle$ ,  $\langle L^2 \rangle$  for acentric reflections are 0.5, 0.333 respectively for untwinned datasets, and 0.375, 0.2 for perfectly twinned datasets.



## 5 Model quality

### 5.1 Standard geometry

Bond lengths and bond angles in the following residue types are not validated in this section: CA, ACY

The Z score for a bond length (or angle) is the number of standard deviations the observed value is removed from the expected value. A bond length (or angle) with  $|Z| > 5$  is considered an outlier worth inspection. RMSZ is the root-mean-square of all Z scores of the bond lengths (or angles).

Mol	Chain	Bond lengths		Bond angles	
		RMSZ	# Z  >5	RMSZ	# Z  >5
1	A	0.28	0/1685	0.42	0/2270
1	B	0.28	0/1673	0.42	0/2254
1	C	0.28	0/1720	0.41	0/2317
1	D	0.28	0/1684	0.42	0/2268
1	E	0.28	0/1645	0.42	0/2212
1	F	0.28	0/1693	0.42	0/2280
1	G	0.27	0/1668	0.42	0/2248
1	H	0.27	0/1685	0.41	0/2270
1	I	0.27	0/1722	0.42	0/2320
1	J	0.28	0/1695	0.43	0/2284
1	K	0.27	0/1646	0.42	0/2217
1	L	0.27	0/1644	0.41	0/2215
1	M	0.28	0/1701	0.42	0/2292
1	N	0.27	0/1674	0.42	0/2255
1	O	0.29	0/1701	0.43	0/2291
1	P	0.27	0/1682	0.41	0/2265
1	Q	0.28	0/1696	0.43	0/2283
1	R	0.28	0/1686	0.42	0/2272
1	S	0.27	0/1669	0.42	0/2248
1	T	0.26	0/1700	0.41	0/2290
1	U	0.28	0/1703	0.42	0/2292
1	V	0.26	0/1704	0.41	0/2294
1	W	0.26	0/1699	0.40	0/2288
1	X	0.28	0/1730	0.41	0/2329
All	All	0.27	0/40505	0.42	0/54554

There are no bond length outliers.

There are no bond angle outliers.

There are no chirality outliers.

There are no planarity outliers.

## 5.2 Too-close contacts ⓘ

In the following table, the Non-H and H(model) columns list the number of non-hydrogen atoms and hydrogen atoms in the chain respectively. The H(added) column lists the number of hydrogen atoms added and optimized by MolProbity. The Clashes column lists the number of clashes within the asymmetric unit, whereas Symm-Clashes lists symmetry related clashes.

Mol	Chain	Non-H	H(model)	H(added)	Clashes	Symm-Clashes
1	A	1631	0	1611	30	0
1	B	1631	0	1601	35	0
1	C	1675	0	1635	42	0
1	D	1639	0	1607	23	0
1	E	1591	0	1575	20	0
1	F	1636	0	1610	42	0
1	G	1623	0	1595	30	0
1	H	1631	0	1604	35	0
1	I	1662	0	1643	33	0
1	J	1644	0	1617	26	0
1	K	1607	0	1571	22	0
1	L	1605	0	1576	27	0
1	M	1644	0	1626	37	0
1	N	1620	0	1597	25	0
1	O	1647	0	1614	29	0
1	P	1632	0	1599	29	0
1	Q	1639	0	1631	21	0
1	R	1635	0	1607	26	0
1	S	1618	0	1606	25	0
1	T	1653	0	1616	28	0
1	U	1643	0	1632	23	0
1	V	1645	0	1626	27	0
1	W	1648	0	1618	21	0
1	X	1664	0	1642	27	0
2	A	7	0	0	0	0
2	B	5	0	0	0	0
2	C	7	0	0	0	0
2	D	5	0	0	0	0
2	E	7	0	0	0	0
2	F	5	0	0	0	0
2	G	5	0	0	0	0
2	H	5	0	0	0	0
2	I	6	0	0	0	0
2	J	6	0	0	0	0
2	K	7	0	0	0	0
2	L	7	0	0	0	0
2	M	5	0	0	0	0

*Continued on next page...*

*Continued from previous page...*

Mol	Chain	Non-H	H(model)	H(added)	Clashes	Symm-Clashes
2	N	6	0	0	0	0
2	O	7	0	0	0	0
2	P	5	0	0	0	0
2	Q	6	0	0	0	0
2	R	5	0	0	0	0
2	S	5	0	0	0	0
2	T	5	0	0	0	0
2	U	4	0	0	0	0
2	V	5	0	0	0	0
2	W	5	0	0	0	0
2	X	6	0	0	0	0
3	A	4	0	3	0	0
3	E	4	0	3	0	0
3	F	4	0	3	0	0
3	G	4	0	3	0	0
3	H	4	0	3	0	0
3	I	4	0	3	0	0
3	J	4	0	3	0	0
3	L	4	0	3	0	0
3	M	4	0	3	0	0
3	O	4	0	3	0	0
3	P	4	0	3	0	0
3	Q	4	0	3	0	0
3	R	4	0	3	0	0
3	S	4	0	3	1	0
3	T	4	0	3	0	0
3	V	4	0	3	0	0
3	W	4	0	3	0	0
3	X	4	0	3	1	0
4	A	206	0	0	1	0
4	B	195	0	0	3	0
4	C	210	0	0	8	0
4	D	169	0	0	2	0
4	E	192	0	0	4	0
4	F	190	0	0	2	0
4	G	199	0	0	6	0
4	H	197	0	0	8	0
4	I	187	0	0	1	0
4	J	197	0	0	3	0
4	K	183	0	0	2	0
4	L	170	0	0	3	0
4	M	182	0	0	5	0

*Continued on next page...*

*Continued from previous page...*

Mol	Chain	Non-H	H(model)	H(added)	Clashes	Symm-Clashes
4	N	201	0	0	7	0
4	O	193	0	0	0	0
4	P	181	0	0	1	0
4	Q	192	0	0	2	0
4	R	197	0	0	3	0
4	S	184	0	0	3	0
4	T	183	0	0	7	0
4	U	190	0	0	6	0
4	V	188	0	0	4	0
4	W	178	0	0	2	0
4	X	204	0	0	2	0
All	All	44039	0	38713	525	0

The all-atom clashscore is defined as the number of clashes found per 1000 atoms (including hydrogen atoms). The all-atom clashscore for this structure is 7.

All (525) close contacts within the same asymmetric unit are listed below, sorted by their clash magnitude.

Atom-1	Atom-2	Interatomic distance (Å)	Clash overlap (Å)
1:N:58[B]:ASN:HD21	1:Q:17:PRO:HG3	1.13	1.09
1:N:58[B]:ASN:ND2	1:Q:17:PRO:HG3	1.72	1.02
1:A:17:PRO:HG3	1:H:58[B]:ASN:HD21	1.33	0.94
1:C:31:VAL:HB	1:C:33:GLN:HE21	1.35	0.91
1:L:16:GLU:HG2	1:L:19:GLU:HG2	1.53	0.90
1:A:17:PRO:HG3	1:H:58[B]:ASN:ND2	1.86	0.88
1:H:17:PRO:HG2	1:X:58[B]:ASN:ND2	1.88	0.88
1:I:14:ILE:HG21	1:W:112[A]:GLN:HE22	1.40	0.86
1:C:139:LEU:HD12	1:S:21:VAL:HG21	1.62	0.82
1:M:17:PRO:HG3	1:T:58[A]:ASN:OD1	1.80	0.81
1:B:58[B]:ASN:OD1	1:B:114:ILE:HG23	1.81	0.81
1:R:155:THR:HG22	4:R:5543:HOH:O	1.80	0.81
1:J:14:ILE:HG21	1:Q:112[B]:GLN:HE22	1.43	0.81
1:I:53[B]:ILE:HD12	1:I:99:MET:HG3	1.60	0.80
1:J:24:GLU:HA	1:J:27:LEU:HB2	1.63	0.79
1:N:58[B]:ASN:HD21	1:Q:17:PRO:CG	1.93	0.79
1:D:14:ILE:HG21	1:I:112[A]:GLN:HE22	1.46	0.79
1:H:123:HIS:HD2	1:H:126:LYS:H	1.29	0.79
1:P:25:LEU:HD21	1:U:135[A]:LEU:HD23	1.64	0.79
1:W:123:HIS:HD2	1:W:126:LYS:H	1.32	0.78
1:D:14:ILE:HG21	1:I:112[A]:GLN:NE2	1.99	0.78
1:E:123:HIS:HD2	1:E:126:LYS:H	1.32	0.78

*Continued on next page...*

*Continued from previous page...*

Atom-1	Atom-2	Interatomic distance (Å)	Clash overlap (Å)
1:K:123:HIS:HD2	1:K:126:LYS:H	1.33	0.76
1:B:17:PRO:HB3	1:V:58[B]:ASN:HD21	1.49	0.76
1:I:123:HIS:HD2	1:I:126:LYS:H	1.33	0.76
1:T:123:HIS:HD2	1:T:126:LYS:H	1.35	0.75
1:N:18:PHE:HA	1:N:21:VAL:HG12	1.68	0.75
1:C:188[B]:LEU:HD11	1:C:200:PHE:CE2	2.22	0.74
1:I:123:HIS:CD2	1:I:126:LYS:H	2.05	0.74
1:P:123:HIS:HD2	1:P:126:LYS:H	1.36	0.74
1:A:17:PRO:CG	1:H:58[B]:ASN:HD21	1.99	0.74
1:J:142[A]:LEU:HD11	1:N:21:VAL:HA	1.69	0.74
1:I:14:ILE:HG21	1:W:112[A]:GLN:NE2	2.02	0.74
1:M:123:HIS:CD2	1:M:126:LYS:H	2.06	0.74
1:E:123:HIS:CD2	1:E:126:LYS:H	2.07	0.73
1:K:123:HIS:CD2	1:K:126:LYS:H	2.08	0.72
1:I:133[B]:MET:HE3	1:I:181:ILE:HG23	1.72	0.71
1:F:123:HIS:HD2	1:F:126:LYS:H	1.38	0.71
1:T:123:HIS:CD2	1:T:126:LYS:H	2.08	0.71
1:B:133[B]:MET:HE3	1:B:181:ILE:HG23	1.72	0.71
1:E:31:VAL:HG22	1:E:32:PRO:HD2	1.72	0.71
1:D:21:VAL:HG21	1:I:139:LEU:HD13	1.73	0.71
1:L:24:GLU:OE1	1:M:142[A]:LEU:HD22	1.90	0.71
1:H:123:HIS:CD2	1:H:126:LYS:H	2.09	0.70
1:W:123:HIS:CD2	1:W:126:LYS:H	2.08	0.70
1:P:25:LEU:O	1:P:28:VAL:HG23	1.92	0.70
1:U:133[B]:MET:HE3	1:U:181:ILE:HG23	1.73	0.70
1:R:123:HIS:CD2	1:R:126:LYS:H	2.10	0.69
1:D:140:GLU:HG3	1:D:181[B]:ILE:HD12	1.73	0.69
1:M:123:HIS:HD2	1:M:126:LYS:H	1.37	0.69
1:K:139:LEU:HD23	1:U:21:VAL:HG21	1.74	0.68
4:N:4135:HOH:O	1:Q:17:PRO:HG2	1.94	0.68
1:O:123:HIS:HD2	1:O:126:LYS:H	1.40	0.68
1:J:24:GLU:HB3	4:Q:4365:HOH:O	1.92	0.67
1:L:123:HIS:HD2	1:L:126:LYS:H	1.41	0.67
1:M:17:PRO:HG2	4:T:4402:HOH:O	1.94	0.67
1:A:142[A]:LEU:HD11	1:X:21:VAL:HA	1.74	0.67
1:M:18:PHE:HE1	1:T:135[B]:LEU:HD21	1.60	0.67
1:L:16:GLU:CG	1:L:19:GLU:HG2	2.24	0.67
1:O:17:PRO:O	1:O:21:VAL:HB	1.94	0.67
1:P:123:HIS:CD2	1:P:126:LYS:H	2.13	0.67
1:M:62:VAL:HG11	1:M:139:LEU:HD11	1.76	0.66
1:Q:116[A]:MET:HG3	1:U:111:LEU:O	1.95	0.66

*Continued on next page...*

*Continued from previous page...*

Atom-1	Atom-2	Interatomic distance (Å)	Clash overlap (Å)
1:A:111:LEU:O	1:G:116[A]:MET:HG3	1.95	0.66
1:S:140:GLU:HG3	1:S:181[B]:ILE:HD12	1.75	0.66
1:N:58[B]:ASN:CG	1:Q:17:PRO:HG3	2.16	0.66
1:F:123:HIS:CD2	1:F:126:LYS:H	2.13	0.66
1:G:14:ILE:HG21	1:O:112[B]:GLN:HE22	1.61	0.65
1:M:78:ARG:HD3	4:M:353:HOH:O	1.95	0.65
1:N:139:LEU:HD22	1:Q:21:VAL:HG21	1.76	0.65
1:B:17:PRO:CB	1:V:58[B]:ASN:HD21	2.10	0.65
1:C:62:VAL:HG11	1:C:139:LEU:HD21	1.78	0.65
1:C:13:VAL:HG13	1:C:14:ILE:H	1.62	0.65
1:S:17:PRO:O	1:S:21:VAL:HB	1.97	0.65
1:L:151:HIS:O	1:L:155[A]:THR:HG23	1.97	0.64
1:F:15:PHE:HE2	4:G:5360:HOH:O	1.81	0.64
1:R:123:HIS:HD2	1:R:126:LYS:H	1.45	0.64
1:C:188[B]:LEU:HD11	1:C:200:PHE:CD2	2.33	0.64
1:M:17:PRO:HG3	1:T:58[A]:ASN:ND2	2.13	0.64
1:N:123:HIS:HD2	1:N:126:LYS:H	1.45	0.63
1:G:123:HIS:HD2	1:G:126:LYS:H	1.45	0.63
1:L:123:HIS:CD2	1:L:126:LYS:H	2.15	0.63
1:C:31:VAL:HB	1:C:33:GLN:NE2	2.12	0.63
1:N:123:HIS:CD2	1:N:126:LYS:H	2.16	0.63
1:P:110:LYS:HE2	4:T:5878:HOH:O	1.98	0.63
1:O:123:HIS:CD2	1:O:126:LYS:H	2.16	0.63
1:D:133[B]:MET:HE3	1:D:181[B]:ILE:HG23	1.80	0.63
1:L:142[A]:LEU:HD11	1:T:21:VAL:HA	1.81	0.63
1:A:18:PHE:HA	1:A:21:VAL:HG12	1.81	0.62
1:K:14:ILE:CG2	1:P:112:GLN:HE22	2.12	0.62
1:C:155[B]:THR:HG22	4:C:5266:HOH:O	1.99	0.62
1:F:18:PHE:HE1	1:G:135[B]:LEU:HD21	1.65	0.62
1:P:17:PRO:O	1:P:21:VAL:HB	2.00	0.62
1:F:17:PRO:HG3	1:G:58[B]:ASN:HD21	1.64	0.62
1:A:17:PRO:HG2	4:H:5624:HOH:O	1.98	0.62
1:A:15:PHE:HE2	4:H:5623:HOH:O	1.81	0.62
1:G:14:ILE:HG21	1:O:112[B]:GLN:NE2	2.15	0.62
1:J:97:LYS:HE2	4:J:5748:HOH:O	1.99	0.62
1:H:17:PRO:HG2	1:X:58[B]:ASN:HD21	1.65	0.62
1:W:155[A]:THR:HG22	4:W:2488:HOH:O	2.00	0.61
1:M:17:PRO:HG3	1:T:58[A]:ASN:HD21	1.64	0.61
1:T:18:PHE:HA	1:T:21:VAL:HG12	1.82	0.61
1:X:62:VAL:HG11	1:X:139:LEU:HD21	1.81	0.61
1:B:111:LEU:O	1:F:116[A]:MET:HG3	1.99	0.61

*Continued on next page...*

*Continued from previous page...*

Atom-1	Atom-2	Interatomic distance (Å)	Clash overlap (Å)
1:C:135[A]:LEU:HD21	1:S:18:PHE:HE1	1.65	0.61
1:G:123:HIS:CD2	1:G:126:LYS:H	2.19	0.61
1:M:16:GLU:HG2	1:T:115:VAL:HG11	1.83	0.61
1:F:142[B]:LEU:HG	1:O:24[B]:GLU:OE2	2.01	0.61
1:I:151:HIS:NE2	1:I:167[B]:GLU:OE2	2.33	0.61
1:M:17:PRO:HG3	1:T:58[A]:ASN:CG	2.21	0.61
1:H:17:PRO:O	1:H:21:VAL:HB	2.01	0.61
1:C:17:PRO:O	1:C:21:VAL:HB	2.01	0.60
1:K:140:GLU:HG3	1:K:181:ILE:HD12	1.83	0.60
1:F:62:VAL:HG22	1:O:18:PHE:CZ	2.36	0.60
1:H:21:VAL:HG23	1:X:142[B]:LEU:HD22	1.84	0.60
1:F:62:VAL:HG22	1:O:18:PHE:HZ	1.66	0.60
1:I:62:VAL:HG11	1:I:139:LEU:HD21	1.84	0.60
1:K:135[A]:LEU:HD21	1:U:25:LEU:HD11	1.83	0.59
1:I:133[B]:MET:CE	1:I:181:ILE:HG23	2.32	0.59
1:K:151:HIS:O	1:K:155:THR:HG23	2.02	0.59
1:R:25:LEU:O	1:R:28:VAL:HG23	2.02	0.59
4:N:5551:HOH:O	1:S:207:GLU:HG3	2.02	0.59
1:K:111:LEU:O	1:W:116[A]:MET:HG3	2.03	0.59
1:I:17:PRO:O	1:I:21:VAL:HG13	2.03	0.59
1:L:62:VAL:HG11	1:L:139:LEU:HD11	1.84	0.59
1:U:140:GLU:HG3	1:U:181:ILE:HD12	1.83	0.59
1:E:140:GLU:HG3	1:E:181:ILE:HD12	1.83	0.59
1:N:110:LYS:HE2	4:N:1253:HOH:O	2.03	0.59
1:U:133[B]:MET:CE	1:U:181:ILE:HG23	2.31	0.59
1:A:17:PRO:HG3	1:H:58[B]:ASN:CG	2.22	0.58
1:H:140:GLU:HG3	1:H:181[A]:ILE:HD12	1.84	0.58
1:C:13:VAL:HA	1:R:112[A]:GLN:NE2	2.18	0.58
1:C:13:VAL:HG22	1:C:14:ILE:N	2.19	0.58
1:B:133[B]:MET:HE2	1:B:184:TYR:HB2	1.84	0.58
1:F:15:PHE:CE2	4:G:5360:HOH:O	2.52	0.58
1:A:21:VAL:HA	1:H:142[B]:LEU:HD11	1.86	0.58
1:R:28:VAL:HG21	4:S:6042:HOH:O	2.03	0.58
1:U:42[B]:VAL:HG22	4:U:405:HOH:O	2.03	0.58
1:C:116:MET:HG3	1:O:111:LEU:O	2.04	0.58
1:G:31:VAL:HG13	1:G:33:GLN:NE2	2.19	0.58
1:K:14:ILE:HG22	1:P:112:GLN:HE22	1.69	0.58
1:O:140:GLU:HG3	1:O:181:ILE:HD12	1.86	0.57
1:N:17:PRO:O	1:N:21:VAL:HB	2.04	0.57
1:D:112[B]:GLN:OE1	1:W:14:ILE:HG21	2.05	0.57
4:C:6147:HOH:O	1:R:51:GLU:HG3	2.05	0.57

*Continued on next page...*

*Continued from previous page...*

Atom-1	Atom-2	Interatomic distance (Å)	Clash overlap (Å)
1:B:140:GLU:HG3	1:B:181:ILE:HD12	1.86	0.57
1:U:23[B]:LYS:HE3	1:U:27:LEU:HD11	1.87	0.57
1:B:116[B]:MET:HG3	1:F:111:LEU:O	2.05	0.57
1:H:59:VAL:HG23	4:H:5623:HOH:O	2.05	0.57
1:U:133[B]:MET:HE2	1:U:184:TYR:HB2	1.86	0.57
1:C:13:VAL:HG13	1:C:14:ILE:HD13	1.87	0.56
1:C:32:PRO:HD2	1:C:33:GLN:HE22	1.70	0.56
1:J:23:LYS:O	1:J:27:LEU:HD13	2.04	0.56
1:L:28:VAL:HB	4:M:4298:HOH:O	2.03	0.56
1:M:15:PHE:HE2	4:T:5877:HOH:O	1.88	0.56
1:B:133[B]:MET:CE	1:B:181:ILE:HG23	2.35	0.56
1:I:140:GLU:HG3	1:I:181:ILE:HD12	1.86	0.56
1:J:14:ILE:HG21	1:Q:112[B]:GLN:NE2	2.17	0.56
1:C:184:TYR:O	1:C:188[B]:LEU:HD13	2.04	0.56
1:H:25:LEU:O	1:H:28:VAL:HG12	2.06	0.56
1:J:140:GLU:HG3	1:J:181:ILE:HD12	1.87	0.56
1:F:117:PRO:HA	1:O:18:PHE:CZ	2.41	0.56
1:X:14:ILE:HG12	1:X:15:PHE:H	1.70	0.56
1:J:115:VAL:HG11	1:N:16:GLU:HG2	1.88	0.56
1:A:17:PRO:O	1:A:21:VAL:HB	2.05	0.56
1:E:116:MET:HG3	1:I:111:LEU:O	2.06	0.56
1:U:62:VAL:HG11	1:U:139:LEU:HD11	1.88	0.56
1:X:140:GLU:HG3	1:X:181:ILE:HD12	1.88	0.56
1:P:152:SER:HA	1:P:155[B]:THR:HG22	1.87	0.56
1:F:25:LEU:O	1:F:28:VAL:HG12	2.05	0.55
1:M:29:PRO:HD2	1:M:36[B]:LEU:HD22	1.88	0.55
1:E:135[B]:LEU:HD23	1:V:25:LEU:HD21	1.87	0.55
4:N:5834:HOH:O	1:Q:28:VAL:HG22	2.05	0.55
1:B:17:PRO:CG	1:V:58[B]:ASN:HD21	2.18	0.55
1:D:25:LEU:O	1:D:28:VAL:HG12	2.06	0.55
1:Q:140:GLU:HG3	1:Q:181:ILE:HD12	1.88	0.55
1:A:116[A]:MET:HG3	1:G:111:LEU:O	2.06	0.55
1:L:155[A]:THR:HG22	4:L:4286:HOH:O	2.06	0.55
1:X:18:PHE:HA	1:X:21:VAL:HG12	1.89	0.55
1:B:115:VAL:HG22	4:B:5645:HOH:O	2.07	0.54
1:D:133[B]:MET:CE	1:D:181[B]:ILE:HG23	2.37	0.54
1:W:151:HIS:O	1:W:155[A]:THR:HG23	2.08	0.54
1:S:23:LYS:NZ	1:S:23:LYS:HB3	2.23	0.54
1:X:17:PRO:O	1:X:21:VAL:HB	2.08	0.54
1:F:17:PRO:HG2	4:G:2031:HOH:O	2.08	0.54
1:L:140:GLU:HG3	1:L:181:ILE:HD12	1.90	0.54

*Continued on next page...*



*Continued from previous page...*

Atom-1	Atom-2	Interatomic distance (Å)	Clash overlap (Å)
1:H:32:PRO:HG2	1:H:33:GLN:OE1	2.08	0.54
1:R:151:HIS:O	1:R:155:THR:HG23	2.08	0.54
1:A:80[B]:LEU:HD23	1:A:201:ASP:OD1	2.07	0.53
1:O:22:LYS:HD3	1:O:22:LYS:O	2.07	0.53
1:R:25:LEU:HD11	1:S:135[A]:LEU:HD23	1.89	0.53
1:W:152[B]:SER:O	1:W:156[B]:LYS:HG2	2.08	0.53
1:J:78:ARG:HD3	4:J:766:HOH:O	2.08	0.53
1:G:58[A]:ASN:ND2	1:G:114:ILE:HG23	2.23	0.53
1:H:18:PHE:HE1	1:X:135[A]:LEU:HD21	1.73	0.53
1:C:13:VAL:HG13	1:C:14:ILE:N	2.24	0.53
1:N:206:HIS:HE1	4:N:593:HOH:O	1.91	0.53
1:C:28:VAL:HB	4:R:5859:HOH:O	2.09	0.53
1:N:23:LYS:HG3	1:N:24:GLU:N	2.22	0.53
1:O:151:HIS:NE2	1:O:167[B]:GLU:OE2	2.28	0.53
1:P:28:VAL:HG21	4:U:6040:HOH:O	2.09	0.53
1:K:142:LEU:HD22	1:U:21:VAL:HG23	1.91	0.53
1:K:135[A]:LEU:CD2	1:U:25:LEU:HD11	2.38	0.53
1:B:17:PRO:HB3	1:V:58[B]:ASN:ND2	2.20	0.53
4:D:5622:HOH:O	1:X:207:GLU:HG3	2.08	0.53
1:K:115:VAL:HG23	4:W:2051:HOH:O	2.07	0.53
1:C:19:GLU:O	1:C:22:LYS:HG2	2.09	0.52
1:R:25:LEU:HD21	1:S:135[A]:LEU:HD23	1.91	0.52
1:B:135:LEU:HD23	1:E:25:LEU:HD13	1.90	0.52
1:F:18:PHE:CE1	1:G:135[B]:LEU:HD21	2.43	0.52
1:P:151:HIS:O	1:P:155[A]:THR:HG23	2.08	0.52
1:C:58[A]:ASN:HD21	1:S:17:PRO:HG3	1.75	0.52
1:J:25:LEU:HG	1:Q:135[A]:LEU:HD23	1.92	0.52
1:J:58[B]:ASN:ND2	4:J:1985:HOH:O	2.41	0.52
1:F:140:GLU:HG3	1:F:181:ILE:HD12	1.91	0.52
1:M:207:GLU:HG3	4:V:6119:HOH:O	2.09	0.52
1:J:58[B]:ASN:ND2	1:N:17:PRO:HG2	2.25	0.52
1:R:24:GLU:HB3	1:S:138[B]:SER:HB2	1.91	0.52
1:U:112[A]:GLN:NE2	4:U:5815:HOH:O	2.43	0.52
1:H:15:PHE:CE2	1:H:17:PRO:HG3	2.44	0.52
1:C:32:PRO:HD2	1:C:33:GLN:NE2	2.25	0.52
1:W:18:PHE:O	1:W:22:LYS:HG3	2.10	0.52
1:D:17:PRO:O	1:D:21:VAL:HB	2.11	0.51
1:B:14:ILE:HD13	1:V:54:ASN:OD1	2.09	0.51
1:F:18:PHE:CZ	1:G:118:LEU:HB2	2.44	0.51
1:L:111:LEU:O	1:V:116[A]:MET:HG3	2.10	0.51
1:M:17:PRO:CG	1:T:58[A]:ASN:HD21	2.23	0.51

*Continued on next page...*

*Continued from previous page...*

Atom-1	Atom-2	Interatomic distance (Å)	Clash overlap (Å)
1:M:21:VAL:HG23	1:T:142[B]:LEU:HD12	1.91	0.51
1:A:140:GLU:HG3	1:A:181:ILE:HD12	1.90	0.51
1:C:130:LEU:HA	1:C:188[B]:LEU:HD23	1.93	0.51
1:F:33:GLN:H	1:F:33:GLN:NE2	2.09	0.51
1:P:14:ILE:HG13	4:U:5815:HOH:O	2.11	0.51
1:V:66:MET:CE	1:V:132:ALA:HB1	2.39	0.51
1:B:21:VAL:HA	1:V:142[B]:LEU:HD11	1.92	0.51
1:M:140:GLU:HG3	1:M:181:ILE:HD12	1.92	0.51
1:G:17:PRO:O	1:G:21:VAL:HB	2.10	0.51
1:J:112[B]:GLN:OE1	1:N:14:ILE:HG21	2.11	0.51
1:T:54[B]:ASN:ND2	4:T:6041:HOH:O	2.44	0.51
1:V:122:ASP:OD1	1:V:128[B]:ASP:OD1	2.29	0.51
1:G:66:MET:CE	1:G:135[B]:LEU:HD23	2.40	0.51
1:G:25:LEU:CD2	1:O:135[B]:LEU:HD23	2.42	0.51
1:P:32:PRO:HG2	1:P:33:GLN:OE1	2.11	0.51
1:C:111:LEU:O	1:O:116:MET:HG3	2.10	0.50
1:D:111:LEU:O	1:H:116:MET:HG3	2.11	0.50
1:O:14:ILE:O	1:O:14:ILE:HG23	2.11	0.50
1:T:206:HIS:HE1	4:T:1878:HOH:O	1.93	0.50
1:V:23:LYS:O	1:V:27:LEU:HD23	2.11	0.50
1:F:17:PRO:O	1:F:21:VAL:HB	2.11	0.50
1:G:18:PHE:HE1	1:O:135[A]:LEU:HD21	1.76	0.50
1:F:126:LYS:HE2	4:F:5321:HOH:O	2.10	0.50
1:I:133[B]:MET:HE2	1:I:184:TYR:HB2	1.92	0.50
1:N:97:LYS:HE2	4:N:5495:HOH:O	2.11	0.50
1:J:111:LEU:O	1:X:116[B]:MET:HG3	2.12	0.50
1:W:140:GLU:HG3	1:W:181:ILE:HD12	1.93	0.50
1:H:62:VAL:HG11	1:H:139[B]:LEU:HD11	1.94	0.50
1:N:18:PHE:HA	1:N:21:VAL:CG1	2.40	0.50
1:A:142[A]:LEU:HD11	1:X:21:VAL:CA	2.41	0.50
1:A:25:LEU:O	1:A:28:VAL:HG12	2.11	0.50
1:E:22:LYS:NZ	1:E:22:LYS:HB3	2.27	0.50
1:T:17:PRO:O	1:T:21:VAL:HB	2.11	0.50
1:X:14:ILE:HG12	1:X:15:PHE:N	2.26	0.50
1:G:59:VAL:HG23	4:G:5360:HOH:O	2.12	0.49
1:P:62:VAL:HG11	1:P:139:LEU:HD11	1.94	0.49
1:P:18:PHE:HE1	1:U:135[B]:LEU:HD21	1.77	0.49
1:H:74:ASN:H	1:H:74:ASN:ND2	2.10	0.49
1:T:58[B]:ASN:OD1	1:T:114:ILE:HG23	2.12	0.49
1:E:78:ARG:HD3	4:E:521:HOH:O	2.11	0.49
1:F:18:PHE:HA	1:F:21:VAL:HG12	1.94	0.49

*Continued on next page...*

*Continued from previous page...*

Atom-1	Atom-2	Interatomic distance (Å)	Clash overlap (Å)
1:I:25:LEU:HD11	1:W:135:LEU:CD2	2.43	0.49
1:R:140:GLU:HG3	1:R:181:ILE:HD12	1.94	0.49
1:C:13:VAL:HG22	1:C:14:ILE:H	1.78	0.49
1:B:135:LEU:HD21	1:E:25:LEU:HD22	1.94	0.49
1:S:18:PHE:HA	1:S:21:VAL:HG12	1.95	0.49
1:G:74:ASN:H	1:G:74:ASN:ND2	2.11	0.49
1:A:15:PHE:HE1	1:H:146:LYS:HZ1	1.60	0.49
1:H:31:VAL:HG22	4:H:5379:HOH:O	2.13	0.49
1:H:74:ASN:H	1:H:74:ASN:HD22	1.60	0.49
1:K:116:MET:HG3	1:W:111:LEU:O	2.12	0.49
1:Q:77:LEU:HD13	1:Q:80[B]:LEU:HD12	1.93	0.49
1:S:62:VAL:HG11	1:S:139:LEU:HD11	1.95	0.49
1:H:28:VAL:HB	4:X:4728:HOH:O	2.13	0.48
1:J:17:PRO:O	1:J:21:VAL:HG13	2.13	0.48
1:J:58[A]:ASN:ND2	1:J:114:ILE:HG23	2.27	0.48
1:S:18:PHE:O	1:S:22:LYS:HG3	2.13	0.48
1:L:110:LYS:HE2	4:L:4539:HOH:O	2.12	0.48
1:F:118:LEU:HG	1:O:18:PHE:CD1	2.48	0.48
1:L:17:PRO:HB3	1:M:139:LEU:HD21	1.95	0.48
1:O:18:PHE:HA	1:O:21:VAL:HG12	1.95	0.48
1:R:17:PRO:O	1:R:21:VAL:HG13	2.12	0.48
1:H:146:LYS:HD2	4:H:5397:HOH:O	2.13	0.48
1:L:80[A]:LEU:HD11	1:L:133:MET:HE2	1.95	0.48
1:Q:17:PRO:O	1:Q:21:VAL:HB	2.13	0.48
1:C:151:HIS:O	1:C:155[B]:THR:HG23	2.14	0.48
1:K:15:PHE:HE1	1:P:146:LYS:HZ3	1.62	0.48
1:A:17:PRO:HG3	1:H:58[B]:ASN:OD1	2.14	0.48
1:M:25:LEU:O	1:M:28:VAL:HG12	2.14	0.48
1:S:66:MET:CE	1:S:132:ALA:HB1	2.43	0.48
1:A:172:GLY:O	1:A:176:GLU:HG2	2.14	0.47
1:R:122[B]:ASP:OD1	4:R:6043:HOH:O	2.20	0.47
1:V:140:GLU:HG3	1:V:181:ILE:HD12	1.96	0.47
1:F:58[B]:ASN:OD1	1:O:17:PRO:CG	2.62	0.47
1:C:13:VAL:HA	1:R:112[A]:GLN:CD	2.34	0.47
1:B:15:PHE:CE2	4:V:5626:HOH:O	2.55	0.47
1:K:206:HIS:HE1	4:K:2030:HOH:O	1.98	0.47
1:L:120:ASP:HB2	4:L:5781:HOH:O	2.14	0.47
1:G:74:ASN:HD22	1:G:74:ASN:H	1.62	0.47
4:C:5870:HOH:O	1:S:28:VAL:HG22	2.14	0.47
1:B:17:PRO:HG3	1:V:58[B]:ASN:HD21	1.78	0.47
1:N:58[B]:ASN:OD1	1:Q:17:PRO:HG3	2.14	0.47

*Continued on next page...*

*Continued from previous page...*

Atom-1	Atom-2	Interatomic distance (Å)	Clash overlap (Å)
1:B:133[B]:MET:HE2	1:B:184:TYR:CB	2.44	0.47
1:M:116[A]:MET:HG3	1:S:111:LEU:O	2.15	0.47
1:E:18:PHE:O	1:E:22:LYS:HG2	2.15	0.47
1:G:140:GLU:HG3	1:G:181:ILE:HD12	1.94	0.47
1:I:126:LYS:HE2	1:I:134:GLU:OE1	2.14	0.47
1:L:25:LEU:O	1:L:28:VAL:HG12	2.15	0.47
1:N:111:LEU:O	1:R:116[A]:MET:HG3	2.15	0.47
4:E:2891:HOH:O	1:I:89[B]:GLU:HG3	2.13	0.47
1:M:14:ILE:HB	1:M:15:PHE:H	1.62	0.47
1:G:25:LEU:HD21	1:O:135[B]:LEU:HD23	1.97	0.47
1:C:23:LYS:O	1:C:27:LEU:HG	2.15	0.47
1:L:135[A]:LEU:HD21	1:T:18:PHE:HE1	1.80	0.47
1:T:66:MET:CE	1:T:132:ALA:HB1	2.45	0.47
1:Q:110[B]:LYS:HE2	4:U:1694:HOH:O	2.14	0.47
1:W:17:PRO:O	1:W:21:VAL:HB	2.13	0.47
1:A:66:MET:CE	1:A:132:ALA:HB1	2.46	0.46
1:B:17:PRO:HG2	4:V:2276:HOH:O	2.15	0.46
1:B:18:PHE:HA	1:B:21:VAL:HG22	1.96	0.46
1:F:152:SER:O	1:F:156[A]:LYS:HB2	2.16	0.46
1:P:28:VAL:CG2	4:U:6040:HOH:O	2.63	0.46
1:K:14:ILE:HG22	1:P:112:GLN:NE2	2.31	0.46
1:I:21:VAL:HG11	1:W:139[A]:LEU:HD23	1.97	0.46
1:B:160[A]:VAL:HG21	1:V:151:HIS:CE1	2.50	0.46
1:B:20:GLU:C	1:V:142[B]:LEU:HD11	2.36	0.46
1:R:25:LEU:HD11	1:S:135[A]:LEU:CD2	2.45	0.46
1:U:17:PRO:O	1:U:21:VAL:HB	2.16	0.46
1:A:29:PRO:HG2	1:A:35:SER:O	2.16	0.46
1:B:24:GLU:OE1	1:B:24:GLU:HA	2.15	0.46
1:F:25:LEU:HD22	1:G:135[A]:LEU:HD21	1.97	0.46
1:Q:62:VAL:HG11	1:Q:139[A]:LEU:HD11	1.97	0.46
1:C:13:VAL:HA	1:R:112[A]:GLN:HE22	1.80	0.46
1:F:17:PRO:HB3	1:G:58[B]:ASN:OD1	2.16	0.46
1:H:17:PRO:HG2	1:X:58[B]:ASN:CG	2.36	0.46
1:V:59:VAL:HG23	4:V:5626:HOH:O	2.15	0.46
1:C:140:GLU:HG3	1:C:181:ILE:HD12	1.97	0.46
1:C:31:VAL:HG22	4:C:5254:HOH:O	2.15	0.46
1:F:172:GLY:O	1:F:176:GLU:HG2	2.15	0.46
1:C:82:LYS:HE3	4:C:2207:HOH:O	2.15	0.46
1:G:25:LEU:HD22	1:O:138:SER:OG	2.15	0.46
1:M:160:VAL:HG23	1:T:171:LEU:HD13	1.97	0.46
1:V:122:ASP:HA	1:V:128[B]:ASP:OD1	2.15	0.46

*Continued on next page...*

*Continued from previous page...*

Atom-1	Atom-2	Interatomic distance (Å)	Clash overlap (Å)
1:J:111:LEU:O	1:X:116[A]:MET:HG3	2.16	0.46
1:B:33:GLN:O	1:B:33:GLN:HG2	2.16	0.45
4:E:5344:HOH:O	1:V:17:PRO:HG2	2.15	0.45
4:B:2452:HOH:O	1:E:28:VAL:HB	2.17	0.45
1:F:58[A]:ASN:ND2	1:F:114:ILE:HG23	2.31	0.45
1:M:58[B]:ASN:ND2	4:M:939:HOH:O	2.48	0.45
1:L:116:MET:HG3	1:V:111:LEU:O	2.16	0.45
1:B:140:GLU:HG3	1:B:181:ILE:CD1	2.46	0.45
1:C:28:VAL:O	1:C:28:VAL:HG13	2.16	0.45
1:M:16:GLU:HA	1:M:17:PRO:HD3	1.79	0.45
1:J:18:PHE:HE1	1:Q:135[B]:LEU:HD21	1.81	0.45
1:C:13:VAL:HA	1:R:112[A]:GLN:OE1	2.16	0.45
1:U:39:GLN:HG2	1:U:40:LYS:HG2	1.98	0.45
1:E:74:ASN:H	1:E:74:ASN:ND2	2.14	0.45
1:J:19:GLU:O	1:J:22:LYS:HD3	2.17	0.45
1:F:16:GLU:HA	1:F:17:PRO:HD2	1.75	0.45
1:R:80[B]:LEU:HD23	1:R:201:ASP:OD1	2.17	0.45
1:U:133[B]:MET:HE1	1:U:184:TYR:HD2	1.80	0.45
4:B:2961:HOH:O	1:V:168[A]:THR:HG23	2.15	0.45
1:B:111:LEU:O	1:F:116[B]:MET:HG3	2.16	0.45
1:U:133[B]:MET:HE2	1:U:184:TYR:CB	2.47	0.45
1:P:122[B]:ASP:OD1	4:P:6061:HOH:O	2.21	0.45
1:S:152[B]:SER:HA	1:S:155[B]:THR:HG22	1.99	0.45
1:U:31:VAL:HG13	1:U:33:GLN:OE1	2.16	0.45
1:M:97:LYS:HE2	4:M:5476:HOH:O	2.17	0.45
1:M:25:LEU:HD22	1:T:135[A]:LEU:HD21	1.99	0.45
1:J:152:SER:O	1:J:156:LYS:HG3	2.17	0.45
1:V:98:LEU:HG	1:V:170:TYR:OH	2.17	0.45
1:J:28:VAL:HB	4:Q:2547:HOH:O	2.17	0.44
1:P:140:GLU:HG3	1:P:181:ILE:HD12	1.98	0.44
1:P:66:MET:CE	1:P:132:ALA:HB1	2.47	0.44
1:D:21:VAL:HG21	1:I:139:LEU:CD1	2.45	0.44
1:F:15:PHE:HE1	1:G:146:LYS:HZ3	1.66	0.44
1:E:24:GLU:HA	1:E:27:LEU:HD23	2.00	0.44
1:J:116:MET:HG3	1:X:111:LEU:O	2.18	0.44
1:B:25:LEU:HD13	1:V:135[A]:LEU:HD23	2.00	0.44
1:D:116:MET:HG3	1:H:111:LEU:O	2.18	0.44
1:D:25:LEU:HD13	1:I:135[A]:LEU:HD23	2.00	0.44
1:B:116[A]:MET:HG3	1:F:111:LEU:O	2.17	0.44
1:I:25:LEU:HD11	1:W:135:LEU:HD23	1.99	0.44
1:A:115:VAL:HG11	1:X:16:GLU:OE2	2.18	0.43

*Continued on next page...*

*Continued from previous page...*

Atom-1	Atom-2	Interatomic distance (Å)	Clash overlap (Å)
1:I:18:PHE:HA	1:I:21:VAL:HG22	2.00	0.43
1:R:24:GLU:HB3	1:S:138[A]:SER:HB3	2.00	0.43
1:W:31:VAL:HA	1:W:32:PRO:HD3	1.85	0.43
1:V:168[A]:THR:HG22	1:V:169:GLU:OE2	2.18	0.43
1:P:25:LEU:HD11	1:U:135[A]:LEU:CD2	2.47	0.43
1:W:66:MET:CE	1:W:132:ALA:HB1	2.48	0.43
1:W:87:SER:O	1:W:91:GLU:HG2	2.18	0.43
1:B:17:PRO:O	1:B:21:VAL:HG22	2.18	0.43
1:B:25:LEU:O	1:B:28:VAL:HG12	2.19	0.43
1:L:29:PRO:HG2	1:L:35:SER:O	2.18	0.43
1:E:24:GLU:HG2	4:E:4862:HOH:O	2.19	0.43
1:I:31:VAL:HA	1:I:32:PRO:HD3	1.90	0.43
1:D:177:ALA:O	1:D:181[A]:ILE:HG12	2.18	0.43
1:J:18:PHE:HA	1:J:21:VAL:HG22	2.01	0.43
1:P:111:LEU:O	1:T:116[A]:MET:HG3	2.19	0.43
1:X:69:TYR:OH	1:X:122[A]:ASP:HB2	2.19	0.43
1:A:26:ASP:OD1	1:A:27:LEU:HD13	2.19	0.43
1:C:33:GLN:H	1:C:33:GLN:CD	2.22	0.43
1:F:82:LYS:HE3	4:F:4223:HOH:O	2.19	0.43
1:F:58[B]:ASN:HD21	1:O:17:PRO:HG2	1.84	0.43
1:A:23:LYS:HG2	1:A:23:LYS:O	2.18	0.43
1:F:28:VAL:HB	4:G:4851:HOH:O	2.17	0.43
1:N:115:VAL:HG11	1:Q:16:GLU:HG2	2.00	0.43
1:O:16:GLU:HA	1:O:17:PRO:HD3	1.76	0.43
1:S:140:GLU:HG3	1:S:181[B]:ILE:CD1	2.45	0.43
1:V:16:GLU:HA	1:V:17:PRO:HD2	1.87	0.43
1:X:58[A]:ASN:OD1	1:X:114:ILE:HG23	2.19	0.43
1:A:16:GLU:HA	1:A:17:PRO:HD3	1.79	0.43
1:D:133[B]:MET:HE2	1:D:184:TYR:HB2	2.00	0.43
1:E:74:ASN:HD22	1:E:74:ASN:H	1.66	0.43
1:H:177:ALA:O	1:H:181[B]:ILE:HG12	2.19	0.43
1:L:16:GLU:HG2	1:L:19:GLU:CG	2.37	0.43
1:S:16:GLU:HA	1:S:17:PRO:HD2	1.82	0.43
1:A:14:ILE:HG21	1:H:112[B]:GLN:HE22	1.83	0.42
1:M:15:PHE:CE2	4:T:5877:HOH:O	2.56	0.42
1:N:131:HIS:HD2	4:N:1792:HOH:O	2.01	0.42
1:R:62:VAL:HG11	1:R:139:LEU:HD11	2.01	0.42
4:A:5607:HOH:O	1:X:17:PRO:HG2	2.19	0.42
1:E:19:GLU:OE2	1:E:22:LYS:HG3	2.19	0.42
1:M:28:VAL:O	1:M:28:VAL:HG13	2.19	0.42
1:X:31:VAL:HA	1:X:32:PRO:HD3	1.87	0.42

*Continued on next page...*

*Continued from previous page...*

Atom-1	Atom-2	Interatomic distance (Å)	Clash overlap (Å)
1:D:18:PHE:CD1	1:I:118:LEU:HD22	2.54	0.42
1:O:31:VAL:HA	1:O:32:PRO:HD3	1.91	0.42
1:H:206:HIS:HE1	4:H:1544:HOH:O	2.02	0.42
1:I:19:GLU:OE2	1:I:19:GLU:HA	2.19	0.42
1:K:22:LYS:HG3	1:K:23:LYS:N	2.34	0.42
1:M:24:GLU:HB3	1:T:138:SER:HB3	2.00	0.42
1:D:133[B]:MET:HE2	1:D:184:TYR:CB	2.50	0.42
1:N:22:LYS:HB2	1:N:22:LYS:HE3	1.79	0.42
1:P:111:LEU:O	1:T:116[B]:MET:HG3	2.20	0.42
4:C:5263:HOH:O	1:S:25:LEU:HD11	2.20	0.42
1:C:18:PHE:O	1:C:22:LYS:HE3	2.20	0.42
1:H:29:PRO:HG2	1:H:35:SER:O	2.18	0.42
1:Q:18:PHE:HA	1:Q:21:VAL:HG12	2.00	0.42
3:S:217:ACY:H2	4:S:6148:HOH:O	2.20	0.42
1:K:31:VAL:HA	1:K:32:PRO:HD3	1.89	0.42
1:L:142[A]:LEU:HD11	1:T:21:VAL:CA	2.50	0.42
1:M:28:VAL:HB	4:T:2991:HOH:O	2.19	0.42
1:X:16:GLU:HB2	1:X:19:GLU:HB2	2.02	0.42
1:E:118:LEU:HD22	1:V:18:PHE:CD1	2.55	0.42
1:I:53[B]:ILE:HD13	1:I:98:LEU:HB2	2.01	0.42
1:L:87:SER:O	1:L:91:GLU:HG2	2.19	0.42
1:U:151:HIS:O	1:U:155:THR:HG23	2.19	0.42
1:J:24:GLU:C	1:J:27:LEU:H	2.23	0.42
1:L:80[A]:LEU:HD11	1:L:133:MET:CE	2.50	0.42
1:M:142[A]:LEU:HD13	1:M:142[A]:LEU:HA	1.93	0.42
1:A:28:VAL:HB	4:H:3154:HOH:O	2.19	0.41
1:A:31:VAL:HG23	1:A:33:GLN:OE1	2.20	0.41
1:O:17:PRO:HD2	1:O:18:PHE:CD2	2.56	0.41
1:Q:66[A]:MET:HG2	1:Q:121:PHE:CZ	2.55	0.41
1:I:133[B]:MET:HE2	1:I:184:TYR:CB	2.49	0.41
1:B:29:PRO:HG2	1:B:35:SER:O	2.21	0.41
1:C:25:LEU:HD22	1:R:138[B]:SER:OG	2.21	0.41
1:L:25:LEU:HD22	1:M:135:LEU:HD21	2.01	0.41
1:M:111:LEU:O	1:S:116:MET:HG3	2.20	0.41
4:C:3075:HOH:O	1:S:17:PRO:HG2	2.18	0.41
1:I:15:PHE:CE2	1:W:146:LYS:HE3	2.55	0.41
1:F:20:GLU:C	1:G:142[B]:LEU:HD21	2.41	0.41
1:J:77:LEU:HD13	1:J:80[B]:LEU:HD12	2.01	0.41
1:N:140:GLU:HG3	1:N:181:ILE:HD12	2.02	0.41
4:G:2464:HOH:O	1:O:115:VAL:HG13	2.19	0.41
1:B:23:LYS:HB2	1:B:23:LYS:HE2	1.92	0.41

*Continued on next page...*

*Continued from previous page...*

Atom-1	Atom-2	Interatomic distance (Å)	Clash overlap (Å)
1:D:28:VAL:HB	4:I:3403:HOH:O	2.21	0.41
1:F:21:VAL:HG23	1:G:142[B]:LEU:HD22	2.02	0.41
1:K:100:GLU:OE2	1:W:85:LYS:NZ	2.46	0.41
1:P:112:GLN:HA	1:T:116[B]:MET:HE3	2.03	0.41
1:B:16:GLU:HA	1:B:17:PRO:HD2	1.78	0.41
1:C:31:VAL:HA	1:C:32:PRO:HD3	1.89	0.41
1:F:28:VAL:HG13	1:F:28:VAL:O	2.20	0.41
1:K:21:VAL:HG11	1:P:135[B]:LEU:CD1	2.51	0.41
1:H:120:ASP:HB3	1:H:122[A]:ASP:OD1	2.21	0.41
1:K:126:LYS:HE2	4:K:2957:HOH:O	2.21	0.41
1:M:80[A]:LEU:HD12	1:M:84:PHE:CE2	2.56	0.41
1:A:15:PHE:CE2	4:H:5623:HOH:O	2.56	0.41
1:H:21:VAL:HG22	1:X:138:SER:HB3	2.02	0.41
1:E:111:LEU:O	1:I:116:MET:HG3	2.21	0.41
1:L:15:PHE:CE1	1:M:142[B]:LEU:HD21	2.56	0.41
1:M:82:LYS:HE3	4:M:4294:HOH:O	2.21	0.41
1:O:80[B]:LEU:HD12	1:O:204:LEU:HD23	2.03	0.41
1:B:18:PHE:CZ	1:V:118:LEU:HB2	2.56	0.41
1:A:28:VAL:O	1:A:28:VAL:HG13	2.20	0.41
1:E:140:GLU:HG3	1:E:181:ILE:CD1	2.50	0.41
1:N:116:MET:HG3	1:R:111:LEU:O	2.20	0.41
1:S:66:MET:HE2	1:S:132:ALA:HB1	2.03	0.41
1:X:34:ALA:HB1	3:X:213:ACY:H3	2.03	0.41
1:L:118:LEU:HD22	1:T:18:PHE:CD1	2.55	0.41
1:P:152:SER:O	1:P:156:LYS:HG2	2.20	0.41
1:T:32:PRO:HG2	1:T:33:GLN:NE2	2.36	0.41
1:F:25:LEU:HD22	1:G:135[A]:LEU:CD2	2.51	0.40
1:T:54[B]:ASN:ND2	1:T:112[B]:GLN:HB2	2.36	0.40
1:V:172:GLY:O	1:V:176:GLU:HG2	2.22	0.40
1:F:17:PRO:HG3	1:G:58[B]:ASN:ND2	2.33	0.40
4:D:5721:HOH:O	1:H:115:VAL:HG23	2.21	0.40
1:R:16:GLU:HA	1:R:17:PRO:HD2	1.86	0.40
1:X:206:HIS:HE1	4:X:1040:HOH:O	2.05	0.40
1:C:13:VAL:HG13	1:C:14:ILE:CD1	2.51	0.40
4:C:5337:HOH:O	1:F:207:GLU:HG3	2.21	0.40
1:G:31:VAL:HA	1:G:32:PRO:HD3	1.87	0.40
1:F:58[B]:ASN:OD1	1:O:17:PRO:HG2	2.21	0.40
1:K:14:ILE:HG21	1:P:112:GLN:HE22	1.85	0.40
1:D:18:PHE:CE1	1:I:118:LEU:HD22	2.57	0.40
1:P:80[A]:LEU:HD12	1:P:204:LEU:HD23	2.04	0.40
1:R:17:PRO:HG2	4:S:2310:HOH:O	2.21	0.40

*Continued on next page...*



*Continued from previous page...*

Atom-1	Atom-2	Interatomic distance (Å)	Clash overlap (Å)
1:U:31:VAL:HA	1:U:32:PRO:HD3	1.86	0.40

There are no symmetry-related clashes.

## 5.3 Torsion angles [i](#)

### 5.3.1 Protein backbone [i](#)

In the following table, the Percentiles column shows the percent Ramachandran outliers of the chain as a percentile score with respect to all X-ray entries followed by that with respect to entries of similar resolution.

The Analysed column shows the number of residues for which the backbone conformation was analysed, and the total number of residues.

Mol	Chain	Analysed	Favoured	Allowed	Outliers	Percentiles	
1	A	202/212 (95%)	201 (100%)	1 (0%)	0	100	100
1	B	201/212 (95%)	200 (100%)	1 (0%)	0	100	100
1	C	207/212 (98%)	207 (100%)	0	0	100	100
1	D	202/212 (95%)	202 (100%)	0	0	100	100
1	E	197/212 (93%)	197 (100%)	0	0	100	100
1	F	203/212 (96%)	203 (100%)	0	0	100	100
1	G	200/212 (94%)	200 (100%)	0	0	100	100
1	H	202/212 (95%)	202 (100%)	0	0	100	100
1	I	207/212 (98%)	205 (99%)	2 (1%)	0	100	100
1	J	203/212 (96%)	201 (99%)	2 (1%)	0	100	100
1	K	197/212 (93%)	197 (100%)	0	0	100	100
1	L	197/212 (93%)	197 (100%)	0	0	100	100
1	M	204/212 (96%)	202 (99%)	2 (1%)	0	100	100
1	N	201/212 (95%)	200 (100%)	1 (0%)	0	100	100
1	O	204/212 (96%)	204 (100%)	0	0	100	100
1	P	201/212 (95%)	200 (100%)	1 (0%)	0	100	100
1	Q	204/212 (96%)	203 (100%)	1 (0%)	0	100	100
1	R	203/212 (96%)	203 (100%)	0	0	100	100
1	S	201/212 (95%)	201 (100%)	0	0	100	100

*Continued on next page...*

*Continued from previous page...*

Mol	Chain	Analysed	Favoured	Allowed	Outliers	Percentiles	
1	T	203/212 (96%)	202 (100%)	1 (0%)	0	100	100
1	U	205/212 (97%)	204 (100%)	1 (0%)	0	100	100
1	V	204/212 (96%)	204 (100%)	0	0	100	100
1	W	204/212 (96%)	204 (100%)	0	0	100	100
1	X	208/212 (98%)	208 (100%)	0	0	100	100
All	All	4860/5088 (96%)	4847 (100%)	13 (0%)	0	100	100

There are no Ramachandran outliers to report.

### 5.3.2 Protein sidechains ⓘ

In the following table, the Percentiles column shows the percent sidechain outliers of the chain as a percentile score with respect to all X-ray entries followed by that with respect to entries of similar resolution.

The Analysed column shows the number of residues for which the sidechain conformation was analysed, and the total number of residues.

Mol	Chain	Analysed	Rotameric	Outliers	Percentiles	
1	A	179/179 (100%)	174 (97%)	5 (3%)	43	30
1	B	178/179 (99%)	174 (98%)	4 (2%)	52	39
1	C	183/179 (102%)	176 (96%)	7 (4%)	33	18
1	D	179/179 (100%)	176 (98%)	3 (2%)	60	51
1	E	175/179 (98%)	170 (97%)	5 (3%)	42	29
1	F	180/179 (101%)	176 (98%)	4 (2%)	52	39
1	G	177/179 (99%)	172 (97%)	5 (3%)	43	30
1	H	179/179 (100%)	173 (97%)	6 (3%)	37	22
1	I	184/179 (103%)	179 (97%)	5 (3%)	44	31
1	J	180/179 (101%)	172 (96%)	8 (4%)	28	14
1	K	174/179 (97%)	168 (97%)	6 (3%)	37	22
1	L	174/179 (97%)	169 (97%)	5 (3%)	42	29
1	M	181/179 (101%)	174 (96%)	7 (4%)	32	17
1	N	178/179 (99%)	175 (98%)	3 (2%)	60	51
1	O	181/179 (101%)	178 (98%)	3 (2%)	60	51
1	P	179/179 (100%)	172 (96%)	7 (4%)	32	17

*Continued on next page...*

*Continued from previous page...*

Mol	Chain	Analysed	Rotameric	Outliers	Percentiles	
1	Q	181/179 (101%)	177 (98%)	4 (2%)	52	39
1	R	179/179 (100%)	176 (98%)	3 (2%)	60	51
1	S	178/179 (99%)	175 (98%)	3 (2%)	60	51
1	T	181/179 (101%)	176 (97%)	5 (3%)	43	30
1	U	182/179 (102%)	179 (98%)	3 (2%)	62	54
1	V	182/179 (102%)	177 (97%)	5 (3%)	44	31
1	W	181/179 (101%)	177 (98%)	4 (2%)	52	39
1	X	185/179 (103%)	180 (97%)	5 (3%)	44	31
All	All	4310/4296 (100%)	4195 (97%)	115 (3%)	44	31

All (115) residues with a non-rotameric sidechain are listed below:

Mol	Chain	Res	Type
1	A	21	VAL
1	A	31	VAL
1	A	57	TYR
1	A	64	HIS
1	A	118	LEU
1	B	14	ILE
1	B	33	GLN
1	B	57	TYR
1	B	64	HIS
1	C	14	ILE
1	C	21	VAL
1	C	25	LEU
1	C	26	ASP
1	C	33	GLN
1	C	57	TYR
1	C	64	HIS
1	D	21	VAL
1	D	57	TYR
1	D	64	HIS
1	E	31	VAL
1	E	33	GLN
1	E	44	GLU
1	E	57	TYR
1	E	64	HIS
1	F	21	VAL
1	F	33	GLN

*Continued on next page...*

*Continued from previous page...*

Mol	Chain	Res	Type
1	F	57	TYR
1	F	64	HIS
1	G	25	LEU
1	G	27	LEU
1	G	57	TYR
1	G	64	HIS
1	G	74	ASN
1	H	21	VAL
1	H	33	GLN
1	H	57	TYR
1	H	64	HIS
1	H	74	ASN
1	H	118	LEU
1	I	19	GLU
1	I	33	GLN
1	I	57	TYR
1	I	64	HIS
1	I	139	LEU
1	J	24	GLU
1	J	30	THR
1	J	33[A]	GLN
1	J	33[B]	GLN
1	J	57	TYR
1	J	64	HIS
1	J	120[A]	ASP
1	J	120[B]	ASP
1	K	20	GLU
1	K	51[A]	GLU
1	K	51[B]	GLU
1	K	57	TYR
1	K	64	HIS
1	K	120	ASP
1	L	30	THR
1	L	31	VAL
1	L	57	TYR
1	L	64	HIS
1	L	118	LEU
1	M	22	LYS
1	M	51	GLU
1	M	57	TYR
1	M	64	HIS
1	M	90	GLU

*Continued on next page...*

*Continued from previous page...*

Mol	Chain	Res	Type
1	M	142[A]	LEU
1	M	142[B]	LEU
1	N	26	ASP
1	N	57	TYR
1	N	64	HIS
1	O	14	ILE
1	O	57	TYR
1	O	64	HIS
1	P	21	VAL
1	P	23	LYS
1	P	33	GLN
1	P	57	TYR
1	P	64	HIS
1	P	120[A]	ASP
1	P	120[B]	ASP
1	Q	21	VAL
1	Q	33	GLN
1	Q	57	TYR
1	Q	64	HIS
1	R	33	GLN
1	R	57	TYR
1	R	64	HIS
1	S	21	VAL
1	S	57	TYR
1	S	64	HIS
1	T	23	LYS
1	T	57	TYR
1	T	64	HIS
1	T	160[A]	VAL
1	T	160[B]	VAL
1	U	22	LYS
1	U	57	TYR
1	U	64	HIS
1	V	15	PHE
1	V	27	LEU
1	V	57	TYR
1	V	64	HIS
1	V	118	LEU
1	W	21	VAL
1	W	25	LEU
1	W	57	TYR
1	W	64	HIS

*Continued on next page...*

*Continued from previous page...*

Mol	Chain	Res	Type
1	X	25	LEU
1	X	57	TYR
1	X	64	HIS
1	X	120	ASP
1	X	139	LEU

Some sidechains can be flipped to improve hydrogen bonding and reduce clashes. All (53) such sidechains are listed below:

Mol	Chain	Res	Type
1	A	102	GLN
1	A	157	ASN
1	B	33	GLN
1	B	52	GLN
1	B	112	GLN
1	C	33	GLN
1	C	123	HIS
1	D	123	HIS
1	E	33	GLN
1	E	74	ASN
1	E	123	HIS
1	E	206	HIS
1	F	33	GLN
1	F	112	GLN
1	F	123	HIS
1	G	33	GLN
1	G	74	ASN
1	G	112	GLN
1	G	123	HIS
1	G	206	HIS
1	H	52	GLN
1	H	74	ASN
1	H	123	HIS
1	H	206	HIS
1	I	58	ASN
1	I	123	HIS
1	J	54	ASN
1	K	123	HIS
1	K	206	HIS
1	L	123	HIS
1	M	33	GLN
1	M	123	HIS
1	N	123	HIS

*Continued on next page...*

*Continued from previous page...*

Mol	Chain	Res	Type
1	N	131	HIS
1	N	206	HIS
1	O	123	HIS
1	O	206	HIS
1	P	112	GLN
1	P	123	HIS
1	P	157	ASN
1	Q	33	GLN
1	Q	206	HIS
1	R	123	HIS
1	R	206	HIS
1	S	206	HIS
1	T	123	HIS
1	T	206	HIS
1	U	58	ASN
1	U	206	HIS
1	V	206	HIS
1	W	123	HIS
1	W	206	HIS
1	X	206	HIS

### 5.3.3 RNA [i](#)

There are no RNA molecules in this entry.

## 5.4 Non-standard residues in protein, DNA, RNA chains [i](#)

There are no non-standard protein/DNA/RNA residues in this entry.

## 5.5 Carbohydrates [i](#)

There are no carbohydrates in this entry.

## 5.6 Ligand geometry [i](#)

Of 154 ligands modelled in this entry, 136 are monoatomic - leaving 18 for Mogul analysis.

In the following table, the Counts columns list the number of bonds (or angles) for which Mogul statistics could be retrieved, the number of bonds (or angles) that are observed in the model and the number of bonds (or angles) that are defined in the Chemical Component Dictionary. The Link column lists molecule types, if any, to which the group is linked. The Z score for a bond

length (or angle) is the number of standard deviations the observed value is removed from the expected value. A bond length (or angle) with  $|Z| > 2$  is considered an outlier worth inspection. RMSZ is the root-mean-square of all Z scores of the bond lengths (or angles).

Mol	Type	Chain	Res	Link	Bond lengths			Bond angles		
					Counts	RMSZ	$\# Z  > 2$	Counts	RMSZ	$\# Z  > 2$
3	ACY	H	217	-	1,3,3	1.90	0	0,3,3	0.00	-
3	ACY	G	217	-	1,3,3	1.65	0	0,3,3	0.00	-
3	ACY	R	217	-	1,3,3	1.60	0	0,3,3	0.00	-
3	ACY	A	217	-	1,3,3	1.69	0	0,3,3	0.00	-
3	ACY	T	217	-	1,3,3	1.79	0	0,3,3	0.00	-
3	ACY	S	217	-	1,3,3	1.88	0	0,3,3	0.00	-
3	ACY	J	217	-	1,3,3	1.57	0	0,3,3	0.00	-
3	ACY	L	217	-	1,3,3	1.59	0	0,3,3	0.00	-
3	ACY	V	213	-	1,3,3	1.79	0	0,3,3	0.00	-
3	ACY	F	217	-	1,3,3	1.80	0	0,3,3	0.00	-
3	ACY	Q	217	-	1,3,3	1.69	0	0,3,3	0.00	-
3	ACY	W	213	-	1,3,3	1.79	0	0,3,3	0.00	-
3	ACY	M	217	-	1,3,3	1.64	0	0,3,3	0.00	-
3	ACY	P	217	-	1,3,3	1.69	0	0,3,3	0.00	-
3	ACY	O	217	-	1,3,3	1.78	0	0,3,3	0.00	-
3	ACY	I	217	-	1,3,3	1.76	0	0,3,3	0.00	-
3	ACY	X	213	-	1,3,3	2.11	1 (100%)	0,3,3	0.00	-
3	ACY	E	217	-	1,3,3	1.84	0	0,3,3	0.00	-

All (1) bond length outliers are listed below:

Mol	Chain	Res	Type	Atoms	Z	Observed(Å)	Ideal(Å)
3	X	213	ACY	CH3-C	2.11	1.51	1.48

There are no bond angle outliers.

There are no chirality outliers.

There are no torsion outliers.

There are no ring outliers.

2 monomers are involved in 2 short contacts:

Mol	Chain	Res	Type	Clashes	Symm-Clashes
3	S	217	ACY	1	0
3	X	213	ACY	1	0



## 5.7 Other polymers

There are no such residues in this entry.

## 5.8 Polymer linkage issues

There are no chain breaks in this entry.

## 6 Fit of model and data

### 6.1 Protein, DNA and RNA chains

In the following table, the column labelled ‘#RSRZ> 2’ contains the number (and percentage) of RSRZ outliers, followed by percent RSRZ outliers for the chain as percentile scores relative to all X-ray entries and entries of similar resolution. The OWAB column contains the minimum, median, 95<sup>th</sup> percentile and maximum values of the occupancy-weighted average B-factor per residue. The column labelled ‘Q< 0.9’ lists the number of (and percentage) of residues with an average occupancy less than 0.9.

Mol	Chain	Analysed	<RSRZ>	#RSRZ>2	OWAB(Å <sup>2</sup> )	Q<0.9
1	A	194/212 (91%)	-0.28	16 (8%) 11 9	6, 11, 83, 104	0
1	B	194/212 (91%)	-0.36	17 (8%) 10 7	7, 12, 76, 106	0
1	C	196/212 (92%)	-0.45	12 (6%) 21 16	7, 13, 50, 98	0
1	D	194/212 (91%)	-0.36	15 (7%) 13 10	7, 12, 71, 103	0
1	E	190/212 (89%)	-0.31	14 (7%) 14 11	6, 12, 83, 124	0
1	F	194/212 (91%)	-0.36	18 (9%) 8 6	6, 12, 71, 100	0
1	G	194/212 (91%)	-0.56	7 (3%) 42 37	6, 12, 51, 86	0
1	H	193/212 (91%)	-0.31	17 (8%) 10 7	6, 12, 64, 101	0
1	I	194/212 (91%)	-0.42	12 (6%) 20 16	6, 13, 66, 88	0
1	J	194/212 (91%)	-0.35	14 (7%) 15 12	6, 12, 65, 97	0
1	K	194/212 (91%)	-0.37	13 (6%) 17 14	6, 13, 74, 101	0
1	L	193/212 (91%)	-0.27	17 (8%) 10 7	6, 13, 86, 109	0
1	M	194/212 (91%)	-0.17	20 (10%) 6 5	7, 12, 85, 114	0
1	N	194/212 (91%)	-0.47	11 (5%) 23 19	6, 13, 61, 103	0
1	O	194/212 (91%)	-0.42	14 (7%) 15 12	5, 11, 65, 106	0
1	P	194/212 (91%)	-0.42	14 (7%) 15 12	6, 13, 52, 93	0
1	Q	194/212 (91%)	-0.47	12 (6%) 20 16	4, 11, 67, 104	0
1	R	196/212 (92%)	-0.50	8 (4%) 37 31	6, 12, 63, 94	0
1	S	194/212 (91%)	-0.33	15 (7%) 13 10	6, 11, 69, 91	0
1	T	194/212 (91%)	-0.34	15 (7%) 13 10	6, 13, 73, 100	0
1	U	194/212 (91%)	-0.56	9 (4%) 32 26	5, 12, 63, 96	0
1	V	194/212 (91%)	-0.58	5 (2%) 56 51	7, 13, 54, 100	0
1	W	194/212 (91%)	-0.56	7 (3%) 42 37	7, 12, 52, 84	0
1	X	194/212 (91%)	-0.51	8 (4%) 37 31	7, 12, 49, 96	0

*Continued on next page...*

*Continued from previous page...*

Mol	Chain	Analysed	<RSRZ>	#RSRZ>2	OWAB(Å <sup>2</sup> )	Q<0.9
All	All	4654/5088 (91%)	-0.41	310 (6%) 17 14	4, 12, 68, 124	0

All (310) RSRZ outliers are listed below:

Mol	Chain	Res	Type	RSRZ
1	E	27	LEU	13.1
1	B	14	ILE	13.1
1	A	14	ILE	11.8
1	M	27	LEU	10.6
1	L	21	VAL	9.6
1	E	21	VAL	9.0
1	M	14	ILE	8.9
1	K	21	VAL	8.6
1	L	27	LEU	8.2
1	I	21	VAL	8.1
1	O	14	ILE	8.0
1	B	25	LEU	8.0
1	T	14	ILE	8.0
1	H	27	LEU	7.7
1	C	13	VAL	7.7
1	J	25	LEU	7.7
1	L	25	LEU	7.4
1	H	22	LYS	7.2
1	C	14	ILE	7.2
1	K	14	ILE	7.2
1	S	14	ILE	7.2
1	D	14	ILE	7.0
1	M	19	GLU	7.0
1	P	25	LEU	6.9
1	M	26	ASP	6.9
1	N	14	ILE	6.9
1	V	14	ILE	6.9
1	A	21	VAL	6.8
1	R	27	LEU	6.7
1	J	27	LEU	6.6
1	N	17	PRO	6.6
1	E	26	ASP	6.5
1	M	21	VAL	6.5
1	D	27	LEU	6.3
1	A	27	LEU	6.3
1	F	21	VAL	6.2
1	M	22	LYS	6.2

*Continued on next page...*

*Continued from previous page...*

Mol	Chain	Res	Type	RSRZ
1	F	14	ILE	6.2
1	B	21	VAL	6.1
1	H	28	VAL	6.1
1	I	14	ILE	6.1
1	J	24	GLU	6.0
1	J	21	VAL	6.0
1	O	18	PHE	6.0
1	J	26	ASP	6.0
1	X	14	ILE	5.9
1	P	14	ILE	5.8
1	L	17	PRO	5.8
1	O	15	PHE	5.8
1	M	18	PHE	5.8
1	M	28	VAL	5.7
1	F	27	LEU	5.7
1	M	16	GLU	5.6
1	T	21	VAL	5.6
1	J	28	VAL	5.6
1	R	28	VAL	5.5
1	Q	14	ILE	5.5
1	J	30	THR	5.5
1	C	26	ASP	5.5
1	H	21	VAL	5.5
1	Q	26	ASP	5.4
1	H	30	THR	5.4
1	L	18	PHE	5.4
1	M	30	THR	5.3
1	U	14	ILE	5.3
1	N	16	GLU	5.3
1	E	30	THR	5.3
1	I	25	LEU	5.3
1	I	27	LEU	5.2
1	N	18	PHE	5.2
1	T	18	PHE	5.2
1	K	22	LYS	5.2
1	E	25	LEU	5.1
1	E	28	VAL	5.1
1	K	18	PHE	5.1
1	G	14	ILE	5.0
1	S	21	VAL	5.0
1	H	17	PRO	5.0
1	E	18	PHE	5.0

*Continued on next page...*

*Continued from previous page...*

Mol	Chain	Res	Type	RSRZ
1	K	17	PRO	5.0
1	F	15	PHE	5.0
1	H	25	LEU	4.9
1	K	25	LEU	4.9
1	J	22	LYS	4.9
1	A	25	LEU	4.9
1	M	29	PRO	4.8
1	H	26	ASP	4.8
1	E	29	PRO	4.8
1	F	25	LEU	4.8
1	M	15	PHE	4.8
1	P	26	ASP	4.8
1	N	21	VAL	4.8
1	I	26	ASP	4.8
1	L	26	ASP	4.8
1	K	23	LYS	4.7
1	H	31	VAL	4.7
1	A	17	PRO	4.7
1	K	27	LEU	4.7
1	S	22	LYS	4.7
1	X	17	PRO	4.7
1	R	26	ASP	4.7
1	C	25	LEU	4.6
1	A	24	GLU	4.6
1	T	17	PRO	4.6
1	E	19	GLU	4.6
1	H	18	PHE	4.5
1	F	23	LYS	4.5
1	C	27	LEU	4.5
1	U	22	LYS	4.5
1	L	16	GLU	4.5
1	M	23	LYS	4.5
1	R	25	LEU	4.5
1	L	28	VAL	4.5
1	E	20	GLU	4.4
1	Q	25	LEU	4.4
1	F	22	LYS	4.4
1	L	15	PHE	4.4
1	T	15	PHE	4.4
1	D	28	VAL	4.4
1	E	22	LYS	4.3
1	N	22	LYS	4.3

*Continued on next page...*

*Continued from previous page...*

Mol	Chain	Res	Type	RSRZ
1	S	17	PRO	4.3
1	M	17	PRO	4.3
1	B	23	LYS	4.3
1	B	26	ASP	4.3
1	I	18	PHE	4.3
1	A	15	PHE	4.3
1	H	29	PRO	4.3
1	F	18	PHE	4.2
1	A	26	ASP	4.2
1	Q	23	LYS	4.2
1	F	28	VAL	4.2
1	P	27	LEU	4.2
1	P	28	VAL	4.1
1	L	24	GLU	4.1
1	D	26	ASP	4.1
1	S	18	PHE	4.1
1	F	26	ASP	4.1
1	A	30	THR	4.1
1	M	20	GLU	4.1
1	R	31	VAL	4.1
1	T	27	LEU	4.0
1	L	22	LYS	4.0
1	S	26	ASP	4.0
1	E	31	VAL	4.0
1	M	31	VAL	4.0
1	L	30	THR	4.0
1	V	27	LEU	4.0
1	H	16	GLU	4.0
1	A	22	LYS	3.9
1	K	19	GLU	3.9
1	N	15	PHE	3.9
1	D	25	LEU	3.9
1	S	16	GLU	3.9
1	I	17	PRO	3.9
1	X	18	PHE	3.8
1	K	15	PHE	3.8
1	S	25	LEU	3.8
1	M	25	LEU	3.7
1	P	23	LYS	3.7
1	B	22	LYS	3.6
1	T	26	ASP	3.6
1	X	16	GLU	3.6

*Continued on next page...*

*Continued from previous page...*

Mol	Chain	Res	Type	RSRZ
1	Q	15	PHE	3.5
1	W	18	PHE	3.5
1	J	14	ILE	3.5
1	P	30	THR	3.5
1	Q	21	VAL	3.5
1	W	14	ILE	3.5
1	H	23	LYS	3.5
1	B	28	VAL	3.5
1	D	21	VAL	3.5
1	T	23	LYS	3.5
1	A	18	PHE	3.5
1	O	25	LEU	3.4
1	O	17	PRO	3.4
1	B	27	LEU	3.4
1	N	27	LEU	3.4
1	B	16	GLU	3.4
1	L	23	LYS	3.4
1	E	24	GLU	3.4
1	A	23	LYS	3.4
1	S	15	PHE	3.4
1	I	24	GLU	3.3
1	F	30	THR	3.3
1	B	17	PRO	3.3
1	D	23	LYS	3.3
1	B	15	PHE	3.3
1	D	17	PRO	3.3
1	F	17	PRO	3.3
1	O	21	VAL	3.3
1	U	15	PHE	3.3
1	D	18	PHE	3.2
1	W	30	THR	3.2
1	S	27	LEU	3.2
1	D	15	PHE	3.2
1	P	18	PHE	3.2
1	A	31	VAL	3.2
1	G	18	PHE	3.2
1	K	16	GLU	3.2
1	K	26	ASP	3.2
1	P	24	GLU	3.2
1	U	26	ASP	3.2
1	N	20	GLU	3.1
1	X	22	LYS	3.1

*Continued on next page...*

*Continued from previous page...*

Mol	Chain	Res	Type	RSRZ
1	L	31	VAL	3.1
1	C	24	GLU	3.1
1	M	24	GLU	3.1
1	B	31	VAL	3.1
1	U	18	PHE	3.1
1	F	24	GLU	3.0
1	O	27	LEU	3.0
1	G	27	LEU	3.0
1	H	15	PHE	3.0
1	T	16	GLU	3.0
1	T	25	LEU	3.0
1	Q	16	GLU	3.0
1	Q	22	LYS	3.0
1	B	24	GLU	2.9
1	H	19	GLU	2.9
1	O	16	GLU	2.9
1	Q	27	LEU	2.9
1	F	19	GLU	2.9
1	J	29	PRO	2.9
1	R	29	PRO	2.9
1	V	15	PHE	2.9
1	F	31	VAL	2.9
1	N	19	GLU	2.9
1	T	19	GLU	2.9
1	C	22	LYS	2.9
1	J	31	VAL	2.9
1	H	32	PRO	2.9
1	R	30	THR	2.8
1	Q	17	PRO	2.8
1	S	23	LYS	2.8
1	U	25	LEU	2.8
1	D	24	GLU	2.8
1	M	32	PRO	2.8
1	E	23	LYS	2.8
1	S	19	GLU	2.8
1	X	24	GLU	2.7
1	F	16	GLU	2.7
1	F	29	PRO	2.7
1	V	32	PRO	2.7
1	C	18	PHE	2.7
1	C	23	LYS	2.7
1	J	23	LYS	2.7

*Continued on next page...*



*Continued from previous page...*

Mol	Chain	Res	Type	RSRZ
1	W	27	LEU	2.7
1	D	30	THR	2.7
1	G	26	ASP	2.6
1	A	29	PRO	2.6
1	O	28	VAL	2.6
1	V	17	PRO	2.6
1	C	21	VAL	2.6
1	U	27	LEU	2.6
1	W	28	VAL	2.6
1	N	23	LYS	2.5
1	I	15	PHE	2.5
1	Q	24	GLU	2.5
1	P	31	VAL	2.5
1	P	29	PRO	2.5
1	T	28	VAL	2.5
1	T	24	GLU	2.5
1	L	20	GLU	2.5
1	C	15	PHE	2.5
1	O	26	ASP	2.4
1	U	21	VAL	2.4
1	X	21	VAL	2.4
1	B	18	PHE	2.4
1	G	15	PHE	2.4
1	H	24	GLU	2.4
1	O	22	LYS	2.4
1	G	24	GLU	2.4
1	W	25	LEU	2.4
1	C	17	PRO	2.4
1	A	20	GLU	2.4
1	O	31	VAL	2.4
1	T	31	VAL	2.4
1	I	23	LYS	2.4
1	P	22	LYS	2.4
1	I	16	GLU	2.4
1	P	17	PRO	2.4
1	W	31	VAL	2.3
1	M	125[A]	ASP	2.3
1	G	23	LYS	2.3
1	B	30	THR	2.2
1	F	20	GLU	2.2
1	S	24	GLU	2.2
1	K	24	GLU	2.2

*Continued on next page...*

*Continued from previous page...*

Mol	Chain	Res	Type	RSRZ
1	A	28	VAL	2.2
1	S	30	THR	2.2
1	J	18	PHE	2.2
1	D	16	GLU	2.2
1	O	24[A]	GLU	2.2
1	D	22	LYS	2.2
1	U	28	VAL	2.2
1	L	29	PRO	2.1
1	R	24	GLU	2.1
1	X	15	PHE	2.1
1	T	22	LYS	2.1
1	P	21	VAL	2.1
1	O	30	THR	2.1
1	L	19	GLU	2.1
1	S	28	VAL	2.1
1	J	15	PHE	2.1
1	D	29	PRO	2.1
1	Q	30	THR	2.0
1	B	20	GLU	2.0
1	I	22	LYS	2.0
1	B	207	GLU	2.0

## 6.2 Non-standard residues in protein, DNA, RNA chains ⓘ

There are no non-standard protein/DNA/RNA residues in this entry.

## 6.3 Carbohydrates ⓘ

There are no carbohydrates in this entry.

## 6.4 Ligands ⓘ

In the following table, the Atoms column lists the number of modelled atoms in the group and the number defined in the chemical component dictionary. The B-factors column lists the minimum, median, 95<sup>th</sup> percentile and maximum values of B factors of atoms in the group. The column labelled 'Q< 0.9' lists the number of atoms with occupancy less than 0.9.

Mol	Type	Chain	Res	Atoms	RSCC	RSR	B-factors(Å <sup>2</sup> )	Q<0.9
2	CA	V	224	1/1	0.33	0.25	77,77,77,77	0
2	CA	T	216	1/1	0.35	0.32	80,80,80,80	0

*Continued on next page...*

*Continued from previous page...*

Mol	Type	Chain	Res	Atoms	RSCC	RSR	B-factors( $\text{\AA}^2$ )	Q<0.9
2	CA	S	216	1/1	0.41	0.24	66,66,66,66	0
2	CA	K	371	1/1	0.54	0.22	58,58,58,58	0
2	CA	S	419	1/1	0.66	0.16	77,77,77,77	0
2	CA	E	405	1/1	0.66	0.21	80,80,80,80	0
2	CA	I	409	1/1	0.68	0.16	66,66,66,66	0
2	CA	L	216	1/1	0.69	0.17	55,55,55,55	0
2	CA	G	216	1/1	0.72	0.16	53,53,53,53	0
2	CA	P	416	1/1	0.72	0.17	72,72,72,72	0
2	CA	I	216	1/1	0.73	0.15	54,54,54,54	0
2	CA	F	406	1/1	0.74	0.13	59,59,59,59	0
2	CA	J	410	1/1	0.75	0.17	77,77,77,77	0
2	CA	H	408	1/1	0.77	0.16	69,69,69,69	0
2	CA	M	216	1/1	0.77	0.19	56,56,56,56	0
2	CA	D	404	1/1	0.78	0.14	63,63,63,63	0
2	CA	H	216	1/1	0.78	0.17	47,47,47,47	0
2	CA	X	424	1/1	0.79	0.13	55,55,55,55	0
2	CA	C	403	1/1	0.79	0.11	60,60,60,60	0
3	ACY	E	217	4/4	0.80	0.18	24,24,35,51	0
2	CA	V	422	1/1	0.80	0.16	64,64,64,64	0
2	CA	O	415	1/1	0.81	0.21	66,66,66,66	0
2	CA	X	352[B]	1/1	0.81	0.20	30,30,30,30	1
2	CA	D	215	1/1	0.81	0.14	48,48,48,48	0
2	CA	W	234	1/1	0.82	0.17	60,60,60,60	0
2	CA	U	421	1/1	0.83	0.20	68,68,68,68	0
2	CA	R	216	1/1	0.84	0.17	49,49,49,49	0
2	CA	C	216	1/1	0.85	0.12	44,44,44,44	0
2	CA	K	216	1/1	0.85	0.14	51,51,51,51	0
3	ACY	X	213	4/4	0.85	0.20	14,21,41,90	0
2	CA	G	407	1/1	0.85	0.22	62,62,62,62	0
3	ACY	V	213	4/4	0.85	0.19	19,21,39,86	0
3	ACY	I	217	4/4	0.87	0.21	24,25,48,84	0
3	ACY	M	217	4/4	0.87	0.20	19,26,46,55	0
3	ACY	S	217	4/4	0.88	0.19	18,19,47,56	0
2	CA	J	216	1/1	0.88	0.16	48,48,48,48	0
3	ACY	F	217	4/4	0.89	0.15	19,20,48,73	0
3	ACY	L	217	4/4	0.89	0.18	19,28,34,50	0
2	CA	Q	417	1/1	0.89	0.12	63,63,63,63	0
3	ACY	H	217	4/4	0.90	0.24	18,26,36,65	0
2	CA	A	216	1/1	0.90	0.16	48,48,48,48	0
3	ACY	T	217	4/4	0.90	0.15	23,24,51,72	0
2	CA	N	414	1/1	0.91	0.12	52,52,52,52	0
2	CA	K	411	1/1	0.91	0.12	47,47,47,47	0

*Continued on next page...*

*Continued from previous page...*

Mol	Type	Chain	Res	Atoms	RSCC	RSR	B-factors( $\text{\AA}^2$ )	Q<0.9
2	CA	R	418	1/1	0.91	0.13	68,68,68,68	0
3	ACY	W	213	4/4	0.92	0.19	20,26,38,43	0
2	CA	Q	216	1/1	0.92	0.11	42,42,42,42	0
3	ACY	G	217	4/4	0.92	0.21	16,20,33,83	0
2	CA	X	244	1/1	0.92	0.15	39,39,39,39	0
2	CA	B	402	1/1	0.92	0.09	51,51,51,51	0
3	ACY	P	217	4/4	0.93	0.17	23,24,35,52	0
2	CA	E	216	1/1	0.93	0.13	39,39,39,39	0
2	CA	B	216	1/1	0.93	0.10	39,39,39,39	0
2	CA	A	401	1/1	0.93	0.12	52,52,52,52	0
2	CA	T	420	1/1	0.93	0.18	56,56,56,56	0
3	ACY	Q	217	4/4	0.94	0.14	14,20,57,59	0
2	CA	P	216	1/1	0.94	0.18	42,42,42,42	0
3	ACY	R	217	4/4	0.94	0.14	23,23,35,38	0
3	ACY	O	217	4/4	0.94	0.17	18,21,63,65	0
2	CA	N	216	1/1	0.94	0.19	44,44,44,44	0
3	ACY	J	217	4/4	0.94	0.13	24,27,41,51	0
2	CA	C	323	1/1	0.94	0.11	33,33,33,33	0
2	CA	L	412	1/1	0.94	0.09	47,47,47,47	0
3	ACY	A	217	4/4	0.94	0.18	18,22,40,51	0
2	CA	W	423	1/1	0.94	0.18	68,68,68,68	0
2	CA	C	321	1/1	0.95	0.07	31,31,31,31	0
2	CA	O	216	1/1	0.95	0.17	43,43,43,43	0
2	CA	Q	215	1/1	0.95	0.12	35,35,35,35	0
2	CA	U	215	1/1	0.96	0.13	37,37,37,37	0
2	CA	U	214	1/1	0.96	0.09	33,33,33,33	0
2	CA	J	362[B]	1/1	0.96	0.09	28,28,28,28	1
2	CA	F	216	1/1	0.96	0.17	38,38,38,38	0
2	CA	M	413	1/1	0.96	0.11	45,45,45,45	0
2	CA	D	214	1/1	0.97	0.08	33,33,33,33	0
2	CA	Q	214	1/1	0.97	0.05	22,22,22,22	0
2	CA	K	373	1/1	0.97	0.05	28,28,28,28	0
2	CA	A	353	1/1	0.97	0.08	26,26,26,26	0
2	CA	E	215	1/1	0.97	0.06	28,28,28,28	0
2	CA	S	213	1/1	0.97	0.10	28,28,28,28	0
2	CA	A	351[A]	1/1	0.98	0.11	10,10,10,10	1
2	CA	K	215	1/1	0.98	0.11	34,34,34,34	0
2	CA	K	213	1/1	0.98	0.03	26,26,26,26	0
2	CA	I	332	1/1	0.98	0.10	24,24,24,24	0
2	CA	O	342	1/1	0.98	0.11	21,21,21,21	0
2	CA	U	213	1/1	0.98	0.05	21,21,21,21	0
2	CA	L	215	1/1	0.98	0.11	28,28,28,28	0

*Continued on next page...*

*Continued from previous page...*

Mol	Type	Chain	Res	Atoms	RSCC	RSR	B-factors( $\text{\AA}^2$ )	Q<0.9
2	CA	O	341	1/1	0.98	0.06	24,24,24,24	0
2	CA	E	312	1/1	0.98	0.07	26,26,26,26	0
2	CA	D	331	1/1	0.98	0.04	23,23,23,23	0
2	CA	Q	213	1/1	0.98	0.08	26,26,26,26	0
2	CA	I	214	1/1	0.98	0.06	25,25,25,25	0
2	CA	O	213	1/1	0.98	0.04	20,20,20,20	0
2	CA	G	214	1/1	0.99	0.03	19,19,19,19	0
2	CA	J	213	1/1	0.99	0.05	23,23,23,23	0
2	CA	W	232	1/1	0.99	0.04	18,18,18,18	0
2	CA	N	213	1/1	0.99	0.12	28,28,28,28	0
2	CA	B	214	1/1	0.99	0.04	16,16,16,16	0
2	CA	L	381	1/1	0.99	0.05	14,14,14,14	0
2	CA	N	214	1/1	0.99	0.04	21,21,21,21	0
2	CA	G	213	1/1	0.99	0.07	26,26,26,26	0
2	CA	T	215	1/1	0.99	0.07	23,23,23,23	0
2	CA	T	213	1/1	0.99	0.06	29,29,29,29	0
2	CA	S	214	1/1	0.99	0.03	17,17,17,17	0
2	CA	B	213	1/1	0.99	0.10	27,27,27,27	0
2	CA	V	222	1/1	0.99	0.03	20,20,20,20	0
2	CA	N	215	1/1	0.99	0.10	28,28,28,28	0
2	CA	L	382	1/1	0.99	0.06	21,21,21,21	0
2	CA	F	213	1/1	0.99	0.06	20,20,20,20	0
2	CA	C	213	1/1	0.99	0.06	28,28,28,28	0
2	CA	P	213	1/1	0.99	0.04	22,22,22,22	0
2	CA	S	215	1/1	0.99	0.07	24,24,24,24	0
2	CA	O	215	1/1	0.99	0.04	17,17,17,17	0
2	CA	V	221	1/1	0.99	0.07	22,22,22,22	0
2	CA	X	241	1/1	0.99	0.05	22,22,22,22	0
2	CA	O	214	1/1	0.99	0.04	17,17,17,17	0
2	CA	H	213	1/1	0.99	0.08	22,22,22,22	0
2	CA	E	214	1/1	0.99	0.05	19,19,19,19	0
2	CA	Q	363	1/1	0.99	0.03	29,29,29,29	0
2	CA	T	214	1/1	0.99	0.05	23,23,23,23	0
2	CA	A	215	1/1	0.99	0.04	16,16,16,16	0
2	CA	X	242	1/1	0.99	0.04	19,19,19,19	0
2	CA	N	361[A]	1/1	0.99	0.07	12,12,12,12	1
2	CA	F	214	1/1	0.99	0.05	23,23,23,23	0
2	CA	K	214	1/1	0.99	0.07	30,30,30,30	0
2	CA	W	231	1/1	0.99	0.04	21,21,21,21	0
2	CA	C	214	1/1	0.99	0.05	20,20,20,20	0
2	CA	F	215	1/1	0.99	0.04	19,19,19,19	0
2	CA	J	215	1/1	0.99	0.04	18,18,18,18	0

*Continued on next page...*

*Continued from previous page...*

Mol	Type	Chain	Res	Atoms	RSCC	RSR	B-factors( $\text{\AA}^2$ )	Q<0.9
2	CA	I	213	1/1	0.99	0.06	24,24,24,24	0
2	CA	B	215	1/1	0.99	0.03	16,16,16,16	0
2	CA	P	214	1/1	0.99	0.03	22,22,22,22	0
2	CA	R	213	1/1	0.99	0.04	19,19,19,19	0
2	CA	E	213	1/1	0.99	0.04	19,19,19,19	0
2	CA	P	215	1/1	0.99	0.03	17,17,17,17	0
2	CA	V	223	1/1	0.99	0.04	21,21,21,21	0
2	CA	A	213	1/1	0.99	0.04	19,19,19,19	0
2	CA	J	214	1/1	0.99	0.05	18,18,18,18	0
2	CA	H	214	1/1	0.99	0.04	16,16,16,16	0
2	CA	M	214	1/1	0.99	0.04	19,19,19,19	0
2	CA	L	214	1/1	0.99	0.08	28,28,28,28	0
2	CA	M	215	1/1	0.99	0.03	18,18,18,18	0
2	CA	R	215	1/1	0.99	0.04	17,17,17,17	0
2	CA	I	215	1/1	1.00	0.12	23,23,23,23	0
2	CA	A	214	1/1	1.00	0.04	19,19,19,19	0
2	CA	M	213	1/1	1.00	0.05	23,23,23,23	0
2	CA	H	215	1/1	1.00	0.03	17,17,17,17	0
2	CA	C	215	1/1	1.00	0.10	20,20,20,20	0
2	CA	W	233	1/1	1.00	0.03	15,15,15,15	0
2	CA	X	243	1/1	1.00	0.03	19,19,19,19	0
2	CA	L	213	1/1	1.00	0.04	22,22,22,22	0
2	CA	R	214	1/1	1.00	0.06	19,19,19,19	0
2	CA	E	311	1/1	1.00	0.04	19,19,19,19	0
2	CA	D	213	1/1	1.00	0.09	26,26,26,26	0
2	CA	G	215	1/1	1.00	0.05	19,19,19,19	0

## 6.5 Other polymers ⓘ

There are no such residues in this entry.