



# Full wwPDB X-ray Structure Validation Report ⓘ

May 25, 2020 – 07:59 am BST

PDB ID : 3A9C  
Title : Crystal structure of ribose-1,5-bisphosphate isomerase from *Thermococcus kodakaraensis* KOD1 in complex with ribulose-1,5-bisphosphate  
Authors : Nakamura, A.; Fujihashi, M.; Nishiba, Y.; Yoshida, S.; Yano, A.; Atomi, H.; Imanaka, T.; Miki, K.  
Deposited on : 2009-10-22  
Resolution : 2.60 Å(reported)

This is a Full wwPDB X-ray Structure Validation Report for a publicly released PDB entry.

We welcome your comments at [validation@mail.wwpdb.org](mailto:validation@mail.wwpdb.org)

A user guide is available at

<https://www.wwpdb.org/validation/2017/XrayValidationReportHelp>

with specific help available everywhere you see the ⓘ symbol.

---

The following versions of software and data (see [references ⓘ](#)) were used in the production of this report:

MolProbity : 4.02b-467  
Mogul : 1.8.5 (274361), CSD as541be (2020)  
Xtriage (Phenix) : 1.13  
EDS : 2.11  
buster-report : 1.1.7 (2018)  
Percentile statistics : 20191225.v01 (using entries in the PDB archive December 25th 2019)  
Refmac : 5.8.0158  
CCP4 : 7.0.044 (Gargrove)  
Ideal geometry (proteins) : Engh & Huber (2001)  
Ideal geometry (DNA, RNA) : Parkinson et al. (1996)  
Validation Pipeline (wwPDB-VP) : 2.11

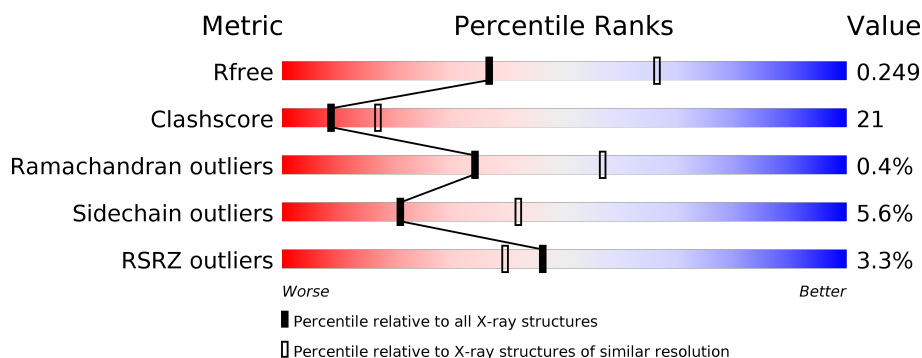
# 1 Overall quality at a glance

The following experimental techniques were used to determine the structure:

*X-RAY DIFFRACTION*

The reported resolution of this entry is 2.60 Å.

Percentile scores (ranging between 0-100) for global validation metrics of the entry are shown in the following graphic. The table shows the number of entries on which the scores are based.



Metric	Whole archive (#Entries)	Similar resolution (#Entries, resolution range(Å))
$R_{free}$	130704	3163 (2.60-2.60)
Clashscore	141614	3518 (2.60-2.60)
Ramachandran outliers	138981	3455 (2.60-2.60)
Sidechain outliers	138945	3455 (2.60-2.60)
RSRZ outliers	127900	3104 (2.60-2.60)

The table below summarises the geometric issues observed across the polymeric chains and their fit to the electron density. The red, orange, yellow and green segments on the lower bar indicate the fraction of residues that contain outliers for  $\geq 3$ , 2, 1 and 0 types of geometric quality criteria respectively. A grey segment represents the fraction of residues that are not modelled. The numeric value for each fraction is indicated below the corresponding segment, with a dot representing fractions  $\leq 5\%$ . The upper red bar (where present) indicates the fraction of residues that have poor fit to the electron density. The numeric value is given above the bar.

Mol	Chain	Length	Quality of chain
1	A	339	<div> <div>%</div> <div> <div></div> <div>65%</div> <div>27%</div> <div>• 5%</div> </div> </div>
1	B	339	<div> <div>2%</div> <div> <div></div> <div>65%</div> <div>27%</div> <div>• •</div> </div> </div>
1	C	339	<div> <div>10%</div> <div> <div></div> <div>58%</div> <div>32%</div> <div>• 5%</div> </div> </div>
1	D	339	<div> <div>3%</div> <div> <div></div> <div>64%</div> <div>27%</div> <div>• 5%</div> </div> </div>
1	E	339	<div> <div>%</div> <div> <div></div> <div>64%</div> <div>28%</div> <div>• • 5%</div> </div> </div>
1	F	339	<div> <div>%</div> <div> <div></div> <div>57%</div> <div>35%</div> <div>• 5%</div> </div> </div>

The following table lists non-polymeric compounds, carbohydrate monomers and non-standard residues in protein, DNA, RNA chains that are outliers for geometric or electron-density-fit criteria:

Mol	Type	Chain	Res	Chirality	Geometry	Clashes	Electron density
3	PEG	A	402	-	-	X	-
3	PEG	E	402	-	-	X	X
4	MG	B	411	-	-	-	X

## 2 Entry composition

There are 5 unique types of molecules in this entry. The entry contains 15788 atoms, of which 0 are hydrogens and 0 are deuteriums.

In the tables below, the ZeroOcc column contains the number of atoms modelled with zero occupancy, the AltConf column contains the number of residues with at least one atom in alternate conformation and the Trace column contains the number of residues modelled with at most 2 atoms.

- Molecule 1 is a protein called Translation initiation factor eIF-2B, delta subunit.

Mol	Chain	Residues	Atoms					ZeroOcc	AltConf	Trace
1	A	320	Total	C	N	O	S	0	1	0
			2549	1634	429	473	13			
1	B	325	Total	C	N	O	S	0	1	0
			2593	1660	440	479	14			
1	C	321	Total	C	N	O	S	0	1	0
			2554	1637	430	474	13			
1	D	322	Total	C	N	O	S	0	1	0
			2559	1640	431	475	13			
1	E	321	Total	C	N	O	S	0	1	0
			2554	1637	430	474	13			
1	F	322	Total	C	N	O	S	0	1	0
			2559	1640	431	475	13			

There are 102 discrepancies between the modelled and reference sequences:

Chain	Residue	Modelled	Actual	Comment	Reference
A	-15	MET	-	EXPRESSION TAG	UNP Q5JFM9
A	-14	ASN	-	EXPRESSION TAG	UNP Q5JFM9
A	-13	HIS	-	EXPRESSION TAG	UNP Q5JFM9
A	-12	LYS	-	EXPRESSION TAG	UNP Q5JFM9
A	-11	VAL	-	EXPRESSION TAG	UNP Q5JFM9
A	-10	HIS	-	EXPRESSION TAG	UNP Q5JFM9
A	-9	HIS	-	EXPRESSION TAG	UNP Q5JFM9
A	-8	HIS	-	EXPRESSION TAG	UNP Q5JFM9
A	-7	HIS	-	EXPRESSION TAG	UNP Q5JFM9
A	-6	HIS	-	EXPRESSION TAG	UNP Q5JFM9
A	-5	HIS	-	EXPRESSION TAG	UNP Q5JFM9
A	-4	ILE	-	EXPRESSION TAG	UNP Q5JFM9
A	-3	GLU	-	EXPRESSION TAG	UNP Q5JFM9
A	-2	GLY	-	EXPRESSION TAG	UNP Q5JFM9
A	-1	ARG	-	EXPRESSION TAG	UNP Q5JFM9
A	0	HIS	-	EXPRESSION TAG	UNP Q5JFM9
A	133	CSD	CYS	MICROHETEROGENEITY	UNP Q5JFM9

*Continued on next page...*

*Continued from previous page...*

Chain	Residue	Modelled	Actual	Comment	Reference
B	-15	MET	-	EXPRESSION TAG	UNP Q5JFM9
B	-14	ASN	-	EXPRESSION TAG	UNP Q5JFM9
B	-13	HIS	-	EXPRESSION TAG	UNP Q5JFM9
B	-12	LYS	-	EXPRESSION TAG	UNP Q5JFM9
B	-11	VAL	-	EXPRESSION TAG	UNP Q5JFM9
B	-10	HIS	-	EXPRESSION TAG	UNP Q5JFM9
B	-9	HIS	-	EXPRESSION TAG	UNP Q5JFM9
B	-8	HIS	-	EXPRESSION TAG	UNP Q5JFM9
B	-7	HIS	-	EXPRESSION TAG	UNP Q5JFM9
B	-6	HIS	-	EXPRESSION TAG	UNP Q5JFM9
B	-5	HIS	-	EXPRESSION TAG	UNP Q5JFM9
B	-4	ILE	-	EXPRESSION TAG	UNP Q5JFM9
B	-3	GLU	-	EXPRESSION TAG	UNP Q5JFM9
B	-2	GLY	-	EXPRESSION TAG	UNP Q5JFM9
B	-1	ARG	-	EXPRESSION TAG	UNP Q5JFM9
B	0	HIS	-	EXPRESSION TAG	UNP Q5JFM9
B	133	CSD	CYS	MICROHETEROGENEITY	UNP Q5JFM9
C	-15	MET	-	EXPRESSION TAG	UNP Q5JFM9
C	-14	ASN	-	EXPRESSION TAG	UNP Q5JFM9
C	-13	HIS	-	EXPRESSION TAG	UNP Q5JFM9
C	-12	LYS	-	EXPRESSION TAG	UNP Q5JFM9
C	-11	VAL	-	EXPRESSION TAG	UNP Q5JFM9
C	-10	HIS	-	EXPRESSION TAG	UNP Q5JFM9
C	-9	HIS	-	EXPRESSION TAG	UNP Q5JFM9
C	-8	HIS	-	EXPRESSION TAG	UNP Q5JFM9
C	-7	HIS	-	EXPRESSION TAG	UNP Q5JFM9
C	-6	HIS	-	EXPRESSION TAG	UNP Q5JFM9
C	-5	HIS	-	EXPRESSION TAG	UNP Q5JFM9
C	-4	ILE	-	EXPRESSION TAG	UNP Q5JFM9
C	-3	GLU	-	EXPRESSION TAG	UNP Q5JFM9
C	-2	GLY	-	EXPRESSION TAG	UNP Q5JFM9
C	-1	ARG	-	EXPRESSION TAG	UNP Q5JFM9
C	0	HIS	-	EXPRESSION TAG	UNP Q5JFM9
C	133	CSD	CYS	MICROHETEROGENEITY	UNP Q5JFM9
D	-15	MET	-	EXPRESSION TAG	UNP Q5JFM9
D	-14	ASN	-	EXPRESSION TAG	UNP Q5JFM9
D	-13	HIS	-	EXPRESSION TAG	UNP Q5JFM9
D	-12	LYS	-	EXPRESSION TAG	UNP Q5JFM9
D	-11	VAL	-	EXPRESSION TAG	UNP Q5JFM9
D	-10	HIS	-	EXPRESSION TAG	UNP Q5JFM9
D	-9	HIS	-	EXPRESSION TAG	UNP Q5JFM9
D	-8	HIS	-	EXPRESSION TAG	UNP Q5JFM9

*Continued on next page...*

*Continued from previous page...*

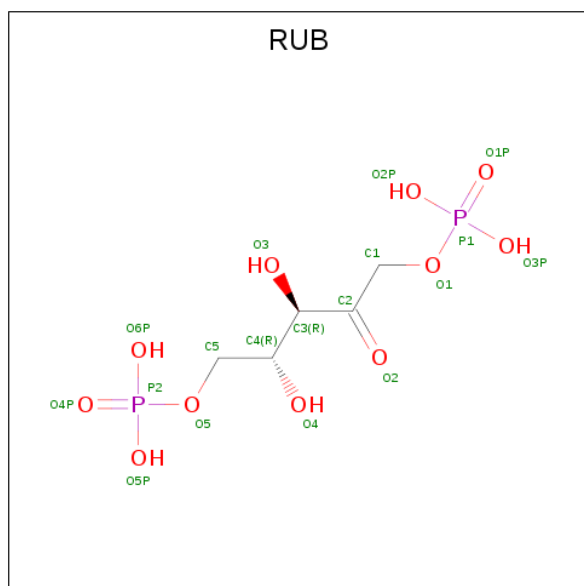
Chain	Residue	Modelled	Actual	Comment	Reference
D	-7	HIS	-	EXPRESSION TAG	UNP Q5JFM9
D	-6	HIS	-	EXPRESSION TAG	UNP Q5JFM9
D	-5	HIS	-	EXPRESSION TAG	UNP Q5JFM9
D	-4	ILE	-	EXPRESSION TAG	UNP Q5JFM9
D	-3	GLU	-	EXPRESSION TAG	UNP Q5JFM9
D	-2	GLY	-	EXPRESSION TAG	UNP Q5JFM9
D	-1	ARG	-	EXPRESSION TAG	UNP Q5JFM9
D	0	HIS	-	EXPRESSION TAG	UNP Q5JFM9
D	133	CSD	CYS	MICROHETEROGENEITY	UNP Q5JFM9
E	-15	MET	-	EXPRESSION TAG	UNP Q5JFM9
E	-14	ASN	-	EXPRESSION TAG	UNP Q5JFM9
E	-13	HIS	-	EXPRESSION TAG	UNP Q5JFM9
E	-12	LYS	-	EXPRESSION TAG	UNP Q5JFM9
E	-11	VAL	-	EXPRESSION TAG	UNP Q5JFM9
E	-10	HIS	-	EXPRESSION TAG	UNP Q5JFM9
E	-9	HIS	-	EXPRESSION TAG	UNP Q5JFM9
E	-8	HIS	-	EXPRESSION TAG	UNP Q5JFM9
E	-7	HIS	-	EXPRESSION TAG	UNP Q5JFM9
E	-6	HIS	-	EXPRESSION TAG	UNP Q5JFM9
E	-5	HIS	-	EXPRESSION TAG	UNP Q5JFM9
E	-4	ILE	-	EXPRESSION TAG	UNP Q5JFM9
E	-3	GLU	-	EXPRESSION TAG	UNP Q5JFM9
E	-2	GLY	-	EXPRESSION TAG	UNP Q5JFM9
E	-1	ARG	-	EXPRESSION TAG	UNP Q5JFM9
E	0	HIS	-	EXPRESSION TAG	UNP Q5JFM9
E	133	CSD	CYS	MICROHETEROGENEITY	UNP Q5JFM9
F	-15	MET	-	EXPRESSION TAG	UNP Q5JFM9
F	-14	ASN	-	EXPRESSION TAG	UNP Q5JFM9
F	-13	HIS	-	EXPRESSION TAG	UNP Q5JFM9
F	-12	LYS	-	EXPRESSION TAG	UNP Q5JFM9
F	-11	VAL	-	EXPRESSION TAG	UNP Q5JFM9
F	-10	HIS	-	EXPRESSION TAG	UNP Q5JFM9
F	-9	HIS	-	EXPRESSION TAG	UNP Q5JFM9
F	-8	HIS	-	EXPRESSION TAG	UNP Q5JFM9
F	-7	HIS	-	EXPRESSION TAG	UNP Q5JFM9
F	-6	HIS	-	EXPRESSION TAG	UNP Q5JFM9
F	-5	HIS	-	EXPRESSION TAG	UNP Q5JFM9
F	-4	ILE	-	EXPRESSION TAG	UNP Q5JFM9
F	-3	GLU	-	EXPRESSION TAG	UNP Q5JFM9
F	-2	GLY	-	EXPRESSION TAG	UNP Q5JFM9
F	-1	ARG	-	EXPRESSION TAG	UNP Q5JFM9
F	0	HIS	-	EXPRESSION TAG	UNP Q5JFM9

*Continued on next page...*

Continued from previous page...

Chain	Residue	Modelled	Actual	Comment	Reference
F	133	CSD	CYS	MICROHETEROGENEITY	UNP Q5JFM9

- Molecule 2 is RIBULOSE-1,5-DIPHOSPHATE (three-letter code: RUB) (formula:  $C_5H_{12}O_{11}P_2$ ).



Mol	Chain	Residues	Atoms				ZeroOcc	AltConf
2	A	1	Total	C	O	P	0	0
			18	5	11	2		
2	B	1	Total	C	O	P	0	0
			18	5	11	2		
2	C	1	Total	C	O	P	0	0
			18	5	11	2		
2	D	1	Total	C	O	P	0	0
			18	5	11	2		
2	E	1	Total	C	O	P	0	0
			18	5	11	2		
2	F	1	Total	C	O	P	0	0
			18	5	11	2		

- Molecule 3 is DI(HYDROXYETHYL)ETHER (three-letter code: PEG) (formula:  $C_4H_{10}O_3$ ).



Mol	Chain	Residues	Atoms			ZeroOcc	AltConf
3	A	1	Total	C	O	0	0
			7	4	3		
3	B	1	Total	C	O	0	0
			7	4	3		
3	C	1	Total	C	O	0	0
			7	4	3		
3	D	1	Total	C	O	0	0
			7	4	3		
3	E	1	Total	C	O	0	0
			7	4	3		
3	F	1	Total	C	O	0	0
			7	4	3		

- Molecule 4 is MAGNESIUM ION (three-letter code: MG) (formula: Mg).

Mol	Chain	Residues	Atoms		ZeroOcc	AltConf
4	B	1	Total	Mg	0	0
			1	1		
4	A	1	Total	Mg	0	0
			1	1		

- Molecule 5 is water.

Mol	Chain	Residues	Atoms		ZeroOcc	AltConf
5	A	60	Total	O	0	0
			60	60		

*Continued on next page...*



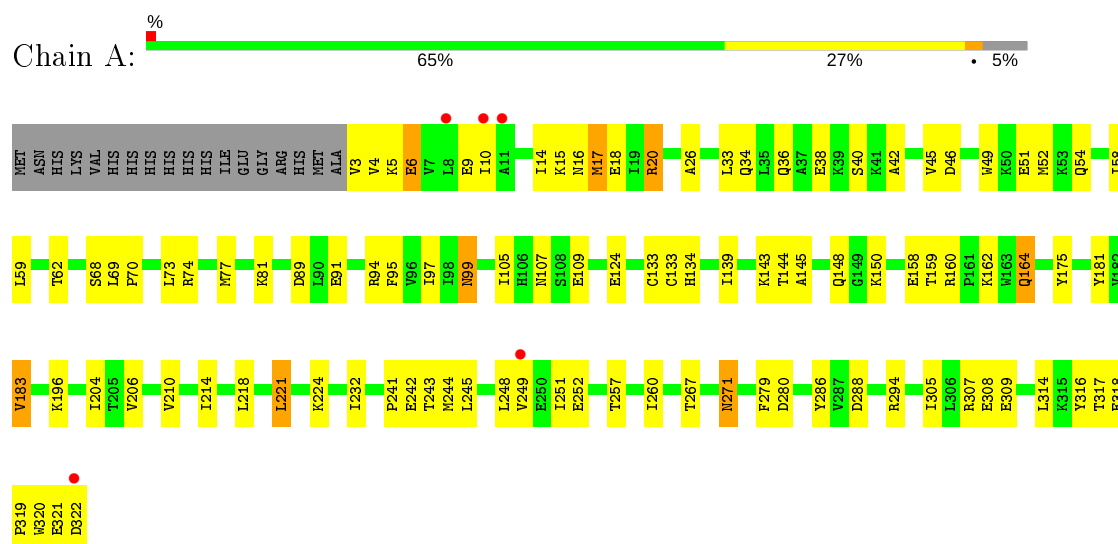
*Continued from previous page...*

Mol	Chain	Residues	Atoms		ZeroOcc	AltConf
5	B	64	Total 64	O 64	0	0
5	C	23	Total 23	O 23	0	0
5	D	39	Total 39	O 39	0	0
5	E	48	Total 48	O 48	0	0
5	F	34	Total 34	O 34	0	0

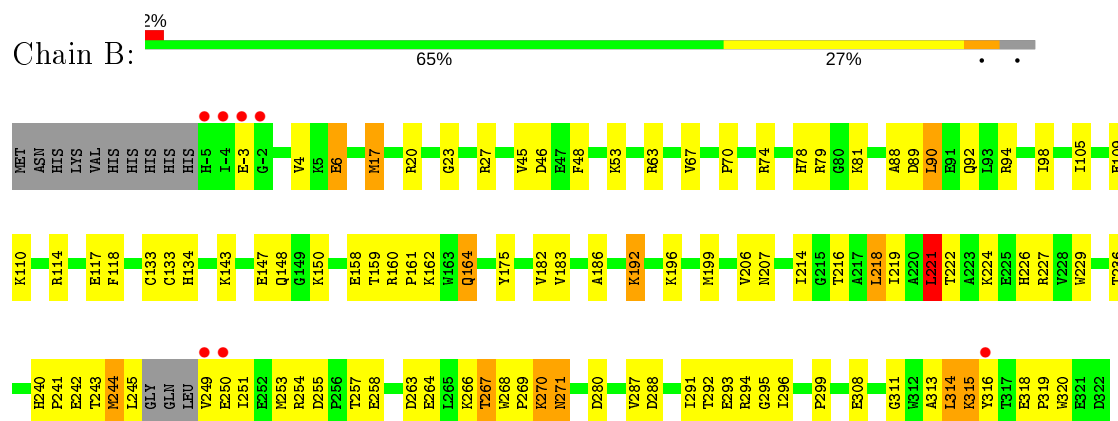
### 3 Residue-property plots [i](#)

These plots are drawn for all protein, RNA and DNA chains in the entry. The first graphic for a chain summarises the proportions of the various outlier classes displayed in the second graphic. The second graphic shows the sequence view annotated by issues in geometry and electron density. Residues are color-coded according to the number of geometric quality criteria for which they contain at least one outlier: green = 0, yellow = 1, orange = 2 and red = 3 or more. A red dot above a residue indicates a poor fit to the electron density ( $RSRZ > 2$ ). Stretches of 2 or more consecutive residues without any outlier are shown as a green connector. Residues present in the sample, but not in the model, are shown in grey.

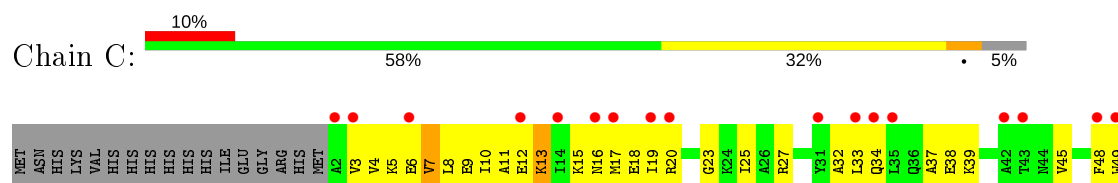
- Molecule 1: Translation initiation factor eIF-2B, delta subunit

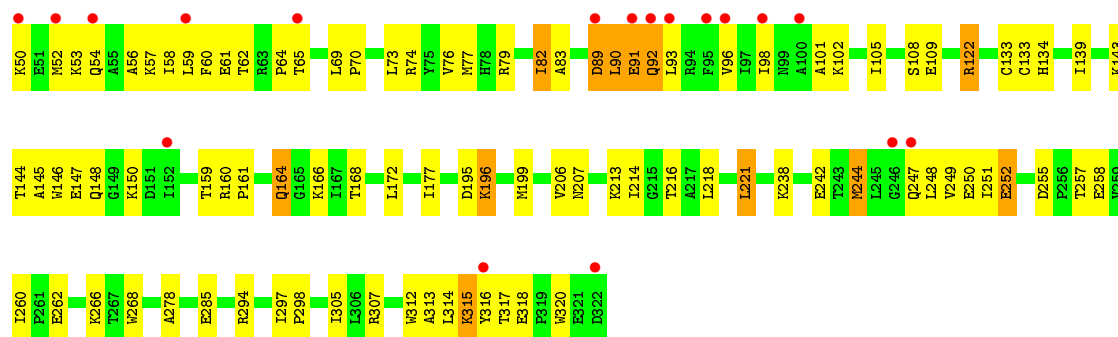


- Molecule 1: Translation initiation factor eIF-2B, delta subunit

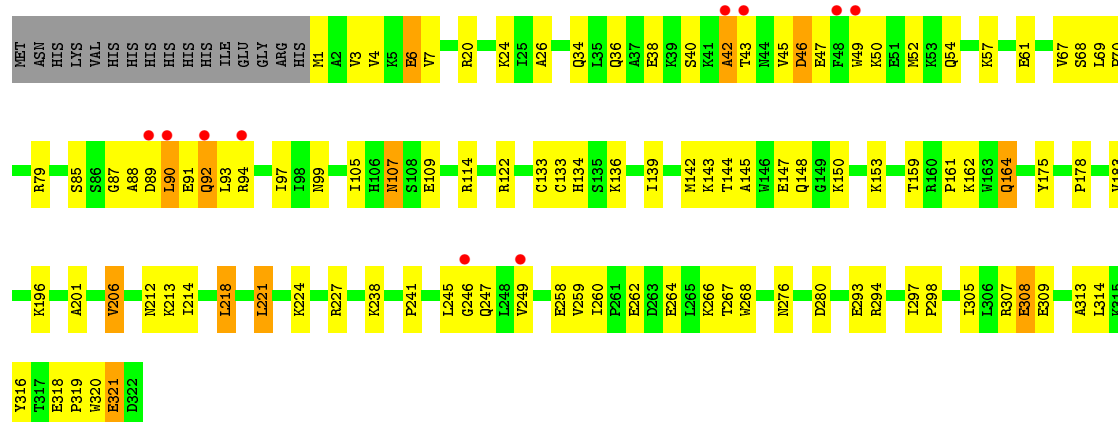


- Molecule 1: Translation initiation factor eIF-2B, delta subunit

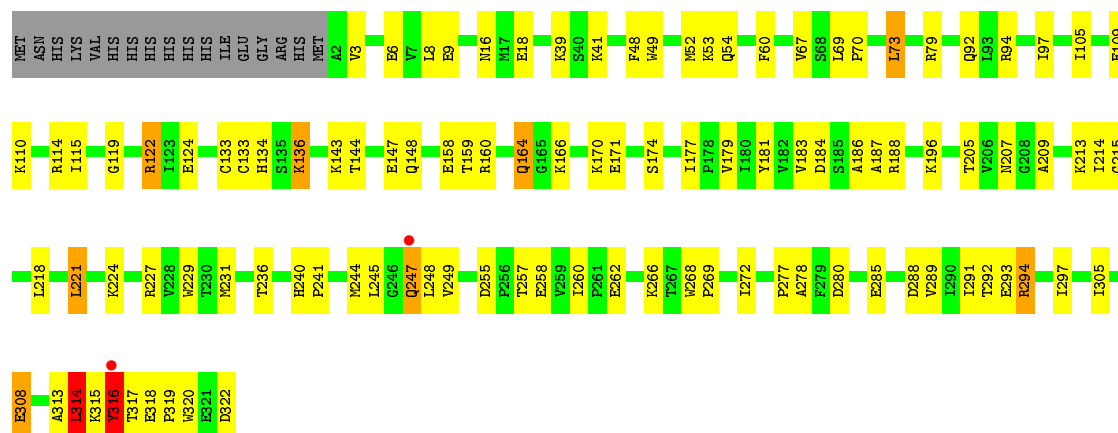




- Molecule 1: Translation initiation factor eIF-2B, delta subunit



- Molecule 1: Translation initiation factor eIF-2B, delta subunit



- Molecule 1: Translation initiation factor eIF-2B, delta subunit





## 4 Data and refinement statistics

Property	Value	Source
Space group	P 21 21 21	Depositor
Cell constants a, b, c, $\alpha$ , $\beta$ , $\gamma$	117.31Å 130.62Å 132.67Å 90.00° 90.00° 90.00°	Depositor
Resolution (Å)	43.64 – 2.60 43.64 – 2.60	Depositor EDS
% Data completeness (in resolution range)	99.7 (43.64-2.60) 99.8 (43.64-2.60)	Depositor EDS
$R_{merge}$	(Not available)	Depositor
$R_{sym}$	0.08	Depositor
$\langle I/\sigma(I) \rangle$ <sup>1</sup>	3.68 (at 2.61Å)	Xtriage
Refinement program	CNS 1.2	Depositor
R, $R_{free}$	0.201 , 0.255 0.196 , 0.249	Depositor DCC
$R_{free}$ test set	3202 reflections (5.08%)	wwPDB-VP
Wilson B-factor (Å <sup>2</sup> )	37.4	Xtriage
Anisotropy	0.412	Xtriage
Bulk solvent $k_{sol}$ (e/Å <sup>3</sup> ), $B_{sol}$ (Å <sup>2</sup> )	0.35 , 57.8	EDS
L-test for twinning <sup>2</sup>	$\langle  L  \rangle = 0.49$ , $\langle L^2 \rangle = 0.32$	Xtriage
Estimated twinning fraction	0.014 for -h,l,k	Xtriage
$F_o, F_c$ correlation	0.94	EDS
Total number of atoms	15788	wwPDB-VP
Average B, all atoms (Å <sup>2</sup> )	43.0	wwPDB-VP

Xtriage's analysis on translational NCS is as follows: *The largest off-origin peak in the Patterson function is 3.52% of the height of the origin peak. No significant pseudotranslation is detected.*

<sup>1</sup>Intensities estimated from amplitudes.

<sup>2</sup>Theoretical values of  $\langle |L| \rangle$ ,  $\langle L^2 \rangle$  for acentric reflections are 0.5, 0.333 respectively for untwinned datasets, and 0.375, 0.2 for perfectly twinned datasets.

## 5 Model quality [i](#)

### 5.1 Standard geometry [i](#)

Bond lengths and bond angles in the following residue types are not validated in this section: RUB, CSD, MG, PEG

The Z score for a bond length (or angle) is the number of standard deviations the observed value is removed from the expected value. A bond length (or angle) with  $|Z| > 5$  is considered an outlier worth inspection. RMSZ is the root-mean-square of all Z scores of the bond lengths (or angles).

Mol	Chain	Bond lengths		Bond angles	
		RMSZ	$\# Z  > 5$	RMSZ	$\# Z  > 5$
1	A	0.37	0/2594	0.61	0/3511
1	B	0.39	0/2639	0.63	1/3569 (0.0%)
1	C	0.33	0/2599	0.58	0/3518
1	D	0.36	0/2604	0.60	0/3525
1	E	0.34	0/2599	0.58	0/3518
1	F	0.34	0/2604	0.58	1/3525 (0.0%)
All	All	0.36	0/15639	0.60	2/21166 (0.0%)

There are no bond length outliers.

All (2) bond angle outliers are listed below:

Mol	Chain	Res	Type	Atoms	Z	Observed(°)	Ideal(°)
1	F	246	GLY	N-CA-C	5.40	126.59	113.10
1	B	221	LEU	CA-CB-CG	5.33	127.55	115.30

There are no chirality outliers.

There are no planarity outliers.

### 5.2 Too-close contacts [i](#)

In the following table, the Non-H and H(model) columns list the number of non-hydrogen atoms and hydrogen atoms in the chain respectively. The H(added) column lists the number of hydrogen atoms added and optimized by MolProbity. The Clashes column lists the number of clashes within the asymmetric unit, whereas Symm-Clashes lists symmetry related clashes.

Mol	Chain	Non-H	H(model)	H(added)	Clashes	Symm-Clashes
1	A	2549	0	2585	110	0
1	B	2593	0	2626	118	0
1	C	2554	0	2590	128	0

*Continued on next page...*

*Continued from previous page...*

Mol	Chain	Non-H	H(model)	H(added)	Clashes	Symm-Clashes
1	D	2559	0	2595	99	0
1	E	2554	0	2590	107	0
1	F	2559	0	2595	143	0
2	A	18	0	8	0	0
2	B	18	0	8	0	0
2	C	18	0	8	0	0
2	D	18	0	8	0	0
2	E	18	0	8	1	0
2	F	18	0	8	1	0
3	A	7	0	10	4	0
3	B	7	0	10	3	0
3	C	7	0	10	0	0
3	D	7	0	10	1	0
3	E	7	0	10	6	0
3	F	7	0	10	1	0
4	A	1	0	0	0	0
4	B	1	0	0	0	0
5	A	60	0	0	5	0
5	B	64	0	0	2	0
5	C	23	0	0	1	0
5	D	39	0	0	3	0
5	E	48	0	0	1	0
5	F	34	0	0	3	0
All	All	15788	0	15689	637	0

The all-atom clashscore is defined as the number of clashes found per 1000 atoms (including hydrogen atoms). The all-atom clashscore for this structure is 21.

All (637) close contacts within the same asymmetric unit are listed below, sorted by their clash magnitude.

Atom-1	Atom-2	Interatomic distance (Å)	Clash overlap (Å)
1:E:292:THR:HG22	1:E:294:ARG:H	1.14	1.09
1:D:164:GLN:H	1:D:164:GLN:HE21	1.07	1.01
1:C:164:GLN:HE21	1:C:164:GLN:H	1.01	1.00
1:C:218:LEU:HD22	1:D:218:LEU:HD22	1.40	0.97
1:A:52:MET:HE1	1:A:97:ILE:HG21	1.46	0.97
1:A:294:ARG:HD3	1:C:315:LYS:HG2	1.47	0.97
1:B:292:THR:HG22	1:B:294:ARG:H	1.28	0.95
1:B:318:GLU:HG3	1:B:319:PRO:HD2	1.47	0.93
1:D:264:GLU:O	1:D:267:THR:HG22	1.69	0.91
1:E:164:GLN:HE21	1:E:164:GLN:H	1.16	0.90

*Continued on next page...*

*Continued from previous page...*

Atom-1	Atom-2	Interatomic distance (Å)	Clash overlap (Å)
1:A:164:GLN:HE21	1:A:164:GLN:H	1.09	0.89
1:C:164:GLN:NE2	1:C:164:GLN:H	1.69	0.89
1:B:227:ARG:HG2	1:E:227:ARG:HG2	1.54	0.87
1:A:221:LEU:HD13	1:B:221:LEU:HD13	1.56	0.87
1:A:294:ARG:HD3	1:C:315:LYS:CG	2.06	0.85
1:F:6:GLU:HG3	1:F:39:LYS:HE2	1.59	0.85
1:A:20:ARG:HB3	1:A:20:ARG:NH1	1.92	0.84
1:A:271:ASN:H	1:A:271:ASN:HD22	1.24	0.84
1:D:46:ASP:O	1:D:50:LYS:HB2	1.78	0.84
1:A:218:LEU:HD22	1:B:218:LEU:HD22	1.61	0.82
1:D:69:LEU:HB3	1:D:70:PRO:HD3	1.60	0.82
1:A:139:ILE:HG22	1:A:143:LYS:HE2	1.61	0.82
1:F:21:GLY:HA3	5:F:501:HOH:O	1.81	0.81
1:E:318:GLU:HG3	1:E:319:PRO:HD2	1.61	0.80
1:C:164:GLN:HE21	1:C:164:GLN:N	1.80	0.80
1:A:20:ARG:HB3	1:A:20:ARG:HH11	1.46	0.80
1:C:307:ARG:HG2	1:C:312:TRP:O	1.82	0.79
1:F:248:LEU:HG	1:F:248:LEU:O	1.78	0.79
1:C:206:VAL:HG13	1:C:207:ASN:ND2	1.97	0.79
1:F:294:ARG:HG2	1:F:294:ARG:HH21	1.47	0.78
1:B:227:ARG:HG2	1:E:227:ARG:CG	2.13	0.78
1:C:257:THR:HA	1:C:260:ILE:O	1.83	0.78
1:D:40:SER:HB3	1:D:94:ARG:NH2	1.98	0.78
1:A:160:ARG:HD3	1:B:158:GLU:OE2	1.84	0.77
1:F:132:HIS:CB	1:F:199:MET:HE3	2.15	0.77
1:B:224:LYS:HA	3:B:402:PEG:H31	1.64	0.77
1:B:227:ARG:CG	1:E:227:ARG:HG2	2.15	0.76
1:E:288:ASP:OD1	3:E:402:PEG:H32	1.85	0.76
1:F:50:LYS:HA	1:F:50:LYS:HE2	1.68	0.76
1:D:183:VAL:HG13	5:D:652:HOH:O	1.85	0.75
1:F:144:THR:O	1:F:148:GLN:HG3	1.87	0.75
1:C:4:VAL:HG12	1:C:6:GLU:H	1.51	0.75
1:B:288:ASP:OD1	3:B:402:PEG:H11	1.87	0.75
1:D:164:GLN:N	1:D:164:GLN:HE21	1.83	0.74
1:F:199:MET:HE1	1:F:216:THR:HA	1.68	0.74
1:A:183:VAL:HG21	1:B:160:ARG:HB3	1.69	0.74
1:A:164:GLN:HE21	1:A:164:GLN:N	1.83	0.73
1:A:144:THR:O	1:A:148:GLN:HG3	1.88	0.73
1:B:192:LYS:HB3	1:B:192:LYS:NZ	2.03	0.73
1:F:133[A]:CSD:OD2	1:F:134:HIS:N	2.21	0.73
1:D:79:ARG:HH21	1:D:79:ARG:HG3	1.55	0.72

*Continued on next page...*



*Continued from previous page...*

Atom-1	Atom-2	Interatomic distance (Å)	Clash overlap (Å)
1:D:164:GLN:NE2	1:D:164:GLN:H	1.86	0.72
1:C:221:LEU:HD11	1:D:221:LEU:HD22	1.70	0.71
1:F:162:LYS:HD3	1:F:258:GLU:OE2	1.89	0.71
1:A:59:LEU:O	1:A:62:THR:HG22	1.91	0.71
1:E:171:GLU:O	1:E:174:SER:HB3	1.91	0.71
1:B:164:GLN:H	1:B:164:GLN:HE21	1.39	0.71
1:B:162:LYS:NZ	1:B:254:ARG:HH21	1.89	0.71
1:C:57:LYS:HE2	1:C:61:GLU:OE1	1.91	0.70
1:A:4:VAL:HG12	1:A:5:LYS:N	2.07	0.70
1:F:132:HIS:HB2	1:F:199:MET:HE3	1.73	0.69
1:E:133[A]:CSD:OD2	1:E:134:HIS:N	2.24	0.69
1:F:199:MET:CE	1:F:216:THR:HG23	2.22	0.69
1:B:182:VAL:HG13	1:B:186:ALA:HB3	1.73	0.69
1:F:69:LEU:HB3	1:F:70:PRO:HD3	1.74	0.69
1:C:6:GLU:OE1	1:C:39:LYS:HE2	1.93	0.69
1:A:305:ILE:O	1:A:309:GLU:HB2	1.91	0.69
1:C:247:GLN:HG2	1:C:249:VAL:HG22	1.75	0.69
1:B:292:THR:HG22	1:B:294:ARG:N	2.04	0.69
1:B:143:LYS:HE2	1:B:175:TYR:CG	2.28	0.69
5:A:664:HOH:O	1:C:248:LEU:HD23	1.93	0.69
1:C:315:LYS:H	1:C:315:LYS:CE	2.06	0.68
1:F:188:ARG:HA	1:F:222:THR:HG21	1.75	0.68
1:B:162:LYS:HD2	1:B:258:GLU:OE1	1.94	0.68
1:D:314:LEU:HB3	1:F:294:ARG:HB3	1.75	0.68
1:C:133[A]:CSD:OD2	1:C:134:HIS:N	2.27	0.68
1:F:143:LYS:HD3	1:F:175:TYR:CZ	2.28	0.68
1:A:243:THR:HB	5:A:640:HOH:O	1.93	0.68
1:F:3:VAL:HG21	1:F:58:ILE:HD12	1.76	0.68
1:A:164:GLN:NE2	1:A:164:GLN:H	1.89	0.67
1:D:247:GLN:HB3	1:D:249:VAL:HG12	1.75	0.67
1:E:69:LEU:HB3	1:E:70:PRO:HD3	1.76	0.67
1:E:247:GLN:HG2	1:E:248:LEU:N	2.09	0.67
1:F:164:GLN:H	1:F:164:GLN:NE2	1.92	0.67
1:B:192:LYS:HZ3	1:B:192:LYS:HB3	1.59	0.67
1:C:3:VAL:HG21	1:C:58:ILE:HD11	1.76	0.67
1:E:183:VAL:HG12	5:E:655:HOH:O	1.94	0.66
1:B:162:LYS:HZ2	1:B:254:ARG:HH21	1.42	0.66
1:A:288:ASP:OD2	3:A:402:PEG:H32	1.95	0.66
1:E:105:ILE:O	1:E:109:GLU:HG3	1.95	0.66
1:F:164:GLN:H	1:F:164:GLN:HE21	1.43	0.66
1:A:158:GLU:HG3	1:A:181:TYR:OH	1.95	0.66

*Continued on next page...*

*Continued from previous page...*

Atom-1	Atom-2	Interatomic distance (Å)	Clash overlap (Å)
1:C:37:ALA:O	1:C:98:ILE:HD11	1.94	0.66
1:E:292:THR:HG21	1:E:294:ARG:HG3	1.78	0.66
1:C:105:ILE:O	1:C:109:GLU:HG3	1.95	0.66
1:E:288:ASP:OD2	3:E:402:PEG:H11	1.96	0.65
1:B:245:LEU:HD21	1:D:196:LYS:HE2	1.78	0.65
1:C:76:VAL:HG23	1:C:77:MET:N	2.11	0.65
1:D:88:ALA:HB1	1:D:92:GLN:CD	2.17	0.65
1:C:206:VAL:HG13	1:C:207:ASN:HD22	1.60	0.65
1:C:298:PRO:HG3	1:E:207:ASN:OD1	1.97	0.65
1:A:294:ARG:HH21	1:C:315:LYS:HD3	1.61	0.65
1:C:218:LEU:HD22	1:D:218:LEU:CD2	2.23	0.65
1:B:89:ASP:H	1:B:92:GLN:NE2	1.95	0.65
1:A:105:ILE:O	1:A:109:GLU:HG3	1.97	0.64
1:D:214:ILE:HD12	1:D:280:ASP:HB3	1.79	0.64
1:C:255:ASP:O	1:C:258:GLU:HB2	1.96	0.64
1:E:164:GLN:NE2	1:E:164:GLN:H	1.93	0.64
1:E:224:LYS:HG2	3:E:402:PEG:O1	1.97	0.64
1:E:292:THR:CG2	1:E:294:ARG:HG3	2.28	0.64
1:E:196:LYS:HD3	1:E:229:TRP:HB3	1.80	0.64
1:F:143:LYS:HD3	1:F:175:TYR:CE2	2.33	0.64
1:C:49:TRP:HE1	1:C:53:LYS:HE3	1.62	0.64
1:E:277:PRO:HG3	1:F:190:TYR:OH	1.97	0.64
1:F:271:ASN:H	1:F:271:ASN:HD22	1.43	0.64
1:C:10:ILE:HD12	1:C:32:ALA:HB2	1.78	0.64
1:D:162:LYS:HE3	1:D:258:GLU:CD	2.19	0.64
1:B:249:VAL:HG12	1:B:250:GLU:H	1.64	0.63
1:D:297:ILE:HD13	1:D:305:ILE:HD11	1.80	0.63
1:A:271:ASN:N	1:A:271:ASN:HD22	1.91	0.63
1:C:297:ILE:HD13	1:C:305:ILE:HD11	1.79	0.63
1:A:70:PRO:O	1:A:74:ARG:HG3	1.97	0.63
1:D:136:LYS:NZ	1:D:136:LYS:HB2	2.13	0.63
1:B:17:MET:HE1	1:B:63:ARG:HD2	1.79	0.63
1:C:122:ARG:NH2	1:E:245:LEU:O	2.30	0.63
1:A:307:ARG:NH2	1:E:308:GLU:HG2	2.14	0.62
1:B:267:THR:HG22	1:B:268:TRP:HD1	1.63	0.62
1:F:13:LYS:HB3	1:F:19:ILE:HG13	1.81	0.62
1:A:5:LYS:HD3	1:A:5:LYS:N	2.15	0.62
1:A:267:THR:O	1:A:267:THR:HG22	1.99	0.61
1:A:4:VAL:CG1	1:A:5:LYS:N	2.63	0.61
1:A:244:MET:HE1	1:A:249:VAL:HG13	1.82	0.61
1:D:246:GLY:HA3	1:F:229:TRP:CE3	2.36	0.61

*Continued on next page...*

*Continued from previous page...*

Atom-1	Atom-2	Interatomic distance (Å)	Clash overlap (Å)
1:E:183:VAL:HG22	5:F:645:HOH:O	2.00	0.61
1:F:253:MET:CE	1:F:277:PRO:HA	2.31	0.61
1:A:133[A]:CSD:OD2	1:A:134:HIS:N	2.34	0.61
1:A:221:LEU:HD13	1:B:221:LEU:CD1	2.28	0.61
1:E:297:ILE:HD13	1:E:305:ILE:CD1	2.31	0.61
1:B:318:GLU:HG2	1:B:320:TRP:CH2	2.35	0.61
1:E:160:ARG:HB3	1:F:183:VAL:HG21	1.83	0.61
1:B:89:ASP:OD1	1:B:92:GLN:HG3	2.00	0.61
1:C:315:LYS:H	1:C:315:LYS:HE2	1.64	0.61
1:F:235:GLU:HA	1:F:293:GLU:OE1	2.01	0.60
1:B:182:VAL:CG1	1:B:186:ALA:HB3	2.31	0.60
1:C:20:ARG:HA	1:C:25:ILE:HD11	1.84	0.60
1:C:70:PRO:HB2	1:C:74:ARG:NH1	2.16	0.60
1:D:105:ILE:O	1:D:109:GLU:HG3	2.01	0.60
1:C:11:ALA:HB1	1:C:62:THR:HG21	1.83	0.60
1:B:164:GLN:H	1:B:164:GLN:NE2	1.98	0.60
1:C:49:TRP:HE1	1:C:53:LYS:CE	2.15	0.60
1:E:143:LYS:HE2	1:E:147:GLU:OE1	2.01	0.60
1:B:79:ARG:HH11	1:B:79:ARG:HG3	1.67	0.60
1:B:318:GLU:HG2	1:B:320:TRP:CZ2	2.36	0.60
1:B:227:ARG:HE	1:E:227:ARG:HG2	1.66	0.60
1:A:271:ASN:ND2	1:A:271:ASN:H	1.98	0.60
1:C:54:GLN:O	1:C:58:ILE:HG13	2.02	0.60
1:C:195:ASP:O	1:C:196:LYS:HD2	2.01	0.59
1:C:45:VAL:HA	1:C:90:LEU:HB2	1.84	0.59
1:D:34:GLN:O	1:D:38:GLU:HG3	2.02	0.59
1:A:52:MET:HE2	1:A:97:ILE:HD13	1.84	0.59
1:A:183:VAL:CG2	1:B:160:ARG:HB3	2.33	0.59
1:B:70:PRO:HB2	1:B:74:ARG:NH1	2.17	0.59
1:D:318:GLU:HB2	1:D:321:GLU:HB2	1.84	0.59
1:F:105:ILE:O	1:F:109:GLU:HG3	2.03	0.59
1:F:132:HIS:HB3	1:F:199:MET:HE3	1.84	0.59
1:C:27:ARG:HD3	1:C:108:SER:OG	2.02	0.59
1:F:52:MET:HG3	1:F:97:ILE:CD1	2.32	0.59
1:D:133[A]:CSD:OD2	1:D:134:HIS:N	2.36	0.58
1:C:133[A]:CSD:HA	1:C:159:THR:HG21	1.83	0.58
1:C:38:GLU:HG2	1:C:98:ILE:HD13	1.85	0.58
1:D:43:THR:C	1:D:90:LEU:HD22	2.23	0.58
1:A:248:LEU:HD12	1:A:248:LEU:H	1.68	0.58
1:C:244:MET:HG2	1:C:251:ILE:HD12	1.86	0.58
1:F:153:LYS:HD3	1:F:180:ILE:HD11	1.84	0.58

*Continued on next page...*

*Continued from previous page...*

Atom-1	Atom-2	Interatomic distance (Å)	Clash overlap (Å)
1:A:248:LEU:HD21	1:E:124:GLU:OE1	2.03	0.58
1:C:221:LEU:HD13	1:D:221:LEU:HD13	1.84	0.58
1:F:259:VAL:HG12	1:F:260:ILE:HG12	1.86	0.58
1:C:7:VAL:CG1	1:C:8:LEU:N	2.66	0.58
1:F:122:ARG:HD3	1:F:296:ILE:CD1	2.34	0.58
1:A:224:LYS:HG2	3:A:402:PEG:H41	1.86	0.58
1:F:52:MET:HG3	1:F:97:ILE:HD13	1.84	0.58
1:F:8:LEU:O	1:F:12:GLU:HG2	2.03	0.58
1:A:143:LYS:HD3	1:A:175:TYR:CE2	2.38	0.58
1:A:4:VAL:HG23	1:A:36:GLN:NE2	2.19	0.58
1:E:297:ILE:HD13	1:E:305:ILE:HD11	1.85	0.58
1:B:105:ILE:O	1:B:109:GLU:HG3	2.04	0.57
1:F:162:LYS:HE2	1:F:254:ARG:HH21	1.69	0.57
1:A:244:MET:CE	1:A:249:VAL:HG13	2.34	0.57
1:B:4:VAL:HG12	1:B:6:GLU:HG2	1.87	0.57
1:F:171:GLU:HG2	1:F:175:TYR:HE2	1.69	0.57
1:B:264:GLU:O	1:B:267:THR:HB	2.05	0.57
1:B:90:LEU:HD13	1:B:94:ARG:HG3	1.87	0.57
1:E:292:THR:HG22	1:E:294:ARG:N	1.99	0.57
1:F:122:ARG:NH2	1:F:296:ILE:HD12	2.20	0.57
1:F:82:ILE:O	1:F:86:SER:HB2	2.04	0.57
1:A:54:GLN:O	1:A:58:ILE:HG13	2.05	0.57
1:B:88:ALA:HB1	1:B:92:GLN:HB2	1.87	0.57
1:A:16:ASN:HB2	1:A:18:GLU:HG2	1.85	0.57
1:A:317:THR:HG22	1:A:318:GLU:N	2.20	0.57
1:E:262:GLU:O	1:E:266:LYS:HG3	2.05	0.57
1:F:199:MET:HE2	1:F:216:THR:HG23	1.87	0.57
1:E:318:GLU:HG2	1:E:320:TRP:CZ2	2.40	0.56
1:A:34:GLN:O	1:A:38:GLU:HB2	2.05	0.56
1:F:182:VAL:CG1	1:F:186:ALA:HB3	2.36	0.56
1:A:3:VAL:HG11	1:A:58:ILE:HD12	1.86	0.56
1:C:221:LEU:CD1	1:D:221:LEU:HD22	2.36	0.56
1:E:318:GLU:HG2	1:E:320:TRP:CH2	2.41	0.56
1:D:262:GLU:O	1:D:266:LYS:HG3	2.06	0.56
1:D:246:GLY:O	1:D:247:GLN:HG3	2.05	0.56
1:F:160:ARG:HD2	1:F:161:PRO:HA	1.87	0.56
1:A:6:GLU:O	1:A:9:GLU:HG2	2.05	0.56
1:B:162:LYS:NZ	1:B:254:ARG:NH2	2.54	0.56
1:C:90:LEU:HD12	1:C:90:LEU:C	2.26	0.56
1:C:91:GLU:HA	1:C:91:GLU:OE2	2.06	0.55
1:F:247:GLN:O	1:F:248:LEU:HB3	2.06	0.55

*Continued on next page...*

*Continued from previous page...*

Atom-1	Atom-2	Interatomic distance (Å)	Clash overlap (Å)
1:B:89:ASP:CG	1:B:92:GLN:HE21	2.09	0.55
1:B:207:ASN:OD1	1:D:298:PRO:HB3	2.06	0.55
1:D:52:MET:HE2	1:D:97:ILE:HD13	1.88	0.55
1:D:314:LEU:HD11	1:F:297:ILE:HG23	1.88	0.55
1:B:292:THR:CG2	1:B:293:GLU:N	2.69	0.55
1:A:69:LEU:HB3	1:A:70:PRO:CD	2.37	0.55
1:C:70:PRO:HB2	1:C:74:ARG:HH12	1.72	0.55
1:D:314:LEU:HD11	1:F:297:ILE:CG2	2.36	0.55
1:F:263:ASP:HA	1:F:266:LYS:HD3	1.88	0.55
5:A:504:HOH:O	1:B:183:VAL:HG22	2.06	0.55
1:E:214:ILE:HD12	1:E:280:ASP:HB3	1.87	0.55
1:C:145:ALA:O	1:C:150:LYS:HB2	2.05	0.55
1:E:322:ASP:OD2	1:E:322:ASP:N	2.40	0.55
1:F:5:LYS:HG3	1:F:6:GLU:N	2.22	0.55
1:E:119:GLY:CA	1:E:291:ILE:HD13	2.37	0.54
1:F:171:GLU:HG2	1:F:175:TYR:CE2	2.42	0.54
1:B:23:GLY:O	1:B:27:ARG:HB2	2.08	0.54
1:F:268:TRP:CE3	1:F:272:ILE:HG21	2.43	0.54
1:C:238:LYS:NZ	5:C:609:HOH:O	2.40	0.54
1:C:13:LYS:HB3	1:C:19:ILE:HG13	1.90	0.54
1:D:143:LYS:HE2	1:D:147:GLU:OE1	2.08	0.54
1:D:79:ARG:NH2	1:D:79:ARG:HG3	2.21	0.54
1:A:17:MET:HB3	1:A:20:ARG:NH1	2.22	0.54
1:B:81:LYS:HE2	5:B:691:HOH:O	2.08	0.54
1:B:214:ILE:HD12	1:B:280:ASP:HB3	1.89	0.54
1:C:262:GLU:O	1:C:266:LYS:HG2	2.08	0.54
1:F:222:THR:HG23	1:F:225:GLU:OE2	2.07	0.54
1:C:102:LYS:HD3	1:C:102:LYS:O	2.08	0.54
1:D:88:ALA:HB1	1:D:92:GLN:OE1	2.07	0.54
1:A:95:PHE:O	1:A:99:ASN:HB2	2.08	0.53
1:D:42:ALA:HA	1:D:47:GLU:OE2	2.07	0.53
1:F:294:ARG:HG2	1:F:294:ARG:NH2	2.20	0.53
1:A:4:VAL:CG1	1:A:5:LYS:H	2.20	0.53
1:D:206:VAL:HG13	1:D:241:PRO:HA	1.91	0.53
1:B:196:LYS:HD3	1:B:229:TRP:HB3	1.89	0.53
1:A:248:LEU:HD12	1:A:248:LEU:N	2.23	0.53
1:C:294:ARG:O	1:E:314:LEU:HG	2.08	0.53
1:C:316:TYR:HE2	1:C:318:GLU:OE1	1.91	0.53
1:B:48:PHE:CZ	1:B:94:ARG:HG2	2.43	0.52
1:D:246:GLY:HA3	1:F:229:TRP:CD2	2.44	0.52
1:A:4:VAL:CG1	1:A:6:GLU:HG2	2.39	0.52

*Continued on next page...*

*Continued from previous page...*

Atom-1	Atom-2	Interatomic distance (Å)	Clash overlap (Å)
1:C:207:ASN:N	1:C:207:ASN:HD22	2.06	0.52
1:F:132:HIS:HA	1:F:157:THR:OG1	2.10	0.52
1:D:314:LEU:C	1:D:316:TYR:H	2.11	0.52
1:C:313:ALA:O	1:C:316:TYR:HB2	2.10	0.52
1:E:288:ASP:CG	3:E:402:PEG:H11	2.30	0.52
1:E:294:ARG:C	1:E:294:ARG:HE	2.12	0.52
1:D:139:ILE:HA	1:D:142:MET:HE3	1.90	0.52
1:D:201:ALA:HA	1:D:212:ASN:OD1	2.10	0.52
1:F:44:ASN:ND2	1:F:47:GLU:H	2.08	0.52
1:E:16:ASN:OD1	1:E:18:GLU:HG3	2.10	0.52
1:A:251:ILE:HG22	1:A:252:GLU:H	1.75	0.51
1:D:144:THR:O	1:D:148:GLN:HG3	2.09	0.51
1:A:124:GLU:OE2	1:C:249:VAL:HG13	2.10	0.51
1:E:164:GLN:N	1:E:164:GLN:HE21	1.96	0.51
1:F:57:LYS:O	1:F:61:GLU:HG3	2.10	0.51
1:E:257:THR:HA	1:E:260:ILE:O	2.09	0.51
1:B:236:THR:HG23	1:B:292:THR:HG23	1.92	0.51
1:E:292:THR:CG2	1:E:293:GLU:N	2.72	0.51
1:F:247:GLN:HG3	1:F:248:LEU:N	2.26	0.51
1:E:236:THR:HG23	1:E:292:THR:HG23	1.91	0.51
1:F:271:ASN:N	1:F:271:ASN:HD22	2.08	0.51
1:D:307:ARG:HD2	1:D:308:GLU:OE1	2.11	0.51
1:D:313:ALA:O	1:D:316:TYR:HB3	2.10	0.51
1:C:316:TYR:CE2	1:C:318:GLU:OE1	2.64	0.51
1:C:4:VAL:HG12	1:C:6:GLU:N	2.23	0.51
1:A:224:LYS:HG3	1:A:286:TYR:CD1	2.46	0.51
1:E:119:GLY:HA3	1:E:291:ILE:HD13	1.92	0.51
1:F:288:ASP:OD2	3:F:402:PEG:H42	2.10	0.51
1:A:15:LYS:HB2	1:A:62:THR:OG1	2.11	0.51
1:A:91:GLU:OE1	1:A:94:ARG:NH2	2.43	0.51
1:C:3:VAL:CG1	1:C:7:VAL:HG11	2.41	0.51
1:C:59:LEU:O	1:C:69:LEU:HD11	2.11	0.51
1:E:318:GLU:CG	1:E:319:PRO:HD2	2.38	0.51
1:B:292:THR:HG22	1:B:293:GLU:N	2.24	0.51
1:B:255:ASP:OD2	1:B:257:THR:OG1	2.28	0.50
1:F:253:MET:HA	1:F:253:MET:CE	2.40	0.50
1:F:294:ARG:HH21	1:F:294:ARG:CG	2.21	0.50
1:C:102:LYS:C	1:C:102:LYS:HD3	2.30	0.50
1:E:183:VAL:HG22	1:E:184:ASP:N	2.25	0.50
1:F:44:ASN:C	1:F:44:ASN:HD22	2.14	0.50
1:F:133[A]:CSD:OD1	1:F:213:LYS:NZ	2.44	0.50

*Continued on next page...*

*Continued from previous page...*

Atom-1	Atom-2	Interatomic distance (Å)	Clash overlap (Å)
1:F:49:TRP:NE1	1:F:53:LYS:HD3	2.25	0.50
1:A:214:ILE:HD12	1:A:280:ASP:HB3	1.93	0.50
1:F:182:VAL:HG12	1:F:186:ALA:HB3	1.94	0.50
1:A:33:LEU:HD11	1:A:73:LEU:HD12	1.94	0.50
1:E:136:LYS:HB2	2:E:401:RUB:O6P	2.12	0.50
1:F:135:SER:HB2	2:F:401:RUB:H52	1.94	0.50
1:A:52:MET:CE	1:A:97:ILE:HD13	2.41	0.50
1:B:316:TYR:OH	1:D:107:ASN:ND2	2.44	0.50
1:F:236:THR:N	1:F:293:GLU:OE1	2.37	0.50
1:B:270:LYS:H	1:B:270:LYS:CD	2.25	0.50
1:C:164:GLN:NE2	1:C:164:GLN:N	2.49	0.50
1:B:78:HIS:CE1	1:B:311:GLY:HA3	2.47	0.49
1:B:79:ARG:HG3	1:B:79:ARG:NH1	2.27	0.49
1:C:23:GLY:O	1:C:27:ARG:HB2	2.11	0.49
1:C:76:VAL:CG2	1:C:77:MET:N	2.74	0.49
1:E:158:GLU:HG3	1:E:181:TYR:OH	2.11	0.49
1:E:187:ALA:HB3	1:F:218:LEU:HD11	1.94	0.49
1:F:170:LYS:O	1:F:173:ALA:HB3	2.12	0.49
1:B:245:LEU:H	1:B:245:LEU:HD12	1.77	0.49
1:D:4:VAL:HG23	5:D:668:HOH:O	2.11	0.49
1:B:67:VAL:HG23	1:B:240:HIS:ND1	2.27	0.49
1:D:26:ALA:HB2	1:D:68:SER:HB2	1.95	0.49
1:A:206:VAL:HB	1:A:241:PRO:O	2.12	0.49
1:A:321:GLU:O	1:A:322:ASP:HB2	2.12	0.49
1:C:144:THR:O	1:C:148:GLN:HG3	2.12	0.49
1:F:133[A]:CSD:HA	1:F:159:THR:HG21	1.94	0.49
1:A:160:ARG:NH1	1:B:158:GLU:OE1	2.46	0.49
1:A:245:LEU:HB3	1:E:289:VAL:HG11	1.92	0.49
1:B:249:VAL:HG12	1:B:250:GLU:N	2.27	0.49
1:C:139:ILE:HG23	1:C:172:LEU:HD21	1.94	0.49
1:D:133[A]:CSD:HA	1:D:159:THR:HG21	1.94	0.49
1:F:145:ALA:HA	1:F:148:GLN:OE1	2.12	0.49
1:A:319:PRO:HG2	1:A:320:TRP:CE3	2.48	0.49
1:C:70:PRO:O	1:C:74:ARG:HG3	2.12	0.49
1:C:79:ARG:HG3	1:C:79:ARG:HH11	1.78	0.49
1:A:317:THR:HG22	1:A:318:GLU:H	1.78	0.49
1:B:133[A]:CSD:OD2	1:B:134:HIS:N	2.45	0.49
1:A:257:THR:HA	1:A:260:ILE:O	2.12	0.49
1:E:115:ILE:HG23	1:E:291:ILE:HG22	1.94	0.48
1:E:110:LYS:HB3	1:E:114:ARG:NH1	2.28	0.48
1:E:144:THR:O	1:E:148:GLN:HG3	2.12	0.48

*Continued on next page...*

*Continued from previous page...*

Atom-1	Atom-2	Interatomic distance (Å)	Clash overlap (Å)
1:D:45:VAL:HG22	1:D:90:LEU:N	2.27	0.48
1:B:143:LYS:HE2	1:B:175:TYR:HB3	1.95	0.48
1:D:136:LYS:HZ2	1:D:136:LYS:HB2	1.78	0.48
1:D:4:VAL:HG12	1:D:36:GLN:OE1	2.14	0.48
1:A:314:LEU:HD21	1:E:294:ARG:O	2.13	0.48
1:C:33:LEU:HD11	1:C:73:LEU:CD2	2.43	0.48
1:F:44:ASN:HD21	1:F:47:GLU:CB	2.26	0.48
1:C:221:LEU:CD1	1:D:221:LEU:HD13	2.44	0.48
1:D:1:MET:HA	1:D:54:GLN:HE21	1.79	0.48
1:E:6:GLU:OE1	1:E:39:LYS:HE2	2.14	0.48
1:F:16:ASN:O	1:F:17:MET:HB2	2.14	0.48
1:E:218:LEU:HD13	1:F:218:LEU:HD13	1.95	0.48
1:E:221:LEU:HD13	1:F:221:LEU:HD13	1.96	0.48
1:F:9:GLU:O	1:F:12:GLU:HB2	2.14	0.48
1:C:69:LEU:HB3	1:C:70:PRO:CD	2.44	0.48
1:F:206:VAL:HG23	1:F:242:GLU:O	2.14	0.48
1:D:153:LYS:HG3	1:D:178:PRO:HB2	1.95	0.48
1:F:162:LYS:HE2	1:F:254:ARG:NH2	2.29	0.48
1:F:268:TRP:HE3	1:F:272:ILE:HG21	1.79	0.48
1:D:161:PRO:HG3	1:D:276:ASN:HD21	1.78	0.48
1:F:285:GLU:H	1:F:285:GLU:CD	2.15	0.48
1:F:3:VAL:HG21	1:F:58:ILE:CD1	2.43	0.48
1:F:211:ILE:CD1	1:F:281:VAL:HG22	2.43	0.47
1:A:218:LEU:HD13	1:B:218:LEU:HD13	1.96	0.47
1:B:253:MET:HE3	5:B:690:HOH:O	2.14	0.47
1:D:259:VAL:HG23	1:D:276:ASN:ND2	2.29	0.47
1:D:45:VAL:CG2	1:D:90:LEU:N	2.77	0.47
1:A:294:ARG:HH21	1:C:315:LYS:CD	2.27	0.47
1:D:224:LYS:HD3	3:D:402:PEG:O1	2.14	0.47
1:E:221:LEU:O	1:E:221:LEU:HD22	2.14	0.47
1:C:76:VAL:HG23	1:C:77:MET:H	1.80	0.47
1:E:224:LYS:HG2	3:E:402:PEG:HO1	1.79	0.47
1:C:82:ILE:HG22	1:C:83:ALA:N	2.29	0.47
1:E:122:ARG:HG3	1:E:229:TRP:HE1	1.79	0.47
1:A:316:TYR:CD2	1:A:316:TYR:N	2.83	0.47
1:A:5:LYS:HB2	1:A:6:GLU:OE2	2.14	0.47
1:E:183:VAL:HG21	1:F:160:ARG:HB3	1.97	0.47
1:E:177:ILE:O	1:E:179:VAL:HG23	2.14	0.47
1:E:52:MET:HG3	1:E:97:ILE:HD13	1.97	0.47
1:A:145:ALA:O	1:A:150:LYS:HB2	2.15	0.47
1:A:224:LYS:HA	3:A:402:PEG:H41	1.96	0.47

*Continued on next page...*



*Continued from previous page...*

Atom-1	Atom-2	Interatomic distance (Å)	Clash overlap (Å)
1:B:206:VAL:HG13	1:B:241:PRO:C	2.35	0.47
1:B:244:MET:O	1:B:245:LEU:C	2.53	0.47
1:A:224:LYS:HG2	3:A:402:PEG:C4	2.45	0.47
1:B:143:LYS:HG2	1:B:175:TYR:CD2	2.50	0.47
1:B:17:MET:CE	1:B:63:ARG:HD2	2.42	0.47
1:D:45:VAL:HG12	1:D:46:ASP:N	2.30	0.47
1:E:268:TRP:CD1	1:E:268:TRP:N	2.83	0.47
1:A:77:MET:HB3	1:A:319:PRO:HB2	1.96	0.46
1:C:213:LYS:HD3	1:C:214:ILE:H	1.79	0.46
1:F:62:THR:C	1:F:63:ARG:HG3	2.36	0.46
1:F:70:PRO:O	1:F:74:ARG:HG3	2.16	0.46
1:B:243:THR:CG2	1:B:244:MET:N	2.78	0.46
1:C:90:LEU:O	1:C:90:LEU:HD12	2.15	0.46
1:B:270:LYS:H	1:B:270:LYS:HD2	1.80	0.46
1:D:139:ILE:O	1:D:143:LYS:HB2	2.14	0.46
1:E:67:VAL:O	1:E:70:PRO:HD2	2.15	0.46
1:B:78:HIS:CD2	1:B:311:GLY:HA3	2.51	0.46
1:D:52:MET:CE	1:D:97:ILE:HG21	2.45	0.46
1:E:262:GLU:HG3	1:E:266:LYS:HE3	1.97	0.46
1:E:166:LYS:HE2	1:F:260:ILE:HD12	1.97	0.46
1:F:294:ARG:NH2	1:F:294:ARG:CG	2.78	0.46
1:A:267:THR:O	1:A:267:THR:CG2	2.63	0.46
1:B:240:HIS:HD2	1:B:242:GLU:HB2	1.81	0.46
1:B:244:MET:HA	1:D:122:ARG:HH12	1.80	0.46
1:D:40:SER:HB3	1:D:94:ARG:HH22	1.77	0.46
1:B:110:LYS:O	1:B:114:ARG:HG2	2.16	0.46
1:B:292:THR:HB	1:B:295:GLY:O	2.16	0.46
1:D:143:LYS:HE3	1:D:175:TYR:CD1	2.51	0.46
1:D:49:TRP:HB2	1:D:93:LEU:HD21	1.98	0.46
1:C:69:LEU:HD13	1:C:69:LEU:C	2.36	0.46
1:C:45:VAL:HG23	1:C:90:LEU:HA	1.98	0.46
1:D:90:LEU:HG	1:D:91:GLU:N	2.31	0.46
1:F:5:LYS:HG3	1:F:6:GLU:H	1.81	0.46
1:F:313:ALA:HB3	1:F:316:TYR:CD2	2.51	0.46
1:A:204:ILE:CD1	1:A:210:VAL:HG22	2.47	0.45
1:A:221:LEU:CD1	1:B:221:LEU:HD13	2.39	0.45
1:C:34:GLN:O	1:C:38:GLU:HG3	2.16	0.45
1:B:227:ARG:HE	1:E:227:ARG:CG	2.27	0.45
1:C:45:VAL:HB	1:C:90:LEU:N	2.31	0.45
1:C:69:LEU:HB3	1:C:70:PRO:HD3	1.98	0.45
1:F:183:VAL:HG22	5:F:627:HOH:O	2.16	0.45

*Continued on next page...*

*Continued from previous page...*

Atom-1	Atom-2	Interatomic distance (Å)	Clash overlap (Å)
1:A:164:GLN:NE2	1:A:164:GLN:N	2.57	0.45
1:B:148:GLN:OE1	1:B:150:LYS:HE3	2.16	0.45
1:B:94:ARG:O	1:B:98:ILE:HG13	2.15	0.45
1:E:136:LYS:HB2	1:E:136:LYS:NZ	2.31	0.45
1:E:183:VAL:HG21	1:F:160:ARG:CB	2.46	0.45
1:A:307:ARG:HH22	1:E:308:GLU:HG2	1.80	0.45
1:F:263:ASP:O	1:F:266:LYS:HG2	2.16	0.45
1:A:210:VAL:HG21	1:A:232:ILE:HG13	1.97	0.45
1:A:251:ILE:HG21	1:A:279:PHE:HD2	1.81	0.45
1:C:92:GLN:O	1:C:96:VAL:HG23	2.16	0.45
1:D:91:GLU:OE1	1:D:91:GLU:HA	2.16	0.45
1:B:199:MET:SD	1:B:216:THR:HG23	2.57	0.45
1:E:215:GLY:HA3	1:F:185:SER:HB3	1.97	0.45
1:F:45:VAL:HG13	1:F:46:ASP:N	2.31	0.45
1:B:263:ASP:O	1:B:266:LYS:HG2	2.17	0.45
1:B:89:ASP:H	1:B:92:GLN:HE21	1.63	0.45
1:C:64:PRO:HG2	1:C:65:THR:H	1.80	0.45
1:A:5:LYS:H	1:A:5:LYS:HD3	1.80	0.45
1:E:288:ASP:OD1	3:E:402:PEG:H11	2.17	0.45
1:F:78:HIS:NE2	1:F:82:ILE:HD11	2.32	0.45
1:B:162:LYS:HZ1	1:B:254:ARG:NH2	2.15	0.45
1:B:206:VAL:CG1	1:B:241:PRO:O	2.65	0.45
1:B:78:HIS:CG	1:B:311:GLY:HA3	2.51	0.45
1:D:45:VAL:HG22	1:D:89:ASP:C	2.37	0.45
1:C:221:LEU:HD13	1:D:221:LEU:CD1	2.47	0.45
1:F:62:THR:O	1:F:63:ARG:HG3	2.17	0.45
1:A:49:TRP:HA	1:A:49:TRP:CE3	2.52	0.44
1:A:42:ALA:HB2	1:A:51:GLU:OE2	2.17	0.44
1:A:52:MET:CE	1:A:97:ILE:HG21	2.33	0.44
1:B:313:ALA:O	1:B:315:LYS:N	2.50	0.44
1:C:12:GLU:HG2	1:C:16:ASN:HD22	1.81	0.44
1:D:20:ARG:O	1:D:24:LYS:HE2	2.17	0.44
1:F:16:ASN:O	1:F:17:MET:CB	2.65	0.44
1:A:81:LYS:HD2	5:A:638:HOH:O	2.17	0.44
1:D:133[A]:CSD:OD1	1:D:213:LYS:NZ	2.48	0.44
1:F:44:ASN:ND2	1:F:44:ASN:C	2.70	0.44
1:A:159:THR:O	1:A:159:THR:HG22	2.16	0.44
1:F:101:ALA:O	1:F:105:ILE:HG13	2.17	0.44
1:F:271:ASN:ND2	1:F:271:ASN:N	2.65	0.44
1:B:245:LEU:H	1:B:245:LEU:CD1	2.31	0.44
1:D:245:LEU:HB3	1:F:229:TRP:CZ3	2.53	0.44

*Continued on next page...*

*Continued from previous page...*

Atom-1	Atom-2	Interatomic distance (Å)	Clash overlap (Å)
1:C:7:VAL:HG13	1:C:8:LEU:N	2.32	0.44
1:B:243:THR:HG22	1:D:122:ARG:HH11	1.82	0.44
1:E:186:ALA:HA	1:F:214:ILE:HD11	1.99	0.44
1:F:13:LYS:HA	1:F:18:GLU:OE1	2.17	0.44
1:F:49:TRP:CD1	1:F:53:LYS:HE2	2.52	0.44
1:C:10:ILE:HD12	1:C:32:ALA:CB	2.46	0.44
1:C:13:LYS:HD3	1:C:18:GLU:CD	2.38	0.44
1:C:53:LYS:HG2	1:C:320:TRP:O	2.18	0.44
1:F:293:GLU:H	1:F:293:GLU:CD	2.20	0.44
1:C:33:LEU:HD11	1:C:73:LEU:HD22	2.00	0.44
1:E:54:GLN:OE1	1:E:54:GLN:HA	2.18	0.44
1:F:213:LYS:HD3	1:F:278:ALA:O	2.18	0.44
1:F:50:LYS:HA	1:F:50:LYS:CE	2.41	0.44
1:C:268:TRP:N	1:C:268:TRP:CD1	2.86	0.43
1:A:316:TYR:HD2	1:A:316:TYR:N	2.16	0.43
1:B:118:PHE:O	1:B:296:ILE:HD11	2.18	0.43
1:D:267:THR:HG23	1:D:268:TRP:HD1	1.84	0.43
1:B:70:PRO:HB2	1:B:74:ARG:HH12	1.80	0.43
1:F:195:ASP:C	1:F:196:LYS:HG2	2.38	0.43
1:F:205:THR:HG21	1:F:244:MET:HG2	2.00	0.43
1:F:69:LEU:CB	1:F:70:PRO:HD3	2.45	0.43
1:B:162:LYS:HE2	1:B:162:LYS:HB2	1.84	0.43
1:B:224:LYS:HA	3:B:402:PEG:C3	2.42	0.43
1:F:188:ARG:HG3	1:F:222:THR:HG21	2.01	0.43
1:F:307:ARG:HG3	1:F:307:ARG:HH21	1.83	0.43
1:C:146:TRP:CD2	1:C:177:ILE:HG12	2.53	0.43
1:D:57:LYS:NZ	1:D:61:GLU:OE1	2.51	0.43
1:F:182:VAL:HG11	1:F:186:ALA:HB3	1.99	0.43
1:E:79:ARG:HG3	1:E:79:ARG:HH11	1.83	0.43
1:E:277:PRO:CG	1:F:190:TYR:OH	2.66	0.43
1:F:188:ARG:HG3	1:F:222:THR:CG2	2.49	0.43
1:B:133[A]:CSD:HA	1:B:159:THR:HG21	1.99	0.43
1:B:159:THR:HG22	1:B:159:THR:O	2.18	0.43
1:C:76:VAL:CG2	1:C:77:MET:H	2.32	0.43
1:B:143:LYS:HE2	1:B:175:TYR:CD1	2.53	0.43
1:C:213:LYS:HD3	1:C:278:ALA:O	2.18	0.43
1:A:294:ARG:CD	1:C:315:LYS:HG2	2.33	0.43
1:D:164:GLN:NE2	1:D:164:GLN:N	2.57	0.43
1:C:166:LYS:HE2	1:D:260:ILE:HD12	1.99	0.43
1:D:321:GLU:HA	1:D:321:GLU:OE1	2.18	0.43
1:E:292:THR:HG22	1:E:294:ARG:HG3	2.00	0.43

*Continued on next page...*

*Continued from previous page...*

Atom-1	Atom-2	Interatomic distance (Å)	Clash overlap (Å)
1:F:145:ALA:O	1:F:148:GLN:HB2	2.19	0.43
1:F:307:ARG:HG3	1:F:307:ARG:NH2	2.33	0.43
1:F:36:GLN:O	1:F:40:SER:HB2	2.18	0.43
1:B:219:ILE:O	1:B:222:THR:HG22	2.19	0.43
1:C:168:THR:O	1:C:172:LEU:HG	2.19	0.43
1:E:49:TRP:O	1:E:53:LYS:HG3	2.18	0.43
1:E:272:ILE:HG12	1:F:179:VAL:HB	2.00	0.43
1:A:4:VAL:HG23	1:A:36:GLN:CD	2.40	0.43
1:B:53:LYS:HG2	1:B:320:TRP:HA	2.01	0.43
1:E:188:ARG:HB2	1:F:218:LEU:CD2	2.49	0.43
1:E:160:ARG:CB	1:F:183:VAL:HG21	2.48	0.43
1:F:253:MET:CE	1:F:277:PRO:CA	2.96	0.43
1:B:243:THR:HG22	1:B:244:MET:N	2.34	0.42
1:B:287:VAL:O	1:B:299:PRO:HG2	2.18	0.42
1:B:4:VAL:CG1	1:B:6:GLU:HG2	2.47	0.42
1:C:89:ASP:OD1	1:C:91:GLU:N	2.52	0.42
1:D:318:GLU:HA	1:D:319:PRO:HD3	1.87	0.42
1:D:89:ASP:OD2	1:D:92:GLN:HG2	2.19	0.42
1:E:297:ILE:HD13	1:E:305:ILE:HD12	2.01	0.42
1:F:47:GLU:O	1:F:50:LYS:HB2	2.19	0.42
1:F:235:GLU:CA	1:F:293:GLU:OE1	2.66	0.42
1:C:143:LYS:HE3	1:C:147:GLU:CD	2.39	0.42
1:A:45:VAL:HG13	1:A:46:ASP:N	2.35	0.42
1:C:160:ARG:NH2	1:C:161:PRO:O	2.52	0.42
1:A:124:GLU:OE2	1:C:249:VAL:HG22	2.18	0.42
1:E:213:LYS:HD3	1:E:278:ALA:O	2.19	0.42
1:C:160:ARG:HB3	1:C:161:PRO:HA	2.00	0.42
1:F:240:HIS:HA	1:F:241:PRO:HD3	1.90	0.42
1:F:214:ILE:HD12	1:F:280:ASP:HB3	2.02	0.42
1:A:10:ILE:O	1:A:14:ILE:HG13	2.19	0.42
1:B:118:PHE:HE2	1:B:293:GLU:O	2.03	0.42
1:C:249:VAL:O	1:C:249:VAL:HG23	2.19	0.42
1:A:294:ARG:HB3	1:C:315:LYS:HG3	2.01	0.42
1:D:7:VAL:HG21	1:D:36:GLN:HB2	2.00	0.42
1:D:85:SER:C	1:D:87:GLY:H	2.22	0.42
1:D:49:TRP:HB2	1:D:93:LEU:CD2	2.49	0.42
1:E:285:GLU:CD	1:E:285:GLU:H	2.22	0.42
1:C:13:LYS:CB	1:C:19:ILE:HG13	2.49	0.42
1:C:143:LYS:O	1:C:146:TRP:HB3	2.20	0.42
1:D:297:ILE:HD13	1:D:305:ILE:CD1	2.49	0.42
1:E:313:ALA:O	1:E:315:LYS:N	2.52	0.42

*Continued on next page...*

*Continued from previous page...*

Atom-1	Atom-2	Interatomic distance (Å)	Clash overlap (Å)
1:A:5:LYS:N	1:A:5:LYS:CD	2.81	0.42
1:B:161:PRO:HG2	1:B:162:LYS:HD3	2.01	0.42
1:C:38:GLU:HG2	1:C:98:ILE:CD1	2.50	0.42
1:E:48:PHE:CZ	1:E:94:ARG:HG2	2.54	0.42
1:C:199:MET:CE	1:C:216:THR:HG23	2.50	0.42
1:D:305:ILE:O	1:D:309:GLU:HB2	2.19	0.42
1:D:4:VAL:CG2	1:D:6:GLU:HG2	2.50	0.42
1:B:143:LYS:HD2	1:B:147:GLU:OE2	2.19	0.42
1:B:243:THR:HG22	1:D:122:ARG:NH1	2.35	0.42
1:C:48:PHE:HE2	1:C:93:LEU:HG	1.84	0.42
1:F:71:ASN:HB3	1:F:310:PHE:CE1	2.55	0.42
1:D:145:ALA:O	1:D:150:LYS:HB2	2.20	0.41
1:D:67:VAL:O	1:D:70:PRO:HD2	2.20	0.41
1:E:292:THR:HG22	1:E:293:GLU:N	2.35	0.41
1:B:226:HIS:O	1:B:227:ARG:HB2	2.21	0.41
1:B:236:THR:N	1:B:293:GLU:OE1	2.46	0.41
1:D:3:VAL:HG12	1:D:4:VAL:N	2.33	0.41
1:E:268:TRP:HA	1:E:269:PRO:HD3	1.88	0.41
1:F:235:GLU:O	1:F:238:LYS:HB2	2.20	0.41
1:B:314:LEU:HA	1:B:314:LEU:HD12	1.79	0.41
1:C:294:ARG:HH11	1:E:316:TYR:HE1	1.66	0.41
1:E:205:THR:OG1	1:E:209:ALA:HB3	2.19	0.41
1:E:49:TRP:NE1	1:E:53:LYS:HD3	2.35	0.41
1:E:60:PHE:HB2	1:E:73:LEU:HD23	2.02	0.41
1:F:120:ALA:HB1	1:F:148:GLN:OE1	2.20	0.41
1:A:317:THR:HG22	1:A:321:GLU:HB2	2.02	0.41
1:C:50:LYS:HA	1:C:53:LYS:HB2	2.02	0.41
1:E:166:LYS:O	1:E:170:LYS:HG3	2.20	0.41
1:A:4:VAL:HG11	1:A:6:GLU:HG2	2.02	0.41
1:A:4:VAL:HG12	1:A:6:GLU:HG2	2.00	0.41
1:B:291:ILE:CD1	1:B:296:ILE:HG12	2.50	0.41
1:C:15:LYS:HE3	1:C:62:THR:HG22	2.02	0.41
1:C:48:PHE:CZ	1:C:52:MET:HE1	2.54	0.41
1:C:11:ALA:HB1	1:C:62:THR:CG2	2.48	0.41
1:C:297:ILE:CD1	1:C:305:ILE:HD11	2.49	0.41
1:C:5:LYS:HG3	1:C:6:GLU:OE1	2.20	0.41
1:C:33:LEU:HD13	1:C:76:VAL:CG2	2.50	0.41
1:D:69:LEU:HB3	1:D:70:PRO:CD	2.41	0.41
1:F:183:VAL:HG13	1:F:185:SER:H	1.86	0.41
1:F:188:ARG:CA	1:F:222:THR:HG21	2.49	0.41
1:F:45:VAL:HB	1:F:90:LEU:N	2.36	0.41

*Continued on next page...*

*Continued from previous page...*

Atom-1	Atom-2	Interatomic distance (Å)	Clash overlap (Å)
1:F:4:VAL:HG12	1:F:5:LYS:N	2.36	0.41
1:A:248:LEU:CD1	1:A:248:LEU:H	2.32	0.41
1:A:26:ALA:HB2	1:A:68:SER:HB2	2.03	0.41
1:B:244:MET:HG2	1:B:251:ILE:CD1	2.51	0.41
1:C:251:ILE:O	1:C:252:GLU:HB2	2.20	0.41
1:D:318:GLU:HB3	1:D:320:TRP:CE2	2.55	0.41
1:D:52:MET:HE1	1:D:97:ILE:HG21	2.01	0.41
1:D:57:LYS:HE2	1:D:321:GLU:OE2	2.20	0.41
1:E:188:ARG:HB2	1:F:218:LEU:HD23	2.01	0.41
1:A:143:LYS:HD3	1:A:175:TYR:CZ	2.56	0.41
1:A:49:TRP:HE3	1:A:49:TRP:HA	1.86	0.41
1:B:206:VAL:CG1	1:B:241:PRO:HA	2.50	0.41
1:C:59:LEU:O	1:C:62:THR:OG1	2.39	0.41
1:F:204:ILE:HD12	1:F:210:VAL:HG22	2.03	0.41
1:A:196:LYS:NZ	5:A:664:HOH:O	2.53	0.41
1:B:45:VAL:HG13	1:B:46:ASP:N	2.36	0.41
1:B:240:HIS:HA	1:B:241:PRO:HD3	1.90	0.41
1:C:56:ALA:O	1:C:60:PHE:HB2	2.21	0.41
1:E:224:LYS:O	1:E:227:ARG:HD2	2.21	0.41
1:E:231:MET:CE	1:E:291:ILE:HD11	2.51	0.41
1:E:255:ASP:O	1:E:258:GLU:HG3	2.21	0.41
1:F:15:LYS:HE3	1:F:62:THR:HG22	2.01	0.41
1:A:318:GLU:HA	1:A:318:GLU:OE1	2.20	0.41
1:E:215:GLY:HA2	1:F:185:SER:O	2.21	0.41
1:E:315:LYS:O	1:E:317:THR:N	2.53	0.41
1:F:16:ASN:HB3	1:F:18:GLU:OE2	2.21	0.41
1:B:269:PRO:C	1:B:271:ASN:H	2.24	0.40
1:C:133[A]:CSD:OD1	1:C:213:LYS:NZ	2.50	0.40
1:C:101:ALA:O	1:C:105:ILE:HG13	2.20	0.40
1:C:91:GLU:CA	1:C:91:GLU:OE2	2.69	0.40
1:D:238:LYS:NZ	5:D:620:HOH:O	2.51	0.40
1:E:3:VAL:HG21	1:E:8:LEU:HD21	2.03	0.40
1:F:129:ILE:HA	1:F:196:LYS:O	2.20	0.40
1:A:36:GLN:O	1:A:40:SER:HB2	2.22	0.40
1:B:240:HIS:CD2	1:B:242:GLU:HB2	2.57	0.40
1:F:44:ASN:HD21	1:F:47:GLU:HB2	1.85	0.40
1:F:4:VAL:HG12	1:F:6:GLU:HG2	2.02	0.40
1:A:162:LYS:HE2	1:A:162:LYS:HA	2.03	0.40
1:C:7:VAL:HG23	1:C:32:ALA:HB1	2.03	0.40
1:B:314:LEU:HG	1:D:294:ARG:O	2.21	0.40
1:E:41:LYS:HD3	1:E:41:LYS:HA	1.87	0.40

*Continued on next page...*

Continued from previous page...

Atom-1	Atom-2	Interatomic distance (Å)	Clash overlap (Å)
1:F:210:VAL:HG21	1:F:232:ILE:HG13	2.02	0.40
1:A:5:LYS:H	1:A:5:LYS:CD	2.34	0.40
1:B:162:LYS:HD2	1:B:258:GLU:CD	2.41	0.40
1:B:319:PRO:HG2	1:B:320:TRP:CE3	2.57	0.40
1:C:17:MET:O	1:C:20:ARG:HG3	2.22	0.40
1:C:3:VAL:HG11	1:C:7:VAL:HG11	2.03	0.40
1:D:314:LEU:HA	1:D:314:LEU:HD23	1.78	0.40
1:E:133[A]:CSD:HA	1:E:159:THR:HG21	2.03	0.40
1:E:158:GLU:OE1	1:E:183:VAL:HG23	2.21	0.40
1:E:240:HIS:HA	1:E:241:PRO:HD3	1.81	0.40
1:F:119:GLY:CA	1:F:291:ILE:HD13	2.52	0.40
1:F:289:VAL:HB	1:F:296:ILE:HG23	2.04	0.40

There are no symmetry-related clashes.

## 5.3 Torsion angles ⓘ

### 5.3.1 Protein backbone ⓘ

In the following table, the Percentiles column shows the percent Ramachandran outliers of the chain as a percentile score with respect to all X-ray entries followed by that with respect to entries of similar resolution.

The Analysed column shows the number of residues for which the backbone conformation was analysed, and the total number of residues.

Mol	Chain	Analysed	Favoured	Allowed	Outliers	Percentiles	
1	A	317/339 (94%)	302 (95%)	15 (5%)	0	100	100
1	B	320/339 (94%)	309 (97%)	10 (3%)	1 (0%)	41	64
1	C	318/339 (94%)	295 (93%)	22 (7%)	1 (0%)	41	64
1	D	319/339 (94%)	303 (95%)	15 (5%)	1 (0%)	41	64
1	E	318/339 (94%)	297 (93%)	18 (6%)	3 (1%)	17	35
1	F	319/339 (94%)	298 (93%)	19 (6%)	2 (1%)	25	47
All	All	1911/2034 (94%)	1804 (94%)	99 (5%)	8 (0%)	34	57

All (8) Ramachandran outliers are listed below:

Mol	Chain	Res	Type
1	E	249	VAL

Continued on next page...

*Continued from previous page...*

Mol	Chain	Res	Type
1	E	316	TYR
1	B	314	LEU
1	D	42	ALA
1	C	252	GLU
1	E	314	LEU
1	F	4	VAL
1	F	261	PRO

### 5.3.2 Protein sidechains ⓘ

In the following table, the Percentiles column shows the percent sidechain outliers of the chain as a percentile score with respect to all X-ray entries followed by that with respect to entries of similar resolution.

The Analysed column shows the number of residues for which the sidechain conformation was analysed, and the total number of residues.

Mol	Chain	Analysed	Rotameric	Outliers	Percentiles	
1	A	268/284 (94%)	256 (96%)	12 (4%)	27	52
1	B	272/284 (96%)	256 (94%)	16 (6%)	19	39
1	C	268/284 (94%)	249 (93%)	19 (7%)	14	29
1	D	268/284 (94%)	253 (94%)	15 (6%)	21	42
1	E	268/284 (94%)	255 (95%)	13 (5%)	25	48
1	F	268/284 (94%)	253 (94%)	15 (6%)	21	42
All	All	1612/1704 (95%)	1522 (94%)	90 (6%)	21	42

All (90) residues with a non-rotameric sidechain are listed below:

Mol	Chain	Res	Type
1	A	6	GLU
1	A	17	MET
1	A	20	ARG
1	A	89	ASP
1	A	99	ASN
1	A	107	ASN
1	A	164	GLN
1	A	183	VAL
1	A	221	LEU
1	A	242	GLU
1	A	271	ASN

*Continued on next page...*



*Continued from previous page...*

Mol	Chain	Res	Type
1	A	308	GLU
1	B	-3	GLU
1	B	6	GLU
1	B	17	MET
1	B	20	ARG
1	B	90	LEU
1	B	117	GLU
1	B	164	GLN
1	B	192	LYS
1	B	218	LEU
1	B	221	LEU
1	B	244	MET
1	B	267	THR
1	B	270	LYS
1	B	271	ASN
1	B	308	GLU
1	B	315	LYS
1	C	7	VAL
1	C	9	GLU
1	C	13	LYS
1	C	82	ILE
1	C	89	ASP
1	C	90	LEU
1	C	91	GLU
1	C	92	GLN
1	C	122	ARG
1	C	164	GLN
1	C	196	LYS
1	C	221	LEU
1	C	242	GLU
1	C	244	MET
1	C	250	GLU
1	C	285	GLU
1	C	314	LEU
1	C	315	LYS
1	C	317	THR
1	D	6	GLU
1	D	46	ASP
1	D	90	LEU
1	D	92	GLN
1	D	99	ASN
1	D	107	ASN

*Continued on next page...*

*Continued from previous page...*

Mol	Chain	Res	Type
1	D	114	ARG
1	D	164	GLN
1	D	206	VAL
1	D	218	LEU
1	D	221	LEU
1	D	227	ARG
1	D	293	GLU
1	D	308	GLU
1	D	321	GLU
1	E	9	GLU
1	E	73	LEU
1	E	92	GLN
1	E	122	ARG
1	E	136	LYS
1	E	164	GLN
1	E	221	LEU
1	E	244	MET
1	E	247	GLN
1	E	294	ARG
1	E	308	GLU
1	E	314	LEU
1	E	316	TYR
1	F	44	ASN
1	F	133[B]	CYS
1	F	163	TRP
1	F	164	GLN
1	F	183	VAL
1	F	206	VAL
1	F	221	LEU
1	F	245	LEU
1	F	248	LEU
1	F	253	MET
1	F	262	GLU
1	F	263	ASP
1	F	271	ASN
1	F	285	GLU
1	F	294	ARG

Some sidechains can be flipped to improve hydrogen bonding and reduce clashes. All (24) such sidechains are listed below:

Mol	Chain	Res	Type
1	A	34	GLN

*Continued on next page...*

*Continued from previous page...*

Mol	Chain	Res	Type
1	A	164	GLN
1	A	247	GLN
1	A	271	ASN
1	B	92	GLN
1	B	164	GLN
1	B	271	ASN
1	C	16	ASN
1	C	92	GLN
1	C	106	HIS
1	C	164	GLN
1	C	207	ASN
1	D	107	ASN
1	D	164	GLN
1	E	44	ASN
1	E	164	GLN
1	F	16	ASN
1	F	44	ASN
1	F	54	GLN
1	F	106	HIS
1	F	134	HIS
1	F	164	GLN
1	F	207	ASN
1	F	271	ASN

### 5.3.3 RNA ⓘ

There are no RNA molecules in this entry.

## 5.4 Non-standard residues in protein, DNA, RNA chains ⓘ

6 non-standard protein/DNA/RNA residues are modelled in this entry.

In the following table, the Counts columns list the number of bonds (or angles) for which Mogul statistics could be retrieved, the number of bonds (or angles) that are observed in the model and the number of bonds (or angles) that are defined in the Chemical Component Dictionary. The Link column lists molecule types, if any, to which the group is linked. The Z score for a bond length (or angle) is the number of standard deviations the observed value is removed from the expected value. A bond length (or angle) with  $|Z| > 2$  is considered an outlier worth inspection. RMSZ is the root-mean-square of all Z scores of the bond lengths (or angles).

Mol	Type	Chain	Res	Link	Bond lengths			Bond angles		
					Counts	RMSZ	# Z  > 2	Counts	RMSZ	# Z  > 2
1	CSD	E	133[A]	1	3,7,8	0.90	0	1,8,10	2.09	1 (100%)
1	CSD	C	133[A]	1	3,7,8	0.88	0	1,8,10	1.90	0
1	CSD	B	133[A]	1	3,7,8	1.00	0	1,8,10	1.65	0
1	CSD	F	133[A]	1	3,7,8	0.91	0	1,8,10	2.30	1 (100%)
1	CSD	D	133[A]	1	3,7,8	0.84	0	1,8,10	1.68	0
1	CSD	A	133[A]	1	3,7,8	0.88	0	1,8,10	1.92	0

In the following table, the Chirals column lists the number of chiral outliers, the number of chiral centers analysed, the number of these observed in the model and the number defined in the Chemical Component Dictionary. Similar counts are reported in the Torsion and Rings columns. '-' means no outliers of that kind were identified.

Mol	Type	Chain	Res	Link	Chirals	Torsions	Rings
1	CSD	E	133[A]	1	-	0/2/6/8	-
1	CSD	C	133[A]	1	-	0/2/6/8	-
1	CSD	B	133[A]	1	-	1/2/6/8	-
1	CSD	F	133[A]	1	-	0/2/6/8	-
1	CSD	D	133[A]	1	-	0/2/6/8	-
1	CSD	A	133[A]	1	-	0/2/6/8	-

There are no bond length outliers.

All (2) bond angle outliers are listed below:

Mol	Chain	Res	Type	Atoms	Z	Observed(°)	Ideal(°)
1	F	133[A]	CSD	OD1-SG-CB	2.30	109.91	105.54
1	E	133[A]	CSD	OD1-SG-CB	2.09	109.51	105.54

There are no chirality outliers.

All (1) torsion outliers are listed below:

Mol	Chain	Res	Type	Atoms
1	B	133[A]	CSD	N-CA-CB-SG

There are no ring outliers.

6 monomers are involved in 14 short contacts:

Mol	Chain	Res	Type	Clashes	Symm-Clashes
1	E	133[A]	CSD	2	0
1	C	133[A]	CSD	3	0
1	B	133[A]	CSD	2	0
1	F	133[A]	CSD	3	0
1	D	133[A]	CSD	3	0
1	A	133[A]	CSD	1	0

## 5.5 Carbohydrates [i](#)

There are no carbohydrates in this entry.

## 5.6 Ligand geometry [i](#)

Of 14 ligands modelled in this entry, 2 are monoatomic - leaving 12 for Mogul analysis.

In the following table, the Counts columns list the number of bonds (or angles) for which Mogul statistics could be retrieved, the number of bonds (or angles) that are observed in the model and the number of bonds (or angles) that are defined in the Chemical Component Dictionary. The Link column lists molecule types, if any, to which the group is linked. The Z score for a bond length (or angle) is the number of standard deviations the observed value is removed from the expected value. A bond length (or angle) with  $|Z| > 2$  is considered an outlier worth inspection. RMSZ is the root-mean-square of all Z scores of the bond lengths (or angles).

Mol	Type	Chain	Res	Link	Bond lengths			Bond angles		
					Counts	RMSZ	$\# Z  > 2$	Counts	RMSZ	$\# Z  > 2$
3	PEG	A	402	-	6,6,6	0.54	0	5,5,5	0.42	0
3	PEG	D	402	-	6,6,6	0.53	0	5,5,5	0.43	0
3	PEG	E	402	-	6,6,6	0.53	0	5,5,5	0.37	0
3	PEG	B	402	-	6,6,6	0.54	0	5,5,5	0.34	0
2	RUB	E	401	-	15,17,17	1.07	0	16,25,25	0.84	1 (6%)
2	RUB	B	401	-	15,17,17	1.09	0	16,25,25	0.84	2 (12%)
2	RUB	C	401	-	15,17,17	1.08	0	16,25,25	0.92	2 (12%)
2	RUB	A	401	-	15,17,17	1.08	0	16,25,25	0.85	2 (12%)
2	RUB	F	401	-	15,17,17	1.08	0	16,25,25	0.82	2 (12%)
2	RUB	D	401	-	15,17,17	1.08	0	16,25,25	0.85	2 (12%)
3	PEG	F	402	-	6,6,6	0.53	0	5,5,5	0.43	0
3	PEG	C	402	-	6,6,6	0.52	0	5,5,5	0.46	0

In the following table, the Chirals column lists the number of chiral outliers, the number of chiral centers analysed, the number of these observed in the model and the number defined in the Chemical Component Dictionary. Similar counts are reported in the Torsion and Rings columns. '-' means no outliers of that kind were identified.

Mol	Type	Chain	Res	Link	Chirals	Torsions	Rings
3	PEG	A	402	-	-	0/4/4/4	-
3	PEG	D	402	-	-	0/4/4/4	-
3	PEG	E	402	-	-	2/4/4/4	-
3	PEG	B	402	-	-	0/4/4/4	-
2	RUB	E	401	-	-	4/20/20/20	-
2	RUB	B	401	-	-	5/20/20/20	-
2	RUB	C	401	-	-	2/20/20/20	-
2	RUB	A	401	-	-	3/20/20/20	-
2	RUB	F	401	-	-	6/20/20/20	-
2	RUB	D	401	-	-	2/20/20/20	-
3	PEG	F	402	-	-	0/4/4/4	-
3	PEG	C	402	-	-	0/4/4/4	-

There are no bond length outliers.

All (11) bond angle outliers are listed below:

Mol	Chain	Res	Type	Atoms	Z	Observed(°)	Ideal(°)
2	C	401	RUB	O5-P2-O4P	2.56	113.65	106.47
2	D	401	RUB	O5-P2-O4P	2.39	113.17	106.47
2	A	401	RUB	O5-P2-O4P	2.37	113.12	106.47
2	E	401	RUB	O5-P2-O4P	2.35	113.07	106.47
2	B	401	RUB	O5-P2-O4P	2.26	112.81	106.47
2	F	401	RUB	O5-P2-O4P	2.15	112.52	106.47
2	B	401	RUB	O1-P1-O1P	2.14	112.46	106.47
2	F	401	RUB	O1-P1-O1P	2.10	112.36	106.47
2	C	401	RUB	O1-P1-O1P	2.05	112.21	106.47
2	A	401	RUB	O1-P1-O1P	2.05	112.21	106.47
2	D	401	RUB	O1-P1-O1P	2.00	112.09	106.47

There are no chirality outliers.

All (24) torsion outliers are listed below:

Mol	Chain	Res	Type	Atoms
2	E	401	RUB	O2-C2-C3-O3
2	E	401	RUB	C1-O1-P1-O3P
2	B	401	RUB	C1-O1-P1-O2P
2	B	401	RUB	C1-O1-P1-O3P
2	C	401	RUB	C5-O5-P2-O5P
2	F	401	RUB	O1-C1-C2-C3
2	F	401	RUB	O1-C1-C2-O2

*Continued on next page...*

*Continued from previous page...*

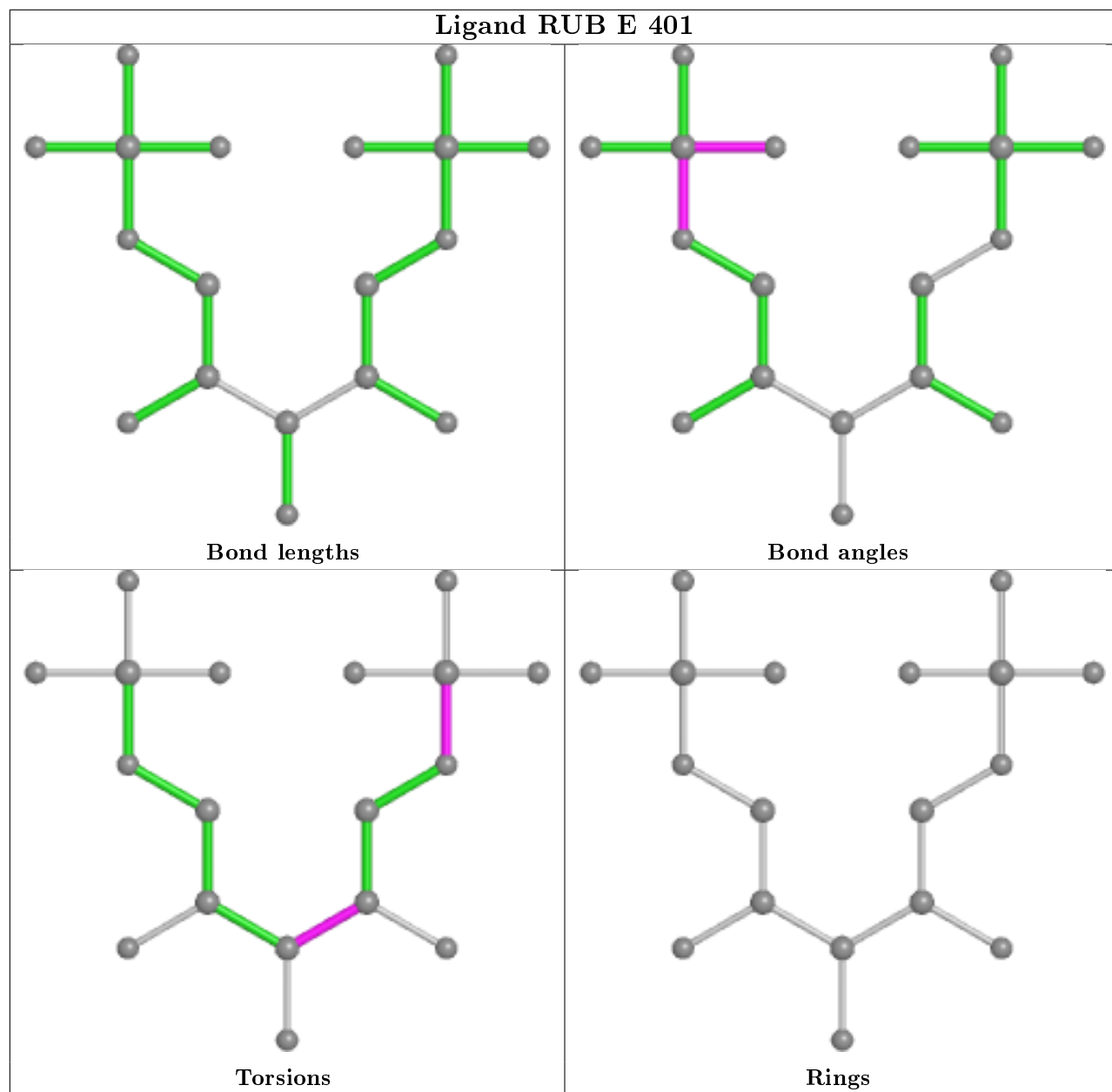
Mol	Chain	Res	Type	Atoms
2	F	401	RUB	O3-C3-C4-O4
2	D	401	RUB	C1-O1-P1-O1P
2	D	401	RUB	C1-O1-P1-O3P
2	E	401	RUB	C1-O1-P1-O1P
2	B	401	RUB	C1-O1-P1-O1P
3	E	402	PEG	C4-C3-O2-C2
2	E	401	RUB	C1-O1-P1-O2P
2	C	401	RUB	C5-O5-P2-O6P
2	F	401	RUB	C5-O5-P2-O6P
2	F	401	RUB	O3-C3-C4-C5
2	B	401	RUB	O2-C2-C3-O3
2	B	401	RUB	C1-C2-C3-O3
2	A	401	RUB	C1-O1-P1-O1P
2	F	401	RUB	C5-O5-P2-O4P
3	E	402	PEG	C1-C2-O2-C3
2	A	401	RUB	C1-O1-P1-O3P
2	A	401	RUB	O2-C2-C3-O3

There are no ring outliers.

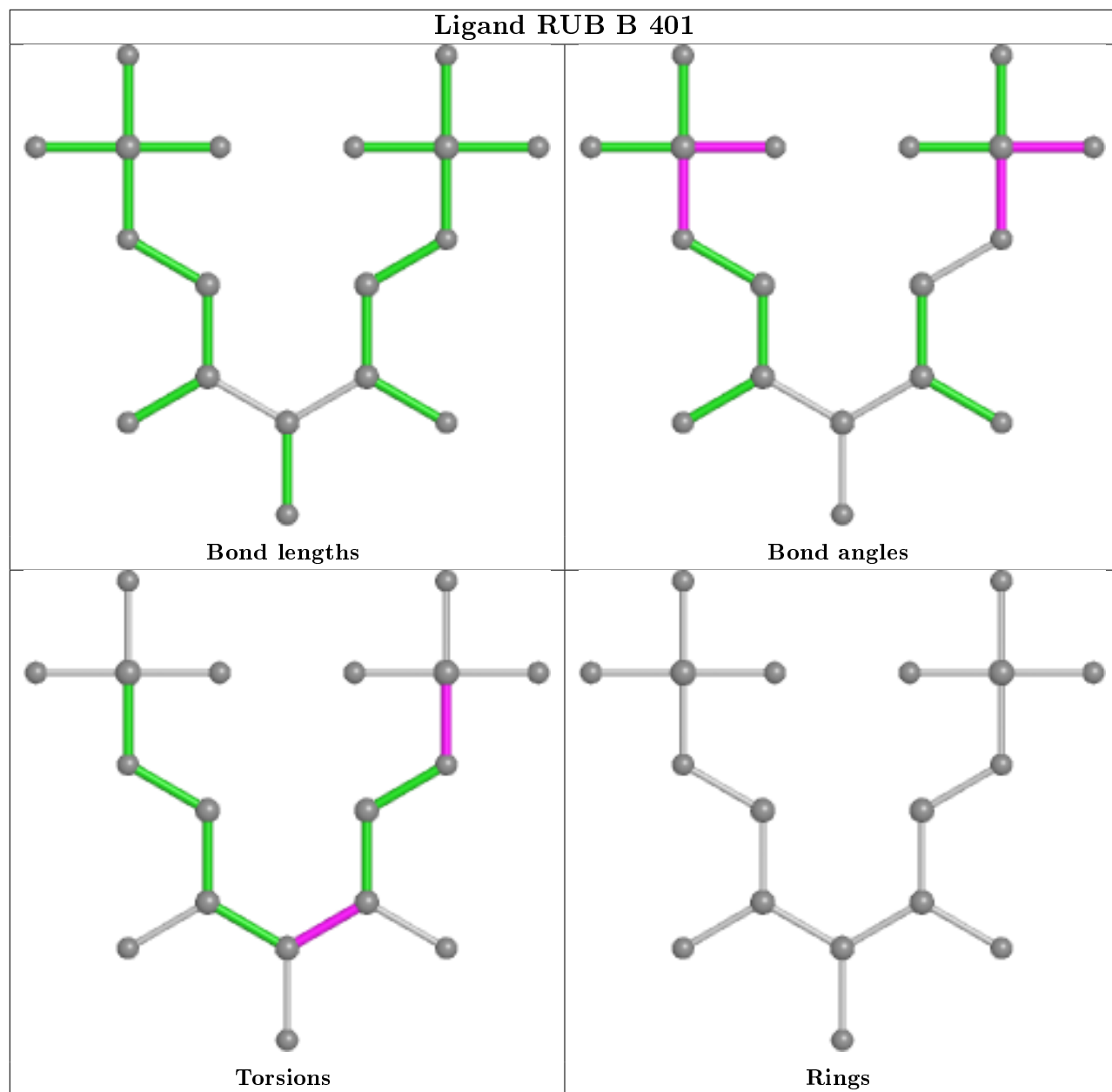
7 monomers are involved in 17 short contacts:

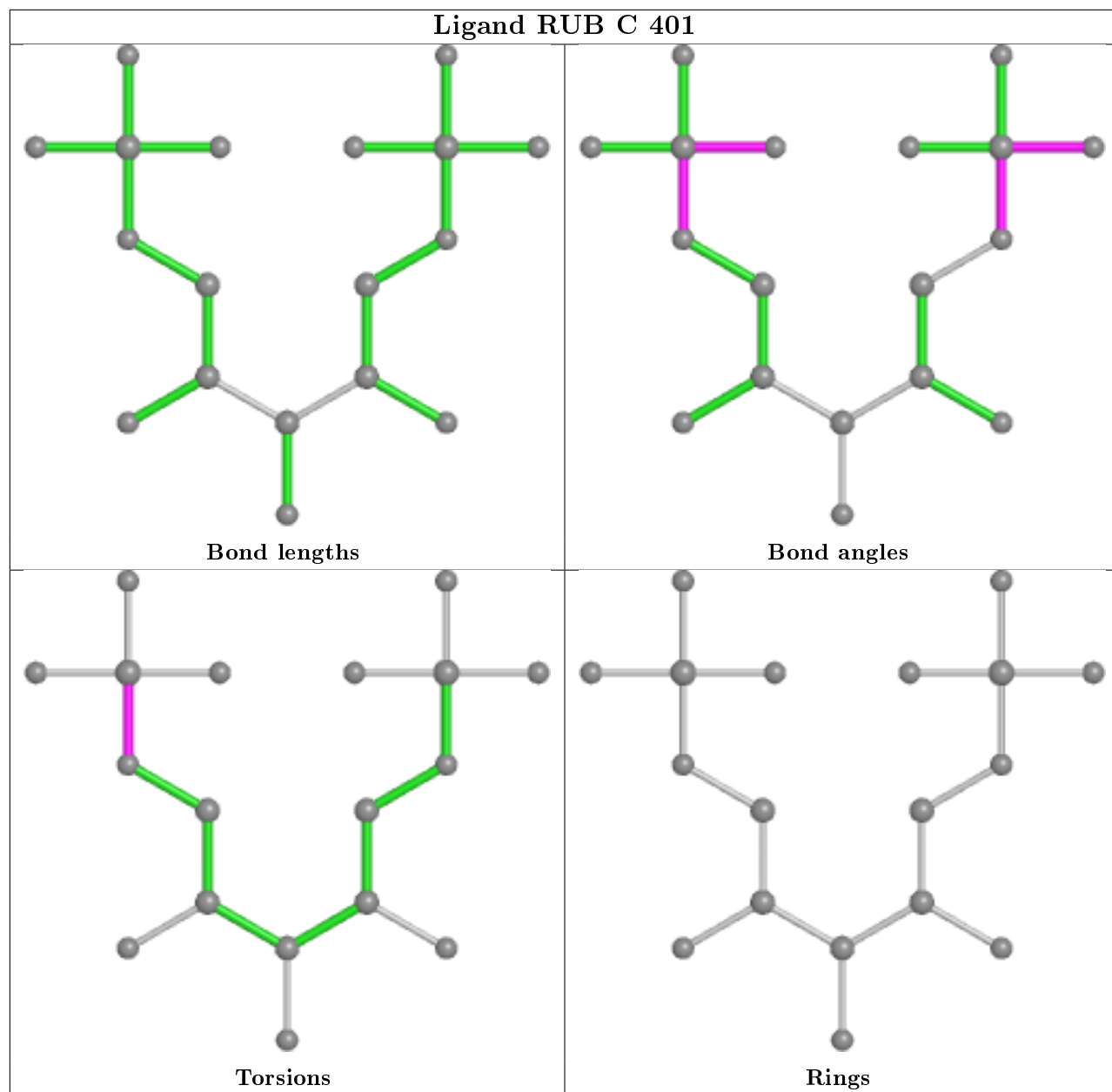
Mol	Chain	Res	Type	Clashes	Symm-Clashes
3	A	402	PEG	4	0
3	D	402	PEG	1	0
3	E	402	PEG	6	0
3	B	402	PEG	3	0
2	E	401	RUB	1	0
2	F	401	RUB	1	0
3	F	402	PEG	1	0

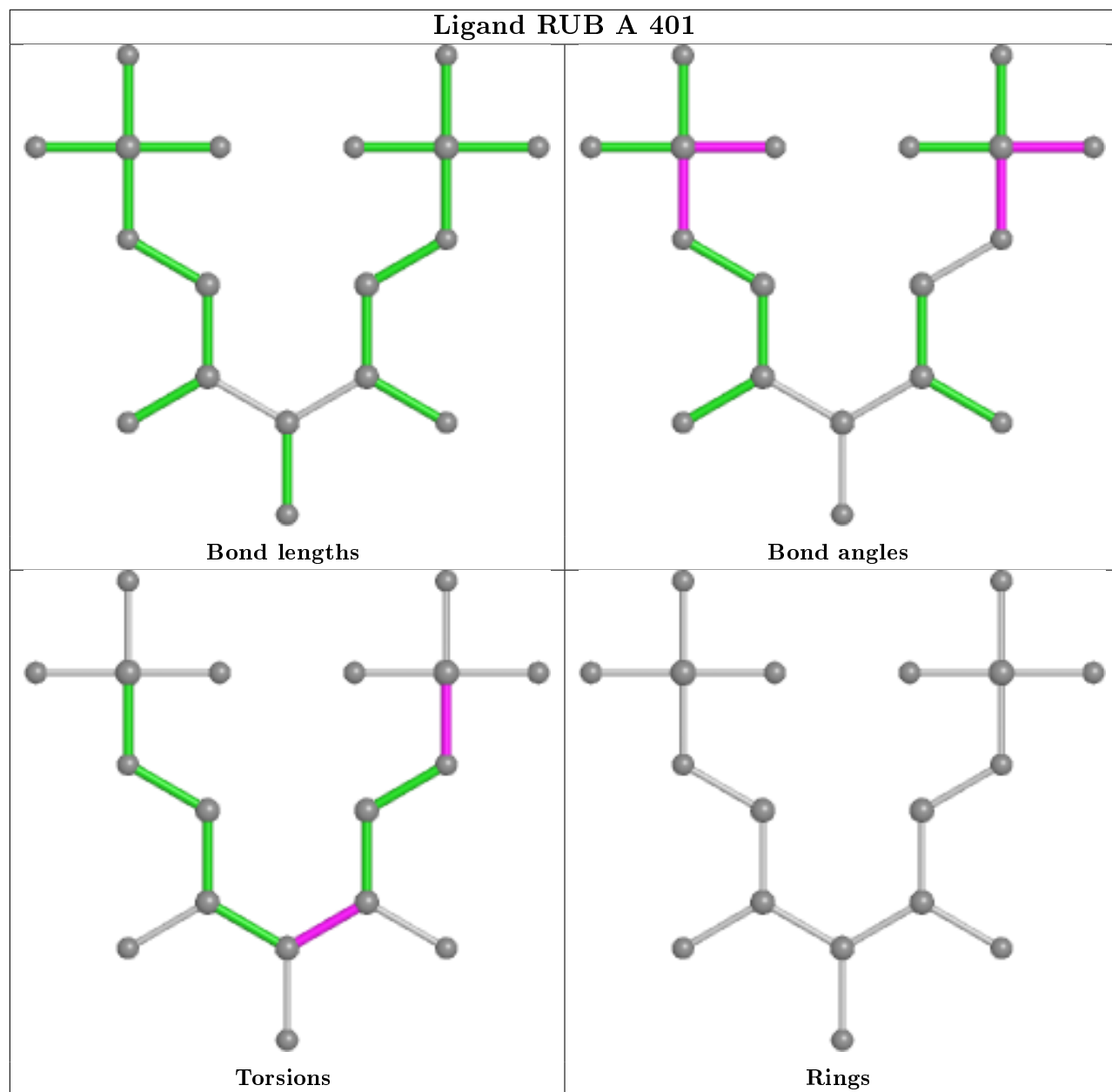
The following is a two-dimensional graphical depiction of Mogul quality analysis of bond lengths, bond angles, torsion angles, and ring geometry for all instances of the Ligand of Interest. In addition, ligands with molecular weight > 250 and outliers as shown on the validation Tables will also be included. For torsion angles, if less than 5% of the Mogul distribution of torsion angles is within 10 degrees of the torsion angle in question, then that torsion angle is considered an outlier. Any bond that is central to one or more torsion angles identified as an outlier by Mogul will be highlighted in the graph. For rings, the root-mean-square deviation (RMSD) between the ring in question and similar rings identified by Mogul is calculated over all ring torsion angles. If the average RMSD is greater than 60 degrees and the minimal RMSD between the ring in question and any Mogul-identified rings is also greater than 60 degrees, then that ring is considered an outlier. The outliers are highlighted in purple. The color gray indicates Mogul did not find sufficient equivalents in the CSD to analyse the geometry.

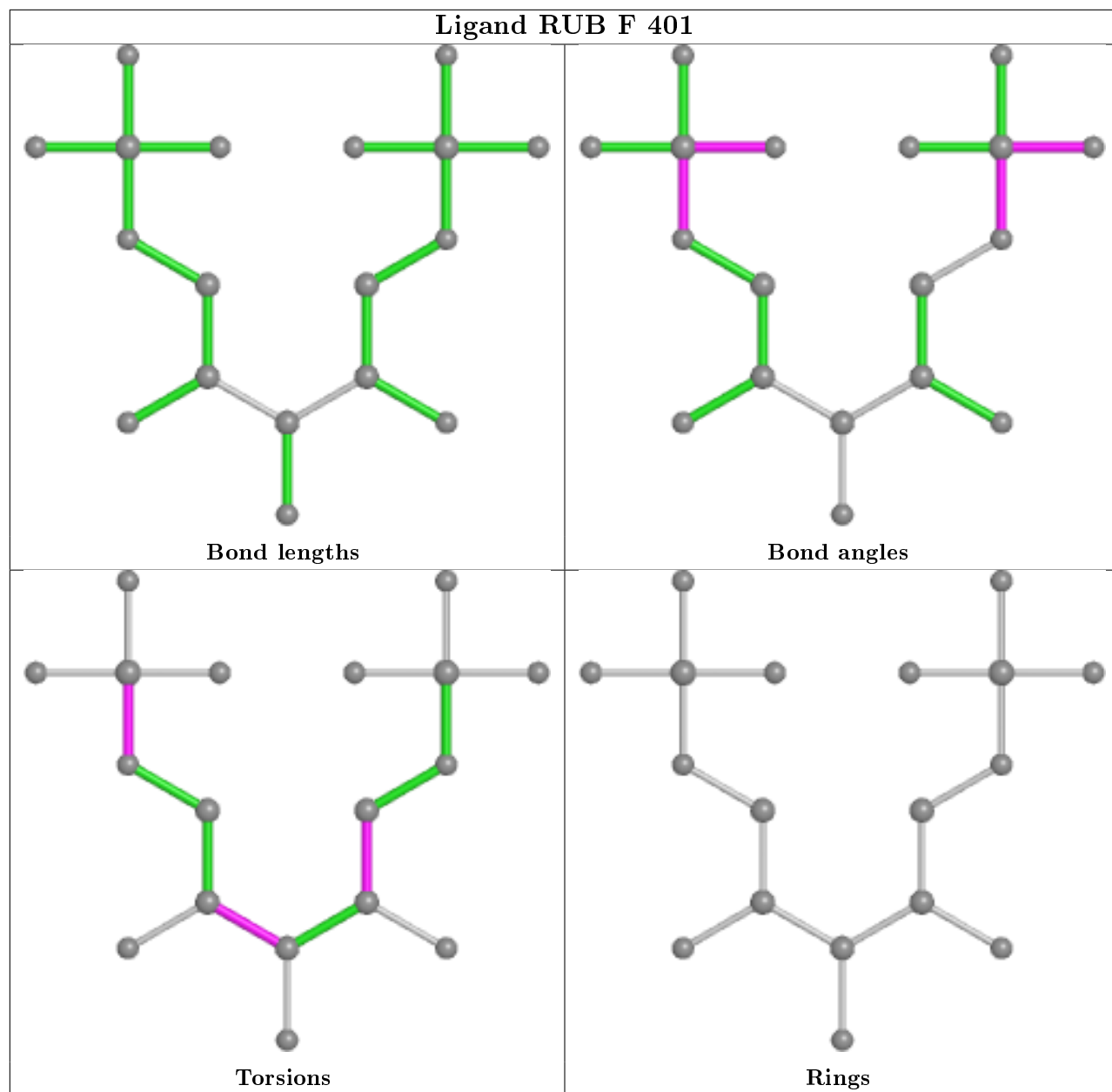


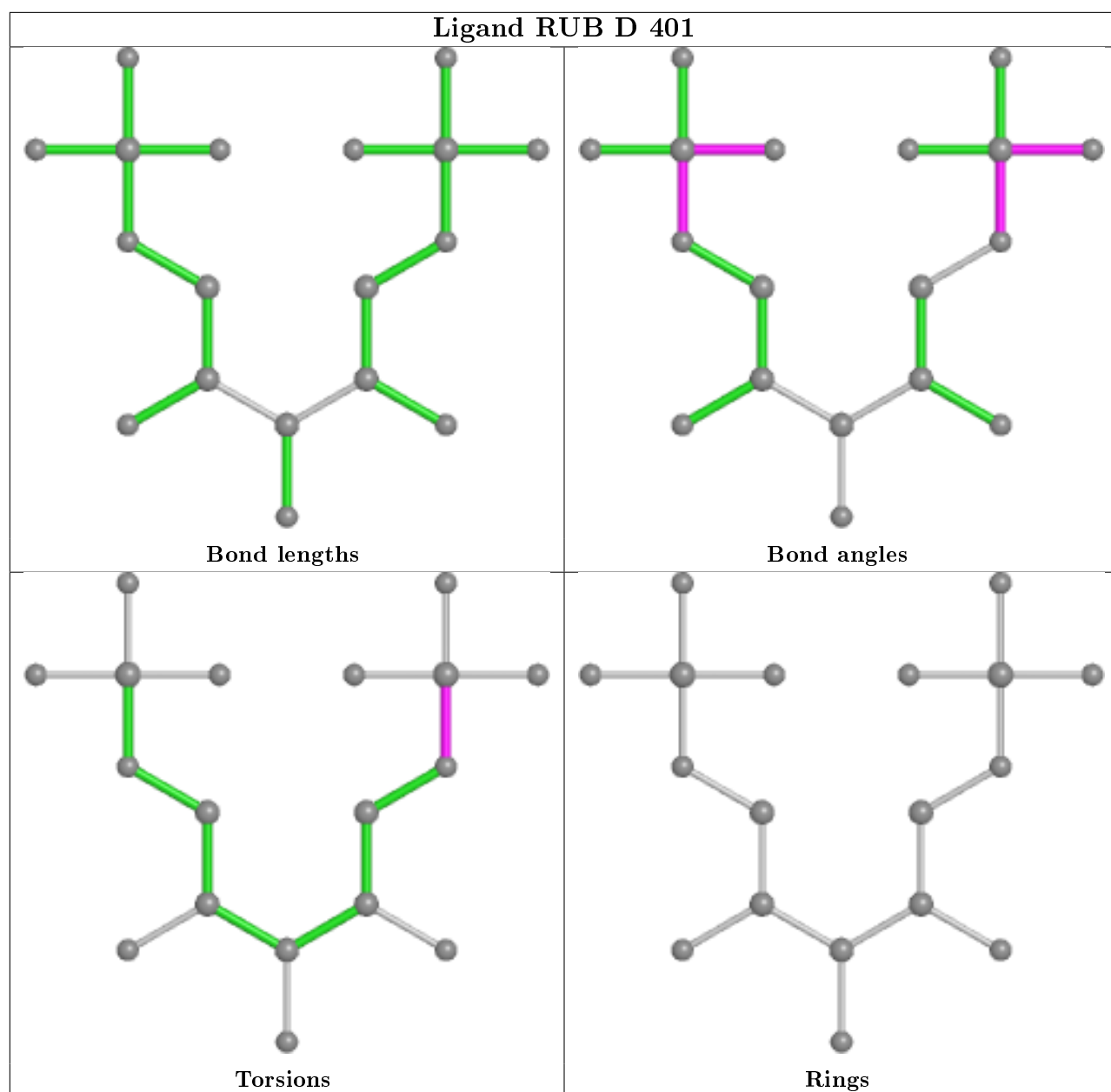












## 5.7 Other polymers [i](#)

There are no such residues in this entry.

## 5.8 Polymer linkage issues [i](#)

There are no chain breaks in this entry.

## 6 Fit of model and data ⓘ

### 6.1 Protein, DNA and RNA chains ⓘ

In the following table, the column labelled ‘#RSRZ> 2’ contains the number (and percentage) of RSRZ outliers, followed by percent RSRZ outliers for the chain as percentile scores relative to all X-ray entries and entries of similar resolution. The OWAB column contains the minimum, median, 95<sup>th</sup> percentile and maximum values of the occupancy-weighted average B-factor per residue. The column labelled ‘Q< 0.9’ lists the number of (and percentage) of residues with an average occupancy less than 0.9.

Mol	Chain	Analysed	<RSRZ>	#RSRZ>2	OWAB(Å <sup>2</sup> )	Q<0.9
1	A	319/339 (94%)	-0.13	5 (1%) 72 68	12, 35, 75, 88	0
1	B	324/339 (95%)	-0.27	7 (2%) 62 56	11, 29, 55, 90	0
1	C	320/339 (94%)	0.34	35 (10%) 5 3	23, 50, 105, 112	0
1	D	321/339 (94%)	-0.07	10 (3%) 49 42	17, 37, 76, 84	0
1	E	320/339 (94%)	-0.22	2 (0%) 89 88	25, 40, 65, 87	0
1	F	321/339 (94%)	-0.05	5 (1%) 72 68	23, 44, 69, 87	0
All	All	1925/2034 (94%)	-0.07	64 (3%) 46 39	11, 39, 81, 112	0

All (64) RSRZ outliers are listed below:

Mol	Chain	Res	Type	RSRZ
1	C	93	LEU	5.8
1	C	3	VAL	5.2
1	B	-2	GLY	5.0
1	B	-4	ILE	4.8
1	C	33	LEU	4.6
1	C	48	PHE	4.2
1	D	249	VAL	4.1
1	E	247	GLN	4.1
1	C	49	TRP	4.0
1	C	2	ALA	4.0
1	C	42	ALA	3.8
1	B	-3	GLU	3.8
1	C	17	MET	3.7
1	D	92	GLN	3.6
1	E	316	TYR	3.6
1	A	10	ILE	3.5
1	C	31	TYR	3.5
1	C	43	THR	3.4
1	D	42	ALA	3.4

*Continued on next page...*

*Continued from previous page...*

Mol	Chain	Res	Type	RSRZ
1	C	12	GLU	3.3
1	D	246	GLY	3.2
1	C	98	ILE	3.1
1	C	322	ASP	3.1
1	C	95	PHE	3.0
1	C	14	ILE	3.0
1	C	96	VAL	2.9
1	C	54	GLN	2.9
1	C	20	ARG	2.9
1	C	16	ASN	2.8
1	C	246	GLY	2.7
1	A	8	LEU	2.7
1	D	48	PHE	2.7
1	F	322	ASP	2.7
1	C	65	THR	2.7
1	C	59	LEU	2.6
1	B	316	TYR	2.6
1	D	90	LEU	2.6
1	B	250	GLU	2.5
1	F	16	ASN	2.5
1	A	322	ASP	2.5
1	C	34	GLN	2.4
1	C	92	GLN	2.4
1	B	249	VAL	2.4
1	C	91	GLU	2.4
1	F	1	MET	2.4
1	B	-5	HIS	2.4
1	C	50	LYS	2.4
1	D	89	ASP	2.3
1	C	247	GLN	2.3
1	A	249	VAL	2.3
1	D	94	ARG	2.3
1	F	246	GLY	2.3
1	D	43	THR	2.2
1	C	100	ALA	2.2
1	C	316	TYR	2.1
1	C	6	GLU	2.1
1	A	11	ALA	2.1
1	C	19	ILE	2.1
1	C	89	ASP	2.1
1	C	52	MET	2.1
1	F	7	VAL	2.1

*Continued on next page...*

*Continued from previous page...*

Mol	Chain	Res	Type	RSRZ
1	C	152	ILE	2.1
1	D	49	TRP	2.0
1	C	35	LEU	2.0

## 6.2 Non-standard residues in protein, DNA, RNA chains [i](#)

In the following table, the Atoms column lists the number of modelled atoms in the group and the number defined in the chemical component dictionary. The B-factors column lists the minimum, median, 95<sup>th</sup> percentile and maximum values of B factors of atoms in the group. The column labelled 'Q< 0.9' lists the number of atoms with occupancy less than 0.9.

Mol	Type	Chain	Res	Atoms	RSCC	RSR	B-factors(Å <sup>2</sup> )	Q<0.9
1	CSD	F	133[A]	8/9	0.94	0.13	26,30,33,33	8
1	CSD	E	133[A]	8/9	0.96	0.14	28,32,34,34	8
1	CSD	C	133[A]	8/9	0.97	0.15	30,30,32,33	8
1	CSD	D	133[A]	8/9	0.97	0.13	21,25,25,25	8
1	CSD	B	133[A]	8/9	0.98	0.12	12,17,18,19	8
1	CSD	A	133[A]	8/9	0.98	0.14	14,17,18,18	8

## 6.3 Carbohydrates [i](#)

There are no carbohydrates in this entry.

## 6.4 Ligands [i](#)

In the following table, the Atoms column lists the number of modelled atoms in the group and the number defined in the chemical component dictionary. The B-factors column lists the minimum, median, 95<sup>th</sup> percentile and maximum values of B factors of atoms in the group. The column labelled 'Q< 0.9' lists the number of atoms with occupancy less than 0.9.

Mol	Type	Chain	Res	Atoms	RSCC	RSR	B-factors(Å <sup>2</sup> )	Q<0.9
3	PEG	E	402	7/7	0.69	0.42	87,88,88,89	0
3	PEG	A	402	7/7	0.79	0.34	43,45,47,47	0
3	PEG	F	402	7/7	0.79	0.25	57,58,58,59	0
4	MG	B	411	1/1	0.79	0.48	47,47,47,47	0
3	PEG	C	402	7/7	0.82	0.29	49,49,53,53	0
3	PEG	D	402	7/7	0.83	0.36	46,47,49,49	0
3	PEG	B	402	7/7	0.85	0.23	45,47,48,49	0
4	MG	A	411	1/1	0.86	0.46	49,49,49,49	0
2	RUB	F	401	18/18	0.93	0.18	31,38,41,42	18

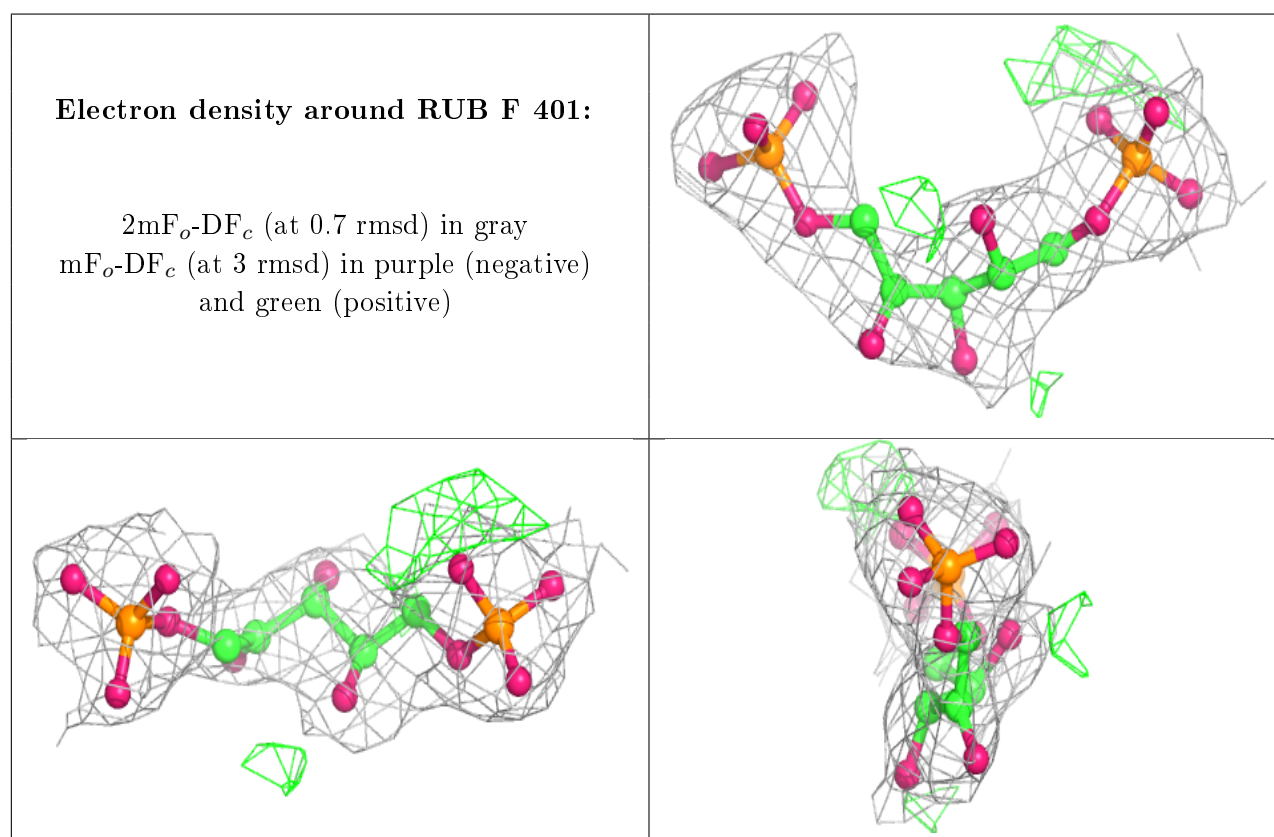
*Continued on next page...*



*Continued from previous page...*

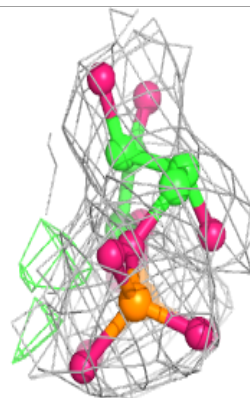
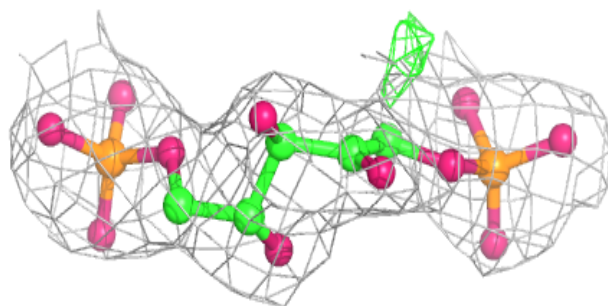
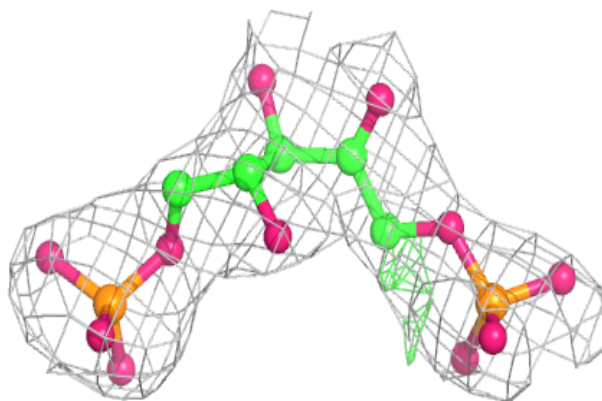
Mol	Type	Chain	Res	Atoms	RSCC	RSR	B-factors( $\text{\AA}^2$ )	Q<0.9
2	RUB	E	401	18/18	0.93	0.17	33,43,56,56	18
2	RUB	B	401	18/18	0.93	0.17	26,32,43,43	18
2	RUB	C	401	18/18	0.93	0.15	37,42,48,49	18
2	RUB	D	401	18/18	0.94	0.19	27,34,45,46	18
2	RUB	A	401	18/18	0.97	0.17	23,30,33,34	18

The following is a graphical depiction of the model fit to experimental electron density of all instances of the Ligand of Interest. In addition, ligands with molecular weight > 250 and outliers as shown on the geometry validation Tables will also be included. Each fit is shown from different orientation to approximate a three-dimensional view.

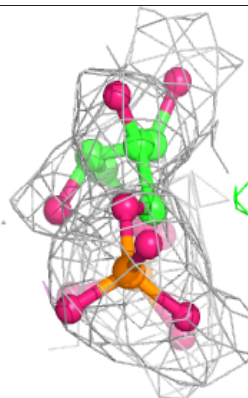
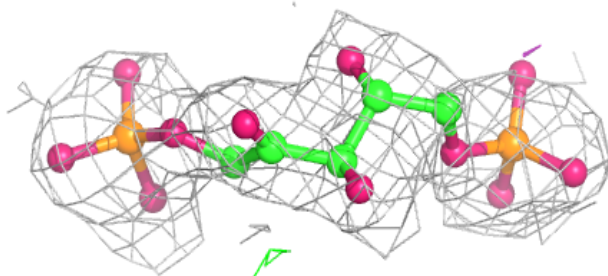
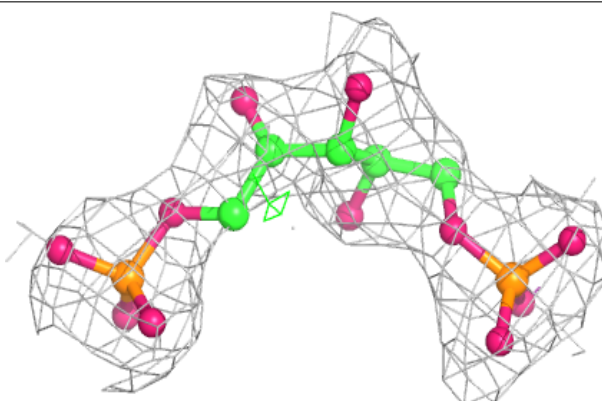


**Electron density around RUB E 401:**

$2mF_o-DF_c$  (at 0.7 rmsd) in gray  
 $mF_o-DF_c$  (at 3 rmsd) in purple (negative)  
and green (positive)

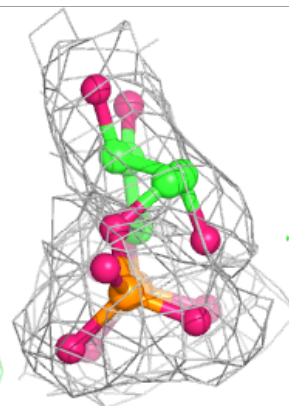
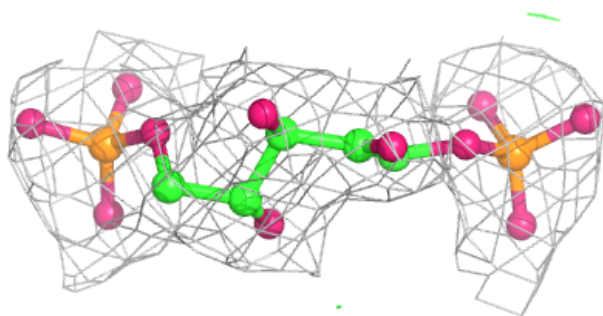
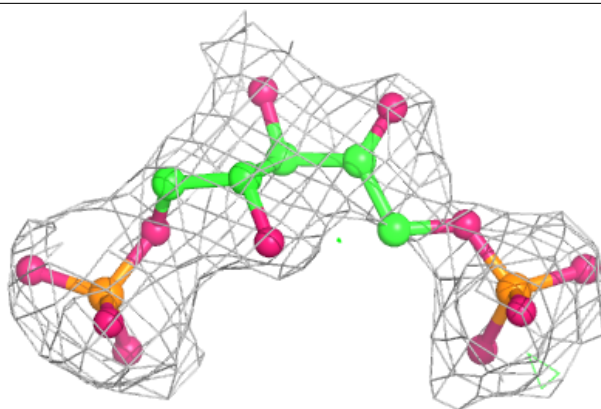
**Electron density around RUB B 401:**

$2mF_o-DF_c$  (at 0.7 rmsd) in gray  
 $mF_o-DF_c$  (at 3 rmsd) in purple (negative)  
and green (positive)

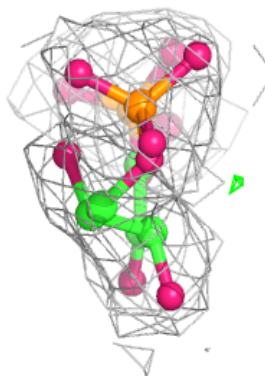
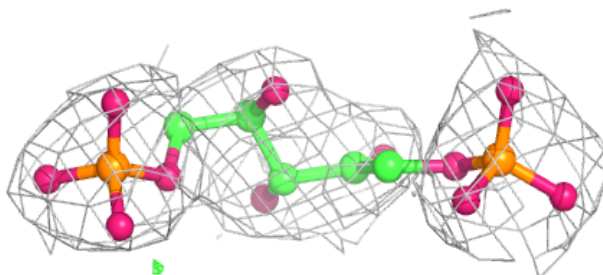
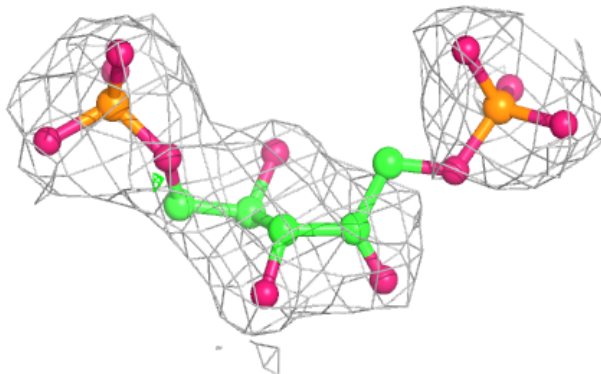


**Electron density around RUB C 401:**

$2mF_o - DF_c$  (at 0.7 rmsd) in gray  
 $mF_o - DF_c$  (at 3 rmsd) in purple (negative)  
and green (positive)

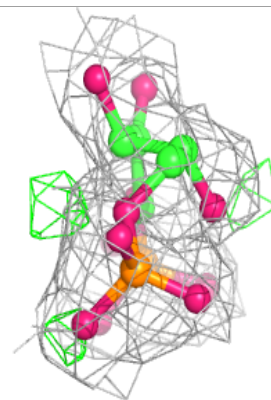
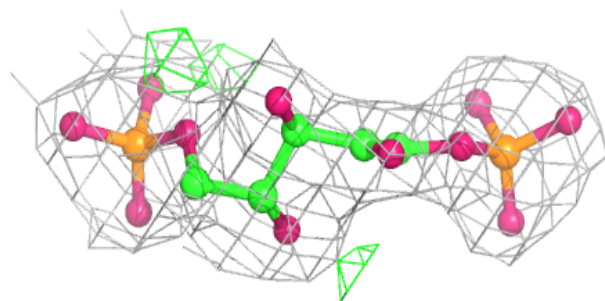
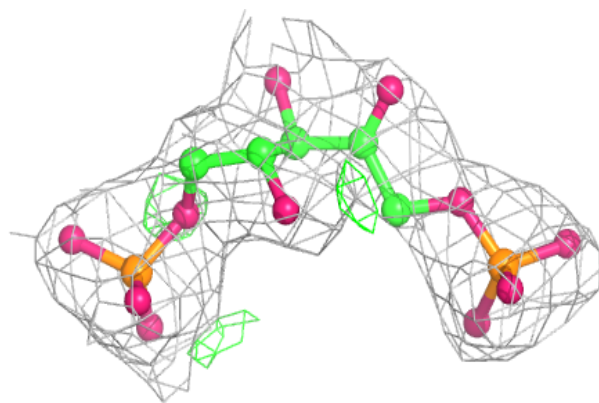
**Electron density around RUB D 401:**

$2mF_o - DF_c$  (at 0.7 rmsd) in gray  
 $mF_o - DF_c$  (at 3 rmsd) in purple (negative)  
and green (positive)



**Electron density around RUB A 401:**

$2mF_o-DF_c$  (at 0.7 rmsd) in gray  
 $mF_o-DF_c$  (at 3 rmsd) in purple (negative)  
and green (positive)



## 6.5 Other polymers [i](#)

There are no such residues in this entry.