



Full wwPDB X-ray Structure Validation Report ⓘ

May 29, 2020 – 02:40 am BST

PDB ID : 3AOH
Title : RNA polymerase-Gfh1 complex (Crystal type 1)
Authors : Tagami, S.; Sekine, S.; Kumarevel, T.; Yamamoto, M.; Yokoyama, S.; RIKEN
Structural Genomics/Proteomics Initiative (RSGI)
Deposited on : 2010-09-28
Resolution : 4.10 Å(reported)

This is a Full wwPDB X-ray Structure Validation Report for a publicly released PDB entry.

We welcome your comments at validation@mail.wwpdb.org

A user guide is available at

<https://www.wwpdb.org/validation/2017/XrayValidationReportHelp>

with specific help available everywhere you see the ⓘ symbol.

The following versions of software and data (see [references ⓘ](#)) were used in the production of this report:

MolProbity	:	4.02b-467
Xtriage (Phenix)	:	1.13
EDS	:	2.11
Percentile statistics	:	20191225.v01 (using entries in the PDB archive December 25th 2019)
Refmac	:	5.8.0158
CCP4	:	7.0.044 (Gargrove)
Ideal geometry (proteins)	:	Engh & Huber (2001)
Ideal geometry (DNA, RNA)	:	Parkinson et al. (1996)
Validation Pipeline (wwPDB-VP)	:	2.11

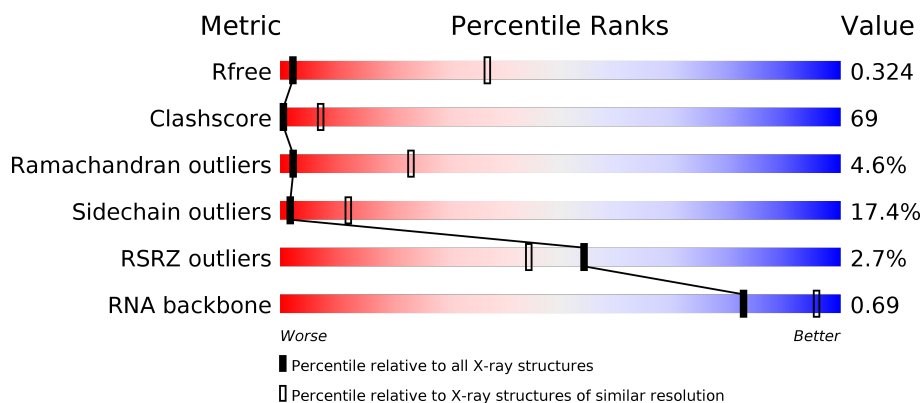
1 Overall quality at a glance

The following experimental techniques were used to determine the structure:

X-RAY DIFFRACTION

The reported resolution of this entry is 4.10 Å.

Percentile scores (ranging between 0-100) for global validation metrics of the entry are shown in the following graphic. The table shows the number of entries on which the scores are based.




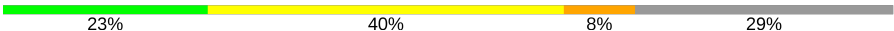
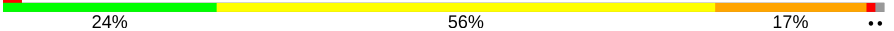
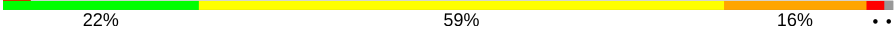

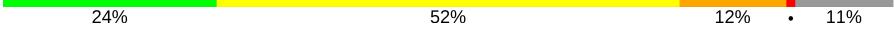
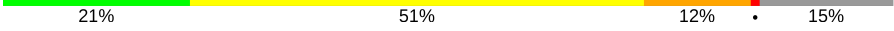
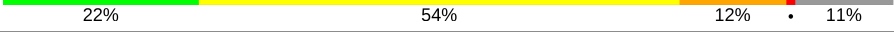








Metric	Whole archive (#Entries)	Similar resolution (#Entries, resolution range(Å))
R_{free}	130704	1193 (4.50-3.70)
Clashscore	141614	1003 (4.44-3.76)
Ramachandran outliers	138981	1005 (4.48-3.72)
Sidechain outliers	138945	1199 (4.50-3.70)
RSRZ outliers	127900	1034 (4.50-3.70)
RNA backbone	3102	1049 (5.04-3.00)

The table below summarises the geometric issues observed across the polymeric chains and their fit to the electron density. The red, orange, yellow and green segments on the lower bar indicate the fraction of residues that contain outliers for ≥ 3 , 2, 1 and 0 types of geometric quality criteria respectively. A grey segment represents the fraction of residues that are not modelled. The numeric value for each fraction is indicated below the corresponding segment, with a dot representing fractions $\leq 5\%$. The upper red bar (where present) indicates the fraction of residues that have poor fit to the electron density. The numeric value is given above the bar.

Mol	Chain	Length	Quality of chain
1	A	315	<div> <div>17%</div> <div>46%</div> <div>7%</div> <div>29%</div> </div>
1	B	315	<div> <div>21%</div> <div>41%</div> <div>9%</div> <div>29%</div> </div>
1	F	315	<div> <div>18%</div> <div>43%</div> <div>9%</div> <div>30%</div> </div>
1	G	315	<div> <div>22%</div> <div>40%</div> <div>8%</div> <div>29%</div> </div>

Continued on next page...

Continued from previous page...

Mol	Chain	Length	Quality of chain
1	K	315	
1	L	315	
2	C	1119	
2	H	1119	
2	M	1119	
3	D	1524	
3	I	1524	
3	N	1524	
4	E	99	
4	J	99	
4	O	99	
5	P	27	
6	Q	33	
7	X	156	
7	Y	156	
7	Z	156	

2 Entry composition

There are 9 unique types of molecules in this entry. The entry contains 74250 atoms, of which 0 are hydrogens and 0 are deuteriums.

In the tables below, the ZeroOcc column contains the number of atoms modelled with zero occupancy, the AltConf column contains the number of residues with at least one atom in alternate conformation and the Trace column contains the number of residues modelled with at most 2 atoms.

- Molecule 1 is a protein called DNA-directed RNA polymerase subunit alpha.

Mol	Chain	Residues	Atoms					ZeroOcc	AltConf	Trace
1	A	223	Total	C	N	O	S	0	0	0
			1759	1123	306	328	2			
1	B	223	Total	C	N	O	S	0	0	0
			1759	1123	306	328	2			
1	F	222	Total	C	N	O	S	0	0	0
			1750	1117	304	327	2			
1	G	223	Total	C	N	O	S	0	0	0
			1759	1123	306	328	2			
1	K	222	Total	C	N	O	S	0	0	0
			1750	1117	304	327	2			
1	L	223	Total	C	N	O	S	0	0	0
			1759	1123	306	328	2			

- Molecule 2 is a protein called DNA-directed RNA polymerase subunit beta.

Mol	Chain	Residues	Atoms					ZeroOcc	AltConf	Trace
2	C	1106	Total	C	N	O	S	0	0	0
			8733	5525	1558	1626	24			
2	H	1103	Total	C	N	O	S	0	0	0
			8710	5508	1555	1623	24			
2	M	1105	Total	C	N	O	S	0	0	0
			8729	5523	1557	1625	24			

- Molecule 3 is a protein called DNA-directed RNA polymerase subunit beta'.

Mol	Chain	Residues	Atoms					ZeroOcc	AltConf	Trace
3	D	1349	Total	C	N	O	S	0	0	0
			10651	6740	1888	1991	32			
3	I	1289	Total	C	N	O	S	0	0	0
			10182	6444	1804	1903	31			
3	N	1351	Total	C	N	O	S	0	0	0
			10667	6749	1891	1995	32			

- Molecule 4 is a protein called DNA-directed RNA polymerase subunit omega.

Mol	Chain	Residues	Atoms					ZeroOcc	AltConf	Trace
4	E	93	Total	C	N	O	S	0	0	0
			754	481	131	138	4			
4	J	92	Total	C	N	O	S	0	0	0
			749	478	130	137	4			
4	O	93	Total	C	N	O	S	0	0	0
			754	481	131	138	4			

- Molecule 5 is a DNA chain called DNA (5'-D(*GP*GP*TP*CP*TP*GP*TP*AP*TP*CP*AP*CP*GP*AP*GP*CP*CP*AP*CP*CP*GP*CP*CP*GP*CP*AP*T)-3').

Mol	Chain	Residues	Atoms					ZeroOcc	AltConf	Trace
5	P	6	Total	C	N	O	P	0	0	0
			120	56	22	36	6			

- Molecule 6 is a RNA chain called RNA (5'-R(*CP*CP*CP*CP*GP*GP*AP*AP*GP*AP*UP*CP*AP*UP*CP*UP*UP*CP*CP*GP*GP*GP*GP*GP*AP*U*GP*CP*GP*GP*CP*GP*G)-3').

Mol	Chain	Residues	Atoms					ZeroOcc	AltConf	Trace
6	Q	7	Total	C	N	O	P	0	0	0
			152	68	31	47	6			

- Molecule 7 is a protein called Anti-cleavage anti-GreA transcription factor Gfh1.

Mol	Chain	Residues	Atoms					ZeroOcc	AltConf	Trace
7	X	152	Total	C	N	O	S	0	0	0
			1169	719	207	239	4			
7	Y	152	Total	C	N	O	S	0	0	0
			1169	719	207	239	4			
7	Z	152	Total	C	N	O	S	0	0	0
			1169	719	207	239	4			

- Molecule 8 is ZINC ION (three-letter code: ZN) (formula: Zn).

Mol	Chain	Residues	Atoms		ZeroOcc	AltConf
8	I	1	Total	Zn	0	0
			1	1		
8	D	1	Total	Zn	0	0
			1	1		
8	N	1	Total	Zn	0	0
			1	1		

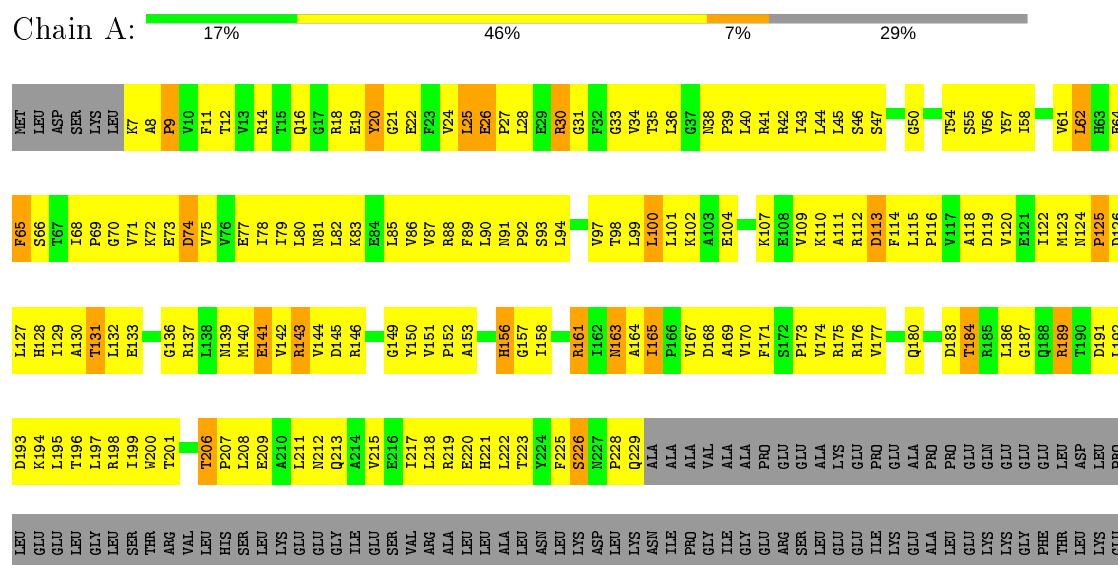
- Molecule 9 is MAGNESIUM ION (three-letter code: MG) (formula: Mg).

Mol	Chain	Residues	Atoms		ZeroOcc	AltConf
9	I	1	Total 1	Mg 1	0	0
9	D	1	Total 1	Mg 1	0	0
9	N	1	Total 1	Mg 1	0	0

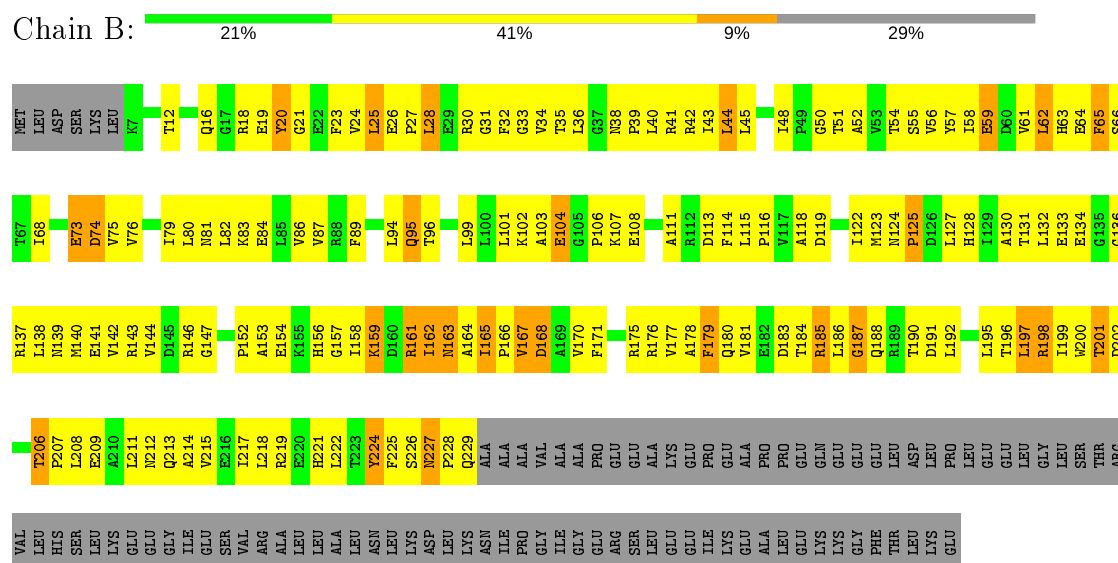
3 Residue-property plots

These plots are drawn for all protein, RNA and DNA chains in the entry. The first graphic for a chain summarises the proportions of the various outlier classes displayed in the second graphic. The second graphic shows the sequence view annotated by issues in geometry and electron density. Residues are color-coded according to the number of geometric quality criteria for which they contain at least one outlier: green = 0, yellow = 1, orange = 2 and red = 3 or more. A red dot above a residue indicates a poor fit to the electron density ($RSRZ > 2$). Stretches of 2 or more consecutive residues without any outlier are shown as a green connector. Residues present in the sample, but not in the model, are shown in grey.

- Molecule 1: DNA-directed RNA polymerase subunit alpha



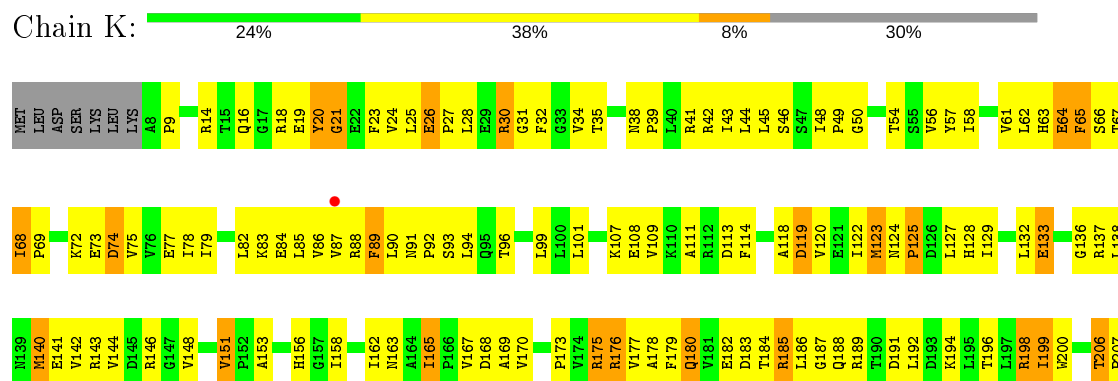
- Molecule 1: DNA-directed RNA polymerase subunit alpha



- Molecule 1: DNA-directed RNA polymerase subunit alpha

- Molecule 1: DNA-directed RNA polymerase subunit alpha

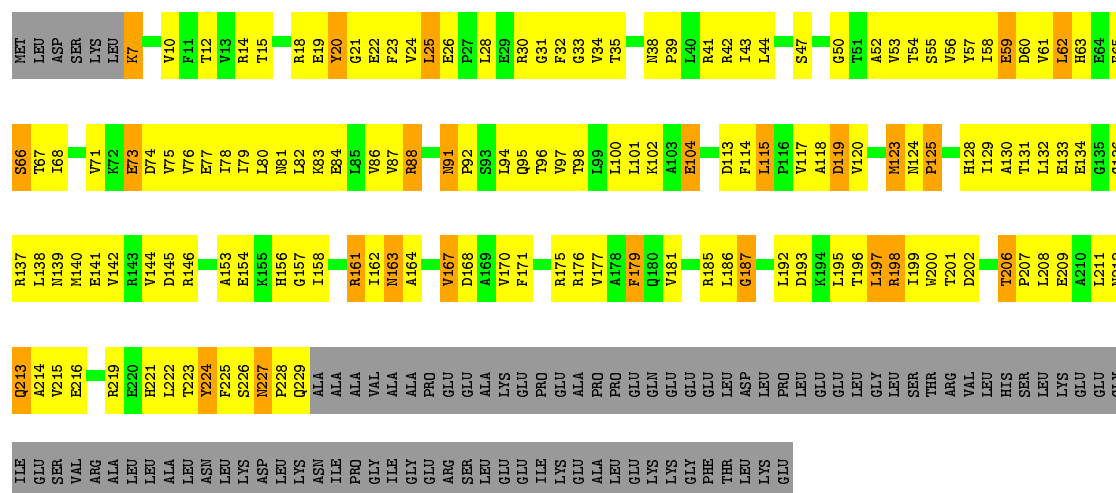
- Molecule 1: DNA-directed RNA polymerase subunit alpha





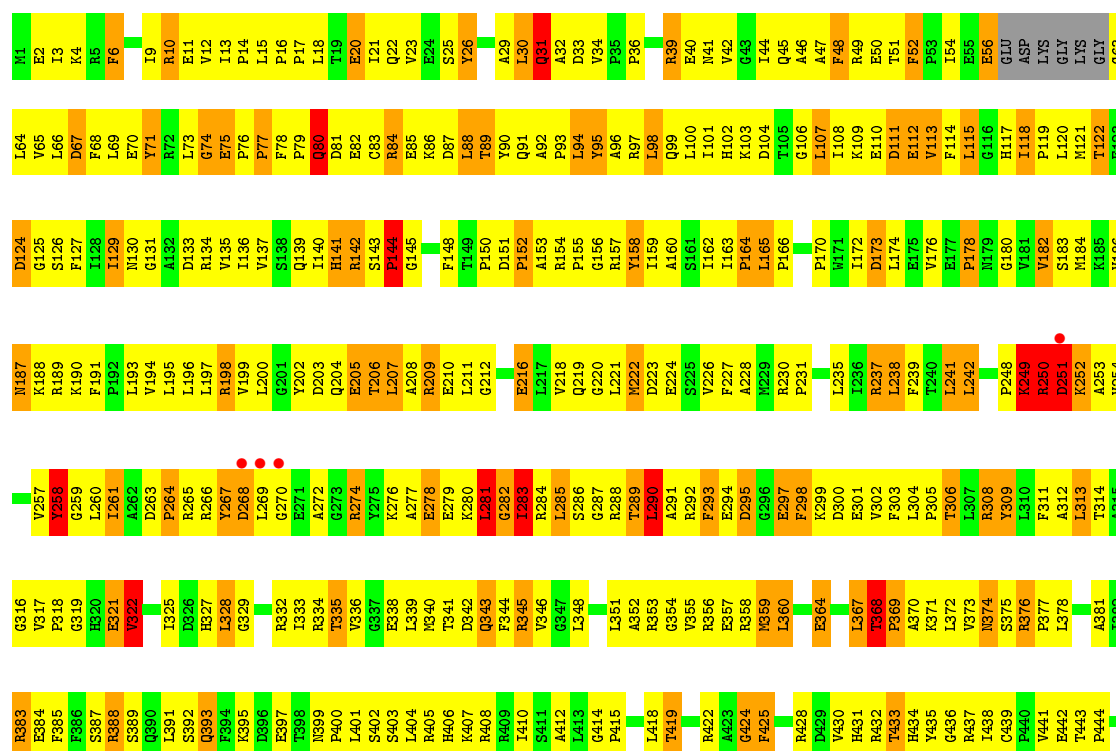
• Molecule 1: DNA-directed RNA polymerase subunit alpha

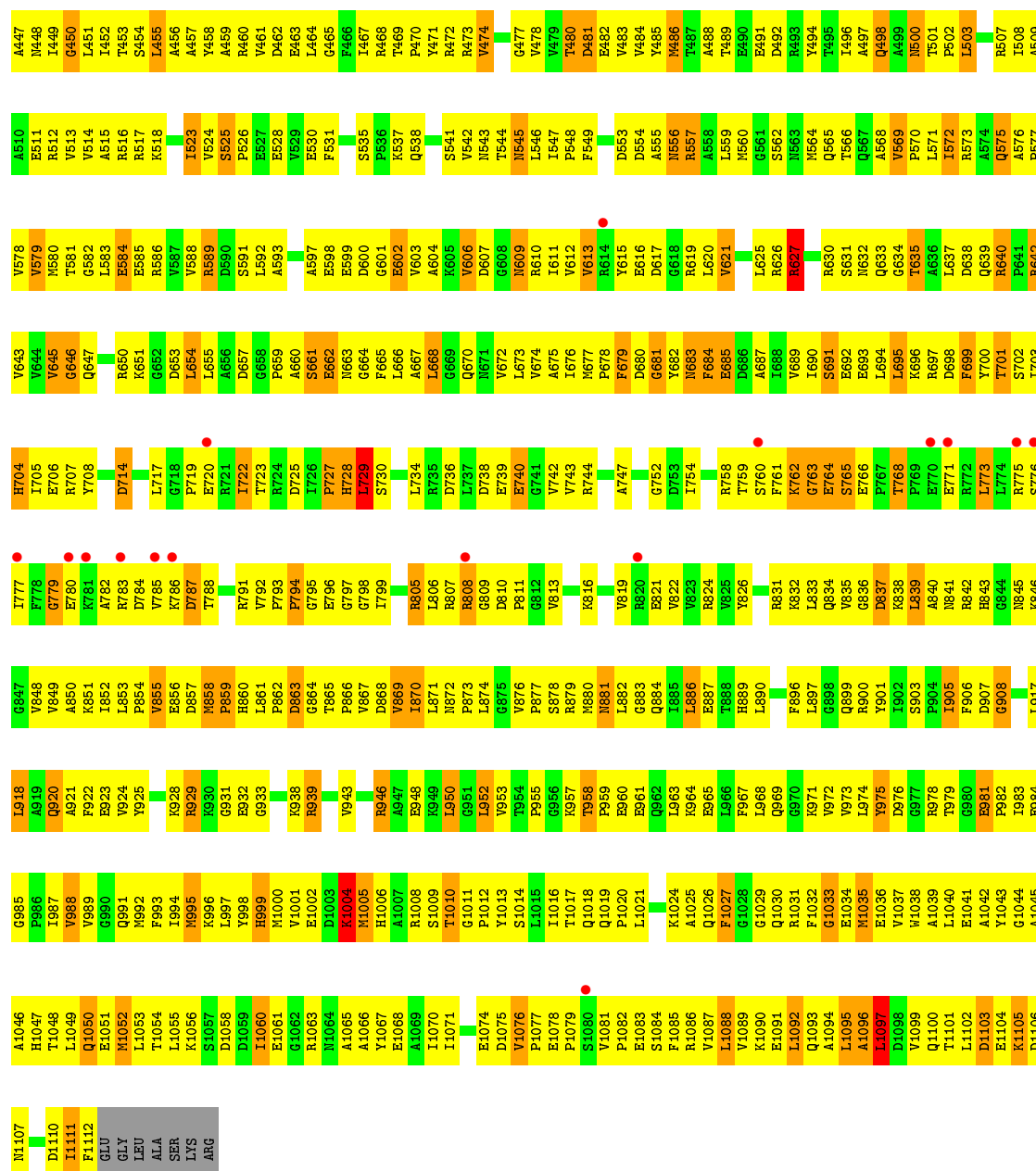
Chain L: 23% 40% 8% 29%



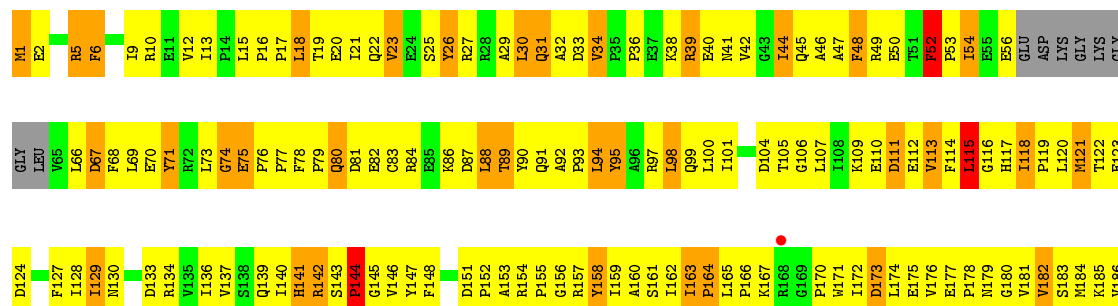
• Molecule 2: DNA-directed RNA polymerase subunit beta

Chain C: 2% 24% 56% 17% ..



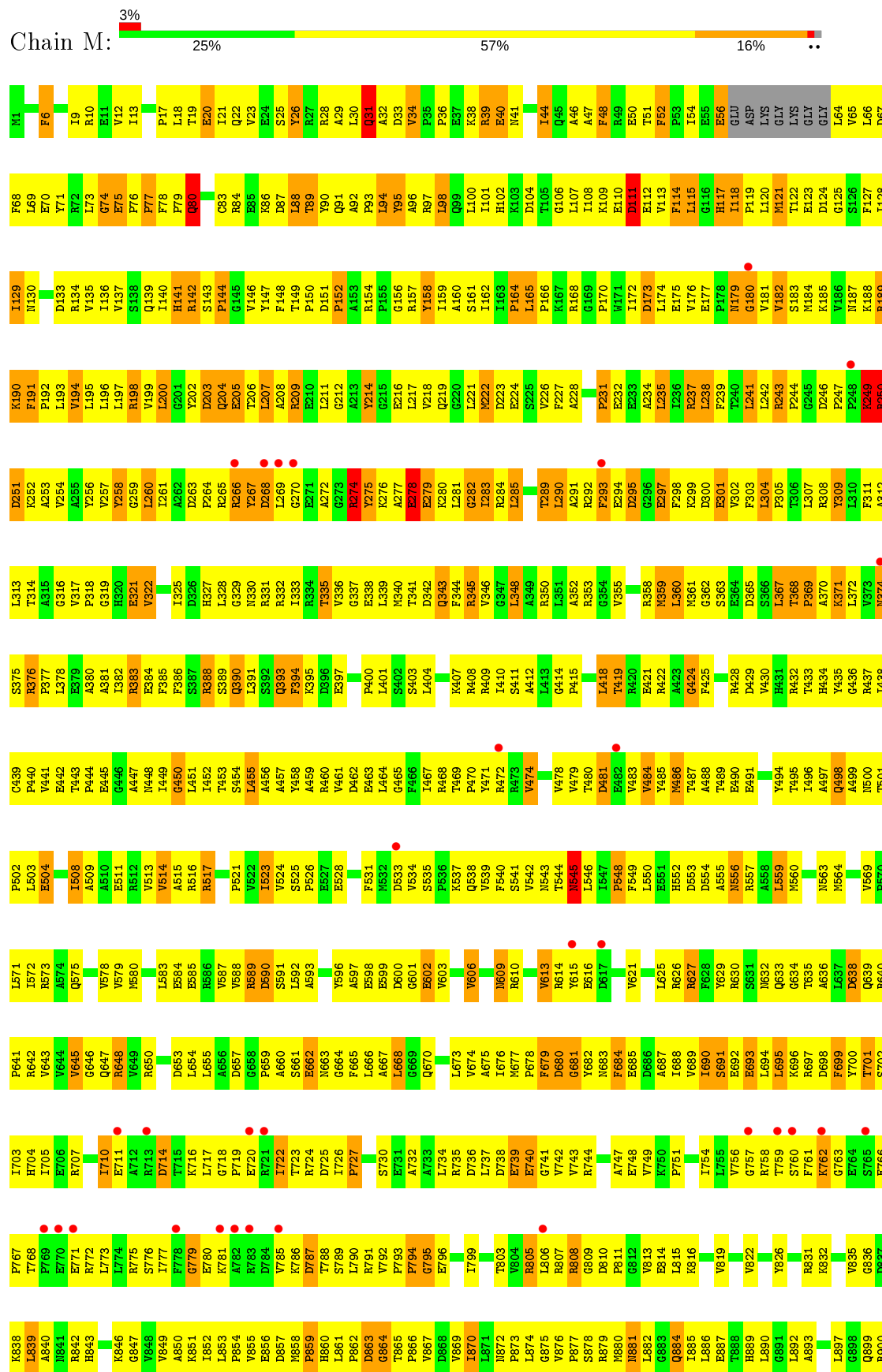


• Molecule 2: DNA-directed RNA polymerase subunit beta



S1084	Q1019	T958	A893	V827	S765	L694	N632	V569	P502	R437	V373	L310	R250	N187
F1085	P1020	F959	F896	R831	E766	L695	Q633	P570	L503	I438	N374	F311	D251	K188
V1086	L1021	E960	F897	R832	P767	R696	T635	L571	E504	C439	R376	A312	R252	R189
R1087	L1022	E961	L897	R833	T768	R697	G634	L572	P503	P440	R377	A313	A253	K190
V1088	K1023	Q952	Q898	L834	D698	R698	A636	R573	R507	V441	L378	T314	V254	F191
V1089	A1024	L963	Q899	R835	E770	F699	L637	A574	I508	E442	L379	A315	A255	P192
K1090	Q1026	Q953	R900	V836	E771	T700	D638	Q575	A509	T443	E379	G316	V256	L193
E1091	L1027	E965	Y901	G836	R772	T701	Q639	A576	A510	P444	A380	G317	V257	V194
L1092	G1029	L966	L902	D837	L773	S702	R640	P577	E511	E445	L381	P318	V258	L195
Q1093	Q1030	F967	S903	R838	L774	T703	P641	V578	R512	G446	L382	G319	G259	L196
L1094	L1031	R968	P904	L839	R775	H704	R642	V579	V513	A447	R383	R320	G260	L197
L1095	F1032	Q969	L905	R842	S776	T705	V643	M580	V514	N448	E384	E321	L261	R198
G1096	G1033	R970	F906	H843	L777	T706	V644	T581	A515	I449	F385	V322	L262	V199
L1097	E1034	D907	D907	H843	F776	R707	V645	G582	R516	G450	F386	G323	L263	L200
V1098	M1035	G908	G908	H843	G647	T708	Q647	L583	R517	L451	S387	T325	R264	D203
V1099	E1036	R911	E911	K846	E709	I710	E584	L584	I523	I452	R388	D326	R265	D204
V1100	L1037	R912	L912	G847	E711	R711	E585	R585	V524	T453	S389	H327	R266	Q205
T1101	V1038	T975	P912	V848	A782	E712	R586	R586	V525	S454	Q390	L328	Y267	E206
L1102	A1039	D976	E913	V849	R783	A712	K651	V587	S526	L455	L391	G329	L268	T206
D1103	L1040	G977	D784	A850	R784	R713	L654	V588	P527	A456	S392	R330	L269	L207
E1104	E1041	R978	R851	R851	V785	D714	L655	R589	E527	A457	Q393	R331	A208	A208
K1105	A1042	T979	L917	R852	E786	E715	L656	D590	E528	Y458	R332	R332	E271	R209
D1106	Y1043	G980	L918	L853	D787	E716	A656	S591	V529	F394	K395	L333	A272	E210
N1107	G1044	E981	A919	P854	T788	R721	D657	L592	E530	R460	D396	R334	G273	L211
L1108	A1045	Q982	Q920	V855	S789	I722	G658	A593	F531	V461	E397	T335	R274	G212
A1109	A1046	I983	A921	E856	L790	T723	P659	A594	V532	D462	T398	V336	Y275	A213
PHE	H1047	E984	E922	D857	R791	R724	A660	L595	D533	E463	N399	G337	K276	T214
GLU	T1048	R985	E923	N858	V792	D725	S661	Y596	V534	L464	P400	A277	K277	G215
GLY	L1049	P986	V924	P859	T793	I726	E662	A597	S535	G465	L339	L339	E278	E216
LEU	Q1050	V987	Y925	H860	P794	F727	N663	E598	P536	F466	S402	N340	E279	L217
ALA	E1051	V988	F926	L861	G795	S730	G664	F599	K537	I467	S403	T341	K280	V218
SER	M1052	R988	G927	P862	E796	E736	P665	D600	Q538	R468	L404	D342	L281	Q219
LYS	L1053	K928	K928	D863	G797	L737	G601	G601	V539	T469	Q343	Q343	G282	G220
ARG	T1054	R929	R929	S864	L798	D738	A667	E602	S541	Y471	R345	F344	L283	L221
L1055	L1055	F993	K930	T865	G799	R735	L668	V603	V542	R473	I410	G347	R284	D222
K1056	K1056	N995	E932	P866	T803	L737	Q670	A604	N543	R472	R409	V346	L285	D223
D1058	D1058	K996	G933	V867	R804	D738	M671	V606	T544	V474	I410	G347	G287	E224
D1059	I1060	L998	F934	E739	R806	E740	V672	D607	N545	V478	A412	L343	K288	S235
E1061	E1061	H999	D937	L871	L806	V741	L673	G608	L546	V479	L413	L351	T289	V226
R1063	G1062	M1000	K938	N872	R807	G741	V674	N609	I547	T480	P415	A352	T289	F227
M1064	E1002	L940	G940	L874	R808	V742	A675	R610	P548	T480	P415	R353	A291	A228
A1065	A1003	E941	E941	G875	D810	R744	L676	I611	F549	D481	G354	G354	A291	R230
A1066	K1004	E942	E942	V876	P811	I745	M677	V612	L550	E482	G416	V355	R292	R231
Y1067	M1005	S878	S878	P877	G812	A747	P678	R614	E551	V483	L418	E294	F293	E232
I1070	I1006	R879	R879	H880	E814	G746	F679	Y615	B552	V484	R420	R358	E233	E233
I1071	R1008	N881	N881	N881	L815	A747	Y662	E616	A555	T487	R422	M361	E234	A234
E1074	T1010	Q884	K949	Q884	F817	F751	N683	L620	N556	A488	G423	G362	L236	L236
D1075	G1011	L885	L950	D866	E685	I754	E684	V621	R557	T489	F425	S363	D300	R237
P1012	P1012	L886	G951	D866	E685	L755	E685	E522	A558	Y494	F425	E364	E301	L238
P1013	T1013	E821	L952	R820	A687	V756	A687	L625	L559	T495	V302	D365	F302	F239
S1014	S1014	V822	V953	E821	V688	R757	R626	R626	M560	I496	F303	S366	F303	L240
L1015	T954	V823	T954	V823	V689	T759	V628	P628	M564	A497	L304	L367	L242	L242
V1081	I1016	R824	P955	R824	I690	T759	P628	P628	Q665	Q498	T306	P368	P305	R243
P1082	T1017	G825	G956	E891	S691	G762	S691	T629	T566	A499	L307	T368	L307	P247
E1083	Q1018	L892	K957	L892	E693	E764	E693	S631	Q567	N500	G436	K370	L308	P248
														K249

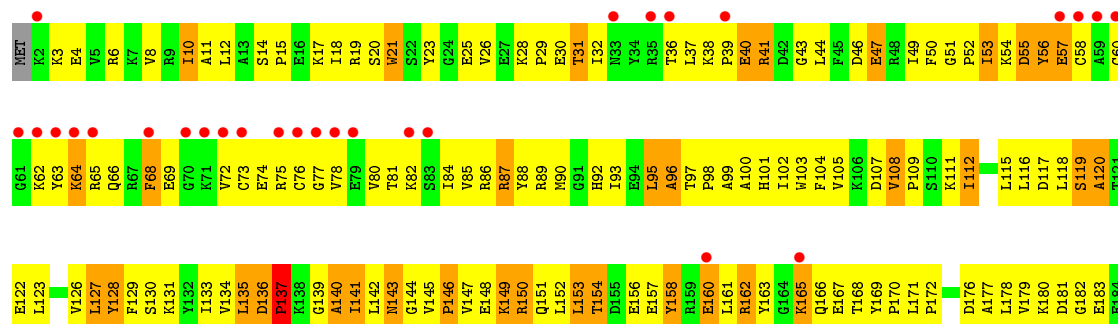
● Molecule 2: DNA-directed RNA polymerase subunit beta



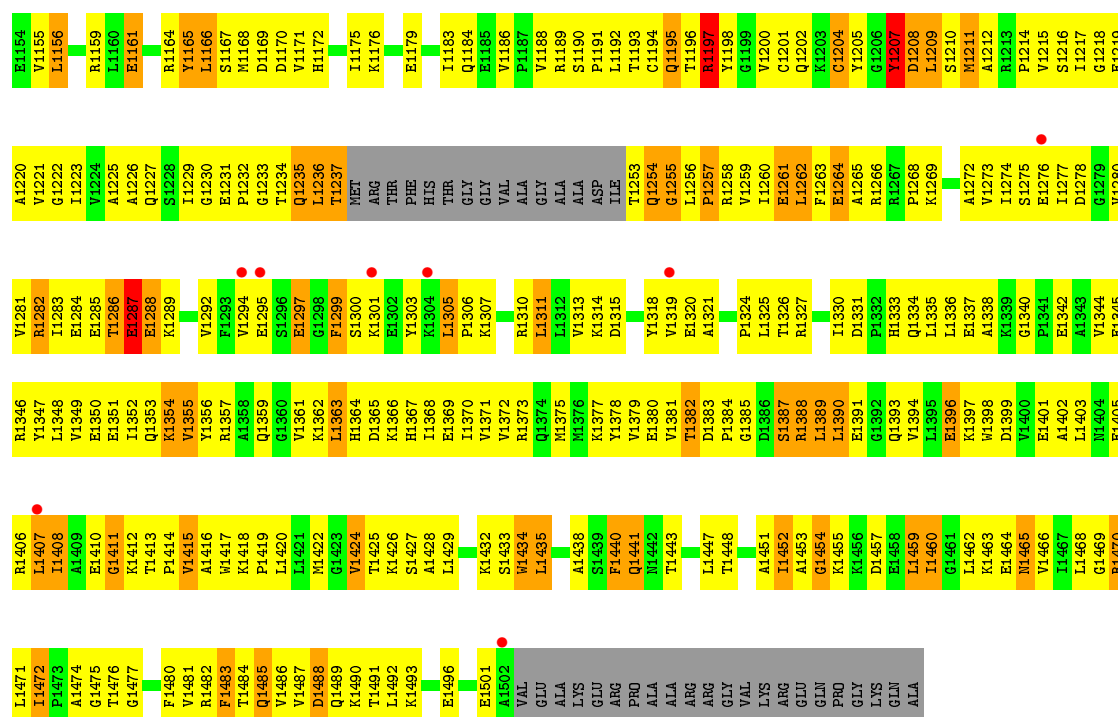




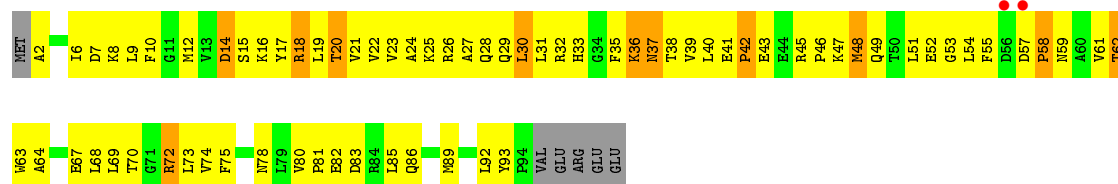




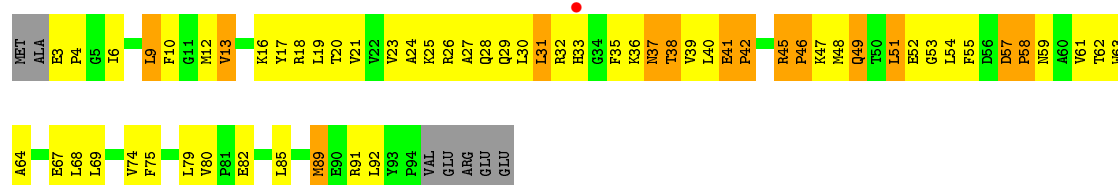
G1082	Y1093	L964	L899	V836	S771	R704	R640	R573	L503	R442	A370	V185
T1094	L1094	A967	L900	G637	P772	A705	Q641	L574	G506	V443	E376	Q188
T1095	L1095	A968	Q901	R838	A773	P706	G642	Q576	G507	V444	V377	E189
K1096	K1096	R969	L902	L839	S774		G643	E576	R507	R445	I378	E190
L1098	L1098	R970	Q906	R840	E775	R709	L644	A577	P508	V446	A379	L191
V1099	V1099	L971	E907	R842	P777	L711	L646	D579	E510	E448	E380	A192
D1100	D1100	L972	K908	R843	L778	G712	R647	A580	R511	S449	A381	P193
V1101	V1101	Q973	R909	R844	A779	I713	R648	L581	R512	V450	E382	V196
T1102	T1102	E975	L911	R846	K780	Q714	L649	L582	I513	D451	V384	S197
H1103	H1103	Q976	K912	R847	P781	A715	L650	D583	I514	I452	R385	R198
E1104	E1104	A977	Q913	R848	S782	F716	R651	D584	A516	D453	H386	L199
I1105	I1105	R978	L914	R849	D783	Q717	L652		P517	A454	L387	D200
V1106	V1106	E979	L915	R850	D784	F718	F653	P590	P518	R455		G201
R1107	R1107	N980	Y916	L850	I785	V719	F654	V591	V519	M456	H388	V202
A1108	A1108	N981	Q917	L851	I786	L720	F655	T592	L520	G457	E389	A203
L1109	L1109	G981	R982	A852	L787	V721	F656	N593	P521	A458	P390	L204
A1110	A1110	F982	A918	V853	G788	E722	L657	P594	P522	A459	A391	G205
S1111	S1111	L983	F919		L789	G723	L658		D523	D460	S392	R206
G1112	G1112	T984	L920	R857		Q724	K659	R598	L524	I461	L393	F207
G1113	G1113	D985	R921	V858	I792	S725	R660	P599	R525	Q462	L394	P208
T1114	T1114	R986	L922	D859	T793	I726	R661	L600	P526	Q463	V395	R209
T1115	T1115	E987		L860	Q794	Q727			MET	L464	V396	R210
R1116	R1116	R988	E925	Q861	V795	L728	R664	L603	VAL	L465	K397	V211
V1117	V1117	D990	K926	D862	R796	H729	G665	T604	GLN	K466	A398	R212
I1118	I1118	Q991	T927	R863		F730	L666	D605	VAL	E467	R399	
S1119	S1119	R992	A928	R864	K799	L731	A667	L606	ASP	L468	V400	Y215
V1120	V1120		R929	T865	R801	V732	F668	L607	GLY	D469	Y401	VAL
P1121	P1121	L995	L930	R866	G801	C733	N669	S608	GLY	L470	P402	GLU
L1122	L1122	W996	L931	R867		E734	G609		ARG	E471	F403	L204
F1123	F1123	T997	L934	V863	L804	A735	A672	K610	PHE	A472	E404	G205
Q1124	Q1124	E998	K935	G870	E805	F736		Q611	ALA	L473	D405	R206
P1125	P1125	T999	T936	R871	F806	N737	R675	G612	TS37	E474	D406	F207
G1126	G1126	T1000	Y937	K872	R807	A738	L676	R613	SS38	K475	V407	ALA
E1127	E1127	E1001	G938	L873	T808	D739	L677	F614	D539	E476	E408	GLY
V1128	V1128	K1002	F939	R874	P809	F740	E678	R615	L540	L477	V409	LEU
T1129	T1129	V1003	T940	T875	E810		R679	D616		L478	S410	ARG
R1130	R1130		F941	R876	E811	D743	D682	L617	L543	E479	T411	LEU
L1131	L1131	V1007	S942	R877	A812	Q744		L618	Y544	E480	G412	PRO
F1132	F1132	F1011	T943	G878	L813	H748	L683	L619	R545	M481	D413	VAL
K1135	K1135	E1012	T944	R879	A815	V749	K684	G620	R546	K482	R414	GLY
L1136	L1136	E1013	S945	L880	R816	P750	E685	R622	L547	H483	V415	ALA
R1137	R1137	M1014	G946	L881	E817		E686	V623	I549	P484	A416	ALA
D1138	D1138	Y1015	T948	F882	R818	F754	M688	D624	R550	S485	D419	TRP
E1141	E1141	F1017	T949		E819	A755	D689	V625	R551	A487	D420	VAL
K1143	K1143	P1016	G950	V886	E820	Q756	A690	S626		R488	V421	VAL
L1144	L1144	M1018	I951	A887	N824	E758	E692	R628	L554	R489	L421	HIS
V1145	V1145	P1019	D952	E888	A825	A759	E693	S629		A490	A422	GLY
G1146	G1146	L1020	D953	A889	P826	K760	V694		G561	K491	D423	TYR
R1147	R1147	Y1021	A954	V890	I827	I761	L695	V630	A562	A492	G424	ILE
V1148	V1148	V1022	Y955	E891	K828	Q762	R696	V632	P563	R493	G433	VAL
L1149	L1149	M1023	L956	D892	V829	H763	G697	V633	I566	K494	R434	LYS
R1150	R1150	A1024	P957	E893	A830	L764	K698	G634		R495	V435	ILE
L1151	L1151	Q1025	E958	K894	G831	L765	V699	P835	V567	L496	A436	GLN
A1152	A1152	S1026	E959	V895	R832	S765	V700	Q636	R568	V437	D365	ALA
R1153	R1153	Q1027	Q962	A896	E833	A766	V700	Q636	R569	D438	K366	GLU
		A1028	Q962	R897	T834	H767	L701	L637	E570	L439	I367	LEU
		R1029	Y963	E898	S835	L770	N703	L639	R571	V440	V368	PRO
									R572	F502	A369	ALA




• Molecule 4: DNA-directed RNA polymerase subunit omega




• Molecule 4: DNA-directed RNA polymerase subunit omega



• Molecule 4: DNA-directed RNA polymerase subunit omega





- Molecule 5: DNA (5'-D(*GP*GP*TP*CP*TP*GP*TP*AP*TP*CP*AP*CP*GP*AP*GP*CP*CP*AP*CP*CP*GP*CP*CP*GP*CP*AP*T)-3')



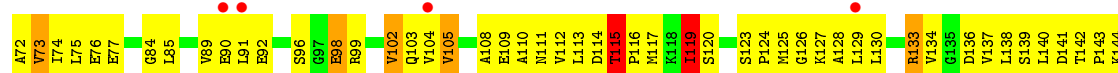
- Molecule 6: RNA (5'-R(*CP*CP*CP*CP*GP*GP*AP*AP*GP*AP*UP*CP*AP*UP*CP*UP*UP*CP*CP*GP*GP*GP*GP*GP*AP*U*GP*CP*GP*GP*CP*GP*G)-3')



- Molecule 7: Anti-cleavage anti-GreA transcription factor Gfh1



- Molecule 7: Anti-cleavage anti-GreA transcription factor Gfh1



- Molecule 7: Anti-cleavage anti-GreA transcription factor Gfh1





4 Data and refinement statistics

Property	Value	Source
Space group	P 1 21 1	Depositor
Cell constants a, b, c, α , β , γ	192.76Å 260.70Å 198.56Å 90.00° 117.58° 90.00°	Depositor
Resolution (Å)	49.87 – 4.10 49.87 – 4.10	Depositor EDS
% Data completeness (in resolution range)	96.9 (49.87-4.10) 97.0 (49.87-4.10)	Depositor EDS
R_{merge}	(Not available)	Depositor
R_{sym}	(Not available)	Depositor
$\langle I/\sigma(I) \rangle$ ¹	2.25 (at 4.14Å)	Xtriage
Refinement program	CNS 1.2	Depositor
R, R_{free}	0.262 , 0.318 0.271 , 0.324	Depositor DCC
R_{free} test set	3932 reflections (2.98%)	wwPDB-VP
Wilson B-factor (Å ²)	136.4	Xtriage
Anisotropy	0.211	Xtriage
Bulk solvent k_{sol} (e/Å ³), B_{sol} (Å ²)	0.25 , 83.4	EDS
L-test for twinning ²	$\langle L \rangle = 0.44$, $\langle L^2 \rangle = 0.27$	Xtriage
Estimated twinning fraction	0.038 for h,-k,-h-l	Xtriage
F_o, F_c correlation	0.87	EDS
Total number of atoms	74250	wwPDB-VP
Average B, all atoms (Å ²)	171.0	wwPDB-VP

Xtriage's analysis on translational NCS is as follows: *The largest off-origin peak in the Patterson function is 1.77% of the height of the origin peak. No significant pseudotranslation is detected.*

¹Intensities estimated from amplitudes.

²Theoretical values of $\langle |L| \rangle$, $\langle L^2 \rangle$ for acentric reflections are 0.5, 0.333 respectively for untwinned datasets, and 0.375, 0.2 for perfectly twinned datasets.

5 Model quality ⓘ

5.1 Standard geometry ⓘ

Bond lengths and bond angles in the following residue types are not validated in this section: ZN, MG

The Z score for a bond length (or angle) is the number of standard deviations the observed value is removed from the expected value. A bond length (or angle) with $|Z| > 5$ is considered an outlier worth inspection. RMSZ is the root-mean-square of all Z scores of the bond lengths (or angles).

Mol	Chain	Bond lengths		Bond angles	
		RMSZ	$\# Z > 5$	RMSZ	$\# Z > 5$
1	A	0.44	0/1791	0.75	1/2436 (0.0%)
1	B	0.45	0/1791	0.71	0/2436
1	F	0.47	0/1782	0.76	0/2425
1	G	0.47	0/1791	0.73	0/2436
1	K	0.43	0/1782	0.72	0/2425
1	L	0.45	0/1791	0.71	0/2436
2	C	0.49	0/8900	0.84	12/12038 (0.1%)
2	H	0.52	1/8876 (0.0%)	0.85	13/12006 (0.1%)
2	M	0.48	0/8896	0.80	8/12033 (0.1%)
3	D	0.49	0/10832	0.81	8/14638 (0.1%)
3	I	0.50	0/10351	0.81	13/13979 (0.1%)
3	N	0.48	0/10848	0.81	10/14658 (0.1%)
4	E	0.53	1/768 (0.1%)	0.77	1/1035 (0.1%)
4	J	0.46	0/763	0.77	1/1028 (0.1%)
4	O	0.60	0/768	0.88	3/1035 (0.3%)
5	P	0.94	0/133	1.17	0/202
6	Q	1.22	0/170	1.09	1/265 (0.4%)
7	X	0.40	0/1178	0.74	1/1582 (0.1%)
7	Y	0.41	0/1178	0.74	1/1582 (0.1%)
7	Z	0.41	0/1178	0.76	0/1582
All	All	0.49	2/75567 (0.0%)	0.80	73/102257 (0.1%)

Chiral center outliers are detected by calculating the chiral volume of a chiral center and verifying if the center is modelled as a planar moiety or with the opposite hand. A planarity outlier is detected by checking planarity of atoms in a peptide group, atoms in a mainchain group or atoms of a sidechain that are expected to be planar.

Mol	Chain	#Chirality outliers	#Planarity outliers
2	C	0	2
2	H	0	1
2	M	0	1

Continued on next page...

Continued from previous page...

Mol	Chain	#Chirality outliers	#Planarity outliers
3	I	0	1
3	N	0	1
5	P	0	1
6	Q	0	1
7	Z	0	1
All	All	0	9

All (2) bond length outliers are listed below:

Mol	Chain	Res	Type	Atoms	Z	Observed(Å)	Ideal(Å)
2	H	258	TYR	CB-CG	-5.54	1.43	1.51
4	E	43	GLU	CB-CG	5.46	1.62	1.52

All (73) bond angle outliers are listed below:

Mol	Chain	Res	Type	Atoms	Z	Observed(°)	Ideal(°)
2	H	1097	LEU	CA-CB-CG	10.26	138.90	115.30
3	D	142	LEU	CA-CB-CG	9.03	136.07	115.30
3	D	804	LEU	CA-CB-CG	-8.40	95.97	115.30
3	D	1209	LEU	N-CA-C	-8.10	89.14	111.00
3	N	1209	LEU	N-CA-C	-8.07	89.20	111.00
3	I	1209	LEU	N-CA-C	-7.88	89.72	111.00
2	H	115	LEU	CA-CB-CG	7.52	132.60	115.30
7	X	113	LEU	CA-CB-CG	7.44	132.41	115.30
4	J	49	GLN	N-CA-C	7.01	129.92	111.00
4	O	49	GLN	N-CA-C	6.88	129.59	111.00
6	Q	10	G	N9-C1'-C2'	-6.80	104.52	112.00
2	C	1097	LEU	CA-CB-CG	6.75	130.82	115.30
3	I	851	LEU	CA-CB-CG	-6.71	99.86	115.30
3	I	800	LYS	N-CA-C	6.70	129.08	111.00
4	E	49	GLN	N-CA-C	6.68	129.05	111.00
3	N	804	LEU	CA-CB-CG	-6.63	100.05	115.30
3	I	920	LEU	CA-CB-CG	6.54	130.34	115.30
2	C	319	GLY	N-CA-C	-6.49	96.88	113.10
2	H	319	GLY	N-CA-C	-6.48	96.91	113.10
2	C	765	SER	N-CA-C	6.33	128.09	111.00
2	M	319	GLY	N-CA-C	-6.31	97.33	113.10
3	N	1110	ALA	N-CA-C	-6.23	94.18	111.00
2	M	182	VAL	N-CA-C	-6.21	94.25	111.00
3	I	1389	LEU	CA-CB-CG	6.16	129.47	115.30
2	H	18	LEU	CA-CB-CG	-6.15	101.16	115.30
2	H	182	VAL	N-CA-C	-6.12	94.49	111.00

Continued on next page...

Continued from previous page...

Mol	Chain	Res	Type	Atoms	Z	Observed(°)	Ideal(°)
3	I	1110	ALA	N-CA-C	-6.11	94.51	111.00
3	N	1390	LEU	CA-CB-CG	6.06	129.24	115.30
2	C	281	LEU	CA-CB-CG	6.04	129.20	115.30
2	C	182	VAL	N-CA-C	-5.97	94.89	111.00
3	I	1068	LEU	CA-CB-CG	-5.92	101.69	115.30
2	H	1004	LYS	N-CA-C	5.90	126.92	111.00
3	N	1091	SER	N-CA-C	5.88	126.89	111.00
2	M	165	LEU	CB-CG-CD1	-5.87	101.02	111.00
2	C	1004	LYS	N-CA-C	5.83	126.73	111.00
2	C	795	GLY	N-CA-C	-5.82	98.55	113.10
2	C	773	LEU	CA-CB-CG	5.76	128.55	115.30
4	O	51	LEU	N-CA-C	-5.75	95.47	111.00
3	N	761	ILE	CB-CA-C	-5.72	100.16	111.60
2	M	514	VAL	CB-CA-C	-5.67	100.62	111.40
3	D	143	ASN	N-CA-C	-5.65	95.74	111.00
2	M	1004	LYS	N-CA-C	5.62	126.17	111.00
7	Y	119	ILE	CB-CA-C	-5.59	100.43	111.60
3	D	1042	ARG	N-CA-C	-5.58	95.93	111.00
3	I	800	LYS	CA-C-N	-5.54	105.13	116.20
3	I	143	ASN	N-CA-C	-5.52	96.09	111.00
3	I	1042	ARG	N-CA-C	-5.48	96.20	111.00
2	H	1057	SER	N-CA-C	5.48	125.79	111.00
2	C	250	ARG	N-CA-C	5.47	125.78	111.00
3	I	152	LEU	CA-CB-CG	5.45	127.83	115.30
3	D	1110	ALA	N-CA-C	-5.44	96.30	111.00
2	C	322	VAL	N-CA-C	-5.41	96.38	111.00
2	H	322	VAL	N-CA-C	-5.41	96.40	111.00
4	O	57	ASP	N-CA-C	5.40	125.59	111.00
2	H	773	LEU	CA-CB-CG	5.37	127.65	115.30
3	N	143	ASN	N-CA-C	-5.29	96.71	111.00
3	I	1127	GLU	N-CA-C	-5.26	96.80	111.00
2	C	729	LEU	N-CA-C	5.24	125.15	111.00
2	C	165	LEU	CB-CG-CD2	-5.24	102.10	111.00
3	N	1044	LEU	CA-CB-CG	-5.23	103.28	115.30
2	H	52	PHE	C-N-CD	5.19	139.30	128.40
2	H	795	GLY	N-CA-C	-5.18	100.15	113.10
2	H	261	ILE	N-CA-C	5.16	124.93	111.00
3	N	1042	ARG	N-CA-C	-5.16	97.08	111.00
2	M	261	ILE	N-CA-C	5.14	124.89	111.00
3	I	800	LYS	CA-CB-CG	-5.12	102.14	113.40
3	D	1126	ASP	N-CA-C	5.09	124.74	111.00
2	M	795	GLY	N-CA-C	-5.08	100.41	113.10

Continued on next page...

Continued from previous page...

Mol	Chain	Res	Type	Atoms	Z	Observed(°)	Ideal(°)
1	A	8	ALA	N-CA-C	-5.06	97.34	111.00
2	H	217	LEU	CA-CB-CG	-5.06	103.66	115.30
2	M	322	VAL	N-CA-C	-5.04	97.39	111.00
3	D	1116	ASN	N-CA-C	-5.03	97.42	111.00
3	N	1116	ASN	N-CA-C	-5.03	97.42	111.00

There are no chirality outliers.

All (9) planarity outliers are listed below:

Mol	Chain	Res	Type	Group
2	C	258	TYR	Sidechain
2	C	71	TYR	Sidechain
2	H	71	TYR	Sidechain
3	I	1070	TYR	Sidechain
2	M	258	TYR	Sidechain
3	N	56	TYR	Sidechain
5	P	24	DG	Sidechain
6	Q	10	G	Sidechain
7	Z	43	TYR	Sidechain

5.2 Too-close contacts

In the following table, the Non-H and H(model) columns list the number of non-hydrogen atoms and hydrogen atoms in the chain respectively. The H(added) column lists the number of hydrogen atoms added and optimized by MolProbity. The Clashes column lists the number of clashes within the asymmetric unit, whereas Symm-Clashes lists symmetry related clashes.

Mol	Chain	Non-H	H(model)	H(added)	Clashes	Symm-Clashes
1	A	1759	0	1805	210	0
1	B	1759	0	1805	226	0
1	F	1750	0	1792	251	0
1	G	1759	0	1805	230	0
1	K	1750	0	1792	199	0
1	L	1759	0	1805	196	0
2	C	8733	0	8834	1393	1
2	H	8710	0	8811	1418	2
2	M	8729	0	8831	1386	0
3	D	10651	0	10880	1742	2
3	I	10182	0	10418	1528	0
3	N	10667	0	10894	1632	1
4	E	754	0	769	96	0

Continued on next page...

Continued from previous page...

Mol	Chain	Non-H	H(model)	H(added)	Clashes	Symm-Clashes
4	J	749	0	764	106	0
4	O	754	0	769	107	0
5	P	120	0	67	10	0
6	Q	152	0	78	7	0
7	X	1169	0	1186	114	0
7	Y	1169	0	1186	129	0
7	Z	1169	0	1186	145	0
8	D	1	0	0	0	0
8	I	1	0	0	0	0
8	N	1	0	0	0	0
9	D	1	0	0	0	0
9	I	1	0	0	0	0
9	N	1	0	0	0	0
All	All	74250	0	75477	10329	3

The all-atom clashscore is defined as the number of clashes found per 1000 atoms (including hydrogen atoms). The all-atom clashscore for this structure is 69.

All (10329) close contacts within the same asymmetric unit are listed below, sorted by their clash magnitude.

Atom-1	Atom-2	Interatomic distance (Å)	Clash overlap (Å)
2:H:282:GLY:O	2:H:283:ILE:HG13	1.34	1.25
3:D:1093:TYR:OH	3:D:1097:LYS:HE3	1.07	1.25
3:D:1093:TYR:OH	3:D:1097:LYS:CE	1.85	1.23
2:C:987:ILE:HG23	3:D:948:THR:HG21	1.20	1.20
3:I:108:VAL:HB	3:I:109:PRO:HD3	1.20	1.19
7:Z:120:SER:HB2	7:Z:123:SER:HB2	1.26	1.18
3:D:1481:VAL:HG11	4:E:18:ARG:HA	1.19	1.17
2:C:239:PHE:CZ	2:C:252:LYS:HA	1.77	1.17
2:H:425:PHE:CE1	3:I:1079:LYS:NZ	2.12	1.17
4:J:54:LEU:CG	4:J:58:PRO:HG2	1.75	1.16
3:N:356:PRO:HA	3:N:440:VAL:O	1.45	1.16
3:N:1235:GLN:HB2	7:Z:37:MET:HE3	1.20	1.16
1:F:42:ARG:HH12	2:H:857:ASP:HB3	1.08	1.15
2:H:495:THR:HG21	2:H:517:ARG:HH21	1.10	1.15
2:H:1046:ALA:HB1	3:I:1471:LEU:HD11	1.23	1.15
3:D:119:SER:HB2	3:D:123:LEU:HB2	1.18	1.15
2:H:987:ILE:HG23	3:I:948:THR:HG21	1.25	1.14
2:C:290:LEU:HB3	2:C:302:VAL:HG11	1.16	1.14
2:C:408:ARG:HH21	2:C:455:LEU:HD11	0.99	1.14
3:I:164:GLY:O	2:M:209:ARG:HG2	1.44	1.14

Continued on next page...

Continued from previous page...

Atom-1	Atom-2	Interatomic distance (Å)	Clash overlap (Å)
1:A:35:THR:HG21	1:B:43:ILE:HD11	1.24	1.14
3:D:809:PRO:HB2	3:D:812:ALA:HB2	1.23	1.14
2:C:1090:LYS:HE3	3:D:90:MET:HG3	1.27	1.14
1:K:206:THR:HG22	1:K:209:GLU:HG3	1.27	1.13
2:C:861:LEU:HG	2:C:862:PRO:HD2	1.31	1.13
2:C:675:ALA:HA	2:C:989:VAL:HG12	1.25	1.13
3:I:800:LYS:HG2	3:I:826:PRO:CD	1.78	1.13
2:H:101:ILE:HG23	2:H:107:LEU:HD22	1.20	1.12
1:L:62:LEU:HD12	1:L:63:HIS:H	1.13	1.12
1:B:74:ASP:HB2	3:D:872:ARG:HH22	1.00	1.12
3:I:1211:MET:HG2	3:I:1212:ALA:H	1.01	1.12
1:A:42:ARG:HH12	1:B:34:VAL:HB	1.03	1.12
3:D:87:ARG:HB3	3:D:523:ASP:HB2	1.23	1.12
3:N:1095:THR:O	3:N:1099:VAL:HG23	1.48	1.12
2:C:144:PRO:HG2	2:C:265:ARG:NH1	1.65	1.12
3:N:1379:VAL:HG12	3:N:1419:PRO:HA	1.30	1.12
2:C:144:PRO:HG2	2:C:265:ARG:HH12	1.11	1.11
3:N:143:ASN:HA	3:N:161:LEU:HD21	1.33	1.11
2:C:834:GLN:HE22	3:D:724:GLN:HG3	1.12	1.11
3:N:984:THR:CG2	3:N:987:GLU:HG2	1.80	1.11
3:D:785:ILE:HD12	3:D:785:ILE:H	1.14	1.10
1:K:58:ILE:HD13	1:K:140:MET:HB3	1.34	1.10
2:C:274:ARG:HB2	2:C:285:LEU:HD13	1.33	1.10
2:H:170:PRO:HG2	2:H:258:TYR:HE2	0.97	1.10
2:H:170:PRO:HG2	2:H:258:TYR:CE2	1.87	1.10
2:M:689:VAL:HB	2:M:870:ILE:HG12	1.31	1.10
3:N:908:LYS:HB2	3:N:1027:GLY:HA3	1.28	1.10
3:N:356:PRO:HB2	3:N:359:ALA:HB2	1.10	1.10
4:O:54:LEU:CG	4:O:58:PRO:HG2	1.81	1.10
2:H:544:THR:O	2:H:547:ILE:HD12	1.52	1.10
3:N:643:GLY:HA3	3:N:727:GLN:HB2	1.24	1.10
3:N:1481:VAL:HG11	4:O:18:ARG:HA	1.17	1.09
2:C:1081:VAL:HG21	2:C:1111:ILE:HG22	1.15	1.09
3:I:800:LYS:HG2	3:I:826:PRO:HD3	1.24	1.09
2:C:1082:PRO:HG2	3:D:1469:GLY:HA3	1.34	1.09
3:N:108:VAL:HB	3:N:109:PRO:HD3	1.33	1.09
2:C:1046:ALA:HB1	3:D:1471:LEU:HD11	1.32	1.09
3:I:181:ASP:HB3	3:I:441:ARG:HD3	1.33	1.09
3:D:1087:ARG:NH2	7:X:43:TYR:CE2	2.19	1.09
3:D:1123:PHE:HE2	3:D:1184:GLN:HA	1.16	1.09
2:M:1046:ALA:HB1	3:N:1471:LEU:HD11	1.14	1.09

Continued on next page...

Continued from previous page...

Atom-1	Atom-2	Interatomic distance (Å)	Clash overlap (Å)
3:N:827:ILE:H	3:N:827:ILE:HD12	1.16	1.09
2:C:1086:ARG:HB2	2:C:1112:PHE:HE2	1.16	1.08
2:C:325:ILE:HD12	2:C:325:ILE:H	1.18	1.08
3:D:137:PRO:HG3	3:D:453:ASP:H	0.96	1.08
4:J:54:LEU:HG	4:J:58:PRO:CG	1.81	1.08
2:H:556:ASN:ND2	7:Y:45:ASP:OD1	1.84	1.08
1:G:30:ARG:HH22	2:H:854:PRO:HG3	1.18	1.07
3:D:133:ILE:O	3:D:152:LEU:HB2	1.53	1.07
2:H:857:ASP:HB2	2:H:978:ARG:HG2	1.34	1.07
3:I:543:LEU:HD22	3:I:580:ALA:HB1	1.36	1.07
2:C:1092:LEU:HD13	2:C:1099:VAL:HG21	1.32	1.07
2:M:1082:PRO:HG2	3:N:1469:GLY:HA3	1.37	1.07
2:C:141:HIS:HB3	2:C:418:LEU:HD23	1.36	1.07
3:N:109:PRO:HB3	3:N:494:LYS:NZ	1.68	1.07
3:D:804:LEU:HB2	3:D:831:GLY:HA2	1.31	1.06
2:M:110:GLU:HG3	2:M:369:PRO:HB3	1.36	1.06
3:N:1235:GLN:HE21	7:Z:37:MET:HG2	1.14	1.06
2:C:878:SER:HA	3:D:1034:GLN:HE22	0.97	1.06
2:H:191:PHE:HZ	2:H:196:LEU:HB2	1.18	1.06
3:N:1211:MET:HG2	3:N:1212:ALA:H	1.14	1.06
3:N:137:PRO:HG3	3:N:453:ASP:H	0.97	1.06
3:I:1320:GLU:HG2	3:I:1339:LYS:NZ	1.69	1.06
3:I:521:PRO:HB2	3:I:524:LEU:HD13	1.37	1.05
3:D:176:ASP:HB3	3:D:389:GLU:HG2	1.07	1.05
2:M:110:GLU:CG	2:M:369:PRO:HB3	1.85	1.05
2:H:110:GLU:HG3	2:H:369:PRO:HG3	1.34	1.05
3:I:1379:VAL:HG12	3:I:1419:PRO:HA	1.34	1.05
3:I:29:PRO:HG3	3:I:549:ASN:HD21	1.22	1.05
3:D:1087:ARG:NH2	7:X:43:TYR:HE2	1.49	1.05
3:I:1209:LEU:HD23	3:I:1211:MET:H	1.21	1.05
3:N:119:SER:HB2	3:N:123:LEU:HB2	1.37	1.05
1:A:184:THR:OG1	1:A:192:LEU:HB2	1.55	1.05
3:D:1166:LEU:HD23	3:D:1166:LEU:H	1.21	1.05
2:C:1090:LYS:HE3	3:D:90:MET:CG	1.86	1.04
2:C:939:ARG:HA	2:C:939:ARG:HE	1.14	1.04
3:D:643:GLY:HA3	3:D:727:GLN:HB2	1.39	1.04
3:N:705:ALA:HB3	3:N:706:PRO:HD3	1.38	1.04
2:C:578:VAL:HG23	2:C:579:VAL:HG12	1.33	1.04
3:N:166:GLN:HE22	3:N:394:LEU:HB2	1.19	1.04
2:M:1004:LYS:HG2	3:N:630:VAL:HG23	1.37	1.04
2:C:312:ALA:HB1	2:C:318:PRO:HG2	1.39	1.04

Continued on next page...

Continued from previous page...

Atom-1	Atom-2	Interatomic distance (Å)	Clash overlap (Å)
2:M:369:PRO:HG2	2:M:370:ALA:H	1.22	1.04
3:N:153:LEU:HD13	3:N:158:TYR:HB2	1.39	1.04
3:N:206:ARG:HE	3:N:206:ARG:HA	1.22	1.04
2:H:49:ARG:HA	2:H:52:PHE:HD2	1.21	1.03
3:N:206:ARG:HB2	3:N:392:SER:O	1.57	1.03
2:C:265:ARG:HB3	2:C:267:TYR:CE2	1.93	1.03
3:D:631:ILE:HD12	3:D:743:ASP:O	1.57	1.03
1:G:56:VAL:HG22	1:G:142:VAL:HG12	1.39	1.03
2:H:290:LEU:HB3	2:H:302:VAL:HG11	1.40	1.03
3:I:820:GLU:HG3	3:I:836:VAL:HG21	1.40	1.03
2:C:69:LEU:HD12	2:C:97:ARG:HB3	1.38	1.03
2:C:857:ASP:HB2	2:C:978:ARG:HG2	1.36	1.03
3:D:84:ILE:HG22	3:D:87:ARG:HE	1.22	1.03
2:M:74:GLY:O	2:M:76:PRO:HD3	1.58	1.03
3:I:163:TYR:HB3	2:M:209:ARG:CZ	1.89	1.03
3:I:1481:VAL:HG11	4:J:18:ARG:HA	1.41	1.03
3:D:1211:MET:HG2	3:D:1212:ALA:H	1.17	1.03
3:N:820:GLU:HG3	3:N:836:VAL:HG21	1.36	1.03
2:H:69:LEU:HD12	2:H:97:ARG:HB3	1.41	1.03
3:I:119:SER:HB2	3:I:123:LEU:HB2	1.40	1.03
3:I:1472:ILE:H	3:I:1472:ILE:HD13	1.18	1.03
3:N:470:LEU:HB2	3:N:503:LEU:HD21	1.39	1.02
3:D:1066:THR:HG22	3:D:1069:GLU:HB2	1.37	1.02
3:I:1025:GLN:HE21	3:I:1025:GLN:HA	1.19	1.02
2:M:874:LEU:O	3:N:1029:ARG:HD2	1.59	1.02
3:N:87:ARG:HB3	3:N:523:ASP:HB2	1.42	1.02
4:O:54:LEU:HG	4:O:58:PRO:HG2	1.03	1.02
3:N:843:PHE:HE1	3:N:864:VAL:HG11	1.24	1.02
3:I:807:ALA:HA	3:I:833:GLU:HG2	1.40	1.02
2:H:689:VAL:HB	2:H:870:ILE:HG13	1.40	1.02
3:N:1352:ILE:O	3:N:1355:VAL:HG23	1.58	1.02
2:H:110:GLU:HG3	2:H:369:PRO:CG	1.88	1.02
3:I:137:PRO:HD3	3:I:453:ASP:O	1.58	1.02
3:N:983:LEU:HD23	3:N:983:LEU:H	1.24	1.02
2:H:165:LEU:HG	2:H:166:PRO:HA	1.42	1.01
2:H:606:VAL:HG23	2:H:645:VAL:HG13	1.42	1.01
3:I:1253:THR:HG23	3:I:1258:ARG:HD3	1.42	1.01
3:I:29:PRO:HG3	3:I:549:ASN:ND2	1.74	1.01
3:I:809:PRO:HB2	3:I:812:ALA:HB2	1.39	1.01
2:M:52:PHE:CG	2:M:68:PHE:HB2	1.96	1.01
3:N:1389:LEU:O	3:N:1390:LEU:HB2	1.60	1.01

Continued on next page...

Continued from previous page...

Atom-1	Atom-2	Interatomic distance (Å)	Clash overlap (Å)
3:N:357:GLU:CG	3:N:441:ARG:HG2	1.91	1.01
1:F:188:GLN:H	1:F:188:GLN:NE2	1.59	1.01
2:M:979:THR:HG23	2:M:981:GLU:H	1.25	1.01
3:N:397:LYS:HG2	3:N:448:GLU:HB2	1.42	1.01
2:M:1004:LYS:HD2	3:N:744:GLN:NE2	1.73	1.01
2:C:544:THR:O	2:C:547:ILE:HD12	1.61	1.01
2:M:455:LEU:HD13	2:M:459:ALA:HB3	1.41	1.01
1:B:86:VAL:HG12	1:B:124:ASN:HB2	1.42	1.01
3:D:804:LEU:HD13	3:D:830:ALA:O	1.60	1.01
2:C:603:VAL:HA	2:C:613:VAL:HG12	1.38	1.01
1:B:212:ASN:O	1:B:215:VAL:HG22	1.61	1.00
2:C:305:PRO:HA	2:C:308:ARG:HB2	1.42	1.00
2:C:678:PRO:HG2	3:D:947:ILE:HD11	1.37	1.00
2:M:861:LEU:HG	2:M:862:PRO:HD2	1.43	1.00
2:C:794:PRO:HG2	2:C:1025:ALA:O	1.60	1.00
1:A:156:HIS:HD2	1:A:157:GLY:H	1.07	1.00
2:C:958:THR:HG23	2:C:961:GLU:HG3	1.38	1.00
3:D:137:PRO:HD3	3:D:453:ASP:O	1.61	1.00
2:M:395:LYS:HE2	2:M:403:SER:HB2	1.42	1.00
2:H:1024:LYS:HG3	2:H:1025:ALA:H	1.26	1.00
1:B:34:VAL:HG22	1:B:181:VAL:HG21	1.40	1.00
2:C:950:LEU:HB3	2:C:952:LEU:HD23	1.43	1.00
3:N:771:SER:HB3	3:N:778:LEU:HD13	1.44	1.00
3:D:764:LEU:HD12	3:D:765:SER:N	1.76	1.00
3:N:984:THR:HG22	3:N:987:GLU:CG	1.90	1.00
3:I:1112:CYS:SG	3:I:1195:GLN:HG2	2.02	1.00
2:H:1049:LEU:HD23	3:I:1472:ILE:HD12	1.42	1.00
2:M:73:LEU:HD23	2:M:94:LEU:HB2	1.43	1.00
2:C:565:GLN:HE21	2:C:842:ARG:HG2	1.23	1.00
3:I:908:LYS:HB2	3:I:1027:GLY:HA3	1.43	1.00
1:K:44:LEU:HD23	1:K:48:ILE:HD11	1.43	1.00
2:M:290:LEU:HB3	2:M:302:VAL:HG11	1.43	1.00
2:H:383:ARG:HH11	2:H:383:ARG:HB2	1.23	1.00
4:J:54:LEU:HG	4:J:58:PRO:HG2	1.03	1.00
2:M:212:GLY:HA3	2:M:218:VAL:HG21	1.44	1.00
3:N:996:TRP:HA	3:N:999:THR:HG22	1.44	1.00
2:C:368:THR:HB	2:C:369:PRO:CD	1.92	0.99
3:D:116:LEU:HD22	3:D:118:LEU:HG	1.39	0.99
2:H:368:THR:HB	2:H:369:PRO:HD3	1.44	0.99
2:M:367:LEU:HB3	2:M:371:LYS:HE2	1.41	0.99
3:D:947:ILE:O	3:D:947:ILE:HD12	1.60	0.99

Continued on next page...

Continued from previous page...

Atom-1	Atom-2	Interatomic distance (Å)	Clash overlap (Å)
3:I:28:LYS:HD2	3:I:29:PRO:HD2	1.42	0.99
3:D:52:PRO:HB2	3:D:80:VAL:HG11	1.39	0.99
3:D:834:THR:HB	3:D:838:ARG:HD3	1.44	0.99
3:I:1147:ARG:HB3	3:I:1188:VAL:HG21	1.45	0.99
3:I:1018:ASN:O	3:I:1022:VAL:HG23	1.62	0.99
2:M:157:ARG:CZ	2:M:314:THR:HB	1.91	0.99
2:M:182:VAL:HG12	2:M:193:LEU:HD22	1.44	0.99
3:N:28:LYS:HD2	3:N:29:PRO:HD2	1.41	0.99
3:N:50:PHE:CD2	3:N:522:PRO:HD3	1.98	0.99
2:M:212:GLY:CA	2:M:218:VAL:HG21	1.92	0.99
2:M:312:ALA:HB1	2:M:318:PRO:HG2	1.44	0.99
3:D:1468:LEU:HD22	3:D:1470:ARG:HB2	1.41	0.99
2:H:691:SER:HB2	2:H:858:MET:SD	2.03	0.99
2:H:12:VAL:HG22	2:H:13:ILE:HG23	1.43	0.98
3:N:809:PRO:HB2	3:N:812:ALA:HB2	1.44	0.98
3:N:357:GLU:HG3	3:N:441:ARG:HG2	0.99	0.98
4:E:18:ARG:HH21	4:E:18:ARG:HB2	1.23	0.98
2:H:565:GLN:NE2	2:H:842:ARG:HG2	1.78	0.98
3:N:366:LYS:HE2	3:N:369:ALA:HB2	1.45	0.98
2:C:1065:ALA:HB1	2:C:1077:PRO:HG2	1.41	0.98
3:D:137:PRO:HG3	3:D:453:ASP:N	1.79	0.98
2:M:267:TYR:HB2	2:M:272:ALA:CB	1.93	0.98
3:N:128:TYR:HE2	3:N:458:ALA:HA	1.27	0.98
2:H:312:ALA:HB1	2:H:318:PRO:HG2	1.45	0.98
1:K:218:LEU:HD23	1:L:222:LEU:HD21	1.45	0.98
3:N:119:SER:CB	3:N:123:LEU:HB2	1.93	0.98
3:N:813:LEU:O	3:N:817:GLU:HB2	1.62	0.98
2:H:1004:LYS:HD2	3:I:744:GLN:NE2	1.79	0.98
4:O:54:LEU:HG	4:O:58:PRO:CG	1.94	0.98
3:D:637:LEU:HD21	3:D:642:CYS:HA	1.41	0.98
3:I:134:VAL:HG21	3:I:460:ALA:HB1	1.46	0.98
1:L:74:ASP:HB2	3:N:872:ARG:HH22	1.28	0.98
3:I:1025:GLN:HA	3:I:1025:GLN:NE2	1.73	0.97
3:N:95:LEU:HD21	3:N:574:LEU:HD11	1.42	0.97
2:C:1086:ARG:HB2	2:C:1112:PHE:CE2	2.00	0.97
3:D:1205:TYR:CD2	3:D:1215:VAL:HG21	2.00	0.97
3:D:207:PHE:O	3:D:390:PRO:HA	1.64	0.97
3:D:764:LEU:HD12	3:D:765:SER:H	1.26	0.97
3:N:864:VAL:HG12	3:N:865:THR:H	1.28	0.97
3:I:1352:ILE:HG21	3:I:1368:ILE:HD12	1.45	0.97
3:I:799:LYS:O	3:I:800:LYS:HD3	1.63	0.97

Continued on next page...

Continued from previous page...

Atom-1	Atom-2	Interatomic distance (Å)	Clash overlap (Å)
2:M:267:TYR:HB2	2:M:272:ALA:HB1	1.47	0.97
2:C:224:GLU:O	2:C:228:ALA:HB3	1.64	0.97
3:I:1106:VAL:HG12	3:I:1107:VAL:H	1.28	0.97
2:M:606:VAL:HG23	2:M:645:VAL:HG13	1.45	0.97
3:N:357:GLU:HG3	3:N:441:ARG:CG	1.94	0.97
2:C:836:GLY:HA3	2:C:1001:VAL:HG21	1.47	0.97
2:C:1061:GLU:OE2	3:D:84:ILE:HD12	1.64	0.97
3:I:1320:GLU:HG2	3:I:1339:LYS:HZ1	1.27	0.97
2:M:885:ILE:H	2:M:885:ILE:HD12	1.30	0.97
3:D:209:ARG:HB2	3:D:389:GLU:HB3	1.46	0.96
2:M:1097:LEU:HD11	3:N:1451:ALA:CB	1.95	0.96
3:D:513:ILE:O	3:D:513:ILE:HD12	1.65	0.96
2:M:418:LEU:H	2:M:418:LEU:HD12	1.27	0.96
1:A:58:ILE:HD13	1:A:140:MET:HB3	1.43	0.96
3:I:87:ARG:HB3	3:I:523:ASP:HB2	1.45	0.96
3:I:906:GLN:HB3	3:I:911:LEU:HD11	1.48	0.96
2:C:1105:LYS:HD2	2:C:1107:ASN:HD22	1.27	0.96
2:H:395:LYS:HE2	2:H:403:SER:HB2	1.44	0.96
3:D:388:HIS:O	3:D:390:PRO:HD3	1.66	0.96
3:D:465:LEU:HD21	3:D:509:PRO:HB2	1.44	0.96
2:H:1018:GLN:HE21	2:H:1018:GLN:HA	1.31	0.96
2:H:272:ALA:HA	2:H:464:LEU:HD21	1.47	0.96
2:M:98:LEU:HD11	2:M:113:VAL:HG22	1.45	0.96
3:N:806:PHE:CE1	3:N:813:LEU:HB3	1.99	0.96
3:D:1263:PHE:CE2	3:D:1371:VAL:HG11	2.01	0.96
3:D:771:SER:HB2	3:D:778:LEU:HD13	1.47	0.95
1:B:228:PRO:O	1:B:229:GLN:HG3	1.66	0.95
1:G:86:VAL:HG12	1:G:124:ASN:HB2	1.45	0.95
3:I:1161:GLU:OE2	3:I:1164:ARG:HD2	1.66	0.95
2:M:64:LEU:HD22	2:M:359:MET:HG3	1.45	0.95
2:C:572:ILE:HD12	2:C:573:ARG:H	1.32	0.95
3:D:179:VAL:HG13	3:D:183:GLU:HB3	1.44	0.95
2:C:988:VAL:HG11	3:D:949:ILE:O	1.64	0.95
3:D:890:VAL:HG11	3:D:922:LEU:HD12	1.46	0.95
2:H:376:ARG:HH12	2:H:380:ALA:HB2	1.30	0.95
2:H:654:LEU:HD23	2:H:654:LEU:H	1.28	0.95
1:K:184:THR:OG1	1:K:192:LEU:HB2	1.67	0.95
3:D:351:MET:HG3	3:D:370:ALA:HB2	1.45	0.95
3:D:809:PRO:HB2	3:D:812:ALA:CB	1.96	0.95
3:N:804:LEU:HD22	3:N:831:GLY:HA3	1.45	0.95
2:C:195:LEU:O	2:C:199:VAL:HG23	1.64	0.95

Continued on next page...

Continued from previous page...

Atom-1	Atom-2	Interatomic distance (Å)	Clash overlap (Å)
2:M:674:VAL:HG23	2:M:869:VAL:O	1.66	0.95
3:N:860:LEU:HD23	3:N:877:PRO:HB2	1.49	0.95
2:C:408:ARG:NH2	2:C:455:LEU:HD11	1.81	0.95
3:D:850:LEU:HD12	3:D:850:LEU:H	1.29	0.95
3:I:109:PRO:HB3	3:I:494:LYS:NZ	1.81	0.95
3:N:1263:PHE:HE2	3:N:1371:VAL:HG11	1.32	0.95
3:D:1305:LEU:HD12	3:D:1311:LEU:HD22	1.49	0.95
2:H:332:ARG:HG3	2:H:465:GLY:HA3	1.48	0.95
1:F:42:ARG:NH1	2:H:857:ASP:HB3	1.82	0.95
2:M:836:GLY:HA3	2:M:1001:VAL:HG21	1.49	0.95
3:N:137:PRO:HD3	3:N:453:ASP:O	1.66	0.95
2:C:878:SER:CA	3:D:1034:GLN:HE22	1.79	0.94
3:D:1205:TYR:HD2	3:D:1215:VAL:HG21	1.31	0.94
1:G:87:VAL:HG21	1:G:144:VAL:HG11	1.47	0.94
2:H:603:VAL:HA	2:H:613:VAL:HG12	1.49	0.94
3:I:101:HIS:HD1	3:I:103:TRP:HB2	1.32	0.94
1:B:87:VAL:HG21	1:B:144:VAL:HG11	1.47	0.94
3:D:804:LEU:HD23	3:D:804:LEU:H	1.26	0.94
2:H:455:LEU:HD13	2:H:459:ALA:HB3	1.47	0.94
2:M:113:VAL:O	2:M:115:LEU:HD23	1.67	0.94
2:C:332:ARG:HG3	2:C:465:GLY:HA3	1.49	0.94
2:H:836:GLY:HA3	2:H:1001:VAL:HG21	1.49	0.94
7:Z:115:THR:OG1	7:Z:116:PRO:HD3	1.66	0.94
2:C:878:SER:HA	3:D:1034:GLN:NE2	1.80	0.94
3:D:877:PRO:O	3:D:880:ILE:HG22	1.68	0.94
2:H:21:ILE:H	2:H:21:ILE:HD12	1.32	0.94
3:I:800:LYS:HD2	3:I:801:GLY:H	1.29	0.94
3:D:1093:TYR:CZ	3:D:1097:LYS:CE	2.50	0.94
2:C:1085:PHE:CE2	3:D:1468:LEU:HG	2.02	0.94
3:D:521:PRO:HB2	3:D:524:LEU:HD13	1.47	0.94
2:H:498:GLN:HE21	2:H:498:GLN:HA	1.29	0.94
2:M:1097:LEU:HD11	3:N:1451:ALA:HB2	1.48	0.94
1:A:25:LEU:HD23	1:A:28:LEU:HD11	1.47	0.94
2:H:265:ARG:HB3	2:H:267:TYR:CE2	2.02	0.94
2:M:332:ARG:HD2	2:M:464:LEU:O	1.67	0.94
2:C:56:GLU:HG2	2:C:356:ARG:HG3	1.49	0.94
3:D:810:GLU:O	3:D:813:LEU:HG	1.67	0.94
3:I:1035:ILE:HA	3:I:1038:LEU:HD12	1.50	0.94
3:I:1257:PRO:HA	3:I:1260:ILE:HD12	1.46	0.94
3:I:813:LEU:HD12	3:I:814:ALA:N	1.82	0.94
2:H:504:GLU:OE2	2:H:504:GLU:HA	1.65	0.94

Continued on next page...

Continued from previous page...

Atom-1	Atom-2	Interatomic distance (Å)	Clash overlap (Å)
3:N:137:PRO:HG3	3:N:453:ASP:N	1.82	0.94
2:H:432:ARG:HH22	3:I:1047:LYS:HD3	1.31	0.94
2:C:1074:GLU:HG2	2:C:1075:ASP:H	1.32	0.94
2:C:21:ILE:HD12	2:C:21:ILE:H	1.32	0.94
3:D:1099:VAL:O	3:D:1103:HIS:HB3	1.68	0.94
3:D:813:LEU:O	3:D:817:GLU:HB2	1.68	0.94
3:N:984:THR:HG22	3:N:987:GLU:HG2	0.95	0.94
2:H:184:MET:N	2:H:193:LEU:HD11	1.83	0.93
3:I:507:ASN:H	3:I:507:ASN:HD22	0.94	0.93
3:D:119:SER:CB	3:D:123:LEU:HB2	1.99	0.93
3:D:29:PRO:HG3	3:D:549:ASN:HD21	1.31	0.93
2:M:987:ILE:HG23	3:N:948:THR:HG21	1.47	0.93
1:A:189:ARG:HG3	1:A:191:ASP:OD1	1.68	0.93
3:I:185:VAL:HG22	3:I:189:GLN:HE22	1.31	0.93
3:N:795:VAL:HG23	3:N:879:ARG:HH12	1.31	0.93
3:D:101:HIS:HD1	3:D:103:TRP:HB2	1.34	0.93
3:D:1106:VAL:HG12	3:D:1107:VAL:H	1.34	0.93
2:H:196:LEU:O	2:H:199:VAL:HB	1.68	0.93
2:M:571:LEU:HD21	2:M:700:TYR:HA	1.48	0.93
1:B:185:ARG:CZ	3:D:692:GLU:HG2	1.99	0.93
2:H:603:VAL:HG23	2:H:647:GLN:H	1.33	0.93
3:I:996:TRP:O	3:I:1000:THR:HG22	1.69	0.93
2:M:253:ALA:O	2:M:257:VAL:HG23	1.66	0.93
2:C:267:TYR:HB2	2:C:272:ALA:CB	1.99	0.93
2:H:292:ARG:HG2	2:H:299:LYS:HE2	1.47	0.93
3:N:996:TRP:CD2	3:N:1056:PRO:HG2	2.03	0.93
3:N:1285:GLU:O	3:N:1286:THR:HG22	1.68	0.93
1:B:74:ASP:HB2	3:D:872:ARG:NH2	1.82	0.93
2:C:272:ALA:HA	2:C:464:LEU:HD22	1.50	0.93
2:H:134:ARG:HH21	2:H:393:GLN:HA	1.34	0.93
2:H:657:ASP:HB3	2:H:661:SER:O	1.68	0.93
3:D:108:VAL:HB	3:D:109:PRO:HD3	1.50	0.93
3:D:347:VAL:HG13	3:D:351:MET:HB3	1.51	0.93
3:D:899:LEU:HD12	3:D:900:ILE:HG22	1.51	0.93
3:I:1459:LEU:CD2	3:I:1470:ARG:HH21	1.82	0.93
3:I:17:LYS:HG2	3:I:21:TRP:HE1	1.29	0.93
3:I:795:VAL:HG23	3:I:879:ARG:HH12	1.34	0.93
2:M:329:GLY:HA3	2:M:489:THR:HG23	1.50	0.93
2:M:495:THR:HG21	2:M:517:ARG:HH21	1.34	0.93
1:A:42:ARG:NH1	1:B:34:VAL:HB	1.83	0.92
2:H:182:VAL:HG12	2:H:193:LEU:HD22	1.48	0.92

Continued on next page...

Continued from previous page...

Atom-1	Atom-2	Interatomic distance (Å)	Clash overlap (Å)
3:N:631:ILE:HD12	3:N:743:ASP:O	1.69	0.92
7:Y:13:GLU:HG2	7:Y:17:GLN:HE21	1.34	0.92
2:C:140:ILE:HD11	2:C:412:ALA:HA	1.51	0.92
3:D:1095:THR:O	3:D:1099:VAL:HG23	1.69	0.92
3:I:1206:GLY:O	3:I:1215:VAL:HG23	1.69	0.92
2:C:358:ARG:HH22	2:C:374:ASN:HB3	1.33	0.92
4:E:19:LEU:O	4:E:23:VAL:HG23	1.67	0.92
2:H:1105:LYS:HD2	2:H:1107:ASN:HD22	1.34	0.92
1:L:212:ASN:O	1:L:215:VAL:HG22	1.68	0.92
1:G:59:GLU:HB2	1:G:137:ARG:HH12	1.34	0.92
3:D:1123:PHE:CE2	3:D:1184:GLN:HA	2.02	0.92
2:H:165:LEU:HB3	2:H:265:ARG:NH1	1.84	0.92
2:H:218:VAL:HG22	2:H:221:LEU:HD21	1.52	0.92
2:C:137:VAL:O	2:C:391:LEU:HD21	1.70	0.92
3:D:957:PRO:HG2	3:D:1007:VAL:HG22	1.51	0.92
3:I:131:LYS:HE3	3:I:456:MET:SD	2.09	0.92
3:I:996:TRP:CE2	3:I:1056:PRO:HG2	2.05	0.92
3:N:704:ARG:HB2	3:N:736:PHE:HB3	1.49	0.92
3:D:50:PHE:CD2	3:D:522:PRO:HD3	2.04	0.92
3:I:1135:ARG:HD2	3:I:1139:ASP:HB2	1.51	0.92
2:C:689:VAL:HB	2:C:870:ILE:HG12	1.50	0.92
2:H:726:ILE:HD13	2:H:734:LEU:HD21	1.51	0.92
3:N:179:VAL:HG21	3:N:189:GLN:HE22	1.34	0.92
1:B:74:ASP:CB	3:D:872:ARG:HH22	1.82	0.91
2:H:347:GLY:HA3	2:H:378:LEU:HD12	1.52	0.91
2:M:456:ALA:HB3	2:M:459:ALA:HB2	1.52	0.91
2:H:378:LEU:O	2:H:382:ILE:HD13	1.69	0.91
3:D:812:ALA:O	3:D:816:HIS:HB2	1.69	0.91
3:N:1262:LEU:HB3	3:N:1352:ILE:HD11	1.52	0.91
2:M:939:ARG:HA	2:M:939:ARG:HE	1.30	0.91
1:B:206:THR:HG23	1:B:208:LEU:H	1.33	0.91
2:C:165:LEU:HB3	2:C:265:ARG:NH2	1.85	0.91
2:H:676:ILE:CG2	2:H:988:VAL:HG13	1.99	0.91
2:M:1056:LYS:HD3	3:N:623:VAL:HG13	1.51	0.91
3:N:483:HIS:HB2	3:N:484:PRO:HD3	1.53	0.91
2:C:697:ARG:HD2	2:C:699:PHE:CE1	2.06	0.91
3:I:1465:ASN:HA	3:I:1468:LEU:HD12	1.51	0.91
3:I:205:TYR:O	3:I:206:ARG:HG2	1.70	0.91
3:D:55:ASP:HB2	3:D:82:LYS:HD3	1.51	0.91
2:H:16:PRO:O	2:H:18:LEU:HD12	1.71	0.91
2:M:182:VAL:CG1	2:M:193:LEU:HD22	2.01	0.91

Continued on next page...

Continued from previous page...

Atom-1	Atom-2	Interatomic distance (Å)	Clash overlap (Å)
1:B:154:GLU:OE2	3:D:840:LYS:HE2	1.70	0.91
1:F:80:LEU:O	1:F:83:LYS:HG2	1.70	0.91
1:L:62:LEU:HD12	1:L:63:HIS:N	1.84	0.91
3:N:162:ARG:HG3	3:N:452:ILE:HD12	1.52	0.91
2:C:1014:SER:HB3	2:C:1017:THR:O	1.70	0.91
2:C:431:HIS:H	2:C:434:HIS:CE1	1.88	0.91
3:D:1112:CYS:SG	3:D:1195:GLN:HG2	2.11	0.91
2:H:1004:LYS:HD2	3:I:744:GLN:HE22	1.34	0.91
4:J:51:LEU:HG	4:J:51:LEU:O	1.70	0.91
2:C:344:PHE:HE2	2:C:378:LEU:HD21	1.35	0.90
2:C:432:ARG:HH22	3:D:1047:LYS:HD3	1.35	0.90
3:D:762:GLN:HE21	4:E:20:THR:HG21	1.36	0.90
3:N:761:ILE:HD12	4:O:20:THR:HG23	1.52	0.90
2:C:110:GLU:HG3	2:C:369:PRO:HB3	1.51	0.90
3:D:1109:GLU:HG2	3:D:1201:CYS:HA	1.53	0.90
4:E:31:LEU:HD12	4:E:32:ARG:N	1.86	0.90
3:I:566:ILE:HD11	2:M:180:GLY:HA2	1.52	0.90
1:K:88:ARG:HH12	1:K:90:LEU:HD11	1.36	0.90
2:M:290:LEU:CB	2:M:302:VAL:HG11	2.02	0.90
3:N:387:LEU:H	3:N:387:LEU:HD12	1.34	0.90
3:I:991:GLN:OE1	7:Y:111:ASN:HA	1.71	0.90
3:D:806:PHE:CE1	3:D:813:LEU:HB3	2.06	0.90
2:M:281:LEU:HG	2:M:282:GLY:N	1.83	0.90
2:C:666:LEU:HG	2:C:668:LEU:HD11	1.54	0.90
3:D:780:LYS:NZ	7:X:38:GLU:OE1	2.05	0.90
3:I:153:LEU:HD13	3:I:158:TYR:HB2	1.51	0.90
3:I:643:GLY:HA3	3:I:727:GLN:HB2	1.53	0.90
2:M:1065:ALA:HB1	2:M:1077:PRO:HG2	1.53	0.90
3:D:705:ALA:HB3	3:D:706:PRO:HD3	1.52	0.90
2:M:1046:ALA:HA	3:N:1472:ILE:HD11	1.54	0.90
3:I:737:ASN:ND2	7:Y:40:SER:HB3	1.86	0.90
2:C:1037:VAL:HG13	2:C:1049:LEU:HD11	1.54	0.90
4:E:59:ASN:OD1	4:E:61:VAL:HG22	1.70	0.90
3:N:970:LYS:HA	3:N:973:GLN:HE21	1.34	0.90
3:D:608:SER:HB3	3:D:1443:THR:OG1	1.72	0.90
1:F:206:THR:HG22	1:F:209:GLU:HG3	1.53	0.90
2:H:98:LEU:HD12	2:H:98:LEU:N	1.85	0.90
2:M:98:LEU:HD21	2:M:113:VAL:HG21	1.52	0.90
2:C:272:ALA:HA	2:C:464:LEU:CD2	2.01	0.90
3:I:122:GLU:O	3:I:126:VAL:HG23	1.72	0.90
2:M:239:PHE:CZ	2:M:252:LYS:HA	2.07	0.90

Continued on next page...

Continued from previous page...

Atom-1	Atom-2	Interatomic distance (Å)	Clash overlap (Å)
3:N:1093:TYR:O	3:N:1096:ARG:HB3	1.70	0.90
7:X:99:ARG:HG3	7:X:99:ARG:HH11	1.36	0.90
1:A:158:ILE:HD12	1:A:158:ILE:H	1.34	0.90
2:C:1084:SER:HB3	3:D:617:ASN:HD21	1.37	0.90
3:D:639:LEU:HD13	3:D:766:ALA:HB2	1.52	0.90
3:D:643:GLY:O	3:D:726:ILE:HG23	1.72	0.90
2:H:724:ARG:HG3	2:H:740:GLU:HA	1.53	0.90
1:L:41:ARG:HG3	1:L:177:VAL:HG21	1.53	0.90
2:M:862:PRO:HB3	2:M:929:ARG:HH22	1.37	0.90
1:B:20:TYR:HD2	1:B:21:GLY:H	1.18	0.89
3:N:1344:VAL:O	3:N:1348:LEU:HD13	1.72	0.89
3:N:179:VAL:HG13	3:N:183:GLU:HB3	1.53	0.89
3:D:1128:VAL:O	3:D:1129:THR:HG22	1.70	0.89
3:N:1275:SER:HA	3:N:1303:TYR:OH	1.70	0.89
3:N:906:GLN:HB3	3:N:911:LEU:HD11	1.51	0.89
3:D:134:VAL:HG21	3:D:460:ALA:HB1	1.54	0.89
2:H:146:VAL:HG22	2:H:162:ILE:HG12	1.53	0.89
2:H:267:TYR:HB2	2:H:272:ALA:CB	2.02	0.89
3:N:119:SER:HB2	3:N:123:LEU:H	1.35	0.89
1:A:220:GLU:O	1:A:223:THR:HG22	1.73	0.89
3:D:800:LYS:HB2	3:D:829:VAL:HG13	1.52	0.89
3:I:1031:ASN:HB3	3:I:1034:GLN:OE1	1.71	0.89
2:M:429:ASP:OD1	3:N:1079:LYS:HE2	1.73	0.89
3:I:566:ILE:HD12	3:I:566:ILE:N	1.87	0.89
3:N:109:PRO:HB3	3:N:494:LYS:HZ3	1.31	0.89
2:H:191:PHE:CZ	2:H:196:LEU:HB2	2.07	0.89
2:C:182:VAL:HG12	2:C:193:LEU:HD22	1.54	0.89
3:D:1412:LYS:O	3:D:1414:PRO:HD3	1.71	0.89
3:D:860:LEU:HD22	3:D:878:GLY:HA2	1.54	0.89
4:E:70:THR:HB	4:E:72:ARG:HD3	1.53	0.89
2:H:328:LEU:HD13	2:H:433:THR:HB	1.54	0.89
3:I:800:LYS:CD	3:I:801:GLY:H	1.85	0.89
3:N:143:ASN:HA	3:N:161:LEU:CD2	2.02	0.89
2:C:697:ARG:HD2	2:C:699:PHE:CD1	2.08	0.89
3:D:153:LEU:HD13	3:D:158:TYR:HB2	1.54	0.89
3:N:877:PRO:O	3:N:880:ILE:HG22	1.72	0.89
3:D:28:LYS:HD2	3:D:29:PRO:HD2	1.55	0.89
3:D:737:ASN:OD1	7:X:40:SER:HB3	1.73	0.89
3:I:1071:PHE:O	3:I:1074:SER:HB3	1.73	0.89
3:I:850:LEU:H	3:I:850:LEU:HD12	1.38	0.89
3:N:1102:THR:HA	3:N:1105:ILE:HD13	1.53	0.89

Continued on next page...

Continued from previous page...

Atom-1	Atom-2	Interatomic distance (Å)	Clash overlap (Å)
1:A:156:HIS:CD2	1:A:157:GLY:H	1.91	0.88
2:C:958:THR:HG23	2:C:961:GLU:CG	2.02	0.88
2:H:1030:GLN:NE2	3:I:628:ARG:HD3	1.87	0.88
2:M:1046:ALA:HB1	3:N:1471:LEU:CD1	2.00	0.88
3:N:168:THR:O	3:N:170:PRO:HD3	1.73	0.88
2:H:290:LEU:CB	2:H:302:VAL:HG11	2.03	0.88
2:H:442:GLU:HG2	2:H:454:SER:HB2	1.54	0.88
2:H:950:LEU:HB3	2:H:952:LEU:HD23	1.55	0.88
1:B:123:MET:C	1:B:125:PRO:HD3	1.94	0.88
2:C:943:VAL:HG23	2:C:985:GLY:H	1.38	0.88
3:I:1211:MET:HG2	3:I:1212:ALA:N	1.84	0.88
3:I:501:ALA:CB	3:I:1452:ILE:HG22	2.04	0.88
2:H:184:MET:HB2	2:H:193:LEU:HG	1.53	0.88
3:I:119:SER:CB	3:I:123:LEU:HB2	2.04	0.88
3:I:131:LYS:HD2	3:I:568:ARG:HG2	1.56	0.88
3:I:704:ARG:HB2	3:I:736:PHE:HB3	1.53	0.88
3:I:813:LEU:O	3:I:817:GLU:HB2	1.73	0.88
2:M:516:ARG:CZ	3:N:1068:LEU:HD22	2.03	0.88
3:N:795:VAL:CG2	3:N:879:ARG:HH12	1.86	0.88
2:H:418:LEU:HD12	2:H:418:LEU:H	1.37	0.88
4:J:32:ARG:HB2	4:J:32:ARG:NH1	1.87	0.88
3:D:908:LYS:HB2	3:D:1027:GLY:HA3	1.54	0.88
3:D:1493:LYS:O	3:D:1497:GLU:HG2	1.72	0.88
3:D:128:TYR:HE2	3:D:458:ALA:HA	1.37	0.88
2:M:165:LEU:HB3	2:M:265:ARG:NH1	1.88	0.88
2:M:1004:LYS:HD2	3:N:744:GLN:HE21	1.35	0.88
3:D:902:LEU:H	3:D:902:LEU:HD23	1.37	0.88
3:I:137:PRO:CD	3:I:453:ASP:O	2.21	0.88
1:L:59:GLU:HB2	1:L:137:ARG:HH12	1.35	0.88
3:N:843:PHE:CE1	3:N:864:VAL:HG11	2.08	0.88
3:N:984:THR:HG23	3:N:987:GLU:H	1.39	0.88
3:D:603:LEU:O	3:D:606:ILE:HG22	1.73	0.88
3:N:96:ALA:HB3	3:N:554:LEU:HD23	1.54	0.88
2:H:1074:GLU:HG2	2:H:1075:ASP:H	1.38	0.88
3:I:1459:LEU:HD22	3:I:1470:ARG:HH21	1.39	0.88
3:I:507:ASN:N	3:I:507:ASN:HD22	1.72	0.88
1:A:86:VAL:HG12	1:A:124:ASN:HB2	1.56	0.88
2:H:1003:ASP:OD2	2:H:1004:LYS:HE2	1.73	0.88
2:M:767:PRO:HB3	2:M:772:ARG:NH2	1.87	0.88
3:N:864:VAL:HG12	3:N:865:THR:N	1.88	0.88
3:D:1263:PHE:HE2	3:D:1371:VAL:HG11	1.34	0.87

Continued on next page...

Continued from previous page...

Atom-1	Atom-2	Interatomic distance (Å)	Clash overlap (Å)
3:I:119:SER:HB2	3:I:123:LEU:H	1.38	0.87
3:I:1425:THR:O	3:I:1429:LEU:HD13	1.74	0.87
2:M:39:ARG:HD2	2:M:39:ARG:H	1.37	0.87
2:M:958:THR:HG23	2:M:961:GLU:HG3	1.54	0.87
2:H:200:LEU:HD23	2:H:298:PHE:HB2	1.53	0.87
3:I:644:LEU:HD12	3:I:645:PRO:HD3	1.55	0.87
2:M:136:ILE:HG21	2:M:336:VAL:HG13	1.53	0.87
2:M:676:ILE:HG22	2:M:988:VAL:O	1.74	0.87
3:N:481:MET:HE2	3:N:493:ARG:HA	1.55	0.87
1:F:42:ARG:HD3	1:G:35:THR:HG23	1.56	0.87
2:H:224:GLU:OE1	2:H:227:PHE:HD1	1.56	0.87
2:H:300:ASP:OD2	2:H:303:PHE:HB2	1.74	0.87
3:I:1364:HIS:CE1	3:I:1366:LYS:HG3	2.09	0.87
2:M:224:GLU:O	2:M:228:ALA:HB3	1.73	0.87
3:N:181:ASP:HB3	3:N:441:ARG:HD3	1.57	0.87
2:C:148:PHE:CE1	2:C:309:TYR:HD2	1.93	0.87
3:D:411:THR:HG23	3:D:436:GLU:HA	1.56	0.87
4:E:36:LYS:NZ	4:E:36:LYS:HA	1.89	0.87
2:H:101:ILE:HG23	2:H:107:LEU:CD2	2.04	0.87
2:H:12:VAL:HG22	2:H:13:ILE:CG2	2.05	0.87
1:L:86:VAL:HG12	1:L:124:ASN:HB2	1.56	0.87
3:D:179:VAL:HG21	3:D:189:GLN:HE22	1.39	0.87
3:D:584:ASN:ND2	3:D:590:PRO:HD2	1.90	0.87
2:C:1004:LYS:O	3:D:629:SER:HA	1.74	0.87
2:H:98:LEU:HD12	2:H:98:LEU:H	1.40	0.87
3:I:1109:GLU:HG2	3:I:1201:CYS:HA	1.57	0.87
3:I:715:ALA:O	3:I:764:LEU:HD12	1.74	0.87
3:D:18:ILE:HG23	3:D:518:PRO:HG3	1.56	0.87
3:I:650:LEU:HD13	3:I:688:TRP:HZ3	1.40	0.87
2:M:572:ILE:HD11	2:M:701:THR:OG1	1.75	0.87
3:N:356:PRO:HB3	3:N:441:ARG:HA	1.54	0.87
3:N:972:LEU:HG	3:N:976:GLN:HE21	1.38	0.87
2:C:290:LEU:CB	2:C:302:VAL:HG11	2.02	0.87
3:D:571:LYS:O	3:D:574:LEU:HB3	1.74	0.87
2:H:157:ARG:HD3	2:H:314:THR:CG2	2.05	0.87
3:I:1140:ILE:HG21	3:I:1175:ILE:HD11	1.56	0.87
2:M:675:ALA:HA	2:M:989:VAL:HG12	1.57	0.87
3:N:116:LEU:HD22	3:N:118:LEU:HG	1.57	0.87
3:N:860:LEU:O	3:N:877:PRO:HD2	1.73	0.87
2:M:1041:GLU:OE1	3:N:1462:LEU:HD12	1.74	0.86
3:D:141:ILE:HG22	3:D:162:ARG:NH1	1.89	0.86

Continued on next page...

Continued from previous page...

Atom-1	Atom-2	Interatomic distance (Å)	Clash overlap (Å)
2:H:41:ASN:O	2:H:46:ALA:HB2	1.75	0.86
3:I:101:HIS:ND1	3:I:103:TRP:HB2	1.90	0.86
2:M:260:LEU:HB2	2:M:291:ALA:HB1	1.55	0.86
3:N:204:LEU:O	3:N:393:ILE:HG23	1.75	0.86
7:X:120:SER:HB2	7:X:123:SER:HB2	1.57	0.86
1:B:124:ASN:OD1	1:B:127:LEU:HB2	1.75	0.86
3:D:160:GLU:OE1	3:D:161:LEU:HD12	1.76	0.86
3:I:1047:LYS:HB3	3:I:1048:PRO:CD	2.05	0.86
3:I:1098:LEU:HD21	3:I:1229:ILE:HB	1.57	0.86
3:N:1205:TYR:CD2	3:N:1215:VAL:HG21	2.09	0.86
3:N:141:ILE:HG22	3:N:162:ARG:NH1	1.90	0.86
3:D:127:LEU:HD12	3:D:128:TYR:N	1.91	0.86
1:K:88:ARG:NH1	1:K:90:LEU:HD11	1.90	0.86
2:M:41:ASN:O	2:M:46:ALA:HB2	1.75	0.86
3:D:1329:ALA:C	3:D:1330:ILE:HD12	1.95	0.86
3:D:520:LEU:HD23	3:D:525:ARG:HD2	1.57	0.86
3:D:554:LEU:O	3:D:558:LEU:HG	1.75	0.86
3:I:800:LYS:HD2	3:I:801:GLY:N	1.91	0.86
3:N:1066:THR:HG22	3:N:1069:GLU:HB2	1.57	0.86
3:N:1205:TYR:HD2	3:N:1215:VAL:HG21	1.38	0.86
3:N:1286:THR:HG23	3:N:1286:THR:O	1.76	0.86
3:I:1305:LEU:HD12	3:I:1311:LEU:HD22	1.55	0.86
3:I:563:PRO:HA	2:M:223:ASP:HB2	1.55	0.86
3:N:1310:ARG:HB2	3:N:1327:ARG:HD3	1.55	0.86
1:A:91:ASN:OD1	1:A:92:PRO:HD2	1.74	0.86
3:D:166:GLN:HE22	3:D:394:LEU:HB2	1.39	0.86
3:D:397:LYS:HG2	3:D:448:GLU:HB2	1.55	0.86
2:H:1082:PRO:HG2	3:I:1469:GLY:HA3	1.55	0.86
1:L:185:ARG:NH1	3:N:689:ASP:HA	1.91	0.86
2:M:110:GLU:HG3	2:M:369:PRO:CB	2.05	0.86
7:Y:102:VAL:HG11	7:Y:119:ILE:HD11	1.55	0.86
3:D:1388:ARG:O	3:D:1391:GLU:HG3	1.76	0.86
3:D:25:GLU:HG3	3:D:92:HIS:O	1.75	0.85
3:I:654:LYS:HB3	3:I:655:PRO:HD3	1.56	0.85
3:I:656:PHE:HB3	3:I:694:VAL:HG11	1.57	0.85
4:E:37:ASN:N	4:E:37:ASN:HD22	1.72	0.85
3:I:1251:ASP:N	3:I:1269:LYS:HZ3	1.74	0.85
2:C:89:THR:HA	2:C:129:ILE:O	1.76	0.85
2:H:1088:LEU:HD23	2:H:1092:LEU:HD12	1.55	0.85
2:M:151:ASP:HB2	2:M:157:ARG:O	1.76	0.85
3:N:1310:ARG:HB2	3:N:1327:ARG:CD	2.06	0.85

Continued on next page...

Continued from previous page...

Atom-1	Atom-2	Interatomic distance (Å)	Clash overlap (Å)
3:N:128:TYR:CE2	3:N:458:ALA:HA	2.10	0.85
2:C:1046:ALA:HA	3:D:1472:ILE:HD11	1.58	0.85
2:H:516:ARG:NE	3:I:1068:LEU:HD22	1.91	0.85
3:I:1266:ARG:O	3:I:1268:PRO:HD3	1.74	0.85
2:M:857:ASP:HB2	2:M:978:ARG:HG2	1.57	0.85
2:C:194:VAL:HA	2:C:197:LEU:HD12	1.57	0.85
2:M:762:LYS:HD2	2:M:786:LYS:HB2	1.59	0.85
3:N:52:PRO:HG2	3:N:80:VAL:HG22	1.58	0.85
2:M:886:LEU:CD1	3:N:951:ILE:HD12	2.06	0.85
1:A:211:LEU:O	1:A:215:VAL:HG23	1.76	0.85
1:B:41:ARG:HG3	1:B:177:VAL:HG21	1.56	0.85
2:H:199:VAL:HG22	2:H:235:LEU:HD23	1.58	0.85
2:H:524:VAL:HG13	2:H:528:GLU:OE1	1.77	0.85
3:I:1106:VAL:HG12	3:I:1107:VAL:N	1.91	0.85
3:N:207:PHE:O	3:N:390:PRO:HA	1.75	0.85
3:D:358:GLY:HA2	3:D:385:VAL:O	1.77	0.85
3:D:704:ARG:HB2	3:D:736:PHE:HB3	1.59	0.85
2:M:165:LEU:HG	2:M:166:PRO:HA	1.58	0.85
2:M:689:VAL:HB	2:M:870:ILE:CG1	2.06	0.85
3:N:206:ARG:HA	3:N:206:ARG:NE	1.88	0.85
3:N:18:ILE:HG23	3:N:518:PRO:HG3	1.58	0.85
2:C:265:ARG:HB3	2:C:267:TYR:CZ	2.12	0.85
2:C:579:VAL:HG11	2:C:887:GLU:HG3	1.59	0.85
3:D:481:MET:CE	3:D:493:ARG:HA	2.07	0.85
3:D:826:PRO:O	3:D:829:VAL:HG23	1.77	0.85
2:H:1097:LEU:HG	3:I:10:ILE:HG23	1.57	0.85
2:H:502:PRO:HB2	2:H:509:ALA:HB3	1.58	0.85
3:N:29:PRO:HG3	3:N:549:ASN:ND2	1.92	0.85
3:N:890:VAL:HG11	3:N:922:LEU:CD1	2.06	0.85
7:Z:13:GLU:HG2	7:Z:17:GLN:HE21	1.41	0.85
2:C:260:LEU:HB2	2:C:291:ALA:HB1	1.57	0.85
2:C:798:GLY:C	2:C:799:ILE:HD13	1.97	0.85
2:H:185:LYS:HD2	2:H:190:LYS:HE2	1.58	0.85
2:M:597:ALA:HB2	2:M:655:LEU:HD21	1.57	0.85
2:H:89:THR:HA	2:H:129:ILE:O	1.77	0.85
2:H:250:ARG:HB3	2:H:250:ARG:NH1	1.91	0.85
4:O:54:LEU:O	4:O:54:LEU:HD23	1.77	0.85
2:C:101:ILE:HG23	2:C:107:LEU:HD22	1.57	0.84
2:C:722:ILE:O	2:C:722:ILE:HD13	1.77	0.84
3:I:133:ILE:O	3:I:152:LEU:HB2	1.76	0.84
2:M:627:ARG:O	2:M:638:ASP:HB3	1.76	0.84

Continued on next page...

Continued from previous page...

Atom-1	Atom-2	Interatomic distance (Å)	Clash overlap (Å)
3:N:1235:GLN:CB	7:Z:37:MET:HE3	2.05	0.84
3:D:89:ARG:O	3:D:521:PRO:HG3	1.77	0.84
2:H:858:MET:HG3	2:H:859:PRO:HD2	1.59	0.84
3:I:1062:ARG:HH11	3:I:1062:ARG:HG3	1.42	0.84
2:M:52:PHE:CD2	2:M:68:PHE:HB2	2.11	0.84
2:M:73:LEU:CD2	2:M:94:LEU:HB2	2.07	0.84
3:N:1122:LEU:HD11	3:N:1186:VAL:HG23	1.58	0.84
2:C:758:ARG:HB3	2:C:788:THR:O	1.77	0.84
2:H:274:ARG:HG3	2:H:285:LEU:HB3	1.59	0.84
2:H:979:THR:HG23	2:H:981:GLU:H	1.42	0.84
3:I:108:VAL:HB	3:I:109:PRO:CD	2.07	0.84
3:I:199:LEU:HD23	3:I:200:ASP:O	1.77	0.84
3:I:452:ILE:HD13	3:I:452:ILE:O	1.77	0.84
2:M:1104:GLU:HG3	3:N:3:LYS:HD3	1.59	0.84
1:F:79:ILE:HD12	1:F:80:LEU:N	1.91	0.84
2:H:1065:ALA:HB1	2:H:1077:PRO:HG2	1.58	0.84
1:L:34:VAL:HG22	1:L:181:VAL:HG21	1.58	0.84
2:M:965:GLU:HA	2:M:968:LEU:HD12	1.59	0.84
3:D:1093:TYR:CZ	3:D:1097:LYS:HE2	2.12	0.84
3:D:139:GLY:O	3:D:147:VAL:HB	1.77	0.84
2:H:260:LEU:CB	2:H:291:ALA:HB1	2.08	0.84
3:I:705:ALA:HB3	3:I:706:PRO:HD3	1.59	0.84
2:C:250:ARG:O	2:C:252:LYS:N	2.10	0.84
3:D:29:PRO:HG3	3:D:549:ASN:ND2	1.92	0.84
3:D:87:ARG:HB2	3:D:524:LEU:HD12	1.57	0.84
2:H:199:VAL:HG21	2:H:238:LEU:HD12	1.59	0.84
1:L:117:VAL:HB	1:L:120:VAL:HB	1.58	0.84
2:M:736:ASP:O	2:M:744:ARG:HG2	1.78	0.84
3:D:1352:ILE:HG21	3:D:1368:ILE:HD12	1.60	0.84
1:G:182:GLU:OE2	1:G:194:LYS:HE3	1.76	0.84
2:H:157:ARG:CZ	2:H:314:THR:HB	2.08	0.84
2:H:839:LEU:N	2:H:839:LEU:HD23	1.92	0.84
2:M:1027:PHE:H	2:M:1027:PHE:HD2	1.23	0.84
3:N:29:PRO:HG3	3:N:549:ASN:HD21	1.43	0.84
3:N:650:LEU:HD13	3:N:688:TRP:HZ3	1.41	0.84
3:D:1166:LEU:HD23	3:D:1166:LEU:N	1.92	0.84
3:D:119:SER:HB2	3:D:123:LEU:CB	2.07	0.84
3:D:1314:LYS:HD3	3:D:1314:LYS:N	1.92	0.84
2:H:288:ARG:HB2	2:H:288:ARG:NH1	1.92	0.84
2:M:101:ILE:HG23	2:M:107:LEU:HD22	1.59	0.84
2:M:302:VAL:O	2:M:305:PRO:HD2	1.77	0.84

Continued on next page...

Continued from previous page...

Atom-1	Atom-2	Interatomic distance (Å)	Clash overlap (Å)
7:Y:14:ARG:HH11	7:Y:14:ARG:HB3	1.41	0.84
3:I:908:LYS:NZ	7:Y:35:GLU:OE2	2.09	0.84
2:C:1032:PHE:O	2:C:1036:GLU:HB2	1.78	0.84
3:D:204:LEU:HD23	3:D:394:LEU:HD11	1.59	0.84
2:H:100:LEU:HD22	2:H:372:LEU:HD22	1.57	0.84
3:I:135:LEU:HD23	3:I:136:ASP:N	1.92	0.84
2:C:325:ILE:H	2:C:325:ILE:CD1	1.87	0.84
2:H:259:GLY:O	2:H:291:ALA:HA	1.78	0.84
3:I:826:PRO:O	3:I:829:VAL:HG23	1.78	0.84
2:M:265:ARG:HB3	2:M:267:TYR:CE2	2.12	0.84
2:M:474:VAL:HG23	2:M:478:VAL:O	1.78	0.84
3:N:618:LEU:HD11	3:N:1463:LYS:HE2	1.59	0.84
3:D:804:LEU:CD2	3:D:804:LEU:H	1.67	0.83
1:F:42:ARG:HH12	2:H:857:ASP:CB	1.88	0.83
2:H:585:GLU:O	2:H:588:VAL:HG22	1.77	0.83
1:K:156:HIS:HD2	1:K:158:ILE:HG12	1.41	0.83
3:N:1425:THR:O	3:N:1429:LEU:HD13	1.78	0.83
2:C:979:THR:HG23	2:C:981:GLU:H	1.42	0.83
3:D:1144:LEU:HD11	3:D:1186:VAL:HG21	1.58	0.83
3:D:210:ARG:HG3	3:D:346:ARG:HG2	1.60	0.83
3:D:176:ASP:CB	3:D:389:GLU:HG2	2.02	0.83
3:D:483:HIS:HB2	3:D:484:PRO:HD3	1.59	0.83
4:O:47:LYS:HA	4:O:54:LEU:HB3	1.58	0.83
2:C:598:GLU:HB2	2:C:615:TYR:OH	1.76	0.83
3:D:1379:VAL:HG12	3:D:1419:PRO:HA	1.60	0.83
4:E:47:LYS:HA	4:E:54:LEU:HB3	1.57	0.83
3:D:1144:LEU:HD21	3:D:1186:VAL:HG11	1.59	0.83
3:I:1209:LEU:HD21	4:J:16:LYS:NZ	1.92	0.83
2:M:30:LEU:HD12	2:M:30:LEU:O	1.78	0.83
3:N:1211:MET:HG2	3:N:1212:ALA:N	1.93	0.83
3:D:392:SER:C	3:D:393:ILE:HD12	1.98	0.83
3:D:141:ILE:HG13	3:D:448:GLU:CD	1.98	0.83
3:D:774:SER:HB3	3:D:1362:LYS:O	1.78	0.83
3:N:358:GLY:HA2	3:N:385:VAL:O	1.79	0.83
3:N:87:ARG:CB	3:N:523:ASP:HB2	2.08	0.83
1:B:41:ARG:HG3	1:B:177:VAL:CG2	2.09	0.83
2:C:1019:GLN:OE1	3:D:621:LYS:HB3	1.78	0.83
2:C:565:GLN:NE2	2:C:842:ARG:HG2	1.93	0.83
2:C:854:PRO:HB2	2:C:856:GLU:HG3	1.61	0.83
3:D:387:LEU:H	3:D:387:LEU:HD12	1.44	0.83
1:F:74:ASP:O	1:F:78:ILE:HG12	1.79	0.83

Continued on next page...

Continued from previous page...

Atom-1	Atom-2	Interatomic distance (Å)	Clash overlap (Å)
2:M:872:ASN:HD21	2:M:874:LEU:HB2	1.40	0.83
3:N:1109:GLU:HG2	3:N:1201:CYS:HA	1.59	0.83
3:N:400:VAL:HG22	3:N:443:VAL:HG21	1.60	0.83
2:C:679:PHE:HB2	2:C:683:ASN:HD21	1.44	0.83
2:C:675:ALA:CA	2:C:989:VAL:HG12	2.07	0.83
3:D:160:GLU:HA	3:D:165:LYS:HB2	1.61	0.83
3:D:683:ILE:HG21	3:D:688:TRP:CZ2	2.13	0.83
3:D:795:VAL:HG23	3:D:879:ARG:HH12	1.44	0.83
2:H:1024:LYS:CG	2:H:1025:ALA:H	1.90	0.83
2:H:106:GLY:O	2:H:107:LEU:HD23	1.77	0.83
2:H:199:VAL:HG12	2:H:200:LEU:HG	1.59	0.83
3:I:483:HIS:HB2	3:I:484:PRO:HD3	1.61	0.83
3:I:87:ARG:HB2	3:I:524:LEU:HD12	1.58	0.83
2:M:710:ILE:HD11	2:M:758:ARG:HE	1.43	0.83
7:Y:84:GLY:HA2	7:Y:130:LEU:HD11	1.59	0.83
2:C:442:GLU:HG2	2:C:454:SER:CB	2.09	0.83
3:D:166:GLN:HG2	3:D:396:VAL:HG12	1.61	0.83
3:I:1205:TYR:HD2	3:I:1215:VAL:HG21	1.41	0.83
2:M:73:LEU:HB2	2:M:93:PRO:O	1.79	0.83
2:M:95:TYR:N	2:M:95:TYR:CD1	2.46	0.83
3:N:192:ALA:HB1	3:N:193:PRO:HD2	1.61	0.83
3:D:1091:SER:HB3	5:P:19:DC:H5'	1.60	0.83
4:E:51:LEU:O	4:E:53:GLY:N	2.12	0.83
3:I:50:PHE:CD2	3:I:522:PRO:HD3	2.14	0.83
2:M:197:LEU:O	2:M:200:LEU:HG	1.79	0.83
3:N:1042:ARG:O	3:N:1057:VAL:HB	1.79	0.83
1:B:165:ILE:H	1:B:165:ILE:HD13	1.44	0.83
3:I:111:LYS:HE3	3:I:1448:THR:HG22	1.61	0.83
3:I:566:ILE:CG1	2:M:180:GLY:HA2	2.09	0.83
3:N:160:GLU:HA	3:N:165:LYS:HB2	1.60	0.83
3:N:98:PRO:HG2	3:N:462:GLN:NE2	1.93	0.83
7:Z:29:ALA:HA	7:Z:32:ILE:HD12	1.59	0.83
2:C:1056:LYS:HD3	3:D:623:VAL:HG13	1.61	0.82
2:C:110:GLU:CG	2:C:369:PRO:HB3	2.09	0.82
2:C:41:ASN:O	2:C:46:ALA:HB2	1.79	0.82
2:C:723:THR:HG23	2:C:725:ASP:H	1.44	0.82
3:D:1114:THR:CG2	3:D:1195:GLN:HB3	2.09	0.82
1:F:87:VAL:HG21	1:F:144:VAL:HG11	1.60	0.82
2:H:289:THR:O	2:H:291:ALA:N	2.12	0.82
3:N:982:PHE:C	3:N:982:PHE:CD2	2.52	0.82
7:X:102:VAL:HG21	7:X:125:MET:CE	2.09	0.82

Continued on next page...

Continued from previous page...

Atom-1	Atom-2	Interatomic distance (Å)	Clash overlap (Å)
1:G:30:ARG:NH2	2:H:854:PRO:HG3	1.94	0.82
3:I:1197:ARG:HB3	3:I:1396:GLU:CD	1.98	0.82
3:I:1457:ASP:O	3:I:1459:LEU:HD12	1.78	0.82
2:M:285:LEU:O	2:M:285:LEU:HD23	1.79	0.82
2:C:486:MET:HE3	2:C:491:GLU:HA	1.61	0.82
3:D:1314:LYS:HD3	3:D:1314:LYS:H	1.45	0.82
3:D:52:PRO:HG3	3:D:78:VAL:HG13	1.61	0.82
2:H:853:LEU:HB2	2:H:858:MET:CE	2.09	0.82
2:M:1012:PRO:HD3	2:M:1026:GLN:CD	1.98	0.82
2:M:1032:PHE:O	2:M:1036:GLU:HB2	1.79	0.82
2:M:191:PHE:HZ	2:M:196:LEU:HB2	1.44	0.82
2:M:65:VAL:HB	2:M:101:ILE:HB	1.60	0.82
2:C:129:ILE:HG22	2:C:130:ASN:N	1.94	0.82
2:C:383:ARG:HH11	2:C:383:ARG:HB2	1.42	0.82
2:C:98:LEU:N	2:C:98:LEU:HD12	1.94	0.82
2:H:250:ARG:HB3	2:H:250:ARG:HH11	1.44	0.82
1:K:54:THR:HG22	1:K:158:ILE:HG13	1.59	0.82
2:M:264:PRO:HB3	2:M:289:THR:HG21	1.61	0.82
3:N:729:HIS:CD2	3:N:731:LEU:H	1.96	0.82
3:D:1106:VAL:HG12	3:D:1107:VAL:N	1.93	0.82
3:D:868:TYR:CD1	3:D:869:MET:HG3	2.14	0.82
2:H:144:PRO:HG2	2:H:265:ARG:NH1	1.95	0.82
3:I:101:HIS:O	3:I:105:VAL:HG23	1.79	0.82
3:I:701:LEU:O	3:I:702:LEU:HD12	1.78	0.82
3:N:190:GLU:HG2	3:N:196:VAL:HG22	1.61	0.82
2:C:597:ALA:HB2	2:C:655:LEU:HD21	1.61	0.82
3:D:1105:ILE:HD12	3:D:1105:ILE:N	1.94	0.82
3:D:158:TYR:HE1	3:D:452:ILE:HD11	1.44	0.82
3:I:1465:ASN:HD21	3:I:1470:ARG:HB3	1.44	0.82
3:N:705:ALA:CB	3:N:706:PRO:HD3	2.09	0.82
2:C:148:PHE:HE1	2:C:309:TYR:CD2	1.98	0.82
2:H:134:ARG:NH2	2:H:393:GLN:HA	1.94	0.82
3:I:179:VAL:HG13	3:I:183:GLU:HB3	1.62	0.82
3:I:806:PHE:CE1	3:I:813:LEU:HB3	2.15	0.82
1:K:206:THR:CG2	1:K:209:GLU:HG3	2.08	0.82
2:M:455:LEU:HD12	2:M:456:ALA:O	1.78	0.82
2:C:897:LEU:HB3	2:C:899:GLN:HE21	1.45	0.82
3:D:209:ARG:HB2	3:D:389:GLU:CB	2.10	0.82
2:H:140:ILE:HG22	2:H:333:ILE:CD1	2.10	0.82
2:H:185:LYS:HG2	2:H:190:LYS:HG2	1.59	0.82
3:N:367:ILE:HB	3:N:377:VAL:HG12	1.60	0.82

Continued on next page...

Continued from previous page...

Atom-1	Atom-2	Interatomic distance (Å)	Clash overlap (Å)
3:N:684:LYS:HB2	3:N:687:VAL:HG23	1.59	0.82
2:H:1024:LYS:HG3	2:H:1025:ALA:N	1.95	0.82
2:H:456:ALA:HB3	2:H:459:ALA:HB2	1.61	0.82
3:I:1459:LEU:HD23	3:I:1468:LEU:HD13	1.61	0.82
3:I:566:ILE:HD12	3:I:566:ILE:H	1.44	0.82
1:K:86:VAL:CG1	1:K:124:ASN:HB2	2.10	0.82
3:N:1372:VAL:HA	3:N:1375:MET:CE	2.10	0.82
3:N:1377:LYS:HE2	3:N:1378:TYR:CZ	2.15	0.82
3:N:704:ARG:HH12	3:N:743:ASP:HB3	1.44	0.82
3:N:897:TRP:HA	3:N:900:ILE:HD12	1.62	0.82
2:C:274:ARG:CD	2:C:285:LEU:HD22	2.10	0.82
2:H:251:ASP:CG	2:H:251:ASP:O	2.17	0.82
2:C:834:GLN:HE22	3:D:724:GLN:CG	1.91	0.81
1:G:128:HIS:HE2	1:G:131:THR:HG23	1.46	0.81
2:H:207:LEU:HD23	2:H:211:LEU:HD23	1.62	0.81
3:I:566:ILE:CD1	2:M:180:GLY:HA2	2.10	0.81
2:M:1074:GLU:HG2	2:M:1075:ASP:H	1.45	0.81
2:M:195:LEU:HG	2:M:238:LEU:HG	1.61	0.81
1:A:153:ALA:HA	1:A:156:HIS:NE2	1.95	0.81
3:D:827:ILE:H	3:D:827:ILE:HD12	1.45	0.81
1:F:54:THR:HG22	1:F:158:ILE:HG13	1.62	0.81
3:I:1462:LEU:HD22	3:I:1472:ILE:HG22	1.62	0.81
1:B:44:LEU:HA	1:B:48:ILE:CD1	2.10	0.81
3:D:1482:ARG:HH21	3:D:1483:PHE:HZ	1.27	0.81
3:D:409:VAL:HG12	3:D:410:SER:N	1.95	0.81
3:D:501:ALA:HB1	3:D:1453:ALA:HB2	1.61	0.81
2:H:140:ILE:HG22	2:H:333:ILE:HD13	1.62	0.81
2:H:191:PHE:HB2	2:H:241:LEU:HD11	1.61	0.81
2:H:442:GLU:HG2	2:H:454:SER:CB	2.10	0.81
3:N:675:ARG:O	3:N:678:GLU:HG2	1.79	0.81
2:C:265:ARG:HD3	2:C:267:TYR:CD1	2.15	0.81
3:D:1093:TYR:CE1	3:D:1097:LYS:HE2	2.14	0.81
2:H:939:ARG:HE	2:H:939:ARG:HA	1.45	0.81
2:M:1027:PHE:N	2:M:1027:PHE:CD2	2.45	0.81
2:M:904:PRO:HD2	2:M:908:GLY:HA2	1.60	0.81
4:O:70:THR:HB	4:O:72:ARG:HG2	1.62	0.81
1:B:165:ILE:N	1:B:165:ILE:HD13	1.96	0.81
2:C:270:GLY:O	2:C:274:ARG:HD3	1.81	0.81
2:C:676:ILE:HD12	2:C:871:LEU:O	1.79	0.81
2:C:1004:LYS:HG2	3:D:630:VAL:HG22	1.60	0.81
2:H:1036:GLU:OE1	2:H:1036:GLU:N	2.12	0.81

Continued on next page...

Continued from previous page...

Atom-1	Atom-2	Interatomic distance (Å)	Clash overlap (Å)
3:I:15:PRO:HA	3:I:18:ILE:HD12	1.63	0.81
1:L:20:TYR:HD2	1:L:21:GLY:H	1.26	0.81
2:M:397:GLU:HG2	2:M:403:SER:HB3	1.61	0.81
3:D:991:GLN:OE1	7:X:111:ASN:HA	1.81	0.81
1:F:26:GLU:HG3	1:F:194:LYS:HD2	1.62	0.81
2:H:606:VAL:CG2	2:H:645:VAL:HG13	2.09	0.81
2:H:946:ARG:CD	2:H:984:GLU:HB2	2.11	0.81
1:K:68:ILE:HD12	1:K:68:ILE:H	1.46	0.81
2:M:502:PRO:HB2	2:M:509:ALA:HB3	1.60	0.81
3:D:1102:THR:HA	3:D:1105:ILE:HD13	1.60	0.81
2:H:182:VAL:O	2:H:193:LEU:HD13	1.80	0.81
2:H:334:ARG:HA	2:H:338:GLU:OE2	1.80	0.81
4:O:45:ARG:HG2	4:O:46:PRO:HD2	1.62	0.81
1:A:56:VAL:HG13	1:A:142:VAL:HG12	1.62	0.81
3:D:1266:ARG:O	3:D:1268:PRO:HD3	1.80	0.81
3:D:181:ASP:HA	3:D:205:TYR:HB3	1.63	0.81
2:C:678:PRO:CG	3:D:947:ILE:HD11	2.08	0.81
1:G:188:GLN:HE21	1:G:188:GLN:H	1.28	0.81
2:H:1061:GLU:OE2	3:I:84:ILE:HG21	1.79	0.81
1:K:88:ARG:O	1:K:120:VAL:HG23	1.79	0.81
2:M:54:ILE:CG2	2:M:66:LEU:HB3	2.09	0.81
1:A:206:THR:HG22	1:A:209:GLU:H	1.46	0.81
1:A:11:PHE:HB2	1:A:25:LEU:HD12	1.63	0.81
2:C:402:SER:HA	2:C:566:THR:HG23	1.62	0.81
3:D:10:ILE:HG13	3:D:1434:TRP:CZ2	2.16	0.81
1:G:39:PRO:O	1:G:43:ILE:HG13	1.81	0.81
2:H:678:PRO:HG2	3:I:947:ILE:HD11	1.62	0.81
2:H:557:ARG:HG2	2:H:881:ASN:HD22	1.45	0.81
3:I:655:PRO:HA	3:I:658:LEU:HD12	1.63	0.81
2:M:897:LEU:HB3	2:M:899:GLN:HE21	1.46	0.81
3:N:199:LEU:HD12	3:N:200:ASP:O	1.80	0.81
3:D:1481:VAL:HG13	4:E:18:ARG:HD3	1.61	0.81
3:D:141:ILE:HG22	3:D:162:ARG:HH11	1.44	0.81
3:D:202:VAL:O	3:D:395:VAL:HG13	1.80	0.81
2:H:265:ARG:HB3	2:H:267:TYR:CZ	2.14	0.81
2:H:950:LEU:HD12	2:H:952:LEU:HD21	1.63	0.81
3:I:400:VAL:HG23	3:I:445:ARG:HG2	1.63	0.81
3:I:809:PRO:O	3:I:812:ALA:HB3	1.80	0.81
2:M:632:ASN:HB3	2:M:633:GLN:HE21	1.45	0.81
3:N:415:VAL:HG13	3:N:419:ASP:HB2	1.60	0.81
2:C:1105:LYS:HD2	2:C:1107:ASN:ND2	1.95	0.81

Continued on next page...

Continued from previous page...

Atom-1	Atom-2	Interatomic distance (Å)	Clash overlap (Å)
3:D:204:LEU:HB3	3:D:394:LEU:HG	1.63	0.81
3:N:99:ALA:HA	3:N:575:GLN:HE22	1.46	0.81
1:A:35:THR:HG21	1:B:43:ILE:CD1	2.08	0.80
2:C:939:ARG:CA	2:C:939:ARG:HE	1.91	0.80
2:H:281:LEU:HG	2:H:282:GLY:N	1.95	0.80
2:H:958:THR:HG23	2:H:961:GLU:CG	2.11	0.80
3:I:1412:LYS:O	3:I:1414:PRO:HD3	1.81	0.80
2:M:98:LEU:HD11	2:M:113:VAL:CG2	2.11	0.80
2:M:260:LEU:CB	2:M:291:ALA:HB1	2.10	0.80
3:N:355:VAL:CG1	3:N:385:VAL:HG21	2.12	0.80
3:D:1093:TYR:HH	3:D:1097:LYS:HE3	1.47	0.80
3:D:1349:VAL:HA	3:D:1368:ILE:HG21	1.63	0.80
3:D:843:PHE:CE1	3:D:864:VAL:HG11	2.15	0.80
2:H:904:PRO:HD2	2:H:908:GLY:HA2	1.63	0.80
3:I:484:PRO:HB3	3:I:488:ARG:HE	1.45	0.80
2:C:368:THR:HB	2:C:369:PRO:HD3	1.63	0.80
2:C:675:ALA:HA	2:C:989:VAL:CG1	2.10	0.80
4:O:51:LEU:O	4:O:53:GLY:N	2.12	0.80
7:Y:128:ALA:HB2	7:Y:140:LEU:HD21	1.62	0.80
7:Z:58:ILE:HA	7:Z:61:ARG:HD3	1.63	0.80
1:A:62:LEU:HD12	1:A:62:LEU:H	1.43	0.80
2:C:673:LEU:HD22	2:C:867:VAL:HG12	1.64	0.80
3:D:39:PRO:HB3	3:D:45:PHE:HB2	1.63	0.80
3:D:792:ILE:HD11	3:D:881:LEU:HD23	1.62	0.80
2:H:218:VAL:O	2:H:221:LEU:HG	1.82	0.80
3:I:96:ALA:HB3	3:I:554:LEU:HD23	1.63	0.80
2:M:162:ILE:HB	2:M:172:ILE:HB	1.63	0.80
3:N:109:PRO:HB3	3:N:494:LYS:HZ1	1.45	0.80
3:N:815:ALA:HA	3:N:818:ARG:HD2	1.62	0.80
7:Y:125:MET:HA	7:Y:140:LEU:HD11	1.63	0.80
3:D:814:ALA:HB1	3:D:818:ARG:HH21	1.45	0.80
3:I:1084:THR:O	3:I:1088:THR:HB	1.81	0.80
3:I:1095:THR:O	3:I:1099:VAL:HG23	1.81	0.80
3:I:800:LYS:HG2	3:I:826:PRO:HD2	1.64	0.80
3:N:1106:VAL:HG12	3:N:1107:VAL:H	1.47	0.80
3:N:412:GLY:HA2	3:N:434:ARG:HD3	1.61	0.80
7:X:102:VAL:HG21	7:X:125:MET:HE1	1.62	0.80
1:A:161:ARG:HB2	1:A:161:ARG:NH1	1.97	0.80
1:B:94:LEU:HD11	1:B:119:ASP:HB2	1.63	0.80
2:C:859:PRO:O	2:C:867:VAL:HG22	1.79	0.80
2:C:676:ILE:CG2	2:C:988:VAL:HG13	2.11	0.80

Continued on next page...

Continued from previous page...

Atom-1	Atom-2	Interatomic distance (Å)	Clash overlap (Å)
2:H:265:ARG:HD3	2:H:267:TYR:CD1	2.16	0.80
3:I:1301:LYS:HG3	3:I:1303:TYR:CE1	2.16	0.80
3:I:809:PRO:HB2	3:I:812:ALA:CB	2.11	0.80
2:M:100:LEU:HD22	2:M:372:LEU:HD21	1.64	0.80
2:M:404:LEU:HA	2:M:407:LYS:HD3	1.61	0.80
2:M:710:ILE:HD13	2:M:711:GLU:N	1.97	0.80
3:N:1118:ILE:HD13	3:N:1190:SER:HB3	1.62	0.80
2:C:52:PHE:CG	2:C:68:PHE:HB2	2.16	0.80
3:D:804:LEU:HB2	3:D:831:GLY:CA	2.12	0.80
2:H:199:VAL:HG13	2:H:235:LEU:HD21	1.62	0.80
2:H:447:ALA:O	2:H:448:ASN:HB2	1.80	0.80
2:H:557:ARG:HD3	2:H:879:ARG:HB3	1.62	0.80
2:H:572:ILE:HG13	2:H:573:ARG:H	1.47	0.80
3:N:983:LEU:HD23	3:N:983:LEU:N	1.96	0.80
7:Z:102:VAL:HG22	7:Z:119:ILE:HD11	1.63	0.80
3:D:1122:LEU:HD11	3:D:1186:VAL:HG23	1.63	0.80
2:H:49:ARG:HA	2:H:52:PHE:CD2	2.12	0.80
1:K:182:GLU:HG2	1:K:183:ASP:H	1.46	0.80
1:K:186:LEU:HD23	1:K:187:GLY:N	1.96	0.80
2:M:861:LEU:HA	2:M:974:LEU:HD12	1.64	0.80
2:M:878:SER:HA	3:N:1034:GLN:HE22	1.46	0.80
3:N:210:ARG:H	3:N:389:GLU:HB2	1.44	0.80
3:N:462:GLN:HG2	3:N:466:LYS:HE3	1.62	0.80
3:N:655:PRO:HA	3:N:658:LEU:HD12	1.62	0.80
1:F:123:MET:O	1:F:125:PRO:HD3	1.80	0.80
1:F:12:THR:OG1	1:F:24:VAL:HB	1.81	0.80
2:H:467:ILE:H	2:H:467:ILE:HD12	1.46	0.80
3:I:554:LEU:HD22	3:I:574:LEU:HD22	1.63	0.80
3:I:458:ALA:HB2	3:I:575:GLN:HE22	1.46	0.80
3:I:814:ALA:HB1	3:I:818:ARG:HH21	1.47	0.80
2:M:1012:PRO:HG2	2:M:1021:LEU:O	1.82	0.80
2:M:886:LEU:HD13	3:N:951:ILE:HD12	1.64	0.80
1:B:42:ARG:HH11	1:B:42:ARG:HG2	1.47	0.80
1:F:220:GLU:O	1:F:223:THR:HG22	1.82	0.80
2:H:140:ILE:HG23	2:H:410:ILE:HD12	1.64	0.80
3:N:111:LYS:HG2	3:N:1452:ILE:HD11	1.63	0.80
3:N:1412:LYS:O	3:N:1414:PRO:HD3	1.80	0.80
3:N:141:ILE:HG13	3:N:448:GLU:OE1	1.82	0.80
3:N:850:LEU:H	3:N:850:LEU:HD12	1.46	0.80
1:A:73:GLU:HB2	1:A:78:ILE:HD11	1.63	0.79
2:C:141:HIS:HB3	2:C:418:LEU:CD2	2.12	0.79

Continued on next page...

Continued from previous page...

Atom-1	Atom-2	Interatomic distance (Å)	Clash overlap (Å)
3:D:1093:TYR:CE2	3:D:1097:LYS:CG	2.65	0.79
3:D:809:PRO:O	3:D:812:ALA:HB3	1.81	0.79
1:G:20:TYR:HE2	1:G:198:ARG:HB2	1.46	0.79
2:H:115:LEU:HD21	2:H:351:LEU:HD22	1.63	0.79
3:I:1261:GLU:OE1	3:I:1268:PRO:HA	1.82	0.79
3:I:17:LYS:HG2	3:I:21:TRP:NE1	1.95	0.79
2:H:1106:ASP:OD1	3:I:7:LYS:HD2	1.82	0.79
3:N:141:ILE:HD13	3:N:142:LEU:N	1.97	0.79
3:N:813:LEU:HD12	3:N:814:ALA:N	1.97	0.79
3:N:89:ARG:O	3:N:521:PRO:HG3	1.82	0.79
1:A:177:VAL:HG22	1:A:199:ILE:HG23	1.64	0.79
2:C:325:ILE:HD12	2:C:325:ILE:N	1.97	0.79
3:D:1466:VAL:HG12	3:D:1467:ILE:HD13	1.63	0.79
3:D:109:PRO:HB3	3:D:494:LYS:NZ	1.96	0.79
3:D:563:PRO:HG2	3:D:566:ILE:HD12	1.63	0.79
1:G:59:GLU:HG3	1:G:139:ASN:HD22	1.47	0.79
3:I:1234:THR:HB	3:I:1235:GLN:OE1	1.80	0.79
3:I:181:ASP:HB3	3:I:441:ARG:CD	2.12	0.79
3:I:625:TYR:HB3	3:I:749:VAL:CG2	2.13	0.79
4:J:51:LEU:O	4:J:53:GLY:N	2.15	0.79
1:K:86:VAL:HG12	1:K:124:ASN:HB2	1.62	0.79
3:N:806:PHE:HE1	3:N:813:LEU:HB3	1.46	0.79
3:D:115:LEU:HD23	3:D:115:LEU:C	2.02	0.79
1:F:188:GLN:H	1:F:188:GLN:HE21	1.30	0.79
2:H:144:PRO:HG2	2:H:265:ARG:HH12	1.47	0.79
3:I:969:ARG:HG3	3:I:970:LYS:N	1.95	0.79
2:M:338:GLU:HA	2:M:341:THR:HG22	1.62	0.79
1:L:185:ARG:CZ	3:N:692:GLU:HG2	2.12	0.79
3:D:1277:ILE:HD13	3:D:1301:LYS:HB2	1.62	0.79
3:I:134:VAL:O	3:I:454:ALA:HB1	1.83	0.79
4:J:36:LYS:NZ	4:J:45:ARG:HH22	1.81	0.79
2:M:418:LEU:N	2:M:418:LEU:HD12	1.97	0.79
3:N:405:ASP:HB2	3:N:423:ASP:OD1	1.83	0.79
2:C:654:LEU:HD23	2:C:654:LEU:H	1.44	0.79
3:D:409:VAL:CG1	3:D:410:SER:N	2.46	0.79
3:D:412:GLY:HA2	3:D:434:ARG:HD3	1.64	0.79
2:M:676:ILE:CG2	2:M:988:VAL:HG13	2.12	0.79
7:Y:112:VAL:HG13	7:Y:117:MET:HE3	1.65	0.79
1:B:185:ARG:HD3	3:D:692:GLU:OE2	1.83	0.79
4:E:18:ARG:O	4:E:22:VAL:HG23	1.82	0.79
3:I:1025:GLN:CA	3:I:1025:GLN:HE21	1.90	0.79

Continued on next page...

Continued from previous page...

Atom-1	Atom-2	Interatomic distance (Å)	Clash overlap (Å)
3:I:1128:VAL:O	3:I:1129:THR:HG22	1.83	0.79
2:M:289:THR:O	2:M:291:ALA:N	2.15	0.79
2:M:1056:LYS:HD3	3:N:623:VAL:CG1	2.13	0.79
2:C:1032:PHE:HE2	2:C:1037:VAL:HA	1.48	0.79
2:C:304:LEU:CD2	2:C:305:PRO:HD3	2.13	0.79
2:C:471:TYR:O	2:C:483:VAL:HG13	1.82	0.79
2:C:744:ARG:HG3	2:C:747:ALA:HB2	1.63	0.79
3:D:654:LYS:HB3	3:D:655:PRO:HD3	1.65	0.79
2:H:329:GLY:HA3	2:H:489:THR:HG23	1.63	0.79
3:N:206:ARG:HG2	3:N:392:SER:H	1.47	0.79
3:N:356:PRO:CB	3:N:359:ALA:HB2	2.04	0.79
3:N:826:PRO:HD2	3:N:829:VAL:HG22	1.65	0.79
7:X:13:GLU:HG2	7:X:17:GLN:HE21	1.48	0.79
2:C:30:LEU:HD12	2:C:30:LEU:O	1.83	0.79
2:C:74:GLY:O	2:C:76:PRO:HD3	1.82	0.79
3:D:632:VAL:HG23	3:D:725:SER:HB2	1.63	0.79
3:D:864:VAL:HG12	3:D:865:THR:H	1.48	0.79
2:H:897:LEU:HB3	2:H:899:GLN:HE21	1.48	0.79
3:I:109:PRO:HB3	3:I:494:LYS:HZ1	1.42	0.79
3:I:1205:TYR:CD2	3:I:1215:VAL:HG21	2.18	0.79
2:C:289:THR:O	2:C:291:ALA:N	2.14	0.79
2:C:477:GLY:HA2	2:C:508:ILE:HD11	1.64	0.79
2:H:224:GLU:O	2:H:228:ALA:HB3	1.82	0.79
3:I:1007:VAL:HG12	3:I:1011:PHE:CE2	2.18	0.79
3:I:720:LEU:HD12	3:I:720:LEU:H	1.47	0.79
2:M:442:GLU:HG2	2:M:454:SER:CB	2.12	0.79
2:M:946:ARG:HD3	2:M:984:GLU:HB2	1.64	0.79
3:N:894:LYS:O	3:N:898:GLU:HG3	1.81	0.79
7:Y:102:VAL:CG1	7:Y:119:ILE:HD11	2.13	0.79
1:B:33:GLY:O	1:B:195:LEU:HD22	1.83	0.79
2:C:253:ALA:O	2:C:257:VAL:HG23	1.83	0.79
2:C:148:PHE:HE1	2:C:309:TYR:HD2	1.30	0.79
3:D:1109:GLU:HG3	3:D:1217:ILE:HD12	1.63	0.79
3:D:1441:GLN:CD	3:D:1442:ASN:H	1.85	0.79
2:C:1097:LEU:CD1	3:D:1451:ALA:HB2	2.12	0.79
3:D:520:LEU:HD11	3:D:524:LEU:HD22	1.65	0.79
2:H:142:ARG:NE	2:H:325:ILE:HD12	1.97	0.79
2:C:170:PRO:HG2	2:C:258:TYR:CE1	2.18	0.78
2:C:890:LEU:HD21	2:C:901:TYR:CD1	2.18	0.78
2:H:54:ILE:CG2	2:H:66:LEU:HB3	2.12	0.78
3:I:1098:LEU:CD2	3:I:1229:ILE:HB	2.12	0.78

Continued on next page...

Continued from previous page...

Atom-1	Atom-2	Interatomic distance (Å)	Clash overlap (Å)
3:I:128:TYR:HE2	3:I:458:ALA:HA	1.47	0.78
3:I:982:PHE:C	3:I:982:PHE:CD2	2.57	0.78
2:M:831:ARG:HH12	2:M:1002:GLU:HB2	1.47	0.78
3:N:210:ARG:N	3:N:389:GLU:HB2	1.97	0.78
1:B:76:VAL:O	1:B:79:ILE:HG13	1.83	0.78
2:C:1081:VAL:HG13	2:C:1085:PHE:HB3	1.63	0.78
2:C:259:GLY:O	2:C:291:ALA:HA	1.83	0.78
2:C:560:MET:O	2:C:564:MET:HG2	1.83	0.78
3:D:1066:THR:CG2	3:D:1069:GLU:HB2	2.13	0.78
3:D:181:ASP:HA	3:D:205:TYR:CD2	2.18	0.78
2:H:408:ARG:HH21	2:H:455:LEU:CD1	1.96	0.78
2:H:988:VAL:HG11	3:I:949:ILE:O	1.82	0.78
2:M:274:ARG:HG3	2:M:285:LEU:HD22	1.64	0.78
3:N:1379:VAL:CG1	3:N:1419:PRO:HA	2.13	0.78
3:N:411:THR:HG23	3:N:436:GLU:HA	1.63	0.78
2:C:570:PRO:HD2	2:C:635:THR:HG21	1.63	0.78
1:G:123:MET:C	1:G:125:PRO:HD3	2.03	0.78
2:H:862:PRO:HB3	2:H:929:ARG:HH22	1.47	0.78
3:I:1326:THR:HG22	3:I:1327:ARG:N	1.98	0.78
1:K:206:THR:HG22	1:K:209:GLU:CG	2.12	0.78
3:N:165:LYS:NZ	3:N:199:LEU:HD22	1.99	0.78
3:N:355:VAL:HG12	3:N:385:VAL:HG21	1.65	0.78
3:N:714:GLN:OE1	3:N:732:VAL:HG11	1.82	0.78
7:X:14:ARG:HB3	7:X:14:ARG:HH11	1.46	0.78
2:C:134:ARG:NH2	2:C:393:GLN:HA	1.99	0.78
3:D:1211:MET:HG2	3:D:1212:ALA:N	1.97	0.78
3:D:525:ARG:HB2	3:D:538:SER:HB3	1.64	0.78
2:H:896:PHE:CD2	2:H:925:TYR:HB2	2.18	0.78
2:M:442:GLU:HG2	2:M:454:SER:HB2	1.66	0.78
3:N:1106:VAL:HG12	3:N:1107:VAL:N	1.99	0.78
3:N:356:PRO:HB2	3:N:359:ALA:CB	2.03	0.78
3:N:202:VAL:O	3:N:395:VAL:HG13	1.83	0.78
2:C:329:GLY:HA3	2:C:489:THR:HG23	1.64	0.78
3:D:179:VAL:HG22	3:D:183:GLU:OE2	1.84	0.78
3:I:774:SER:HB3	3:I:1362:LYS:O	1.84	0.78
3:N:203:ALA:HA	3:N:395:VAL:HG22	1.66	0.78
7:Z:22:GLU:HB3	7:Z:62:ILE:HD11	1.65	0.78
1:A:36:LEU:O	1:A:39:PRO:HD2	1.83	0.78
2:H:292:ARG:HG3	2:H:294:GLU:HG2	1.66	0.78
4:J:36:LYS:HE2	4:J:36:LYS:HA	1.65	0.78
2:M:172:ILE:HD12	2:M:172:ILE:H	1.48	0.78

Continued on next page...

Continued from previous page...

Atom-1	Atom-2	Interatomic distance (Å)	Clash overlap (Å)
2:M:281:LEU:HG	2:M:282:GLY:H	1.45	0.78
3:N:1080:GLY:CA	7:Z:49:GLU:HG3	2.13	0.78
3:N:1087:ARG:HD2	3:N:1234:THR:O	1.83	0.78
1:A:102:LYS:HD3	1:A:139:ASN:ND2	1.99	0.78
2:C:557:ARG:HG2	2:C:881:ASN:ND2	1.98	0.78
3:D:729:HIS:CE1	3:D:731:LEU:HB2	2.18	0.78
3:D:992:ILE:O	3:D:995:LEU:HB3	1.84	0.78
4:E:59:ASN:HB3	4:E:62:THR:OG1	1.84	0.78
1:F:100:LEU:HD21	1:F:141:GLU:HG3	1.64	0.78
1:L:25:LEU:HD23	1:L:28:LEU:HD11	1.65	0.78
1:L:53:VAL:HG21	1:L:82:LEU:O	1.83	0.78
1:A:87:VAL:HG21	1:A:144:VAL:HG11	1.64	0.78
3:D:470:LEU:HB2	3:D:503:LEU:HD21	1.65	0.78
2:H:78:PHE:HB3	2:H:79:PRO:HD2	1.66	0.78
3:I:1320:GLU:HG2	3:I:1339:LYS:HZ2	1.49	0.78
3:I:1348:LEU:HD23	3:I:1372:VAL:HG23	1.66	0.78
3:I:140:ALA:H	3:I:450:TYR:HE2	1.29	0.78
3:I:163:TYR:HB3	2:M:209:ARG:NH1	1.97	0.78
3:I:644:LEU:HD12	3:I:645:PRO:CD	2.13	0.78
2:M:1092:LEU:HD13	2:M:1099:VAL:HG21	1.66	0.78
2:M:281:LEU:HD11	2:M:305:PRO:O	1.82	0.78
2:C:1097:LEU:HD11	3:D:1451:ALA:HB2	1.65	0.78
2:C:239:PHE:HZ	2:C:252:LYS:HA	1.45	0.78
3:D:143:ASN:HA	3:D:161:LEU:HD21	1.65	0.78
1:G:185:ARG:HH12	3:I:692:GLU:HB2	1.46	0.78
2:H:758:ARG:HB3	2:H:788:THR:O	1.83	0.78
1:K:87:VAL:HG21	1:K:144:VAL:HG11	1.65	0.78
2:M:773:LEU:O	2:M:777:ILE:HG12	1.84	0.78
3:N:1166:LEU:HD23	3:N:1166:LEU:H	1.48	0.78
3:N:1197:ARG:HB3	3:N:1396:GLU:CD	2.04	0.78
7:Y:14:ARG:NH1	7:Y:14:ARG:HB3	1.99	0.78
3:I:1033:GLN:NE2	7:Y:54:GLU:HG2	1.97	0.78
2:C:861:LEU:CG	2:C:862:PRO:HD2	2.10	0.78
3:D:15:PRO:HB3	3:D:515:GLU:OE1	1.82	0.78
3:I:185:VAL:HG22	3:I:189:GLN:NE2	1.99	0.78
1:L:41:ARG:HH11	1:L:177:VAL:HG23	1.47	0.78
3:N:361:VAL:HG13	3:N:379:ALA:HB1	1.64	0.78
3:N:137:PRO:CG	3:N:453:ASP:H	1.89	0.78
2:M:1019:GLN:NE2	3:N:621:LYS:HG3	1.98	0.78
2:C:486:MET:CE	2:C:491:GLU:HA	2.13	0.77
2:C:762:LYS:HE2	2:C:768:THR:H	1.49	0.77

Continued on next page...

Continued from previous page...

Atom-1	Atom-2	Interatomic distance (Å)	Clash overlap (Å)
2:C:557:ARG:HG2	2:C:881:ASN:HD22	1.48	0.77
3:D:1166:LEU:CD2	3:D:1166:LEU:H	1.93	0.77
3:D:1258:ARG:HH21	3:D:1351:GLU:HG2	1.49	0.77
3:D:1286:THR:O	3:D:1287:GLU:HG2	1.84	0.77
2:H:226:VAL:HG13	2:H:227:PHE:CD1	2.19	0.77
1:L:88:ARG:HH11	1:L:123:MET:HE1	1.46	0.77
2:M:726:ILE:HD12	2:M:726:ILE:O	1.83	0.77
3:N:996:TRP:CE2	3:N:1056:PRO:HG2	2.19	0.77
2:H:333:ILE:HG23	2:H:410:ILE:HD11	1.63	0.77
2:H:376:ARG:HB3	2:H:377:PRO:HD3	1.65	0.77
3:I:1123:PHE:HE2	3:I:1184:GLN:HA	1.48	0.77
3:I:62:LYS:HA	3:I:62:LYS:HE2	1.66	0.77
1:L:115:LEU:O	1:L:115:LEU:HD12	1.84	0.77
3:N:1136:LYS:HB2	3:N:1139:ASP:OD2	1.84	0.77
3:N:1305:LEU:HD12	3:N:1311:LEU:HD22	1.66	0.77
3:N:477:LEU:HD22	3:N:492:ALA:HB1	1.66	0.77
1:A:170:VAL:O	1:A:170:VAL:HG23	1.85	0.77
2:C:367:LEU:HD23	2:C:371:LYS:HE3	1.65	0.77
2:C:52:PHE:HZ	2:C:98:LEU:HB3	1.49	0.77
3:D:1147:ARG:HB3	3:D:1188:VAL:HG21	1.65	0.77
3:D:480:GLU:O	3:D:484:PRO:HD2	1.84	0.77
2:H:603:VAL:HG23	2:H:647:GLN:N	1.99	0.77
2:H:946:ARG:HD3	2:H:984:GLU:HB2	1.64	0.77
3:I:947:ILE:O	3:I:947:ILE:HD12	1.84	0.77
2:M:958:THR:HG23	2:M:961:GLU:CG	2.13	0.77
3:N:347:VAL:HG13	3:N:351:MET:HB3	1.65	0.77
4:O:51:LEU:C	4:O:53:GLY:H	1.87	0.77
2:C:221:LEU:HD12	2:C:222:MET:N	1.98	0.77
2:C:199:VAL:HG21	2:C:238:LEU:HD12	1.64	0.77
3:D:1330:ILE:HD12	3:D:1330:ILE:N	2.00	0.77
3:D:62:LYS:HB2	3:D:73:CYS:SG	2.24	0.77
2:H:632:ASN:HB3	2:H:633:GLN:NE2	2.00	0.77
3:N:356:PRO:CB	3:N:441:ARG:HA	2.14	0.77
3:N:714:GLN:OE1	3:N:765:SER:HB2	1.84	0.77
2:C:1006:HIS:ND1	2:C:1027:PHE:HD1	1.82	0.77
2:C:333:ILE:CG1	2:C:410:ILE:HD11	2.15	0.77
3:D:813:LEU:HD12	3:D:814:ALA:N	1.99	0.77
3:D:989:TYR:CE2	3:D:993:LEU:HD11	2.19	0.77
2:H:221:LEU:HD12	2:H:222:MET:N	1.99	0.77
3:I:1472:ILE:N	3:I:1472:ILE:HD13	1.99	0.77
3:N:656:PHE:HB3	3:N:694:VAL:HG11	1.67	0.77

Continued on next page...

Continued from previous page...

Atom-1	Atom-2	Interatomic distance (Å)	Clash overlap (Å)
2:C:1096:ALA:HB2	3:D:101:HIS:CD2	2.20	0.77
2:C:252:LYS:O	2:C:252:LYS:HG3	1.83	0.77
3:D:783:ARG:HA	3:D:1028:ALA:HA	1.67	0.77
2:M:89:THR:HA	2:M:129:ILE:O	1.83	0.77
2:M:78:PHE:HB3	2:M:79:PRO:HD2	1.65	0.77
3:N:1035:ILE:HA	3:N:1038:LEU:HD12	1.67	0.77
3:D:208:PRO:O	3:D:347:VAL:HB	1.85	0.77
3:D:409:VAL:CG1	3:D:410:SER:H	1.97	0.77
1:F:57:TYR:CE2	1:F:161:ARG:HD2	2.19	0.77
3:I:1426:LYS:HA	3:I:1429:LEU:HD22	1.67	0.77
3:I:843:PHE:CD2	3:I:849:ALA:HA	2.19	0.77
1:K:64:GLU:OE2	1:K:79:ILE:HG12	1.85	0.77
3:I:564:GLU:H	2:M:223:ASP:HB2	1.50	0.77
2:M:140:ILE:HD11	2:M:412:ALA:HA	1.66	0.77
2:M:668:LEU:HD12	2:M:668:LEU:N	2.00	0.77
2:M:839:LEU:N	2:M:839:LEU:HD23	2.00	0.77
3:N:809:PRO:O	3:N:812:ALA:HB3	1.84	0.77
7:Y:112:VAL:HG13	7:Y:117:MET:CE	2.13	0.77
2:H:106:GLY:C	2:H:107:LEU:HD23	2.05	0.77
2:H:158:TYR:CD1	2:H:313:LEU:HD21	2.19	0.77
2:H:693:GLU:OE1	2:H:696:LYS:HD2	1.83	0.77
2:H:771:GLU:O	2:H:771:GLU:HG2	1.85	0.77
3:I:642:CYS:HB3	3:I:716:PHE:CB	2.14	0.77
3:N:799:LYS:O	3:N:799:LYS:HD3	1.85	0.77
2:C:480:THR:HG22	2:C:481:ASP:H	1.50	0.77
2:H:1004:LYS:O	3:I:629:SER:HA	1.84	0.77
2:M:1037:VAL:HG13	2:M:1049:LEU:HD11	1.67	0.77
1:A:115:LEU:HD22	1:F:161:ARG:NH2	1.98	0.77
1:A:86:VAL:CG1	1:A:124:ASN:HB2	2.15	0.77
2:C:267:TYR:HB2	2:C:272:ALA:HB1	1.65	0.77
2:C:447:ALA:O	2:C:448:ASN:HB2	1.85	0.77
3:I:1231:GLU:HB3	3:I:1232:PRO:HD3	1.63	0.77
3:I:139:GLY:HA3	3:I:162:ARG:CZ	2.15	0.77
3:I:18:ILE:HG23	3:I:518:PRO:HG3	1.67	0.77
3:I:827:ILE:HG22	3:I:827:ILE:O	1.85	0.77
3:N:982:PHE:HD2	3:N:982:PHE:C	1.87	0.77
1:B:84:GLU:HG2	1:B:127:LEU:HD11	1.66	0.76
2:C:369:PRO:HG2	2:C:370:ALA:H	1.47	0.76
2:H:267:TYR:HB2	2:H:272:ALA:HB1	1.65	0.76
2:M:101:ILE:HG23	2:M:107:LEU:CD2	2.14	0.76
3:N:1326:THR:HG22	3:N:1327:ARG:N	2.01	0.76

Continued on next page...

Continued from previous page...

Atom-1	Atom-2	Interatomic distance (Å)	Clash overlap (Å)
3:N:470:LEU:CB	3:N:503:LEU:HD21	2.13	0.76
3:N:646:LYS:HG3	3:N:647:ARG:H	1.50	0.76
3:N:890:VAL:HG11	3:N:922:LEU:HD13	1.66	0.76
2:C:64:LEU:HD22	2:C:359:MET:HG3	1.66	0.76
3:D:84:ILE:HG22	3:D:87:ARG:NE	2.00	0.76
4:E:54:LEU:HD21	4:E:58:PRO:HG3	1.68	0.76
3:I:484:PRO:HB3	3:I:488:ARG:NE	2.00	0.76
3:I:959:GLU:OE2	3:I:959:GLU:N	2.19	0.76
2:M:445:GLU:HG3	2:M:560:MET:HE3	1.66	0.76
3:N:1285:GLU:O	3:N:1286:THR:CG2	2.32	0.76
3:N:991:GLN:OE1	7:Z:112:VAL:HB	1.85	0.76
1:A:74:ASP:O	1:A:78:ILE:HG12	1.84	0.76
3:D:1109:GLU:HG2	3:D:1201:CYS:CA	2.15	0.76
2:C:1085:PHE:HE2	3:D:1468:LEU:HG	1.49	0.76
3:D:639:LEU:CD1	3:D:766:ALA:HB2	2.14	0.76
2:H:707:ARG:HG3	2:H:826:TYR:CE1	2.21	0.76
3:I:1136:LYS:HB2	3:I:1139:ASP:OD2	1.84	0.76
1:L:86:VAL:HG13	1:L:123:MET:HG2	1.67	0.76
2:M:516:ARG:NE	3:N:1068:LEU:HD22	1.99	0.76
1:B:177:VAL:HG12	1:B:199:ILE:HD12	1.67	0.76
1:B:62:LEU:HD12	1:B:62:LEU:H	1.51	0.76
3:D:1231:GLU:HB3	3:D:1232:PRO:HD3	1.68	0.76
3:D:996:TRP:O	3:D:1000:THR:HG22	1.86	0.76
1:F:26:GLU:HB3	1:F:194:LYS:HG3	1.66	0.76
2:H:39:ARG:HD2	2:H:39:ARG:H	1.50	0.76
2:M:851:LYS:HG2	2:M:853:LEU:HD12	1.67	0.76
2:M:950:LEU:HB3	2:M:952:LEU:HD23	1.64	0.76
2:M:98:LEU:N	2:M:98:LEU:HD12	1.99	0.76
4:O:18:ARG:O	4:O:22:VAL:HG23	1.85	0.76
1:A:90:LEU:HD13	1:A:119:ASP:O	1.86	0.76
2:C:212:GLY:HA3	2:C:218:VAL:HG21	1.66	0.76
3:D:13:ALA:HB1	3:D:18:ILE:HD11	1.67	0.76
2:H:1013:TYR:HB3	2:H:1018:GLN:HE22	1.50	0.76
2:H:1089:VAL:HG21	2:H:1111:ILE:HD13	1.65	0.76
2:H:418:LEU:HD12	2:H:418:LEU:N	2.00	0.76
2:H:626:ARG:HB2	2:H:639:GLN:HE21	1.49	0.76
3:I:134:VAL:CG2	3:I:460:ALA:HB1	2.14	0.76
3:I:600:LEU:HD12	3:I:600:LEU:H	1.51	0.76
3:N:608:SER:HB3	3:N:1443:THR:OG1	1.85	0.76
1:A:218:LEU:HD23	1:B:222:LEU:HD21	1.66	0.76
2:C:630:ARG:HD3	2:C:705:ILE:HB	1.68	0.76

Continued on next page...

Continued from previous page...

Atom-1	Atom-2	Interatomic distance (Å)	Clash overlap (Å)
3:I:581:LEU:H	3:I:581:LEU:HD23	1.50	0.76
3:N:701:LEU:HD11	3:N:750:PRO:HG3	1.67	0.76
3:D:970:LYS:NZ	7:X:113:LEU:HD23	2.00	0.76
1:F:24:VAL:HG13	1:F:196:THR:HG22	1.66	0.76
2:H:56:GLU:HB3	2:H:359:MET:SD	2.26	0.76
2:H:495:THR:HG21	2:H:517:ARG:NH2	1.94	0.76
3:I:544:TYR:O	3:I:548:ILE:HD13	1.85	0.76
2:M:199:VAL:HG21	2:M:238:LEU:HD12	1.66	0.76
3:D:123:LEU:HD21	3:D:151:GLN:NE2	2.00	0.76
3:D:686:GLU:HA	3:D:689:ASP:OD2	1.85	0.76
1:F:86:VAL:CG1	1:F:124:ASN:HB2	2.16	0.76
3:I:729:HIS:CE1	3:I:731:LEU:H	2.03	0.76
1:K:74:ASP:O	1:K:78:ILE:HG13	1.85	0.76
3:N:928:ALA:HA	3:N:931:LEU:HD12	1.67	0.76
2:C:1095:LEU:HD11	2:C:1097:LEU:HD23	1.66	0.76
3:D:123:LEU:HD21	3:D:151:GLN:HE22	1.49	0.76
3:D:179:VAL:CG1	3:D:183:GLU:HB3	2.15	0.76
3:D:925:GLU:HB2	4:E:2:ALA:HB3	1.68	0.76
2:H:110:GLU:CG	2:H:369:PRO:HG3	2.15	0.76
3:I:1000:THR:O	3:I:1003:VAL:HG12	1.86	0.76
3:I:670:VAL:HG13	3:I:671:LYS:H	1.50	0.76
2:M:260:LEU:O	2:M:260:LEU:HD12	1.85	0.76
2:M:403:SER:O	2:M:407:LYS:HG3	1.85	0.76
3:N:1311:LEU:N	3:N:1311:LEU:HD23	2.00	0.76
3:N:495:ARG:O	3:N:499:VAL:HG23	1.86	0.76
3:N:95:LEU:HD21	3:N:574:LEU:CD1	2.14	0.76
3:N:701:LEU:HD11	3:N:750:PRO:CG	2.15	0.76
1:A:62:LEU:HD12	1:A:62:LEU:N	2.00	0.76
3:D:1093:TYR:CE2	3:D:1097:LYS:HG2	2.21	0.76
3:D:486:ARG:HA	3:D:489:ARG:HG2	1.67	0.76
3:N:1021:TYR:CE2	3:N:1025:GLN:HG2	2.21	0.76
3:N:135:LEU:HD22	3:N:148:GLU:O	1.85	0.76
1:B:48:ILE:H	1:B:48:ILE:HD12	1.52	0.75
2:C:84:ARG:HH11	2:C:84:ARG:HG3	1.51	0.75
3:D:1408:ILE:H	3:D:1408:ILE:HD12	1.49	0.75
2:H:549:PHE:CD2	2:H:886:LEU:HB3	2.21	0.75
3:I:642:CYS:HB3	3:I:716:PHE:HB2	1.68	0.75
2:M:352:ALA:HA	2:M:355:VAL:HG12	1.68	0.75
3:N:18:ILE:CG2	3:N:518:PRO:HG3	2.15	0.75
2:C:258:TYR:HE2	2:C:290:LEU:HD11	1.51	0.75
2:C:673:LEU:CD2	2:C:867:VAL:HG12	2.17	0.75

Continued on next page...

Continued from previous page...

Atom-1	Atom-2	Interatomic distance (Å)	Clash overlap (Å)
2:H:205:GLU:CD	2:H:206:THR:H	1.90	0.75
3:I:1326:THR:HG22	3:I:1327:ARG:H	1.51	0.75
2:M:428:ARG:HG3	2:M:451:LEU:HD21	1.68	0.75
3:N:108:VAL:HB	3:N:109:PRO:CD	2.16	0.75
3:N:1330:ILE:HG21	3:N:1335:LEU:HD22	1.65	0.75
3:N:826:PRO:O	3:N:829:VAL:HG23	1.85	0.75
2:C:140:ILE:CD1	2:C:412:ALA:HA	2.16	0.75
2:C:950:LEU:HD12	2:C:952:LEU:HD21	1.68	0.75
3:D:157:GLU:HB3	3:D:161:LEU:HD13	1.68	0.75
3:D:482:LYS:HE2	3:D:1388:ARG:HH21	1.52	0.75
3:D:706:PRO:HG3	6:Q:10:G:N2	2.02	0.75
2:H:744:ARG:HG3	2:H:747:ALA:HB2	1.69	0.75
3:I:625:TYR:HB3	3:I:749:VAL:HG23	1.66	0.75
1:K:46:SER:HB3	2:M:856:GLU:HG2	1.68	0.75
3:N:729:HIS:HD2	3:N:731:LEU:H	1.32	0.75
1:G:185:ARG:HD2	1:G:186:LEU:N	2.01	0.75
2:H:84:ARG:HE	2:H:128:ILE:HD11	1.51	0.75
2:H:157:ARG:NH1	2:H:314:THR:HB	2.01	0.75
2:H:831:ARG:HH12	2:H:1002:GLU:HB2	1.51	0.75
3:I:857:ILE:N	3:I:857:ILE:HD12	1.99	0.75
2:M:462:ASP:HB3	2:M:468:ARG:CD	2.15	0.75
2:C:218:VAL:O	2:C:221:LEU:HG	1.86	0.75
2:C:408:ARG:HH21	2:C:455:LEU:CD1	1.91	0.75
1:F:36:LEU:O	1:F:39:PRO:HD2	1.84	0.75
1:G:133:GLU:HG3	1:G:134:GLU:H	1.51	0.75
2:H:772:ARG:HH11	3:N:484:PRO:HA	1.50	0.75
3:I:1099:VAL:O	3:I:1103:HIS:HB3	1.87	0.75
4:J:36:LYS:HZ1	4:J:45:ARG:HH22	1.33	0.75
3:N:104:PHE:O	3:N:112:ILE:HG22	1.85	0.75
3:N:465:LEU:HD21	3:N:509:PRO:HB2	1.66	0.75
3:N:87:ARG:HB3	3:N:523:ASP:CB	2.16	0.75
7:Y:5:VAL:O	7:Y:73:VAL:HG23	1.86	0.75
3:D:1093:TYR:CE2	3:D:1097:LYS:HG3	2.22	0.75
3:D:481:MET:HE2	3:D:493:ARG:HA	1.68	0.75
1:G:40:LEU:HA	1:G:43:ILE:HD12	1.69	0.75
1:G:56:VAL:HG12	1:G:57:TYR:N	2.01	0.75
3:I:164:GLY:O	2:M:209:ARG:CG	2.31	0.75
3:I:820:GLU:HG3	3:I:836:VAL:CG2	2.16	0.75
4:J:59:ASN:ND2	4:J:61:VAL:HG22	2.02	0.75
1:K:165:ILE:H	1:K:165:ILE:HD13	1.51	0.75
2:M:250:ARG:O	2:M:252:LYS:N	2.17	0.75

Continued on next page...

Continued from previous page...

Atom-1	Atom-2	Interatomic distance (Å)	Clash overlap (Å)
3:N:600:LEU:HD12	3:N:600:LEU:H	1.51	0.75
3:N:996:TRP:HA	3:N:999:THR:CG2	2.16	0.75
2:C:260:LEU:CB	2:C:291:ALA:HB1	2.15	0.75
2:C:1004:LYS:HG2	3:D:630:VAL:CG2	2.15	0.75
3:D:925:GLU:CB	4:E:2:ALA:HB3	2.16	0.75
2:H:524:VAL:HG12	2:H:525:SER:N	2.00	0.75
2:M:272:ALA:HA	2:M:464:LEU:CD2	2.17	0.75
3:D:1128:VAL:O	3:D:1128:VAL:HG12	1.84	0.75
3:D:1326:THR:HG22	3:D:1327:ARG:H	1.51	0.75
2:H:183:SER:C	2:H:193:LEU:HD11	2.08	0.75
2:H:878:SER:O	3:I:1034:GLN:NE2	2.19	0.75
3:I:1119:SER:O	3:I:1121:PRO:HD3	1.85	0.75
4:J:47:LYS:HA	4:J:54:LEU:HB3	1.67	0.75
1:L:221:HIS:HA	1:L:224:TYR:CD2	2.21	0.75
3:N:1101:VAL:HG23	3:N:1102:THR:HG23	1.68	0.75
1:A:54:THR:HG22	1:A:158:ILE:CD1	2.16	0.75
2:C:1095:LEU:HD11	2:C:1097:LEU:CD2	2.17	0.75
2:C:861:LEU:HD23	2:C:863:ASP:H	1.52	0.75
4:E:64:ALA:O	4:E:68:LEU:HD13	1.86	0.75
1:G:199:ILE:N	1:G:199:ILE:HD12	2.01	0.75
1:K:39:PRO:HG3	1:L:39:PRO:CG	2.17	0.75
2:M:259:GLY:O	2:M:291:ALA:HA	1.86	0.75
2:M:31:GLN:NE2	2:M:34:VAL:HG23	2.02	0.75
2:M:642:ARG:HG3	2:M:657:ASP:OD2	1.86	0.75
1:B:39:PRO:O	1:B:43:ILE:HG12	1.87	0.74
2:C:22:GLN:HB3	2:C:121:MET:HE1	1.69	0.74
3:D:86:ARG:HB3	3:D:86:ARG:CZ	2.15	0.74
2:H:537:LYS:HG3	2:H:545:ASN:OD1	1.87	0.74
3:I:996:TRP:CD2	3:I:1056:PRO:HG2	2.21	0.74
3:I:1063:GLU:CD	3:I:1064:GLY:H	1.91	0.74
3:I:166:GLN:HG2	3:I:396:VAL:HG12	1.67	0.74
3:N:1326:THR:HG22	3:N:1327:ARG:H	1.50	0.74
3:N:135:LEU:HG	3:N:136:ASP:N	2.01	0.74
3:N:465:LEU:HD11	3:N:512:MET:HB2	1.68	0.74
1:B:44:LEU:HA	1:B:48:ILE:HD11	1.68	0.74
2:C:304:LEU:HD23	2:C:305:PRO:HD3	1.68	0.74
3:D:1330:ILE:HD13	3:D:1347:TYR:OH	1.87	0.74
3:I:28:LYS:CD	3:I:29:PRO:HD2	2.17	0.74
2:M:110:GLU:CD	2:M:369:PRO:HB3	2.06	0.74
3:N:26:VAL:HG13	3:N:43:GLY:O	1.87	0.74
3:N:158:TYR:HE1	3:N:452:ILE:HD11	1.53	0.74

Continued on next page...

Continued from previous page...

Atom-1	Atom-2	Interatomic distance (Å)	Clash overlap (Å)
2:M:1004:LYS:CG	3:N:630:VAL:HG23	2.14	0.74
3:N:686:GLU:HA	3:N:689:ASP:OD2	1.88	0.74
1:A:156:HIS:HD2	1:A:157:GLY:N	1.83	0.74
3:D:1114:THR:HG21	3:D:1195:GLN:HB3	1.69	0.74
2:H:535:SER:O	2:H:538:GLN:HG2	1.88	0.74
3:I:465:LEU:HD21	3:I:509:PRO:HB2	1.68	0.74
3:I:507:ASN:ND2	3:I:507:ASN:H	1.73	0.74
1:K:67:THR:HG21	2:M:627:ARG:HD2	1.68	0.74
2:M:905:ILE:HD12	2:M:905:ILE:N	2.00	0.74
3:N:166:GLN:NE2	3:N:394:LEU:HB2	1.99	0.74
3:N:729:HIS:HD2	3:N:731:LEU:N	1.86	0.74
3:N:875:THR:CG2	3:N:879:ARG:HB2	2.18	0.74
2:C:154:ARG:HH22	2:C:178:PRO:HD2	1.52	0.74
2:C:221:LEU:C	2:C:223:ASP:H	1.89	0.74
2:C:432:ARG:NH2	3:D:1047:LYS:HD3	2.02	0.74
2:C:437:ARG:NH2	2:C:488:ALA:HA	2.01	0.74
4:E:48:MET:HB2	4:E:54:LEU:HB2	1.69	0.74
1:F:86:VAL:HG12	1:F:124:ASN:HB2	1.70	0.74
2:H:352:ALA:HA	2:H:355:VAL:CG1	2.17	0.74
1:F:46:SER:HB3	2:H:856:GLU:CD	2.07	0.74
3:I:17:LYS:O	3:I:20:SER:HB3	1.87	0.74
3:N:52:PRO:HG3	3:N:78:VAL:HG13	1.69	0.74
3:N:762:GLN:HE21	4:O:20:THR:HG21	1.52	0.74
3:N:809:PRO:HB2	3:N:812:ALA:CB	2.17	0.74
4:O:70:THR:HG21	4:O:72:ARG:NE	2.02	0.74
2:C:158:TYR:CD1	2:C:313:LEU:HD21	2.23	0.74
3:D:980:MET:HB3	3:D:982:PHE:CE2	2.23	0.74
1:F:206:THR:OG1	1:F:207:PRO:HD2	1.87	0.74
2:H:151:ASP:HB2	2:H:157:ARG:O	1.86	0.74
2:H:140:ILE:HD13	2:H:331:ARG:HH21	1.51	0.74
3:I:793:THR:HG21	3:I:906:GLN:HG2	1.68	0.74
2:M:758:ARG:HB3	2:M:788:THR:O	1.87	0.74
2:M:905:ILE:H	2:M:905:ILE:CD1	2.00	0.74
3:N:827:ILE:CD1	3:N:827:ILE:H	1.92	0.74
3:D:1091:SER:HG	5:P:19:DC:H6	1.35	0.74
3:D:1389:LEU:O	3:D:1390:LEU:HB2	1.86	0.74
3:D:843:PHE:HE1	3:D:864:VAL:HG11	1.52	0.74
2:H:302:VAL:O	2:H:305:PRO:HD2	1.88	0.74
3:I:136:ASP:HB3	3:I:137:PRO:HD3	1.68	0.74
4:J:64:ALA:O	4:J:68:LEU:HD13	1.86	0.74
1:K:39:PRO:HG3	1:L:39:PRO:HG2	1.68	0.74

Continued on next page...

Continued from previous page...

Atom-1	Atom-2	Interatomic distance (Å)	Clash overlap (Å)
1:L:206:THR:HG23	1:L:208:LEU:H	1.51	0.74
2:M:182:VAL:HG12	2:M:193:LEU:CD2	2.16	0.74
2:M:368:THR:HB	2:M:369:PRO:HD3	1.67	0.74
3:N:119:SER:HB2	3:N:123:LEU:N	2.01	0.74
3:N:1262:LEU:HD23	3:N:1352:ILE:HD13	1.68	0.74
2:C:212:GLY:CA	2:C:218:VAL:HG21	2.18	0.74
3:D:1448:THR:O	3:D:1452:ILE:HD13	1.88	0.74
3:D:87:ARG:HB2	3:D:524:LEU:CD1	2.17	0.74
2:H:151:ASP:OD1	2:H:154:ARG:HB3	1.87	0.74
3:I:1166:LEU:HD12	3:I:1171:VAL:HG22	1.67	0.74
3:I:701:LEU:N	3:I:701:LEU:HD12	2.03	0.74
1:B:20:TYR:HD2	1:B:21:GLY:N	1.84	0.74
2:C:274:ARG:CB	2:C:285:LEU:HD13	2.16	0.74
2:H:1087:VAL:O	2:H:1091:GLU:HG3	1.87	0.74
2:H:261:ILE:HG22	2:H:266:ARG:HH21	1.52	0.74
2:H:451:LEU:C	2:H:452:ILE:HD12	2.08	0.74
1:K:220:GLU:O	1:K:223:THR:HG22	1.86	0.74
1:K:62:LEU:HD23	1:K:163:ASN:ND2	2.03	0.74
2:M:139:GLN:HE22	2:M:415:PRO:HD3	1.53	0.74
3:N:1102:THR:HA	3:N:1105:ILE:CD1	2.18	0.74
3:N:127:LEU:HD12	3:N:128:TYR:N	2.02	0.74
7:X:13:GLU:HG2	7:X:17:GLN:NE2	2.03	0.74
1:A:41:ARG:HG3	1:A:41:ARG:HH11	1.53	0.74
2:C:474:VAL:HG23	2:C:478:VAL:O	1.85	0.74
2:C:516:ARG:CZ	3:D:1068:LEU:HD22	2.18	0.74
3:D:1047:LYS:HB3	3:D:1048:PRO:CD	2.18	0.74
2:H:1032:PHE:O	2:H:1036:GLU:HB2	1.87	0.74
2:H:157:ARG:HD3	2:H:314:THR:HG21	1.70	0.74
3:N:945:SER:OG	3:N:947:ILE:HG13	1.88	0.74
7:Y:139:SER:OG	7:Y:148:GLU:HG3	1.88	0.74
1:A:58:ILE:HD13	1:A:140:MET:CB	2.17	0.74
1:B:38:ASN:HB3	1:B:39:PRO:HD3	1.70	0.74
3:D:108:VAL:CB	3:D:109:PRO:HD3	2.18	0.74
3:D:134:VAL:O	3:D:454:ALA:HB1	1.87	0.74
3:D:792:ILE:O	3:D:878:GLY:HA3	1.88	0.74
1:G:86:VAL:HG12	1:G:124:ASN:ND2	2.02	0.74
3:I:1311:LEU:N	3:I:1311:LEU:HD23	2.03	0.74
3:I:145:VAL:HG22	3:I:146:PRO:HD2	1.69	0.74
3:I:982:PHE:HD2	3:I:982:PHE:C	1.91	0.74
1:L:94:LEU:HD22	1:L:97:VAL:HG21	1.70	0.74
2:M:432:ARG:NH2	3:N:1047:LYS:HD3	2.03	0.74

Continued on next page...

Continued from previous page...

Atom-1	Atom-2	Interatomic distance (Å)	Clash overlap (Å)
2:M:949:LYS:HD3	3:N:796:ARG:NH2	2.03	0.74
3:N:1264:GLU:OE1	3:N:1424:VAL:HG13	1.88	0.74
3:N:581:LEU:HD23	3:N:581:LEU:H	1.53	0.74
2:M:1019:GLN:HG3	3:N:621:LYS:NZ	2.02	0.74
2:C:115:LEU:HA	2:C:375:SER:OG	1.87	0.73
3:D:1402:ALA:HB2	3:D:1415:VAL:CG2	2.18	0.73
1:F:117:VAL:HB	1:F:120:VAL:CG1	2.18	0.73
1:F:225:PHE:CE2	1:G:25:LEU:HD22	2.23	0.73
2:H:165:LEU:HB3	2:H:265:ARG:HH12	1.50	0.73
2:H:683:ASN:HA	2:H:687:ALA:HB3	1.68	0.73
2:M:137:VAL:O	2:M:391:LEU:HD21	1.88	0.73
2:M:445:GLU:HG3	2:M:560:MET:CE	2.17	0.73
2:M:535:SER:O	2:M:538:GLN:HG2	1.88	0.73
2:M:1046:ALA:CB	3:N:1471:LEU:HD11	2.07	0.73
2:C:874:LEU:HD21	3:D:787:LEU:CD2	2.18	0.73
3:D:1171:VAL:O	3:D:1175:ILE:HG13	1.88	0.73
3:D:475:LYS:HA	3:D:478:LEU:HG	1.69	0.73
3:D:847:ASP:O	3:D:851:LEU:HG	1.88	0.73
2:H:903:SER:OG	2:H:908:GLY:HA3	1.88	0.73
3:I:1369:GLU:O	3:I:1372:VAL:HG12	1.87	0.73
2:M:571:LEU:HD23	2:M:670:GLN:HE21	1.52	0.73
3:N:643:GLY:O	3:N:726:ILE:HG23	1.88	0.73
7:Z:134:VAL:HG22	7:Z:153:ALA:HA	1.68	0.73
2:C:98:LEU:H	2:C:98:LEU:HD12	1.53	0.73
3:D:1025:GLN:NE2	3:D:1025:GLN:HA	2.02	0.73
2:H:250:ARG:O	2:H:252:LYS:N	2.17	0.73
2:H:736:ASP:O	2:H:744:ARG:HG2	1.88	0.73
3:I:581:LEU:N	3:I:581:LEU:HD23	2.04	0.73
2:M:885:ILE:N	2:M:885:ILE:HD12	2.02	0.73
3:N:445:ARG:HG2	3:N:445:ARG:HH11	1.52	0.73
3:N:462:GLN:O	3:N:466:LYS:HG3	1.86	0.73
2:C:258:TYR:CE2	2:C:290:LEU:HD11	2.23	0.73
2:C:304:LEU:CG	2:C:305:PRO:HD3	2.19	0.73
1:G:58:ILE:HD13	1:G:140:MET:HB3	1.71	0.73
3:I:771:SER:HB3	3:I:778:LEU:HD13	1.70	0.73
3:I:826:PRO:HD2	3:I:829:VAL:HG22	1.69	0.73
1:L:59:GLU:HB2	1:L:137:ARG:NH1	2.02	0.73
3:N:1211:MET:CG	3:N:1212:ALA:H	1.96	0.73
3:N:1235:GLN:HB2	7:Z:37:MET:CE	2.11	0.73
3:N:179:VAL:CG1	3:N:183:GLU:HB3	2.19	0.73
3:N:827:ILE:N	3:N:827:ILE:HD12	1.99	0.73

Continued on next page...

Continued from previous page...

Atom-1	Atom-2	Interatomic distance (Å)	Clash overlap (Å)
3:D:408:GLU:HG3	3:D:409:VAL:N	2.01	0.73
3:D:583:ASP:OD1	3:D:586:ARG:HG2	1.89	0.73
3:D:95:LEU:HD21	3:D:574:LEU:HD11	1.70	0.73
2:H:890:LEU:HD21	2:H:901:TYR:CG	2.24	0.73
3:I:1062:ARG:HG3	3:I:1062:ARG:NH1	2.01	0.73
3:I:118:LEU:O	3:I:120:ALA:N	2.21	0.73
3:I:554:LEU:O	3:I:558:LEU:HG	1.87	0.73
3:I:812:ALA:HB1	3:I:816:HIS:CD2	2.24	0.73
2:M:940:GLU:O	2:M:943:VAL:HG12	1.87	0.73
3:N:513:ILE:HD12	3:N:513:ILE:O	1.88	0.73
3:N:996:TRP:CA	3:N:999:THR:HG22	2.18	0.73
4:O:33:HIS:CG	4:O:89:MET:HG2	2.23	0.73
3:D:826:PRO:HD2	3:D:829:VAL:HG22	1.69	0.73
1:F:41:ARG:O	1:F:45:LEU:HD13	1.87	0.73
2:H:425:PHE:CZ	3:I:1079:LYS:NZ	2.53	0.73
1:K:32:PHE:HZ	1:L:47:SER:HB2	1.53	0.73
2:M:710:ILE:HG21	2:M:756:VAL:HG11	1.71	0.73
3:N:793:THR:HG21	3:N:906:GLN:HG2	1.69	0.73
3:D:1452:ILE:H	3:D:1452:ILE:CD1	2.01	0.73
3:D:525:ARG:HG2	3:D:525:ARG:O	1.87	0.73
2:H:556:ASN:HD22	2:H:556:ASN:C	1.92	0.73
3:I:14:SER:O	3:I:18:ILE:HG13	1.88	0.73
3:I:25:GLU:HB2	3:I:92:HIS:CE1	2.24	0.73
3:I:759:ALA:O	3:I:763:MET:HB3	1.88	0.73
3:N:1147:ARG:HB3	3:N:1188:VAL:HG21	1.71	0.73
3:N:571:LYS:O	3:N:574:LEU:HB3	1.88	0.73
2:C:165:LEU:HB3	2:C:265:ARG:CZ	2.19	0.73
3:D:1326:THR:HG22	3:D:1327:ARG:N	2.03	0.73
3:D:141:ILE:HD13	3:D:142:LEU:O	1.88	0.73
3:D:160:GLU:OE2	3:D:165:LYS:HD2	1.89	0.73
3:D:804:LEU:HD23	3:D:804:LEU:N	2.02	0.73
4:E:41:GLU:O	4:E:45:ARG:HD2	1.89	0.73
3:I:1349:VAL:HA	3:I:1368:ILE:HG21	1.70	0.73
4:J:59:ASN:HD21	4:J:61:VAL:HG22	1.54	0.73
1:L:56:VAL:HG13	1:L:142:VAL:HG12	1.71	0.73
2:M:157:ARG:HD3	2:M:314:THR:HG21	1.70	0.73
2:M:281:LEU:HD11	2:M:305:PRO:C	2.09	0.73
3:N:160:GLU:HG2	3:N:165:LYS:HG3	1.70	0.73
3:N:704:ARG:NH1	3:N:743:ASP:HB3	2.03	0.73
3:D:367:ILE:HB	3:D:377:VAL:HG12	1.70	0.73
3:D:977:ALA:HB1	3:D:983:LEU:HD21	1.70	0.73

Continued on next page...

Continued from previous page...

Atom-1	Atom-2	Interatomic distance (Å)	Clash overlap (Å)
2:H:110:GLU:HG3	2:H:369:PRO:CB	2.18	0.73
1:L:73:GLU:OE1	1:L:130:ALA:HA	1.89	0.73
2:M:172:ILE:HD12	2:M:172:ILE:N	2.04	0.73
2:M:195:LEU:CG	2:M:238:LEU:HG	2.19	0.73
2:M:710:ILE:HD11	2:M:758:ARG:NE	2.03	0.73
2:M:885:ILE:CD1	2:M:885:ILE:H	2.01	0.73
1:L:185:ARG:NE	3:N:692:GLU:HG2	2.04	0.73
2:C:198:ARG:HD3	2:C:228:ALA:HA	1.70	0.73
3:D:101:HIS:ND1	3:D:103:TRP:HB2	2.03	0.73
3:D:52:PRO:O	3:D:86:ARG:HD3	1.88	0.73
1:F:206:THR:CG2	1:F:209:GLU:H	2.01	0.73
2:H:193:LEU:N	2:H:193:LEU:HD12	2.03	0.73
2:H:772:ARG:NH1	3:N:484:PRO:HA	2.04	0.73
3:I:402:PRO:HA	3:I:443:VAL:HG23	1.70	0.73
3:I:567:ILE:HG22	3:I:571:LYS:HE3	1.71	0.73
4:J:54:LEU:HD23	4:J:54:LEU:O	1.88	0.73
2:M:86:LYS:HD3	2:M:813:VAL:HB	1.71	0.73
3:N:683:ILE:HD13	3:N:688:TRP:CH2	2.24	0.73
2:H:685:GLU:HG3	7:Y:41:ASP:OD1	1.89	0.73
2:C:571:LEU:HD11	2:C:701:THR:N	2.04	0.72
2:C:92:ALA:HB2	2:C:120:LEU:HD11	1.71	0.72
3:D:108:VAL:HB	3:D:109:PRO:CD	2.19	0.72
3:D:1094:LEU:HG	3:D:1098:LEU:CD1	2.19	0.72
3:D:1093:TYR:CZ	3:D:1097:LYS:CG	2.72	0.72
3:I:1253:THR:HG21	3:I:1261:GLU:OE2	1.89	0.72
3:I:143:ASN:HA	3:I:161:LEU:HD21	1.71	0.72
3:I:415:VAL:HG13	3:I:419:ASP:HB2	1.71	0.72
3:I:820:GLU:CG	3:I:836:VAL:HG21	2.18	0.72
1:K:41:ARG:O	1:K:45:LEU:HD13	1.87	0.72
2:M:395:LYS:HD3	2:M:397:GLU:OE2	1.89	0.72
3:N:108:VAL:CB	3:N:109:PRO:HD3	2.16	0.72
3:N:204:LEU:HD11	3:N:441:ARG:HH12	1.53	0.72
3:N:474:GLU:O	3:N:478:LEU:HG	1.89	0.72
3:N:481:MET:CE	3:N:493:ARG:HA	2.18	0.72
3:N:860:LEU:HD22	3:N:878:GLY:HA2	1.70	0.72
3:I:982:PHE:CE2	7:Y:119:ILE:HG23	2.24	0.72
7:Y:13:GLU:HG2	7:Y:17:GLN:NE2	2.04	0.72
2:C:1040:LEU:HD21	2:C:1048:THR:HG22	1.71	0.72
2:C:1099:VAL:HG22	3:D:10:ILE:HG12	1.71	0.72
2:C:25:SER:OG	2:C:335:THR:HB	1.89	0.72
2:C:442:GLU:HG2	2:C:454:SER:HB2	1.69	0.72

Continued on next page...

Continued from previous page...

Atom-1	Atom-2	Interatomic distance (Å)	Clash overlap (Å)
3:D:1387:SER:HB3	3:D:1391:GLU:OE2	1.88	0.72
2:H:177:GLU:OE1	2:H:179:ASN:HB3	1.89	0.72
3:I:1319:VAL:HA	3:I:1323:GLN:HE22	1.53	0.72
3:I:804:LEU:HD22	3:I:829:VAL:HB	1.71	0.72
2:M:199:VAL:HG13	2:M:235:LEU:HG	1.70	0.72
2:M:267:TYR:CB	2:M:272:ALA:HB1	2.18	0.72
3:N:171:LEU:HD23	3:N:172:PRO:HD2	1.71	0.72
3:N:215:TYR:HB2	3:N:381:ALA:O	1.89	0.72
3:N:134:VAL:O	3:N:454:ALA:HB1	1.89	0.72
3:N:820:GLU:HG3	3:N:836:VAL:CG2	2.16	0.72
3:D:1123:PHE:CE2	3:D:1184:GLN:HG3	2.24	0.72
3:D:198:ARG:HH11	3:D:198:ARG:HG3	1.54	0.72
3:D:661:MET:O	3:D:664:LYS:O	2.07	0.72
2:H:480:THR:HG22	2:H:481:ASP:H	1.52	0.72
2:H:556:ASN:ND2	2:H:557:ARG:N	2.36	0.72
2:H:644:VAL:HG22	2:H:647:GLN:OE1	1.89	0.72
3:I:160:GLU:HG2	3:I:165:LYS:HB2	1.71	0.72
3:I:720:LEU:N	3:I:720:LEU:HD12	2.03	0.72
2:M:191:PHE:CZ	2:M:196:LEU:HB2	2.25	0.72
2:M:212:GLY:HA2	2:M:218:VAL:HG21	1.71	0.72
2:M:654:LEU:HD23	2:M:654:LEU:H	1.54	0.72
3:N:135:LEU:HD11	3:N:137:PRO:O	1.89	0.72
1:B:206:THR:HG23	1:B:208:LEU:N	2.04	0.72
3:D:728:LEU:HD12	3:D:729:HIS:N	2.03	0.72
3:D:861:GLN:H	3:D:861:GLN:NE2	1.87	0.72
1:F:20:TYR:HE2	1:F:198:ARG:HB2	1.52	0.72
3:I:1299:PHE:N	3:I:1299:PHE:HD2	1.87	0.72
1:L:132:LEU:HD23	1:L:136:GLY:O	1.90	0.72
1:L:179:PHE:H	1:L:179:PHE:HD2	1.35	0.72
2:M:374:ASN:ND2	2:M:376:ARG:HB2	2.04	0.72
3:N:1029:ARG:NH2	7:Z:41:ASP:OD2	2.22	0.72
3:N:661:MET:O	3:N:664:LYS:O	2.08	0.72
3:N:762:GLN:NE2	4:O:20:THR:HG21	2.04	0.72
1:B:197:LEU:O	1:B:197:LEU:HD23	1.89	0.72
2:C:110:GLU:HG3	2:C:369:PRO:CB	2.19	0.72
2:C:239:PHE:CZ	2:C:252:LYS:CA	2.66	0.72
3:D:1273:VAL:HG22	3:D:1326:THR:OG1	1.89	0.72
3:D:1352:ILE:HG21	3:D:1368:ILE:CD1	2.18	0.72
3:I:1465:ASN:HA	3:I:1468:LEU:CD1	2.20	0.72
3:I:160:GLU:HA	3:I:165:LYS:HB2	1.70	0.72
2:H:1001:VAL:HB	3:I:724:GLN:CD	2.08	0.72

Continued on next page...

Continued from previous page...

Atom-1	Atom-2	Interatomic distance (Å)	Clash overlap (Å)
3:I:919:PHE:HE1	3:I:924:MET:HG3	1.53	0.72
2:M:160:ALA:HB3	2:M:174:LEU:HB2	1.70	0.72
2:M:25:SER:OG	2:M:335:THR:HB	1.89	0.72
2:M:165:LEU:HB3	2:M:265:ARG:HH12	1.52	0.72
3:N:1112:CYS:SG	3:N:1195:GLN:HG2	2.29	0.72
3:N:1263:PHE:HB3	3:N:1424:VAL:HG11	1.69	0.72
3:N:353:VAL:HA	3:N:368:VAL:HG22	1.70	0.72
1:B:59:GLU:OE2	1:B:139:ASN:HB3	1.90	0.72
3:D:675:ARG:O	3:D:678:GLU:HG2	1.88	0.72
2:H:1101:THR:HG21	2:H:1111:ILE:CG2	2.20	0.72
3:I:1129:THR:HG23	3:I:1130:ARG:N	2.04	0.72
2:H:1049:LEU:HD23	3:I:1472:ILE:CD1	2.19	0.72
3:N:62:LYS:HA	3:N:62:LYS:HE2	1.70	0.72
3:N:820:GLU:CG	3:N:836:VAL:HG21	2.18	0.72
3:N:970:LYS:HA	3:N:973:GLN:NE2	2.05	0.72
1:A:156:HIS:CD2	1:A:157:GLY:N	2.55	0.72
1:B:25:LEU:O	1:B:28:LEU:HD21	1.89	0.72
3:D:1189:ARG:HD2	3:D:1204:CYS:SG	2.29	0.72
1:G:58:ILE:HD13	1:G:140:MET:CB	2.20	0.72
3:I:800:LYS:CG	3:I:801:GLY:H	2.01	0.72
3:N:1266:ARG:O	3:N:1268:PRO:HD3	1.90	0.72
3:N:1263:PHE:CE2	3:N:1371:VAL:HG11	2.21	0.72
3:N:1372:VAL:HA	3:N:1375:MET:HE3	1.71	0.72
3:N:458:ALA:HB2	3:N:575:GLN:HE22	1.53	0.72
3:N:983:LEU:CD2	3:N:983:LEU:H	1.97	0.72
3:D:1087:ARG:HG2	3:D:1234:THR:O	1.90	0.72
3:D:868:TYR:CE1	3:D:869:MET:HG3	2.24	0.72
2:H:221:LEU:C	2:H:223:ASP:H	1.91	0.72
3:I:1037:GLN:HG2	3:I:1042:ARG:HB3	1.72	0.72
3:I:1042:ARG:O	3:I:1057:VAL:HB	1.90	0.72
3:I:108:VAL:CB	3:I:109:PRO:HD3	2.08	0.72
1:L:75:VAL:O	1:L:79:ILE:HG23	1.89	0.72
2:M:905:ILE:HD12	2:M:905:ILE:H	1.54	0.72
3:N:1253:THR:HG22	3:N:1261:GLU:OE2	1.89	0.72
3:N:152:LEU:O	3:N:152:LEU:HD12	1.89	0.72
3:N:583:ASP:OD2	3:N:604:THR:HG21	1.90	0.72
3:N:1362:LYS:HD2	7:Z:34:GLN:HE22	1.54	0.72
2:C:1006:HIS:ND1	2:C:1027:PHE:CD1	2.57	0.72
3:D:804:LEU:CD1	3:D:830:ALA:O	2.36	0.72
2:H:627:ARG:O	2:H:638:ASP:HB3	1.89	0.72
3:I:480:GLU:O	3:I:484:PRO:HD2	1.90	0.72

Continued on next page...

Continued from previous page...

Atom-1	Atom-2	Interatomic distance (Å)	Clash overlap (Å)
1:K:206:THR:HG22	1:K:209:GLU:H	1.54	0.72
2:M:22:GLN:NE2	2:M:336:VAL:CG2	2.53	0.72
2:M:524:VAL:HG12	2:M:525:SER:N	2.05	0.72
2:M:879:ARG:HB2	2:M:881:ASN:HD21	1.54	0.72
3:N:1403:LEU:O	3:N:1407:LEU:HB2	1.90	0.72
3:N:141:ILE:HG22	3:N:162:ARG:HH11	1.51	0.72
3:N:988:ARG:O	3:N:992:ILE:HG13	1.90	0.72
2:C:1103:ASP:OD2	3:D:2:LYS:HA	1.90	0.72
3:D:656:PHE:HB3	3:D:694:VAL:HG11	1.72	0.72
3:D:982:PHE:N	3:D:982:PHE:HD2	1.88	0.72
1:G:86:VAL:HG12	1:G:124:ASN:HD22	1.53	0.72
2:H:1018:GLN:NE2	2:H:1018:GLN:HA	2.05	0.72
2:H:1034:GLU:HG3	2:H:1038:TRP:CZ2	2.25	0.72
2:H:172:ILE:HG13	2:H:186:VAL:HG12	1.72	0.72
2:H:408:ARG:HH21	2:H:455:LEU:HD11	1.55	0.72
2:H:436:GLY:HA2	2:H:538:GLN:O	1.90	0.72
2:H:893:ALA:HB1	2:H:897:LEU:CD1	2.19	0.72
3:I:1065:LEU:HD11	3:I:1069:GLU:HB3	1.71	0.72
3:I:1369:GLU:HA	3:I:1372:VAL:HG12	1.71	0.72
4:J:32:ARG:HB2	4:J:32:ARG:HH11	1.54	0.72
4:J:54:LEU:CD2	4:J:58:PRO:HG2	2.18	0.72
2:M:338:GLU:HA	2:M:341:THR:CG2	2.19	0.72
3:N:1105:ILE:HD12	3:N:1105:ILE:N	2.05	0.72
3:N:603:LEU:O	3:N:606:ILE:HG22	1.90	0.72
3:D:1080:GLY:CA	7:X:49:GLU:HG3	2.20	0.72
1:A:42:ARG:HH12	1:B:34:VAL:CB	1.93	0.71
2:C:1027:PHE:CD2	2:C:1027:PHE:N	2.53	0.71
3:D:1128:VAL:O	3:D:1129:THR:CG2	2.37	0.71
3:D:501:ALA:CB	3:D:1453:ALA:HB2	2.20	0.71
2:C:1043:TYR:HA	3:D:710:ARG:HH11	1.55	0.71
3:D:704:ARG:HD3	3:D:738:ALA:HB2	1.72	0.71
1:G:95:GLN:HE21	1:G:95:GLN:H	1.38	0.71
3:I:1433:SER:OG	3:I:1457:ASP:OD2	2.07	0.71
3:I:133:ILE:O	3:I:152:LEU:CB	2.38	0.71
3:I:807:ALA:HA	3:I:833:GLU:CG	2.18	0.71
1:K:206:THR:CG2	1:K:209:GLU:H	2.02	0.71
3:N:8:VAL:HG23	3:N:1459:LEU:HD11	1.71	0.71
2:C:56:GLU:HB2	2:C:64:LEU:HD23	1.73	0.71
3:D:118:LEU:O	3:D:120:ALA:N	2.23	0.71
3:D:806:PHE:CZ	3:D:813:LEU:HB3	2.25	0.71
2:H:236:ILE:HD11	2:H:249:LYS:NZ	2.05	0.71

Continued on next page...

Continued from previous page...

Atom-1	Atom-2	Interatomic distance (Å)	Clash overlap (Å)
2:H:266:ARG:HA	2:H:288:ARG:CD	2.20	0.71
3:I:798:GLU:HG3	3:I:828:LYS:HE3	1.70	0.71
2:M:140:ILE:HD12	2:M:140:ILE:O	1.89	0.71
2:M:300:ASP:C	2:M:302:VAL:H	1.93	0.71
2:M:504:GLU:HG3	2:M:504:GLU:O	1.90	0.71
3:N:96:ALA:CB	3:N:554:LEU:HD23	2.20	0.71
7:X:84:GLY:HA2	7:X:130:LEU:HD11	1.72	0.71
7:Y:17:GLN:O	7:Y:21:ARG:HD3	1.90	0.71
7:Z:128:ALA:HB2	7:Z:140:LEU:HD21	1.71	0.71
2:C:1032:PHE:O	2:C:1033:GLY:O	2.07	0.71
2:C:300:ASP:C	2:C:302:VAL:H	1.94	0.71
2:C:874:LEU:O	3:D:1029:ARG:HD2	1.89	0.71
3:D:58:CYS:HB2	3:D:78:VAL:HB	1.70	0.71
1:F:72:LYS:HE3	2:H:641:PRO:O	1.90	0.71
1:G:185:ARG:HH22	3:I:692:GLU:HB3	1.55	0.71
2:H:1020:PRO:HD2	3:I:622:ARG:HB2	1.72	0.71
2:H:352:ALA:HA	2:H:355:VAL:HG12	1.70	0.71
3:I:139:GLY:O	3:I:147:VAL:HB	1.90	0.71
3:I:834:THR:HB	3:I:838:ARG:HD3	1.71	0.71
2:M:946:ARG:CD	2:M:984:GLU:HB2	2.21	0.71
3:N:1000:THR:O	3:N:1003:VAL:HG12	1.90	0.71
3:N:1097:LYS:HA	3:N:1100:ASP:HB2	1.73	0.71
3:N:638:LYS:N	3:N:641:GLN:OE1	2.22	0.71
3:N:642:CYS:SG	3:N:716:PHE:HB2	2.29	0.71
2:C:367:LEU:HB3	2:C:371:LYS:CE	2.20	0.71
3:D:1211:MET:CG	3:D:1212:ALA:H	1.98	0.71
2:C:1035:MET:HG2	3:D:707:THR:O	1.90	0.71
3:D:860:LEU:O	3:D:877:PRO:HD2	1.89	0.71
1:F:117:VAL:HB	1:F:120:VAL:HG13	1.71	0.71
2:H:1004:LYS:HG2	3:I:630:VAL:HG23	1.71	0.71
2:H:1036:GLU:HG3	3:I:707:THR:OG1	1.89	0.71
2:H:137:VAL:O	2:H:391:LEU:HD21	1.90	0.71
2:H:630:ARG:HD3	2:H:705:ILE:HB	1.72	0.71
3:I:661:MET:O	3:I:664:LYS:O	2.08	0.71
2:M:726:ILE:HG12	2:M:734:LEU:HD11	1.72	0.71
3:N:127:LEU:CD2	3:N:134:VAL:HG21	2.20	0.71
3:N:1235:GLN:NE2	7:Z:37:MET:HG2	1.99	0.71
2:C:1056:LYS:HD3	3:D:623:VAL:CG1	2.20	0.71
2:C:182:VAL:CG1	2:C:193:LEU:HD22	2.21	0.71
3:D:1094:LEU:HG	3:D:1098:LEU:CD2	2.21	0.71
3:D:1291:SER:HB2	3:D:1293:PHE:HE1	1.54	0.71

Continued on next page...

Continued from previous page...

Atom-1	Atom-2	Interatomic distance (Å)	Clash overlap (Å)
3:D:139:GLY:HA3	3:D:162:ARG:NH2	2.04	0.71
3:D:400:VAL:HG22	3:D:443:VAL:HG21	1.71	0.71
1:F:9:PRO:HD2	1:G:224:TYR:CD1	2.24	0.71
2:H:1032:PHE:O	2:H:1033:GLY:O	2.09	0.71
2:H:300:ASP:C	2:H:302:VAL:H	1.93	0.71
2:H:928:LYS:NZ	2:H:932:GLU:HG2	2.05	0.71
3:I:1047:LYS:HB3	3:I:1048:PRO:HD3	1.71	0.71
3:I:875:THR:HG22	3:I:876:SER:H	1.54	0.71
3:I:984:THR:HG22	3:I:987:GLU:CG	2.20	0.71
2:M:988:VAL:HG11	3:N:949:ILE:O	1.90	0.71
3:N:95:LEU:HD23	3:N:551:ASN:OD1	1.89	0.71
2:C:831:ARG:HH12	2:C:1002:GLU:HB2	1.54	0.71
2:C:73:LEU:HB2	2:C:93:PRO:O	1.90	0.71
2:C:1085:PHE:CD2	3:D:1468:LEU:HG	2.26	0.71
3:D:52:PRO:N	3:D:86:ARG:HD3	2.04	0.71
3:D:54:LYS:HD2	3:D:55:ASP:H	1.54	0.71
3:D:57:GLU:HB2	3:D:64:LYS:HG3	1.71	0.71
1:F:108:GLU:OE1	1:F:131:THR:HG22	1.91	0.71
2:H:1061:GLU:OE2	3:I:84:ILE:CG2	2.39	0.71
2:H:1088:LEU:CD2	2:H:1092:LEU:HD12	2.20	0.71
2:H:191:PHE:CE2	2:H:195:LEU:HB3	2.26	0.71
2:H:281:LEU:HG	2:H:282:GLY:H	1.54	0.71
1:K:184:THR:HG21	1:K:192:LEU:HD12	1.72	0.71
1:K:39:PRO:O	1:K:43:ILE:HG12	1.90	0.71
1:L:133:GLU:HG3	1:L:134:GLU:H	1.56	0.71
2:M:861:LEU:HB3	2:M:865:THR:HG23	1.71	0.71
3:N:154:THR:HG21	3:N:157:GLU:OE2	1.91	0.71
3:N:780:LYS:NZ	7:Z:38:GLU:OE1	2.23	0.71
3:D:355:VAL:HG11	3:D:385:VAL:HG21	1.73	0.71
3:D:421:LEU:HD22	3:D:444:VAL:HG11	1.73	0.71
3:D:907:GLU:HG2	3:D:908:LYS:N	2.05	0.71
3:D:96:ALA:HB3	3:D:554:LEU:HD23	1.72	0.71
2:H:134:ARG:HB3	2:H:393:GLN:O	1.90	0.71
2:H:445:GLU:HG3	2:H:560:MET:CE	2.21	0.71
2:H:500:ASN:ND2	2:H:500:ASN:N	2.36	0.71
1:K:54:THR:CG2	1:K:158:ILE:HG13	2.21	0.71
2:M:430:VAL:HG21	2:M:440:PRO:HB3	1.71	0.71
2:M:981:GLU:HG3	2:M:982:PRO:HD2	1.71	0.71
3:N:118:LEU:O	3:N:120:ALA:N	2.22	0.71
3:N:1223:ILE:HG22	3:N:1227:GLN:NE2	2.06	0.71
3:N:581:LEU:HD23	3:N:581:LEU:N	2.06	0.71

Continued on next page...

Continued from previous page...

Atom-1	Atom-2	Interatomic distance (Å)	Clash overlap (Å)
2:C:89:THR:O	2:C:91:GLN:HG3	1.91	0.71
1:G:86:VAL:HG12	1:G:124:ASN:CB	2.17	0.71
2:H:211:LEU:HD21	2:H:221:LEU:CD2	2.21	0.71
2:H:498:GLN:HA	2:H:498:GLN:NE2	2.04	0.71
2:H:580:MET:HB3	2:H:584:GLU:CD	2.11	0.71
2:H:565:GLN:HE21	2:H:842:ARG:HG2	1.54	0.71
1:F:46:SER:HB3	2:H:856:GLU:HG2	1.72	0.71
3:I:1109:GLU:HG3	3:I:1217:ILE:HD12	1.71	0.71
1:K:14:ARG:HH22	1:K:24:VAL:CG2	2.03	0.71
2:M:976:ASP:HB3	2:M:979:THR:HG22	1.72	0.71
3:N:141:ILE:H	3:N:162:ARG:HH12	1.38	0.71
3:N:28:LYS:CD	3:N:29:PRO:HD2	2.17	0.71
3:N:465:LEU:HD13	3:N:510:GLU:HA	1.73	0.71
3:N:692:GLU:OE1	3:N:720:LEU:HD13	1.90	0.71
3:N:967:ALA:O	3:N:970:LYS:HB3	1.90	0.71
2:C:496:ILE:HD12	2:C:496:ILE:N	2.05	0.71
3:D:1093:TYR:CZ	3:D:1097:LYS:HE3	2.16	0.71
2:H:89:THR:O	2:H:91:GLN:HG3	1.89	0.71
2:H:958:THR:HG23	2:H:961:GLU:HG3	1.73	0.71
3:I:465:LEU:HD22	3:I:510:GLU:HA	1.73	0.71
2:H:983:ILE:HD12	3:I:944:THR:HA	1.73	0.71
2:M:139:GLN:HE22	2:M:415:PRO:CD	2.04	0.71
2:M:967:PHE:HD1	2:M:972:VAL:HG12	1.54	0.71
3:N:1099:VAL:O	3:N:1103:HIS:HB3	1.91	0.71
3:N:1098:LEU:CD2	3:N:1229:ILE:HB	2.21	0.71
3:N:862:ASP:O	3:N:877:PRO:HD3	1.91	0.71
7:Y:102:VAL:HG21	7:Y:125:MET:HE3	1.70	0.71
2:C:139:GLN:HE22	2:C:415:PRO:HD3	1.55	0.71
3:D:795:VAL:CG2	3:D:879:ARG:HH12	2.03	0.71
1:F:56:VAL:HG22	1:F:142:VAL:HG12	1.72	0.71
1:F:25:LEU:HD22	1:G:225:PHE:CE2	2.25	0.71
3:I:1003:VAL:O	3:I:1007:VAL:HG23	1.91	0.71
3:I:806:PHE:CZ	3:I:813:LEU:HB3	2.26	0.71
1:L:87:VAL:HG21	1:L:144:VAL:HG11	1.73	0.71
2:M:1032:PHE:O	2:M:1033:GLY:O	2.08	0.71
1:B:54:THR:O	1:B:167:VAL:HG23	1.91	0.70
2:C:1014:SER:HB2	2:C:1021:LEU:HD13	1.73	0.70
2:C:549:PHE:CD2	2:C:886:LEU:HB3	2.26	0.70
3:D:1025:GLN:HE21	3:D:1025:GLN:HA	1.56	0.70
2:H:261:ILE:HD12	2:H:261:ILE:H	1.55	0.70
3:I:1225:ALA:O	3:I:1229:ILE:HG13	1.91	0.70

Continued on next page...

Continued from previous page...

Atom-1	Atom-2	Interatomic distance (Å)	Clash overlap (Å)
3:I:1299:PHE:N	3:I:1299:PHE:CD2	2.58	0.70
3:I:1472:ILE:O	3:I:1477:GLY:HA3	1.91	0.70
1:K:58:ILE:CD1	1:K:140:MET:HB3	2.17	0.70
3:N:139:GLY:O	3:N:162:ARG:NH2	2.24	0.70
3:N:654:LYS:HB3	3:N:655:PRO:HD3	1.72	0.70
3:N:701:LEU:N	3:N:701:LEU:HD12	2.06	0.70
2:C:218:VAL:HG23	2:C:311:PHE:HE1	1.57	0.70
2:C:742:VAL:HG12	2:C:743:VAL:N	2.06	0.70
2:C:555:ALA:HA	3:D:1070:TYR:OH	1.91	0.70
3:D:100:ALA:HB2	3:D:128:TYR:OH	1.91	0.70
3:I:1093:TYR:O	3:I:1096:ARG:HB2	1.90	0.70
1:L:154:GLU:OE2	3:N:840:LYS:HE2	1.91	0.70
3:N:141:ILE:HG13	3:N:448:GLU:CD	2.11	0.70
2:C:498:GLN:HA	2:C:498:GLN:HE21	1.54	0.70
2:H:836:GLY:CA	2:H:1001:VAL:HG21	2.21	0.70
2:H:282:GLY:C	2:H:283:ILE:HG13	2.10	0.70
2:H:697:ARG:HD2	2:H:699:PHE:CE1	2.26	0.70
3:I:167:GLU:OE2	3:I:169:TYR:HE1	1.74	0.70
3:I:817:GLU:O	3:I:821:VAL:HG23	1.91	0.70
1:K:64:GLU:O	1:K:75:VAL:HB	1.92	0.70
2:M:264:PRO:HB3	2:M:289:THR:CG2	2.21	0.70
2:M:854:PRO:HG2	2:M:857:ASP:OD2	1.91	0.70
2:M:937:ASP:O	2:M:941:VAL:HG23	1.90	0.70
3:N:1292:VAL:HG23	3:N:1305:LEU:HG	1.71	0.70
3:N:875:THR:HG22	3:N:876:SER:N	2.05	0.70
1:B:26:GLU:HB2	1:B:27:PRO:HA	1.72	0.70
3:D:1045:MET:O	3:D:1053:PHE:HB2	1.91	0.70
3:D:1344:VAL:O	3:D:1348:LEU:HD13	1.90	0.70
3:D:365:ASP:O	3:D:379:ALA:HB2	1.90	0.70
2:H:687:ALA:C	2:H:688:ILE:HD12	2.11	0.70
2:H:6:PHE:HZ	2:H:901:TYR:HD2	1.38	0.70
3:I:1109:GLU:HG2	3:I:1202:GLN:H	1.57	0.70
2:M:200:LEU:HD13	2:M:300:ASP:OD1	1.91	0.70
2:M:6:PHE:CE1	2:M:901:TYR:HB3	2.26	0.70
7:Y:115:THR:CB	7:Y:116:PRO:HD3	2.20	0.70
7:Z:73:VAL:O	7:Z:74:ILE:HD13	1.90	0.70
2:C:21:ILE:H	2:C:21:ILE:CD1	2.04	0.70
2:C:290:LEU:H	2:C:290:LEU:HD23	1.55	0.70
2:C:374:ASN:ND2	2:C:374:ASN:O	2.24	0.70
2:C:52:PHE:CD2	2:C:68:PHE:HB2	2.26	0.70
3:D:482:LYS:HE2	3:D:1388:ARG:NH2	2.06	0.70

Continued on next page...

Continued from previous page...

Atom-1	Atom-2	Interatomic distance (Å)	Clash overlap (Å)
3:D:149:LYS:H	3:D:149:LYS:CE	2.03	0.70
2:H:165:LEU:HD12	2:H:166:PRO:C	2.10	0.70
2:H:572:ILE:HG13	2:H:573:ARG:N	2.06	0.70
2:H:858:MET:CG	2:H:859:PRO:HD2	2.20	0.70
3:I:679:ARG:HG2	3:I:681:ARG:HG3	1.73	0.70
3:I:8:VAL:HG23	3:I:1459:LEU:HD11	1.72	0.70
1:K:38:ASN:HB3	1:K:39:PRO:HD3	1.73	0.70
2:M:221:LEU:C	2:M:223:ASP:H	1.93	0.70
2:M:110:GLU:HB2	2:M:368:THR:HG22	1.73	0.70
2:M:687:ALA:C	2:M:688:ILE:HD12	2.11	0.70
2:M:976:ASP:CB	2:M:979:THR:HG22	2.19	0.70
3:N:140:ALA:HB3	3:N:450:TYR:HE2	1.56	0.70
2:C:112:GLU:OE1	2:C:112:GLU:HA	1.92	0.70
2:C:436:GLY:HA2	2:C:538:GLN:O	1.91	0.70
3:D:1205:TYR:OH	3:D:1367:HIS:HE1	1.74	0.70
2:C:850:ALA:HA	3:D:632:VAL:CG1	2.22	0.70
2:H:116:GLY:HA2	2:H:379:GLU:OE1	1.91	0.70
2:H:524:VAL:CG1	2:H:528:GLU:HB2	2.22	0.70
1:K:218:LEU:CD2	1:L:222:LEU:HD21	2.21	0.70
2:M:30:LEU:O	2:M:32:ALA:N	2.24	0.70
2:M:910:LYS:O	2:M:914:ILE:HG12	1.91	0.70
2:M:95:TYR:CD2	2:M:114:PHE:HB2	2.27	0.70
2:M:95:TYR:HD1	2:M:95:TYR:N	1.88	0.70
3:N:171:LEU:HB2	3:N:391:ALA:O	1.92	0.70
2:C:1035:MET:HA	2:C:1038:TRP:CE3	2.26	0.70
3:D:1349:VAL:HA	3:D:1368:ILE:CG2	2.20	0.70
3:D:367:ILE:HG22	3:D:368:VAL:HG23	1.72	0.70
4:E:54:LEU:CD2	4:E:58:PRO:HG3	2.21	0.70
2:H:199:VAL:HG13	2:H:235:LEU:CD2	2.22	0.70
2:H:556:ASN:HD22	2:H:557:ARG:N	1.89	0.70
2:H:432:ARG:NH2	3:I:1047:LYS:HD3	2.07	0.70
2:M:462:ASP:HB3	2:M:468:ARG:HD2	1.73	0.70
3:N:1102:THR:CA	3:N:1105:ILE:HD13	2.22	0.70
7:Y:84:GLY:HA2	7:Y:130:LEU:CD1	2.21	0.70
2:C:144:PRO:CG	2:C:265:ARG:NH1	2.52	0.70
2:C:39:ARG:H	2:C:39:ARG:HD2	1.56	0.70
2:C:660:ALA:HB1	2:C:667:ALA:O	1.92	0.70
2:C:720:GLU:HA	2:C:759:THR:O	1.92	0.70
2:C:861:LEU:HG	2:C:862:PRO:CD	2.16	0.70
3:D:996:TRP:CD2	3:D:1056:PRO:HG2	2.26	0.70
3:D:141:ILE:HD13	3:D:142:LEU:N	2.06	0.70

Continued on next page...

Continued from previous page...

Atom-1	Atom-2	Interatomic distance (Å)	Clash overlap (Å)
3:D:631:ILE:HD13	3:D:631:ILE:O	1.91	0.70
2:H:383:ARG:HH11	2:H:383:ARG:CB	2.02	0.70
2:H:893:ALA:O	2:H:897:LEU:HG	1.92	0.70
2:M:134:ARG:HB3	2:M:393:GLN:O	1.91	0.70
2:M:165:LEU:O	2:M:265:ARG:HD2	1.91	0.70
3:N:101:HIS:ND1	3:N:103:TRP:HB2	2.06	0.70
2:C:455:LEU:HD12	2:C:455:LEU:C	2.12	0.70
3:D:642:CYS:HB3	3:D:716:PHE:CB	2.21	0.70
2:C:1060:ILE:HG21	3:D:87:ARG:HH22	1.56	0.70
2:H:207:LEU:CD2	2:H:211:LEU:HD23	2.22	0.70
2:H:557:ARG:HG2	2:H:881:ASN:ND2	2.06	0.70
4:J:9:LEU:HB3	4:J:19:LEU:HD21	1.72	0.70
1:L:170:VAL:HG11	3:N:848:GLU:OE2	1.91	0.70
2:M:391:LEU:O	2:M:391:LEU:HD23	1.92	0.70
2:M:597:ALA:HA	2:M:655:LEU:HD11	1.74	0.70
3:N:1161:GLU:OE2	3:N:1164:ARG:HD2	1.92	0.70
3:N:1274:ILE:HD11	3:N:1334:GLN:HB3	1.73	0.70
3:D:706:PRO:HG3	6:Q:10:G:H22	1.57	0.70
2:C:344:PHE:CE2	2:C:378:LEU:HD21	2.25	0.70
2:C:126:SER:HB2	2:C:395:LYS:HZ2	1.57	0.70
2:C:524:VAL:HG12	2:C:525:SER:N	2.07	0.70
2:C:98:LEU:HD11	2:C:113:VAL:HG23	1.74	0.70
3:D:1468:LEU:HD22	3:D:1470:ARG:CB	2.19	0.70
3:D:157:GLU:O	3:D:161:LEU:N	2.23	0.70
3:D:481:MET:SD	3:D:1388:ARG:HG2	2.32	0.70
3:D:736:PHE:O	3:D:738:ALA:N	2.25	0.70
2:H:25:SER:OG	2:H:335:THR:HB	1.92	0.70
2:H:675:ALA:HB2	2:H:867:VAL:HG11	1.73	0.70
3:I:153:LEU:CD1	3:I:158:TYR:HB2	2.21	0.70
1:L:81:ASN:ND2	1:L:128:HIS:O	2.24	0.70
2:M:683:ASN:HA	2:M:687:ALA:HB3	1.74	0.70
2:M:831:ARG:HH12	2:M:1002:GLU:CB	2.05	0.70
3:N:908:LYS:CB	3:N:1027:GLY:HA3	2.15	0.70
3:N:140:ALA:CB	3:N:450:TYR:HE2	2.05	0.70
3:N:664:LYS:O	3:N:666:ILE:N	2.25	0.70
4:O:73:LEU:H	4:O:73:LEU:HD12	1.54	0.70
1:A:132:LEU:HD23	1:A:136:GLY:O	1.92	0.69
2:C:497:ALA:HA	2:C:515:ALA:HA	1.74	0.69
1:F:9:PRO:HB2	1:G:224:TYR:HB3	1.73	0.69
1:G:44:LEU:HD23	1:G:48:ILE:HD11	1.72	0.69
2:H:9:ILE:O	2:H:9:ILE:HG13	1.91	0.69

Continued on next page...

Continued from previous page...

Atom-1	Atom-2	Interatomic distance (Å)	Clash overlap (Å)
2:H:516:ARG:CZ	3:I:1068:LEU:HD22	2.21	0.69
3:I:63:TYR:HB3	3:I:68:PHE:CE1	2.27	0.69
3:I:902:LEU:H	3:I:902:LEU:HD23	1.56	0.69
1:L:228:PRO:O	1:L:229:GLN:HG3	1.91	0.69
1:L:77:GLU:HB2	3:N:872:ARG:HH21	1.57	0.69
2:M:1034:GLU:HA	2:M:1037:VAL:HG23	1.74	0.69
2:M:462:ASP:HB2	2:M:468:ARG:HH11	1.56	0.69
3:N:98:PRO:HG2	3:N:462:GLN:HE22	1.53	0.69
3:N:792:ILE:O	3:N:878:GLY:HA3	1.90	0.69
2:C:274:ARG:HD2	2:C:285:LEU:CD2	2.22	0.69
2:C:754:ILE:N	2:C:754:ILE:HD12	2.07	0.69
2:H:1101:THR:HG21	2:H:1111:ILE:HG21	1.74	0.69
2:H:958:THR:HG23	2:H:961:GLU:HG2	1.73	0.69
3:I:465:LEU:HD11	3:I:512:MET:HB2	1.72	0.69
3:I:89:ARG:O	3:I:521:PRO:HG3	1.92	0.69
3:I:982:PHE:HB2	7:Y:125:MET:SD	2.32	0.69
1:L:161:ARG:HH11	1:L:161:ARG:HG3	1.56	0.69
3:D:957:PRO:CG	3:D:1007:VAL:HG22	2.21	0.69
3:D:785:ILE:HD12	3:D:785:ILE:N	1.98	0.69
1:G:81:ASN:ND2	1:G:128:HIS:O	2.25	0.69
2:H:200:LEU:CD2	2:H:298:PHE:HB2	2.22	0.69
3:I:1080:GLY:CA	7:Y:49:GLU:HG3	2.22	0.69
3:I:688:TRP:HA	3:I:688:TRP:CE3	2.26	0.69
1:K:213:GLN:O	1:K:217:ILE:HG12	1.91	0.69
3:I:159:ARG:NH2	2:M:212:GLY:O	2.23	0.69
2:M:368:THR:HB	2:M:369:PRO:CD	2.22	0.69
2:M:946:ARG:HB3	2:M:946:ARG:HH11	1.57	0.69
3:N:1399:ASP:O	3:N:1403:LEU:HB2	1.92	0.69
2:C:1027:PHE:N	2:C:1027:PHE:HD2	1.89	0.69
2:C:333:ILE:HG13	2:C:410:ILE:HD11	1.73	0.69
1:G:185:ARG:HH22	3:I:692:GLU:CB	2.05	0.69
2:H:30:LEU:O	2:H:32:ALA:N	2.26	0.69
2:H:791:ARG:O	2:H:793:PRO:HD3	1.91	0.69
3:I:810:GLU:O	3:I:813:LEU:HG	1.92	0.69
1:L:74:ASP:HB2	3:N:872:ARG:NH2	2.06	0.69
2:C:535:SER:O	2:C:538:GLN:HG2	1.91	0.69
2:C:799:ILE:HD13	2:C:799:ILE:N	2.06	0.69
2:C:876:VAL:N	2:C:877:PRO:HD2	2.07	0.69
3:D:1101:VAL:HG23	3:D:1102:THR:HG23	1.75	0.69
3:D:1311:LEU:HD23	3:D:1311:LEU:N	2.07	0.69
3:D:1492:LEU:HD13	3:D:1492:LEU:O	1.91	0.69

Continued on next page...

Continued from previous page...

Atom-1	Atom-2	Interatomic distance (Å)	Clash overlap (Å)
3:D:192:ALA:HB1	3:D:193:PRO:HD2	1.73	0.69
3:D:664:LYS:O	3:D:666:ILE:N	2.25	0.69
4:E:36:LYS:HZ2	4:E:36:LYS:HA	1.56	0.69
3:I:956:ILE:HG12	3:I:1039:CYS:O	1.93	0.69
3:I:1253:THR:HG23	3:I:1258:ARG:CD	2.21	0.69
3:I:204:LEU:HB2	3:I:394:LEU:HG	1.74	0.69
3:I:664:LYS:O	3:I:666:ILE:N	2.25	0.69
3:I:804:LEU:HG	3:I:831:GLY:HA3	1.73	0.69
3:I:87:ARG:HE	3:I:88:TYR:HE2	1.41	0.69
1:L:86:VAL:HG12	1:L:124:ASN:CB	2.23	0.69
3:N:1216:SER:OG	4:O:16:LYS:HB2	1.92	0.69
3:N:209:ARG:HB2	3:N:389:GLU:HB3	1.74	0.69
1:A:58:ILE:CD1	1:A:140:MET:HB3	2.22	0.69
1:B:27:PRO:O	1:B:28:LEU:HD23	1.93	0.69
2:C:17:PRO:O	2:C:20:GLU:HB3	1.93	0.69
2:C:9:ILE:O	2:C:9:ILE:HG13	1.92	0.69
1:G:197:LEU:HD23	1:G:197:LEU:O	1.92	0.69
2:H:206:THR:HG23	2:H:207:LEU:N	2.07	0.69
2:H:92:ALA:HB2	2:H:120:LEU:HD11	1.74	0.69
3:I:868:TYR:CE1	3:I:869:MET:HG3	2.27	0.69
2:M:1013:TYR:CE2	2:M:1060:ILE:HD11	2.26	0.69
2:M:141:HIS:HB3	2:M:418:LEU:HD23	1.72	0.69
2:M:861:LEU:CG	2:M:862:PRO:HD2	2.22	0.69
2:M:979:THR:HG23	2:M:981:GLU:N	2.06	0.69
3:N:956:ILE:HG12	3:N:1039:CYS:O	1.93	0.69
2:C:124:ASP:HB2	2:C:407:LYS:NZ	2.08	0.69
2:C:172:ILE:H	2:C:172:ILE:HD12	1.56	0.69
2:C:54:ILE:CG2	2:C:66:LEU:HB3	2.23	0.69
3:D:1100:ASP:O	3:D:1103:HIS:ND1	2.25	0.69
3:D:702:LEU:O	3:D:713:ILE:HG23	1.93	0.69
1:B:80:LEU:HD21	3:D:867:ARG:HB2	1.72	0.69
4:E:18:ARG:HH21	4:E:18:ARG:CB	2.03	0.69
1:F:48:ILE:CG2	1:F:49:PRO:HD2	2.23	0.69
2:H:442:GLU:CG	2:H:454:SER:HB2	2.21	0.69
2:H:455:LEU:HD12	2:H:456:ALA:O	1.91	0.69
3:I:154:THR:HG23	3:I:157:GLU:HB2	1.75	0.69
3:I:513:ILE:HD12	3:I:513:ILE:O	1.92	0.69
3:I:54:LYS:CD	3:I:55:ASP:H	2.06	0.69
3:I:729:HIS:O	3:I:732:VAL:HG22	1.92	0.69
2:M:195:LEU:CD2	2:M:241:LEU:HD12	2.22	0.69
3:N:116:LEU:HD23	3:N:116:LEU:O	1.92	0.69

Continued on next page...

Continued from previous page...

Atom-1	Atom-2	Interatomic distance (Å)	Clash overlap (Å)
3:N:1286:THR:O	3:N:1287:GLU:HB2	1.93	0.69
3:N:153:LEU:CD1	3:N:158:TYR:HB2	2.18	0.69
2:C:54:ILE:HD11	2:C:355:VAL:HG13	1.75	0.69
2:C:395:LYS:HG2	2:C:397:GLU:HG3	1.75	0.69
3:D:1219:GLU:OE1	4:E:17:TYR:OH	2.10	0.69
3:D:1364:HIS:CE1	3:D:1366:LYS:HG3	2.26	0.69
1:F:224:TYR:CE1	1:G:9:PRO:HD2	2.27	0.69
2:H:238:LEU:O	2:H:241:LEU:HB3	1.93	0.69
2:H:354:GLY:O	2:H:358:ARG:HD3	1.92	0.69
2:H:418:LEU:CD1	2:H:418:LEU:H	2.05	0.69
2:H:831:ARG:HH12	2:H:1002:GLU:CB	2.04	0.69
2:H:950:LEU:HD12	2:H:952:LEU:CD2	2.22	0.69
3:I:982:PHE:CD2	7:Y:119:ILE:HG23	2.28	0.69
2:M:1014:SER:HB2	2:M:1021:LEU:HD13	1.75	0.69
2:M:95:TYR:CE2	2:M:114:PHE:HB2	2.28	0.69
2:M:418:LEU:H	2:M:418:LEU:CD1	2.03	0.69
2:C:418:LEU:H	2:C:418:LEU:HD12	1.58	0.69
2:C:432:ARG:HH22	3:D:1047:LYS:CD	2.06	0.69
3:D:1153:VAL:HG12	3:D:1155:VAL:HG22	1.73	0.69
3:D:817:GLU:HG3	3:D:839:LEU:HD23	1.74	0.69
3:D:957:PRO:HG2	3:D:1007:VAL:CG2	2.23	0.69
2:H:688:ILE:CD1	2:H:847:GLY:HA3	2.22	0.69
2:H:84:ARG:HE	2:H:128:ILE:CD1	2.05	0.69
3:I:127:LEU:HD12	3:I:128:TYR:N	2.07	0.69
1:L:176:ARG:HG3	1:L:200:TRP:CE3	2.28	0.69
3:N:1367:HIS:O	3:N:1371:VAL:HG23	1.93	0.69
2:C:352:ALA:HA	2:C:355:VAL:HG12	1.73	0.69
3:D:875:THR:HG22	3:D:876:SER:N	2.08	0.69
2:H:831:ARG:NH1	2:H:1002:GLU:HB2	2.08	0.69
3:I:1195:GLN:HG3	3:I:1196:THR:N	2.07	0.69
3:I:868:TYR:CD1	3:I:869:MET:HG3	2.28	0.69
2:M:6:PHE:HZ	2:M:901:TYR:CD2	2.11	0.69
3:N:1153:VAL:HG12	3:N:1155:VAL:HG22	1.75	0.69
3:N:1234:THR:HB	3:N:1235:GLN:OE1	1.92	0.69
3:N:17:LYS:HG2	3:N:21:TRP:HE1	1.57	0.69
3:N:458:ALA:HB2	3:N:575:GLN:NE2	2.08	0.69
2:C:794:PRO:CD	2:C:1025:ALA:HA	2.22	0.69
2:C:588:VAL:HG21	2:C:664:GLY:O	1.93	0.69
2:C:668:LEU:HD12	2:C:668:LEU:N	2.07	0.69
3:D:1147:ARG:HB3	3:D:1188:VAL:CG2	2.23	0.69
3:D:967:ALA:O	3:D:970:LYS:HB3	1.93	0.69

Continued on next page...

Continued from previous page...

Atom-1	Atom-2	Interatomic distance (Å)	Clash overlap (Å)
1:F:54:THR:CG2	1:F:158:ILE:HG13	2.23	0.69
2:H:1105:LYS:HD2	2:H:1107:ASN:ND2	2.07	0.69
2:H:141:HIS:HB3	2:H:418:LEU:HD23	1.75	0.69
2:H:737:LEU:HD23	2:H:742:VAL:O	1.92	0.69
3:I:12:LEU:N	3:I:12:LEU:HD12	2.07	0.69
3:I:835:SER:H	3:I:838:ARG:CD	2.07	0.69
3:I:880:ILE:CG2	3:I:881:LEU:N	2.55	0.69
2:M:204:GLN:NE2	2:M:228:ALA:HB1	2.08	0.69
2:M:56:GLU:HB3	2:M:359:MET:SD	2.33	0.69
7:Z:64:SER:O	7:Z:68:ILE:HG12	1.92	0.69
1:A:102:LYS:HD3	1:A:139:ASN:HD21	1.58	0.68
2:C:1027:PHE:HD2	2:C:1027:PHE:H	1.40	0.68
2:C:1085:PHE:CD1	2:C:1111:ILE:HG21	2.28	0.68
2:C:304:LEU:HG	2:C:305:PRO:HD3	1.72	0.68
3:D:1161:GLU:OE2	3:D:1164:ARG:HD2	1.93	0.68
3:D:153:LEU:CD1	3:D:158:TYR:HB2	2.22	0.68
3:D:25:GLU:HB2	3:D:92:HIS:CE1	2.27	0.68
3:D:109:PRO:HB3	3:D:494:LYS:HZ2	1.56	0.68
1:G:128:HIS:NE2	1:G:131:THR:HG23	2.07	0.68
2:H:160:ALA:HB3	2:H:174:LEU:HB2	1.74	0.68
2:H:263:ASP:HB2	2:H:264:PRO:HD3	1.75	0.68
2:H:598:GLU:O	2:H:651:LYS:HG3	1.93	0.68
2:H:965:GLU:HA	2:H:968:LEU:HD12	1.75	0.68
3:I:1094:LEU:HD23	3:I:1230:GLY:HA2	1.75	0.68
3:I:785:ILE:HG22	3:I:789:LEU:HD11	1.73	0.68
2:M:1082:PRO:HB2	2:M:1084:SER:OG	1.93	0.68
2:M:113:VAL:O	2:M:115:LEU:CD2	2.41	0.68
3:N:486:ARG:HA	3:N:489:ARG:HG2	1.75	0.68
3:N:50:PHE:CG	3:N:522:PRO:HD3	2.27	0.68
4:O:80:VAL:HG13	4:O:81:PRO:HD2	1.75	0.68
1:A:88:ARG:O	1:A:120:VAL:HG23	1.91	0.68
2:C:834:GLN:NE2	3:D:724:GLN:HG3	1.97	0.68
3:D:834:THR:CB	3:D:838:ARG:HD3	2.21	0.68
4:E:36:LYS:HA	4:E:36:LYS:HZ3	1.57	0.68
2:H:412:ALA:O	2:H:419:THR:HG23	1.93	0.68
3:I:1018:ASN:HB3	3:I:1021:TYR:HB3	1.76	0.68
3:I:1161:GLU:HG2	3:I:1164:ARG:HB2	1.76	0.68
3:I:412:GLY:HA2	3:I:434:ARG:HD3	1.74	0.68
3:I:603:LEU:O	3:I:606:ILE:HG22	1.92	0.68
1:L:86:VAL:O	1:L:86:VAL:HG13	1.91	0.68
2:M:161:SER:C	2:M:162:ILE:HD12	2.13	0.68

Continued on next page...

Continued from previous page...

Atom-1	Atom-2	Interatomic distance (Å)	Clash overlap (Å)
2:M:332:ARG:NH2	2:M:338:GLU:OE1	2.26	0.68
2:M:432:ARG:HH22	3:N:1047:LYS:HD3	1.56	0.68
3:N:1261:GLU:OE1	3:N:1268:PRO:HA	1.93	0.68
3:N:783:ARG:HA	3:N:1028:ALA:HA	1.75	0.68
3:N:977:ALA:C	3:N:983:LEU:HD21	2.13	0.68
2:C:77:PRO:HD2	2:C:91:GLN:O	1.92	0.68
3:D:875:THR:HG22	3:D:876:SER:H	1.59	0.68
1:F:225:PHE:HE2	1:G:25:LEU:HD22	1.58	0.68
1:F:90:LEU:HD13	1:F:119:ASP:O	1.93	0.68
2:H:146:VAL:CG2	2:H:162:ILE:HG12	2.22	0.68
2:H:861:LEU:HG	2:H:862:PRO:HD2	1.75	0.68
2:M:142:ARG:HE	2:M:325:ILE:HD12	1.58	0.68
2:M:34:VAL:HB	2:M:38:LYS:HG3	1.75	0.68
2:M:722:ILE:O	2:M:722:ILE:HG23	1.92	0.68
3:N:1149:LEU:HG	3:N:1166:LEU:CD2	2.23	0.68
3:N:1351:GLU:OE1	3:N:1351:GLU:HA	1.94	0.68
2:M:1046:ALA:CB	3:N:1476:THR:HB	2.24	0.68
3:N:165:LYS:HZ1	3:N:199:LEU:HD22	1.56	0.68
3:N:982:PHE:CD2	7:Z:119:ILE:HD12	2.29	0.68
3:D:1225:ALA:HB2	3:D:1370:ILE:HD12	1.76	0.68
3:D:1371:VAL:HG12	3:D:1375:MET:HE2	1.73	0.68
3:D:636:GLN:HG2	3:D:637:LEU:N	2.08	0.68
1:G:94:LEU:HD11	1:G:119:ASP:HB2	1.76	0.68
2:H:140:ILE:O	2:H:140:ILE:HD12	1.93	0.68
2:H:587:VAL:HG11	2:H:666:LEU:HD22	1.76	0.68
3:I:1097:LYS:HA	3:I:1100:ASP:HB2	1.74	0.68
3:I:109:PRO:HB3	3:I:494:LYS:HZ3	1.58	0.68
3:I:1216:SER:OG	4:J:16:LYS:N	2.25	0.68
3:I:603:LEU:HA	3:I:606:ILE:HG22	1.75	0.68
3:I:688:TRP:HA	3:I:688:TRP:HE3	1.59	0.68
3:N:957:PRO:CG	3:N:1007:VAL:HA	2.24	0.68
3:N:1041:LEU:HB2	3:N:1059:SER:O	1.94	0.68
1:A:58:ILE:HG21	1:A:68:ILE:HD11	1.76	0.68
2:C:1043:TYR:CD2	3:D:710:ARG:HD2	2.29	0.68
2:C:1067:TYR:O	2:C:1071:ILE:HG12	1.94	0.68
2:C:162:ILE:HB	2:C:172:ILE:HB	1.75	0.68
2:C:136:ILE:HG21	2:C:336:VAL:HG13	1.75	0.68
3:D:1100:ASP:O	3:D:1103:HIS:CE1	2.47	0.68
3:D:143:ASN:HB3	3:D:161:LEU:CD2	2.23	0.68
3:D:907:GLU:O	3:D:911:LEU:HD12	1.93	0.68
3:D:982:PHE:N	3:D:982:PHE:CD2	2.61	0.68

Continued on next page...

Continued from previous page...

Atom-1	Atom-2	Interatomic distance (Å)	Clash overlap (Å)
2:H:235:LEU:O	2:H:239:PHE:CD2	2.47	0.68
2:H:310:LEU:O	2:H:314:THR:HG23	1.94	0.68
2:H:333:ILE:HD12	2:H:410:ILE:CD1	2.24	0.68
2:H:460:ARG:HH11	2:H:460:ARG:HG3	1.58	0.68
3:I:160:GLU:HG2	3:I:165:LYS:CB	2.23	0.68
3:I:623:VAL:HG12	3:I:624:ASP:O	1.94	0.68
1:K:66:SER:O	1:K:75:VAL:HG23	1.94	0.68
2:M:274:ARG:NH1	2:M:285:LEU:HD22	2.08	0.68
2:M:304:LEU:HD23	2:M:305:PRO:HD3	1.76	0.68
2:M:369:PRO:CG	2:M:370:ALA:H	1.95	0.68
3:N:963:TYR:CD2	3:N:1002:LYS:HD3	2.29	0.68
3:N:1345:GLU:O	3:N:1349:VAL:HG23	1.93	0.68
3:N:774:SER:HB3	3:N:1362:LYS:O	1.94	0.68
7:Y:35:GLU:HA	7:Y:35:GLU:OE1	1.94	0.68
1:A:54:THR:HG22	1:A:158:ILE:HD11	1.76	0.68
2:C:1105:LYS:HZ2	2:C:1107:ASN:HB2	1.56	0.68
2:C:282:GLY:C	2:C:283:ILE:HG12	2.12	0.68
2:C:442:GLU:HG2	2:C:454:SER:OG	1.93	0.68
3:D:126:VAL:O	3:D:130:SER:HB3	1.92	0.68
3:D:387:LEU:N	3:D:387:LEU:HD12	2.08	0.68
1:G:197:LEU:CD2	1:G:199:ILE:HD11	2.24	0.68
2:H:676:ILE:CD1	2:H:871:LEU:HB2	2.23	0.68
3:I:139:GLY:HA3	3:I:162:ARG:NH2	2.09	0.68
3:I:785:ILE:HD13	3:I:935:LYS:HA	1.76	0.68
4:J:59:ASN:HD21	4:J:61:VAL:CG2	2.06	0.68
3:N:631:ILE:HD13	3:N:631:ILE:O	1.94	0.68
1:A:73:GLU:HB2	1:A:78:ILE:CD1	2.24	0.68
1:B:66:SER:OG	1:B:75:VAL:HG21	1.94	0.68
1:B:56:VAL:HG21	1:B:82:LEU:HD12	1.75	0.68
2:C:714:ASP:OD1	2:C:719:PRO:HG3	1.93	0.68
2:C:906:PHE:CE1	3:D:1067:VAL:HA	2.28	0.68
3:D:1111:ASP:OD1	3:D:1203:LYS:HD2	1.94	0.68
2:H:591:SER:O	2:H:592:LEU:HB2	1.93	0.68
3:I:794:GLN:OE1	3:I:795:VAL:N	2.22	0.68
3:I:900:ILE:HD12	3:I:901:GLN:N	2.09	0.68
3:I:970:LYS:O	3:I:974:ILE:HG12	1.94	0.68
3:I:988:ARG:O	3:I:992:ILE:HG13	1.94	0.68
4:J:41:GLU:OE2	4:J:42:PRO:HD3	1.93	0.68
2:M:1092:LEU:HD21	3:N:1447:LEU:CD2	2.24	0.68
2:M:879:ARG:CB	2:M:881:ASN:HD21	2.06	0.68
3:N:1031:ASN:ND2	7:Z:32:ILE:HG23	2.09	0.68

Continued on next page...

Continued from previous page...

Atom-1	Atom-2	Interatomic distance (Å)	Clash overlap (Å)
3:N:1084:THR:HG22	3:N:1087:ARG:NH2	2.09	0.68
1:A:18:ARG:O	1:A:207:PRO:HD3	1.93	0.68
2:C:1089:VAL:O	2:C:1093:GLN:HG2	1.94	0.68
2:C:305:PRO:HA	2:C:308:ARG:CB	2.21	0.68
2:C:578:VAL:CG2	2:C:579:VAL:HG12	2.17	0.68
3:D:209:ARG:CB	3:D:389:GLU:HB3	2.22	0.68
3:D:28:LYS:CD	3:D:29:PRO:HD2	2.23	0.68
3:D:782:SER:O	3:D:785:ILE:HD13	1.93	0.68
1:F:196:THR:HG1	2:H:934:PHE:HZ	1.35	0.68
1:G:44:LEU:HA	1:G:48:ILE:HD11	1.75	0.68
2:H:274:ARG:CG	2:H:285:LEU:HB3	2.23	0.68
2:H:368:THR:HB	2:H:369:PRO:CD	2.22	0.68
3:I:1093:TYR:HA	3:I:1096:ARG:HD2	1.74	0.68
3:I:566:ILE:CD1	3:I:566:ILE:H	2.05	0.68
2:M:1014:SER:HB3	2:M:1017:THR:O	1.94	0.68
2:M:182:VAL:O	2:M:193:LEU:HD13	1.93	0.68
2:M:863:ASP:CG	2:M:865:THR:HG22	2.13	0.68
3:N:119:SER:HB2	3:N:123:LEU:CB	2.20	0.68
3:N:1098:LEU:HD21	3:N:1229:ILE:CG2	2.23	0.68
2:H:946:ARG:O	2:H:950:LEU:HB2	1.93	0.68
3:I:402:PRO:CA	3:I:443:VAL:HG23	2.23	0.68
1:G:74:ASP:HB2	3:I:872:ARG:HH22	1.57	0.68
2:M:496:ILE:HD12	2:M:496:ILE:N	2.08	0.68
3:N:1124:GLN:OE1	3:N:1135:ARG:HG2	1.92	0.68
3:N:133:ILE:HG22	3:N:134:VAL:N	2.09	0.68
3:N:1401:GLU:OE2	3:N:1415:VAL:HG21	1.94	0.68
3:N:517:VAL:HG21	3:N:547:LEU:HD21	1.76	0.68
2:M:1004:LYS:O	3:N:629:SER:HA	1.93	0.68
3:N:834:THR:HG22	3:N:838:ARG:HH11	1.58	0.68
1:B:56:VAL:HG11	1:B:140:MET:HE3	1.75	0.68
2:C:286:SER:HB3	2:C:299:LYS:HE3	1.75	0.68
2:C:657:ASP:HB3	2:C:661:SER:O	1.94	0.68
3:D:969:ARG:HG3	3:D:970:LYS:N	2.07	0.68
2:H:679:PHE:H	2:H:683:ASN:HD21	1.39	0.68
2:H:695:LEU:HD21	2:H:832:LYS:HD3	1.75	0.68
3:I:1109:GLU:HG2	3:I:1201:CYS:CA	2.22	0.68
3:I:1283:ILE:HD12	3:I:1292:VAL:HG22	1.75	0.68
3:I:25:GLU:HG3	3:I:92:HIS:O	1.93	0.68
2:M:146:VAL:HG22	2:M:162:ILE:HG13	1.75	0.68
2:M:243:ARG:N	2:M:244:PRO:HD3	2.08	0.68
2:M:279:GLU:HG3	2:M:280:LYS:N	2.09	0.68

Continued on next page...

Continued from previous page...

Atom-1	Atom-2	Interatomic distance (Å)	Clash overlap (Å)
2:M:670:GLN:HG3	2:M:700:TYR:CE1	2.29	0.68
3:N:387:LEU:N	3:N:387:LEU:HD12	2.06	0.68
2:M:911:GLU:OE1	3:N:951:ILE:HD13	1.93	0.68
3:D:1029:ARG:NH2	7:X:41:ASP:OD2	2.27	0.68
1:A:39:PRO:O	1:A:43:ILE:HG13	1.94	0.67
2:C:203:ASP:HB2	2:C:205:GLU:OE2	1.93	0.67
3:D:1087:ARG:CG	3:D:1234:THR:O	2.42	0.67
3:D:23:TYR:O	3:D:49:ILE:HG23	1.93	0.67
3:D:984:THR:HG22	3:D:987:GLU:CD	2.15	0.67
1:F:58:ILE:HB	1:F:61:VAL:HB	1.76	0.67
2:H:157:ARG:HD3	2:H:314:THR:HG22	1.74	0.67
2:H:165:LEU:CG	2:H:166:PRO:HA	2.20	0.67
3:I:957:PRO:HA	3:I:1010:ASN:ND2	2.10	0.67
3:I:1231:GLU:CB	3:I:1232:PRO:HD3	2.24	0.67
3:I:135:LEU:HD21	3:I:137:PRO:O	1.94	0.67
1:K:25:LEU:HD23	1:K:25:LEU:O	1.93	0.67
2:M:191:PHE:HB2	2:M:241:LEU:HD11	1.76	0.67
3:N:127:LEU:CD2	3:N:134:VAL:CG2	2.72	0.67
3:N:10:ILE:O	3:N:1454:GLY:HA2	1.94	0.67
3:N:145:VAL:HG22	3:N:146:PRO:HD2	1.76	0.67
3:N:704:ARG:HD3	3:N:738:ALA:HB2	1.75	0.67
3:N:737:ASN:OD1	7:Z:40:SER:HB3	1.94	0.67
7:X:6:LYS:HB2	7:X:6:LYS:HZ2	1.59	0.67
2:C:1067:TYR:CZ	2:C:1071:ILE:HD11	2.29	0.67
2:C:148:PHE:CE1	2:C:309:TYR:CD2	2.76	0.67
2:C:435:TYR:O	2:C:437:ARG:HD2	1.92	0.67
3:D:969:ARG:HG3	3:D:970:LYS:H	1.59	0.67
1:F:150:TYR:HE2	1:F:152:PRO:HG3	1.59	0.67
1:F:224:TYR:CD1	1:G:9:PRO:HD2	2.28	0.67
1:F:55:SER:HA	1:F:167:VAL:HG23	1.77	0.67
1:G:36:LEU:O	1:G:39:PRO:HD2	1.95	0.67
2:H:128:ILE:HG12	2:H:133:ASP:OD2	1.94	0.67
2:H:267:TYR:CG	2:H:272:ALA:HB1	2.29	0.67
2:H:347:GLY:HA3	2:H:378:LEU:CD1	2.23	0.67
2:H:404:LEU:HA	2:H:407:LYS:HD2	1.76	0.67
2:H:425:PHE:CZ	3:I:1079:LYS:CD	2.77	0.67
2:H:726:ILE:HD13	2:H:734:LEU:CD2	2.24	0.67
3:I:104:PHE:O	3:I:112:ILE:HG22	1.93	0.67
3:I:1459:LEU:HD23	3:I:1468:LEU:CD1	2.24	0.67
1:K:124:ASN:OD1	1:K:127:LEU:HB2	1.94	0.67
2:M:1001:VAL:HG12	2:M:1001:VAL:O	1.94	0.67

Continued on next page...

Continued from previous page...

Atom-1	Atom-2	Interatomic distance (Å)	Clash overlap (Å)
2:M:549:PHE:CD2	2:M:886:LEU:HB3	2.29	0.67
2:M:754:ILE:HG12	2:M:791:ARG:NH1	2.09	0.67
2:M:516:ARG:HG3	3:N:1068:LEU:CD1	2.23	0.67
3:N:179:VAL:HG22	3:N:183:GLU:OE2	1.94	0.67
3:N:646:LYS:HG3	3:N:647:ARG:N	2.08	0.67
3:N:682:ASP:N	3:N:682:ASP:OD1	2.26	0.67
2:C:1086:ARG:HD3	3:D:88:TYR:CE1	2.30	0.67
2:C:30:LEU:O	2:C:32:ALA:N	2.28	0.67
2:C:418:LEU:N	2:C:418:LEU:HD12	2.09	0.67
3:D:1035:ILE:HA	3:D:1038:LEU:HD12	1.77	0.67
2:H:272:ALA:CA	2:H:464:LEU:HD21	2.22	0.67
3:I:10:ILE:HG22	3:I:10:ILE:O	1.95	0.67
3:I:679:ARG:CG	3:I:681:ARG:HG3	2.23	0.67
3:I:792:ILE:O	3:I:878:GLY:HA3	1.94	0.67
4:J:51:LEU:HG	4:J:53:GLY:H	1.59	0.67
2:M:1029:GLY:O	3:N:622:ARG:HB3	1.94	0.67
2:M:13:ILE:HG13	2:M:13:ILE:O	1.94	0.67
3:I:163:TYR:CD1	2:M:209:ARG:NH2	2.63	0.67
2:M:401:LEU:HD13	2:M:587:VAL:HG11	1.76	0.67
3:N:1018:ASN:O	3:N:1022:VAL:HG23	1.95	0.67
3:N:367:ILE:HG22	3:N:368:VAL:HG23	1.75	0.67
3:D:970:LYS:HZ1	7:X:113:LEU:HD23	1.59	0.67
7:X:14:ARG:NH1	7:X:14:ARG:HB3	2.09	0.67
3:D:1093:TYR:CZ	3:D:1097:LYS:HG2	2.29	0.67
3:D:142:LEU:HD22	3:D:145:VAL:CA	2.25	0.67
3:D:550:ARG:CZ	3:D:573:MET:HE3	2.23	0.67
3:D:803:GLY:HA2	3:D:804:LEU:HD23	1.77	0.67
1:G:59:GLU:CB	1:G:137:ARG:HH12	2.05	0.67
2:H:162:ILE:HD11	2:H:306:THR:HG21	1.75	0.67
2:H:666:LEU:HD12	2:H:667:ALA:N	2.10	0.67
2:H:73:LEU:HD12	2:H:73:LEU:C	2.15	0.67
1:F:196:THR:OG1	2:H:934:PHE:CZ	2.47	0.67
3:I:565:ILE:HD11	2:M:219:GLN:HB3	1.76	0.67
3:I:633:VAL:HB	3:I:740:PHE:CE1	2.29	0.67
1:K:218:LEU:O	1:K:222:LEU:HD13	1.94	0.67
3:N:736:PHE:O	3:N:738:ALA:N	2.27	0.67
1:B:56:VAL:HG12	1:B:57:TYR:N	2.08	0.67
2:C:165:LEU:HB3	2:C:265:ARG:HH22	1.59	0.67
3:D:720:LEU:H	3:D:720:LEU:HD12	1.59	0.67
1:F:68:ILE:N	1:F:68:ILE:HD12	2.09	0.67
2:H:21:ILE:H	2:H:21:ILE:CD1	2.06	0.67

Continued on next page...

Continued from previous page...

Atom-1	Atom-2	Interatomic distance (Å)	Clash overlap (Å)
3:I:1394:VAL:HG21	3:I:1432:LYS:HD2	1.77	0.67
3:I:501:ALA:HB1	3:I:1452:ILE:HG22	1.76	0.67
3:I:397:LYS:O	3:I:448:GLU:HB2	1.95	0.67
2:H:1071:ILE:O	3:I:659:LYS:HD3	1.95	0.67
2:M:408:ARG:HH21	2:M:455:LEU:CD1	2.08	0.67
2:M:412:ALA:O	2:M:419:THR:HG23	1.93	0.67
2:M:839:LEU:HD21	2:M:849:VAL:HG23	1.76	0.67
2:M:430:VAL:O	3:N:1075:HIS:ND1	2.28	0.67
3:N:154:THR:HG23	3:N:157:GLU:HB2	1.75	0.67
3:N:356:PRO:CA	3:N:440:VAL:O	2.34	0.67
1:B:133:GLU:HG3	1:B:134:GLU:H	1.59	0.67
1:B:64:GLU:HB3	1:B:65:PHE:CE1	2.29	0.67
2:C:545:ASN:HB3	2:C:583:LEU:HD22	1.76	0.67
3:D:1197:ARG:HB3	3:D:1396:GLU:OE2	1.93	0.67
3:D:50:PHE:O	3:D:89:ARG:HD2	1.94	0.67
4:E:51:LEU:C	4:E:53:GLY:H	1.98	0.67
1:F:45:LEU:HD11	1:F:177:VAL:CG2	2.24	0.67
2:H:630:ARG:HD2	2:H:634:GLY:HA2	1.76	0.67
2:H:676:ILE:O	2:H:676:ILE:HG23	1.94	0.67
3:I:1047:LYS:HG2	3:I:1053:PHE:CE1	2.30	0.67
3:I:119:SER:HB2	3:I:123:LEU:N	2.07	0.67
3:I:907:GLU:HG2	3:I:908:LYS:N	2.08	0.67
1:K:182:GLU:HG2	1:K:183:ASP:N	2.09	0.67
2:M:6:PHE:HE1	2:M:901:TYR:HB3	1.60	0.67
3:N:957:PRO:HG2	3:N:1007:VAL:HG22	1.75	0.67
3:N:641:GLN:O	3:N:716:PHE:HD2	1.78	0.67
3:N:881:LEU:O	3:N:885:ILE:HG13	1.94	0.67
1:B:176:ARG:HG3	1:B:200:TRP:CE3	2.29	0.67
2:C:456:ALA:HB3	2:C:459:ALA:HB2	1.76	0.67
2:C:572:ILE:CD1	2:C:573:ARG:H	2.05	0.67
3:D:376:GLU:O	3:D:378:ILE:HG13	1.93	0.67
3:D:838:ARG:HB3	3:D:865:THR:HG23	1.77	0.67
3:D:890:VAL:HG11	3:D:922:LEU:CD1	2.22	0.67
1:F:46:SER:HB3	2:H:856:GLU:CG	2.25	0.67
2:H:367:LEU:HB3	2:H:371:LYS:CE	2.24	0.67
2:H:927:GLY:HA2	2:H:930:LYS:HD2	1.77	0.67
3:I:1459:LEU:HD22	3:I:1470:ARG:NH2	2.08	0.67
3:I:1493:LYS:O	3:I:1497:GLU:HG2	1.95	0.67
3:I:838:ARG:HB3	3:I:865:THR:CG2	2.24	0.67
3:I:795:VAL:HG23	3:I:879:ARG:NH1	2.07	0.67
1:K:56:VAL:HG12	1:K:57:TYR:N	2.10	0.67

Continued on next page...

Continued from previous page...

Atom-1	Atom-2	Interatomic distance (Å)	Clash overlap (Å)
2:M:383:ARG:HH11	2:M:383:ARG:HB2	1.59	0.67
2:M:610:ARG:HG3	2:M:610:ARG:HH11	1.59	0.67
2:M:759:THR:HB	2:M:785:VAL:CG2	2.25	0.67
3:N:210:ARG:HB2	3:N:389:GLU:CG	2.25	0.67
3:N:471:GLU:O	3:N:475:LYS:HG3	1.94	0.67
3:N:864:VAL:CG1	3:N:865:THR:H	2.03	0.67
1:A:88:ARG:NH1	1:A:90:LEU:HD11	2.10	0.67
2:C:1101:THR:C	2:C:1102:LEU:HD12	2.14	0.67
2:C:124:ASP:HB2	2:C:407:LYS:HZ1	1.59	0.67
2:C:447:ALA:HA	3:D:1085:ALA:HB1	1.76	0.67
3:D:704:ARG:CB	3:D:736:PHE:HB3	2.25	0.67
3:D:845:ASN:H	3:D:848:GLU:HG3	1.60	0.67
3:D:996:TRP:HA	3:D:999:THR:HG22	1.76	0.67
1:G:58:ILE:HB	1:G:61:VAL:HB	1.77	0.67
3:I:1051:GLU:HG3	3:I:1051:GLU:O	1.95	0.67
1:L:123:MET:O	1:L:125:PRO:HD3	1.94	0.67
3:N:897:TRP:HA	3:N:900:ILE:CD1	2.25	0.67
1:A:158:ILE:HD12	1:A:158:ILE:N	2.06	0.67
2:C:191:PHE:HB2	2:C:241:LEU:HD11	1.77	0.67
3:D:171:LEU:CD2	3:D:172:PRO:HD2	2.25	0.67
3:D:477:LEU:HD22	3:D:492:ALA:HB1	1.75	0.67
2:H:185:LYS:CG	2:H:190:LYS:HG2	2.25	0.67
2:H:285:LEU:O	2:H:285:LEU:HD23	1.95	0.67
3:I:498:VAL:HG13	3:I:1452:ILE:HD12	1.77	0.67
1:L:61:VAL:HG22	1:L:68:ILE:HD11	1.76	0.67
2:M:113:VAL:HG23	2:M:113:VAL:O	1.95	0.67
2:M:352:ALA:HA	2:M:355:VAL:CG1	2.25	0.67
2:M:432:ARG:HH22	3:N:1047:LYS:CD	2.07	0.67
2:M:950:LEU:HD12	2:M:952:LEU:CD2	2.25	0.67
3:N:1045:MET:O	3:N:1053:PHE:HB2	1.95	0.67
3:N:1149:LEU:HG	3:N:1166:LEU:HD22	1.77	0.67
3:N:1223:ILE:HG22	3:N:1227:GLN:HE21	1.58	0.67
3:N:1231:GLU:HB3	3:N:1232:PRO:HD3	1.77	0.67
3:N:1285:GLU:O	3:N:1286:THR:CB	2.42	0.67
3:N:134:VAL:HG12	3:N:135:LEU:N	2.09	0.67
3:N:1372:VAL:HA	3:N:1375:MET:HE2	1.77	0.67
3:N:17:LYS:HG2	3:N:21:TRP:NE1	2.10	0.67
1:B:73:GLU:OE1	1:B:130:ALA:HA	1.95	0.67
2:C:602:GLU:HG3	2:C:603:VAL:N	2.10	0.67
3:D:720:LEU:N	3:D:720:LEU:HD12	2.09	0.67
2:H:266:ARG:HA	2:H:288:ARG:HD3	1.77	0.67

Continued on next page...

Continued from previous page...

Atom-1	Atom-2	Interatomic distance (Å)	Clash overlap (Å)
3:I:959:GLU:H	3:I:959:GLU:CD	1.95	0.67
1:K:68:ILE:HD12	1:K:68:ILE:N	2.10	0.67
2:M:886:LEU:HD11	3:N:951:ILE:HD12	1.76	0.67
2:C:160:ALA:HB3	2:C:174:LEU:HB2	1.78	0.66
2:C:281:LEU:CD1	2:C:306:THR:HA	2.24	0.66
2:C:683:ASN:HA	2:C:687:ALA:HB3	1.77	0.66
3:D:1395:LEU:C	3:D:1395:LEU:HD23	2.14	0.66
3:I:138:LYS:HG2	3:I:450:TYR:OH	1.94	0.66
2:M:447:ALA:O	2:M:448:ASN:HB2	1.95	0.66
2:M:508:ILE:HD13	2:M:508:ILE:N	2.10	0.66
2:M:630:ARG:HD3	2:M:705:ILE:HB	1.75	0.66
3:N:1129:THR:HG23	3:N:1130:ARG:N	2.10	0.66
3:N:178:LEU:HD12	3:N:190:GLU:O	1.94	0.66
1:A:128:HIS:HE1	1:A:131:THR:HG23	1.59	0.66
1:B:56:VAL:HG22	1:B:142:VAL:HG12	1.77	0.66
2:C:1088:LEU:HD23	2:C:1092:LEU:HD12	1.77	0.66
2:C:202:TYR:OH	2:C:304:LEU:HD22	1.95	0.66
2:C:854:PRO:HB2	2:C:856:GLU:CG	2.23	0.66
3:D:1066:THR:HG23	3:D:1069:GLU:H	1.59	0.66
3:D:102:ILE:HB	3:D:579:ASP:OD1	1.94	0.66
3:D:728:LEU:HD12	3:D:729:HIS:H	1.60	0.66
2:H:157:ARG:HG3	2:H:158:TYR:H	1.60	0.66
2:H:281:LEU:CD1	2:H:306:THR:HA	2.25	0.66
2:H:496:ILE:HD12	2:H:496:ILE:N	2.10	0.66
2:H:631:SER:CB	2:H:637:LEU:HD11	2.24	0.66
3:N:957:PRO:HG2	3:N:1007:VAL:HA	1.77	0.66
3:N:1209:LEU:HD21	4:O:16:LYS:NZ	2.10	0.66
3:N:1472:ILE:O	3:N:1477:GLY:HA3	1.95	0.66
4:O:46:PRO:HB2	4:O:54:LEU:HD22	1.76	0.66
1:A:176:ARG:HG3	1:A:200:TRP:CE3	2.29	0.66
2:C:36:PRO:HG2	2:C:70:GLU:HG2	1.77	0.66
3:D:792:ILE:CD1	3:D:881:LEU:HD23	2.25	0.66
3:D:860:LEU:HD23	3:D:877:PRO:HB2	1.77	0.66
1:F:122:ILE:HD12	1:F:122:ILE:N	2.10	0.66
1:F:20:TYR:OH	1:F:198:ARG:HD3	1.95	0.66
1:G:56:VAL:HG21	1:G:82:LEU:HD12	1.75	0.66
3:I:1197:ARG:HB3	3:I:1396:GLU:CG	2.25	0.66
3:I:566:ILE:CD1	3:I:566:ILE:N	2.58	0.66
4:J:51:LEU:C	4:J:53:GLY:H	1.98	0.66
2:M:106:GLY:O	2:M:107:LEU:HD23	1.95	0.66
3:N:767:HIS:CE1	4:O:6:ILE:HD12	2.31	0.66

Continued on next page...

Continued from previous page...

Atom-1	Atom-2	Interatomic distance (Å)	Clash overlap (Å)
2:C:831:ARG:NH1	2:C:1002:GLU:HB2	2.10	0.66
3:D:1057:VAL:HG13	3:D:1069:GLU:HG2	1.75	0.66
3:D:1472:ILE:O	3:D:1477:GLY:HA3	1.95	0.66
3:D:996:TRP:CE3	3:D:999:THR:HG21	2.30	0.66
3:D:762:GLN:HE21	4:E:20:THR:CG2	2.08	0.66
1:F:206:THR:HG22	1:F:209:GLU:H	1.58	0.66
2:H:157:ARG:HG3	2:H:158:TYR:N	2.08	0.66
2:H:165:LEU:HG	2:H:166:PRO:CA	2.21	0.66
3:I:1147:ARG:HB3	3:I:1188:VAL:CG2	2.22	0.66
3:I:1482:ARG:HH21	3:I:1483:PHE:HZ	1.44	0.66
2:M:1096:ALA:H	3:N:101:HIS:HE2	1.41	0.66
2:M:368:THR:O	2:M:372:LEU:HD22	1.95	0.66
2:M:516:ARG:HE	3:N:1068:LEU:HD13	1.61	0.66
2:M:859:PRO:O	2:M:867:VAL:HG22	1.94	0.66
2:M:92:ALA:HB2	2:M:120:LEU:HD11	1.78	0.66
3:N:1263:PHE:O	3:N:1424:VAL:HG12	1.96	0.66
2:C:260:LEU:HD23	2:C:260:LEU:O	1.95	0.66
2:C:838:LYS:HZ2	2:C:846:LYS:HZ1	1.43	0.66
3:D:1403:LEU:O	3:D:1407:LEU:HB2	1.95	0.66
2:C:1046:ALA:CA	3:D:1472:ILE:HD11	2.25	0.66
3:D:171:LEU:HD23	3:D:172:PRO:HD2	1.77	0.66
3:D:158:TYR:CE1	3:D:452:ILE:HD11	2.29	0.66
2:M:327:HIS:HE1	2:M:489:THR:HA	1.61	0.66
2:M:115:LEU:HD12	2:M:378:LEU:CD2	2.25	0.66
2:M:497:ALA:HA	2:M:515:ALA:HA	1.77	0.66
2:M:744:ARG:HG3	2:M:747:ALA:HB2	1.78	0.66
3:D:409:VAL:HG11	3:D:413:ASP:HB3	1.77	0.66
2:C:676:ILE:O	3:D:948:THR:HB	1.95	0.66
3:D:982:PHE:HB2	3:D:983:LEU:HD23	1.77	0.66
2:H:1030:GLN:HE22	3:I:628:ARG:HD3	1.60	0.66
2:H:212:GLY:CA	2:H:218:VAL:HG21	2.26	0.66
3:I:2:LYS:HG2	3:I:2:LYS:O	1.94	0.66
3:I:811:GLU:O	3:I:815:ALA:HB3	1.96	0.66
3:I:992:ILE:O	3:I:995:LEU:HB3	1.96	0.66
4:J:41:GLU:CD	4:J:42:PRO:HD3	2.16	0.66
3:N:1197:ARG:HB3	3:N:1396:GLU:OE2	1.94	0.66
3:N:705:ALA:HB3	3:N:706:PRO:CD	2.20	0.66
3:N:58:CYS:HB2	3:N:78:VAL:HB	1.78	0.66
2:C:54:ILE:HG22	2:C:66:LEU:HB3	1.78	0.66
2:C:717:LEU:HB3	2:C:761:PHE:CD2	2.30	0.66
2:C:553:ASP:OD1	2:C:843:HIS:ND1	2.29	0.66

Continued on next page...

Continued from previous page...

Atom-1	Atom-2	Interatomic distance (Å)	Clash overlap (Å)
2:C:84:ARG:HG3	2:C:84:ARG:NH1	2.10	0.66
2:C:943:VAL:CG2	2:C:985:GLY:H	2.08	0.66
3:D:1107:VAL:O	3:D:1107:VAL:HG12	1.95	0.66
2:C:1093:GLN:HB3	3:D:21:TRP:CZ3	2.30	0.66
2:H:676:ILE:HG21	2:H:988:VAL:HG13	1.76	0.66
3:I:1132:LEU:N	3:I:1132:LEU:CD1	2.57	0.66
1:L:206:THR:HG22	1:L:209:GLU:HG3	1.78	0.66
1:L:41:ARG:HH11	1:L:177:VAL:CG2	2.08	0.66
2:M:863:ASP:OD1	2:M:865:THR:HG22	1.95	0.66
3:N:127:LEU:HD23	3:N:134:VAL:CG2	2.25	0.66
3:N:704:ARG:HH12	3:N:743:ASP:CB	2.07	0.66
3:D:438:ASP:CG	3:D:441:ARG:NH2	2.49	0.66
3:D:606:ILE:O	3:D:613:ARG:HG2	1.95	0.66
3:D:692:GLU:OE1	3:D:720:LEU:HD13	1.95	0.66
3:D:957:PRO:HG2	3:D:1007:VAL:HA	1.77	0.66
2:H:193:LEU:N	2:H:193:LEU:CD1	2.58	0.66
2:H:292:ARG:HG3	2:H:294:GLU:CG	2.25	0.66
3:I:1132:LEU:N	3:I:1132:LEU:HD12	2.11	0.66
3:I:119:SER:HB2	3:I:123:LEU:CB	2.24	0.66
2:M:17:PRO:O	2:M:20:GLU:HB3	1.96	0.66
2:M:292:ARG:HD2	2:M:299:LYS:HE2	1.77	0.66
2:M:660:ALA:HB1	2:M:667:ALA:O	1.96	0.66
3:N:1109:GLU:OE1	3:N:1201:CYS:HB2	1.96	0.66
3:N:761:ILE:CD1	4:O:20:THR:HA	2.26	0.66
7:Y:134:VAL:HG23	7:Y:154:ILE:HD12	1.76	0.66
1:A:161:ARG:HB2	1:A:161:ARG:CZ	2.24	0.66
1:B:20:TYR:CD2	1:B:21:GLY:N	2.64	0.66
1:B:76:VAL:HB	3:D:872:ARG:NH1	2.10	0.66
2:C:451:LEU:C	2:C:452:ILE:HD12	2.16	0.66
2:C:958:THR:CG2	2:C:961:GLU:HG3	2.20	0.66
3:D:1207:TYR:CD1	3:D:1212:ALA:O	2.48	0.66
3:D:180:LYS:HZ1	3:D:386:HIS:HA	1.61	0.66
3:D:770:LEU:HB2	3:D:1210:SER:O	1.96	0.66
1:G:179:PHE:H	1:G:179:PHE:HD2	1.43	0.66
1:G:206:THR:HG22	1:G:209:GLU:CD	2.16	0.66
2:H:253:ALA:O	2:H:257:VAL:HG23	1.96	0.66
2:H:668:LEU:N	2:H:668:LEU:HD12	2.10	0.66
2:H:984:GLU:HG2	3:I:944:THR:O	1.96	0.66
3:I:1026:SER:C	3:I:1028:ALA:H	1.99	0.66
3:I:736:PHE:O	3:I:738:ALA:N	2.29	0.66
3:I:804:LEU:HD23	3:I:831:GLY:N	2.11	0.66

Continued on next page...

Continued from previous page...

Atom-1	Atom-2	Interatomic distance (Å)	Clash overlap (Å)
2:M:267:TYR:CG	2:M:272:ALA:HB1	2.31	0.66
2:M:437:ARG:NH2	2:M:488:ALA:HA	2.11	0.66
2:M:52:PHE:HZ	2:M:98:LEU:HB3	1.59	0.66
2:M:718:GLY:HA3	2:M:761:PHE:CE1	2.31	0.66
2:M:862:PRO:CB	2:M:929:ARG:HH22	2.09	0.66
3:N:623:VAL:HG12	3:N:624:ASP:O	1.95	0.66
7:X:111:ASN:OD1	7:X:113:LEU:HB2	1.95	0.66
2:C:585:GLU:O	2:C:588:VAL:HG22	1.94	0.66
3:D:1042:ARG:O	3:D:1057:VAL:HB	1.95	0.66
3:D:1106:VAL:CG1	3:D:1107:VAL:H	2.06	0.66
3:D:1109:GLU:OE1	3:D:1201:CYS:HB2	1.96	0.66
3:D:176:ASP:HA	3:D:389:GLU:HA	1.78	0.66
3:D:957:PRO:CG	3:D:1007:VAL:HA	2.25	0.66
1:F:100:LEU:CD2	1:F:141:GLU:HG3	2.26	0.66
2:H:1101:THR:C	2:H:1102:LEU:HD12	2.16	0.66
2:H:690:ILE:CD1	2:H:833:LEU:HD23	2.25	0.66
3:I:1379:VAL:CG1	3:I:1419:PRO:HA	2.19	0.66
3:I:50:PHE:CG	3:I:522:PRO:HD3	2.30	0.66
2:M:64:LEU:CD2	2:M:359:MET:HG3	2.21	0.66
2:M:893:ALA:HB2	2:M:918:LEU:HD12	1.77	0.66
3:N:1094:LEU:HD12	3:N:1098:LEU:HD13	1.78	0.66
3:N:1123:PHE:HE2	3:N:1184:GLN:HA	1.61	0.66
2:C:172:ILE:N	2:C:172:ILE:HD12	2.11	0.65
2:C:572:ILE:HG13	2:C:701:THR:O	1.97	0.65
2:C:75:GLU:OE1	2:C:75:GLU:HA	1.95	0.65
2:H:122:THR:HG22	2:H:123:GLU:N	2.11	0.65
2:H:253:ALA:HA	2:H:256:TYR:HB2	1.79	0.65
2:H:115:LEU:HD21	2:H:351:LEU:CD2	2.26	0.65
2:H:679:PHE:N	2:H:683:ASN:HD21	1.94	0.65
3:I:660:LYS:HD2	3:I:694:VAL:HG22	1.78	0.65
1:L:206:THR:HG23	1:L:208:LEU:N	2.11	0.65
2:M:1046:ALA:HB3	3:N:1476:THR:HB	1.77	0.65
3:N:678:GLU:HG3	3:N:679:ARG:HG3	1.78	0.65
7:X:115:THR:HB	7:X:116:PRO:HD3	1.78	0.65
3:I:737:ASN:HD22	7:Y:40:SER:HB3	1.61	0.65
7:Z:114:ASP:OD2	7:Z:118:LYS:HE3	1.96	0.65
2:C:1081:VAL:CG2	2:C:1111:ILE:HG22	2.09	0.65
2:C:250:ARG:HA	2:C:250:ARG:HH11	1.61	0.65
3:D:180:LYS:HZ1	3:D:387:LEU:N	1.94	0.65
3:D:711:LEU:HD22	3:D:714:GLN:HE21	1.60	0.65
2:H:1005:MET:O	2:H:1005:MET:HG2	1.95	0.65

Continued on next page...

Continued from previous page...

Atom-1	Atom-2	Interatomic distance (Å)	Clash overlap (Å)
2:H:290:LEU:HD23	2:H:290:LEU:H	1.60	0.65
3:I:1007:VAL:HG12	3:I:1011:PHE:HE2	1.61	0.65
3:I:116:LEU:HD22	3:I:118:LEU:HD11	1.77	0.65
3:I:1265:ALA:HB1	3:I:1333:HIS:CE1	2.31	0.65
3:I:1348:LEU:HD23	3:I:1372:VAL:CG2	2.26	0.65
3:I:900:ILE:HD12	3:I:900:ILE:C	2.16	0.65
1:L:54:THR:O	1:L:167:VAL:HG23	1.96	0.65
3:N:161:LEU:HG	3:N:397:LYS:NZ	2.11	0.65
3:N:352:ASN:C	3:N:368:VAL:HG13	2.16	0.65
3:N:982:PHE:HE1	7:Z:117:MET:HG2	1.61	0.65
1:A:58:ILE:HG21	1:A:68:ILE:CD1	2.27	0.65
2:C:191:PHE:HZ	2:C:196:LEU:HD12	1.61	0.65
3:D:1209:LEU:HD23	3:D:1211:MET:H	1.61	0.65
3:D:1438:ALA:O	3:D:1443:THR:HG22	1.96	0.65
3:D:812:ALA:HB1	3:D:816:HIS:CD2	2.31	0.65
1:G:84:GLU:CG	1:G:127:LEU:HD21	2.25	0.65
2:H:110:GLU:HG3	2:H:369:PRO:HB3	1.79	0.65
2:H:291:ALA:O	2:H:292:ARG:HD3	1.96	0.65
2:H:497:ALA:HA	2:H:515:ALA:HA	1.77	0.65
3:I:1106:VAL:CG1	3:I:1107:VAL:H	2.05	0.65
3:I:204:LEU:N	3:I:394:LEU:O	2.29	0.65
3:I:520:LEU:HD11	3:I:524:LEU:HD22	1.78	0.65
3:I:87:ARG:HB2	3:I:524:LEU:CD1	2.26	0.65
3:I:880:ILE:HG22	3:I:881:LEU:N	2.10	0.65
2:M:189:ARG:HH12	2:M:190:LYS:HD2	1.61	0.65
3:N:1109:GLU:HG2	3:N:1202:GLN:H	1.61	0.65
3:N:136:ASP:HB3	3:N:453:ASP:O	1.96	0.65
3:N:493:ARG:HG3	3:N:494:LYS:H	1.61	0.65
3:N:853:VAL:HG22	3:N:858:VAL:HG23	1.78	0.65
2:C:224:GLU:HB2	2:C:228:ALA:HB2	1.78	0.65
2:C:227:PHE:HE2	2:C:237:ARG:HE	1.45	0.65
2:C:284:ARG:HG2	2:C:285:LEU:N	2.10	0.65
1:G:185:ARG:C	1:G:185:ARG:HD2	2.16	0.65
1:G:202:ASP:OD1	1:G:203:GLY:N	2.29	0.65
1:G:56:VAL:HB	1:G:165:ILE:HD11	1.78	0.65
3:I:908:LYS:CB	3:I:1027:GLY:HA3	2.23	0.65
3:I:179:VAL:HG21	3:I:189:GLN:HE22	1.60	0.65
4:J:16:LYS:HG2	4:J:17:TYR:CD1	2.31	0.65
2:M:1067:TYR:O	2:M:1071:ILE:HG13	1.96	0.65
2:M:870:ILE:HD13	2:M:870:ILE:N	2.11	0.65
3:N:1367:HIS:HA	3:N:1370:ILE:HD12	1.79	0.65

Continued on next page...

Continued from previous page...

Atom-1	Atom-2	Interatomic distance (Å)	Clash overlap (Å)
3:N:925:GLU:OE1	4:O:6:ILE:HG22	1.96	0.65
7:X:58:ILE:HG22	7:X:59:GLU:N	2.10	0.65
2:C:50:GLU:HG2	2:C:51:THR:HG23	1.78	0.65
3:D:1086:LEU:N	3:D:1086:LEU:HD12	2.11	0.65
3:D:128:TYR:CE2	3:D:458:ALA:HA	2.27	0.65
1:G:84:GLU:HG2	1:G:127:LEU:HD21	1.77	0.65
2:H:239:PHE:CZ	2:H:252:LYS:HG2	2.32	0.65
2:H:41:ASN:O	2:H:41:ASN:OD1	2.14	0.65
3:I:119:SER:OG	3:I:123:LEU:HD22	1.97	0.65
3:I:1274:ILE:HG13	3:I:1334:GLN:HE21	1.62	0.65
3:I:495:ARG:O	3:I:499:VAL:HG23	1.97	0.65
1:K:184:THR:HG22	1:K:185:ARG:N	2.11	0.65
2:M:376:ARG:HB3	2:M:377:PRO:HD3	1.77	0.65
2:M:966:LEU:HD21	2:M:986:PRO:CG	2.27	0.65
3:N:811:GLU:O	3:N:815:ALA:HB3	1.97	0.65
7:Y:91:LEU:HB3	7:Y:149:PHE:HB3	1.76	0.65
1:B:24:VAL:HG22	1:B:196:THR:HG22	1.77	0.65
2:C:278:GLU:OE1	2:C:283:ILE:HG22	1.96	0.65
2:C:678:PRO:HG3	2:C:873:PRO:HD2	1.79	0.65
3:D:637:LEU:HD21	3:D:642:CYS:CA	2.20	0.65
2:C:874:LEU:HD21	3:D:787:LEU:HD23	1.78	0.65
1:F:62:LEU:N	1:F:62:LEU:HD12	2.11	0.65
2:H:45:GLN:O	2:H:48:PHE:HB2	1.96	0.65
2:H:742:VAL:HG12	2:H:743:VAL:N	2.11	0.65
2:H:1070:ILE:HG21	3:I:655:PRO:HB2	1.79	0.65
2:M:173:ASP:OD1	2:M:185:LYS:HB2	1.97	0.65
3:N:1021:TYR:CE2	3:N:1025:GLN:CG	2.79	0.65
3:N:1195:GLN:HG3	3:N:1196:THR:N	2.11	0.65
3:N:15:PRO:HA	3:N:18:ILE:HD12	1.78	0.65
3:N:525:ARG:HG2	3:N:525:ARG:O	1.96	0.65
3:N:526:PRO:C	3:N:537:THR:HA	2.16	0.65
3:N:704:ARG:CB	3:N:736:PHE:HB3	2.24	0.65
1:B:35:THR:O	1:B:39:PRO:HG2	1.95	0.65
2:C:502:PRO:HB2	2:C:509:ALA:HB3	1.77	0.65
2:H:625:LEU:HD11	2:H:641:PRO:HG3	1.79	0.65
3:I:1258:ARG:HH21	3:I:1351:GLU:HG2	1.60	0.65
3:I:166:GLN:HE22	3:I:394:LEU:HB2	1.60	0.65
3:I:433:GLY:HA3	3:I:447:VAL:O	1.97	0.65
3:I:963:TYR:CD2	3:I:1002:LYS:HD3	2.31	0.65
1:L:185:ARG:HH12	3:N:689:ASP:HA	1.60	0.65
2:M:237:ARG:HH11	2:M:237:ARG:HG3	1.60	0.65

Continued on next page...

Continued from previous page...

Atom-1	Atom-2	Interatomic distance (Å)	Clash overlap (Å)
2:M:549:PHE:CG	2:M:886:LEU:HD23	2.32	0.65
3:N:1403:LEU:O	3:N:1407:LEU:HD13	1.96	0.65
3:N:166:GLN:HG2	3:N:396:VAL:HG12	1.79	0.65
3:N:827:ILE:C	3:N:828:LYS:HG3	2.17	0.65
7:X:115:THR:CB	7:X:116:PRO:HD3	2.27	0.65
7:Z:125:MET:HA	7:Z:140:LEU:HD11	1.79	0.65
1:B:103:ALA:HB1	1:B:107:LYS:HD3	1.77	0.65
2:H:163:ILE:HD12	2:H:164:PRO:N	2.11	0.65
2:H:239:PHE:CE1	2:H:252:LYS:HA	2.32	0.65
2:H:328:LEU:H	2:H:433:THR:HG21	1.61	0.65
3:I:1288:GLU:O	3:I:1307:LYS:HG2	1.97	0.65
3:I:853:VAL:HG22	3:I:858:VAL:HG23	1.78	0.65
3:N:127:LEU:HD12	3:N:127:LEU:C	2.17	0.65
3:N:409:VAL:HG12	3:N:410:SER:N	2.12	0.65
3:N:613:ARG:NH1	3:N:616:GLN:HB3	2.11	0.65
7:X:33:LEU:HD12	7:X:51:ALA:HB1	1.79	0.65
7:X:99:ARG:CG	7:X:99:ARG:HH11	2.09	0.65
1:A:206:THR:H	1:A:209:GLU:HG3	1.61	0.65
1:A:225:PHE:CE2	1:B:25:LEU:HD13	2.32	0.65
2:C:1004:LYS:HD2	3:D:744:GLN:NE2	2.11	0.65
3:D:810:GLU:HG3	3:D:811:GLU:N	2.10	0.65
4:E:37:ASN:N	4:E:37:ASN:ND2	2.45	0.65
1:F:57:TYR:CZ	1:F:161:ARG:HD2	2.32	0.65
1:F:58:ILE:N	1:F:58:ILE:HD12	2.11	0.65
1:G:59:GLU:HB2	1:G:137:ARG:NH1	2.08	0.65
2:H:495:THR:HG23	2:H:517:ARG:HE	1.61	0.65
3:I:1321:ALA:HB3	3:I:1339:LYS:HD3	1.79	0.65
3:I:1217:ILE:HB	3:I:1480:PHE:CD2	2.32	0.65
3:I:29:PRO:HD3	3:I:548:ILE:HG22	1.77	0.65
3:I:493:ARG:HG3	3:I:494:LYS:H	1.61	0.65
3:I:686:GLU:HA	3:I:689:ASP:OD2	1.97	0.65
2:M:264:PRO:CB	2:M:289:THR:HG21	2.25	0.65
2:M:294:GLU:HG2	2:M:295:ASP:N	2.12	0.65
2:M:564:MET:HE1	2:M:846:LYS:HE2	1.78	0.65
2:M:6:PHE:HZ	2:M:901:TYR:HD2	1.44	0.65
2:M:794:PRO:HG2	2:M:1025:ALA:O	1.97	0.65
3:N:1348:LEU:HD23	3:N:1372:VAL:HG23	1.79	0.65
3:N:1263:PHE:HB3	3:N:1424:VAL:CG1	2.26	0.65
3:N:1459:LEU:HD22	3:N:1470:ARG:HH21	1.60	0.65
3:N:53:ILE:O	3:N:53:ILE:HG13	1.96	0.65
2:C:1100:GLN:HA	2:C:1100:GLN:NE2	2.12	0.65

Continued on next page...

Continued from previous page...

Atom-1	Atom-2	Interatomic distance (Å)	Clash overlap (Å)
2:C:265:ARG:HB3	2:C:267:TYR:CD2	2.32	0.65
2:C:773:LEU:O	2:C:777:ILE:HG12	1.97	0.65
2:C:872:ASN:HD21	2:C:874:LEU:HB2	1.62	0.65
3:D:1348:LEU:HD23	3:D:1372:VAL:HG23	1.77	0.65
3:D:52:PRO:CB	3:D:80:VAL:HG11	2.21	0.65
4:E:58:PRO:HG2	4:E:59:ASN:H	1.62	0.65
1:F:26:GLU:HB2	1:F:194:LYS:HA	1.77	0.65
1:F:66:SER:O	1:F:75:VAL:HG23	1.97	0.65
1:G:24:VAL:HG22	1:G:196:THR:HG22	1.78	0.65
2:H:679:PHE:HB2	2:H:683:ASN:HD21	1.61	0.65
2:H:545:ASN:OD1	2:H:905:ILE:HG13	1.96	0.65
3:I:1137:ARG:O	3:I:1141:GLU:HG3	1.97	0.65
3:I:1219:GLU:OE1	4:J:17:TYR:OH	2.12	0.65
3:I:160:GLU:OE1	3:I:161:LEU:HD12	1.96	0.65
3:I:813:LEU:HD12	3:I:814:ALA:CA	2.27	0.65
1:K:153:ALA:HA	1:K:156:HIS:CE1	2.32	0.65
2:M:197:LEU:HD13	2:M:207:LEU:HD11	1.79	0.65
2:M:593:ALA:HB1	2:M:659:PRO:HD2	1.77	0.65
2:M:720:GLU:HA	2:M:759:THR:O	1.97	0.65
3:N:1205:TYR:HE1	3:N:1370:ILE:HD11	1.62	0.65
3:N:185:VAL:HG21	3:N:203:ALA:HB2	1.78	0.65
1:B:44:LEU:HA	1:B:48:ILE:HD13	1.78	0.64
2:C:1074:GLU:HG2	2:C:1075:ASP:N	2.08	0.64
2:C:21:ILE:HD12	2:C:21:ILE:N	2.08	0.64
3:D:705:ALA:CB	3:D:706:PRO:HD3	2.26	0.64
3:D:87:ARG:HB3	3:D:523:ASP:CB	2.14	0.64
1:F:33:GLY:O	1:F:195:LEU:HD22	1.96	0.64
1:G:86:VAL:O	1:G:86:VAL:HG13	1.95	0.64
2:H:1097:LEU:CG	3:I:10:ILE:HG23	2.26	0.64
2:H:536:PRO:HB3	2:H:906:PHE:HD1	1.62	0.64
3:I:1148:VAL:O	3:I:1188:VAL:HG23	1.97	0.64
3:I:795:VAL:CG2	3:I:879:ARG:HH12	2.07	0.64
2:M:313:LEU:HD13	2:M:321:GLU:O	1.96	0.64
2:M:606:VAL:HG21	2:M:645:VAL:N	2.12	0.64
2:M:723:THR:HG23	2:M:725:ASP:H	1.61	0.64
2:M:98:LEU:H	2:M:98:LEU:HD12	1.62	0.64
3:N:1189:ARG:HH11	3:N:1189:ARG:HG3	1.62	0.64
3:N:1108:ARG:NH2	3:N:1198:TYR:O	2.29	0.64
3:N:166:GLN:HE22	3:N:394:LEU:CB	2.03	0.64
3:N:639:LEU:HD13	3:N:766:ALA:HB2	1.78	0.64
3:N:829:VAL:HG12	3:N:830:ALA:N	2.10	0.64

Continued on next page...

Continued from previous page...

Atom-1	Atom-2	Interatomic distance (Å)	Clash overlap (Å)
3:N:893:GLU:O	3:N:896:ALA:HB3	1.96	0.64
3:D:133:ILE:O	3:D:152:LEU:CB	2.37	0.64
3:D:1381:VAL:HG21	3:D:1391:GLU:HB2	1.79	0.64
3:D:397:LYS:HG2	3:D:448:GLU:CB	2.27	0.64
1:G:74:ASP:HB2	3:I:872:ARG:NH2	2.12	0.64
2:H:500:ASN:HD22	2:H:500:ASN:N	1.94	0.64
2:H:896:PHE:O	2:H:924:VAL:HG11	1.97	0.64
3:I:563:PRO:HG3	2:M:180:GLY:O	1.97	0.64
1:L:94:LEU:HD11	1:L:119:ASP:HB2	1.79	0.64
2:M:436:GLY:HA2	2:M:538:GLN:O	1.97	0.64
2:M:676:ILE:HG21	2:M:988:VAL:HG13	1.78	0.64
3:N:1159:ARG:HH11	3:N:1159:ARG:HG2	1.62	0.64
3:N:1453:ALA:O	3:N:1455:LYS:N	2.30	0.64
3:N:135:LEU:HD23	3:N:149:LYS:O	1.97	0.64
7:Z:139:SER:OG	7:Z:148:GLU:HG3	1.98	0.64
1:B:36:LEU:O	1:B:39:PRO:HD2	1.97	0.64
2:C:158:TYR:CD1	2:C:158:TYR:N	2.65	0.64
3:D:860:LEU:HD22	3:D:878:GLY:CA	2.26	0.64
1:F:82:LEU:O	1:F:85:LEU:HB3	1.97	0.64
2:H:878:SER:CB	3:I:1029:ARG:NH1	2.61	0.64
3:I:800:LYS:CG	3:I:826:PRO:HD3	2.16	0.64
1:K:184:THR:OG1	1:K:192:LEU:CB	2.44	0.64
2:M:139:GLN:NE2	2:M:414:GLY:HA3	2.12	0.64
2:M:283:ILE:HG23	2:M:284:ARG:N	2.12	0.64
2:M:140:ILE:CD1	2:M:412:ALA:HA	2.27	0.64
1:K:65:PHE:CE1	2:M:799:ILE:HD12	2.32	0.64
2:C:690:ILE:HG13	2:C:694:LEU:HD12	1.79	0.64
1:F:20:TYR:CE2	1:F:198:ARG:HB2	2.31	0.64
2:H:129:ILE:HG22	2:H:130:ASN:N	2.11	0.64
2:M:265:ARG:HD3	2:M:267:TYR:CD1	2.32	0.64
2:M:305:PRO:HA	2:M:308:ARG:HB2	1.79	0.64
2:M:559:LEU:C	2:M:559:LEU:HD23	2.17	0.64
3:N:170:PRO:HA	3:N:392:SER:OG	1.98	0.64
7:Y:102:VAL:HG13	7:Y:103:GLN:N	2.11	0.64
2:C:162:ILE:O	2:C:164:PRO:HD3	1.98	0.64
2:C:939:ARG:NE	2:C:939:ARG:HA	1.99	0.64
3:D:1000:THR:O	3:D:1003:VAL:HG12	1.97	0.64
3:D:138:LYS:HD3	3:D:138:LYS:N	2.11	0.64
2:H:611:ILE:HG12	2:H:625:LEU:HD21	1.79	0.64
3:I:1443:THR:O	3:I:1447:LEU:HD13	1.98	0.64
3:I:62:LYS:HB2	3:I:73:CYS:SG	2.36	0.64

Continued on next page...

Continued from previous page...

Atom-1	Atom-2	Interatomic distance (Å)	Clash overlap (Å)
4:J:30:LEU:HD21	4:J:63:TRP:HB2	1.80	0.64
2:M:369:PRO:HG2	2:M:370:ALA:N	2.05	0.64
2:M:462:ASP:HB3	2:M:468:ARG:HD3	1.79	0.64
2:M:580:MET:HB3	2:M:584:GLU:CD	2.18	0.64
2:M:946:ARG:O	2:M:950:LEU:HB2	1.97	0.64
3:N:507:ASN:HD22	3:N:507:ASN:N	1.95	0.64
1:B:177:VAL:HG12	1:B:199:ILE:CD1	2.27	0.64
2:C:183:SER:C	2:C:193:LEU:HD11	2.18	0.64
2:C:673:LEU:HB3	2:C:868:ASP:OD1	1.98	0.64
3:D:1197:ARG:HB3	3:D:1396:GLU:CD	2.18	0.64
2:H:524:VAL:HG12	2:H:525:SER:H	1.63	0.64
2:H:52:PHE:CD1	2:H:53:PRO:N	2.66	0.64
3:I:1319:VAL:HA	3:I:1323:GLN:NE2	2.12	0.64
3:I:501:ALA:HB3	3:I:1452:ILE:HG22	1.78	0.64
1:L:187:GLY:O	3:N:688:TRP:HD1	1.81	0.64
1:L:20:TYR:CD2	1:L:21:GLY:N	2.66	0.64
2:M:157:ARG:HD3	2:M:314:THR:CG2	2.27	0.64
2:M:110:GLU:HG3	2:M:369:PRO:CG	2.27	0.64
2:M:690:ILE:HD13	2:M:691:SER:N	2.12	0.64
3:N:507:ASN:HD22	3:N:507:ASN:H	1.44	0.64
4:O:48:MET:N	4:O:54:LEU:HB2	2.13	0.64
4:O:70:THR:HG21	4:O:72:ARG:CZ	2.28	0.64
7:X:36:LEU:HD13	7:X:47:GLY:O	1.96	0.64
2:C:113:VAL:HG11	2:C:373:VAL:HB	1.79	0.64
2:C:200:LEU:HD13	2:C:300:ASP:CG	2.18	0.64
3:D:1041:LEU:HD12	3:D:1058:ARG:C	2.18	0.64
3:D:145:VAL:HG22	3:D:146:PRO:HD2	1.78	0.64
3:D:812:ALA:HB1	3:D:816:HIS:HD2	1.63	0.64
3:D:984:THR:HG22	3:D:987:GLU:CG	2.28	0.64
2:H:1005:MET:CG	2:H:1005:MET:O	2.46	0.64
2:H:810:ASP:HB3	2:H:813:VAL:HG12	1.80	0.64
3:I:133:ILE:HG22	3:I:134:VAL:N	2.13	0.64
1:L:20:TYR:HD2	1:L:21:GLY:N	1.95	0.64
2:M:1012:PRO:HD3	2:M:1026:GLN:CB	2.27	0.64
3:N:1366:LYS:O	3:N:1369:GLU:HB2	1.97	0.64
2:C:333:ILE:HG12	2:C:410:ILE:HD11	1.78	0.64
2:C:601:GLY:HA2	2:C:616:GLU:HG2	1.80	0.64
2:C:63:GLY:N	2:C:103:LYS:HG3	2.13	0.64
3:D:116:LEU:O	3:D:116:LEU:HD23	1.97	0.64
3:D:1401:GLU:OE2	3:D:1402:ALA:N	2.31	0.64
3:D:1453:ALA:O	3:D:1455:LYS:N	2.31	0.64

Continued on next page...

Continued from previous page...

Atom-1	Atom-2	Interatomic distance (Å)	Clash overlap (Å)
1:F:99:LEU:HD13	1:F:99:LEU:N	2.12	0.64
1:G:162:ILE:N	1:G:162:ILE:HD13	2.12	0.64
2:H:110:GLU:CG	2:H:369:PRO:HB3	2.28	0.64
2:H:84:ARG:NE	2:H:128:ILE:HD11	2.13	0.64
2:H:239:PHE:CE2	2:H:252:LYS:HG2	2.32	0.64
3:I:1257:PRO:HA	3:I:1260:ILE:CD1	2.26	0.64
3:I:50:PHE:O	3:I:89:ARG:HD2	1.98	0.64
3:I:650:LEU:HD22	3:I:688:TRP:CH2	2.33	0.64
3:I:886:VAL:HG13	3:I:930:LEU:HD11	1.79	0.64
1:K:211:LEU:O	1:K:215:VAL:HG23	1.98	0.64
2:M:221:LEU:HD12	2:M:222:MET:N	2.13	0.64
2:M:470:PRO:HB3	2:M:485:TYR:CE2	2.33	0.64
2:M:882:LEU:HA	2:M:885:ILE:HD13	1.79	0.64
3:N:414:ARG:N	3:N:414:ARG:HD2	2.13	0.64
3:N:781:PRO:HB2	3:N:786:ILE:HD11	1.79	0.64
1:B:102:LYS:HB2	1:B:139:ASN:OD1	1.98	0.64
2:C:1084:SER:HB3	3:D:617:ASN:ND2	2.10	0.64
3:D:1137:ARG:O	3:D:1141:GLU:HG3	1.97	0.64
3:D:348:GLN:HB2	3:D:351:MET:SD	2.38	0.64
3:D:52:PRO:C	3:D:86:ARG:HD3	2.18	0.64
1:F:218:LEU:HD23	1:G:222:LEU:HD11	1.79	0.64
1:F:218:LEU:HD23	1:G:222:LEU:HD21	1.80	0.64
3:I:1045:MET:O	3:I:1053:PHE:HB2	1.97	0.64
2:H:425:PHE:HE1	3:I:1079:LYS:NZ	1.89	0.64
3:I:729:HIS:CE1	3:I:731:LEU:HB2	2.33	0.64
3:I:996:TRP:CE3	3:I:999:THR:HG21	2.33	0.64
1:K:35:THR:HG21	1:L:43:ILE:HD11	1.79	0.64
2:M:174:LEU:CD2	2:M:184:MET:HG3	2.28	0.64
2:M:200:LEU:HD11	2:M:202:TYR:CD2	2.33	0.64
2:M:554:ASP:OD2	2:M:556:ASN:HB3	1.98	0.64
3:N:1026:SER:C	3:N:1028:ALA:H	2.00	0.64
3:N:179:VAL:HG21	3:N:189:GLN:NE2	2.10	0.64
2:H:556:ASN:CG	7:Y:45:ASP:OD1	2.36	0.64
1:B:123:MET:O	1:B:125:PRO:HD3	1.98	0.64
1:B:12:THR:OG1	1:B:24:VAL:HB	1.97	0.64
2:C:730:SER:O	2:C:734:LEU:HD13	1.97	0.64
2:C:794:PRO:HG2	2:C:1025:ALA:C	2.18	0.64
3:D:1095:THR:O	3:D:1099:VAL:CG2	2.43	0.64
3:D:1263:PHE:HB3	3:D:1424:VAL:HG11	1.79	0.64
3:D:866:VAL:HG11	3:D:880:ILE:CD1	2.26	0.64
1:F:26:GLU:HG2	1:F:27:PRO:HG3	1.79	0.64

Continued on next page...

Continued from previous page...

Atom-1	Atom-2	Interatomic distance (Å)	Clash overlap (Å)
1:G:79:ILE:HG13	1:G:80:LEU:N	2.13	0.64
2:H:251:ASP:OD2	2:H:251:ASP:O	2.15	0.64
3:I:206:ARG:NH2	3:I:438:ASP:OD1	2.30	0.64
2:H:1030:GLN:CD	3:I:628:ARG:HD3	2.17	0.64
3:I:841:TYR:HB3	3:I:843:PHE:CE1	2.33	0.64
2:M:1092:LEU:HD21	3:N:1447:LEU:HD23	1.80	0.64
2:M:309:TYR:CE2	2:M:321:GLU:HB3	2.33	0.64
2:M:794:PRO:HG2	2:M:1025:ALA:HA	1.80	0.64
3:N:105:VAL:HG22	3:N:112:ILE:HG21	1.80	0.64
3:N:522:PRO:HA	3:N:525:ARG:NH1	2.13	0.64
2:C:1092:LEU:CD1	2:C:1099:VAL:HG21	2.20	0.63
2:C:64:LEU:HB2	2:C:359:MET:SD	2.37	0.63
3:D:683:ILE:HG21	3:D:688:TRP:CE2	2.32	0.63
1:F:188:GLN:HE21	1:F:188:GLN:N	1.96	0.63
2:H:199:VAL:HG21	2:H:238:LEU:CD1	2.27	0.63
2:H:878:SER:HA	3:I:1034:GLN:HE22	1.63	0.63
3:I:842:VAL:HA	3:I:865:THR:OG1	1.97	0.63
2:M:768:THR:HB	2:M:771:GLU:HB3	1.80	0.63
2:M:950:LEU:HD12	2:M:952:LEU:HD21	1.79	0.63
3:N:1168:MET:HE3	3:N:1168:MET:HA	1.80	0.63
3:N:139:GLY:O	3:N:147:VAL:HB	1.97	0.63
7:Y:115:THR:HB	7:Y:116:PRO:HD3	1.80	0.63
1:A:24:VAL:HG13	1:A:196:THR:HG22	1.80	0.63
2:C:1096:ALA:HB2	3:D:101:HIS:NE2	2.13	0.63
3:D:1399:ASP:O	3:D:1403:LEU:HB2	1.98	0.63
3:D:660:LYS:HZ1	3:D:660:LYS:HA	1.64	0.63
1:G:41:ARG:HG3	1:G:177:VAL:CG2	2.28	0.63
2:H:316:GLY:C	2:H:318:PRO:HD3	2.19	0.63
2:H:338:GLU:O	2:H:341:THR:HG22	1.97	0.63
2:H:415:PRO:HD2	2:H:418:LEU:HD13	1.80	0.63
2:H:688:ILE:HD11	2:H:847:GLY:HA3	1.80	0.63
1:F:196:THR:OG1	2:H:934:PHE:HZ	1.79	0.63
2:H:1001:VAL:HB	3:I:724:GLN:OE1	1.98	0.63
1:K:88:ARG:C	1:K:120:VAL:HG23	2.17	0.63
1:K:41:ARG:HG3	1:K:177:VAL:CG1	2.28	0.63
1:K:189:ARG:HG3	1:K:191:ASP:OD1	1.98	0.63
2:M:211:LEU:HD23	2:M:221:LEU:CD2	2.27	0.63
2:M:338:GLU:CA	2:M:341:THR:HG22	2.28	0.63
2:M:632:ASN:HB3	2:M:633:GLN:NE2	2.11	0.63
2:M:897:LEU:HB3	2:M:899:GLN:NE2	2.13	0.63
3:N:1156:LEU:HD12	3:N:1176:LYS:HE3	1.79	0.63

Continued on next page...

Continued from previous page...

Atom-1	Atom-2	Interatomic distance (Å)	Clash overlap (Å)
3:N:353:VAL:HG12	3:N:368:VAL:CG2	2.29	0.63
3:N:826:PRO:HD2	3:N:829:VAL:CG2	2.27	0.63
3:N:838:ARG:HB3	3:N:865:THR:HG23	1.80	0.63
7:Y:104:VAL:HG22	7:Y:119:ILE:HD12	1.79	0.63
1:A:47:SER:HG	1:B:32:PHE:HZ	1.46	0.63
2:C:1085:PHE:CE1	2:C:1111:ILE:HG21	2.33	0.63
2:C:4:LYS:NZ	2:C:917:LEU:HD21	2.14	0.63
3:D:51:GLY:C	3:D:86:ARG:NE	2.52	0.63
3:D:804:LEU:CB	3:D:830:ALA:O	2.46	0.63
2:H:158:TYR:CE1	2:H:313:LEU:HD11	2.32	0.63
2:H:234:ALA:HA	2:H:237:ARG:HB2	1.79	0.63
2:H:288:ARG:HH11	2:H:288:ARG:HB2	1.61	0.63
2:H:626:ARG:H	2:H:639:GLN:NE2	1.95	0.63
3:I:1066:THR:HG22	3:I:1069:GLU:HB2	1.81	0.63
3:N:1000:THR:HG23	3:N:1001:GLU:N	2.12	0.63
3:N:1369:GLU:O	3:N:1372:VAL:HG12	1.97	0.63
3:N:160:GLU:HG2	3:N:165:LYS:CG	2.28	0.63
4:O:41:GLU:OE1	4:O:42:PRO:HD3	1.98	0.63
3:D:704:ARG:NH2	6:Q:10:G:O2'	2.32	0.63
7:X:147:ARG:CZ	7:X:149:PHE:HZ	2.11	0.63
7:Y:5:VAL:HG12	7:Y:72:ALA:CB	2.28	0.63
2:C:282:GLY:O	2:C:283:ILE:HD13	1.98	0.63
2:C:492:ASP:OD2	2:C:518:LYS:HG3	1.98	0.63
2:C:516:ARG:NE	3:D:1068:LEU:HD22	2.14	0.63
3:D:1018:ASN:O	3:D:1022:VAL:HG23	1.99	0.63
3:D:1366:LYS:O	3:D:1369:GLU:HB2	1.97	0.63
3:D:205:TYR:CD1	3:D:390:PRO:HG3	2.33	0.63
1:G:86:VAL:CG1	1:G:124:ASN:HB2	2.24	0.63
3:I:1176:LYS:O	3:I:1179:GLU:HB2	1.97	0.63
3:I:1209:LEU:HD21	4:J:16:LYS:HZ2	1.62	0.63
3:I:731:LEU:HD13	3:I:931:LEU:HD22	1.79	0.63
2:M:1066:ALA:O	2:M:1070:ILE:HG13	1.99	0.63
2:M:108:ILE:HD12	2:M:108:ILE:N	2.13	0.63
2:M:267:TYR:CB	2:M:272:ALA:CB	2.74	0.63
2:M:339:LEU:HD11	2:M:391:LEU:HD13	1.81	0.63
2:M:585:GLU:HG2	2:M:665:PHE:CE2	2.33	0.63
7:Z:33:LEU:HD11	7:Z:52:LYS:HG2	1.79	0.63
7:Z:92:GLU:HA	7:Z:98:GLU:O	1.98	0.63
2:C:367:LEU:HB3	2:C:371:LYS:HE2	1.80	0.63
3:D:104:PHE:O	3:D:112:ILE:HG22	1.99	0.63
3:D:1071:PHE:O	3:D:1074:SER:HB3	1.98	0.63

Continued on next page...

Continued from previous page...

Atom-1	Atom-2	Interatomic distance (Å)	Clash overlap (Å)
3:D:119:SER:HB2	3:D:123:LEU:H	1.63	0.63
3:D:135:LEU:HD13	3:D:148:GLU:O	1.98	0.63
1:F:184:THR:HB	1:F:192:LEU:HB2	1.81	0.63
2:H:110:GLU:HB2	2:H:368:THR:HG22	1.81	0.63
3:I:1326:THR:CG2	3:I:1327:ARG:H	2.10	0.63
3:I:1403:LEU:O	3:I:1407:LEU:HB2	1.99	0.63
3:I:969:ARG:HG3	3:I:970:LYS:H	1.62	0.63
2:M:1063:ARG:O	2:M:1063:ARG:HD3	1.99	0.63
3:N:1066:THR:HG23	3:N:1069:GLU:H	1.63	0.63
3:N:1438:ALA:O	3:N:1443:THR:HG22	1.99	0.63
7:Y:6:LYS:HD2	7:Y:75:LEU:HD11	1.80	0.63
2:C:571:LEU:HD23	2:C:670:GLN:HG3	1.79	0.63
3:D:1264:GLU:HG2	3:D:1266:ARG:HH21	1.64	0.63
1:F:56:VAL:HG12	1:F:57:TYR:N	2.13	0.63
1:F:61:VAL:HG21	1:F:68:ILE:HD11	1.81	0.63
1:G:20:TYR:OH	1:G:198:ARG:HD2	1.99	0.63
3:I:1402:ALA:HB2	3:I:1415:VAL:CG2	2.28	0.63
3:I:98:PRO:HG2	3:I:462:GLN:OE1	1.99	0.63
1:K:177:VAL:HG22	1:K:199:ILE:HG22	1.80	0.63
2:M:687:ALA:HB1	2:M:850:ALA:HB2	1.79	0.63
3:N:433:GLY:HA3	3:N:447:VAL:O	1.99	0.63
3:N:764:LEU:HD12	3:N:765:SER:H	1.64	0.63
1:B:58:ILE:HG21	1:B:68:ILE:HD11	1.81	0.63
2:C:571:LEU:HD21	2:C:699:PHE:O	1.99	0.63
3:D:209:ARG:N	3:D:389:GLU:O	2.18	0.63
3:D:695:ILE:HD11	3:D:718:PRO:HB2	1.80	0.63
3:D:52:PRO:CG	3:D:78:VAL:HG13	2.28	0.63
1:G:212:ASN:O	1:G:215:VAL:HG22	1.98	0.63
2:H:95:TYR:CD2	2:H:114:PHE:HB3	2.34	0.63
2:H:937:ASP:HB3	2:H:940:GLU:HG3	1.81	0.63
3:I:204:LEU:HB2	3:I:394:LEU:CD2	2.29	0.63
3:I:205:TYR:O	3:I:206:ARG:CG	2.45	0.63
3:I:163:TYR:HD1	2:M:209:ARG:HH22	1.43	0.63
2:M:281:LEU:CG	2:M:282:GLY:N	2.61	0.63
3:N:642:CYS:HB3	3:N:716:PHE:CG	2.33	0.63
3:N:695:ILE:HD11	3:N:718:PRO:HB2	1.79	0.63
1:A:128:HIS:CE1	1:A:131:THR:HG23	2.34	0.63
2:C:831:ARG:HH12	2:C:1002:GLU:CB	2.11	0.63
2:C:862:PRO:HB3	2:C:929:ARG:HH22	1.64	0.63
3:D:14:SER:O	3:D:18:ILE:HG12	1.99	0.63
2:H:162:ILE:O	2:H:162:ILE:HG22	1.99	0.63

Continued on next page...

Continued from previous page...

Atom-1	Atom-2	Interatomic distance (Å)	Clash overlap (Å)
2:H:279:GLU:HG3	2:H:280:LYS:N	2.13	0.63
2:H:676:ILE:O	3:I:948:THR:HG22	1.99	0.63
2:H:875:GLY:O	2:H:879:ARG:HD2	1.98	0.63
3:I:1397:LYS:HD2	3:I:1432:LYS:HZ2	1.62	0.63
3:I:571:LYS:O	3:I:574:LEU:HB3	1.99	0.63
3:I:820:GLU:HG2	3:I:825:ALA:O	1.99	0.63
3:I:827:ILE:HG23	3:I:837:GLY:HA2	1.81	0.63
3:I:87:ARG:O	3:I:524:LEU:HD11	1.98	0.63
1:K:91:ASN:H	1:K:94:LEU:HD12	1.63	0.63
2:M:677:MET:HA	2:M:873:PRO:CG	2.29	0.63
2:M:872:ASN:ND2	2:M:874:LEU:HB2	2.12	0.63
2:M:905:ILE:N	2:M:905:ILE:CD1	2.61	0.63
3:N:584:ASN:ND2	3:N:590:PRO:HD2	2.13	0.63
3:N:804:LEU:CD2	3:N:831:GLY:HA3	2.23	0.63
4:O:6:ILE:O	4:O:9:LEU:HB2	1.98	0.63
2:C:836:GLY:CA	2:C:1001:VAL:HG21	2.26	0.63
2:C:174:LEU:HD23	2:C:184:MET:HA	1.80	0.63
2:C:78:PHE:HB3	2:C:79:PRO:HD2	1.81	0.63
3:D:1161:GLU:HG2	3:D:1164:ARG:HB2	1.81	0.63
3:D:51:GLY:C	3:D:86:ARG:CD	2.67	0.63
3:D:756:GLN:O	3:D:759:ALA:HB3	1.98	0.63
1:F:76:VAL:HA	1:F:79:ILE:CG1	2.29	0.63
2:H:17:PRO:O	2:H:20:GLU:HB3	1.99	0.63
2:H:193:LEU:H	2:H:193:LEU:CD1	2.12	0.63
2:M:670:GLN:NE2	2:M:699:PHE:O	2.31	0.63
3:N:1129:THR:HG23	3:N:1130:ARG:H	1.63	0.63
3:N:140:ALA:HB3	3:N:450:TYR:CE2	2.33	0.63
3:N:358:GLY:CA	3:N:385:VAL:O	2.46	0.63
3:N:180:LYS:HE2	3:N:386:HIS:ND1	2.14	0.63
3:N:550:ARG:HD3	3:N:573:MET:HB3	1.81	0.63
3:N:1481:VAL:CG1	4:O:18:ARG:HA	2.11	0.63
1:B:52:ALA:HB2	1:B:170:VAL:C	2.20	0.62
2:C:399:ASN:ND2	2:C:568:ALA:HB3	2.13	0.62
2:C:762:LYS:CG	2:C:763:GLY:N	2.62	0.62
3:D:620:GLY:O	3:D:621:LYS:HG2	1.98	0.62
2:H:260:LEU:CA	2:H:291:ALA:HB1	2.28	0.62
2:H:445:GLU:HG3	2:H:560:MET:HE2	1.81	0.62
3:I:1062:ARG:CG	3:I:1062:ARG:HH11	2.11	0.62
3:I:543:LEU:HD13	3:I:581:LEU:HA	1.80	0.62
2:M:157:ARG:NH1	2:M:314:THR:HB	2.14	0.62
2:M:207:LEU:C	2:M:207:LEU:HD23	2.19	0.62

Continued on next page...

Continued from previous page...

Atom-1	Atom-2	Interatomic distance (Å)	Clash overlap (Å)
2:M:328:LEU:HB2	2:M:433:THR:HG21	1.81	0.62
3:N:23:TYR:O	3:N:49:ILE:HG23	1.99	0.62
3:N:875:THR:CG2	3:N:876:SER:N	2.62	0.62
7:Y:14:ARG:HH11	7:Y:14:ARG:CB	2.09	0.62
2:C:367:LEU:HB3	2:C:371:LYS:HE3	1.81	0.62
3:D:1272:ALA:HA	3:D:1326:THR:HB	1.80	0.62
3:D:510:GLU:O	3:D:513:ILE:HG13	1.98	0.62
3:D:810:GLU:C	3:D:812:ALA:H	2.01	0.62
1:G:19:GLU:HG3	1:G:201:THR:O	1.99	0.62
1:G:62:LEU:HD13	1:G:63:HIS:CD2	2.34	0.62
2:H:260:LEU:HD22	2:H:292:ARG:HH11	1.62	0.62
2:H:148:PHE:HE1	2:H:309:TYR:HB3	1.61	0.62
3:I:143:ASN:HB3	3:I:161:LEU:CD2	2.29	0.62
3:I:702:LEU:O	3:I:713:ILE:HG23	1.98	0.62
3:I:982:PHE:O	7:Y:123:SER:OG	2.16	0.62
1:L:221:HIS:HA	1:L:224:TYR:HD2	1.64	0.62
2:M:1019:GLN:HG3	3:N:621:LYS:HZ3	1.64	0.62
2:M:1052:MET:SD	2:M:1056:LYS:HD2	2.39	0.62
2:M:541:SER:OG	2:M:542:VAL:N	2.31	0.62
2:M:997:LEU:C	2:M:999:HIS:H	2.02	0.62
3:N:1256:LEU:HB3	3:N:1257:PRO:HD3	1.81	0.62
3:N:1101:VAL:HG11	3:N:1424:VAL:HG23	1.81	0.62
3:N:98:PRO:O	3:N:458:ALA:HB3	1.99	0.62
7:X:128:ALA:HB2	7:X:140:LEU:HD21	1.80	0.62
1:A:9:PRO:HB2	1:B:224:TYR:HB3	1.79	0.62
3:D:1488:ASP:O	3:D:1490:LYS:N	2.33	0.62
1:F:61:VAL:CG2	1:F:68:ILE:HD11	2.30	0.62
2:H:191:PHE:O	2:H:193:LEU:HD12	1.99	0.62
2:H:267:TYR:CB	2:H:272:ALA:HB1	2.29	0.62
3:I:181:ASP:O	3:I:204:LEU:HA	2.00	0.62
3:I:879:ARG:O	3:I:882:PHE:HB3	1.99	0.62
2:M:204:GLN:NE2	2:M:228:ALA:CB	2.62	0.62
2:M:1042:ALA:HB2	3:N:1227:GLN:NE2	2.15	0.62
3:N:1280:VAL:HA	3:N:1318:TYR:HA	1.81	0.62
7:X:5:VAL:O	7:X:73:VAL:HG23	2.00	0.62
1:A:61:VAL:HG13	1:A:66:SER:HB3	1.82	0.62
3:D:1299:PHE:N	3:D:1299:PHE:CD2	2.67	0.62
3:D:807:ALA:HA	3:D:833:GLU:HG2	1.80	0.62
3:D:881:LEU:HD21	3:D:941:PHE:HZ	1.64	0.62
1:G:29:GLU:HB2	1:G:32:PHE:HD1	1.64	0.62
2:H:204:GLN:OE1	2:H:204:GLN:N	2.33	0.62

Continued on next page...

Continued from previous page...

Atom-1	Atom-2	Interatomic distance (Å)	Clash overlap (Å)
2:H:611:ILE:HD11	2:H:641:PRO:HG3	1.82	0.62
3:I:1299:PHE:HD2	3:I:1299:PHE:H	1.43	0.62
3:I:400:VAL:HG22	3:I:443:VAL:HG21	1.79	0.62
3:I:755:ALA:O	3:I:758:GLU:HG2	1.99	0.62
3:I:984:THR:HG22	3:I:987:GLU:HG3	1.81	0.62
1:L:59:GLU:HG3	1:L:137:ARG:HH22	1.63	0.62
2:M:1101:THR:C	2:M:1102:LEU:HD12	2.18	0.62
3:N:521:PRO:HB2	3:N:524:LEU:HD13	1.81	0.62
3:N:800:LYS:HB2	3:N:829:VAL:HG13	1.81	0.62
3:N:930:LEU:HD11	3:N:934:LEU:HD11	1.81	0.62
2:C:679:PHE:HB2	2:C:683:ASN:ND2	2.13	0.62
2:C:754:ILE:H	2:C:754:ILE:HD12	1.64	0.62
3:D:1047:LYS:HB3	3:D:1048:PRO:HD2	1.80	0.62
3:D:1105:ILE:CD1	3:D:1105:ILE:N	2.62	0.62
3:D:143:ASN:CB	3:D:161:LEU:HD21	2.28	0.62
3:D:18:ILE:CG2	3:D:518:PRO:HG3	2.27	0.62
3:D:520:LEU:HD11	3:D:524:LEU:CD2	2.30	0.62
1:F:25:LEU:HD22	1:G:225:PHE:HE2	1.64	0.62
3:I:1472:ILE:H	3:I:1472:ILE:CD1	1.90	0.62
2:M:196:LEU:HD23	2:M:200:LEU:CD2	2.29	0.62
2:M:697:ARG:HD2	2:M:699:PHE:CE1	2.35	0.62
4:O:68:LEU:HD12	4:O:73:LEU:HD13	1.81	0.62
1:B:40:LEU:O	1:B:44:LEU:HG	1.99	0.62
2:C:1081:VAL:HG21	2:C:1111:ILE:CG2	2.09	0.62
2:C:1105:LYS:NZ	2:C:1107:ASN:HB2	2.13	0.62
2:C:224:GLU:HB3	2:C:228:ALA:H	1.63	0.62
2:C:455:LEU:CD1	2:C:456:ALA:O	2.48	0.62
2:C:762:LYS:CG	2:C:763:GLY:H	2.12	0.62
2:C:946:ARG:HB3	2:C:946:ARG:HH11	1.65	0.62
3:D:1123:PHE:HE2	3:D:1184:GLN:CA	2.03	0.62
3:D:1234:THR:HB	3:D:1235:GLN:OE1	2.00	0.62
3:D:1481:VAL:HG12	4:E:21:VAL:HG21	1.82	0.62
3:D:415:VAL:HG13	3:D:419:ASP:HB2	1.82	0.62
1:F:69:PRO:O	1:F:71:VAL:HG23	2.00	0.62
1:G:55:SER:OG	1:G:158:ILE:HB	1.97	0.62
1:G:41:ARG:NH1	1:G:177:VAL:HG23	2.15	0.62
2:H:1091:GLU:OE1	3:I:613:ARG:HG2	1.99	0.62
2:H:1102:LEU:HB2	3:I:7:LYS:O	2.00	0.62
2:H:237:ARG:HH11	2:H:237:ARG:HG3	1.65	0.62
2:H:611:ILE:HD11	2:H:625:LEU:HD11	1.80	0.62
2:H:897:LEU:HD21	2:H:921:ALA:CA	2.30	0.62

Continued on next page...

Continued from previous page...

Atom-1	Atom-2	Interatomic distance (Å)	Clash overlap (Å)
2:H:939:ARG:HD3	2:H:982:PRO:HD3	1.82	0.62
3:I:1310:ARG:O	3:I:1327:ARG:HG3	1.99	0.62
3:I:141:ILE:HG23	3:I:142:LEU:O	1.99	0.62
1:L:101:LEU:HD12	1:L:114:PHE:N	2.14	0.62
2:M:332:ARG:CD	2:M:464:LEU:O	2.45	0.62
3:N:206:ARG:CG	3:N:392:SER:H	2.12	0.62
7:Y:125:MET:HA	7:Y:140:LEU:CD1	2.29	0.62
7:Y:26:LEU:HD11	7:Y:55:LYS:HE2	1.80	0.62
7:Y:92:GLU:HA	7:Y:98:GLU:O	1.98	0.62
7:Z:85:LEU:CD2	7:Z:104:VAL:HG12	2.29	0.62
2:C:1032:PHE:CD2	2:C:1037:VAL:HG22	2.35	0.62
2:C:139:GLN:HE22	2:C:415:PRO:CD	2.12	0.62
2:C:170:PRO:HD3	2:C:263:ASP:HB3	1.81	0.62
2:C:47:ALA:HB1	2:C:345:ARG:HB3	1.82	0.62
2:C:650:ARG:HG2	2:C:653:ASP:OD2	1.99	0.62
3:D:204:LEU:HD23	3:D:394:LEU:CD1	2.29	0.62
3:D:209:ARG:CB	3:D:389:GLU:CB	2.77	0.62
3:D:639:LEU:N	3:D:729:HIS:CD2	2.67	0.62
2:H:1049:LEU:O	2:H:1053:LEU:HG	2.00	0.62
2:H:352:ALA:CA	2:H:355:VAL:HG12	2.30	0.62
2:H:88:LEU:HD13	2:H:89:THR:H	1.64	0.62
3:I:1326:THR:CG2	3:I:1327:ARG:N	2.63	0.62
3:I:1369:GLU:HA	3:I:1372:VAL:CG1	2.29	0.62
3:I:458:ALA:HB2	3:I:575:GLN:NE2	2.14	0.62
2:M:524:VAL:HG12	2:M:525:SER:H	1.63	0.62
2:M:54:ILE:HG21	2:M:66:LEU:HB3	1.82	0.62
3:N:988:ARG:HD3	3:N:992:ILE:HD11	1.81	0.62
7:X:26:LEU:HD13	7:X:58:ILE:CG2	2.28	0.62
7:Z:85:LEU:HD22	7:Z:104:VAL:HG12	1.80	0.62
2:C:144:PRO:O	2:C:276:LYS:NZ	2.26	0.62
2:C:683:ASN:HB2	2:C:872:ASN:HB2	1.82	0.62
3:D:1041:LEU:HD23	3:D:1041:LEU:O	1.99	0.62
3:D:1194:CYS:HB3	3:D:1373:ARG:NH1	2.14	0.62
3:D:135:LEU:HD21	3:D:137:PRO:O	2.00	0.62
3:D:835:SER:H	3:D:838:ARG:CD	2.13	0.62
3:D:996:TRP:HA	3:D:999:THR:CG2	2.30	0.62
1:F:226:SER:O	1:F:228:PRO:HD3	1.99	0.62
2:H:524:VAL:CG1	2:H:525:SER:N	2.63	0.62
2:H:816:LYS:HB2	2:H:819:VAL:HG21	1.82	0.62
2:H:889:HIS:CD2	2:H:970:GLY:HA3	2.34	0.62
3:I:1189:ARG:HD2	3:I:1204:CYS:SG	2.39	0.62

Continued on next page...

Continued from previous page...

Atom-1	Atom-2	Interatomic distance (Å)	Clash overlap (Å)
3:I:126:VAL:O	3:I:130:SER:HB3	1.99	0.62
3:I:911:LEU:O	3:I:915:VAL:HG23	1.98	0.62
2:M:211:LEU:HD23	2:M:221:LEU:HD21	1.81	0.62
2:M:304:LEU:CD2	2:M:305:PRO:HD3	2.30	0.62
2:M:305:PRO:HA	2:M:308:ARG:CB	2.30	0.62
2:M:537:LYS:HA	2:M:545:ASN:HD21	1.65	0.62
2:M:676:ILE:HG23	2:M:988:VAL:HG13	1.81	0.62
3:N:1401:GLU:OE2	3:N:1402:ALA:N	2.32	0.62
1:B:65:PHE:CD1	1:B:65:PHE:N	2.67	0.62
3:D:54:LYS:CD	3:D:55:ASP:H	2.12	0.62
2:H:146:VAL:HG13	2:H:161:SER:O	1.99	0.62
2:H:630:ARG:HH21	2:H:706:GLU:HA	1.65	0.62
3:I:1112:CYS:HB2	3:I:1195:GLN:OE1	1.99	0.62
3:I:1112:CYS:HB2	3:I:1195:GLN:CG	2.30	0.62
3:I:58:CYS:HB2	3:I:78:VAL:HB	1.82	0.62
2:M:135:VAL:HG11	2:M:407:LYS:HA	1.82	0.62
2:M:455:LEU:CD1	2:M:456:ALA:O	2.48	0.62
2:M:602:GLU:HB2	2:M:648:ARG:NH2	2.14	0.62
2:M:693:GLU:HA	2:M:696:LYS:HD2	1.82	0.62
2:M:1061:GLU:OE2	3:N:82:LYS:HD3	1.99	0.62
7:Z:82:VAL:HG22	7:Z:133:ARG:HB2	1.82	0.62
2:C:873:PRO:HB3	3:D:949:ILE:CD1	2.30	0.62
3:D:1107:VAL:HG12	3:D:1217:ILE:HA	1.82	0.62
3:D:1128:VAL:CG1	3:D:1128:VAL:O	2.48	0.62
3:D:127:LEU:C	3:D:127:LEU:HD12	2.20	0.62
3:D:1280:VAL:HA	3:D:1318:TYR:HA	1.81	0.62
3:D:367:ILE:HB	3:D:377:VAL:CG1	2.30	0.62
3:D:546:ARG:HG2	3:D:546:ARG:NH1	2.15	0.62
3:D:701:LEU:HD11	3:D:750:PRO:HG3	1.80	0.62
1:F:11:PHE:HE1	1:F:23:PHE:HB3	1.65	0.62
1:G:23:PHE:O	1:G:196:THR:HA	2.00	0.62
2:H:342:ASP:O	2:H:345:ARG:HG2	1.99	0.62
2:H:676:ILE:HD12	2:H:871:LEU:O	1.99	0.62
3:I:1488:ASP:O	3:I:1490:LYS:N	2.32	0.62
3:I:171:LEU:HD23	3:I:172:PRO:HD2	1.82	0.62
3:I:699:VAL:H	3:I:756:GLN:HE22	1.48	0.62
2:M:118:ILE:HG22	2:M:382:ILE:HD13	1.80	0.62
2:M:136:ILE:HD12	2:M:136:ILE:N	2.15	0.62
2:M:677:MET:HA	2:M:873:PRO:HG2	1.82	0.62
3:N:1031:ASN:HB3	3:N:1034:GLN:HG3	1.82	0.62
2:M:447:ALA:HA	3:N:1085:ALA:HB1	1.82	0.62

Continued on next page...

Continued from previous page...

Atom-1	Atom-2	Interatomic distance (Å)	Clash overlap (Å)
3:N:613:ARG:NH1	3:N:613:ARG:O	2.32	0.62
7:Y:75:LEU:HB3	7:Y:77:GLU:OE2	2.00	0.62
1:A:186:LEU:HD23	1:A:187:GLY:N	2.15	0.61
1:B:81:ASN:O	1:B:84:GLU:HB3	1.99	0.61
2:C:412:ALA:O	2:C:419:THR:HG23	1.99	0.61
2:C:838:LYS:O	2:C:838:LYS:HG3	1.98	0.61
2:C:983:ILE:HG22	2:C:983:ILE:O	1.98	0.61
3:D:115:LEU:O	3:D:115:LEU:HD23	1.99	0.61
3:D:204:LEU:HD13	3:D:441:ARG:HH12	1.64	0.61
3:D:949:ILE:HD11	3:D:1023:MET:CE	2.29	0.61
2:H:496:ILE:O	2:H:515:ALA:HB1	1.99	0.61
3:I:1111:ASP:OD1	3:I:1203:LYS:HD2	2.00	0.61
3:I:704:ARG:CB	3:I:736:PHE:HB3	2.28	0.61
3:I:798:GLU:CG	3:I:828:LYS:HE3	2.29	0.61
1:G:176:ARG:HD3	3:I:884:ARG:NH2	2.15	0.61
2:M:1030:GLN:CD	3:N:628:ARG:HD3	2.21	0.61
2:M:187:ASN:O	2:M:188:LYS:HB3	2.00	0.61
2:M:487:THR:HB	2:M:490:GLU:HG3	1.82	0.61
3:N:1040:GLY:O	3:N:1060:SER:HB3	1.99	0.61
3:N:1098:LEU:HD23	3:N:1229:ILE:HB	1.81	0.61
3:N:1283:ILE:HD12	3:N:1292:VAL:HG22	1.81	0.61
4:O:41:GLU:N	4:O:42:PRO:CD	2.63	0.61
1:B:154:GLU:OE2	3:D:840:LYS:CE	2.47	0.61
2:C:159:ILE:HD12	2:C:159:ILE:O	2.01	0.61
2:C:571:LEU:HD11	2:C:700:TYR:HA	1.82	0.61
2:C:897:LEU:HD21	2:C:921:ALA:HA	1.82	0.61
3:D:486:ARG:HA	3:D:489:ARG:HD3	1.80	0.61
3:D:671:LYS:O	3:D:675:ARG:HG3	2.00	0.61
3:D:809:PRO:CB	3:D:812:ALA:HB2	2.14	0.61
2:H:154:ARG:HH22	2:H:178:PRO:CD	2.12	0.61
2:H:176:VAL:HG12	2:H:182:VAL:HG13	1.82	0.61
2:H:689:VAL:HG13	2:H:853:LEU:HD13	1.82	0.61
3:I:1003:VAL:O	3:I:1006:ALA:HB3	1.99	0.61
3:I:1263:PHE:CE2	3:I:1371:VAL:HG11	2.36	0.61
3:I:643:GLY:O	3:I:726:ILE:HG23	2.00	0.61
2:M:237:ARG:NH1	2:M:237:ARG:HG3	2.13	0.61
2:M:911:GLU:HB3	2:M:912:PRO:HD3	1.82	0.61
2:C:880:MET:HB3	3:D:1061:PHE:CE2	2.35	0.61
3:D:156:GLU:HB2	3:D:157:GLU:OE2	1.99	0.61
3:D:180:LYS:HZ1	3:D:387:LEU:H	1.45	0.61
3:D:546:ARG:HG2	3:D:546:ARG:HH11	1.65	0.61

Continued on next page...

Continued from previous page...

Atom-1	Atom-2	Interatomic distance (Å)	Clash overlap (Å)
2:C:1030:GLN:CD	3:D:628:ARG:HD3	2.20	0.61
3:D:996:TRP:HE3	3:D:999:THR:HG21	1.65	0.61
1:G:81:ASN:O	1:G:84:GLU:HB3	2.01	0.61
2:H:775:ARG:NH1	2:H:782:ALA:HB1	2.14	0.61
2:H:893:ALA:HB1	2:H:897:LEU:HD11	1.81	0.61
3:I:1112:CYS:CB	3:I:1195:GLN:HG2	2.29	0.61
3:I:1459:LEU:N	3:I:1459:LEU:HD12	2.15	0.61
3:I:543:LEU:CD2	3:I:580:ALA:HB1	2.22	0.61
1:K:142:VAL:O	1:K:142:VAL:HG23	2.01	0.61
1:K:194:LYS:NZ	1:K:196:THR:HG21	2.14	0.61
1:L:179:PHE:HD2	1:L:179:PHE:N	1.98	0.61
2:M:374:ASN:HD22	2:M:376:ARG:H	1.48	0.61
2:M:516:ARG:NE	3:N:1068:LEU:HD13	2.15	0.61
3:N:1112:CYS:HB2	3:N:1195:GLN:HG2	1.83	0.61
3:N:1448:THR:O	3:N:1451:ALA:HB3	2.00	0.61
1:B:101:LEU:C	1:B:101:LEU:HD23	2.21	0.61
1:B:48:ILE:HD12	1:B:48:ILE:N	2.15	0.61
2:C:431:HIS:CD2	2:C:433:THR:H	2.19	0.61
2:C:524:VAL:HG12	2:C:525:SER:H	1.65	0.61
2:C:863:ASP:OD2	2:C:863:ASP:C	2.39	0.61
2:C:918:LEU:HD23	2:C:968:LEU:HA	1.81	0.61
3:D:203:ALA:HB1	3:D:393:ILE:HG21	1.82	0.61
3:D:650:LEU:HD13	3:D:688:TRP:HZ3	1.64	0.61
3:D:800:LYS:HD2	3:D:804:LEU:CD2	2.30	0.61
3:D:827:ILE:C	3:D:828:LYS:HG3	2.20	0.61
1:F:213:GLN:O	1:F:217:ILE:HG12	2.00	0.61
1:F:48:ILE:HG23	1:F:213:GLN:NE2	2.15	0.61
2:H:544:THR:O	2:H:547:ILE:CD1	2.41	0.61
2:H:861:LEU:HA	2:H:974:LEU:HD12	1.82	0.61
3:I:1123:PHE:CE2	3:I:1184:GLN:HA	2.33	0.61
3:I:100:ALA:HB2	3:I:128:TYR:OH	2.00	0.61
3:I:1399:ASP:O	3:I:1403:LEU:HB2	2.01	0.61
3:I:616:GLN:HE22	3:I:621:LYS:HG3	1.66	0.61
3:I:704:ARG:HD3	3:I:738:ALA:HB2	1.80	0.61
3:I:711:LEU:HD12	3:I:778:LEU:HD23	1.81	0.61
3:I:829:VAL:HG12	3:I:830:ALA:N	2.15	0.61
3:I:906:GLN:HB3	3:I:911:LEU:CD1	2.28	0.61
1:L:61:VAL:CG2	1:L:68:ILE:HD11	2.30	0.61
2:M:28:ARG:HG3	2:M:40:GLU:OE1	2.00	0.61
2:M:100:LEU:HD23	2:M:367:LEU:O	2.00	0.61
2:M:602:GLU:HG3	2:M:603:VAL:N	2.14	0.61

Continued on next page...

Continued from previous page...

Atom-1	Atom-2	Interatomic distance (Å)	Clash overlap (Å)
3:N:729:HIS:CD2	3:N:731:LEU:N	2.65	0.61
3:N:982:PHE:CD2	3:N:983:LEU:N	2.68	0.61
2:C:965:GLU:HA	2:C:968:LEU:HD12	1.81	0.61
3:D:1459:LEU:CD2	3:D:1468:LEU:HD12	2.31	0.61
3:D:433:GLY:HA3	3:D:447:VAL:O	2.00	0.61
1:G:206:THR:HG22	1:G:209:GLU:CG	2.31	0.61
2:H:224:GLU:OE1	2:H:227:PHE:CD1	2.47	0.61
2:H:304:LEU:HD23	2:H:305:PRO:HD3	1.80	0.61
2:H:383:ARG:HB2	2:H:383:ARG:NH1	2.07	0.61
2:H:806:LEU:HB2	2:H:822:VAL:HG22	1.80	0.61
2:H:926:PHE:O	2:H:930:LYS:HG3	1.99	0.61
3:I:737:ASN:HD21	7:Y:40:SER:HB3	1.65	0.61
2:M:681:GLY:C	3:N:635:PRO:HG3	2.21	0.61
2:M:759:THR:HB	2:M:785:VAL:HG22	1.83	0.61
3:N:1066:THR:CG2	3:N:1069:GLU:HB2	2.28	0.61
3:N:206:ARG:HB3	3:N:391:ALA:H	1.64	0.61
3:N:356:PRO:HB3	3:N:441:ARG:CA	2.28	0.61
3:N:711:LEU:HD12	3:N:778:LEU:HD23	1.81	0.61
1:A:9:PRO:HD2	1:B:224:TYR:CD1	2.36	0.61
2:C:285:LEU:HG	2:C:285:LEU:O	1.99	0.61
3:D:1025:GLN:HE21	3:D:1025:GLN:CA	2.14	0.61
3:D:1366:LYS:HA	3:D:1369:GLU:OE1	2.00	0.61
3:D:141:ILE:HG21	3:D:448:GLU:OE1	2.00	0.61
3:D:1485:GLN:O	4:E:75:PHE:HA	1.99	0.61
2:H:858:MET:HG3	2:H:859:PRO:CD	2.28	0.61
3:I:1401:GLU:OE2	3:I:1415:VAL:HG21	2.00	0.61
3:I:1403:LEU:O	3:I:1407:LEU:HD13	1.98	0.61
2:M:141:HIS:HB3	2:M:418:LEU:HB3	1.83	0.61
2:M:442:GLU:CG	2:M:454:SER:HB2	2.30	0.61
3:N:771:SER:HB3	3:N:778:LEU:CD1	2.26	0.61
1:B:179:PHE:H	1:B:179:PHE:HD2	1.48	0.61
2:C:126:SER:HB2	2:C:395:LYS:NZ	2.15	0.61
2:C:135:VAL:HG11	2:C:407:LYS:HA	1.81	0.61
2:C:987:ILE:HD11	3:D:946:GLY:HA2	1.83	0.61
3:D:1330:ILE:N	3:D:1330:ILE:CD1	2.64	0.61
1:F:62:LEU:HD22	2:H:745:ILE:HG22	1.83	0.61
1:G:65:PHE:N	1:G:65:PHE:CD1	2.69	0.61
2:H:367:LEU:HB3	2:H:371:LYS:HE2	1.81	0.61
2:H:474:VAL:HG23	2:H:478:VAL:O	1.99	0.61
2:H:612:VAL:HG13	2:H:621:VAL:O	2.00	0.61
3:I:1211:MET:CG	3:I:1212:ALA:H	1.88	0.61

Continued on next page...

Continued from previous page...

Atom-1	Atom-2	Interatomic distance (Å)	Clash overlap (Å)
3:I:857:ILE:CD1	3:I:857:ILE:N	2.63	0.61
2:M:175:GLU:HG2	2:M:176:VAL:N	2.16	0.61
2:M:218:VAL:CG2	2:M:311:PHE:HE1	2.13	0.61
2:M:585:GLU:HG2	2:M:665:PHE:CD2	2.36	0.61
2:M:599:GLU:HG3	2:M:600:ASP:H	1.65	0.61
3:N:1488:ASP:O	3:N:1490:LYS:N	2.33	0.61
3:N:210:ARG:HG2	3:N:344:ASP:OD1	2.00	0.61
2:C:957:LYS:HD2	2:C:961:GLU:HB3	1.83	0.61
3:D:1317:ASP:OD1	3:D:1318:TYR:N	2.32	0.61
3:D:134:VAL:CG2	3:D:460:ALA:HB1	2.27	0.61
3:D:516:ALA:O	3:D:518:PRO:HD3	2.00	0.61
3:D:584:ASN:HD21	3:D:590:PRO:HD2	1.66	0.61
2:C:1005:MET:SD	3:D:724:GLN:HB3	2.40	0.61
1:F:165:ILE:HD12	1:F:165:ILE:O	2.01	0.61
1:F:28:LEU:HB2	1:F:193:ASP:HB2	1.82	0.61
1:G:35:THR:O	1:G:39:PRO:HG2	2.01	0.61
2:H:553:ASP:OD1	2:H:843:HIS:ND1	2.33	0.61
3:I:1305:LEU:CD1	3:I:1311:LEU:HD22	2.27	0.61
3:I:206:ARG:NH2	3:I:441:ARG:HH21	1.99	0.61
1:K:23:PHE:CE2	1:K:199:ILE:HD11	2.36	0.61
2:M:195:LEU:HD12	2:M:195:LEU:O	2.01	0.61
3:N:481:MET:SD	3:N:1388:ARG:HG2	2.40	0.61
3:N:917:GLN:HA	3:N:920:LEU:HD12	1.82	0.61
7:X:45:ASP:C	7:X:47:GLY:H	2.04	0.61
7:Y:75:LEU:HD22	7:Y:77:GLU:OE2	2.01	0.61
7:Z:6:LYS:NZ	7:Z:85:LEU:HG	2.16	0.61
7:Z:73:VAL:C	7:Z:74:ILE:HD13	2.21	0.61
1:A:98:THR:CG2	1:A:141:GLU:HG3	2.30	0.61
1:B:56:VAL:O	1:B:164:ALA:HB1	2.00	0.61
2:C:3:ILE:N	2:C:3:ILE:HD12	2.15	0.61
2:C:896:PHE:O	2:C:924:VAL:HG11	2.01	0.61
3:D:1128:VAL:HB	3:D:1133:ARG:NH2	2.16	0.61
3:D:1253:THR:O	3:D:1258:ARG:HB2	2.00	0.61
3:D:1481:VAL:CG1	4:E:18:ARG:HD3	2.30	0.61
1:G:91:ASN:N	1:G:91:ASN:HD22	1.98	0.61
2:H:1013:TYR:OH	2:H:1063:ARG:HG3	2.00	0.61
2:H:352:ALA:O	2:H:355:VAL:HG12	2.01	0.61
2:H:6:PHE:CZ	2:H:901:TYR:HD2	2.19	0.61
2:H:857:ASP:HB2	2:H:978:ARG:CG	2.20	0.61
3:I:1336:LEU:HD11	3:I:1341:PRO:HG3	1.82	0.61
2:M:831:ARG:NH1	2:M:1002:GLU:HB2	2.15	0.61

Continued on next page...

Continued from previous page...

Atom-1	Atom-2	Interatomic distance (Å)	Clash overlap (Å)
2:M:195:LEU:HD21	2:M:241:LEU:HD12	1.83	0.61
2:M:218:VAL:HG22	2:M:311:PHE:HE1	1.65	0.61
3:N:1232:PRO:HB2	3:N:1356:TYR:HE2	1.65	0.61
3:N:519:VAL:HG13	3:N:544:TYR:CE1	2.35	0.61
2:C:1058:ASP:OD2	2:C:1083:GLU:HB2	2.01	0.61
2:C:270:GLY:HA2	2:C:274:ARG:HD3	1.83	0.61
2:C:544:THR:O	2:C:547:ILE:CD1	2.44	0.61
2:C:569:VAL:HG12	2:C:996:LYS:O	2.00	0.61
2:C:56:GLU:HB2	2:C:64:LEU:CD2	2.30	0.61
2:C:906:PHE:CD1	3:D:1067:VAL:HG13	2.35	0.61
3:D:1084:THR:HG22	3:D:1087:ARG:NH1	2.15	0.61
1:G:213:GLN:O	1:G:217:ILE:HG13	2.00	0.61
2:H:47:ALA:HB1	2:H:345:ARG:HB3	1.83	0.61
2:H:896:PHE:CE2	2:H:925:TYR:HB2	2.36	0.61
2:M:136:ILE:CG2	2:M:336:VAL:HG13	2.30	0.61
2:M:650:ARG:HG2	2:M:653:ASP:OD2	2.00	0.61
3:N:166:GLN:HG2	3:N:396:VAL:CG1	2.31	0.61
3:N:400:VAL:CG2	3:N:443:VAL:HG21	2.29	0.61
3:N:806:PHE:CE1	3:N:813:LEU:CB	2.81	0.61
3:N:925:GLU:O	3:N:928:ALA:HB3	2.01	0.61
2:C:500:ASN:HD22	2:C:500:ASN:N	1.99	0.60
2:C:439:CYS:HB2	2:C:541:SER:HB2	1.82	0.60
3:D:496:LEU:O	3:D:496:LEU:HD12	1.99	0.60
3:D:963:TYR:CD2	3:D:1002:LYS:HD3	2.35	0.60
1:A:115:LEU:HD22	1:F:161:ARG:HH22	1.66	0.60
2:H:679:PHE:HB2	2:H:683:ASN:ND2	2.15	0.60
2:H:727:PRO:HD2	2:H:787:ASP:HB2	1.82	0.60
2:H:805:ARG:HG2	2:H:823:VAL:HG22	1.82	0.60
3:I:12:LEU:H	3:I:12:LEU:HD12	1.64	0.60
3:I:141:ILE:HG22	3:I:162:ARG:NH1	2.15	0.60
2:M:428:ARG:CZ	2:M:451:LEU:HD11	2.32	0.60
2:M:498:GLN:CA	2:M:498:GLN:HE21	2.13	0.60
3:N:160:GLU:HG2	3:N:165:LYS:CB	2.31	0.60
7:Z:115:THR:CB	7:Z:116:PRO:HD3	2.31	0.60
1:B:115:LEU:O	1:B:115:LEU:HD12	2.00	0.60
2:C:1090:LYS:HE3	3:D:90:MET:SD	2.40	0.60
2:C:679:PHE:O	2:C:680:ASP:C	2.39	0.60
3:D:1094:LEU:CD1	3:D:1098:LEU:HD11	2.31	0.60
1:F:26:GLU:HG2	1:F:27:PRO:CA	2.32	0.60
2:H:1051:GLU:OE1	2:H:1056:LYS:HE3	2.02	0.60
2:H:720:GLU:HA	2:H:759:THR:O	2.01	0.60

Continued on next page...

Continued from previous page...

Atom-1	Atom-2	Interatomic distance (Å)	Clash overlap (Å)
3:I:1263:PHE:HB3	3:I:1424:VAL:HG11	1.82	0.60
3:I:1453:ALA:O	3:I:1455:LYS:N	2.33	0.60
3:I:18:ILE:CG2	3:I:518:PRO:HG3	2.31	0.60
3:I:53:ILE:HA	3:I:86:ARG:HH11	1.66	0.60
2:M:64:LEU:HD12	2:M:100:LEU:CD1	2.31	0.60
3:N:365:ASP:O	3:N:379:ALA:HB2	2.01	0.60
3:N:642:CYS:HB3	3:N:716:PHE:CB	2.31	0.60
2:M:1004:LYS:CD	3:N:744:GLN:NE2	2.59	0.60
4:O:68:LEU:HA	4:O:73:LEU:HD13	1.83	0.60
2:C:1005:MET:SD	3:D:724:GLN:OE1	2.59	0.60
2:C:239:PHE:CE1	2:C:252:LYS:HA	2.35	0.60
2:C:139:GLN:O	2:C:334:ARG:HG3	2.02	0.60
3:D:1114:THR:O	3:D:1114:THR:HG23	2.01	0.60
3:D:1381:VAL:CG2	3:D:1391:GLU:HB2	2.31	0.60
3:D:26:VAL:HG23	3:D:26:VAL:O	2.01	0.60
3:D:623:VAL:HG12	3:D:624:ASP:O	2.01	0.60
1:G:44:LEU:CD2	1:G:48:ILE:HD11	2.31	0.60
1:G:52:ALA:HB1	1:G:170:VAL:H	1.66	0.60
1:G:52:ALA:HB2	1:G:170:VAL:C	2.21	0.60
2:H:110:GLU:OE1	2:H:369:PRO:HB3	2.01	0.60
2:H:162:ILE:O	2:H:164:PRO:HD3	2.02	0.60
2:H:267:TYR:CD1	2:H:272:ALA:HB1	2.36	0.60
2:H:631:SER:HB3	2:H:637:LEU:HD11	1.83	0.60
2:H:679:PHE:CB	2:H:683:ASN:HD21	2.14	0.60
1:F:62:LEU:HD23	2:H:745:ILE:O	2.02	0.60
2:H:872:ASN:ND2	2:H:874:LEU:HB2	2.17	0.60
3:I:1194:CYS:SG	3:I:1200:VAL:HA	2.41	0.60
3:I:1352:ILE:O	3:I:1355:VAL:HG23	2.00	0.60
3:I:163:TYR:HB3	2:M:209:ARG:NH2	2.16	0.60
2:M:430:VAL:O	3:N:1075:HIS:CE1	2.54	0.60
3:N:1114:THR:CG2	3:N:1195:GLN:HB3	2.31	0.60
3:N:501:ALA:CB	3:N:1452:ILE:HG22	2.31	0.60
3:N:661:MET:SD	3:N:687:VAL:HG13	2.41	0.60
3:N:860:LEU:HD22	3:N:878:GLY:CA	2.30	0.60
4:O:21:VAL:O	4:O:25:LYS:HG3	2.01	0.60
1:A:35:THR:O	1:A:39:PRO:HG2	2.01	0.60
1:B:52:ALA:HB1	1:B:170:VAL:H	1.66	0.60
2:C:1049:LEU:O	2:C:1053:LEU:HG	2.01	0.60
2:C:270:GLY:HA2	2:C:274:ARG:CD	2.31	0.60
2:C:477:GLY:HA2	2:C:508:ILE:CD1	2.31	0.60
3:D:955:VAL:O	3:D:1039:CYS:HB3	2.01	0.60

Continued on next page...

Continued from previous page...

Atom-1	Atom-2	Interatomic distance (Å)	Clash overlap (Å)
3:D:142:LEU:CD2	3:D:145:VAL:C	2.69	0.60
3:D:743:ASP:OD1	6:Q:10:G:O2'	2.14	0.60
3:D:849:ALA:O	3:D:853:VAL:HG23	2.01	0.60
1:G:115:LEU:O	1:G:115:LEU:HD12	2.01	0.60
1:G:56:VAL:HG12	1:G:57:TYR:H	1.65	0.60
2:H:218:VAL:HG23	2:H:311:PHE:CE1	2.36	0.60
2:H:431:HIS:CD2	2:H:433:THR:OG1	2.55	0.60
2:H:515:ALA:O	2:H:516:ARG:HD3	2.01	0.60
2:H:679:PHE:O	2:H:680:ASP:C	2.40	0.60
2:H:906:PHE:CE1	3:I:1067:VAL:HA	2.37	0.60
4:J:48:MET:N	4:J:54:LEU:HB2	2.16	0.60
1:K:123:MET:O	1:K:125:PRO:HD3	2.01	0.60
3:N:1452:ILE:H	3:N:1452:ILE:HD12	1.67	0.60
3:N:142:LEU:HG	3:N:145:VAL:C	2.22	0.60
3:N:353:VAL:HG12	3:N:368:VAL:HG22	1.83	0.60
3:N:1209:LEU:HD11	4:O:16:LYS:HD2	1.82	0.60
3:N:982:PHE:CE1	7:Z:112:VAL:HG22	2.36	0.60
1:B:86:VAL:HG13	1:B:86:VAL:O	2.01	0.60
3:D:400:VAL:O	3:D:400:VAL:HG13	2.02	0.60
3:D:471:GLU:O	3:D:475:LYS:HG3	2.02	0.60
3:D:850:LEU:HD12	3:D:850:LEU:N	2.11	0.60
2:H:626:ARG:CB	2:H:639:GLN:HE21	2.15	0.60
3:I:1173:LEU:HD12	3:I:1176:LYS:NZ	2.17	0.60
3:I:1280:VAL:HG22	3:I:1295:GLU:O	2.01	0.60
3:I:1434:TRP:NE1	3:I:1435:LEU:HD12	2.16	0.60
3:I:147:VAL:HG23	3:I:162:ARG:NH2	2.16	0.60
4:J:38:THR:OG1	4:J:39:VAL:N	2.34	0.60
1:K:212:ASN:O	1:K:215:VAL:HB	2.01	0.60
2:M:239:PHE:CE1	2:M:252:LYS:HA	2.36	0.60
3:N:1379:VAL:HG12	3:N:1419:PRO:CA	2.21	0.60
3:N:209:ARG:O	3:N:346:ARG:HA	2.02	0.60
3:N:57:GLU:HG2	3:N:58:CYS:N	2.17	0.60
4:O:68:LEU:HA	4:O:73:LEU:CD1	2.31	0.60
2:C:435:TYR:HA	3:D:1071:PHE:HE2	1.66	0.60
2:C:632:ASN:HB3	2:C:633:GLN:NE2	2.16	0.60
2:C:654:LEU:CD2	2:C:654:LEU:H	2.14	0.60
2:C:90:TYR:CD1	2:C:120:LEU:HB2	2.37	0.60
3:D:1107:VAL:O	3:D:1218:GLY:N	2.33	0.60
3:D:1435:LEU:HD13	3:D:1457:ASP:OD2	2.02	0.60
3:D:185:VAL:HG21	3:D:203:ALA:HB2	1.82	0.60
3:D:481:MET:HE3	3:D:493:ARG:HA	1.80	0.60

Continued on next page...

Continued from previous page...

Atom-1	Atom-2	Interatomic distance (Å)	Clash overlap (Å)
1:G:101:LEU:O	1:G:101:LEU:HD23	2.01	0.60
2:H:1084:SER:O	2:H:1087:VAL:HG12	2.01	0.60
2:H:260:LEU:HB3	2:H:291:ALA:HB1	1.82	0.60
2:H:455:LEU:CD1	2:H:459:ALA:HB3	2.28	0.60
2:H:524:VAL:CG1	2:H:525:SER:H	2.15	0.60
2:H:569:VAL:HG23	2:H:570:PRO:HD2	1.83	0.60
2:H:773:LEU:O	2:H:777:ILE:HG12	2.01	0.60
2:M:129:ILE:HG22	2:M:130:ASN:N	2.16	0.60
2:M:571:LEU:HD11	2:M:701:THR:N	2.16	0.60
2:M:876:VAL:N	2:M:877:PRO:HD2	2.17	0.60
3:N:1094:LEU:CD1	3:N:1098:LEU:HD13	2.31	0.60
3:N:525:ARG:HB2	3:N:538:SER:HB3	1.84	0.60
4:O:10:PHE:CE1	4:O:16:LYS:HG3	2.36	0.60
7:Y:115:THR:OG1	7:Y:116:PRO:HD3	2.01	0.60
2:C:503:LEU:HD23	2:C:507:ARG:O	2.01	0.60
3:D:1094:LEU:O	3:D:1098:LEU:HD13	2.02	0.60
3:D:567:ILE:O	3:D:571:LYS:HG2	2.00	0.60
3:D:600:LEU:HD12	3:D:600:LEU:H	1.65	0.60
3:D:864:VAL:HG12	3:D:865:THR:N	2.17	0.60
2:H:275:TYR:HD2	2:H:276:LYS:HG3	1.66	0.60
3:I:1123:PHE:CE2	3:I:1184:GLN:HG3	2.36	0.60
3:I:809:PRO:CB	3:I:812:ALA:HB2	2.24	0.60
1:L:23:PHE:O	1:L:196:THR:HA	2.01	0.60
2:M:524:VAL:CG1	2:M:528:GLU:HB2	2.31	0.60
3:N:1114:THR:HG23	3:N:1114:THR:O	2.01	0.60
1:B:59:GLU:OE1	1:B:137:ARG:NH2	2.34	0.60
1:B:178:ALA:HB3	1:B:198:ARG:HG3	1.82	0.60
2:C:250:ARG:C	2:C:252:LYS:H	2.03	0.60
3:D:1102:THR:CA	3:D:1105:ILE:HD13	2.31	0.60
3:D:181:ASP:HA	3:D:205:TYR:HD2	1.64	0.60
3:D:474:GLU:O	3:D:478:LEU:HG	2.01	0.60
3:D:862:ASP:O	3:D:877:PRO:HD3	2.01	0.60
1:F:24:VAL:HA	1:F:196:THR:HG22	1.84	0.60
1:F:35:THR:O	1:F:39:PRO:HG2	2.02	0.60
2:H:184:MET:SD	2:H:191:PHE:HE1	2.25	0.60
2:H:129:ILE:HD11	2:H:386:PHE:HB3	1.82	0.60
2:H:726:ILE:N	2:H:726:ILE:HD12	2.17	0.60
3:I:127:LEU:C	3:I:127:LEU:HD12	2.21	0.60
3:I:789:LEU:O	3:I:792:ILE:HG23	2.01	0.60
2:M:64:LEU:HD12	2:M:100:LEU:HD13	1.84	0.60
3:I:163:TYR:HD1	2:M:209:ARG:NH2	1.99	0.60

Continued on next page...

Continued from previous page...

Atom-1	Atom-2	Interatomic distance (Å)	Clash overlap (Å)
3:N:1018:ASN:HB3	3:N:1021:TYR:HB3	1.82	0.60
3:N:638:LYS:HB2	3:N:641:GLN:OE1	2.02	0.60
3:N:810:GLU:O	3:N:813:LEU:HG	2.00	0.60
3:N:812:ALA:HB1	3:N:816:HIS:CD2	2.36	0.60
7:Z:57:ARG:O	7:Z:61:ARG:HG3	2.02	0.60
2:C:9:ILE:HG12	2:C:907:ASP:CG	2.22	0.60
3:D:525:ARG:HB2	3:D:538:SER:CB	2.32	0.60
1:G:202:ASP:OD1	1:G:204:SER:N	2.24	0.60
2:H:342:ASP:O	2:H:346:VAL:HG23	2.01	0.60
2:H:368:THR:CB	2:H:369:PRO:HD3	2.25	0.60
2:H:136:ILE:HG12	2:H:392:SER:OG	2.02	0.60
2:H:333:ILE:HD12	2:H:410:ILE:HD11	1.83	0.60
2:H:545:ASN:HB3	2:H:583:LEU:HD22	1.84	0.60
2:H:556:ASN:ND2	2:H:556:ASN:C	2.55	0.60
2:H:430:VAL:HG11	3:I:1074:SER:OG	2.02	0.60
3:I:1098:LEU:HD21	3:I:1229:ILE:CB	2.30	0.60
3:I:98:PRO:O	3:I:458:ALA:HB3	2.02	0.60
3:I:53:ILE:HA	3:I:86:ARG:NH1	2.16	0.60
2:M:831:ARG:CZ	2:M:1000:MET:SD	2.90	0.60
2:M:875:GLY:HA2	2:M:879:ARG:NH1	2.16	0.60
3:N:1101:VAL:CG1	3:N:1424:VAL:HG23	2.31	0.60
3:N:14:SER:O	3:N:18:ILE:HG13	2.02	0.60
3:D:1091:SER:OG	5:P:19:DC:H6	1.83	0.60
7:X:102:VAL:HG21	7:X:125:MET:HE2	1.83	0.60
1:B:76:VAL:HB	3:D:872:ARG:HH12	1.65	0.60
2:C:1031:ARG:HH21	3:D:621:LYS:NZ	2.00	0.60
2:C:113:VAL:HG11	2:C:373:VAL:CB	2.32	0.60
2:C:598:GLU:O	2:C:651:LYS:HG3	2.02	0.60
3:D:143:ASN:HA	3:D:161:LEU:CD2	2.32	0.60
3:D:829:VAL:HG12	3:D:830:ALA:N	2.17	0.60
1:G:20:TYR:HD2	1:G:21:GLY:H	1.49	0.60
2:H:237:ARG:NH1	2:H:237:ARG:HG3	2.17	0.60
2:H:266:ARG:CA	2:H:288:ARG:HD3	2.31	0.60
2:H:338:GLU:HA	2:H:341:THR:HG22	1.83	0.60
2:H:606:VAL:HG11	2:H:643:VAL:O	2.01	0.60
2:H:69:LEU:CD1	2:H:109:LYS:HE3	2.30	0.60
2:H:74:GLY:O	2:H:76:PRO:HD3	2.02	0.60
3:I:143:ASN:HB3	3:I:161:LEU:HD21	1.83	0.60
3:I:54:LYS:HD2	3:I:55:ASP:H	1.65	0.60
2:M:265:ARG:HB3	2:M:267:TYR:CZ	2.36	0.60
2:M:47:ALA:HB1	2:M:345:ARG:HB3	1.84	0.60

Continued on next page...

Continued from previous page...

Atom-1	Atom-2	Interatomic distance (Å)	Clash overlap (Å)
2:M:461:VAL:CG1	2:M:465:GLY:HA2	2.32	0.60
2:M:516:ARG:NH1	2:M:521:PRO:HB3	2.17	0.60
3:N:1109:GLU:HG2	3:N:1201:CYS:CA	2.29	0.60
3:N:1288:GLU:HG3	3:N:1307:LYS:HE2	1.84	0.60
3:N:1465:ASN:HA	3:N:1468:LEU:HD23	1.82	0.60
3:N:181:ASP:OD1	3:N:387:LEU:HD22	2.01	0.60
3:N:93:ILE:HD12	3:N:548:ILE:HG12	1.84	0.60
3:N:764:LEU:HD23	3:N:767:HIS:CE1	2.37	0.60
3:N:972:LEU:HG	3:N:976:GLN:NE2	2.15	0.60
4:O:19:LEU:O	4:O:23:VAL:HG23	2.02	0.60
2:C:368:THR:CB	2:C:369:PRO:CD	2.75	0.59
2:C:603:VAL:HG23	2:C:647:GLN:H	1.67	0.59
2:C:786:LYS:HG2	2:C:787:ASP:N	2.17	0.59
2:C:835:VAL:HG13	2:C:836:GLY:N	2.17	0.59
2:C:876:VAL:H	2:C:877:PRO:HD2	1.65	0.59
3:D:1457:ASP:O	3:D:1459:LEU:HD12	2.01	0.59
3:D:402:PRO:HA	3:D:443:VAL:HG23	1.82	0.59
3:D:434:ARG:HB3	3:D:447:VAL:CG2	2.32	0.59
3:D:881:LEU:HD21	3:D:941:PHE:CZ	2.37	0.59
4:E:58:PRO:HG2	4:E:59:ASN:N	2.16	0.59
1:F:49:PRO:O	1:F:173:PRO:HG2	2.02	0.59
2:H:204:GLN:NE2	2:H:228:ALA:HB1	2.17	0.59
2:H:21:ILE:N	2:H:21:ILE:HD12	2.11	0.59
3:I:1481:VAL:HG22	4:J:18:ARG:HE	1.66	0.59
1:K:30:ARG:HD3	1:K:191:ASP:HB2	1.84	0.59
2:M:881:ASN:OD1	2:M:884:GLN:NE2	2.35	0.59
3:N:1047:LYS:HB3	3:N:1048:PRO:CD	2.32	0.59
7:Y:120:SER:HB2	7:Y:123:SER:HB2	1.83	0.59
2:C:1055:LEU:HD11	2:C:1076:VAL:HG21	1.84	0.59
2:C:22:GLN:HB3	2:C:121:MET:CE	2.31	0.59
2:C:281:LEU:HD11	2:C:306:THR:HA	1.82	0.59
2:C:687:ALA:HB1	2:C:850:ALA:HB2	1.85	0.59
3:D:1257:PRO:HA	3:D:1260:ILE:HD12	1.84	0.59
3:D:486:ARG:HG3	3:D:489:ARG:NH1	2.17	0.59
3:D:676:MET:SD	3:D:684:LYS:HE3	2.41	0.59
3:D:771:SER:HB2	3:D:778:LEU:CD1	2.29	0.59
3:D:711:LEU:HD12	3:D:778:LEU:HD23	1.83	0.59
3:D:799:LYS:O	3:D:799:LYS:HD3	2.02	0.59
1:F:188:GLN:NE2	1:F:188:GLN:N	2.41	0.59
2:H:119:PRO:HG2	2:H:386:PHE:CD2	2.36	0.59
2:H:122:THR:HG22	2:H:124:ASP:H	1.67	0.59

Continued on next page...

Continued from previous page...

Atom-1	Atom-2	Interatomic distance (Å)	Clash overlap (Å)
2:H:147:TYR:O	2:H:148:PHE:HD2	1.85	0.59
2:H:186:VAL:O	2:H:187:ASN:HB3	2.02	0.59
2:H:636:ALA:O	2:H:637:LEU:HD23	2.03	0.59
3:I:1106:VAL:HG11	3:I:1474:ALA:CB	2.32	0.59
3:I:1280:VAL:HA	3:I:1318:TYR:HA	1.83	0.59
3:I:465:LEU:HD13	3:I:510:GLU:HA	1.82	0.59
3:I:850:LEU:O	3:I:853:VAL:HB	2.01	0.59
2:M:1019:GLN:CD	3:N:621:LYS:HG3	2.23	0.59
2:M:146:VAL:HG13	2:M:161:SER:O	2.03	0.59
2:M:498:GLN:HE21	2:M:498:GLN:HA	1.67	0.59
2:M:851:LYS:HG2	2:M:853:LEU:CD1	2.31	0.59
3:N:1040:GLY:O	3:N:1041:LEU:HB3	2.01	0.59
3:N:1165:TYR:CD1	3:N:1165:TYR:N	2.70	0.59
3:N:1272:ALA:HA	3:N:1326:THR:HB	1.83	0.59
3:N:1366:LYS:HA	3:N:1369:GLU:OE1	2.02	0.59
3:N:143:ASN:HD21	3:N:145:VAL:HG12	1.65	0.59
3:N:480:GLU:O	3:N:484:PRO:HD2	2.03	0.59
3:N:666:ILE:HD12	3:N:686:GLU:OE2	2.03	0.59
3:N:833:GLU:O	3:N:834:THR:HG23	2.02	0.59
7:X:92:GLU:HA	7:X:98:GLU:O	2.00	0.59
1:A:47:SER:OG	1:B:32:PHE:HZ	1.85	0.59
2:C:274:ARG:O	2:C:277:ALA:HB3	2.01	0.59
2:C:285:LEU:CG	2:C:285:LEU:O	2.50	0.59
2:C:496:ILE:HA	2:C:531:PHE:O	2.02	0.59
2:C:854:PRO:HB2	2:C:856:GLU:CD	2.23	0.59
3:D:141:ILE:CG2	3:D:162:ARG:NH1	2.64	0.59
3:D:720:LEU:CD1	3:D:720:LEU:H	2.15	0.59
3:D:7:LYS:HG2	3:D:1458:GLU:OE2	2.02	0.59
3:D:893:GLU:O	3:D:896:ALA:HB3	2.01	0.59
3:D:983:LEU:N	3:D:983:LEU:HD23	2.18	0.59
2:H:1003:ASP:O	2:H:1003:ASP:OD2	2.20	0.59
2:H:794:PRO:CG	2:H:1025:ALA:HA	2.32	0.59
3:I:1047:LYS:HB3	3:I:1048:PRO:HD2	1.85	0.59
3:I:396:VAL:HG23	3:I:398:ALA:HB3	1.83	0.59
2:M:578:VAL:HG23	2:M:579:VAL:HG12	1.84	0.59
2:M:603:VAL:HA	2:M:613:VAL:HG12	1.84	0.59
3:N:156:GLU:O	3:N:160:GLU:HB2	2.02	0.59
3:N:206:ARG:CG	3:N:391:ALA:HB3	2.32	0.59
3:N:868:TYR:CD1	3:N:869:MET:HG3	2.37	0.59
3:N:947:ILE:HD12	3:N:947:ILE:O	2.01	0.59
1:B:213:GLN:O	1:B:217:ILE:HG12	2.02	0.59

Continued on next page...

Continued from previous page...

Atom-1	Atom-2	Interatomic distance (Å)	Clash overlap (Å)
2:C:204:GLN:NE2	2:C:228:ALA:CB	2.65	0.59
2:C:338:GLU:HA	2:C:341:THR:HG22	1.83	0.59
2:C:931:GLY:O	2:C:933:GLY:N	2.35	0.59
3:D:1024:ALA:HA	3:D:1029:ARG:O	2.02	0.59
3:D:1087:ARG:NH2	7:X:43:TYR:CZ	2.65	0.59
3:D:1169:ASP:O	3:D:1172:HIS:HB2	2.02	0.59
3:D:1363:LEU:H	3:D:1363:LEU:HD23	1.67	0.59
3:D:26:VAL:CG2	3:D:93:ILE:HG12	2.32	0.59
1:F:20:TYR:HD2	1:F:21:GLY:H	1.49	0.59
2:H:1052:MET:HA	2:H:1056:LYS:HD2	1.83	0.59
3:I:783:ARG:HA	3:I:1028:ALA:HA	1.83	0.59
3:I:135:LEU:CD2	3:I:137:PRO:O	2.50	0.59
3:I:804:LEU:HG	3:I:831:GLY:CA	2.31	0.59
3:I:963:TYR:HD2	3:I:1002:LYS:HD3	1.66	0.59
1:K:99:LEU:HB3	1:K:114:PHE:CD2	2.38	0.59
2:M:352:ALA:CA	2:M:355:VAL:HG12	2.32	0.59
2:M:435:TYR:HE1	2:M:539:VAL:HG22	1.67	0.59
3:N:1167:SER:O	3:N:1171:VAL:HG23	2.02	0.59
3:N:1225:ALA:O	3:N:1229:ILE:HG13	2.02	0.59
3:N:210:ARG:HB2	3:N:389:GLU:HG3	1.82	0.59
3:N:880:ILE:CG2	3:N:881:LEU:N	2.65	0.59
4:O:27:ALA:HA	4:O:30:LEU:HD12	1.82	0.59
1:A:127:LEU:HD12	1:A:128:HIS:N	2.17	0.59
2:C:285:LEU:HD23	2:C:285:LEU:O	2.02	0.59
2:C:295:ASP:HB3	2:C:297:GLU:OE2	2.01	0.59
2:C:754:ILE:HG13	2:C:791:ARG:NH1	2.17	0.59
3:D:1393:GLN:HB2	3:D:1398:TRP:CZ2	2.37	0.59
3:D:1452:ILE:CD1	3:D:1452:ILE:N	2.64	0.59
3:D:789:LEU:HD12	3:D:911:LEU:HD21	1.84	0.59
2:H:274:ARG:HG3	2:H:285:LEU:HD22	1.84	0.59
2:H:544:THR:C	2:H:546:LEU:H	2.06	0.59
3:I:1356:TYR:HD2	3:I:1361:VAL:HG11	1.67	0.59
3:I:850:LEU:N	3:I:850:LEU:HD12	2.14	0.59
2:M:751:PRO:HA	2:M:792:VAL:HG12	1.84	0.59
2:M:432:ARG:HH12	3:N:1047:LYS:HG2	1.66	0.59
3:N:358:GLY:HA2	3:N:385:VAL:CA	2.32	0.59
3:N:508:ARG:HB3	3:N:509:PRO:HD2	1.84	0.59
3:N:715:ALA:HB3	3:N:764:LEU:HA	1.84	0.59
7:Z:7:LEU:HD23	7:Z:109:GLU:OE2	2.03	0.59
1:A:40:LEU:HA	1:A:43:ILE:HD12	1.83	0.59
2:C:64:LEU:HB2	2:C:359:MET:CG	2.33	0.59

Continued on next page...

Continued from previous page...

Atom-1	Atom-2	Interatomic distance (Å)	Clash overlap (Å)
3:D:162:ARG:HG3	3:D:452:ILE:CG2	2.33	0.59
1:F:206:THR:HG22	1:F:209:GLU:CG	2.29	0.59
1:F:76:VAL:HA	1:F:79:ILE:HG13	1.83	0.59
2:H:1009:SER:HB3	3:I:651:GLU:OE1	2.02	0.59
2:H:569:VAL:HG12	2:H:996:LYS:O	2.02	0.59
2:H:587:VAL:HG11	2:H:666:LEU:CD2	2.32	0.59
3:I:1033:GLN:HE22	7:Y:54:GLU:HG2	1.64	0.59
3:I:1112:CYS:HB2	3:I:1195:GLN:HG2	1.84	0.59
1:L:22:GLU:OE2	1:L:198:ARG:HB3	2.03	0.59
2:M:200:LEU:CD1	2:M:202:TYR:CD2	2.86	0.59
2:M:344:PHE:CD2	2:M:378:LEU:HD11	2.37	0.59
2:M:272:ALA:HA	2:M:464:LEU:HD21	1.84	0.59
3:N:1200:VAL:HG22	3:N:1373:ARG:NH1	2.17	0.59
3:N:167:GLU:HB3	3:N:169:TYR:HE1	1.67	0.59
3:N:181:ASP:HA	3:N:205:TYR:HB3	1.85	0.59
3:N:403:PHE:CE2	3:N:444:VAL:HG23	2.38	0.59
3:N:845:ASN:H	3:N:848:GLU:HG3	1.67	0.59
5:P:20:DC:H2''	5:P:21:DG:H5'	1.84	0.59
3:N:908:LYS:NZ	7:Z:35:GLU:OE1	2.35	0.59
1:A:21:GLY:HA3	1:A:207:PRO:CB	2.32	0.59
2:C:1055:LEU:HD22	2:C:1066:ALA:HB2	1.82	0.59
2:C:151:ASP:HB2	2:C:157:ARG:O	2.03	0.59
2:C:134:ARG:HH21	2:C:393:GLN:HA	1.67	0.59
2:C:433:THR:CG2	2:C:488:ALA:HB1	2.33	0.59
2:C:498:GLN:HE21	2:C:498:GLN:CA	2.14	0.59
2:C:720:GLU:HG2	2:C:760:SER:HB3	1.84	0.59
3:D:1018:ASN:HB3	3:D:1021:TYR:HB3	1.84	0.59
3:D:190:GLU:HG2	3:D:196:VAL:HG22	1.84	0.59
3:D:701:LEU:N	3:D:701:LEU:HD12	2.17	0.59
3:D:632:VAL:CG2	3:D:725:SER:HB2	2.32	0.59
3:D:889:ALA:HB1	3:D:930:LEU:HA	1.83	0.59
3:D:996:TRP:CE2	3:D:1056:PRO:HG2	2.37	0.59
2:H:177:GLU:CD	2:H:179:ASN:HB3	2.23	0.59
2:H:494:TYR:N	2:H:494:TYR:CD1	2.70	0.59
2:H:67:ASP:OD1	2:H:68:PHE:N	2.35	0.59
3:I:1209:LEU:HD11	4:J:16:LYS:HD2	1.85	0.59
3:I:482:LYS:HE2	3:I:1388:ARG:NH2	2.17	0.59
3:I:520:LEU:HD12	3:I:521:PRO:HD2	1.85	0.59
3:I:54:LYS:CG	3:I:55:ASP:H	2.15	0.59
3:I:843:PHE:HE1	3:I:864:VAL:HG11	1.66	0.59
3:I:880:ILE:HG22	3:I:881:LEU:H	1.67	0.59

Continued on next page...

Continued from previous page...

Atom-1	Atom-2	Interatomic distance (Å)	Clash overlap (Å)
2:M:203:ASP:HB2	2:M:205:GLU:OE2	2.02	0.59
2:M:39:ARG:HD2	2:M:39:ARG:N	2.12	0.59
2:M:537:LYS:HG3	2:M:545:ASN:OD1	2.03	0.59
3:N:1295:GLU:CB	3:N:1300:SER:HB3	2.32	0.59
3:N:1356:TYR:HD2	3:N:1361:VAL:HG11	1.68	0.59
3:N:141:ILE:N	3:N:162:ARG:HH12	1.99	0.59
3:N:729:HIS:O	3:N:732:VAL:HG23	2.03	0.59
3:N:804:LEU:HD13	3:N:829:VAL:CG1	2.33	0.59
1:B:56:VAL:HG11	1:B:140:MET:CE	2.33	0.59
2:C:701:THR:HG23	2:C:832:LYS:HA	1.85	0.59
2:C:870:ILE:N	2:C:870:ILE:HD13	2.17	0.59
3:D:98:PRO:O	3:D:458:ALA:HB3	2.03	0.59
2:H:208:ALA:O	2:H:212:GLY:N	2.33	0.59
2:H:267:TYR:CB	2:H:272:ALA:CB	2.80	0.59
2:H:872:ASN:HD21	2:H:874:LEU:HD12	1.67	0.59
3:I:1256:LEU:HD12	3:I:1259:VAL:HB	1.85	0.59
3:I:637:LEU:HD21	3:I:642:CYS:HA	1.85	0.59
1:K:21:GLY:HA3	1:K:207:PRO:CB	2.33	0.59
1:L:52:ALA:HB2	1:L:170:VAL:C	2.23	0.59
2:M:1005:MET:CE	3:N:648:MET:HG3	2.33	0.59
2:M:1035:MET:HA	2:M:1038:TRP:CE3	2.38	0.59
2:M:207:LEU:HD21	2:M:221:LEU:HD22	1.84	0.59
2:M:384:GLU:O	2:M:388:ARG:HB2	2.02	0.59
3:N:185:VAL:HG21	3:N:191:LEU:HD21	1.83	0.59
3:N:493:ARG:HG3	3:N:494:LYS:N	2.18	0.59
3:N:804:LEU:O	3:N:804:LEU:HD23	2.03	0.59
3:N:875:THR:HG23	3:N:879:ARG:HG3	1.83	0.59
3:N:925:GLU:CD	4:O:6:ILE:HG22	2.23	0.59
1:A:226:SER:O	1:A:228:PRO:HD3	2.03	0.59
2:C:309:TYR:CE2	2:C:321:GLU:HB3	2.37	0.59
2:C:460:ARG:HG3	2:C:460:ARG:HH11	1.67	0.59
3:D:1165:TYR:CE2	3:D:1214:PRO:HB3	2.37	0.59
3:D:1388:ARG:HG3	3:D:1389:LEU:H	1.67	0.59
3:D:58:CYS:HB2	3:D:78:VAL:CB	2.33	0.59
3:D:87:ARG:O	3:D:524:LEU:HD11	2.03	0.59
1:F:30:ARG:NH1	1:F:191:ASP:HB2	2.17	0.59
1:F:39:PRO:O	1:F:43:ILE:HG12	2.02	0.59
1:G:54:THR:HG21	1:G:158:ILE:HG13	1.84	0.59
2:H:288:ARG:HH11	2:H:288:ARG:CB	2.16	0.59
2:H:570:PRO:HD2	2:H:635:THR:HG21	1.85	0.59
2:H:983:ILE:CD1	3:I:944:THR:HG22	2.33	0.59

Continued on next page...

Continued from previous page...

Atom-1	Atom-2	Interatomic distance (Å)	Clash overlap (Å)
3:I:1264:GLU:O	3:I:1266:ARG:HG3	2.02	0.59
3:I:804:LEU:CG	3:I:831:GLY:HA3	2.33	0.59
4:J:9:LEU:HB3	4:J:19:LEU:CD2	2.31	0.59
2:M:1019:GLN:HB2	2:M:1021:LEU:HD11	1.85	0.59
2:M:226:VAL:HG13	2:M:227:PHE:CD1	2.37	0.59
2:M:480:THR:HG22	2:M:481:ASP:H	1.68	0.59
2:M:89:THR:O	2:M:91:GLN:HG3	2.02	0.59
3:N:1147:ARG:HB3	3:N:1188:VAL:CG2	2.32	0.59
3:N:127:LEU:CD1	3:N:127:LEU:C	2.72	0.59
3:N:17:LYS:HA	3:N:20:SER:HB2	1.84	0.59
4:O:47:LYS:N	4:O:54:LEU:HD13	2.18	0.59
3:D:991:GLN:HE22	7:X:112:VAL:HB	1.68	0.59
7:Z:134:VAL:CG2	7:Z:153:ALA:HA	2.33	0.59
2:C:677:MET:HA	2:C:873:PRO:CG	2.33	0.59
3:D:143:ASN:CA	3:D:161:LEU:HD21	2.33	0.59
3:D:181:ASP:HA	3:D:205:TYR:CB	2.33	0.59
3:D:206:ARG:HB3	3:D:207:PHE:CE1	2.38	0.59
3:D:789:LEU:CD1	3:D:934:LEU:HD22	2.33	0.59
1:F:45:LEU:N	1:F:45:LEU:HD12	2.18	0.59
1:F:64:GLU:O	1:F:75:VAL:HB	2.02	0.59
2:H:498:GLN:HE21	2:H:498:GLN:CA	2.04	0.59
2:H:997:LEU:C	2:H:999:HIS:H	2.05	0.59
3:I:1041:LEU:O	3:I:1041:LEU:HD23	2.02	0.59
3:I:606:ILE:O	3:I:606:ILE:HG12	2.03	0.59
3:I:800:LYS:CG	3:I:801:GLY:N	2.65	0.59
3:I:988:ARG:HD3	3:I:992:ILE:HD11	1.85	0.59
2:M:1105:LYS:NZ	2:M:1107:ASN:HB2	2.18	0.59
3:N:1209:LEU:HD23	3:N:1211:MET:H	1.68	0.59
3:N:452:ILE:HD13	3:N:452:ILE:H	1.68	0.59
4:O:27:ALA:O	4:O:31:LEU:CD1	2.51	0.59
7:X:78:GLY:O	7:X:156:GLY:HA2	2.03	0.59
2:C:1046:ALA:HB1	3:D:1471:LEU:CD1	2.19	0.58
2:C:12:VAL:HB	2:C:472:ARG:NH1	2.17	0.58
2:C:501:THR:CG2	2:C:513:VAL:HG13	2.33	0.58
2:C:701:THR:CG2	2:C:832:LYS:HA	2.33	0.58
3:D:1273:VAL:O	3:D:1273:VAL:HG23	2.03	0.58
3:D:1369:GLU:HA	3:D:1372:VAL:HG12	1.85	0.58
3:D:361:VAL:HG13	3:D:379:ALA:HB1	1.85	0.58
1:F:26:GLU:CB	1:F:194:LYS:HG3	2.31	0.58
1:G:83:LYS:HZ1	3:I:844:ALA:H	1.50	0.58
2:H:1041:GLU:HB3	3:I:1223:ILE:CD1	2.33	0.58

Continued on next page...

Continued from previous page...

Atom-1	Atom-2	Interatomic distance (Å)	Clash overlap (Å)
3:I:465:LEU:HD22	3:I:510:GLU:CA	2.33	0.58
3:I:29:PRO:HD3	3:I:548:ILE:CG2	2.32	0.58
3:I:741:ASP:OD2	3:I:743:ASP:OD2	2.20	0.58
1:K:46:SER:HB3	2:M:856:GLU:CG	2.33	0.58
1:L:18:ARG:O	1:L:201:THR:OG1	2.21	0.58
2:M:205:GLU:HA	2:M:209:ARG:CZ	2.33	0.58
2:M:281:LEU:CG	2:M:282:GLY:H	2.16	0.58
2:M:688:ILE:HD13	2:M:847:GLY:HA3	1.84	0.58
3:N:1194:CYS:SG	3:N:1200:VAL:HG13	2.43	0.58
3:N:171:LEU:CD2	3:N:172:PRO:HD2	2.33	0.58
3:N:729:HIS:NE2	3:N:731:LEU:HB2	2.17	0.58
3:N:982:PHE:CE1	7:Z:117:MET:HG2	2.38	0.58
7:X:17:GLN:O	7:X:21:ARG:HD3	2.03	0.58
7:Z:91:LEU:HB3	7:Z:149:PHE:HB3	1.85	0.58
3:D:1026:SER:C	3:D:1028:ALA:H	2.05	0.58
3:D:1037:GLN:HG2	3:D:1042:ARG:HB3	1.84	0.58
3:D:119:SER:H	3:D:123:LEU:CD2	2.15	0.58
3:D:139:GLY:O	3:D:162:ARG:NH2	2.34	0.58
3:D:465:LEU:HD13	3:D:510:GLU:HA	1.85	0.58
3:D:1481:VAL:CG1	4:E:18:ARG:HA	2.13	0.58
1:F:50:GLY:HA3	1:F:173:PRO:HG3	1.83	0.58
1:G:68:ILE:HD12	1:G:68:ILE:N	2.18	0.58
2:H:52:PHE:C	2:H:52:PHE:CD1	2.76	0.58
3:I:1094:LEU:HG	3:I:1098:LEU:HD13	1.85	0.58
3:I:156:GLU:O	3:I:160:GLU:HB2	2.03	0.58
3:I:87:ARG:CB	3:I:523:ASP:HB2	2.28	0.58
3:I:710:ARG:HG3	3:I:711:LEU:N	2.18	0.58
3:I:731:LEU:HD21	3:I:781:PRO:HA	1.85	0.58
3:I:804:LEU:CD2	3:I:831:GLY:HA3	2.33	0.58
4:J:59:ASN:ND2	4:J:61:VAL:CG2	2.66	0.58
2:M:243:ARG:N	2:M:244:PRO:CD	2.66	0.58
3:N:1007:VAL:HG12	3:N:1011:PHE:CE2	2.38	0.58
3:N:1037:GLN:OE1	3:N:1042:ARG:NH1	2.36	0.58
3:N:1189:ARG:NH1	3:N:1189:ARG:HG3	2.18	0.58
3:N:1200:VAL:HG22	3:N:1373:ARG:HH12	1.68	0.58
3:N:1340:GLY:O	3:N:1344:VAL:HG23	2.03	0.58
3:N:902:LEU:HD23	3:N:902:LEU:H	1.68	0.58
2:C:193:LEU:N	2:C:193:LEU:HD12	2.19	0.58
2:C:260:LEU:CA	2:C:291:ALA:HB1	2.34	0.58
2:C:64:LEU:HB2	2:C:359:MET:HG3	1.85	0.58
3:D:179:VAL:HG13	3:D:183:GLU:CB	2.26	0.58

Continued on next page...

Continued from previous page...

Atom-1	Atom-2	Interatomic distance (Å)	Clash overlap (Å)
3:D:348:GLN:H	3:D:351:MET:HE2	1.66	0.58
3:D:409:VAL:HG13	3:D:410:SER:H	1.67	0.58
3:D:851:LEU:N	3:D:851:LEU:HD23	2.19	0.58
3:D:979:GLU:O	7:X:143:PRO:HD2	2.02	0.58
1:G:56:VAL:CG1	1:G:57:TYR:N	2.65	0.58
2:H:1026:GLN:OE1	2:H:1026:GLN:HA	2.03	0.58
2:H:79:PRO:HG2	2:H:82:GLU:HB2	1.86	0.58
2:H:857:ASP:CB	2:H:978:ARG:HG2	2.21	0.58
3:I:1202:GLN:HB2	3:I:1217:ILE:HD11	1.85	0.58
3:I:581:LEU:CD2	3:I:581:LEU:H	2.14	0.58
3:I:584:ASN:ND2	3:I:590:PRO:HD2	2.18	0.58
3:I:720:LEU:H	3:I:720:LEU:CD1	2.16	0.58
3:I:770:LEU:HB2	3:I:1210:SER:O	2.04	0.58
3:I:95:LEU:HD21	3:I:574:LEU:HD11	1.85	0.58
3:I:696:HIS:ND1	4:J:48:MET:SD	2.76	0.58
1:L:25:LEU:HD21	1:L:28:LEU:HD21	1.86	0.58
2:M:176:VAL:HG23	2:M:176:VAL:O	2.02	0.58
2:M:456:ALA:HB3	2:M:459:ALA:CB	2.29	0.58
2:M:714:ASP:OD1	2:M:719:PRO:HG3	2.03	0.58
2:C:352:ALA:HA	2:C:355:VAL:CG1	2.33	0.58
2:C:611:ILE:HG13	2:C:625:LEU:HD21	1.86	0.58
2:C:717:LEU:HB3	2:C:761:PHE:CG	2.38	0.58
2:C:725:ASP:HB3	2:C:783:ARG:HH12	1.69	0.58
3:D:489:ARG:NH2	3:D:1389:LEU:HD11	2.17	0.58
4:E:54:LEU:HG	4:E:58:PRO:HB3	1.85	0.58
1:F:63:HIS:CB	2:H:799:ILE:HG21	2.33	0.58
1:F:91:ASN:OD1	1:F:92:PRO:HD2	2.03	0.58
2:H:18:LEU:N	2:H:18:LEU:HD12	2.17	0.58
2:H:224:GLU:OE1	2:H:226:VAL:HG13	2.04	0.58
3:I:123:LEU:HD21	3:I:151:GLN:NE2	2.18	0.58
3:I:128:TYR:CE2	3:I:458:ALA:HA	2.34	0.58
1:K:56:VAL:HG12	1:K:57:TYR:H	1.66	0.58
2:M:208:ALA:O	2:M:212:GLY:N	2.35	0.58
2:M:281:LEU:CD1	2:M:309:TYR:HB2	2.33	0.58
2:M:462:ASP:CB	2:M:468:ARG:HD2	2.32	0.58
2:M:495:THR:CG2	2:M:517:ARG:HH21	2.11	0.58
3:N:104:PHE:O	3:N:112:ILE:CG2	2.51	0.58
3:N:1095:THR:HG23	3:N:1230:GLY:HA3	1.83	0.58
3:N:1273:VAL:O	3:N:1273:VAL:HG23	2.03	0.58
3:N:131:LYS:HG3	3:N:456:MET:HE3	1.84	0.58
1:A:206:THR:HG23	1:A:208:LEU:H	1.67	0.58

Continued on next page...

Continued from previous page...

Atom-1	Atom-2	Interatomic distance (Å)	Clash overlap (Å)
1:B:227:ASN:HD22	1:B:227:ASN:N	2.01	0.58
2:C:329:GLY:HA3	2:C:489:THR:CG2	2.33	0.58
2:C:736:ASP:O	2:C:744:ARG:HG2	2.02	0.58
2:C:742:VAL:HG12	2:C:743:VAL:H	1.68	0.58
2:C:997:LEU:C	2:C:999:HIS:H	2.06	0.58
3:D:104:PHE:CD1	3:D:512:MET:HG2	2.38	0.58
3:D:689:ASP:O	3:D:693:GLU:HB2	2.03	0.58
3:D:762:GLN:NE2	4:E:20:THR:HG21	2.14	0.58
2:H:1097:LEU:HG	3:I:10:ILE:CG2	2.31	0.58
2:H:165:LEU:HB3	2:H:265:ARG:CZ	2.34	0.58
2:H:252:LYS:O	2:H:255:ALA:N	2.37	0.58
2:H:261:ILE:HG22	2:H:266:ARG:NH2	2.18	0.58
3:I:52:PRO:HG2	3:I:80:VAL:HG22	1.86	0.58
3:I:812:ALA:O	3:I:816:HIS:HB2	2.02	0.58
3:I:804:LEU:HD23	3:I:831:GLY:CA	2.33	0.58
4:J:40:LEU:CD2	4:J:67:GLU:HA	2.33	0.58
1:K:194:LYS:HZ1	1:K:196:THR:HG21	1.67	0.58
2:M:401:LEU:CD1	2:M:587:VAL:HG11	2.33	0.58
2:M:430:VAL:HG13	3:N:1075:HIS:ND1	2.18	0.58
2:M:606:VAL:HG11	2:M:643:VAL:O	2.02	0.58
3:N:1048:PRO:O	3:N:1079:LYS:HE3	2.03	0.58
3:N:1183:ILE:HD12	3:N:1183:ILE:O	2.04	0.58
3:N:40:GLU:OE1	3:N:40:GLU:HA	2.04	0.58
3:N:688:TRP:HA	3:N:688:TRP:CE3	2.38	0.58
2:C:1061:GLU:OE2	3:D:84:ILE:CD1	2.45	0.58
2:C:267:TYR:N	2:C:267:TYR:CD2	2.65	0.58
2:C:47:ALA:O	2:C:348:LEU:HD23	2.03	0.58
3:D:1292:VAL:HG23	3:D:1305:LEU:HG	1.84	0.58
3:D:58:CYS:HB2	3:D:78:VAL:CG1	2.33	0.58
3:D:644:LEU:HD12	3:D:645:PRO:HD2	1.84	0.58
4:E:54:LEU:O	4:E:54:LEU:HD23	2.03	0.58
2:H:272:ALA:O	2:H:276:LYS:NZ	2.29	0.58
2:H:399:ASN:O	2:H:402:SER:HB3	2.03	0.58
2:H:571:LEU:HD21	2:H:700:TYR:HA	1.86	0.58
3:I:1007:VAL:CG1	3:I:1011:PHE:HE2	2.15	0.58
3:I:1101:VAL:HG11	3:I:1424:VAL:O	2.04	0.58
3:I:23:TYR:O	3:I:49:ILE:HG23	2.03	0.58
1:K:43:ILE:CD1	1:L:35:THR:HG21	2.33	0.58
2:M:1105:LYS:HD2	2:M:1107:ASN:ND2	2.18	0.58
3:N:1003:VAL:O	3:N:1007:VAL:HG23	2.03	0.58
3:N:165:LYS:NZ	3:N:199:LEU:CD2	2.66	0.58

Continued on next page...

Continued from previous page...

Atom-1	Atom-2	Interatomic distance (Å)	Clash overlap (Å)
3:N:907:GLU:HG2	3:N:908:LYS:N	2.18	0.58
1:B:48:ILE:H	1:B:48:ILE:CD1	2.15	0.58
2:C:483:VAL:HG12	2:C:484:VAL:N	2.18	0.58
2:C:976:ASP:CB	2:C:979:THR:HG22	2.33	0.58
3:D:1066:THR:HG22	3:D:1069:GLU:CB	2.22	0.58
3:D:1299:PHE:N	3:D:1299:PHE:HD2	2.01	0.58
3:D:39:PRO:O	3:D:40:GLU:O	2.21	0.58
3:D:805:GLU:O	3:D:809:PRO:HD2	2.03	0.58
3:D:810:GLU:C	3:D:812:ALA:N	2.56	0.58
3:D:83:SER:O	3:D:86:ARG:HB2	2.04	0.58
1:F:186:LEU:HD23	1:F:187:GLY:N	2.18	0.58
2:H:159:ILE:O	2:H:159:ILE:HD12	2.04	0.58
2:H:593:ALA:HB1	2:H:659:PRO:HD2	1.86	0.58
2:H:690:ILE:HD11	2:H:694:LEU:HD12	1.86	0.58
2:H:857:ASP:OD1	2:H:857:ASP:N	2.36	0.58
2:H:976:ASP:CB	2:H:979:THR:HG22	2.34	0.58
2:H:877:PRO:HG3	3:I:1023:MET:SD	2.44	0.58
3:I:8:VAL:CG2	3:I:1459:LEU:HD11	2.33	0.58
3:I:983:LEU:H	3:I:983:LEU:HD23	1.68	0.58
1:K:44:LEU:O	1:K:48:ILE:HD12	2.03	0.58
2:M:1008:ARG:HH12	2:M:1010:THR:HA	1.68	0.58
2:M:838:LYS:HD3	2:M:846:LYS:NZ	2.19	0.58
3:N:963:TYR:CE2	3:N:1002:LYS:HD3	2.38	0.58
3:N:1299:PHE:HD2	3:N:1299:PHE:N	2.02	0.58
3:N:1481:VAL:HG11	4:O:18:ARG:CA	2.11	0.58
3:N:367:ILE:CB	3:N:377:VAL:HG12	2.32	0.58
3:N:400:VAL:HG22	3:N:443:VAL:CG2	2.32	0.58
3:N:804:LEU:HD22	3:N:831:GLY:CA	2.26	0.58
3:N:849:ALA:O	3:N:853:VAL:HG23	2.03	0.58
3:N:890:VAL:HG11	3:N:922:LEU:HD12	1.82	0.58
1:A:39:PRO:HG3	1:B:39:PRO:HG3	1.86	0.58
1:B:56:VAL:CG1	1:B:140:MET:HE3	2.33	0.58
1:B:80:LEU:HG	3:D:844:ALA:HB2	1.84	0.58
2:C:1060:ILE:HG21	3:D:87:ARG:NH2	2.18	0.58
2:C:136:ILE:N	2:C:136:ILE:HD12	2.19	0.58
2:C:208:ALA:O	2:C:212:GLY:N	2.32	0.58
2:C:654:LEU:HD23	2:C:654:LEU:N	2.17	0.58
2:C:950:LEU:HD12	2:C:952:LEU:CD2	2.32	0.58
3:D:1367:HIS:HA	3:D:1370:ILE:HD12	1.86	0.58
3:D:398:ALA:HB2	3:D:447:VAL:HA	1.84	0.58
3:D:45:PHE:HD1	3:D:522:PRO:HB3	1.69	0.58

Continued on next page...

Continued from previous page...

Atom-1	Atom-2	Interatomic distance (Å)	Clash overlap (Å)
1:G:124:ASN:N	1:G:125:PRO:HD3	2.17	0.58
2:H:129:ILE:CD1	2:H:386:PHE:HB3	2.33	0.58
2:H:12:VAL:CG2	2:H:13:ILE:HG23	2.26	0.58
2:H:304:LEU:CD2	2:H:305:PRO:HD3	2.33	0.58
2:H:38:LYS:HE2	2:H:38:LYS:HA	1.86	0.58
2:H:403:SER:O	2:H:407:LYS:HG3	2.04	0.58
2:H:94:LEU:HD12	2:H:95:TYR:O	2.04	0.58
3:I:1007:VAL:CG1	3:I:1011:PHE:CE2	2.86	0.58
3:I:482:LYS:HE2	3:I:1388:ARG:HH22	1.69	0.58
3:I:650:LEU:HD13	3:I:688:TRP:CZ3	2.30	0.58
1:L:179:PHE:N	1:L:179:PHE:CD2	2.70	0.58
1:L:62:LEU:HD13	1:L:63:HIS:CD2	2.38	0.58
2:M:189:ARG:NH1	2:M:190:LYS:HD2	2.18	0.58
2:M:374:ASN:HD21	2:M:376:ARG:HB2	1.66	0.58
3:N:165:LYS:HE2	3:N:167:GLU:HG3	1.86	0.58
3:N:358:GLY:HA2	3:N:385:VAL:C	2.24	0.58
3:N:871:LYS:HE2	3:N:873:LEU:HD21	1.86	0.58
1:B:185:ARG:NH1	3:D:692:GLU:HG2	2.19	0.58
2:C:1011:GLY:HA3	2:C:1026:GLN:HG2	1.86	0.58
2:C:134:ARG:HB3	2:C:393:GLN:O	2.03	0.58
3:D:1459:LEU:N	3:D:1459:LEU:HD12	2.19	0.58
3:D:1217:ILE:HB	3:D:1480:PHE:CD2	2.39	0.58
3:D:141:ILE:CG2	3:D:162:ARG:HH11	2.16	0.58
3:D:202:VAL:O	3:D:395:VAL:CG1	2.49	0.58
3:D:47:GLU:O	3:D:51:GLY:N	2.36	0.58
3:D:739:ASP:OD1	3:D:743:ASP:OD2	2.22	0.58
3:D:715:ALA:HB3	3:D:764:LEU:HA	1.86	0.58
3:D:972:LEU:O	3:D:976:GLN:HG3	2.03	0.58
1:G:206:THR:HG23	1:G:209:GLU:H	1.69	0.58
1:G:29:GLU:HB2	1:G:32:PHE:CD1	2.39	0.58
2:H:172:ILE:H	2:H:172:ILE:HD12	1.67	0.58
2:H:654:LEU:CD2	2:H:654:LEU:H	2.05	0.58
2:H:943:VAL:HG11	2:H:973:VAL:HG13	1.85	0.58
3:I:179:VAL:HG21	3:I:189:GLN:NE2	2.19	0.58
3:I:701:LEU:HD11	3:I:750:PRO:HG3	1.85	0.58
4:J:48:MET:HG3	4:J:49:GLN:H	1.67	0.58
1:K:89:PHE:CD1	1:K:89:PHE:N	2.70	0.58
2:M:794:PRO:CG	2:M:1025:ALA:HA	2.34	0.58
2:M:174:LEU:HD23	2:M:184:MET:HG3	1.86	0.58
2:M:224:GLU:HG3	2:M:227:PHE:HB2	1.86	0.58
2:M:597:ALA:CA	2:M:655:LEU:HD11	2.33	0.58

Continued on next page...

Continued from previous page...

Atom-1	Atom-2	Interatomic distance (Å)	Clash overlap (Å)
2:M:690:ILE:HD11	2:M:694:LEU:HB2	1.85	0.58
3:N:1147:ARG:HD2	3:N:1188:VAL:HG21	1.84	0.58
3:N:705:ALA:CB	3:N:706:PRO:CD	2.82	0.58
7:X:5:VAL:HB	7:X:72:ALA:HA	1.86	0.58
1:A:83:LYS:HD3	1:A:167:VAL:HG12	1.86	0.58
2:C:129:ILE:HG22	2:C:130:ASN:H	1.66	0.58
2:C:332:ARG:HG3	2:C:464:LEU:O	2.03	0.58
2:C:22:GLN:NE2	2:C:336:VAL:CG2	2.67	0.58
2:C:136:ILE:CG2	2:C:336:VAL:HG22	2.34	0.58
2:C:701:THR:HA	2:C:831:ARG:O	2.04	0.58
2:C:668:LEU:O	2:C:995:MET:HB3	2.03	0.58
3:D:105:VAL:HG22	3:D:112:ILE:HG21	1.85	0.58
3:D:1264:GLU:HG2	3:D:1266:ARG:NH2	2.18	0.58
3:D:1366:LYS:O	3:D:1370:ILE:HG13	2.04	0.58
3:D:1405:GLU:OE2	3:D:1411:GLY:O	2.21	0.58
3:D:465:LEU:HD11	3:D:512:MET:HB2	1.86	0.58
3:D:87:ARG:CB	3:D:523:ASP:HB2	2.16	0.58
3:D:980:MET:HB3	3:D:982:PHE:HE2	1.64	0.58
1:G:41:ARG:HG3	1:G:177:VAL:HG21	1.85	0.58
1:G:68:ILE:H	1:G:68:ILE:HD12	1.67	0.58
2:H:267:TYR:HB2	2:H:272:ALA:HB2	1.82	0.58
2:H:274:ARG:O	2:H:277:ALA:HB3	2.03	0.58
2:H:260:LEU:HA	2:H:291:ALA:CB	2.34	0.58
2:H:937:ASP:CB	2:H:940:GLU:HG3	2.33	0.58
2:H:1096:ALA:HB2	3:I:101:HIS:CD2	2.38	0.58
3:I:1166:LEU:HD23	3:I:1166:LEU:H	1.68	0.58
3:I:701:LEU:C	3:I:702:LEU:HD12	2.24	0.58
4:J:46:PRO:HB2	4:J:54:LEU:HD22	1.85	0.58
3:N:1123:PHE:CE2	3:N:1184:GLN:HA	2.39	0.58
3:N:1161:GLU:HG2	3:N:1164:ARG:HB2	1.85	0.58
3:N:181:ASP:CA	3:N:205:TYR:HB3	2.34	0.58
3:N:415:VAL:HG12	3:N:416:ALA:N	2.18	0.58
1:A:36:LEU:C	1:A:39:PRO:HD2	2.24	0.57
1:A:45:LEU:HD12	1:A:45:LEU:N	2.19	0.57
3:D:1110:ALA:O	3:D:1111:ASP:C	2.42	0.57
3:D:204:LEU:O	3:D:393:ILE:HG23	2.04	0.57
1:B:80:LEU:HG	3:D:844:ALA:CB	2.34	0.57
2:H:1076:VAL:HG11	3:I:752:SER:HA	1.86	0.57
2:H:260:LEU:HD22	2:H:292:ARG:NH1	2.18	0.57
2:H:352:ALA:C	2:H:355:VAL:HG12	2.24	0.57
2:H:463:GLU:HA	2:H:463:GLU:OE1	2.04	0.57

Continued on next page...

Continued from previous page...

Atom-1	Atom-2	Interatomic distance (Å)	Clash overlap (Å)
2:H:473:ARG:HG2	2:H:473:ARG:HH11	1.69	0.57
2:H:876:VAL:O	2:H:879:ARG:O	2.22	0.57
3:I:1066:THR:OG1	3:I:1067:VAL:N	2.37	0.57
3:I:618:LEU:HD11	3:I:1463:LYS:HE2	1.85	0.57
1:L:219:ARG:O	1:L:222:LEU:HB2	2.04	0.57
2:M:224:GLU:OE1	2:M:226:VAL:CG1	2.52	0.57
2:M:328:LEU:HB2	2:M:433:THR:CG2	2.34	0.57
2:M:682:TYR:CD1	3:N:635:PRO:HG2	2.39	0.57
3:N:1481:VAL:HG12	4:O:21:VAL:HG21	1.85	0.57
3:N:975:GLU:HA	3:N:975:GLU:OE1	2.03	0.57
1:B:82:LEU:HD13	1:B:142:VAL:HG11	1.85	0.57
2:C:1097:LEU:HD12	3:D:10:ILE:HG23	1.86	0.57
2:C:194:VAL:O	2:C:197:LEU:N	2.37	0.57
2:C:224:GLU:CB	2:C:228:ALA:HB2	2.33	0.57
2:C:577:PRO:HG3	2:C:993:PHE:CE1	2.39	0.57
3:D:127:LEU:CD1	3:D:127:LEU:C	2.73	0.57
3:D:1356:TYR:HD2	3:D:1361:VAL:HG11	1.69	0.57
3:D:834:THR:HB	3:D:838:ARG:HB2	1.86	0.57
1:G:73:GLU:OE1	1:G:130:ALA:HA	2.04	0.57
2:H:1055:LEU:HD22	2:H:1066:ALA:HB2	1.85	0.57
2:H:218:VAL:HG23	2:H:311:PHE:HE1	1.70	0.57
3:I:1135:ARG:HD2	3:I:1139:ASP:CB	2.28	0.57
3:I:1391:GLU:OE1	3:I:1393:GLN:NE2	2.37	0.57
3:I:1465:ASN:HD22	3:I:1468:LEU:HD12	1.69	0.57
3:I:834:THR:HB	3:I:838:ARG:HB2	1.86	0.57
2:M:1090:LYS:HA	2:M:1093:GLN:HG3	1.86	0.57
2:M:239:PHE:CZ	2:M:252:LYS:CA	2.86	0.57
2:M:516:ARG:HG3	3:N:1068:LEU:HD11	1.86	0.57
2:M:861:LEU:HD22	2:M:865:THR:CG2	2.34	0.57
2:M:878:SER:OG	3:N:1029:ARG:NH1	2.37	0.57
3:N:28:LYS:HD3	3:N:41:ARG:NH2	2.19	0.57
3:N:829:VAL:CG1	3:N:830:ALA:N	2.66	0.57
7:X:33:LEU:HD12	7:X:51:ALA:CB	2.34	0.57
1:A:91:ASN:HD22	1:A:93:SER:HB3	1.70	0.57
2:C:1084:SER:O	2:C:1087:VAL:HG12	2.04	0.57
2:C:267:TYR:H	2:C:267:TYR:HD2	1.50	0.57
2:C:690:ILE:HG23	2:C:852:ILE:HA	1.85	0.57
2:C:98:LEU:N	2:C:98:LEU:CD1	2.64	0.57
3:D:1372:VAL:HA	3:D:1375:MET:CE	2.34	0.57
3:D:1452:ILE:HD12	3:D:1452:ILE:N	2.19	0.57
3:D:162:ARG:HG3	3:D:452:ILE:HG21	1.86	0.57

Continued on next page...

Continued from previous page...

Atom-1	Atom-2	Interatomic distance (Å)	Clash overlap (Å)
3:D:834:THR:HA	3:D:838:ARG:NH1	2.19	0.57
1:G:197:LEU:HD23	1:G:199:ILE:HD11	1.86	0.57
2:H:376:ARG:NH1	2:H:380:ALA:HB2	2.11	0.57
2:H:425:PHE:CZ	3:I:1079:LYS:HD3	2.40	0.57
2:H:523:ILE:HG23	2:H:523:ILE:O	2.02	0.57
2:H:588:VAL:HG21	2:H:664:GLY:O	2.04	0.57
2:H:808:ARG:O	2:H:810:ASP:N	2.37	0.57
3:I:1487:VAL:HG13	3:I:1491:THR:HB	1.86	0.57
3:I:827:ILE:HA	3:I:836:VAL:HG13	1.85	0.57
3:I:984:THR:HG22	3:I:987:GLU:CD	2.25	0.57
4:J:36:LYS:NZ	4:J:45:ARG:NH2	2.50	0.57
1:L:55:SER:OG	1:L:158:ILE:HB	2.05	0.57
2:M:193:LEU:N	2:M:193:LEU:HD12	2.19	0.57
2:M:328:LEU:CD2	2:M:437:ARG:HD3	2.35	0.57
2:M:967:PHE:CD1	2:M:972:VAL:HG12	2.37	0.57
3:N:1000:THR:HG23	3:N:1001:GLU:H	1.69	0.57
3:N:162:ARG:CG	3:N:452:ILE:HD12	2.31	0.57
7:X:6:LYS:HB2	7:X:85:LEU:HD12	1.85	0.57
1:A:165:ILE:O	1:A:165:ILE:HG12	2.03	0.57
2:C:52:PHE:HE1	2:C:66:LEU:HG	1.68	0.57
2:C:457:ALA:HB3	2:C:538:GLN:HA	1.87	0.57
2:C:591:SER:O	2:C:592:LEU:HB2	2.04	0.57
3:D:149:LYS:HE2	3:D:149:LYS:H	1.69	0.57
3:D:205:TYR:HD1	3:D:390:PRO:CG	2.17	0.57
3:D:907:GLU:CD	3:D:909:ASN:HD22	2.06	0.57
1:G:197:LEU:HD21	1:G:199:ILE:HD11	1.86	0.57
1:G:201:THR:HG21	1:G:205:VAL:O	2.03	0.57
1:G:43:ILE:HG22	1:G:47:SER:HB3	1.84	0.57
2:H:218:VAL:HG13	2:H:221:LEU:HD11	1.86	0.57
2:H:496:ILE:HA	2:H:531:PHE:O	2.04	0.57
2:H:677:MET:HA	2:H:873:PRO:CG	2.33	0.57
3:I:1349:VAL:HA	3:I:1368:ILE:CG2	2.34	0.57
3:I:1459:LEU:HD23	3:I:1470:ARG:HH21	1.65	0.57
3:I:800:LYS:CG	3:I:826:PRO:CD	2.70	0.57
3:I:845:ASN:O	3:I:848:GLU:HB2	2.04	0.57
2:M:115:LEU:HA	2:M:375:SER:OG	2.05	0.57
3:N:1044:LEU:HD21	3:N:1056:PRO:HG3	1.86	0.57
3:N:1369:GLU:HA	3:N:1372:VAL:HG12	1.87	0.57
3:N:181:ASP:O	3:N:205:TYR:N	2.37	0.57
3:N:55:ASP:O	3:N:56:TYR:HB2	2.05	0.57
7:Z:120:SER:HB2	7:Z:123:SER:CB	2.18	0.57

Continued on next page...

Continued from previous page...

Atom-1	Atom-2	Interatomic distance (Å)	Clash overlap (Å)
7:Z:77:GLU:HG3	7:Z:77:GLU:O	2.04	0.57
1:A:64:GLU:O	1:A:75:VAL:HB	2.04	0.57
2:C:328:LEU:HD13	2:C:433:THR:HB	1.85	0.57
3:D:1103:HIS:CD2	3:D:1463:LYS:HB2	2.38	0.57
3:D:1109:GLU:HG3	3:D:1217:ILE:CD1	2.33	0.57
3:D:811:GLU:O	3:D:815:ALA:HB3	2.04	0.57
3:D:52:PRO:CA	3:D:86:ARG:HD3	2.34	0.57
3:D:980:MET:SD	7:X:147:ARG:NH1	2.78	0.57
4:E:25:LYS:O	4:E:29:GLN:HG3	2.04	0.57
1:F:56:VAL:HG21	1:F:82:LEU:HD12	1.86	0.57
2:H:124:ASP:HB3	2:H:592:LEU:HD12	1.87	0.57
2:H:174:LEU:HD21	2:H:184:MET:HG3	1.86	0.57
2:H:332:ARG:HG2	2:H:333:ILE:N	2.19	0.57
2:H:878:SER:HB3	3:I:1029:ARG:NH1	2.20	0.57
3:I:1422:MET:CE	3:I:1427:SER:HA	2.35	0.57
3:I:191:LEU:HD21	3:I:203:ALA:CB	2.34	0.57
3:I:162:ARG:HG3	3:I:452:ILE:HD12	1.86	0.57
3:I:841:TYR:HB2	3:I:864:VAL:CG1	2.34	0.57
2:M:455:LEU:HD13	2:M:459:ALA:CB	2.26	0.57
2:M:679:PHE:O	2:M:680:ASP:C	2.43	0.57
2:M:767:PRO:HB3	2:M:772:ARG:HH21	1.68	0.57
2:M:860:HIS:CE1	2:M:975:TYR:HB2	2.40	0.57
3:N:181:ASP:HA	3:N:205:TYR:CB	2.35	0.57
3:N:99:ALA:HA	3:N:575:GLN:NE2	2.18	0.57
3:N:688:TRP:HA	3:N:688:TRP:HE3	1.69	0.57
3:N:812:ALA:O	3:N:816:HIS:HB2	2.04	0.57
3:N:827:ILE:HG22	3:N:827:ILE:O	2.04	0.57
2:C:1029:GLY:O	3:D:622:ARG:HB3	2.04	0.57
2:C:1037:VAL:HG13	2:C:1049:LEU:CD1	2.33	0.57
2:C:64:LEU:HD13	2:C:359:MET:HG3	1.86	0.57
2:C:500:ASN:ND2	2:C:500:ASN:N	2.51	0.57
3:D:162:ARG:HG3	3:D:452:ILE:HD12	1.87	0.57
3:D:461:ILE:HD13	3:D:461:ILE:N	2.18	0.57
1:F:102:LYS:HB3	1:F:139:ASN:CG	2.24	0.57
1:F:36:LEU:C	1:F:39:PRO:HD2	2.24	0.57
1:G:151:VAL:HG12	1:G:156:HIS:HD2	1.70	0.57
2:H:1016:ILE:HG13	2:H:1017:THR:H	1.69	0.57
3:I:1047:LYS:CB	3:I:1048:PRO:CD	2.81	0.57
3:I:1352:ILE:HG21	3:I:1368:ILE:CD1	2.28	0.57
3:I:204:LEU:HB2	3:I:394:LEU:CG	2.34	0.57
1:L:12:THR:OG1	1:L:24:VAL:HB	2.04	0.57

Continued on next page...

Continued from previous page...

Atom-1	Atom-2	Interatomic distance (Å)	Clash overlap (Å)
2:M:585:GLU:O	2:M:588:VAL:HG22	2.05	0.57
2:M:52:PHE:CE1	2:M:67:ASP:C	2.78	0.57
2:M:684:PHE:CG	2:M:685:GLU:N	2.72	0.57
2:M:689:VAL:O	2:M:869:VAL:HG23	2.04	0.57
2:M:516:ARG:HG3	3:N:1068:LEU:HD13	1.84	0.57
3:N:1434:TRP:CD1	3:N:1435:LEU:N	2.73	0.57
3:N:26:VAL:HG11	3:N:44:LEU:HD23	1.85	0.57
3:N:762:GLN:HE21	4:O:20:THR:CG2	2.17	0.57
1:B:27:PRO:C	1:B:28:LEU:HD23	2.25	0.57
2:C:224:GLU:OE1	2:C:226:VAL:CG1	2.53	0.57
2:C:338:GLU:O	2:C:341:THR:HG22	2.05	0.57
2:C:524:VAL:HG13	2:C:528:GLU:OE1	2.04	0.57
2:C:839:LEU:HD21	2:C:849:VAL:HG23	1.86	0.57
2:C:857:ASP:HB2	2:C:978:ARG:CG	2.23	0.57
2:C:950:LEU:HB3	2:C:952:LEU:CD2	2.28	0.57
3:D:1281:VAL:HG21	3:D:1313:VAL:CG2	2.34	0.57
3:D:879:ARG:O	3:D:882:PHE:HB3	2.05	0.57
4:E:15:SER:O	4:E:18:ARG:HB3	2.04	0.57
1:F:101:LEU:HB2	1:F:114:PHE:CD2	2.39	0.57
2:H:1097:LEU:HD23	3:I:10:ILE:HG12	1.86	0.57
2:H:184:MET:HB2	2:H:193:LEU:CG	2.32	0.57
2:H:211:LEU:HD21	2:H:221:LEU:HD22	1.85	0.57
2:H:496:ILE:HG13	2:H:531:PHE:HB2	1.87	0.57
2:H:937:ASP:OD2	2:H:939:ARG:HG2	2.04	0.57
3:I:1389:LEU:HD12	3:I:1390:LEU:HD23	1.86	0.57
3:I:637:LEU:CD1	3:I:641:GLN:HB2	2.34	0.57
3:I:703:ASN:HD21	3:I:707:THR:HG23	1.70	0.57
2:H:1076:VAL:CG1	3:I:752:SER:HA	2.34	0.57
1:K:86:VAL:HG13	1:K:124:ASN:HB2	1.87	0.57
2:M:175:GLU:OE1	2:M:177:GLU:HB2	2.04	0.57
2:M:304:LEU:HG	2:M:305:PRO:CD	2.35	0.57
2:M:606:VAL:CG2	2:M:645:VAL:HG13	2.29	0.57
2:M:897:LEU:HD21	2:M:921:ALA:CA	2.35	0.57
2:M:939:ARG:HA	2:M:939:ARG:NE	2.12	0.57
2:M:966:LEU:HD21	2:M:986:PRO:HG2	1.85	0.57
3:N:206:ARG:HG3	3:N:391:ALA:HB3	1.86	0.57
3:N:651:GLU:HA	3:N:651:GLU:OE1	2.03	0.57
3:N:814:ALA:HB1	3:N:818:ARG:HH21	1.68	0.57
7:Y:141:ASP:OD2	7:Y:142:THR:N	2.38	0.57
7:Z:14:ARG:HB3	7:Z:14:ARG:NH1	2.19	0.57
1:A:167:VAL:HG12	1:A:168:ASP:N	2.19	0.57

Continued on next page...

Continued from previous page...

Atom-1	Atom-2	Interatomic distance (Å)	Clash overlap (Å)
1:B:165:ILE:CD1	1:B:165:ILE:N	2.65	0.57
1:B:80:LEU:HG	3:D:844:ALA:HA	1.86	0.57
2:C:1009:SER:OG	2:C:1010:THR:N	2.37	0.57
2:C:121:MET:HE3	2:C:125:GLY:O	2.05	0.57
2:C:433:THR:HG21	2:C:488:ALA:HB1	1.85	0.57
3:D:1295:GLU:N	3:D:1295:GLU:OE2	2.37	0.57
3:D:181:ASP:O	3:D:205:TYR:N	2.38	0.57
3:D:687:VAL:O	3:D:690:ALA:HB3	2.05	0.57
4:E:48:MET:N	4:E:54:LEU:HB2	2.20	0.57
1:G:12:THR:OG1	1:G:24:VAL:HB	2.03	0.57
1:G:94:LEU:HD13	1:G:120:VAL:HG22	1.86	0.57
2:H:1059:ASP:OD1	2:H:1062:GLY:N	2.37	0.57
2:H:191:PHE:HE2	2:H:195:LEU:HB3	1.67	0.57
2:H:206:THR:HG23	2:H:207:LEU:H	1.69	0.57
2:H:212:GLY:HA3	2:H:218:VAL:HG21	1.85	0.57
2:H:251:ASP:C	2:H:253:ALA:H	2.08	0.57
2:H:338:GLU:HA	2:H:341:THR:CG2	2.35	0.57
2:H:512:ARG:CA	2:H:523:ILE:HD11	2.35	0.57
3:I:1106:VAL:HG21	3:I:1474:ALA:HB2	1.87	0.57
3:I:1148:VAL:HG13	3:I:1163:GLY:O	2.04	0.57
2:M:31:GLN:O	2:M:71:TYR:OH	2.13	0.57
2:M:496:ILE:HA	2:M:531:PHE:O	2.05	0.57
3:N:10:ILE:O	3:N:10:ILE:HG22	2.03	0.57
2:C:516:ARG:HE	3:D:1068:LEU:HD13	1.69	0.57
3:D:1091:SER:HB3	5:P:19:DC:C5'	2.33	0.57
3:D:1102:THR:HA	3:D:1105:ILE:CD1	2.31	0.57
3:D:1213:ARG:HG3	3:D:1214:PRO:HD2	1.87	0.57
3:D:610:LYS:O	3:D:615:ARG:HG2	2.04	0.57
3:D:844:ALA:O	3:D:867:ARG:HB3	2.05	0.57
2:H:1052:MET:SD	2:H:1056:LYS:HD3	2.45	0.57
2:H:144:PRO:HA	2:H:163:ILE:HG13	1.85	0.57
2:H:266:ARG:HA	2:H:288:ARG:HD2	1.85	0.57
2:H:502:PRO:HB2	2:H:509:ALA:CB	2.34	0.57
2:H:6:PHE:CD1	2:H:6:PHE:N	2.73	0.57
2:H:878:SER:HA	3:I:1034:GLN:NE2	2.19	0.57
2:H:901:TYR:N	2:H:901:TYR:CD1	2.72	0.57
3:I:1264:GLU:HG2	3:I:1266:ARG:HH21	1.70	0.57
3:I:520:LEU:CD1	3:I:521:PRO:HD2	2.34	0.57
2:H:1001:VAL:HB	3:I:724:GLN:NE2	2.19	0.57
3:I:814:ALA:HB1	3:I:818:ARG:NH2	2.18	0.57
2:H:946:ARG:NH2	3:I:859:ASP:HB3	2.19	0.57

Continued on next page...

Continued from previous page...

Atom-1	Atom-2	Interatomic distance (Å)	Clash overlap (Å)
3:I:914:LEU:HD22	3:I:930:LEU:HD21	1.87	0.57
1:K:45:LEU:HD11	1:K:177:VAL:CG2	2.35	0.57
1:L:52:ALA:HB1	1:L:170:VAL:H	1.69	0.57
1:L:39:PRO:O	1:L:43:ILE:HG12	2.03	0.57
1:L:54:THR:HG21	1:L:158:ILE:HG13	1.86	0.57
2:M:122:THR:HG22	2:M:123:GLU:N	2.19	0.57
2:M:257:VAL:HG12	2:M:263:ASP:CG	2.25	0.57
2:M:474:VAL:HG23	2:M:478:VAL:C	2.24	0.57
2:M:498:GLN:HE21	2:M:499:ALA:H	1.52	0.57
2:M:756:VAL:HB	2:M:790:LEU:HB3	1.87	0.57
2:M:958:THR:CG2	2:M:961:GLU:HG3	2.30	0.57
3:N:1080:GLY:HA2	7:Z:49:GLU:HG3	1.85	0.57
3:N:1330:ILE:HG13	3:N:1347:TYR:HE1	1.70	0.57
3:N:1264:GLU:OE2	3:N:1424:VAL:N	2.38	0.57
3:N:39:PRO:O	3:N:40:GLU:O	2.22	0.57
2:C:153:ALA:O	2:C:155:PRO:HD3	2.05	0.57
2:C:437:ARG:C	2:C:438:ILE:HD12	2.25	0.57
3:D:789:LEU:HD11	3:D:934:LEU:HD22	1.87	0.57
3:D:982:PHE:HD2	3:D:982:PHE:H	1.52	0.57
1:F:18:ARG:O	1:F:207:PRO:HD3	2.05	0.57
1:G:185:ARG:NH1	3:I:692:GLU:HB2	2.18	0.57
2:H:171:TRP:CH2	2:H:417:GLY:O	2.58	0.57
2:H:468:ARG:HG2	2:H:486:MET:O	2.04	0.57
2:H:512:ARG:HA	2:H:523:ILE:HD11	1.85	0.57
3:I:525:ARG:HG2	3:I:525:ARG:O	2.03	0.57
3:I:893:GLU:O	3:I:896:ALA:HB3	2.05	0.57
1:K:198:ARG:HD3	1:K:200:TRP:CH2	2.40	0.57
1:L:123:MET:C	1:L:125:PRO:HD3	2.26	0.57
2:M:183:SER:C	2:M:193:LEU:HD11	2.24	0.57
2:M:211:LEU:CD2	2:M:221:LEU:CD2	2.82	0.57
3:N:1043:GLY:O	3:N:1057:VAL:N	2.34	0.57
3:N:1253:THR:HB	3:N:1258:ARG:HD3	1.87	0.57
3:N:133:ILE:O	3:N:152:LEU:HB2	2.05	0.57
3:N:875:THR:CG2	3:N:879:ARG:CB	2.83	0.57
1:B:59:GLU:OE2	1:B:139:ASN:CB	2.53	0.56
1:B:56:VAL:HG13	1:B:142:VAL:HG12	1.86	0.56
3:D:1094:LEU:HG	3:D:1098:LEU:HD11	1.87	0.56
3:D:1404:ASN:CG	3:D:1408:ILE:HD13	2.24	0.56
3:D:142:LEU:HD22	3:D:145:VAL:C	2.25	0.56
3:D:1481:VAL:HG12	3:D:1481:VAL:O	2.03	0.56
3:D:394:LEU:H	3:D:394:LEU:HD23	1.69	0.56

Continued on next page...

Continued from previous page...

Atom-1	Atom-2	Interatomic distance (Å)	Clash overlap (Å)
3:D:465:LEU:HD21	3:D:509:PRO:CB	2.26	0.56
3:D:781:PRO:HB2	3:D:786:ILE:HD11	1.86	0.56
3:D:1209:LEU:HD21	4:E:16:LYS:NZ	2.19	0.56
1:G:56:VAL:O	1:G:164:ALA:HB1	2.06	0.56
2:H:1016:ILE:HG13	2:H:1017:THR:N	2.20	0.56
2:H:153:ALA:O	2:H:155:PRO:HD3	2.05	0.56
2:H:187:ASN:CG	2:H:187:ASN:O	2.44	0.56
2:H:254:VAL:HA	2:H:257:VAL:HG23	1.86	0.56
2:H:795:GLY:O	2:H:796:GLU:HG2	2.05	0.56
3:I:107:ASP:O	3:I:108:VAL:C	2.44	0.56
3:I:1397:LYS:HE2	3:I:1432:LYS:HZ1	1.70	0.56
3:I:857:ILE:CD1	3:I:857:ILE:H	2.17	0.56
1:K:39:PRO:HG3	1:L:39:PRO:HG3	1.86	0.56
2:M:127:PHE:CE1	2:M:136:ILE:HD13	2.40	0.56
2:M:289:THR:HG22	2:M:290:LEU:HD23	1.87	0.56
2:M:504:GLU:CG	2:M:504:GLU:O	2.53	0.56
2:M:50:GLU:HG2	2:M:51:THR:HG23	1.87	0.56
3:N:1459:LEU:HD23	3:N:1465:ASN:ND2	2.19	0.56
3:N:204:LEU:HD11	3:N:441:ARG:NH1	2.19	0.56
3:N:699:VAL:HA	3:N:718:PRO:HD3	1.86	0.56
3:N:959:GLU:O	3:N:962:GLN:HB3	2.05	0.56
1:B:152:PRO:HG2	3:D:857:ILE:CD1	2.35	0.56
2:C:1086:ARG:CB	2:C:1112:PHE:HE2	2.04	0.56
3:D:1231:GLU:CB	3:D:1232:PRO:HD3	2.34	0.56
3:D:198:ARG:HG3	3:D:198:ARG:NH1	2.17	0.56
3:D:206:ARG:HB3	3:D:207:PHE:CD1	2.40	0.56
3:D:684:LYS:HB2	3:D:687:VAL:HG23	1.87	0.56
3:D:782:SER:O	3:D:785:ILE:CD1	2.52	0.56
2:H:338:GLU:CA	2:H:341:THR:HG22	2.35	0.56
2:H:598:GLU:HB2	2:H:615:TYR:OH	2.05	0.56
3:I:1198:TYR:OH	3:I:1432:LYS:HD3	2.05	0.56
3:I:54:LYS:HG3	3:I:55:ASP:N	2.20	0.56
1:L:101:LEU:HD23	1:L:101:LEU:C	2.25	0.56
1:L:25:LEU:CD2	1:L:28:LEU:HD21	2.35	0.56
2:M:1063:ARG:HD3	2:M:1063:ARG:C	2.26	0.56
2:M:1083:GLU:OE2	3:N:87:ARG:CZ	2.53	0.56
2:M:1105:LYS:HD2	2:M:1107:ASN:HD22	1.69	0.56
2:M:119:PRO:HG2	2:M:386:PHE:CD2	2.40	0.56
2:M:196:LEU:O	2:M:199:VAL:HB	2.05	0.56
2:M:293:PHE:C	2:M:293:PHE:CD1	2.78	0.56
2:M:722:ILE:HD13	2:M:722:ILE:O	2.04	0.56

Continued on next page...

Continued from previous page...

Atom-1	Atom-2	Interatomic distance (Å)	Clash overlap (Å)
7:Z:28:GLU:O	7:Z:32:ILE:HG13	2.05	0.56
1:A:20:TYR:HE2	1:A:198:ARG:HB2	1.71	0.56
1:B:79:ILE:HD12	1:B:80:LEU:N	2.21	0.56
2:C:571:LEU:HD21	2:C:700:TYR:HA	1.88	0.56
2:C:882:LEU:HD21	3:D:1038:LEU:CD2	2.35	0.56
2:C:931:GLY:C	2:C:933:GLY:N	2.57	0.56
3:D:1109:GLU:HG2	3:D:1202:GLN:H	1.71	0.56
3:D:1435:LEU:HD13	3:D:1457:ASP:CG	2.25	0.56
3:D:368:VAL:HB	3:D:377:VAL:CG2	2.35	0.56
3:D:402:PRO:CA	3:D:443:VAL:HG23	2.35	0.56
3:D:47:GLU:O	3:D:51:GLY:CA	2.53	0.56
3:D:577:ALA:O	3:D:580:ALA:HB3	2.05	0.56
3:D:789:LEU:CD1	3:D:911:LEU:HD21	2.35	0.56
3:D:800:LYS:HD2	3:D:804:LEU:HD22	1.88	0.56
2:H:1041:GLU:OE1	3:I:1223:ILE:HD11	2.05	0.56
3:I:54:LYS:CG	3:I:55:ASP:N	2.68	0.56
3:I:700:VAL:HG22	3:I:718:PRO:HG3	1.86	0.56
1:K:124:ASN:HD21	1:K:127:LEU:HD22	1.70	0.56
1:K:67:THR:CG2	2:M:627:ARG:HD2	2.36	0.56
2:M:64:LEU:HD22	2:M:359:MET:CG	2.29	0.56
2:M:88:LEU:HD22	2:M:814:GLU:CD	2.26	0.56
3:N:1128:VAL:O	3:N:1129:THR:HG22	2.04	0.56
3:N:119:SER:OG	3:N:123:LEU:HD22	2.05	0.56
3:N:1372:VAL:HG23	3:N:1375:MET:HE3	1.87	0.56
3:N:1391:GLU:OE1	3:N:1393:GLN:NE2	2.38	0.56
3:N:170:PRO:HA	3:N:392:SER:CB	2.35	0.56
3:N:356:PRO:CA	3:N:441:ARG:HA	2.35	0.56
3:N:789:LEU:O	3:N:792:ILE:HG23	2.05	0.56
4:O:37:ASN:ND2	4:O:93:TYR:CD2	2.72	0.56
1:A:184:THR:HG1	1:A:192:LEU:HB2	1.64	0.56
1:A:197:LEU:HD23	1:A:197:LEU:H	1.69	0.56
1:B:128:HIS:CE1	1:B:131:THR:HG23	2.40	0.56
1:B:206:THR:HG22	1:B:209:GLU:H	1.71	0.56
2:C:140:ILE:HD11	2:C:412:ALA:CA	2.28	0.56
2:C:187:ASN:O	2:C:188:LYS:HB2	2.06	0.56
3:D:1061:PHE:HE1	3:D:1065:LEU:HD22	1.71	0.56
3:D:1128:VAL:C	3:D:1129:THR:HG22	2.26	0.56
3:D:205:TYR:HD1	3:D:390:PRO:HG3	1.69	0.56
3:D:215:TYR:CE1	3:D:380:GLU:HB2	2.41	0.56
1:G:19:GLU:O	1:G:200:TRP:HA	2.04	0.56
1:G:34:VAL:HG11	2:H:978:ARG:HB3	1.87	0.56

Continued on next page...

Continued from previous page...

Atom-1	Atom-2	Interatomic distance (Å)	Clash overlap (Å)
2:H:139:GLN:HE22	2:H:415:PRO:HD3	1.69	0.56
2:H:389:SER:C	2:H:391:LEU:H	2.08	0.56
2:H:435:TYR:HA	3:I:1071:PHE:HE2	1.70	0.56
2:H:878:SER:HB3	3:I:1029:ARG:HH11	1.71	0.56
2:H:890:LEU:HD21	2:H:901:TYR:CD1	2.40	0.56
2:H:676:ILE:HG22	2:H:988:VAL:HG13	1.86	0.56
3:I:1031:ASN:OD1	3:I:1033:GLN:HB3	2.04	0.56
3:I:1372:VAL:HA	3:I:1375:MET:CE	2.35	0.56
2:M:197:LEU:HA	2:M:200:LEU:HD21	1.85	0.56
2:M:204:GLN:OE1	2:M:204:GLN:N	2.38	0.56
2:M:732:ALA:O	2:M:735:ARG:HG3	2.06	0.56
3:N:142:LEU:O	3:N:161:LEU:HD23	2.05	0.56
3:N:141:ILE:HG13	3:N:448:GLU:OE2	2.04	0.56
3:N:470:LEU:HD12	3:N:503:LEU:CD2	2.36	0.56
3:N:55:ASP:OD1	3:N:55:ASP:N	2.37	0.56
3:N:581:LEU:CD2	3:N:581:LEU:H	2.16	0.56
2:C:226:VAL:HG13	2:C:227:PHE:CD1	2.41	0.56
2:C:579:VAL:HB	2:C:890:LEU:HD22	1.86	0.56
2:C:676:ILE:HG22	2:C:988:VAL:O	2.04	0.56
3:D:1261:GLU:OE1	3:D:1268:PRO:HA	2.05	0.56
3:D:495:ARG:O	3:D:499:VAL:HG23	2.04	0.56
3:D:767:HIS:HA	3:D:924:MET:SD	2.45	0.56
2:H:439:CYS:HB2	2:H:541:SER:HB2	1.87	0.56
2:H:464:LEU:O	2:H:464:LEU:HD12	2.06	0.56
2:H:9:ILE:HG12	2:H:907:ASP:CG	2.25	0.56
3:I:953:ASP:OD1	3:I:1019:PRO:HG2	2.05	0.56
2:H:555:ALA:HA	3:I:1070:TYR:OH	2.05	0.56
3:I:670:VAL:HG13	3:I:671:LYS:N	2.20	0.56
2:M:1084:SER:O	2:M:1087:VAL:HG12	2.05	0.56
2:M:1102:LEU:HA	2:M:1107:ASN:O	2.05	0.56
2:M:47:ALA:O	2:M:348:LEU:HD23	2.05	0.56
3:N:799:LYS:O	3:N:826:PRO:HG2	2.05	0.56
4:O:54:LEU:HA	4:O:58:PRO:CG	2.36	0.56
1:A:161:ARG:CZ	1:F:102:LYS:HE3	2.34	0.56
1:B:170:VAL:HG11	3:D:848:GLU:OE2	2.06	0.56
2:C:670:GLN:NE2	2:C:699:PHE:O	2.38	0.56
2:C:838:LYS:NZ	2:C:846:LYS:HZ1	2.03	0.56
2:C:897:LEU:HD21	2:C:921:ALA:CA	2.35	0.56
2:C:1097:LEU:HD21	3:D:1447:LEU:HB3	1.86	0.56
3:D:1448:THR:O	3:D:1451:ALA:HB3	2.06	0.56
3:D:833:GLU:OE2	3:D:833:GLU:HA	2.06	0.56

Continued on next page...

Continued from previous page...

Atom-1	Atom-2	Interatomic distance (Å)	Clash overlap (Å)
3:D:875:THR:HG22	3:D:879:ARG:HB2	1.87	0.56
2:H:281:LEU:O	2:H:282:GLY:O	2.24	0.56
2:H:606:VAL:HG21	2:H:645:VAL:N	2.20	0.56
3:I:1281:VAL:HG12	3:I:1282:ARG:N	2.20	0.56
3:I:655:PRO:O	3:I:658:LEU:HB2	2.05	0.56
3:I:806:PHE:CD1	3:I:809:PRO:O	2.58	0.56
4:J:41:GLU:N	4:J:42:PRO:CD	2.69	0.56
2:M:260:LEU:CA	2:M:291:ALA:HB1	2.35	0.56
3:N:1459:LEU:CD2	3:N:1470:ARG:HH21	2.19	0.56
3:N:543:LEU:HD21	3:N:600:LEU:HD13	1.87	0.56
3:N:889:ALA:HB1	3:N:930:LEU:HA	1.88	0.56
7:Z:83:ILE:CD1	7:Z:89:VAL:HG21	2.36	0.56
2:C:202:TYR:CZ	2:C:304:LEU:HD22	2.41	0.56
3:D:1042:ARG:HH11	3:D:1042:ARG:CB	2.19	0.56
4:E:83:ASP:O	4:E:86:GLN:HG2	2.05	0.56
1:G:40:LEU:HD21	1:G:215:VAL:HG12	1.88	0.56
2:H:265:ARG:HB3	2:H:267:TYR:CD2	2.41	0.56
2:H:275:TYR:CD2	2:H:276:LYS:HG3	2.41	0.56
2:H:441:VAL:HG12	2:H:559:LEU:HA	1.87	0.56
2:H:554:ASP:HB2	3:I:1061:PHE:HE2	1.69	0.56
2:H:838:LYS:O	2:H:838:LYS:HG3	2.04	0.56
1:G:30:ARG:HH12	2:H:854:PRO:HB3	1.71	0.56
4:J:13:VAL:HG11	4:J:18:ARG:HB3	1.85	0.56
1:K:14:ARG:HH22	1:K:24:VAL:HG23	1.70	0.56
1:L:24:VAL:HG13	1:L:196:THR:HG22	1.88	0.56
2:M:129:ILE:HD12	2:M:129:ILE:N	2.20	0.56
2:M:206:THR:HG23	2:M:207:LEU:N	2.19	0.56
2:M:430:VAL:HG13	2:M:430:VAL:O	2.04	0.56
2:M:762:LYS:HE3	2:M:786:LYS:CE	2.36	0.56
2:M:78:PHE:HB3	2:M:79:PRO:CD	2.36	0.56
2:M:678:PRO:HG3	2:M:873:PRO:HD2	1.87	0.56
3:N:1065:LEU:HD23	3:N:1070:TYR:HD2	1.71	0.56
3:N:1462:LEU:N	3:N:1462:LEU:HD23	2.20	0.56
3:N:982:PHE:HA	7:Z:125:MET:SD	2.46	0.56
1:A:102:LYS:HE3	1:F:57:TYR:HE2	1.70	0.56
1:A:88:ARG:HD3	1:A:123:MET:HE1	1.87	0.56
2:C:218:VAL:HG23	2:C:311:PHE:CE1	2.38	0.56
2:C:261:ILE:H	2:C:261:ILE:HD12	1.70	0.56
3:D:1108:ARG:H	3:D:1108:ARG:HD3	1.68	0.56
3:D:157:GLU:HA	3:D:160:GLU:HB3	1.86	0.56
2:C:680:ASP:O	3:D:939:PHE:HB3	2.04	0.56

Continued on next page...

Continued from previous page...

Atom-1	Atom-2	Interatomic distance (Å)	Clash overlap (Å)
1:F:24:VAL:HG13	1:F:196:THR:CG2	2.32	0.56
2:H:266:ARG:C	2:H:288:ARG:HD3	2.26	0.56
2:H:317:VAL:HG12	2:H:317:VAL:O	2.04	0.56
3:I:142:LEU:HD23	3:I:146:PRO:HA	1.88	0.56
1:K:175:ARG:HD3	1:K:176:ARG:HG2	1.88	0.56
1:L:185:ARG:HD3	3:N:692:GLU:OE2	2.05	0.56
1:L:41:ARG:HG3	1:L:177:VAL:CG2	2.32	0.56
2:M:77:PRO:CD	2:M:91:GLN:O	2.54	0.56
2:M:931:GLY:O	2:M:933:GLY:N	2.39	0.56
3:N:1145:TYR:CD2	3:N:1168:MET:SD	2.99	0.56
3:N:1169:ASP:O	3:N:1172:HIS:HB2	2.06	0.56
3:N:1381:VAL:HG21	3:N:1391:GLU:HB2	1.87	0.56
3:N:1457:ASP:O	3:N:1459:LEU:HD12	2.06	0.56
3:N:204:LEU:HB3	3:N:394:LEU:HG	1.86	0.56
3:N:700:VAL:HB	3:N:748:HIS:O	2.05	0.56
3:N:95:LEU:CD2	3:N:574:LEU:HD21	2.36	0.56
4:O:37:ASN:N	4:O:37:ASN:HD22	2.03	0.56
7:Z:82:VAL:HG13	7:Z:132:HIS:O	2.05	0.56
1:A:26:GLU:OE2	1:A:194:LYS:HE3	2.06	0.56
2:C:140:ILE:HD12	2:C:140:ILE:O	2.05	0.56
2:C:170:PRO:HG2	2:C:258:TYR:HE1	1.68	0.56
2:C:588:VAL:HG11	2:C:661:SER:HB3	1.86	0.56
2:C:94:LEU:HD12	2:C:95:TYR:O	2.06	0.56
3:D:10:ILE:O	3:D:1454:GLY:HA2	2.05	0.56
3:D:1223:ILE:HD11	3:D:1462:LEU:HD12	1.88	0.56
3:D:1291:SER:HB2	3:D:1293:PHE:CE1	2.39	0.56
3:D:550:ARG:NE	3:D:573:MET:HE3	2.21	0.56
3:D:639:LEU:HD22	3:D:766:ALA:HA	1.88	0.56
2:H:1046:ALA:CB	3:I:1476:THR:HB	2.36	0.56
2:H:236:ILE:HD11	2:H:249:LYS:HZ2	1.69	0.56
2:H:285:LEU:HD11	2:H:288:ARG:O	2.06	0.56
2:H:642:ARG:HG2	2:H:657:ASP:OD2	2.06	0.56
3:I:1173:LEU:HD12	3:I:1176:LYS:CE	2.35	0.56
3:I:1274:ILE:HG13	3:I:1334:GLN:NE2	2.20	0.56
3:I:577:ALA:O	3:I:580:ALA:HB3	2.06	0.56
3:I:954:ALA:O	3:I:1062:ARG:NH1	2.36	0.56
2:M:657:ASP:HB3	2:M:661:SER:O	2.06	0.56
2:M:937:ASP:HB3	2:M:940:GLU:HG3	1.88	0.56
2:M:578:VAL:HG11	2:M:991:GLN:HB3	1.87	0.56
3:N:366:LYS:NZ	3:N:376:GLU:OE1	2.34	0.56
3:N:215:TYR:HA	3:N:382:GLU:O	2.05	0.56

Continued on next page...

Continued from previous page...

Atom-1	Atom-2	Interatomic distance (Å)	Clash overlap (Å)
3:N:181:ASP:CB	3:N:441:ARG:HD3	2.34	0.56
4:O:46:PRO:HB2	4:O:54:LEU:CD2	2.36	0.56
2:C:642:ARG:HD3	2:C:642:ARG:O	2.05	0.56
2:C:64:LEU:CD2	2:C:359:MET:HG3	2.36	0.56
2:C:708:TYR:CE2	2:C:793:PRO:HD2	2.40	0.56
2:C:722:ILE:CG2	2:C:821:GLU:OE1	2.54	0.56
2:C:89:THR:HG21	2:C:383:ARG:HH22	1.70	0.56
3:D:1099:VAL:O	3:D:1103:HIS:CB	2.50	0.56
3:D:1108:ARG:NH2	3:D:1198:TYR:O	2.39	0.56
3:D:1326:THR:CG2	3:D:1327:ARG:H	2.19	0.56
3:D:181:ASP:CA	3:D:205:TYR:HB3	2.35	0.56
3:D:540:LEU:H	3:D:540:LEU:HD12	1.70	0.56
3:D:826:PRO:HD2	3:D:829:VAL:CG2	2.36	0.56
2:H:293:PHE:C	2:H:293:PHE:CD1	2.77	0.56
3:I:1209:LEU:HD23	3:I:1211:MET:N	2.05	0.56
3:I:127:LEU:HD23	3:I:134:VAL:HG13	1.88	0.56
3:I:1435:LEU:HD21	3:I:1468:LEU:HD21	1.88	0.56
3:I:139:GLY:H	3:I:147:VAL:HG21	1.70	0.56
3:I:47:GLU:O	3:I:51:GLY:N	2.38	0.56
1:K:75:VAL:O	1:K:79:ILE:HG23	2.05	0.56
3:N:955:VAL:O	3:N:1039:CYS:HB3	2.05	0.56
3:N:1299:PHE:N	3:N:1299:PHE:CD2	2.72	0.56
3:N:440:VAL:HB	3:N:441:ARG:HH21	1.71	0.56
3:N:554:LEU:HD13	3:N:570:GLU:HB3	1.88	0.56
3:N:759:ALA:O	3:N:763:MET:HB3	2.05	0.56
4:O:30:LEU:HD22	4:O:35:PHE:CZ	2.41	0.56
7:Z:29:ALA:O	7:Z:32:ILE:HB	2.05	0.56
7:Z:15:LEU:HD22	7:Z:65:LEU:HD22	1.87	0.56
2:C:1038:TRP:CE2	3:D:1099:VAL:HG11	2.41	0.56
2:C:194:VAL:O	2:C:197:LEU:HB2	2.06	0.56
2:C:221:LEU:C	2:C:221:LEU:HD12	2.26	0.56
2:C:405:ARG:HD2	2:C:442:GLU:OE1	2.06	0.56
2:C:442:GLU:CG	2:C:454:SER:HB2	2.34	0.56
2:C:571:LEU:HD11	2:C:701:THR:H	1.71	0.56
3:D:1263:PHE:HB3	3:D:1424:VAL:CG1	2.36	0.56
1:F:161:ARG:HB2	1:F:161:ARG:CZ	2.35	0.56
2:H:221:LEU:C	2:H:223:ASP:N	2.60	0.56
2:H:642:ARG:NH1	2:H:657:ASP:OD2	2.39	0.56
2:H:684:PHE:CD2	2:H:685:GLU:N	2.74	0.56
2:H:838:LYS:C	2:H:839:LEU:HD23	2.26	0.56
3:I:1104:GLU:HG3	3:I:1105:ILE:HD13	1.88	0.56

Continued on next page...

Continued from previous page...

Atom-1	Atom-2	Interatomic distance (Å)	Clash overlap (Å)
3:I:1209:LEU:HD22	3:I:1211:MET:HB3	1.86	0.56
3:I:185:VAL:CG2	3:I:189:GLN:HE22	2.11	0.56
3:I:452:ILE:C	3:I:452:ILE:HD13	2.26	0.56
3:N:1098:LEU:HD21	3:N:1229:ILE:HB	1.87	0.56
3:N:115:LEU:C	3:N:115:LEU:HD23	2.26	0.56
3:N:154:THR:HG23	3:N:157:GLU:H	1.71	0.56
7:X:91:LEU:HB3	7:X:149:PHE:HB3	1.88	0.56
1:B:23:PHE:O	1:B:196:THR:HA	2.07	0.55
2:C:13:ILE:O	2:C:13:ILE:HG13	2.05	0.55
2:C:274:ARG:NE	2:C:285:LEU:HD22	2.21	0.55
2:C:588:VAL:CG1	2:C:661:SER:HB3	2.36	0.55
3:D:1189:ARG:HG3	3:D:1189:ARG:HH11	1.70	0.55
3:D:1452:ILE:HD13	3:D:1452:ILE:H	1.71	0.55
3:D:347:VAL:HG13	3:D:351:MET:CB	2.31	0.55
3:D:170:PRO:HA	3:D:392:SER:HB3	1.88	0.55
3:D:638:LYS:HD3	3:D:932:ASP:CG	2.26	0.55
1:F:221:HIS:HA	1:F:224:TYR:HD2	1.71	0.55
2:H:445:GLU:HG3	2:H:560:MET:HE3	1.85	0.55
2:H:681:GLY:C	3:I:635:PRO:HG3	2.26	0.55
2:H:853:LEU:CB	2:H:858:MET:CE	2.81	0.55
2:H:986:PRO:O	2:H:987:ILE:HD13	2.06	0.55
3:I:1047:LYS:NZ	3:I:1053:PHE:HA	2.21	0.55
3:I:1129:THR:HG23	3:I:1130:ARG:H	1.71	0.55
3:I:127:LEU:C	3:I:127:LEU:CD1	2.74	0.55
3:I:29:PRO:CB	3:I:545:ARG:HG3	2.36	0.55
3:I:714:GLN:HG3	3:I:736:PHE:CZ	2.41	0.55
1:K:44:LEU:HD23	1:K:48:ILE:CD1	2.28	0.55
1:L:19:GLU:HG3	1:L:201:THR:O	2.05	0.55
1:L:81:ASN:O	1:L:84:GLU:HB3	2.06	0.55
2:M:1082:PRO:C	2:M:1084:SER:N	2.59	0.55
2:M:486:MET:CE	2:M:491:GLU:HA	2.37	0.55
2:M:730:SER:O	2:M:734:LEU:HD13	2.06	0.55
2:M:94:LEU:HD12	2:M:95:TYR:O	2.07	0.55
1:A:56:VAL:HG12	1:A:57:TYR:N	2.20	0.55
3:D:13:ALA:HB1	3:D:18:ILE:CD1	2.36	0.55
2:C:1005:MET:HE1	3:D:724:GLN:HA	1.87	0.55
3:D:1216:SER:HB3	4:E:15:SER:OG	2.05	0.55
4:E:68:LEU:HD12	4:E:73:LEU:HD22	1.87	0.55
2:H:1083:GLU:OE1	3:I:87:ARG:NH1	2.38	0.55
2:H:12:VAL:CG1	2:H:534:VAL:HG13	2.36	0.55
2:H:341:THR:O	2:H:345:ARG:HD3	2.06	0.55

Continued on next page...

Continued from previous page...

Atom-1	Atom-2	Interatomic distance (Å)	Clash overlap (Å)
2:H:380:ALA:O	2:H:384:GLU:HB2	2.06	0.55
2:H:620:LEU:O	2:H:620:LEU:HD12	2.06	0.55
2:H:927:GLY:HA2	2:H:930:LYS:CD	2.36	0.55
2:H:931:GLY:O	2:H:933:GLY:N	2.39	0.55
3:I:1106:VAL:HG11	3:I:1474:ALA:HB2	1.88	0.55
3:I:493:ARG:HG3	3:I:494:LYS:N	2.20	0.55
3:I:84:ILE:HG13	3:I:85:VAL:N	2.21	0.55
3:I:889:ALA:HB1	3:I:930:LEU:HA	1.89	0.55
1:L:33:GLY:O	1:L:195:LEU:HD22	2.06	0.55
2:M:177:GLU:OE1	2:M:179:ASN:HB2	2.06	0.55
2:M:391:LEU:HD23	2:M:391:LEU:C	2.27	0.55
2:M:523:ILE:HD13	2:M:523:ILE:C	2.26	0.55
2:M:573:ARG:O	2:M:670:GLN:NE2	2.39	0.55
2:M:80:GLN:O	2:M:83:CYS:HB2	2.07	0.55
2:M:432:ARG:HH22	3:N:1047:LYS:CE	2.18	0.55
3:N:1106:VAL:CG1	3:N:1107:VAL:H	2.18	0.55
3:N:1388:ARG:O	3:N:1391:GLU:HG3	2.06	0.55
2:M:1044:GLY:HA2	3:N:1475:GLY:HA3	1.89	0.55
3:N:1485:GLN:O	4:O:75:PHE:HA	2.06	0.55
3:N:434:ARG:HB3	3:N:447:VAL:CG2	2.36	0.55
2:C:56:GLU:HB3	2:C:64:LEU:HB3	1.87	0.55
2:C:1096:ALA:N	3:D:101:HIS:NE2	2.52	0.55
3:D:481:MET:SD	3:D:1388:ARG:HD3	2.46	0.55
3:D:493:ARG:HG3	3:D:494:LYS:H	1.71	0.55
1:G:179:PHE:N	1:G:179:PHE:HD2	2.04	0.55
2:H:98:LEU:HD11	2:H:113:VAL:HG23	1.88	0.55
2:H:216:GLU:HG2	2:H:219:GLN:CD	2.27	0.55
2:H:142:ARG:HD3	2:H:325:ILE:HG23	1.87	0.55
2:H:688:ILE:HD13	2:H:847:GLY:HA3	1.88	0.55
2:H:425:PHE:CE2	3:I:1079:LYS:HD3	2.40	0.55
3:I:1273:VAL:HG21	3:I:1305:LEU:HD21	1.88	0.55
3:I:689:ASP:O	3:I:693:GLU:HB2	2.06	0.55
3:I:780:LYS:HD3	3:I:912:LYS:HE3	1.87	0.55
1:L:175:ARG:HH11	1:L:202:ASP:HB3	1.71	0.55
2:M:1087:VAL:O	2:M:1091:GLU:HG3	2.05	0.55
2:M:757:GLY:HA2	2:M:789:SER:OG	2.06	0.55
2:M:96:ALA:O	2:M:98:LEU:CD1	2.55	0.55
3:N:1194:CYS:SG	3:N:1200:VAL:HA	2.46	0.55
3:N:1209:LEU:HD23	3:N:1210:SER:N	2.21	0.55
3:N:1434:TRP:NE1	3:N:1435:LEU:HD13	2.22	0.55
3:N:154:THR:CG2	3:N:157:GLU:OE2	2.54	0.55

Continued on next page...

Continued from previous page...

Atom-1	Atom-2	Interatomic distance (Å)	Clash overlap (Å)
3:N:411:THR:HG23	3:N:435:VAL:O	2.06	0.55
3:N:970:LYS:HG2	3:N:995:LEU:CD1	2.36	0.55
2:C:1102:LEU:HA	2:C:1107:ASN:O	2.07	0.55
2:C:54:ILE:HG23	2:C:54:ILE:O	2.06	0.55
3:D:1101:VAL:HG11	3:D:1424:VAL:HG23	1.88	0.55
3:D:1468:LEU:CD1	3:D:1470:ARG:HD3	2.36	0.55
3:D:1468:LEU:HD23	3:D:1468:LEU:O	2.06	0.55
3:D:409:VAL:HG12	3:D:410:SER:O	2.05	0.55
3:D:880:ILE:HG23	3:D:881:LEU:N	2.21	0.55
1:F:29:GLU:HB2	1:F:32:PHE:CE1	2.41	0.55
2:H:1051:GLU:HG2	2:H:1056:LYS:HE3	1.89	0.55
2:H:6:PHE:HZ	2:H:901:TYR:CD2	2.22	0.55
2:H:943:VAL:HG23	2:H:985:GLY:H	1.71	0.55
3:I:1101:VAL:CG1	3:I:1424:VAL:O	2.55	0.55
3:I:637:LEU:HD11	3:I:641:GLN:HB2	1.89	0.55
3:I:1495:ILE:HG13	4:J:80:VAL:CG1	2.37	0.55
2:M:9:ILE:HG12	2:M:907:ASP:CG	2.27	0.55
3:N:354:VAL:HG12	3:N:354:VAL:O	2.06	0.55
3:N:590:PRO:O	3:N:600:LEU:HD12	2.06	0.55
3:N:939:PHE:O	3:N:943:THR:HG23	2.07	0.55
4:O:70:THR:HB	4:O:72:ARG:CG	2.36	0.55
1:A:61:VAL:HG11	1:A:75:VAL:HG21	1.87	0.55
1:B:147:GLY:HA3	1:B:171:PHE:CE2	2.41	0.55
1:A:215:VAL:HG13	1:B:222:LEU:HD22	1.88	0.55
2:C:1034:GLU:HG3	2:C:1038:TRP:CZ2	2.42	0.55
2:C:508:ILE:CD1	2:C:526:PRO:HB3	2.35	0.55
2:C:808:ARG:O	2:C:810:ASP:N	2.38	0.55
2:C:850:ALA:HA	3:D:632:VAL:HG13	1.88	0.55
3:D:642:CYS:HB3	3:D:716:PHE:HB3	1.88	0.55
3:D:911:LEU:O	3:D:915:VAL:HG23	2.07	0.55
3:D:984:THR:HG23	3:D:987:GLU:H	1.71	0.55
1:F:156:HIS:HD2	1:F:157:GLY:N	2.04	0.55
2:H:1013:TYR:HB3	2:H:1018:GLN:NE2	2.19	0.55
2:H:1014:SER:HB2	2:H:1021:LEU:HD12	1.89	0.55
2:H:1041:GLU:OE1	3:I:1462:LEU:HD12	2.05	0.55
2:H:455:LEU:HD13	2:H:459:ALA:CB	2.27	0.55
2:H:557:ARG:HG3	2:H:557:ARG:HH11	1.70	0.55
2:H:642:ARG:CZ	2:H:657:ASP:OD2	2.54	0.55
2:H:931:GLY:C	2:H:933:GLY:N	2.59	0.55
2:H:937:ASP:O	2:H:941:VAL:HG23	2.06	0.55
3:I:1372:VAL:HA	3:I:1375:MET:HE2	1.87	0.55

Continued on next page...

Continued from previous page...

Atom-1	Atom-2	Interatomic distance (Å)	Clash overlap (Å)
3:I:1198:TYR:OH	3:I:1394:VAL:HG11	2.06	0.55
2:H:1001:VAL:HG11	3:I:724:GLN:HG3	1.88	0.55
2:M:1004:LYS:HD2	3:N:744:GLN:HE22	1.66	0.55
2:M:198:ARG:HD2	2:M:204:GLN:OE1	2.06	0.55
2:M:221:LEU:C	2:M:223:ASP:N	2.60	0.55
3:N:1165:TYR:H	3:N:1165:TYR:HD1	1.54	0.55
3:N:1280:VAL:O	3:N:1294:VAL:HA	2.06	0.55
3:N:1372:VAL:O	3:N:1375:MET:HB2	2.07	0.55
3:N:1429:LEU:O	3:N:1441:GLN:NE2	2.40	0.55
3:N:730:PRO:O	3:N:733:CYS:HB2	2.07	0.55
3:N:804:LEU:HD13	3:N:829:VAL:HB	1.89	0.55
1:A:156:HIS:CE1	1:A:158:ILE:HD11	2.41	0.55
2:C:158:TYR:CE1	2:C:313:LEU:HD11	2.41	0.55
2:C:196:LEU:O	2:C:199:VAL:HB	2.07	0.55
3:D:210:ARG:HD3	3:D:344:ASP:OD1	2.06	0.55
3:D:554:LEU:HD21	3:D:571:LYS:HD3	1.88	0.55
3:D:606:ILE:O	3:D:613:ARG:CG	2.54	0.55
3:D:800:LYS:CB	3:D:829:VAL:HG13	2.31	0.55
4:E:54:LEU:CG	4:E:58:PRO:HG3	2.36	0.55
2:H:367:LEU:HD23	2:H:371:LYS:HE3	1.87	0.55
2:H:480:THR:HG21	2:H:482:GLU:HB2	1.88	0.55
2:H:573:ARG:HB2	2:H:670:GLN:HE22	1.72	0.55
2:H:737:LEU:CD2	2:H:742:VAL:O	2.54	0.55
2:H:843:HIS:CD2	2:H:884:GLN:HA	2.41	0.55
2:H:981:GLU:HG3	2:H:982:PRO:HD2	1.88	0.55
3:I:1040:GLY:O	3:I:1041:LEU:HB3	2.07	0.55
3:I:1124:GLN:OE1	3:I:1135:ARG:HA	2.07	0.55
3:I:1169:ASP:O	3:I:1172:HIS:HB2	2.07	0.55
3:I:1209:LEU:O	3:I:1210:SER:C	2.45	0.55
3:I:1465:ASN:HD21	3:I:1470:ARG:CB	2.19	0.55
3:I:203:ALA:HA	3:I:395:VAL:HG22	1.89	0.55
2:M:831:ARG:NH1	2:M:1000:MET:SD	2.79	0.55
2:M:218:VAL:HG13	2:M:221:LEU:HD21	1.89	0.55
2:M:224:GLU:OE1	2:M:226:VAL:HG12	2.07	0.55
2:M:808:ARG:O	2:M:810:ASP:N	2.39	0.55
3:N:126:VAL:O	3:N:130:SER:HB3	2.06	0.55
3:N:1397:LYS:HE2	3:N:1432:LYS:HZ2	1.72	0.55
3:N:1434:TRP:CD1	3:N:1434:TRP:C	2.80	0.55
3:N:445:ARG:NH1	3:N:445:ARG:HG2	2.20	0.55
3:N:770:LEU:HD22	3:N:775:GLY:O	2.07	0.55
3:N:984:THR:CG2	3:N:987:GLU:H	2.17	0.55

Continued on next page...

Continued from previous page...

Atom-1	Atom-2	Interatomic distance (Å)	Clash overlap (Å)
7:X:26:LEU:HD13	7:X:58:ILE:HG21	1.89	0.55
1:B:162:ILE:O	1:B:162:ILE:HD12	2.07	0.55
1:B:80:LEU:HG	3:D:844:ALA:CA	2.36	0.55
2:C:302:VAL:HG13	2:C:303:PHE:H	1.72	0.55
3:D:1031:ASN:OD1	3:D:1034:GLN:HG3	2.07	0.55
1:F:48:ILE:HG22	1:F:49:PRO:HD2	1.88	0.55
1:F:48:ILE:HG23	1:F:49:PRO:HD2	1.89	0.55
2:H:382:ILE:CD1	2:H:382:ILE:H	2.20	0.55
2:H:469:THR:OG1	2:H:470:PRO:HD2	2.07	0.55
2:H:571:LEU:HD11	2:H:701:THR:N	2.21	0.55
2:H:73:LEU:HB2	2:H:93:PRO:O	2.07	0.55
3:I:1495:ILE:HG13	4:J:80:VAL:HG13	1.88	0.55
4:J:37:ASN:HD22	4:J:37:ASN:N	2.04	0.55
1:K:101:LEU:HD22	1:K:140:MET:CE	2.37	0.55
1:K:109:VAL:HG21	1:K:138:LEU:HD23	1.89	0.55
1:K:84:GLU:HB3	1:K:127:LEU:HD21	1.88	0.55
1:L:138:LEU:HD23	1:L:138:LEU:C	2.27	0.55
1:L:206:THR:HG22	1:L:209:GLU:H	1.71	0.55
1:K:43:ILE:HD11	1:L:35:THR:HG21	1.87	0.55
2:M:874:LEU:O	3:N:1029:ARG:CD	2.45	0.55
2:M:966:LEU:HD21	2:M:986:PRO:HG3	1.88	0.55
3:N:1066:THR:HG22	3:N:1069:GLU:CB	2.33	0.55
3:N:501:ALA:HB1	3:N:1452:ILE:HG22	1.88	0.55
3:N:918:ALA:CB	3:N:927:THR:HG23	2.36	0.55
3:N:952:ASP:HA	3:N:1062:ARG:HH21	1.71	0.55
3:D:1091:SER:CB	5:P:19:DC:H5'	2.34	0.55
1:A:25:LEU:CD2	1:A:28:LEU:HD11	2.30	0.55
1:B:101:LEU:HD12	1:B:114:PHE:N	2.22	0.55
2:C:182:VAL:C	2:C:193:LEU:HD13	2.26	0.55
2:C:221:LEU:C	2:C:223:ASP:N	2.57	0.55
2:C:316:GLY:C	2:C:318:PRO:HD3	2.27	0.55
2:C:333:ILE:HD13	2:C:467:ILE:HG13	1.89	0.55
3:D:1041:LEU:HB2	3:D:1059:SER:O	2.07	0.55
3:D:1144:LEU:CD2	3:D:1186:VAL:HG11	2.36	0.55
3:D:1433:SER:OG	3:D:1457:ASP:OD2	2.25	0.55
3:D:1467:ILE:N	3:D:1467:ILE:HD13	2.22	0.55
1:F:101:LEU:HD23	1:F:102:LYS:N	2.22	0.55
1:G:84:GLU:HB3	1:G:127:LEU:HD21	1.88	0.55
2:H:1066:ALA:O	2:H:1070:ILE:HG12	2.07	0.55
2:H:304:LEU:HG	2:H:305:PRO:HD3	1.89	0.55
2:H:816:LYS:HB2	2:H:819:VAL:CG2	2.37	0.55

Continued on next page...

Continued from previous page...

Atom-1	Atom-2	Interatomic distance (Å)	Clash overlap (Å)
2:H:853:LEU:CD2	2:H:858:MET:HE2	2.37	0.55
3:I:1481:VAL:O	3:I:1481:VAL:HG12	2.07	0.55
3:I:658:LEU:O	3:I:661:MET:HB2	2.06	0.55
2:M:182:VAL:C	2:M:193:LEU:HD13	2.26	0.55
2:M:234:ALA:HA	2:M:237:ARG:HB2	1.89	0.55
2:M:269:LEU:HD23	2:M:269:LEU:C	2.27	0.55
2:M:272:ALA:O	2:M:276:LYS:NZ	2.24	0.55
2:M:333:ILE:HD12	2:M:410:ILE:HG12	1.89	0.55
2:M:404:LEU:O	2:M:408:ARG:HG2	2.07	0.55
2:M:140:ILE:HD11	2:M:412:ALA:CA	2.35	0.55
2:M:455:LEU:C	2:M:455:LEU:HD12	2.27	0.55
3:N:795:VAL:CG2	3:N:879:ARG:NH1	2.65	0.55
7:Y:5:VAL:CG1	7:Y:72:ALA:HB2	2.37	0.55
2:C:11:GLU:HG2	2:C:537:LYS:HZ1	1.71	0.55
2:C:110:GLU:HG3	2:C:369:PRO:CG	2.36	0.55
1:A:83:LYS:NZ	2:C:698:ASP:OD2	2.27	0.55
2:C:672:VAL:HG21	2:C:869:VAL:HG11	1.87	0.55
3:D:1034:GLN:O	3:D:1037:GLN:N	2.38	0.55
3:D:1094:LEU:HG	3:D:1098:LEU:HD21	1.89	0.55
3:D:1128:VAL:HB	3:D:1133:ARG:HH22	1.72	0.55
3:D:1189:ARG:HB3	3:D:1204:CYS:HA	1.88	0.55
3:D:130:SER:HG	3:D:132:TYR:HD1	1.54	0.55
2:C:1046:ALA:CB	3:D:1472:ILE:HD11	2.37	0.55
3:D:208:PRO:HG2	3:D:347:VAL:HG11	1.89	0.55
3:D:857:ILE:HG22	3:D:858:VAL:HG13	1.89	0.55
1:F:45:LEU:HD11	1:F:177:VAL:HG21	1.89	0.55
1:G:41:ARG:NH1	1:G:177:VAL:O	2.36	0.55
1:G:58:ILE:CD1	1:G:140:MET:HB3	2.36	0.55
2:H:1102:LEU:HA	2:H:1107:ASN:O	2.07	0.55
2:H:507:ARG:HG3	2:H:508:ILE:N	2.21	0.55
2:H:708:TYR:HE1	2:H:827:VAL:HB	1.72	0.55
2:H:769:PRO:HG2	3:I:36:THR:HA	1.88	0.55
2:H:771:GLU:O	2:H:775:ARG:HG2	2.07	0.55
3:I:1330:ILE:HD12	3:I:1347:TYR:CE1	2.42	0.55
3:I:473:LEU:O	3:I:477:LEU:HG	2.06	0.55
2:M:193:LEU:H	2:M:193:LEU:CD1	2.18	0.55
2:M:309:TYR:HE2	2:M:321:GLU:HB3	1.72	0.55
3:N:355:VAL:HG11	3:N:385:VAL:HG21	1.86	0.55
3:N:807:ALA:HA	3:N:833:GLU:HG2	1.88	0.55
3:N:84:ILE:O	3:N:87:ARG:HG3	2.06	0.55
2:C:292:ARG:HD2	2:C:299:LYS:CD	2.37	0.55

Continued on next page...

Continued from previous page...

Atom-1	Atom-2	Interatomic distance (Å)	Clash overlap (Å)
2:C:339:LEU:O	2:C:342:ASP:HB3	2.07	0.55
2:C:897:LEU:HB3	2:C:899:GLN:NE2	2.19	0.55
3:D:17:LYS:O	3:D:20:SER:HB3	2.07	0.55
3:D:553:ARG:HD2	3:D:570:GLU:OE1	2.07	0.55
3:D:798:GLU:HG2	3:D:799:LYS:H	1.71	0.55
1:G:59:GLU:HG3	1:G:139:ASN:ND2	2.20	0.55
2:H:338:GLU:C	2:H:341:THR:HG22	2.27	0.55
2:H:642:ARG:CG	2:H:657:ASP:OD2	2.55	0.55
3:I:1211:MET:SD	3:I:1213:ARG:HG2	2.47	0.55
1:K:132:LEU:HD23	1:K:136:GLY:O	2.07	0.55
2:M:182:VAL:O	2:M:193:LEU:CD1	2.55	0.55
2:M:224:GLU:HB3	2:M:228:ALA:H	1.71	0.55
2:M:496:ILE:HG13	2:M:531:PHE:HB2	1.89	0.55
2:M:610:ARG:HG3	2:M:610:ARG:NH1	2.22	0.55
3:N:107:ASP:O	3:N:108:VAL:C	2.44	0.55
3:N:1281:VAL:HG12	3:N:1282:ARG:N	2.22	0.55
2:M:1052:MET:HG3	3:N:623:VAL:HG22	1.89	0.55
7:X:102:VAL:CG1	7:X:103:GLN:N	2.69	0.55
7:X:19:LEU:HD22	7:X:69:LEU:HD12	1.89	0.55
1:B:41:ARG:HH11	1:B:177:VAL:HG23	1.70	0.54
2:C:182:VAL:O	2:C:193:LEU:HD13	2.06	0.54
3:D:1194:CYS:HB3	3:D:1373:ARG:HH12	1.71	0.54
3:D:1408:ILE:HD12	3:D:1408:ILE:N	2.19	0.54
3:D:486:ARG:HA	3:D:489:ARG:CG	2.36	0.54
3:D:902:LEU:CD2	3:D:902:LEU:H	2.13	0.54
1:F:150:TYR:CE2	1:F:152:PRO:HG3	2.42	0.54
2:H:1024:LYS:CG	2:H:1025:ALA:N	2.61	0.54
2:H:457:ALA:HB3	2:H:538:GLN:HA	1.89	0.54
1:F:70:GLY:N	2:H:607:ASP:OD1	2.36	0.54
2:H:998:TYR:O	2:H:998:TYR:CG	2.59	0.54
3:I:116:LEU:HD22	3:I:118:LEU:CG	2.37	0.54
3:I:800:LYS:CE	3:I:824:ASN:O	2.55	0.54
3:I:996:TRP:HA	3:I:999:THR:HG22	1.90	0.54
2:M:1112:PHE:HD2	2:M:1112:PHE:C	2.11	0.54
2:M:86:LYS:O	2:M:87:ASP:HB2	2.07	0.54
3:N:1462:LEU:O	3:N:1466:VAL:HG23	2.07	0.54
3:N:1487:VAL:HG12	3:N:1488:ASP:N	2.23	0.54
3:N:367:ILE:HB	3:N:377:VAL:CG1	2.33	0.54
3:N:850:LEU:O	3:N:853:VAL:HB	2.07	0.54
3:N:87:ARG:HB2	3:N:524:LEU:HD12	1.89	0.54
3:N:1362:LYS:CD	7:Z:34:GLN:HE22	2.20	0.54

Continued on next page...

Continued from previous page...

Atom-1	Atom-2	Interatomic distance (Å)	Clash overlap (Å)
7:Z:6:LYS:HZ1	7:Z:85:LEU:HG	1.71	0.54
1:A:97:VAL:HG12	1:A:99:LEU:HD12	1.90	0.54
2:C:395:LYS:HE2	2:C:403:SER:HB2	1.89	0.54
2:C:876:VAL:O	2:C:879:ARG:O	2.26	0.54
3:D:658:LEU:O	3:D:661:MET:HB2	2.07	0.54
4:E:32:ARG:HB2	4:E:32:ARG:NH1	2.22	0.54
1:G:48:ILE:HD12	1:G:174:VAL:HG21	1.87	0.54
1:G:190:THR:O	1:G:190:THR:HG22	2.06	0.54
2:H:1082:PRO:C	2:H:1084:SER:N	2.60	0.54
2:H:34:VAL:HB	2:H:38:LYS:HG3	1.88	0.54
2:H:589:ARG:HH21	2:H:596:TYR:HE2	1.53	0.54
3:I:1109:GLU:CG	3:I:1202:GLN:H	2.20	0.54
3:I:141:ILE:HG13	3:I:448:GLU:CD	2.27	0.54
2:M:1019:GLN:HG3	3:N:621:LYS:HD2	1.90	0.54
2:M:575:GLN:O	2:M:667:ALA:HB1	2.07	0.54
2:M:668:LEU:CD1	2:M:668:LEU:N	2.69	0.54
3:N:1047:LYS:HB3	3:N:1048:PRO:HD2	1.90	0.54
3:N:1310:ARG:HB2	3:N:1327:ARG:HD2	1.87	0.54
3:N:1434:TRP:NE1	3:N:1435:LEU:CD1	2.70	0.54
2:M:1097:LEU:CD1	3:N:1451:ALA:CB	2.76	0.54
3:N:176:ASP:OD2	3:N:177:ALA:N	2.40	0.54
3:N:182:GLY:H	3:N:357:GLU:HG2	1.72	0.54
3:N:639:LEU:HD22	3:N:766:ALA:HA	1.88	0.54
1:A:62:LEU:CD1	1:A:62:LEU:H	2.17	0.54
1:B:206:THR:HG22	1:B:209:GLU:OE1	2.07	0.54
1:B:62:LEU:CD1	1:B:62:LEU:H	2.15	0.54
2:C:89:THR:CA	2:C:129:ILE:O	2.52	0.54
2:C:205:GLU:HB3	2:C:209:ARG:NH1	2.22	0.54
2:C:304:LEU:HG	2:C:305:PRO:CD	2.35	0.54
2:C:606:VAL:HG21	2:C:645:VAL:N	2.22	0.54
2:C:761:PHE:HE2	2:C:764:GLU:O	1.91	0.54
1:A:168:ASP:OD1	2:C:832:LYS:NZ	2.40	0.54
3:D:956:ILE:HG13	3:D:1039:CYS:O	2.07	0.54
2:C:516:ARG:NE	3:D:1068:LEU:HD13	2.22	0.54
3:D:1101:VAL:HG11	3:D:1424:VAL:O	2.08	0.54
3:D:1273:VAL:O	3:D:1325:LEU:HB2	2.08	0.54
3:D:980:MET:CB	3:D:982:PHE:CE2	2.90	0.54
2:H:1014:SER:HB3	2:H:1017:THR:O	2.06	0.54
2:H:1074:GLU:HG2	2:H:1075:ASP:N	2.15	0.54
3:I:1278:ASP:HB3	3:I:1321:ALA:N	2.22	0.54
3:I:147:VAL:HG23	3:I:162:ARG:HH22	1.72	0.54

Continued on next page...

Continued from previous page...

Atom-1	Atom-2	Interatomic distance (Å)	Clash overlap (Å)
1:G:190:THR:HB	3:I:722:GLU:OE1	2.07	0.54
1:K:99:LEU:HB2	1:K:142:VAL:CG2	2.37	0.54
2:M:36:PRO:HG2	2:M:70:GLU:HG2	1.88	0.54
2:M:544:THR:C	2:M:546:LEU:H	2.10	0.54
3:N:1415:VAL:O	3:N:1417:TRP:HE3	1.90	0.54
3:N:152:LEU:HD12	3:N:152:LEU:C	2.27	0.54
4:O:69:LEU:O	4:O:69:LEU:HD23	2.07	0.54
7:Z:54:GLU:O	7:Z:58:ILE:HD13	2.07	0.54
2:C:1097:LEU:CD1	3:D:1451:ALA:CB	2.85	0.54
2:C:110:GLU:HB2	2:C:369:PRO:HD3	1.89	0.54
2:C:437:ARG:HH22	2:C:488:ALA:HA	1.72	0.54
2:C:946:ARG:O	2:C:950:LEU:HB2	2.07	0.54
3:D:1256:LEU:HG	3:D:1260:ILE:HD11	1.88	0.54
3:D:520:LEU:HD12	3:D:521:PRO:HD2	1.88	0.54
3:D:793:THR:HG21	3:D:906:GLN:HG2	1.88	0.54
1:F:128:HIS:CE1	1:F:131:THR:HG23	2.42	0.54
2:H:115:LEU:HD22	2:H:373:VAL:HG13	1.88	0.54
2:H:872:ASN:HD21	2:H:874:LEU:HB2	1.73	0.54
3:I:1273:VAL:O	3:I:1273:VAL:HG23	2.07	0.54
3:I:563:PRO:HB2	3:I:566:ILE:HD13	1.90	0.54
3:I:695:ILE:HD12	3:I:698:LYS:HB2	1.89	0.54
3:I:729:HIS:HD1	3:I:731:LEU:N	2.05	0.54
3:I:829:VAL:O	3:I:835:SER:HB3	2.08	0.54
3:I:984:THR:HG23	3:I:987:GLU:H	1.71	0.54
3:I:996:TRP:HA	3:I:999:THR:CG2	2.37	0.54
2:M:1034:GLU:HA	2:M:1037:VAL:CG2	2.37	0.54
2:M:12:VAL:HG22	2:M:13:ILE:HG23	1.89	0.54
2:M:207:LEU:HD22	2:M:221:LEU:CD1	2.37	0.54
2:M:498:GLN:NE2	2:M:498:GLN:HA	2.22	0.54
3:N:1114:THR:O	3:N:1114:THR:CG2	2.56	0.54
3:N:63:TYR:HB3	3:N:68:PHE:CE1	2.42	0.54
7:X:57:ARG:NH2	7:X:61:ARG:HD2	2.23	0.54
1:A:12:THR:OG1	1:A:24:VAL:HB	2.07	0.54
1:A:56:VAL:HG12	1:A:57:TYR:H	1.72	0.54
2:C:1103:ASP:CG	3:D:2:LYS:HG3	2.28	0.54
2:C:1090:LYS:HZ3	2:C:1112:PHE:HE1	1.54	0.54
2:C:771:GLU:HG2	2:C:771:GLU:O	2.05	0.54
3:D:1137:ARG:HH11	3:D:1137:ARG:HG3	1.72	0.54
3:D:119:SER:HB2	3:D:123:LEU:N	2.22	0.54
3:D:842:VAL:HA	3:D:865:THR:OG1	2.07	0.54
1:G:56:VAL:CG1	1:G:57:TYR:H	2.20	0.54

Continued on next page...

Continued from previous page...

Atom-1	Atom-2	Interatomic distance (Å)	Clash overlap (Å)
1:G:89:PHE:HD1	1:G:120:VAL:HG13	1.71	0.54
2:H:199:VAL:CG2	2:H:238:LEU:HD12	2.32	0.54
2:H:684:PHE:CG	2:H:685:GLU:N	2.74	0.54
3:I:827:ILE:C	3:I:828:LYS:HG3	2.27	0.54
1:K:26:GLU:HB2	1:K:27:PRO:HA	1.89	0.54
1:L:101:LEU:HD12	1:L:113:ASP:C	2.27	0.54
2:M:110:GLU:HB2	2:M:368:THR:CG2	2.37	0.54
2:M:931:GLY:C	2:M:933:GLY:N	2.60	0.54
3:N:1071:PHE:O	3:N:1074:SER:HB3	2.08	0.54
3:N:1326:THR:CG2	3:N:1327:ARG:H	2.17	0.54
3:N:1482:ARG:HH21	3:N:1483:PHE:HZ	1.54	0.54
3:N:949:ILE:HD12	3:N:949:ILE:N	2.21	0.54
4:O:59:ASN:HD22	4:O:60:ALA:N	2.04	0.54
7:Y:59:GLU:O	7:Y:62:ILE:HB	2.07	0.54
1:B:146:ARG:HG3	1:B:146:ARG:O	2.07	0.54
1:B:141:GLU:OE2	1:B:161:ARG:HD3	2.06	0.54
2:C:249:LYS:HD2	2:C:250:ARG:N	2.22	0.54
2:C:281:LEU:O	2:C:282:GLY:O	2.24	0.54
2:C:384:GLU:O	2:C:388:ARG:HB2	2.08	0.54
2:C:408:ARG:NH1	2:C:542:VAL:HG21	2.22	0.54
2:C:855:VAL:HG13	2:C:856:GLU:N	2.23	0.54
3:D:107:ASP:O	3:D:108:VAL:C	2.45	0.54
3:D:1101:VAL:CG1	3:D:1424:VAL:O	2.55	0.54
3:D:352:ASN:C	3:D:368:VAL:HG13	2.27	0.54
3:D:397:LYS:HG2	3:D:397:LYS:O	2.08	0.54
3:D:799:LYS:O	3:D:826:PRO:HG2	2.08	0.54
4:E:59:ASN:CB	4:E:62:THR:OG1	2.55	0.54
1:G:89:PHE:CD1	1:G:120:VAL:HG13	2.42	0.54
1:G:38:ASN:HB3	1:G:39:PRO:HD3	1.89	0.54
2:H:250:ARG:C	2:H:252:LYS:H	2.04	0.54
2:H:305:PRO:HA	2:H:308:ARG:HB2	1.89	0.54
2:H:953:VAL:O	2:H:955:PRO:HD3	2.08	0.54
3:I:1109:GLU:HG2	3:I:1202:GLN:N	2.21	0.54
3:I:1197:ARG:HB3	3:I:1396:GLU:HG2	1.89	0.54
3:I:603:LEU:O	3:I:606:ILE:CG2	2.56	0.54
3:I:628:ARG:HH11	3:I:628:ARG:HG3	1.72	0.54
3:I:670:VAL:HG13	3:I:671:LYS:HG3	1.90	0.54
3:I:984:THR:CG2	3:I:987:GLU:H	2.20	0.54
1:L:206:THR:HG22	1:L:209:GLU:CG	2.38	0.54
1:L:65:PHE:CD1	1:L:65:PHE:N	2.75	0.54
2:M:274:ARG:CG	2:M:285:LEU:HD13	2.38	0.54

Continued on next page...

Continued from previous page...

Atom-1	Atom-2	Interatomic distance (Å)	Clash overlap (Å)
2:M:428:ARG:CG	2:M:451:LEU:HD21	2.37	0.54
2:M:462:ASP:CB	2:M:468:ARG:HH11	2.19	0.54
2:M:524:VAL:CG1	2:M:525:SER:N	2.71	0.54
3:N:158:TYR:CE1	3:N:452:ILE:HD11	2.38	0.54
7:Z:14:ARG:HB3	7:Z:14:ARG:HH11	1.73	0.54
2:C:111:ASP:O	2:C:112:GLU:CG	2.56	0.54
2:C:204:GLN:CD	2:C:228:ALA:HB1	2.28	0.54
2:C:404:LEU:HA	2:C:407:LYS:HD3	1.90	0.54
2:C:707:ARG:HG3	2:C:826:TYR:CE1	2.43	0.54
3:D:1029:ARG:NH1	3:D:1029:ARG:HG2	2.23	0.54
3:D:1114:THR:HG22	3:D:1195:GLN:HB3	1.90	0.54
3:D:1225:ALA:O	3:D:1229:ILE:HG13	2.07	0.54
3:D:1331:ASP:OD2	3:D:1332:PRO:HD2	2.08	0.54
3:D:1372:VAL:HA	3:D:1375:MET:HE2	1.88	0.54
3:D:628:ARG:HG3	3:D:628:ARG:NH1	2.22	0.54
1:F:168:ASP:OD1	2:H:832:LYS:NZ	2.41	0.54
1:G:76:VAL:HB	3:I:872:ARG:NH1	2.23	0.54
2:H:183:SER:OG	2:H:190:LYS:HD3	2.07	0.54
2:H:300:ASP:C	2:H:302:VAL:N	2.61	0.54
2:H:612:VAL:HG22	2:H:622:GLU:HG3	1.88	0.54
3:I:15:PRO:HA	3:I:18:ILE:CD1	2.36	0.54
3:I:637:LEU:HD11	3:I:642:CYS:N	2.23	0.54
3:I:658:LEU:HA	3:I:661:MET:HG3	1.89	0.54
3:I:795:VAL:HG12	3:I:796:ARG:N	2.22	0.54
1:K:101:LEU:HD22	1:K:140:MET:HE1	1.90	0.54
2:M:147:TYR:O	2:M:148:PHE:CD2	2.60	0.54
2:M:66:LEU:HD13	2:M:100:LEU:HB2	1.89	0.54
2:M:943:VAL:HG23	2:M:985:GLY:H	1.72	0.54
3:N:1326:THR:CG2	3:N:1327:ARG:N	2.69	0.54
2:M:1104:GLU:HG2	3:N:3:LYS:H	1.72	0.54
3:N:639:LEU:N	3:N:729:HIS:ND1	2.56	0.54
7:Z:7:LEU:O	7:Z:74:ILE:HG23	2.07	0.54
1:B:179:PHE:N	1:B:179:PHE:HD2	2.05	0.54
2:C:174:LEU:HD21	2:C:184:MET:HG3	1.90	0.54
3:D:1119:SER:HA	3:D:1186:VAL:O	2.08	0.54
3:D:185:VAL:HG21	3:D:203:ALA:CB	2.38	0.54
3:D:553:ARG:O	3:D:557:LEU:HG	2.08	0.54
3:D:820:GLU:HG3	3:D:836:VAL:HG21	1.90	0.54
3:D:949:ILE:HD11	3:D:1023:MET:HE2	1.88	0.54
1:F:101:LEU:HD12	1:F:114:PHE:N	2.23	0.54
1:F:133:GLU:OE2	2:H:605:LYS:HB3	2.08	0.54

Continued on next page...

Continued from previous page...

Atom-1	Atom-2	Interatomic distance (Å)	Clash overlap (Å)
2:H:724:ARG:HD2	2:H:738:ASP:O	2.07	0.54
2:H:447:ALA:HA	3:I:1085:ALA:HB1	1.90	0.54
3:I:116:LEU:O	3:I:117:ASP:HB3	2.07	0.54
1:K:216:GLU:O	1:K:220:GLU:HG3	2.07	0.54
2:M:22:GLN:HB3	2:M:121:MET:CE	2.38	0.54
1:K:67:THR:HG22	2:M:627:ARG:CZ	2.37	0.54
2:M:704:HIS:HB2	2:M:831:ARG:HE	1.72	0.54
2:M:900:ARG:HH11	2:M:900:ARG:HG3	1.73	0.54
3:N:387:LEU:CD1	3:N:387:LEU:H	2.11	0.54
2:M:1104:GLU:CG	3:N:3:LYS:HB2	2.37	0.54
3:N:633:VAL:HB	3:N:740:PHE:CE1	2.43	0.54
4:O:41:GLU:HG2	4:O:42:PRO:N	2.20	0.54
2:C:239:PHE:HZ	2:C:252:LYS:CA	2.14	0.54
2:C:501:THR:HG22	2:C:513:VAL:HG13	1.90	0.54
2:C:762:LYS:HG3	2:C:763:GLY:H	1.72	0.54
2:C:762:LYS:O	2:C:764:GLU:N	2.41	0.54
2:C:850:ALA:HA	3:D:632:VAL:HG11	1.90	0.54
3:D:62:LYS:HE2	3:D:62:LYS:HA	1.89	0.54
3:D:658:LEU:HA	3:D:661:MET:HG3	1.90	0.54
2:C:987:ILE:HD11	3:D:946:GLY:CA	2.38	0.54
4:E:69:LEU:O	4:E:69:LEU:HD23	2.08	0.54
1:G:106:PRO:HG2	1:G:134:GLU:OE1	2.08	0.54
2:H:263:ASP:HB2	2:H:264:PRO:CD	2.37	0.54
2:H:455:LEU:HD12	2:H:455:LEU:C	2.28	0.54
2:H:680:ASP:O	3:I:939:PHE:HB3	2.07	0.54
2:H:769:PRO:HG2	3:I:37:LEU:H	1.72	0.54
2:H:676:ILE:HD13	2:H:871:LEU:HB2	1.90	0.54
3:I:1263:PHE:O	3:I:1424:VAL:HG12	2.08	0.54
3:I:415:VAL:HG12	3:I:416:ALA:N	2.22	0.54
2:H:987:ILE:HD12	3:I:948:THR:HG23	1.89	0.54
1:L:83:LYS:HE2	1:L:168:ASP:HB2	1.90	0.54
2:M:91:GLN:NE2	2:M:117:HIS:HB3	2.23	0.54
2:M:140:ILE:HG23	2:M:410:ILE:HG21	1.90	0.54
2:M:369:PRO:CG	2:M:370:ALA:N	2.64	0.54
3:N:1277:ILE:HD12	3:N:1277:ILE:N	2.23	0.54
3:N:1377:LYS:HE2	3:N:1378:TYR:OH	2.07	0.54
4:O:41:GLU:N	4:O:42:PRO:HD3	2.23	0.54
7:Y:112:VAL:HG13	7:Y:117:MET:HE2	1.89	0.54
2:C:537:LYS:HG3	2:C:545:ASN:OD1	2.08	0.54
3:D:1126:ASP:C	3:D:1126:ASP:OD1	2.46	0.54
3:D:1281:VAL:HG21	3:D:1313:VAL:HG21	1.90	0.54

Continued on next page...

Continued from previous page...

Atom-1	Atom-2	Interatomic distance (Å)	Clash overlap (Å)
3:D:1326:THR:CG2	3:D:1327:ARG:N	2.71	0.54
3:D:384:VAL:HG12	3:D:385:VAL:N	2.23	0.54
3:D:57:GLU:HG3	3:D:64:LYS:HD2	1.89	0.54
2:C:1043:TYR:CE2	3:D:710:ARG:HD2	2.42	0.54
1:G:179:PHE:CD2	1:G:179:PHE:N	2.75	0.54
2:H:259:GLY:O	2:H:291:ALA:CA	2.54	0.54
2:H:267:TYR:CG	2:H:272:ALA:CB	2.91	0.54
2:H:304:LEU:CG	2:H:305:PRO:HD3	2.37	0.54
2:H:352:ALA:HA	2:H:355:VAL:HG11	1.89	0.54
2:H:404:LEU:O	2:H:407:LYS:HB2	2.07	0.54
2:H:598:GLU:N	2:H:615:TYR:OH	2.41	0.54
2:H:897:LEU:HD21	2:H:921:ALA:HA	1.90	0.54
3:I:1101:VAL:CG2	3:I:1424:VAL:HG23	2.38	0.54
1:K:20:TYR:HD2	1:K:21:GLY:H	1.56	0.54
1:L:73:GLU:OE1	1:L:128:HIS:HE1	1.91	0.54
2:M:1005:MET:HE1	3:N:648:MET:HG3	1.90	0.54
2:M:337:GLY:O	2:M:341:THR:HG22	2.08	0.54
2:M:501:THR:HG22	2:M:513:VAL:HG13	1.90	0.54
2:M:6:PHE:CZ	2:M:901:TYR:HD2	2.24	0.54
2:M:9:ILE:HG13	2:M:9:ILE:O	2.08	0.54
3:N:1112:CYS:CB	3:N:1195:GLN:HG2	2.38	0.54
3:N:481:MET:HE2	3:N:493:ARG:CA	2.33	0.54
3:N:695:ILE:O	3:N:696:HIS:C	2.46	0.54
3:N:970:LYS:HE3	3:N:973:GLN:NE2	2.23	0.54
3:N:996:TRP:O	3:N:999:THR:HG22	2.07	0.54
7:Z:6:LYS:HG2	7:Z:75:LEU:HD11	1.90	0.54
3:D:1136:LYS:HB2	3:D:1139:ASP:OD2	2.08	0.53
3:D:116:LEU:O	3:D:117:ASP:HB3	2.07	0.53
1:F:211:LEU:HD12	1:F:215:VAL:HG23	1.90	0.53
1:F:26:GLU:HG2	1:F:27:PRO:CG	2.38	0.53
2:H:224:GLU:HB2	2:H:228:ALA:HB2	1.89	0.53
2:H:496:ILE:HG13	2:H:531:PHE:CB	2.38	0.53
2:H:666:LEU:HD12	2:H:667:ALA:H	1.72	0.53
2:H:697:ARG:HD2	2:H:699:PHE:CD1	2.43	0.53
2:H:893:ALA:HB1	2:H:897:LEU:HD12	1.88	0.53
2:H:906:PHE:CZ	3:I:1067:VAL:HA	2.43	0.53
3:I:804:LEU:CD2	3:I:829:VAL:HB	2.37	0.53
3:I:93:ILE:HG22	3:I:551:ASN:ND2	2.24	0.53
4:J:26:ARG:O	4:J:30:LEU:HD13	2.08	0.53
1:K:91:ASN:ND2	1:K:93:SER:HB2	2.24	0.53
2:M:159:ILE:HD12	2:M:159:ILE:O	2.09	0.53

Continued on next page...

Continued from previous page...

Atom-1	Atom-2	Interatomic distance (Å)	Clash overlap (Å)
2:M:283:ILE:CG2	2:M:284:ARG:N	2.71	0.53
2:M:496:ILE:O	2:M:515:ALA:HB1	2.09	0.53
2:M:515:ALA:O	2:M:516:ARG:HD3	2.08	0.53
2:M:806:LEU:HD12	2:M:822:VAL:CG2	2.37	0.53
2:M:861:LEU:HD22	2:M:863:ASP:OD1	2.08	0.53
3:N:1109:GLU:CG	3:N:1202:GLN:H	2.20	0.53
3:N:1225:ALA:HB2	3:N:1370:ILE:HD12	1.90	0.53
3:N:507:ASN:H	3:N:507:ASN:ND2	2.06	0.53
3:N:637:LEU:HD21	3:N:642:CYS:HA	1.89	0.53
1:A:124:ASN:HD21	1:A:127:LEU:HD22	1.73	0.53
1:A:26:GLU:HB2	1:A:27:PRO:HA	1.88	0.53
2:C:259:GLY:O	2:C:291:ALA:CA	2.56	0.53
2:C:281:LEU:O	2:C:282:GLY:C	2.46	0.53
2:C:593:ALA:HB1	2:C:659:PRO:HD2	1.90	0.53
2:C:872:ASN:ND2	2:C:874:LEU:HB2	2.22	0.53
3:D:1144:LEU:HD21	3:D:1186:VAL:CG1	2.36	0.53
3:D:1109:GLU:CG	3:D:1201:CYS:HB2	2.38	0.53
2:H:101:ILE:CG2	2:H:107:LEU:HD22	2.14	0.53
2:H:158:TYR:N	2:H:158:TYR:CD1	2.77	0.53
2:H:278:GLU:OE2	2:H:283:ILE:O	2.25	0.53
2:H:281:LEU:O	2:H:282:GLY:C	2.45	0.53
2:H:274:ARG:HG3	2:H:285:LEU:CB	2.33	0.53
3:I:1024:ALA:HA	3:I:1029:ARG:O	2.07	0.53
3:I:1110:ALA:O	3:I:1111:ASP:C	2.46	0.53
3:I:603:LEU:CA	3:I:606:ILE:HG22	2.37	0.53
3:I:687:VAL:O	3:I:690:ALA:HB3	2.09	0.53
3:I:813:LEU:CD1	3:I:814:ALA:N	2.64	0.53
1:K:151:VAL:HG23	1:K:169:ALA:HB3	1.90	0.53
2:M:177:GLU:OE1	2:M:179:ASN:CB	2.56	0.53
2:M:142:ARG:NE	2:M:325:ILE:HD12	2.22	0.53
2:M:724:ARG:HG2	2:M:724:ARG:O	2.08	0.53
2:M:742:VAL:HG12	2:M:743:VAL:N	2.23	0.53
3:N:1197:ARG:HA	3:N:1396:GLU:HG3	1.90	0.53
3:N:689:ASP:O	3:N:693:GLU:HB2	2.09	0.53
4:O:89:MET:O	4:O:93:TYR:HD1	1.91	0.53
7:X:127:LYS:C	7:X:127:LYS:HD3	2.28	0.53
1:A:89:PHE:C	1:A:90:LEU:HD12	2.29	0.53
1:B:170:VAL:HG23	1:B:170:VAL:O	2.08	0.53
1:B:56:VAL:CG1	1:B:57:TYR:N	2.71	0.53
2:C:300:ASP:O	2:C:302:VAL:N	2.42	0.53
2:C:545:ASN:HB3	2:C:583:LEU:CD2	2.38	0.53

Continued on next page...

Continued from previous page...

Atom-1	Atom-2	Interatomic distance (Å)	Clash overlap (Å)
2:C:759:THR:HB	2:C:785:VAL:CG2	2.37	0.53
2:C:848:VAL:HG12	2:C:849:VAL:N	2.23	0.53
3:D:139:GLY:HA3	3:D:162:ARG:CZ	2.37	0.53
3:D:628:ARG:HG3	3:D:628:ARG:HH11	1.73	0.53
3:D:814:ALA:HB1	3:D:818:ARG:NH2	2.17	0.53
1:G:58:ILE:HD13	1:G:140:MET:HB2	1.91	0.53
2:H:1097:LEU:CD1	3:I:1451:ALA:HB2	2.37	0.53
2:H:12:VAL:HG13	2:H:13:ILE:H	1.74	0.53
2:H:12:VAL:HG13	2:H:13:ILE:N	2.23	0.53
2:H:206:THR:CG2	2:H:207:LEU:N	2.72	0.53
2:H:523:ILE:HD13	2:H:524:VAL:N	2.23	0.53
3:I:1034:GLN:O	3:I:1037:GLN:N	2.40	0.53
3:I:143:ASN:CB	3:I:161:LEU:HD21	2.38	0.53
3:I:1434:TRP:CE3	3:I:1457:ASP:HB2	2.43	0.53
3:I:150:ARG:HH11	3:I:150:ARG:HB3	1.73	0.53
3:I:198:ARG:HH11	3:I:198:ARG:HG3	1.73	0.53
3:I:456:MET:HE3	3:I:568:ARG:HD3	1.89	0.53
3:I:699:VAL:HA	3:I:718:PRO:HD3	1.90	0.53
1:L:10:VAL:HG12	1:L:12:THR:HG23	1.88	0.53
1:L:133:GLU:CG	1:L:134:GLU:H	2.21	0.53
2:M:442:GLU:HG2	2:M:454:SER:OG	2.09	0.53
2:M:737:LEU:HD21	2:M:741:GLY:H	1.72	0.53
2:M:863:ASP:OD1	2:M:865:THR:CG2	2.56	0.53
2:M:873:PRO:HB3	3:N:949:ILE:HD12	1.91	0.53
3:N:1440:PHE:N	3:N:1440:PHE:CD1	2.75	0.53
1:A:73:GLU:OE1	1:A:130:ALA:HA	2.08	0.53
1:B:124:ASN:N	1:B:125:PRO:HD3	2.23	0.53
2:C:238:LEU:O	2:C:241:LEU:CB	2.56	0.53
2:C:897:LEU:HD22	2:C:920:GLN:HG2	1.91	0.53
3:D:1281:VAL:HG12	3:D:1282:ARG:N	2.24	0.53
3:D:1462:LEU:HD23	3:D:1473:PRO:HD2	1.90	0.53
3:D:789:LEU:O	3:D:792:ILE:HG23	2.08	0.53
2:H:199:VAL:HG22	2:H:235:LEU:HA	1.91	0.53
2:H:199:VAL:CG2	2:H:235:LEU:HD23	2.35	0.53
2:H:461:VAL:CG1	2:H:465:GLY:HA2	2.38	0.53
2:H:544:THR:O	2:H:546:LEU:N	2.42	0.53
2:H:575:GLN:O	2:H:667:ALA:HB1	2.08	0.53
3:I:426:LYS:HE3	3:I:427:VAL:HG23	1.90	0.53
3:I:421:LEU:HB2	3:I:427:VAL:HG12	1.90	0.53
4:J:32:ARG:HH11	4:J:32:ARG:CB	2.20	0.53
1:K:226:SER:O	1:K:228:PRO:HD3	2.09	0.53

Continued on next page...

Continued from previous page...

Atom-1	Atom-2	Interatomic distance (Å)	Clash overlap (Å)
2:M:194:VAL:O	2:M:197:LEU:HB2	2.09	0.53
2:M:339:LEU:HD11	2:M:391:LEU:CD1	2.39	0.53
2:M:786:LYS:CG	2:M:787:ASP:N	2.71	0.53
3:N:133:ILE:HG22	3:N:134:VAL:H	1.72	0.53
3:N:356:PRO:HG2	3:N:442:ASN:ND2	2.23	0.53
3:N:516:ALA:O	3:N:518:PRO:HD3	2.09	0.53
3:N:615:ARG:HG3	3:N:619:LEU:HD13	1.90	0.53
3:N:669:ASN:ND2	3:N:672:ALA:H	2.06	0.53
5:P:23:DC:H2''	5:P:24:DG:H5'	1.91	0.53
2:C:101:ILE:HD12	2:C:107:LEU:HD13	1.89	0.53
2:C:281:LEU:HD11	2:C:306:THR:CG2	2.38	0.53
3:D:12:LEU:HD21	3:D:104:PHE:CE1	2.44	0.53
3:D:112:ILE:C	3:D:112:ILE:HD13	2.29	0.53
3:D:1369:GLU:O	3:D:1372:VAL:HG12	2.07	0.53
3:D:437:VAL:HA	3:D:444:VAL:HG22	1.90	0.53
3:D:820:GLU:HG2	3:D:825:ALA:O	2.09	0.53
4:E:47:LYS:CA	4:E:54:LEU:HB3	2.35	0.53
2:H:636:ALA:HB2	2:H:703:ILE:HB	1.91	0.53
1:F:46:SER:CB	2:H:856:GLU:CD	2.75	0.53
2:H:579:VAL:HG11	2:H:887:GLU:HG3	1.90	0.53
3:I:1459:LEU:CD2	3:I:1468:LEU:HD13	2.35	0.53
3:I:583:ASP:OD2	3:I:604:THR:HG21	2.08	0.53
2:M:281:LEU:HD12	2:M:309:TYR:HB2	1.90	0.53
3:N:1018:ASN:OD1	3:N:1020:LEU:HB3	2.08	0.53
3:N:1065:LEU:HD23	3:N:1070:TYR:CD2	2.43	0.53
3:N:984:THR:CG2	3:N:987:GLU:CG	2.69	0.53
1:A:62:LEU:CD1	1:A:62:LEU:N	2.67	0.53
1:B:163:ASN:OD1	1:B:163:ASN:N	2.41	0.53
1:B:38:ASN:O	1:B:42:ARG:HG3	2.09	0.53
2:C:267:TYR:N	2:C:267:TYR:HD2	2.05	0.53
2:C:278:GLU:OE2	2:C:283:ILE:O	2.26	0.53
2:C:218:VAL:CG2	2:C:311:PHE:HE1	2.21	0.53
2:C:100:LEU:HD22	2:C:372:LEU:HD21	1.90	0.53
2:C:564:MET:HE1	2:C:997:LEU:HG	1.89	0.53
2:C:672:VAL:HG21	2:C:869:VAL:CG1	2.38	0.53
2:C:840:ALA:HB2	2:C:846:LYS:HG3	1.91	0.53
3:D:1041:LEU:CD1	3:D:1058:ARG:HA	2.39	0.53
3:D:1194:CYS:SG	3:D:1200:VAL:HA	2.49	0.53
3:D:922:LEU:N	3:D:922:LEU:HD23	2.23	0.53
1:G:56:VAL:HB	1:G:165:ILE:CD1	2.37	0.53
2:H:1092:LEU:HD21	3:I:1447:LEU:HD23	1.91	0.53

Continued on next page...

Continued from previous page...

Atom-1	Atom-2	Interatomic distance (Å)	Clash overlap (Å)
2:H:172:ILE:N	2:H:172:ILE:HD12	2.24	0.53
2:H:351:LEU:HD12	2:H:351:LEU:O	2.09	0.53
2:H:94:LEU:HD12	2:H:95:TYR:N	2.23	0.53
3:I:1369:GLU:CA	3:I:1372:VAL:HG12	2.37	0.53
3:I:1372:VAL:O	3:I:1375:MET:HB2	2.08	0.53
3:I:1465:ASN:ND2	3:I:1468:LEU:HD12	2.23	0.53
3:I:982:PHE:CD2	3:I:983:LEU:N	2.76	0.53
1:L:24:VAL:HG22	1:L:196:THR:HG22	1.90	0.53
1:L:197:LEU:HD23	1:L:197:LEU:O	2.09	0.53
1:L:94:LEU:HD22	1:L:97:VAL:CG2	2.37	0.53
2:M:1112:PHE:C	2:M:1112:PHE:CD2	2.82	0.53
2:M:352:ALA:O	2:M:355:VAL:HG12	2.08	0.53
3:N:1105:ILE:CD1	3:N:1105:ILE:N	2.71	0.53
3:N:1171:VAL:O	3:N:1175:ILE:HG13	2.08	0.53
3:N:1221:VAL:CG1	3:N:1370:ILE:HD13	2.38	0.53
3:N:127:LEU:O	3:N:457:GLY:HA2	2.09	0.53
3:N:1283:ILE:CD1	3:N:1292:VAL:HG13	2.38	0.53
3:N:358:GLY:CA	3:N:385:VAL:HB	2.38	0.53
3:N:421:LEU:HD22	3:N:444:VAL:HG11	1.90	0.53
4:O:26:ARG:NH2	4:O:37:ASN:O	2.42	0.53
2:C:345:ARG:HA	2:C:348:LEU:HB2	1.90	0.53
2:C:100:LEU:HD22	2:C:372:LEU:CD2	2.39	0.53
2:C:692:GLU:HG2	2:C:696:LYS:HE3	1.90	0.53
2:C:838:LYS:NZ	2:C:846:LYS:NZ	2.57	0.53
3:D:999:THR:CG2	3:D:1000:THR:N	2.71	0.53
3:D:115:LEU:C	3:D:115:LEU:CD2	2.73	0.53
3:D:1209:LEU:O	3:D:1210:SER:C	2.45	0.53
3:D:1371:VAL:HG12	3:D:1375:MET:CE	2.39	0.53
1:F:58:ILE:N	1:F:58:ILE:CD1	2.72	0.53
2:H:260:LEU:HA	2:H:291:ALA:HB1	1.88	0.53
2:H:408:ARG:NH2	2:H:455:LEU:HD11	2.20	0.53
2:H:625:LEU:HB3	2:H:639:GLN:HB2	1.90	0.53
2:H:683:ASN:HB2	2:H:872:ASN:HB2	1.91	0.53
3:I:116:LEU:HD22	3:I:118:LEU:CD1	2.39	0.53
3:I:520:LEU:O	3:I:525:ARG:NH1	2.41	0.53
3:I:657:LEU:O	3:I:661:MET:HG2	2.09	0.53
1:L:19:GLU:O	1:L:200:TRP:HA	2.09	0.53
2:M:1093:GLN:HB3	3:N:21:TRP:CZ3	2.44	0.53
2:M:200:LEU:HD11	2:M:202:TYR:HD2	1.73	0.53
2:M:274:ARG:O	2:M:277:ALA:HB3	2.08	0.53
2:M:295:ASP:HB3	2:M:297:GLU:OE2	2.08	0.53

Continued on next page...

Continued from previous page...

Atom-1	Atom-2	Interatomic distance (Å)	Clash overlap (Å)
2:M:557:ARG:NH1	2:M:560:MET:HG3	2.24	0.53
2:M:786:LYS:HG2	2:M:787:ASP:N	2.23	0.53
2:M:838:LYS:HD3	2:M:846:LYS:HZ3	1.74	0.53
2:M:915:LYS:HE2	2:M:968:LEU:O	2.08	0.53
3:N:1286:THR:O	3:N:1287:GLU:CB	2.56	0.53
3:N:25:GLU:HG3	3:N:92:HIS:O	2.08	0.53
7:Y:48:LEU:HD12	7:Y:52:LYS:HE2	1.91	0.53
7:Y:59:GLU:HA	7:Y:62:ILE:HD12	1.91	0.53
1:B:179:PHE:N	1:B:179:PHE:CD2	2.75	0.53
2:C:204:GLN:NE2	2:C:228:ALA:HB1	2.24	0.53
2:C:216:GLU:HG3	2:C:219:GLN:HE22	1.73	0.53
2:C:418:LEU:CD1	2:C:418:LEU:H	2.22	0.53
2:C:548:PRO:HG2	2:C:842:ARG:NH2	2.24	0.53
3:D:1029:ARG:HH11	3:D:1029:ARG:HG2	1.73	0.53
2:C:516:ARG:HG3	3:D:1068:LEU:HD11	1.90	0.53
3:D:415:VAL:HG12	3:D:416:ALA:N	2.24	0.53
3:D:52:PRO:HG2	3:D:80:VAL:HG22	1.90	0.53
3:D:690:ALA:O	3:D:694:VAL:HG23	2.09	0.53
3:D:838:ARG:HB3	3:D:865:THR:CG2	2.39	0.53
3:D:861:GLN:H	3:D:861:GLN:CD	2.13	0.53
1:G:20:TYR:CD2	1:G:21:GLY:N	2.76	0.53
1:G:74:ASP:O	1:G:78:ILE:HG13	2.09	0.53
2:H:257:VAL:HG12	2:H:263:ASP:CG	2.29	0.53
2:H:170:PRO:CG	2:H:258:TYR:HE2	1.92	0.53
2:H:722:ILE:CD1	2:H:823:VAL:HG21	2.39	0.53
3:I:875:THR:HG22	3:I:876:SER:N	2.20	0.53
1:L:133:GLU:HG3	1:L:134:GLU:N	2.24	0.53
1:L:56:VAL:HG12	1:L:57:TYR:N	2.24	0.53
2:M:1003:ASP:OD2	2:M:1003:ASP:O	2.27	0.53
2:M:172:ILE:CD1	2:M:172:ILE:H	2.18	0.53
2:M:342:ASP:O	2:M:346:VAL:HG23	2.08	0.53
2:M:632:ASN:C	2:M:633:GLN:NE2	2.62	0.53
3:N:1146:GLY:CA	3:N:1207:TYR:HB2	2.38	0.53
3:N:1434:TRP:HZ3	3:N:1455:LYS:O	1.91	0.53
3:N:881:LEU:O	3:N:881:LEU:HD12	2.08	0.53
3:N:939:PHE:O	3:N:942:SER:HB3	2.09	0.53
4:O:27:ALA:O	4:O:31:LEU:HD12	2.09	0.53
7:X:105:VAL:CG2	7:X:109:GLU:HB2	2.39	0.53
7:X:99:ARG:HG3	7:X:99:ARG:NH1	2.14	0.53
2:H:556:ASN:OD1	7:Y:46:SER:HB3	2.08	0.53
7:Y:61:ARG:HG2	7:Y:61:ARG:HH21	1.72	0.53

Continued on next page...

Continued from previous page...

Atom-1	Atom-2	Interatomic distance (Å)	Clash overlap (Å)
7:Z:22:GLU:OE2	7:Z:25:ARG:NH1	2.42	0.53
1:A:123:MET:O	1:A:125:PRO:HD3	2.09	0.53
1:B:188:GLN:HG2	3:D:685:ASP:OD1	2.08	0.53
2:C:1084:SER:HA	2:C:1087:VAL:HG12	1.89	0.53
2:C:430:VAL:O	2:C:430:VAL:HG13	2.09	0.53
3:D:1349:VAL:O	3:D:1352:ILE:HB	2.09	0.53
3:D:156:GLU:O	3:D:160:GLU:HB2	2.09	0.53
3:D:366:LYS:HE2	3:D:369:ALA:HB2	1.91	0.53
3:D:501:ALA:HB1	3:D:1453:ALA:CB	2.35	0.53
3:D:800:LYS:CD	3:D:804:LEU:HD22	2.39	0.53
3:D:921:ARG:C	3:D:922:LEU:HD23	2.29	0.53
2:H:147:TYR:O	2:H:148:PHE:CD2	2.62	0.53
2:H:430:VAL:O	2:H:430:VAL:HG13	2.09	0.53
2:H:695:LEU:HD21	2:H:832:LYS:HB3	1.90	0.53
2:H:77:PRO:CD	2:H:91:GLN:O	2.57	0.53
3:I:1487:VAL:HG12	3:I:1488:ASP:N	2.23	0.53
3:I:510:GLU:O	3:I:513:ILE:HG13	2.09	0.53
3:I:937:TYR:HB3	3:I:941:PHE:HE1	1.73	0.53
2:M:1104:GLU:CD	3:N:3:LYS:HB2	2.30	0.53
2:M:194:VAL:O	2:M:197:LEU:N	2.42	0.53
2:M:762:LYS:HE3	2:M:786:LYS:HE3	1.90	0.53
2:M:861:LEU:HG	2:M:862:PRO:CD	2.29	0.53
3:N:1262:LEU:HD23	3:N:1352:ILE:CD1	2.38	0.53
3:N:455:ARG:HD3	3:N:459:GLU:HG2	1.91	0.53
3:N:814:ALA:HB1	3:N:818:ARG:NH2	2.24	0.53
3:N:918:ALA:HB3	3:N:927:THR:HG23	1.89	0.53
4:O:38:THR:OG1	4:O:39:VAL:N	2.40	0.53
7:X:43:TYR:HB3	7:X:44:ASP:OD1	2.09	0.53
7:Y:6:LYS:HB2	7:Y:6:LYS:NZ	2.23	0.53
2:C:1091:GLU:HB3	3:D:607:LEU:HD21	1.91	0.53
2:C:224:GLU:HG3	2:C:227:PHE:HB2	1.90	0.53
2:C:290:LEU:HB3	2:C:302:VAL:CG1	2.11	0.53
2:C:20:GLU:OE2	2:C:460:ARG:HB2	2.09	0.53
2:C:548:PRO:HG2	2:C:842:ARG:CZ	2.39	0.53
2:C:675:ALA:HB2	2:C:867:VAL:HG11	1.90	0.53
2:C:835:VAL:O	2:C:849:VAL:O	2.27	0.53
3:D:1147:ARG:HD2	3:D:1188:VAL:HG21	1.91	0.53
3:D:438:ASP:HB2	3:D:445:ARG:HH12	1.73	0.53
3:D:481:MET:CE	3:D:496:LEU:HD23	2.39	0.53
3:D:493:ARG:HG3	3:D:494:LYS:N	2.24	0.53
3:D:50:PHE:CG	3:D:522:PRO:HD3	2.42	0.53

Continued on next page...

Continued from previous page...

Atom-1	Atom-2	Interatomic distance (Å)	Clash overlap (Å)
4:E:26:ARG:NH1	4:E:73:LEU:HD21	2.24	0.53
1:F:21:GLY:HA3	1:F:207:PRO:CB	2.38	0.53
2:H:305:PRO:HA	2:H:308:ARG:CB	2.39	0.53
2:H:516:ARG:CD	3:I:1068:LEU:HD22	2.39	0.53
2:H:737:LEU:HD21	2:H:741:GLY:C	2.29	0.53
2:H:768:THR:HB	2:H:771:GLU:HB3	1.90	0.53
3:I:161:LEU:HG	3:I:397:LYS:NZ	2.23	0.53
3:I:810:GLU:C	3:I:812:ALA:H	2.11	0.53
4:J:91:ARG:HD2	4:J:92:LEU:HG	1.91	0.53
1:K:49:PRO:O	1:K:173:PRO:HG2	2.09	0.53
1:L:38:ASN:HB3	1:L:39:PRO:HD3	1.90	0.53
2:M:127:PHE:CD1	2:M:136:ILE:HD13	2.43	0.53
2:M:200:LEU:HD13	2:M:300:ASP:CG	2.29	0.53
2:M:202:TYR:OH	2:M:304:LEU:HD22	2.08	0.53
2:M:316:GLY:C	2:M:318:PRO:HD3	2.30	0.53
2:M:876:VAL:O	2:M:879:ARG:O	2.26	0.53
3:N:397:LYS:HG2	3:N:397:LYS:O	2.09	0.53
3:N:845:ASN:O	3:N:848:GLU:HB2	2.08	0.53
7:Z:102:VAL:HG13	7:Z:119:ILE:HG12	1.91	0.53
2:C:193:LEU:HD12	2:C:193:LEU:H	1.74	0.52
2:C:653:ASP:OD1	2:C:654:LEU:HD23	2.08	0.52
3:D:1288:GLU:HG3	3:D:1289:LYS:HG3	1.91	0.52
3:D:1481:VAL:HG22	4:E:18:ARG:NH2	2.23	0.52
3:D:160:GLU:HA	3:D:165:LYS:CB	2.36	0.52
3:D:202:VAL:C	3:D:395:VAL:HG13	2.30	0.52
3:D:563:PRO:CG	3:D:566:ILE:HD12	2.37	0.52
3:D:702:LEU:O	3:D:713:ILE:HA	2.09	0.52
3:D:787:LEU:HD12	3:D:787:LEU:O	2.09	0.52
3:D:861:GLN:NE2	3:D:861:GLN:N	2.56	0.52
3:D:918:ALA:HB3	3:D:927:THR:HG23	1.90	0.52
2:H:148:PHE:CE1	2:H:309:TYR:HB3	2.42	0.52
3:I:1189:ARG:HB3	3:I:1204:CYS:HA	1.91	0.52
3:I:799:LYS:O	3:I:800:LYS:CD	2.48	0.52
3:I:805:GLU:O	3:I:809:PRO:HD2	2.08	0.52
1:K:167:VAL:HG12	1:K:168:ASP:N	2.24	0.52
1:K:184:THR:CG2	1:K:185:ARG:N	2.72	0.52
2:M:376:ARG:CB	2:M:377:PRO:HD3	2.39	0.52
2:M:540:PHE:CE1	2:M:550:LEU:HD23	2.45	0.52
2:M:88:LEU:HD22	2:M:814:GLU:HG2	1.90	0.52
3:N:1109:GLU:HG2	3:N:1202:GLN:N	2.23	0.52
3:N:204:LEU:HD23	3:N:394:LEU:HD11	1.91	0.52

Continued on next page...

Continued from previous page...

Atom-1	Atom-2	Interatomic distance (Å)	Clash overlap (Å)
3:N:890:VAL:CG1	3:N:922:LEU:HD13	2.39	0.52
1:B:42:ARG:NH1	1:B:42:ARG:HG2	2.21	0.52
1:B:57:TYR:HB2	1:B:164:ALA:HB2	1.92	0.52
1:B:56:VAL:HG12	1:B:57:TYR:H	1.73	0.52
3:D:1041:LEU:HD12	3:D:1058:ARG:HA	1.89	0.52
3:D:1103:HIS:HD2	3:D:1463:LYS:HB2	1.73	0.52
3:D:131:LYS:O	3:D:131:LYS:HG2	2.09	0.52
3:D:695:ILE:O	3:D:696:HIS:C	2.47	0.52
3:D:52:PRO:N	3:D:86:ARG:CD	2.71	0.52
1:F:123:MET:C	1:F:125:PRO:HD3	2.29	0.52
1:F:56:VAL:CG1	1:F:57:TYR:N	2.72	0.52
2:H:1029:GLY:O	3:I:622:ARG:HB3	2.09	0.52
2:H:204:GLN:NE2	2:H:228:ALA:CB	2.71	0.52
3:I:955:VAL:O	3:I:1039:CYS:HB3	2.08	0.52
3:I:1101:VAL:CG1	3:I:1424:VAL:HG23	2.39	0.52
3:I:1217:ILE:HB	3:I:1480:PHE:HD2	1.71	0.52
3:I:1434:TRP:CD1	3:I:1435:LEU:N	2.78	0.52
3:I:484:PRO:CB	3:I:488:ARG:NE	2.71	0.52
3:I:695:ILE:O	3:I:696:HIS:C	2.48	0.52
3:I:705:ALA:CB	3:I:706:PRO:HD3	2.36	0.52
3:I:843:PHE:CE2	3:I:849:ALA:HA	2.43	0.52
4:J:23:VAL:HG22	4:J:68:LEU:CD2	2.39	0.52
1:K:49:PRO:HB3	1:K:148:VAL:HG22	1.91	0.52
1:K:35:THR:HG21	1:L:43:ILE:CD1	2.39	0.52
1:L:86:VAL:CG1	1:L:124:ASN:HB2	2.35	0.52
2:M:106:GLY:C	2:M:107:LEU:HD23	2.29	0.52
2:M:1088:LEU:HD23	2:M:1092:LEU:HD12	1.91	0.52
2:M:20:GLU:OE2	2:M:460:ARG:HB2	2.09	0.52
2:M:579:VAL:HG11	2:M:887:GLU:HG3	1.90	0.52
2:M:6:PHE:CD1	2:M:6:PHE:N	2.76	0.52
2:M:861:LEU:HA	2:M:974:LEU:CD1	2.36	0.52
3:N:1330:ILE:HB	3:N:1347:TYR:OH	2.08	0.52
3:N:205:TYR:CE2	3:N:441:ARG:NH2	2.77	0.52
3:N:563:PRO:HG2	3:N:566:ILE:HB	1.91	0.52
7:Z:123:SER:O	7:Z:127:LYS:N	2.40	0.52
1:B:57:TYR:CE2	1:B:161:ARG:HG2	2.45	0.52
2:C:1001:VAL:HG13	2:C:1004:LYS:HB3	1.91	0.52
2:C:191:PHE:CZ	2:C:196:LEU:HD12	2.43	0.52
2:C:431:HIS:CD2	2:C:433:THR:OG1	2.63	0.52
2:C:64:LEU:CB	2:C:359:MET:HG3	2.40	0.52
2:C:806:LEU:HB2	2:C:822:VAL:HG22	1.91	0.52

Continued on next page...

Continued from previous page...

Atom-1	Atom-2	Interatomic distance (Å)	Clash overlap (Å)
3:D:1426:LYS:HA	3:D:1429:LEU:HB2	1.91	0.52
3:D:438:ASP:HB2	3:D:445:ARG:NH1	2.24	0.52
3:D:136:ASP:HB3	3:D:453:ASP:O	2.10	0.52
3:D:550:ARG:NE	3:D:573:MET:CE	2.72	0.52
3:D:835:SER:H	3:D:838:ARG:NE	2.08	0.52
3:D:977:ALA:HB3	3:D:983:LEU:HD11	1.89	0.52
1:A:161:ARG:NH1	1:F:102:LYS:HE3	2.24	0.52
1:F:222:LEU:HD21	1:G:218:LEU:HD23	1.90	0.52
2:H:260:LEU:HD12	2:H:260:LEU:C	2.30	0.52
2:H:355:VAL:HG23	2:H:372:LEU:HG	1.91	0.52
2:H:953:VAL:HG11	2:H:962:GLN:HB3	1.91	0.52
3:I:1137:ARG:NH2	3:I:1172:HIS:NE2	2.57	0.52
3:I:1177:ALA:CB	3:I:1183:ILE:HD11	2.40	0.52
2:M:140:ILE:CG2	2:M:333:ILE:HD13	2.39	0.52
2:M:181:VAL:HG12	2:M:182:VAL:N	2.22	0.52
2:M:204:GLN:CD	2:M:228:ALA:HB1	2.29	0.52
2:M:850:ALA:HA	3:N:632:VAL:CG1	2.39	0.52
2:M:909:ALA:HB1	2:M:914:ILE:HD11	1.91	0.52
3:N:1011:PHE:HB3	3:N:1021:TYR:CD1	2.43	0.52
3:N:1190:SER:OG	3:N:1191:PRO:HD2	2.09	0.52
3:N:30:GLU:HA	3:N:30:GLU:OE1	2.10	0.52
3:N:203:ALA:HB1	3:N:393:ILE:HG21	1.91	0.52
3:N:698:LYS:HB3	3:N:756:GLN:NE2	2.23	0.52
3:N:810:GLU:C	3:N:812:ALA:N	2.63	0.52
7:X:45:ASP:O	7:X:47:GLY:N	2.36	0.52
7:Z:133:ARG:HG2	7:Z:134:VAL:N	2.24	0.52
2:C:170:PRO:CD	2:C:258:TYR:HE1	2.22	0.52
2:C:176:VAL:HG12	2:C:182:VAL:HG13	1.91	0.52
2:C:512:ARG:CA	2:C:523:ILE:HD11	2.39	0.52
2:C:544:THR:C	2:C:546:LEU:H	2.13	0.52
2:C:56:GLU:C	2:C:56:GLU:CD	2.68	0.52
2:C:691:SER:OG	2:C:693:GLU:HB3	2.10	0.52
2:C:725:ASP:HB3	2:C:783:ARG:NH1	2.24	0.52
3:D:1314:LYS:N	3:D:1314:LYS:CD	2.69	0.52
3:D:1408:ILE:H	3:D:1408:ILE:CD1	2.21	0.52
3:D:452:ILE:HD13	3:D:452:ILE:O	2.09	0.52
3:D:593:ASN:O	3:D:594:PRO:C	2.47	0.52
1:B:80:LEU:CD2	3:D:867:ARG:HB2	2.39	0.52
3:D:880:ILE:CG2	3:D:881:LEU:N	2.71	0.52
4:E:31:LEU:HD12	4:E:32:ARG:H	1.67	0.52
1:F:75:VAL:O	1:F:79:ILE:HG23	2.09	0.52

Continued on next page...

Continued from previous page...

Atom-1	Atom-2	Interatomic distance (Å)	Clash overlap (Å)
1:G:36:LEU:HD23	1:G:36:LEU:N	2.25	0.52
2:H:686:ASP:O	2:H:688:ILE:CD1	2.58	0.52
2:H:687:ALA:HB1	2:H:850:ALA:HB2	1.92	0.52
2:H:946:ARG:HD2	2:H:984:GLU:HB2	1.88	0.52
3:I:1194:CYS:HB3	3:I:1373:ARG:NH1	2.23	0.52
3:I:127:LEU:O	3:I:457:GLY:HA2	2.09	0.52
3:I:1304:LYS:O	3:I:1306:PRO:HD3	2.08	0.52
3:I:1496:GLU:CD	3:I:1500:LYS:HE3	2.30	0.52
3:I:804:LEU:CG	3:I:831:GLY:CA	2.86	0.52
3:I:796:ARG:HG3	3:I:861:GLN:O	2.10	0.52
3:I:954:ALA:HB3	3:I:1062:ARG:HG2	1.91	0.52
1:K:198:ARG:HD3	1:K:200:TRP:HH2	1.73	0.52
2:M:148:PHE:HE1	2:M:309:TYR:HD2	1.56	0.52
2:M:50:GLU:HA	2:M:266:ARG:CZ	2.40	0.52
2:M:861:LEU:HD23	2:M:863:ASP:H	1.73	0.52
3:N:165:LYS:HZ3	3:N:199:LEU:CD2	2.22	0.52
3:N:397:LYS:CG	3:N:448:GLU:HB2	2.29	0.52
3:N:577:ALA:O	3:N:580:ALA:HB3	2.08	0.52
3:N:885:ILE:HG23	3:N:937:TYR:CE1	2.45	0.52
3:N:969:ARG:HG3	3:N:970:LYS:N	2.24	0.52
3:D:982:PHE:CD1	7:X:125:MET:SD	3.02	0.52
7:Z:21:ARG:HG2	7:Z:21:ARG:HH11	1.73	0.52
7:Z:31:LYS:O	7:Z:34:GLN:HB3	2.10	0.52
1:A:104:GLU:OE1	1:A:137:ARG:HG2	2.09	0.52
1:A:174:VAL:HG13	1:A:200:TRP:O	2.10	0.52
1:A:73:GLU:HB3	1:A:77:GLU:HG2	1.91	0.52
1:A:7:LYS:HD3	1:A:7:LYS:O	2.09	0.52
2:C:52:PHE:HD1	2:C:52:PHE:O	1.92	0.52
2:C:722:ILE:HD13	2:C:722:ILE:C	2.29	0.52
2:C:931:GLY:C	2:C:933:GLY:H	2.13	0.52
3:D:787:LEU:HD12	3:D:787:LEU:C	2.30	0.52
3:D:845:ASN:O	3:D:848:GLU:HB2	2.09	0.52
2:H:1092:LEU:HD13	2:H:1099:VAL:HG21	1.92	0.52
2:H:78:PHE:HB3	2:H:79:PRO:CD	2.37	0.52
2:H:838:LYS:NZ	2:H:846:LYS:NZ	2.58	0.52
2:H:94:LEU:C	2:H:94:LEU:HD12	2.30	0.52
3:I:1209:LEU:HD21	4:J:16:LYS:HZ1	1.71	0.52
3:I:1102:THR:HG21	3:I:1371:VAL:HG22	1.92	0.52
3:I:899:LEU:HD12	3:I:900:ILE:CG2	2.39	0.52
4:J:19:LEU:O	4:J:23:VAL:HG23	2.10	0.52
3:I:1481:VAL:HG12	4:J:21:VAL:HG21	1.91	0.52

Continued on next page...

Continued from previous page...

Atom-1	Atom-2	Interatomic distance (Å)	Clash overlap (Å)
2:M:161:SER:O	2:M:162:ILE:HD12	2.10	0.52
2:M:12:VAL:HB	2:M:472:ARG:HH11	1.73	0.52
2:M:524:VAL:CG1	2:M:525:SER:H	2.22	0.52
2:M:630:ARG:HH11	2:M:630:ARG:HG3	1.75	0.52
2:M:554:ASP:HB2	2:M:880:MET:HB2	1.91	0.52
3:N:402:PRO:HA	3:N:443:VAL:HG23	1.92	0.52
3:N:770:LEU:HB2	3:N:1210:SER:O	2.10	0.52
1:A:167:VAL:HG12	1:A:168:ASP:H	1.75	0.52
1:A:170:VAL:CG2	1:A:170:VAL:O	2.53	0.52
1:B:24:VAL:HG13	1:B:196:THR:HG22	1.92	0.52
1:B:199:ILE:HB	1:B:207:PRO:HB3	1.91	0.52
2:C:455:LEU:C	2:C:455:LEU:CD1	2.78	0.52
2:C:943:VAL:HG23	2:C:985:GLY:N	2.16	0.52
3:D:1082:ALA:O	3:D:1086:LEU:HD13	2.10	0.52
3:D:683:ILE:HD13	3:D:688:TRP:HZ2	1.75	0.52
4:E:54:LEU:HG	4:E:58:PRO:HG3	1.91	0.52
1:F:41:ARG:HG3	1:F:177:VAL:CG1	2.40	0.52
2:H:1009:SER:OG	2:H:1010:THR:N	2.43	0.52
2:H:1051:GLU:CG	2:H:1056:LYS:HE3	2.40	0.52
2:H:52:PHE:CG	2:H:53:PRO:N	2.78	0.52
2:H:683:ASN:CA	2:H:687:ALA:HB3	2.38	0.52
3:I:1119:SER:HA	3:I:1186:VAL:O	2.10	0.52
3:I:1205:TYR:CE1	3:I:1221:VAL:HG11	2.45	0.52
3:I:650:LEU:HD22	3:I:688:TRP:HH2	1.75	0.52
3:I:699:VAL:H	3:I:756:GLN:NE2	2.07	0.52
3:I:875:THR:CG2	3:I:879:ARG:HG3	2.40	0.52
1:K:156:HIS:CD2	1:K:158:ILE:HG12	2.33	0.52
2:M:395:LYS:HG2	2:M:397:GLU:HG3	1.90	0.52
3:N:1108:ARG:HG3	3:N:1108:ARG:HH11	1.75	0.52
3:N:1122:LEU:HD11	3:N:1186:VAL:CG2	2.34	0.52
3:N:1166:LEU:N	3:N:1166:LEU:HD23	2.21	0.52
3:N:1401:GLU:OE2	3:N:1415:VAL:CG2	2.57	0.52
3:N:179:VAL:HG13	3:N:183:GLU:CB	2.33	0.52
3:N:140:ALA:CB	3:N:450:TYR:CE2	2.90	0.52
7:Y:115:THR:CB	7:Y:116:PRO:CD	2.87	0.52
1:B:41:ARG:HG3	1:B:177:VAL:HG23	1.89	0.52
2:C:946:ARG:HD3	2:C:984:GLU:HB2	1.91	0.52
3:D:179:VAL:HG21	3:D:189:GLN:NE2	2.17	0.52
4:E:85:LEU:O	4:E:85:LEU:HD23	2.09	0.52
1:F:206:THR:HG23	1:F:208:LEU:N	2.24	0.52
1:F:58:ILE:HG21	1:F:61:VAL:HG23	1.92	0.52

Continued on next page...

Continued from previous page...

Atom-1	Atom-2	Interatomic distance (Å)	Clash overlap (Å)
2:H:77:PRO:HD2	2:H:91:GLN:O	2.10	0.52
2:H:567:GLN:HB2	2:H:997:LEU:HD12	1.91	0.52
3:I:1205:TYR:HD2	3:I:1215:VAL:CG2	2.17	0.52
3:I:133:ILE:HG22	3:I:134:VAL:H	1.74	0.52
3:I:166:GLN:NE2	3:I:394:LEU:HD12	2.24	0.52
3:I:543:LEU:HD22	3:I:580:ALA:CB	2.25	0.52
3:I:696:HIS:HB2	4:J:48:MET:CE	2.40	0.52
3:I:702:LEU:O	3:I:713:ILE:HA	2.09	0.52
1:L:100:LEU:CD2	1:L:141:GLU:HB3	2.40	0.52
1:L:185:ARG:CZ	3:N:692:GLU:HB3	2.40	0.52
3:I:564:GLU:N	2:M:223:ASP:HB2	2.22	0.52
2:M:199:VAL:CG2	2:M:238:LEU:HD12	2.39	0.52
2:M:690:ILE:HG23	2:M:852:ILE:HA	1.91	0.52
2:M:96:ALA:O	2:M:98:LEU:HD11	2.10	0.52
3:N:1448:THR:O	3:N:1452:ILE:HD13	2.09	0.52
3:N:104:PHE:CD1	3:N:512:MET:HG2	2.44	0.52
3:N:702:LEU:O	3:N:713:ILE:HA	2.09	0.52
7:X:102:VAL:HG11	7:X:125:MET:HE2	1.92	0.52
7:Y:6:LYS:HD2	7:Y:75:LEU:CD1	2.40	0.52
7:Z:32:ILE:O	7:Z:35:GLU:HB2	2.09	0.52
1:A:124:ASN:HD21	1:A:127:LEU:CD2	2.22	0.52
1:A:20:TYR:O	1:A:207:PRO:HG2	2.10	0.52
1:B:147:GLY:HA3	1:B:171:PHE:CZ	2.44	0.52
2:C:265:ARG:H	2:C:289:THR:HG21	1.75	0.52
2:C:300:ASP:OD2	2:C:303:PHE:HB2	2.10	0.52
2:C:391:LEU:HD23	2:C:391:LEU:O	2.09	0.52
3:D:102:ILE:CD1	3:D:106:LYS:HB2	2.39	0.52
3:D:1221:VAL:CG1	3:D:1370:ILE:HD13	2.40	0.52
3:D:1293:PHE:HZ	3:D:1302:GLU:CD	2.13	0.52
3:D:143:ASN:HB3	3:D:161:LEU:HD21	1.89	0.52
3:D:396:VAL:HG23	3:D:398:ALA:HB3	1.91	0.52
1:G:54:THR:CG2	1:G:158:ILE:HG13	2.40	0.52
2:H:1081:VAL:CG1	2:H:1085:PHE:HB3	2.40	0.52
2:H:676:ILE:HG22	2:H:988:VAL:O	2.09	0.52
2:H:863:ASP:O	2:H:865:THR:N	2.43	0.52
2:H:90:TYR:CD1	2:H:120:LEU:HB2	2.45	0.52
3:I:1101:VAL:HG21	3:I:1424:VAL:HG23	1.91	0.52
3:I:1493:LYS:HA	3:I:1493:LYS:HE2	1.91	0.52
3:I:202:VAL:O	3:I:395:VAL:HA	2.09	0.52
3:I:616:GLN:NE2	3:I:621:LYS:HG3	2.25	0.52
3:I:628:ARG:NH1	3:I:628:ARG:HG3	2.25	0.52

Continued on next page...

Continued from previous page...

Atom-1	Atom-2	Interatomic distance (Å)	Clash overlap (Å)
4:J:6:ILE:HG13	4:J:10:PHE:CE1	2.45	0.52
2:M:1008:ARG:NE	2:M:1027:PHE:O	2.43	0.52
2:M:101:ILE:HD12	2:M:107:LEU:HD13	1.92	0.52
2:M:344:PHE:CE2	2:M:378:LEU:HD11	2.44	0.52
2:M:707:ARG:HG3	2:M:826:TYR:CE1	2.44	0.52
2:M:897:LEU:HD21	2:M:921:ALA:HA	1.92	0.52
2:M:69:LEU:HD12	2:M:97:ARG:HB3	1.90	0.52
3:N:1110:ALA:O	3:N:1111:ASP:C	2.47	0.52
3:N:1189:ARG:HB3	3:N:1204:CYS:HA	1.91	0.52
3:N:1205:TYR:CE1	3:N:1221:VAL:HG11	2.44	0.52
3:N:1301:LYS:HA	3:N:1301:LYS:HE2	1.90	0.52
3:N:398:ALA:HB2	3:N:447:VAL:HA	1.90	0.52
3:N:687:VAL:O	3:N:690:ALA:HB3	2.10	0.52
7:X:84:GLY:CA	7:X:130:LEU:HD11	2.40	0.52
7:Z:77:GLU:O	7:Z:77:GLU:CG	2.56	0.52
2:C:111:ASP:O	2:C:112:GLU:HG2	2.10	0.52
2:C:285:LEU:CD2	2:C:285:LEU:O	2.58	0.52
2:C:508:ILE:HD12	2:C:526:PRO:HB3	1.91	0.52
3:D:683:ILE:HD13	3:D:688:TRP:CZ2	2.45	0.52
3:D:705:ALA:HB1	6:Q:10:G:H21	1.75	0.52
3:D:827:ILE:HG22	3:D:827:ILE:O	2.10	0.52
2:H:198:ARG:NH2	2:H:203:ASP:HA	2.24	0.52
3:I:1098:LEU:HD23	3:I:1226:ALA:O	2.10	0.52
3:I:1263:PHE:HB3	3:I:1424:VAL:CG1	2.39	0.52
3:I:426:LYS:NZ	3:I:427:VAL:HG23	2.24	0.52
3:I:554:LEU:HD13	3:I:570:GLU:HB3	1.91	0.52
2:M:191:PHE:HB2	2:M:241:LEU:CD1	2.40	0.52
2:M:726:ILE:CG1	2:M:734:LEU:HD11	2.39	0.52
2:M:893:ALA:O	2:M:897:LEU:HG	2.10	0.52
3:N:1025:GLN:NE2	3:N:1025:GLN:HA	2.25	0.52
3:N:1364:HIS:CE1	3:N:1366:LYS:HG3	2.45	0.52
3:N:501:ALA:HB1	3:N:1453:ALA:HB2	1.92	0.52
3:N:793:THR:O	3:N:879:ARG:NH1	2.43	0.52
2:C:431:HIS:CG	2:C:432:ARG:N	2.78	0.52
2:C:557:ARG:NH1	2:C:560:MET:HG3	2.25	0.52
3:D:957:PRO:HG2	3:D:1007:VAL:CA	2.40	0.52
3:D:180:LYS:NZ	3:D:387:LEU:H	2.07	0.52
3:D:396:VAL:O	3:D:398:ALA:N	2.43	0.52
3:D:639:LEU:HD12	3:D:640:HIS:N	2.25	0.52
3:D:645:PRO:HD3	3:D:726:ILE:HG12	1.91	0.52
3:D:696:HIS:NE2	4:E:54:LEU:HD11	2.25	0.52

Continued on next page...

Continued from previous page...

Atom-1	Atom-2	Interatomic distance (Å)	Clash overlap (Å)
4:E:54:LEU:HG	4:E:58:PRO:CG	2.40	0.52
1:F:86:VAL:HG13	1:F:124:ASN:HB2	1.89	0.52
1:F:156:HIS:HD2	1:F:157:GLY:H	1.57	0.52
1:F:206:THR:OG1	1:F:207:PRO:CD	2.56	0.52
1:F:39:PRO:HG3	1:G:39:PRO:HG3	1.91	0.52
2:H:111:ASP:O	2:H:112:GLU:HG2	2.10	0.52
2:H:118:ILE:O	2:H:118:ILE:HD13	2.08	0.52
3:I:111:LYS:HE3	3:I:1448:THR:CG2	2.38	0.52
3:I:1148:VAL:HG22	3:I:1165:TYR:CD2	2.45	0.52
3:I:669:ASN:ND2	3:I:671:LYS:HB2	2.25	0.52
3:I:72:VAL:HG22	3:I:77:GLY:HA2	1.92	0.52
3:I:967:ALA:O	3:I:970:LYS:HB3	2.10	0.52
3:I:982:PHE:CG	3:I:983:LEU:HD23	2.45	0.52
4:J:9:LEU:HD22	4:J:19:LEU:HD11	1.91	0.52
1:L:24:VAL:HG22	1:L:196:THR:CG2	2.39	0.52
1:L:211:LEU:O	1:L:215:VAL:HG13	2.10	0.52
2:M:1012:PRO:HD3	2:M:1026:GLN:HB2	1.90	0.52
2:M:136:ILE:N	2:M:136:ILE:CD1	2.72	0.52
2:M:218:VAL:O	2:M:221:LEU:HG	2.10	0.52
3:N:15:PRO:O	3:N:19:ARG:HG3	2.10	0.52
1:L:185:ARG:HH11	3:N:689:ASP:HA	1.72	0.52
3:N:695:ILE:HD11	3:N:718:PRO:CB	2.40	0.52
3:N:722:GLU:O	3:N:722:GLU:HG3	2.07	0.52
3:N:814:ALA:O	3:N:818:ARG:HG3	2.10	0.52
3:N:882:PHE:HA	3:N:885:ILE:HD12	1.92	0.52
1:B:212:ASN:O	1:B:215:VAL:CG2	2.46	0.51
2:C:1019:GLN:CD	3:D:621:LYS:HB3	2.29	0.51
2:C:136:ILE:HB	2:C:336:VAL:HG22	1.93	0.51
2:C:374:ASN:H	2:C:374:ASN:HD22	1.58	0.51
2:C:455:LEU:HD12	2:C:455:LEU:O	2.10	0.51
2:C:553:ASP:OD2	2:C:883:GLY:N	2.40	0.51
2:C:606:VAL:HG11	2:C:643:VAL:O	2.09	0.51
3:D:1040:GLY:O	3:D:1060:SER:HB3	2.10	0.51
3:D:1108:ARG:HH11	3:D:1108:ARG:HG3	1.76	0.51
3:D:1395:LEU:HD23	3:D:1396:GLU:N	2.24	0.51
2:C:1085:PHE:HD2	3:D:1468:LEU:HA	1.74	0.51
3:D:208:PRO:HG3	3:D:353:VAL:HG13	1.91	0.51
3:D:666:ILE:CD1	3:D:686:GLU:HB2	2.41	0.51
3:D:841:TYR:HB2	3:D:864:VAL:HG13	1.91	0.51
2:C:886:LEU:HD22	3:D:951:ILE:HD12	1.92	0.51
1:G:154:GLU:OE2	3:I:840:LYS:HE2	2.10	0.51

Continued on next page...

Continued from previous page...

Atom-1	Atom-2	Interatomic distance (Å)	Clash overlap (Å)
1:G:56:VAL:HG21	1:G:82:LEU:CD1	2.40	0.51
2:H:1047:HIS:HB2	3:I:758:GLU:OE1	2.10	0.51
2:H:174:LEU:HD23	2:H:184:MET:HA	1.92	0.51
3:I:1295:GLU:OE2	3:I:1295:GLU:N	2.43	0.51
3:I:470:LEU:HB2	3:I:503:LEU:HD21	1.93	0.51
3:I:996:TRP:HE3	3:I:999:THR:HG21	1.75	0.51
4:J:30:LEU:HD21	4:J:63:TRP:CB	2.39	0.51
1:L:134:GLU:HA	1:L:134:GLU:OE2	2.10	0.51
2:M:1012:PRO:HD3	2:M:1026:GLN:CG	2.40	0.51
2:M:1033:GLY:O	2:M:1037:VAL:HG23	2.10	0.51
2:M:290:LEU:H	2:M:290:LEU:HD23	1.73	0.51
3:N:957:PRO:HG3	3:N:1007:VAL:HA	1.91	0.51
3:N:1025:GLN:HE21	3:N:1025:GLN:HA	1.74	0.51
3:N:1384:PRO:HB3	3:N:1387:SER:O	2.10	0.51
3:N:452:ILE:HD13	3:N:452:ILE:N	2.25	0.51
3:N:949:ILE:HG22	3:N:950:GLY:N	2.25	0.51
7:X:99:ARG:CG	7:X:99:ARG:NH1	2.70	0.51
1:A:206:THR:HG23	1:A:208:LEU:N	2.25	0.51
1:A:54:THR:O	1:A:158:ILE:HD13	2.10	0.51
2:C:129:ILE:CG2	2:C:130:ASN:N	2.67	0.51
2:C:174:LEU:HD22	2:C:193:LEU:HD21	1.92	0.51
2:C:184:MET:HE2	2:C:186:VAL:CG1	2.39	0.51
2:C:198:ARG:NH1	2:C:228:ALA:O	2.42	0.51
2:C:300:ASP:C	2:C:302:VAL:N	2.61	0.51
2:C:861:LEU:HD23	2:C:863:ASP:N	2.21	0.51
2:C:925:TYR:CD2	2:C:925:TYR:O	2.64	0.51
3:D:13:ALA:CB	3:D:18:ILE:HD11	2.39	0.51
3:D:208:PRO:HG2	3:D:347:VAL:HB	1.91	0.51
3:D:180:LYS:HZ1	3:D:386:HIS:CA	2.23	0.51
3:D:626:SER:O	3:D:652:LEU:HD11	2.10	0.51
3:D:949:ILE:HD12	3:D:949:ILE:N	2.26	0.51
1:F:44:LEU:HD23	1:F:214:ALA:HB2	1.91	0.51
2:H:250:ARG:CB	2:H:250:ARG:NH1	2.69	0.51
2:H:257:VAL:HG12	2:H:263:ASP:OD2	2.09	0.51
2:H:317:VAL:N	2:H:318:PRO:HD3	2.25	0.51
2:H:690:ILE:HG23	2:H:852:ILE:HG23	1.92	0.51
3:I:1033:GLN:OE1	3:I:1036:ARG:NH1	2.43	0.51
3:I:1114:THR:O	3:I:1114:THR:CG2	2.57	0.51
3:I:483:HIS:CB	3:I:484:PRO:HD3	2.37	0.51
3:I:62:LYS:HD2	3:I:75:ARG:HD2	1.92	0.51
3:I:826:PRO:C	3:I:828:LYS:H	2.14	0.51

Continued on next page...

Continued from previous page...

Atom-1	Atom-2	Interatomic distance (Å)	Clash overlap (Å)
1:K:178:ALA:HB2	2:M:864:GLY:N	2.25	0.51
1:L:88:ARG:NH1	1:L:123:MET:HE1	2.19	0.51
1:L:146:ARG:O	1:L:146:ARG:HG3	2.10	0.51
1:L:56:VAL:O	1:L:164:ALA:HB1	2.09	0.51
2:M:1082:PRO:C	2:M:1084:SER:H	2.13	0.51
2:M:159:ILE:HD12	2:M:159:ILE:C	2.30	0.51
3:N:1209:LEU:O	3:N:1210:SER:C	2.47	0.51
3:N:202:VAL:O	3:N:395:VAL:HA	2.10	0.51
3:N:396:VAL:O	3:N:398:ALA:N	2.43	0.51
7:Y:105:VAL:HB	7:Y:109:GLU:HB2	1.92	0.51
7:Y:139:SER:OG	7:Y:148:GLU:CG	2.56	0.51
7:Z:57:ARG:NH2	7:Z:61:ARG:HD2	2.26	0.51
2:C:170:PRO:CG	2:C:258:TYR:HE1	2.23	0.51
2:C:480:THR:HG22	2:C:481:ASP:N	2.23	0.51
2:C:722:ILE:HG21	2:C:821:GLU:OE1	2.10	0.51
2:C:682:TYR:CE1	2:C:851:LYS:HD3	2.44	0.51
2:C:863:ASP:CG	2:C:865:THR:HG22	2.31	0.51
3:D:208:PRO:HG2	3:D:347:VAL:CB	2.40	0.51
3:D:384:VAL:CG1	3:D:385:VAL:N	2.74	0.51
2:H:139:GLN:NE2	2:H:414:GLY:HA3	2.25	0.51
2:H:564:MET:CE	2:H:846:LYS:HD2	2.40	0.51
1:F:63:HIS:HB2	2:H:799:ILE:HG21	1.91	0.51
2:H:861:LEU:HD23	2:H:863:ASP:H	1.74	0.51
3:I:1063:GLU:CD	3:I:1064:GLY:N	2.62	0.51
3:I:1330:ILE:HB	3:I:1347:TYR:OH	2.10	0.51
3:I:1258:ARG:HH21	3:I:1351:GLU:CG	2.23	0.51
3:I:1486:VAL:HG23	4:J:29:GLN:HE22	1.75	0.51
3:I:804:LEU:HB3	3:I:831:GLY:HA2	1.92	0.51
2:M:794:PRO:HG2	2:M:1025:ALA:C	2.30	0.51
2:M:259:GLY:O	2:M:291:ALA:CA	2.57	0.51
2:M:571:LEU:HD23	2:M:670:GLN:NE2	2.21	0.51
2:M:603:VAL:HG21	2:M:643:VAL:CG1	2.40	0.51
3:N:1132:LEU:N	3:N:1132:LEU:HD12	2.26	0.51
3:N:1481:VAL:O	3:N:1481:VAL:HG12	2.09	0.51
3:N:368:VAL:HB	3:N:377:VAL:CG2	2.40	0.51
3:N:470:LEU:HD12	3:N:503:LEU:HD23	1.92	0.51
3:N:796:ARG:HB2	3:N:828:LYS:HD3	1.93	0.51
3:N:982:PHE:CD2	7:Z:119:ILE:HG23	2.45	0.51
7:Z:102:VAL:CG1	7:Z:103:GLN:N	2.73	0.51
7:Z:10:ALA:O	7:Z:14:ARG:HG3	2.10	0.51
7:Z:58:ILE:O	7:Z:62:ILE:HD13	2.10	0.51

Continued on next page...

Continued from previous page...

Atom-1	Atom-2	Interatomic distance (Å)	Clash overlap (Å)
1:A:100:LEU:HD21	1:A:102:LYS:HE2	1.93	0.51
2:C:118:ILE:HD12	2:C:119:PRO:O	2.10	0.51
2:C:170:PRO:HD2	2:C:258:TYR:HE1	1.75	0.51
2:C:207:LEU:HD22	2:C:221:LEU:HD13	1.91	0.51
2:C:437:ARG:HG2	2:C:467:ILE:O	2.09	0.51
2:C:512:ARG:HA	2:C:523:ILE:HD11	1.93	0.51
2:C:54:ILE:HG21	2:C:66:LEU:HB3	1.92	0.51
2:C:839:LEU:HD23	2:C:839:LEU:N	2.25	0.51
2:C:925:TYR:CD2	2:C:925:TYR:C	2.83	0.51
2:C:957:LYS:CD	2:C:961:GLU:HB3	2.40	0.51
2:C:578:VAL:HG11	2:C:991:GLN:HB3	1.91	0.51
3:D:1256:LEU:O	3:D:1260:ILE:HG13	2.11	0.51
3:D:1403:LEU:O	3:D:1407:LEU:HD13	2.10	0.51
3:D:1487:VAL:HG12	3:D:1488:ASP:N	2.25	0.51
3:D:176:ASP:HB2	3:D:388:HIS:C	2.30	0.51
3:D:458:ALA:HB2	3:D:575:GLN:NE2	2.26	0.51
4:E:26:ARG:O	4:E:30:LEU:HD12	2.10	0.51
4:E:30:LEU:O	4:E:35:PHE:HA	2.09	0.51
4:E:75:PHE:N	4:E:75:PHE:CD2	2.79	0.51
1:F:174:VAL:HG13	1:F:200:TRP:O	2.11	0.51
2:H:122:THR:CG2	2:H:123:GLU:N	2.74	0.51
2:H:686:ASP:OD1	2:H:879:ARG:NH2	2.44	0.51
3:I:160:GLU:HG2	3:I:165:LYS:CG	2.40	0.51
3:I:140:ALA:N	3:I:450:TYR:CE2	2.64	0.51
3:I:617:ASN:O	3:I:1466:VAL:CG1	2.58	0.51
3:I:672:ALA:O	3:I:676:MET:HB2	2.11	0.51
3:I:983:LEU:HD23	3:I:983:LEU:N	2.25	0.51
1:K:18:ARG:NH1	1:K:88:ARG:HE	2.09	0.51
2:M:1012:PRO:HD3	2:M:1026:GLN:NE2	2.24	0.51
2:M:108:ILE:HD12	2:M:108:ILE:H	1.75	0.51
2:M:224:GLU:CD	2:M:227:PHE:HD1	2.13	0.51
2:M:195:LEU:HD23	2:M:241:LEU:CD1	2.40	0.51
2:M:140:ILE:HA	2:M:332:ARG:O	2.11	0.51
2:M:889:HIS:O	2:M:892:LEU:HB3	2.11	0.51
3:N:1295:GLU:HB2	3:N:1300:SER:HB3	1.92	0.51
3:N:140:ALA:N	3:N:450:TYR:CE2	2.74	0.51
7:X:123:SER:O	7:X:127:LYS:N	2.38	0.51
7:X:54:GLU:HA	7:X:54:GLU:OE1	2.10	0.51
7:Z:152:VAL:O	7:Z:153:ALA:HB2	2.11	0.51
2:C:368:THR:HB	2:C:369:PRO:HD2	1.88	0.51
2:C:515:ALA:O	2:C:516:ARG:HD3	2.11	0.51

Continued on next page...

Continued from previous page...

Atom-1	Atom-2	Interatomic distance (Å)	Clash overlap (Å)
3:D:1221:VAL:O	3:D:1222:GLY:C	2.49	0.51
3:D:1272:ALA:CA	3:D:1326:THR:HB	2.40	0.51
2:C:1082:PRO:HD2	3:D:1468:LEU:O	2.11	0.51
3:D:696:HIS:CD2	4:E:58:PRO:HB2	2.46	0.51
1:G:185:ARG:HD2	1:G:186:LEU:CA	2.40	0.51
2:H:200:LEU:HD13	2:H:300:ASP:CG	2.31	0.51
2:H:302:VAL:C	2:H:305:PRO:HD2	2.30	0.51
2:H:545:ASN:HB3	2:H:583:LEU:CD2	2.41	0.51
2:H:610:ARG:HH11	2:H:610:ARG:HG3	1.75	0.51
2:H:876:VAL:N	2:H:877:PRO:HD2	2.25	0.51
3:I:1011:PHE:HB3	3:I:1021:TYR:CD1	2.45	0.51
3:I:1256:LEU:O	3:I:1260:ILE:HG13	2.10	0.51
1:L:86:VAL:HG12	1:L:124:ASN:ND2	2.25	0.51
1:L:52:ALA:HB3	1:L:171:PHE:CD1	2.46	0.51
2:M:1001:VAL:HG13	2:M:1004:LYS:HB3	1.92	0.51
2:M:101:ILE:HD12	2:M:107:LEU:HD22	1.92	0.51
2:M:140:ILE:CG2	2:M:410:ILE:HG21	2.41	0.51
2:M:339:LEU:O	2:M:342:ASP:HB3	2.10	0.51
2:M:549:PHE:CD1	2:M:886:LEU:HD23	2.44	0.51
2:M:666:LEU:HD12	2:M:667:ALA:N	2.25	0.51
3:N:1176:LYS:O	3:N:1179:GLU:HB2	2.09	0.51
3:N:1225:ALA:HB2	3:N:1370:ILE:CD1	2.39	0.51
3:N:1422:MET:HE2	3:N:1427:SER:HA	1.92	0.51
3:N:1493:LYS:HA	3:N:1493:LYS:HE2	1.93	0.51
3:N:154:THR:CG2	3:N:157:GLU:HB2	2.40	0.51
3:N:642:CYS:HB3	3:N:716:PHE:CD2	2.45	0.51
3:N:704:ARG:HH12	3:N:743:ASP:CG	2.14	0.51
3:N:80:VAL:HG12	3:N:81:THR:N	2.25	0.51
7:X:125:MET:O	7:X:129:LEU:HG	2.10	0.51
2:C:1060:ILE:HG13	2:C:1061:GLU:N	2.25	0.51
2:C:90:TYR:CE1	2:C:120:LEU:HB2	2.45	0.51
2:C:691:SER:O	2:C:692:GLU:C	2.49	0.51
2:C:775:ARG:HD2	2:C:782:ALA:HB3	1.93	0.51
2:C:853:LEU:HB3	2:C:858:MET:HE3	1.92	0.51
3:D:1041:LEU:HD12	3:D:1058:ARG:CA	2.41	0.51
3:D:1129:THR:HG23	3:D:1130:ARG:N	2.26	0.51
3:D:204:LEU:HD13	3:D:441:ARG:NH1	2.24	0.51
3:D:481:MET:HE2	3:D:493:ARG:CB	2.41	0.51
1:F:62:LEU:CD1	1:F:62:LEU:N	2.73	0.51
1:G:228:PRO:O	1:G:229:GLN:HG3	2.11	0.51
1:G:24:VAL:HG13	1:G:196:THR:HG22	1.91	0.51

Continued on next page...

Continued from previous page...

Atom-1	Atom-2	Interatomic distance (Å)	Clash overlap (Å)
1:G:62:LEU:HD12	1:G:62:LEU:H	1.76	0.51
2:H:507:ARG:HH11	2:H:507:ARG:HG2	1.76	0.51
2:H:690:ILE:HD12	2:H:833:LEU:HD23	1.92	0.51
2:H:918:LEU:HD23	2:H:968:LEU:HA	1.92	0.51
3:I:957:PRO:HA	3:I:1010:ASN:HD22	1.74	0.51
3:I:813:LEU:O	3:I:817:GLU:CB	2.55	0.51
3:I:922:LEU:HD23	3:I:922:LEU:N	2.25	0.51
1:L:195:LEU:HD12	1:L:196:THR:N	2.26	0.51
2:M:139:GLN:HE22	2:M:414:GLY:HA3	1.74	0.51
2:M:289:THR:C	2:M:291:ALA:N	2.64	0.51
2:M:317:VAL:O	2:M:317:VAL:HG12	2.11	0.51
2:M:353:ARG:HH11	2:M:353:ARG:HG3	1.76	0.51
2:M:843:HIS:CD2	2:M:884:GLN:HA	2.45	0.51
3:N:1107:VAL:O	3:N:1218:GLY:N	2.38	0.51
3:N:1353:GLN:NE2	3:N:1368:ILE:HD11	2.25	0.51
3:I:1235:GLN:HB2	7:Y:37:MET:HE3	1.91	0.51
7:Z:70:SER:OG	7:Z:71:ARG:HG3	2.11	0.51
1:A:19:GLU:O	1:A:207:PRO:HG3	2.11	0.51
2:C:1082:PRO:C	2:C:1084:SER:N	2.63	0.51
2:C:274:ARG:HB2	2:C:285:LEU:CD1	2.23	0.51
2:C:309:TYR:HE2	2:C:321:GLU:HB3	1.75	0.51
2:C:630:ARG:HA	2:C:705:ILE:HD12	1.93	0.51
3:D:102:ILE:HD12	3:D:586:ARG:HG3	1.93	0.51
3:D:1105:ILE:HD12	3:D:1105:ILE:H	1.74	0.51
3:D:1147:ARG:O	3:D:1165:TYR:HA	2.10	0.51
3:D:1402:ALA:HB2	3:D:1415:VAL:HG21	1.90	0.51
3:D:501:ALA:CB	3:D:1452:ILE:HG22	2.41	0.51
3:D:441:ARG:NH1	3:D:445:ARG:NH2	2.57	0.51
3:D:584:ASN:CG	3:D:590:PRO:HD2	2.30	0.51
3:D:644:LEU:HD12	3:D:645:PRO:CD	2.41	0.51
3:D:907:GLU:N	3:D:910:SER:OG	2.42	0.51
1:F:58:ILE:HA	1:F:140:MET:HB3	1.92	0.51
2:H:196:LEU:O	2:H:199:VAL:CB	2.52	0.51
2:H:194:VAL:O	2:H:197:LEU:N	2.44	0.51
2:H:253:ALA:O	2:H:257:VAL:CG2	2.59	0.51
2:H:691:SER:O	2:H:692:GLU:C	2.49	0.51
2:H:876:VAL:H	2:H:877:PRO:HD2	1.75	0.51
2:H:554:ASP:HB2	2:H:880:MET:HB2	1.92	0.51
3:I:1101:VAL:HG11	3:I:1424:VAL:HG23	1.91	0.51
3:I:520:LEU:HD11	3:I:524:LEU:CD2	2.41	0.51
3:I:862:ASP:O	3:I:864:VAL:HG23	2.11	0.51

Continued on next page...

Continued from previous page...

Atom-1	Atom-2	Interatomic distance (Å)	Clash overlap (Å)
3:I:890:VAL:HG11	3:I:922:LEU:CD1	2.41	0.51
4:J:85:LEU:C	4:J:85:LEU:HD23	2.31	0.51
2:M:601:GLY:HA2	2:M:616:GLU:HG2	1.92	0.51
2:M:805:ARG:HD3	2:M:807:ARG:HG2	1.92	0.51
2:M:876:VAL:H	2:M:877:PRO:HD2	1.73	0.51
2:M:429:ASP:CG	3:N:1079:LYS:HE2	2.31	0.51
3:N:170:PRO:HA	3:N:392:SER:HB3	1.92	0.51
3:N:215:TYR:HB3	3:N:383:GLY:HA2	1.92	0.51
3:N:988:ARG:HD3	3:N:992:ILE:CD1	2.40	0.51
7:Y:20:GLU:HA	7:Y:20:GLU:OE1	2.09	0.51
1:B:227:ASN:ND2	1:B:227:ASN:N	2.58	0.51
2:C:151:ASP:CG	2:C:152:PRO:HD2	2.31	0.51
2:C:463:GLU:OE2	2:C:463:GLU:HA	2.10	0.51
2:C:554:ASP:OD2	2:C:556:ASN:HB3	2.11	0.51
2:C:557:ARG:HG3	2:C:557:ARG:HH11	1.76	0.51
2:C:728:HIS:O	2:C:729:LEU:HD22	2.11	0.51
2:C:862:PRO:HG2	2:C:925:TYR:OH	2.11	0.51
3:D:1258:ARG:HH21	3:D:1351:GLU:CG	2.21	0.51
3:D:98:PRO:HG2	3:D:462:GLN:OE1	2.11	0.51
3:D:117:ASP:HB2	3:D:495:ARG:NH2	2.26	0.51
3:D:520:LEU:O	3:D:525:ARG:NH1	2.44	0.51
2:H:181:VAL:HG12	2:H:182:VAL:N	2.25	0.51
2:H:679:PHE:H	2:H:683:ASN:ND2	2.08	0.51
2:H:887:GLU:OE1	2:H:993:PHE:N	2.31	0.51
2:H:952:LEU:HD11	2:H:971:LYS:NZ	2.26	0.51
3:I:1066:THR:HG22	3:I:1069:GLU:CD	2.30	0.51
3:I:1107:VAL:O	3:I:1218:GLY:N	2.38	0.51
3:I:131:LYS:HE3	3:I:456:MET:CE	2.40	0.51
3:I:1320:GLU:CG	3:I:1339:LYS:HZ2	2.21	0.51
3:I:465:LEU:HD11	3:I:509:PRO:O	2.10	0.51
3:I:72:VAL:CG2	3:I:77:GLY:HA2	2.41	0.51
3:I:784:ASP:HB3	3:I:939:PHE:CE2	2.46	0.51
3:I:850:LEU:H	3:I:850:LEU:CD1	2.18	0.51
4:J:28:GLN:O	4:J:31:LEU:HD12	2.10	0.51
2:M:1008:ARG:HH12	2:M:1010:THR:CA	2.24	0.51
2:M:281:LEU:O	2:M:282:GLY:O	2.29	0.51
2:M:440:PRO:HB2	3:N:1074:SER:OG	2.10	0.51
3:N:1080:GLY:O	3:N:1084:THR:HG23	2.10	0.51
3:N:1192:LEU:HD22	3:N:1345:GLU:OE2	2.10	0.51
3:N:1380:GLU:HA	3:N:1391:GLU:O	2.11	0.51
3:N:178:LEU:O	3:N:179:VAL:HG23	2.10	0.51

Continued on next page...

Continued from previous page...

Atom-1	Atom-2	Interatomic distance (Å)	Clash overlap (Å)
3:N:30:GLU:HB3	3:N:40:GLU:CB	2.41	0.51
3:N:550:ARG:NE	3:N:573:MET:HE2	2.26	0.51
2:M:1071:ILE:O	3:N:659:LYS:HG2	2.11	0.51
2:M:1073:GLY:N	3:N:659:LYS:HG3	2.25	0.51
1:L:185:ARG:NH2	3:N:692:GLU:HG2	2.26	0.51
3:N:758:GLU:HB3	4:O:20:THR:HG21	1.91	0.51
3:N:789:LEU:CD1	3:N:911:LEU:HD21	2.41	0.51
7:X:128:ALA:CB	7:X:140:LEU:HD11	2.40	0.51
7:Z:48:LEU:HD12	7:Z:52:LYS:HE3	1.93	0.51
7:Z:66:GLU:O	7:Z:70:SER:HB3	2.11	0.51
2:C:328:LEU:HD21	2:C:438:ILE:CD1	2.41	0.51
3:D:1108:ARG:N	3:D:1108:ARG:HD3	2.25	0.51
3:D:1189:ARG:HG3	3:D:1189:ARG:NH1	2.25	0.51
3:D:1277:ILE:HD13	3:D:1301:LYS:CB	2.37	0.51
2:C:1092:LEU:HD21	3:D:1447:LEU:CD2	2.41	0.51
3:D:705:ALA:HB3	3:D:706:PRO:CD	2.35	0.51
1:G:133:GLU:HG3	1:G:134:GLU:N	2.24	0.51
1:G:59:GLU:CG	1:G:139:ASN:ND2	2.74	0.51
2:H:165:LEU:HA	2:H:166:PRO:O	2.11	0.51
2:H:367:LEU:HB3	2:H:371:LYS:HE3	1.92	0.51
2:H:470:PRO:HB2	2:H:534:VAL:HG21	1.93	0.51
3:I:1137:ARG:HH11	3:I:1137:ARG:HG3	1.76	0.51
3:I:1140:ILE:CG2	3:I:1175:ILE:HD11	2.35	0.51
3:I:1389:LEU:HD12	3:I:1390:LEU:CD2	2.41	0.51
3:I:493:ARG:CG	3:I:494:LYS:N	2.74	0.51
2:M:1001:VAL:O	2:M:1001:VAL:CG1	2.59	0.51
2:M:806:LEU:HB2	2:M:822:VAL:HG22	1.91	0.51
2:M:890:LEU:HD21	2:M:901:TYR:CG	2.46	0.51
3:N:1426:LYS:HA	3:N:1429:LEU:HD22	1.92	0.51
3:N:1394:VAL:HG21	3:N:1432:LYS:NZ	2.26	0.51
7:Z:115:THR:OG1	7:Z:116:PRO:CD	2.50	0.51
7:Z:102:VAL:CG2	7:Z:119:ILE:HD11	2.35	0.51
1:A:56:VAL:CG1	1:A:142:VAL:HG12	2.38	0.51
1:A:41:ARG:O	1:A:45:LEU:HD13	2.11	0.51
1:B:19:GLU:HG3	1:B:201:THR:O	2.11	0.51
2:C:1090:LYS:HA	2:C:1093:GLN:HG3	1.93	0.51
3:D:1332:PRO:HB2	3:D:1421:LEU:HD21	1.91	0.51
3:D:1205:TYR:OH	3:D:1367:HIS:CE1	2.59	0.51
3:D:1401:GLU:CD	3:D:1415:VAL:HG11	2.32	0.51
3:D:148:GLU:HB3	3:D:151:GLN:HB2	1.93	0.51
3:D:215:TYR:HE2	3:D:343:LYS:HB2	1.76	0.51

Continued on next page...

Continued from previous page...

Atom-1	Atom-2	Interatomic distance (Å)	Clash overlap (Å)
3:D:93:ILE:HD13	3:D:548:ILE:CD1	2.41	0.51
3:D:590:PRO:HB2	3:D:600:LEU:CD1	2.41	0.51
1:F:91:ASN:HD22	1:F:93:SER:CB	2.24	0.51
1:G:143:ARG:CZ	1:G:158:ILE:HD12	2.41	0.51
2:H:191:PHE:HD2	2:H:195:LEU:HD23	1.75	0.51
2:H:263:ASP:C	2:H:264:PRO:O	2.48	0.51
3:I:1021:TYR:CE2	3:I:1025:GLN:HG2	2.46	0.51
3:I:1066:THR:HG22	3:I:1069:GLU:CG	2.40	0.51
3:I:521:PRO:CB	3:I:524:LEU:HD13	2.26	0.51
3:I:810:GLU:C	3:I:812:ALA:N	2.63	0.51
3:I:949:ILE:N	3:I:949:ILE:HD12	2.26	0.51
2:M:1008:ARG:HH22	2:M:1011:GLY:CA	2.24	0.51
2:M:100:LEU:HD12	2:M:101:ILE:N	2.26	0.51
2:M:1013:TYR:CZ	2:M:1060:ILE:HD11	2.46	0.51
2:M:198:ARG:CZ	2:M:203:ASP:HA	2.41	0.51
2:M:207:LEU:CD2	2:M:208:ALA:N	2.74	0.51
2:M:115:LEU:HD12	2:M:378:LEU:HD22	1.94	0.51
2:M:680:ASP:O	3:N:939:PHE:HB3	2.11	0.51
2:M:710:ILE:HD11	2:M:758:ARG:CD	2.41	0.51
3:N:1114:THR:HG22	3:N:1195:GLN:HB3	1.92	0.51
3:N:1221:VAL:O	3:N:1222:GLY:C	2.47	0.51
3:N:1256:LEU:HD12	3:N:1259:VAL:HB	1.92	0.51
3:N:1383:ASP:HB2	3:N:1416:ALA:HB3	1.93	0.51
3:N:1434:TRP:CZ3	3:N:1455:LYS:O	2.64	0.51
3:N:141:ILE:CG1	3:N:448:GLU:OE1	2.57	0.51
3:N:781:PRO:HB2	3:N:786:ILE:CD1	2.40	0.51
3:N:810:GLU:C	3:N:812:ALA:H	2.13	0.51
4:O:27:ALA:HB1	4:O:60:ALA:HB1	1.92	0.51
7:Y:125:MET:O	7:Y:129:LEU:HG	2.10	0.51
2:C:197:LEU:HA	2:C:200:LEU:HD12	1.93	0.50
2:C:235:LEU:HD11	2:C:298:PHE:HZ	1.75	0.50
2:C:317:VAL:HG12	2:C:317:VAL:O	2.10	0.50
2:C:722:ILE:CD1	2:C:722:ILE:O	2.55	0.50
2:C:984:GLU:HG2	3:D:944:THR:O	2.11	0.50
3:D:1301:LYS:HG3	3:D:1303:TYR:CE1	2.46	0.50
3:D:720:LEU:CD1	3:D:720:LEU:N	2.74	0.50
1:F:87:VAL:CG2	1:F:144:VAL:HG11	2.38	0.50
1:G:185:ARG:CD	1:G:186:LEU:N	2.73	0.50
3:I:1146:GLY:CA	3:I:1207:TYR:HB2	2.41	0.50
3:I:1336:LEU:HA	3:I:1344:VAL:CG2	2.42	0.50
3:I:135:LEU:HD23	3:I:136:ASP:H	1.75	0.50

Continued on next page...

Continued from previous page...

Atom-1	Atom-2	Interatomic distance (Å)	Clash overlap (Å)
3:I:436:GLU:CD	3:I:447:VAL:HG22	2.31	0.50
1:G:80:LEU:HD21	3:I:867:ARG:HB2	1.93	0.50
1:L:156:HIS:CG	1:L:157:GLY:N	2.79	0.50
2:M:122:THR:HG22	2:M:124:ASP:H	1.76	0.50
2:M:281:LEU:O	2:M:282:GLY:C	2.49	0.50
2:M:408:ARG:HH21	2:M:455:LEU:HD12	1.76	0.50
3:N:1422:MET:HE3	3:N:1426:LYS:HB3	1.92	0.50
3:N:481:MET:O	3:N:489:ARG:HB2	2.11	0.50
1:A:85:LEU:HA	1:A:124:ASN:ND2	2.26	0.50
2:C:139:GLN:HB3	2:C:334:ARG:HG3	1.92	0.50
2:C:224:GLU:OE1	2:C:226:VAL:HG12	2.11	0.50
2:C:742:VAL:CG1	2:C:743:VAL:N	2.75	0.50
2:C:762:LYS:HG2	2:C:763:GLY:N	2.26	0.50
2:C:554:ASP:HB2	2:C:880:MET:HB2	1.93	0.50
2:C:878:SER:HB3	3:D:1029:ARG:HD3	1.93	0.50
3:D:572:ARG:O	3:D:573:MET:C	2.50	0.50
3:D:625:TYR:HB3	3:D:749:VAL:HG23	1.93	0.50
3:D:646:LYS:HG3	3:D:647:ARG:H	1.75	0.50
2:C:679:PHE:C	3:D:943:THR:CG2	2.80	0.50
1:G:83:LYS:NZ	3:I:844:ALA:H	2.09	0.50
2:H:160:ALA:O	2:H:173:ASP:HA	2.11	0.50
2:H:382:ILE:HD12	2:H:382:ILE:N	2.26	0.50
2:H:495:THR:CG2	2:H:517:ARG:HH21	2.01	0.50
2:H:575:GLN:C	2:H:667:ALA:HB1	2.32	0.50
2:H:695:LEU:CD2	2:H:832:LYS:HD3	2.41	0.50
3:I:614:PHE:CD2	3:I:1438:ALA:HB1	2.47	0.50
1:K:170:VAL:HG23	1:K:170:VAL:O	2.11	0.50
2:M:218:VAL:HG13	2:M:221:LEU:CD2	2.41	0.50
2:M:251:ASP:C	2:M:253:ALA:H	2.15	0.50
2:M:588:VAL:HG21	2:M:664:GLY:O	2.11	0.50
3:N:996:TRP:O	3:N:1000:THR:HG22	2.10	0.50
3:N:141:ILE:H	3:N:162:ARG:NH1	2.08	0.50
3:N:1422:MET:CE	3:N:1427:SER:HA	2.41	0.50
3:N:396:VAL:HG21	3:N:445:ARG:HD3	1.94	0.50
1:L:185:ARG:NH1	3:N:692:GLU:HB3	2.26	0.50
3:I:1235:GLN:CG	7:Y:37:MET:HE3	2.41	0.50
1:B:133:GLU:HG3	1:B:134:GLU:N	2.26	0.50
2:C:794:PRO:CG	2:C:1025:ALA:HA	2.42	0.50
2:C:260:LEU:HA	2:C:291:ALA:CB	2.41	0.50
2:C:328:LEU:CD1	2:C:328:LEU:N	2.74	0.50
2:C:882:LEU:CD1	3:D:1061:PHE:HB3	2.41	0.50

Continued on next page...

Continued from previous page...

Atom-1	Atom-2	Interatomic distance (Å)	Clash overlap (Å)
3:D:632:VAL:CG2	3:D:725:SER:CB	2.90	0.50
1:F:127:LEU:HG	1:F:129:ILE:HD13	1.94	0.50
1:G:112:ARG:HB3	1:G:125:PRO:HB3	1.91	0.50
2:H:1097:LEU:HD12	3:I:1451:ALA:HB2	1.93	0.50
2:H:115:LEU:HB2	2:H:375:SER:HA	1.92	0.50
2:H:307:LEU:CD1	2:H:310:LEU:HD23	2.41	0.50
2:H:404:LEU:HA	2:H:407:LYS:CD	2.40	0.50
2:H:668:LEU:H	2:H:668:LEU:HD12	1.76	0.50
3:I:1053:PHE:CZ	3:I:1072:ILE:HD12	2.47	0.50
3:I:202:VAL:O	3:I:395:VAL:HG13	2.12	0.50
3:I:525:ARG:HB2	3:I:538:SER:HB3	1.92	0.50
3:I:603:LEU:HA	3:I:606:ILE:CG2	2.41	0.50
4:J:48:MET:HG3	4:J:49:GLN:N	2.26	0.50
1:K:89:PHE:HD1	1:K:89:PHE:N	2.08	0.50
1:L:66:SER:OG	1:L:75:VAL:HG21	2.12	0.50
2:M:293:PHE:HD1	2:M:293:PHE:C	2.14	0.50
3:N:963:TYR:CD2	3:N:1002:LYS:HB3	2.47	0.50
3:N:584:ASN:HD21	3:N:590:PRO:HD2	1.75	0.50
3:N:65:ARG:HG3	3:N:66:GLN:H	1.76	0.50
3:N:672:ALA:O	3:N:676:MET:HB2	2.12	0.50
7:Z:127:LYS:HD3	7:Z:127:LYS:C	2.31	0.50
2:C:1018:GLN:NE2	2:C:1018:GLN:HA	2.27	0.50
2:C:224:GLU:HB3	2:C:228:ALA:N	2.26	0.50
2:C:570:PRO:HD2	2:C:635:THR:CG2	2.37	0.50
2:C:612:VAL:HG13	2:C:621:VAL:O	2.12	0.50
2:C:854:PRO:O	2:C:855:VAL:C	2.50	0.50
2:C:988:VAL:HG12	3:D:948:THR:OG1	2.10	0.50
3:D:1084:THR:HG22	3:D:1087:ARG:HH11	1.75	0.50
3:D:1299:PHE:H	3:D:1299:PHE:HD2	1.59	0.50
3:D:160:GLU:HG2	3:D:165:LYS:CG	2.42	0.50
3:D:202:VAL:O	3:D:395:VAL:HA	2.11	0.50
3:D:614:PHE:CE2	3:D:1438:ALA:HB1	2.46	0.50
1:F:182:GLU:OE1	1:F:194:LYS:HG2	2.10	0.50
1:F:91:ASN:HD22	1:F:93:SER:HB3	1.77	0.50
1:G:109:VAL:O	1:G:129:ILE:HG12	2.10	0.50
2:H:1001:VAL:O	2:H:1004:LYS:N	2.29	0.50
2:H:42:VAL:HG12	2:H:268:ASP:OD2	2.10	0.50
2:H:678:PRO:HG3	2:H:873:PRO:HD2	1.92	0.50
2:H:899:GLN:O	2:H:901:TYR:CE1	2.65	0.50
3:I:1026:SER:C	3:I:1028:ALA:N	2.63	0.50
3:I:1459:LEU:H	3:I:1459:LEU:HD12	1.76	0.50

Continued on next page...

Continued from previous page...

Atom-1	Atom-2	Interatomic distance (Å)	Clash overlap (Å)
3:I:756:GLN:O	3:I:759:ALA:HB3	2.10	0.50
2:M:112:GLU:O	2:M:112:GLU:HG2	2.12	0.50
2:M:265:ARG:HG2	2:M:267:TYR:CG	2.46	0.50
2:M:302:VAL:C	2:M:305:PRO:HD2	2.31	0.50
2:M:64:LEU:CB	2:M:359:MET:HG3	2.41	0.50
2:M:766:GLU:CD	3:N:37:LEU:HD21	2.31	0.50
2:M:839:LEU:N	2:M:839:LEU:CD2	2.70	0.50
3:N:1063:GLU:CD	3:N:1064:GLY:H	2.14	0.50
3:N:1253:THR:CG2	3:N:1268:PRO:HB3	2.42	0.50
3:N:1272:ALA:CA	3:N:1326:THR:HB	2.41	0.50
3:N:1380:GLU:HG2	3:N:1381:VAL:N	2.26	0.50
3:N:1405:GLU:OE2	3:N:1411:GLY:O	2.29	0.50
4:O:45:ARG:HG2	4:O:46:PRO:CD	2.36	0.50
7:X:102:VAL:HG13	7:X:103:GLN:N	2.26	0.50
3:D:997:THR:HG23	7:X:57:ARG:NH1	2.26	0.50
7:Z:84:GLY:HA2	7:Z:130:LEU:HD11	1.93	0.50
7:Z:99:ARG:HH11	7:Z:99:ARG:CG	2.24	0.50
1:A:9:PRO:HD2	1:B:224:TYR:CE1	2.46	0.50
2:C:1032:PHE:HD2	2:C:1037:VAL:HG22	1.75	0.50
2:C:1037:VAL:O	2:C:1041:GLU:HG3	2.11	0.50
2:C:12:VAL:HB	2:C:472:ARG:HH11	1.75	0.50
2:C:182:VAL:O	2:C:193:LEU:CD1	2.60	0.50
2:C:293:PHE:H	2:C:293:PHE:HD1	1.54	0.50
2:C:302:VAL:HG13	2:C:303:PHE:N	2.27	0.50
2:C:437:ARG:CZ	2:C:488:ALA:HA	2.41	0.50
2:C:434:HIS:HB3	2:C:438:ILE:HB	1.94	0.50
2:C:455:LEU:HD12	2:C:456:ALA:O	2.11	0.50
2:C:73:LEU:HD22	2:C:94:LEU:HB2	1.93	0.50
3:D:465:LEU:HD11	3:D:509:PRO:O	2.11	0.50
3:D:481:MET:HE2	3:D:493:ARG:CA	2.38	0.50
3:D:506:GLY:O	3:D:507:ASN:C	2.49	0.50
2:H:267:TYR:CD2	2:H:267:TYR:N	2.80	0.50
2:H:282:GLY:O	2:H:283:ILE:CG1	2.30	0.50
2:H:425:PHE:CZ	3:I:1079:LYS:CE	2.94	0.50
2:H:68:PHE:CD1	2:H:69:LEU:N	2.79	0.50
2:H:75:GLU:OE1	2:H:75:GLU:HA	2.10	0.50
2:H:858:MET:CG	2:H:859:PRO:CD	2.89	0.50
3:I:411:THR:HG23	3:I:435:VAL:O	2.10	0.50
3:I:137:PRO:HG2	3:I:453:ASP:H	1.77	0.50
3:I:654:LYS:HB3	3:I:655:PRO:CD	2.35	0.50
1:L:62:LEU:CD1	1:L:63:HIS:N	2.69	0.50

Continued on next page...

Continued from previous page...

Atom-1	Atom-2	Interatomic distance (Å)	Clash overlap (Å)
2:M:1004:LYS:HG2	3:N:630:VAL:CG2	2.24	0.50
2:M:165:LEU:HA	2:M:166:PRO:O	2.12	0.50
2:M:869:VAL:CG2	2:M:870:ILE:N	2.75	0.50
3:N:1292:VAL:O	3:N:1303:TYR:HB2	2.12	0.50
3:N:645:PRO:HG2	3:N:724:GLN:O	2.11	0.50
3:N:676:MET:SD	3:N:684:LYS:HE3	2.51	0.50
7:Z:34:GLN:O	7:Z:38:GLU:HG3	2.12	0.50
1:B:197:LEU:HD21	1:B:199:ILE:HD11	1.93	0.50
2:C:110:GLU:OE1	2:C:112:GLU:O	2.29	0.50
2:C:54:ILE:O	2:C:54:ILE:CG2	2.59	0.50
3:D:1101:VAL:CG1	3:D:1424:VAL:HG23	2.41	0.50
3:D:583:ASP:OD2	3:D:604:THR:HG21	2.11	0.50
3:D:785:ILE:H	3:D:785:ILE:CD1	1.94	0.50
1:F:54:THR:HG22	1:F:158:ILE:CG1	2.39	0.50
1:G:59:GLU:CG	1:G:139:ASN:HD22	2.20	0.50
1:G:146:ARG:HG3	1:G:146:ARG:O	2.12	0.50
1:G:186:LEU:HD23	1:G:186:LEU:O	2.11	0.50
2:H:289:THR:C	2:H:291:ALA:N	2.64	0.50
2:H:701:THR:HA	2:H:831:ARG:O	2.11	0.50
1:F:62:LEU:HD22	2:H:745:ILE:CG2	2.42	0.50
3:I:957:PRO:CG	3:I:1007:VAL:HA	2.41	0.50
3:I:1205:TYR:OH	3:I:1367:HIS:HE1	1.93	0.50
3:I:1235:GLN:NE2	7:Y:37:MET:HE3	2.27	0.50
3:I:143:ASN:CA	3:I:161:LEU:HD21	2.40	0.50
3:I:402:PRO:N	3:I:443:VAL:HG23	2.27	0.50
3:I:433:GLY:CA	3:I:447:VAL:O	2.59	0.50
1:G:185:ARG:NH2	3:I:692:GLU:CB	2.72	0.50
1:K:222:LEU:HD23	1:L:219:ARG:HB2	1.93	0.50
1:K:45:LEU:N	1:K:45:LEU:HD12	2.26	0.50
1:K:91:ASN:OD1	1:K:92:PRO:HD2	2.12	0.50
1:L:176:ARG:HD2	1:L:200:TRP:CZ3	2.47	0.50
2:M:1019:GLN:OE1	3:N:621:LYS:HB3	2.11	0.50
2:M:1074:GLU:HG2	2:M:1075:ASP:N	2.19	0.50
2:M:207:LEU:HD22	2:M:221:LEU:HD11	1.93	0.50
2:M:496:ILE:N	2:M:496:ILE:CD1	2.75	0.50
2:M:690:ILE:C	2:M:690:ILE:HD13	2.32	0.50
3:N:1097:LYS:O	3:N:1100:ASP:HB2	2.11	0.50
3:N:1353:GLN:HG2	3:N:1368:ILE:CD1	2.41	0.50
3:N:1394:VAL:HG12	3:N:1397:LYS:H	1.77	0.50
3:N:149:LYS:CE	3:N:149:LYS:H	2.25	0.50
3:N:166:GLN:CD	3:N:394:LEU:HD12	2.32	0.50

Continued on next page...

Continued from previous page...

Atom-1	Atom-2	Interatomic distance (Å)	Clash overlap (Å)
3:N:683:ILE:HD13	3:N:688:TRP:CZ2	2.46	0.50
3:N:695:ILE:HD11	3:N:718:PRO:CG	2.42	0.50
3:D:982:PHE:HA	7:X:125:MET:HB3	1.92	0.50
7:X:32:ILE:HG22	7:X:33:LEU:N	2.25	0.50
1:A:110:LYS:HB2	1:A:112:ARG:HG2	1.93	0.50
2:C:115:LEU:HA	2:C:375:SER:HG	1.74	0.50
2:C:284:ARG:CG	2:C:285:LEU:N	2.75	0.50
2:C:274:ARG:CG	2:C:285:LEU:HD22	2.40	0.50
2:C:473:ARG:HA	2:C:531:PHE:CE1	2.47	0.50
2:C:597:ALA:HA	2:C:655:LEU:HD11	1.93	0.50
2:C:861:LEU:HA	2:C:974:LEU:HD12	1.93	0.50
2:C:52:PHE:CZ	2:C:98:LEU:HB3	2.38	0.50
3:D:1107:VAL:CG1	3:D:1217:ILE:HA	2.40	0.50
3:D:160:GLU:HG2	3:D:165:LYS:CB	2.41	0.50
3:D:400:VAL:HG22	3:D:443:VAL:CG2	2.41	0.50
3:D:481:MET:O	3:D:489:ARG:HB2	2.12	0.50
3:D:52:PRO:O	3:D:86:ARG:HG3	2.12	0.50
1:F:102:LYS:CD	1:F:139:ASN:ND2	2.75	0.50
2:H:154:ARG:HH22	2:H:178:PRO:HD2	1.75	0.50
2:H:260:LEU:HB2	2:H:291:ALA:HB1	1.93	0.50
2:H:754:ILE:HG12	2:H:791:ARG:NH1	2.27	0.50
2:H:839:LEU:HD21	2:H:849:VAL:HG23	1.94	0.50
2:H:98:LEU:CD1	2:H:98:LEU:N	2.57	0.50
3:I:1324:PRO:HG3	3:I:1330:ILE:HD11	1.94	0.50
3:I:26:VAL:HB	3:I:93:ILE:HD11	1.93	0.50
3:I:581:LEU:CD2	3:I:581:LEU:N	2.73	0.50
3:I:684:LYS:HB2	3:I:687:VAL:HG23	1.94	0.50
3:I:63:TYR:HB3	3:I:68:PHE:CD1	2.46	0.50
2:M:688:ILE:CD1	2:M:847:GLY:HA3	2.42	0.50
2:M:943:VAL:HG13	2:M:944:LEU:N	2.24	0.50
2:M:73:LEU:HB3	2:M:94:LEU:HA	1.93	0.50
3:N:1012:GLU:HG3	3:N:1012:GLU:O	2.12	0.50
3:N:102:ILE:HG23	3:N:103:TRP:N	2.25	0.50
3:N:1061:PHE:HE1	3:N:1065:LEU:HD22	1.75	0.50
3:N:204:LEU:CD1	3:N:441:ARG:NH1	2.75	0.50
3:N:462:GLN:HG3	3:N:513:ILE:HG12	1.93	0.50
3:N:897:TRP:CZ3	3:N:902:LEU:HD21	2.46	0.50
1:A:112:ARG:HH21	1:A:125:PRO:HB2	1.76	0.50
1:A:88:ARG:HH12	1:A:90:LEU:HD11	1.77	0.50
2:C:1012:PRO:HD2	2:C:1026:GLN:HB2	1.94	0.50
2:C:113:VAL:HG11	2:C:373:VAL:CG1	2.42	0.50

Continued on next page...

Continued from previous page...

Atom-1	Atom-2	Interatomic distance (Å)	Clash overlap (Å)
2:C:182:VAL:HG12	2:C:193:LEU:CD2	2.33	0.50
2:C:242:LEU:HD11	2:C:254:VAL:HG21	1.94	0.50
2:C:134:ARG:NH2	2:C:392:SER:O	2.44	0.50
3:D:1468:LEU:HD13	3:D:1470:ARG:HD3	1.94	0.50
2:C:1084:SER:CB	3:D:617:ASN:HD21	2.18	0.50
3:D:633:VAL:N	3:D:740:PHE:CE2	2.80	0.50
1:F:78:ILE:O	1:F:81:ASN:N	2.45	0.50
1:G:41:ARG:HG3	1:G:177:VAL:HG23	1.94	0.50
2:H:140:ILE:C	2:H:140:ILE:HD12	2.32	0.50
2:H:140:ILE:HG23	2:H:410:ILE:HG23	1.94	0.50
2:H:332:ARG:HG3	2:H:464:LEU:O	2.12	0.50
2:H:524:VAL:HG11	2:H:528:GLU:HB2	1.91	0.50
2:H:2:GLU:O	2:H:899:GLN:HB2	2.12	0.50
3:I:1207:TYR:CE2	3:I:1212:ALA:O	2.65	0.50
3:I:39:PRO:O	3:I:40:GLU:O	2.30	0.50
3:I:411:THR:HG23	3:I:436:GLU:HA	1.94	0.50
3:I:206:ARG:NH2	3:I:441:ARG:NH2	2.59	0.50
1:G:83:LYS:NZ	3:I:848:GLU:OE1	2.44	0.50
3:I:784:ASP:CB	3:I:939:PHE:HE2	2.25	0.50
3:I:968:ASP:O	3:I:971:LEU:HB3	2.11	0.50
1:L:186:LEU:O	1:L:187:GLY:C	2.50	0.50
2:M:191:PHE:HD2	2:M:195:LEU:HD23	1.76	0.50
2:M:137:VAL:HG22	2:M:391:LEU:O	2.12	0.50
2:M:1044:GLY:HA2	3:N:1475:GLY:CA	2.42	0.50
3:N:143:ASN:CA	3:N:161:LEU:HD21	2.22	0.50
3:N:554:LEU:CD1	3:N:570:GLU:HB3	2.42	0.50
3:N:572:ARG:O	3:N:573:MET:C	2.50	0.50
3:N:684:LYS:HB2	3:N:687:VAL:CG2	2.35	0.50
3:N:786:ILE:HD13	3:N:911:LEU:HD22	1.93	0.50
4:O:30:LEU:O	4:O:35:PHE:HA	2.12	0.50
2:C:1086:ARG:NH1	3:D:88:TYR:CZ	2.80	0.50
2:C:216:GLU:CG	2:C:219:GLN:HE22	2.25	0.50
2:C:282:GLY:O	2:C:283:ILE:CD1	2.60	0.50
2:C:292:ARG:CB	2:C:299:LYS:HG2	2.42	0.50
2:C:12:VAL:CB	2:C:472:ARG:HH11	2.25	0.50
2:C:473:ARG:HA	2:C:531:PHE:CD1	2.47	0.50
3:D:1213:ARG:CB	3:D:1214:PRO:CD	2.90	0.50
3:D:181:ASP:OD1	3:D:441:ARG:CZ	2.60	0.50
3:D:176:ASP:HB2	3:D:388:HIS:O	2.11	0.50
3:D:481:MET:HE2	3:D:493:ARG:HB2	1.94	0.50
3:D:850:LEU:CD1	3:D:850:LEU:H	2.10	0.50

Continued on next page...

Continued from previous page...

Atom-1	Atom-2	Interatomic distance (Å)	Clash overlap (Å)
3:D:51:GLY:O	3:D:86:ARG:NE	2.45	0.50
3:D:956:ILE:HD11	3:D:1062:ARG:CB	2.42	0.50
1:G:82:LEU:HD13	1:G:142:VAL:HG11	1.94	0.50
2:H:224:GLU:OE1	2:H:226:VAL:CG1	2.60	0.50
3:I:1066:THR:CG2	3:I:1069:GLU:HB2	2.42	0.50
3:I:1272:ALA:HA	3:I:1326:THR:HB	1.93	0.50
3:I:456:MET:CE	3:I:568:ARG:HD3	2.42	0.50
2:H:684:PHE:CB	3:I:633:VAL:HG21	2.42	0.50
4:J:40:LEU:HD21	4:J:67:GLU:HA	1.93	0.50
1:L:42:ARG:HH11	1:L:42:ARG:HG2	1.77	0.50
2:M:1067:TYR:CE2	2:M:1071:ILE:HD11	2.46	0.50
2:M:195:LEU:HD12	2:M:195:LEU:C	2.32	0.50
2:M:26:TYR:CE1	2:M:340:MET:HE3	2.47	0.50
2:M:304:LEU:CG	2:M:305:PRO:HD3	2.42	0.50
2:M:352:ALA:C	2:M:355:VAL:HG12	2.31	0.50
2:M:838:LYS:CD	2:M:846:LYS:HZ1	2.25	0.50
2:M:997:LEU:O	2:M:999:HIS:N	2.39	0.50
3:N:1053:PHE:CE1	3:N:1072:ILE:HG23	2.47	0.50
3:N:1273:VAL:HG22	3:N:1326:THR:OG1	2.12	0.50
3:N:1452:ILE:CD1	3:N:1452:ILE:H	2.23	0.50
3:N:29:PRO:HD3	3:N:548:ILE:HG22	1.93	0.50
7:X:125:MET:HA	7:X:140:LEU:CD1	2.42	0.50
7:X:119:ILE:HG13	7:X:125:MET:SD	2.51	0.50
7:Y:134:VAL:HG23	7:Y:154:ILE:CD1	2.41	0.50
1:A:156:HIS:ND1	1:A:158:ILE:HD11	2.26	0.49
1:A:206:THR:HG22	1:A:209:GLU:CG	2.41	0.49
1:B:124:ASN:CG	1:B:127:LEU:HD22	2.32	0.49
1:B:185:ARG:NH1	3:D:692:GLU:HB3	2.26	0.49
2:C:127:PHE:CE1	2:C:136:ILE:HD13	2.47	0.49
2:C:150:PRO:HA	2:C:158:TYR:HB3	1.93	0.49
2:C:139:GLN:O	2:C:333:ILE:HA	2.12	0.49
2:C:66:LEU:HD13	2:C:372:LEU:HD23	1.95	0.49
2:C:503:LEU:HD23	2:C:507:ARG:C	2.32	0.49
2:C:582:GLY:C	2:C:583:LEU:HD12	2.33	0.49
2:C:964:LYS:O	2:C:968:LEU:HG	2.12	0.49
3:D:1040:GLY:O	3:D:1041:LEU:HB3	2.11	0.49
3:D:1057:VAL:HG13	3:D:1069:GLU:CG	2.41	0.49
3:D:142:LEU:HD22	3:D:145:VAL:N	2.28	0.49
3:D:352:ASN:O	3:D:368:VAL:HG13	2.12	0.49
2:C:1036:GLU:HG3	3:D:707:THR:OG1	2.12	0.49
2:H:115:LEU:HA	2:H:375:SER:HB2	1.93	0.49

Continued on next page...

Continued from previous page...

Atom-1	Atom-2	Interatomic distance (Å)	Clash overlap (Å)
2:H:368:THR:CB	2:H:369:PRO:CD	2.89	0.49
2:H:742:VAL:CG1	2:H:743:VAL:N	2.74	0.49
2:H:83:CYS:HB3	2:H:88:LEU:O	2.12	0.49
2:H:98:LEU:HD11	2:H:113:VAL:CG2	2.41	0.49
2:H:577:PRO:HG3	2:H:993:PHE:CE1	2.48	0.49
2:H:435:TYR:HA	3:I:1071:PHE:CE2	2.46	0.49
3:I:1086:LEU:HD12	3:I:1086:LEU:N	2.26	0.49
3:I:1476:THR:CG2	4:J:21:VAL:HG22	2.42	0.49
3:I:557:LEU:HD12	3:I:570:GLU:HG3	1.94	0.49
3:I:991:GLN:O	3:I:994:GLN:HB3	2.11	0.49
1:K:184:THR:HG21	1:K:192:LEU:CD1	2.40	0.49
1:L:56:VAL:HG21	1:L:82:LEU:HD12	1.94	0.49
2:M:162:ILE:O	2:M:164:PRO:HD3	2.12	0.49
2:M:140:ILE:HD13	2:M:331:ARG:HH21	1.77	0.49
2:M:471:TYR:OH	2:M:491:GLU:CD	2.50	0.49
3:N:100:ALA:HB2	3:N:128:TYR:OH	2.12	0.49
3:N:1197:ARG:CG	3:N:1198:TYR:H	2.24	0.49
3:N:1330:ILE:HG22	3:N:1331:ASP:N	2.27	0.49
3:N:1403:LEU:HD22	3:N:1407:LEU:HD22	1.94	0.49
3:N:142:LEU:HA	3:N:145:VAL:O	2.12	0.49
3:N:593:ASN:O	3:N:594:PRO:C	2.48	0.49
7:X:100:LEU:HD11	7:X:117:MET:CE	2.41	0.49
7:Y:5:VAL:HG11	7:Y:72:ALA:HB2	1.94	0.49
1:A:151:VAL:HB	1:A:169:ALA:HB3	1.94	0.49
1:B:143:ARG:HH11	1:B:158:ILE:CG2	2.25	0.49
2:C:1086:ARG:NH1	3:D:88:TYR:CE1	2.77	0.49
2:C:274:ARG:HG2	2:C:274:ARG:HH11	1.76	0.49
2:C:274:ARG:HG3	2:C:285:LEU:HD22	1.94	0.49
3:D:1042:ARG:HH11	3:D:1042:ARG:HB2	1.75	0.49
3:D:1372:VAL:O	3:D:1375:MET:HB2	2.12	0.49
3:D:142:LEU:HD23	3:D:145:VAL:C	2.31	0.49
3:D:1434:TRP:CZ3	3:D:1457:ASP:HB2	2.47	0.49
3:D:956:ILE:HD12	3:D:956:ILE:N	2.27	0.49
2:H:196:LEU:HD23	2:H:200:LEU:HD11	1.94	0.49
2:H:239:PHE:CZ	2:H:255:ALA:HB2	2.46	0.49
2:H:293:PHE:HD1	2:H:293:PHE:C	2.13	0.49
2:H:139:GLN:O	2:H:333:ILE:HA	2.13	0.49
2:H:540:PHE:CD2	2:H:540:PHE:N	2.77	0.49
3:I:1101:VAL:HG23	3:I:1102:THR:HG23	1.93	0.49
3:I:1115:THR:CG2	3:I:1151:ARG:HH21	2.25	0.49
3:I:1231:GLU:CB	3:I:1232:PRO:CD	2.90	0.49

Continued on next page...

Continued from previous page...

Atom-1	Atom-2	Interatomic distance (Å)	Clash overlap (Å)
3:I:1380:GLU:HA	3:I:1391:GLU:O	2.13	0.49
3:I:396:VAL:O	3:I:398:ALA:N	2.45	0.49
3:I:465:LEU:HD22	3:I:510:GLU:N	2.28	0.49
3:I:765:SER:O	3:I:767:HIS:N	2.45	0.49
3:N:1262:LEU:HD21	3:N:1351:GLU:HG3	1.93	0.49
3:N:1381:VAL:CG2	3:N:1391:GLU:HB2	2.41	0.49
3:N:148:GLU:HB3	3:N:151:GLN:CG	2.42	0.49
3:N:409:VAL:HG12	3:N:410:SER:H	1.76	0.49
3:N:477:LEU:HD22	3:N:492:ALA:CB	2.39	0.49
4:O:36:LYS:HE2	4:O:36:LYS:HA	1.93	0.49
4:O:3:GLU:HA	4:O:3:GLU:OE1	2.12	0.49
7:Y:58:ILE:HG22	7:Y:59:GLU:N	2.27	0.49
7:Z:119:ILE:HD13	7:Z:119:ILE:N	2.27	0.49
1:A:22:GLU:HG2	1:A:198:ARG:HB3	1.94	0.49
1:A:21:GLY:HA3	1:A:207:PRO:HB3	1.95	0.49
1:A:44:LEU:HD13	1:A:177:VAL:HG21	1.94	0.49
2:C:100:LEU:HD12	2:C:101:ILE:N	2.27	0.49
3:D:700:VAL:HG22	3:D:718:PRO:HG3	1.94	0.49
3:D:795:VAL:CG2	3:D:879:ARG:NH1	2.75	0.49
2:H:236:ILE:HD11	2:H:249:LYS:HZ3	1.75	0.49
2:H:254:VAL:HA	2:H:257:VAL:CG2	2.42	0.49
2:H:358:ARG:NH2	2:H:374:ASN:HB3	2.27	0.49
2:H:690:ILE:CD1	2:H:694:LEU:HD12	2.42	0.49
2:H:904:PRO:CD	2:H:908:GLY:HA2	2.40	0.49
3:I:1366:LYS:O	3:I:1369:GLU:HB2	2.12	0.49
3:I:646:LYS:HG3	3:I:647:ARG:H	1.76	0.49
2:M:227:PHE:HD2	2:M:237:ARG:HE	1.60	0.49
2:M:428:ARG:NH2	2:M:451:LEU:HD11	2.27	0.49
2:M:839:LEU:H	2:M:839:LEU:HD23	1.73	0.49
2:M:997:LEU:C	2:M:999:HIS:N	2.65	0.49
3:N:1286:THR:CG2	3:N:1286:THR:O	2.41	0.49
3:N:1443:THR:O	3:N:1447:LEU:HD13	2.12	0.49
3:N:1487:VAL:CG1	3:N:1488:ASP:N	2.75	0.49
3:N:847:ASP:O	3:N:851:LEU:HG	2.12	0.49
4:O:67:GLU:C	4:O:73:LEU:HD11	2.33	0.49
7:Y:123:SER:O	7:Y:127:LYS:N	2.40	0.49
2:C:242:LEU:CD1	2:C:254:VAL:HG21	2.43	0.49
2:C:41:ASN:O	2:C:41:ASN:ND2	2.46	0.49
2:C:603:VAL:HB	2:C:646:GLY:N	2.27	0.49
2:C:661:SER:HA	2:C:665:PHE:O	2.12	0.49
3:D:1086:LEU:HD12	3:D:1086:LEU:H	1.77	0.49

Continued on next page...

Continued from previous page...

Atom-1	Atom-2	Interatomic distance (Å)	Clash overlap (Å)
3:D:1205:TYR:CE2	3:D:1215:VAL:HG21	2.47	0.49
3:D:1401:GLU:OE2	3:D:1415:VAL:HG21	2.11	0.49
3:D:1434:TRP:CE2	3:D:1435:LEU:HD12	2.47	0.49
3:D:486:ARG:HA	3:D:489:ARG:CD	2.43	0.49
3:D:728:LEU:HD22	3:D:745:MET:SD	2.52	0.49
3:D:957:PRO:HG3	3:D:1007:VAL:HA	1.94	0.49
3:D:975:GLU:O	3:D:979:GLU:HG3	2.12	0.49
1:F:156:HIS:CD2	1:F:157:GLY:N	2.80	0.49
1:F:63:HIS:HB3	2:H:799:ILE:HG21	1.93	0.49
1:G:198:ARG:HG3	1:G:200:TRP:CH2	2.47	0.49
2:H:300:ASP:O	2:H:302:VAL:N	2.45	0.49
2:H:327:HIS:CE1	2:H:489:THR:HA	2.47	0.49
2:H:88:LEU:HD13	2:H:89:THR:N	2.27	0.49
3:I:1000:THR:HG23	3:I:1001:GLU:H	1.77	0.49
3:I:1221:VAL:O	3:I:1222:GLY:C	2.50	0.49
3:I:1205:TYR:OH	3:I:1367:HIS:CE1	2.65	0.49
3:I:407:VAL:HG12	3:I:408:GLU:N	2.28	0.49
3:I:638:LYS:HA	3:I:932:ASP:OD1	2.12	0.49
3:I:796:ARG:HB2	3:I:828:LYS:HD2	1.95	0.49
3:I:829:VAL:CG1	3:I:830:ALA:N	2.75	0.49
1:G:76:VAL:HB	3:I:872:ARG:CZ	2.42	0.49
1:K:73:GLU:HG2	1:K:77:GLU:HG2	1.95	0.49
2:M:193:LEU:CD1	2:M:193:LEU:N	2.75	0.49
2:M:22:GLN:HB3	2:M:121:MET:HE1	1.93	0.49
2:M:292:ARG:HD2	2:M:299:LYS:CE	2.41	0.49
2:M:556:ASN:OD1	7:Z:46:SER:N	2.46	0.49
2:M:78:PHE:CD1	2:M:78:PHE:N	2.80	0.49
3:N:1026:SER:C	3:N:1028:ALA:N	2.65	0.49
3:N:1123:PHE:CE2	3:N:1184:GLN:HG3	2.47	0.49
3:N:1364:HIS:ND1	3:N:1365:ASP:N	2.59	0.49
3:N:47:GLU:O	3:N:51:GLY:N	2.46	0.49
3:N:109:PRO:CB	3:N:494:LYS:HZ3	2.14	0.49
3:N:62:LYS:HB2	3:N:73:CYS:SG	2.53	0.49
3:N:820:GLU:HG2	3:N:825:ALA:O	2.12	0.49
2:M:988:VAL:HG12	3:N:948:THR:OG1	2.11	0.49
4:O:33:HIS:CD2	4:O:89:MET:HG2	2.47	0.49
7:Z:102:VAL:HG13	7:Z:103:GLN:N	2.28	0.49
1:A:24:VAL:HG22	1:A:196:THR:CG2	2.43	0.49
1:B:122:ILE:HD12	1:B:122:ILE:N	2.27	0.49
2:C:281:LEU:HD12	2:C:306:THR:HA	1.93	0.49
2:C:389:SER:C	2:C:391:LEU:H	2.16	0.49

Continued on next page...

Continued from previous page...

Atom-1	Atom-2	Interatomic distance (Å)	Clash overlap (Å)
2:C:428:ARG:CZ	2:C:451:LEU:HD11	2.43	0.49
2:C:610:ARG:HH11	2:C:610:ARG:HG3	1.78	0.49
2:C:631:SER:CB	2:C:637:LEU:HD11	2.43	0.49
2:C:863:ASP:O	2:C:865:THR:N	2.45	0.49
3:D:1043:GLY:O	3:D:1057:VAL:N	2.38	0.49
3:D:208:PRO:HG2	3:D:347:VAL:CG1	2.42	0.49
3:D:51:GLY:C	3:D:86:ARG:HD3	2.32	0.49
3:D:546:ARG:CG	3:D:546:ARG:HH11	2.25	0.49
4:E:32:ARG:HG2	4:E:33:HIS:N	2.27	0.49
4:E:54:LEU:HG	4:E:58:PRO:CB	2.42	0.49
4:E:61:VAL:HG23	4:E:62:THR:N	2.28	0.49
1:G:206:THR:CG2	1:G:209:GLU:H	2.26	0.49
1:G:13:VAL:HG22	1:G:23:PHE:HD1	1.77	0.49
2:H:794:PRO:HG2	2:H:1025:ALA:C	2.33	0.49
2:H:13:ILE:O	2:H:13:ILE:HG13	2.09	0.49
2:H:575:GLN:HE21	2:H:671:ASN:H	1.59	0.49
2:H:987:ILE:HD12	3:I:948:THR:CG2	2.43	0.49
3:I:409:VAL:HG12	3:I:410:SER:H	1.78	0.49
3:I:409:VAL:HG12	3:I:410:SER:N	2.28	0.49
3:I:666:ILE:HG12	3:I:686:GLU:OE2	2.12	0.49
3:I:730:PRO:HA	3:I:733:CYS:SG	2.52	0.49
3:I:820:GLU:CG	3:I:836:VAL:HG11	2.43	0.49
3:I:800:LYS:HG2	3:I:825:ALA:HA	1.94	0.49
1:K:25:LEU:HD13	1:L:225:PHE:CE2	2.47	0.49
2:M:1063:ARG:NH2	3:N:625:TYR:OH	2.46	0.49
2:M:95:TYR:CD2	2:M:114:PHE:CB	2.96	0.49
2:M:144:PRO:O	2:M:276:LYS:NZ	2.41	0.49
2:M:174:LEU:HD21	2:M:184:MET:HG3	1.93	0.49
2:M:30:LEU:CD1	2:M:30:LEU:O	2.57	0.49
2:M:588:VAL:HG13	2:M:666:LEU:HB2	1.93	0.49
3:N:1047:LYS:HD2	3:N:1051:GLU:HG3	1.94	0.49
3:N:1105:ILE:HD12	3:N:1105:ILE:H	1.73	0.49
3:N:122:GLU:O	3:N:126:VAL:HG23	2.11	0.49
3:N:134:VAL:CG1	3:N:135:LEU:N	2.75	0.49
3:N:149:LYS:HE3	3:N:149:LYS:H	1.78	0.49
3:N:834:THR:HG22	3:N:838:ARG:NH1	2.25	0.49
3:N:868:TYR:CE1	3:N:869:MET:HG3	2.48	0.49
4:O:51:LEU:C	4:O:53:GLY:N	2.60	0.49
7:X:6:LYS:CD	7:X:75:LEU:HD11	2.42	0.49
7:Z:115:THR:HG1	7:Z:116:PRO:HD3	1.75	0.49
1:B:26:GLU:CB	1:B:27:PRO:HA	2.36	0.49

Continued on next page...

Continued from previous page...

Atom-1	Atom-2	Interatomic distance (Å)	Clash overlap (Å)
2:C:101:ILE:CD1	2:C:107:LEU:HB3	2.42	0.49
2:C:165:LEU:CB	2:C:265:ARG:NH1	2.76	0.49
2:C:193:LEU:CD1	2:C:193:LEU:H	2.25	0.49
2:C:227:PHE:HD2	2:C:237:ARG:HD3	1.76	0.49
2:C:300:ASP:O	2:C:300:ASP:CG	2.50	0.49
2:C:580:MET:SD	2:C:584:GLU:HG3	2.53	0.49
2:C:673:LEU:HD23	2:C:674:VAL:N	2.26	0.49
3:D:1311:LEU:HD23	3:D:1311:LEU:H	1.73	0.49
3:D:1332:PRO:CB	3:D:1421:LEU:HD21	2.43	0.49
3:D:387:LEU:H	3:D:387:LEU:CD1	2.21	0.49
3:D:40:GLU:OE1	3:D:40:GLU:HA	2.10	0.49
3:D:460:ALA:C	3:D:461:ILE:HD13	2.33	0.49
3:D:520:LEU:CD1	3:D:521:PRO:HD2	2.43	0.49
3:D:704:ARG:NH1	3:D:743:ASP:HB3	2.28	0.49
3:D:52:PRO:HG2	3:D:80:VAL:CG2	2.42	0.49
1:G:104:GLU:HA	1:G:136:GLY:O	2.13	0.49
2:H:392:SER:C	2:H:393:GLN:HG3	2.32	0.49
3:I:1205:TYR:O	3:I:1366:LYS:HE2	2.12	0.49
3:I:1459:LEU:CD1	3:I:1459:LEU:H	2.25	0.49
3:I:149:LYS:H	3:I:149:LYS:CE	2.25	0.49
3:I:434:ARG:HB2	3:I:449:SER:HB3	1.94	0.49
3:I:715:ALA:HB3	3:I:764:LEU:HA	1.93	0.49
3:I:785:ILE:HG22	3:I:789:LEU:CD1	2.43	0.49
1:K:62:LEU:HD23	1:K:163:ASN:HD21	1.73	0.49
1:L:185:ARG:CZ	3:N:692:GLU:CG	2.89	0.49
2:M:339:LEU:HD22	2:M:385:PHE:HZ	1.77	0.49
2:M:455:LEU:CD1	2:M:459:ALA:HB3	2.26	0.49
2:M:759:THR:HB	2:M:785:VAL:HG21	1.93	0.49
2:M:835:VAL:O	2:M:849:VAL:O	2.30	0.49
3:N:1132:LEU:CD1	3:N:1132:LEU:N	2.76	0.49
3:N:355:VAL:HG13	3:N:356:PRO:HD2	1.94	0.49
3:N:212:ARG:HB3	3:N:386:HIS:HB2	1.94	0.49
3:N:506:GLY:O	3:N:507:ASN:C	2.51	0.49
4:O:47:LYS:CA	4:O:54:LEU:HB3	2.37	0.49
7:Z:99:ARG:HH11	7:Z:99:ARG:HG3	1.78	0.49
1:A:7:LYS:HB2	1:A:186:LEU:HD22	1.94	0.49
2:C:251:ASP:C	2:C:253:ALA:H	2.16	0.49
2:C:576:ALA:HB3	2:C:900:ARG:NH1	2.27	0.49
3:D:1065:LEU:HD23	3:D:1070:TYR:CD2	2.48	0.49
3:D:1164:ARG:NH1	3:D:1170:ASP:OD1	2.45	0.49
3:D:141:ILE:HG13	3:D:448:GLU:OE1	2.13	0.49

Continued on next page...

Continued from previous page...

Atom-1	Atom-2	Interatomic distance (Å)	Clash overlap (Å)
3:D:24:GLY:HA3	3:D:49:ILE:HG12	1.94	0.49
3:D:180:LYS:NZ	3:D:387:LEU:N	2.60	0.49
3:D:470:LEU:HD12	3:D:503:LEU:CD2	2.42	0.49
3:D:51:GLY:O	3:D:86:ARG:CZ	2.60	0.49
1:F:26:GLU:HG2	1:F:27:PRO:HA	1.94	0.49
1:F:65:PHE:CD2	1:F:65:PHE:N	2.78	0.49
1:G:84:GLU:CB	1:G:127:LEU:HD21	2.43	0.49
1:F:62:LEU:HB3	2:H:746:GLY:HA3	1.95	0.49
2:H:677:MET:C	2:H:873:PRO:HD3	2.33	0.49
3:I:1356:TYR:HB3	3:I:1361:VAL:HB	1.93	0.49
3:I:1426:LYS:O	3:I:1426:LYS:HG2	2.12	0.49
3:I:999:THR:CG2	3:I:1000:THR:N	2.74	0.49
1:K:65:PHE:CZ	2:M:799:ILE:HD12	2.47	0.49
2:M:322:VAL:HG23	2:M:322:VAL:O	2.13	0.49
2:M:523:ILE:HG23	2:M:523:ILE:O	2.12	0.49
2:M:616:GLU:CD	2:M:648:ARG:HH12	2.16	0.49
2:M:740:GLU:N	2:M:740:GLU:OE1	2.45	0.49
1:K:178:ALA:HB2	2:M:864:GLY:H	1.77	0.49
3:N:1112:CYS:SG	3:N:1112:CYS:O	2.70	0.49
3:N:1147:ARG:HD2	3:N:1188:VAL:CG2	2.42	0.49
3:N:1415:VAL:O	3:N:1417:TRP:CE3	2.66	0.49
3:N:483:HIS:N	3:N:483:HIS:CD2	2.81	0.49
3:N:87:ARG:HD2	3:N:88:TYR:HE2	1.76	0.49
3:N:970:LYS:HE3	3:N:973:GLN:HE21	1.77	0.49
3:N:991:GLN:NE2	7:Z:111:ASN:OD1	2.46	0.49
7:Y:57:ARG:NH2	7:Y:61:ARG:HD2	2.27	0.49
1:A:50:GLY:HA3	1:A:173:PRO:HG3	1.95	0.49
1:A:64:GLU:OE2	1:A:79:ILE:CD1	2.60	0.49
1:B:186:LEU:O	1:B:187:GLY:C	2.51	0.49
2:C:1019:GLN:NE2	3:D:621:LYS:HG3	2.27	0.49
2:C:1085:PHE:O	2:C:1089:VAL:HG23	2.13	0.49
2:C:165:LEU:HA	2:C:166:PRO:O	2.13	0.49
2:C:816:LYS:HB2	2:C:819:VAL:HG21	1.95	0.49
2:C:548:PRO:CG	2:C:842:ARG:NH1	2.76	0.49
3:D:1220:ALA:HB1	3:D:1223:ILE:HG12	1.93	0.49
3:D:139:GLY:CA	3:D:162:ARG:NH2	2.75	0.49
3:D:354:VAL:HG12	3:D:354:VAL:O	2.12	0.49
3:D:840:LYS:HB3	3:D:841:TYR:CD2	2.47	0.49
2:C:886:LEU:CD2	3:D:951:ILE:HD12	2.43	0.49
2:H:224:GLU:HB3	2:H:228:ALA:H	1.78	0.49
2:H:303:PHE:O	2:H:306:THR:OG1	2.26	0.49

Continued on next page...

Continued from previous page...

Atom-1	Atom-2	Interatomic distance (Å)	Clash overlap (Å)
2:H:473:ARG:HG2	2:H:473:ARG:NH1	2.28	0.49
2:H:496:ILE:CD1	2:H:496:ILE:N	2.75	0.49
2:H:73:LEU:O	2:H:73:LEU:HD12	2.13	0.49
2:H:835:VAL:O	2:H:849:VAL:O	2.31	0.49
3:I:1171:VAL:O	3:I:1175:ILE:HG12	2.13	0.49
3:I:1397:LYS:HD2	3:I:1432:LYS:NZ	2.28	0.49
2:H:1044:GLY:HA2	3:I:1475:GLY:HA3	1.95	0.49
3:I:29:PRO:HB2	3:I:545:ARG:HG3	1.94	0.49
3:I:403:PHE:HB2	3:I:423:ASP:OD1	2.13	0.49
3:I:729:HIS:ND1	3:I:731:LEU:N	2.61	0.49
3:I:84:ILE:HD12	3:I:88:TYR:CE1	2.47	0.49
1:K:111:ALA:HA	1:K:129:ILE:HD11	1.95	0.49
1:K:48:ILE:HD13	1:K:210:ALA:HB1	1.95	0.49
2:M:1042:ALA:CB	3:N:1227:GLN:HE22	2.26	0.49
2:M:196:LEU:HD23	2:M:200:LEU:HD21	1.95	0.49
2:M:380:ALA:O	2:M:384:GLU:HB2	2.12	0.49
2:M:602:GLU:HG3	2:M:603:VAL:H	1.77	0.49
2:M:674:VAL:HB	2:M:869:VAL:HG13	1.93	0.49
2:M:751:PRO:HA	2:M:792:VAL:CG1	2.42	0.49
1:K:46:SER:HB3	2:M:856:GLU:CD	2.33	0.49
2:M:94:LEU:HD12	2:M:95:TYR:N	2.28	0.49
3:N:1282:ARG:O	3:N:1283:ILE:HD13	2.13	0.49
3:N:1377:LYS:HG2	3:N:1378:TYR:CE1	2.48	0.49
3:N:1484:THR:HG21	4:O:22:VAL:HG22	1.95	0.49
3:N:581:LEU:CD2	3:N:581:LEU:N	2.75	0.49
4:O:84:ARG:HH11	4:O:84:ARG:HG3	1.77	0.49
2:C:556:ASN:OD1	7:X:45:ASP:HA	2.13	0.49
7:Z:21:ARG:NH1	7:Z:21:ARG:HG2	2.28	0.49
3:N:783:ARG:NH1	7:Z:41:ASP:OD1	2.45	0.49
1:B:184:THR:O	1:B:192:LEU:HB2	2.13	0.49
2:C:65:VAL:HB	2:C:101:ILE:HB	1.93	0.49
2:C:195:LEU:HG	2:C:238:LEU:HG	1.95	0.49
2:C:199:VAL:HG21	2:C:238:LEU:CD1	2.38	0.49
2:C:328:LEU:HD21	2:C:438:ILE:HD13	1.95	0.49
2:C:564:MET:SD	2:C:846:LYS:HD2	2.53	0.49
3:D:1207:TYR:CE2	3:D:1214:PRO:N	2.81	0.49
3:D:138:LYS:HD3	3:D:138:LYS:H	1.75	0.49
3:D:1101:VAL:HG21	3:D:1424:VAL:HG23	1.94	0.49
3:D:209:ARG:CB	3:D:389:GLU:HB2	2.43	0.49
3:D:409:VAL:CG1	3:D:413:ASP:HB3	2.42	0.49
3:D:814:ALA:O	3:D:818:ARG:HG3	2.13	0.49

Continued on next page...

Continued from previous page...

Atom-1	Atom-2	Interatomic distance (Å)	Clash overlap (Å)
3:D:845:ASN:HB3	3:D:848:GLU:HG2	1.94	0.49
2:H:288:ARG:HB2	2:H:288:ARG:CZ	2.43	0.49
2:H:328:LEU:N	2:H:433:THR:HG21	2.28	0.49
2:H:939:ARG:HG3	2:H:975:TYR:CE2	2.48	0.49
3:I:584:ASN:HB2	3:I:602:SER:HB3	1.95	0.49
3:I:835:SER:H	3:I:838:ARG:HD3	1.78	0.49
2:M:1014:SER:CB	2:M:1017:THR:O	2.58	0.49
2:M:89:THR:HG21	2:M:383:ARG:HH22	1.77	0.49
2:M:580:MET:SD	2:M:584:GLU:HG3	2.52	0.49
2:M:691:SER:O	2:M:692:GLU:C	2.51	0.49
2:M:997:LEU:N	2:M:997:LEU:HD22	2.27	0.49
3:N:1041:LEU:HD23	3:N:1041:LEU:O	2.12	0.49
3:D:1235:GLN:HG2	7:X:37:MET:HG2	1.95	0.49
7:Y:84:GLY:CA	7:Y:130:LEU:HD11	2.38	0.49
7:Z:89:VAL:HG12	7:Z:90:GLU:N	2.28	0.49
1:A:101:LEU:HD21	1:A:109:VAL:HG11	1.94	0.49
1:A:102:LYS:HE3	1:F:57:TYR:CE2	2.47	0.49
2:C:136:ILE:CD1	2:C:136:ILE:N	2.76	0.49
2:C:205:GLU:HB3	2:C:209:ARG:HH12	1.78	0.49
2:C:260:LEU:HA	2:C:291:ALA:HB1	1.94	0.49
2:C:412:ALA:HB1	2:C:419:THR:HG21	1.95	0.49
2:C:572:ILE:HG23	2:C:703:ILE:CD1	2.43	0.49
2:C:572:ILE:HG23	2:C:703:ILE:HD11	1.95	0.49
2:C:729:LEU:HG	2:C:729:LEU:O	2.12	0.49
2:C:545:ASN:OD1	2:C:905:ILE:HG13	2.13	0.49
3:D:141:ILE:HG13	3:D:448:GLU:OE2	2.13	0.49
2:C:1103:ASP:OD2	3:D:2:LYS:HG3	2.13	0.49
3:D:104:PHE:HD1	3:D:512:MET:HG2	1.75	0.49
3:D:521:PRO:C	3:D:525:ARG:HH11	2.16	0.49
3:D:550:ARG:HD3	3:D:573:MET:HB3	1.95	0.49
1:F:156:HIS:CD2	1:F:157:GLY:H	2.30	0.49
2:H:1092:LEU:HB3	2:H:1099:VAL:CG2	2.42	0.49
2:H:39:ARG:HD2	2:H:39:ARG:N	2.25	0.49
2:H:474:VAL:HG22	2:H:474:VAL:O	2.12	0.49
2:H:523:ILE:HD13	2:H:523:ILE:C	2.32	0.49
2:H:588:VAL:HG23	2:H:589:ARG:N	2.27	0.49
2:H:806:LEU:HD13	2:H:813:VAL:HG21	1.94	0.49
3:I:1465:ASN:ND2	3:I:1465:ASN:O	2.46	0.49
3:I:1488:ASP:O	3:I:1491:THR:N	2.38	0.49
3:I:160:GLU:HG2	3:I:165:LYS:HG3	1.94	0.49
3:I:400:VAL:HG23	3:I:445:ARG:CG	2.39	0.49

Continued on next page...

Continued from previous page...

Atom-1	Atom-2	Interatomic distance (Å)	Clash overlap (Å)
3:I:626:SER:O	3:I:652:LEU:HD11	2.13	0.49
3:I:63:TYR:HD1	3:I:73:CYS:HG	1.61	0.49
1:K:107:LYS:HG2	1:K:108:GLU:N	2.28	0.49
2:M:242:LEU:C	2:M:244:PRO:CD	2.81	0.49
2:M:170:PRO:HG2	2:M:258:TYR:CE2	2.48	0.49
2:M:275:TYR:CD2	2:M:276:LYS:HG3	2.48	0.49
2:M:661:SER:HA	2:M:665:PHE:O	2.13	0.49
2:M:964:LYS:O	2:M:968:LEU:HG	2.13	0.49
3:N:1086:LEU:HD12	3:N:1086:LEU:N	2.28	0.49
3:N:209:ARG:N	3:N:389:GLU:O	2.46	0.49
3:N:176:ASP:CG	3:N:388:HIS:O	2.52	0.49
3:N:813:LEU:HD12	3:N:814:ALA:CA	2.42	0.49
3:D:1091:SER:OG	5:P:19:DC:P	2.71	0.49
7:X:84:GLY:HA2	7:X:130:LEU:CD1	2.42	0.49
7:Y:134:VAL:N	7:Y:154:ILE:HD11	2.28	0.49
1:A:111:ALA:HA	1:A:129:ILE:HD11	1.95	0.48
1:A:7:LYS:O	1:A:7:LYS:CD	2.60	0.48
2:C:1016:ILE:HG13	2:C:1017:THR:N	2.28	0.48
2:C:238:LEU:O	2:C:241:LEU:HB3	2.13	0.48
2:C:496:ILE:O	2:C:515:ALA:HB1	2.12	0.48
2:C:498:GLN:HA	2:C:498:GLN:NE2	2.24	0.48
2:C:545:ASN:HA	2:C:905:ILE:HD11	1.94	0.48
2:C:546:LEU:C	2:C:581:THR:HG21	2.33	0.48
2:C:873:PRO:HB3	3:D:949:ILE:HD12	1.94	0.48
3:D:1031:ASN:HB3	3:D:1034:GLN:HG3	1.95	0.48
3:D:433:GLY:HA3	3:D:446:VAL:HG12	1.95	0.48
4:E:17:TYR:O	4:E:21:VAL:HG23	2.13	0.48
1:F:225:PHE:CD1	1:G:215:VAL:HG11	2.48	0.48
1:G:185:ARG:NH1	3:I:692:GLU:HG3	2.28	0.48
1:G:23:PHE:CE2	1:G:199:ILE:HD13	2.48	0.48
2:H:220:GLY:O	2:H:223:ASP:OD2	2.31	0.48
2:H:211:LEU:CD2	2:H:221:LEU:CD2	2.91	0.48
2:H:398:THR:HG22	2:H:568:ALA:O	2.12	0.48
2:H:515:ALA:C	2:H:516:ARG:HD3	2.33	0.48
3:I:1043:GLY:O	3:I:1057:VAL:N	2.37	0.48
3:I:1183:ILE:N	3:I:1183:ILE:HD12	2.28	0.48
3:I:835:SER:N	3:I:838:ARG:HD3	2.28	0.48
2:H:1075:ASP:OD1	4:J:28:GLN:HG2	2.12	0.48
4:J:32:ARG:HB2	4:J:32:ARG:CZ	2.41	0.48
2:M:1008:ARG:HG2	2:M:1008:ARG:HH11	1.77	0.48
2:M:1086:ARG:HH22	2:M:1111:ILE:C	2.15	0.48

Continued on next page...

Continued from previous page...

Atom-1	Atom-2	Interatomic distance (Å)	Clash overlap (Å)
2:M:212:GLY:HA2	2:M:218:VAL:CG2	2.41	0.48
2:M:221:LEU:HD12	2:M:221:LEU:C	2.34	0.48
2:M:304:LEU:HG	2:M:305:PRO:HD3	1.95	0.48
2:M:328:LEU:HD23	2:M:437:ARG:HD3	1.95	0.48
3:N:1285:GLU:O	3:N:1286:THR:HB	2.12	0.48
3:N:1330:ILE:HB	3:N:1347:TYR:CZ	2.48	0.48
3:N:368:VAL:HB	3:N:377:VAL:HB	1.95	0.48
3:N:465:LEU:HD13	3:N:510:GLU:CA	2.43	0.48
3:N:984:THR:OG1	3:N:985:ASP:N	2.46	0.48
7:X:25:ARG:HB3	7:X:58:ILE:HD11	1.95	0.48
7:X:6:LYS:CG	7:X:75:LEU:HD11	2.43	0.48
2:C:1001:VAL:HG12	2:C:1001:VAL:O	2.11	0.48
2:C:1005:MET:HE3	3:D:724:GLN:O	2.12	0.48
2:C:1031:ARG:HG2	2:C:1033:GLY:H	1.78	0.48
2:C:483:VAL:CG1	2:C:484:VAL:N	2.76	0.48
2:C:524:VAL:CG1	2:C:528:GLU:HB2	2.43	0.48
2:C:546:LEU:HD13	2:C:565:GLN:OE1	2.12	0.48
2:C:626:ARG:HB2	2:C:639:GLN:HE21	1.78	0.48
2:C:575:GLN:O	2:C:667:ALA:HB1	2.13	0.48
2:C:720:GLU:OE1	2:C:758:ARG:NH1	2.46	0.48
2:C:85:GLU:O	2:C:824:ARG:NH2	2.46	0.48
2:C:86:LYS:O	2:C:87:ASP:HB2	2.13	0.48
3:D:699:VAL:HA	3:D:718:PRO:HD3	1.94	0.48
3:D:835:SER:N	3:D:838:ARG:CD	2.76	0.48
1:F:99:LEU:CD2	1:F:144:VAL:HG21	2.43	0.48
1:G:60:ASP:OD1	1:G:60:ASP:N	2.44	0.48
2:H:1010:THR:O	2:H:1026:GLN:HG3	2.13	0.48
2:H:142:ARG:NH1	2:H:147:TYR:HD1	2.11	0.48
2:H:204:GLN:CD	2:H:228:ALA:HB1	2.34	0.48
2:H:292:ARG:CG	2:H:294:GLU:HG2	2.40	0.48
2:H:721:ARG:HH11	2:H:721:ARG:HG3	1.77	0.48
2:H:946:ARG:HB3	2:H:946:ARG:HH11	1.78	0.48
2:H:1097:LEU:HD21	3:I:10:ILE:HD13	1.95	0.48
3:I:141:ILE:HG13	3:I:448:GLU:OE2	2.13	0.48
1:K:24:VAL:HG13	1:K:196:THR:HG22	1.94	0.48
2:M:1005:MET:HE2	3:N:648:MET:CG	2.42	0.48
2:M:1050:GLN:HA	2:M:1050:GLN:OE1	2.12	0.48
2:M:39:ARG:HG3	2:M:39:ARG:HH11	1.77	0.48
3:N:1200:VAL:CG2	3:N:1373:ARG:NH1	2.75	0.48
3:N:143:ASN:CA	3:N:161:LEU:CD2	2.83	0.48
3:N:909:ASN:HA	3:N:912:LYS:HB3	1.95	0.48

Continued on next page...

Continued from previous page...

Atom-1	Atom-2	Interatomic distance (Å)	Clash overlap (Å)
2:C:220:GLY:O	2:C:223:ASP:OD2	2.31	0.48
2:C:681:GLY:C	3:D:635:PRO:HG3	2.33	0.48
2:C:693:GLU:OE1	2:C:696:LYS:HD2	2.14	0.48
2:C:699:PHE:C	2:C:700:TYR:HD1	2.16	0.48
2:C:973:VAL:HG12	2:C:974:LEU:N	2.27	0.48
2:C:676:ILE:HG23	2:C:988:VAL:HG13	1.91	0.48
3:D:1086:LEU:CD1	3:D:1086:LEU:N	2.76	0.48
3:D:1112:CYS:HB2	3:D:1195:GLN:OE1	2.13	0.48
3:D:1263:PHE:O	3:D:1424:VAL:HG12	2.14	0.48
3:D:1459:LEU:HD21	3:D:1468:LEU:HD12	1.94	0.48
3:D:204:LEU:HG	3:D:394:LEU:HD21	1.95	0.48
3:D:826:PRO:C	3:D:828:LYS:H	2.16	0.48
3:D:925:GLU:HB3	4:E:2:ALA:HB3	1.95	0.48
1:G:132:LEU:HD23	1:G:136:GLY:O	2.14	0.48
1:G:188:GLN:N	1:G:188:GLN:HE21	2.03	0.48
2:H:263:ASP:O	2:H:264:PRO:O	2.31	0.48
2:H:384:GLU:O	2:H:388:ARG:HB2	2.13	0.48
2:H:689:VAL:HG11	2:H:870:ILE:HD11	1.95	0.48
3:I:481:MET:O	3:I:489:ARG:HB2	2.14	0.48
3:I:799:LYS:O	3:I:826:PRO:HG2	2.14	0.48
2:M:1067:TYR:CD2	2:M:1071:ILE:HD11	2.48	0.48
2:M:184:MET:SD	2:M:191:PHE:HE1	2.36	0.48
2:M:207:LEU:HD23	2:M:208:ALA:N	2.28	0.48
2:M:394:PHE:CD1	2:M:632:ASN:ND2	2.82	0.48
2:M:805:ARG:CD	2:M:807:ARG:HG2	2.44	0.48
2:M:810:ASP:OD1	2:M:813:VAL:CG1	2.61	0.48
3:N:1282:ARG:HH11	3:N:1282:ARG:HG2	1.78	0.48
3:N:914:LEU:HD22	3:N:930:LEU:HD21	1.95	0.48
3:N:984:THR:HG23	3:N:987:GLU:N	2.20	0.48
4:O:28:GLN:HB3	4:O:32:ARG:HH21	1.78	0.48
7:Z:62:ILE:N	7:Z:62:ILE:HD12	2.27	0.48
2:C:1012:PRO:HD2	2:C:1026:GLN:CB	2.43	0.48
2:C:368:THR:O	2:C:372:LEU:HB2	2.14	0.48
2:C:395:LYS:HG2	2:C:397:GLU:CG	2.41	0.48
2:C:441:VAL:HG12	2:C:559:LEU:HA	1.94	0.48
2:C:52:PHE:CD1	2:C:52:PHE:O	2.65	0.48
2:C:52:PHE:CE1	2:C:66:LEU:HG	2.48	0.48
3:D:109:PRO:HB3	3:D:494:LYS:HZ1	1.78	0.48
3:D:1352:ILE:O	3:D:1355:VAL:HG23	2.13	0.48
3:D:1387:SER:CB	3:D:1391:GLU:OE2	2.58	0.48
3:D:214:GLU:O	3:D:383:GLY:HA2	2.13	0.48

Continued on next page...

Continued from previous page...

Atom-1	Atom-2	Interatomic distance (Å)	Clash overlap (Å)
3:D:41:ARG:O	3:D:46:ASP:HB2	2.12	0.48
3:D:511:TRP:CE3	3:D:511:TRP:N	2.81	0.48
3:D:759:ALA:O	3:D:763:MET:HB3	2.12	0.48
2:H:206:THR:CG2	2:H:207:LEU:H	2.26	0.48
2:H:200:LEU:HD13	2:H:300:ASP:OD1	2.13	0.48
2:H:334:ARG:NH2	2:H:342:ASP:OD2	2.46	0.48
2:H:86:LYS:O	2:H:87:ASP:HB2	2.13	0.48
3:I:1111:ASP:CG	3:I:1203:LYS:HD2	2.34	0.48
3:I:1098:LEU:HD21	3:I:1229:ILE:CG2	2.43	0.48
3:I:572:ARG:O	3:I:573:MET:C	2.52	0.48
3:I:650:LEU:HD11	3:I:657:LEU:CD2	2.43	0.48
3:I:875:THR:HG22	3:I:879:ARG:HG3	1.95	0.48
2:M:193:LEU:H	2:M:193:LEU:HD12	1.78	0.48
2:M:500:ASN:ND2	2:M:500:ASN:N	2.62	0.48
1:K:83:LYS:NZ	2:M:698:ASP:OD2	2.44	0.48
2:M:931:GLY:C	2:M:933:GLY:H	2.17	0.48
2:M:983:ILE:O	2:M:984:GLU:C	2.51	0.48
3:N:134:VAL:HG12	3:N:135:LEU:H	1.76	0.48
3:N:400:VAL:O	3:N:400:VAL:HG13	2.12	0.48
3:N:409:VAL:HG12	3:N:410:SER:O	2.13	0.48
3:N:881:LEU:C	3:N:881:LEU:HD12	2.34	0.48
3:N:899:LEU:HD12	3:N:900:ILE:HG22	1.95	0.48
4:O:45:ARG:NH1	4:O:55:PHE:O	2.46	0.48
7:Y:50:ALA:O	7:Y:51:ALA:C	2.51	0.48
1:A:91:ASN:ND2	1:A:93:SER:CB	2.77	0.48
1:B:181:VAL:HG12	1:B:181:VAL:O	2.12	0.48
1:B:226:SER:O	1:B:228:PRO:HD3	2.13	0.48
2:C:290:LEU:H	2:C:290:LEU:CD2	2.26	0.48
2:C:523:ILE:HD13	2:C:523:ILE:C	2.33	0.48
2:C:598:GLU:HB2	2:C:615:TYR:CZ	2.48	0.48
2:C:603:VAL:HB	2:C:646:GLY:H	1.78	0.48
2:C:73:LEU:CB	2:C:93:PRO:O	2.61	0.48
2:C:975:TYR:HA	2:C:982:PRO:HA	1.94	0.48
3:D:1091:SER:HB3	5:P:19:DC:O4'	2.13	0.48
3:D:1119:SER:O	3:D:1121:PRO:HD3	2.13	0.48
3:D:139:GLY:H	3:D:147:VAL:HG21	1.77	0.48
3:D:636:GLN:CG	3:D:637:LEU:N	2.77	0.48
1:B:185:ARG:NE	3:D:692:GLU:HG2	2.27	0.48
3:D:791:TYR:CD2	3:D:945:SER:HB2	2.49	0.48
1:F:171:PHE:O	1:F:173:PRO:HD3	2.14	0.48
1:G:32:PHE:O	1:G:36:LEU:HG	2.13	0.48

Continued on next page...

Continued from previous page...

Atom-1	Atom-2	Interatomic distance (Å)	Clash overlap (Å)
1:G:80:LEU:HG	3:I:844:ALA:HA	1.94	0.48
2:H:1097:LEU:HD12	3:I:1451:ALA:CB	2.44	0.48
2:H:195:LEU:HG	2:H:238:LEU:HG	1.94	0.48
2:H:480:THR:HG22	2:H:481:ASP:N	2.23	0.48
2:H:861:LEU:CG	2:H:862:PRO:HD2	2.43	0.48
3:I:100:ALA:CB	3:I:128:TYR:OH	2.60	0.48
3:I:1051:GLU:CG	3:I:1051:GLU:O	2.60	0.48
3:I:1340:GLY:O	3:I:1344:VAL:HG23	2.13	0.48
3:I:1352:ILE:HG22	3:I:1353:GLN:N	2.27	0.48
3:I:1356:TYR:N	3:I:1356:TYR:CD1	2.81	0.48
3:I:142:LEU:HD23	3:I:146:PRO:N	2.29	0.48
3:I:185:VAL:CG2	3:I:189:GLN:NE2	2.75	0.48
3:I:426:LYS:CE	3:I:427:VAL:HG23	2.44	0.48
3:I:465:LEU:HD21	3:I:509:PRO:CB	2.41	0.48
3:I:95:LEU:CD2	3:I:574:LEU:HD21	2.43	0.48
2:H:678:PRO:CG	3:I:947:ILE:HD11	2.40	0.48
3:I:696:HIS:NE2	4:J:54:LEU:HD11	2.29	0.48
1:L:91:ASN:HB2	1:L:92:PRO:HD2	1.94	0.48
2:M:537:LYS:H	2:M:537:LYS:HD3	1.79	0.48
2:M:668:LEU:H	2:M:668:LEU:HD12	1.75	0.48
2:M:73:LEU:HD12	2:M:73:LEU:C	2.33	0.48
3:N:129:PHE:HE2	3:N:579:ASP:OD2	1.97	0.48
3:N:1377:LYS:HE2	3:N:1378:TYR:CE2	2.48	0.48
3:N:804:LEU:HB3	3:N:831:GLY:HA2	1.96	0.48
3:N:926:LYS:HE3	3:N:929:ARG:NH1	2.29	0.48
7:Z:111:ASN:HD21	7:Z:113:LEU:HD12	1.77	0.48
7:Z:6:LYS:HB2	7:Z:85:LEU:HD12	1.95	0.48
1:A:38:ASN:HB3	1:A:39:PRO:HD3	1.96	0.48
2:C:159:ILE:HD12	2:C:159:ILE:C	2.34	0.48
2:C:351:LEU:CD1	2:C:374:ASN:ND2	2.76	0.48
2:C:728:HIS:O	2:C:729:LEU:CD2	2.61	0.48
3:D:368:VAL:HB	3:D:377:VAL:HG21	1.95	0.48
3:D:176:ASP:HB2	3:D:388:HIS:HB3	1.94	0.48
3:D:793:THR:O	3:D:879:ARG:NH1	2.46	0.48
1:F:94:LEU:HD11	1:F:119:ASP:OD2	2.13	0.48
1:F:127:LEU:HD12	1:F:128:HIS:N	2.29	0.48
1:F:161:ARG:HB2	1:F:161:ARG:NH1	2.28	0.48
1:F:49:PRO:HA	1:F:148:VAL:HG22	1.94	0.48
2:H:1047:HIS:O	2:H:1051:GLU:HB2	2.13	0.48
2:H:226:VAL:HG13	2:H:227:PHE:H	1.79	0.48
2:H:474:VAL:HG13	2:H:530:GLU:C	2.34	0.48

Continued on next page...

Continued from previous page...

Atom-1	Atom-2	Interatomic distance (Å)	Clash overlap (Å)
2:H:627:ARG:O	2:H:638:ASP:CB	2.60	0.48
2:H:853:LEU:HD22	2:H:858:MET:HE2	1.96	0.48
3:I:1036:ARG:O	3:I:1041:LEU:N	2.46	0.48
3:I:1332:PRO:CB	3:I:1421:LEU:HD21	2.43	0.48
3:I:1320:GLU:CG	3:I:1339:LYS:NZ	2.59	0.48
3:I:639:LEU:HD12	3:I:640:HIS:N	2.29	0.48
3:I:826:PRO:HD2	3:I:829:VAL:CG2	2.41	0.48
1:K:32:PHE:CE2	1:L:43:ILE:CD1	2.96	0.48
1:K:44:LEU:HA	1:K:48:ILE:HD11	1.96	0.48
2:M:188:LYS:CG	2:M:188:LYS:O	2.62	0.48
2:M:304:LEU:HG	2:M:305:PRO:N	2.27	0.48
2:M:18:LEU:HD13	2:M:590:ASP:OD2	2.13	0.48
2:M:603:VAL:HG21	2:M:643:VAL:HG11	1.95	0.48
3:N:1284:GLU:HA	3:N:1284:GLU:OE1	2.13	0.48
3:N:1318:TYR:CD1	3:N:1319:VAL:N	2.81	0.48
3:N:434:ARG:HB3	3:N:447:VAL:HG23	1.96	0.48
3:N:521:PRO:C	3:N:525:ARG:HH11	2.17	0.48
3:N:880:ILE:HG22	3:N:881:LEU:H	1.79	0.48
7:Y:10:ALA:O	7:Y:14:ARG:HG3	2.13	0.48
1:A:102:LYS:CD	1:A:139:ASN:ND2	2.73	0.48
1:A:208:LEU:HD23	1:A:212:ASN:OD1	2.13	0.48
1:B:102:LYS:HD2	1:B:139:ASN:ND2	2.28	0.48
2:C:170:PRO:CG	2:C:258:TYR:CE1	2.94	0.48
2:C:458:TYR:N	2:C:458:TYR:CD1	2.81	0.48
2:C:64:LEU:CG	2:C:359:MET:HG3	2.44	0.48
3:D:181:ASP:HA	3:D:205:TYR:CG	2.48	0.48
3:D:400:VAL:CG2	3:D:443:VAL:HG21	2.42	0.48
3:D:39:PRO:HG3	3:D:45:PHE:O	2.14	0.48
3:D:581:LEU:H	3:D:581:LEU:HD23	1.77	0.48
3:D:629:SER:OG	3:D:630:VAL:N	2.47	0.48
3:D:844:ALA:HB1	3:D:867:ARG:HH21	1.78	0.48
3:D:889:ALA:CB	3:D:930:LEU:HA	2.44	0.48
3:D:925:GLU:O	3:D:928:ALA:HB3	2.14	0.48
2:H:163:ILE:O	2:H:163:ILE:HG13	2.13	0.48
2:H:260:LEU:CD2	2:H:292:ARG:HH11	2.27	0.48
2:H:442:GLU:OE2	2:H:543:ASN:HB3	2.14	0.48
2:H:627:ARG:HG3	2:H:628:PHE:H	1.78	0.48
2:H:824:ARG:HH11	2:H:824:ARG:HG2	1.77	0.48
3:I:975:GLU:OE1	3:I:988:ARG:NH1	2.46	0.48
1:K:90:LEU:HD13	1:K:119:ASP:O	2.14	0.48
1:L:58:ILE:HB	1:L:61:VAL:CG2	2.42	0.48

Continued on next page...

Continued from previous page...

Atom-1	Atom-2	Interatomic distance (Å)	Clash overlap (Å)
3:I:566:ILE:HG12	2:M:180:GLY:HA2	1.90	0.48
2:M:339:LEU:CD1	2:M:391:LEU:HD13	2.43	0.48
2:M:52:PHE:CD2	2:M:68:PHE:CB	2.93	0.48
2:M:496:ILE:HG13	2:M:531:PHE:CB	2.44	0.48
2:M:722:ILE:C	2:M:722:ILE:HD13	2.34	0.48
2:M:838:LYS:CD	2:M:846:LYS:NZ	2.76	0.48
2:M:853:LEU:HB2	2:M:858:MET:CE	2.44	0.48
2:M:863:ASP:OD2	2:M:865:THR:HG22	2.13	0.48
2:M:95:TYR:H	2:M:95:TYR:HD1	1.59	0.48
3:N:1068:LEU:O	3:N:1072:ILE:HG12	2.14	0.48
3:N:1084:THR:HG22	3:N:1087:ARG:HH22	1.78	0.48
2:M:1049:LEU:HD23	3:N:1472:ILE:HD13	1.95	0.48
2:M:1005:MET:HE2	3:N:648:MET:SD	2.54	0.48
3:N:897:TRP:CE3	3:N:902:LEU:HD21	2.49	0.48
1:A:56:VAL:O	1:A:164:ALA:HB1	2.14	0.48
1:B:42:ARG:CG	1:B:42:ARG:HH11	2.20	0.48
2:C:1045:ALA:HB1	2:C:1048:THR:HB	1.95	0.48
2:C:31:GLN:NE2	2:C:71:TYR:OH	2.46	0.48
2:C:524:VAL:CG1	2:C:525:SER:N	2.74	0.48
3:D:116:LEU:CD2	3:D:118:LEU:HG	2.26	0.48
3:D:1383:ASP:HB2	3:D:1416:ALA:HB3	1.96	0.48
3:D:1466:VAL:HG12	3:D:1467:ILE:N	2.29	0.48
3:D:179:VAL:CG2	3:D:189:GLN:HE22	2.20	0.48
3:D:208:PRO:HG3	3:D:353:VAL:CG1	2.43	0.48
3:D:673:ALA:O	3:D:677:LEU:HG	2.14	0.48
3:D:875:THR:CG2	3:D:876:SER:N	2.77	0.48
3:D:894:LYS:O	3:D:898:GLU:HG3	2.13	0.48
1:F:22:GLU:HG2	1:F:198:ARG:HB3	1.94	0.48
2:H:408:ARG:HH21	2:H:455:LEU:HD12	1.77	0.48
2:H:725:ASP:C	2:H:726:ILE:HD12	2.34	0.48
2:H:997:LEU:C	2:H:999:HIS:N	2.67	0.48
3:I:957:PRO:HG3	3:I:1007:VAL:HA	1.95	0.48
3:I:1155:VAL:O	3:I:1182:GLU:OE2	2.31	0.48
3:I:1288:GLU:O	3:I:1307:LYS:CG	2.61	0.48
3:I:142:LEU:HD23	3:I:146:PRO:CA	2.44	0.48
3:I:507:ASN:N	3:I:507:ASN:ND2	2.44	0.48
3:I:556:LYS:O	3:I:560:GLN:HG3	2.14	0.48
3:I:52:PRO:HG2	3:I:80:VAL:HG13	1.95	0.48
3:I:890:VAL:HG12	3:I:926:LYS:HE2	1.96	0.48
1:L:80:LEU:HG	3:N:844:ALA:HB2	1.95	0.48
2:M:98:LEU:CD2	2:M:113:VAL:HG21	2.33	0.48

Continued on next page...

Continued from previous page...

Atom-1	Atom-2	Interatomic distance (Å)	Clash overlap (Å)
2:M:147:TYR:C	2:M:148:PHE:CD2	2.87	0.48
2:M:270:GLY:HA2	2:M:274:ARG:HH11	1.79	0.48
2:M:276:LYS:O	2:M:280:LYS:HB2	2.14	0.48
2:M:389:SER:C	2:M:391:LEU:H	2.15	0.48
2:M:73:LEU:CB	2:M:93:PRO:O	2.54	0.48
3:N:133:ILE:CG2	3:N:134:VAL:N	2.77	0.48
3:N:1380:GLU:O	3:N:1417:TRP:HB2	2.13	0.48
3:N:356:PRO:O	3:N:385:VAL:HG11	2.13	0.48
3:N:212:ARG:N	3:N:386:HIS:O	2.43	0.48
4:O:75:PHE:CD2	4:O:75:PHE:N	2.82	0.48
7:Y:115:THR:HB	7:Y:116:PRO:CD	2.43	0.48
7:Z:75:LEU:HD12	7:Z:75:LEU:N	2.28	0.48
1:A:88:ARG:C	1:A:120:VAL:HG23	2.33	0.48
2:C:1004:LYS:CG	3:D:630:VAL:CG2	2.89	0.48
2:C:1096:ALA:HB2	3:D:101:HIS:CE1	2.49	0.48
2:C:579:VAL:O	2:C:579:VAL:HG22	2.12	0.48
2:C:632:ASN:HB3	2:C:633:GLN:HE21	1.78	0.48
2:C:86:LYS:HD3	2:C:813:VAL:HB	1.96	0.48
3:D:157:GLU:CD	3:D:157:GLU:N	2.66	0.48
3:D:30:GLU:HA	3:D:30:GLU:OE1	2.14	0.48
3:D:680:GLN:O	3:D:680:GLN:HG2	2.14	0.48
1:F:131:THR:O	1:F:132:LEU:HD12	2.14	0.48
2:H:794:PRO:HG3	2:H:1025:ALA:HA	1.94	0.48
2:H:115:LEU:HD12	2:H:378:LEU:HB3	1.95	0.48
2:H:142:ARG:HE	2:H:325:ILE:HD12	1.77	0.48
2:H:460:ARG:HG3	2:H:460:ARG:NH1	2.27	0.48
2:H:994:ILE:HG22	2:H:995:MET:N	2.28	0.48
3:I:1369:GLU:O	3:I:1370:ILE:C	2.51	0.48
3:I:835:SER:N	3:I:838:ARG:CD	2.76	0.48
3:I:843:PHE:CE1	3:I:864:VAL:HG11	2.46	0.48
3:I:914:LEU:CD2	3:I:930:LEU:HD21	2.43	0.48
2:M:602:GLU:HG2	2:M:614:ARG:HH21	1.79	0.48
2:M:684:PHE:HD2	3:N:740:PHE:HE1	1.60	0.48
2:M:724:ARG:HG3	2:M:737:LEU:HD22	1.95	0.48
2:M:794:PRO:HG2	2:M:1025:ALA:CA	2.43	0.48
2:M:838:LYS:O	2:M:838:LYS:HG3	2.13	0.48
3:N:1036:ARG:O	3:N:1041:LEU:N	2.47	0.48
3:N:1087:ARG:HG3	3:N:1088:THR:N	2.29	0.48
3:N:1223:ILE:O	3:N:1226:ALA:N	2.47	0.48
3:N:160:GLU:OE1	3:N:161:LEU:HD12	2.14	0.48
3:N:701:LEU:HD21	3:N:763:MET:HE1	1.96	0.48

Continued on next page...

Continued from previous page...

Atom-1	Atom-2	Interatomic distance (Å)	Clash overlap (Å)
3:N:699:VAL:HG22	3:N:756:GLN:OE1	2.13	0.48
3:N:95:LEU:HD21	3:N:574:LEU:HD21	1.95	0.48
4:O:9:LEU:HD22	4:O:19:LEU:HD11	1.95	0.48
1:B:128:HIS:HE1	1:B:131:THR:HG23	1.78	0.48
2:C:235:LEU:HD11	2:C:298:PHE:CZ	2.48	0.48
2:C:113:VAL:HG11	2:C:373:VAL:HG11	1.95	0.48
2:C:524:VAL:CG1	2:C:525:SER:H	2.26	0.48
2:C:52:PHE:CE1	2:C:67:ASP:C	2.88	0.48
3:D:181:ASP:OD1	3:D:181:ASP:C	2.52	0.48
3:D:782:SER:N	3:D:785:ILE:HD13	2.27	0.48
3:D:829:VAL:CG1	3:D:830:ALA:N	2.77	0.48
1:B:80:LEU:HD23	3:D:867:ARG:HG3	1.96	0.48
2:H:431:HIS:HD2	2:H:433:THR:OG1	1.95	0.48
3:I:1256:LEU:N	3:I:1257:PRO:CD	2.77	0.48
3:I:401:TYR:OH	3:I:430:ASP:HB2	2.14	0.48
2:M:292:ARG:HG3	2:M:294:GLU:H	1.79	0.48
2:M:350:ARG:O	2:M:353:ARG:HB3	2.13	0.48
2:M:548:PRO:HG2	2:M:842:ARG:CZ	2.44	0.48
2:M:80:GLN:N	2:M:90:TYR:HE2	2.12	0.48
2:M:994:ILE:HG22	2:M:995:MET:N	2.29	0.48
3:N:1108:ARG:HG3	3:N:1108:ARG:NH1	2.29	0.48
2:M:1046:ALA:HB2	3:N:1476:THR:HB	1.96	0.48
3:N:185:VAL:HG21	3:N:203:ALA:CB	2.42	0.48
3:N:433:GLY:CA	3:N:447:VAL:O	2.62	0.48
2:M:949:LYS:HD3	3:N:796:ARG:HH22	1.74	0.48
3:N:963:TYR:CE2	3:N:1002:LYS:HB3	2.48	0.48
1:A:156:HIS:CG	1:A:158:ILE:HD11	2.49	0.47
3:D:1114:THR:CG2	3:D:1114:THR:O	2.62	0.47
3:D:700:VAL:HG12	3:D:749:VAL:HG13	1.96	0.47
3:D:770:LEU:HD23	3:D:777:PRO:HA	1.96	0.47
2:C:1061:GLU:HG3	3:D:84:ILE:CD1	2.44	0.47
1:F:106:PRO:HG3	1:F:134:GLU:OE1	2.13	0.47
1:F:176:ARG:HB2	1:F:200:TRP:HE3	1.79	0.47
1:F:64:GLU:HA	1:F:75:VAL:HG11	1.96	0.47
1:G:106:PRO:HG3	1:G:134:GLU:CD	2.35	0.47
2:H:1041:GLU:CB	3:I:1223:ILE:CD1	2.92	0.47
2:H:564:MET:HE1	2:H:846:LYS:HD2	1.96	0.47
2:H:600:ASP:OD1	2:H:650:ARG:HA	2.14	0.47
2:H:724:ARG:HG3	2:H:740:GLU:CA	2.36	0.47
2:H:843:HIS:CD2	2:H:884:GLN:CA	2.97	0.47
3:I:506:GLY:O	3:I:507:ASN:C	2.51	0.47

Continued on next page...

Continued from previous page...

Atom-1	Atom-2	Interatomic distance (Å)	Clash overlap (Å)
3:I:578:VAL:O	3:I:582:LEU:HG	2.14	0.47
3:I:593:ASN:O	3:I:594:PRO:C	2.50	0.47
3:I:877:PRO:O	3:I:880:ILE:HG22	2.14	0.47
2:M:1052:MET:SD	3:N:623:VAL:HG11	2.54	0.47
2:M:181:VAL:CG1	2:M:182:VAL:N	2.77	0.47
2:M:445:GLU:HG3	2:M:560:MET:HE1	1.94	0.47
2:M:630:ARG:CG	2:M:630:ARG:HH11	2.26	0.47
2:M:75:GLU:OE1	2:M:75:GLU:HA	2.14	0.47
2:M:939:ARG:HD3	2:M:982:PRO:HD3	1.96	0.47
3:N:1024:ALA:HA	3:N:1029:ARG:O	2.14	0.47
3:N:1119:SER:O	3:N:1121:PRO:HD3	2.14	0.47
3:N:1209:LEU:HD21	4:O:16:LYS:HZ1	1.79	0.47
3:N:1221:VAL:HG12	3:N:1370:ILE:HD13	1.94	0.47
3:N:1369:GLU:O	3:N:1370:ILE:C	2.52	0.47
3:N:171:LEU:HD21	3:N:192:ALA:CB	2.44	0.47
3:N:209:ARG:HA	3:N:347:VAL:HB	1.96	0.47
3:N:761:ILE:HD12	4:O:20:THR:HA	1.96	0.47
3:D:1087:ARG:NH2	7:X:43:TYR:OH	2.47	0.47
7:X:45:ASP:C	7:X:47:GLY:N	2.67	0.47
1:A:64:GLU:HA	1:A:75:VAL:HG11	1.96	0.47
1:B:153:ALA:HB2	1:B:168:ASP:OD1	2.13	0.47
2:C:1095:LEU:HD11	2:C:1097:LEU:HD22	1.93	0.47
2:C:1095:LEU:O	2:C:1096:ALA:C	2.52	0.47
2:C:250:ARG:HA	2:C:250:ARG:HD3	1.57	0.47
2:C:447:ALA:O	2:C:448:ASN:CB	2.60	0.47
2:C:948:GLU:HG2	2:C:955:PRO:HG3	1.96	0.47
3:D:963:TYR:CE2	3:D:1002:LYS:HD3	2.50	0.47
3:D:1066:THR:CG2	3:D:1069:GLU:H	2.26	0.47
3:D:1277:ILE:HD12	3:D:1277:ILE:N	2.29	0.47
3:D:1452:ILE:H	3:D:1452:ILE:HD12	1.74	0.47
3:D:794:GLN:OE1	3:D:794:GLN:HA	2.14	0.47
2:C:1075:ASP:OD1	4:E:28:GLN:HG2	2.13	0.47
1:F:131:THR:C	1:F:132:LEU:HD12	2.34	0.47
2:H:142:ARG:NH1	2:H:147:TYR:CD1	2.82	0.47
2:H:147:TYR:C	2:H:148:PHE:CD2	2.88	0.47
2:H:198:ARG:HD3	2:H:228:ALA:HA	1.95	0.47
2:H:452:ILE:HD12	2:H:452:ILE:N	2.29	0.47
2:H:546:LEU:C	2:H:581:THR:HG21	2.34	0.47
2:H:69:LEU:HB3	2:H:70:GLU:OE2	2.14	0.47
2:H:557:ARG:CD	2:H:879:ARG:HB3	2.39	0.47
2:H:893:ALA:HB2	2:H:918:LEU:HD12	1.94	0.47

Continued on next page...

Continued from previous page...

Atom-1	Atom-2	Interatomic distance (Å)	Clash overlap (Å)
2:H:972:VAL:HG22	2:H:989:VAL:HG22	1.96	0.47
3:I:104:PHE:CD2	3:I:104:PHE:N	2.82	0.47
3:I:1065:LEU:HD21	3:I:1070:TYR:HA	1.96	0.47
3:I:1139:ASP:O	3:I:1142:ALA:HB3	2.14	0.47
3:I:1274:ILE:HD12	3:I:1274:ILE:O	2.14	0.47
3:I:1460:ILE:H	3:I:1460:ILE:HD13	1.79	0.47
3:I:198:ARG:NH1	3:I:198:ARG:HG3	2.27	0.47
3:I:141:ILE:CG1	3:I:448:GLU:CD	2.82	0.47
3:I:474:GLU:O	3:I:478:LEU:HG	2.14	0.47
3:I:516:ALA:O	3:I:518:PRO:HD3	2.14	0.47
3:I:811:GLU:O	3:I:815:ALA:CB	2.62	0.47
3:I:907:GLU:OE1	3:I:909:ASN:HB2	2.14	0.47
4:J:57:ASP:CG	4:J:57:ASP:O	2.52	0.47
1:K:179:PHE:CD1	1:K:179:PHE:O	2.67	0.47
1:K:206:THR:OG1	1:K:207:PRO:HD2	2.14	0.47
1:L:96:THR:HB	1:L:145:ASP:OD2	2.15	0.47
2:M:1097:LEU:HD11	3:N:1451:ALA:CA	2.42	0.47
2:M:218:VAL:HG22	2:M:311:PHE:CE1	2.47	0.47
2:M:239:PHE:CZ	2:M:252:LYS:HB2	2.49	0.47
2:M:277:ALA:O	2:M:278:GLU:C	2.52	0.47
3:N:1025:GLN:HE21	3:N:1025:GLN:CA	2.26	0.47
2:M:1042:ALA:HB2	3:N:1227:GLN:HE22	1.78	0.47
3:N:134:VAL:O	3:N:454:ALA:CB	2.60	0.47
3:N:1356:TYR:HB3	3:N:1361:VAL:HB	1.95	0.47
3:N:879:ARG:O	3:N:882:PHE:HB3	2.14	0.47
3:N:976:GLN:O	3:N:980:MET:HG2	2.14	0.47
7:Z:85:LEU:HA	7:Z:85:LEU:HD22	1.72	0.47
1:A:139:ASN:ND2	1:F:59:GLU:OE1	2.46	0.47
1:B:16:GLN:HE21	1:B:16:GLN:HA	1.79	0.47
2:C:1044:GLY:HA2	3:D:1475:GLY:HA3	1.96	0.47
2:C:309:TYR:CE2	2:C:321:GLU:CB	2.97	0.47
2:C:352:ALA:CA	2:C:355:VAL:HG12	2.41	0.47
2:C:73:LEU:C	2:C:73:LEU:HD12	2.35	0.47
3:D:1256:LEU:O	3:D:1259:VAL:N	2.46	0.47
3:D:127:LEU:O	3:D:457:GLY:HA2	2.14	0.47
3:D:1492:LEU:C	3:D:1492:LEU:HD13	2.33	0.47
3:D:407:VAL:HA	3:D:422:ALA:CB	2.44	0.47
3:D:470:LEU:N	3:D:470:LEU:HD23	2.29	0.47
3:D:475:LYS:HA	3:D:478:LEU:CG	2.42	0.47
3:D:550:ARG:NH1	3:D:573:MET:HB3	2.30	0.47
3:D:639:LEU:CD1	3:D:640:HIS:N	2.78	0.47

Continued on next page...

Continued from previous page...

Atom-1	Atom-2	Interatomic distance (Å)	Clash overlap (Å)
3:D:669:ASN:HD21	3:D:671:LYS:HB2	1.79	0.47
4:E:33:HIS:CD2	4:E:89:MET:HG2	2.50	0.47
1:G:186:LEU:O	1:G:187:GLY:C	2.52	0.47
2:H:1092:LEU:O	2:H:1095:LEU:O	2.32	0.47
2:H:18:LEU:H	2:H:18:LEU:HD12	1.78	0.47
2:H:415:PRO:HB2	2:H:418:LEU:CD1	2.44	0.47
2:H:45:GLN:O	2:H:48:PHE:CB	2.62	0.47
2:H:500:ASN:ND2	2:H:500:ASN:H	2.11	0.47
2:H:535:SER:OG	2:H:536:PRO:HD2	2.15	0.47
2:H:536:PRO:O	2:H:539:VAL:HG23	2.14	0.47
2:H:971:LYS:HA	2:H:988:VAL:HA	1.96	0.47
2:H:674:VAL:HG12	2:H:990:GLY:O	2.15	0.47
3:I:1114:THR:CG2	3:I:1195:GLN:HB3	2.44	0.47
3:I:1235:GLN:CB	7:Y:37:MET:HE3	2.44	0.47
3:I:1305:LEU:HD12	3:I:1311:LEU:CD2	2.36	0.47
3:I:1389:LEU:CD1	3:I:1390:LEU:HD23	2.43	0.47
3:I:1488:ASP:N	3:I:1488:ASP:OD1	2.46	0.47
3:I:603:LEU:C	3:I:606:ILE:HG22	2.34	0.47
1:K:20:TYR:O	1:K:207:PRO:HG2	2.15	0.47
1:K:25:LEU:CD2	1:K:28:LEU:HD11	2.44	0.47
2:M:137:VAL:HG23	2:M:391:LEU:HG	1.96	0.47
2:M:216:GLU:HG3	2:M:217:LEU:N	2.30	0.47
2:M:332:ARG:HD2	2:M:464:LEU:HG	1.97	0.47
2:M:408:ARG:NH2	2:M:455:LEU:CD1	2.75	0.47
2:M:332:ARG:HG3	2:M:465:GLY:HA3	1.95	0.47
2:M:961:GLU:O	2:M:964:LYS:HB3	2.14	0.47
3:N:1106:VAL:HG11	3:N:1474:ALA:HB2	1.97	0.47
3:N:23:TYR:CE1	3:N:89:ARG:HG2	2.50	0.47
3:N:361:VAL:HG13	3:N:379:ALA:CB	2.42	0.47
3:N:415:VAL:CG1	3:N:416:ALA:N	2.77	0.47
3:N:525:ARG:CG	3:N:525:ARG:O	2.62	0.47
2:M:1088:LEU:HD21	3:N:614:PHE:CE1	2.49	0.47
3:N:639:LEU:CD2	3:N:766:ALA:HA	2.43	0.47
3:N:970:LYS:O	3:N:973:GLN:CG	2.62	0.47
1:B:153:ALA:HB2	1:B:168:ASP:N	2.29	0.47
1:B:56:VAL:CG1	1:B:57:TYR:H	2.27	0.47
2:C:442:GLU:O	2:C:442:GLU:HG3	2.13	0.47
2:C:492:ASP:HB3	2:C:518:LYS:HE2	1.96	0.47
2:C:36:PRO:CG	2:C:70:GLU:HG2	2.44	0.47
3:D:1086:LEU:CD1	3:D:1086:LEU:H	2.27	0.47
3:D:1089:ALA:C	3:D:1091:SER:H	2.18	0.47

Continued on next page...

Continued from previous page...

Atom-1	Atom-2	Interatomic distance (Å)	Clash overlap (Å)
3:D:1108:ARG:NH1	3:D:1108:ARG:HG3	2.27	0.47
3:D:209:ARG:HB2	3:D:389:GLU:O	2.14	0.47
3:D:657:LEU:O	3:D:661:MET:HG2	2.15	0.47
3:D:947:ILE:C	3:D:947:ILE:HD12	2.30	0.47
3:D:758:GLU:HA	4:E:20:THR:CG2	2.43	0.47
4:E:33:HIS:HB2	4:E:37:ASN:OD1	2.14	0.47
1:F:102:LYS:HD2	1:F:139:ASN:ND2	2.30	0.47
1:G:106:PRO:CG	1:G:134:GLU:OE1	2.63	0.47
1:G:177:VAL:HG12	1:G:199:ILE:HG23	1.96	0.47
1:G:206:THR:HG22	1:G:209:GLU:HG3	1.96	0.47
1:G:76:VAL:HB	3:I:872:ARG:NH2	2.28	0.47
2:H:1012:PRO:HD3	2:H:1026:GLN:CB	2.44	0.47
2:H:250:ARG:CZ	2:H:250:ARG:HA	2.44	0.47
2:H:507:ARG:HG3	2:H:508:ILE:H	1.79	0.47
2:H:554:ASP:OD2	2:H:556:ASN:CG	2.53	0.47
2:H:67:ASP:OD1	2:H:68:PHE:O	2.32	0.47
3:I:1084:THR:O	3:I:1088:THR:CB	2.59	0.47
3:I:1096:ARG:HG2	3:I:1096:ARG:HH11	1.79	0.47
3:I:30:GLU:OE1	3:I:30:GLU:HA	2.15	0.47
3:I:496:LEU:HD12	3:I:496:LEU:O	2.14	0.47
3:I:783:ARG:NH1	7:Y:41:ASP:HB2	2.30	0.47
4:J:41:GLU:N	4:J:42:PRO:HD3	2.29	0.47
1:K:39:PRO:CG	1:L:39:PRO:CG	2.90	0.47
2:M:1010:THR:HG22	2:M:1011:GLY:N	2.29	0.47
2:M:151:ASP:HB3	2:M:154:ARG:O	2.14	0.47
2:M:267:TYR:CG	2:M:272:ALA:CB	2.97	0.47
2:M:435:TYR:CE1	2:M:539:VAL:HG22	2.47	0.47
2:M:722:ILE:HG12	2:M:757:GLY:O	2.14	0.47
3:N:130:SER:OG	3:N:131:LYS:N	2.47	0.47
3:N:353:VAL:HG12	3:N:368:VAL:HG21	1.97	0.47
2:M:983:ILE:HG23	3:N:944:THR:HA	1.95	0.47
7:X:139:SER:HB3	7:X:148:GLU:HG3	1.97	0.47
1:B:222:LEU:O	1:B:225:PHE:HD1	1.98	0.47
2:C:113:VAL:HB	2:C:115:LEU:CD2	2.44	0.47
2:C:395:LYS:HD3	2:C:397:GLU:OE2	2.14	0.47
2:C:442:GLU:OE2	2:C:543:ASN:HB3	2.15	0.47
2:C:580:MET:HB3	2:C:584:GLU:CD	2.35	0.47
2:C:630:ARG:HG3	2:C:630:ARG:HH11	1.77	0.47
2:C:689:VAL:HB	2:C:870:ILE:CG1	2.35	0.47
1:B:30:ARG:HH12	2:C:692:GLU:CD	2.18	0.47
2:C:953:VAL:O	2:C:955:PRO:HD3	2.14	0.47

Continued on next page...

Continued from previous page...

Atom-1	Atom-2	Interatomic distance (Å)	Clash overlap (Å)
3:D:1103:HIS:CD2	3:D:1463:LYS:HE3	2.49	0.47
3:D:1207:TYR:CZ	3:D:1213:ARG:HA	2.50	0.47
3:D:1256:LEU:O	3:D:1257:PRO:C	2.52	0.47
3:D:368:VAL:HB	3:D:377:VAL:HB	1.95	0.47
3:D:520:LEU:HG	3:D:521:PRO:N	2.28	0.47
3:D:618:LEU:HG	3:D:619:LEU:HD23	1.96	0.47
3:D:635:PRO:O	3:D:935:LYS:HE3	2.15	0.47
3:D:834:THR:CA	3:D:838:ARG:HD3	2.44	0.47
3:D:850:LEU:HA	3:D:853:VAL:CG2	2.44	0.47
3:D:758:GLU:HA	4:E:20:THR:HG21	1.96	0.47
4:E:38:THR:OG1	4:E:39:VAL:N	2.47	0.47
2:H:577:PRO:O	2:H:580:MET:HG2	2.14	0.47
2:H:759:THR:HB	2:H:785:VAL:CG2	2.45	0.47
2:H:997:LEU:O	2:H:999:HIS:N	2.42	0.47
3:I:1066:THR:HG23	3:I:1069:GLU:H	1.79	0.47
3:I:1080:GLY:C	7:Y:49:GLU:HG3	2.35	0.47
3:I:1095:THR:O	3:I:1099:VAL:CG2	2.59	0.47
3:I:1205:TYR:CE1	3:I:1221:VAL:CG1	2.96	0.47
3:I:1280:VAL:O	3:I:1294:VAL:HA	2.15	0.47
3:I:765:SER:OG	3:I:766:ALA:N	2.45	0.47
3:I:804:LEU:HD23	3:I:831:GLY:HA3	1.95	0.47
1:L:199:ILE:HB	1:L:207:PRO:HB3	1.96	0.47
2:M:109:LYS:O	2:M:111:ASP:OD1	2.33	0.47
3:I:166:GLN:O	2:M:209:ARG:O	2.32	0.47
2:M:739:GLU:H	2:M:739:GLU:HG2	1.51	0.47
3:N:1106:VAL:CG1	3:N:1107:VAL:N	2.70	0.47
3:N:1313:VAL:HG21	3:N:1319:VAL:HG11	1.96	0.47
3:N:131:LYS:O	3:N:131:LYS:HG2	2.15	0.47
3:N:206:ARG:HG2	3:N:392:SER:N	2.23	0.47
3:N:403:PHE:HE2	3:N:444:VAL:HG23	1.79	0.47
2:M:1070:ILE:HG21	3:N:655:PRO:HB2	1.95	0.47
3:N:857:ILE:HG22	3:N:858:VAL:HG13	1.97	0.47
3:N:999:THR:HG23	3:N:1000:THR:N	2.29	0.47
7:Y:57:ARG:HG2	7:Y:57:ARG:HH21	1.78	0.47
7:Z:7:LEU:HA	7:Z:109:GLU:OE2	2.14	0.47
1:A:88:ARG:HD3	1:A:123:MET:CE	2.45	0.47
1:B:44:LEU:CA	1:B:48:ILE:HD13	2.44	0.47
2:C:1033:GLY:O	2:C:1037:VAL:HG23	2.14	0.47
2:C:205:GLU:CB	2:C:209:ARG:NH1	2.78	0.47
2:C:338:GLU:CA	2:C:341:THR:HG22	2.44	0.47
2:C:443:THR:OG1	2:C:450:GLY:N	2.39	0.47

Continued on next page...

Continued from previous page...

Atom-1	Atom-2	Interatomic distance (Å)	Clash overlap (Å)
2:C:897:LEU:HD21	2:C:921:ALA:N	2.30	0.47
3:D:1211:MET:SD	3:D:1213:ARG:HG2	2.55	0.47
3:D:1380:GLU:HA	3:D:1391:GLU:O	2.14	0.47
3:D:765:SER:OG	3:D:766:ALA:N	2.45	0.47
1:F:20:TYR:O	1:F:207:PRO:HG2	2.15	0.47
2:H:251:ASP:C	2:H:253:ALA:N	2.68	0.47
2:H:557:ARG:HH21	2:H:879:ARG:HE	1.62	0.47
3:I:807:ALA:CB	3:I:833:GLU:OE1	2.62	0.47
3:I:26:VAL:HB	3:I:93:ILE:CD1	2.44	0.47
3:I:99:ALA:HA	3:I:575:GLN:HE22	1.79	0.47
1:K:92:PRO:C	1:K:94:LEU:H	2.17	0.47
1:L:177:VAL:HG23	1:L:177:VAL:O	2.13	0.47
2:M:1092:LEU:HD21	3:N:1447:LEU:HD21	1.96	0.47
2:M:26:TYR:HB2	2:M:121:MET:SD	2.54	0.47
2:M:184:MET:SD	2:M:303:PHE:HE2	2.36	0.47
2:M:64:LEU:HB2	2:M:359:MET:HG3	1.97	0.47
2:M:572:ILE:HG13	2:M:573:ARG:H	1.79	0.47
3:N:1000:THR:CG2	3:N:1001:GLU:N	2.78	0.47
3:N:1037:GLN:HG2	3:N:1042:ARG:HB3	1.96	0.47
3:N:102:ILE:CG2	3:N:103:TRP:N	2.77	0.47
3:N:1108:ARG:HA	3:N:1217:ILE:HG23	1.96	0.47
3:N:1119:SER:HA	3:N:1186:VAL:O	2.14	0.47
3:N:1197:ARG:HG3	3:N:1198:TYR:H	1.79	0.47
2:M:1098:ASP:N	3:N:11:ALA:O	2.22	0.47
3:N:145:VAL:HG22	3:N:146:PRO:CD	2.43	0.47
3:N:405:ASP:HB3	3:N:406:ASP:H	1.58	0.47
3:N:54:LYS:HG3	3:N:55:ASP:N	2.30	0.47
3:N:658:LEU:O	3:N:661:MET:HB2	2.15	0.47
3:N:686:GLU:HG3	3:N:686:GLU:H	1.43	0.47
3:N:811:GLU:O	3:N:815:ALA:CB	2.63	0.47
3:N:907:GLU:CG	3:N:908:LYS:N	2.78	0.47
3:N:982:PHE:HB2	7:Z:125:MET:HE1	1.96	0.47
2:H:880:MET:CE	7:Y:46:SER:OG	2.63	0.47
7:Y:26:LEU:HD12	7:Y:55:LYS:HG3	1.97	0.47
1:B:101:LEU:HD23	1:B:101:LEU:O	2.14	0.47
1:B:138:LEU:HD23	1:B:138:LEU:C	2.35	0.47
2:C:1081:VAL:CG1	2:C:1085:PHE:HB3	2.39	0.47
2:C:575:GLN:C	2:C:667:ALA:HB1	2.35	0.47
3:D:1014:ASN:C	3:D:1016:PRO:HD3	2.34	0.47
3:D:1195:GLN:HG3	3:D:1196:THR:N	2.30	0.47
3:D:28:LYS:HG3	3:D:30:GLU:HG2	1.96	0.47

Continued on next page...

Continued from previous page...

Atom-1	Atom-2	Interatomic distance (Å)	Clash overlap (Å)
3:D:413:ASP:O	3:D:435:VAL:HG23	2.15	0.47
3:D:729:HIS:CE1	3:D:731:LEU:H	2.33	0.47
1:F:167:VAL:HG12	1:F:168:ASP:N	2.30	0.47
1:F:198:ARG:C	1:F:199:ILE:HD13	2.35	0.47
2:H:1086:ARG:NH2	2:H:1111:ILE:O	2.47	0.47
2:H:165:LEU:HD12	2:H:167:LYS:N	2.30	0.47
2:H:207:LEU:HD22	2:H:221:LEU:HD13	1.97	0.47
2:H:254:VAL:CA	2:H:257:VAL:HG23	2.45	0.47
2:H:403:SER:OG	2:H:404:LEU:N	2.46	0.47
2:H:332:ARG:CG	2:H:465:GLY:HA3	2.33	0.47
2:H:588:VAL:CG2	2:H:589:ARG:N	2.77	0.47
2:H:587:VAL:CG1	2:H:666:LEU:HD22	2.44	0.47
2:H:854:PRO:O	2:H:855:VAL:C	2.53	0.47
2:H:903:SER:OG	2:H:908:GLY:CA	2.58	0.47
3:I:999:THR:O	3:I:1002:LYS:HB2	2.14	0.47
2:H:1004:LYS:CG	3:I:630:VAL:HG23	2.43	0.47
3:I:53:ILE:HG13	3:I:86:ARG:HH12	1.78	0.47
4:J:48:MET:HB2	4:J:54:LEU:HB2	1.97	0.47
4:J:54:LEU:HG	4:J:58:PRO:CB	2.42	0.47
2:M:21:ILE:HD12	2:M:461:VAL:HG23	1.96	0.47
2:M:195:LEU:HD23	2:M:241:LEU:HD12	1.97	0.47
2:M:239:PHE:HZ	2:M:252:LYS:HB2	1.80	0.47
2:M:260:LEU:HA	2:M:291:ALA:CB	2.44	0.47
2:M:408:ARG:NH2	2:M:455:LEU:HD11	2.29	0.47
2:M:701:THR:HA	2:M:831:ARG:O	2.14	0.47
3:N:1055:VAL:HG12	3:N:1056:PRO:N	2.29	0.47
3:N:700:VAL:HG13	3:N:718:PRO:CG	2.44	0.47
3:N:701:LEU:CD1	3:N:750:PRO:HD3	2.44	0.47
3:N:843:PHE:CD2	3:N:849:ALA:HA	2.50	0.47
3:N:911:LEU:O	3:N:915:VAL:HG23	2.14	0.47
7:Y:5:VAL:HG12	7:Y:72:ALA:HB1	1.96	0.47
2:C:165:LEU:O	2:C:265:ARG:NE	2.47	0.47
2:C:338:GLU:HA	2:C:341:THR:CG2	2.44	0.47
2:C:54:ILE:HD11	2:C:355:VAL:CG1	2.45	0.47
2:C:672:VAL:CG2	2:C:869:VAL:CG1	2.93	0.47
2:C:876:VAL:N	2:C:877:PRO:CD	2.76	0.47
2:C:1103:ASP:CG	3:D:2:LYS:HA	2.35	0.47
3:D:651:GLU:HA	3:D:651:GLU:OE1	2.14	0.47
3:D:947:ILE:O	3:D:948:THR:HG22	2.14	0.47
1:G:188:GLN:H	1:G:188:GLN:NE2	2.03	0.47
2:H:105:THR:HG23	2:H:105:THR:O	2.14	0.47

Continued on next page...

Continued from previous page...

Atom-1	Atom-2	Interatomic distance (Å)	Clash overlap (Å)
2:H:148:PHE:CE1	2:H:309:TYR:HD2	2.32	0.47
2:H:250:ARG:CA	2:H:250:ARG:CZ	2.92	0.47
2:H:473:ARG:HG3	2:H:474:VAL:N	2.29	0.47
2:H:582:GLY:N	2:H:584:GLU:OE2	2.38	0.47
3:I:1094:LEU:O	3:I:1098:LEU:N	2.34	0.47
3:I:111:LYS:CE	3:I:1448:THR:HG22	2.38	0.47
1:G:185:ARG:NH2	3:I:692:GLU:HB3	2.27	0.47
4:J:30:LEU:O	4:J:35:PHE:HA	2.14	0.47
1:K:50:GLY:O	1:K:146:ARG:HA	2.15	0.47
2:M:216:GLU:HB2	2:M:219:GLN:HE22	1.80	0.47
2:M:479:VAL:HG23	2:M:479:VAL:O	2.15	0.47
2:M:854:PRO:O	2:M:855:VAL:C	2.53	0.47
3:N:1305:LEU:N	3:N:1305:LEU:HD23	2.30	0.47
3:N:355:VAL:HA	3:N:356:PRO:HD3	1.55	0.47
3:N:370:ALA:N	3:N:376:GLU:OE2	2.30	0.47
3:N:54:LYS:HG3	3:N:55:ASP:H	1.80	0.47
3:N:786:ILE:CD1	3:N:911:LEU:HD22	2.45	0.47
3:N:847:ASP:HA	3:N:850:LEU:HD13	1.97	0.47
3:D:706:PRO:HG3	5:P:19:DC:O2	2.15	0.47
1:A:177:VAL:CG2	1:A:199:ILE:HG23	2.38	0.47
2:C:221:LEU:CD1	2:C:222:MET:N	2.75	0.47
2:C:224:GLU:OE1	2:C:226:VAL:HG13	2.15	0.47
2:C:242:LEU:HD11	2:C:254:VAL:HG11	1.96	0.47
2:C:266:ARG:HA	2:C:288:ARG:HD3	1.96	0.47
2:C:56:GLU:HB3	2:C:359:MET:SD	2.55	0.47
2:C:606:VAL:CG2	2:C:645:VAL:HG22	2.45	0.47
2:C:708:TYR:CE2	2:C:793:PRO:CD	2.98	0.47
3:D:1101:VAL:CG2	3:D:1424:VAL:HG23	2.45	0.47
3:D:1286:THR:O	3:D:1287:GLU:CG	2.61	0.47
3:D:1434:TRP:CE3	3:D:1457:ASP:HB2	2.49	0.47
3:D:52:PRO:HB2	3:D:80:VAL:CG1	2.27	0.47
3:D:590:PRO:O	3:D:600:LEU:HD12	2.14	0.47
3:D:988:ARG:O	3:D:992:ILE:HG13	2.14	0.47
1:F:57:TYR:O	1:F:140:MET:CB	2.63	0.47
2:H:1008:ARG:NH1	2:H:1010:THR:HA	2.29	0.47
2:H:334:ARG:CA	2:H:338:GLU:OE2	2.59	0.47
2:H:554:ASP:HB2	3:I:1061:PHE:CE2	2.49	0.47
2:H:690:ILE:CG2	2:H:852:ILE:HG12	2.44	0.47
2:H:848:VAL:HG12	2:H:849:VAL:N	2.30	0.47
3:I:1383:ASP:HB2	3:I:1416:ALA:HB3	1.96	0.47
3:I:841:TYR:HB3	3:I:843:PHE:HE1	1.80	0.47

Continued on next page...

Continued from previous page...

Atom-1	Atom-2	Interatomic distance (Å)	Clash overlap (Å)
3:I:1476:THR:HG23	4:J:21:VAL:HG22	1.97	0.47
1:L:76:VAL:O	1:L:80:LEU:HB2	2.14	0.47
2:M:197:LEU:CD2	2:M:202:TYR:HD2	2.28	0.47
2:M:302:VAL:HG13	2:M:303:PHE:H	1.80	0.47
2:M:434:HIS:HB3	2:M:438:ILE:HB	1.97	0.47
2:M:18:LEU:HD13	2:M:590:ASP:CG	2.35	0.47
2:M:875:GLY:CA	2:M:879:ARG:NH1	2.78	0.47
2:M:881:ASN:O	2:M:884:GLN:HG3	2.14	0.47
3:N:1041:LEU:HD12	3:N:1058:ARG:C	2.35	0.47
3:N:1382:THR:HG23	3:N:1418:LYS:HE3	1.97	0.47
3:N:167:GLU:HB3	3:N:169:TYR:CE1	2.49	0.47
3:N:633:VAL:O	3:N:635:PRO:HD3	2.14	0.47
7:Y:102:VAL:HG21	7:Y:119:ILE:HD11	1.96	0.47
2:C:322:VAL:HG23	2:C:322:VAL:O	2.14	0.47
2:C:630:ARG:HD2	2:C:634:GLY:HA2	1.97	0.47
2:C:759:THR:HB	2:C:785:VAL:HG21	1.97	0.47
3:D:1089:ALA:C	3:D:1091:SER:N	2.66	0.47
3:D:554:LEU:HD13	3:D:570:GLU:HB3	1.96	0.47
3:D:660:LYS:NZ	3:D:660:LYS:HA	2.28	0.47
3:D:820:GLU:CD	3:D:820:GLU:C	2.74	0.47
2:H:1082:PRO:C	2:H:1084:SER:H	2.16	0.47
2:H:277:ALA:O	2:H:278:GLU:C	2.52	0.47
2:H:573:ARG:HB2	2:H:670:GLN:NE2	2.30	0.47
2:H:688:ILE:N	2:H:688:ILE:HD12	2.29	0.47
3:I:1177:ALA:HB1	3:I:1183:ILE:HD11	1.95	0.47
3:I:165:LYS:HE2	3:I:167:GLU:OE1	2.15	0.47
3:I:613:ARG:NH1	3:I:616:GLN:HG2	2.30	0.47
3:I:642:CYS:HB3	3:I:716:PHE:HB3	1.92	0.47
3:I:882:PHE:O	3:I:886:VAL:HG23	2.15	0.47
2:M:101:ILE:CD1	2:M:107:LEU:HD22	2.45	0.47
2:M:300:ASP:O	2:M:302:VAL:N	2.47	0.47
2:M:589:ARG:HA	2:M:596:TYR:OH	2.15	0.47
2:M:689:VAL:CB	2:M:870:ILE:HG12	2.21	0.47
2:M:875:GLY:HA2	2:M:879:ARG:HH12	1.80	0.47
3:N:1096:ARG:HG3	3:N:1097:LYS:N	2.30	0.47
3:N:407:VAL:HA	3:N:422:ALA:CB	2.45	0.47
3:N:643:GLY:N	3:N:727:GLN:O	2.48	0.47
3:D:706:PRO:CG	6:Q:10:G:N2	2.77	0.47
3:D:1080:GLY:HA3	7:X:49:GLU:HG3	1.94	0.47
7:Y:146:ARG:HE	7:Y:146:ARG:HB3	1.45	0.47
7:Y:96:SER:OG	7:Y:98:GLU:HB2	2.14	0.47

Continued on next page...

Continued from previous page...

Atom-1	Atom-2	Interatomic distance (Å)	Clash overlap (Å)
2:C:101:ILE:HG22	2:C:102:HIS:N	2.31	0.47
2:C:211:LEU:O	2:C:211:LEU:HD12	2.15	0.47
2:C:207:LEU:HD23	2:C:211:LEU:HD23	1.96	0.47
2:C:274:ARG:HD2	2:C:285:LEU:HD21	1.96	0.47
2:C:277:ALA:O	2:C:278:GLU:C	2.53	0.47
2:C:512:ARG:HD3	2:C:523:ILE:HG13	1.96	0.47
3:D:1026:SER:C	3:D:1028:ALA:N	2.68	0.47
3:D:102:ILE:O	3:D:102:ILE:HD13	2.14	0.47
3:D:1197:ARG:HG3	3:D:1198:TYR:H	1.78	0.47
3:D:1330:ILE:HG22	3:D:1331:ASP:N	2.30	0.47
3:D:393:ILE:N	3:D:393:ILE:HD12	2.30	0.47
3:D:680:GLN:O	3:D:683:ILE:HG13	2.15	0.47
4:E:51:LEU:HD12	4:E:53:GLY:H	1.80	0.47
1:G:91:ASN:N	1:G:91:ASN:ND2	2.63	0.47
2:H:143:SER:O	2:H:144:PRO:C	2.53	0.47
2:H:159:ILE:C	2:H:159:ILE:HD12	2.34	0.47
2:H:872:ASN:OD1	2:H:873:PRO:HD2	2.15	0.47
3:I:1110:ALA:O	3:I:1112:CYS:N	2.48	0.47
3:I:1384:PRO:HB3	3:I:1387:SER:O	2.15	0.47
3:I:1487:VAL:CG1	3:I:1488:ASP:N	2.78	0.47
3:I:508:ARG:HB3	3:I:509:PRO:HD2	1.96	0.47
3:I:630:VAL:CG1	3:I:631:ILE:N	2.78	0.47
3:I:652:LEU:HA	3:I:652:LEU:HD12	1.74	0.47
4:J:41:GLU:CD	4:J:41:GLU:H	2.18	0.47
1:L:7:LYS:HE3	1:L:7:LYS:O	2.15	0.47
2:M:101:ILE:HG22	2:M:102:HIS:N	2.30	0.47
2:M:1024:LYS:HA	2:M:1024:LYS:HD2	1.53	0.47
2:M:206:THR:HG23	2:M:207:LEU:H	1.80	0.47
2:M:207:LEU:HD21	2:M:221:LEU:CD2	2.45	0.47
2:M:263:ASP:HB2	2:M:264:PRO:HD3	1.96	0.47
2:M:235:LEU:HD11	2:M:298:PHE:CE1	2.50	0.47
2:M:559:LEU:CD2	2:M:559:LEU:C	2.84	0.47
2:M:559:LEU:HD23	2:M:560:MET:N	2.30	0.47
3:N:1105:ILE:CD1	3:N:1105:ILE:H	2.28	0.47
3:N:38:LYS:HE2	3:N:38:LYS:HB3	1.57	0.47
3:N:978:TYR:N	3:N:983:LEU:HD21	2.30	0.47
7:Z:115:THR:CB	7:Z:116:PRO:CD	2.93	0.47
7:Z:6:LYS:CD	7:Z:75:LEU:HD13	2.45	0.47
1:A:213:GLN:O	1:A:217:ILE:HG13	2.15	0.46
2:C:274:ARG:HG2	2:C:274:ARG:NH1	2.30	0.46
2:C:4:LYS:HZ3	2:C:917:LEU:HD21	1.79	0.46

Continued on next page...

Continued from previous page...

Atom-1	Atom-2	Interatomic distance (Å)	Clash overlap (Å)
3:D:553:ARG:HH12	3:D:573:MET:HE1	1.80	0.46
3:D:804:LEU:CG	3:D:830:ALA:O	2.63	0.46
3:D:939:PHE:O	3:D:943:THR:HG23	2.13	0.46
4:E:58:PRO:CG	4:E:59:ASN:H	2.23	0.46
1:F:189:ARG:HG3	1:F:191:ASP:OD1	2.16	0.46
1:G:221:HIS:HA	1:G:224:TYR:CD2	2.50	0.46
1:G:94:LEU:O	1:G:146:ARG:NH2	2.47	0.46
2:H:1082:PRO:HB2	2:H:1084:SER:OG	2.14	0.46
2:H:250:ARG:HD2	7:Z:80:GLY:HA2	1.97	0.46
2:H:69:LEU:HD21	2:H:99:GLN:OE1	2.15	0.46
3:I:1137:ARG:NH1	3:I:1137:ARG:HG3	2.30	0.46
2:H:1098:ASP:N	3:I:11:ALA:O	2.26	0.46
3:I:1283:ILE:HG22	3:I:1284:GLU:N	2.31	0.46
3:I:578:VAL:HA	3:I:581:LEU:HD21	1.97	0.46
4:J:31:LEU:HD12	4:J:31:LEU:H	1.81	0.46
1:L:161:ARG:HG3	1:L:161:ARG:NH1	2.27	0.46
2:M:188:LYS:HZ3	2:M:188:LYS:HB2	1.81	0.46
2:M:198:ARG:NH2	2:M:203:ASP:OD2	2.48	0.46
2:M:544:THR:O	2:M:546:LEU:N	2.47	0.46
2:M:695:LEU:HD21	2:M:832:LYS:HB3	1.96	0.46
2:M:843:HIS:CD2	2:M:884:GLN:CA	2.98	0.46
2:M:897:LEU:HD21	2:M:921:ALA:N	2.30	0.46
3:N:105:VAL:HG22	3:N:112:ILE:CG2	2.45	0.46
3:N:1099:VAL:HG12	3:N:1103:HIS:HB3	1.97	0.46
3:N:1126:ASP:OD1	3:N:1126:ASP:C	2.52	0.46
3:N:1144:LEU:HA	3:N:1147:ARG:HG3	1.96	0.46
3:N:1164:ARG:NH1	3:N:1170:ASP:OD1	2.47	0.46
3:N:1232:PRO:HB2	3:N:1356:TYR:CE2	2.47	0.46
3:N:1313:VAL:HG21	3:N:1319:VAL:CG1	2.44	0.46
3:N:561:GLY:O	3:N:563:PRO:HD2	2.15	0.46
2:M:1052:MET:HG3	3:N:623:VAL:CG2	2.45	0.46
3:N:841:TYR:CD2	3:N:841:TYR:N	2.81	0.46
4:O:6:ILE:HA	4:O:9:LEU:HD12	1.95	0.46
7:Y:128:ALA:HB2	7:Y:140:LEU:CD2	2.39	0.46
7:Z:30:THR:O	7:Z:31:LYS:C	2.53	0.46
1:A:86:VAL:HG13	1:A:86:VAL:O	2.16	0.46
2:C:118:ILE:HA	2:C:119:PRO:HD3	1.82	0.46
2:C:293:PHE:N	2:C:293:PHE:CD1	2.76	0.46
2:C:571:LEU:CD1	2:C:701:THR:H	2.28	0.46
2:C:697:ARG:CD	2:C:699:PHE:CD1	2.92	0.46
2:C:987:ILE:HD12	3:D:948:THR:CG2	2.45	0.46

Continued on next page...

Continued from previous page...

Atom-1	Atom-2	Interatomic distance (Å)	Clash overlap (Å)
3:D:1083:ASP:O	3:D:1087:ARG:HB3	2.16	0.46
3:D:1213:ARG:HB2	3:D:1214:PRO:CD	2.45	0.46
3:D:145:VAL:HG22	3:D:146:PRO:CD	2.45	0.46
3:D:354:VAL:HB	3:D:367:ILE:O	2.15	0.46
3:D:781:PRO:HB2	3:D:786:ILE:CD1	2.44	0.46
3:D:95:LEU:HA	3:D:551:ASN:OD1	2.13	0.46
2:H:151:ASP:HB3	2:H:154:ARG:O	2.15	0.46
2:H:25:SER:O	2:H:29:ALA:HB2	2.15	0.46
2:H:480:THR:HB	2:H:482:GLU:H	1.80	0.46
2:H:722:ILE:CG2	2:H:821:GLU:OE1	2.63	0.46
2:H:949:LYS:HD3	3:I:796:ARG:NH2	2.30	0.46
3:I:1221:VAL:O	3:I:1224:VAL:HB	2.15	0.46
3:I:1098:LEU:HD23	3:I:1229:ILE:HB	1.94	0.46
3:I:10:ILE:O	3:I:1454:GLY:HA2	2.14	0.46
4:J:47:LYS:O	4:J:54:LEU:HD13	2.14	0.46
1:L:57:TYR:HB3	1:L:141:GLU:HG2	1.97	0.46
1:L:68:ILE:N	1:L:68:ILE:HD12	2.30	0.46
1:L:73:GLU:HG3	1:L:130:ALA:CB	2.45	0.46
2:M:39:ARG:NH1	2:M:39:ARG:HG3	2.30	0.46
2:M:88:LEU:HD22	2:M:814:GLU:CG	2.44	0.46
3:N:1219:GLU:OE1	4:O:17:TYR:OH	2.32	0.46
3:N:482:LYS:O	3:N:482:LYS:HG3	2.15	0.46
3:N:628:ARG:HG3	3:N:628:ARG:NH1	2.30	0.46
3:N:95:LEU:HA	3:N:551:ASN:OD1	2.15	0.46
7:X:125:MET:HA	7:X:140:LEU:HD11	1.97	0.46
1:A:142:VAL:HG23	1:A:142:VAL:O	2.14	0.46
1:A:69:PRO:O	1:A:71:VAL:HG23	2.15	0.46
2:C:260:LEU:C	2:C:260:LEU:HD23	2.36	0.46
2:C:690:ILE:HG13	2:C:694:LEU:CD1	2.46	0.46
2:C:860:HIS:HA	2:C:866:PRO:HA	1.98	0.46
2:C:897:LEU:CD2	2:C:920:GLN:HG2	2.46	0.46
3:D:1102:THR:HG21	3:D:1371:VAL:HG22	1.96	0.46
3:D:172:PRO:HG2	3:D:175:VAL:HG21	1.98	0.46
3:D:470:LEU:CB	3:D:503:LEU:HD21	2.42	0.46
3:D:502:PHE:CZ	3:D:509:PRO:HB3	2.51	0.46
3:D:54:LYS:CG	3:D:55:ASP:N	2.78	0.46
2:H:1099:VAL:HG22	3:I:10:ILE:HG12	1.97	0.46
2:H:139:GLN:HE22	2:H:414:GLY:HA3	1.79	0.46
2:H:504:GLU:OE2	2:H:504:GLU:CA	2.50	0.46
2:H:5:ARG:HG2	2:H:5:ARG:O	2.13	0.46
2:H:54:ILE:HG21	2:H:66:LEU:HB3	1.93	0.46

Continued on next page...

Continued from previous page...

Atom-1	Atom-2	Interatomic distance (Å)	Clash overlap (Å)
3:I:1192:LEU:HD22	3:I:1345:GLU:OE2	2.15	0.46
3:I:149:LYS:H	3:I:149:LYS:HE2	1.81	0.46
3:I:17:LYS:CG	3:I:21:TRP:HE1	2.16	0.46
3:I:918:ALA:O	3:I:922:LEU:HG	2.15	0.46
3:I:969:ARG:CG	3:I:970:LYS:N	2.73	0.46
1:L:206:THR:CG2	1:L:209:GLU:H	2.27	0.46
2:M:26:TYR:HA	2:M:29:ALA:HB3	1.97	0.46
2:M:12:VAL:HG11	2:M:472:ARG:HD3	1.96	0.46
2:M:816:LYS:HB2	2:M:819:VAL:HG21	1.98	0.46
2:M:840:ALA:HB2	2:M:846:LYS:HA	1.96	0.46
3:N:1254:GLN:HG2	3:N:1255:GLY:N	2.30	0.46
3:N:198:ARG:HG3	3:N:198:ARG:HH11	1.80	0.46
2:M:1030:GLN:HE22	3:N:628:ARG:HE	1.63	0.46
7:Y:18:GLN:O	7:Y:22:GLU:HG2	2.16	0.46
7:Z:125:MET:HA	7:Z:140:LEU:CD1	2.44	0.46
2:C:1031:ARG:HH21	3:D:621:LYS:HZ2	1.63	0.46
2:C:1092:LEU:HD21	3:D:1447:LEU:HD23	1.97	0.46
2:C:170:PRO:HD3	2:C:263:ASP:CB	2.46	0.46
2:C:263:ASP:O	2:C:264:PRO:C	2.52	0.46
2:C:449:ILE:O	2:C:451:LEU:HG	2.16	0.46
2:C:496:ILE:H	2:C:496:ILE:HD12	1.81	0.46
2:C:54:ILE:HG22	2:C:66:LEU:H	1.81	0.46
2:C:6:PHE:N	2:C:6:PHE:CD1	2.83	0.46
3:D:102:ILE:HD13	3:D:106:LYS:HB2	1.96	0.46
3:D:1109:GLU:CG	3:D:1202:GLN:H	2.29	0.46
3:D:1466:VAL:O	3:D:1469:GLY:N	2.46	0.46
3:D:351:MET:CG	3:D:370:ALA:HB2	2.32	0.46
3:D:584:ASN:OD1	3:D:590:PRO:HG2	2.16	0.46
1:F:26:GLU:HG2	1:F:27:PRO:N	2.31	0.46
1:F:45:LEU:CD1	1:F:45:LEU:N	2.77	0.46
1:F:92:PRO:C	1:F:94:LEU:H	2.18	0.46
2:H:535:SER:HG	2:H:537:LYS:HZ3	1.61	0.46
2:H:946:ARG:HD2	2:H:984:GLU:CB	2.45	0.46
3:I:464:LEU:O	3:I:468:LEU:HG	2.14	0.46
3:I:471:GLU:H	3:I:471:GLU:HG2	1.56	0.46
3:I:696:HIS:HB2	4:J:48:MET:HE2	1.96	0.46
3:I:87:ARG:HG3	3:I:88:TYR:CD2	2.50	0.46
1:K:194:LYS:HG2	1:K:194:LYS:O	2.13	0.46
2:M:1008:ARG:NH2	2:M:1012:PRO:HD2	2.29	0.46
2:M:374:ASN:ND2	2:M:376:ARG:H	2.13	0.46
2:M:437:ARG:CZ	2:M:488:ALA:HA	2.46	0.46

Continued on next page...

Continued from previous page...

Atom-1	Atom-2	Interatomic distance (Å)	Clash overlap (Å)
2:M:486:MET:HE2	2:M:491:GLU:HA	1.96	0.46
2:M:640:ARG:HG2	2:M:640:ARG:NH1	2.30	0.46
2:M:654:LEU:N	2:M:654:LEU:HD23	2.28	0.46
2:M:657:ASP:CG	2:M:662:GLU:HA	2.35	0.46
3:N:1299:PHE:HD2	3:N:1299:PHE:H	1.62	0.46
3:N:368:VAL:H	3:N:377:VAL:HB	1.81	0.46
3:N:606:ILE:O	3:N:613:ARG:HB2	2.15	0.46
3:N:996:TRP:CE3	3:N:999:THR:HG21	2.51	0.46
7:X:134:VAL:HG22	7:X:153:ALA:HA	1.98	0.46
1:A:20:TYR:CE2	1:A:198:ARG:HB2	2.51	0.46
1:B:16:GLN:NE2	1:B:16:GLN:HA	2.30	0.46
2:C:1011:GLY:CA	2:C:1026:GLN:HG2	2.46	0.46
2:C:1099:VAL:HG22	3:D:10:ILE:CG1	2.45	0.46
2:C:139:GLN:HG2	2:C:140:ILE:N	2.29	0.46
2:C:174:LEU:CD2	2:C:184:MET:HG3	2.46	0.46
2:C:26:TYR:O	2:C:29:ALA:HB3	2.14	0.46
2:C:617:ASP:OD1	2:C:619:ARG:HG3	2.15	0.46
3:D:1176:LYS:O	3:D:1179:GLU:HB2	2.15	0.46
3:D:1412:LYS:C	3:D:1414:PRO:HD3	2.34	0.46
3:D:149:LYS:H	3:D:149:LYS:HE3	1.78	0.46
3:D:184:GLU:HA	3:D:184:GLU:OE1	2.15	0.46
3:D:875:THR:CG2	3:D:879:ARG:HB2	2.46	0.46
3:D:95:LEU:HD23	3:D:551:ASN:OD1	2.16	0.46
3:D:994:GLN:OE1	3:D:994:GLN:HA	2.16	0.46
2:H:579:VAL:CG1	2:H:887:GLU:HG3	2.46	0.46
2:H:611:ILE:CG1	2:H:625:LEU:HD21	2.46	0.46
2:H:805:ARG:CB	2:H:805:ARG:HH11	2.27	0.46
2:H:838:LYS:HZ2	2:H:846:LYS:HZ1	1.63	0.46
2:H:901:TYR:HE2	2:H:917:LEU:HD13	1.81	0.46
3:I:1096:ARG:NH1	3:I:1096:ARG:HG2	2.29	0.46
3:I:1256:LEU:O	3:I:1257:PRO:C	2.53	0.46
3:I:140:ALA:N	3:I:450:TYR:CD2	2.83	0.46
3:I:619:LEU:HA	3:I:619:LEU:HD23	1.59	0.46
3:I:864:VAL:HG12	3:I:865:THR:H	1.79	0.46
3:I:795:VAL:CG2	3:I:879:ARG:NH1	2.75	0.46
4:J:51:LEU:C	4:J:53:GLY:N	2.65	0.46
4:J:53:GLY:C	4:J:55:PHE:H	2.19	0.46
1:K:162:ILE:HD12	1:K:163:ASN:N	2.31	0.46
1:K:91:ASN:ND2	1:K:93:SER:CB	2.79	0.46
1:L:226:SER:O	1:L:228:PRO:HD3	2.15	0.46
1:L:83:LYS:HE3	1:L:167:VAL:HG12	1.97	0.46

Continued on next page...

Continued from previous page...

Atom-1	Atom-2	Interatomic distance (Å)	Clash overlap (Å)
2:M:1092:LEU:CD2	3:N:1447:LEU:HD23	2.45	0.46
2:M:114:PHE:O	2:M:114:PHE:CD1	2.68	0.46
2:M:224:GLU:HB2	2:M:228:ALA:HB2	1.97	0.46
2:M:48:PHE:HD1	2:M:48:PHE:HA	1.62	0.46
2:M:579:VAL:HG13	2:M:579:VAL:O	2.15	0.46
2:M:88:LEU:HD13	2:M:89:THR:H	1.79	0.46
2:M:890:LEU:HD21	2:M:901:TYR:CD1	2.49	0.46
2:M:443:THR:HG21	3:N:1078:ARG:CD	2.46	0.46
3:N:57:GLU:HG3	3:N:64:LYS:HD2	1.97	0.46
3:N:66:GLN:O	3:N:66:GLN:NE2	2.49	0.46
3:N:639:LEU:CD1	3:N:766:ALA:HB2	2.46	0.46
3:N:880:ILE:O	3:N:881:LEU:C	2.54	0.46
3:N:906:GLN:HB3	3:N:911:LEU:CD1	2.33	0.46
4:O:59:ASN:HD22	4:O:60:ALA:H	1.62	0.46
7:X:155:HIS:O	7:X:156:GLY:C	2.53	0.46
7:X:5:VAL:HG11	7:X:72:ALA:HB2	1.97	0.46
1:B:197:LEU:C	1:B:197:LEU:HD23	2.35	0.46
2:C:831:ARG:HG3	2:C:1000:MET:HE3	1.97	0.46
2:C:1092:LEU:O	2:C:1095:LEU:O	2.34	0.46
2:C:752:GLY:H	2:C:792:VAL:HB	1.80	0.46
3:D:100:ALA:CB	3:D:128:TYR:OH	2.60	0.46
3:D:1109:GLU:HG2	3:D:1201:CYS:CB	2.46	0.46
3:D:142:LEU:HA	3:D:145:VAL:O	2.15	0.46
3:D:207:PHE:CD1	3:D:207:PHE:N	2.83	0.46
3:D:469:ASP:O	3:D:472:ALA:HB3	2.15	0.46
3:D:589:ALA:HA	3:D:590:PRO:HD3	1.81	0.46
2:C:1006:HIS:O	3:D:627:GLY:HA2	2.15	0.46
3:D:72:VAL:CG2	3:D:77:GLY:HA2	2.45	0.46
3:D:843:PHE:HB2	3:D:866:VAL:HG22	1.98	0.46
4:E:8:LYS:O	4:E:12:MET:HG3	2.15	0.46
4:E:51:LEU:C	4:E:53:GLY:N	2.65	0.46
1:G:16:GLN:HE21	1:G:16:GLN:HA	1.81	0.46
2:H:1046:ALA:HB2	3:I:1476:THR:HB	1.98	0.46
2:H:110:GLU:HB2	2:H:368:THR:CG2	2.45	0.46
2:H:575:GLN:NE2	2:H:671:ASN:H	2.13	0.46
2:H:714:ASP:HB2	2:H:818:GLY:O	2.15	0.46
3:I:1063:GLU:OE1	3:I:1063:GLU:HA	2.16	0.46
3:I:1223:ILE:O	3:I:1226:ALA:N	2.49	0.46
3:I:1287:GLU:O	3:I:1289:LYS:N	2.49	0.46
3:I:434:ARG:H	3:I:449:SER:HB3	1.81	0.46
3:I:141:ILE:HG12	3:I:448:GLU:OE1	2.16	0.46

Continued on next page...

Continued from previous page...

Atom-1	Atom-2	Interatomic distance (Å)	Clash overlap (Å)
3:I:644:LEU:HD12	3:I:645:PRO:HD2	1.95	0.46
3:I:660:LYS:HZ1	3:I:660:LYS:HA	1.80	0.46
3:I:800:LYS:CG	3:I:826:PRO:HD2	2.39	0.46
2:M:1092:LEU:O	2:M:1095:LEU:O	2.32	0.46
2:M:627:ARG:O	2:M:638:ASP:CB	2.59	0.46
2:M:716:LYS:HE2	2:M:716:LYS:HB3	1.72	0.46
3:N:1207:TYR:HB3	3:N:1208:ASP:H	1.58	0.46
3:N:1233:GLY:HA2	3:N:1236:LEU:CD1	2.46	0.46
3:N:1303:TYR:HB3	3:N:1305:LEU:HD21	1.97	0.46
3:N:365:ASP:H	3:N:379:ALA:HB3	1.81	0.46
3:N:407:VAL:HA	3:N:422:ALA:HB2	1.97	0.46
3:N:756:GLN:O	3:N:759:ALA:HB3	2.15	0.46
7:Y:28:GLU:O	7:Y:32:ILE:HG12	2.16	0.46
7:Y:89:VAL:HG12	7:Y:90:GLU:N	2.31	0.46
2:C:1061:GLU:HG3	3:D:84:ILE:HD12	1.97	0.46
2:C:249:LYS:HD2	2:C:250:ARG:H	1.81	0.46
2:C:141:HIS:HB3	2:C:418:LEU:CG	2.45	0.46
2:C:461:VAL:HG13	2:C:465:GLY:HA2	1.97	0.46
2:C:556:ASN:OD1	7:X:46:SER:N	2.49	0.46
2:C:557:ARG:HG3	2:C:557:ARG:NH1	2.31	0.46
2:C:668:LEU:CD1	2:C:668:LEU:N	2.74	0.46
2:C:691:SER:O	2:C:693:GLU:N	2.49	0.46
3:D:1280:VAL:O	3:D:1294:VAL:HA	2.15	0.46
3:D:1388:ARG:HG3	3:D:1389:LEU:N	2.31	0.46
3:D:208:PRO:C	3:D:210:ARG:N	2.68	0.46
3:D:416:ALA:HA	3:D:432:TYR:CD2	2.51	0.46
3:D:798:GLU:CG	3:D:799:LYS:H	2.29	0.46
3:D:827:ILE:C	3:D:828:LYS:CG	2.84	0.46
3:D:869:MET:SD	3:D:894:LYS:HE3	2.56	0.46
3:D:996:TRP:O	3:D:999:THR:HG22	2.15	0.46
1:F:21:GLY:HA3	1:F:207:PRO:HB3	1.98	0.46
1:G:187:GLY:O	3:I:688:TRP:HD1	1.99	0.46
2:H:140:ILE:CG2	2:H:333:ILE:CD1	2.90	0.46
2:H:759:THR:HB	2:H:785:VAL:HG22	1.98	0.46
3:I:1356:TYR:HD1	3:I:1356:TYR:H	1.62	0.46
3:I:1192:LEU:HG	3:I:1369:GLU:HB3	1.96	0.46
3:I:142:LEU:HD23	3:I:145:VAL:C	2.35	0.46
3:I:1459:LEU:CD1	3:I:1459:LEU:N	2.77	0.46
3:I:145:VAL:HG22	3:I:146:PRO:CD	2.42	0.46
3:I:407:VAL:HA	3:I:422:ALA:CB	2.46	0.46
3:I:788:GLY:O	3:I:792:ILE:HG22	2.15	0.46

Continued on next page...

Continued from previous page...

Atom-1	Atom-2	Interatomic distance (Å)	Clash overlap (Å)
3:I:806:PHE:C	3:I:808:THR:N	2.68	0.46
1:L:104:GLU:HA	1:L:136:GLY:O	2.15	0.46
2:M:140:ILE:HG22	2:M:333:ILE:HD13	1.98	0.46
2:M:676:ILE:HG12	2:M:676:ILE:O	2.14	0.46
2:M:756:VAL:O	2:M:789:SER:HB3	2.16	0.46
2:M:863:ASP:O	2:M:865:THR:N	2.49	0.46
3:N:1021:TYR:HE2	3:N:1025:GLN:HG2	1.75	0.46
3:N:481:MET:HE1	3:N:496:LEU:HD23	1.98	0.46
3:N:507:ASN:N	3:N:507:ASN:ND2	2.64	0.46
3:N:770:LEU:HD23	3:N:777:PRO:HA	1.97	0.46
7:X:26:LEU:HD13	7:X:58:ILE:HG22	1.97	0.46
3:N:1080:GLY:HA3	7:Z:49:GLU:HG3	1.96	0.46
7:Z:6:LYS:HB3	7:Z:75:LEU:HD13	1.98	0.46
1:B:153:ALA:CB	1:B:168:ASP:OD1	2.63	0.46
1:B:64:GLU:HB3	1:B:65:PHE:CD1	2.51	0.46
2:C:282:GLY:O	2:C:283:ILE:CG1	2.64	0.46
2:C:677:MET:C	2:C:873:PRO:HD3	2.35	0.46
3:D:1288:GLU:OE2	3:D:1289:LYS:HE3	2.15	0.46
3:D:1493:LYS:HA	3:D:1493:LYS:HE2	1.97	0.46
3:D:204:LEU:HB3	3:D:394:LEU:CG	2.41	0.46
3:D:471:GLU:O	3:D:474:GLU:HB3	2.16	0.46
3:D:475:LYS:H	3:D:475:LYS:HG3	1.49	0.46
3:D:853:VAL:HG13	3:D:858:VAL:O	2.15	0.46
3:D:850:LEU:HA	3:D:853:VAL:HG23	1.97	0.46
3:D:918:ALA:CB	3:D:927:THR:HG23	2.46	0.46
1:F:127:LEU:HG	1:F:129:ILE:CD1	2.46	0.46
1:F:91:ASN:ND2	1:F:93:SER:HB2	2.30	0.46
1:G:86:VAL:HG12	1:G:124:ASN:CG	2.37	0.46
2:H:265:ARG:O	2:H:288:ARG:HG2	2.15	0.46
2:H:22:GLN:NE2	2:H:336:VAL:CG2	2.79	0.46
2:H:393:GLN:HB2	2:H:393:GLN:HE21	1.58	0.46
2:H:794:PRO:HG2	2:H:1025:ALA:O	2.15	0.46
2:H:939:ARG:HA	2:H:939:ARG:NE	2.24	0.46
3:I:131:LYS:HD2	3:I:568:ARG:CG	2.37	0.46
3:I:1387:SER:HB3	3:I:1391:GLU:OE2	2.16	0.46
3:I:41:ARG:C	3:I:43:GLY:H	2.19	0.46
3:I:52:PRO:HG3	3:I:78:VAL:HG13	1.98	0.46
3:I:790:TYR:CD1	3:I:790:TYR:C	2.89	0.46
2:M:1086:ARG:HD3	3:N:88:TYR:CD2	2.50	0.46
2:M:160:ALA:O	2:M:173:ASP:HA	2.16	0.46
2:M:242:LEU:CD1	2:M:254:VAL:HG21	2.45	0.46

Continued on next page...

Continued from previous page...

Atom-1	Atom-2	Interatomic distance (Å)	Clash overlap (Å)
2:M:36:PRO:CB	2:M:70:GLU:HG2	2.45	0.46
2:M:670:GLN:CG	2:M:700:TYR:CE1	2.99	0.46
2:M:77:PRO:HD3	2:M:91:GLN:O	2.16	0.46
3:N:1229:ILE:HD12	3:N:1371:VAL:HG21	1.97	0.46
3:N:1471:LEU:HD21	3:N:1477:GLY:HA2	1.97	0.46
3:N:546:ARG:HG2	3:N:546:ARG:NH1	2.31	0.46
3:N:667:ALA:HA	3:N:668:PRO:HD3	1.78	0.46
3:N:786:ILE:O	3:N:787:LEU:C	2.54	0.46
7:Y:5:VAL:CG1	7:Y:72:ALA:CB	2.92	0.46
1:B:212:ASN:C	1:B:215:VAL:HG22	2.33	0.46
2:C:174:LEU:HD22	2:C:193:LEU:CD2	2.46	0.46
2:C:679:PHE:C	3:D:943:THR:HG22	2.36	0.46
2:C:677:MET:HA	2:C:873:PRO:HG2	1.97	0.46
2:C:874:LEU:HD21	3:D:787:LEU:HD22	1.97	0.46
3:D:1094:LEU:CD1	3:D:1098:LEU:CD1	2.93	0.46
3:D:1147:ARG:HD2	3:D:1188:VAL:CG2	2.46	0.46
3:D:1389:LEU:H	3:D:1389:LEU:HD23	1.80	0.46
3:D:204:LEU:N	3:D:394:LEU:O	2.48	0.46
3:D:434:ARG:HB2	3:D:449:SER:OG	2.15	0.46
3:D:481:MET:HE1	3:D:496:LEU:HD23	1.98	0.46
2:C:1070:ILE:HG21	3:D:655:PRO:HB2	1.98	0.46
3:D:907:GLU:CG	3:D:908:LYS:N	2.77	0.46
3:D:939:PHE:O	3:D:942:SER:HB3	2.15	0.46
3:D:984:THR:HG22	3:D:987:GLU:HG3	1.98	0.46
1:F:50:GLY:O	1:F:146:ARG:HA	2.16	0.46
2:H:235:LEU:O	2:H:239:PHE:HD2	1.97	0.46
2:H:227:PHE:HD2	2:H:237:ARG:HE	1.62	0.46
2:H:307:LEU:HD12	2:H:307:LEU:HA	1.78	0.46
2:H:691:SER:O	2:H:693:GLU:N	2.49	0.46
3:I:1068:LEU:O	3:I:1069:GLU:C	2.53	0.46
3:I:1149:LEU:HD23	3:I:1187:PRO:O	2.15	0.46
3:I:1107:VAL:HG13	3:I:1200:VAL:O	2.16	0.46
3:I:1220:ALA:HB1	3:I:1223:ILE:HD12	1.97	0.46
3:I:136:ASP:CB	3:I:137:PRO:HD3	2.38	0.46
3:I:970:LYS:HA	3:I:973:GLN:HE21	1.81	0.46
1:L:38:ASN:O	1:L:42:ARG:HG3	2.16	0.46
1:L:91:ASN:N	1:L:91:ASN:OD1	2.48	0.46
2:M:64:LEU:CD1	2:M:100:LEU:HD13	2.46	0.46
2:M:1086:ARG:HH12	2:M:1111:ILE:HG13	1.81	0.46
2:M:1095:LEU:O	2:M:1096:ALA:C	2.55	0.46
2:M:147:TYR:O	2:M:148:PHE:HD2	1.98	0.46

Continued on next page...

Continued from previous page...

Atom-1	Atom-2	Interatomic distance (Å)	Clash overlap (Å)
2:M:249:LYS:C	2:M:249:LYS:NZ	2.70	0.46
2:M:200:LEU:HD13	2:M:300:ASP:OD2	2.16	0.46
2:M:433:THR:HG21	2:M:488:ALA:HB1	1.97	0.46
2:M:332:ARG:CG	2:M:465:GLY:HA3	2.46	0.46
2:M:470:PRO:HB2	2:M:534:VAL:HG21	1.98	0.46
2:M:890:LEU:CD2	2:M:901:TYR:CD1	2.98	0.46
2:M:675:ALA:CA	2:M:989:VAL:HG12	2.39	0.46
3:N:1159:ARG:NH1	3:N:1159:ARG:HG2	2.28	0.46
3:N:1379:VAL:HA	3:N:1420:LEU:HB2	1.98	0.46
3:N:834:THR:HB	3:N:838:ARG:HB2	1.96	0.46
3:N:999:THR:CG2	3:N:1000:THR:N	2.79	0.46
4:O:33:HIS:ND1	4:O:89:MET:HG2	2.31	0.46
7:Y:127:LYS:HD3	7:Y:127:LYS:C	2.36	0.46
3:I:1080:GLY:HA2	7:Y:49:GLU:HG3	1.98	0.46
3:N:1031:ASN:HD21	7:Z:32:ILE:HG23	1.81	0.46
7:Z:48:LEU:O	7:Z:52:LYS:HG3	2.16	0.46
1:A:101:LEU:HG	1:A:102:LYS:N	2.29	0.46
1:A:115:LEU:HD12	1:A:116:PRO:HD2	1.98	0.46
1:A:50:GLY:O	1:A:146:ARG:HA	2.16	0.46
1:B:57:TYR:HB2	1:B:164:ALA:CB	2.46	0.46
1:B:45:LEU:HD11	1:B:177:VAL:HG22	1.98	0.46
2:C:1090:LYS:NZ	2:C:1112:PHE:HE1	2.14	0.46
2:C:115:LEU:H	2:C:115:LEU:HG	1.35	0.46
2:C:84:ARG:HD3	2:C:131:GLY:O	2.15	0.46
2:C:160:ALA:O	2:C:173:ASP:HA	2.16	0.46
2:C:42:VAL:HA	2:C:46:ALA:HB2	1.97	0.46
2:C:554:ASP:OD2	2:C:556:ASN:CB	2.64	0.46
2:C:997:LEU:C	2:C:999:HIS:N	2.69	0.46
3:D:1135:ARG:HD2	3:D:1139:ASP:HB2	1.96	0.46
3:D:1167:SER:O	3:D:1171:VAL:HG23	2.16	0.46
3:D:1369:GLU:O	3:D:1370:ILE:C	2.54	0.46
3:D:10:ILE:HG22	3:D:1451:ALA:HA	1.98	0.46
3:D:199:LEU:HD23	3:D:200:ASP:N	2.30	0.46
3:D:199:LEU:HD23	3:D:200:ASP:O	2.16	0.46
3:D:347:VAL:CG1	3:D:351:MET:HB3	2.36	0.46
3:D:52:PRO:O	3:D:86:ARG:CD	2.59	0.46
2:H:1010:THR:HG21	2:H:1063:ARG:HH21	1.80	0.46
2:H:205:GLU:CD	2:H:206:THR:N	2.63	0.46
2:H:250:ARG:CB	2:H:250:ARG:CZ	2.94	0.46
2:H:304:LEU:HG	2:H:305:PRO:CD	2.46	0.46
2:H:363:SER:HA	7:Z:12:TYR:OH	2.15	0.46

Continued on next page...

Continued from previous page...

Atom-1	Atom-2	Interatomic distance (Å)	Clash overlap (Å)
2:H:437:ARG:NH2	2:H:488:ALA:HA	2.31	0.46
2:H:824:ARG:NH1	2:H:824:ARG:HG2	2.30	0.46
2:H:900:ARG:HH11	2:H:900:ARG:HG3	1.81	0.46
3:I:104:PHE:HB3	3:I:512:MET:SD	2.56	0.46
3:I:1150:ALA:O	3:I:1162:GLU:HG2	2.16	0.46
2:M:18:LEU:H	2:M:18:LEU:HD12	1.81	0.46
2:M:249:LYS:HD2	2:M:249:LYS:HA	1.78	0.46
2:M:249:LYS:C	2:M:249:LYS:HZ2	2.19	0.46
2:M:409:ARG:HB3	2:M:454:SER:OG	2.16	0.46
2:M:591:SER:O	2:M:592:LEU:HB2	2.15	0.46
2:M:874:LEU:HD23	3:N:1023:MET:SD	2.56	0.46
2:M:998:TYR:CG	2:M:998:TYR:O	2.68	0.46
2:M:443:THR:HG21	3:N:1078:ARG:NE	2.31	0.46
3:N:483:HIS:HB2	3:N:484:PRO:CD	2.37	0.46
3:N:800:LYS:HD3	3:N:830:ALA:HB3	1.98	0.46
1:A:41:ARG:CG	1:A:41:ARG:HH11	2.27	0.45
2:C:1093:GLN:HB3	3:D:21:TRP:HZ3	1.79	0.45
2:C:720:GLU:HG2	2:C:760:SER:CB	2.46	0.45
2:C:880:MET:HB3	3:D:1061:PHE:HE2	1.81	0.45
3:D:166:GLN:NE2	3:D:394:LEU:HD12	2.30	0.45
3:D:473:LEU:HA	3:D:476:GLU:HB2	1.98	0.45
3:D:841:TYR:HB2	3:D:864:VAL:CG1	2.46	0.45
3:D:925:GLU:HG2	3:D:926:LYS:N	2.31	0.45
1:F:150:TYR:CE1	2:H:696:LYS:HA	2.51	0.45
1:F:79:ILE:HD12	1:F:79:ILE:C	2.36	0.45
2:H:1014:SER:CB	2:H:1017:THR:O	2.65	0.45
2:H:1019:GLN:NE2	3:I:621:LYS:HD2	2.31	0.45
2:H:1046:ALA:HB3	3:I:1476:THR:HB	1.98	0.45
2:H:501:THR:HA	2:H:502:PRO:HD3	1.77	0.45
2:H:677:MET:HA	2:H:873:PRO:HG3	1.96	0.45
2:H:808:ARG:HH21	2:H:820:ARG:HH21	1.63	0.45
2:H:889:HIS:O	2:H:892:LEU:HB3	2.16	0.45
3:I:1201:CYS:SG	3:I:1204:CYS:SG	3.15	0.45
3:I:783:ARG:HD2	3:I:783:ARG:H	1.81	0.45
3:I:921:ARG:C	3:I:922:LEU:HD23	2.37	0.45
3:I:978:TYR:HB2	3:I:983:LEU:HD11	1.99	0.45
4:J:36:LYS:HZ3	4:J:45:ARG:NH2	2.12	0.45
1:K:18:ARG:HH12	1:K:88:ARG:HE	1.64	0.45
1:K:44:LEU:HA	1:K:48:ILE:CD1	2.46	0.45
2:M:165:LEU:HA	2:M:166:PRO:C	2.37	0.45
2:M:207:LEU:CD2	2:M:211:LEU:HD23	2.46	0.45

Continued on next page...

Continued from previous page...

Atom-1	Atom-2	Interatomic distance (Å)	Clash overlap (Å)
2:M:342:ASP:O	2:M:345:ARG:HG2	2.17	0.45
2:M:524:VAL:HG12	2:M:528:GLU:HB2	1.98	0.45
2:M:710:ILE:HD11	2:M:758:ARG:HD3	1.97	0.45
3:N:1460:ILE:HD13	3:N:1460:ILE:H	1.81	0.45
3:N:540:LEU:H	3:N:540:LEU:HD12	1.81	0.45
7:X:35:GLU:HA	7:X:35:GLU:OE1	2.16	0.45
7:Y:102:VAL:CG2	7:Y:119:ILE:HD11	2.46	0.45
7:Z:88:VAL:HG22	7:Z:103:GLN:HG3	1.98	0.45
1:B:211:LEU:O	1:B:214:ALA:HB3	2.16	0.45
2:C:1014:SER:HB2	2:C:1021:LEU:CD1	2.45	0.45
2:C:1035:MET:HA	2:C:1038:TRP:CZ3	2.51	0.45
2:C:127:PHE:CD1	2:C:136:ILE:HD13	2.52	0.45
2:C:139:GLN:HB3	2:C:334:ARG:CG	2.47	0.45
2:C:165:LEU:HB3	2:C:265:ARG:NH1	2.31	0.45
2:C:286:SER:CB	2:C:299:LYS:HE3	2.43	0.45
2:C:794:PRO:HG2	2:C:1025:ALA:CA	2.46	0.45
2:C:1096:ALA:CB	3:D:101:HIS:NE2	2.79	0.45
3:D:54:LYS:HG2	3:D:57:GLU:OE2	2.16	0.45
1:F:206:THR:HG23	1:F:209:GLU:H	1.78	0.45
1:F:80:LEU:HA	1:F:83:LYS:HE3	1.98	0.45
3:I:1047:LYS:HG2	3:I:1053:PHE:CD1	2.51	0.45
3:I:1197:ARG:HG3	3:I:1198:TYR:H	1.81	0.45
3:I:1492:LEU:HD21	4:J:79:LEU:HD11	1.98	0.45
3:I:414:ARG:N	3:I:414:ARG:HD2	2.31	0.45
3:I:450:TYR:C	3:I:450:TYR:CD1	2.89	0.45
3:I:520:LEU:HD21	3:I:524:LEU:HB3	1.98	0.45
3:I:843:PHE:N	3:I:843:PHE:CD1	2.83	0.45
1:K:228:PRO:O	1:K:229:GLN:HG3	2.16	0.45
2:M:66:LEU:HD22	2:M:372:LEU:HD23	1.99	0.45
2:M:441:VAL:HG12	2:M:559:LEU:HA	1.98	0.45
2:M:710:ILE:HG21	2:M:756:VAL:CG1	2.43	0.45
2:M:90:TYR:CD1	2:M:120:LEU:HB2	2.52	0.45
3:N:1118:ILE:HD12	3:N:1118:ILE:N	2.32	0.45
3:N:1147:ARG:O	3:N:1165:TYR:HA	2.16	0.45
3:N:1287:GLU:O	3:N:1289:LYS:N	2.49	0.45
3:N:1311:LEU:H	3:N:1311:LEU:HD23	1.77	0.45
3:N:148:GLU:HB3	3:N:151:GLN:HB2	1.97	0.45
3:N:638:LYS:O	3:N:640:HIS:N	2.49	0.45
3:N:950:GLY:O	3:N:953:ASP:N	2.46	0.45
7:Y:153:ALA:C	7:Y:154:ILE:HG13	2.37	0.45
1:A:94:LEU:HD11	1:A:119:ASP:OD1	2.16	0.45

Continued on next page...

Continued from previous page...

Atom-1	Atom-2	Interatomic distance (Å)	Clash overlap (Å)
1:B:152:PRO:HG2	3:D:857:ILE:HD12	1.97	0.45
1:B:24:VAL:HG22	1:B:196:THR:CG2	2.46	0.45
1:B:62:LEU:HD12	1:B:63:HIS:H	1.80	0.45
2:C:1008:ARG:NH1	3:D:624:ASP:OD1	2.49	0.45
2:C:122:THR:HB	2:C:124:ASP:OD1	2.17	0.45
2:C:376:ARG:CB	2:C:377:PRO:HD3	2.46	0.45
2:C:486:MET:HE2	2:C:491:GLU:HA	1.92	0.45
2:C:557:ARG:NH1	2:C:560:MET:CG	2.79	0.45
2:C:571:LEU:HD11	2:C:700:TYR:CA	2.46	0.45
2:C:585:GLU:O	2:C:588:VAL:CG2	2.61	0.45
2:C:640:ARG:HG2	2:C:640:ARG:NH1	2.32	0.45
2:C:722:ILE:HG23	2:C:722:ILE:O	2.16	0.45
2:C:69:LEU:CD1	2:C:97:ARG:HB3	2.27	0.45
2:C:997:LEU:O	2:C:999:HIS:N	2.45	0.45
3:D:1094:LEU:CG	3:D:1098:LEU:HD11	2.46	0.45
3:D:1139:ASP:OD1	3:D:1357:ARG:HD3	2.17	0.45
3:D:355:VAL:CG2	3:D:367:ILE:HG23	2.47	0.45
2:C:889:HIS:CD2	3:D:951:ILE:HG22	2.51	0.45
4:E:63:TRP:N	4:E:63:TRP:CD1	2.83	0.45
1:F:227:ASN:O	1:F:227:ASN:ND2	2.50	0.45
1:G:197:LEU:HD23	1:G:197:LEU:C	2.36	0.45
2:H:263:ASP:OD2	2:H:263:ASP:N	2.49	0.45
2:H:30:LEU:HD12	2:H:30:LEU:O	2.16	0.45
2:H:559:LEU:C	2:H:559:LEU:HD23	2.36	0.45
3:I:1114:THR:O	3:I:1114:THR:HG23	2.16	0.45
3:I:1161:GLU:CG	3:I:1164:ARG:HB2	2.46	0.45
3:I:1263:PHE:HE2	3:I:1371:VAL:HG11	1.81	0.45
3:I:1305:LEU:HD12	3:I:1311:LEU:HD13	1.97	0.45
3:I:1352:ILE:O	3:I:1355:VAL:CG2	2.65	0.45
3:I:36:THR:C	3:I:38:LYS:H	2.20	0.45
3:I:926:LYS:O	3:I:929:ARG:HB2	2.16	0.45
2:H:676:ILE:O	3:I:948:THR:CG2	2.62	0.45
3:I:1216:SER:CB	4:J:16:LYS:HB3	2.46	0.45
1:K:50:GLY:HA3	1:K:173:PRO:HG3	1.98	0.45
1:L:170:VAL:O	1:L:170:VAL:HG23	2.17	0.45
1:L:20:TYR:HE2	1:L:198:ARG:HB2	1.80	0.45
2:M:1030:GLN:NE2	3:N:628:ARG:HD3	2.32	0.45
2:M:265:ARG:HB3	2:M:267:TYR:CD2	2.49	0.45
2:M:68:PHE:HE1	2:M:96:ALA:HB1	1.81	0.45
2:M:722:ILE:O	2:M:722:ILE:CG2	2.63	0.45
2:M:77:PRO:HB2	2:M:78:PHE:HD1	1.82	0.45

Continued on next page...

Continued from previous page...

Atom-1	Atom-2	Interatomic distance (Å)	Clash overlap (Å)
3:N:1233:GLY:HA2	3:N:1236:LEU:HD11	1.99	0.45
3:N:1365:ASP:O	3:N:1366:LYS:C	2.53	0.45
3:N:10:ILE:CG2	3:N:1451:ALA:HA	2.45	0.45
3:N:1486:VAL:CG2	4:O:29:GLN:OE1	2.64	0.45
3:N:143:ASN:CB	3:N:161:LEU:CD2	2.95	0.45
3:N:179:VAL:HG13	3:N:183:GLU:CD	2.37	0.45
3:N:641:GLN:O	3:N:716:PHE:CD2	2.64	0.45
3:N:804:LEU:HD13	3:N:829:VAL:CB	2.46	0.45
3:N:957:PRO:HG2	3:N:1007:VAL:CA	2.43	0.45
7:Y:110:ALA:O	7:Y:111:ASN:HB2	2.16	0.45
1:B:161:ARG:HB3	1:B:163:ASN:OD1	2.16	0.45
1:B:34:VAL:CG2	1:B:181:VAL:HG21	2.29	0.45
2:C:1047:HIS:O	2:C:1051:GLU:HB2	2.16	0.45
2:C:1063:ARG:HB3	2:C:1063:ARG:HE	1.64	0.45
2:C:430:VAL:HA	2:C:434:HIS:ND1	2.32	0.45
2:C:45:GLN:O	2:C:48:PHE:HB2	2.16	0.45
3:D:1108:ARG:CD	3:D:1108:ARG:N	2.79	0.45
3:D:1166:LEU:CD2	3:D:1166:LEU:N	2.64	0.45
3:D:1305:LEU:CD1	3:D:1311:LEU:HD22	2.33	0.45
3:D:30:GLU:HB3	3:D:40:GLU:HB3	1.99	0.45
3:D:26:VAL:CG2	3:D:519:VAL:HG21	2.47	0.45
3:D:554:LEU:HD22	3:D:574:LEU:HD22	1.98	0.45
3:D:666:ILE:HD11	3:D:686:GLU:HB2	1.97	0.45
3:D:827:ILE:H	3:D:827:ILE:CD1	2.20	0.45
3:D:996:TRP:CA	3:D:999:THR:HG22	2.45	0.45
1:G:221:HIS:HA	1:G:224:TYR:HD2	1.81	0.45
2:H:1041:GLU:O	2:H:1042:ALA:C	2.55	0.45
2:H:264:PRO:HB3	2:H:289:THR:HG21	1.97	0.45
2:H:433:THR:CG2	2:H:488:ALA:HB1	2.46	0.45
2:H:724:ARG:HG3	2:H:741:GLY:H	1.81	0.45
2:H:86:LYS:NZ	2:H:811:PRO:HB2	2.32	0.45
2:H:931:GLY:C	2:H:933:GLY:H	2.19	0.45
2:H:997:LEU:HD22	2:H:997:LEU:N	2.32	0.45
3:I:1047:LYS:HZ1	3:I:1053:PHE:HA	1.81	0.45
3:I:1251:ASP:C	3:I:1252:ILE:HG12	2.36	0.45
3:I:1284:GLU:OE1	3:I:1284:GLU:HA	2.16	0.45
3:I:482:LYS:HG3	3:I:1388:ARG:NH2	2.32	0.45
3:I:1457:ASP:O	3:I:1459:LEU:CD1	2.60	0.45
3:I:47:GLU:O	3:I:51:GLY:CA	2.65	0.45
3:I:606:ILE:O	3:I:606:ILE:CG1	2.63	0.45
3:I:844:ALA:O	3:I:867:ARG:HB3	2.17	0.45

Continued on next page...

Continued from previous page...

Atom-1	Atom-2	Interatomic distance (Å)	Clash overlap (Å)
3:I:880:ILE:O	3:I:881:LEU:C	2.54	0.45
1:L:185:ARG:NE	3:N:692:GLU:CG	2.76	0.45
2:M:1019:GLN:O	2:M:1021:LEU:HD12	2.16	0.45
2:M:64:LEU:HB2	2:M:359:MET:CG	2.47	0.45
2:M:869:VAL:HG22	2:M:870:ILE:N	2.31	0.45
3:N:1014:ASN:C	3:N:1016:PRO:HD3	2.37	0.45
3:N:1087:ARG:HB3	3:N:1237:THR:HG23	1.98	0.45
3:N:568:ARG:HD2	3:N:568:ARG:HA	1.83	0.45
3:N:660:LYS:HD2	3:N:694:VAL:HG22	1.98	0.45
4:O:54:LEU:HA	4:O:58:PRO:HG3	1.97	0.45
7:Y:6:LYS:HZ3	7:Y:6:LYS:HB2	1.81	0.45
1:A:158:ILE:CD1	1:A:158:ILE:H	2.15	0.45
2:C:143:SER:O	2:C:144:PRO:C	2.54	0.45
2:C:333:ILE:HD12	2:C:333:ILE:N	2.31	0.45
2:C:496:ILE:CD1	2:C:496:ILE:N	2.76	0.45
2:C:693:GLU:HG3	2:C:697:ARG:HH21	1.80	0.45
2:C:704:HIS:CE1	2:C:1000:MET:CE	3.00	0.45
3:D:1459:LEU:H	3:D:1459:LEU:HD12	1.79	0.45
3:D:355:VAL:CG1	3:D:385:VAL:HG21	2.45	0.45
3:D:714:GLN:HG3	3:D:736:PHE:CZ	2.51	0.45
3:D:786:ILE:O	3:D:787:LEU:C	2.54	0.45
3:D:800:LYS:HB3	3:D:800:LYS:HE3	1.81	0.45
4:E:41:GLU:N	4:E:42:PRO:HD2	2.30	0.45
1:F:150:TYR:HE1	2:H:696:LYS:HA	1.81	0.45
1:F:26:GLU:CG	1:F:194:LYS:HD2	2.42	0.45
1:G:67:THR:O	1:G:69:PRO:HD3	2.17	0.45
2:H:1111:ILE:HG13	2:H:1111:ILE:H	1.53	0.45
2:H:127:PHE:O	2:H:133:ASP:HA	2.16	0.45
2:H:496:ILE:HG22	2:H:497:ALA:N	2.31	0.45
2:H:604:ALA:O	2:H:645:VAL:HG12	2.16	0.45
2:H:701:THR:HG23	2:H:832:LYS:HA	1.99	0.45
2:H:853:LEU:HB2	2:H:858:MET:HE3	1.95	0.45
2:H:985:GLY:HA2	2:H:986:PRO:HD3	1.85	0.45
3:I:1262:LEU:HD23	3:I:1352:ILE:HG13	1.98	0.45
3:I:1317:ASP:OD1	3:I:1318:TYR:N	2.45	0.45
3:I:1273:VAL:O	3:I:1325:LEU:HB2	2.16	0.45
3:I:134:VAL:CG2	3:I:460:ALA:CB	2.91	0.45
3:I:1422:MET:HE3	3:I:1427:SER:HA	1.97	0.45
3:I:204:LEU:HB2	3:I:394:LEU:HD21	1.99	0.45
3:I:947:ILE:H	3:I:947:ILE:HG13	1.66	0.45
1:K:218:LEU:HD23	1:L:222:LEU:CD2	2.31	0.45

Continued on next page...

Continued from previous page...

Atom-1	Atom-2	Interatomic distance (Å)	Clash overlap (Å)
2:M:690:ILE:HG12	2:M:694:LEU:HD12	1.99	0.45
2:M:697:ARG:HD2	2:M:699:PHE:CD1	2.51	0.45
3:N:148:GLU:HB3	3:N:151:GLN:HG2	1.98	0.45
3:N:190:GLU:HG2	3:N:196:VAL:CG2	2.38	0.45
3:N:578:VAL:O	3:N:582:LEU:HG	2.16	0.45
3:N:762:GLN:NE2	4:O:20:THR:CG2	2.77	0.45
3:N:880:ILE:HG23	3:N:881:LEU:N	2.31	0.45
1:B:143:ARG:NH1	1:B:158:ILE:HG23	2.31	0.45
1:B:190:THR:O	1:B:190:THR:HG22	2.17	0.45
2:C:1036:GLU:OE1	2:C:1036:GLU:N	2.39	0.45
2:C:26:TYR:CE2	2:C:30:LEU:HD21	2.52	0.45
2:C:304:LEU:HG	2:C:308:ARG:HH21	1.82	0.45
2:C:449:ILE:CG1	2:C:450:GLY:N	2.80	0.45
2:C:640:ARG:HG2	2:C:640:ARG:HH11	1.81	0.45
1:A:46:SER:HB3	2:C:856:GLU:HG2	1.98	0.45
3:D:1063:GLU:CD	3:D:1064:GLY:H	2.20	0.45
3:D:1213:ARG:CG	3:D:1214:PRO:HD2	2.47	0.45
3:D:1235:GLN:HB2	7:X:37:MET:CE	2.46	0.45
3:D:54:LYS:CG	3:D:55:ASP:H	2.29	0.45
3:D:841:TYR:CE1	3:D:858:VAL:HG12	2.51	0.45
1:F:101:LEU:C	1:F:101:LEU:HD23	2.37	0.45
1:F:179:PHE:CD1	1:F:179:PHE:O	2.69	0.45
1:F:67:THR:CG2	2:H:627:ARG:NH2	2.79	0.45
2:H:1061:GLU:OE1	3:I:84:ILE:HD13	2.16	0.45
2:H:1090:LYS:HA	2:H:1090:LYS:HD3	1.72	0.45
2:H:1094:ALA:HB1	3:I:603:LEU:CD1	2.46	0.45
2:H:338:GLU:O	2:H:341:THR:CG2	2.64	0.45
2:H:374:ASN:ND2	2:H:377:PRO:HD3	2.31	0.45
2:H:758:ARG:HH21	2:H:788:THR:HB	1.82	0.45
3:I:1415:VAL:O	3:I:1417:TRP:HE3	1.99	0.45
3:I:398:ALA:HB2	3:I:447:VAL:HA	1.99	0.45
3:I:441:ARG:NH1	3:I:445:ARG:NH2	2.65	0.45
3:I:501:ALA:HB1	3:I:1453:ALA:CA	2.46	0.45
3:I:806:PHE:HD1	3:I:809:PRO:O	1.97	0.45
3:I:796:ARG:HB2	3:I:828:LYS:CD	2.47	0.45
3:I:899:LEU:HD12	3:I:900:ILE:HG23	1.98	0.45
3:I:914:LEU:HD23	3:I:914:LEU:O	2.17	0.45
1:K:39:PRO:CG	1:L:39:PRO:HG2	2.43	0.45
2:M:1065:ALA:CB	2:M:1077:PRO:HG2	2.37	0.45
2:M:1104:GLU:HA	2:M:1104:GLU:OE1	2.16	0.45
2:M:409:ARG:HA	2:M:454:SER:HA	1.99	0.45

Continued on next page...

Continued from previous page...

Atom-1	Atom-2	Interatomic distance (Å)	Clash overlap (Å)
2:M:433:THR:CG2	2:M:488:ALA:HB1	2.47	0.45
3:N:1044:LEU:HA	3:N:1044:LEU:HD23	1.70	0.45
3:N:119:SER:OG	3:N:123:LEU:HB2	2.16	0.45
3:N:1488:ASP:O	3:N:1491:THR:N	2.40	0.45
3:N:509:PRO:O	3:N:512:MET:HB2	2.17	0.45
3:N:789:LEU:HD12	3:N:911:LEU:HD21	1.98	0.45
2:H:685:GLU:OE2	7:Y:41:ASP:CG	2.55	0.45
7:Z:13:GLU:HG2	7:Z:17:GLN:NE2	2.20	0.45
1:A:64:GLU:OE2	1:A:79:ILE:HD11	2.16	0.45
1:A:82:LEU:O	1:A:85:LEU:HB3	2.17	0.45
1:B:73:GLU:HG3	1:B:130:ALA:HA	1.97	0.45
1:B:19:GLU:O	1:B:200:TRP:HA	2.16	0.45
2:C:353:ARG:HG3	2:C:353:ARG:HH11	1.82	0.45
2:C:502:PRO:O	2:C:509:ALA:HB3	2.16	0.45
1:A:168:ASP:CG	2:C:832:LYS:HZ1	2.20	0.45
2:C:882:LEU:HD21	3:D:1038:LEU:HD22	1.98	0.45
2:C:94:LEU:HD12	2:C:95:TYR:N	2.31	0.45
3:D:1053:PHE:CE1	3:D:1072:ILE:HG23	2.51	0.45
3:D:1115:THR:CG2	3:D:1151:ARG:HH21	2.30	0.45
3:D:1441:GLN:NE2	3:D:1446:VAL:HG23	2.32	0.45
3:D:353:VAL:HA	3:D:368:VAL:HG22	1.98	0.45
3:D:458:ALA:HB2	3:D:575:GLN:HE22	1.80	0.45
3:D:813:LEU:O	3:D:817:GLU:CB	2.53	0.45
3:D:879:ARG:HH21	3:D:903:ASP:C	2.20	0.45
2:H:468:ARG:HG2	2:H:486:MET:C	2.37	0.45
2:H:48:PHE:CE2	2:H:71:TYR:HB3	2.52	0.45
3:I:1312:LEU:HD23	3:I:1312:LEU:HA	1.77	0.45
3:I:563:PRO:HA	2:M:223:ASP:CB	2.38	0.45
3:I:835:SER:O	3:I:837:GLY:N	2.50	0.45
1:K:91:ASN:HD22	1:K:93:SER:HB3	1.82	0.45
1:L:186:LEU:HD23	1:L:186:LEU:O	2.17	0.45
1:L:28:LEU:O	1:L:192:LEU:CD2	2.64	0.45
2:M:127:PHE:O	2:M:133:ASP:HA	2.16	0.45
2:M:231:PRO:HB2	2:M:232:GLU:H	1.66	0.45
2:M:274:ARG:CB	2:M:285:LEU:HD13	2.45	0.45
2:M:368:THR:O	2:M:372:LEU:HB2	2.17	0.45
3:N:1031:ASN:HB3	3:N:1034:GLN:CG	2.46	0.45
3:N:1276:GLU:C	3:N:1277:ILE:HD12	2.37	0.45
3:N:411:THR:HA	3:N:435:VAL:HG12	1.98	0.45
3:N:695:ILE:CD1	3:N:718:PRO:HB2	2.44	0.45
4:O:48:MET:HB2	4:O:54:LEU:HB2	1.98	0.45

Continued on next page...

Continued from previous page...

Atom-1	Atom-2	Interatomic distance (Å)	Clash overlap (Å)
7:X:5:VAL:HG23	7:X:71:ARG:HH11	1.82	0.45
7:X:89:VAL:HG12	7:X:90:GLU:N	2.31	0.45
7:Y:6:LYS:CD	7:Y:75:LEU:HD11	2.45	0.45
1:A:91:ASN:ND2	1:A:93:SER:H	2.14	0.45
1:B:86:VAL:CG2	1:B:202:ASP:OD2	2.64	0.45
2:C:94:LEU:HD12	2:C:94:LEU:C	2.36	0.45
3:D:957:PRO:CD	3:D:1007:VAL:HG22	2.47	0.45
3:D:1112:CYS:HB2	3:D:1195:GLN:CG	2.47	0.45
3:D:1098:LEU:HD23	3:D:1229:ILE:HB	1.99	0.45
3:D:881:LEU:O	3:D:885:ILE:HG12	2.17	0.45
1:F:101:LEU:HD12	1:F:113:ASP:C	2.37	0.45
1:G:57:TYR:HB3	1:G:141:GLU:HG2	1.99	0.45
2:H:1008:ARG:HH12	2:H:1010:THR:HA	1.82	0.45
2:H:174:LEU:CD2	2:H:184:MET:HG3	2.47	0.45
2:H:313:LEU:HG	2:H:314:THR:N	2.29	0.45
2:H:140:ILE:HA	2:H:332:ARG:O	2.16	0.45
2:H:555:ALA:HB2	3:I:1070:TYR:CE2	2.52	0.45
3:I:1167:SER:N	3:I:1170:ASP:OD2	2.46	0.45
3:I:1356:TYR:N	3:I:1356:TYR:HD1	2.15	0.45
3:I:540:LEU:HD21	3:I:603:LEU:HD23	1.98	0.45
3:I:631:ILE:HG13	3:I:631:ILE:O	2.15	0.45
3:I:650:LEU:CD1	3:I:657:LEU:HD22	2.47	0.45
3:I:704:ARG:HG3	3:I:705:ALA:N	2.31	0.45
3:I:889:ALA:CB	3:I:930:LEU:HA	2.46	0.45
3:I:907:GLU:HG2	3:I:909:ASN:H	1.82	0.45
3:I:910:SER:OG	3:I:911:LEU:HD12	2.17	0.45
1:L:181:VAL:HG12	1:L:181:VAL:O	2.16	0.45
2:M:1037:VAL:HG13	2:M:1049:LEU:CD1	2.42	0.45
2:M:1060:ILE:HD12	2:M:1060:ILE:HA	1.73	0.45
2:M:443:THR:HA	2:M:444:PRO:HD3	1.74	0.45
2:M:458:TYR:CD1	2:M:458:TYR:N	2.85	0.45
2:M:691:SER:O	2:M:693:GLU:N	2.50	0.45
2:M:904:PRO:CD	2:M:908:GLY:HA2	2.39	0.45
2:M:878:SER:CA	3:N:1034:GLN:HE22	2.24	0.45
3:N:1129:THR:CG2	3:N:1130:ARG:N	2.79	0.45
3:N:1350:GLU:OE2	3:N:1357:ARG:NH1	2.50	0.45
3:N:1492:LEU:O	3:N:1492:LEU:HD13	2.17	0.45
3:N:19:ARG:HH11	3:N:19:ARG:HG2	1.82	0.45
3:N:62:LYS:CE	3:N:62:LYS:HA	2.45	0.45
3:N:853:VAL:HG22	3:N:858:VAL:CG2	2.45	0.45
1:B:195:LEU:HD12	1:B:196:THR:N	2.32	0.45

Continued on next page...

Continued from previous page...

Atom-1	Atom-2	Interatomic distance (Å)	Clash overlap (Å)
2:C:170:PRO:HG2	2:C:258:TYR:CD1	2.52	0.45
2:C:158:TYR:CZ	2:C:313:LEU:HD11	2.52	0.45
2:C:12:VAL:HG11	2:C:472:ARG:CD	2.46	0.45
2:C:833:LEU:HA	2:C:833:LEU:HD12	1.72	0.45
3:D:1093:TYR:O	3:D:1096:ARG:HB3	2.17	0.45
3:D:1425:THR:HG22	3:D:1426:LYS:N	2.31	0.45
3:D:1441:GLN:NE2	3:D:1442:ASN:N	2.65	0.45
3:D:1463:LYS:O	3:D:1466:VAL:HB	2.16	0.45
3:D:477:LEU:HD11	3:D:495:ARG:HG2	1.99	0.45
3:D:982:PHE:HB2	3:D:983:LEU:CD2	2.44	0.45
1:F:79:ILE:HD12	1:F:80:LEU:CA	2.47	0.45
2:H:115:LEU:HD13	2:H:375:SER:HA	1.99	0.45
2:H:191:PHE:CZ	2:H:196:LEU:HD12	2.52	0.45
2:H:182:VAL:C	2:H:193:LEU:HD13	2.37	0.45
2:H:382:ILE:CD1	2:H:382:ILE:N	2.79	0.45
2:H:437:ARG:C	2:H:438:ILE:HG13	2.37	0.45
2:H:467:ILE:H	2:H:467:ILE:CD1	2.23	0.45
2:H:928:LYS:HZ3	2:H:932:GLU:HG2	1.79	0.45
2:H:973:VAL:HG12	2:H:974:LEU:N	2.32	0.45
3:I:111:LYS:HG2	3:I:1448:THR:HG22	1.98	0.45
3:I:1465:ASN:ND2	3:I:1470:ARG:HB3	2.22	0.45
3:I:501:ALA:HB3	3:I:1452:ILE:CG2	2.44	0.45
3:I:649:ALA:CB	3:I:691:LEU:HD21	2.47	0.45
3:I:939:PHE:O	3:I:943:THR:HG23	2.17	0.45
1:K:83:LYS:HD3	1:K:168:ASP:HB2	1.99	0.45
1:K:21:GLY:HA3	1:K:207:PRO:HB3	1.98	0.45
2:M:1006:HIS:O	3:N:627:GLY:HA2	2.17	0.45
2:M:1105:LYS:HZ2	2:M:1107:ASN:HB2	1.81	0.45
2:M:471:TYR:HH	2:M:491:GLU:CD	2.19	0.45
2:M:516:ARG:HH11	2:M:521:PRO:HB3	1.82	0.45
2:M:575:GLN:C	2:M:667:ALA:HB1	2.38	0.45
2:M:724:ARG:HD3	2:M:734:LEU:HD23	1.99	0.45
2:M:975:TYR:HA	2:M:982:PRO:HA	1.98	0.45
3:N:1007:VAL:HG11	3:N:1039:CYS:HB2	1.99	0.45
3:N:1385:GLY:HA2	3:N:1413:THR:HG21	1.99	0.45
3:N:1459:LEU:HD21	3:N:1468:LEU:HG	1.98	0.45
3:N:15:PRO:HA	3:N:18:ILE:CD1	2.46	0.45
3:N:628:ARG:HG3	3:N:628:ARG:HH11	1.81	0.45
3:N:639:LEU:CD1	3:N:640:HIS:N	2.80	0.45
3:N:686:GLU:O	3:N:689:ASP:HB2	2.17	0.45
3:N:729:HIS:CD2	3:N:731:LEU:HB2	2.51	0.45

Continued on next page...

Continued from previous page...

Atom-1	Atom-2	Interatomic distance (Å)	Clash overlap (Å)
3:N:799:LYS:HE2	3:N:801:GLY:H	1.82	0.45
3:N:909:ASN:O	3:N:912:LYS:HB3	2.16	0.45
7:X:30:THR:O	7:X:31:LYS:C	2.55	0.45
7:Y:111:ASN:OD1	7:Y:113:LEU:HB2	2.17	0.45
7:Z:76:GLU:CG	7:Z:76:GLU:O	2.65	0.45
1:A:100:LEU:CD2	1:A:102:LYS:HE2	2.47	0.45
1:B:101:LEU:HD11	1:B:113:ASP:HB3	1.99	0.45
1:B:153:ALA:HA	1:B:156:HIS:NE2	2.31	0.45
2:C:1068:GLU:O	2:C:1071:ILE:HB	2.16	0.45
2:C:339:LEU:HD22	2:C:385:PHE:HZ	1.82	0.45
2:C:543:ASN:ND2	2:C:562:SER:HB3	2.32	0.45
2:C:578:VAL:HA	2:C:900:ARG:HG2	1.98	0.45
2:C:588:VAL:HG13	2:C:666:LEU:HB2	1.98	0.45
2:C:969:GLN:HE21	2:C:969:GLN:HB3	1.49	0.45
3:D:1094:LEU:HG	3:D:1098:LEU:HD13	1.99	0.45
3:D:10:ILE:O	3:D:10:ILE:HG22	2.17	0.45
3:D:1106:VAL:CG1	3:D:1107:VAL:N	2.64	0.45
3:D:129:PHE:CE2	3:D:579:ASP:OD2	2.70	0.45
3:D:1441:GLN:HE21	3:D:1446:VAL:HG23	1.82	0.45
3:D:1440:PHE:O	3:D:1441:GLN:O	2.35	0.45
3:D:1496:GLU:HB2	3:D:1499:ARG:NH2	2.31	0.45
3:D:729:HIS:HE1	3:D:731:LEU:HB2	1.77	0.45
3:D:984:THR:CG2	3:D:987:GLU:H	2.30	0.45
4:E:6:ILE:HD11	4:E:10:PHE:CE2	2.52	0.45
2:H:16:PRO:O	2:H:18:LEU:CD1	2.55	0.45
2:H:243:ARG:H	2:H:243:ARG:HG3	1.39	0.45
2:H:214:TYR:OH	2:H:312:ALA:HA	2.17	0.45
2:H:383:ARG:CB	2:H:383:ARG:NH1	2.74	0.45
2:H:449:ILE:O	2:H:451:LEU:HG	2.17	0.45
2:H:87:ASP:CG	2:H:824:ARG:HH21	2.21	0.45
3:I:957:PRO:HG2	3:I:1007:VAL:HG22	1.97	0.45
3:I:1078:ARG:HA	3:I:1078:ARG:HD3	1.74	0.45
3:I:1481:VAL:CG1	4:J:21:VAL:HG21	2.47	0.45
3:I:29:PRO:HB2	3:I:545:ARG:CG	2.46	0.45
3:I:567:ILE:CG2	3:I:571:LYS:HE3	2.43	0.45
3:I:61:GLY:HA3	3:I:64:LYS:NZ	2.32	0.45
3:I:984:THR:CG2	3:I:987:GLU:HG3	2.46	0.45
1:L:102:LYS:HD2	1:L:139:ASN:ND2	2.32	0.45
2:M:1000:MET:HG3	2:M:1000:MET:H	1.48	0.45
2:M:191:PHE:CE2	2:M:238:LEU:HD21	2.52	0.45
2:M:494:TYR:HB2	2:M:496:ILE:HD11	1.99	0.45

Continued on next page...

Continued from previous page...

Atom-1	Atom-2	Interatomic distance (Å)	Clash overlap (Å)
2:M:559:LEU:CD2	2:M:560:MET:N	2.80	0.45
2:M:985:GLY:O	2:M:987:ILE:HD12	2.16	0.45
3:N:41:ARG:C	3:N:43:GLY:H	2.21	0.45
7:Z:153:ALA:C	7:Z:154:ILE:HG13	2.37	0.45
1:A:39:PRO:HA	1:B:35:THR:HG23	1.98	0.44
2:C:1090:LYS:CE	3:D:90:MET:SD	3.05	0.44
2:C:317:VAL:N	2:C:318:PRO:HD3	2.31	0.44
2:C:333:ILE:HG13	2:C:410:ILE:CD1	2.44	0.44
2:C:364:GLU:OE1	2:C:364:GLU:HA	2.17	0.44
2:C:449:ILE:C	2:C:451:LEU:H	2.21	0.44
2:C:729:LEU:O	2:C:729:LEU:CG	2.65	0.44
2:C:840:ALA:O	2:C:995:MET:HG3	2.17	0.44
2:C:841:ASN:OD1	2:C:845:ASN:N	2.48	0.44
2:C:843:HIS:CD2	2:C:884:GLN:HA	2.52	0.44
2:C:878:SER:O	3:D:1034:GLN:NE2	2.50	0.44
3:D:1068:LEU:O	3:D:1069:GLU:C	2.55	0.44
3:D:1441:GLN:NE2	3:D:1442:ASN:H	2.15	0.44
3:D:1468:LEU:CD2	3:D:1470:ARG:HB2	2.30	0.44
3:D:407:VAL:HA	3:D:422:ALA:HB2	1.98	0.44
3:D:643:GLY:N	3:D:727:GLN:O	2.49	0.44
2:H:1092:LEU:CB	2:H:1099:VAL:HG21	2.47	0.44
2:H:27:ARG:HG3	2:H:27:ARG:HH11	1.82	0.44
2:H:288:ARG:NH1	2:H:288:ARG:CB	2.71	0.44
2:H:544:THR:C	2:H:546:LEU:N	2.70	0.44
2:H:742:VAL:HG12	2:H:743:VAL:H	1.81	0.44
3:I:1093:TYR:HA	3:I:1096:ARG:CD	2.45	0.44
3:I:135:LEU:C	3:I:135:LEU:HD23	2.38	0.44
3:I:646:LYS:HG3	3:I:647:ARG:N	2.32	0.44
3:I:765:SER:C	3:I:767:HIS:N	2.71	0.44
3:I:800:LYS:HD2	3:I:800:LYS:HA	1.59	0.44
1:L:215:VAL:CG2	1:L:216:GLU:N	2.80	0.44
2:M:1063:ARG:NH1	2:M:1067:TYR:HB2	2.33	0.44
2:M:129:ILE:CD1	2:M:129:ILE:N	2.80	0.44
2:M:205:GLU:HG3	2:M:205:GLU:H	1.42	0.44
2:M:625:LEU:HD11	2:M:641:PRO:HG3	1.99	0.44
2:M:654:LEU:CD2	2:M:654:LEU:H	2.26	0.44
3:N:1274:ILE:HD11	3:N:1334:GLN:HE21	1.82	0.44
3:N:792:ILE:HG13	3:N:860:LEU:HD13	2.00	0.44
3:N:864:VAL:CG1	3:N:865:THR:N	2.60	0.44
7:X:64:SER:O	7:X:68:ILE:HG12	2.17	0.44
7:Z:83:ILE:HG12	7:Z:89:VAL:CG2	2.47	0.44

Continued on next page...

Continued from previous page...

Atom-1	Atom-2	Interatomic distance (Å)	Clash overlap (Å)
1:A:131:THR:C	1:A:132:LEU:HD12	2.38	0.44
1:A:217:ILE:O	1:A:221:HIS:CD2	2.70	0.44
2:C:1083:GLU:OE2	2:C:1086:ARG:HD2	2.17	0.44
2:C:1100:GLN:HE21	2:C:1100:GLN:HA	1.81	0.44
2:C:186:VAL:O	2:C:186:VAL:HG23	2.16	0.44
2:C:207:LEU:CD2	2:C:211:LEU:HD23	2.47	0.44
2:C:351:LEU:HD12	2:C:374:ASN:ND2	2.32	0.44
2:C:136:ILE:HG13	2:C:392:SER:OG	2.18	0.44
2:C:73:LEU:CD2	2:C:94:LEU:HB2	2.47	0.44
2:C:899:GLN:HG3	2:C:901:TYR:CZ	2.52	0.44
2:C:922:PHE:CE1	2:C:964:LYS:HA	2.53	0.44
2:C:96:ALA:O	2:C:98:LEU:CD1	2.66	0.44
3:D:1464:GLU:HG2	3:D:1464:GLU:H	1.64	0.44
3:D:162:ARG:CG	3:D:452:ILE:HG21	2.47	0.44
3:D:421:LEU:HD22	3:D:444:VAL:CG1	2.46	0.44
3:D:550:ARG:NH2	3:D:573:MET:HE3	2.32	0.44
3:D:63:TYR:HB3	3:D:68:PHE:CE1	2.52	0.44
3:D:851:LEU:N	3:D:851:LEU:CD2	2.75	0.44
1:G:78:ILE:O	1:G:82:LEU:HG	2.17	0.44
1:G:82:LEU:O	1:G:85:LEU:HB3	2.17	0.44
1:G:99:LEU:CB	1:G:142:VAL:HG23	2.47	0.44
2:H:181:VAL:CG1	2:H:182:VAL:N	2.80	0.44
2:H:36:PRO:CG	2:H:70:GLU:HB3	2.48	0.44
2:H:443:THR:HA	2:H:444:PRO:HD3	1.80	0.44
2:H:602:GLU:HA	2:H:647:GLN:O	2.18	0.44
2:H:686:ASP:O	2:H:688:ILE:HD12	2.18	0.44
2:H:756:VAL:O	2:H:789:SER:HB3	2.17	0.44
2:H:836:GLY:C	2:H:1001:VAL:CG2	2.85	0.44
2:H:853:LEU:HB2	2:H:858:MET:HE2	1.94	0.44
1:F:42:ARG:CZ	2:H:857:ASP:HB3	2.44	0.44
3:I:1301:LYS:HG3	3:I:1303:TYR:CZ	2.50	0.44
3:I:567:ILE:O	3:I:571:LYS:HG2	2.17	0.44
3:I:835:SER:O	3:I:836:VAL:C	2.54	0.44
2:M:1036:GLU:O	2:M:1039:ALA:HB3	2.18	0.44
2:M:1097:LEU:HG	3:N:10:ILE:HD13	1.99	0.44
2:M:263:ASP:O	2:M:264:PRO:C	2.54	0.44
2:M:274:ARG:HG2	2:M:285:LEU:HB3	1.99	0.44
2:M:548:PRO:HG2	2:M:842:ARG:NH2	2.32	0.44
2:M:636:ALA:HB2	2:M:703:ILE:HB	2.00	0.44
2:M:673:LEU:HD22	2:M:867:VAL:HG12	1.99	0.44
2:M:572:ILE:HG12	2:M:701:THR:O	2.17	0.44

Continued on next page...

Continued from previous page...

Atom-1	Atom-2	Interatomic distance (Å)	Clash overlap (Å)
2:M:937:ASP:OD2	2:M:938:LYS:N	2.50	0.44
3:N:996:TRP:CG	3:N:1056:PRO:HG2	2.50	0.44
3:N:1254:GLN:OE1	3:N:1257:PRO:HG2	2.17	0.44
3:N:729:HIS:HE2	3:N:731:LEU:HB2	1.81	0.44
3:N:73:CYS:HB3	3:N:76:CYS:O	2.17	0.44
3:N:827:ILE:HA	3:N:836:VAL:HG13	1.98	0.44
3:N:829:VAL:O	3:N:835:SER:HB3	2.16	0.44
1:L:77:GLU:CB	3:N:872:ARG:HH21	2.27	0.44
4:O:59:ASN:O	4:O:63:TRP:CD1	2.70	0.44
7:X:115:THR:CB	7:X:116:PRO:CD	2.95	0.44
1:B:56:VAL:CG2	1:B:142:VAL:HG12	2.45	0.44
2:C:342:ASP:O	2:C:345:ARG:HG2	2.17	0.44
2:C:775:ARG:NH1	2:C:782:ALA:HB1	2.33	0.44
3:D:1093:TYR:CZ	3:D:1097:LYS:HG3	2.50	0.44
3:D:1107:VAL:HB	3:D:1219:GLU:H	1.82	0.44
3:D:1153:VAL:HG12	3:D:1155:VAL:CG2	2.43	0.44
3:D:1288:GLU:O	3:D:1307:LYS:HG2	2.18	0.44
3:D:1221:VAL:HG12	3:D:1370:ILE:HD13	2.00	0.44
2:C:1050:GLN:NE2	3:D:1469:GLY:O	2.50	0.44
3:D:1481:VAL:C	3:D:1483:PHE:N	2.70	0.44
3:D:1495:ILE:HG13	4:E:80:VAL:HG13	1.99	0.44
3:D:433:GLY:CA	3:D:447:VAL:O	2.65	0.44
3:D:820:GLU:CD	3:D:820:GLU:O	2.56	0.44
3:D:835:SER:O	3:D:838:ARG:HD2	2.17	0.44
1:F:20:TYR:OH	1:F:198:ARG:CD	2.64	0.44
2:H:111:ASP:O	2:H:112:GLU:CG	2.66	0.44
2:H:217:LEU:H	2:H:217:LEU:HG	1.42	0.44
2:H:344:PHE:CE2	2:H:378:LEU:HD21	2.52	0.44
2:H:447:ALA:O	2:H:448:ASN:CB	2.57	0.44
2:H:483:VAL:HG12	2:H:484:VAL:N	2.32	0.44
2:H:12:VAL:HG11	2:H:534:VAL:HG13	1.99	0.44
2:H:557:ARG:NH1	2:H:557:ARG:HG3	2.31	0.44
2:H:913:GLU:O	2:H:916:GLU:HB3	2.17	0.44
3:I:1146:GLY:HA2	3:I:1207:TYR:CD1	2.52	0.44
3:I:1264:GLU:HG2	3:I:1266:ARG:NH2	2.32	0.44
3:I:1263:PHE:CE1	3:I:1352:ILE:CD1	3.01	0.44
3:I:131:LYS:CE	3:I:456:MET:SD	2.96	0.44
3:I:630:VAL:HG12	3:I:631:ILE:N	2.31	0.44
3:I:676:MET:SD	3:I:684:LYS:HE3	2.57	0.44
3:I:827:ILE:O	3:I:828:LYS:HG3	2.18	0.44
3:I:87:ARG:O	3:I:88:TYR:HD2	2.00	0.44

Continued on next page...

Continued from previous page...

Atom-1	Atom-2	Interatomic distance (Å)	Clash overlap (Å)
3:I:972:LEU:O	3:I:976:GLN:HG3	2.17	0.44
1:K:179:PHE:C	1:K:179:PHE:CD1	2.90	0.44
1:K:184:THR:HG22	1:K:185:ARG:H	1.82	0.44
1:K:99:LEU:HD21	1:K:122:ILE:HD11	1.98	0.44
1:L:73:GLU:OE1	1:L:131:THR:N	2.50	0.44
1:L:86:VAL:O	1:L:86:VAL:CG1	2.62	0.44
2:M:195:LEU:O	2:M:199:VAL:HG23	2.17	0.44
2:M:328:LEU:HD22	2:M:437:ARG:HD3	1.99	0.44
2:M:470:PRO:HD3	2:M:485:TYR:HE2	1.82	0.44
2:M:596:TYR:N	2:M:596:TYR:CD1	2.84	0.44
3:N:1068:LEU:O	3:N:1069:GLU:C	2.55	0.44
3:N:1109:GLU:CD	3:N:1202:GLN:H	2.21	0.44
3:N:158:TYR:C	3:N:158:TYR:CD1	2.89	0.44
3:N:844:ALA:O	3:N:867:ARG:HB3	2.18	0.44
3:N:935:LYS:HE2	3:N:935:LYS:HB3	1.85	0.44
4:O:27:ALA:O	4:O:30:LEU:HB2	2.17	0.44
2:C:357:GLU:O	2:C:360:LEU:HG	2.18	0.44
2:C:354:GLY:O	2:C:358:ARG:HD3	2.17	0.44
2:C:903:SER:OG	2:C:908:GLY:HA3	2.18	0.44
2:C:972:VAL:HG23	2:C:973:VAL:O	2.16	0.44
3:D:1109:GLU:HG2	3:D:1202:GLN:N	2.32	0.44
3:D:1197:ARG:CG	3:D:1198:TYR:H	2.31	0.44
3:D:1207:TYR:CE1	3:D:1212:ALA:O	2.71	0.44
3:D:1273:VAL:HG21	3:D:1305:LEU:HD21	1.99	0.44
3:D:1353:GLN:HB3	3:D:1357:ARG:NE	2.33	0.44
3:D:1370:ILE:HG13	3:D:1370:ILE:H	1.51	0.44
3:D:1395:LEU:C	3:D:1395:LEU:CD2	2.86	0.44
3:D:400:VAL:O	3:D:400:VAL:CG1	2.65	0.44
3:D:704:ARG:HH12	3:D:743:ASP:HB3	1.83	0.44
3:D:799:LYS:HD3	3:D:826:PRO:HG2	2.00	0.44
1:G:138:LEU:HD23	1:G:138:LEU:O	2.18	0.44
1:G:185:ARG:C	1:G:185:ARG:CD	2.83	0.44
2:H:838:LYS:HZ2	2:H:846:LYS:NZ	2.16	0.44
2:H:863:ASP:OD1	2:H:865:THR:HG22	2.17	0.44
2:H:911:GLU:HB3	2:H:912:PRO:HD3	1.99	0.44
2:H:926:PHE:O	2:H:929:ARG:HB2	2.16	0.44
3:I:1055:VAL:HA	3:I:1056:PRO:HD3	1.72	0.44
3:I:1264:GLU:OE2	3:I:1423:GLY:HA3	2.17	0.44
3:I:93:ILE:HG22	3:I:551:ASN:HD22	1.82	0.44
3:I:786:ILE:O	3:I:787:LEU:C	2.56	0.44
3:I:794:GLN:CD	3:I:795:VAL:H	2.18	0.44

Continued on next page...

Continued from previous page...

Atom-1	Atom-2	Interatomic distance (Å)	Clash overlap (Å)
4:J:39:VAL:HG22	4:J:67:GLU:OE2	2.18	0.44
1:K:58:ILE:HB	1:K:61:VAL:HB	1.98	0.44
2:M:267:TYR:CD1	2:M:272:ALA:HB1	2.52	0.44
2:M:412:ALA:HB1	2:M:419:THR:HG21	1.99	0.44
2:M:553:ASP:OD1	2:M:843:HIS:ND1	2.50	0.44
2:M:625:LEU:CD1	2:M:641:PRO:HG3	2.47	0.44
3:N:31:THR:OG1	3:N:32:ILE:N	2.49	0.44
3:N:36:THR:C	3:N:38:LYS:H	2.21	0.44
3:N:729:HIS:C	3:N:729:HIS:CD2	2.91	0.44
7:Y:26:LEU:CD1	7:Y:55:LYS:HG3	2.47	0.44
1:A:80:LEU:C	1:A:80:LEU:HD23	2.37	0.44
2:C:1060:ILE:HG23	2:C:1061:GLU:H	1.83	0.44
2:C:221:LEU:O	2:C:223:ASP:N	2.50	0.44
2:C:267:TYR:O	2:C:268:ASP:C	2.56	0.44
2:C:289:THR:C	2:C:291:ALA:N	2.66	0.44
2:C:304:LEU:H	2:C:304:LEU:HD23	1.82	0.44
2:C:86:LYS:NZ	2:C:811:PRO:HB2	2.33	0.44
2:C:89:THR:HB	2:C:129:ILE:O	2.16	0.44
3:D:1037:GLN:OE1	3:D:1042:ARG:NH1	2.50	0.44
3:D:1144:LEU:HD13	3:D:1174:LEU:CD1	2.47	0.44
3:D:1329:ALA:CA	3:D:1330:ILE:HD12	2.47	0.44
3:D:172:PRO:HG2	3:D:175:VAL:CG2	2.47	0.44
3:D:30:GLU:HB3	3:D:40:GLU:CB	2.46	0.44
3:D:829:VAL:O	3:D:835:SER:HB3	2.18	0.44
1:F:58:ILE:CG2	1:F:61:VAL:HG23	2.48	0.44
2:H:1052:MET:HA	2:H:1056:LYS:CD	2.48	0.44
2:H:442:GLU:HG2	2:H:454:SER:OG	2.17	0.44
2:H:52:PHE:CE1	2:H:67:ASP:OD1	2.70	0.44
3:I:171:LEU:HD21	3:I:192:ALA:HB3	1.98	0.44
3:I:701:LEU:N	3:I:701:LEU:CD1	2.76	0.44
3:I:804:LEU:HD22	3:I:829:VAL:CB	2.43	0.44
4:J:13:VAL:CG1	4:J:18:ARG:HB3	2.46	0.44
3:I:762:GLN:NE2	4:J:20:THR:OG1	2.50	0.44
1:K:18:ARG:O	1:K:207:PRO:HD3	2.17	0.44
1:K:54:THR:HG22	1:K:158:ILE:CG1	2.39	0.44
2:M:1090:LYS:HD3	2:M:1093:GLN:HG3	1.98	0.44
2:M:1105:LYS:HZ3	2:M:1107:ASN:HB2	1.82	0.44
2:M:483:VAL:HG12	2:M:484:VAL:N	2.32	0.44
2:M:80:GLN:HG2	2:M:80:GLN:H	1.58	0.44
3:N:1128:VAL:O	3:N:1128:VAL:HG12	2.17	0.44
3:N:1159:ARG:CG	3:N:1159:ARG:HH11	2.30	0.44

Continued on next page...

Continued from previous page...

Atom-1	Atom-2	Interatomic distance (Å)	Clash overlap (Å)
3:N:1120:VAL:HG23	3:N:1188:VAL:HG11	2.00	0.44
3:N:1118:ILE:HD11	3:N:1193:THR:HG23	1.99	0.44
3:N:1372:VAL:HG23	3:N:1375:MET:CE	2.47	0.44
3:N:1389:LEU:H	3:N:1389:LEU:HG	1.29	0.44
3:N:501:ALA:CB	3:N:1453:ALA:HB2	2.47	0.44
3:N:362:GLU:O	3:N:379:ALA:HB1	2.18	0.44
3:N:28:LYS:HB2	3:N:41:ARG:CZ	2.48	0.44
3:N:41:ARG:O	3:N:46:ASP:HB2	2.18	0.44
3:N:683:ILE:HG21	3:N:688:TRP:CZ2	2.51	0.44
3:N:996:TRP:O	3:N:999:THR:N	2.50	0.44
4:O:54:LEU:CB	4:O:58:PRO:HG2	2.46	0.44
7:Z:43:TYR:HB3	7:Z:44:ASP:H	1.50	0.44
2:M:556:ASN:OD1	7:Z:45:ASP:HA	2.17	0.44
1:A:161:ARG:HB2	1:A:161:ARG:HH11	1.79	0.44
1:B:165:ILE:HA	1:B:166:PRO:HD3	1.69	0.44
2:C:1001:VAL:HG13	2:C:1004:LYS:CB	2.48	0.44
2:C:26:TYR:HA	2:C:29:ALA:HB3	2.00	0.44
2:C:135:VAL:HG21	2:C:406:HIS:HD2	1.82	0.44
2:C:666:LEU:CG	2:C:668:LEU:HD11	2.36	0.44
2:C:667:ALA:C	2:C:668:LEU:HD12	2.37	0.44
2:C:670:GLN:HB2	2:C:700:TYR:HE1	1.82	0.44
2:C:838:LYS:HD3	2:C:846:LYS:HZ3	1.83	0.44
2:C:886:LEU:HA	2:C:886:LEU:HD12	1.45	0.44
3:D:791:TYR:CD1	3:D:1022:VAL:HG11	2.53	0.44
3:D:1094:LEU:HD11	3:D:1098:LEU:HD11	2.00	0.44
3:D:1137:ARG:NH2	3:D:1172:HIS:NE2	2.65	0.44
3:D:1262:LEU:HB3	3:D:1352:ILE:HD11	1.99	0.44
3:D:392:SER:O	3:D:393:ILE:HD12	2.16	0.44
3:D:470:LEU:H	3:D:470:LEU:HD23	1.83	0.44
3:D:581:LEU:N	3:D:581:LEU:HD23	2.32	0.44
3:D:800:LYS:CE	3:D:804:LEU:HD22	2.48	0.44
1:G:111:ALA:O	1:G:114:PHE:HD1	2.00	0.44
2:H:26:TYR:CE2	2:H:30:LEU:HD21	2.53	0.44
3:I:1365:ASP:O	3:I:1366:LYS:C	2.55	0.44
3:I:1377:LYS:HE2	3:I:1378:TYR:CZ	2.53	0.44
3:I:633:VAL:O	3:I:635:PRO:HD3	2.18	0.44
3:I:789:LEU:HD13	3:I:911:LEU:HD21	1.99	0.44
1:K:45:LEU:CD1	1:K:45:LEU:N	2.81	0.44
2:M:1021:LEU:HD12	2:M:1021:LEU:H	1.82	0.44
2:M:1089:VAL:O	2:M:1093:GLN:HG2	2.17	0.44
2:M:26:TYR:OH	2:M:340:MET:HE2	2.18	0.44

Continued on next page...

Continued from previous page...

Atom-1	Atom-2	Interatomic distance (Å)	Clash overlap (Å)
2:M:723:THR:OG1	2:M:724:ARG:N	2.51	0.44
2:M:717:LEU:HD13	2:M:763:GLY:O	2.18	0.44
3:N:142:LEU:HD23	3:N:144:GLY:C	2.37	0.44
3:N:1459:LEU:HD22	3:N:1470:ARG:NH2	2.32	0.44
3:N:148:GLU:CB	3:N:151:GLN:HB2	2.48	0.44
3:N:156:GLU:HB2	3:N:157:GLU:OE2	2.17	0.44
3:N:646:LYS:HG3	3:N:647:ARG:HG3	1.99	0.44
3:N:841:TYR:HB3	3:N:843:PHE:CZ	2.53	0.44
3:N:911:LEU:O	3:N:914:LEU:HB3	2.17	0.44
7:Z:83:ILE:HD13	7:Z:89:VAL:HG21	1.98	0.44
1:A:45:LEU:HD11	1:A:177:VAL:HB	2.00	0.44
1:B:99:LEU:HB2	1:B:142:VAL:HG23	2.00	0.44
2:C:1032:PHE:CD1	2:C:1052:MET:HG2	2.52	0.44
2:C:106:GLY:C	2:C:107:LEU:HD23	2.38	0.44
2:C:263:ASP:HB2	2:C:264:PRO:HD3	2.00	0.44
2:C:270:GLY:HA2	2:C:274:ARG:HD2	2.00	0.44
2:C:428:ARG:O	3:D:1078:ARG:NH1	2.51	0.44
3:D:1209:LEU:HD12	3:D:1216:SER:H	1.82	0.44
3:D:1348:LEU:N	3:D:1348:LEU:CD1	2.80	0.44
3:D:479:GLU:O	3:D:483:HIS:ND1	2.44	0.44
3:D:701:LEU:HD21	3:D:763:MET:HE1	2.00	0.44
3:D:833:GLU:O	3:D:834:THR:HG23	2.18	0.44
1:B:83:LYS:NZ	3:D:842:VAL:O	2.36	0.44
3:D:866:VAL:HG11	3:D:880:ILE:HD11	1.99	0.44
3:D:989:TYR:CD2	3:D:993:LEU:HD11	2.53	0.44
1:F:73:GLU:HB2	1:F:78:ILE:HD11	2.00	0.44
1:G:56:VAL:CG2	1:G:142:VAL:HG12	2.29	0.44
1:G:184:THR:CG2	1:G:194:LYS:HB2	2.48	0.44
1:G:222:LEU:HD23	1:G:222:LEU:HA	1.87	0.44
2:H:12:VAL:HG22	2:H:13:ILE:HG22	1.95	0.44
2:H:145:GLY:H	2:H:163:ILE:HG23	1.83	0.44
2:H:207:LEU:O	2:H:211:LEU:HB3	2.18	0.44
2:H:539:VAL:C	2:H:540:PHE:CD2	2.91	0.44
2:H:601:GLY:HA2	2:H:616:GLU:HG2	1.98	0.44
2:H:610:ARG:C	2:H:611:ILE:HD13	2.38	0.44
2:H:682:TYR:O	2:H:687:ALA:HB1	2.18	0.44
2:H:836:GLY:C	2:H:1001:VAL:HG21	2.38	0.44
3:I:1197:ARG:HD3	3:I:1198:TYR:CD1	2.53	0.44
3:I:1197:ARG:CG	3:I:1198:TYR:H	2.31	0.44
3:I:1312:LEU:HG	3:I:1327:ARG:HD3	2.00	0.44
2:H:1094:ALA:HB1	3:I:603:LEU:HD11	2.00	0.44

Continued on next page...

Continued from previous page...

Atom-1	Atom-2	Interatomic distance (Å)	Clash overlap (Å)
3:I:639:LEU:CD1	3:I:640:HIS:N	2.81	0.44
3:I:827:ILE:CG2	3:I:827:ILE:O	2.56	0.44
3:I:820:GLU:HG2	3:I:836:VAL:HG11	1.99	0.44
3:I:857:ILE:H	3:I:857:ILE:HD12	1.70	0.44
4:J:13:VAL:HG21	4:J:19:LEU:HB2	2.00	0.44
2:M:836:GLY:CA	2:M:1001:VAL:HG21	2.36	0.44
2:M:1019:GLN:HB2	2:M:1021:LEU:CD1	2.46	0.44
2:M:110:GLU:OE2	2:M:112:GLU:OE2	2.35	0.44
2:M:44:ILE:HD13	2:M:344:PHE:CD1	2.53	0.44
2:M:374:ASN:C	2:M:374:ASN:HD22	2.21	0.44
2:M:552:HIS:CD2	2:M:886:LEU:HD22	2.53	0.44
2:M:748:GLU:HG2	2:M:748:GLU:O	2.17	0.44
2:M:762:LYS:HE3	2:M:786:LYS:HE2	2.00	0.44
2:M:865:THR:HA	2:M:866:PRO:HD3	1.82	0.44
3:N:1149:LEU:CG	3:N:1166:LEU:HD22	2.46	0.44
3:N:1189:ARG:HD2	3:N:1204:CYS:SG	2.58	0.44
3:N:1288:GLU:O	3:N:1307:LYS:HG2	2.18	0.44
3:N:1278:ASP:HB3	3:N:1321:ALA:N	2.32	0.44
3:N:1452:ILE:HD12	3:N:1452:ILE:N	2.32	0.44
3:N:405:ASP:N	3:N:423:ASP:OD1	2.40	0.44
3:N:52:PRO:HG3	3:N:78:VAL:CG1	2.45	0.44
7:Z:146:ARG:HB3	7:Z:146:ARG:HE	1.50	0.44
1:A:150:TYR:CD1	2:C:696:LYS:HG2	2.53	0.44
2:C:113:VAL:CG1	2:C:373:VAL:HG11	2.48	0.44
2:C:145:GLY:H	2:C:163:ILE:HG23	1.83	0.44
2:C:544:THR:O	2:C:546:LEU:N	2.50	0.44
3:D:148:GLU:N	3:D:148:GLU:OE2	2.50	0.44
3:D:160:GLU:OE1	3:D:161:LEU:CD1	2.58	0.44
3:D:465:LEU:CD1	3:D:509:PRO:O	2.66	0.44
3:D:522:PRO:HA	3:D:525:ARG:NH1	2.33	0.44
3:D:700:VAL:HB	3:D:748:HIS:O	2.18	0.44
1:G:227:ASN:HA	1:G:228:PRO:HD3	1.80	0.44
1:G:30:ARG:HB3	1:G:30:ARG:NH1	2.32	0.44
2:H:1101:THR:HG21	2:H:1111:ILE:HG23	1.96	0.44
2:H:159:ILE:HG22	2:H:175:GLU:HG3	1.99	0.44
2:H:263:ASP:O	2:H:264:PRO:C	2.52	0.44
2:H:468:ARG:HD3	2:H:485:TYR:O	2.17	0.44
2:H:668:LEU:N	2:H:668:LEU:CD1	2.77	0.44
2:H:700:TYR:HD2	2:H:996:LYS:HB2	1.83	0.44
3:I:1207:TYR:CD2	3:I:1212:ALA:O	2.71	0.44
3:I:1095:THR:OG1	3:I:1230:GLY:HA3	2.18	0.44

Continued on next page...

Continued from previous page...

Atom-1	Atom-2	Interatomic distance (Å)	Clash overlap (Å)
3:I:1313:VAL:HG21	3:I:1319:VAL:HG11	1.99	0.44
3:I:1194:CYS:HB3	3:I:1373:ARG:HH12	1.83	0.44
3:I:206:ARG:HH11	3:I:206:ARG:HG3	1.83	0.44
3:I:490:ALA:O	3:I:493:ARG:HG3	2.17	0.44
3:I:650:LEU:HA	3:I:650:LEU:HD12	1.60	0.44
3:I:712:GLY:C	3:I:713:ILE:HG13	2.38	0.44
3:I:895:VAL:O	3:I:899:LEU:HG	2.18	0.44
3:I:784:ASP:HB3	3:I:939:PHE:HE2	1.81	0.44
4:J:27:ALA:O	4:J:30:LEU:HB2	2.17	0.44
2:M:1088:LEU:HD23	2:M:1092:LEU:CD1	2.48	0.44
2:M:172:ILE:CD1	2:M:172:ILE:N	2.72	0.44
2:M:205:GLU:HB3	2:M:209:ARG:NH1	2.31	0.44
2:M:630:ARG:HD2	2:M:634:GLY:HA2	1.98	0.44
2:M:688:ILE:HD12	2:M:688:ILE:N	2.32	0.44
2:M:722:ILE:HD13	2:M:741:GLY:HA3	2.00	0.44
2:M:860:HIS:HA	2:M:866:PRO:HA	1.99	0.44
2:M:677:MET:C	2:M:873:PRO:HD3	2.38	0.44
3:N:1031:ASN:HD21	7:Z:32:ILE:CG2	2.31	0.44
3:N:1124:GLN:HA	3:N:1125:PRO:HD3	1.85	0.44
3:N:1205:TYR:CE1	3:N:1221:VAL:CG1	3.00	0.44
3:N:1254:GLN:O	3:N:1255:GLY:O	2.35	0.44
3:N:12:LEU:HD21	3:N:104:PHE:CE1	2.52	0.44
2:H:361:MET:CE	3:N:1314:LYS:HZ2	2.31	0.44
3:N:402:PRO:CA	3:N:443:VAL:HG23	2.48	0.44
3:N:806:PHE:C	3:N:808:THR:N	2.71	0.44
3:N:826:PRO:C	3:N:828:LYS:H	2.21	0.44
3:N:843:PHE:HB2	3:N:866:VAL:HG22	2.00	0.44
7:X:144:LYS:HE3	7:X:144:LYS:HB2	1.74	0.44
7:Z:43:TYR:O	7:Z:44:ASP:C	2.54	0.44
7:Z:48:LEU:HA	7:Z:48:LEU:HD13	1.77	0.44
1:B:44:LEU:C	1:B:48:ILE:HD13	2.38	0.44
2:C:184:MET:HE2	2:C:186:VAL:HG13	2.00	0.44
2:C:294:GLU:O	2:C:295:ASP:HB2	2.17	0.44
2:C:54:ILE:CD1	2:C:355:VAL:CG1	2.96	0.44
2:C:523:ILE:HG23	2:C:523:ILE:O	2.18	0.44
2:C:559:LEU:C	2:C:559:LEU:HD23	2.38	0.44
2:C:559:LEU:HD23	2:C:560:MET:N	2.32	0.44
2:C:630:ARG:HH11	2:C:630:ARG:CG	2.31	0.44
2:C:68:PHE:C	2:C:69:LEU:HD23	2.39	0.44
2:C:952:LEU:N	2:C:952:LEU:CD2	2.81	0.44
3:D:1256:LEU:HD12	3:D:1256:LEU:O	2.18	0.44

Continued on next page...

Continued from previous page...

Atom-1	Atom-2	Interatomic distance (Å)	Clash overlap (Å)
3:D:1346:ARG:HD2	3:D:1346:ARG:HA	1.84	0.44
3:D:1426:LYS:HG2	3:D:1426:LYS:O	2.18	0.44
3:D:177:ALA:N	3:D:388:HIS:O	2.48	0.44
3:D:210:ARG:N	3:D:389:GLU:HB2	2.32	0.44
3:D:481:MET:SD	3:D:1388:ARG:CG	3.04	0.44
3:D:1484:THR:HG21	4:E:18:ARG:HD2	2.00	0.44
1:G:36:LEU:C	1:G:39:PRO:HD2	2.38	0.44
2:H:1006:HIS:O	3:I:627:GLY:HA2	2.18	0.44
2:H:89:THR:CA	2:H:129:ILE:O	2.59	0.44
2:H:158:TYR:CZ	2:H:313:LEU:HD11	2.53	0.44
2:H:139:GLN:NE2	2:H:415:PRO:HD3	2.33	0.44
2:H:603:VAL:HB	2:H:646:GLY:H	1.83	0.44
2:H:816:LYS:O	2:H:819:VAL:HB	2.17	0.44
2:H:896:PHE:CE2	2:H:925:TYR:CB	3.01	0.44
2:H:95:TYR:CD1	2:H:95:TYR:N	2.85	0.44
2:H:878:SER:CA	3:I:1034:GLN:HE22	2.29	0.44
3:I:1066:THR:HG22	3:I:1069:GLU:CB	2.45	0.44
3:I:133:ILE:CG2	3:I:134:VAL:N	2.80	0.44
3:I:1364:HIS:ND1	3:I:1365:ASP:N	2.65	0.44
3:I:792:ILE:HG13	3:I:860:LEU:HD13	2.00	0.44
1:K:175:ARG:HE	1:K:176:ARG:HB3	1.81	0.44
1:K:26:GLU:CB	1:K:27:PRO:HA	2.48	0.44
1:K:31:GLY:O	1:K:34:VAL:HG12	2.18	0.44
1:K:99:LEU:CD2	1:K:122:ILE:HD11	2.48	0.44
2:M:1086:ARG:HG3	2:M:1111:ILE:HD12	1.99	0.44
2:M:368:THR:CB	2:M:369:PRO:CD	2.91	0.44
2:M:463:GLU:HA	2:M:463:GLU:OE2	2.18	0.44
2:M:511:GLU:O	2:M:526:PRO:HD3	2.17	0.44
2:M:560:MET:O	2:M:564:MET:HG2	2.17	0.44
2:M:704:HIS:CB	2:M:831:ARG:HE	2.30	0.44
2:M:850:ALA:HA	3:N:632:VAL:HG11	2.00	0.44
2:M:516:ARG:CG	3:N:1068:LEU:HD13	2.47	0.44
3:N:1098:LEU:HD21	3:N:1229:ILE:CB	2.45	0.44
3:N:1256:LEU:O	3:N:1259:VAL:N	2.51	0.44
3:N:1101:VAL:CG1	3:N:1424:VAL:O	2.66	0.44
3:N:882:PHE:O	3:N:886:VAL:HG23	2.18	0.44
3:N:907:GLU:HG2	3:N:909:ASN:H	1.82	0.44
2:M:873:PRO:HB3	3:N:949:ILE:CD1	2.47	0.44
3:I:987:GLU:OE1	7:Y:120:SER:CB	2.66	0.44
7:Z:20:GLU:HA	7:Z:20:GLU:OE1	2.18	0.44
1:A:19:GLU:N	1:A:19:GLU:OE1	2.50	0.43

Continued on next page...

Continued from previous page...

Atom-1	Atom-2	Interatomic distance (Å)	Clash overlap (Å)
2:C:494:TYR:CD1	2:C:494:TYR:N	2.86	0.43
2:C:620:LEU:O	2:C:620:LEU:HD12	2.18	0.43
2:C:983:ILE:O	2:C:984:GLU:C	2.56	0.43
3:D:1047:LYS:NZ	3:D:1053:PHE:HA	2.32	0.43
3:D:1161:GLU:CG	3:D:1164:ARG:HB2	2.46	0.43
3:D:1319:VAL:HG23	3:D:1319:VAL:O	2.18	0.43
3:D:149:LYS:HE3	3:D:149:LYS:N	2.33	0.43
3:D:434:ARG:HB3	3:D:447:VAL:HG23	2.00	0.43
3:D:508:ARG:HB3	3:D:509:PRO:HD2	1.99	0.43
3:D:520:LEU:HD21	3:D:524:LEU:HB3	2.00	0.43
3:D:633:VAL:O	3:D:635:PRO:HD3	2.18	0.43
3:D:875:THR:CG2	3:D:879:ARG:CB	2.95	0.43
3:D:926:LYS:O	3:D:929:ARG:HB2	2.18	0.43
3:D:996:TRP:O	3:D:999:THR:N	2.51	0.43
1:F:106:PRO:HG3	1:F:134:GLU:CD	2.38	0.43
1:F:49:PRO:CA	1:F:148:VAL:HG22	2.48	0.43
1:G:128:HIS:CE1	1:G:131:THR:HG23	2.52	0.43
1:G:58:ILE:HB	1:G:61:VAL:CB	2.47	0.43
2:H:575:GLN:HB3	2:H:671:ASN:ND2	2.32	0.43
2:H:577:PRO:HG3	2:H:993:PHE:CD1	2.52	0.43
2:H:691:SER:C	2:H:693:GLU:N	2.71	0.43
3:I:1040:GLY:O	3:I:1060:SER:HB3	2.18	0.43
3:I:1229:ILE:HG22	3:I:1229:ILE:O	2.18	0.43
3:I:1256:LEU:O	3:I:1259:VAL:N	2.51	0.43
3:I:1358:ALA:O	7:Y:55:LYS:NZ	2.47	0.43
3:I:143:ASN:ND2	3:I:143:ASN:N	2.66	0.43
3:I:158:TYR:HE1	3:I:452:ILE:HD11	1.82	0.43
3:I:93:ILE:CG2	3:I:551:ASN:HD22	2.30	0.43
3:I:669:ASN:ND2	3:I:672:ALA:H	2.15	0.43
3:I:922:LEU:N	3:I:922:LEU:CD2	2.81	0.43
1:L:60:ASP:N	1:L:60:ASP:OD2	2.51	0.43
2:M:1009:SER:OG	2:M:1010:THR:N	2.51	0.43
2:M:128:ILE:N	2:M:128:ILE:HD12	2.33	0.43
2:M:249:LYS:HB3	2:M:250:ARG:H	1.58	0.43
2:M:36:PRO:HG2	2:M:70:GLU:HB3	2.00	0.43
2:M:553:ASP:OD2	2:M:881:ASN:HA	2.18	0.43
2:M:901:TYR:N	2:M:901:TYR:CD1	2.86	0.43
3:N:1259:VAL:O	3:N:1263:PHE:HD1	2.01	0.43
3:N:1447:LEU:N	3:N:1447:LEU:HD12	2.33	0.43
3:N:1451:ALA:O	3:N:1452:ILE:C	2.56	0.43
3:N:1481:VAL:C	3:N:1483:PHE:N	2.72	0.43

Continued on next page...

Continued from previous page...

Atom-1	Atom-2	Interatomic distance (Å)	Clash overlap (Å)
3:N:699:VAL:HB	3:N:716:PHE:O	2.18	0.43
3:N:759:ALA:HA	3:N:763:MET:HE2	2.00	0.43
3:N:987:GLU:HA	3:N:987:GLU:OE2	2.18	0.43
7:X:5:VAL:CG1	7:X:72:ALA:HB2	2.47	0.43
7:X:77:GLU:O	7:X:77:GLU:HG3	2.18	0.43
2:C:1036:GLU:O	2:C:1039:ALA:HB3	2.18	0.43
2:C:501:THR:HG21	2:C:513:VAL:HG13	1.99	0.43
2:C:691:SER:C	2:C:693:GLU:N	2.70	0.43
2:C:708:TYR:HE2	2:C:793:PRO:HG2	1.83	0.43
2:C:701:THR:CG2	2:C:832:LYS:HG2	2.48	0.43
3:D:1125:PRO:HB2	3:D:1126:ASP:H	1.59	0.43
3:D:441:ARG:NH1	3:D:445:ARG:CZ	2.80	0.43
3:D:465:LEU:HD22	3:D:510:GLU:N	2.33	0.43
3:D:63:TYR:HB3	3:D:68:PHE:CD1	2.52	0.43
4:E:24:ALA:O	4:E:27:ALA:N	2.50	0.43
1:F:174:VAL:CG1	1:F:200:TRP:O	2.66	0.43
1:F:88:ARG:O	1:F:120:VAL:HG23	2.18	0.43
2:H:365:ASP:CG	2:H:365:ASP:O	2.56	0.43
2:H:395:LYS:HD3	2:H:397:GLU:OE2	2.17	0.43
2:H:455:LEU:CD1	2:H:456:ALA:O	2.62	0.43
2:H:495:THR:CG2	2:H:517:ARG:HE	2.29	0.43
2:H:897:LEU:HD21	2:H:921:ALA:N	2.34	0.43
3:I:1037:GLN:OE1	3:I:1042:ARG:NH1	2.50	0.43
3:I:1330:ILE:HG22	3:I:1331:ASP:N	2.34	0.43
3:I:1389:LEU:O	3:I:1390:LEU:HB2	2.17	0.43
3:I:206:ARG:HH21	3:I:441:ARG:HH21	1.62	0.43
3:I:511:TRP:N	3:I:511:TRP:CE3	2.86	0.43
3:I:827:ILE:HA	3:I:836:VAL:CG1	2.48	0.43
3:I:804:LEU:CD2	3:I:831:GLY:CA	2.94	0.43
3:I:936:TYR:HD1	3:I:937:TYR:CD1	2.36	0.43
1:K:137:ARG:HG3	1:K:137:ARG:NH1	2.33	0.43
1:K:41:ARG:HG3	1:K:177:VAL:HG12	1.99	0.43
1:K:88:ARG:NH1	1:K:90:LEU:CD1	2.71	0.43
1:K:89:PHE:HD2	1:K:94:LEU:O	1.99	0.43
1:L:215:VAL:HG23	1:L:216:GLU:N	2.32	0.43
2:M:141:HIS:CD2	2:M:141:HIS:N	2.85	0.43
2:M:143:SER:O	2:M:144:PRO:C	2.55	0.43
2:M:442:GLU:HG3	2:M:442:GLU:O	2.19	0.43
2:M:68:PHE:CD1	2:M:69:LEU:N	2.86	0.43
2:M:739:GLU:HB2	2:M:742:VAL:HB	2.00	0.43
1:K:65:PHE:CE1	2:M:799:ILE:HB	2.53	0.43

Continued on next page...

Continued from previous page...

Atom-1	Atom-2	Interatomic distance (Å)	Clash overlap (Å)
3:N:1466:VAL:O	3:N:1469:GLY:N	2.50	0.43
3:N:409:VAL:CG1	3:N:410:SER:N	2.80	0.43
3:N:493:ARG:CG	3:N:494:LYS:N	2.81	0.43
3:N:581:LEU:O	3:N:603:LEU:HG	2.18	0.43
3:N:654:LYS:O	3:N:658:LEU:HG	2.18	0.43
3:N:860:LEU:HD22	3:N:878:GLY:N	2.33	0.43
3:N:970:LYS:O	3:N:973:GLN:HG2	2.18	0.43
3:N:982:PHE:HD2	3:N:982:PHE:O	2.00	0.43
2:M:445:GLU:OE2	7:Z:44:ASP:CG	2.57	0.43
1:B:58:ILE:HD11	1:B:140:MET:HE3	1.99	0.43
2:C:1032:PHE:CE2	2:C:1037:VAL:HG22	2.53	0.43
2:C:1091:GLU:OE2	3:D:613:ARG:HG3	2.18	0.43
2:C:111:ASP:O	2:C:112:GLU:CD	2.56	0.43
2:C:267:TYR:CB	2:C:272:ALA:HB1	2.42	0.43
2:C:806:LEU:HD13	2:C:813:VAL:HG21	2.00	0.43
2:C:897:LEU:CD2	2:C:921:ALA:HA	2.46	0.43
3:D:1024:ALA:HB2	3:D:1035:ILE:HD11	1.99	0.43
3:D:1257:PRO:HA	3:D:1260:ILE:CD1	2.47	0.43
3:D:1305:LEU:HD12	3:D:1311:LEU:CD2	2.34	0.43
2:C:1103:ASP:OD1	3:D:2:LYS:HG3	2.18	0.43
3:D:362:GLU:O	3:D:379:ALA:HB1	2.18	0.43
3:D:501:ALA:HB1	3:D:1452:ILE:HG22	2.00	0.43
2:C:988:VAL:CG1	3:D:949:ILE:O	2.52	0.43
4:E:9:LEU:HD22	4:E:19:LEU:HD11	2.00	0.43
3:D:754:PHE:CZ	4:E:21:VAL:HA	2.54	0.43
1:F:206:THR:CG2	1:F:209:GLU:HG3	2.36	0.43
1:F:32:PHE:CE1	1:G:221:HIS:NE2	2.86	0.43
1:G:57:TYR:O	1:G:140:MET:HA	2.17	0.43
1:G:176:ARG:HG2	1:G:200:TRP:CE3	2.53	0.43
2:H:226:VAL:HG13	2:H:227:PHE:N	2.33	0.43
2:H:327:HIS:O	2:H:329:GLY:N	2.51	0.43
2:H:30:LEU:HA	2:H:44:ILE:HG13	2.00	0.43
2:H:46:ALA:O	2:H:50:GLU:HG2	2.18	0.43
2:H:547:ILE:HA	2:H:548:PRO:HD3	1.82	0.43
3:I:1041:LEU:HB2	3:I:1059:SER:O	2.18	0.43
3:I:1108:ARG:HD3	3:I:1108:ARG:N	2.32	0.43
3:I:1218:GLY:O	4:J:17:TYR:CE2	2.71	0.43
3:I:1281:VAL:CG1	3:I:1282:ARG:N	2.81	0.43
3:I:1336:LEU:CD1	3:I:1341:PRO:HG3	2.47	0.43
3:I:638:LYS:O	3:I:640:HIS:N	2.50	0.43
3:I:820:GLU:CB	3:I:836:VAL:HG21	2.47	0.43

Continued on next page...

Continued from previous page...

Atom-1	Atom-2	Interatomic distance (Å)	Clash overlap (Å)
4:J:53:GLY:C	4:J:55:PHE:N	2.70	0.43
1:L:31:GLY:N	1:L:193:ASP:OD1	2.52	0.43
2:M:343:GLN:NE2	2:M:343:GLN:CA	2.81	0.43
2:M:486:MET:HE3	2:M:491:GLU:HA	1.99	0.43
2:M:588:VAL:HG11	2:M:661:SER:HB2	1.98	0.43
2:M:928:LYS:HA	2:M:928:LYS:HD2	1.85	0.43
3:N:1138:ALA:O	3:N:1141:GLU:HB2	2.19	0.43
3:N:490:ALA:O	3:N:493:ARG:HG3	2.17	0.43
3:N:860:LEU:HA	3:N:877:PRO:HB2	2.00	0.43
3:N:95:LEU:HD22	3:N:574:LEU:HD21	1.99	0.43
3:N:908:LYS:NZ	7:Z:35:GLU:CD	2.72	0.43
1:A:55:SER:HB3	1:A:143:ARG:HB3	1.99	0.43
1:A:45:LEU:CD1	1:A:45:LEU:N	2.81	0.43
1:B:59:GLU:HG2	1:B:139:ASN:HB3	2.00	0.43
1:B:74:ASP:O	1:B:75:VAL:C	2.55	0.43
2:C:1012:PRO:CD	2:C:1026:GLN:HB2	2.49	0.43
2:C:113:VAL:O	2:C:115:LEU:CD2	2.66	0.43
2:C:184:MET:CE	2:C:186:VAL:CG1	2.97	0.43
2:C:455:LEU:HD13	2:C:459:ALA:HB3	2.00	0.43
2:C:682:TYR:O	2:C:850:ALA:HB3	2.18	0.43
2:C:571:LEU:CD1	2:C:701:THR:N	2.77	0.43
3:D:1347:TYR:HD2	3:D:1348:LEU:HD12	1.83	0.43
3:D:1437:ALA:HB3	3:D:1446:VAL:HG11	2.00	0.43
3:D:462:GLN:O	3:D:466:LYS:HG3	2.19	0.43
3:D:509:PRO:O	3:D:512:MET:HB2	2.18	0.43
3:D:58:CYS:HA	3:D:78:VAL:HG11	2.01	0.43
3:D:841:TYR:CD1	3:D:858:VAL:CG1	3.01	0.43
1:F:38:ASN:HB3	1:F:39:PRO:HD3	2.00	0.43
1:G:44:LEU:O	1:G:48:ILE:HD12	2.19	0.43
2:H:1014:SER:HB2	2:H:1021:LEU:CD1	2.49	0.43
2:H:269:LEU:C	2:H:269:LEU:HD23	2.38	0.43
2:H:379:GLU:O	2:H:383:ARG:HB3	2.19	0.43
2:H:537:LYS:HE2	2:H:537:LYS:HB2	1.82	0.43
2:H:635:THR:O	2:H:637:LEU:HG	2.17	0.43
2:H:928:LYS:HZ1	2:H:932:GLU:HG2	1.83	0.43
3:I:1135:ARG:CD	3:I:1139:ASP:HB2	2.37	0.43
3:I:1434:TRP:CZ3	3:I:1455:LYS:O	2.72	0.43
3:I:160:GLU:OE2	3:I:165:LYS:HD2	2.18	0.43
3:I:65:ARG:HA	3:I:65:ARG:HD2	1.87	0.43
4:J:19:LEU:HD12	4:J:23:VAL:HG23	2.00	0.43
1:K:182:GLU:CG	1:K:183:ASP:H	2.24	0.43

Continued on next page...

Continued from previous page...

Atom-1	Atom-2	Interatomic distance (Å)	Clash overlap (Å)
1:K:92:PRO:C	1:K:94:LEU:N	2.70	0.43
1:L:58:ILE:HG12	1:L:140:MET:HB3	2.00	0.43
1:L:87:VAL:CG2	1:L:144:VAL:HG11	2.44	0.43
2:M:146:VAL:CG2	2:M:162:ILE:HG13	2.45	0.43
2:M:177:GLU:OE2	2:M:179:ASN:HB2	2.18	0.43
2:M:670:GLN:HG3	2:M:700:TYR:CD1	2.53	0.43
2:M:742:VAL:CG1	2:M:743:VAL:N	2.81	0.43
2:M:792:VAL:HA	2:M:793:PRO:HD3	1.86	0.43
2:M:831:ARG:HH12	2:M:1002:GLU:CG	2.31	0.43
2:M:836:GLY:HA3	2:M:1001:VAL:CG2	2.34	0.43
2:M:682:TYR:O	2:M:850:ALA:HB3	2.18	0.43
3:N:1051:GLU:O	3:N:1051:GLU:HG3	2.18	0.43
3:N:1258:ARG:HH21	3:N:1351:GLU:HG2	1.83	0.43
3:N:127:LEU:HD22	3:N:134:VAL:CG2	2.49	0.43
3:N:1356:TYR:H	3:N:1356:TYR:HD1	1.67	0.43
3:N:1356:TYR:N	3:N:1356:TYR:CD1	2.87	0.43
3:N:1422:MET:HE3	3:N:1426:LYS:HE2	2.00	0.43
3:N:348:GLN:O	3:N:351:MET:HB2	2.18	0.43
3:N:72:VAL:CG2	3:N:77:GLY:HA2	2.48	0.43
3:N:888:GLU:O	3:N:889:ALA:C	2.57	0.43
7:X:141:ASP:OD2	7:X:142:THR:N	2.52	0.43
1:B:101:LEU:HD12	1:B:114:PHE:CA	2.49	0.43
2:C:1032:PHE:HD2	2:C:1037:VAL:CG2	2.32	0.43
2:C:1032:PHE:CE2	2:C:1037:VAL:HA	2.39	0.43
2:C:1076:VAL:HA	2:C:1077:PRO:HD3	1.87	0.43
2:C:1082:PRO:C	2:C:1084:SER:H	2.22	0.43
2:C:205:GLU:H	2:C:205:GLU:HG3	1.56	0.43
2:C:140:ILE:HA	2:C:332:ARG:O	2.18	0.43
2:C:474:VAL:HG13	2:C:530:GLU:C	2.38	0.43
2:C:787:ASP:O	2:C:787:ASP:OD1	2.37	0.43
2:C:874:LEU:HD23	3:D:1023:MET:SD	2.58	0.43
2:C:4:LYS:HZ2	2:C:917:LEU:HD21	1.81	0.43
3:D:1041:LEU:HD12	3:D:1057:VAL:O	2.18	0.43
3:D:128:TYR:HD2	3:D:128:TYR:HA	1.43	0.43
3:D:1321:ALA:O	3:D:1339:LYS:HD2	2.18	0.43
3:D:1358:ALA:O	7:X:55:LYS:NZ	2.47	0.43
3:D:142:LEU:HB3	3:D:144:GLY:H	1.83	0.43
3:D:880:ILE:CG2	3:D:881:LEU:H	2.31	0.43
2:C:984:GLU:CG	3:D:944:THR:O	2.66	0.43
3:D:945:SER:OG	3:D:947:ILE:HG23	2.17	0.43
4:E:92:LEU:O	4:E:93:TYR:CD2	2.72	0.43

Continued on next page...

Continued from previous page...

Atom-1	Atom-2	Interatomic distance (Å)	Clash overlap (Å)
1:F:45:LEU:CD1	1:F:177:VAL:HG21	2.49	0.43
1:F:189:ARG:HD3	1:F:189:ARG:HA	1.76	0.43
1:F:20:TYR:HH	1:F:198:ARG:HD3	1.83	0.43
2:H:157:ARG:CG	2:H:158:TYR:N	2.78	0.43
2:H:267:TYR:O	2:H:268:ASP:C	2.57	0.43
2:H:309:TYR:CE2	2:H:321:GLU:HB3	2.53	0.43
2:H:367:LEU:HD12	2:H:367:LEU:O	2.19	0.43
2:H:400:PRO:O	2:H:401:LEU:C	2.56	0.43
2:H:437:ARG:HG2	2:H:467:ILE:O	2.19	0.43
2:H:471:TYR:O	2:H:483:VAL:HG13	2.19	0.43
2:H:724:ARG:HG2	2:H:737:LEU:HD22	2.00	0.43
2:H:710:ILE:HB	2:H:790:LEU:HD22	2.00	0.43
3:I:1155:VAL:CG1	3:I:1177:ALA:HB1	2.48	0.43
3:I:1394:VAL:HB	3:I:1397:LYS:HB2	2.01	0.43
3:I:1466:VAL:O	3:I:1469:GLY:N	2.49	0.43
3:I:670:VAL:CG1	3:I:671:LYS:H	2.27	0.43
1:K:184:THR:CG2	1:K:185:ARG:H	2.31	0.43
1:K:210:ALA:O	1:K:211:LEU:C	2.57	0.43
1:K:56:VAL:CG1	1:K:57:TYR:N	2.78	0.43
1:K:82:LEU:O	1:K:85:LEU:HB3	2.19	0.43
1:L:185:ARG:CZ	3:N:692:GLU:CB	2.97	0.43
1:L:56:VAL:HG12	1:L:57:TYR:H	1.83	0.43
2:M:1038:TRP:O	2:M:1039:ALA:C	2.57	0.43
2:M:137:VAL:HG23	2:M:391:LEU:CD2	2.49	0.43
2:M:192:PRO:O	2:M:195:LEU:HB3	2.19	0.43
2:M:207:LEU:C	2:M:207:LEU:CD2	2.87	0.43
2:M:343:GLN:HE21	2:M:343:GLN:CA	2.30	0.43
2:M:383:ARG:HB2	2:M:383:ARG:NH1	2.32	0.43
2:M:474:VAL:CG2	2:M:478:VAL:O	2.58	0.43
2:M:598:GLU:HB2	2:M:615:TYR:CE1	2.53	0.43
2:M:838:LYS:NZ	2:M:846:LYS:NZ	2.66	0.43
2:M:886:LEU:HA	2:M:886:LEU:HD12	1.73	0.43
3:N:1110:ALA:O	3:N:1112:CYS:N	2.51	0.43
3:N:1190:SER:OG	3:N:1191:PRO:CD	2.65	0.43
3:N:1471:LEU:CD2	3:N:1477:GLY:HA2	2.48	0.43
3:N:97:THR:HB	3:N:571:LYS:HE2	2.00	0.43
3:N:704:ARG:CD	3:N:705:ALA:H	2.32	0.43
3:N:765:SER:OG	3:N:766:ALA:N	2.50	0.43
3:N:991:GLN:HE22	7:Z:113:LEU:HG	1.83	0.43
1:B:82:LEU:N	1:B:82:LEU:HD23	2.33	0.43
2:C:176:VAL:O	2:C:176:VAL:HG23	2.18	0.43

Continued on next page...

Continued from previous page...

Atom-1	Atom-2	Interatomic distance (Å)	Clash overlap (Å)
2:C:89:THR:HG21	2:C:383:ARG:NH2	2.32	0.43
2:C:399:ASN:O	2:C:402:SER:HB3	2.17	0.43
2:C:588:VAL:HG23	2:C:589:ARG:N	2.34	0.43
2:C:928:LYS:HD2	2:C:928:LYS:HA	1.76	0.43
3:D:908:LYS:CB	3:D:1027:GLY:HA3	2.38	0.43
3:D:1137:ARG:NH1	3:D:1137:ARG:HG3	2.32	0.43
3:D:181:ASP:CA	3:D:205:TYR:CD2	2.98	0.43
3:D:353:VAL:O	3:D:353:VAL:HG23	2.18	0.43
3:D:402:PRO:N	3:D:443:VAL:HG23	2.34	0.43
3:D:625:TYR:HB3	3:D:749:VAL:CG2	2.49	0.43
3:D:639:LEU:C	3:D:639:LEU:CD1	2.87	0.43
3:D:821:VAL:O	3:D:821:VAL:HG12	2.19	0.43
1:G:96:THR:HB	1:G:145:ASP:OD2	2.19	0.43
1:F:225:PHE:HD1	1:G:215:VAL:HG11	1.83	0.43
2:H:1092:LEU:HB3	2:H:1099:VAL:HG23	2.01	0.43
2:H:389:SER:C	2:H:391:LEU:N	2.71	0.43
2:H:409:ARG:HA	2:H:454:SER:HA	2.01	0.43
2:H:328:LEU:HD11	2:H:434:HIS:CD2	2.53	0.43
2:H:595:LEU:HA	2:H:595:LEU:HD12	1.81	0.43
2:H:690:ILE:CG1	2:H:694:LEU:HD12	2.48	0.43
2:H:690:ILE:HG13	2:H:694:LEU:HD12	1.99	0.43
2:H:853:LEU:HA	2:H:854:PRO:HD3	1.83	0.43
2:H:90:TYR:O	2:H:90:TYR:HD1	2.02	0.43
3:I:1108:ARG:NH2	3:I:1198:TYR:O	2.51	0.43
3:I:549:ASN:HD22	3:I:549:ASN:HA	1.52	0.43
3:I:700:VAL:HG13	3:I:718:PRO:HG2	2.00	0.43
3:I:80:VAL:HG12	3:I:81:THR:N	2.33	0.43
3:I:917:GLN:HA	3:I:920:LEU:HD12	2.00	0.43
4:J:59:ASN:HB3	4:J:62:THR:OG1	2.18	0.43
1:L:83:LYS:HE2	1:L:168:ASP:O	2.18	0.43
1:L:57:TYR:CD2	1:L:161:ARG:HG2	2.53	0.43
2:M:1019:GLN:HG3	3:N:621:LYS:HZ2	1.82	0.43
2:M:206:THR:CG2	2:M:207:LEU:N	2.82	0.43
2:M:455:LEU:HD12	2:M:456:ALA:N	2.34	0.43
1:K:42:ARG:CZ	2:M:857:ASP:HB3	2.48	0.43
3:N:1159:ARG:CG	3:N:1159:ARG:NH1	2.81	0.43
3:N:1434:TRP:CG	3:N:1435:LEU:N	2.87	0.43
3:N:813:LEU:CD1	3:N:814:ALA:N	2.76	0.43
3:N:84:ILE:HG13	3:N:85:VAL:N	2.33	0.43
3:N:86:ARG:HD3	3:N:523:ASP:OD2	2.18	0.43
7:X:115:THR:HB	7:X:116:PRO:CD	2.47	0.43

Continued on next page...

Continued from previous page...

Atom-1	Atom-2	Interatomic distance (Å)	Clash overlap (Å)
7:Z:133:ARG:N	7:Z:136:ASP:OD2	2.34	0.43
1:A:78:ILE:O	1:A:81:ASN:N	2.52	0.43
1:B:104:GLU:HA	1:B:136:GLY:O	2.19	0.43
1:B:52:ALA:HB1	1:B:170:VAL:N	2.34	0.43
1:B:58:ILE:HD12	1:B:58:ILE:N	2.33	0.43
2:C:1004:LYS:CG	3:D:630:VAL:HG23	2.49	0.43
2:C:1024:LYS:HE3	2:C:1024:LYS:CA	2.46	0.43
2:C:282:GLY:C	2:C:283:ILE:CG1	2.85	0.43
2:C:948:GLU:CD	2:C:955:PRO:HA	2.39	0.43
2:C:979:THR:HG23	2:C:981:GLU:N	2.22	0.43
2:C:994:ILE:HG22	2:C:995:MET:N	2.32	0.43
3:D:12:LEU:HD21	3:D:104:PHE:HE1	1.83	0.43
3:D:1173:LEU:HD12	3:D:1176:LYS:HE2	2.00	0.43
3:D:1283:ILE:HD11	3:D:1314:LYS:HA	2.01	0.43
3:D:1385:GLY:HA2	3:D:1413:THR:HG21	2.01	0.43
3:D:1495:ILE:HD13	3:D:1495:ILE:HA	1.95	0.43
3:D:348:GLN:HB3	3:D:349:PRO:HD2	2.01	0.43
3:D:52:PRO:O	3:D:86:ARG:CG	2.66	0.43
3:D:54:LYS:HG3	3:D:55:ASP:N	2.33	0.43
3:D:788:GLY:O	3:D:792:ILE:HG22	2.18	0.43
3:D:925:GLU:OE1	4:E:7:ASP:OD2	2.36	0.43
4:E:85:LEU:HD23	4:E:85:LEU:C	2.38	0.43
1:F:82:LEU:HD13	1:F:142:VAL:HG11	2.00	0.43
2:H:1047:HIS:HA	2:H:1050:GLN:HB3	2.01	0.43
2:H:1084:SER:HA	2:H:1087:VAL:HG12	2.01	0.43
2:H:198:ARG:CZ	2:H:203:ASP:HA	2.48	0.43
2:H:335:THR:O	2:H:336:VAL:C	2.57	0.43
2:H:574:ALA:O	2:H:662:GLU:OE1	2.36	0.43
2:H:850:ALA:HA	3:I:632:VAL:HG13	2.01	0.43
3:I:1026:SER:O	3:I:1028:ALA:N	2.51	0.43
3:I:996:TRP:CZ2	3:I:1056:PRO:HG2	2.53	0.43
3:I:1353:GLN:HB3	3:I:1357:ARG:NE	2.33	0.43
3:I:1380:GLU:HB2	3:I:1420:LEU:HD11	2.01	0.43
3:I:1425:THR:C	3:I:1429:LEU:HD13	2.35	0.43
3:I:52:PRO:CG	3:I:80:VAL:HG22	2.48	0.43
3:I:620:GLY:O	3:I:621:LYS:HG2	2.19	0.43
3:I:646:LYS:O	3:I:649:ALA:HB3	2.19	0.43
4:J:24:ALA:O	4:J:27:ALA:N	2.52	0.43
2:M:111:ASP:N	2:M:111:ASP:OD1	2.51	0.43
2:M:120:LEU:O	2:M:127:PHE:CD2	2.71	0.43
2:M:151:ASP:OD1	2:M:152:PRO:HD2	2.18	0.43

Continued on next page...

Continued from previous page...

Atom-1	Atom-2	Interatomic distance (Å)	Clash overlap (Å)
2:M:175:GLU:HG2	2:M:176:VAL:H	1.83	0.43
2:M:626:ARG:H	2:M:639:GLN:NE2	2.16	0.43
2:M:705:ILE:HD12	2:M:705:ILE:N	2.34	0.43
2:M:795:GLY:O	2:M:796:GLU:HG2	2.18	0.43
2:M:944:LEU:CD2	2:M:953:VAL:HG21	2.49	0.43
3:N:1043:GLY:O	3:N:1057:VAL:HG23	2.18	0.43
3:N:1209:LEU:HG	3:N:1219:GLU:OE1	2.19	0.43
3:N:1288:GLU:HG3	3:N:1307:LYS:CE	2.49	0.43
3:N:180:LYS:N	3:N:180:LYS:HD2	2.34	0.43
3:N:462:GLN:CG	3:N:466:LYS:HE3	2.39	0.43
3:N:549:ASN:HD22	3:N:549:ASN:HA	1.62	0.43
3:N:764:LEU:HD12	3:N:765:SER:N	2.31	0.43
3:N:907:GLU:O	3:N:911:LEU:HD13	2.19	0.43
7:Z:83:ILE:HG12	7:Z:89:VAL:HG21	2.01	0.43
1:A:149:GLY:O	1:A:171:PHE:HB2	2.18	0.43
1:A:20:TYR:HD2	1:A:21:GLY:H	1.66	0.43
1:B:219:ARG:O	1:B:222:LEU:N	2.51	0.43
2:C:22:GLN:NE2	2:C:336:VAL:HG21	2.34	0.43
2:C:627:ARG:O	2:C:638:ASP:HB3	2.18	0.43
2:C:662:GLU:O	2:C:663:ASN:HB2	2.18	0.43
2:C:683:ASN:CA	2:C:687:ALA:HB3	2.47	0.43
2:C:776:SER:HA	2:C:780:GLU:HB3	2.01	0.43
3:D:1105:ILE:CD1	3:D:1105:ILE:H	2.30	0.43
3:D:1109:GLU:HG2	3:D:1201:CYS:HB2	2.00	0.43
3:D:119:SER:CB	3:D:123:LEU:H	2.31	0.43
3:D:181:ASP:O	3:D:204:LEU:HA	2.19	0.43
3:D:50:PHE:CG	3:D:522:PRO:CG	3.01	0.43
3:D:667:ALA:HA	3:D:668:PRO:HD3	1.82	0.43
3:D:704:ARG:CD	3:D:705:ALA:H	2.32	0.43
1:G:165:ILE:HD12	1:G:165:ILE:O	2.19	0.43
2:H:111:ASP:C	2:H:112:GLU:HG2	2.39	0.43
2:H:351:LEU:HD12	2:H:351:LEU:C	2.39	0.43
2:H:596:TYR:N	2:H:596:TYR:CD1	2.87	0.43
3:I:415:VAL:CG1	3:I:416:ALA:N	2.82	0.43
3:I:403:PHE:CE2	3:I:444:VAL:HG23	2.54	0.43
3:I:581:LEU:O	3:I:603:LEU:HG	2.19	0.43
3:I:871:LYS:HB3	3:I:871:LYS:HE2	1.81	0.43
2:M:1013:TYR:HA	2:M:1019:GLN:O	2.19	0.43
2:M:182:VAL:C	2:M:193:LEU:CD1	2.87	0.43
2:M:720:GLU:OE2	2:M:760:SER:HB3	2.19	0.43
2:M:855:VAL:HG13	2:M:856:GLU:N	2.33	0.43

Continued on next page...

Continued from previous page...

Atom-1	Atom-2	Interatomic distance (Å)	Clash overlap (Å)
3:N:57:GLU:O	3:N:80:VAL:HG21	2.19	0.43
3:N:812:ALA:HB1	3:N:816:HIS:HD2	1.79	0.43
3:N:841:TYR:HB3	3:N:843:PHE:CE1	2.53	0.43
3:N:850:LEU:CD1	3:N:850:LEU:H	2.25	0.43
3:N:916:TYR:O	3:N:920:LEU:HD12	2.18	0.43
7:X:133:ARG:O	7:X:134:VAL:C	2.57	0.43
7:Y:147:ARG:NH2	7:Y:149:PHE:CZ	2.87	0.43
3:N:1359:GLN:NE2	7:Z:33:LEU:HD21	2.33	0.43
7:Z:62:ILE:N	7:Z:62:ILE:CD1	2.81	0.43
1:A:92:PRO:C	1:A:94:LEU:H	2.21	0.43
1:B:58:ILE:HG21	1:B:61:VAL:HG23	2.00	0.43
2:C:1004:LYS:HA	2:C:1004:LYS:HD3	1.84	0.43
2:C:1008:ARG:NE	2:C:1027:PHE:O	2.50	0.43
2:C:184:MET:HB2	2:C:193:LEU:HG	2.01	0.43
2:C:2:GLU:C	2:C:3:ILE:HD12	2.40	0.43
2:C:110:GLU:CB	2:C:369:PRO:HB3	2.48	0.43
2:C:599:GLU:HG3	2:C:600:ASP:H	1.83	0.43
2:C:810:ASP:HB3	2:C:813:VAL:HG12	2.01	0.43
2:C:833:LEU:HD12	2:C:837:ASP:OD2	2.18	0.43
2:C:865:THR:HA	2:C:866:PRO:HD3	1.70	0.43
2:C:99:GLN:HE21	2:C:101:ILE:HD11	1.83	0.43
3:D:1123:PHE:CE2	3:D:1184:GLN:CA	2.89	0.43
3:D:1132:LEU:N	3:D:1132:LEU:HD12	2.34	0.43
4:E:61:VAL:CG2	4:E:62:THR:N	2.82	0.43
1:F:151:VAL:HB	1:F:169:ALA:HB3	2.00	0.43
1:G:202:ASP:C	1:G:202:ASP:OD1	2.56	0.43
2:H:1041:GLU:HB2	3:I:1223:ILE:HD13	2.01	0.43
2:H:163:ILE:HA	2:H:164:PRO:HD3	1.81	0.43
2:H:1:MET:SD	2:H:1:MET:O	2.76	0.43
2:H:242:LEU:HD21	2:H:254:VAL:HG11	1.99	0.43
2:H:578:VAL:HG23	2:H:579:VAL:HG12	2.01	0.43
2:H:582:GLY:C	2:H:583:LEU:HD12	2.39	0.43
2:H:71:TYR:N	2:H:71:TYR:CD2	2.84	0.43
2:H:897:LEU:CD2	2:H:921:ALA:HA	2.49	0.43
2:H:966:LEU:HD12	2:H:966:LEU:HA	1.74	0.43
3:I:1183:ILE:H	3:I:1183:ILE:HD12	1.84	0.43
3:I:127:LEU:HD11	3:I:461:ILE:HD11	2.00	0.43
3:I:1323:GLN:O	3:I:1325:LEU:HD13	2.19	0.43
3:I:1274:ILE:CG1	3:I:1334:GLN:HE21	2.28	0.43
3:I:1440:PHE:CD2	3:I:1441:GLN:N	2.87	0.43
3:I:470:LEU:HD12	3:I:503:LEU:CD2	2.47	0.43

Continued on next page...

Continued from previous page...

Atom-1	Atom-2	Interatomic distance (Å)	Clash overlap (Å)
3:I:639:LEU:HD12	3:I:640:HIS:H	1.84	0.43
1:K:90:LEU:H	1:K:94:LEU:CD1	2.31	0.43
1:L:211:LEU:O	1:L:214:ALA:HB3	2.19	0.43
2:M:113:VAL:CG2	2:M:113:VAL:O	2.66	0.43
2:M:22:GLN:NE2	2:M:336:VAL:HG21	2.33	0.43
2:M:140:ILE:HD11	2:M:412:ALA:CB	2.49	0.43
2:M:432:ARG:HH22	3:N:1047:LYS:HE3	1.84	0.43
2:M:626:ARG:HB3	2:M:629:TYR:CD1	2.53	0.43
2:M:571:LEU:CD2	2:M:670:GLN:HE21	2.27	0.43
2:M:810:ASP:HB3	2:M:813:VAL:HG12	2.01	0.43
3:N:1031:ASN:ND2	7:Z:32:ILE:CG2	2.81	0.43
3:N:1034:GLN:O	3:N:1037:GLN:N	2.46	0.43
3:N:1256:LEU:O	3:N:1257:PRO:C	2.56	0.43
3:N:1262:LEU:HA	3:N:1262:LEU:HD12	1.64	0.43
3:N:1348:LEU:CD1	3:N:1348:LEU:N	2.81	0.43
3:N:142:LEU:HD23	3:N:144:GLY:O	2.19	0.43
3:N:347:VAL:HG13	3:N:351:MET:CB	2.42	0.43
3:N:511:TRP:N	3:N:511:TRP:CE3	2.87	0.43
2:M:684:PHE:CB	3:N:633:VAL:HG21	2.49	0.43
3:N:87:ARG:HD2	3:N:88:TYR:CE2	2.53	0.43
7:X:128:ALA:O	7:X:138:LEU:HD13	2.18	0.43
7:Y:102:VAL:HG22	7:Y:117:MET:O	2.19	0.43
1:A:31:GLY:N	1:A:193:ASP:OD1	2.41	0.43
1:A:33:GLY:O	1:A:195:LEU:HD22	2.19	0.43
1:B:111:ALA:HB3	1:B:124:ASN:O	2.19	0.43
2:C:1019:GLN:CD	3:D:621:LYS:CB	2.87	0.43
2:C:218:VAL:HG22	2:C:221:LEU:CD2	2.48	0.43
2:C:47:ALA:HB2	2:C:345:ARG:HD2	2.01	0.43
2:C:462:ASP:HB3	2:C:468:ARG:HD2	2.00	0.43
2:C:470:PRO:HB3	2:C:485:TYR:CZ	2.54	0.43
2:C:676:ILE:O	2:C:676:ILE:HG23	2.19	0.43
2:C:80:GLN:H	2:C:80:GLN:HG2	1.61	0.43
3:D:1281:VAL:HG21	3:D:1313:VAL:HG22	2.00	0.43
3:D:1283:ILE:HG22	3:D:1284:GLU:N	2.34	0.43
3:D:1356:TYR:H	3:D:1356:TYR:HD1	1.67	0.43
3:D:1487:VAL:CG1	3:D:1488:ASP:N	2.82	0.43
3:D:141:ILE:CG1	3:D:448:GLU:OE1	2.67	0.43
3:D:728:LEU:CD2	3:D:745:MET:SD	3.07	0.43
3:D:639:LEU:CD2	3:D:766:ALA:HA	2.48	0.43
3:D:838:ARG:HD2	3:D:838:ARG:H	1.84	0.43
3:D:880:ILE:O	3:D:881:LEU:C	2.56	0.43

Continued on next page...

Continued from previous page...

Atom-1	Atom-2	Interatomic distance (Å)	Clash overlap (Å)
1:F:26:GLU:CB	1:F:27:PRO:HA	2.48	0.43
1:F:92:PRO:C	1:F:94:LEU:N	2.72	0.43
1:F:99:LEU:N	1:F:99:LEU:CD1	2.78	0.43
2:H:1035:MET:HG2	3:I:707:THR:O	2.19	0.43
2:H:1036:GLU:H	2:H:1036:GLU:CD	2.16	0.43
2:H:153:ALA:O	2:H:155:PRO:CD	2.67	0.43
2:H:281:LEU:CG	2:H:282:GLY:N	2.68	0.43
2:H:327:HIS:C	2:H:329:GLY:N	2.72	0.43
2:H:358:ARG:HH22	2:H:374:ASN:CG	2.21	0.43
2:H:374:ASN:O	2:H:377:PRO:HD2	2.19	0.43
2:H:621:VAL:HG12	2:H:622:GLU:H	1.84	0.43
2:H:676:ILE:HD12	2:H:871:LEU:HB2	2.01	0.43
3:I:1140:ILE:HG21	3:I:1175:ILE:CD1	2.39	0.43
3:I:1346:ARG:HD2	3:I:1346:ARG:HA	1.80	0.43
3:I:1457:ASP:C	3:I:1457:ASP:OD1	2.57	0.43
3:I:1459:LEU:CD2	3:I:1470:ARG:NH2	2.64	0.43
3:I:1481:VAL:C	3:I:1483:PHE:N	2.69	0.43
3:I:554:LEU:HD11	3:I:571:LYS:CE	2.48	0.43
3:I:714:GLN:HB2	3:I:716:PHE:CE1	2.54	0.43
3:I:765:SER:C	3:I:767:HIS:H	2.22	0.43
3:I:927:THR:O	3:I:928:ALA:C	2.58	0.43
1:K:23:PHE:CD2	1:K:211:LEU:HD22	2.54	0.43
2:M:187:ASN:O	2:M:188:LYS:CB	2.64	0.43
2:M:338:GLU:C	2:M:341:THR:HG22	2.39	0.43
2:M:404:LEU:HA	2:M:407:LYS:CD	2.42	0.43
2:M:939:ARG:HE	2:M:939:ARG:CA	2.09	0.43
3:N:1144:LEU:HD11	3:N:1186:VAL:HG21	2.01	0.43
3:N:1434:TRP:HE1	3:N:1435:LEU:CD1	2.31	0.43
3:N:359:ALA:H	3:N:385:VAL:HB	1.83	0.43
3:N:970:LYS:HG2	3:N:995:LEU:HD13	1.99	0.43
1:B:157:GLY:O	1:B:159:LYS:HE3	2.19	0.42
1:B:95:GLN:HE21	1:B:95:GLN:HB2	1.54	0.42
2:C:102:HIS:HD2	2:C:106:GLY:O	2.02	0.42
2:C:109:LYS:HE2	2:C:111:ASP:OD2	2.19	0.42
2:C:193:LEU:N	2:C:193:LEU:CD1	2.81	0.42
2:C:216:GLU:O	2:C:219:GLN:CD	2.57	0.42
2:C:290:LEU:N	2:C:290:LEU:HD23	2.27	0.42
2:C:408:ARG:NH2	2:C:455:LEU:CD1	2.65	0.42
2:C:794:PRO:HG2	2:C:1025:ALA:HA	1.99	0.42
2:C:79:PRO:HG2	2:C:82:GLU:HB2	2.00	0.42
2:C:861:LEU:CG	2:C:862:PRO:CD	2.89	0.42

Continued on next page...

Continued from previous page...

Atom-1	Atom-2	Interatomic distance (Å)	Clash overlap (Å)
3:D:590:PRO:O	3:D:600:LEU:CD1	2.67	0.42
3:D:581:LEU:O	3:D:603:LEU:HB2	2.19	0.42
3:D:699:VAL:HB	3:D:716:PHE:O	2.19	0.42
3:D:851:LEU:H	3:D:851:LEU:HG	1.41	0.42
1:G:14:ARG:NH1	1:G:14:ARG:HB2	2.34	0.42
1:G:211:LEU:O	1:G:214:ALA:HB3	2.18	0.42
2:H:140:ILE:HD11	2:H:412:ALA:HA	2.01	0.42
2:H:806:LEU:HD12	2:H:822:VAL:CG2	2.48	0.42
2:H:952:LEU:N	2:H:952:LEU:CD2	2.81	0.42
3:I:1014:ASN:C	3:I:1016:PRO:HD3	2.40	0.42
3:I:150:ARG:CB	3:I:150:ARG:NH1	2.82	0.42
3:I:206:ARG:HA	3:I:206:ARG:HD3	1.77	0.42
2:H:1103:ASP:OD2	3:I:3:LYS:HD2	2.19	0.42
3:I:486:ARG:HA	3:I:489:ARG:HG2	2.00	0.42
3:I:566:ILE:HG12	2:M:180:GLY:CA	2.49	0.42
3:I:996:TRP:O	3:I:997:THR:C	2.56	0.42
1:L:102:LYS:HB2	1:L:139:ASN:ND2	2.34	0.42
2:M:300:ASP:C	2:M:302:VAL:N	2.61	0.42
2:M:39:ARG:O	2:M:40:GLU:C	2.57	0.42
2:M:333:ILE:CD1	2:M:410:ILE:HG12	2.48	0.42
2:M:439:CYS:SG	2:M:441:VAL:HG23	2.60	0.42
2:M:775:ARG:O	2:M:779:GLY:C	2.58	0.42
2:M:810:ASP:HA	2:M:811:PRO:HD3	1.90	0.42
2:M:835:VAL:HG13	2:M:836:GLY:N	2.34	0.42
2:M:839:LEU:CB	2:M:995:MET:O	2.67	0.42
3:N:1000:THR:CG2	3:N:1001:GLU:H	2.30	0.42
3:N:1018:ASN:HB3	3:N:1021:TYR:CB	2.48	0.42
3:N:1161:GLU:CG	3:N:1164:ARG:HB2	2.49	0.42
3:N:1165:TYR:CD2	3:N:1214:PRO:HG3	2.54	0.42
3:N:415:VAL:HG13	3:N:419:ASP:CB	2.41	0.42
3:N:508:ARG:HB3	3:N:510:GLU:OE2	2.18	0.42
3:N:978:TYR:HB2	3:N:983:LEU:HD11	2.01	0.42
4:O:35:PHE:CD2	4:O:35:PHE:O	2.72	0.42
4:O:47:LYS:HA	4:O:54:LEU:CB	2.40	0.42
4:O:84:ARG:NH1	4:O:84:ARG:HG3	2.33	0.42
1:A:41:ARG:HG3	1:A:41:ARG:NH1	2.27	0.42
1:A:85:LEU:HA	1:A:124:ASN:HD22	1.84	0.42
1:B:221:HIS:HA	1:B:224:TYR:HD2	1.84	0.42
2:C:292:ARG:HD2	2:C:299:LYS:CE	2.49	0.42
2:C:376:ARG:HB3	2:C:377:PRO:HD3	2.01	0.42
2:C:835:VAL:CG1	2:C:836:GLY:N	2.81	0.42

Continued on next page...

Continued from previous page...

Atom-1	Atom-2	Interatomic distance (Å)	Clash overlap (Å)
2:C:861:LEU:CD2	2:C:862:PRO:HD2	2.48	0.42
3:D:1281:VAL:HG23	3:D:1317:ASP:O	2.19	0.42
3:D:133:ILE:HG22	3:D:134:VAL:H	1.84	0.42
3:D:483:HIS:CB	3:D:484:PRO:HD3	2.39	0.42
3:D:53:ILE:O	3:D:53:ILE:HG13	2.18	0.42
3:D:885:ILE:HG23	3:D:937:TYR:CE1	2.54	0.42
3:D:93:ILE:CD1	3:D:548:ILE:HD11	2.49	0.42
3:D:996:TRP:O	3:D:997:THR:C	2.57	0.42
4:E:69:LEU:C	4:E:69:LEU:HD23	2.39	0.42
2:H:143:SER:O	2:H:145:GLY:N	2.52	0.42
2:H:146:VAL:HG22	2:H:162:ILE:HA	2.02	0.42
2:H:183:SER:CA	2:H:193:LEU:HD11	2.48	0.42
2:H:25:SER:CB	2:H:335:THR:HB	2.49	0.42
2:H:431:HIS:CG	2:H:432:ARG:N	2.87	0.42
2:H:539:VAL:C	2:H:540:PHE:HD2	2.22	0.42
2:H:899:GLN:HG3	2:H:901:TYR:CZ	2.53	0.42
3:I:1031:ASN:ND2	7:Y:32:ILE:HG21	2.33	0.42
3:I:1283:ILE:CD1	3:I:1292:VAL:HG13	2.49	0.42
3:I:1363:LEU:HG	3:I:1363:LEU:O	2.19	0.42
3:I:614:PHE:CE2	3:I:1438:ALA:HB1	2.53	0.42
3:I:608:SER:O	3:I:612:GLY:HA3	2.19	0.42
3:I:63:TYR:HD1	3:I:73:CYS:SG	2.42	0.42
3:I:649:ALA:O	3:I:650:LEU:C	2.58	0.42
4:J:69:LEU:O	4:J:69:LEU:HD23	2.20	0.42
1:K:176:ARG:HG3	1:K:200:TRP:HB2	2.02	0.42
1:K:64:GLU:HA	1:K:75:VAL:HG11	2.00	0.42
2:M:1043:TYR:CE1	3:N:710:ARG:O	2.72	0.42
2:M:1105:LYS:HG3	2:M:1105:LYS:H	1.63	0.42
2:M:177:GLU:CD	2:M:179:ASN:HB2	2.40	0.42
2:M:196:LEU:O	2:M:200:LEU:HD23	2.19	0.42
2:M:272:ALA:HA	2:M:464:LEU:HD22	1.97	0.42
2:M:260:LEU:HA	2:M:291:ALA:HB1	1.99	0.42
2:M:335:THR:O	2:M:336:VAL:C	2.57	0.42
2:M:345:ARG:HA	2:M:348:LEU:HB2	2.01	0.42
2:M:400:PRO:O	2:M:401:LEU:C	2.57	0.42
2:M:609:ASN:ND2	2:M:627:ARG:HG3	2.34	0.42
2:M:682:TYR:CE1	3:N:635:PRO:HD2	2.54	0.42
3:N:1098:LEU:HD21	3:N:1229:ILE:HG22	1.99	0.42
3:N:1333:HIS:O	3:N:1336:LEU:HB3	2.18	0.42
3:N:162:ARG:HA	3:N:162:ARG:HD3	1.70	0.42
3:N:634:GLY:O	3:N:637:LEU:HB3	2.19	0.42

Continued on next page...

Continued from previous page...

Atom-1	Atom-2	Interatomic distance (Å)	Clash overlap (Å)
3:N:871:LYS:HE2	3:N:873:LEU:CD2	2.49	0.42
4:O:27:ALA:O	4:O:31:LEU:HD11	2.17	0.42
4:O:35:PHE:HE2	4:O:63:TRP:CE2	2.37	0.42
1:A:73:GLU:OE1	1:A:129:ILE:O	2.37	0.42
1:A:228:PRO:O	1:A:229:GLN:HB2	2.18	0.42
2:C:1085:PHE:CD1	2:C:1085:PHE:C	2.93	0.42
2:C:221:LEU:HD12	2:C:222:MET:CA	2.49	0.42
2:C:270:GLY:CA	2:C:274:ARG:HD3	2.47	0.42
2:C:313:LEU:HG	2:C:314:THR:N	2.33	0.42
2:C:383:ARG:O	2:C:387:SER:OG	2.33	0.42
2:C:508:ILE:HD13	2:C:526:PRO:HB3	2.01	0.42
3:D:1071:PHE:C	3:D:1071:PHE:CD1	2.93	0.42
3:D:1388:ARG:HG3	3:D:1389:LEU:HD23	2.01	0.42
3:D:171:LEU:HD21	3:D:192:ALA:CB	2.49	0.42
2:C:1094:ALA:HB1	3:D:603:LEU:HD11	2.00	0.42
3:D:608:SER:O	3:D:612:GLY:HA3	2.19	0.42
3:D:853:VAL:HG22	3:D:858:VAL:HG23	2.02	0.42
3:D:955:VAL:HG23	3:D:1011:PHE:HE1	1.85	0.42
2:H:1058:ASP:O	2:H:1060:ILE:N	2.53	0.42
2:H:1076:VAL:HG23	2:H:1077:PRO:O	2.19	0.42
2:H:193:LEU:H	2:H:193:LEU:HD13	1.83	0.42
2:H:194:VAL:HG11	2:H:221:LEU:O	2.19	0.42
2:H:456:ALA:HB3	2:H:459:ALA:CB	2.40	0.42
2:H:580:MET:HB3	2:H:584:GLU:OE1	2.18	0.42
2:H:598:GLU:CB	2:H:615:TYR:OH	2.67	0.42
2:H:983:ILE:O	2:H:984:GLU:C	2.57	0.42
3:I:1216:SER:OG	4:J:16:LYS:HB3	2.19	0.42
3:I:525:ARG:CG	3:I:525:ARG:O	2.67	0.42
3:I:650:LEU:HD12	3:I:657:LEU:HD22	2.01	0.42
3:I:971:LEU:CD1	3:I:992:ILE:HG23	2.49	0.42
2:M:165:LEU:HG	2:M:166:PRO:CA	2.37	0.42
2:M:224:GLU:CB	2:M:228:ALA:HB2	2.50	0.42
2:M:327:HIS:O	2:M:330:ASN:N	2.44	0.42
2:M:376:ARG:HB3	2:M:377:PRO:CD	2.49	0.42
2:M:39:ARG:O	2:M:41:ASN:N	2.53	0.42
2:M:810:ASP:OD2	2:M:815:LEU:HD22	2.19	0.42
2:M:676:ILE:CG2	2:M:988:VAL:O	2.58	0.42
3:N:181:ASP:O	3:N:204:LEU:HA	2.20	0.42
3:N:87:ARG:O	3:N:524:LEU:HD11	2.19	0.42
3:N:996:TRP:O	3:N:997:THR:C	2.56	0.42
7:Y:137:VAL:HG22	7:Y:150:ARG:HB2	2.01	0.42

Continued on next page...

Continued from previous page...

Atom-1	Atom-2	Interatomic distance (Å)	Clash overlap (Å)
7:Z:107:PRO:HD3	7:Z:121:ASP:HB3	2.02	0.42
1:A:183:ASP:OD1	1:A:183:ASP:N	2.52	0.42
1:A:218:LEU:O	1:A:222:LEU:HD13	2.19	0.42
2:C:1031:ARG:HG2	2:C:1032:PHE:N	2.35	0.42
2:C:122:THR:CG2	2:C:124:ASP:OD1	2.67	0.42
2:C:263:ASP:CB	2:C:264:PRO:HD3	2.49	0.42
2:C:274:ARG:CD	2:C:285:LEU:CD2	2.82	0.42
2:C:292:ARG:HD2	2:C:299:LYS:HE2	2.01	0.42
2:C:383:ARG:HH11	2:C:383:ARG:CB	2.22	0.42
2:C:435:TYR:HA	3:D:1071:PHE:CE2	2.51	0.42
2:C:474:VAL:HG22	2:C:474:VAL:O	2.18	0.42
2:C:607:ASP:OD2	2:C:609:ASN:HB2	2.18	0.42
2:C:897:LEU:HD11	2:C:917:LEU:O	2.20	0.42
2:C:979:THR:HG23	2:C:981:GLU:HB2	2.02	0.42
3:D:1331:ASP:HA	3:D:1332:PRO:HD3	1.71	0.42
3:D:368:VAL:HB	3:D:377:VAL:CB	2.50	0.42
3:D:54:LYS:HE3	3:D:55:ASP:OD1	2.19	0.42
3:D:736:PHE:O	3:D:737:ASN:C	2.58	0.42
3:D:835:SER:O	3:D:837:GLY:N	2.52	0.42
3:D:991:GLN:HE22	7:X:112:VAL:CB	2.30	0.42
1:G:101:LEU:HB2	1:G:114:PHE:HA	2.01	0.42
1:G:185:ARG:HH22	3:I:692:GLU:HB2	1.82	0.42
2:H:1011:GLY:HA3	2:H:1012:PRO:HD3	1.66	0.42
2:H:191:PHE:HB3	2:H:241:LEU:HD21	2.01	0.42
2:H:119:PRO:HG2	2:H:386:PHE:CE2	2.54	0.42
2:H:443:THR:OG1	2:H:450:GLY:N	2.39	0.42
2:H:598:GLU:HB2	2:H:615:TYR:CE2	2.55	0.42
2:H:597:ALA:HB2	2:H:655:LEU:HD21	2.00	0.42
2:H:87:ASP:OD2	2:H:824:ARG:NH2	2.53	0.42
3:I:151:GLN:HE21	3:I:152:LEU:CD2	2.32	0.42
3:I:890:VAL:HG11	3:I:922:LEU:HD13	2.00	0.42
4:J:33:HIS:CG	4:J:89:MET:HG2	2.54	0.42
4:J:3:GLU:OE1	4:J:4:PRO:HD2	2.19	0.42
1:L:227:ASN:HA	1:L:228:PRO:HD3	1.61	0.42
2:M:1008:ARG:HH12	2:M:1010:THR:C	2.22	0.42
2:M:1054:THR:OG1	2:M:1055:LEU:N	2.47	0.42
2:M:1052:MET:SD	2:M:1056:LYS:CD	3.05	0.42
2:M:224:GLU:HB3	2:M:228:ALA:N	2.34	0.42
2:M:614:ARG:HG2	2:M:614:ARG:O	2.19	0.42
2:M:679:PHE:C	3:N:943:THR:HG22	2.40	0.42
2:M:579:VAL:CG1	2:M:887:GLU:HG3	2.49	0.42

Continued on next page...

Continued from previous page...

Atom-1	Atom-2	Interatomic distance (Å)	Clash overlap (Å)
2:M:897:LEU:CD2	2:M:921:ALA:HA	2.49	0.42
3:N:1146:GLY:HA3	3:N:1207:TYR:HB2	2.01	0.42
3:N:1297:GLU:OE2	3:N:1297:GLU:HA	2.19	0.42
3:N:420:VAL:CG1	3:N:424:GLY:O	2.67	0.42
3:N:614:PHE:CD2	3:N:1438:ALA:HB1	2.54	0.42
3:N:889:ALA:CB	3:N:930:LEU:HA	2.49	0.42
7:X:152:VAL:O	7:X:153:ALA:HB2	2.19	0.42
1:A:91:ASN:OD1	1:A:92:PRO:CD	2.56	0.42
2:C:281:LEU:HD11	2:C:306:THR:HG23	2.02	0.42
2:C:374:ASN:HD22	2:C:374:ASN:N	2.16	0.42
2:C:139:GLN:NE2	2:C:414:GLY:HA3	2.34	0.42
2:C:502:PRO:O	2:C:509:ALA:CB	2.67	0.42
2:C:548:PRO:CG	2:C:842:ARG:CZ	2.98	0.42
2:C:578:VAL:HA	2:C:900:ARG:CG	2.49	0.42
1:A:70:GLY:N	2:C:607:ASP:OD1	2.46	0.42
2:C:708:TYR:CE2	2:C:793:PRO:HG2	2.55	0.42
2:C:854:PRO:O	2:C:856:GLU:N	2.53	0.42
2:C:967:PHE:CD1	2:C:972:VAL:HG12	2.54	0.42
3:D:794:GLN:HG2	3:D:1017:PHE:HE2	1.83	0.42
3:D:1147:ARG:CB	3:D:1188:VAL:HG21	2.42	0.42
3:D:17:LYS:HA	3:D:20:SER:HB2	2.01	0.42
3:D:406:ASP:O	3:D:422:ALA:HB1	2.19	0.42
3:D:835:SER:O	3:D:836:VAL:C	2.56	0.42
3:D:971:LEU:CD1	3:D:992:ILE:HG23	2.50	0.42
1:F:142:VAL:O	1:F:142:VAL:HG23	2.18	0.42
1:F:49:PRO:HB3	1:F:148:VAL:HG22	2.01	0.42
2:H:134:ARG:HH21	2:H:393:GLN:CA	2.19	0.42
2:H:192:PRO:O	2:H:195:LEU:HB3	2.20	0.42
2:H:211:LEU:CD2	2:H:221:LEU:HD22	2.48	0.42
1:F:83:LYS:NZ	2:H:698:ASP:OD2	2.35	0.42
2:H:975:TYR:HA	2:H:982:PRO:HA	2.01	0.42
3:I:1128:VAL:O	3:I:1129:THR:CG2	2.62	0.42
3:I:1173:LEU:HD12	3:I:1176:LYS:HE2	2.01	0.42
3:I:520:LEU:HG	3:I:521:PRO:N	2.34	0.42
3:I:632:VAL:O	3:I:727:GLN:HA	2.20	0.42
3:I:661:MET:HE2	3:I:673:ALA:HB1	2.02	0.42
3:I:643:GLY:N	3:I:727:GLN:O	2.49	0.42
3:I:731:LEU:HD22	3:I:779:ALA:O	2.20	0.42
3:I:785:ILE:O	3:I:786:ILE:C	2.57	0.42
3:I:853:VAL:HG22	3:I:858:VAL:CG2	2.47	0.42
1:L:71:VAL:HG22	1:L:132:LEU:HG	2.01	0.42

Continued on next page...

Continued from previous page...

Atom-1	Atom-2	Interatomic distance (Å)	Clash overlap (Å)
1:L:162:ILE:HG13	1:L:163:ASN:N	2.34	0.42
1:L:86:VAL:HG12	1:L:124:ASN:CG	2.39	0.42
2:M:224:GLU:OE1	2:M:226:VAL:HG13	2.19	0.42
2:M:653:ASP:OD1	2:M:654:LEU:HD23	2.20	0.42
2:M:662:GLU:O	2:M:663:ASN:HB2	2.20	0.42
2:M:36:PRO:CG	2:M:70:GLU:HG2	2.50	0.42
2:M:886:LEU:O	2:M:887:GLU:C	2.58	0.42
2:M:925:TYR:C	2:M:925:TYR:CD2	2.92	0.42
3:N:1382:THR:CG2	3:N:1418:LYS:HE3	2.49	0.42
3:N:365:ASP:O	3:N:379:ALA:CB	2.66	0.42
3:N:415:VAL:CG1	3:N:419:ASP:HB2	2.42	0.42
3:N:666:ILE:HG23	3:N:684:LYS:HD2	2.00	0.42
3:N:728:LEU:HD12	3:N:729:HIS:H	1.82	0.42
3:N:875:THR:CG2	3:N:876:SER:H	2.29	0.42
3:N:973:GLN:HG2	3:N:973:GLN:H	1.45	0.42
7:X:6:LYS:NZ	7:X:85:LEU:CD1	2.83	0.42
7:Y:148:GLU:OE1	7:Y:148:GLU:N	2.53	0.42
7:Y:19:LEU:O	7:Y:23:ARG:HG3	2.19	0.42
2:C:1051:GLU:HG2	2:C:1056:LYS:HE3	2.02	0.42
2:C:1084:SER:HA	2:C:1087:VAL:CG1	2.50	0.42
2:C:113:VAL:O	2:C:115:LEU:HD21	2.20	0.42
2:C:139:GLN:HB3	2:C:334:ARG:HD3	2.00	0.42
2:C:39:ARG:N	2:C:39:ARG:HD2	2.31	0.42
2:C:405:ARG:CD	2:C:442:GLU:OE1	2.66	0.42
2:C:332:ARG:CG	2:C:465:GLY:HA3	2.34	0.42
2:C:470:PRO:HD3	2:C:485:TYR:CE2	2.55	0.42
2:C:650:ARG:CG	2:C:653:ASP:HB2	2.50	0.42
2:C:76:PRO:O	2:C:77:PRO:C	2.57	0.42
2:C:805:ARG:O	2:C:806:LEU:HD23	2.19	0.42
2:C:882:LEU:O	2:C:883:GLY:C	2.56	0.42
3:D:1084:THR:HA	3:D:1087:ARG:HH11	1.84	0.42
3:D:1213:ARG:HB2	3:D:1214:PRO:HD3	2.00	0.42
3:D:1262:LEU:HD23	3:D:1352:ILE:HD13	2.02	0.42
3:D:1205:TYR:CE1	3:D:1366:LYS:HD3	2.54	0.42
3:D:1417:TRP:CD1	3:D:1417:TRP:C	2.93	0.42
3:D:1106:VAL:HG11	3:D:1474:ALA:HB2	2.01	0.42
3:D:143:ASN:CB	3:D:161:LEU:CD2	2.90	0.42
3:D:421:LEU:HB2	3:D:427:VAL:HG12	2.01	0.42
3:D:833:GLU:O	3:D:834:THR:CG2	2.68	0.42
2:C:1086:ARG:CD	3:D:88:TYR:CE1	2.99	0.42
1:F:176:ARG:HB2	1:F:200:TRP:CE3	2.54	0.42

Continued on next page...

Continued from previous page...

Atom-1	Atom-2	Interatomic distance (Å)	Clash overlap (Å)
1:G:30:ARG:HH12	2:H:854:PRO:CB	2.32	0.42
1:G:76:VAL:O	1:G:80:LEU:HB2	2.19	0.42
2:H:319:GLY:O	2:H:321:GLU:CD	2.58	0.42
2:H:772:ARG:HE	2:H:772:ARG:HB2	1.55	0.42
2:H:853:LEU:CB	2:H:858:MET:HE2	2.48	0.42
3:I:1053:PHE:CE1	3:I:1072:ILE:HG23	2.54	0.42
3:I:1484:THR:C	3:I:1485:GLN:HG2	2.35	0.42
3:I:508:ARG:CB	3:I:509:PRO:HD2	2.50	0.42
3:I:514:LEU:HD23	3:I:514:LEU:HA	1.75	0.42
3:I:563:PRO:CB	3:I:566:ILE:HD13	2.50	0.42
3:I:557:LEU:CD1	3:I:570:GLU:HG3	2.49	0.42
1:G:176:ARG:CD	3:I:884:ARG:NH2	2.82	0.42
3:I:974:ILE:N	3:I:974:ILE:HD13	2.35	0.42
3:I:977:ALA:CB	3:I:983:LEU:HD21	2.49	0.42
1:L:59:GLU:CB	1:L:137:ARG:HH12	2.18	0.42
1:L:199:ILE:HG22	1:L:200:TRP:N	2.35	0.42
2:M:207:LEU:HD21	2:M:211:LEU:HD23	2.01	0.42
2:M:254:VAL:O	2:M:258:TYR:CE1	2.72	0.42
2:M:140:ILE:HG23	2:M:410:ILE:CG2	2.49	0.42
2:M:86:LYS:HB3	2:M:813:VAL:HG23	2.00	0.42
3:N:1346:ARG:HA	3:N:1346:ARG:HD2	1.75	0.42
3:N:618:LEU:HD21	3:N:1463:LYS:NZ	2.33	0.42
3:N:165:LYS:HD3	3:N:165:LYS:O	2.20	0.42
3:N:205:TYR:HE2	3:N:441:ARG:NH2	2.16	0.42
3:N:166:GLN:HA	3:N:395:VAL:O	2.19	0.42
3:N:714:GLN:OE1	3:N:732:VAL:CG1	2.61	0.42
4:O:9:LEU:O	4:O:12:MET:HB2	2.19	0.42
1:A:89:PHE:HZ	1:A:144:VAL:HG12	1.84	0.42
1:B:36:LEU:C	1:B:39:PRO:HD2	2.40	0.42
2:C:1078:GLU:HA	2:C:1079:PRO:HD3	1.78	0.42
2:C:16:PRO:O	2:C:18:LEU:HD12	2.19	0.42
2:C:274:ARG:HD2	2:C:285:LEU:HD22	1.80	0.42
2:C:135:VAL:O	2:C:392:SER:HA	2.20	0.42
2:C:468:ARG:HG2	2:C:486:MET:O	2.19	0.42
2:C:501:THR:HG21	2:C:513:VAL:CG1	2.49	0.42
2:C:729:LEU:C	2:C:729:LEU:HD23	2.40	0.42
2:C:676:ILE:HG21	2:C:988:VAL:HG13	1.93	0.42
3:D:1122:LEU:HD13	3:D:1184:GLN:C	2.39	0.42
3:D:141:ILE:CD1	3:D:142:LEU:O	2.63	0.42
3:D:160:GLU:HG2	3:D:165:LYS:HG3	2.01	0.42
3:D:350:HIS:N	3:D:350:HIS:ND1	2.62	0.42

Continued on next page...

Continued from previous page...

Atom-1	Atom-2	Interatomic distance (Å)	Clash overlap (Å)
3:D:93:ILE:HG22	3:D:551:ASN:ND2	2.34	0.42
2:C:834:GLN:NE2	3:D:724:GLN:CG	2.68	0.42
1:G:151:VAL:HB	1:G:169:ALA:HB3	2.01	0.42
2:H:1085:PHE:O	2:H:1089:VAL:HG23	2.18	0.42
2:H:15:LEU:O	2:H:586:ARG:NH2	2.48	0.42
2:H:177:GLU:OE2	2:H:179:ASN:HB3	2.19	0.42
2:H:26:TYR:O	2:H:29:ALA:HB3	2.20	0.42
2:H:341:THR:HG23	2:H:342:ASP:N	2.35	0.42
2:H:950:LEU:O	2:H:950:LEU:HD13	2.20	0.42
3:I:1332:PRO:HB3	3:I:1421:LEU:HD21	2.01	0.42
3:I:625:TYR:OH	3:I:655:PRO:HG2	2.19	0.42
3:I:84:ILE:HG13	3:I:85:VAL:H	1.84	0.42
1:K:65:PHE:N	1:K:65:PHE:CD1	2.85	0.42
1:L:153:ALA:HB2	1:L:168:ASP:N	2.34	0.42
1:L:185:ARG:HG2	1:L:186:LEU:N	2.34	0.42
2:M:1052:MET:SD	3:N:623:VAL:CG1	3.08	0.42
2:M:221:LEU:O	2:M:223:ASP:N	2.53	0.42
2:M:267:TYR:O	2:M:268:ASP:C	2.56	0.42
2:M:343:GLN:NE2	2:M:343:GLN:HA	2.34	0.42
2:M:602:GLU:HA	2:M:647:GLN:O	2.20	0.42
2:M:684:PHE:CD2	2:M:685:GLU:N	2.88	0.42
2:M:722:ILE:CD1	2:M:741:GLY:HA3	2.50	0.42
2:M:90:TYR:HD1	2:M:120:LEU:HB2	1.84	0.42
3:N:963:TYR:HD2	3:N:1002:LYS:HD3	1.82	0.42
3:N:1093:TYR:C	3:N:1096:ARG:HB3	2.38	0.42
3:N:1194:CYS:HB3	3:N:1373:ARG:NH1	2.34	0.42
3:N:139:GLY:HA3	3:N:162:ARG:CZ	2.50	0.42
3:N:150:ARG:CB	3:N:150:ARG:HH11	2.33	0.42
3:N:166:GLN:OE1	3:N:394:LEU:HD12	2.20	0.42
3:N:361:VAL:O	3:N:382:GLU:HA	2.19	0.42
3:N:659:LYS:O	3:N:659:LYS:HD3	2.19	0.42
3:N:731:LEU:HD22	3:N:779:ALA:O	2.19	0.42
3:N:875:THR:HG22	3:N:879:ARG:HB2	1.99	0.42
1:A:197:LEU:HD23	1:A:197:LEU:N	2.34	0.42
2:C:1006:HIS:CG	2:C:1027:PHE:HD1	2.36	0.42
2:C:267:TYR:CB	2:C:272:ALA:CB	2.85	0.42
2:C:279:GLU:HG3	2:C:280:LYS:N	2.34	0.42
2:C:108:ILE:HB	2:C:368:THR:HG21	2.00	0.42
2:C:739:GLU:OE1	2:C:742:VAL:HB	2.19	0.42
2:C:95:TYR:CD1	2:C:95:TYR:N	2.87	0.42
3:D:1031:ASN:OD1	3:D:1033:GLN:HB3	2.20	0.42

Continued on next page...

Continued from previous page...

Atom-1	Atom-2	Interatomic distance (Å)	Clash overlap (Å)
3:D:1217:ILE:HB	3:D:1480:PHE:HD2	1.83	0.42
3:D:142:LEU:HD23	3:D:146:PRO:N	2.35	0.42
3:D:157:GLU:O	3:D:161:LEU:HB2	2.20	0.42
3:D:543:LEU:HD23	3:D:546:ARG:HD2	2.01	0.42
3:D:704:ARG:HH12	3:D:743:ASP:CB	2.33	0.42
1:G:86:VAL:O	1:G:86:VAL:CG1	2.67	0.42
2:H:1100:GLN:OE1	3:I:9:ARG:NH2	2.53	0.42
2:H:26:TYR:OH	2:H:340:MET:HE2	2.19	0.42
2:H:285:LEU:HD21	2:H:287:GLY:O	2.19	0.42
2:H:292:ARG:HD2	2:H:292:ARG:HA	1.79	0.42
2:H:415:PRO:HD2	2:H:418:LEU:CD1	2.48	0.42
2:H:625:LEU:CD1	2:H:641:PRO:HG3	2.47	0.42
2:H:768:THR:HA	2:H:769:PRO:HD3	1.77	0.42
2:H:930:LYS:H	2:H:930:LYS:HG3	1.70	0.42
3:I:1011:PHE:HZ	3:I:1039:CYS:SG	2.43	0.42
3:I:101:HIS:O	3:I:105:VAL:CG2	2.61	0.42
3:I:1401:GLU:OE2	3:I:1402:ALA:N	2.53	0.42
3:I:1440:PHE:HD2	3:I:1441:GLN:N	2.18	0.42
3:I:498:VAL:HA	3:I:1452:ILE:HG21	2.02	0.42
3:I:1467:ILE:HG13	3:I:1467:ILE:H	1.55	0.42
3:I:446:VAL:O	3:I:446:VAL:HG23	2.18	0.42
3:I:888:GLU:O	3:I:889:ALA:C	2.58	0.42
3:I:979:GLU:O	7:Y:142:THR:CG2	2.68	0.42
1:K:167:VAL:HG12	1:K:168:ASP:H	1.84	0.42
1:K:176:ARG:HD2	1:K:200:TRP:CE3	2.55	0.42
1:K:35:THR:O	1:K:39:PRO:HG2	2.19	0.42
2:M:457:ALA:HB3	2:M:538:GLN:HA	2.02	0.42
2:M:666:LEU:HG	2:M:668:LEU:HD11	2.02	0.42
3:N:1310:ARG:CB	3:N:1327:ARG:CD	2.89	0.42
3:N:1353:GLN:O	3:N:1354:LYS:C	2.58	0.42
3:N:1434:TRP:O	3:N:1435:LEU:C	2.58	0.42
3:N:47:GLU:O	3:N:51:GLY:CA	2.68	0.42
3:N:606:ILE:HG13	3:N:606:ILE:O	2.20	0.42
2:M:1056:LYS:CD	3:N:623:VAL:HG13	2.36	0.42
3:N:653:PHE:N	3:N:653:PHE:CD1	2.88	0.42
3:N:880:ILE:CG2	3:N:881:LEU:H	2.32	0.42
3:N:762:GLN:NE2	4:O:20:THR:OG1	2.52	0.42
4:O:47:LYS:O	4:O:54:LEU:CD1	2.68	0.42
6:Q:7:G:H2'	6:Q:8:C:O4'	2.20	0.42
7:Y:30:THR:O	7:Y:31:LYS:C	2.57	0.42
7:Y:31:LYS:HG2	7:Y:32:ILE:N	2.34	0.42

Continued on next page...

Continued from previous page...

Atom-1	Atom-2	Interatomic distance (Å)	Clash overlap (Å)
1:A:107:LYS:NZ	1:A:113:ASP:OD2	2.45	0.42
1:A:79:ILE:HG13	1:A:80:LEU:N	2.33	0.42
1:B:96:THR:HG23	1:B:96:THR:O	2.20	0.42
2:C:1004:LYS:CB	3:D:630:VAL:HG23	2.50	0.42
2:C:1016:ILE:HG13	2:C:1017:THR:HG23	2.02	0.42
2:C:184:MET:SD	2:C:191:PHE:CE1	3.13	0.42
2:C:191:PHE:CZ	2:C:196:LEU:HB2	2.55	0.42
2:C:230:ARG:HG2	2:C:230:ARG:HH11	1.85	0.42
2:C:327:HIS:C	2:C:329:GLY:N	2.73	0.42
2:C:374:ASN:O	2:C:377:PRO:HD2	2.20	0.42
2:C:424:GLY:O	2:C:425:PHE:C	2.57	0.42
2:C:606:VAL:HG21	2:C:645:VAL:HG22	2.01	0.42
2:C:684:PHE:CG	2:C:685:GLU:N	2.85	0.42
2:C:987:ILE:HG23	3:D:948:THR:CG2	2.15	0.42
3:D:1151:ARG:HG2	3:D:1187:PRO:HB2	2.01	0.42
3:D:1230:GLY:O	3:D:1231:GLU:C	2.58	0.42
3:D:1481:VAL:O	3:D:1481:VAL:CG1	2.68	0.42
3:D:1492:LEU:HA	3:D:1492:LEU:HD22	1.90	0.42
3:D:178:LEU:O	3:D:179:VAL:HG23	2.20	0.42
3:D:586:ARG:HD3	3:D:586:ARG:HA	1.85	0.42
3:D:928:ALA:HA	3:D:931:LEU:HD12	2.01	0.42
1:F:88:ARG:HH12	1:F:90:LEU:HD11	1.84	0.42
2:H:1036:GLU:O	2:H:1039:ALA:HB3	2.19	0.42
2:H:164:PRO:HD2	2:H:170:PRO:O	2.19	0.42
2:H:329:GLY:HA3	2:H:489:THR:CG2	2.44	0.42
2:H:402:SER:HA	2:H:566:THR:HG23	2.01	0.42
2:H:660:ALA:HB1	2:H:667:ALA:O	2.19	0.42
2:H:742:VAL:CG1	2:H:743:VAL:H	2.33	0.42
2:H:945:ARG:HE	2:H:949:LYS:NZ	2.18	0.42
2:H:957:LYS:HD3	2:H:961:GLU:HB3	2.02	0.42
3:I:1147:ARG:O	3:I:1165:TYR:HA	2.19	0.42
3:I:1448:THR:O	3:I:1451:ALA:HB3	2.19	0.42
1:L:209:GLU:O	1:L:213:GLN:NE2	2.53	0.42
1:L:216:GLU:HA	1:L:219:ARG:NH1	2.35	0.42
2:M:1047:HIS:O	2:M:1051:GLU:HB2	2.19	0.42
2:M:149:THR:OG1	2:M:150:PRO:HD2	2.20	0.42
2:M:569:VAL:HG12	2:M:996:LYS:O	2.19	0.42
2:M:776:SER:HA	2:M:780:GLU:HA	2.01	0.42
2:M:89:THR:HG21	2:M:383:ARG:NH2	2.34	0.42
3:N:1024:ALA:HB2	3:N:1035:ILE:HD11	2.01	0.42
3:N:12:LEU:HD21	3:N:104:PHE:CZ	2.54	0.42

Continued on next page...

Continued from previous page...

Atom-1	Atom-2	Interatomic distance (Å)	Clash overlap (Å)
3:N:1403:LEU:HD22	3:N:1407:LEU:CD2	2.50	0.42
3:N:17:LYS:O	3:N:20:SER:HB3	2.20	0.42
3:N:473:LEU:HA	3:N:476:GLU:HB2	2.01	0.42
3:N:550:ARG:NE	3:N:573:MET:CE	2.82	0.42
3:N:804:LEU:CD1	3:N:829:VAL:HG11	2.49	0.42
3:N:927:THR:O	3:N:928:ALA:C	2.56	0.42
7:X:49:GLU:O	7:X:53:GLN:HB2	2.20	0.42
1:A:18:ARG:O	1:A:201:THR:OG1	2.37	0.42
2:C:127:PHE:O	2:C:133:ASP:HA	2.19	0.42
2:C:238:LEU:O	2:C:241:LEU:HB2	2.19	0.42
2:C:369:PRO:CG	2:C:370:ALA:H	2.17	0.42
2:C:480:THR:HB	2:C:482:GLU:H	1.85	0.42
2:C:657:ASP:CG	2:C:662:GLU:HA	2.40	0.42
2:C:707:ARG:HG3	2:C:826:TYR:CD1	2.55	0.42
3:D:1232:PRO:HB2	3:D:1356:TYR:HE2	1.85	0.42
3:D:1258:ARG:NH2	3:D:1351:GLU:HG2	2.27	0.42
3:D:475:LYS:CA	3:D:478:LEU:HG	2.43	0.42
3:D:647:ARG:HH11	3:D:724:GLN:NE2	2.18	0.42
1:F:96:THR:OG1	1:F:143:ARG:HD2	2.20	0.42
1:F:42:ARG:HH12	2:H:857:ASP:CA	2.30	0.42
1:G:24:VAL:HG22	1:G:196:THR:CG2	2.49	0.42
2:H:1037:VAL:HG12	2:H:1041:GLU:OE2	2.20	0.42
2:H:26:TYR:CE1	2:H:340:MET:HE3	2.55	0.42
2:H:77:PRO:HB2	2:H:78:PHE:HD1	1.85	0.42
2:H:889:HIS:HE1	3:I:951:ILE:H	1.68	0.42
3:I:1094:LEU:O	3:I:1098:LEU:HB2	2.20	0.42
3:I:129:PHE:HE2	3:I:579:ASP:OD2	2.02	0.42
3:I:131:LYS:HE2	3:I:131:LYS:O	2.20	0.42
3:I:39:PRO:HB3	3:I:45:PHE:HB2	2.00	0.42
3:I:771:SER:HA	3:I:772:PRO:HD3	1.94	0.42
3:I:950:GLY:O	3:I:953:ASP:N	2.48	0.42
1:K:180:GLN:HE21	1:K:180:GLN:HB3	1.56	0.42
1:L:14:ARG:HB2	1:L:22:GLU:HB2	2.02	0.42
2:M:1012:PRO:CD	2:M:1026:GLN:HB2	2.50	0.42
2:M:290:LEU:CD1	2:M:303:PHE:HE1	2.32	0.42
2:M:317:VAL:N	2:M:318:PRO:HD3	2.34	0.42
2:M:450:GLY:HA2	3:N:1078:ARG:NH1	2.35	0.42
2:M:545:ASN:HB3	2:M:583:LEU:HD22	2.02	0.42
2:M:735:ARG:HH11	2:M:735:ARG:HG2	1.85	0.42
2:M:94:LEU:C	2:M:95:TYR:CD1	2.92	0.42
3:N:1305:LEU:N	3:N:1305:LEU:CD2	2.83	0.42

Continued on next page...

Continued from previous page...

Atom-1	Atom-2	Interatomic distance (Å)	Clash overlap (Å)
3:N:1353:GLN:O	3:N:1355:VAL:N	2.53	0.42
3:N:134:VAL:CG1	3:N:135:LEU:H	2.33	0.42
4:O:40:LEU:C	4:O:42:PRO:HD2	2.40	0.42
1:A:122:ILE:N	1:A:122:ILE:HD12	2.35	0.41
2:C:1005:MET:HE1	3:D:724:GLN:CA	2.50	0.41
2:C:140:ILE:HG13	2:C:410:ILE:HG23	2.02	0.41
2:C:572:ILE:HD12	2:C:573:ARG:N	2.16	0.41
2:C:744:ARG:CG	2:C:747:ALA:HB2	2.41	0.41
2:C:793:PRO:O	2:C:794:PRO:C	2.58	0.41
3:D:1036:ARG:O	3:D:1041:LEU:N	2.52	0.41
3:D:1122:LEU:HD12	3:D:1122:LEU:N	2.35	0.41
3:D:1192:LEU:HG	3:D:1369:GLU:HB3	2.02	0.41
3:D:1219:GLU:O	3:D:1221:VAL:N	2.49	0.41
3:D:33:ASN:HB2	3:D:40:GLU:OE2	2.19	0.41
3:D:421:LEU:HB2	3:D:427:VAL:O	2.20	0.41
3:D:654:LYS:HB3	3:D:655:PRO:CD	2.42	0.41
3:D:885:ILE:HD12	3:D:937:TYR:CZ	2.55	0.41
1:F:20:TYR:CD2	1:F:21:GLY:N	2.87	0.41
1:G:86:VAL:CG1	1:G:124:ASN:ND2	2.79	0.41
2:H:111:ASP:O	2:H:112:GLU:OE1	2.38	0.41
2:H:115:LEU:HD11	2:H:378:LEU:HB2	2.02	0.41
2:H:662:GLU:O	2:H:663:ASN:HB2	2.19	0.41
2:H:76:PRO:O	2:H:77:PRO:C	2.57	0.41
2:H:856:GLU:HB2	2:H:857:ASP:OD1	2.20	0.41
1:F:178:ALA:HB2	2:H:864:GLY:H	1.84	0.41
2:H:863:ASP:CG	2:H:865:THR:HG22	2.41	0.41
2:H:88:LEU:HD22	2:H:88:LEU:HA	1.76	0.41
2:H:90:TYR:CE1	2:H:120:LEU:HB2	2.55	0.41
3:I:1135:ARG:HE	3:I:1140:ILE:HD13	1.85	0.41
3:I:1434:TRP:CG	3:I:1435:LEU:N	2.88	0.41
3:I:142:LEU:HA	3:I:145:VAL:O	2.19	0.41
3:I:1481:VAL:O	3:I:1483:PHE:N	2.53	0.41
3:I:41:ARG:HD2	3:I:42:ASP:N	2.35	0.41
3:I:57:GLU:HB2	3:I:64:LYS:HG3	2.02	0.41
3:I:699:VAL:HB	3:I:716:PHE:O	2.20	0.41
3:I:800:LYS:HE2	3:I:824:ASN:O	2.18	0.41
1:K:88:ARG:HD2	1:K:123:MET:HE1	2.01	0.41
1:L:115:LEU:O	1:L:115:LEU:CD1	2.62	0.41
2:M:1090:LYS:HD2	3:N:90:MET:SD	2.60	0.41
2:M:135:VAL:C	2:M:136:ILE:HD12	2.40	0.41
2:M:498:GLN:HE21	2:M:499:ALA:N	2.17	0.41

Continued on next page...

Continued from previous page...

Atom-1	Atom-2	Interatomic distance (Å)	Clash overlap (Å)
2:M:523:ILE:CD1	2:M:523:ILE:C	2.88	0.41
2:M:776:SER:HA	2:M:780:GLU:HB3	2.02	0.41
2:M:850:ALA:HA	3:N:632:VAL:HG13	2.00	0.41
2:M:943:VAL:CG1	2:M:944:LEU:N	2.82	0.41
2:M:966:LEU:HD11	2:M:986:PRO:HG2	2.02	0.41
3:N:1147:ARG:HH12	3:N:1190:SER:HB2	1.85	0.41
3:N:1387:SER:HB3	3:N:1391:GLU:OE2	2.20	0.41
3:N:143:ASN:ND2	3:N:145:VAL:HG12	2.33	0.41
3:N:133:ILE:HD12	3:N:158:TYR:HD2	1.85	0.41
3:N:700:VAL:HG13	3:N:718:PRO:HG3	2.02	0.41
3:N:851:LEU:HD23	3:N:851:LEU:N	2.35	0.41
7:Y:68:ILE:HD13	7:Y:108:ALA:CB	2.50	0.41
2:C:211:LEU:HD11	2:C:311:PHE:CD1	2.56	0.41
2:C:263:ASP:C	2:C:264:PRO:O	2.56	0.41
2:C:343:GLN:O	2:C:346:VAL:HB	2.19	0.41
2:C:400:PRO:O	2:C:401:LEU:C	2.56	0.41
2:C:689:VAL:HG11	2:C:853:LEU:HD22	2.02	0.41
2:C:881:ASN:O	2:C:884:GLN:HG2	2.20	0.41
3:D:1220:ALA:HB1	3:D:1223:ILE:CG1	2.50	0.41
3:D:1287:GLU:O	3:D:1289:LYS:N	2.53	0.41
3:D:132:TYR:CD1	3:D:132:TYR:N	2.87	0.41
3:D:1434:TRP:C	3:D:1434:TRP:CD1	2.92	0.41
3:D:615:ARG:O	3:D:619:LEU:HG	2.20	0.41
3:D:907:GLU:O	3:D:911:LEU:CD1	2.63	0.41
3:D:997:THR:HG23	7:X:57:ARG:HH12	1.85	0.41
4:E:14:ASP:OD2	4:E:18:ARG:NH2	2.54	0.41
1:F:68:ILE:CD1	1:F:68:ILE:N	2.80	0.41
2:H:1012:PRO:HD3	2:H:1026:GLN:HB2	2.02	0.41
2:H:1092:LEU:O	2:H:1097:LEU:O	2.38	0.41
2:H:159:ILE:CG2	2:H:175:GLU:HG3	2.49	0.41
2:H:17:PRO:HB2	2:H:20:GLU:HB3	2.01	0.41
2:H:247:PRO:HA	2:H:248:PRO:HD3	1.74	0.41
2:H:451:LEU:O	2:H:452:ILE:HD12	2.21	0.41
2:H:886:LEU:HD12	2:H:886:LEU:HA	1.51	0.41
2:H:886:LEU:O	2:H:887:GLU:C	2.58	0.41
3:I:1405:GLU:OE2	3:I:1411:GLY:O	2.38	0.41
3:I:551:ASN:O	3:I:555:LYS:HG3	2.20	0.41
4:J:47:LYS:CA	4:J:54:LEU:HB3	2.44	0.41
4:J:30:LEU:CD2	4:J:63:TRP:HB2	2.46	0.41
3:I:925:GLU:OE2	4:J:6:ILE:N	2.53	0.41
1:K:18:ARG:NH1	1:K:88:ARG:NE	2.68	0.41

Continued on next page...

Continued from previous page...

Atom-1	Atom-2	Interatomic distance (Å)	Clash overlap (Å)
1:K:199:ILE:HG13	1:K:207:PRO:HB3	2.02	0.41
1:K:56:VAL:CG1	1:K:57:TYR:H	2.32	0.41
1:K:63:HIS:CD2	1:K:66:SER:HB2	2.55	0.41
1:L:76:VAL:O	1:L:79:ILE:HG12	2.20	0.41
2:M:195:LEU:HG	2:M:238:LEU:CG	2.41	0.41
2:M:301:GLU:O	2:M:301:GLU:HG2	2.20	0.41
2:M:670:GLN:HB2	2:M:700:TYR:HE1	1.84	0.41
2:M:717:LEU:O	2:M:761:PHE:CD2	2.73	0.41
3:N:1258:ARG:O	3:N:1262:LEU:HB2	2.19	0.41
3:N:1272:ALA:HB1	3:N:1326:THR:HB	2.01	0.41
3:N:133:ILE:CG2	3:N:134:VAL:H	2.34	0.41
3:N:1363:LEU:HG	3:N:1363:LEU:O	2.18	0.41
3:N:1380:GLU:CG	3:N:1381:VAL:N	2.84	0.41
3:N:366:LYS:CE	3:N:369:ALA:HB2	2.33	0.41
3:N:646:LYS:HE3	3:N:647:ARG:HE	1.85	0.41
3:N:646:LYS:O	3:N:649:ALA:HB3	2.20	0.41
3:N:701:LEU:N	3:N:701:LEU:CD1	2.77	0.41
3:N:771:SER:HA	3:N:772:PRO:HD3	1.88	0.41
3:N:785:ILE:O	3:N:786:ILE:C	2.57	0.41
3:N:954:ALA:HA	3:N:1020:LEU:CD2	2.51	0.41
4:O:35:PHE:HE2	4:O:63:TRP:CZ2	2.38	0.41
3:D:1360:GLY:CA	7:X:34:GLN:HB2	2.50	0.41
7:X:43:TYR:O	7:X:45:ASP:N	2.53	0.41
7:Z:35:GLU:O	7:Z:38:GLU:HB2	2.20	0.41
1:A:163:ASN:HA	1:A:163:ASN:HD22	1.62	0.41
2:C:25:SER:O	2:C:29:ALA:HB2	2.20	0.41
2:C:451:LEU:HA	2:C:451:LEU:HD23	1.80	0.41
2:C:56:GLU:HG2	2:C:356:ARG:CG	2.36	0.41
2:C:6:PHE:HE2	2:C:917:LEU:HD11	1.85	0.41
3:D:1025:GLN:NE2	3:D:1025:GLN:CA	2.73	0.41
3:D:1055:VAL:HA	3:D:1056:PRO:HD3	1.79	0.41
3:D:1094:LEU:CG	3:D:1098:LEU:CD1	2.93	0.41
3:D:1109:GLU:OE1	3:D:1111:ASP:N	2.53	0.41
3:D:1207:TYR:HA	3:D:1214:PRO:HA	2.02	0.41
3:D:1236:LEU:O	3:D:1237:THR:C	2.59	0.41
3:D:1256:LEU:HB3	3:D:1257:PRO:HD3	2.01	0.41
3:D:1198:TYR:OH	3:D:1394:VAL:HG11	2.19	0.41
3:D:888:GLU:O	3:D:889:ALA:C	2.58	0.41
2:C:678:PRO:CD	3:D:947:ILE:HD11	2.49	0.41
1:G:190:THR:CG2	1:G:190:THR:O	2.68	0.41
2:H:1051:GLU:C	2:H:1056:LYS:HD2	2.41	0.41

Continued on next page...

Continued from previous page...

Atom-1	Atom-2	Interatomic distance (Å)	Clash overlap (Å)
2:H:1095:LEU:O	2:H:1096:ALA:C	2.59	0.41
2:H:1106:ASP:OD1	3:I:7:LYS:CD	2.63	0.41
2:H:191:PHE:HE2	2:H:195:LEU:CB	2.31	0.41
2:H:203:ASP:O	2:H:204:GLN:C	2.58	0.41
3:I:38:LYS:HB3	3:I:38:LYS:HE2	1.71	0.41
3:I:727:GLN:HE21	3:I:727:GLN:HB3	1.68	0.41
3:I:806:PHE:CE1	3:I:809:PRO:O	2.74	0.41
3:I:814:ALA:O	3:I:818:ARG:HG3	2.19	0.41
2:H:984:GLU:CG	3:I:944:THR:O	2.66	0.41
1:K:41:ARG:HG3	1:K:177:VAL:HG11	2.02	0.41
1:K:68:ILE:HA	1:K:69:PRO:HD3	1.83	0.41
1:L:54:THR:CG2	1:L:158:ILE:HG13	2.49	0.41
2:M:1019:GLN:CD	3:N:621:LYS:CG	2.88	0.41
2:M:1097:LEU:HD12	3:N:10:ILE:HG23	2.02	0.41
2:M:253:ALA:HA	2:M:256:TYR:HB3	2.01	0.41
2:M:141:HIS:O	2:M:331:ARG:HA	2.20	0.41
2:M:630:ARG:NH1	2:M:630:ARG:CG	2.82	0.41
2:M:679:PHE:CE2	2:M:853:LEU:HD21	2.55	0.41
3:N:1031:ASN:HB3	3:N:1034:GLN:CD	2.40	0.41
2:H:772:ARG:NH1	3:N:484:PRO:C	2.73	0.41
3:N:762:GLN:HG2	3:N:762:GLN:H	1.63	0.41
7:X:128:ALA:HB3	7:X:140:LEU:HD11	2.02	0.41
3:N:734:GLU:OE1	7:Z:38:GLU:O	2.37	0.41
7:Z:84:GLY:HA2	7:Z:130:LEU:CD1	2.50	0.41
1:B:108:GLU:OE1	1:B:128:HIS:NE2	2.53	0.41
2:C:1024:LYS:HA	2:C:1024:LYS:HE3	2.02	0.41
2:C:10:ARG:HA	2:C:10:ARG:HD3	1.93	0.41
2:C:84:ARG:NE	2:C:133:ASP:OD2	2.25	0.41
2:C:269:LEU:HG	2:C:287:GLY:O	2.20	0.41
2:C:355:VAL:HG22	2:C:355:VAL:O	2.19	0.41
2:C:358:ARG:NH2	2:C:374:ASN:HB3	2.17	0.41
2:C:443:THR:HA	2:C:444:PRO:HD3	1.76	0.41
2:C:64:LEU:HB2	2:C:359:MET:CE	2.49	0.41
2:C:759:THR:HB	2:C:785:VAL:HG22	2.02	0.41
2:C:971:LYS:HA	2:C:988:VAL:HA	2.03	0.41
3:D:1225:ALA:HB2	3:D:1370:ILE:CD1	2.49	0.41
3:D:1375:MET:O	3:D:1376:MET:HG3	2.21	0.41
3:D:470:LEU:HD12	3:D:503:LEU:HD23	2.02	0.41
3:D:477:LEU:HD22	3:D:492:ALA:CB	2.46	0.41
3:D:543:LEU:HD22	3:D:580:ALA:HB1	2.02	0.41
3:D:93:ILE:HD13	3:D:548:ILE:HD13	2.01	0.41

Continued on next page...

Continued from previous page...

Atom-1	Atom-2	Interatomic distance (Å)	Clash overlap (Å)
3:D:642:CYS:HB3	3:D:716:PHE:CG	2.55	0.41
3:D:647:ARG:NH1	3:D:724:GLN:NE2	2.68	0.41
3:D:794:GLN:O	3:D:861:GLN:HB3	2.21	0.41
3:D:789:LEU:HD13	3:D:934:LEU:HD22	2.01	0.41
1:F:178:ALA:HB2	2:H:864:GLY:N	2.36	0.41
2:H:185:LYS:HE2	2:H:188:LYS:HA	2.00	0.41
2:H:470:PRO:O	2:H:534:VAL:HG23	2.20	0.41
3:I:1397:LYS:CD	3:I:1432:LYS:NZ	2.83	0.41
3:I:179:VAL:CG2	3:I:189:GLN:NE2	2.83	0.41
3:I:423:ASP:OD1	3:I:423:ASP:N	2.53	0.41
4:J:25:LYS:O	4:J:29:GLN:HG3	2.21	0.41
1:K:84:GLU:O	1:K:124:ASN:ND2	2.54	0.41
1:K:132:LEU:CD2	1:K:136:GLY:O	2.67	0.41
1:K:227:ASN:HA	1:K:228:PRO:HD3	1.75	0.41
1:L:74:ASP:O	1:L:75:VAL:C	2.59	0.41
1:L:97:VAL:CG1	1:L:98:THR:N	2.84	0.41
2:M:1070:ILE:CG2	3:N:655:PRO:HB2	2.51	0.41
2:M:1081:VAL:HG12	2:M:1081:VAL:O	2.20	0.41
2:M:332:ARG:CG	2:M:464:LEU:O	2.67	0.41
2:M:437:ARG:HG2	2:M:467:ILE:O	2.20	0.41
2:M:654:LEU:HD13	2:M:663:ASN:C	2.41	0.41
3:N:1021:TYR:CE2	3:N:1025:GLN:HG3	2.56	0.41
3:N:1026:SER:O	3:N:1028:ALA:N	2.53	0.41
3:N:117:ASP:CG	3:N:117:ASP:O	2.59	0.41
3:N:1217:ILE:HB	3:N:1480:PHE:CD2	2.56	0.41
3:N:1272:ALA:CB	3:N:1326:THR:HB	2.51	0.41
3:N:1408:ILE:HD12	3:N:1408:ILE:N	2.36	0.41
3:N:141:ILE:HD13	3:N:142:LEU:O	2.19	0.41
3:N:399:ARG:HD2	3:N:401:TYR:OH	2.20	0.41
3:N:438:ASP:OD2	3:N:445:ARG:NH1	2.54	0.41
3:N:489:ARG:CG	3:N:490:ALA:N	2.83	0.41
3:N:55:ASP:O	3:N:56:TYR:CB	2.66	0.41
3:N:592:THR:HG22	3:N:593:ASN:N	2.35	0.41
3:N:977:ALA:CB	3:N:983:LEU:HD21	2.50	0.41
4:O:54:LEU:CD2	4:O:58:PRO:HG2	2.46	0.41
7:Y:61:ARG:HG2	7:Y:61:ARG:NH2	2.35	0.41
7:Z:7:LEU:O	7:Z:74:ILE:HA	2.20	0.41
7:Z:82:VAL:CG1	7:Z:83:ILE:N	2.83	0.41
1:A:65:PHE:CD1	1:A:65:PHE:N	2.88	0.41
2:C:1038:TRP:O	2:C:1039:ALA:C	2.58	0.41
2:C:1100:GLN:HE21	2:C:1100:GLN:CA	2.33	0.41

Continued on next page...

Continued from previous page...

Atom-1	Atom-2	Interatomic distance (Å)	Clash overlap (Å)
2:C:153:ALA:O	2:C:155:PRO:CD	2.69	0.41
2:C:199:VAL:HG13	2:C:235:LEU:HG	2.03	0.41
2:C:272:ALA:O	2:C:276:LYS:NZ	2.38	0.41
2:C:338:GLU:C	2:C:341:THR:HG22	2.39	0.41
2:C:344:PHE:CD2	2:C:378:LEU:HD11	2.56	0.41
2:C:344:PHE:HD2	2:C:378:LEU:HD11	1.86	0.41
2:C:54:ILE:CD1	2:C:355:VAL:HG13	2.47	0.41
2:C:64:LEU:CD1	2:C:359:MET:HG3	2.50	0.41
2:C:3:ILE:N	2:C:3:ILE:CD1	2.83	0.41
2:C:431:HIS:N	2:C:434:HIS:CE1	2.72	0.41
2:C:695:LEU:HD21	2:C:832:LYS:HD3	2.03	0.41
2:C:976:ASP:HB3	2:C:979:THR:HG22	2.01	0.41
3:D:1015:TYR:N	3:D:1016:PRO:HD3	2.35	0.41
3:D:1020:LEU:HA	3:D:1020:LEU:HD12	1.69	0.41
3:D:136:ASP:H	3:D:137:PRO:CD	2.33	0.41
2:C:1097:LEU:HD13	3:D:1451:ALA:HB2	1.98	0.41
3:D:133:ILE:HD12	3:D:158:TYR:CD2	2.55	0.41
3:D:387:LEU:N	3:D:387:LEU:CD1	2.77	0.41
3:D:97:THR:HB	3:D:571:LYS:HD2	2.02	0.41
3:D:630:VAL:HG12	3:D:631:ILE:N	2.35	0.41
3:D:834:THR:HB	3:D:838:ARG:CD	2.32	0.41
4:E:47:LYS:HB3	4:E:55:PHE:HE2	1.86	0.41
1:F:195:LEU:HD12	1:F:196:THR:N	2.35	0.41
1:F:32:PHE:HA	1:F:35:THR:OG1	2.19	0.41
2:H:1010:THR:HG22	2:H:1011:GLY:N	2.36	0.41
2:H:1067:TYR:O	2:H:1071:ILE:HG13	2.20	0.41
2:H:972:VAL:HG22	2:H:989:VAL:CG2	2.50	0.41
3:I:1115:THR:HG21	3:I:1151:ARG:HH21	1.85	0.41
3:I:1318:TYR:CD1	3:I:1319:VAL:N	2.89	0.41
3:I:1369:GLU:C	3:I:1372:VAL:HG12	2.39	0.41
3:I:1459:LEU:HB2	3:I:1470:ARG:HH22	1.85	0.41
3:I:813:LEU:C	3:I:813:LEU:HD12	2.37	0.41
4:J:40:LEU:HD23	4:J:67:GLU:HA	2.00	0.41
1:K:165:ILE:HG12	1:K:165:ILE:O	2.21	0.41
1:K:219:ARG:O	1:K:222:LEU:HB2	2.20	0.41
2:M:224:GLU:HA	2:M:224:GLU:OE1	2.21	0.41
2:M:449:ILE:HG12	2:M:450:GLY:N	2.35	0.41
3:N:1007:VAL:HG12	3:N:1011:PHE:HE2	1.83	0.41
3:N:1031:ASN:OD1	3:N:1033:GLN:HB3	2.20	0.41
3:N:1219:GLU:O	3:N:1221:VAL:N	2.48	0.41
2:M:1042:ALA:CB	3:N:1227:GLN:NE2	2.82	0.41

Continued on next page...

Continued from previous page...

Atom-1	Atom-2	Interatomic distance (Å)	Clash overlap (Å)
3:N:1256:LEU:HG	3:N:1260:ILE:HD11	2.02	0.41
3:N:1406:ARG:HG3	3:N:1406:ARG:HH11	1.86	0.41
3:N:160:GLU:OE2	3:N:165:LYS:HD2	2.21	0.41
3:N:486:ARG:HA	3:N:489:ARG:HD3	2.02	0.41
3:N:489:ARG:HG3	3:N:490:ALA:N	2.35	0.41
3:N:610:LYS:O	3:N:615:ARG:HG2	2.21	0.41
3:N:770:LEU:CD2	3:N:775:GLY:O	2.69	0.41
3:N:986:ARG:O	3:N:989:TYR:HB3	2.20	0.41
4:O:54:LEU:O	4:O:58:PRO:HD3	2.21	0.41
7:X:57:ARG:HG2	7:X:57:ARG:HH21	1.84	0.41
7:Y:41:ASP:HB3	7:Y:42:ASP:H	1.71	0.41
7:Y:43:TYR:O	7:Y:44:ASP:C	2.59	0.41
7:Y:48:LEU:CD1	7:Y:52:LYS:HE2	2.50	0.41
7:Z:48:LEU:HD12	7:Z:52:LYS:CE	2.51	0.41
1:B:106:PRO:HA	1:B:132:LEU:O	2.20	0.41
1:B:55:SER:OG	1:B:158:ILE:HB	2.20	0.41
2:C:1084:SER:C	2:C:1087:VAL:HG12	2.41	0.41
2:C:206:THR:HG23	2:C:207:LEU:H	1.86	0.41
2:C:139:GLN:C	2:C:334:ARG:HG3	2.41	0.41
2:C:516:ARG:HG3	3:D:1068:LEU:CD1	2.51	0.41
2:C:583:LEU:O	2:C:584:GLU:C	2.59	0.41
2:C:799:ILE:N	2:C:799:ILE:CD1	2.75	0.41
3:D:1254:GLN:H	3:D:1254:GLN:HG3	1.65	0.41
3:D:1365:ASP:O	3:D:1366:LYS:C	2.59	0.41
3:D:508:ARG:CB	3:D:509:PRO:HD2	2.49	0.41
3:D:672:ALA:O	3:D:676:MET:HB2	2.20	0.41
3:D:785:ILE:O	3:D:786:ILE:C	2.58	0.41
3:D:813:LEU:HD12	3:D:814:ALA:CA	2.51	0.41
2:C:1061:GLU:CD	3:D:84:ILE:HD12	2.37	0.41
1:F:83:LYS:HB3	1:F:83:LYS:HE2	1.89	0.41
2:H:424:GLY:O	2:H:425:PHE:C	2.57	0.41
2:H:52:PHE:CZ	2:H:53:PRO:HG3	2.56	0.41
2:H:862:PRO:HB3	2:H:929:ARG:NH2	2.24	0.41
3:I:1129:THR:CG2	3:I:1130:ARG:N	2.76	0.41
3:I:1230:GLY:O	3:I:1231:GLU:C	2.58	0.41
3:I:1402:ALA:HB2	3:I:1415:VAL:HG23	2.03	0.41
3:I:1447:LEU:N	3:I:1447:LEU:HD12	2.35	0.41
3:I:26:VAL:HG11	3:I:44:LEU:HD12	2.01	0.41
4:J:19:LEU:O	4:J:19:LEU:HD12	2.20	0.41
4:J:63:TRP:O	4:J:64:ALA:C	2.58	0.41
1:K:107:LYS:HG2	1:K:108:GLU:H	1.84	0.41

Continued on next page...

Continued from previous page...

Atom-1	Atom-2	Interatomic distance (Å)	Clash overlap (Å)
1:K:189:ARG:CG	1:K:191:ASP:OD1	2.67	0.41
1:K:206:THR:HG23	1:K:209:GLU:H	1.84	0.41
2:M:124:ASP:OD1	2:M:125:GLY:N	2.54	0.41
2:M:203:ASP:O	2:M:204:GLN:C	2.59	0.41
2:M:158:TYR:CD1	2:M:313:LEU:HD21	2.56	0.41
2:M:442:GLU:OE2	2:M:543:ASN:HB3	2.21	0.41
2:M:501:THR:HA	2:M:502:PRO:HD3	1.79	0.41
2:M:52:PHE:CD1	2:M:68:PHE:N	2.88	0.41
2:M:925:TYR:O	2:M:925:TYR:CD2	2.74	0.41
3:N:1055:VAL:CG1	3:N:1056:PRO:N	2.82	0.41
3:N:1045:MET:HG3	3:N:1073:SER:HA	2.03	0.41
3:N:12:LEU:HA	3:N:12:LEU:HD23	1.75	0.41
3:N:575:GLN:O	3:N:579:ASP:OD2	2.39	0.41
3:N:892:ASP:HB3	3:N:895:VAL:HG23	2.01	0.41
4:O:24:ALA:O	4:O:27:ALA:N	2.52	0.41
7:Y:32:ILE:O	7:Y:35:GLU:HB2	2.21	0.41
1:A:43:ILE:H	1:A:43:ILE:HG13	1.61	0.41
1:B:76:VAL:O	1:B:80:LEU:HB2	2.20	0.41
2:C:110:GLU:HG3	2:C:369:PRO:HG3	2.03	0.41
2:C:142:ARG:HE	2:C:325:ILE:HG23	1.85	0.41
2:C:395:LYS:HE3	2:C:407:LYS:HD2	2.02	0.41
2:C:508:ILE:HG22	2:C:509:ALA:N	2.35	0.41
2:C:577:PRO:C	2:C:579:VAL:N	2.73	0.41
2:C:68:PHE:CD1	2:C:69:LEU:N	2.89	0.41
2:C:83:CYS:HA	2:C:88:LEU:HB3	2.03	0.41
3:D:1007:VAL:HG11	3:D:1039:CYS:HB2	2.03	0.41
3:D:501:ALA:HB1	3:D:1453:ALA:CA	2.51	0.41
3:D:180:LYS:HD2	3:D:180:LYS:N	2.36	0.41
3:D:355:VAL:HG21	3:D:367:ILE:HG23	2.02	0.41
3:D:50:PHE:CG	3:D:522:PRO:CD	3.04	0.41
3:D:511:TRP:C	3:D:513:ILE:N	2.73	0.41
3:D:701:LEU:O	3:D:702:LEU:HD12	2.20	0.41
3:D:84:ILE:C	3:D:86:ARG:H	2.21	0.41
2:C:679:PHE:C	3:D:943:THR:HG21	2.41	0.41
4:E:26:ARG:NH2	4:E:67:GLU:OE2	2.54	0.41
2:H:468:ARG:HB3	2:H:485:TYR:HB3	2.02	0.41
2:H:511:GLU:O	2:H:526:PRO:HD3	2.21	0.41
2:H:603:VAL:CG2	2:H:647:GLN:HB3	2.51	0.41
2:H:897:LEU:HB3	2:H:899:GLN:NE2	2.26	0.41
3:I:1145:TYR:O	3:I:1147:ARG:HG2	2.21	0.41
3:I:1156:LEU:HD23	3:I:1156:LEU:HA	1.74	0.41

Continued on next page...

Continued from previous page...

Atom-1	Atom-2	Interatomic distance (Å)	Clash overlap (Å)
3:I:1192:LEU:HD11	3:I:1369:GLU:HG2	2.02	0.41
3:I:1251:ASP:N	3:I:1251:ASP:OD2	2.53	0.41
3:I:139:GLY:CA	3:I:162:ARG:NH2	2.81	0.41
3:I:661:MET:CE	3:I:673:ALA:HB1	2.50	0.41
3:I:833:GLU:O	3:I:834:THR:CG2	2.68	0.41
3:I:996:TRP:O	3:I:999:THR:N	2.54	0.41
2:M:140:ILE:C	2:M:140:ILE:HD12	2.41	0.41
2:M:148:PHE:HE1	2:M:309:TYR:CD2	2.35	0.41
2:M:274:ARG:CG	2:M:285:LEU:HB3	2.49	0.41
2:M:360:LEU:C	2:M:362:GLY:N	2.74	0.41
2:M:609:ASN:HA	2:M:609:ASN:HD22	1.65	0.41
2:M:903:SER:OG	2:M:908:GLY:HA3	2.20	0.41
3:N:1066:THR:HG23	3:N:1069:GLU:N	2.32	0.41
3:N:215:TYR:CD2	3:N:215:TYR:O	2.73	0.41
3:N:17:LYS:CG	3:N:21:TRP:HE1	2.30	0.41
3:N:3:LYS:HB3	3:N:4:GLU:H	1.60	0.41
3:N:598:ARG:HA	3:N:599:PRO:HD3	1.91	0.41
3:N:788:GLY:O	3:N:792:ILE:HG22	2.21	0.41
4:O:47:LYS:C	4:O:54:LEU:HD13	2.41	0.41
7:X:57:ARG:HH22	7:X:61:ARG:HD2	1.85	0.41
7:Z:103:GLN:OE1	7:Z:116:PRO:HG2	2.21	0.41
7:Z:123:SER:OG	7:Z:124:PRO:HD2	2.19	0.41
7:Z:133:ARG:O	7:Z:134:VAL:C	2.58	0.41
1:B:183:ASP:HA	1:B:192:LEU:O	2.21	0.41
2:C:1034:GLU:OE1	2:C:1038:TRP:HZ2	2.04	0.41
2:C:258:TYR:CZ	2:C:264:PRO:HG3	2.55	0.41
2:C:328:LEU:HD13	2:C:328:LEU:H	1.86	0.41
2:C:367:LEU:CD2	2:C:371:LYS:HE3	2.43	0.41
2:C:843:HIS:CD2	2:C:884:GLN:CA	3.03	0.41
2:C:922:PHE:HZ	2:C:963:LEU:HB3	1.85	0.41
3:D:1160:LEU:CD2	3:D:1164:ARG:HH11	2.33	0.41
3:D:1206:GLY:O	3:D:1215:VAL:HG23	2.21	0.41
3:D:1462:LEU:O	3:D:1466:VAL:HG23	2.21	0.41
3:D:171:LEU:HD22	3:D:172:PRO:HD2	1.98	0.41
3:D:181:ASP:OD1	3:D:441:ARG:NE	2.53	0.41
3:D:26:VAL:HG21	3:D:519:VAL:HG21	2.01	0.41
3:D:841:TYR:N	3:D:841:TYR:CD2	2.87	0.41
3:D:877:PRO:C	3:D:880:ILE:HG22	2.34	0.41
1:F:102:LYS:HD3	1:F:139:ASN:ND2	2.35	0.41
1:G:16:GLN:HA	1:G:16:GLN:NE2	2.36	0.41
2:H:163:ILE:C	2:H:163:ILE:HD12	2.41	0.41

Continued on next page...

Continued from previous page...

Atom-1	Atom-2	Interatomic distance (Å)	Clash overlap (Å)
2:H:26:TYR:CD2	2:H:121:MET:HB2	2.55	0.41
2:H:332:ARG:NH2	2:H:338:GLU:CD	2.74	0.41
2:H:368:THR:HG22	2:H:369:PRO:N	2.36	0.41
2:H:501:THR:CG2	2:H:513:VAL:HG13	2.51	0.41
2:H:865:THR:HA	2:H:866:PRO:HD3	1.69	0.41
3:I:1020:LEU:HD12	3:I:1020:LEU:HA	1.73	0.41
3:I:1045:MET:HG3	3:I:1073:SER:HA	2.03	0.41
3:I:1097:LYS:O	3:I:1100:ASP:N	2.53	0.41
3:I:1168:MET:HG3	3:I:1172:HIS:CE1	2.56	0.41
3:I:1276:GLU:HA	3:I:1338:ALA:HB2	2.01	0.41
3:I:1277:ILE:HD13	3:I:1277:ILE:HA	1.97	0.41
3:I:1462:LEU:HD23	3:I:1473:PRO:HD2	2.03	0.41
3:I:181:ASP:OD1	3:I:441:ARG:CZ	2.68	0.41
3:I:590:PRO:O	3:I:600:LEU:CD1	2.69	0.41
3:I:600:LEU:CD1	3:I:600:LEU:H	2.15	0.41
3:I:646:LYS:HG3	3:I:647:ARG:HG3	2.02	0.41
4:J:46:PRO:CB	4:J:54:LEU:HD22	2.51	0.41
1:K:127:LEU:HD12	1:K:128:HIS:N	2.35	0.41
1:K:156:HIS:HB2	1:K:158:ILE:HD11	2.03	0.41
2:M:1063:ARG:NH2	3:N:625:TYR:CZ	2.89	0.41
2:M:188:LYS:NZ	2:M:188:LYS:HB2	2.34	0.41
2:M:94:LEU:HG	2:M:94:LEU:O	2.18	0.41
3:N:1347:TYR:HD2	3:N:1348:LEU:HD12	1.86	0.41
3:N:1377:LYS:HG2	3:N:1378:TYR:CD1	2.55	0.41
3:N:496:LEU:HA	3:N:499:VAL:CG2	2.51	0.41
3:N:727:GLN:HE21	3:N:727:GLN:HB3	1.60	0.41
2:M:1043:TYR:CE2	3:N:763:MET:HA	2.56	0.41
3:N:778:LEU:HD12	3:N:778:LEU:HA	1.83	0.41
3:N:907:GLU:N	3:N:910:SER:OG	2.44	0.41
7:X:6:LYS:HG2	7:X:75:LEU:HD11	2.02	0.41
7:Y:12:TYR:CD2	7:Y:12:TYR:C	2.94	0.41
7:Z:99:ARG:NH1	7:Z:99:ARG:CG	2.83	0.41
1:A:14:ARG:HH22	1:A:24:VAL:CG2	2.33	0.41
2:C:265:ARG:N	2:C:289:THR:HG21	2.35	0.41
2:C:332:ARG:NH2	2:C:338:GLU:CD	2.74	0.41
2:C:397:GLU:HG2	2:C:403:SER:HB3	2.03	0.41
2:C:511:GLU:O	2:C:526:PRO:HD3	2.21	0.41
2:C:604:ALA:HB3	2:C:612:VAL:O	2.21	0.41
2:C:706:GLU:HA	2:C:706:GLU:OE2	2.20	0.41
2:C:806:LEU:HD12	2:C:822:VAL:CG2	2.50	0.41
2:C:83:CYS:HB3	2:C:88:LEU:O	2.20	0.41

Continued on next page...

Continued from previous page...

Atom-1	Atom-2	Interatomic distance (Å)	Clash overlap (Å)
2:C:863:ASP:OD1	2:C:865:THR:HG22	2.20	0.41
3:D:116:LEU:O	3:D:117:ASP:CB	2.69	0.41
3:D:1310:ARG:HD3	3:D:1310:ARG:HA	1.68	0.41
3:D:1348:LEU:O	3:D:1349:VAL:C	2.58	0.41
3:D:1371:VAL:HG12	3:D:1372:VAL:N	2.36	0.41
3:D:436:GLU:OE1	3:D:447:VAL:HG13	2.20	0.41
3:D:583:ASP:CG	3:D:586:ARG:HG2	2.40	0.41
3:D:638:LYS:O	3:D:640:HIS:N	2.54	0.41
3:D:660:LYS:HZ1	3:D:663:GLU:HG3	1.85	0.41
3:D:800:LYS:HD2	3:D:804:LEU:HD23	2.00	0.41
3:D:877:PRO:HA	3:D:880:ILE:HG22	2.02	0.41
2:C:1090:LYS:CE	3:D:90:MET:CG	2.78	0.41
4:E:53:GLY:C	4:E:55:PHE:H	2.24	0.41
1:F:165:ILE:HA	1:F:166:PRO:HD3	1.77	0.41
1:F:171:PHE:O	1:F:173:PRO:CD	2.68	0.41
1:F:35:THR:H	1:F:35:THR:HG1	1.56	0.41
1:G:121:GLU:OE2	1:G:123:MET:SD	2.79	0.41
1:G:70:GLY:O	1:G:132:LEU:HA	2.20	0.41
2:H:1102:LEU:N	2:H:1102:LEU:HD12	2.35	0.41
2:H:141:HIS:N	2:H:141:HIS:CD2	2.88	0.41
2:H:15:LEU:HD12	2:H:15:LEU:H	1.86	0.41
2:H:194:VAL:O	2:H:195:LEU:C	2.59	0.41
2:H:198:ARG:NH1	2:H:204:GLN:OE1	2.54	0.41
2:H:281:LEU:HD11	2:H:306:THR:N	2.35	0.41
2:H:551:GLU:OE1	2:H:905:ILE:O	2.38	0.41
2:H:683:ASN:HA	2:H:687:ALA:CB	2.44	0.41
2:H:693:GLU:HA	2:H:696:LYS:HD2	2.02	0.41
2:H:702:SER:OG	2:H:704:HIS:ND1	2.53	0.41
3:I:101:HIS:CE1	3:I:103:TRP:HB2	2.52	0.41
3:I:1304:LYS:HB3	3:I:1304:LYS:HE2	1.87	0.41
3:I:1325:LEU:HD12	3:I:1325:LEU:HA	1.85	0.41
3:I:37:LEU:HD23	3:I:37:LEU:HA	1.90	0.41
3:I:484:PRO:HB3	3:I:488:ARG:CZ	2.50	0.41
3:I:586:ARG:HA	3:I:586:ARG:HD3	1.82	0.41
3:I:716:PHE:CD1	3:I:716:PHE:N	2.89	0.41
3:I:762:GLN:HG2	3:I:762:GLN:H	1.68	0.41
3:I:805:GLU:OE1	3:I:816:HIS:NE2	2.54	0.41
3:I:885:ILE:CD1	3:I:937:TYR:CD2	3.03	0.41
2:M:449:ILE:C	2:M:451:LEU:H	2.24	0.41
2:M:480:THR:HG22	2:M:481:ASP:N	2.32	0.41
2:M:657:ASP:OD1	2:M:662:GLU:HA	2.21	0.41

Continued on next page...

Continued from previous page...

Atom-1	Atom-2	Interatomic distance (Å)	Clash overlap (Å)
2:M:793:PRO:O	2:M:794:PRO:C	2.58	0.41
2:M:963:LEU:HD21	2:M:973:VAL:HG23	2.03	0.41
3:N:1432:LYS:O	3:N:1432:LYS:CG	2.67	0.41
3:N:1464:GLU:HG2	3:N:1464:GLU:H	1.55	0.41
3:N:351:MET:O	3:N:352:ASN:OD1	2.39	0.41
3:N:592:THR:O	3:N:593:ASN:C	2.58	0.41
3:N:765:SER:O	3:N:767:HIS:N	2.53	0.41
3:N:770:LEU:HD23	3:N:770:LEU:HA	1.72	0.41
3:N:975:GLU:O	3:N:979:GLU:HG3	2.20	0.41
3:D:1080:GLY:C	7:X:49:GLU:HG3	2.41	0.41
7:Y:141:ASP:OD2	7:Y:145:GLY:O	2.37	0.41
7:Y:150:ARG:NH1	7:Y:152:VAL:HG22	2.35	0.41
7:Y:20:GLU:OE1	7:Y:23:ARG:HD2	2.21	0.41
1:A:132:LEU:CD2	1:A:136:GLY:O	2.65	0.41
1:A:39:PRO:HG3	1:B:39:PRO:CG	2.49	0.41
1:B:84:GLU:HB3	1:B:127:LEU:HD21	2.02	0.41
1:B:143:ARG:HH11	1:B:158:ILE:HG23	1.86	0.41
1:B:198:ARG:H	1:B:198:ARG:HG2	1.50	0.41
1:B:51:THR:HG22	1:B:89:PHE:CE2	2.55	0.41
2:C:1013:TYR:CE1	2:C:1020:PRO:HG3	2.56	0.41
2:C:1013:TYR:HA	2:C:1019:GLN:O	2.21	0.41
2:C:1054:THR:HG21	2:C:1082:PRO:HG3	2.03	0.41
2:C:69:LEU:CD1	2:C:109:LYS:HE3	2.51	0.41
2:C:13:ILE:HA	2:C:14:PRO:HD3	1.93	0.41
2:C:203:ASP:O	2:C:204:GLN:C	2.59	0.41
2:C:224:GLU:O	2:C:228:ALA:CB	2.51	0.41
2:C:170:PRO:CD	2:C:263:ASP:HB3	2.49	0.41
2:C:691:SER:HB2	2:C:858:MET:SD	2.60	0.41
2:C:775:ARG:O	2:C:779:GLY:C	2.59	0.41
2:C:841:ASN:ND2	2:C:843:HIS:HB2	2.35	0.41
2:C:854:PRO:C	2:C:856:GLU:N	2.74	0.41
2:C:516:ARG:CD	3:D:1068:LEU:HD22	2.51	0.41
3:D:1258:ARG:CZ	3:D:1262:LEU:HD13	2.51	0.41
3:D:130:SER:O	3:D:568:ARG:NH2	2.47	0.41
3:D:1451:ALA:O	3:D:1452:ILE:C	2.58	0.41
3:D:17:LYS:HG2	3:D:21:TRP:NE1	2.35	0.41
3:D:701:LEU:HD11	3:D:750:PRO:CG	2.49	0.41
4:E:57:ASP:O	4:E:57:ASP:OD1	2.39	0.41
1:F:122:ILE:N	1:F:122:ILE:CD1	2.80	0.41
1:F:58:ILE:HG21	1:F:61:VAL:CG2	2.50	0.41
2:H:165:LEU:HD12	2:H:165:LEU:HA	1.91	0.41

Continued on next page...

Continued from previous page...

Atom-1	Atom-2	Interatomic distance (Å)	Clash overlap (Å)
2:H:274:ARG:CG	2:H:285:LEU:CB	2.96	0.41
2:H:347:GLY:CA	2:H:378:LEU:HD12	2.38	0.41
2:H:449:ILE:C	2:H:451:LEU:H	2.24	0.41
2:H:502:PRO:O	2:H:509:ALA:HB3	2.20	0.41
2:H:583:LEU:HD12	2:H:583:LEU:N	2.36	0.41
2:H:751:PRO:HA	2:H:792:VAL:CG1	2.51	0.41
3:I:1135:ARG:CD	3:I:1139:ASP:CB	2.97	0.41
3:I:1236:LEU:HB2	3:I:1256:LEU:HB2	2.03	0.41
3:I:1264:GLU:HB3	3:I:1266:ARG:NE	2.36	0.41
3:I:1336:LEU:HA	3:I:1344:VAL:HG21	2.03	0.41
2:H:1044:GLY:HA2	3:I:1475:GLY:CA	2.50	0.41
3:I:148:GLU:HB3	3:I:151:GLN:HB2	2.03	0.41
3:I:17:LYS:HA	3:I:20:SER:HB2	2.02	0.41
3:I:17:LYS:O	3:I:20:SER:CB	2.65	0.41
3:I:446:VAL:CG2	3:I:446:VAL:O	2.69	0.41
3:I:465:LEU:CD1	3:I:512:MET:HB2	2.46	0.41
3:I:838:ARG:HB3	3:I:865:THR:HG23	1.99	0.41
3:I:914:LEU:C	3:I:914:LEU:HD23	2.41	0.41
3:I:919:PHE:CE1	3:I:924:MET:HG3	2.43	0.41
3:I:97:THR:HG23	3:I:98:PRO:HD2	2.03	0.41
4:J:45:ARG:NH2	4:J:55:PHE:O	2.54	0.41
1:K:91:ASN:HD22	1:K:93:SER:CB	2.34	0.41
1:L:142:VAL:O	1:L:142:VAL:HG23	2.21	0.41
1:L:73:GLU:HB2	1:L:78:ILE:HG13	2.03	0.41
2:M:100:LEU:HB2	2:M:372:LEU:HD21	2.03	0.41
2:M:1090:LYS:HA	2:M:1090:LYS:HD3	1.90	0.41
2:M:194:VAL:O	2:M:195:LEU:C	2.59	0.41
2:M:267:TYR:HB2	2:M:272:ALA:HB2	1.91	0.41
2:M:148:PHE:CE1	2:M:309:TYR:HD2	2.37	0.41
2:M:524:VAL:HG13	2:M:528:GLU:OE1	2.21	0.41
2:M:537:LYS:CA	2:M:545:ASN:HD21	2.31	0.41
2:M:843:HIS:CD2	2:M:884:GLN:N	2.89	0.41
2:M:940:GLU:O	2:M:943:VAL:CG1	2.65	0.41
3:N:1156:LEU:CD1	3:N:1176:LYS:HE3	2.49	0.41
3:N:1287:GLU:O	3:N:1288:GLU:C	2.59	0.41
3:N:1192:LEU:HD21	3:N:1372:VAL:CG1	2.51	0.41
3:N:412:GLY:HA2	3:N:434:ARG:CD	2.41	0.41
3:N:616:GLN:HE21	3:N:616:GLN:HB2	1.70	0.41
3:N:701:LEU:O	3:N:702:LEU:HD12	2.21	0.41
3:N:805:GLU:H	3:N:805:GLU:HG2	1.59	0.41
4:O:47:LYS:C	4:O:54:LEU:CD1	2.89	0.41

Continued on next page...

Continued from previous page...

Atom-1	Atom-2	Interatomic distance (Å)	Clash overlap (Å)
7:Y:123:SER:O	7:Y:126:GLY:N	2.54	0.41
1:A:91:ASN:HD22	1:A:93:SER:CB	2.34	0.41
1:B:115:LEU:HA	1:B:116:PRO:HD3	1.86	0.41
2:C:112:GLU:CA	2:C:112:GLU:OE1	2.67	0.41
2:C:172:ILE:HG22	2:C:173:ASP:N	2.35	0.41
2:C:278:GLU:HA	2:C:283:ILE:HA	2.03	0.41
2:C:30:LEU:O	2:C:30:LEU:CD1	2.62	0.41
2:C:47:ALA:CB	2:C:345:ARG:HD2	2.51	0.41
2:C:886:LEU:O	2:C:887:GLU:C	2.58	0.41
3:D:1265:ALA:HB1	3:D:1333:HIS:CE1	2.56	0.41
3:D:1386:ASP:C	3:D:1386:ASP:OD1	2.59	0.41
3:D:614:PHE:CD2	3:D:1438:ALA:HB1	2.55	0.41
3:D:521:PRO:C	3:D:525:ARG:NH1	2.74	0.41
3:D:835:SER:N	3:D:838:ARG:HD3	2.35	0.41
3:D:845:ASN:N	3:D:848:GLU:HG3	2.31	0.41
3:D:899:LEU:HD12	3:D:900:ILE:CG2	2.37	0.41
4:E:70:THR:HB	4:E:72:ARG:CD	2.36	0.41
1:F:128:HIS:NE2	1:F:131:THR:HG23	2.36	0.41
1:G:16:GLN:CA	1:G:16:GLN:NE2	2.82	0.41
2:H:1083:GLU:O	2:H:1087:VAL:HB	2.21	0.41
2:H:118:ILE:HA	2:H:119:PRO:HD3	1.82	0.41
2:H:119:PRO:HG2	2:H:386:PHE:CG	2.56	0.41
2:H:36:PRO:HG2	2:H:70:GLU:HB3	2.03	0.41
2:H:604:ALA:HB3	2:H:612:VAL:O	2.21	0.41
2:H:73:LEU:C	2:H:73:LEU:CD1	2.85	0.41
2:H:979:THR:HG23	2:H:981:GLU:N	2.23	0.41
3:I:1124:GLN:HA	3:I:1125:PRO:HD3	1.92	0.41
3:I:1235:GLN:HE21	7:Y:37:MET:HE3	1.86	0.41
3:I:36:THR:C	3:I:38:LYS:N	2.74	0.41
2:H:682:TYR:CE1	3:I:635:PRO:HD2	2.56	0.41
3:I:705:ALA:HB3	3:I:706:PRO:CD	2.40	0.41
3:I:749:VAL:HA	3:I:750:PRO:HD3	1.76	0.41
1:G:77:GLU:HB2	3:I:872:ARG:HH21	1.86	0.41
3:I:939:PHE:O	3:I:942:SER:HB3	2.21	0.41
4:J:17:TYR:O	4:J:21:VAL:HG23	2.21	0.41
1:K:142:VAL:O	1:K:142:VAL:CG2	2.69	0.41
2:M:263:ASP:C	2:M:264:PRO:O	2.57	0.41
2:M:327:HIS:C	2:M:329:GLY:N	2.74	0.41
2:M:557:ARG:HE	2:M:879:ARG:HD3	1.86	0.41
2:M:606:VAL:CG2	2:M:645:VAL:HA	2.51	0.41
2:M:737:LEU:CD2	2:M:737:LEU:O	2.68	0.41

Continued on next page...

Continued from previous page...

Atom-1	Atom-2	Interatomic distance (Å)	Clash overlap (Å)
3:N:116:LEU:HD23	3:N:116:LEU:C	2.41	0.41
3:N:1422:MET:CE	3:N:1426:LYS:O	2.69	0.41
3:N:153:LEU:O	3:N:153:LEU:HD12	2.20	0.41
3:N:456:MET:HA	3:N:460:ALA:HB2	2.03	0.41
3:N:649:ALA:O	3:N:650:LEU:C	2.59	0.41
3:N:97:THR:HA	3:N:98:PRO:HD3	1.88	0.41
4:O:40:LEU:C	4:O:40:LEU:HD12	2.42	0.41
7:Y:44:ASP:OD1	7:Y:44:ASP:N	2.54	0.41
1:A:222:LEU:HD21	1:B:218:LEU:HD23	2.04	0.40
1:A:42:ARG:NH2	1:B:31:GLY:O	2.54	0.40
2:C:1041:GLU:O	2:C:1042:ALA:C	2.59	0.40
2:C:327:HIS:O	2:C:329:GLY:N	2.54	0.40
2:C:334:ARG:HA	2:C:338:GLU:OE2	2.20	0.40
2:C:430:VAL:HA	2:C:434:HIS:CE1	2.56	0.40
2:C:458:TYR:HB3	2:C:470:PRO:HG3	2.02	0.40
2:C:584:GLU:H	2:C:584:GLU:CD	2.22	0.40
2:C:627:ARG:O	2:C:638:ASP:CB	2.70	0.40
2:C:78:PHE:HB3	2:C:79:PRO:CD	2.50	0.40
3:D:105:VAL:O	3:D:105:VAL:HG12	2.21	0.40
3:D:1100:ASP:C	3:D:1103:HIS:HD1	2.23	0.40
3:D:1231:GLU:CB	3:D:1232:PRO:CD	2.99	0.40
3:D:1261:GLU:O	3:D:1264:GLU:O	2.39	0.40
3:D:1488:ASP:C	3:D:1490:LYS:N	2.75	0.40
3:D:158:TYR:O	3:D:162:ARG:N	2.47	0.40
3:D:549:ASN:HD22	3:D:549:ASN:HA	1.62	0.40
1:B:185:ARG:HH11	3:D:692:GLU:HB3	1.87	0.40
3:D:695:ILE:CD1	3:D:718:PRO:HB2	2.50	0.40
3:D:727:GLN:HB3	3:D:727:GLN:HE21	1.62	0.40
3:D:730:PRO:HA	3:D:733:CYS:SG	2.61	0.40
3:D:807:ALA:HA	3:D:833:GLU:CG	2.48	0.40
3:D:814:ALA:CB	3:D:818:ARG:HH21	2.24	0.40
3:D:820:GLU:CB	3:D:836:VAL:HG21	2.51	0.40
3:D:860:LEU:CB	3:D:861:GLN:HE21	2.35	0.40
3:D:927:THR:O	3:D:928:ALA:C	2.60	0.40
4:E:40:LEU:C	4:E:40:LEU:HD12	2.40	0.40
2:H:182:VAL:O	2:H:193:LEU:CD1	2.60	0.40
2:H:221:LEU:O	2:H:223:ASP:N	2.54	0.40
2:H:144:PRO:O	2:H:276:LYS:HD3	2.21	0.40
2:H:304:LEU:H	2:H:304:LEU:HD23	1.86	0.40
2:H:496:ILE:CG2	2:H:497:ALA:N	2.84	0.40
2:H:501:THR:HG22	2:H:513:VAL:HG13	2.02	0.40

Continued on next page...

Continued from previous page...

Atom-1	Atom-2	Interatomic distance (Å)	Clash overlap (Å)
2:H:739:GLU:O	2:H:741:GLY:N	2.54	0.40
2:H:881:ASN:O	2:H:884:GLN:HG3	2.22	0.40
2:H:899:GLN:HG3	2:H:901:TYR:OH	2.21	0.40
2:H:937:ASP:HB3	2:H:940:GLU:H	1.86	0.40
2:H:838:LYS:O	2:H:997:LEU:HD23	2.21	0.40
3:I:1112:CYS:HB2	3:I:1195:GLN:CD	2.42	0.40
3:I:1168:MET:HE3	3:I:1168:MET:HA	2.04	0.40
3:I:1262:LEU:HD21	3:I:1351:GLU:HG3	2.03	0.40
3:I:469:ASP:O	3:I:472:ALA:HB3	2.21	0.40
3:I:502:PHE:CE1	3:I:509:PRO:HB3	2.56	0.40
2:M:214:TYR:CD1	2:M:214:TYR:C	2.94	0.40
2:M:284:ARG:HB3	2:M:301:GLU:OE2	2.22	0.40
2:M:339:LEU:HD22	2:M:385:PHE:CZ	2.56	0.40
2:M:424:GLY:O	2:M:425:PHE:C	2.59	0.40
2:M:544:THR:C	2:M:546:LEU:N	2.73	0.40
2:M:56:GLU:O	2:M:64:LEU:N	2.55	0.40
2:M:684:PHE:HB3	3:N:633:VAL:HG21	2.03	0.40
3:N:104:PHE:HB3	3:N:512:MET:SD	2.61	0.40
3:N:1147:ARG:NH1	3:N:1190:SER:HB2	2.36	0.40
3:N:1393:GLN:HB2	3:N:1398:TRP:CZ2	2.55	0.40
3:N:1428:ALA:O	3:N:1429:LEU:C	2.60	0.40
3:N:765:SER:C	3:N:767:HIS:N	2.75	0.40
3:N:835:SER:O	3:N:836:VAL:C	2.59	0.40
3:N:890:VAL:HG12	3:N:926:LYS:HE2	2.03	0.40
3:N:957:PRO:HG2	3:N:1007:VAL:CG2	2.49	0.40
4:O:41:GLU:HA	4:O:45:ARG:HG3	2.03	0.40
4:O:63:TRP:O	4:O:64:ALA:C	2.59	0.40
7:Z:14:ARG:CB	7:Z:14:ARG:HH11	2.32	0.40
1:B:138:LEU:O	1:B:138:LEU:HD23	2.21	0.40
2:C:139:GLN:OE1	2:C:334:ARG:HD3	2.21	0.40
2:C:449:ILE:O	2:C:451:LEU:N	2.54	0.40
2:C:961:GLU:O	2:C:964:LYS:HB3	2.20	0.40
3:D:1231:GLU:HG2	3:D:1232:PRO:N	2.35	0.40
3:D:1258:ARG:NH2	3:D:1262:LEU:HD11	2.36	0.40
3:D:1403:LEU:HD22	3:D:1407:LEU:HD22	2.03	0.40
3:D:355:VAL:CG1	3:D:359:ALA:HB3	2.51	0.40
3:D:355:VAL:HG13	3:D:359:ALA:HB3	2.02	0.40
2:C:1019:GLN:HG3	3:D:621:LYS:HD2	2.04	0.40
3:D:655:PRO:HA	3:D:658:LEU:HD12	2.03	0.40
2:C:1005:MET:CE	3:D:724:GLN:HB3	2.50	0.40
1:F:19:GLU:O	1:F:207:PRO:HG3	2.20	0.40

Continued on next page...

Continued from previous page...

Atom-1	Atom-2	Interatomic distance (Å)	Clash overlap (Å)
1:F:211:LEU:HD12	1:F:211:LEU:O	2.21	0.40
1:F:38:ASN:N	1:F:39:PRO:CD	2.84	0.40
2:H:19:THR:HG22	2:H:23:VAL:HG23	2.04	0.40
2:H:661:SER:HA	2:H:665:PHE:O	2.21	0.40
2:H:950:LEU:CB	2:H:952:LEU:HD23	2.37	0.40
3:I:12:LEU:CD1	3:I:12:LEU:H	2.30	0.40
3:I:1440:PHE:HD2	3:I:1441:GLN:H	1.69	0.40
3:I:427:VAL:O	3:I:427:VAL:HG12	2.20	0.40
3:I:511:TRP:C	3:I:513:ILE:N	2.75	0.40
3:I:680:GLN:HA	3:I:683:ILE:HD11	2.03	0.40
3:I:688:TRP:CE3	3:I:688:TRP:CA	3.02	0.40
3:I:687:VAL:O	3:I:690:ALA:N	2.55	0.40
3:I:632:VAL:HG23	3:I:725:SER:HB2	2.03	0.40
3:I:699:VAL:HG22	3:I:756:GLN:HE22	1.86	0.40
3:I:778:LEU:HD12	3:I:778:LEU:HA	1.89	0.40
3:I:1487:VAL:CG2	4:J:79:LEU:HD23	2.51	0.40
1:K:85:LEU:HD12	1:K:86:VAL:N	2.37	0.40
1:K:90:LEU:H	1:K:94:LEU:HD12	1.86	0.40
2:M:162:ILE:HG22	2:M:162:ILE:O	2.20	0.40
2:M:193:LEU:HD23	2:M:307:LEU:HD11	2.03	0.40
2:M:206:THR:CG2	2:M:207:LEU:H	2.34	0.40
2:M:195:LEU:CD2	2:M:238:LEU:HG	2.51	0.40
2:M:246:ASP:HB3	2:M:247:PRO:CD	2.51	0.40
2:M:390:GLN:HG3	2:M:390:GLN:H	1.60	0.40
2:M:981:GLU:CG	2:M:982:PRO:HD2	2.48	0.40
2:M:985:GLY:HA2	2:M:986:PRO:HD3	1.93	0.40
3:N:117:ASP:HB2	3:N:495:ARG:NH1	2.36	0.40
3:N:1230:GLY:O	3:N:1231:GLU:C	2.58	0.40
3:N:355:VAL:HG11	3:N:385:VAL:CG2	2.51	0.40
3:N:477:LEU:HD11	3:N:495:ARG:HG2	2.03	0.40
3:N:496:LEU:O	3:N:496:LEU:HD12	2.21	0.40
3:N:584:ASN:CG	3:N:590:PRO:HD2	2.40	0.40
7:X:5:VAL:HG12	7:X:72:ALA:CB	2.51	0.40
7:X:6:LYS:CB	7:X:85:LEU:HD12	2.49	0.40
3:I:970:LYS:NZ	7:Y:113:LEU:HA	2.37	0.40
1:A:92:PRO:C	1:A:94:LEU:N	2.74	0.40
1:A:99:LEU:N	1:A:99:LEU:HD12	2.37	0.40
1:B:161:ARG:NH1	1:B:161:ARG:HG3	2.37	0.40
1:B:175:ARG:NH1	1:B:202:ASP:HB3	2.36	0.40
2:C:1104:GLU:HB2	2:C:1105:LYS:H	1.75	0.40
2:C:90:TYR:HD1	2:C:120:LEU:HB2	1.83	0.40

Continued on next page...

Continued from previous page...

Atom-1	Atom-2	Interatomic distance (Å)	Clash overlap (Å)
2:C:182:VAL:C	2:C:193:LEU:CD1	2.89	0.40
2:C:340:MET:C	2:C:340:MET:SD	3.00	0.40
3:D:102:ILE:C	3:D:102:ILE:HD13	2.42	0.40
3:D:952:ASP:HA	3:D:1062:ARG:HH11	1.87	0.40
3:D:368:VAL:H	3:D:377:VAL:HB	1.85	0.40
3:D:102:ILE:CD1	3:D:586:ARG:HG3	2.51	0.40
3:D:688:TRP:CE3	3:D:688:TRP:HA	2.57	0.40
3:D:986:ARG:O	3:D:989:TYR:HB3	2.21	0.40
1:F:31:GLY:O	1:F:35:THR:OG1	2.38	0.40
1:F:90:LEU:H	1:F:94:LEU:HD12	1.86	0.40
1:G:206:THR:HG23	1:G:208:LEU:N	2.36	0.40
2:H:363:SER:HB2	2:H:364:GLU:H	1.66	0.40
2:H:579:VAL:O	2:H:579:VAL:HG13	2.21	0.40
2:H:754:ILE:CG1	2:H:791:ARG:NH1	2.84	0.40
2:H:860:HIS:HD2	2:H:861:LEU:O	2.04	0.40
3:I:1108:ARG:HG3	3:I:1108:ARG:HH11	1.86	0.40
3:I:128:TYR:HA	3:I:128:TYR:HD2	1.53	0.40
3:I:1262:LEU:HD21	3:I:1351:GLU:CG	2.51	0.40
3:I:1425:THR:HG22	3:I:1426:LYS:N	2.36	0.40
3:I:638:LYS:C	3:I:640:HIS:H	2.25	0.40
3:I:87:ARG:HB3	3:I:523:ASP:CB	2.33	0.40
3:I:881:LEU:O	3:I:884:ARG:HB3	2.22	0.40
3:I:995:LEU:O	3:I:999:THR:HB	2.20	0.40
1:L:219:ARG:HA	1:L:222:LEU:HD12	2.02	0.40
1:L:50:GLY:O	1:L:146:ARG:HA	2.22	0.40
2:M:1058:ASP:OD2	2:M:1083:GLU:HB2	2.20	0.40
2:M:1099:VAL:HG22	3:N:10:ILE:CG1	2.51	0.40
2:M:241:LEU:O	2:M:242:LEU:C	2.59	0.40
2:M:411:SER:HA	2:M:452:ILE:HG12	2.03	0.40
2:M:458:TYR:HB3	2:M:470:PRO:HG3	2.02	0.40
2:M:557:ARG:HH11	2:M:560:MET:HG3	1.87	0.40
2:M:739:GLU:O	2:M:741:GLY:N	2.53	0.40
2:M:710:ILE:CG2	2:M:756:VAL:HG11	2.45	0.40
2:M:806:LEU:HD12	2:M:822:VAL:HG21	2.02	0.40
3:N:1055:VAL:HA	3:N:1056:PRO:HD3	1.77	0.40
3:N:1352:ILE:O	3:N:1353:GLN:C	2.57	0.40
3:N:181:ASP:CB	3:N:205:TYR:HB3	2.51	0.40
3:N:891:GLU:OE2	3:N:891:GLU:O	2.40	0.40
3:N:926:LYS:O	3:N:929:ARG:HB2	2.22	0.40
7:X:102:VAL:HG22	7:X:117:MET:HB2	2.03	0.40
7:Y:133:ARG:O	7:Y:134:VAL:C	2.59	0.40

Continued on next page...

Continued from previous page...

Atom-1	Atom-2	Interatomic distance (Å)	Clash overlap (Å)
7:Z:123:SER:O	7:Z:126:GLY:N	2.54	0.40
1:B:50:GLY:O	1:B:146:ARG:HA	2.21	0.40
1:B:84:GLU:HG2	1:B:127:LEU:CD1	2.45	0.40
2:C:1083:GLU:OE1	2:C:1086:ARG:NE	2.54	0.40
2:C:52:PHE:O	2:C:54:ILE:N	2.54	0.40
3:D:1026:SER:O	3:D:1028:ALA:N	2.54	0.40
3:D:1155:VAL:HG13	3:D:1183:ILE:HG13	2.03	0.40
3:D:1327:ARG:HG3	3:D:1328:GLY:N	2.36	0.40
3:D:1488:ASP:N	3:D:1488:ASP:OD1	2.54	0.40
3:D:26:VAL:CG2	3:D:26:VAL:O	2.67	0.40
3:D:420:VAL:HG13	3:D:424:GLY:O	2.21	0.40
3:D:703:ASN:HD22	3:D:704:ARG:H	1.69	0.40
3:D:767:HIS:CE1	4:E:2:ALA:HB1	2.56	0.40
2:C:987:ILE:HD12	3:D:948:THR:HG23	2.02	0.40
3:D:996:TRP:O	3:D:998:GLU:N	2.55	0.40
1:F:101:LEU:HD11	1:F:113:ASP:HB2	2.03	0.40
1:G:121:GLU:HG2	1:G:122:ILE:N	2.36	0.40
1:G:76:VAL:O	1:G:79:ILE:CG1	2.70	0.40
2:H:1084:SER:C	2:H:1087:VAL:HG12	2.41	0.40
2:H:165:LEU:CD1	2:H:166:PRO:HA	2.51	0.40
2:H:26:TYR:HA	2:H:29:ALA:HB3	2.03	0.40
2:H:328:LEU:HB2	2:H:433:THR:HG21	2.03	0.40
2:H:336:VAL:O	2:H:339:LEU:N	2.54	0.40
2:H:455:LEU:HD12	2:H:456:ALA:N	2.37	0.40
2:H:673:LEU:HD23	2:H:674:VAL:N	2.36	0.40
3:I:1488:ASP:C	3:I:1490:LYS:N	2.75	0.40
3:I:167:GLU:OE2	3:I:169:TYR:CE1	2.64	0.40
2:H:766:GLU:OE1	3:I:37:LEU:HD23	2.21	0.40
3:I:704:ARG:HA	3:I:745:MET:HG2	2.03	0.40
3:I:793:THR:O	3:I:879:ARG:NH1	2.54	0.40
1:L:62:LEU:H	1:L:62:LEU:HG	1.57	0.40
2:M:222:MET:HE3	2:M:222:MET:HB2	1.89	0.40
2:M:360:LEU:C	2:M:362:GLY:H	2.23	0.40
2:M:749:VAL:HG23	2:M:749:VAL:O	2.21	0.40
2:M:855:VAL:CG1	2:M:856:GLU:N	2.83	0.40
2:M:555:ALA:HA	3:N:1070:TYR:OH	2.22	0.40
3:N:1282:ARG:C	3:N:1283:ILE:HD13	2.42	0.40
3:N:1314:LYS:HG2	3:N:1314:LYS:H	1.71	0.40
3:N:1217:ILE:HB	3:N:1480:PHE:HD2	1.85	0.40
3:N:165:LYS:HZ3	3:N:199:LEU:CD1	2.34	0.40
3:N:358:GLY:HA2	3:N:385:VAL:HB	2.02	0.40

Continued on next page...

Continued from previous page...

Atom-1	Atom-2	Interatomic distance (Å)	Clash overlap (Å)
3:N:206:ARG:CB	3:N:392:SER:H	2.35	0.40
3:N:464:LEU:O	3:N:468:LEU:HG	2.22	0.40
3:N:546:ARG:HG2	3:N:546:ARG:HH11	1.86	0.40
4:O:82:GLU:N	4:O:82:GLU:OE1	2.42	0.40
7:Z:139:SER:OG	7:Z:148:GLU:CG	2.69	0.40
1:A:150:TYR:CE2	1:A:152:PRO:HG3	2.57	0.40
1:A:41:ARG:HA	1:A:44:LEU:HD12	2.04	0.40
1:A:99:LEU:HB3	1:A:114:PHE:CD2	2.56	0.40
2:C:1053:LEU:HD23	2:C:1053:LEU:N	2.36	0.40
2:C:15:LEU:O	2:C:586:ARG:NH2	2.45	0.40
2:C:18:LEU:H	2:C:18:LEU:HD12	1.87	0.40
2:C:226:VAL:HG13	2:C:227:PHE:N	2.37	0.40
2:C:270:GLY:C	2:C:274:ARG:HD3	2.40	0.40
2:C:282:GLY:O	2:C:283:ILE:HG12	2.21	0.40
2:C:460:ARG:HG3	2:C:460:ARG:NH1	2.33	0.40
2:C:682:TYR:O	2:C:687:ALA:HB1	2.21	0.40
2:C:884:GLN:HB2	2:C:992:MET:CE	2.51	0.40
3:D:1057:VAL:HA	3:D:1069:GLU:HG2	2.03	0.40
3:D:1108:ARG:O	3:D:1108:ARG:HG2	2.22	0.40
3:D:1209:LEU:HD23	3:D:1210:SER:N	2.36	0.40
3:D:765:SER:O	3:D:767:HIS:N	2.55	0.40
3:D:914:LEU:CD2	3:D:914:LEU:C	2.90	0.40
3:D:638:LYS:HA	3:D:932:ASP:OD1	2.22	0.40
1:F:211:LEU:O	1:F:215:VAL:HG23	2.22	0.40
1:G:74:ASP:O	1:G:75:VAL:C	2.60	0.40
2:H:1081:VAL:HA	2:H:1082:PRO:HD3	1.99	0.40
2:H:175:GLU:O	2:H:183:SER:N	2.46	0.40
2:H:176:VAL:HG23	2:H:176:VAL:O	2.22	0.40
2:H:196:LEU:HD22	2:H:303:PHE:CE2	2.57	0.40
2:H:171:TRP:HH2	2:H:417:GLY:O	2.02	0.40
2:H:642:ARG:HA	2:H:642:ARG:HD3	1.81	0.40
2:H:654:LEU:HD13	2:H:663:ASN:C	2.41	0.40
2:H:806:LEU:HD12	2:H:822:VAL:HG21	2.04	0.40
2:H:976:ASP:CG	2:H:979:THR:HG22	2.42	0.40
3:I:1235:GLN:HB2	7:Y:37:MET:CE	2.51	0.40
3:I:1434:TRP:NE1	3:I:1435:LEU:CD1	2.85	0.40
3:I:440:VAL:O	3:I:440:VAL:HG12	2.22	0.40
3:I:150:ARG:HD2	3:I:464:LEU:HD22	2.03	0.40
3:I:563:PRO:O	3:I:566:ILE:HD13	2.20	0.40
3:I:918:ALA:HB3	3:I:927:THR:HG23	2.03	0.40
1:K:165:ILE:HD13	1:K:165:ILE:N	2.27	0.40

Continued on next page...

Continued from previous page...

Atom-1	Atom-2	Interatomic distance (Å)	Clash overlap (Å)
1:K:89:PHE:HZ	1:K:144:VAL:HG12	1.86	0.40
1:L:81:ASN:HD22	1:L:129:ILE:HD13	1.87	0.40
2:M:1046:ALA:HA	3:N:1472:ILE:CD1	2.39	0.40
2:M:1102:LEU:N	2:M:1102:LEU:HD12	2.36	0.40
2:M:239:PHE:CZ	2:M:252:LYS:CB	3.05	0.40
2:M:305:PRO:HA	2:M:308:ARG:HB3	1.99	0.40
2:M:650:ARG:CG	2:M:653:ASP:HB2	2.52	0.40
2:M:860:HIS:HD2	2:M:861:LEU:O	2.04	0.40
2:M:984:GLU:O	2:M:984:GLU:HG3	2.21	0.40
3:N:469:ASP:O	3:N:472:ALA:HB3	2.22	0.40
3:N:65:ARG:HA	3:N:65:ARG:HD2	1.82	0.40
3:N:949:ILE:CG2	3:N:950:GLY:N	2.83	0.40
3:N:968:ASP:O	3:N:971:LEU:HB3	2.22	0.40
3:N:988:ARG:HD2	3:N:989:TYR:N	2.37	0.40
7:X:119:ILE:HG22	7:X:123:SER:HB3	2.03	0.40
7:Y:144:LYS:HG3	7:Y:145:GLY:N	2.34	0.40
7:Z:124:PRO:HB2	7:Z:125:MET:H	1.70	0.40
7:Z:78:GLY:O	7:Z:156:GLY:OXT	2.39	0.40

All (3) symmetry-related close contacts are listed below. The label for Atom-2 includes the symmetry operator and encoded unit-cell translations to be applied.

Atom-1	Atom-2	Interatomic distance (Å)	Clash overlap (Å)
2:C:223:ASP:O	3:N:562:ALA:O[2_647]	1.66	0.54
3:D:562:ALA:O	2:H:223:ASP:O[2_646]	2.02	0.18
3:D:159:ARG:O	2:H:209:ARG:NH1[2_646]	2.15	0.05

5.3 Torsion angles

5.3.1 Protein backbone

In the following table, the Percentiles column shows the percent Ramachandran outliers of the chain as a percentile score with respect to all X-ray entries followed by that with respect to entries of similar resolution.

The Analysed column shows the number of residues for which the backbone conformation was analysed, and the total number of residues.

Mol	Chain	Analysed	Favoured	Allowed	Outliers	Percentiles	
1	A	221/315 (70%)	181 (82%)	33 (15%)	7 (3%)	4	30

Continued on next page...

Continued from previous page...

Mol	Chain	Analysed	Favoured	Allowed	Outliers	Percentiles	
1	B	221/315 (70%)	188 (85%)	28 (13%)	5 (2%)	6	36
1	F	220/315 (70%)	182 (83%)	32 (14%)	6 (3%)	5	33
1	G	221/315 (70%)	190 (86%)	27 (12%)	4 (2%)	8	40
1	K	220/315 (70%)	183 (83%)	29 (13%)	8 (4%)	3	28
1	L	221/315 (70%)	189 (86%)	26 (12%)	6 (3%)	5	33
2	C	1102/1119 (98%)	873 (79%)	169 (15%)	60 (5%)	2	21
2	H	1099/1119 (98%)	882 (80%)	157 (14%)	60 (6%)	2	21
2	M	1101/1119 (98%)	892 (81%)	150 (14%)	59 (5%)	2	21
3	D	1341/1524 (88%)	1055 (79%)	221 (16%)	65 (5%)	2	22
3	I	1281/1524 (84%)	1006 (78%)	216 (17%)	59 (5%)	2	23
3	N	1343/1524 (88%)	1068 (80%)	211 (16%)	64 (5%)	2	22
4	E	91/99 (92%)	71 (78%)	15 (16%)	5 (6%)	2	21
4	J	90/99 (91%)	71 (79%)	14 (16%)	5 (6%)	2	20
4	O	91/99 (92%)	70 (77%)	16 (18%)	5 (6%)	2	21
7	X	150/156 (96%)	119 (79%)	26 (17%)	5 (3%)	4	29
7	Y	150/156 (96%)	121 (81%)	26 (17%)	3 (2%)	7	39
7	Z	150/156 (96%)	123 (82%)	21 (14%)	6 (4%)	3	25
All	All	9313/10584 (88%)	7464 (80%)	1417 (15%)	432 (5%)	2	23

All (432) Ramachandran outliers are listed below:

Mol	Chain	Res	Type
1	A	133	GLU
1	A	226	SER
2	C	44	ILE
2	C	80	GLN
2	C	152	PRO
2	C	231	PRO
2	C	249	LYS
2	C	251	ASP
2	C	368	THR
2	C	545	ASN
2	C	684	PHE
2	C	762	LYS
2	C	763	GLY
2	C	809	GLY

Continued on next page...

Continued from previous page...

Mol	Chain	Res	Type
2	C	864	GLY
2	C	905	ILE
2	C	1033	GLY
2	C	1096	ALA
2	C	1106	ASP
3	D	40	GLU
3	D	96	ALA
3	D	665	GLY
3	D	696	HIS
3	D	1028	ALA
3	D	1125	PRO
3	D	1441	GLN
3	D	1452	ILE
3	D	1489	GLN
4	E	52	GLU
4	E	58	PRO
4	E	82	GLU
2	H	152	PRO
2	H	164	PRO
2	H	250	ARG
2	H	251	ASP
2	H	545	ASN
2	H	684	PHE
2	H	740	GLU
2	H	762	LYS
2	H	809	GLY
2	H	864	GLY
2	H	1033	GLY
2	H	1096	ALA
2	H	1106	ASP
3	I	40	GLU
3	I	96	ALA
3	I	665	GLY
3	I	696	HIS
3	I	737	ASN
3	I	1028	ALA
3	I	1125	PRO
3	I	1286	THR
3	I	1452	ILE
3	I	1489	GLN
4	J	52	GLU
4	J	58	PRO

Continued on next page...

Continued from previous page...

Mol	Chain	Res	Type
4	J	82	GLU
1	K	133	GLU
1	K	226	SER
2	M	80	GLN
2	M	152	PRO
2	M	251	ASP
2	M	545	ASN
2	M	684	PHE
2	M	762	LYS
2	M	809	GLY
2	M	864	GLY
2	M	1033	GLY
2	M	1096	ALA
2	M	1106	ASP
3	N	40	GLU
3	N	96	ALA
3	N	377	VAL
3	N	381	ALA
3	N	665	GLY
3	N	696	HIS
3	N	1028	ALA
3	N	1125	PRO
3	N	1286	THR
3	N	1452	ILE
3	N	1489	GLN
4	O	42	PRO
4	O	52	GLU
4	O	58	PRO
4	O	82	GLU
7	X	44	ASP
7	Z	44	ASP
1	B	187	GLY
2	C	23	VAL
2	C	31	GLN
2	C	40	GLU
2	C	156	GLY
2	C	164	PRO
2	C	207	LEU
2	C	268	ASP
2	C	274	ARG
2	C	282	GLY
2	C	283	ILE

Continued on next page...

Continued from previous page...

Mol	Chain	Res	Type
2	C	290	LEU
2	C	301	GLU
2	C	369	PRO
2	C	381	ALA
2	C	740	GLU
2	C	808	ARG
2	C	908	GLY
2	C	1097	LEU
3	D	31	THR
3	D	119	SER
3	D	377	VAL
3	D	735	ALA
3	D	737	ASN
3	D	808	THR
3	D	989	TYR
3	D	1111	ASP
3	D	1211	MET
3	D	1254	GLN
3	D	1315	ASP
3	D	1338	ALA
3	D	1410	GLU
3	D	1454	GLY
1	F	133	GLU
1	G	187	GLY
2	H	23	VAL
2	H	31	GLN
2	H	40	GLU
2	H	44	ILE
2	H	80	GLN
2	H	111	ASP
2	H	129	ILE
2	H	156	GLY
2	H	207	LEU
2	H	231	PRO
2	H	278	GLU
2	H	282	GLY
2	H	283	ILE
2	H	290	LEU
2	H	368	THR
2	H	369	PRO
2	H	908	GLY
3	I	31	THR

Continued on next page...

Continued from previous page...

Mol	Chain	Res	Type
3	I	119	SER
3	I	735	ALA
3	I	766	ALA
3	I	783	ARG
3	I	786	ILE
3	I	1111	ASP
3	I	1211	MET
3	I	1252	ILE
3	I	1338	ALA
3	I	1410	GLU
3	I	1441	GLN
3	I	1454	GLY
1	L	187	GLY
2	M	23	VAL
2	M	31	GLN
2	M	40	GLU
2	M	111	ASP
2	M	156	GLY
2	M	164	PRO
2	M	207	LEU
2	M	231	PRO
2	M	250	ARG
2	M	282	GLY
2	M	283	ILE
2	M	290	LEU
2	M	368	THR
2	M	369	PRO
2	M	740	GLU
2	M	908	GLY
3	N	31	THR
3	N	119	SER
3	N	120	ALA
3	N	382	GLU
3	N	735	ALA
3	N	737	ASN
3	N	989	TYR
3	N	1111	ASP
3	N	1197	ARG
3	N	1211	MET
3	N	1255	GLY
3	N	1288	GLU
3	N	1338	ALA

Continued on next page...

Continued from previous page...

Mol	Chain	Res	Type
3	N	1407	LEU
3	N	1410	GLU
3	N	1441	GLN
3	N	1454	GLY
7	X	136	ASP
7	Z	43	TYR
7	Z	136	ASP
1	A	30	ARG
1	A	118	ALA
1	A	125	PRO
1	B	44	LEU
1	B	118	ALA
1	B	224	TYR
2	C	10	ARG
2	C	111	ASP
2	C	144	PRO
2	C	278	GLU
2	C	589	ARG
2	C	932	GLU
2	C	998	TYR
3	D	120	ALA
3	D	140	ALA
3	D	208	PRO
3	D	356	PRO
3	D	572	ARG
3	D	783	ARG
3	D	827	ILE
3	D	1197	ARG
3	D	1220	ALA
3	D	1269	LYS
3	D	1407	LEU
4	E	42	PRO
4	E	46	PRO
1	F	30	ARG
1	F	125	PRO
1	F	226	SER
1	G	118	ALA
1	G	224	TYR
2	H	10	ARG
2	H	144	PRO
2	H	268	ASP
2	H	301	GLU

Continued on next page...

Continued from previous page...

Mol	Chain	Res	Type
2	H	589	ARG
2	H	808	ARG
2	H	932	GLU
3	I	120	ALA
3	I	572	ARG
3	I	580	ALA
3	I	639	LEU
3	I	827	ILE
3	I	989	TYR
3	I	1197	ARG
3	I	1207	TYR
3	I	1269	LYS
3	I	1315	ASP
3	I	1407	LEU
4	J	42	PRO
4	J	46	PRO
1	K	30	ARG
1	K	118	ALA
1	K	125	PRO
1	L	44	LEU
1	L	224	TYR
2	M	44	ILE
2	M	129	ILE
2	M	249	LYS
2	M	278	GLU
2	M	381	ALA
2	M	474	VAL
2	M	517	ARG
2	M	627	ARG
2	M	808	ARG
2	M	905	ILE
2	M	932	GLU
2	M	998	TYR
2	M	1097	LEU
3	N	137	PRO
3	N	540	LEU
3	N	572	ARG
3	N	639	LEU
3	N	766	ALA
3	N	783	ARG
3	N	1049	SER
3	N	1091	SER

Continued on next page...

Continued from previous page...

Mol	Chain	Res	Type
3	N	1207	TYR
3	N	1220	ALA
3	N	1269	LYS
3	N	1306	PRO
3	N	1315	ASP
3	N	1354	LYS
7	Y	115	THR
7	Z	115	THR
1	A	72	LYS
2	C	129	ILE
2	C	222	MET
2	C	424	GLY
2	C	627	ARG
2	C	765	SER
2	C	960	GLU
3	D	146	PRO
3	D	507	ASN
3	D	540	LEU
3	D	580	ALA
3	D	594	PRO
3	D	639	LEU
3	D	757	ALA
3	D	766	ALA
3	D	1306	PRO
3	D	1349	VAL
3	D	1354	LYS
1	G	44	LEU
2	H	222	MET
2	H	264	PRO
2	H	381	ALA
2	H	424	GLY
2	H	960	GLU
2	H	998	TYR
3	I	146	PRO
3	I	757	ALA
3	I	808	THR
3	I	892	ASP
3	I	1049	SER
3	I	1067	VAL
3	I	1196	THR
3	I	1220	ALA
3	I	1224	VAL

Continued on next page...

Continued from previous page...

Mol	Chain	Res	Type
3	I	1306	PRO
3	I	1354	LYS
3	I	1459	LEU
1	L	118	ALA
2	M	10	ARG
2	M	144	PRO
2	M	222	MET
2	M	274	ARG
2	M	301	GLU
2	M	450	GLY
2	M	859	PRO
3	N	140	ALA
3	N	580	ALA
3	N	705	ALA
3	N	757	ALA
3	N	786	ILE
3	N	808	THR
3	N	827	ILE
3	N	1265	ALA
3	N	1287	GLU
3	N	1459	LEU
7	X	46	SER
7	Y	136	ASP
1	A	9	PRO
1	B	125	PRO
2	C	450	GLY
2	C	474	VAL
2	C	517	ARG
2	C	859	PRO
3	D	137	PRO
3	D	483	HIS
3	D	484	PRO
3	D	504	ASP
3	D	705	ALA
3	D	786	ILE
3	D	1265	ALA
1	F	9	PRO
1	F	93	SER
2	H	249	LYS
3	I	483	HIS
3	I	484	PRO
3	I	507	ASN

Continued on next page...

Continued from previous page...

Mol	Chain	Res	Type
3	I	512	MET
3	I	540	LEU
3	I	1265	ALA
3	I	1324	PRO
1	K	9	PRO
1	K	72	LYS
1	L	59	GLU
2	M	365	ASP
2	M	424	GLY
2	M	960	GLU
3	N	160	GLU
3	N	483	HIS
3	N	507	ASN
3	N	1041	LEU
3	N	1411	GLY
7	X	115	THR
7	Y	44	ASP
2	C	681	GLY
3	D	512	MET
3	D	650	LEU
3	D	1324	PRO
3	D	1411	GLY
2	H	272	ALA
2	H	474	VAL
2	H	680	ASP
2	H	681	GLY
2	H	1059	ASP
3	I	564	GLU
3	I	705	ALA
1	L	125	PRO
2	M	180	GLY
2	M	589	ARG
3	N	146	PRO
3	N	896	ALA
3	N	1324	PRO
7	Z	124	PRO
7	Z	146	ARG
2	C	180	GLY
2	C	646	GLY
2	C	855	VAL
3	D	1223	ILE
3	D	1408	ILE

Continued on next page...

Continued from previous page...

Mol	Chain	Res	Type
2	H	180	GLY
2	M	681	GLY
2	M	727	PRO
3	N	484	PRO
3	N	1050	GLY
3	N	1408	ILE
3	D	1050	GLY
2	H	336	VAL
2	H	450	GLY
2	H	646	GLY
2	H	855	VAL
2	H	905	ILE
3	I	1050	GLY
3	I	1385	GLY
3	I	1411	GLY
2	M	74	GLY
2	M	243	ARG
2	M	779	GLY
2	C	74	GLY
2	C	779	GLY
3	D	108	VAL
3	D	1224	VAL
3	D	1385	GLY
2	H	779	GLY
2	M	646	GLY
4	O	46	PRO
2	C	727	PRO
2	C	797	GLY
3	D	683	ILE
3	D	1067	VAL
2	H	74	GLY
2	H	587	VAL
2	H	797	GLY
2	H	1076	VAL
3	I	108	VAL
2	M	77	PRO
7	X	124	PRO
3	D	1371	VAL
1	K	21	GLY
3	N	136	ASP

5.3.2 Protein sidechains ⓘ

In the following table, the Percentiles column shows the percent sidechain outliers of the chain as a percentile score with respect to all X-ray entries followed by that with respect to entries of similar resolution.

The Analysed column shows the number of residues for which the sidechain conformation was analysed, and the total number of residues.

Mol	Chain	Analysed	Rotameric	Outliers	Percentiles	
1	A	196/273 (72%)	170 (87%)	26 (13%)	4	21
1	B	196/273 (72%)	169 (86%)	27 (14%)	3	20
1	F	195/273 (71%)	160 (82%)	35 (18%)	2	11
1	G	196/273 (72%)	165 (84%)	31 (16%)	2	16
1	K	195/273 (71%)	168 (86%)	27 (14%)	3	20
1	L	196/273 (72%)	168 (86%)	28 (14%)	3	18
2	C	932/941 (99%)	740 (79%)	192 (21%)	1	7
2	H	930/941 (99%)	743 (80%)	187 (20%)	1	8
2	M	932/941 (99%)	761 (82%)	171 (18%)	1	10
3	D	1142/1279 (89%)	943 (83%)	199 (17%)	2	12
3	I	1092/1279 (85%)	902 (83%)	190 (17%)	2	12
3	N	1143/1279 (89%)	957 (84%)	186 (16%)	2	14
4	E	82/88 (93%)	70 (85%)	12 (15%)	3	18
4	J	82/88 (93%)	69 (84%)	13 (16%)	2	15
4	O	82/88 (93%)	69 (84%)	13 (16%)	2	15
7	X	128/131 (98%)	114 (89%)	14 (11%)	6	26
7	Y	128/131 (98%)	109 (85%)	19 (15%)	3	17
7	Z	128/131 (98%)	109 (85%)	19 (15%)	3	17
All	All	7975/8955 (89%)	6586 (83%)	1389 (17%)	2	12

All (1389) residues with a non-rotameric sidechain are listed below:

Mol	Chain	Res	Type
1	A	16	GLN
1	A	20	TYR
1	A	25	LEU
1	A	26	GLU
1	A	30	ARG
1	A	34	VAL

Continued on next page...

Continued from previous page...

Mol	Chain	Res	Type
1	A	62	LEU
1	A	65	PHE
1	A	74	ASP
1	A	100	LEU
1	A	113	ASP
1	A	126	ASP
1	A	131	THR
1	A	141	GLU
1	A	143	ARG
1	A	145	ASP
1	A	156	HIS
1	A	161	ARG
1	A	163	ASN
1	A	165	ILE
1	A	175	ARG
1	A	180	GLN
1	A	184	THR
1	A	189	ARG
1	A	206	THR
1	A	219	ARG
1	B	18	ARG
1	B	20	TYR
1	B	25	LEU
1	B	28	LEU
1	B	59	GLU
1	B	62	LEU
1	B	65	PHE
1	B	73	GLU
1	B	74	ASP
1	B	95	GLN
1	B	104	GLU
1	B	159	LYS
1	B	161	ARG
1	B	162	ILE
1	B	163	ASN
1	B	165	ILE
1	B	167	VAL
1	B	168	ASP
1	B	179	PHE
1	B	180	GLN
1	B	185	ARG
1	B	191	ASP

Continued on next page...

Continued from previous page...

Mol	Chain	Res	Type
1	B	197	LEU
1	B	198	ARG
1	B	201	THR
1	B	206	THR
1	B	227	ASN
2	C	6	PHE
2	C	20	GLU
2	C	26	TYR
2	C	30	LEU
2	C	31	GLN
2	C	33	ASP
2	C	34	VAL
2	C	39	ARG
2	C	48	PHE
2	C	49	ARG
2	C	52	PHE
2	C	56	GLU
2	C	67	ASP
2	C	75	GLU
2	C	77	PRO
2	C	80	GLN
2	C	81	ASP
2	C	84	ARG
2	C	88	LEU
2	C	89	THR
2	C	94	LEU
2	C	95	TYR
2	C	98	LEU
2	C	104	ASP
2	C	107	LEU
2	C	112	GLU
2	C	113	VAL
2	C	114	PHE
2	C	115	LEU
2	C	117	HIS
2	C	118	ILE
2	C	122	THR
2	C	124	ASP
2	C	141	HIS
2	C	142	ARG
2	C	144	PRO
2	C	158	TYR

Continued on next page...

Continued from previous page...

Mol	Chain	Res	Type
2	C	173	ASP
2	C	178	PRO
2	C	187	ASN
2	C	189	ARG
2	C	190	LYS
2	C	198	ARG
2	C	205	GLU
2	C	206	THR
2	C	209	ARG
2	C	210	GLU
2	C	216	GLU
2	C	237	ARG
2	C	238	LEU
2	C	241	LEU
2	C	242	LEU
2	C	248	PRO
2	C	249	LYS
2	C	250	ARG
2	C	251	ASP
2	C	252	LYS
2	C	258	TYR
2	C	261	ILE
2	C	264	PRO
2	C	267	TYR
2	C	281	LEU
2	C	283	ILE
2	C	285	LEU
2	C	289	THR
2	C	290	LEU
2	C	293	PHE
2	C	295	ASP
2	C	297	GLU
2	C	298	PHE
2	C	306	THR
2	C	308	ARG
2	C	309	TYR
2	C	313	LEU
2	C	321	GLU
2	C	322	VAL
2	C	328	LEU
2	C	335	THR
2	C	343	GLN

Continued on next page...

Continued from previous page...

Mol	Chain	Res	Type
2	C	345	ARG
2	C	359	MET
2	C	360	LEU
2	C	364	GLU
2	C	367	LEU
2	C	368	THR
2	C	374	ASN
2	C	376	ARG
2	C	383	ARG
2	C	388	ARG
2	C	393	GLN
2	C	419	THR
2	C	422	ARG
2	C	425	PHE
2	C	433	THR
2	C	453	THR
2	C	455	LEU
2	C	469	THR
2	C	480	THR
2	C	481	ASP
2	C	486	MET
2	C	498	GLN
2	C	500	ASN
2	C	503	LEU
2	C	514	VAL
2	C	523	ILE
2	C	525	SER
2	C	556	ASN
2	C	557	ARG
2	C	569	VAL
2	C	572	ILE
2	C	575	GLN
2	C	579	VAL
2	C	584	GLU
2	C	602	GLU
2	C	606	VAL
2	C	609	ASN
2	C	613	VAL
2	C	621	VAL
2	C	627	ARG
2	C	635	THR
2	C	640	ARG

Continued on next page...

Continued from previous page...

Mol	Chain	Res	Type
2	C	642	ARG
2	C	645	VAL
2	C	654	LEU
2	C	661	SER
2	C	662	GLU
2	C	668	LEU
2	C	679	PHE
2	C	683	ASN
2	C	685	GLU
2	C	691	SER
2	C	695	LEU
2	C	699	PHE
2	C	701	THR
2	C	702	SER
2	C	704	HIS
2	C	714	ASP
2	C	722	ILE
2	C	727	PRO
2	C	728	HIS
2	C	729	LEU
2	C	738	ASP
2	C	740	GLU
2	C	764	GLU
2	C	766	GLU
2	C	768	THR
2	C	784	ASP
2	C	787	ASP
2	C	794	PRO
2	C	796	GLU
2	C	805	ARG
2	C	807	ARG
2	C	837	ASP
2	C	839	LEU
2	C	858	MET
2	C	863	ASP
2	C	869	VAL
2	C	870	ILE
2	C	881	ASN
2	C	886	LEU
2	C	918	LEU
2	C	920	GLN
2	C	923	GLU

Continued on next page...

Continued from previous page...

Mol	Chain	Res	Type
2	C	929	ARG
2	C	938	LYS
2	C	939	ARG
2	C	946	ARG
2	C	950	LEU
2	C	952	LEU
2	C	958	THR
2	C	959	PRO
2	C	975	TYR
2	C	981	GLU
2	C	988	VAL
2	C	995	MET
2	C	999	HIS
2	C	1004	LYS
2	C	1005	MET
2	C	1010	THR
2	C	1027	PHE
2	C	1035	MET
2	C	1050	GLN
2	C	1052	MET
2	C	1060	ILE
2	C	1076	VAL
2	C	1088	LEU
2	C	1092	LEU
2	C	1095	LEU
2	C	1103	ASP
2	C	1105	LYS
2	C	1110	ASP
2	C	1111	ILE
3	D	3	LYS
3	D	6	ARG
3	D	21	TRP
3	D	34	TYR
3	D	37	LEU
3	D	41	ARG
3	D	42	ASP
3	D	47	GLU
3	D	52	PRO
3	D	55	ASP
3	D	57	GLU
3	D	64	LYS
3	D	68	PHE

Continued on next page...

Continued from previous page...

Mol	Chain	Res	Type
3	D	69	GLU
3	D	74	GLU
3	D	75	ARG
3	D	80	VAL
3	D	84	ILE
3	D	95	LEU
3	D	98	PRO
3	D	102	ILE
3	D	108	VAL
3	D	112	ILE
3	D	124	GLU
3	D	127	LEU
3	D	128	TYR
3	D	136	ASP
3	D	137	PRO
3	D	138	LYS
3	D	141	ILE
3	D	149	LYS
3	D	151	GLN
3	D	153	LEU
3	D	154	THR
3	D	157	GLU
3	D	158	TYR
3	D	162	ARG
3	D	166	GLN
3	D	199	LEU
3	D	200	ASP
3	D	205	TYR
3	D	209	ARG
3	D	213	VAL
3	D	350	HIS
3	D	351	MET
3	D	387	LEU
3	D	392	SER
3	D	408	GLU
3	D	419	ASP
3	D	438	ASP
3	D	447	VAL
3	D	448	GLU
3	D	449	SER
3	D	450	TYR
3	D	452	ILE

Continued on next page...

Continued from previous page...

Mol	Chain	Res	Type
3	D	455	ARG
3	D	456	MET
3	D	463	GLN
3	D	465	LEU
3	D	469	ASP
3	D	471	GLU
3	D	475	LYS
3	D	486	ARG
3	D	489	ARG
3	D	504	ASP
3	D	511	TRP
3	D	512	MET
3	D	515	GLU
3	D	525	ARG
3	D	594	PRO
3	D	596	SER
3	D	600	LEU
3	D	614	PHE
3	D	622	ARG
3	D	624	ASP
3	D	631	ILE
3	D	639	LEU
3	D	641	GLN
3	D	642	CYS
3	D	651	GLU
3	D	652	LEU
3	D	660	LYS
3	D	676	MET
3	D	682	ASP
3	D	686	GLU
3	D	688	TRP
3	D	702	LEU
3	D	703	ASN
3	D	709	HIS
3	D	710	ARG
3	D	736	PHE
3	D	749	VAL
3	D	754	PHE
3	D	764	LEU
3	D	765	SER
3	D	772	PRO
3	D	783	ARG

Continued on next page...

Continued from previous page...

Mol	Chain	Res	Type
3	D	785	ILE
3	D	787	LEU
3	D	791	TYR
3	D	792	ILE
3	D	799	LYS
3	D	804	LEU
3	D	810	GLU
3	D	824	ASN
3	D	833	GLU
3	D	851	LEU
3	D	855	HIS
3	D	861	GLN
3	D	863	VAL
3	D	879	ARG
3	D	890	VAL
3	D	892	ASP
3	D	897	TRP
3	D	900	ILE
3	D	902	LEU
3	D	914	LEU
3	D	922	LEU
3	D	925	GLU
3	D	952	ASP
3	D	959	GLU
3	D	964	LEU
3	D	982	PHE
3	D	983	LEU
3	D	988	ARG
3	D	991	GLN
3	D	999	THR
3	D	1001	GLU
3	D	1003	VAL
3	D	1029	ARG
3	D	1031	ASN
3	D	1041	LEU
3	D	1042	ARG
3	D	1053	PHE
3	D	1061	PHE
3	D	1062	ARG
3	D	1067	VAL
3	D	1068	LEU
3	D	1079	LYS

Continued on next page...

Continued from previous page...

Mol	Chain	Res	Type
3	D	1083	ASP
3	D	1087	ARG
3	D	1090	ASP
3	D	1095	THR
3	D	1098	LEU
3	D	1105	ILE
3	D	1108	ARG
3	D	1109	GLU
3	D	1112	CYS
3	D	1127	GLU
3	D	1135	ARG
3	D	1151	ARG
3	D	1161	GLU
3	D	1166	LEU
3	D	1183	ILE
3	D	1197	ARG
3	D	1204	CYS
3	D	1207	TYR
3	D	1234	THR
3	D	1254	GLN
3	D	1257	PRO
3	D	1262	LEU
3	D	1282	ARG
3	D	1296	SER
3	D	1297	GLU
3	D	1299	PHE
3	D	1302	GLU
3	D	1304	LYS
3	D	1305	LEU
3	D	1308	GLU
3	D	1311	LEU
3	D	1314	LYS
3	D	1320	GLU
3	D	1325	LEU
3	D	1337	GLU
3	D	1342	GLU
3	D	1355	VAL
3	D	1381	VAL
3	D	1382	THR
3	D	1383	ASP
3	D	1386	ASP
3	D	1387	SER

Continued on next page...

Continued from previous page...

Mol	Chain	Res	Type
3	D	1388	ARG
3	D	1389	LEU
3	D	1390	LEU
3	D	1396	GLU
3	D	1410	GLU
3	D	1424	VAL
3	D	1425	THR
3	D	1434	TRP
3	D	1439	SER
3	D	1440	PHE
3	D	1441	GLN
3	D	1452	ILE
3	D	1465	ASN
3	D	1472	ILE
3	D	1483	PHE
3	D	1485	GLN
3	D	1488	ASP
3	D	1496	GLU
4	E	14	ASP
4	E	18	ARG
4	E	20	THR
4	E	30	LEU
4	E	36	LYS
4	E	37	ASN
4	E	48	MET
4	E	62	THR
4	E	72	ARG
4	E	74	VAL
4	E	78	ASN
4	E	81	PRO
1	F	16	GLN
1	F	20	TYR
1	F	26	GLU
1	F	30	ARG
1	F	34	VAL
1	F	35	THR
1	F	41	ARG
1	F	47	SER
1	F	49	PRO
1	F	55	SER
1	F	60	ASP
1	F	62	LEU

Continued on next page...

Continued from previous page...

Mol	Chain	Res	Type
1	F	65	PHE
1	F	74	ASP
1	F	76	VAL
1	F	96	THR
1	F	99	LEU
1	F	100	LEU
1	F	113	ASP
1	F	119	ASP
1	F	123	MET
1	F	126	ASP
1	F	140	MET
1	F	163	ASN
1	F	175	ARG
1	F	176	ARG
1	F	180	GLN
1	F	182	GLU
1	F	184	THR
1	F	188	GLN
1	F	189	ARG
1	F	204	SER
1	F	211	LEU
1	F	216	GLU
1	F	219	ARG
1	G	20	TYR
1	G	26	GLU
1	G	32	PHE
1	G	35	THR
1	G	36	LEU
1	G	60	ASP
1	G	62	LEU
1	G	64	GLU
1	G	65	PHE
1	G	66	SER
1	G	67	THR
1	G	69	PRO
1	G	73	GLU
1	G	91	ASN
1	G	95	GLN
1	G	99	LEU
1	G	101	LEU
1	G	113	ASP
1	G	123	MET

Continued on next page...

Continued from previous page...

Mol	Chain	Res	Type
1	G	140	MET
1	G	163	ASN
1	G	179	PHE
1	G	181	VAL
1	G	184	THR
1	G	188	GLN
1	G	197	LEU
1	G	201	THR
1	G	212	ASN
1	G	213	GLN
1	G	219	ARG
1	G	220	GLU
2	H	1	MET
2	H	5	ARG
2	H	6	PHE
2	H	26	TYR
2	H	30	LEU
2	H	31	GLN
2	H	33	ASP
2	H	34	VAL
2	H	39	ARG
2	H	48	PHE
2	H	52	PHE
2	H	54	ILE
2	H	67	ASP
2	H	75	GLU
2	H	80	GLN
2	H	81	ASP
2	H	88	LEU
2	H	89	THR
2	H	94	LEU
2	H	95	TYR
2	H	98	LEU
2	H	104	ASP
2	H	113	VAL
2	H	115	LEU
2	H	117	HIS
2	H	118	ILE
2	H	121	MET
2	H	141	HIS
2	H	142	ARG
2	H	144	PRO

Continued on next page...

Continued from previous page...

Mol	Chain	Res	Type
2	H	158	TYR
2	H	163	ILE
2	H	173	ASP
2	H	191	PHE
2	H	194	VAL
2	H	196	LEU
2	H	198	ARG
2	H	199	VAL
2	H	203	ASP
2	H	204	GLN
2	H	205	GLU
2	H	209	ARG
2	H	230	ARG
2	H	233	GLU
2	H	237	ARG
2	H	238	LEU
2	H	240	THR
2	H	241	LEU
2	H	243	ARG
2	H	250	ARG
2	H	251	ASP
2	H	257	VAL
2	H	261	ILE
2	H	264	PRO
2	H	267	TYR
2	H	268	ASP
2	H	269	LEU
2	H	274	ARG
2	H	275	TYR
2	H	279	GLU
2	H	281	LEU
2	H	285	LEU
2	H	289	THR
2	H	290	LEU
2	H	292	ARG
2	H	293	PHE
2	H	294	GLU
2	H	295	ASP
2	H	297	GLU
2	H	298	PHE
2	H	302	VAL
2	H	306	THR

Continued on next page...

Continued from previous page...

Mol	Chain	Res	Type
2	H	309	TYR
2	H	313	LEU
2	H	321	GLU
2	H	335	THR
2	H	343	GLN
2	H	345	ARG
2	H	348	LEU
2	H	358	ARG
2	H	359	MET
2	H	360	LEU
2	H	365	ASP
2	H	366	SER
2	H	367	LEU
2	H	369	PRO
2	H	383	ARG
2	H	388	ARG
2	H	390	GLN
2	H	391	LEU
2	H	393	GLN
2	H	394	PHE
2	H	403	SER
2	H	418	LEU
2	H	419	THR
2	H	421	GLU
2	H	422	ARG
2	H	433	THR
2	H	453	THR
2	H	455	LEU
2	H	464	LEU
2	H	474	VAL
2	H	480	THR
2	H	486	MET
2	H	498	GLN
2	H	500	ASN
2	H	504	GLU
2	H	523	ILE
2	H	533	ASP
2	H	546	LEU
2	H	556	ASN
2	H	557	ARG
2	H	564	MET
2	H	584	GLU

Continued on next page...

Continued from previous page...

Mol	Chain	Res	Type
2	H	585	GLU
2	H	592	LEU
2	H	603	VAL
2	H	606	VAL
2	H	609	ASN
2	H	611	ILE
2	H	613	VAL
2	H	620	LEU
2	H	621	VAL
2	H	635	THR
2	H	645	VAL
2	H	654	LEU
2	H	662	GLU
2	H	668	LEU
2	H	680	ASP
2	H	691	SER
2	H	695	LEU
2	H	699	PHE
2	H	701	THR
2	H	702	SER
2	H	714	ASP
2	H	730	SER
2	H	740	GLU
2	H	764	GLU
2	H	766	GLU
2	H	785	VAL
2	H	787	ASP
2	H	803	THR
2	H	805	ARG
2	H	807	ARG
2	H	839	LEU
2	H	862	PRO
2	H	863	ASP
2	H	870	ILE
2	H	884	GLN
2	H	901	TYR
2	H	920	GLN
2	H	923	GLU
2	H	929	ARG
2	H	932	GLU
2	H	939	ARG
2	H	946	ARG

Continued on next page...

Continued from previous page...

Mol	Chain	Res	Type
2	H	950	LEU
2	H	952	LEU
2	H	953	VAL
2	H	954	THR
2	H	958	THR
2	H	963	LEU
2	H	966	LEU
2	H	988	VAL
2	H	995	MET
2	H	1000	MET
2	H	1004	LYS
2	H	1005	MET
2	H	1014	SER
2	H	1018	GLN
2	H	1026	GLN
2	H	1035	MET
2	H	1052	MET
2	H	1057	SER
2	H	1058	ASP
2	H	1060	ILE
2	H	1063	ARG
2	H	1064	ASN
2	H	1076	VAL
2	H	1080	SER
2	H	1083	GLU
2	H	1085	PHE
2	H	1095	LEU
2	H	1097	LEU
2	H	1103	ASP
2	H	1104	GLU
2	H	1105	LYS
3	I	6	ARG
3	I	21	TRP
3	I	42	ASP
3	I	47	GLU
3	I	56	TYR
3	I	57	GLU
3	I	64	LYS
3	I	68	PHE
3	I	69	GLU
3	I	73	CYS
3	I	74	GLU

Continued on next page...

Continued from previous page...

Mol	Chain	Res	Type
3	I	75	ARG
3	I	76	CYS
3	I	105	VAL
3	I	108	VAL
3	I	116	LEU
3	I	121	THR
3	I	127	LEU
3	I	128	TYR
3	I	131	LYS
3	I	134	VAL
3	I	138	LYS
3	I	141	ILE
3	I	143	ASN
3	I	146	PRO
3	I	149	LYS
3	I	151	GLN
3	I	152	LEU
3	I	153	LEU
3	I	154	THR
3	I	157	GLU
3	I	158	TYR
3	I	162	ARG
3	I	163	TYR
3	I	176	ASP
3	I	195	VAL
3	I	405	ASP
3	I	406	ASP
3	I	423	ASP
3	I	438	ASP
3	I	448	GLU
3	I	450	TYR
3	I	452	ILE
3	I	465	LEU
3	I	471	GLU
3	I	489	ARG
3	I	493	ARG
3	I	504	ASP
3	I	507	ASN
3	I	511	TRP
3	I	512	MET
3	I	525	ARG
3	I	538	SER

Continued on next page...

Continued from previous page...

Mol	Chain	Res	Type
3	I	549	ASN
3	I	566	ILE
3	I	598	ARG
3	I	600	LEU
3	I	618	LEU
3	I	622	ARG
3	I	624	ASP
3	I	626	SER
3	I	639	LEU
3	I	641	GLN
3	I	642	CYS
3	I	651	GLU
3	I	652	LEU
3	I	660	LYS
3	I	676	MET
3	I	678	GLU
3	I	679	ARG
3	I	680	GLN
3	I	681	ARG
3	I	685	ASP
3	I	688	TRP
3	I	692	GLU
3	I	707	THR
3	I	709	HIS
3	I	710	ARG
3	I	721	VAL
3	I	734	GLU
3	I	736	PHE
3	I	747	VAL
3	I	749	VAL
3	I	754	PHE
3	I	765	SER
3	I	778	LEU
3	I	781	PRO
3	I	783	ARG
3	I	784	ASP
3	I	800	LYS
3	I	805	GLU
3	I	824	ASN
3	I	833	GLU
3	I	838	ARG
3	I	842	VAL

Continued on next page...

Continued from previous page...

Mol	Chain	Res	Type
3	I	845	ASN
3	I	847	ASP
3	I	863	VAL
3	I	864	VAL
3	I	867	ARG
3	I	879	ARG
3	I	880	ILE
3	I	886	VAL
3	I	892	ASP
3	I	897	TRP
3	I	900	ILE
3	I	902	LEU
3	I	917	GLN
3	I	922	LEU
3	I	925	GLU
3	I	927	THR
3	I	944	THR
3	I	952	ASP
3	I	959	GLU
3	I	964	LEU
3	I	982	PHE
3	I	983	LEU
3	I	988	ARG
3	I	991	GLN
3	I	999	THR
3	I	1000	THR
3	I	1001	GLU
3	I	1025	GLN
3	I	1031	ASN
3	I	1041	LEU
3	I	1042	ARG
3	I	1062	ARG
3	I	1068	LEU
3	I	1083	ASP
3	I	1084	THR
3	I	1088	THR
3	I	1095	THR
3	I	1100	ASP
3	I	1108	ARG
3	I	1109	GLU
3	I	1112	CYS
3	I	1114	THR

Continued on next page...

Continued from previous page...

Mol	Chain	Res	Type
3	I	1119	SER
3	I	1131	SER
3	I	1132	LEU
3	I	1135	ARG
3	I	1151	ARG
3	I	1156	LEU
3	I	1161	GLU
3	I	1166	LEU
3	I	1183	ILE
3	I	1195	GLN
3	I	1197	ARG
3	I	1207	TYR
3	I	1209	LEU
3	I	1210	SER
3	I	1216	SER
3	I	1236	LEU
3	I	1252	ILE
3	I	1262	LEU
3	I	1282	ARG
3	I	1290	LEU
3	I	1297	GLU
3	I	1299	PHE
3	I	1304	LYS
3	I	1305	LEU
3	I	1306	PRO
3	I	1307	LYS
3	I	1308	GLU
3	I	1310	ARG
3	I	1311	LEU
3	I	1320	GLU
3	I	1337	GLU
3	I	1339	LYS
3	I	1342	GLU
3	I	1348	LEU
3	I	1355	VAL
3	I	1359	GLN
3	I	1382	THR
3	I	1389	LEU
3	I	1390	LEU
3	I	1396	GLU
3	I	1415	VAL
3	I	1424	VAL

Continued on next page...

Continued from previous page...

Mol	Chain	Res	Type
3	I	1431	THR
3	I	1434	TRP
3	I	1460	ILE
3	I	1465	ASN
3	I	1472	ILE
3	I	1483	PHE
3	I	1485	GLN
3	I	1488	ASP
3	I	1492	LEU
3	I	1496	GLU
3	I	1501	GLU
4	J	9	LEU
4	J	12	MET
4	J	13	VAL
4	J	31	LEU
4	J	37	ASN
4	J	38	THR
4	J	41	GLU
4	J	45	ARG
4	J	51	LEU
4	J	57	ASP
4	J	74	VAL
4	J	75	PHE
4	J	89	MET
1	K	16	GLN
1	K	19	GLU
1	K	20	TYR
1	K	26	GLU
1	K	64	GLU
1	K	65	PHE
1	K	68	ILE
1	K	74	ASP
1	K	89	PHE
1	K	96	THR
1	K	113	ASP
1	K	119	ASP
1	K	123	MET
1	K	133	GLU
1	K	140	MET
1	K	141	GLU
1	K	143	ARG
1	K	151	VAL

Continued on next page...

Continued from previous page...

Mol	Chain	Res	Type
1	K	165	ILE
1	K	175	ARG
1	K	176	ARG
1	K	180	GLN
1	K	185	ARG
1	K	188	GLN
1	K	198	ARG
1	K	199	ILE
1	K	206	THR
1	L	7	LYS
1	L	15	THR
1	L	20	TYR
1	L	25	LEU
1	L	26	GLU
1	L	30	ARG
1	L	32	PHE
1	L	62	LEU
1	L	66	SER
1	L	67	THR
1	L	73	GLU
1	L	88	ARG
1	L	91	ASN
1	L	95	GLN
1	L	104	GLU
1	L	115	LEU
1	L	119	ASP
1	L	123	MET
1	L	161	ARG
1	L	163	ASN
1	L	167	VAL
1	L	179	PHE
1	L	197	LEU
1	L	198	ARG
1	L	206	THR
1	L	213	GLN
1	L	223	THR
1	L	227	ASN
2	M	6	PHE
2	M	19	THR
2	M	20	GLU
2	M	26	TYR
2	M	31	GLN

Continued on next page...

Continued from previous page...

Mol	Chain	Res	Type
2	M	33	ASP
2	M	34	VAL
2	M	39	ARG
2	M	48	PHE
2	M	52	PHE
2	M	56	GLU
2	M	75	GLU
2	M	80	GLN
2	M	84	ARG
2	M	88	LEU
2	M	89	THR
2	M	94	LEU
2	M	95	TYR
2	M	98	LEU
2	M	104	ASP
2	M	111	ASP
2	M	114	PHE
2	M	115	LEU
2	M	117	HIS
2	M	118	ILE
2	M	121	MET
2	M	141	HIS
2	M	142	ARG
2	M	158	TYR
2	M	168	ARG
2	M	173	ASP
2	M	179	ASN
2	M	189	ARG
2	M	190	LYS
2	M	191	PHE
2	M	194	VAL
2	M	198	ARG
2	M	200	LEU
2	M	203	ASP
2	M	204	GLN
2	M	205	GLU
2	M	209	ARG
2	M	214	TYR
2	M	235	LEU
2	M	237	ARG
2	M	238	LEU
2	M	241	LEU

Continued on next page...

Continued from previous page...

Mol	Chain	Res	Type
2	M	249	LYS
2	M	250	ARG
2	M	260	LEU
2	M	266	ARG
2	M	267	TYR
2	M	268	ASP
2	M	274	ARG
2	M	275	TYR
2	M	278	GLU
2	M	279	GLU
2	M	285	LEU
2	M	289	THR
2	M	293	PHE
2	M	295	ASP
2	M	297	GLU
2	M	304	LEU
2	M	309	TYR
2	M	321	GLU
2	M	335	THR
2	M	343	GLN
2	M	345	ARG
2	M	348	LEU
2	M	358	ARG
2	M	359	MET
2	M	360	LEU
2	M	361	MET
2	M	363	SER
2	M	367	LEU
2	M	371	LYS
2	M	374	ASN
2	M	376	ARG
2	M	383	ARG
2	M	388	ARG
2	M	390	GLN
2	M	393	GLN
2	M	394	PHE
2	M	418	LEU
2	M	419	THR
2	M	421	GLU
2	M	422	ARG
2	M	453	THR
2	M	455	LEU

Continued on next page...

Continued from previous page...

Mol	Chain	Res	Type
2	M	469	THR
2	M	481	ASP
2	M	484	VAL
2	M	486	MET
2	M	498	GLN
2	M	503	LEU
2	M	504	GLU
2	M	508	ILE
2	M	514	VAL
2	M	523	ILE
2	M	533	ASP
2	M	545	ASN
2	M	548	PRO
2	M	556	ASN
2	M	559	LEU
2	M	563	ASN
2	M	590	ASP
2	M	602	GLU
2	M	606	VAL
2	M	609	ASN
2	M	613	VAL
2	M	621	VAL
2	M	635	THR
2	M	638	ASP
2	M	645	VAL
2	M	648	ARG
2	M	662	GLU
2	M	668	LEU
2	M	679	PHE
2	M	680	ASP
2	M	690	ILE
2	M	691	SER
2	M	693	GLU
2	M	695	LEU
2	M	699	PHE
2	M	701	THR
2	M	702	SER
2	M	710	ILE
2	M	714	ASP
2	M	722	ILE
2	M	727	PRO
2	M	738	ASP

Continued on next page...

Continued from previous page...

Mol	Chain	Res	Type
2	M	739	GLU
2	M	781	LYS
2	M	787	ASP
2	M	794	PRO
2	M	803	THR
2	M	805	ARG
2	M	839	LEU
2	M	863	ASP
2	M	870	ILE
2	M	881	ASN
2	M	884	GLN
2	M	920	GLN
2	M	923	GLU
2	M	938	LYS
2	M	939	ARG
2	M	946	ARG
2	M	950	LEU
2	M	958	THR
2	M	975	TYR
2	M	981	GLU
2	M	988	VAL
2	M	995	MET
2	M	999	HIS
2	M	1000	MET
2	M	1004	LYS
2	M	1005	MET
2	M	1012	PRO
2	M	1027	PHE
2	M	1035	MET
2	M	1052	MET
2	M	1055	LEU
2	M	1057	SER
2	M	1063	ARG
2	M	1076	VAL
2	M	1080	SER
2	M	1085	PHE
2	M	1088	LEU
2	M	1097	LEU
2	M	1105	LYS
2	M	1112	PHE
3	N	6	ARG
3	N	10	ILE

Continued on next page...

Continued from previous page...

Mol	Chain	Res	Type
3	N	21	TRP
3	N	41	ARG
3	N	47	GLU
3	N	53	ILE
3	N	55	ASP
3	N	57	GLU
3	N	60	CYS
3	N	64	LYS
3	N	68	PHE
3	N	69	GLU
3	N	74	GLU
3	N	75	ARG
3	N	87	ARG
3	N	95	LEU
3	N	108	VAL
3	N	112	ILE
3	N	127	LEU
3	N	128	TYR
3	N	135	LEU
3	N	137	PRO
3	N	141	ILE
3	N	149	LYS
3	N	150	ARG
3	N	153	LEU
3	N	154	THR
3	N	158	TYR
3	N	162	ARG
3	N	163	TYR
3	N	165	LYS
3	N	197	SER
3	N	206	ARG
3	N	349	PRO
3	N	351	MET
3	N	361	VAL
3	N	387	LEU
3	N	405	ASP
3	N	408	GLU
3	N	410	SER
3	N	419	ASP
3	N	445	ARG
3	N	447	VAL
3	N	448	GLU

Continued on next page...

Continued from previous page...

Mol	Chain	Res	Type
3	N	450	TYR
3	N	451	ASP
3	N	452	ILE
3	N	453	ASP
3	N	465	LEU
3	N	469	ASP
3	N	471	GLU
3	N	486	ARG
3	N	488	ARG
3	N	489	ARG
3	N	507	ASN
3	N	512	MET
3	N	525	ARG
3	N	538	SER
3	N	549	ASN
3	N	570	GLU
3	N	605	ASP
3	N	611	GLN
3	N	617	ASN
3	N	624	ASP
3	N	626	SER
3	N	631	ILE
3	N	636	GLN
3	N	639	LEU
3	N	641	GLN
3	N	651	GLU
3	N	652	LEU
3	N	660	LYS
3	N	682	ASP
3	N	688	TRP
3	N	703	ASN
3	N	709	HIS
3	N	710	ARG
3	N	721	VAL
3	N	732	VAL
3	N	733	CYS
3	N	734	GLU
3	N	749	VAL
3	N	754	PHE
3	N	765	SER
3	N	783	ARG
3	N	792	ILE

Continued on next page...

Continued from previous page...

Mol	Chain	Res	Type
3	N	799	LYS
3	N	804	LEU
3	N	805	GLU
3	N	808	THR
3	N	824	ASN
3	N	827	ILE
3	N	833	GLU
3	N	838	ARG
3	N	842	VAL
3	N	847	ASP
3	N	862	ASP
3	N	863	VAL
3	N	876	SER
3	N	881	LEU
3	N	892	ASP
3	N	897	TRP
3	N	900	ILE
3	N	902	LEU
3	N	914	LEU
3	N	920	LEU
3	N	927	THR
3	N	940	THR
3	N	944	THR
3	N	952	ASP
3	N	955	VAL
3	N	959	GLU
3	N	964	LEU
3	N	970	LYS
3	N	973	GLN
3	N	982	PHE
3	N	983	LEU
3	N	988	ARG
3	N	991	GLN
3	N	1001	GLU
3	N	1029	ARG
3	N	1041	LEU
3	N	1042	ARG
3	N	1053	PHE
3	N	1062	ARG
3	N	1068	LEU
3	N	1083	ASP
3	N	1090	ASP

Continued on next page...

Continued from previous page...

Mol	Chain	Res	Type
3	N	1095	THR
3	N	1100	ASP
3	N	1105	ILE
3	N	1108	ARG
3	N	1109	GLU
3	N	1112	CYS
3	N	1130	ARG
3	N	1131	SER
3	N	1151	ARG
3	N	1156	LEU
3	N	1161	GLU
3	N	1165	TYR
3	N	1166	LEU
3	N	1195	GLN
3	N	1197	ARG
3	N	1204	CYS
3	N	1207	TYR
3	N	1208	ASP
3	N	1235	GLN
3	N	1236	LEU
3	N	1237	THR
3	N	1254	GLN
3	N	1257	PRO
3	N	1261	GLU
3	N	1262	LEU
3	N	1264	GLU
3	N	1282	ARG
3	N	1287	GLU
3	N	1297	GLU
3	N	1299	PHE
3	N	1305	LEU
3	N	1311	LEU
3	N	1320	GLU
3	N	1325	LEU
3	N	1337	GLU
3	N	1342	GLU
3	N	1355	VAL
3	N	1363	LEU
3	N	1382	THR
3	N	1387	SER
3	N	1388	ARG
3	N	1389	LEU

Continued on next page...

Continued from previous page...

Mol	Chain	Res	Type
3	N	1396	GLU
3	N	1415	VAL
3	N	1424	VAL
3	N	1433	SER
3	N	1434	TRP
3	N	1435	LEU
3	N	1440	PHE
3	N	1460	ILE
3	N	1465	ASN
3	N	1470	ARG
3	N	1472	ILE
3	N	1483	PHE
3	N	1485	GLN
3	N	1488	ASP
3	N	1496	GLU
3	N	1501	GLU
4	O	7	ASP
4	O	31	LEU
4	O	37	ASN
4	O	41	GLU
4	O	45	ARG
4	O	50	THR
4	O	56	ASP
4	O	57	ASP
4	O	59	ASN
4	O	73	LEU
4	O	78	ASN
4	O	82	GLU
4	O	86	GLN
7	X	21	ARG
7	X	41	ASP
7	X	43	TYR
7	X	44	ASP
7	X	74	ILE
7	X	76	GLU
7	X	85	LEU
7	X	98	GLU
7	X	99	ARG
7	X	114	ASP
7	X	115	THR
7	X	124	PRO
7	X	133	ARG

Continued on next page...

Continued from previous page...

Mol	Chain	Res	Type
7	X	138	LEU
7	Y	21	ARG
7	Y	34	GLN
7	Y	43	TYR
7	Y	73	VAL
7	Y	74	ILE
7	Y	76	GLU
7	Y	85	LEU
7	Y	98	GLU
7	Y	99	ARG
7	Y	102	VAL
7	Y	105	VAL
7	Y	114	ASP
7	Y	115	THR
7	Y	119	ILE
7	Y	124	PRO
7	Y	133	ARG
7	Y	138	LEU
7	Y	143	PRO
7	Y	155	HIS
7	Z	21	ARG
7	Z	44	ASP
7	Z	63	ASP
7	Z	64	SER
7	Z	71	ARG
7	Z	76	GLU
7	Z	81	GLU
7	Z	85	LEU
7	Z	98	GLU
7	Z	99	ARG
7	Z	102	VAL
7	Z	107	PRO
7	Z	113	LEU
7	Z	114	ASP
7	Z	115	THR
7	Z	117	MET
7	Z	119	ILE
7	Z	138	LEU
7	Z	139	SER

Some sidechains can be flipped to improve hydrogen bonding and reduce clashes. All (249) such sidechains are listed below:

Mol	Chain	Res	Type
1	A	38	ASN
1	A	63	HIS
1	A	91	ASN
1	A	124	ASN
1	A	128	HIS
1	A	139	ASN
1	A	156	HIS
1	A	163	ASN
1	A	180	GLN
1	A	188	GLN
1	A	221	HIS
1	A	229	GLN
1	B	16	GLN
1	B	38	ASN
1	B	95	GLN
1	B	180	GLN
1	B	212	ASN
1	B	227	ASN
2	C	22	GLN
2	C	31	GLN
2	C	41	ASN
2	C	45	GLN
2	C	80	GLN
2	C	99	GLN
2	C	102	HIS
2	C	343	GLN
2	C	374	ASN
2	C	390	GLN
2	C	393	GLN
2	C	406	HIS
2	C	431	HIS
2	C	498	GLN
2	C	552	HIS
2	C	575	GLN
2	C	633	GLN
2	C	639	GLN
2	C	670	GLN
2	C	829	GLN
2	C	834	GLN
2	C	845	ASN
2	C	872	ASN
2	C	881	ASN
2	C	884	GLN

Continued on next page...

Continued from previous page...

Mol	Chain	Res	Type
2	C	899	GLN
2	C	969	GLN
2	C	1018	GLN
2	C	1047	HIS
2	C	1100	GLN
2	C	1107	ASN
3	D	151	GLN
3	D	166	GLN
3	D	189	GLN
3	D	463	GLN
3	D	549	ASN
3	D	560	GLN
3	D	593	ASN
3	D	617	ASN
3	D	669	ASN
3	D	703	ASN
3	D	709	HIS
3	D	724	GLN
3	D	727	GLN
3	D	744	GLN
3	D	762	GLN
3	D	767	HIS
3	D	768	ASN
3	D	816	HIS
3	D	824	ASN
3	D	909	ASN
3	D	976	GLN
3	D	1025	GLN
3	D	1034	GLN
3	D	1116	ASN
3	D	1202	GLN
3	D	1323	GLN
3	D	1367	HIS
3	D	1441	GLN
4	E	28	GLN
4	E	33	HIS
4	E	37	ASN
4	E	86	GLN
1	F	38	ASN
1	F	63	HIS
1	F	81	ASN
1	F	91	ASN

Continued on next page...

Continued from previous page...

Mol	Chain	Res	Type
1	F	128	HIS
1	F	156	HIS
1	F	163	ASN
1	F	180	GLN
1	F	188	GLN
1	F	212	ASN
1	F	213	GLN
1	F	227	ASN
1	G	16	GLN
1	G	38	ASN
1	G	63	HIS
1	G	81	ASN
1	G	91	ASN
1	G	95	GLN
1	G	124	ASN
1	G	139	ASN
1	G	180	GLN
1	G	188	GLN
1	G	212	ASN
1	G	227	ASN
2	H	31	GLN
2	H	41	ASN
2	H	45	GLN
2	H	102	HIS
2	H	343	GLN
2	H	374	ASN
2	H	393	GLN
2	H	406	HIS
2	H	431	HIS
2	H	434	HIS
2	H	498	GLN
2	H	552	HIS
2	H	556	ASN
2	H	575	GLN
2	H	609	ASN
2	H	633	GLN
2	H	639	GLN
2	H	683	ASN
2	H	860	HIS
2	H	872	ASN
2	H	881	ASN
2	H	889	HIS

Continued on next page...

Continued from previous page...

Mol	Chain	Res	Type
2	H	899	GLN
2	H	969	GLN
2	H	1018	GLN
2	H	1019	GLN
2	H	1030	GLN
2	H	1107	ASN
3	I	151	GLN
3	I	189	GLN
3	I	463	GLN
3	I	507	ASN
3	I	549	ASN
3	I	560	GLN
3	I	593	ASN
3	I	616	GLN
3	I	703	ASN
3	I	709	HIS
3	I	717	GLN
3	I	724	GLN
3	I	727	GLN
3	I	737	ASN
3	I	744	GLN
3	I	756	GLN
3	I	762	GLN
3	I	824	ASN
3	I	845	ASN
3	I	917	GLN
3	I	973	GLN
3	I	1010	ASN
3	I	1014	ASN
3	I	1025	GLN
3	I	1046	GLN
3	I	1323	GLN
3	I	1359	GLN
3	I	1367	HIS
3	I	1393	GLN
4	J	28	GLN
4	J	29	GLN
4	J	37	ASN
4	J	59	ASN
1	K	63	HIS
1	K	91	ASN
1	K	156	HIS

Continued on next page...

Continued from previous page...

Mol	Chain	Res	Type
1	K	180	GLN
1	L	38	ASN
1	L	63	HIS
1	L	81	ASN
1	L	95	GLN
1	L	124	ASN
1	L	180	GLN
1	L	213	GLN
2	M	22	GLN
2	M	31	GLN
2	M	41	ASN
2	M	91	GLN
2	M	102	HIS
2	M	139	GLN
2	M	219	GLN
2	M	327	HIS
2	M	343	GLN
2	M	374	ASN
2	M	390	GLN
2	M	448	ASN
2	M	498	GLN
2	M	563	ASN
2	M	575	GLN
2	M	609	ASN
2	M	633	GLN
2	M	639	GLN
2	M	670	GLN
2	M	829	GLN
2	M	834	GLN
2	M	841	ASN
2	M	860	HIS
2	M	872	ASN
2	M	881	ASN
2	M	884	GLN
2	M	889	HIS
2	M	899	GLN
2	M	1026	GLN
2	M	1030	GLN
2	M	1100	GLN
2	M	1107	ASN
3	N	66	GLN
3	N	143	ASN

Continued on next page...

Continued from previous page...

Mol	Chain	Res	Type
3	N	166	GLN
3	N	189	GLN
3	N	442	ASN
3	N	462	GLN
3	N	463	GLN
3	N	507	ASN
3	N	549	ASN
3	N	616	GLN
3	N	703	ASN
3	N	709	HIS
3	N	727	GLN
3	N	729	HIS
3	N	744	GLN
3	N	762	GLN
3	N	816	HIS
3	N	824	ASN
3	N	973	GLN
3	N	976	GLN
3	N	1025	GLN
3	N	1034	GLN
3	N	1116	ASN
3	N	1227	GLN
3	N	1323	GLN
3	N	1359	GLN
3	N	1441	GLN
4	O	33	HIS
4	O	37	ASN
4	O	59	ASN
4	O	86	GLN
7	X	17	GLN
7	X	27	GLN
7	Y	17	GLN
7	Y	27	GLN
7	Y	53	GLN
7	Z	17	GLN
7	Z	27	GLN
7	Z	34	GLN
7	Z	132	HIS

5.3.3 RNA ⓘ

Mol	Chain	Analysed	Backbone Outliers	Pucker Outliers
6	Q	6/33 (18%)	0	0

There are no RNA backbone outliers to report.

There are no RNA pucker outliers to report.

5.4 Non-standard residues in protein, DNA, RNA chains [i](#)

There are no non-standard protein/DNA/RNA residues in this entry.

5.5 Carbohydrates [i](#)

There are no carbohydrates in this entry.

5.6 Ligand geometry [i](#)

Of 6 ligands modelled in this entry, 6 are monoatomic - leaving 0 for Mogul analysis.

There are no bond length outliers.

There are no bond angle outliers.

There are no chirality outliers.

There are no torsion outliers.

There are no ring outliers.

No monomer is involved in short contacts.

5.7 Other polymers [i](#)

There are no such residues in this entry.

5.8 Polymer linkage issues [i](#)

There are no chain breaks in this entry.

6 Fit of model and data ⓘ

6.1 Protein, DNA and RNA chains ⓘ

In the following table, the column labelled ‘#RSRZ> 2’ contains the number (and percentage) of RSRZ outliers, followed by percent RSRZ outliers for the chain as percentile scores relative to all X-ray entries and entries of similar resolution. The OWAB column contains the minimum, median, 95th percentile and maximum values of the occupancy-weighted average B-factor per residue. The column labelled ‘Q< 0.9’ lists the number of (and percentage) of residues with an average occupancy less than 0.9.

Mol	Chain	Analysed	<RSRZ>	#RSRZ>2	OWAB(Å ²)	Q<0.9
1	A	223/315 (70%)	-0.30	0 100 100	81, 153, 225, 265	0
1	B	223/315 (70%)	-0.30	0 100 100	97, 154, 223, 265	0
1	F	222/315 (70%)	-0.36	0 100 100	84, 150, 216, 265	0
1	G	223/315 (70%)	-0.35	0 100 100	85, 150, 216, 248	0
1	K	222/315 (70%)	-0.06	1 (0%) 91 85	110, 167, 229, 262	0
1	L	223/315 (70%)	-0.23	0 100 100	103, 164, 222, 265	0
2	C	1106/1119 (98%)	-0.18	20 (1%) 68 59	70, 158, 243, 265	0
2	H	1103/1119 (98%)	-0.16	30 (2%) 54 44	73, 155, 251, 267	0
2	M	1105/1119 (98%)	-0.08	31 (2%) 53 42	79, 166, 255, 265	0
3	D	1349/1524 (88%)	-0.06	44 (3%) 46 37	74, 171, 259, 267	0
3	I	1289/1524 (84%)	-0.05	59 (4%) 32 27	70, 173, 259, 267	0
3	N	1351/1524 (88%)	-0.07	51 (3%) 40 32	76, 167, 254, 267	0
4	E	93/99 (93%)	-0.01	2 (2%) 62 52	114, 183, 262, 265	0
4	J	92/99 (92%)	-0.08	1 (1%) 80 72	92, 176, 254, 265	0
4	O	93/99 (93%)	-0.05	4 (4%) 35 29	99, 173, 246, 265	0
5	P	6/27 (22%)	1.66	2 (33%) 0 0	198, 198, 198, 198	0
6	Q	7/33 (21%)	2.30	4 (57%) 0 0	188, 198, 198, 198	0
7	X	152/156 (97%)	0.14	2 (1%) 77 68	105, 187, 241, 267	0
7	Y	152/156 (97%)	0.10	4 (2%) 56 45	99, 186, 246, 267	0
7	Z	152/156 (97%)	-0.07	1 (0%) 87 82	109, 171, 248, 267	0
All	All	9386/10644 (88%)	-0.11	256 (2%) 54 44	70, 166, 252, 267	0

All (256) RSRZ outliers are listed below:

Mol	Chain	Res	Type	RSRZ
2	H	763	GLY	6.7
2	H	765	SER	6.2
2	M	721	ARG	5.8
2	H	764	GLU	5.5
3	D	801	GLY	5.4
3	I	202	VAL	5.3
4	E	56	ASP	5.1
2	H	778	PHE	5.1
2	H	616	GLU	4.9
3	N	57	GLU	4.8
3	I	191	LEU	4.7
3	D	77	GLY	4.5
3	I	67	ARG	4.4
2	M	269	LEU	4.3
4	E	57	ASP	4.2
3	D	65	ARG	4.2
3	N	165	LYS	4.2
3	D	420	VAL	4.2
2	M	785	VAL	4.1
3	N	65	ARG	4.1
2	H	757	GLY	4.1
2	H	762	LYS	4.0
3	N	211	VAL	3.9
3	N	59	ALA	3.9
3	D	67	ARG	3.9
3	N	433	GLY	3.9
2	C	780	GLU	3.9
3	I	182	GLY	3.8
3	I	66	GLN	3.8
4	O	56	ASP	3.8
6	Q	4	G	3.7
2	C	785	VAL	3.7
7	X	156	GLY	3.6
3	I	177	ALA	3.6
3	D	397	LYS	3.6
3	I	49	ILE	3.5
2	M	180	GLY	3.5
3	I	39	PRO	3.5
2	C	776	SER	3.5
2	H	775	ARG	3.5
3	D	60	CYS	3.4
2	C	270	GLY	3.4
3	I	50	PHE	3.4

Continued on next page...

Continued from previous page...

Mol	Chain	Res	Type	RSRZ
2	C	775	ARG	3.4
3	N	60	CYS	3.4
3	I	206	ARG	3.4
3	N	58	CYS	3.3
3	N	75	ARG	3.3
3	D	58	CYS	3.2
3	I	425	GLY	3.2
3	D	54	LYS	3.2
3	N	39	PRO	3.1
2	M	759	THR	3.1
3	I	174	GLY	3.1
3	N	82	LYS	3.1
3	I	399	ARG	3.1
3	I	171	LEU	3.1
2	C	786	LYS	3.1
3	N	72	VAL	3.0
3	I	1414	PRO	3.0
3	D	1292	VAL	3.0
2	M	783	ARG	3.0
2	M	248	PRO	3.0
2	C	770	GLU	3.0
3	N	360	ARG	3.0
6	Q	6	G	3.0
2	H	270	GLY	3.0
2	H	814	GLU	3.0
3	N	63	TYR	3.0
3	I	46	ASP	3.0
6	Q	5	C	3.0
3	N	1301	LYS	3.0
3	N	189	GLN	3.0
3	I	445	ARG	3.0
2	H	807	ARG	3.0
2	M	713	ARG	2.9
3	D	191	LEU	2.9
3	D	407	VAL	2.9
2	M	757	GLY	2.9
3	I	73	CYS	2.9
2	H	781	LYS	2.9
4	J	33	HIS	2.9
3	N	347	VAL	2.9
3	I	52	PRO	2.9
2	C	781	LYS	2.9

Continued on next page...

Continued from previous page...

Mol	Chain	Res	Type	RSRZ
3	N	70	GLY	2.8
2	H	422	ARG	2.8
2	H	779	GLY	2.8
3	D	78	VAL	2.8
3	D	80	VAL	2.8
3	N	1304	LYS	2.8
3	I	666	ILE	2.8
3	N	188	GLY	2.8
3	D	1495	ILE	2.8
3	I	176	ASP	2.8
3	I	161	LEU	2.7
3	N	1294	VAL	2.7
3	D	61	GLY	2.7
2	M	782	ALA	2.7
3	N	64	LYS	2.7
3	I	204	LEU	2.7
2	M	266	ARG	2.7
3	N	77	GLY	2.7
2	C	268	ASP	2.7
3	I	1183	ILE	2.7
2	C	777	ILE	2.7
3	D	429	SER	2.7
3	I	57	GLU	2.7
3	I	190	GLU	2.7
3	I	1304	LYS	2.7
2	H	756	VAL	2.7
3	D	85	VAL	2.7
3	D	73	CYS	2.7
3	N	61	GLY	2.6
4	O	57	ASP	2.6
2	C	783	ARG	2.6
3	I	86	ARG	2.6
2	C	760	SER	2.6
3	D	64	LYS	2.6
2	H	168	ARG	2.6
3	N	1319	VAL	2.6
7	Z	150	ARG	2.6
7	Y	91	LEU	2.6
3	D	1497	GLU	2.6
3	I	192	ALA	2.6
3	I	58	CYS	2.6
3	N	421	LEU	2.5

Continued on next page...

Continued from previous page...

Mol	Chain	Res	Type	RSRZ
3	D	445	ARG	2.5
3	N	73	CYS	2.5
3	N	76	CYS	2.5
2	C	771	GLU	2.5
2	M	711	GLU	2.5
3	I	68	PHE	2.5
2	M	533	ASP	2.5
3	D	182	GLY	2.5
3	D	340	THR	2.5
6	Q	9	G	2.5
2	H	417	GLY	2.5
3	N	78	VAL	2.5
2	C	820	ARG	2.5
3	N	1407	LEU	2.5
3	D	55	ASP	2.5
3	I	203	ALA	2.5
2	M	720	GLU	2.5
3	N	210	ARG	2.5
7	Y	104	VAL	2.5
3	D	436	GLU	2.5
3	I	80	VAL	2.5
3	N	2	LYS	2.4
2	H	772	ARG	2.4
3	I	193	PRO	2.4
3	I	446	VAL	2.4
2	M	270	GLY	2.4
2	H	780	GLU	2.4
3	D	1303	TYR	2.4
3	I	1303	TYR	2.4
2	H	248	PRO	2.4
3	D	1304	LYS	2.4
3	D	66	GLN	2.4
2	C	808	ARG	2.4
2	H	758	ARG	2.4
3	N	79	GLU	2.4
3	I	1499	ARG	2.4
3	I	56	TYR	2.4
2	H	766	GLU	2.4
3	D	72	VAL	2.4
3	I	432	TYR	2.4
2	M	781	LYS	2.4
3	I	31	THR	2.4

Continued on next page...

Continued from previous page...

Mol	Chain	Res	Type	RSRZ
3	D	76	CYS	2.3
5	P	22	DC	2.3
3	N	71	LYS	2.3
3	N	209	ARG	2.3
4	O	39	VAL	2.3
3	D	424	GLY	2.3
3	I	81	THR	2.3
3	D	430	ASP	2.3
3	D	59	ALA	2.3
2	H	783	ARG	2.3
3	D	1302	GLU	2.3
3	N	62	LYS	2.3
3	D	185	VAL	2.3
3	N	35	ARG	2.3
7	Y	129	LEU	2.3
1	K	87	VAL	2.3
2	H	813	VAL	2.3
2	M	769	PRO	2.3
3	D	81	THR	2.3
3	N	36	THR	2.3
3	N	212	ARG	2.3
3	N	1502	ALA	2.3
4	O	38	THR	2.3
2	C	251	ASP	2.2
2	M	293	PHE	2.2
3	D	212	ARG	2.2
3	I	32	ILE	2.2
2	M	472	ARG	2.2
3	N	357	GLU	2.2
2	M	806	LEU	2.2
3	N	1276	GLU	2.2
3	D	1274	ILE	2.2
3	I	181	ASP	2.2
3	I	1301	LYS	2.2
3	I	1302	GLU	2.2
2	H	365	ASP	2.2
3	N	83	SER	2.2
3	I	1412	LYS	2.2
3	I	71	LYS	2.2
3	N	481	MET	2.2
3	N	203	ALA	2.2
3	D	415	VAL	2.2

Continued on next page...

Continued from previous page...

Mol	Chain	Res	Type	RSRZ
3	I	396	VAL	2.2
2	H	268	ASP	2.2
3	N	448	GLU	2.2
3	D	82	LYS	2.2
2	M	617	ASP	2.1
2	H	367	LEU	2.1
2	M	771	GLU	2.1
2	H	711	GLU	2.1
2	M	615	TYR	2.1
2	M	770	GLU	2.1
2	M	762	LYS	2.1
3	I	51	GLY	2.1
2	C	720	GLU	2.1
3	D	57	GLU	2.1
3	N	160	GLU	2.1
7	Y	90	GLU	2.1
5	P	24	DG	2.1
3	I	1398	TRP	2.1
2	H	712	ALA	2.1
3	I	201	GLY	2.1
2	C	1080	SER	2.1
2	C	269	LEU	2.1
3	N	33	ASN	2.1
2	M	482	GLU	2.1
3	I	184	GLU	2.1
2	C	614	ARG	2.1
3	I	431	VAL	2.1
2	M	268	ASP	2.1
3	I	55	ASP	2.1
3	N	191	LEU	2.1
3	I	1292	VAL	2.1
3	I	1408	ILE	2.1
3	D	62	LYS	2.1
3	N	68	PHE	2.1
3	N	1295	GLU	2.0
3	I	187	LYS	2.0
7	X	140	LEU	2.0
3	D	398	ALA	2.0
2	M	374	ASN	2.0
3	I	189	GLN	2.0
3	I	72	VAL	2.0
2	H	777	ILE	2.0

Continued on next page...

Continued from previous page...

Mol	Chain	Res	Type	RSRZ
2	M	760	SER	2.0
2	M	765	SER	2.0
2	M	778	PHE	2.0

6.2 Non-standard residues in protein, DNA, RNA chains [i](#)

There are no non-standard protein/DNA/RNA residues in this entry.

6.3 Carbohydrates [i](#)

There are no carbohydrates in this entry.

6.4 Ligands [i](#)

In the following table, the Atoms column lists the number of modelled atoms in the group and the number defined in the chemical component dictionary. The B-factors column lists the minimum, median, 95th percentile and maximum values of B factors of atoms in the group. The column labelled 'Q< 0.9' lists the number of atoms with occupancy less than 0.9.

Mol	Type	Chain	Res	Atoms	RSCC	RSR	B-factors(\AA^2)	Q<0.9
9	MG	N	2006	1/1	0.90	0.48	94,94,94,94	0
9	MG	I	2005	1/1	0.92	0.36	94,94,94,94	0
9	MG	D	2004	1/1	0.97	0.08	94,94,94,94	0
8	ZN	D	2001	1/1	0.97	0.06	94,94,94,94	0
8	ZN	I	2002	1/1	0.99	0.07	94,94,94,94	0
8	ZN	N	2003	1/1	0.99	0.08	94,94,94,94	0

6.5 Other polymers [i](#)

There are no such residues in this entry.