



Full wwPDB X-ray Structure Validation Report ⓘ

May 29, 2020 – 09:24 am BST

PDB ID : 6ASG
Title : Crystal structure of Thermus thermophilus RNA polymerase core enzyme
Authors : Liu, Y.; Lin, W.; Ying, R.; Ebright, R.H.
Deposited on : 2017-08-24
Resolution : 3.80 Å(reported)

This is a Full wwPDB X-ray Structure Validation Report for a publicly released PDB entry.

We welcome your comments at validation@mail.wwpdb.org

A user guide is available at

<https://www.wwpdb.org/validation/2017/XrayValidationReportHelp>

with specific help available everywhere you see the ⓘ symbol.

The following versions of software and data (see [references ⓘ](#)) were used in the production of this report:

MolProbity	:	4.02b-467
Xtriage (Phenix)	:	1.13
EDS	:	2.11
Percentile statistics	:	20191225.v01 (using entries in the PDB archive December 25th 2019)
Refmac	:	5.8.0158
CCP4	:	7.0.044 (Gargrove)
Ideal geometry (proteins)	:	Engh & Huber (2001)
Ideal geometry (DNA, RNA)	:	Parkinson et al. (1996)
Validation Pipeline (wwPDB-VP)	:	2.11

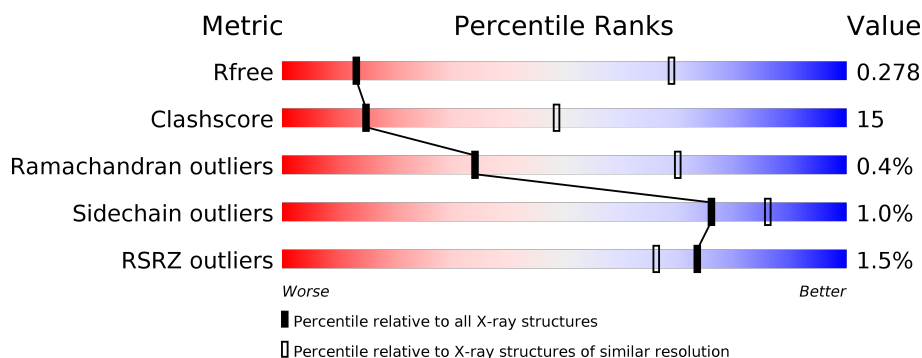
1 Overall quality at a glance

The following experimental techniques were used to determine the structure:

X-RAY DIFFRACTION

The reported resolution of this entry is 3.80 Å.

Percentile scores (ranging between 0-100) for global validation metrics of the entry are shown in the following graphic. The table shows the number of entries on which the scores are based.



Metric	Whole archive (#Entries)	Similar resolution (#Entries, resolution range(Å))
R_{free}	130704	1212 (4.00-3.60)
Clashscore	141614	1288 (4.00-3.60)
Ramachandran outliers	138981	1243 (4.00-3.60)
Sidechain outliers	138945	1237 (4.00-3.60)
RSRZ outliers	127900	1121 (4.00-3.60)

The table below summarises the geometric issues observed across the polymeric chains and their fit to the electron density. The red, orange, yellow and green segments on the lower bar indicate the fraction of residues that contain outliers for ≥ 3 , 2, 1 and 0 types of geometric quality criteria respectively. A grey segment represents the fraction of residues that are not modelled. The numeric value for each fraction is indicated below the corresponding segment, with a dot representing fractions $\leq 5\%$. The upper red bar (where present) indicates the fraction of residues that have poor fit to the electron density. The numeric value is given above the bar.

Mol	Chain	Length	Quality of chain
1	C	1119	
2	D	1524	
3	A	315	
3	B	315	
4	E	99	

2 Entry composition

There are 6 unique types of molecules in this entry. The entry contains 23554 atoms, of which 0 are hydrogens and 0 are deuteriums.

In the tables below, the ZeroOcc column contains the number of atoms modelled with zero occupancy, the AltConf column contains the number of residues with at least one atom in alternate conformation and the Trace column contains the number of residues modelled with at most 2 atoms.

- Molecule 1 is a protein called DNA-directed RNA polymerase subunit beta.

Mol	Chain	Residues	Atoms					ZeroOcc	AltConf	Trace
1	C	1086	Total	C	N	O	S	0	0	0
			8570	5426	1527	1593	24			

- Molecule 2 is a protein called DNA-directed RNA polymerase subunit beta'.

Mol	Chain	Residues	Atoms					ZeroOcc	AltConf	Trace
2	D	1356	Total	C	N	O	S	0	0	0
			10695	6765	1898	1999	33			

- Molecule 3 is a protein called DNA-directed RNA polymerase subunit alpha.

Mol	Chain	Residues	Atoms					ZeroOcc	AltConf	Trace
3	A	226	Total	C	N	O	S	0	0	0
			1782	1138	310	332	2			
3	B	222	Total	C	N	O	S	0	0	0
			1750	1118	304	326	2			

- Molecule 4 is a protein called DNA-directed RNA polymerase subunit omega.

Mol	Chain	Residues	Atoms					ZeroOcc	AltConf	Trace
4	E	93	Total	C	N	O	S	0	0	0
			754	481	131	138	4			

- Molecule 5 is ZINC ION (three-letter code: ZN) (formula: Zn).

Mol	Chain	Residues	Atoms		ZeroOcc	AltConf
5	D	2	Total	Zn	0	0
			2	2		


- Molecule 6 is MAGNESIUM ION (three-letter code: MG) (formula: Mg).

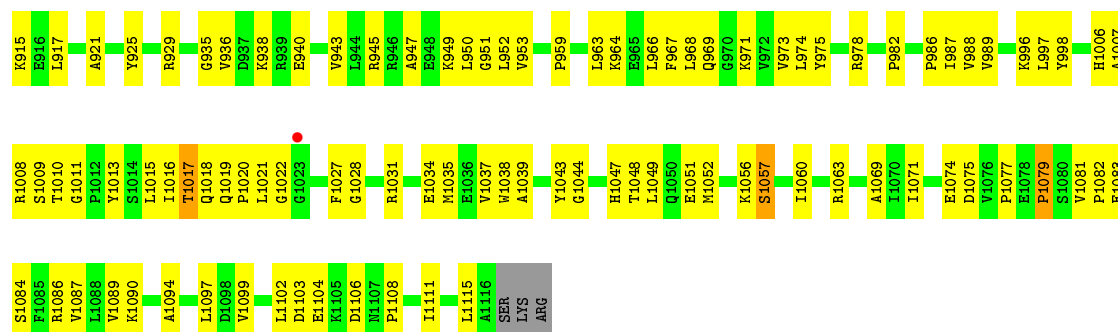
Mol	Chain	Residues	Atoms		ZeroOcc	AltConf
6	D	1	Total	Mg	0	0
			1	1		

3 Residue-property plots

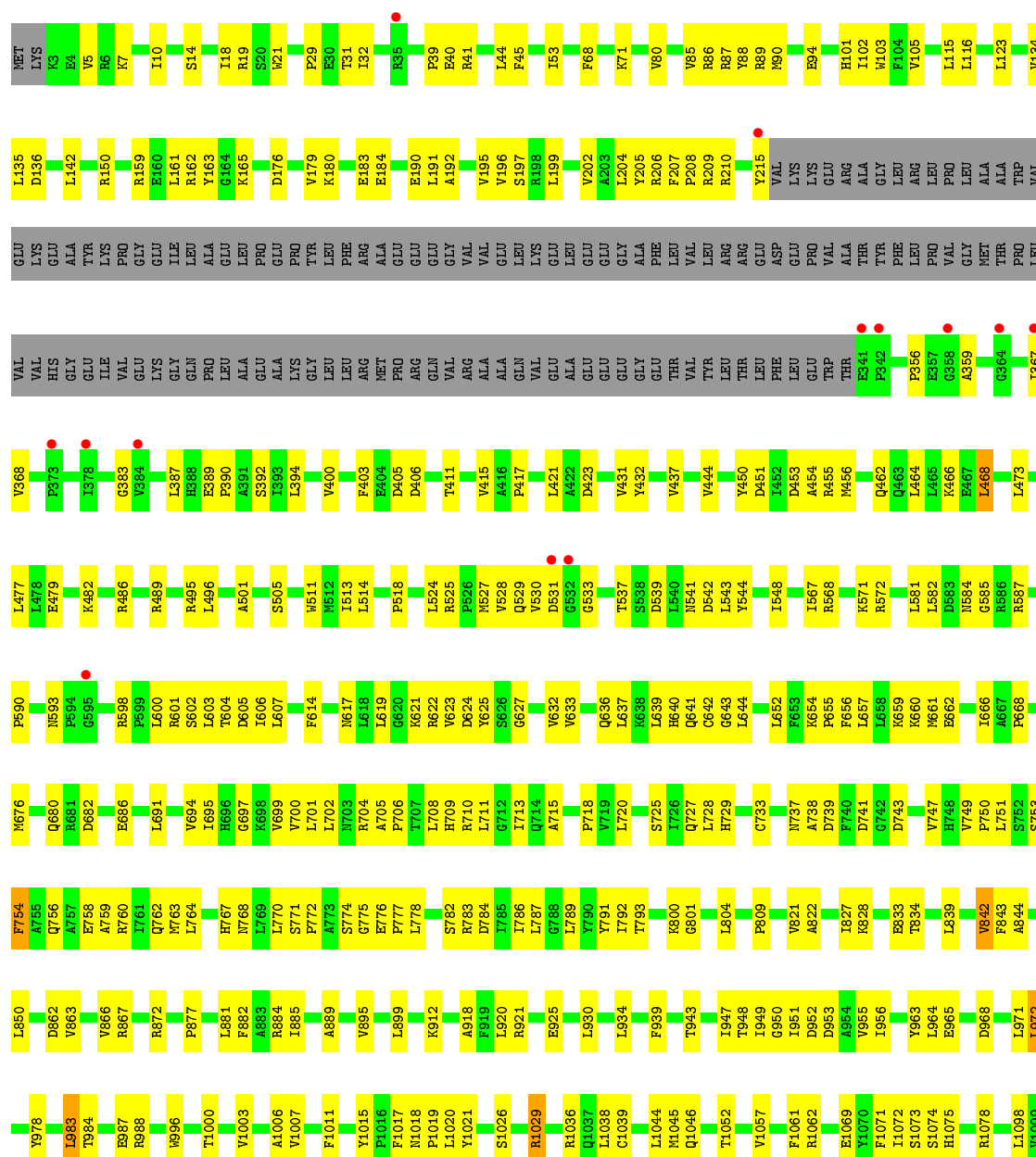
These plots are drawn for all protein, RNA and DNA chains in the entry. The first graphic for a chain summarises the proportions of the various outlier classes displayed in the second graphic. The second graphic shows the sequence view annotated by issues in geometry and electron density. Residues are color-coded according to the number of geometric quality criteria for which they contain at least one outlier: green = 0, yellow = 1, orange = 2 and red = 3 or more. A red dot above a residue indicates a poor fit to the electron density ($RSRZ > 2$). Stretches of 2 or more consecutive residues without any outlier are shown as a green connector. Residues present in the sample, but not in the model, are shown in grey.

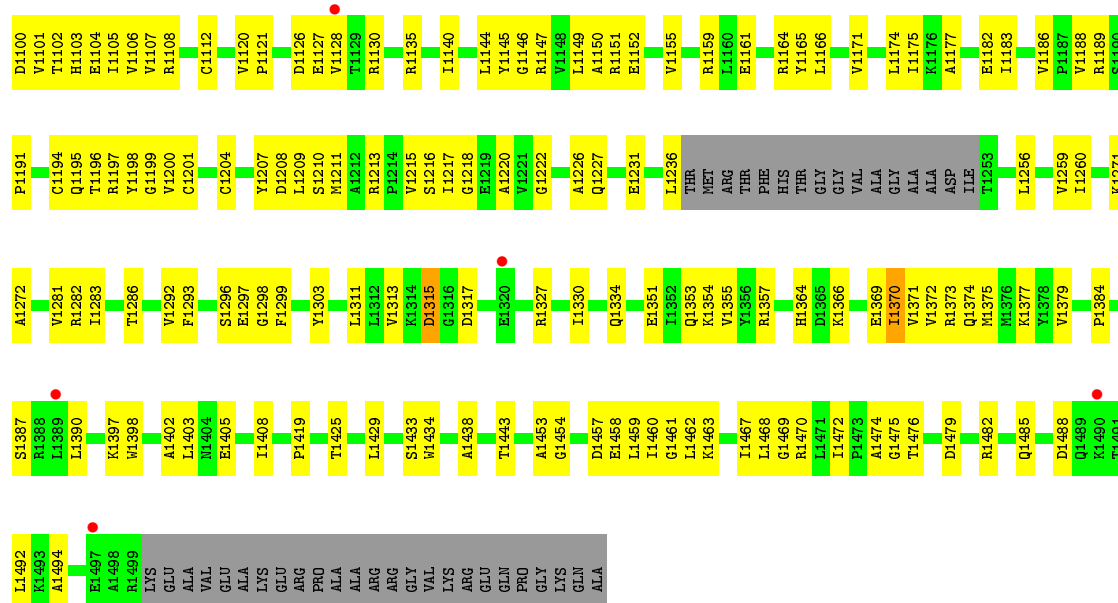
- Molecule 1: DNA-directed RNA polymerase subunit beta



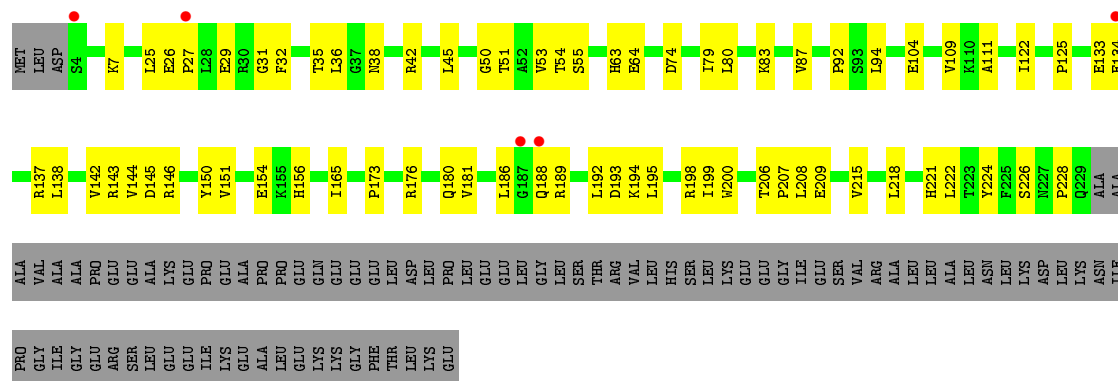


• Molecule 2: DNA-directed RNA polymerase subunit beta'

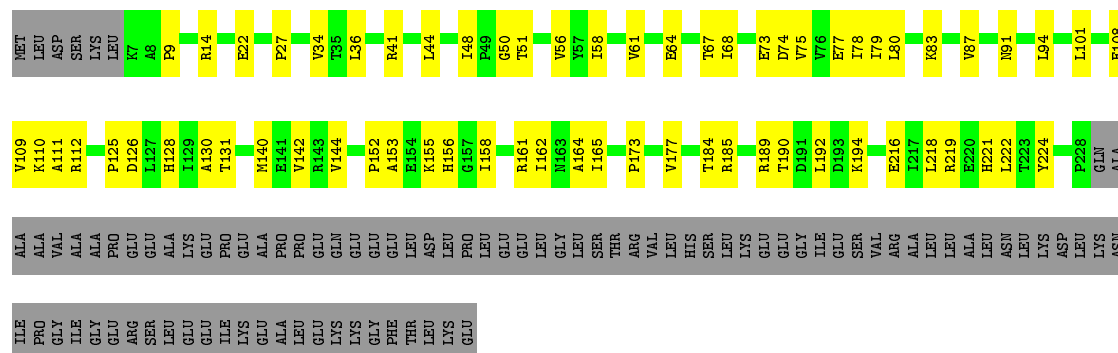




• Molecule 3: DNA-directed RNA polymerase subunit alpha

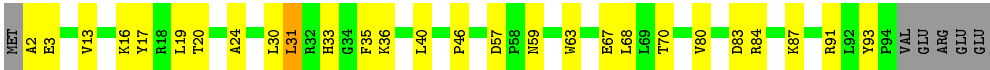


• Molecule 3: DNA-directed RNA polymerase subunit alpha



• Molecule 4: DNA-directed RNA polymerase subunit omega

Chain E: 67% 26% • 6%



4 Data and refinement statistics

Property	Value	Source
Space group	H 3	Depositor
Cell constants a, b, c, α , β , γ	280.69Å 280.69Å 184.96Å 90.00° 90.00° 120.00°	Depositor
Resolution (Å)	42.49 – 3.80 47.02 – 4.11	Depositor EDS
% Data completeness (in resolution range)	63.2 (42.49-3.80) 40.5 (47.02-4.11)	Depositor EDS
R_{merge}	0.24	Depositor
R_{sym}	(Not available)	Depositor
$\langle I/\sigma(I) \rangle$ ¹	3.09 (at 4.14Å)	Xtriage
Refinement program	PHENIX 1.9_1692	Depositor
R, R_{free}	0.229 , 0.278 0.229 , 0.278	Depositor DCC
R_{free} test set	649 reflections (3.79%)	wwPDB-VP
Wilson B-factor (Å ²)	46.0	Xtriage
Anisotropy	0.297	Xtriage
Bulk solvent k_{sol} (e/Å ³), B_{sol} (Å ²)	0.28 , 30.1	EDS
L-test for twinning ²	$\langle L \rangle = 0.55$, $\langle L^2 \rangle = 0.39$	Xtriage
Estimated twinning fraction	0.024 for h,-h-k,-l	Xtriage
F_o, F_c correlation	0.89	EDS
Total number of atoms	23554	wwPDB-VP
Average B, all atoms (Å ²)	82.0	wwPDB-VP

Xtriage's analysis on translational NCS is as follows: *The largest off-origin peak in the Patterson function is 2.73% of the height of the origin peak. No significant pseudotranslation is detected.*

¹Intensities estimated from amplitudes.

²Theoretical values of $\langle |L| \rangle$, $\langle L^2 \rangle$ for acentric reflections are 0.5, 0.333 respectively for untwinned datasets, and 0.375, 0.2 for perfectly twinned datasets.

5 Model quality [i](#)

5.1 Standard geometry [i](#)

Bond lengths and bond angles in the following residue types are not validated in this section: ZN, MG

The Z score for a bond length (or angle) is the number of standard deviations the observed value is removed from the expected value. A bond length (or angle) with $|Z| > 5$ is considered an outlier worth inspection. RMSZ is the root-mean-square of all Z scores of the bond lengths (or angles).

Mol	Chain	Bond lengths		Bond angles	
		RMSZ	# $ Z > 5$	RMSZ	# $ Z > 5$
1	C	0.23	0/8733	0.42	0/11814
2	D	0.22	0/10877	0.41	0/14699
3	A	0.21	0/1814	0.40	0/2466
3	B	0.21	0/1782	0.41	0/2424
4	E	0.22	0/768	0.38	0/1035
All	All	0.22	0/23974	0.41	0/32438

There are no bond length outliers.

There are no bond angle outliers.

There are no chirality outliers.

There are no planarity outliers.

5.2 Too-close contacts [i](#)

In the following table, the Non-H and H(model) columns list the number of non-hydrogen atoms and hydrogen atoms in the chain respectively. The H(added) column lists the number of hydrogen atoms added and optimized by MolProbity. The Clashes column lists the number of clashes within the asymmetric unit, whereas Symm-Clashes lists symmetry related clashes.

Mol	Chain	Non-H	H(model)	H(added)	Clashes	Symm-Clashes
1	C	8570	0	8672	335	0
2	D	10695	0	10910	355	0
3	A	1782	0	1834	54	0
3	B	1750	0	1797	45	0
4	E	754	0	769	24	0
5	D	2	0	0	0	0
6	D	1	0	0	0	0
All	All	23554	0	23982	723	0

The all-atom clashscore is defined as the number of clashes found per 1000 atoms (including hydrogen atoms). The all-atom clashscore for this structure is 15.

All (723) close contacts within the same asymmetric unit are listed below, sorted by their clash magnitude.

Atom-1	Atom-2	Interatomic distance (Å)	Clash overlap (Å)
1:C:1075:ASP:HB3	2:D:753:SER:HB2	1.57	0.85
1:C:987:ILE:HA	2:D:948:THR:HG21	1.59	0.84
2:D:656:PHE:HB3	2:D:694:VAL:HG21	1.59	0.84
1:C:677:MET:O	1:C:683:ASN:ND2	2.11	0.82
2:D:1112:CYS:HB2	2:D:1195:GLN:HG2	1.66	0.77
3:B:185:ARG:HB3	3:B:190:THR:HG23	1.67	0.77
1:C:836:GLY:H	1:C:849:VAL:HB	1.49	0.76
1:C:261:ILE:HG23	1:C:290:LEU:HB2	1.67	0.76
1:C:1083:GLU:OE2	2:D:87:ARG:NH2	2.18	0.75
2:D:709:HIS:HA	2:D:1227:GLN:HB3	1.69	0.75
3:B:73:GLU:HG3	3:B:130:ALA:HA	1.67	0.75
3:A:55:SER:HB3	3:A:143:ARG:HB3	1.69	0.74
1:C:611:ILE:HD11	1:C:641:PRO:HB3	1.70	0.74
2:D:101:HIS:HD2	2:D:103:TRP:H	1.34	0.74
2:D:786:ILE:HG22	2:D:1026:SER:HB2	1.69	0.74
1:C:408:ARG:NH2	1:C:456:ALA:O	2.21	0.73
1:C:557:ARG:HG3	1:C:879:ARG:HB3	1.69	0.73
2:D:505:SER:HB3	2:D:1453:ALA:HA	1.70	0.73
1:C:587:VAL:HG11	1:C:666:LEU:HD22	1.70	0.73
1:C:39:ARG:NH1	1:C:71:TYR:O	2.22	0.72
3:A:215:VAL:HG13	3:B:222:LEU:HB3	1.72	0.71
1:C:160:ALA:HB3	1:C:174:LEU:HB2	1.70	0.71
2:D:1106:VAL:HG12	2:D:1220:ALA:HA	1.72	0.71
2:D:44:LEU:HD21	2:D:544:TYR:HB2	1.73	0.70
3:A:222:LEU:HD21	3:B:218:LEU:HD23	1.73	0.70
1:C:324:ASP:HB3	1:C:327:HIS:HB2	1.72	0.70
2:D:1189:ARG:HB3	2:D:1204:CYS:HA	1.73	0.70
1:C:501:THR:HG21	1:C:513:VAL:HG13	1.74	0.70
1:C:572:ILE:HD11	1:C:698:ASP:HB3	1.71	0.70
2:D:843:PHE:HB2	2:D:866:VAL:HG12	1.72	0.69
2:D:1218:GLY:O	2:D:1475:GLY:N	2.24	0.69
2:D:1108:ARG:NH2	2:D:1460:ILE:O	2.24	0.69
1:C:689:VAL:HB	1:C:870:ILE:HB	1.74	0.69
3:A:218:LEU:HD23	3:B:222:LEU:HD21	1.74	0.68
2:D:1057:VAL:HG13	2:D:1069:GLU:HB3	1.75	0.68
2:D:1146:GLY:HA3	2:D:1207:TYR:HB2	1.75	0.68
1:C:1056:LYS:HE3	2:D:625:TYR:HB2	1.75	0.68

Continued on next page...

Continued from previous page...

Atom-1	Atom-2	Interatomic distance (Å)	Clash overlap (Å)
1:C:281:LEU:O	1:C:308:ARG:NH2	2.20	0.68
2:D:1216:SER:OG	4:E:16:LYS:N	2.24	0.68
1:C:236:ILE:HG23	1:C:248:PRO:HB2	1.75	0.68
2:D:405:ASP:HB3	2:D:423:ASP:HA	1.75	0.67
1:C:800:VAL:HG22	1:C:827:VAL:HG22	1.76	0.67
2:D:956:ILE:HG13	2:D:1062:ARG:HD3	1.76	0.66
1:C:846:LYS:HB2	2:D:741:ASP:HB2	1.77	0.66
1:C:1020:PRO:O	2:D:622:ARG:NH1	2.28	0.66
1:C:469:THR:OG1	1:C:538:GLN:NE2	2.28	0.66
2:D:162:ARG:NH1	2:D:451:ASP:OD1	2.29	0.65
1:C:97:ARG:NH1	1:C:110:GLU:OE1	2.29	0.65
2:D:920:LEU:HD12	2:D:921:ARG:HG3	1.77	0.65
2:D:584:ASN:HB2	2:D:602:SER:HB3	1.79	0.65
1:C:1016:ILE:HG13	1:C:1017:THR:HG22	1.78	0.65
2:D:1283:ILE:HD11	2:D:1311:LEU:HD22	1.79	0.65
3:B:101:LEU:HD11	3:B:109:VAL:HG11	1.79	0.64
3:B:111:ALA:HB3	3:B:125:PRO:HA	1.78	0.64
1:C:334:ARG:NH2	1:C:342:ASP:OD2	2.30	0.64
2:D:1281:VAL:HG12	2:D:1315:ASP:HA	1.78	0.64
2:D:101:HIS:CD2	2:D:103:TRP:H	2.14	0.64
1:C:432:ARG:HD2	1:C:519:GLY:HA3	1.77	0.64
2:D:660:LYS:HG3	2:D:694:VAL:HB	1.80	0.64
1:C:593:ALA:HB1	1:C:659:PRO:HD2	1.78	0.63
4:E:13:VAL:HG21	4:E:19:LEU:HB2	1.80	0.63
1:C:29:ALA:HA	1:C:43:GLY:HA3	1.79	0.63
2:D:1155:VAL:HG12	2:D:1182:GLU:HG2	1.79	0.63
1:C:1013:TYR:HA	1:C:1020:PRO:HA	1.80	0.63
2:D:31:THR:OG1	2:D:32:ILE:N	2.32	0.63
2:D:704:ARG:HG3	2:D:738:ALA:HB2	1.80	0.63
1:C:711:GLU:HG2	1:C:822:VAL:HG22	1.81	0.62
2:D:784:ASP:HB3	2:D:939:PHE:HE1	1.64	0.62
2:D:950:GLY:H	2:D:953:ASP:HB2	1.64	0.62
1:C:15:LEU:O	1:C:586:ARG:NH2	2.32	0.62
1:C:508:ILE:HG22	1:C:510:ALA:H	1.64	0.62
2:D:1147:ARG:HD3	2:D:1188:VAL:HG21	1.81	0.62
3:B:87:VAL:HG21	3:B:144:VAL:HG21	1.80	0.62
1:C:278:GLU:HG2	1:C:284:ARG:HA	1.81	0.62
2:D:1313:VAL:HG21	2:D:1317:ASP:HB3	1.80	0.62
2:D:643:GLY:HA3	2:D:727:GLN:HB2	1.82	0.62
1:C:1009:SER:HB3	2:D:654:LYS:HB3	1.82	0.62
2:D:711:LEU:HD12	2:D:778:LEU:HD23	1.81	0.62

Continued on next page...

Continued from previous page...

Atom-1	Atom-2	Interatomic distance (Å)	Clash overlap (Å)
2:D:1107:VAL:HB	2:D:1218:GLY:H	1.65	0.61
2:D:437:VAL:HA	2:D:444:VAL:HG12	1.80	0.61
1:C:637:LEU:HD23	1:C:659:PRO:HG2	1.82	0.61
1:C:729:LEU:HD11	1:C:791:ARG:HH22	1.65	0.61
2:D:1105:ILE:HD13	2:D:1370:ILE:HG23	1.81	0.61
3:B:51:THR:OG1	3:B:87:VAL:O	2.15	0.61
1:C:524:VAL:HB	1:C:528:GLU:HB3	1.82	0.61
1:C:229:MET:HB2	1:C:233:GLU:HB2	1.82	0.61
1:C:606:VAL:HB	1:C:645:VAL:HG22	1.82	0.61
1:C:710:ILE:HD11	1:C:790:LEU:HB2	1.82	0.61
2:D:872:ARG:HH22	3:B:74:ASP:HB3	1.66	0.61
2:D:18:ILE:HG23	2:D:518:PRO:HG3	1.83	0.60
1:C:541:SER:O	1:C:545:ASN:ND2	2.31	0.60
2:D:1462:LEU:HD11	2:D:1474:ALA:HB2	1.83	0.60
2:D:525:ARG:NH1	2:D:541:ASN:OD1	2.34	0.60
1:C:1013:TYR:CZ	1:C:1063:ARG:HD2	2.36	0.60
1:C:21:ILE:HD12	1:C:455:LEU:HD22	1.83	0.60
3:B:112:ARG:HB3	3:B:125:PRO:HB2	1.84	0.60
2:D:899:LEU:HD21	2:D:918:ALA:HB2	1.83	0.60
1:C:935:GLY:O	3:A:180:GLN:NE2	2.35	0.60
2:D:1194:CYS:HB3	2:D:1373:ARG:HH12	1.67	0.60
1:C:877:PRO:HA	2:D:1038:LEU:HD11	1.84	0.60
1:C:478:VAL:HG22	1:C:507:ARG:HG2	1.84	0.59
2:D:1208:ASP:HB2	2:D:1215:VAL:HA	1.84	0.59
2:D:1104:GLU:HA	2:D:1461:GLY:HA2	1.83	0.59
3:A:94:LEU:O	3:A:146:ARG:NH1	2.35	0.59
1:C:670:GLN:OE1	1:C:700:TYR:N	2.28	0.59
1:C:281:LEU:HD13	1:C:305:PRO:HB2	1.83	0.59
2:D:661:MET:HG2	2:D:666:ILE:HD12	1.85	0.59
1:C:746:GLY:HA2	3:A:63:HIS:HB3	1.84	0.59
3:B:108:GLU:HG2	3:B:131:THR:HG22	1.85	0.59
1:C:1008:ARG:HH21	2:D:624:ASP:HA	1.66	0.59
1:C:70:GLU:HG2	1:C:97:ARG:HB2	1.84	0.59
1:C:833:LEU:HD13	1:C:996:LYS:HE2	1.84	0.59
3:B:50:GLY:HA3	3:B:173:PRO:HD3	1.85	0.59
2:D:1174:LEU:HD22	2:D:1183:ILE:HD11	1.85	0.58
2:D:657:LEU:HD11	2:D:691:LEU:HD13	1.85	0.58
1:C:861:LEU:HD12	1:C:865:THR:HB	1.86	0.58
2:D:1045:MET:HG3	2:D:1073:SER:HA	1.84	0.58
1:C:578:VAL:HB	1:C:671:ASN:HD22	1.69	0.58
2:D:1377:LYS:O	2:D:1397:LYS:N	2.33	0.58

Continued on next page...

Continued from previous page...

Atom-1	Atom-2	Interatomic distance (Å)	Clash overlap (Å)
1:C:545:ASN:HB3	1:C:583:LEU:HD13	1.84	0.58
1:C:744:ARG:HG3	1:C:747:ALA:HB2	1.84	0.58
2:D:827:ILE:O	2:D:834:THR:N	2.37	0.58
1:C:880:MET:HA	2:D:1038:LEU:HD21	1.85	0.58
1:C:292:ARG:NH1	1:C:301:GLU:OE2	2.37	0.58
2:D:190:GLU:HG2	2:D:196:VAL:HG22	1.85	0.58
2:D:411:THR:HB	2:D:437:VAL:HG22	1.86	0.58
1:C:37:GLU:HG3	1:C:38:LYS:HG3	1.86	0.58
2:D:828:LYS:HA	2:D:833:GLU:HA	1.86	0.57
2:D:1351:GLU:HA	2:D:1354:LYS:HE3	1.85	0.57
2:D:486:ARG:HA	2:D:489:ARG:HB2	1.87	0.57
1:C:333:ILE:HD12	1:C:410:ILE:HD13	1.86	0.57
1:C:696:LYS:O	3:A:83:LYS:NZ	2.33	0.57
1:C:950:LEU:HD13	2:D:1017:PHE:HB2	1.85	0.57
1:C:876:VAL:HG21	1:C:885:ILE:HD11	1.87	0.57
1:C:578:VAL:HG21	1:C:891:GLY:HA2	1.85	0.57
2:D:432:TYR:HB2	2:D:450:TYR:HD1	1.68	0.57
3:B:14:ARG:NH2	3:B:22:GLU:OE1	2.37	0.57
1:C:863:ASP:OD1	3:A:176:ARG:NH1	2.37	0.57
2:D:640:HIS:HA	2:D:764:LEU:HD21	1.86	0.57
1:C:971:LYS:HG2	1:C:988:VAL:HG22	1.87	0.57
1:C:1060:ILE:HG12	1:C:1063:ARG:HE	1.70	0.57
1:C:833:LEU:HD21	1:C:839:LEU:HD11	1.87	0.57
1:C:87:ASP:HA	1:C:131:GLY:HA3	1.86	0.56
2:D:539:ASP:HB3	2:D:600:LEU:HB3	1.85	0.56
1:C:200:LEU:HD23	1:C:298:PHE:HB3	1.87	0.56
2:D:1144:LEU:HA	2:D:1147:ARG:HD2	1.86	0.56
1:C:200:LEU:HD13	1:C:300:ASP:HB2	1.86	0.56
2:D:775:GLY:HA2	2:D:1209:LEU:HB3	1.87	0.56
2:D:5:VAL:O	2:D:1470:ARG:NH1	2.24	0.56
1:C:679:PHE:HA	2:D:943:THR:HB	1.87	0.56
1:C:332:ARG:NE	1:C:464:LEU:O	2.39	0.56
1:C:803:THR:HG22	1:C:825:VAL:HG13	1.88	0.56
2:D:135:LEU:HD23	2:D:455:ARG:HH11	1.71	0.56
1:C:720:GLU:HB3	1:C:758:ARG:HG3	1.87	0.56
2:D:473:LEU:HD11	2:D:495:ARG:HH21	1.70	0.56
2:D:530:VAL:HG12	2:D:531:ASP:H	1.71	0.56
2:D:704:ARG:HH11	2:D:737:ASN:HB3	1.71	0.56
2:D:637:LEU:HB2	2:D:641:GLN:HG3	1.87	0.56
2:D:644:LEU:HD22	2:D:718:PRO:HB3	1.88	0.56
2:D:809:PRO:HB3	2:D:839:LEU:HD13	1.87	0.56

Continued on next page...

Continued from previous page...

Atom-1	Atom-2	Interatomic distance (Å)	Clash overlap (Å)
1:C:832:LYS:NZ	3:A:154:GLU:OE2	2.39	0.56
2:D:1282:ARG:HB3	2:D:1293:PHE:HB2	1.88	0.56
2:D:754:PHE:HA	4:E:24:ALA:HB1	1.87	0.56
1:C:13:ILE:HD13	1:C:483:VAL:HG11	1.88	0.55
2:D:1155:VAL:HG21	2:D:1174:LEU:HD23	1.88	0.55
1:C:390:GLN:O	1:C:393:GLN:NE2	2.38	0.55
1:C:1060:ILE:O	1:C:1063:ARG:HG2	2.06	0.55
1:C:341:THR:HA	1:C:344:PHE:HB3	1.89	0.55
1:C:270:GLY:O	1:C:274:ARG:N	2.39	0.55
2:D:1011:PHE:HZ	2:D:1039:CYS:HG	1.53	0.55
3:A:51:THR:OG1	3:A:87:VAL:O	2.16	0.55
3:A:92:PRO:O	3:A:146:ARG:NH1	2.40	0.55
1:C:684:PHE:H	1:C:687:ALA:HB3	1.71	0.55
1:C:936:VAL:HG11	1:C:959:PRO:HB2	1.88	0.55
2:D:699:VAL:HA	2:D:718:PRO:HD3	1.89	0.55
2:D:1434:TRP:NE1	2:D:1457:ASP:HB2	2.22	0.55
2:D:1107:VAL:HA	2:D:1200:VAL:O	2.07	0.54
2:D:1197:ARG:HB3	2:D:1398:TRP:CD1	2.41	0.54
3:A:27:PRO:HG3	3:A:186:LEU:HD13	1.88	0.54
1:C:154:ARG:HH21	1:C:157:ARG:HG3	1.72	0.54
1:C:495:THR:OG1	1:C:517:ARG:NH1	2.41	0.54
2:D:1150:ALA:O	2:D:1151:ARG:NH1	2.40	0.54
2:D:760:ARG:NH1	4:E:59:ASN:OD1	2.41	0.54
1:C:144:PRO:HB2	1:C:273:GLY:HA3	1.89	0.54
1:C:1022:GLY:H	1:C:1028:GLY:HA2	1.72	0.54
2:D:617:ASN:HB2	2:D:1467:ILE:HA	1.90	0.54
2:D:632:VAL:O	2:D:728:LEU:N	2.38	0.54
2:D:709:HIS:ND1	2:D:1231:GLU:HG3	2.22	0.54
1:C:71:TYR:HA	1:C:96:ALA:HA	1.89	0.54
2:D:1098:LEU:HD23	2:D:1226:ALA:HA	1.90	0.54
1:C:695:LEU:HD11	1:C:852:ILE:HD13	1.90	0.54
1:C:858:MET:HG3	1:C:859:PRO:HD2	1.89	0.54
1:C:1008:ARG:HH12	1:C:1011:GLY:HA3	1.73	0.54
1:C:627:ARG:HH21	1:C:640:ARG:HA	1.72	0.54
1:C:943:VAL:HG23	1:C:982:PRO:HB2	1.88	0.54
2:D:1127:GLU:HA	2:D:1130:ARG:HH21	1.72	0.54
1:C:572:ILE:HG22	1:C:703:ILE:HD11	1.89	0.53
2:D:770:LEU:HA	2:D:777:PRO:HA	1.90	0.53
1:C:683:ASN:HB2	1:C:872:ASN:HB2	1.90	0.53
1:C:6:PHE:HZ	1:C:917:LEU:HD11	1.71	0.53
3:A:206:THR:HG22	3:A:208:LEU:H	1.73	0.53

Continued on next page...

Continued from previous page...

Atom-1	Atom-2	Interatomic distance (Å)	Clash overlap (Å)
3:A:221:HIS:HA	3:A:224:TYR:CD2	2.43	0.53
3:A:64:GLU:HG3	3:A:79:ILE:HD12	1.90	0.53
1:C:15:LEU:HD21	1:C:583:LEU:HD11	1.91	0.53
1:C:258:TYR:O	1:C:263:ASP:N	2.37	0.53
2:D:208:PRO:HA	2:D:390:PRO:HA	1.90	0.53
2:D:776:GLU:HB3	2:D:912:LYS:HE3	1.89	0.53
1:C:729:LEU:HD13	1:C:754:ILE:HD11	1.91	0.53
1:C:557:ARG:CZ	1:C:879:ARG:HD3	2.38	0.53
1:C:6:PHE:CZ	1:C:917:LEU:HD11	2.43	0.53
2:D:468:LEU:HD11	2:D:473:LEU:HD22	1.89	0.53
2:D:771:SER:HB3	2:D:778:LEU:HB2	1.90	0.53
2:D:895:VAL:O	2:D:899:LEU:HB2	2.09	0.53
3:A:199:ILE:HB	3:A:207:PRO:HB3	1.89	0.53
2:D:1196:THR:O	2:D:1373:ARG:NH2	2.41	0.53
1:C:843:HIS:NE2	1:C:887:GLU:OE1	2.40	0.53
1:C:396:ASP:O	1:C:402:SER:OG	2.27	0.53
1:C:758:ARG:N	1:C:789:SER:OG	2.36	0.53
2:D:543:LEU:HD13	2:D:581:LEU:HA	1.91	0.53
3:B:64:GLU:HG3	3:B:79:ILE:HD12	1.90	0.53
1:C:557:ARG:NH1	1:C:844:GLY:O	2.35	0.53
2:D:637:LEU:HD13	2:D:642:CYS:HA	1.90	0.53
2:D:821:VAL:HG11	2:D:827:ILE:HD11	1.91	0.53
1:C:1013:TYR:OH	2:D:624:ASP:OD2	2.24	0.52
2:D:889:ALA:HB1	2:D:930:LEU:HA	1.90	0.52
2:D:1354:LYS:HA	2:D:1357:ARG:HD2	1.91	0.52
2:D:116:LEU:HD13	2:D:464:LEU:HD23	1.92	0.52
1:C:22:GLN:NE2	1:C:407:LYS:O	2.42	0.52
1:C:674:VAL:HG22	1:C:869:VAL:HB	1.92	0.52
2:D:85:VAL:HB	2:D:89:ARG:HG3	1.92	0.52
1:C:1115:LEU:HD13	2:D:85:VAL:HG12	1.91	0.52
2:D:1105:ILE:HG13	2:D:1199:GLY:HA2	1.92	0.52
3:A:109:VAL:HG21	3:A:138:LEU:HD23	1.91	0.52
3:B:184:THR:HB	3:B:194:LYS:HB2	1.92	0.52
1:C:1019:GLN:NE2	2:D:621:LYS:HD2	2.25	0.52
1:C:627:ARG:NH1	3:A:74:ASP:HB3	2.25	0.52
2:D:601:ARG:NH2	2:D:605:ASP:O	2.36	0.52
1:C:354:GLY:O	1:C:358:ARG:HG2	2.10	0.52
1:C:36:PRO:HB3	1:C:70:GLU:HB2	1.91	0.52
1:C:237:ARG:O	1:C:240:THR:OG1	2.23	0.52
2:D:1000:THR:HB	2:D:1036:ARG:HH11	1.75	0.52
2:D:142:LEU:HB2	2:D:161:LEU:HD21	1.91	0.52

Continued on next page...

Continued from previous page...

Atom-1	Atom-2	Interatomic distance (Å)	Clash overlap (Å)
2:D:40:GLU:HG3	2:D:41:ARG:H	1.75	0.52
1:C:915:LYS:NZ	2:D:952:ASP:OD1	2.32	0.52
1:C:863:ASP:HA	3:A:198:ARG:HH11	1.75	0.51
1:C:978:ARG:HB2	3:B:34:VAL:HG21	1.91	0.51
2:D:956:ILE:HD11	2:D:1062:ARG:HB3	1.91	0.51
3:A:25:LEU:HD13	3:A:195:LEU:HD22	1.92	0.51
1:C:571:LEU:HD13	1:C:700:TYR:HA	1.93	0.51
2:D:501:ALA:HB1	2:D:1453:ALA:HB2	1.91	0.51
1:C:829:GLN:OE1	1:C:831:ARG:NH1	2.44	0.51
2:D:1272:ALA:HB3	2:D:1330:ILE:HA	1.93	0.51
2:D:542:ASP:OD2	2:D:593:ASN:ND2	2.37	0.51
2:D:697:GLY:O	2:D:760:ARG:NH1	2.43	0.51
1:C:1006:HIS:CD2	1:C:1027:PHE:HB3	2.45	0.51
2:D:209:ARG:HH11	2:D:389:GLU:HG2	1.76	0.51
2:D:1351:GLU:O	2:D:1354:LYS:HG2	2.11	0.51
3:B:58:ILE:HB	3:B:61:VAL:HB	1.92	0.51
1:C:690:ILE:HD12	1:C:849:VAL:HG13	1.92	0.51
1:C:929:ARG:HH21	3:A:180:GLN:HE22	1.58	0.51
1:C:480:THR:HG22	1:C:482:GLU:H	1.76	0.51
1:C:1009:SER:HB2	2:D:655:PRO:HD3	1.92	0.50
1:C:1009:SER:OG	1:C:1010:THR:N	2.44	0.50
2:D:844:ALA:HA	3:B:80:LEU:HG	1.93	0.50
1:C:694:LEU:HD21	1:C:868:ASP:HB3	1.94	0.50
2:D:1101:VAL:HG22	2:D:1374:GLN:HB3	1.93	0.50
2:D:1472:ILE:O	2:D:1474:ALA:N	2.38	0.50
2:D:585:GLY:HA2	2:D:590:PRO:HG3	1.92	0.50
1:C:154:ARG:NH2	1:C:157:ARG:HG3	2.26	0.50
2:D:1071:PHE:O	2:D:1074:SER:OG	2.24	0.50
2:D:1107:VAL:HG12	2:D:1217:ILE:HG23	1.91	0.50
1:C:1048:THR:N	2:D:758:GLU:OE2	2.40	0.50
1:C:680:ASP:H	2:D:943:THR:HB	1.77	0.50
3:B:156:HIS:ND1	3:B:158:ILE:HG12	2.26	0.50
2:D:1135:ARG:HH21	2:D:1357:ARG:HH22	1.59	0.50
2:D:14:SER:HB3	2:D:511:TRP:CE2	2.46	0.50
2:D:955:VAL:HB	2:D:1011:PHE:HE1	1.75	0.50
1:C:1089:VAL:HG13	1:C:1099:VAL:HG13	1.94	0.50
1:C:462:ASP:OD1	1:C:465:GLY:N	2.42	0.50
1:C:807:ARG:N	1:C:810:ASP:OD2	2.44	0.50
1:C:1:MET:N	1:C:898:GLY:O	2.41	0.50
1:C:54:ILE:HD12	1:C:66:LEU:HD23	1.93	0.50
1:C:94:LEU:HD22	1:C:118:ILE:HD11	1.94	0.50

Continued on next page...

Continued from previous page...

Atom-1	Atom-2	Interatomic distance (Å)	Clash overlap (Å)
2:D:1379:VAL:HG12	2:D:1419:PRO:HA	1.93	0.50
1:C:1007:ALA:HA	2:D:627:GLY:HA2	1.94	0.50
1:C:12:VAL:HG11	1:C:472:ARG:CZ	2.42	0.49
2:D:700:VAL:HG12	2:D:749:VAL:HG12	1.92	0.49
2:D:983:LEU:HD13	2:D:988:ARG:HB2	1.94	0.49
2:D:356:PRO:HG2	2:D:359:ALA:HB2	1.94	0.49
1:C:662:GLU:OE1	1:C:900:ARG:NH2	2.44	0.49
1:C:910:LYS:O	1:C:914:ILE:HG12	2.12	0.49
1:C:952:LEU:O	1:C:969:GLN:NE2	2.45	0.49
2:D:1101:VAL:HG13	2:D:1102:THR:HG23	1.94	0.49
2:D:432:TYR:HB2	2:D:450:TYR:CD1	2.47	0.49
2:D:691:LEU:HG	2:D:720:LEU:HD11	1.93	0.49
4:E:67:GLU:O	4:E:70:THR:OG1	2.23	0.49
1:C:1090:LYS:HG3	2:D:88:TYR:HA	1.94	0.49
1:C:430:VAL:HG11	1:C:440:PRO:HB3	1.94	0.49
4:E:40:LEU:HD13	4:E:46:PRO:HD3	1.94	0.49
1:C:18:LEU:HB2	1:C:404:LEU:HD11	1.95	0.49
1:C:206:THR:HA	1:C:209:ARG:HD3	1.95	0.49
1:C:109:LYS:HG2	1:C:368:THR:HG22	1.93	0.49
1:C:696:LYS:HE2	3:A:150:TYR:HB2	1.94	0.49
1:C:838:LYS:HG2	1:C:997:LEU:HD12	1.94	0.49
1:C:842:ARG:NH2	1:C:887:GLU:OE2	2.36	0.49
2:D:539:ASP:OD1	2:D:598:ARG:NH2	2.44	0.49
1:C:836:GLY:N	1:C:849:VAL:HB	2.23	0.49
1:C:578:VAL:HA	1:C:900:ARG:HG2	1.95	0.49
1:C:17:PRO:HG2	1:C:20:GLU:HB3	1.94	0.49
2:D:184:GLU:HA	2:D:202:VAL:HA	1.93	0.49
2:D:759:ALA:HA	2:D:763:MET:HB2	1.95	0.49
1:C:405:ARG:O	1:C:409:ARG:N	2.46	0.48
2:D:1271:LYS:HD2	2:D:1334:GLN:NE2	2.28	0.48
1:C:1057:SER:OG	2:D:623:VAL:HA	2.14	0.48
1:C:875:GLY:HA2	1:C:879:ARG:HH21	1.79	0.48
2:D:1140:ILE:O	2:D:1144:LEU:HB2	2.12	0.48
2:D:1217:ILE:HD12	2:D:1217:ILE:H	1.78	0.48
1:C:578:VAL:HG13	1:C:579:VAL:HG23	1.96	0.48
1:C:710:ILE:HD12	1:C:758:ARG:HE	1.79	0.48
2:D:963:TYR:HE2	2:D:1006:ALA:HB2	1.77	0.48
2:D:1259:VAL:HG23	2:D:1355:VAL:HG11	1.94	0.48
2:D:206:ARG:HB3	2:D:392:SER:HB2	1.94	0.48
2:D:772:PRO:HG3	2:D:1210:SER:HB3	1.94	0.48
3:A:29:GLU:HB2	3:A:32:PHE:HD1	1.79	0.48

Continued on next page...

Continued from previous page...

Atom-1	Atom-2	Interatomic distance (Å)	Clash overlap (Å)
1:C:1069:ALA:HB1	1:C:1074:GLU:HB2	1.94	0.48
1:C:105:THR:HG21	1:C:107:LEU:HD23	1.94	0.48
1:C:947:ALA:O	1:C:951:GLY:N	2.44	0.48
2:D:7:LYS:HG2	2:D:1458:GLU:HA	1.94	0.48
1:C:86:LYS:HD3	1:C:813:VAL:HG22	1.94	0.48
1:C:892:LEU:HD13	1:C:989:VAL:HG23	1.96	0.48
2:D:1366:LYS:O	2:D:1370:ILE:HD12	2.13	0.48
2:D:192:ALA:HB3	2:D:195:VAL:HB	1.95	0.48
3:B:161:ARG:HG2	3:B:164:ALA:HB2	1.94	0.48
1:C:329:GLY:N	1:C:488:ALA:HB3	2.29	0.48
1:C:952:LEU:HD13	1:C:971:LYS:HZ2	1.78	0.48
2:D:1145:TYR:O	2:D:1364:HIS:NE2	2.38	0.48
2:D:1147:ARG:HB3	2:D:1188:VAL:CG2	2.43	0.48
2:D:701:LEU:HD22	2:D:763:MET:HE2	1.95	0.48
1:C:1103:ASP:OD1	1:C:1104:GLU:N	2.40	0.48
1:C:148:PHE:HD2	1:C:160:ALA:HA	1.78	0.48
2:D:1292:VAL:HB	2:D:1303:TYR:HB2	1.95	0.48
3:A:189:ARG:HG3	3:A:192:LEU:HD11	1.96	0.48
2:D:456:MET:HE1	2:D:568:ARG:NH1	2.29	0.48
2:D:978:TYR:HA	2:D:983:LEU:HD11	1.95	0.48
2:D:767:HIS:HE1	4:E:3:GLU:H	1.61	0.48
1:C:442:GLU:OE1	1:C:541:SER:OG	2.29	0.48
2:D:1488:ASP:N	2:D:1488:ASP:OD1	2.46	0.48
2:D:477:LEU:HB2	2:D:496:LEU:HD13	1.96	0.48
2:D:625:TYR:HE2	2:D:655:PRO:HG2	1.79	0.48
3:A:64:GLU:HB2	3:A:165:ILE:HG21	1.95	0.48
2:D:142:LEU:HD13	2:D:161:LEU:HD11	1.95	0.47
2:D:1011:PHE:CD2	2:D:1021:TYR:HB2	2.49	0.47
2:D:1364:HIS:CE1	2:D:1366:LYS:HG3	2.49	0.47
2:D:176:ASP:OD2	2:D:210:ARG:NH2	2.47	0.47
2:D:202:VAL:HG11	2:D:400:VAL:HG13	1.95	0.47
2:D:19:ARG:NE	2:D:94:GLU:OE2	2.43	0.47
2:D:767:HIS:CE1	4:E:3:GLU:H	2.32	0.47
3:A:87:VAL:HG21	3:A:144:VAL:HG21	1.96	0.47
3:B:56:VAL:HG22	3:B:142:VAL:HG12	1.96	0.47
2:D:105:VAL:HG13	2:D:123:LEU:HD23	1.95	0.47
1:C:457:ALA:N	1:C:540:PHE:O	2.44	0.47
2:D:1072:ILE:HA	2:D:1075:HIS:CD2	2.49	0.47
2:D:1433:SER:HA	2:D:1457:ASP:OD2	2.14	0.47
2:D:800:LYS:HB3	2:D:822:ALA:H	1.78	0.47
1:C:1077:PRO:O	1:C:1079:PRO:HD3	2.14	0.47

Continued on next page...

Continued from previous page...

Atom-1	Atom-2	Interatomic distance (Å)	Clash overlap (Å)
2:D:1147:ARG:HE	2:D:1364:HIS:HE1	1.61	0.47
2:D:204:LEU:HD23	2:D:394:LEU:HD11	1.95	0.47
2:D:7:LYS:HD3	2:D:1458:GLU:HG3	1.95	0.47
2:D:925:GLU:HA	4:E:2:ALA:HB3	1.96	0.47
1:C:712:ALA:O	1:C:820:ARG:N	2.28	0.47
2:D:771:SER:HG	2:D:774:SER:HG	1.62	0.47
1:C:1094:ALA:HA	2:D:90:MET:HE1	1.95	0.47
1:C:1087:VAL:HG13	2:D:524:LEU:HD21	1.96	0.47
1:C:168:ARG:NH2	1:C:265:ARG:O	2.48	0.47
1:C:614:ARG:NH2	1:C:618:GLY:O	2.47	0.47
1:C:133:ASP:OD2	1:C:629:TYR:OH	2.33	0.47
1:C:872:ASN:HD21	1:C:874:LEU:HD12	1.78	0.47
2:D:1147:ARG:HB3	2:D:1188:VAL:HG21	1.97	0.47
2:D:750:PRO:O	2:D:756:GLN:NE2	2.47	0.47
3:B:152:PRO:HB2	3:B:155:LYS:HG2	1.97	0.47
2:D:739:ASP:N	2:D:739:ASP:OD2	2.48	0.47
1:C:572:ILE:O	1:C:640:ARG:NH1	2.48	0.47
2:D:1296:SER:N	2:D:1299:PHE:O	2.44	0.47
2:D:1186:VAL:O	2:D:1188:VAL:HG12	2.14	0.47
2:D:1425:THR:O	2:D:1429:LEU:HB2	2.15	0.47
1:C:1008:ARG:HH22	1:C:1011:GLY:HA3	1.80	0.47
1:C:653:ASP:OD1	1:C:654:LEU:N	2.48	0.47
1:C:1075:ASP:HB2	4:E:31:LEU:HD12	1.97	0.47
1:C:72:ARG:HG2	1:C:95:TYR:HB2	1.97	0.46
2:D:1105:ILE:HD11	2:D:1200:VAL:HG23	1.97	0.46
2:D:842:VAL:O	3:B:83:LYS:NZ	2.48	0.46
3:B:101:LEU:HB3	3:B:140:MET:HG2	1.98	0.46
1:C:12:VAL:HG22	1:C:534:VAL:HG13	1.97	0.46
1:C:567:GLN:HB2	1:C:998:TYR:HB3	1.95	0.46
1:C:627:ARG:HH12	3:A:74:ASP:HB3	1.81	0.46
1:C:28:ARG:HH11	1:C:42:VAL:HG21	1.81	0.46
1:C:896:PHE:HB2	1:C:921:ALA:HB1	1.98	0.46
1:C:1034:GLU:HB3	2:D:619:LEU:HA	1.96	0.46
1:C:1043:TYR:O	2:D:762:GLN:NE2	2.49	0.46
3:A:32:PHE:HA	3:A:35:THR:HB	1.98	0.46
3:B:112:ARG:NH1	3:B:126:ASP:OD1	2.47	0.46
1:C:179:ASN:OD1	1:C:180:GLY:N	2.49	0.46
2:D:1146:GLY:CA	2:D:1207:TYR:HB2	2.45	0.46
2:D:462:GLN:O	2:D:466:LYS:HG3	2.15	0.46
2:D:782:SER:O	2:D:786:ILE:HG13	2.14	0.46
1:C:547:ILE:HG12	1:C:842:ARG:HB3	1.98	0.46

Continued on next page...

Continued from previous page...

Atom-1	Atom-2	Interatomic distance (Å)	Clash overlap (Å)
2:D:1165:TYR:HB3	2:D:1207:TYR:CE2	2.51	0.46
2:D:1220:ALA:HB2	2:D:1474:ALA:HB1	1.97	0.46
1:C:18:LEU:HD13	1:C:542:VAL:HG11	1.97	0.46
1:C:580:MET:HB2	1:C:584:GLU:CD	2.36	0.46
2:D:411:THR:HB	2:D:437:VAL:H	1.80	0.46
2:D:479:GLU:HA	2:D:482:LYS:HD3	1.97	0.46
2:D:71:LYS:O	2:D:80:VAL:HG22	2.15	0.46
3:A:206:THR:HB	3:A:209:GLU:HG3	1.98	0.46
1:C:753:ASP:OD1	1:C:754:ILE:N	2.48	0.46
1:C:807:ARG:HA	1:C:821:GLU:HG3	1.98	0.46
1:C:963:LEU:HD21	1:C:973:VAL:HG23	1.97	0.46
2:D:1105:ILE:HG23	2:D:1222:GLY:HA3	1.97	0.46
2:D:758:GLU:HB3	4:E:20:THR:HG21	1.97	0.46
4:E:83:ASP:OD1	4:E:83:ASP:N	2.49	0.46
3:A:133:GLU:HG2	3:A:134:GLU:N	2.30	0.46
3:B:216:GLU:OE1	3:B:219:ARG:NH2	2.38	0.46
1:C:274:ARG:HH21	1:C:284:ARG:HH11	1.64	0.46
2:D:676:MET:O	2:D:682:ASP:HB3	2.16	0.46
2:D:872:ARG:NH2	3:B:77:GLU:HB2	2.31	0.46
1:C:572:ILE:HD12	3:A:80:LEU:HD21	1.97	0.46
1:C:195:LEU:HD21	1:C:237:ARG:HG3	1.96	0.46
2:D:702:LEU:HG	2:D:747:VAL:HG12	1.98	0.46
3:A:176:ARG:HB3	3:A:200:TRP:HB2	1.97	0.45
1:C:737:LEU:HD23	1:C:743:VAL:HA	1.98	0.45
2:D:1211:MET:HG3	2:D:1213:ARG:HG2	1.98	0.45
2:D:39:PRO:HB3	2:D:45:PHE:HB2	1.98	0.45
3:A:111:ALA:HB1	3:A:122:ILE:HG21	1.98	0.45
3:B:91:ASN:HB3	3:B:94:LEU:HB2	1.98	0.45
3:B:64:GLU:HA	3:B:165:ILE:HD13	1.99	0.45
1:C:556:ASN:O	1:C:559:LEU:HB3	2.16	0.45
1:C:892:LEU:HG	1:C:967:PHE:CZ	2.52	0.45
2:D:1015:TYR:HB3	2:D:1018:ASN:HB2	1.98	0.45
2:D:1149:LEU:HD21	2:D:1166:LEU:HD11	1.98	0.45
2:D:1296:SER:OG	2:D:1297:GLU:N	2.47	0.45
2:D:180:LYS:NZ	2:D:387:LEU:O	2.50	0.45
3:B:128:HIS:NE2	3:B:131:THR:HG23	2.32	0.45
1:C:1015:LEU:HD12	2:D:530:VAL:HG13	1.97	0.45
1:C:1102:LEU:HB2	1:C:1106:ASP:HA	1.98	0.45
1:C:195:LEU:O	1:C:199:VAL:HG23	2.16	0.45
1:C:641:PRO:HA	1:C:656:ALA:HA	1.99	0.45
2:D:1161:GLU:HB2	2:D:1164:ARG:HB2	1.99	0.45

Continued on next page...

Continued from previous page...

Atom-1	Atom-2	Interatomic distance (Å)	Clash overlap (Å)
1:C:720:GLU:HG2	1:C:760:SER:HB3	1.99	0.45
3:A:104:GLU:OE2	3:A:137:ARG:NH1	2.49	0.45
1:C:600:ASP:OD1	1:C:651:LYS:N	2.46	0.45
1:C:658:GLY:N	1:C:661:SER:OG	2.49	0.45
1:C:678:PRO:HD3	2:D:947:ILE:O	2.16	0.45
1:C:855:VAL:HG22	3:A:45:LEU:HD13	1.99	0.45
2:D:652:LEU:HD11	2:D:747:VAL:HG21	1.98	0.45
2:D:789:LEU:HA	2:D:792:ILE:HG12	1.99	0.45
1:C:629:TYR:HA	1:C:802:ARG:HH22	1.82	0.45
1:C:685:GLU:HG2	2:D:739:ASP:HA	1.99	0.45
2:D:572:ARG:HH11	2:D:587:ARG:HH12	1.64	0.45
1:C:404:LEU:HA	1:C:407:LYS:HD2	1.99	0.45
1:C:564:MET:SD	1:C:846:LYS:HG2	2.57	0.45
1:C:712:ALA:HB3	1:C:820:ARG:HB3	1.99	0.45
3:A:221:HIS:HD2	3:B:36:LEU:HD11	1.82	0.45
2:D:1038:LEU:HA	2:D:1061:PHE:HB2	1.98	0.45
4:E:36:LYS:HD3	4:E:93:TYR:HB3	1.98	0.45
1:C:929:ARG:NH2	3:A:180:GLN:HE22	2.14	0.45
2:D:1100:ASP:HA	2:D:1463:LYS:HE3	1.99	0.45
2:D:529:GLN:HG3	2:D:533:GLY:HA2	1.98	0.45
2:D:102:ILE:HG22	2:D:582:LEU:HB2	1.99	0.45
3:A:36:LEU:HD21	3:B:221:HIS:HB3	1.98	0.44
3:A:36:LEU:HD11	3:B:221:HIS:HB3	1.99	0.44
1:C:1086:ARG:HD3	2:D:88:TYR:CZ	2.51	0.44
3:B:68:ILE:HD12	3:B:78:ILE:HD12	1.99	0.44
1:C:88:LEU:HD11	1:C:812:GLY:O	2.17	0.44
3:A:226:SER:O	3:A:228:PRO:HD3	2.17	0.44
1:C:1082:PRO:O	1:C:1086:ARG:HG2	2.17	0.44
2:D:514:LEU:HD23	2:D:514:LEU:H	1.82	0.44
2:D:582:LEU:HD23	2:D:603:LEU:HD12	1.99	0.44
1:C:684:PHE:HB3	2:D:633:VAL:HG11	1.99	0.44
1:C:734:LEU:HD22	1:C:737:LEU:HD12	1.98	0.44
1:C:862:PRO:HD2	1:C:925:TYR:OH	2.18	0.44
3:A:26:GLU:HB3	3:A:194:LYS:HG3	2.00	0.44
1:C:911:GLU:O	1:C:915:LYS:HG2	2.17	0.44
2:D:704:ARG:NH1	2:D:737:ASN:O	2.51	0.44
3:B:189:ARG:HE	3:B:192:LEU:HD21	1.82	0.44
1:C:129:ILE:HB	1:C:134:ARG:HD3	1.98	0.44
1:C:435:TYR:OH	1:C:533:ASP:OD2	2.22	0.44
2:D:1405:GLU:HA	2:D:1408:ILE:HG22	2.00	0.44
2:D:1434:TRP:HE1	2:D:1457:ASP:HB2	1.83	0.44

Continued on next page...

Continued from previous page...

Atom-1	Atom-2	Interatomic distance (Å)	Clash overlap (Å)
4:E:84:ARG:HA	4:E:84:ARG:HD2	1.88	0.44
1:C:118:ILE:HG12	1:C:382:ILE:HD13	2.00	0.44
1:C:879:ARG:CZ	2:D:1029:ARG:HH21	2.31	0.44
2:D:1046:GLN:HA	2:D:1052:THR:HA	1.99	0.44
2:D:1369:GLU:HA	2:D:1372:VAL:HG12	2.00	0.44
2:D:1462:LEU:HG	2:D:1472:ILE:HB	1.99	0.44
2:D:206:ARG:HG3	2:D:207:PHE:CD2	2.53	0.44
2:D:134:VAL:HG12	2:D:454:ALA:HB2	1.99	0.44
2:D:567:ILE:O	2:D:571:LYS:HG3	2.18	0.44
2:D:636:GLN:NE2	2:D:727:GLN:OE1	2.51	0.44
1:C:1086:ARG:HD3	2:D:88:TYR:CE2	2.53	0.44
3:A:50:GLY:HA3	3:A:173:PRO:HD3	2.00	0.44
2:D:1177:ALA:O	2:D:1182:GLU:N	2.50	0.44
2:D:1327:ARG:HA	2:D:1327:ARG:HD2	1.79	0.44
1:C:1082:PRO:HB3	2:D:1469:GLY:HA3	2.00	0.44
2:D:367:ILE:HG13	2:D:368:VAL:HG23	1.99	0.44
2:D:527:MET:HG3	2:D:537:THR:HB	2.00	0.44
2:D:715:ALA:HB3	2:D:764:LEU:HA	2.00	0.44
2:D:930:LEU:O	2:D:934:LEU:HG	2.18	0.44
1:C:20:GLU:HA	1:C:23:VAL:HB	1.98	0.43
1:C:726:ILE:HA	1:C:727:PRO:HD3	1.86	0.43
2:D:1107:VAL:O	2:D:1218:GLY:N	2.51	0.43
2:D:625:TYR:CD1	2:D:751:LEU:HD11	2.53	0.43
2:D:784:ASP:HB3	2:D:939:PHE:CE1	2.47	0.43
1:C:126:SER:HB3	1:C:407:LYS:HZ3	1.83	0.43
1:C:431:HIS:HB3	1:C:434:HIS:CD2	2.54	0.43
1:C:627:ARG:HD3	1:C:627:ARG:HA	1.74	0.43
1:C:711:GLU:HA	1:C:821:GLU:O	2.17	0.43
2:D:415:VAL:HG21	2:D:421:LEU:HD11	2.00	0.43
2:D:462:GLN:HG2	2:D:466:LYS:HE3	1.99	0.43
2:D:708:LEU:HB3	2:D:1231:GLU:HA	1.99	0.43
4:E:68:LEU:HD12	4:E:68:LEU:HA	1.85	0.43
1:C:1019:GLN:HE22	2:D:621:LYS:HD2	1.83	0.43
1:C:1047:HIS:ND1	2:D:1476:THR:HG21	2.33	0.43
1:C:137:VAL:HG12	1:C:409:ARG:HB3	2.01	0.43
1:C:332:ARG:NH2	1:C:338:GLU:OE1	2.51	0.43
1:C:401:LEU:CD2	1:C:565:GLN:HB3	2.49	0.43
1:C:865:THR:HA	1:C:866:PRO:HD3	1.92	0.43
1:C:945:ARG:O	1:C:949:LYS:HG2	2.19	0.43
1:C:675:ALA:HB1	1:C:987:ILE:HD11	1.99	0.43
2:D:115:LEU:HD21	2:D:468:LEU:HD22	2.00	0.43

Continued on next page...

Continued from previous page...

Atom-1	Atom-2	Interatomic distance (Å)	Clash overlap (Å)
1:C:423:ALA:HB1	1:C:451:LEU:HD21	2.01	0.43
2:D:1126:ASP:OD2	2:D:1128:VAL:HG12	2.18	0.43
2:D:1236:LEU:HD12	2:D:1256:LEU:HD13	1.99	0.43
2:D:417:PRO:HG3	2:D:431:VAL:HA	2.01	0.43
2:D:544:TYR:O	2:D:548:ILE:HG12	2.18	0.43
2:D:758:GLU:HB3	4:E:20:THR:CG2	2.48	0.43
3:B:161:ARG:HG3	3:B:162:ILE:O	2.19	0.43
3:B:221:HIS:HA	3:B:224:TYR:CD2	2.53	0.43
1:C:1081:VAL:HG11	1:C:1111:ILE:O	2.17	0.43
2:D:984:THR:HG23	2:D:987:GLU:H	1.84	0.43
3:B:41:ARG:HA	3:B:177:VAL:HG11	2.00	0.43
1:C:1051:GLU:HG2	1:C:1056:LYS:HG3	1.99	0.43
1:C:802:ARG:HB3	1:C:802:ARG:HE	1.60	0.43
2:D:1120:VAL:HA	2:D:1121:PRO:HD3	1.82	0.43
2:D:1194:CYS:HB3	2:D:1373:ARG:NH1	2.31	0.43
2:D:639:LEU:HA	2:D:729:HIS:CD2	2.54	0.43
4:E:57:ASP:HB3	4:E:63:TRP:HE1	1.84	0.43
1:C:247:PRO:HA	1:C:248:PRO:HD3	1.87	0.43
1:C:327:HIS:CE1	1:C:433:THR:HG21	2.53	0.43
1:C:478:VAL:HA	1:C:507:ARG:HA	2.00	0.43
1:C:626:ARG:N	1:C:639:GLN:OE1	2.51	0.43
1:C:430:VAL:HG22	2:D:1078:ARG:CZ	2.48	0.43
2:D:709:HIS:HB3	2:D:1231:GLU:HB2	2.00	0.43
2:D:850:LEU:HD12	2:D:884:ARG:HH12	1.84	0.43
3:B:153:ALA:HA	3:B:156:HIS:NE2	2.33	0.43
1:C:35:PRO:O	1:C:39:ARG:HG3	2.19	0.43
1:C:89:THR:HA	1:C:128:ILE:O	2.19	0.43
3:A:111:ALA:HB3	3:A:125:PRO:HA	2.00	0.43
1:C:179:ASN:OD1	1:C:181:VAL:HG12	2.19	0.43
1:C:285:LEU:HD12	1:C:301:GLU:HB3	2.01	0.43
1:C:53:PRO:HB3	1:C:67:ASP:HA	2.01	0.43
1:C:688:ILE:HD12	1:C:839:LEU:HB2	2.01	0.43
2:D:1459:LEU:HD22	2:D:1468:LEU:HD21	2.00	0.43
2:D:179:VAL:HG13	2:D:183:GLU:HB3	2.01	0.43
2:D:749:VAL:HA	2:D:750:PRO:HD3	1.87	0.43
2:D:1494:ALA:HB1	4:E:91:ARG:HH12	1.83	0.43
1:C:1031:ARG:HH22	2:D:619:LEU:HB3	1.84	0.42
1:C:705:ILE:HA	1:C:828:ALA:HA	2.01	0.42
2:D:637:LEU:HD12	2:D:729:HIS:HD2	1.84	0.42
1:C:1043:TYR:HE2	2:D:713:ILE:HG23	1.84	0.42
1:C:199:VAL:HG13	1:C:235:LEU:HD12	2.00	0.42

Continued on next page...

Continued from previous page...

Atom-1	Atom-2	Interatomic distance (Å)	Clash overlap (Å)
1:C:710:ILE:HA	1:C:710:ILE:HD13	1.75	0.42
1:C:940:GLU:HG3	1:C:975:TYR:OH	2.19	0.42
1:C:97:ARG:HG2	1:C:112:GLU:HB2	2.01	0.42
2:D:695:ILE:HD13	2:D:718:PRO:O	2.19	0.42
1:C:91:GLN:HB2	1:C:117:HIS:HB3	2.01	0.42
1:C:333:ILE:HG13	1:C:467:ILE:HG12	2.01	0.42
1:C:943:VAL:CG2	1:C:982:PRO:HB2	2.50	0.42
2:D:101:HIS:CD2	2:D:103:TRP:HB2	2.55	0.42
2:D:882:PHE:HA	2:D:885:ILE:HD12	2.01	0.42
3:A:31:GLY:N	3:A:193:ASP:OD2	2.36	0.42
1:C:1071:ILE:HA	1:C:1071:ILE:HD13	1.87	0.42
1:C:172:ILE:HG12	1:C:186:VAL:HG22	2.01	0.42
1:C:815:LEU:HD23	1:C:819:VAL:HG12	2.01	0.42
2:D:1191:PRO:O	2:D:1373:ARG:HD2	2.19	0.42
2:D:150:ARG:HG2	2:D:464:LEU:HD21	2.00	0.42
2:D:762:GLN:O	2:D:768:ASN:ND2	2.34	0.42
1:C:1018:GLN:OE1	1:C:1060:ILE:HD11	2.20	0.42
1:C:434:HIS:HB2	2:D:1071:PHE:HZ	1.84	0.42
2:D:1402:ALA:HA	2:D:1405:GLU:HG2	2.01	0.42
2:D:1438:ALA:HB1	2:D:1443:THR:HB	2.00	0.42
2:D:180:LYS:HA	2:D:205:TYR:CZ	2.55	0.42
3:A:151:VAL:HG12	3:A:156:HIS:HD2	1.85	0.42
3:B:44:LEU:HA	3:B:48:ILE:HG12	2.01	0.42
1:C:135:VAL:HG11	1:C:407:LYS:HA	2.01	0.42
1:C:164:PRO:HB3	1:C:267:TYR:CZ	2.55	0.42
1:C:307:LEU:HD12	1:C:310:LEU:HD23	2.00	0.42
2:D:951:ILE:HG23	2:D:1062:ARG:HG3	2.02	0.42
2:D:1071:PHE:O	2:D:1075:HIS:HD2	2.02	0.42
1:C:1043:TYR:CG	2:D:763:MET:HG2	2.54	0.42
1:C:333:ILE:HG13	1:C:467:ILE:CG1	2.49	0.42
1:C:974:LEU:HA	1:C:974:LEU:HD12	1.85	0.42
2:D:1351:GLU:O	2:D:1355:VAL:HG23	2.19	0.42
2:D:1375:MET:HE2	2:D:1375:MET:HB2	1.78	0.42
2:D:801:GLY:HA2	2:D:821:VAL:HG22	2.00	0.42
2:D:881:LEU:O	2:D:885:ILE:HG13	2.20	0.42
1:C:938:LYS:N	3:A:181:VAL:O	2.43	0.42
2:D:159:ARG:HA	2:D:163:TYR:HD1	1.85	0.42
2:D:607:LEU:HD13	2:D:614:PHE:HE2	1.84	0.42
2:D:659:LYS:O	2:D:662:GLU:HB3	2.19	0.42
3:A:53:VAL:HG22	3:A:144:VAL:HG22	2.01	0.42
1:C:162:ILE:HB	1:C:172:ILE:HB	2.01	0.42

Continued on next page...

Continued from previous page...

Atom-1	Atom-2	Interatomic distance (Å)	Clash overlap (Å)
1:C:344:PHE:CD1	1:C:378:LEU:HD11	2.54	0.42
1:C:410:ILE:HB	1:C:453:THR:O	2.19	0.42
1:C:542:VAL:O	1:C:546:LEU:HG	2.19	0.42
1:C:835:VAL:O	2:D:725:SER:OG	2.25	0.42
1:C:966:LEU:HD21	1:C:986:PRO:HG3	2.02	0.42
2:D:949:ILE:HD13	2:D:1019:PRO:HB2	2.01	0.42
2:D:1130:ARG:HA	2:D:1130:ARG:CZ	2.50	0.42
2:D:1371:VAL:O	2:D:1375:MET:HG3	2.19	0.42
2:D:621:LYS:HD3	2:D:621:LYS:HA	1.72	0.42
3:A:29:GLU:HB2	3:A:32:PHE:CD1	2.54	0.42
1:C:313:LEU:HD21	1:C:322:VAL:HA	2.02	0.42
1:C:690:ILE:HG23	1:C:694:LEU:HD12	2.02	0.42
1:C:859:PRO:HD2	1:C:870:ILE:HD11	2.01	0.42
1:C:93:PRO:HB2	1:C:95:TYR:CE1	2.55	0.42
2:D:1171:VAL:O	2:D:1175:ILE:HG13	2.20	0.42
2:D:1479:ASP:OD1	2:D:1482:ARG:NH2	2.53	0.42
2:D:405:ASP:OD2	2:D:406:ASP:N	2.52	0.42
2:D:792:ILE:HG13	2:D:793:THR:HG23	2.02	0.42
2:D:801:GLY:O	2:D:804:LEU:HG	2.20	0.42
1:C:943:VAL:HG21	1:C:973:VAL:HG13	2.02	0.41
2:D:191:LEU:HG	2:D:197:SER:HB2	2.01	0.41
1:C:1015:LEU:HB3	2:D:528:VAL:HG11	2.01	0.41
2:D:710:ARG:HD3	2:D:772:PRO:HG2	2.01	0.41
2:D:964:LEU:HA	2:D:964:LEU:HD23	1.80	0.41
1:C:471:TYR:OH	1:C:516:ARG:NH1	2.53	0.41
2:D:968:ASP:O	2:D:971:LEU:HG	2.20	0.41
2:D:972:LEU:HD13	2:D:972:LEU:HA	1.92	0.41
4:E:83:ASP:O	4:E:87:LYS:HG2	2.20	0.41
1:C:617:ASP:HB2	1:C:619:ARG:HG2	2.02	0.41
1:C:964:LYS:O	1:C:968:LEU:HG	2.20	0.41
2:D:1152:GLU:OE1	2:D:1159:ARG:NH1	2.37	0.41
2:D:462:GLN:HB2	2:D:513:ILE:HG21	2.02	0.41
2:D:29:PRO:HB3	2:D:548:ILE:HB	2.01	0.41
2:D:767:HIS:CE1	4:E:2:ALA:HB1	2.56	0.41
1:C:1052:MET:HA	1:C:1056:LYS:HD3	2.03	0.41
1:C:794:PRO:HB2	1:C:1027:PHE:CZ	2.56	0.41
1:C:836:GLY:HA2	1:C:848:VAL:HG13	2.02	0.41
1:C:904:PRO:HB2	1:C:907:ASP:HB3	2.02	0.41
2:D:1198:TYR:CD2	2:D:1460:ILE:HD13	2.56	0.41
2:D:791:TYR:CD1	2:D:947:ILE:HD11	2.55	0.41
1:C:276:LYS:HA	1:C:276:LYS:HD2	1.90	0.41

Continued on next page...

Continued from previous page...

Atom-1	Atom-2	Interatomic distance (Å)	Clash overlap (Å)
1:C:148:PHE:HE1	1:C:309:TYR:HB3	1.85	0.41
1:C:391:LEU:HG	1:C:414:GLY:HA3	2.02	0.41
2:D:996:TRP:HB2	2:D:1044:LEU:HD13	2.01	0.41
1:C:1019:GLN:HG3	1:C:1021:LEU:CD1	2.51	0.41
1:C:265:ARG:HH22	1:C:352:ALA:HB1	1.85	0.41
1:C:853:LEU:HB2	1:C:858:MET:HE3	2.02	0.41
2:D:1003:VAL:O	2:D:1007:VAL:HG23	2.21	0.41
2:D:733:CYS:O	2:D:737:ASN:N	2.53	0.41
3:A:54:THR:HG21	3:A:145:ASP:HB2	2.03	0.41
3:A:221:HIS:CD2	3:B:36:LEU:HD11	2.56	0.41
1:C:150:PRO:HA	1:C:158:TYR:HD1	1.86	0.41
1:C:368:THR:C	1:C:370:ALA:H	2.24	0.41
1:C:67:ASP:OD1	1:C:68:PHE:N	2.46	0.41
2:D:53:ILE:HA	2:D:86:ARG:HD2	2.01	0.41
2:D:777:PRO:HG2	2:D:912:LYS:O	2.21	0.41
1:C:857:ASP:CA	3:A:42:ARG:HH12	2.34	0.41
1:C:1084:SER:HB2	2:D:1468:LEU:O	2.20	0.41
1:C:194:VAL:HG13	1:C:221:LEU:HD23	2.03	0.41
2:D:1018:ASN:OD1	2:D:1019:PRO:HD2	2.21	0.41
2:D:1256:LEU:O	2:D:1260:ILE:HG12	2.21	0.41
2:D:1281:VAL:HB	2:D:1317:ASP:OD1	2.20	0.41
2:D:1387:SER:HB2	2:D:1403:LEU:HD21	2.02	0.41
2:D:1492:LEU:HD23	2:D:1492:LEU:HA	1.92	0.41
2:D:844:ALA:HB1	2:D:867:ARG:HH21	1.86	0.41
3:A:218:LEU:O	3:A:222:LEU:HG	2.21	0.41
1:C:35:PRO:HA	1:C:36:PRO:HD3	1.91	0.41
1:C:576:ALA:HA	1:C:577:PRO:HD3	1.95	0.41
1:C:953:VAL:HG13	1:C:966:LEU:HD13	2.03	0.41
2:D:1475:GLY:HA2	4:E:17:TYR:CD2	2.55	0.41
2:D:1485:GLN:NE2	4:E:80:VAL:O	2.50	0.41
3:B:67:THR:HA	3:B:75:VAL:HG12	2.03	0.41
1:C:1008:ARG:NH2	2:D:624:ASP:OD1	2.54	0.41
1:C:1037:VAL:HG13	1:C:1049:LEU:HD11	2.03	0.41
1:C:271:GLU:OE1	1:C:288:ARG:NH1	2.45	0.41
1:C:396:ASP:HB3	1:C:402:SER:HB2	2.03	0.41
1:C:456:ALA:HB1	1:C:538:GLN:O	2.21	0.41
1:C:851:LYS:O	1:C:853:LEU:N	2.54	0.41
2:D:1353:GLN:HG3	2:D:1357:ARG:NE	2.36	0.41
3:B:110:LYS:HB3	3:B:125:PRO:O	2.21	0.41
1:C:1039:ALA:HB1	2:D:713:ILE:HG22	2.03	0.41
1:C:1097:LEU:HD13	2:D:10:ILE:HD11	2.02	0.41

Continued on next page...

Continued from previous page...

Atom-1	Atom-2	Interatomic distance (Å)	Clash overlap (Å)
1:C:739:GLU:CD	1:C:739:GLU:H	2.24	0.41
2:D:136:ASP:HB3	2:D:453:ASP:HB3	2.02	0.41
1:C:852:ILE:HG13	1:C:852:ILE:H	1.74	0.40
4:E:30:LEU:HB3	4:E:35:PHE:CD2	2.56	0.40
3:A:38:ASN:O	3:A:42:ARG:HG3	2.21	0.40
3:B:9:PRO:HB3	3:B:27:PRO:O	2.20	0.40
2:D:625:TYR:HB3	2:D:749:VAL:CG2	2.52	0.40
1:C:978:ARG:NH2	2:D:943:THR:HG21	2.36	0.40
1:C:1035:MET:HA	1:C:1038:TRP:CE3	2.57	0.40
1:C:146:VAL:HG11	1:C:306:THR:HG22	2.02	0.40
1:C:439:CYS:HB2	1:C:541:SER:N	2.36	0.40
1:C:966:LEU:HD11	1:C:986:PRO:HG3	2.04	0.40
2:D:103:TRP:HE1	2:D:604:THR:HG1	1.69	0.40
2:D:1146:GLY:HA2	2:D:1207:TYR:CD2	2.57	0.40
2:D:1384:PRO:HG3	2:D:1390:LEU:HA	2.01	0.40
2:D:215:TYR:HE1	2:D:383:GLY:HA3	1.86	0.40
1:C:1044:GLY:HA3	2:D:1475:GLY:HA3	2.03	0.40
1:C:344:PHE:CE1	1:C:378:LEU:HD21	2.56	0.40
1:C:405:ARG:HD2	1:C:543:ASN:ND2	2.37	0.40
2:D:1103:HIS:HB2	2:D:1463:LYS:H	1.86	0.40
2:D:165:LYS:HE3	2:D:199:LEU:HD12	2.04	0.40
2:D:403:PHE:CE2	2:D:444:VAL:HG13	2.56	0.40
2:D:680:GLN:CD	2:D:680:GLN:H	2.24	0.40
2:D:787:LEU:HD11	2:D:947:ILE:HG21	2.03	0.40
4:E:33:HIS:CD2	4:E:93:TYR:HB2	2.57	0.40
1:C:1083:GLU:OE1	2:D:88:TYR:OH	2.30	0.40
1:C:127:PHE:CE1	1:C:336:VAL:HG11	2.56	0.40
1:C:837:ASP:O	1:C:849:VAL:HG23	2.22	0.40
2:D:705:ALA:HA	2:D:706:PRO:HA	1.77	0.40
2:D:862:ASP:O	2:D:877:PRO:HD3	2.22	0.40

There are no symmetry-related clashes.

5.3 Torsion angles

5.3.1 Protein backbone

In the following table, the Percentiles column shows the percent Ramachandran outliers of the chain as a percentile score with respect to all X-ray entries followed by that with respect to entries of similar resolution.

The Analysed column shows the number of residues for which the backbone conformation was analysed, and the total number of residues.

Mol	Chain	Analysed	Favoured	Allowed	Outliers	Percentiles	
1	C	1080/1119 (96%)	1008 (93%)	65 (6%)	7 (1%)	25	62
2	D	1350/1524 (89%)	1263 (94%)	83 (6%)	4 (0%)	41	74
3	A	224/315 (71%)	215 (96%)	8 (4%)	1 (0%)	34	70
3	B	220/315 (70%)	214 (97%)	6 (3%)	0	100	100
4	E	91/99 (92%)	90 (99%)	1 (1%)	0	100	100
All	All	2965/3372 (88%)	2790 (94%)	163 (6%)	12 (0%)	34	70

All (12) Ramachandran outliers are listed below:

Mol	Chain	Res	Type
1	C	1079	PRO
2	D	1454	GLY
1	C	396	ASP
1	C	1057	SER
2	D	783	ARG
1	C	850	ALA
1	C	852	ILE
3	A	7	LYS
2	D	668	PRO
1	C	811	PRO
1	C	1108	PRO
2	D	1298	GLY

5.3.2 Protein sidechains ⓘ

In the following table, the Percentiles column shows the percent sidechain outliers of the chain as a percentile score with respect to all X-ray entries followed by that with respect to entries of similar resolution.

The Analysed column shows the number of residues for which the sidechain conformation was analysed, and the total number of residues.

Mol	Chain	Analysed	Rotameric	Outliers	Percentiles	
1	C	914/941 (97%)	909 (100%)	5 (0%)	88	94
2	D	1145/1279 (90%)	1127 (98%)	18 (2%)	62	79
3	A	199/273 (73%)	197 (99%)	2 (1%)	76	86
3	B	195/273 (71%)	195 (100%)	0	100	100

Continued on next page...

Continued from previous page...

Mol	Chain	Analysed	Rotameric	Outliers	Percentiles	
4	E	82/88 (93%)	81 (99%)	1 (1%)	71	84
All	All	2535/2854 (89%)	2509 (99%)	26 (1%)	76	86

All (26) residues with a non-rotameric sidechain are listed below:

Mol	Chain	Res	Type
1	C	21	ILE
1	C	479	VAL
1	C	858	MET
1	C	905	ILE
1	C	1017	THR
2	D	21	TRP
2	D	68	PHE
2	D	468	LEU
2	D	606	ILE
2	D	686	GLU
2	D	743	ASP
2	D	754	PHE
2	D	842	VAL
2	D	863	VAL
2	D	965	GLU
2	D	972	LEU
2	D	983	LEU
2	D	1020	LEU
2	D	1029	ARG
2	D	1201	CYS
2	D	1286	THR
2	D	1315	ASP
2	D	1370	ILE
3	A	142	VAL
3	A	188	GLN
4	E	31	LEU

Some sidechains can be flipped to improve hydrogen bonding and reduce clashes. All (6) such sidechains are listed below:

Mol	Chain	Res	Type
1	C	538	GLN
2	D	101	HIS
2	D	388	HIS
2	D	767	HIS
2	D	1441	GLN

Continued on next page...

Continued from previous page...

Mol	Chain	Res	Type
3	A	180	GLN

5.3.3 RNA [i](#)

There are no RNA molecules in this entry.

5.4 Non-standard residues in protein, DNA, RNA chains [i](#)

There are no non-standard protein/DNA/RNA residues in this entry.

5.5 Carbohydrates [i](#)

There are no carbohydrates in this entry.

5.6 Ligand geometry [i](#)

Of 3 ligands modelled in this entry, 3 are monoatomic - leaving 0 for Mogul analysis.

There are no bond length outliers.

There are no bond angle outliers.

There are no chirality outliers.

There are no torsion outliers.

There are no ring outliers.

No monomer is involved in short contacts.

5.7 Other polymers [i](#)

There are no such residues in this entry.

5.8 Polymer linkage issues [i](#)

There are no chain breaks in this entry.

6 Fit of model and data

6.1 Protein, DNA and RNA chains

In the following table, the column labelled ‘#RSRZ> 2’ contains the number (and percentage) of RSRZ outliers, followed by percent RSRZ outliers for the chain as percentile scores relative to all X-ray entries and entries of similar resolution. The OWAB column contains the minimum, median, 95th percentile and maximum values of the occupancy-weighted average B-factor per residue. The column labelled ‘Q< 0.9’ lists the number of (and percentage) of residues with an average occupancy less than 0.9.

Mol	Chain	Analysed	<RSRZ>	#RSRZ>2	OWAB(Å ²)	Q<0.9
1	C	1086/1119 (97%)	-0.22	21 (1%) 66 59	24, 80, 127, 179	0
2	D	1356/1524 (88%)	-0.22	18 (1%) 77 70	23, 79, 145, 206	0
3	A	226/315 (71%)	-0.13	5 (2%) 62 54	46, 82, 132, 169	0
3	B	222/315 (70%)	-0.50	0 100 100	35, 72, 113, 136	0
4	E	93/99 (93%)	-0.07	0 100 100	32, 69, 135, 149	0
All	All	2983/3372 (88%)	-0.23	44 (1%) 73 66	23, 79, 136, 206	0

All (44) RSRZ outliers are listed below:

Mol	Chain	Res	Type	RSRZ
1	C	365	ASP	4.2
1	C	717	LEU	3.7
2	D	532	GLY	3.5
2	D	531	ASP	3.5
1	C	372	LEU	3.4
2	D	378	ILE	3.3
1	C	364	GLU	3.2
1	C	108	ILE	3.1
2	D	367	ILE	3.1
1	C	367	LEU	3.1
1	C	361	MET	3.0
2	D	1490	LYS	2.9
1	C	728	HIS	2.9
1	C	1023	GLY	2.9
3	A	187	GLY	2.8
2	D	373	PRO	2.7
1	C	64	LEU	2.7
2	D	342	PRO	2.7
2	D	1497	GLU	2.7
2	D	341	GLU	2.7

Continued on next page...

Continued from previous page...

Mol	Chain	Res	Type	RSRZ
1	C	423	ALA	2.6
3	A	27	PRO	2.5
1	C	104	ASP	2.5
2	D	384	VAL	2.5
3	A	134	GLU	2.4
1	C	787	ASP	2.4
2	D	35	ARG	2.4
1	C	604	ALA	2.4
3	A	4	SER	2.4
1	C	711	GLU	2.3
1	C	362	GLY	2.3
1	C	788	THR	2.3
1	C	716	LYS	2.3
1	C	422	ARG	2.3
3	A	188	GLN	2.2
2	D	358	GLY	2.2
2	D	1320	GLU	2.1
2	D	1128	VAL	2.1
1	C	101	ILE	2.1
1	C	99	GLN	2.1
2	D	364	GLY	2.1
2	D	595	GLY	2.1
2	D	215	TYR	2.1
2	D	1389	LEU	2.0

6.2 Non-standard residues in protein, DNA, RNA chains [i](#)

There are no non-standard protein/DNA/RNA residues in this entry.

6.3 Carbohydrates [i](#)

There are no carbohydrates in this entry.

6.4 Ligands [i](#)

In the following table, the Atoms column lists the number of modelled atoms in the group and the number defined in the chemical component dictionary. The B-factors column lists the minimum, median, 95th percentile and maximum values of B factors of atoms in the group. The column labelled 'Q< 0.9' lists the number of atoms with occupancy less than 0.9.

Mol	Type	Chain	Res	Atoms	RSCC	RSR	B-factors(\AA^2)	Q<0.9
5	ZN	D	1601	1/1	0.95	0.30	195,195,195,195	0
6	MG	D	1602	1/1	0.96	0.17	52,52,52,52	0
5	ZN	D	1603	1/1	0.98	0.09	135,135,135,135	0

6.5 Other polymers [i](#)

There are no such residues in this entry.