



# Full wwPDB X-ray Structure Validation Report ⓘ

May 26, 2020 – 10:11 am BST

PDB ID : 3AV1  
Title : The human nucleosome structure containing the histone variant H3.2  
Authors : Tachiwana, H.; Osakabe, A.; Shiga, T.; Miya, Y.; Kimura, H.; Kagawa, W.; Kurumizaka, H.  
Deposited on : 2011-02-18  
Resolution : 2.50 Å(reported)

This is a Full wwPDB X-ray Structure Validation Report for a publicly released PDB entry.

We welcome your comments at [validation@mail.wwpdb.org](mailto:validation@mail.wwpdb.org)

A user guide is available at

<https://www.wwpdb.org/validation/2017/XrayValidationReportHelp>

with specific help available everywhere you see the ⓘ symbol.

---

The following versions of software and data (see [references ⓘ](#)) were used in the production of this report:

MolProbity : 4.02b-467  
Xtriage (Phenix) : 1.13  
EDS : 2.11  
Percentile statistics : 20191225.v01 (using entries in the PDB archive December 25th 2019)  
Refmac : 5.8.0158  
CCP4 : 7.0.044 (Gargrove)  
Ideal geometry (proteins) : Engh & Huber (2001)  
Ideal geometry (DNA, RNA) : Parkinson et al. (1996)  
Validation Pipeline (wwPDB-VP) : 2.11

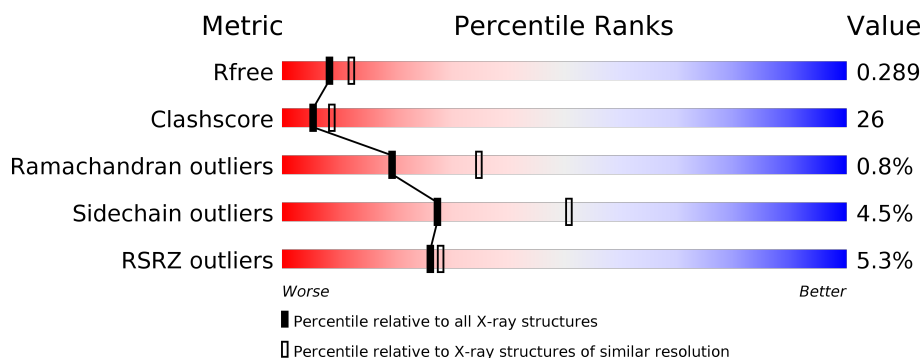
# 1 Overall quality at a glance

The following experimental techniques were used to determine the structure:

*X-RAY DIFFRACTION*

The reported resolution of this entry is 2.50 Å.

Percentile scores (ranging between 0-100) for global validation metrics of the entry are shown in the following graphic. The table shows the number of entries on which the scores are based.



Metric	Whole archive (#Entries)	Similar resolution (#Entries, resolution range(Å))
$R_{free}$	130704	4661 (2.50-2.50)
Clashscore	141614	5346 (2.50-2.50)
Ramachandran outliers	138981	5231 (2.50-2.50)
Sidechain outliers	138945	5233 (2.50-2.50)
RSRZ outliers	127900	4559 (2.50-2.50)

The table below summarises the geometric issues observed across the polymeric chains and their fit to the electron density. The red, orange, yellow and green segments on the lower bar indicate the fraction of residues that contain outliers for  $\geq 3$ , 2, 1 and 0 types of geometric quality criteria respectively. A grey segment represents the fraction of residues that are not modelled. The numeric value for each fraction is indicated below the corresponding segment, with a dot representing fractions  $\leq 5\%$ . The upper red bar (where present) indicates the fraction of residues that have poor fit to the electron density. The numeric value is given above the bar.

Mol	Chain	Length	Quality of chain
1	A	139	<div> <div>%</div> <div> <div></div> <div>54%</div> <div>14%</div> <div>•</div> <div>31%</div> </div> </div>
1	E	139	<div> <div>3%</div> <div> <div></div> <div>47%</div> <div>22%</div> <div>•</div> <div>29%</div> </div> </div>
2	B	106	<div> <div>%</div> <div> <div></div> <div>56%</div> <div>16%</div> <div>•</div> <div>26%</div> </div> </div>
2	F	106	<div> <div>3%</div> <div> <div></div> <div>62%</div> <div>17%</div> <div>•</div> <div>21%</div> </div> </div>
3	C	133	<div> <div>%</div> <div> <div></div> <div>56%</div> <div>20%</div> <div>•</div> <div>21%</div> </div> </div>
3	G	133	<div> <div>%</div> <div> <div></div> <div>61%</div> <div>15%</div> <div>•</div> <div>22%</div> </div> </div>

Continued on next page...

Continued from previous page...

Mol	Chain	Length	Quality of chain
4	D	129	<div><div></div><div>2%51%17%•28%</div></div>
4	H	129	<div><div></div><div>54%14%••29%</div></div>
5	I	146	<div><div></div><div>13%10%90%</div></div>
5	J	146	<div><div></div><div>16%10%90%</div></div>

## 2 Entry composition

There are 6 unique types of molecules in this entry. The entry contains 12050 atoms, of which 0 are hydrogens and 0 are deuteriums.

In the tables below, the ZeroOcc column contains the number of atoms modelled with zero occupancy, the AltConf column contains the number of residues with at least one atom in alternate conformation and the Trace column contains the number of residues modelled with at most 2 atoms.

- Molecule 1 is a protein called Histone H3.2.

Mol	Chain	Residues	Atoms					ZeroOcc	AltConf	Trace
1	A	96	Total	C	N	O	S	0	0	0
			794	500	154	137	3			
1	E	99	Total	C	N	O	S	0	0	0
			816	514	158	141	3			

There are 6 discrepancies between the modelled and reference sequences:

Chain	Residue	Modelled	Actual	Comment	Reference
A	-3	GLY	-	EXPRESSION TAG	UNP Q71DI3
A	-2	SER	-	EXPRESSION TAG	UNP Q71DI3
A	-1	HIS	-	EXPRESSION TAG	UNP Q71DI3
E	-3	GLY	-	EXPRESSION TAG	UNP Q71DI3
E	-2	SER	-	EXPRESSION TAG	UNP Q71DI3
E	-1	HIS	-	EXPRESSION TAG	UNP Q71DI3

- Molecule 2 is a protein called Histone H4.

Mol	Chain	Residues	Atoms					ZeroOcc	AltConf	Trace
2	B	78	Total	C	N	O	S	0	0	0
			619	391	120	107	1			
2	F	84	Total	C	N	O	S	0	0	0
			673	424	133	115	1			

There are 6 discrepancies between the modelled and reference sequences:

Chain	Residue	Modelled	Actual	Comment	Reference
B	-3	GLY	-	EXPRESSION TAG	UNP P62805
B	-2	SER	-	EXPRESSION TAG	UNP P62805
B	-1	HIS	-	EXPRESSION TAG	UNP P62805
F	-3	GLY	-	EXPRESSION TAG	UNP P62805
F	-2	SER	-	EXPRESSION TAG	UNP P62805
F	-1	HIS	-	EXPRESSION TAG	UNP P62805

- Molecule 3 is a protein called Histone H2A type 1-B/E.

Mol	Chain	Residues	Atoms				ZeroOcc	AltConf	Trace
3	C	105	Total	C	N	O	0	0	0
			810	511	158	141			
3	G	104	Total	C	N	O	0	0	0
			805	508	157	140			

There are 6 discrepancies between the modelled and reference sequences:

Chain	Residue	Modelled	Actual	Comment	Reference
C	-3	GLY	-	EXPRESSION TAG	UNP P04908
C	-2	SER	-	EXPRESSION TAG	UNP P04908
C	-1	HIS	-	EXPRESSION TAG	UNP P04908
G	-3	GLY	-	EXPRESSION TAG	UNP P04908
G	-2	SER	-	EXPRESSION TAG	UNP P04908
G	-1	HIS	-	EXPRESSION TAG	UNP P04908

- Molecule 4 is a protein called Histone H2B type 1-J.

Mol	Chain	Residues	Atoms					ZeroOcc	AltConf	Trace
4	D	93	Total	C	N	O	S	0	0	0
			725	456	130	137	2			
4	H	92	Total	C	N	O	S	0	0	0
			719	453	129	135	2			

There are 6 discrepancies between the modelled and reference sequences:

Chain	Residue	Modelled	Actual	Comment	Reference
D	-3	GLY	-	EXPRESSION TAG	UNP P06899
D	-2	SER	-	EXPRESSION TAG	UNP P06899
D	-1	HIS	-	EXPRESSION TAG	UNP P06899
H	-3	GLY	-	EXPRESSION TAG	UNP P06899
H	-2	SER	-	EXPRESSION TAG	UNP P06899
H	-1	HIS	-	EXPRESSION TAG	UNP P06899

- Molecule 5 is a DNA chain called 146-MER DNA.

Mol	Chain	Residues	Atoms					ZeroOcc	AltConf	Trace
5	I	146	Total	C	N	O	P	0	0	0
			2990	1431	540	874	145			
5	J	146	Total	C	N	O	P	0	0	0
			2990	1431	540	874	145			

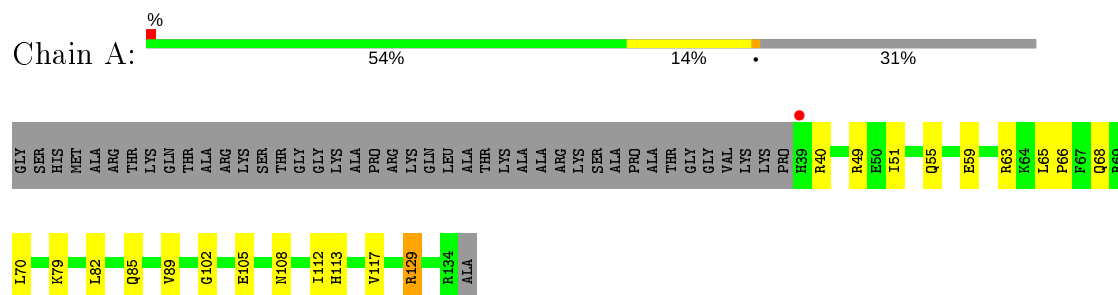
- Molecule 6 is water.

Mol	Chain	Residues	Atoms		ZeroOcc	AltConf
6	A	14	Total 14	O 14	0	0
6	B	11	Total 11	O 11	0	0
6	C	11	Total 11	O 11	0	0
6	D	5	Total 5	O 5	0	0
6	E	24	Total 24	O 24	0	0
6	F	17	Total 17	O 17	0	0
6	G	10	Total 10	O 10	0	0
6	H	3	Total 3	O 3	0	0
6	I	8	Total 8	O 8	0	0
6	J	6	Total 6	O 6	0	0

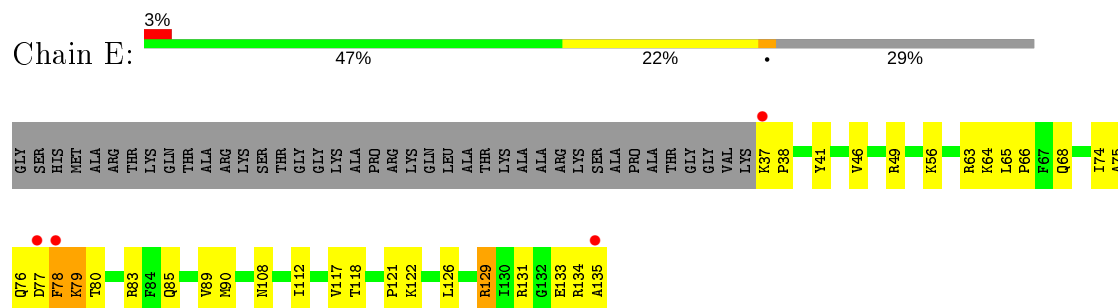
### 3 Residue-property plots [i](#)

These plots are drawn for all protein, RNA and DNA chains in the entry. The first graphic for a chain summarises the proportions of the various outlier classes displayed in the second graphic. The second graphic shows the sequence view annotated by issues in geometry and electron density. Residues are color-coded according to the number of geometric quality criteria for which they contain at least one outlier: green = 0, yellow = 1, orange = 2 and red = 3 or more. A red dot above a residue indicates a poor fit to the electron density ( $RSRZ > 2$ ). Stretches of 2 or more consecutive residues without any outlier are shown as a green connector. Residues present in the sample, but not in the model, are shown in grey.

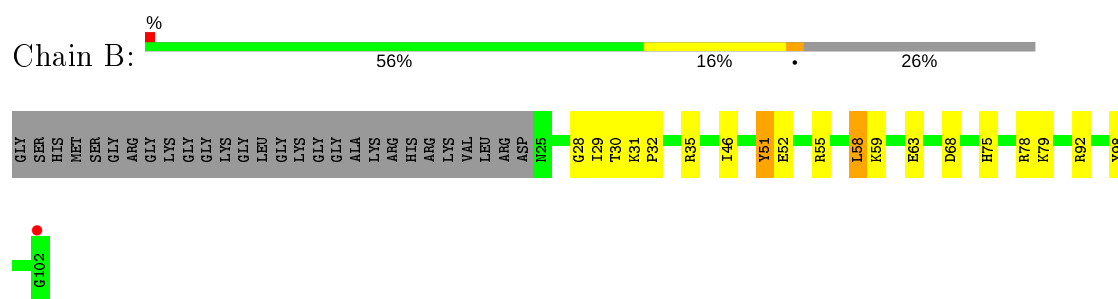
#### • Molecule 1: Histone H3.2



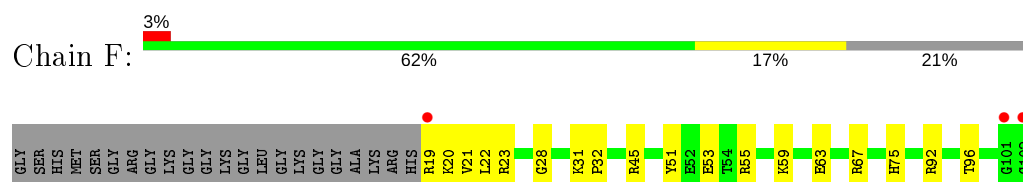
#### • Molecule 1: Histone H3.2



#### • Molecule 2: Histone H4

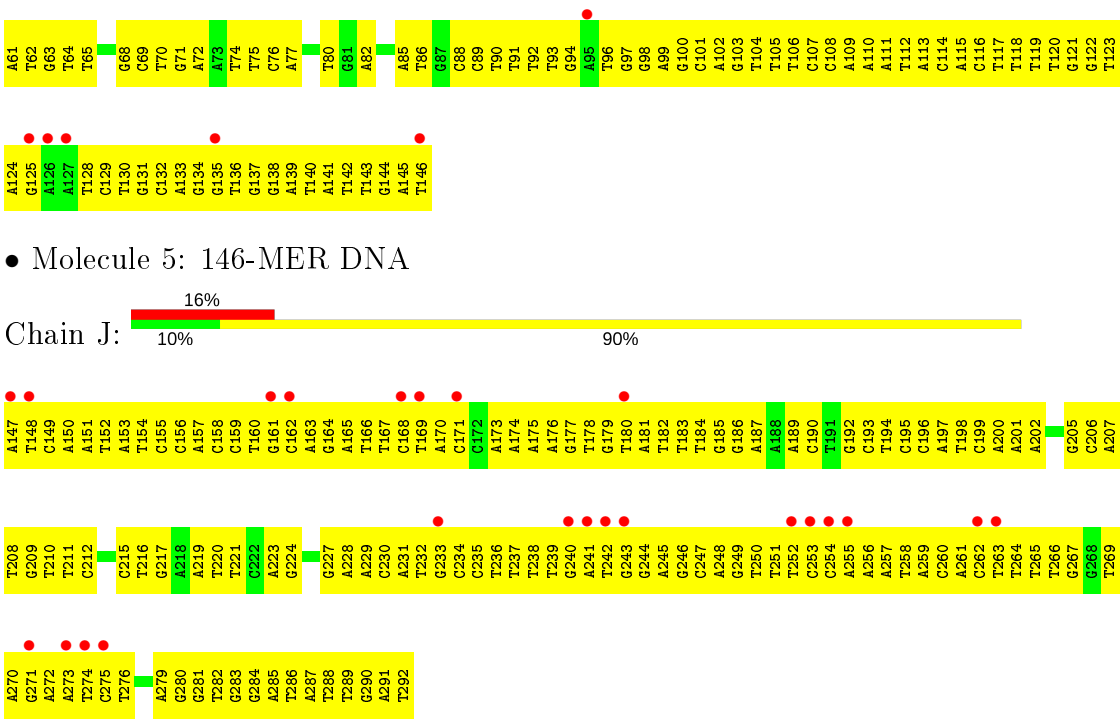


#### • Molecule 2: Histone H4









● Molecule 5: 146-MER DNA

## 4 Data and refinement statistics

Property	Value	Source
Space group	P 21 21 21	Depositor
Cell constants a, b, c, $\alpha$ , $\beta$ , $\gamma$	106.47Å 109.63Å 181.93Å 90.00° 90.00° 90.00°	Depositor
Resolution (Å)	50.00 – 2.50 47.07 – 2.50	Depositor EDS
% Data completeness (in resolution range)	(Not available) (50.00-2.50) 99.8 (47.07-2.50)	Depositor EDS
$R_{merge}$	(Not available)	Depositor
$R_{sym}$	0.08	Depositor
$\langle I/\sigma(I) \rangle$ <sup>1</sup>	3.27 (at 2.51Å)	Xtriage
Refinement program	CNS 1.2.1	Depositor
R, $R_{free}$	0.244 , 0.290 0.244 , 0.289	Depositor DCC
$R_{free}$ test set	3735 reflections (5.04%)	wwPDB-VP
Wilson B-factor (Å <sup>2</sup> )	49.4	Xtriage
Anisotropy	0.379	Xtriage
Bulk solvent $k_{sol}$ (e/Å <sup>3</sup> ), $B_{sol}$ (Å <sup>2</sup> )	0.30 , 50.3	EDS
L-test for twinning <sup>2</sup>	$\langle  L  \rangle = 0.49$ , $\langle L^2 \rangle = 0.32$	Xtriage
Estimated twinning fraction	0.015 for k,h,-l	Xtriage
$F_o, F_c$ correlation	0.93	EDS
Total number of atoms	12050	wwPDB-VP
Average B, all atoms (Å <sup>2</sup> )	71.0	wwPDB-VP

Xtriage's analysis on translational NCS is as follows: *The largest off-origin peak in the Patterson function is 3.50% of the height of the origin peak. No significant pseudotranslation is detected.*

<sup>1</sup>Intensities estimated from amplitudes.

<sup>2</sup>Theoretical values of  $\langle |L| \rangle$ ,  $\langle L^2 \rangle$  for acentric reflections are 0.5, 0.333 respectively for untwinned datasets, and 0.375, 0.2 for perfectly twinned datasets.

## 5 Model quality

### 5.1 Standard geometry

The Z score for a bond length (or angle) is the number of standard deviations the observed value is removed from the expected value. A bond length (or angle) with  $|Z| > 5$  is considered an outlier worth inspection. RMSZ is the root-mean-square of all Z scores of the bond lengths (or angles).

Mol	Chain	Bond lengths		Bond angles	
		RMSZ	# Z  >5	RMSZ	# Z  >5
1	A	0.40	0/805	0.59	0/1079
1	E	0.59	1/828 (0.1%)	0.77	2/1109 (0.2%)
2	B	0.43	0/626	0.67	0/837
2	F	0.48	0/680	0.68	0/908
3	C	0.43	0/820	0.62	0/1107
3	G	0.39	0/815	0.59	0/1100
4	D	0.43	0/736	0.62	0/990
4	H	0.41	0/730	0.59	0/982
5	I	0.36	0/3354	0.78	0/5175
5	J	0.35	0/3354	0.77	0/5175
All	All	0.40	1/12748 (0.0%)	0.72	2/18462 (0.0%)

Chiral center outliers are detected by calculating the chiral volume of a chiral center and verifying if the center is modelled as a planar moiety or with the opposite hand. A planarity outlier is detected by checking planarity of atoms in a peptide group, atoms in a mainchain group or atoms of a sidechain that are expected to be planar.

Mol	Chain	#Chirality outliers	#Planarity outliers
2	B	0	1

All (1) bond length outliers are listed below:

Mol	Chain	Res	Type	Atoms	Z	Observed(Å)	Ideal(Å)
1	E	77	ASP	CB-CG	8.74	1.70	1.51

All (2) bond angle outliers are listed below:

Mol	Chain	Res	Type	Atoms	Z	Observed(°)	Ideal(°)
1	E	77	ASP	CB-CG-OD1	9.33	126.70	118.30
1	E	77	ASP	OD1-CG-OD2	-6.46	111.03	123.30

There are no chirality outliers.

All (1) planarity outliers are listed below:

Mol	Chain	Res	Type	Group
2	B	51	TYR	Sidechain

## 5.2 Too-close contacts ⓘ

In the following table, the Non-H and H(model) columns list the number of non-hydrogen atoms and hydrogen atoms in the chain respectively. The H(added) column lists the number of hydrogen atoms added and optimized by MolProbity. The Clashes column lists the number of clashes within the asymmetric unit, whereas Symm-Clashes lists symmetry related clashes.

Mol	Chain	Non-H	H(model)	H(added)	Clashes	Symm-Clashes
1	A	794	0	831	20	0
1	E	816	0	856	36	0
2	B	619	0	659	21	0
2	F	673	0	722	16	0
3	C	810	0	866	36	0
3	G	805	0	861	23	0
4	D	725	0	745	31	0
4	H	719	0	740	19	0
5	I	2990	0	1652	202	0
5	J	2990	0	1652	216	0
6	A	14	0	0	0	0
6	B	11	0	0	2	0
6	C	11	0	0	1	0
6	D	5	0	0	0	0
6	E	24	0	0	0	0
6	F	17	0	0	1	0
6	G	10	0	0	0	0
6	H	3	0	0	0	0
6	I	8	0	0	1	0
6	J	6	0	0	1	0
All	All	12050	0	9584	558	0

The all-atom clashscore is defined as the number of clashes found per 1000 atoms (including hydrogen atoms). The all-atom clashscore for this structure is 26.

All (558) close contacts within the same asymmetric unit are listed below, sorted by their clash magnitude.

Atom-1	Atom-2	Interatomic distance (Å)	Clash overlap (Å)
5:I:136:DT:H2''	5:I:137:DG:H5'	1.31	1.11

*Continued on next page...*

*Continued from previous page...*

Atom-1	Atom-2	Interatomic distance (Å)	Clash overlap (Å)
5:I:36:DT:H2"	5:I:37:DT:H5"	1.31	1.10
5:I:51:DA:H2"	5:I:52:DT:H5"	1.28	1.10
5:J:241:DA:H2"	5:J:242:DT:H5'	1.34	1.09
5:J:194:DT:H2"	5:J:195:DC:H5'	1.32	1.08
5:I:101:DC:H2"	5:I:102:DA:H5'	1.30	1.06
5:J:152:DT:H2"	5:J:153:DA:H5"	1.34	1.05
5:J:183:DT:H2"	5:J:184:DT:H5'	1.43	1.00
5:J:211:DT:H2"	5:J:212:DC:H5'	1.40	1.00
3:C:42:ARG:HB2	4:D:88:THR:HB	1.44	1.00
5:J:164:DG:H2"	5:J:165:DA:H5"	1.45	0.98
3:C:84:GLN:HE22	3:C:88:ARG:HE	1.01	0.97
5:I:40:DG:H2"	5:I:41:DA:H5'	1.47	0.97
5:J:157:DA:H2"	5:J:158:DC:H5'	1.45	0.96
5:J:261:DA:H2"	5:J:262:DC:H5"	1.45	0.95
5:I:50:DC:H2"	5:I:51:DA:H5'	1.47	0.95
5:I:2:DT:H2"	5:I:3:DC:H5"	1.49	0.94
5:I:52:DT:H2"	5:I:53:DC:H5'	1.45	0.94
5:I:9:DC:H2"	5:I:10:DC:H5'	1.48	0.93
5:J:264:DT:H2"	5:J:265:DT:H5'	1.47	0.93
5:J:152:DT:C2'	5:J:153:DA:H5"	1.99	0.92
5:I:19:DA:H2"	5:I:20:DT:H5'	1.51	0.92
5:J:287:DA:H2"	5:J:288:DT:H5'	1.51	0.91
5:I:36:DT:C2'	5:I:37:DT:H5"	1.99	0.90
5:J:262:DC:H2"	5:J:263:DT:H5'	1.54	0.90
5:I:2:DT:C2'	5:I:3:DC:H5"	2.03	0.88
5:I:51:DA:C2'	5:I:52:DT:H5"	2.04	0.86
5:J:192:DG:H2"	5:J:193:DC:H5'	1.57	0.86
2:B:75:HIS:CD2	4:D:96:THR:HG21	2.10	0.85
5:J:248:DA:H2"	5:J:249:DG:H5'	1.58	0.85
5:I:42:DA:H2"	5:I:43:DA:H5'	1.59	0.84
5:J:238:DT:H2"	5:J:239:DT:H5'	1.61	0.82
3:C:84:GLN:HE22	3:C:88:ARG:NE	1.79	0.80
5:I:104:DT:H2"	5:I:105:DT:H5"	1.64	0.80
5:I:128:DT:H2"	5:I:129:DC:C5'	2.12	0.80
5:I:52:DT:H2"	5:I:53:DC:C5'	2.12	0.80
1:E:49:ARG:HG3	1:E:49:ARG:HH11	1.45	0.79
5:J:208:DT:H2"	5:J:209:DG:H5'	1.65	0.79
5:I:101:DC:H2"	5:I:102:DA:C5'	2.13	0.78
5:I:46:DG:H2"	5:I:47:DC:H5"	1.65	0.78
5:J:287:DA:H2"	5:J:288:DT:C5'	2.13	0.77
5:I:93:DT:H2"	5:I:94:DG:H5'	1.64	0.77

*Continued on next page...*

*Continued from previous page...*

Atom-1	Atom-2	Interatomic distance (Å)	Clash overlap (Å)
5:I:19:DA:H2"	5:I:20:DT:C5'	2.14	0.77
2:B:59:LYS:O	2:B:63:GLU:HG3	1.85	0.77
5:I:91:DT:H2"	5:I:92:DT:H5'	1.67	0.77
5:J:281:DG:H2"	5:J:282:DT:H5'	1.66	0.77
5:I:53:DC:H2"	5:I:54:DA:H5'	1.66	0.76
5:I:124:DA:H2"	5:I:125:DG:OP2	1.86	0.76
5:J:219:DA:H2"	5:J:220:DT:H5'	1.66	0.76
5:J:261:DA:C2'	5:J:262:DC:H5"	2.15	0.76
5:I:104:DT:H2"	5:I:105:DT:C5'	2.16	0.76
5:J:189:DA:H2"	5:J:190:DC:O5'	1.86	0.75
5:I:113:DA:H2"	5:I:114:DC:O5'	1.87	0.75
5:J:275:DC:H2"	5:J:276:DT:H5'	1.68	0.74
5:I:92:DT:H2"	5:I:93:DT:H5'	1.69	0.74
5:I:2:DT:C3'	5:I:3:DC:H5"	2.17	0.74
1:E:76:GLN:C	1:E:78:PHE:H	1.91	0.74
3:C:55:LEU:O	3:C:59:THR:HG23	1.88	0.73
5:J:270:DA:H2"	5:J:271:DG:O5'	1.87	0.73
5:J:181:DA:H2"	5:J:182:DT:H5"	1.69	0.73
3:G:42:ARG:HB2	4:H:88:THR:HB	1.69	0.73
5:J:155:DC:H2"	5:J:156:DC:H5'	1.71	0.73
1:E:134:ARG:NH1	1:E:134:ARG:HB3	2.03	0.72
5:J:173:DA:H2"	5:J:174:DA:C8	2.25	0.72
5:J:149:DC:H2"	5:J:150:DA:H5'	1.71	0.72
5:J:164:DG:C2'	5:J:165:DA:H5"	2.18	0.72
5:J:274:DT:H1'	5:J:275:DC:H5"	1.70	0.72
5:I:115:DA:H1'	5:I:116:DC:H5"	1.72	0.72
5:J:208:DT:H2"	5:J:209:DG:C5'	2.20	0.72
5:J:194:DT:C2'	5:J:195:DC:H5'	2.15	0.72
5:J:235:DC:H2"	5:J:236:DT:C7	2.19	0.71
5:I:75:DT:H2"	5:I:76:DC:H5'	1.72	0.71
5:I:106:DT:H1'	5:I:107:DC:H5"	1.73	0.71
5:J:233:DG:H2"	5:J:234:DC:OP2	1.90	0.71
1:A:63:ARG:NH1	5:I:60:DC:H5"	2.06	0.71
1:E:134:ARG:HH11	1:E:134:ARG:HB3	1.56	0.71
5:I:64:DT:H2"	5:I:65:DT:H5'	1.71	0.71
5:I:128:DT:H2"	5:I:129:DC:H5'	1.73	0.71
5:J:181:DA:C2'	5:J:182:DT:H5"	2.21	0.71
5:J:159:DC:H1'	5:J:160:DT:H5'	1.72	0.70
3:G:31:HIS:CD2	3:G:48:PRO:HG3	2.26	0.70
5:J:264:DT:H2"	5:J:265:DT:C5'	2.20	0.70
5:I:128:DT:H2"	5:I:129:DC:H5"	1.73	0.70

*Continued on next page...*

*Continued from previous page...*

Atom-1	Atom-2	Interatomic distance (Å)	Clash overlap (Å)
5:J:179:DG:H1'	5:J:180:DT:H5"	1.74	0.70
5:J:266:DT:H2"	5:J:267:DG:C8	2.27	0.69
5:J:170:DA:H1'	5:J:171:DC:H5"	1.75	0.69
3:C:84:GLN:HE21	3:C:102:ILE:HD12	1.57	0.69
5:J:181:DA:H1'	5:J:182:DT:H5"	1.75	0.69
5:J:251:DT:H2"	5:J:252:DT:H5'	1.75	0.69
3:G:76:THR:O	4:H:52:THR:HG23	1.92	0.69
5:I:5:DA:H1'	5:I:6:DT:H5"	1.75	0.69
5:J:184:DT:H2"	5:J:185:DG:N7	2.07	0.69
5:I:89:DC:H2"	5:I:90:DT:H71	1.75	0.68
3:G:17:ARG:HH12	3:G:31:HIS:CD2	2.12	0.68
2:F:59:LYS:O	2:F:63:GLU:HG3	1.93	0.68
2:F:21:VAL:HG12	2:F:23:ARG:HG3	1.76	0.68
4:D:92:ARG:O	4:D:96:THR:HG22	1.94	0.68
4:H:33:ARG:HD3	4:H:33:ARG:N	2.09	0.67
5:J:242:DT:H1'	5:J:243:DG:H5"	1.76	0.67
3:C:42:ARG:HH11	5:I:38:DT:H4'	1.60	0.67
5:J:152:DT:C3'	5:J:153:DA:H5"	2.25	0.67
5:I:43:DA:H2"	5:I:44:DC:H5"	1.77	0.67
3:C:15:LYS:HB2	3:C:20:ARG:NH1	2.09	0.67
4:D:122:THR:C	4:D:124:ALA:H	1.97	0.67
5:I:43:DA:H1'	5:I:44:DC:H5"	1.76	0.67
5:I:129:DC:H2"	5:I:130:DT:C5	2.30	0.67
5:I:43:DA:C2'	5:I:44:DC:H5"	2.25	0.66
5:J:274:DT:H2"	5:J:275:DC:C5'	2.26	0.66
5:I:36:DT:H2"	5:I:37:DT:C5'	2.19	0.66
5:J:273:DA:H1'	5:J:274:DT:H5"	1.77	0.66
5:I:146:DT:C6	5:I:146:DT:H5'	2.31	0.66
1:E:68:GLN:HG3	1:E:89:VAL:HG11	1.77	0.66
5:J:241:DA:C2'	5:J:242:DT:H5'	2.19	0.65
5:I:20:DT:H2"	5:I:21:DT:H5"	1.78	0.65
3:G:87:ILE:HD12	3:G:97:LEU:HD12	1.79	0.65
4:D:46:LYS:HA	4:D:46:LYS:HE2	1.78	0.65
5:I:104:DT:C2'	5:I:105:DT:H5"	2.25	0.65
1:A:63:ARG:HH12	2:B:30:THR:HG21	1.62	0.65
5:I:93:DT:H2"	5:I:94:DG:C5'	2.27	0.65
4:H:88:THR:HG23	5:J:186:DG:OP1	1.97	0.65
5:I:108:DC:H2"	5:I:109:DA:N7	2.12	0.64
5:J:288:DT:H1'	5:J:289:DT:H5"	1.79	0.64
5:J:168:DC:H1'	5:J:169:DT:H5"	1.80	0.64
5:J:282:DT:H2"	5:J:283:DG:H5'	1.79	0.64

*Continued on next page...*

*Continued from previous page...*

Atom-1	Atom-2	Interatomic distance (Å)	Clash overlap (Å)
5:J:150:DA:H2"	5:J:151:DA:OP2	1.97	0.64
5:I:3:DC:H2"	5:I:4:DA:C8	2.33	0.64
5:J:201:DA:H2"	5:J:202:DA:OP2	1.98	0.64
5:J:250:DT:H2"	5:J:251:DT:H5'	1.80	0.64
5:I:43:DA:H2"	5:I:44:DC:C5'	2.28	0.63
5:J:246:DG:H1'	5:J:247:DC:H5"	1.81	0.63
5:J:183:DT:H2"	5:J:184:DT:C5'	2.24	0.63
3:G:83:LEU:O	3:G:87:ILE:HG12	1.99	0.63
5:I:34:DT:H2"	5:I:35:DA:C8	2.33	0.63
5:I:36:DT:C3'	5:I:37:DT:H5"	2.29	0.63
1:A:49:ARG:HD2	5:J:155:DC:OP1	1.99	0.63
5:J:148:DT:H2"	5:J:149:DC:H5'	1.81	0.63
5:J:152:DT:H2"	5:J:153:DA:C5'	2.21	0.63
1:E:46:VAL:HG21	5:I:82:DA:H3'	1.81	0.63
5:J:149:DC:H1'	5:J:150:DA:H5"	1.81	0.63
5:J:247:DC:H2"	5:J:248:DA:N7	2.14	0.63
5:I:136:DT:C2'	5:I:137:DG:H5'	2.19	0.62
5:I:5:DA:H2"	5:I:6:DT:C5'	2.29	0.62
5:J:211:DT:C2'	5:J:212:DC:H5'	2.25	0.62
5:J:279:DA:H2"	5:J:280:DG:H5'	1.81	0.62
5:J:266:DT:H2"	5:J:267:DG:N7	2.14	0.62
5:J:252:DT:H2"	5:J:253:DC:O5'	2.00	0.62
5:I:34:DT:H2"	5:I:35:DA:H8	1.65	0.61
1:E:37:LYS:N	1:E:38:PRO:HA	2.16	0.61
5:I:134:DG:H2"	5:I:135:DG:H5'	1.80	0.61
2:B:46:ILE:O	5:J:227:DG:H3'	2.01	0.61
5:J:280:DG:H1'	5:J:281:DG:H5"	1.82	0.61
3:C:17:ARG:HH22	3:C:31:HIS:CD2	2.18	0.61
5:I:2:DT:H2"	5:I:3:DC:O4'	2.00	0.61
1:E:121:PRO:HB3	2:F:53:GLU:HG3	1.81	0.61
5:J:197:DA:H1'	5:J:198:DT:H5"	1.81	0.61
5:J:249:DG:H1'	5:J:250:DT:H5"	1.83	0.61
5:J:255:DA:H2"	5:J:256:DA:OP2	2.01	0.61
5:J:205:DG:H1'	5:J:206:DC:H5"	1.82	0.60
5:I:106:DT:H2"	5:I:107:DC:H5'	1.83	0.60
5:J:248:DA:H2"	5:J:249:DG:C5'	2.29	0.60
6:C:202:HOH:O	4:D:49:HIS:HD2	1.82	0.60
5:J:161:DG:H1'	5:J:162:DC:H5"	1.83	0.60
5:J:246:DG:H2"	5:J:247:DC:H5'	1.83	0.60
1:E:76:GLN:O	1:E:78:PHE:N	2.30	0.60
5:I:135:DG:H2"	5:I:136:DT:O5'	2.02	0.60

*Continued on next page...*



*Continued from previous page...*

Atom-1	Atom-2	Interatomic distance (Å)	Clash overlap (Å)
5:I:8:DT:H1'	5:I:9:DC:H5''	1.84	0.60
5:I:110:DA:H2''	5:I:111:DA:OP2	2.02	0.60
5:J:158:DC:H2''	5:J:159:DC:C5'	2.32	0.60
5:J:242:DT:C2'	5:J:243:DG:H5''	2.32	0.60
5:J:281:DG:H2''	5:J:282:DT:C5'	2.32	0.60
3:C:64:GLU:O	4:D:49:HIS:HE1	1.85	0.59
6:B:201:HOH:O	3:G:101:THR:HG22	2.01	0.59
5:I:2:DT:H2''	5:I:3:DC:C5'	2.28	0.59
5:I:10:DC:H2''	5:I:11:DA:OP2	2.02	0.59
5:I:20:DT:H2''	5:I:21:DT:C5'	2.32	0.59
5:J:264:DT:H2'	5:J:265:DT:H72	1.85	0.59
1:E:108:ASN:O	1:E:112:ILE:HG12	2.02	0.59
5:J:220:DT:H1'	5:J:221:DT:H5'	1.84	0.59
5:J:285:DA:H1'	5:J:286:DT:H5''	1.85	0.59
3:C:62:ILE:HD12	3:C:62:ILE:C	2.24	0.58
5:I:129:DC:H2''	5:I:130:DT:C7	2.33	0.58
5:J:158:DC:H1'	5:J:159:DC:H5''	1.85	0.58
1:A:63:ARG:HH21	5:J:237:DT:H5''	1.68	0.58
5:I:5:DA:C2'	5:I:6:DT:H5''	2.33	0.58
5:I:101:DC:C2'	5:I:102:DA:H5'	2.21	0.58
1:E:134:ARG:CB	1:E:134:ARG:HH11	2.16	0.58
5:J:251:DT:H2'	5:J:252:DT:H71	1.85	0.58
5:J:274:DT:H2''	5:J:275:DC:H5'	1.86	0.58
5:J:259:DA:H1'	5:J:260:DC:H5''	1.85	0.58
1:E:129:ARG:HD3	1:E:135:ALA:HA	1.86	0.58
5:J:234:DC:H2''	5:J:235:DC:C5	2.39	0.58
5:I:31:DG:H1'	5:I:32:DT:H5''	1.84	0.58
1:A:51:ILE:O	1:A:55:GLN:HG3	2.05	0.57
3:C:51:LEU:HD13	4:D:73:ILE:HG21	1.86	0.57
3:G:31:HIS:HD2	3:G:48:PRO:HG3	1.70	0.57
5:I:93:DT:H1'	5:I:94:DG:H5''	1.87	0.57
5:I:118:DT:H2'	5:I:119:DT:H72	1.86	0.57
5:I:20:DT:C2'	5:I:21:DT:H5''	2.35	0.57
5:I:51:DA:H2''	5:I:52:DT:C5'	2.20	0.57
4:D:118:VAL:O	4:D:122:THR:HG23	2.06	0.56
4:D:84:ASN:O	4:D:86:ARG:HG3	2.05	0.56
5:J:217:DG:N7	6:J:302:HOH:O	2.32	0.56
5:I:115:DA:C2'	5:I:116:DC:H5''	2.35	0.56
5:I:59:DG:H2''	5:I:60:DC:OP2	2.05	0.56
5:J:195:DC:H2''	5:J:196:DC:OP2	2.06	0.56
1:E:41:TYR:OH	5:I:7:DA:H5'	2.05	0.56

*Continued on next page...*

*Continued from previous page...*

Atom-1	Atom-2	Interatomic distance (Å)	Clash overlap (Å)
1:E:65:LEU:HB3	1:E:66:PRO:HD3	1.88	0.56
5:I:108:DC:H2"	5:I:109:DA:C8	2.40	0.56
5:J:153:DA:H2"	5:J:154:DT:C5'	2.36	0.56
5:I:137:DG:H2"	5:I:138:DG:OP2	2.06	0.56
5:I:89:DC:H2"	5:I:90:DT:C7	2.36	0.56
3:C:58:LEU:O	3:C:62:ILE:HG23	2.06	0.56
3:C:84:GLN:NE2	3:C:88:ARG:HE	1.86	0.56
5:J:236:DT:H2"	5:J:237:DT:OP2	2.05	0.56
5:I:117:DT:H1'	5:I:118:DT:H5"	1.88	0.55
5:J:157:DA:H2"	5:J:158:DC:C5'	2.29	0.55
2:B:78:ARG:CD	5:J:248:DA:H5'	2.36	0.55
5:J:239:DT:H4'	5:J:240:DG:OP1	2.05	0.55
2:B:29:ILE:N	2:B:29:ILE:HD12	2.20	0.55
3:G:79:ILE:HG12	3:G:82:HIS:CE1	2.42	0.55
2:B:92:ARG:NH2	4:D:101:LEU:HD22	2.21	0.55
5:I:43:DA:C1'	5:I:44:DC:H5"	2.36	0.55
5:J:235:DC:H2"	5:J:236:DT:C5	2.41	0.55
1:A:65:LEU:HB3	1:A:66:PRO:HD3	1.89	0.55
5:J:231:DA:H2"	5:J:232:DT:OP2	2.07	0.55
5:I:39:DG:H1'	5:I:40:DG:C8	2.41	0.55
5:J:159:DC:H2"	5:J:160:DT:O5'	2.07	0.54
5:J:158:DC:H2"	5:J:159:DC:H5'	1.90	0.54
5:I:62:DT:H2"	5:I:63:DG:C8	2.42	0.54
5:J:238:DT:C2'	5:J:239:DT:H5'	2.34	0.54
5:J:153:DA:H1'	5:J:154:DT:H5"	1.89	0.54
5:I:139:DA:H2"	5:I:140:DT:H5'	1.89	0.54
5:J:153:DA:H2"	5:J:154:DT:H5'	1.89	0.54
5:J:284:DG:H2"	5:J:285:DA:C8	2.42	0.54
4:D:42:TYR:CE2	4:D:46:LYS:HD2	2.43	0.54
5:J:205:DG:H2"	5:J:206:DC:C5'	2.38	0.54
5:J:230:DC:H2"	5:J:231:DA:C8	2.42	0.54
5:J:265:DT:H2"	5:J:266:DT:O5'	2.08	0.54
5:I:23:DT:H2"	5:I:24:DA:H5'	1.89	0.54
5:I:5:DA:H2"	5:I:6:DT:H5"	1.90	0.54
2:B:31:LYS:N	2:B:32:PRO:HD2	2.22	0.54
5:I:115:DA:H2"	5:I:116:DC:H5"	1.89	0.54
5:I:146:DT:H5'	5:I:146:DT:H6	1.71	0.54
4:H:34:LYS:HD3	4:H:34:LYS:C	2.28	0.53
5:I:46:DG:C2'	5:I:47:DC:H5"	2.37	0.53
5:J:242:DT:H2"	5:J:243:DG:H5"	1.90	0.53
3:C:84:GLN:HG3	3:C:105:GLY:HA3	1.89	0.53

*Continued on next page...*

*Continued from previous page...*

Atom-1	Atom-2	Interatomic distance (Å)	Clash overlap (Å)
1:E:74:ILE:O	1:E:78:PHE:HB2	2.09	0.53
3:C:26:PRO:HD3	4:D:40:TYR:CD1	2.42	0.53
5:I:24:DA:H2''	5:I:25:DC:O5'	2.08	0.53
5:J:181:DA:C1'	5:J:182:DT:H5''	2.36	0.53
1:A:68:GLN:HE21	1:A:89:VAL:HG21	1.74	0.53
5:I:44:DC:H2''	5:I:45:DT:O5'	2.08	0.53
5:J:244:DG:H1'	5:J:245:DA:H5'	1.90	0.53
5:I:114:DC:H2''	5:I:115:DA:C8	2.43	0.53
5:J:165:DA:H2''	5:J:166:DT:H5'	1.91	0.53
1:E:85:GLN:HA	5:J:196:DC:OP1	2.08	0.53
5:I:40:DG:H2''	5:I:41:DA:C5'	2.28	0.53
5:J:242:DT:C1'	5:J:243:DG:H5''	2.39	0.53
1:A:79:LYS:HB3	1:A:82:LEU:HD11	1.90	0.53
5:I:55:DA:H2''	5:I:56:DA:O5'	2.09	0.53
1:E:79:LYS:HD3	1:E:79:LYS:C	2.29	0.53
5:I:23:DT:H1'	5:I:24:DA:H5''	1.90	0.53
5:I:71:DG:H2''	5:I:72:DA:C8	2.44	0.52
4:D:37:TYR:H	4:D:63:ASN:HD21	1.56	0.52
5:J:198:DT:H2''	5:J:199:DC:H5'	1.92	0.52
1:E:63:ARG:HD2	5:I:90:DT:H4'	1.91	0.52
5:J:290:DG:H2''	5:J:291:DA:OP2	2.09	0.52
5:I:5:DA:C1'	5:I:6:DT:H5''	2.38	0.52
5:J:177:DG:H1'	5:J:178:DT:H5''	1.92	0.52
5:J:274:DT:C2'	5:J:275:DC:H5''	2.40	0.52
2:F:19:ARG:HG2	2:F:20:LYS:N	2.23	0.52
5:I:114:DC:H4'	5:I:114:DC:OP1	2.10	0.52
5:J:149:DC:N4	5:J:150:DA:N6	2.58	0.52
1:E:76:GLN:C	1:E:78:PHE:N	2.57	0.52
5:I:115:DA:C1'	5:I:116:DC:H5''	2.40	0.52
5:J:242:DT:H2''	5:J:243:DG:C5'	2.40	0.52
5:J:274:DT:C1'	5:J:275:DC:H5''	2.38	0.52
5:J:260:DC:H2''	5:J:261:DA:C8	2.45	0.51
5:I:88:DC:H2''	5:I:89:DC:C6	2.45	0.51
5:J:170:DA:H2''	5:J:171:DC:H5''	1.92	0.51
3:G:41:GLU:HB3	4:H:87:SER:HB2	1.92	0.51
5:I:141:DA:H1'	5:I:142:DT:H5''	1.93	0.51
5:I:102:DA:H2''	5:I:103:DG:OP2	2.10	0.51
5:J:175:DA:H2''	5:J:176:DA:C8	2.45	0.51
5:I:119:DT:H2''	5:I:120:DT:OP2	2.10	0.51
5:I:50:DC:C2'	5:I:51:DA:H5'	2.31	0.51
5:I:26:DC:H1'	5:I:27:DA:C5	2.46	0.51

*Continued on next page...*

*Continued from previous page...*

Atom-1	Atom-2	Interatomic distance (Å)	Clash overlap (Å)
5:I:74:DT:H2''	5:I:75:DT:H5'	1.91	0.51
5:J:235:DC:H2''	5:J:236:DT:H71	1.92	0.51
5:J:259:DA:H2''	5:J:260:DC:H5'	1.92	0.51
5:I:104:DT:H2''	5:I:105:DT:H5'	1.93	0.51
5:J:197:DA:H1'	5:J:198:DT:C5'	2.39	0.51
3:C:79:ILE:HG12	3:C:82:HIS:CE1	2.46	0.51
5:I:74:DT:H1'	5:I:75:DT:H5''	1.93	0.51
5:J:211:DT:H2''	5:J:212:DC:C5'	2.27	0.51
5:I:9:DC:C2'	5:I:10:DC:H5'	2.32	0.51
5:I:20:DT:H1'	5:I:21:DT:H5''	1.93	0.50
5:I:49:DC:H2''	5:I:50:DC:OP2	2.10	0.50
5:I:75:DT:C2'	5:I:76:DC:H5'	2.39	0.50
5:I:61:DA:H1'	5:I:62:DT:H5''	1.92	0.50
3:G:24:GLN:OE1	4:H:43:LYS:HD3	2.11	0.50
5:I:61:DA:H2''	5:I:62:DT:C5'	2.42	0.50
5:J:287:DA:H2'	5:J:288:DT:H72	1.92	0.50
3:C:62:ILE:HD12	3:C:62:ILE:O	2.11	0.50
5:J:200:DA:H2''	5:J:201:DA:H5'	1.92	0.50
5:J:288:DT:H2''	5:J:289:DT:H5'	1.93	0.50
5:I:22:DC:H1'	5:I:23:DT:H5''	1.94	0.50
5:J:163:DA:H2''	5:J:164:DG:OP2	2.11	0.50
5:I:111:DA:H2''	5:I:112:DT:OP2	2.12	0.50
5:J:258:DT:H2''	5:J:259:DA:C8	2.47	0.50
5:J:285:DA:H2''	5:J:286:DT:H5'	1.93	0.50
3:C:62:ILE:CD1	3:C:83:LEU:HD22	2.42	0.50
5:I:47:DC:H2''	5:I:48:DT:C6	2.47	0.50
5:J:186:DG:H1'	5:J:187:DA:N7	2.27	0.49
5:J:282:DT:H2''	5:J:283:DG:C5'	2.41	0.49
5:I:53:DC:C2'	5:I:54:DA:H5'	2.37	0.49
5:I:61:DA:H2''	5:I:62:DT:H5'	1.94	0.49
5:J:205:DG:C2'	5:J:206:DC:H5''	2.42	0.49
1:A:129:ARG:HH11	1:A:129:ARG:CG	2.25	0.49
5:J:158:DC:C2'	5:J:159:DC:H5''	2.42	0.49
5:J:274:DT:H2''	5:J:275:DC:H5''	1.94	0.49
4:D:80:LEU:HD23	4:D:96:THR:HG23	1.94	0.49
1:A:49:ARG:HD2	5:J:155:DC:P	2.53	0.49
1:A:40:ARG:NH2	5:J:229:DA:N3	2.60	0.49
1:E:49:ARG:HH11	1:E:49:ARG:CG	2.20	0.49
5:I:23:DT:H2''	5:I:24:DA:C5'	2.43	0.49
5:J:246:DG:H1'	5:J:247:DC:C5'	2.42	0.49
4:D:122:THR:C	4:D:124:ALA:N	2.65	0.49

*Continued on next page...*

*Continued from previous page...*

Atom-1	Atom-2	Interatomic distance (Å)	Clash overlap (Å)
4:D:123:SER:O	4:D:124:ALA:HB3	2.13	0.49
2:F:28:GLY:HA3	6:F:204:HOH:O	2.12	0.49
5:J:215:DC:H2"	5:J:216:DT:H71	1.94	0.49
5:I:33:DG:H2"	5:I:34:DT:O5'	2.13	0.49
5:I:46:DG:N2	5:J:248:DA:C2	2.80	0.49
5:I:3:DC:H2"	5:I:4:DA:N7	2.27	0.48
5:J:170:DA:C2'	5:J:171:DC:H5"	2.43	0.48
5:J:231:DA:H1'	5:J:232:DT:H5"	1.95	0.48
5:J:257:DA:H2"	5:J:258:DT:OP2	2.13	0.48
5:J:285:DA:H1'	5:J:286:DT:C5'	2.43	0.48
1:E:64:LYS:HE2	1:E:90:MET:CE	2.44	0.48
5:J:271:DG:H2"	5:J:272:DA:C8	2.49	0.48
5:J:291:DA:C8	5:J:292:DT:H73	2.48	0.48
2:B:31:LYS:HG3	2:B:51:TYR:CE1	2.49	0.48
5:J:205:DG:H2"	5:J:206:DC:H5"	1.96	0.48
5:I:143:DT:H2"	5:I:144:DG:OP2	2.13	0.48
5:J:284:DG:H2"	5:J:285:DA:H8	1.78	0.48
4:H:73:ILE:HD13	4:H:101:LEU:HD12	1.96	0.47
5:I:29:DA:H2"	5:I:30:DA:C8	2.49	0.47
5:I:5:DA:H2"	5:I:6:DT:H5'	1.96	0.47
3:C:92:GLU:OE1	4:D:105:GLU:HB2	2.14	0.47
1:E:131:ARG:HD3	1:E:133:GLU:OE2	2.14	0.47
5:I:37:DT:H2"	5:I:38:DT:H5'	1.96	0.47
5:I:9:DC:H5'	5:I:9:DC:H6	1.78	0.47
5:J:219:DA:H2"	5:J:220:DT:C5'	2.41	0.47
4:H:69:ILE:O	4:H:73:ILE:HG12	2.14	0.47
5:I:63:DG:H2"	5:I:64:DT:OP2	2.15	0.47
5:J:197:DA:H2"	5:J:198:DT:H5'	1.96	0.47
5:J:237:DT:H1'	5:J:238:DT:H5"	1.95	0.47
5:J:254:DC:H2"	5:J:255:DA:N7	2.28	0.47
3:C:55:LEU:O	3:C:59:THR:CG2	2.60	0.47
5:I:131:DG:H2"	5:I:132:DC:OP2	2.14	0.47
1:A:63:ARG:HH11	5:I:60:DC:H5"	1.77	0.47
2:B:30:THR:HB	2:B:32:PRO:HD2	1.96	0.47
1:E:37:LYS:N	1:E:38:PRO:CA	2.78	0.47
5:I:140:DT:H2"	5:I:141:DA:C8	2.49	0.47
2:B:78:ARG:HD2	5:J:248:DA:H5'	1.97	0.47
5:I:145:DA:H2"	5:I:146:DT:OP2	2.15	0.47
5:I:57:DA:H2"	5:I:58:DG:C8	2.49	0.47
5:J:169:DT:H2"	5:J:170:DA:H8	1.78	0.47
5:J:170:DA:C1'	5:J:171:DC:H5"	2.44	0.47

*Continued on next page...*

*Continued from previous page...*

Atom-1	Atom-2	Interatomic distance (Å)	Clash overlap (Å)
3:G:73:ASN:O	3:G:73:ASN:ND2	2.48	0.47
5:J:148:DT:C4	5:J:149:DC:N4	2.83	0.47
5:J:155:DC:C2'	5:J:156:DC:H5'	2.43	0.47
5:J:271:DG:OP1	5:J:271:DG:H4'	2.15	0.47
2:B:28:GLY:O	2:B:30:THR:HG23	2.15	0.46
3:C:62:ILE:HD11	3:C:83:LEU:HD22	1.96	0.46
2:F:19:ARG:NH2	2:F:22:LEU:HD11	2.30	0.46
5:I:36:DT:H2''	5:I:37:DT:C6	2.49	0.46
5:I:8:DT:C2'	5:I:9:DC:H5''	2.45	0.46
5:J:166:DT:H1'	5:J:167:DT:H5'	1.97	0.46
4:H:33:ARG:O	4:H:34:LYS:CB	2.63	0.46
5:I:92:DT:H2''	5:I:93:DT:C5'	2.42	0.46
3:G:79:ILE:HB	3:G:80:PRO:CD	2.46	0.46
3:C:26:PRO:HD3	4:D:40:TYR:CG	2.50	0.46
5:I:130:DT:H2''	5:I:131:DG:C5'	2.46	0.46
5:I:82:DA:H8	6:I:203:HOH:O	1.99	0.46
5:J:158:DC:C1'	5:J:159:DC:H5''	2.45	0.46
5:J:223:DA:H1'	5:J:224:DG:C8	2.51	0.46
1:A:117:VAL:HG13	3:G:115:LEU:CD2	2.45	0.46
3:G:79:ILE:HB	3:G:80:PRO:HD2	1.98	0.46
5:I:36:DT:H2''	5:I:37:DT:H6	1.81	0.46
5:I:51:DA:C3'	5:I:52:DT:H5''	2.41	0.46
5:I:6:DT:H2''	5:I:7:DA:C8	2.50	0.46
3:C:42:ARG:O	4:D:88:THR:HA	2.16	0.46
1:E:37:LYS:HB2	1:E:38:PRO:C	2.36	0.46
1:E:56:LYS:HE3	1:E:56:LYS:HB2	1.82	0.46
5:J:229:DA:H2''	5:J:230:DC:H5'	1.98	0.46
3:C:17:ARG:HH22	3:C:31:HIS:HD2	1.62	0.46
2:B:92:ARG:HH21	4:D:101:LEU:HD22	1.80	0.46
5:I:10:DC:H6	5:I:10:DC:H2'	1.63	0.46
5:J:147:DA:N1	5:J:148:DT:C2	2.84	0.46
5:J:147:DA:C2	5:J:148:DT:C2	3.04	0.46
5:J:250:DT:H2''	5:J:251:DT:C5'	2.43	0.46
4:D:32:SER:OG	5:I:103:DG:H5''	2.16	0.45
4:H:92:ARG:HH11	4:H:92:ARG:HG2	1.81	0.45
5:I:122:DG:H1'	5:I:123:DT:H5''	1.97	0.45
3:C:32:ARG:NH1	5:I:29:DA:OP1	2.42	0.45
5:I:115:DA:H2''	5:I:116:DC:C5'	2.46	0.45
5:I:29:DA:H2''	5:I:30:DA:H8	1.81	0.45
5:J:176:DA:H2''	5:J:177:DG:OP2	2.16	0.45
1:A:108:ASN:O	1:A:112:ILE:HG12	2.16	0.45

*Continued on next page...*

*Continued from previous page...*

Atom-1	Atom-2	Interatomic distance (Å)	Clash overlap (Å)
2:B:52:GLU:OE2	2:B:55:ARG:NH1	2.49	0.45
1:E:75:ALA:O	1:E:78:PHE:HB3	2.17	0.45
5:J:157:DA:C2'	5:J:158:DC:H5'	2.33	0.45
3:G:118:LYS:O	3:G:118:LYS:HD2	2.17	0.45
5:I:17:DA:H2''	5:I:18:DG:OP2	2.17	0.45
5:I:58:DG:H2''	5:I:59:DG:C8	2.51	0.45
5:I:91:DT:H2''	5:I:92:DT:C5'	2.44	0.45
5:J:288:DT:H2''	5:J:289:DT:C5'	2.46	0.45
1:E:121:PRO:CB	2:F:53:GLU:HG3	2.47	0.45
1:E:129:ARG:CD	1:E:135:ALA:HA	2.45	0.45
5:I:40:DG:C2'	5:I:41:DA:H5'	2.34	0.45
5:J:240:DG:H2''	5:J:241:DA:O5'	2.17	0.45
3:C:76:THR:O	4:D:52:THR:HG23	2.17	0.45
5:I:103:DG:H1'	5:I:104:DT:H5''	1.99	0.45
3:C:42:ARG:NH1	5:I:38:DT:H5''	2.32	0.44
5:J:152:DT:C2'	5:J:153:DA:C8	3.00	0.44
2:F:45:ARG:CZ	5:I:80:DT:H4'	2.47	0.44
1:E:78:PHE:HZ	2:F:67:ARG:HE	1.64	0.44
2:B:58:LEU:HD22	2:B:58:LEU:O	2.18	0.44
5:I:130:DT:H2''	5:I:131:DG:H5'	2.00	0.44
5:I:139:DA:C8	5:I:140:DT:H72	2.52	0.44
5:J:209:DG:H1'	5:J:210:DT:H5'	1.99	0.44
4:D:88:THR:CG2	5:I:39:DG:OP1	2.65	0.44
1:E:49:ARG:HG3	1:E:49:ARG:NH1	2.22	0.44
2:F:19:ARG:HD3	5:J:198:DT:OP1	2.17	0.44
5:I:128:DT:C2'	5:I:129:DC:H5''	2.43	0.44
5:I:130:DT:H1'	5:I:131:DG:H5''	1.99	0.44
5:I:53:DC:N4	5:I:54:DA:N6	2.66	0.44
3:C:115:LEU:HD22	1:E:117:VAL:HG13	1.98	0.44
5:I:106:DT:H2''	5:I:107:DC:C5'	2.47	0.44
1:E:79:LYS:HD3	1:E:80:THR:N	2.33	0.44
3:G:92:GLU:HB3	4:H:106:LEU:HD22	1.99	0.44
5:J:154:DT:H2''	5:J:155:DC:O5'	2.18	0.44
3:C:25:PHE:CZ	3:C:59:THR:HG21	2.52	0.44
3:C:73:ASN:ND2	3:C:75:LYS:NZ	2.65	0.44
2:B:98:TYR:CD1	4:H:64:SER:HB3	2.52	0.44
5:J:286:DT:H2''	5:J:287:DA:O5'	2.18	0.44
5:I:134:DG:C2'	5:I:135:DG:H5'	2.48	0.44
5:I:37:DT:H2''	5:I:38:DT:C6	2.52	0.44
5:I:85:DA:H2''	5:I:86:DT:H5'	2.00	0.44
5:J:207:DA:H1'	5:J:208:DT:H5''	2.00	0.44

*Continued on next page...*

*Continued from previous page...*

Atom-1	Atom-2	Interatomic distance (Å)	Clash overlap (Å)
2:B:29:ILE:CD1	2:B:29:ILE:N	2.80	0.43
3:C:95:LYS:HD3	3:C:95:LYS:O	2.18	0.43
5:J:154:DT:H6	5:J:154:DT:H5'	1.83	0.43
2:F:75:HIS:HD2	4:H:96:THR:OG1	2.00	0.43
5:J:279:DA:H1'	5:J:280:DG:C5'	2.48	0.43
5:J:280:DG:H1'	5:J:281:DG:C5'	2.48	0.43
1:A:70:LEU:HD22	2:B:29:ILE:CD1	2.48	0.43
3:C:73:ASN:HD21	3:C:75:LYS:NZ	2.16	0.43
5:J:287:DA:H2''	5:J:288:DT:H5''	1.99	0.43
2:F:51:TYR:O	2:F:55:ARG:HG3	2.18	0.43
3:G:73:ASN:O	3:G:74:LYS:HB2	2.19	0.43
4:H:33:ARG:O	4:H:34:LYS:HB2	2.18	0.43
5:I:85:DA:H1'	5:I:86:DT:H5''	2.01	0.43
4:D:106:LEU:HD12	4:D:106:LEU:HA	1.89	0.43
5:I:103:DG:H2''	5:I:104:DT:C5'	2.49	0.43
1:A:102:GLY:O	1:A:105:GLU:HB2	2.19	0.43
5:I:1:DA:H2''	5:I:2:DT:OP2	2.18	0.43
5:J:149:DC:H1'	5:J:150:DA:C5'	2.47	0.43
5:I:77:DA:C2	5:J:217:DG:N2	2.87	0.43
5:J:285:DA:H2''	5:J:286:DT:OP2	2.17	0.43
5:J:282:DT:H1'	5:J:283:DG:H5''	2.00	0.43
5:J:147:DA:C6	5:J:148:DT:C2	3.07	0.43
5:J:227:DG:H2''	5:J:228:DA:OP2	2.19	0.43
5:J:231:DA:H1'	5:J:232:DT:C5'	2.48	0.43
3:G:77:ARG:HB3	5:I:131:DG:OP1	2.19	0.43
5:J:153:DA:C8	5:J:154:DT:H72	2.53	0.43
2:B:32:PRO:HA	2:B:35:ARG:HG3	2.00	0.42
4:D:33:ARG:HD3	5:I:27:DA:H4'	1.99	0.42
4:D:34:LYS:HE2	4:D:34:LYS:HB3	1.83	0.42
4:D:42:TYR:O	4:D:46:LYS:HG2	2.19	0.42
3:G:99:ARG:HD2	3:G:99:ARG:HA	1.50	0.42
5:I:74:DT:H2''	5:I:75:DT:C5'	2.49	0.42
5:J:229:DA:H1'	5:J:230:DC:H5''	2.00	0.42
5:I:99:DA:H1'	5:I:100:DG:H5'	2.01	0.42
5:I:96:DT:H2''	5:I:97:DG:C8	2.54	0.42
5:I:145:DA:C6	5:J:147:DA:N6	2.87	0.42
5:I:28:DA:H1'	5:I:29:DA:C8	2.54	0.42
5:I:31:DG:H2''	5:I:32:DT:H5'	2.00	0.42
5:J:252:DT:H1'	5:J:253:DC:O4'	2.20	0.42
5:J:287:DA:C2'	5:J:288:DT:H5'	2.35	0.42
1:A:63:ARG:NH1	2:B:30:THR:HG21	2.31	0.42

*Continued on next page...*



*Continued from previous page...*

Atom-1	Atom-2	Interatomic distance (Å)	Clash overlap (Å)
5:J:269:DT:H2"	5:J:270:DA:OP2	2.20	0.42
2:F:31:LYS:HB3	2:F:32:PRO:CD	2.50	0.42
2:F:92:ARG:HH21	4:H:101:LEU:HD23	1.83	0.42
5:I:118:DT:H1'	5:I:119:DT:H5'	2.02	0.42
5:J:147:DA:H2"	5:J:148:DT:O5'	2.18	0.42
5:I:129:DC:C4	5:J:163:DA:N6	2.87	0.42
4:H:57:LYS:O	4:H:61:ILE:HG12	2.19	0.42
5:I:116:DC:H2'	5:I:117:DT:H72	2.02	0.42
5:I:120:DT:H2"	5:I:121:DG:C8	2.55	0.42
5:I:145:DA:H2"	5:I:146:DT:H71	2.02	0.42
1:A:113:HIS:CG	1:E:126:LEU:HD22	2.55	0.42
5:I:68:DG:H1'	5:I:69:DC:C5	2.55	0.42
5:J:183:DT:C2'	5:J:184:DT:H5'	2.32	0.42
4:H:99:ARG:HG2	4:H:99:ARG:HH11	1.85	0.42
5:I:58:DG:H4'	5:I:58:DG:OP1	2.19	0.42
5:J:165:DA:H1'	5:J:166:DT:H5"	2.02	0.42
3:C:101:THR:HG23	2:F:96:THR:O	2.20	0.41
5:J:250:DT:H1'	5:J:251:DT:H5"	2.01	0.41
5:J:264:DT:C2'	5:J:265:DT:C5'	2.96	0.41
6:B:204:HOH:O	3:G:101:THR:CG2	2.67	0.41
4:H:37:TYR:HB2	4:H:63:ASN:ND2	2.35	0.41
5:I:107:DC:H2"	5:I:108:DC:C5	2.56	0.41
5:I:58:DG:C2'	5:I:59:DG:C8	3.03	0.41
5:J:147:DA:C6	5:J:148:DT:N3	2.87	0.41
5:J:148:DT:N3	5:J:149:DC:C4	2.87	0.41
5:J:147:DA:N3	5:J:148:DT:O4'	2.53	0.41
5:J:149:DC:H2"	5:J:150:DA:C5'	2.47	0.41
5:J:152:DT:H2'	5:J:153:DA:C8	2.55	0.41
5:J:207:DA:H2"	5:J:208:DT:H5'	2.02	0.41
2:B:79:LYS:HB2	5:J:248:DA:OP1	2.19	0.41
4:D:88:THR:HG22	5:I:39:DG:OP1	2.21	0.41
1:E:75:ALA:O	1:E:78:PHE:CB	2.69	0.41
5:J:208:DT:H2"	5:J:209:DG:H5"	1.98	0.41
5:J:266:DT:H2"	5:J:267:DG:C5	2.56	0.41
1:A:117:VAL:HG12	1:A:117:VAL:O	2.20	0.41
3:C:114:VAL:O	3:C:114:VAL:HG12	2.21	0.41
5:J:291:DA:C2'	5:J:292:DT:H71	2.50	0.41
5:I:133:DA:H1'	5:I:134:DG:H5"	2.03	0.41
5:J:152:DT:H2"	5:J:153:DA:O4'	2.20	0.41
5:J:287:DA:H2'	5:J:288:DT:C7	2.50	0.41
3:G:88:ARG:HD3	3:G:88:ARG:HA	1.91	0.41

*Continued on next page...*

Continued from previous page...

Atom-1	Atom-2	Interatomic distance (Å)	Clash overlap (Å)
5:J:279:DA:C2'	5:J:280:DG:H5'	2.48	0.41
3:G:118:LYS:HB3	3:G:118:LYS:HE2	1.83	0.41
5:I:100:DG:H1'	5:I:101:DC:C5	2.55	0.41
1:A:85:GLN:HA	5:I:49:DC:OP1	2.21	0.41
5:I:98:DG:N2	5:I:99:DA:C2	2.89	0.41
4:D:46:LYS:HA	4:D:46:LYS:CE	2.50	0.41
5:J:192:DG:H1'	5:J:193:DC:H5''	2.03	0.41
5:J:205:DG:H2''	5:J:206:DC:H5'	2.02	0.41
5:J:263:DT:H2''	5:J:264:DT:O5'	2.21	0.41
5:I:70:DT:H2''	5:I:71:DG:C5'	2.50	0.41
5:I:8:DT:H2''	5:I:9:DC:C5'	2.51	0.41
5:J:264:DT:H1'	5:J:265:DT:H5''	2.03	0.41
3:C:62:ILE:HD11	3:C:83:LEU:CD2	2.50	0.40
1:E:83:ARG:HD2	5:I:100:DG:H5''	2.03	0.40
1:E:118:THR:HA	2:F:45:ARG:HB3	2.03	0.40
5:I:101:DC:C2'	5:I:102:DA:C5'	2.94	0.40
3:C:62:ILE:HD11	4:D:62:MET:SD	2.61	0.40
5:I:145:DA:C4	5:I:146:DT:H73	2.57	0.40
5:I:1:DA:C2	5:I:2:DT:C2	3.10	0.40
5:I:134:DG:H2''	5:I:135:DG:OP2	2.21	0.40
5:I:31:DG:H2''	5:I:32:DT:C5'	2.51	0.40
5:I:103:DG:H2''	5:I:104:DT:H5'	2.03	0.40
5:I:12:DC:H1'	5:I:13:DC:H5''	2.03	0.40
5:J:288:DT:C1'	5:J:289:DT:H5''	2.50	0.40

There are no symmetry-related clashes.

## 5.3 Torsion angles [i](#)

### 5.3.1 Protein backbone [i](#)

In the following table, the Percentiles column shows the percent Ramachandran outliers of the chain as a percentile score with respect to all X-ray entries followed by that with respect to entries of similar resolution.

The Analysed column shows the number of residues for which the backbone conformation was analysed, and the total number of residues.

Mol	Chain	Analysed	Favoured	Allowed	Outliers	Percentiles
1	A	94/139 (68%)	93 (99%)	1 (1%)	0	<b>100</b> <b>100</b>

Continued on next page...

Continued from previous page...

Mol	Chain	Analysed	Favoured	Allowed	Outliers	Percentiles	
1	E	97/139 (70%)	93 (96%)	4 (4%)	0	100	100
2	B	76/106 (72%)	75 (99%)	1 (1%)	0	100	100
2	F	82/106 (77%)	81 (99%)	1 (1%)	0	100	100
3	C	103/133 (77%)	101 (98%)	2 (2%)	0	100	100
3	G	102/133 (77%)	97 (95%)	5 (5%)	0	100	100
4	D	91/129 (70%)	88 (97%)	0	3 (3%)	4	5
4	H	90/129 (70%)	87 (97%)	0	3 (3%)	4	5
All	All	735/1014 (72%)	715 (97%)	14 (2%)	6 (1%)	19	35

All (6) Ramachandran outliers are listed below:

Mol	Chain	Res	Type
4	H	34	LYS
4	H	104	GLY
4	H	123	SER
4	D	104	GLY
4	D	123	SER
4	D	85	LYS

### 5.3.2 Protein sidechains ⓘ

In the following table, the Percentiles column shows the percent sidechain outliers of the chain as a percentile score with respect to all X-ray entries followed by that with respect to entries of similar resolution.

The Analysed column shows the number of residues for which the sidechain conformation was analysed, and the total number of residues.

Mol	Chain	Analysed	Rotameric	Outliers	Percentiles	
1	A	84/113 (74%)	82 (98%)	2 (2%)	49	74
1	E	86/113 (76%)	82 (95%)	4 (5%)	26	49
2	B	63/81 (78%)	61 (97%)	2 (3%)	39	65
2	F	69/81 (85%)	69 (100%)	0	100	100
3	C	83/102 (81%)	77 (93%)	6 (7%)	14	28
3	G	83/102 (81%)	79 (95%)	4 (5%)	25	48
4	D	79/107 (74%)	75 (95%)	4 (5%)	24	45
4	H	78/107 (73%)	72 (92%)	6 (8%)	13	25

Continued on next page...

*Continued from previous page...*

Mol	Chain	Analysed	Rotameric	Outliers	Percentiles	
All	All	625/806 (78%)	597 (96%)	28 (4%)	27	51

All (28) residues with a non-rotameric sidechain are listed below:

Mol	Chain	Res	Type
1	A	59	GLU
1	A	129	ARG
2	B	58	LEU
2	B	68	ASP
3	C	29	ARG
3	C	59	THR
3	C	62	ILE
3	C	81	ARG
3	C	84	GLN
3	C	101	THR
4	D	34	LYS
4	D	63	ASN
4	D	88	THR
4	D	106	LEU
1	E	78	PHE
1	E	79	LYS
1	E	122	LYS
1	E	129	ARG
3	G	73	ASN
3	G	81	ARG
3	G	99	ARG
3	G	101	THR
4	H	33	ARG
4	H	34	LYS
4	H	36	SER
4	H	56	SER
4	H	88	THR
4	H	106	LEU

Some sidechains can be flipped to improve hydrogen bonding and reduce clashes. All (17) such sidechains are listed below:

Mol	Chain	Res	Type
1	A	68	GLN
1	A	76	GLN
2	B	75	HIS
3	C	31	HIS

*Continued on next page...*

*Continued from previous page...*

Mol	Chain	Res	Type
3	C	73	ASN
3	C	84	GLN
4	D	49	HIS
4	D	63	ASN
4	D	95	GLN
2	F	75	HIS
2	F	93	GLN
3	G	31	HIS
3	G	73	ASN
4	H	47	GLN
4	H	49	HIS
4	H	63	ASN
4	H	95	GLN

### 5.3.3 RNA [i](#)

There are no RNA molecules in this entry.

### 5.4 Non-standard residues in protein, DNA, RNA chains [i](#)

There are no non-standard protein/DNA/RNA residues in this entry.

### 5.5 Carbohydrates [i](#)

There are no carbohydrates in this entry.

### 5.6 Ligand geometry [i](#)

There are no ligands in this entry.

### 5.7 Other polymers [i](#)

There are no such residues in this entry.

### 5.8 Polymer linkage issues [i](#)

There are no chain breaks in this entry.

## 6 Fit of model and data ⓘ

### 6.1 Protein, DNA and RNA chains ⓘ

In the following table, the column labelled ‘#RSRZ> 2’ contains the number (and percentage) of RSRZ outliers, followed by percent RSRZ outliers for the chain as percentile scores relative to all X-ray entries and entries of similar resolution. The OWAB column contains the minimum, median, 95<sup>th</sup> percentile and maximum values of the occupancy-weighted average B-factor per residue. The column labelled ‘Q< 0.9’ lists the number of (and percentage) of residues with an average occupancy less than 0.9.

Mol	Chain	Analysed	<RSRZ>	#RSRZ>2	OWAB(Å <sup>2</sup> )	Q<0.9
1	A	96/139 (69%)	0.24	1 (1%) 82 84	31, 42, 58, 79	0
1	E	99/139 (71%)	0.46	4 (4%) 38 41	24, 34, 56, 84	0
2	B	78/106 (73%)	0.23	1 (1%) 77 79	31, 40, 56, 64	0
2	F	84/106 (79%)	0.47	3 (3%) 42 46	24, 34, 51, 79	0
3	C	105/133 (78%)	0.27	1 (0%) 82 84	25, 39, 62, 76	0
3	G	104/133 (78%)	0.23	1 (0%) 82 84	32, 45, 68, 81	0
4	D	93/129 (72%)	0.52	2 (2%) 62 65	29, 42, 64, 84	0
4	H	92/129 (71%)	0.44	0 100 100	32, 45, 71, 91	0
5	I	146/146 (100%)	0.94	19 (13%) 3 3	46, 99, 137, 155	0
5	J	146/146 (100%)	0.89	23 (15%) 2 1	50, 100, 144, 166	0
All	All	1043/1306 (79%)	0.51	55 (5%) 26 28	24, 46, 126, 166	0

All (55) RSRZ outliers are listed below:

Mol	Chain	Res	Type	RSRZ
5	I	146	DT	12.9
2	F	102	GLY	10.4
1	E	37	LYS	6.6
5	I	55	DA	5.0
5	J	148	DT	4.8
5	J	147	DA	4.7
5	J	233	DG	4.1
5	I	56	DA	4.0
5	J	262	DC	3.9
5	I	44	DC	3.7
1	A	39	HIS	3.7
5	I	126	DA	3.6
5	I	31	DG	3.4

*Continued on next page...*

*Continued from previous page...*

Mol	Chain	Res	Type	RSRZ
5	I	135	DG	3.3
5	J	263	DT	3.3
5	I	95	DA	3.2
5	J	271	DG	2.9
2	F	101	GLY	2.9
5	J	180	DT	2.9
5	J	241	DA	2.9
5	J	162	DC	2.9
5	I	127	DA	2.9
5	J	255	DA	2.9
5	I	125	DG	2.8
2	B	102	GLY	2.8
5	J	253	DC	2.7
1	E	77	ASP	2.7
5	J	254	DC	2.7
1	E	78	PHE	2.7
5	J	275	DC	2.7
5	J	252	DT	2.6
5	J	273	DA	2.6
5	I	25	DC	2.6
5	I	54	DA	2.5
1	E	135	ALA	2.5
5	I	24	DA	2.5
5	J	243	DG	2.5
3	G	118	LYS	2.4
2	F	19	ARG	2.4
5	I	15	DG	2.4
5	I	1	DA	2.4
5	J	274	DT	2.4
5	I	14	DT	2.4
5	J	161	DG	2.4
5	J	242	DT	2.4
5	I	57	DA	2.3
5	J	169	DT	2.3
5	I	35	DA	2.2
4	D	124	ALA	2.2
5	I	58	DG	2.2
3	C	118	LYS	2.1
4	D	74	ALA	2.0
5	J	240	DG	2.0
5	J	168	DC	2.0
5	J	171	DC	2.0

## 6.2 Non-standard residues in protein, DNA, RNA chains [i](#)

There are no non-standard protein/DNA/RNA residues in this entry.

## 6.3 Carbohydrates [i](#)

There are no carbohydrates in this entry.

## 6.4 Ligands [i](#)

There are no ligands in this entry.

## 6.5 Other polymers [i](#)

There are no such residues in this entry.