



Full wwPDB EM Validation Report ⓘ

Nov 7, 2022 – 01:14 AM EST

PDB ID : 6C06
EMDB ID : EMD-7323
Title : Mycobacterium tuberculosis RNAP Holo/RbpA/Fidaxomicin
Authors : Darst, S.A.; Campbell, E.A.; Boyaci Selcuk, H.; Chen, J.; Lilic, M.
Deposited on : 2017-12-27
Resolution : 5.15 Å(reported)

This is a Full wwPDB EM Validation Report for a publicly released PDB entry.

We welcome your comments at validation@mail.wwpdb.org

A user guide is available at

<https://www.wwpdb.org/validation/2017/EMValidationReportHelp>

with specific help available everywhere you see the ⓘ symbol.

The types of validation reports are described at

<http://www.wwpdb.org/validation/2017/FAQs#types>.

The following versions of software and data (see [references ⓘ](#)) were used in the production of this report:

EMDB validation analysis : 0.0.1.dev43
Mogul : 1.8.5 (274361), CSD as541be (2020)
MolProbity : 4.02b-467
buster-report : 1.1.7 (2018)
Percentile statistics : 20191225.v01 (using entries in the PDB archive December 25th 2019)
MapQ : **FAILED**
Ideal geometry (proteins) : Engh & Huber (2001)
Ideal geometry (DNA, RNA) : Parkinson et al. (1996)
Validation Pipeline (wwPDB-VP) : 2.31.2

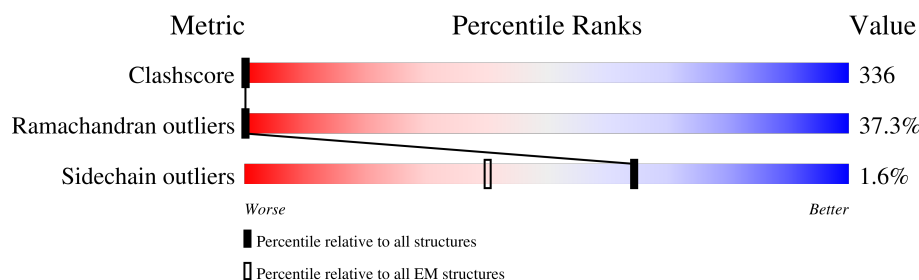
1 Overall quality at a glance

The following experimental techniques were used to determine the structure:

ELECTRON MICROSCOPY

The reported resolution of this entry is 5.15 Å.

Percentile scores (ranging between 0-100) for global validation metrics of the entry are shown in the following graphic. The table shows the number of entries on which the scores are based.



Metric	Whole archive (#Entries)	EM structures (#Entries)
Clashscore	158937	4297
Ramachandran outliers	154571	4023
Sidechain outliers	154315	3826

The table below summarises the geometric issues observed across the polymeric chains and their fit to the map. The red, orange, yellow and green segments of the bar indicate the fraction of residues that contain outliers for ≥ 3 , 2, 1 and 0 types of geometric quality criteria respectively. A grey segment represents the fraction of residues that are not modelled. The numeric value for each fraction is indicated below the corresponding segment, with a dot representing fractions $\leq 5\%$.

Mol	Chain	Length	Quality of chain
1	A	347	
1	B	347	
2	C	1181	
3	D	1324	
4	E	110	
5	F	531	
6	J	111	

The following table lists non-polymeric compounds, carbohydrate monomers and non-standard residues in protein, DNA, RNA chains that are outliers for geometric or electron-density-fit crite-

ria:

Mol	Type	Chain	Res	Chirality	Geometry	Clashes	Electron density
9	FI8	D	1404	X	-	-	-

2 Entry composition

There are 9 unique types of molecules in this entry. The entry contains 26170 atoms, of which 74 are hydrogens and 0 are deuteriums.

In the tables below, the AltConf column contains the number of residues with at least one atom in alternate conformation and the Trace column contains the number of residues modelled with at most 2 atoms.

- Molecule 1 is a protein called DNA-directed RNA polymerase subunit alpha.

Mol	Chain	Residues	Atoms					AltConf	Trace
1	A	226	Total	C	N	O	S	0	0
			1724	1085	297	339	3		
1	B	237	Total	C	N	O	S	0	0
			1775	1120	304	348	3		

- Molecule 2 is a protein called DNA-directed RNA polymerase subunit beta.

Mol	Chain	Residues	Atoms					AltConf	Trace
2	C	1111	Total	C	N	O	S	0	0
			8556	5361	1504	1652	39		

There are 9 discrepancies between the modelled and reference sequences:

Chain	Residue	Modelled	Actual	Comment	Reference
C	1179	LEU	-	expression tag	UNP V9Z879
C	1180	ALA	-	expression tag	UNP V9Z879
C	1181	ARG	-	expression tag	UNP V9Z879
C	1182	HIS	-	expression tag	UNP V9Z879
C	1183	GLY	-	expression tag	UNP V9Z879
C	1184	GLY	-	expression tag	UNP V9Z879
C	1185	SER	-	expression tag	UNP V9Z879
C	1186	GLY	-	expression tag	UNP V9Z879
C	1187	ALA	-	expression tag	UNP V9Z879

- Molecule 3 is a protein called DNA-directed RNA polymerase subunit beta'.

Mol	Chain	Residues	Atoms					AltConf	Trace
3	D	1263	Total	C	N	O	S	0	0
			9857	6175	1791	1850	41		

There are 8 discrepancies between the modelled and reference sequences:

Chain	Residue	Modelled	Actual	Comment	Reference
D	1317	HIS	-	expression tag	UNP A0A045J9E2
D	1318	HIS	-	expression tag	UNP A0A045J9E2
D	1319	HIS	-	expression tag	UNP A0A045J9E2
D	1320	HIS	-	expression tag	UNP A0A045J9E2
D	1321	HIS	-	expression tag	UNP A0A045J9E2
D	1322	HIS	-	expression tag	UNP A0A045J9E2
D	1323	HIS	-	expression tag	UNP A0A045J9E2
D	1324	HIS	-	expression tag	UNP A0A045J9E2

- Molecule 4 is a protein called DNA-directed RNA polymerase subunit omega.

Mol	Chain	Residues	Atoms				AltConf	Trace
4	E	83	Total	C	N	O	0	0
			649	414	108	127		

There is a discrepancy between the modelled and reference sequences:

Chain	Residue	Modelled	Actual	Comment	Reference
E	1	GLY	-	expression tag	UNP A0A0T9N9K3

- Molecule 5 is a protein called RNA polymerase sigma factor SigA.

Mol	Chain	Residues	Atoms					AltConf	Trace
5	F	326	Total	C	N	O	S	0	0
			2588	1617	467	495	9		

There are 3 discrepancies between the modelled and reference sequences:

Chain	Residue	Modelled	Actual	Comment	Reference
F	-2	GLY	-	expression tag	UNP A0A045HD00
F	-1	PRO	-	expression tag	UNP A0A045HD00
F	0	HIS	-	expression tag	UNP A0A045HD00

- Molecule 6 is a protein called RNA polymerase-binding protein RbpA.

Mol	Chain	Residues	Atoms					AltConf	Trace
6	J	107	Total	C	N	O	S	0	0
			872	539	162	168	3		

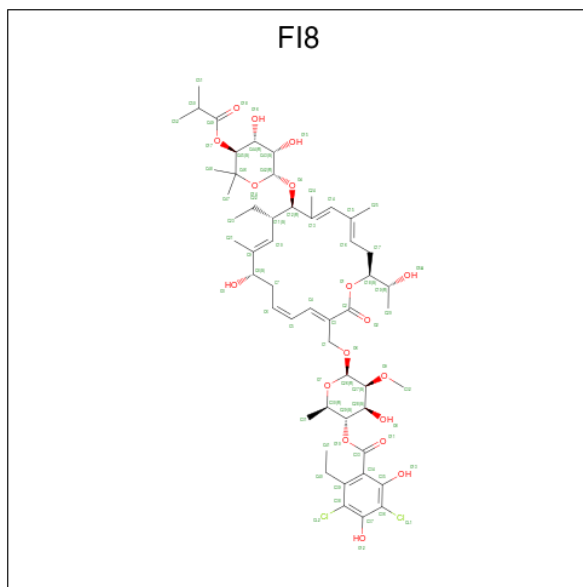
- Molecule 7 is ZINC ION (three-letter code: ZN) (formula: Zn).

Mol	Chain	Residues	Atoms		AltConf
7	D	2	Total	Zn	0
			2	2	

- Molecule 8 is MAGNESIUM ION (three-letter code: MG) (formula: Mg).

Mol	Chain	Residues	Atoms		AltConf
8	D	1	Total	Mg	0
			1	1	

- Molecule 9 is Fidaxomicin (three-letter code: FI8) (formula: C₅₂H₇₄Cl₂O₁₈).

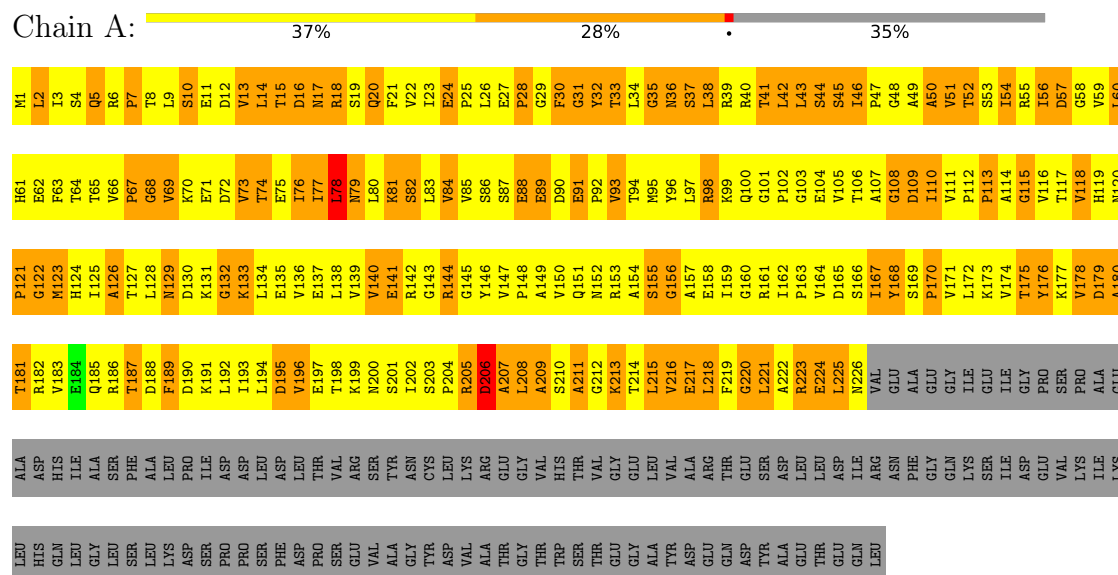


Mol	Chain	Residues	Atoms					AltConf
9	D	1	Total	C	Cl	H	O	0
			146	52	2	74	18	

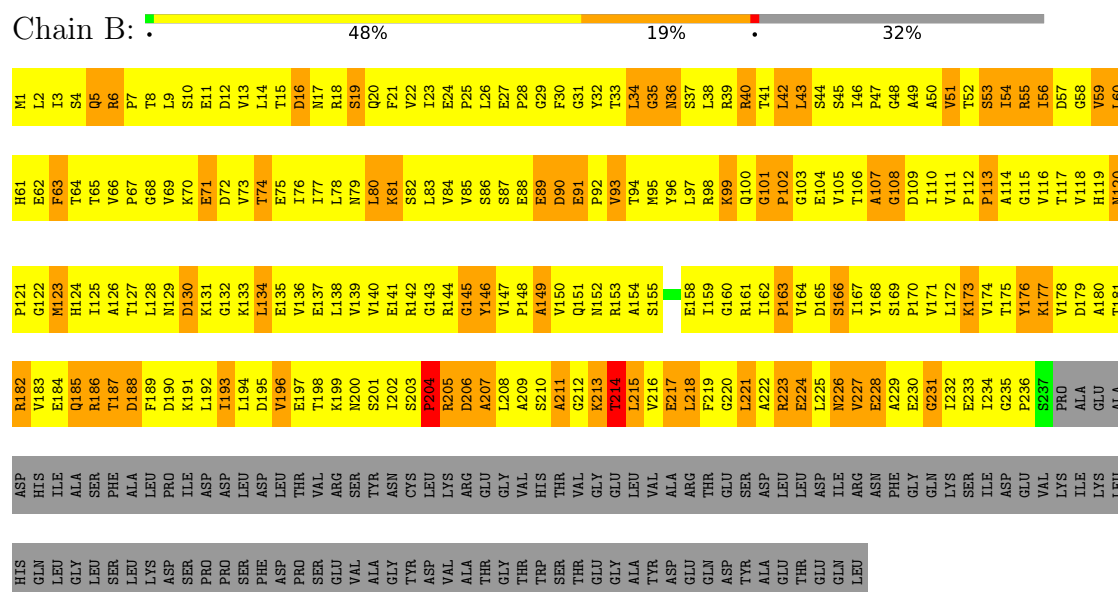
3 Residue-property plots

These plots are drawn for all protein, RNA, DNA and oligosaccharide chains in the entry. The first graphic for a chain summarises the proportions of the various outlier classes displayed in the second graphic. The second graphic shows the sequence view annotated by issues in geometry. Residues are color-coded according to the number of geometric quality criteria for which they contain at least one outlier: green = 0, yellow = 1, orange = 2 and red = 3 or more. Stretches of 2 or more consecutive residues without any outlier are shown as a green connector. Residues present in the sample, but not in the model, are shown in grey.

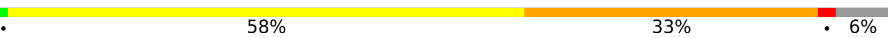
• Molecule 1: DNA-directed RNA polymerase subunit alpha



• Molecule 1: DNA-directed RNA polymerase subunit alpha



• Molecule 2: DNA-directed RNA polymerase subunit beta


Chain C:  58% 33% 6%

Y1027	Q967	L907	V847	R787	E727	R667	M607	P547	E487	L427	T387	D307	Q247	F187	M127	S67	ME1
M1028	P968	A908	R848	G788	G728	R668	G608	I548	T488	K428	D388	L308	I248	D188	T128	P88	ALA
Y1029	N969	D909	G849	I789	H729	T669	A609	D549	P489	E429	B389	A309	V249	E189	A129	R89	ASP
I1030	A970	G910	R850	V790	H730	T670	N610	D549	P489	F430	I370	R310	E250	T190	A130	W70	SER
M1031	R791	T911	R851	H791	E731	H671	N611	D551	G491	F431	D371	V311	P251	I191	A131	R71	ARG
K1032	V972	P912	V852	I792	E732	H672	D612	G552	R492	G432	H372	G312	F252	D192	A132	E72	GLN
L1033	S973	V913	R853	G793	D733	R673	R613	R553	R493	T433	F373	R313	G253	K193	L133	S73	SER
H1034	T974	D914	S854	A794	A734	K674	Q614	V554	S494	S434	G374	Y314	P254	S194	F134	A74	LYS
L1035	P975	I915	R855	E795	I735	F675	A615	V555	G495	Q435	N375	R315	S255	T195	V135	A75	THR
L1036	V976	I916	E856	V796	I736	A676	V616	E556	L496	L436	R376	V316	E256	T136	A136	E76	ALA
V1037	F977	L917	D857	H797	I737	R677	P617	P557	L497	S437	R377	N317	I257	K197	A137	R77	ALA
D1038	D978	N918	E858	G798	S738	S678	L618	R558	G498	L438	R378	K318	M258	T198	E138	G78	SER
D1039	G979	T919	D859	H799	H739	R679	V619	V559	S499	F439	R379	K319	R259	L199	F139	D79	PHE
K1040	A980	H920	E860	D800	R740	H680	R620	L580	M440	M440	T380	L320	S260	H200	I140	V80	SER
I1041	Q981	G921	L861	I801	L741	G681	S621	V561	D441	D441	V381	G321	T261	S201	N141	N81	PRO
H1042	E982	V922	P862	L802	V742	T682	E622	R562	Q442	Q442	G382	L322	L262	V202	M142	P82	SER
A1043	A983	P923	A863	H803	E743	C683	A623	R563	Y503	N443	E383	K203	E263	K203	V83	ARG	ARG
R1044	E984	R924	G864	G804	E744	A684	P624	K564	A504	N444	L384	V324	K264	V204	T144	G84	PRO
S1045	L985	N925	V865	H805	D745	N685	L625	A565	R505	P445	I385	G325	D265	I205	G145	G85	GLN
T1046	Q986	R926	R866	V806	V746	Q686	V626	G566	V506	L446	Q386	E326	M266	P206	E146	L86	SER
G1047	G987	N927	E867	T807	L747	C687	G627	E567	N507	S447	N387	P327	T267	P207	I147	E87	SER
P1048	L988	I928	L868	P808	T748	P688	T628	V568	P508	G448	Q388	I328	V268	R208	K148	E88	ASN
Y1049	L989	G929	V869	K809	S749	T689	G629	E569	F509	L449	I389	T329	G269	G209	S149	V89	ASN
S1050	S990	Q930	R870	G810	I750	V690	N630	Y570	T450	T450	R390	S330	T270	A210	Q150	L90	N30
M1051	C991	I931	H871	E811	H751	D691	E631	V571	F511	H451	V391	S331	T271	W211	T151	Y91	N30
I1052	T992	L932	H872	T812	I752	A692	L632	P572	I512	K452	G392	T392	E272	L212	V152	E92	V32
L1053	L993	E933	H873	E813	E753	G693	R633	S573	E513	R453	N393	L333	A273	F213	F153	E93	P33
Q1054	P994	T934	A874	L814	E754	D694	A634	S574	T514	R454	S394	T334	L274	F214	M154	S94	G34
Q1055	N995	H935	Q875	H815	H755	R695	A635	E575	P515	L455	R395	E335	L275	G215	G155	P95	ARG
P1056	R996	L936	K876	T816	V756	V696	L636	V576	Y516	S456	N396	E336	D276	V216	D156	I96	P36
L1057	D997	G937	R877	E817	I757	E697	D637	D577	R517	A457	E397	D337	I277	D217	F157	E97	N37
G1058	Q998	K938	K878	E818	D758	A698	A638	Y578	K518	L458	R398	V338	Y278	K218	P158	D98	R38
L1059	D999	C939	L879	R819	A759	G699	G639	M579	V519	G459	V339	R219	R279	R219	M159	F99	V39
K1060	V1000	A940	S880	L820	R760	Q700	D640	D580	P460	P460	V400	A340	K280	D220	M160	S100	S40
L1061	L1001	H941	D881	L821	D761	V701	V641	V581	G461	G461	R401	T341	L281	T221	T161	G101	F41
F1062	D1002	S942	G882	R822	T762	I702	V642	S582	G522	G462	E402	I342	R282	V222	E162	S102	A42
D1003	G943	G943	D883	A823	K763	A703	V643	P583	V523	L463	R403	E343	G283	G223	K163	M103	K43
G1064	A1004	V944	K884	T824	L764	D704	A644	B584	V524	S464	M404	Y344	G284	V224	G164	S104	L44
G1065	D1005	K945	L885	F825	G765	G705	E645	Q585	S525	R465	T405	V345	E285	R225	T165	L105	R45
Q1066	G1006	V946	A886	G826	A766	P706	E646	M586	D526	E466	T406	V346	P286	L226	F166	S106	E46
L1067	K1007	D947	G887	E827	E767	C707	S647	V587	E527	R467	Q407	R347	P287	D227	I167	F107	P47
F1068	A1008	A948	R888	K828	E768	T708	G648	S588	I528	A468	D408	L348	T288	R228	I168	S108	L48
G1069	M1009	A949	H889	A829	I769	D709	V649	V589	V529	G469	V409	R349	K289	K229	M169	D109	E49
E1070	L1010	K950	G890	R830	T770	D710	L650	A590	L470	L470	E410	E350	E290	R230	G170	P110	V50
M1071	F1011	G951	N891	E831	R771	G711	E651	T591	L531	E471	A411	G351	S291	R231	T171	R111	P51
O1072	D1012	V952	K892	V832	D772	E712	E652	A592	T532	V472	I412	G352	A292	Q232	E172	F112	G52
C1073	G1013	P953	G893	R833	I773	M713	V653	M593	A533	R473	T413	T353	Q293	P233	R173	D113	L53
V1074	R1014	D954	H894	D834	P774	A714	S654	D534	D534	D474	P414	T354	T294	V174	V174	D114	L54
A1075	S1015	N955	I895	T835	N775	L715	A655	P595	V475	V475	Q415	M355	L295	T235	V175	V115	D55
M1076	G1016	A956	G896	S836	I776	G716	D656	F596	H476	H476	T416	T356	L296	V236	V176	K116	V56
Q1077	E1017	A957	K897	L837	S777	H717	V657	L597	D537	P477	L417	V357	E297	L237	S177	A117	Q57
A1078	P1018	R958	L898	K838	D778	M718	L658	E598	R538	S478	I418	P358	N298	L238	Q178	P118	T58
Y1079	F1019	L959	L899	H839	E779	L719	T659	H599	H479	H479	N419	G359	L299	K239	L179	V119	D59
G1080	P1020	P960	P900	P840	V780	L720	V660	D600	V540	V480	I420	G360	F300	A240	V180	D120	S80
A1081	V1021	D961	V901	H841	P774	A714	S654	D534	D534	G481	R421	V361	F301	L241	R181	E121	F61
L1082	P1022	E962	E902	G842	A782	H722	H662	A602	A542	H482	P422	E362	K302	G242	S182	C122	E62
Y1083	V1023	L963	D903	E843	D783	I723	D683	M603	Q543	M483	V423	V363	E303	V243	P183	K123	M63
L1084	T1024	R964	R904	S844	L784	H724	N664	A544	C484	C484	V424	P364	R304	T244	G184	L124	L64
L1085	E1025	E965	P905	G845	D785	H725	G665	A605	N545	P485	V425	V365	R305	S245	G185	K125	I65
Q1086	G1026	A966	F906	K846	E786	H726	T666	L606	S546	I486	A426	E366	Y306	E246	Y186	D126	G66

E1087	L1088	L1089	T1090	K1091	S1093	D1094	T1096	T1097	G1098	A1099	A1100	K1101	V1102	E1103	E1104	A1105	T1106	V1107	K1108	A1109	E1110	E1111	T1112	P1113	P1115	A1116	T1117	E1118	E1119	S1120	F1121	H1122	V1123	L1124	L1125	K1126	E1127	L1128	K1129	S1130	L1131	C1132	L1133	N1134	V1135	E1136	V1137	L1138	S1139	P1140	ASP	GLY	ALA	ALA	ILE	GLU
-------	-------	-------	-------	-------	-------	-------	-------	-------	-------	-------	-------	-------	-------	-------	-------	-------	-------	-------	-------	-------	-------	-------	-------	-------	-------	-------	-------	-------	-------	-------	-------	-------	-------	-------	-------	-------	-------	-------	-------	-------	-------	-------	-------	-------	-------	-------	-------	-------	-------	-------	-----	-----	-----	-----	-----	-----

LEU	ARG	GLU	GLY	GLU	ASP	GLU	ASP	LEU	GLU	ARG	ALA	ALA	ASN	LEU	GLY	ILE	ASN	LEU	SER	ARG	ASN	GLU	SER	ALA	SER	VAL	GLU	ASP	LEU	ALA	ARG	HIS	GLY	GLY	SER	GLY	ALA
-----	-----	-----	-----	-----	-----	-----	-----	-----	-----	-----	-----	-----	-----	-----	-----	-----	-----	-----	-----	-----	-----	-----	-----	-----	-----	-----	-----	-----	-----	-----	-----	-----	-----	-----	-----	-----	-----

• Molecule 3: DNA-directed RNA polymerase subunit beta'

Chain D:  54% 37% 5%

MET	LEU	ASP	V4	N5	F6	F7	D8	E9	R10	R11	I12	G13	I14	A15	E16	E17	E18	D19	I20	R21	Q22	W23	S24	A25	G26	E27	R28	K29	E30	N35	E36	R37	T38	L39	K40	P41	E42	K43	I44	D44	G45	L46	F47	C48	E49	K50	I51	F52	R53	L54	G55	P56	T57	E58	C60
-----	-----	-----	----	----	----	----	----	----	-----	-----	-----	-----	-----	-----	-----	-----	-----	-----	-----	-----	-----	-----	-----	-----	-----	-----	-----	-----	-----	-----	-----	-----	-----	-----	-----	-----	-----	-----	-----	-----	-----	-----	-----	-----	-----	-----	-----	-----	-----	-----	-----	-----	-----	-----	-----

Y61	C62	G63	K64	Y65	K66	R67	V68	R69	F70	K71	G72	I73	I74	C75	E76	R77	C78	G79	V80	E81	V82	T83	R84	A85	K86	V87	R88	R89	E90	N91	M92	G93	H94	I95	E96	L97	A98	A99	P100	V101	T102	H103	W104	W105	Y106	F107	K108	G109	V110	P111	S112	R113	L114	G115	Y116	L117	L118	A119	E120
-----	-----	-----	-----	-----	-----	-----	-----	-----	-----	-----	-----	-----	-----	-----	-----	-----	-----	-----	-----	-----	-----	-----	-----	-----	-----	-----	-----	-----	-----	-----	-----	-----	-----	-----	-----	-----	-----	-----	------	------	------	------	------	------	------	------	------	------	------	------	------	------	------	------	------	------	------	------	------

A121	P122	D123	D124	L125	E126	K127	I128	I129	F130	F131	A132	A133	Y134	V135	I136	S137	T138	V139	D140	E141	V82	M143	R144	H145	N146	E147	L148	S149	T150	E90	L151	E152	A153	E154	M155	A156	V157	E158	R159	K160	A161	V162	E163	D164	Q165	R166	D167	G168	E169	L170	E171	A172	R173	A174	Q175	K176	L177	E178	D179	D180
------	------	------	------	------	------	------	------	------	------	------	------	------	------	------	------	------	------	------	------	------	-----	------	------	------	------	------	------	------	------	-----	------	------	------	------	------	------	------	------	------	------	------	------	------	------	------	------	------	------	------	------	------	------	------	------	------	------	------	------	------	------

L181	A182	E183	L184	E185	G186	A187	A188	A189	E190	A191	D192	A193	R194	R195	K196	R197	R198	D199	G200	G201	E202	R203	E204	M205	R206	Q207	I208	R209	L210	R211	A212	Q213	R214	E215	L216	D217	R218	L219	E220	D221	I222	W223	S224	T225	F226	T227	K228	L229	K230	A231	P231	K232	Q233	L234	I235	V236	Q175	K176	L177	E178	D179	A179	E180	Y241
------	------	------	------	------	------	------	------	------	------	------	------	------	------	------	------	------	------	------	------	------	------	------	------	------	------	------	------	------	------	------	------	------	------	------	------	------	------	------	------	------	------	------	------	------	------	------	------	------	------	------	------	------	------	------	------	------	------	------	------	------	------	------	------	------

R242	E243	L244	V245	R246	R247	V248	G249	E250	F251	F252	T253	A193	D194	A255	M256	G257	A258	E259	S260	I261	Q262	K263	E264	I265	E266	N267	F268	D269	I270	D271	A272	E273	A274	E275	S276	L277	R278	D279	V280	I281	R282	Y344	N283	G284	K285	G286	Q287	K288	K289	L290	N291	A292	L293	K294	R295	L296	K297	D298	V299	A301
------	------	------	------	------	------	------	------	------	------	------	------	------	------	------	------	------	------	------	------	------	------	------	------	------	------	------	------	------	------	------	------	------	------	------	------	------	------	------	------	------	------	------	------	------	------	------	------	------	------	------	------	------	------	------	------	------	------	------	------	------

F302	Q303	Q304	N307	S308	P309	M310	E311	K312	R313	F314	L314	D194	Q375	A316	V317	F318	V319	A320	L381	F382	E323	L324	G385	R386	P327	R387	G388	Q329	P390	V391	D392	G393	P394	F395	N396	R397	P398	L399	K400	S401	D342	L343	D404	R405	L406	V347	I348	K409	Q410	G411	N351	N352	R353	L354	K355	R356	L417	I357	D358	L360	G361	A362
------	------	------	------	------	------	------	------	------	------	------	------	------	------	------	------	------	------	------	------	------	------	------	------	------	------	------	------	------	------	------	------	------	------	------	------	------	------	------	------	------	------	------	------	------	------	------	------	------	------	------	------	------	------	------	------	------	------	------	------	------	------	------

P363	E364	I365	L366	V367	K368	N369	E370	K371	R372	K373	L374	D194	Q375	E376	S377	V378	R379	A380	L381	F382	E323	L324	G385	R386	P327	R387	G388	Q329	P390	V391	D392	G393	P394	F395	N396	R397	P398	L399	K400	S401	D342	L343	D404	R405	L406	V347	I348	K409	Q410	G411	N351	N352	R353	L354	K355	R356	L417	I357	D358	L360	G361	A362
------	------	------	------	------	------	------	------	------	------	------	------	------	------	------	------	------	------	------	------	------	------	------	------	------	------	------	------	------	------	------	------	------	------	------	------	------	------	------	------	------	------	------	------	------	------	------	------	------	------	------	------	------	------	------	------	------	------	------	------	------	------	------

D423	Y424	S425	G426	R427	S428	V429	L430	V431	G432	A433	H434	D435	A436	L437	L438	M439	Q440	C441	G442	L443	P444	K445	L446	M447	A448	L449	S450	Q510	A511	F512	F513	E514	F515	L516	M517	E518	K458	L459	L460	V461	D462	L463	L464	H465	A466	Q467	N468	T469	E530	L650	F651	A471	A472	K473	R474	M475	D535	F536	L476	E477	D537	R478	Q479	R480	P481	Q482
------	------	------	------	------	------	------	------	------	------	------	------	------	------	------	------	------	------	------	------	------	------	------	------	------	------	------	------	------	------	------	------	------	------	------	------	------	------	------	------	------	------	------	------	------	------	------	------	------	------	------	------	------	------	------	------	------	------	------	------	------	------	------	------	------	------	------

V483	W484	D485	S486	V487	E488	E489	V490	A551	G552	A553	E554	A555	V496	L497	L498	M499	S500	A501	F502	L503	L504	H505	R506	L507	G508	E509	S510	Q510	A511	F512	F513	E514	F515	L516	M517	E518	K458	L459	L460	V461	D462	L463	L464	H465	A466	Q467	N468	T469	E530	L650	F651	A471	A472	K473	R474	M475	D535	F536	L476	E477	D537	R478	Q479	R480	P481	Q482
------	------	------	------	------	------	------	------	------	------	------	------	------	------	------	------	------	------	------	------	------	------	------	------	------	------	------	------	------	------	------	------	------	------	------	------	------	------	------	------	------	------	------	------	------	------	------	------	------	------	------	------	------	------	------	------	------	------	------	------	------	------	------	------	------	------	------

V543	H544	L545	F546	L547	S548	T549	E550	A551	G552	A553	E554	A555	V496	L497	L498	M499	S500	A501	F502	L503	L504	H505	R506	L507	G508	E509	S510	Q510	A511	F512	F513	E514	F515	L516	M517	E518	K458	L459	L460	V461	D462	L463	L464	H465	A466	Q467	N468	T469	E530	L650	F651	A471	A472	K473	R474	M475	D535	F536	L476	E477	D537	R478	Q479	R480	P481	Q482
------	------	------	------	------	------	------	------	------	------	------	------	------	------	------	------	------	------	------	------	------	------	------	------	------	------	------	------	------	------	------	------	------	------	------	------	------	------	------	------	------	------	------	------	------	------	------	------	------	------	------	------	------	------	------	------	------	------	------	------	------	------	------	------	------	------	------

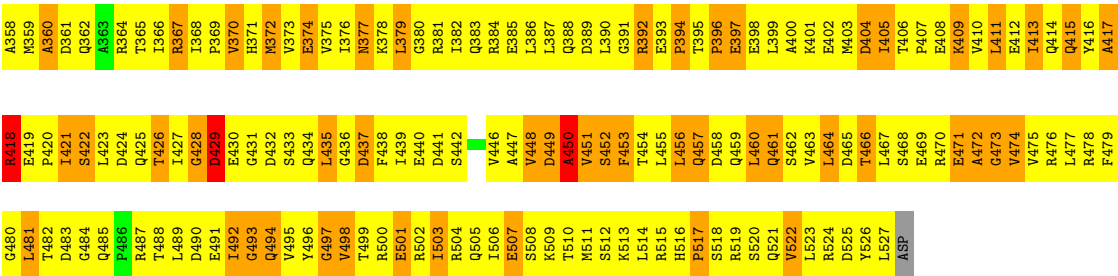
S603	G604	D605	H606	T607	E608	T609	G610	V611	G612	S613	G614	E615	A616	E617	F618	R619	G620	A621	F622	N623	R624	G625	V626	L627	S628	E629	R630	A631	G632	R633	G634	V635	L636	T637	G638	D639	L640	R641	E702	R703	G704	V705	W706	L707	E648	T649	E709	A710	F651	G652	H653	S654	G655	L656	D657	E658	F659	D660	A661	F721	W722
------	------	------	------	------	------	------	------	------	------	------	------	------	------	------	------	------	------	------	------	------	------	------	------	------	------	------	------	------	------	------	------	------	------	------	------	------	------	------	------	------	------	------	------	------	------	------	------	------	------	------	------	------	------	------	------	------	------	------	------	------	------

M663	A664	E665	G666	T667	E668	G669	R670	V671	G672	F673	G674	E675	L676	L677	F678	G679	H680	V681	F682	N683	V684	G685	V686	L687	H688	E689	S690	E691	G692	G693	A694	K695	L696	V697	N698	D699	L700	A701	E702	R703	G704	V705	W706	L707	E648	T649	E709	A710	F651	G652	H653	S654	G655	L656	D657	E658	F659	D660	A661	F721	W722
------	------	------	------	------	------	------	------	------	------	------	------	------	------	------	------	------	------	------	------	------	------	------	------	------	------	------	------	------	------	------	------	------	------	------	------	------	------	------	------	------	------	------	------	------	------	------	------	------	------	------	------	------	------	------	------	------	------	------	------	------	------


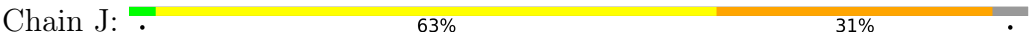
V723	A724	T725	G726	S727	G728	V729	T730	V731	S732	M733	A734	D735	V736	L737	V738	L739	P740	R741	K742	K743	E744	L745	L746	D747	H748	V749	E750	E751	R752	A753	D754	K755	V756	E757	K758	Q759	F760	Q761	R762	G763	A764	L765	W766	H767	D768	E769	A770	N771	E772	A773	L774	W775	E776	K777	A778	K779	E780	A781	T782
------	------	------	------	------	------	------	------	------	------	------	------	------	------	------	------	------	------	------	------	------	------	------	------	------	------	------	------	------	------	------	------	------	------	------	------	------	------	------	------	------	------	------	------	------	------	------	------	------	------	------	------	------	------	------	------	------	------	------	------

D783	E784	V785	G786	Q787	A788	L789	R790	E791	H792	K793	A794	D795	D796	N797	V798	I799	L800	T801	K802	N803	E804	S805	R806	A807	H808	G809	N810	F811	G812	H813	Q814	T815	R816	L817	A818	G819	M820	K821	G822	L823	V824	T825	N826	P827	E828	G829	E830	F831	N832	F833	R834	P835	V836	K837	V838	S839	F840	L841	E842
------	------	------	------	------	------	------	------	------	------	------	------	------	------	------	------	------	------	------	------	------	------	------	------	------	------	------	------	------	------	------	------	------	------	------	------	------	------	------	------	------	------	------	------	------	------	------	------	------	------	------	------	------	------	------	------	------	------	------	------

G843	L844	V845	G846	L847	E848	Y849	F850	I851	N852	K853	H854	G855	A856	R857	K858	G859	L860	T861	D862	V863	A864	S865	R866	T867	A868	G869	S870	G871	T872	L873	T874	R875	R876	V877	A878	G879	M880	S881	Q882	D883	V884	I885	V886	R887	E888	H889	D890	C891	Q892	T893	E894	R895	G896	I897	V898	V899	L900	R901	E902	A903
------	------	------	------	------	------	------	------	------	------	------	------	------	------	------	------	------	------	------	------	------	------	------	------	------	------	------	------	------	------	------	------	------	------	------	------	------	------	------	------	------	------	------	------	------	------	------	------	------	------	------	------	------	------	------	------	------	------	------	------	------



• Molecule 6: RNA polymerase-binding protein RbpA



4 Experimental information

Property	Value	Source
EM reconstruction method	SINGLE PARTICLE	Depositor
Imposed symmetry	POINT, Not provided	
Number of particles used	171547	Depositor
Resolution determination method	FSC 0.143 CUT-OFF	Depositor
CTF correction method	PHASE FLIPPING AND AMPLITUDE CORRECTION	Depositor
Microscope	FEI TALOS ARCTICA	Depositor
Voltage (kV)	200	Depositor
Electron dose ($e^-/\text{\AA}^2$)	6.7	Depositor
Minimum defocus (nm)	Not provided	
Maximum defocus (nm)	Not provided	
Magnification	Not provided	
Image detector	GATAN K2 SUMMIT (4k x 4k)	Depositor

5 Model quality

5.1 Standard geometry

Bond lengths and bond angles in the following residue types are not validated in this section: FI8, ZN, MG

The Z score for a bond length (or angle) is the number of standard deviations the observed value is removed from the expected value. A bond length (or angle) with $|Z| > 5$ is considered an outlier worth inspection. RMSZ is the root-mean-square of all Z scores of the bond lengths (or angles).

Mol	Chain	Bond lengths		Bond angles	
		RMSZ	$\# Z > 5$	RMSZ	$\# Z > 5$
1	A	0.51	0/1750	0.70	1/2380 (0.0%)
1	B	0.49	0/1802	0.69	0/2454
2	C	0.56	1/8714 (0.0%)	0.73	12/11824 (0.1%)
3	D	0.55	0/10021	0.73	11/13549 (0.1%)
4	E	0.53	0/662	0.71	0/901
5	F	0.46	0/2622	0.62	1/3538 (0.0%)
6	J	0.48	0/888	0.63	0/1199
All	All	0.54	1/26459 (0.0%)	0.71	25/35845 (0.1%)

Chiral center outliers are detected by calculating the chiral volume of a chiral center and verifying if the center is modelled as a planar moiety or with the opposite hand. A planarity outlier is detected by checking planarity of atoms in a peptide group, atoms in a mainchain group or atoms of a sidechain that are expected to be planar.

Mol	Chain	#Chirality outliers	#Planarity outliers
1	A	0	3
1	B	0	2
2	C	0	32
3	D	0	36
4	E	0	4
5	F	0	5
6	J	0	1
All	All	0	83

All (1) bond length outliers are listed below:

Mol	Chain	Res	Type	Atoms	Z	Observed(Å)	Ideal(Å)
2	C	723	ILE	C-N	-5.45	1.21	1.34

All (25) bond angle outliers are listed below:

Mol	Chain	Res	Type	Atoms	Z	Observed(°)	Ideal(°)
2	C	723	ILE	C-N-CA	-11.72	92.40	121.70
3	D	114	LEU	CA-CB-CG	-7.88	97.17	115.30
2	C	237	LEU	CA-CB-CG	-7.35	98.40	115.30
3	D	374	LEU	CA-CB-CG	-7.30	98.52	115.30
1	A	78	LEU	CA-CB-CG	-7.17	98.81	115.30
3	D	381	LEU	CA-CB-CG	-7.00	99.20	115.30
2	C	932	LEU	CA-CB-CG	-6.94	99.34	115.30
3	D	500	ARG	C-N-CA	-6.80	104.69	121.70
3	D	264	LEU	CA-CB-CG	-6.54	100.27	115.30
3	D	966	LEU	CA-CB-CG	-6.32	100.76	115.30
2	C	964	LEU	CA-CB-CG	-6.30	100.82	115.30
2	C	988	LEU	CA-CB-CG	-6.08	101.32	115.30
2	C	179	LEU	CA-CB-CG	-6.00	101.49	115.30
3	D	700	LEU	CA-CB-CG	-5.89	101.76	115.30
2	C	449	LEU	CA-CB-CG	-5.72	102.15	115.30
3	D	293	LEU	CA-CB-CG	5.70	128.41	115.30
2	C	156	ASP	C-N-CA	-5.67	107.51	121.70
3	D	1028	LEU	CA-CB-CG	-5.49	102.68	115.30
3	D	834	ARG	C-N-CD	-5.47	108.56	120.60
2	C	1128	LEU	CA-CB-CG	-5.43	102.82	115.30
3	D	459	ARG	NE-CZ-NH1	-5.39	117.61	120.30
2	C	446	LEU	CA-CB-CG	-5.29	103.14	115.30
2	C	737	LEU	CA-CB-CG	-5.22	103.30	115.30
5	F	328	LEU	CA-CB-CG	5.08	126.99	115.30
2	C	531	LEU	CA-CB-CG	-5.02	103.76	115.30

There are no chirality outliers.

All (83) planarity outliers are listed below:

Mol	Chain	Res	Type	Group
1	A	220	GLY	Peptide
1	A	42	LEU	Peptide
1	A	69	VAL	Peptide
1	B	204	PRO	Peptide
1	B	214	THR	Peptide
2	C	1032	LYS	Peptide
2	C	1071	MET	Peptide
2	C	1083	TYR	Peptide
2	C	1086	GLN	Peptide
2	C	1103	TYR	Peptide
2	C	1105	ALA	Peptide
2	C	1124	LEU	Peptide
2	C	1125	LEU	Peptide

Continued on next page...

Continued from previous page...

Mol	Chain	Res	Type	Group
2	C	119	VAL	Peptide
2	C	186	TYR	Peptide
2	C	349	HIS	Peptide
2	C	375	ASN	Peptide
2	C	384	LEU	Peptide
2	C	385	ILE	Peptide
2	C	427	ILE	Peptide
2	C	492	PRO	Peptide
2	C	53	LEU	Peptide
2	C	535	GLU	Peptide
2	C	58	THR	Peptide
2	C	630	MET	Peptide
2	C	68	PRO	Peptide
2	C	722	ALA	Peptide
2	C	724	MET	Peptide
2	C	742	VAL	Peptide
2	C	819	ARG	Peptide
2	C	854	SER	Peptide
2	C	87	GLU	Peptide
2	C	88	GLU	Peptide
2	C	907	LEU	Peptide
2	C	913	VAL	Peptide
2	C	914	ASP	Peptide
2	C	981	GLN	Peptide
3	D	1001	GLN	Peptide
3	D	1130	VAL	Peptide
3	D	1139	GLN	Peptide
3	D	1150	HIS	Peptide
3	D	1155	GLU	Peptide
3	D	1182	ASP	Peptide
3	D	124	ASP	Peptide
3	D	19	ASP	Peptide
3	D	214	ARG	Peptide
3	D	224	SER	Peptide
3	D	270	ILE	Peptide
3	D	287	GLN	Peptide
3	D	339	ASP	Peptide
3	D	35	ASN	Peptide
3	D	358	ILE	Peptide
3	D	365	ILE	Peptide
3	D	402	LEU	Peptide
3	D	412	ARG	Peptide

Continued on next page...

Continued from previous page...

Mol	Chain	Res	Type	Group
3	D	429	VAL	Peptide
3	D	446	LEU	Peptide
3	D	448	ALA	Peptide
3	D	462	ASP	Peptide
3	D	47	PHE	Peptide
3	D	54	PRO	Peptide
3	D	552	GLN	Peptide
3	D	619	ILE	Peptide
3	D	623	ASP	Peptide
3	D	692	VAL	Peptide
3	D	732	SER	Peptide
3	D	835	PRO	Peptide
3	D	847	LEU	Peptide
3	D	859	GLY	Peptide
3	D	88	ARG	Peptide
3	D	899	VAL	Peptide
3	D	985	THR	Peptide
3	D	997	ILE	Peptide
4	E	52	ALA	Peptide
4	E	55	ILE	Peptide
4	E	91	PRO	Peptide
4	E	93	SER	Peptide
5	F	293	ASN	Peptide
5	F	303	VAL	Peptide
5	F	349	TRP	Peptide
5	F	429	ASP	Peptide
5	F	450	ALA	Peptide
6	J	15	SER	Peptide

5.2 Too-close contacts [i](#)

In the following table, the Non-H and H(model) columns list the number of non-hydrogen atoms and hydrogen atoms in the chain respectively. The H(added) column lists the number of hydrogen atoms added and optimized by MolProbity. The Clashes column lists the number of clashes within the asymmetric unit, whereas Symm-Clashes lists symmetry-related clashes.

Mol	Chain	Non-H	H(model)	H(added)	Clashes	Symm-Clashes
1	A	1724	0	1768	1333	0
1	B	1775	0	1809	1380	0
2	C	8556	0	8459	5988	0
3	D	9857	0	9923	7031	0
4	E	649	0	645	424	0

Continued on next page...

Continued from previous page...

Mol	Chain	Non-H	H(model)	H(added)	Clashes	Symm-Clashes
5	F	2588	0	2602	1573	0
6	J	872	0	852	560	0
7	D	2	0	0	0	0
8	D	1	0	0	0	0
9	D	72	74	0	16	0
All	All	26096	74	26058	17506	0

The all-atom clashscore is defined as the number of clashes found per 1000 atoms (including hydrogen atoms). The all-atom clashscore for this structure is 336.

All (17506) close contacts within the same asymmetric unit are listed below, sorted by their clash magnitude.

Atom-1	Atom-2	Interatomic distance (Å)	Clash overlap (Å)
5:F:279:ARG:O	5:F:283:TRP:HB3	1.25	1.34
1:B:39:ARG:O	1:B:43:LEU:HB3	1.26	1.33
2:C:1099:ARG:O	2:C:1103:TYR:HB2	1.25	1.32
3:D:162:VAL:O	3:D:166:ARG:HB2	1.28	1.31
2:C:424:VAL:O	2:C:428:LYS:HB3	1.30	1.27
5:F:490:ASP:O	5:F:494:GLN:HB2	1.16	1.26
3:D:949:ILE:O	3:D:953:LEU:HB2	1.31	1.26
3:D:351:ASN:O	3:D:355:LYS:HB3	1.15	1.26
5:F:215:ALA:O	5:F:219:ALA:HB2	1.32	1.26
2:C:816:PRO:O	2:C:820:LEU:HB3	1.28	1.25
3:D:141:GLU:O	3:D:145:HIS:HB2	1.07	1.23
5:F:473:GLY:O	5:F:477:LEU:HB2	1.38	1.23
3:D:351:ASN:O	3:D:355:LYS:CB	1.87	1.23
1:B:39:ARG:O	1:B:43:LEU:CB	1.86	1.22
2:C:236:VAL:O	2:C:240:ALA:HB2	1.16	1.22
6:J:102:LEU:O	6:J:106:ARG:HB3	1.09	1.22
1:A:42:LEU:HB2	1:A:43:LEU:HD12	1.22	1.21
2:C:449:LEU:O	2:C:452:LYS:N	1.74	1.21
1:B:102:PRO:HD3	1:B:131:LYS:HG2	1.22	1.20
2:C:906:PHE:HA	2:C:912:PRO:HA	1.21	1.20
2:C:382:GLY:O	2:C:386:GLN:HB3	1.38	1.19
2:C:1099:ARG:O	2:C:1103:TYR:CB	1.90	1.19
5:F:350:TRP:O	5:F:354:ALA:HB3	1.41	1.19
2:C:167:ILE:HA	2:C:172:GLU:HB2	1.20	1.19
2:C:180:VAL:HG23	2:C:377:ARG:HG3	1.21	1.19
1:A:136:VAL:HG13	1:A:138:LEU:HD11	1.22	1.18
2:C:319:LYS:HG3	2:C:320:LEU:HG	1.21	1.18
1:A:51:VAL:HA	1:A:140:VAL:HA	1.19	1.18

Continued on next page...

Continued from previous page...

Atom-1	Atom-2	Interatomic distance (Å)	Clash overlap (Å)
3:D:823:LEU:HD23	3:D:835:PRO:HG3	1.22	1.18
3:D:902:ALA:HA	3:D:916:ILE:HD11	1.20	1.18
3:D:905:ALA:HB2	3:D:911:ILE:HG23	1.23	1.18
3:D:1136:ARG:O	3:D:1140:GLU:HB3	1.40	1.18
3:D:456:VAL:HA	3:D:459:ARG:HB3	1.25	1.18
2:C:323:HIS:HB3	2:C:326:GLU:HG3	1.19	1.17
2:C:296:LEU:HA	2:C:299:LEU:HD12	1.19	1.17
2:C:181:ARG:HA	2:C:376:ARG:CA	1.75	1.17
2:C:649:VAL:HG23	2:C:695:ARG:HB2	1.25	1.17
3:D:245:VAL:HG22	3:D:252:PHE:HZ	1.10	1.17
1:B:106:THR:HA	1:B:124:HIS:HA	1.19	1.16
2:C:181:ARG:CA	2:C:376:ARG:HA	1.74	1.16
2:C:885:LEU:HD11	2:C:1032:LYS:HG3	1.25	1.16
3:D:874:THR:O	3:D:877:LEU:N	1.78	1.16
3:D:499:ASN:O	3:D:542:ALA:N	1.78	1.16
5:F:386:LEU:O	5:F:390:LEU:HB3	1.39	1.16
3:D:1090:LYS:HD3	3:D:1097:ARG:HA	1.25	1.16
1:A:36:ASN:HA	1:A:39:ARG:HB3	1.27	1.16
3:D:470:LYS:HD3	3:D:474:ARG:HB2	1.25	1.16
2:C:517:ARG:HB2	2:C:579:MET:HB3	1.24	1.16
6:J:64:LEU:HD23	6:J:66:GLU:HB2	1.26	1.16
2:C:71:ARG:O	2:C:75:ALA:HB2	1.46	1.15
4:E:98:GLU:HA	4:E:101:ALA:HB3	1.17	1.15
3:D:56:ARG:HG2	6:J:13:ALA:H	1.02	1.15
5:F:394:PRO:HB2	5:F:399:LEU:HD11	1.27	1.15
5:F:448:VAL:HA	5:F:451:VAL:HG11	1.26	1.15
3:D:820:MET:HG2	3:D:822:GLY:H	1.11	1.15
5:F:250:ALA:O	5:F:254:GLU:HB2	1.46	1.15
1:B:30:PHE:HA	1:B:33:THR:HG23	1.28	1.15
3:D:1053:VAL:HA	3:D:1066:ILE:HA	1.28	1.15
1:B:40:ARG:HA	1:B:43:LEU:HD23	1.19	1.15
2:C:403:ARG:HD2	2:C:417:LEU:HB3	1.23	1.15
1:B:107:ALA:HB3	1:B:121:PRO:HA	1.24	1.14
2:C:1135:VAL:HG12	3:D:13:GLY:H	1.12	1.14
3:D:565:ILE:HG22	3:D:566:LEU:HG	1.21	1.14
3:D:1061:PHE:HB3	3:D:1079:LYS:HA	1.15	1.14
1:A:9:LEU:HD12	1:B:221:LEU:HB3	1.28	1.14
2:C:386:GLN:O	2:C:390:ARG:HB2	1.48	1.14
2:C:653:VAL:HA	2:C:658:ILE:HG12	1.27	1.14
2:C:885:LEU:HG	2:C:1032:LYS:HA	1.27	1.14
2:C:1071:MET:O	2:C:1074:TRP:N	1.81	1.14

Continued on next page...

Continued from previous page...

Atom-1	Atom-2	Interatomic distance (Å)	Clash overlap (Å)
3:D:62:CYS:SG	3:D:64:LYS:NZ	2.19	1.14
3:D:712:THR:HG22	3:D:716:LEU:HD11	1.30	1.14
2:C:264:LYS:HB3	5:F:202:PHE:HB3	1.29	1.13
2:C:357:VAL:HG22	2:C:358:PRO:HD2	1.26	1.13
1:A:32:TYR:O	1:A:35:GLY:N	1.81	1.13
2:C:558:ARG:HA	2:C:572:PRO:HA	1.15	1.13
3:D:113:ARG:HA	3:D:116:TYR:HB2	1.19	1.13
3:D:472:ALA:O	3:D:475:MET:N	1.82	1.13
1:A:172:LEU:HD22	1:A:197:GLU:HB3	1.23	1.13
2:C:105:LEU:HA	2:C:139:PHE:HA	1.30	1.13
2:C:185:VAL:HG12	2:C:204:VAL:HA	1.17	1.13
2:C:584:ARG:NE	2:C:976:VAL:HB	1.62	1.13
2:C:644:ALA:N	2:C:700:GLN:O	1.81	1.13
5:F:249:LEU:HD23	5:F:252:ARG:HD3	1.28	1.13
1:A:32:TYR:HE2	2:C:1018:PRO:HD3	1.11	1.13
1:A:118:VAL:HB	1:A:121:PRO:HG3	1.17	1.13
2:C:224:VAL:HG22	2:C:234:VAL:HG13	1.16	1.13
6:J:31:ARG:HA	6:J:41:GLU:HA	1.13	1.13
1:A:12:ASP:HB2	1:A:20:GLN:HB2	1.28	1.12
1:A:30:PHE:HZ	1:A:34:LEU:HB3	1.05	1.13
1:B:212:GLY:HA2	1:B:215:LEU:HD13	1.30	1.13
2:C:757:ILE:HG12	2:C:803:VAL:HG21	1.31	1.12
2:C:118:PRO:HD2	2:C:121:GLU:HB2	1.31	1.12
3:D:69:ARG:HG2	6:J:24:LEU:HA	1.30	1.12
3:D:86:LYS:HB2	3:D:89:ARG:HH22	0.99	1.12
3:D:141:GLU:O	3:D:145:HIS:CB	1.96	1.12
3:D:354:LEU:HD22	3:D:370:GLU:HB3	1.27	1.12
5:F:426:THR:HA	5:F:434:GLN:HG2	1.30	1.12
1:B:49:ALA:HA	1:B:142:ARG:HA	1.30	1.12
2:C:674:LYS:HD3	2:C:685:ASN:HA	1.21	1.12
2:C:802:LEU:HD12	2:C:837:LEU:HG	1.25	1.12
2:C:1086:GLN:HA	2:C:1089:LEU:HD12	1.23	1.12
3:D:173:ARG:HD2	3:D:205:MET:HA	1.20	1.12
3:D:483:VAL:O	3:D:487:LEU:HB2	1.48	1.12
3:D:599:TYR:HB2	3:D:633:ILE:HA	1.30	1.12
3:D:1031:VAL:O	3:D:1034:LEU:N	1.81	1.12
2:C:152:VAL:HB	2:C:154:MET:HE1	1.32	1.12
2:C:746:VAL:HG13	2:C:747:LEU:HG	1.16	1.12
2:C:1044:ARG:HB2	2:C:1063:PHE:HB2	1.31	1.12
3:D:114:LEU:HA	3:D:117:LEU:HB3	1.25	1.12
3:D:122:PRO:HA	3:D:125:LEU:HD23	1.14	1.12

Continued on next page...

Continued from previous page...

Atom-1	Atom-2	Interatomic distance (Å)	Clash overlap (Å)
2:C:560:LEU:HA	2:C:570:TYR:HA	1.27	1.11
2:C:760:ARG:H	2:C:767:GLU:HB2	1.06	1.11
2:C:1071:MET:HA	2:C:1074:TRP:CD2	1.85	1.11
3:D:443:LEU:HG	3:D:516:LEU:HD23	1.15	1.11
1:A:9:LEU:HD11	1:B:225:LEU:HD11	1.22	1.11
1:B:107:ALA:HB2	1:B:123:MET:HB3	1.27	1.11
2:C:632:LEU:HA	2:C:635:ALA:HB3	1.12	1.11
2:C:907:LEU:HD22	2:C:1001:LEU:HD12	1.29	1.11
3:D:177:LEU:HD12	3:D:201:GLY:HA3	1.31	1.11
3:D:261:ILE:O	3:D:264:LEU:N	1.83	1.11
3:D:739:PRO:HB3	3:D:789:LEU:HD13	1.25	1.11
3:D:821:LYS:HB3	3:D:836:VAL:HG11	1.26	1.11
6:J:102:LEU:O	6:J:106:ARG:CB	1.99	1.11
2:C:179:LEU:HB2	2:C:457:ALA:HB2	1.33	1.11
2:C:484:CYS:HB2	2:C:588:SER:HB3	1.27	1.11
2:C:560:LEU:HG	2:C:570:TYR:HD1	1.09	1.11
5:F:510:THR:HG23	5:F:513:LYS:HD2	1.29	1.11
6:J:96:GLU:O	6:J:99:LYS:N	1.81	1.11
2:C:53:LEU:HB2	2:C:54:LEU:HG	1.15	1.11
2:C:150:GLN:HE22	2:C:415:GLN:HB2	1.05	1.11
3:D:445:LYS:HA	3:D:516:LEU:HD22	1.21	1.11
1:B:40:ARG:HG3	1:B:41:THR:H	1.14	1.11
3:D:258:ALA:O	3:D:261:ILE:N	1.84	1.11
3:D:930:VAL:HA	3:D:936:VAL:HA	1.18	1.11
3:D:1106:GLU:HB2	3:D:1109:GLN:HB2	1.28	1.11
1:A:14:LEU:HD11	1:A:20:GLN:HG3	1.20	1.10
1:B:31:GLY:HA2	1:B:34:LEU:HD11	1.19	1.10
2:C:932:LEU:HA	2:C:935:HIS:HD2	1.07	1.10
2:C:1092:LYS:HB3	3:D:422:VAL:HB	1.28	1.10
3:D:35:ASN:HB3	3:D:38:THR:HG22	1.17	1.10
3:D:382:PHE:HA	3:D:402:LEU:HD12	1.23	1.10
3:D:771:ASN:HA	3:D:774:LEU:HD12	1.32	1.10
1:B:84:VAL:HG23	1:B:199:LYS:HD3	1.28	1.10
2:C:548:ILE:HA	2:C:554:PHE:HA	1.34	1.10
3:D:28:VAL:HB	3:D:44:ASP:HA	1.22	1.10
3:D:644:VAL:HG12	3:D:648:ALA:HB2	1.33	1.10
2:C:32:VAL:HB	2:C:35:ALA:HB2	1.29	1.10
2:C:676:ALA:HB3	2:C:684:ALA:HB2	1.32	1.10
2:C:854:SER:HB3	2:C:857:ASP:HB2	1.33	1.10
2:C:980:ALA:HB3	2:C:985:LEU:HD21	1.31	1.10
3:D:69:ARG:HH11	6:J:25:ALA:HB2	1.11	1.10

Continued on next page...

Continued from previous page...

Atom-1	Atom-2	Interatomic distance (Å)	Clash overlap (Å)
3:D:169:GLU:HG3	3:D:170:LEU:H	1.07	1.10
3:D:524:LEU:HG	3:D:525:HIS:H	1.16	1.10
3:D:1166:THR:HA	3:D:1180:LEU:HD23	1.25	1.10
1:A:202:ILE:HD12	1:A:206:ASP:HB2	1.21	1.10
1:B:152:ASN:H	1:B:163:PRO:HB3	1.10	1.10
2:C:767:GLU:HA	2:C:807:THR:HG22	1.14	1.10
1:A:5:GLN:HG3	1:A:25:PRO:HG3	1.26	1.10
5:F:230:ALA:O	5:F:234:GLN:CB	2.00	1.10
5:F:399:LEU:HA	5:F:402:GLU:HB3	1.29	1.10
1:A:39:ARG:HA	1:A:42:LEU:HD11	1.29	1.09
1:B:53:SER:HA	1:B:164:VAL:HG22	1.30	1.09
2:C:641:VAL:HG22	2:C:704:ASP:HA	1.30	1.09
3:D:81:GLU:HG2	3:D:82:VAL:HG12	1.32	1.09
3:D:723:TRP:HA	3:D:726:ARG:HB2	1.17	1.09
3:D:768:ASP:O	3:D:771:ASN:N	1.85	1.09
3:D:827:PRO:HB3	3:D:854:HIS:HB3	1.32	1.09
1:A:213:LYS:HE2	1:B:229:ALA:HB3	1.27	1.09
1:B:146:TYR:CA	1:B:167:ILE:HA	1.81	1.09
2:C:107:PHE:HA	2:C:137:ALA:HA	1.18	1.09
2:C:256:GLU:HA	2:C:259:ARG:HG2	1.26	1.09
2:C:659:THR:HG22	2:C:669:THR:HG22	1.25	1.09
2:C:1017:GLU:HB3	2:C:1018:PRO:HD2	1.27	1.09
3:D:1066:ILE:HD13	3:D:1105:VAL:HG11	1.33	1.09
5:F:423:LEU:HG	5:F:435:LEU:HB3	1.10	1.09
2:C:449:LEU:HD12	2:C:452:LYS:HB2	1.23	1.09
2:C:713:MET:HB3	2:C:715:LEU:HD21	1.34	1.09
2:C:983:ALA:O	2:C:987:GLY:N	1.86	1.09
3:D:131:PHE:HA	3:D:256:MET:HE2	1.34	1.09
5:F:248:GLU:O	5:F:251:LYS:N	1.86	1.09
1:A:152:ASN:HA	1:A:155:SER:HB3	1.20	1.09
2:C:400:VAL:O	2:C:404:MET:N	1.85	1.09
2:C:742:VAL:HB	2:C:743:GLU:HG3	1.15	1.09
3:D:320:ILE:HD11	3:D:324:LEU:HB2	1.34	1.09
5:F:423:LEU:HA	5:F:435:LEU:HD13	1.30	1.09
1:A:221:LEU:HG	1:A:222:ALA:H	1.18	1.09
2:C:102:SER:HA	2:C:142:ASN:HB2	1.33	1.09
2:C:876:LYS:HB3	2:C:878:LYS:HE3	1.15	1.09
3:D:23:TRP:O	6:J:57:ARG:NH2	1.85	1.09
3:D:281:ILE:HG22	3:D:289:LYS:HG3	1.33	1.09
3:D:557:ILE:HD11	4:E:54:VAL:HG11	1.16	1.09
5:F:259:ALA:O	5:F:263:MET:HB2	1.53	1.09

Continued on next page...

Continued from previous page...

Atom-1	Atom-2	Interatomic distance (Å)	Clash overlap (Å)
1:B:59:VAL:HG13	1:B:62:GLU:HB3	1.27	1.08
2:C:468:ALA:HB1	2:C:472:VAL:HG11	1.29	1.08
2:C:681:GLY:HA2	2:C:752:ILE:HB	1.32	1.08
2:C:1103:TYR:HA	2:C:1106:ILE:HD12	1.29	1.08
3:D:114:LEU:O	3:D:118:LEU:N	1.85	1.08
1:A:93:VAL:HG23	1:A:140:VAL:HB	1.29	1.08
1:B:56:ILE:HG21	1:B:134:LEU:HD21	1.33	1.08
1:B:183:VAL:HA	1:B:188:ASP:H	1.11	1.08
2:C:647:SER:HA	2:C:697:GLU:HA	1.17	1.08
2:C:855:ARG:HB3	2:C:866:ASN:HA	1.36	1.08
3:D:1277:GLU:O	3:D:1281:ALA:N	1.85	1.08
5:F:281:MET:HG3	5:F:282:MET:H	1.17	1.08
5:F:463:VAL:HG21	5:F:523:LEU:HD11	1.34	1.08
3:D:328:VAL:HG23	6:J:10:ARG:HA	1.33	1.08
3:D:488:GLU:HA	3:D:491:ILE:HD12	1.29	1.08
3:D:917:GLU:HA	3:D:921:TYR:HE2	1.10	1.08
5:F:318:LEU:HA	5:F:321:ILE:HD12	1.12	1.08
1:B:158:GLU:HG3	1:B:160:GLY:H	1.19	1.08
2:C:235:THR:HA	2:C:238:LEU:HB3	1.08	1.08
2:C:239:LYS:HA	2:C:243:TRP:HB2	1.35	1.08
2:C:779:GLU:HA	2:C:782:ALA:HB3	1.09	1.08
3:D:327:MET:HB2	3:D:337:THR:HB	1.34	1.08
3:D:339:ASP:HB2	3:D:340:LEU:HD12	1.31	1.08
5:F:514:LEU:HD23	5:F:519:ARG:HD2	1.16	1.08
2:C:179:LEU:HD23	2:C:378:LEU:HD13	1.27	1.08
3:D:71:LYS:O	6:J:27:ARG:NH1	1.87	1.08
3:D:203:ARG:O	3:D:207:GLN:CB	2.02	1.08
3:D:226:PHE:HB2	3:D:244:LEU:HD13	1.35	1.08
3:D:554:GLU:HA	3:D:557:ILE:HD12	1.31	1.08
3:D:632:LYS:HG3	3:D:666:THR:HA	1.15	1.08
3:D:825:THR:HA	3:D:831:PHE:HA	1.18	1.08
1:A:39:ARG:HD2	1:A:176:TYR:HE1	1.18	1.07
1:B:9:LEU:HA	1:B:23:ILE:HG12	1.14	1.07
1:B:35:GLY:O	1:B:38:LEU:N	1.85	1.07
2:C:956:ALA:HA	2:C:959:LEU:HD21	1.30	1.07
2:C:1053:THR:O	2:C:1055:GLN:N	1.87	1.07
3:D:925:LEU:HG	3:D:944:LEU:HD21	1.34	1.07
5:F:489:LEU:HB2	5:F:500:ARG:HG3	1.18	1.07
2:C:38:ARG:HG2	2:C:973:SER:HB3	1.35	1.07
2:C:240:ALA:HA	2:C:270:THR:HB	1.33	1.07
5:F:386:LEU:O	5:F:390:LEU:CB	2.02	1.07

Continued on next page...

Continued from previous page...

Atom-1	Atom-2	Interatomic distance (Å)	Clash overlap (Å)
5:F:455:LEU:O	5:F:459:GLN:CB	2.02	1.07
2:C:173:ARG:HA	2:C:439:PHE:CA	1.84	1.07
2:C:176:VAL:HG13	2:C:455:LEU:HD23	1.33	1.07
2:C:400:VAL:HA	2:C:403:ARG:HG2	1.12	1.07
2:C:519:VAL:HA	2:C:524:VAL:HA	1.26	1.07
2:C:818:GLU:O	2:C:821:LEU:N	1.87	1.07
3:D:775:VAL:HG12	3:D:779:LYS:HE3	1.27	1.07
3:D:975:CYS:SG	3:D:977:THR:OG1	2.12	1.07
1:A:23:ILE:H	1:A:192:LEU:HB3	1.20	1.07
2:C:60:SER:O	2:C:64:LEU:N	1.88	1.07
2:C:1092:LYS:HE2	3:D:424:TYR:HD2	1.12	1.07
3:D:484:TRP:HA	3:D:487:LEU:HD23	1.11	1.07
3:D:750:GLU:O	3:D:754:ASP:HB2	1.50	1.07
3:D:1235:ASP:O	3:D:1239:ASN:N	1.88	1.07
2:C:897:LYS:NZ	2:C:898:ILE:O	1.86	1.07
2:C:945:LYS:HA	2:C:965:GLU:HA	1.11	1.07
3:D:261:ILE:HA	3:D:264:LEU:HD12	1.34	1.07
3:D:340:LEU:HA	3:D:343:LEU:HG	1.31	1.07
3:D:496:VAL:HG23	3:D:498:LEU:HD11	1.07	1.07
4:E:38:PRO:HG2	4:E:43:LEU:HD11	1.36	1.07
2:C:742:VAL:O	2:C:745:ASP:N	1.87	1.06
3:D:342:ASP:HA	3:D:345:ARG:HD3	1.10	1.06
3:D:517:VAL:HB	3:D:523:GLN:HE22	1.15	1.06
3:D:1254:ILE:HD12	3:D:1256:LYS:HB3	1.11	1.06
5:F:317:PHE:HA	5:F:320:LEU:HD12	1.33	1.06
5:F:328:LEU:HD23	5:F:329:ILE:H	1.04	1.06
5:F:387:LEU:HD12	5:F:393:GLU:HB2	1.36	1.06
3:D:674:ASN:HA	3:D:677:LEU:HD22	1.32	1.06
3:D:886:VAL:HB	3:D:992:GLY:HA2	1.11	1.06
3:D:1122:LEU:HD21	3:D:1205:PRO:HB2	1.28	1.06
1:A:170:PRO:HA	1:A:199:LYS:HE3	1.37	1.06
2:C:141:ASN:HD22	2:C:144:THR:HG22	1.16	1.06
3:D:60:CYS:SG	3:D:64:LYS:HB3	1.95	1.06
3:D:898:VAL:HB	3:D:959:GLN:HB3	1.08	1.06
3:D:1229:THR:O	3:D:1232:VAL:N	1.86	1.06
5:F:364:ARG:HB2	5:F:367:ARG:HA	1.35	1.06
1:A:105:VAL:HG12	1:A:125:ILE:HB	1.38	1.06
2:C:107:PHE:CA	2:C:137:ALA:HA	1.85	1.06
2:C:515:PRO:HB3	2:C:528:ILE:HG23	1.12	1.06
2:C:689:ILE:HG13	2:C:690:VAL:HG22	1.34	1.06
2:C:1037:VAL:HG21	3:D:520:LYS:HD2	1.36	1.06

Continued on next page...

Continued from previous page...

Atom-1	Atom-2	Interatomic distance (Å)	Clash overlap (Å)
3:D:49:GLU:HA	3:D:52:PHE:HB2	1.34	1.06
3:D:279:ASP:HA	3:D:282:ARG:CG	1.86	1.06
3:D:857:ARG:HA	3:D:860:LEU:HD23	1.37	1.06
4:E:55:ILE:O	4:E:58:ALA:N	1.88	1.06
2:C:38:ARG:NH1	2:C:972:VAL:O	1.89	1.06
2:C:133:LEU:O	2:C:154:MET:N	1.89	1.06
2:C:488:THR:HG22	2:C:606:LEU:HD11	1.37	1.06
3:D:925:LEU:HD12	3:D:942:GLN:HB2	1.37	1.06
3:D:1065:THR:HG23	3:D:1076:VAL:HG22	1.31	1.06
5:F:230:ALA:O	5:F:234:GLN:HB2	1.54	1.06
5:F:476:ARG:HA	5:F:481:LEU:HB2	1.30	1.06
2:C:208:ARG:HE	2:C:307:ASP:HB2	1.10	1.05
2:C:274:LEU:HD21	2:C:292:ALA:HA	1.33	1.05
2:C:456:SER:HB3	2:C:497:ILE:HG23	1.38	1.05
2:C:559:VAL:N	2:C:571:VAL:O	1.89	1.05
2:C:945:LYS:HA	2:C:965:GLU:CA	1.85	1.05
3:D:582:VAL:O	3:D:585:LEU:N	1.89	1.05
3:D:694:ALA:HA	3:D:697:ILE:HD12	1.33	1.05
3:D:996:GLY:O	3:D:1000:ALA:HB2	1.51	1.05
3:D:1008:THR:HG22	3:D:1009:GLN:HG3	1.35	1.05
3:D:1161:MET:HE2	3:D:1210:ILE:H	1.20	1.05
3:D:1266:ARG:HG3	3:D:1267:TYR:H	1.16	1.05
5:F:227:SER:O	5:F:230:ALA:N	1.89	1.05
1:A:39:ARG:HD2	1:A:176:TYR:CE1	1.91	1.05
2:C:133:LEU:HD22	2:C:154:MET:CG	1.85	1.05
2:C:178:GLN:HG3	2:C:457:ALA:HA	1.35	1.05
3:D:929:ALA:O	3:D:938:VAL:N	1.88	1.05
5:F:379:LEU:HD11	5:F:410:VAL:HG23	1.33	1.05
1:A:65:THR:HA	1:A:73:VAL:HG23	1.06	1.05
2:C:1049:TYR:HB3	2:C:1054:GLN:O	1.57	1.05
2:C:1051:MET:HB2	5:F:440:GLU:CA	1.86	1.05
3:D:364:GLU:O	3:D:367:VAL:N	1.90	1.05
3:D:913:ASP:HB3	3:D:916:ILE:HG13	1.12	1.05
3:D:1087:ARG:HG3	3:D:1088:VAL:H	1.20	1.05
6:J:53:THR:HA	6:J:63:THR:HA	1.30	1.05
2:C:268:VAL:HG12	2:C:269:GLY:H	1.22	1.05
2:C:745:ASP:O	2:C:747:LEU:N	1.88	1.05
3:D:173:ARG:HG2	3:D:208:ILE:HG13	1.38	1.05
3:D:362:ALA:HB1	3:D:363:PRO:HD2	1.38	1.05
3:D:1251:ASN:HA	3:D:1254:ILE:HD11	1.33	1.05
4:E:65:ASN:O	4:E:69:ASN:N	1.89	1.05

Continued on next page...

Continued from previous page...

Atom-1	Atom-2	Interatomic distance (Å)	Clash overlap (Å)
6:J:29:ILE:HA	6:J:43:PRO:HA	1.07	1.05
1:B:34:LEU:HD12	1:B:35:GLY:H	1.17	1.05
2:C:315:LYS:O	2:C:318:LYS:N	1.90	1.05
3:D:431:VAL:N	3:D:522:ILE:O	1.88	1.05
3:D:722:TYR:O	3:D:725:THR:OG1	1.73	1.05
3:D:873:LEU:HD22	3:D:1028:LEU:HD22	1.38	1.05
3:D:1136:ARG:O	3:D:1140:GLU:CB	2.02	1.05
3:D:1186:PHE:O	3:D:1190:ASN:N	1.90	1.05
4:E:96:LEU:HA	4:E:99:ILE:HD12	1.33	1.05
5:F:479:PHE:HB2	5:F:481:LEU:HG	1.36	1.05
6:J:31:ARG:HB2	6:J:65:ILE:HG21	1.38	1.05
1:A:21:PHE:HB2	1:A:194:LEU:HB2	1.34	1.04
1:A:56:ILE:HG22	1:A:57:ASP:H	1.18	1.04
1:B:42:LEU:HD12	1:B:42:LEU:H	1.18	1.04
1:B:78:LEU:HA	1:B:81:LYS:HD3	1.37	1.04
2:C:68:PRO:HA	2:C:71:ARG:HB3	1.38	1.04
2:C:248:ILE:HA	2:C:252:PHE:HD2	1.19	1.04
3:D:643:PRO:HD3	3:D:683:PHE:HB3	1.38	1.04
3:D:870:SER:O	3:D:873:LEU:HB3	1.57	1.04
3:D:930:VAL:HG12	3:D:936:VAL:HG22	1.39	1.04
3:D:968:CYS:SG	3:D:970:THR:OG1	2.15	1.04
3:D:1133:HIS:HA	3:D:1136:ARG:NH2	1.70	1.04
1:B:56:ILE:CG1	1:B:136:VAL:HG13	1.87	1.04
2:C:412:ILE:HA	2:C:416:THR:HG21	1.36	1.04
3:D:270:ILE:HD13	3:D:303:GLN:HA	1.40	1.04
3:D:1044:ALA:HA	3:D:1084:GLN:HE22	1.22	1.04
5:F:376:ILE:O	5:F:379:LEU:N	1.91	1.04
2:C:70:TRP:HA	2:C:73:SER:HB3	1.36	1.04
2:C:343:GLU:HA	2:C:346:VAL:HG12	1.38	1.04
3:D:108:LYS:HE2	3:D:386:ARG:HG3	1.37	1.04
3:D:244:LEU:O	3:D:248:TYR:HB2	1.55	1.04
3:D:641:ARG:O	3:D:683:PHE:HB2	1.56	1.04
3:D:765:LEU:HD21	3:D:770:ARG:HB3	1.36	1.04
5:F:343:PHE:O	5:F:346:TYR:N	1.91	1.04
1:A:85:VAL:HA	1:A:118:VAL:HA	1.10	1.04
1:B:146:TYR:HA	1:B:167:ILE:HA	1.08	1.04
2:C:118:PRO:HG2	2:C:121:GLU:H	1.23	1.04
2:C:476:HIS:HB3	2:C:479:HIS:HE2	1.20	1.04
2:C:656:ASP:HB2	2:C:657:TYR:HD1	1.23	1.04
3:D:470:LYS:HA	3:D:473:LYS:HD3	1.39	1.04
3:D:1165:VAL:HG22	3:D:1183:ARG:HA	1.40	1.04

Continued on next page...

Continued from previous page...

Atom-1	Atom-2	Interatomic distance (Å)	Clash overlap (Å)
3:D:1250:GLU:HA	3:D:1253:ILE:HD12	1.40	1.04
5:F:502:ARG:HD2	5:F:505:GLN:HE21	1.21	1.04
1:A:87:SER:HA	1:A:116:VAL:HA	1.39	1.03
1:B:26:LEU:O	1:B:190:ASP:N	1.90	1.03
1:B:145:GLY:HA2	1:B:169:SER:HB2	1.37	1.03
2:C:173:ARG:HH21	2:C:438:GLN:HG2	1.19	1.03
2:C:403:ARG:HD3	2:C:417:LEU:HD22	1.38	1.03
2:C:517:ARG:HH12	2:C:526:ASP:HA	1.21	1.03
3:D:826:ASN:N	3:D:830:GLU:O	1.91	1.03
3:D:997:ILE:HB	3:D:998:VAL:HG23	1.38	1.03
1:A:91:GLU:HG2	1:A:93:VAL:HG13	1.40	1.03
1:A:97:LEU:HD13	1:A:110:ILE:HA	1.38	1.03
1:A:203:SER:N	1:A:206:ASP:OD2	1.90	1.03
1:B:56:ILE:HG12	1:B:136:VAL:HG13	1.05	1.03
2:C:398:ARG:HA	2:C:401:ARG:HH12	1.23	1.03
2:C:425:ALA:O	2:C:429:GLU:HB2	1.59	1.03
2:C:1038:ASP:HA	2:C:1041:ILE:HG22	1.36	1.03
3:D:378:VAL:O	3:D:381:LEU:N	1.91	1.03
3:D:760:PHE:HA	3:D:764:ALA:HB3	1.36	1.03
4:E:33:LEU:N	4:E:36:THR:HG23	1.73	1.03
1:A:2:LEU:HD23	1:B:142:ARG:HB2	1.39	1.03
2:C:38:ARG:NH2	2:C:624:PRO:O	1.91	1.03
2:C:104:SER:O	2:C:140:ILE:N	1.88	1.03
2:C:413:THR:HG22	2:C:416:THR:HG23	1.07	1.03
2:C:465:ARG:NH1	2:C:493:ASN:OD1	1.91	1.03
2:C:493:ASN:HA	2:C:496:LEU:HD12	1.39	1.03
2:C:907:LEU:HD13	2:C:909:ASP:HB2	1.40	1.03
2:C:1119:GLU:HG2	2:C:1120:SER:H	1.22	1.03
3:D:355:LYS:HZ1	3:D:356:ARG:HB2	1.23	1.03
3:D:572:ARG:NH2	3:D:573:PRO:O	1.92	1.03
3:D:657:GLN:NE2	3:D:660:ASP:O	1.91	1.03
3:D:765:LEU:HD11	3:D:770:ARG:H	1.20	1.03
3:D:1190:ASN:O	3:D:1193:VAL:N	1.91	1.03
3:D:1192:ARG:NH1	3:D:1199:GLU:OE1	1.91	1.03
3:D:1236:ALA:O	3:D:1240:CYS:N	1.90	1.03
1:B:177:LYS:HG3	1:B:193:ILE:CD1	1.87	1.03
2:C:963:LEU:HD23	2:C:965:GLU:H	1.15	1.03
3:D:889:HIS:O	3:D:977:THR:N	1.92	1.03
3:D:1086:LEU:HD13	3:D:1099:LEU:HD22	1.41	1.03
3:D:1120:GLU:OE1	3:D:1123:ARG:NE	1.92	1.03
3:D:1272:VAL:HA	4:E:106:HIS:HA	1.39	1.03

Continued on next page...

Continued from previous page...

Atom-1	Atom-2	Interatomic distance (Å)	Clash overlap (Å)
5:F:398:GLU:O	5:F:402:GLU:HB2	1.55	1.03
2:C:236:VAL:HG13	2:C:273:ALA:HB1	1.37	1.03
2:C:675:PHE:N	2:C:683:CYS:SG	2.31	1.03
3:D:821:LYS:HB3	3:D:836:VAL:CG1	1.89	1.03
1:A:103:GLY:O	1:A:127:THR:OG1	1.76	1.02
2:C:624:PRO:HA	2:C:718:ASN:OD1	1.56	1.02
2:C:738:SER:HB2	2:C:741:LEU:HD11	1.38	1.02
2:C:884:LYS:NZ	3:D:537:ASP:O	1.91	1.02
3:D:29:LYS:HA	3:D:348:ILE:HD11	1.07	1.02
3:D:1063:LYS:HA	3:D:1078:ASP:HA	1.40	1.02
3:D:1122:LEU:HD12	3:D:1126:GLY:HA2	1.34	1.02
6:J:39:GLU:HB3	6:J:65:ILE:HD12	1.38	1.02
2:C:517:ARG:HB2	2:C:580:ASP:H	1.22	1.02
2:C:541:VAL:HB	2:C:561:VAL:HG23	1.03	1.02
2:C:541:VAL:CB	2:C:561:VAL:HG23	1.88	1.02
2:C:922:VAL:HA	2:C:925:ARG:HB2	1.36	1.02
2:C:1120:SER:O	2:C:1123:VAL:N	1.93	1.02
3:D:47:PHE:HA	3:D:52:PHE:CE2	1.94	1.02
3:D:442:GLY:HA2	3:D:523:GLN:HB2	1.34	1.02
3:D:450:GLU:HG3	3:D:451:LEU:HD22	1.41	1.02
3:D:634:LYS:HA	3:D:665:GLU:CB	1.87	1.02
3:D:1052:ARG:HH21	3:D:1102:GLY:HA2	1.24	1.02
2:C:190:THR:OG1	2:C:199:LEU:O	1.76	1.02
2:C:549:ASP:HB3	2:C:553:ARG:HB2	1.35	1.02
3:D:53:GLY:O	3:D:88:ARG:NH1	1.93	1.02
3:D:429:VAL:HA	3:D:540:GLN:HA	1.42	1.02
3:D:862:ASP:O	3:D:865:LEU:N	1.91	1.02
3:D:1030:ARG:O	3:D:1034:LEU:HG	1.58	1.02
1:A:151:GLN:HG3	1:A:154:ALA:H	1.24	1.02
1:A:180:ALA:HA	1:A:190:ASP:HA	1.41	1.02
2:C:455:LEU:O	2:C:498:GLY:N	1.91	1.02
2:C:559:VAL:O	2:C:571:VAL:N	1.93	1.02
2:C:720:LEU:HG	2:C:721:VAL:H	1.19	1.02
3:D:423:ASP:HB3	3:D:424:TYR:CD2	1.95	1.02
3:D:1127:PRO:HB2	3:D:1131:GLN:HE21	1.23	1.02
1:A:56:ILE:HG12	1:A:136:VAL:HA	1.02	1.02
1:A:94:THR:HG22	1:A:139:VAL:HA	1.41	1.02
1:B:76:ILE:O	1:B:80:LEU:N	1.92	1.02
2:C:98:ASP:HB3	2:C:103:MET:HG2	1.42	1.02
2:C:236:VAL:O	2:C:240:ALA:CB	2.07	1.02
2:C:473:ARG:NH1	2:C:494:ILE:O	1.91	1.02

Continued on next page...

Continued from previous page...

Atom-1	Atom-2	Interatomic distance (Å)	Clash overlap (Å)
2:C:518:LYS:HD2	2:C:529:VAL:HG23	1.42	1.02
2:C:542:ALA:HB3	2:C:579:MET:CA	1.88	1.02
3:D:49:GLU:O	3:D:53:GLY:N	1.93	1.02
3:D:448:ALA:HA	3:D:451:LEU:HB2	1.38	1.02
3:D:757:GLU:O	3:D:761:GLN:HB2	1.59	1.02
3:D:1154:ILE:O	3:D:1157:ILE:N	1.93	1.02
5:F:279:ARG:O	5:F:283:TRP:CB	2.07	1.02
5:F:281:MET:O	5:F:284:ILE:N	1.93	1.02
1:A:37:SER:O	1:A:41:THR:N	1.93	1.01
1:A:182:ARG:HA	1:A:188:ASP:HB3	1.42	1.01
1:B:9:LEU:CA	1:B:23:ILE:HG12	1.90	1.01
2:C:447:SER:O	2:C:450:THR:OG1	1.78	1.01
2:C:975:PRO:HB2	2:C:978:ASP:HB3	1.40	1.01
2:C:1037:VAL:HG11	3:D:520:LYS:HB2	1.36	1.01
3:D:871:GLY:O	3:D:874:THR:N	1.93	1.01
3:D:989:VAL:HG22	3:D:990:ASP:H	1.25	1.01
5:F:292:LYS:HG2	5:F:296:LEU:HD11	1.39	1.01
6:J:29:ILE:CA	6:J:43:PRO:HA	1.90	1.01
1:A:77:ILE:HA	1:A:80:LEU:HD12	1.39	1.01
1:A:223:ARG:HH11	1:A:225:LEU:HD23	1.21	1.01
1:B:38:LEU:HD13	1:B:41:THR:HG21	1.42	1.01
2:C:661:MET:HA	2:C:667:ARG:HG3	1.41	1.01
2:C:1092:LYS:HG2	3:D:423:ASP:HB2	1.41	1.01
3:D:551:ALA:O	3:D:554:GLU:N	1.92	1.01
3:D:733:MET:SD	3:D:734:ALA:N	2.33	1.01
3:D:901:LEU:HB2	3:D:958:THR:HA	1.04	1.01
3:D:1088:VAL:HG22	3:D:1098:VAL:HA	1.38	1.01
1:B:146:TYR:HA	1:B:167:ILE:CA	1.90	1.01
1:B:146:TYR:OH	1:B:148:PRO:HA	1.60	1.01
2:C:62:GLU:O	2:C:66:GLY:N	1.94	1.01
2:C:480:TYR:O	2:C:482:ARG:NH2	1.93	1.01
2:C:756:GLU:HB2	2:C:870:ARG:HG2	1.42	1.01
2:C:768:GLU:HB3	2:C:806:VAL:HG13	1.38	1.01
2:C:1098:GLY:HA2	2:C:1101:LYS:HB2	1.41	1.01
2:C:1111:ASN:ND2	4:E:66:ASP:OD1	1.94	1.01
3:D:342:ASP:CA	3:D:345:ARG:HD3	1.88	1.01
3:D:459:ARG:NH1	3:D:460:LEU:O	1.94	1.01
3:D:555:ALA:O	3:D:558:LEU:N	1.94	1.01
5:F:215:ALA:O	5:F:219:ALA:CB	2.08	1.01
5:F:260:THR:HA	5:F:263:MET:HE2	1.42	1.01
5:F:324:GLY:CA	5:F:355:ILE:HD11	1.91	1.01

Continued on next page...

Continued from previous page...

Atom-1	Atom-2	Interatomic distance (Å)	Clash overlap (Å)
5:F:458:ASP:HA	5:F:461:GLN:HG2	1.38	1.01
5:F:460:LEU:O	5:F:463:VAL:N	1.94	1.01
5:F:490:ASP:O	5:F:494:GLN:CB	2.09	1.01
1:A:105:VAL:O	1:A:126:ALA:N	1.93	1.01
2:C:297:GLU:O	2:C:301:PHE:N	1.93	1.01
2:C:339:VAL:HA	2:C:342:ILE:HD12	1.39	1.01
3:D:124:ASP:O	3:D:127:LYS:N	1.92	1.01
3:D:335:PHE:HD2	5:F:420:PRO:HG3	1.23	1.01
3:D:599:TYR:OH	3:D:608:GLU:OE1	1.77	1.01
3:D:811:PHE:O	3:D:814:THR:HB	1.59	1.01
3:D:981:ARG:HA	3:D:988:LEU:HA	1.43	1.01
3:D:1249:LYS:O	3:D:1253:ILE:N	1.92	1.01
6:J:31:ARG:HB3	6:J:41:GLU:HG2	1.38	1.01
6:J:32:TYR:CD1	6:J:64:LEU:HA	1.96	1.01
6:J:32:TYR:HA	6:J:65:ILE:N	1.76	1.01
1:B:21:PHE:HB2	1:B:194:LEU:HB2	1.41	1.01
1:B:73:VAL:O	1:B:77:ILE:N	1.93	1.01
1:B:177:LYS:HG3	1:B:193:ILE:HD13	1.43	1.01
2:C:173:ARG:HA	2:C:439:PHE:HA	1.06	1.01
2:C:218:LYS:HE2	2:C:219:ARG:HH11	1.26	1.01
2:C:507:ASN:N	2:C:511:PHE:O	1.92	1.01
3:D:101:VAL:HG12	3:D:102:THR:H	1.23	1.01
3:D:753:ALA:O	3:D:756:VAL:N	1.94	1.01
5:F:348:THR:HA	5:F:351:ILE:HB	1.38	1.01
5:F:367:ARG:NH1	5:F:368:ILE:O	1.93	1.01
5:F:386:LEU:HD22	5:F:394:PRO:HG3	1.42	1.01
1:A:39:ARG:HG3	1:A:174:VAL:HG11	1.40	1.00
2:C:167:ILE:CA	2:C:172:GLU:HB2	1.92	1.00
2:C:295:LEU:HA	2:C:298:ASN:HB2	1.39	1.00
2:C:855:ARG:NH1	2:C:862:PRO:O	1.94	1.00
2:C:1082:ALA:HB1	3:D:1257:LEU:HD21	1.43	1.00
3:D:95:ILE:N	3:D:317:VAL:O	1.93	1.00
3:D:263:LYS:HD2	3:D:263:LYS:H	1.25	1.00
3:D:774:LEU:HA	3:D:777:ILE:HD12	1.41	1.00
3:D:966:LEU:HD13	3:D:1158:VAL:HG11	1.39	1.00
3:D:999:ALA:O	3:D:1003:ILE:N	1.93	1.00
5:F:472:ALA:O	5:F:475:VAL:N	1.94	1.00
1:A:55:ARG:HH22	1:A:158:GLU:HB2	1.26	1.00
1:B:1:MET:HB3	1:B:232:ILE:HG12	1.41	1.00
1:B:183:VAL:HG12	1:B:188:ASP:HB2	1.44	1.00
2:C:341:THR:O	2:C:344:TYR:HB3	1.61	1.00

Continued on next page...

Continued from previous page...

Atom-1	Atom-2	Interatomic distance (Å)	Clash overlap (Å)
2:C:440:MET:O	2:C:679:ASN:ND2	1.95	1.00
2:C:740:ARG:NH1	2:C:744:GLU:OE2	1.94	1.00
2:C:764:LEU:HG	2:C:808:PRO:HB2	1.41	1.00
2:C:820:LEU:O	2:C:824:ILE:N	1.92	1.00
2:C:982:GLU:O	2:C:986:GLN:N	1.93	1.00
2:C:1074:TRP:HA	2:C:1077:GLN:CD	1.80	1.00
3:D:749:TYR:HA	3:D:752:ARG:HD3	1.43	1.00
4:E:49:SER:HB2	4:E:51:TYR:HD2	1.25	1.00
5:F:214:GLN:OE1	5:F:218:ASP:N	1.94	1.00
5:F:483:ASP:OD2	5:F:487:ARG:NH2	1.94	1.00
6:J:86:LEU:HD11	6:J:91:ILE:HD11	1.43	1.00
1:A:32:TYR:O	1:A:35:GLY:CA	2.08	1.00
1:B:54:ILE:HA	1:B:161:ARG:HE	1.24	1.00
2:C:673:ARG:HD3	2:C:686:GLN:HE22	1.26	1.00
2:C:724:MET:HG2	2:C:916:ILE:HG21	1.42	1.00
2:C:740:ARG:HA	2:C:743:GLU:OE1	1.59	1.00
3:D:203:ARG:O	3:D:207:GLN:HB3	1.60	1.00
3:D:263:LYS:O	3:D:267:ASN:N	1.93	1.00
3:D:339:ASP:O	3:D:342:ASP:N	1.95	1.00
3:D:495:PRO:HG3	3:D:552:GLN:HB3	1.42	1.00
3:D:873:LEU:HA	3:D:876:ARG:HH21	1.21	1.00
3:D:917:GLU:HA	3:D:921:TYR:CE2	1.95	1.00
5:F:325:ASN:O	5:F:328:LEU:HB3	1.60	1.00
5:F:460:LEU:HD13	5:F:523:LEU:HD13	1.43	1.00
1:A:20:GLN:HG2	1:A:195:ASP:HB2	1.39	1.00
2:C:400:VAL:HA	2:C:403:ARG:CG	1.91	1.00
2:C:650:ILE:N	2:C:694:ASP:O	1.92	1.00
3:D:566:LEU:HD22	3:D:574:LEU:H	1.24	1.00
5:F:386:LEU:HB3	5:F:394:PRO:HG3	1.43	1.00
1:A:30:PHE:CZ	1:A:34:LEU:HB3	1.96	1.00
2:C:354:THR:HA	2:C:364:PRO:HA	1.43	1.00
2:C:677:ARG:HG3	2:C:681:GLY:HA2	1.43	1.00
2:C:981:GLN:N	2:C:984:GLU:OE1	1.95	1.00
2:C:1021:TYR:HB3	2:C:1022:PRO:HD2	1.41	1.00
3:D:64:LYS:HD3	3:D:77:ARG:HD3	1.02	1.00
6:J:91:ILE:O	6:J:94:LEU:N	1.92	1.00
2:C:943:GLY:HA3	2:C:968:PRO:HA	1.41	1.00
2:C:1039:ASP:HB3	2:C:1040:LYS:HD2	1.40	1.00
2:C:1085:LEU:HD11	2:C:1089:LEU:HD21	1.44	1.00
5:F:441:ASP:HA	6:J:7:ARG:HB2	1.43	1.00
6:J:55:LEU:HA	6:J:61:GLU:HA	1.44	1.00

Continued on next page...

Continued from previous page...

Atom-1	Atom-2	Interatomic distance (Å)	Clash overlap (Å)
2:C:542:ALA:CB	2:C:579:MET:HA	1.92	1.00
3:D:115:GLY:O	3:D:119:ASP:N	1.94	1.00
3:D:847:LEU:HB2	3:D:848:GLU:HG3	1.41	1.00
3:D:1051:GLY:O	3:D:1105:VAL:N	1.94	1.00
6:J:33:ARG:NE	6:J:34:THR:O	1.93	1.00
1:B:97:LEU:HD13	1:B:110:ILE:HA	1.42	0.99
2:C:400:VAL:CA	2:C:403:ARG:HG2	1.91	0.99
2:C:653:VAL:HG22	2:C:692:ALA:HB2	1.44	0.99
2:C:660:VAL:HG11	2:C:670:TYR:HD2	1.25	0.99
2:C:805:LYS:HG2	2:C:806:VAL:H	1.22	0.99
3:D:409:LYS:O	3:D:414:ARG:HD2	1.60	0.99
3:D:582:VAL:HA	3:D:585:LEU:HD12	1.41	0.99
1:B:50:ALA:N	1:B:141:GLU:O	1.94	0.99
3:D:58:TRP:CD2	3:D:83:THR:HA	1.97	0.99
3:D:86:LYS:HB2	3:D:89:ARG:NH2	1.76	0.99
3:D:264:LEU:HA	3:D:267:ASN:HB2	1.41	0.99
3:D:287:GLN:HG2	3:D:288:LYS:HB3	1.43	0.99
5:F:253:ILE:O	5:F:256:GLY:N	1.96	0.99
1:A:7:PRO:HA	1:A:25:PRO:HD2	1.43	0.99
1:A:110:ILE:HG22	1:A:111:VAL:H	1.23	0.99
3:D:35:ASN:CB	3:D:38:THR:HG22	1.92	0.99
3:D:1028:LEU:O	3:D:1031:VAL:N	1.95	0.99
1:A:56:ILE:HG12	1:A:136:VAL:CA	1.91	0.99
1:B:104:GLU:HG2	1:B:127:THR:HA	1.42	0.99
2:C:632:LEU:HA	2:C:635:ALA:CB	1.92	0.99
2:C:632:LEU:O	2:C:636:ILE:N	1.94	0.99
2:C:792:ILE:HA	2:C:847:VAL:HB	1.40	0.99
3:D:33:THR:HG22	3:D:46:LEU:HB2	1.42	0.99
3:D:259:GLU:O	3:D:262:GLN:HB3	1.62	0.99
3:D:641:ARG:HA	3:D:657:GLN:HG3	1.43	0.99
5:F:379:LEU:O	5:F:382:ILE:N	1.95	0.99
1:A:149:ALA:N	1:A:165:ASP:OD1	1.95	0.99
1:B:55:ARG:HB3	1:B:161:ARG:HD2	1.43	0.99
2:C:139:PHE:HB3	2:C:148:LYS:HB2	1.40	0.99
2:C:295:LEU:HG	2:C:299:LEU:HG	1.42	0.99
2:C:987:GLY:O	2:C:990:SER:OG	1.79	0.99
5:F:218:ASP:O	5:F:221:LEU:N	1.94	0.99
5:F:248:GLU:HG3	5:F:252:ARG:HG3	1.43	0.99
1:B:77:ILE:O	1:B:81:LYS:N	1.95	0.99
2:C:231:ARG:HE	5:F:205:ASP:HA	1.28	0.99
2:C:384:LEU:O	2:C:387:ASN:N	1.94	0.99

Continued on next page...

Continued from previous page...

Atom-1	Atom-2	Interatomic distance (Å)	Clash overlap (Å)
2:C:540:VAL:HB	2:C:576:VAL:HG13	1.43	0.99
2:C:647:SER:CA	2:C:697:GLU:HA	1.91	0.99
2:C:783:ASP:O	2:C:791:ARG:NH2	1.96	0.99
3:D:57:ASP:HB2	6:J:15:SER:HB3	1.45	0.99
3:D:929:ALA:HB3	3:D:938:VAL:HB	1.44	0.99
5:F:370:VAL:HG23	5:F:371:HIS:H	1.26	0.99
1:B:120:ASN:H	1:B:121:PRO:HD3	1.25	0.99
1:B:220:GLY:O	1:B:224:GLU:N	1.95	0.99
2:C:56:VAL:HG22	2:C:57:GLN:H	1.28	0.99
2:C:750:ILE:HG23	2:C:875:GLN:H	1.21	0.99
3:D:95:ILE:HB	3:D:317:VAL:HB	1.43	0.99
3:D:275:GLU:HA	3:D:278:ARG:HB2	1.44	0.99
3:D:643:PRO:CD	3:D:683:PHE:HB3	1.91	0.99
1:A:57:ASP:O	1:A:59:VAL:N	1.96	0.99
1:A:177:LYS:HG3	1:A:193:ILE:HD11	1.45	0.99
1:A:215:LEU:O	1:A:218:LEU:N	1.96	0.99
2:C:224:VAL:HG22	2:C:234:VAL:CG1	1.92	0.99
2:C:1097:VAL:HA	2:C:1101:LYS:HZ3	1.27	0.99
3:D:86:LYS:HG3	3:D:87:VAL:H	1.23	0.99
3:D:363:PRO:HG2	3:D:366:ILE:HD11	1.43	0.99
2:C:108:SER:O	2:C:136:THR:N	1.96	0.99
2:C:356:THR:HA	2:C:362:GLU:HA	1.44	0.99
2:C:535:GLU:HG3	2:C:536:GLU:HB2	1.44	0.99
3:D:285:LYS:HA	3:D:289:LYS:HD2	1.44	0.99
3:D:840:PHE:O	3:D:843:GLY:N	1.94	0.99
2:C:475:VAL:HG11	3:D:854:HIS:HA	1.43	0.99
2:C:724:MET:O	2:C:730:ASN:ND2	1.95	0.99
3:D:1033:GLU:O	3:D:1037:ALA:N	1.95	0.99
4:E:67:TYR:O	4:E:71:LEU:N	1.95	0.99
5:F:246:GLU:HA	5:F:249:LEU:HB2	1.39	0.99
1:B:73:VAL:HA	1:B:76:ILE:HB	1.44	0.98
2:C:120:ASP:O	2:C:123:LYS:HB3	1.63	0.98
2:C:819:ARG:O	2:C:823:ALA:N	1.96	0.98
3:D:327:MET:HE2	3:D:335:PHE:HB2	1.44	0.98
3:D:496:VAL:CG2	3:D:498:LEU:HD11	1.92	0.98
5:F:290:ARG:O	5:F:294:HIS:CB	2.11	0.98
5:F:348:THR:HG22	5:F:352:ARG:HE	1.24	0.98
1:B:11:GLU:HA	1:B:21:PHE:HD1	1.26	0.98
2:C:784:LEU:HB3	2:C:788:GLY:O	1.62	0.98
2:C:1083:TYR:O	2:C:1086:GLN:N	1.95	0.98
3:D:368:ASN:HA	3:D:371:LYS:HD2	1.44	0.98

Continued on next page...

Continued from previous page...

Atom-1	Atom-2	Interatomic distance (Å)	Clash overlap (Å)
5:F:295:LEU:HG	5:F:299:ASN:HD21	1.26	0.98
1:B:10:SER:OG	1:B:22:VAL:N	1.96	0.98
2:C:583:PRO:HG2	2:C:584:ARG:HG2	1.44	0.98
2:C:1124:LEU:O	2:C:1127:GLU:N	1.96	0.98
3:D:350:ARG:O	3:D:353:ARG:N	1.95	0.98
3:D:966:LEU:HD11	3:D:1155:GLU:HA	1.41	0.98
3:D:1063:LYS:H	3:D:1080:ILE:HD12	1.24	0.98
1:A:54:ILE:HG22	1:A:139:VAL:H	1.26	0.98
1:A:56:ILE:H	1:A:59:VAL:HG21	1.27	0.98
1:A:170:PRO:O	1:A:199:LYS:N	1.95	0.98
1:B:48:GLY:N	1:B:143:GLY:O	1.95	0.98
2:C:134:PHE:CD1	2:C:153:PHE:HA	1.98	0.98
2:C:141:ASN:HD21	2:C:143:ASN:HB2	1.26	0.98
3:D:87:VAL:HA	3:D:90:GLU:HB2	1.43	0.98
3:D:113:ARG:CA	3:D:116:TYR:HB2	1.93	0.98
3:D:468:ASN:HD21	3:D:470:LYS:HB3	1.27	0.98
3:D:891:CYS:N	3:D:975:CYS:SG	2.36	0.98
3:D:1050:THR:HG22	3:D:1106:GLU:HA	1.42	0.98
3:D:1160:GLN:O	3:D:1162:LEU:N	1.94	0.98
4:E:93:SER:O	4:E:96:LEU:N	1.95	0.98
5:F:349:TRP:HB2	5:F:350:TRP:CD1	1.98	0.98
5:F:398:GLU:O	5:F:402:GLU:CB	2.10	0.98
2:C:38:ARG:HA	2:C:971:ILE:HG22	1.45	0.98
5:F:453:PHE:O	5:F:457:GLN:HB2	1.63	0.98
1:B:78:LEU:HB2	3:D:613:SER:HB2	1.45	0.98
1:B:105:VAL:O	1:B:125:ILE:N	1.97	0.98
6:J:15:SER:HB2	6:J:17:GLU:HG3	1.46	0.98
1:B:9:LEU:HA	1:B:23:ILE:CG1	1.93	0.98
2:C:1051:MET:CB	5:F:440:GLU:HA	1.93	0.98
3:D:64:LYS:NZ	3:D:75:CYS:SG	2.35	0.98
3:D:485:ASP:O	3:D:488:GLU:N	1.96	0.98
3:D:557:ILE:CD1	4:E:54:VAL:HG11	1.93	0.98
3:D:1047:ALA:HB3	3:D:1109:GLN:HB3	1.41	0.98
1:A:65:THR:HG22	1:A:73:VAL:H	1.25	0.98
2:C:107:PHE:HA	2:C:137:ALA:CA	1.93	0.98
2:C:849:GLY:HA3	2:C:871:VAL:HA	1.41	0.98
3:D:899:VAL:O	3:D:901:LEU:HG	1.64	0.98
3:D:930:VAL:HA	3:D:936:VAL:CA	1.93	0.98
3:D:1052:ARG:HA	3:D:1104:HIS:HA	1.41	0.98
5:F:454:THR:HA	5:F:457:GLN:HB3	1.46	0.98
5:F:478:ARG:O	5:F:478:ARG:NH1	1.95	0.98

Continued on next page...

Continued from previous page...

Atom-1	Atom-2	Interatomic distance (Å)	Clash overlap (Å)
1:B:177:LYS:NZ	1:B:178:VAL:O	1.96	0.98
2:C:1044:ARG:O	3:D:424:TYR:N	1.97	0.98
2:C:167:ILE:HA	2:C:172:GLU:CB	1.93	0.98
2:C:380:THR:O	2:C:383:GLU:HB3	1.62	0.98
2:C:686:GLN:HA	2:C:705:GLY:HA3	1.44	0.98
2:C:731:TYR:N	2:C:734:ALA:HB3	1.79	0.98
2:C:944:TRP:O	2:C:966:ALA:N	1.96	0.98
3:D:97:LEU:HD12	3:D:315:ASP:HA	1.46	0.98
3:D:470:LYS:O	3:D:474:ARG:HB3	1.63	0.98
3:D:1165:VAL:HG13	3:D:1183:ARG:HG3	1.44	0.98
1:A:137:GLU:HG3	1:A:161:ARG:HH12	1.28	0.97
5:F:439:ILE:HA	6:J:5:VAL:HG13	1.46	0.97
3:D:16:THR:N	3:D:19:ASP:OD2	1.95	0.97
3:D:89:ARG:NH2	3:D:90:GLU:OE2	1.95	0.97
3:D:1250:GLU:OE1	3:D:1250:GLU:N	1.96	0.97
5:F:244:GLU:HA	5:F:247:VAL:HG23	1.46	0.97
5:F:255:ALA:O	6:J:98:LEU:HD12	1.64	0.97
1:A:46:ILE:HG22	1:A:170:PRO:HD2	1.47	0.97
1:A:176:TYR:HB2	1:A:194:LEU:HA	1.46	0.97
3:D:459:ARG:HA	3:D:462:ASP:OD2	1.63	0.97
3:D:475:MET:HG3	3:D:478:ARG:HB2	1.43	0.97
3:D:505:HIS:CE1	3:D:507:LEU:HB2	1.98	0.97
3:D:614:SER:OG	3:D:617:GLU:HB2	1.61	0.97
2:C:54:LEU:O	2:C:56:VAL:HG12	1.63	0.97
2:C:64:LEU:HD12	2:C:85:GLY:HA3	1.42	0.97
2:C:622:GLU:OE1	2:C:717:LYS:HA	1.62	0.97
2:C:760:ARG:HG2	2:C:865:VAL:HG22	1.41	0.97
3:D:9:GLU:HB2	3:D:1242:SER:OG	1.63	0.97
3:D:325:ARG:HD3	3:D:325:ARG:H	1.27	0.97
3:D:632:LYS:NZ	3:D:665:GLU:O	1.96	0.97
5:F:463:VAL:HA	5:F:466:THR:HG23	1.45	0.97
1:B:49:ALA:HB2	1:B:142:ARG:HG2	1.42	0.97
2:C:188:ASP:HA	2:C:367:THR:HB	1.43	0.97
2:C:656:ASP:HB2	2:C:657:TYR:CD1	2.00	0.97
2:C:932:LEU:HA	2:C:935:HIS:CD2	1.99	0.97
2:C:1092:LYS:HE2	3:D:424:TYR:CD2	1.99	0.97
3:D:565:ILE:HD11	3:D:706:MET:HE1	1.46	0.97
1:B:106:THR:HA	1:B:124:HIS:CA	1.94	0.97
2:C:549:ASP:N	2:C:553:ARG:O	1.95	0.97
3:D:281:ILE:HB	3:D:289:LYS:HE3	1.45	0.97
3:D:445:LYS:CA	3:D:516:LEU:HD22	1.94	0.97

Continued on next page...

Continued from previous page...

Atom-1	Atom-2	Interatomic distance (Å)	Clash overlap (Å)
4:E:40:ILE:HA	4:E:43:LEU:HB2	1.47	0.97
2:C:71:ARG:O	2:C:75:ALA:CB	2.13	0.97
2:C:157:PHE:CD1	2:C:158:PRO:HD2	2.00	0.97
3:D:473:LYS:O	3:D:476:VAL:N	1.98	0.97
3:D:635:VAL:HG23	3:D:664:ALA:HB3	1.47	0.97
3:D:912:ARG:HG3	3:D:916:ILE:HD12	1.46	0.97
1:A:36:ASN:O	1:A:39:ARG:N	1.96	0.97
2:C:118:PRO:HB2	2:C:120:ASP:HB3	1.45	0.97
2:C:192:ASP:O	2:C:196:ASP:N	1.96	0.97
2:C:471:GLU:HA	2:C:474:ASP:CB	1.94	0.97
2:C:801:ILE:HA	2:C:838:LYS:HG2	1.45	0.97
3:D:50:LYS:O	3:D:91:ARG:NH1	1.95	0.97
3:D:436:LEU:HD13	3:D:525:HIS:HA	1.41	0.97
3:D:704:TYR:HB3	3:D:705:PRO:HD2	1.45	0.97
5:F:293:ASN:HA	5:F:296:LEU:HD12	1.46	0.97
1:A:39:ARG:HA	1:A:42:LEU:CD1	1.94	0.97
1:A:50:ALA:N	1:A:141:GLU:O	1.96	0.97
1:B:108:GLY:HA3	1:B:121:PRO:HB3	1.47	0.97
2:C:122:CYS:O	2:C:126:ASP:N	1.97	0.97
2:C:130:ALA:HA	2:C:159:MET:HG2	1.43	0.97
2:C:133:LEU:HD21	2:C:135:VAL:HG23	1.46	0.97
2:C:470:LEU:O	2:C:473:ARG:N	1.96	0.97
2:C:487:GLU:HG2	2:C:488:THR:H	1.28	0.97
2:C:738:SER:OG	2:C:914:ASP:O	1.83	0.97
2:C:985:LEU:HA	2:C:988:LEU:HD12	1.46	0.97
3:D:101:VAL:HB	3:D:314:LEU:HB2	1.47	0.97
3:D:798:PRO:O	3:D:802:ILE:N	1.95	0.97
3:D:982:SER:N	3:D:987:LYS:O	1.98	0.97
6:J:34:THR:OG1	6:J:36:ASN:OD1	1.81	0.97
1:B:38:LEU:HD12	1:B:42:LEU:HD11	1.45	0.97
2:C:57:GLN:O	2:C:60:SER:N	1.97	0.97
2:C:63:TRP:O	2:C:84:GLY:HA2	1.63	0.97
2:C:127:MET:C	2:C:169:ASN:HA	1.84	0.97
2:C:1103:TYR:CA	2:C:1106:ILE:HD12	1.95	0.97
3:D:496:VAL:HG22	3:D:512:PHE:H	1.26	0.97
1:A:76:ILE:O	1:A:80:LEU:HG	1.64	0.96
2:C:310:ARG:HA	2:C:313:ARG:HB3	1.46	0.96
2:C:516:TYR:HE2	2:C:531:LEU:HB2	1.30	0.96
2:C:652:GLU:O	2:C:658:ILE:HG23	1.64	0.96
2:C:930:GLN:HA	2:C:933:GLU:OE2	1.63	0.96
3:D:364:GLU:OE2	3:D:368:ASN:N	1.96	0.96

Continued on next page...

Continued from previous page...

Atom-1	Atom-2	Interatomic distance (Å)	Clash overlap (Å)
1:B:23:ILE:O	1:B:24:GLU:HG3	1.65	0.96
2:C:141:ASN:ND2	2:C:144:THR:HG22	1.80	0.96
3:D:1128:ARG:HH12	3:D:1132:ILE:HD11	1.30	0.96
3:D:1275:THR:N	4:E:104:LEU:HA	1.80	0.96
1:A:192:LEU:HD11	1:A:194:LEU:HD11	1.46	0.96
2:C:201:SER:OG	2:C:215:ASP:OD1	1.82	0.96
2:C:674:LYS:NZ	2:C:685:ASN:OD1	1.96	0.96
2:C:881:ASP:HB3	2:C:898:ILE:HG13	1.47	0.96
2:C:918:ASN:OD1	2:C:919:THR:N	1.99	0.96
3:D:887:ARG:NE	3:D:973:GLY:HA3	1.80	0.96
6:J:29:ILE:HA	6:J:43:PRO:CA	1.96	0.96
1:B:18:ARG:HH12	1:B:173:LYS:HD3	1.31	0.96
2:C:560:LEU:HG	2:C:570:TYR:CD1	1.99	0.96
2:C:817:GLU:HA	2:C:820:LEU:HD23	1.48	0.96
3:D:242:ARG:O	3:D:245:VAL:N	1.98	0.96
3:D:320:ILE:O	3:D:325:ARG:NH1	1.98	0.96
3:D:997:ILE:O	3:D:1000:ALA:N	1.97	0.96
4:E:98:GLU:O	4:E:102:ASP:N	1.98	0.96
5:F:259:ALA:O	5:F:263:MET:CB	2.13	0.96
2:C:626:VAL:HA	2:C:972:VAL:HG23	1.44	0.96
2:C:731:TYR:O	2:C:734:ALA:N	1.99	0.96
3:D:94:HIS:HA	3:D:318:PRO:HA	1.47	0.96
3:D:162:VAL:HG13	3:D:216:LEU:HB3	1.46	0.96
3:D:825:THR:HA	3:D:831:PHE:CA	1.94	0.96
3:D:1047:ALA:N	3:D:1109:GLN:O	1.98	0.96
3:D:1130:VAL:HG12	3:D:1134:LEU:HD11	1.47	0.96
5:F:397:GLU:HA	5:F:407:PRO:HG3	1.47	0.96
5:F:455:LEU:O	5:F:459:GLN:HB3	1.66	0.96
1:A:186:ARG:CZ	1:B:150:VAL:HB	1.96	0.96
1:B:24:GLU:OE2	1:B:192:LEU:N	1.97	0.96
2:C:323:HIS:CB	2:C:326:GLU:HG3	1.95	0.96
2:C:794:ALA:H	2:C:847:VAL:H	0.98	0.96
2:C:1085:LEU:HG	2:C:1089:LEU:HD11	1.45	0.96
3:D:327:MET:HA	3:D:336:ALA:O	1.65	0.96
1:A:18:ARG:HB2	1:A:197:GLU:HG3	1.43	0.96
1:A:173:LYS:NZ	2:C:911:THR:OG1	1.98	0.96
1:B:78:LEU:HA	1:B:81:LYS:HB2	1.48	0.96
2:C:208:ARG:NH2	2:C:307:ASP:O	1.98	0.96
2:C:1012:ASP:HB3	2:C:1016:GLY:H	1.30	0.96
2:C:1051:MET:HB2	5:F:440:GLU:HA	0.96	0.96
2:C:1067:ARG:HA	3:D:421:ARG:CA	1.95	0.96

Continued on next page...

Continued from previous page...

Atom-1	Atom-2	Interatomic distance (Å)	Clash overlap (Å)
3:D:49:GLU:HA	3:D:88:ARG:HH12	1.29	0.96
3:D:430:ILE:HA	3:D:522:ILE:HB	1.48	0.96
3:D:496:VAL:HG23	3:D:498:LEU:CD1	1.94	0.96
3:D:714:ASP:HA	3:D:717:LYS:HE3	1.47	0.96
2:C:232:GLN:HE22	2:C:277:ILE:HG23	1.28	0.96
2:C:277:ILE:O	2:C:280:LYS:N	1.97	0.96
2:C:427:ILE:O	2:C:430:PHE:HB3	1.66	0.96
2:C:885:LEU:HA	2:C:1033:LEU:HD11	1.44	0.96
3:D:105:TRP:O	3:D:109:GLY:N	1.98	0.96
3:D:370:GLU:HA	3:D:373:MET:HB2	1.48	0.96
5:F:438:PHE:HB3	6:J:5:VAL:HG22	1.47	0.96
1:B:51:VAL:HA	1:B:140:VAL:HG22	1.47	0.96
2:C:59:ASP:O	2:C:63:TRP:N	1.97	0.96
3:D:1182:ASP:OD2	3:D:1185:GLU:N	1.98	0.96
1:A:49:ALA:HA	1:A:142:ARG:HA	1.46	0.96
1:B:56:ILE:HG12	1:B:136:VAL:CG1	1.94	0.96
2:C:677:ARG:NH1	2:C:678:SER:O	1.99	0.96
2:C:677:ARG:HB2	2:C:752:ILE:HG21	1.44	0.96
2:C:90:LEU:O	2:C:94:SER:N	1.97	0.95
2:C:563:ARG:HG2	2:C:567:GLU:O	1.63	0.95
2:C:955:TRP:O	2:C:958:ARG:NH1	1.99	0.95
3:D:873:LEU:HA	3:D:876:ARG:NH2	1.81	0.95
3:D:1140:GLU:HA	3:D:1143:ARG:HD2	1.47	0.95
5:F:521:GLN:HA	5:F:524:ARG:HB2	1.48	0.95
2:C:235:THR:HA	2:C:238:LEU:CB	1.94	0.95
3:D:157:VAL:O	3:D:160:LYS:N	1.99	0.95
5:F:326:LEU:HA	5:F:329:ILE:HD12	1.47	0.95
1:B:20:GLN:HG2	1:B:21:PHE:H	1.28	0.95
1:B:203:SER:N	1:B:206:ASP:OD2	1.98	0.95
2:C:212:LEU:HA	2:C:226:ILE:HA	1.47	0.95
2:C:720:LEU:O	2:C:914:ASP:HB2	1.65	0.95
3:D:134:TYR:HA	3:D:256:MET:HG2	1.46	0.95
3:D:219:LEU:O	3:D:222:ILE:HG13	1.65	0.95
3:D:249:GLY:O	3:D:251:TYR:N	1.98	0.95
3:D:469:ILE:O	3:D:473:LYS:HB3	1.65	0.95
3:D:866:ARG:CZ	3:D:1009:GLN:HA	1.96	0.95
3:D:1212:LYS:HA	3:D:1215:LEU:CD1	1.96	0.95
5:F:295:LEU:HD12	5:F:298:ALA:HB3	1.47	0.95
2:C:559:VAL:HG23	2:C:573:SER:HB3	1.45	0.95
2:C:938:TRP:O	2:C:942:SER:OG	1.83	0.95
3:D:221:ASP:OD1	3:D:224:SER:OG	1.85	0.95

Continued on next page...

Continued from previous page...

Atom-1	Atom-2	Interatomic distance (Å)	Clash overlap (Å)
5:F:336:ASP:HB3	5:F:339:LYS:HE2	1.48	0.95
5:F:394:PRO:HB3	5:F:398:GLU:OE1	1.65	0.95
5:F:423:LEU:HG	5:F:435:LEU:CB	1.96	0.95
5:F:516:HIS:HD2	5:F:519:ARG:HG2	1.29	0.95
1:A:65:THR:HA	1:A:73:VAL:CG2	1.97	0.95
1:A:182:ARG:HA	1:A:188:ASP:CB	1.96	0.95
3:D:562:SER:O	3:D:564:ASN:N	1.99	0.95
2:C:88:GLU:O	2:C:92:GLU:N	2.00	0.95
3:D:325:ARG:O	3:D:337:THR:OG1	1.83	0.95
3:D:643:PRO:HD2	3:D:646:ILE:HD12	1.48	0.95
3:D:1037:ALA:O	3:D:1119:HIS:NE2	1.98	0.95
3:D:1054:ARG:N	3:D:1065:THR:O	1.97	0.95
3:D:1218:ASP:O	3:D:1241:ARG:NH2	1.98	0.95
1:A:85:VAL:CA	1:A:118:VAL:HA	1.96	0.95
1:A:106:THR:HA	1:A:124:HIS:HA	1.47	0.95
2:C:256:GLU:HA	2:C:259:ARG:CG	1.96	0.95
3:D:127:LYS:HB3	3:D:132:ALA:HB3	1.49	0.95
3:D:592:VAL:HB	3:D:630:ARG:O	1.66	0.95
2:C:86:LEU:N	2:C:88:GLU:OE1	2.00	0.95
2:C:394:SER:O	2:C:398:ARG:N	1.99	0.95
3:D:29:LYS:CA	3:D:348:ILE:HD11	1.95	0.95
3:D:71:LYS:HD3	6:J:24:LEU:HB3	1.48	0.95
3:D:285:LYS:HG3	3:D:289:LYS:HD3	1.47	0.95
3:D:858:LYS:O	3:D:861:ALA:N	1.99	0.95
3:D:901:LEU:HB2	3:D:958:THR:CA	1.95	0.95
1:B:183:VAL:HA	1:B:188:ASP:N	1.82	0.95
2:C:320:LEU:HA	2:C:363:VAL:HG21	1.49	0.95
2:C:735:ILE:HD12	2:C:894:VAL:HG22	1.47	0.95
3:D:56:ARG:HG2	6:J:13:ALA:N	1.81	0.95
3:D:114:LEU:CA	3:D:117:LEU:HB3	1.95	0.95
3:D:173:ARG:HH11	3:D:174:ALA:HA	1.29	0.95
3:D:1044:ALA:N	3:D:1115:SER:O	2.00	0.95
4:E:61:ALA:HA	4:E:64:ILE:HD12	1.48	0.95
5:F:450:ALA:HA	5:F:453:PHE:CD2	2.01	0.95
1:A:71:GLU:HG2	1:A:126:ALA:HB1	1.48	0.95
1:B:104:GLU:HB3	1:B:124:HIS:CE1	2.01	0.95
2:C:157:PHE:HB3	2:C:159:MET:HE1	1.46	0.95
2:C:548:ILE:HD13	2:C:552:GLY:HA2	1.48	0.95
2:C:729:HIS:CE1	3:D:434:PRO:HG3	2.01	0.95
3:D:370:GLU:O	3:D:373:MET:N	1.99	0.95
3:D:460:LEU:O	3:D:463:LEU:HD23	1.66	0.95

Continued on next page...

Continued from previous page...

Atom-1	Atom-2	Interatomic distance (Å)	Clash overlap (Å)
5:F:372:MET:HG3	5:F:376:ILE:HD11	1.49	0.95
1:A:6:ARG:HH21	1:B:221:LEU:HG	1.32	0.94
1:A:55:ARG:NE	1:A:137:GLU:OE2	1.99	0.94
1:A:97:LEU:HB2	1:A:110:ILE:HG12	1.45	0.94
2:C:131:ALA:HB3	2:C:159:MET:HE3	1.49	0.94
2:C:689:ILE:HD13	2:C:702:ILE:HA	1.46	0.94
2:C:919:THR:HG22	2:C:920:HIS:H	1.30	0.94
2:C:1092:LYS:CB	3:D:422:VAL:HB	1.96	0.94
3:D:742:LYS:HD3	3:D:743:LYS:H	1.29	0.94
3:D:1061:PHE:HA	3:D:1080:ILE:H	1.28	0.94
3:D:1266:ARG:HB2	4:E:108:GLU:OE1	1.67	0.94
5:F:321:ILE:O	5:F:324:GLY:N	1.99	0.94
6:J:80:THR:OG1	6:J:83:ASP:N	1.99	0.94
1:A:85:VAL:HA	1:A:118:VAL:CA	1.97	0.94
2:C:195:THR:HG23	2:C:197:LYS:H	1.32	0.94
2:C:807:THR:O	2:C:833:ARG:N	2.00	0.94
3:D:320:ILE:HD13	3:D:325:ARG:HB3	1.47	0.94
3:D:343:LEU:HA	3:D:346:ARG:HD3	1.46	0.94
3:D:438:LEU:HB3	3:D:439:HIS:ND1	1.82	0.94
3:D:637:LEU:N	3:D:662:TRP:O	1.99	0.94
3:D:1033:GLU:OE2	3:D:1039:VAL:N	2.00	0.94
4:E:98:GLU:CA	4:E:101:ALA:HB3	1.97	0.94
2:C:311:VAL:O	2:C:315:LYS:N	1.99	0.94
2:C:1137:VAL:HG23	3:D:9:GLU:N	1.80	0.94
3:D:495:PRO:HG2	3:D:546:PRO:HB2	1.49	0.94
3:D:732:SER:OG	3:D:735:ASP:N	1.99	0.94
3:D:882:GLN:O	3:D:884:VAL:N	1.99	0.94
3:D:938:VAL:HG12	3:D:939:GLU:H	1.30	0.94
3:D:1157:ILE:HA	3:D:1160:GLN:HG2	1.49	0.94
4:E:38:PRO:HB2	4:E:39:PRO:HD2	1.49	0.94
2:C:435:GLN:NE2	2:C:460:PRO:HD3	1.82	0.94
2:C:453:ARG:HH12	2:C:500:LEU:HD22	1.31	0.94
2:C:535:GLU:HG3	2:C:536:GLU:CB	1.97	0.94
2:C:1131:LEU:HB2	2:C:1133:LEU:HD11	1.48	0.94
3:D:10:LEU:N	3:D:1242:SER:OG	2.00	0.94
3:D:525:HIS:HE1	3:D:527:LEU:HB2	1.29	0.94
3:D:689:HIS:CE1	3:D:690:LYS:HB3	2.01	0.94
3:D:694:ALA:CA	3:D:697:ILE:HD12	1.96	0.94
1:A:209:ALA:HB1	1:B:229:ALA:HB2	1.49	0.94
2:C:204:VAL:HG12	2:C:206:PRO:HD3	1.47	0.94
2:C:220:ASP:HB3	2:C:221:THR:HG23	1.49	0.94

Continued on next page...

Continued from previous page...

Atom-1	Atom-2	Interatomic distance (Å)	Clash overlap (Å)
2:C:382:GLY:O	2:C:385:ILE:HB	1.66	0.94
2:C:742:VAL:HB	2:C:743:GLU:CG	1.97	0.94
2:C:767:GLU:HB3	2:C:805:LYS:HZ2	1.27	0.94
2:C:1117:ILE:HG23	2:C:1118:PRO:HD2	1.49	0.94
3:D:488:GLU:O	3:D:491:ILE:HB	1.67	0.94
3:D:507:LEU:O	3:D:509:ILE:N	1.99	0.94
3:D:640:LEU:HD21	3:D:675:GLU:HA	1.47	0.94
3:D:847:LEU:CB	3:D:848:GLU:HG3	1.97	0.94
3:D:887:ARG:HE	3:D:973:GLY:HA3	1.29	0.94
5:F:251:LYS:HA	6:J:97:LEU:HD11	1.49	0.94
5:F:436:GLY:O	5:F:438:PHE:N	1.99	0.94
1:B:54:ILE:HG22	1:B:161:ARG:HH21	1.30	0.94
2:C:96:ILE:HB	2:C:105:LEU:HB3	1.47	0.94
2:C:473:ARG:NH2	2:C:496:LEU:HD11	1.83	0.94
2:C:1067:ARG:HA	3:D:421:ARG:HA	1.49	0.94
2:C:1103:TYR:O	2:C:1106:ILE:HB	1.66	0.94
2:C:1111:ASN:ND2	4:E:62:ARG:O	2.00	0.94
3:D:87:VAL:O	3:D:91:ARG:N	2.01	0.94
3:D:104:ILE:O	3:D:108:LYS:N	2.00	0.94
3:D:223:TRP:O	3:D:226:PHE:N	2.01	0.94
3:D:354:LEU:HD11	3:D:367:VAL:HA	1.48	0.94
3:D:442:GLY:CA	3:D:523:GLN:HB2	1.96	0.94
3:D:508:GLY:O	3:D:509:ILE:HG13	1.66	0.94
3:D:573:PRO:O	3:D:574:LEU:HD12	1.67	0.94
3:D:1159:ARG:O	3:D:1163:ARG:NH1	1.99	0.94
3:D:1220:TRP:CE2	3:D:1221:LEU:HD22	2.01	0.94
5:F:313:ARG:NH1	5:F:359:MET:SD	2.41	0.94
1:A:176:TYR:CB	1:A:194:LEU:HA	1.97	0.94
1:B:171:VAL:O	1:B:172:LEU:HD12	1.65	0.94
2:C:381:VAL:HG13	2:C:382:GLY:H	1.33	0.94
2:C:517:ARG:N	2:C:580:ASP:O	2.00	0.94
2:C:723:ILE:HB	3:D:730:THR:CG2	1.97	0.94
3:D:9:GLU:HG2	3:D:1245:LEU:CD2	1.98	0.94
3:D:136:ILE:HG13	3:D:233:GLN:HB2	1.48	0.94
3:D:322:PRO:O	3:D:324:LEU:N	2.00	0.94
3:D:599:TYR:HD1	3:D:610:GLY:HA3	1.28	0.94
3:D:825:THR:OG1	3:D:829:GLY:O	1.84	0.94
1:B:120:ASN:O	1:B:123:MET:N	1.99	0.94
1:B:211:ALA:O	1:B:215:LEU:HB2	1.66	0.94
2:C:176:VAL:HG11	2:C:455:LEU:HA	1.50	0.94
2:C:357:VAL:CG2	2:C:358:PRO:HD2	1.96	0.94

Continued on next page...

Continued from previous page...

Atom-1	Atom-2	Interatomic distance (Å)	Clash overlap (Å)
2:C:724:MET:HE2	2:C:725:PRO:O	1.66	0.94
2:C:742:VAL:CB	2:C:743:GLU:HG3	1.96	0.94
3:D:34:ILE:HA	3:D:41:PRO:HA	1.48	0.94
3:D:245:VAL:HG22	3:D:252:PHE:CZ	2.02	0.94
3:D:446:LEU:HD23	3:D:449:LEU:HG	1.49	0.94
3:D:447:MET:HG2	3:D:448:ALA:H	1.32	0.94
3:D:566:LEU:HA	3:D:574:LEU:HB2	1.50	0.94
3:D:1068:PRO:CD	3:D:1074:GLU:HG2	1.98	0.94
4:E:96:LEU:CA	4:E:99:ILE:HD12	1.97	0.94
5:F:221:LEU:O	5:F:224:SER:OG	1.85	0.94
5:F:433:SER:OG	5:F:437:ASP:OD2	1.86	0.94
6:J:30:ALA:O	6:J:42:VAL:N	1.99	0.94
6:J:91:ILE:HA	6:J:94:LEU:HD12	1.50	0.94
1:A:32:TYR:CE2	2:C:1018:PRO:HD3	2.02	0.94
2:C:540:VAL:HG12	2:C:576:VAL:HG22	1.49	0.94
2:C:720:LEU:N	2:C:914:ASP:OD2	2.01	0.94
2:C:1049:TYR:HA	2:C:1055:GLN:O	1.66	0.94
3:D:30:LYS:HG3	3:D:44:ASP:HB3	1.46	0.94
3:D:290:LEU:HA	3:D:293:LEU:HD22	1.50	0.94
3:D:685:ASN:O	3:D:686:LYS:NZ	2.01	0.94
3:D:707:ILE:HG12	3:D:708:VAL:HG23	1.50	0.94
3:D:743:LYS:HA	3:D:746:LEU:HD12	1.50	0.94
5:F:455:LEU:O	5:F:459:GLN:HB2	1.63	0.94
2:C:133:LEU:HB3	2:C:155:GLY:H	1.30	0.94
2:C:659:THR:HA	2:C:669:THR:HA	1.50	0.94
3:D:497:LEU:O	3:D:543:VAL:HG13	1.67	0.94
1:B:23:ILE:H	1:B:192:LEU:HB3	1.30	0.93
1:B:74:THR:HG23	1:B:75:GLU:H	1.30	0.93
3:D:335:PHE:CD2	5:F:420:PRO:HG3	2.02	0.93
3:D:364:GLU:OE1	3:D:367:VAL:HB	1.68	0.93
3:D:554:GLU:CA	3:D:557:ILE:HD12	1.98	0.93
3:D:1052:ARG:HB2	3:D:1102:GLY:O	1.67	0.93
3:D:1087:ARG:HD3	3:D:1113:GLU:N	1.83	0.93
3:D:1157:ILE:CA	3:D:1160:GLN:HG2	1.97	0.93
2:C:271:ASP:HA	2:C:274:LEU:HD23	1.50	0.93
3:D:32:GLU:O	3:D:46:LEU:N	2.01	0.93
3:D:138:SER:HB3	3:D:253:THR:N	1.83	0.93
3:D:279:ASP:HA	3:D:282:ARG:HG3	1.51	0.93
3:D:294:LYS:HG2	3:D:1176:LEU:HD21	1.47	0.93
3:D:459:ARG:NH1	3:D:462:ASP:HB2	1.83	0.93
3:D:1274:PRO:HA	4:E:104:LEU:CB	1.98	0.93

Continued on next page...

Continued from previous page...

Atom-1	Atom-2	Interatomic distance (Å)	Clash overlap (Å)
5:F:452:SER:O	5:F:455:LEU:N	2.00	0.93
5:F:492:ILE:HG13	5:F:493:GLY:H	1.28	0.93
6:J:31:ARG:CA	6:J:41:GLU:HA	1.97	0.93
1:A:74:THR:O	1:A:77:ILE:N	2.00	0.93
1:B:41:THR:O	1:B:45:SER:N	2.01	0.93
2:C:442:GLN:O	2:C:678:SER:OG	1.85	0.93
2:C:709:ASP:N	2:C:712:GLU:O	2.01	0.93
2:C:1037:VAL:HG21	3:D:520:LYS:CD	1.97	0.93
3:D:46:LEU:HB3	3:D:47:PHE:CD2	2.04	0.93
3:D:58:TRP:O	3:D:66:LYS:HA	1.67	0.93
3:D:134:TYR:HA	3:D:256:MET:CG	1.98	0.93
3:D:173:ARG:HD3	3:D:174:ALA:N	1.82	0.93
3:D:481:PRO:HA	3:D:484:TRP:CD1	2.04	0.93
5:F:261:GLN:O	5:F:264:THR:OG1	1.85	0.93
1:B:146:TYR:HB2	1:B:167:ILE:HG12	1.51	0.93
2:C:40:SER:HA	2:C:973:SER:O	1.69	0.93
2:C:168:ILE:O	2:C:171:THR:OG1	1.86	0.93
2:C:476:HIS:HB3	2:C:479:HIS:NE2	1.84	0.93
2:C:813:GLU:O	2:C:814:LEU:HD22	1.69	0.93
3:D:387:ARG:HH22	5:F:225:ALA:HA	1.30	0.93
3:D:834:ARG:HB3	3:D:835:PRO:HA	1.49	0.93
3:D:860:LEU:O	3:D:863:THR:HB	1.69	0.93
3:D:980:GLY:O	3:D:989:VAL:N	2.01	0.93
3:D:1028:LEU:HA	3:D:1031:VAL:HB	1.47	0.93
3:D:1070:ASP:HB2	3:D:1071:GLY:O	1.69	0.93
4:E:91:PRO:O	4:E:94:ILE:HB	1.68	0.93
5:F:451:VAL:O	5:F:455:LEU:HG	1.68	0.93
1:B:31:GLY:HA2	1:B:34:LEU:CD1	1.98	0.93
1:B:77:ILE:HA	1:B:80:LEU:HD12	1.49	0.93
1:B:136:VAL:CG1	1:B:138:LEU:HD11	1.98	0.93
1:B:179:ASP:HB2	1:B:191:LYS:HB3	1.50	0.93
2:C:41:PHE:HB3	2:C:43:LYS:NZ	1.84	0.93
2:C:118:PRO:HG2	2:C:121:GLU:N	1.83	0.93
2:C:214:PHE:HA	2:C:223:GLY:O	1.67	0.93
2:C:413:THR:CG2	2:C:416:THR:HG23	1.98	0.93
2:C:478:SER:O	2:C:480:TYR:N	2.00	0.93
2:C:560:LEU:HD23	2:C:570:TYR:N	1.83	0.93
2:C:1037:VAL:HG11	3:D:520:LYS:CB	1.98	0.93
3:D:327:MET:CB	3:D:337:THR:HB	1.97	0.93
6:J:29:ILE:HG21	6:J:31:ARG:HE	1.33	0.93
1:A:54:ILE:HB	1:A:138:LEU:HA	1.48	0.93

Continued on next page...

Continued from previous page...

Atom-1	Atom-2	Interatomic distance (Å)	Clash overlap (Å)
1:A:78:LEU:O	1:A:81:LYS:N	2.01	0.93
2:C:70:TRP:HA	2:C:73:SER:CB	1.98	0.93
2:C:1108:LYS:C	3:D:458:LYS:HE3	1.87	0.93
3:D:347:VAL:O	3:D:350:ARG:N	2.01	0.93
3:D:671:VAL:HA	3:D:674:ASN:HD22	1.33	0.93
3:D:886:VAL:HB	3:D:992:GLY:CA	1.99	0.93
3:D:898:VAL:HA	3:D:960:VAL:C	1.89	0.93
3:D:1157:ILE:O	3:D:1159:ARG:N	2.01	0.93
3:D:1184:ALA:HA	3:D:1187:GLU:OE1	1.69	0.93
5:F:457:GLN:O	5:F:460:LEU:HB2	1.67	0.93
1:A:205:ARG:HA	1:A:208:LEU:HD23	1.47	0.93
1:B:102:PRO:HD3	1:B:131:LYS:CG	1.98	0.93
2:C:221:THR:OG1	2:C:261:THR:HG22	1.69	0.93
3:D:30:LYS:O	3:D:45:GLY:HA2	1.69	0.93
3:D:287:GLN:O	3:D:291:ARG:N	2.00	0.93
3:D:448:ALA:O	3:D:452:PHE:N	2.01	0.93
3:D:468:ASN:N	5:F:525:ASP:OD2	2.01	0.93
3:D:483:VAL:O	3:D:487:LEU:CB	2.16	0.93
3:D:1083:ARG:O	3:D:1085:ARG:NE	2.02	0.93
3:D:1122:LEU:O	3:D:1124:VAL:N	2.01	0.93
3:D:1170:SER:HA	3:D:1173:THR:HG22	1.47	0.93
5:F:328:LEU:CD2	5:F:329:ILE:H	1.81	0.93
1:B:3:ILE:N	1:B:233:GLU:O	2.00	0.93
2:C:167:ILE:HG13	2:C:172:GLU:HB2	1.50	0.93
2:C:821:LEU:HA	2:C:824:ILE:HD12	1.49	0.93
2:C:922:VAL:CA	2:C:925:ARG:HB2	1.98	0.93
2:C:1048:PRO:HG2	2:C:1057:LEU:O	1.69	0.93
3:D:139:VAL:HG23	3:D:229:LEU:HD23	1.51	0.93
2:C:57:GLN:HE22	2:C:381:VAL:H	1.05	0.93
2:C:173:ARG:NH2	2:C:438:GLN:HG2	1.83	0.93
2:C:456:SER:CB	2:C:497:ILE:HG12	1.97	0.93
2:C:822:ARG:O	2:C:826:GLY:N	2.02	0.93
2:C:885:LEU:HA	2:C:1033:LEU:CD1	1.99	0.93
3:D:143:MET:O	3:D:147:GLU:HB2	1.68	0.93
3:D:770:ARG:HD2	3:D:771:ASN:N	1.84	0.93
3:D:891:CYS:HB2	3:D:970:THR:H	1.31	0.93
6:J:33:ARG:N	6:J:63:THR:O	2.02	0.93
6:J:40:PHE:HE2	6:J:58:ASN:H	1.09	0.93
1:A:151:GLN:O	1:A:155:SER:N	2.02	0.93
1:B:52:THR:O	1:B:54:ILE:HG23	1.67	0.93
1:B:54:ILE:CA	1:B:161:ARG:HE	1.82	0.93

Continued on next page...

Continued from previous page...

Atom-1	Atom-2	Interatomic distance (Å)	Clash overlap (Å)
2:C:187:PHE:N	2:C:368:ASP:OD2	2.02	0.93
2:C:953:PRO:O	2:C:956:ALA:N	2.01	0.93
3:D:412:ARG:HA	3:D:415:GLN:HB2	1.50	0.93
3:D:897:ILE:C	3:D:961:LYS:HA	1.90	0.93
1:B:50:ALA:HB1	1:B:166:SER:HB3	1.49	0.92
1:B:84:VAL:HG21	1:B:119:HIS:HB2	1.51	0.92
1:B:107:ALA:O	1:B:109:ASP:N	2.02	0.92
2:C:62:GLU:OE2	2:C:67:SER:HB3	1.68	0.92
2:C:709:ASP:HB2	2:C:714:ALA:HB2	1.51	0.92
3:D:393:GLY:N	3:D:397:ARG:O	2.02	0.92
3:D:582:VAL:HA	3:D:585:LEU:CD1	1.99	0.92
3:D:948:GLU:O	3:D:952:LEU:HB2	1.68	0.92
3:D:1213:ALA:O	3:D:1215:LEU:N	2.01	0.92
3:D:1230:THR:O	3:D:1233:LEU:HB2	1.68	0.92
5:F:423:LEU:CG	5:F:435:LEU:HB3	2.00	0.92
2:C:483:MET:SD	2:C:499:SER:N	2.42	0.92
2:C:658:ILE:N	2:C:670:TYR:O	1.99	0.92
3:D:496:VAL:HG22	3:D:512:PHE:N	1.84	0.92
3:D:801:THR:O	3:D:805:SER:N	2.01	0.92
3:D:928:ASP:OD1	3:D:940:ARG:N	2.01	0.92
4:E:93:SER:HA	4:E:96:LEU:HD12	1.51	0.92
1:A:214:THR:O	1:A:218:LEU:N	2.02	0.92
1:B:2:LEU:HA	1:B:233:GLU:H	1.33	0.92
2:C:397:GLU:O	2:C:399:VAL:N	2.01	0.92
2:C:901:VAL:HG13	2:C:902:GLU:H	1.34	0.92
3:D:28:VAL:HB	3:D:44:ASP:CA	1.98	0.92
3:D:131:PHE:HA	3:D:256:MET:CE	1.99	0.92
3:D:438:LEU:HD21	3:D:562:SER:HB3	1.52	0.92
3:D:902:ALA:CA	3:D:916:ILE:HD11	1.98	0.92
3:D:1161:MET:HG2	3:D:1208:MET:O	1.68	0.92
5:F:331:ALA:HA	5:F:334:LYS:HB3	1.52	0.92
1:A:85:VAL:HB	1:A:118:VAL:HG22	1.49	0.92
2:C:63:TRP:NE1	2:C:83:VAL:O	2.02	0.92
2:C:425:ALA:O	2:C:429:GLU:CB	2.15	0.92
2:C:445:PRO:HD2	2:C:713:MET:HE1	1.49	0.92
2:C:506:VAL:HG22	2:C:512:ILE:HA	1.51	0.92
2:C:1087:GLU:HG2	2:C:1091:ILE:HD13	1.49	0.92
1:A:55:ARG:O	1:A:137:GLU:N	2.01	0.92
1:B:149:ALA:N	1:B:165:ASP:OD1	2.01	0.92
2:C:400:VAL:HG12	2:C:404:MET:HG3	1.49	0.92
2:C:515:PRO:HB3	2:C:528:ILE:CG2	1.99	0.92

Continued on next page...

Continued from previous page...

Atom-1	Atom-2	Interatomic distance (Å)	Clash overlap (Å)
2:C:534:ASP:O	2:C:537:ASP:N	2.02	0.92
2:C:757:ILE:H	2:C:868:LEU:HD21	1.29	0.92
2:C:855:ARG:HB2	2:C:861:LEU:HG	1.49	0.92
3:D:204:GLU:O	3:D:207:GLN:NE2	2.02	0.92
3:D:358:ILE:HG22	3:D:359:ASP:H	1.33	0.92
3:D:996:GLY:O	3:D:1000:ALA:CB	2.17	0.92
2:C:120:ASP:HA	2:C:123:LYS:CE	2.00	0.92
2:C:185:VAL:HG12	2:C:204:VAL:CA	1.99	0.92
2:C:816:PRO:O	2:C:820:LEU:CB	2.15	0.92
3:D:9:GLU:HG2	3:D:1245:LEU:HD22	1.51	0.92
3:D:392:THR:HA	3:D:398:PRO:HA	1.48	0.92
3:D:489:GLU:O	3:D:492:ALA:N	2.01	0.92
3:D:632:LYS:HG3	3:D:666:THR:CA	2.00	0.92
3:D:893:THR:HB	3:D:969:ALA:HB2	1.50	0.92
3:D:1164:ARG:HH11	3:D:1182:ASP:H	1.12	0.92
4:E:91:PRO:HA	4:E:94:ILE:HD12	1.50	0.92
5:F:209:SER:HA	5:F:213:ARG:HH21	1.35	0.92
1:B:104:GLU:HB3	1:B:124:HIS:HE1	1.35	0.92
2:C:410:GLU:HG3	2:C:411:ALA:H	1.30	0.92
2:C:582:SER:OG	2:C:585:GLN:NE2	2.01	0.92
2:C:853:PHE:C	2:C:867:GLU:HG3	1.89	0.92
3:D:117:LEU:HD13	3:D:118:LEU:HG	1.51	0.92
3:D:500:ARG:HB2	3:D:541:MET:HG2	1.49	0.92
3:D:596:THR:O	3:D:598:GLU:N	2.02	0.92
3:D:745:ILE:O	3:D:748:HIS:HB3	1.70	0.92
3:D:1172:SER:HB3	3:D:1200:PRO:HD2	1.51	0.92
5:F:355:ILE:O	5:F:358:ALA:N	2.02	0.92
5:F:452:SER:HA	5:F:455:LEU:HD12	1.51	0.92
5:F:456:LEU:HD12	5:F:460:LEU:HD21	1.51	0.92
1:A:69:VAL:HG12	1:A:128:LEU:HD11	1.49	0.92
1:B:78:LEU:HD12	1:B:79:ASN:H	1.35	0.92
1:B:136:VAL:HG12	1:B:138:LEU:HD11	1.50	0.92
2:C:207:SER:OG	2:C:307:ASP:O	1.86	0.92
2:C:310:ARG:O	2:C:314:TYR:N	2.01	0.92
2:C:324:VAL:O	2:C:326:GLU:N	2.01	0.92
2:C:350:GLU:OE2	2:C:352:GLN:NE2	2.01	0.92
2:C:717:LYS:C	2:C:719:LEU:HD13	1.90	0.92
2:C:1135:VAL:HB	3:D:12:ILE:HA	1.51	0.92
3:D:331:ASP:H	6:J:8:GLY:HA2	1.33	0.92
3:D:556:ARG:HA	3:D:560:LEU:HD13	1.49	0.92
3:D:638:THR:HG22	3:D:661:ALA:CB	2.00	0.92

Continued on next page...

Continued from previous page...

Atom-1	Atom-2	Interatomic distance (Å)	Clash overlap (Å)
5:F:305:SER:O	5:F:308:LYS:HG2	1.70	0.92
1:A:26:LEU:O	1:A:190:ASP:N	2.02	0.92
2:C:1011:PHE:CE1	2:C:1018:PRO:HA	2.05	0.92
3:D:162:VAL:O	3:D:166:ARG:CB	2.16	0.92
3:D:886:VAL:HA	3:D:974:VAL:CG2	2.00	0.92
4:E:99:ILE:O	4:E:102:ASP:N	2.02	0.92
5:F:514:LEU:CD2	5:F:519:ARG:HD2	1.99	0.92
1:A:46:ILE:HB	1:A:169:SER:HA	1.52	0.92
1:B:78:LEU:CA	1:B:81:LYS:HD3	1.98	0.92
2:C:38:ARG:NH1	2:C:625:LEU:O	2.03	0.92
2:C:234:VAL:HG23	2:C:235:THR:H	1.35	0.92
2:C:1087:GLU:O	2:C:1090:THR:OG1	1.87	0.92
3:D:30:LYS:HB2	3:D:45:GLY:N	1.84	0.92
3:D:163:GLU:HA	3:D:166:ARG:HE	1.35	0.92
3:D:499:ASN:N	3:D:542:ALA:O	2.02	0.92
3:D:1052:ARG:NH2	3:D:1053:VAL:O	2.03	0.92
1:A:186:ARG:NH1	1:B:148:PRO:HB2	1.85	0.91
2:C:735:ILE:HD12	2:C:894:VAL:CG2	2.00	0.91
2:C:1071:MET:HA	2:C:1074:TRP:CE3	2.05	0.91
3:D:950:ASP:O	3:D:953:LEU:HB3	1.70	0.91
2:C:809:LYS:CE	2:C:833:ARG:HA	1.99	0.91
2:C:1045:SER:O	2:C:1046:THR:OG1	1.88	0.91
2:C:1049:TYR:H	5:F:440:GLU:CD	1.74	0.91
3:D:18:GLU:O	3:D:22:GLN:N	2.02	0.91
3:D:1129:GLU:O	3:D:1132:ILE:N	2.03	0.91
6:J:56:CYS:N	6:J:60:MET:O	2.01	0.91
1:A:42:LEU:HB2	1:A:43:LEU:CD1	2.00	0.91
1:B:11:GLU:HA	1:B:21:PHE:CD1	2.05	0.91
2:C:38:ARG:HG2	2:C:973:SER:CB	2.00	0.91
2:C:173:ARG:NE	2:C:437:SER:O	2.03	0.91
2:C:1128:LEU:HA	2:C:1133:LEU:HD12	1.50	0.91
3:D:136:ILE:CG1	3:D:233:GLN:HB2	2.00	0.91
3:D:373:MET:HA	3:D:376:GLU:OE1	1.70	0.91
3:D:949:ILE:O	3:D:953:LEU:CB	2.18	0.91
3:D:1068:PRO:HD2	3:D:1074:GLU:HG2	1.52	0.91
1:A:223:ARG:NH1	1:A:225:LEU:HD23	1.84	0.91
2:C:55:ASP:O	2:C:58:THR:OG1	1.86	0.91
2:C:473:ARG:O	3:D:857:ARG:NH1	2.02	0.91
2:C:622:GLU:OE1	2:C:717:LYS:HD3	1.70	0.91
2:C:882:GLY:N	2:C:896:GLY:O	2.02	0.91
3:D:467:GLN:H	3:D:471:SER:HB2	1.35	0.91

Continued on next page...

Continued from previous page...

Atom-1	Atom-2	Interatomic distance (Å)	Clash overlap (Å)
3:D:931:ASP:OD1	3:D:935:ASN:N	2.04	0.91
3:D:946:ASP:O	3:D:949:ILE:N	2.04	0.91
1:B:54:ILE:HD12	1:B:138:LEU:HG	1.49	0.91
1:B:143:GLY:C	1:B:168:TYR:HB3	1.91	0.91
2:C:1082:ALA:HB1	3:D:1257:LEU:HD11	1.53	0.91
3:D:890:ASP:HA	3:D:977:THR:OG1	1.70	0.91
3:D:1272:VAL:HG22	4:E:106:HIS:CB	2.01	0.91
4:E:52:ALA:HA	4:E:55:ILE:HB	1.52	0.91
1:B:71:GLU:HB3	1:B:75:GLU:OE1	1.71	0.91
1:B:176:TYR:HA	1:B:193:ILE:HG22	1.50	0.91
1:B:205:ARG:HA	1:B:208:LEU:HD23	1.52	0.91
2:C:517:ARG:NH1	2:C:526:ASP:HA	1.85	0.91
2:C:651:GLU:OE1	2:C:660:VAL:N	2.04	0.91
2:C:1007:LYS:HE2	3:D:730:THR:OG1	1.69	0.91
3:D:69:ARG:HG2	6:J:24:LEU:CA	1.99	0.91
3:D:1267:TYR:O	3:D:1269:ASN:N	2.03	0.91
2:C:109:ASP:HB3	2:C:136:THR:N	1.84	0.91
3:D:203:ARG:O	3:D:207:GLN:HB2	1.70	0.91
3:D:381:LEU:O	3:D:402:LEU:HG	1.70	0.91
3:D:443:LEU:HD23	3:D:516:LEU:N	1.86	0.91
3:D:825:THR:CA	3:D:831:PHE:HA	2.00	0.91
4:E:90:LYS:HB3	4:E:92:LEU:HB3	1.50	0.91
5:F:410:VAL:HA	5:F:413:ILE:HD13	1.51	0.91
5:F:450:ALA:HB2	6:J:16:TYR:HD1	1.33	0.91
1:A:17:ASN:HD22	1:A:200:ASN:H	1.16	0.91
1:A:107:ALA:N	1:A:123:MET:O	2.03	0.91
1:B:22:VAL:HA	1:B:194:LEU:HG	1.51	0.91
2:C:300:PHE:HB3	2:C:333:LEU:HD13	1.53	0.91
2:C:385:ILE:O	2:C:388:GLN:N	2.04	0.91
2:C:399:VAL:O	2:C:402:GLU:HB3	1.71	0.91
2:C:1104:GLU:O	2:C:1107:VAL:N	2.04	0.91
3:D:118:LEU:HB3	3:D:120:LEU:HD13	1.51	0.91
3:D:273:GLU:O	3:D:276:SER:HB3	1.69	0.91
3:D:498:LEU:HD13	3:D:510:GLN:O	1.70	0.91
3:D:672:MET:HA	3:D:675:GLU:CD	1.90	0.91
3:D:925:LEU:HG	3:D:944:LEU:CD2	2.01	0.91
1:A:174:VAL:HG13	1:A:196:VAL:HG22	1.53	0.91
1:B:17:ASN:HB2	1:B:198:THR:HB	1.50	0.91
1:B:26:LEU:CB	1:B:190:ASP:HB2	2.01	0.91
2:C:491:GLY:O	2:C:493:ASN:N	2.03	0.91
2:C:650:ILE:HG12	2:C:694:ASP:C	1.92	0.91

Continued on next page...

Continued from previous page...

Atom-1	Atom-2	Interatomic distance (Å)	Clash overlap (Å)
3:D:29:LYS:HA	3:D:348:ILE:CD1	2.00	0.91
3:D:257:GLY:O	3:D:260:SER:OG	1.89	0.91
3:D:484:TRP:HA	3:D:487:LEU:CD2	2.00	0.91
3:D:904:ARG:O	3:D:911:ILE:HG12	1.71	0.91
3:D:981:ARG:NE	3:D:987:LYS:HA	1.84	0.91
5:F:414:GLN:O	5:F:417:ALA:N	2.03	0.91
5:F:442:SER:H	6:J:7:ARG:HG3	1.36	0.91
2:C:816:PRO:HB2	5:F:481:LEU:HD21	1.49	0.91
3:D:27:GLU:HB2	3:D:94:HIS:CE1	2.06	0.91
3:D:146:ASN:OD1	3:D:147:GLU:N	2.03	0.91
3:D:219:LEU:HD22	3:D:222:ILE:HD11	1.51	0.91
3:D:290:LEU:HA	3:D:293:LEU:HD13	1.53	0.91
3:D:381:LEU:HD11	3:D:402:LEU:HD21	1.49	0.91
3:D:930:VAL:CA	3:D:936:VAL:HA	2.01	0.91
3:D:1061:PHE:CA	3:D:1080:ILE:H	1.85	0.91
1:A:152:ASN:CA	1:A:155:SER:HB3	2.01	0.90
1:A:204:PRO:O	1:A:208:LEU:HB2	1.69	0.90
1:B:7:PRO:HA	1:B:24:GLU:C	1.92	0.90
2:C:484:CYS:HG	2:C:591:THR:HG1	1.08	0.90
2:C:695:ARG:HH12	2:C:697:GLU:HG3	1.33	0.90
2:C:747:LEU:HB2	2:C:879:ILE:HG21	1.53	0.90
2:C:795:GLU:HA	2:C:845:GLY:O	1.71	0.90
3:D:163:GLU:HA	3:D:166:ARG:HB3	1.51	0.90
3:D:426:GLY:N	3:D:543:VAL:O	2.04	0.90
3:D:673:PHE:CE2	3:D:677:LEU:HD21	2.05	0.90
3:D:779:LYS:O	3:D:782:THR:HB	1.69	0.90
3:D:982:SER:HB3	3:D:985:THR:HG23	1.52	0.90
3:D:995:VAL:O	3:D:998:VAL:HB	1.70	0.90
3:D:1025:THR:HB	3:D:1030:ARG:HD3	1.52	0.90
2:C:224:VAL:CG2	2:C:234:VAL:HG13	2.00	0.90
2:C:234:VAL:O	2:C:237:LEU:N	2.05	0.90
2:C:278:TYR:N	2:C:281:LEU:HD13	1.87	0.90
2:C:542:ALA:HB3	2:C:579:MET:HA	0.95	0.90
2:C:647:SER:HA	2:C:697:GLU:CA	2.02	0.90
2:C:736:ILE:HD11	2:C:916:ILE:HB	1.52	0.90
2:C:933:GLU:HA	2:C:936:LEU:HD13	1.54	0.90
2:C:1126:LYS:NZ	3:D:90:GLU:O	2.03	0.90
3:D:349:ASN:O	3:D:353:ARG:HB2	1.71	0.90
3:D:1182:ASP:O	3:D:1185:GLU:N	2.04	0.90
5:F:348:THR:N	5:F:351:ILE:HD12	1.85	0.90
1:A:6:ARG:HG3	1:A:7:PRO:HD2	1.53	0.90

Continued on next page...

Continued from previous page...

Atom-1	Atom-2	Interatomic distance (Å)	Clash overlap (Å)
1:A:65:THR:HG21	1:A:72:ASP:HA	1.50	0.90
2:C:38:ARG:HD3	2:C:627:GLY:O	1.70	0.90
2:C:348:LEU:O	2:C:351:GLY:N	2.03	0.90
2:C:792:ILE:CA	2:C:847:VAL:HB	2.00	0.90
2:C:802:LEU:HG	2:C:838:LYS:HA	1.51	0.90
2:C:1066:GLN:HB3	3:D:425:SER:HB2	1.50	0.90
3:D:226:PHE:O	3:D:228:LYS:N	2.04	0.90
3:D:406:LEU:HB3	3:D:413:PHE:CD2	2.07	0.90
3:D:434:PRO:HG2	3:D:435:GLN:OE1	1.71	0.90
3:D:443:LEU:HD22	3:D:514:PRO:HG2	1.53	0.90
3:D:801:THR:HA	3:D:804:ASP:HB2	1.51	0.90
3:D:965:VAL:O	3:D:968:CYS:N	2.03	0.90
1:B:20:GLN:HG2	1:B:21:PHE:N	1.87	0.90
1:B:162:ILE:O	1:B:164:VAL:HG13	1.71	0.90
2:C:548:ILE:HG21	2:C:552:GLY:H	1.34	0.90
2:C:730:ASN:HA	2:C:734:ALA:C	1.92	0.90
3:D:123:LYS:HG2	3:D:127:LYS:HZ1	1.37	0.90
3:D:166:ARG:HG2	3:D:212:ALA:HB1	1.50	0.90
3:D:222:ILE:HB	3:D:240:LEU:HD12	1.50	0.90
3:D:234:LEU:HD21	3:D:236:VAL:HG23	1.51	0.90
3:D:586:TYR:O	3:D:590:THR:N	2.05	0.90
3:D:772:GLU:O	3:D:775:VAL:N	2.04	0.90
3:D:963:ARG:NH1	3:D:977:THR:OG1	2.05	0.90
5:F:242:ASN:ND2	5:F:245:GLU:HG3	1.85	0.90
1:A:47:PRO:HA	1:A:144:ARG:HB3	1.51	0.90
2:C:907:LEU:N	2:C:911:THR:O	2.04	0.90
2:C:1048:PRO:HB2	2:C:1057:LEU:HB3	1.51	0.90
3:D:750:GLU:O	3:D:754:ASP:CB	2.18	0.90
3:D:1045:PRO:HB2	3:D:1111:LEU:HB2	1.53	0.90
3:D:1211:THR:O	3:D:1214:SER:OG	1.90	0.90
5:F:328:LEU:HD23	5:F:329:ILE:N	1.86	0.90
5:F:357:ARG:O	5:F:360:ALA:N	2.05	0.90
5:F:427:ILE:N	5:F:433:SER:O	2.02	0.90
5:F:524:ARG:HE	5:F:527:LEU:HD12	1.37	0.90
1:A:56:ILE:CG1	1:A:136:VAL:HA	1.97	0.90
1:A:183:VAL:N	1:A:188:ASP:OD1	2.05	0.90
1:B:70:LYS:NZ	1:B:129:ASN:OD1	2.04	0.90
1:B:174:VAL:HA	1:B:196:VAL:HA	1.54	0.90
2:C:278:TYR:O	2:C:281:LEU:HB2	1.72	0.90
2:C:1135:VAL:HG12	3:D:13:GLY:N	1.85	0.90
3:D:55:THR:HG22	6:J:12:GLY:HA3	1.54	0.90

Continued on next page...

Continued from previous page...

Atom-1	Atom-2	Interatomic distance (Å)	Clash overlap (Å)
3:D:270:ILE:HG21	3:D:303:GLN:HB2	1.54	0.90
3:D:294:LYS:O	3:D:297:LYS:N	2.03	0.90
4:E:79:VAL:HG22	4:E:80:GLY:H	1.33	0.90
1:A:224:GLU:O	1:A:226:ASN:N	2.05	0.90
1:B:6:ARG:O	1:B:25:PRO:HD2	1.72	0.90
1:B:211:ALA:O	1:B:215:LEU:CB	2.20	0.90
2:C:69:ARG:O	2:C:72:GLU:HG3	1.72	0.90
2:C:295:LEU:HD12	2:C:298:ASN:HB2	1.52	0.90
2:C:382:GLY:O	2:C:386:GLN:CB	2.18	0.90
2:C:657:TYR:CB	2:C:671:ARG:HA	2.01	0.90
2:C:662:HIS:O	2:C:666:THR:OG1	1.88	0.90
2:C:889:HIS:O	2:C:891:ASN:N	2.04	0.90
3:D:86:LYS:HB3	9:D:1404:FI8:O8	1.70	0.90
3:D:342:ASP:HA	3:D:345:ARG:HH11	1.34	0.90
3:D:587:TYR:CZ	3:D:727:SER:HA	2.06	0.90
5:F:260:THR:O	5:F:264:THR:HG23	1.72	0.90
5:F:413:ILE:O	5:F:416:TYR:N	2.03	0.90
5:F:476:ARG:HB3	5:F:482:THR:HB	1.53	0.90
1:B:107:ALA:HB3	1:B:121:PRO:CA	2.00	0.90
2:C:152:VAL:HG12	2:C:153:PHE:O	1.71	0.90
2:C:354:THR:CA	2:C:364:PRO:HA	2.01	0.90
2:C:501:SER:HB3	2:C:586:MET:HA	1.54	0.90
2:C:717:LYS:C	2:C:1029:TYR:HA	1.92	0.90
2:C:1119:GLU:O	2:C:1122:LYS:N	2.04	0.90
3:D:50:LYS:CB	3:D:80:VAL:HG22	2.01	0.90
3:D:220:GLU:O	3:D:223:TRP:HB3	1.71	0.90
3:D:549:ALA:O	3:D:553:ALA:HB3	1.72	0.90
3:D:875:ARG:O	3:D:878:VAL:HB	1.71	0.90
3:D:894:GLU:HA	3:D:940:ARG:HH12	1.37	0.90
3:D:1068:PRO:HD3	3:D:1074:GLU:HA	1.53	0.90
5:F:464:LEU:HB3	5:F:476:ARG:HH21	1.35	0.90
1:A:16:ASP:O	1:A:18:ARG:N	2.05	0.90
1:B:79:ASN:O	1:B:82:SER:OG	1.87	0.90
2:C:275:LEU:O	2:C:278:TYR:HB3	1.72	0.90
2:C:748:THR:OG1	2:C:878:LYS:HA	1.72	0.90
3:D:58:TRP:CD1	3:D:82:VAL:HG22	2.05	0.90
3:D:714:ASP:O	3:D:717:LYS:HG2	1.71	0.90
3:D:925:LEU:O	3:D:941:GLY:N	2.05	0.90
3:D:1118:PRO:O	3:D:1121:VAL:HG12	1.71	0.90
5:F:256:GLY:O	5:F:259:ALA:N	2.05	0.90
5:F:350:TRP:O	5:F:354:ALA:CB	2.19	0.90

Continued on next page...

Continued from previous page...

Atom-1	Atom-2	Interatomic distance (Å)	Clash overlap (Å)
1:B:2:LEU:HD23	1:B:4:SER:H	1.34	0.90
1:B:183:VAL:HG12	1:B:188:ASP:CB	2.02	0.90
2:C:248:ILE:HA	2:C:252:PHE:CD2	2.06	0.90
3:D:1031:VAL:HA	3:D:1034:LEU:HD12	1.52	0.90
3:D:1055:LEU:HG	3:D:1064:ILE:HG12	1.54	0.90
3:D:1227:GLN:O	3:D:1229:THR:N	2.04	0.90
3:D:1247:GLY:O	3:D:1249:LYS:N	2.05	0.90
4:E:96:LEU:O	4:E:99:ILE:HB	1.71	0.90
5:F:373:VAL:HA	5:F:376:ILE:HD12	1.54	0.90
6:J:31:ARG:O	6:J:65:ILE:HB	1.72	0.90
1:A:78:LEU:HA	1:A:81:LYS:CD	2.02	0.89
1:A:102:PRO:N	1:A:130:ASP:HA	1.87	0.89
1:B:55:ARG:HD3	1:B:56:ILE:N	1.87	0.89
2:C:248:ILE:O	2:C:252:PHE:N	2.04	0.89
2:C:796:VAL:HG23	2:C:844:SER:HA	1.54	0.89
2:C:803:VAL:HG23	2:C:837:LEU:HB3	1.51	0.89
3:D:64:LYS:HD3	3:D:77:ARG:CD	1.97	0.89
3:D:166:ARG:NH1	3:D:167:ASP:OD1	2.04	0.89
3:D:246:ASP:OD1	3:D:247:ARG:N	2.05	0.89
3:D:377:SER:O	3:D:380:ALA:HB3	1.71	0.89
3:D:915:TYR:O	3:D:918:THR:OG1	1.90	0.89
3:D:919:SER:HB2	3:D:923:ARG:HH12	1.37	0.89
3:D:1130:VAL:O	3:D:1133:HIS:N	2.05	0.89
3:D:1168:ILE:N	3:D:1202:ALA:O	2.04	0.89
3:D:1229:THR:HA	3:D:1232:VAL:HB	1.52	0.89
5:F:502:ARG:HD2	5:F:505:GLN:NE2	1.86	0.89
1:A:51:VAL:HA	1:A:140:VAL:CA	2.01	0.89
2:C:449:LEU:HA	2:C:452:LYS:HE2	1.54	0.89
2:C:518:LYS:HD3	2:C:527:GLU:HB2	1.53	0.89
2:C:729:HIS:HE1	3:D:434:PRO:HG3	1.36	0.89
2:C:750:ILE:HD11	2:C:876:LYS:HG3	1.54	0.89
2:C:771:ARG:HD2	2:C:785:ASP:O	1.73	0.89
2:C:884:LYS:O	2:C:885:LEU:HD12	1.71	0.89
3:D:459:ARG:HH12	3:D:463:LEU:H	1.16	0.89
3:D:565:ILE:HD11	3:D:706:MET:CE	2.02	0.89
3:D:1186:PHE:HA	3:D:1189:GLU:HB3	1.52	0.89
5:F:517:PRO:O	5:F:520:SER:N	2.05	0.89
1:B:34:LEU:C	1:B:38:LEU:HD23	1.93	0.89
2:C:244:THR:OG1	2:C:247:GLN:HG3	1.72	0.89
2:C:403:ARG:HA	2:C:406:THR:CG2	2.02	0.89
2:C:601:ASP:HB3	2:C:604:ARG:HB2	1.53	0.89

Continued on next page...

Continued from previous page...

Atom-1	Atom-2	Interatomic distance (Å)	Clash overlap (Å)
2:C:659:THR:HG22	2:C:669:THR:CG2	2.02	0.89
2:C:1071:MET:SD	3:D:503:THR:HB	2.12	0.89
3:D:250:GLU:HB2	3:D:251:TYR:CE1	2.07	0.89
5:F:437:ASP:OD1	5:F:438:PHE:N	2.06	0.89
1:B:18:ARG:HH11	1:B:197:GLU:HB2	1.37	0.89
3:D:210:ASP:HA	3:D:213:GLN:HE21	1.38	0.89
3:D:1164:ARG:HE	3:D:1216:ALA:HB1	1.35	0.89
3:D:1170:SER:O	3:D:1172:SER:N	2.05	0.89
1:A:45:SER:O	1:A:47:PRO:HD3	1.72	0.89
1:B:55:ARG:HB2	1:B:161:ARG:HA	1.54	0.89
2:C:232:GLN:HB3	2:C:233:PRO:CD	2.02	0.89
2:C:517:ARG:CB	2:C:579:MET:HB3	2.01	0.89
3:D:71:LYS:HD3	6:J:24:LEU:CB	2.01	0.89
3:D:154:GLU:HA	3:D:157:VAL:CG2	2.03	0.89
3:D:352:ASN:O	3:D:355:LYS:NZ	2.04	0.89
3:D:524:LEU:HG	3:D:525:HIS:N	1.83	0.89
3:D:1089:PHE:N	3:D:1097:ARG:O	2.04	0.89
3:D:1166:THR:HG22	3:D:1204:ARG:N	1.88	0.89
5:F:418:ARG:O	5:F:418:ARG:NH2	2.06	0.89
5:F:511:MET:O	5:F:515:ARG:N	2.04	0.89
1:B:105:VAL:N	1:B:126:ALA:O	2.06	0.89
1:B:173:LYS:O	1:B:197:GLU:N	2.04	0.89
2:C:133:LEU:HB3	2:C:154:MET:HB2	1.53	0.89
2:C:982:GLU:H	2:C:985:LEU:HD12	1.37	0.89
3:D:367:VAL:HG12	3:D:371:LYS:HE3	1.53	0.89
3:D:488:GLU:CA	3:D:491:ILE:HD12	2.02	0.89
3:D:1055:LEU:HA	3:D:1064:ILE:HG12	1.51	0.89
3:D:1157:ILE:C	3:D:1160:GLN:HG2	1.92	0.89
5:F:302:LEU:O	5:F:305:SER:OG	1.88	0.89
5:F:480:GLY:O	5:F:484:GLY:N	2.05	0.89
5:F:508:SER:O	5:F:515:ARG:NH1	2.05	0.89
1:A:97:LEU:HB3	1:A:136:VAL:HG12	1.53	0.89
2:C:172:GLU:HG2	2:C:173:ARG:O	1.72	0.89
2:C:316:VAL:O	2:C:319:LYS:N	2.05	0.89
2:C:485:PRO:HD3	2:C:586:MET:HG3	1.54	0.89
2:C:487:GLU:HA	2:C:606:LEU:HG	1.55	0.89
2:C:733:ASP:HB2	3:D:536:PHE:HB2	1.54	0.89
2:C:905:PRO:HA	2:C:1011:PHE:O	1.73	0.89
3:D:63:GLY:O	3:D:65:TYR:N	2.06	0.89
3:D:848:GLU:O	3:D:851:ILE:N	2.06	0.89
3:D:981:ARG:HA	3:D:988:LEU:CA	2.02	0.89

Continued on next page...

Continued from previous page...

Atom-1	Atom-2	Interatomic distance (Å)	Clash overlap (Å)
3:D:1028:LEU:HG	3:D:1032:GLN:HB2	1.54	0.89
3:D:1164:ARG:O	3:D:1183:ARG:NH2	2.06	0.89
5:F:456:LEU:HG	5:F:457:GLN:H	1.34	0.89
1:A:55:ARG:C	1:A:137:GLU:HG2	1.92	0.89
1:B:207:ALA:O	1:B:211:ALA:N	2.06	0.89
2:C:356:THR:HB	2:C:362:GLU:HB3	1.54	0.89
2:C:647:SER:HB2	2:C:695:ARG:HH22	1.38	0.89
2:C:753:GLU:HG2	2:C:754:GLU:O	1.72	0.89
3:D:198:ARG:O	3:D:202:GLU:HG2	1.71	0.89
3:D:268:PHE:CZ	3:D:273:GLU:HG3	2.07	0.89
3:D:459:ARG:HH22	3:D:463:LEU:HB3	1.37	0.89
3:D:498:LEU:HA	3:D:543:VAL:HG22	1.51	0.89
3:D:560:LEU:HB3	3:D:563:ASN:ND2	1.87	0.89
3:D:904:ARG:HG3	3:D:905:ALA:H	1.34	0.89
3:D:1230:THR:CA	3:D:1233:LEU:HD13	2.03	0.89
3:D:1260:ALA:HA	3:D:1264:ILE:CG1	2.02	0.89
4:E:91:PRO:CA	4:E:94:ILE:HD12	2.03	0.89
6:J:54:TRP:O	6:J:62:GLY:N	2.04	0.89
1:B:172:LEU:HD13	1:B:199:LYS:N	1.87	0.89
2:C:548:ILE:HA	2:C:554:PHE:CA	2.02	0.89
2:C:660:VAL:HG21	2:C:670:TYR:CE2	2.08	0.89
2:C:1050:SER:HB3	2:C:1053:THR:O	1.73	0.89
3:D:73:ILE:HG12	3:D:82:VAL:CG1	2.03	0.89
3:D:163:GLU:HB3	3:D:166:ARG:HH21	1.36	0.89
3:D:342:ASP:HA	3:D:345:ARG:CD	2.02	0.89
3:D:383:ASP:HA	3:D:401:SER:HB2	1.53	0.89
3:D:606:HIS:HB2	3:D:607:PRO:HD2	1.55	0.89
3:D:925:LEU:HD13	3:D:939:GLU:O	1.72	0.89
3:D:1087:ARG:HD3	3:D:1113:GLU:CA	2.03	0.89
3:D:1210:ILE:HG13	3:D:1211:THR:N	1.88	0.89
3:D:1228:GLU:OE2	3:D:1231:ARG:NH2	2.05	0.89
5:F:225:ALA:O	5:F:227:SER:N	2.06	0.89
5:F:251:LYS:O	5:F:255:ALA:HB2	1.71	0.89
5:F:357:ARG:HG3	5:F:361:ASP:OD2	1.73	0.89
6:J:103:GLU:HA	6:J:106:ARG:HE	1.35	0.89
1:B:221:LEU:O	1:B:225:LEU:HG	1.72	0.89
2:C:127:MET:HA	2:C:169:ASN:HD22	1.35	0.89
2:C:258:MET:O	2:C:261:THR:OG1	1.91	0.89
2:C:369:ASP:OD1	2:C:371:ASP:N	2.05	0.89
2:C:393:MET:O	2:C:397:GLU:N	2.05	0.89
2:C:507:ASN:ND2	2:C:509:PHE:HB2	1.88	0.89

Continued on next page...

Continued from previous page...

Atom-1	Atom-2	Interatomic distance (Å)	Clash overlap (Å)
3:D:342:ASP:O	3:D:345:ARG:HB2	1.72	0.89
3:D:566:LEU:C	3:D:574:LEU:HD13	1.93	0.89
3:D:681:TYR:CD1	3:D:682:PRO:HD2	2.07	0.89
3:D:1161:MET:HA	3:D:1208:MET:HG2	1.55	0.89
5:F:399:LEU:CA	5:F:402:GLU:HB3	2.03	0.89
5:F:446:VAL:HB	5:F:449:ASP:OD2	1.73	0.89
1:A:9:LEU:HB2	1:B:221:LEU:HD22	1.55	0.88
1:B:18:ARG:NH1	1:B:197:GLU:HB2	1.88	0.88
2:C:239:LYS:CA	2:C:243:TRP:HB2	2.01	0.88
2:C:635:ALA:O	2:C:638:ALA:N	2.05	0.88
2:C:657:TYR:O	2:C:658:ILE:HG13	1.73	0.88
2:C:756:GLU:HG3	2:C:868:LEU:HD11	1.55	0.88
3:D:114:LEU:HD21	3:D:312:MET:HE1	1.53	0.88
3:D:173:ARG:NH2	3:D:204:GLU:OE1	2.07	0.88
3:D:340:LEU:O	3:D:343:LEU:N	2.05	0.88
3:D:1254:ILE:HD12	3:D:1256:LYS:CB	2.00	0.88
5:F:396:PRO:O	5:F:399:LEU:N	2.05	0.88
1:B:27:GLU:HG2	1:B:30:PHE:HE2	1.38	0.88
2:C:32:VAL:CB	2:C:35:ALA:HB2	2.01	0.88
2:C:178:GLN:HG3	2:C:457:ALA:CA	2.02	0.88
2:C:455:LEU:N	2:C:498:GLY:O	2.05	0.88
2:C:904:MET:HG3	2:C:912:PRO:HB3	1.55	0.88
3:D:204:GLU:O	3:D:208:ILE:HG12	1.73	0.88
3:D:951:ALA:O	3:D:954:ALA:N	2.06	0.88
3:D:1068:PRO:HG3	3:D:1073:GLU:O	1.73	0.88
3:D:1181:ILE:O	3:D:1183:ARG:N	2.07	0.88
6:J:10:ARG:NH1	6:J:12:GLY:O	2.06	0.88
2:C:132:PRO:HA	2:C:156:ASP:HA	1.56	0.88
2:C:233:PRO:HB3	5:F:203:VAL:HG11	1.55	0.88
2:C:543:GLN:NE2	2:C:545:ASN:OD1	2.05	0.88
3:D:634:LYS:HA	3:D:665:GLU:CA	2.03	0.88
3:D:732:SER:O	3:D:735:ASP:N	2.06	0.88
5:F:367:ARG:HG2	5:F:368:ILE:H	1.37	0.88
6:J:79:ARG:NH2	6:J:84:MET:HA	1.87	0.88
1:B:81:LYS:NZ	3:D:617:GLU:OE2	2.05	0.88
2:C:601:ASP:OD2	2:C:603:ASN:HB2	1.73	0.88
2:C:861:LEU:HB2	2:C:862:PRO:HD2	1.54	0.88
2:C:1007:LYS:HE2	3:D:730:THR:HG1	1.35	0.88
2:C:1007:LYS:HB3	2:C:1022:PRO:C	1.94	0.88
2:C:1084:THR:O	2:C:1087:GLU:HB3	1.71	0.88
3:D:771:ASN:HA	3:D:774:LEU:CD1	2.03	0.88

Continued on next page...

Continued from previous page...

Atom-1	Atom-2	Interatomic distance (Å)	Clash overlap (Å)
3:D:873:LEU:CA	3:D:876:ARG:HH21	1.85	0.88
5:F:204:TRP:CZ3	5:F:206:GLU:HA	2.08	0.88
5:F:219:ALA:O	5:F:222:THR:OG1	1.90	0.88
5:F:505:GLN:HG3	5:F:506:ILE:H	1.37	0.88
2:C:473:ARG:HB3	2:C:495:GLY:HA3	1.55	0.88
2:C:594:ILE:HG12	2:C:888:ARG:HG3	1.55	0.88
2:C:618:LEU:HD13	2:C:747:LEU:HA	1.53	0.88
2:C:653:VAL:CA	2:C:658:ILE:HG12	2.03	0.88
3:D:89:ARG:HB2	3:D:323:GLU:HG3	1.52	0.88
3:D:241:TYR:O	3:D:245:VAL:HG23	1.73	0.88
5:F:287:ASP:OD2	6:J:101:ARG:NH2	2.06	0.88
5:F:290:ARG:O	5:F:294:HIS:HB3	1.72	0.88
5:F:487:ARG:NH1	5:F:491:GLU:OE2	2.04	0.88
1:B:7:PRO:HB3	1:B:26:LEU:HD23	1.55	0.88
1:B:77:ILE:HA	1:B:80:LEU:HB2	1.54	0.88
1:B:106:THR:N	1:B:109:ASP:OD2	2.05	0.88
2:C:540:VAL:HG11	2:C:576:VAL:HA	1.55	0.88
2:C:649:VAL:HG12	2:C:661:MET:CG	2.03	0.88
2:C:995:ASN:OD1	2:C:999:ASP:N	2.06	0.88
3:D:159:ARG:O	3:D:162:VAL:HB	1.74	0.88
3:D:287:GLN:HG2	3:D:288:LYS:CB	2.02	0.88
3:D:1147:VAL:O	3:D:1149:ILE:HG12	1.73	0.88
3:D:1251:ASN:HA	3:D:1254:ILE:CD1	2.04	0.88
2:C:106:SER:O	2:C:138:GLU:N	2.07	0.88
2:C:190:THR:OG1	2:C:199:LEU:HG	1.73	0.88
2:C:849:GLY:CA	2:C:871:VAL:HA	2.02	0.88
2:C:882:GLY:N	2:C:895:ILE:O	2.06	0.88
3:D:322:PRO:HA	3:D:325:ARG:NE	1.89	0.88
3:D:325:ARG:HB2	3:D:338:SER:HB2	1.56	0.88
3:D:364:GLU:HG3	3:D:368:ASN:OD1	1.74	0.88
3:D:368:ASN:CA	3:D:371:LYS:HD2	2.03	0.88
3:D:393:GLY:N	3:D:399:LEU:HD11	1.87	0.88
3:D:469:ILE:HD12	3:D:470:LYS:H	1.38	0.88
3:D:694:ALA:O	3:D:697:ILE:HB	1.73	0.88
3:D:1223:ALA:HA	3:D:1226:PHE:CD2	2.09	0.88
1:A:22:VAL:HG23	1:A:192:LEU:O	1.74	0.88
1:A:94:THR:HB	1:A:138:LEU:O	1.74	0.88
1:A:146:TYR:HA	1:A:166:SER:O	1.73	0.88
1:B:12:ASP:HB3	1:B:20:GLN:O	1.74	0.88
2:C:120:ASP:HA	2:C:123:LYS:HE3	1.55	0.88
2:C:308:LEU:HD23	2:C:308:LEU:H	1.38	0.88

Continued on next page...

Continued from previous page...

Atom-1	Atom-2	Interatomic distance (Å)	Clash overlap (Å)
2:C:855:ARG:CB	2:C:866:ASN:HA	2.04	0.88
2:C:1048:PRO:CB	2:C:1057:LEU:HB3	2.04	0.88
2:C:1136:GLU:O	3:D:11:ARG:N	2.07	0.88
3:D:111:PRO:HB2	3:D:116:TYR:CE2	2.08	0.88
3:D:720:GLY:O	3:D:723:TRP:N	2.07	0.88
3:D:891:CYS:HB2	3:D:970:THR:N	1.88	0.88
3:D:1005:GLU:O	3:D:1008:THR:OG1	1.90	0.88
5:F:461:GLN:N	5:F:464:LEU:HD13	1.89	0.88
1:A:12:ASP:HB2	1:A:20:GLN:CB	2.03	0.88
1:A:12:ASP:CB	1:A:20:GLN:HB2	2.03	0.88
1:A:80:LEU:O	1:A:83:LEU:HG	1.74	0.88
1:B:101:GLY:N	1:B:131:LYS:O	2.07	0.88
2:C:403:ARG:O	2:C:407:GLN:N	2.06	0.88
2:C:446:LEU:O	2:C:449:LEU:N	2.07	0.88
2:C:453:ARG:O	2:C:455:LEU:HG	1.72	0.88
2:C:785:ASP:N	2:C:788:GLY:O	2.07	0.88
2:C:855:ARG:HB3	2:C:866:ASN:CA	2.04	0.88
2:C:953:PRO:HB3	2:C:955:TRP:CZ2	2.08	0.88
2:C:1038:ASP:HA	2:C:1041:ILE:CG2	2.02	0.88
2:C:1065:GLY:O	3:D:421:ARG:HB2	1.73	0.88
2:C:1071:MET:N	2:C:1072:GLU:OE1	2.07	0.88
2:C:1120:SER:HB2	9:D:1404:FI8:C21	2.04	0.88
3:D:101:VAL:HB	3:D:314:LEU:CB	2.04	0.88
3:D:134:TYR:C	3:D:235:ILE:HB	1.93	0.88
3:D:276:SER:O	3:D:280:VAL:HG23	1.74	0.88
3:D:384:ASN:ND2	3:D:391:VAL:O	2.06	0.88
3:D:799:ILE:HA	3:D:802:ILE:HD12	1.56	0.88
3:D:802:ILE:O	3:D:805:SER:OG	1.92	0.88
3:D:1152:LYS:HG3	3:D:1153:HIS:H	1.39	0.88
1:A:97:LEU:O	1:A:98:ARG:HD3	1.73	0.88
2:C:90:LEU:HD12	2:C:90:LEU:H	1.37	0.88
2:C:1044:ARG:NH2	2:C:1048:PRO:O	2.05	0.88
3:D:845:THR:OG1	3:D:847:LEU:HD13	1.74	0.88
3:D:898:VAL:CB	3:D:959:GLN:HB3	2.02	0.88
3:D:925:LEU:HD12	3:D:942:GLN:CB	2.04	0.88
5:F:228:VAL:HA	5:F:231:TYR:HB3	1.54	0.88
5:F:234:GLN:HA	5:F:237:LYS:HE3	1.56	0.88
5:F:338:THR:H	6:J:89:ARG:HH22	1.22	0.88
1:A:34:LEU:HG	1:A:38:LEU:HG	1.54	0.87
1:A:140:VAL:HG12	1:A:141:GLU:H	1.36	0.87
1:A:204:PRO:O	1:A:208:LEU:CB	2.22	0.87

Continued on next page...

Continued from previous page...

Atom-1	Atom-2	Interatomic distance (Å)	Clash overlap (Å)
1:B:183:VAL:O	1:B:187:THR:HA	1.74	0.87
2:C:173:ARG:HB3	2:C:438:GLN:N	1.88	0.87
2:C:385:ILE:HG22	2:C:389:ILE:HD12	1.55	0.87
2:C:435:GLN:HG2	2:C:436:LEU:HD12	1.57	0.87
2:C:556:GLU:O	2:C:573:SER:OG	1.91	0.87
2:C:584:ARG:HE	2:C:976:VAL:HB	1.37	0.87
2:C:1012:ASP:HB3	2:C:1016:GLY:N	1.89	0.87
3:D:238:GLU:O	3:D:241:TYR:HB3	1.74	0.87
3:D:612:TYR:HB2	3:D:635:VAL:HG12	1.55	0.87
3:D:651:PHE:O	3:D:653:HIS:ND1	2.06	0.87
3:D:751:GLU:O	3:D:754:ASP:HB3	1.75	0.87
3:D:913:ASP:CB	3:D:916:ILE:HG13	2.02	0.87
3:D:995:VAL:HA	3:D:998:VAL:CB	2.05	0.87
4:E:53:LEU:O	4:E:56:TYR:HB3	1.73	0.87
5:F:252:ARG:O	5:F:255:ALA:N	2.07	0.87
1:A:151:GLN:OE1	1:A:153:ARG:N	2.08	0.87
1:B:49:ALA:HA	1:B:142:ARG:CA	2.05	0.87
2:C:501:SER:CB	2:C:586:MET:HA	2.03	0.87
2:C:558:ARG:HB3	2:C:570:TYR:CE2	2.10	0.87
3:D:50:LYS:HB2	3:D:80:VAL:HG22	1.54	0.87
3:D:320:ILE:CD1	3:D:324:LEU:HB2	2.03	0.87
3:D:402:LEU:O	3:D:404:ASP:N	2.08	0.87
3:D:460:LEU:HD13	3:D:461:VAL:HG23	1.55	0.87
3:D:651:PHE:O	3:D:653:HIS:N	2.06	0.87
6:J:92:GLU:OE1	6:J:95:GLU:HG2	1.74	0.87
1:B:8:THR:O	1:B:23:ILE:HA	1.74	0.87
2:C:282:ARG:NE	2:C:285:GLU:OE1	2.07	0.87
2:C:420:ILE:O	2:C:423:VAL:N	2.07	0.87
2:C:1086:GLN:HE22	3:D:1257:LEU:HB2	1.38	0.87
3:D:235:ILE:HD13	3:D:241:TYR:HE1	1.38	0.87
3:D:887:ARG:HG2	3:D:974:VAL:N	1.89	0.87
3:D:1139:GLN:O	3:D:1142:TYR:N	2.06	0.87
5:F:214:GLN:O	5:F:217:LYS:N	2.07	0.87
5:F:282:MET:O	5:F:285:CYS:HB2	1.74	0.87
5:F:458:ASP:HA	5:F:461:GLN:CG	2.03	0.87
5:F:479:PHE:HB2	5:F:481:LEU:CG	2.04	0.87
1:B:3:ILE:HG23	1:B:5:GLN:H	1.38	0.87
2:C:661:MET:HA	2:C:667:ARG:CG	2.03	0.87
2:C:720:LEU:HG	2:C:721:VAL:N	1.86	0.87
3:D:24:SER:HB2	3:D:94:HIS:HB3	1.56	0.87
3:D:27:GLU:HG2	3:D:28:VAL:H	1.39	0.87

Continued on next page...

Continued from previous page...

Atom-1	Atom-2	Interatomic distance (Å)	Clash overlap (Å)
3:D:106:TYR:CB	3:D:114:LEU:HG	2.03	0.87
3:D:127:LYS:O	3:D:131:PHE:N	2.07	0.87
3:D:443:LEU:CG	3:D:516:LEU:HD23	2.03	0.87
3:D:966:LEU:HD13	3:D:1158:VAL:CG1	2.05	0.87
3:D:1231:ARG:HA	3:D:1234:THR:HG22	1.55	0.87
5:F:480:GLY:HA3	5:F:485:GLN:H	1.38	0.87
5:F:514:LEU:HA	5:F:519:ARG:HG3	1.56	0.87
1:B:40:ARG:O	1:B:43:LEU:HB3	1.74	0.87
1:B:173:LYS:HG2	1:B:174:VAL:H	1.39	0.87
2:C:479:HIS:CA	2:C:482:ARG:HD2	2.04	0.87
2:C:572:PRO:HG2	2:C:575:GLU:OE2	1.75	0.87
2:C:649:VAL:HG12	2:C:661:MET:HG2	1.54	0.87
2:C:792:ILE:HA	2:C:847:VAL:CB	2.03	0.87
2:C:1056:PRO:HD2	3:D:421:ARG:HG3	1.55	0.87
3:D:123:LYS:HG2	3:D:127:LYS:NZ	1.89	0.87
3:D:406:LEU:HA	3:D:411:GLY:HA2	1.57	0.87
3:D:723:TRP:CA	3:D:726:ARG:HB2	2.04	0.87
3:D:1024:ILE:O	3:D:1041:ARG:NH2	2.08	0.87
3:D:1249:LYS:O	3:D:1253:ILE:HG13	1.73	0.87
5:F:516:HIS:CD2	5:F:519:ARG:HG2	2.10	0.87
1:A:141:GLU:HG2	1:A:142:ARG:O	1.75	0.87
1:B:87:SER:HB3	1:B:116:VAL:HG12	1.54	0.87
1:B:174:VAL:HG22	1:B:196:VAL:HG23	1.54	0.87
2:C:88:GLU:HG2	2:C:89:VAL:H	1.39	0.87
2:C:174:VAL:H	2:C:438:GLN:H	1.21	0.87
2:C:224:VAL:HG21	2:C:232:GLN:O	1.74	0.87
2:C:295:LEU:HA	2:C:298:ASN:HD22	1.38	0.87
2:C:535:GLU:HA	2:C:538:ARG:HH22	1.38	0.87
2:C:625:LEU:HD11	2:C:970:ALA:C	1.95	0.87
2:C:1044:ARG:HA	2:C:1063:PHE:CD2	2.10	0.87
3:D:4:VAL:HB	3:D:7:PHE:HE1	1.38	0.87
3:D:169:GLU:HG3	3:D:170:LEU:N	1.86	0.87
3:D:548:SER:O	3:D:551:ALA:N	2.07	0.87
3:D:1277:GLU:HA	3:D:1280:ALA:HB3	1.55	0.87
4:E:40:ILE:HD12	4:E:44:LEU:HD11	1.56	0.87
5:F:514:LEU:HD23	5:F:519:ARG:CD	2.03	0.87
2:C:86:LEU:O	2:C:88:GLU:HB3	1.74	0.87
2:C:622:GLU:O	2:C:1029:TYR:OH	1.92	0.87
2:C:653:VAL:HG12	2:C:658:ILE:CG2	2.05	0.87
2:C:722:ALA:O	2:C:917:LEU:N	2.07	0.87
3:D:293:LEU:HD23	3:D:294:LYS:H	1.40	0.87

Continued on next page...

Continued from previous page...

Atom-1	Atom-2	Interatomic distance (Å)	Clash overlap (Å)
3:D:743:LYS:HA	3:D:746:LEU:CD1	2.04	0.87
3:D:1070:ASP:N	3:D:1071:GLY:HA2	1.90	0.87
5:F:317:PHE:CA	5:F:320:LEU:HD12	2.03	0.87
1:A:9:LEU:HA	1:A:23:ILE:HG12	1.54	0.87
1:A:23:ILE:N	1:A:192:LEU:HB3	1.89	0.87
1:A:151:GLN:HG3	1:A:154:ALA:N	1.89	0.87
1:B:46:ILE:HD13	1:B:171:VAL:CG2	2.04	0.87
2:C:128:THR:HB	2:C:169:ASN:H	1.39	0.87
2:C:535:GLU:HA	2:C:538:ARG:NH2	1.89	0.87
2:C:876:LYS:CB	2:C:878:LYS:HE3	2.02	0.87
2:C:1037:VAL:O	2:C:1040:LYS:N	2.08	0.87
2:C:1101:LYS:O	2:C:1104:GLU:HB3	1.72	0.87
3:D:142:GLU:HA	3:D:145:HIS:HB3	1.55	0.87
3:D:798:PRO:HA	3:D:801:THR:HB	1.54	0.87
1:A:84:VAL:HG22	1:A:119:HIS:HB2	1.54	0.87
2:C:180:VAL:CG2	2:C:377:ARG:HG3	2.04	0.87
3:D:460:LEU:O	3:D:462:ASP:N	2.07	0.87
3:D:603:SER:OG	3:D:608:GLU:HG3	1.75	0.87
3:D:874:THR:HA	3:D:877:LEU:HB2	1.57	0.87
3:D:1052:ARG:HH11	3:D:1067:VAL:HG23	1.40	0.87
5:F:230:ALA:O	5:F:234:GLN:HB3	1.74	0.87
5:F:253:ILE:HA	5:F:288:GLY:HA3	1.56	0.87
5:F:290:ARG:O	5:F:294:HIS:HB2	1.73	0.87
5:F:400:ALA:O	5:F:404:ASP:N	2.07	0.87
2:C:618:LEU:CD1	2:C:747:LEU:HA	2.05	0.86
2:C:885:LEU:CG	2:C:1032:LYS:HA	2.03	0.86
2:C:980:ALA:CB	2:C:985:LEU:HD21	2.04	0.86
3:D:128:ILE:HA	3:D:256:MET:CE	2.05	0.86
3:D:321:PRO:HB2	3:D:324:LEU:HD11	1.56	0.86
3:D:982:SER:O	3:D:985:THR:OG1	1.93	0.86
3:D:1045:PRO:CB	3:D:1111:LEU:HD22	2.05	0.86
3:D:1231:ARG:O	3:D:1234:THR:HG22	1.75	0.86
1:A:5:GLN:CG	1:A:25:PRO:HG3	2.05	0.86
1:A:15:THR:HG23	1:A:18:ARG:NH1	1.89	0.86
1:A:40:ARG:HE	1:B:33:THR:CG2	1.88	0.86
1:A:62:GLU:OE2	1:A:74:THR:HA	1.75	0.86
1:B:179:ASP:HB3	1:B:191:LYS:HE2	1.55	0.86
2:C:227:ASP:OD1	2:C:228:ARG:NH2	2.08	0.86
2:C:713:MET:O	2:C:715:LEU:HG	1.74	0.86
2:C:769:ILE:HA	2:C:805:LYS:HA	1.57	0.86
3:D:122:PRO:CA	3:D:125:LEU:HD23	2.03	0.86

Continued on next page...

Continued from previous page...

Atom-1	Atom-2	Interatomic distance (Å)	Clash overlap (Å)
3:D:133:ALA:HB1	3:D:235:ILE:O	1.74	0.86
3:D:178:GLU:O	3:D:182:ALA:HB2	1.74	0.86
3:D:285:LYS:HA	3:D:289:LYS:CD	2.04	0.86
3:D:736:VAL:HG21	3:D:841:ARG:HE	1.39	0.86
3:D:1036:GLU:OE1	3:D:1210:ILE:HG12	1.74	0.86
3:D:1228:GLU:HG3	3:D:1229:THR:H	1.37	0.86
3:D:1244:LYS:O	3:D:1245:LEU:HD23	1.75	0.86
2:C:315:LYS:HD2	2:C:318:LYS:HB3	1.57	0.86
2:C:413:THR:CG2	2:C:415:GLN:HB3	2.04	0.86
2:C:529:VAL:O	2:C:531:LEU:HG	1.76	0.86
2:C:661:MET:HE2	2:C:663:ASP:HA	1.55	0.86
2:C:681:GLY:O	2:C:751:HIS:HA	1.75	0.86
3:D:259:GLU:HA	3:D:262:GLN:OE1	1.74	0.86
3:D:272:ALA:O	3:D:276:SER:HB2	1.74	0.86
3:D:446:LEU:HA	3:D:449:LEU:HD12	1.54	0.86
3:D:866:ARG:NH2	3:D:1009:GLN:HA	1.90	0.86
3:D:903:GLU:N	3:D:911:ILE:O	2.08	0.86
3:D:928:ASP:HA	3:D:939:GLU:HA	1.55	0.86
2:C:178:GLN:OE1	2:C:379:ARG:NH2	2.07	0.86
2:C:181:ARG:NH1	2:C:181:ARG:O	2.08	0.86
2:C:1105:ALA:O	2:C:1109:GLY:N	2.08	0.86
3:D:469:ILE:HD12	3:D:470:LYS:N	1.90	0.86
3:D:567:SER:O	3:D:571:GLY:N	2.09	0.86
3:D:850:PHE:O	3:D:851:ILE:HD13	1.73	0.86
3:D:1040:PRO:HG2	3:D:1043:LYS:HA	1.57	0.86
3:D:1161:MET:HB3	3:D:1207:LEU:HD22	1.56	0.86
3:D:1266:ARG:O	4:E:109:GLY:N	2.09	0.86
5:F:508:SER:O	5:F:511:MET:HB2	1.74	0.86
6:J:30:ALA:N	6:J:42:VAL:O	2.06	0.86
1:B:40:ARG:HG3	1:B:41:THR:N	1.90	0.86
1:B:145:GLY:O	1:B:168:TYR:HB2	1.75	0.86
1:B:146:TYR:HH	1:B:148:PRO:HA	1.38	0.86
2:C:254:PHE:N	2:C:255:SER:HB2	1.89	0.86
2:C:295:LEU:O	2:C:299:LEU:N	2.08	0.86
2:C:303:GLU:HA	2:C:307:ASP:OD1	1.73	0.86
2:C:536:GLU:O	2:C:539:HIS:N	2.08	0.86
2:C:549:ASP:HB3	2:C:553:ARG:CB	2.05	0.86
2:C:774:PRO:O	2:C:776:ILE:N	2.07	0.86
3:D:210:ASP:O	3:D:214:ARG:HG2	1.76	0.86
3:D:406:LEU:CG	3:D:412:ARG:HB2	2.05	0.86
3:D:879:ASP:O	3:D:881:SER:N	2.06	0.86

Continued on next page...

Continued from previous page...

Atom-1	Atom-2	Interatomic distance (Å)	Clash overlap (Å)
3:D:1033:GLU:OE2	3:D:1038:ARG:HB2	1.75	0.86
5:F:371:HIS:HA	5:F:374:GLU:OE1	1.75	0.86
6:J:30:ALA:HB2	6:J:50:ILE:HG21	1.56	0.86
6:J:31:ARG:HG2	6:J:41:GLU:HB3	1.57	0.86
1:A:45:SER:OG	1:A:144:ARG:NH2	2.08	0.86
2:C:296:LEU:HA	2:C:299:LEU:CD1	2.05	0.86
2:C:319:LYS:HG3	2:C:320:LEU:CG	2.04	0.86
2:C:649:VAL:HA	2:C:695:ARG:HA	1.58	0.86
2:C:1007:LYS:CB	2:C:1022:PRO:HB2	2.05	0.86
3:D:64:LYS:CD	3:D:77:ARG:HD3	1.98	0.86
3:D:173:ARG:HD2	3:D:205:MET:CA	2.04	0.86
3:D:392:THR:HG22	3:D:398:PRO:HB3	1.57	0.86
3:D:456:VAL:O	3:D:459:ARG:N	2.09	0.86
3:D:558:LEU:O	3:D:560:LEU:N	2.09	0.86
3:D:616:ALA:HA	3:D:619:ILE:HB	1.55	0.86
3:D:1276:GLU:O	3:D:1279:ARG:N	2.08	0.86
5:F:248:GLU:HA	5:F:251:LYS:HD2	1.58	0.86
5:F:452:SER:O	5:F:454:THR:N	2.08	0.86
1:A:12:ASP:N	1:A:20:GLN:O	2.09	0.86
1:B:30:PHE:HD1	1:B:33:THR:HG21	1.38	0.86
1:B:110:ILE:HG12	1:B:111:VAL:H	1.40	0.86
2:C:58:THR:O	2:C:62:GLU:N	2.07	0.86
2:C:89:VAL:O	2:C:92:GLU:HG2	1.74	0.86
2:C:115:VAL:HG21	2:C:129:TYR:OH	1.76	0.86
2:C:163:LYS:O	2:C:165:THR:HG23	1.75	0.86
2:C:173:ARG:CA	2:C:439:PHE:HA	1.99	0.86
3:D:450:GLU:O	3:D:453:LYS:NZ	2.08	0.86
3:D:572:ARG:HB2	3:D:573:PRO:HD2	1.58	0.86
3:D:688:MET:HB3	3:D:692:VAL:HG11	1.56	0.86
3:D:845:THR:OG1	3:D:848:GLU:OE2	1.93	0.86
3:D:865:LEU:HD22	3:D:868:ALA:HB3	1.57	0.86
5:F:253:ILE:HG12	5:F:288:GLY:O	1.75	0.86
1:B:73:VAL:HG12	1:B:77:ILE:HD11	1.56	0.86
1:B:76:ILE:O	1:B:80:LEU:HG	1.75	0.86
2:C:117:ALA:HB1	2:C:121:GLU:HB3	1.56	0.86
2:C:302:LYS:O	2:C:305:ARG:N	2.09	0.86
2:C:518:LYS:HG3	2:C:525:SER:OG	1.75	0.86
2:C:1067:ARG:NH2	3:D:420:LYS:HA	1.91	0.86
3:D:393:GLY:H	3:D:399:LEU:HD11	1.39	0.86
3:D:497:LEU:HB2	3:D:544:HIS:H	1.39	0.86
3:D:985:THR:OG1	3:D:987:LYS:O	1.94	0.86

Continued on next page...

Continued from previous page...

Atom-1	Atom-2	Interatomic distance (Å)	Clash overlap (Å)
3:D:1054:ARG:HH12	3:D:1063:LYS:HZ1	1.24	0.86
3:D:1222:SER:O	3:D:1225:SER:N	2.08	0.86
3:D:1229:THR:HG22	3:D:1233:LEU:HD12	1.58	0.86
4:E:60:ARG:HH11	4:E:63:GLN:HB2	1.39	0.86
1:A:36:ASN:CA	1:A:39:ARG:HB3	2.06	0.86
2:C:53:LEU:CB	2:C:54:LEU:HG	2.03	0.86
2:C:661:MET:CE	2:C:663:ASP:HA	2.04	0.86
2:C:853:PHE:N	2:C:868:LEU:O	2.07	0.86
2:C:885:LEU:HB3	2:C:1030:ILE:HD12	1.57	0.86
2:C:889:HIS:HB3	2:C:927:ASN:HB2	1.57	0.86
2:C:953:PRO:HB2	2:C:956:ALA:HB2	1.58	0.86
2:C:1087:GLU:O	2:C:1091:ILE:N	2.08	0.86
3:D:180:ASP:HB3	3:D:197:VAL:HG13	1.56	0.86
3:D:313:VAL:C	3:D:314:LEU:HD12	1.95	0.86
3:D:430:ILE:N	3:D:521:ALA:HB1	1.91	0.86
3:D:723:TRP:O	3:D:726:ARG:N	2.09	0.86
3:D:1142:TYR:O	3:D:1146:GLY:N	2.08	0.86
5:F:386:LEU:HB3	5:F:394:PRO:CG	2.04	0.86
1:A:32:TYR:O	1:A:35:GLY:HA3	1.74	0.86
1:A:97:LEU:HD22	1:A:110:ILE:HG12	1.55	0.86
2:C:118:PRO:HD2	2:C:121:GLU:CB	2.05	0.86
2:C:176:VAL:CG1	2:C:455:LEU:HD23	2.06	0.86
2:C:296:LEU:HD22	2:C:296:LEU:H	1.38	0.86
2:C:483:MET:HA	2:C:500:LEU:C	1.97	0.86
2:C:488:THR:HG23	2:C:494:ILE:HG12	1.55	0.86
2:C:518:LYS:HA	2:C:578:TYR:CD1	2.10	0.86
2:C:760:ARG:N	2:C:767:GLU:HB2	1.91	0.86
2:C:928:ILE:HA	2:C:930:GLN:HE21	1.37	0.86
3:D:224:SER:O	3:D:227:THR:OG1	1.94	0.86
3:D:430:ILE:HG22	3:D:522:ILE:HB	1.55	0.86
3:D:621:ALA:O	3:D:624:ARG:N	2.08	0.86
3:D:811:PHE:HA	3:D:814:THR:OG1	1.74	0.86
3:D:913:ASP:HB3	3:D:916:ILE:CG1	2.03	0.86
3:D:1090:LYS:HA	3:D:1096:GLU:C	1.96	0.86
3:D:1271:ALA:N	4:E:107:THR:O	2.09	0.86
5:F:348:THR:HG22	5:F:352:ARG:NE	1.91	0.86
5:F:357:ARG:HA	5:F:360:ALA:HB3	1.58	0.86
5:F:386:LEU:CD2	5:F:394:PRO:HG3	2.06	0.86
1:B:40:ARG:CA	1:B:43:LEU:HD23	2.05	0.85
1:B:50:ALA:O	1:B:141:GLU:N	2.09	0.85
1:B:149:ALA:HA	1:B:164:VAL:O	1.76	0.85

Continued on next page...

Continued from previous page...

Atom-1	Atom-2	Interatomic distance (Å)	Clash overlap (Å)
1:B:152:ASN:N	1:B:163:PRO:HB3	1.90	0.85
2:C:150:GLN:NE2	2:C:415:GLN:HB2	1.90	0.85
2:C:273:ALA:O	2:C:276:ASP:N	2.09	0.85
2:C:442:GLN:HG3	2:C:679:ASN:H	1.39	0.85
2:C:505:ARG:O	2:C:513:GLU:N	2.08	0.85
2:C:736:ILE:CD1	2:C:916:ILE:HB	2.05	0.85
2:C:817:GLU:CA	2:C:820:LEU:HD23	2.06	0.85
2:C:821:LEU:HA	2:C:824:ILE:HB	1.56	0.85
2:C:984:GLU:O	2:C:988:LEU:N	2.09	0.85
2:C:1111:ASN:OD1	4:E:62:ARG:HA	1.76	0.85
2:C:1135:VAL:HG23	3:D:10:LEU:HD11	1.56	0.85
3:D:168:GLY:O	3:D:172:ALA:HB2	1.75	0.85
3:D:320:ILE:HG23	3:D:325:ARG:HH11	1.40	0.85
3:D:470:LYS:O	3:D:474:ARG:CB	2.23	0.85
3:D:634:LYS:HA	3:D:665:GLU:HA	1.56	0.85
3:D:999:ALA:HA	3:D:1002:SER:HB2	1.56	0.85
3:D:1137:GLU:HA	3:D:1140:GLU:CD	1.96	0.85
5:F:354:ALA:O	5:F:357:ARG:HB3	1.75	0.85
5:F:390:LEU:HG	5:F:392:ARG:HG3	1.58	0.85
1:A:177:LYS:NZ	1:A:179:ASP:OD1	2.08	0.85
1:B:55:ARG:NH1	1:B:159:ILE:O	2.09	0.85
1:B:78:LEU:HA	1:B:81:LYS:CD	2.06	0.85
2:C:296:LEU:O	2:C:299:LEU:HB2	1.75	0.85
2:C:727:GLU:HB2	2:C:729:HIS:CD2	2.09	0.85
2:C:931:ILE:HG22	2:C:935:HIS:NE2	1.91	0.85
2:C:1137:VAL:N	3:D:10:LEU:HA	1.91	0.85
3:D:81:GLU:CG	3:D:82:VAL:HG12	2.05	0.85
3:D:97:LEU:CD1	3:D:315:ASP:HA	2.05	0.85
3:D:320:ILE:HG23	3:D:325:ARG:NH1	1.90	0.85
3:D:335:PHE:H	5:F:420:PRO:HB2	1.40	0.85
3:D:495:PRO:C	3:D:546:PRO:HG3	1.96	0.85
3:D:668:LEU:O	3:D:671:VAL:N	2.09	0.85
3:D:719:ALA:O	3:D:722:TYR:HB3	1.75	0.85
5:F:208:GLU:O	5:F:212:LEU:HB2	1.75	0.85
1:A:26:LEU:CB	1:A:190:ASP:HB2	2.07	0.85
1:A:48:GLY:O	1:A:143:GLY:N	2.09	0.85
1:A:75:GLU:HA	1:A:78:LEU:CG	2.05	0.85
1:A:105:VAL:HB	1:A:126:ALA:CA	2.05	0.85
1:B:18:ARG:HH12	1:B:173:LYS:CD	1.89	0.85
1:B:83:LEU:CD2	1:B:85:VAL:HB	2.05	0.85
2:C:133:LEU:CD2	2:C:135:VAL:HG23	2.06	0.85

Continued on next page...

Continued from previous page...

Atom-1	Atom-2	Interatomic distance (Å)	Clash overlap (Å)
2:C:348:LEU:HD13	2:C:365:VAL:HG12	1.58	0.85
2:C:473:ARG:NH2	2:C:492:PRO:O	2.09	0.85
2:C:608:GLY:O	2:C:611:MET:HB2	1.76	0.85
2:C:904:MET:H	2:C:1013:GLY:HA3	1.42	0.85
2:C:992:THR:HG23	2:C:994:PRO:HD3	1.55	0.85
3:D:207:GLN:O	3:D:211:ARG:HG2	1.75	0.85
3:D:381:LEU:HG	3:D:402:LEU:HD11	1.58	0.85
3:D:431:VAL:O	3:D:524:LEU:N	2.09	0.85
3:D:589:THR:O	3:D:670:ARG:NE	2.09	0.85
3:D:1204:ARG:HB3	3:D:1205:PRO:HD2	1.57	0.85
1:B:30:PHE:HA	1:B:33:THR:CG2	2.07	0.85
1:B:107:ALA:CB	1:B:123:MET:HB3	2.06	0.85
2:C:403:ARG:HG3	2:C:417:LEU:HD13	1.56	0.85
2:C:519:VAL:CA	2:C:524:VAL:HA	2.05	0.85
3:D:154:GLU:O	3:D:157:VAL:HB	1.76	0.85
3:D:248:TYR:O	3:D:250:GLU:N	2.09	0.85
3:D:345:ARG:O	3:D:348:ILE:HG22	1.75	0.85
3:D:482:GLN:HA	3:D:485:ASP:OD2	1.76	0.85
3:D:497:LEU:C	3:D:498:LEU:HD12	1.95	0.85
3:D:510:GLN:HB2	3:D:512:PHE:CZ	2.11	0.85
3:D:707:ILE:HD11	4:E:29:TYR:CD2	2.11	0.85
3:D:874:THR:CA	3:D:877:LEU:HB2	2.06	0.85
3:D:1117:ASP:OD2	3:D:1119:HIS:HB2	1.75	0.85
4:E:66:ASP:HA	4:E:69:ASN:HB2	1.56	0.85
5:F:467:LEU:HD11	5:F:519:ARG:NH1	1.90	0.85
1:A:65:THR:CA	1:A:73:VAL:HG23	2.01	0.85
1:B:106:THR:CA	1:B:124:HIS:HA	2.03	0.85
2:C:212:LEU:HA	2:C:226:ILE:CA	2.06	0.85
2:C:256:GLU:CA	2:C:259:ARG:HG2	2.05	0.85
2:C:755:HIS:N	2:C:871:VAL:O	2.09	0.85
2:C:757:ILE:HG21	2:C:803:VAL:HG22	1.56	0.85
2:C:928:ILE:O	2:C:931:ILE:N	2.09	0.85
2:C:1112:ILE:HG23	2:C:1113:PRO:HD2	1.58	0.85
2:C:1119:GLU:HA	2:C:1122:LYS:CD	2.05	0.85
3:D:295:ARG:O	3:D:299:VAL:HG23	1.77	0.85
3:D:529:CYS:O	3:D:532:PHE:N	2.09	0.85
3:D:638:THR:HA	3:D:661:ALA:HA	1.59	0.85
3:D:901:LEU:O	3:D:958:THR:HG22	1.75	0.85
3:D:1061:PHE:CB	3:D:1079:LYS:HA	2.05	0.85
3:D:1167:ILE:N	3:D:1179:SER:O	2.07	0.85
6:J:28:GLN:O	6:J:44:PHE:N	2.09	0.85

Continued on next page...

Continued from previous page...

Atom-1	Atom-2	Interatomic distance (Å)	Clash overlap (Å)
1:B:172:LEU:CB	1:B:197:GLU:HG2	2.07	0.85
2:C:458:LEU:HA	2:C:463:LEU:HG	1.57	0.85
2:C:513:GLU:HB3	2:C:530:TYR:HB3	1.58	0.85
2:C:754:GLU:HG2	2:C:870:ARG:HB3	1.57	0.85
2:C:800:ASP:HB2	2:C:839:VAL:CG1	2.06	0.85
2:C:1079:TYR:CE2	3:D:506:ARG:HD3	2.11	0.85
3:D:85:ALA:O	3:D:87:VAL:N	2.10	0.85
3:D:1054:ARG:NH2	3:D:1065:THR:OG1	2.09	0.85
3:D:1150:HIS:ND1	3:D:1150:HIS:O	2.08	0.85
5:F:499:THR:O	5:F:503:ILE:HG12	1.76	0.85
1:A:182:ARG:HG3	1:A:189:PHE:O	1.75	0.85
1:B:30:PHE:O	1:B:33:THR:OG1	1.94	0.85
1:B:59:VAL:HG13	1:B:62:GLU:CB	2.07	0.85
2:C:173:ARG:CZ	2:C:438:GLN:HA	2.06	0.85
2:C:563:ARG:NH2	2:C:570:TYR:O	2.09	0.85
2:C:761:ASP:N	2:C:864:GLY:O	2.10	0.85
2:C:1012:ASP:OD1	2:C:1014:ARG:N	2.08	0.85
2:C:1037:VAL:O	2:C:1041:ILE:N	2.09	0.85
2:C:1082:ALA:HB1	3:D:1257:LEU:CD2	2.07	0.85
3:D:69:ARG:NH1	6:J:25:ALA:HB2	1.91	0.85
3:D:78:CYS:O	3:D:80:VAL:N	2.08	0.85
3:D:269:ASP:OD2	3:D:271:ASP:HB2	1.77	0.85
3:D:322:PRO:HA	3:D:325:ARG:CZ	2.06	0.85
3:D:453:LYS:HG2	3:D:457:MET:SD	2.16	0.85
3:D:765:LEU:HD21	3:D:770:ARG:CB	2.07	0.85
3:D:847:LEU:O	3:D:850:PHE:HB3	1.77	0.85
3:D:966:LEU:HD11	3:D:1155:GLU:CA	2.06	0.85
5:F:512:SER:HA	5:F:515:ARG:HB2	1.59	0.85
1:A:75:GLU:HA	1:A:78:LEU:HG	1.57	0.85
1:B:6:ARG:NH1	1:B:8:THR:HG22	1.91	0.85
1:B:141:GLU:OE2	1:B:168:TYR:OH	1.94	0.85
2:C:62:GLU:HG3	2:C:70:TRP:HB2	1.57	0.85
2:C:87:GLU:O	2:C:90:LEU:N	2.10	0.85
2:C:112:PHE:CE1	2:C:157:PHE:HB2	2.11	0.85
2:C:179:LEU:CB	2:C:457:ALA:HB2	2.06	0.85
2:C:737:LEU:HA	2:C:915:ILE:CG2	2.07	0.85
3:D:367:VAL:CG1	3:D:371:LYS:HE3	2.06	0.85
3:D:614:SER:N	3:D:617:GLU:OE1	2.09	0.85
3:D:622:ALA:HA	3:D:626:VAL:HB	1.55	0.85
3:D:866:ARG:O	3:D:870:SER:HB2	1.77	0.85
3:D:983:MET:O	3:D:986:GLY:N	2.08	0.85

Continued on next page...

Continued from previous page...

Atom-1	Atom-2	Interatomic distance (Å)	Clash overlap (Å)
3:D:1089:PHE:HE1	3:D:1099:LEU:HA	1.40	0.85
3:D:1251:ASN:ND2	3:D:1258:ILE:HA	1.90	0.85
5:F:394:PRO:HB2	5:F:399:LEU:CD1	2.06	0.85
2:C:208:ARG:NE	2:C:307:ASP:HB2	1.90	0.85
2:C:519:VAL:HA	2:C:524:VAL:CA	2.07	0.85
2:C:706:PRO:O	2:C:708:THR:N	2.09	0.85
3:D:445:LYS:HA	3:D:516:LEU:CD2	2.05	0.85
3:D:580:ASP:HA	3:D:583:THR:HG22	1.59	0.85
3:D:589:THR:OG1	3:D:687:GLN:NE2	2.10	0.85
3:D:1031:VAL:HG12	3:D:1035:PHE:CE2	2.12	0.85
3:D:1089:PHE:O	3:D:1097:ARG:N	2.10	0.85
3:D:1160:GLN:O	3:D:1163:ARG:HG3	1.75	0.85
3:D:1223:ALA:O	3:D:1226:PHE:N	2.10	0.85
6:J:32:TYR:OH	6:J:51:PRO:O	1.93	0.85
1:A:21:PHE:HB2	1:A:194:LEU:CB	2.06	0.85
1:A:172:LEU:HB3	1:A:197:GLU:C	1.97	0.85
2:C:197:LYS:HD2	2:C:218:LYS:HA	1.58	0.85
2:C:886:ALA:O	2:C:1030:ILE:HB	1.76	0.85
2:C:1039:ASP:HB3	2:C:1040:LYS:CD	2.05	0.85
2:C:1051:MET:HE1	5:F:441:ASP:HB2	1.59	0.85
3:D:341:ASN:O	3:D:344:TYR:HB2	1.75	0.85
3:D:501:ALA:HB1	3:D:502:PRO:HA	1.57	0.85
3:D:524:LEU:CG	3:D:525:HIS:H	1.90	0.85
3:D:642:PRO:HB3	3:D:662:TRP:CZ3	2.11	0.85
3:D:1012:MET:O	3:D:1027:GLY:N	2.10	0.85
5:F:278:ARG:HA	5:F:281:MET:HG2	1.59	0.85
1:A:1:MET:N	1:B:141:GLU:HB2	1.92	0.84
1:A:172:LEU:HB2	1:A:198:THR:O	1.77	0.84
1:B:228:GLU:OE1	1:B:228:GLU:N	2.10	0.84
2:C:756:GLU:CB	2:C:870:ARG:HG2	2.07	0.84
2:C:760:ARG:O	2:C:766:ALA:HB1	1.75	0.84
2:C:984:GLU:O	2:C:988:LEU:HG	1.77	0.84
2:C:995:ASN:ND2	2:C:999:ASP:HB3	1.92	0.84
3:D:48:CYS:SG	3:D:50:LYS:HB3	2.17	0.84
3:D:113:ARG:O	3:D:116:TYR:N	2.08	0.84
3:D:205:MET:O	3:D:208:ILE:N	2.10	0.84
3:D:327:MET:HB2	3:D:337:THR:CB	2.07	0.84
3:D:429:VAL:HG22	3:D:430:ILE:H	1.42	0.84
3:D:484:TRP:CA	3:D:487:LEU:HD23	2.05	0.84
3:D:566:LEU:HD13	3:D:573:PRO:HA	1.59	0.84
3:D:751:GLU:HA	3:D:754:ASP:OD2	1.77	0.84

Continued on next page...

Continued from previous page...

Atom-1	Atom-2	Interatomic distance (Å)	Clash overlap (Å)
3:D:875:ARG:HA	3:D:878:VAL:CG2	2.07	0.84
5:F:475:VAL:HA	5:F:478:ARG:CB	2.06	0.84
1:A:218:LEU:HD22	1:A:219:PHE:CE1	2.11	0.84
1:B:51:VAL:HA	1:B:140:VAL:HA	1.58	0.84
1:B:51:VAL:HG12	1:B:52:THR:H	1.42	0.84
1:B:53:SER:CA	1:B:164:VAL:HG22	2.05	0.84
1:B:107:ALA:CB	1:B:121:PRO:HA	2.07	0.84
2:C:386:GLN:H	2:C:389:ILE:HD12	1.41	0.84
2:C:483:MET:N	2:C:501:SER:OG	2.10	0.84
2:C:792:ILE:HA	2:C:847:VAL:CG1	2.08	0.84
2:C:1092:LYS:NZ	3:D:424:TYR:HB2	1.92	0.84
3:D:30:LYS:HB3	3:D:32:GLU:CD	1.97	0.84
3:D:50:LYS:HA	3:D:80:VAL:HG13	1.59	0.84
3:D:340:LEU:CA	3:D:343:LEU:HG	2.07	0.84
3:D:570:SER:O	3:D:572:ARG:N	2.10	0.84
3:D:713:VAL:HA	3:D:716:LEU:HD12	1.56	0.84
3:D:849:TYR:O	3:D:853:THR:HG23	1.76	0.84
3:D:897:ILE:HD13	3:D:1128:ARG:HH22	1.43	0.84
3:D:936:VAL:HG12	3:D:938:VAL:O	1.78	0.84
3:D:981:ARG:HE	3:D:987:LYS:HA	1.41	0.84
3:D:1085:ARG:HD2	3:D:1113:GLU:OE2	1.76	0.84
3:D:1230:THR:O	3:D:1233:LEU:N	2.11	0.84
5:F:339:LYS:HB3	5:F:341:TYR:HE2	1.41	0.84
1:A:69:VAL:HG12	1:A:128:LEU:CD1	2.06	0.84
1:B:8:THR:H	1:B:24:GLU:H	1.25	0.84
1:B:14:LEU:CG	1:B:19:SER:HA	2.08	0.84
1:B:26:LEU:HB3	1:B:190:ASP:HB2	1.56	0.84
2:C:102:SER:CA	2:C:142:ASN:HB2	2.07	0.84
2:C:313:ARG:O	2:C:316:VAL:HB	1.77	0.84
2:C:707:CYS:O	2:C:713:MET:HA	1.77	0.84
2:C:721:VAL:HG23	2:C:915:ILE:C	1.98	0.84
2:C:723:ILE:HB	3:D:730:THR:HG22	1.57	0.84
2:C:781:LEU:O	2:C:783:ASP:N	2.10	0.84
3:D:338:SER:O	3:D:340:LEU:HB2	1.77	0.84
3:D:882:GLN:NE2	3:D:883:ASP:OD2	2.09	0.84
3:D:1062:TYR:HB2	3:D:1080:ILE:HB	1.59	0.84
3:D:1244:LYS:C	3:D:1245:LEU:HD23	1.98	0.84
5:F:294:HIS:O	5:F:297:GLU:HB2	1.76	0.84
5:F:489:LEU:HA	5:F:503:ILE:HG21	1.58	0.84
6:J:32:TYR:CG	6:J:64:LEU:HA	2.11	0.84
1:A:219:PHE:HB2	1:B:216:VAL:HG22	1.58	0.84

Continued on next page...

Continued from previous page...

Atom-1	Atom-2	Interatomic distance (Å)	Clash overlap (Å)
1:B:20:GLN:HA	1:B:195:ASP:HA	1.56	0.84
1:B:146:TYR:HE1	1:B:165:ASP:HB3	1.41	0.84
2:C:38:ARG:CG	2:C:973:SER:HB3	2.07	0.84
2:C:167:ILE:HG13	2:C:172:GLU:CB	2.07	0.84
2:C:192:ASP:OD1	2:C:197:LYS:N	2.10	0.84
2:C:544:ALA:N	2:C:580:ASP:OD2	2.08	0.84
3:D:49:GLU:HG2	3:D:88:ARG:NH1	1.92	0.84
3:D:435:GLN:OE1	3:D:435:GLN:N	2.11	0.84
3:D:549:ALA:O	3:D:553:ALA:CB	2.26	0.84
3:D:709:VAL:O	3:D:713:VAL:HG23	1.77	0.84
3:D:939:GLU:OE2	3:D:942:GLN:NE2	2.11	0.84
3:D:1029:PRO:HA	3:D:1032:GLN:OE1	1.76	0.84
3:D:1127:PRO:HB2	3:D:1131:GLN:NE2	1.91	0.84
4:E:80:GLY:HA2	4:E:82:LEU:HD23	1.59	0.84
5:F:315:MET:HB3	5:F:320:LEU:CD2	2.05	0.84
1:B:162:ILE:O	1:B:164:VAL:N	2.11	0.84
2:C:659:THR:CA	2:C:669:THR:HA	2.07	0.84
2:C:848:ILE:HB	2:C:872:TYR:HB2	1.56	0.84
2:C:868:LEU:HD22	2:C:869:VAL:N	1.92	0.84
2:C:1007:LYS:HA	2:C:1023:VAL:C	1.98	0.84
3:D:10:LEU:O	3:D:1242:SER:HA	1.77	0.84
3:D:134:TYR:CD1	3:D:255:ALA:HA	2.13	0.84
3:D:557:ILE:HD11	4:E:54:VAL:CG1	2.05	0.84
3:D:621:ALA:O	3:D:623:ASP:N	2.11	0.84
3:D:675:GLU:HB2	3:D:676:LEU:HD12	1.60	0.84
3:D:944:LEU:HA	3:D:948:GLU:HG2	1.58	0.84
5:F:248:GLU:HA	5:F:251:LYS:HB2	1.60	0.84
5:F:257:LEU:HB3	6:J:82:TRP:HE3	1.43	0.84
5:F:493:GLY:O	5:F:497:GLY:N	2.08	0.84
5:F:508:SER:HB2	5:F:515:ARG:HH22	1.42	0.84
1:A:86:SER:O	1:A:117:THR:N	2.07	0.84
1:B:211:ALA:O	1:B:214:THR:OG1	1.95	0.84
2:C:674:LYS:CD	2:C:685:ASN:HA	2.07	0.84
3:D:27:GLU:HB2	3:D:94:HIS:NE2	1.93	0.84
3:D:216:LEU:O	3:D:219:LEU:HB3	1.76	0.84
3:D:258:ALA:HA	3:D:261:ILE:HB	1.60	0.84
3:D:263:LYS:HA	3:D:266:GLU:CD	1.98	0.84
3:D:470:LYS:CA	3:D:473:LYS:HD3	2.07	0.84
3:D:525:HIS:CE1	3:D:527:LEU:HB2	2.12	0.84
3:D:756:VAL:HA	3:D:759:GLN:CD	1.98	0.84
3:D:1061:PHE:HA	3:D:1080:ILE:N	1.92	0.84

Continued on next page...

Continued from previous page...

Atom-1	Atom-2	Interatomic distance (Å)	Clash overlap (Å)
4:E:92:LEU:HD13	4:E:96:LEU:HD11	1.58	0.84
5:F:336:ASP:OD1	5:F:338:THR:OG1	1.94	0.84
1:B:23:ILE:N	1:B:192:LEU:HD23	1.92	0.84
1:B:62:GLU:OE2	1:B:66:VAL:HA	1.78	0.84
1:B:173:LYS:HB3	1:B:197:GLU:HB3	1.58	0.84
2:C:181:ARG:HH11	2:C:181:ARG:CB	1.89	0.84
2:C:236:VAL:HG11	2:C:277:ILE:HD11	1.57	0.84
2:C:316:VAL:O	2:C:319:LYS:HB3	1.76	0.84
2:C:409:VAL:HG22	2:C:410:GLU:H	1.42	0.84
2:C:412:ILE:CA	2:C:416:THR:HG21	2.07	0.84
2:C:657:TYR:HB3	2:C:671:ARG:CZ	2.08	0.84
2:C:881:ASP:HA	2:C:895:ILE:HG22	1.58	0.84
2:C:881:ASP:CB	2:C:898:ILE:HG13	2.07	0.84
3:D:124:ASP:HA	3:D:127:LYS:CD	2.07	0.84
3:D:629:VAL:HG11	3:D:669:GLY:N	1.92	0.84
3:D:774:LEU:O	3:D:777:ILE:HB	1.76	0.84
3:D:1152:LYS:O	3:D:1155:GLU:N	2.09	0.84
3:D:1170:SER:OG	3:D:1175:PHE:N	2.09	0.84
5:F:492:ILE:O	5:F:495:VAL:N	2.10	0.84
2:C:167:ILE:HG22	2:C:171:THR:N	1.92	0.84
2:C:391:VAL:HG22	2:C:395:ARG:HG3	1.59	0.84
2:C:1082:ALA:CB	3:D:1257:LEU:HD21	2.07	0.84
2:C:1091:ILE:O	2:C:1093:SER:N	2.10	0.84
3:D:95:ILE:HB	3:D:317:VAL:CB	2.06	0.84
3:D:181:LEU:N	3:D:197:VAL:HG11	1.92	0.84
3:D:566:LEU:HD22	3:D:574:LEU:N	1.93	0.84
3:D:748:HIS:O	3:D:752:ARG:HG3	1.78	0.84
3:D:1265:ASN:HA	3:D:1268:ARG:HE	1.43	0.84
5:F:251:LYS:O	6:J:97:LEU:HD21	1.77	0.84
5:F:318:LEU:O	5:F:321:ILE:N	2.10	0.84
1:A:26:LEU:HB2	1:A:190:ASP:HB2	1.59	0.84
2:C:58:THR:HA	2:C:160:MET:HE1	1.58	0.84
2:C:84:GLY:O	2:C:86:LEU:N	2.11	0.84
2:C:232:GLN:HB3	2:C:233:PRO:HD2	1.59	0.84
2:C:238:LEU:HD23	2:C:248:ILE:HD11	1.58	0.84
2:C:441:ASP:OD1	2:C:680:HIS:NE2	2.09	0.84
2:C:534:ASP:HA	2:C:537:ASP:OD2	1.77	0.84
2:C:786:GLU:HG2	2:C:787:ARG:HG3	1.60	0.84
3:D:668:LEU:HD22	3:D:672:MET:HG3	1.59	0.84
3:D:822:GLY:O	3:D:836:VAL:N	2.09	0.84
3:D:857:ARG:CA	3:D:860:LEU:HD23	2.07	0.84

Continued on next page...

Continued from previous page...

Atom-1	Atom-2	Interatomic distance (Å)	Clash overlap (Å)
3:D:1063:LYS:HD2	3:D:1077:TYR:O	1.78	0.84
3:D:1260:ALA:HA	3:D:1264:ILE:HG12	1.58	0.84
6:J:39:GLU:O	6:J:41:GLU:N	2.11	0.84
1:A:65:THR:CG2	1:A:72:ASP:HA	2.07	0.84
1:A:107:ALA:HB3	1:A:122:GLY:C	1.97	0.84
2:C:94:SER:HB2	2:C:107:PHE:CD2	2.12	0.84
2:C:946:VAL:HG12	2:C:948:ALA:H	1.42	0.84
2:C:1008:ALA:O	2:C:1022:PRO:HA	1.77	0.84
3:D:134:TYR:HB2	3:D:235:ILE:CG2	2.08	0.84
3:D:261:ILE:HA	3:D:264:LEU:CD1	2.08	0.84
3:D:345:ARG:O	3:D:348:ILE:N	2.11	0.84
3:D:401:SER:OG	3:D:403:SER:HB2	1.76	0.84
3:D:432:VAL:HG22	3:D:433:GLY:H	1.40	0.84
3:D:545:LEU:O	3:D:547:LEU:HG	1.76	0.84
3:D:739:PRO:CB	3:D:789:LEU:HD13	2.06	0.84
3:D:741:ARG:HD3	3:D:744:GLU:CG	2.08	0.84
3:D:1052:ARG:HA	3:D:1104:HIS:CA	2.07	0.84
2:C:69:ARG:O	2:C:72:GLU:N	2.10	0.83
2:C:381:VAL:HA	2:C:384:LEU:HD12	1.60	0.83
2:C:518:LYS:O	2:C:525:SER:OG	1.94	0.83
2:C:653:VAL:HG12	2:C:658:ILE:HG21	1.59	0.83
2:C:660:VAL:HG11	2:C:670:TYR:CD2	2.11	0.83
2:C:704:ASP:HB3	2:C:708:THR:CB	2.08	0.83
2:C:938:TRP:NE1	2:C:1002:VAL:HG21	1.93	0.83
2:C:1017:GLU:HB3	2:C:1018:PRO:CD	2.07	0.83
2:C:1126:LYS:HZ2	3:D:92:MET:HG3	1.42	0.83
3:D:34:ILE:CA	3:D:41:PRO:HA	2.08	0.83
3:D:55:THR:CG2	6:J:12:GLY:HA3	2.08	0.83
3:D:162:VAL:HA	3:D:216:LEU:HD22	1.58	0.83
3:D:437:LYS:HB2	3:D:440:GLN:HG3	1.59	0.83
3:D:635:VAL:HG23	3:D:664:ALA:CB	2.08	0.83
4:E:46:ARG:NH2	4:E:100:HIS:O	2.11	0.83
4:E:49:SER:HB2	4:E:51:TYR:CD2	2.12	0.83
5:F:295:LEU:O	5:F:298:ALA:N	2.11	0.83
5:F:300:LEU:HA	5:F:303:VAL:CG2	2.08	0.83
1:A:93:VAL:O	1:A:140:VAL:N	2.12	0.83
1:A:211:ALA:O	1:A:215:LEU:HD23	1.77	0.83
2:C:174:VAL:H	2:C:438:GLN:N	1.76	0.83
2:C:737:LEU:HA	2:C:915:ILE:HG21	1.60	0.83
2:C:737:LEU:CD2	2:C:915:ILE:HD13	2.07	0.83
3:D:9:GLU:HB3	3:D:1243:ASP:O	1.78	0.83

Continued on next page...

Continued from previous page...

Atom-1	Atom-2	Interatomic distance (Å)	Clash overlap (Å)
3:D:121:ALA:HB1	3:D:124:ASP:OD2	1.78	0.83
3:D:527:LEU:HB3	3:D:575:ALA:HB1	1.61	0.83
3:D:1065:THR:HG22	3:D:1074:GLU:OE1	1.78	0.83
5:F:439:ILE:HD12	6:J:6:LEU:HD12	1.57	0.83
1:A:56:ILE:HB	1:A:59:VAL:HG11	1.60	0.83
1:A:65:THR:HG22	1:A:73:VAL:N	1.93	0.83
2:C:33:PRO:HB2	2:C:700:GLN:CG	2.08	0.83
2:C:254:PHE:H	2:C:255:SER:C	1.82	0.83
2:C:321:GLY:HA2	2:C:324:VAL:HG11	1.59	0.83
2:C:516:TYR:CD2	2:C:531:LEU:HD12	2.12	0.83
2:C:630:MET:O	2:C:634:ALA:N	2.09	0.83
2:C:846:LYS:N	2:C:873:VAL:HG13	1.93	0.83
2:C:930:GLN:O	2:C:934:THR:OG1	1.94	0.83
2:C:1124:LEU:HB3	2:C:1125:LEU:CD1	2.07	0.83
3:D:278:ARG:O	3:D:282:ARG:HG2	1.77	0.83
3:D:364:GLU:CD	3:D:367:VAL:HB	1.98	0.83
3:D:595:ASP:N	3:D:598:GLU:OE1	2.11	0.83
3:D:838:SER:HB2	3:D:844:LEU:HD11	1.60	0.83
3:D:933:ALA:O	3:D:935:ASN:N	2.11	0.83
3:D:1209:GLY:O	3:D:1213:ALA:N	2.11	0.83
3:D:1234:THR:HG23	3:D:1235:ASP:H	1.42	0.83
3:D:1275:THR:H	4:E:104:LEU:HA	1.39	0.83
5:F:364:ARG:HB2	5:F:367:ARG:CA	2.09	0.83
1:A:91:GLU:HB2	1:A:92:PRO:HD2	1.59	0.83
2:C:134:PHE:HD1	2:C:153:PHE:HA	1.41	0.83
2:C:225:ARG:HD2	2:C:229:LYS:H	1.42	0.83
2:C:274:LEU:HD21	2:C:292:ALA:CA	2.08	0.83
2:C:507:ASN:HB3	2:C:511:PHE:H	1.43	0.83
2:C:1011:PHE:HB3	2:C:1016:GLY:O	1.77	0.83
2:C:1076:MET:HE1	2:C:1084:THR:HB	1.60	0.83
2:C:1123:VAL:HG12	2:C:1127:GLU:HG3	1.61	0.83
2:C:1124:LEU:HG	2:C:1125:LEU:H	1.43	0.83
3:D:28:VAL:CB	3:D:44:ASP:HA	2.06	0.83
3:D:128:ILE:HA	3:D:256:MET:HE3	1.60	0.83
3:D:887:ARG:H	3:D:974:VAL:H	1.26	0.83
3:D:1121:VAL:O	3:D:1125:GLN:HB3	1.77	0.83
3:D:1208:MET:O	3:D:1213:ALA:HB2	1.77	0.83
5:F:463:VAL:HA	5:F:466:THR:CG2	2.07	0.83
6:J:53:THR:CA	6:J:63:THR:HA	2.07	0.83
1:A:75:GLU:HA	1:A:78:LEU:CD1	2.08	0.83
1:A:87:SER:OG	1:A:115:GLY:O	1.96	0.83

Continued on next page...

Continued from previous page...

Atom-1	Atom-2	Interatomic distance (Å)	Clash overlap (Å)
1:A:98:ARG:CD	1:A:135:GLU:HG2	2.08	0.83
1:B:200:ASN:OD1	1:B:201:SER:N	2.12	0.83
2:C:312:GLY:O	2:C:315:LYS:N	2.12	0.83
2:C:588:SER:O	2:C:592:ALA:N	2.09	0.83
3:D:113:ARG:HA	3:D:116:TYR:CB	2.07	0.83
3:D:277:LEU:O	3:D:280:VAL:HB	1.79	0.83
3:D:438:LEU:HD11	3:D:562:SER:N	1.92	0.83
3:D:497:LEU:HB2	3:D:544:HIS:N	1.93	0.83
3:D:874:THR:C	3:D:877:LEU:HB2	1.98	0.83
3:D:1052:ARG:NH2	3:D:1102:GLY:HA2	1.93	0.83
5:F:322:GLN:HA	5:F:325:ASN:HD22	1.41	0.83
5:F:415:GLN:HA	5:F:418:ARG:NH1	1.94	0.83
6:J:79:ARG:NH2	6:J:87:GLU:HB2	1.93	0.83
1:A:47:PRO:HB2	1:A:142:ARG:NH2	1.94	0.83
1:A:73:VAL:O	1:A:77:ILE:HG12	1.78	0.83
1:A:86:SER:OG	1:A:117:THR:HG23	1.79	0.83
1:A:177:LYS:CG	1:A:193:ILE:HD11	2.09	0.83
1:B:57:ASP:OD2	1:B:134:LEU:HG	1.78	0.83
2:C:203:LYS:HA	2:C:213:GLU:CG	2.08	0.83
2:C:433:THR:O	2:C:435:GLN:N	2.10	0.83
2:C:473:ARG:CB	2:C:495:GLY:HA3	2.08	0.83
2:C:695:ARG:NH1	2:C:696:VAL:O	2.11	0.83
2:C:747:LEU:HB3	2:C:1032:LYS:HZ1	1.41	0.83
2:C:940:ALA:O	2:C:942:SER:N	2.11	0.83
3:D:438:LEU:HG	3:D:439:HIS:H	1.39	0.83
3:D:448:ALA:CA	3:D:451:LEU:HB2	2.08	0.83
3:D:758:LYS:O	3:D:761:GLN:HB3	1.77	0.83
3:D:889:HIS:HA	3:D:976:ALA:CB	2.08	0.83
5:F:315:MET:HB3	5:F:320:LEU:HD23	1.58	0.83
1:A:208:LEU:O	1:A:211:ALA:HB3	1.78	0.83
1:B:162:ILE:HG23	1:B:163:PRO:HD2	1.58	0.83
2:C:604:ARG:O	2:C:607:MET:HB2	1.79	0.83
2:C:1090:THR:HG1	2:C:1091:ILE:H	1.26	0.83
3:D:235:ILE:HD13	3:D:241:TYR:CE1	2.13	0.83
3:D:354:LEU:CD1	3:D:367:VAL:HA	2.08	0.83
3:D:610:GLY:O	3:D:634:LYS:N	2.09	0.83
3:D:1045:PRO:HB2	3:D:1111:LEU:CB	2.08	0.83
3:D:1117:ASP:OD2	3:D:1120:GLU:N	2.10	0.83
4:E:40:ILE:N	4:E:43:LEU:HD12	1.94	0.83
5:F:338:THR:OG1	6:J:89:ARG:NH1	2.12	0.83
6:J:32:TYR:OH	6:J:50:ILE:HG22	1.79	0.83

Continued on next page...

Continued from previous page...

Atom-1	Atom-2	Interatomic distance (Å)	Clash overlap (Å)
6:J:79:ARG:HH21	6:J:84:MET:HA	1.43	0.83
1:A:120:ASN:O	1:A:122:GLY:N	2.12	0.83
1:B:108:GLY:H	1:B:121:PRO:HA	1.40	0.83
2:C:391:VAL:O	2:C:394:SER:HB2	1.79	0.83
2:C:540:VAL:CG1	2:C:576:VAL:HG22	2.09	0.83
2:C:720:LEU:HA	2:C:1026:GLY:O	1.79	0.83
2:C:902:GLU:HG2	2:C:903:ASP:N	1.93	0.83
2:C:945:LYS:HG3	2:C:965:GLU:HB3	1.60	0.83
2:C:1126:LYS:NZ	3:D:92:MET:HG3	1.94	0.83
3:D:32:GLU:HB2	3:D:45:GLY:HA3	1.59	0.83
3:D:33:THR:HA	3:D:46:LEU:O	1.79	0.83
3:D:448:ALA:HA	3:D:451:LEU:CB	2.08	0.83
3:D:573:PRO:HD3	3:D:698:ASN:ND2	1.94	0.83
3:D:1195:ALA:O	3:D:1198:GLY:N	2.12	0.83
3:D:1250:GLU:CA	3:D:1253:ILE:HD12	2.09	0.83
1:A:9:LEU:HA	1:A:23:ILE:CD1	2.07	0.83
1:A:75:GLU:HA	1:A:78:LEU:HD12	1.61	0.83
1:B:65:THR:HG22	1:B:66:VAL:H	1.41	0.83
2:C:214:PHE:CZ	2:C:234:VAL:HG12	2.14	0.83
2:C:597:LEU:HD11	3:D:849:TYR:CE2	2.13	0.83
2:C:621:SER:OG	2:C:709:ASP:HA	1.78	0.83
3:D:873:LEU:HD21	3:D:1028:LEU:HD13	1.60	0.83
3:D:958:THR:O	3:D:959:GLN:HG3	1.78	0.83
3:D:1235:ASP:N	3:D:1238:ILE:HD12	1.93	0.83
4:E:33:LEU:HB2	4:E:36:THR:CG2	2.09	0.83
1:A:54:ILE:CB	1:A:138:LEU:HA	2.08	0.83
1:A:97:LEU:HB2	1:A:110:ILE:CG1	2.08	0.83
1:A:136:VAL:CG1	1:A:138:LEU:HD11	2.06	0.83
1:B:32:TYR:CD1	2:C:1014:ARG:HD3	2.14	0.83
1:B:46:ILE:HG22	1:B:170:PRO:HD2	1.61	0.83
1:B:49:ALA:CB	1:B:142:ARG:HG2	2.08	0.83
2:C:274:LEU:CD2	2:C:292:ALA:HA	2.08	0.83
2:C:732:GLU:OE2	3:D:535:ASP:HA	1.79	0.83
3:D:64:LYS:HB2	3:D:77:ARG:NH1	1.94	0.83
3:D:113:ARG:O	3:D:115:GLY:N	2.12	0.83
3:D:710:ALA:HA	3:D:713:VAL:HB	1.61	0.83
3:D:997:ILE:HG22	3:D:998:VAL:H	1.44	0.83
3:D:1167:ILE:O	3:D:1177:PRO:HA	1.78	0.83
4:E:32:PRO:C	4:E:33:LEU:HD12	1.98	0.83
1:A:171:VAL:O	1:A:199:LYS:HG3	1.79	0.82
2:C:96:ILE:HG13	2:C:105:LEU:HD23	1.60	0.82

Continued on next page...

Continued from previous page...

Atom-1	Atom-2	Interatomic distance (Å)	Clash overlap (Å)
2:C:334:THR:O	2:C:338:VAL:HG23	1.78	0.82
2:C:841:HIS:O	2:C:843:GLU:HG3	1.79	0.82
2:C:945:LYS:CA	2:C:965:GLU:HA	2.02	0.82
2:C:1097:VAL:O	2:C:1100:VAL:N	2.12	0.82
2:C:1103:TYR:HA	2:C:1106:ILE:CD1	2.08	0.82
3:D:78:CYS:O	3:D:80:VAL:HG23	1.79	0.82
3:D:243:GLU:O	3:D:247:ARG:HB3	1.78	0.82
3:D:913:ASP:OD1	3:D:915:TYR:N	2.12	0.82
3:D:1269:ASN:HB2	4:E:109:GLY:O	1.78	0.82
5:F:405:ILE:HD12	5:F:409:LYS:HG2	1.61	0.82
1:A:21:PHE:CB	1:A:194:LEU:HB2	2.09	0.82
1:A:221:LEU:HG	1:A:222:ALA:N	1.94	0.82
2:C:144:THR:HG23	2:C:146:GLU:HG3	1.60	0.82
2:C:339:VAL:CA	2:C:342:ILE:HD12	2.08	0.82
2:C:532:THR:O	2:C:534:ASP:N	2.11	0.82
2:C:608:GLY:HA2	2:C:611:MET:SD	2.19	0.82
2:C:704:ASP:HB3	2:C:708:THR:HB	1.59	0.82
2:C:749:SER:O	2:C:876:LYS:HA	1.78	0.82
2:C:985:LEU:O	2:C:988:LEU:HB2	1.79	0.82
2:C:1068:PHE:CZ	2:C:1072:GLU:HB3	2.14	0.82
3:D:125:LEU:HA	3:D:128:ILE:HD12	1.60	0.82
3:D:412:ARG:O	3:D:415:GLN:HB3	1.77	0.82
3:D:631:ALA:C	3:D:667:THR:HG22	1.99	0.82
3:D:691:LYS:O	3:D:694:ALA:N	2.11	0.82
4:E:46:ARG:NH2	4:E:102:ASP:OD2	2.11	0.82
4:E:52:ALA:O	4:E:55:ILE:N	2.10	0.82
5:F:260:THR:O	5:F:264:THR:N	2.10	0.82
5:F:379:LEU:HD13	5:F:413:ILE:HG21	1.61	0.82
5:F:429:ASP:O	5:F:431:GLY:HA3	1.78	0.82
2:C:560:LEU:HD23	2:C:570:TYR:CA	2.08	0.82
2:C:767:GLU:HB3	2:C:805:LYS:NZ	1.94	0.82
3:D:580:ASP:O	3:D:583:THR:HG22	1.78	0.82
3:D:725:THR:OG1	3:D:726:ARG:NH1	2.11	0.82
3:D:1228:GLU:HG3	3:D:1229:THR:N	1.95	0.82
4:E:64:ILE:HG23	4:E:81:PRO:HG3	1.59	0.82
5:F:228:VAL:HG12	5:F:232:LEU:CG	2.09	0.82
5:F:510:THR:HA	5:F:513:LYS:HG3	1.62	0.82
1:A:144:ARG:CA	1:A:168:TYR:HB2	2.09	0.82
1:A:174:VAL:HA	1:A:196:VAL:HG22	1.61	0.82
1:B:78:LEU:HD12	1:B:79:ASN:N	1.93	0.82
1:B:185:GLN:O	1:B:187:THR:N	2.13	0.82

Continued on next page...

Continued from previous page...

Atom-1	Atom-2	Interatomic distance (Å)	Clash overlap (Å)
2:C:248:ILE:HG22	2:C:252:PHE:HB2	1.60	0.82
2:C:422:PRO:O	2:C:425:ALA:HB3	1.80	0.82
2:C:515:PRO:HA	2:C:529:VAL:C	2.00	0.82
2:C:657:TYR:HA	2:C:671:ARG:CA	2.10	0.82
2:C:861:LEU:HD13	2:C:865:VAL:HB	1.60	0.82
2:C:1007:LYS:HA	2:C:1023:VAL:O	1.77	0.82
2:C:1051:MET:CE	5:F:441:ASP:HB2	2.08	0.82
2:C:1111:ASN:HD21	4:E:65:ASN:HB3	1.45	0.82
3:D:62:CYS:O	3:D:64:LYS:N	2.12	0.82
3:D:133:ALA:H	3:D:256:MET:HE1	1.43	0.82
3:D:672:MET:HA	3:D:675:GLU:OE1	1.80	0.82
3:D:1085:ARG:HE	3:D:1085:ARG:H	1.25	0.82
3:D:1161:MET:HA	3:D:1208:MET:CG	2.10	0.82
3:D:1220:TRP:HE1	3:D:1243:ASP:HB2	1.44	0.82
1:A:97:LEU:HB2	1:A:110:ILE:HG23	1.60	0.82
1:A:99:LYS:HE2	1:A:100:GLN:O	1.79	0.82
1:A:213:LYS:HD2	1:B:231:GLY:N	1.94	0.82
2:C:232:GLN:O	5:F:203:VAL:HB	1.79	0.82
2:C:602:ALA:O	2:C:605:ALA:HB3	1.79	0.82
2:C:961:ASP:O	2:C:963:LEU:N	2.12	0.82
3:D:181:LEU:HG	3:D:197:VAL:CG1	2.09	0.82
3:D:1207:LEU:HD13	3:D:1208:MET:N	1.95	0.82
3:D:1254:ILE:CD1	3:D:1256:LYS:HB3	2.05	0.82
4:E:106:HIS:O	4:E:107:THR:OG1	1.97	0.82
5:F:456:LEU:HA	5:F:526:TYR:CZ	2.14	0.82
6:J:32:TYR:HB3	6:J:63:THR:O	1.80	0.82
6:J:52:GLY:HA2	6:J:64:LEU:CD1	2.08	0.82
1:B:20:GLN:HB2	1:B:195:ASP:HB2	1.59	0.82
1:B:79:ASN:OD1	1:B:125:ILE:HD12	1.78	0.82
2:C:344:TYR:OH	2:C:366:GLU:O	1.96	0.82
2:C:381:VAL:O	2:C:384:LEU:N	2.12	0.82
2:C:389:ILE:O	2:C:392:GLY:N	2.12	0.82
2:C:641:VAL:HG13	2:C:703:ALA:O	1.78	0.82
2:C:884:LYS:HG3	2:C:893:GLY:C	1.99	0.82
2:C:1106:ILE:O	2:C:1109:GLY:N	2.12	0.82
3:D:140:ASP:HB2	3:D:251:TYR:HB3	1.62	0.82
3:D:166:ARG:HG2	3:D:212:ALA:CB	2.09	0.82
3:D:348:ILE:O	3:D:352:ASN:HB2	1.79	0.82
3:D:429:VAL:N	3:D:540:GLN:HG2	1.94	0.82
3:D:565:ILE:HG22	3:D:566:LEU:CG	2.06	0.82
3:D:669:GLY:HA2	3:D:672:MET:CE	2.10	0.82

Continued on next page...

Continued from previous page...

Atom-1	Atom-2	Interatomic distance (Å)	Clash overlap (Å)
3:D:1046:ILE:HA	3:D:1110:GLN:HA	1.61	0.82
3:D:1229:THR:CA	3:D:1232:VAL:HB	2.09	0.82
4:E:89:GLU:OE2	4:E:94:ILE:N	2.11	0.82
1:A:118:VAL:CB	1:A:121:PRO:HG3	2.07	0.82
1:A:152:ASN:OD1	1:A:157:ALA:N	2.12	0.82
1:B:11:GLU:HG2	1:B:21:PHE:HE1	1.44	0.82
1:B:105:VAL:HB	1:B:126:ALA:HB3	1.61	0.82
2:C:131:ALA:H	2:C:159:MET:HE2	1.42	0.82
2:C:233:PRO:HG2	2:C:236:VAL:HB	1.61	0.82
2:C:595:PRO:HG2	2:C:596:PHE:CE2	2.14	0.82
2:C:1119:GLU:HA	2:C:1122:LYS:HD3	1.60	0.82
3:D:128:ILE:HG21	3:D:261:ILE:HD11	1.60	0.82
3:D:698:ASN:O	3:D:702:GLU:HG3	1.80	0.82
3:D:799:ILE:O	3:D:802:ILE:HB	1.80	0.82
4:E:60:ARG:O	4:E:63:GLN:N	2.12	0.82
5:F:509:LYS:O	5:F:512:SER:OG	1.98	0.82
6:J:86:LEU:HD11	6:J:91:ILE:CD1	2.09	0.82
1:A:57:ASP:O	1:A:59:VAL:HG22	1.80	0.82
1:A:77:ILE:HA	1:A:80:LEU:CD1	2.09	0.82
1:A:137:GLU:HG3	1:A:161:ARG:NH1	1.94	0.82
2:C:809:LYS:HE3	2:C:832:VAL:O	1.80	0.82
3:D:456:VAL:HA	3:D:459:ARG:CB	2.10	0.82
3:D:633:ILE:N	3:D:666:THR:O	2.12	0.82
3:D:696:ILE:O	3:D:699:ASP:N	2.13	0.82
3:D:1185:GLU:OE1	3:D:1186:PHE:N	2.11	0.82
3:D:1222:SER:OG	3:D:1249:LYS:NZ	2.11	0.82
3:D:1231:ARG:HD2	3:D:1232:VAL:N	1.95	0.82
3:D:1251:ASN:O	3:D:1255:GLY:N	2.12	0.82
4:E:56:TYR:CE1	4:E:106:HIS:HB3	2.14	0.82
5:F:231:TYR:CE2	5:F:235:ILE:HG21	2.15	0.82
5:F:258:TYR:HD2	6:J:98:LEU:HD13	1.43	0.82
6:J:31:ARG:HG2	6:J:41:GLU:CB	2.09	0.82
1:A:10:SER:OG	1:A:22:VAL:O	1.96	0.82
1:A:17:ASN:ND2	1:A:198:THR:O	2.13	0.82
1:A:179:ASP:OD2	1:A:193:ILE:HD13	1.79	0.82
2:C:165:THR:HB	2:C:172:GLU:OE1	1.80	0.82
2:C:443:ASN:OD1	2:C:444:ASN:N	2.13	0.82
2:C:723:ILE:HG13	2:C:1024:THR:HB	1.61	0.82
2:C:936:LEU:O	2:C:939:CYS:HB2	1.79	0.82
3:D:293:LEU:O	3:D:296:LEU:HB3	1.80	0.82
3:D:348:ILE:HG13	3:D:352:ASN:ND2	1.94	0.82

Continued on next page...

Continued from previous page...

Atom-1	Atom-2	Interatomic distance (Å)	Clash overlap (Å)
3:D:685:ASN:OD1	3:D:686:LYS:N	2.12	0.82
3:D:982:SER:HB3	3:D:985:THR:CG2	2.08	0.82
3:D:1190:ASN:HA	3:D:1199:GLU:OE2	1.79	0.82
5:F:502:ARG:HA	5:F:505:GLN:NE2	1.93	0.82
1:B:146:TYR:CZ	1:B:148:PRO:HA	2.14	0.82
2:C:103:MET:SD	2:C:404:MET:HB3	2.19	0.82
2:C:106:SER:N	2:C:138:GLU:O	2.12	0.82
2:C:138:GLU:HA	2:C:148:LYS:O	1.80	0.82
2:C:201:SER:HB2	2:C:215:ASP:HA	1.61	0.82
2:C:258:MET:HA	2:C:261:THR:HG23	1.59	0.82
2:C:601:ASP:OD1	2:C:603:ASN:N	2.13	0.82
2:C:1039:ASP:C	2:C:1040:LYS:HD2	1.99	0.82
3:D:406:LEU:HG	3:D:412:ARG:HB2	1.61	0.82
3:D:699:ASP:O	3:D:702:GLU:HB2	1.80	0.82
3:D:886:VAL:HA	3:D:974:VAL:HG22	1.60	0.82
3:D:1045:PRO:HB2	3:D:1111:LEU:HD22	1.60	0.82
4:E:39:PRO:O	4:E:43:LEU:HG	1.78	0.82
1:A:145:GLY:N	1:A:168:TYR:O	2.11	0.81
1:A:172:LEU:N	1:A:198:THR:HA	1.95	0.81
1:B:34:LEU:HD12	1:B:35:GLY:N	1.93	0.81
1:B:39:ARG:O	1:B:43:LEU:HB2	1.75	0.81
2:C:70:TRP:CZ2	2:C:82:PRO:HB2	2.15	0.81
2:C:275:LEU:O	2:C:279:ARG:HD3	1.80	0.81
2:C:453:ARG:NH2	2:C:501:SER:O	2.13	0.81
2:C:518:LYS:HA	2:C:578:TYR:HA	1.62	0.81
2:C:610:ASN:O	2:C:613:ARG:HG2	1.80	0.81
2:C:687:CYS:SG	2:C:704:ASP:HB2	2.19	0.81
2:C:1067:ARG:NH1	3:D:418:LEU:O	2.13	0.81
2:C:1095:ASP:OD2	2:C:1098:GLY:N	2.13	0.81
3:D:349:ASN:HB3	3:D:353:ARG:HH22	1.45	0.81
3:D:431:VAL:HA	3:D:536:PHE:CE1	2.15	0.81
3:D:439:HIS:O	3:D:512:PHE:HB3	1.80	0.81
5:F:423:LEU:HA	5:F:435:LEU:CD1	2.10	0.81
5:F:461:GLN:HA	5:F:464:LEU:HB2	1.60	0.81
1:B:36:ASN:O	1:B:39:ARG:HB3	1.80	0.81
1:B:47:PRO:HA	1:B:144:ARG:HA	1.61	0.81
1:B:89:GLU:O	1:B:91:GLU:HG2	1.80	0.81
2:C:387:ASN:HA	2:C:390:ARG:NH1	1.94	0.81
2:C:1011:PHE:CD1	2:C:1018:PRO:HA	2.15	0.81
2:C:1071:MET:HG2	2:C:1074:TRP:CZ3	2.15	0.81
3:D:636:ARG:HA	3:D:663:MET:C	2.01	0.81

Continued on next page...

Continued from previous page...

Atom-1	Atom-2	Interatomic distance (Å)	Clash overlap (Å)
3:D:668:LEU:HD22	3:D:672:MET:CG	2.10	0.81
3:D:1140:GLU:O	3:D:1143:ARG:HB2	1.79	0.81
3:D:1189:GLU:O	3:D:1192:ARG:HG2	1.79	0.81
4:E:67:TYR:CD2	4:E:81:PRO:HD3	2.16	0.81
5:F:426:THR:HA	5:F:434:GLN:HA	1.62	0.81
5:F:513:LYS:O	5:F:516:HIS:HB3	1.78	0.81
5:F:513:LYS:O	5:F:519:ARG:HG3	1.80	0.81
1:A:9:LEU:HD11	1:B:225:LEU:CD1	2.09	0.81
1:A:97:LEU:HD21	1:A:109:ASP:OD2	1.81	0.81
1:A:105:VAL:HB	1:A:126:ALA:HB3	1.60	0.81
1:B:97:LEU:HB2	1:B:110:ILE:HB	1.62	0.81
1:B:172:LEU:N	1:B:197:GLU:O	2.12	0.81
2:C:72:GLU:O	2:C:75:ALA:HB3	1.80	0.81
2:C:83:VAL:HB	2:C:87:GLU:CD	2.00	0.81
2:C:128:THR:CB	2:C:169:ASN:H	1.92	0.81
2:C:419:ASN:OD1	2:C:421:ARG:HD3	1.80	0.81
2:C:720:LEU:CG	2:C:721:VAL:H	1.91	0.81
2:C:731:TYR:OH	3:D:579:LEU:HD12	1.80	0.81
2:C:807:THR:HG23	2:C:835:THR:HG21	1.61	0.81
2:C:883:ASP:O	2:C:895:ILE:N	2.13	0.81
2:C:1103:TYR:O	2:C:1107:VAL:HG23	1.80	0.81
2:C:1110:GLU:O	2:C:1112:ILE:N	2.12	0.81
3:D:73:ILE:O	3:D:81:GLU:HA	1.80	0.81
3:D:494:HIS:CE1	3:D:546:PRO:HG2	2.16	0.81
3:D:616:ALA:N	3:D:619:ILE:HD12	1.94	0.81
3:D:699:ASP:HA	3:D:702:GLU:OE1	1.80	0.81
3:D:717:LYS:NZ	3:D:718:ASP:OD1	2.12	0.81
3:D:925:LEU:N	3:D:944:LEU:HD11	1.95	0.81
3:D:1152:LYS:HA	3:D:1155:GLU:CD	2.00	0.81
3:D:1248:LEU:HD12	3:D:1249:LYS:N	1.95	0.81
5:F:278:ARG:HD2	5:F:281:MET:SD	2.20	0.81
5:F:282:MET:O	5:F:286:ARG:NH1	2.13	0.81
6:J:16:TYR:O	6:J:18:THR:N	2.13	0.81
6:J:31:ARG:HB2	6:J:65:ILE:CG2	2.10	0.81
1:A:206:ASP:O	1:A:209:ALA:HB3	1.81	0.81
1:B:21:PHE:CB	1:B:194:LEU:HB2	2.10	0.81
2:C:197:LYS:HZ2	2:C:218:LYS:HG2	1.44	0.81
2:C:494:ILE:O	2:C:496:LEU:HG	1.79	0.81
2:C:659:THR:CG2	2:C:669:THR:HG22	2.10	0.81
2:C:961:ASP:OD1	2:C:964:LEU:HD21	1.80	0.81
3:D:29:LYS:HG2	3:D:44:ASP:CG	2.00	0.81

Continued on next page...

Continued from previous page...

Atom-1	Atom-2	Interatomic distance (Å)	Clash overlap (Å)
3:D:124:ASP:OD1	3:D:127:LYS:NZ	2.11	0.81
3:D:641:ARG:HA	3:D:657:GLN:CG	2.10	0.81
3:D:1153:HIS:O	3:D:1157:ILE:HG12	1.80	0.81
4:E:98:GLU:HA	4:E:101:ALA:CB	2.06	0.81
5:F:423:LEU:HD12	5:F:435:LEU:HD22	1.63	0.81
2:C:556:GLU:OE2	2:C:559:VAL:HG22	1.80	0.81
2:C:740:ARG:HG2	2:C:744:GLU:CD	2.01	0.81
2:C:779:GLU:HA	2:C:782:ALA:CB	2.03	0.81
2:C:812:THR:O	2:C:813:GLU:HG3	1.81	0.81
2:C:848:ILE:HD12	2:C:873:VAL:N	1.94	0.81
3:D:382:PHE:CA	3:D:402:LEU:HD12	2.08	0.81
3:D:578:ARG:O	3:D:582:VAL:N	2.11	0.81
3:D:945:GLY:O	3:D:948:GLU:HB2	1.81	0.81
3:D:1171:GLY:HA3	3:D:1200:PRO:HG2	1.60	0.81
1:A:62:GLU:HG3	1:A:73:VAL:HG12	1.63	0.81
1:A:207:ALA:O	1:A:210:SER:N	2.13	0.81
1:A:213:LYS:CE	1:B:229:ALA:HB3	2.10	0.81
1:B:70:LYS:HG3	1:B:129:ASN:HD21	1.45	0.81
1:B:172:LEU:HD13	1:B:198:THR:C	2.00	0.81
2:C:94:SER:HB2	2:C:107:PHE:CE2	2.16	0.81
2:C:548:ILE:HG23	2:C:553:ARG:N	1.94	0.81
2:C:597:LEU:O	2:C:599:HIS:N	2.13	0.81
2:C:631:GLU:O	2:C:635:ALA:N	2.12	0.81
2:C:907:LEU:HG	2:C:911:THR:HB	1.61	0.81
2:C:1111:ASN:ND2	4:E:65:ASN:HB3	1.95	0.81
3:D:114:LEU:HD21	3:D:312:MET:CE	2.10	0.81
3:D:148:LEU:O	3:D:152:GLU:HG3	1.80	0.81
3:D:510:GLN:HG2	3:D:559:MET:HB3	1.61	0.81
3:D:526:PRO:O	3:D:529:CYS:N	2.13	0.81
3:D:1276:GLU:OE2	3:D:1280:ALA:N	2.13	0.81
5:F:317:PHE:O	5:F:320:LEU:HB2	1.79	0.81
6:J:91:ILE:HA	6:J:94:LEU:CD1	2.10	0.81
1:A:103:GLY:N	1:A:128:LEU:O	2.14	0.81
1:A:177:LYS:NZ	1:A:178:VAL:O	2.14	0.81
1:A:214:THR:OG1	1:B:232:ILE:N	2.14	0.81
1:B:62:GLU:O	1:B:64:THR:N	2.12	0.81
2:C:124:ASP:O	2:C:851:ARG:NH2	2.14	0.81
2:C:489:PRO:HB2	2:C:493:ASN:C	2.01	0.81
2:C:721:VAL:HG23	2:C:915:ILE:HG13	1.61	0.81
2:C:929:GLY:O	2:C:932:LEU:N	2.13	0.81
2:C:1079:TYR:CZ	3:D:506:ARG:HD3	2.16	0.81

Continued on next page...

Continued from previous page...

Atom-1	Atom-2	Interatomic distance (Å)	Clash overlap (Å)
3:D:581:MET:SD	3:D:581:MET:N	2.52	0.81
3:D:776:GLU:HA	3:D:779:LYS:HD2	1.61	0.81
3:D:962:VAL:O	3:D:964:SER:N	2.14	0.81
4:E:50:LYS:HA	4:E:53:LEU:HD22	1.61	0.81
5:F:250:ALA:O	5:F:254:GLU:CB	2.29	0.81
5:F:400:ALA:O	5:F:405:ILE:N	2.13	0.81
6:J:53:THR:HG22	6:J:63:THR:CB	2.11	0.81
1:A:9:LEU:CA	1:A:23:ILE:HG12	2.09	0.81
1:A:78:LEU:CD2	1:A:81:LYS:HD2	2.11	0.81
1:A:97:LEU:CB	1:A:110:ILE:HG12	2.10	0.81
1:A:152:ASN:HB2	1:A:163:PRO:CG	2.10	0.81
1:B:60:LEU:HD21	1:B:159:ILE:O	1.81	0.81
1:B:79:ASN:CG	1:B:125:ILE:HD12	2.01	0.81
1:B:146:TYR:HB2	1:B:167:ILE:HG23	1.63	0.81
2:C:235:THR:CA	2:C:238:LEU:HB3	2.02	0.81
2:C:805:LYS:HG2	2:C:806:VAL:N	1.94	0.81
2:C:816:PRO:HB2	5:F:481:LEU:CD2	2.10	0.81
2:C:930:GLN:HA	2:C:933:GLU:CD	1.99	0.81
2:C:1067:ARG:HG3	3:D:420:LYS:HA	1.60	0.81
2:C:1097:VAL:C	2:C:1101:LYS:HG2	2.02	0.81
3:D:5:ASN:HB3	3:D:6:PHE:CE2	2.15	0.81
3:D:41:PRO:HB3	3:D:47:PHE:HB2	1.62	0.81
3:D:89:ARG:HG3	3:D:324:LEU:CD2	2.11	0.81
3:D:354:LEU:HD11	3:D:367:VAL:CA	2.11	0.81
3:D:712:THR:HA	3:D:715:LYS:HE3	1.60	0.81
3:D:989:VAL:HG22	3:D:993:GLU:HG3	1.63	0.81
3:D:1063:LYS:N	3:D:1080:ILE:HD12	1.96	0.81
3:D:1161:MET:CA	3:D:1208:MET:HG2	2.10	0.81
5:F:378:LYS:O	5:F:382:ILE:HG12	1.81	0.81
5:F:399:LEU:O	5:F:403:MET:N	2.13	0.81
1:A:219:PHE:HB3	1:A:222:ALA:HB3	1.63	0.81
1:B:50:ALA:CB	1:B:166:SER:HB3	2.10	0.81
1:B:98:ARG:HD3	1:B:133:LYS:NZ	1.96	0.81
2:C:77:ARG:HG3	2:C:79:ASP:OD2	1.80	0.81
2:C:435:GLN:CG	2:C:436:LEU:HD12	2.11	0.81
2:C:456:SER:HB3	2:C:497:ILE:HG12	1.62	0.81
2:C:561:VAL:HG13	2:C:563:ARG:NE	1.94	0.81
2:C:563:ARG:HH22	2:C:571:VAL:HB	1.46	0.81
2:C:724:MET:CE	3:D:725:THR:HA	2.11	0.81
2:C:793:GLY:HA2	2:C:846:LYS:HB3	1.60	0.81
2:C:906:PHE:C	2:C:1010:LEU:HD13	2.00	0.81

Continued on next page...

Continued from previous page...

Atom-1	Atom-2	Interatomic distance (Å)	Clash overlap (Å)
2:C:943:GLY:HA2	2:C:966:ALA:HB3	1.63	0.81
2:C:1066:GLN:OE1	2:C:1067:ARG:N	2.14	0.81
3:D:49:GLU:OE2	3:D:55:THR:OG1	1.99	0.81
3:D:101:VAL:HG13	3:D:375:GLN:OE1	1.81	0.81
3:D:102:THR:CA	3:D:314:LEU:HD13	2.10	0.81
3:D:137:THR:HG23	3:D:253:THR:OG1	1.81	0.81
3:D:326:PRO:O	3:D:337:THR:HA	1.81	0.81
3:D:467:GLN:HB2	5:F:525:ASP:OD2	1.80	0.81
3:D:608:GLU:O	3:D:609:THR:OG1	1.98	0.81
3:D:788:ALA:O	3:D:791:GLU:HB3	1.80	0.81
3:D:801:THR:CA	3:D:804:ASP:HB2	2.10	0.81
4:E:42:GLU:O	4:E:45:ASP:N	2.14	0.81
5:F:228:VAL:HG12	5:F:232:LEU:CD1	2.10	0.81
1:A:205:ARG:O	1:A:208:LEU:HB3	1.81	0.81
1:B:8:THR:C	1:B:23:ILE:HG23	2.02	0.81
2:C:96:ILE:HD11	2:C:107:PHE:CZ	2.16	0.81
2:C:109:ASP:O	2:C:135:VAL:HG22	1.81	0.81
2:C:240:ALA:HA	2:C:270:THR:CB	2.11	0.81
2:C:249:VAL:O	2:C:253:GLY:N	2.14	0.81
2:C:348:LEU:HB2	2:C:365:VAL:HG11	1.60	0.81
2:C:603:ASN:O	2:C:607:MET:HG3	1.79	0.81
2:C:1076:MET:O	2:C:1080:GLY:N	2.13	0.81
3:D:417:LEU:HD21	3:D:1252:VAL:HG11	1.62	0.81
3:D:468:ASN:ND2	3:D:470:LYS:HB3	1.96	0.81
3:D:487:LEU:O	3:D:491:ILE:HG13	1.80	0.81
4:E:40:ILE:O	4:E:44:LEU:HG	1.81	0.81
5:F:407:PRO:O	5:F:410:VAL:HG12	1.81	0.81
6:J:55:LEU:HA	6:J:61:GLU:HG2	1.60	0.81
1:A:106:THR:CA	1:A:124:HIS:HA	2.11	0.80
2:C:187:PHE:CD1	2:C:202:VAL:HB	2.16	0.80
2:C:239:LYS:O	2:C:242:GLY:N	2.13	0.80
2:C:740:ARG:HG2	2:C:744:GLU:OE2	1.81	0.80
2:C:1074:TRP:HA	2:C:1077:GLN:OE1	1.80	0.80
3:D:438:LEU:O	3:D:440:GLN:N	2.14	0.80
3:D:468:ASN:OD1	3:D:471:SER:N	2.13	0.80
3:D:642:PRO:HB3	3:D:662:TRP:CE3	2.16	0.80
3:D:894:GLU:HG2	3:D:940:ARG:NH1	1.95	0.80
5:F:348:THR:HA	5:F:351:ILE:CB	2.10	0.80
5:F:353:GLN:O	5:F:356:THR:OG1	1.99	0.80
5:F:439:ILE:HG21	6:J:8:GLY:H	1.45	0.80
5:F:448:VAL:C	5:F:451:VAL:HB	2.00	0.80

Continued on next page...

Continued from previous page...

Atom-1	Atom-2	Interatomic distance (Å)	Clash overlap (Å)
2:C:38:ARG:HA	2:C:971:ILE:CG2	2.11	0.80
2:C:721:VAL:CG2	2:C:915:ILE:HG13	2.11	0.80
2:C:794:ALA:HB3	2:C:847:VAL:HG23	1.61	0.80
2:C:952:VAL:HG11	2:C:957:ALA:HB2	1.63	0.80
2:C:963:LEU:HD23	2:C:965:GLU:N	1.96	0.80
2:C:1068:PHE:N	3:D:420:LYS:O	2.15	0.80
2:C:1081:ALA:HB3	2:C:1084:THR:HG21	1.61	0.80
3:D:48:CYS:HB3	3:D:51:ILE:HG12	1.61	0.80
3:D:58:TRP:HD1	3:D:82:VAL:HG22	1.43	0.80
3:D:193:ALA:HA	3:D:196:LYS:HD2	1.64	0.80
3:D:211:ARG:HD3	3:D:214:ARG:NE	1.96	0.80
3:D:343:LEU:CA	3:D:346:ARG:HD3	2.11	0.80
3:D:668:LEU:HD21	3:D:675:GLU:OE2	1.81	0.80
3:D:760:PHE:O	3:D:763:GLY:N	2.14	0.80
3:D:899:VAL:HG13	3:D:900:GLU:OE1	1.80	0.80
3:D:1249:LYS:O	3:D:1252:VAL:HB	1.81	0.80
3:D:1273:GLN:NE2	3:D:1274:PRO:O	2.15	0.80
5:F:373:VAL:HG12	5:F:377:ASN:HD21	1.45	0.80
1:A:34:LEU:HA	1:A:37:SER:CB	2.11	0.80
1:A:55:ARG:HG3	1:A:59:VAL:CG2	2.11	0.80
1:A:75:GLU:HG3	1:A:79:ASN:HD21	1.45	0.80
1:A:129:ASN:HD21	1:A:131:LYS:HD2	1.46	0.80
1:B:76:ILE:C	1:B:80:LEU:HG	2.02	0.80
1:B:76:ILE:HG22	1:B:80:LEU:CG	2.11	0.80
2:C:201:SER:OG	2:C:214:PHE:O	1.98	0.80
2:C:266:ASN:OD1	2:C:267:THR:N	2.14	0.80
2:C:293:GLN:O	2:C:296:LEU:HB2	1.82	0.80
2:C:487:GLU:HA	2:C:606:LEU:CG	2.11	0.80
2:C:588:SER:O	2:C:591:THR:HB	1.82	0.80
2:C:657:TYR:HA	2:C:671:ARG:HA	1.64	0.80
2:C:662:HIS:HB2	2:C:666:THR:C	2.01	0.80
2:C:888:ARG:O	2:C:890:GLY:N	2.14	0.80
2:C:1088:LEU:HA	2:C:1091:ILE:CG1	2.11	0.80
3:D:35:ASN:HB3	3:D:38:THR:CG2	2.05	0.80
3:D:374:LEU:HD12	3:D:377:SER:OG	1.80	0.80
3:D:471:SER:HA	3:D:474:ARG:NH2	1.96	0.80
3:D:481:PRO:HA	3:D:484:TRP:HD1	1.45	0.80
3:D:885:ILE:HG13	3:D:887:ARG:NH2	1.97	0.80
3:D:948:GLU:N	3:D:948:GLU:OE1	2.14	0.80
3:D:1266:ARG:HD3	4:E:108:GLU:OE2	1.81	0.80
4:E:84:GLU:N	4:E:84:GLU:OE1	2.14	0.80

Continued on next page...

Continued from previous page...

Atom-1	Atom-2	Interatomic distance (Å)	Clash overlap (Å)
6:J:10:ARG:NH2	6:J:11:LEU:O	2.13	0.80
6:J:41:GLU:O	6:J:43:PRO:HD3	1.80	0.80
2:C:271:ASP:O	2:C:275:LEU:HG	1.82	0.80
2:C:514:THR:HB	2:C:516:TYR:OH	1.82	0.80
2:C:598:GLU:N	2:C:598:GLU:OE1	2.15	0.80
2:C:750:ILE:CG2	2:C:875:GLN:H	1.93	0.80
3:D:35:ASN:O	3:D:39:LEU:N	2.14	0.80
3:D:64:LYS:HE2	3:D:65:TYR:CE2	2.16	0.80
3:D:106:TYR:C	3:D:112:SER:HB2	2.02	0.80
3:D:217:ASP:O	3:D:220:GLU:N	2.14	0.80
3:D:975:CYS:SG	3:D:978:CYS:N	2.49	0.80
5:F:490:ASP:HB2	5:F:500:ARG:HD2	1.64	0.80
1:B:54:ILE:O	1:B:162:ILE:N	2.12	0.80
2:C:295:LEU:HD12	2:C:298:ASN:CB	2.11	0.80
2:C:517:ARG:HB3	2:C:524:VAL:HG11	1.63	0.80
2:C:558:ARG:HD2	2:C:572:PRO:HB3	1.61	0.80
2:C:617:PRO:HG3	2:C:707:CYS:SG	2.22	0.80
2:C:1088:LEU:HA	2:C:1091:ILE:HG12	1.64	0.80
3:D:221:ASP:OD1	3:D:225:THR:OG1	1.98	0.80
3:D:436:LEU:CD1	3:D:525:HIS:HA	2.12	0.80
3:D:687:GLN:HG2	3:D:688:MET:H	1.45	0.80
3:D:1048:ASP:O	3:D:1107:VAL:HA	1.82	0.80
3:D:1160:GLN:HA	3:D:1163:ARG:HD2	1.61	0.80
5:F:318:LEU:HA	5:F:321:ILE:CD1	2.05	0.80
5:F:326:LEU:HD23	5:F:329:ILE:CD1	2.11	0.80
5:F:489:LEU:CB	5:F:500:ARG:HG3	2.09	0.80
1:A:78:LEU:HD22	1:A:81:LYS:HD2	1.64	0.80
1:A:85:VAL:HG23	1:A:118:VAL:N	1.96	0.80
1:B:173:LYS:HG2	1:B:174:VAL:N	1.96	0.80
2:C:113:ASP:OD2	2:C:132:PRO:HB2	1.82	0.80
2:C:338:VAL:O	2:C:342:ILE:HG13	1.81	0.80
2:C:378:LEU:HD12	2:C:379:ARG:H	1.46	0.80
2:C:1008:ALA:O	2:C:1023:VAL:N	2.15	0.80
2:C:1076:MET:O	2:C:1079:TYR:N	2.14	0.80
2:C:1078:ALA:CB	3:D:506:ARG:HB2	2.12	0.80
2:C:1114:GLU:HG2	2:C:1115:PRO:HD2	1.63	0.80
3:D:30:LYS:N	3:D:44:ASP:O	2.14	0.80
3:D:119:ASP:C	3:D:120:LEU:HD12	2.01	0.80
3:D:510:GLN:CB	3:D:559:MET:HB3	2.10	0.80
3:D:813:GLN:O	3:D:817:LEU:HB2	1.82	0.80
3:D:886:VAL:HG21	3:D:993:GLU:HG2	1.64	0.80

Continued on next page...

Continued from previous page...

Atom-1	Atom-2	Interatomic distance (Å)	Clash overlap (Å)
3:D:1122:LEU:CD1	3:D:1126:GLY:HA2	2.10	0.80
5:F:475:VAL:HA	5:F:478:ARG:HB3	1.64	0.80
2:C:310:ARG:CA	2:C:313:ARG:HB3	2.12	0.80
2:C:355:MET:C	2:C:362:GLU:HB2	2.02	0.80
2:C:424:VAL:O	2:C:428:LYS:CB	2.22	0.80
2:C:490:GLU:HA	2:C:494:ILE:HG13	1.64	0.80
2:C:625:LEU:O	2:C:972:VAL:HG22	1.81	0.80
2:C:649:VAL:O	2:C:661:MET:HB3	1.81	0.80
2:C:963:LEU:O	2:C:965:GLU:HG3	1.82	0.80
2:C:1078:ALA:O	3:D:506:ARG:NH1	2.15	0.80
2:C:1121:PHE:O	2:C:1124:LEU:HB3	1.82	0.80
2:C:1124:LEU:HG	2:C:1128:LEU:HD11	1.63	0.80
3:D:59:GLU:HA	3:D:65:TYR:O	1.82	0.80
3:D:812:THR:OG1	3:D:813:GLN:N	2.12	0.80
3:D:1150:HIS:HD1	3:D:1152:LYS:HG2	1.46	0.80
3:D:1169:ASP:N	3:D:1202:ALA:HB3	1.97	0.80
4:E:76:LEU:CD1	4:E:77:GLU:HG3	2.12	0.80
2:C:487:GLU:HA	2:C:606:LEU:CD1	2.12	0.80
2:C:579:MET:HG2	2:C:580:ASP:CG	2.02	0.80
2:C:943:GLY:CA	2:C:968:PRO:HA	2.12	0.80
2:C:986:GLN:O	2:C:989:LEU:HB3	1.82	0.80
2:C:1085:LEU:HA	2:C:1088:LEU:HD12	1.64	0.80
3:D:134:TYR:HB2	3:D:235:ILE:CB	2.12	0.80
3:D:242:ARG:HA	3:D:245:VAL:HB	1.62	0.80
3:D:327:MET:CA	3:D:337:THR:HB	2.12	0.80
3:D:346:ARG:O	3:D:350:ARG:HG3	1.81	0.80
3:D:354:LEU:O	3:D:357:LEU:HB3	1.82	0.80
3:D:641:ARG:HG3	3:D:642:PRO:HD2	1.62	0.80
3:D:697:ILE:HA	3:D:700:LEU:HD12	1.63	0.80
3:D:1051:GLY:N	3:D:1069:ASP:HB2	1.97	0.80
3:D:1204:ARG:O	3:D:1206:VAL:HG23	1.80	0.80
5:F:459:GLN:O	5:F:462:SER:HB3	1.82	0.80
5:F:502:ARG:CZ	5:F:506:ILE:HD11	2.11	0.80
1:A:27:GLU:O	1:A:29:GLY:N	2.15	0.80
1:A:36:ASN:HA	1:A:39:ARG:CB	2.10	0.80
1:B:55:ARG:CB	1:B:161:ARG:HD2	2.10	0.80
1:B:94:THR:N	1:B:139:VAL:HG22	1.96	0.80
2:C:195:THR:HG21	2:C:197:LYS:CE	2.12	0.80
2:C:346:VAL:HG13	2:C:347:ARG:H	1.47	0.80
2:C:884:LYS:HA	2:C:895:ILE:HG13	1.64	0.80
2:C:1085:LEU:HA	2:C:1088:LEU:CD1	2.12	0.80

Continued on next page...

Continued from previous page...

Atom-1	Atom-2	Interatomic distance (Å)	Clash overlap (Å)
3:D:86:LYS:HG3	3:D:87:VAL:N	1.93	0.80
3:D:453:LYS:HE2	3:D:454:PRO:HD3	1.64	0.80
3:D:645:GLU:O	3:D:648:ALA:HB3	1.82	0.80
3:D:673:PHE:O	3:D:676:LEU:N	2.12	0.80
3:D:912:ARG:CG	3:D:916:ILE:HD12	2.11	0.80
3:D:966:LEU:HD21	3:D:1155:GLU:O	1.82	0.80
3:D:1157:ILE:HA	3:D:1160:GLN:CG	2.12	0.80
4:E:61:ALA:HA	4:E:64:ILE:CD1	2.12	0.80
6:J:34:THR:OG1	6:J:38:GLU:N	2.14	0.80
1:A:30:PHE:O	1:A:33:THR:OG1	1.99	0.80
1:A:77:ILE:O	1:A:80:LEU:HB2	1.82	0.80
1:A:110:ILE:HG22	1:A:111:VAL:N	1.97	0.80
1:A:114:ALA:O	1:A:116:VAL:HG13	1.82	0.80
1:B:202:ILE:HB	1:B:206:ASP:OD2	1.81	0.80
2:C:184:GLY:H	2:C:205:ILE:CG1	1.95	0.80
2:C:657:TYR:HA	2:C:671:ARG:C	2.01	0.80
2:C:729:HIS:HB2	2:C:736:ILE:CG2	2.12	0.80
2:C:736:ILE:O	2:C:915:ILE:HB	1.81	0.80
2:C:794:ALA:O	2:C:846:LYS:HA	1.81	0.80
2:C:957:ALA:O	2:C:958:ARG:HB2	1.80	0.80
2:C:1136:GLU:C	3:D:10:LEU:HD12	2.01	0.80
3:D:109:GLY:C	3:D:112:SER:HB3	2.02	0.80
3:D:155:MET:O	3:D:159:ARG:HG2	1.80	0.80
3:D:668:LEU:HA	3:D:671:VAL:HB	1.61	0.80
3:D:742:LYS:HD3	3:D:743:LYS:N	1.97	0.80
3:D:1068:PRO:HG2	3:D:1071:GLY:O	1.82	0.80
3:D:1089:PHE:CE1	3:D:1099:LEU:HA	2.17	0.80
5:F:514:LEU:HA	5:F:519:ARG:CG	2.12	0.80
1:A:27:GLU:OE2	1:B:144:ARG:NH2	2.13	0.79
1:A:72:ASP:C	1:A:76:ILE:HD12	2.02	0.79
1:B:46:ILE:HD13	1:B:171:VAL:HG21	1.64	0.79
1:B:54:ILE:CD1	1:B:138:LEU:HG	2.11	0.79
1:B:158:GLU:OE2	1:B:159:ILE:HG12	1.82	0.79
2:C:152:VAL:O	2:C:154:MET:HE2	1.81	0.79
2:C:408:ASP:O	2:C:412:ILE:HD13	1.82	0.79
2:C:783:ASP:C	2:C:790:VAL:HG12	2.02	0.79
2:C:884:LYS:NZ	2:C:892:LYS:HD2	1.96	0.79
2:C:906:PHE:HB2	2:C:910:GLY:O	1.82	0.79
2:C:1128:LEU:CA	2:C:1133:LEU:HD12	2.12	0.79
3:D:88:ARG:HB3	3:D:322:PRO:HG2	1.62	0.79
3:D:412:ARG:HA	3:D:415:GLN:CB	2.12	0.79

Continued on next page...

Continued from previous page...

Atom-1	Atom-2	Interatomic distance (Å)	Clash overlap (Å)
3:D:566:LEU:CG	3:D:573:PRO:HA	2.12	0.79
3:D:613:SER:HA	3:D:636:ARG:HD3	1.64	0.79
3:D:756:VAL:O	3:D:759:GLN:N	2.14	0.79
3:D:888:GLU:OE2	3:D:970:THR:HG22	1.82	0.79
3:D:1055:LEU:O	3:D:1056:GLU:HG3	1.81	0.79
3:D:1170:SER:CA	3:D:1173:THR:HG22	2.11	0.79
3:D:1274:PRO:HA	4:E:104:LEU:HB2	1.63	0.79
1:A:15:THR:OG1	1:A:18:ARG:HD3	1.82	0.79
1:A:91:GLU:HG3	1:A:93:VAL:N	1.97	0.79
1:A:169:SER:O	1:A:171:VAL:N	2.14	0.79
1:B:93:VAL:O	1:B:139:VAL:HA	1.82	0.79
1:B:216:VAL:HA	1:B:219:PHE:HD2	1.47	0.79
2:C:40:SER:HA	2:C:973:SER:C	2.02	0.79
2:C:61:PHE:O	2:C:65:ILE:N	2.14	0.79
2:C:208:ARG:HH21	2:C:307:ASP:HB3	1.47	0.79
2:C:230:ARG:HA	5:F:205:ASP:OD2	1.83	0.79
2:C:314:TYR:OH	2:C:318:LYS:NZ	2.14	0.79
2:C:609:ALA:O	2:C:612:GLN:HB2	1.82	0.79
2:C:933:GLU:O	2:C:936:LEU:HB3	1.82	0.79
3:D:9:GLU:HA	3:D:1245:LEU:HD22	1.63	0.79
3:D:106:TYR:HB3	3:D:114:LEU:HG	1.62	0.79
3:D:281:ILE:CB	3:D:289:LYS:HE3	2.11	0.79
3:D:336:ALA:HB1	5:F:423:LEU:HB2	1.63	0.79
3:D:579:LEU:O	3:D:583:THR:N	2.14	0.79
3:D:587:TYR:CE2	3:D:727:SER:HA	2.16	0.79
3:D:902:ALA:HB1	3:D:911:ILE:O	1.82	0.79
4:E:59:LYS:O	4:E:63:GLN:HG3	1.81	0.79
4:E:73:GLU:OE2	4:E:75:ILE:HA	1.82	0.79
5:F:276:ALA:O	5:F:279:ARG:HG3	1.82	0.79
1:A:38:LEU:O	1:A:41:THR:N	2.15	0.79
1:B:1:MET:O	1:B:233:GLU:N	2.15	0.79
1:B:67:PRO:O	1:B:69:VAL:HG22	1.82	0.79
2:C:302:LYS:O	2:C:306:TYR:N	2.15	0.79
2:C:385:ILE:HG22	2:C:389:ILE:CD1	2.12	0.79
2:C:1102:VAL:HG23	2:C:1112:ILE:HD12	1.63	0.79
3:D:174:ALA:O	3:D:178:GLU:HG3	1.82	0.79
3:D:275:GLU:N	3:D:278:ARG:HD3	1.97	0.79
3:D:470:LYS:CD	3:D:474:ARG:HB2	2.11	0.79
3:D:550:GLU:O	3:D:554:GLU:HG3	1.83	0.79
3:D:701:ALA:O	3:D:704:TYR:N	2.10	0.79
3:D:820:MET:HG2	3:D:822:GLY:N	1.95	0.79

Continued on next page...

Continued from previous page...

Atom-1	Atom-2	Interatomic distance (Å)	Clash overlap (Å)
3:D:901:LEU:CB	3:D:958:THR:HA	2.00	0.79
5:F:254:GLU:HA	5:F:257:LEU:HD13	1.64	0.79
5:F:516:HIS:CD2	5:F:519:ARG:H	2.00	0.79
1:A:1:MET:H1	1:B:141:GLU:HB2	1.47	0.79
1:A:55:ARG:NH2	1:A:158:GLU:HB2	1.97	0.79
1:A:56:ILE:HG22	1:A:57:ASP:N	1.97	0.79
1:A:70:LYS:N	1:A:71:GLU:OE1	2.15	0.79
1:B:84:VAL:HG21	1:B:200:ASN:HD21	1.48	0.79
1:B:212:GLY:O	1:B:216:VAL:HG23	1.82	0.79
1:B:213:LYS:NZ	1:B:217:GLU:OE2	2.13	0.79
2:C:37:ASN:O	2:C:971:ILE:HB	1.83	0.79
2:C:136:THR:OG1	2:C:151:THR:HA	1.82	0.79
2:C:386:GLN:N	2:C:389:ILE:HD12	1.97	0.79
2:C:677:ARG:HG3	2:C:752:ILE:HB	1.62	0.79
2:C:771:ARG:HB2	2:C:787:ARG:HA	1.64	0.79
2:C:939:CYS:O	2:C:942:SER:OG	2.01	0.79
2:C:1052:ILE:O	2:C:1054:GLN:NE2	2.15	0.79
2:C:1080:GLY:O	3:D:1262:THR:OG1	2.00	0.79
3:D:10:LEU:O	3:D:10:LEU:HG	1.82	0.79
3:D:126:GLU:OE1	3:D:127:LYS:N	2.15	0.79
3:D:145:HIS:CG	3:D:146:ASN:H	2.00	0.79
3:D:409:LYS:HA	3:D:414:ARG:CD	2.13	0.79
3:D:613:SER:HA	3:D:636:ARG:CD	2.12	0.79
3:D:620:MET:N	3:D:623:ASP:OD2	2.15	0.79
3:D:767:HIS:O	3:D:770:ARG:NE	2.16	0.79
3:D:816:THR:HA	3:D:821:LYS:HD2	1.64	0.79
3:D:865:LEU:O	3:D:868:ALA:N	2.14	0.79
3:D:999:ALA:CA	3:D:1002:SER:HB2	2.12	0.79
3:D:1088:VAL:HG13	3:D:1098:VAL:N	1.96	0.79
5:F:228:VAL:HG12	5:F:232:LEU:HD11	1.64	0.79
5:F:499:THR:OG1	5:F:502:ARG:N	2.11	0.79
6:J:20:ARG:NH1	6:J:23:ASP:OD2	2.15	0.79
1:B:65:THR:HG23	1:B:71:GLU:O	1.82	0.79
2:C:326:GLU:O	2:C:328:ILE:N	2.16	0.79
2:C:488:THR:HG21	2:C:494:ILE:HG23	1.62	0.79
2:C:821:LEU:CA	2:C:824:ILE:HD12	2.13	0.79
3:D:260:SER:O	3:D:264:LEU:HG	1.83	0.79
3:D:330:LEU:HD13	3:D:335:PHE:C	2.03	0.79
3:D:331:ASP:OD2	6:J:6:LEU:HD13	1.83	0.79
3:D:760:PHE:HA	3:D:764:ALA:CB	2.11	0.79
3:D:1248:LEU:O	3:D:1252:VAL:N	2.15	0.79

Continued on next page...

Continued from previous page...

Atom-1	Atom-2	Interatomic distance (Å)	Clash overlap (Å)
5:F:521:GLN:HA	5:F:524:ARG:CB	2.12	0.79
6:J:32:TYR:CE2	6:J:51:PRO:HG2	2.17	0.79
1:A:149:ALA:HA	1:A:164:VAL:O	1.81	0.79
1:B:34:LEU:CD1	1:B:35:GLY:H	1.93	0.79
2:C:310:ARG:HE	2:C:329:THR:HB	1.47	0.79
2:C:343:GLU:CA	2:C:346:VAL:HG12	2.10	0.79
2:C:443:ASN:OD1	2:C:447:SER:OG	1.99	0.79
2:C:486:ILE:CG2	2:C:606:LEU:HB2	2.13	0.79
2:C:855:ARG:HB2	2:C:861:LEU:CG	2.11	0.79
2:C:1039:ASP:CB	2:C:1040:LYS:HD2	2.12	0.79
2:C:1081:ALA:O	2:C:1084:THR:OG1	2.00	0.79
3:D:177:LEU:HD12	3:D:201:GLY:CA	2.11	0.79
3:D:325:ARG:HA	3:D:338:SER:OG	1.83	0.79
3:D:343:LEU:O	3:D:346:ARG:HB2	1.83	0.79
3:D:443:LEU:HD13	3:D:514:PRO:CG	2.13	0.79
3:D:474:ARG:O	3:D:477:GLU:HB2	1.82	0.79
3:D:643:PRO:HD3	3:D:683:PHE:CB	2.12	0.79
3:D:708:VAL:O	3:D:711:GLN:N	2.16	0.79
3:D:872:TYR:O	3:D:875:ARG:HB3	1.83	0.79
3:D:1117:ASP:OD2	3:D:1120:GLU:HG2	1.81	0.79
3:D:1192:ARG:O	3:D:1194:VAL:HG22	1.83	0.79
5:F:214:GLN:NE2	5:F:217:LYS:HE3	1.97	0.79
5:F:387:LEU:HA	5:F:392:ARG:O	1.82	0.79
5:F:452:SER:HA	5:F:455:LEU:HB2	1.64	0.79
6:J:27:ARG:HA	6:J:45:ALA:C	2.02	0.79
1:B:120:ASN:H	1:B:121:PRO:CD	1.93	0.79
2:C:185:VAL:CG1	2:C:204:VAL:HA	2.08	0.79
2:C:232:GLN:NE2	2:C:277:ILE:HG23	1.98	0.79
2:C:262:LEU:HD12	2:C:265:ASP:OD2	1.83	0.79
2:C:539:HIS:HB3	2:C:577:ASP:OD2	1.82	0.79
2:C:1084:THR:O	2:C:1088:LEU:HG	1.82	0.79
3:D:54:PRO:HB2	3:D:56:ARG:H	1.47	0.79
3:D:279:ASP:HA	3:D:282:ARG:CB	2.12	0.79
3:D:330:LEU:N	3:D:334:ARG:O	2.16	0.79
3:D:599:TYR:CD1	3:D:610:GLY:HA3	2.17	0.79
3:D:683:PHE:HE2	3:D:685:ASN:HB2	1.44	0.79
3:D:798:PRO:CA	3:D:801:THR:HB	2.12	0.79
3:D:889:HIS:HA	3:D:976:ALA:HB3	1.63	0.79
3:D:1062:TYR:CZ	3:D:1082:LYS:HA	2.17	0.79
3:D:1164:ARG:O	3:D:1206:VAL:HB	1.81	0.79
5:F:348:THR:CA	5:F:351:ILE:HB	2.12	0.79

Continued on next page...

Continued from previous page...

Atom-1	Atom-2	Interatomic distance (Å)	Clash overlap (Å)
5:F:499:THR:O	5:F:503:ILE:N	2.14	0.79
1:A:14:LEU:HD11	1:A:20:GLN:CG	2.09	0.79
1:A:73:VAL:O	1:A:76:ILE:HB	1.81	0.79
1:B:15:THR:HG22	1:B:18:ARG:HB3	1.65	0.79
1:B:56:ILE:CG2	1:B:134:LEU:HD21	2.13	0.79
1:B:136:VAL:HG12	1:B:138:LEU:CD1	2.12	0.79
2:C:70:TRP:NE1	2:C:74:ALA:HB2	1.98	0.79
2:C:298:ASN:HA	2:C:302:LYS:HB2	1.65	0.79
2:C:615:ALA:HB2	2:C:1031:MET:SD	2.23	0.79
2:C:627:GLY:O	2:C:973:SER:HA	1.83	0.79
2:C:668:ARG:CZ	2:C:670:TYR:HA	2.13	0.79
2:C:755:HIS:O	2:C:870:ARG:HA	1.83	0.79
2:C:773:ILE:HB	2:C:776:ILE:HG21	1.65	0.79
2:C:1074:TRP:O	2:C:1077:GLN:HB2	1.83	0.79
2:C:1085:LEU:CG	2:C:1089:LEU:HD11	2.12	0.79
3:D:445:LYS:O	3:D:449:LEU:CB	2.31	0.79
3:D:499:ASN:OD1	3:D:500:ARG:N	2.16	0.79
3:D:521:ALA:O	3:D:522:ILE:HG13	1.83	0.79
3:D:564:ASN:O	3:D:565:ILE:HD13	1.82	0.79
3:D:823:LEU:HD23	3:D:835:PRO:CG	2.09	0.79
3:D:847:LEU:N	3:D:850:PHE:HB3	1.98	0.79
3:D:1231:ARG:CA	3:D:1234:THR:HG22	2.12	0.79
5:F:386:LEU:HD23	5:F:390:LEU:HB2	1.65	0.79
5:F:460:LEU:CD1	5:F:523:LEU:HD13	2.12	0.79
5:F:489:LEU:HB3	5:F:500:ARG:HA	1.64	0.79
5:F:516:HIS:ND1	5:F:517:PRO:HD2	1.97	0.79
1:A:8:THR:HG23	1:A:24:GLU:O	1.83	0.79
1:A:131:LYS:O	1:A:133:LYS:N	2.15	0.79
1:B:93:VAL:N	1:B:139:VAL:HG13	1.97	0.79
1:B:143:GLY:O	1:B:168:TYR:HB3	1.81	0.79
2:C:141:ASN:O	2:C:145:GLY:HA2	1.82	0.79
2:C:442:GLN:CG	2:C:679:ASN:H	1.94	0.79
2:C:677:ARG:HA	2:C:752:ILE:HD12	1.64	0.79
2:C:822:ARG:NH1	2:C:829:ALA:HB2	1.98	0.79
2:C:1082:ALA:HB1	3:D:1257:LEU:CD1	2.13	0.79
2:C:1131:LEU:HB2	2:C:1133:LEU:CD1	2.13	0.79
3:D:52:PHE:CD2	3:D:322:PRO:HG3	2.18	0.79
3:D:75:CYS:SG	3:D:78:CYS:N	2.55	0.79
3:D:671:VAL:O	3:D:674:ASN:HB2	1.82	0.79
3:D:995:VAL:HA	3:D:998:VAL:HB	1.64	0.79
3:D:1031:VAL:HA	3:D:1034:LEU:HB2	1.64	0.79

Continued on next page...

Continued from previous page...

Atom-1	Atom-2	Interatomic distance (Å)	Clash overlap (Å)
5:F:281:MET:HG3	5:F:282:MET:N	1.97	0.79
5:F:510:THR:CG2	5:F:513:LYS:HD2	2.09	0.79
1:A:28:PRO:HD3	1:A:189:PHE:HA	1.64	0.79
2:C:150:GLN:O	2:C:152:VAL:HG23	1.83	0.79
2:C:236:VAL:HG13	2:C:273:ALA:CB	2.13	0.79
2:C:373:PHE:CE2	2:C:482:ARG:HD3	2.18	0.79
2:C:400:VAL:HG12	2:C:404:MET:CG	2.11	0.79
2:C:456:SER:HB3	2:C:497:ILE:CG2	2.12	0.79
2:C:479:HIS:O	2:C:482:ARG:HB2	1.83	0.79
2:C:618:LEU:HD22	2:C:748:THR:CA	2.13	0.79
2:C:725:PRO:N	2:C:918:ASN:HA	1.98	0.79
2:C:767:GLU:HA	2:C:807:THR:CG2	2.07	0.79
2:C:975:PRO:CB	2:C:978:ASP:HB3	2.12	0.79
3:D:134:TYR:HB2	3:D:235:ILE:HG21	1.64	0.79
3:D:263:LYS:HA	3:D:266:GLU:OE1	1.83	0.79
3:D:270:ILE:HD13	3:D:303:GLN:CA	2.14	0.79
3:D:336:ALA:HB1	5:F:423:LEU:N	1.97	0.79
3:D:354:LEU:HD11	3:D:367:VAL:HG22	1.64	0.79
3:D:368:ASN:O	3:D:371:LYS:HB2	1.81	0.79
3:D:493:GLU:OE2	4:E:35:ILE:N	2.16	0.79
3:D:576:MET:SD	3:D:694:ALA:HB2	2.23	0.79
3:D:656:TRP:HB2	3:D:658:PRO:HD2	1.63	0.79
3:D:685:ASN:O	3:D:688:MET:HE3	1.82	0.79
3:D:849:TYR:O	3:D:851:ILE:N	2.15	0.79
3:D:919:SER:HA	3:D:923:ARG:NH2	1.98	0.79
3:D:966:LEU:CD2	3:D:1159:ARG:HB2	2.13	0.79
3:D:1185:GLU:OE2	3:D:1189:GLU:HB2	1.81	0.79
3:D:1186:PHE:CA	3:D:1189:GLU:HB3	2.12	0.79
3:D:1220:TRP:CZ3	3:D:1221:LEU:HB3	2.17	0.79
4:E:94:ILE:HA	4:E:97:ARG:HD3	1.62	0.79
5:F:382:ILE:HA	5:F:385:GLU:CD	2.03	0.79
5:F:463:VAL:CG2	5:F:523:LEU:HD11	2.10	0.79
5:F:510:THR:HA	5:F:513:LYS:CG	2.13	0.79
5:F:524:ARG:O	5:F:527:LEU:N	2.12	0.79
2:C:46:GLU:OE2	2:C:582:SER:HA	1.83	0.78
2:C:264:LYS:HB3	5:F:202:PHE:CB	2.13	0.78
2:C:479:HIS:C	2:C:482:ARG:HD2	2.02	0.78
2:C:519:VAL:H	2:C:578:TYR:HA	1.48	0.78
2:C:748:THR:HG21	2:C:878:LYS:CE	2.13	0.78
2:C:765:GLY:HA3	2:C:808:PRO:HG2	1.65	0.78
2:C:794:ALA:N	2:C:847:VAL:H	1.79	0.78

Continued on next page...

Continued from previous page...

Atom-1	Atom-2	Interatomic distance (Å)	Clash overlap (Å)
2:C:881:ASP:O	2:C:883:ASP:N	2.16	0.78
2:C:1036:LEU:O	2:C:1039:ASP:HB2	1.83	0.78
3:D:134:TYR:HB2	3:D:235:ILE:HB	1.65	0.78
3:D:162:VAL:HG13	3:D:216:LEU:CB	2.13	0.78
3:D:345:ARG:C	3:D:348:ILE:HG22	2.04	0.78
3:D:366:ILE:O	3:D:369:ASN:HB3	1.82	0.78
3:D:673:PHE:O	3:D:677:LEU:HD13	1.83	0.78
3:D:770:ARG:O	3:D:774:LEU:HG	1.82	0.78
3:D:912:ARG:HG3	3:D:916:ILE:CD1	2.12	0.78
3:D:1066:ILE:HG23	3:D:1105:VAL:HG21	1.64	0.78
3:D:1155:GLU:O	3:D:1158:VAL:HB	1.83	0.78
3:D:1165:VAL:HG13	3:D:1183:ARG:CG	2.11	0.78
5:F:358:ALA:O	5:F:361:ASP:HB2	1.82	0.78
5:F:386:LEU:HD22	5:F:394:PRO:CG	2.13	0.78
2:C:161:THR:OG1	2:C:165:THR:N	2.16	0.78
2:C:559:VAL:CG2	2:C:573:SER:HB3	2.14	0.78
2:C:632:LEU:CA	2:C:635:ALA:HB3	2.06	0.78
2:C:741:LEU:O	2:C:745:ASP:N	2.16	0.78
2:C:985:LEU:HD23	2:C:988:LEU:HD12	1.66	0.78
2:C:1092:LYS:HZ1	3:D:424:TYR:HB2	1.47	0.78
3:D:35:ASN:OD1	3:D:37:ARG:N	2.15	0.78
3:D:85:ALA:O	3:D:87:VAL:HG22	1.81	0.78
3:D:445:LYS:HG3	3:D:446:LEU:H	1.47	0.78
3:D:486:VAL:O	3:D:489:GLU:N	2.16	0.78
3:D:741:ARG:HD2	3:D:742:LYS:N	1.98	0.78
3:D:1007:GLY:O	3:D:1009:GLN:N	2.17	0.78
3:D:1153:HIS:O	3:D:1156:VAL:HB	1.81	0.78
3:D:1220:TRP:HE1	3:D:1243:ASP:CB	1.96	0.78
1:A:9:LEU:HA	1:A:23:ILE:CG1	2.12	0.78
1:A:30:PHE:HZ	1:A:34:LEU:CB	1.92	0.78
1:B:73:VAL:HG12	1:B:77:ILE:CD1	2.13	0.78
2:C:98:ASP:CB	2:C:103:MET:HG2	2.14	0.78
2:C:222:VAL:HB	2:C:224:VAL:HG23	1.65	0.78
2:C:416:THR:O	2:C:417:LEU:HD23	1.82	0.78
2:C:449:LEU:HG	2:C:450:THR:N	1.99	0.78
2:C:778:ASP:O	2:C:781:LEU:N	2.16	0.78
2:C:852:VAL:HG22	2:C:867:GLU:OE2	1.83	0.78
3:D:102:THR:OG1	3:D:375:GLN:NE2	2.17	0.78
3:D:104:ILE:HG13	3:D:108:LYS:HB3	1.65	0.78
3:D:352:ASN:HB3	3:D:356:ARG:HH12	1.48	0.78
3:D:692:VAL:HG12	3:D:693:GLN:H	1.46	0.78

Continued on next page...

Continued from previous page...

Atom-1	Atom-2	Interatomic distance (Å)	Clash overlap (Å)
3:D:747:ASP:O	3:D:750:GLU:N	2.16	0.78
3:D:859:GLY:O	3:D:862:ASP:N	2.16	0.78
3:D:1046:ILE:HA	3:D:1111:LEU:H	1.48	0.78
3:D:1161:MET:SD	3:D:1207:LEU:HD21	2.23	0.78
5:F:204:TRP:HZ3	5:F:206:GLU:HA	1.47	0.78
5:F:217:LYS:O	5:F:220:GLU:HB3	1.84	0.78
5:F:231:TYR:O	5:F:234:GLN:HB3	1.84	0.78
1:A:40:ARG:HD3	1:B:33:THR:HA	1.66	0.78
1:A:180:ALA:CA	1:A:190:ASP:HA	2.13	0.78
1:B:38:LEU:HA	1:B:41:THR:HB	1.66	0.78
1:B:43:LEU:O	1:B:46:ILE:HD12	1.83	0.78
1:B:177:LYS:NZ	1:B:179:ASP:OD1	2.16	0.78
2:C:295:LEU:CA	2:C:298:ASN:HB2	2.12	0.78
2:C:335:GLU:O	2:C:338:VAL:HB	1.82	0.78
2:C:392:GLY:O	2:C:395:ARG:HB2	1.84	0.78
2:C:403:ARG:CB	2:C:407:GLN:HG2	2.13	0.78
2:C:425:ALA:HA	2:C:428:LYS:CE	2.13	0.78
2:C:432:GLY:O	2:C:433:THR:OG1	2.00	0.78
2:C:756:GLU:HG3	2:C:868:LEU:HD21	1.63	0.78
2:C:800:ASP:HB2	2:C:839:VAL:HG12	1.64	0.78
2:C:954:ASP:O	2:C:957:ALA:N	2.17	0.78
2:C:1012:ASP:HB3	2:C:1016:GLY:CA	2.14	0.78
3:D:213:GLN:CD	3:D:214:ARG:H	1.86	0.78
3:D:290:LEU:CA	3:D:293:LEU:HD13	2.13	0.78
3:D:423:ASP:HB3	3:D:424:TYR:CE2	2.18	0.78
3:D:445:LYS:HE3	3:D:517:VAL:O	1.83	0.78
3:D:669:GLY:O	3:D:672:MET:N	2.16	0.78
3:D:979:TYR:OH	3:D:982:SER:HA	1.83	0.78
3:D:1247:GLY:O	3:D:1248:LEU:HG	1.83	0.78
3:D:1273:GLN:OE1	3:D:1279:ARG:NH1	2.16	0.78
4:E:60:ARG:HD2	4:E:63:GLN:OE1	1.84	0.78
4:E:71:LEU:O	4:E:75:ILE:HD13	1.84	0.78
5:F:450:ALA:CA	5:F:453:PHE:HB3	2.13	0.78
6:J:20:ARG:HD2	6:J:22:HIS:CE1	2.18	0.78
1:A:102:PRO:HA	1:A:129:ASN:O	1.83	0.78
1:A:218:LEU:O	1:A:218:LEU:HD23	1.83	0.78
1:B:137:GLU:HB3	1:B:161:ARG:NH1	1.98	0.78
1:B:213:LYS:HG2	1:B:217:GLU:OE2	1.84	0.78
2:C:112:PHE:CE1	2:C:133:LEU:HB2	2.18	0.78
2:C:115:VAL:HA	2:C:116:LYS:NZ	1.97	0.78
2:C:115:VAL:HG11	2:C:129:TYR:CZ	2.18	0.78

Continued on next page...

Continued from previous page...

Atom-1	Atom-2	Interatomic distance (Å)	Clash overlap (Å)
2:C:232:GLN:HE21	2:C:280:LYS:HG3	1.46	0.78
2:C:413:THR:HG21	2:C:415:GLN:HB3	1.65	0.78
2:C:599:HIS:HA	3:D:840:PHE:HB3	1.66	0.78
2:C:855:ARG:H	2:C:861:LEU:HD23	1.48	0.78
3:D:75:CYS:O	3:D:79:GLY:N	2.16	0.78
3:D:140:ASP:OD2	3:D:143:MET:HB2	1.82	0.78
3:D:245:VAL:O	3:D:249:GLY:N	2.16	0.78
3:D:355:LYS:HA	3:D:358:ILE:CD1	2.13	0.78
3:D:527:LEU:HD22	3:D:575:ALA:CA	2.14	0.78
3:D:711:GLN:O	3:D:715:LYS:HG3	1.84	0.78
3:D:757:GLU:O	3:D:761:GLN:CB	2.31	0.78
3:D:1185:GLU:O	3:D:1188:ALA:N	2.16	0.78
5:F:498:VAL:CB	5:F:502:ARG:HG2	2.13	0.78
1:B:46:ILE:CG2	1:B:171:VAL:HG13	2.14	0.78
2:C:70:TRP:O	2:C:73:SER:N	2.16	0.78
2:C:160:MET:HG2	2:C:161:THR:N	1.98	0.78
2:C:237:LEU:O	2:C:240:ALA:HB3	1.84	0.78
2:C:644:ALA:HA	2:C:702:ILE:HD11	1.64	0.78
3:D:30:LYS:O	3:D:32:GLU:N	2.16	0.78
3:D:320:ILE:HG12	3:D:321:PRO:O	1.82	0.78
3:D:329:GLN:HA	3:D:335:PHE:CD1	2.19	0.78
3:D:689:HIS:HE2	3:D:806:GLY:HA3	1.47	0.78
3:D:924:THR:OG1	3:D:963:ARG:N	2.16	0.78
3:D:926:GLY:O	3:D:940:ARG:HG3	1.84	0.78
3:D:968:CYS:HA	3:D:978:CYS:SG	2.24	0.78
5:F:336:ASP:CB	5:F:339:LYS:HE2	2.12	0.78
5:F:426:THR:C	5:F:434:GLN:HA	2.04	0.78
5:F:523:LEU:O	5:F:526:TYR:HB2	1.84	0.78
1:A:99:LYS:HG3	1:A:132:GLY:O	1.84	0.78
1:A:186:ARG:NE	1:B:150:VAL:HB	1.99	0.78
1:B:12:ASP:HB3	1:B:20:GLN:C	2.04	0.78
1:B:25:PRO:O	1:B:26:LEU:HD23	1.83	0.78
1:B:26:LEU:HB2	1:B:190:ASP:C	2.03	0.78
1:B:168:TYR:O	1:B:170:PRO:HD3	1.84	0.78
2:C:161:THR:O	2:C:164:GLY:N	2.15	0.78
2:C:220:ASP:HB3	2:C:221:THR:CG2	2.13	0.78
2:C:222:VAL:O	2:C:231:ARG:NH1	2.16	0.78
2:C:264:LYS:O	5:F:202:PHE:N	2.17	0.78
2:C:518:LYS:HD2	2:C:529:VAL:CG2	2.13	0.78
2:C:809:LYS:HE3	2:C:833:ARG:HA	1.66	0.78
2:C:884:LYS:HZ3	2:C:892:LYS:HD2	1.49	0.78

Continued on next page...

Continued from previous page...

Atom-1	Atom-2	Interatomic distance (Å)	Clash overlap (Å)
3:D:275:GLU:CA	3:D:278:ARG:HB2	2.14	0.78
3:D:328:VAL:CG2	6:J:10:ARG:HA	2.14	0.78
3:D:689:HIS:CE1	3:D:691:LYS:HG3	2.18	0.78
3:D:741:ARG:HD2	3:D:742:LYS:H	1.49	0.78
3:D:741:ARG:O	3:D:743:LYS:N	2.17	0.78
3:D:927:THR:HG22	3:D:940:ARG:HH21	1.48	0.78
3:D:1055:LEU:HA	3:D:1064:ILE:HG23	1.64	0.78
5:F:280:ASP:O	5:F:284:ILE:HB	1.83	0.78
5:F:284:ILE:O	5:F:287:ASP:HB3	1.83	0.78
5:F:429:ASP:OD1	5:F:430:GLU:N	2.16	0.78
1:B:23:ILE:O	1:B:26:LEU:HD21	1.82	0.78
2:C:180:VAL:O	2:C:377:ARG:N	2.17	0.78
2:C:310:ARG:O	2:C:313:ARG:HB3	1.84	0.78
2:C:322:LEU:O	2:C:324:VAL:HG22	1.83	0.78
2:C:326:GLU:HB3	2:C:328:ILE:HG23	1.65	0.78
2:C:763:LYS:O	2:C:765:GLY:N	2.16	0.78
2:C:770:THR:N	2:C:804:GLY:O	2.17	0.78
2:C:986:GLN:O	2:C:989:LEU:N	2.17	0.78
3:D:292:ALA:O	3:D:295:ARG:N	2.17	0.78
3:D:296:LEU:O	3:D:299:VAL:HB	1.82	0.78
3:D:431:VAL:HG23	3:D:432:VAL:O	1.84	0.78
3:D:482:GLN:CD	3:D:482:GLN:H	1.87	0.78
3:D:524:LEU:HD21	3:D:528:VAL:HG23	1.66	0.78
3:D:595:ASP:OD1	3:D:596:THR:N	2.16	0.78
3:D:638:THR:HG22	3:D:661:ALA:HB2	1.63	0.78
3:D:873:LEU:HD13	3:D:1028:LEU:HD21	1.64	0.78
4:E:66:ASP:O	4:E:70:GLN:N	2.12	0.78
4:E:93:SER:HA	4:E:96:LEU:CD1	2.12	0.78
1:A:54:ILE:CG2	1:A:138:LEU:HA	2.14	0.78
1:A:75:GLU:HG3	1:A:79:ASN:ND2	1.98	0.78
1:A:136:VAL:HG13	1:A:138:LEU:CD1	2.11	0.78
1:B:21:PHE:O	1:B:194:LEU:N	2.16	0.78
2:C:85:GLY:O	2:C:86:LEU:HD23	1.84	0.78
2:C:133:LEU:HD22	2:C:154:MET:CB	2.13	0.78
2:C:243:TRP:HA	2:C:247:GLN:OE1	1.84	0.78
2:C:381:VAL:O	2:C:384:LEU:HG	1.84	0.78
2:C:424:VAL:HA	2:C:427:ILE:HB	1.64	0.78
2:C:541:VAL:HB	2:C:561:VAL:CG2	1.99	0.78
2:C:563:ARG:NE	2:C:569:GLU:HB3	1.98	0.78
2:C:650:ILE:HG22	2:C:651:GLU:H	1.47	0.78
2:C:756:GLU:CG	2:C:868:LEU:HD21	2.14	0.78

Continued on next page...

Continued from previous page...

Atom-1	Atom-2	Interatomic distance (Å)	Clash overlap (Å)
2:C:885:LEU:HB3	2:C:1030:ILE:CD1	2.13	0.78
2:C:1010:LEU:O	2:C:1011:PHE:HD1	1.67	0.78
2:C:1051:MET:SD	5:F:441:ASP:N	2.57	0.78
3:D:375:GLN:O	3:D:378:VAL:HB	1.83	0.78
3:D:447:MET:O	3:D:450:GLU:HB3	1.83	0.78
3:D:629:VAL:HG13	3:D:668:LEU:N	1.98	0.78
3:D:689:HIS:H	3:D:692:VAL:HG21	1.49	0.78
3:D:707:ILE:CG1	3:D:708:VAL:HG23	2.14	0.78
3:D:1231:ARG:O	3:D:1234:THR:N	2.17	0.78
3:D:1275:THR:N	4:E:103:LEU:O	2.14	0.78
5:F:453:PHE:O	5:F:457:GLN:CB	2.31	0.78
5:F:493:GLY:HA3	5:F:503:ILE:CD1	2.14	0.78
6:J:55:LEU:HA	6:J:61:GLU:CA	2.13	0.78
6:J:74:LYS:O	6:J:76:LYS:NZ	2.15	0.78
1:A:18:ARG:HD2	1:A:197:GLU:OE1	1.84	0.78
1:A:47:PRO:HB2	1:A:142:ARG:HH21	1.48	0.78
1:A:107:ALA:HB2	1:A:123:MET:HB3	1.64	0.78
1:A:218:LEU:C	1:A:221:LEU:HD21	2.04	0.78
2:C:160:MET:HG2	2:C:161:THR:H	1.48	0.78
2:C:518:LYS:HE2	2:C:527:GLU:OE1	1.84	0.78
2:C:779:GLU:CA	2:C:782:ALA:HB3	2.03	0.78
2:C:818:GLU:HA	2:C:821:LEU:HB3	1.66	0.78
2:C:886:ALA:C	2:C:1030:ILE:HB	2.03	0.78
2:C:1041:ILE:HD12	3:D:520:LYS:HD3	1.65	0.78
3:D:49:GLU:CA	3:D:88:ARG:HH12	1.97	0.78
3:D:88:ARG:C	3:D:322:PRO:HD2	2.04	0.78
3:D:88:ARG:HD3	3:D:323:GLU:OE2	1.84	0.78
3:D:290:LEU:C	3:D:294:LYS:HE2	2.04	0.78
3:D:330:LEU:HD13	3:D:335:PHE:CA	2.13	0.78
3:D:434:PRO:O	3:D:436:LEU:HG	1.84	0.78
3:D:643:PRO:HD2	3:D:646:ILE:CD1	2.12	0.78
3:D:823:LEU:CD2	3:D:835:PRO:HG3	2.11	0.78
3:D:1170:SER:HB3	3:D:1174:GLU:N	1.99	0.78
5:F:240:LEU:HD23	5:F:241:LEU:N	1.99	0.78
5:F:397:GLU:HG2	5:F:398:GLU:N	1.98	0.78
1:A:24:GLU:CB	1:A:26:LEU:HG	2.13	0.77
1:B:104:GLU:HG2	1:B:127:THR:CA	2.13	0.77
1:B:192:LEU:HD11	1:B:194:LEU:HD21	1.66	0.77
2:C:631:GLU:O	2:C:634:ALA:HB3	1.83	0.77
2:C:665:GLY:O	2:C:667:ARG:HD3	1.83	0.77
3:D:17:ALA:O	3:D:21:ARG:HG2	1.84	0.77

Continued on next page...

Continued from previous page...

Atom-1	Atom-2	Interatomic distance (Å)	Clash overlap (Å)
3:D:89:ARG:HB2	3:D:323:GLU:CB	2.14	0.77
3:D:248:TYR:HB3	3:D:251:TYR:CE2	2.20	0.77
3:D:495:PRO:HG2	3:D:546:PRO:CB	2.13	0.77
3:D:921:TYR:C	3:D:923:ARG:HG2	2.05	0.77
3:D:1150:HIS:O	3:D:1152:LYS:HG2	1.84	0.77
5:F:248:GLU:CG	5:F:252:ARG:HG3	2.12	0.77
5:F:249:LEU:CD2	5:F:252:ARG:HD3	2.11	0.77
5:F:409:LYS:O	5:F:413:ILE:HD12	1.84	0.77
5:F:489:LEU:HB2	5:F:500:ARG:CG	2.08	0.77
6:J:102:LEU:HG	6:J:106:ARG:CZ	2.13	0.77
1:A:216:VAL:HG13	1:B:216:VAL:HG11	1.65	0.77
1:B:84:VAL:CG2	1:B:119:HIS:HB2	2.15	0.77
1:B:86:SER:HB3	1:B:117:THR:CG2	2.15	0.77
2:C:74:ALA:HA	2:C:77:ARG:NH1	1.98	0.77
2:C:131:ALA:O	2:C:157:PHE:N	2.16	0.77
2:C:141:ASN:OD1	2:C:142:ASN:N	2.17	0.77
2:C:397:GLU:OE2	2:C:401:ARG:NH2	2.16	0.77
2:C:424:VAL:O	2:C:428:LYS:HE3	1.85	0.77
2:C:686:GLN:HA	2:C:705:GLY:CA	2.14	0.77
2:C:689:ILE:CG1	2:C:690:VAL:HG22	2.15	0.77
2:C:928:ILE:O	2:C:931:ILE:HG12	1.85	0.77
2:C:1085:LEU:CD1	2:C:1089:LEU:HD21	2.13	0.77
2:C:1105:ALA:O	2:C:1108:LYS:N	2.17	0.77
3:D:24:SER:OG	3:D:26:GLY:O	2.01	0.77
3:D:76:GLU:N	3:D:76:GLU:OE1	2.17	0.77
3:D:122:PRO:O	3:D:125:LEU:HB3	1.83	0.77
3:D:357:LEU:O	3:D:359:ASP:HB2	1.84	0.77
3:D:591:GLU:HG2	3:D:592:VAL:N	2.00	0.77
3:D:800:ILE:O	3:D:804:ASP:N	2.16	0.77
3:D:915:TYR:HA	3:D:918:THR:HG23	1.65	0.77
4:E:50:LYS:N	4:E:53:LEU:HD13	1.99	0.77
5:F:295:LEU:HG	5:F:299:ASN:ND2	1.99	0.77
5:F:426:THR:HA	5:F:434:GLN:CG	2.11	0.77
5:F:488:THR:H	5:F:491:GLU:HB3	1.48	0.77
1:B:61:HIS:HA	1:B:63:PHE:CE1	2.20	0.77
2:C:38:ARG:CA	2:C:971:ILE:HG22	2.15	0.77
2:C:218:LYS:NZ	2:C:219:ARG:HD3	1.99	0.77
2:C:232:GLN:NE2	2:C:280:LYS:HG3	2.00	0.77
2:C:238:LEU:HD23	2:C:248:ILE:CD1	2.13	0.77
2:C:264:LYS:CB	5:F:202:PHE:HB3	2.14	0.77
2:C:1003:ASP:OD2	2:C:1007:LYS:N	2.18	0.77

Continued on next page...

Continued from previous page...

Atom-1	Atom-2	Interatomic distance (Å)	Clash overlap (Å)
3:D:85:ALA:HB1	3:D:88:ARG:HD2	1.64	0.77
3:D:163:GLU:OE1	3:D:166:ARG:NE	2.17	0.77
3:D:393:GLY:O	3:D:397:ARG:N	2.18	0.77
3:D:741:ARG:NH1	3:D:744:GLU:OE2	2.15	0.77
3:D:1090:LYS:CD	3:D:1097:ARG:HA	2.10	0.77
3:D:1266:ARG:HG3	3:D:1267:TYR:N	1.97	0.77
1:A:142:ARG:HG3	1:A:143:GLY:N	1.97	0.77
1:A:150:VAL:HG12	1:A:163:PRO:HB3	1.65	0.77
1:A:213:LYS:HD2	1:B:231:GLY:H	1.49	0.77
1:B:20:GLN:HA	1:B:195:ASP:CA	2.14	0.77
2:C:43:LYS:C	2:C:44:LEU:HD12	2.05	0.77
2:C:68:PRO:CA	2:C:71:ARG:HB3	2.13	0.77
2:C:141:ASN:ND2	2:C:143:ASN:HB2	1.99	0.77
2:C:265:ASP:O	2:C:267:THR:N	2.17	0.77
2:C:348:LEU:HB2	2:C:365:VAL:CG1	2.13	0.77
2:C:632:LEU:O	2:C:636:ILE:HG23	1.84	0.77
2:C:651:GLU:HB3	2:C:659:THR:C	2.03	0.77
2:C:717:LYS:HB2	2:C:719:LEU:HD22	1.64	0.77
2:C:797:ARG:NH1	2:C:798:ASP:O	2.17	0.77
2:C:909:ASP:H	2:C:1001:LEU:HD11	1.49	0.77
2:C:1000:VAL:CG1	2:C:1002:VAL:HB	2.13	0.77
3:D:19:ASP:O	3:D:23:TRP:N	2.18	0.77
3:D:43:LYS:CE	3:D:48:CYS:HA	2.15	0.77
3:D:57:ASP:HA	3:D:83:THR:O	1.84	0.77
3:D:89:ARG:CB	3:D:323:GLU:HG3	2.14	0.77
3:D:424:TYR:CD1	3:D:451:LEU:HD12	2.20	0.77
3:D:459:ARG:CZ	3:D:462:ASP:HB2	2.14	0.77
3:D:510:GLN:HA	3:D:559:MET:SD	2.24	0.77
3:D:548:SER:CB	3:D:550:GLU:HB2	2.15	0.77
3:D:580:ASP:CA	3:D:583:THR:HG22	2.14	0.77
3:D:1180:LEU:CD2	3:D:1206:VAL:HG21	2.14	0.77
4:E:92:LEU:O	4:E:96:LEU:HG	1.84	0.77
5:F:263:MET:HG2	5:F:278:ARG:HH22	1.48	0.77
5:F:393:GLU:OE2	5:F:394:PRO:HD2	1.84	0.77
1:A:18:ARG:HB2	1:A:197:GLU:CG	2.14	0.77
1:B:77:ILE:HA	1:B:80:LEU:CD1	2.14	0.77
2:C:133:LEU:CB	2:C:155:GLY:H	1.97	0.77
2:C:150:GLN:OE1	2:C:415:GLN:N	2.17	0.77
2:C:233:PRO:CB	5:F:203:VAL:HG11	2.15	0.77
2:C:562:ARG:O	2:C:563:ARG:HD3	1.82	0.77
2:C:677:ARG:HD2	2:C:752:ILE:HG22	1.67	0.77

Continued on next page...

Continued from previous page...

Atom-1	Atom-2	Interatomic distance (Å)	Clash overlap (Å)
2:C:793:GLY:C	2:C:846:LYS:HE3	2.05	0.77
2:C:833:ARG:NH2	2:C:834:ASP:HB3	2.00	0.77
2:C:975:PRO:HG2	2:C:978:ASP:OD2	1.83	0.77
2:C:1100:VAL:O	2:C:1103:TYR:HB3	1.84	0.77
3:D:101:VAL:CB	3:D:314:LEU:HB2	2.14	0.77
3:D:177:LEU:HD13	3:D:205:MET:CE	2.13	0.77
3:D:517:VAL:CB	3:D:523:GLN:HE22	1.97	0.77
3:D:732:SER:N	3:D:735:ASP:OD2	2.16	0.77
3:D:790:ARG:HB2	3:D:811:PHE:CZ	2.18	0.77
3:D:875:ARG:HA	3:D:878:VAL:HG23	1.67	0.77
5:F:266:LEU:HD11	5:F:272:LYS:HA	1.64	0.77
6:J:29:ILE:CD1	6:J:31:ARG:HH21	1.97	0.77
6:J:34:THR:O	6:J:37:GLY:N	2.17	0.77
6:J:58:ASN:HB3	6:J:60:MET:HG2	1.66	0.77
2:C:626:VAL:HG22	2:C:627:GLY:H	1.48	0.77
2:C:928:ILE:HA	2:C:930:GLN:NE2	1.99	0.77
2:C:999:ASP:OD1	2:C:1000:VAL:N	2.17	0.77
2:C:1007:LYS:HB3	2:C:1022:PRO:HB2	1.67	0.77
3:D:37:ARG:O	3:D:39:LEU:HG	1.83	0.77
3:D:104:ILE:HG12	3:D:105:TRP:HD1	1.49	0.77
3:D:330:LEU:HB2	3:D:334:ARG:C	2.04	0.77
3:D:444:PRO:HD2	3:D:447:MET:SD	2.25	0.77
3:D:500:ARG:CB	3:D:541:MET:HG2	2.15	0.77
3:D:644:VAL:O	3:D:646:ILE:N	2.17	0.77
3:D:711:GLN:C	3:D:715:LYS:HE2	2.05	0.77
3:D:718:ASP:O	3:D:721:PHE:HB2	1.84	0.77
3:D:775:VAL:HA	3:D:778:TRP:HD1	1.48	0.77
3:D:1121:VAL:CG2	3:D:1130:VAL:HG22	2.15	0.77
4:E:40:ILE:CA	4:E:43:LEU:HD12	2.15	0.77
5:F:439:ILE:HG23	6:J:7:ARG:HA	1.66	0.77
1:A:55:ARG:HH21	1:A:161:ARG:HH21	1.31	0.77
1:B:72:ASP:O	1:B:76:ILE:N	2.14	0.77
2:C:176:VAL:CG1	2:C:455:LEU:HA	2.14	0.77
2:C:357:VAL:HG22	2:C:358:PRO:CD	2.11	0.77
2:C:384:LEU:HB2	2:C:385:ILE:HG12	1.67	0.77
2:C:566:GLY:O	2:C:568:VAL:N	2.17	0.77
2:C:590:ALA:HA	2:C:593:MET:SD	2.25	0.77
2:C:747:LEU:O	2:C:748:THR:OG1	2.02	0.77
2:C:944:TRP:HE1	2:C:963:LEU:HD21	1.48	0.77
3:D:169:GLU:HB2	3:D:208:ILE:HG23	1.66	0.77
3:D:265:ILE:HD13	3:D:310:MET:HA	1.66	0.77

Continued on next page...

Continued from previous page...

Atom-1	Atom-2	Interatomic distance (Å)	Clash overlap (Å)
3:D:270:ILE:HG22	3:D:271:ASP:H	1.48	0.77
3:D:451:LEU:O	3:D:453:LYS:NZ	2.16	0.77
3:D:578:ARG:HG3	3:D:581:MET:CE	2.15	0.77
3:D:900:GLU:O	3:D:958:THR:HB	1.84	0.77
3:D:1220:TRP:CE3	3:D:1221:LEU:HB3	2.19	0.77
3:D:1258:ILE:HB	3:D:1259:PRO:HD2	1.67	0.77
5:F:209:SER:HA	5:F:213:ARG:NH2	1.99	0.77
5:F:228:VAL:HA	5:F:231:TYR:CB	2.13	0.77
5:F:249:LEU:O	5:F:252:ARG:N	2.18	0.77
5:F:477:LEU:HD13	5:F:492:ILE:HG22	1.67	0.77
1:A:73:VAL:N	1:A:76:ILE:HD12	2.00	0.77
1:A:74:THR:HG23	1:A:75:GLU:H	1.49	0.77
1:A:118:VAL:HB	1:A:121:PRO:CG	2.07	0.77
1:B:102:PRO:N	1:B:131:LYS:HA	2.00	0.77
1:B:120:ASN:N	1:B:121:PRO:HD3	1.99	0.77
1:B:179:ASP:CB	1:B:191:LYS:HB3	2.14	0.77
1:B:216:VAL:HA	1:B:219:PHE:CD2	2.19	0.77
2:C:57:GLN:HE22	2:C:381:VAL:N	1.82	0.77
2:C:133:LEU:HD22	2:C:154:MET:HG3	1.66	0.77
2:C:191:ILE:HG23	2:C:196:ASP:O	1.85	0.77
2:C:224:VAL:HG11	2:C:232:GLN:HB2	1.67	0.77
2:C:290:GLU:HA	2:C:294:THR:HG23	1.67	0.77
2:C:403:ARG:HD2	2:C:417:LEU:CB	2.10	0.77
2:C:737:LEU:HD23	2:C:915:ILE:HD13	1.66	0.77
3:D:61:TYR:O	3:D:63:GLY:N	2.18	0.77
3:D:89:ARG:HB2	3:D:323:GLU:CG	2.13	0.77
3:D:125:LEU:O	3:D:128:ILE:HB	1.85	0.77
3:D:145:HIS:CD2	3:D:146:ASN:H	2.03	0.77
3:D:354:LEU:HD12	3:D:357:LEU:HD13	1.66	0.77
3:D:363:PRO:O	3:D:365:ILE:N	2.18	0.77
3:D:687:GLN:HG2	3:D:688:MET:N	1.98	0.77
3:D:788:ALA:HA	3:D:791:GLU:OE1	1.84	0.77
3:D:994:ALA:O	3:D:997:ILE:N	2.17	0.77
3:D:1131:GLN:O	3:D:1135:VAL:HG23	1.84	0.77
4:E:58:ALA:O	4:E:62:ARG:HG3	1.85	0.77
4:E:63:GLN:O	4:E:66:ASP:HB2	1.85	0.77
5:F:228:VAL:HG22	5:F:318:LEU:HD11	1.66	0.77
1:A:105:VAL:HB	1:A:126:ALA:CB	2.15	0.77
1:B:21:PHE:HB2	1:B:194:LEU:CB	2.14	0.77
1:B:227:VAL:O	1:B:229:ALA:N	2.15	0.77
2:C:41:PHE:HB3	2:C:43:LYS:HZ2	1.46	0.77

Continued on next page...

Continued from previous page...

Atom-1	Atom-2	Interatomic distance (Å)	Clash overlap (Å)
2:C:149:SER:O	2:C:414:PRO:HG2	1.85	0.77
2:C:275:LEU:HD12	2:C:276:ASP:N	1.98	0.77
2:C:426:ALA:O	2:C:429:GLU:N	2.18	0.77
2:C:442:GLN:HG2	2:C:679:ASN:ND2	1.99	0.77
2:C:449:LEU:CD1	2:C:452:LYS:HE2	2.15	0.77
2:C:709:ASP:HB2	2:C:714:ALA:CB	2.14	0.77
2:C:773:ILE:HG23	2:C:774:PRO:HD2	1.67	0.77
2:C:898:ILE:C	2:C:899:LEU:HD22	2.05	0.77
3:D:501:ALA:HA	3:D:502:PRO:O	1.85	0.77
3:D:556:ARG:O	3:D:560:LEU:HD22	1.84	0.77
3:D:695:ALA:O	3:D:698:ASN:HB3	1.84	0.77
3:D:886:VAL:HG23	3:D:993:GLU:H	1.48	0.77
3:D:1148:SER:O	3:D:1149:ILE:HD13	1.85	0.77
5:F:218:ASP:OD1	5:F:221:LEU:HB3	1.84	0.77
5:F:249:LEU:HD23	5:F:252:ARG:CD	2.13	0.77
5:F:302:LEU:HD12	5:F:305:SER:OG	1.84	0.77
1:B:173:LYS:HB3	1:B:197:GLU:CB	2.15	0.77
2:C:68:PRO:HA	2:C:71:ARG:CB	2.14	0.77
2:C:76:GLU:O	2:C:78:GLY:N	2.18	0.77
2:C:89:VAL:HA	2:C:92:GLU:OE2	1.85	0.77
2:C:113:ASP:N	2:C:132:PRO:O	2.13	0.77
2:C:157:PHE:CG	2:C:158:PRO:HD2	2.20	0.77
2:C:186:TYR:O	2:C:202:VAL:HG23	1.84	0.77
2:C:592:ALA:O	2:C:630:MET:HE2	1.85	0.77
2:C:668:ARG:HD2	2:C:670:TYR:CD2	2.20	0.77
2:C:796:VAL:HB	2:C:800:ASP:OD2	1.84	0.77
2:C:879:ILE:HD13	2:C:1032:LYS:HE3	1.67	0.77
2:C:883:ASP:N	2:C:895:ILE:HB	2.00	0.77
2:C:1028:MET:HG2	2:C:1029:TYR:O	1.85	0.77
3:D:87:VAL:HA	3:D:90:GLU:CB	2.15	0.77
3:D:101:VAL:HG12	3:D:102:THR:N	2.00	0.77
3:D:275:GLU:HA	3:D:278:ARG:CB	2.15	0.77
3:D:332:GLY:O	3:D:334:ARG:NE	2.18	0.77
3:D:358:ILE:HB	3:D:359:ASP:CG	2.04	0.77
3:D:551:ALA:HA	3:D:554:GLU:CD	2.05	0.77
3:D:580:ASP:HA	3:D:583:THR:CG2	2.15	0.77
3:D:714:ASP:CA	3:D:717:LYS:HE3	2.15	0.77
3:D:885:ILE:HG13	3:D:887:ARG:HH21	1.50	0.77
3:D:1029:PRO:O	3:D:1032:GLN:HB3	1.85	0.77
3:D:1129:GLU:CD	3:D:1132:ILE:HB	2.06	0.77
3:D:1228:GLU:O	3:D:1230:THR:N	2.17	0.77

Continued on next page...

Continued from previous page...

Atom-1	Atom-2	Interatomic distance (Å)	Clash overlap (Å)
5:F:470:ARG:HB3	5:F:496:TYR:CE2	2.19	0.77
1:A:100:GLN:OE1	1:A:133:LYS:HB2	1.84	0.76
1:A:180:ALA:HA	1:A:190:ASP:CA	2.15	0.76
2:C:343:GLU:HA	2:C:346:VAL:CG1	2.12	0.76
2:C:344:TYR:OH	2:C:366:GLU:N	2.18	0.76
2:C:377:ARG:HH12	2:C:379:ARG:HG2	1.50	0.76
2:C:448:GLY:O	2:C:451:HIS:HB3	1.85	0.76
2:C:505:ARG:HB3	2:C:513:GLU:OE1	1.84	0.76
2:C:620:ARG:O	2:C:620:ARG:NE	2.17	0.76
2:C:722:ALA:HB1	2:C:1024:THR:O	1.85	0.76
2:C:851:ARG:HA	2:C:853:PHE:CZ	2.19	0.76
2:C:963:LEU:CD2	2:C:965:GLU:H	1.97	0.76
2:C:1066:GLN:HG3	2:C:1067:ARG:O	1.85	0.76
3:D:20:ILE:O	3:D:23:TRP:N	2.17	0.76
3:D:406:LEU:CA	3:D:411:GLY:HA2	2.14	0.76
3:D:689:HIS:HE1	3:D:691:LYS:HG3	1.50	0.76
3:D:921:TYR:HE1	3:D:949:ILE:HG13	1.49	0.76
3:D:930:VAL:HG12	3:D:936:VAL:CG2	2.14	0.76
4:E:60:ARG:HA	4:E:63:GLN:CD	2.05	0.76
1:A:72:ASP:OD2	1:A:74:THR:HG23	1.84	0.76
1:A:106:THR:HA	1:A:124:HIS:CA	2.14	0.76
2:C:30:ASN:O	2:C:32:VAL:HG23	1.83	0.76
2:C:121:GLU:CG	2:C:125:LYS:HD2	2.15	0.76
2:C:203:LYS:HG2	2:C:204:VAL:N	2.00	0.76
2:C:482:ARG:N	2:C:501:SER:OG	2.19	0.76
2:C:588:SER:H	2:C:591:THR:HB	1.49	0.76
2:C:595:PRO:HG2	2:C:596:PHE:CD2	2.20	0.76
2:C:657:TYR:N	2:C:672:MET:HG2	2.00	0.76
2:C:1081:ALA:HB1	3:D:554:GLU:OE1	1.84	0.76
3:D:163:GLU:CA	3:D:166:ARG:HB3	2.15	0.76
3:D:370:GLU:CA	3:D:373:MET:HB2	2.14	0.76
3:D:406:LEU:HB3	3:D:413:PHE:CE2	2.21	0.76
3:D:443:LEU:HG	3:D:516:LEU:CD2	2.08	0.76
3:D:445:LYS:HE3	3:D:517:VAL:C	2.05	0.76
3:D:1166:THR:CA	3:D:1180:LEU:HD23	2.11	0.76
3:D:1250:GLU:O	3:D:1253:ILE:N	2.19	0.76
1:B:26:LEU:HD12	1:B:191:LYS:CA	2.15	0.76
2:C:184:GLY:H	2:C:205:ILE:CD1	1.98	0.76
2:C:192:ASP:OD2	2:C:197:LYS:HG2	1.86	0.76
2:C:387:ASN:OD1	2:C:390:ARG:NH2	2.16	0.76
2:C:561:VAL:N	2:C:569:GLU:O	2.17	0.76

Continued on next page...

Continued from previous page...

Atom-1	Atom-2	Interatomic distance (Å)	Clash overlap (Å)
2:C:721:VAL:HG23	2:C:916:ILE:N	2.00	0.76
2:C:1086:GLN:NE2	3:D:1257:LEU:HB2	1.99	0.76
2:C:1122:LYS:O	2:C:1125:LEU:HD13	1.84	0.76
3:D:97:LEU:CG	3:D:315:ASP:HA	2.16	0.76
3:D:368:ASN:N	3:D:371:LYS:HD2	1.99	0.76
3:D:401:SER:N	3:D:404:ASP:OD2	2.19	0.76
3:D:557:ILE:O	3:D:563:ASN:ND2	2.18	0.76
3:D:636:ARG:N	3:D:664:ALA:HB3	2.00	0.76
3:D:820:MET:HG3	3:D:836:VAL:O	1.85	0.76
3:D:899:VAL:O	3:D:959:GLN:HA	1.85	0.76
3:D:1066:ILE:HG12	3:D:1105:VAL:HG21	1.65	0.76
5:F:264:THR:O	5:F:268:GLU:HG2	1.83	0.76
1:B:49:ALA:CA	1:B:142:ARG:HA	2.14	0.76
2:C:271:ASP:HA	2:C:274:LEU:CD2	2.15	0.76
2:C:295:LEU:HA	2:C:298:ASN:CB	2.15	0.76
2:C:444:ASN:OD1	2:C:447:SER:N	2.17	0.76
2:C:715:LEU:N	2:C:1029:TYR:OH	2.19	0.76
2:C:764:LEU:HG	2:C:808:PRO:CB	2.16	0.76
2:C:848:ILE:CG2	2:C:872:TYR:HB2	2.15	0.76
2:C:920:HIS:NE2	3:D:580:ASP:OD1	2.18	0.76
3:D:73:ILE:HG12	3:D:82:VAL:HG11	1.66	0.76
3:D:136:ILE:HG12	3:D:233:GLN:O	1.86	0.76
3:D:175:GLN:O	3:D:178:GLU:HB2	1.85	0.76
3:D:343:LEU:HD13	3:D:381:LEU:HA	1.66	0.76
3:D:616:ALA:CA	3:D:619:ILE:HD12	2.16	0.76
3:D:1057:ASP:HA	3:D:1062:TYR:CA	2.15	0.76
3:D:1120:GLU:O	3:D:1123:ARG:N	2.19	0.76
5:F:296:LEU:HA	5:F:299:ASN:HD22	1.49	0.76
5:F:426:THR:CA	5:F:434:GLN:HA	2.15	0.76
5:F:489:LEU:HD12	5:F:500:ARG:HB3	1.65	0.76
5:F:498:VAL:HB	5:F:502:ARG:HG2	1.64	0.76
1:A:51:VAL:O	1:A:52:THR:OG1	2.04	0.76
1:A:152:ASN:O	1:A:156:GLY:N	2.19	0.76
1:B:78:LEU:CB	3:D:613:SER:HB2	2.14	0.76
2:C:41:PHE:HB2	2:C:975:PRO:CD	2.16	0.76
2:C:114:ASP:H	2:C:132:PRO:HD2	1.50	0.76
2:C:168:ILE:O	2:C:171:THR:N	2.18	0.76
2:C:563:ARG:O	2:C:566:GLY:N	2.18	0.76
2:C:871:VAL:HG12	2:C:872:TYR:H	1.50	0.76
2:C:1067:ARG:HG3	3:D:420:LYS:CA	2.16	0.76
3:D:16:THR:C	3:D:20:ILE:HD12	2.04	0.76

Continued on next page...

Continued from previous page...

Atom-1	Atom-2	Interatomic distance (Å)	Clash overlap (Å)
3:D:245:VAL:HA	3:D:249:GLY:HA2	1.67	0.76
3:D:322:PRO:O	3:D:324:LEU:HG	1.84	0.76
3:D:333:GLY:O	5:F:415:GLN:NE2	2.18	0.76
3:D:429:VAL:HG13	3:D:521:ALA:CB	2.16	0.76
3:D:430:ILE:HA	3:D:522:ILE:CB	2.16	0.76
3:D:454:PRO:HA	3:D:457:MET:HB2	1.67	0.76
3:D:688:MET:HB3	3:D:692:VAL:CG1	2.15	0.76
3:D:1106:GLU:HB2	3:D:1109:GLN:CB	2.11	0.76
4:E:89:GLU:OE2	4:E:93:SER:OG	2.04	0.76
5:F:335:PHE:CZ	5:F:341:TYR:HB2	2.20	0.76
1:B:107:ALA:N	1:B:123:MET:O	2.18	0.76
1:B:210:SER:O	1:B:213:LYS:HB3	1.86	0.76
2:C:130:ALA:HA	2:C:157:PHE:O	1.84	0.76
2:C:133:LEU:HB3	2:C:155:GLY:N	1.99	0.76
2:C:179:LEU:HD23	2:C:378:LEU:CD1	2.10	0.76
2:C:201:SER:CB	2:C:215:ASP:HA	2.15	0.76
2:C:295:LEU:HG	2:C:299:LEU:CG	2.15	0.76
2:C:403:ARG:C	2:C:407:GLN:HG2	2.05	0.76
3:D:58:TRP:HZ3	3:D:84:ARG:NE	1.84	0.76
3:D:431:VAL:HG22	3:D:522:ILE:O	1.85	0.76
3:D:498:LEU:O	3:D:509:ILE:HG23	1.85	0.76
3:D:517:VAL:HB	3:D:523:GLN:NE2	1.96	0.76
3:D:689:HIS:NE2	3:D:806:GLY:HA3	2.00	0.76
3:D:891:CYS:SG	3:D:963:ARG:NH1	2.59	0.76
3:D:1130:VAL:O	3:D:1134:LEU:HG	1.85	0.76
1:B:30:PHE:O	1:B:34:LEU:HG	1.86	0.76
2:C:87:GLU:N	2:C:90:LEU:HD13	2.00	0.76
2:C:174:VAL:O	2:C:438:GLN:N	2.18	0.76
2:C:297:GLU:HA	2:C:301:PHE:HD2	1.50	0.76
2:C:380:THR:HG22	2:C:383:GLU:OE1	1.86	0.76
2:C:465:ARG:NH1	2:C:492:PRO:O	2.18	0.76
2:C:506:VAL:HG13	2:C:511:PHE:C	2.05	0.76
2:C:548:ILE:HD13	2:C:552:GLY:CA	2.15	0.76
2:C:579:MET:CE	2:C:580:ASP:HB2	2.16	0.76
3:D:11:ARG:HA	3:D:1242:SER:HA	1.67	0.76
3:D:17:ALA:O	3:D:20:ILE:HB	1.86	0.76
3:D:125:LEU:HA	3:D:128:ILE:CD1	2.14	0.76
3:D:313:VAL:O	3:D:314:LEU:HD12	1.85	0.76
3:D:360:LEU:H	3:D:360:LEU:HD12	1.50	0.76
3:D:443:LEU:HB3	3:D:516:LEU:HA	1.67	0.76
3:D:510:GLN:HB2	3:D:512:PHE:CE2	2.20	0.76

Continued on next page...

Continued from previous page...

Atom-1	Atom-2	Interatomic distance (Å)	Clash overlap (Å)
3:D:1118:PRO:O	3:D:1121:VAL:N	2.19	0.76
4:E:40:ILE:HA	4:E:43:LEU:HD12	1.68	0.76
5:F:242:ASN:HD21	5:F:245:GLU:HG3	1.48	0.76
5:F:386:LEU:CB	5:F:394:PRO:HG3	2.15	0.76
5:F:427:ILE:N	5:F:434:GLN:HA	1.99	0.76
5:F:511:MET:C	5:F:515:ARG:HG3	2.06	0.76
1:A:91:GLU:CG	1:A:93:VAL:HG13	2.15	0.76
1:A:105:VAL:H	1:A:127:THR:HA	1.51	0.76
1:B:38:LEU:HA	1:B:41:THR:CB	2.16	0.76
1:B:50:ALA:C	1:B:140:VAL:HG13	2.05	0.76
1:B:51:VAL:HG12	1:B:52:THR:N	2.01	0.76
1:B:97:LEU:O	1:B:135:GLU:HA	1.86	0.76
1:B:98:ARG:HD3	1:B:133:LYS:HZ2	1.51	0.76
1:B:146:TYR:CB	1:B:167:ILE:HA	2.16	0.76
1:B:165:ASP:O	1:B:166:SER:OG	2.03	0.76
2:C:96:ILE:CB	2:C:105:LEU:HB3	2.16	0.76
2:C:138:GLU:OE2	2:C:147:ILE:HG23	1.86	0.76
2:C:157:PHE:O	2:C:159:MET:HG2	1.86	0.76
2:C:251:ARG:HH12	2:C:358:PRO:HG3	1.51	0.76
2:C:369:ASP:OD2	2:C:371:ASP:HB2	1.86	0.76
2:C:535:GLU:O	2:C:538:ARG:N	2.16	0.76
2:C:548:ILE:HG13	2:C:554:PHE:CD1	2.21	0.76
2:C:644:ALA:HB3	2:C:700:GLN:N	2.00	0.76
2:C:674:LYS:C	2:C:684:ALA:HB3	2.06	0.76
2:C:754:GLU:CG	2:C:870:ARG:HB3	2.15	0.76
2:C:803:VAL:HB	2:C:836:SER:OG	1.85	0.76
3:D:74:ILE:HD12	6:J:43:PRO:O	1.86	0.76
3:D:85:ALA:HB1	3:D:88:ARG:CD	2.15	0.76
3:D:133:ALA:CB	3:D:236:VAL:HG22	2.16	0.76
3:D:904:ARG:HE	3:D:958:THR:HG23	1.49	0.76
3:D:945:GLY:O	3:D:949:ILE:HG12	1.86	0.76
3:D:976:ALA:O	3:D:980:GLY:N	2.19	0.76
3:D:1051:GLY:H	3:D:1069:ASP:HB2	1.51	0.76
2:C:115:VAL:HA	2:C:116:LYS:HZ1	1.48	0.76
2:C:300:PHE:HB3	2:C:333:LEU:CD1	2.15	0.76
2:C:541:VAL:HG21	2:C:562:ARG:HB2	1.65	0.76
2:C:723:ILE:HG12	2:C:1024:THR:O	1.85	0.76
2:C:725:PRO:HB3	2:C:918:ASN:OD1	1.85	0.76
2:C:981:GLN:C	2:C:982:GLU:HG2	2.06	0.76
2:C:1032:LYS:C	2:C:1033:LEU:HD12	2.05	0.76
2:C:1139:SER:HA	3:D:8:ASP:N	2.00	0.76

Continued on next page...

Continued from previous page...

Atom-1	Atom-2	Interatomic distance (Å)	Clash overlap (Å)
3:D:49:GLU:O	3:D:52:PHE:N	2.19	0.76
3:D:181:LEU:HD21	3:D:194:ARG:HA	1.67	0.76
3:D:409:LYS:HA	3:D:414:ARG:HD2	1.68	0.76
3:D:456:VAL:O	3:D:460:LEU:HG	1.85	0.76
3:D:1187:GLU:HA	3:D:1190:ASN:HD22	1.51	0.76
4:E:33:LEU:O	4:E:35:ILE:N	2.19	0.76
5:F:463:VAL:HG21	5:F:523:LEU:CD1	2.13	0.76
5:F:480:GLY:O	5:F:483:ASP:N	2.18	0.76
1:B:12:ASP:OD2	1:B:20:GLN:N	2.16	0.76
1:B:56:ILE:HG22	1:B:57:ASP:CG	2.07	0.76
2:C:38:ARG:O	2:C:973:SER:OG	2.03	0.76
2:C:107:PHE:C	2:C:137:ALA:HA	2.06	0.76
2:C:276:ASP:HA	2:C:279:ARG:HH11	1.51	0.76
2:C:403:ARG:HB2	2:C:407:GLN:HG2	1.67	0.76
2:C:560:LEU:CA	2:C:570:TYR:HA	2.13	0.76
2:C:618:LEU:HD22	2:C:748:THR:N	2.01	0.76
2:C:723:ILE:HG13	2:C:1024:THR:CG2	2.16	0.76
2:C:898:ILE:O	2:C:899:LEU:HD13	1.86	0.76
2:C:928:ILE:C	2:C:930:GLN:HG2	2.06	0.76
2:C:1037:VAL:HG23	2:C:1038:ASP:H	1.49	0.76
2:C:1081:ALA:HA	3:D:1262:THR:HG21	1.67	0.76
3:D:173:ARG:NH1	3:D:174:ALA:HA	2.00	0.76
3:D:181:LEU:HD11	3:D:198:ARG:HB2	1.66	0.76
3:D:330:LEU:CB	3:D:334:ARG:HB2	2.16	0.76
3:D:353:ARG:HA	3:D:356:ARG:NH2	2.00	0.76
3:D:365:ILE:H	3:D:365:ILE:HD12	1.50	0.76
3:D:636:ARG:HH21	3:D:661:ALA:HB1	1.51	0.76
3:D:669:GLY:HA2	3:D:672:MET:HG3	1.68	0.76
3:D:823:LEU:HA	3:D:835:PRO:CB	2.16	0.76
3:D:1087:ARG:HB2	3:D:1112:MET:HA	1.68	0.76
3:D:1163:ARG:HG3	3:D:1208:MET:HE2	1.68	0.76
3:D:1235:ASP:HA	3:D:1238:ILE:HB	1.65	0.76
5:F:231:TYR:O	5:F:233:LYS:N	2.19	0.76
5:F:335:PHE:CG	5:F:343:PHE:HB2	2.21	0.76
5:F:390:LEU:HD21	5:F:392:ARG:NH1	2.00	0.76
6:J:28:GLN:OE1	6:J:47:ASP:HA	1.85	0.76
2:C:211:TRP:HB2	2:C:227:ASP:CG	2.07	0.75
2:C:713:MET:HB3	2:C:715:LEU:CD2	2.14	0.75
2:C:741:LEU:HD23	2:C:741:LEU:H	1.50	0.75
2:C:929:GLY:O	2:C:933:GLU:HG2	1.86	0.75
2:C:1050:SER:HB3	2:C:1053:THR:C	2.05	0.75

Continued on next page...

Continued from previous page...

Atom-1	Atom-2	Interatomic distance (Å)	Clash overlap (Å)
3:D:616:ALA:HA	3:D:619:ILE:HD12	1.68	0.75
3:D:765:LEU:HD11	3:D:770:ARG:N	2.00	0.75
3:D:1006:PRO:O	3:D:1008:THR:HB	1.85	0.75
3:D:1154:ILE:HG22	3:D:1158:VAL:CG2	2.16	0.75
3:D:1166:THR:O	3:D:1167:ILE:HD13	1.86	0.75
3:D:1230:THR:HA	3:D:1233:LEU:HD13	1.67	0.75
4:E:65:ASN:ND2	4:E:69:ASN:OD1	2.19	0.75
5:F:425:GLN:NE2	5:F:435:LEU:HD12	1.99	0.75
5:F:476:ARG:O	5:F:481:LEU:N	2.19	0.75
6:J:31:ARG:C	6:J:65:ILE:HB	2.06	0.75
1:B:158:GLU:HG3	1:B:160:GLY:N	1.99	0.75
2:C:407:GLN:HG3	2:C:417:LEU:CD2	2.17	0.75
2:C:476:HIS:ND1	2:C:477:PRO:HD2	2.01	0.75
2:C:540:VAL:CB	2:C:576:VAL:HG13	2.16	0.75
2:C:784:LEU:HB3	2:C:788:GLY:C	2.06	0.75
2:C:848:ILE:CB	2:C:872:TYR:HB2	2.16	0.75
2:C:852:VAL:HB	2:C:869:VAL:HB	1.68	0.75
2:C:861:LEU:CD1	2:C:865:VAL:HB	2.16	0.75
2:C:907:LEU:CA	2:C:1010:LEU:HD22	2.16	0.75
2:C:944:TRP:N	2:C:966:ALA:O	2.19	0.75
2:C:1024:THR:HB	3:D:730:THR:HB	1.66	0.75
2:C:1088:LEU:HD23	2:C:1091:ILE:HD11	1.66	0.75
2:C:1088:LEU:CA	2:C:1091:ILE:HG12	2.16	0.75
3:D:240:LEU:HA	3:D:243:GLU:HB2	1.67	0.75
3:D:409:LYS:HG3	3:D:410:GLN:OE1	1.86	0.75
3:D:432:VAL:HG22	3:D:436:LEU:HD11	1.68	0.75
3:D:459:ARG:NH1	3:D:463:LEU:H	1.83	0.75
3:D:970:THR:OG1	3:D:974:VAL:HA	1.87	0.75
3:D:1087:ARG:H	3:D:1099:LEU:CD1	1.99	0.75
5:F:333:GLU:O	6:J:88:ARG:NH1	2.19	0.75
6:J:27:ARG:HA	6:J:46:ASP:N	2.00	0.75
1:B:216:VAL:O	1:B:219:PHE:N	2.20	0.75
2:C:206:PRO:HG2	2:C:209:GLY:C	2.06	0.75
2:C:277:ILE:O	2:C:279:ARG:N	2.20	0.75
2:C:320:LEU:HD23	2:C:363:VAL:HG21	1.68	0.75
2:C:334:THR:OG1	2:C:336:GLU:HB3	1.86	0.75
2:C:449:LEU:HA	2:C:452:LYS:CE	2.17	0.75
2:C:516:TYR:CE2	2:C:531:LEU:HB2	2.20	0.75
2:C:657:TYR:CA	2:C:671:ARG:HA	2.15	0.75
2:C:906:PHE:HA	2:C:912:PRO:CA	2.12	0.75
2:C:1082:ALA:HB3	2:C:1083:TYR:CD2	2.20	0.75

Continued on next page...

Continued from previous page...

Atom-1	Atom-2	Interatomic distance (Å)	Clash overlap (Å)
3:D:134:TYR:HB3	3:D:255:ALA:HA	1.68	0.75
3:D:222:ILE:CB	3:D:240:LEU:HD12	2.15	0.75
3:D:446:LEU:HA	3:D:449:LEU:CD1	2.16	0.75
3:D:603:SER:H	3:D:608:GLU:HG2	1.51	0.75
3:D:800:ILE:HG12	3:D:804:ASP:OD2	1.86	0.75
3:D:1003:ILE:CG1	3:D:1153:HIS:HB3	2.16	0.75
3:D:1229:THR:HA	3:D:1232:VAL:CB	2.15	0.75
3:D:1248:LEU:HD12	3:D:1249:LYS:H	1.49	0.75
4:E:102:ASP:C	4:E:103:LEU:HD12	2.07	0.75
5:F:308:LYS:O	5:F:309:ARG:HB3	1.84	0.75
5:F:378:LYS:HG2	5:F:403:MET:CE	2.16	0.75
1:A:49:ALA:CA	1:A:142:ARG:HA	2.17	0.75
1:B:20:GLN:HG3	1:B:195:ASP:N	2.02	0.75
2:C:53:LEU:O	2:C:55:ASP:N	2.20	0.75
2:C:96:ILE:HB	2:C:105:LEU:CB	2.15	0.75
2:C:119:VAL:HG22	2:C:129:TYR:CD1	2.21	0.75
2:C:548:ILE:HG22	2:C:550:ALA:N	2.02	0.75
2:C:661:MET:CA	2:C:667:ARG:HG3	2.16	0.75
2:C:663:ASP:OD2	2:C:695:ARG:NE	2.18	0.75
2:C:800:ASP:O	2:C:839:VAL:N	2.20	0.75
2:C:922:VAL:HG11	2:C:928:ILE:HG23	1.68	0.75
2:C:1092:LYS:HD3	3:D:423:ASP:O	1.86	0.75
3:D:144:ARG:O	3:D:148:LEU:HB2	1.86	0.75
3:D:169:GLU:O	3:D:172:ALA:N	2.19	0.75
3:D:176:LYS:O	3:D:179:ALA:N	2.19	0.75
3:D:718:ASP:HA	3:D:721:PHE:CD2	2.22	0.75
3:D:732:SER:CB	3:D:734:ALA:HB3	2.17	0.75
3:D:736:VAL:HG11	3:D:841:ARG:NE	2.00	0.75
3:D:985:THR:OG1	3:D:987:LYS:N	2.16	0.75
3:D:1171:GLY:CA	3:D:1200:PRO:HG2	2.15	0.75
3:D:1235:ASP:H	3:D:1238:ILE:HD12	1.50	0.75
4:E:40:ILE:HG13	4:E:41:ASP:N	2.01	0.75
1:B:53:SER:HB2	1:B:163:PRO:HA	1.69	0.75
1:B:137:GLU:OE1	1:B:161:ARG:HD3	1.85	0.75
1:B:192:LEU:CD2	1:B:194:LEU:HD11	2.17	0.75
2:C:563:ARG:H	2:C:567:GLU:N	1.84	0.75
2:C:582:SER:HB2	2:C:583:PRO:HD2	1.68	0.75
2:C:817:GLU:N	2:C:817:GLU:OE1	2.19	0.75
2:C:933:GLU:C	2:C:936:LEU:HB3	2.07	0.75
2:C:934:THR:HG23	2:C:1027:TYR:O	1.87	0.75
2:C:955:TRP:CD1	2:C:984:GLU:HA	2.22	0.75

Continued on next page...

Continued from previous page...

Atom-1	Atom-2	Interatomic distance (Å)	Clash overlap (Å)
2:C:1073:CYS:O	2:C:1077:GLN:HG3	1.87	0.75
3:D:104:ILE:HG13	3:D:108:LYS:CB	2.16	0.75
3:D:162:VAL:CG1	3:D:216:LEU:HD13	2.16	0.75
3:D:269:ASP:OD2	3:D:272:ALA:N	2.18	0.75
3:D:354:LEU:HD21	3:D:371:LYS:HG3	1.69	0.75
3:D:445:LYS:NZ	3:D:518:GLU:OE2	2.19	0.75
3:D:554:GLU:O	3:D:557:ILE:HB	1.86	0.75
3:D:587:TYR:O	3:D:590:THR:HG22	1.87	0.75
3:D:726:ARG:N	3:D:726:ARG:HD2	2.01	0.75
3:D:853:THR:O	3:D:856:ALA:HB3	1.86	0.75
3:D:1028:LEU:CG	3:D:1032:GLN:HB2	2.15	0.75
3:D:1066:ILE:HD13	3:D:1105:VAL:CG1	2.14	0.75
3:D:1159:ARG:HE	3:D:1163:ARG:NH2	1.83	0.75
5:F:261:GLN:HG2	6:J:82:TRP:CH2	2.20	0.75
5:F:343:PHE:CD1	5:F:346:TYR:HB3	2.22	0.75
5:F:378:LYS:HG2	5:F:403:MET:HE1	1.69	0.75
5:F:439:ILE:HD12	6:J:6:LEU:CD1	2.17	0.75
6:J:50:ILE:HG23	6:J:51:PRO:HD2	1.67	0.75
1:A:196:VAL:HG12	1:A:197:GLU:N	2.02	0.75
1:A:202:ILE:HD12	1:A:206:ASP:CB	2.10	0.75
1:B:73:VAL:HG12	1:B:77:ILE:CG1	2.17	0.75
1:B:86:SER:O	1:B:117:THR:N	2.18	0.75
2:C:98:ASP:HB3	2:C:103:MET:CG	2.17	0.75
2:C:759:ALA:O	2:C:865:VAL:HG13	1.87	0.75
2:C:884:LYS:O	2:C:1033:LEU:HD13	1.86	0.75
2:C:996:ARG:O	2:C:998:GLY:N	2.17	0.75
2:C:1131:LEU:HD11	3:D:402:LEU:HD13	1.69	0.75
3:D:56:ARG:CZ	6:J:13:ALA:HB2	2.17	0.75
3:D:107:PHE:HE1	3:D:126:GLU:HB2	1.52	0.75
3:D:1220:TRP:HD1	3:D:1241:ARG:HH21	1.34	0.75
3:D:1244:LYS:HB3	3:D:1246:ASN:ND2	2.02	0.75
5:F:297:GLU:HA	5:F:300:LEU:CD1	2.17	0.75
5:F:426:THR:CA	5:F:434:GLN:HG2	2.15	0.75
5:F:438:PHE:CB	6:J:5:VAL:HG22	2.17	0.75
6:J:31:ARG:CB	6:J:41:GLU:HG2	2.13	0.75
1:A:11:GLU:OE2	1:A:19:SER:OG	2.05	0.75
1:B:70:LYS:HG3	1:B:129:ASN:ND2	2.02	0.75
2:C:114:ASP:N	2:C:132:PRO:HD2	2.01	0.75
2:C:230:ARG:NH1	5:F:207:ASP:OD1	2.20	0.75
2:C:344:TYR:CE1	2:C:365:VAL:HA	2.21	0.75
2:C:583:PRO:O	2:C:585:GLN:HG3	1.87	0.75

Continued on next page...

Continued from previous page...

Atom-1	Atom-2	Interatomic distance (Å)	Clash overlap (Å)
2:C:638:ALA:HB1	2:C:640:ASP:OD2	1.87	0.75
2:C:809:LYS:HE2	2:C:833:ARG:CZ	2.16	0.75
2:C:1085:LEU:O	2:C:1089:LEU:HG	1.86	0.75
2:C:1087:GLU:HG2	2:C:1091:ILE:CD1	2.17	0.75
3:D:647:GLU:HA	3:D:650:LEU:HB2	1.69	0.75
3:D:696:ILE:O	3:D:699:ASP:HB3	1.87	0.75
3:D:838:SER:HB2	3:D:844:LEU:HD21	1.68	0.75
3:D:889:HIS:C	3:D:975:CYS:HB2	2.06	0.75
3:D:1097:ARG:HG2	3:D:1098:VAL:N	2.02	0.75
3:D:1130:VAL:O	3:D:1133:HIS:HB3	1.85	0.75
5:F:448:VAL:HA	5:F:451:VAL:CG1	2.10	0.75
6:J:31:ARG:HA	6:J:41:GLU:CA	2.06	0.75
1:A:40:ARG:HE	1:B:33:THR:HG23	1.52	0.75
1:A:105:VAL:HG12	1:A:125:ILE:CB	2.15	0.75
1:A:107:ALA:N	1:A:122:GLY:O	2.20	0.75
1:B:77:ILE:CA	1:B:80:LEU:HD12	2.17	0.75
2:C:179:LEU:HG	2:C:456:SER:O	1.87	0.75
2:C:189:GLU:OE2	2:C:198:THR:HA	1.86	0.75
2:C:478:SER:OG	2:C:479:HIS:N	2.19	0.75
2:C:517:ARG:HB2	2:C:580:ASP:N	2.00	0.75
2:C:674:LYS:HD3	2:C:685:ASN:CA	2.12	0.75
2:C:876:LYS:HE2	2:C:878:LYS:NZ	2.02	0.75
2:C:895:ILE:O	2:C:895:ILE:HG22	1.87	0.75
2:C:907:LEU:HD22	2:C:1001:LEU:CD1	2.15	0.75
2:C:1090:THR:OG1	2:C:1091:ILE:N	2.19	0.75
3:D:34:ILE:HB	3:D:40:LYS:C	2.07	0.75
3:D:117:LEU:CD1	3:D:118:LEU:HG	2.15	0.75
3:D:139:VAL:HG23	3:D:229:LEU:CD2	2.17	0.75
3:D:145:HIS:O	3:D:148:LEU:N	2.20	0.75
3:D:162:VAL:HG13	3:D:216:LEU:HD22	1.69	0.75
3:D:497:LEU:HD12	3:D:544:HIS:HB3	1.69	0.75
3:D:752:ARG:O	3:D:756:VAL:HG23	1.87	0.75
3:D:1211:THR:O	3:D:1215:LEU:HG	1.87	0.75
4:E:59:LYS:O	4:E:62:ARG:HB2	1.87	0.75
5:F:281:MET:O	5:F:284:ILE:HG22	1.87	0.75
1:A:43:LEU:CD2	2:C:902:GLU:HB3	2.17	0.75
1:B:76:ILE:HG22	1:B:80:LEU:HD11	1.69	0.75
1:B:99:LYS:H	1:B:133:LYS:HG3	1.51	0.75
1:B:154:ALA:HB1	1:B:158:GLU:N	2.02	0.75
2:C:64:LEU:HD22	2:C:382:GLY:CA	2.17	0.75
2:C:138:GLU:HB2	2:C:149:SER:OG	1.86	0.75

Continued on next page...

Continued from previous page...

Atom-1	Atom-2	Interatomic distance (Å)	Clash overlap (Å)
2:C:203:LYS:HG2	2:C:204:VAL:O	1.87	0.75
2:C:224:VAL:HB	2:C:232:GLN:H	1.49	0.75
2:C:385:ILE:N	2:C:388:GLN:HG2	2.01	0.75
2:C:426:ALA:HA	2:C:429:GLU:HB3	1.69	0.75
2:C:601:ASP:O	2:C:605:ALA:N	2.19	0.75
2:C:688:PRO:HA	2:C:703:ALA:CB	2.17	0.75
2:C:854:SER:HB3	2:C:857:ASP:CB	2.13	0.75
2:C:944:TRP:C	2:C:966:ALA:H	1.91	0.75
2:C:1124:LEU:HB3	2:C:1125:LEU:HD12	1.66	0.75
3:D:507:LEU:H	3:D:507:LEU:HD12	1.51	0.75
3:D:566:LEU:HB3	3:D:573:PRO:HA	1.68	0.75
3:D:603:SER:HA	3:D:606:HIS:O	1.87	0.75
3:D:696:ILE:HG22	3:D:700:LEU:HD11	1.68	0.75
3:D:834:ARG:CB	3:D:835:PRO:HA	2.16	0.75
3:D:1129:GLU:OE2	3:D:1133:HIS:N	2.20	0.75
3:D:1210:ILE:HG13	3:D:1211:THR:H	1.50	0.75
3:D:1254:ILE:HG13	3:D:1255:GLY:N	2.01	0.75
4:E:60:ARG:NH1	4:E:63:GLN:HB2	2.01	0.75
5:F:255:ALA:HB2	6:J:97:LEU:HD21	1.69	0.75
5:F:335:PHE:H	6:J:88:ARG:CZ	2.00	0.75
5:F:387:LEU:HB2	5:F:393:GLU:OE1	1.86	0.75
5:F:473:GLY:O	5:F:477:LEU:CB	2.29	0.75
1:A:98:ARG:HA	1:A:135:GLU:HA	1.69	0.74
1:A:172:LEU:HD13	1:A:197:GLU:HG2	1.69	0.74
2:C:66:GLY:HA2	2:C:70:TRP:CE3	2.22	0.74
2:C:211:TRP:HB3	2:C:213:GLU:OE2	1.87	0.74
2:C:610:ASN:HB3	2:C:613:ARG:HH12	1.52	0.74
2:C:723:ILE:HG13	2:C:1024:THR:CB	2.17	0.74
2:C:771:ARG:HG2	2:C:781:LEU:HD11	1.68	0.74
2:C:821:LEU:O	2:C:824:ILE:HB	1.88	0.74
2:C:1082:ALA:CB	3:D:1257:LEU:HD11	2.17	0.74
3:D:177:LEU:HD11	3:D:198:ARG:O	1.86	0.74
3:D:279:ASP:HA	3:D:282:ARG:HB2	1.68	0.74
3:D:355:LYS:HA	3:D:358:ILE:HD11	1.68	0.74
3:D:480:ARG:O	3:D:483:VAL:HG22	1.87	0.74
3:D:563:ASN:O	3:D:565:ILE:HG12	1.87	0.74
3:D:800:ILE:HG12	3:D:804:ASP:CG	2.06	0.74
3:D:1028:LEU:HB3	3:D:1029:PRO:HD3	1.69	0.74
4:E:91:PRO:HA	4:E:94:ILE:CD1	2.16	0.74
1:A:8:THR:O	1:A:23:ILE:HA	1.87	0.74
1:A:10:SER:OG	1:A:22:VAL:HG13	1.87	0.74

Continued on next page...

Continued from previous page...

Atom-1	Atom-2	Interatomic distance (Å)	Clash overlap (Å)
1:A:106:THR:CB	1:A:124:HIS:HA	2.17	0.74
1:A:134:LEU:HG	1:A:135:GLU:H	1.52	0.74
1:B:56:ILE:HG21	1:B:134:LEU:CD2	2.14	0.74
1:B:172:LEU:HB3	1:B:197:GLU:HG2	1.68	0.74
1:B:212:GLY:CA	1:B:215:LEU:HD13	2.15	0.74
2:C:190:THR:O	2:C:199:LEU:N	2.19	0.74
2:C:248:ILE:CA	2:C:252:PHE:HD2	1.98	0.74
2:C:373:PHE:HA	2:C:376:ARG:HB3	1.68	0.74
2:C:398:ARG:HA	2:C:401:ARG:NH1	1.97	0.74
2:C:456:SER:HB2	2:C:497:ILE:HG12	1.66	0.74
2:C:624:PRO:HD3	2:C:1029:TYR:CE2	2.22	0.74
2:C:632:LEU:HD22	2:C:636:ILE:N	2.00	0.74
2:C:668:ARG:O	2:C:670:TYR:N	2.20	0.74
2:C:724:MET:H	2:C:916:ILE:CG2	2.00	0.74
2:C:1007:LYS:HB3	2:C:1023:VAL:N	2.01	0.74
2:C:1099:ARG:O	2:C:1103:TYR:HB3	1.85	0.74
3:D:33:THR:HG22	3:D:46:LEU:CB	2.16	0.74
3:D:68:VAL:O	3:D:71:LYS:HD2	1.87	0.74
3:D:124:ASP:HA	3:D:127:LYS:HD2	1.69	0.74
3:D:163:GLU:HA	3:D:166:ARG:CB	2.16	0.74
3:D:1052:ARG:CA	3:D:1104:HIS:HA	2.16	0.74
3:D:1234:THR:HG23	3:D:1235:ASP:N	2.01	0.74
5:F:423:LEU:CD1	5:F:435:LEU:HD22	2.17	0.74
1:A:90:ASP:O	1:A:91:GLU:HB3	1.86	0.74
1:A:224:GLU:HA	1:B:209:ALA:HA	1.67	0.74
1:B:1:MET:CB	1:B:232:ILE:HA	2.17	0.74
1:B:2:LEU:HA	1:B:233:GLU:N	2.01	0.74
2:C:70:TRP:CA	2:C:73:SER:HB3	2.14	0.74
2:C:186:TYR:C	2:C:202:VAL:HG23	2.07	0.74
2:C:347:ARG:HA	2:C:350:GLU:OE1	1.86	0.74
2:C:616:VAL:HG22	2:C:1032:LYS:HB3	1.67	0.74
2:C:649:VAL:HG22	2:C:694:ASP:O	1.86	0.74
2:C:655:ALA:HA	2:C:672:MET:SD	2.27	0.74
2:C:709:ASP:O	2:C:712:GLU:HG2	1.87	0.74
2:C:855:ARG:O	2:C:858:GLU:N	2.20	0.74
2:C:1102:VAL:HB	2:C:1113:PRO:HG2	1.70	0.74
3:D:58:TRP:CG	3:D:83:THR:HA	2.21	0.74
3:D:135:VAL:N	3:D:235:ILE:HD12	2.02	0.74
3:D:526:PRO:O	3:D:528:VAL:N	2.20	0.74
3:D:566:LEU:CD1	3:D:573:PRO:HA	2.17	0.74
3:D:667:THR:O	3:D:671:VAL:HG23	1.87	0.74

Continued on next page...

Continued from previous page...

Atom-1	Atom-2	Interatomic distance (Å)	Clash overlap (Å)
3:D:732:SER:HB2	3:D:733:MET:CE	2.17	0.74
3:D:1110:GLN:NE2	3:D:1114:GLY:O	2.21	0.74
5:F:423:LEU:CA	5:F:435:LEU:HD13	2.14	0.74
6:J:34:THR:HG21	6:J:38:GLU:HB2	1.68	0.74
1:A:14:LEU:HB2	1:A:19:SER:HA	1.69	0.74
1:A:34:LEU:HA	1:A:37:SER:HB3	1.69	0.74
1:A:42:LEU:O	1:A:44:SER:OG	2.02	0.74
1:A:170:PRO:CA	1:A:199:LYS:HE3	2.16	0.74
1:B:50:ALA:HB3	1:B:168:TYR:CE1	2.22	0.74
1:B:173:LYS:N	1:B:197:GLU:HB3	2.03	0.74
2:C:118:PRO:CB	2:C:120:ASP:HB3	2.18	0.74
2:C:118:PRO:CD	2:C:121:GLU:HB2	2.14	0.74
2:C:131:ALA:HB3	2:C:159:MET:CE	2.18	0.74
2:C:148:LYS:HB3	2:C:414:PRO:HG3	1.66	0.74
2:C:320:LEU:CA	2:C:363:VAL:HG21	2.17	0.74
2:C:353:THR:O	2:C:365:VAL:N	2.17	0.74
2:C:483:MET:SD	2:C:498:GLY:HA3	2.27	0.74
2:C:518:LYS:HD3	2:C:527:GLU:CB	2.16	0.74
2:C:629:GLY:O	2:C:631:GLU:HB2	1.88	0.74
2:C:771:ARG:HB2	2:C:787:ARG:CA	2.18	0.74
2:C:888:ARG:HB2	2:C:1028:MET:HE3	1.69	0.74
3:D:277:LEU:CD2	3:D:296:LEU:HB2	2.18	0.74
3:D:747:ASP:CA	3:D:750:GLU:HG2	2.17	0.74
1:A:78:LEU:HA	1:A:81:LYS:HD2	1.69	0.74
1:B:204:PRO:O	1:B:206:ASP:N	2.19	0.74
2:C:112:PHE:CZ	2:C:133:LEU:HD12	2.22	0.74
2:C:141:ASN:OD1	2:C:143:ASN:N	2.21	0.74
2:C:203:LYS:HD3	2:C:205:ILE:CG2	2.18	0.74
2:C:623:ALA:O	2:C:718:ASN:ND2	2.21	0.74
2:C:897:LYS:HG3	2:C:899:LEU:CD2	2.18	0.74
2:C:907:LEU:HA	2:C:1010:LEU:CD2	2.17	0.74
2:C:1087:GLU:CG	2:C:1091:ILE:HD13	2.17	0.74
2:C:1123:VAL:HG12	2:C:1127:GLU:CG	2.17	0.74
3:D:30:LYS:HD2	3:D:43:LYS:O	1.86	0.74
3:D:60:CYS:SG	3:D:64:LYS:NZ	2.54	0.74
3:D:140:ASP:N	3:D:251:TYR:O	2.19	0.74
3:D:173:ARG:HH11	3:D:174:ALA:CA	2.00	0.74
3:D:320:ILE:HD11	3:D:324:LEU:CB	2.16	0.74
3:D:1040:PRO:HG3	3:D:1116:ALA:N	2.02	0.74
3:D:1219:SER:O	3:D:1221:LEU:HD23	1.86	0.74
4:E:33:LEU:H	4:E:36:THR:HG23	1.47	0.74

Continued on next page...

Continued from previous page...

Atom-1	Atom-2	Interatomic distance (Å)	Clash overlap (Å)
6:J:34:THR:CG2	6:J:38:GLU:HB2	2.18	0.74
6:J:64:LEU:HB3	6:J:66:GLU:H	1.50	0.74
1:A:54:ILE:O	1:A:161:ARG:HD3	1.87	0.74
1:A:174:VAL:HG13	1:A:196:VAL:CG2	2.18	0.74
1:B:54:ILE:HB	1:B:137:GLU:O	1.86	0.74
2:C:43:LYS:HB2	2:C:978:ASP:OD1	1.87	0.74
2:C:217:ASP:OD1	2:C:231:ARG:NH1	2.21	0.74
2:C:261:THR:O	2:C:265:ASP:HB3	1.87	0.74
2:C:469:GLY:O	2:C:472:VAL:HG22	1.87	0.74
2:C:514:THR:HG22	2:C:515:PRO:O	1.88	0.74
2:C:587:VAL:HG13	2:C:591:THR:CG2	2.18	0.74
2:C:598:GLU:O	3:D:843:GLY:HA2	1.87	0.74
2:C:598:GLU:HG2	2:C:599:HIS:CD2	2.23	0.74
2:C:625:LEU:HD21	2:C:970:ALA:H	1.52	0.74
2:C:660:VAL:HG23	2:C:660:VAL:O	1.87	0.74
2:C:716:GLY:HA3	2:C:1030:ILE:O	1.87	0.74
2:C:724:MET:CE	2:C:726:TRP:HA	2.18	0.74
2:C:868:LEU:HD22	2:C:869:VAL:H	1.51	0.74
2:C:983:ALA:O	2:C:986:GLN:HB3	1.88	0.74
2:C:1121:PHE:CE1	3:D:1254:ILE:HA	2.23	0.74
2:C:1137:VAL:CA	3:D:10:LEU:HA	2.18	0.74
3:D:4:VAL:HB	3:D:7:PHE:CE1	2.22	0.74
3:D:57:ASP:HB3	3:D:58:TRP:CE3	2.22	0.74
3:D:107:PHE:N	3:D:114:LEU:HD12	2.03	0.74
3:D:566:LEU:O	3:D:568:PRO:HD3	1.87	0.74
3:D:599:TYR:HB2	3:D:633:ILE:CA	2.15	0.74
3:D:668:LEU:CA	3:D:671:VAL:HB	2.18	0.74
3:D:707:ILE:HG12	3:D:708:VAL:N	2.03	0.74
3:D:748:HIS:CD2	3:D:752:ARG:HD2	2.22	0.74
3:D:777:ILE:O	3:D:780:GLU:HB2	1.88	0.74
3:D:805:SER:OG	3:D:807:ALA:HB2	1.88	0.74
3:D:814:THR:O	3:D:817:LEU:HB3	1.88	0.74
3:D:827:PRO:HB3	3:D:854:HIS:CB	2.15	0.74
3:D:1235:ASP:CA	3:D:1238:ILE:HB	2.15	0.74
6:J:33:ARG:CZ	6:J:37:GLY:HA2	2.17	0.74
1:A:28:PRO:CD	1:A:189:PHE:HA	2.18	0.74
1:A:127:THR:C	1:A:128:LEU:HD12	2.08	0.74
2:C:95:PRO:O	2:C:96:ILE:HD13	1.86	0.74
2:C:200:HIS:HB2	2:C:216:VAL:HG21	1.68	0.74
2:C:517:ARG:HB2	2:C:579:MET:CB	2.14	0.74
2:C:641:VAL:HG13	2:C:703:ALA:C	2.06	0.74

Continued on next page...

Continued from previous page...

Atom-1	Atom-2	Interatomic distance (Å)	Clash overlap (Å)
2:C:648:GLY:HA2	2:C:663:ASP:CG	2.08	0.74
2:C:719:LEU:O	2:C:1028:MET:N	2.20	0.74
2:C:737:LEU:HB2	2:C:897:LYS:O	1.87	0.74
2:C:742:VAL:HG12	2:C:743:GLU:H	1.52	0.74
2:C:1055:GLN:HB3	2:C:1056:PRO:HD2	1.68	0.74
3:D:308:SER:OG	3:D:310:MET:HB2	1.88	0.74
3:D:454:PRO:HA	3:D:457:MET:SD	2.28	0.74
3:D:545:LEU:HD23	3:D:547:LEU:HD21	1.69	0.74
3:D:566:LEU:HB3	3:D:572:ARG:O	1.88	0.74
3:D:599:TYR:CA	3:D:633:ILE:HG22	2.18	0.74
3:D:1065:THR:CG2	3:D:1076:VAL:HG22	2.13	0.74
5:F:409:LYS:O	5:F:412:GLU:HG3	1.87	0.74
5:F:439:ILE:CG2	6:J:7:ARG:HA	2.17	0.74
1:B:37:SER:O	1:B:40:ARG:HB3	1.86	0.74
1:B:102:PRO:CD	1:B:131:LYS:HG2	2.12	0.74
1:B:133:LYS:HG2	1:B:134:LEU:H	1.53	0.74
2:C:178:GLN:HE22	2:C:462:GLY:HA3	1.53	0.74
2:C:514:THR:HB	2:C:516:TYR:CZ	2.22	0.74
2:C:651:GLU:HB2	2:C:661:MET:H	1.53	0.74
2:C:656:ASP:C	2:C:672:MET:HG2	2.07	0.74
2:C:689:ILE:HG12	2:C:702:ILE:O	1.88	0.74
2:C:892:LYS:NZ	3:D:537:ASP:HB2	2.02	0.74
2:C:902:GLU:HG2	2:C:903:ASP:H	1.50	0.74
2:C:1046:THR:HA	2:C:1049:TYR:OH	1.87	0.74
3:D:86:LYS:O	3:D:89:ARG:HB3	1.86	0.74
3:D:105:TRP:CH2	3:D:1233:LEU:HB2	2.23	0.74
3:D:158:GLU:O	3:D:162:VAL:HG23	1.88	0.74
3:D:181:LEU:HD21	3:D:194:ARG:O	1.86	0.74
3:D:344:TYR:O	3:D:347:VAL:HB	1.87	0.74
3:D:392:THR:HG22	3:D:398:PRO:CB	2.17	0.74
3:D:406:LEU:CD1	3:D:412:ARG:HB2	2.17	0.74
3:D:732:SER:OG	3:D:734:ALA:HB3	1.88	0.74
3:D:737:LEU:HD13	3:D:793:TYR:HB3	1.70	0.74
3:D:1134:LEU:N	3:D:1137:GLU:HG2	2.02	0.74
3:D:1137:GLU:HA	3:D:1140:GLU:OE1	1.87	0.74
3:D:1212:LYS:HA	3:D:1215:LEU:HD12	1.68	0.74
5:F:460:LEU:HD13	5:F:523:LEU:CD1	2.18	0.74
5:F:475:VAL:HG22	5:F:507:GLU:OE2	1.87	0.74
5:F:489:LEU:HD21	5:F:504:ARG:HB2	1.69	0.74
6:J:32:TYR:O	6:J:39:GLU:HA	1.87	0.74
1:A:13:VAL:CA	1:A:19:SER:HB2	2.17	0.74

Continued on next page...

Continued from previous page...

Atom-1	Atom-2	Interatomic distance (Å)	Clash overlap (Å)
1:A:150:VAL:CG1	1:A:163:PRO:HB3	2.17	0.74
1:A:220:GLY:O	1:A:223:ARG:HB3	1.86	0.74
1:B:1:MET:CB	1:B:232:ILE:HG12	2.17	0.74
1:B:42:LEU:H	1:B:42:LEU:CD1	1.98	0.74
2:C:179:LEU:CD2	2:C:378:LEU:HD13	2.13	0.74
2:C:308:LEU:HD23	2:C:331:SER:HB2	1.70	0.74
2:C:385:ILE:HG22	2:C:386:GLN:H	1.53	0.74
2:C:786:GLU:CG	2:C:787:ARG:HG3	2.18	0.74
2:C:907:LEU:HA	2:C:1010:LEU:HD22	1.70	0.74
2:C:956:ALA:CA	2:C:959:LEU:HD21	2.16	0.74
2:C:1000:VAL:HG13	2:C:1002:VAL:HB	1.70	0.74
3:D:317:VAL:HG13	3:D:318:PRO:HD2	1.70	0.74
3:D:505:HIS:HA	3:D:1001:GLN:CD	2.08	0.74
3:D:883:ASP:OD1	3:D:1248:LEU:HD23	1.87	0.74
3:D:1088:VAL:HA	3:D:1099:LEU:N	2.03	0.74
3:D:1223:ALA:HA	3:D:1226:PHE:HD2	1.50	0.74
3:D:1241:ARG:HG2	3:D:1242:SER:N	2.03	0.74
1:A:182:ARG:CA	1:A:188:ASP:HB3	2.17	0.74
1:B:72:ASP:OD1	1:B:75:GLU:HB3	1.88	0.74
1:B:104:GLU:CD	1:B:127:THR:HG22	2.08	0.74
2:C:74:ALA:HA	2:C:77:ARG:CZ	2.17	0.74
2:C:161:THR:HG23	2:C:165:THR:O	1.87	0.74
2:C:168:ILE:N	2:C:171:THR:O	2.20	0.74
2:C:490:GLU:HA	2:C:494:ILE:CG1	2.18	0.74
2:C:611:MET:O	2:C:613:ARG:N	2.20	0.74
2:C:984:GLU:C	2:C:988:LEU:HG	2.08	0.74
2:C:1135:VAL:CG2	3:D:10:LEU:HD11	2.18	0.74
3:D:191:ALA:O	3:D:195:ARG:HG2	1.88	0.74
3:D:712:THR:HG22	3:D:716:LEU:CD1	2.13	0.74
3:D:723:TRP:O	3:D:726:ARG:CA	2.36	0.74
3:D:1087:ARG:CG	3:D:1088:VAL:H	1.97	0.74
3:D:1103:ASP:OD1	3:D:1104:HIS:N	2.21	0.74
4:E:29:TYR:OH	4:E:32:PRO:HD3	1.87	0.74
5:F:228:VAL:HG12	5:F:232:LEU:HG	1.68	0.74
5:F:231:TYR:CA	5:F:234:GLN:HB3	2.18	0.74
5:F:326:LEU:CA	5:F:329:ILE:HD12	2.17	0.74
5:F:393:GLU:CD	5:F:394:PRO:HD2	2.08	0.74
5:F:422:SER:C	5:F:425:GLN:HE22	1.91	0.74
5:F:423:LEU:HD23	5:F:423:LEU:O	1.87	0.74
5:F:493:GLY:HA3	5:F:503:ILE:HD12	1.69	0.74
1:A:25:PRO:HA	1:A:189:PHE:CE2	2.21	0.73

Continued on next page...

Continued from previous page...

Atom-1	Atom-2	Interatomic distance (Å)	Clash overlap (Å)
1:B:79:ASN:HD21	1:B:125:ILE:HA	1.52	0.73
1:B:102:PRO:C	1:B:128:LEU:HB2	2.08	0.73
1:B:172:LEU:HB2	1:B:197:GLU:HG2	1.70	0.73
1:B:177:LYS:CG	1:B:193:ILE:HD13	2.15	0.73
2:C:235:THR:O	2:C:239:LYS:N	2.21	0.73
2:C:324:VAL:HG23	2:C:325:GLY:H	1.51	0.73
2:C:388:GLN:O	2:C:391:VAL:HG12	1.88	0.73
2:C:482:ARG:HG2	2:C:512:ILE:CD1	2.18	0.73
2:C:682:THR:N	2:C:752:ILE:HD12	2.03	0.73
2:C:748:THR:HG21	2:C:878:LYS:HE3	1.70	0.73
2:C:854:SER:HB2	2:C:867:GLU:OE1	1.87	0.73
2:C:886:ALA:H	2:C:1030:ILE:HD12	1.53	0.73
2:C:1073:CYS:O	2:C:1076:MET:HB2	1.87	0.73
3:D:277:LEU:HB2	3:D:296:LEU:HD13	1.69	0.73
3:D:281:ILE:HG22	3:D:289:LYS:CG	2.16	0.73
3:D:320:ILE:HG22	3:D:344:TYR:OH	1.88	0.73
3:D:588:LEU:HD11	3:D:669:GLY:C	2.08	0.73
3:D:823:LEU:HA	3:D:835:PRO:HB2	1.69	0.73
3:D:1272:VAL:HG22	4:E:106:HIS:HB2	1.70	0.73
4:E:60:ARG:HA	4:E:63:GLN:OE1	1.88	0.73
1:A:144:ARG:HA	1:A:168:TYR:HB2	1.69	0.73
2:C:97:GLU:OE2	2:C:142:ASN:ND2	2.20	0.73
2:C:377:ARG:NH2	2:C:378:LEU:O	2.20	0.73
2:C:380:THR:N	2:C:383:GLU:OE1	2.21	0.73
2:C:517:ARG:NH2	2:C:526:ASP:OD1	2.21	0.73
2:C:588:SER:H	2:C:591:THR:CB	2.01	0.73
2:C:793:GLY:O	2:C:846:LYS:HE3	1.88	0.73
2:C:808:PRO:C	2:C:833:ARG:H	1.92	0.73
2:C:1072:GLU:O	2:C:1075:ALA:N	2.22	0.73
2:C:1106:ILE:O	3:D:458:LYS:HD2	1.87	0.73
3:D:104:ILE:HG23	3:D:105:TRP:H	1.53	0.73
3:D:173:ARG:NH1	3:D:205:MET:HE3	2.03	0.73
3:D:798:PRO:O	3:D:802:ILE:HG13	1.88	0.73
5:F:339:LYS:HB3	5:F:341:TYR:CE2	2.22	0.73
5:F:458:ASP:CA	5:F:461:GLN:HG2	2.16	0.73
6:J:20:ARG:HD2	6:J:22:HIS:NE2	2.02	0.73
1:A:36:ASN:OD1	1:A:40:ARG:N	2.21	0.73
1:A:98:ARG:HD2	1:A:135:GLU:HG2	1.70	0.73
1:A:129:ASN:O	1:A:132:GLY:N	2.19	0.73
1:A:223:ARG:HD2	1:A:224:GLU:N	2.03	0.73
1:B:2:LEU:HD12	1:B:233:GLU:HG3	1.68	0.73

Continued on next page...

Continued from previous page...

Atom-1	Atom-2	Interatomic distance (Å)	Clash overlap (Å)
2:C:312:GLY:O	2:C:316:VAL:HG23	1.87	0.73
2:C:455:LEU:HD12	2:C:499:SER:C	2.08	0.73
2:C:507:ASN:HB3	2:C:511:PHE:N	2.02	0.73
2:C:517:ARG:HH12	2:C:526:ASP:CA	2.00	0.73
2:C:563:ARG:NH2	2:C:571:VAL:HB	2.03	0.73
2:C:721:VAL:HA	2:C:915:ILE:O	1.88	0.73
2:C:805:LYS:HB3	2:C:835:THR:O	1.88	0.73
2:C:932:LEU:CA	2:C:935:HIS:HD2	1.95	0.73
2:C:1102:VAL:CG2	2:C:1112:ILE:HD12	2.18	0.73
3:D:354:LEU:CG	3:D:367:VAL:HG13	2.18	0.73
3:D:372:ARG:HG2	3:D:376:GLU:OE2	1.87	0.73
3:D:505:HIS:ND1	3:D:507:LEU:HD13	2.03	0.73
3:D:642:PRO:O	3:D:682:PRO:HB3	1.88	0.73
3:D:981:ARG:HG3	3:D:987:LYS:C	2.09	0.73
3:D:1127:PRO:O	3:D:1130:VAL:HB	1.87	0.73
3:D:1140:GLU:H	3:D:1143:ARG:NH1	1.87	0.73
3:D:1161:MET:O	3:D:1208:MET:HG2	1.87	0.73
4:E:89:GLU:HG2	4:E:94:ILE:HG13	1.70	0.73
5:F:510:THR:O	5:F:513:LYS:HB2	1.88	0.73
6:J:99:LYS:O	6:J:102:LEU:HB3	1.88	0.73
1:A:54:ILE:HG22	1:A:139:VAL:N	2.02	0.73
1:A:55:ARG:HD3	1:A:160:GLY:C	2.09	0.73
1:B:47:PRO:HB2	1:B:142:ARG:HH22	1.53	0.73
1:B:51:VAL:HA	1:B:140:VAL:CG2	2.16	0.73
1:B:182:ARG:HH21	1:B:184:GLU:N	1.86	0.73
2:C:50:VAL:HB	2:C:633:ARG:NH2	2.01	0.73
2:C:111:ARG:NE	2:C:134:PHE:HB2	2.03	0.73
2:C:178:GLN:CG	2:C:457:ALA:HA	2.14	0.73
2:C:278:TYR:CE2	2:C:287:PRO:HA	2.22	0.73
2:C:402:GLU:O	2:C:405:THR:OG1	2.07	0.73
2:C:484:CYS:SG	2:C:591:THR:OG1	2.40	0.73
2:C:540:VAL:CG1	2:C:576:VAL:HA	2.17	0.73
2:C:548:ILE:HG21	2:C:552:GLY:N	2.03	0.73
2:C:953:PRO:HB2	2:C:956:ALA:CB	2.18	0.73
2:C:1012:ASP:O	2:C:1016:GLY:HA2	1.88	0.73
3:D:89:ARG:HG3	3:D:324:LEU:HD21	1.69	0.73
3:D:162:VAL:HA	3:D:216:LEU:CD2	2.17	0.73
3:D:163:GLU:CA	3:D:166:ARG:HE	2.00	0.73
3:D:740:PRO:O	3:D:742:LYS:HB3	1.88	0.73
3:D:846:VAL:HB	3:D:847:LEU:HD12	1.69	0.73
3:D:896:GLY:O	3:D:961:LYS:HG3	1.88	0.73

Continued on next page...

Continued from previous page...

Atom-1	Atom-2	Interatomic distance (Å)	Clash overlap (Å)
3:D:914:PRO:HG2	3:D:915:TYR:CD2	2.23	0.73
1:A:91:GLU:HG3	1:A:93:VAL:H	1.52	0.73
1:A:97:LEU:HD13	1:A:110:ILE:CA	2.17	0.73
1:A:223:ARG:C	1:A:225:LEU:H	1.92	0.73
1:B:97:LEU:HB2	1:B:110:ILE:CG1	2.19	0.73
2:C:334:THR:HG23	2:C:337:ASP:H	1.54	0.73
2:C:606:LEU:O	2:C:609:ALA:HB3	1.88	0.73
2:C:710:ASP:HB3	2:C:712:GLU:OE2	1.89	0.73
2:C:881:ASP:HB3	2:C:898:ILE:CG1	2.17	0.73
2:C:897:LYS:NZ	2:C:899:LEU:HD13	2.03	0.73
3:D:47:PHE:HA	3:D:52:PHE:CD2	2.22	0.73
3:D:64:LYS:HG2	3:D:65:TYR:CE2	2.24	0.73
3:D:67:ARG:HB2	3:D:70:PHE:HD2	1.52	0.73
3:D:180:ASP:HB3	3:D:197:VAL:CG1	2.18	0.73
3:D:381:LEU:HG	3:D:402:LEU:CD1	2.18	0.73
3:D:1052:ARG:CG	3:D:1067:VAL:HB	2.18	0.73
3:D:1085:ARG:NE	3:D:1085:ARG:H	1.86	0.73
3:D:1221:LEU:O	3:D:1224:ALA:HB3	1.88	0.73
5:F:283:TRP:O	5:F:286:ARG:N	2.21	0.73
5:F:456:LEU:HA	5:F:526:TYR:CE2	2.23	0.73
1:A:2:LEU:HD23	1:B:142:ARG:CB	2.16	0.73
1:A:61:HIS:HB2	1:A:63:PHE:CD2	2.24	0.73
1:A:97:LEU:HD22	1:A:110:ILE:CG1	2.18	0.73
1:A:100:GLN:HA	1:A:133:LYS:HA	1.71	0.73
1:A:102:PRO:HA	1:A:129:ASN:C	2.09	0.73
1:B:20:GLN:CB	1:B:195:ASP:HB2	2.18	0.73
2:C:180:VAL:HG22	2:C:378:LEU:HA	1.70	0.73
2:C:315:LYS:HA	2:C:318:LYS:HB3	1.69	0.73
2:C:320:LEU:HD23	2:C:363:VAL:HG11	1.70	0.73
2:C:426:ALA:O	2:C:429:GLU:HB3	1.88	0.73
2:C:632:LEU:HG	2:C:711:GLY:O	1.87	0.73
2:C:677:ARG:HG2	2:C:678:SER:O	1.89	0.73
3:D:17:ALA:N	3:D:20:ILE:HD12	2.03	0.73
3:D:86:LYS:O	3:D:90:GLU:HG3	1.89	0.73
3:D:461:VAL:O	3:D:464:ASN:ND2	2.21	0.73
3:D:525:HIS:HB3	3:D:528:VAL:HG21	1.68	0.73
3:D:855:GLY:O	3:D:858:LYS:N	2.21	0.73
3:D:1164:ARG:HG2	3:D:1182:ASP:HA	1.69	0.73
1:A:9:LEU:HD13	1:B:225:LEU:HD21	1.69	0.73
1:A:14:LEU:CG	1:A:19:SER:HA	2.19	0.73
1:B:18:ARG:O	1:B:19:SER:OG	2.05	0.73

Continued on next page...

Continued from previous page...

Atom-1	Atom-2	Interatomic distance (Å)	Clash overlap (Å)
1:B:51:VAL:CA	1:B:140:VAL:HA	2.19	0.73
2:C:505:ARG:HG2	2:C:506:VAL:H	1.52	0.73
2:C:651:GLU:HB3	2:C:659:THR:O	1.89	0.73
2:C:652:GLU:N	2:C:659:THR:OG1	2.20	0.73
2:C:731:TYR:CZ	3:D:581:MET:HE3	2.24	0.73
2:C:801:ILE:HA	2:C:838:LYS:CG	2.17	0.73
2:C:1087:GLU:C	2:C:1090:THR:HG1	1.91	0.73
2:C:1096:THR:CA	2:C:1099:ARG:HE	2.02	0.73
3:D:456:VAL:CA	3:D:459:ARG:HB3	2.14	0.73
3:D:643:PRO:HA	3:D:682:PRO:HB2	1.71	0.73
3:D:671:VAL:HG12	3:D:675:GLU:OE2	1.89	0.73
3:D:694:ALA:N	3:D:697:ILE:HD12	2.03	0.73
3:D:778:TRP:O	3:D:781:ALA:N	2.21	0.73
3:D:1055:LEU:CA	3:D:1064:ILE:HG23	2.19	0.73
3:D:1062:TYR:O	3:D:1063:LYS:HB3	1.88	0.73
3:D:1087:ARG:H	3:D:1099:LEU:HD13	1.53	0.73
5:F:300:LEU:HA	5:F:303:VAL:HG23	1.70	0.73
5:F:405:ILE:HD12	5:F:409:LYS:CG	2.19	0.73
1:A:119:HIS:CE1	1:A:201:SER:HA	2.24	0.73
2:C:135:VAL:O	2:C:152:VAL:N	2.22	0.73
2:C:161:THR:H	2:C:165:THR:H	1.35	0.73
2:C:191:ILE:HA	2:C:197:LYS:O	1.89	0.73
2:C:233:PRO:CD	5:F:203:VAL:HG21	2.18	0.73
2:C:944:TRP:HA	2:C:993:LEU:HD23	1.71	0.73
2:C:1041:ILE:O	2:C:1041:ILE:HG23	1.89	0.73
2:C:1050:SER:O	2:C:1052:ILE:N	2.20	0.73
2:C:1070:GLU:N	2:C:1072:GLU:OE1	2.22	0.73
3:D:59:GLU:HG2	3:D:66:LYS:HG2	1.71	0.73
3:D:173:ARG:NH2	3:D:204:GLU:HB2	2.04	0.73
3:D:335:PHE:N	5:F:420:PRO:HB2	2.04	0.73
3:D:454:PRO:O	3:D:457:MET:HB2	1.88	0.73
3:D:559:MET:O	3:D:561:SER:N	2.21	0.73
3:D:596:THR:HG22	3:D:626:VAL:O	1.87	0.73
3:D:1244:LYS:HE2	3:D:1244:LYS:HA	1.69	0.73
3:D:1269:ASN:O	4:E:109:GLY:HA3	1.89	0.73
4:E:49:SER:C	4:E:53:LEU:HD13	2.09	0.73
4:E:50:LYS:O	4:E:53:LEU:HD22	1.87	0.73
5:F:235:ILE:O	5:F:238:VAL:HG23	1.89	0.73
5:F:336:ASP:HB3	5:F:339:LYS:CE	2.19	0.73
6:J:29:ILE:CG2	6:J:31:ARG:HE	2.02	0.73
1:B:10:SER:N	1:B:22:VAL:O	2.21	0.73

Continued on next page...

Continued from previous page...

Atom-1	Atom-2	Interatomic distance (Å)	Clash overlap (Å)
1:B:50:ALA:HB1	1:B:166:SER:CB	2.19	0.73
1:B:101:GLY:O	1:B:128:LEU:HD22	1.89	0.73
1:B:177:LYS:HG3	1:B:193:ILE:HD12	1.69	0.73
2:C:88:GLU:H	2:C:91:TYR:HD2	1.37	0.73
2:C:400:VAL:C	2:C:404:MET:HG3	2.09	0.73
2:C:430:PHE:O	2:C:434:SER:N	2.21	0.73
2:C:480:TYR:O	2:C:482:ARG:HG3	1.89	0.73
2:C:558:ARG:HE	2:C:572:PRO:N	1.87	0.73
2:C:610:ASN:OD1	2:C:613:ARG:NH2	2.17	0.73
2:C:952:VAL:HG12	2:C:954:ASP:N	2.03	0.73
3:D:95:ILE:HB	3:D:317:VAL:CG1	2.19	0.73
3:D:120:LEU:HD21	3:D:232:LYS:HD3	1.71	0.73
3:D:638:THR:HG22	3:D:661:ALA:CA	2.18	0.73
3:D:1047:ALA:CB	3:D:1109:GLN:HB3	2.19	0.73
3:D:1219:SER:O	3:D:1222:SER:N	2.22	0.73
3:D:1274:PRO:HB2	3:D:1279:ARG:CD	2.18	0.73
3:D:1277:GLU:CA	3:D:1280:ALA:HB3	2.18	0.73
6:J:52:GLY:O	6:J:64:LEU:N	2.21	0.73
1:A:47:PRO:HA	1:A:144:ARG:CB	2.18	0.73
1:B:1:MET:HB3	1:B:232:ILE:CG1	2.17	0.73
1:B:81:LYS:HZ3	3:D:613:SER:H	1.37	0.73
1:B:175:THR:CG2	1:B:195:ASP:HB3	2.19	0.73
2:C:106:SER:O	2:C:137:ALA:HB1	1.89	0.73
2:C:278:TYR:CA	2:C:281:LEU:HD13	2.18	0.73
2:C:282:ARG:NH2	2:C:290:GLU:OE2	2.22	0.73
2:C:315:LYS:HD2	2:C:318:LYS:CB	2.19	0.73
2:C:445:PRO:HG2	2:C:713:MET:SD	2.29	0.73
2:C:451:HIS:HA	2:C:454:ARG:CZ	2.18	0.73
2:C:507:ASN:C	2:C:509:PHE:H	1.91	0.73
2:C:649:VAL:HG23	2:C:695:ARG:CB	2.11	0.73
2:C:725:PRO:HA	2:C:730:ASN:OD1	1.89	0.73
2:C:771:ARG:NH2	2:C:783:ASP:H	1.87	0.73
2:C:932:LEU:O	2:C:934:THR:N	2.22	0.73
2:C:1012:ASP:CB	2:C:1016:GLY:H	2.00	0.73
3:D:46:LEU:HB3	3:D:47:PHE:CE2	2.24	0.73
3:D:270:ILE:O	3:D:273:GLU:N	2.22	0.73
3:D:275:GLU:O	3:D:278:ARG:HB2	1.88	0.73
3:D:430:ILE:CA	3:D:522:ILE:HB	2.19	0.73
3:D:500:ARG:HB2	3:D:541:MET:CG	2.19	0.73
3:D:510:GLN:CG	3:D:559:MET:HB3	2.19	0.73
3:D:554:GLU:O	3:D:558:LEU:HD13	1.89	0.73

Continued on next page...

Continued from previous page...

Atom-1	Atom-2	Interatomic distance (Å)	Clash overlap (Å)
3:D:758:LYS:C	3:D:761:GLN:HB3	2.08	0.73
4:E:51:TYR:O	4:E:55:ILE:HG12	1.89	0.73
5:F:476:ARG:CA	5:F:481:LEU:HB2	2.12	0.73
1:A:192:LEU:HD11	1:A:194:LEU:CD1	2.19	0.72
1:B:23:ILE:H	1:B:192:LEU:CB	2.02	0.72
2:C:449:LEU:HD12	2:C:452:LYS:HE2	1.71	0.72
2:C:465:ARG:HD2	2:C:473:ARG:NH2	2.03	0.72
2:C:597:LEU:C	2:C:599:HIS:H	1.88	0.72
2:C:677:ARG:HA	2:C:752:ILE:CD1	2.18	0.72
2:C:885:LEU:HD13	2:C:895:ILE:HD11	1.70	0.72
2:C:946:VAL:N	2:C:964:LEU:O	2.21	0.72
2:C:1014:ARG:HG2	2:C:1015:SER:H	1.54	0.72
2:C:1090:THR:C	2:C:1095:ASP:HB2	2.10	0.72
3:D:24:SER:CB	3:D:94:HIS:HB3	2.18	0.72
3:D:135:VAL:H	3:D:235:ILE:HD12	1.54	0.72
3:D:256:MET:O	3:D:260:SER:OG	2.02	0.72
3:D:286:GLY:O	3:D:289:LYS:N	2.22	0.72
3:D:345:ARG:NE	5:F:365:THR:HG23	2.04	0.72
3:D:369:ASN:O	3:D:373:MET:HG3	1.88	0.72
3:D:478:ARG:HB3	3:D:480:ARG:HD3	1.71	0.72
3:D:499:ASN:ND2	3:D:509:ILE:HD11	2.03	0.72
3:D:556:ARG:NH2	4:E:35:ILE:O	2.21	0.72
3:D:886:VAL:HA	3:D:974:VAL:HG23	1.70	0.72
3:D:1150:HIS:O	3:D:1152:LYS:N	2.22	0.72
3:D:1161:MET:CE	3:D:1210:ILE:H	2.00	0.72
3:D:1273:GLN:NE2	4:E:105:GLU:OE2	2.22	0.72
3:D:1276:GLU:O	3:D:1278:ALA:N	2.21	0.72
5:F:228:VAL:CG2	5:F:318:LEU:HD11	2.19	0.72
5:F:335:PHE:CE1	5:F:341:TYR:HB2	2.24	0.72
1:A:54:ILE:HB	1:A:137:GLU:O	1.88	0.72
1:A:141:GLU:HB3	1:A:168:TYR:OH	1.89	0.72
1:B:10:SER:HG	1:B:22:VAL:H	1.37	0.72
1:B:73:VAL:O	1:B:77:ILE:HG13	1.89	0.72
1:B:76:ILE:HG22	1:B:80:LEU:CD1	2.19	0.72
2:C:398:ARG:CA	2:C:401:ARG:HH12	2.00	0.72
2:C:642:VAL:C	2:C:702:ILE:HB	2.09	0.72
2:C:673:ARG:N	2:C:686:GLN:OE1	2.20	0.72
2:C:724:MET:HE3	3:D:725:THR:HA	1.70	0.72
2:C:1086:GLN:OE1	3:D:1257:LEU:HD13	1.89	0.72
2:C:1135:VAL:CB	3:D:12:ILE:HA	2.20	0.72
2:C:1139:SER:HB2	3:D:6:PHE:O	1.89	0.72

Continued on next page...

Continued from previous page...

Atom-1	Atom-2	Interatomic distance (Å)	Clash overlap (Å)
3:D:219:LEU:CD2	3:D:222:ILE:HD11	2.18	0.72
3:D:228:LYS:HB2	3:D:228:LYS:NZ	2.03	0.72
3:D:373:MET:O	3:D:376:GLU:HB2	1.88	0.72
3:D:925:LEU:HD12	3:D:942:GLN:CG	2.19	0.72
3:D:1133:HIS:CD2	3:D:1134:LEU:H	2.07	0.72
3:D:1232:VAL:HA	3:D:1235:ASP:OD2	1.88	0.72
4:E:56:TYR:HE1	4:E:106:HIS:HB3	1.54	0.72
5:F:260:THR:HG23	5:F:263:MET:CE	2.18	0.72
6:J:92:GLU:HA	6:J:95:GLU:CB	2.19	0.72
1:A:96:TYR:H	1:A:111:VAL:CG1	2.02	0.72
1:A:172:LEU:HB2	1:A:198:THR:C	2.09	0.72
1:A:209:ALA:CB	1:B:229:ALA:HB2	2.20	0.72
1:A:219:PHE:O	1:A:222:ALA:N	2.22	0.72
1:B:23:ILE:C	1:B:24:GLU:HG3	2.08	0.72
2:C:96:ILE:HG13	2:C:105:LEU:CD2	2.20	0.72
2:C:193:LYS:HA	2:C:196:ASP:OD1	1.88	0.72
2:C:226:ILE:HD11	2:C:229:LYS:HD2	1.70	0.72
2:C:322:LEU:N	2:C:324:VAL:HG13	2.04	0.72
2:C:517:ARG:HH22	2:C:526:ASP:HA	1.53	0.72
2:C:790:VAL:O	2:C:791:ARG:HD3	1.89	0.72
2:C:956:ALA:O	2:C:958:ARG:N	2.22	0.72
3:D:599:TYR:N	3:D:633:ILE:HG22	2.03	0.72
3:D:674:ASN:O	3:D:677:LEU:HD13	1.88	0.72
3:D:1274:PRO:HB2	3:D:1279:ARG:HD3	1.71	0.72
3:D:1276:GLU:N	3:D:1279:ARG:HH21	1.87	0.72
5:F:291:ALA:HA	5:F:294:HIS:ND1	2.03	0.72
1:A:219:PHE:CD1	1:B:215:LEU:HD21	2.24	0.72
1:B:7:PRO:HB3	1:B:26:LEU:CD2	2.19	0.72
1:B:149:ALA:HB1	1:B:163:PRO:O	1.89	0.72
1:B:214:THR:HA	1:B:217:GLU:OE1	1.90	0.72
2:C:150:GLN:O	2:C:152:VAL:N	2.22	0.72
2:C:226:ILE:O	2:C:228:ARG:N	2.22	0.72
2:C:308:LEU:CD2	2:C:331:SER:HB2	2.18	0.72
2:C:444:ASN:HB2	2:C:707:CYS:SG	2.29	0.72
2:C:451:HIS:O	2:C:454:ARG:HB3	1.90	0.72
2:C:540:VAL:HB	2:C:576:VAL:CG1	2.19	0.72
2:C:641:VAL:HG12	2:C:642:VAL:O	1.89	0.72
2:C:767:GLU:CA	2:C:807:THR:HG22	2.07	0.72
2:C:884:LYS:CA	2:C:895:ILE:HG13	2.19	0.72
2:C:958:ARG:C	2:C:959:LEU:HG	2.09	0.72
3:D:142:GLU:O	3:D:145:HIS:HB3	1.88	0.72

Continued on next page...

Continued from previous page...

Atom-1	Atom-2	Interatomic distance (Å)	Clash overlap (Å)
3:D:170:LEU:HD23	3:D:208:ILE:HB	1.72	0.72
3:D:352:ASN:O	3:D:356:ARG:HB2	1.90	0.72
3:D:771:ASN:O	3:D:774:LEU:HB2	1.89	0.72
3:D:849:TYR:C	3:D:851:ILE:H	1.90	0.72
3:D:888:GLU:O	3:D:976:ALA:N	2.20	0.72
3:D:1117:ASP:CG	3:D:1119:HIS:HB2	2.10	0.72
3:D:1193:VAL:HG23	3:D:1199:GLU:H	1.54	0.72
4:E:90:LYS:HB3	4:E:92:LEU:CB	2.19	0.72
5:F:226:ASP:O	5:F:229:ARG:HB3	1.89	0.72
5:F:397:GLU:N	5:F:397:GLU:OE1	2.22	0.72
1:A:97:LEU:HB3	1:A:136:VAL:CG1	2.19	0.72
1:B:182:ARG:HH21	1:B:184:GLU:H	1.35	0.72
2:C:96:ILE:N	2:C:105:LEU:O	2.22	0.72
2:C:167:ILE:HG23	2:C:172:GLU:N	2.02	0.72
2:C:295:LEU:HA	2:C:298:ASN:ND2	2.04	0.72
2:C:523:VAL:HG22	2:C:551:ASP:O	1.89	0.72
2:C:548:ILE:HG13	2:C:554:PHE:CE1	2.24	0.72
2:C:559:VAL:HG12	2:C:560:LEU:N	2.05	0.72
2:C:725:PRO:CA	2:C:918:ASN:HA	2.19	0.72
3:D:93:GLY:O	3:D:319:VAL:N	2.21	0.72
3:D:153:ALA:O	3:D:157:VAL:HG23	1.90	0.72
3:D:298:VAL:O	3:D:301:ALA:HB3	1.90	0.72
3:D:339:ASP:OD2	3:D:397:ARG:NH2	2.22	0.72
3:D:504:LEU:HB3	3:D:1005:GLU:HG3	1.70	0.72
3:D:707:ILE:O	3:D:709:VAL:HB	1.88	0.72
3:D:899:VAL:HG12	3:D:901:LEU:HD23	1.71	0.72
3:D:1154:ILE:O	3:D:1158:VAL:HG23	1.89	0.72
5:F:382:ILE:HG13	5:F:403:MET:SD	2.30	0.72
5:F:510:THR:OG1	5:F:513:LYS:NZ	2.16	0.72
1:A:34:LEU:CA	1:A:37:SER:HB3	2.19	0.72
1:A:69:VAL:N	1:A:128:LEU:HG	2.05	0.72
1:A:183:VAL:CG1	1:A:187:THR:HG23	2.20	0.72
1:B:14:LEU:HB2	1:B:19:SER:HA	1.72	0.72
1:B:84:VAL:HG11	1:B:119:HIS:HB2	1.72	0.72
1:B:94:THR:HA	1:B:138:LEU:O	1.89	0.72
1:B:181:THR:HG21	1:B:191:LYS:HD3	1.70	0.72
2:C:109:ASP:O	2:C:111:ARG:HG3	1.88	0.72
2:C:455:LEU:HB2	2:C:499:SER:HA	1.71	0.72
2:C:674:LYS:HZ3	2:C:686:GLN:H	1.36	0.72
2:C:796:VAL:CG2	2:C:844:SER:HA	2.19	0.72
2:C:798:ASP:O	2:C:800:ASP:N	2.22	0.72

Continued on next page...

Continued from previous page...

Atom-1	Atom-2	Interatomic distance (Å)	Clash overlap (Å)
2:C:852:VAL:HA	2:C:869:VAL:HA	1.71	0.72
3:D:50:LYS:HG3	3:D:80:VAL:HA	1.71	0.72
3:D:291:ARG:HA	3:D:294:LYS:CE	2.20	0.72
3:D:669:GLY:O	3:D:672:MET:HB2	1.88	0.72
3:D:760:PHE:O	3:D:764:ALA:N	2.19	0.72
3:D:888:GLU:HG3	3:D:975:CYS:CB	2.20	0.72
3:D:906:PRO:O	3:D:909:THR:N	2.22	0.72
3:D:919:SER:HB2	3:D:923:ARG:NH1	2.04	0.72
3:D:1276:GLU:HA	3:D:1279:ARG:HE	1.54	0.72
6:J:30:ALA:HB2	6:J:50:ILE:CG2	2.18	0.72
1:A:192:LEU:HD11	1:A:194:LEU:HD21	1.71	0.72
1:B:17:ASN:ND2	1:B:198:THR:O	2.22	0.72
2:C:115:VAL:CG1	2:C:159:MET:HG3	2.20	0.72
2:C:182:SER:O	2:C:186:TYR:HE2	1.73	0.72
2:C:413:THR:HG23	2:C:415:GLN:HB3	1.71	0.72
3:D:118:LEU:HA	3:D:295:ARG:NH2	2.03	0.72
3:D:173:ARG:HG2	3:D:208:ILE:CG1	2.18	0.72
3:D:257:GLY:C	3:D:259:GLU:HG2	2.08	0.72
3:D:320:ILE:CG1	3:D:324:LEU:HB2	2.20	0.72
3:D:325:ARG:HD3	3:D:325:ARG:N	2.03	0.72
3:D:342:ASP:CA	3:D:345:ARG:HH11	2.01	0.72
3:D:497:LEU:HD12	3:D:544:HIS:CB	2.20	0.72
3:D:847:LEU:HB2	3:D:848:GLU:CG	2.18	0.72
3:D:877:LEU:O	3:D:880:VAL:HG12	1.90	0.72
3:D:1231:ARG:HD2	3:D:1232:VAL:H	1.53	0.72
4:E:38:PRO:HB2	4:E:39:PRO:CD	2.20	0.72
4:E:61:ALA:O	4:E:64:ILE:N	2.22	0.72
4:E:73:GLU:O	4:E:75:ILE:N	2.23	0.72
1:A:6:ARG:CG	1:A:7:PRO:HD2	2.20	0.72
2:C:472:VAL:HG23	2:C:473:ARG:H	1.53	0.72
2:C:483:MET:HA	2:C:501:SER:N	2.04	0.72
2:C:802:LEU:HG	2:C:838:LYS:CA	2.20	0.72
2:C:854:SER:O	2:C:859:ASP:N	2.22	0.72
2:C:876:LYS:HE2	2:C:878:LYS:CE	2.19	0.72
2:C:881:ASP:CG	2:C:898:ILE:HG13	2.10	0.72
2:C:884:LYS:HG3	2:C:894:VAL:N	2.04	0.72
3:D:173:ARG:HH21	3:D:204:GLU:HB2	1.52	0.72
3:D:250:GLU:HB2	3:D:251:TYR:CD1	2.25	0.72
3:D:355:LYS:NZ	3:D:356:ARG:HB2	2.02	0.72
3:D:443:LEU:HD13	3:D:514:PRO:HG3	1.70	0.72
3:D:450:GLU:CG	3:D:451:LEU:HD22	2.17	0.72

Continued on next page...

Continued from previous page...

Atom-1	Atom-2	Interatomic distance (Å)	Clash overlap (Å)
3:D:587:TYR:CA	3:D:590:THR:HG22	2.19	0.72
3:D:748:HIS:NE2	3:D:752:ARG:HD2	2.04	0.72
3:D:989:VAL:HG22	3:D:990:ASP:N	2.04	0.72
3:D:1086:LEU:HA	3:D:1112:MET:SD	2.29	0.72
4:E:54:VAL:O	4:E:57:ALA:N	2.23	0.72
5:F:386:LEU:O	5:F:386:LEU:HD23	1.89	0.72
6:J:31:ARG:HD3	6:J:41:GLU:CD	2.10	0.72
1:A:105:VAL:HB	1:A:126:ALA:C	2.11	0.72
1:A:118:VAL:HG11	1:A:121:PRO:HA	1.70	0.72
1:A:202:ILE:CD1	1:A:206:ASP:HB2	2.12	0.72
2:C:232:GLN:CD	2:C:277:ILE:HD12	2.09	0.72
2:C:445:PRO:HD2	2:C:713:MET:CE	2.20	0.72
2:C:446:LEU:HD23	2:C:447:SER:N	2.04	0.72
2:C:471:GLU:N	2:C:471:GLU:OE1	2.22	0.72
2:C:541:VAL:O	2:C:561:VAL:HB	1.90	0.72
2:C:650:ILE:HG12	2:C:694:ASP:O	1.90	0.72
2:C:849:GLY:O	2:C:871:VAL:HG22	1.89	0.72
2:C:881:ASP:OD2	2:C:898:ILE:N	2.22	0.72
2:C:950:LYS:HD2	2:C:951:GLY:N	2.04	0.72
3:D:35:ASN:ND2	3:D:38:THR:H	1.88	0.72
3:D:115:GLY:C	3:D:119:ASP:H	1.92	0.72
3:D:358:ILE:HB	3:D:359:ASP:OD1	1.89	0.72
3:D:406:LEU:HG	3:D:412:ARG:N	2.04	0.72
3:D:438:LEU:HG	3:D:561:SER:OG	1.89	0.72
3:D:874:THR:O	3:D:876:ARG:N	2.23	0.72
3:D:882:GLN:OE1	3:D:1248:LEU:HD11	1.89	0.72
3:D:890:ASP:N	3:D:975:CYS:HB2	2.04	0.72
3:D:983:MET:C	3:D:986:GLY:H	1.92	0.72
3:D:1086:LEU:HB3	3:D:1099:LEU:HD13	1.71	0.72
3:D:1122:LEU:CD2	3:D:1205:PRO:HB2	2.16	0.72
3:D:1127:PRO:HA	3:D:1130:VAL:HG21	1.71	0.72
3:D:1193:VAL:HB	3:D:1199:GLU:HG2	1.72	0.72
3:D:1266:ARG:HB2	4:E:108:GLU:CD	2.10	0.72
5:F:231:TYR:HA	5:F:234:GLN:HB3	1.72	0.72
5:F:233:LYS:O	5:F:236:GLY:N	2.22	0.72
5:F:331:ALA:O	5:F:334:LYS:N	2.22	0.72
5:F:499:THR:C	5:F:503:ILE:HG12	2.08	0.72
1:A:18:ARG:HG3	1:A:196:VAL:O	1.90	0.72
1:A:20:GLN:CG	1:A:195:ASP:HB2	2.19	0.72
1:A:71:GLU:HG2	1:A:126:ALA:CB	2.20	0.72
1:A:79:ASN:O	1:A:82:SER:HB3	1.89	0.72

Continued on next page...

Continued from previous page...

Atom-1	Atom-2	Interatomic distance (Å)	Clash overlap (Å)
1:A:84:VAL:CG2	1:A:119:HIS:HB2	2.20	0.72
1:A:95:MET:N	1:A:138:LEU:O	2.23	0.72
1:B:26:LEU:HB2	1:B:190:ASP:HB2	1.72	0.72
1:B:83:LEU:HD21	1:B:85:VAL:HB	1.71	0.72
1:B:91:GLU:HB2	1:B:92:PRO:CD	2.20	0.72
2:C:160:MET:SD	2:C:164:GLY:HA2	2.30	0.72
2:C:211:TRP:O	2:C:227:ASP:HB2	1.90	0.72
2:C:315:LYS:HD2	2:C:318:LYS:CG	2.20	0.72
2:C:646:GLU:OE1	2:C:662:HIS:HB3	1.90	0.72
2:C:653:VAL:CG2	2:C:692:ALA:HB2	2.19	0.72
2:C:739:ASN:HB2	2:C:899:LEU:O	1.89	0.72
2:C:883:ASP:HB3	2:C:1036:LEU:CD2	2.19	0.72
3:D:339:ASP:HB2	3:D:340:LEU:CD1	2.14	0.72
3:D:596:THR:HB	3:D:627:LEU:HA	1.71	0.72
3:D:603:SER:N	3:D:608:GLU:HG2	2.05	0.72
3:D:670:ARG:NH2	3:D:687:GLN:HB2	2.04	0.72
3:D:979:TYR:CE2	3:D:989:VAL:HB	2.25	0.72
3:D:1025:THR:CB	3:D:1030:ARG:HD3	2.19	0.72
3:D:1215:LEU:O	3:D:1217:THR:HG22	1.89	0.72
3:D:1223:ALA:CA	3:D:1226:PHE:HD2	2.03	0.72
3:D:1251:ASN:ND2	3:D:1259:PRO:HD3	2.04	0.72
3:D:1272:VAL:CA	4:E:106:HIS:HA	2.19	0.72
5:F:220:GLU:O	5:F:223:ALA:N	2.23	0.72
5:F:247:VAL:O	5:F:251:LYS:HG3	1.89	0.72
5:F:461:GLN:O	5:F:464:LEU:HB2	1.89	0.72
6:J:36:ASN:ND2	6:J:38:GLU:HG2	2.05	0.72
1:A:12:ASP:O	1:A:14:LEU:HG	1.90	0.71
1:A:82:SER:O	1:A:123:MET:HE1	1.89	0.71
1:A:173:LYS:C	1:A:196:VAL:HG13	2.10	0.71
1:B:38:LEU:CD1	1:B:41:THR:HG21	2.19	0.71
2:C:144:THR:HG21	2:C:146:GLU:OE2	1.89	0.71
2:C:166:PHE:H	2:C:172:GLU:CD	1.93	0.71
2:C:231:ARG:HB3	5:F:205:ASP:N	2.05	0.71
2:C:236:VAL:CG1	2:C:273:ALA:HB1	2.19	0.71
2:C:293:GLN:NE2	2:C:297:GLU:OE2	2.17	0.71
2:C:488:THR:CG2	2:C:494:ILE:HG12	2.19	0.71
2:C:597:LEU:HD23	2:C:977:PHE:HE1	1.55	0.71
2:C:786:GLU:N	2:C:786:GLU:OE1	2.23	0.71
2:C:809:LYS:HB2	2:C:832:VAL:C	2.10	0.71
2:C:1092:LYS:HB3	3:D:423:ASP:H	1.55	0.71
3:D:87:VAL:HA	3:D:90:GLU:OE1	1.90	0.71

Continued on next page...

Continued from previous page...

Atom-1	Atom-2	Interatomic distance (Å)	Clash overlap (Å)
3:D:223:TRP:O	3:D:226:PHE:HB3	1.90	0.71
3:D:262:GLN:O	3:D:265:ILE:N	2.24	0.71
3:D:320:ILE:CD1	3:D:325:ARG:HB3	2.18	0.71
3:D:370:GLU:OE2	3:D:374:LEU:N	2.22	0.71
3:D:426:GLY:O	3:D:543:VAL:N	2.23	0.71
3:D:600:GLN:O	3:D:602:ALA:N	2.23	0.71
3:D:637:LEU:O	3:D:662:TRP:N	2.23	0.71
3:D:668:LEU:HA	3:D:671:VAL:CG2	2.19	0.71
3:D:674:ASN:O	3:D:676:LEU:N	2.23	0.71
3:D:1169:ASP:H	3:D:1202:ALA:HB3	1.51	0.71
3:D:1220:TRP:HD1	3:D:1241:ARG:NH2	1.87	0.71
4:E:42:GLU:HA	4:E:45:ASP:OD2	1.89	0.71
1:A:17:ASN:HB2	1:A:198:THR:OG1	1.90	0.71
1:A:51:VAL:O	1:A:141:GLU:HB3	1.90	0.71
1:A:105:VAL:O	1:A:125:ILE:N	2.18	0.71
2:C:126:ASP:O	2:C:169:ASN:HB3	1.90	0.71
2:C:140:ILE:HA	2:C:146:GLU:O	1.89	0.71
2:C:186:TYR:O	2:C:202:VAL:HA	1.90	0.71
2:C:410:GLU:O	2:C:412:ILE:HG12	1.90	0.71
2:C:415:GLN:HG2	2:C:416:THR:H	1.55	0.71
2:C:501:SER:OG	2:C:586:MET:HA	1.90	0.71
2:C:656:ASP:HB3	2:C:671:ARG:NH2	2.05	0.71
2:C:727:GLU:HG2	3:D:725:THR:HG21	1.71	0.71
2:C:757:ILE:C	2:C:868:LEU:HD23	2.11	0.71
2:C:789:ILE:HG22	2:C:802:LEU:O	1.90	0.71
2:C:815:THR:HB	2:C:817:GLU:OE1	1.90	0.71
2:C:839:VAL:HG22	2:C:843:GLU:OE1	1.90	0.71
2:C:884:LYS:CB	2:C:894:VAL:HA	2.20	0.71
2:C:945:LYS:HA	2:C:965:GLU:CB	2.19	0.71
2:C:1006:GLY:O	2:C:1024:THR:HA	1.89	0.71
2:C:1137:VAL:HG23	3:D:9:GLU:H	1.54	0.71
3:D:170:LEU:N	3:D:208:ILE:HG21	2.04	0.71
3:D:175:GLN:HA	3:D:178:GLU:OE1	1.91	0.71
3:D:905:ALA:HB3	3:D:910:LEU:N	2.04	0.71
3:D:982:SER:O	3:D:986:GLY:N	2.22	0.71
3:D:1055:LEU:HA	3:D:1064:ILE:CG1	2.19	0.71
3:D:1193:VAL:HG23	3:D:1199:GLU:N	2.05	0.71
3:D:1230:THR:N	3:D:1233:LEU:HD13	2.04	0.71
4:E:83:VAL:N	4:E:98:GLU:OE2	2.23	0.71
5:F:335:PHE:CD1	5:F:343:PHE:HB2	2.25	0.71
5:F:441:ASP:CA	6:J:7:ARG:HB2	2.20	0.71

Continued on next page...

Continued from previous page...

Atom-1	Atom-2	Interatomic distance (Å)	Clash overlap (Å)
5:F:454:THR:HA	5:F:457:GLN:CB	2.19	0.71
6:J:28:GLN:CG	6:J:44:PHE:HB2	2.20	0.71
1:A:97:LEU:CD2	1:A:110:ILE:HG12	2.18	0.71
1:A:99:LYS:O	1:A:133:LYS:HG2	1.90	0.71
1:A:216:VAL:HG13	1:B:216:VAL:CG1	2.19	0.71
1:B:78:LEU:CA	1:B:81:LYS:HB2	2.20	0.71
1:B:181:THR:HG21	1:B:191:LYS:CE	2.20	0.71
1:B:182:ARG:O	1:B:188:ASP:N	2.23	0.71
2:C:58:THR:O	2:C:61:PHE:HB3	1.90	0.71
2:C:174:VAL:N	2:C:438:GLN:H	1.89	0.71
2:C:214:PHE:CE1	2:C:224:VAL:HA	2.25	0.71
2:C:320:LEU:CB	2:C:322:LEU:HD21	2.20	0.71
2:C:624:PRO:HA	2:C:718:ASN:CG	2.09	0.71
2:C:689:ILE:CD1	2:C:702:ILE:HA	2.20	0.71
2:C:709:ASP:HB3	2:C:712:GLU:HG3	1.71	0.71
2:C:760:ARG:HD2	2:C:767:GLU:OE2	1.91	0.71
2:C:1097:VAL:HA	2:C:1100:VAL:CG1	2.20	0.71
3:D:266:GLU:HG2	3:D:310:MET:HE1	1.72	0.71
3:D:274:ALA:C	3:D:278:ARG:HD3	2.11	0.71
3:D:358:ILE:HG22	3:D:359:ASP:N	2.06	0.71
3:D:383:ASP:HA	3:D:401:SER:CB	2.20	0.71
3:D:475:MET:HA	3:D:478:ARG:HG2	1.72	0.71
3:D:525:HIS:HB3	3:D:528:VAL:CG2	2.19	0.71
3:D:548:SER:OG	3:D:550:GLU:HB2	1.89	0.71
3:D:742:LYS:HE3	3:D:746:LEU:HD11	1.72	0.71
3:D:865:LEU:HD11	3:D:869:ASP:OD2	1.89	0.71
3:D:1033:GLU:CD	3:D:1038:ARG:HB2	2.10	0.71
3:D:1052:ARG:NH1	3:D:1067:VAL:HG23	2.06	0.71
3:D:1136:ARG:O	3:D:1140:GLU:HB2	1.90	0.71
3:D:1141:VAL:O	3:D:1144:ALA:HB3	1.90	0.71
3:D:1164:ARG:NH1	3:D:1182:ASP:H	1.88	0.71
3:D:1171:GLY:C	3:D:1200:PRO:HG2	2.10	0.71
3:D:1229:THR:HA	3:D:1232:VAL:CG2	2.19	0.71
1:A:97:LEU:O	1:A:136:VAL:N	2.23	0.71
1:B:47:PRO:CD	1:B:144:ARG:HG2	2.20	0.71
1:B:53:SER:HA	1:B:164:VAL:H	1.55	0.71
2:C:118:PRO:O	2:C:120:ASP:N	2.23	0.71
2:C:133:LEU:HD22	2:C:154:MET:HB2	1.72	0.71
2:C:427:ILE:HG22	2:C:428:LYS:H	1.56	0.71
2:C:725:PRO:HA	2:C:730:ASN:CG	2.11	0.71
2:C:737:LEU:HD23	2:C:915:ILE:HG21	1.71	0.71

Continued on next page...

Continued from previous page...

Atom-1	Atom-2	Interatomic distance (Å)	Clash overlap (Å)
2:C:792:ILE:H	2:C:792:ILE:HD12	1.55	0.71
2:C:845:GLY:HA3	2:C:874:ALA:O	1.90	0.71
2:C:1023:VAL:HG12	2:C:1025:VAL:HG13	1.71	0.71
2:C:1046:THR:HG23	2:C:1049:TYR:OH	1.89	0.71
2:C:1098:GLY:CA	2:C:1101:LYS:HB2	2.19	0.71
3:D:101:VAL:CG1	3:D:102:THR:H	2.03	0.71
3:D:214:ARG:HG3	3:D:215:GLU:N	2.05	0.71
3:D:229:LEU:HD12	3:D:230:ALA:H	1.54	0.71
3:D:578:ARG:N	3:D:582:VAL:HG23	2.05	0.71
3:D:592:VAL:HG23	3:D:630:ARG:HB3	1.72	0.71
3:D:637:LEU:HD12	3:D:662:TRP:CZ2	2.26	0.71
3:D:751:GLU:C	3:D:755:LYS:HE2	2.11	0.71
3:D:775:VAL:CA	3:D:778:TRP:HD1	2.02	0.71
3:D:816:THR:CA	3:D:821:LYS:HD2	2.20	0.71
3:D:845:THR:N	3:D:848:GLU:OE1	2.24	0.71
3:D:1031:VAL:CA	3:D:1034:LEU:HD12	2.20	0.71
5:F:228:VAL:O	5:F:231:TYR:N	2.24	0.71
5:F:372:MET:HG3	5:F:376:ILE:CD1	2.18	0.71
5:F:448:VAL:N	5:F:451:VAL:HG21	2.04	0.71
5:F:514:LEU:CD2	5:F:519:ARG:HH11	2.03	0.71
1:A:5:GLN:HG3	1:A:25:PRO:CG	2.14	0.71
1:A:96:TYR:H	1:A:111:VAL:HG12	1.55	0.71
1:B:177:LYS:O	1:B:193:ILE:HD12	1.91	0.71
2:C:395:ARG:O	2:C:398:ARG:HG2	1.90	0.71
2:C:673:ARG:HB2	2:C:686:GLN:NE2	2.04	0.71
2:C:755:HIS:ND1	2:C:871:VAL:O	2.23	0.71
2:C:768:GLU:HG2	2:C:769:ILE:N	2.04	0.71
2:C:1009:MET:HA	2:C:1023:VAL:CG2	2.21	0.71
2:C:1011:PHE:HA	2:C:1019:PHE:CE1	2.25	0.71
2:C:1020:PRO:HB2	2:C:1021:TYR:CD2	2.25	0.71
2:C:1070:GLU:OE2	3:D:417:LEU:HB3	1.89	0.71
3:D:54:PRO:O	3:D:88:ARG:HD2	1.89	0.71
3:D:101:VAL:O	3:D:313:VAL:HA	1.90	0.71
3:D:162:VAL:HG13	3:D:216:LEU:CG	2.20	0.71
3:D:367:VAL:HG12	3:D:371:LYS:HG3	1.73	0.71
3:D:446:LEU:HA	3:D:449:LEU:CG	2.21	0.71
3:D:611:VAL:HG12	3:D:634:LYS:CB	2.20	0.71
3:D:643:PRO:CD	3:D:646:ILE:HD12	2.21	0.71
3:D:726:ARG:O	3:D:728:GLY:N	2.23	0.71
3:D:863:THR:O	3:D:867:THR:HG22	1.90	0.71
3:D:1165:VAL:HG22	3:D:1183:ARG:CA	2.19	0.71

Continued on next page...

Continued from previous page...

Atom-1	Atom-2	Interatomic distance (Å)	Clash overlap (Å)
6:J:40:PHE:CE2	6:J:56:CYS:HB3	2.25	0.71
6:J:53:THR:HG22	6:J:63:THR:HB	1.71	0.71
6:J:64:LEU:CD2	6:J:66:GLU:HB2	2.14	0.71
6:J:106:ARG:O	6:J:108:ARG:NH2	2.24	0.71
1:A:9:LEU:CB	1:B:221:LEU:HD22	2.20	0.71
1:A:9:LEU:CD1	1:B:225:LEU:HD21	2.20	0.71
1:A:17:ASN:O	1:A:197:GLU:HG3	1.90	0.71
1:A:134:LEU:HG	1:A:135:GLU:N	2.05	0.71
1:A:157:ALA:HB1	1:A:161:ARG:HG2	1.71	0.71
2:C:192:ASP:CG	2:C:197:LYS:HG2	2.11	0.71
2:C:282:ARG:HB2	2:C:283:PRO:C	2.11	0.71
2:C:348:LEU:HD13	2:C:365:VAL:CG1	2.19	0.71
2:C:353:THR:HG23	2:C:354:THR:H	1.54	0.71
2:C:516:TYR:CE2	2:C:531:LEU:HD12	2.25	0.71
2:C:517:ARG:CB	2:C:580:ASP:H	2.03	0.71
2:C:597:LEU:HD11	3:D:849:TYR:CZ	2.25	0.71
2:C:704:ASP:OD1	2:C:711:GLY:HA2	1.91	0.71
2:C:724:MET:HG3	2:C:726:TRP:HB2	1.71	0.71
2:C:784:LEU:HD23	2:C:789:ILE:N	2.06	0.71
2:C:851:ARG:C	2:C:869:VAL:HA	2.11	0.71
2:C:855:ARG:NH2	2:C:865:VAL:O	2.22	0.71
2:C:1021:TYR:HB3	2:C:1022:PRO:CD	2.18	0.71
2:C:1119:GLU:HG2	2:C:1120:SER:N	2.01	0.71
2:C:1125:LEU:O	2:C:1128:LEU:N	2.23	0.71
2:C:1129:GLN:O	2:C:1131:LEU:N	2.23	0.71
3:D:126:GLU:HG2	3:D:130:TYR:CD2	2.25	0.71
3:D:136:ILE:CG2	3:D:231:PRO:HA	2.20	0.71
3:D:619:ILE:HG22	3:D:620:MET:H	1.55	0.71
3:D:634:LYS:HG2	3:D:665:GLU:HB2	1.70	0.71
3:D:800:ILE:HG23	3:D:801:THR:H	1.54	0.71
3:D:851:ILE:HA	3:D:854:HIS:NE2	2.05	0.71
3:D:1055:LEU:CA	3:D:1064:ILE:HG12	2.21	0.71
5:F:293:ASN:HA	5:F:296:LEU:CD1	2.17	0.71
5:F:387:LEU:HB2	5:F:393:GLU:HA	1.72	0.71
5:F:488:THR:OG1	5:F:491:GLU:HB2	1.90	0.71
1:B:46:ILE:HG22	1:B:170:PRO:CD	2.21	0.71
1:B:47:PRO:N	1:B:144:ARG:HG2	2.06	0.71
1:B:54:ILE:CG2	1:B:161:ARG:HH21	2.04	0.71
2:C:40:SER:HB2	2:C:973:SER:OG	1.90	0.71
2:C:133:LEU:CB	2:C:154:MET:HB2	2.21	0.71
2:C:165:THR:HB	2:C:172:GLU:CD	2.11	0.71

Continued on next page...

Continued from previous page...

Atom-1	Atom-2	Interatomic distance (Å)	Clash overlap (Å)
2:C:185:VAL:CG1	2:C:204:VAL:HG22	2.20	0.71
2:C:252:PHE:HB3	2:C:258:MET:SD	2.30	0.71
2:C:310:ARG:HA	2:C:313:ARG:CB	2.21	0.71
2:C:426:ALA:CA	2:C:429:GLU:HB3	2.21	0.71
2:C:515:PRO:HA	2:C:529:VAL:H	1.56	0.71
2:C:596:PHE:CE1	2:C:932:LEU:HB2	2.25	0.71
2:C:660:VAL:CG1	2:C:670:TYR:HD2	2.02	0.71
2:C:689:ILE:HD13	2:C:702:ILE:CA	2.21	0.71
2:C:792:ILE:C	2:C:847:VAL:HB	2.11	0.71
2:C:846:LYS:O	2:C:873:VAL:HA	1.89	0.71
2:C:934:THR:CG2	2:C:1027:TYR:H	2.03	0.71
2:C:968:PRO:HD3	2:C:993:LEU:HD12	1.71	0.71
2:C:1081:ALA:CB	2:C:1084:THR:HG21	2.20	0.71
3:D:51:ILE:HG13	3:D:52:PHE:CD1	2.26	0.71
3:D:105:TRP:CE3	3:D:1234:THR:HB	2.26	0.71
3:D:445:LYS:O	3:D:449:LEU:HB2	1.90	0.71
3:D:480:ARG:O	3:D:483:VAL:N	2.21	0.71
3:D:498:LEU:HA	3:D:543:VAL:CG2	2.19	0.71
3:D:673:PHE:CZ	3:D:677:LEU:HD21	2.26	0.71
3:D:897:ILE:HG21	3:D:1128:ARG:NH2	2.05	0.71
3:D:1061:PHE:HB3	3:D:1079:LYS:CA	2.09	0.71
6:J:55:LEU:CA	6:J:61:GLU:HA	2.19	0.71
6:J:71:GLU:OE1	6:J:73:LYS:N	2.23	0.71
6:J:79:ARG:HH21	6:J:87:GLU:HB2	1.55	0.71
1:A:94:THR:HA	1:A:140:VAL:HG23	1.72	0.71
1:B:21:PHE:N	1:B:194:LEU:O	2.24	0.71
2:C:33:PRO:HB2	2:C:700:GLN:CD	2.11	0.71
2:C:415:GLN:O	2:C:417:LEU:N	2.23	0.71
2:C:563:ARG:HG3	2:C:569:GLU:OE1	1.90	0.71
2:C:584:ARG:HH21	2:C:977:PHE:N	1.89	0.71
2:C:981:GLN:O	2:C:984:GLU:HB2	1.91	0.71
2:C:1096:THR:O	2:C:1100:VAL:HG12	1.91	0.71
3:D:27:GLU:OE2	3:D:95:ILE:HA	1.91	0.71
3:D:293:LEU:HD23	3:D:294:LYS:N	2.05	0.71
3:D:525:HIS:CE1	3:D:526:PRO:HG2	2.26	0.71
3:D:657:GLN:N	3:D:658:PRO:HD2	2.05	0.71
3:D:843:GLY:C	3:D:844:LEU:HD12	2.11	0.71
3:D:931:ASP:N	3:D:937:ILE:H	1.89	0.71
3:D:980:GLY:C	3:D:988:LEU:HD12	2.10	0.71
5:F:245:GLU:O	5:F:249:LEU:HG	1.91	0.71
1:A:32:TYR:HH	2:C:1011:PHE:HE2	1.37	0.71

Continued on next page...

Continued from previous page...

Atom-1	Atom-2	Interatomic distance (Å)	Clash overlap (Å)
1:B:77:ILE:HA	1:B:80:LEU:CB	2.20	0.71
2:C:122:CYS:HB3	2:C:127:MET:O	1.90	0.71
2:C:274:LEU:N	2:C:277:ILE:HG12	2.06	0.71
2:C:419:ASN:OD1	2:C:421:ARG:HB2	1.89	0.71
2:C:500:LEU:HD23	2:C:501:SER:N	2.06	0.71
2:C:507:ASN:HD21	2:C:509:PHE:HB2	1.55	0.71
2:C:519:VAL:HG12	2:C:577:ASP:C	2.11	0.71
2:C:625:LEU:HD22	2:C:969:ASN:OD1	1.91	0.71
2:C:704:ASP:OD2	2:C:711:GLY:N	2.23	0.71
2:C:730:ASN:HA	2:C:734:ALA:O	1.88	0.71
2:C:833:ARG:NH2	2:C:834:ASP:O	2.24	0.71
3:D:142:GLU:CA	3:D:145:HIS:HB3	2.20	0.71
3:D:548:SER:HB2	3:D:550:GLU:HB2	1.71	0.71
3:D:811:PHE:CE1	3:D:814:THR:HG21	2.25	0.71
3:D:867:THR:HG23	3:D:868:ALA:N	2.06	0.71
3:D:904:ARG:NH2	3:D:958:THR:OG1	2.24	0.71
3:D:998:VAL:HG12	3:D:999:ALA:H	1.55	0.71
3:D:1052:ARG:HG3	3:D:1067:VAL:HB	1.71	0.71
3:D:1276:GLU:HA	3:D:1279:ARG:NE	2.06	0.71
4:E:61:ALA:HA	4:E:64:ILE:CG1	2.21	0.71
5:F:242:ASN:HD21	5:F:245:GLU:H	1.38	0.71
5:F:346:TYR:O	5:F:348:THR:N	2.24	0.71
5:F:502:ARG:O	5:F:505:GLN:HG2	1.91	0.71
1:A:40:ARG:NH2	1:B:32:TYR:HB2	2.06	0.71
1:A:41:THR:HG22	1:A:44:SER:OG	1.90	0.71
1:A:61:HIS:CE1	1:A:63:PHE:HB2	2.26	0.71
1:A:63:PHE:HB3	2:C:675:PHE:CE1	2.26	0.71
2:C:259:ARG:O	2:C:263:GLU:HG2	1.89	0.71
2:C:594:ILE:CG1	2:C:888:ARG:HG3	2.20	0.71
2:C:641:VAL:O	2:C:643:VAL:HG23	1.91	0.71
2:C:642:VAL:HG12	2:C:702:ILE:HB	1.72	0.71
2:C:725:PRO:HB3	2:C:918:ASN:CG	2.11	0.71
2:C:794:ALA:HA	2:C:846:LYS:HZ2	1.55	0.71
2:C:854:SER:HA	2:C:867:GLU:HA	1.73	0.71
2:C:922:VAL:HG11	2:C:928:ILE:CG2	2.21	0.71
2:C:1038:ASP:OD1	2:C:1041:ILE:HG21	1.91	0.71
2:C:1126:LYS:O	2:C:1130:SER:OG	2.07	0.71
3:D:65:TYR:O	3:D:66:LYS:HG3	1.91	0.71
3:D:150:THR:O	3:D:153:ALA:HB3	1.90	0.71
3:D:469:ILE:HD11	5:F:448:VAL:HG21	1.71	0.71
3:D:582:VAL:HA	3:D:585:LEU:CG	2.21	0.71

Continued on next page...

Continued from previous page...

Atom-1	Atom-2	Interatomic distance (Å)	Clash overlap (Å)
3:D:677:LEU:HB3	3:D:678:PRO:HD2	1.73	0.71
3:D:790:ARG:HD3	3:D:811:PHE:CE1	2.26	0.71
3:D:799:ILE:CA	3:D:802:ILE:HD12	2.21	0.71
3:D:815:ARG:HH11	3:D:820:MET:HB3	1.56	0.71
3:D:927:THR:HA	3:D:940:ARG:HB2	1.72	0.71
3:D:1028:LEU:CD1	3:D:1032:GLN:HB2	2.20	0.71
3:D:1086:LEU:CD1	3:D:1099:LEU:HD22	2.20	0.71
6:J:55:LEU:CA	6:J:61:GLU:HG2	2.21	0.71
1:A:7:PRO:HB3	1:A:25:PRO:O	1.91	0.70
1:B:40:ARG:HA	1:B:43:LEU:CD2	2.11	0.70
1:B:97:LEU:HB2	1:B:110:ILE:CB	2.21	0.70
2:C:131:ALA:H	2:C:157:PHE:H	1.39	0.70
2:C:184:GLY:H	2:C:205:ILE:HD11	1.54	0.70
2:C:308:LEU:HD21	2:C:331:SER:CA	2.21	0.70
2:C:373:PHE:CD2	2:C:482:ARG:HD3	2.26	0.70
2:C:495:GLY:O	2:C:496:LEU:HD23	1.91	0.70
2:C:717:LYS:HB3	2:C:719:LEU:CD1	2.21	0.70
3:D:88:ARG:O	3:D:91:ARG:N	2.24	0.70
3:D:715:LYS:HA	3:D:718:ASP:OD2	1.91	0.70
3:D:887:ARG:HG2	3:D:973:GLY:C	2.11	0.70
3:D:1045:PRO:C	3:D:1111:LEU:HB2	2.12	0.70
3:D:1087:ARG:NH1	3:D:1112:MET:O	2.24	0.70
3:D:1221:LEU:HD12	3:D:1253:ILE:HD13	1.72	0.70
5:F:328:LEU:HG	5:F:332:VAL:CG2	2.21	0.70
6:J:84:MET:O	6:J:87:GLU:HB3	1.91	0.70
1:A:13:VAL:HA	1:A:19:SER:HB2	1.73	0.70
1:B:133:LYS:HG2	1:B:134:LEU:N	2.05	0.70
2:C:53:LEU:HB2	2:C:54:LEU:CG	2.09	0.70
2:C:218:LYS:CE	2:C:219:ARG:HH11	2.02	0.70
2:C:239:LYS:HA	2:C:243:TRP:CB	2.17	0.70
2:C:340:ALA:O	2:C:343:GLU:HG3	1.90	0.70
2:C:526:ASP:C	2:C:527:GLU:HG3	2.12	0.70
2:C:854:SER:OG	2:C:866:ASN:O	2.07	0.70
2:C:855:ARG:NH1	2:C:861:LEU:HD12	2.05	0.70
2:C:1096:THR:HA	2:C:1099:ARG:HE	1.56	0.70
3:D:18:GLU:HA	3:D:21:ARG:HG2	1.71	0.70
3:D:52:PHE:HA	3:D:91:ARG:HD2	1.72	0.70
3:D:210:ASP:HB3	3:D:214:ARG:NH2	2.06	0.70
3:D:354:LEU:HG	3:D:367:VAL:HG13	1.72	0.70
3:D:637:LEU:HD13	3:D:640:LEU:O	1.91	0.70
3:D:638:THR:HG22	3:D:661:ALA:HA	1.71	0.70

Continued on next page...

Continued from previous page...

Atom-1	Atom-2	Interatomic distance (Å)	Clash overlap (Å)
3:D:790:ARG:HB2	3:D:811:PHE:CE1	2.25	0.70
3:D:1052:ARG:HH11	3:D:1067:VAL:CG2	2.03	0.70
3:D:1057:ASP:HA	3:D:1062:TYR:HA	1.72	0.70
3:D:1186:PHE:O	3:D:1189:GLU:HB3	1.91	0.70
5:F:280:ASP:HB2	6:J:105:ILE:HG23	1.74	0.70
1:A:51:VAL:CA	1:A:140:VAL:HA	2.11	0.70
1:A:106:THR:O	1:A:125:ILE:HD12	1.92	0.70
1:B:20:GLN:CG	1:B:21:PHE:H	2.04	0.70
1:B:129:ASN:O	1:B:131:LYS:N	2.22	0.70
2:C:177:SER:OG	2:C:378:LEU:HD21	1.92	0.70
2:C:184:GLY:H	2:C:205:ILE:HG13	1.55	0.70
2:C:217:ASP:OD2	2:C:222:VAL:N	2.24	0.70
2:C:518:LYS:CD	2:C:527:GLU:HB2	2.20	0.70
2:C:572:PRO:HG2	2:C:575:GLU:CD	2.12	0.70
2:C:768:GLU:N	2:C:806:VAL:O	2.24	0.70
2:C:907:LEU:HB2	2:C:911:THR:N	2.06	0.70
2:C:1048:PRO:HB2	2:C:1057:LEU:CB	2.21	0.70
2:C:1135:VAL:HB	3:D:11:ARG:O	1.92	0.70
3:D:51:ILE:C	3:D:91:ARG:HH11	1.94	0.70
3:D:244:LEU:O	3:D:249:GLY:N	2.21	0.70
3:D:330:LEU:O	3:D:334:ARG:N	2.25	0.70
3:D:404:ASP:C	3:D:405:LEU:HG	2.12	0.70
3:D:457:MET:O	3:D:460:LEU:HD21	1.92	0.70
3:D:499:ASN:HB2	3:D:509:ILE:HG12	1.74	0.70
3:D:674:ASN:HA	3:D:677:LEU:CD2	2.17	0.70
3:D:689:HIS:O	3:D:692:VAL:HB	1.90	0.70
3:D:883:ASP:OD2	3:D:1247:GLY:HA2	1.91	0.70
3:D:1235:ASP:O	3:D:1238:ILE:HB	1.89	0.70
5:F:336:ASP:OD1	6:J:89:ARG:NH2	2.24	0.70
5:F:452:SER:CA	5:F:455:LEU:HD12	2.21	0.70
5:F:476:ARG:CB	5:F:482:THR:HB	2.21	0.70
5:F:492:ILE:O	5:F:495:VAL:HG12	1.91	0.70
5:F:504:ARG:HA	5:F:507:GLU:HB3	1.72	0.70
6:J:100:GLU:O	6:J:103:GLU:HB3	1.91	0.70
1:A:94:THR:HA	1:A:140:VAL:H	1.54	0.70
1:A:176:TYR:HB2	1:A:193:ILE:O	1.91	0.70
1:B:73:VAL:CA	1:B:76:ILE:HB	2.19	0.70
1:B:173:LYS:CG	1:B:174:VAL:H	2.03	0.70
2:C:39:VAL:O	2:C:973:SER:N	2.21	0.70
2:C:333:LEU:HD23	2:C:334:THR:N	2.06	0.70
2:C:442:GLN:HG3	2:C:678:SER:OG	1.91	0.70

Continued on next page...

Continued from previous page...

Atom-1	Atom-2	Interatomic distance (Å)	Clash overlap (Å)
2:C:476:HIS:CE1	2:C:477:PRO:HG2	2.26	0.70
2:C:581:VAL:O	2:C:582:SER:HB3	1.90	0.70
2:C:649:VAL:CA	2:C:695:ARG:HD3	2.21	0.70
2:C:767:GLU:HG2	2:C:807:THR:HG21	1.71	0.70
2:C:928:ILE:HA	2:C:930:GLN:HG2	1.73	0.70
2:C:938:TRP:CZ3	2:C:942:SER:HB3	2.26	0.70
2:C:1014:ARG:HG2	2:C:1015:SER:N	2.07	0.70
2:C:1058:GLY:CA	2:C:1064:GLY:HA2	2.21	0.70
3:D:114:LEU:HD23	3:D:117:LEU:HB3	1.73	0.70
3:D:211:ARG:HA	3:D:214:ARG:CD	2.21	0.70
3:D:222:ILE:O	3:D:225:THR:HB	1.91	0.70
3:D:452:PHE:O	3:D:454:PRO:HD2	1.92	0.70
3:D:506:ARG:H	3:D:1001:GLN:HE22	1.37	0.70
3:D:551:ALA:O	3:D:554:GLU:HB2	1.91	0.70
3:D:904:ARG:O	3:D:911:ILE:N	2.23	0.70
3:D:950:ASP:C	3:D:953:LEU:HB3	2.12	0.70
3:D:997:ILE:O	3:D:1000:ALA:HB3	1.92	0.70
3:D:1025:THR:HG22	3:D:1030:ARG:HB2	1.73	0.70
3:D:1063:LYS:CA	3:D:1078:ASP:HA	2.20	0.70
5:F:433:SER:HB2	5:F:437:ASP:HB3	1.72	0.70
1:B:22:VAL:HB	1:B:192:LEU:HB3	1.73	0.70
1:B:108:GLY:CA	1:B:121:PRO:HB3	2.21	0.70
1:B:208:LEU:O	1:B:211:ALA:HB3	1.90	0.70
2:C:105:LEU:HD12	2:C:138:GLU:C	2.12	0.70
2:C:167:ILE:CG1	2:C:172:GLU:HB2	2.22	0.70
2:C:442:GLN:H	2:C:679:ASN:ND2	1.89	0.70
2:C:633:ARG:NH1	2:C:636:ILE:HD11	2.06	0.70
2:C:660:VAL:HG21	2:C:670:TYR:HE2	1.53	0.70
2:C:676:ALA:CB	2:C:684:ALA:HB2	2.16	0.70
2:C:886:ALA:O	2:C:1031:MET:N	2.25	0.70
2:C:907:LEU:O	2:C:910:GLY:N	2.24	0.70
3:D:30:LYS:HB3	3:D:32:GLU:OE1	1.92	0.70
3:D:265:ILE:HG21	3:D:310:MET:N	2.06	0.70
3:D:275:GLU:OE1	3:D:276:SER:N	2.25	0.70
3:D:340:LEU:HA	3:D:343:LEU:CG	2.17	0.70
3:D:406:LEU:HD11	3:D:412:ARG:HB2	1.73	0.70
3:D:729:VAL:HG11	3:D:798:PRO:CB	2.21	0.70
3:D:749:TYR:HE1	3:D:780:GLU:HB2	1.56	0.70
3:D:781:ALA:O	3:D:785:VAL:HG12	1.92	0.70
3:D:1025:THR:HB	3:D:1030:ARG:CD	2.21	0.70
3:D:1056:GLU:O	3:D:1063:LYS:HB3	1.92	0.70

Continued on next page...

Continued from previous page...

Atom-1	Atom-2	Interatomic distance (Å)	Clash overlap (Å)
3:D:1172:SER:CB	3:D:1200:PRO:HD2	2.22	0.70
3:D:1219:SER:C	3:D:1221:LEU:HD23	2.12	0.70
5:F:251:LYS:O	5:F:255:ALA:CB	2.40	0.70
5:F:252:ARG:HG2	6:J:101:ARG:NH1	2.06	0.70
5:F:505:GLN:HG3	5:F:506:ILE:N	2.05	0.70
5:F:516:HIS:HE2	5:F:518:SER:CB	2.03	0.70
6:J:29:ILE:HG12	6:J:43:PRO:HB3	1.71	0.70
1:A:39:ARG:NH2	2:C:910:GLY:HA2	2.06	0.70
1:A:53:SER:O	1:A:139:VAL:HB	1.92	0.70
1:B:35:GLY:HA2	1:B:38:LEU:HB2	1.71	0.70
1:B:78:LEU:HA	1:B:81:LYS:CB	2.22	0.70
1:B:172:LEU:HD22	1:B:198:THR:O	1.91	0.70
1:B:206:ASP:O	1:B:209:ALA:N	2.25	0.70
2:C:133:LEU:HD22	2:C:154:MET:HG2	1.73	0.70
2:C:187:PHE:CZ	2:C:202:VAL:HG21	2.25	0.70
2:C:429:GLU:OE1	2:C:430:PHE:N	2.24	0.70
2:C:562:ARG:HA	2:C:568:VAL:HA	1.73	0.70
2:C:651:GLU:CD	2:C:667:ARG:HG2	2.12	0.70
2:C:965:GLU:OE1	2:C:967:GLN:N	2.23	0.70
2:C:1067:ARG:NH1	3:D:419:GLY:O	2.24	0.70
2:C:1079:TYR:HB3	3:D:558:LEU:HD23	1.73	0.70
2:C:1090:THR:O	2:C:1095:ASP:N	2.25	0.70
2:C:1124:LEU:HA	2:C:1127:GLU:OE1	1.91	0.70
3:D:10:LEU:C	3:D:1242:SER:HA	2.10	0.70
3:D:48:CYS:CB	3:D:51:ILE:HG12	2.21	0.70
3:D:49:GLU:HB3	3:D:53:GLY:O	1.91	0.70
3:D:111:PRO:HB2	3:D:116:TYR:HE2	1.56	0.70
3:D:330:LEU:HD11	3:D:336:ALA:HB3	1.73	0.70
3:D:453:LYS:O	3:D:455:PHE:N	2.24	0.70
3:D:473:LYS:O	3:D:476:VAL:HB	1.92	0.70
3:D:505:HIS:ND1	3:D:507:LEU:HB2	2.05	0.70
3:D:567:SER:HB3	3:D:570:SER:OG	1.91	0.70
3:D:668:LEU:HD23	3:D:672:MET:N	2.07	0.70
3:D:1118:PRO:CA	3:D:1121:VAL:HG12	2.22	0.70
3:D:1159:ARG:HE	3:D:1163:ARG:HH22	1.39	0.70
5:F:350:TRP:HA	5:F:354:ALA:HB2	1.73	0.70
5:F:425:GLN:HE21	5:F:435:LEU:HD12	1.55	0.70
1:A:96:TYR:HA	1:A:136:VAL:O	1.90	0.70
1:B:82:SER:OG	1:B:123:MET:HE3	1.91	0.70
2:C:41:PHE:HB2	2:C:975:PRO:HD2	1.73	0.70
2:C:139:PHE:HB3	2:C:148:LYS:CB	2.19	0.70

Continued on next page...

Continued from previous page...

Atom-1	Atom-2	Interatomic distance (Å)	Clash overlap (Å)
2:C:198:THR:O	2:C:200:HIS:ND1	2.25	0.70
2:C:425:ALA:O	2:C:428:LYS:NZ	2.23	0.70
2:C:449:LEU:HG	2:C:450:THR:H	1.56	0.70
2:C:475:VAL:HG11	3:D:854:HIS:CA	2.21	0.70
2:C:597:LEU:HD23	2:C:977:PHE:CE1	2.27	0.70
2:C:871:VAL:HG12	2:C:872:TYR:N	2.07	0.70
2:C:927:ASN:OD1	2:C:930:GLN:NE2	2.24	0.70
2:C:928:ILE:CA	2:C:930:GLN:HG2	2.22	0.70
2:C:1092:LYS:CG	3:D:423:ASP:HB2	2.20	0.70
3:D:52:PHE:O	3:D:88:ARG:HA	1.92	0.70
3:D:89:ARG:N	3:D:322:PRO:HD2	2.06	0.70
3:D:163:GLU:HB3	3:D:166:ARG:NH2	2.07	0.70
3:D:287:GLN:HG2	3:D:288:LYS:N	2.07	0.70
3:D:445:LYS:O	3:D:449:LEU:HB3	1.91	0.70
3:D:525:HIS:CD2	3:D:526:PRO:HD2	2.27	0.70
3:D:624:ARG:O	3:D:626:VAL:HG23	1.90	0.70
3:D:838:SER:HB2	3:D:844:LEU:CD1	2.22	0.70
3:D:838:SER:HB2	3:D:844:LEU:CG	2.22	0.70
3:D:1053:VAL:HG12	3:D:1103:ASP:O	1.90	0.70
3:D:1207:LEU:HD22	3:D:1208:MET:H	1.56	0.70
5:F:280:ASP:HB2	6:J:105:ILE:CG2	2.21	0.70
5:F:467:LEU:HD11	5:F:519:ARG:CZ	2.21	0.70
6:J:89:ARG:HB3	6:J:94:LEU:HD21	1.74	0.70
1:A:14:LEU:HB2	1:A:18:ARG:O	1.92	0.70
1:A:55:ARG:HH12	1:A:158:GLU:C	1.95	0.70
1:B:99:LYS:N	1:B:133:LYS:HG3	2.06	0.70
1:B:177:LYS:C	1:B:193:ILE:HD12	2.10	0.70
2:C:130:ALA:CA	2:C:159:MET:HG2	2.20	0.70
2:C:233:PRO:O	2:C:235:THR:N	2.25	0.70
2:C:295:LEU:CA	2:C:298:ASN:HD22	2.04	0.70
2:C:313:ARG:HH22	2:C:332:THR:C	1.95	0.70
2:C:390:ARG:O	2:C:394:SER:OG	2.09	0.70
2:C:481:GLY:H	2:C:586:MET:HB3	1.57	0.70
2:C:488:THR:OG1	2:C:489:PRO:HD2	1.91	0.70
2:C:902:GLU:N	2:C:902:GLU:OE1	2.25	0.70
3:D:14:LEU:HD12	3:D:1237:ALA:HB1	1.71	0.70
3:D:57:ASP:OD1	3:D:84:ARG:HD3	1.92	0.70
3:D:107:PHE:CZ	3:D:129:ILE:HD11	2.26	0.70
3:D:168:GLY:O	3:D:172:ALA:CB	2.39	0.70
3:D:234:LEU:CD2	3:D:236:VAL:HG23	2.21	0.70
3:D:637:LEU:HD13	3:D:640:LEU:HB2	1.73	0.70

Continued on next page...

Continued from previous page...

Atom-1	Atom-2	Interatomic distance (Å)	Clash overlap (Å)
3:D:706:MET:O	3:D:709:VAL:HG23	1.92	0.70
3:D:815:ARG:NH1	3:D:820:MET:HB3	2.07	0.70
3:D:815:ARG:O	3:D:818:ALA:N	2.25	0.70
3:D:847:LEU:O	3:D:850:PHE:N	2.25	0.70
3:D:895:ARG:NH2	3:D:967:THR:O	2.25	0.70
3:D:921:TYR:O	3:D:923:ARG:HG2	1.92	0.70
3:D:1060:ARG:C	3:D:1081:SER:HA	2.12	0.70
3:D:1097:ARG:HG2	3:D:1098:VAL:H	1.56	0.70
3:D:1154:ILE:O	3:D:1157:ILE:CA	2.40	0.70
3:D:1204:ARG:HB3	3:D:1205:PRO:CD	2.22	0.70
4:E:40:ILE:HA	4:E:43:LEU:CB	2.19	0.70
4:E:40:ILE:CA	4:E:43:LEU:HB2	2.22	0.70
5:F:373:VAL:CA	5:F:376:ILE:HD12	2.21	0.70
1:A:120:ASN:ND2	1:A:123:MET:HB2	2.07	0.70
1:B:75:GLU:OE1	1:B:76:ILE:N	2.25	0.70
1:B:107:ALA:HB2	1:B:123:MET:CB	2.16	0.70
1:B:122:GLY:O	1:B:124:HIS:N	2.25	0.70
2:C:87:GLU:CA	2:C:90:LEU:HD13	2.22	0.70
2:C:220:ASP:OD1	2:C:257:ILE:HG23	1.92	0.70
2:C:386:GLN:HG2	2:C:390:ARG:NH2	2.07	0.70
2:C:415:GLN:HG2	2:C:416:THR:N	2.07	0.70
2:C:548:ILE:CG2	2:C:551:ASP:H	2.05	0.70
2:C:660:VAL:HG21	2:C:670:TYR:CD2	2.27	0.70
2:C:904:MET:H	2:C:1013:GLY:CA	2.05	0.70
2:C:934:THR:HG22	2:C:1026:GLY:HA3	1.73	0.70
3:D:34:ILE:HG22	3:D:41:PRO:HA	1.73	0.70
3:D:101:VAL:H	3:D:314:LEU:H	1.40	0.70
3:D:290:LEU:HA	3:D:293:LEU:CD2	2.21	0.70
3:D:460:LEU:O	3:D:463:LEU:N	2.25	0.70
3:D:717:LYS:HG3	3:D:718:ASP:N	2.06	0.70
3:D:811:PHE:HA	3:D:814:THR:HG1	1.55	0.70
3:D:887:ARG:N	3:D:974:VAL:H	1.90	0.70
3:D:926:GLY:H	3:D:962:VAL:HA	1.56	0.70
3:D:929:ALA:HB3	3:D:938:VAL:CB	2.18	0.70
3:D:1049:VAL:HG13	3:D:1050:THR:H	1.57	0.70
3:D:1230:THR:O	3:D:1233:LEU:CB	2.38	0.70
4:E:59:LYS:HA	4:E:62:ARG:HD3	1.72	0.70
5:F:452:SER:HA	5:F:455:LEU:CD1	2.22	0.70
6:J:33:ARG:NH2	6:J:35:ASP:O	2.25	0.70
1:A:174:VAL:CG1	1:A:196:VAL:HG22	2.22	0.70
1:B:77:ILE:O	1:B:80:LEU:HB2	1.92	0.70

Continued on next page...

Continued from previous page...

Atom-1	Atom-2	Interatomic distance (Å)	Clash overlap (Å)
1:B:218:LEU:HD23	1:B:219:PHE:N	2.06	0.70
2:C:41:PHE:H	2:C:975:PRO:HD3	1.57	0.70
2:C:199:LEU:C	2:C:216:VAL:HB	2.12	0.70
2:C:320:LEU:HB2	2:C:322:LEU:HD11	1.73	0.70
2:C:403:ARG:HB2	2:C:407:GLN:CG	2.22	0.70
2:C:446:LEU:HG	2:C:450:THR:HG23	1.74	0.70
2:C:490:GLU:CA	2:C:494:ILE:HG13	2.21	0.70
2:C:594:ILE:CD1	2:C:888:ARG:HG3	2.22	0.70
2:C:650:ILE:HG22	2:C:651:GLU:N	2.07	0.70
2:C:1076:MET:HE1	2:C:1084:THR:CB	2.22	0.70
2:C:1138:LEU:O	3:D:7:PHE:HA	1.92	0.70
3:D:48:CYS:SG	3:D:51:ILE:HG12	2.32	0.70
3:D:58:TRP:HZ3	3:D:84:ARG:HE	1.39	0.70
3:D:138:SER:N	3:D:253:THR:O	2.24	0.70
3:D:429:VAL:HG22	3:D:430:ILE:N	2.06	0.70
3:D:463:LEU:O	3:D:465:HIS:N	2.24	0.70
3:D:847:LEU:O	3:D:850:PHE:CA	2.40	0.70
3:D:875:ARG:CA	3:D:878:VAL:HG23	2.22	0.70
3:D:886:VAL:O	3:D:887:ARG:NH2	2.25	0.70
3:D:928:ASP:CA	3:D:939:GLU:HA	2.21	0.70
3:D:965:VAL:HG23	3:D:966:LEU:H	1.56	0.70
3:D:1264:ILE:O	3:D:1267:TYR:HB2	1.90	0.70
4:E:40:ILE:CD1	4:E:44:LEU:HD11	2.22	0.70
5:F:281:MET:HA	5:F:284:ILE:HG22	1.74	0.70
5:F:427:ILE:O	5:F:431:GLY:HA2	1.92	0.70
5:F:489:LEU:HB3	5:F:503:ILE:HG13	1.72	0.70
1:A:97:LEU:HB2	1:A:110:ILE:CG2	2.21	0.69
1:A:147:VAL:CG2	1:A:148:PRO:HD2	2.22	0.69
1:A:152:ASN:ND2	1:A:161:ARG:HB3	2.06	0.69
1:A:179:ASP:CB	1:A:191:LYS:HB3	2.22	0.69
1:B:73:VAL:N	1:B:76:ILE:HD12	2.06	0.69
2:C:173:ARG:HB3	2:C:438:GLN:CA	2.22	0.69
2:C:205:ILE:HG22	2:C:211:TRP:NE1	2.07	0.69
2:C:489:PRO:HG3	2:C:497:ILE:HB	1.74	0.69
2:C:673:ARG:HB2	2:C:686:GLN:CD	2.12	0.69
2:C:852:VAL:HA	2:C:869:VAL:CA	2.22	0.69
2:C:855:ARG:CG	2:C:866:ASN:HA	2.21	0.69
2:C:922:VAL:CG2	2:C:930:GLN:HE22	2.05	0.69
2:C:922:VAL:O	2:C:925:ARG:N	2.24	0.69
3:D:265:ILE:HG21	3:D:310:MET:HA	1.74	0.69
3:D:566:LEU:CD2	3:D:574:LEU:H	2.04	0.69

Continued on next page...

Continued from previous page...

Atom-1	Atom-2	Interatomic distance (Å)	Clash overlap (Å)
3:D:578:ARG:HG3	3:D:581:MET:HE3	1.74	0.69
3:D:616:ALA:O	3:D:619:ILE:HB	1.92	0.69
3:D:765:LEU:HD23	3:D:765:LEU:H	1.56	0.69
3:D:857:ARG:HA	3:D:860:LEU:CD2	2.18	0.69
3:D:928:ASP:HB3	3:D:936:VAL:HG11	1.73	0.69
3:D:963:ARG:HG3	3:D:978:CYS:HA	1.74	0.69
4:E:63:GLN:HA	4:E:66:ASP:OD2	1.92	0.69
5:F:326:LEU:HD23	5:F:329:ILE:HD12	1.72	0.69
5:F:400:ALA:HB2	5:F:407:PRO:HA	1.74	0.69
1:A:55:ARG:N	1:A:137:GLU:O	2.24	0.69
1:B:76:ILE:HG22	1:B:80:LEU:HG	1.72	0.69
1:B:148:PRO:HG3	3:D:624:ARG:NE	2.06	0.69
2:C:119:VAL:HG22	2:C:129:TYR:CE1	2.27	0.69
2:C:133:LEU:HD23	2:C:134:PHE:N	2.06	0.69
2:C:137:ALA:O	2:C:149:SER:HA	1.92	0.69
2:C:178:GLN:HE22	2:C:462:GLY:CA	2.05	0.69
2:C:208:ARG:HH21	2:C:307:ASP:CB	2.05	0.69
2:C:616:VAL:CG2	2:C:1032:LYS:HB3	2.21	0.69
2:C:714:ALA:O	2:C:715:LEU:HD23	1.92	0.69
2:C:821:LEU:HA	2:C:824:ILE:CD1	2.20	0.69
2:C:1009:MET:CE	2:C:1019:PHE:HB2	2.22	0.69
3:D:12:ILE:HG21	3:D:1236:ALA:HB1	1.73	0.69
3:D:95:ILE:CB	3:D:317:VAL:HB	2.20	0.69
3:D:124:ASP:HA	3:D:127:LYS:HG3	1.74	0.69
3:D:136:ILE:HD12	3:D:229:LEU:HD11	1.73	0.69
3:D:235:ILE:HG21	3:D:241:TYR:CD1	2.26	0.69
3:D:683:PHE:CE2	3:D:685:ASN:HB2	2.26	0.69
3:D:715:LYS:O	3:D:718:ASP:HB2	1.92	0.69
3:D:744:GLU:O	3:D:747:ASP:HB2	1.92	0.69
3:D:925:LEU:CD1	3:D:942:GLN:HB2	2.18	0.69
3:D:1101:ASP:O	3:D:1103:ASP:N	2.23	0.69
3:D:1169:ASP:O	3:D:1202:ALA:N	2.25	0.69
3:D:1186:PHE:HE1	3:D:1201:ALA:HB3	1.56	0.69
3:D:1193:VAL:CB	3:D:1199:GLU:HG2	2.22	0.69
5:F:357:ARG:O	5:F:360:ALA:CA	2.39	0.69
5:F:514:LEU:HG	5:F:519:ARG:NH1	2.06	0.69
1:A:37:SER:CA	1:A:40:ARG:HB3	2.22	0.69
1:B:3:ILE:O	1:B:4:SER:OG	2.07	0.69
1:B:6:ARG:HH11	1:B:8:THR:HG22	1.57	0.69
1:B:14:LEU:HG	1:B:19:SER:HA	1.73	0.69
1:B:45:SER:C	1:B:46:ILE:HG13	2.12	0.69

Continued on next page...

Continued from previous page...

Atom-1	Atom-2	Interatomic distance (Å)	Clash overlap (Å)
1:B:78:LEU:HD13	3:D:636:ARG:HH11	1.58	0.69
1:B:107:ALA:N	1:B:121:PRO:O	2.24	0.69
1:B:146:TYR:HB2	1:B:167:ILE:CG1	2.22	0.69
2:C:74:ALA:O	2:C:76:GLU:N	2.25	0.69
2:C:120:ASP:HA	2:C:123:LYS:CD	2.22	0.69
2:C:229:LYS:NZ	2:C:281:LEU:HG	2.07	0.69
2:C:268:VAL:HG12	2:C:269:GLY:N	2.03	0.69
2:C:480:TYR:CZ	2:C:585:GLN:HB2	2.27	0.69
2:C:544:ALA:O	2:C:546:SER:N	2.25	0.69
2:C:605:ALA:O	2:C:608:GLY:N	2.25	0.69
2:C:650:ILE:HG22	2:C:692:ALA:HA	1.75	0.69
2:C:731:TYR:OH	3:D:581:MET:HE3	1.92	0.69
2:C:799:GLY:O	2:C:839:VAL:N	2.24	0.69
3:D:105:TRP:HH2	3:D:1233:LEU:HB2	1.57	0.69
3:D:157:VAL:O	3:D:160:LYS:HG2	1.92	0.69
3:D:166:ARG:CG	3:D:212:ALA:HB1	2.22	0.69
3:D:222:ILE:HD12	3:D:223:TRP:N	2.06	0.69
3:D:382:PHE:O	3:D:403:SER:OG	2.07	0.69
3:D:461:VAL:CG2	3:D:466:ALA:HB3	2.23	0.69
3:D:509:ILE:HG22	3:D:559:MET:SD	2.33	0.69
3:D:527:LEU:HD21	3:D:576:MET:O	1.91	0.69
3:D:566:LEU:CB	3:D:573:PRO:HA	2.21	0.69
3:D:634:LYS:HE3	3:D:665:GLU:OE1	1.91	0.69
3:D:638:THR:O	3:D:657:GLN:HB3	1.93	0.69
3:D:641:ARG:NE	3:D:647:GLU:OE1	2.23	0.69
3:D:707:ILE:HG23	3:D:708:VAL:HB	1.73	0.69
3:D:744:GLU:HA	3:D:747:ASP:OD2	1.92	0.69
3:D:774:LEU:CA	3:D:777:ILE:HD12	2.18	0.69
3:D:924:THR:O	3:D:962:VAL:HG13	1.92	0.69
3:D:999:ALA:O	3:D:1002:SER:HB2	1.93	0.69
3:D:1030:ARG:HG3	3:D:1034:LEU:HD11	1.74	0.69
3:D:1046:ILE:N	3:D:1111:LEU:HD13	2.08	0.69
4:E:50:LYS:HG3	4:E:51:TYR:N	2.06	0.69
5:F:255:ALA:HB2	6:J:97:LEU:CD2	2.21	0.69
5:F:438:PHE:HB3	6:J:5:VAL:CG2	2.19	0.69
5:F:514:LEU:HA	5:F:519:ARG:CB	2.22	0.69
1:A:102:PRO:CA	1:A:130:ASP:HA	2.22	0.69
1:A:107:ALA:CB	1:A:123:MET:HB3	2.22	0.69
1:A:172:LEU:HD13	1:A:197:GLU:CG	2.22	0.69
1:B:54:ILE:HA	1:B:161:ARG:NE	2.03	0.69
2:C:115:VAL:HG12	2:C:130:ALA:O	1.92	0.69

Continued on next page...

Continued from previous page...

Atom-1	Atom-2	Interatomic distance (Å)	Clash overlap (Å)
2:C:199:LEU:HD23	2:C:199:LEU:H	1.57	0.69
2:C:626:VAL:HA	2:C:972:VAL:CG2	2.20	0.69
2:C:630:MET:HB2	2:C:631:GLU:OE1	1.92	0.69
2:C:785:ASP:N	2:C:789:ILE:O	2.26	0.69
2:C:907:LEU:HD13	2:C:909:ASP:CB	2.21	0.69
3:D:140:ASP:OD2	3:D:144:ARG:N	2.19	0.69
3:D:234:LEU:HD21	3:D:236:VAL:CG2	2.21	0.69
3:D:290:LEU:CA	3:D:293:LEU:HD22	2.22	0.69
3:D:294:LYS:CG	3:D:1176:LEU:HD21	2.21	0.69
3:D:321:PRO:CB	3:D:324:LEU:HD11	2.21	0.69
3:D:483:VAL:HG23	3:D:484:TRP:N	2.07	0.69
3:D:1068:PRO:HD3	3:D:1074:GLU:CA	2.22	0.69
3:D:1088:VAL:HG13	3:D:1097:ARG:C	2.11	0.69
3:D:1210:ILE:O	3:D:1213:ALA:HB3	1.93	0.69
5:F:266:LEU:HD21	5:F:272:LYS:HA	1.74	0.69
6:J:85:LEU:HD21	6:J:94:LEU:HD13	1.75	0.69
1:A:74:THR:HA	1:A:77:ILE:HG12	1.73	0.69
1:A:196:VAL:HG12	1:A:197:GLU:H	1.57	0.69
2:C:48:LEU:HD12	2:C:49:GLU:H	1.57	0.69
2:C:381:VAL:HG13	2:C:382:GLY:N	2.06	0.69
2:C:473:ARG:HA	2:C:495:GLY:O	1.91	0.69
2:C:561:VAL:HG13	2:C:563:ARG:CZ	2.22	0.69
2:C:632:LEU:HD13	2:C:636:ILE:HG23	1.75	0.69
2:C:906:PHE:O	2:C:1010:LEU:HD22	1.92	0.69
2:C:1133:LEU:O	2:C:1135:VAL:HG13	1.92	0.69
3:D:257:GLY:HA3	3:D:259:GLU:OE2	1.93	0.69
3:D:406:LEU:C	3:D:411:GLY:HA2	2.13	0.69
3:D:565:ILE:CG2	3:D:566:LEU:HG	2.12	0.69
3:D:729:VAL:HG13	3:D:798:PRO:HG2	1.75	0.69
3:D:955:ALA:O	3:D:957:ILE:HG23	1.93	0.69
3:D:1088:VAL:CG2	3:D:1098:VAL:HA	2.21	0.69
5:F:279:ARG:HD2	5:F:280:ASP:N	2.07	0.69
5:F:323:GLU:HA	5:F:326:LEU:HD12	1.74	0.69
5:F:383:GLN:HG3	5:F:393:GLU:OE2	1.93	0.69
1:A:177:LYS:HG3	1:A:193:ILE:CD1	2.22	0.69
1:B:2:LEU:CD2	1:B:4:SER:H	2.05	0.69
1:B:23:ILE:O	1:B:26:LEU:HD11	1.93	0.69
1:B:55:ARG:CB	1:B:161:ARG:HA	2.23	0.69
1:B:179:ASP:HB2	1:B:191:LYS:CB	2.21	0.69
1:B:181:THR:O	1:B:189:PHE:N	2.26	0.69
2:C:112:PHE:HE1	2:C:157:PHE:HB2	1.55	0.69

Continued on next page...

Continued from previous page...

Atom-1	Atom-2	Interatomic distance (Å)	Clash overlap (Å)
2:C:750:ILE:HD11	2:C:876:LYS:CG	2.21	0.69
2:C:919:THR:HG22	2:C:920:HIS:N	2.05	0.69
2:C:944:TRP:NE1	2:C:963:LEU:HD21	2.07	0.69
3:D:36:TYR:OH	3:D:37:ARG:NH1	2.26	0.69
3:D:94:HIS:HB2	3:D:317:VAL:O	1.92	0.69
3:D:109:GLY:CA	3:D:112:SER:HB3	2.23	0.69
3:D:319:VAL:HG12	3:D:320:ILE:O	1.92	0.69
3:D:327:MET:HA	3:D:336:ALA:C	2.12	0.69
3:D:379:ASP:O	3:D:382:PHE:HB2	1.91	0.69
3:D:634:LYS:HA	3:D:665:GLU:HB3	1.73	0.69
3:D:636:ARG:HA	3:D:664:ALA:N	2.07	0.69
3:D:891:CYS:N	3:D:975:CYS:CB	2.55	0.69
3:D:1028:LEU:O	3:D:1031:VAL:CA	2.41	0.69
3:D:1266:ARG:NH1	4:E:108:GLU:OE1	2.26	0.69
4:E:92:LEU:CD1	4:E:96:LEU:HD11	2.22	0.69
5:F:213:ARG:HA	5:F:213:ARG:NE	2.07	0.69
5:F:257:LEU:HB3	6:J:82:TRP:CE3	2.28	0.69
5:F:499:THR:H	5:F:502:ARG:HB3	1.56	0.69
6:J:29:ILE:HG12	6:J:43:PRO:CB	2.23	0.69
1:A:24:GLU:OE1	1:A:191:LYS:HA	1.93	0.69
1:A:217:GLU:OE2	1:B:234:ILE:HG13	1.92	0.69
1:B:53:SER:HB2	1:B:162:ILE:O	1.92	0.69
2:C:61:PHE:HA	2:C:64:LEU:HB3	1.74	0.69
2:C:113:ASP:HB2	2:C:132:PRO:HD2	1.75	0.69
2:C:205:ILE:HG22	2:C:211:TRP:CE2	2.28	0.69
2:C:258:MET:HA	2:C:261:THR:CG2	2.21	0.69
2:C:296:LEU:H	2:C:296:LEU:CD2	2.05	0.69
2:C:558:ARG:HB3	2:C:570:TYR:HE2	1.57	0.69
2:C:563:ARG:CZ	2:C:569:GLU:HB3	2.23	0.69
2:C:761:ASP:HA	2:C:766:ALA:CB	2.23	0.69
2:C:773:ILE:CG2	2:C:776:ILE:HB	2.23	0.69
2:C:852:VAL:N	2:C:869:VAL:HG23	2.08	0.69
3:D:57:ASP:OD2	6:J:15:SER:N	2.24	0.69
3:D:290:LEU:O	3:D:293:LEU:HB3	1.93	0.69
3:D:451:LEU:O	3:D:453:LYS:HB3	1.91	0.69
3:D:557:ILE:HG12	4:E:54:VAL:HG21	1.75	0.69
3:D:669:GLY:HA2	3:D:672:MET:HE3	1.73	0.69
3:D:735:ASP:O	3:D:737:LEU:N	2.25	0.69
3:D:1036:GLU:OE2	3:D:1209:GLY:HA3	1.92	0.69
3:D:1049:VAL:HG13	3:D:1050:THR:N	2.07	0.69
3:D:1275:THR:OG1	4:E:103:LEU:O	2.10	0.69

Continued on next page...

Continued from previous page...

Atom-1	Atom-2	Interatomic distance (Å)	Clash overlap (Å)
4:E:66:ASP:CA	4:E:69:ASN:HB2	2.21	0.69
5:F:395:THR:O	5:F:398:GLU:HB3	1.91	0.69
1:A:38:LEU:O	1:A:42:LEU:HG	1.92	0.69
1:A:71:GLU:OE2	1:A:127:THR:HG22	1.93	0.69
1:A:75:GLU:O	1:A:78:LEU:N	2.25	0.69
1:A:95:MET:SD	1:A:112:PRO:HA	2.33	0.69
1:B:71:GLU:HB3	1:B:75:GLU:CD	2.12	0.69
1:B:105:VAL:HG12	1:B:125:ILE:HG22	1.74	0.69
1:B:215:LEU:HD23	1:B:216:VAL:N	2.07	0.69
2:C:67:SER:O	2:C:71:ARG:N	2.26	0.69
2:C:107:PHE:HA	2:C:137:ALA:CB	2.22	0.69
2:C:132:PRO:HA	2:C:156:ASP:CA	2.22	0.69
2:C:200:HIS:HB2	2:C:216:VAL:CG2	2.23	0.69
2:C:300:PHE:CB	2:C:333:LEU:HD13	2.23	0.69
2:C:380:THR:O	2:C:384:LEU:HG	1.93	0.69
2:C:501:SER:HB3	2:C:585:GLN:O	1.91	0.69
2:C:668:ARG:HH22	2:C:671:ARG:HG2	1.58	0.69
2:C:729:HIS:HB2	2:C:736:ILE:HG22	1.74	0.69
2:C:750:ILE:HG22	2:C:751:HIS:N	2.08	0.69
2:C:784:LEU:HA	2:C:790:VAL:CA	2.22	0.69
2:C:884:LYS:HA	2:C:894:VAL:HA	1.74	0.69
2:C:1129:GLN:O	2:C:1132:CYS:N	2.24	0.69
2:C:1135:VAL:CG1	3:D:13:GLY:H	1.98	0.69
3:D:52:PHE:HB3	3:D:322:PRO:HG2	1.74	0.69
3:D:96:GLU:OE1	3:D:316:ALA:HA	1.93	0.69
3:D:175:GLN:HA	3:D:178:GLU:CD	2.13	0.69
3:D:211:ARG:HA	3:D:214:ARG:HD2	1.75	0.69
3:D:258:ALA:O	3:D:261:ILE:CA	2.41	0.69
3:D:272:ALA:O	3:D:276:SER:CB	2.40	0.69
3:D:275:GLU:CA	3:D:278:ARG:HD3	2.22	0.69
3:D:285:LYS:HG3	3:D:289:LYS:CD	2.22	0.69
3:D:378:VAL:O	3:D:381:LEU:HB3	1.92	0.69
3:D:461:VAL:HG12	3:D:464:ASN:HD22	1.57	0.69
3:D:567:SER:N	3:D:574:LEU:HD13	2.06	0.69
3:D:578:ARG:CA	3:D:582:VAL:HG23	2.23	0.69
3:D:775:VAL:HA	3:D:778:TRP:CD1	2.28	0.69
3:D:803:VAL:HG13	3:D:808:THR:O	1.92	0.69
3:D:820:MET:HA	3:D:838:SER:O	1.91	0.69
3:D:891:CYS:C	3:D:969:ALA:HB3	2.13	0.69
3:D:897:ILE:HG13	3:D:898:VAL:O	1.93	0.69
3:D:930:VAL:CG1	3:D:936:VAL:HG22	2.20	0.69

Continued on next page...

Continued from previous page...

Atom-1	Atom-2	Interatomic distance (Å)	Clash overlap (Å)
3:D:938:VAL:HG12	3:D:939:GLU:N	2.07	0.69
3:D:942:GLN:O	3:D:944:LEU:HG	1.93	0.69
3:D:1009:GLN:C	3:D:1010:LEU:HD12	2.13	0.69
3:D:1054:ARG:O	3:D:1065:THR:N	2.25	0.69
3:D:1062:TYR:OH	3:D:1085:ARG:HA	1.91	0.69
3:D:1068:PRO:HB2	3:D:1070:ASP:CG	2.12	0.69
3:D:1127:PRO:HA	3:D:1130:VAL:CG2	2.22	0.69
3:D:1139:GLN:HE22	3:D:1149:ILE:HB	1.58	0.69
3:D:1220:TRP:O	3:D:1222:SER:N	2.26	0.69
3:D:1269:ASN:HB2	4:E:109:GLY:C	2.12	0.69
4:E:47:VAL:HG12	4:E:48:SER:N	2.08	0.69
4:E:68:TYR:HA	4:E:71:LEU:HB2	1.74	0.69
5:F:300:LEU:O	5:F:303:VAL:N	2.25	0.69
5:F:410:VAL:HG22	5:F:414:GLN:OE1	1.93	0.69
1:A:6:ARG:HH21	1:B:221:LEU:CG	2.04	0.69
1:A:8:THR:C	1:A:23:ILE:HG23	2.12	0.69
1:A:94:THR:CG2	1:A:139:VAL:HA	2.22	0.69
1:B:30:PHE:CD1	1:B:33:THR:HG21	2.25	0.69
2:C:63:TRP:HD1	2:C:70:TRP:CZ2	2.11	0.69
2:C:574:SER:C	2:C:575:GLU:HG3	2.14	0.69
2:C:771:ARG:HB2	2:C:788:GLY:N	2.07	0.69
2:C:1138:LEU:C	3:D:8:ASP:H	1.95	0.69
3:D:9:GLU:CG	3:D:1245:LEU:HD22	2.21	0.69
3:D:201:GLY:O	3:D:205:MET:HG3	1.93	0.69
3:D:433:GLY:N	3:D:524:LEU:O	2.25	0.69
3:D:434:PRO:O	3:D:436:LEU:N	2.26	0.69
3:D:506:ARG:H	3:D:1001:GLN:NE2	1.90	0.69
3:D:525:HIS:ND1	3:D:528:VAL:HG13	2.06	0.69
3:D:722:TYR:HA	3:D:726:ARG:NH1	2.08	0.69
3:D:1053:VAL:HB	3:D:1105:VAL:CG2	2.23	0.69
3:D:1154:ILE:HA	3:D:1157:ILE:HG12	1.75	0.69
3:D:1270:ILE:HA	4:E:108:GLU:C	2.13	0.69
1:A:93:VAL:HG23	1:A:140:VAL:CB	2.16	0.69
1:A:103:GLY:C	1:A:128:LEU:H	1.96	0.69
1:A:146:TYR:OH	1:A:148:PRO:HA	1.93	0.69
1:A:194:LEU:O	1:A:195:ASP:HB2	1.92	0.69
1:B:5:GLN:O	1:B:6:ARG:HB2	1.91	0.69
1:B:70:LYS:HG3	1:B:129:ASN:OD1	1.93	0.69
2:C:150:GLN:HB3	2:C:414:PRO:HB2	1.75	0.69
2:C:195:THR:HG21	2:C:197:LYS:HE3	1.74	0.69
2:C:238:LEU:HD11	2:C:243:TRP:CE2	2.28	0.69

Continued on next page...

Continued from previous page...

Atom-1	Atom-2	Interatomic distance (Å)	Clash overlap (Å)
2:C:446:LEU:HD21	2:C:450:THR:HG21	1.74	0.69
2:C:455:LEU:HD12	2:C:499:SER:HA	1.74	0.69
2:C:482:ARG:HA	2:C:512:ILE:HD13	1.73	0.69
2:C:517:ARG:NH2	2:C:526:ASP:HA	2.08	0.69
2:C:604:ARG:HA	2:C:607:MET:SD	2.33	0.69
2:C:632:LEU:CD2	2:C:635:ALA:HB3	2.23	0.69
2:C:664:ASN:O	2:C:666:THR:HG23	1.92	0.69
2:C:668:ARG:HD2	2:C:670:TYR:CG	2.28	0.69
2:C:790:VAL:C	2:C:791:ARG:HD3	2.14	0.69
2:C:934:THR:O	2:C:937:GLY:N	2.26	0.69
3:D:34:ILE:HG22	3:D:41:PRO:CA	2.22	0.69
3:D:144:ARG:HH22	3:D:229:LEU:N	1.91	0.69
3:D:432:VAL:HG23	3:D:525:HIS:CA	2.23	0.69
3:D:668:LEU:HD23	3:D:671:VAL:HB	1.74	0.69
3:D:797:ASN:OD1	3:D:799:ILE:HD12	1.92	0.69
3:D:812:THR:O	3:D:816:THR:OG1	2.10	0.69
3:D:822:GLY:O	3:D:835:PRO:HB2	1.93	0.69
5:F:343:PHE:CZ	5:F:347:ALA:HB2	2.27	0.69
5:F:415:GLN:HA	5:F:418:ARG:HH12	1.55	0.69
6:J:28:GLN:HG3	6:J:44:PHE:HB2	1.73	0.69
2:C:87:GLU:O	2:C:90:LEU:HB2	1.93	0.68
2:C:148:LYS:C	2:C:414:PRO:HG3	2.14	0.68
2:C:150:GLN:OE1	2:C:414:PRO:HB2	1.93	0.68
2:C:222:VAL:CG2	2:C:224:VAL:HG23	2.22	0.68
2:C:248:ILE:CG2	2:C:252:PHE:HB2	2.24	0.68
2:C:313:ARG:HG3	2:C:328:ILE:CD1	2.23	0.68
2:C:475:VAL:O	2:C:476:HIS:HB3	1.93	0.68
2:C:660:VAL:O	2:C:667:ARG:HA	1.93	0.68
2:C:783:ASP:O	2:C:790:VAL:HG12	1.93	0.68
2:C:800:ASP:N	2:C:839:VAL:HG12	2.08	0.68
2:C:885:LEU:HD21	2:C:1032:LYS:HB2	1.74	0.68
2:C:1056:PRO:CD	3:D:421:ARG:HG3	2.23	0.68
3:D:30:LYS:HG3	3:D:44:ASP:CB	2.20	0.68
3:D:101:VAL:N	3:D:314:LEU:O	2.26	0.68
3:D:290:LEU:O	3:D:294:LYS:HE2	1.93	0.68
3:D:463:LEU:HD12	3:D:465:HIS:CE1	2.27	0.68
3:D:886:VAL:CB	3:D:992:GLY:HA2	2.06	0.68
3:D:899:VAL:O	3:D:901:LEU:N	2.26	0.68
3:D:899:VAL:H	3:D:959:GLN:HA	1.56	0.68
3:D:1028:LEU:HG	3:D:1029:PRO:N	2.05	0.68
3:D:1063:LYS:HE2	3:D:1076:VAL:CG1	2.23	0.68

Continued on next page...

Continued from previous page...

Atom-1	Atom-2	Interatomic distance (Å)	Clash overlap (Å)
3:D:1066:ILE:O	3:D:1074:GLU:HB3	1.93	0.68
3:D:1090:LYS:O	3:D:1096:GLU:HG2	1.93	0.68
3:D:1169:ASP:HB2	3:D:1202:ALA:HB3	1.75	0.68
3:D:1249:LYS:HA	3:D:1252:VAL:HB	1.74	0.68
6:J:27:ARG:HG2	6:J:45:ALA:HA	1.75	0.68
6:J:90:SER:O	6:J:94:LEU:HG	1.91	0.68
1:A:2:LEU:HB3	1:B:143:GLY:CA	2.23	0.68
1:A:28:PRO:HA	1:A:182:ARG:HD2	1.75	0.68
1:A:42:LEU:C	1:A:46:ILE:HD11	2.14	0.68
1:B:14:LEU:CB	1:B:19:SER:HA	2.22	0.68
1:B:97:LEU:HD13	1:B:110:ILE:CA	2.22	0.68
1:B:97:LEU:HD22	1:B:110:ILE:HB	1.74	0.68
1:B:102:PRO:HB3	1:B:129:ASN:O	1.92	0.68
1:B:192:LEU:C	1:B:193:ILE:HG13	2.13	0.68
2:C:69:ARG:C	2:C:72:GLU:HG3	2.14	0.68
2:C:121:GLU:O	2:C:125:LYS:N	2.17	0.68
2:C:133:LEU:HD21	2:C:135:VAL:CG2	2.21	0.68
2:C:319:LYS:HZ1	2:C:320:LEU:HD21	1.58	0.68
2:C:475:VAL:CG1	3:D:854:HIS:HA	2.21	0.68
2:C:885:LEU:HD12	2:C:1033:LEU:HD13	1.75	0.68
2:C:900:PRO:HB2	2:C:903:ASP:OD2	1.93	0.68
2:C:943:GLY:C	2:C:993:LEU:HB2	2.13	0.68
2:C:1008:ALA:O	2:C:1009:MET:HG2	1.93	0.68
3:D:36:TYR:HB3	5:F:366:ILE:HG21	1.74	0.68
3:D:87:VAL:O	3:D:91:ARG:HG3	1.94	0.68
3:D:94:HIS:HA	3:D:318:PRO:CA	2.22	0.68
3:D:124:ASP:HA	3:D:127:LYS:CG	2.24	0.68
3:D:173:ARG:CG	3:D:208:ILE:HG13	2.21	0.68
3:D:443:LEU:C	3:D:447:MET:HE1	2.13	0.68
3:D:471:SER:HA	3:D:474:ARG:HH22	1.56	0.68
3:D:496:VAL:N	3:D:546:PRO:HG3	2.08	0.68
3:D:526:PRO:O	3:D:528:VAL:HG22	1.93	0.68
3:D:566:LEU:HD22	3:D:573:PRO:HA	1.75	0.68
3:D:646:ILE:HG22	3:D:650:LEU:HD12	1.75	0.68
3:D:741:ARG:HD3	3:D:744:GLU:HG2	1.76	0.68
4:E:94:ILE:O	4:E:97:ARG:HB2	1.93	0.68
5:F:255:ALA:HB1	6:J:101:ARG:HG3	1.73	0.68
5:F:369:PRO:HB2	5:F:371:HIS:CE1	2.28	0.68
1:A:2:LEU:HB3	1:B:143:GLY:HA2	1.74	0.68
1:B:71:GLU:OE2	1:B:127:THR:OG1	2.10	0.68
2:C:58:THR:OG1	2:C:59:ASP:N	2.26	0.68

Continued on next page...

Continued from previous page...

Atom-1	Atom-2	Interatomic distance (Å)	Clash overlap (Å)
2:C:131:ALA:N	2:C:159:MET:HE2	2.07	0.68
2:C:198:THR:O	2:C:200:HIS:N	2.27	0.68
2:C:659:THR:HA	2:C:669:THR:CA	2.23	0.68
2:C:801:ILE:O	2:C:802:LEU:HD23	1.93	0.68
2:C:1030:ILE:HG13	2:C:1031:MET:N	2.07	0.68
3:D:290:LEU:HA	3:D:293:LEU:CD1	2.23	0.68
3:D:566:LEU:O	3:D:574:LEU:HD22	1.91	0.68
3:D:586:TYR:HA	3:D:589:THR:OG1	1.93	0.68
3:D:627:LEU:HD23	3:D:628:SER:N	2.07	0.68
3:D:847:LEU:O	3:D:850:PHE:CB	2.41	0.68
3:D:891:CYS:H	3:D:975:CYS:CB	2.06	0.68
3:D:1170:SER:HB3	3:D:1174:GLU:H	1.57	0.68
5:F:324:GLY:HA2	5:F:355:ILE:HD11	1.73	0.68
5:F:439:ILE:CA	6:J:5:VAL:HG13	2.21	0.68
5:F:476:ARG:HB3	5:F:482:THR:CB	2.22	0.68
5:F:489:LEU:HD13	5:F:500:ARG:O	1.92	0.68
6:J:35:ASP:H	6:J:60:MET:HE1	1.58	0.68
1:B:183:VAL:HG23	1:B:184:GLU:H	1.57	0.68
2:C:248:ILE:O	2:C:251:ARG:N	2.26	0.68
2:C:387:ASN:HA	2:C:390:ARG:CZ	2.23	0.68
2:C:793:GLY:CA	2:C:846:LYS:HB3	2.22	0.68
2:C:867:GLU:CG	2:C:868:LEU:H	2.07	0.68
3:D:95:ILE:O	3:D:317:VAL:N	2.25	0.68
3:D:162:VAL:CG1	3:D:216:LEU:HB3	2.19	0.68
3:D:288:LYS:O	3:D:291:ARG:HB2	1.93	0.68
3:D:510:GLN:HA	3:D:559:MET:HB3	1.75	0.68
3:D:567:SER:N	3:D:572:ARG:O	2.25	0.68
3:D:596:THR:C	3:D:598:GLU:H	1.96	0.68
3:D:772:GLU:OE1	3:D:773:ALA:N	2.25	0.68
3:D:873:LEU:O	3:D:877:LEU:HD23	1.94	0.68
3:D:891:CYS:SG	3:D:893:THR:HG22	2.33	0.68
3:D:1129:GLU:HG3	3:D:1130:VAL:N	2.09	0.68
4:E:96:LEU:N	4:E:99:ILE:HD12	2.09	0.68
5:F:450:ALA:HA	5:F:453:PHE:HB3	1.75	0.68
1:A:34:LEU:HG	1:A:38:LEU:CG	2.21	0.68
1:A:55:ARG:O	1:A:137:GLU:HG2	1.92	0.68
1:A:62:GLU:OE2	1:A:77:ILE:HG13	1.94	0.68
1:A:186:ARG:HD2	1:B:147:VAL:CG2	2.24	0.68
2:C:174:VAL:HB	2:C:438:GLN:O	1.92	0.68
2:C:203:LYS:HG3	2:C:213:GLU:CG	2.23	0.68
2:C:548:ILE:CD1	2:C:552:GLY:HA2	2.22	0.68

Continued on next page...

Continued from previous page...

Atom-1	Atom-2	Interatomic distance (Å)	Clash overlap (Å)
2:C:620:ARG:O	2:C:621:SER:HB3	1.93	0.68
2:C:677:ARG:HG3	2:C:681:GLY:CA	2.23	0.68
2:C:959:LEU:HD12	2:C:961:ASP:N	2.07	0.68
2:C:970:ALA:O	2:C:972:VAL:HG13	1.94	0.68
3:D:114:LEU:HD23	3:D:117:LEU:CB	2.23	0.68
3:D:133:ALA:N	3:D:256:MET:HE1	2.07	0.68
3:D:336:ALA:CB	5:F:423:LEU:HB2	2.23	0.68
3:D:341:ASN:HA	3:D:344:TYR:HD2	1.59	0.68
3:D:612:TYR:CD2	3:D:633:ILE:HD12	2.28	0.68
3:D:639:GLN:HA	3:D:657:GLN:O	1.92	0.68
3:D:668:LEU:HA	3:D:671:VAL:CB	2.23	0.68
3:D:671:VAL:O	3:D:675:GLU:HG3	1.94	0.68
3:D:1006:PRO:HG2	3:D:1142:TYR:OH	1.94	0.68
3:D:1032:GLN:O	3:D:1035:PHE:HB2	1.92	0.68
3:D:1116:ALA:O	3:D:1118:PRO:HD3	1.93	0.68
3:D:1176:LEU:O	3:D:1179:SER:OG	2.08	0.68
3:D:1242:SER:O	3:D:1243:ASP:HB2	1.93	0.68
3:D:1270:ILE:N	4:E:59:LYS:HZ1	1.91	0.68
5:F:324:GLY:HA3	5:F:355:ILE:HD11	1.73	0.68
5:F:394:PRO:CB	5:F:399:LEU:HD11	2.17	0.68
6:J:7:ARG:HG2	6:J:7:ARG:O	1.92	0.68
6:J:53:THR:HA	6:J:63:THR:CA	2.15	0.68
1:A:48:GLY:N	1:A:143:GLY:O	2.23	0.68
1:A:166:SER:O	1:A:167:ILE:HG13	1.94	0.68
1:B:46:ILE:HG21	1:B:171:VAL:HG13	1.74	0.68
1:B:145:GLY:CA	1:B:169:SER:HB2	2.18	0.68
1:B:198:THR:HG22	1:B:199:LYS:N	2.08	0.68
2:C:249:VAL:HG22	2:C:259:ARG:NE	2.09	0.68
2:C:403:ARG:CD	2:C:417:LEU:HD22	2.19	0.68
2:C:668:ARG:HD2	2:C:670:TYR:CE2	2.27	0.68
2:C:683:CYS:SG	2:C:685:ASN:N	2.66	0.68
2:C:724:MET:CG	2:C:726:TRP:HB2	2.24	0.68
2:C:754:GLU:OE2	2:C:870:ARG:NE	2.25	0.68
2:C:790:VAL:HG23	2:C:791:ARG:H	1.57	0.68
2:C:982:GLU:N	2:C:985:LEU:HD12	2.06	0.68
2:C:1045:SER:HA	3:D:424:TYR:CD1	2.29	0.68
2:C:1067:ARG:CZ	3:D:420:LYS:HA	2.22	0.68
2:C:1096:THR:HA	2:C:1099:ARG:HH21	1.59	0.68
2:C:1130:SER:C	2:C:1131:LEU:HD22	2.13	0.68
3:D:32:GLU:HB2	3:D:45:GLY:CA	2.23	0.68
3:D:199:ASP:HA	3:D:202:GLU:HG2	1.76	0.68

Continued on next page...

Continued from previous page...

Atom-1	Atom-2	Interatomic distance (Å)	Clash overlap (Å)
3:D:497:LEU:HB2	3:D:544:HIS:CA	2.23	0.68
3:D:656:TRP:CE3	3:D:658:PRO:HG2	2.29	0.68
3:D:721:PHE:O	3:D:725:THR:HG23	1.93	0.68
3:D:802:ILE:HG22	3:D:807:ALA:HB3	1.76	0.68
3:D:908:GLY:O	3:D:910:LEU:N	2.22	0.68
3:D:924:THR:O	3:D:926:GLY:N	2.26	0.68
3:D:1004:GLY:C	3:D:1006:PRO:HD2	2.13	0.68
3:D:1164:ARG:HG2	3:D:1182:ASP:CA	2.23	0.68
3:D:1168:ILE:HD11	3:D:1204:ARG:HD2	1.76	0.68
3:D:1272:VAL:HG22	4:E:106:HIS:HB3	1.76	0.68
5:F:278:ARG:HA	5:F:281:MET:CG	2.24	0.68
5:F:450:ALA:HA	5:F:453:PHE:CG	2.28	0.68
1:A:2:LEU:CD2	1:B:142:ARG:HB2	2.22	0.68
1:A:7:PRO:HB2	1:A:23:ILE:HG22	1.75	0.68
1:A:75:GLU:CD	1:A:78:LEU:HB2	2.14	0.68
1:A:171:VAL:HA	1:A:198:THR:HA	1.75	0.68
1:B:49:ALA:CA	1:B:142:ARG:HG2	2.23	0.68
1:B:192:LEU:HD21	1:B:194:LEU:HD21	1.76	0.68
2:C:203:LYS:HA	2:C:213:GLU:HG3	1.75	0.68
2:C:320:LEU:HB2	2:C:322:LEU:HD21	1.76	0.68
2:C:473:ARG:CZ	2:C:496:LEU:HD11	2.22	0.68
2:C:518:LYS:CA	2:C:578:TYR:HA	2.23	0.68
2:C:551:ASP:HB2	2:C:553:ARG:HG3	1.76	0.68
2:C:621:SER:HA	2:C:714:ALA:CB	2.24	0.68
2:C:688:PRO:HA	2:C:703:ALA:HB2	1.74	0.68
2:C:709:ASP:O	2:C:711:GLY:N	2.26	0.68
2:C:1048:PRO:HG2	2:C:1057:LEU:HB3	1.74	0.68
2:C:1048:PRO:CG	2:C:1057:LEU:HB3	2.23	0.68
2:C:1097:VAL:HG12	2:C:1101:LYS:HZ1	1.58	0.68
3:D:55:THR:HG21	6:J:11:LEU:O	1.93	0.68
3:D:134:TYR:HB3	3:D:255:ALA:CA	2.22	0.68
3:D:170:LEU:HD13	3:D:170:LEU:O	1.94	0.68
3:D:370:GLU:HA	3:D:373:MET:SD	2.34	0.68
3:D:437:LYS:HB2	3:D:440:GLN:CG	2.23	0.68
3:D:530:GLU:C	3:D:533:ASN:H	1.96	0.68
3:D:611:VAL:HG12	3:D:634:LYS:HB2	1.75	0.68
3:D:673:PHE:CD1	3:D:677:LEU:HD11	2.28	0.68
3:D:798:PRO:O	3:D:801:THR:HB	1.93	0.68
3:D:890:ASP:HB2	3:D:977:THR:HG21	1.75	0.68
3:D:960:VAL:O	3:D:962:VAL:HG23	1.93	0.68
3:D:1265:ASN:CA	3:D:1268:ARG:HE	2.06	0.68

Continued on next page...

Continued from previous page...

Atom-1	Atom-2	Interatomic distance (Å)	Clash overlap (Å)
3:D:1273:GLN:OE1	3:D:1274:PRO:HD2	1.94	0.68
5:F:304:VAL:O	5:F:307:ALA:HB3	1.92	0.68
5:F:475:VAL:HA	5:F:478:ARG:HB2	1.74	0.68
5:F:513:LYS:HB3	5:F:519:ARG:NH1	2.09	0.68
6:J:32:TYR:CE1	6:J:64:LEU:HG	2.29	0.68
6:J:35:ASP:CB	6:J:60:MET:HE3	2.24	0.68
1:A:1:MET:O	1:A:2:LEU:HG	1.93	0.68
1:A:42:LEU:CD1	1:A:174:VAL:HG21	2.23	0.68
1:A:176:TYR:HB3	1:A:194:LEU:HA	1.74	0.68
1:B:53:SER:HB2	1:B:163:PRO:CA	2.24	0.68
1:B:108:GLY:H	1:B:121:PRO:CA	2.06	0.68
2:C:62:GLU:O	2:C:65:ILE:HB	1.94	0.68
2:C:88:GLU:N	2:C:91:TYR:HD2	1.91	0.68
2:C:601:ASP:HB3	2:C:604:ARG:CB	2.23	0.68
2:C:610:ASN:CB	2:C:613:ARG:HH12	2.06	0.68
2:C:861:LEU:HD11	2:C:865:VAL:O	1.94	0.68
2:C:907:LEU:HB2	2:C:910:GLY:C	2.14	0.68
2:C:918:ASN:OD1	2:C:920:HIS:HD2	1.75	0.68
3:D:120:LEU:HD21	3:D:232:LYS:CD	2.23	0.68
3:D:137:THR:HG23	3:D:253:THR:CB	2.24	0.68
3:D:265:ILE:HG21	3:D:310:MET:CA	2.24	0.68
3:D:425:SER:HA	3:D:544:HIS:CE1	2.29	0.68
3:D:430:ILE:CG2	3:D:522:ILE:HB	2.23	0.68
3:D:998:VAL:O	3:D:1001:GLN:N	2.26	0.68
3:D:1003:ILE:HG12	3:D:1153:HIS:HB3	1.75	0.68
3:D:1106:GLU:CB	3:D:1109:GLN:HB2	2.18	0.68
3:D:1231:ARG:C	3:D:1234:THR:HG22	2.14	0.68
3:D:1263:GLY:O	3:D:1264:ILE:HG13	1.94	0.68
5:F:331:ALA:HB2	5:F:350:TRP:CG	2.28	0.68
5:F:353:GLN:O	5:F:356:THR:N	2.26	0.68
5:F:373:VAL:O	5:F:376:ILE:N	2.27	0.68
6:J:32:TYR:HA	6:J:65:ILE:H	1.57	0.68
1:A:30:PHE:CE1	1:A:33:THR:HB	2.28	0.68
1:A:120:ASN:HD21	1:A:123:MET:HE3	1.59	0.68
1:A:212:GLY:HA3	1:B:223:ARG:N	2.08	0.68
1:B:65:THR:HG22	1:B:66:VAL:N	2.07	0.68
2:C:64:LEU:O	2:C:85:GLY:N	2.27	0.68
2:C:157:PHE:HB3	2:C:159:MET:CE	2.22	0.68
2:C:166:PHE:O	2:C:172:GLU:HG3	1.94	0.68
2:C:256:GLU:O	2:C:259:ARG:N	2.27	0.68
2:C:264:LYS:HD2	5:F:202:PHE:CD2	2.29	0.68

Continued on next page...

Continued from previous page...

Atom-1	Atom-2	Interatomic distance (Å)	Clash overlap (Å)
2:C:489:PRO:HG2	2:C:493:ASN:O	1.93	0.68
2:C:515:PRO:CA	2:C:529:VAL:H	2.07	0.68
2:C:597:LEU:O	2:C:600:ASP:N	2.27	0.68
2:C:621:SER:HA	2:C:714:ALA:HB1	1.76	0.68
2:C:660:VAL:HG22	2:C:668:ARG:N	2.09	0.68
2:C:666:THR:C	2:C:667:ARG:HD3	2.14	0.68
2:C:784:LEU:HA	2:C:790:VAL:CG1	2.24	0.68
2:C:1095:ASP:O	2:C:1099:ARG:HG3	1.94	0.68
3:D:25:TYR:CD2	3:D:91:ARG:HB3	2.28	0.68
3:D:94:HIS:CD2	3:D:96:GLU:HG2	2.29	0.68
3:D:245:VAL:HA	3:D:249:GLY:CA	2.22	0.68
3:D:290:LEU:N	3:D:293:LEU:HD13	2.09	0.68
3:D:367:VAL:HG12	3:D:371:LYS:CE	2.24	0.68
3:D:530:GLU:O	3:D:533:ASN:N	2.26	0.68
3:D:1248:LEU:CD1	3:D:1249:LYS:H	2.06	0.68
3:D:1269:ASN:HB2	4:E:109:GLY:HA3	1.76	0.68
5:F:253:ILE:O	5:F:256:GLY:CA	2.41	0.68
5:F:328:LEU:O	5:F:330:ARG:N	2.26	0.68
5:F:367:ARG:HG2	5:F:368:ILE:N	2.07	0.68
5:F:373:VAL:HG12	5:F:377:ASN:ND2	2.08	0.68
5:F:405:ILE:HD12	5:F:409:LYS:CB	2.24	0.68
5:F:428:GLY:O	5:F:429:ASP:HB2	1.94	0.68
5:F:492:ILE:HG13	5:F:493:GLY:N	2.07	0.68
1:A:2:LEU:HD21	1:B:90:ASP:CG	2.15	0.68
1:A:39:ARG:O	1:A:43:LEU:HD13	1.94	0.68
1:B:55:ARG:HB2	1:B:161:ARG:CA	2.24	0.68
2:C:69:ARG:O	2:C:70:TRP:C	2.32	0.68
2:C:111:ARG:C	2:C:111:ARG:HD2	2.14	0.68
2:C:195:THR:HG21	2:C:197:LYS:HE2	1.76	0.68
2:C:199:LEU:HA	2:C:216:VAL:CG1	2.22	0.68
2:C:222:VAL:CB	2:C:224:VAL:HG23	2.23	0.68
2:C:256:GLU:N	2:C:256:GLU:OE1	2.25	0.68
2:C:315:LYS:C	2:C:318:LYS:HB3	2.14	0.68
2:C:356:THR:OG1	2:C:360:GLY:O	2.11	0.68
2:C:632:LEU:HD13	2:C:636:ILE:CG2	2.24	0.68
2:C:717:LYS:O	2:C:719:LEU:HD13	1.94	0.68
2:C:739:ASN:O	2:C:742:VAL:HG23	1.92	0.68
2:C:928:ILE:HD12	2:C:929:GLY:N	2.09	0.68
2:C:1103:TYR:CE2	5:F:447:ALA:HB1	2.29	0.68
3:D:27:GLU:HG3	3:D:94:HIS:O	1.94	0.68
3:D:97:LEU:HG	3:D:315:ASP:O	1.93	0.68

Continued on next page...

Continued from previous page...

Atom-1	Atom-2	Interatomic distance (Å)	Clash overlap (Å)
3:D:181:LEU:CD2	3:D:194:ARG:HA	2.24	0.68
3:D:270:ILE:CD1	3:D:303:GLN:HA	2.22	0.68
3:D:330:LEU:HB2	3:D:334:ARG:HB2	1.76	0.68
3:D:570:SER:HB2	3:D:1148:SER:HB3	1.76	0.68
3:D:643:PRO:HB3	3:D:683:PHE:O	1.93	0.68
3:D:850:PHE:HA	3:D:853:THR:HG21	1.76	0.68
3:D:1026:GLY:O	3:D:1030:ARG:HB3	1.94	0.68
3:D:1031:VAL:HA	3:D:1034:LEU:CD1	2.24	0.68
3:D:1048:ASP:O	3:D:1107:VAL:HG13	1.94	0.68
5:F:348:THR:O	5:F:352:ARG:HB2	1.93	0.68
5:F:410:VAL:O	5:F:413:ILE:HB	1.94	0.68
5:F:457:GLN:N	5:F:460:LEU:HD23	2.09	0.68
6:J:15:SER:HB2	6:J:17:GLU:CG	2.23	0.68
1:B:27:GLU:N	1:B:27:GLU:OE1	2.27	0.67
1:B:50:ALA:HB3	1:B:168:TYR:CD1	2.29	0.67
1:B:55:ARG:O	1:B:137:GLU:HB2	1.93	0.67
1:B:162:ILE:CG2	1:B:163:PRO:HD2	2.23	0.67
2:C:182:SER:N	2:C:375:ASN:O	2.27	0.67
2:C:276:ASP:O	2:C:279:ARG:HB2	1.94	0.67
2:C:584:ARG:O	2:C:585:GLN:HG3	1.94	0.67
2:C:815:THR:OG1	2:C:817:GLU:HB2	1.93	0.67
3:D:76:GLU:HG2	3:D:77:ARG:N	2.09	0.67
3:D:116:TYR:HA	3:D:295:ARG:HD2	1.76	0.67
3:D:362:ALA:HB1	3:D:363:PRO:CD	2.20	0.67
3:D:409:LYS:C	3:D:414:ARG:HD2	2.14	0.67
3:D:510:GLN:OE1	3:D:561:SER:HA	1.95	0.67
3:D:1132:ILE:O	3:D:1135:VAL:HB	1.95	0.67
3:D:1165:VAL:CG1	3:D:1183:ARG:HG3	2.23	0.67
5:F:286:ARG:HB3	5:F:290:ARG:HH22	1.59	0.67
5:F:386:LEU:O	5:F:390:LEU:HB2	1.91	0.67
6:J:33:ARG:NE	6:J:37:GLY:HA2	2.09	0.67
6:J:80:THR:HG23	6:J:83:ASP:OD2	1.94	0.67
1:A:30:PHE:CD1	1:A:33:THR:HG21	2.29	0.67
1:A:166:SER:C	1:A:167:ILE:HG13	2.13	0.67
1:B:48:GLY:N	1:B:168:TYR:O	2.28	0.67
1:B:74:THR:HG23	1:B:75:GLU:N	2.07	0.67
2:C:64:LEU:HD12	2:C:85:GLY:CA	2.20	0.67
2:C:232:GLN:C	5:F:203:VAL:HB	2.14	0.67
2:C:233:PRO:CB	5:F:203:VAL:HG21	2.24	0.67
2:C:244:THR:HG23	2:C:247:GLN:NE2	2.09	0.67
2:C:660:VAL:HG22	2:C:668:ARG:O	1.93	0.67

Continued on next page...

Continued from previous page...

Atom-1	Atom-2	Interatomic distance (Å)	Clash overlap (Å)
2:C:921:GLY:HA3	2:C:925:ARG:HE	1.58	0.67
2:C:1019:PHE:HB3	2:C:1020:PRO:HD2	1.75	0.67
3:D:95:ILE:HG13	3:D:319:VAL:CG2	2.24	0.67
3:D:108:LYS:HE3	3:D:386:ARG:HE	1.59	0.67
3:D:370:GLU:HG3	3:D:371:LYS:N	2.09	0.67
3:D:566:LEU:HD13	3:D:573:PRO:CA	2.23	0.67
3:D:638:THR:HB	3:D:659:GLY:O	1.94	0.67
3:D:693:GLN:N	3:D:696:ILE:HD12	2.10	0.67
3:D:778:TRP:CD2	3:D:835:PRO:HD2	2.29	0.67
3:D:834:ARG:HA	3:D:834:ARG:NE	2.09	0.67
3:D:891:CYS:CB	3:D:970:THR:H	2.07	0.67
3:D:902:ALA:HB1	3:D:912:ARG:HA	1.76	0.67
3:D:930:VAL:HG12	3:D:936:VAL:HG13	1.76	0.67
3:D:1052:ARG:O	3:D:1067:VAL:N	2.27	0.67
3:D:1118:PRO:HA	3:D:1121:VAL:HG12	1.76	0.67
3:D:1269:ASN:HB2	4:E:109:GLY:CA	2.23	0.67
5:F:263:MET:HG3	5:F:282:MET:HE2	1.76	0.67
6:J:35:ASP:N	6:J:60:MET:HE1	2.08	0.67
6:J:97:LEU:O	6:J:101:ARG:HG2	1.94	0.67
1:A:14:LEU:CB	1:A:19:SER:HA	2.24	0.67
1:A:33:THR:O	1:A:37:SER:HB3	1.93	0.67
1:A:43:LEU:HD12	1:A:43:LEU:H	1.59	0.67
1:A:144:ARG:N	1:A:168:TYR:HB2	2.10	0.67
1:A:151:GLN:HB3	1:A:154:ALA:HB3	1.76	0.67
1:A:193:ILE:O	1:A:194:LEU:HD23	1.94	0.67
1:B:22:VAL:HG12	1:B:193:ILE:HA	1.76	0.67
1:B:77:ILE:HA	1:B:80:LEU:CG	2.24	0.67
1:B:169:SER:OG	1:B:171:VAL:HG22	1.94	0.67
2:C:232:GLN:OE1	2:C:277:ILE:HD12	1.93	0.67
2:C:279:ARG:NH2	2:C:287:PRO:HG3	2.08	0.67
2:C:326:GLU:O	2:C:328:ILE:HG23	1.94	0.67
2:C:383:GLU:HA	2:C:386:GLN:OE1	1.94	0.67
2:C:455:LEU:HD12	2:C:499:SER:CA	2.24	0.67
2:C:517:ARG:O	2:C:579:MET:N	2.17	0.67
2:C:549:ASP:O	2:C:551:ASP:N	2.27	0.67
2:C:656:ASP:CB	2:C:657:TYR:HD1	2.03	0.67
2:C:741:LEU:O	2:C:744:GLU:HB2	1.94	0.67
2:C:784:LEU:HA	2:C:790:VAL:HG12	1.75	0.67
2:C:821:LEU:CA	2:C:824:ILE:HB	2.24	0.67
3:D:67:ARG:HB2	3:D:70:PHE:CD2	2.29	0.67
3:D:92:MET:HA	3:D:321:PRO:HG3	1.77	0.67

Continued on next page...

Continued from previous page...

Atom-1	Atom-2	Interatomic distance (Å)	Clash overlap (Å)
3:D:202:GLU:O	3:D:205:MET:N	2.27	0.67
3:D:406:LEU:HD23	3:D:413:PHE:CD2	2.29	0.67
3:D:419:GLY:O	3:D:420:LYS:HB3	1.94	0.67
3:D:442:GLY:N	3:D:523:GLN:O	2.26	0.67
3:D:447:MET:CG	3:D:448:ALA:H	2.07	0.67
3:D:475:MET:O	3:D:478:ARG:N	2.28	0.67
3:D:588:LEU:HD11	3:D:670:ARG:N	2.09	0.67
3:D:801:THR:O	3:D:804:ASP:HB2	1.94	0.67
3:D:920:ALA:HB3	3:D:921:TYR:CE2	2.30	0.67
5:F:232:LEU:CA	5:F:235:ILE:HG12	2.23	0.67
5:F:453:PHE:O	5:F:456:LEU:HB3	1.94	0.67
6:J:55:LEU:HA	6:J:61:GLU:CG	2.24	0.67
1:A:46:ILE:HB	1:A:169:SER:CA	2.24	0.67
1:A:136:VAL:HG22	1:A:138:LEU:HG	1.74	0.67
1:B:1:MET:HG2	1:B:230:GLU:HG2	1.75	0.67
1:B:59:VAL:O	1:B:61:HIS:N	2.28	0.67
1:B:105:VAL:H	1:B:124:HIS:CE1	2.12	0.67
2:C:57:GLN:NE2	2:C:381:VAL:H	1.88	0.67
2:C:167:ILE:HA	2:C:172:GLU:CA	2.23	0.67
2:C:472:VAL:HG23	2:C:473:ARG:N	2.09	0.67
2:C:1055:GLN:HB3	2:C:1056:PRO:CD	2.23	0.67
3:D:302:PHE:O	3:D:304:GLN:N	2.26	0.67
3:D:351:ASN:O	3:D:355:LYS:HB2	1.90	0.67
3:D:497:LEU:HG	3:D:546:PRO:CD	2.24	0.67
3:D:640:LEU:O	3:D:662:TRP:NE1	2.25	0.67
3:D:737:LEU:HB2	3:D:793:TYR:CE2	2.29	0.67
3:D:902:ALA:CB	3:D:912:ARG:HA	2.24	0.67
3:D:970:THR:HG21	3:D:974:VAL:C	2.15	0.67
3:D:1250:GLU:O	3:D:1253:ILE:HB	1.95	0.67
5:F:258:TYR:CD2	6:J:98:LEU:HD13	2.26	0.67
5:F:335:PHE:CE2	5:F:337:TYR:HA	2.29	0.67
1:A:6:ARG:HH22	1:B:218:LEU:CA	2.07	0.67
1:B:24:GLU:HA	1:B:26:LEU:CD2	2.24	0.67
1:B:38:LEU:HD22	1:B:38:LEU:H	1.57	0.67
1:B:38:LEU:O	1:B:41:THR:HB	1.94	0.67
1:B:51:VAL:CA	1:B:140:VAL:HG22	2.22	0.67
1:B:75:GLU:OE1	1:B:76:ILE:HG13	1.94	0.67
2:C:180:VAL:HG21	2:C:377:ARG:NH1	2.09	0.67
2:C:215:ASP:HB2	2:C:223:GLY:HA3	1.77	0.67
2:C:290:GLU:HG2	2:C:294:THR:OG1	1.94	0.67
2:C:339:VAL:HA	2:C:342:ILE:CD1	2.23	0.67

Continued on next page...

Continued from previous page...

Atom-1	Atom-2	Interatomic distance (Å)	Clash overlap (Å)
2:C:346:VAL:HG13	2:C:347:ARG:N	2.09	0.67
2:C:351:GLY:O	2:C:352:GLN:HG3	1.94	0.67
2:C:413:THR:OG1	2:C:414:PRO:HD2	1.95	0.67
2:C:560:LEU:HA	2:C:570:TYR:CA	2.16	0.67
2:C:807:THR:CG2	2:C:835:THR:HG21	2.24	0.67
2:C:881:ASP:CA	2:C:895:ILE:HG22	2.24	0.67
2:C:907:LEU:CG	2:C:911:THR:HB	2.24	0.67
2:C:983:ALA:CA	2:C:986:GLN:HB3	2.24	0.67
2:C:1109:GLY:O	2:C:1110:GLU:HG3	1.95	0.67
3:D:147:GLU:HB3	3:D:151:LEU:CD2	2.24	0.67
3:D:348:ILE:HG13	3:D:352:ASN:HD21	1.58	0.67
3:D:571:GLY:HA3	3:D:983:MET:HB3	1.75	0.67
3:D:693:GLN:O	3:D:696:ILE:HB	1.94	0.67
3:D:704:TYR:HB3	3:D:705:PRO:CD	2.22	0.67
3:D:1099:LEU:HD23	3:D:1100:SER:N	2.08	0.67
3:D:1142:TYR:O	3:D:1145:GLN:N	2.27	0.67
3:D:1166:THR:HG23	3:D:1203:GLY:HA2	1.76	0.67
3:D:1264:ILE:C	3:D:1268:ARG:HG3	2.15	0.67
4:E:76:LEU:HD23	4:E:78:TYR:CE2	2.30	0.67
5:F:244:GLU:CA	5:F:247:VAL:HG23	2.22	0.67
5:F:456:LEU:O	5:F:459:GLN:HB3	1.93	0.67
6:J:30:ALA:HB3	6:J:42:VAL:HB	1.75	0.67
1:A:97:LEU:CG	1:A:110:ILE:HG12	2.25	0.67
1:B:40:ARG:CG	1:B:41:THR:H	1.96	0.67
1:B:46:ILE:O	1:B:144:ARG:HA	1.94	0.67
1:B:77:ILE:HG22	1:B:81:LYS:HG3	1.77	0.67
2:C:48:LEU:HG	2:C:49:GLU:N	2.08	0.67
2:C:70:TRP:HH2	2:C:83:VAL:N	1.93	0.67
2:C:152:VAL:HB	2:C:154:MET:CE	2.19	0.67
2:C:229:LYS:HZ3	2:C:281:LEU:HG	1.58	0.67
2:C:334:THR:O	2:C:334:THR:HG23	1.94	0.67
2:C:619:VAL:HG13	2:C:748:THR:O	1.93	0.67
2:C:674:LYS:NZ	2:C:686:GLN:H	1.91	0.67
2:C:723:ILE:HB	3:D:730:THR:CB	2.24	0.67
2:C:938:TRP:CD1	2:C:1002:VAL:HG21	2.30	0.67
3:D:33:THR:O	3:D:42:GLU:N	2.27	0.67
3:D:84:ARG:CB	3:D:86:LYS:HD3	2.25	0.67
3:D:424:TYR:O	3:D:544:HIS:ND1	2.28	0.67
3:D:459:ARG:HD2	3:D:462:ASP:OD2	1.94	0.67
3:D:556:ARG:CA	3:D:560:LEU:HD13	2.25	0.67
3:D:562:SER:C	3:D:564:ASN:H	1.98	0.67

Continued on next page...

Continued from previous page...

Atom-1	Atom-2	Interatomic distance (Å)	Clash overlap (Å)
3:D:800:ILE:HG12	3:D:804:ASP:OD1	1.94	0.67
3:D:800:ILE:HG23	3:D:801:THR:N	2.10	0.67
3:D:1122:LEU:HD21	3:D:1205:PRO:CB	2.15	0.67
5:F:244:GLU:HA	5:F:246:GLU:OE2	1.94	0.67
6:J:28:GLN:HG2	6:J:45:ALA:O	1.95	0.67
6:J:50:ILE:CG2	6:J:51:PRO:HD2	2.25	0.67
1:A:53:SER:HB2	1:A:162:ILE:O	1.93	0.67
1:A:104:GLU:HA	1:A:127:THR:OG1	1.95	0.67
1:B:26:LEU:HB2	1:B:190:ASP:O	1.94	0.67
1:B:102:PRO:HA	1:B:128:LEU:CB	2.24	0.67
1:B:140:VAL:HG12	1:B:141:GLU:N	2.10	0.67
1:B:148:PRO:O	1:B:150:VAL:N	2.27	0.67
1:B:173:LYS:CB	1:B:197:GLU:HB3	2.24	0.67
2:C:56:VAL:HG22	2:C:57:GLN:N	2.08	0.67
2:C:138:GLU:HG3	2:C:148:LYS:C	2.15	0.67
2:C:177:SER:OG	2:C:378:LEU:HD11	1.94	0.67
2:C:517:ARG:HH22	2:C:526:ASP:CA	2.07	0.67
2:C:889:HIS:HB2	2:C:891:ASN:ND2	2.08	0.67
2:C:904:MET:N	2:C:1013:GLY:HA3	2.10	0.67
2:C:930:GLN:CG	2:C:931:ILE:H	2.08	0.67
2:C:1012:ASP:OD2	2:C:1015:SER:N	2.28	0.67
3:D:42:GLU:O	3:D:43:LYS:NZ	2.23	0.67
3:D:409:LYS:CA	3:D:414:ARG:HD2	2.24	0.67
3:D:587:TYR:C	3:D:590:THR:HG22	2.15	0.67
3:D:616:ALA:CA	3:D:619:ILE:HB	2.24	0.67
3:D:718:ASP:HA	3:D:721:PHE:HD2	1.60	0.67
3:D:861:ALA:O	3:D:864:ALA:HB3	1.93	0.67
3:D:896:GLY:C	3:D:961:LYS:HG3	2.15	0.67
3:D:1045:PRO:HB2	3:D:1111:LEU:CD2	2.24	0.67
3:D:1133:HIS:C	3:D:1137:GLU:HG2	2.15	0.67
3:D:1140:GLU:HB2	3:D:1143:ARG:HH11	1.59	0.67
3:D:1274:PRO:HA	4:E:104:LEU:HA	1.77	0.67
4:E:40:ILE:C	4:E:44:LEU:HG	2.14	0.67
5:F:446:VAL:HG12	5:F:448:VAL:HG12	1.75	0.67
5:F:480:GLY:HA3	5:F:485:GLN:N	2.10	0.67
6:J:32:TYR:HB3	6:J:63:THR:C	2.15	0.67
1:A:63:PHE:HA	2:C:675:PHE:CZ	2.29	0.67
1:B:45:SER:O	1:B:46:ILE:HG13	1.94	0.67
1:B:88:GLU:O	1:B:90:ASP:N	2.27	0.67
1:B:195:ASP:OD1	1:B:196:VAL:N	2.26	0.67
2:C:295:LEU:O	2:C:299:LEU:HG	1.94	0.67

Continued on next page...

Continued from previous page...

Atom-1	Atom-2	Interatomic distance (Å)	Clash overlap (Å)
2:C:312:GLY:O	2:C:315:LYS:HB3	1.95	0.67
2:C:315:LYS:HG3	2:C:316:VAL:N	2.10	0.67
2:C:480:TYR:OH	2:C:585:GLN:HB2	1.95	0.67
2:C:599:HIS:ND1	3:D:840:PHE:O	2.28	0.67
2:C:632:LEU:HD23	2:C:635:ALA:HB3	1.77	0.67
2:C:651:GLU:OE2	2:C:667:ARG:NH1	2.28	0.67
2:C:725:PRO:HA	2:C:730:ASN:ND2	2.09	0.67
2:C:794:ALA:HB3	2:C:847:VAL:CG2	2.25	0.67
2:C:941:HIS:O	2:C:969:ASN:HB2	1.94	0.67
2:C:1097:VAL:HG12	2:C:1101:LYS:NZ	2.10	0.67
3:D:25:TYR:CD2	3:D:91:ARG:HD3	2.30	0.67
3:D:57:ASP:HB2	6:J:15:SER:CB	2.24	0.67
3:D:224:SER:OG	3:D:225:THR:N	2.28	0.67
3:D:263:LYS:HD2	3:D:263:LYS:N	2.02	0.67
3:D:268:PHE:CE1	3:D:273:GLU:HG3	2.29	0.67
3:D:336:ALA:HB1	5:F:423:LEU:CB	2.25	0.67
3:D:459:ARG:HH12	3:D:463:LEU:HD23	1.60	0.67
3:D:689:HIS:NE2	3:D:690:LYS:HB3	2.10	0.67
3:D:874:THR:HA	3:D:877:LEU:CB	2.24	0.67
3:D:892:GLN:HA	3:D:963:ARG:HH22	1.58	0.67
3:D:926:GLY:N	3:D:962:VAL:HA	2.09	0.67
3:D:938:VAL:HG23	3:D:952:LEU:HD21	1.77	0.67
3:D:1055:LEU:HD23	3:D:1056:GLU:N	2.09	0.67
3:D:1067:VAL:HG22	3:D:1074:GLU:OE2	1.94	0.67
3:D:1161:MET:HB3	3:D:1207:LEU:CD2	2.25	0.67
3:D:1169:ASP:HB2	3:D:1202:ALA:CB	2.25	0.67
3:D:1267:TYR:O	3:D:1270:ILE:HG13	1.94	0.67
5:F:331:ALA:HB1	5:F:343:PHE:CZ	2.30	0.67
5:F:372:MET:O	5:F:376:ILE:HG13	1.95	0.67
6:J:80:THR:N	6:J:83:ASP:OD2	2.26	0.67
1:A:41:THR:O	1:A:43:LEU:HB2	1.94	0.67
1:A:46:ILE:CB	1:A:169:SER:HA	2.25	0.67
1:A:54:ILE:HD12	1:A:136:VAL:CG2	2.25	0.67
1:A:56:ILE:N	1:A:59:VAL:HG21	2.08	0.67
1:B:21:PHE:C	1:B:194:LEU:HB2	2.16	0.67
1:B:55:ARG:HB3	1:B:161:ARG:CD	2.21	0.67
2:C:73:SER:O	2:C:76:GLU:HG2	1.95	0.67
2:C:403:ARG:HA	2:C:406:THR:HG22	1.76	0.67
2:C:442:GLN:HG2	2:C:679:ASN:CG	2.14	0.67
2:C:757:ILE:HG12	2:C:803:VAL:CG2	2.18	0.67
2:C:773:ILE:HG21	2:C:776:ILE:HB	1.75	0.67

Continued on next page...

Continued from previous page...

Atom-1	Atom-2	Interatomic distance (Å)	Clash overlap (Å)
2:C:885:LEU:CD1	2:C:895:ILE:HD11	2.25	0.67
2:C:954:ASP:HB3	2:C:955:TRP:CE3	2.30	0.67
2:C:1008:ALA:N	2:C:1023:VAL:H	1.92	0.67
2:C:1039:ASP:HB3	2:C:1040:LYS:NZ	2.09	0.67
3:D:29:LYS:H	3:D:44:ASP:CA	2.08	0.67
3:D:228:LYS:HB2	3:D:228:LYS:HZ3	1.57	0.67
3:D:697:ILE:N	3:D:700:LEU:HG	2.10	0.67
3:D:811:PHE:CD1	3:D:814:THR:HG21	2.30	0.67
3:D:838:SER:CB	3:D:844:LEU:HD11	2.24	0.67
3:D:874:THR:HA	3:D:877:LEU:HD23	1.76	0.67
3:D:941:GLY:O	3:D:942:GLN:HG3	1.94	0.67
3:D:1118:PRO:C	3:D:1121:VAL:HG12	2.15	0.67
3:D:1137:GLU:O	3:D:1141:VAL:HG23	1.95	0.67
3:D:1147:VAL:HB	3:D:1149:ILE:HD11	1.77	0.67
4:E:52:ALA:HA	4:E:55:ILE:CB	2.24	0.67
5:F:398:GLU:O	5:F:402:GLU:HB3	1.95	0.67
5:F:421:ILE:HG22	5:F:425:GLN:NE2	2.10	0.67
6:J:103:GLU:O	6:J:107:SER:N	2.27	0.67
1:A:11:GLU:HG3	1:A:21:PHE:CE1	2.29	0.67
1:A:94:THR:CA	1:A:140:VAL:HG23	2.25	0.67
1:B:99:LYS:HE2	1:B:101:GLY:O	1.95	0.67
2:C:104:SER:N	2:C:140:ILE:O	2.26	0.67
2:C:109:ASP:OD2	2:C:135:VAL:HA	1.95	0.67
2:C:182:SER:O	2:C:186:TYR:CE2	2.48	0.67
2:C:208:ARG:HE	2:C:307:ASP:CB	1.98	0.67
2:C:391:VAL:HA	2:C:394:SER:HB2	1.77	0.67
2:C:488:THR:CG2	2:C:494:ILE:HG23	2.25	0.67
2:C:675:PHE:N	2:C:684:ALA:H	1.93	0.67
2:C:704:ASP:HB3	2:C:708:THR:OG1	1.93	0.67
2:C:985:LEU:HD23	2:C:988:LEU:CD1	2.23	0.67
2:C:995:ASN:N	2:C:999:ASP:O	2.20	0.67
2:C:1049:TYR:N	5:F:440:GLU:OE2	2.28	0.67
2:C:1086:GLN:HA	2:C:1089:LEU:CD1	2.12	0.67
3:D:47:PHE:HA	3:D:52:PHE:HE2	1.58	0.67
3:D:103:HIS:O	3:D:105:TRP:N	2.28	0.67
3:D:127:LYS:O	3:D:132:ALA:N	2.27	0.67
3:D:618:ALA:O	3:D:621:ALA:HB3	1.95	0.67
3:D:714:ASP:HA	3:D:717:LYS:CE	2.24	0.67
3:D:803:VAL:O	3:D:806:GLY:N	2.28	0.67
3:D:917:GLU:CA	3:D:921:TYR:HE2	2.00	0.67
3:D:1063:LYS:HA	3:D:1078:ASP:CA	2.21	0.67

Continued on next page...

Continued from previous page...

Atom-1	Atom-2	Interatomic distance (Å)	Clash overlap (Å)
3:D:1068:PRO:HD3	3:D:1074:GLU:HG2	1.73	0.67
3:D:1087:ARG:HD3	3:D:1113:GLU:HA	1.75	0.67
3:D:1167:ILE:HB	3:D:1179:SER:OG	1.95	0.67
3:D:1180:LEU:HD21	3:D:1206:VAL:HG21	1.77	0.67
5:F:204:TRP:CE3	5:F:206:GLU:HA	2.30	0.67
5:F:205:ASP:OD1	5:F:206:GLU:N	2.27	0.67
5:F:311:THR:O	5:F:313:ARG:HG2	1.94	0.67
5:F:371:HIS:HA	5:F:374:GLU:CD	2.15	0.67
6:J:85:LEU:CD2	6:J:94:LEU:HD13	2.24	0.67
1:A:37:SER:HA	1:A:40:ARG:HB3	1.76	0.66
1:B:21:PHE:CA	1:B:194:LEU:HB2	2.25	0.66
1:B:66:VAL:HG13	1:B:67:PRO:HD2	1.77	0.66
1:B:105:VAL:CB	1:B:126:ALA:HB3	2.25	0.66
2:C:256:GLU:HG2	2:C:257:ILE:N	2.10	0.66
2:C:662:HIS:HB2	2:C:666:THR:O	1.94	0.66
2:C:807:THR:OG1	2:C:833:ARG:HB3	1.94	0.66
2:C:855:ARG:H	2:C:861:LEU:CD2	2.08	0.66
2:C:938:TRP:O	2:C:942:SER:CB	2.43	0.66
2:C:944:TRP:HZ2	2:C:963:LEU:HD11	1.60	0.66
2:C:1098:GLY:O	2:C:1102:VAL:HG12	1.95	0.66
2:C:1102:VAL:CG2	2:C:1112:ILE:HG23	2.25	0.66
3:D:222:ILE:HB	3:D:240:LEU:CD1	2.24	0.66
3:D:349:ASN:HB3	3:D:353:ARG:NH2	2.09	0.66
3:D:494:HIS:HE1	3:D:546:PRO:HG2	1.60	0.66
3:D:646:ILE:HD13	3:D:662:TRP:CZ3	2.30	0.66
3:D:1055:LEU:HG	3:D:1064:ILE:CG1	2.24	0.66
3:D:1087:ARG:NH1	3:D:1113:GLU:HA	2.10	0.66
3:D:1212:LYS:HA	3:D:1215:LEU:HD11	1.76	0.66
5:F:231:TYR:CZ	5:F:235:ILE:HG21	2.29	0.66
5:F:240:LEU:HD23	5:F:241:LEU:H	1.59	0.66
5:F:258:TYR:HA	5:F:261:GLN:HB3	1.77	0.66
6:J:33:ARG:HA	6:J:38:GLU:O	1.95	0.66
1:B:11:GLU:OE2	1:B:205:ARG:NH1	2.28	0.66
1:B:18:ARG:HD2	1:B:196:VAL:O	1.95	0.66
1:B:145:GLY:HA2	1:B:169:SER:CB	2.21	0.66
1:B:181:THR:O	1:B:188:ASP:HA	1.93	0.66
2:C:315:LYS:NZ	2:C:319:LYS:HA	2.10	0.66
2:C:354:THR:HG21	2:C:362:GLU:OE2	1.95	0.66
2:C:519:VAL:CB	2:C:524:VAL:HG22	2.24	0.66
2:C:558:ARG:HH21	2:C:571:VAL:CA	2.08	0.66
2:C:657:TYR:CD2	2:C:669:THR:HB	2.31	0.66

Continued on next page...

Continued from previous page...

Atom-1	Atom-2	Interatomic distance (Å)	Clash overlap (Å)
2:C:657:TYR:HD2	2:C:669:THR:HB	1.61	0.66
2:C:687:CYS:H	2:C:705:GLY:HA2	1.60	0.66
2:C:750:ILE:HG22	2:C:751:HIS:H	1.60	0.66
2:C:897:LYS:HG3	2:C:898:ILE:O	1.93	0.66
2:C:1096:THR:N	2:C:1099:ARG:HE	1.92	0.66
3:D:62:CYS:SG	3:D:77:ARG:HB2	2.35	0.66
3:D:129:ILE:HG13	3:D:130:TYR:N	2.10	0.66
3:D:138:SER:O	3:D:252:PHE:HB2	1.94	0.66
3:D:181:LEU:HD21	3:D:194:ARG:CA	2.26	0.66
3:D:238:GLU:HG2	3:D:242:ARG:HH12	1.59	0.66
3:D:260:SER:O	3:D:263:LYS:HB2	1.96	0.66
3:D:384:ASN:OD1	3:D:391:VAL:N	2.28	0.66
3:D:542:ALA:O	3:D:543:VAL:HG23	1.95	0.66
3:D:613:SER:CA	3:D:636:ARG:HD3	2.25	0.66
3:D:717:LYS:HB2	3:D:721:PHE:CZ	2.29	0.66
3:D:755:LYS:O	3:D:758:LYS:HB3	1.95	0.66
3:D:970:THR:HG21	3:D:975:CYS:N	2.10	0.66
3:D:1128:ARG:HH12	3:D:1132:ILE:CD1	2.06	0.66
5:F:397:GLU:HA	5:F:407:PRO:CG	2.22	0.66
5:F:467:LEU:HD11	5:F:519:ARG:HH12	1.58	0.66
1:A:51:VAL:HG22	1:A:52:THR:H	1.61	0.66
1:A:129:ASN:OD1	1:A:131:LYS:HB2	1.95	0.66
1:B:42:LEU:HD12	1:B:42:LEU:N	2.03	0.66
2:C:41:PHE:HB3	2:C:43:LYS:HZ3	1.60	0.66
2:C:88:GLU:HG2	2:C:89:VAL:N	2.09	0.66
2:C:104:SER:OG	2:C:140:ILE:HB	1.96	0.66
2:C:115:VAL:HG23	2:C:116:LYS:H	1.61	0.66
2:C:183:PRO:O	2:C:186:TYR:OH	2.13	0.66
2:C:253:GLY:HA2	2:C:259:ARG:HD3	1.77	0.66
2:C:488:THR:HG23	2:C:489:PRO:O	1.95	0.66
2:C:573:SER:O	2:C:574:SER:HB3	1.94	0.66
2:C:718:ASN:OD1	2:C:1029:TYR:HB2	1.95	0.66
2:C:753:GLU:HB3	2:C:755:HIS:NE2	2.10	0.66
2:C:806:VAL:HA	2:C:835:THR:HG22	1.77	0.66
2:C:885:LEU:HD21	2:C:1032:LYS:CB	2.25	0.66
2:C:1044:ARG:HA	2:C:1063:PHE:HD2	1.57	0.66
2:C:1045:SER:C	2:C:1046:THR:HG1	1.94	0.66
2:C:1055:GLN:NE2	3:D:420:LYS:HD3	2.10	0.66
2:C:1079:TYR:HB3	3:D:558:LEU:CD2	2.25	0.66
2:C:1135:VAL:CG1	3:D:12:ILE:HA	2.26	0.66
3:D:17:ALA:O	3:D:21:ARG:N	2.26	0.66

Continued on next page...

Continued from previous page...

Atom-1	Atom-2	Interatomic distance (Å)	Clash overlap (Å)
3:D:169:GLU:HB2	3:D:208:ILE:CG2	2.25	0.66
3:D:211:ARG:N	3:D:214:ARG:HE	1.92	0.66
3:D:328:VAL:HG23	6:J:10:ARG:CA	2.20	0.66
3:D:349:ASN:CB	3:D:353:ARG:HH22	2.09	0.66
3:D:723:TRP:O	3:D:726:ARG:C	2.34	0.66
3:D:1251:ASN:HA	3:D:1254:ILE:CG1	2.25	0.66
5:F:250:ALA:HB1	5:F:254:GLU:CD	2.16	0.66
5:F:334:LYS:HE3	5:F:350:TRP:CH2	2.30	0.66
1:A:162:ILE:O	1:A:164:VAL:HG23	1.96	0.66
1:B:137:GLU:CB	1:B:161:ARG:HD3	2.25	0.66
1:B:140:VAL:HG12	1:B:141:GLU:H	1.60	0.66
2:C:309:ALA:O	2:C:313:ARG:N	2.27	0.66
2:C:335:GLU:HA	2:C:338:VAL:HB	1.77	0.66
2:C:517:ARG:HG2	2:C:580:ASP:O	1.96	0.66
2:C:610:ASN:HA	2:C:613:ARG:NH2	2.10	0.66
2:C:790:VAL:HG23	2:C:791:ARG:N	2.10	0.66
2:C:805:LYS:CG	2:C:806:VAL:H	2.04	0.66
2:C:852:VAL:HA	2:C:868:LEU:O	1.96	0.66
2:C:884:LYS:O	2:C:1033:LEU:HD22	1.94	0.66
2:C:922:VAL:CG1	2:C:928:ILE:HG23	2.25	0.66
2:C:995:ASN:HD21	2:C:999:ASP:HB3	1.61	0.66
2:C:1095:ASP:OD2	2:C:1097:VAL:HG23	1.96	0.66
2:C:1097:VAL:CA	2:C:1101:LYS:HG2	2.25	0.66
2:C:1108:LYS:O	2:C:1110:GLU:HG3	1.95	0.66
3:D:106:TYR:CD1	3:D:113:ARG:HD3	2.30	0.66
3:D:118:LEU:HA	3:D:295:ARG:HH21	1.60	0.66
3:D:170:LEU:HD21	3:D:205:MET:CA	2.25	0.66
3:D:320:ILE:HG22	3:D:344:TYR:CZ	2.31	0.66
3:D:327:MET:HG3	3:D:336:ALA:C	2.16	0.66
3:D:887:ARG:N	3:D:974:VAL:O	2.29	0.66
3:D:1185:GLU:O	3:D:1187:GLU:N	2.27	0.66
3:D:1189:GLU:OE1	3:D:1190:ASN:N	2.29	0.66
5:F:216:ARG:O	5:F:219:ALA:HB3	1.95	0.66
5:F:386:LEU:CD2	5:F:390:LEU:HD22	2.24	0.66
5:F:504:ARG:HA	5:F:507:GLU:CB	2.25	0.66
5:F:524:ARG:NE	5:F:527:LEU:HD12	2.09	0.66
1:A:75:GLU:OE1	1:A:78:LEU:HD12	1.96	0.66
1:A:151:GLN:CG	1:A:154:ALA:H	2.05	0.66
1:B:114:ALA:O	1:B:116:VAL:HG22	1.94	0.66
2:C:70:TRP:HE1	2:C:74:ALA:HB2	1.58	0.66
2:C:148:LYS:HZ1	2:C:412:ILE:H	1.42	0.66

Continued on next page...

Continued from previous page...

Atom-1	Atom-2	Interatomic distance (Å)	Clash overlap (Å)
2:C:181:ARG:HH11	2:C:181:ARG:HB3	1.60	0.66
2:C:206:PRO:HD2	2:C:210:ALA:O	1.95	0.66
2:C:381:VAL:HG22	2:C:382:GLY:N	2.10	0.66
2:C:500:LEU:HD23	2:C:501:SER:C	2.15	0.66
2:C:525:SER:O	2:C:527:GLU:N	2.28	0.66
2:C:561:VAL:HG22	2:C:562:ARG:O	1.95	0.66
2:C:674:LYS:O	2:C:684:ALA:HB3	1.94	0.66
2:C:852:VAL:CA	2:C:869:VAL:HA	2.25	0.66
2:C:916:ILE:HG22	2:C:917:LEU:N	2.11	0.66
2:C:934:THR:HG23	2:C:1027:TYR:H	1.59	0.66
3:D:133:ALA:HB1	3:D:236:VAL:HG22	1.78	0.66
3:D:162:VAL:HG12	3:D:163:GLU:OE2	1.95	0.66
3:D:803:VAL:HG22	3:D:808:THR:O	1.95	0.66
3:D:871:GLY:O	3:D:874:THR:CA	2.43	0.66
3:D:925:LEU:HB2	3:D:942:GLN:N	2.11	0.66
3:D:1052:ARG:HH22	3:D:1054:ARG:HA	1.58	0.66
4:E:80:GLY:CA	4:E:82:LEU:HD23	2.26	0.66
5:F:318:LEU:HD23	5:F:321:ILE:HD12	1.77	0.66
5:F:381:ARG:O	5:F:385:GLU:HG3	1.96	0.66
6:J:28:GLN:N	6:J:44:PHE:O	2.27	0.66
6:J:29:ILE:HD12	6:J:31:ARG:HH21	1.60	0.66
1:A:17:ASN:ND2	1:A:200:ASN:H	1.93	0.66
1:A:62:GLU:CG	1:A:73:VAL:HG12	2.25	0.66
1:A:94:THR:O	1:A:95:MET:HG3	1.95	0.66
1:A:205:ARG:HA	1:A:208:LEU:HB3	1.78	0.66
1:B:16:ASP:OD2	1:B:200:ASN:HA	1.96	0.66
1:B:28:PRO:HD3	1:B:189:PHE:CD1	2.29	0.66
2:C:180:VAL:HG23	2:C:377:ARG:CG	2.13	0.66
2:C:187:PHE:HD2	2:C:368:ASP:OD2	1.77	0.66
2:C:313:ARG:HG3	2:C:328:ILE:HD13	1.78	0.66
2:C:315:LYS:HG3	2:C:316:VAL:H	1.60	0.66
2:C:507:ASN:HB2	2:C:511:PHE:HB2	1.76	0.66
2:C:587:VAL:HG13	2:C:591:THR:HG22	1.78	0.66
2:C:611:MET:HE1	2:C:892:LYS:HB3	1.78	0.66
2:C:681:GLY:HA3	2:C:752:ILE:H	1.60	0.66
2:C:798:ASP:C	2:C:839:VAL:HG13	2.15	0.66
2:C:837:LEU:C	2:C:838:LYS:HG3	2.16	0.66
2:C:868:LEU:HD11	2:C:870:ARG:HG3	1.77	0.66
2:C:1041:ILE:CD1	3:D:520:LYS:HD3	2.26	0.66
2:C:1104:GLU:HA	2:C:1107:VAL:HB	1.77	0.66
2:C:1137:VAL:HB	3:D:9:GLU:O	1.95	0.66

Continued on next page...

Continued from previous page...

Atom-1	Atom-2	Interatomic distance (Å)	Clash overlap (Å)
3:D:33:THR:O	3:D:42:GLU:HG2	1.95	0.66
3:D:239:ASN:O	3:D:243:GLU:HG3	1.95	0.66
3:D:296:LEU:HA	3:D:299:VAL:CG2	2.25	0.66
3:D:350:ARG:HG2	3:D:353:ARG:NH1	2.10	0.66
3:D:363:PRO:C	3:D:366:ILE:HD12	2.16	0.66
3:D:404:ASP:HA	3:D:407:LYS:HB3	1.78	0.66
3:D:453:LYS:C	3:D:457:MET:HG3	2.16	0.66
3:D:568:PRO:HA	3:D:984:ALA:HA	1.78	0.66
3:D:573:PRO:HG3	3:D:698:ASN:HB2	1.76	0.66
3:D:589:THR:CB	3:D:687:GLN:HG3	2.26	0.66
3:D:595:ASP:H	3:D:598:GLU:CD	1.98	0.66
3:D:1161:MET:HE2	3:D:1210:ILE:N	2.02	0.66
3:D:1185:GLU:CD	3:D:1189:GLU:HB2	2.16	0.66
1:A:51:VAL:HG22	1:A:52:THR:N	2.11	0.66
1:A:51:VAL:HG13	1:A:52:THR:H	1.60	0.66
1:A:86:SER:N	1:A:117:THR:O	2.29	0.66
1:A:89:GLU:HG3	1:A:90:ASP:N	2.10	0.66
1:A:105:VAL:CB	1:A:126:ALA:HB3	2.24	0.66
1:B:153:ARG:NH2	1:B:155:SER:HB2	2.11	0.66
1:B:211:ALA:O	1:B:215:LEU:HB3	1.96	0.66
2:C:141:ASN:C	2:C:145:GLY:HA2	2.16	0.66
2:C:165:THR:HB	2:C:172:GLU:OE2	1.96	0.66
2:C:406:THR:O	2:C:408:ASP:N	2.28	0.66
2:C:517:ARG:CZ	2:C:526:ASP:HA	2.25	0.66
2:C:561:VAL:O	2:C:569:GLU:N	2.17	0.66
2:C:649:VAL:N	2:C:663:ASP:OD1	2.24	0.66
2:C:677:ARG:HA	2:C:682:THR:O	1.96	0.66
2:C:730:ASN:C	2:C:734:ALA:HB3	2.15	0.66
2:C:907:LEU:CD1	2:C:911:THR:HB	2.26	0.66
2:C:1009:MET:HA	2:C:1023:VAL:HG23	1.78	0.66
2:C:1087:GLU:C	2:C:1091:ILE:HG12	2.15	0.66
2:C:1097:VAL:O	2:C:1100:VAL:HG12	1.96	0.66
3:D:25:TYR:HE2	3:D:91:ARG:HG2	1.61	0.66
3:D:30:LYS:HB2	3:D:44:ASP:C	2.16	0.66
3:D:30:LYS:HE3	3:D:44:ASP:HB2	1.76	0.66
3:D:107:PHE:HE1	3:D:126:GLU:CB	2.09	0.66
3:D:226:PHE:HB2	3:D:244:LEU:CD1	2.20	0.66
3:D:399:LEU:HD12	3:D:399:LEU:N	2.11	0.66
3:D:508:GLY:HA2	3:D:532:PHE:CD1	2.30	0.66
3:D:751:GLU:C	3:D:754:ASP:HB3	2.16	0.66
3:D:820:MET:HG3	3:D:837:LYS:O	1.96	0.66

Continued on next page...

Continued from previous page...

Atom-1	Atom-2	Interatomic distance (Å)	Clash overlap (Å)
3:D:857:ARG:O	3:D:860:LEU:HB3	1.96	0.66
5:F:278:ARG:CA	5:F:281:MET:HG2	2.24	0.66
5:F:347:ALA:O	5:F:349:TRP:N	2.29	0.66
5:F:513:LYS:HB3	5:F:519:ARG:HH12	1.60	0.66
1:A:55:ARG:HG3	1:A:59:VAL:HG23	1.78	0.66
2:C:104:SER:OG	2:C:140:ILE:O	2.12	0.66
2:C:271:ASP:O	2:C:274:LEU:HB3	1.96	0.66
2:C:425:ALA:HA	2:C:428:LYS:HE2	1.76	0.66
2:C:948:ALA:CB	2:C:953:PRO:HD3	2.26	0.66
3:D:174:ALA:HA	3:D:205:MET:CE	2.24	0.66
3:D:270:ILE:HG21	3:D:303:GLN:CB	2.25	0.66
3:D:288:LYS:O	3:D:292:ALA:N	2.26	0.66
3:D:355:LYS:O	3:D:358:ILE:HG13	1.96	0.66
3:D:578:ARG:O	3:D:581:MET:HB2	1.96	0.66
3:D:589:THR:HB	3:D:687:GLN:HG3	1.77	0.66
3:D:645:GLU:N	3:D:648:ALA:HB2	2.10	0.66
3:D:669:GLY:CA	3:D:672:MET:HG3	2.25	0.66
3:D:865:LEU:HD13	3:D:865:LEU:C	2.16	0.66
3:D:981:ARG:CA	3:D:988:LEU:HA	2.24	0.66
3:D:1128:ARG:NH1	3:D:1132:ILE:HD11	2.08	0.66
3:D:1134:LEU:O	3:D:1138:VAL:HG23	1.95	0.66
3:D:1160:GLN:O	3:D:1208:MET:HE2	1.95	0.66
3:D:1164:ARG:HG2	3:D:1182:ASP:N	2.10	0.66
3:D:1244:LYS:HB3	3:D:1246:ASN:HD22	1.61	0.66
3:D:1274:PRO:HA	4:E:104:LEU:CA	2.25	0.66
5:F:277:GLN:O	5:F:281:MET:HG2	1.94	0.66
5:F:390:LEU:O	5:F:392:ARG:HG2	1.95	0.66
6:J:21:ASN:O	6:J:22:HIS:HB3	1.95	0.66
1:A:15:THR:OG1	1:A:18:ARG:HB3	1.95	0.66
1:A:118:VAL:HG12	1:A:119:HIS:N	2.10	0.66
1:B:14:LEU:H	1:B:19:SER:CB	2.08	0.66
2:C:40:SER:OG	2:C:41:PHE:N	2.28	0.66
2:C:62:GLU:OE2	2:C:70:TRP:N	2.28	0.66
2:C:173:ARG:HG2	2:C:439:PHE:CD2	2.30	0.66
2:C:440:MET:O	2:C:442:GLN:N	2.29	0.66
2:C:490:GLU:HA	2:C:494:ILE:CD1	2.26	0.66
2:C:679:ASN:HB2	2:C:680:HIS:NE2	2.10	0.66
2:C:850:ILE:HG22	2:C:850:ILE:O	1.94	0.66
2:C:861:LEU:HD12	2:C:862:PRO:O	1.96	0.66
2:C:976:VAL:O	2:C:978:ASP:N	2.28	0.66
2:C:1090:THR:O	2:C:1093:SER:OG	2.13	0.66

Continued on next page...

Continued from previous page...

Atom-1	Atom-2	Interatomic distance (Å)	Clash overlap (Å)
2:C:1131:LEU:HB2	2:C:1133:LEU:CG	2.24	0.66
3:D:170:LEU:HD21	3:D:205:MET:CB	2.26	0.66
3:D:271:ASP:HA	3:D:274:ALA:HB3	1.77	0.66
3:D:331:ASP:HB3	6:J:8:GLY:O	1.95	0.66
3:D:397:ARG:HD2	3:D:398:PRO:O	1.96	0.66
3:D:591:GLU:HG2	3:D:593:PRO:HD3	1.78	0.66
3:D:618:ALA:HA	3:D:621:ALA:HB3	1.76	0.66
3:D:621:ALA:C	3:D:624:ARG:HB3	2.16	0.66
3:D:846:VAL:HG12	3:D:847:LEU:H	1.61	0.66
4:E:33:LEU:CA	4:E:36:THR:HG23	2.26	0.66
5:F:244:GLU:O	5:F:247:VAL:N	2.28	0.66
5:F:292:LYS:O	5:F:295:LEU:N	2.29	0.66
5:F:321:ILE:O	5:F:323:GLU:N	2.29	0.66
5:F:427:ILE:HD13	5:F:434:GLN:O	1.95	0.66
1:A:25:PRO:HA	1:A:189:PHE:CD2	2.31	0.66
1:A:215:LEU:HD12	1:B:219:PHE:CE1	2.31	0.66
1:B:59:VAL:CG1	1:B:62:GLU:HB3	2.17	0.66
1:B:223:ARG:HD3	1:B:224:GLU:N	2.11	0.66
2:C:173:ARG:HB2	2:C:437:SER:OG	1.95	0.66
2:C:199:LEU:HB2	2:C:216:VAL:O	1.95	0.66
2:C:225:ARG:HD3	2:C:230:ARG:O	1.96	0.66
2:C:316:VAL:C	2:C:322:LEU:HD12	2.16	0.66
2:C:659:THR:N	2:C:669:THR:HA	2.10	0.66
2:C:660:VAL:O	2:C:662:HIS:N	2.28	0.66
2:C:666:THR:O	2:C:667:ARG:HD3	1.96	0.66
2:C:777:SER:HB3	2:C:780:VAL:HG21	1.78	0.66
2:C:805:LYS:HB3	2:C:836:SER:HA	1.78	0.66
2:C:881:ASP:HA	2:C:895:ILE:CG2	2.26	0.66
2:C:1067:ARG:HA	3:D:421:ARG:N	2.11	0.66
3:D:10:LEU:H	3:D:1242:SER:HG	1.37	0.66
3:D:126:GLU:HG2	3:D:130:TYR:HD2	1.60	0.66
3:D:134:TYR:HD1	3:D:255:ALA:HA	1.61	0.66
3:D:180:ASP:OD2	3:D:197:VAL:HG22	1.96	0.66
3:D:191:ALA:N	3:D:194:ARG:HH21	1.94	0.66
3:D:224:SER:C	3:D:228:LYS:HE3	2.16	0.66
3:D:350:ARG:HG2	3:D:353:ARG:HH12	1.58	0.66
3:D:582:VAL:O	3:D:585:LEU:CB	2.44	0.66
3:D:601:PRO:HA	3:D:608:GLU:CD	2.15	0.66
3:D:696:ILE:O	3:D:697:ILE:C	2.34	0.66
3:D:776:GLU:OE1	3:D:779:LYS:HD2	1.96	0.66
3:D:846:VAL:HG12	3:D:850:PHE:CB	2.26	0.66

Continued on next page...

Continued from previous page...

Atom-1	Atom-2	Interatomic distance (Å)	Clash overlap (Å)
3:D:1040:PRO:HG3	3:D:1116:ALA:CA	2.26	0.66
3:D:1128:ARG:O	3:D:1132:ILE:HG12	1.95	0.66
3:D:1159:ARG:HB3	3:D:1160:GLN:OE1	1.95	0.66
3:D:1164:ARG:HH11	3:D:1182:ASP:N	1.90	0.66
5:F:319:ASP:O	5:F:322:GLN:HB2	1.96	0.66
5:F:323:GLU:O	5:F:326:LEU:HB2	1.94	0.66
5:F:382:ILE:HD13	5:F:385:GLU:OE2	1.94	0.66
5:F:439:ILE:CG2	6:J:8:GLY:H	2.09	0.66
5:F:498:VAL:CG1	5:F:502:ARG:HG2	2.26	0.66
6:J:84:MET:C	6:J:87:GLU:HB3	2.16	0.66
1:A:98:ARG:HD3	1:A:135:GLU:HG2	1.78	0.65
1:A:205:ARG:CA	1:A:208:LEU:HD23	2.24	0.65
1:B:6:ARG:HG3	1:B:234:ILE:HG23	1.79	0.65
2:C:296:LEU:HD22	2:C:296:LEU:N	2.10	0.65
2:C:315:LYS:HD2	2:C:318:LYS:HG2	1.77	0.65
2:C:513:GLU:O	2:C:530:TYR:HA	1.95	0.65
2:C:768:GLU:OE2	2:C:770:THR:HB	1.95	0.65
2:C:771:ARG:HB2	2:C:787:ARG:C	2.17	0.65
2:C:952:VAL:HG11	2:C:957:ALA:CB	2.26	0.65
2:C:980:ALA:C	2:C:985:LEU:HD11	2.16	0.65
2:C:1123:VAL:O	2:C:1125:LEU:HB2	1.97	0.65
3:D:101:VAL:C	3:D:314:LEU:HB2	2.16	0.65
3:D:439:HIS:N	3:D:561:SER:OG	2.28	0.65
3:D:460:LEU:C	3:D:463:LEU:HD23	2.16	0.65
3:D:620:MET:O	3:D:623:ASP:HB2	1.95	0.65
3:D:999:ALA:HB1	3:D:1003:ILE:HD11	1.78	0.65
5:F:249:LEU:O	5:F:252:ARG:HB2	1.95	0.65
5:F:378:LYS:O	5:F:381:ARG:NH2	2.29	0.65
6:J:36:ASN:OD1	6:J:37:GLY:N	2.29	0.65
6:J:56:CYS:O	6:J:59:GLY:N	2.29	0.65
1:A:11:GLU:OE2	1:A:204:PRO:HG2	1.97	0.65
1:A:67:PRO:C	1:A:69:VAL:H	2.00	0.65
1:A:93:VAL:CG2	1:A:140:VAL:HB	2.17	0.65
1:A:179:ASP:C	1:A:191:LYS:HB3	2.17	0.65
1:A:205:ARG:CA	1:A:208:LEU:HB3	2.26	0.65
1:B:52:THR:O	1:B:54:ILE:N	2.30	0.65
1:B:192:LEU:HG	1:B:193:ILE:H	1.61	0.65
2:C:68:PRO:O	2:C:72:GLU:HG3	1.95	0.65
2:C:203:LYS:HA	2:C:213:GLU:HG2	1.77	0.65
2:C:254:PHE:H	2:C:255:SER:CA	2.09	0.65
2:C:372:HIS:CE1	2:C:374:GLY:H	2.14	0.65

Continued on next page...

Continued from previous page...

Atom-1	Atom-2	Interatomic distance (Å)	Clash overlap (Å)
2:C:415:GLN:HA	2:C:418:ILE:CD1	2.26	0.65
2:C:431:PHE:HA	2:C:434:SER:HB3	1.78	0.65
2:C:442:GLN:H	2:C:679:ASN:HD22	1.42	0.65
2:C:563:ARG:HB2	2:C:567:GLU:CB	2.26	0.65
2:C:801:ILE:H	2:C:801:ILE:HD12	1.61	0.65
2:C:1067:ARG:HG2	2:C:1068:PHE:N	2.11	0.65
3:D:18:GLU:CA	3:D:21:ARG:HG2	2.27	0.65
3:D:84:ARG:HD2	9:D:1404:FI8:O11	1.97	0.65
3:D:697:ILE:O	3:D:700:LEU:N	2.29	0.65
3:D:787:GLN:O	3:D:790:ARG:HB3	1.96	0.65
3:D:946:ASP:HB2	3:D:947:PRO:HD3	1.78	0.65
3:D:1052:ARG:O	3:D:1066:ILE:HG23	1.97	0.65
3:D:1152:LYS:HA	3:D:1155:GLU:OE1	1.94	0.65
3:D:1193:VAL:CG2	3:D:1199:GLU:HG2	2.26	0.65
5:F:326:LEU:HD23	5:F:329:ILE:HD13	1.78	0.65
5:F:400:ALA:HB2	5:F:407:PRO:CA	2.26	0.65
5:F:405:ILE:CD1	5:F:409:LYS:HG2	2.25	0.65
5:F:439:ILE:HG23	6:J:6:LEU:O	1.95	0.65
5:F:495:VAL:HG13	5:F:496:TYR:N	2.11	0.65
5:F:518:SER:O	5:F:522:VAL:HG13	1.96	0.65
6:J:55:LEU:CB	6:J:61:GLU:HG2	2.26	0.65
1:A:99:LYS:NZ	1:A:103:GLY:HA2	2.11	0.65
1:A:183:VAL:HG22	1:A:185:GLN:OE1	1.95	0.65
1:B:46:ILE:HG22	1:B:169:SER:HA	1.76	0.65
1:B:192:LEU:CG	1:B:193:ILE:H	2.09	0.65
1:B:223:ARG:NH1	1:B:227:VAL:HG22	2.10	0.65
2:C:251:ARG:HH22	2:C:358:PRO:CG	2.09	0.65
2:C:335:GLU:HA	2:C:338:VAL:CG2	2.25	0.65
2:C:337:ASP:O	2:C:340:ALA:HB3	1.96	0.65
2:C:446:LEU:HD21	2:C:450:THR:CG2	2.27	0.65
2:C:501:SER:HB3	2:C:586:MET:CA	2.25	0.65
2:C:579:MET:HE3	2:C:580:ASP:HB2	1.78	0.65
2:C:706:PRO:C	2:C:708:THR:HG23	2.16	0.65
3:D:10:LEU:O	3:D:12:ILE:HG13	1.96	0.65
3:D:67:ARG:HA	3:D:67:ARG:NE	2.11	0.65
3:D:86:LYS:HA	3:D:89:ARG:NH1	2.10	0.65
3:D:173:ARG:HH12	3:D:177:LEU:HB2	1.60	0.65
3:D:174:ALA:HA	3:D:205:MET:HE2	1.79	0.65
3:D:374:LEU:O	3:D:375:GLN:C	2.33	0.65
3:D:380:ALA:HA	3:D:383:ASP:O	1.96	0.65
3:D:392:THR:HA	3:D:398:PRO:CA	2.24	0.65

Continued on next page...

Continued from previous page...

Atom-1	Atom-2	Interatomic distance (Å)	Clash overlap (Å)
3:D:615:PRO:HG2	3:D:616:ALA:H	1.60	0.65
3:D:755:LYS:O	3:D:759:GLN:HG3	1.97	0.65
3:D:847:LEU:C	3:D:851:ILE:HG12	2.16	0.65
3:D:887:ARG:HD2	3:D:972:THR:OG1	1.96	0.65
3:D:1119:HIS:CE1	3:D:1207:LEU:HG	2.31	0.65
5:F:246:GLU:N	5:F:249:LEU:HD12	2.11	0.65
5:F:475:VAL:O	5:F:478:ARG:HB3	1.96	0.65
1:A:157:ALA:CB	1:A:161:ARG:HG2	2.26	0.65
1:A:219:PHE:HB2	1:B:216:VAL:CG2	2.25	0.65
1:B:56:ILE:HD13	1:B:134:LEU:HD21	1.78	0.65
1:B:86:SER:HB3	1:B:117:THR:HG23	1.78	0.65
1:B:192:LEU:CG	1:B:194:LEU:HD21	2.26	0.65
2:C:37:ASN:ND2	2:C:39:VAL:HG22	2.11	0.65
2:C:109:ASP:OD2	2:C:111:ARG:NE	2.30	0.65
2:C:115:VAL:HG13	2:C:131:ALA:HB2	1.78	0.65
2:C:127:MET:O	2:C:169:ASN:HA	1.95	0.65
2:C:132:PRO:CA	2:C:156:ASP:HA	2.26	0.65
2:C:192:ASP:OD2	2:C:195:THR:HG22	1.97	0.65
2:C:338:VAL:HG12	2:C:342:ILE:HD11	1.77	0.65
2:C:344:TYR:HE1	2:C:365:VAL:HA	1.61	0.65
2:C:487:GLU:HG2	2:C:488:THR:N	2.06	0.65
2:C:571:VAL:CG2	2:C:572:PRO:HD2	2.26	0.65
2:C:852:VAL:N	2:C:869:VAL:HA	2.11	0.65
2:C:1003:ASP:OD2	2:C:1005:ASP:HB2	1.96	0.65
3:D:438:LEU:HD21	3:D:562:SER:CB	2.25	0.65
3:D:461:VAL:O	3:D:464:ASN:HA	1.96	0.65
3:D:504:LEU:O	3:D:505:HIS:HB3	1.96	0.65
3:D:525:HIS:HE1	3:D:527:LEU:CB	2.06	0.65
3:D:610:GLY:CA	3:D:633:ILE:HB	2.26	0.65
3:D:979:TYR:CD2	3:D:989:VAL:HB	2.32	0.65
3:D:999:ALA:HA	3:D:1002:SER:CB	2.27	0.65
3:D:1028:LEU:CA	3:D:1031:VAL:HB	2.25	0.65
3:D:1122:LEU:C	3:D:1124:VAL:H	1.96	0.65
5:F:387:LEU:CB	5:F:393:GLU:HA	2.26	0.65
1:A:91:GLU:HG2	1:A:93:VAL:CG1	2.22	0.65
1:A:192:LEU:HD21	1:A:194:LEU:CD1	2.27	0.65
1:B:3:ILE:HG13	1:B:5:GLN:HB2	1.77	0.65
1:B:18:ARG:NH1	1:B:173:LYS:HD3	2.06	0.65
1:B:28:PRO:HA	1:B:190:ASP:OD2	1.97	0.65
1:B:38:LEU:N	1:B:38:LEU:HD22	2.11	0.65
1:B:93:VAL:H	1:B:139:VAL:HG13	1.60	0.65

Continued on next page...

Continued from previous page...

Atom-1	Atom-2	Interatomic distance (Å)	Clash overlap (Å)
1:B:110:ILE:HG12	1:B:111:VAL:N	2.10	0.65
2:C:64:LEU:HD13	2:C:382:GLY:HA3	1.77	0.65
2:C:94:SER:HA	2:C:95:PRO:O	1.97	0.65
2:C:233:PRO:HB3	5:F:203:VAL:HG21	1.78	0.65
2:C:339:VAL:O	2:C:342:ILE:N	2.29	0.65
2:C:435:GLN:O	2:C:438:GLN:NE2	2.28	0.65
2:C:584:ARG:C	2:C:585:GLN:HG3	2.17	0.65
2:C:618:LEU:HD21	2:C:1032:LYS:HD3	1.79	0.65
2:C:653:VAL:HG13	2:C:692:ALA:CB	2.27	0.65
2:C:689:ILE:HG13	2:C:690:VAL:N	2.11	0.65
2:C:943:GLY:HA2	2:C:966:ALA:CB	2.25	0.65
2:C:952:VAL:CG1	2:C:957:ALA:HB2	2.26	0.65
2:C:1037:VAL:HB	2:C:1041:ILE:HD12	1.79	0.65
2:C:1128:LEU:O	2:C:1131:LEU:N	2.24	0.65
3:D:49:GLU:HG2	3:D:88:ARG:CZ	2.25	0.65
3:D:84:ARG:HB2	3:D:86:LYS:HD3	1.79	0.65
3:D:331:ASP:CG	6:J:6:LEU:HD13	2.17	0.65
3:D:340:LEU:HD12	3:D:340:LEU:N	2.11	0.65
3:D:672:MET:O	3:D:675:GLU:HB2	1.97	0.65
3:D:712:THR:CG2	3:D:716:LEU:HD21	2.26	0.65
5:F:252:ARG:HG2	6:J:101:ARG:CZ	2.26	0.65
5:F:253:ILE:HD13	5:F:292:LYS:HB2	1.78	0.65
5:F:342:LYS:O	5:F:345:THR:N	2.29	0.65
1:A:26:LEU:HB2	1:A:190:ASP:CB	2.25	0.65
1:A:172:LEU:H	1:A:198:THR:HA	1.62	0.65
1:A:210:SER:N	1:B:229:ALA:HB1	2.11	0.65
2:C:38:ARG:HH12	2:C:625:LEU:C	1.99	0.65
2:C:315:LYS:CA	2:C:318:LYS:HB3	2.25	0.65
2:C:339:VAL:O	2:C:342:ILE:HB	1.97	0.65
2:C:365:VAL:O	2:C:366:GLU:HB3	1.97	0.65
2:C:407:GLN:HE21	2:C:417:LEU:HD21	1.61	0.65
2:C:419:ASN:O	2:C:422:PRO:HD2	1.97	0.65
2:C:658:ILE:O	2:C:660:VAL:HG13	1.97	0.65
2:C:701:VAL:HG12	2:C:702:ILE:N	2.10	0.65
2:C:944:TRP:HA	2:C:993:LEU:CB	2.27	0.65
3:D:52:PHE:HB2	3:D:88:ARG:NH1	2.12	0.65
3:D:128:ILE:O	3:D:131:PHE:N	2.29	0.65
3:D:132:ALA:O	3:D:133:ALA:HB2	1.96	0.65
3:D:597:GLY:C	3:D:627:LEU:HD12	2.17	0.65
3:D:673:PHE:CE1	3:D:677:LEU:HD11	2.32	0.65
3:D:899:VAL:HG12	3:D:901:LEU:H	1.62	0.65

Continued on next page...

Continued from previous page...

Atom-1	Atom-2	Interatomic distance (Å)	Clash overlap (Å)
3:D:904:ARG:HA	3:D:910:LEU:HA	1.78	0.65
3:D:919:SER:O	3:D:921:TYR:N	2.30	0.65
4:E:80:GLY:HA2	4:E:82:LEU:N	2.12	0.65
5:F:228:VAL:HG11	5:F:317:PHE:CE2	2.31	0.65
5:F:248:GLU:HG3	5:F:252:ARG:CG	2.23	0.65
5:F:336:ASP:N	6:J:88:ARG:HD2	2.12	0.65
5:F:446:VAL:CG1	5:F:448:VAL:HG12	2.26	0.65
5:F:505:GLN:CG	5:F:506:ILE:H	2.08	0.65
6:J:53:THR:HG22	6:J:63:THR:CA	2.26	0.65
1:A:14:LEU:HB3	1:A:18:ARG:NH1	2.12	0.65
1:A:26:LEU:HB3	1:A:190:ASP:HB2	1.77	0.65
1:A:61:HIS:ND1	1:A:63:PHE:HB2	2.12	0.65
1:A:67:PRO:O	1:A:69:VAL:HG13	1.96	0.65
1:A:72:ASP:O	1:A:73:VAL:C	2.35	0.65
1:A:141:GLU:HG2	1:A:142:ARG:N	2.11	0.65
1:A:224:GLU:HB2	1:B:209:ALA:HB1	1.78	0.65
1:B:42:LEU:O	1:B:46:ILE:HG13	1.97	0.65
2:C:415:GLN:HA	2:C:418:ILE:HD12	1.77	0.65
2:C:636:ILE:HD12	2:C:637:ASP:N	2.11	0.65
2:C:646:GLU:OE2	2:C:663:ASP:N	2.30	0.65
2:C:764:LEU:CG	2:C:808:PRO:HB2	2.24	0.65
2:C:797:ARG:N	2:C:800:ASP:OD2	2.29	0.65
2:C:943:GLY:O	2:C:993:LEU:HB2	1.97	0.65
2:C:954:ASP:O	2:C:957:ALA:HB3	1.97	0.65
2:C:958:ARG:O	2:C:959:LEU:HG	1.95	0.65
2:C:1007:LYS:HB2	2:C:1022:PRO:HB2	1.78	0.65
2:C:1132:CYS:O	3:D:14:LEU:HA	1.96	0.65
3:D:87:VAL:CA	3:D:90:GLU:HB2	2.22	0.65
3:D:104:ILE:CG1	3:D:108:LYS:HB3	2.25	0.65
3:D:239:ASN:HB3	3:D:243:GLU:OE2	1.96	0.65
3:D:352:ASN:HA	3:D:355:LYS:HZ2	1.62	0.65
3:D:545:LEU:CD2	3:D:547:LEU:HD21	2.26	0.65
3:D:570:SER:CB	3:D:1148:SER:HB3	2.27	0.65
3:D:732:SER:HB2	3:D:734:ALA:HB3	1.77	0.65
3:D:886:VAL:HG23	3:D:993:GLU:N	2.11	0.65
3:D:1044:ALA:O	3:D:1116:ALA:HB2	1.97	0.65
3:D:1064:ILE:N	3:D:1077:TYR:O	2.26	0.65
3:D:1068:PRO:HB2	3:D:1070:ASP:OD2	1.97	0.65
3:D:1221:LEU:HA	3:D:1224:ALA:HB3	1.79	0.65
3:D:1235:ASP:C	3:D:1238:ILE:HB	2.17	0.65
5:F:251:LYS:HE3	5:F:337:TYR:HE2	1.62	0.65

Continued on next page...

Continued from previous page...

Atom-1	Atom-2	Interatomic distance (Å)	Clash overlap (Å)
5:F:479:PHE:HD2	5:F:481:LEU:HD11	1.61	0.65
6:J:32:TYR:HA	6:J:64:LEU:C	2.17	0.65
1:A:40:ARG:HE	1:B:33:THR:HG22	1.60	0.65
1:A:80:LEU:O	1:A:83:LEU:N	2.30	0.65
1:A:142:ARG:HG3	1:A:143:GLY:H	1.59	0.65
1:B:74:THR:HA	1:B:77:ILE:HD12	1.77	0.65
1:B:179:ASP:HB3	1:B:191:LYS:CE	2.26	0.65
2:C:423:VAL:HG12	2:C:427:ILE:HG13	1.79	0.65
2:C:449:LEU:CD1	2:C:452:LYS:HB2	2.13	0.65
2:C:518:LYS:HD3	2:C:527:GLU:O	1.97	0.65
2:C:523:VAL:HA	2:C:551:ASP:O	1.96	0.65
2:C:576:VAL:HG12	2:C:578:TYR:H	1.61	0.65
2:C:855:ARG:HG2	2:C:865:VAL:O	1.96	0.65
3:D:263:LYS:HB3	3:D:267:ASN:OD1	1.95	0.65
3:D:293:LEU:CD2	3:D:294:LYS:H	2.07	0.65
3:D:436:LEU:HD21	3:D:524:LEU:O	1.97	0.65
3:D:467:GLN:H	3:D:471:SER:CB	2.08	0.65
3:D:547:LEU:CA	3:D:552:GLN:HE21	2.09	0.65
3:D:599:TYR:HE2	3:D:601:PRO:HB3	1.61	0.65
3:D:636:ARG:HH21	3:D:661:ALA:CB	2.10	0.65
3:D:834:ARG:HG3	3:D:835:PRO:O	1.95	0.65
3:D:897:ILE:HD13	3:D:1128:ARG:NH2	2.10	0.65
3:D:1090:LYS:HB3	3:D:1096:GLU:OE2	1.96	0.65
3:D:1121:VAL:CG1	3:D:1130:VAL:HG22	2.27	0.65
3:D:1123:ARG:HG2	3:D:1123:ARG:O	1.97	0.65
3:D:1165:VAL:HA	3:D:1204:ARG:O	1.97	0.65
3:D:1166:THR:CG2	3:D:1168:ILE:HG13	2.26	0.65
3:D:1246:ASN:O	3:D:1248:LEU:N	2.28	0.65
5:F:263:MET:HG3	5:F:282:MET:CE	2.27	0.65
5:F:353:GLN:C	5:F:356:THR:HG1	1.98	0.65
5:F:381:ARG:NE	5:F:385:GLU:OE2	2.30	0.65
5:F:475:VAL:O	5:F:478:ARG:N	2.30	0.65
5:F:502:ARG:HA	5:F:505:GLN:CD	2.17	0.65
1:A:54:ILE:HD12	1:A:138:LEU:HG	1.78	0.65
1:B:97:LEU:HB2	1:B:110:ILE:HD12	1.79	0.65
2:C:59:ASP:CA	2:C:62:GLU:HB3	2.27	0.65
2:C:301:PHE:CZ	2:C:333:LEU:HD22	2.31	0.65
2:C:387:ASN:O	2:C:390:ARG:HB3	1.96	0.65
2:C:399:VAL:CG1	2:C:403:ARG:HH21	2.09	0.65
2:C:818:GLU:CA	2:C:821:LEU:HB3	2.27	0.65
2:C:989:LEU:HD21	2:C:1004:ALA:C	2.18	0.65

Continued on next page...

Continued from previous page...

Atom-1	Atom-2	Interatomic distance (Å)	Clash overlap (Å)
2:C:1003:ASP:CG	2:C:1005:ASP:HB2	2.17	0.65
2:C:1128:LEU:C	2:C:1133:LEU:HD12	2.17	0.65
3:D:71:LYS:C	3:D:73:ILE:HG23	2.18	0.65
3:D:244:LEU:HD22	3:D:248:TYR:CD2	2.31	0.65
3:D:328:VAL:HG22	6:J:9:SER:O	1.97	0.65
3:D:336:ALA:HB1	5:F:423:LEU:CA	2.27	0.65
3:D:350:ARG:O	3:D:353:ARG:CA	2.45	0.65
3:D:566:LEU:HB3	3:D:573:PRO:CA	2.26	0.65
3:D:606:HIS:HB2	3:D:607:PRO:CD	2.25	0.65
3:D:646:ILE:HG22	3:D:650:LEU:CD1	2.27	0.65
3:D:664:ALA:O	3:D:665:GLU:HB3	1.97	0.65
3:D:684:VAL:HG12	3:D:685:ASN:N	2.12	0.65
3:D:839:SER:O	3:D:843:GLY:N	2.30	0.65
3:D:905:ALA:N	3:D:909:THR:O	2.30	0.65
3:D:952:LEU:O	3:D:955:ALA:N	2.21	0.65
5:F:378:LYS:HG3	5:F:381:ARG:HH22	1.62	0.65
5:F:423:LEU:CG	5:F:435:LEU:HD22	2.27	0.65
6:J:67:GLY:C	6:J:69:LEU:HG	2.18	0.65
1:A:22:VAL:O	1:A:23:ILE:HG13	1.97	0.65
1:A:224:GLU:CB	1:B:209:ALA:HB1	2.27	0.65
1:B:62:GLU:O	1:B:62:GLU:HG2	1.97	0.65
1:B:102:PRO:HA	1:B:128:LEU:HB3	1.79	0.65
2:C:270:THR:O	2:C:274:LEU:N	2.30	0.65
2:C:386:GLN:O	2:C:390:ARG:CB	2.38	0.65
2:C:517:ARG:C	2:C:579:MET:H	2.00	0.65
2:C:561:VAL:HG13	2:C:563:ARG:HE	1.59	0.65
2:C:689:ILE:HG23	2:C:703:ALA:HA	1.79	0.65
2:C:784:LEU:HA	2:C:790:VAL:HA	1.78	0.65
2:C:955:TRP:C	2:C:958:ARG:HH12	2.00	0.65
2:C:968:PRO:O	2:C:969:ASN:HB3	1.97	0.65
2:C:1044:ARG:CB	2:C:1063:PHE:HB2	2.19	0.65
2:C:1121:PHE:O	2:C:1124:LEU:CB	2.44	0.65
2:C:1138:LEU:O	3:D:8:ASP:N	2.28	0.65
3:D:118:LEU:CB	3:D:120:LEU:HD13	2.24	0.65
3:D:173:ARG:HH12	3:D:205:MET:HE3	1.62	0.65
3:D:263:LYS:HG3	3:D:266:GLU:OE1	1.97	0.65
3:D:272:ALA:HA	3:D:275:GLU:OE2	1.97	0.65
3:D:370:GLU:HA	3:D:373:MET:CB	2.26	0.65
3:D:397:ARG:O	3:D:397:ARG:HD2	1.97	0.65
3:D:995:VAL:HA	3:D:998:VAL:CG1	2.27	0.65
3:D:1055:LEU:HA	3:D:1064:ILE:CG2	2.27	0.65

Continued on next page...

Continued from previous page...

Atom-1	Atom-2	Interatomic distance (Å)	Clash overlap (Å)
3:D:1070:ASP:HB2	3:D:1071:GLY:C	2.17	0.65
5:F:326:LEU:O	5:F:329:ILE:HB	1.97	0.65
5:F:495:VAL:HG13	5:F:496:TYR:H	1.62	0.65
5:F:514:LEU:HG	5:F:519:ARG:HH11	1.60	0.65
6:J:55:LEU:HG	6:J:60:MET:O	1.97	0.65
1:A:110:ILE:CG2	1:A:111:VAL:H	2.01	0.64
1:A:152:ASN:HB2	1:A:163:PRO:HG3	1.79	0.64
1:B:15:THR:CG2	1:B:18:ARG:HB3	2.26	0.64
1:B:93:VAL:O	1:B:95:MET:HE2	1.98	0.64
1:B:192:LEU:HG	1:B:194:LEU:HG	1.79	0.64
2:C:203:LYS:HG3	2:C:213:GLU:HG2	1.78	0.64
2:C:211:TRP:C	2:C:227:ASP:HB2	2.17	0.64
2:C:279:ARG:O	2:C:283:PRO:HA	1.95	0.64
2:C:317:ASN:HD22	2:C:322:LEU:HB2	1.62	0.64
2:C:317:ASN:N	2:C:322:LEU:HD12	2.12	0.64
2:C:407:GLN:HG3	2:C:417:LEU:CD1	2.27	0.64
2:C:450:THR:O	2:C:454:ARG:HB2	1.96	0.64
2:C:558:ARG:HE	2:C:571:VAL:C	2.01	0.64
2:C:748:THR:HG23	2:C:877:ARG:N	2.12	0.64
2:C:809:LYS:HE3	2:C:832:VAL:C	2.17	0.64
2:C:1070:GLU:O	2:C:1073:CYS:HB2	1.96	0.64
2:C:1087:GLU:HG3	2:C:1091:ILE:HG21	1.79	0.64
3:D:65:TYR:C	3:D:66:LYS:HG3	2.16	0.64
3:D:152:GLU:HB3	3:D:223:TRP:HZ2	1.63	0.64
3:D:207:GLN:HE22	3:D:208:ILE:HG12	1.62	0.64
3:D:392:THR:HG22	3:D:398:PRO:CA	2.27	0.64
3:D:749:TYR:O	3:D:752:ARG:HB2	1.97	0.64
3:D:899:VAL:H	3:D:959:GLN:CA	2.09	0.64
3:D:924:THR:C	3:D:944:LEU:HD11	2.18	0.64
3:D:928:ASP:HA	3:D:940:ARG:H	1.61	0.64
3:D:1010:LEU:HD21	3:D:1145:GLN:HG3	1.78	0.64
3:D:1025:THR:CA	3:D:1030:ARG:HD3	2.27	0.64
3:D:1224:ALA:HA	3:D:1229:THR:OG1	1.97	0.64
5:F:334:LYS:HB2	6:J:84:MET:HE1	1.80	0.64
5:F:387:LEU:HG	5:F:392:ARG:C	2.17	0.64
1:A:56:ILE:HD13	1:A:135:GLU:O	1.97	0.64
1:A:69:VAL:HG12	1:A:128:LEU:CG	2.27	0.64
1:A:74:THR:HA	1:A:77:ILE:CG1	2.27	0.64
1:A:167:ILE:HG22	1:A:167:ILE:O	1.96	0.64
1:B:233:GLU:HG3	1:B:235:GLY:H	1.62	0.64
2:C:41:PHE:HB2	2:C:975:PRO:HD3	1.79	0.64

Continued on next page...

Continued from previous page...

Atom-1	Atom-2	Interatomic distance (Å)	Clash overlap (Å)
2:C:97:GLU:HG3	2:C:103:MET:O	1.96	0.64
2:C:120:ASP:C	2:C:123:LYS:HB3	2.16	0.64
2:C:317:ASN:HA	2:C:322:LEU:HD12	1.79	0.64
2:C:344:TYR:CE1	2:C:365:VAL:HG13	2.32	0.64
2:C:515:PRO:HB2	2:C:528:ILE:HA	1.79	0.64
2:C:523:VAL:HA	2:C:552:GLY:HA3	1.78	0.64
2:C:622:GLU:HG2	2:C:623:ALA:N	2.13	0.64
2:C:738:SER:CB	2:C:741:LEU:HD11	2.21	0.64
2:C:747:LEU:HB2	2:C:879:ILE:CG2	2.26	0.64
2:C:786:GLU:HG2	2:C:787:ARG:N	2.13	0.64
2:C:889:HIS:HB2	2:C:891:ASN:HD22	1.62	0.64
3:D:240:LEU:O	3:D:241:TYR:C	2.35	0.64
3:D:330:LEU:HD21	5:F:435:LEU:HD11	1.79	0.64
3:D:432:VAL:HG23	3:D:525:HIS:C	2.16	0.64
3:D:504:LEU:HD23	3:D:1005:GLU:OE2	1.98	0.64
3:D:787:GLN:HG2	3:D:790:ARG:HH22	1.61	0.64
3:D:892:GLN:H	3:D:963:ARG:NH1	1.94	0.64
3:D:1025:THR:CG2	3:D:1030:ARG:HB2	2.27	0.64
3:D:1127:PRO:O	3:D:1131:GLN:HG3	1.97	0.64
3:D:1133:HIS:HA	3:D:1136:ARG:HH21	1.60	0.64
4:E:89:GLU:O	4:E:94:ILE:HD11	1.97	0.64
5:F:317:PHE:O	5:F:321:ILE:HG13	1.98	0.64
5:F:456:LEU:C	5:F:460:LEU:HD23	2.17	0.64
1:A:7:PRO:HA	1:A:25:PRO:CD	2.23	0.64
1:A:69:VAL:HB	1:A:71:GLU:OE1	1.98	0.64
1:A:120:ASN:HD21	1:A:123:MET:CE	2.11	0.64
1:A:204:PRO:O	1:A:208:LEU:HB3	1.96	0.64
1:B:42:LEU:O	1:B:45:SER:N	2.31	0.64
1:B:84:VAL:HG22	1:B:119:HIS:CD2	2.32	0.64
1:B:96:TYR:CE1	1:B:137:GLU:HA	2.32	0.64
2:C:231:ARG:HB2	5:F:205:ASP:HB3	1.79	0.64
2:C:421:ARG:HB2	2:C:422:PRO:CD	2.27	0.64
2:C:488:THR:HG21	2:C:494:ILE:CG2	2.27	0.64
2:C:855:ARG:HB3	2:C:866:ASN:C	2.16	0.64
2:C:883:ASP:HB3	2:C:1036:LEU:HD21	1.79	0.64
2:C:916:ILE:HG22	2:C:917:LEU:H	1.62	0.64
2:C:1035:HIS:HA	2:C:1039:ASP:OD2	1.96	0.64
2:C:1124:LEU:HB3	2:C:1125:LEU:HD13	1.78	0.64
3:D:136:ILE:HB	3:D:231:PRO:HA	1.78	0.64
3:D:172:ALA:O	3:D:175:GLN:HB3	1.98	0.64
3:D:227:THR:OG1	3:D:228:LYS:HG3	1.97	0.64

Continued on next page...

Continued from previous page...

Atom-1	Atom-2	Interatomic distance (Å)	Clash overlap (Å)
3:D:286:GLY:N	3:D:289:LYS:HB3	2.12	0.64
3:D:327:MET:HE2	5:F:420:PRO:HG2	1.78	0.64
3:D:353:ARG:O	3:D:356:ARG:N	2.31	0.64
3:D:406:LEU:HG	3:D:412:ARG:CB	2.26	0.64
3:D:447:MET:O	3:D:450:GLU:N	2.30	0.64
3:D:455:PHE:O	3:D:458:LYS:N	2.30	0.64
3:D:505:HIS:HB2	3:D:1001:GLN:OE1	1.96	0.64
3:D:583:THR:HG23	3:D:584:GLY:H	1.61	0.64
3:D:638:THR:CA	3:D:661:ALA:HA	2.27	0.64
3:D:751:GLU:O	3:D:755:LYS:HE2	1.97	0.64
3:D:807:ALA:O	3:D:808:THR:HB	1.98	0.64
3:D:939:GLU:O	3:D:939:GLU:HG2	1.97	0.64
3:D:979:TYR:HH	3:D:982:SER:HA	1.60	0.64
3:D:1181:ILE:CG2	3:D:1185:GLU:HB3	2.26	0.64
5:F:228:VAL:HG22	5:F:318:LEU:HD21	1.79	0.64
5:F:251:LYS:HE3	5:F:337:TYR:CE2	2.33	0.64
5:F:348:THR:CG2	5:F:352:ARG:HE	2.04	0.64
5:F:498:VAL:HB	5:F:502:ARG:CG	2.27	0.64
6:J:52:GLY:O	6:J:64:LEU:HD12	1.97	0.64
1:A:103:GLY:O	1:A:128:LEU:N	2.28	0.64
1:A:138:LEU:HD12	1:A:138:LEU:N	2.12	0.64
1:A:210:SER:HA	1:B:229:ALA:HB1	1.78	0.64
1:B:51:VAL:HA	1:B:140:VAL:CA	2.27	0.64
1:B:81:LYS:NZ	3:D:613:SER:H	1.95	0.64
1:B:179:ASP:OD2	1:B:193:ILE:HD11	1.96	0.64
2:C:109:ASP:HB3	2:C:136:THR:H	1.63	0.64
2:C:115:VAL:HG12	2:C:159:MET:HG3	1.78	0.64
2:C:132:PRO:HG3	2:C:156:ASP:OD1	1.97	0.64
2:C:329:THR:O	2:C:330:SER:HB3	1.98	0.64
2:C:513:GLU:HB3	2:C:530:TYR:CB	2.27	0.64
2:C:650:ILE:CG2	2:C:692:ALA:HA	2.28	0.64
2:C:879:ILE:HB	2:C:1032:LYS:HZ1	1.61	0.64
2:C:901:VAL:HG13	2:C:902:GLU:N	2.11	0.64
2:C:920:HIS:O	2:C:923:PRO:HD2	1.96	0.64
2:C:1111:ASN:N	4:E:65:ASN:OD1	2.29	0.64
2:C:1128:LEU:O	2:C:1133:LEU:HD12	1.98	0.64
3:D:18:GLU:HA	3:D:21:ARG:CG	2.27	0.64
3:D:89:ARG:HA	3:D:324:LEU:HD21	1.79	0.64
3:D:244:LEU:HA	3:D:247:ARG:O	1.98	0.64
3:D:406:LEU:HB3	3:D:413:PHE:HD2	1.56	0.64
3:D:445:LYS:HD2	3:D:518:GLU:OE1	1.97	0.64

Continued on next page...

Continued from previous page...

Atom-1	Atom-2	Interatomic distance (Å)	Clash overlap (Å)
3:D:509:ILE:O	3:D:510:GLN:HG3	1.96	0.64
3:D:583:THR:HG23	3:D:584:GLY:N	2.11	0.64
3:D:692:VAL:O	3:D:695:ALA:N	2.29	0.64
3:D:708:VAL:HA	3:D:711:GLN:CD	2.18	0.64
3:D:923:ARG:O	3:D:944:LEU:HG	1.97	0.64
3:D:925:LEU:HD11	3:D:938:VAL:CG1	2.27	0.64
3:D:1065:THR:CG2	3:D:1074:GLU:HB2	2.27	0.64
3:D:1085:ARG:HD2	3:D:1113:GLU:CD	2.16	0.64
3:D:1087:ARG:HG3	3:D:1088:VAL:N	2.04	0.64
5:F:334:LYS:CA	6:J:84:MET:HE1	2.27	0.64
5:F:461:GLN:CA	5:F:464:LEU:HB2	2.28	0.64
5:F:474:VAL:CG2	5:F:496:TYR:HE2	2.10	0.64
5:F:510:THR:HA	5:F:513:LYS:CD	2.26	0.64
1:A:32:TYR:CE1	1:A:178:VAL:HG13	2.32	0.64
1:A:39:ARG:O	1:A:42:LEU:HG	1.97	0.64
2:C:32:VAL:HB	2:C:35:ALA:CB	2.18	0.64
2:C:178:GLN:HG3	2:C:457:ALA:C	2.17	0.64
2:C:233:PRO:HB3	5:F:203:VAL:CG1	2.27	0.64
2:C:373:PHE:O	2:C:376:ARG:HB3	1.97	0.64
2:C:531:LEU:HB3	2:C:536:GLU:OE1	1.97	0.64
2:C:588:SER:OG	2:C:591:THR:N	2.24	0.64
2:C:691:ASP:HB2	2:C:694:ASP:OD2	1.97	0.64
2:C:727:GLU:H	3:D:725:THR:HG22	1.63	0.64
2:C:745:ASP:C	2:C:747:LEU:H	1.99	0.64
2:C:755:HIS:H	2:C:871:VAL:H	1.45	0.64
2:C:819:ARG:O	2:C:822:ARG:N	2.30	0.64
2:C:842:GLY:O	2:C:843:GLU:HG3	1.97	0.64
2:C:922:VAL:O	2:C:926:MET:N	2.30	0.64
2:C:968:PRO:HD3	2:C:993:LEU:CD1	2.27	0.64
3:D:111:PRO:HB2	3:D:116:TYR:CZ	2.31	0.64
3:D:329:GLN:HA	3:D:335:PHE:HD1	1.63	0.64
3:D:337:THR:OG1	3:D:338:SER:N	2.28	0.64
3:D:557:ILE:HB	3:D:558:LEU:CD1	2.27	0.64
3:D:558:LEU:O	3:D:563:ASN:ND2	2.22	0.64
3:D:641:ARG:HG2	3:D:642:PRO:O	1.96	0.64
3:D:890:ASP:HA	3:D:977:THR:CG2	2.28	0.64
3:D:1003:ILE:O	3:D:1006:PRO:HD2	1.98	0.64
3:D:1152:LYS:HA	3:D:1155:GLU:CG	2.27	0.64
5:F:297:GLU:O	5:F:299:ASN:N	2.29	0.64
5:F:336:ASP:CG	5:F:339:LYS:HG3	2.18	0.64
5:F:491:GLU:O	5:F:494:GLN:HB3	1.96	0.64

Continued on next page...

Continued from previous page...

Atom-1	Atom-2	Interatomic distance (Å)	Clash overlap (Å)
5:F:514:LEU:CG	5:F:519:ARG:HH11	2.09	0.64
6:J:40:PHE:O	6:J:42:VAL:HG23	1.96	0.64
1:A:21:PHE:CE2	1:A:195:ASP:HA	2.31	0.64
1:A:105:VAL:HB	1:A:126:ALA:N	2.11	0.64
1:A:172:LEU:HB3	1:A:197:GLU:O	1.97	0.64
1:A:174:VAL:HG22	1:A:196:VAL:CG2	2.28	0.64
1:A:205:ARG:O	1:A:208:LEU:N	2.30	0.64
1:B:18:ARG:HD3	1:B:197:GLU:HB2	1.78	0.64
1:B:94:THR:HB	1:B:96:TYR:OH	1.97	0.64
1:B:223:ARG:CZ	1:B:227:VAL:HG22	2.27	0.64
2:C:140:ILE:HG23	2:C:146:GLU:O	1.97	0.64
2:C:204:VAL:HB	2:C:212:LEU:HD23	1.78	0.64
2:C:212:LEU:HA	2:C:226:ILE:C	2.18	0.64
2:C:288:THR:O	2:C:291:SER:OG	2.05	0.64
2:C:353:THR:HG23	2:C:354:THR:N	2.12	0.64
2:C:482:ARG:HG2	2:C:512:ILE:HD12	1.79	0.64
2:C:932:LEU:HD23	2:C:935:HIS:CD2	2.32	0.64
2:C:1051:MET:C	2:C:1054:GLN:HE22	1.99	0.64
2:C:1086:GLN:CA	2:C:1089:LEU:HD12	2.14	0.64
3:D:17:ALA:HB1	3:D:316:ALA:CB	2.28	0.64
3:D:51:ILE:HG13	3:D:52:PHE:CE1	2.33	0.64
3:D:136:ILE:HG12	3:D:233:GLN:HB2	1.78	0.64
3:D:211:ARG:HA	3:D:214:ARG:NE	2.13	0.64
3:D:296:LEU:HA	3:D:299:VAL:HG21	1.78	0.64
3:D:404:ASP:O	3:D:407:LYS:N	2.24	0.64
3:D:424:TYR:HD1	3:D:451:LEU:HD12	1.61	0.64
3:D:429:VAL:C	3:D:430:ILE:HG23	2.18	0.64
3:D:473:LYS:HG2	3:D:474:ARG:N	2.13	0.64
3:D:591:GLU:CG	3:D:593:PRO:HD3	2.27	0.64
3:D:668:LEU:O	3:D:670:ARG:N	2.29	0.64
3:D:743:LYS:NZ	3:D:743:LYS:HB3	2.12	0.64
3:D:767:HIS:O	3:D:771:ASN:HB2	1.97	0.64
3:D:804:ASP:C	3:D:806:GLY:H	2.00	0.64
3:D:852:ASN:OD1	3:D:856:ALA:HB2	1.98	0.64
3:D:855:GLY:HA2	3:D:858:LYS:CB	2.28	0.64
3:D:925:LEU:O	3:D:940:ARG:HA	1.98	0.64
3:D:1110:GLN:NE2	3:D:1112:MET:O	2.31	0.64
3:D:1129:GLU:OE2	3:D:1136:ARG:NH2	2.22	0.64
4:E:89:GLU:CG	4:E:93:SER:HB3	2.27	0.64
5:F:209:SER:CA	5:F:213:ARG:HG2	2.27	0.64
5:F:309:ARG:HG2	5:F:310:TYR:CD1	2.33	0.64

Continued on next page...

Continued from previous page...

Atom-1	Atom-2	Interatomic distance (Å)	Clash overlap (Å)
5:F:438:PHE:O	6:J:5:VAL:HG22	1.97	0.64
6:J:96:GLU:OE2	6:J:100:GLU:HB2	1.97	0.64
1:A:40:ARG:NE	1:B:33:THR:HG22	2.13	0.64
1:A:51:VAL:HG13	1:A:52:THR:N	2.13	0.64
1:B:47:PRO:HA	1:B:144:ARG:CA	2.28	0.64
1:B:54:ILE:HG21	1:B:138:LEU:HA	1.79	0.64
2:C:72:GLU:O	2:C:76:GLU:HG2	1.98	0.64
2:C:199:LEU:HA	2:C:216:VAL:HB	1.79	0.64
2:C:317:ASN:CA	2:C:322:LEU:HD12	2.27	0.64
2:C:540:VAL:CB	2:C:576:VAL:HA	2.27	0.64
2:C:576:VAL:HG12	2:C:578:TYR:N	2.12	0.64
3:D:29:LYS:H	3:D:44:ASP:HA	1.61	0.64
3:D:261:ILE:O	3:D:262:GLN:C	2.36	0.64
3:D:264:LEU:CA	3:D:267:ASN:HB2	2.22	0.64
3:D:309:PRO:O	3:D:312:MET:HG3	1.98	0.64
3:D:352:ASN:O	3:D:356:ARG:CB	2.46	0.64
3:D:354:LEU:HD11	3:D:367:VAL:CG2	2.27	0.64
3:D:460:LEU:HD22	3:D:472:ALA:CB	2.27	0.64
3:D:500:ARG:NE	3:D:501:ALA:O	2.31	0.64
3:D:501:ALA:HB1	3:D:502:PRO:CA	2.27	0.64
3:D:562:SER:OG	3:D:563:ASN:N	2.30	0.64
3:D:722:TYR:C	3:D:726:ARG:HD3	2.18	0.64
3:D:823:LEU:HD13	3:D:831:PHE:CD2	2.32	0.64
3:D:1162:LEU:HD23	3:D:1206:VAL:O	1.97	0.64
3:D:1234:THR:O	3:D:1236:ALA:N	2.30	0.64
5:F:231:TYR:C	5:F:234:GLN:HB3	2.17	0.64
5:F:251:LYS:HG2	5:F:337:TYR:OH	1.98	0.64
5:F:263:MET:HG2	5:F:278:ARG:NH2	2.12	0.64
5:F:297:GLU:C	5:F:299:ASN:H	2.01	0.64
5:F:422:SER:O	5:F:425:GLN:NE2	2.20	0.64
5:F:433:SER:HB2	5:F:437:ASP:CB	2.28	0.64
1:A:43:LEU:HD22	2:C:902:GLU:HB3	1.80	0.64
1:A:52:THR:O	1:A:164:VAL:HB	1.98	0.64
1:A:67:PRO:O	1:A:69:VAL:N	2.29	0.64
1:A:164:VAL:HG12	1:A:165:ASP:N	2.12	0.64
1:B:172:LEU:O	1:B:173:LYS:HB2	1.96	0.64
2:C:83:VAL:HB	2:C:87:GLU:OE2	1.97	0.64
2:C:129:TYR:CD2	2:C:159:MET:HB2	2.33	0.64
2:C:475:VAL:HG23	2:C:476:HIS:H	1.62	0.64
2:C:665:GLY:O	2:C:666:THR:O	2.16	0.64
2:C:768:GLU:HB3	2:C:806:VAL:CG1	2.22	0.64

Continued on next page...

Continued from previous page...

Atom-1	Atom-2	Interatomic distance (Å)	Clash overlap (Å)
2:C:945:LYS:HG3	2:C:964:LEU:O	1.97	0.64
2:C:1082:ALA:O	2:C:1084:THR:HB	1.97	0.64
2:C:1105:ALA:HB2	2:C:1113:PRO:HD3	1.79	0.64
3:D:34:ILE:HD12	3:D:39:LEU:C	2.17	0.64
3:D:104:ILE:HG23	3:D:105:TRP:CD1	2.33	0.64
3:D:162:VAL:HG12	3:D:216:LEU:HD13	1.78	0.64
3:D:210:ASP:HA	3:D:213:GLN:NE2	2.12	0.64
3:D:324:LEU:C	3:D:326:PRO:HD3	2.18	0.64
3:D:327:MET:HG3	3:D:336:ALA:CA	2.28	0.64
3:D:335:PHE:HB2	5:F:420:PRO:CG	2.27	0.64
3:D:496:VAL:HG13	3:D:512:PHE:O	1.97	0.64
3:D:627:LEU:HD23	3:D:628:SER:C	2.17	0.64
3:D:888:GLU:O	3:D:975:CYS:HA	1.98	0.64
3:D:894:GLU:O	3:D:961:LYS:NZ	2.26	0.64
3:D:932:GLU:O	3:D:934:GLY:N	2.29	0.64
3:D:1086:LEU:HD13	3:D:1099:LEU:CD2	2.22	0.64
3:D:1220:TRP:NE1	3:D:1243:ASP:OD2	2.31	0.64
5:F:491:GLU:OE1	5:F:492:ILE:HG23	1.98	0.64
1:A:36:ASN:N	1:A:176:TYR:OH	2.30	0.64
1:A:50:ALA:O	1:A:141:GLU:N	2.31	0.64
1:A:70:LYS:HE2	2:C:688:PRO:HG2	1.80	0.64
1:A:148:PRO:HA	1:A:165:ASP:OD1	1.98	0.64
1:A:192:LEU:HD21	1:A:194:LEU:HD11	1.79	0.64
1:A:221:LEU:N	1:A:221:LEU:HD23	2.13	0.64
1:B:93:VAL:O	1:B:93:VAL:HG13	1.97	0.64
1:B:152:ASN:H	1:B:163:PRO:CB	2.00	0.64
1:B:214:THR:OG1	1:B:215:LEU:N	2.29	0.64
2:C:111:ARG:HE	2:C:134:PHE:HB2	1.62	0.64
2:C:218:LYS:CE	2:C:219:ARG:HD3	2.27	0.64
2:C:311:VAL:HA	2:C:314:TYR:HB3	1.80	0.64
2:C:584:ARG:CD	2:C:976:VAL:HB	2.27	0.64
2:C:722:ALA:HB2	2:C:1025:VAL:HG12	1.78	0.64
2:C:722:ALA:CB	2:C:1025:VAL:HG12	2.28	0.64
2:C:759:ALA:HB2	2:C:769:ILE:HD12	1.77	0.64
2:C:801:ILE:HG13	2:C:838:LYS:HG2	1.79	0.64
2:C:1087:GLU:O	2:C:1091:ILE:HG12	1.98	0.64
3:D:57:ASP:HB3	3:D:58:TRP:CZ3	2.31	0.64
3:D:128:ILE:HA	3:D:256:MET:HE2	1.78	0.64
3:D:134:TYR:CB	3:D:235:ILE:HB	2.28	0.64
3:D:135:VAL:HG23	3:D:233:GLN:C	2.18	0.64
3:D:258:ALA:O	3:D:259:GLU:C	2.36	0.64

Continued on next page...

Continued from previous page...

Atom-1	Atom-2	Interatomic distance (Å)	Clash overlap (Å)
3:D:271:ASP:O	3:D:274:ALA:N	2.31	0.64
3:D:335:PHE:HB2	5:F:420:PRO:HG3	1.79	0.64
3:D:610:GLY:O	3:D:633:ILE:HB	1.98	0.64
3:D:657:GLN:N	3:D:658:PRO:CD	2.60	0.64
3:D:689:HIS:CE1	3:D:691:LYS:H	2.16	0.64
3:D:712:THR:N	3:D:715:LYS:HE2	2.13	0.64
3:D:1221:LEU:CD1	3:D:1253:ILE:HD13	2.27	0.64
4:E:64:ILE:O	4:E:67:TYR:HB3	1.98	0.64
5:F:331:ALA:HB1	5:F:343:PHE:HZ	1.63	0.64
5:F:341:TYR:O	5:F:343:PHE:N	2.30	0.64
5:F:448:VAL:CA	5:F:451:VAL:HG11	2.17	0.64
5:F:489:LEU:CA	5:F:503:ILE:HG21	2.28	0.64
1:A:96:TYR:HD1	1:A:137:GLU:HA	1.63	0.64
1:A:174:VAL:CA	1:A:196:VAL:HG22	2.27	0.64
2:C:135:VAL:HB	2:C:154:MET:HE3	1.79	0.64
2:C:178:GLN:HB3	2:C:379:ARG:NH2	2.13	0.64
2:C:179:LEU:CD2	2:C:378:LEU:HD22	2.27	0.64
2:C:425:ALA:O	2:C:429:GLU:HB3	1.98	0.64
2:C:518:LYS:CD	2:C:529:VAL:HG23	2.25	0.64
2:C:611:MET:O	2:C:614:GLN:N	2.28	0.64
2:C:651:GLU:HB2	2:C:661:MET:N	2.11	0.64
2:C:763:LYS:C	2:C:765:GLY:H	2.01	0.64
2:C:849:GLY:O	2:C:871:VAL:HG13	1.98	0.64
2:C:981:GLN:C	2:C:985:LEU:HG	2.19	0.64
3:D:163:GLU:C	3:D:166:ARG:HB3	2.18	0.64
3:D:367:VAL:HG12	3:D:371:LYS:CG	2.28	0.64
3:D:370:GLU:O	3:D:373:MET:HB2	1.98	0.64
3:D:430:ILE:HG22	3:D:522:ILE:CB	2.26	0.64
3:D:585:LEU:O	3:D:589:THR:HG23	1.98	0.64
3:D:665:GLU:O	3:D:666:THR:HG23	1.97	0.64
3:D:669:GLY:HA2	3:D:672:MET:CG	2.28	0.64
3:D:747:ASP:N	3:D:750:GLU:HG2	2.12	0.64
3:D:749:TYR:CE1	3:D:780:GLU:HB2	2.33	0.64
3:D:847:LEU:HB3	3:D:848:GLU:HG3	1.80	0.64
3:D:1055:LEU:CG	3:D:1064:ILE:HG12	2.27	0.64
3:D:1063:LYS:O	3:D:1064:ILE:HG13	1.98	0.64
3:D:1120:GLU:HA	3:D:1123:ARG:HB3	1.80	0.64
3:D:1166:THR:HG23	3:D:1168:ILE:HG13	1.80	0.64
3:D:1244:LYS:HE2	3:D:1244:LYS:CA	2.27	0.64
3:D:1270:ILE:HD13	4:E:52:ALA:HB1	1.79	0.64
5:F:259:ALA:O	5:F:263:MET:HB3	1.98	0.64

Continued on next page...

Continued from previous page...

Atom-1	Atom-2	Interatomic distance (Å)	Clash overlap (Å)
5:F:516:HIS:HD2	5:F:519:ARG:H	1.44	0.64
1:A:21:PHE:HB2	1:A:194:LEU:HD12	1.78	0.63
1:A:97:LEU:CB	1:A:110:ILE:HG23	2.27	0.63
1:A:106:THR:HA	1:A:125:ILE:N	2.13	0.63
1:A:107:ALA:H	1:A:123:MET:C	2.01	0.63
1:A:110:ILE:HG22	1:A:111:VAL:HG12	1.80	0.63
1:A:111:VAL:O	1:A:113:PRO:HD3	1.97	0.63
1:B:2:LEU:HD12	1:B:233:GLU:CG	2.28	0.63
1:B:79:ASN:ND2	1:B:125:ILE:O	2.31	0.63
1:B:104:GLU:CG	1:B:127:THR:HA	2.22	0.63
1:B:181:THR:HG21	1:B:191:LYS:CD	2.28	0.63
2:C:83:VAL:HB	2:C:87:GLU:OE1	1.97	0.63
2:C:429:GLU:O	2:C:432:GLY:N	2.30	0.63
2:C:487:GLU:CG	2:C:488:THR:H	2.05	0.63
2:C:500:LEU:HD23	2:C:502:VAL:N	2.12	0.63
2:C:532:THR:O	2:C:532:THR:HG23	1.96	0.63
2:C:533:ALA:O	2:C:534:ASP:O	2.15	0.63
2:C:567:GLU:O	2:C:569:GLU:N	2.30	0.63
2:C:650:ILE:HG13	2:C:694:ASP:HB2	1.81	0.63
2:C:717:LYS:NZ	2:C:746:VAL:HG23	2.13	0.63
2:C:800:ASP:CB	2:C:839:VAL:HG12	2.28	0.63
2:C:940:ALA:C	2:C:942:SER:H	1.99	0.63
3:D:117:LEU:HD22	3:D:117:LEU:O	1.98	0.63
3:D:259:GLU:HA	3:D:263:LYS:HZ2	1.63	0.63
3:D:445:LYS:HB3	3:D:516:LEU:HB3	1.78	0.63
3:D:503:THR:C	3:D:504:LEU:HD12	2.19	0.63
3:D:636:ARG:HA	3:D:663:MET:CA	2.29	0.63
3:D:690:LYS:NZ	3:D:806:GLY:O	2.27	0.63
3:D:826:ASN:HD21	3:D:828:LYS:HB3	1.62	0.63
3:D:997:ILE:O	3:D:1000:ALA:CB	2.46	0.63
3:D:1054:ARG:NH1	3:D:1063:LYS:HZ1	1.95	0.63
3:D:1264:ILE:O	3:D:1268:ARG:HG3	1.98	0.63
4:E:32:PRO:HB2	4:E:37:ASN:N	2.13	0.63
4:E:40:ILE:CG1	4:E:44:LEU:HD11	2.28	0.63
4:E:77:GLU:OE1	4:E:78:TYR:N	2.31	0.63
4:E:84:GLU:HB2	4:E:85:PRO:HD2	1.80	0.63
5:F:309:ARG:HG2	5:F:310:TYR:N	2.13	0.63
5:F:477:LEU:HB3	5:F:492:ILE:CG2	2.28	0.63
6:J:53:THR:HG22	6:J:63:THR:HA	1.79	0.63
1:A:28:PRO:HA	1:A:190:ASP:OD1	1.98	0.63
1:A:222:ALA:O	1:B:212:GLY:HA3	1.97	0.63

Continued on next page...

Continued from previous page...

Atom-1	Atom-2	Interatomic distance (Å)	Clash overlap (Å)
1:B:39:ARG:HD2	1:B:176:TYR:CZ	2.33	0.63
1:B:214:THR:HA	1:B:217:GLU:CD	2.19	0.63
2:C:218:LYS:HG2	2:C:219:ARG:H	1.63	0.63
2:C:255:SER:HA	2:C:258:MET:HE3	1.80	0.63
2:C:453:ARG:HH22	2:C:501:SER:C	2.01	0.63
2:C:653:VAL:HG13	2:C:692:ALA:HB2	1.79	0.63
2:C:721:VAL:HG22	2:C:722:ALA:N	2.13	0.63
2:C:738:SER:H	2:C:915:ILE:HG22	1.63	0.63
2:C:826:GLY:O	2:C:828:LYS:N	2.31	0.63
2:C:930:GLN:HG3	2:C:931:ILE:H	1.63	0.63
2:C:943:GLY:HA3	2:C:968:PRO:CA	2.23	0.63
3:D:9:GLU:OE1	3:D:1243:ASP:N	2.31	0.63
3:D:102:THR:N	3:D:314:LEU:HD13	2.13	0.63
3:D:156:ALA:HA	3:D:159:ARG:CG	2.29	0.63
3:D:277:LEU:HD22	3:D:296:LEU:HB2	1.80	0.63
3:D:612:TYR:HD2	3:D:633:ILE:HD12	1.63	0.63
3:D:622:ALA:CA	3:D:626:VAL:HB	2.27	0.63
3:D:656:TRP:CB	3:D:658:PRO:HD2	2.29	0.63
3:D:759:GLN:O	3:D:764:ALA:HB2	1.98	0.63
3:D:1193:VAL:HG23	3:D:1199:GLU:HG2	1.79	0.63
3:D:1209:GLY:O	3:D:1211:THR:N	2.31	0.63
5:F:333:GLU:HB3	6:J:81:HIS:CD2	2.33	0.63
5:F:364:ARG:CB	5:F:367:ARG:HA	2.21	0.63
5:F:373:VAL:O	5:F:376:ILE:HB	1.97	0.63
6:J:91:ILE:HA	6:J:94:LEU:CG	2.29	0.63
6:J:98:LEU:O	6:J:101:ARG:HB2	1.98	0.63
1:A:152:ASN:HA	1:A:155:SER:CB	2.13	0.63
1:B:203:SER:HB2	1:B:204:PRO:HD2	1.79	0.63
1:B:223:ARG:HD3	1:B:223:ARG:C	2.18	0.63
2:C:233:PRO:HG2	2:C:236:VAL:CB	2.27	0.63
2:C:347:ARG:HB3	2:C:352:GLN:OE1	1.98	0.63
2:C:418:ILE:O	2:C:419:ASN:HB2	1.97	0.63
2:C:476:HIS:CD2	2:C:478:SER:OG	2.52	0.63
2:C:486:ILE:HG22	2:C:606:LEU:HB2	1.78	0.63
2:C:726:TRP:HE3	2:C:736:ILE:HG21	1.63	0.63
2:C:760:ARG:HA	2:C:865:VAL:HA	1.78	0.63
2:C:849:GLY:O	2:C:850:ILE:HG13	1.98	0.63
2:C:1037:VAL:HG23	2:C:1038:ASP:N	2.13	0.63
2:C:1037:VAL:C	2:C:1041:ILE:HB	2.19	0.63
3:D:33:THR:C	3:D:42:GLU:HG2	2.19	0.63
3:D:97:LEU:HD13	3:D:101:VAL:HG21	1.78	0.63

Continued on next page...

Continued from previous page...

Atom-1	Atom-2	Interatomic distance (Å)	Clash overlap (Å)
3:D:109:GLY:O	3:D:112:SER:HB3	1.97	0.63
3:D:135:VAL:HG22	3:D:136:ILE:H	1.63	0.63
3:D:193:ALA:O	3:D:197:VAL:HG23	1.99	0.63
3:D:273:GLU:C	3:D:276:SER:HB3	2.19	0.63
3:D:354:LEU:HD11	3:D:367:VAL:CB	2.28	0.63
3:D:510:GLN:CA	3:D:559:MET:HB3	2.29	0.63
3:D:512:PHE:CE1	3:D:561:SER:HB2	2.34	0.63
3:D:558:LEU:C	3:D:560:LEU:H	2.01	0.63
3:D:588:LEU:HD13	3:D:589:THR:N	2.13	0.63
3:D:606:HIS:CB	3:D:607:PRO:HD2	2.25	0.63
3:D:634:LYS:O	3:D:635:VAL:HG13	1.97	0.63
3:D:644:VAL:HA	3:D:647:GLU:HG3	1.80	0.63
3:D:703:ARG:HB2	3:D:704:TYR:CD2	2.33	0.63
3:D:839:SER:O	3:D:842:GLU:HB2	1.98	0.63
3:D:927:THR:HA	3:D:940:ARG:CB	2.28	0.63
3:D:1025:THR:OG1	3:D:1041:ARG:NH2	2.30	0.63
3:D:1055:LEU:N	3:D:1101:ASP:OD1	2.31	0.63
3:D:1066:ILE:CG2	3:D:1105:VAL:HG21	2.27	0.63
1:A:22:VAL:C	1:A:192:LEU:HD23	2.19	0.63
1:A:99:LYS:O	1:A:133:LYS:HA	1.99	0.63
1:B:1:MET:HB2	1:B:232:ILE:HA	1.80	0.63
1:B:8:THR:N	1:B:23:ILE:HG23	2.14	0.63
2:C:121:GLU:HG2	2:C:125:LYS:HD2	1.80	0.63
2:C:426:ALA:C	2:C:429:GLU:HB3	2.19	0.63
2:C:440:MET:HA	2:C:451:HIS:CE1	2.34	0.63
2:C:559:VAL:O	2:C:571:VAL:HG12	1.98	0.63
2:C:602:ALA:HA	2:C:605:ALA:HB3	1.80	0.63
2:C:719:LEU:C	2:C:1027:TYR:HA	2.17	0.63
2:C:724:MET:HE2	2:C:726:TRP:HA	1.80	0.63
2:C:739:ASN:HD22	2:C:900:PRO:HA	1.64	0.63
2:C:1128:LEU:O	2:C:1129:GLN:C	2.37	0.63
3:D:105:TRP:HE3	3:D:1234:THR:HB	1.63	0.63
3:D:147:GLU:O	3:D:150:THR:OG1	2.11	0.63
3:D:249:GLY:C	3:D:251:TYR:H	1.99	0.63
3:D:331:ASP:H	6:J:8:GLY:CA	2.08	0.63
3:D:463:LEU:O	3:D:463:LEU:HG	1.98	0.63
3:D:473:LYS:CA	3:D:476:VAL:HG23	2.29	0.63
3:D:499:ASN:O	3:D:541:MET:HB3	1.97	0.63
3:D:712:THR:O	3:D:715:LYS:N	2.31	0.63
3:D:754:ASP:O	3:D:757:GLU:HB3	1.98	0.63
3:D:893:THR:CB	3:D:969:ALA:HB2	2.26	0.63

Continued on next page...

Continued from previous page...

Atom-1	Atom-2	Interatomic distance (Å)	Clash overlap (Å)
3:D:915:TYR:CE1	3:D:1143:ARG:HG2	2.33	0.63
3:D:982:SER:CB	3:D:985:THR:HG23	2.24	0.63
3:D:1060:ARG:HD3	3:D:1082:LYS:CB	2.28	0.63
3:D:1161:MET:C	3:D:1208:MET:HG2	2.19	0.63
3:D:1224:ALA:HA	3:D:1229:THR:CG2	2.27	0.63
3:D:1251:ASN:CG	3:D:1258:ILE:HA	2.17	0.63
4:E:33:LEU:HD13	4:E:36:THR:HG21	1.80	0.63
4:E:50:LYS:CA	4:E:53:LEU:HD22	2.27	0.63
5:F:382:ILE:O	5:F:385:GLU:HB2	1.99	0.63
5:F:409:LYS:HD3	5:F:412:GLU:OE2	1.97	0.63
1:A:11:GLU:HA	1:A:21:PHE:HA	1.80	0.63
1:A:20:GLN:HG2	1:A:195:ASP:CB	2.22	0.63
1:B:33:THR:HG1	1:B:34:LEU:H	1.46	0.63
1:B:97:LEU:HD22	1:B:110:ILE:N	2.14	0.63
2:C:115:VAL:CG1	2:C:131:ALA:HB2	2.28	0.63
2:C:312:GLY:HA2	2:C:315:LYS:HB3	1.81	0.63
2:C:493:ASN:HA	2:C:496:LEU:CD1	2.24	0.63
2:C:605:ALA:O	2:C:607:MET:N	2.32	0.63
2:C:652:GLU:HB3	2:C:659:THR:CG2	2.28	0.63
2:C:720:LEU:HB3	2:C:914:ASP:CG	2.18	0.63
2:C:737:LEU:HD11	2:C:895:ILE:HA	1.80	0.63
2:C:739:ASN:HD22	2:C:900:PRO:CA	2.12	0.63
2:C:750:ILE:CG2	2:C:751:HIS:H	2.12	0.63
2:C:995:ASN:CG	2:C:999:ASP:HB3	2.19	0.63
2:C:1009:MET:HE3	2:C:1019:PHE:H	1.64	0.63
3:D:9:GLU:HA	3:D:1245:LEU:HD13	1.81	0.63
3:D:34:ILE:HG22	3:D:41:PRO:CB	2.28	0.63
3:D:137:THR:N	3:D:253:THR:O	2.32	0.63
3:D:279:ASP:OD2	3:D:283:ASN:ND2	2.32	0.63
3:D:330:LEU:HB2	3:D:334:ARG:CB	2.29	0.63
3:D:333:GLY:O	3:D:334:ARG:HD3	1.99	0.63
3:D:370:GLU:O	3:D:371:LYS:C	2.34	0.63
3:D:383:ASP:OD2	3:D:386:ARG:HB2	1.99	0.63
3:D:430:ILE:CG2	3:D:522:ILE:HD12	2.28	0.63
3:D:443:LEU:HB2	3:D:514:PRO:HB2	1.79	0.63
3:D:838:SER:HB2	3:D:844:LEU:CD2	2.28	0.63
3:D:928:ASP:HA	3:D:939:GLU:CA	2.26	0.63
3:D:1101:ASP:OD1	3:D:1102:GLY:N	2.29	0.63
3:D:1170:SER:CB	3:D:1173:THR:HG22	2.28	0.63
3:D:1229:THR:C	3:D:1232:VAL:HB	2.19	0.63
5:F:242:ASN:ND2	5:F:244:GLU:HG2	2.13	0.63

Continued on next page...

Continued from previous page...

Atom-1	Atom-2	Interatomic distance (Å)	Clash overlap (Å)
5:F:318:LEU:CA	5:F:321:ILE:HD12	2.08	0.63
5:F:498:VAL:HB	5:F:502:ARG:CB	2.28	0.63
6:J:96:GLU:HA	6:J:99:LYS:HB3	1.79	0.63
1:A:23:ILE:O	1:A:26:LEU:HD11	1.99	0.63
1:A:71:GLU:CG	1:A:126:ALA:HB1	2.26	0.63
1:B:30:PHE:O	1:B:33:THR:N	2.32	0.63
1:B:146:TYR:CB	1:B:167:ILE:HG12	2.27	0.63
1:B:214:THR:O	1:B:217:GLU:HB2	1.99	0.63
2:C:38:ARG:HH11	2:C:972:VAL:C	2.00	0.63
2:C:221:THR:OG1	2:C:222:VAL:HG13	1.98	0.63
2:C:251:ARG:HH22	2:C:358:PRO:CD	2.10	0.63
2:C:258:MET:O	2:C:261:THR:N	2.31	0.63
2:C:458:LEU:HB3	2:C:463:LEU:HD21	1.80	0.63
2:C:594:ILE:HG12	2:C:888:ARG:CG	2.29	0.63
2:C:625:LEU:HD11	2:C:970:ALA:O	1.99	0.63
2:C:662:HIS:N	2:C:666:THR:O	2.31	0.63
2:C:884:LYS:CA	2:C:894:VAL:HA	2.28	0.63
2:C:906:PHE:H	2:C:1010:LEU:HB3	1.63	0.63
2:C:952:VAL:HG12	2:C:954:ASP:H	1.63	0.63
2:C:989:LEU:CD1	2:C:1004:ALA:HA	2.29	0.63
2:C:1096:THR:CA	2:C:1099:ARG:HH21	2.10	0.63
2:C:1102:VAL:HG23	2:C:1113:PRO:HD2	1.80	0.63
3:D:374:LEU:HG	3:D:375:GLN:N	2.13	0.63
3:D:453:LYS:HB3	3:D:454:PRO:HD3	1.79	0.63
3:D:459:ARG:HG3	3:D:460:LEU:N	2.13	0.63
3:D:629:VAL:O	3:D:667:THR:HB	1.99	0.63
3:D:671:VAL:CA	3:D:674:ASN:HD22	2.10	0.63
3:D:989:VAL:CG2	3:D:990:ASP:H	2.08	0.63
3:D:995:VAL:CA	3:D:998:VAL:HB	2.29	0.63
3:D:1121:VAL:HG13	3:D:1122:LEU:H	1.62	0.63
3:D:1235:ASP:OD1	3:D:1236:ALA:N	2.29	0.63
3:D:1268:ARG:HD2	3:D:1269:ASN:OD1	1.98	0.63
4:E:43:LEU:O	4:E:46:ARG:HB2	1.98	0.63
5:F:253:ILE:HA	5:F:288:GLY:CA	2.28	0.63
5:F:261:GLN:HG2	6:J:82:TRP:CZ2	2.33	0.63
5:F:329:ILE:O	5:F:332:VAL:HB	1.98	0.63
5:F:390:LEU:HG	5:F:392:ARG:CG	2.27	0.63
5:F:430:GLU:OE2	5:F:432:ASP:HB3	1.97	0.63
6:J:103:GLU:N	6:J:106:ARG:HH11	1.97	0.63
1:A:12:ASP:O	1:A:20:GLN:N	2.32	0.63
1:A:12:ASP:OD2	1:A:21:PHE:N	2.32	0.63

Continued on next page...

Continued from previous page...

Atom-1	Atom-2	Interatomic distance (Å)	Clash overlap (Å)
1:B:101:GLY:C	1:B:131:LYS:HA	2.19	0.63
1:B:192:LEU:O	1:B:193:ILE:HG13	1.99	0.63
2:C:153:PHE:CZ	2:C:155:GLY:HA2	2.33	0.63
2:C:167:ILE:HG22	2:C:170:GLY:C	2.19	0.63
2:C:413:THR:O	2:C:416:THR:OG1	2.17	0.63
2:C:587:VAL:HG12	2:C:588:SER:O	1.97	0.63
2:C:739:ASN:ND2	2:C:900:PRO:HA	2.14	0.63
2:C:906:PHE:O	2:C:1010:LEU:HB3	1.99	0.63
2:C:906:PHE:CA	2:C:1010:LEU:HD13	2.28	0.63
3:D:162:VAL:HG13	3:D:216:LEU:CD2	2.28	0.63
3:D:170:LEU:CD2	3:D:205:MET:HA	2.29	0.63
3:D:358:ILE:O	3:D:361:GLY:N	2.31	0.63
3:D:591:GLU:CD	3:D:593:PRO:HD3	2.19	0.63
3:D:670:ARG:HD3	3:D:686:LYS:O	1.98	0.63
3:D:811:PHE:C	3:D:814:THR:HB	2.19	0.63
3:D:872:TYR:HA	3:D:875:ARG:HD3	1.81	0.63
3:D:875:ARG:N	3:D:878:VAL:HG23	2.14	0.63
3:D:1105:VAL:HG12	3:D:1106:GLU:N	2.13	0.63
5:F:331:ALA:HB2	5:F:350:TRP:CD1	2.34	0.63
6:J:20:ARG:CZ	6:J:23:ASP:HB3	2.29	0.63
6:J:20:ARG:HG3	6:J:21:ASN:N	2.13	0.63
6:J:90:SER:O	6:J:93:GLU:HB3	1.99	0.63
1:A:96:TYR:HA	1:A:138:LEU:CD1	2.29	0.63
1:B:179:ASP:CG	1:B:193:ILE:HD11	2.19	0.63
1:B:183:VAL:CA	1:B:188:ASP:H	2.00	0.63
2:C:173:ARG:HG2	2:C:439:PHE:CG	2.34	0.63
2:C:271:ASP:HA	2:C:274:LEU:HB3	1.80	0.63
2:C:290:GLU:HA	2:C:294:THR:CG2	2.28	0.63
2:C:316:VAL:O	2:C:319:LYS:CB	2.45	0.63
2:C:422:PRO:C	2:C:425:ALA:HB3	2.18	0.63
2:C:519:VAL:HB	2:C:524:VAL:HG22	1.80	0.63
2:C:519:VAL:N	2:C:577:ASP:O	2.32	0.63
2:C:785:ASP:O	2:C:787:ARG:N	2.32	0.63
2:C:983:ALA:HA	2:C:986:GLN:OE1	1.99	0.63
2:C:1055:GLN:HE22	3:D:420:LYS:HB2	1.64	0.63
3:D:29:LYS:O	3:D:29:LYS:HG3	1.99	0.63
3:D:56:ARG:NH2	6:J:13:ALA:HB2	2.12	0.63
3:D:82:VAL:O	3:D:82:VAL:HG13	1.97	0.63
3:D:384:ASN:OD1	3:D:390:PRO:HA	1.99	0.63
3:D:551:ALA:HA	3:D:554:GLU:CG	2.29	0.63
3:D:581:MET:HG3	3:D:721:PHE:HE1	1.64	0.63

Continued on next page...

Continued from previous page...

Atom-1	Atom-2	Interatomic distance (Å)	Clash overlap (Å)
3:D:613:SER:HA	3:D:636:ARG:CG	2.29	0.63
3:D:787:GLN:HA	3:D:790:ARG:CZ	2.29	0.63
3:D:874:THR:HA	3:D:877:LEU:CG	2.28	0.63
3:D:1167:ILE:HD11	3:D:1181:ILE:CG1	2.28	0.63
3:D:1275:THR:HG23	4:E:104:LEU:CA	2.28	0.63
5:F:347:ALA:HA	5:F:350:TRP:HD1	1.64	0.63
5:F:349:TRP:O	5:F:352:ARG:N	2.31	0.63
5:F:425:GLN:OE1	5:F:425:GLN:N	2.25	0.63
5:F:459:GLN:HG2	5:F:526:TYR:OH	1.99	0.63
6:J:87:GLU:HG2	6:J:88:ARG:N	2.13	0.63
1:A:26:LEU:O	1:A:189:PHE:HB2	1.98	0.63
1:A:62:GLU:HG2	1:A:62:GLU:O	1.99	0.63
1:B:17:ASN:CB	1:B:198:THR:HB	2.24	0.63
1:B:18:ARG:HE	1:B:196:VAL:H	1.44	0.63
1:B:51:VAL:C	1:B:140:VAL:HA	2.19	0.63
1:B:78:LEU:O	1:B:81:LYS:HB2	1.98	0.63
1:B:199:LYS:HG2	1:B:200:ASN:OD1	1.99	0.63
1:B:213:LYS:HZ1	1:B:214:THR:CG2	2.12	0.63
2:C:108:SER:O	2:C:135:VAL:CG1	2.47	0.63
2:C:436:LEU:O	2:C:438:GLN:HG3	1.98	0.63
2:C:449:LEU:O	2:C:451:HIS:N	2.32	0.63
2:C:518:LYS:HA	2:C:578:TYR:CA	2.29	0.63
2:C:590:ALA:HB1	2:C:612:GLN:OE1	1.97	0.63
2:C:622:GLU:HG2	2:C:1029:TYR:HE1	1.63	0.63
2:C:803:VAL:HG12	2:C:804:GLY:N	2.14	0.63
2:C:854:SER:CB	2:C:867:GLU:HB2	2.28	0.63
2:C:902:GLU:O	2:C:904:MET:N	2.31	0.63
2:C:1124:LEU:CB	2:C:1125:LEU:HD12	2.28	0.63
2:C:1137:VAL:HG22	2:C:1138:LEU:N	2.14	0.63
3:D:30:LYS:HD3	3:D:32:GLU:OE1	1.99	0.63
3:D:49:GLU:HA	3:D:88:ARG:NH1	2.09	0.63
3:D:192:ASP:OD2	3:D:196:LYS:HE3	1.98	0.63
3:D:301:ALA:HA	3:D:304:GLN:OE1	1.99	0.63
3:D:350:ARG:HA	3:D:353:ARG:HB3	1.79	0.63
3:D:470:LYS:HE3	3:D:473:LYS:CE	2.29	0.63
3:D:643:PRO:HA	3:D:682:PRO:CB	2.29	0.63
3:D:850:PHE:HA	3:D:853:THR:CG2	2.29	0.63
3:D:1061:PHE:CD1	3:D:1079:LYS:HB3	2.34	0.63
3:D:1064:ILE:O	3:D:1076:VAL:HG13	1.97	0.63
3:D:1130:VAL:HA	3:D:1133:HIS:HB3	1.80	0.63
3:D:1161:MET:HE1	3:D:1209:GLY:HA2	1.80	0.63

Continued on next page...

Continued from previous page...

Atom-1	Atom-2	Interatomic distance (Å)	Clash overlap (Å)
3:D:1183:ARG:HH21	3:D:1206:VAL:HB	1.64	0.63
4:E:79:VAL:HG22	4:E:80:GLY:N	2.10	0.63
5:F:248:GLU:CA	5:F:251:LYS:HB2	2.28	0.63
5:F:260:THR:O	5:F:263:MET:HB3	1.98	0.63
5:F:442:SER:H	6:J:7:ARG:CG	2.10	0.63
1:A:223:ARG:HE	1:A:225:LEU:CA	2.12	0.62
1:B:47:PRO:HA	1:B:143:GLY:O	1.99	0.62
1:B:68:GLY:C	1:B:129:ASN:HB2	2.19	0.62
1:B:105:VAL:CG2	1:B:128:LEU:HD11	2.29	0.62
2:C:38:ARG:CD	2:C:973:SER:HB3	2.29	0.62
2:C:109:ASP:O	2:C:135:VAL:HA	1.99	0.62
2:C:114:ASP:O	2:C:132:PRO:HD3	1.98	0.62
2:C:225:ARG:HD2	2:C:229:LYS:N	2.14	0.62
2:C:282:ARG:HB2	2:C:283:PRO:CA	2.29	0.62
2:C:505:ARG:CG	2:C:506:VAL:H	2.11	0.62
2:C:588:SER:N	2:C:591:THR:HB	2.14	0.62
2:C:589:VAL:HA	2:C:630:MET:HE1	1.79	0.62
2:C:607:MET:O	2:C:611:MET:HG3	1.98	0.62
2:C:704:ASP:CB	2:C:708:THR:HB	2.29	0.62
2:C:794:ALA:H	2:C:847:VAL:N	1.83	0.62
2:C:885:LEU:O	2:C:886:ALA:HB2	1.97	0.62
3:D:97:LEU:HD12	3:D:314:LEU:O	1.98	0.62
3:D:207:GLN:NE2	3:D:208:ILE:HG12	2.14	0.62
3:D:290:LEU:O	3:D:294:LYS:HG3	1.98	0.62
3:D:408:GLY:O	3:D:411:GLY:N	2.27	0.62
3:D:448:ALA:HB1	3:D:452:PHE:CD1	2.34	0.62
3:D:469:ILE:O	3:D:473:LYS:CB	2.43	0.62
3:D:586:TYR:HA	3:D:687:GLN:NE2	2.14	0.62
3:D:775:VAL:CG1	3:D:779:LYS:HE3	2.16	0.62
4:E:43:LEU:CD2	4:E:100:HIS:HB2	2.29	0.62
4:E:52:ALA:CA	4:E:55:ILE:HB	2.27	0.62
5:F:347:ALA:HA	5:F:350:TRP:CD1	2.34	0.62
5:F:399:LEU:HA	5:F:402:GLU:CB	2.17	0.62
5:F:438:PHE:O	5:F:439:ILE:HD13	1.99	0.62
1:A:140:VAL:HG12	1:A:141:GLU:N	2.11	0.62
1:A:219:PHE:O	1:A:223:ARG:N	2.32	0.62
1:A:219:PHE:CB	1:B:216:VAL:HG22	2.28	0.62
1:B:52:THR:HG21	1:B:139:VAL:HB	1.81	0.62
1:B:123:MET:O	1:B:123:MET:HG2	1.97	0.62
1:B:192:LEU:CD1	1:B:194:LEU:HD21	2.29	0.62
2:C:104:SER:HB3	2:C:142:ASN:OD1	2.00	0.62

Continued on next page...

Continued from previous page...

Atom-1	Atom-2	Interatomic distance (Å)	Clash overlap (Å)
2:C:632:LEU:HD22	2:C:636:ILE:H	1.62	0.62
2:C:662:HIS:HB2	2:C:666:THR:CB	2.29	0.62
2:C:724:MET:HE1	3:D:725:THR:HA	1.80	0.62
2:C:770:THR:O	2:C:804:GLY:HA3	1.99	0.62
2:C:784:LEU:HG	2:C:789:ILE:HA	1.80	0.62
2:C:882:GLY:HA2	2:C:896:GLY:CA	2.28	0.62
2:C:1023:VAL:HG12	2:C:1025:VAL:CG1	2.28	0.62
2:C:1050:SER:O	2:C:1054:GLN:HA	1.99	0.62
2:C:1053:THR:O	2:C:1053:THR:HG23	1.99	0.62
2:C:1079:TYR:CG	3:D:558:LEU:HD23	2.35	0.62
3:D:131:PHE:CA	3:D:256:MET:HE2	2.20	0.62
3:D:240:LEU:O	3:D:243:GLU:N	2.32	0.62
3:D:266:GLU:HG2	3:D:310:MET:CE	2.28	0.62
3:D:275:GLU:HA	3:D:278:ARG:HD3	1.80	0.62
3:D:378:VAL:O	3:D:381:LEU:CB	2.48	0.62
3:D:430:ILE:HA	3:D:522:ILE:N	2.14	0.62
3:D:499:ASN:HB2	3:D:509:ILE:CD1	2.29	0.62
3:D:505:HIS:HE1	3:D:507:LEU:HB2	1.62	0.62
3:D:565:ILE:C	3:D:566:LEU:HD23	2.20	0.62
3:D:612:TYR:HB3	3:D:617:GLU:CD	2.19	0.62
3:D:762:ARG:HG2	3:D:762:ARG:O	1.99	0.62
3:D:866:ARG:NH2	3:D:1008:THR:O	2.33	0.62
3:D:931:ASP:O	3:D:933:ALA:N	2.32	0.62
3:D:982:SER:OG	3:D:984:ALA:HB3	1.99	0.62
3:D:1140:GLU:HA	3:D:1143:ARG:CD	2.26	0.62
3:D:1217:THR:OG1	3:D:1218:ASP:N	2.30	0.62
3:D:1266:ARG:C	4:E:108:GLU:HB3	2.20	0.62
5:F:231:TYR:O	5:F:234:GLN:N	2.32	0.62
5:F:397:GLU:CG	5:F:398:GLU:N	2.63	0.62
5:F:470:ARG:HB3	5:F:496:TYR:CZ	2.33	0.62
1:A:180:ALA:CB	1:A:190:ASP:HA	2.30	0.62
1:B:38:LEU:H	1:B:38:LEU:CD2	2.12	0.62
1:B:83:LEU:HG	1:B:85:VAL:N	2.14	0.62
1:B:100:GLN:CA	1:B:133:LYS:HB2	2.28	0.62
1:B:152:ASN:HB3	1:B:163:PRO:HA	1.80	0.62
1:B:179:ASP:O	1:B:191:LYS:N	2.32	0.62
2:C:140:ILE:HG22	2:C:141:ASN:O	1.99	0.62
2:C:727:GLU:CG	3:D:725:THR:HG21	2.29	0.62
2:C:738:SER:HB2	2:C:741:LEU:CD1	2.21	0.62
2:C:741:LEU:N	2:C:744:GLU:OE1	2.31	0.62
2:C:939:CYS:O	2:C:942:SER:N	2.31	0.62

Continued on next page...

Continued from previous page...

Atom-1	Atom-2	Interatomic distance (Å)	Clash overlap (Å)
2:C:1089:LEU:O	2:C:1093:SER:OG	2.18	0.62
2:C:1094:ASP:O	2:C:1096:THR:N	2.32	0.62
2:C:1104:GLU:O	2:C:1107:VAL:HB	1.99	0.62
3:D:320:ILE:HG13	3:D:324:LEU:HD12	1.80	0.62
3:D:354:LEU:CD1	3:D:357:LEU:HD13	2.28	0.62
3:D:550:GLU:N	3:D:550:GLU:OE1	2.31	0.62
3:D:566:LEU:CD2	3:D:573:PRO:HA	2.28	0.62
3:D:688:MET:CB	3:D:692:VAL:HG11	2.28	0.62
3:D:707:ILE:HG23	3:D:708:VAL:CG2	2.29	0.62
3:D:766:ASN:HD21	3:D:769:GLU:H	1.46	0.62
3:D:802:ILE:O	3:D:805:SER:N	2.32	0.62
3:D:995:VAL:C	3:D:998:VAL:HB	2.19	0.62
3:D:1168:ILE:HG22	3:D:1169:ASP:CG	2.20	0.62
5:F:524:ARG:HE	5:F:527:LEU:CD1	2.10	0.62
1:A:95:MET:HG2	1:A:113:PRO:HD3	1.80	0.62
1:A:152:ASN:HD21	1:A:161:ARG:HB3	1.63	0.62
1:A:223:ARG:HD2	1:A:225:LEU:N	2.14	0.62
1:B:2:LEU:HD23	1:B:3:ILE:N	2.14	0.62
1:B:56:ILE:HG23	1:B:136:VAL:HA	1.81	0.62
1:B:68:GLY:O	1:B:129:ASN:N	2.19	0.62
1:B:193:ILE:O	1:B:194:LEU:HD23	2.00	0.62
2:C:32:VAL:CG1	2:C:35:ALA:HB2	2.29	0.62
2:C:249:VAL:HA	2:C:252:PHE:O	1.99	0.62
2:C:391:VAL:HA	2:C:394:SER:CB	2.29	0.62
2:C:478:SER:O	2:C:482:ARG:NH2	2.31	0.62
2:C:677:ARG:HD2	2:C:752:ILE:CG2	2.28	0.62
2:C:738:SER:N	2:C:915:ILE:HG22	2.15	0.62
2:C:933:GLU:O	2:C:936:LEU:HD22	1.98	0.62
2:C:989:LEU:HD11	2:C:1004:ALA:HA	1.81	0.62
3:D:43:LYS:HD3	3:D:48:CYS:HA	1.82	0.62
3:D:135:VAL:HA	3:D:235:ILE:HG13	1.81	0.62
3:D:320:ILE:CG1	3:D:324:LEU:HD12	2.29	0.62
3:D:354:LEU:HD21	3:D:367:VAL:CG1	2.30	0.62
3:D:392:THR:HB	3:D:398:PRO:N	2.14	0.62
3:D:600:GLN:OE1	3:D:602:ALA:HB2	1.98	0.62
3:D:626:VAL:O	3:D:627:LEU:HB2	2.00	0.62
3:D:913:ASP:O	3:D:916:ILE:HD12	1.99	0.62
3:D:991:ILE:HD12	3:D:1267:TYR:OH	2.00	0.62
3:D:1045:PRO:HB3	3:D:1111:LEU:HD22	1.82	0.62
3:D:1066:ILE:HG21	3:D:1105:VAL:HG11	1.80	0.62
5:F:358:ALA:HA	5:F:361:ASP:OD2	1.99	0.62

Continued on next page...

Continued from previous page...

Atom-1	Atom-2	Interatomic distance (Å)	Clash overlap (Å)
5:F:438:PHE:C	6:J:5:VAL:HG22	2.20	0.62
5:F:480:GLY:CA	5:F:485:GLN:H	2.12	0.62
1:A:34:LEU:HA	1:A:37:SER:OG	2.00	0.62
1:B:46:ILE:O	1:B:169:SER:HA	1.99	0.62
1:B:50:ALA:HB2	1:B:167:ILE:C	2.19	0.62
1:B:97:LEU:HD21	1:B:109:ASP:HB2	1.81	0.62
1:B:100:GLN:HA	1:B:132:GLY:O	2.00	0.62
2:C:69:ARG:O	2:C:71:ARG:N	2.32	0.62
2:C:225:ARG:HD3	2:C:230:ARG:C	2.19	0.62
2:C:516:TYR:HA	2:C:581:VAL:HG13	1.81	0.62
2:C:687:CYS:O	2:C:703:ALA:HB1	1.99	0.62
2:C:854:SER:N	2:C:859:ASP:OD2	2.27	0.62
2:C:919:THR:O	2:C:920:HIS:HB2	1.99	0.62
2:C:1045:SER:HB3	3:D:451:LEU:HD13	1.81	0.62
2:C:1067:ARG:HG3	3:D:420:LYS:C	2.19	0.62
2:C:1104:GLU:O	2:C:1105:ALA:C	2.37	0.62
3:D:10:LEU:HD23	3:D:1220:TRP:CZ2	2.35	0.62
3:D:124:ASP:HA	3:D:127:LYS:NZ	2.14	0.62
3:D:156:ALA:O	3:D:159:ARG:HB2	1.99	0.62
3:D:451:LEU:HD22	3:D:451:LEU:N	2.15	0.62
3:D:454:PRO:HA	3:D:457:MET:CB	2.29	0.62
3:D:469:ILE:HD13	3:D:473:LYS:HD2	1.81	0.62
3:D:475:MET:HA	3:D:478:ARG:CG	2.30	0.62
3:D:507:LEU:H	3:D:507:LEU:CD1	2.12	0.62
3:D:507:LEU:HD12	3:D:507:LEU:N	2.14	0.62
3:D:765:LEU:CD2	3:D:770:ARG:HB3	2.21	0.62
3:D:822:GLY:N	3:D:836:VAL:HB	2.14	0.62
3:D:904:ARG:O	3:D:905:ALA:HB2	1.99	0.62
3:D:982:SER:O	3:D:987:LYS:N	2.32	0.62
3:D:1063:LYS:N	3:D:1078:ASP:O	2.33	0.62
3:D:1090:LYS:HA	3:D:1096:GLU:O	2.00	0.62
3:D:1166:THR:HA	3:D:1180:LEU:CD2	2.17	0.62
5:F:258:TYR:HA	5:F:261:GLN:CB	2.29	0.62
5:F:387:LEU:HD12	5:F:393:GLU:CB	2.23	0.62
5:F:488:THR:H	5:F:491:GLU:CB	2.12	0.62
1:A:26:LEU:HB2	1:A:190:ASP:C	2.19	0.62
1:A:26:LEU:HD12	1:A:191:LYS:CA	2.30	0.62
1:A:33:THR:O	1:A:37:SER:CB	2.48	0.62
1:A:152:ASN:ND2	1:A:157:ALA:HB3	2.14	0.62
1:B:2:LEU:CD1	1:B:233:GLU:HG3	2.30	0.62
1:B:55:ARG:N	1:B:161:ARG:HD2	2.14	0.62

Continued on next page...

Continued from previous page...

Atom-1	Atom-2	Interatomic distance (Å)	Clash overlap (Å)
1:B:56:ILE:HG23	1:B:135:GLU:O	1.98	0.62
2:C:310:ARG:HE	2:C:329:THR:CB	2.13	0.62
2:C:395:ARG:O	2:C:398:ARG:N	2.32	0.62
2:C:493:ASN:CA	2:C:496:LEU:HD12	2.22	0.62
2:C:506:VAL:CA	2:C:513:GLU:HG3	2.29	0.62
2:C:579:MET:HE2	2:C:580:ASP:HB2	1.82	0.62
2:C:628:THR:HG23	2:C:631:GLU:OE1	1.99	0.62
2:C:774:PRO:O	2:C:776:ILE:HG22	2.00	0.62
2:C:820:LEU:O	2:C:824:ILE:HG13	1.99	0.62
2:C:939:CYS:O	2:C:943:GLY:N	2.31	0.62
2:C:1091:ILE:HG13	2:C:1092:LYS:N	2.15	0.62
2:C:1135:VAL:HG23	2:C:1136:GLU:N	2.13	0.62
3:D:58:TRP:HA	3:D:83:THR:N	2.15	0.62
3:D:120:LEU:CD1	3:D:232:LYS:HZ2	2.13	0.62
3:D:134:TYR:HA	3:D:256:MET:HG3	1.79	0.62
3:D:368:ASN:HA	3:D:371:LYS:CD	2.26	0.62
3:D:448:ALA:HA	3:D:451:LEU:HD23	1.80	0.62
3:D:551:ALA:HA	3:D:554:GLU:OE1	1.98	0.62
3:D:586:TYR:HA	3:D:687:GLN:HE21	1.63	0.62
3:D:632:LYS:HZ1	3:D:665:GLU:C	2.01	0.62
3:D:656:TRP:HE3	3:D:658:PRO:CD	2.12	0.62
3:D:921:TYR:CE1	3:D:949:ILE:HG13	2.32	0.62
3:D:1134:LEU:O	3:D:1137:GLU:N	2.33	0.62
5:F:259:ALA:HA	6:J:98:LEU:HD11	1.80	0.62
5:F:335:PHE:CD2	5:F:343:PHE:HB2	2.34	0.62
1:A:12:ASP:OD1	1:A:22:VAL:HG12	1.99	0.62
1:A:38:LEU:O	1:A:41:THR:HB	1.99	0.62
1:A:84:VAL:O	1:A:119:HIS:N	2.32	0.62
1:A:147:VAL:HG23	1:A:148:PRO:HD2	1.82	0.62
1:A:174:VAL:O	1:A:175:THR:HB	2.00	0.62
1:A:192:LEU:CD1	1:A:194:LEU:HD11	2.25	0.62
2:C:173:ARG:O	2:C:174:VAL:HG23	2.00	0.62
2:C:383:GLU:HA	2:C:386:GLN:CD	2.20	0.62
2:C:502:VAL:HG23	2:C:585:GLN:O	1.99	0.62
2:C:504:ALA:HB2	2:C:514:THR:HA	1.81	0.62
2:C:709:ASP:C	2:C:712:GLU:HG2	2.20	0.62
2:C:755:HIS:ND1	2:C:872:TYR:HA	2.14	0.62
2:C:854:SER:HB2	2:C:867:GLU:HB2	1.81	0.62
2:C:855:ARG:NH1	2:C:861:LEU:O	2.20	0.62
2:C:944:TRP:CE3	2:C:966:ALA:HB3	2.35	0.62
2:C:1102:VAL:HA	2:C:1105:ALA:CB	2.30	0.62

Continued on next page...

Continued from previous page...

Atom-1	Atom-2	Interatomic distance (Å)	Clash overlap (Å)
2:C:1124:LEU:CG	2:C:1125:LEU:HD12	2.30	0.62
3:D:36:TYR:HB3	5:F:366:ILE:CG2	2.29	0.62
3:D:50:LYS:CA	3:D:80:VAL:HG22	2.29	0.62
3:D:87:VAL:HA	3:D:90:GLU:CD	2.20	0.62
3:D:124:ASP:O	3:D:126:GLU:N	2.33	0.62
3:D:127:LYS:CB	3:D:132:ALA:HB3	2.28	0.62
3:D:381:LEU:CG	3:D:402:LEU:HD11	2.27	0.62
3:D:411:GLY:O	3:D:415:GLN:N	2.29	0.62
3:D:473:LYS:O	3:D:476:VAL:CB	2.47	0.62
3:D:479:GLN:C	3:D:480:ARG:HD2	2.20	0.62
3:D:904:ARG:HE	3:D:958:THR:CG2	2.12	0.62
3:D:925:LEU:HB3	3:D:940:ARG:CA	2.29	0.62
3:D:926:GLY:CA	3:D:962:VAL:HA	2.29	0.62
3:D:1099:LEU:O	3:D:1100:SER:OG	2.18	0.62
3:D:1140:GLU:CA	3:D:1143:ARG:HH11	2.12	0.62
3:D:1210:ILE:C	3:D:1213:ALA:HB3	2.19	0.62
4:E:38:PRO:HG2	4:E:43:LEU:CD1	2.19	0.62
5:F:498:VAL:HG23	5:F:499:THR:H	1.62	0.62
6:J:36:ASN:HD21	6:J:38:GLU:HG2	1.63	0.62
6:J:56:CYS:H	6:J:61:GLU:HA	1.64	0.62
1:A:50:ALA:N	1:A:168:TYR:HE1	1.98	0.62
1:A:97:LEU:HG	1:A:98:ARG:N	2.15	0.62
1:A:124:HIS:NE2	1:A:126:ALA:O	2.33	0.62
1:A:179:ASP:HB2	1:A:191:LYS:HB3	1.80	0.62
1:A:217:GLU:HG2	1:B:232:ILE:O	1.99	0.62
1:B:171:VAL:C	1:B:172:LEU:HD12	2.20	0.62
2:C:91:TYR:HA	2:C:94:SER:O	2.00	0.62
2:C:112:PHE:HA	2:C:133:LEU:HA	1.82	0.62
2:C:197:LYS:NZ	2:C:218:LYS:HG2	2.13	0.62
2:C:313:ARG:HD2	2:C:330:SER:O	2.00	0.62
2:C:596:PHE:CG	2:C:929:GLY:HA3	2.35	0.62
2:C:628:THR:N	2:C:631:GLU:OE2	2.32	0.62
2:C:641:VAL:HG11	2:C:701:VAL:HG13	1.82	0.62
2:C:709:ASP:CB	2:C:714:ALA:HB2	2.28	0.62
2:C:900:PRO:HB2	2:C:902:GLU:OE2	1.99	0.62
2:C:928:ILE:HA	2:C:930:GLN:CG	2.29	0.62
2:C:958:ARG:HG2	2:C:959:LEU:H	1.65	0.62
3:D:134:TYR:CA	3:D:235:ILE:HB	2.30	0.62
3:D:180:ASP:CB	3:D:197:VAL:HG13	2.29	0.62
3:D:289:LYS:O	3:D:293:LEU:HB3	2.00	0.62
3:D:371:LYS:O	3:D:374:LEU:HB3	1.98	0.62

Continued on next page...

Continued from previous page...

Atom-1	Atom-2	Interatomic distance (Å)	Clash overlap (Å)
3:D:415:GLN:O	3:D:418:LEU:HD12	2.00	0.62
3:D:572:ARG:HB2	3:D:573:PRO:CD	2.29	0.62
3:D:636:ARG:HA	3:D:663:MET:HA	1.81	0.62
3:D:706:MET:O	3:D:707:ILE:HG22	1.99	0.62
3:D:898:VAL:HA	3:D:961:LYS:N	2.13	0.62
3:D:1107:VAL:HG12	3:D:1108:GLY:N	2.15	0.62
3:D:1121:VAL:HG22	3:D:1130:VAL:HG22	1.82	0.62
3:D:1177:PRO:O	3:D:1179:SER:N	2.28	0.62
5:F:229:ARG:N	5:F:232:LEU:HD12	2.14	0.62
5:F:249:LEU:HA	5:F:252:ARG:HD3	1.81	0.62
5:F:387:LEU:HG	5:F:393:GLU:N	2.14	0.62
5:F:405:ILE:HD12	5:F:409:LYS:HB3	1.81	0.62
5:F:427:ILE:CG2	5:F:431:GLY:HA2	2.30	0.62
5:F:429:ASP:C	5:F:431:GLY:HA3	2.19	0.62
1:A:74:THR:CA	1:A:77:ILE:HG12	2.30	0.62
1:B:32:TYR:CZ	1:B:178:VAL:HG21	2.35	0.62
1:B:160:GLY:O	1:B:162:ILE:HG12	1.99	0.62
2:C:97:GLU:HA	2:C:103:MET:O	2.00	0.62
2:C:179:LEU:O	2:C:457:ALA:HB1	2.00	0.62
2:C:191:ILE:HG22	2:C:192:ASP:N	2.15	0.62
2:C:234:VAL:HG23	2:C:235:THR:N	2.09	0.62
2:C:302:LYS:HE2	2:C:305:ARG:CB	2.30	0.62
2:C:326:GLU:HB3	2:C:328:ILE:CG2	2.30	0.62
2:C:354:THR:HA	2:C:364:PRO:CA	2.24	0.62
2:C:381:VAL:HG22	2:C:385:ILE:HG13	1.82	0.62
2:C:441:ASP:OD2	2:C:443:ASN:ND2	2.33	0.62
2:C:525:SER:HB2	2:C:527:GLU:OE1	1.99	0.62
2:C:598:GLU:HB2	3:D:843:GLY:HA2	1.80	0.62
2:C:748:THR:HG1	2:C:878:LYS:HA	1.65	0.62
2:C:854:SER:CB	2:C:857:ASP:H	2.12	0.62
2:C:943:GLY:CA	2:C:966:ALA:HB3	2.30	0.62
3:D:52:PHE:CA	3:D:91:ARG:HD2	2.29	0.62
3:D:58:TRP:CZ3	3:D:84:ARG:NE	2.67	0.62
3:D:155:MET:HE2	3:D:220:GLU:OE1	2.00	0.62
3:D:205:MET:O	3:D:208:ILE:HB	1.99	0.62
3:D:237:ASP:O	3:D:238:GLU:HB3	1.99	0.62
3:D:263:LYS:H	3:D:263:LYS:CD	2.05	0.62
3:D:341:ASN:HA	3:D:344:TYR:CD2	2.35	0.62
3:D:551:ALA:O	3:D:554:GLU:CB	2.48	0.62
3:D:587:TYR:O	3:D:630:ARG:NE	2.33	0.62
3:D:826:ASN:ND2	3:D:828:LYS:HB3	2.14	0.62

Continued on next page...

Continued from previous page...

Atom-1	Atom-2	Interatomic distance (Å)	Clash overlap (Å)
3:D:872:TYR:HA	3:D:875:ARG:CD	2.29	0.62
3:D:895:ARG:O	3:D:967:THR:HG21	1.98	0.62
3:D:1055:LEU:N	3:D:1064:ILE:HG23	2.15	0.62
3:D:1062:TYR:OH	3:D:1082:LYS:HA	1.99	0.62
3:D:1130:VAL:O	3:D:1133:HIS:CA	2.47	0.62
3:D:1185:GLU:HA	3:D:1188:ALA:HB3	1.81	0.62
4:E:89:GLU:OE2	4:E:97:ARG:HD2	1.99	0.62
5:F:371:HIS:O	5:F:374:GLU:HB2	1.99	0.62
1:A:68:GLY:O	1:A:129:ASN:N	2.33	0.62
1:A:100:GLN:HG3	1:A:101:GLY:N	2.14	0.62
1:B:2:LEU:HG	1:B:233:GLU:C	2.20	0.62
1:B:41:THR:CG2	1:B:42:LEU:HD12	2.29	0.62
2:C:473:ARG:HH22	2:C:496:LEU:HD11	1.63	0.62
2:C:493:ASN:O	2:C:496:LEU:HB2	1.99	0.62
2:C:658:ILE:C	2:C:669:THR:HA	2.20	0.62
2:C:756:GLU:CG	2:C:870:ARG:HG2	2.30	0.62
2:C:758:ASP:HA	2:C:868:LEU:HD23	1.82	0.62
2:C:777:SER:HB3	2:C:780:VAL:CG2	2.29	0.62
2:C:820:LEU:HD13	5:F:479:PHE:CE2	2.34	0.62
2:C:882:GLY:O	2:C:883:ASP:O	2.18	0.62
2:C:1134:ASN:OD1	2:C:1135:VAL:N	2.33	0.62
3:D:59:GLU:CG	3:D:66:LYS:HG2	2.29	0.62
3:D:350:ARG:HH11	3:D:374:LEU:HA	1.64	0.62
3:D:528:VAL:O	3:D:532:PHE:HB2	1.99	0.62
3:D:599:TYR:CB	3:D:633:ILE:HA	2.20	0.62
3:D:600:GLN:O	3:D:608:GLU:HB3	2.00	0.62
3:D:995:VAL:HA	3:D:998:VAL:CG2	2.30	0.62
3:D:1055:LEU:HA	3:D:1064:ILE:CB	2.29	0.62
3:D:1059:GLU:O	3:D:1061:PHE:N	2.32	0.62
3:D:1066:ILE:HG23	3:D:1105:VAL:CG2	2.28	0.62
3:D:1267:TYR:C	3:D:1269:ASN:H	2.02	0.62
5:F:370:VAL:O	5:F:374:GLU:HG3	2.00	0.62
5:F:418:ARG:HD3	5:F:418:ARG:N	2.13	0.62
5:F:457:GLN:O	5:F:461:GLN:HG2	1.99	0.62
6:J:20:ARG:HH21	6:J:24:LEU:HA	1.64	0.62
6:J:35:ASP:HB3	6:J:60:MET:HE3	1.82	0.62
1:A:36:ASN:C	1:A:40:ARG:H	2.03	0.61
1:A:65:THR:HG21	1:A:71:GLU:O	1.99	0.61
1:A:78:LEU:O	1:A:80:LEU:N	2.33	0.61
1:A:183:VAL:HG12	1:A:187:THR:O	1.99	0.61
1:A:214:THR:O	1:A:218:LEU:HB2	1.99	0.61

Continued on next page...

Continued from previous page...

Atom-1	Atom-2	Interatomic distance (Å)	Clash overlap (Å)
1:B:14:LEU:N	1:B:19:SER:OG	2.25	0.61
1:B:87:SER:HA	1:B:116:VAL:HA	1.81	0.61
1:B:104:GLU:HG2	1:B:127:THR:CB	2.29	0.61
1:B:106:THR:HB	1:B:122:GLY:C	2.20	0.61
2:C:241:LEU:O	2:C:241:LEU:HG	1.99	0.61
2:C:262:LEU:HA	2:C:265:ASP:OD2	1.99	0.61
2:C:490:GLU:OE2	2:C:610:ASN:ND2	2.33	0.61
2:C:546:SER:HB2	2:C:554:PHE:CE1	2.35	0.61
2:C:897:LYS:HG3	2:C:899:LEU:HD22	1.82	0.61
2:C:922:VAL:HB	2:C:923:PRO:HD3	1.82	0.61
2:C:1102:VAL:HG23	2:C:1112:ILE:HG23	1.82	0.61
3:D:17:ALA:CB	3:D:316:ALA:HB3	2.30	0.61
3:D:81:GLU:HG2	3:D:82:VAL:N	2.13	0.61
3:D:162:VAL:CA	3:D:216:LEU:HD22	2.28	0.61
3:D:219:LEU:HD22	3:D:222:ILE:CD1	2.27	0.61
3:D:263:LYS:O	3:D:266:GLU:HB2	2.00	0.61
3:D:484:TRP:C	3:D:487:LEU:HB3	2.19	0.61
3:D:497:LEU:HG	3:D:546:PRO:HD3	1.82	0.61
3:D:567:SER:OG	3:D:572:ARG:HG3	1.99	0.61
3:D:710:ALA:O	3:D:711:GLN:C	2.38	0.61
3:D:721:PHE:O	3:D:724:ALA:HB3	1.99	0.61
3:D:760:PHE:O	3:D:762:ARG:N	2.32	0.61
3:D:846:VAL:HG12	3:D:847:LEU:N	2.15	0.61
3:D:995:VAL:HA	3:D:998:VAL:HG11	1.82	0.61
3:D:1028:LEU:O	3:D:1029:PRO:C	2.38	0.61
3:D:1105:VAL:HG12	3:D:1106:GLU:H	1.65	0.61
3:D:1152:LYS:HG3	3:D:1153:HIS:N	2.15	0.61
4:E:89:GLU:CG	4:E:94:ILE:HG13	2.30	0.61
5:F:208:GLU:O	5:F:212:LEU:CB	2.45	0.61
5:F:471:GLU:C	5:F:474:VAL:HB	2.20	0.61
5:F:512:SER:H	5:F:515:ARG:NH1	1.98	0.61
1:A:50:ALA:O	1:A:141:GLU:HB3	1.99	0.61
1:A:75:GLU:OE2	1:A:78:LEU:HB2	2.00	0.61
1:A:102:PRO:HB3	1:A:130:ASP:OD1	2.00	0.61
1:A:127:THR:O	1:A:128:LEU:HD12	1.99	0.61
1:A:216:VAL:HG22	1:B:219:PHE:HB2	1.82	0.61
1:A:223:ARG:HD2	1:A:224:GLU:CA	2.30	0.61
1:A:225:LEU:O	1:A:225:LEU:HD13	2.00	0.61
2:C:103:MET:HB2	2:C:139:PHE:CE1	2.35	0.61
2:C:161:THR:HG23	2:C:165:THR:C	2.21	0.61
2:C:308:LEU:HD21	2:C:331:SER:O	1.99	0.61

Continued on next page...

Continued from previous page...

Atom-1	Atom-2	Interatomic distance (Å)	Clash overlap (Å)
2:C:519:VAL:N	2:C:578:TYR:HA	2.15	0.61
2:C:786:GLU:CD	2:C:787:ARG:HG3	2.20	0.61
2:C:851:ARG:HB2	2:C:870:ARG:HB2	1.81	0.61
2:C:1139:SER:HA	3:D:8:ASP:CA	2.29	0.61
3:D:33:THR:O	3:D:41:PRO:HA	1.99	0.61
3:D:34:ILE:HA	3:D:41:PRO:CA	2.24	0.61
3:D:97:LEU:HG	3:D:315:ASP:HA	1.82	0.61
3:D:144:ARG:HH22	3:D:229:LEU:HB3	1.63	0.61
3:D:145:HIS:O	3:D:147:GLU:N	2.33	0.61
3:D:327:MET:HG3	3:D:336:ALA:N	2.15	0.61
3:D:335:PHE:HD2	5:F:420:PRO:CG	2.08	0.61
3:D:360:LEU:HD12	3:D:360:LEU:N	2.14	0.61
3:D:406:LEU:HD23	3:D:413:PHE:H	1.64	0.61
3:D:527:LEU:HD13	3:D:575:ALA:HB1	1.80	0.61
3:D:601:PRO:HA	3:D:608:GLU:HB3	1.82	0.61
3:D:634:LYS:HA	3:D:665:GLU:HB2	1.78	0.61
3:D:733:MET:HA	3:D:736:VAL:HG23	1.82	0.61
3:D:768:ASP:HA	3:D:771:ASN:HB3	1.82	0.61
3:D:1074:GLU:O	3:D:1076:VAL:HG23	2.00	0.61
3:D:1219:SER:OG	3:D:1222:SER:HB2	2.00	0.61
3:D:1272:VAL:HG13	4:E:105:GLU:O	1.99	0.61
1:B:158:GLU:OE2	1:B:161:ARG:HG2	2.00	0.61
2:C:120:ASP:OD1	2:C:123:LYS:HD2	2.00	0.61
2:C:315:LYS:O	2:C:316:VAL:C	2.39	0.61
2:C:419:ASN:CG	2:C:421:ARG:HD3	2.20	0.61
2:C:445:PRO:O	2:C:448:GLY:N	2.33	0.61
2:C:559:VAL:HG12	2:C:560:LEU:H	1.61	0.61
2:C:715:LEU:HB2	2:C:1029:TYR:HE2	1.64	0.61
2:C:724:MET:SD	2:C:726:TRP:HB2	2.41	0.61
2:C:809:LYS:HE2	2:C:833:ARG:HA	1.81	0.61
2:C:1045:SER:HA	3:D:424:TYR:CE1	2.35	0.61
2:C:1048:PRO:O	2:C:1057:LEU:N	2.33	0.61
2:C:1066:GLN:O	3:D:421:ARG:HA	2.00	0.61
2:C:1122:LYS:O	2:C:1125:LEU:HD22	2.01	0.61
3:D:9:GLU:CA	3:D:1245:LEU:HD22	2.30	0.61
3:D:73:ILE:HG12	3:D:82:VAL:CB	2.30	0.61
3:D:95:ILE:HG13	3:D:319:VAL:HG23	1.83	0.61
3:D:173:ARG:CD	3:D:205:MET:HG2	2.30	0.61
3:D:177:LEU:HD13	3:D:205:MET:HE1	1.80	0.61
3:D:327:MET:HB2	3:D:337:THR:CG2	2.30	0.61
3:D:547:LEU:O	3:D:552:GLN:NE2	2.33	0.61

Continued on next page...

Continued from previous page...

Atom-1	Atom-2	Interatomic distance (Å)	Clash overlap (Å)
3:D:656:TRP:C	3:D:658:PRO:HD2	2.19	0.61
3:D:672:MET:HA	3:D:675:GLU:OE2	2.00	0.61
3:D:752:ARG:HA	3:D:755:LYS:CE	2.29	0.61
3:D:1221:LEU:HA	3:D:1224:ALA:CB	2.30	0.61
5:F:252:ARG:NE	5:F:287:ASP:OD1	2.34	0.61
5:F:257:LEU:O	5:F:261:GLN:HB2	1.99	0.61
5:F:450:ALA:HA	5:F:453:PHE:CB	2.30	0.61
5:F:460:LEU:C	5:F:464:LEU:HD13	2.21	0.61
1:A:210:SER:CA	1:B:229:ALA:HB1	2.30	0.61
1:B:2:LEU:HD23	1:B:4:SER:N	2.12	0.61
1:B:137:GLU:HB3	1:B:161:ARG:HD3	1.83	0.61
2:C:57:GLN:CD	2:C:380:THR:HG1	1.99	0.61
2:C:278:TYR:HA	2:C:281:LEU:HD13	1.81	0.61
2:C:391:VAL:HG22	2:C:395:ARG:CG	2.28	0.61
2:C:400:VAL:HA	2:C:403:ARG:CD	2.30	0.61
2:C:425:ALA:CA	2:C:428:LYS:HE3	2.30	0.61
2:C:441:ASP:OD1	2:C:443:ASN:HB3	1.99	0.61
2:C:641:VAL:HG12	2:C:643:VAL:HG23	1.82	0.61
2:C:753:GLU:HG2	2:C:754:GLU:N	2.14	0.61
2:C:794:ALA:CB	2:C:847:VAL:HG23	2.31	0.61
2:C:876:LYS:HB3	2:C:878:LYS:CE	2.10	0.61
2:C:883:ASP:HB2	2:C:895:ILE:HD12	1.81	0.61
3:D:62:CYS:HB2	3:D:77:ARG:NE	2.15	0.61
3:D:453:LYS:CE	3:D:454:PRO:HD3	2.30	0.61
3:D:592:VAL:HB	3:D:630:ARG:CB	2.30	0.61
3:D:801:THR:HA	3:D:804:ASP:CB	2.28	0.61
3:D:922:ALA:HA	3:D:943:ASP:OD1	2.00	0.61
5:F:316:ALA:HB3	5:F:319:ASP:HB2	1.82	0.61
5:F:435:LEU:HD23	5:F:436:GLY:N	2.15	0.61
5:F:450:ALA:HB2	6:J:16:TYR:CD1	2.25	0.61
5:F:464:LEU:HB3	5:F:476:ARG:NH2	2.12	0.61
6:J:79:ARG:HE	6:J:83:ASP:C	2.04	0.61
1:A:99:LYS:N	1:A:134:LEU:O	2.31	0.61
1:B:53:SER:CB	1:B:163:PRO:HA	2.30	0.61
1:B:73:VAL:HA	1:B:76:ILE:HD12	1.82	0.61
1:B:73:VAL:CA	1:B:76:ILE:HD12	2.30	0.61
1:B:112:PRO:HB2	1:B:116:VAL:O	2.01	0.61
1:B:136:VAL:CB	1:B:138:LEU:HD11	2.30	0.61
2:C:41:PHE:H	2:C:974:THR:HA	1.66	0.61
2:C:195:THR:HG23	2:C:197:LYS:N	2.11	0.61
2:C:446:LEU:HA	2:C:449:LEU:CB	2.31	0.61

Continued on next page...

Continued from previous page...

Atom-1	Atom-2	Interatomic distance (Å)	Clash overlap (Å)
2:C:476:HIS:HB3	2:C:479:HIS:CD2	2.35	0.61
2:C:828:LYS:O	2:C:828:LYS:HG3	2.00	0.61
2:C:854:SER:C	2:C:859:ASP:HB2	2.20	0.61
2:C:885:LEU:CD1	2:C:1032:LYS:HG3	2.16	0.61
2:C:946:VAL:HG13	2:C:953:PRO:HG2	1.82	0.61
2:C:1057:LEU:HD11	6:J:5:VAL:HG11	1.81	0.61
2:C:1079:TYR:CB	3:D:558:LEU:HD23	2.31	0.61
3:D:34:ILE:CB	3:D:41:PRO:HA	2.30	0.61
3:D:38:THR:HG23	3:D:40:LYS:HG3	1.83	0.61
3:D:169:GLU:CG	3:D:170:LEU:H	1.92	0.61
3:D:396:ASN:O	3:D:398:PRO:HD3	2.00	0.61
3:D:432:VAL:HA	3:D:524:LEU:C	2.21	0.61
3:D:517:VAL:HG12	3:D:518:GLU:H	1.64	0.61
3:D:613:SER:HA	3:D:636:ARG:HG2	1.80	0.61
3:D:668:LEU:HD23	3:D:672:MET:H	1.66	0.61
3:D:707:ILE:HG23	3:D:708:VAL:CB	2.31	0.61
3:D:857:ARG:O	3:D:860:LEU:HD23	2.01	0.61
3:D:1025:THR:CB	3:D:1030:ARG:HB2	2.30	0.61
3:D:1067:VAL:HA	3:D:1074:GLU:HG2	1.81	0.61
3:D:1150:HIS:ND1	3:D:1152:LYS:HE3	2.15	0.61
3:D:1278:ALA:O	3:D:1281:ALA:HB3	2.00	0.61
4:E:53:LEU:HD23	4:E:54:VAL:N	2.16	0.61
6:J:20:ARG:NH1	6:J:23:ASP:HB3	2.16	0.61
6:J:51:PRO:O	6:J:64:LEU:HD11	2.01	0.61
1:A:22:VAL:C	1:A:23:ILE:HG13	2.20	0.61
1:A:136:VAL:HG22	1:A:138:LEU:CG	2.30	0.61
1:A:202:ILE:HB	1:A:206:ASP:OD2	2.00	0.61
2:C:115:VAL:HG23	2:C:116:LYS:N	2.15	0.61
2:C:139:PHE:CD2	2:C:148:LYS:HD2	2.35	0.61
2:C:206:PRO:HG2	2:C:209:GLY:CA	2.30	0.61
2:C:356:THR:HB	2:C:362:GLU:CB	2.29	0.61
2:C:488:THR:OG1	2:C:494:ILE:HA	2.01	0.61
2:C:517:ARG:HG3	2:C:579:MET:HE1	1.82	0.61
2:C:561:VAL:O	2:C:563:ARG:NE	2.31	0.61
2:C:653:VAL:HG13	2:C:692:ALA:HA	1.83	0.61
2:C:735:ILE:HG22	2:C:737:LEU:HD11	1.82	0.61
2:C:764:LEU:HD21	2:C:810:GLY:N	2.15	0.61
2:C:846:LYS:H	2:C:873:VAL:HG13	1.66	0.61
2:C:848:ILE:HD12	2:C:873:VAL:CA	2.30	0.61
2:C:897:LYS:HZ1	2:C:899:LEU:HD13	1.64	0.61
2:C:976:VAL:C	2:C:978:ASP:H	2.04	0.61

Continued on next page...

Continued from previous page...

Atom-1	Atom-2	Interatomic distance (Å)	Clash overlap (Å)
2:C:1008:ALA:O	2:C:1023:VAL:HG23	2.00	0.61
2:C:1131:LEU:N	2:C:1131:LEU:HD22	2.16	0.61
3:D:71:LYS:HD3	6:J:24:LEU:HB2	1.79	0.61
3:D:126:GLU:O	3:D:129:ILE:N	2.34	0.61
3:D:133:ALA:H	3:D:256:MET:CE	2.13	0.61
3:D:140:ASP:OD1	3:D:142:GLU:N	2.28	0.61
3:D:162:VAL:HG13	3:D:216:LEU:HD13	1.81	0.61
3:D:619:ILE:HG22	3:D:620:MET:N	2.14	0.61
3:D:756:VAL:HA	3:D:759:GLN:CG	2.30	0.61
3:D:775:VAL:O	3:D:778:TRP:HB2	2.00	0.61
3:D:883:ASP:CG	3:D:1247:GLY:HA2	2.21	0.61
3:D:1050:THR:HB	3:D:1104:HIS:CE1	2.36	0.61
3:D:1064:ILE:HG22	3:D:1065:THR:N	2.16	0.61
3:D:1186:PHE:HA	3:D:1189:GLU:CB	2.28	0.61
3:D:1187:GLU:O	3:D:1190:ASN:HB2	2.01	0.61
5:F:249:LEU:O	5:F:252:ARG:CA	2.49	0.61
6:J:29:ILE:HD13	6:J:31:ARG:HH21	1.65	0.61
1:B:22:VAL:HA	1:B:194:LEU:CG	2.28	0.61
2:C:61:PHE:CA	2:C:64:LEU:HB3	2.29	0.61
2:C:133:LEU:CG	2:C:154:MET:HB2	2.30	0.61
2:C:233:PRO:CG	2:C:236:VAL:HB	2.29	0.61
2:C:300:PHE:HA	2:C:306:TYR:CG	2.35	0.61
2:C:317:ASN:HA	2:C:322:LEU:HB2	1.83	0.61
2:C:383:GLU:O	2:C:387:ASN:ND2	2.33	0.61
2:C:505:ARG:HG2	2:C:506:VAL:N	2.15	0.61
2:C:631:GLU:OE1	2:C:631:GLU:N	2.34	0.61
2:C:644:ALA:HB3	2:C:700:GLN:H	1.65	0.61
2:C:746:VAL:HG22	2:C:747:LEU:CD2	2.31	0.61
2:C:831:GLU:N	2:C:831:GLU:OE1	2.33	0.61
3:D:11:ARG:HA	3:D:1242:SER:CA	2.31	0.61
3:D:345:ARG:O	3:D:346:ARG:C	2.39	0.61
3:D:352:ASN:HA	3:D:355:LYS:NZ	2.16	0.61
3:D:392:THR:HB	3:D:396:ASN:C	2.20	0.61
3:D:445:LYS:HE2	3:D:516:LEU:HB3	1.82	0.61
3:D:475:MET:O	3:D:479:GLN:N	2.28	0.61
3:D:600:GLN:HB3	3:D:608:GLU:O	2.00	0.61
3:D:656:TRP:HB2	3:D:658:PRO:CD	2.31	0.61
3:D:925:LEU:CG	3:D:944:LEU:HD21	2.20	0.61
3:D:966:LEU:HD22	3:D:1159:ARG:H	1.64	0.61
3:D:1044:ALA:CA	3:D:1084:GLN:HE22	2.06	0.61
3:D:1065:THR:HG23	3:D:1076:VAL:CG2	2.19	0.61

Continued on next page...

Continued from previous page...

Atom-1	Atom-2	Interatomic distance (Å)	Clash overlap (Å)
4:E:52:ALA:O	4:E:53:LEU:C	2.38	0.61
4:E:89:GLU:CD	4:E:94:ILE:HG13	2.21	0.61
5:F:209:SER:C	5:F:213:ARG:HG2	2.21	0.61
1:A:65:THR:CG2	1:A:73:VAL:H	2.06	0.61
1:B:85:VAL:O	1:B:85:VAL:HG13	2.00	0.61
1:B:146:TYR:HB2	1:B:167:ILE:CG2	2.30	0.61
1:B:148:PRO:HG3	3:D:624:ARG:CZ	2.31	0.61
1:B:203:SER:OG	1:B:205:ARG:HB3	2.01	0.61
1:B:212:GLY:HA2	1:B:215:LEU:CD1	2.20	0.61
2:C:63:TRP:HD1	2:C:70:TRP:CH2	2.19	0.61
2:C:273:ALA:C	2:C:277:ILE:HG12	2.21	0.61
2:C:303:GLU:HA	2:C:306:TYR:O	2.00	0.61
2:C:519:VAL:HG23	2:C:524:VAL:CG2	2.31	0.61
2:C:609:ALA:HA	2:C:612:GLN:CD	2.21	0.61
2:C:809:LYS:HE3	2:C:833:ARG:CA	2.30	0.61
2:C:818:GLU:HG2	2:C:819:ARG:H	1.65	0.61
2:C:909:ASP:CB	2:C:1001:LEU:HD11	2.31	0.61
2:C:915:ILE:HG13	2:C:916:ILE:N	2.16	0.61
2:C:992:THR:CG2	2:C:994:PRO:HD3	2.30	0.61
2:C:1017:GLU:CB	2:C:1018:PRO:HD2	2.15	0.61
2:C:1076:MET:HE1	2:C:1081:ALA:HB3	1.81	0.61
2:C:1076:MET:CE	2:C:1081:ALA:HB3	2.31	0.61
3:D:69:ARG:HD2	6:J:25:ALA:N	2.15	0.61
3:D:86:LYS:CG	3:D:87:VAL:H	2.07	0.61
3:D:295:ARG:O	3:D:298:VAL:HG22	2.00	0.61
3:D:345:ARG:HE	5:F:365:THR:HG23	1.64	0.61
3:D:350:ARG:HD2	3:D:374:LEU:HD13	1.83	0.61
3:D:469:ILE:CD1	3:D:473:LYS:HD2	2.31	0.61
3:D:580:ASP:O	3:D:581:MET:C	2.38	0.61
3:D:910:LEU:O	3:D:910:LEU:HD12	2.01	0.61
5:F:294:HIS:HA	5:F:297:GLU:OE1	2.01	0.61
5:F:322:GLN:HA	5:F:325:ASN:ND2	2.13	0.61
5:F:479:PHE:C	5:F:481:LEU:H	2.03	0.61
6:J:8:GLY:O	6:J:9:SER:CB	2.49	0.61
6:J:27:ARG:HB3	6:J:44:PHE:O	2.00	0.61
6:J:92:GLU:HA	6:J:95:GLU:HB3	1.82	0.61
1:A:55:ARG:HD3	1:A:161:ARG:N	2.16	0.61
1:A:134:LEU:CG	1:A:135:GLU:H	2.14	0.61
1:B:50:ALA:HB1	1:B:166:SER:C	2.21	0.61
1:B:79:ASN:ND2	1:B:125:ILE:HA	2.16	0.61
1:B:84:VAL:CG1	1:B:119:HIS:HB2	2.30	0.61

Continued on next page...

Continued from previous page...

Atom-1	Atom-2	Interatomic distance (Å)	Clash overlap (Å)
2:C:58:THR:HA	2:C:160:MET:CE	2.29	0.61
2:C:315:LYS:O	2:C:318:LYS:HB3	2.01	0.61
2:C:490:GLU:HA	2:C:494:ILE:HD11	1.82	0.61
2:C:519:VAL:HG22	2:C:520:VAL:N	2.15	0.61
2:C:558:ARG:CD	2:C:572:PRO:HB3	2.30	0.61
2:C:731:TYR:O	2:C:733:ASP:N	2.33	0.61
2:C:868:LEU:C	2:C:868:LEU:HD13	2.19	0.61
3:D:82:VAL:O	3:D:83:THR:HB	2.01	0.61
3:D:199:ASP:O	3:D:202:GLU:HB2	2.01	0.61
3:D:443:LEU:HD22	3:D:515:MET:N	2.16	0.61
3:D:631:ALA:H	3:D:667:THR:HG21	1.66	0.61
3:D:672:MET:O	3:D:673:PHE:C	2.39	0.61
3:D:696:ILE:CG2	3:D:700:LEU:HD21	2.31	0.61
3:D:849:TYR:C	3:D:851:ILE:N	2.54	0.61
3:D:965:VAL:HG12	3:D:978:CYS:HB3	1.83	0.61
3:D:1129:GLU:O	3:D:1130:VAL:C	2.38	0.61
5:F:296:LEU:HA	5:F:299:ASN:ND2	2.15	0.61
5:F:498:VAL:HG11	5:F:502:ARG:HG2	1.83	0.61
1:A:12:ASP:HB2	1:A:20:GLN:CA	2.30	0.61
1:B:22:VAL:HA	1:B:192:LEU:HG	1.83	0.61
1:B:53:SER:HB2	1:B:162:ILE:C	2.22	0.61
1:B:99:LYS:HE2	1:B:102:PRO:O	2.01	0.61
2:C:62:GLU:CD	2:C:67:SER:HB3	2.21	0.61
2:C:88:GLU:O	2:C:92:GLU:HG2	2.00	0.61
2:C:115:VAL:HG12	2:C:130:ALA:C	2.21	0.61
2:C:202:VAL:HG22	2:C:203:LYS:O	2.01	0.61
2:C:356:THR:CA	2:C:362:GLU:HA	2.26	0.61
2:C:642:VAL:HG12	2:C:702:ILE:CB	2.30	0.61
2:C:650:ILE:HG21	2:C:691:ASP:O	2.01	0.61
2:C:881:ASP:C	2:C:883:ASP:H	2.03	0.61
2:C:888:ARG:H	2:C:1028:MET:CE	2.13	0.61
2:C:1007:LYS:HG2	2:C:1024:THR:N	2.15	0.61
3:D:20:ILE:O	3:D:23:TRP:HB2	2.00	0.61
3:D:294:LYS:O	3:D:297:LYS:CB	2.49	0.61
3:D:557:ILE:HB	3:D:558:LEU:HD13	1.81	0.61
3:D:611:VAL:HA	3:D:634:LYS:O	2.00	0.61
3:D:643:PRO:N	3:D:683:PHE:HB3	2.15	0.61
3:D:677:LEU:HB3	3:D:678:PRO:CD	2.31	0.61
3:D:689:HIS:HB3	3:D:692:VAL:CG2	2.31	0.61
3:D:732:SER:HB2	3:D:733:MET:HE3	1.81	0.61
3:D:875:ARG:O	3:D:878:VAL:N	2.34	0.61

Continued on next page...

Continued from previous page...

Atom-1	Atom-2	Interatomic distance (Å)	Clash overlap (Å)
3:D:1025:THR:HG21	3:D:1030:ARG:H	1.66	0.61
3:D:1033:GLU:HG3	3:D:1038:ARG:H	1.66	0.61
5:F:252:ARG:HG2	6:J:101:ARG:NH2	2.16	0.61
5:F:479:PHE:CD2	5:F:481:LEU:HD11	2.35	0.61
6:J:27:ARG:O	6:J:46:ASP:HA	2.01	0.61
6:J:58:ASN:ND2	6:J:60:MET:SD	2.73	0.61
6:J:76:LYS:N	6:J:76:LYS:HD2	2.16	0.61
1:A:59:VAL:HG23	1:A:59:VAL:O	2.01	0.60
1:A:205:ARG:HA	1:A:208:LEU:CD2	2.28	0.60
1:B:20:GLN:HG3	1:B:194:LEU:C	2.21	0.60
1:B:22:VAL:O	1:B:23:ILE:HG13	2.01	0.60
1:B:34:LEU:O	1:B:35:GLY:O	2.19	0.60
1:B:47:PRO:CA	1:B:144:ARG:HA	2.31	0.60
1:B:192:LEU:HD21	1:B:194:LEU:HD11	1.82	0.60
2:C:64:LEU:O	2:C:86:LEU:HG	2.01	0.60
2:C:475:VAL:HG23	2:C:476:HIS:N	2.16	0.60
2:C:649:VAL:CG1	2:C:661:MET:HG2	2.31	0.60
2:C:711:GLY:O	2:C:712:GLU:HB3	2.01	0.60
2:C:758:ASP:CG	2:C:760:ARG:HE	2.04	0.60
2:C:760:ARG:HD2	2:C:767:GLU:CD	2.21	0.60
3:D:118:LEU:O	3:D:119:ASP:HB3	2.00	0.60
3:D:330:LEU:HD13	3:D:335:PHE:HA	1.81	0.60
3:D:408:GLY:O	3:D:410:GLN:N	2.34	0.60
3:D:431:VAL:HA	3:D:536:PHE:CZ	2.36	0.60
3:D:448:ALA:HA	3:D:451:LEU:H	1.64	0.60
3:D:468:ASN:OD1	3:D:469:ILE:N	2.34	0.60
3:D:504:LEU:HB3	3:D:1005:GLU:CG	2.31	0.60
3:D:527:LEU:HD22	3:D:575:ALA:HB1	1.82	0.60
3:D:582:VAL:O	3:D:583:THR:C	2.38	0.60
3:D:676:LEU:HD12	3:D:676:LEU:N	2.15	0.60
3:D:708:VAL:O	3:D:709:VAL:C	2.38	0.60
3:D:1190:ASN:O	3:D:1193:VAL:HG12	2.00	0.60
4:E:60:ARG:CZ	4:E:64:ILE:HG12	2.31	0.60
1:A:213:LYS:CG	1:B:231:GLY:HA3	2.31	0.60
1:B:73:VAL:HG12	1:B:77:ILE:HG13	1.82	0.60
1:B:90:ASP:O	1:B:91:GLU:HB3	2.01	0.60
2:C:201:SER:OG	2:C:202:VAL:N	2.34	0.60
2:C:320:LEU:HA	2:C:363:VAL:CG2	2.28	0.60
2:C:473:ARG:HH12	2:C:493:ASN:N	1.98	0.60
2:C:725:PRO:CD	2:C:918:ASN:HA	2.31	0.60
2:C:888:ARG:NH2	2:C:1028:MET:HG3	2.15	0.60

Continued on next page...

Continued from previous page...

Atom-1	Atom-2	Interatomic distance (Å)	Clash overlap (Å)
2:C:981:GLN:HB3	2:C:982:GLU:HG2	1.83	0.60
2:C:1003:ASP:OD1	2:C:1006:GLY:N	2.33	0.60
3:D:49:GLU:OE1	3:D:54:PRO:HA	2.01	0.60
3:D:152:GLU:HB3	3:D:223:TRP:CZ2	2.36	0.60
3:D:258:ALA:CA	3:D:261:ILE:HB	2.30	0.60
3:D:590:THR:HB	3:D:687:GLN:HE22	1.65	0.60
3:D:765:LEU:HD21	3:D:770:ARG:CG	2.31	0.60
3:D:787:GLN:HA	3:D:790:ARG:NH2	2.16	0.60
3:D:1052:ARG:HH21	3:D:1102:GLY:CA	2.06	0.60
3:D:1140:GLU:HB2	3:D:1143:ARG:NH1	2.16	0.60
3:D:1220:TRP:CD2	3:D:1221:LEU:HD22	2.35	0.60
3:D:1236:ALA:O	3:D:1239:ASN:N	2.34	0.60
4:E:61:ALA:CA	4:E:64:ILE:HD12	2.26	0.60
4:E:72:GLY:O	4:E:73:GLU:HB3	2.01	0.60
5:F:308:LYS:O	5:F:309:ARG:HD2	2.01	0.60
6:J:26:PRO:HG2	6:J:46:ASP:OD2	2.01	0.60
1:A:8:THR:O	1:A:23:ILE:HG12	2.01	0.60
1:A:137:GLU:OE2	1:A:161:ARG:NH2	2.34	0.60
1:B:17:ASN:HB2	1:B:198:THR:CB	2.26	0.60
1:B:39:ARG:HD2	1:B:176:TYR:CE1	2.36	0.60
1:B:51:VAL:HA	1:B:140:VAL:CB	2.31	0.60
1:B:147:VAL:N	1:B:166:SER:O	2.25	0.60
2:C:33:PRO:HB2	2:C:700:GLN:HG3	1.84	0.60
2:C:61:PHE:CE1	2:C:166:PHE:HZ	2.20	0.60
2:C:97:GLU:HG2	2:C:98:ASP:OD1	2.01	0.60
2:C:160:MET:CG	2:C:164:GLY:HA2	2.31	0.60
2:C:295:LEU:O	2:C:298:ASN:HB2	2.00	0.60
2:C:347:ARG:NH2	2:C:355:MET:HB2	2.16	0.60
2:C:456:SER:HB3	2:C:497:ILE:CG1	2.32	0.60
2:C:504:ALA:CB	2:C:514:THR:HA	2.31	0.60
2:C:512:ILE:HG22	2:C:513:GLU:N	2.17	0.60
2:C:677:ARG:NE	2:C:752:ILE:O	2.31	0.60
2:C:885:LEU:N	2:C:893:GLY:O	2.31	0.60
2:C:1003:ASP:O	2:C:1005:ASP:N	2.34	0.60
2:C:1072:GLU:O	2:C:1075:ALA:HB3	2.01	0.60
2:C:1100:VAL:HG13	2:C:1101:LYS:N	2.15	0.60
2:C:1126:LYS:HA	2:C:1129:GLN:OE1	2.02	0.60
3:D:17:ALA:C	3:D:20:ILE:HB	2.22	0.60
3:D:24:SER:OG	3:D:93:GLY:HA2	2.01	0.60
3:D:59:GLU:HG2	3:D:66:LYS:CB	2.31	0.60
3:D:430:ILE:HA	3:D:522:ILE:CA	2.31	0.60

Continued on next page...

Continued from previous page...

Atom-1	Atom-2	Interatomic distance (Å)	Clash overlap (Å)
3:D:476:VAL:O	3:D:479:GLN:HG3	2.02	0.60
3:D:484:TRP:O	3:D:488:GLU:HG3	2.01	0.60
3:D:601:PRO:HA	3:D:608:GLU:OE1	2.00	0.60
3:D:632:LYS:HZ2	3:D:666:THR:HG22	1.65	0.60
3:D:769:GLU:O	3:D:772:GLU:N	2.34	0.60
3:D:867:THR:HG23	3:D:868:ALA:H	1.65	0.60
3:D:1059:GLU:O	3:D:1059:GLU:HG3	2.00	0.60
3:D:1117:ASP:OD1	3:D:1119:HIS:HB2	2.01	0.60
3:D:1153:HIS:C	3:D:1156:VAL:HB	2.21	0.60
3:D:1183:ARG:HG2	3:D:1187:GLU:OE2	2.01	0.60
5:F:282:MET:HA	5:F:285:CYS:SG	2.40	0.60
1:A:6:ARG:NH2	1:B:221:LEU:HG	2.11	0.60
1:A:170:PRO:O	1:A:198:THR:HB	2.02	0.60
2:C:134:PHE:CE1	2:C:153:PHE:HB2	2.36	0.60
2:C:138:GLU:OE1	2:C:149:SER:OG	2.18	0.60
2:C:203:LYS:HD3	2:C:205:ILE:HG22	1.81	0.60
2:C:236:VAL:CG1	2:C:277:ILE:HD11	2.28	0.60
2:C:295:LEU:HD21	2:C:299:LEU:HD21	1.83	0.60
2:C:369:ASP:OD1	2:C:370:ILE:N	2.34	0.60
2:C:533:ALA:O	2:C:536:GLU:HB3	2.00	0.60
2:C:668:ARG:HD3	2:C:670:TYR:N	2.16	0.60
2:C:747:LEU:HB3	2:C:1032:LYS:NZ	2.14	0.60
2:C:853:PHE:O	2:C:867:GLU:HA	2.01	0.60
3:D:43:LYS:O	3:D:44:ASP:HB2	2.02	0.60
3:D:75:CYS:HB3	3:D:79:GLY:C	2.22	0.60
3:D:123:LYS:C	3:D:127:LYS:HZ2	2.04	0.60
3:D:293:LEU:CD2	3:D:294:LYS:HG3	2.31	0.60
3:D:302:PHE:O	3:D:303:GLN:C	2.40	0.60
3:D:588:LEU:HD21	3:D:669:GLY:HA3	1.84	0.60
3:D:888:GLU:N	3:D:974:VAL:O	2.34	0.60
3:D:1044:ALA:HB1	3:D:1110:GLN:HE21	1.65	0.60
5:F:438:PHE:CA	6:J:5:VAL:HG22	2.32	0.60
5:F:452:SER:HA	5:F:455:LEU:CB	2.30	0.60
5:F:482:THR:HG23	5:F:483:ASP:N	2.16	0.60
1:A:214:THR:CA	1:A:217:GLU:HB3	2.32	0.60
1:B:105:VAL:CG2	1:B:126:ALA:HB3	2.31	0.60
2:C:112:PHE:CE1	2:C:157:PHE:CB	2.84	0.60
2:C:113:ASP:HB2	2:C:132:PRO:CD	2.32	0.60
2:C:139:PHE:CB	2:C:148:LYS:HB2	2.23	0.60
2:C:185:VAL:HG11	2:C:204:VAL:HG22	1.84	0.60
2:C:513:GLU:HB3	2:C:530:TYR:CG	2.37	0.60

Continued on next page...

Continued from previous page...

Atom-1	Atom-2	Interatomic distance (Å)	Clash overlap (Å)
2:C:514:THR:O	2:C:529:VAL:O	2.18	0.60
2:C:677:ARG:CG	2:C:752:ILE:HB	2.31	0.60
2:C:681:GLY:CA	2:C:752:ILE:HB	2.20	0.60
2:C:683:CYS:SG	2:C:684:ALA:N	2.74	0.60
2:C:759:ALA:HB2	2:C:769:ILE:CD1	2.31	0.60
2:C:904:MET:HG3	2:C:905:PRO:O	2.00	0.60
2:C:922:VAL:HG13	2:C:927:ASN:OD1	2.00	0.60
2:C:976:VAL:HG12	2:C:977:PHE:N	2.17	0.60
3:D:43:LYS:CD	3:D:48:CYS:HA	2.30	0.60
3:D:397:ARG:HH12	5:F:425:GLN:CA	2.14	0.60
3:D:510:GLN:HA	3:D:559:MET:CB	2.32	0.60
3:D:517:VAL:HG12	3:D:518:GLU:N	2.16	0.60
3:D:565:ILE:O	3:D:566:LEU:HD23	2.01	0.60
3:D:590:THR:O	3:D:630:ARG:NE	2.34	0.60
3:D:631:ALA:H	3:D:667:THR:CG2	2.15	0.60
3:D:641:ARG:HE	3:D:647:GLU:CD	2.04	0.60
3:D:817:LEU:HD23	3:D:818:ALA:N	2.16	0.60
3:D:824:VAL:C	3:D:832:ILE:HG12	2.22	0.60
3:D:1068:PRO:HG2	3:D:1071:GLY:C	2.21	0.60
3:D:1140:GLU:N	3:D:1143:ARG:HG3	2.17	0.60
3:D:1163:ARG:HD3	3:D:1208:MET:HE1	1.82	0.60
3:D:1167:ILE:HD11	3:D:1181:ILE:HB	1.82	0.60
5:F:454:THR:HA	5:F:457:GLN:OE1	2.01	0.60
6:J:56:CYS:N	6:J:61:GLU:HA	2.16	0.60
1:A:6:ARG:HH22	1:B:218:LEU:HA	1.65	0.60
1:A:54:ILE:HA	1:A:161:ARG:HH11	1.65	0.60
1:A:99:LYS:C	1:A:133:LYS:HA	2.22	0.60
1:B:82:SER:O	1:B:123:MET:HE3	2.02	0.60
2:C:38:ARG:HG3	2:C:972:VAL:C	2.21	0.60
2:C:108:SER:O	2:C:135:VAL:HG13	2.02	0.60
2:C:117:ALA:C	2:C:119:VAL:H	2.05	0.60
2:C:120:ASP:HA	2:C:123:LYS:HD2	1.84	0.60
2:C:188:ASP:CA	2:C:367:THR:HB	2.26	0.60
2:C:206:PRO:HG2	2:C:209:GLY:O	2.00	0.60
2:C:220:ASP:HB2	2:C:264:LYS:HZ3	1.66	0.60
2:C:237:LEU:HA	2:C:240:ALA:HB3	1.83	0.60
2:C:287:PRO:HA	2:C:291:SER:HB3	1.83	0.60
2:C:481:GLY:N	2:C:586:MET:HB3	2.16	0.60
2:C:611:MET:CE	2:C:892:LYS:HB3	2.31	0.60
2:C:616:VAL:HG22	2:C:1032:LYS:C	2.22	0.60
2:C:649:VAL:HA	2:C:695:ARG:CD	2.32	0.60

Continued on next page...

Continued from previous page...

Atom-1	Atom-2	Interatomic distance (Å)	Clash overlap (Å)
2:C:684:ALA:O	2:C:686:GLN:HG3	2.00	0.60
2:C:723:ILE:HB	3:D:730:THR:HB	1.83	0.60
2:C:731:TYR:HD1	3:D:580:ASP:OD2	1.83	0.60
2:C:818:GLU:C	2:C:821:LEU:HB3	2.21	0.60
2:C:1096:THR:O	2:C:1099:ARG:HB2	2.02	0.60
2:C:1127:GLU:O	2:C:1130:SER:HB2	2.00	0.60
3:D:17:ALA:HB1	3:D:316:ALA:HB3	1.83	0.60
3:D:25:TYR:HD2	3:D:91:ARG:HD3	1.66	0.60
3:D:58:TRP:CE2	3:D:83:THR:HA	2.35	0.60
3:D:181:LEU:HG	3:D:197:VAL:HG12	1.83	0.60
3:D:266:GLU:O	3:D:268:PHE:N	2.34	0.60
3:D:493:GLU:CD	4:E:35:ILE:HG12	2.22	0.60
3:D:642:PRO:HB2	3:D:646:ILE:HD12	1.83	0.60
3:D:845:THR:OG1	3:D:847:LEU:HD22	2.00	0.60
3:D:1127:PRO:HB2	3:D:1131:GLN:CG	2.30	0.60
5:F:401:LYS:O	5:F:404:ASP:N	2.35	0.60
6:J:19:ASP:OD1	6:J:20:ARG:N	2.35	0.60
1:A:179:ASP:OD2	1:A:193:ILE:HG21	2.00	0.60
1:B:118:VAL:HG12	1:B:119:HIS:N	2.17	0.60
2:C:66:GLY:HA3	2:C:84:GLY:CA	2.31	0.60
2:C:181:ARG:CA	2:C:181:ARG:HH11	2.14	0.60
2:C:624:PRO:HA	2:C:718:ASN:ND2	2.17	0.60
2:C:657:TYR:HB3	2:C:671:ARG:NE	2.16	0.60
3:D:135:VAL:N	3:D:255:ALA:O	2.35	0.60
3:D:475:MET:CG	3:D:478:ARG:HB2	2.27	0.60
3:D:548:SER:HB2	3:D:550:GLU:OE1	2.01	0.60
3:D:590:THR:HB	3:D:687:GLN:NE2	2.17	0.60
3:D:616:ALA:HA	3:D:619:ILE:CB	2.29	0.60
3:D:736:VAL:HG21	3:D:841:ARG:NE	2.14	0.60
3:D:765:LEU:HG	3:D:766:ASN:N	2.16	0.60
3:D:879:ASP:O	3:D:880:VAL:HG12	2.01	0.60
3:D:1263:GLY:C	3:D:1264:ILE:HG13	2.22	0.60
4:E:68:TYR:CD1	4:E:71:LEU:HD12	2.36	0.60
1:A:23:ILE:HG13	1:A:192:LEU:HD23	1.84	0.60
1:A:36:ASN:O	1:A:38:LEU:N	2.34	0.60
1:B:40:ARG:HD3	1:B:44:SER:OG	2.01	0.60
1:B:59:VAL:O	1:B:59:VAL:HG12	2.00	0.60
1:B:77:ILE:CA	1:B:80:LEU:HB2	2.27	0.60
1:B:101:GLY:HA2	1:B:131:LYS:HB3	1.84	0.60
1:B:225:LEU:O	1:B:226:ASN:HB2	2.02	0.60
2:C:185:VAL:HG12	2:C:204:VAL:HG22	1.83	0.60

Continued on next page...

Continued from previous page...

Atom-1	Atom-2	Interatomic distance (Å)	Clash overlap (Å)
2:C:596:PHE:CE2	2:C:933:GLU:HB3	2.37	0.60
2:C:658:ILE:HG22	2:C:659:THR:O	2.01	0.60
2:C:723:ILE:HG13	2:C:1024:THR:HG22	1.83	0.60
2:C:754:GLU:HG3	2:C:872:TYR:CZ	2.37	0.60
2:C:944:TRP:CA	2:C:993:LEU:HD23	2.31	0.60
3:D:75:CYS:SG	3:D:77:ARG:HB2	2.41	0.60
3:D:170:LEU:HD21	3:D:205:MET:HB3	1.84	0.60
3:D:223:TRP:O	3:D:224:SER:C	2.40	0.60
3:D:249:GLY:HA2	3:D:252:PHE:CE1	2.37	0.60
3:D:346:ARG:HA	3:D:349:ASN:ND2	2.17	0.60
3:D:449:LEU:HD13	3:D:450:GLU:N	2.17	0.60
3:D:521:ALA:C	3:D:522:ILE:HG13	2.22	0.60
3:D:525:HIS:CG	3:D:526:PRO:HD2	2.36	0.60
3:D:574:LEU:O	3:D:576:MET:N	2.35	0.60
3:D:592:VAL:HG23	3:D:630:ARG:NE	2.17	0.60
3:D:600:GLN:HG3	3:D:602:ALA:HB3	1.84	0.60
3:D:885:ILE:O	3:D:974:VAL:HG22	2.01	0.60
3:D:1131:GLN:N	3:D:1134:LEU:HD12	2.17	0.60
5:F:348:THR:CA	5:F:351:ILE:HD12	2.31	0.60
5:F:355:ILE:O	5:F:358:ALA:HB3	2.01	0.60
5:F:384:ARG:O	5:F:388:GLN:HB3	2.02	0.60
1:A:37:SER:O	1:A:40:ARG:HB3	2.02	0.60
1:B:10:SER:OG	1:B:22:VAL:HG22	2.02	0.60
1:B:18:ARG:HH12	1:B:173:LYS:CG	2.14	0.60
1:B:20:GLN:HE21	1:B:194:LEU:N	2.00	0.60
1:B:72:ASP:O	1:B:76:ILE:HG13	2.02	0.60
2:C:446:LEU:HG	2:C:449:LEU:HB3	1.84	0.60
2:C:576:VAL:HG11	2:C:578:TYR:O	2.01	0.60
2:C:632:LEU:O	2:C:632:LEU:HD22	2.02	0.60
2:C:661:MET:HE3	2:C:663:ASP:HA	1.84	0.60
2:C:713:MET:HB2	2:C:715:LEU:HD11	1.83	0.60
2:C:737:LEU:O	2:C:899:LEU:HD23	2.01	0.60
2:C:1074:TRP:N	2:C:1074:TRP:CD1	2.67	0.60
2:C:1125:LEU:N	2:C:1128:LEU:HG	2.17	0.60
2:C:1134:ASN:HB3	3:D:14:LEU:O	2.02	0.60
3:D:62:CYS:HB2	3:D:77:ARG:CZ	2.32	0.60
3:D:73:ILE:CG1	3:D:82:VAL:HB	2.32	0.60
3:D:257:GLY:O	3:D:261:ILE:HG13	2.01	0.60
3:D:258:ALA:O	3:D:261:ILE:CB	2.50	0.60
3:D:435:GLN:HG2	3:D:435:GLN:O	2.01	0.60
3:D:439:HIS:HA	3:D:512:PHE:HD1	1.67	0.60

Continued on next page...

Continued from previous page...

Atom-1	Atom-2	Interatomic distance (Å)	Clash overlap (Å)
3:D:471:SER:HA	3:D:474:ARG:CZ	2.32	0.60
3:D:483:VAL:HG23	3:D:484:TRP:H	1.66	0.60
3:D:527:LEU:HD22	3:D:575:ALA:HA	1.84	0.60
3:D:729:VAL:O	3:D:729:VAL:HG12	2.00	0.60
3:D:1062:TYR:CB	3:D:1080:ILE:HB	2.31	0.60
3:D:1272:VAL:HA	4:E:106:HIS:CA	2.22	0.60
5:F:253:ILE:CG1	5:F:288:GLY:HA2	2.31	0.60
1:A:26:LEU:HB2	1:A:190:ASP:CA	2.31	0.60
1:A:43:LEU:HD23	2:C:902:GLU:HB3	1.83	0.60
1:A:205:ARG:C	1:A:208:LEU:HB3	2.21	0.60
1:B:2:LEU:HG	1:B:233:GLU:O	2.02	0.60
1:B:6:ARG:HG3	1:B:234:ILE:CG2	2.31	0.60
1:B:84:VAL:HG12	1:B:120:ASN:ND2	2.16	0.60
2:C:184:GLY:N	2:C:205:ILE:HG13	2.17	0.60
2:C:254:PHE:N	2:C:255:SER:CB	2.63	0.60
2:C:384:LEU:HA	2:C:387:ASN:HD22	1.67	0.60
2:C:428:LYS:HZ1	2:C:429:GLU:HB2	1.67	0.60
2:C:647:SER:O	2:C:695:ARG:NH2	2.35	0.60
2:C:685:ASN:OD1	2:C:686:GLN:N	2.35	0.60
2:C:717:LYS:O	2:C:1029:TYR:HA	2.00	0.60
2:C:771:ARG:HH21	2:C:783:ASP:H	1.50	0.60
2:C:933:GLU:HG3	2:C:934:THR:N	2.17	0.60
2:C:1009:MET:HE1	2:C:1019:PHE:O	2.02	0.60
2:C:1123:VAL:O	2:C:1124:LEU:C	2.37	0.60
3:D:101:VAL:HG13	3:D:375:GLN:CD	2.21	0.60
3:D:129:ILE:HD11	3:D:130:TYR:CE2	2.37	0.60
3:D:170:LEU:HD21	3:D:205:MET:HA	1.83	0.60
3:D:323:GLU:O	3:D:326:PRO:HD3	2.02	0.60
3:D:612:TYR:N	3:D:634:LYS:O	2.35	0.60
3:D:1050:THR:HG22	3:D:1106:GLU:CA	2.25	0.60
5:F:247:VAL:HG12	5:F:251:LYS:NZ	2.17	0.60
5:F:281:MET:CG	5:F:282:MET:H	1.99	0.60
5:F:410:VAL:HG13	5:F:411:LEU:N	2.17	0.60
1:A:99:LYS:HG3	1:A:100:GLN:N	2.17	0.59
1:B:3:ILE:CG2	1:B:5:GLN:H	2.13	0.59
1:B:51:VAL:HG13	1:B:140:VAL:HG22	1.83	0.59
1:B:87:SER:C	1:B:88:GLU:HG3	2.21	0.59
1:B:154:ALA:HB1	1:B:158:GLU:H	1.67	0.59
1:B:222:ALA:O	1:B:225:LEU:HD12	2.02	0.59
2:C:67:SER:HB3	2:C:69:ARG:HB2	1.83	0.59
2:C:69:ARG:CA	2:C:72:GLU:HG3	2.32	0.59

Continued on next page...

Continued from previous page...

Atom-1	Atom-2	Interatomic distance (Å)	Clash overlap (Å)
2:C:160:MET:HA	2:C:165:THR:O	2.02	0.59
2:C:275:LEU:HB2	2:C:287:PRO:CB	2.32	0.59
2:C:323:HIS:HB3	2:C:326:GLU:CG	2.13	0.59
2:C:713:MET:CB	2:C:715:LEU:HD11	2.31	0.59
2:C:726:TRP:NE1	2:C:727:GLU:HG3	2.17	0.59
2:C:750:ILE:HG12	2:C:875:GLN:C	2.23	0.59
2:C:801:ILE:CA	2:C:838:LYS:HG2	2.27	0.59
2:C:885:LEU:HA	2:C:1033:LEU:HD13	1.84	0.59
2:C:1007:LYS:HB3	2:C:1022:PRO:CB	2.32	0.59
2:C:1097:VAL:O	2:C:1099:ARG:N	2.35	0.59
2:C:1124:LEU:HA	2:C:1127:GLU:CD	2.22	0.59
3:D:27:GLU:CD	3:D:95:ILE:HA	2.23	0.59
3:D:116:TYR:O	3:D:295:ARG:HG3	2.02	0.59
3:D:130:TYR:HA	3:D:372:ARG:CD	2.32	0.59
3:D:159:ARG:HA	3:D:162:VAL:CG2	2.32	0.59
3:D:215:GLU:OE1	3:D:216:LEU:N	2.35	0.59
3:D:340:LEU:O	3:D:343:LEU:HG	2.02	0.59
3:D:350:ARG:HA	3:D:353:ARG:NH1	2.17	0.59
3:D:481:PRO:CA	3:D:484:TRP:HD1	2.15	0.59
3:D:817:LEU:HD23	3:D:818:ALA:HB2	1.83	0.59
5:F:319:ASP:HA	5:F:322:GLN:HG2	1.82	0.59
5:F:321:ILE:O	5:F:322:GLN:C	2.40	0.59
5:F:377:ASN:O	5:F:381:ARG:HB2	2.02	0.59
1:A:40:ARG:NE	1:B:33:THR:CG2	2.64	0.59
1:A:40:ARG:CZ	1:B:32:TYR:HB2	2.32	0.59
1:B:20:GLN:HE21	1:B:194:LEU:H	1.50	0.59
1:B:35:GLY:O	1:B:36:ASN:C	2.39	0.59
1:B:55:ARG:HD2	1:B:137:GLU:OE1	2.01	0.59
2:C:199:LEU:CA	2:C:216:VAL:HB	2.31	0.59
2:C:220:ASP:CB	2:C:221:THR:CG2	2.80	0.59
2:C:436:LEU:HD11	2:C:460:PRO:CD	2.32	0.59
2:C:477:PRO:O	2:C:479:HIS:HB2	2.02	0.59
2:C:534:ASP:O	2:C:536:GLU:HB3	2.01	0.59
2:C:755:HIS:O	2:C:871:VAL:N	2.36	0.59
2:C:821:LEU:HA	2:C:824:ILE:CB	2.30	0.59
2:C:871:VAL:CG1	2:C:872:TYR:H	2.15	0.59
2:C:963:LEU:HD23	2:C:964:LEU:N	2.17	0.59
2:C:1050:SER:C	2:C:1052:ILE:N	2.53	0.59
3:D:12:ILE:O	3:D:1240:CYS:HA	2.02	0.59
3:D:35:ASN:O	3:D:37:ARG:N	2.35	0.59
3:D:87:VAL:HG12	3:D:90:GLU:OE1	2.01	0.59

Continued on next page...

Continued from previous page...

Atom-1	Atom-2	Interatomic distance (Å)	Clash overlap (Å)
3:D:107:PHE:CE1	3:D:126:GLU:HB2	2.36	0.59
3:D:143:MET:C	3:D:147:GLU:HB2	2.21	0.59
3:D:149:SER:O	3:D:152:GLU:HG3	2.02	0.59
3:D:364:GLU:O	3:D:365:ILE:C	2.41	0.59
3:D:381:LEU:CD2	3:D:402:LEU:HD11	2.32	0.59
3:D:469:ILE:O	3:D:472:ALA:N	2.35	0.59
3:D:580:ASP:C	3:D:583:THR:HG22	2.22	0.59
3:D:710:ALA:O	3:D:713:VAL:HB	2.02	0.59
3:D:749:TYR:HE1	3:D:780:GLU:CB	2.14	0.59
3:D:795:ASP:O	3:D:796:ASP:HB3	2.02	0.59
3:D:1025:THR:HG22	3:D:1026:GLY:N	2.17	0.59
3:D:1117:ASP:HB3	3:D:1120:GLU:HG2	1.84	0.59
3:D:1275:THR:HG23	4:E:104:LEU:N	2.17	0.59
5:F:248:GLU:OE2	5:F:252:ARG:HG3	2.01	0.59
5:F:318:LEU:O	5:F:321:ILE:HB	2.02	0.59
5:F:318:LEU:HD23	5:F:321:ILE:CD1	2.32	0.59
1:A:9:LEU:CD1	1:B:221:LEU:HB3	2.18	0.59
1:A:146:TYR:CE1	1:A:165:ASP:HB3	2.38	0.59
1:A:192:LEU:CD1	1:A:194:LEU:HD21	2.31	0.59
1:B:48:GLY:HA2	1:B:142:ARG:HH21	1.67	0.59
2:C:71:ARG:NH1	2:C:82:PRO:O	2.36	0.59
2:C:231:ARG:HB3	5:F:205:ASP:H	1.65	0.59
2:C:232:GLN:NE2	2:C:277:ILE:HD12	2.17	0.59
2:C:489:PRO:HD3	2:C:497:ILE:O	2.02	0.59
2:C:615:ALA:HA	2:C:1032:LYS:O	2.03	0.59
2:C:757:ILE:O	2:C:757:ILE:HG23	2.02	0.59
2:C:760:ARG:HB2	2:C:767:GLU:CG	2.32	0.59
2:C:803:VAL:HG23	2:C:837:LEU:CB	2.29	0.59
2:C:809:LYS:N	2:C:832:VAL:HA	2.17	0.59
2:C:816:PRO:HB3	5:F:479:PHE:HB3	1.85	0.59
2:C:922:VAL:HG21	2:C:930:GLN:NE2	2.17	0.59
2:C:930:GLN:CG	2:C:931:ILE:N	2.65	0.59
2:C:938:TRP:CH2	2:C:942:SER:HB3	2.37	0.59
2:C:1131:LEU:HB2	2:C:1133:LEU:HD21	1.85	0.59
3:D:135:VAL:O	3:D:254:GLY:HA2	2.02	0.59
3:D:238:GLU:CG	3:D:242:ARG:HH12	2.15	0.59
3:D:874:THR:O	3:D:875:ARG:C	2.41	0.59
3:D:896:GLY:HA3	3:D:962:VAL:O	2.03	0.59
3:D:899:VAL:HA	3:D:900:GLU:OE1	2.03	0.59
3:D:943:ASP:OD2	3:D:981:ARG:HD2	2.02	0.59
3:D:980:GLY:O	3:D:988:LEU:HD12	2.02	0.59

Continued on next page...

Continued from previous page...

Atom-1	Atom-2	Interatomic distance (Å)	Clash overlap (Å)
3:D:1165:VAL:HB	3:D:1204:ARG:N	2.17	0.59
5:F:325:ASN:O	5:F:329:ILE:HG13	2.02	0.59
1:A:20:GLN:HB3	1:A:194:LEU:O	2.01	0.59
1:A:54:ILE:HG13	1:A:55:ARG:N	2.17	0.59
1:A:214:THR:C	1:A:217:GLU:HB3	2.22	0.59
1:B:78:LEU:HD13	3:D:636:ARG:NH1	2.17	0.59
2:C:62:GLU:CG	2:C:70:TRP:HB2	2.31	0.59
2:C:294:THR:OG1	2:C:295:LEU:N	2.33	0.59
2:C:310:ARG:C	2:C:313:ARG:HB3	2.23	0.59
2:C:789:ILE:O	2:C:789:ILE:HD12	2.02	0.59
3:D:208:ILE:O	3:D:211:ARG:N	2.35	0.59
3:D:448:ALA:CB	3:D:451:LEU:HB2	2.32	0.59
3:D:461:VAL:HG22	3:D:466:ALA:HB3	1.84	0.59
3:D:495:PRO:HG3	3:D:552:GLN:CB	2.27	0.59
3:D:498:LEU:O	3:D:509:ILE:HG12	2.03	0.59
3:D:500:ARG:O	3:D:500:ARG:HD3	2.02	0.59
3:D:592:VAL:CG2	3:D:630:ARG:HB3	2.32	0.59
3:D:647:GLU:OE2	3:D:682:PRO:HB3	2.01	0.59
3:D:1130:VAL:O	3:D:1133:HIS:CB	2.50	0.59
3:D:1269:ASN:CB	4:E:109:GLY:HA3	2.33	0.59
4:E:40:ILE:HA	4:E:43:LEU:CD1	2.32	0.59
6:J:28:GLN:HE21	6:J:44:PHE:HB3	1.68	0.59
6:J:58:ASN:O	6:J:60:MET:N	2.32	0.59
1:A:94:THR:CB	1:A:138:LEU:O	2.50	0.59
1:A:95:MET:HG2	1:A:111:VAL:HG13	1.83	0.59
1:B:2:LEU:CD2	1:B:3:ILE:HG22	2.33	0.59
1:B:28:PRO:HD3	1:B:189:PHE:HA	1.83	0.59
1:B:39:ARG:HE	1:B:176:TYR:HE1	1.51	0.59
1:B:53:SER:HA	1:B:164:VAL:CG2	2.20	0.59
2:C:94:SER:OG	2:C:95:PRO:HA	2.02	0.59
2:C:342:ILE:O	2:C:345:LEU:HB3	2.01	0.59
2:C:355:MET:HE2	2:C:356:THR:O	2.01	0.59
2:C:397:GLU:OE1	2:C:398:ARG:N	2.36	0.59
2:C:419:ASN:HD21	2:C:421:ARG:NH1	2.00	0.59
2:C:449:LEU:O	2:C:450:THR:C	2.38	0.59
2:C:535:GLU:HG3	2:C:536:GLU:HB3	1.84	0.59
2:C:733:ASP:OD2	3:D:536:PHE:N	2.35	0.59
2:C:756:GLU:HG3	2:C:868:LEU:CD1	2.30	0.59
2:C:799:GLY:C	2:C:839:VAL:HG12	2.23	0.59
2:C:889:HIS:NE2	2:C:930:GLN:N	2.51	0.59
2:C:892:LYS:HZ2	3:D:537:ASP:HB2	1.66	0.59

Continued on next page...

Continued from previous page...

Atom-1	Atom-2	Interatomic distance (Å)	Clash overlap (Å)
2:C:950:LYS:HD2	2:C:950:LYS:C	2.23	0.59
2:C:1011:PHE:CZ	2:C:1018:PRO:HA	2.38	0.59
3:D:81:GLU:HG2	3:D:82:VAL:CG1	2.20	0.59
3:D:416:ASN:O	3:D:418:LEU:N	2.35	0.59
3:D:696:ILE:HG22	3:D:700:LEU:HD21	1.84	0.59
3:D:708:VAL:HA	3:D:711:GLN:OE1	2.02	0.59
3:D:798:PRO:C	3:D:801:THR:HB	2.23	0.59
3:D:801:THR:C	3:D:804:ASP:HB2	2.21	0.59
3:D:928:ASP:CA	3:D:940:ARG:H	2.16	0.59
4:E:60:ARG:O	4:E:61:ALA:C	2.41	0.59
5:F:313:ARG:HH11	5:F:359:MET:CE	2.16	0.59
1:A:24:GLU:HB3	1:A:26:LEU:HG	1.85	0.59
1:A:55:ARG:HG3	1:A:59:VAL:HG21	1.84	0.59
1:A:61:HIS:ND1	1:A:63:PHE:HD2	2.01	0.59
1:A:167:ILE:O	1:A:169:SER:N	2.35	0.59
1:A:182:ARG:HG2	1:A:189:PHE:N	2.17	0.59
1:A:183:VAL:HG13	1:A:187:THR:HG23	1.82	0.59
1:B:47:PRO:HG3	1:B:144:ARG:CG	2.32	0.59
1:B:87:SER:HG	1:B:116:VAL:HA	1.66	0.59
2:C:70:TRP:CH2	2:C:82:PRO:HB2	2.37	0.59
2:C:106:SER:C	2:C:138:GLU:H	2.04	0.59
2:C:720:LEU:C	2:C:914:ASP:HB2	2.23	0.59
2:C:728:GLY:O	2:C:729:HIS:ND1	2.36	0.59
2:C:756:GLU:HA	2:C:869:VAL:O	2.03	0.59
2:C:913:VAL:HB	2:C:915:ILE:O	2.02	0.59
2:C:1066:GLN:HB3	3:D:425:SER:CB	2.27	0.59
3:D:52:PHE:CG	3:D:322:PRO:HG3	2.36	0.59
3:D:62:CYS:HB3	3:D:78:CYS:HB3	1.84	0.59
3:D:97:LEU:HB2	3:D:315:ASP:OD1	2.00	0.59
3:D:136:ILE:HD12	3:D:229:LEU:CD1	2.32	0.59
3:D:136:ILE:CB	3:D:231:PRO:HA	2.32	0.59
3:D:142:GLU:O	3:D:145:HIS:CA	2.51	0.59
3:D:144:ARG:NH2	3:D:229:LEU:HB3	2.17	0.59
3:D:159:ARG:HA	3:D:162:VAL:HG21	1.85	0.59
3:D:258:ALA:N	3:D:261:ILE:HD12	2.18	0.59
3:D:259:GLU:O	3:D:260:SER:C	2.40	0.59
3:D:265:ILE:CD1	3:D:310:MET:HA	2.33	0.59
3:D:438:LEU:HG	3:D:561:SER:CB	2.33	0.59
3:D:566:LEU:HD22	3:D:573:PRO:CA	2.31	0.59
3:D:582:VAL:O	3:D:585:LEU:CA	2.50	0.59
3:D:689:HIS:O	3:D:690:LYS:C	2.41	0.59

Continued on next page...

Continued from previous page...

Atom-1	Atom-2	Interatomic distance (Å)	Clash overlap (Å)
3:D:766:ASN:OD1	3:D:769:GLU:N	2.36	0.59
3:D:785:VAL:O	3:D:789:LEU:CB	2.51	0.59
3:D:883:ASP:O	3:D:885:ILE:HG23	2.02	0.59
4:E:54:VAL:O	4:E:57:ALA:HB3	2.02	0.59
5:F:499:THR:HB	5:F:501:GLU:HB3	1.85	0.59
1:A:78:LEU:O	1:A:79:ASN:C	2.40	0.59
1:B:56:ILE:HD13	1:B:136:VAL:HG22	1.85	0.59
1:B:210:SER:HA	1:B:213:LYS:HE3	1.85	0.59
2:C:80:VAL:HG12	2:C:81:ASN:OD1	2.03	0.59
2:C:161:THR:HG21	2:C:167:ILE:CD1	2.32	0.59
2:C:238:LEU:HG	2:C:243:TRP:CG	2.36	0.59
2:C:320:LEU:HD23	2:C:363:VAL:CB	2.32	0.59
2:C:507:ASN:CG	2:C:509:PHE:HB2	2.22	0.59
2:C:562:ARG:HA	2:C:568:VAL:CA	2.33	0.59
2:C:760:ARG:HB2	2:C:767:GLU:CD	2.22	0.59
2:C:787:ARG:O	2:C:787:ARG:HD2	2.02	0.59
2:C:886:ALA:CB	2:C:892:LYS:HA	2.32	0.59
2:C:922:VAL:HG22	2:C:927:ASN:OD1	2.02	0.59
2:C:994:PRO:HA	2:C:1000:VAL:HG23	1.83	0.59
2:C:1032:LYS:CA	2:C:1033:LEU:HD12	2.32	0.59
2:C:1082:ALA:HB1	3:D:1257:LEU:CG	2.33	0.59
3:D:25:TYR:HD1	6:J:57:ARG:HE	1.51	0.59
3:D:67:ARG:HD2	5:F:484:GLY:HA3	1.83	0.59
3:D:147:GLU:HB3	3:D:151:LEU:HD23	1.85	0.59
3:D:181:LEU:H	3:D:197:VAL:HG11	1.65	0.59
3:D:270:ILE:HG22	3:D:271:ASP:N	2.17	0.59
3:D:322:PRO:HA	3:D:325:ARG:NH2	2.18	0.59
3:D:582:VAL:O	3:D:585:LEU:HB2	2.02	0.59
3:D:639:GLN:O	3:D:641:ARG:N	2.36	0.59
3:D:643:PRO:O	3:D:647:GLU:HG2	2.02	0.59
3:D:753:ALA:HB2	3:D:777:ILE:HD13	1.83	0.59
3:D:815:ARG:HH22	3:D:822:GLY:HA3	1.67	0.59
3:D:899:VAL:C	3:D:959:GLN:HA	2.23	0.59
3:D:926:GLY:HA3	3:D:962:VAL:CA	2.32	0.59
3:D:1045:PRO:O	3:D:1111:LEU:N	2.36	0.59
3:D:1052:ARG:HE	3:D:1102:GLY:HA2	1.66	0.59
5:F:248:GLU:O	5:F:249:LEU:C	2.41	0.59
5:F:315:MET:HG2	5:F:316:ALA:N	2.17	0.59
5:F:380:GLY:O	5:F:383:GLN:HB3	2.02	0.59
5:F:489:LEU:HD22	5:F:503:ILE:CG2	2.33	0.59
6:J:92:GLU:HA	6:J:95:GLU:HB2	1.84	0.59

Continued on next page...

Continued from previous page...

Atom-1	Atom-2	Interatomic distance (Å)	Clash overlap (Å)
1:A:8:THR:N	1:A:23:ILE:HG23	2.18	0.59
1:A:144:ARG:O	1:A:144:ARG:HD2	2.03	0.59
1:A:164:VAL:HG12	1:A:165:ASP:H	1.68	0.59
1:B:48:GLY:O	1:B:142:ARG:HA	2.02	0.59
1:B:137:GLU:HB3	1:B:161:ARG:HH11	1.64	0.59
1:B:172:LEU:HD13	1:B:199:LYS:CA	2.32	0.59
1:B:192:LEU:HD23	1:B:194:LEU:HD11	1.85	0.59
2:C:180:VAL:HG22	2:C:378:LEU:CA	2.32	0.59
2:C:410:GLU:HG3	2:C:411:ALA:N	2.11	0.59
2:C:488:THR:OG1	2:C:494:ILE:HG23	2.02	0.59
2:C:582:SER:CB	2:C:585:GLN:HE21	2.14	0.59
2:C:681:GLY:HA2	2:C:752:ILE:CB	2.21	0.59
2:C:1046:THR:HA	3:D:423:ASP:OD1	2.02	0.59
2:C:1088:LEU:CD2	2:C:1091:ILE:HD11	2.31	0.59
2:C:1126:LYS:NZ	3:D:91:ARG:O	2.35	0.59
3:D:104:ILE:HG23	3:D:105:TRP:N	2.17	0.59
3:D:110:VAL:HA	3:D:112:SER:N	2.18	0.59
3:D:329:GLN:HG3	3:D:334:ARG:O	2.02	0.59
3:D:364:GLU:OE2	3:D:367:VAL:HB	2.02	0.59
3:D:459:ARG:HG3	3:D:460:LEU:H	1.68	0.59
3:D:889:HIS:CA	3:D:976:ALA:HB3	2.32	0.59
3:D:981:ARG:HG3	3:D:987:LYS:O	2.02	0.59
3:D:1194:VAL:O	3:D:1194:VAL:HG23	2.02	0.59
3:D:1210:ILE:CG1	3:D:1211:THR:N	2.65	0.59
4:E:43:LEU:HD23	4:E:100:HIS:CD2	2.38	0.59
4:E:90:LYS:CB	4:E:92:LEU:HB3	2.27	0.59
4:E:92:LEU:O	4:E:95:ALA:HB3	2.03	0.59
5:F:456:LEU:HG	5:F:457:GLN:N	2.14	0.59
6:J:55:LEU:HD21	6:J:59:GLY:O	2.02	0.59
1:A:46:ILE:HG22	1:A:170:PRO:CD	2.28	0.59
1:A:49:ALA:CB	1:A:142:ARG:HA	2.33	0.59
1:A:50:ALA:HB3	1:A:168:TYR:CE1	2.38	0.59
1:A:112:PRO:C	1:A:116:VAL:HG21	2.22	0.59
1:A:179:ASP:HB3	1:A:191:LYS:HD3	1.83	0.59
1:A:188:ASP:O	1:A:189:PHE:HB3	2.02	0.59
1:B:150:VAL:O	1:B:163:PRO:HB2	2.03	0.59
2:C:429:GLU:O	2:C:430:PHE:C	2.40	0.59
2:C:494:ILE:HG22	2:C:495:GLY:N	2.18	0.59
2:C:653:VAL:HG13	2:C:692:ALA:CA	2.33	0.59
2:C:719:LEU:O	2:C:1027:TYR:HA	2.03	0.59
2:C:746:VAL:CG1	2:C:747:LEU:HG	2.11	0.59

Continued on next page...

Continued from previous page...

Atom-1	Atom-2	Interatomic distance (Å)	Clash overlap (Å)
2:C:756:GLU:CG	2:C:868:LEU:HD11	2.30	0.59
2:C:769:ILE:HA	2:C:805:LYS:CA	2.32	0.59
2:C:1007:LYS:CE	3:D:730:THR:OG1	2.49	0.59
2:C:1129:GLN:N	2:C:1133:LEU:HB2	2.18	0.59
2:C:1137:VAL:N	3:D:10:LEU:HD12	2.17	0.59
3:D:289:LYS:O	3:D:293:LEU:CB	2.50	0.59
3:D:505:HIS:HA	3:D:1001:GLN:NE2	2.18	0.59
3:D:693:GLN:O	3:D:697:ILE:HG13	2.02	0.59
3:D:717:LYS:HG3	3:D:718:ASP:OD1	2.02	0.59
3:D:768:ASP:O	3:D:769:GLU:C	2.41	0.59
3:D:890:ASP:CB	3:D:977:THR:HG21	2.33	0.59
3:D:1250:GLU:HA	3:D:1253:ILE:CD1	2.23	0.59
1:A:68:GLY:O	1:A:128:LEU:HA	2.02	0.59
1:A:223:ARG:O	1:A:225:LEU:N	2.36	0.59
1:B:27:GLU:CG	1:B:30:PHE:HE2	2.14	0.59
1:B:39:ARG:O	1:B:40:ARG:O	2.21	0.59
2:C:178:GLN:HB3	2:C:379:ARG:CZ	2.32	0.59
2:C:373:PHE:HE2	2:C:482:ARG:HD3	1.68	0.59
2:C:420:ILE:O	2:C:423:VAL:HG23	2.02	0.59
2:C:517:ARG:HG3	2:C:579:MET:CE	2.33	0.59
2:C:651:GLU:O	2:C:653:VAL:HG13	2.03	0.59
2:C:723:ILE:CB	3:D:730:THR:HB	2.33	0.59
2:C:755:HIS:CE1	2:C:872:TYR:HA	2.38	0.59
2:C:813:GLU:C	2:C:814:LEU:HD22	2.23	0.59
2:C:815:THR:CB	2:C:817:GLU:HB2	2.32	0.59
2:C:867:GLU:HG2	2:C:868:LEU:H	1.66	0.59
2:C:983:ALA:HA	2:C:986:GLN:HB3	1.84	0.59
2:C:1108:LYS:CA	3:D:458:LYS:HE3	2.32	0.59
3:D:24:SER:OG	3:D:94:HIS:N	2.35	0.59
3:D:135:VAL:HG22	3:D:136:ILE:N	2.17	0.59
3:D:185:GLU:HG2	3:D:194:ARG:HD3	1.83	0.59
3:D:222:ILE:O	3:D:244:LEU:HD11	2.03	0.59
3:D:249:GLY:HA2	3:D:252:PHE:HE1	1.68	0.59
3:D:430:ILE:HG22	3:D:522:ILE:CD1	2.33	0.59
3:D:445:LYS:N	3:D:447:MET:HE2	2.17	0.59
3:D:495:PRO:O	3:D:546:PRO:HG3	2.03	0.59
3:D:720:GLY:O	3:D:721:PHE:C	2.41	0.59
3:D:743:LYS:HA	3:D:746:LEU:CG	2.33	0.59
3:D:773:ALA:O	3:D:776:GLU:HB3	2.03	0.59
3:D:821:LYS:CB	3:D:836:VAL:HG11	2.16	0.59
3:D:847:LEU:N	3:D:847:LEU:HD12	2.17	0.59

Continued on next page...

Continued from previous page...

Atom-1	Atom-2	Interatomic distance (Å)	Clash overlap (Å)
3:D:948:GLU:CD	3:D:948:GLU:H	2.06	0.59
3:D:971:SER:OG	3:D:972:THR:N	2.36	0.59
3:D:1040:PRO:O	3:D:1043:LYS:N	2.36	0.59
3:D:1054:ARG:HH11	3:D:1054:ARG:HG2	1.68	0.59
3:D:1066:ILE:CD1	3:D:1105:VAL:HG11	2.22	0.59
3:D:1250:GLU:O	3:D:1254:ILE:HG12	2.03	0.59
5:F:498:VAL:HG23	5:F:499:THR:N	2.18	0.59
1:A:120:ASN:ND2	1:A:123:MET:HE3	2.17	0.58
1:B:45:SER:HA	1:B:144:ARG:HD2	1.84	0.58
1:B:212:GLY:O	1:B:215:LEU:HD22	2.03	0.58
2:C:314:TYR:O	2:C:315:LYS:O	2.20	0.58
2:C:320:LEU:HD23	2:C:363:VAL:CG2	2.33	0.58
2:C:381:VAL:O	2:C:385:ILE:HG12	2.02	0.58
2:C:428:LYS:HG2	2:C:429:GLU:N	2.18	0.58
2:C:541:VAL:H	2:C:561:VAL:HG21	1.68	0.58
2:C:618:LEU:HB3	2:C:619:VAL:HG22	1.85	0.58
2:C:717:LYS:HB3	2:C:719:LEU:HD13	1.83	0.58
2:C:721:VAL:HG22	2:C:722:ALA:H	1.68	0.58
2:C:1125:LEU:HD12	2:C:1125:LEU:N	2.18	0.58
3:D:11:ARG:CA	3:D:1242:SER:HA	2.33	0.58
3:D:71:LYS:HG3	6:J:24:LEU:CD1	2.32	0.58
3:D:112:SER:O	3:D:116:TYR:HD2	1.85	0.58
3:D:275:GLU:C	3:D:278:ARG:HB2	2.23	0.58
3:D:599:TYR:CD2	3:D:601:PRO:HD3	2.37	0.58
3:D:691:LYS:O	3:D:692:VAL:C	2.41	0.58
3:D:927:THR:HG22	3:D:940:ARG:NH2	2.18	0.58
3:D:1025:THR:N	3:D:1030:ARG:HD3	2.18	0.58
3:D:1031:VAL:CA	3:D:1034:LEU:HB2	2.31	0.58
3:D:1122:LEU:HA	3:D:1126:GLY:CA	2.32	0.58
3:D:1223:ALA:HA	3:D:1226:PHE:HB2	1.84	0.58
4:E:43:LEU:HD23	4:E:100:HIS:HD2	1.68	0.58
4:E:95:ALA:O	4:E:99:ILE:HG13	2.03	0.58
5:F:274:PRO:HD2	5:F:277:GLN:CD	2.24	0.58
6:J:80:THR:H	6:J:83:ASP:HB2	1.67	0.58
1:A:15:THR:HG23	1:A:18:ARG:HH11	1.66	0.58
1:A:43:LEU:HD12	1:A:43:LEU:N	2.18	0.58
1:B:26:LEU:HD12	1:B:191:LYS:N	2.18	0.58
1:B:153:ARG:O	1:B:153:ARG:HG3	2.03	0.58
1:B:222:ALA:HA	1:B:225:LEU:CD1	2.33	0.58
2:C:95:PRO:HB3	2:C:106:SER:HB2	1.84	0.58
2:C:175:VAL:HG22	2:C:437:SER:N	2.18	0.58

Continued on next page...

Continued from previous page...

Atom-1	Atom-2	Interatomic distance (Å)	Clash overlap (Å)
2:C:185:VAL:O	2:C:185:VAL:HG23	2.01	0.58
2:C:244:THR:HG1	2:C:247:GLN:HG3	1.65	0.58
2:C:496:LEU:C	2:C:497:ILE:HG13	2.23	0.58
2:C:560:LEU:CD2	2:C:570:TYR:HB2	2.33	0.58
2:C:601:ASP:OD2	2:C:604:ARG:HG2	2.03	0.58
2:C:677:ARG:HG2	2:C:678:SER:N	2.17	0.58
2:C:717:LYS:H	2:C:1030:ILE:H	1.51	0.58
2:C:809:LYS:HE2	2:C:833:ARG:NH1	2.18	0.58
2:C:842:GLY:C	2:C:843:GLU:HG3	2.24	0.58
2:C:848:ILE:HB	2:C:872:TYR:CB	2.30	0.58
2:C:853:PHE:O	2:C:867:GLU:HG3	2.03	0.58
2:C:885:LEU:HG	2:C:1033:LEU:CD1	2.33	0.58
2:C:890:GLY:O	2:C:892:LYS:N	2.37	0.58
2:C:930:GLN:HG3	2:C:931:ILE:N	2.17	0.58
3:D:43:LYS:HE3	3:D:48:CYS:HA	1.85	0.58
3:D:58:TRP:CE3	6:J:17:GLU:OE1	2.56	0.58
3:D:61:TYR:C	3:D:63:GLY:N	2.57	0.58
3:D:88:ARG:HB3	3:D:322:PRO:CG	2.32	0.58
3:D:275:GLU:HA	3:D:278:ARG:CG	2.33	0.58
3:D:330:LEU:HB3	3:D:334:ARG:HB2	1.84	0.58
3:D:345:ARG:HA	3:D:348:ILE:CG2	2.33	0.58
3:D:387:ARG:NH2	5:F:225:ALA:HA	2.10	0.58
3:D:401:SER:OG	3:D:404:ASP:OD1	2.17	0.58
3:D:427:ARG:HA	3:D:541:MET:O	2.03	0.58
3:D:438:LEU:HB3	3:D:439:HIS:CE1	2.38	0.58
3:D:457:MET:HA	3:D:460:LEU:CD2	2.32	0.58
3:D:576:MET:CG	3:D:577:PRO:HD2	2.33	0.58
3:D:668:LEU:HD22	3:D:672:MET:HG2	1.84	0.58
3:D:765:LEU:HD21	3:D:770:ARG:HG2	1.85	0.58
3:D:781:ALA:O	3:D:782:THR:C	2.42	0.58
3:D:925:LEU:CD1	3:D:938:VAL:HG12	2.33	0.58
3:D:1046:ILE:C	3:D:1111:LEU:HD12	2.23	0.58
5:F:368:ILE:HG23	5:F:369:PRO:HD2	1.85	0.58
5:F:423:LEU:HD11	5:F:436:GLY:HA3	1.84	0.58
5:F:482:THR:HG23	5:F:483:ASP:H	1.68	0.58
6:J:101:ARG:O	6:J:104:LEU:N	2.36	0.58
1:A:181:THR:HG21	1:A:189:PHE:CZ	2.38	0.58
1:B:70:LYS:HG3	1:B:129:ASN:CG	2.23	0.58
1:B:86:SER:HB3	1:B:119:HIS:NE2	2.18	0.58
1:B:105:VAL:HG12	1:B:125:ILE:CG2	2.33	0.58
2:C:127:MET:CA	2:C:169:ASN:HD22	2.13	0.58

Continued on next page...

Continued from previous page...

Atom-1	Atom-2	Interatomic distance (Å)	Clash overlap (Å)
2:C:180:VAL:N	2:C:377:ARG:O	2.32	0.58
2:C:396:MET:HG3	2:C:419:ASN:O	2.04	0.58
2:C:616:VAL:HG11	2:C:1033:LEU:C	2.23	0.58
2:C:724:MET:HE1	2:C:726:TRP:HA	1.84	0.58
2:C:729:HIS:O	2:C:735:ILE:N	2.36	0.58
2:C:739:ASN:H	2:C:741:LEU:HG	1.68	0.58
2:C:794:ALA:C	2:C:846:LYS:HD2	2.24	0.58
2:C:818:GLU:HG2	2:C:819:ARG:N	2.19	0.58
2:C:825:PHE:O	2:C:827:GLU:N	2.37	0.58
2:C:848:ILE:HD12	2:C:872:TYR:C	2.24	0.58
2:C:940:ALA:O	2:C:943:GLY:N	2.34	0.58
2:C:940:ALA:O	2:C:969:ASN:HA	2.02	0.58
2:C:989:LEU:HD11	2:C:1005:ASP:N	2.19	0.58
2:C:1044:ARG:HB3	2:C:1065:GLY:HA2	1.85	0.58
2:C:1058:GLY:HA2	2:C:1064:GLY:HA2	1.84	0.58
2:C:1128:LEU:O	2:C:1130:SER:HB2	2.04	0.58
3:D:181:LEU:HD21	3:D:197:VAL:HB	1.85	0.58
3:D:453:LYS:CB	3:D:454:PRO:HD3	2.33	0.58
3:D:919:SER:CA	3:D:923:ARG:NH2	2.66	0.58
3:D:982:SER:HB3	3:D:985:THR:OG1	2.02	0.58
3:D:1087:ARG:HB2	3:D:1112:MET:CA	2.33	0.58
3:D:1130:VAL:O	3:D:1131:GLN:C	2.41	0.58
3:D:1173:THR:HB	3:D:1201:ALA:HB2	1.85	0.58
4:E:55:ILE:O	4:E:56:TYR:C	2.42	0.58
5:F:240:LEU:HB2	5:F:301:ARG:NH1	2.17	0.58
5:F:292:LYS:HG2	5:F:296:LEU:CD1	2.25	0.58
5:F:333:GLU:O	6:J:88:ARG:NH2	2.36	0.58
5:F:352:ARG:C	5:F:356:THR:HG23	2.24	0.58
5:F:461:GLN:HA	5:F:464:LEU:HD22	1.83	0.58
5:F:475:VAL:CA	5:F:478:ARG:HB3	2.32	0.58
5:F:499:THR:CB	5:F:501:GLU:HB3	2.34	0.58
1:A:21:PHE:CD2	1:A:195:ASP:HA	2.38	0.58
1:A:174:VAL:HG22	1:A:196:VAL:CG1	2.33	0.58
1:B:85:VAL:HG21	1:B:140:VAL:HG11	1.86	0.58
2:C:48:LEU:CD1	2:C:49:GLU:H	2.16	0.58
2:C:139:PHE:CG	2:C:140:ILE:N	2.70	0.58
2:C:458:LEU:CA	2:C:463:LEU:HG	2.31	0.58
2:C:605:ALA:O	2:C:606:LEU:C	2.41	0.58
2:C:729:HIS:C	2:C:734:ALA:HB1	2.24	0.58
2:C:750:ILE:HG23	2:C:875:GLN:N	2.05	0.58
2:C:757:ILE:H	2:C:868:LEU:CD2	2.07	0.58

Continued on next page...

Continued from previous page...

Atom-1	Atom-2	Interatomic distance (Å)	Clash overlap (Å)
2:C:797:ARG:O	2:C:839:VAL:HG11	2.03	0.58
2:C:852:VAL:O	2:C:852:VAL:HG13	2.02	0.58
2:C:961:ASP:O	2:C:964:LEU:HG	2.03	0.58
3:D:96:GLU:CD	3:D:316:ALA:HA	2.23	0.58
3:D:106:TYR:HD1	3:D:113:ARG:HD3	1.66	0.58
3:D:412:ARG:NH2	9:D:1404:FI8:O15	2.35	0.58
3:D:527:LEU:HD22	3:D:575:ALA:CB	2.33	0.58
3:D:632:LYS:HA	3:D:666:THR:C	2.24	0.58
3:D:640:LEU:HD11	3:D:675:GLU:HG2	1.84	0.58
3:D:770:ARG:HD2	3:D:771:ASN:H	1.66	0.58
3:D:816:THR:OG1	3:D:817:LEU:N	2.37	0.58
3:D:874:THR:CA	3:D:877:LEU:HD23	2.33	0.58
3:D:1272:VAL:O	3:D:1273:GLN:HB3	2.03	0.58
4:E:98:GLU:O	4:E:103:LEU:HD13	2.03	0.58
5:F:220:GLU:O	5:F:223:ALA:HB3	2.02	0.58
5:F:335:PHE:HB2	5:F:343:PHE:CD1	2.38	0.58
5:F:385:GLU:O	5:F:389:ASP:HB2	2.03	0.58
5:F:423:LEU:HG	5:F:435:LEU:HD22	1.84	0.58
5:F:456:LEU:HD13	5:F:526:TYR:CG	2.38	0.58
6:J:55:LEU:HA	6:J:61:GLU:CB	2.32	0.58
6:J:56:CYS:HB2	6:J:60:MET:HG3	1.85	0.58
1:A:23:ILE:N	1:A:192:LEU:HD23	2.19	0.58
1:A:97:LEU:CA	1:A:110:ILE:HG23	2.33	0.58
1:A:107:ALA:HB3	1:A:123:MET:N	2.19	0.58
1:B:93:VAL:C	1:B:139:VAL:HG22	2.23	0.58
1:B:100:GLN:CB	1:B:133:LYS:HB2	2.32	0.58
2:C:97:GLU:OE2	2:C:101:GLY:HA2	2.03	0.58
2:C:103:MET:HB2	2:C:139:PHE:HE1	1.69	0.58
2:C:382:GLY:O	2:C:383:GLU:C	2.41	0.58
2:C:455:LEU:HB2	2:C:499:SER:CA	2.32	0.58
2:C:486:ILE:C	2:C:606:LEU:HD12	2.24	0.58
2:C:642:VAL:O	2:C:702:ILE:HB	2.04	0.58
2:C:647:SER:CB	2:C:695:ARG:HH22	2.12	0.58
2:C:649:VAL:HA	2:C:695:ARG:HD3	1.85	0.58
2:C:668:ARG:O	2:C:668:ARG:HD3	2.02	0.58
2:C:888:ARG:CZ	2:C:1028:MET:HE2	2.33	0.58
2:C:948:ALA:HB1	2:C:951:GLY:O	2.04	0.58
3:D:50:LYS:HA	3:D:80:VAL:CG1	2.33	0.58
3:D:64:LYS:HG2	3:D:65:TYR:CZ	2.39	0.58
3:D:84:ARG:C	3:D:86:LYS:HG2	2.24	0.58
3:D:126:GLU:O	3:D:129:ILE:HG12	2.03	0.58

Continued on next page...

Continued from previous page...

Atom-1	Atom-2	Interatomic distance (Å)	Clash overlap (Å)
3:D:154:GLU:HA	3:D:157:VAL:HG21	1.83	0.58
3:D:154:GLU:HA	3:D:157:VAL:HG23	1.81	0.58
3:D:177:LEU:HD13	3:D:205:MET:HE3	1.84	0.58
3:D:281:ILE:CA	3:D:289:LYS:HE3	2.33	0.58
3:D:334:ARG:HA	5:F:420:PRO:HB3	1.85	0.58
3:D:392:THR:HA	3:D:399:LEU:HD12	1.84	0.58
3:D:398:PRO:C	3:D:399:LEU:HD12	2.23	0.58
3:D:556:ARG:O	3:D:560:LEU:HB2	2.02	0.58
3:D:732:SER:O	3:D:735:ASP:HB2	2.01	0.58
3:D:925:LEU:HD11	3:D:938:VAL:HG12	1.85	0.58
3:D:1046:ILE:O	3:D:1046:ILE:HG13	2.04	0.58
3:D:1060:ARG:HB3	3:D:1082:LYS:H	1.68	0.58
3:D:1251:ASN:O	3:D:1254:ILE:HG13	2.02	0.58
5:F:228:VAL:CA	5:F:231:TYR:HB3	2.30	0.58
5:F:292:LYS:HG3	5:F:296:LEU:HD21	1.85	0.58
5:F:328:LEU:HD23	5:F:329:ILE:HG13	1.86	0.58
5:F:412:GLU:OE1	5:F:416:TYR:CE2	2.57	0.58
6:J:30:ALA:C	6:J:31:ARG:HG3	2.22	0.58
1:B:205:ARG:CA	1:B:208:LEU:HD23	2.30	0.58
2:C:96:ILE:HG22	2:C:97:GLU:N	2.18	0.58
2:C:150:GLN:CB	2:C:414:PRO:HB2	2.32	0.58
2:C:372:HIS:O	2:C:375:ASN:HB2	2.04	0.58
2:C:446:LEU:HA	2:C:449:LEU:HB3	1.85	0.58
2:C:471:GLU:H	2:C:471:GLU:CD	2.05	0.58
2:C:654:SER:O	2:C:656:ASP:N	2.27	0.58
2:C:750:ILE:CD1	2:C:876:LYS:HG3	2.31	0.58
2:C:758:ASP:N	2:C:868:LEU:HD23	2.18	0.58
2:C:805:LYS:HG2	2:C:835:THR:HG23	1.86	0.58
3:D:73:ILE:HG12	3:D:82:VAL:HB	1.84	0.58
3:D:123:LYS:HB2	3:D:123:LYS:NZ	2.19	0.58
3:D:143:MET:HA	3:D:147:GLU:HB2	1.84	0.58
3:D:246:ASP:CG	3:D:247:ARG:H	2.04	0.58
3:D:327:MET:HG2	3:D:327:MET:O	2.03	0.58
3:D:446:LEU:HD23	3:D:449:LEU:CG	2.30	0.58
3:D:581:MET:HG3	3:D:721:PHE:CE1	2.39	0.58
3:D:630:ARG:O	3:D:631:ALA:HB2	2.03	0.58
3:D:643:PRO:HD3	3:D:683:PHE:CD2	2.38	0.58
3:D:772:GLU:O	3:D:773:ALA:C	2.42	0.58
3:D:901:LEU:HD11	3:D:960:VAL:HG23	1.85	0.58
3:D:995:VAL:HA	3:D:998:VAL:HG21	1.86	0.58
3:D:1195:ALA:C	3:D:1198:GLY:H	2.07	0.58

Continued on next page...

Continued from previous page...

Atom-1	Atom-2	Interatomic distance (Å)	Clash overlap (Å)
5:F:214:GLN:HE22	5:F:217:LYS:HE3	1.66	0.58
5:F:218:ASP:O	5:F:221:LEU:HB3	2.04	0.58
5:F:246:GLU:HA	5:F:249:LEU:CB	2.24	0.58
5:F:368:ILE:CG2	5:F:373:VAL:HG23	2.34	0.58
5:F:450:ALA:O	5:F:453:PHE:HB3	2.03	0.58
6:J:26:PRO:O	6:J:46:ASP:HB2	2.03	0.58
1:A:48:GLY:C	1:A:142:ARG:HD2	2.24	0.58
1:A:87:SER:CA	1:A:116:VAL:HA	2.24	0.58
1:A:215:LEU:O	1:A:218:LEU:CA	2.52	0.58
1:A:224:GLU:CG	1:B:209:ALA:HB1	2.33	0.58
1:B:107:ALA:C	1:B:109:ASP:H	2.07	0.58
1:B:213:LYS:O	1:B:216:VAL:N	2.37	0.58
2:C:78:GLY:O	2:C:79:ASP:HB2	2.03	0.58
2:C:109:ASP:HB3	2:C:135:VAL:HA	1.86	0.58
2:C:260:SER:O	2:C:263:GLU:N	2.35	0.58
2:C:320:LEU:HB3	2:C:322:LEU:HD21	1.85	0.58
2:C:426:ALA:O	2:C:427:ILE:C	2.40	0.58
2:C:444:ASN:OD1	2:C:444:ASN:C	2.41	0.58
2:C:480:TYR:HA	2:C:586:MET:HB3	1.84	0.58
2:C:544:ALA:HA	2:C:579:MET:SD	2.44	0.58
2:C:589:VAL:O	2:C:592:ALA:N	2.36	0.58
2:C:664:ASN:HB2	2:C:666:THR:OG1	2.03	0.58
2:C:758:ASP:CA	2:C:868:LEU:HD23	2.33	0.58
2:C:771:ARG:CB	2:C:787:ARG:HA	2.34	0.58
2:C:818:GLU:O	2:C:821:LEU:HB3	2.04	0.58
2:C:930:GLN:HG3	2:C:931:ILE:HD13	1.84	0.58
2:C:1058:GLY:HA3	2:C:1064:GLY:HA2	1.86	0.58
2:C:1120:SER:HA	2:C:1123:VAL:HG23	1.86	0.58
3:D:80:VAL:HG12	3:D:81:GLU:H	1.68	0.58
3:D:86:LYS:NZ	3:D:90:GLU:OE2	2.35	0.58
3:D:144:ARG:NH1	3:D:226:PHE:O	2.37	0.58
3:D:157:VAL:HA	3:D:160:LYS:HG2	1.86	0.58
3:D:207:GLN:O	3:D:210:ASP:HB2	2.04	0.58
3:D:319:VAL:HG13	3:D:344:TYR:CE1	2.39	0.58
3:D:707:ILE:HG12	3:D:708:VAL:H	1.64	0.58
3:D:708:VAL:O	3:D:711:GLN:HB2	2.04	0.58
3:D:712:THR:HA	3:D:715:LYS:CE	2.30	0.58
3:D:890:ASP:HA	3:D:977:THR:HG1	1.67	0.58
3:D:966:LEU:HD23	3:D:1159:ARG:HB2	1.85	0.58
3:D:1047:ALA:HB1	3:D:1106:GLU:O	2.04	0.58
3:D:1124:VAL:O	3:D:1124:VAL:HG12	2.02	0.58

Continued on next page...

Continued from previous page...

Atom-1	Atom-2	Interatomic distance (Å)	Clash overlap (Å)
3:D:1157:ILE:O	3:D:1158:VAL:C	2.42	0.58
3:D:1185:GLU:O	3:D:1186:PHE:C	2.41	0.58
3:D:1274:PRO:CA	4:E:104:LEU:HB2	2.34	0.58
5:F:456:LEU:HD12	5:F:460:LEU:CD2	2.31	0.58
5:F:500:ARG:HA	5:F:503:ILE:CG1	2.33	0.58
1:A:95:MET:CG	1:A:113:PRO:HD3	2.33	0.58
1:A:174:VAL:CB	1:A:196:VAL:HG22	2.34	0.58
2:C:56:VAL:HG13	2:C:57:GLN:N	2.17	0.58
2:C:204:VAL:HG11	2:C:212:LEU:HD21	1.85	0.58
2:C:249:VAL:HA	2:C:252:PHE:C	2.24	0.58
2:C:400:VAL:O	2:C:404:MET:HG3	2.04	0.58
2:C:407:GLN:HG3	2:C:417:LEU:HD22	1.85	0.58
2:C:435:GLN:HE21	2:C:460:PRO:HD3	1.68	0.58
2:C:463:LEU:C	2:C:463:LEU:HD12	2.23	0.58
2:C:601:ASP:HB3	2:C:604:ARG:CG	2.33	0.58
2:C:657:TYR:H	2:C:672:MET:HE2	1.68	0.58
2:C:662:HIS:O	2:C:664:ASN:N	2.36	0.58
2:C:668:ARG:HD2	2:C:670:TYR:CD1	2.38	0.58
2:C:729:HIS:HE1	3:D:434:PRO:CG	2.12	0.58
2:C:764:LEU:HD21	2:C:809:LYS:C	2.24	0.58
2:C:904:MET:SD	2:C:913:VAL:HG13	2.44	0.58
2:C:1048:PRO:HB2	5:F:440:GLU:OE1	2.04	0.58
2:C:1119:GLU:CA	2:C:1122:LYS:HD3	2.32	0.58
2:C:1136:GLU:CA	3:D:10:LEU:HD12	2.32	0.58
3:D:74:ILE:HD12	6:J:43:PRO:C	2.23	0.58
3:D:392:THR:HB	3:D:396:ASN:O	2.03	0.58
3:D:392:THR:HB	3:D:397:ARG:C	2.24	0.58
3:D:448:ALA:HA	3:D:451:LEU:CD2	2.34	0.58
3:D:579:LEU:HB2	3:D:581:MET:HE1	1.86	0.58
3:D:761:GLN:C	3:D:763:GLY:H	2.07	0.58
3:D:905:ALA:HB2	3:D:911:ILE:CG2	2.15	0.58
3:D:1065:THR:HG22	3:D:1074:GLU:HB2	1.85	0.58
3:D:1233:LEU:O	3:D:1236:ALA:HB3	2.03	0.58
3:D:1274:PRO:C	4:E:104:LEU:HA	2.23	0.58
4:E:52:ALA:O	4:E:54:VAL:C	2.41	0.58
5:F:228:VAL:O	5:F:231:TYR:HB3	2.03	0.58
5:F:248:GLU:HA	5:F:251:LYS:CD	2.31	0.58
5:F:328:LEU:O	5:F:329:ILE:C	2.41	0.58
5:F:382:ILE:HD13	5:F:385:GLU:CD	2.23	0.58
5:F:471:GLU:HA	5:F:474:VAL:HB	1.86	0.58
6:J:22:HIS:O	6:J:24:LEU:N	2.37	0.58

Continued on next page...

Continued from previous page...

Atom-1	Atom-2	Interatomic distance (Å)	Clash overlap (Å)
6:J:80:THR:O	6:J:83:ASP:HB2	2.03	0.58
6:J:82:TRP:CZ3	6:J:85:LEU:HD23	2.38	0.58
1:A:85:VAL:O	1:A:85:VAL:HG13	2.03	0.58
1:A:119:HIS:C	1:A:121:PRO:HD3	2.24	0.58
1:A:218:LEU:HD22	1:A:219:PHE:CZ	2.38	0.58
1:B:3:ILE:HG13	1:B:5:GLN:N	2.18	0.58
1:B:7:PRO:HB3	1:B:25:PRO:O	2.03	0.58
1:B:34:LEU:O	1:B:35:GLY:C	2.41	0.58
1:B:55:ARG:CD	1:B:56:ILE:N	2.64	0.58
1:B:77:ILE:CG1	1:B:80:LEU:HD12	2.34	0.58
2:C:131:ALA:N	2:C:157:PHE:H	2.02	0.58
2:C:177:SER:CB	2:C:378:LEU:HD11	2.34	0.58
2:C:278:TYR:CD1	2:C:291:SER:HA	2.39	0.58
2:C:355:MET:HE1	2:C:357:VAL:HA	1.86	0.58
2:C:529:VAL:HG12	2:C:531:LEU:HG	1.86	0.58
2:C:543:GLN:HG3	2:C:546:SER:OG	2.04	0.58
2:C:591:THR:O	2:C:593:MET:N	2.37	0.58
2:C:596:PHE:HA	2:C:598:GLU:OE2	2.04	0.58
2:C:626:VAL:HG22	2:C:627:GLY:N	2.19	0.58
2:C:674:LYS:HA	2:C:685:ASN:N	2.19	0.58
2:C:691:ASP:O	2:C:693:GLY:N	2.37	0.58
2:C:718:ASN:HA	2:C:1029:TYR:N	2.19	0.58
2:C:854:SER:N	2:C:859:ASP:HB2	2.18	0.58
2:C:909:ASP:H	2:C:1001:LEU:CD1	2.15	0.58
2:C:975:PRO:HB2	2:C:978:ASP:CB	2.26	0.58
2:C:1045:SER:HB2	3:D:424:TYR:CE1	2.39	0.58
2:C:1096:THR:HA	2:C:1099:ARG:NE	2.19	0.58
2:C:1097:VAL:HA	2:C:1100:VAL:HG12	1.86	0.58
2:C:1102:VAL:HG23	2:C:1105:ALA:HB3	1.86	0.58
3:D:34:ILE:CG2	3:D:41:PRO:HA	2.34	0.58
3:D:86:LYS:HZ3	3:D:90:GLU:CD	2.07	0.58
3:D:454:PRO:HA	3:D:457:MET:CG	2.34	0.58
3:D:473:LYS:N	3:D:476:VAL:HG23	2.19	0.58
3:D:499:ASN:CG	3:D:509:ILE:HD11	2.24	0.58
3:D:649:GLU:OE2	3:D:650:LEU:HG	2.04	0.58
3:D:657:GLN:HA	3:D:660:ASP:OD1	2.03	0.58
3:D:994:ALA:HB1	3:D:997:ILE:HG13	1.86	0.58
3:D:1049:VAL:HG21	3:D:1070:ASP:OD1	2.04	0.58
3:D:1061:PHE:HA	3:D:1080:ILE:C	2.23	0.58
3:D:1133:HIS:O	3:D:1137:GLU:HG2	2.04	0.58
3:D:1266:ARG:O	4:E:108:GLU:HB3	2.03	0.58

Continued on next page...

Continued from previous page...

Atom-1	Atom-2	Interatomic distance (Å)	Clash overlap (Å)
5:F:283:TRP:HA	5:F:286:ARG:HG2	1.84	0.58
5:F:333:GLU:CD	6:J:81:HIS:HB2	2.24	0.58
5:F:439:ILE:CD1	6:J:6:LEU:H	2.17	0.58
1:A:32:TYR:CD1	1:A:178:VAL:HG13	2.39	0.58
1:A:72:ASP:CG	1:A:74:THR:HG23	2.24	0.58
1:A:150:VAL:HG22	1:A:151:GLN:N	2.19	0.58
1:A:186:ARG:HG3	1:B:150:VAL:HG11	1.85	0.58
1:B:54:ILE:O	1:B:161:ARG:HA	2.02	0.58
1:B:97:LEU:HD21	1:B:109:ASP:CB	2.34	0.58
1:B:233:GLU:HG3	1:B:235:GLY:N	2.18	0.58
2:C:43:LYS:CB	2:C:44:LEU:HD12	2.34	0.58
2:C:61:PHE:CZ	2:C:65:ILE:HD11	2.39	0.58
2:C:115:VAL:O	2:C:116:LYS:HB3	2.02	0.58
2:C:226:ILE:CD1	2:C:229:LYS:HD2	2.34	0.58
2:C:251:ARG:HB3	2:C:252:PHE:CE2	2.38	0.58
2:C:254:PHE:H	2:C:255:SER:CB	2.17	0.58
2:C:306:TYR:HE2	2:C:331:SER:O	1.86	0.58
2:C:315:LYS:HA	2:C:318:LYS:CB	2.34	0.58
2:C:518:LYS:HA	2:C:578:TYR:CG	2.39	0.58
2:C:750:ILE:CG2	2:C:751:HIS:N	2.67	0.58
2:C:809:LYS:HB3	2:C:831:GLU:O	2.03	0.58
2:C:836:SER:OG	2:C:837:LEU:N	2.35	0.58
2:C:1096:THR:HA	2:C:1099:ARG:NH2	2.19	0.58
2:C:1123:VAL:O	2:C:1126:LYS:HB2	2.04	0.58
3:D:173:ARG:HH21	3:D:204:GLU:CB	2.16	0.58
3:D:349:ASN:HB3	5:F:362:GLN:HE22	1.69	0.58
3:D:360:LEU:H	3:D:360:LEU:CD1	2.15	0.58
3:D:392:THR:HA	3:D:399:LEU:CD1	2.34	0.58
3:D:454:PRO:CA	3:D:457:MET:HB2	2.34	0.58
3:D:710:ALA:HA	3:D:713:VAL:CB	2.33	0.58
3:D:712:THR:O	3:D:713:VAL:C	2.43	0.58
3:D:1024:ILE:C	3:D:1041:ARG:HH21	2.06	0.58
3:D:1030:ARG:C	3:D:1034:LEU:HG	2.22	0.58
3:D:1157:ILE:O	3:D:1160:GLN:N	2.36	0.58
3:D:1229:THR:O	3:D:1230:THR:C	2.40	0.58
3:D:1270:ILE:HG22	3:D:1272:VAL:HG23	1.86	0.58
5:F:248:GLU:OE2	6:J:101:ARG:NH1	2.37	0.58
5:F:252:ARG:HE	5:F:287:ASP:CG	2.06	0.58
5:F:273:LEU:HB3	5:F:277:GLN:HG2	1.84	0.58
5:F:281:MET:C	5:F:284:ILE:HG22	2.24	0.58
5:F:283:TRP:HA	5:F:286:ARG:CG	2.33	0.58

Continued on next page...

Continued from previous page...

Atom-1	Atom-2	Interatomic distance (Å)	Clash overlap (Å)
5:F:438:PHE:O	6:J:5:VAL:HG13	2.04	0.58
5:F:438:PHE:O	6:J:5:VAL:HA	2.04	0.58
5:F:453:PHE:CE2	6:J:16:TYR:HB3	2.39	0.58
1:A:85:VAL:CB	1:A:118:VAL:HG22	2.29	0.57
1:A:118:VAL:HG12	1:A:119:HIS:H	1.67	0.57
1:A:133:LYS:HD3	1:A:134:LEU:HA	1.85	0.57
1:A:145:GLY:H	1:A:168:TYR:C	2.02	0.57
1:A:220:GLY:O	1:A:225:LEU:HB2	2.03	0.57
1:B:3:ILE:CG1	1:B:5:GLN:HB2	2.34	0.57
1:B:14:LEU:CD1	1:B:19:SER:HA	2.34	0.57
1:B:84:VAL:CG2	1:B:199:LYS:HD3	2.19	0.57
2:C:65:ILE:O	2:C:84:GLY:HA3	2.03	0.57
2:C:292:ALA:O	2:C:293:GLN:HB2	2.04	0.57
2:C:381:VAL:O	2:C:382:GLY:C	2.42	0.57
2:C:403:ARG:HH11	2:C:417:LEU:HA	1.69	0.57
2:C:409:VAL:HG22	2:C:410:GLU:N	2.17	0.57
2:C:464:SER:O	2:C:467:ARG:N	2.37	0.57
2:C:558:ARG:HB2	2:C:570:TYR:OH	2.04	0.57
2:C:660:VAL:HG22	2:C:668:ARG:H	1.68	0.57
2:C:729:HIS:CB	2:C:736:ILE:HG22	2.33	0.57
2:C:733:ASP:O	2:C:735:ILE:HG13	2.04	0.57
2:C:777:SER:HB3	2:C:780:VAL:HG11	1.86	0.57
2:C:786:GLU:HG2	2:C:787:ARG:CG	2.32	0.57
2:C:1092:LYS:CE	3:D:424:TYR:HD2	2.03	0.57
2:C:1124:LEU:O	2:C:1127:GLU:CB	2.52	0.57
3:D:11:ARG:HA	3:D:1241:ARG:O	2.04	0.57
3:D:108:LYS:CE	3:D:386:ARG:HG3	2.24	0.57
3:D:125:LEU:O	3:D:128:ILE:CB	2.50	0.57
3:D:230:ALA:HB3	3:D:233:GLN:NE2	2.19	0.57
3:D:271:ASP:CA	3:D:274:ALA:HB3	2.34	0.57
3:D:379:ASP:O	3:D:382:PHE:N	2.37	0.57
3:D:438:LEU:HG	3:D:439:HIS:N	2.16	0.57
3:D:496:VAL:O	3:D:511:ALA:HA	2.03	0.57
3:D:497:LEU:O	3:D:543:VAL:HG22	2.04	0.57
3:D:527:LEU:CB	3:D:575:ALA:HB1	2.33	0.57
3:D:590:THR:HG23	3:D:630:ARG:NH2	2.19	0.57
3:D:602:ALA:N	3:D:608:GLU:HG2	2.19	0.57
3:D:644:VAL:HG12	3:D:645:GLU:N	2.19	0.57
3:D:871:GLY:O	3:D:872:TYR:C	2.42	0.57
3:D:905:ALA:HB3	3:D:908:GLY:C	2.25	0.57
3:D:926:GLY:HA2	3:D:963:ARG:H	1.68	0.57

Continued on next page...

Continued from previous page...

Atom-1	Atom-2	Interatomic distance (Å)	Clash overlap (Å)
3:D:1122:LEU:HG	3:D:1123:ARG:N	2.15	0.57
3:D:1136:ARG:O	3:D:1138:VAL:N	2.37	0.57
3:D:1193:VAL:HG13	3:D:1194:VAL:N	2.19	0.57
5:F:487:ARG:HB3	5:F:491:GLU:CG	2.33	0.57
6:J:79:ARG:NH2	6:J:87:GLU:OE1	2.36	0.57
1:A:21:PHE:O	1:A:194:LEU:N	2.37	0.57
1:A:28:PRO:HD3	1:A:189:PHE:CA	2.32	0.57
1:A:47:PRO:CA	1:A:144:ARG:HB3	2.28	0.57
1:A:174:VAL:HG12	1:A:175:THR:N	2.19	0.57
1:B:40:ARG:O	1:B:41:THR:C	2.43	0.57
1:B:42:LEU:HG	1:B:211:ALA:HB1	1.86	0.57
2:C:38:ARG:CB	2:C:971:ILE:HG22	2.34	0.57
2:C:40:SER:O	2:C:41:PHE:HD1	1.87	0.57
2:C:233:PRO:CG	5:F:203:VAL:HG21	2.33	0.57
2:C:346:VAL:CG1	2:C:347:ARG:H	2.17	0.57
2:C:475:VAL:O	2:C:476:HIS:CB	2.52	0.57
2:C:505:ARG:NH1	2:C:513:GLU:OE2	2.36	0.57
2:C:563:ARG:H	2:C:566:GLY:C	2.07	0.57
2:C:588:SER:OG	2:C:591:THR:OG1	2.16	0.57
2:C:594:ILE:HD13	2:C:888:ARG:CB	2.34	0.57
2:C:630:MET:N	2:C:631:GLU:OE1	2.37	0.57
2:C:807:THR:HG23	2:C:835:THR:CG2	2.31	0.57
2:C:833:ARG:HH21	2:C:834:ASP:HB3	1.67	0.57
2:C:854:SER:HB2	2:C:867:GLU:CD	2.25	0.57
2:C:959:LEU:O	2:C:961:ASP:N	2.32	0.57
2:C:1082:ALA:O	2:C:1083:TYR:C	2.42	0.57
3:D:20:ILE:HG22	3:D:21:ARG:N	2.20	0.57
3:D:83:THR:OG1	3:D:84:ARG:N	2.36	0.57
3:D:85:ALA:C	3:D:88:ARG:HG3	2.24	0.57
3:D:106:TYR:HB2	3:D:114:LEU:HG	1.86	0.57
3:D:128:ILE:CG2	3:D:261:ILE:HD11	2.31	0.57
3:D:142:GLU:O	3:D:145:HIS:N	2.36	0.57
3:D:210:ASP:CB	3:D:214:ARG:HH21	2.16	0.57
3:D:226:PHE:C	3:D:228:LYS:H	2.07	0.57
3:D:258:ALA:O	3:D:261:ILE:HB	2.05	0.57
3:D:339:ASP:O	3:D:341:ASN:N	2.37	0.57
3:D:378:VAL:O	3:D:379:ASP:C	2.42	0.57
3:D:486:VAL:HG13	3:D:489:GLU:HB2	1.85	0.57
3:D:964:SER:O	3:D:965:VAL:HG13	2.04	0.57
3:D:1031:VAL:HA	3:D:1034:LEU:CB	2.34	0.57
3:D:1123:ARG:C	3:D:1124:VAL:HG23	2.25	0.57

Continued on next page...

Continued from previous page...

Atom-1	Atom-2	Interatomic distance (Å)	Clash overlap (Å)
3:D:1163:ARG:O	3:D:1183:ARG:HB3	2.04	0.57
3:D:1165:VAL:N	3:D:1183:ARG:HB2	2.18	0.57
3:D:1166:THR:HG22	3:D:1204:ARG:H	1.65	0.57
5:F:214:GLN:HA	5:F:217:LYS:HB3	1.86	0.57
5:F:266:LEU:O	5:F:270:GLY:N	2.36	0.57
5:F:381:ARG:HH21	5:F:382:ILE:CD1	2.17	0.57
5:F:446:VAL:HB	5:F:449:ASP:CG	2.23	0.57
6:J:96:GLU:O	6:J:97:LEU:C	2.41	0.57
1:A:39:ARG:HA	1:A:42:LEU:CG	2.33	0.57
1:A:100:GLN:HG3	1:A:101:GLY:H	1.69	0.57
1:A:106:THR:HB	1:A:124:HIS:HA	1.85	0.57
1:B:15:THR:HG23	1:B:18:ARG:H	1.70	0.57
2:C:86:LEU:O	2:C:88:GLU:CB	2.51	0.57
2:C:254:PHE:CD1	2:C:255:SER:HB2	2.38	0.57
2:C:255:SER:HA	2:C:258:MET:CE	2.33	0.57
2:C:255:SER:HB3	2:C:258:MET:SD	2.43	0.57
2:C:271:ASP:CA	2:C:274:LEU:HB3	2.34	0.57
2:C:396:MET:O	2:C:399:VAL:HB	2.04	0.57
2:C:399:VAL:O	2:C:403:ARG:N	2.35	0.57
2:C:429:GLU:O	2:C:431:PHE:N	2.38	0.57
2:C:598:GLU:HB2	3:D:843:GLY:CA	2.33	0.57
2:C:652:GLU:HB3	2:C:659:THR:OG1	2.04	0.57
2:C:673:ARG:HD3	2:C:686:GLN:NE2	2.09	0.57
2:C:904:MET:SD	2:C:905:PRO:HD2	2.45	0.57
2:C:940:ALA:C	2:C:942:SER:N	2.56	0.57
2:C:1071:MET:O	2:C:1074:TRP:CB	2.52	0.57
3:D:202:GLU:O	3:D:205:MET:HB2	2.04	0.57
3:D:259:GLU:HG3	3:D:260:SER:N	2.18	0.57
3:D:264:LEU:HD23	3:D:267:ASN:OD1	2.03	0.57
3:D:499:ASN:CB	3:D:509:ILE:HG12	2.34	0.57
3:D:581:MET:O	3:D:585:LEU:HG	2.04	0.57
3:D:644:VAL:O	3:D:645:GLU:C	2.42	0.57
3:D:688:MET:HB2	3:D:693:GLN:HE21	1.68	0.57
3:D:885:ILE:HB	3:D:993:GLU:O	2.03	0.57
3:D:899:VAL:O	3:D:901:LEU:CG	2.46	0.57
3:D:924:THR:H	3:D:962:VAL:HG13	1.69	0.57
3:D:1229:THR:HG22	3:D:1233:LEU:CD1	2.30	0.57
5:F:228:VAL:O	5:F:231:TYR:CA	2.52	0.57
5:F:283:TRP:CZ3	6:J:105:ILE:HG12	2.40	0.57
6:J:10:ARG:HH22	6:J:12:GLY:CA	2.17	0.57
6:J:60:MET:HE2	6:J:61:GLU:O	2.04	0.57

Continued on next page...

Continued from previous page...

Atom-1	Atom-2	Interatomic distance (Å)	Clash overlap (Å)
1:A:5:GLN:HG3	1:A:5:GLN:O	2.05	0.57
1:A:8:THR:H	1:A:23:ILE:HG23	1.70	0.57
1:A:24:GLU:HA	1:A:26:LEU:CD2	2.35	0.57
1:A:24:GLU:HB2	1:A:25:PRO:HA	1.86	0.57
1:A:97:LEU:C	1:A:98:ARG:HD3	2.24	0.57
1:A:218:LEU:O	1:A:221:LEU:HD21	2.04	0.57
1:B:17:ASN:O	1:B:198:THR:N	2.31	0.57
1:B:26:LEU:HD12	1:B:191:LYS:HA	1.86	0.57
2:C:148:LYS:CB	2:C:414:PRO:HG3	2.33	0.57
2:C:178:GLN:O	2:C:180:VAL:HG13	2.05	0.57
2:C:373:PHE:HE2	2:C:479:HIS:HA	1.69	0.57
2:C:506:VAL:HA	2:C:513:GLU:HG3	1.86	0.57
2:C:643:VAL:HG13	2:C:700:GLN:O	2.04	0.57
2:C:651:GLU:OE1	2:C:667:ARG:HB3	2.04	0.57
2:C:816:PRO:HA	2:C:819:ARG:NH2	2.19	0.57
2:C:1079:TYR:CD1	3:D:558:LEU:HG	2.39	0.57
2:C:1090:THR:O	2:C:1091:ILE:O	2.23	0.57
2:C:1102:VAL:HB	2:C:1113:PRO:CG	2.33	0.57
3:D:14:LEU:HD12	3:D:1237:ALA:CB	2.34	0.57
3:D:103:HIS:HE1	3:D:105:TRP:CD2	2.23	0.57
3:D:136:ILE:HG22	3:D:231:PRO:HA	1.87	0.57
3:D:181:LEU:CD2	3:D:197:VAL:HB	2.33	0.57
3:D:385:GLY:HA3	3:D:390:PRO:CB	2.34	0.57
3:D:586:TYR:C	3:D:589:THR:HG1	2.08	0.57
3:D:717:LYS:HG3	3:D:721:PHE:CE2	2.39	0.57
3:D:1046:ILE:HA	3:D:1111:LEU:N	2.17	0.57
3:D:1050:THR:HB	3:D:1105:VAL:O	2.04	0.57
3:D:1087:ARG:C	3:D:1099:LEU:HB2	2.24	0.57
3:D:1127:PRO:HA	3:D:1130:VAL:HB	1.87	0.57
5:F:291:ALA:O	5:F:294:HIS:HB3	2.04	0.57
5:F:333:GLU:HA	6:J:81:HIS:CE1	2.40	0.57
5:F:489:LEU:HB3	5:F:503:ILE:CG1	2.35	0.57
5:F:501:GLU:HG3	5:F:502:ARG:N	2.18	0.57
6:J:92:GLU:O	6:J:95:GLU:HB3	2.04	0.57
1:A:26:LEU:HB2	1:A:190:ASP:O	2.03	0.57
1:A:105:VAL:H	1:A:127:THR:CA	2.17	0.57
1:A:111:VAL:O	1:A:111:VAL:HG22	2.03	0.57
1:A:207:ALA:O	1:A:208:LEU:C	2.40	0.57
1:B:26:LEU:HD11	1:B:192:LEU:HB2	1.86	0.57
1:B:38:LEU:CA	1:B:41:THR:HB	2.33	0.57
1:B:97:LEU:HB2	1:B:110:ILE:CD1	2.35	0.57

Continued on next page...

Continued from previous page...

Atom-1	Atom-2	Interatomic distance (Å)	Clash overlap (Å)
1:B:134:LEU:O	1:B:134:LEU:HD23	2.03	0.57
1:B:146:TYR:HA	1:B:168:TYR:N	2.20	0.57
1:B:173:LYS:HB3	1:B:197:GLU:OE1	2.05	0.57
1:B:181:THR:N	1:B:188:ASP:OD1	2.37	0.57
2:C:38:ARG:HH22	2:C:625:LEU:C	2.07	0.57
2:C:41:PHE:N	2:C:975:PRO:HD3	2.18	0.57
2:C:66:GLY:HA3	2:C:84:GLY:HA3	1.87	0.57
2:C:189:GLU:HA	2:C:200:HIS:CD2	2.39	0.57
2:C:576:VAL:HG12	2:C:577:ASP:N	2.20	0.57
2:C:618:LEU:HD22	2:C:748:THR:C	2.24	0.57
2:C:678:SER:OG	2:C:679:ASN:N	2.37	0.57
2:C:717:LYS:HB2	2:C:719:LEU:CD2	2.33	0.57
2:C:737:LEU:CD2	2:C:915:ILE:HG21	2.34	0.57
2:C:801:ILE:HG22	2:C:802:LEU:N	2.20	0.57
2:C:949:ALA:O	2:C:951:GLY:N	2.37	0.57
2:C:986:GLN:O	2:C:989:LEU:CB	2.53	0.57
2:C:989:LEU:HD21	2:C:1005:ASP:N	2.20	0.57
2:C:1024:THR:HB	3:D:730:THR:CB	2.34	0.57
3:D:17:ALA:CA	3:D:20:ILE:HD12	2.33	0.57
3:D:69:ARG:CG	6:J:24:LEU:HA	2.20	0.57
3:D:96:GLU:O	3:D:351:ASN:ND2	2.37	0.57
3:D:120:LEU:HD11	3:D:232:LYS:HZ2	1.69	0.57
3:D:242:ARG:O	3:D:244:LEU:N	2.38	0.57
3:D:362:ALA:CB	3:D:363:PRO:HD2	2.26	0.57
3:D:409:LYS:HA	3:D:414:ARG:NE	2.17	0.57
3:D:553:ALA:O	3:D:557:ILE:HG13	2.04	0.57
3:D:572:ARG:NE	3:D:1148:SER:OG	2.38	0.57
3:D:683:PHE:CG	3:D:684:VAL:N	2.72	0.57
3:D:760:PHE:CD1	3:D:770:ARG:HG2	2.39	0.57
3:D:785:VAL:HG13	3:D:786:GLY:H	1.68	0.57
3:D:930:VAL:CG1	3:D:936:VAL:HG13	2.34	0.57
3:D:1054:ARG:HH22	3:D:1063:LYS:NZ	2.02	0.57
3:D:1276:GLU:O	3:D:1277:GLU:C	2.42	0.57
5:F:246:GLU:OE1	5:F:247:VAL:N	2.37	0.57
5:F:297:GLU:O	5:F:300:LEU:HG	2.05	0.57
5:F:480:GLY:HA3	5:F:485:GLN:C	2.24	0.57
1:A:40:ARG:CD	1:B:33:THR:HG22	2.34	0.57
1:A:53:SER:HB3	1:A:163:PRO:HA	1.85	0.57
1:A:55:ARG:HH12	1:A:158:GLU:CB	2.17	0.57
1:B:38:LEU:HD12	1:B:42:LEU:CD1	2.29	0.57
1:B:54:ILE:CG2	1:B:139:VAL:H	2.17	0.57

Continued on next page...

Continued from previous page...

Atom-1	Atom-2	Interatomic distance (Å)	Clash overlap (Å)
2:C:62:GLU:OE2	2:C:69:ARG:HB2	2.04	0.57
2:C:428:LYS:NZ	2:C:429:GLU:H	2.02	0.57
2:C:574:SER:OG	2:C:575:GLU:HG3	2.04	0.57
2:C:722:ALA:O	2:C:917:LEU:HB2	2.04	0.57
2:C:861:LEU:HD11	2:C:865:VAL:C	2.24	0.57
2:C:884:LYS:N	2:C:895:ILE:HD12	2.19	0.57
2:C:1056:PRO:HB2	3:D:421:ARG:HD3	1.87	0.57
2:C:1086:GLN:O	2:C:1089:LEU:HB2	2.05	0.57
2:C:1095:ASP:O	2:C:1096:THR:C	2.41	0.57
2:C:1097:VAL:C	2:C:1101:LYS:H	2.08	0.57
3:D:13:GLY:HA2	3:D:1237:ALA:CB	2.34	0.57
3:D:49:GLU:HG2	3:D:88:ARG:HH12	1.66	0.57
3:D:285:LYS:HG2	3:D:286:GLY:N	2.20	0.57
3:D:367:VAL:O	3:D:368:ASN:C	2.42	0.57
3:D:370:GLU:C	3:D:373:MET:HB2	2.24	0.57
3:D:582:VAL:HA	3:D:585:LEU:HG	1.86	0.57
3:D:597:GLY:CA	3:D:627:LEU:HD12	2.34	0.57
3:D:668:LEU:C	3:D:671:VAL:HB	2.25	0.57
3:D:732:SER:HB2	3:D:733:MET:HE1	1.86	0.57
3:D:741:ARG:HD3	3:D:744:GLU:OE2	2.04	0.57
3:D:1129:GLU:OE1	3:D:1132:ILE:HB	2.03	0.57
3:D:1150:HIS:O	3:D:1150:HIS:CG	2.58	0.57
3:D:1270:ILE:CD1	4:E:52:ALA:HB1	2.35	0.57
3:D:1271:ALA:O	4:E:106:HIS:HA	2.05	0.57
4:E:40:ILE:O	4:E:43:LEU:HB2	2.04	0.57
4:E:47:VAL:HG12	4:E:48:SER:H	1.68	0.57
5:F:393:GLU:CG	5:F:394:PRO:HD2	2.35	0.57
5:F:395:THR:O	5:F:398:GLU:N	2.37	0.57
1:A:11:GLU:HG3	1:A:20:GLN:O	2.04	0.57
1:A:98:ARG:HA	1:A:134:LEU:O	2.05	0.57
1:A:142:ARG:NH2	1:B:230:GLU:OE1	2.31	0.57
1:A:186:ARG:CZ	1:B:148:PRO:HD2	2.35	0.57
1:B:41:THR:HB	1:B:42:LEU:HD12	1.86	0.57
1:B:49:ALA:HB2	1:B:142:ARG:CG	2.27	0.57
1:B:87:SER:CB	1:B:116:VAL:HG12	2.29	0.57
1:B:94:THR:HB	1:B:96:TYR:CZ	2.40	0.57
2:C:455:LEU:CB	2:C:499:SER:HA	2.35	0.57
2:C:534:ASP:O	2:C:535:GLU:C	2.43	0.57
2:C:657:TYR:H	2:C:672:MET:CE	2.17	0.57
2:C:742:VAL:HG12	2:C:743:GLU:N	2.20	0.57
2:C:837:LEU:O	2:C:838:LYS:HG3	2.04	0.57

Continued on next page...

Continued from previous page...

Atom-1	Atom-2	Interatomic distance (Å)	Clash overlap (Å)
2:C:854:SER:HA	2:C:867:GLU:CA	2.34	0.57
2:C:1102:VAL:HA	2:C:1105:ALA:HB2	1.84	0.57
3:D:42:GLU:O	3:D:43:LYS:HD3	2.04	0.57
3:D:104:ILE:CG1	3:D:105:TRP:HD1	2.17	0.57
3:D:245:VAL:HG12	3:D:246:ASP:N	2.18	0.57
3:D:275:GLU:N	3:D:278:ARG:HH11	2.03	0.57
3:D:329:GLN:HB3	6:J:9:SER:OG	2.04	0.57
3:D:365:ILE:HA	3:D:368:ASN:OD1	2.05	0.57
3:D:406:LEU:O	3:D:411:GLY:HA2	2.05	0.57
3:D:461:VAL:O	3:D:464:ASN:CA	2.52	0.57
3:D:588:LEU:HD13	3:D:588:LEU:C	2.24	0.57
3:D:810:ASN:ND2	3:D:812:THR:OG1	2.37	0.57
3:D:882:GLN:HG3	3:D:883:ASP:N	2.19	0.57
3:D:982:SER:OG	3:D:985:THR:N	2.34	0.57
3:D:1057:ASP:CA	3:D:1062:TYR:HA	2.34	0.57
3:D:1169:ASP:CB	3:D:1202:ALA:HB3	2.34	0.57
3:D:1186:PHE:C	3:D:1189:GLU:HB3	2.25	0.57
3:D:1221:LEU:C	3:D:1224:ALA:HB3	2.24	0.57
4:E:93:SER:HA	4:E:96:LEU:CG	2.33	0.57
5:F:260:THR:HG22	5:F:264:THR:HG23	1.86	0.57
5:F:324:GLY:N	5:F:355:ILE:HD11	2.19	0.57
5:F:343:PHE:HE1	5:F:346:TYR:HD2	1.51	0.57
6:J:28:GLN:C	6:J:29:ILE:HG13	2.25	0.57
1:A:29:GLY:O	1:A:30:PHE:CB	2.53	0.57
1:A:49:ALA:HB2	1:A:142:ARG:HD2	1.85	0.57
1:A:61:HIS:HB2	1:A:63:PHE:CE2	2.39	0.57
1:A:74:THR:O	1:A:77:ILE:HG12	2.04	0.57
1:A:172:LEU:HD23	1:A:173:LYS:N	2.19	0.57
1:B:15:THR:N	1:B:18:ARG:O	2.33	0.57
2:C:40:SER:OG	2:C:974:THR:HA	2.05	0.57
2:C:186:TYR:N	2:C:202:VAL:HG23	2.19	0.57
2:C:203:LYS:HE2	2:C:211:TRP:CZ3	2.39	0.57
2:C:345:LEU:C	2:C:345:LEU:HD13	2.25	0.57
2:C:446:LEU:O	2:C:449:LEU:HB3	2.05	0.57
2:C:532:THR:N	2:C:535:GLU:OE2	2.38	0.57
2:C:668:ARG:HD2	2:C:670:TYR:CZ	2.40	0.57
2:C:777:SER:HB3	2:C:780:VAL:CG1	2.35	0.57
2:C:784:LEU:CA	2:C:790:VAL:HG12	2.34	0.57
2:C:793:GLY:C	2:C:846:LYS:HB3	2.25	0.57
2:C:928:ILE:CA	2:C:931:ILE:HG12	2.35	0.57
2:C:938:TRP:CE3	2:C:942:SER:HB3	2.40	0.57

Continued on next page...

Continued from previous page...

Atom-1	Atom-2	Interatomic distance (Å)	Clash overlap (Å)
2:C:953:PRO:O	2:C:955:TRP:CD2	2.57	0.57
2:C:1086:GLN:OE1	3:D:1257:LEU:HD22	2.03	0.57
3:D:18:GLU:O	3:D:21:ARG:N	2.38	0.57
3:D:31:PRO:C	3:D:32:GLU:HG3	2.24	0.57
3:D:162:VAL:CG1	3:D:216:LEU:HD22	2.35	0.57
3:D:219:LEU:C	3:D:219:LEU:HD13	2.25	0.57
3:D:259:GLU:HA	3:D:263:LYS:NZ	2.20	0.57
3:D:339:ASP:OD2	5:F:424:ASP:HB2	2.05	0.57
3:D:384:ASN:HD21	3:D:391:VAL:C	2.07	0.57
3:D:512:PHE:CD1	3:D:561:SER:HB2	2.40	0.57
3:D:639:GLN:O	3:D:657:GLN:HB2	2.05	0.57
3:D:644:VAL:HA	3:D:647:GLU:CG	2.35	0.57
3:D:694:ALA:HA	3:D:697:ILE:CD1	2.21	0.57
3:D:888:GLU:HG3	3:D:975:CYS:HA	1.86	0.57
3:D:1088:VAL:HG12	3:D:1089:PHE:N	2.19	0.57
3:D:1150:HIS:O	3:D:1153:HIS:NE2	2.38	0.57
4:E:99:ILE:HG22	4:E:100:HIS:N	2.17	0.57
5:F:260:THR:CA	5:F:263:MET:HE2	2.27	0.57
5:F:262:LEU:HD12	5:F:265:GLU:CB	2.35	0.57
1:A:11:GLU:HG3	1:A:21:PHE:CD1	2.40	0.57
1:A:124:HIS:C	1:A:125:ILE:HG13	2.24	0.57
1:A:214:THR:HA	1:A:217:GLU:HB3	1.87	0.57
1:A:219:PHE:CB	1:A:222:ALA:HB3	2.32	0.57
1:B:172:LEU:HB3	1:B:197:GLU:CG	2.35	0.57
1:B:183:VAL:HG23	1:B:184:GLU:N	2.20	0.57
2:C:93:LEU:C	2:C:93:LEU:HD13	2.24	0.57
2:C:200:HIS:N	2:C:216:VAL:HB	2.20	0.57
2:C:250:GLU:OE1	2:C:251:ARG:N	2.37	0.57
2:C:320:LEU:HD23	2:C:363:VAL:CG1	2.34	0.57
2:C:331:SER:O	2:C:333:LEU:N	2.38	0.57
2:C:717:LYS:O	2:C:719:LEU:HB2	2.04	0.57
2:C:770:THR:OG1	2:C:771:ARG:N	2.37	0.57
2:C:771:ARG:NH2	2:C:781:LEU:O	2.25	0.57
2:C:802:LEU:N	2:C:837:LEU:O	2.38	0.57
2:C:944:TRP:HA	2:C:993:LEU:HB2	1.87	0.57
2:C:994:PRO:HA	2:C:1000:VAL:CG2	2.35	0.57
2:C:1071:MET:O	2:C:1074:TRP:CA	2.53	0.57
2:C:1085:LEU:O	2:C:1088:LEU:HG	2.05	0.57
2:C:1131:LEU:CB	2:C:1133:LEU:HD21	2.34	0.57
3:D:95:ILE:HG13	3:D:318:PRO:O	2.05	0.57
3:D:97:LEU:N	3:D:315:ASP:O	2.35	0.57

Continued on next page...

Continued from previous page...

Atom-1	Atom-2	Interatomic distance (Å)	Clash overlap (Å)
3:D:140:ASP:CB	3:D:251:TYR:HB3	2.33	0.57
3:D:277:LEU:HD23	3:D:296:LEU:HB2	1.86	0.57
3:D:281:ILE:CG2	3:D:289:LYS:HG3	2.23	0.57
3:D:334:ARG:HA	5:F:420:PRO:CB	2.35	0.57
3:D:355:LYS:HZ1	3:D:356:ARG:CB	2.08	0.57
3:D:499:ASN:HB2	3:D:509:ILE:CG1	2.34	0.57
3:D:634:LYS:CA	3:D:665:GLU:HA	2.32	0.57
3:D:696:ILE:C	3:D:699:ASP:HB3	2.25	0.57
3:D:951:ALA:O	3:D:954:ALA:HB3	2.04	0.57
3:D:964:SER:OG	3:D:965:VAL:N	2.36	0.57
3:D:1031:VAL:O	3:D:1032:GLN:C	2.43	0.57
3:D:1229:THR:O	3:D:1232:VAL:CA	2.53	0.57
4:E:83:VAL:HG13	4:E:84:GLU:OE1	2.05	0.57
5:F:245:GLU:C	5:F:249:LEU:HG	2.25	0.57
5:F:370:VAL:HG23	5:F:371:HIS:N	2.06	0.57
5:F:412:GLU:O	5:F:415:GLN:HB3	2.05	0.57
5:F:439:ILE:HG22	5:F:440:GLU:N	2.20	0.57
6:J:84:MET:HA	6:J:87:GLU:OE1	2.04	0.57
1:A:42:LEU:O	1:A:44:SER:O	2.22	0.57
1:A:69:VAL:CG1	1:A:128:LEU:HG	2.35	0.57
1:B:14:LEU:HD12	1:B:19:SER:HA	1.87	0.57
1:B:55:ARG:HB2	1:B:160:GLY:O	2.05	0.57
1:B:148:PRO:HG3	3:D:624:ARG:CD	2.34	0.57
2:C:98:ASP:OD2	2:C:100:SER:HB3	2.05	0.57
2:C:131:ALA:C	2:C:156:ASP:HA	2.25	0.57
2:C:320:LEU:C	2:C:322:LEU:HG	2.24	0.57
2:C:424:VAL:HG23	2:C:428:LYS:HB2	1.85	0.57
2:C:451:HIS:HA	2:C:454:ARG:NE	2.19	0.57
2:C:548:ILE:CA	2:C:554:PHE:HA	2.20	0.57
2:C:549:ASP:H	2:C:553:ARG:C	1.99	0.57
2:C:558:ARG:HD2	2:C:572:PRO:CB	2.33	0.57
2:C:741:LEU:HD23	2:C:741:LEU:N	2.20	0.57
2:C:1117:ILE:CG2	2:C:1118:PRO:HD2	2.29	0.57
2:C:1124:LEU:O	2:C:1125:LEU:C	2.43	0.57
2:C:1128:LEU:C	2:C:1133:LEU:HB2	2.25	0.57
3:D:64:LYS:HE3	3:D:76:GLU:OE2	2.05	0.57
3:D:212:ALA:O	3:D:216:LEU:HG	2.05	0.57
3:D:290:LEU:O	3:D:293:LEU:HD22	2.05	0.57
3:D:510:GLN:HB3	3:D:559:MET:O	2.05	0.57
3:D:565:ILE:O	3:D:574:LEU:HB2	2.05	0.57
3:D:729:VAL:HG11	3:D:798:PRO:HB2	1.86	0.57

Continued on next page...

Continued from previous page...

Atom-1	Atom-2	Interatomic distance (Å)	Clash overlap (Å)
3:D:882:GLN:O	3:D:884:VAL:HG23	2.05	0.57
3:D:889:HIS:O	3:D:977:THR:HG23	2.05	0.57
3:D:928:ASP:CB	3:D:939:GLU:HA	2.34	0.57
3:D:1055:LEU:HD11	3:D:1086:LEU:HD21	1.87	0.57
3:D:1060:ARG:HB3	3:D:1081:SER:HA	1.87	0.57
3:D:1161:MET:CE	3:D:1210:ILE:HG23	2.34	0.57
3:D:1245:LEU:O	3:D:1245:LEU:HG	2.04	0.57
5:F:281:MET:CA	5:F:284:ILE:HG22	2.34	0.57
5:F:408:GLU:O	5:F:411:LEU:HB3	2.05	0.57
5:F:439:ILE:HA	6:J:5:VAL:CG1	2.29	0.57
1:A:9:LEU:HD12	1:B:221:LEU:CB	2.20	0.56
1:A:21:PHE:HZ	1:A:204:PRO:HB3	1.69	0.56
1:A:50:ALA:O	1:A:168:TYR:OH	2.17	0.56
1:A:95:MET:HE3	1:A:111:VAL:H	1.69	0.56
1:A:146:TYR:CG	1:A:147:VAL:N	2.72	0.56
1:B:54:ILE:C	1:B:161:ARG:HA	2.25	0.56
2:C:63:TRP:O	2:C:66:GLY:N	2.38	0.56
2:C:185:VAL:HG12	2:C:204:VAL:CB	2.35	0.56
2:C:215:ASP:N	2:C:223:GLY:HA3	2.19	0.56
2:C:224:VAL:HG21	2:C:232:GLN:C	2.26	0.56
2:C:347:ARG:O	2:C:350:GLU:HB3	2.05	0.56
2:C:354:THR:OG1	2:C:355:MET:N	2.38	0.56
2:C:412:ILE:C	2:C:416:THR:HG21	2.25	0.56
2:C:448:GLY:C	2:C:452:LYS:HZ3	2.08	0.56
2:C:505:ARG:CZ	2:C:513:GLU:OE1	2.53	0.56
2:C:520:VAL:O	2:C:523:VAL:HB	2.05	0.56
2:C:643:VAL:HG22	2:C:701:VAL:HA	1.85	0.56
2:C:688:PRO:O	2:C:703:ALA:HA	2.04	0.56
2:C:756:GLU:HG2	2:C:868:LEU:HD21	1.86	0.56
2:C:855:ARG:HG3	2:C:856:GLU:N	2.20	0.56
2:C:1009:MET:SD	2:C:1019:PHE:HB2	2.45	0.56
2:C:1067:ARG:CA	3:D:421:ARG:HA	2.30	0.56
2:C:1085:LEU:HG	2:C:1089:LEU:CD1	2.30	0.56
2:C:1104:GLU:HG3	2:C:1108:LYS:HE3	1.87	0.56
3:D:30:LYS:CE	3:D:44:ASP:HB2	2.35	0.56
3:D:48:CYS:SG	3:D:51:ILE:HG23	2.45	0.56
3:D:52:PHE:HD2	3:D:88:ARG:NH2	2.02	0.56
3:D:59:GLU:HG2	3:D:66:LYS:CG	2.34	0.56
3:D:59:GLU:CB	3:D:66:LYS:HG2	2.35	0.56
3:D:111:PRO:HB2	3:D:116:TYR:OH	2.05	0.56
3:D:118:LEU:CA	3:D:295:ARG:NH2	2.66	0.56

Continued on next page...

Continued from previous page...

Atom-1	Atom-2	Interatomic distance (Å)	Clash overlap (Å)
3:D:229:LEU:CD1	3:D:230:ALA:H	2.18	0.56
3:D:357:LEU:O	3:D:358:ILE:C	2.44	0.56
3:D:665:GLU:O	3:D:666:THR:CG2	2.53	0.56
3:D:689:HIS:CD2	3:D:806:GLY:HA3	2.40	0.56
3:D:712:THR:HG23	3:D:716:LEU:HD21	1.86	0.56
3:D:741:ARG:HE	3:D:745:ILE:HD11	1.70	0.56
3:D:862:ASP:O	3:D:863:THR:C	2.44	0.56
3:D:1052:ARG:C	3:D:1105:VAL:HG23	2.25	0.56
3:D:1055:LEU:HD11	3:D:1086:LEU:CD2	2.35	0.56
3:D:1199:GLU:HG3	3:D:1199:GLU:O	2.05	0.56
4:E:50:LYS:CA	4:E:53:LEU:HD13	2.35	0.56
4:E:57:ALA:O	4:E:60:ARG:HB3	2.04	0.56
5:F:229:ARG:HA	5:F:232:LEU:HD12	1.86	0.56
1:A:42:LEU:O	1:A:46:ILE:HD11	2.03	0.56
1:A:56:ILE:HG23	1:A:135:GLU:C	2.25	0.56
1:A:142:ARG:CG	1:A:143:GLY:N	2.65	0.56
1:B:39:ARG:HG3	1:B:174:VAL:HG11	1.87	0.56
1:B:179:ASP:OD1	1:B:193:ILE:HD11	2.05	0.56
1:B:182:ARG:HD3	1:B:185:GLN:HB3	1.88	0.56
2:C:72:GLU:C	2:C:75:ALA:HB3	2.25	0.56
2:C:96:ILE:HG13	2:C:105:LEU:CG	2.35	0.56
2:C:278:TYR:CZ	2:C:291:SER:HB3	2.40	0.56
2:C:308:LEU:HD21	2:C:331:SER:HA	1.86	0.56
2:C:339:VAL:HG23	2:C:340:ALA:N	2.20	0.56
2:C:343:GLU:O	2:C:346:VAL:HG12	2.05	0.56
2:C:464:SER:O	2:C:466:GLU:N	2.39	0.56
2:C:479:HIS:HA	2:C:482:ARG:HD2	1.87	0.56
2:C:793:GLY:N	2:C:847:VAL:HB	2.20	0.56
2:C:818:GLU:O	2:C:819:ARG:C	2.43	0.56
2:C:925:ARG:O	2:C:926:MET:HB2	2.04	0.56
2:C:1114:GLU:CG	2:C:1115:PRO:HD2	2.34	0.56
3:D:8:ASP:O	3:D:1245:LEU:HD21	2.06	0.56
3:D:55:THR:C	3:D:56:ARG:HG3	2.24	0.56
3:D:80:VAL:HG12	3:D:81:GLU:N	2.20	0.56
3:D:143:MET:CA	3:D:147:GLU:HB2	2.35	0.56
3:D:144:ARG:O	3:D:144:ARG:HD2	2.06	0.56
3:D:327:MET:CE	5:F:420:PRO:HG2	2.34	0.56
3:D:409:LYS:HA	3:D:414:ARG:CZ	2.34	0.56
3:D:453:LYS:CG	3:D:454:PRO:HD3	2.35	0.56
3:D:615:PRO:O	3:D:619:ILE:HG13	2.05	0.56
3:D:641:ARG:CG	3:D:642:PRO:HD2	2.34	0.56

Continued on next page...

Continued from previous page...

Atom-1	Atom-2	Interatomic distance (Å)	Clash overlap (Å)
3:D:741:ARG:HB2	3:D:744:GLU:CD	2.25	0.56
3:D:798:PRO:C	3:D:802:ILE:HG13	2.24	0.56
3:D:851:ILE:O	3:D:854:HIS:CD2	2.58	0.56
3:D:894:GLU:CA	3:D:940:ARG:HH12	2.14	0.56
3:D:1045:PRO:CB	3:D:1111:LEU:HB2	2.31	0.56
3:D:1248:LEU:O	3:D:1251:ASN:N	2.38	0.56
5:F:209:SER:O	5:F:211:ALA:N	2.38	0.56
5:F:227:SER:O	5:F:228:VAL:C	2.43	0.56
5:F:386:LEU:CG	5:F:394:PRO:HG3	2.35	0.56
5:F:489:LEU:CD1	5:F:500:ARG:HB3	2.34	0.56
6:J:36:ASN:CG	6:J:38:GLU:HG2	2.25	0.56
1:A:31:GLY:O	1:A:32:TYR:C	2.43	0.56
1:A:97:LEU:H	1:A:136:VAL:CG1	2.18	0.56
1:A:104:GLU:HA	1:A:127:THR:CB	2.35	0.56
1:B:12:ASP:OD2	1:B:14:LEU:HG	2.05	0.56
1:B:23:ILE:N	1:B:192:LEU:HB3	2.12	0.56
1:B:46:ILE:HG23	1:B:171:VAL:HG13	1.87	0.56
1:B:47:PRO:HA	1:B:143:GLY:C	2.26	0.56
1:B:52:THR:CB	1:B:139:VAL:HB	2.35	0.56
1:B:73:VAL:O	1:B:76:ILE:HB	2.05	0.56
1:B:98:ARG:O	1:B:99:LYS:HB2	2.06	0.56
1:B:173:LYS:O	1:B:196:VAL:HG23	2.05	0.56
1:B:180:ALA:HB1	1:B:188:ASP:OD1	2.05	0.56
1:B:192:LEU:CD2	1:B:194:LEU:HD21	2.36	0.56
2:C:87:GLU:O	2:C:90:LEU:CB	2.53	0.56
2:C:190:THR:O	2:C:199:LEU:HD23	2.05	0.56
2:C:313:ARG:NH2	2:C:332:THR:O	2.27	0.56
2:C:335:GLU:HA	2:C:338:VAL:CB	2.35	0.56
2:C:403:ARG:CA	2:C:407:GLN:HG2	2.35	0.56
2:C:408:ASP:O	2:C:412:ILE:HG21	2.05	0.56
2:C:449:LEU:HA	2:C:452:LYS:NZ	2.20	0.56
2:C:476:HIS:HD2	2:C:479:HIS:CD2	2.24	0.56
2:C:525:SER:HB2	2:C:527:GLU:CD	2.26	0.56
2:C:650:ILE:CG1	2:C:694:ASP:HB2	2.35	0.56
2:C:656:ASP:HB3	2:C:671:ARG:HH22	1.68	0.56
2:C:668:ARG:HD3	2:C:668:ARG:C	2.25	0.56
2:C:720:LEU:N	2:C:1027:TYR:CD1	2.73	0.56
2:C:727:GLU:HB2	2:C:729:HIS:HD2	1.68	0.56
2:C:739:ASN:N	2:C:741:LEU:HG	2.19	0.56
2:C:855:ARG:HG2	2:C:866:ASN:HA	1.87	0.56
2:C:888:ARG:NH2	2:C:1029:TYR:O	2.38	0.56

Continued on next page...

Continued from previous page...

Atom-1	Atom-2	Interatomic distance (Å)	Clash overlap (Å)
2:C:945:LYS:HZ2	2:C:965:GLU:CB	2.19	0.56
2:C:955:TRP:O	2:C:959:LEU:HD23	2.05	0.56
2:C:1007:LYS:C	2:C:1023:VAL:H	2.08	0.56
2:C:1049:TYR:CD1	2:C:1056:PRO:HA	2.39	0.56
2:C:1071:MET:O	2:C:1072:GLU:C	2.43	0.56
2:C:1085:LEU:HG	2:C:1086:GLN:N	2.19	0.56
2:C:1135:VAL:O	2:C:1136:GLU:HB3	2.05	0.56
3:D:170:LEU:O	3:D:174:ALA:HB3	2.05	0.56
3:D:173:ARG:HE	3:D:204:GLU:CB	2.19	0.56
3:D:212:ALA:O	3:D:213:GLN:O	2.24	0.56
3:D:215:GLU:HA	3:D:218:ARG:HH21	1.70	0.56
3:D:226:PHE:C	3:D:228:LYS:N	2.57	0.56
3:D:277:LEU:HA	3:D:280:VAL:HB	1.87	0.56
3:D:342:ASP:O	3:D:346:ARG:HG3	2.06	0.56
3:D:570:SER:HB3	3:D:1148:SER:O	2.05	0.56
3:D:729:VAL:CG1	3:D:798:PRO:HG2	2.36	0.56
3:D:799:ILE:HG22	3:D:800:ILE:N	2.20	0.56
3:D:802:ILE:C	3:D:807:ALA:HB3	2.25	0.56
3:D:815:ARG:O	3:D:816:THR:C	2.43	0.56
3:D:816:THR:HB	3:D:821:LYS:CE	2.36	0.56
3:D:891:CYS:SG	3:D:978:CYS:SG	3.03	0.56
3:D:904:ARG:C	3:D:910:LEU:HA	2.25	0.56
3:D:930:VAL:HA	3:D:936:VAL:C	2.26	0.56
3:D:1025:THR:H	3:D:1030:ARG:HD3	1.69	0.56
3:D:1044:ALA:HA	3:D:1084:GLN:NE2	2.06	0.56
3:D:1049:VAL:HG22	3:D:1050:THR:H	1.70	0.56
3:D:1062:TYR:CE1	3:D:1082:LYS:HA	2.38	0.56
3:D:1083:ARG:O	3:D:1085:ARG:NH2	2.37	0.56
3:D:1121:VAL:HG13	3:D:1122:LEU:N	2.20	0.56
3:D:1152:LYS:O	3:D:1153:HIS:C	2.43	0.56
3:D:1167:ILE:HD11	3:D:1181:ILE:CB	2.35	0.56
3:D:1190:ASN:O	3:D:1191:ARG:C	2.44	0.56
3:D:1194:VAL:O	3:D:1195:ALA:HB3	2.05	0.56
3:D:1227:GLN:HG2	3:D:1228:GLU:N	2.20	0.56
3:D:1229:THR:O	3:D:1232:VAL:CB	2.53	0.56
3:D:1248:LEU:CG	3:D:1249:LYS:H	2.18	0.56
3:D:1273:GLN:O	4:E:105:GLU:N	2.24	0.56
4:E:49:SER:O	4:E:51:TYR:N	2.38	0.56
5:F:209:SER:HA	5:F:213:ARG:HG2	1.88	0.56
5:F:343:PHE:O	5:F:344:SER:C	2.44	0.56
5:F:381:ARG:HH21	5:F:382:ILE:HD11	1.71	0.56

Continued on next page...

Continued from previous page...

Atom-1	Atom-2	Interatomic distance (Å)	Clash overlap (Å)
5:F:423:LEU:HD11	5:F:436:GLY:CA	2.35	0.56
5:F:423:LEU:HD11	5:F:436:GLY:H	1.70	0.56
5:F:450:ALA:C	5:F:453:PHE:HB3	2.26	0.56
5:F:474:VAL:HG12	5:F:475:VAL:HG23	1.86	0.56
5:F:489:LEU:CD2	5:F:504:ARG:HB2	2.35	0.56
5:F:514:LEU:HD23	5:F:519:ARG:HH11	1.69	0.56
6:J:65:ILE:HG23	6:J:66:GLU:OE2	2.05	0.56
6:J:74:LYS:HD3	6:J:76:LYS:NZ	2.19	0.56
6:J:96:GLU:OE1	6:J:99:LYS:HB3	2.06	0.56
6:J:98:LEU:HA	6:J:101:ARG:CG	2.36	0.56
1:A:134:LEU:HG	1:A:135:GLU:O	2.05	0.56
1:B:8:THR:N	1:B:24:GLU:O	2.37	0.56
1:B:30:PHE:O	1:B:31:GLY:C	2.44	0.56
1:B:50:ALA:HB1	1:B:166:SER:CA	2.36	0.56
1:B:226:ASN:OD1	1:B:228:GLU:HB2	2.04	0.56
2:C:102:SER:C	2:C:142:ASN:HB2	2.26	0.56
2:C:174:VAL:C	2:C:437:SER:HA	2.26	0.56
2:C:239:LYS:N	2:C:243:TRP:HB2	2.20	0.56
2:C:373:PHE:O	2:C:376:ARG:N	2.39	0.56
2:C:389:ILE:HA	2:C:427:ILE:HD11	1.86	0.56
2:C:393:MET:O	2:C:394:SER:C	2.43	0.56
2:C:455:LEU:CG	2:C:499:SER:HA	2.35	0.56
2:C:784:LEU:HD21	2:C:802:LEU:O	2.06	0.56
2:C:789:ILE:HD12	2:C:790:VAL:O	2.06	0.56
2:C:914:ASP:O	2:C:915:ILE:HG23	2.06	0.56
2:C:1104:GLU:HG2	2:C:1105:ALA:N	2.21	0.56
3:D:105:TRP:HZ3	3:D:1234:THR:N	2.03	0.56
3:D:372:ARG:O	3:D:376:GLU:HG3	2.05	0.56
3:D:392:THR:CA	3:D:398:PRO:HA	2.30	0.56
3:D:442:GLY:HA3	3:D:523:GLN:H	1.69	0.56
3:D:610:GLY:O	3:D:633:ILE:HD12	2.05	0.56
3:D:636:ARG:CB	3:D:663:MET:HA	2.35	0.56
3:D:642:PRO:HB2	3:D:646:ILE:CD1	2.35	0.56
3:D:673:PHE:O	3:D:677:LEU:CD1	2.54	0.56
3:D:742:LYS:O	3:D:745:ILE:HB	2.05	0.56
3:D:817:LEU:CD2	3:D:818:ALA:HB2	2.35	0.56
3:D:1046:ILE:CA	3:D:1111:LEU:H	2.17	0.56
3:D:1063:LYS:HA	3:D:1077:TYR:O	2.05	0.56
3:D:1088:VAL:HG13	3:D:1098:VAL:CA	2.35	0.56
3:D:1133:HIS:HD2	3:D:1134:LEU:HD23	1.69	0.56
3:D:1154:ILE:O	3:D:1157:ILE:CB	2.53	0.56

Continued on next page...

Continued from previous page...

Atom-1	Atom-2	Interatomic distance (Å)	Clash overlap (Å)
5:F:228:VAL:CG1	5:F:232:LEU:HG	2.35	0.56
6:J:68:ASP:OD2	6:J:70:PRO:HD3	2.05	0.56
6:J:98:LEU:C	6:J:98:LEU:HD23	2.26	0.56
1:B:9:LEU:HA	1:B:23:ILE:CD1	2.36	0.56
1:B:11:GLU:HG2	1:B:21:PHE:CE1	2.33	0.56
1:B:61:HIS:HA	1:B:63:PHE:CD1	2.40	0.56
1:B:104:GLU:HA	1:B:128:LEU:HD12	1.86	0.56
1:B:106:THR:HB	1:B:122:GLY:O	2.06	0.56
1:B:212:GLY:O	1:B:215:LEU:HB3	2.04	0.56
2:C:48:LEU:CG	2:C:49:GLU:N	2.68	0.56
2:C:184:GLY:O	2:C:205:ILE:HG12	2.06	0.56
2:C:221:THR:OG1	2:C:222:VAL:N	2.39	0.56
2:C:348:LEU:HD22	2:C:365:VAL:HG12	1.88	0.56
2:C:407:GLN:NE2	2:C:417:LEU:HD21	2.19	0.56
2:C:420:ILE:HD12	2:C:421:ARG:N	2.21	0.56
2:C:466:GLU:HG2	2:C:466:GLU:O	2.05	0.56
2:C:588:SER:HG	2:C:591:THR:H	1.53	0.56
2:C:754:GLU:HA	2:C:872:TYR:CE1	2.41	0.56
2:C:781:LEU:HD23	2:C:781:LEU:C	2.26	0.56
2:C:795:GLU:N	2:C:846:LYS:HZ2	2.03	0.56
2:C:950:LYS:HD2	2:C:951:GLY:CA	2.35	0.56
2:C:958:ARG:HB2	2:C:958:ARG:CZ	2.35	0.56
2:C:995:ASN:O	2:C:998:GLY:HA2	2.05	0.56
2:C:1076:MET:SD	2:C:1081:ALA:HB3	2.46	0.56
3:D:102:THR:C	3:D:314:LEU:HD13	2.25	0.56
3:D:215:GLU:OE1	3:D:216:LEU:HG	2.05	0.56
3:D:350:ARG:NH1	3:D:377:SER:HB3	2.20	0.56
3:D:437:LYS:HB2	3:D:440:GLN:CD	2.26	0.56
3:D:572:ARG:CB	3:D:573:PRO:HD2	2.33	0.56
3:D:591:GLU:OE2	3:D:593:PRO:HB3	2.06	0.56
3:D:612:TYR:CB	3:D:635:VAL:HG12	2.34	0.56
3:D:826:ASN:HB3	3:D:829:GLY:H	1.70	0.56
3:D:873:LEU:O	3:D:874:THR:O	2.22	0.56
3:D:880:VAL:HG13	3:D:881:SER:N	2.20	0.56
3:D:897:ILE:O	3:D:961:LYS:HA	2.05	0.56
3:D:1273:GLN:HE22	3:D:1279:ARG:NH2	2.03	0.56
4:E:49:SER:CB	4:E:51:TYR:HD2	2.08	0.56
4:E:50:LYS:HA	4:E:53:LEU:CD2	2.33	0.56
4:E:64:ILE:O	4:E:65:ASN:C	2.43	0.56
4:E:93:SER:O	4:E:94:ILE:C	2.43	0.56
5:F:251:LYS:CA	6:J:97:LEU:HD11	2.31	0.56

Continued on next page...

Continued from previous page...

Atom-1	Atom-2	Interatomic distance (Å)	Clash overlap (Å)
6:J:3:ASP:O	6:J:4:ARG:HB2	2.06	0.56
1:A:54:ILE:CA	1:A:161:ARG:HH11	2.19	0.56
1:A:92:PRO:O	1:A:94:THR:HG23	2.04	0.56
1:A:97:LEU:CD1	1:A:110:ILE:HA	2.25	0.56
1:A:108:GLY:HA3	1:A:121:PRO:O	2.05	0.56
1:A:134:LEU:CG	1:A:135:GLU:N	2.69	0.56
1:A:215:LEU:O	1:A:218:LEU:CB	2.53	0.56
1:B:105:VAL:HB	1:B:126:ALA:CB	2.35	0.56
2:C:105:LEU:HD12	2:C:139:PHE:N	2.20	0.56
2:C:119:VAL:HG22	2:C:129:TYR:CG	2.41	0.56
2:C:187:PHE:HB2	2:C:368:ASP:CG	2.26	0.56
2:C:225:ARG:HH11	2:C:230:ARG:H	1.52	0.56
2:C:227:ASP:O	2:C:228:ARG:HB2	2.06	0.56
2:C:231:ARG:HG2	2:C:232:GLN:N	2.21	0.56
2:C:251:ARG:NH1	2:C:358:PRO:HG3	2.20	0.56
2:C:431:PHE:HA	2:C:434:SER:CB	2.35	0.56
2:C:444:ASN:OD1	2:C:447:SER:OG	2.23	0.56
2:C:613:ARG:HG3	2:C:614:GLN:N	2.21	0.56
2:C:657:TYR:HB2	2:C:671:ARG:HA	1.88	0.56
2:C:991:CYS:SG	2:C:992:THR:N	2.76	0.56
2:C:1085:LEU:O	2:C:1088:LEU:N	2.38	0.56
2:C:1137:VAL:HG21	3:D:7:PHE:HB3	1.87	0.56
3:D:46:LEU:HD22	3:D:47:PHE:CZ	2.41	0.56
3:D:49:GLU:CB	3:D:88:ARG:HH12	2.18	0.56
3:D:119:ASP:O	3:D:120:LEU:HD12	2.05	0.56
3:D:166:ARG:O	3:D:166:ARG:HD2	2.06	0.56
3:D:269:ASP:O	3:D:273:GLU:HG2	2.05	0.56
3:D:322:PRO:O	3:D:325:ARG:HD3	2.04	0.56
3:D:613:SER:OG	3:D:636:ARG:HD3	2.05	0.56
3:D:708:VAL:H	3:D:711:GLN:NE2	2.04	0.56
3:D:929:ALA:CB	3:D:938:VAL:HB	2.28	0.56
3:D:959:GLN:O	3:D:960:VAL:HG23	2.06	0.56
3:D:998:VAL:O	3:D:999:ALA:C	2.44	0.56
3:D:1025:THR:HB	3:D:1030:ARG:HB2	1.85	0.56
3:D:1167:ILE:HD11	3:D:1181:ILE:HG13	1.87	0.56
3:D:1258:ILE:HD11	3:D:1260:ALA:C	2.25	0.56
5:F:238:VAL:O	5:F:301:ARG:NH2	2.38	0.56
5:F:266:LEU:HD13	5:F:270:GLY:O	2.05	0.56
5:F:346:TYR:O	5:F:347:ALA:C	2.44	0.56
5:F:489:LEU:CB	5:F:500:ARG:HA	2.35	0.56
1:A:38:LEU:O	1:A:41:THR:CA	2.54	0.56

Continued on next page...

Continued from previous page...

Atom-1	Atom-2	Interatomic distance (Å)	Clash overlap (Å)
1:A:74:THR:O	1:A:75:GLU:C	2.43	0.56
1:A:96:TYR:CD1	1:A:137:GLU:HA	2.41	0.56
1:A:133:LYS:O	1:A:134:LEU:HB2	2.06	0.56
2:C:133:LEU:CD2	2:C:154:MET:HB2	2.34	0.56
2:C:138:GLU:HG3	2:C:149:SER:N	2.21	0.56
2:C:401:ARG:HA	2:C:404:MET:SD	2.45	0.56
2:C:476:HIS:CD2	2:C:479:HIS:CD2	2.93	0.56
2:C:594:ILE:HD13	2:C:888:ARG:CA	2.36	0.56
2:C:653:VAL:HG12	2:C:658:ILE:HD13	1.88	0.56
2:C:878:LYS:C	2:C:879:ILE:HG22	2.26	0.56
2:C:1074:TRP:CZ3	3:D:878:VAL:HG21	2.41	0.56
3:D:29:LYS:O	3:D:30:LYS:HG3	2.06	0.56
3:D:87:VAL:HA	3:D:90:GLU:CG	2.35	0.56
3:D:224:SER:HA	3:D:227:THR:CG2	2.36	0.56
3:D:261:ILE:HA	3:D:264:LEU:CG	2.36	0.56
3:D:293:LEU:HD23	3:D:294:LYS:HG3	1.87	0.56
3:D:429:VAL:O	3:D:522:ILE:HG13	2.04	0.56
3:D:446:LEU:HD21	3:D:484:TRP:CZ3	2.41	0.56
3:D:453:LYS:HB3	3:D:454:PRO:CD	2.35	0.56
3:D:472:ALA:O	3:D:473:LYS:C	2.43	0.56
3:D:587:TYR:HA	3:D:590:THR:HG22	1.87	0.56
3:D:673:PHE:O	3:D:674:ASN:C	2.44	0.56
3:D:845:THR:HG1	3:D:847:LEU:HD22	1.71	0.56
3:D:857:ARG:C	3:D:860:LEU:HD23	2.26	0.56
3:D:951:ALA:O	3:D:954:ALA:CA	2.54	0.56
3:D:1055:LEU:HD21	3:D:1057:ASP:OD1	2.06	0.56
3:D:1083:ARG:O	3:D:1085:ARG:N	2.39	0.56
3:D:1183:ARG:O	3:D:1187:GLU:HG3	2.05	0.56
5:F:419:GLU:OE1	5:F:421:ILE:N	2.39	0.56
5:F:513:LYS:HB3	5:F:519:ARG:NH2	2.19	0.56
1:A:53:SER:HB2	1:A:162:ILE:C	2.25	0.56
1:A:186:ARG:NH1	1:B:150:VAL:HB	2.21	0.56
1:A:187:THR:HG23	1:A:187:THR:O	2.06	0.56
1:B:46:ILE:HG21	1:B:171:VAL:H	1.71	0.56
1:B:63:PHE:O	1:B:64:THR:HG23	2.06	0.56
2:C:95:PRO:HB3	2:C:106:SER:CB	2.35	0.56
2:C:102:SER:N	2:C:142:ASN:HD22	2.03	0.56
2:C:128:THR:HB	2:C:169:ASN:N	2.17	0.56
2:C:218:LYS:CG	2:C:219:ARG:H	2.18	0.56
2:C:229:LYS:NZ	2:C:281:LEU:HA	2.21	0.56
2:C:646:GLU:O	2:C:648:GLY:N	2.38	0.56

Continued on next page...

Continued from previous page...

Atom-1	Atom-2	Interatomic distance (Å)	Clash overlap (Å)
2:C:646:GLU:HA	2:C:698:ALA:HB2	1.87	0.56
2:C:722:ALA:CB	2:C:1025:VAL:HA	2.36	0.56
2:C:727:GLU:O	2:C:729:HIS:NE2	2.38	0.56
2:C:884:LYS:HA	2:C:894:VAL:CA	2.35	0.56
2:C:1009:MET:HA	2:C:1023:VAL:HG21	1.88	0.56
2:C:1097:VAL:HB	2:C:1101:LYS:CG	2.36	0.56
3:D:9:GLU:CB	3:D:1245:LEU:HD22	2.36	0.56
3:D:69:ARG:O	6:J:24:LEU:HB2	2.05	0.56
3:D:89:ARG:CG	3:D:324:LEU:HD21	2.36	0.56
3:D:192:ASP:O	3:D:196:LYS:HG3	2.06	0.56
3:D:229:LEU:HG	3:D:230:ALA:N	2.19	0.56
3:D:245:VAL:O	3:D:246:ASP:C	2.44	0.56
3:D:379:ASP:O	3:D:383:ASP:N	2.38	0.56
3:D:480:ARG:HB3	3:D:482:GLN:OE1	2.06	0.56
3:D:481:PRO:O	3:D:484:TRP:HD1	1.88	0.56
3:D:644:VAL:O	3:D:647:GLU:HG2	2.06	0.56
3:D:891:CYS:CB	3:D:969:ALA:HB3	2.35	0.56
3:D:1133:HIS:CG	3:D:1134:LEU:H	2.22	0.56
3:D:1243:ASP:O	3:D:1245:LEU:N	2.38	0.56
3:D:1250:GLU:O	3:D:1251:ASN:C	2.44	0.56
5:F:292:LYS:O	5:F:293:ASN:C	2.43	0.56
5:F:463:VAL:O	5:F:465:ASP:N	2.39	0.56
6:J:82:TRP:O	6:J:85:LEU:HB3	2.04	0.56
1:A:32:TYR:CD2	2:C:1017:GLU:HA	2.41	0.56
1:A:174:VAL:HG22	1:A:196:VAL:HG21	1.88	0.56
1:A:212:GLY:HA3	1:B:223:ARG:CA	2.35	0.56
1:B:1:MET:CG	1:B:230:GLU:HG2	2.36	0.56
1:B:54:ILE:CG2	1:B:138:LEU:HA	2.36	0.56
1:B:70:LYS:CG	1:B:129:ASN:HD21	2.18	0.56
1:B:185:GLN:HG3	1:B:186:ARG:N	2.21	0.56
1:B:210:SER:O	1:B:214:THR:HG23	2.06	0.56
2:C:59:ASP:HA	2:C:62:GLU:HB3	1.88	0.56
2:C:179:LEU:HB2	2:C:457:ALA:CB	2.22	0.56
2:C:334:THR:HG23	2:C:337:ASP:N	2.21	0.56
2:C:514:THR:N	2:C:531:LEU:H	2.04	0.56
2:C:611:MET:O	2:C:1031:MET:HE1	2.06	0.56
2:C:739:ASN:CB	2:C:899:LEU:O	2.53	0.56
2:C:767:GLU:CD	2:C:805:LYS:HZ1	2.08	0.56
3:D:9:GLU:CB	3:D:1243:ASP:H	2.19	0.56
3:D:72:GLY:HA2	3:D:81:GLU:OE2	2.05	0.56
3:D:97:LEU:HB2	3:D:315:ASP:CG	2.26	0.56

Continued on next page...

Continued from previous page...

Atom-1	Atom-2	Interatomic distance (Å)	Clash overlap (Å)
3:D:126:GLU:HA	3:D:129:ILE:HG12	1.87	0.56
3:D:454:PRO:C	3:D:457:MET:HB2	2.26	0.56
3:D:506:ARG:N	3:D:1001:GLN:HE22	2.03	0.56
3:D:708:VAL:HG12	3:D:709:VAL:N	2.20	0.56
3:D:893:THR:OG1	3:D:895:ARG:NE	2.39	0.56
3:D:895:ARG:CZ	3:D:895:ARG:HB2	2.36	0.56
3:D:928:ASP:HA	3:D:940:ARG:N	2.20	0.56
3:D:980:GLY:HA2	3:D:988:LEU:CD1	2.36	0.56
3:D:1027:GLY:O	3:D:1029:PRO:HD2	2.06	0.56
3:D:1097:ARG:HG2	3:D:1098:VAL:HG12	1.87	0.56
3:D:1131:GLN:O	3:D:1134:LEU:HB2	2.06	0.56
3:D:1140:GLU:CB	3:D:1143:ARG:HH11	2.18	0.56
5:F:202:PHE:C	5:F:204:TRP:H	2.08	0.56
5:F:248:GLU:HA	5:F:251:LYS:CB	2.34	0.56
5:F:252:ARG:O	5:F:255:ALA:HB3	2.06	0.56
5:F:299:ASN:O	5:F:302:LEU:HB3	2.06	0.56
5:F:524:ARG:HH21	5:F:527:LEU:CD1	2.19	0.56
6:J:28:GLN:CG	6:J:45:ALA:O	2.53	0.56
6:J:30:ALA:C	6:J:42:VAL:H	2.08	0.56
1:A:21:PHE:CB	1:A:194:LEU:HD12	2.36	0.56
1:A:34:LEU:HD21	1:A:38:LEU:HD11	1.88	0.56
1:A:114:ALA:O	1:A:116:VAL:HG22	2.06	0.56
1:A:149:ALA:HA	1:A:164:VAL:C	2.25	0.56
1:B:84:VAL:HG11	1:B:119:HIS:C	2.27	0.56
1:B:146:TYR:CB	1:B:167:ILE:HG23	2.34	0.56
2:C:113:ASP:HB2	2:C:132:PRO:HB2	1.88	0.56
2:C:148:LYS:HZ3	2:C:412:ILE:HG13	1.70	0.56
2:C:187:PHE:CD2	2:C:368:ASP:OD2	2.59	0.56
2:C:246:GLU:OE1	2:C:247:GLN:N	2.39	0.56
2:C:315:LYS:O	2:C:318:LYS:CB	2.53	0.56
2:C:449:LEU:HD13	2:C:452:LYS:HE2	1.85	0.56
2:C:517:ARG:O	2:C:524:VAL:HG13	2.06	0.56
2:C:598:GLU:HB2	3:D:844:LEU:H	1.71	0.56
2:C:602:ALA:HA	2:C:605:ALA:CB	2.35	0.56
2:C:695:ARG:HH12	2:C:697:GLU:CG	2.13	0.56
2:C:739:ASN:HB2	2:C:899:LEU:C	2.26	0.56
2:C:749:SER:O	2:C:750:ILE:HG13	2.06	0.56
2:C:907:LEU:HG	2:C:911:THR:O	2.06	0.56
2:C:985:LEU:HA	2:C:988:LEU:CD1	2.29	0.56
2:C:1117:ILE:HG22	2:C:1119:GLU:H	1.71	0.56
3:D:221:ASP:O	3:D:224:SER:OG	2.23	0.56

Continued on next page...

Continued from previous page...

Atom-1	Atom-2	Interatomic distance (Å)	Clash overlap (Å)
3:D:330:LEU:HB2	3:D:335:PHE:N	2.20	0.56
3:D:413:PHE:HD1	3:D:1225:SER:HB2	1.71	0.56
3:D:551:ALA:O	3:D:554:GLU:CA	2.54	0.56
3:D:642:PRO:HA	3:D:662:TRP:CH2	2.40	0.56
3:D:665:GLU:O	3:D:665:GLU:HG3	2.06	0.56
3:D:689:HIS:N	3:D:692:VAL:HG21	2.19	0.56
3:D:922:ALA:HB2	3:D:983:MET:HE2	1.88	0.56
3:D:1062:TYR:N	3:D:1080:ILE:HB	2.21	0.56
3:D:1241:ARG:CG	3:D:1242:SER:N	2.69	0.56
3:D:1273:GLN:O	4:E:104:LEU:HB2	2.06	0.56
5:F:202:PHE:O	5:F:204:TRP:N	2.39	0.56
5:F:319:ASP:HA	5:F:322:GLN:CG	2.36	0.56
5:F:375:VAL:O	5:F:378:LYS:HB3	2.05	0.56
5:F:410:VAL:CA	5:F:413:ILE:HD13	2.32	0.56
5:F:487:ARG:HH11	5:F:491:GLU:CD	2.07	0.56
1:A:42:LEU:HD12	1:A:174:VAL:HG21	1.88	0.55
1:A:78:LEU:HD23	1:A:81:LYS:HD2	1.86	0.55
1:A:140:VAL:O	1:A:141:GLU:HB2	2.05	0.55
1:A:181:THR:OG1	1:A:182:ARG:N	2.36	0.55
1:B:4:SER:O	1:B:5:GLN:HG2	2.06	0.55
1:B:30:PHE:HB3	1:B:33:THR:OG1	2.06	0.55
1:B:103:GLY:O	1:B:128:LEU:N	2.38	0.55
1:B:105:VAL:O	1:B:124:HIS:ND1	2.39	0.55
1:B:118:VAL:CG1	1:B:121:PRO:HG3	2.36	0.55
1:B:146:TYR:HA	1:B:168:TYR:H	1.72	0.55
2:C:489:PRO:HB2	2:C:494:ILE:N	2.20	0.55
2:C:489:PRO:O	2:C:494:ILE:HG12	2.06	0.55
2:C:519:VAL:HG12	2:C:577:ASP:O	2.06	0.55
2:C:587:VAL:HG12	2:C:588:SER:N	2.22	0.55
2:C:709:ASP:HB2	2:C:714:ALA:CA	2.37	0.55
2:C:748:THR:HG21	2:C:878:LYS:HD2	1.88	0.55
2:C:753:GLU:O	2:C:755:HIS:CE1	2.59	0.55
2:C:906:PHE:CB	2:C:912:PRO:HG3	2.36	0.55
2:C:944:TRP:C	2:C:993:LEU:HD23	2.26	0.55
2:C:1055:GLN:NE2	3:D:420:LYS:HB2	2.21	0.55
2:C:1056:PRO:CG	3:D:421:ARG:HG3	2.36	0.55
3:D:140:ASP:O	3:D:141:GLU:HB3	2.05	0.55
3:D:363:PRO:HG2	3:D:366:ILE:CD1	2.28	0.55
3:D:385:GLY:H	3:D:390:PRO:HB3	1.70	0.55
3:D:438:LEU:HD21	3:D:562:SER:H	1.71	0.55
3:D:487:LEU:O	3:D:490:VAL:HG22	2.06	0.55

Continued on next page...

Continued from previous page...

Atom-1	Atom-2	Interatomic distance (Å)	Clash overlap (Å)
3:D:493:GLU:O	4:E:90:LYS:NZ	2.35	0.55
3:D:498:LEU:CA	3:D:543:VAL:HG22	2.31	0.55
3:D:651:PHE:CZ	3:D:660:ASP:HB2	2.41	0.55
3:D:690:LYS:O	3:D:693:GLN:HB2	2.06	0.55
3:D:726:ARG:HD2	3:D:726:ARG:H	1.71	0.55
3:D:787:GLN:HG2	3:D:790:ARG:NH2	2.21	0.55
3:D:804:ASP:O	3:D:806:GLY:N	2.39	0.55
3:D:924:THR:HA	3:D:942:GLN:O	2.06	0.55
3:D:1052:ARG:NE	3:D:1102:GLY:O	2.39	0.55
3:D:1249:LYS:HA	3:D:1252:VAL:CG2	2.36	0.55
4:E:38:PRO:HG2	4:E:43:LEU:HD21	1.88	0.55
5:F:234:GLN:O	5:F:237:LYS:HG3	2.06	0.55
5:F:249:LEU:HA	5:F:252:ARG:HB2	1.89	0.55
5:F:260:THR:HG23	5:F:263:MET:HE3	1.86	0.55
5:F:409:LYS:HG3	5:F:413:ILE:HD11	1.88	0.55
5:F:509:LYS:O	5:F:512:SER:N	2.39	0.55
6:J:33:ARG:HA	6:J:39:GLU:CD	2.27	0.55
6:J:57:ARG:C	6:J:59:GLY:H	2.10	0.55
1:A:97:LEU:CB	1:A:136:VAL:HG12	2.30	0.55
1:A:142:ARG:CG	1:A:143:GLY:H	2.19	0.55
1:A:180:ALA:HA	1:A:191:LYS:N	2.21	0.55
1:A:182:ARG:CB	1:A:188:ASP:HB3	2.37	0.55
1:B:28:PRO:HD3	1:B:189:PHE:HD1	1.72	0.55
1:B:92:PRO:O	1:B:93:VAL:HB	2.06	0.55
1:B:97:LEU:CB	1:B:110:ILE:HB	2.34	0.55
2:C:41:PHE:N	2:C:974:THR:HA	2.21	0.55
2:C:112:PHE:HE1	2:C:155:GLY:O	1.89	0.55
2:C:173:ARG:NE	2:C:438:GLN:HA	2.19	0.55
2:C:183:PRO:C	2:C:186:TYR:HH	2.09	0.55
2:C:388:GLN:O	2:C:389:ILE:C	2.45	0.55
2:C:515:PRO:CB	2:C:529:VAL:H	2.19	0.55
2:C:561:VAL:HG13	2:C:563:ARG:NH2	2.20	0.55
2:C:562:ARG:HG2	2:C:568:VAL:HG22	1.88	0.55
2:C:616:VAL:O	2:C:618:LEU:N	2.40	0.55
2:C:821:LEU:O	2:C:825:PHE:N	2.39	0.55
2:C:922:VAL:HG21	2:C:930:GLN:HE22	1.71	0.55
2:C:1086:GLN:CD	3:D:1257:LEU:HD13	2.26	0.55
3:D:55:THR:CG2	6:J:11:LEU:O	2.55	0.55
3:D:100:PRO:HG2	3:D:259:GLU:HB3	1.88	0.55
3:D:177:LEU:HD11	3:D:198:ARG:C	2.27	0.55
3:D:285:LYS:CG	3:D:289:LYS:HD3	2.29	0.55

Continued on next page...

Continued from previous page...

Atom-1	Atom-2	Interatomic distance (Å)	Clash overlap (Å)
3:D:428:SER:HA	3:D:540:GLN:CD	2.26	0.55
3:D:562:SER:C	3:D:564:ASN:N	2.59	0.55
3:D:616:ALA:HA	3:D:619:ILE:CD1	2.37	0.55
3:D:706:MET:C	3:D:707:ILE:HG22	2.27	0.55
3:D:760:PHE:CZ	3:D:767:HIS:HA	2.41	0.55
3:D:766:ASN:ND2	3:D:769:GLU:H	2.03	0.55
3:D:776:GLU:O	3:D:779:LYS:N	2.39	0.55
3:D:846:VAL:O	3:D:848:GLU:HB2	2.05	0.55
3:D:892:GLN:H	3:D:963:ARG:HH12	1.52	0.55
3:D:939:GLU:N	3:D:939:GLU:OE1	2.40	0.55
3:D:1024:ILE:O	3:D:1024:ILE:HG23	2.06	0.55
3:D:1027:GLY:O	3:D:1028:LEU:C	2.44	0.55
3:D:1193:VAL:HA	3:D:1196:GLU:OE1	2.06	0.55
3:D:1231:ARG:O	3:D:1234:THR:CG2	2.51	0.55
3:D:1278:ALA:O	3:D:1281:ALA:N	2.39	0.55
5:F:355:ILE:O	5:F:356:THR:C	2.43	0.55
5:F:414:GLN:C	5:F:417:ALA:H	2.08	0.55
6:J:79:ARG:HD2	6:J:83:ASP:CB	2.37	0.55
1:A:61:HIS:CG	1:A:63:PHE:HD2	2.24	0.55
1:B:63:PHE:HE2	3:D:604:GLY:O	1.89	0.55
1:B:98:ARG:HB2	1:B:133:LYS:HG2	1.89	0.55
2:C:64:LEU:CD1	2:C:85:GLY:HA3	2.29	0.55
2:C:136:THR:HG23	2:C:151:THR:N	2.22	0.55
2:C:144:THR:CG2	2:C:146:GLU:HG3	2.34	0.55
2:C:148:LYS:NZ	2:C:412:ILE:HG13	2.21	0.55
2:C:178:GLN:O	2:C:378:LEU:HD12	2.06	0.55
2:C:211:TRP:O	2:C:212:LEU:HB3	2.06	0.55
2:C:298:ASN:O	2:C:300:PHE:N	2.39	0.55
2:C:348:LEU:O	2:C:350:GLU:N	2.39	0.55
2:C:487:GLU:HA	2:C:606:LEU:HD11	1.85	0.55
2:C:547:PRO:O	2:C:554:PHE:HA	2.06	0.55
2:C:633:ARG:O	2:C:636:ILE:HG13	2.07	0.55
2:C:642:VAL:O	2:C:702:ILE:N	2.39	0.55
2:C:730:ASN:CG	2:C:918:ASN:HB2	2.27	0.55
2:C:773:ILE:HB	2:C:776:ILE:CG2	2.36	0.55
2:C:1046:THR:HG22	2:C:1047:GLY:N	2.21	0.55
3:D:84:ARG:O	3:D:86:LYS:HG2	2.06	0.55
3:D:259:GLU:O	3:D:263:LYS:HD3	2.07	0.55
3:D:281:ILE:HG13	3:D:282:ARG:N	2.20	0.55
3:D:364:GLU:OE1	3:D:367:VAL:CB	2.50	0.55
3:D:430:ILE:HG22	3:D:522:ILE:HD12	1.88	0.55

Continued on next page...

Continued from previous page...

Atom-1	Atom-2	Interatomic distance (Å)	Clash overlap (Å)
3:D:443:LEU:HD23	3:D:515:MET:C	2.27	0.55
3:D:558:LEU:C	3:D:560:LEU:N	2.59	0.55
3:D:642:PRO:HB2	3:D:646:ILE:HB	1.88	0.55
3:D:676:LEU:C	3:D:677:LEU:HD12	2.27	0.55
3:D:797:ASN:OD1	3:D:799:ILE:HB	2.07	0.55
3:D:849:TYR:O	3:D:852:ASN:HB3	2.06	0.55
3:D:948:GLU:CA	3:D:952:LEU:HD12	2.37	0.55
3:D:1055:LEU:HB3	3:D:1101:ASP:HB2	1.88	0.55
3:D:1087:ARG:HH12	3:D:1110:GLN:CD	2.09	0.55
3:D:1127:PRO:CB	3:D:1131:GLN:HE21	2.08	0.55
3:D:1250:GLU:H	3:D:1250:GLU:CD	2.02	0.55
4:E:92:LEU:HD13	4:E:96:LEU:CD1	2.32	0.55
5:F:352:ARG:O	5:F:353:GLN:C	2.43	0.55
5:F:426:THR:HA	5:F:434:GLN:CA	2.36	0.55
5:F:499:THR:O	5:F:502:ARG:N	2.40	0.55
6:J:26:PRO:O	6:J:46:ASP:N	2.39	0.55
1:A:21:PHE:HB2	1:A:194:LEU:CD1	2.36	0.55
1:A:30:PHE:CD2	1:A:31:GLY:N	2.74	0.55
1:A:75:GLU:CA	1:A:78:LEU:HG	2.31	0.55
1:B:2:LEU:CA	1:B:233:GLU:H	2.14	0.55
1:B:35:GLY:CA	1:B:38:LEU:HB2	2.35	0.55
1:B:99:LYS:CD	1:B:128:LEU:HD22	2.37	0.55
1:B:233:GLU:CG	1:B:235:GLY:H	2.18	0.55
2:C:41:PHE:O	2:C:43:LYS:HD2	2.06	0.55
2:C:90:LEU:HD21	2:C:110:PRO:HB3	1.87	0.55
2:C:157:PHE:CE1	2:C:158:PRO:HD2	2.40	0.55
2:C:270:THR:OG1	2:C:271:ASP:N	2.36	0.55
2:C:336:GLU:HG2	2:C:337:ASP:N	2.21	0.55
2:C:383:GLU:CA	2:C:386:GLN:OE1	2.53	0.55
2:C:507:ASN:C	2:C:509:PHE:N	2.59	0.55
2:C:724:MET:H	2:C:916:ILE:HG23	1.70	0.55
2:C:740:ARG:O	2:C:743:GLU:HB2	2.06	0.55
2:C:750:ILE:HA	2:C:875:GLN:O	2.07	0.55
2:C:762:THR:OG1	2:C:763:LYS:N	2.37	0.55
2:C:791:ARG:O	2:C:847:VAL:HG21	2.06	0.55
3:D:56:ARG:CG	6:J:13:ALA:H	1.96	0.55
3:D:91:ARG:O	3:D:92:MET:HG3	2.07	0.55
3:D:173:ARG:HD3	3:D:205:MET:HG2	1.89	0.55
3:D:292:ALA:O	3:D:293:LEU:C	2.43	0.55
3:D:344:TYR:O	3:D:345:ARG:O	2.23	0.55
3:D:348:ILE:CG2	3:D:349:ASN:N	2.69	0.55

Continued on next page...

Continued from previous page...

Atom-1	Atom-2	Interatomic distance (Å)	Clash overlap (Å)
3:D:370:GLU:HG3	3:D:371:LYS:H	1.71	0.55
3:D:426:GLY:O	3:D:543:VAL:HB	2.07	0.55
3:D:429:VAL:O	3:D:522:ILE:CG1	2.54	0.55
3:D:460:LEU:C	3:D:462:ASP:N	2.60	0.55
3:D:461:VAL:HG22	3:D:466:ALA:C	2.27	0.55
3:D:545:LEU:HG	3:D:547:LEU:CD2	2.36	0.55
3:D:567:SER:OG	3:D:572:ARG:O	2.20	0.55
3:D:639:GLN:HE22	3:D:659:GLY:N	2.04	0.55
3:D:684:VAL:O	3:D:685:ASN:CB	2.54	0.55
3:D:710:ALA:CA	3:D:713:VAL:HB	2.35	0.55
4:E:51:TYR:C	4:E:55:ILE:HG12	2.27	0.55
5:F:292:LYS:CG	5:F:296:LEU:HD11	2.26	0.55
5:F:452:SER:CA	5:F:455:LEU:HB2	2.36	0.55
5:F:463:VAL:CA	5:F:466:THR:HG23	2.27	0.55
5:F:471:GLU:CA	5:F:474:VAL:HB	2.37	0.55
5:F:474:VAL:CG2	5:F:496:TYR:CE2	2.89	0.55
1:A:8:THR:H	1:A:24:GLU:H	1.53	0.55
1:A:54:ILE:HG22	1:A:138:LEU:HA	1.89	0.55
1:A:95:MET:O	1:A:138:LEU:N	2.39	0.55
1:A:182:ARG:HG2	1:A:189:PHE:H	1.72	0.55
1:A:213:LYS:HE3	1:B:229:ALA:O	2.06	0.55
1:B:24:GLU:HG3	1:B:26:LEU:HD11	1.88	0.55
1:B:33:THR:HG1	1:B:34:LEU:N	2.04	0.55
1:B:76:ILE:O	1:B:79:ASN:HB3	2.07	0.55
1:B:148:PRO:HD3	3:D:624:ARG:CZ	2.37	0.55
2:C:206:PRO:HG2	2:C:209:GLY:HA3	1.88	0.55
2:C:240:ALA:CA	2:C:270:THR:HB	2.22	0.55
2:C:276:ASP:HA	2:C:279:ARG:NH1	2.21	0.55
2:C:315:LYS:CD	2:C:318:LYS:HG2	2.36	0.55
2:C:427:ILE:HG22	2:C:428:LYS:N	2.19	0.55
2:C:558:ARG:HE	2:C:572:PRO:CA	2.19	0.55
2:C:616:VAL:HG22	2:C:1032:LYS:CB	2.36	0.55
2:C:647:SER:HB2	2:C:697:GLU:HG3	1.89	0.55
2:C:731:TYR:CG	2:C:732:GLU:N	2.75	0.55
2:C:855:ARG:N	2:C:859:ASP:O	2.39	0.55
2:C:861:LEU:HB2	2:C:862:PRO:CD	2.34	0.55
2:C:1076:MET:CE	2:C:1084:THR:HB	2.34	0.55
2:C:1082:ALA:HB3	2:C:1083:TYR:HD2	1.69	0.55
2:C:1109:GLY:C	2:C:1110:GLU:HG3	2.26	0.55
3:D:62:CYS:HB2	3:D:77:ARG:NH2	2.21	0.55
3:D:105:TRP:HH2	3:D:1233:LEU:CB	2.18	0.55

Continued on next page...

Continued from previous page...

Atom-1	Atom-2	Interatomic distance (Å)	Clash overlap (Å)
3:D:167:ASP:O	3:D:169:GLU:N	2.40	0.55
3:D:177:LEU:HD11	3:D:198:ARG:HA	1.88	0.55
3:D:238:GLU:HG2	3:D:239:ASN:N	2.21	0.55
3:D:357:LEU:HD23	3:D:358:ILE:N	2.21	0.55
3:D:381:LEU:HD11	3:D:402:LEU:CD2	2.28	0.55
3:D:444:PRO:C	3:D:445:LYS:HG2	2.26	0.55
3:D:453:LYS:O	3:D:454:PRO:C	2.41	0.55
3:D:457:MET:HA	3:D:460:LEU:HD23	1.87	0.55
3:D:545:LEU:HG	3:D:546:PRO:O	2.07	0.55
3:D:612:TYR:H	3:D:635:VAL:HA	1.72	0.55
3:D:641:ARG:CG	3:D:682:PRO:HA	2.35	0.55
3:D:690:LYS:O	3:D:691:LYS:O	2.24	0.55
3:D:733:MET:O	3:D:736:VAL:HB	2.06	0.55
3:D:771:ASN:O	3:D:775:VAL:HG23	2.06	0.55
3:D:776:GLU:O	3:D:777:ILE:C	2.44	0.55
3:D:821:LYS:HB3	3:D:836:VAL:HG12	1.84	0.55
3:D:875:ARG:O	3:D:878:VAL:CB	2.49	0.55
3:D:904:ARG:HG3	3:D:905:ALA:N	2.13	0.55
3:D:963:ARG:HG2	3:D:977:THR:C	2.26	0.55
3:D:1159:ARG:HG2	3:D:1163:ARG:HH12	1.70	0.55
3:D:1161:MET:CE	3:D:1209:GLY:HA2	2.36	0.55
3:D:1224:ALA:HA	3:D:1229:THR:HG23	1.89	0.55
5:F:252:ARG:O	5:F:253:ILE:C	2.44	0.55
5:F:316:ALA:O	5:F:317:PHE:C	2.44	0.55
5:F:353:GLN:O	5:F:354:ALA:C	2.45	0.55
6:J:20:ARG:NH2	6:J:24:LEU:HA	2.21	0.55
1:A:64:THR:O	1:A:73:VAL:HB	2.07	0.55
1:A:72:ASP:O	1:A:72:ASP:OD1	2.24	0.55
1:B:47:PRO:HB2	1:B:142:ARG:NH2	2.21	0.55
2:C:181:ARG:HA	2:C:376:ARG:HA	0.80	0.55
2:C:185:VAL:HB	2:C:203:LYS:O	2.06	0.55
2:C:373:PHE:N	2:C:373:PHE:CD1	2.72	0.55
2:C:786:GLU:OE2	2:C:787:ARG:HG3	2.07	0.55
2:C:845:GLY:HA3	2:C:873:VAL:CG1	2.36	0.55
2:C:921:GLY:HA3	2:C:925:ARG:NE	2.22	0.55
2:C:928:ILE:O	2:C:929:GLY:C	2.44	0.55
2:C:1075:ALA:O	2:C:1076:MET:C	2.45	0.55
2:C:1097:VAL:HG23	2:C:1098:GLY:H	1.71	0.55
2:C:1126:LYS:O	2:C:1128:LEU:N	2.39	0.55
3:D:272:ALA:CA	3:D:275:GLU:OE2	2.55	0.55
3:D:591:GLU:H	3:D:670:ARG:HH21	1.53	0.55

Continued on next page...

Continued from previous page...

Atom-1	Atom-2	Interatomic distance (Å)	Clash overlap (Å)
3:D:656:TRP:O	3:D:660:ASP:OD2	2.24	0.55
3:D:668:LEU:CD2	3:D:672:MET:CG	2.83	0.55
3:D:692:VAL:O	3:D:695:ALA:HB3	2.07	0.55
3:D:695:ALA:O	3:D:696:ILE:O	2.24	0.55
3:D:714:ASP:O	3:D:715:LYS:C	2.43	0.55
3:D:722:TYR:O	3:D:726:ARG:HD3	2.05	0.55
3:D:1031:VAL:O	3:D:1034:LEU:CA	2.53	0.55
3:D:1158:VAL:C	3:D:1160:GLN:N	2.60	0.55
3:D:1264:ILE:HB	3:D:1267:TYR:CD2	2.42	0.55
6:J:34:THR:OG1	6:J:38:GLU:HB2	2.06	0.55
1:A:45:SER:HB2	1:B:232:ILE:HD11	1.88	0.55
1:A:91:GLU:CB	1:A:92:PRO:HD2	2.33	0.55
1:B:84:VAL:HG11	1:B:119:HIS:CA	2.37	0.55
1:B:102:PRO:HA	1:B:128:LEU:HB2	1.89	0.55
1:B:105:VAL:HG23	1:B:128:LEU:HD11	1.87	0.55
1:B:228:GLU:H	1:B:228:GLU:CD	2.04	0.55
2:C:70:TRP:HA	2:C:73:SER:HB2	1.87	0.55
2:C:111:ARG:O	2:C:133:LEU:CD2	2.55	0.55
2:C:205:ILE:HA	2:C:211:TRP:NE1	2.21	0.55
2:C:352:GLN:O	2:C:365:VAL:HB	2.06	0.55
2:C:453:ARG:HB3	2:C:499:SER:HB2	1.88	0.55
2:C:453:ARG:NH1	2:C:500:LEU:HD22	2.12	0.55
2:C:600:ASP:OD1	2:C:927:ASN:HA	2.07	0.55
2:C:658:ILE:O	2:C:669:THR:HA	2.06	0.55
2:C:717:LYS:CB	2:C:719:LEU:HD13	2.37	0.55
2:C:736:ILE:O	2:C:737:LEU:HD23	2.07	0.55
2:C:750:ILE:HG12	2:C:876:LYS:HA	1.88	0.55
2:C:885:LEU:CD1	2:C:1033:LEU:HD13	2.37	0.55
3:D:48:CYS:SG	3:D:50:LYS:HE3	2.47	0.55
3:D:49:GLU:C	3:D:52:PHE:H	2.07	0.55
3:D:113:ARG:C	3:D:117:LEU:H	2.10	0.55
3:D:117:LEU:HD13	3:D:117:LEU:C	2.27	0.55
3:D:291:ARG:N	3:D:294:LYS:HE2	2.20	0.55
3:D:342:ASP:N	3:D:345:ARG:HD3	2.22	0.55
3:D:611:VAL:HA	3:D:634:LYS:C	2.27	0.55
3:D:713:VAL:HA	3:D:716:LEU:CD1	2.33	0.55
3:D:1029:PRO:HA	3:D:1032:GLN:CD	2.26	0.55
3:D:1063:LYS:HD2	3:D:1064:ILE:H	1.71	0.55
3:D:1219:SER:O	3:D:1220:TRP:C	2.44	0.55
5:F:209:SER:O	5:F:212:LEU:N	2.39	0.55
5:F:284:ILE:HD11	6:J:101:ARG:NH2	2.22	0.55

Continued on next page...

Continued from previous page...

Atom-1	Atom-2	Interatomic distance (Å)	Clash overlap (Å)
5:F:284:ILE:HD11	6:J:101:ARG:HH21	1.71	0.55
5:F:364:ARG:HH22	5:F:417:ALA:HA	1.72	0.55
5:F:397:GLU:CG	5:F:398:GLU:H	2.20	0.55
5:F:422:SER:OG	5:F:424:ASP:N	2.40	0.55
1:A:54:ILE:C	1:A:161:ARG:HH11	2.10	0.55
1:B:93:VAL:HG13	1:B:95:MET:HE1	1.88	0.55
1:B:192:LEU:CD1	1:B:193:ILE:H	2.20	0.55
2:C:131:ALA:O	2:C:156:ASP:HA	2.07	0.55
2:C:611:MET:O	2:C:612:GLN:C	2.44	0.55
2:C:652:GLU:HB3	2:C:659:THR:HG21	1.89	0.55
2:C:678:SER:H	2:C:682:THR:H	1.53	0.55
2:C:713:MET:C	2:C:715:LEU:HG	2.27	0.55
2:C:737:LEU:HD12	2:C:895:ILE:O	2.07	0.55
2:C:1000:VAL:HG12	2:C:1002:VAL:O	2.07	0.55
2:C:1009:MET:CE	2:C:1019:PHE:H	2.19	0.55
3:D:89:ARG:HB2	3:D:323:GLU:HB2	1.88	0.55
3:D:142:GLU:O	3:D:145:HIS:CB	2.55	0.55
3:D:298:VAL:HA	3:D:301:ALA:CB	2.37	0.55
3:D:385:GLY:N	3:D:390:PRO:HA	2.22	0.55
3:D:443:LEU:HD12	3:D:447:MET:CE	2.37	0.55
3:D:453:LYS:NZ	3:D:453:LYS:HB3	2.22	0.55
3:D:483:VAL:CG2	3:D:484:TRP:N	2.70	0.55
3:D:557:ILE:HG12	4:E:54:VAL:CG2	2.37	0.55
3:D:616:ALA:O	3:D:617:GLU:O	2.25	0.55
3:D:765:LEU:HD23	3:D:765:LEU:N	2.20	0.55
3:D:768:ASP:O	3:D:771:ASN:CB	2.55	0.55
3:D:790:ARG:HB2	3:D:811:PHE:HZ	1.69	0.55
3:D:891:CYS:SG	3:D:969:ALA:HB3	2.46	0.55
3:D:925:LEU:HB3	3:D:940:ARG:HA	1.89	0.55
3:D:965:VAL:HG23	3:D:966:LEU:N	2.22	0.55
3:D:1128:ARG:O	3:D:1131:GLN:HB2	2.06	0.55
3:D:1164:ARG:HB3	3:D:1181:ILE:O	2.05	0.55
3:D:1207:LEU:HD22	3:D:1208:MET:N	2.21	0.55
6:J:28:GLN:HE21	6:J:44:PHE:CB	2.20	0.55
1:A:45:SER:CB	1:A:144:ARG:HH21	2.20	0.55
1:A:55:ARG:HB3	1:A:137:GLU:CG	2.37	0.55
1:A:182:ARG:HG2	1:A:188:ASP:HB3	1.89	0.55
1:B:29:GLY:HA2	1:B:190:ASP:OD2	2.07	0.55
1:B:47:PRO:CG	1:B:144:ARG:HG2	2.37	0.55
1:B:87:SER:OG	1:B:116:VAL:HA	2.07	0.55
1:B:99:LYS:HD3	1:B:100:GLN:O	2.07	0.55

Continued on next page...

Continued from previous page...

Atom-1	Atom-2	Interatomic distance (Å)	Clash overlap (Å)
2:C:199:LEU:HA	2:C:216:VAL:CB	2.36	0.55
2:C:233:PRO:CA	5:F:203:VAL:HG11	2.37	0.55
2:C:274:LEU:CG	2:C:292:ALA:HA	2.37	0.55
2:C:298:ASN:HB3	2:C:302:LYS:HD3	1.88	0.55
2:C:302:LYS:HG2	2:C:305:ARG:H	1.70	0.55
2:C:584:ARG:HH21	2:C:977:PHE:CA	2.20	0.55
2:C:601:ASP:CG	2:C:603:ASN:HB2	2.26	0.55
2:C:642:VAL:HG12	2:C:702:ILE:CG2	2.36	0.55
2:C:725:PRO:HD3	2:C:919:THR:N	2.22	0.55
2:C:906:PHE:CA	2:C:912:PRO:HA	2.15	0.55
2:C:1085:LEU:CA	2:C:1088:LEU:HG	2.37	0.55
3:D:378:VAL:O	3:D:381:LEU:CA	2.54	0.55
3:D:429:VAL:HG13	3:D:521:ALA:HB2	1.88	0.55
3:D:453:LYS:CB	3:D:454:PRO:CD	2.85	0.55
3:D:473:LYS:HA	3:D:476:VAL:CG2	2.37	0.55
3:D:497:LEU:HB2	3:D:544:HIS:C	2.26	0.55
3:D:497:LEU:HD12	3:D:545:LEU:N	2.21	0.55
3:D:498:LEU:HD22	3:D:512:PHE:CD2	2.42	0.55
3:D:567:SER:HB2	3:D:571:GLY:C	2.27	0.55
3:D:611:VAL:CG1	3:D:634:LYS:HB2	2.37	0.55
3:D:642:PRO:O	3:D:682:PRO:CB	2.55	0.55
3:D:824:VAL:O	3:D:832:ILE:N	2.40	0.55
3:D:848:GLU:N	3:D:851:ILE:HG12	2.22	0.55
3:D:895:ARG:HA	3:D:961:LYS:CE	2.36	0.55
3:D:948:GLU:O	3:D:952:LEU:CB	2.49	0.55
3:D:950:ASP:CA	3:D:953:LEU:HB3	2.36	0.55
3:D:1047:ALA:N	3:D:1111:LEU:HD12	2.22	0.55
3:D:1062:TYR:O	3:D:1063:LYS:CB	2.54	0.55
3:D:1154:ILE:HA	3:D:1157:ILE:CG1	2.37	0.55
3:D:1154:ILE:C	3:D:1158:VAL:HG23	2.27	0.55
3:D:1194:VAL:CG2	3:D:1196:GLU:HG3	2.37	0.55
5:F:261:GLN:O	5:F:264:THR:N	2.40	0.55
5:F:315:MET:HB3	5:F:320:LEU:HD21	1.87	0.55
5:F:321:ILE:HG22	5:F:325:ASN:HD21	1.71	0.55
5:F:377:ASN:O	5:F:381:ARG:CB	2.55	0.55
5:F:410:VAL:C	5:F:414:GLN:HE22	2.10	0.55
5:F:489:LEU:HB3	5:F:503:ILE:CB	2.37	0.55
1:A:25:PRO:O	1:A:26:LEU:HD23	2.05	0.55
1:A:30:PHE:CE1	1:A:33:THR:CG2	2.90	0.55
1:A:42:LEU:CB	1:A:43:LEU:HD12	2.14	0.55
1:A:44:SER:O	1:A:46:ILE:N	2.39	0.55

Continued on next page...

Continued from previous page...

Atom-1	Atom-2	Interatomic distance (Å)	Clash overlap (Å)
1:A:78:LEU:O	1:A:81:LYS:HB2	2.07	0.55
1:A:87:SER:OG	1:A:116:VAL:HG12	2.07	0.55
1:A:129:ASN:HD21	1:A:131:LYS:CD	2.18	0.55
1:A:186:ARG:O	1:A:187:THR:HB	2.07	0.55
1:A:189:PHE:HD2	1:A:190:ASP:O	1.90	0.55
1:B:46:ILE:HD13	1:B:171:VAL:HG22	1.88	0.55
1:B:140:VAL:CG1	1:B:141:GLU:H	2.20	0.55
1:B:199:LYS:HG2	1:B:201:SER:H	1.72	0.55
2:C:128:THR:CA	2:C:169:ASN:H	2.20	0.55
2:C:134:PHE:O	2:C:135:VAL:HG23	2.07	0.55
2:C:207:SER:C	2:C:209:GLY:H	2.11	0.55
2:C:402:GLU:O	2:C:406:THR:HG22	2.06	0.55
2:C:507:ASN:OD1	2:C:509:PHE:N	2.40	0.55
2:C:517:ARG:O	2:C:519:VAL:N	2.40	0.55
2:C:577:ASP:OD1	2:C:578:TYR:N	2.40	0.55
2:C:610:ASN:HA	2:C:613:ARG:CZ	2.37	0.55
2:C:646:GLU:OE1	2:C:662:HIS:CB	2.55	0.55
2:C:760:ARG:HG2	2:C:865:VAL:CG2	2.28	0.55
2:C:950:LYS:HD2	2:C:951:GLY:HA3	1.87	0.55
2:C:958:ARG:HG2	2:C:959:LEU:N	2.22	0.55
2:C:1083:TYR:O	2:C:1086:GLN:CA	2.53	0.55
3:D:60:CYS:SG	3:D:65:TYR:N	2.79	0.55
3:D:94:HIS:HD2	3:D:96:GLU:HG2	1.72	0.55
3:D:340:LEU:O	3:D:341:ASN:C	2.45	0.55
3:D:376:GLU:HA	3:D:379:ASP:OD2	2.07	0.55
3:D:474:ARG:O	3:D:477:GLU:CB	2.54	0.55
3:D:527:LEU:HD22	3:D:575:ALA:C	2.27	0.55
3:D:616:ALA:HB1	3:D:620:MET:SD	2.47	0.55
3:D:846:VAL:HG12	3:D:850:PHE:HB2	1.88	0.55
3:D:847:LEU:O	3:D:851:ILE:HG12	2.06	0.55
3:D:1127:PRO:O	3:D:1128:ARG:C	2.44	0.55
5:F:248:GLU:HG3	5:F:249:LEU:N	2.21	0.55
1:A:101:GLY:HA2	1:A:130:ASP:O	2.08	0.54
1:A:223:ARG:C	1:A:225:LEU:N	2.58	0.54
1:B:32:TYR:O	1:B:33:THR:C	2.44	0.54
1:B:101:GLY:HA2	1:B:131:LYS:CB	2.37	0.54
1:B:114:ALA:O	1:B:116:VAL:HG13	2.06	0.54
1:B:173:LYS:CA	1:B:197:GLU:HB3	2.37	0.54
1:B:222:ALA:HA	1:B:225:LEU:HD12	1.89	0.54
2:C:90:LEU:H	2:C:90:LEU:CD1	2.13	0.54
2:C:187:PHE:CE1	2:C:202:VAL:HG21	2.41	0.54

Continued on next page...

Continued from previous page...

Atom-1	Atom-2	Interatomic distance (Å)	Clash overlap (Å)
2:C:224:VAL:CG2	2:C:232:GLN:O	2.52	0.54
2:C:286:PRO:O	2:C:288:THR:N	2.39	0.54
2:C:355:MET:O	2:C:362:GLU:HB2	2.07	0.54
2:C:636:ILE:O	2:C:639:GLY:N	2.32	0.54
2:C:960:PRO:O	2:C:962:GLU:HG3	2.07	0.54
2:C:1039:ASP:HB3	2:C:1040:LYS:CE	2.37	0.54
3:D:143:MET:O	3:D:147:GLU:CB	2.49	0.54
3:D:204:GLU:HA	3:D:207:GLN:HE21	1.71	0.54
3:D:211:ARG:HD3	3:D:214:ARG:HE	1.71	0.54
3:D:212:ALA:HB1	3:D:216:LEU:HD11	1.89	0.54
3:D:291:ARG:O	3:D:292:ALA:O	2.25	0.54
3:D:436:LEU:HA	3:D:440:GLN:OE1	2.06	0.54
3:D:476:VAL:O	3:D:479:GLN:CG	2.55	0.54
3:D:633:ILE:HG13	3:D:634:LYS:N	2.21	0.54
3:D:654:SER:HB2	3:D:656:TRP:HD1	1.72	0.54
3:D:743:LYS:O	3:D:746:LEU:N	2.40	0.54
3:D:753:ALA:O	3:D:754:ASP:C	2.45	0.54
3:D:816:THR:HB	3:D:821:LYS:HE2	1.90	0.54
3:D:891:CYS:SG	3:D:892:GLN:N	2.80	0.54
3:D:997:ILE:O	3:D:1000:ALA:CA	2.55	0.54
3:D:1163:ARG:HG3	3:D:1208:MET:CE	2.36	0.54
3:D:1182:ASP:O	3:D:1183:ARG:C	2.45	0.54
4:E:32:PRO:HB2	4:E:36:THR:C	2.28	0.54
4:E:34:GLY:O	4:E:37:ASN:HB3	2.07	0.54
5:F:257:LEU:HD23	6:J:82:TRP:HA	1.89	0.54
5:F:318:LEU:O	5:F:319:ASP:C	2.44	0.54
5:F:328:LEU:CD2	5:F:329:ILE:HG13	2.36	0.54
5:F:352:ARG:O	5:F:356:THR:HG23	2.06	0.54
5:F:379:LEU:HD23	5:F:380:GLY:N	2.23	0.54
5:F:423:LEU:HD23	5:F:423:LEU:C	2.27	0.54
6:J:82:TRP:O	6:J:85:LEU:N	2.34	0.54
1:A:28:PRO:N	1:A:189:PHE:HA	2.23	0.54
1:A:174:VAL:HA	1:A:196:VAL:CG2	2.36	0.54
1:A:178:VAL:O	1:A:193:ILE:HG12	2.06	0.54
1:A:192:LEU:HD11	1:A:194:LEU:CD2	2.36	0.54
1:B:17:ASN:HB2	1:B:198:THR:C	2.27	0.54
1:B:28:PRO:CD	1:B:189:PHE:CD1	2.91	0.54
1:B:37:SER:O	1:B:40:ARG:N	2.40	0.54
1:B:84:VAL:HG11	1:B:119:HIS:CB	2.38	0.54
1:B:146:TYR:HB2	1:B:167:ILE:CB	2.37	0.54
2:C:306:TYR:CE2	2:C:333:LEU:HB2	2.42	0.54

Continued on next page...

Continued from previous page...

Atom-1	Atom-2	Interatomic distance (Å)	Clash overlap (Å)
2:C:423:VAL:O	2:C:427:ILE:HG12	2.08	0.54
2:C:529:VAL:HG12	2:C:531:LEU:CG	2.38	0.54
2:C:618:LEU:HD11	2:C:747:LEU:HA	1.88	0.54
2:C:646:GLU:HG2	2:C:648:GLY:N	2.23	0.54
2:C:748:THR:HG21	2:C:878:LYS:CD	2.37	0.54
3:D:34:ILE:HD12	3:D:39:LEU:HA	1.89	0.54
3:D:57:ASP:CG	3:D:84:ARG:HD3	2.28	0.54
3:D:83:THR:HG23	3:D:84:ARG:N	2.22	0.54
3:D:159:ARG:NH2	3:D:220:GLU:OE1	2.41	0.54
3:D:345:ARG:CA	3:D:348:ILE:HG22	2.38	0.54
3:D:354:LEU:CD2	3:D:371:LYS:H	2.20	0.54
3:D:362:ALA:O	3:D:364:GLU:N	2.37	0.54
3:D:385:GLY:HA3	3:D:390:PRO:HB3	1.88	0.54
3:D:449:LEU:HD23	3:D:487:LEU:HD21	1.90	0.54
3:D:454:PRO:CA	3:D:457:MET:SD	2.95	0.54
3:D:456:VAL:HG13	3:D:457:MET:N	2.22	0.54
3:D:473:LYS:HA	3:D:476:VAL:HG23	1.89	0.54
3:D:922:ALA:HB2	3:D:983:MET:CE	2.36	0.54
3:D:965:VAL:O	3:D:968:CYS:HB2	2.07	0.54
3:D:1001:GLN:O	3:D:1003:ILE:N	2.40	0.54
3:D:1136:ARG:C	3:D:1138:VAL:H	2.11	0.54
3:D:1183:ARG:NH2	3:D:1206:VAL:HB	2.22	0.54
5:F:260:THR:C	5:F:263:MET:HB3	2.27	0.54
5:F:296:LEU:O	5:F:299:ASN:HB2	2.06	0.54
5:F:328:LEU:HG	5:F:332:VAL:HG21	1.89	0.54
5:F:373:VAL:HA	5:F:376:ILE:HB	1.88	0.54
5:F:414:GLN:HA	5:F:417:ALA:HB2	1.89	0.54
5:F:454:THR:CA	5:F:457:GLN:HB3	2.29	0.54
5:F:461:GLN:CA	5:F:464:LEU:HD13	2.37	0.54
1:A:86:SER:OG	1:A:119:HIS:NE2	2.38	0.54
1:B:53:SER:O	1:B:161:ARG:HB3	2.06	0.54
2:C:43:LYS:HB2	2:C:44:LEU:HD12	1.89	0.54
2:C:173:ARG:HA	2:C:439:PHE:N	2.22	0.54
2:C:212:LEU:CA	2:C:226:ILE:HA	2.28	0.54
2:C:273:ALA:O	2:C:274:LEU:C	2.45	0.54
2:C:383:GLU:N	2:C:386:GLN:OE1	2.40	0.54
2:C:399:VAL:O	2:C:402:GLU:CB	2.49	0.54
2:C:406:THR:HG23	2:C:407:GLN:N	2.22	0.54
2:C:454:ARG:O	2:C:455:LEU:HG	2.07	0.54
2:C:459:GLY:O	2:C:462:GLY:N	2.40	0.54
2:C:558:ARG:HA	2:C:572:PRO:CA	2.10	0.54

Continued on next page...

Continued from previous page...

Atom-1	Atom-2	Interatomic distance (Å)	Clash overlap (Å)
2:C:562:ARG:CG	2:C:568:VAL:HG22	2.37	0.54
2:C:792:ILE:HD11	2:C:850:ILE:HD11	1.90	0.54
2:C:869:VAL:HG22	2:C:870:ARG:N	2.22	0.54
2:C:944:TRP:CD1	2:C:965:GLU:HA	2.42	0.54
2:C:967:GLN:CD	2:C:968:PRO:HD2	2.27	0.54
2:C:1067:ARG:HG2	2:C:1068:PHE:H	1.71	0.54
3:D:69:ARG:HG2	6:J:24:LEU:C	2.28	0.54
3:D:84:ARG:HB3	3:D:86:LYS:CD	2.37	0.54
3:D:145:HIS:CG	3:D:146:ASN:N	2.70	0.54
3:D:261:ILE:O	3:D:264:LEU:CA	2.55	0.54
3:D:262:GLN:O	3:D:265:ILE:CB	2.56	0.54
3:D:374:LEU:O	3:D:377:SER:OG	2.15	0.54
3:D:443:LEU:CD2	3:D:514:PRO:HG2	2.34	0.54
3:D:448:ALA:O	3:D:451:LEU:N	2.41	0.54
3:D:480:ARG:O	3:D:483:VAL:HG13	2.06	0.54
3:D:483:VAL:CG2	3:D:484:TRP:H	2.20	0.54
3:D:592:VAL:HB	3:D:630:ARG:C	2.27	0.54
3:D:904:ARG:HH21	3:D:958:THR:N	2.05	0.54
3:D:929:ALA:C	3:D:937:ILE:HG22	2.28	0.54
3:D:1028:LEU:HA	3:D:1031:VAL:CB	2.29	0.54
3:D:1134:LEU:CA	3:D:1137:GLU:HG2	2.36	0.54
3:D:1165:VAL:HG13	3:D:1183:ARG:HE	1.72	0.54
3:D:1221:LEU:CA	3:D:1224:ALA:HB3	2.37	0.54
3:D:1231:ARG:HA	3:D:1234:THR:CG2	2.33	0.54
5:F:427:ILE:HG22	5:F:431:GLY:HA2	1.89	0.54
5:F:427:ILE:HG22	5:F:433:SER:O	2.07	0.54
1:A:24:GLU:HA	1:A:26:LEU:HG	1.89	0.54
1:A:38:LEU:O	1:A:41:THR:CB	2.54	0.54
1:A:97:LEU:H	1:A:136:VAL:HG13	1.73	0.54
1:B:153:ARG:O	1:B:153:ARG:CZ	2.56	0.54
2:C:108:SER:HB3	2:C:136:THR:O	2.07	0.54
2:C:178:GLN:HG3	2:C:458:LEU:N	2.22	0.54
2:C:191:ILE:O	2:C:199:LEU:HD21	2.07	0.54
2:C:203:LYS:CG	2:C:204:VAL:N	2.67	0.54
2:C:400:VAL:C	2:C:403:ARG:HG2	2.28	0.54
2:C:436:LEU:HD12	2:C:436:LEU:N	2.22	0.54
2:C:446:LEU:O	2:C:449:LEU:CA	2.54	0.54
2:C:458:LEU:HB2	2:C:463:LEU:HD11	1.89	0.54
2:C:477:PRO:O	2:C:478:SER:C	2.46	0.54
2:C:583:PRO:HG2	2:C:584:ARG:CG	2.29	0.54
2:C:647:SER:N	2:C:697:GLU:HA	2.23	0.54

Continued on next page...

Continued from previous page...

Atom-1	Atom-2	Interatomic distance (Å)	Clash overlap (Å)
2:C:687:CYS:O	2:C:704:ASP:N	2.40	0.54
2:C:719:LEU:C	2:C:1028:MET:H	2.09	0.54
2:C:851:ARG:HB3	2:C:853:PHE:CE2	2.42	0.54
2:C:935:HIS:NE2	3:D:733:MET:HG2	2.23	0.54
2:C:955:TRP:HD1	2:C:984:GLU:HA	1.70	0.54
2:C:1032:LYS:HA	2:C:1033:LEU:HD12	1.88	0.54
2:C:1088:LEU:N	2:C:1091:ILE:HG12	2.22	0.54
2:C:1090:THR:O	2:C:1095:ASP:HB2	2.07	0.54
2:C:1124:LEU:HD12	2:C:1128:LEU:HD21	1.88	0.54
3:D:37:ARG:CZ	3:D:37:ARG:HB3	2.37	0.54
3:D:115:GLY:CA	3:D:119:ASP:H	2.20	0.54
3:D:162:VAL:HG13	3:D:216:LEU:CD1	2.37	0.54
3:D:234:LEU:CG	3:D:236:VAL:HG23	2.38	0.54
3:D:244:LEU:O	3:D:248:TYR:CB	2.42	0.54
3:D:265:ILE:HD13	3:D:310:MET:CA	2.38	0.54
3:D:363:PRO:CG	3:D:366:ILE:HD11	2.30	0.54
3:D:471:SER:HB3	5:F:525:ASP:OD2	2.07	0.54
3:D:473:LYS:O	3:D:476:VAL:CA	2.55	0.54
3:D:621:ALA:O	3:D:622:ALA:C	2.46	0.54
3:D:643:PRO:O	3:D:644:VAL:O	2.26	0.54
3:D:675:GLU:HB2	3:D:676:LEU:CD1	2.34	0.54
3:D:681:TYR:CE1	3:D:682:PRO:HD2	2.42	0.54
3:D:866:ARG:O	3:D:870:SER:CB	2.51	0.54
3:D:891:CYS:SG	3:D:963:ARG:CZ	2.95	0.54
3:D:1000:ALA:N	3:D:1003:ILE:HD12	2.23	0.54
3:D:1055:LEU:HD21	3:D:1057:ASP:CG	2.28	0.54
3:D:1166:THR:H	3:D:1204:ARG:H	1.54	0.54
3:D:1258:ILE:HD11	3:D:1260:ALA:O	2.07	0.54
3:D:1266:ARG:HH11	4:E:108:GLU:CD	2.10	0.54
4:E:46:ARG:HH21	4:E:102:ASP:CG	2.10	0.54
4:E:47:VAL:CG1	4:E:48:SER:N	2.70	0.54
5:F:391:GLY:O	5:F:392:ARG:HB3	2.08	0.54
1:A:39:ARG:CD	1:A:176:TYR:HE1	2.06	0.54
1:A:123:MET:O	1:A:125:ILE:HG13	2.06	0.54
1:A:196:VAL:CG1	1:A:197:GLU:N	2.70	0.54
1:B:84:VAL:HG21	1:B:119:HIS:CB	2.33	0.54
1:B:213:LYS:HZ1	1:B:214:THR:H	1.55	0.54
2:C:148:LYS:O	2:C:414:PRO:HG3	2.07	0.54
2:C:188:ASP:HA	2:C:367:THR:CB	2.27	0.54
2:C:237:LEU:HD12	2:C:240:ALA:HB3	1.89	0.54
2:C:277:ILE:O	2:C:280:LYS:HB2	2.07	0.54

Continued on next page...

Continued from previous page...

Atom-1	Atom-2	Interatomic distance (Å)	Clash overlap (Å)
2:C:293:GLN:C	2:C:296:LEU:HD23	2.27	0.54
2:C:316:VAL:O	2:C:319:LYS:CA	2.54	0.54
2:C:425:ALA:HA	2:C:428:LYS:HE3	1.85	0.54
2:C:437:SER:C	2:C:438:GLN:HG3	2.27	0.54
2:C:622:GLU:O	2:C:714:ALA:HA	2.08	0.54
2:C:832:VAL:O	2:C:834:ASP:N	2.38	0.54
2:C:1049:TYR:N	5:F:440:GLU:OE1	2.37	0.54
2:C:1092:LYS:HB3	3:D:422:VAL:CB	2.20	0.54
3:D:17:ALA:HA	3:D:20:ILE:HD12	1.89	0.54
3:D:50:LYS:HG3	3:D:80:VAL:CA	2.38	0.54
3:D:124:ASP:HA	3:D:127:LYS:HZ2	1.73	0.54
3:D:151:LEU:O	3:D:154:GLU:N	2.40	0.54
3:D:215:GLU:CA	3:D:218:ARG:HH21	2.21	0.54
3:D:340:LEU:O	3:D:343:LEU:CB	2.55	0.54
3:D:428:SER:O	3:D:522:ILE:HD12	2.07	0.54
3:D:598:GLU:N	3:D:627:LEU:HD12	2.22	0.54
3:D:651:PHE:HA	3:D:653:HIS:CE1	2.43	0.54
3:D:714:ASP:O	3:D:716:LEU:N	2.40	0.54
3:D:737:LEU:HB3	3:D:793:TYR:CE1	2.43	0.54
3:D:836:VAL:O	3:D:836:VAL:HG12	2.07	0.54
3:D:874:THR:HA	3:D:877:LEU:CD2	2.37	0.54
3:D:935:ASN:OD1	3:D:937:ILE:N	2.40	0.54
3:D:998:VAL:HG12	3:D:999:ALA:N	2.21	0.54
3:D:1127:PRO:HA	3:D:1130:VAL:CB	2.38	0.54
3:D:1130:VAL:CA	3:D:1133:HIS:HB3	2.38	0.54
3:D:1168:ILE:CD1	3:D:1204:ARG:HD2	2.38	0.54
5:F:249:LEU:CD2	5:F:252:ARG:HH11	2.20	0.54
5:F:283:TRP:CH2	6:J:105:ILE:HD13	2.42	0.54
5:F:470:ARG:O	5:F:472:ALA:N	2.40	0.54
5:F:510:THR:HA	5:F:513:LYS:HD2	1.89	0.54
6:J:68:ASP:O	6:J:69:LEU:HB2	2.07	0.54
6:J:82:TRP:CE3	6:J:85:LEU:HD23	2.42	0.54
1:A:78:LEU:O	1:A:81:LYS:CB	2.56	0.54
1:A:116:VAL:O	1:A:116:VAL:HG23	2.08	0.54
1:B:27:GLU:HG2	1:B:30:PHE:CE2	2.30	0.54
1:B:99:LYS:HD2	1:B:128:LEU:CD2	2.38	0.54
2:C:38:ARG:CA	2:C:971:ILE:CG2	2.81	0.54
2:C:207:SER:O	2:C:209:GLY:N	2.37	0.54
2:C:311:VAL:O	2:C:314:TYR:HB3	2.08	0.54
2:C:395:ARG:CA	2:C:398:ARG:HG2	2.37	0.54
2:C:457:ALA:O	2:C:463:LEU:HD23	2.07	0.54

Continued on next page...

Continued from previous page...

Atom-1	Atom-2	Interatomic distance (Å)	Clash overlap (Å)
2:C:475:VAL:O	2:C:479:HIS:NE2	2.40	0.54
2:C:514:THR:O	2:C:516:TYR:CE2	2.61	0.54
2:C:589:VAL:HG13	2:C:630:MET:CE	2.37	0.54
2:C:625:LEU:H	2:C:718:ASN:ND2	2.06	0.54
2:C:741:LEU:C	2:C:744:GLU:HB2	2.27	0.54
2:C:750:ILE:HG12	2:C:876:LYS:N	2.23	0.54
2:C:888:ARG:N	2:C:1028:MET:HE1	2.22	0.54
2:C:952:VAL:HG11	2:C:957:ALA:CA	2.38	0.54
2:C:989:LEU:HD11	2:C:1003:ASP:O	2.08	0.54
2:C:1011:PHE:CZ	2:C:1018:PRO:HB3	2.43	0.54
2:C:1049:TYR:CB	2:C:1054:GLN:O	2.45	0.54
2:C:1056:PRO:O	2:C:1058:GLY:N	2.39	0.54
2:C:1128:LEU:N	2:C:1128:LEU:HD23	2.23	0.54
2:C:1137:VAL:HA	3:D:10:LEU:HA	1.87	0.54
3:D:278:ARG:C	3:D:282:ARG:HG2	2.27	0.54
3:D:298:VAL:HA	3:D:301:ALA:HB2	1.90	0.54
3:D:375:GLN:O	3:D:378:VAL:CB	2.53	0.54
3:D:614:SER:HB2	3:D:615:PRO:HD2	1.88	0.54
3:D:707:ILE:HG23	3:D:708:VAL:HG23	1.90	0.54
3:D:968:CYS:SG	3:D:974:VAL:HA	2.48	0.54
3:D:999:ALA:C	3:D:1002:SER:HB2	2.28	0.54
3:D:1082:LYS:O	3:D:1085:ARG:HB3	2.08	0.54
3:D:1101:ASP:CG	3:D:1102:GLY:H	2.08	0.54
3:D:1122:LEU:HD12	3:D:1126:GLY:CA	2.23	0.54
3:D:1194:VAL:HG22	3:D:1196:GLU:HG3	1.90	0.54
4:E:32:PRO:O	4:E:33:LEU:HD12	2.08	0.54
5:F:209:SER:HB3	5:F:213:ARG:HG3	1.90	0.54
5:F:331:ALA:C	5:F:343:PHE:HZ	2.09	0.54
5:F:495:VAL:HG13	5:F:496:TYR:CD1	2.43	0.54
6:J:22:HIS:C	6:J:24:LEU:H	2.10	0.54
6:J:31:ARG:CB	6:J:41:GLU:HA	2.37	0.54
1:A:113:PRO:N	1:A:116:VAL:HG21	2.22	0.54
1:A:120:ASN:HD21	1:A:123:MET:HB2	1.73	0.54
1:B:28:PRO:HA	1:B:190:ASP:CG	2.28	0.54
1:B:134:LEU:HD21	1:B:136:VAL:HG22	1.89	0.54
1:B:136:VAL:HB	1:B:138:LEU:HD11	1.89	0.54
1:B:172:LEU:HB2	1:B:198:THR:O	2.08	0.54
2:C:173:ARG:HG3	2:C:439:PHE:CE1	2.43	0.54
2:C:285:GLU:HG3	2:C:286:PRO:HD2	1.88	0.54
2:C:391:VAL:O	2:C:395:ARG:HG3	2.07	0.54
2:C:413:THR:HG23	2:C:415:GLN:CB	2.38	0.54

Continued on next page...

Continued from previous page...

Atom-1	Atom-2	Interatomic distance (Å)	Clash overlap (Å)
2:C:455:LEU:CD1	2:C:499:SER:HA	2.38	0.54
2:C:648:GLY:HA2	2:C:663:ASP:OD2	2.06	0.54
2:C:742:VAL:O	2:C:745:ASP:CA	2.55	0.54
2:C:744:GLU:O	2:C:745:ASP:HB2	2.07	0.54
2:C:753:GLU:O	2:C:872:TYR:CD1	2.61	0.54
2:C:767:GLU:OE1	2:C:805:LYS:NZ	2.29	0.54
2:C:883:ASP:C	2:C:895:ILE:HB	2.28	0.54
2:C:883:ASP:CG	2:C:1036:LEU:HD13	2.28	0.54
2:C:925:ARG:O	2:C:926:MET:CB	2.54	0.54
2:C:945:LYS:CG	2:C:965:GLU:HB3	2.36	0.54
2:C:1081:ALA:HA	3:D:1262:THR:CG2	2.37	0.54
2:C:1112:ILE:CG2	2:C:1113:PRO:HD2	2.34	0.54
3:D:101:VAL:CA	3:D:314:LEU:HB2	2.37	0.54
3:D:130:TYR:HA	3:D:372:ARG:HD3	1.88	0.54
3:D:132:ALA:N	3:D:256:MET:HE1	2.22	0.54
3:D:173:ARG:HH12	3:D:177:LEU:CB	2.18	0.54
3:D:240:LEU:C	3:D:240:LEU:HD23	2.27	0.54
3:D:261:ILE:O	3:D:264:LEU:CB	2.56	0.54
3:D:325:ARG:O	3:D:325:ARG:HG2	2.07	0.54
3:D:452:PHE:O	3:D:455:PHE:HD2	1.90	0.54
3:D:487:LEU:O	3:D:490:VAL:CG2	2.56	0.54
3:D:556:ARG:NH2	4:E:35:ILE:HA	2.22	0.54
3:D:669:GLY:O	3:D:672:MET:CB	2.55	0.54
3:D:689:HIS:H	3:D:692:VAL:CG2	2.18	0.54
3:D:707:ILE:CG1	3:D:708:VAL:N	2.70	0.54
3:D:768:ASP:O	3:D:771:ASN:CA	2.56	0.54
3:D:925:LEU:CD1	3:D:939:GLU:O	2.52	0.54
3:D:1053:VAL:HB	3:D:1105:VAL:HG22	1.89	0.54
3:D:1066:ILE:CG1	3:D:1105:VAL:HG21	2.38	0.54
5:F:213:ARG:HD3	5:F:216:ARG:HH22	1.72	0.54
5:F:269:ARG:HB3	5:F:271:GLU:CD	2.28	0.54
5:F:419:GLU:OE2	5:F:421:ILE:HA	2.07	0.54
5:F:517:PRO:O	5:F:520:SER:HB3	2.08	0.54
1:A:98:ARG:HG3	1:A:135:GLU:HA	1.90	0.54
1:A:206:ASP:OD1	1:A:206:ASP:N	2.40	0.54
1:B:18:ARG:HH21	1:B:175:THR:HG22	1.72	0.54
1:B:33:THR:OG1	1:B:34:LEU:N	2.41	0.54
1:B:47:PRO:C	1:B:142:ARG:NH2	2.61	0.54
1:B:146:TYR:CD1	1:B:167:ILE:HG12	2.43	0.54
1:B:210:SER:O	1:B:213:LYS:N	2.40	0.54
2:C:134:PHE:CD1	2:C:153:PHE:CA	2.84	0.54

Continued on next page...

Continued from previous page...

Atom-1	Atom-2	Interatomic distance (Å)	Clash overlap (Å)
2:C:141:ASN:HB3	2:C:145:GLY:CA	2.38	0.54
2:C:449:LEU:O	2:C:452:LYS:CA	2.54	0.54
2:C:479:HIS:N	2:C:482:ARG:HD2	2.22	0.54
2:C:606:LEU:HA	2:C:609:ALA:CB	2.38	0.54
2:C:643:VAL:HG13	2:C:700:GLN:C	2.28	0.54
2:C:750:ILE:HG12	2:C:876:LYS:CA	2.37	0.54
2:C:756:GLU:HG3	2:C:868:LEU:CD2	2.37	0.54
2:C:803:VAL:CG2	2:C:837:LEU:HB3	2.32	0.54
2:C:805:LYS:O	2:C:806:VAL:HB	2.08	0.54
2:C:833:ARG:NE	2:C:834:ASP:O	2.41	0.54
2:C:840:PRO:HB2	2:C:843:GLU:OE2	2.07	0.54
2:C:849:GLY:CA	2:C:872:TYR:HD2	2.20	0.54
2:C:946:VAL:CG1	2:C:948:ALA:HB2	2.38	0.54
2:C:1095:ASP:C	2:C:1099:ARG:HG3	2.28	0.54
3:D:443:LEU:CB	3:D:516:LEU:HA	2.34	0.54
3:D:459:ARG:O	3:D:460:LEU:HD12	2.08	0.54
3:D:470:LYS:CE	3:D:473:LYS:HE3	2.37	0.54
3:D:591:GLU:O	3:D:592:VAL:HG23	2.07	0.54
3:D:689:HIS:HB3	3:D:692:VAL:HG21	1.89	0.54
3:D:785:VAL:O	3:D:789:LEU:HB3	2.07	0.54
3:D:901:LEU:HD12	3:D:959:GLN:H	1.73	0.54
3:D:904:ARG:CA	3:D:910:LEU:HA	2.38	0.54
3:D:991:ILE:HD12	3:D:1267:TYR:CZ	2.43	0.54
3:D:1134:LEU:O	3:D:1135:VAL:C	2.45	0.54
3:D:1229:THR:O	3:D:1232:VAL:HB	2.08	0.54
4:E:27:GLY:O	4:E:29:TYR:N	2.41	0.54
5:F:212:LEU:HB3	5:F:213:ARG:HH12	1.72	0.54
5:F:379:LEU:O	5:F:382:ILE:HB	2.08	0.54
5:F:386:LEU:HD22	5:F:394:PRO:CB	2.37	0.54
5:F:414:GLN:CD	5:F:414:GLN:H	2.10	0.54
6:J:39:GLU:CB	6:J:65:ILE:HD12	2.26	0.54
1:A:214:THR:HG1	1:B:232:ILE:H	1.54	0.54
1:B:17:ASN:HD22	1:B:199:LYS:C	2.11	0.54
1:B:42:LEU:O	1:B:43:LEU:C	2.46	0.54
1:B:183:VAL:HG12	1:B:188:ASP:CA	2.38	0.54
2:C:86:LEU:C	2:C:88:GLU:HB3	2.28	0.54
2:C:167:ILE:HG23	2:C:172:GLU:H	1.71	0.54
2:C:315:LYS:NZ	2:C:319:LYS:CA	2.70	0.54
2:C:339:VAL:N	2:C:342:ILE:HD12	2.22	0.54
2:C:442:GLN:HE21	2:C:679:ASN:N	2.05	0.54
2:C:727:GLU:CB	2:C:729:HIS:NE2	2.71	0.54

Continued on next page...

Continued from previous page...

Atom-1	Atom-2	Interatomic distance (Å)	Clash overlap (Å)
2:C:854:SER:HA	2:C:867:GLU:CB	2.38	0.54
2:C:939:CYS:C	2:C:942:SER:HG	2.08	0.54
2:C:962:GLU:C	2:C:964:LEU:HG	2.28	0.54
2:C:1050:SER:C	2:C:1054:GLN:HA	2.28	0.54
2:C:1070:GLU:C	2:C:1072:GLU:OE1	2.46	0.54
2:C:1095:ASP:CG	2:C:1097:VAL:HG23	2.29	0.54
2:C:1111:ASN:HD21	4:E:66:ASP:H	1.54	0.54
2:C:1124:LEU:O	2:C:1127:GLU:HB2	2.07	0.54
3:D:9:GLU:OE2	3:D:1244:LYS:HE2	2.08	0.54
3:D:140:ASP:HB2	3:D:251:TYR:CB	2.34	0.54
3:D:211:ARG:CA	3:D:214:ARG:HE	2.21	0.54
3:D:293:LEU:HD21	3:D:1176:LEU:HG	1.90	0.54
3:D:367:VAL:O	3:D:371:LYS:HG3	2.08	0.54
3:D:385:GLY:HA3	3:D:390:PRO:CD	2.37	0.54
3:D:408:GLY:O	3:D:414:ARG:NH2	2.41	0.54
3:D:586:TYR:O	3:D:590:THR:HG22	2.08	0.54
3:D:722:TYR:HE2	3:D:723:TRP:CZ3	2.25	0.54
3:D:831:PHE:O	3:D:832:ILE:HD13	2.07	0.54
3:D:915:TYR:HA	3:D:918:THR:CG2	2.34	0.54
3:D:1028:LEU:O	3:D:1031:VAL:CB	2.56	0.54
3:D:1085:ARG:N	3:D:1113:GLU:OE2	2.41	0.54
3:D:1191:ARG:O	3:D:1194:VAL:HG13	2.08	0.54
3:D:1192:ARG:HG3	3:D:1193:VAL:N	2.22	0.54
3:D:1209:GLY:O	3:D:1210:ILE:C	2.46	0.54
3:D:1277:GLU:O	3:D:1280:ALA:HB3	2.08	0.54
4:E:40:ILE:O	4:E:44:LEU:N	2.41	0.54
4:E:61:ALA:O	4:E:62:ARG:C	2.46	0.54
5:F:240:LEU:HD23	5:F:241:LEU:O	2.08	0.54
5:F:351:ILE:HG22	5:F:352:ARG:N	2.22	0.54
5:F:449:ASP:O	5:F:450:ALA:C	2.45	0.54
6:J:27:ARG:CA	6:J:46:ASP:HA	2.38	0.54
1:A:31:GLY:O	1:A:32:TYR:O	2.26	0.54
1:A:61:HIS:HB2	1:A:63:PHE:HD2	1.67	0.54
1:A:68:GLY:HA2	1:A:129:ASN:CG	2.28	0.54
1:B:24:GLU:HA	1:B:26:LEU:HG	1.90	0.54
1:B:40:ARG:CD	1:B:44:SER:OG	2.56	0.54
1:B:84:VAL:HG23	1:B:199:LYS:CD	2.20	0.54
1:B:102:PRO:O	1:B:128:LEU:HB2	2.08	0.54
2:C:295:LEU:HD12	2:C:299:LEU:H	1.73	0.54
2:C:303:GLU:HB3	2:C:331:SER:OG	2.08	0.54
2:C:334:THR:C	2:C:338:VAL:HG23	2.28	0.54

Continued on next page...

Continued from previous page...

Atom-1	Atom-2	Interatomic distance (Å)	Clash overlap (Å)
2:C:413:THR:HG23	2:C:415:GLN:CA	2.38	0.54
2:C:572:PRO:HG2	2:C:575:GLU:OE1	2.06	0.54
2:C:573:SER:O	2:C:574:SER:CB	2.55	0.54
2:C:676:ALA:H	2:C:684:ALA:N	2.06	0.54
2:C:720:LEU:C	2:C:721:VAL:HG12	2.29	0.54
2:C:801:ILE:HG22	2:C:802:LEU:H	1.72	0.54
2:C:820:LEU:HG	2:C:821:LEU:N	2.23	0.54
2:C:852:VAL:CB	2:C:869:VAL:HB	2.36	0.54
2:C:901:VAL:HG13	2:C:902:GLU:OE1	2.08	0.54
2:C:1039:ASP:HB3	2:C:1040:LYS:HZ3	1.73	0.54
2:C:1043:ALA:O	2:C:1063:PHE:HB2	2.08	0.54
2:C:1119:GLU:O	2:C:1120:SER:C	2.47	0.54
3:D:62:CYS:SG	3:D:77:ARG:CB	2.96	0.54
3:D:64:LYS:HG2	3:D:65:TYR:CD2	2.43	0.54
3:D:143:MET:O	3:D:148:LEU:N	2.41	0.54
3:D:469:ILE:C	3:D:473:LYS:HB3	2.28	0.54
3:D:619:ILE:O	3:D:620:MET:C	2.47	0.54
3:D:668:LEU:CD2	3:D:672:MET:HG3	2.34	0.54
3:D:818:ALA:HA	3:D:839:SER:OG	2.08	0.54
3:D:892:GLN:CA	3:D:963:ARG:HH22	2.21	0.54
3:D:1056:GLU:N	3:D:1063:LYS:O	2.35	0.54
4:E:91:PRO:N	4:E:94:ILE:HD12	2.23	0.54
5:F:286:ARG:HB3	5:F:290:ARG:NH2	2.23	0.54
5:F:357:ARG:O	5:F:360:ALA:C	2.47	0.54
1:A:29:GLY:O	1:A:30:PHE:HB2	2.09	0.53
1:A:173:LYS:O	1:A:196:VAL:HG13	2.08	0.53
1:A:219:PHE:CG	1:B:215:LEU:HD21	2.42	0.53
1:B:1:MET:HB3	1:B:232:ILE:HA	1.89	0.53
1:B:96:TYR:CD1	1:B:136:VAL:O	2.61	0.53
1:B:145:GLY:C	1:B:168:TYR:HB2	2.29	0.53
1:B:154:ALA:CB	1:B:158:GLU:HB2	2.37	0.53
2:C:109:ASP:N	2:C:110:PRO:CD	2.71	0.53
2:C:113:ASP:HB2	2:C:132:PRO:CB	2.38	0.53
2:C:160:MET:CG	2:C:161:THR:H	2.19	0.53
2:C:233:PRO:O	2:C:235:THR:HG22	2.08	0.53
2:C:306:TYR:CZ	2:C:333:LEU:HB2	2.43	0.53
2:C:311:VAL:CA	2:C:314:TYR:HB3	2.38	0.53
2:C:628:THR:HG23	2:C:629:GLY:N	2.23	0.53
2:C:720:LEU:CG	2:C:721:VAL:N	2.58	0.53
2:C:784:LEU:HA	2:C:790:VAL:N	2.24	0.53
2:C:1078:ALA:HB3	3:D:506:ARG:HB2	1.89	0.53

Continued on next page...

Continued from previous page...

Atom-1	Atom-2	Interatomic distance (Å)	Clash overlap (Å)
2:C:1087:GLU:O	2:C:1091:ILE:HG23	2.08	0.53
2:C:1120:SER:O	2:C:1121:PHE:C	2.46	0.53
3:D:5:ASN:HB3	3:D:6:PHE:CZ	2.43	0.53
3:D:58:TRP:CH2	3:D:84:ARG:HG2	2.43	0.53
3:D:174:ALA:CA	3:D:205:MET:HE2	2.39	0.53
3:D:207:GLN:OE1	3:D:211:ARG:HG3	2.08	0.53
3:D:215:GLU:HG2	3:D:218:ARG:NH2	2.24	0.53
3:D:222:ILE:C	3:D:225:THR:HB	2.28	0.53
3:D:327:MET:N	3:D:337:THR:HB	2.23	0.53
3:D:376:GLU:O	3:D:377:SER:C	2.45	0.53
3:D:397:ARG:HH12	5:F:425:GLN:HB3	1.73	0.53
3:D:483:VAL:O	3:D:487:LEU:HB3	2.07	0.53
3:D:576:MET:HG2	3:D:577:PRO:HD2	1.89	0.53
3:D:590:THR:HG23	3:D:630:ARG:HH21	1.72	0.53
3:D:603:SER:C	3:D:605:ASP:H	2.12	0.53
3:D:696:ILE:O	3:D:699:ASP:CB	2.55	0.53
3:D:866:ARG:NH1	3:D:1010:LEU:O	2.38	0.53
3:D:873:LEU:N	3:D:876:ARG:HH21	2.06	0.53
3:D:873:LEU:C	3:D:877:LEU:HD23	2.27	0.53
3:D:904:ARG:O	3:D:911:ILE:HG23	2.08	0.53
3:D:905:ALA:HB3	3:D:909:THR:C	2.29	0.53
3:D:1167:ILE:HG12	3:D:1180:LEU:CA	2.38	0.53
3:D:1272:VAL:HG13	4:E:56:TYR:CE1	2.43	0.53
5:F:258:TYR:O	5:F:261:GLN:HB3	2.07	0.53
5:F:281:MET:O	5:F:282:MET:C	2.45	0.53
5:F:305:SER:OG	5:F:306:LEU:N	2.40	0.53
5:F:419:GLU:HB2	5:F:420:PRO:HD2	1.90	0.53
5:F:511:MET:HB3	5:F:515:ARG:CZ	2.39	0.53
6:J:36:ASN:OD1	6:J:38:GLU:HG2	2.07	0.53
1:A:55:ARG:HH11	1:A:160:GLY:N	2.06	0.53
1:A:152:ASN:H	1:A:163:PRO:HG2	1.73	0.53
1:A:173:LYS:O	1:A:197:GLU:N	2.40	0.53
1:A:179:ASP:O	1:A:191:LYS:HB3	2.09	0.53
1:A:215:LEU:O	1:A:218:LEU:HB3	2.07	0.53
1:B:20:GLN:NE2	1:B:193:ILE:HG23	2.23	0.53
1:B:72:ASP:OD1	1:B:75:GLU:CB	2.56	0.53
2:C:144:THR:HG21	2:C:146:GLU:CD	2.28	0.53
2:C:222:VAL:HB	2:C:224:VAL:CG2	2.35	0.53
2:C:269:GLY:O	2:C:273:ALA:N	2.41	0.53
2:C:379:ARG:HA	2:C:383:GLU:OE2	2.08	0.53
2:C:400:VAL:O	2:C:403:ARG:HG2	2.08	0.53

Continued on next page...

Continued from previous page...

Atom-1	Atom-2	Interatomic distance (Å)	Clash overlap (Å)
2:C:410:GLU:O	2:C:412:ILE:N	2.42	0.53
2:C:486:ILE:HG22	2:C:606:LEU:CB	2.37	0.53
2:C:651:GLU:O	2:C:692:ALA:HA	2.09	0.53
2:C:717:LYS:HB3	2:C:719:LEU:HD11	1.90	0.53
2:C:837:LEU:HD12	2:C:838:LYS:H	1.73	0.53
2:C:847:VAL:C	2:C:848:ILE:HG13	2.27	0.53
2:C:901:VAL:HG22	2:C:902:GLU:N	2.23	0.53
2:C:908:ALA:N	2:C:1010:LEU:HD22	2.23	0.53
3:D:142:GLU:HA	3:D:145:HIS:CB	2.32	0.53
3:D:162:VAL:CB	3:D:216:LEU:HD22	2.38	0.53
3:D:277:LEU:C	3:D:280:VAL:HB	2.27	0.53
3:D:289:LYS:HG2	3:D:293:LEU:HD12	1.91	0.53
3:D:432:VAL:HG13	3:D:433:GLY:N	2.23	0.53
3:D:519:GLY:O	3:D:520:LYS:HG3	2.08	0.53
3:D:566:LEU:O	3:D:568:PRO:CD	2.55	0.53
3:D:706:MET:O	3:D:707:ILE:CG2	2.56	0.53
3:D:743:LYS:HG2	3:D:747:ASP:OD2	2.08	0.53
3:D:930:VAL:CB	3:D:936:VAL:HA	2.39	0.53
3:D:947:PRO:O	3:D:950:ASP:N	2.37	0.53
3:D:1032:GLN:CA	3:D:1035:PHE:HD2	2.21	0.53
3:D:1040:PRO:HG2	3:D:1043:LYS:CA	2.35	0.53
3:D:1147:VAL:CG1	3:D:1149:ILE:HD11	2.38	0.53
3:D:1220:TRP:NE1	3:D:1221:LEU:HD22	2.22	0.53
3:D:1276:GLU:HG3	3:D:1280:ALA:HB2	1.89	0.53
4:E:40:ILE:HG13	4:E:41:ASP:H	1.70	0.53
5:F:300:LEU:O	5:F:304:VAL:HB	2.07	0.53
5:F:410:VAL:HG22	5:F:414:GLN:CD	2.29	0.53
5:F:414:GLN:O	5:F:418:ARG:NH2	2.42	0.53
5:F:450:ALA:HA	5:F:453:PHE:HD2	1.68	0.53
6:J:56:CYS:HB2	6:J:60:MET:CG	2.39	0.53
1:A:34:LEU:C	1:A:37:SER:HB3	2.29	0.53
1:A:55:ARG:HB3	1:A:161:ARG:CZ	2.38	0.53
1:A:78:LEU:HA	1:A:81:LYS:CG	2.39	0.53
1:B:205:ARG:C	1:B:208:LEU:HB3	2.28	0.53
2:C:86:LEU:O	2:C:89:VAL:HG23	2.08	0.53
2:C:111:ARG:CZ	2:C:134:PHE:HB2	2.38	0.53
2:C:134:PHE:CE1	2:C:153:PHE:HD1	2.26	0.53
2:C:148:LYS:CA	2:C:414:PRO:HG3	2.39	0.53
2:C:298:ASN:CA	2:C:302:LYS:HB2	2.37	0.53
2:C:335:GLU:O	2:C:339:VAL:HG22	2.08	0.53
2:C:398:ARG:O	2:C:398:ARG:HG3	2.09	0.53

Continued on next page...

Continued from previous page...

Atom-1	Atom-2	Interatomic distance (Å)	Clash overlap (Å)
2:C:540:VAL:HG11	2:C:576:VAL:CA	2.35	0.53
2:C:571:VAL:HG22	2:C:572:PRO:HD2	1.89	0.53
2:C:625:LEU:HD23	2:C:940:ALA:HB1	1.90	0.53
2:C:732:GLU:C	2:C:734:ALA:H	2.12	0.53
2:C:852:VAL:H	2:C:869:VAL:HG23	1.74	0.53
2:C:855:ARG:HH12	2:C:862:PRO:C	2.10	0.53
2:C:867:GLU:CG	2:C:868:LEU:N	2.70	0.53
2:C:916:ILE:O	2:C:917:LEU:HD23	2.09	0.53
2:C:980:ALA:O	2:C:985:LEU:HD11	2.07	0.53
2:C:1084:THR:HA	2:C:1087:GLU:OE1	2.08	0.53
2:C:1098:GLY:C	2:C:1102:VAL:HG12	2.28	0.53
3:D:9:GLU:HB3	3:D:1243:ASP:H	1.73	0.53
3:D:73:ILE:O	3:D:81:GLU:HG3	2.09	0.53
3:D:106:TYR:HA	3:D:113:ARG:H	1.74	0.53
3:D:215:GLU:HG2	3:D:218:ARG:HH21	1.73	0.53
3:D:223:TRP:CE2	3:D:227:THR:HG22	2.43	0.53
3:D:234:LEU:HD11	3:D:236:VAL:CG2	2.37	0.53
3:D:277:LEU:HA	3:D:280:VAL:CG2	2.39	0.53
3:D:434:PRO:CG	3:D:435:GLN:OE1	2.52	0.53
3:D:453:LYS:HG2	3:D:454:PRO:HD3	1.90	0.53
3:D:592:VAL:O	3:D:592:VAL:HG12	2.09	0.53
3:D:697:ILE:HA	3:D:700:LEU:CD1	2.37	0.53
3:D:796:ASP:OD1	3:D:797:ASN:N	2.41	0.53
3:D:825:THR:HA	3:D:831:PHE:C	2.28	0.53
3:D:826:ASN:CG	3:D:828:LYS:H	2.08	0.53
3:D:881:SER:OG	3:D:882:GLN:N	2.41	0.53
3:D:997:ILE:HG22	3:D:998:VAL:N	2.16	0.53
3:D:1010:LEU:CD2	3:D:1145:GLN:HG3	2.38	0.53
3:D:1045:PRO:HB2	3:D:1111:LEU:CG	2.38	0.53
3:D:1068:PRO:O	3:D:1071:GLY:HA2	2.09	0.53
3:D:1085:ARG:HD2	3:D:1113:GLU:OE1	2.08	0.53
3:D:1096:GLU:O	3:D:1097:ARG:HB3	2.09	0.53
3:D:1133:HIS:O	3:D:1134:LEU:C	2.46	0.53
3:D:1135:VAL:HG12	3:D:1136:ARG:N	2.23	0.53
3:D:1154:ILE:HG22	3:D:1158:VAL:HG23	1.87	0.53
3:D:1249:LYS:C	3:D:1253:ILE:HG13	2.29	0.53
4:E:50:LYS:O	4:E:54:VAL:HG23	2.08	0.53
5:F:343:PHE:CE1	5:F:346:TYR:HD2	2.25	0.53
5:F:487:ARG:HD2	5:F:491:GLU:CD	2.28	0.53
6:J:31:ARG:O	6:J:39:GLU:HB3	2.08	0.53
1:A:28:PRO:CB	1:A:182:ARG:NE	2.71	0.53

Continued on next page...

Continued from previous page...

Atom-1	Atom-2	Interatomic distance (Å)	Clash overlap (Å)
1:A:62:GLU:HA	1:A:73:VAL:HG11	1.90	0.53
1:A:66:VAL:O	1:A:69:VAL:HG22	2.07	0.53
1:A:215:LEU:O	1:A:216:VAL:C	2.47	0.53
1:B:41:THR:O	1:B:44:SER:N	2.41	0.53
2:C:94:SER:CB	2:C:107:PHE:CD2	2.90	0.53
2:C:97:GLU:HG2	2:C:98:ASP:N	2.24	0.53
2:C:133:LEU:HB2	2:C:155:GLY:O	2.09	0.53
2:C:139:PHE:C	2:C:140:ILE:HG13	2.29	0.53
2:C:174:VAL:O	2:C:437:SER:HA	2.09	0.53
2:C:257:ILE:O	2:C:260:SER:HB2	2.09	0.53
2:C:315:LYS:O	2:C:318:LYS:CA	2.56	0.53
2:C:323:HIS:O	2:C:325:GLY:N	2.41	0.53
2:C:399:VAL:HG11	2:C:403:ARG:HH21	1.72	0.53
2:C:548:ILE:HA	2:C:554:PHE:N	2.22	0.53
2:C:662:HIS:HB2	2:C:666:THR:HB	1.91	0.53
2:C:678:SER:C	2:C:680:HIS:H	2.11	0.53
2:C:687:CYS:HG	2:C:704:ASP:HB2	1.73	0.53
2:C:812:THR:C	2:C:813:GLU:HG3	2.29	0.53
2:C:817:GLU:H	2:C:817:GLU:CD	2.11	0.53
2:C:857:ASP:O	2:C:858:GLU:HB2	2.09	0.53
2:C:897:LYS:CG	2:C:899:LEU:HD21	2.38	0.53
2:C:907:LEU:HA	2:C:1010:LEU:HD21	1.89	0.53
2:C:1097:VAL:O	2:C:1098:GLY:C	2.47	0.53
3:D:16:THR:OG1	3:D:18:GLU:HB2	2.09	0.53
3:D:43:LYS:HD3	3:D:48:CYS:CA	2.38	0.53
3:D:212:ALA:O	3:D:213:GLN:C	2.46	0.53
3:D:213:GLN:O	3:D:214:ARG:C	2.46	0.53
3:D:350:ARG:C	3:D:353:ARG:H	2.12	0.53
3:D:406:LEU:HA	3:D:412:ARG:H	1.72	0.53
3:D:560:LEU:O	3:D:561:SER:C	2.46	0.53
3:D:618:ALA:CA	3:D:621:ALA:HB3	2.38	0.53
3:D:642:PRO:HA	3:D:683:PHE:HB3	1.91	0.53
3:D:859:GLY:O	3:D:860:LEU:C	2.47	0.53
3:D:923:ARG:O	3:D:943:ASP:HA	2.07	0.53
3:D:1045:PRO:O	3:D:1111:LEU:HB2	2.09	0.53
3:D:1062:TYR:H	3:D:1080:ILE:HB	1.74	0.53
3:D:1230:THR:N	3:D:1233:LEU:CD1	2.72	0.53
4:E:95:ALA:O	4:E:96:LEU:C	2.47	0.53
5:F:284:ILE:HD12	5:F:287:ASP:CB	2.38	0.53
5:F:418:ARG:O	5:F:418:ARG:HG2	2.06	0.53
5:F:433:SER:HG	5:F:437:ASP:CG	2.00	0.53

Continued on next page...

Continued from previous page...

Atom-1	Atom-2	Interatomic distance (Å)	Clash overlap (Å)
5:F:442:SER:HB3	6:J:7:ARG:CZ	2.38	0.53
6:J:29:ILE:HG22	6:J:30:ALA:O	2.09	0.53
1:A:52:THR:OG1	1:A:141:GLU:HB2	2.08	0.53
1:A:72:ASP:O	1:A:76:ILE:HB	2.09	0.53
1:A:120:ASN:N	1:A:121:PRO:HD3	2.24	0.53
1:A:175:THR:O	1:A:176:TYR:HB3	2.08	0.53
1:B:56:ILE:HG21	1:B:134:LEU:HD11	1.91	0.53
1:B:98:ARG:HB3	1:B:135:GLU:N	2.24	0.53
1:B:100:GLN:N	1:B:133:LYS:HB2	2.23	0.53
1:B:182:ARG:HG3	1:B:186:ARG:N	2.21	0.53
1:B:192:LEU:HG	1:B:193:ILE:N	2.23	0.53
1:B:213:LYS:HZ1	1:B:214:THR:HG22	1.73	0.53
2:C:64:LEU:HD22	2:C:382:GLY:HA3	1.90	0.53
2:C:97:GLU:HG3	2:C:142:ASN:HD21	1.73	0.53
2:C:119:VAL:O	2:C:122:CYS:N	2.42	0.53
2:C:218:LYS:HG2	2:C:219:ARG:N	2.23	0.53
2:C:335:GLU:HA	2:C:338:VAL:HG21	1.91	0.53
2:C:647:SER:HA	2:C:696:VAL:O	2.09	0.53
2:C:668:ARG:CD	2:C:670:TYR:CG	2.92	0.53
2:C:722:ALA:O	2:C:917:LEU:CB	2.57	0.53
2:C:740:ARG:HA	2:C:743:GLU:CD	2.28	0.53
2:C:800:ASP:HB2	2:C:839:VAL:HG11	1.89	0.53
2:C:886:ALA:N	2:C:1030:ILE:HD12	2.21	0.53
2:C:907:LEU:HB3	2:C:909:ASP:N	2.23	0.53
2:C:972:VAL:O	2:C:972:VAL:HG23	2.09	0.53
2:C:1068:PHE:O	3:D:419:GLY:HA3	2.08	0.53
3:D:12:ILE:N	3:D:1241:ARG:O	2.42	0.53
3:D:30:LYS:HB2	3:D:45:GLY:CA	2.39	0.53
3:D:54:PRO:HB2	3:D:56:ARG:N	2.21	0.53
3:D:57:ASP:OD2	6:J:15:SER:OG	2.24	0.53
3:D:117:LEU:HD13	3:D:117:LEU:O	2.08	0.53
3:D:129:ILE:HG13	3:D:130:TYR:CD2	2.44	0.53
3:D:344:TYR:O	3:D:345:ARG:C	2.47	0.53
3:D:553:ALA:O	3:D:554:GLU:C	2.45	0.53
3:D:732:SER:O	3:D:735:ASP:CB	2.56	0.53
3:D:938:VAL:HG21	3:D:952:LEU:HD11	1.90	0.53
5:F:229:ARG:CA	5:F:232:LEU:HD12	2.38	0.53
5:F:307:ALA:O	5:F:309:ARG:HD3	2.07	0.53
5:F:355:ILE:HA	5:F:358:ALA:HB2	1.89	0.53
5:F:457:GLN:HE22	6:J:18:THR:CG2	2.22	0.53
5:F:513:LYS:HB3	5:F:519:ARG:CZ	2.38	0.53

Continued on next page...

Continued from previous page...

Atom-1	Atom-2	Interatomic distance (Å)	Clash overlap (Å)
5:F:513:LYS:HB3	5:F:519:ARG:HH22	1.73	0.53
6:J:6:LEU:HD12	6:J:6:LEU:C	2.29	0.53
6:J:21:ASN:O	6:J:22:HIS:CB	2.56	0.53
6:J:34:THR:HG22	6:J:56:CYS:SG	2.49	0.53
6:J:47:ASP:O	6:J:48:ALA:HB2	2.08	0.53
6:J:64:LEU:HB3	6:J:66:GLU:N	2.21	0.53
1:A:71:GLU:OE1	1:A:71:GLU:N	2.42	0.53
1:A:100:GLN:HA	1:A:133:LYS:CA	2.39	0.53
1:A:105:VAL:N	1:A:126:ALA:O	2.41	0.53
1:B:5:GLN:O	1:B:6:ARG:CB	2.54	0.53
1:B:174:VAL:HG22	1:B:196:VAL:CG2	2.33	0.53
2:C:175:VAL:HG22	2:C:437:SER:CA	2.39	0.53
2:C:420:ILE:HD12	2:C:420:ILE:C	2.29	0.53
2:C:608:GLY:HA2	2:C:611:MET:HB2	1.91	0.53
2:C:720:LEU:HD12	2:C:1026:GLY:O	2.07	0.53
2:C:845:GLY:C	2:C:873:VAL:HG13	2.29	0.53
2:C:892:LYS:HZ1	3:D:537:ASP:HB2	1.73	0.53
2:C:1007:LYS:HG2	2:C:1024:THR:OG1	2.08	0.53
2:C:1078:ALA:HB3	3:D:506:ARG:HG3	1.91	0.53
3:D:135:VAL:HG23	3:D:233:GLN:O	2.08	0.53
3:D:365:ILE:O	3:D:368:ASN:HB2	2.09	0.53
3:D:443:LEU:HD13	3:D:514:PRO:CB	2.37	0.53
3:D:585:LEU:O	3:D:586:TYR:C	2.47	0.53
3:D:606:HIS:CB	3:D:607:PRO:CD	2.86	0.53
3:D:747:ASP:O	3:D:748:HIS:C	2.46	0.53
3:D:1052:ARG:NE	3:D:1102:GLY:HA2	2.24	0.53
3:D:1083:ARG:O	3:D:1085:ARG:CZ	2.55	0.53
3:D:1276:GLU:HG3	3:D:1277:GLU:N	2.24	0.53
4:E:50:LYS:C	4:E:53:LEU:HD22	2.28	0.53
4:E:60:ARG:HG3	4:E:61:ALA:N	2.23	0.53
5:F:283:TRP:CZ3	5:F:284:ILE:HD13	2.42	0.53
5:F:331:ALA:CA	5:F:334:LYS:HB3	2.33	0.53
5:F:386:LEU:HD13	5:F:402:GLU:HG2	1.91	0.53
1:A:4:SER:OG	1:A:5:GLN:N	2.37	0.53
1:A:20:GLN:HA	1:A:195:ASP:CB	2.38	0.53
1:B:22:VAL:HG12	1:B:193:ILE:CA	2.39	0.53
1:B:26:LEU:HB2	1:B:190:ASP:CB	2.37	0.53
1:B:77:ILE:HG12	1:B:80:LEU:HD12	1.91	0.53
1:B:102:PRO:O	1:B:128:LEU:HD13	2.08	0.53
2:C:72:GLU:O	2:C:76:GLU:OE2	2.27	0.53
2:C:111:ARG:HD2	2:C:112:PHE:N	2.24	0.53

Continued on next page...

Continued from previous page...

Atom-1	Atom-2	Interatomic distance (Å)	Clash overlap (Å)
2:C:237:LEU:HA	2:C:240:ALA:CB	2.39	0.53
2:C:562:ARG:HA	2:C:568:VAL:N	2.24	0.53
2:C:626:VAL:CA	2:C:972:VAL:HG23	2.30	0.53
2:C:674:LYS:CE	2:C:686:GLN:H	2.22	0.53
2:C:721:VAL:HG21	2:C:915:ILE:HG13	1.90	0.53
2:C:777:SER:C	2:C:780:VAL:HG22	2.29	0.53
2:C:921:GLY:C	2:C:925:ARG:HG3	2.29	0.53
2:C:932:LEU:C	2:C:934:THR:N	2.60	0.53
2:C:1132:CYS:O	3:D:14:LEU:CA	2.56	0.53
3:D:122:PRO:O	3:D:124:ASP:N	2.42	0.53
3:D:131:PHE:HA	3:D:256:MET:SD	2.48	0.53
3:D:136:ILE:HG13	3:D:230:ALA:O	2.08	0.53
3:D:439:HIS:H	3:D:561:SER:CB	2.22	0.53
3:D:446:LEU:HD21	3:D:484:TRP:CH2	2.44	0.53
3:D:510:GLN:HB3	3:D:559:MET:HB3	1.91	0.53
3:D:578:ARG:HA	3:D:582:VAL:CG2	2.39	0.53
3:D:712:THR:HG22	3:D:716:LEU:HD21	1.90	0.53
3:D:873:LEU:HD22	3:D:1028:LEU:CD2	2.25	0.53
3:D:904:ARG:HB2	3:D:958:THR:HG21	1.91	0.53
3:D:938:VAL:CG2	3:D:952:LEU:HD21	2.38	0.53
3:D:1130:VAL:C	3:D:1134:LEU:HG	2.29	0.53
5:F:335:PHE:CE1	5:F:343:PHE:HB2	2.43	0.53
5:F:338:THR:CB	6:J:89:ARG:HH12	2.21	0.53
5:F:452:SER:O	5:F:453:PHE:C	2.46	0.53
5:F:456:LEU:O	5:F:459:GLN:N	2.41	0.53
5:F:467:LEU:HD11	5:F:519:ARG:NH2	2.24	0.53
5:F:499:THR:OG1	5:F:501:GLU:HB3	2.09	0.53
6:J:85:LEU:HD12	6:J:89:ARG:HB2	1.90	0.53
1:A:7:PRO:HB2	1:A:23:ILE:CG2	2.39	0.53
1:B:174:VAL:CG2	1:B:196:VAL:HG23	2.31	0.53
2:C:60:SER:O	2:C:61:PHE:C	2.47	0.53
2:C:67:SER:CB	2:C:69:ARG:HB2	2.39	0.53
2:C:109:ASP:HB3	2:C:135:VAL:C	2.29	0.53
2:C:129:TYR:CE2	2:C:159:MET:HB2	2.43	0.53
2:C:354:THR:CB	2:C:364:PRO:HA	2.38	0.53
2:C:372:HIS:HB3	2:C:375:ASN:ND2	2.24	0.53
2:C:391:VAL:CA	2:C:394:SER:HB2	2.39	0.53
2:C:427:ILE:O	2:C:430:PHE:N	2.41	0.53
2:C:485:PRO:HB3	2:C:586:MET:CE	2.39	0.53
2:C:534:ASP:C	2:C:535:GLU:HG2	2.29	0.53
2:C:583:PRO:CG	2:C:584:ARG:HG2	2.28	0.53

Continued on next page...

Continued from previous page...

Atom-1	Atom-2	Interatomic distance (Å)	Clash overlap (Å)
2:C:733:ASP:HB2	3:D:536:PHE:CB	2.33	0.53
2:C:772:ASP:OD2	2:C:830:ARG:NH1	2.42	0.53
2:C:885:LEU:O	2:C:886:ALA:CB	2.57	0.53
2:C:1117:ILE:O	2:C:1119:GLU:N	2.42	0.53
3:D:114:LEU:CA	3:D:117:LEU:CB	2.81	0.53
3:D:321:PRO:N	3:D:324:LEU:HD12	2.24	0.53
3:D:345:ARG:HA	3:D:348:ILE:HG22	1.90	0.53
3:D:434:PRO:C	3:D:436:LEU:HG	2.28	0.53
3:D:452:PHE:O	3:D:454:PRO:CD	2.57	0.53
3:D:592:VAL:CB	3:D:630:ARG:HB3	2.38	0.53
3:D:632:LYS:CG	3:D:666:THR:HA	2.10	0.53
3:D:642:PRO:HD3	3:D:662:TRP:CD1	2.43	0.53
3:D:815:ARG:O	3:D:817:LEU:N	2.42	0.53
3:D:815:ARG:HH12	3:D:822:GLY:N	2.06	0.53
3:D:854:HIS:O	3:D:857:ARG:N	2.42	0.53
3:D:874:THR:O	3:D:877:LEU:HB2	2.08	0.53
3:D:946:ASP:HA	3:D:949:ILE:CG1	2.39	0.53
3:D:1028:LEU:HD11	3:D:1032:GLN:HB2	1.89	0.53
3:D:1039:VAL:HG13	3:D:1040:PRO:HD2	1.90	0.53
3:D:1258:ILE:HB	3:D:1259:PRO:CD	2.35	0.53
3:D:1264:ILE:HG22	3:D:1266:ARG:HG2	1.90	0.53
4:E:60:ARG:NH1	4:E:64:ILE:HG13	2.24	0.53
5:F:251:LYS:CG	5:F:337:TYR:OH	2.56	0.53
5:F:283:TRP:O	5:F:286:ARG:CB	2.56	0.53
5:F:334:LYS:HA	6:J:88:ARG:NH1	2.24	0.53
5:F:382:ILE:O	5:F:385:GLU:N	2.42	0.53
5:F:412:GLU:OE2	5:F:413:ILE:HD12	2.08	0.53
5:F:479:PHE:HB2	5:F:481:LEU:CD2	2.38	0.53
5:F:488:THR:O	5:F:491:GLU:N	2.42	0.53
1:A:12:ASP:O	1:A:19:SER:HB2	2.09	0.53
1:A:76:ILE:HG22	1:A:77:ILE:N	2.22	0.53
1:A:225:LEU:O	1:A:225:LEU:HD22	2.09	0.53
1:B:83:LEU:HG	1:B:85:VAL:H	1.73	0.53
1:B:94:THR:C	1:B:95:MET:HG3	2.28	0.53
2:C:41:PHE:CA	2:C:975:PRO:HD3	2.39	0.53
2:C:203:LYS:HG3	2:C:213:GLU:OE2	2.08	0.53
2:C:248:ILE:C	2:C:252:PHE:HB2	2.29	0.53
2:C:252:PHE:C	2:C:255:SER:HB3	2.29	0.53
2:C:268:VAL:CG1	2:C:269:GLY:H	2.04	0.53
2:C:312:GLY:O	2:C:313:ARG:C	2.47	0.53
2:C:320:LEU:HB2	2:C:322:LEU:CD1	2.39	0.53

Continued on next page...

Continued from previous page...

Atom-1	Atom-2	Interatomic distance (Å)	Clash overlap (Å)
2:C:473:ARG:HG2	2:C:495:GLY:C	2.29	0.53
2:C:592:ALA:HB3	2:C:630:MET:HE2	1.90	0.53
2:C:609:ALA:O	2:C:612:GLN:CB	2.53	0.53
2:C:618:LEU:HD13	2:C:747:LEU:CA	2.34	0.53
2:C:644:ALA:N	2:C:702:ILE:HG13	2.24	0.53
2:C:653:VAL:HG12	2:C:658:ILE:HG23	1.88	0.53
2:C:748:THR:HG22	2:C:749:SER:N	2.23	0.53
2:C:788:GLY:O	2:C:789:ILE:O	2.26	0.53
2:C:793:GLY:HA2	2:C:846:LYS:CB	2.35	0.53
2:C:858:GLU:O	2:C:860:GLU:N	2.42	0.53
2:C:928:ILE:O	2:C:931:ILE:CG1	2.57	0.53
2:C:930:GLN:HG3	2:C:931:ILE:CD1	2.39	0.53
2:C:944:TRP:N	2:C:966:ALA:HB3	2.24	0.53
2:C:1071:MET:CA	2:C:1074:TRP:CD2	2.77	0.53
2:C:1103:TYR:N	2:C:1106:ILE:HD12	2.23	0.53
2:C:1121:PHE:CD1	3:D:1254:ILE:HA	2.43	0.53
3:D:95:ILE:HD12	3:D:317:VAL:HG12	1.90	0.53
3:D:212:ALA:HB1	3:D:216:LEU:CD1	2.39	0.53
3:D:321:PRO:O	3:D:324:LEU:HD12	2.09	0.53
3:D:412:ARG:HB3	3:D:415:GLN:OE1	2.07	0.53
3:D:471:SER:OG	3:D:472:ALA:N	2.40	0.53
3:D:497:LEU:N	3:D:546:PRO:HD3	2.23	0.53
3:D:530:GLU:HB2	3:D:578:ARG:NH1	2.24	0.53
3:D:592:VAL:CB	3:D:630:ARG:O	2.49	0.53
3:D:640:LEU:HD11	3:D:675:GLU:CG	2.39	0.53
3:D:736:VAL:CG2	3:D:841:ARG:HE	2.17	0.53
3:D:882:GLN:HG3	3:D:883:ASP:CG	2.30	0.53
3:D:891:CYS:O	3:D:969:ALA:HB3	2.09	0.53
3:D:964:SER:C	3:D:965:VAL:HG13	2.29	0.53
3:D:966:LEU:HD22	3:D:1159:ARG:N	2.24	0.53
3:D:1058:GLY:O	3:D:1060:ARG:N	2.41	0.53
3:D:1065:THR:OG1	3:D:1076:VAL:HG13	2.08	0.53
3:D:1273:GLN:C	4:E:104:LEU:HB2	2.30	0.53
3:D:1273:GLN:N	4:E:105:GLU:O	2.37	0.53
5:F:248:GLU:CD	5:F:251:LYS:HB2	2.29	0.53
5:F:343:PHE:HD1	5:F:346:TYR:HB3	1.71	0.53
5:F:357:ARG:CA	5:F:360:ALA:HB3	2.37	0.53
5:F:397:GLU:HG2	5:F:398:GLU:H	1.70	0.53
5:F:456:LEU:CG	5:F:457:GLN:H	2.12	0.53
5:F:480:GLY:CA	5:F:483:ASP:OD1	2.57	0.53
6:J:28:GLN:HG2	6:J:44:PHE:C	2.29	0.53

Continued on next page...

Continued from previous page...

Atom-1	Atom-2	Interatomic distance (Å)	Clash overlap (Å)
6:J:98:LEU:O	6:J:98:LEU:HD23	2.09	0.53
1:A:16:ASP:O	1:A:18:ARG:HB3	2.09	0.53
1:B:95:MET:N	1:B:138:LEU:O	2.42	0.53
1:B:176:TYR:O	1:B:177:LYS:HG2	2.09	0.53
1:B:213:LYS:O	1:B:214:THR:C	2.47	0.53
2:C:152:VAL:CB	2:C:154:MET:HE1	2.22	0.53
2:C:179:LEU:HD21	2:C:378:LEU:HD22	1.91	0.53
2:C:224:VAL:HG11	2:C:232:GLN:CB	2.38	0.53
2:C:232:GLN:HE22	2:C:277:ILE:CG2	2.13	0.53
2:C:232:GLN:HE21	2:C:280:LYS:CG	2.18	0.53
2:C:344:TYR:CZ	2:C:365:VAL:HG13	2.44	0.53
2:C:448:GLY:O	2:C:449:LEU:O	2.26	0.53
2:C:548:ILE:HG22	2:C:549:ASP:C	2.29	0.53
2:C:571:VAL:HG23	2:C:572:PRO:HD2	1.91	0.53
2:C:592:ALA:HB3	2:C:630:MET:CE	2.38	0.53
2:C:628:THR:HG21	2:C:630:MET:HG2	1.91	0.53
2:C:633:ARG:O	2:C:636:ILE:CG1	2.57	0.53
2:C:800:ASP:O	2:C:838:LYS:HA	2.09	0.53
2:C:1011:PHE:HA	2:C:1019:PHE:CZ	2.43	0.53
2:C:1044:ARG:HH12	2:C:1057:LEU:C	2.12	0.53
2:C:1097:VAL:HB	2:C:1101:LYS:HG3	1.91	0.53
3:D:89:ARG:CA	3:D:324:LEU:HD21	2.39	0.53
3:D:354:LEU:CD2	3:D:367:VAL:HA	2.39	0.53
3:D:354:LEU:CD2	3:D:367:VAL:HG13	2.39	0.53
3:D:429:VAL:HB	3:D:539:ASP:O	2.08	0.53
3:D:443:LEU:HB3	3:D:516:LEU:CA	2.37	0.53
3:D:446:LEU:CA	3:D:449:LEU:HB3	2.39	0.53
3:D:557:ILE:CG1	4:E:54:VAL:HG21	2.39	0.53
3:D:643:PRO:HD3	3:D:683:PHE:HD2	1.74	0.53
3:D:698:ASN:O	3:D:699:ASP:C	2.47	0.53
3:D:728:GLY:O	3:D:729:VAL:HG23	2.09	0.53
3:D:751:GLU:O	3:D:755:LYS:HG3	2.08	0.53
3:D:839:SER:N	3:D:844:LEU:HD11	2.23	0.53
3:D:904:ARG:HG3	3:D:909:THR:O	2.09	0.53
3:D:924:THR:O	3:D:962:VAL:HA	2.09	0.53
3:D:942:GLN:HB2	3:D:944:LEU:HD21	1.90	0.53
3:D:1004:GLY:O	3:D:1005:GLU:C	2.47	0.53
3:D:1051:GLY:HA3	3:D:1067:VAL:O	2.09	0.53
3:D:1052:ARG:CZ	3:D:1053:VAL:O	2.57	0.53
3:D:1265:ASN:O	3:D:1266:ARG:C	2.48	0.53
4:E:55:ILE:O	4:E:58:ALA:HB3	2.09	0.53

Continued on next page...

Continued from previous page...

Atom-1	Atom-2	Interatomic distance (Å)	Clash overlap (Å)
5:F:218:ASP:O	5:F:221:LEU:CA	2.57	0.53
5:F:238:VAL:C	5:F:301:ARG:HH22	2.12	0.53
5:F:264:THR:O	5:F:267:SER:OG	2.27	0.53
5:F:334:LYS:CB	6:J:84:MET:HE1	2.39	0.53
5:F:367:ARG:O	5:F:368:ILE:HG13	2.08	0.53
5:F:480:GLY:HA3	5:F:485:GLN:O	2.08	0.53
6:J:91:ILE:HA	6:J:94:LEU:HG	1.90	0.53
1:A:76:ILE:O	1:A:79:ASN:HB2	2.09	0.52
1:A:192:LEU:HD11	1:A:194:LEU:CG	2.39	0.52
1:A:195:ASP:OD1	1:A:196:VAL:N	2.41	0.52
1:B:18:ARG:HD3	1:B:197:GLU:CB	2.38	0.52
1:B:62:GLU:C	1:B:64:THR:H	2.11	0.52
1:B:63:PHE:HD2	3:D:604:GLY:HA2	1.75	0.52
1:B:74:THR:CG2	1:B:75:GLU:H	2.14	0.52
1:B:83:LEU:HD23	1:B:85:VAL:HB	1.90	0.52
2:C:139:PHE:O	2:C:140:ILE:HG13	2.08	0.52
2:C:185:VAL:O	2:C:186:TYR:CD1	2.62	0.52
2:C:205:ILE:HG13	2:C:205:ILE:O	2.09	0.52
2:C:278:TYR:HA	2:C:281:LEU:HD22	1.90	0.52
2:C:302:LYS:HG2	2:C:305:ARG:N	2.23	0.52
2:C:405:THR:OG1	2:C:406:THR:N	2.42	0.52
2:C:406:THR:HG23	2:C:407:GLN:H	1.73	0.52
2:C:484:CYS:HA	2:C:586:MET:O	2.09	0.52
2:C:516:TYR:HA	2:C:581:VAL:CG1	2.38	0.52
2:C:732:GLU:HG2	2:C:732:GLU:O	2.08	0.52
2:C:774:PRO:HG2	2:C:834:ASP:OD2	2.10	0.52
2:C:883:ASP:CA	2:C:895:ILE:HB	2.39	0.52
2:C:906:PHE:HB2	2:C:912:PRO:HG3	1.91	0.52
2:C:996:ARG:C	2:C:998:GLY:H	2.11	0.52
2:C:1009:MET:HG2	2:C:1022:PRO:HA	1.90	0.52
2:C:1055:GLN:HA	2:C:1094:ASP:OD1	2.08	0.52
2:C:1071:MET:O	2:C:1074:TRP:CG	2.63	0.52
2:C:1071:MET:HA	2:C:1074:TRP:CG	2.39	0.52
3:D:66:LYS:O	6:J:17:GLU:OE2	2.26	0.52
3:D:69:ARG:O	6:J:25:ALA:N	2.40	0.52
3:D:148:LEU:O	3:D:148:LEU:HD13	2.10	0.52
3:D:221:ASP:O	3:D:224:SER:N	2.43	0.52
3:D:225:THR:HA	3:D:228:LYS:HZ1	1.74	0.52
3:D:287:GLN:CG	3:D:288:LYS:N	2.71	0.52
3:D:320:ILE:O	3:D:320:ILE:HG23	2.09	0.52
3:D:320:ILE:CD1	3:D:325:ARG:HD2	2.39	0.52

Continued on next page...

Continued from previous page...

Atom-1	Atom-2	Interatomic distance (Å)	Clash overlap (Å)
3:D:429:VAL:O	3:D:522:ILE:HD12	2.09	0.52
3:D:509:ILE:O	3:D:510:GLN:CG	2.56	0.52
3:D:641:ARG:HD3	3:D:682:PRO:HA	1.92	0.52
3:D:696:ILE:HA	3:D:699:ASP:HB3	1.91	0.52
3:D:705:PRO:O	3:D:706:MET:O	2.26	0.52
3:D:707:ILE:CG2	3:D:708:VAL:HG23	2.39	0.52
3:D:790:ARG:O	3:D:791:GLU:C	2.47	0.52
3:D:812:THR:O	3:D:813:GLN:C	2.48	0.52
3:D:888:GLU:HG3	3:D:975:CYS:HB2	1.90	0.52
3:D:901:LEU:HG	3:D:959:GLN:N	2.23	0.52
3:D:1032:GLN:HA	3:D:1035:PHE:HD2	1.74	0.52
3:D:1060:ARG:HH11	3:D:1082:LYS:CB	2.22	0.52
3:D:1127:PRO:HB2	3:D:1131:GLN:HG3	1.90	0.52
3:D:1150:HIS:O	3:D:1153:HIS:CD2	2.63	0.52
3:D:1158:VAL:C	3:D:1160:GLN:H	2.12	0.52
3:D:1190:ASN:CA	3:D:1199:GLU:OE2	2.56	0.52
4:E:50:LYS:HE2	4:E:51:TYR:CE2	2.44	0.52
4:E:76:LEU:HD11	4:E:77:GLU:HG3	1.89	0.52
5:F:218:ASP:O	5:F:219:ALA:C	2.47	0.52
5:F:248:GLU:CA	5:F:251:LYS:HD2	2.34	0.52
5:F:333:GLU:HG2	6:J:81:HIS:ND1	2.24	0.52
5:F:511:MET:O	5:F:515:ARG:HG3	2.08	0.52
1:A:100:GLN:CA	1:A:133:LYS:HA	2.38	0.52
1:A:143:GLY:HA3	1:A:168:TYR:CD2	2.44	0.52
1:B:10:SER:O	1:B:21:PHE:HB3	2.09	0.52
2:C:63:TRP:CD1	2:C:70:TRP:CZ2	2.94	0.52
2:C:65:ILE:O	2:C:86:LEU:CD1	2.56	0.52
2:C:105:LEU:HD12	2:C:106:SER:H	1.75	0.52
2:C:167:ILE:HD12	2:C:167:ILE:N	2.24	0.52
2:C:195:THR:O	2:C:196:ASP:HB2	2.08	0.52
2:C:303:GLU:CA	2:C:307:ASP:OD1	2.50	0.52
2:C:493:ASN:O	2:C:496:LEU:CG	2.57	0.52
2:C:548:ILE:HG12	2:C:552:GLY:O	2.09	0.52
2:C:600:ASP:CG	2:C:927:ASN:HA	2.28	0.52
2:C:618:LEU:HB3	2:C:748:THR:O	2.08	0.52
2:C:622:GLU:CG	2:C:1029:TYR:HE1	2.22	0.52
2:C:664:ASN:HB2	2:C:666:THR:CG2	2.39	0.52
2:C:683:CYS:SG	2:C:685:ASN:HB2	2.49	0.52
2:C:722:ALA:HB2	2:C:1025:VAL:HA	1.92	0.52
2:C:733:ASP:OD2	3:D:535:ASP:HB2	2.09	0.52
2:C:926:MET:O	2:C:927:ASN:HB3	2.09	0.52

Continued on next page...

Continued from previous page...

Atom-1	Atom-2	Interatomic distance (Å)	Clash overlap (Å)
2:C:1009:MET:HE1	2:C:1019:PHE:C	2.30	0.52
2:C:1116:GLY:C	2:C:1117:ILE:HD12	2.29	0.52
3:D:17:ALA:HB3	3:D:21:ARG:HH12	1.74	0.52
3:D:62:CYS:SG	3:D:75:CYS:SG	3.08	0.52
3:D:330:LEU:HD11	3:D:336:ALA:CB	2.40	0.52
3:D:354:LEU:HD21	3:D:367:VAL:HG13	1.91	0.52
3:D:385:GLY:HA2	3:D:387:ARG:O	2.08	0.52
3:D:409:LYS:HG3	3:D:410:GLN:N	2.25	0.52
3:D:412:ARG:C	3:D:415:GLN:HB3	2.29	0.52
3:D:443:LEU:O	3:D:445:LYS:N	2.42	0.52
3:D:475:MET:HG3	3:D:478:ARG:CB	2.28	0.52
3:D:479:GLN:O	3:D:480:ARG:HD2	2.08	0.52
3:D:494:HIS:N	3:D:513:GLU:OE1	2.43	0.52
3:D:497:LEU:HG	3:D:546:PRO:N	2.25	0.52
3:D:587:TYR:HA	3:D:590:THR:CG2	2.38	0.52
3:D:691:LYS:O	3:D:694:ALA:HB3	2.10	0.52
3:D:789:LEU:HD11	3:D:793:TYR:OH	2.09	0.52
3:D:826:ASN:HB3	3:D:829:GLY:C	2.29	0.52
3:D:882:GLN:NE2	3:D:1247:GLY:O	2.42	0.52
3:D:891:CYS:HB2	3:D:969:ALA:N	2.24	0.52
3:D:901:LEU:HD12	3:D:959:GLN:N	2.24	0.52
3:D:946:ASP:O	3:D:947:PRO:C	2.46	0.52
3:D:999:ALA:O	3:D:1000:ALA:C	2.47	0.52
3:D:1052:ARG:CZ	3:D:1102:GLY:HA2	2.39	0.52
3:D:1087:ARG:HH11	3:D:1112:MET:C	2.11	0.52
5:F:335:PHE:HZ	5:F:341:TYR:HB2	1.72	0.52
5:F:476:ARG:HB3	5:F:482:THR:N	2.24	0.52
6:J:85:LEU:HD12	6:J:89:ARG:HG3	1.91	0.52
1:A:14:LEU:CD1	1:A:20:GLN:H	2.23	0.52
1:A:61:HIS:ND1	1:A:63:PHE:CD2	2.78	0.52
1:B:28:PRO:HA	1:B:190:ASP:OD1	2.09	0.52
1:B:86:SER:O	1:B:117:THR:HG22	2.10	0.52
2:C:59:ASP:O	2:C:62:GLU:HB3	2.09	0.52
2:C:96:ILE:O	2:C:97:GLU:HB2	2.08	0.52
2:C:160:MET:HB2	2:C:166:PHE:CZ	2.45	0.52
2:C:214:PHE:CD1	2:C:224:VAL:HA	2.44	0.52
2:C:235:THR:HG23	2:C:236:VAL:N	2.24	0.52
2:C:278:TYR:CG	2:C:291:SER:HB2	2.44	0.52
2:C:279:ARG:HH21	2:C:287:PRO:HD3	1.74	0.52
2:C:316:VAL:O	2:C:322:LEU:HD12	2.10	0.52
2:C:381:VAL:CG2	2:C:385:ILE:HG13	2.38	0.52

Continued on next page...

Continued from previous page...

Atom-1	Atom-2	Interatomic distance (Å)	Clash overlap (Å)
2:C:505:ARG:HH21	2:C:530:TYR:HE2	1.56	0.52
2:C:660:VAL:HG22	2:C:668:ARG:C	2.29	0.52
2:C:674:LYS:HA	2:C:684:ALA:C	2.30	0.52
2:C:821:LEU:N	2:C:824:ILE:HD12	2.23	0.52
2:C:944:TRP:HE1	2:C:963:LEU:CD2	2.19	0.52
2:C:960:PRO:C	2:C:962:GLU:HG3	2.30	0.52
2:C:983:ALA:C	2:C:986:GLN:HB3	2.29	0.52
2:C:989:LEU:HD11	2:C:1005:ASP:H	1.72	0.52
2:C:1007:LYS:HD3	2:C:1022:PRO:O	2.09	0.52
2:C:1008:ALA:O	2:C:1022:PRO:CA	2.53	0.52
2:C:1051:MET:SD	5:F:439:ILE:HG22	2.49	0.52
2:C:1092:LYS:HZ3	3:D:424:TYR:HB2	1.74	0.52
3:D:46:LEU:HD22	3:D:47:PHE:CE2	2.44	0.52
3:D:71:LYS:CG	6:J:24:LEU:HB2	2.38	0.52
3:D:89:ARG:H	3:D:323:GLU:CG	2.23	0.52
3:D:327:MET:CG	3:D:336:ALA:N	2.73	0.52
3:D:398:PRO:HA	3:D:399:LEU:HD12	1.92	0.52
3:D:599:TYR:HD1	3:D:610:GLY:CA	2.10	0.52
3:D:677:LEU:O	3:D:679:LEU:N	2.42	0.52
3:D:688:MET:HB3	3:D:693:GLN:HG3	1.91	0.52
3:D:813:GLN:O	3:D:817:LEU:CB	2.54	0.52
3:D:888:GLU:HG3	3:D:975:CYS:CA	2.39	0.52
3:D:912:ARG:HG2	3:D:913:ASP:O	2.09	0.52
3:D:924:THR:HG1	3:D:963:ARG:N	2.07	0.52
3:D:1028:LEU:HD12	3:D:1032:GLN:H	1.73	0.52
3:D:1044:ALA:CB	3:D:1110:GLN:HE21	2.22	0.52
3:D:1055:LEU:HA	3:D:1064:ILE:HA	1.91	0.52
3:D:1057:ASP:OD1	3:D:1062:TYR:HB3	2.10	0.52
3:D:1065:THR:HG22	3:D:1074:GLU:CB	2.39	0.52
3:D:1075:VAL:HG12	3:D:1077:TYR:CE2	2.44	0.52
3:D:1087:ARG:O	3:D:1088:VAL:HG23	2.08	0.52
3:D:1137:GLU:CA	3:D:1140:GLU:OE1	2.57	0.52
4:E:54:VAL:O	4:E:55:ILE:C	2.48	0.52
5:F:232:LEU:C	5:F:235:ILE:HG12	2.29	0.52
5:F:252:ARG:HG2	6:J:101:ARG:HH12	1.74	0.52
5:F:321:ILE:HG22	5:F:325:ASN:ND2	2.24	0.52
5:F:399:LEU:N	5:F:399:LEU:HD12	2.23	0.52
6:J:91:ILE:O	6:J:94:LEU:CA	2.57	0.52
1:A:185:GLN:OE1	1:A:185:GLN:N	2.42	0.52
1:A:194:LEU:O	1:A:195:ASP:CB	2.57	0.52
1:B:152:ASN:ND2	1:B:163:PRO:HD3	2.25	0.52

Continued on next page...

Continued from previous page...

Atom-1	Atom-2	Interatomic distance (Å)	Clash overlap (Å)
2:C:320:LEU:HB2	2:C:322:LEU:CG	2.39	0.52
2:C:389:ILE:O	2:C:392:GLY:CA	2.57	0.52
2:C:399:VAL:HG12	2:C:403:ARG:HH21	1.73	0.52
2:C:476:HIS:O	2:C:479:HIS:CD2	2.63	0.52
2:C:490:GLU:N	2:C:494:ILE:HG13	2.24	0.52
2:C:518:LYS:HA	2:C:578:TYR:HD1	1.69	0.52
2:C:715:LEU:O	2:C:1030:ILE:O	2.28	0.52
2:C:746:VAL:HG22	2:C:747:LEU:HD21	1.90	0.52
2:C:784:LEU:N	2:C:790:VAL:HG12	2.24	0.52
2:C:803:VAL:HG12	2:C:805:LYS:N	2.24	0.52
2:C:884:LYS:HG3	2:C:893:GLY:O	2.09	0.52
2:C:887:GLY:O	2:C:888:ARG:O	2.26	0.52
2:C:922:VAL:C	2:C:925:ARG:H	2.13	0.52
2:C:1024:THR:C	2:C:1025:VAL:HG13	2.30	0.52
2:C:1066:GLN:CB	3:D:425:SER:HB2	2.31	0.52
2:C:1086:GLN:O	2:C:1087:GLU:C	2.47	0.52
2:C:1098:GLY:N	2:C:1101:LYS:HG2	2.24	0.52
2:C:1124:LEU:O	2:C:1127:GLU:CA	2.58	0.52
3:D:60:CYS:SG	3:D:64:LYS:CB	2.86	0.52
3:D:108:LYS:HE3	3:D:386:ARG:NE	2.24	0.52
3:D:124:ASP:OD1	3:D:124:ASP:N	2.38	0.52
3:D:223:TRP:O	3:D:226:PHE:CB	2.56	0.52
3:D:265:ILE:CG2	3:D:310:MET:SD	2.97	0.52
3:D:289:LYS:O	3:D:290:LEU:C	2.48	0.52
3:D:317:VAL:CG1	3:D:318:PRO:HD2	2.36	0.52
3:D:322:PRO:HB2	3:D:323:GLU:HG2	1.91	0.52
3:D:363:PRO:HB2	3:D:365:ILE:HD13	1.89	0.52
3:D:484:TRP:O	3:D:487:LEU:HB3	2.08	0.52
3:D:505:HIS:CE1	3:D:507:LEU:HD22	2.44	0.52
3:D:717:LYS:CG	3:D:718:ASP:N	2.73	0.52
3:D:887:ARG:HB2	3:D:974:VAL:O	2.10	0.52
3:D:1053:VAL:O	3:D:1102:GLY:N	2.42	0.52
3:D:1063:LYS:C	3:D:1064:ILE:HG13	2.30	0.52
3:D:1158:VAL:O	3:D:1160:GLN:N	2.42	0.52
3:D:1166:THR:N	3:D:1204:ARG:H	2.06	0.52
3:D:1168:ILE:HD12	3:D:1204:ARG:HG3	1.91	0.52
4:E:47:VAL:CG1	4:E:48:SER:H	2.22	0.52
5:F:248:GLU:OE2	5:F:252:ARG:N	2.42	0.52
5:F:309:ARG:HD3	5:F:310:TYR:H	1.74	0.52
5:F:477:LEU:C	5:F:480:GLY:H	2.13	0.52
6:J:99:LYS:NZ	6:J:102:LEU:HD22	2.24	0.52

Continued on next page...

Continued from previous page...

Atom-1	Atom-2	Interatomic distance (Å)	Clash overlap (Å)
1:A:34:LEU:C	1:A:34:LEU:HD23	2.29	0.52
1:B:2:LEU:HA	1:B:233:GLU:O	2.08	0.52
1:B:146:TYR:OH	1:B:165:ASP:OD1	2.23	0.52
2:C:160:MET:HG2	2:C:164:GLY:HA2	1.90	0.52
2:C:161:THR:H	2:C:165:THR:N	2.04	0.52
2:C:167:ILE:HG13	2:C:172:GLU:OE1	2.10	0.52
2:C:233:PRO:CG	2:C:236:VAL:CG2	2.88	0.52
2:C:343:GLU:C	2:C:346:VAL:HG12	2.29	0.52
2:C:446:LEU:CG	2:C:450:THR:HG23	2.39	0.52
2:C:518:LYS:HA	2:C:578:TYR:CB	2.39	0.52
2:C:606:LEU:HA	2:C:609:ALA:HB3	1.92	0.52
2:C:624:PRO:HB2	2:C:626:VAL:O	2.09	0.52
2:C:753:GLU:CG	2:C:754:GLU:O	2.54	0.52
2:C:818:GLU:O	2:C:821:LEU:CA	2.58	0.52
2:C:876:LYS:HE2	2:C:878:LYS:HZ1	1.74	0.52
2:C:897:LYS:HG2	2:C:899:LEU:HD11	1.91	0.52
2:C:909:ASP:HB2	2:C:1001:LEU:HD11	1.92	0.52
2:C:933:GLU:CG	2:C:934:THR:N	2.72	0.52
2:C:996:ARG:C	2:C:998:GLY:N	2.62	0.52
2:C:1014:ARG:CG	2:C:1015:SER:H	2.20	0.52
2:C:1070:GLU:O	2:C:1074:TRP:CD1	2.62	0.52
2:C:1096:THR:OG1	9:D:1404:FI8:O3	2.20	0.52
2:C:1139:SER:HA	3:D:8:ASP:H	1.74	0.52
3:D:84:ARG:HB3	3:D:86:LYS:HD3	1.91	0.52
3:D:147:GLU:O	3:D:148:LEU:C	2.48	0.52
3:D:211:ARG:HA	3:D:214:ARG:HE	1.75	0.52
3:D:263:LYS:HA	3:D:266:GLU:CG	2.39	0.52
3:D:329:GLN:HG3	3:D:335:PHE:CE1	2.44	0.52
3:D:349:ASN:HB3	5:F:362:GLN:NE2	2.24	0.52
3:D:406:LEU:CD2	3:D:413:PHE:H	2.23	0.52
3:D:432:VAL:HG22	3:D:433:GLY:N	2.20	0.52
3:D:597:GLY:HA3	3:D:627:LEU:HD12	1.91	0.52
3:D:624:ARG:O	3:D:626:VAL:N	2.43	0.52
3:D:848:GLU:O	3:D:851:ILE:CB	2.58	0.52
3:D:921:TYR:CA	3:D:923:ARG:HG2	2.39	0.52
3:D:981:ARG:NE	3:D:987:LYS:CA	2.67	0.52
3:D:1180:LEU:O	3:D:1181:ILE:HG13	2.09	0.52
3:D:1276:GLU:OE1	3:D:1279:ARG:HB2	2.09	0.52
4:E:53:LEU:C	4:E:56:TYR:HB3	2.30	0.52
4:E:99:ILE:O	4:E:102:ASP:CA	2.57	0.52
5:F:323:GLU:OE1	5:F:326:LEU:HD12	2.09	0.52

Continued on next page...

Continued from previous page...

Atom-1	Atom-2	Interatomic distance (Å)	Clash overlap (Å)
5:F:452:SER:HA	5:F:455:LEU:CG	2.39	0.52
5:F:453:PHE:HA	5:F:456:LEU:HD23	1.91	0.52
1:A:14:LEU:HG	1:A:19:SER:HA	1.89	0.52
1:A:18:ARG:HD2	1:A:197:GLU:CD	2.29	0.52
1:A:207:ALA:O	1:A:209:ALA:N	2.42	0.52
1:A:213:LYS:HD2	1:B:231:GLY:CA	2.39	0.52
1:B:22:VAL:HB	1:B:192:LEU:C	2.30	0.52
1:B:137:GLU:OE1	1:B:161:ARG:CD	2.57	0.52
2:C:87:GLU:HA	2:C:90:LEU:HD22	1.92	0.52
2:C:180:VAL:HG11	2:C:379:ARG:HH11	1.75	0.52
2:C:275:LEU:HD12	2:C:276:ASP:H	1.72	0.52
2:C:358:PRO:O	2:C:360:GLY:N	2.42	0.52
2:C:403:ARG:CD	2:C:417:LEU:HB3	2.16	0.52
2:C:424:VAL:C	2:C:428:LYS:HE3	2.29	0.52
2:C:541:VAL:H	2:C:561:VAL:CG2	2.22	0.52
2:C:867:GLU:HG2	2:C:868:LEU:N	2.24	0.52
2:C:876:LYS:O	2:C:878:LYS:HD3	2.09	0.52
2:C:888:ARG:HH21	2:C:1028:MET:HG3	1.74	0.52
2:C:902:GLU:O	2:C:1013:GLY:HA3	2.09	0.52
2:C:955:TRP:HB2	2:C:984:GLU:HG2	1.90	0.52
2:C:982:GLU:O	2:C:983:ALA:C	2.47	0.52
3:D:127:LYS:O	3:D:131:PHE:CA	2.57	0.52
3:D:157:VAL:O	3:D:158:GLU:C	2.47	0.52
3:D:213:GLN:CD	3:D:214:ARG:N	2.59	0.52
3:D:234:LEU:HD11	3:D:236:VAL:HG21	1.91	0.52
3:D:347:VAL:O	3:D:348:ILE:C	2.47	0.52
3:D:372:ARG:O	3:D:375:GLN:HB3	2.09	0.52
3:D:432:VAL:C	3:D:524:LEU:H	2.13	0.52
3:D:433:GLY:O	3:D:434:PRO:C	2.47	0.52
3:D:644:VAL:HG12	3:D:648:ALA:CB	2.22	0.52
3:D:720:GLY:O	3:D:722:TYR:N	2.43	0.52
3:D:928:ASP:HB3	3:D:936:VAL:CG1	2.38	0.52
3:D:1057:ASP:HA	3:D:1062:TYR:CB	2.40	0.52
3:D:1210:ILE:CG1	3:D:1211:THR:H	2.19	0.52
3:D:1220:TRP:NE1	3:D:1243:ASP:HB2	2.20	0.52
5:F:266:LEU:HD21	5:F:272:LYS:CA	2.39	0.52
5:F:316:ALA:O	5:F:320:LEU:HG	2.10	0.52
5:F:386:LEU:HD23	5:F:390:LEU:CB	2.37	0.52
5:F:390:LEU:HB3	5:F:392:ARG:O	2.09	0.52
6:J:80:THR:H	6:J:83:ASP:CG	2.12	0.52
1:A:42:LEU:O	1:A:44:SER:N	2.43	0.52

Continued on next page...

Continued from previous page...

Atom-1	Atom-2	Interatomic distance (Å)	Clash overlap (Å)
1:A:153:ARG:HD2	1:A:154:ALA:N	2.25	0.52
2:C:312:GLY:O	2:C:315:LYS:CA	2.57	0.52
2:C:323:HIS:O	2:C:326:GLU:HG2	2.10	0.52
2:C:416:THR:C	2:C:417:LEU:HD23	2.30	0.52
2:C:471:GLU:C	2:C:474:ASP:H	2.13	0.52
2:C:549:ASP:CB	2:C:553:ARG:HB2	2.24	0.52
2:C:551:ASP:HB2	2:C:553:ARG:CG	2.38	0.52
2:C:560:LEU:C	2:C:561:VAL:HG12	2.30	0.52
2:C:632:LEU:HD23	2:C:635:ALA:CB	2.40	0.52
2:C:632:LEU:CD1	2:C:636:ILE:CG2	2.87	0.52
2:C:651:GLU:HG2	2:C:659:THR:OG1	2.08	0.52
2:C:653:VAL:CG1	2:C:658:ILE:HD13	2.39	0.52
2:C:662:HIS:HD2	2:C:667:ARG:C	2.13	0.52
2:C:795:GLU:N	2:C:846:LYS:NZ	2.57	0.52
2:C:815:THR:HB	2:C:817:GLU:HB2	1.92	0.52
2:C:885:LEU:HD23	2:C:1030:ILE:HD11	1.91	0.52
2:C:909:ASP:CG	2:C:1001:LEU:HD11	2.30	0.52
2:C:1051:MET:HB3	5:F:439:ILE:O	2.09	0.52
2:C:1083:TYR:O	2:C:1086:GLN:CB	2.58	0.52
3:D:117:LEU:O	3:D:118:LEU:HD23	2.09	0.52
3:D:350:ARG:CZ	3:D:377:SER:HB3	2.40	0.52
3:D:376:GLU:N	3:D:379:ASP:OD2	2.43	0.52
3:D:587:TYR:O	3:D:590:THR:CG2	2.55	0.52
3:D:627:LEU:HD23	3:D:629:VAL:N	2.25	0.52
3:D:771:ASN:CA	3:D:774:LEU:HD12	2.22	0.52
3:D:822:GLY:O	3:D:836:VAL:HG23	2.09	0.52
3:D:859:GLY:O	3:D:862:ASP:HB3	2.10	0.52
3:D:1031:VAL:O	3:D:1034:LEU:CB	2.58	0.52
3:D:1192:ARG:O	3:D:1194:VAL:HG13	2.09	0.52
3:D:1230:THR:O	3:D:1233:LEU:CA	2.58	0.52
5:F:231:TYR:CD2	5:F:235:ILE:HG21	2.44	0.52
5:F:280:ASP:O	5:F:283:TRP:HE3	1.92	0.52
5:F:460:LEU:O	5:F:461:GLN:C	2.48	0.52
1:A:34:LEU:HD21	1:A:38:LEU:CD1	2.39	0.52
1:A:39:ARG:HE	1:A:174:VAL:HG12	1.74	0.52
1:A:55:ARG:NH2	1:A:161:ARG:HH21	2.05	0.52
1:A:74:THR:HG23	1:A:75:GLU:N	2.21	0.52
1:A:103:GLY:N	1:A:132:GLY:HA3	2.25	0.52
1:A:111:VAL:O	1:A:111:VAL:HG13	2.10	0.52
1:A:136:VAL:HG22	1:A:138:LEU:CD1	2.39	0.52
1:A:169:SER:O	1:A:199:LYS:HE2	2.10	0.52

Continued on next page...

Continued from previous page...

Atom-1	Atom-2	Interatomic distance (Å)	Clash overlap (Å)
1:A:176:TYR:CD2	1:A:177:LYS:N	2.78	0.52
1:B:15:THR:OG1	1:B:16:ASP:N	2.43	0.52
1:B:84:VAL:HG22	1:B:119:HIS:HD2	1.72	0.52
1:B:146:TYR:CE1	1:B:165:ASP:HB3	2.33	0.52
1:B:147:VAL:HG12	1:B:166:SER:O	2.10	0.52
2:C:41:PHE:HD2	2:C:980:ALA:H	1.55	0.52
2:C:64:LEU:HD22	2:C:382:GLY:HA2	1.92	0.52
2:C:246:GLU:O	2:C:248:ILE:N	2.42	0.52
2:C:274:LEU:O	2:C:277:ILE:HB	2.10	0.52
2:C:320:LEU:HB2	2:C:322:LEU:CD2	2.40	0.52
2:C:413:THR:HG23	2:C:415:GLN:C	2.30	0.52
2:C:426:ALA:O	2:C:429:GLU:CB	2.57	0.52
2:C:653:VAL:CG1	2:C:692:ALA:HA	2.39	0.52
2:C:758:ASP:OD2	2:C:760:ARG:NE	2.29	0.52
2:C:850:ILE:HG22	2:C:852:VAL:HG12	1.90	0.52
2:C:952:VAL:C	2:C:954:ASP:H	2.13	0.52
2:C:1075:ALA:O	2:C:1078:ALA:N	2.43	0.52
3:D:30:LYS:CD	3:D:44:ASP:HB2	2.40	0.52
3:D:81:GLU:CG	3:D:82:VAL:N	2.68	0.52
3:D:106:TYR:CA	3:D:112:SER:HB2	2.39	0.52
3:D:213:GLN:NE2	3:D:214:ARG:H	2.07	0.52
3:D:262:GLN:O	3:D:265:ILE:HB	2.09	0.52
3:D:397:ARG:HH12	5:F:425:GLN:N	2.08	0.52
3:D:510:GLN:HG2	3:D:559:MET:CB	2.37	0.52
3:D:612:TYR:O	3:D:635:VAL:HG12	2.10	0.52
3:D:646:ILE:HG22	3:D:647:GLU:N	2.25	0.52
3:D:706:MET:O	3:D:709:VAL:CG2	2.58	0.52
3:D:927:THR:O	3:D:940:ARG:N	2.42	0.52
3:D:1193:VAL:HG13	3:D:1194:VAL:H	1.74	0.52
3:D:1220:TRP:CE3	3:D:1221:LEU:N	2.73	0.52
5:F:249:LEU:O	5:F:252:ARG:CB	2.57	0.52
5:F:293:ASN:O	5:F:294:HIS:C	2.48	0.52
5:F:319:ASP:O	5:F:323:GLU:HG2	2.10	0.52
5:F:342:LYS:O	5:F:343:PHE:C	2.48	0.52
5:F:514:LEU:HA	5:F:519:ARG:HB3	1.90	0.52
6:J:35:ASP:HB2	6:J:60:MET:HE3	1.90	0.52
1:A:4:SER:O	1:A:5:GLN:HB3	2.10	0.52
1:A:91:GLU:HG3	1:A:92:PRO:N	2.23	0.52
1:A:113:PRO:O	1:A:116:VAL:HG22	2.10	0.52
1:B:7:PRO:HA	1:B:25:PRO:N	2.24	0.52
1:B:59:VAL:C	1:B:61:HIS:N	2.63	0.52

Continued on next page...

Continued from previous page...

Atom-1	Atom-2	Interatomic distance (Å)	Clash overlap (Å)
1:B:140:VAL:CG1	1:B:141:GLU:N	2.73	0.52
2:C:110:PRO:O	2:C:111:ARG:HB3	2.10	0.52
2:C:296:LEU:HD13	2:C:299:LEU:CD1	2.40	0.52
2:C:348:LEU:CB	2:C:365:VAL:HG11	2.36	0.52
2:C:373:PHE:HZ	2:C:479:HIS:CE1	2.27	0.52
2:C:473:ARG:HH22	2:C:492:PRO:C	2.05	0.52
2:C:538:ARG:HB3	2:C:539:HIS:CD2	2.44	0.52
2:C:608:GLY:C	2:C:611:MET:HB2	2.31	0.52
2:C:653:VAL:HB	2:C:658:ILE:CD1	2.40	0.52
2:C:657:TYR:HB2	2:C:669:THR:O	2.09	0.52
2:C:662:HIS:CD2	2:C:667:ARG:HA	2.44	0.52
2:C:737:LEU:HA	2:C:915:ILE:HG22	1.91	0.52
2:C:805:LYS:CB	2:C:836:SER:HA	2.40	0.52
2:C:806:VAL:CA	2:C:835:THR:HG22	2.39	0.52
2:C:816:PRO:HD2	2:C:817:GLU:OE1	2.09	0.52
2:C:1007:LYS:O	2:C:1022:PRO:HB2	2.09	0.52
2:C:1009:MET:SD	2:C:1021:TYR:O	2.68	0.52
2:C:1097:VAL:O	2:C:1100:VAL:CG1	2.57	0.52
3:D:85:ALA:O	3:D:87:VAL:CG2	2.57	0.52
3:D:154:GLU:C	3:D:157:VAL:HB	2.31	0.52
3:D:348:ILE:HG23	3:D:349:ASN:N	2.24	0.52
3:D:370:GLU:CG	3:D:371:LYS:N	2.71	0.52
3:D:381:LEU:C	3:D:402:LEU:HG	2.30	0.52
3:D:431:VAL:CA	3:D:536:PHE:CE1	2.91	0.52
3:D:497:LEU:O	3:D:543:VAL:CG1	2.49	0.52
3:D:712:THR:O	3:D:716:LEU:HG	2.09	0.52
3:D:789:LEU:O	3:D:790:ARG:C	2.47	0.52
3:D:867:THR:CG2	3:D:868:ALA:N	2.72	0.52
3:D:1028:LEU:O	3:D:1031:VAL:HB	2.10	0.52
3:D:1140:GLU:N	3:D:1143:ARG:NH1	2.55	0.52
3:D:1180:LEU:HD21	3:D:1206:VAL:CG2	2.40	0.52
5:F:274:PRO:HB2	5:F:277:GLN:OE1	2.09	0.52
5:F:315:MET:SD	5:F:319:ASP:HB3	2.49	0.52
5:F:460:LEU:HB3	5:F:464:LEU:CD1	2.40	0.52
6:J:96:GLU:O	6:J:98:LEU:N	2.42	0.52
1:A:35:GLY:O	1:A:36:ASN:O	2.28	0.52
1:A:69:VAL:HG12	1:A:128:LEU:HG	1.91	0.52
1:A:171:VAL:CA	1:A:198:THR:HA	2.40	0.52
1:A:179:ASP:CB	1:A:191:LYS:HD3	2.40	0.52
1:B:2:LEU:N	1:B:232:ILE:HG23	2.24	0.52
1:B:88:GLU:N	1:B:115:GLY:O	2.43	0.52

Continued on next page...

Continued from previous page...

Atom-1	Atom-2	Interatomic distance (Å)	Clash overlap (Å)
1:B:102:PRO:CA	1:B:128:LEU:HB2	2.40	0.52
1:B:233:GLU:CD	1:B:234:ILE:H	2.12	0.52
2:C:38:ARG:HH11	2:C:38:ARG:HG3	1.75	0.52
2:C:135:VAL:HB	2:C:154:MET:CE	2.40	0.52
2:C:246:GLU:OE2	2:C:250:GLU:HG3	2.10	0.52
2:C:453:ARG:O	2:C:499:SER:HB2	2.10	0.52
2:C:460:PRO:C	2:C:462:GLY:H	2.12	0.52
2:C:701:VAL:O	2:C:702:ILE:HG13	2.10	0.52
2:C:727:GLU:CB	2:C:729:HIS:CD2	2.90	0.52
2:C:741:LEU:O	2:C:742:VAL:O	2.28	0.52
2:C:928:ILE:HA	2:C:931:ILE:HG12	1.92	0.52
2:C:946:VAL:HG12	2:C:948:ALA:N	2.18	0.52
2:C:1081:ALA:O	2:C:1083:TYR:HD2	1.93	0.52
3:D:134:TYR:HD1	3:D:255:ALA:CA	2.23	0.52
3:D:145:HIS:O	3:D:146:ASN:C	2.48	0.52
3:D:425:SER:HA	3:D:544:HIS:NE2	2.24	0.52
3:D:470:LYS:HA	3:D:473:LYS:CD	2.28	0.52
3:D:685:ASN:O	3:D:688:MET:CE	2.56	0.52
3:D:811:PHE:HA	3:D:814:THR:CB	2.39	0.52
3:D:931:ASP:H	3:D:937:ILE:H	1.57	0.52
3:D:1062:TYR:CE2	3:D:1085:ARG:HA	2.45	0.52
3:D:1181:ILE:HG21	3:D:1185:GLU:OE1	2.10	0.52
6:J:24:LEU:N	6:J:24:LEU:HD23	2.25	0.52
6:J:58:ASN:CB	6:J:60:MET:HG2	2.39	0.52
6:J:102:LEU:HG	6:J:106:ARG:NH1	2.25	0.52
1:A:24:GLU:OE1	1:A:189:PHE:HE2	1.92	0.51
1:A:76:ILE:O	1:A:77:ILE:C	2.49	0.51
1:A:95:MET:HG2	1:A:111:VAL:O	2.10	0.51
1:B:14:LEU:HD12	1:B:195:ASP:OD2	2.09	0.51
1:B:23:ILE:HB	1:B:192:LEU:HD23	1.91	0.51
1:B:33:THR:OG1	1:B:34:LEU:HD23	2.10	0.51
1:B:66:VAL:HB	1:B:69:VAL:HG21	1.91	0.51
1:B:66:VAL:HB	1:B:69:VAL:CG2	2.41	0.51
1:B:129:ASN:C	1:B:131:LYS:H	2.11	0.51
2:C:70:TRP:HZ2	2:C:82:PRO:HB2	1.74	0.51
2:C:177:SER:HB2	2:C:379:ARG:O	2.11	0.51
2:C:178:GLN:HA	2:C:456:SER:O	2.10	0.51
2:C:226:ILE:HD11	2:C:229:LYS:CD	2.39	0.51
2:C:295:LEU:C	2:C:299:LEU:HG	2.31	0.51
2:C:385:ILE:CG2	2:C:389:ILE:CD1	2.88	0.51
2:C:453:ARG:O	2:C:499:SER:HA	2.10	0.51

Continued on next page...

Continued from previous page...

Atom-1	Atom-2	Interatomic distance (Å)	Clash overlap (Å)
2:C:465:ARG:HD2	2:C:492:PRO:O	2.10	0.51
2:C:465:ARG:NH2	2:C:492:PRO:HG2	2.25	0.51
2:C:616:VAL:O	2:C:616:VAL:HG23	2.10	0.51
2:C:647:SER:CB	2:C:697:GLU:HG3	2.40	0.51
2:C:677:ARG:HB2	2:C:752:ILE:CG2	2.30	0.51
2:C:727:GLU:HB2	2:C:729:HIS:NE2	2.25	0.51
2:C:749:SER:OG	2:C:750:ILE:N	2.42	0.51
2:C:757:ILE:C	2:C:868:LEU:CD2	2.79	0.51
2:C:771:ARG:NH1	2:C:784:LEU:O	2.43	0.51
2:C:792:ILE:HG22	2:C:793:GLY:N	2.25	0.51
2:C:882:GLY:HA2	2:C:896:GLY:HA2	1.89	0.51
2:C:902:GLU:HG2	2:C:903:ASP:CG	2.30	0.51
2:C:905:PRO:O	2:C:912:PRO:HB3	2.09	0.51
2:C:959:LEU:HD12	2:C:961:ASP:H	1.75	0.51
2:C:962:GLU:CD	2:C:963:LEU:H	2.13	0.51
3:D:369:ASN:O	3:D:370:GLU:O	2.29	0.51
3:D:433:GLY:O	3:D:436:LEU:HG	2.11	0.51
3:D:448:ALA:CA	3:D:451:LEU:H	2.23	0.51
3:D:492:ALA:CB	4:E:90:LYS:HE3	2.40	0.51
3:D:630:ARG:O	3:D:631:ALA:CB	2.58	0.51
3:D:716:LEU:O	3:D:717:LYS:C	2.48	0.51
3:D:820:MET:HE2	3:D:836:VAL:N	2.25	0.51
3:D:989:VAL:CG2	3:D:993:GLU:HG3	2.37	0.51
3:D:1062:TYR:CZ	3:D:1085:ARG:HA	2.45	0.51
3:D:1189:GLU:O	3:D:1192:ARG:N	2.43	0.51
5:F:318:LEU:O	5:F:321:ILE:CB	2.58	0.51
6:J:30:ALA:CB	6:J:44:PHE:HE2	2.23	0.51
6:J:96:GLU:HG3	6:J:97:LEU:N	2.25	0.51
1:A:23:ILE:HG22	1:A:24:GLU:N	2.25	0.51
1:A:106:THR:HA	1:A:124:HIS:C	2.30	0.51
1:A:122:GLY:O	1:A:123:MET:C	2.49	0.51
1:A:126:ALA:O	1:A:127:THR:HB	2.09	0.51
1:A:147:VAL:HG22	1:A:148:PRO:HD2	1.92	0.51
1:B:54:ILE:CB	1:B:161:ARG:HE	2.22	0.51
1:B:216:VAL:CA	1:B:219:PHE:HD2	2.18	0.51
2:C:51:PRO:CG	2:C:503:TYR:HD1	2.22	0.51
2:C:51:PRO:HG2	2:C:503:TYR:HD1	1.76	0.51
2:C:151:THR:HG22	2:C:151:THR:O	2.09	0.51
2:C:186:TYR:HA	2:C:368:ASP:OD2	2.11	0.51
2:C:233:PRO:HG2	2:C:236:VAL:CG2	2.39	0.51
2:C:354:THR:O	2:C:355:MET:HB2	2.11	0.51

Continued on next page...

Continued from previous page...

Atom-1	Atom-2	Interatomic distance (Å)	Clash overlap (Å)
2:C:399:VAL:O	2:C:400:VAL:C	2.47	0.51
2:C:421:ARG:HB2	2:C:422:PRO:HD3	1.91	0.51
2:C:454:ARG:HA	2:C:498:GLY:O	2.10	0.51
2:C:598:GLU:O	3:D:840:PHE:HA	2.10	0.51
2:C:622:GLU:H	2:C:714:ALA:HB1	1.75	0.51
2:C:649:VAL:HG12	2:C:661:MET:CB	2.40	0.51
2:C:649:VAL:CB	2:C:695:ARG:HD3	2.40	0.51
2:C:814:LEU:HG	2:C:818:GLU:OE1	2.10	0.51
2:C:820:LEU:C	2:C:824:ILE:HG13	2.31	0.51
2:C:1105:ALA:HB2	2:C:1113:PRO:CD	2.40	0.51
3:D:18:GLU:O	3:D:19:ASP:C	2.48	0.51
3:D:35:ASN:N	3:D:40:LYS:O	2.43	0.51
3:D:71:LYS:O	3:D:73:ILE:HG23	2.09	0.51
3:D:82:VAL:O	3:D:83:THR:CB	2.58	0.51
3:D:224:SER:O	3:D:228:LYS:HE3	2.10	0.51
3:D:279:ASP:CA	3:D:282:ARG:CG	2.76	0.51
3:D:287:GLN:CG	3:D:288:LYS:HB3	2.30	0.51
3:D:437:LYS:O	3:D:438:LEU:C	2.48	0.51
3:D:450:GLU:HG3	3:D:451:LEU:CD2	2.26	0.51
3:D:460:LEU:HD12	3:D:461:VAL:N	2.25	0.51
3:D:552:GLN:O	3:D:555:ALA:HB3	2.09	0.51
3:D:637:LEU:C	3:D:662:TRP:H	2.14	0.51
3:D:646:ILE:HG22	3:D:647:GLU:H	1.74	0.51
3:D:802:ILE:O	3:D:803:VAL:C	2.48	0.51
3:D:919:SER:HA	3:D:923:ARG:HH22	1.73	0.51
3:D:1049:VAL:O	3:D:1050:THR:HG23	2.10	0.51
3:D:1154:ILE:O	3:D:1155:GLU:C	2.49	0.51
3:D:1170:SER:HB3	3:D:1173:THR:H	1.75	0.51
4:E:92:LEU:HD13	4:E:93:SER:N	2.24	0.51
5:F:379:LEU:O	5:F:382:ILE:CB	2.58	0.51
5:F:425:GLN:HG2	5:F:425:GLN:O	2.10	0.51
5:F:439:ILE:HG21	6:J:8:GLY:N	2.19	0.51
5:F:498:VAL:HB	5:F:502:ARG:HB3	1.92	0.51
5:F:523:LEU:HD22	5:F:526:TYR:CE2	2.45	0.51
1:A:55:ARG:NH1	1:A:161:ARG:H	2.07	0.51
1:A:141:GLU:CG	1:A:142:ARG:O	2.53	0.51
1:B:26:LEU:HB2	1:B:190:ASP:CA	2.40	0.51
1:B:35:GLY:O	1:B:38:LEU:HB2	2.10	0.51
1:B:198:THR:HG21	1:B:202:ILE:CD1	2.40	0.51
2:C:135:VAL:N	2:C:152:VAL:O	2.32	0.51
2:C:185:VAL:HA	2:C:203:LYS:O	2.10	0.51

Continued on next page...

Continued from previous page...

Atom-1	Atom-2	Interatomic distance (Å)	Clash overlap (Å)
2:C:310:ARG:HG3	2:C:329:THR:HA	1.93	0.51
2:C:473:ARG:CZ	2:C:496:LEU:HD21	2.40	0.51
2:C:504:ALA:HB1	2:C:512:ILE:HG22	1.92	0.51
2:C:558:ARG:HH21	2:C:571:VAL:HA	1.75	0.51
2:C:603:ASN:HB3	2:C:607:MET:HE1	1.93	0.51
2:C:641:VAL:HG12	2:C:643:VAL:CG2	2.40	0.51
2:C:747:LEU:CB	2:C:879:ILE:HG21	2.35	0.51
2:C:848:ILE:HG21	2:C:872:TYR:HB2	1.89	0.51
2:C:876:LYS:HE2	2:C:878:LYS:HE3	1.90	0.51
2:C:895:ILE:O	2:C:895:ILE:CG2	2.57	0.51
2:C:1012:ASP:OD2	2:C:1015:SER:OG	2.17	0.51
2:C:1097:VAL:CA	2:C:1100:VAL:HG12	2.40	0.51
3:D:52:PHE:CB	3:D:88:ARG:NH1	2.73	0.51
3:D:134:TYR:CB	3:D:255:ALA:HA	2.39	0.51
3:D:320:ILE:HG13	3:D:324:LEU:CD1	2.40	0.51
3:D:354:LEU:HD21	3:D:367:VAL:HA	1.92	0.51
3:D:423:ASP:O	3:D:544:HIS:ND1	2.44	0.51
3:D:430:ILE:HG13	3:D:536:PHE:CE1	2.45	0.51
3:D:504:LEU:O	3:D:505:HIS:CB	2.58	0.51
3:D:529:CYS:O	3:D:533:ASN:N	2.43	0.51
3:D:668:LEU:O	3:D:669:GLY:C	2.48	0.51
3:D:844:LEU:HB3	3:D:848:GLU:OE1	2.10	0.51
3:D:952:LEU:O	3:D:955:ALA:HB3	2.10	0.51
3:D:1001:GLN:O	3:D:1002:SER:C	2.48	0.51
3:D:1274:PRO:CA	4:E:104:LEU:HA	2.41	0.51
4:E:55:ILE:O	4:E:58:ALA:CA	2.56	0.51
5:F:413:ILE:O	5:F:416:TYR:HB2	2.10	0.51
5:F:428:GLY:O	5:F:429:ASP:CB	2.58	0.51
5:F:502:ARG:C	5:F:505:GLN:HG2	2.30	0.51
6:J:39:GLU:O	6:J:40:PHE:C	2.49	0.51
1:A:26:LEU:H	1:A:189:PHE:HB2	1.75	0.51
1:B:65:THR:CG2	1:B:66:VAL:H	2.16	0.51
1:B:105:VAL:HG23	1:B:126:ALA:O	2.11	0.51
1:B:110:ILE:CG1	1:B:111:VAL:H	2.17	0.51
1:B:233:GLU:OE2	1:B:235:GLY:N	2.39	0.51
2:C:38:ARG:HG2	2:C:973:SER:N	2.26	0.51
2:C:63:TRP:O	2:C:84:GLY:CA	2.50	0.51
2:C:71:ARG:HH22	2:C:84:GLY:H	1.58	0.51
2:C:150:GLN:HG2	2:C:152:VAL:HG22	1.92	0.51
2:C:179:LEU:N	2:C:456:SER:O	2.39	0.51
2:C:181:ARG:HH11	2:C:181:ARG:CG	2.23	0.51

Continued on next page...

Continued from previous page...

Atom-1	Atom-2	Interatomic distance (Å)	Clash overlap (Å)
2:C:234:VAL:CG2	2:C:235:THR:H	2.16	0.51
2:C:295:LEU:CD2	2:C:299:LEU:HD21	2.40	0.51
2:C:300:PHE:HA	2:C:306:TYR:CD1	2.46	0.51
2:C:584:ARG:O	2:C:584:ARG:HG3	2.10	0.51
2:C:717:LYS:HZ3	2:C:746:VAL:HG23	1.75	0.51
2:C:803:VAL:HG12	2:C:804:GLY:H	1.76	0.51
2:C:1125:LEU:H	2:C:1125:LEU:HD12	1.76	0.51
3:D:41:PRO:HB3	3:D:47:PHE:CB	2.38	0.51
3:D:58:TRP:N	3:D:83:THR:O	2.39	0.51
3:D:71:LYS:CD	6:J:24:LEU:CB	2.83	0.51
3:D:104:ILE:O	3:D:107:PHE:HB3	2.10	0.51
3:D:190:LYS:C	3:D:194:ARG:HH21	2.13	0.51
3:D:238:GLU:O	3:D:241:TYR:CB	2.55	0.51
3:D:261:ILE:CA	3:D:264:LEU:HD12	2.24	0.51
3:D:342:ASP:CB	3:D:345:ARG:HH11	2.23	0.51
3:D:350:ARG:HD3	3:D:370:GLU:OE2	2.10	0.51
3:D:355:LYS:O	3:D:357:LEU:N	2.43	0.51
3:D:432:VAL:HA	3:D:524:LEU:CA	2.41	0.51
3:D:432:VAL:CG2	3:D:436:LEU:HD11	2.39	0.51
3:D:591:GLU:CG	3:D:592:VAL:N	2.72	0.51
3:D:669:GLY:N	3:D:672:MET:HG3	2.26	0.51
3:D:673:PHE:O	3:D:676:LEU:HB2	2.10	0.51
3:D:926:GLY:HA3	3:D:962:VAL:N	2.25	0.51
3:D:1138:VAL:O	3:D:1141:VAL:HB	2.09	0.51
3:D:1164:ARG:HE	3:D:1216:ALA:CB	2.15	0.51
4:E:29:TYR:CG	4:E:30:ASP:N	2.79	0.51
4:E:91:PRO:O	4:E:92:LEU:C	2.49	0.51
5:F:246:GLU:O	5:F:247:VAL:C	2.47	0.51
5:F:322:GLN:HB2	5:F:323:GLU:OE2	2.10	0.51
5:F:376:ILE:O	5:F:379:LEU:CA	2.58	0.51
5:F:410:VAL:HA	5:F:413:ILE:CD1	2.33	0.51
5:F:423:LEU:HD11	5:F:436:GLY:N	2.26	0.51
6:J:53:THR:CB	6:J:63:THR:HA	2.40	0.51
6:J:79:ARG:HD2	6:J:83:ASP:HB3	1.92	0.51
6:J:85:LEU:HD12	6:J:89:ARG:CG	2.41	0.51
6:J:107:SER:O	6:J:108:ARG:HB2	2.11	0.51
1:A:69:VAL:CA	1:A:128:LEU:HG	2.39	0.51
1:A:95:MET:HE3	1:A:111:VAL:N	2.26	0.51
1:A:99:LYS:CG	1:A:100:GLN:N	2.73	0.51
1:B:55:ARG:HG3	1:B:160:GLY:C	2.31	0.51
2:C:33:PRO:HB2	2:C:700:GLN:CB	2.39	0.51

Continued on next page...

Continued from previous page...

Atom-1	Atom-2	Interatomic distance (Å)	Clash overlap (Å)
2:C:98:ASP:CG	2:C:102:SER:H	2.14	0.51
2:C:122:CYS:O	2:C:125:LYS:N	2.43	0.51
2:C:122:CYS:HG	2:C:127:MET:HG3	1.76	0.51
2:C:175:VAL:CG2	2:C:437:SER:HB2	2.41	0.51
2:C:238:LEU:O	2:C:243:TRP:HD1	1.93	0.51
2:C:339:VAL:O	2:C:340:ALA:C	2.48	0.51
2:C:480:TYR:CD1	2:C:586:MET:HB3	2.46	0.51
2:C:555:VAL:HG12	2:C:555:VAL:O	2.10	0.51
2:C:559:VAL:CG1	2:C:560:LEU:N	2.72	0.51
2:C:562:ARG:HG2	2:C:568:VAL:CG2	2.40	0.51
2:C:618:LEU:O	2:C:749:SER:HB3	2.11	0.51
2:C:647:SER:HB2	2:C:695:ARG:NH2	2.17	0.51
2:C:661:MET:SD	2:C:667:ARG:HD2	2.50	0.51
2:C:720:LEU:N	2:C:1027:TYR:HA	2.25	0.51
2:C:723:ILE:HG21	3:D:730:THR:HB	1.92	0.51
2:C:736:ILE:O	2:C:915:ILE:HD12	2.10	0.51
2:C:737:LEU:O	2:C:899:LEU:HB2	2.09	0.51
2:C:921:GLY:C	2:C:923:PRO:HD2	2.31	0.51
2:C:1030:ILE:CG1	2:C:1031:MET:N	2.72	0.51
3:D:31:PRO:HB3	3:D:348:ILE:CG2	2.40	0.51
3:D:131:PHE:CD1	3:D:256:MET:HB2	2.46	0.51
3:D:173:ARG:NH1	3:D:205:MET:CG	2.74	0.51
3:D:234:LEU:HD23	3:D:235:ILE:N	2.26	0.51
3:D:387:ARG:HH22	5:F:225:ALA:CA	2.13	0.51
3:D:467:GLN:CB	5:F:525:ASP:OD2	2.56	0.51
3:D:468:ASN:CG	3:D:469:ILE:N	2.64	0.51
3:D:628:SER:O	3:D:629:VAL:C	2.49	0.51
3:D:634:LYS:HG2	3:D:665:GLU:CB	2.39	0.51
3:D:742:LYS:CD	3:D:743:LYS:H	2.13	0.51
3:D:746:LEU:O	3:D:747:ASP:C	2.48	0.51
3:D:1030:ARG:O	3:D:1031:VAL:O	2.28	0.51
3:D:1130:VAL:HG12	3:D:1134:LEU:CD1	2.32	0.51
3:D:1268:ARG:HD2	3:D:1268:ARG:C	2.31	0.51
5:F:315:MET:O	5:F:320:LEU:HD11	2.11	0.51
5:F:355:ILE:O	5:F:358:ALA:CB	2.58	0.51
5:F:417:ALA:HB3	5:F:418:ARG:HD3	1.91	0.51
5:F:456:LEU:CA	5:F:526:TYR:CZ	2.91	0.51
5:F:513:LYS:CB	5:F:519:ARG:HH12	2.22	0.51
1:A:36:ASN:O	1:A:37:SER:C	2.48	0.51
1:A:56:ILE:HG23	1:A:135:GLU:HB3	1.93	0.51
1:A:119:HIS:NE2	1:A:201:SER:HA	2.25	0.51

Continued on next page...

Continued from previous page...

Atom-1	Atom-2	Interatomic distance (Å)	Clash overlap (Å)
1:A:186:ARG:HH12	1:B:148:PRO:HB2	1.70	0.51
1:B:9:LEU:HG	1:B:10:SER:N	2.22	0.51
1:B:52:THR:HB	1:B:139:VAL:O	2.10	0.51
2:C:43:LYS:HZ1	2:C:980:ALA:N	2.08	0.51
2:C:89:VAL:HA	2:C:92:GLU:CD	2.31	0.51
2:C:192:ASP:OD1	2:C:197:LYS:HG2	2.09	0.51
2:C:205:ILE:HA	2:C:211:TRP:CD1	2.45	0.51
2:C:215:ASP:CB	2:C:223:GLY:HA3	2.40	0.51
2:C:222:VAL:HG13	2:C:261:THR:CG2	2.40	0.51
2:C:224:VAL:CB	2:C:232:GLN:H	2.19	0.51
2:C:295:LEU:C	2:C:298:ASN:HB2	2.31	0.51
2:C:334:THR:CG2	2:C:336:GLU:HB3	2.40	0.51
2:C:338:VAL:HG12	2:C:339:VAL:N	2.26	0.51
2:C:446:LEU:O	2:C:447:SER:C	2.46	0.51
2:C:476:HIS:CG	2:C:477:PRO:HD2	2.44	0.51
2:C:515:PRO:HA	2:C:529:VAL:O	2.10	0.51
2:C:661:MET:O	2:C:661:MET:HG3	2.10	0.51
2:C:760:ARG:HB2	2:C:767:GLU:HG3	1.93	0.51
2:C:800:ASP:CA	2:C:839:VAL:HG12	2.41	0.51
3:D:277:LEU:HD22	3:D:296:LEU:CA	2.41	0.51
3:D:443:LEU:HD22	3:D:515:MET:H	1.75	0.51
3:D:445:LYS:CG	3:D:446:LEU:H	2.22	0.51
3:D:471:SER:O	3:D:474:ARG:NH2	2.43	0.51
3:D:583:THR:CG2	3:D:584:GLY:H	2.24	0.51
3:D:747:ASP:HA	3:D:750:GLU:CG	2.41	0.51
3:D:820:MET:HE1	3:D:835:PRO:HG2	1.93	0.51
3:D:895:ARG:NH1	3:D:967:THR:HB	2.25	0.51
3:D:898:VAL:N	3:D:961:LYS:HA	2.25	0.51
3:D:930:VAL:HG12	3:D:936:VAL:CG1	2.39	0.51
3:D:1055:LEU:CB	3:D:1064:ILE:HG12	2.41	0.51
3:D:1088:VAL:HA	3:D:1099:LEU:H	1.75	0.51
3:D:1121:VAL:HG13	3:D:1130:VAL:CG2	2.39	0.51
3:D:1127:PRO:CB	3:D:1131:GLN:HG3	2.41	0.51
3:D:1168:ILE:CD1	3:D:1204:ARG:CD	2.89	0.51
5:F:364:ARG:NH1	5:F:417:ALA:O	2.33	0.51
5:F:375:VAL:C	5:F:378:LYS:HB3	2.31	0.51
5:F:387:LEU:HD23	5:F:387:LEU:C	2.30	0.51
5:F:406:THR:O	5:F:409:LYS:HB3	2.10	0.51
1:A:27:GLU:O	1:A:190:ASP:OD2	2.29	0.51
1:A:74:THR:O	1:A:77:ILE:CB	2.59	0.51
1:A:152:ASN:HB2	1:A:163:PRO:CD	2.41	0.51

Continued on next page...

Continued from previous page...

Atom-1	Atom-2	Interatomic distance (Å)	Clash overlap (Å)
2:C:38:ARG:NH1	2:C:626:VAL:HA	2.26	0.51
2:C:119:VAL:HG13	2:C:129:TYR:HB2	1.93	0.51
2:C:157:PHE:CE2	2:C:158:PRO:HB2	2.46	0.51
2:C:211:TRP:H	2:C:227:ASP:HB2	1.75	0.51
2:C:250:GLU:OE1	2:C:251:ARG:HB2	2.10	0.51
2:C:312:GLY:HA2	2:C:315:LYS:CB	2.40	0.51
2:C:338:VAL:HG12	2:C:342:ILE:CD1	2.41	0.51
2:C:354:THR:O	2:C:355:MET:CB	2.58	0.51
2:C:365:VAL:HG12	2:C:366:GLU:N	2.26	0.51
2:C:482:ARG:HA	2:C:512:ILE:CD1	2.41	0.51
2:C:488:THR:CG2	2:C:606:LEU:HD11	2.25	0.51
2:C:488:THR:CB	2:C:494:ILE:HG23	2.41	0.51
2:C:521:ASP:O	2:C:523:VAL:HG23	2.11	0.51
2:C:660:VAL:O	2:C:660:VAL:CG2	2.58	0.51
2:C:661:MET:SD	2:C:665:GLY:O	2.68	0.51
2:C:723:ILE:CG1	2:C:1024:THR:HB	2.37	0.51
2:C:871:VAL:CG1	2:C:872:TYR:N	2.73	0.51
2:C:882:GLY:CA	2:C:896:GLY:O	2.58	0.51
3:D:17:ALA:HA	3:D:20:ILE:CD1	2.40	0.51
3:D:132:ALA:O	3:D:133:ALA:CB	2.58	0.51
3:D:429:VAL:HG13	3:D:521:ALA:HB1	1.91	0.51
3:D:500:ARG:HB2	3:D:541:MET:HA	1.92	0.51
3:D:525:HIS:NE2	3:D:526:PRO:HG2	2.25	0.51
3:D:605:ASP:O	3:D:606:HIS:HB3	2.09	0.51
3:D:674:ASN:O	3:D:677:LEU:HB2	2.11	0.51
3:D:874:THR:O	3:D:877:LEU:CA	2.57	0.51
3:D:897:ILE:HG21	3:D:1128:ARG:HH21	1.76	0.51
3:D:913:ASP:O	3:D:916:ILE:HB	2.10	0.51
3:D:981:ARG:HG3	3:D:987:LYS:CA	2.41	0.51
3:D:1031:VAL:C	3:D:1034:LEU:HB2	2.30	0.51
3:D:1049:VAL:HG22	3:D:1050:THR:N	2.26	0.51
3:D:1060:ARG:CB	3:D:1082:LYS:H	2.24	0.51
3:D:1150:HIS:C	3:D:1153:HIS:CD2	2.84	0.51
3:D:1270:ILE:HG22	3:D:1271:ALA:H	1.76	0.51
4:E:34:GLY:O	4:E:37:ASN:O	2.28	0.51
5:F:256:GLY:O	5:F:259:ALA:HB3	2.11	0.51
5:F:386:LEU:CD1	5:F:402:GLU:HG2	2.40	0.51
5:F:422:SER:OG	5:F:423:LEU:N	2.43	0.51
5:F:463:VAL:C	5:F:465:ASP:H	2.13	0.51
6:J:29:ILE:CB	6:J:43:PRO:HA	2.38	0.51
6:J:67:GLY:O	6:J:69:LEU:HG	2.10	0.51

Continued on next page...

Continued from previous page...

Atom-1	Atom-2	Interatomic distance (Å)	Clash overlap (Å)
1:A:49:ALA:HB2	1:A:142:ARG:CD	2.41	0.51
1:A:186:ARG:HH11	1:B:148:PRO:C	2.13	0.51
1:B:6:ARG:HH12	1:B:8:THR:HG22	1.75	0.51
1:B:38:LEU:N	1:B:38:LEU:CD2	2.74	0.51
1:B:38:LEU:CD1	1:B:42:LEU:HD11	2.29	0.51
1:B:87:SER:CB	1:B:116:VAL:HA	2.40	0.51
2:C:201:SER:OG	2:C:215:ASP:HA	2.11	0.51
2:C:233:PRO:N	5:F:203:VAL:HG21	2.26	0.51
2:C:279:ARG:O	2:C:283:PRO:HB3	2.10	0.51
2:C:424:VAL:CG2	2:C:428:LYS:HB2	2.40	0.51
2:C:435:GLN:HG2	2:C:436:LEU:CD1	2.37	0.51
2:C:473:ARG:HG2	2:C:496:LEU:HD23	1.92	0.51
2:C:489:PRO:CG	2:C:497:ILE:HB	2.40	0.51
2:C:569:GLU:HG2	2:C:570:TYR:O	2.11	0.51
2:C:761:ASP:HA	2:C:766:ALA:HB2	1.93	0.51
2:C:772:ASP:O	2:C:773:ILE:HD13	2.11	0.51
2:C:798:ASP:C	2:C:839:VAL:CG1	2.79	0.51
2:C:968:PRO:O	2:C:969:ASN:CB	2.59	0.51
2:C:1088:LEU:O	2:C:1093:SER:CB	2.59	0.51
2:C:1095:ASP:OD2	2:C:1098:GLY:CA	2.59	0.51
2:C:1102:VAL:CG2	2:C:1105:ALA:HB3	2.40	0.51
3:D:50:LYS:HA	3:D:80:VAL:HG22	1.92	0.51
3:D:95:ILE:HB	3:D:317:VAL:HG12	1.92	0.51
3:D:234:LEU:HD23	3:D:234:LEU:C	2.31	0.51
3:D:323:GLU:O	3:D:326:PRO:CD	2.59	0.51
3:D:382:PHE:HD1	3:D:402:LEU:HD12	1.76	0.51
3:D:446:LEU:O	3:D:447:MET:O	2.29	0.51
3:D:446:LEU:C	3:D:449:LEU:HB3	2.30	0.51
3:D:447:MET:HG2	3:D:448:ALA:N	2.14	0.51
3:D:473:LYS:HG2	3:D:474:ARG:H	1.73	0.51
3:D:493:GLU:HB3	4:E:35:ILE:HD11	1.93	0.51
3:D:508:GLY:C	3:D:509:ILE:HG13	2.31	0.51
3:D:637:LEU:O	3:D:661:ALA:HA	2.11	0.51
3:D:717:LYS:HG3	3:D:718:ASP:H	1.76	0.51
3:D:819:GLY:O	3:D:839:SER:HB3	2.09	0.51
3:D:890:ASP:OD2	3:D:892:GLN:HB2	2.10	0.51
3:D:891:CYS:HB2	3:D:969:ALA:CA	2.41	0.51
3:D:970:THR:HG21	3:D:975:CYS:HB3	1.85	0.51
3:D:1054:ARG:NH2	3:D:1065:THR:HG1	2.06	0.51
3:D:1063:LYS:HD2	3:D:1064:ILE:N	2.26	0.51
3:D:1249:LYS:CA	3:D:1252:VAL:HB	2.40	0.51

Continued on next page...

Continued from previous page...

Atom-1	Atom-2	Interatomic distance (Å)	Clash overlap (Å)
4:E:89:GLU:CD	4:E:93:SER:HG	2.07	0.51
5:F:260:THR:HG22	5:F:264:THR:CG2	2.41	0.51
6:J:33:ARG:HA	6:J:39:GLU:OE2	2.10	0.51
1:A:23:ILE:HB	1:A:192:LEU:HD22	1.93	0.51
1:A:24:GLU:HB3	1:A:26:LEU:CD1	2.41	0.51
1:A:45:SER:OG	1:A:144:ARG:HD3	2.11	0.51
1:B:2:LEU:HA	1:B:233:GLU:CA	2.41	0.51
1:B:10:SER:CB	1:B:22:VAL:HG22	2.41	0.51
1:B:17:ASN:HD22	1:B:199:LYS:CA	2.24	0.51
1:B:46:ILE:CD1	1:B:171:VAL:HG21	2.39	0.51
1:B:71:GLU:OE2	1:B:127:THR:HG23	2.11	0.51
1:B:175:THR:O	1:B:176:TYR:HB3	2.11	0.51
2:C:77:ARG:NH2	2:C:79:ASP:OD2	2.44	0.51
2:C:150:GLN:HG2	2:C:152:VAL:CG2	2.41	0.51
2:C:161:THR:O	2:C:164:GLY:CA	2.58	0.51
2:C:191:ILE:CG2	2:C:192:ASP:N	2.74	0.51
2:C:204:VAL:HG23	2:C:212:LEU:O	2.11	0.51
2:C:225:ARG:HB3	2:C:231:ARG:N	2.26	0.51
2:C:230:ARG:HD2	5:F:208:GLU:CB	2.41	0.51
2:C:328:ILE:O	2:C:329:THR:HB	2.11	0.51
2:C:391:VAL:HG22	2:C:395:ARG:NE	2.26	0.51
2:C:469:GLY:C	2:C:472:VAL:HG22	2.30	0.51
2:C:507:ASN:HD22	2:C:511:PHE:HD2	1.56	0.51
2:C:716:GLY:CA	2:C:1030:ILE:O	2.59	0.51
2:C:720:LEU:O	2:C:721:VAL:HG12	2.11	0.51
2:C:767:GLU:HG2	2:C:807:THR:CG2	2.38	0.51
2:C:944:TRP:CZ2	2:C:963:LEU:HD11	2.43	0.51
2:C:1078:ALA:CB	3:D:506:ARG:HG3	2.40	0.51
3:D:9:GLU:HB3	3:D:1243:ASP:C	2.31	0.51
3:D:133:ALA:CB	3:D:235:ILE:O	2.56	0.51
3:D:173:ARG:CZ	3:D:204:GLU:HB2	2.41	0.51
3:D:226:PHE:O	3:D:227:THR:C	2.50	0.51
3:D:331:ASP:O	3:D:334:ARG:HG2	2.10	0.51
3:D:389:ARG:HE	5:F:226:ASP:CG	2.12	0.51
3:D:492:ALA:HB3	4:E:90:LYS:HE3	1.92	0.51
3:D:497:LEU:CA	3:D:498:LEU:HD12	2.40	0.51
3:D:498:LEU:HD22	3:D:512:PHE:CE2	2.46	0.51
3:D:499:ASN:CA	3:D:541:MET:HE3	2.40	0.51
3:D:525:HIS:O	3:D:528:VAL:CG2	2.59	0.51
3:D:586:TYR:CD1	3:D:687:GLN:NE2	2.79	0.51
3:D:615:PRO:O	3:D:616:ALA:C	2.48	0.51

Continued on next page...

Continued from previous page...

Atom-1	Atom-2	Interatomic distance (Å)	Clash overlap (Å)
3:D:618:ALA:HA	3:D:621:ALA:CB	2.40	0.51
3:D:692:VAL:O	3:D:693:GLN:C	2.49	0.51
3:D:725:THR:OG1	3:D:726:ARG:HD2	2.11	0.51
3:D:782:THR:O	3:D:785:VAL:HG13	2.11	0.51
3:D:834:ARG:CB	3:D:835:PRO:CA	2.87	0.51
3:D:877:LEU:O	3:D:878:VAL:C	2.50	0.51
3:D:894:GLU:C	3:D:961:LYS:HZ1	2.12	0.51
3:D:938:VAL:CG1	3:D:939:GLU:H	2.15	0.51
3:D:963:ARG:HG3	3:D:963:ARG:O	2.10	0.51
3:D:1234:THR:CG2	3:D:1235:ASP:H	2.13	0.51
4:E:90:LYS:O	4:E:94:ILE:HD12	2.11	0.51
5:F:253:ILE:HG12	5:F:288:GLY:HA2	1.93	0.51
5:F:300:LEU:O	5:F:303:VAL:HB	2.10	0.51
5:F:449:ASP:HB2	6:J:16:TYR:HE1	1.76	0.51
5:F:455:LEU:O	5:F:456:LEU:O	2.29	0.51
5:F:470:ARG:O	5:F:474:VAL:HG23	2.10	0.51
6:J:18:THR:HG23	6:J:18:THR:O	2.11	0.51
6:J:53:THR:CG2	6:J:63:THR:HA	2.41	0.51
1:A:17:ASN:OD1	1:A:197:GLU:OE2	2.29	0.51
1:A:23:ILE:O	1:A:24:GLU:HB3	2.11	0.51
1:A:50:ALA:HB3	1:A:168:TYR:HE1	1.75	0.51
1:A:171:VAL:O	1:A:199:LYS:HE2	2.11	0.51
1:B:54:ILE:HG22	1:B:139:VAL:H	1.75	0.51
1:B:212:GLY:C	1:B:215:LEU:HB3	2.32	0.51
2:C:51:PRO:CD	2:C:503:TYR:HD1	2.24	0.51
2:C:112:PHE:CE1	2:C:155:GLY:O	2.63	0.51
2:C:153:PHE:CZ	2:C:155:GLY:CA	2.93	0.51
2:C:161:THR:N	2:C:165:THR:H	2.04	0.51
2:C:300:PHE:HD1	2:C:306:TYR:CD1	2.29	0.51
2:C:316:VAL:C	2:C:319:LYS:H	2.14	0.51
2:C:392:GLY:HA2	2:C:395:ARG:HD2	1.92	0.51
2:C:420:ILE:O	2:C:421:ARG:C	2.49	0.51
2:C:471:GLU:O	2:C:474:ASP:N	2.42	0.51
2:C:493:ASN:O	2:C:496:LEU:HG	2.11	0.51
2:C:531:LEU:HB3	2:C:536:GLU:CD	2.31	0.51
2:C:646:GLU:HG2	2:C:647:SER:C	2.31	0.51
2:C:756:GLU:HG2	2:C:757:ILE:N	2.25	0.51
2:C:848:ILE:HB	2:C:872:TYR:C	2.31	0.51
2:C:932:LEU:C	2:C:934:THR:H	2.14	0.51
2:C:1076:MET:HE1	2:C:1084:THR:CG2	2.41	0.51
2:C:1083:TYR:O	2:C:1084:THR:C	2.48	0.51

Continued on next page...

Continued from previous page...

Atom-1	Atom-2	Interatomic distance (Å)	Clash overlap (Å)
3:D:86:LYS:HD2	9:D:1404:FI8:O11	2.11	0.51
3:D:166:ARG:C	3:D:169:GLU:HG2	2.32	0.51
3:D:229:LEU:CG	3:D:230:ALA:N	2.74	0.51
3:D:327:MET:HE2	5:F:420:PRO:CG	2.40	0.51
3:D:330:LEU:N	3:D:330:LEU:HD12	2.25	0.51
3:D:343:LEU:N	3:D:346:ARG:HD3	2.26	0.51
3:D:404:ASP:O	3:D:407:LYS:HB3	2.11	0.51
3:D:448:ALA:HB1	3:D:452:PHE:CE1	2.46	0.51
3:D:741:ARG:NE	3:D:745:ILE:HD11	2.26	0.51
3:D:872:TYR:HD1	3:D:875:ARG:HD3	1.76	0.51
3:D:881:SER:HB2	3:D:884:VAL:HG21	1.93	0.51
3:D:893:THR:HB	3:D:969:ALA:CB	2.34	0.51
3:D:923:ARG:O	3:D:942:GLN:O	2.28	0.51
3:D:926:GLY:HA3	3:D:962:VAL:HA	1.91	0.51
3:D:1045:PRO:HD2	3:D:1112:MET:HB2	1.92	0.51
3:D:1129:GLU:HA	3:D:1132:ILE:CG1	2.41	0.51
3:D:1139:GLN:O	3:D:1140:GLU:C	2.49	0.51
3:D:1142:TYR:CD2	3:D:1149:ILE:HD12	2.46	0.51
3:D:1163:ARG:HG2	3:D:1163:ARG:HH11	1.77	0.51
3:D:1165:VAL:H	3:D:1183:ARG:H	1.59	0.51
4:E:72:GLY:O	4:E:73:GLU:CB	2.59	0.51
4:E:106:HIS:O	4:E:107:THR:CB	2.57	0.51
5:F:315:MET:CE	5:F:362:GLN:HB2	2.40	0.51
5:F:322:GLN:O	5:F:326:LEU:HG	2.11	0.51
5:F:387:LEU:N	5:F:394:PRO:HD3	2.25	0.51
6:J:80:THR:H	6:J:83:ASP:CB	2.23	0.51
1:B:52:THR:CG2	1:B:139:VAL:HB	2.41	0.50
1:B:226:ASN:O	1:B:228:GLU:N	2.45	0.50
2:C:167:ILE:CB	2:C:172:GLU:HB2	2.39	0.50
2:C:204:VAL:H	2:C:213:GLU:HG3	1.75	0.50
2:C:233:PRO:HD3	5:F:203:VAL:HG21	1.92	0.50
2:C:312:GLY:O	2:C:315:LYS:CB	2.59	0.50
2:C:620:ARG:NE	2:C:620:ARG:HA	2.25	0.50
2:C:735:ILE:HD13	2:C:894:VAL:O	2.11	0.50
2:C:889:HIS:CE1	2:C:930:GLN:H	2.29	0.50
2:C:944:TRP:HA	2:C:993:LEU:CD2	2.40	0.50
2:C:1037:VAL:HG11	3:D:520:LYS:HB3	1.87	0.50
2:C:1092:LYS:NZ	3:D:423:ASP:O	2.37	0.50
2:C:1100:VAL:HG11	2:C:1101:LYS:HZ2	1.76	0.50
3:D:32:GLU:O	3:D:46:LEU:HB2	2.11	0.50
3:D:56:ARG:HB3	3:D:59:GLU:OE1	2.11	0.50

Continued on next page...

Continued from previous page...

Atom-1	Atom-2	Interatomic distance (Å)	Clash overlap (Å)
3:D:59:GLU:HB3	3:D:66:LYS:HG2	1.94	0.50
3:D:244:LEU:HD22	3:D:248:TYR:CE2	2.46	0.50
3:D:291:ARG:HA	3:D:294:LYS:HE3	1.93	0.50
3:D:302:PHE:CD1	3:D:307:ASN:O	2.64	0.50
3:D:321:PRO:O	3:D:322:PRO:O	2.29	0.50
3:D:322:PRO:HA	3:D:325:ARG:HE	1.72	0.50
3:D:417:LEU:O	3:D:418:LEU:HG	2.11	0.50
3:D:459:ARG:NH1	3:D:463:LEU:N	2.57	0.50
3:D:524:LEU:HG	3:D:528:VAL:HG21	1.93	0.50
3:D:550:GLU:O	3:D:553:ALA:HB3	2.11	0.50
3:D:616:ALA:O	3:D:620:MET:HG3	2.10	0.50
3:D:637:LEU:CD1	3:D:640:LEU:HB2	2.40	0.50
3:D:737:LEU:HB3	3:D:793:TYR:CD1	2.46	0.50
3:D:1088:VAL:HG12	3:D:1090:LYS:HZ3	1.76	0.50
3:D:1132:ILE:O	3:D:1133:HIS:O	2.29	0.50
3:D:1147:VAL:HG12	3:D:1148:SER:N	2.26	0.50
3:D:1248:LEU:O	3:D:1251:ASN:HB2	2.12	0.50
3:D:1265:ASN:N	3:D:1268:ARG:NE	2.58	0.50
4:E:37:ASN:OD1	4:E:38:PRO:HB3	2.11	0.50
4:E:82:LEU:HB2	4:E:98:GLU:CD	2.32	0.50
5:F:231:TYR:O	5:F:232:LEU:C	2.50	0.50
1:A:13:VAL:HA	1:A:19:SER:CB	2.42	0.50
1:A:16:ASP:OD1	1:A:17:ASN:N	2.38	0.50
1:A:186:ARG:NH1	1:B:148:PRO:CB	2.66	0.50
1:A:189:PHE:CD2	1:A:190:ASP:O	2.64	0.50
1:B:51:VAL:CB	1:B:140:VAL:HG22	2.40	0.50
1:B:99:LYS:HD2	1:B:128:LEU:HD21	1.93	0.50
1:B:120:ASN:O	1:B:122:GLY:N	2.44	0.50
1:B:124:HIS:CG	1:B:125:ILE:N	2.79	0.50
1:B:182:ARG:HG3	1:B:186:ARG:H	1.75	0.50
2:C:57:GLN:O	2:C:58:THR:C	2.49	0.50
2:C:69:ARG:HA	2:C:72:GLU:HG3	1.93	0.50
2:C:298:ASN:O	2:C:299:LEU:C	2.49	0.50
2:C:320:LEU:CD2	2:C:363:VAL:HG21	2.40	0.50
2:C:446:LEU:CD2	2:C:450:THR:CG2	2.90	0.50
2:C:619:VAL:HG23	2:C:620:ARG:N	2.26	0.50
2:C:668:ARG:HD2	2:C:670:TYR:CE1	2.46	0.50
2:C:709:ASP:H	2:C:714:ALA:H	1.59	0.50
2:C:741:LEU:H	2:C:741:LEU:CD2	2.16	0.50
2:C:976:VAL:HG12	2:C:977:PHE:H	1.75	0.50
2:C:1010:LEU:C	2:C:1011:PHE:HD1	2.15	0.50

Continued on next page...

Continued from previous page...

Atom-1	Atom-2	Interatomic distance (Å)	Clash overlap (Å)
2:C:1071:MET:HB3	3:D:503:THR:HG21	1.92	0.50
2:C:1084:THR:OG1	3:D:554:GLU:OE1	2.26	0.50
2:C:1118:PRO:O	2:C:1121:PHE:HB3	2.11	0.50
2:C:1130:SER:CB	2:C:1131:LEU:HD22	2.41	0.50
3:D:25:TYR:HE2	3:D:91:ARG:CG	2.24	0.50
3:D:29:LYS:C	3:D:44:ASP:HB3	2.32	0.50
3:D:60:CYS:CB	3:D:64:LYS:HZ3	2.25	0.50
3:D:142:GLU:C	3:D:145:HIS:HB3	2.30	0.50
3:D:180:ASP:O	3:D:184:LEU:CB	2.58	0.50
3:D:224:SER:O	3:D:225:THR:C	2.49	0.50
3:D:279:ASP:CA	3:D:282:ARG:HB2	2.40	0.50
3:D:382:PHE:O	3:D:402:LEU:HB2	2.10	0.50
3:D:406:LEU:HG	3:D:412:ARG:CA	2.41	0.50
3:D:432:VAL:HA	3:D:524:LEU:HB3	1.92	0.50
3:D:452:PHE:O	3:D:453:LYS:C	2.48	0.50
3:D:467:GLN:N	3:D:471:SER:HB2	2.16	0.50
3:D:497:LEU:HG	3:D:544:HIS:O	2.10	0.50
3:D:634:LYS:O	3:D:635:VAL:CG1	2.60	0.50
3:D:785:VAL:HG13	3:D:786:GLY:N	2.26	0.50
3:D:826:ASN:OD1	3:D:828:LYS:N	2.33	0.50
3:D:850:PHE:O	3:D:850:PHE:CG	2.64	0.50
3:D:893:THR:OG1	3:D:895:ARG:NH2	2.44	0.50
3:D:1124:VAL:O	3:D:1125:GLN:HB2	2.11	0.50
5:F:497:GLY:O	5:F:498:VAL:HG13	2.11	0.50
1:A:10:SER:O	1:A:22:VAL:N	2.40	0.50
1:A:80:LEU:O	1:A:82:SER:N	2.44	0.50
1:A:222:ALA:C	1:B:212:GLY:HA3	2.32	0.50
1:B:53:SER:CA	1:B:162:ILE:O	2.59	0.50
2:C:72:GLU:CD	2:C:73:SER:N	2.65	0.50
2:C:254:PHE:CG	2:C:255:SER:HB2	2.46	0.50
2:C:365:VAL:O	2:C:366:GLU:CB	2.58	0.50
2:C:382:GLY:C	2:C:385:ILE:HB	2.32	0.50
2:C:420:ILE:C	2:C:422:PRO:HD2	2.31	0.50
2:C:429:GLU:CD	2:C:430:PHE:N	2.65	0.50
2:C:486:ILE:O	2:C:606:LEU:HD12	2.10	0.50
2:C:500:LEU:CD2	2:C:502:VAL:N	2.74	0.50
2:C:506:VAL:HG13	2:C:511:PHE:N	2.27	0.50
2:C:622:GLU:C	2:C:1029:TYR:HH	2.05	0.50
2:C:650:ILE:HG21	2:C:691:ASP:C	2.32	0.50
2:C:696:VAL:HA	2:C:697:GLU:CD	2.32	0.50
2:C:790:VAL:C	2:C:791:ARG:CD	2.80	0.50

Continued on next page...

Continued from previous page...

Atom-1	Atom-2	Interatomic distance (Å)	Clash overlap (Å)
2:C:843:GLU:O	2:C:844:SER:HB3	2.10	0.50
2:C:962:GLU:CD	2:C:963:LEU:N	2.64	0.50
2:C:1012:ASP:HB3	2:C:1016:GLY:HA2	1.93	0.50
3:D:33:THR:O	3:D:41:PRO:CA	2.59	0.50
3:D:52:PHE:HB2	3:D:88:ARG:HH12	1.75	0.50
3:D:62:CYS:H	3:D:78:CYS:CB	1.99	0.50
3:D:121:ALA:CB	3:D:124:ASP:OD2	2.57	0.50
3:D:235:ILE:HG21	3:D:241:TYR:CE1	2.45	0.50
3:D:262:GLN:HB2	3:D:313:VAL:HG11	1.93	0.50
3:D:335:PHE:HB2	5:F:420:PRO:HG2	1.94	0.50
3:D:358:ILE:O	3:D:360:LEU:N	2.44	0.50
3:D:445:LYS:C	3:D:449:LEU:HB2	2.32	0.50
3:D:460:LEU:CD1	3:D:461:VAL:N	2.75	0.50
3:D:489:GLU:O	3:D:490:VAL:C	2.49	0.50
3:D:560:LEU:CB	3:D:563:ASN:ND2	2.68	0.50
3:D:569:ALA:HB2	3:D:1002:SER:OG	2.11	0.50
3:D:624:ARG:O	3:D:626:VAL:CG2	2.58	0.50
3:D:659:GLY:O	3:D:660:ASP:C	2.50	0.50
3:D:731:VAL:HG12	3:D:732:SER:N	2.27	0.50
3:D:820:MET:HE2	3:D:822:GLY:O	2.11	0.50
3:D:825:THR:CB	3:D:831:PHE:HA	2.40	0.50
3:D:887:ARG:H	3:D:974:VAL:N	2.04	0.50
3:D:944:LEU:HD23	3:D:944:LEU:N	2.26	0.50
3:D:1036:GLU:OE1	3:D:1036:GLU:HA	2.10	0.50
3:D:1078:ASP:O	3:D:1080:ILE:HG13	2.12	0.50
3:D:1105:VAL:CG1	3:D:1106:GLU:H	2.24	0.50
3:D:1122:LEU:C	3:D:1124:VAL:N	2.60	0.50
3:D:1147:VAL:C	3:D:1149:ILE:HG12	2.31	0.50
3:D:1189:GLU:O	3:D:1190:ASN:C	2.49	0.50
5:F:345:THR:O	5:F:348:THR:HB	2.11	0.50
5:F:372:MET:O	5:F:375:VAL:HG22	2.11	0.50
5:F:373:VAL:N	5:F:376:ILE:HD12	2.27	0.50
6:J:36:ASN:HD21	6:J:38:GLU:CG	2.24	0.50
6:J:79:ARG:HE	6:J:83:ASP:CB	2.25	0.50
1:A:84:VAL:O	1:A:84:VAL:HG13	2.11	0.50
1:A:89:GLU:CG	1:A:90:ASP:H	2.24	0.50
1:B:18:ARG:NH1	1:B:173:LYS:HB3	2.27	0.50
1:B:99:LYS:H	1:B:133:LYS:CG	2.21	0.50
1:B:198:THR:HG22	1:B:199:LYS:O	2.10	0.50
1:B:221:LEU:O	1:B:222:ALA:C	2.50	0.50
2:C:56:VAL:O	2:C:57:GLN:O	2.29	0.50

Continued on next page...

Continued from previous page...

Atom-1	Atom-2	Interatomic distance (Å)	Clash overlap (Å)
2:C:141:ASN:HD22	2:C:144:THR:CG2	2.05	0.50
2:C:218:LYS:HZ3	2:C:219:ARG:HD3	1.74	0.50
2:C:428:LYS:O	2:C:431:PHE:HD2	1.94	0.50
2:C:453:ARG:NH2	2:C:500:LEU:O	2.45	0.50
2:C:596:PHE:O	2:C:597:LEU:C	2.50	0.50
2:C:599:HIS:HA	3:D:840:PHE:CB	2.38	0.50
2:C:635:ALA:O	2:C:636:ILE:C	2.49	0.50
2:C:679:ASN:HB2	2:C:680:HIS:CE1	2.46	0.50
2:C:719:LEU:HB2	2:C:1028:MET:O	2.12	0.50
2:C:727:GLU:N	3:D:725:THR:HG22	2.26	0.50
2:C:821:LEU:C	2:C:824:ILE:HB	2.32	0.50
2:C:904:MET:HG3	2:C:912:PRO:CB	2.36	0.50
2:C:1104:GLU:O	2:C:1107:VAL:CB	2.59	0.50
2:C:1136:GLU:OE2	2:C:1138:LEU:HD21	2.11	0.50
3:D:75:CYS:O	3:D:79:GLY:CA	2.59	0.50
3:D:354:LEU:HD21	3:D:367:VAL:CA	2.41	0.50
3:D:376:GLU:O	3:D:378:VAL:N	2.44	0.50
3:D:586:TYR:CA	3:D:589:THR:OG1	2.60	0.50
3:D:586:TYR:CD2	3:D:590:THR:HB	2.47	0.50
3:D:770:ARG:CD	3:D:771:ASN:N	2.66	0.50
3:D:820:MET:HA	3:D:837:LYS:O	2.11	0.50
3:D:942:GLN:HB2	3:D:944:LEU:CD2	2.41	0.50
3:D:1025:THR:CG2	3:D:1030:ARG:H	2.23	0.50
3:D:1055:LEU:HD12	3:D:1099:LEU:HD21	1.91	0.50
3:D:1164:ARG:HA	3:D:1183:ARG:N	2.27	0.50
3:D:1272:VAL:HG13	4:E:56:TYR:HE1	1.77	0.50
4:E:33:LEU:CB	4:E:36:THR:CG2	2.87	0.50
4:E:38:PRO:CG	4:E:43:LEU:HD21	2.42	0.50
4:E:42:GLU:O	4:E:43:LEU:C	2.50	0.50
4:E:67:TYR:CE2	4:E:81:PRO:HD3	2.47	0.50
4:E:90:LYS:O	4:E:93:SER:N	2.44	0.50
5:F:283:TRP:CZ3	6:J:105:ILE:CG1	2.94	0.50
5:F:316:ALA:HB3	5:F:319:ASP:OD2	2.12	0.50
5:F:327:GLY:O	5:F:350:TRP:HB3	2.11	0.50
1:A:43:LEU:HD22	2:C:902:GLU:CB	2.41	0.50
1:A:77:ILE:O	1:A:80:LEU:CB	2.57	0.50
1:A:128:LEU:HB3	1:A:132:GLY:HA2	1.94	0.50
1:A:152:ASN:ND2	1:A:157:ALA:O	2.43	0.50
1:A:224:GLU:CA	1:B:209:ALA:HA	2.39	0.50
1:B:18:ARG:HE	1:B:196:VAL:N	2.08	0.50
1:B:24:GLU:HG2	1:B:26:LEU:HG	1.92	0.50

Continued on next page...

Continued from previous page...

Atom-1	Atom-2	Interatomic distance (Å)	Clash overlap (Å)
1:B:167:ILE:HG22	1:B:169:SER:H	1.76	0.50
1:B:172:LEU:HD13	1:B:198:THR:O	2.10	0.50
2:C:130:ALA:CA	2:C:157:PHE:O	2.57	0.50
2:C:199:LEU:HA	2:C:216:VAL:HG12	1.92	0.50
2:C:200:HIS:O	2:C:201:SER:HB2	2.11	0.50
2:C:203:LYS:HG2	2:C:204:VAL:H	1.75	0.50
2:C:290:GLU:O	2:C:296:LEU:HD23	2.11	0.50
2:C:444:ASN:OD1	2:C:447:SER:CB	2.60	0.50
2:C:445:PRO:O	2:C:446:LEU:C	2.49	0.50
2:C:445:PRO:CD	2:C:707:CYS:HB2	2.41	0.50
2:C:484:CYS:SG	2:C:486:ILE:HB	2.52	0.50
2:C:516:TYR:HE2	2:C:531:LEU:CB	2.12	0.50
2:C:688:PRO:HA	2:C:703:ALA:HB1	1.90	0.50
2:C:816:PRO:HG3	2:C:819:ARG:NH2	2.26	0.50
2:C:901:VAL:O	2:C:903:ASP:OD1	2.30	0.50
2:C:945:LYS:HZ2	2:C:965:GLU:HB2	1.77	0.50
2:C:967:GLN:O	2:C:968:PRO:C	2.50	0.50
2:C:994:PRO:CB	2:C:998:GLY:O	2.60	0.50
2:C:1066:GLN:NE2	3:D:427:ARG:HH11	2.09	0.50
2:C:1071:MET:CA	2:C:1072:GLU:OE1	2.60	0.50
3:D:259:GLU:O	3:D:263:LYS:CD	2.60	0.50
3:D:346:ARG:O	3:D:349:ASN:HB2	2.12	0.50
3:D:437:LYS:CG	3:D:440:GLN:NE2	2.75	0.50
3:D:472:ALA:O	3:D:475:MET:CA	2.58	0.50
3:D:624:ARG:HG2	3:D:626:VAL:HG23	1.93	0.50
3:D:642:PRO:HB3	3:D:646:ILE:HG21	1.93	0.50
3:D:707:ILE:O	3:D:709:VAL:CB	2.58	0.50
3:D:866:ARG:NH1	3:D:1010:LEU:N	2.60	0.50
3:D:899:VAL:N	3:D:960:VAL:H	2.09	0.50
3:D:919:SER:CB	3:D:923:ARG:HH22	2.24	0.50
3:D:995:VAL:CA	3:D:998:VAL:HG21	2.41	0.50
3:D:1031:VAL:O	3:D:1033:GLU:N	2.44	0.50
3:D:1046:ILE:HA	3:D:1110:GLN:CA	2.39	0.50
3:D:1152:LYS:HA	3:D:1155:GLU:HB2	1.94	0.50
3:D:1154:ILE:O	3:D:1157:ILE:HB	2.12	0.50
3:D:1247:GLY:C	3:D:1248:LEU:HG	2.31	0.50
3:D:1248:LEU:HA	3:D:1251:ASN:HD22	1.76	0.50
4:E:84:GLU:O	4:E:97:ARG:NH1	2.44	0.50
4:E:88:GLN:O	4:E:89:GLU:C	2.48	0.50
5:F:242:ASN:ND2	5:F:245:GLU:H	2.07	0.50
5:F:253:ILE:HG12	5:F:288:GLY:CA	2.42	0.50

Continued on next page...

Continued from previous page...

Atom-1	Atom-2	Interatomic distance (Å)	Clash overlap (Å)
5:F:425:GLN:NE2	5:F:435:LEU:CD1	2.74	0.50
5:F:453:PHE:C	5:F:456:LEU:HB3	2.32	0.50
1:A:30:PHE:CE1	1:A:33:THR:CB	2.93	0.50
1:A:54:ILE:O	1:A:55:ARG:HB2	2.11	0.50
1:A:94:THR:HG22	1:A:139:VAL:CA	2.27	0.50
1:A:96:TYR:CB	1:A:98:ARG:HH12	2.25	0.50
1:A:118:VAL:HG11	1:A:121:PRO:CA	2.38	0.50
1:B:55:ARG:HH11	1:B:159:ILE:HG13	1.77	0.50
1:B:94:THR:HG22	1:B:139:VAL:HG23	1.94	0.50
1:B:107:ALA:HB3	1:B:121:PRO:C	2.31	0.50
1:B:192:LEU:HG	1:B:194:LEU:CG	2.41	0.50
2:C:66:GLY:CA	2:C:70:TRP:CE3	2.94	0.50
2:C:325:GLY:C	2:C:326:GLU:HG2	2.32	0.50
2:C:391:VAL:C	2:C:394:SER:HB2	2.31	0.50
2:C:469:GLY:O	2:C:471:GLU:N	2.45	0.50
2:C:562:ARG:CA	2:C:568:VAL:HA	2.41	0.50
2:C:598:GLU:HG2	2:C:599:HIS:NE2	2.26	0.50
2:C:690:VAL:HG23	2:C:691:ASP:H	1.77	0.50
2:C:756:GLU:O	2:C:757:ILE:HB	2.10	0.50
2:C:816:PRO:O	2:C:817:GLU:C	2.49	0.50
2:C:816:PRO:CB	5:F:479:PHE:HB3	2.41	0.50
2:C:855:ARG:NH1	2:C:862:PRO:C	2.65	0.50
2:C:1037:VAL:HG21	3:D:520:LYS:HD3	1.85	0.50
3:D:49:GLU:CG	3:D:88:ARG:HH12	2.25	0.50
3:D:335:PHE:CB	5:F:420:PRO:HG3	2.42	0.50
3:D:342:ASP:HA	3:D:345:ARG:NH1	2.16	0.50
3:D:397:ARG:NH1	5:F:425:GLN:HB3	2.27	0.50
3:D:427:ARG:O	3:D:427:ARG:HG3	2.12	0.50
3:D:444:PRO:N	3:D:447:MET:HE1	2.26	0.50
3:D:565:ILE:HG22	3:D:566:LEU:CD2	2.41	0.50
3:D:592:VAL:HG23	3:D:630:ARG:CB	2.41	0.50
3:D:620:MET:O	3:D:621:ALA:O	2.28	0.50
3:D:672:MET:O	3:D:675:GLU:CB	2.60	0.50
3:D:843:GLY:O	3:D:844:LEU:HD12	2.12	0.50
3:D:852:ASN:O	3:D:856:ALA:HB2	2.12	0.50
3:D:864:ALA:C	3:D:867:THR:HG22	2.32	0.50
3:D:895:ARG:HA	3:D:961:LYS:HE3	1.94	0.50
3:D:1133:HIS:CG	3:D:1134:LEU:N	2.76	0.50
3:D:1147:VAL:CB	3:D:1149:ILE:HD11	2.42	0.50
3:D:1163:ARG:NH1	3:D:1163:ARG:HG2	2.26	0.50
3:D:1164:ARG:HB3	3:D:1181:ILE:C	2.32	0.50

Continued on next page...

Continued from previous page...

Atom-1	Atom-2	Interatomic distance (Å)	Clash overlap (Å)
4:E:40:ILE:O	4:E:41:ASP:C	2.50	0.50
5:F:253:ILE:HD11	5:F:292:LYS:N	2.26	0.50
5:F:309:ARG:CG	5:F:310:TYR:N	2.74	0.50
5:F:461:GLN:HA	5:F:464:LEU:CB	2.38	0.50
5:F:477:LEU:HB3	5:F:492:ILE:HG21	1.92	0.50
6:J:73:LYS:O	6:J:74:LYS:HB2	2.12	0.50
1:A:51:VAL:HG23	1:A:139:VAL:O	2.11	0.50
1:A:65:THR:HG22	1:A:72:ASP:HA	1.92	0.50
1:A:213:LYS:HB3	1:B:231:GLY:HA3	1.94	0.50
1:A:221:LEU:HD23	1:A:221:LEU:H	1.77	0.50
1:B:1:MET:HB3	1:B:232:ILE:HG23	1.93	0.50
1:B:24:GLU:HG2	1:B:191:LYS:HA	1.93	0.50
1:B:46:ILE:HD13	1:B:171:VAL:CG1	2.42	0.50
1:B:89:GLU:O	1:B:91:GLU:N	2.45	0.50
2:C:38:ARG:NH1	2:C:38:ARG:HG3	2.27	0.50
2:C:87:GLU:O	2:C:88:GLU:C	2.50	0.50
2:C:107:PHE:O	2:C:108:SER:CB	2.59	0.50
2:C:473:ARG:HG2	2:C:495:GLY:O	2.11	0.50
2:C:517:ARG:HG2	2:C:580:ASP:C	2.31	0.50
2:C:603:ASN:HB3	2:C:607:MET:CE	2.41	0.50
2:C:657:TYR:HB3	2:C:671:ARG:HA	1.91	0.50
2:C:668:ARG:NH2	2:C:671:ARG:HG2	2.25	0.50
2:C:739:ASN:O	2:C:740:ARG:C	2.47	0.50
2:C:748:THR:OG1	2:C:877:ARG:O	2.29	0.50
2:C:792:ILE:HA	2:C:847:VAL:HG12	1.90	0.50
2:C:994:PRO:HB3	2:C:998:GLY:O	2.11	0.50
2:C:1131:LEU:HB2	2:C:1133:LEU:CD2	2.41	0.50
3:D:34:ILE:HD12	3:D:39:LEU:CA	2.42	0.50
3:D:49:GLU:CA	3:D:52:PHE:HB2	2.24	0.50
3:D:120:LEU:HD21	3:D:232:LYS:HZ3	1.77	0.50
3:D:124:ASP:O	3:D:125:LEU:C	2.50	0.50
3:D:147:GLU:C	3:D:151:LEU:HD23	2.32	0.50
3:D:179:ALA:O	3:D:182:ALA:HB3	2.12	0.50
3:D:470:LYS:O	3:D:474:ARG:HB2	2.06	0.50
3:D:551:ALA:O	3:D:552:GLN:C	2.48	0.50
3:D:642:PRO:HA	3:D:662:TRP:CZ2	2.46	0.50
3:D:687:GLN:C	3:D:688:MET:SD	2.90	0.50
3:D:889:HIS:HA	3:D:976:ALA:H	1.75	0.50
3:D:894:GLU:HG2	3:D:940:ARG:HH11	1.75	0.50
3:D:930:VAL:HB	3:D:935:ASN:O	2.11	0.50
3:D:1043:LYS:HD2	3:D:1044:ALA:N	2.26	0.50

Continued on next page...

Continued from previous page...

Atom-1	Atom-2	Interatomic distance (Å)	Clash overlap (Å)
3:D:1070:ASP:HB2	3:D:1071:GLY:CA	2.42	0.50
4:E:58:ALA:O	4:E:59:LYS:C	2.49	0.50
5:F:346:TYR:O	5:F:349:TRP:CD1	2.64	0.50
5:F:395:THR:O	5:F:396:PRO:C	2.48	0.50
5:F:516:HIS:CD2	5:F:518:SER:HG	2.13	0.50
6:J:31:ARG:HG2	6:J:41:GLU:CA	2.41	0.50
1:A:124:HIS:CG	1:A:125:ILE:N	2.79	0.50
1:A:153:ARG:NH1	1:A:154:ALA:HB2	2.27	0.50
1:A:196:VAL:CG1	1:A:197:GLU:H	2.24	0.50
1:A:223:ARG:HD2	1:A:224:GLU:C	2.32	0.50
1:B:32:TYR:CE1	2:C:1014:ARG:HD3	2.46	0.50
1:B:68:GLY:CA	1:B:129:ASN:HB2	2.42	0.50
2:C:113:ASP:HB2	2:C:132:PRO:CG	2.41	0.50
2:C:185:VAL:HG12	2:C:204:VAL:CG2	2.42	0.50
2:C:207:SER:O	2:C:208:ARG:HB3	2.12	0.50
2:C:222:VAL:HG13	2:C:261:THR:HG22	1.94	0.50
2:C:231:ARG:HG2	5:F:203:VAL:O	2.12	0.50
2:C:450:THR:OG1	2:C:451:HIS:N	2.42	0.50
2:C:755:HIS:HB2	2:C:871:VAL:HB	1.93	0.50
2:C:780:VAL:HG23	2:C:781:LEU:N	2.26	0.50
2:C:841:HIS:O	2:C:843:GLU:CG	2.56	0.50
2:C:930:GLN:CA	2:C:933:GLU:CD	2.78	0.50
2:C:985:LEU:CA	2:C:988:LEU:HD12	2.31	0.50
2:C:1048:PRO:CG	2:C:1057:LEU:HD22	2.41	0.50
2:C:1051:MET:HA	2:C:1054:GLN:OE1	2.11	0.50
3:D:30:LYS:CG	3:D:44:ASP:HB3	2.31	0.50
3:D:62:CYS:O	3:D:77:ARG:CZ	2.60	0.50
3:D:181:LEU:HG	3:D:197:VAL:HG11	1.89	0.50
3:D:213:GLN:O	3:D:216:LEU:N	2.45	0.50
3:D:275:GLU:HA	3:D:278:ARG:CD	2.42	0.50
3:D:329:GLN:HG2	3:D:330:LEU:C	2.31	0.50
3:D:350:ARG:NH1	3:D:374:LEU:HA	2.27	0.50
3:D:430:ILE:HG23	3:D:522:ILE:HD12	1.93	0.50
3:D:459:ARG:NH2	3:D:463:LEU:HB3	2.18	0.50
3:D:506:ARG:H	3:D:1001:GLN:CD	2.15	0.50
3:D:586:TYR:O	3:D:589:THR:OG1	2.24	0.50
3:D:591:GLU:H	3:D:670:ARG:NH2	2.10	0.50
3:D:664:ALA:O	3:D:665:GLU:CB	2.60	0.50
3:D:715:LYS:CA	3:D:718:ASP:OD2	2.58	0.50
3:D:723:TRP:O	3:D:724:ALA:C	2.50	0.50
3:D:826:ASN:CB	3:D:829:GLY:H	2.25	0.50

Continued on next page...

Continued from previous page...

Atom-1	Atom-2	Interatomic distance (Å)	Clash overlap (Å)
3:D:839:SER:N	3:D:842:GLU:OE1	2.45	0.50
3:D:847:LEU:O	3:D:848:GLU:C	2.50	0.50
3:D:852:ASN:O	3:D:854:HIS:N	2.45	0.50
3:D:913:ASP:OD2	3:D:915:TYR:HB2	2.11	0.50
3:D:930:VAL:HG12	3:D:936:VAL:CB	2.41	0.50
3:D:1053:VAL:HG23	3:D:1066:ILE:HG13	1.92	0.50
3:D:1098:VAL:HG22	3:D:1099:LEU:O	2.12	0.50
3:D:1133:HIS:CD2	3:D:1134:LEU:HD23	2.47	0.50
4:E:40:ILE:HB	4:E:44:LEU:HD21	1.94	0.50
4:E:90:LYS:C	4:E:94:ILE:HD12	2.32	0.50
5:F:212:LEU:HB3	5:F:213:ARG:NH1	2.27	0.50
5:F:227:SER:O	5:F:229:ARG:N	2.45	0.50
5:F:297:GLU:HA	5:F:300:LEU:HD12	1.90	0.50
5:F:328:LEU:CG	5:F:329:ILE:H	2.24	0.50
5:F:331:ALA:CB	5:F:347:ALA:HA	2.42	0.50
5:F:450:ALA:O	5:F:451:VAL:C	2.49	0.50
6:J:6:LEU:HD12	6:J:7:ARG:N	2.27	0.50
6:J:34:THR:N	6:J:38:GLU:O	2.45	0.50
1:A:55:ARG:CG	1:A:56:ILE:N	2.75	0.50
1:A:70:LYS:HZ2	2:C:690:VAL:CA	2.25	0.50
1:B:8:THR:CA	1:B:23:ILE:HG23	2.42	0.50
1:B:53:SER:CA	1:B:164:VAL:H	2.24	0.50
1:B:84:VAL:HA	1:B:199:LYS:HZ1	1.77	0.50
1:B:84:VAL:HA	1:B:199:LYS:NZ	2.25	0.50
1:B:99:LYS:CD	1:B:128:LEU:CD2	2.90	0.50
1:B:112:PRO:C	1:B:116:VAL:HG23	2.32	0.50
1:B:144:ARG:O	1:B:168:TYR:HB2	2.10	0.50
2:C:385:ILE:HG22	2:C:386:GLN:N	2.25	0.50
2:C:489:PRO:O	2:C:490:GLU:HG3	2.12	0.50
2:C:491:GLY:C	2:C:493:ASN:N	2.62	0.50
2:C:506:VAL:HG22	2:C:512:ILE:CA	2.34	0.50
2:C:620:ARG:NE	2:C:620:ARG:CA	2.74	0.50
2:C:736:ILE:HD11	2:C:916:ILE:CB	2.35	0.50
2:C:739:ASN:HD22	2:C:900:PRO:N	2.09	0.50
2:C:771:ARG:HD2	2:C:788:GLY:H	1.76	0.50
2:C:773:ILE:CG2	2:C:774:PRO:HD2	2.39	0.50
2:C:776:ILE:HG13	2:C:777:SER:O	2.12	0.50
2:C:897:LYS:HZ2	2:C:899:LEU:HD13	1.77	0.50
2:C:955:TRP:CA	2:C:958:ARG:HH12	2.24	0.50
2:C:1082:ALA:CA	3:D:1257:LEU:HD11	2.42	0.50
3:D:71:LYS:NZ	6:J:21:ASN:HA	2.26	0.50

Continued on next page...

Continued from previous page...

Atom-1	Atom-2	Interatomic distance (Å)	Clash overlap (Å)
3:D:105:TRP:O	3:D:112:SER:HB2	2.12	0.50
3:D:178:GLU:O	3:D:182:ALA:CB	2.52	0.50
3:D:223:TRP:O	3:D:226:PHE:CA	2.60	0.50
3:D:250:GLU:OE1	3:D:251:TYR:HE1	1.95	0.50
3:D:330:LEU:HD13	3:D:336:ALA:N	2.27	0.50
3:D:354:LEU:CD1	3:D:367:VAL:HG22	2.39	0.50
3:D:355:LYS:O	3:D:358:ILE:CG1	2.60	0.50
3:D:621:ALA:O	3:D:623:ASP:CA	2.60	0.50
3:D:672:MET:O	3:D:676:LEU:CD1	2.60	0.50
3:D:678:PRO:O	3:D:681:TYR:HB3	2.12	0.50
3:D:681:TYR:HE2	3:D:683:PHE:C	2.15	0.50
3:D:712:THR:C	3:D:716:LEU:HG	2.32	0.50
3:D:733:MET:O	3:D:736:VAL:HG23	2.12	0.50
3:D:752:ARG:CA	3:D:755:LYS:HE2	2.42	0.50
3:D:760:PHE:O	3:D:761:GLN:C	2.51	0.50
3:D:852:ASN:O	3:D:853:THR:C	2.49	0.50
3:D:948:GLU:C	3:D:950:ASP:H	2.16	0.50
3:D:999:ALA:HB1	3:D:1153:HIS:HA	1.92	0.50
3:D:1033:GLU:O	3:D:1036:GLU:N	2.45	0.50
3:D:1213:ALA:O	3:D:1214:SER:C	2.49	0.50
3:D:1235:ASP:CA	3:D:1238:ILE:HD12	2.42	0.50
3:D:1270:ILE:HA	4:E:108:GLU:O	2.12	0.50
4:E:65:ASN:O	4:E:68:TYR:N	2.44	0.50
4:E:93:SER:O	4:E:96:LEU:HG	2.12	0.50
5:F:242:ASN:CG	5:F:245:GLU:HG3	2.31	0.50
5:F:303:VAL:O	5:F:304:VAL:C	2.50	0.50
5:F:376:ILE:O	5:F:377:ASN:C	2.48	0.50
5:F:471:GLU:O	5:F:475:VAL:HG23	2.11	0.50
5:F:500:ARG:HD3	5:F:500:ARG:H	1.77	0.50
5:F:516:HIS:NE2	5:F:518:SER:OG	1.96	0.50
6:J:75:VAL:O	6:J:76:LYS:HB3	2.11	0.50
1:A:44:SER:O	1:A:46:ILE:HG12	2.12	0.49
1:A:56:ILE:HG12	1:A:136:VAL:CB	2.42	0.49
1:A:80:LEU:O	1:A:81:LYS:C	2.49	0.49
1:A:161:ARG:HG3	1:A:162:ILE:N	2.27	0.49
1:A:172:LEU:CD2	1:A:197:GLU:HB3	2.16	0.49
1:A:204:PRO:O	1:A:205:ARG:O	2.29	0.49
1:B:94:THR:CA	1:B:138:LEU:O	2.60	0.49
1:B:167:ILE:HG22	1:B:169:SER:N	2.27	0.49
2:C:38:ARG:HG2	2:C:38:ARG:O	2.12	0.49
2:C:50:VAL:HG12	2:C:51:PRO:O	2.12	0.49

Continued on next page...

Continued from previous page...

Atom-1	Atom-2	Interatomic distance (Å)	Clash overlap (Å)
2:C:69:ARG:O	2:C:72:GLU:CG	2.54	0.49
2:C:109:ASP:HB3	2:C:135:VAL:CA	2.42	0.49
2:C:220:ASP:CB	2:C:221:THR:HG22	2.42	0.49
2:C:244:THR:O	2:C:247:GLN:N	2.45	0.49
2:C:341:THR:C	2:C:344:TYR:HB3	2.30	0.49
2:C:469:GLY:O	2:C:472:VAL:N	2.44	0.49
2:C:489:PRO:HB3	2:C:493:ASN:HB3	1.93	0.49
2:C:528:ILE:O	2:C:529:VAL:HG23	2.12	0.49
2:C:651:GLU:N	2:C:692:ALA:O	2.45	0.49
2:C:685:ASN:O	2:C:706:PRO:HD3	2.11	0.49
2:C:748:THR:CG2	2:C:878:LYS:HD2	2.41	0.49
2:C:884:LYS:CG	2:C:894:VAL:HA	2.42	0.49
2:C:1044:ARG:NH1	2:C:1057:LEU:O	2.45	0.49
3:D:97:LEU:HD12	3:D:315:ASP:CA	2.30	0.49
3:D:120:LEU:HD11	3:D:232:LYS:CE	2.42	0.49
3:D:257:GLY:C	3:D:261:ILE:HD12	2.32	0.49
3:D:300:ALA:O	3:D:301:ALA:C	2.50	0.49
3:D:340:LEU:HD12	3:D:340:LEU:H	1.76	0.49
3:D:355:LYS:NZ	3:D:356:ARG:H	2.10	0.49
3:D:357:LEU:CD2	3:D:358:ILE:N	2.75	0.49
3:D:436:LEU:HD13	3:D:525:HIS:CA	2.29	0.49
3:D:445:LYS:CB	3:D:516:LEU:HD22	2.42	0.49
3:D:560:LEU:O	3:D:563:ASN:N	2.44	0.49
3:D:589:THR:C	3:D:687:GLN:HG3	2.33	0.49
3:D:696:ILE:HG22	3:D:700:LEU:CD1	2.41	0.49
3:D:743:LYS:HA	3:D:746:LEU:HG	1.93	0.49
3:D:783:ASP:OD1	3:D:787:GLN:NE2	2.45	0.49
3:D:999:ALA:HB1	3:D:1003:ILE:CD1	2.40	0.49
3:D:1043:LYS:HD2	3:D:1044:ALA:H	1.76	0.49
4:E:98:GLU:HB3	4:E:103:LEU:HD22	1.94	0.49
5:F:378:LYS:O	5:F:381:ARG:CZ	2.60	0.49
5:F:471:GLU:HA	5:F:474:VAL:CB	2.42	0.49
5:F:475:VAL:O	5:F:481:LEU:HD12	2.12	0.49
6:J:54:TRP:NE1	6:J:55:LEU:O	2.45	0.49
6:J:58:ASN:C	6:J:60:MET:H	2.14	0.49
1:A:75:GLU:O	1:A:76:ILE:C	2.50	0.49
1:A:224:GLU:C	1:A:226:ASN:N	2.66	0.49
1:A:226:ASN:HD22	1:B:9:LEU:HD23	1.78	0.49
1:B:41:THR:O	1:B:44:SER:HB2	2.12	0.49
1:B:80:LEU:O	1:B:81:LYS:C	2.50	0.49
1:B:84:VAL:CG1	1:B:119:HIS:H	2.25	0.49

Continued on next page...

Continued from previous page...

Atom-1	Atom-2	Interatomic distance (Å)	Clash overlap (Å)
1:B:175:THR:HG22	1:B:195:ASP:HB3	1.91	0.49
1:B:176:TYR:CA	1:B:193:ILE:HG22	2.32	0.49
1:B:182:ARG:HE	1:B:183:VAL:N	2.10	0.49
2:C:61:PHE:O	2:C:64:LEU:HB3	2.11	0.49
2:C:70:TRP:O	2:C:71:ARG:C	2.51	0.49
2:C:87:GLU:C	2:C:90:LEU:HB2	2.31	0.49
2:C:109:ASP:CB	2:C:135:VAL:HA	2.43	0.49
2:C:133:LEU:HD13	2:C:154:MET:HB2	1.93	0.49
2:C:133:LEU:N	2:C:155:GLY:O	2.45	0.49
2:C:173:ARG:NH2	2:C:438:GLN:HA	2.27	0.49
2:C:179:LEU:HA	2:C:378:LEU:HD13	1.94	0.49
2:C:195:THR:CG2	2:C:197:LYS:HE3	2.41	0.49
2:C:321:GLY:CA	2:C:324:VAL:HG11	2.38	0.49
2:C:415:GLN:O	2:C:416:THR:OG1	2.30	0.49
2:C:427:ILE:O	2:C:428:LYS:C	2.50	0.49
2:C:595:PRO:C	2:C:597:LEU:H	2.14	0.49
2:C:618:LEU:C	2:C:619:VAL:HG13	2.33	0.49
2:C:657:TYR:HB2	2:C:671:ARG:HD2	1.93	0.49
2:C:660:VAL:CG2	2:C:668:ARG:O	2.59	0.49
2:C:752:ILE:CG2	2:C:872:TYR:CD1	2.96	0.49
2:C:907:LEU:HB2	2:C:909:ASP:C	2.33	0.49
2:C:1071:MET:CE	3:D:503:THR:HB	2.42	0.49
2:C:1085:LEU:O	2:C:1088:LEU:CB	2.60	0.49
2:C:1102:VAL:O	2:C:1105:ALA:HB3	2.12	0.49
3:D:18:GLU:CD	3:D:21:ARG:HH11	2.15	0.49
3:D:84:ARG:NH2	6:J:15:SER:OG	2.44	0.49
3:D:94:HIS:C	3:D:319:VAL:HG23	2.32	0.49
3:D:97:LEU:HG	3:D:315:ASP:C	2.31	0.49
3:D:105:TRP:O	3:D:107:PHE:N	2.45	0.49
3:D:165:GLN:O	3:D:169:GLU:HG2	2.11	0.49
3:D:181:LEU:HD21	3:D:194:ARG:C	2.32	0.49
3:D:330:LEU:O	3:D:334:ARG:O	2.30	0.49
3:D:376:GLU:CA	3:D:379:ASP:OD2	2.61	0.49
3:D:441:CYS:SG	3:D:514:PRO:HB3	2.51	0.49
3:D:445:LYS:O	3:D:447:MET:N	2.45	0.49
3:D:494:HIS:CE1	3:D:545:LEU:HD11	2.47	0.49
3:D:742:LYS:O	3:D:746:LEU:HG	2.12	0.49
3:D:851:ILE:O	3:D:852:ASN:C	2.50	0.49
3:D:930:VAL:HA	3:D:937:ILE:N	2.28	0.49
3:D:1025:THR:HB	3:D:1030:ARG:CB	2.43	0.49
3:D:1062:TYR:HB2	3:D:1080:ILE:CB	2.37	0.49

Continued on next page...

Continued from previous page...

Atom-1	Atom-2	Interatomic distance (Å)	Clash overlap (Å)
3:D:1182:ASP:OD1	3:D:1184:ALA:HB3	2.12	0.49
3:D:1212:LYS:O	3:D:1213:ALA:O	2.30	0.49
3:D:1220:TRP:CG	3:D:1221:LEU:N	2.80	0.49
3:D:1275:THR:HG23	4:E:103:LEU:C	2.32	0.49
3:D:1276:GLU:CD	3:D:1279:ARG:HB2	2.32	0.49
4:E:39:PRO:HG2	4:E:42:GLU:CD	2.32	0.49
4:E:71:LEU:HD23	4:E:72:GLY:N	2.27	0.49
5:F:449:ASP:O	5:F:452:SER:N	2.45	0.49
1:A:136:VAL:C	1:A:138:LEU:HD11	2.33	0.49
1:A:172:LEU:N	1:A:197:GLU:O	2.37	0.49
1:B:146:TYR:HB2	1:B:167:ILE:HA	1.93	0.49
2:C:60:SER:O	2:C:63:TRP:N	2.45	0.49
2:C:80:VAL:HG12	2:C:81:ASN:CG	2.33	0.49
2:C:176:VAL:HG11	2:C:455:LEU:CA	2.33	0.49
2:C:270:THR:O	2:C:273:ALA:HB3	2.12	0.49
2:C:278:TYR:CE1	2:C:290:GLU:OE1	2.65	0.49
2:C:306:TYR:OH	2:C:308:LEU:HD22	2.11	0.49
2:C:422:PRO:HA	2:C:425:ALA:CB	2.42	0.49
2:C:514:THR:O	2:C:531:LEU:N	2.45	0.49
2:C:515:PRO:CB	2:C:528:ILE:HG23	2.08	0.49
2:C:709:ASP:O	2:C:710:ASP:C	2.50	0.49
2:C:735:ILE:CD1	2:C:894:VAL:N	2.75	0.49
2:C:742:VAL:O	2:C:745:ASP:OD1	2.30	0.49
2:C:932:LEU:O	2:C:935:HIS:HB2	2.11	0.49
2:C:1085:LEU:CD1	2:C:1089:LEU:HD11	2.42	0.49
2:C:1086:GLN:O	2:C:1089:LEU:CB	2.61	0.49
2:C:1088:LEU:O	2:C:1093:SER:HB3	2.12	0.49
2:C:1107:VAL:C	3:D:458:LYS:HD2	2.32	0.49
3:D:68:VAL:O	3:D:70:PHE:O	2.30	0.49
3:D:71:LYS:HG2	6:J:24:LEU:HB2	1.93	0.49
3:D:97:LEU:N	3:D:315:ASP:OD1	2.45	0.49
3:D:152:GLU:HA	3:D:223:TRP:CH2	2.48	0.49
3:D:170:LEU:O	3:D:174:ALA:CB	2.60	0.49
3:D:260:SER:OG	3:D:261:ILE:N	2.45	0.49
3:D:300:ALA:HB1	3:D:304:GLN:NE2	2.27	0.49
3:D:461:VAL:HG22	3:D:466:ALA:CA	2.43	0.49
3:D:488:GLU:N	3:D:491:ILE:HD12	2.28	0.49
3:D:524:LEU:CD2	3:D:528:VAL:HG23	2.40	0.49
3:D:567:SER:HB2	3:D:572:ARG:N	2.28	0.49
3:D:596:THR:O	3:D:627:LEU:HG	2.12	0.49
3:D:741:ARG:CD	3:D:742:LYS:H	2.23	0.49

Continued on next page...

Continued from previous page...

Atom-1	Atom-2	Interatomic distance (Å)	Clash overlap (Å)
3:D:776:GLU:HA	3:D:776:GLU:OE1	2.12	0.49
3:D:795:ASP:O	3:D:796:ASP:CB	2.59	0.49
3:D:866:ARG:NH1	3:D:1009:GLN:HA	2.27	0.49
3:D:903:GLU:CB	3:D:911:ILE:HG13	2.42	0.49
3:D:925:LEU:HD11	3:D:938:VAL:HG11	1.93	0.49
3:D:1067:VAL:CG2	3:D:1074:GLU:OE2	2.61	0.49
3:D:1193:VAL:O	3:D:1196:GLU:CG	2.60	0.49
4:E:52:ALA:HA	4:E:55:ILE:CG1	2.42	0.49
4:E:77:GLU:O	4:E:78:TYR:C	2.50	0.49
5:F:228:VAL:O	5:F:229:ARG:C	2.50	0.49
5:F:322:GLN:O	5:F:325:ASN:HB2	2.12	0.49
5:F:390:LEU:HD23	5:F:393:GLU:C	2.32	0.49
6:J:33:ARG:H	6:J:64:LEU:C	2.16	0.49
6:J:56:CYS:H	6:J:60:MET:C	2.12	0.49
1:A:24:GLU:CA	1:A:26:LEU:HG	2.43	0.49
1:A:80:LEU:O	1:A:83:LEU:CG	2.56	0.49
1:A:106:THR:HB	1:A:122:GLY:O	2.12	0.49
1:A:152:ASN:CG	1:A:157:ALA:HB3	2.32	0.49
1:A:207:ALA:O	1:A:210:SER:OG	2.29	0.49
1:A:214:THR:HA	1:A:217:GLU:HG2	1.93	0.49
1:A:220:GLY:N	1:A:221:LEU:HD23	2.27	0.49
1:B:3:ILE:HG23	1:B:4:SER:N	2.27	0.49
1:B:20:GLN:HA	1:B:194:LEU:O	2.13	0.49
1:B:35:GLY:N	1:B:38:LEU:HD23	2.26	0.49
1:B:47:PRO:C	1:B:142:ARG:HH21	2.16	0.49
1:B:68:GLY:HA2	1:B:129:ASN:HB2	1.92	0.49
1:B:73:VAL:HA	1:B:76:ILE:CB	2.29	0.49
2:C:334:THR:O	2:C:334:THR:CG2	2.59	0.49
2:C:394:SER:O	2:C:397:GLU:HB3	2.13	0.49
2:C:721:VAL:HG22	2:C:917:LEU:HG	1.94	0.49
2:C:854:SER:OG	2:C:857:ASP:N	2.35	0.49
2:C:954:ASP:O	2:C:957:ALA:CB	2.60	0.49
2:C:973:SER:O	2:C:974:THR:CG2	2.61	0.49
2:C:981:GLN:O	2:C:982:GLU:C	2.50	0.49
3:D:56:ARG:CB	3:D:59:GLU:OE1	2.61	0.49
3:D:117:LEU:HD13	3:D:118:LEU:CG	2.34	0.49
3:D:118:LEU:CA	3:D:295:ARG:HH21	2.22	0.49
3:D:248:TYR:CB	3:D:251:TYR:CE2	2.92	0.49
3:D:315:ASP:O	3:D:315:ASP:OD1	2.30	0.49
3:D:342:ASP:O	3:D:343:LEU:C	2.50	0.49
3:D:567:SER:CB	3:D:572:ARG:O	2.61	0.49

Continued on next page...

Continued from previous page...

Atom-1	Atom-2	Interatomic distance (Å)	Clash overlap (Å)
3:D:701:ALA:O	3:D:702:GLU:C	2.50	0.49
3:D:722:TYR:CD2	3:D:726:ARG:HD3	2.47	0.49
3:D:800:ILE:CG2	3:D:801:THR:H	2.22	0.49
3:D:801:THR:N	3:D:804:ASP:OD2	2.45	0.49
3:D:881:SER:O	3:D:882:GLN:HG2	2.12	0.49
3:D:944:LEU:CA	3:D:948:GLU:HG2	2.35	0.49
3:D:1119:HIS:O	3:D:1123:ARG:HB2	2.12	0.49
3:D:1264:ILE:O	3:D:1265:ASN:C	2.50	0.49
5:F:205:ASP:O	5:F:206:GLU:HB2	2.11	0.49
5:F:280:ASP:O	5:F:284:ILE:CB	2.58	0.49
5:F:297:GLU:HA	5:F:300:LEU:HD11	1.94	0.49
5:F:331:ALA:CB	5:F:343:PHE:HZ	2.25	0.49
5:F:346:TYR:CE1	5:F:349:TRP:NE1	2.80	0.49
5:F:423:LEU:HG	5:F:435:LEU:CD2	2.41	0.49
1:A:6:ARG:NH2	1:B:218:LEU:HA	2.27	0.49
1:A:39:ARG:HH22	2:C:910:GLY:HA2	1.77	0.49
1:A:214:THR:HA	1:A:217:GLU:CB	2.42	0.49
1:A:215:LEU:N	1:A:215:LEU:HD22	2.27	0.49
1:B:83:LEU:HD12	1:B:84:VAL:H	1.78	0.49
1:B:233:GLU:CD	1:B:235:GLY:H	2.15	0.49
2:C:96:ILE:HG13	2:C:105:LEU:HG	1.94	0.49
2:C:133:LEU:O	2:C:134:PHE:HD1	1.95	0.49
2:C:173:ARG:O	2:C:174:VAL:CG2	2.60	0.49
2:C:194:SER:OG	2:C:195:THR:N	2.45	0.49
2:C:384:LEU:HA	2:C:387:ASN:ND2	2.26	0.49
2:C:422:PRO:HA	2:C:425:ALA:HB3	1.93	0.49
2:C:424:VAL:HG13	2:C:425:ALA:N	2.27	0.49
2:C:431:PHE:O	2:C:434:SER:HB3	2.12	0.49
2:C:453:ARG:O	2:C:499:SER:CB	2.59	0.49
2:C:483:MET:HG3	2:C:499:SER:C	2.33	0.49
2:C:599:HIS:HB3	2:C:928:ILE:HD11	1.93	0.49
2:C:624:PRO:HD3	2:C:1029:TYR:CZ	2.46	0.49
2:C:641:VAL:HG21	2:C:704:ASP:OD1	2.13	0.49
2:C:673:ARG:C	2:C:674:LYS:HG2	2.32	0.49
2:C:723:ILE:CG2	3:D:730:THR:HB	2.43	0.49
2:C:763:LYS:C	2:C:765:GLY:N	2.65	0.49
2:C:776:ILE:HD12	2:C:777:SER:H	1.78	0.49
2:C:803:VAL:HG11	2:C:805:LYS:HB2	1.95	0.49
2:C:901:VAL:CG1	2:C:902:GLU:OE1	2.60	0.49
2:C:908:ALA:H	2:C:1010:LEU:CD2	2.25	0.49
2:C:1033:LEU:HD12	2:C:1033:LEU:N	2.27	0.49

Continued on next page...

Continued from previous page...

Atom-1	Atom-2	Interatomic distance (Å)	Clash overlap (Å)
3:D:28:VAL:O	3:D:29:LYS:HB3	2.12	0.49
3:D:144:ARG:HH22	3:D:229:LEU:CB	2.24	0.49
3:D:177:LEU:HD22	3:D:205:MET:HE1	1.95	0.49
3:D:257:GLY:O	3:D:259:GLU:HG2	2.12	0.49
3:D:265:ILE:HB	3:D:310:MET:SD	2.53	0.49
3:D:269:ASP:CG	3:D:271:ASP:HB2	2.31	0.49
3:D:338:SER:O	3:D:339:ASP:C	2.51	0.49
3:D:387:ARG:HH12	5:F:225:ALA:CB	2.26	0.49
3:D:404:ASP:CA	3:D:407:LYS:HB3	2.41	0.49
3:D:412:ARG:NH2	9:D:1404:FI8:O14	2.45	0.49
3:D:459:ARG:HD2	3:D:462:ASP:HB2	1.94	0.49
3:D:470:LYS:N	3:D:473:LYS:HD3	2.27	0.49
3:D:578:ARG:CA	3:D:582:VAL:CG2	2.90	0.49
3:D:684:VAL:O	3:D:685:ASN:HB3	2.13	0.49
3:D:982:SER:CB	3:D:985:THR:H	2.24	0.49
3:D:1121:VAL:HG21	3:D:1130:VAL:HG22	1.94	0.49
3:D:1154:ILE:CA	3:D:1157:ILE:HG12	2.42	0.49
3:D:1162:LEU:C	3:D:1163:ARG:HG3	2.32	0.49
3:D:1171:GLY:HA3	3:D:1200:PRO:O	2.13	0.49
3:D:1181:ILE:HG22	3:D:1182:ASP:C	2.32	0.49
3:D:1193:VAL:O	3:D:1196:GLU:HG3	2.12	0.49
4:E:33:LEU:CD1	4:E:36:THR:HG21	2.42	0.49
4:E:55:ILE:O	4:E:58:ALA:CB	2.60	0.49
4:E:86:GLY:O	4:E:89:GLU:HB2	2.12	0.49
4:E:93:SER:HA	4:E:96:LEU:HG	1.95	0.49
5:F:227:SER:OG	5:F:228:VAL:N	2.45	0.49
5:F:249:LEU:HD22	5:F:291:ALA:HB1	1.94	0.49
6:J:39:GLU:OE1	6:J:65:ILE:HA	2.12	0.49
6:J:106:ARG:O	6:J:106:ARG:HD2	2.12	0.49
1:A:75:GLU:O	1:A:78:LEU:HB2	2.12	0.49
1:A:86:SER:O	1:A:117:THR:HG22	2.12	0.49
1:A:186:ARG:HD2	1:B:147:VAL:HG23	1.94	0.49
1:B:41:THR:HG22	1:B:42:LEU:HD12	1.93	0.49
1:B:99:LYS:O	1:B:133:LYS:HA	2.12	0.49
1:B:120:ASN:N	1:B:121:PRO:CD	2.61	0.49
1:B:215:LEU:HD22	1:B:216:VAL:HG23	1.94	0.49
2:C:189:GLU:HA	2:C:200:HIS:HA	1.93	0.49
2:C:295:LEU:HD12	2:C:298:ASN:HB3	1.94	0.49
2:C:315:LYS:HZ3	2:C:319:LYS:HA	1.76	0.49
2:C:373:PHE:HA	2:C:376:ARG:HD3	1.95	0.49
2:C:384:LEU:O	2:C:385:ILE:C	2.50	0.49

Continued on next page...

Continued from previous page...

Atom-1	Atom-2	Interatomic distance (Å)	Clash overlap (Å)
2:C:446:LEU:C	2:C:449:LEU:H	2.16	0.49
2:C:472:VAL:HG23	2:C:473:ARG:HG3	1.95	0.49
2:C:472:VAL:CG2	2:C:473:ARG:H	2.22	0.49
2:C:505:ARG:NE	2:C:513:GLU:OE1	2.45	0.49
2:C:589:VAL:HG13	2:C:630:MET:HE1	1.94	0.49
2:C:594:ILE:CD1	2:C:888:ARG:HA	2.43	0.49
2:C:624:PRO:CA	2:C:718:ASN:HD21	2.25	0.49
2:C:650:ILE:HG12	2:C:694:ASP:CA	2.41	0.49
2:C:688:PRO:O	2:C:689:ILE:HG23	2.13	0.49
2:C:737:LEU:HD21	2:C:915:ILE:HD13	1.91	0.49
2:C:805:LYS:HB3	2:C:836:SER:CA	2.40	0.49
2:C:878:LYS:HD2	2:C:878:LYS:N	2.27	0.49
2:C:989:LEU:HD11	2:C:1004:ALA:CA	2.41	0.49
2:C:1049:TYR:CE1	2:C:1056:PRO:HA	2.47	0.49
2:C:1067:ARG:CG	2:C:1068:PHE:N	2.75	0.49
3:D:29:LYS:HG2	3:D:44:ASP:OD1	2.12	0.49
3:D:36:TYR:CD2	3:D:37:ARG:N	2.80	0.49
3:D:46:LEU:O	3:D:47:PHE:HB2	2.12	0.49
3:D:65:TYR:O	3:D:66:LYS:CG	2.60	0.49
3:D:156:ALA:HA	3:D:159:ARG:HG3	1.92	0.49
3:D:157:VAL:HG12	3:D:158:GLU:N	2.27	0.49
3:D:277:LEU:H	3:D:277:LEU:HD12	1.77	0.49
3:D:352:ASN:C	3:D:355:LYS:HZ3	2.15	0.49
3:D:370:GLU:OE1	3:D:373:MET:HE2	2.13	0.49
3:D:417:LEU:C	3:D:418:LEU:HG	2.33	0.49
3:D:598:GLU:O	3:D:599:TYR:C	2.50	0.49
3:D:600:GLN:O	3:D:608:GLU:CA	2.61	0.49
3:D:616:ALA:C	3:D:619:ILE:HB	2.32	0.49
3:D:722:TYR:HD2	3:D:723:TRP:CD2	2.31	0.49
3:D:736:VAL:HG11	3:D:841:ARG:HE	1.76	0.49
3:D:889:HIS:CD2	3:D:890:ASP:HB2	2.48	0.49
3:D:890:ASP:HB2	3:D:977:THR:CG2	2.42	0.49
3:D:925:LEU:H	3:D:942:GLN:H	1.60	0.49
3:D:943:ASP:C	3:D:944:LEU:HG	2.33	0.49
3:D:1064:ILE:CG2	3:D:1065:THR:N	2.75	0.49
3:D:1087:ARG:HB2	3:D:1112:MET:C	2.33	0.49
3:D:1129:GLU:OE2	3:D:1133:HIS:CA	2.61	0.49
3:D:1166:THR:HG21	3:D:1168:ILE:HG13	1.94	0.49
5:F:301:ARG:O	5:F:304:VAL:HB	2.13	0.49
5:F:326:LEU:HA	5:F:329:ILE:CD1	2.31	0.49
5:F:326:LEU:N	5:F:329:ILE:HD12	2.27	0.49

Continued on next page...

Continued from previous page...

Atom-1	Atom-2	Interatomic distance (Å)	Clash overlap (Å)
5:F:372:MET:CG	5:F:376:ILE:HD11	2.32	0.49
5:F:393:GLU:HG3	5:F:394:PRO:HD2	1.93	0.49
5:F:524:ARG:HH21	5:F:527:LEU:HD12	1.77	0.49
1:A:50:ALA:N	1:A:168:TYR:CE1	2.80	0.49
1:A:53:SER:CB	1:A:162:ILE:O	2.61	0.49
1:A:101:GLY:O	1:A:132:GLY:N	2.46	0.49
1:A:174:VAL:HA	1:A:196:VAL:HA	1.94	0.49
1:B:6:ARG:O	1:B:8:THR:HG23	2.11	0.49
1:B:73:VAL:C	1:B:77:ILE:HG13	2.33	0.49
1:B:186:ARG:O	1:B:187:THR:C	2.50	0.49
2:C:372:HIS:N	2:C:375:ASN:ND2	2.59	0.49
2:C:493:ASN:O	2:C:496:LEU:CB	2.61	0.49
2:C:644:ALA:CB	2:C:697:GLU:O	2.60	0.49
2:C:898:ILE:O	2:C:899:LEU:HD22	2.13	0.49
2:C:944:TRP:HA	2:C:993:LEU:N	2.27	0.49
2:C:1055:GLN:HE22	3:D:420:LYS:CB	2.23	0.49
2:C:1104:GLU:CA	2:C:1107:VAL:HB	2.43	0.49
3:D:29:LYS:N	3:D:44:ASP:OD1	2.45	0.49
3:D:91:ARG:O	3:D:321:PRO:HG3	2.12	0.49
3:D:238:GLU:O	3:D:239:ASN:C	2.51	0.49
3:D:302:PHE:CE2	3:D:309:PRO:HB3	2.47	0.49
3:D:355:LYS:HZ3	3:D:356:ARG:H	1.60	0.49
3:D:415:GLN:HG2	3:D:416:ASN:N	2.27	0.49
3:D:567:SER:OG	3:D:572:ARG:CG	2.61	0.49
3:D:573:PRO:HD3	3:D:698:ASN:CG	2.33	0.49
3:D:583:THR:CG2	3:D:584:GLY:N	2.76	0.49
3:D:595:ASP:O	3:D:598:GLU:HB2	2.13	0.49
3:D:685:ASN:O	3:D:686:LYS:CB	2.61	0.49
3:D:807:ALA:O	3:D:808:THR:CB	2.60	0.49
3:D:858:LYS:O	3:D:861:ALA:HB3	2.12	0.49
3:D:871:GLY:O	3:D:874:THR:CB	2.61	0.49
3:D:996:GLY:O	3:D:997:ILE:O	2.31	0.49
3:D:1063:LYS:CA	3:D:1080:ILE:HD12	2.42	0.49
3:D:1087:ARG:HB2	3:D:1113:GLU:N	2.28	0.49
3:D:1155:GLU:O	3:D:1156:VAL:C	2.51	0.49
4:E:49:SER:O	4:E:53:LEU:HD13	2.12	0.49
5:F:220:GLU:OE1	5:F:221:LEU:N	2.45	0.49
5:F:228:VAL:HA	5:F:231:TYR:HB2	1.95	0.49
5:F:228:VAL:O	5:F:232:LEU:HG	2.11	0.49
5:F:258:TYR:N	6:J:82:TRP:HZ3	2.10	0.49
5:F:333:GLU:HA	6:J:81:HIS:NE2	2.28	0.49

Continued on next page...

Continued from previous page...

Atom-1	Atom-2	Interatomic distance (Å)	Clash overlap (Å)
5:F:368:ILE:HB	5:F:373:VAL:CG2	2.41	0.49
5:F:410:VAL:O	5:F:411:LEU:C	2.50	0.49
5:F:461:GLN:C	5:F:464:LEU:HB2	2.33	0.49
5:F:508:SER:CB	5:F:515:ARG:HH22	2.19	0.49
5:F:511:MET:CB	5:F:515:ARG:CZ	2.91	0.49
6:J:30:ALA:O	6:J:31:ARG:CG	2.61	0.49
6:J:39:GLU:HB3	6:J:65:ILE:CD1	2.27	0.49
6:J:74:LYS:HD3	6:J:76:LYS:HZ1	1.76	0.49
6:J:103:GLU:CA	6:J:106:ARG:HE	2.14	0.49
1:A:51:VAL:CG2	1:A:139:VAL:O	2.61	0.49
1:A:183:VAL:O	1:A:188:ASP:OD1	2.31	0.49
1:B:23:ILE:C	1:B:26:LEU:HD21	2.32	0.49
1:B:41:THR:CB	1:B:42:LEU:HD12	2.43	0.49
1:B:41:THR:HG22	1:B:42:LEU:N	2.28	0.49
1:B:56:ILE:CD1	1:B:136:VAL:HG22	2.42	0.49
2:C:109:ASP:OD2	2:C:135:VAL:CA	2.61	0.49
2:C:132:PRO:HA	2:C:156:ASP:N	2.27	0.49
2:C:215:ASP:H	2:C:223:GLY:HA3	1.77	0.49
2:C:428:LYS:O	2:C:429:GLU:C	2.51	0.49
2:C:558:ARG:CB	2:C:570:TYR:CE2	2.91	0.49
2:C:751:HIS:CD2	2:C:877:ARG:CD	2.96	0.49
2:C:751:HIS:CD2	2:C:877:ARG:HD2	2.47	0.49
2:C:755:HIS:N	2:C:871:VAL:H	2.11	0.49
2:C:778:ASP:OD1	2:C:782:ALA:HB2	2.12	0.49
2:C:785:ASP:O	2:C:786:GLU:C	2.51	0.49
2:C:816:PRO:CA	2:C:819:ARG:NH2	2.76	0.49
2:C:884:LYS:HG3	2:C:894:VAL:CA	2.42	0.49
2:C:953:PRO:O	2:C:954:ASP:C	2.50	0.49
3:D:9:GLU:CB	3:D:1243:ASP:O	2.56	0.49
3:D:126:GLU:OE2	3:D:130:TYR:HB2	2.12	0.49
3:D:147:GLU:OE1	3:D:150:THR:HG21	2.13	0.49
3:D:259:GLU:C	3:D:263:LYS:HD3	2.32	0.49
3:D:277:LEU:HA	3:D:280:VAL:HG21	1.94	0.49
3:D:280:VAL:HG12	3:D:281:ILE:N	2.28	0.49
3:D:369:ASN:O	3:D:373:MET:CG	2.59	0.49
3:D:616:ALA:O	3:D:617:GLU:C	2.49	0.49
3:D:628:SER:O	3:D:630:ARG:N	2.46	0.49
3:D:635:VAL:N	3:D:664:ALA:O	2.31	0.49
3:D:722:TYR:O	3:D:726:ARG:CD	2.61	0.49
3:D:772:GLU:OE2	3:D:776:GLU:HB2	2.12	0.49
3:D:886:VAL:O	3:D:887:ARG:CZ	2.61	0.49

Continued on next page...

Continued from previous page...

Atom-1	Atom-2	Interatomic distance (Å)	Clash overlap (Å)
3:D:938:VAL:HA	3:D:939:GLU:OE1	2.13	0.49
3:D:1052:ARG:HG2	3:D:1067:VAL:HB	1.92	0.49
3:D:1088:VAL:HG13	3:D:1098:VAL:HA	1.95	0.49
4:E:60:ARG:O	4:E:63:GLN:CB	2.61	0.49
4:E:66:ASP:O	4:E:69:ASN:HB2	2.13	0.49
4:E:76:LEU:HD12	4:E:77:GLU:HG3	1.89	0.49
4:E:83:VAL:CG1	4:E:84:GLU:OE1	2.61	0.49
4:E:104:LEU:HD23	4:E:104:LEU:H	1.76	0.49
5:F:334:LYS:HE3	5:F:350:TRP:CZ2	2.48	0.49
5:F:400:ALA:CB	5:F:407:PRO:N	2.76	0.49
5:F:476:ARG:HB3	5:F:482:THR:H	1.78	0.49
1:A:63:PHE:HB3	2:C:675:PHE:CD1	2.48	0.49
1:B:174:VAL:HG12	1:B:175:THR:N	2.27	0.49
1:B:176:TYR:HA	1:B:193:ILE:CG2	2.32	0.49
2:C:69:ARG:HA	2:C:72:GLU:CG	2.42	0.49
2:C:74:ALA:O	2:C:75:ALA:C	2.51	0.49
2:C:191:ILE:HG23	2:C:196:ASP:C	2.32	0.49
2:C:203:LYS:CD	2:C:205:ILE:CG2	2.89	0.49
2:C:225:ARG:CD	2:C:230:ARG:N	2.76	0.49
2:C:230:ARG:O	5:F:205:ASP:HB3	2.12	0.49
2:C:236:VAL:HG11	2:C:277:ILE:CD1	2.35	0.49
2:C:354:THR:OG1	2:C:362:GLU:CD	2.51	0.49
2:C:480:TYR:HA	2:C:586:MET:CB	2.43	0.49
2:C:480:TYR:CD1	2:C:586:MET:HG2	2.48	0.49
2:C:604:ARG:CA	2:C:607:MET:SD	3.00	0.49
2:C:641:VAL:CG2	2:C:704:ASP:HA	2.22	0.49
2:C:850:ILE:C	2:C:852:VAL:H	2.17	0.49
2:C:950:LYS:CD	2:C:951:GLY:N	2.74	0.49
2:C:953:PRO:HA	2:C:955:TRP:CH2	2.48	0.49
2:C:985:LEU:O	2:C:988:LEU:CB	2.56	0.49
2:C:1074:TRP:HD1	2:C:1077:GLN:HE22	1.61	0.49
2:C:1093:SER:HA	3:D:422:VAL:HG12	1.95	0.49
2:C:1112:ILE:HG23	2:C:1113:PRO:CD	2.36	0.49
3:D:103:HIS:CE1	3:D:105:TRP:CG	3.01	0.49
3:D:110:VAL:HA	3:D:112:SER:H	1.77	0.49
3:D:113:ARG:N	3:D:113:ARG:HD2	2.28	0.49
3:D:181:LEU:O	3:D:185:GLU:HG3	2.12	0.49
3:D:401:SER:O	3:D:402:LEU:O	2.30	0.49
3:D:459:ARG:HH22	3:D:463:LEU:CB	2.16	0.49
3:D:486:VAL:O	3:D:487:LEU:C	2.50	0.49
3:D:494:HIS:HB2	4:E:90:LYS:HZ1	1.78	0.49

Continued on next page...

Continued from previous page...

Atom-1	Atom-2	Interatomic distance (Å)	Clash overlap (Å)
3:D:554:GLU:N	3:D:557:ILE:HD12	2.27	0.49
3:D:600:GLN:O	3:D:600:GLN:HG3	2.12	0.49
3:D:656:TRP:HE3	3:D:658:PRO:CG	2.26	0.49
3:D:668:LEU:HA	3:D:671:VAL:HG21	1.94	0.49
3:D:799:ILE:HG22	3:D:800:ILE:H	1.77	0.49
3:D:1038:ARG:O	3:D:1039:VAL:HG23	2.13	0.49
3:D:1067:VAL:HA	3:D:1074:GLU:CG	2.43	0.49
3:D:1087:ARG:CZ	3:D:1113:GLU:HA	2.43	0.49
3:D:1121:VAL:HG13	3:D:1130:VAL:HG22	1.95	0.49
3:D:1156:VAL:O	3:D:1160:GLN:OE1	2.30	0.49
3:D:1246:ASN:C	3:D:1248:LEU:H	2.16	0.49
3:D:1247:GLY:HA3	3:D:1250:GLU:CD	2.33	0.49
3:D:1274:PRO:CB	3:D:1279:ARG:HD3	2.41	0.49
4:E:65:ASN:O	4:E:66:ASP:C	2.50	0.49
4:E:70:GLN:OE1	4:E:76:LEU:HB3	2.13	0.49
5:F:209:SER:O	5:F:210:GLU:C	2.51	0.49
5:F:240:LEU:O	5:F:241:LEU:HD23	2.12	0.49
5:F:245:GLU:HB3	5:F:249:LEU:HD11	1.95	0.49
5:F:316:ALA:HB3	5:F:319:ASP:CB	2.43	0.49
5:F:336:ASP:HB3	5:F:339:LYS:CD	2.43	0.49
5:F:338:THR:N	6:J:89:ARG:HH22	2.02	0.49
5:F:343:PHE:O	5:F:346:TYR:CA	2.58	0.49
5:F:378:LYS:O	5:F:381:ARG:HB3	2.12	0.49
5:F:449:ASP:HB3	6:J:16:TYR:CE1	2.48	0.49
5:F:489:LEU:HD22	5:F:503:ILE:HB	1.95	0.49
6:J:10:ARG:HH22	6:J:12:GLY:HA3	1.77	0.49
6:J:85:LEU:HD11	6:J:94:LEU:CD2	2.43	0.49
6:J:96:GLU:O	6:J:99:LYS:CA	2.60	0.49
1:A:99:LYS:CD	1:A:100:GLN:H	2.26	0.49
1:A:105:VAL:N	1:A:127:THR:HA	2.25	0.49
1:A:211:ALA:C	1:A:215:LEU:HD23	2.33	0.49
1:A:213:LYS:HG2	1:B:231:GLY:HA3	1.95	0.49
1:B:98:ARG:HA	1:B:134:LEU:O	2.13	0.49
1:B:172:LEU:C	1:B:197:GLU:HB3	2.33	0.49
2:C:121:GLU:HG3	2:C:125:LYS:HD2	1.92	0.49
2:C:163:LYS:N	2:C:163:LYS:HD2	2.28	0.49
2:C:174:VAL:HB	2:C:451:HIS:CE1	2.48	0.49
2:C:198:THR:HB	2:C:200:HIS:CE1	2.48	0.49
2:C:342:ILE:O	2:C:345:LEU:N	2.46	0.49
2:C:518:LYS:O	2:C:525:SER:N	2.42	0.49
2:C:562:ARG:HB3	2:C:566:GLY:HA2	1.95	0.49

Continued on next page...

Continued from previous page...

Atom-1	Atom-2	Interatomic distance (Å)	Clash overlap (Å)
2:C:622:GLU:HG2	2:C:1029:TYR:CE1	2.45	0.49
2:C:629:GLY:O	2:C:630:MET:C	2.51	0.49
2:C:668:ARG:NE	2:C:670:TYR:HA	2.27	0.49
2:C:720:LEU:HA	2:C:1027:TYR:HA	1.94	0.49
2:C:729:HIS:HB2	2:C:736:ILE:HG21	1.93	0.49
2:C:731:TYR:CD2	2:C:732:GLU:N	2.79	0.49
2:C:741:LEU:CA	2:C:744:GLU:HB2	2.43	0.49
2:C:827:GLU:O	2:C:829:ALA:N	2.46	0.49
2:C:852:VAL:HA	2:C:868:LEU:C	2.33	0.49
2:C:886:ALA:HB1	2:C:891:ASN:O	2.13	0.49
2:C:900:PRO:CB	2:C:902:GLU:OE2	2.61	0.49
2:C:963:LEU:HG	2:C:965:GLU:O	2.13	0.49
2:C:1043:ALA:HA	3:D:425:SER:OG	2.13	0.49
2:C:1090:THR:C	2:C:1093:SER:HG	2.15	0.49
2:C:1125:LEU:N	2:C:1128:LEU:CD1	2.76	0.49
3:D:55:THR:HG22	6:J:10:ARG:NH2	2.27	0.49
3:D:58:TRP:C	3:D:59:GLU:HG3	2.33	0.49
3:D:97:LEU:HD13	3:D:101:VAL:CG2	2.43	0.49
3:D:102:THR:HA	3:D:314:LEU:HD13	1.90	0.49
3:D:115:GLY:O	3:D:118:LEU:N	2.46	0.49
3:D:117:LEU:C	3:D:295:ARG:HH21	2.15	0.49
3:D:438:LEU:CG	3:D:561:SER:OG	2.59	0.49
3:D:500:ARG:CD	3:D:501:ALA:O	2.61	0.49
3:D:619:ILE:O	3:D:621:ALA:N	2.46	0.49
3:D:747:ASP:HA	3:D:750:GLU:HG2	1.94	0.49
3:D:749:TYR:CZ	3:D:781:ALA:HA	2.48	0.49
3:D:754:ASP:O	3:D:757:GLU:N	2.46	0.49
3:D:804:ASP:C	3:D:806:GLY:N	2.65	0.49
3:D:834:ARG:HG3	3:D:835:PRO:CA	2.43	0.49
3:D:888:GLU:OE2	3:D:891:CYS:HA	2.13	0.49
3:D:948:GLU:HB3	3:D:952:LEU:HD12	1.93	0.49
3:D:994:ALA:O	3:D:998:VAL:HG23	2.13	0.49
3:D:1043:LYS:NZ	3:D:1045:PRO:HA	2.28	0.49
3:D:1052:ARG:CG	3:D:1067:VAL:CB	2.91	0.49
3:D:1148:SER:C	3:D:1149:ILE:HD13	2.33	0.49
3:D:1221:LEU:HD23	3:D:1221:LEU:N	2.28	0.49
3:D:1251:ASN:HD22	3:D:1259:PRO:HD3	1.77	0.49
4:E:89:GLU:HG2	4:E:93:SER:HB3	1.95	0.49
5:F:379:LEU:O	5:F:380:GLY:C	2.52	0.49
5:F:410:VAL:HG13	5:F:411:LEU:H	1.78	0.49
5:F:416:TYR:N	5:F:416:TYR:CD1	2.78	0.49

Continued on next page...

Continued from previous page...

Atom-1	Atom-2	Interatomic distance (Å)	Clash overlap (Å)
5:F:438:PHE:O	5:F:439:ILE:CD1	2.61	0.49
6:J:30:ALA:HB1	6:J:32:TYR:CE1	2.48	0.49
6:J:52:GLY:CA	6:J:64:LEU:CD1	2.87	0.49
6:J:55:LEU:C	6:J:55:LEU:HD23	2.34	0.49
1:A:4:SER:O	1:A:5:GLN:CB	2.60	0.48
1:A:24:GLU:HB2	1:A:25:PRO:CA	2.43	0.48
1:A:161:ARG:HG3	1:A:162:ILE:H	1.78	0.48
1:A:223:ARG:NE	1:A:225:LEU:HA	2.27	0.48
2:C:181:ARG:NH1	2:C:181:ARG:N	2.60	0.48
2:C:216:VAL:HG11	2:C:349:HIS:CE1	2.47	0.48
2:C:233:PRO:HA	5:F:203:VAL:HG11	1.95	0.48
2:C:321:GLY:HA2	2:C:324:VAL:CG1	2.39	0.48
2:C:356:THR:O	2:C:356:THR:HG23	2.12	0.48
2:C:403:ARG:O	2:C:404:MET:C	2.51	0.48
2:C:761:ASP:HA	2:C:766:ALA:HB1	1.95	0.48
2:C:879:ILE:HB	2:C:1032:LYS:NZ	2.28	0.48
2:C:888:ARG:O	2:C:889:HIS:C	2.50	0.48
2:C:953:PRO:C	2:C:956:ALA:HB3	2.33	0.48
2:C:1043:ALA:O	2:C:1044:ARG:CB	2.60	0.48
2:C:1095:ASP:O	2:C:1099:ARG:CG	2.61	0.48
3:D:11:ARG:HG2	3:D:12:ILE:H	1.78	0.48
3:D:45:GLY:O	3:D:46:LEU:C	2.52	0.48
3:D:101:VAL:O	3:D:313:VAL:CA	2.61	0.48
3:D:142:GLU:C	3:D:145:HIS:H	2.16	0.48
3:D:146:ASN:OD1	3:D:147:GLU:HG2	2.13	0.48
3:D:270:ILE:CG2	3:D:303:GLN:HB2	2.34	0.48
3:D:285:LYS:HG2	3:D:286:GLY:H	1.77	0.48
3:D:302:PHE:HD1	3:D:307:ASN:O	1.95	0.48
3:D:346:ARG:CA	3:D:349:ASN:ND2	2.76	0.48
3:D:548:SER:HB2	3:D:550:GLU:CD	2.33	0.48
3:D:613:SER:CB	3:D:636:ARG:HD3	2.43	0.48
3:D:866:ARG:NH2	3:D:1009:GLN:HG2	2.27	0.48
3:D:921:TYR:N	3:D:923:ARG:HG2	2.28	0.48
3:D:929:ALA:O	3:D:937:ILE:N	2.46	0.48
3:D:997:ILE:C	3:D:1000:ALA:HB3	2.34	0.48
3:D:1010:LEU:HG	3:D:1145:GLN:NE2	2.28	0.48
3:D:1031:VAL:O	3:D:1034:LEU:HB2	2.13	0.48
3:D:1244:LYS:HE2	3:D:1244:LYS:N	2.28	0.48
5:F:280:ASP:HB2	6:J:105:ILE:CG1	2.42	0.48
5:F:332:VAL:HG12	5:F:333:GLU:N	2.27	0.48
5:F:368:ILE:CG2	5:F:372:MET:HB3	2.43	0.48

Continued on next page...

Continued from previous page...

Atom-1	Atom-2	Interatomic distance (Å)	Clash overlap (Å)
5:F:409:LYS:HG3	5:F:413:ILE:CD1	2.43	0.48
5:F:467:LEU:HD13	5:F:513:LYS:HD3	1.95	0.48
6:J:54:TRP:N	6:J:62:GLY:O	2.46	0.48
6:J:75:VAL:O	6:J:76:LYS:HE3	2.13	0.48
1:A:26:LEU:HD12	1:A:191:LYS:HA	1.95	0.48
1:A:72:ASP:OD1	1:A:75:GLU:HB3	2.13	0.48
1:A:100:GLN:CG	1:A:101:GLY:N	2.76	0.48
1:A:182:ARG:HA	1:A:188:ASP:CA	2.43	0.48
1:B:21:PHE:O	1:B:22:VAL:CG1	2.61	0.48
1:B:144:ARG:C	1:B:168:TYR:HB2	2.32	0.48
1:B:173:LYS:O	1:B:196:VAL:CG2	2.61	0.48
1:B:192:LEU:CG	1:B:193:ILE:N	2.72	0.48
1:B:203:SER:OG	1:B:206:ASP:OD1	2.31	0.48
2:C:222:VAL:HG23	2:C:224:VAL:HG23	1.94	0.48
2:C:424:VAL:CA	2:C:427:ILE:HB	2.38	0.48
2:C:488:THR:OG1	2:C:489:PRO:CD	2.60	0.48
2:C:581:VAL:HG23	2:C:585:GLN:NE2	2.29	0.48
2:C:618:LEU:O	2:C:619:VAL:HG13	2.13	0.48
2:C:632:LEU:O	2:C:635:ALA:N	2.46	0.48
2:C:662:HIS:HD2	2:C:667:ARG:CA	2.26	0.48
2:C:662:HIS:CA	2:C:666:THR:O	2.61	0.48
2:C:685:ASN:O	2:C:686:GLN:HG3	2.13	0.48
2:C:724:MET:HG2	2:C:916:ILE:CG2	2.30	0.48
2:C:734:ALA:O	2:C:735:ILE:HG13	2.13	0.48
2:C:1098:GLY:HA2	2:C:1102:VAL:H	1.78	0.48
2:C:1106:ILE:HG22	2:C:1107:VAL:N	2.26	0.48
3:D:150:THR:O	3:D:154:GLU:OE1	2.31	0.48
3:D:204:GLU:C	3:D:207:GLN:HE21	2.14	0.48
3:D:309:PRO:O	3:D:310:MET:C	2.50	0.48
3:D:353:ARG:O	3:D:355:LYS:N	2.46	0.48
3:D:414:ARG:O	3:D:415:GLN:C	2.50	0.48
3:D:485:ASP:O	3:D:487:LEU:N	2.45	0.48
3:D:524:LEU:CD1	3:D:528:VAL:HG21	2.43	0.48
3:D:525:HIS:C	3:D:528:VAL:HG22	2.33	0.48
3:D:592:VAL:CG2	3:D:630:ARG:CB	2.91	0.48
3:D:654:SER:CB	3:D:656:TRP:HD1	2.25	0.48
3:D:751:GLU:HA	3:D:754:ASP:CB	2.43	0.48
3:D:751:GLU:CA	3:D:754:ASP:HB3	2.43	0.48
3:D:887:ARG:NE	3:D:887:ARG:CA	2.75	0.48
3:D:1029:PRO:CA	3:D:1032:GLN:OE1	2.54	0.48
3:D:1031:VAL:HA	3:D:1034:LEU:CG	2.43	0.48

Continued on next page...

Continued from previous page...

Atom-1	Atom-2	Interatomic distance (Å)	Clash overlap (Å)
3:D:1067:VAL:HA	3:D:1074:GLU:CD	2.33	0.48
3:D:1105:VAL:CG1	3:D:1106:GLU:N	2.76	0.48
3:D:1220:TRP:O	3:D:1221:LEU:C	2.52	0.48
4:E:51:TYR:O	4:E:52:ALA:C	2.51	0.48
4:E:68:TYR:CE1	4:E:71:LEU:HD12	2.47	0.48
5:F:234:GLN:O	5:F:237:LYS:CG	2.61	0.48
5:F:259:ALA:HA	6:J:98:LEU:CD1	2.43	0.48
5:F:308:LYS:O	5:F:309:ARG:CB	2.57	0.48
5:F:324:GLY:HA2	5:F:355:ILE:CD1	2.43	0.48
5:F:327:GLY:O	5:F:328:LEU:O	2.31	0.48
5:F:479:PHE:CB	5:F:481:LEU:HG	2.26	0.48
1:A:26:LEU:O	1:A:27:GLU:C	2.52	0.48
1:A:62:GLU:HG3	1:A:73:VAL:CG1	2.39	0.48
1:A:96:TYR:HB2	1:A:98:ARG:HH12	1.77	0.48
1:A:174:VAL:CA	1:A:196:VAL:HG13	2.43	0.48
1:A:214:THR:HA	1:A:217:GLU:CG	2.43	0.48
1:B:30:PHE:C	1:B:33:THR:HG1	2.05	0.48
1:B:51:VAL:HG22	1:B:140:VAL:HG22	1.94	0.48
1:B:139:VAL:HG23	1:B:161:ARG:HH22	1.78	0.48
2:C:300:PHE:HD1	2:C:306:TYR:CE1	2.30	0.48
2:C:308:LEU:HD21	2:C:331:SER:C	2.31	0.48
2:C:349:HIS:O	2:C:350:GLU:HB2	2.14	0.48
2:C:373:PHE:CA	2:C:376:ARG:HB3	2.41	0.48
2:C:456:SER:HB3	2:C:497:ILE:CB	2.43	0.48
2:C:480:TYR:N	2:C:482:ARG:HH21	2.11	0.48
2:C:592:ALA:HB1	2:C:630:MET:SD	2.54	0.48
2:C:604:ARG:NH2	2:C:891:ASN:HA	2.28	0.48
2:C:608:GLY:HA3	2:C:890:GLY:HA2	1.95	0.48
2:C:665:GLY:O	2:C:667:ARG:CD	2.57	0.48
2:C:868:LEU:HD13	2:C:869:VAL:N	2.28	0.48
2:C:932:LEU:HD23	2:C:935:HIS:HD2	1.78	0.48
2:C:942:SER:C	2:C:968:PRO:HA	2.33	0.48
2:C:942:SER:O	2:C:968:PRO:HB3	2.13	0.48
2:C:1051:MET:CB	5:F:439:ILE:O	2.61	0.48
2:C:1114:GLU:HG2	2:C:1115:PRO:CD	2.40	0.48
2:C:1117:ILE:C	2:C:1119:GLU:H	2.15	0.48
3:D:210:ASP:CB	3:D:214:ARG:NH2	2.76	0.48
3:D:334:ARG:C	3:D:335:PHE:CG	2.85	0.48
3:D:340:LEU:C	3:D:343:LEU:HG	2.33	0.48
3:D:343:LEU:O	3:D:344:TYR:C	2.52	0.48
3:D:525:HIS:CG	3:D:526:PRO:CD	2.96	0.48

Continued on next page...

Continued from previous page...

Atom-1	Atom-2	Interatomic distance (Å)	Clash overlap (Å)
3:D:556:ARG:HA	3:D:560:LEU:CD1	2.33	0.48
3:D:560:LEU:HB3	3:D:563:ASN:CG	2.32	0.48
3:D:578:ARG:O	3:D:581:MET:HE2	2.13	0.48
3:D:600:GLN:CD	3:D:602:ALA:HB2	2.34	0.48
3:D:690:LYS:N	3:D:693:GLN:OE1	2.46	0.48
3:D:697:ILE:CA	3:D:700:LEU:HG	2.42	0.48
3:D:723:TRP:HA	3:D:726:ARG:CB	2.12	0.48
3:D:768:ASP:O	3:D:771:ASN:HB3	2.13	0.48
3:D:778:TRP:CE3	3:D:835:PRO:HD2	2.48	0.48
3:D:982:SER:HB3	3:D:985:THR:CB	2.43	0.48
3:D:1052:ARG:HG3	3:D:1067:VAL:CB	2.42	0.48
3:D:1055:LEU:HB3	3:D:1101:ASP:CB	2.43	0.48
3:D:1127:PRO:CA	3:D:1130:VAL:HB	2.43	0.48
3:D:1136:ARG:C	3:D:1138:VAL:N	2.63	0.48
3:D:1165:VAL:HG13	3:D:1183:ARG:NE	2.26	0.48
5:F:228:VAL:CG2	5:F:318:LEU:HD21	2.42	0.48
5:F:411:LEU:N	5:F:414:GLN:HE22	2.11	0.48
1:A:47:PRO:CB	1:A:142:ARG:HH21	2.20	0.48
1:A:84:VAL:HG22	1:A:84:VAL:O	2.14	0.48
1:A:120:ASN:CG	1:A:123:MET:HB2	2.34	0.48
1:A:151:GLN:CD	1:A:153:ARG:HB3	2.34	0.48
1:B:30:PHE:O	1:B:34:LEU:N	2.42	0.48
1:B:34:LEU:O	1:B:38:LEU:HD23	2.14	0.48
1:B:179:ASP:HB2	1:B:191:LYS:O	2.13	0.48
1:B:198:THR:HG21	1:B:202:ILE:HD12	1.95	0.48
1:B:207:ALA:O	1:B:210:SER:HB3	2.13	0.48
2:C:112:PHE:HD1	2:C:132:PRO:O	1.96	0.48
2:C:116:LYS:NZ	2:C:131:ALA:HA	2.28	0.48
2:C:432:GLY:O	2:C:433:THR:CB	2.60	0.48
2:C:436:LEU:HD11	2:C:460:PRO:HD2	1.94	0.48
2:C:624:PRO:HA	2:C:718:ASN:HD21	1.77	0.48
2:C:755:HIS:H	2:C:871:VAL:N	2.09	0.48
2:C:776:ILE:CD1	2:C:780:VAL:HG21	2.43	0.48
2:C:944:TRP:CH2	2:C:966:ALA:HB2	2.49	0.48
2:C:1090:THR:OG1	2:C:1091:ILE:HG23	2.12	0.48
2:C:1120:SER:O	2:C:1123:VAL:CB	2.62	0.48
3:D:7:PHE:O	3:D:1245:LEU:HD11	2.13	0.48
3:D:58:TRP:CZ3	3:D:84:ARG:HG2	2.48	0.48
3:D:99:ALA:HB1	3:D:100:PRO:HD2	1.96	0.48
3:D:114:LEU:N	3:D:117:LEU:H	2.11	0.48
3:D:122:PRO:O	3:D:123:LYS:C	2.51	0.48

Continued on next page...

Continued from previous page...

Atom-1	Atom-2	Interatomic distance (Å)	Clash overlap (Å)
3:D:149:SER:O	3:D:150:THR:C	2.51	0.48
3:D:155:MET:C	3:D:159:ARG:HG2	2.34	0.48
3:D:402:LEU:O	3:D:405:LEU:HG	2.14	0.48
3:D:514:PRO:O	3:D:515:MET:HB3	2.13	0.48
3:D:519:GLY:O	3:D:520:LYS:CG	2.62	0.48
3:D:656:TRP:CZ3	3:D:658:PRO:O	2.67	0.48
3:D:668:LEU:CD2	3:D:669:GLY:N	2.76	0.48
3:D:693:GLN:O	3:D:694:ALA:C	2.51	0.48
3:D:858:LYS:O	3:D:859:GLY:C	2.51	0.48
3:D:925:LEU:CB	3:D:941:GLY:N	2.77	0.48
3:D:1051:GLY:HA3	3:D:1069:ASP:N	2.28	0.48
3:D:1118:PRO:O	3:D:1119:HIS:C	2.51	0.48
4:E:52:ALA:O	4:E:55:ILE:CA	2.61	0.48
5:F:260:THR:CA	5:F:263:MET:HB3	2.43	0.48
5:F:316:ALA:C	5:F:320:LEU:HG	2.34	0.48
5:F:359:MET:C	5:F:361:ASP:H	2.16	0.48
5:F:456:LEU:HD13	5:F:526:TYR:HB3	1.94	0.48
5:F:459:GLN:HG2	5:F:526:TYR:CE2	2.48	0.48
5:F:512:SER:N	5:F:515:ARG:NH1	2.61	0.48
1:A:55:ARG:HB3	1:A:161:ARG:NH1	2.29	0.48
1:A:64:THR:HG23	1:A:65:THR:N	2.28	0.48
1:A:78:LEU:HA	1:A:81:LYS:HD3	1.91	0.48
1:B:3:ILE:HG21	1:B:5:GLN:O	2.14	0.48
1:B:65:THR:CG2	1:B:66:VAL:N	2.76	0.48
1:B:83:LEU:HD12	1:B:84:VAL:N	2.28	0.48
1:B:136:VAL:C	1:B:138:LEU:HD12	2.34	0.48
1:B:146:TYR:CG	1:B:167:ILE:HG12	2.48	0.48
1:B:158:GLU:CG	1:B:161:ARG:H	2.27	0.48
2:C:107:PHE:O	2:C:108:SER:HB2	2.14	0.48
2:C:136:THR:CB	2:C:151:THR:HA	2.43	0.48
2:C:139:PHE:O	2:C:148:LYS:N	2.46	0.48
2:C:260:SER:HA	2:C:263:GLU:CG	2.43	0.48
2:C:279:ARG:O	2:C:283:PRO:CA	2.60	0.48
2:C:285:GLU:CG	2:C:286:PRO:HD2	2.43	0.48
2:C:353:THR:O	2:C:365:VAL:HG23	2.12	0.48
2:C:378:LEU:HD12	2:C:379:ARG:N	2.23	0.48
2:C:381:VAL:O	2:C:384:LEU:CG	2.60	0.48
2:C:443:ASN:OD1	2:C:447:SER:CB	2.61	0.48
2:C:986:GLN:O	2:C:987:GLY:C	2.51	0.48
2:C:997:ASP:O	2:C:999:ASP:N	2.46	0.48
2:C:1052:ILE:N	2:C:1052:ILE:HD13	2.28	0.48

Continued on next page...

Continued from previous page...

Atom-1	Atom-2	Interatomic distance (Å)	Clash overlap (Å)
2:C:1057:LEU:C	2:C:1057:LEU:HD23	2.34	0.48
3:D:6:PHE:C	3:D:7:PHE:CD1	2.87	0.48
3:D:13:GLY:HA2	3:D:1237:ALA:HB1	1.95	0.48
3:D:105:TRP:HH2	3:D:1233:LEU:HD22	1.78	0.48
3:D:115:GLY:HA2	3:D:119:ASP:H	1.76	0.48
3:D:173:ARG:NE	3:D:204:GLU:HB2	2.29	0.48
3:D:267:ASN:O	3:D:268:PHE:HB2	2.12	0.48
3:D:277:LEU:HD22	3:D:296:LEU:CB	2.43	0.48
3:D:291:ARG:CA	3:D:294:LYS:CE	2.91	0.48
3:D:372:ARG:O	3:D:373:MET:C	2.51	0.48
3:D:374:LEU:O	3:D:377:SER:N	2.46	0.48
3:D:567:SER:O	3:D:568:PRO:C	2.52	0.48
3:D:798:PRO:O	3:D:799:ILE:C	2.51	0.48
3:D:924:THR:OG1	3:D:962:VAL:HG13	2.14	0.48
3:D:966:LEU:HD21	3:D:1155:GLU:C	2.32	0.48
3:D:1222:SER:O	3:D:1225:SER:HB3	2.14	0.48
3:D:1223:ALA:O	3:D:1226:PHE:HB2	2.13	0.48
3:D:1223:ALA:CA	3:D:1226:PHE:CD2	2.82	0.48
3:D:1233:LEU:HD12	3:D:1233:LEU:N	2.28	0.48
3:D:1266:ARG:O	3:D:1267:TYR:O	2.31	0.48
3:D:1272:VAL:HG12	3:D:1273:GLN:N	2.28	0.48
3:D:1275:THR:HG22	4:E:105:GLU:OE1	2.13	0.48
5:F:343:PHE:HE1	5:F:346:TYR:CD2	2.29	0.48
5:F:395:THR:O	5:F:399:LEU:HD12	2.13	0.48
1:A:9:LEU:HA	1:A:23:ILE:HD11	1.93	0.48
1:B:52:THR:OG1	1:B:139:VAL:HG12	2.13	0.48
1:B:55:ARG:HB2	1:B:160:GLY:C	2.34	0.48
1:B:56:ILE:HG22	1:B:57:ASP:N	2.29	0.48
1:B:118:VAL:HG11	1:B:121:PRO:HG3	1.95	0.48
2:C:251:ARG:HB3	2:C:252:PHE:CD2	2.49	0.48
2:C:269:GLY:O	2:C:270:THR:C	2.52	0.48
2:C:297:GLU:HA	2:C:301:PHE:CD2	2.40	0.48
2:C:424:VAL:HG22	2:C:428:LYS:HD3	1.95	0.48
2:C:523:VAL:CA	2:C:552:GLY:HA3	2.43	0.48
2:C:723:ILE:C	2:C:917:LEU:O	2.52	0.48
2:C:815:THR:HB	2:C:817:GLU:CD	2.32	0.48
2:C:818:GLU:O	2:C:820:LEU:C	2.49	0.48
2:C:849:GLY:C	2:C:850:ILE:HG13	2.34	0.48
2:C:849:GLY:H	2:C:872:TYR:N	2.11	0.48
2:C:852:VAL:HB	2:C:869:VAL:CB	2.41	0.48
2:C:960:PRO:O	2:C:961:ASP:C	2.50	0.48

Continued on next page...

Continued from previous page...

Atom-1	Atom-2	Interatomic distance (Å)	Clash overlap (Å)
2:C:1044:ARG:CZ	2:C:1048:PRO:HD2	2.43	0.48
2:C:1067:ARG:HA	3:D:420:LYS:C	2.33	0.48
2:C:1076:MET:HE2	2:C:1085:LEU:CB	2.43	0.48
2:C:1105:ALA:O	2:C:1108:LYS:CA	2.62	0.48
3:D:38:THR:O	3:D:39:LEU:HB2	2.14	0.48
3:D:71:LYS:HG3	6:J:24:LEU:HD12	1.94	0.48
3:D:327:MET:HE2	3:D:335:PHE:CB	2.30	0.48
3:D:329:GLN:HB3	6:J:9:SER:O	2.14	0.48
3:D:330:LEU:H	3:D:335:PHE:HA	1.79	0.48
3:D:338:SER:H	3:D:341:ASN:HD21	1.60	0.48
3:D:443:LEU:HD12	3:D:443:LEU:HA	1.45	0.48
3:D:443:LEU:HD12	3:D:447:MET:HE1	1.96	0.48
3:D:612:TYR:O	3:D:635:VAL:CB	2.61	0.48
3:D:733:MET:O	3:D:736:VAL:CB	2.61	0.48
3:D:879:ASP:O	3:D:880:VAL:CG1	2.60	0.48
4:E:29:TYR:HH	4:E:32:PRO:HD3	1.78	0.48
5:F:218:ASP:O	5:F:221:LEU:CB	2.61	0.48
5:F:283:TRP:CE3	5:F:284:ILE:N	2.81	0.48
5:F:417:ALA:O	5:F:418:ARG:C	2.52	0.48
5:F:427:ILE:HG23	5:F:431:GLY:HA2	1.94	0.48
6:J:34:THR:O	6:J:35:ASP:C	2.50	0.48
1:A:12:ASP:HB2	1:A:20:GLN:C	2.34	0.48
1:A:67:PRO:C	1:A:69:VAL:N	2.66	0.48
1:A:69:VAL:CG2	1:A:71:GLU:H	2.27	0.48
1:B:12:ASP:CB	1:B:20:GLN:O	2.53	0.48
1:B:37:SER:O	1:B:40:ARG:CB	2.60	0.48
1:B:99:LYS:CA	1:B:133:LYS:HG3	2.44	0.48
2:C:33:PRO:HB2	2:C:700:GLN:HB2	1.95	0.48
2:C:61:PHE:CE2	2:C:65:ILE:HD11	2.49	0.48
2:C:111:ARG:HE	2:C:134:PHE:CB	2.27	0.48
2:C:134:PHE:HE1	2:C:153:PHE:CD1	2.32	0.48
2:C:141:ASN:HB3	2:C:145:GLY:N	2.28	0.48
2:C:187:PHE:H	2:C:368:ASP:CG	2.15	0.48
2:C:506:VAL:CG1	2:C:511:PHE:N	2.76	0.48
2:C:522:GLY:O	2:C:553:ARG:N	2.47	0.48
2:C:602:ALA:O	2:C:605:ALA:CB	2.55	0.48
2:C:722:ALA:C	2:C:723:ILE:HD13	2.34	0.48
2:C:731:TYR:O	2:C:732:GLU:C	2.52	0.48
2:C:837:LEU:CD1	2:C:838:LYS:H	2.27	0.48
2:C:884:LYS:HB2	2:C:894:VAL:HA	1.94	0.48
2:C:907:LEU:C	2:C:1010:LEU:HD22	2.34	0.48

Continued on next page...

Continued from previous page...

Atom-1	Atom-2	Interatomic distance (Å)	Clash overlap (Å)
2:C:934:THR:C	2:C:937:GLY:H	2.16	0.48
2:C:936:LEU:HD23	2:C:936:LEU:C	2.34	0.48
2:C:1043:ALA:HA	3:D:425:SER:O	2.13	0.48
2:C:1050:SER:O	2:C:1054:GLN:CD	2.52	0.48
2:C:1124:LEU:C	2:C:1128:LEU:HG	2.34	0.48
3:D:57:ASP:HB3	3:D:84:ARG:HE	1.78	0.48
3:D:71:LYS:HA	3:D:82:VAL:CG1	2.44	0.48
3:D:120:LEU:HD11	3:D:232:LYS:NZ	2.29	0.48
3:D:121:ALA:HB1	3:D:124:ASP:CG	2.34	0.48
3:D:134:TYR:CG	3:D:255:ALA:HA	2.48	0.48
3:D:150:THR:O	3:D:153:ALA:N	2.47	0.48
3:D:271:ASP:O	3:D:272:ALA:C	2.51	0.48
3:D:339:ASP:O	3:D:341:ASN:HB2	2.14	0.48
3:D:423:ASP:CB	3:D:424:TYR:CD2	2.83	0.48
3:D:460:LEU:HD13	3:D:461:VAL:CG2	2.38	0.48
3:D:512:PHE:CE1	3:D:561:SER:CB	2.96	0.48
3:D:571:GLY:O	3:D:572:ARG:O	2.32	0.48
3:D:599:TYR:CB	3:D:633:ILE:HG22	2.43	0.48
3:D:867:THR:CG2	3:D:868:ALA:H	2.25	0.48
3:D:976:ALA:O	3:D:977:THR:C	2.52	0.48
3:D:1139:GLN:HE22	3:D:1149:ILE:CB	2.24	0.48
3:D:1192:ARG:HG3	3:D:1199:GLU:OE1	2.12	0.48
3:D:1193:VAL:O	3:D:1194:VAL:C	2.52	0.48
3:D:1251:ASN:O	3:D:1255:GLY:CA	2.61	0.48
5:F:305:SER:O	5:F:308:LYS:N	2.47	0.48
5:F:319:ASP:CA	5:F:322:GLN:HG2	2.44	0.48
5:F:331:ALA:O	5:F:332:VAL:C	2.51	0.48
5:F:355:ILE:O	5:F:358:ALA:CA	2.62	0.48
5:F:379:LEU:O	5:F:382:ILE:CA	2.62	0.48
5:F:442:SER:HB3	6:J:7:ARG:NH1	2.29	0.48
5:F:463:VAL:O	5:F:466:THR:N	2.44	0.48
5:F:467:LEU:HD21	5:F:519:ARG:NH2	2.29	0.48
5:F:477:LEU:CD1	5:F:492:ILE:HG22	2.41	0.48
6:J:8:GLY:O	6:J:9:SER:HB3	2.13	0.48
1:A:50:ALA:O	1:A:51:VAL:O	2.30	0.48
1:A:56:ILE:CG1	1:A:136:VAL:HG23	2.43	0.48
1:A:70:LYS:HZ1	2:C:689:ILE:C	2.16	0.48
1:A:95:MET:HE3	1:A:111:VAL:C	2.33	0.48
1:B:20:GLN:O	1:B:21:PHE:CG	2.67	0.48
1:B:105:VAL:HG23	1:B:128:LEU:CD1	2.44	0.48
1:B:171:VAL:HA	1:B:198:THR:HA	1.95	0.48

Continued on next page...

Continued from previous page...

Atom-1	Atom-2	Interatomic distance (Å)	Clash overlap (Å)
1:B:219:PHE:O	1:B:220:GLY:C	2.51	0.48
2:C:77:ARG:HG3	2:C:77:ARG:O	2.14	0.48
2:C:78:GLY:O	2:C:79:ASP:CB	2.61	0.48
2:C:93:LEU:HD13	2:C:95:PRO:O	2.14	0.48
2:C:96:ILE:CG2	2:C:105:LEU:HB3	2.43	0.48
2:C:108:SER:O	2:C:135:VAL:HG12	2.12	0.48
2:C:179:LEU:CA	2:C:457:ALA:HB2	2.44	0.48
2:C:237:LEU:CA	2:C:240:ALA:HB3	2.43	0.48
2:C:248:ILE:O	2:C:249:VAL:C	2.51	0.48
2:C:260:SER:HA	2:C:263:GLU:HG2	1.96	0.48
2:C:348:LEU:CD1	2:C:365:VAL:HG12	2.37	0.48
2:C:403:ARG:HA	2:C:406:THR:HG23	1.91	0.48
2:C:504:ALA:HB1	2:C:512:ILE:CG2	2.44	0.48
2:C:590:ALA:O	2:C:593:MET:CG	2.62	0.48
2:C:590:ALA:O	2:C:593:MET:HG3	2.14	0.48
2:C:603:ASN:O	2:C:604:ARG:C	2.52	0.48
2:C:619:VAL:CG1	2:C:748:THR:O	2.61	0.48
2:C:717:LYS:CB	2:C:719:LEU:HD22	2.38	0.48
2:C:789:ILE:HG22	2:C:802:LEU:C	2.33	0.48
2:C:821:LEU:HA	2:C:824:ILE:CG1	2.43	0.48
2:C:961:ASP:O	2:C:962:GLU:C	2.51	0.48
2:C:1041:ILE:C	2:C:1042:HIS:CG	2.87	0.48
2:C:1043:ALA:O	2:C:1044:ARG:HB2	2.14	0.48
2:C:1100:VAL:HG11	2:C:1101:LYS:NZ	2.29	0.48
3:D:105:TRP:CH2	3:D:1233:LEU:HD22	2.49	0.48
3:D:142:GLU:O	3:D:146:ASN:OD1	2.31	0.48
3:D:162:VAL:HG22	3:D:216:LEU:HD22	1.96	0.48
3:D:167:ASP:C	3:D:169:GLU:N	2.65	0.48
3:D:231:PRO:O	3:D:232:LYS:HB2	2.13	0.48
3:D:263:LYS:HA	3:D:266:GLU:HB2	1.94	0.48
3:D:291:ARG:O	3:D:294:LYS:HB2	2.13	0.48
3:D:355:LYS:O	3:D:358:ILE:N	2.46	0.48
3:D:376:GLU:O	3:D:379:ASP:HB2	2.14	0.48
3:D:443:LEU:C	3:D:445:LYS:H	2.16	0.48
3:D:456:VAL:O	3:D:457:MET:C	2.51	0.48
3:D:496:VAL:CG2	3:D:512:PHE:N	2.66	0.48
3:D:499:ASN:C	3:D:541:MET:HE3	2.34	0.48
3:D:672:MET:CA	3:D:675:GLU:CD	2.74	0.48
3:D:749:TYR:HA	3:D:752:ARG:CD	2.30	0.48
3:D:797:ASN:O	3:D:798:PRO:C	2.52	0.48
3:D:803:VAL:HG22	3:D:808:THR:C	2.33	0.48

Continued on next page...

Continued from previous page...

Atom-1	Atom-2	Interatomic distance (Å)	Clash overlap (Å)
3:D:846:VAL:CG1	3:D:850:PHE:HB2	2.43	0.48
3:D:872:TYR:HA	3:D:875:ARG:CB	2.43	0.48
3:D:924:THR:HG1	3:D:962:VAL:HG13	1.79	0.48
3:D:1028:LEU:HB3	3:D:1029:PRO:CD	2.39	0.48
3:D:1047:ALA:CB	3:D:1109:GLN:O	2.62	0.48
5:F:233:LYS:O	5:F:234:GLN:C	2.51	0.48
5:F:248:GLU:O	5:F:250:ALA:N	2.46	0.48
5:F:387:LEU:CA	5:F:393:GLU:HA	2.43	0.48
5:F:412:GLU:O	5:F:416:TYR:CD1	2.67	0.48
5:F:422:SER:HB3	5:F:425:GLN:OE1	2.12	0.48
5:F:489:LEU:HD13	5:F:500:ARG:C	2.34	0.48
1:A:2:LEU:HD21	1:B:90:ASP:OD1	2.13	0.48
1:A:13:VAL:O	1:A:14:LEU:HD23	2.14	0.48
1:A:34:LEU:O	1:A:38:LEU:HG	2.14	0.48
1:A:95:MET:C	1:A:96:TYR:CG	2.87	0.48
1:A:101:GLY:O	1:A:132:GLY:CA	2.62	0.48
1:A:128:LEU:CB	1:A:132:GLY:HA2	2.44	0.48
1:B:2:LEU:HD21	1:B:3:ILE:HG22	1.96	0.48
1:B:18:ARG:C	1:B:19:SER:HG	2.10	0.48
1:B:22:VAL:HB	1:B:192:LEU:CB	2.41	0.48
1:B:23:ILE:O	1:B:192:LEU:HB2	2.14	0.48
1:B:111:VAL:O	1:B:113:PRO:HD3	2.13	0.48
1:B:223:ARG:O	1:B:225:LEU:N	2.46	0.48
2:C:44:LEU:HD12	2:C:44:LEU:N	2.29	0.48
2:C:51:PRO:CD	2:C:503:TYR:CD1	2.97	0.48
2:C:133:LEU:HD23	2:C:134:PHE:O	2.13	0.48
2:C:169:ASN:O	2:C:171:THR:HG23	2.13	0.48
2:C:172:GLU:O	2:C:439:PHE:HD1	1.97	0.48
2:C:212:LEU:HD23	2:C:212:LEU:N	2.29	0.48
2:C:246:GLU:O	2:C:247:GLN:C	2.51	0.48
2:C:335:GLU:CA	2:C:338:VAL:HB	2.42	0.48
2:C:401:ARG:O	2:C:402:GLU:C	2.52	0.48
2:C:435:GLN:HG3	2:C:436:LEU:HD12	1.89	0.48
2:C:446:LEU:HD23	2:C:446:LEU:C	2.33	0.48
2:C:473:ARG:HG2	2:C:496:LEU:CD2	2.44	0.48
2:C:517:ARG:NE	2:C:524:VAL:HG11	2.29	0.48
2:C:635:ALA:O	2:C:638:ALA:CB	2.62	0.48
2:C:817:GLU:N	2:C:820:LEU:HD23	2.29	0.48
2:C:888:ARG:NH2	2:C:1028:MET:CG	2.77	0.48
2:C:890:GLY:O	2:C:891:ASN:C	2.52	0.48
2:C:1012:ASP:CG	2:C:1014:ARG:H	2.09	0.48

Continued on next page...

Continued from previous page...

Atom-1	Atom-2	Interatomic distance (Å)	Clash overlap (Å)
2:C:1050:SER:N	2:C:1054:GLN:HA	2.29	0.48
2:C:1095:ASP:O	2:C:1099:ARG:HB2	2.13	0.48
2:C:1118:PRO:O	2:C:1119:GLU:C	2.50	0.48
2:C:1124:LEU:CG	2:C:1125:LEU:H	2.14	0.48
3:D:9:GLU:OE2	3:D:1244:LYS:NZ	2.47	0.48
3:D:33:THR:OG1	5:F:366:ILE:HD11	2.13	0.48
3:D:111:PRO:CB	3:D:116:TYR:OH	2.62	0.48
3:D:277:LEU:HA	3:D:280:VAL:CB	2.43	0.48
3:D:278:ARG:HH22	3:D:303:GLN:HE22	1.61	0.48
3:D:329:GLN:HG2	3:D:330:LEU:O	2.14	0.48
3:D:349:ASN:O	3:D:353:ARG:CB	2.54	0.48
3:D:387:ARG:NH2	5:F:224:SER:O	2.47	0.48
3:D:391:VAL:O	3:D:398:PRO:HA	2.14	0.48
3:D:408:GLY:O	3:D:409:LYS:C	2.52	0.48
3:D:438:LEU:HG	3:D:561:SER:HB3	1.95	0.48
3:D:599:TYR:CD1	3:D:609:THR:O	2.67	0.48
3:D:605:ASP:O	3:D:606:HIS:CB	2.62	0.48
3:D:632:LYS:HG2	3:D:633:ILE:N	2.29	0.48
3:D:656:TRP:HZ3	3:D:658:PRO:C	2.17	0.48
3:D:904:ARG:NH2	3:D:957:ILE:HA	2.28	0.48
3:D:929:ALA:O	3:D:937:ILE:HG22	2.13	0.48
3:D:1002:SER:O	3:D:1006:PRO:CD	2.62	0.48
3:D:1088:VAL:HG12	3:D:1090:LYS:NZ	2.28	0.48
3:D:1090:LYS:HG3	3:D:1096:GLU:O	2.13	0.48
3:D:1231:ARG:O	3:D:1232:VAL:C	2.52	0.48
5:F:260:THR:HA	5:F:263:MET:HB3	1.96	0.48
5:F:382:ILE:HA	5:F:385:GLU:CG	2.44	0.48
5:F:383:GLN:HG3	5:F:393:GLU:CD	2.33	0.48
5:F:460:LEU:N	5:F:460:LEU:HD22	2.29	0.48
5:F:463:VAL:C	5:F:465:ASP:N	2.67	0.48
1:A:88:GLU:CB	1:A:115:GLY:HA3	2.43	0.48
1:A:100:GLN:CG	1:A:101:GLY:H	2.26	0.48
1:B:46:ILE:CG2	1:B:169:SER:HA	2.44	0.48
2:C:114:ASP:CA	2:C:131:ALA:HB1	2.43	0.48
2:C:335:GLU:O	2:C:336:GLU:C	2.53	0.48
2:C:349:HIS:O	2:C:350:GLU:CB	2.62	0.48
2:C:400:VAL:HG22	2:C:417:LEU:O	2.13	0.48
2:C:515:PRO:CB	2:C:528:ILE:HG12	2.44	0.48
2:C:677:ARG:CG	2:C:681:GLY:HA2	2.28	0.48
2:C:707:CYS:HB3	2:C:713:MET:SD	2.54	0.48
2:C:752:ILE:CG2	2:C:872:TYR:HD1	2.27	0.48

Continued on next page...

Continued from previous page...

Atom-1	Atom-2	Interatomic distance (Å)	Clash overlap (Å)
2:C:756:GLU:HG3	2:C:869:VAL:O	2.14	0.48
2:C:935:HIS:O	2:C:936:LEU:C	2.52	0.48
2:C:1070:GLU:O	2:C:1071:MET:O	2.31	0.48
2:C:1079:TYR:CE2	3:D:506:ARG:CD	2.92	0.48
3:D:49:GLU:CG	3:D:88:ARG:NH1	2.69	0.48
3:D:71:LYS:HA	3:D:82:VAL:HG11	1.94	0.48
3:D:101:VAL:HB	3:D:314:LEU:HB3	1.89	0.48
3:D:142:GLU:O	3:D:145:HIS:C	2.52	0.48
3:D:224:SER:O	3:D:227:THR:N	2.47	0.48
3:D:237:ASP:OD2	3:D:240:LEU:CB	2.62	0.48
3:D:350:ARG:O	3:D:351:ASN:C	2.51	0.48
3:D:357:LEU:O	3:D:360:LEU:HD13	2.14	0.48
3:D:368:ASN:O	3:D:369:ASN:C	2.52	0.48
3:D:526:PRO:HA	3:D:529:CYS:SG	2.54	0.48
3:D:642:PRO:HG2	3:D:647:GLU:HB3	1.95	0.48
3:D:871:GLY:O	3:D:874:THR:HB	2.13	0.48
3:D:898:VAL:HG21	3:D:959:GLN:OE1	2.14	0.48
3:D:928:ASP:O	3:D:936:VAL:HG13	2.13	0.48
3:D:948:GLU:O	3:D:950:ASP:N	2.47	0.48
3:D:976:ALA:HB1	3:D:988:LEU:HD11	1.95	0.48
3:D:990:ASP:O	3:D:993:GLU:HG2	2.14	0.48
3:D:1156:VAL:O	3:D:1157:ILE:O	2.32	0.48
3:D:1241:ARG:HG2	3:D:1242:SER:H	1.74	0.48
4:E:108:GLU:HB3	4:E:109:GLY:H	1.49	0.48
5:F:240:LEU:N	5:F:301:ARG:HH12	2.11	0.48
5:F:266:LEU:HD22	5:F:270:GLY:O	2.14	0.48
5:F:295:LEU:O	5:F:296:LEU:C	2.52	0.48
5:F:373:VAL:HA	5:F:376:ILE:CD1	2.35	0.48
1:A:178:VAL:O	1:A:179:ASP:CG	2.52	0.47
1:A:223:ARG:HE	1:A:225:LEU:HA	1.79	0.47
2:C:34:GLY:HA2	2:C:700:GLN:HE21	1.79	0.47
2:C:86:LEU:O	2:C:89:VAL:HB	2.14	0.47
2:C:122:CYS:O	2:C:123:LYS:C	2.52	0.47
2:C:157:PHE:CG	2:C:158:PRO:CD	2.94	0.47
2:C:177:SER:C	2:C:378:LEU:HD11	2.34	0.47
2:C:189:GLU:HG2	2:C:198:THR:HB	1.96	0.47
2:C:211:TRP:CA	2:C:227:ASP:HB2	2.44	0.47
2:C:244:THR:HG23	2:C:247:GLN:CD	2.35	0.47
2:C:329:THR:O	2:C:329:THR:HG23	2.14	0.47
2:C:347:ARG:CZ	2:C:355:MET:HG3	2.44	0.47
2:C:389:ILE:O	2:C:390:ARG:C	2.52	0.47

Continued on next page...

Continued from previous page...

Atom-1	Atom-2	Interatomic distance (Å)	Clash overlap (Å)
2:C:395:ARG:HA	2:C:398:ARG:HG2	1.96	0.47
2:C:442:GLN:NE2	2:C:679:ASN:N	2.62	0.47
2:C:517:ARG:CB	2:C:524:VAL:HG11	2.38	0.47
2:C:593:MET:SD	2:C:612:GLN:NE2	2.87	0.47
2:C:618:LEU:HD13	2:C:748:THR:H	1.79	0.47
2:C:626:VAL:HA	2:C:972:VAL:O	2.14	0.47
2:C:645:GLU:HG2	2:C:670:TYR:OH	2.13	0.47
2:C:757:ILE:HG21	2:C:803:VAL:CG2	2.36	0.47
2:C:819:ARG:HA	2:C:822:ARG:HB2	1.96	0.47
2:C:901:VAL:O	2:C:902:GLU:C	2.52	0.47
2:C:1034:HIS:O	2:C:1034:HIS:CD2	2.67	0.47
2:C:1057:LEU:HD13	5:F:440:GLU:OE1	2.14	0.47
2:C:1080:GLY:O	3:D:1262:THR:HG23	2.14	0.47
2:C:1080:GLY:C	3:D:1262:THR:HG23	2.34	0.47
2:C:1105:ALA:O	2:C:1108:LYS:C	2.53	0.47
3:D:95:ILE:CD1	3:D:318:PRO:O	2.62	0.47
3:D:101:VAL:O	3:D:314:LEU:N	2.47	0.47
3:D:104:ILE:CG2	3:D:105:TRP:CD1	2.96	0.47
3:D:106:TYR:HH	3:D:1234:THR:HG1	0.49	0.47
3:D:237:ASP:OD2	3:D:240:LEU:HB2	2.14	0.47
3:D:291:ARG:CA	3:D:294:LYS:HE2	2.43	0.47
3:D:308:SER:HB2	3:D:310:MET:HG2	1.95	0.47
3:D:321:PRO:HD2	3:D:324:LEU:CD1	2.43	0.47
3:D:438:LEU:HD21	3:D:562:SER:N	2.29	0.47
3:D:459:ARG:C	3:D:460:LEU:HG	2.33	0.47
3:D:525:HIS:CG	3:D:528:VAL:HG13	2.49	0.47
3:D:632:LYS:NZ	3:D:666:THR:HG22	2.28	0.47
3:D:714:ASP:O	3:D:717:LYS:CG	2.55	0.47
3:D:737:LEU:HD13	3:D:793:TYR:CB	2.42	0.47
3:D:778:TRP:CZ2	3:D:834:ARG:O	2.67	0.47
3:D:810:ASN:OD1	3:D:812:THR:OG1	2.31	0.47
3:D:834:ARG:NE	3:D:834:ARG:CA	2.76	0.47
3:D:929:ALA:O	3:D:936:VAL:C	2.52	0.47
3:D:988:LEU:HG	3:D:989:VAL:N	2.28	0.47
3:D:1002:SER:O	3:D:1006:PRO:HD3	2.14	0.47
3:D:1153:HIS:O	3:D:1156:VAL:CB	2.58	0.47
3:D:1163:ARG:CG	3:D:1208:MET:CE	2.91	0.47
9:D:1404:FI8:O5A	9:D:1404:FI8:C32	2.62	0.47
4:E:54:VAL:HG12	4:E:55:ILE:N	2.29	0.47
4:E:60:ARG:CZ	4:E:64:ILE:CG1	2.92	0.47
5:F:213:ARG:NE	5:F:213:ARG:CA	2.76	0.47

Continued on next page...

Continued from previous page...

Atom-1	Atom-2	Interatomic distance (Å)	Clash overlap (Å)
5:F:295:LEU:HD11	5:F:299:ASN:OD1	2.14	0.47
5:F:410:VAL:CG1	5:F:411:LEU:N	2.77	0.47
5:F:492:ILE:O	5:F:494:GLN:N	2.46	0.47
6:J:30:ALA:O	6:J:31:ARG:HG3	2.13	0.47
6:J:68:ASP:C	6:J:69:LEU:HG	2.34	0.47
1:A:48:GLY:N	1:A:168:TYR:HB3	2.30	0.47
1:A:137:GLU:CA	1:A:138:LEU:HD12	2.44	0.47
1:A:155:SER:OG	1:A:156:GLY:N	2.47	0.47
1:A:169:SER:O	1:A:199:LYS:CE	2.62	0.47
1:A:205:ARG:O	1:A:206:ASP:C	2.51	0.47
1:B:24:GLU:HG2	1:B:26:LEU:CD1	2.44	0.47
1:B:50:ALA:CB	1:B:168:TYR:CD1	2.97	0.47
1:B:146:TYR:CD1	1:B:167:ILE:CG1	2.97	0.47
2:C:87:GLU:O	2:C:90:LEU:HD13	2.14	0.47
2:C:115:VAL:HG21	2:C:129:TYR:CZ	2.48	0.47
2:C:115:VAL:HA	2:C:116:LYS:HZ2	1.78	0.47
2:C:221:THR:CG2	2:C:260:SER:HB2	2.44	0.47
2:C:687:CYS:H	2:C:705:GLY:CA	2.26	0.47
2:C:733:ASP:OD2	3:D:537:ASP:N	2.47	0.47
2:C:738:SER:O	2:C:899:LEU:N	2.38	0.47
2:C:786:GLU:CG	2:C:787:ARG:N	2.77	0.47
2:C:794:ALA:HA	2:C:846:LYS:NZ	2.27	0.47
2:C:795:GLU:OE2	2:C:844:SER:HB2	2.14	0.47
2:C:839:VAL:CG2	2:C:843:GLU:OE1	2.61	0.47
2:C:846:LYS:O	2:C:848:ILE:HG13	2.14	0.47
2:C:883:ASP:O	2:C:894:VAL:CA	2.62	0.47
2:C:884:LYS:HE2	2:C:892:LYS:HB2	1.95	0.47
2:C:889:HIS:ND1	2:C:927:ASN:O	2.46	0.47
2:C:920:HIS:C	2:C:923:PRO:HD2	2.34	0.47
2:C:928:ILE:O	2:C:931:ILE:CB	2.63	0.47
2:C:976:VAL:C	2:C:978:ASP:N	2.68	0.47
2:C:1041:ILE:CG2	2:C:1041:ILE:O	2.60	0.47
2:C:1105:ALA:HB1	2:C:1112:ILE:HD13	1.95	0.47
2:C:1121:PHE:O	2:C:1125:LEU:HD13	2.14	0.47
3:D:57:ASP:HB3	3:D:58:TRP:HE3	1.72	0.47
3:D:57:ASP:CB	6:J:15:SER:HB3	2.31	0.47
3:D:324:LEU:O	3:D:326:PRO:HD3	2.14	0.47
3:D:365:ILE:O	3:D:369:ASN:N	2.38	0.47
3:D:381:LEU:HG	3:D:402:LEU:CG	2.44	0.47
3:D:561:SER:N	3:D:564:ASN:OD1	2.46	0.47
3:D:578:ARG:CG	3:D:581:MET:CE	2.90	0.47

Continued on next page...

Continued from previous page...

Atom-1	Atom-2	Interatomic distance (Å)	Clash overlap (Å)
3:D:708:VAL:HG12	3:D:709:VAL:H	1.79	0.47
3:D:719:ALA:O	3:D:723:TRP:CD1	2.67	0.47
3:D:778:TRP:O	3:D:779:LYS:C	2.52	0.47
3:D:904:ARG:HH21	3:D:958:THR:HG23	1.79	0.47
3:D:1053:VAL:N	3:D:1103:ASP:O	2.47	0.47
3:D:1068:PRO:HD3	3:D:1074:GLU:CG	2.43	0.47
3:D:1225:SER:O	3:D:1225:SER:OG	2.27	0.47
3:D:1264:ILE:HG22	3:D:1266:ARG:CG	2.43	0.47
4:E:66:ASP:O	4:E:67:TYR:C	2.51	0.47
4:E:93:SER:CA	4:E:96:LEU:HG	2.45	0.47
5:F:390:LEU:CD2	5:F:394:PRO:HA	2.44	0.47
5:F:413:ILE:O	5:F:416:TYR:CB	2.62	0.47
5:F:414:GLN:C	5:F:416:TYR:N	2.67	0.47
5:F:439:ILE:HG23	6:J:7:ARG:CA	2.39	0.47
6:J:22:HIS:ND1	6:J:23:ASP:HB2	2.28	0.47
6:J:94:LEU:O	6:J:95:GLU:C	2.52	0.47
1:A:14:LEU:HD12	1:A:19:SER:HA	1.95	0.47
1:A:23:ILE:O	1:A:192:LEU:HB3	2.13	0.47
1:A:30:PHE:HD1	1:B:40:ARG:HG2	1.80	0.47
1:A:44:SER:O	1:A:45:SER:C	2.52	0.47
1:A:55:ARG:HE	1:A:161:ARG:NH2	2.13	0.47
1:A:60:LEU:HD12	1:A:60:LEU:N	2.29	0.47
1:A:186:ARG:NE	1:B:148:PRO:HD2	2.30	0.47
1:A:193:ILE:O	1:A:193:ILE:HG13	2.15	0.47
1:A:215:LEU:HD13	1:A:215:LEU:HA	1.65	0.47
1:A:224:GLU:HG2	1:B:209:ALA:HB2	1.97	0.47
1:B:2:LEU:HB2	1:B:233:GLU:HB3	1.95	0.47
1:B:32:TYR:OH	1:B:178:VAL:HG21	2.13	0.47
1:B:79:ASN:HD21	1:B:125:ILE:CA	2.24	0.47
1:B:80:LEU:O	1:B:82:SER:O	2.31	0.47
1:B:86:SER:CB	1:B:119:HIS:NE2	2.77	0.47
1:B:137:GLU:C	1:B:138:LEU:HD12	2.35	0.47
1:B:175:THR:HG23	1:B:195:ASP:HB3	1.96	0.47
2:C:195:THR:O	2:C:196:ASP:CB	2.62	0.47
2:C:204:VAL:O	2:C:211:TRP:CD1	2.68	0.47
2:C:277:ILE:O	2:C:278:TYR:C	2.52	0.47
2:C:387:ASN:OD1	2:C:390:ARG:NH1	2.47	0.47
2:C:424:VAL:O	2:C:426:ALA:O	2.33	0.47
2:C:451:HIS:O	2:C:454:ARG:CB	2.62	0.47
2:C:455:LEU:HB2	2:C:499:SER:N	2.29	0.47
2:C:505:ARG:CG	2:C:506:VAL:N	2.72	0.47

Continued on next page...

Continued from previous page...

Atom-1	Atom-2	Interatomic distance (Å)	Clash overlap (Å)
2:C:506:VAL:HG13	2:C:511:PHE:CA	2.45	0.47
2:C:512:ILE:CG2	2:C:513:GLU:N	2.78	0.47
2:C:716:GLY:N	2:C:1029:TYR:CZ	2.82	0.47
2:C:738:SER:O	2:C:739:ASN:HB2	2.12	0.47
2:C:745:ASP:C	2:C:747:LEU:N	2.61	0.47
2:C:795:GLU:H	2:C:846:LYS:HZ2	1.61	0.47
2:C:809:LYS:N	2:C:833:ARG:H	2.12	0.47
2:C:863:ALA:O	2:C:865:VAL:N	2.47	0.47
2:C:884:LYS:HG3	2:C:894:VAL:HA	1.95	0.47
2:C:888:ARG:HB2	2:C:1028:MET:CE	2.41	0.47
2:C:946:VAL:H	2:C:964:LEU:C	2.18	0.47
2:C:956:ALA:O	2:C:957:ALA:C	2.53	0.47
2:C:982:GLU:O	2:C:985:LEU:HB2	2.15	0.47
2:C:1050:SER:C	2:C:1052:ILE:H	2.15	0.47
2:C:1063:PHE:N	2:C:1063:PHE:CD1	2.80	0.47
3:D:4:VAL:O	3:D:5:ASN:CB	2.62	0.47
3:D:43:LYS:HD3	3:D:48:CYS:HB2	1.96	0.47
3:D:71:LYS:HG3	6:J:24:LEU:HD13	1.95	0.47
3:D:135:VAL:HG23	3:D:234:LEU:N	2.30	0.47
3:D:136:ILE:CG2	3:D:229:LEU:HD11	2.44	0.47
3:D:154:GLU:HA	3:D:157:VAL:CB	2.43	0.47
3:D:235:ILE:CG2	3:D:241:TYR:CD1	2.96	0.47
3:D:324:LEU:N	3:D:324:LEU:HD23	2.29	0.47
3:D:357:LEU:HD23	3:D:357:LEU:C	2.35	0.47
3:D:480:ARG:O	3:D:481:PRO:C	2.53	0.47
3:D:517:VAL:CG1	3:D:518:GLU:H	2.25	0.47
3:D:533:ASN:O	3:D:534:ALA:C	2.52	0.47
3:D:564:ASN:C	3:D:565:ILE:HD13	2.33	0.47
3:D:566:LEU:HB3	3:D:572:ARG:C	2.35	0.47
3:D:611:VAL:HA	3:D:634:LYS:HB2	1.96	0.47
3:D:618:ALA:C	3:D:621:ALA:HB3	2.35	0.47
3:D:649:GLU:CD	3:D:650:LEU:N	2.68	0.47
3:D:671:VAL:O	3:D:672:MET:O	2.32	0.47
3:D:674:ASN:C	3:D:676:LEU:N	2.67	0.47
3:D:674:ASN:CA	3:D:677:LEU:HD22	2.23	0.47
3:D:820:MET:HG2	3:D:821:LYS:N	2.29	0.47
3:D:1086:LEU:CB	3:D:1099:LEU:HD13	2.41	0.47
3:D:1250:GLU:O	3:D:1253:ILE:CB	2.61	0.47
3:D:1253:ILE:HG22	3:D:1254:ILE:N	2.29	0.47
4:E:68:TYR:HD1	4:E:71:LEU:HD12	1.79	0.47
5:F:331:ALA:O	5:F:334:LYS:CA	2.63	0.47

Continued on next page...

Continued from previous page...

Atom-1	Atom-2	Interatomic distance (Å)	Clash overlap (Å)
5:F:333:GLU:O	6:J:88:ARG:CZ	2.62	0.47
5:F:422:SER:O	5:F:435:LEU:CD1	2.62	0.47
5:F:424:ASP:O	5:F:434:GLN:NE2	2.47	0.47
6:J:82:TRP:CZ3	6:J:85:LEU:CD2	2.97	0.47
1:A:11:GLU:HG2	1:A:12:ASP:H	1.79	0.47
1:A:70:LYS:HG2	1:A:70:LYS:O	2.15	0.47
1:A:86:SER:O	1:A:117:THR:CG2	2.62	0.47
1:A:88:GLU:HG3	1:A:89:GLU:N	2.29	0.47
1:A:99:LYS:HZ3	1:A:103:GLY:HA2	1.76	0.47
1:A:172:LEU:HD13	1:A:197:GLU:CD	2.34	0.47
1:A:186:ARG:O	1:A:187:THR:CB	2.62	0.47
1:A:219:PHE:CA	1:A:222:ALA:HB3	2.44	0.47
1:A:225:LEU:HD13	1:A:225:LEU:C	2.33	0.47
1:B:55:ARG:CA	1:B:161:ARG:HD2	2.44	0.47
1:B:105:VAL:CG1	1:B:125:ILE:CG2	2.92	0.47
1:B:199:LYS:HG2	1:B:200:ASN:N	2.28	0.47
2:C:38:ARG:HH12	2:C:626:VAL:HA	1.79	0.47
2:C:76:GLU:O	2:C:78:GLY:O	2.31	0.47
2:C:161:THR:CB	2:C:165:THR:HG1	2.22	0.47
2:C:210:ALA:O	2:C:211:TRP:HD1	1.98	0.47
2:C:354:THR:HA	2:C:363:VAL:O	2.14	0.47
2:C:469:GLY:O	2:C:470:LEU:C	2.52	0.47
2:C:520:VAL:HG23	2:C:525:SER:HB3	1.97	0.47
2:C:559:VAL:CG1	2:C:560:LEU:H	2.24	0.47
2:C:611:MET:HE1	2:C:892:LYS:CB	2.43	0.47
2:C:630:MET:CA	2:C:631:GLU:OE1	2.63	0.47
2:C:649:VAL:HB	2:C:695:ARG:HD3	1.97	0.47
2:C:720:LEU:HD21	2:C:913:VAL:HA	1.97	0.47
2:C:849:GLY:HA3	2:C:872:TYR:CD2	2.49	0.47
2:C:1076:MET:SD	2:C:1084:THR:HG21	2.55	0.47
2:C:1105:ALA:O	2:C:1106:ILE:C	2.52	0.47
3:D:21:ARG:HG3	3:D:22:GLN:N	2.29	0.47
3:D:36:TYR:CE2	3:D:37:ARG:HB2	2.49	0.47
3:D:55:THR:C	3:D:56:ARG:CG	2.83	0.47
3:D:58:TRP:CG	3:D:82:VAL:HG22	2.47	0.47
3:D:97:LEU:HG	3:D:315:ASP:CA	2.45	0.47
3:D:124:ASP:CA	3:D:127:LYS:NZ	2.77	0.47
3:D:147:GLU:OE1	3:D:147:GLU:HA	2.14	0.47
3:D:177:LEU:HD11	3:D:198:ARG:CA	2.44	0.47
3:D:266:GLU:N	3:D:310:MET:SD	2.87	0.47
3:D:335:PHE:O	5:F:421:ILE:O	2.32	0.47

Continued on next page...

Continued from previous page...

Atom-1	Atom-2	Interatomic distance (Å)	Clash overlap (Å)
3:D:512:PHE:HE1	3:D:561:SER:CB	2.28	0.47
3:D:526:PRO:O	3:D:527:LEU:C	2.52	0.47
3:D:600:GLN:O	3:D:608:GLU:CB	2.63	0.47
3:D:642:PRO:CB	3:D:646:ILE:HG21	2.44	0.47
3:D:708:VAL:O	3:D:711:GLN:CB	2.61	0.47
3:D:824:VAL:HG12	3:D:825:THR:N	2.29	0.47
3:D:846:VAL:C	3:D:850:PHE:HB3	2.34	0.47
3:D:902:ALA:CA	3:D:916:ILE:CD1	2.83	0.47
3:D:928:ASP:CB	3:D:936:VAL:HG11	2.42	0.47
3:D:1123:ARG:C	3:D:1124:VAL:CG2	2.83	0.47
3:D:1135:VAL:O	3:D:1138:VAL:N	2.40	0.47
3:D:1192:ARG:C	3:D:1194:VAL:HG13	2.35	0.47
5:F:253:ILE:HG12	5:F:288:GLY:C	2.33	0.47
5:F:397:GLU:CA	5:F:407:PRO:HG3	2.31	0.47
6:J:104:LEU:O	6:J:107:SER:HB3	2.14	0.47
1:A:3:ILE:HD12	1:A:3:ILE:C	2.34	0.47
1:A:20:GLN:HA	1:A:195:ASP:HB2	1.95	0.47
1:A:39:ARG:CG	1:A:174:VAL:HG11	2.29	0.47
1:A:47:PRO:C	1:A:142:ARG:HH21	2.18	0.47
1:A:219:PHE:N	1:A:221:LEU:HD21	2.28	0.47
1:B:93:VAL:HG22	1:B:95:MET:CG	2.44	0.47
1:B:104:GLU:HA	1:B:127:THR:HA	1.95	0.47
1:B:111:VAL:O	1:B:111:VAL:HG13	2.13	0.47
1:B:210:SER:O	1:B:211:ALA:C	2.52	0.47
2:C:63:TRP:HA	2:C:66:GLY:HA2	1.96	0.47
2:C:65:ILE:O	2:C:86:LEU:HD11	2.14	0.47
2:C:76:GLU:O	2:C:77:ARG:C	2.52	0.47
2:C:132:PRO:CG	2:C:156:ASP:OD1	2.61	0.47
2:C:184:GLY:N	2:C:205:ILE:HD11	2.25	0.47
2:C:204:VAL:HB	2:C:212:LEU:CD2	2.41	0.47
2:C:212:LEU:H	2:C:213:GLU:CD	2.18	0.47
2:C:249:VAL:HG13	2:C:259:ARG:CZ	2.44	0.47
2:C:365:VAL:HG12	2:C:366:GLU:H	1.80	0.47
2:C:473:ARG:HH12	2:C:493:ASN:C	2.18	0.47
2:C:488:THR:HG22	2:C:606:LEU:CD1	2.27	0.47
2:C:650:ILE:CG2	2:C:692:ALA:CA	2.92	0.47
2:C:653:VAL:CG1	2:C:692:ALA:HB2	2.43	0.47
2:C:1004:ALA:O	2:C:1005:ASP:OD1	2.33	0.47
3:D:19:ASP:O	3:D:22:GLN:HB3	2.15	0.47
3:D:31:PRO:HD3	3:D:348:ILE:HG23	1.96	0.47
3:D:261:ILE:O	3:D:264:LEU:HG	2.15	0.47

Continued on next page...

Continued from previous page...

Atom-1	Atom-2	Interatomic distance (Å)	Clash overlap (Å)
3:D:303:GLN:O	3:D:304:GLN:O	2.33	0.47
3:D:320:ILE:CG2	3:D:325:ARG:HH11	2.21	0.47
3:D:327:MET:HG2	3:D:335:PHE:HB3	1.96	0.47
3:D:348:ILE:O	3:D:352:ASN:CB	2.55	0.47
3:D:350:ARG:NH1	3:D:377:SER:CB	2.78	0.47
3:D:353:ARG:HG2	3:D:354:LEU:N	2.29	0.47
3:D:384:ASN:HD21	3:D:391:VAL:N	2.11	0.47
3:D:385:GLY:N	3:D:390:PRO:HB3	2.29	0.47
3:D:397:ARG:O	3:D:397:ARG:CG	2.61	0.47
3:D:440:GLN:O	3:D:441:CYS:HB3	2.14	0.47
3:D:444:PRO:O	3:D:446:LEU:N	2.47	0.47
3:D:471:SER:O	3:D:472:ALA:O	2.32	0.47
3:D:480:ARG:H	3:D:483:VAL:CG1	2.27	0.47
3:D:482:GLN:O	3:D:485:ASP:HB2	2.14	0.47
3:D:486:VAL:CG1	3:D:489:GLU:HB2	2.44	0.47
3:D:527:LEU:HD21	3:D:576:MET:C	2.34	0.47
3:D:596:THR:HG22	3:D:597:GLY:N	2.29	0.47
3:D:647:GLU:O	3:D:648:ALA:C	2.53	0.47
3:D:672:MET:O	3:D:676:LEU:HD13	2.14	0.47
3:D:679:LEU:HD23	3:D:680:GLY:N	2.28	0.47
3:D:888:GLU:C	3:D:975:CYS:HA	2.35	0.47
3:D:924:THR:N	3:D:962:VAL:HG13	2.30	0.47
3:D:981:ARG:HA	3:D:988:LEU:N	2.30	0.47
3:D:995:VAL:N	3:D:998:VAL:HG21	2.29	0.47
3:D:1048:ASP:O	3:D:1107:VAL:CA	2.60	0.47
3:D:1210:ILE:CA	3:D:1213:ALA:HB3	2.45	0.47
4:E:52:ALA:O	4:E:55:ILE:CB	2.62	0.47
5:F:256:GLY:C	5:F:259:ALA:H	2.17	0.47
5:F:306:LEU:O	5:F:309:ARG:CZ	2.62	0.47
5:F:334:LYS:O	5:F:343:PHE:CE1	2.67	0.47
5:F:355:ILE:HG23	5:F:358:ALA:HB3	1.96	0.47
5:F:396:PRO:O	5:F:397:GLU:C	2.53	0.47
5:F:527:LEU:HD23	5:F:527:LEU:C	2.35	0.47
6:J:31:ARG:HB2	6:J:65:ILE:CB	2.44	0.47
6:J:35:ASP:H	6:J:60:MET:CE	2.27	0.47
1:A:69:VAL:HA	1:A:127:THR:O	2.15	0.47
1:A:171:VAL:HG22	1:A:172:LEU:N	2.29	0.47
1:A:224:GLU:HG2	1:B:209:ALA:CB	2.44	0.47
1:B:23:ILE:HB	1:B:192:LEU:CD2	2.45	0.47
1:B:32:TYR:CD1	2:C:1014:ARG:CD	2.93	0.47
1:B:34:LEU:O	1:B:37:SER:HB2	2.15	0.47

Continued on next page...

Continued from previous page...

Atom-1	Atom-2	Interatomic distance (Å)	Clash overlap (Å)
1:B:78:LEU:HA	1:B:81:LYS:CG	2.44	0.47
1:B:91:GLU:HB2	1:B:92:PRO:HD3	1.95	0.47
1:B:154:ALA:HB2	1:B:158:GLU:HB2	1.97	0.47
1:B:172:LEU:O	1:B:173:LYS:CB	2.58	0.47
1:B:179:ASP:O	1:B:191:LYS:HB3	2.13	0.47
2:C:134:PHE:HA	2:C:153:PHE:HA	1.95	0.47
2:C:207:SER:O	2:C:307:ASP:O	2.33	0.47
2:C:223:GLY:HA2	2:C:231:ARG:HH12	1.78	0.47
2:C:295:LEU:HG	2:C:299:LEU:CD2	2.45	0.47
2:C:407:GLN:HG3	2:C:417:LEU:HD21	1.95	0.47
2:C:473:ARG:HH12	2:C:493:ASN:CA	2.28	0.47
2:C:480:TYR:HA	2:C:586:MET:SD	2.55	0.47
2:C:507:ASN:CB	2:C:511:PHE:HB2	2.44	0.47
2:C:515:PRO:HA	2:C:529:VAL:N	2.26	0.47
2:C:563:ARG:CG	2:C:569:GLU:HB3	2.45	0.47
2:C:630:MET:CB	2:C:631:GLU:OE1	2.62	0.47
2:C:657:TYR:CA	2:C:670:TYR:O	2.62	0.47
2:C:721:VAL:CG2	2:C:917:LEU:HG	2.44	0.47
2:C:742:VAL:CA	2:C:743:GLU:HG3	2.44	0.47
2:C:784:LEU:CG	2:C:789:ILE:HA	2.43	0.47
2:C:868:LEU:CD1	2:C:870:ARG:HG3	2.44	0.47
2:C:932:LEU:H	2:C:932:LEU:HG	1.45	0.47
2:C:946:VAL:CG1	2:C:953:PRO:HG2	2.45	0.47
2:C:1024:THR:CB	3:D:730:THR:HG1	2.27	0.47
2:C:1034:HIS:O	2:C:1034:HIS:CG	2.67	0.47
2:C:1079:TYR:CD1	3:D:558:LEU:CG	2.98	0.47
2:C:1084:THR:CA	2:C:1087:GLU:OE1	2.63	0.47
2:C:1102:VAL:O	2:C:1105:ALA:N	2.48	0.47
2:C:1126:LYS:HZ3	3:D:92:MET:HG3	1.79	0.47
3:D:85:ALA:O	3:D:88:ARG:N	2.41	0.47
3:D:107:PHE:O	3:D:112:SER:OG	2.23	0.47
3:D:126:GLU:OE2	3:D:130:TYR:CD2	2.68	0.47
3:D:138:SER:HB3	3:D:253:THR:H	1.71	0.47
3:D:170:LEU:CA	3:D:208:ILE:HG21	2.44	0.47
3:D:549:ALA:O	3:D:550:GLU:C	2.52	0.47
3:D:558:LEU:N	3:D:558:LEU:HD12	2.29	0.47
3:D:567:SER:O	3:D:569:ALA:N	2.47	0.47
3:D:713:VAL:O	3:D:716:LEU:HG	2.15	0.47
3:D:950:ASP:HA	3:D:953:LEU:HB3	1.96	0.47
3:D:981:ARG:HG3	3:D:987:LYS:N	2.30	0.47
3:D:1089:PHE:H	3:D:1097:ARG:C	2.13	0.47

Continued on next page...

Continued from previous page...

Atom-1	Atom-2	Interatomic distance (Å)	Clash overlap (Å)
3:D:1117:ASP:OD1	3:D:1119:HIS:CD2	2.67	0.47
4:E:29:TYR:CD2	4:E:30:ASP:N	2.82	0.47
4:E:40:ILE:HB	4:E:44:LEU:HD11	1.96	0.47
4:E:50:LYS:O	4:E:53:LEU:HB3	2.14	0.47
5:F:387:LEU:HA	5:F:392:ARG:C	2.35	0.47
1:A:9:LEU:HD23	1:A:9:LEU:C	2.35	0.47
1:A:22:VAL:O	1:A:23:ILE:CG1	2.63	0.47
1:A:24:GLU:HA	1:A:25:PRO:O	2.14	0.47
1:A:27:GLU:O	1:A:28:PRO:C	2.50	0.47
1:A:42:LEU:HD13	1:A:174:VAL:HG21	1.95	0.47
1:A:66:VAL:HG13	1:A:67:PRO:HD2	1.97	0.47
1:A:90:ASP:O	1:A:91:GLU:CB	2.59	0.47
1:A:136:VAL:HG22	1:A:138:LEU:HD11	1.97	0.47
1:A:164:VAL:CG1	1:A:165:ASP:N	2.78	0.47
1:A:213:LYS:O	1:A:217:GLU:HB3	2.15	0.47
1:B:20:GLN:HE22	1:B:193:ILE:HG23	1.80	0.47
1:B:99:LYS:C	1:B:133:LYS:HG3	2.35	0.47
1:B:213:LYS:HG2	1:B:214:THR:N	2.29	0.47
2:C:38:ARG:HG2	2:C:973:SER:CA	2.44	0.47
2:C:41:PHE:CD2	2:C:974:THR:CG2	2.98	0.47
2:C:117:ALA:HA	2:C:121:GLU:OE1	2.15	0.47
2:C:119:VAL:HG22	2:C:129:TYR:CZ	2.49	0.47
2:C:160:MET:CG	2:C:161:THR:N	2.70	0.47
2:C:189:GLU:OE2	2:C:191:ILE:HG13	2.15	0.47
2:C:267:THR:HG22	2:C:268:VAL:N	2.30	0.47
2:C:320:LEU:O	2:C:321:GLY:C	2.52	0.47
2:C:326:GLU:CB	2:C:328:ILE:HG23	2.41	0.47
2:C:381:VAL:C	2:C:385:ILE:CG1	2.83	0.47
2:C:474:ASP:C	3:D:857:ARG:NH1	2.68	0.47
2:C:480:TYR:CE2	2:C:585:GLN:HB2	2.49	0.47
2:C:516:TYR:O	2:C:518:LYS:HG2	2.15	0.47
2:C:519:VAL:HG23	2:C:524:VAL:HG22	1.95	0.47
2:C:548:ILE:HD11	2:C:554:PHE:CE2	2.49	0.47
2:C:549:ASP:HB2	2:C:555:VAL:HG22	1.96	0.47
2:C:571:VAL:HG22	2:C:572:PRO:CD	2.45	0.47
2:C:629:GLY:C	2:C:631:GLU:OE1	2.53	0.47
2:C:661:MET:HE3	2:C:663:ASP:CA	2.44	0.47
2:C:661:MET:HG3	2:C:663:ASP:OD1	2.15	0.47
2:C:701:VAL:CG1	2:C:702:ILE:N	2.77	0.47
2:C:709:ASP:O	2:C:712:GLU:N	2.48	0.47
2:C:709:ASP:H	2:C:714:ALA:N	2.12	0.47

Continued on next page...

Continued from previous page...

Atom-1	Atom-2	Interatomic distance (Å)	Clash overlap (Å)
2:C:717:LYS:CB	2:C:719:LEU:CD2	2.93	0.47
2:C:720:LEU:CA	2:C:1027:TYR:HA	2.45	0.47
2:C:750:ILE:HD13	2:C:874:ALA:HB1	1.96	0.47
2:C:751:HIS:NE2	2:C:877:ARG:HD2	2.29	0.47
2:C:768:GLU:CG	2:C:769:ILE:N	2.75	0.47
2:C:830:ARG:HB3	2:C:831:GLU:OE1	2.15	0.47
2:C:850:ILE:HA	2:C:869:VAL:CG2	2.45	0.47
2:C:907:LEU:CD1	2:C:911:THR:CB	2.92	0.47
2:C:922:VAL:N	2:C:925:ARG:HB2	2.30	0.47
2:C:938:TRP:CZ3	2:C:941:HIS:HD2	2.32	0.47
2:C:955:TRP:HA	2:C:958:ARG:HH12	1.80	0.47
2:C:1050:SER:O	2:C:1054:GLN:CA	2.62	0.47
2:C:1067:ARG:CG	2:C:1068:PHE:H	2.27	0.47
2:C:1097:VAL:O	2:C:1101:LYS:N	2.45	0.47
2:C:1097:VAL:CA	2:C:1101:LYS:HZ3	2.12	0.47
2:C:1104:GLU:O	2:C:1106:ILE:C	2.53	0.47
3:D:18:GLU:O	3:D:21:ARG:HG2	2.15	0.47
3:D:36:TYR:CG	3:D:37:ARG:N	2.82	0.47
3:D:65:TYR:CD1	3:D:70:PHE:CE1	3.03	0.47
3:D:82:VAL:CG1	3:D:82:VAL:O	2.63	0.47
3:D:128:ILE:HG22	3:D:257:GLY:H	1.80	0.47
3:D:142:GLU:HA	3:D:142:GLU:OE1	2.13	0.47
3:D:143:MET:HE2	3:D:251:TYR:CE1	2.50	0.47
3:D:222:ILE:CG2	3:D:240:LEU:HD12	2.45	0.47
3:D:302:PHE:CE1	3:D:309:PRO:N	2.83	0.47
3:D:320:ILE:HD13	3:D:325:ARG:HD2	1.96	0.47
3:D:404:ASP:O	3:D:407:LYS:CB	2.63	0.47
3:D:413:PHE:CD1	3:D:1225:SER:HB2	2.49	0.47
3:D:463:LEU:HB2	3:D:465:HIS:CE1	2.50	0.47
3:D:493:GLU:OE2	4:E:35:ILE:HG12	2.15	0.47
3:D:499:ASN:HB2	3:D:509:ILE:HD11	1.97	0.47
3:D:527:LEU:CG	3:D:575:ALA:HB1	2.45	0.47
3:D:578:ARG:H	3:D:581:MET:HB2	1.79	0.47
3:D:614:SER:O	3:D:617:GLU:OE1	2.32	0.47
3:D:637:LEU:O	3:D:661:ALA:CA	2.62	0.47
3:D:642:PRO:HG2	3:D:647:GLU:CD	2.34	0.47
3:D:674:ASN:C	3:D:676:LEU:H	2.17	0.47
3:D:741:ARG:HD3	3:D:744:GLU:CD	2.34	0.47
3:D:752:ARG:O	3:D:753:ALA:O	2.33	0.47
3:D:782:THR:O	3:D:785:VAL:CG1	2.63	0.47
3:D:873:LEU:HD11	3:D:1028:LEU:HD11	1.97	0.47

Continued on next page...

Continued from previous page...

Atom-1	Atom-2	Interatomic distance (Å)	Clash overlap (Å)
3:D:899:VAL:N	3:D:959:GLN:HA	2.27	0.47
3:D:915:TYR:HD1	3:D:918:THR:HG21	1.78	0.47
3:D:927:THR:C	3:D:940:ARG:H	2.17	0.47
3:D:1053:VAL:O	3:D:1101:ASP:OD1	2.33	0.47
3:D:1068:PRO:O	3:D:1071:GLY:CA	2.62	0.47
3:D:1088:VAL:CG1	3:D:1089:PHE:N	2.78	0.47
3:D:1169:ASP:CA	3:D:1202:ALA:HB3	2.44	0.47
3:D:1180:LEU:CD2	3:D:1206:VAL:HG11	2.45	0.47
3:D:1266:ARG:CA	4:E:109:GLY:O	2.63	0.47
3:D:1272:VAL:HA	4:E:105:GLU:O	2.14	0.47
4:E:79:VAL:HG13	4:E:80:GLY:N	2.30	0.47
5:F:252:ARG:O	5:F:255:ALA:CB	2.63	0.47
5:F:253:ILE:O	5:F:256:GLY:HA3	2.14	0.47
5:F:257:LEU:HD23	6:J:82:TRP:CA	2.45	0.47
5:F:283:TRP:O	5:F:286:ARG:HB2	2.14	0.47
5:F:297:GLU:C	5:F:299:ASN:N	2.68	0.47
5:F:315:MET:HG2	5:F:319:ASP:HB2	1.96	0.47
5:F:345:THR:O	5:F:348:THR:CB	2.63	0.47
5:F:346:TYR:C	5:F:348:THR:N	2.68	0.47
5:F:353:GLN:HA	5:F:356:THR:OG1	2.14	0.47
5:F:448:VAL:O	5:F:451:VAL:HB	2.13	0.47
5:F:472:ALA:HB1	5:F:476:ARG:HD2	1.95	0.47
5:F:523:LEU:HD22	5:F:526:TYR:HE2	1.78	0.47
6:J:52:GLY:HA2	6:J:64:LEU:HD13	1.95	0.47
1:A:174:VAL:HA	1:A:196:VAL:HG13	1.96	0.47
1:A:211:ALA:O	1:A:212:GLY:C	2.53	0.47
1:B:24:GLU:CG	1:B:26:LEU:HD11	2.45	0.47
1:B:93:VAL:HG13	1:B:95:MET:CE	2.45	0.47
2:C:477:PRO:O	2:C:479:HIS:CD2	2.68	0.47
2:C:532:THR:O	2:C:533:ALA:C	2.52	0.47
2:C:541:VAL:CA	2:C:561:VAL:HG23	2.43	0.47
2:C:548:ILE:HG12	2:C:552:GLY:C	2.35	0.47
2:C:613:ARG:CG	2:C:614:GLN:N	2.78	0.47
2:C:657:TYR:CB	2:C:671:ARG:HD2	2.44	0.47
2:C:660:VAL:HG22	2:C:668:ARG:CA	2.45	0.47
2:C:726:TRP:CZ2	2:C:727:GLU:CD	2.88	0.47
2:C:748:THR:CG2	2:C:749:SER:N	2.78	0.47
3:D:17:ALA:HB3	3:D:21:ARG:NH1	2.28	0.47
3:D:98:ALA:O	3:D:99:ALA:HB2	2.15	0.47
3:D:106:TYR:C	3:D:114:LEU:HD12	2.34	0.47
3:D:107:PHE:CD2	3:D:108:LYS:N	2.83	0.47

Continued on next page...

Continued from previous page...

Atom-1	Atom-2	Interatomic distance (Å)	Clash overlap (Å)
3:D:139:VAL:HA	3:D:229:LEU:HD21	1.97	0.47
3:D:242:ARG:O	3:D:245:VAL:CA	2.62	0.47
3:D:298:VAL:HG23	3:D:299:VAL:N	2.30	0.47
3:D:345:ARG:HH21	5:F:365:THR:HA	1.78	0.47
3:D:359:ASP:HB2	3:D:360:LEU:HD12	1.96	0.47
3:D:382:PHE:HA	3:D:402:LEU:CD1	2.17	0.47
3:D:438:LEU:HD11	3:D:562:SER:CA	2.44	0.47
3:D:594:GLY:N	3:D:598:GLU:OE2	2.48	0.47
3:D:610:GLY:O	3:D:634:LYS:O	2.33	0.47
3:D:767:HIS:CD2	3:D:770:ARG:NH2	2.83	0.47
3:D:817:LEU:HD23	3:D:817:LEU:C	2.35	0.47
3:D:895:ARG:CA	3:D:961:LYS:CE	2.93	0.47
3:D:904:ARG:NE	3:D:958:THR:HG23	2.23	0.47
3:D:924:THR:H	3:D:962:VAL:CG1	2.28	0.47
3:D:1031:VAL:CG1	3:D:1035:PHE:CE2	2.93	0.47
3:D:1054:ARG:HB3	3:D:1065:THR:HB	1.96	0.47
3:D:1129:GLU:O	3:D:1131:GLN:HB2	2.13	0.47
3:D:1159:ARG:O	3:D:1163:ARG:HG2	2.14	0.47
3:D:1250:GLU:N	3:D:1253:ILE:HD12	2.30	0.47
4:E:27:GLY:O	4:E:29:TYR:HD1	1.97	0.47
5:F:277:GLN:O	5:F:280:ASP:OD1	2.33	0.47
5:F:293:ASN:O	5:F:297:GLU:HG3	2.15	0.47
5:F:329:ILE:N	5:F:332:VAL:CG2	2.78	0.47
5:F:409:LYS:O	5:F:412:GLU:CG	2.62	0.47
5:F:502:ARG:NH1	5:F:506:ILE:HD11	2.29	0.47
6:J:20:ARG:HD2	6:J:22:HIS:CD2	2.50	0.47
1:A:22:VAL:HA	1:A:192:LEU:HG	1.97	0.47
1:A:46:ILE:CG2	1:A:169:SER:HA	2.45	0.47
1:B:1:MET:HB3	1:B:232:ILE:CB	2.45	0.47
1:B:7:PRO:CB	1:B:25:PRO:O	2.62	0.47
1:B:46:ILE:CD1	1:B:171:VAL:HG11	2.45	0.47
1:B:68:GLY:HA2	1:B:130:ASP:H	1.80	0.47
1:B:97:LEU:CD2	1:B:109:ASP:HB2	2.44	0.47
1:B:118:VAL:HG12	1:B:120:ASN:H	1.80	0.47
1:B:158:GLU:OE2	1:B:161:ARG:CG	2.62	0.47
2:C:218:LYS:HE2	2:C:219:ARG:HG2	1.97	0.47
2:C:345:LEU:HD13	2:C:346:VAL:N	2.30	0.47
2:C:354:THR:HB	2:C:364:PRO:CA	2.45	0.47
2:C:385:ILE:O	2:C:388:GLN:CA	2.63	0.47
2:C:512:ILE:HG22	2:C:513:GLU:H	1.80	0.47
2:C:582:SER:OG	2:C:583:PRO:O	2.21	0.47

Continued on next page...

Continued from previous page...

Atom-1	Atom-2	Interatomic distance (Å)	Clash overlap (Å)
2:C:664:ASN:HB2	2:C:666:THR:HG21	1.97	0.47
2:C:795:GLU:HG3	2:C:796:VAL:N	2.30	0.47
2:C:992:THR:HG23	2:C:994:PRO:CD	2.37	0.47
3:D:71:LYS:CD	6:J:24:LEU:HB2	2.44	0.47
3:D:115:GLY:O	3:D:295:ARG:NE	2.48	0.47
3:D:177:LEU:HD23	3:D:177:LEU:C	2.35	0.47
3:D:200:GLY:O	3:D:203:ARG:HB2	2.15	0.47
3:D:225:THR:HG21	3:D:240:LEU:HD11	1.97	0.47
3:D:265:ILE:HG23	3:D:309:PRO:HG2	1.95	0.47
3:D:273:GLU:O	3:D:274:ALA:O	2.33	0.47
3:D:443:LEU:CG	3:D:516:LEU:HA	2.45	0.47
3:D:471:SER:HA	3:D:474:ARG:NH1	2.30	0.47
3:D:477:GLU:O	3:D:479:GLN:HG3	2.15	0.47
3:D:527:LEU:HB3	3:D:575:ALA:CB	2.38	0.47
3:D:618:ALA:O	3:D:619:ILE:O	2.33	0.47
3:D:636:ARG:CA	3:D:663:MET:HA	2.44	0.47
3:D:669:GLY:O	3:D:672:MET:CA	2.63	0.47
3:D:719:ALA:O	3:D:720:GLY:O	2.33	0.47
3:D:752:ARG:N	3:D:755:LYS:HE2	2.29	0.47
3:D:851:ILE:HA	3:D:854:HIS:CD2	2.50	0.47
3:D:890:ASP:HA	3:D:977:THR:CB	2.44	0.47
3:D:941:GLY:O	3:D:942:GLN:CG	2.63	0.47
3:D:1133:HIS:CD2	3:D:1134:LEU:N	2.81	0.47
3:D:1157:ILE:O	3:D:1159:ARG:CA	2.62	0.47
3:D:1167:ILE:HG12	3:D:1179:SER:C	2.35	0.47
3:D:1220:TRP:HE1	3:D:1243:ASP:CG	2.17	0.47
3:D:1229:THR:HA	3:D:1232:VAL:HG21	1.95	0.47
3:D:1273:GLN:HB2	3:D:1274:PRO:CD	2.44	0.47
4:E:40:ILE:HB	4:E:44:LEU:CG	2.44	0.47
4:E:93:SER:O	4:E:96:LEU:CB	2.63	0.47
5:F:231:TYR:HA	5:F:234:GLN:CB	2.43	0.47
5:F:331:ALA:O	5:F:343:PHE:CZ	2.67	0.47
5:F:357:ARG:O	5:F:360:ALA:HB3	2.14	0.47
5:F:410:VAL:O	5:F:413:ILE:N	2.48	0.47
5:F:518:SER:O	5:F:522:VAL:CG1	2.62	0.47
6:J:10:ARG:HH22	6:J:12:GLY:C	2.18	0.47
6:J:27:ARG:CB	6:J:44:PHE:O	2.61	0.47
6:J:31:ARG:CG	6:J:41:GLU:HG2	2.44	0.47
6:J:52:GLY:C	6:J:64:LEU:HD12	2.34	0.47
6:J:91:ILE:O	6:J:94:LEU:CB	2.62	0.47
1:A:11:GLU:CG	1:A:12:ASP:H	2.28	0.47

Continued on next page...

Continued from previous page...

Atom-1	Atom-2	Interatomic distance (Å)	Clash overlap (Å)
1:A:14:LEU:CD1	1:A:195:ASP:OD2	2.62	0.47
1:A:34:LEU:O	1:A:35:GLY:C	2.53	0.47
1:A:51:VAL:CG1	1:A:52:THR:H	2.25	0.47
1:A:52:THR:OG1	1:A:141:GLU:OE1	2.32	0.47
1:A:150:VAL:HG13	1:A:163:PRO:HB3	1.95	0.47
1:A:177:LYS:NZ	1:A:193:ILE:HD11	2.29	0.47
1:B:140:VAL:O	1:B:141:GLU:HB3	2.14	0.47
2:C:290:GLU:O	2:C:296:LEU:CD2	2.62	0.47
2:C:385:ILE:O	2:C:387:ASN:N	2.47	0.47
2:C:403:ARG:HG3	2:C:404:MET:N	2.29	0.47
2:C:425:ALA:CA	2:C:428:LYS:CE	2.86	0.47
2:C:490:GLU:H	2:C:493:ASN:HB2	1.79	0.47
2:C:494:ILE:HG22	2:C:495:GLY:H	1.80	0.47
2:C:503:TYR:O	2:C:504:ALA:C	2.54	0.47
2:C:519:VAL:CG2	2:C:524:VAL:HG22	2.45	0.47
2:C:596:PHE:O	2:C:599:HIS:N	2.48	0.47
2:C:647:SER:N	2:C:698:ALA:H	2.12	0.47
2:C:656:ASP:CA	2:C:672:MET:HG2	2.45	0.47
2:C:661:MET:HE3	2:C:662:HIS:O	2.14	0.47
2:C:674:LYS:HZ3	2:C:686:GLN:N	2.10	0.47
2:C:702:ILE:O	2:C:703:ALA:HB2	2.14	0.47
2:C:756:GLU:HG2	2:C:757:ILE:H	1.80	0.47
2:C:761:ASP:HB2	2:C:864:GLY:HA2	1.97	0.47
2:C:795:GLU:CD	2:C:796:VAL:H	2.19	0.47
2:C:916:ILE:CG2	2:C:917:LEU:H	2.28	0.47
2:C:1051:MET:C	2:C:1052:ILE:HD13	2.35	0.47
2:C:1056:PRO:HG2	3:D:421:ARG:C	2.36	0.47
2:C:1082:ALA:HB3	3:D:1262:THR:OG1	2.14	0.47
2:C:1102:VAL:HG23	2:C:1105:ALA:CB	2.45	0.47
3:D:25:TYR:CE2	3:D:91:ARG:HB3	2.50	0.47
3:D:60:CYS:SG	3:D:63:GLY:O	2.73	0.47
3:D:62:CYS:SG	3:D:62:CYS:O	2.73	0.47
3:D:123:LYS:HB2	3:D:123:LYS:HZ3	1.80	0.47
3:D:215:GLU:O	3:D:216:LEU:C	2.53	0.47
3:D:230:ALA:O	3:D:233:GLN:HG3	2.15	0.47
3:D:333:GLY:C	3:D:334:ARG:HD3	2.34	0.47
3:D:370:GLU:OE2	3:D:374:LEU:CA	2.63	0.47
3:D:485:ASP:O	3:D:486:VAL:C	2.53	0.47
3:D:498:LEU:HD13	3:D:511:ALA:HA	1.97	0.47
3:D:576:MET:HG2	3:D:577:PRO:CD	2.45	0.47
3:D:703:ARG:HB2	3:D:704:TYR:CE2	2.50	0.47

Continued on next page...

Continued from previous page...

Atom-1	Atom-2	Interatomic distance (Å)	Clash overlap (Å)
3:D:820:MET:HE2	3:D:836:VAL:C	2.35	0.47
3:D:826:ASN:CB	3:D:830:GLU:O	2.63	0.47
3:D:872:TYR:O	3:D:873:LEU:C	2.53	0.47
3:D:883:ASP:O	3:D:885:ILE:HG12	2.15	0.47
3:D:1005:GLU:N	3:D:1006:PRO:HD2	2.30	0.47
3:D:1054:ARG:HH12	3:D:1063:LYS:NZ	2.05	0.47
3:D:1160:GLN:C	3:D:1162:LEU:H	2.15	0.47
3:D:1190:ASN:O	3:D:1192:ARG:N	2.48	0.47
4:E:50:LYS:CG	4:E:51:TYR:N	2.77	0.47
5:F:373:VAL:O	5:F:374:GLU:C	2.53	0.47
5:F:381:ARG:HE	5:F:382:ILE:N	2.13	0.47
5:F:512:SER:HA	5:F:515:ARG:CB	2.35	0.47
1:A:14:LEU:CD1	1:A:19:SER:HA	2.45	0.46
1:B:77:ILE:O	1:B:80:LEU:CB	2.63	0.46
1:B:78:LEU:N	1:B:81:LYS:HD3	2.28	0.46
1:B:216:VAL:O	1:B:217:GLU:C	2.53	0.46
2:C:41:PHE:CB	2:C:975:PRO:HD3	2.43	0.46
2:C:86:LEU:O	2:C:87:GLU:C	2.53	0.46
2:C:86:LEU:O	2:C:89:VAL:N	2.48	0.46
2:C:96:ILE:CG1	2:C:105:LEU:HG	2.45	0.46
2:C:102:SER:CA	2:C:142:ASN:HD22	2.28	0.46
2:C:253:GLY:O	2:C:254:PHE:HB3	2.13	0.46
2:C:465:ARG:C	2:C:467:ARG:H	2.17	0.46
2:C:476:HIS:HD2	2:C:478:SER:OG	1.98	0.46
2:C:476:HIS:NE2	2:C:478:SER:HB3	2.30	0.46
2:C:540:VAL:HB	2:C:576:VAL:HA	1.95	0.46
2:C:548:ILE:HD11	2:C:554:PHE:CZ	2.50	0.46
2:C:558:ARG:NH2	2:C:570:TYR:CD2	2.84	0.46
2:C:719:LEU:H	2:C:1028:MET:C	2.18	0.46
2:C:727:GLU:O	2:C:729:HIS:CE1	2.68	0.46
2:C:737:LEU:HD13	2:C:895:ILE:HG23	1.97	0.46
2:C:789:ILE:HD12	2:C:789:ILE:C	2.35	0.46
2:C:816:PRO:HG3	2:C:819:ARG:HH22	1.79	0.46
2:C:1047:GLY:O	2:C:1049:TYR:CE2	2.68	0.46
2:C:1068:PHE:HE2	2:C:1073:CYS:SG	2.38	0.46
2:C:1072:GLU:O	2:C:1073:CYS:C	2.52	0.46
2:C:1100:VAL:O	2:C:1101:LYS:O	2.34	0.46
2:C:1100:VAL:HG13	2:C:1101:LYS:HD3	1.97	0.46
2:C:1137:VAL:HA	3:D:10:LEU:CA	2.45	0.46
3:D:43:LYS:HD3	3:D:48:CYS:CB	2.45	0.46
3:D:69:ARG:HD2	3:D:69:ARG:C	2.34	0.46

Continued on next page...

Continued from previous page...

Atom-1	Atom-2	Interatomic distance (Å)	Clash overlap (Å)
3:D:124:ASP:O	3:D:127:LYS:HG3	2.15	0.46
3:D:242:ARG:O	3:D:246:ASP:OD1	2.33	0.46
3:D:251:TYR:N	3:D:251:TYR:CD1	2.82	0.46
3:D:265:ILE:CG2	3:D:309:PRO:HG2	2.44	0.46
3:D:375:GLN:O	3:D:376:GLU:C	2.54	0.46
3:D:423:ASP:O	3:D:544:HIS:CE1	2.68	0.46
3:D:429:VAL:CG2	3:D:430:ILE:N	2.76	0.46
3:D:430:ILE:CB	3:D:522:ILE:HB	2.45	0.46
3:D:486:VAL:HG13	3:D:489:GLU:CD	2.35	0.46
3:D:496:VAL:CA	3:D:546:PRO:HG3	2.45	0.46
3:D:504:LEU:HB3	3:D:505:HIS:HD2	1.78	0.46
3:D:529:CYS:O	3:D:530:GLU:C	2.52	0.46
3:D:540:GLN:O	3:D:541:MET:HG3	2.14	0.46
3:D:555:ALA:O	3:D:556:ARG:C	2.53	0.46
3:D:597:GLY:O	3:D:598:GLU:C	2.53	0.46
3:D:629:VAL:HG21	3:D:668:LEU:HB3	1.97	0.46
3:D:641:ARG:CG	3:D:647:GLU:OE1	2.63	0.46
3:D:678:PRO:HB2	3:D:681:TYR:CB	2.46	0.46
3:D:692:VAL:HG12	3:D:693:GLN:N	2.18	0.46
3:D:742:LYS:CD	3:D:743:LYS:N	2.74	0.46
3:D:743:LYS:O	3:D:746:LEU:HB2	2.15	0.46
3:D:799:ILE:O	3:D:802:ILE:CB	2.59	0.46
3:D:846:VAL:O	3:D:847:LEU:C	2.53	0.46
3:D:1108:GLY:O	3:D:1110:GLN:N	2.48	0.46
3:D:1127:PRO:O	3:D:1130:VAL:CB	2.61	0.46
3:D:1135:VAL:O	3:D:1136:ARG:C	2.54	0.46
3:D:1136:ARG:NH1	3:D:1137:GLU:OE2	2.48	0.46
3:D:1186:PHE:HE1	3:D:1201:ALA:CB	2.25	0.46
4:E:70:GLN:O	4:E:71:LEU:C	2.52	0.46
4:E:96:LEU:HA	4:E:99:ILE:CD1	2.24	0.46
5:F:291:ALA:C	5:F:294:HIS:HB3	2.35	0.46
5:F:409:LYS:C	5:F:413:ILE:HD12	2.35	0.46
6:J:27:ARG:HB3	6:J:28:GLN:H	1.48	0.46
6:J:64:LEU:HD22	6:J:68:ASP:HB3	1.96	0.46
6:J:66:GLU:C	6:J:68:ASP:H	2.17	0.46
6:J:85:LEU:HG	6:J:94:LEU:HD11	1.97	0.46
1:A:98:ARG:CA	1:A:134:LEU:O	2.63	0.46
1:A:137:GLU:CD	1:A:161:ARG:HH22	2.19	0.46
1:B:53:SER:O	1:B:161:ARG:C	2.54	0.46
1:B:91:GLU:HB2	1:B:92:PRO:HD2	1.96	0.46
1:B:113:PRO:O	1:B:116:VAL:HG22	2.15	0.46

Continued on next page...

Continued from previous page...

Atom-1	Atom-2	Interatomic distance (Å)	Clash overlap (Å)
2:C:53:LEU:O	2:C:55:ASP:CB	2.64	0.46
2:C:89:VAL:O	2:C:90:LEU:C	2.53	0.46
2:C:136:THR:OG1	2:C:151:THR:HG23	2.15	0.46
2:C:185:VAL:CB	2:C:203:LYS:O	2.63	0.46
2:C:197:LYS:HZ2	2:C:218:LYS:C	2.19	0.46
2:C:278:TYR:CD2	2:C:291:SER:HB2	2.51	0.46
2:C:302:LYS:HZ3	2:C:302:LYS:HB3	1.79	0.46
2:C:306:TYR:CE2	2:C:331:SER:O	2.66	0.46
2:C:472:VAL:CG2	2:C:473:ARG:N	2.77	0.46
2:C:519:VAL:HA	2:C:524:VAL:CB	2.46	0.46
2:C:628:THR:HG21	2:C:630:MET:CG	2.45	0.46
2:C:805:LYS:O	2:C:806:VAL:CB	2.63	0.46
2:C:902:GLU:O	2:C:903:ASP:C	2.53	0.46
2:C:1098:GLY:O	2:C:1099:ARG:O	2.33	0.46
2:C:1102:VAL:O	2:C:1103:TYR:C	2.52	0.46
2:C:1124:LEU:HD23	2:C:1125:LEU:CD1	2.45	0.46
3:D:75:CYS:O	3:D:79:GLY:HA2	2.14	0.46
3:D:166:ARG:NH2	3:D:167:ASP:OD2	2.47	0.46
3:D:219:LEU:HA	3:D:222:ILE:CG1	2.45	0.46
3:D:277:LEU:CA	3:D:280:VAL:HB	2.45	0.46
3:D:330:LEU:N	3:D:330:LEU:CD1	2.78	0.46
3:D:445:LYS:HB3	3:D:445:LYS:HE2	1.70	0.46
3:D:447:MET:CG	3:D:448:ALA:N	2.76	0.46
3:D:452:PHE:O	3:D:455:PHE:CD2	2.68	0.46
3:D:456:VAL:HG23	3:D:460:LEU:H	1.80	0.46
3:D:774:LEU:O	3:D:778:TRP:CD1	2.69	0.46
3:D:802:ILE:HG22	3:D:807:ALA:CB	2.44	0.46
3:D:810:ASN:OD1	3:D:813:GLN:HG3	2.15	0.46
3:D:815:ARG:NH1	3:D:820:MET:CB	2.77	0.46
3:D:816:THR:O	3:D:821:LYS:HD3	2.15	0.46
3:D:821:LYS:O	3:D:821:LYS:HG3	2.16	0.46
3:D:850:PHE:CA	3:D:853:THR:HG21	2.44	0.46
3:D:980:GLY:O	3:D:989:VAL:HG12	2.14	0.46
3:D:1061:PHE:CD1	3:D:1079:LYS:CB	2.99	0.46
3:D:1166:THR:O	3:D:1203:GLY:HA3	2.16	0.46
3:D:1249:LYS:HA	3:D:1252:VAL:CB	2.41	0.46
4:E:68:TYR:O	4:E:69:ASN:C	2.53	0.46
4:E:94:ILE:HA	4:E:97:ARG:CD	2.38	0.46
5:F:244:GLU:O	5:F:247:VAL:HB	2.15	0.46
5:F:338:THR:H	6:J:89:ARG:NH2	2.02	0.46
5:F:364:ARG:HD2	5:F:367:ARG:HA	1.96	0.46

Continued on next page...

Continued from previous page...

Atom-1	Atom-2	Interatomic distance (Å)	Clash overlap (Å)
5:F:439:ILE:CD1	6:J:6:LEU:N	2.78	0.46
5:F:460:LEU:CD2	5:F:460:LEU:H	2.29	0.46
5:F:500:ARG:N	5:F:503:ILE:HG12	2.29	0.46
6:J:99:LYS:O	6:J:102:LEU:CB	2.62	0.46
1:B:7:PRO:HA	1:B:24:GLU:O	2.14	0.46
1:B:88:GLU:OE1	1:B:115:GLY:HA2	2.15	0.46
2:C:63:TRP:CE3	2:C:64:LEU:N	2.84	0.46
2:C:115:VAL:CG2	2:C:116:LYS:H	2.24	0.46
2:C:167:ILE:HG13	2:C:172:GLU:HB3	1.91	0.46
2:C:189:GLU:CG	2:C:198:THR:HB	2.45	0.46
2:C:238:LEU:O	2:C:243:TRP:CD1	2.68	0.46
2:C:261:THR:O	2:C:265:ASP:CB	2.59	0.46
2:C:274:LEU:HD21	2:C:292:ALA:CB	2.46	0.46
2:C:377:ARG:HB3	2:C:511:PHE:CZ	2.50	0.46
2:C:653:VAL:CG1	2:C:692:ALA:CA	2.94	0.46
2:C:731:TYR:OH	3:D:578:ARG:HG3	2.15	0.46
2:C:746:VAL:O	2:C:747:LEU:HD23	2.15	0.46
2:C:785:ASP:HB2	2:C:786:GLU:OE1	2.15	0.46
2:C:851:ARG:O	2:C:869:VAL:HA	2.14	0.46
2:C:954:ASP:HA	2:C:957:ALA:CB	2.45	0.46
2:C:1088:LEU:O	2:C:1093:SER:OG	2.32	0.46
2:C:1111:ASN:CG	4:E:62:ARG:HA	2.34	0.46
2:C:1125:LEU:O	2:C:1126:LYS:C	2.54	0.46
3:D:17:ALA:HB1	3:D:21:ARG:NH2	2.30	0.46
3:D:48:CYS:HB3	3:D:51:ILE:CG1	2.38	0.46
3:D:49:GLU:CB	3:D:53:GLY:O	2.60	0.46
3:D:265:ILE:O	3:D:266:GLU:C	2.52	0.46
3:D:352:ASN:O	3:D:356:ARG:NH1	2.49	0.46
3:D:385:GLY:H	3:D:390:PRO:HA	1.80	0.46
3:D:588:LEU:O	3:D:589:THR:C	2.53	0.46
3:D:629:VAL:HG13	3:D:668:LEU:H	1.76	0.46
3:D:638:THR:CG2	3:D:661:ALA:HA	2.41	0.46
3:D:796:ASP:O	3:D:798:PRO:N	2.48	0.46
3:D:815:ARG:HH22	3:D:822:GLY:CA	2.28	0.46
3:D:949:ILE:HB	3:D:950:ASP:OD1	2.16	0.46
3:D:1063:LYS:HZ2	3:D:1064:ILE:N	2.13	0.46
3:D:1088:VAL:HG12	3:D:1089:PHE:H	1.80	0.46
3:D:1118:PRO:HA	3:D:1121:VAL:CG1	2.44	0.46
3:D:1234:THR:O	3:D:1235:ASP:C	2.53	0.46
9:D:1404:FI8:C47	9:D:1404:FI8:C49	2.93	0.46
4:E:76:LEU:HD23	4:E:78:TYR:CD2	2.49	0.46

Continued on next page...

Continued from previous page...

Atom-1	Atom-2	Interatomic distance (Å)	Clash overlap (Å)
5:F:328:LEU:C	5:F:332:VAL:HG23	2.35	0.46
5:F:364:ARG:CZ	5:F:416:TYR:O	2.64	0.46
5:F:395:THR:O	5:F:398:GLU:CB	2.63	0.46
5:F:427:ILE:HB	5:F:433:SER:OG	2.14	0.46
1:A:11:GLU:HG2	1:A:12:ASP:N	2.30	0.46
1:A:118:VAL:CG1	1:A:119:HIS:N	2.77	0.46
1:A:182:ARG:CG	1:A:189:PHE:H	2.28	0.46
1:B:18:ARG:HD2	1:B:18:ARG:HA	1.65	0.46
1:B:70:LYS:HE2	1:B:127:THR:OG1	2.16	0.46
1:B:94:THR:HB	1:B:96:TYR:CE2	2.50	0.46
1:B:192:LEU:HD12	1:B:193:ILE:H	1.80	0.46
1:B:224:GLU:O	1:B:225:LEU:HG	2.15	0.46
2:C:96:ILE:HB	2:C:105:LEU:CA	2.45	0.46
2:C:178:GLN:NE2	2:C:462:GLY:HA3	2.25	0.46
2:C:189:GLU:HA	2:C:200:HIS:CG	2.50	0.46
2:C:308:LEU:CD2	2:C:331:SER:CB	2.91	0.46
2:C:311:VAL:HG22	2:C:509:PHE:CD1	2.50	0.46
2:C:372:HIS:CG	2:C:373:PHE:N	2.83	0.46
2:C:380:THR:O	2:C:381:VAL:C	2.54	0.46
2:C:385:ILE:CG2	2:C:389:ILE:HD11	2.46	0.46
2:C:395:ARG:O	2:C:399:VAL:HG23	2.15	0.46
2:C:441:ASP:O	2:C:443:ASN:N	2.46	0.46
2:C:481:GLY:C	2:C:482:ARG:HG3	2.36	0.46
2:C:584:ARG:HH21	2:C:977:PHE:C	2.17	0.46
2:C:705:GLY:N	2:C:708:THR:OG1	2.45	0.46
2:C:720:LEU:O	2:C:721:VAL:CB	2.63	0.46
2:C:741:LEU:HD23	2:C:744:GLU:OE1	2.15	0.46
2:C:784:LEU:CA	2:C:790:VAL:HA	2.45	0.46
2:C:784:LEU:CD2	2:C:789:ILE:HA	2.46	0.46
2:C:787:ARG:C	2:C:787:ARG:HD2	2.36	0.46
2:C:938:TRP:CZ2	2:C:942:SER:CB	2.98	0.46
2:C:1097:VAL:HG23	2:C:1098:GLY:N	2.29	0.46
2:C:1127:GLU:O	2:C:1130:SER:CB	2.64	0.46
2:C:1136:GLU:C	3:D:10:LEU:HA	2.34	0.46
3:D:9:GLU:HB3	3:D:1243:ASP:N	2.30	0.46
3:D:24:SER:HB3	3:D:94:HIS:ND1	2.30	0.46
3:D:28:VAL:C	3:D:44:ASP:OD1	2.53	0.46
3:D:31:PRO:HB3	3:D:349:ASN:OD1	2.15	0.46
3:D:69:ARG:HD2	3:D:69:ARG:O	2.14	0.46
3:D:225:THR:CA	3:D:228:LYS:NZ	2.78	0.46
3:D:370:GLU:O	3:D:372:ARG:N	2.48	0.46

Continued on next page...

Continued from previous page...

Atom-1	Atom-2	Interatomic distance (Å)	Clash overlap (Å)
3:D:374:LEU:HD12	3:D:374:LEU:HA	1.61	0.46
3:D:437:LYS:O	3:D:440:GLN:HG3	2.15	0.46
3:D:450:GLU:HG3	3:D:451:LEU:N	2.31	0.46
3:D:470:LYS:HE2	3:D:473:LYS:HE3	1.96	0.46
3:D:653:HIS:CD2	3:D:654:SER:OG	2.68	0.46
3:D:696:ILE:HG22	3:D:697:ILE:N	2.31	0.46
3:D:752:ARG:HA	3:D:755:LYS:NZ	2.30	0.46
3:D:850:PHE:C	3:D:853:THR:CG2	2.84	0.46
3:D:901:LEU:CD1	3:D:959:GLN:N	2.79	0.46
3:D:981:ARG:HE	3:D:987:LYS:CA	2.22	0.46
3:D:985:THR:HB	3:D:987:LYS:HB2	1.98	0.46
3:D:1086:LEU:HD23	3:D:1112:MET:CE	2.45	0.46
3:D:1130:VAL:C	3:D:1133:HIS:HB3	2.35	0.46
3:D:1138:VAL:O	3:D:1139:GLN:O	2.33	0.46
3:D:1139:GLN:O	3:D:1141:VAL:N	2.49	0.46
3:D:1152:LYS:O	3:D:1156:VAL:HB	2.15	0.46
3:D:1152:LYS:CA	3:D:1155:GLU:CD	2.80	0.46
3:D:1193:VAL:HB	3:D:1199:GLU:CG	2.43	0.46
4:E:76:LEU:HG	4:E:77:GLU:CD	2.36	0.46
5:F:214:GLN:OE1	5:F:217:LYS:HB3	2.15	0.46
5:F:331:ALA:C	5:F:343:PHE:CZ	2.89	0.46
5:F:342:LYS:HG3	5:F:344:SER:OG	2.15	0.46
5:F:423:LEU:HG	5:F:435:LEU:CG	2.45	0.46
5:F:461:GLN:NE2	5:F:464:LEU:HD22	2.31	0.46
6:J:81:HIS:HD2	6:J:84:MET:HB2	1.79	0.46
1:A:11:GLU:CG	1:A:21:PHE:CE1	2.99	0.46
1:A:16:ASP:O	1:A:17:ASN:C	2.54	0.46
1:A:133:LYS:CG	1:A:134:LEU:N	2.78	0.46
1:B:48:GLY:CA	1:B:142:ARG:HH21	2.27	0.46
1:B:53:SER:CB	1:B:162:ILE:O	2.60	0.46
2:C:133:LEU:HB3	2:C:154:MET:CB	2.36	0.46
2:C:134:PHE:HE1	2:C:153:PHE:HD1	1.64	0.46
2:C:180:VAL:HG21	2:C:377:ARG:HH11	1.79	0.46
2:C:308:LEU:HD21	2:C:331:SER:HB2	1.94	0.46
2:C:319:LYS:NZ	2:C:320:LEU:CD2	2.79	0.46
2:C:427:ILE:O	2:C:430:PHE:CB	2.50	0.46
2:C:541:VAL:O	2:C:561:VAL:CB	2.62	0.46
2:C:557:PRO:O	2:C:573:SER:N	2.48	0.46
2:C:642:VAL:HG12	2:C:702:ILE:HG21	1.97	0.46
2:C:820:LEU:O	2:C:823:ALA:HB3	2.15	0.46
2:C:889:HIS:CD2	2:C:930:GLN:H	2.34	0.46

Continued on next page...

Continued from previous page...

Atom-1	Atom-2	Interatomic distance (Å)	Clash overlap (Å)
2:C:975:PRO:HD2	2:C:978:ASP:O	2.15	0.46
2:C:1098:GLY:O	2:C:1099:ARG:C	2.52	0.46
3:D:9:GLU:OE2	3:D:1244:LYS:CE	2.64	0.46
3:D:19:ASP:CA	3:D:22:GLN:HB3	2.46	0.46
3:D:107:PHE:CZ	3:D:130:TYR:HE2	2.33	0.46
3:D:138:SER:HB3	3:D:252:PHE:C	2.35	0.46
3:D:140:ASP:HB2	3:D:251:TYR:O	2.14	0.46
3:D:144:ARG:HD3	3:D:227:THR:O	2.16	0.46
3:D:170:LEU:CD2	3:D:205:MET:CA	2.91	0.46
3:D:265:ILE:HG22	3:D:310:MET:SD	2.56	0.46
3:D:355:LYS:O	3:D:356:ARG:C	2.53	0.46
3:D:364:GLU:OE2	3:D:368:ASN:ND2	2.47	0.46
3:D:370:GLU:O	3:D:373:MET:CB	2.63	0.46
3:D:379:ASP:O	3:D:380:ALA:C	2.51	0.46
3:D:398:PRO:CA	3:D:399:LEU:HD12	2.46	0.46
3:D:461:VAL:HG21	3:D:467:GLN:O	2.16	0.46
3:D:496:VAL:HA	3:D:546:PRO:CD	2.45	0.46
3:D:498:LEU:HG	3:D:543:VAL:HG22	1.96	0.46
3:D:530:GLU:O	3:D:533:ASN:CA	2.63	0.46
3:D:599:TYR:HB2	3:D:633:ILE:HG22	1.96	0.46
3:D:605:ASP:O	3:D:606:HIS:ND1	2.47	0.46
3:D:611:VAL:HG12	3:D:634:LYS:HB3	1.94	0.46
3:D:645:GLU:HG3	3:D:646:ILE:N	2.31	0.46
3:D:707:ILE:O	3:D:709:VAL:N	2.49	0.46
3:D:733:MET:HE1	3:D:734:ALA:HB2	1.96	0.46
3:D:848:GLU:O	3:D:851:ILE:HB	2.15	0.46
3:D:855:GLY:O	3:D:856:ALA:C	2.51	0.46
3:D:899:VAL:CA	3:D:900:GLU:OE1	2.63	0.46
3:D:1047:ALA:C	3:D:1107:VAL:O	2.54	0.46
3:D:1117:ASP:O	3:D:1120:GLU:HB2	2.15	0.46
3:D:1167:ILE:HG12	3:D:1179:SER:O	2.16	0.46
3:D:1182:ASP:CG	3:D:1185:GLU:H	2.15	0.46
3:D:1270:ILE:HB	4:E:59:LYS:HZ2	1.81	0.46
5:F:232:LEU:N	5:F:235:ILE:HG12	2.30	0.46
5:F:244:GLU:O	5:F:245:GLU:C	2.54	0.46
5:F:319:ASP:O	5:F:320:LEU:C	2.54	0.46
5:F:360:ALA:O	5:F:361:ASP:OD1	2.34	0.46
5:F:454:THR:CA	5:F:457:GLN:OE1	2.62	0.46
5:F:472:ALA:O	5:F:473:GLY:C	2.53	0.46
5:F:475:VAL:C	5:F:478:ARG:H	2.19	0.46
6:J:33:ARG:HD3	6:J:33:ARG:C	2.35	0.46

Continued on next page...

Continued from previous page...

Atom-1	Atom-2	Interatomic distance (Å)	Clash overlap (Å)
6:J:81:HIS:NE2	6:J:88:ARG:NH2	2.61	0.46
1:A:30:PHE:CE1	1:A:33:THR:HG21	2.48	0.46
1:A:174:VAL:HG22	1:A:196:VAL:HG11	1.96	0.46
1:B:32:TYR:O	1:B:36:ASN:HB3	2.16	0.46
1:B:78:LEU:C	1:B:81:LYS:HB2	2.35	0.46
1:B:87:SER:CA	1:B:116:VAL:HA	2.46	0.46
1:B:136:VAL:O	1:B:138:LEU:HD12	2.16	0.46
1:B:148:PRO:CG	3:D:624:ARG:CZ	2.93	0.46
1:B:178:VAL:O	1:B:179:ASP:OD1	2.33	0.46
2:C:38:ARG:NH1	2:C:626:VAL:CA	2.79	0.46
2:C:233:PRO:HB3	5:F:203:VAL:CG2	2.44	0.46
2:C:298:ASN:C	2:C:302:LYS:HZ3	2.19	0.46
2:C:436:LEU:C	2:C:438:GLN:HG3	2.36	0.46
2:C:475:VAL:HG21	3:D:827:PRO:HG3	1.98	0.46
2:C:544:ALA:HB2	2:C:582:SER:O	2.16	0.46
2:C:577:ASP:C	2:C:578:TYR:CD1	2.89	0.46
2:C:584:ARG:HD3	2:C:976:VAL:CG2	2.46	0.46
2:C:608:GLY:O	2:C:612:GLN:HG3	2.16	0.46
2:C:676:ALA:O	2:C:682:THR:O	2.33	0.46
2:C:748:THR:HG23	2:C:877:ARG:O	2.16	0.46
2:C:773:ILE:HG23	2:C:774:PRO:CD	2.43	0.46
2:C:796:VAL:HG23	2:C:797:ARG:N	2.31	0.46
2:C:906:PHE:O	2:C:907:LEU:C	2.53	0.46
2:C:1108:LYS:HA	3:D:458:LYS:HE3	1.97	0.46
3:D:105:TRP:CZ3	3:D:1234:THR:HB	2.51	0.46
3:D:118:LEU:HA	3:D:118:LEU:HD23	1.60	0.46
3:D:135:VAL:N	3:D:235:ILE:HB	2.29	0.46
3:D:150:THR:O	3:D:151:LEU:C	2.54	0.46
3:D:173:ARG:CZ	3:D:201:GLY:O	2.64	0.46
3:D:219:LEU:HA	3:D:222:ILE:HG12	1.97	0.46
3:D:322:PRO:O	3:D:323:GLU:C	2.54	0.46
3:D:364:GLU:OE2	3:D:371:LYS:NZ	2.46	0.46
3:D:385:GLY:H	3:D:390:PRO:CB	2.29	0.46
3:D:429:VAL:O	3:D:522:ILE:CD1	2.64	0.46
3:D:443:LEU:CA	3:D:447:MET:HE1	2.46	0.46
3:D:460:LEU:O	3:D:461:VAL:C	2.53	0.46
3:D:526:PRO:O	3:D:528:VAL:CG2	2.63	0.46
3:D:713:VAL:CA	3:D:716:LEU:HD12	2.38	0.46
3:D:936:VAL:O	3:D:938:VAL:N	2.49	0.46
3:D:997:ILE:O	3:D:998:VAL:C	2.53	0.46
3:D:1075:VAL:HG12	3:D:1077:TYR:CZ	2.51	0.46

Continued on next page...

Continued from previous page...

Atom-1	Atom-2	Interatomic distance (Å)	Clash overlap (Å)
3:D:1172:SER:N	3:D:1200:PRO:HG2	2.30	0.46
3:D:1219:SER:HA	3:D:1243:ASP:OD2	2.16	0.46
4:E:52:ALA:O	4:E:55:ILE:HB	2.15	0.46
4:E:93:SER:OG	4:E:94:ILE:N	2.49	0.46
5:F:226:ASP:O	5:F:227:SER:C	2.53	0.46
5:F:250:ALA:HB1	5:F:254:GLU:OE2	2.15	0.46
5:F:258:TYR:HA	6:J:82:TRP:CZ3	2.51	0.46
5:F:279:ARG:CD	5:F:280:ASP:N	2.77	0.46
5:F:292:LYS:O	5:F:296:LEU:HG	2.15	0.46
5:F:295:LEU:O	5:F:298:ALA:CA	2.63	0.46
5:F:302:LEU:O	5:F:303:VAL:O	2.34	0.46
5:F:338:THR:CG2	6:J:89:ARG:HH12	2.28	0.46
5:F:413:ILE:O	5:F:416:TYR:CA	2.62	0.46
1:A:98:ARG:HD2	1:A:135:GLU:CG	2.44	0.46
1:B:82:SER:O	1:B:123:MET:CE	2.64	0.46
1:B:137:GLU:HB2	1:B:161:ARG:HD3	1.95	0.46
1:B:170:PRO:O	1:B:199:LYS:N	2.49	0.46
2:C:178:GLN:C	2:C:378:LEU:CD1	2.84	0.46
2:C:225:ARG:HD3	2:C:230:ARG:N	2.30	0.46
2:C:238:LEU:HD11	2:C:243:TRP:CD2	2.51	0.46
2:C:302:LYS:H	2:C:306:TYR:HB3	1.80	0.46
2:C:311:VAL:HG22	2:C:509:PHE:CE1	2.51	0.46
2:C:319:LYS:CG	2:C:320:LEU:HG	2.15	0.46
2:C:389:ILE:CA	2:C:427:ILE:HD11	2.45	0.46
2:C:473:ARG:HA	2:C:495:GLY:CA	2.46	0.46
2:C:478:SER:HG	2:C:479:HIS:H	1.56	0.46
2:C:513:GLU:C	2:C:530:TYR:HA	2.35	0.46
2:C:651:GLU:CD	2:C:659:THR:HB	2.35	0.46
2:C:730:ASN:HA	2:C:735:ILE:N	2.30	0.46
2:C:730:ASN:CB	2:C:918:ASN:HB2	2.46	0.46
2:C:738:SER:HB2	2:C:741:LEU:HD21	1.97	0.46
2:C:981:GLN:CB	2:C:982:GLU:HG2	2.46	0.46
2:C:1139:SER:CA	3:D:8:ASP:H	2.28	0.46
3:D:35:ASN:O	3:D:36:TYR:C	2.53	0.46
3:D:150:THR:O	3:D:153:ALA:CB	2.62	0.46
3:D:270:ILE:O	3:D:271:ASP:C	2.55	0.46
3:D:365:ILE:O	3:D:366:ILE:C	2.53	0.46
3:D:397:ARG:HH12	5:F:425:GLN:CB	2.28	0.46
3:D:437:LYS:O	3:D:439:HIS:CE1	2.68	0.46
3:D:437:LYS:N	3:D:440:GLN:OE1	2.48	0.46
3:D:445:LYS:O	3:D:447:MET:HB3	2.15	0.46

Continued on next page...

Continued from previous page...

Atom-1	Atom-2	Interatomic distance (Å)	Clash overlap (Å)
3:D:480:ARG:O	3:D:482:GLN:N	2.48	0.46
3:D:505:HIS:CB	3:D:1001:GLN:OE1	2.64	0.46
3:D:530:GLU:O	3:D:533:ASN:HA	2.16	0.46
3:D:622:ALA:HA	3:D:626:VAL:CB	2.38	0.46
3:D:645:GLU:O	3:D:646:ILE:O	2.33	0.46
3:D:656:TRP:CE3	3:D:658:PRO:CG	2.99	0.46
3:D:678:PRO:HB2	3:D:681:TYR:HB2	1.98	0.46
3:D:820:MET:CG	3:D:836:VAL:O	2.60	0.46
3:D:889:HIS:HA	3:D:976:ALA:N	2.30	0.46
3:D:893:THR:O	3:D:894:GLU:CG	2.64	0.46
3:D:943:ASP:OD1	3:D:943:ASP:O	2.33	0.46
4:E:46:ARG:NE	4:E:102:ASP:OD1	2.37	0.46
5:F:335:PHE:CD1	5:F:343:PHE:CD1	3.04	0.46
5:F:357:ARG:HG3	5:F:361:ASP:CG	2.35	0.46
5:F:367:ARG:CG	5:F:368:ILE:H	2.08	0.46
5:F:458:ASP:O	5:F:459:GLN:C	2.54	0.46
5:F:469:GLU:O	5:F:470:ARG:C	2.54	0.46
5:F:489:LEU:HD22	5:F:503:ILE:HG22	1.96	0.46
1:A:26:LEU:HD12	1:A:190:ASP:C	2.36	0.46
1:A:32:TYR:OH	2:C:1011:PHE:HE2	1.97	0.46
1:A:38:LEU:O	1:A:39:ARG:C	2.52	0.46
1:A:72:ASP:OD2	1:A:75:GLU:HB3	2.16	0.46
1:A:91:GLU:HB2	1:A:92:PRO:CD	2.36	0.46
1:A:124:HIS:CE1	1:A:126:ALA:N	2.84	0.46
1:B:24:GLU:OE2	1:B:191:LYS:HG3	2.15	0.46
1:B:51:VAL:N	1:B:140:VAL:HG13	2.31	0.46
1:B:51:VAL:CG1	1:B:52:THR:H	2.13	0.46
1:B:55:ARG:HD3	1:B:56:ILE:C	2.36	0.46
1:B:59:VAL:O	1:B:62:GLU:N	2.49	0.46
2:C:130:ALA:HB1	2:C:157:PHE:N	2.31	0.46
2:C:203:LYS:CA	2:C:213:GLU:HG3	2.42	0.46
2:C:215:ASP:CA	2:C:223:GLY:HA3	2.46	0.46
2:C:316:VAL:HG12	2:C:317:ASN:N	2.31	0.46
2:C:504:ALA:CB	2:C:514:THR:CA	2.94	0.46
2:C:657:TYR:N	2:C:672:MET:HE2	2.31	0.46
2:C:695:ARG:NH1	2:C:696:VAL:C	2.69	0.46
2:C:725:PRO:HD3	2:C:918:ASN:C	2.36	0.46
2:C:727:GLU:CG	3:D:725:THR:CG2	2.94	0.46
2:C:885:LEU:CD2	2:C:1030:ILE:HD11	2.45	0.46
2:C:1034:HIS:O	2:C:1035:HIS:CG	2.69	0.46
2:C:1085:LEU:C	2:C:1088:LEU:HG	2.36	0.46

Continued on next page...

Continued from previous page...

Atom-1	Atom-2	Interatomic distance (Å)	Clash overlap (Å)
2:C:1136:GLU:O	2:C:1136:GLU:HG3	2.14	0.46
3:D:59:GLU:HG2	3:D:66:LYS:HB3	1.98	0.46
3:D:106:TYR:HB2	3:D:114:LEU:CG	2.46	0.46
3:D:218:ARG:NH1	3:D:219:LEU:CA	2.79	0.46
3:D:221:ASP:O	3:D:222:ILE:C	2.53	0.46
3:D:257:GLY:O	3:D:258:ALA:O	2.34	0.46
3:D:321:PRO:CD	3:D:324:LEU:CD1	2.94	0.46
3:D:361:GLY:O	3:D:362:ALA:HB2	2.16	0.46
3:D:406:LEU:HG	3:D:412:ARG:H	1.77	0.46
3:D:412:ARG:O	3:D:413:PHE:O	2.34	0.46
3:D:451:LEU:O	3:D:454:PRO:HD2	2.15	0.46
3:D:517:VAL:CG1	3:D:518:GLU:N	2.79	0.46
3:D:524:LEU:HD11	3:D:528:VAL:HG21	1.98	0.46
3:D:621:ALA:O	3:D:624:ARG:HB3	2.16	0.46
3:D:642:PRO:CA	3:D:662:TRP:CZ2	2.98	0.46
3:D:656:TRP:HZ3	3:D:658:PRO:O	1.99	0.46
3:D:668:LEU:CD2	3:D:672:MET:N	2.78	0.46
3:D:685:ASN:O	3:D:686:LYS:HB2	2.16	0.46
3:D:687:GLN:CG	3:D:688:MET:N	2.74	0.46
3:D:743:LYS:CA	3:D:746:LEU:HG	2.46	0.46
3:D:927:THR:HA	3:D:940:ARG:CG	2.46	0.46
3:D:948:GLU:HA	3:D:952:LEU:HD12	1.98	0.46
3:D:960:VAL:HG12	3:D:961:LYS:O	2.16	0.46
3:D:963:ARG:O	3:D:964:SER:O	2.34	0.46
3:D:988:LEU:HG	3:D:989:VAL:O	2.14	0.46
3:D:1086:LEU:HB3	3:D:1099:LEU:HD22	1.96	0.46
3:D:1157:ILE:O	3:D:1160:GLN:HG2	2.15	0.46
3:D:1279:ARG:O	3:D:1282:ALA:N	2.45	0.46
4:E:53:LEU:O	4:E:56:TYR:HD2	1.98	0.46
5:F:252:ARG:NH2	5:F:287:ASP:OD1	2.49	0.46
5:F:427:ILE:HG22	5:F:431:GLY:CA	2.46	0.46
6:J:24:LEU:H	6:J:24:LEU:HD23	1.80	0.46
6:J:65:ILE:HG12	6:J:65:ILE:O	2.16	0.46
1:A:30:PHE:CZ	1:A:33:THR:HB	2.50	0.46
1:A:52:THR:OG1	1:A:141:GLU:CB	2.64	0.46
1:A:57:ASP:OD1	1:A:59:VAL:HG13	2.15	0.46
1:A:97:LEU:HD11	1:A:109:ASP:OD2	2.15	0.46
1:A:133:LYS:CE	1:A:134:LEU:HA	2.46	0.46
1:A:215:LEU:O	1:A:219:PHE:CD2	2.69	0.46
1:A:226:ASN:HD22	1:B:9:LEU:CD2	2.29	0.46
1:B:20:GLN:HA	1:B:195:ASP:CB	2.45	0.46

Continued on next page...

Continued from previous page...

Atom-1	Atom-2	Interatomic distance (Å)	Clash overlap (Å)
2:C:40:SER:OG	2:C:974:THR:CA	2.64	0.46
2:C:61:PHE:CD2	2:C:160:MET:HE1	2.51	0.46
2:C:96:ILE:HD11	2:C:107:PHE:CE1	2.51	0.46
2:C:102:SER:HA	2:C:142:ASN:CB	2.23	0.46
2:C:133:LEU:HD23	2:C:134:PHE:C	2.36	0.46
2:C:189:GLU:CB	2:C:200:HIS:CD2	2.99	0.46
2:C:192:ASP:CG	2:C:195:THR:HG22	2.37	0.46
2:C:210:ALA:HB3	2:C:300:PHE:CZ	2.50	0.46
2:C:224:VAL:O	2:C:225:ARG:O	2.33	0.46
2:C:274:LEU:O	2:C:275:LEU:C	2.53	0.46
2:C:338:VAL:O	2:C:341:THR:HG22	2.16	0.46
2:C:370:ILE:O	2:C:375:ASN:HB2	2.16	0.46
2:C:401:ARG:O	2:C:404:MET:HB2	2.16	0.46
2:C:427:ILE:CG2	2:C:428:LYS:H	2.24	0.46
2:C:448:GLY:C	2:C:452:LYS:NZ	2.70	0.46
2:C:470:LEU:O	2:C:474:ASP:N	2.49	0.46
2:C:560:LEU:HD23	2:C:570:TYR:CB	2.45	0.46
2:C:656:ASP:HB2	2:C:657:TYR:CE1	2.48	0.46
2:C:685:ASN:C	2:C:686:GLN:HG3	2.36	0.46
2:C:784:LEU:CD2	2:C:802:LEU:O	2.63	0.46
2:C:855:ARG:HG2	2:C:866:ASN:OD1	2.16	0.46
2:C:923:PRO:C	2:C:925:ARG:H	2.20	0.46
2:C:1035:HIS:O	2:C:1036:LEU:HG	2.16	0.46
2:C:1085:LEU:HA	2:C:1088:LEU:CG	2.46	0.46
2:C:1092:LYS:HD3	3:D:423:ASP:N	2.30	0.46
3:D:55:THR:O	6:J:12:GLY:HA3	2.16	0.46
3:D:76:GLU:CG	3:D:77:ARG:N	2.77	0.46
3:D:241:TYR:O	3:D:245:VAL:CG2	2.55	0.46
3:D:262:GLN:OE1	3:D:263:LYS:NZ	2.46	0.46
3:D:318:PRO:O	3:D:319:VAL:CG2	2.64	0.46
3:D:354:LEU:HD21	3:D:367:VAL:O	2.16	0.46
3:D:363:PRO:O	3:D:365:ILE:CD1	2.64	0.46
3:D:389:ARG:NH2	5:F:226:ASP:OD1	2.47	0.46
3:D:425:SER:CA	3:D:544:HIS:CE1	2.99	0.46
3:D:429:VAL:CA	3:D:540:GLN:HA	2.28	0.46
3:D:445:LYS:HG3	3:D:446:LEU:HG	1.98	0.46
3:D:446:LEU:HA	3:D:449:LEU:HB3	1.97	0.46
3:D:480:ARG:H	3:D:483:VAL:HG11	1.80	0.46
3:D:493:GLU:OE1	4:E:35:ILE:HD13	2.16	0.46
3:D:567:SER:OG	3:D:574:LEU:CD1	2.64	0.46
3:D:576:MET:HG2	3:D:577:PRO:N	2.30	0.46

Continued on next page...

Continued from previous page...

Atom-1	Atom-2	Interatomic distance (Å)	Clash overlap (Å)
3:D:590:THR:HA	3:D:687:GLN:OE1	2.16	0.46
3:D:603:SER:HA	3:D:607:PRO:O	2.16	0.46
3:D:656:TRP:HZ3	3:D:659:GLY:CA	2.29	0.46
3:D:713:VAL:O	3:D:714:ASP:C	2.54	0.46
3:D:797:ASN:O	3:D:801:THR:OG1	2.34	0.46
3:D:1053:VAL:HB	3:D:1066:ILE:HG12	1.98	0.46
3:D:1117:ASP:CB	3:D:1120:GLU:HG2	2.46	0.46
3:D:1150:HIS:CE1	3:D:1152:LYS:HE3	2.50	0.46
3:D:1152:LYS:O	3:D:1154:ILE:N	2.48	0.46
3:D:1162:LEU:HB3	3:D:1183:ARG:HH12	1.81	0.46
3:D:1167:ILE:O	3:D:1177:PRO:CA	2.58	0.46
3:D:1176:LEU:HD12	3:D:1176:LEU:N	2.31	0.46
4:E:60:ARG:O	4:E:63:GLN:HB2	2.16	0.46
5:F:244:GLU:HA	5:F:247:VAL:CG2	2.33	0.46
5:F:252:ARG:HH21	5:F:287:ASP:CG	2.19	0.46
5:F:281:MET:HA	5:F:284:ILE:CG2	2.44	0.46
5:F:452:SER:N	5:F:455:LEU:HD12	2.30	0.46
6:J:31:ARG:CB	6:J:65:ILE:HD13	2.46	0.46
6:J:68:ASP:O	6:J:69:LEU:CB	2.64	0.46
1:A:55:ARG:CG	1:A:56:ILE:H	2.29	0.46
1:A:61:HIS:CB	1:A:63:PHE:HD2	2.29	0.46
1:A:205:ARG:O	1:A:208:LEU:CB	2.58	0.46
1:B:35:GLY:O	1:B:37:SER:C	2.52	0.46
1:B:52:THR:O	1:B:164:VAL:CG2	2.64	0.46
1:B:65:THR:O	1:B:66:VAL:HG23	2.16	0.46
1:B:100:GLN:HA	1:B:132:GLY:C	2.36	0.46
1:B:148:PRO:HD3	3:D:624:ARG:NH1	2.32	0.46
2:C:217:ASP:HB2	2:C:221:THR:C	2.36	0.46
2:C:260:SER:O	2:C:263:GLU:HB2	2.16	0.46
2:C:275:LEU:CB	2:C:287:PRO:CB	2.94	0.46
2:C:372:HIS:HB3	2:C:375:ASN:HD21	1.81	0.46
2:C:379:ARG:HB3	2:C:384:LEU:HD21	1.98	0.46
2:C:632:LEU:C	2:C:636:ILE:HG23	2.36	0.46
2:C:644:ALA:C	2:C:699:GLY:H	2.20	0.46
2:C:731:TYR:CE1	3:D:581:MET:CE	2.99	0.46
2:C:735:ILE:HD12	2:C:894:VAL:N	2.31	0.46
2:C:818:GLU:O	2:C:821:LEU:CB	2.64	0.46
2:C:845:GLY:O	2:C:846:LYS:HD2	2.16	0.46
2:C:926:MET:HE2	3:D:840:PHE:CG	2.51	0.46
2:C:946:VAL:HG12	2:C:948:ALA:HB2	1.97	0.46
2:C:997:ASP:C	2:C:999:ASP:N	2.67	0.46

Continued on next page...

Continued from previous page...

Atom-1	Atom-2	Interatomic distance (Å)	Clash overlap (Å)
2:C:1126:LYS:O	2:C:1127:GLU:C	2.54	0.46
3:D:75:CYS:HB3	3:D:79:GLY:N	2.30	0.46
3:D:95:ILE:HG22	3:D:96:GLU:N	2.31	0.46
3:D:215:GLU:CD	3:D:216:LEU:N	2.69	0.46
3:D:332:GLY:C	3:D:334:ARG:HG2	2.35	0.46
3:D:354:LEU:CD2	3:D:371:LYS:HG3	2.44	0.46
3:D:380:ALA:O	3:D:381:LEU:C	2.54	0.46
3:D:393:GLY:H	3:D:399:LEU:CD1	2.20	0.46
3:D:396:ASN:O	3:D:398:PRO:CD	2.63	0.46
3:D:438:LEU:HD11	3:D:561:SER:C	2.35	0.46
3:D:447:MET:HE2	3:D:447:MET:HB3	1.63	0.46
3:D:490:VAL:HG23	3:D:491:ILE:N	2.30	0.46
3:D:525:HIS:O	3:D:528:VAL:HG22	2.16	0.46
3:D:612:TYR:HB2	3:D:635:VAL:CG1	2.37	0.46
3:D:656:TRP:HE3	3:D:658:PRO:HG2	1.79	0.46
3:D:718:ASP:O	3:D:719:ALA:C	2.54	0.46
3:D:749:TYR:CZ	3:D:781:ALA:CA	2.99	0.46
3:D:769:GLU:O	3:D:772:GLU:HB3	2.16	0.46
3:D:798:PRO:HA	3:D:801:THR:CB	2.37	0.46
3:D:865:LEU:CD2	3:D:868:ALA:HB3	2.37	0.46
3:D:872:TYR:HA	3:D:875:ARG:HB3	1.98	0.46
3:D:887:ARG:HG2	3:D:973:GLY:CA	2.45	0.46
3:D:891:CYS:HA	3:D:970:THR:HG22	1.98	0.46
3:D:951:ALA:O	3:D:954:ALA:CB	2.64	0.46
3:D:963:ARG:CG	3:D:978:CYS:HA	2.44	0.46
3:D:1047:ALA:HB3	3:D:1109:GLN:CB	2.28	0.46
3:D:1052:ARG:HA	3:D:1103:ASP:O	2.16	0.46
3:D:1270:ILE:HG22	3:D:1271:ALA:N	2.31	0.46
3:D:1270:ILE:HB	4:E:59:LYS:NZ	2.30	0.46
4:E:49:SER:C	4:E:51:TYR:N	2.67	0.46
5:F:234:GLN:OE1	5:F:237:LYS:HD2	2.16	0.46
5:F:367:ARG:C	5:F:368:ILE:HG13	2.36	0.46
5:F:449:ASP:CB	6:J:16:TYR:CE1	2.99	0.46
5:F:474:VAL:HG22	5:F:496:TYR:CE2	2.51	0.46
6:J:27:ARG:C	6:J:46:ASP:HA	2.37	0.46
6:J:85:LEU:HD11	6:J:94:LEU:HD22	1.96	0.46
1:A:1:MET:C	1:A:2:LEU:HG	2.37	0.45
1:A:73:VAL:O	1:A:77:ILE:CG1	2.59	0.45
1:A:133:LYS:HG2	1:A:134:LEU:N	2.31	0.45
1:B:223:ARG:NH2	1:B:227:VAL:HG22	2.31	0.45
2:C:59:ASP:C	2:C:62:GLU:HB3	2.37	0.45

Continued on next page...

Continued from previous page...

Atom-1	Atom-2	Interatomic distance (Å)	Clash overlap (Å)
2:C:161:THR:O	2:C:164:GLY:HA2	2.16	0.45
2:C:306:TYR:O	2:C:307:ASP:OD1	2.34	0.45
2:C:308:LEU:HD21	2:C:331:SER:CB	2.46	0.45
2:C:429:GLU:O	2:C:432:GLY:O	2.34	0.45
2:C:446:LEU:O	2:C:449:LEU:CB	2.63	0.45
2:C:741:LEU:HA	2:C:744:GLU:OE1	2.16	0.45
2:C:848:ILE:HB	2:C:872:TYR:O	2.15	0.45
2:C:850:ILE:C	2:C:869:VAL:HG23	2.37	0.45
2:C:852:VAL:CA	2:C:868:LEU:O	2.64	0.45
2:C:914:ASP:O	2:C:915:ILE:CG2	2.63	0.45
2:C:921:GLY:O	2:C:925:ARG:HG3	2.16	0.45
2:C:1045:SER:O	3:D:424:TYR:CZ	2.70	0.45
2:C:1112:ILE:O	2:C:1114:GLU:N	2.49	0.45
2:C:1125:LEU:O	2:C:1128:LEU:HG	2.16	0.45
2:C:1131:LEU:O	2:C:1132:CYS:HB2	2.16	0.45
3:D:47:PHE:CA	3:D:52:PHE:CE2	2.84	0.45
3:D:73:ILE:H	3:D:82:VAL:HG12	1.81	0.45
3:D:75:CYS:HB3	3:D:79:GLY:CA	2.45	0.45
3:D:75:CYS:HA	3:D:76:GLU:OE1	2.16	0.45
3:D:150:THR:OG1	3:D:151:LEU:N	2.48	0.45
3:D:214:ARG:HG3	3:D:215:GLU:CB	2.45	0.45
3:D:240:LEU:HA	3:D:243:GLU:OE1	2.16	0.45
3:D:325:ARG:N	3:D:325:ARG:CD	2.73	0.45
3:D:445:LYS:HE3	3:D:517:VAL:CA	2.46	0.45
3:D:615:PRO:CG	3:D:616:ALA:H	2.28	0.45
3:D:628:SER:O	3:D:630:ARG:O	2.34	0.45
3:D:689:HIS:HB3	3:D:692:VAL:HG23	1.97	0.45
3:D:902:ALA:HB1	3:D:911:ILE:C	2.35	0.45
3:D:1006:PRO:O	3:D:1007:GLY:C	2.52	0.45
3:D:1029:PRO:O	3:D:1030:ARG:C	2.54	0.45
3:D:1033:GLU:HG3	3:D:1038:ARG:HG3	1.98	0.45
3:D:1157:ILE:O	3:D:1160:GLN:OE1	2.34	0.45
3:D:1218:ASP:O	3:D:1220:TRP:N	2.46	0.45
5:F:228:VAL:C	5:F:232:LEU:HG	2.36	0.45
5:F:342:LYS:O	5:F:345:THR:HB	2.16	0.45
5:F:524:ARG:HA	5:F:524:ARG:HD2	1.62	0.45
6:J:20:ARG:NE	6:J:22:HIS:O	2.49	0.45
6:J:22:HIS:ND1	6:J:23:ASP:CB	2.79	0.45
6:J:34:THR:OG1	6:J:38:GLU:CB	2.64	0.45
6:J:34:THR:HG23	6:J:38:GLU:C	2.35	0.45
6:J:85:LEU:HD12	6:J:89:ARG:CB	2.45	0.45

Continued on next page...

Continued from previous page...

Atom-1	Atom-2	Interatomic distance (Å)	Clash overlap (Å)
6:J:98:LEU:HA	6:J:101:ARG:HG2	1.96	0.45
1:A:27:GLU:HA	1:A:28:PRO:HD2	1.74	0.45
1:A:32:TYR:CZ	2:C:1011:PHE:HE2	2.34	0.45
1:A:70:LYS:HZ2	2:C:690:VAL:C	2.18	0.45
1:A:102:PRO:HA	1:A:130:ASP:HA	1.98	0.45
1:A:176:TYR:HB2	1:A:194:LEU:HD23	1.98	0.45
1:B:93:VAL:HG22	1:B:95:MET:HG3	1.97	0.45
1:B:146:TYR:CA	1:B:168:TYR:H	2.29	0.45
1:B:173:LYS:HB3	1:B:197:GLU:HB2	1.96	0.45
2:C:34:GLY:CA	2:C:700:GLN:HE21	2.29	0.45
2:C:233:PRO:O	2:C:234:VAL:CG2	2.64	0.45
2:C:270:THR:O	2:C:274:LEU:CB	2.64	0.45
2:C:320:LEU:O	2:C:322:LEU:N	2.49	0.45
2:C:372:HIS:CG	2:C:373:PHE:H	2.35	0.45
2:C:476:HIS:O	2:C:479:HIS:HD2	2.00	0.45
2:C:494:ILE:CG2	2:C:495:GLY:N	2.79	0.45
2:C:522:GLY:O	2:C:553:ARG:HG3	2.15	0.45
2:C:529:VAL:O	2:C:530:TYR:C	2.54	0.45
2:C:570:TYR:O	2:C:571:VAL:HB	2.16	0.45
2:C:647:SER:HA	2:C:697:GLU:HG3	1.98	0.45
2:C:651:GLU:OE2	2:C:667:ARG:HG2	2.15	0.45
2:C:726:TRP:CD1	2:C:727:GLU:HG3	2.51	0.45
2:C:753:GLU:HB3	2:C:755:HIS:HE2	1.81	0.45
2:C:776:ILE:HG13	2:C:780:VAL:CG2	2.47	0.45
2:C:776:ILE:HD11	2:C:780:VAL:HG21	1.98	0.45
2:C:928:ILE:O	2:C:930:GLN:HG2	2.17	0.45
2:C:937:GLY:O	2:C:938:TRP:C	2.53	0.45
2:C:944:TRP:CE2	2:C:963:LEU:HD21	2.50	0.45
2:C:1050:SER:O	2:C:1054:GLN:N	2.49	0.45
2:C:1055:GLN:O	2:C:1057:LEU:N	2.50	0.45
2:C:1122:LYS:O	2:C:1125:LEU:HB2	2.15	0.45
2:C:1128:LEU:O	2:C:1133:LEU:CD1	2.63	0.45
3:D:30:LYS:CD	3:D:43:LYS:O	2.62	0.45
3:D:58:TRP:O	3:D:59:GLU:CG	2.64	0.45
3:D:58:TRP:O	3:D:59:GLU:HG3	2.14	0.45
3:D:110:VAL:HA	3:D:111:PRO:HA	1.43	0.45
3:D:213:GLN:HG2	3:D:217:ASP:OD2	2.17	0.45
3:D:384:ASN:O	3:D:386:ARG:N	2.49	0.45
3:D:445:LYS:N	3:D:447:MET:CE	2.79	0.45
3:D:446:LEU:CA	3:D:449:LEU:HD12	2.36	0.45
3:D:470:LYS:HE3	3:D:473:LYS:HE3	1.96	0.45

Continued on next page...

Continued from previous page...

Atom-1	Atom-2	Interatomic distance (Å)	Clash overlap (Å)
3:D:494:HIS:NE2	3:D:552:GLN:NE2	2.64	0.45
3:D:514:PRO:O	3:D:515:MET:CB	2.64	0.45
3:D:751:GLU:CD	3:D:751:GLU:H	2.19	0.45
3:D:847:LEU:N	3:D:847:LEU:CD1	2.79	0.45
3:D:980:GLY:CA	3:D:988:LEU:HD12	2.45	0.45
3:D:1121:VAL:CG1	3:D:1122:LEU:H	2.29	0.45
3:D:1164:ARG:CA	3:D:1181:ILE:O	2.64	0.45
3:D:1269:ASN:C	4:E:109:GLY:HA3	2.36	0.45
4:E:48:SER:OG	4:E:49:SER:N	2.48	0.45
5:F:205:ASP:CG	5:F:206:GLU:H	2.17	0.45
5:F:208:GLU:O	5:F:212:LEU:CG	2.64	0.45
5:F:253:ILE:HG13	5:F:288:GLY:HA2	1.98	0.45
5:F:400:ALA:C	5:F:405:ILE:H	2.16	0.45
5:F:439:ILE:CD1	6:J:6:LEU:HG	2.47	0.45
5:F:447:ALA:O	5:F:448:VAL:HB	2.15	0.45
5:F:510:THR:CB	5:F:513:LYS:HD2	2.46	0.45
6:J:3:ASP:O	6:J:3:ASP:OD1	2.33	0.45
6:J:42:VAL:HG12	6:J:44:PHE:CZ	2.52	0.45
1:A:9:LEU:O	1:A:10:SER:HB3	2.16	0.45
1:A:30:PHE:O	1:A:31:GLY:C	2.54	0.45
1:A:99:LYS:CG	1:A:100:GLN:H	2.28	0.45
1:B:46:ILE:C	1:B:144:ARG:HA	2.36	0.45
2:C:70:TRP:C	2:C:73:SER:H	2.20	0.45
2:C:83:VAL:CB	2:C:87:GLU:OE1	2.64	0.45
2:C:338:VAL:CG1	2:C:342:ILE:HD11	2.46	0.45
2:C:396:MET:HE3	2:C:419:ASN:H	1.82	0.45
2:C:489:PRO:HD2	2:C:494:ILE:HA	1.97	0.45
2:C:582:SER:N	2:C:585:GLN:HE22	2.15	0.45
2:C:679:ASN:HB2	2:C:680:HIS:CD2	2.52	0.45
2:C:689:ILE:CG1	2:C:702:ILE:O	2.62	0.45
2:C:739:ASN:O	2:C:742:VAL:N	2.32	0.45
2:C:795:GLU:HB2	2:C:846:LYS:HD3	1.99	0.45
2:C:857:ASP:O	2:C:858:GLU:CB	2.65	0.45
2:C:888:ARG:HH12	2:C:1029:TYR:C	2.18	0.45
2:C:920:HIS:CE1	3:D:580:ASP:OD1	2.69	0.45
3:D:42:GLU:O	3:D:43:LYS:CD	2.64	0.45
3:D:50:LYS:CG	3:D:80:VAL:HG22	2.46	0.45
3:D:54:PRO:HG2	3:D:56:ARG:O	2.16	0.45
3:D:64:LYS:HB2	3:D:77:ARG:HH11	1.75	0.45
3:D:64:LYS:HE2	3:D:65:TYR:HE2	1.76	0.45
3:D:85:ALA:O	3:D:86:LYS:C	2.53	0.45

Continued on next page...

Continued from previous page...

Atom-1	Atom-2	Interatomic distance (Å)	Clash overlap (Å)
3:D:126:GLU:CD	3:D:127:LYS:N	2.70	0.45
3:D:128:ILE:CA	3:D:256:MET:HE2	2.45	0.45
3:D:131:PHE:CE1	3:D:256:MET:HB2	2.52	0.45
3:D:157:VAL:O	3:D:160:LYS:CG	2.62	0.45
3:D:214:ARG:O	3:D:215:GLU:C	2.54	0.45
3:D:279:ASP:CA	3:D:282:ARG:HG3	2.36	0.45
3:D:453:LYS:HG2	3:D:454:PRO:CD	2.46	0.45
3:D:470:LYS:CD	3:D:474:ARG:HD3	2.47	0.45
3:D:491:ILE:O	3:D:492:ALA:C	2.54	0.45
3:D:567:SER:O	3:D:570:SER:N	2.48	0.45
3:D:576:MET:HG3	3:D:577:PRO:HD2	1.97	0.45
3:D:617:GLU:HG2	3:D:618:ALA:N	2.31	0.45
3:D:645:GLU:C	3:D:648:ALA:HB3	2.37	0.45
3:D:693:GLN:CA	3:D:696:ILE:HD12	2.46	0.45
3:D:746:LEU:C	3:D:750:GLU:HG2	2.36	0.45
3:D:767:HIS:O	3:D:770:ARG:CZ	2.65	0.45
3:D:850:PHE:C	3:D:853:THR:HG21	2.36	0.45
3:D:861:ALA:O	3:D:862:ASP:C	2.54	0.45
3:D:889:HIS:CE1	3:D:977:THR:CG2	2.99	0.45
3:D:895:ARG:HH22	3:D:967:THR:C	2.20	0.45
3:D:958:THR:O	3:D:959:GLN:CG	2.57	0.45
3:D:1048:ASP:C	3:D:1107:VAL:HA	2.37	0.45
3:D:1108:GLY:O	3:D:1109:GLN:C	2.55	0.45
3:D:1166:THR:N	3:D:1206:VAL:HG21	2.30	0.45
3:D:1223:ALA:O	3:D:1226:PHE:CA	2.64	0.45
3:D:1226:PHE:O	3:D:1227:GLN:HB3	2.17	0.45
3:D:1254:ILE:HG13	3:D:1256:LYS:N	2.32	0.45
4:E:33:LEU:CB	4:E:36:THR:HG23	2.46	0.45
5:F:262:LEU:O	5:F:265:GLU:N	2.49	0.45
5:F:303:VAL:HG12	5:F:304:VAL:H	1.81	0.45
5:F:357:ARG:O	5:F:358:ALA:C	2.53	0.45
5:F:382:ILE:HA	5:F:385:GLU:OE1	2.16	0.45
5:F:438:PHE:C	6:J:5:VAL:HG13	2.36	0.45
6:J:10:ARG:CZ	6:J:11:LEU:O	2.63	0.45
6:J:24:LEU:HG	6:J:25:ALA:N	2.31	0.45
1:A:20:GLN:HA	1:A:195:ASP:HA	1.98	0.45
1:A:46:ILE:HB	1:A:169:SER:CB	2.46	0.45
1:A:69:VAL:HB	1:A:71:GLU:H	1.82	0.45
1:A:180:ALA:HA	1:A:190:ASP:C	2.37	0.45
1:A:215:LEU:HD12	1:A:219:PHE:CE2	2.51	0.45
1:B:198:THR:CG2	1:B:199:LYS:N	2.76	0.45

Continued on next page...

Continued from previous page...

Atom-1	Atom-2	Interatomic distance (Å)	Clash overlap (Å)
2:C:105:LEU:HD12	2:C:106:SER:N	2.31	0.45
2:C:174:VAL:O	2:C:436:LEU:O	2.34	0.45
2:C:220:ASP:CG	2:C:221:THR:HG22	2.36	0.45
2:C:319:LYS:NZ	2:C:320:LEU:HD21	2.28	0.45
2:C:383:GLU:O	2:C:384:LEU:O	2.35	0.45
2:C:518:LYS:CD	2:C:527:GLU:O	2.63	0.45
2:C:601:ASP:CB	2:C:604:ARG:HB2	2.37	0.45
2:C:643:VAL:CG1	2:C:700:GLN:O	2.64	0.45
2:C:662:HIS:CB	2:C:666:THR:O	2.63	0.45
2:C:715:LEU:HB2	2:C:1029:TYR:CE2	2.48	0.45
2:C:771:ARG:NH2	2:C:784:LEU:N	2.64	0.45
2:C:884:LYS:NZ	2:C:892:LYS:CD	2.74	0.45
2:C:936:LEU:O	2:C:939:CYS:CB	2.59	0.45
2:C:942:SER:O	2:C:968:PRO:HA	2.17	0.45
2:C:946:VAL:HG23	2:C:964:LEU:C	2.37	0.45
2:C:992:THR:O	2:C:993:LEU:HD23	2.15	0.45
3:D:4:VAL:O	3:D:5:ASN:HB3	2.17	0.45
3:D:27:GLU:OE2	3:D:96:GLU:N	2.49	0.45
3:D:72:GLY:CA	3:D:81:GLU:OE2	2.63	0.45
3:D:99:ALA:HB1	3:D:100:PRO:CD	2.46	0.45
3:D:113:ARG:N	3:D:113:ARG:CD	2.79	0.45
3:D:240:LEU:HD21	3:D:244:LEU:HD12	1.97	0.45
3:D:274:ALA:O	3:D:275:GLU:C	2.54	0.45
3:D:381:LEU:CD1	3:D:402:LEU:HD21	2.35	0.45
3:D:382:PHE:HD1	3:D:402:LEU:CD1	2.30	0.45
3:D:385:GLY:CA	3:D:390:PRO:CA	2.94	0.45
3:D:494:HIS:H	3:D:513:GLU:CD	2.20	0.45
3:D:527:LEU:HD13	3:D:575:ALA:O	2.16	0.45
3:D:570:SER:CB	3:D:1148:SER:CB	2.94	0.45
3:D:574:LEU:O	3:D:575:ALA:C	2.54	0.45
3:D:586:TYR:O	3:D:587:TYR:C	2.55	0.45
3:D:591:GLU:HG2	3:D:593:PRO:CD	2.45	0.45
3:D:629:VAL:CG2	3:D:668:LEU:HB3	2.46	0.45
3:D:697:ILE:O	3:D:700:LEU:HB2	2.17	0.45
3:D:751:GLU:HA	3:D:754:ASP:CG	2.35	0.45
3:D:946:ASP:O	3:D:949:ILE:HB	2.17	0.45
3:D:1052:ARG:HG3	3:D:1067:VAL:CG2	2.46	0.45
3:D:1164:ARG:HA	3:D:1183:ARG:H	1.81	0.45
5:F:283:TRP:CA	5:F:286:ARG:HG2	2.47	0.45
5:F:349:TRP:O	5:F:350:TRP:C	2.54	0.45
5:F:370:VAL:CG2	5:F:371:HIS:H	2.10	0.45

Continued on next page...

Continued from previous page...

Atom-1	Atom-2	Interatomic distance (Å)	Clash overlap (Å)
1:A:19:SER:O	1:A:20:GLN:O	2.34	0.45
1:A:30:PHE:HA	1:B:40:ARG:NE	2.31	0.45
1:A:63:PHE:CB	2:C:675:PHE:CE1	2.99	0.45
1:A:86:SER:HG	1:A:119:HIS:CE1	2.30	0.45
1:A:91:GLU:CB	1:A:92:PRO:CD	2.92	0.45
1:A:140:VAL:O	1:A:141:GLU:CB	2.65	0.45
1:B:35:GLY:O	1:B:38:LEU:CA	2.61	0.45
1:B:38:LEU:HD13	1:B:38:LEU:HA	1.67	0.45
1:B:73:VAL:O	1:B:76:ILE:N	2.49	0.45
1:B:106:THR:OG1	1:B:109:ASP:OD1	2.31	0.45
1:B:174:VAL:CG1	1:B:175:THR:N	2.79	0.45
2:C:63:TRP:O	2:C:66:GLY:CA	2.64	0.45
2:C:140:ILE:HG12	2:C:146:GLU:O	2.16	0.45
2:C:161:THR:HG21	2:C:167:ILE:HD11	1.99	0.45
2:C:176:VAL:CG1	2:C:177:SER:N	2.80	0.45
2:C:246:GLU:CD	2:C:247:GLN:N	2.70	0.45
2:C:256:GLU:O	2:C:259:ARG:CB	2.65	0.45
2:C:334:THR:OG1	2:C:336:GLU:CB	2.61	0.45
2:C:373:PHE:O	2:C:511:PHE:HE1	2.00	0.45
2:C:396:MET:CE	2:C:419:ASN:N	2.79	0.45
2:C:506:VAL:CG2	2:C:512:ILE:HA	2.35	0.45
2:C:609:ALA:O	2:C:610:ASN:C	2.53	0.45
2:C:650:ILE:HG13	2:C:691:ASP:O	2.16	0.45
2:C:711:GLY:O	2:C:712:GLU:CB	2.65	0.45
2:C:878:LYS:O	2:C:879:ILE:O	2.34	0.45
2:C:1068:PHE:CE2	2:C:1069:GLY:O	2.70	0.45
2:C:1097:VAL:HB	2:C:1101:LYS:HG2	1.99	0.45
3:D:8:ASP:O	3:D:1245:LEU:CD2	2.64	0.45
3:D:26:GLY:HA2	6:J:57:ARG:O	2.17	0.45
3:D:68:VAL:CG2	6:J:17:GLU:HB3	2.46	0.45
3:D:86:LYS:HG3	3:D:87:VAL:HG13	1.98	0.45
3:D:86:LYS:CB	3:D:89:ARG:NH2	2.65	0.45
3:D:101:VAL:CG1	3:D:102:THR:N	2.69	0.45
3:D:103:HIS:C	3:D:104:ILE:HG22	2.36	0.45
3:D:181:LEU:CD2	3:D:194:ARG:CA	2.89	0.45
3:D:413:PHE:CZ	3:D:1224:ALA:HB1	2.52	0.45
3:D:432:VAL:CA	3:D:524:LEU:H	2.29	0.45
3:D:438:LEU:HD21	3:D:562:SER:CA	2.46	0.45
3:D:443:LEU:CD1	3:D:447:MET:HE3	2.47	0.45
3:D:496:VAL:HG22	3:D:512:PHE:CA	2.46	0.45
3:D:505:HIS:HD2	3:D:1005:GLU:HG3	1.81	0.45

Continued on next page...

Continued from previous page...

Atom-1	Atom-2	Interatomic distance (Å)	Clash overlap (Å)
3:D:510:GLN:NE2	3:D:564:ASN:CB	2.79	0.45
3:D:599:TYR:H	3:D:633:ILE:HG22	1.76	0.45
3:D:632:LYS:HA	3:D:666:THR:O	2.17	0.45
3:D:696:ILE:O	3:D:698:ASN:N	2.49	0.45
3:D:749:TYR:CZ	3:D:781:ALA:N	2.85	0.45
3:D:776:GLU:O	3:D:779:LYS:HB2	2.17	0.45
3:D:786:GLY:O	3:D:789:LEU:HB3	2.17	0.45
3:D:887:ARG:NE	3:D:887:ARG:HA	2.31	0.45
3:D:1053:VAL:O	3:D:1053:VAL:HG13	2.15	0.45
3:D:1058:GLY:O	3:D:1059:GLU:C	2.54	0.45
3:D:1192:ARG:NH1	3:D:1196:GLU:OE1	2.49	0.45
4:E:75:ILE:HG13	4:E:76:LEU:N	2.31	0.45
5:F:302:LEU:O	5:F:303:VAL:C	2.54	0.45
5:F:349:TRP:HB2	5:F:350:TRP:CG	2.46	0.45
5:F:381:ARG:CD	5:F:385:GLU:OE2	2.65	0.45
5:F:463:VAL:CB	5:F:523:LEU:HD11	2.46	0.45
6:J:80:THR:O	6:J:84:MET:N	2.41	0.45
6:J:88:ARG:O	6:J:89:ARG:HD3	2.17	0.45
1:A:32:TYR:O	1:A:33:THR:C	2.55	0.45
1:A:49:ALA:O	1:A:50:ALA:HB2	2.17	0.45
1:A:107:ALA:O	1:A:108:GLY:C	2.55	0.45
1:A:119:HIS:CE1	1:A:200:ASN:O	2.70	0.45
1:A:135:GLU:CD	1:A:136:VAL:N	2.70	0.45
1:A:171:VAL:HA	1:A:198:THR:CA	2.45	0.45
1:A:209:ALA:O	1:A:210:SER:C	2.55	0.45
1:A:224:GLU:O	1:A:224:GLU:CD	2.54	0.45
1:B:1:MET:O	1:B:232:ILE:HA	2.17	0.45
1:B:18:ARG:HE	1:B:195:ASP:CG	2.19	0.45
1:B:84:VAL:CG1	1:B:119:HIS:N	2.79	0.45
1:B:104:GLU:C	1:B:126:ALA:O	2.55	0.45
1:B:181:THR:HG21	1:B:191:LYS:NZ	2.31	0.45
2:C:117:ALA:C	2:C:119:VAL:N	2.70	0.45
2:C:128:THR:N	2:C:169:ASN:HA	2.29	0.45
2:C:424:VAL:HG13	2:C:425:ALA:H	1.81	0.45
2:C:504:ALA:HB2	2:C:514:THR:CA	2.47	0.45
2:C:517:ARG:HH22	2:C:526:ASP:N	2.15	0.45
2:C:531:LEU:HD23	2:C:531:LEU:HA	1.58	0.45
2:C:597:LEU:C	2:C:599:HIS:N	2.58	0.45
2:C:602:ALA:N	3:D:849:TYR:OH	2.50	0.45
2:C:622:GLU:OE2	2:C:718:ASN:ND2	2.50	0.45
2:C:662:HIS:CE1	2:C:670:TYR:HE2	2.34	0.45

Continued on next page...

Continued from previous page...

Atom-1	Atom-2	Interatomic distance (Å)	Clash overlap (Å)
2:C:755:HIS:O	2:C:870:ARG:CA	2.62	0.45
2:C:845:GLY:CA	2:C:873:VAL:CG1	2.94	0.45
2:C:910:GLY:O	2:C:911:THR:C	2.54	0.45
2:C:922:VAL:O	2:C:923:PRO:C	2.55	0.45
2:C:944:TRP:HA	2:C:993:LEU:CG	2.46	0.45
2:C:1045:SER:HB3	3:D:451:LEU:CD1	2.46	0.45
2:C:1045:SER:CB	3:D:424:TYR:CE1	3.00	0.45
2:C:1048:PRO:C	2:C:1057:LEU:HB3	2.37	0.45
2:C:1092:LYS:HB3	3:D:423:ASP:N	2.29	0.45
2:C:1096:THR:O	2:C:1097:VAL:O	2.34	0.45
3:D:9:GLU:OE1	3:D:1242:SER:HB3	2.16	0.45
3:D:29:LYS:HG2	3:D:44:ASP:OD2	2.17	0.45
3:D:40:LYS:HA	3:D:41:PRO:HD3	1.78	0.45
3:D:52:PHE:O	3:D:88:ARG:HG2	2.16	0.45
3:D:86:LYS:HE2	3:D:89:ARG:HH22	1.82	0.45
3:D:136:ILE:HB	3:D:231:PRO:CA	2.47	0.45
3:D:217:ASP:O	3:D:218:ARG:C	2.54	0.45
3:D:229:LEU:HA	3:D:233:GLN:OE1	2.17	0.45
3:D:298:VAL:O	3:D:299:VAL:C	2.55	0.45
3:D:353:ARG:O	3:D:354:LEU:C	2.55	0.45
3:D:385:GLY:CA	3:D:390:PRO:HB3	2.46	0.45
3:D:397:ARG:HD2	3:D:397:ARG:C	2.37	0.45
3:D:451:LEU:N	3:D:451:LEU:CD2	2.80	0.45
3:D:486:VAL:HG13	3:D:489:GLU:CG	2.46	0.45
3:D:560:LEU:O	3:D:562:SER:N	2.49	0.45
3:D:592:VAL:O	3:D:631:ALA:HB2	2.17	0.45
3:D:644:VAL:HG12	3:D:645:GLU:H	1.81	0.45
3:D:646:ILE:HG21	3:D:662:TRP:CE3	2.51	0.45
3:D:722:TYR:HE2	3:D:723:TRP:CH2	2.35	0.45
3:D:761:GLN:C	3:D:763:GLY:N	2.69	0.45
3:D:767:HIS:CG	3:D:770:ARG:NH2	2.84	0.45
3:D:854:HIS:O	3:D:857:ARG:HB3	2.17	0.45
3:D:865:LEU:HD22	3:D:865:LEU:O	2.17	0.45
3:D:892:GLN:HA	3:D:963:ARG:NH2	2.30	0.45
3:D:946:ASP:O	3:D:949:ILE:CB	2.64	0.45
3:D:1069:ASP:C	3:D:1071:GLY:HA2	2.37	0.45
3:D:1224:ALA:O	3:D:1229:THR:OG1	2.32	0.45
3:D:1270:ILE:HA	4:E:108:GLU:CA	2.46	0.45
4:E:29:TYR:O	4:E:30:ASP:CG	2.54	0.45
4:E:106:HIS:ND1	4:E:107:THR:N	2.64	0.45
5:F:300:LEU:HA	5:F:303:VAL:CB	2.46	0.45

Continued on next page...

Continued from previous page...

Atom-1	Atom-2	Interatomic distance (Å)	Clash overlap (Å)
5:F:335:PHE:CE2	5:F:343:PHE:HB2	2.52	0.45
5:F:400:ALA:HB2	5:F:407:PRO:N	2.31	0.45
5:F:410:VAL:CG2	5:F:414:GLN:OE1	2.64	0.45
5:F:427:ILE:HD13	5:F:437:ASP:OD2	2.17	0.45
5:F:450:ALA:O	5:F:451:VAL:O	2.35	0.45
6:J:40:PHE:HE2	6:J:58:ASN:N	1.92	0.45
1:A:26:LEU:N	1:A:189:PHE:CD2	2.85	0.45
1:A:54:ILE:CD1	1:A:138:LEU:HG	2.46	0.45
1:A:69:VAL:HG23	1:A:71:GLU:H	1.82	0.45
1:A:113:PRO:HB2	1:A:114:ALA:H	1.62	0.45
1:A:206:ASP:HB2	1:A:207:ALA:H	1.62	0.45
1:B:24:GLU:HA	1:B:26:LEU:CG	2.46	0.45
1:B:95:MET:O	1:B:136:VAL:O	2.34	0.45
1:B:98:ARG:HB3	1:B:135:GLU:CA	2.47	0.45
1:B:118:VAL:CG1	1:B:119:HIS:N	2.79	0.45
1:B:213:LYS:HG2	1:B:214:THR:H	1.80	0.45
2:C:38:ARG:HB2	2:C:971:ILE:HG22	1.99	0.45
2:C:43:LYS:CA	2:C:44:LEU:HD12	2.47	0.45
2:C:95:PRO:HB2	2:C:96:ILE:H	1.60	0.45
2:C:174:VAL:HG23	2:C:440:MET:N	2.32	0.45
2:C:181:ARG:HH11	2:C:181:ARG:N	2.15	0.45
2:C:278:TYR:HE1	2:C:290:GLU:OE1	2.00	0.45
2:C:279:ARG:O	2:C:283:PRO:CB	2.65	0.45
2:C:338:VAL:O	2:C:339:VAL:C	2.55	0.45
2:C:339:VAL:O	2:C:342:ILE:CB	2.64	0.45
2:C:403:ARG:O	2:C:407:GLN:HG2	2.16	0.45
2:C:418:ILE:HG22	2:C:419:ASN:N	2.31	0.45
2:C:444:ASN:O	2:C:447:SER:OG	2.33	0.45
2:C:482:ARG:HG2	2:C:512:ILE:HD13	1.96	0.45
2:C:662:HIS:O	2:C:666:THR:O	2.35	0.45
2:C:718:ASN:O	2:C:719:LEU:HD12	2.17	0.45
2:C:725:PRO:HD3	2:C:919:THR:OG1	2.17	0.45
2:C:790:VAL:CG2	2:C:791:ARG:H	2.22	0.45
2:C:805:LYS:CG	2:C:835:THR:HG23	2.46	0.45
2:C:825:PHE:C	2:C:827:GLU:H	2.20	0.45
2:C:913:VAL:HG23	2:C:914:ASP:C	2.36	0.45
2:C:927:ASN:O	2:C:930:GLN:CG	2.65	0.45
2:C:1076:MET:HE2	2:C:1085:LEU:HB3	1.97	0.45
2:C:1078:ALA:HB1	3:D:506:ARG:HB2	1.94	0.45
2:C:1085:LEU:O	2:C:1088:LEU:HB2	2.16	0.45
2:C:1095:ASP:OD1	2:C:1097:VAL:HG23	2.17	0.45

Continued on next page...

Continued from previous page...

Atom-1	Atom-2	Interatomic distance (Å)	Clash overlap (Å)
2:C:1100:VAL:CG1	2:C:1101:LYS:NZ	2.80	0.45
3:D:25:TYR:CE2	3:D:91:ARG:CG	2.99	0.45
3:D:52:PHE:N	3:D:91:ARG:HH11	2.15	0.45
3:D:210:ASP:HB3	3:D:214:ARG:HH21	1.72	0.45
3:D:218:ARG:NH1	3:D:219:LEU:HA	2.31	0.45
3:D:271:ASP:O	3:D:274:ALA:HB3	2.17	0.45
3:D:375:GLN:O	3:D:376:GLU:O	2.34	0.45
3:D:392:THR:HG22	3:D:398:PRO:HA	1.99	0.45
3:D:429:VAL:C	3:D:430:ILE:CG2	2.85	0.45
3:D:446:LEU:HA	3:D:449:LEU:CB	2.46	0.45
3:D:548:SER:O	3:D:551:ALA:CA	2.64	0.45
3:D:632:LYS:N	3:D:667:THR:HG22	2.31	0.45
3:D:855:GLY:C	3:D:858:LYS:H	2.20	0.45
3:D:915:TYR:O	3:D:916:ILE:C	2.54	0.45
3:D:926:GLY:HA3	3:D:961:LYS:C	2.36	0.45
3:D:1135:VAL:O	3:D:1138:VAL:HB	2.17	0.45
3:D:1251:ASN:OD1	3:D:1257:LEU:O	2.34	0.45
4:E:56:TYR:CE1	4:E:106:HIS:CB	2.92	0.45
5:F:300:LEU:O	5:F:301:ARG:C	2.54	0.45
5:F:326:LEU:HA	5:F:326:LEU:HD23	1.74	0.45
5:F:329:ILE:C	5:F:332:VAL:HB	2.37	0.45
5:F:369:PRO:O	5:F:370:VAL:C	2.55	0.45
5:F:423:LEU:CD1	5:F:436:GLY:H	2.30	0.45
5:F:459:GLN:HG2	5:F:526:TYR:CZ	2.52	0.45
6:J:102:LEU:HG	6:J:106:ARG:NH2	2.31	0.45
1:A:10:SER:O	1:A:22:VAL:HG12	2.17	0.45
1:A:34:LEU:HG	1:A:38:LEU:CD1	2.47	0.45
1:A:72:ASP:O	1:A:76:ILE:CG1	2.65	0.45
1:A:79:ASN:O	1:A:82:SER:CB	2.63	0.45
1:A:97:LEU:CG	1:A:98:ARG:N	2.80	0.45
1:A:171:VAL:C	1:A:198:THR:HA	2.37	0.45
1:A:174:VAL:N	1:A:196:VAL:HG13	2.31	0.45
1:B:77:ILE:C	1:B:80:LEU:HB2	2.37	0.45
1:B:152:ASN:CB	1:B:163:PRO:HB3	2.47	0.45
1:B:173:LYS:CB	1:B:197:GLU:OE1	2.65	0.45
1:B:210:SER:O	1:B:213:LYS:CB	2.61	0.45
1:B:222:ALA:HA	1:B:225:LEU:HD11	1.99	0.45
2:C:57:GLN:C	2:C:60:SER:HB3	2.37	0.45
2:C:168:ILE:HG22	2:C:169:ASN:OD1	2.17	0.45
2:C:308:LEU:CD2	2:C:331:SER:HA	2.47	0.45
2:C:337:ASP:HA	2:C:340:ALA:HB3	1.99	0.45

Continued on next page...

Continued from previous page...

Atom-1	Atom-2	Interatomic distance (Å)	Clash overlap (Å)
2:C:344:TYR:O	2:C:345:LEU:C	2.54	0.45
2:C:351:GLY:O	2:C:352:GLN:CG	2.65	0.45
2:C:403:ARG:CG	2:C:404:MET:N	2.79	0.45
2:C:403:ARG:CB	2:C:407:GLN:CG	2.85	0.45
2:C:407:GLN:HG3	2:C:417:LEU:HD13	1.98	0.45
2:C:764:LEU:HG	2:C:764:LEU:O	2.16	0.45
2:C:802:LEU:HD12	2:C:838:LYS:N	2.32	0.45
2:C:921:GLY:O	2:C:922:VAL:C	2.55	0.45
2:C:944:TRP:CD1	2:C:991:CYS:SG	3.04	0.45
2:C:1045:SER:CA	3:D:424:TYR:CE1	2.99	0.45
3:D:113:ARG:HA	3:D:116:TYR:CD2	2.52	0.45
3:D:120:LEU:HD21	3:D:232:LYS:CG	2.47	0.45
3:D:193:ALA:HA	3:D:196:LYS:CD	2.40	0.45
3:D:219:LEU:O	3:D:222:ILE:CG1	2.53	0.45
3:D:362:ALA:C	3:D:364:GLU:H	2.20	0.45
3:D:459:ARG:HH12	3:D:463:LEU:CD2	2.28	0.45
3:D:459:ARG:C	3:D:459:ARG:HH11	2.20	0.45
3:D:498:LEU:O	3:D:509:ILE:CG2	2.60	0.45
3:D:567:SER:CA	3:D:574:LEU:HD13	2.47	0.45
3:D:592:VAL:CB	3:D:630:ARG:CB	2.95	0.45
3:D:671:VAL:O	3:D:672:MET:C	2.54	0.45
3:D:697:ILE:O	3:D:698:ASN:C	2.55	0.45
3:D:709:VAL:HG12	3:D:710:ALA:N	2.31	0.45
3:D:751:GLU:O	3:D:752:ARG:C	2.55	0.45
3:D:817:LEU:HD23	3:D:818:ALA:CB	2.46	0.45
3:D:890:ASP:OD2	3:D:892:GLN:CB	2.65	0.45
3:D:894:GLU:C	3:D:895:ARG:HG3	2.37	0.45
3:D:1063:LYS:HD3	3:D:1078:ASP:OD1	2.16	0.45
3:D:1079:LYS:C	3:D:1080:ILE:HG13	2.38	0.45
3:D:1088:VAL:CG1	3:D:1089:PHE:H	2.30	0.45
3:D:1134:LEU:H	3:D:1134:LEU:HD23	1.81	0.45
3:D:1270:ILE:CG2	3:D:1272:VAL:HG23	2.47	0.45
3:D:1274:PRO:HB2	3:D:1279:ARG:CG	2.47	0.45
4:E:50:LYS:O	4:E:51:TYR:O	2.35	0.45
4:E:71:LEU:HD23	4:E:71:LEU:C	2.36	0.45
5:F:247:VAL:HG12	5:F:251:LYS:HZ2	1.81	0.45
5:F:305:SER:O	5:F:306:LEU:C	2.55	0.45
5:F:404:ASP:O	5:F:405:ILE:HG23	2.17	0.45
5:F:419:GLU:O	5:F:421:ILE:N	2.47	0.45
5:F:471:GLU:O	5:F:474:VAL:HB	2.17	0.45
5:F:520:SER:O	5:F:523:LEU:N	2.21	0.45

Continued on next page...

Continued from previous page...

Atom-1	Atom-2	Interatomic distance (Å)	Clash overlap (Å)
6:J:15:SER:CB	6:J:17:GLU:H	2.30	0.45
6:J:33:ARG:NH2	6:J:37:GLY:HA2	2.32	0.45
1:A:17:ASN:O	1:A:18:ARG:HB2	2.16	0.45
1:B:59:VAL:HG22	1:B:62:GLU:OE1	2.16	0.45
1:B:70:LYS:NZ	1:B:127:THR:O	2.41	0.45
1:B:75:GLU:O	1:B:76:ILE:C	2.55	0.45
1:B:213:LYS:NZ	1:B:214:THR:H	2.15	0.45
2:C:41:PHE:CG	2:C:974:THR:HG22	2.52	0.45
2:C:116:LYS:HZ1	2:C:131:ALA:HA	1.82	0.45
2:C:124:ASP:OD1	2:C:851:ARG:NH1	2.47	0.45
2:C:162:GLU:C	2:C:164:GLY:H	2.20	0.45
2:C:208:ARG:NH2	2:C:307:ASP:HB3	2.24	0.45
2:C:213:GLU:O	2:C:223:GLY:O	2.34	0.45
2:C:237:LEU:C	2:C:240:ALA:HB3	2.36	0.45
2:C:252:PHE:O	2:C:258:MET:SD	2.75	0.45
2:C:258:MET:O	2:C:261:THR:CB	2.64	0.45
2:C:315:LYS:HZ2	2:C:319:LYS:N	2.15	0.45
2:C:335:GLU:C	2:C:338:VAL:HB	2.37	0.45
2:C:470:LEU:O	2:C:473:ARG:CA	2.64	0.45
2:C:526:ASP:O	2:C:527:GLU:HG3	2.16	0.45
2:C:634:ALA:O	2:C:637:ASP:N	2.40	0.45
2:C:720:LEU:CD1	2:C:721:VAL:H	2.28	0.45
2:C:739:ASN:C	2:C:741:LEU:HG	2.37	0.45
2:C:756:GLU:OE1	2:C:870:ARG:HD3	2.15	0.45
2:C:884:LYS:HZ1	2:C:892:LYS:CE	2.29	0.45
2:C:888:ARG:N	2:C:1028:MET:CE	2.78	0.45
2:C:1044:ARG:NH2	2:C:1048:PRO:N	2.65	0.45
2:C:1059:GLY:O	2:C:1062:GLN:O	2.34	0.45
2:C:1068:PHE:CE1	2:C:1072:GLU:HB3	2.52	0.45
2:C:1085:LEU:O	2:C:1086:GLN:C	2.54	0.45
2:C:1091:ILE:O	2:C:1092:LYS:C	2.56	0.45
3:D:52:PHE:O	3:D:88:ARG:CA	2.63	0.45
3:D:97:LEU:CB	3:D:315:ASP:OD1	2.64	0.45
3:D:101:VAL:H	3:D:314:LEU:N	2.11	0.45
3:D:204:GLU:CA	3:D:207:GLN:HE21	2.29	0.45
3:D:385:GLY:HA3	3:D:390:PRO:HD3	1.97	0.45
3:D:495:PRO:C	3:D:496:VAL:HG13	2.37	0.45
3:D:569:ALA:C	3:D:571:GLY:H	2.20	0.45
3:D:582:VAL:HG22	3:D:585:LEU:HD12	1.98	0.45
3:D:621:ALA:HA	3:D:624:ARG:HB3	1.98	0.45
3:D:629:VAL:HG12	3:D:630:ARG:N	2.32	0.45

Continued on next page...

Continued from previous page...

Atom-1	Atom-2	Interatomic distance (Å)	Clash overlap (Å)
3:D:676:LEU:N	3:D:676:LEU:CD1	2.80	0.45
3:D:722:TYR:CD1	3:D:726:ARG:CZ	2.99	0.45
3:D:1066:ILE:O	3:D:1074:GLU:CB	2.63	0.45
3:D:1086:LEU:HB3	3:D:1099:LEU:CD1	2.45	0.45
3:D:1276:GLU:HA	3:D:1279:ARG:HB2	1.99	0.45
4:E:84:GLU:HB2	4:E:85:PRO:CD	2.47	0.45
5:F:216:ARG:HD2	5:F:217:LYS:N	2.31	0.45
5:F:254:GLU:OE1	5:F:337:TYR:HE1	2.00	0.45
5:F:306:LEU:HD13	5:F:348:THR:HG23	1.98	0.45
5:F:317:PHE:N	5:F:320:LEU:HD12	2.32	0.45
5:F:347:ALA:C	5:F:349:TRP:N	2.68	0.45
5:F:401:LYS:O	5:F:402:GLU:C	2.56	0.45
5:F:512:SER:HB3	5:F:515:ARG:HH11	1.82	0.45
6:J:34:THR:HG23	6:J:38:GLU:O	2.15	0.45
6:J:86:LEU:HD22	6:J:86:LEU:N	2.32	0.45
1:A:69:VAL:CG1	1:A:128:LEU:CG	2.94	0.45
1:A:99:LYS:HD2	1:A:100:GLN:H	1.81	0.45
1:B:1:MET:C	1:B:232:ILE:HG23	2.38	0.45
1:B:38:LEU:HD13	1:B:41:THR:CG2	2.30	0.45
1:B:133:LYS:O	1:B:134:LEU:HB2	2.17	0.45
1:B:149:ALA:HB2	1:B:165:ASP:OD1	2.17	0.45
1:B:153:ARG:NE	1:B:153:ARG:HA	2.31	0.45
1:B:175:THR:C	1:B:176:TYR:CD1	2.90	0.45
1:B:207:ALA:O	1:B:210:SER:N	2.49	0.45
2:C:71:ARG:NH2	2:C:84:GLY:H	2.15	0.45
2:C:109:ASP:HB2	2:C:136:THR:OG1	2.17	0.45
2:C:116:LYS:NZ	2:C:130:ALA:O	2.49	0.45
2:C:118:PRO:HB2	2:C:120:ASP:CB	2.33	0.45
2:C:180:VAL:HG23	2:C:180:VAL:O	2.17	0.45
2:C:251:ARG:HH22	2:C:358:PRO:HG3	1.81	0.45
2:C:275:LEU:HD12	2:C:279:ARG:NH1	2.32	0.45
2:C:278:TYR:CE2	2:C:291:SER:HB3	2.52	0.45
2:C:279:ARG:O	2:C:280:LYS:C	2.54	0.45
2:C:446:LEU:O	2:C:446:LEU:HG	2.16	0.45
2:C:465:ARG:HD2	2:C:473:ARG:HH21	1.78	0.45
2:C:473:ARG:CG	2:C:495:GLY:HA3	2.47	0.45
2:C:491:GLY:HA3	2:C:493:ASN:ND2	2.32	0.45
2:C:519:VAL:HG22	2:C:520:VAL:H	1.80	0.45
2:C:548:ILE:HG22	2:C:551:ASP:H	1.82	0.45
2:C:583:PRO:C	2:C:584:ARG:HG2	2.37	0.45
2:C:657:TYR:O	2:C:672:MET:HE3	2.16	0.45

Continued on next page...

Continued from previous page...

Atom-1	Atom-2	Interatomic distance (Å)	Clash overlap (Å)
2:C:662:HIS:NE2	2:C:670:TYR:HE2	2.15	0.45
2:C:674:LYS:HZ1	2:C:686:GLN:C	2.19	0.45
2:C:888:ARG:NH2	2:C:1029:TYR:HB3	2.32	0.45
2:C:915:ILE:CG1	2:C:916:ILE:N	2.76	0.45
2:C:991:CYS:O	2:C:992:THR:HB	2.17	0.45
2:C:1108:LYS:O	3:D:458:LYS:HE3	2.16	0.45
2:C:1134:ASN:HB2	3:D:23:TRP:HH2	1.82	0.45
3:D:95:ILE:HD12	3:D:317:VAL:CG1	2.46	0.45
3:D:126:GLU:O	3:D:127:LYS:C	2.55	0.45
3:D:136:ILE:HG23	3:D:229:LEU:HD11	1.98	0.45
3:D:443:LEU:CD1	3:D:447:MET:CE	2.95	0.45
3:D:448:ALA:CA	3:D:451:LEU:HD23	2.46	0.45
3:D:524:LEU:HG	3:D:525:HIS:O	2.17	0.45
3:D:527:LEU:CD1	3:D:575:ALA:HB1	2.46	0.45
3:D:562:SER:O	3:D:563:ASN:C	2.54	0.45
3:D:634:LYS:C	3:D:635:VAL:HG13	2.37	0.45
3:D:634:LYS:CG	3:D:665:GLU:HB2	2.42	0.45
3:D:732:SER:O	3:D:735:ASP:CA	2.65	0.45
3:D:887:ARG:HG2	3:D:974:VAL:H	1.76	0.45
3:D:904:ARG:CG	3:D:905:ALA:H	2.17	0.45
3:D:988:LEU:HD12	3:D:989:VAL:H	1.81	0.45
3:D:994:ALA:HB3	3:D:997:ILE:HD12	1.98	0.45
3:D:999:ALA:C	3:D:1003:ILE:HD12	2.37	0.45
3:D:1274:PRO:O	3:D:1279:ARG:CZ	2.65	0.45
4:E:67:TYR:CZ	4:E:80:GLY:O	2.70	0.45
5:F:250:ALA:HB1	5:F:254:GLU:OE1	2.15	0.45
5:F:480:GLY:HA2	5:F:483:ASP:OD1	2.17	0.45
6:J:31:ARG:HB3	6:J:65:ILE:CD1	2.47	0.45
6:J:32:TYR:HB3	6:J:62:GLY:O	2.17	0.45
1:A:18:ARG:HD2	1:A:197:GLU:HB2	1.99	0.44
1:B:20:GLN:C	1:B:194:LEU:O	2.55	0.44
1:B:181:THR:HG21	1:B:191:LYS:HE2	1.99	0.44
2:C:150:GLN:HB3	2:C:414:PRO:CB	2.46	0.44
2:C:282:ARG:CD	2:C:285:GLU:OE1	2.64	0.44
2:C:315:LYS:O	2:C:317:ASN:N	2.51	0.44
2:C:377:ARG:NH2	2:C:383:GLU:OE2	2.50	0.44
2:C:394:SER:O	2:C:398:ARG:HG2	2.17	0.44
2:C:418:ILE:O	2:C:419:ASN:CB	2.63	0.44
2:C:430:PHE:CD2	2:C:431:PHE:N	2.84	0.44
2:C:543:GLN:HG3	2:C:545:ASN:OD1	2.17	0.44
2:C:648:GLY:N	2:C:696:VAL:O	2.51	0.44

Continued on next page...

Continued from previous page...

Atom-1	Atom-2	Interatomic distance (Å)	Clash overlap (Å)
2:C:727:GLU:HB3	2:C:729:HIS:NE2	2.32	0.44
2:C:754:GLU:CA	2:C:872:TYR:CE1	3.00	0.44
2:C:939:CYS:O	2:C:940:ALA:C	2.55	0.44
2:C:1095:ASP:O	2:C:1099:ARG:CB	2.65	0.44
2:C:1097:VAL:HA	2:C:1101:LYS:NZ	2.14	0.44
3:D:35:ASN:CG	3:D:38:THR:H	2.21	0.44
3:D:106:TYR:HD2	3:D:312:MET:CE	2.30	0.44
3:D:128:ILE:HG22	3:D:257:GLY:N	2.31	0.44
3:D:128:ILE:C	3:D:131:PHE:H	2.18	0.44
3:D:133:ALA:HB2	3:D:236:VAL:HG22	1.98	0.44
3:D:134:TYR:HB2	3:D:235:ILE:CD1	2.47	0.44
3:D:163:GLU:OE1	3:D:166:ARG:CD	2.65	0.44
3:D:221:ASP:O	3:D:223:TRP:C	2.55	0.44
3:D:263:LYS:CB	3:D:267:ASN:OD1	2.65	0.44
3:D:461:VAL:O	3:D:464:ASN:N	2.50	0.44
3:D:490:VAL:C	3:D:492:ALA:N	2.68	0.44
3:D:495:PRO:HD2	3:D:552:GLN:OE1	2.17	0.44
3:D:578:ARG:O	3:D:581:MET:CE	2.65	0.44
3:D:622:ALA:N	3:D:626:VAL:HB	2.31	0.44
3:D:642:PRO:HG2	3:D:647:GLU:OE1	2.16	0.44
3:D:656:TRP:CZ3	3:D:658:PRO:C	2.91	0.44
3:D:667:THR:O	3:D:668:LEU:O	2.36	0.44
3:D:743:LYS:HB3	3:D:743:LYS:HZ3	1.82	0.44
3:D:873:LEU:CD2	3:D:1028:LEU:HD22	2.27	0.44
3:D:886:VAL:HG12	3:D:888:GLU:N	2.32	0.44
3:D:951:ALA:C	3:D:954:ALA:H	2.20	0.44
3:D:973:GLY:C	3:D:974:VAL:HG13	2.37	0.44
3:D:1024:ILE:N	3:D:1041:ARG:HE	2.15	0.44
3:D:1049:VAL:O	3:D:1050:THR:CG2	2.65	0.44
3:D:1173:THR:CB	3:D:1201:ALA:HB2	2.47	0.44
3:D:1220:TRP:C	3:D:1222:SER:N	2.71	0.44
4:E:45:ASP:O	4:E:46:ARG:C	2.56	0.44
4:E:61:ALA:O	4:E:64:ILE:HB	2.17	0.44
5:F:228:VAL:O	5:F:231:TYR:CB	2.64	0.44
5:F:459:GLN:HG3	5:F:523:LEU:CD2	2.47	0.44
5:F:479:PHE:C	5:F:481:LEU:N	2.69	0.44
6:J:99:LYS:HZ3	6:J:102:LEU:HD22	1.82	0.44
1:A:20:GLN:C	1:A:21:PHE:CG	2.90	0.44
1:A:23:ILE:CG1	1:A:192:LEU:HD23	2.47	0.44
1:A:137:GLU:C	1:A:138:LEU:HD12	2.38	0.44
1:A:144:ARG:HA	1:A:168:TYR:CB	2.43	0.44

Continued on next page...

Continued from previous page...

Atom-1	Atom-2	Interatomic distance (Å)	Clash overlap (Å)
1:B:2:LEU:HD11	1:B:235:GLY:N	2.32	0.44
1:B:12:ASP:O	1:B:19:SER:HB3	2.17	0.44
1:B:42:LEU:HG	1:B:211:ALA:CB	2.48	0.44
2:C:88:GLU:N	2:C:91:TYR:CD2	2.80	0.44
2:C:133:LEU:O	2:C:153:PHE:CD1	2.70	0.44
2:C:133:LEU:HD23	2:C:133:LEU:C	2.38	0.44
2:C:166:PHE:O	2:C:172:GLU:CG	2.63	0.44
2:C:176:VAL:HG13	2:C:455:LEU:CD2	2.25	0.44
2:C:179:LEU:C	2:C:180:VAL:HG13	2.38	0.44
2:C:220:ASP:HA	2:C:221:THR:HA	1.65	0.44
2:C:271:ASP:O	2:C:272:GLU:C	2.55	0.44
2:C:476:HIS:CB	2:C:479:HIS:CD2	3.01	0.44
2:C:528:ILE:CG2	2:C:529:VAL:N	2.79	0.44
2:C:556:GLU:CD	2:C:558:ARG:O	2.55	0.44
2:C:585:GLN:N	2:C:587:VAL:HG23	2.31	0.44
2:C:589:VAL:O	2:C:590:ALA:C	2.54	0.44
2:C:596:PHE:CB	2:C:929:GLY:HA3	2.47	0.44
2:C:727:GLU:H	3:D:725:THR:CG2	2.27	0.44
2:C:794:ALA:H	2:C:847:VAL:HG23	1.82	0.44
2:C:795:GLU:CG	2:C:796:VAL:N	2.80	0.44
2:C:885:LEU:HD21	2:C:1032:LYS:CG	2.48	0.44
2:C:895:ILE:O	2:C:896:GLY:C	2.55	0.44
2:C:938:TRP:CH2	2:C:942:SER:CB	3.00	0.44
2:C:1043:ALA:O	2:C:1063:PHE:CB	2.64	0.44
2:C:1046:THR:CA	2:C:1049:TYR:OH	2.63	0.44
2:C:1106:ILE:O	2:C:1107:VAL:C	2.56	0.44
2:C:1137:VAL:CG2	2:C:1138:LEU:N	2.78	0.44
3:D:58:TRP:H	3:D:83:THR:C	2.21	0.44
3:D:89:ARG:H	3:D:323:GLU:HG3	1.82	0.44
3:D:89:ARG:O	3:D:321:PRO:HB2	2.17	0.44
3:D:105:TRP:HH2	3:D:1233:LEU:CD2	2.30	0.44
3:D:106:TYR:CB	3:D:114:LEU:CG	2.88	0.44
3:D:125:LEU:O	3:D:126:GLU:C	2.56	0.44
3:D:137:THR:C	3:D:253:THR:OG1	2.56	0.44
3:D:155:MET:SD	3:D:223:TRP:HB2	2.57	0.44
3:D:285:LYS:CG	3:D:286:GLY:N	2.80	0.44
3:D:298:VAL:O	3:D:301:ALA:N	2.51	0.44
3:D:363:PRO:O	3:D:364:GLU:C	2.55	0.44
3:D:525:HIS:HB3	3:D:528:VAL:CG1	2.46	0.44
3:D:547:LEU:HD23	3:D:547:LEU:HA	1.79	0.44
3:D:697:ILE:HG22	3:D:698:ASN:N	2.32	0.44

Continued on next page...

Continued from previous page...

Atom-1	Atom-2	Interatomic distance (Å)	Clash overlap (Å)
3:D:726:ARG:N	3:D:726:ARG:CD	2.77	0.44
3:D:824:VAL:O	3:D:832:ILE:HG12	2.16	0.44
3:D:853:THR:C	3:D:856:ALA:HB3	2.35	0.44
3:D:887:ARG:HG3	3:D:972:THR:O	2.17	0.44
3:D:939:GLU:O	3:D:940:ARG:C	2.54	0.44
3:D:1054:ARG:NH2	3:D:1065:THR:CB	2.80	0.44
3:D:1057:ASP:HA	3:D:1062:TYR:HB3	1.98	0.44
3:D:1063:LYS:NZ	3:D:1064:ILE:O	2.50	0.44
3:D:1090:LYS:HA	3:D:1097:ARG:N	2.32	0.44
3:D:1160:GLN:OE1	3:D:1160:GLN:N	2.50	0.44
4:E:52:ALA:O	4:E:54:VAL:N	2.50	0.44
4:E:54:VAL:O	4:E:57:ALA:CB	2.65	0.44
4:E:73:GLU:OE2	4:E:75:ILE:HD12	2.17	0.44
4:E:89:GLU:OE2	4:E:94:ILE:HG13	2.16	0.44
5:F:316:ALA:HB3	5:F:319:ASP:CG	2.37	0.44
5:F:334:LYS:HA	6:J:84:MET:HE1	1.99	0.44
5:F:355:ILE:HA	5:F:358:ALA:CB	2.47	0.44
5:F:408:GLU:HG3	5:F:409:LYS:N	2.31	0.44
5:F:423:LEU:HD23	5:F:434:GLN:OE1	2.17	0.44
5:F:487:ARG:HB3	5:F:491:GLU:OE1	2.17	0.44
6:J:99:LYS:O	6:J:102:LEU:N	2.51	0.44
1:A:48:GLY:CA	1:A:168:TYR:HB3	2.47	0.44
1:A:70:LYS:HE3	2:C:688:PRO:HB2	1.99	0.44
1:A:99:LYS:HZ1	1:A:103:GLY:HA2	1.81	0.44
1:A:151:GLN:CG	1:A:153:ARG:HB3	2.47	0.44
1:A:175:THR:O	1:A:195:ASP:O	2.35	0.44
1:A:192:LEU:CD2	1:A:194:LEU:HD11	2.46	0.44
1:B:10:SER:OG	1:B:22:VAL:CA	2.64	0.44
1:B:17:ASN:HB2	1:B:198:THR:CA	2.47	0.44
1:B:150:VAL:O	1:B:163:PRO:CB	2.66	0.44
1:B:180:ALA:C	1:B:181:THR:HG23	2.38	0.44
1:B:203:SER:O	1:B:206:ASP:HB2	2.17	0.44
1:B:218:LEU:HD23	1:B:219:PHE:CA	2.47	0.44
1:B:223:ARG:NH2	1:B:227:VAL:HG13	2.33	0.44
2:C:74:ALA:CA	2:C:77:ARG:NH1	2.76	0.44
2:C:174:VAL:C	2:C:438:GLN:H	2.19	0.44
2:C:226:ILE:HD11	2:C:229:LYS:CE	2.48	0.44
2:C:279:ARG:HH21	2:C:287:PRO:CD	2.30	0.44
2:C:373:PHE:HZ	2:C:479:HIS:CG	2.35	0.44
2:C:378:LEU:CD1	2:C:379:ARG:H	2.23	0.44
2:C:385:ILE:O	2:C:386:GLN:C	2.55	0.44

Continued on next page...

Continued from previous page...

Atom-1	Atom-2	Interatomic distance (Å)	Clash overlap (Å)
2:C:399:VAL:O	2:C:402:GLU:OE1	2.35	0.44
2:C:519:VAL:HA	2:C:524:VAL:HG13	1.98	0.44
2:C:602:ALA:CA	2:C:605:ALA:HB3	2.45	0.44
2:C:604:ARG:HH22	2:C:891:ASN:HA	1.82	0.44
2:C:646:GLU:N	2:C:698:ALA:HA	2.32	0.44
2:C:701:VAL:HG12	2:C:702:ILE:H	1.78	0.44
2:C:726:TRP:CE3	2:C:729:HIS:HD2	2.35	0.44
2:C:840:PRO:N	2:C:843:GLU:OE1	2.50	0.44
2:C:879:ILE:O	2:C:879:ILE:HG23	2.18	0.44
2:C:1079:TYR:CD1	3:D:558:LEU:HD23	2.52	0.44
2:C:1128:LEU:HA	2:C:1133:LEU:CD1	2.35	0.44
3:D:34:ILE:HB	3:D:41:PRO:N	2.32	0.44
3:D:51:ILE:O	3:D:52:PHE:HD1	1.99	0.44
3:D:62:CYS:O	3:D:63:GLY:C	2.56	0.44
3:D:83:THR:HG23	3:D:84:ARG:H	1.82	0.44
3:D:89:ARG:N	3:D:323:GLU:HG3	2.33	0.44
3:D:109:GLY:N	3:D:112:SER:HB3	2.32	0.44
3:D:122:PRO:HB2	3:D:123:LYS:H	1.66	0.44
3:D:137:THR:HG23	3:D:253:THR:C	2.36	0.44
3:D:138:SER:HB3	3:D:253:THR:HG23	1.98	0.44
3:D:163:GLU:O	3:D:166:ARG:HB3	2.17	0.44
3:D:170:LEU:CD2	3:D:173:ARG:HD2	2.47	0.44
3:D:258:ALA:HA	3:D:261:ILE:HD12	1.98	0.44
3:D:274:ALA:HB1	3:D:278:ARG:CZ	2.48	0.44
3:D:288:LYS:CA	3:D:291:ARG:HB2	2.47	0.44
3:D:327:MET:O	3:D:328:VAL:C	2.56	0.44
3:D:336:ALA:HB1	5:F:422:SER:C	2.38	0.44
3:D:397:ARG:O	3:D:397:ARG:CD	2.64	0.44
3:D:504:LEU:HB3	3:D:505:HIS:CD2	2.52	0.44
3:D:640:LEU:HD21	3:D:675:GLU:CA	2.33	0.44
3:D:646:ILE:O	3:D:649:GLU:HG3	2.17	0.44
3:D:678:PRO:O	3:D:679:LEU:C	2.56	0.44
3:D:681:TYR:CE2	3:D:683:PHE:N	2.85	0.44
3:D:713:VAL:O	3:D:716:LEU:HB2	2.18	0.44
3:D:785:VAL:O	3:D:789:LEU:HB2	2.17	0.44
3:D:834:ARG:CG	3:D:835:PRO:HA	2.47	0.44
3:D:851:ILE:HA	3:D:853:THR:HG1	1.83	0.44
3:D:873:LEU:HD13	3:D:1028:LEU:CD2	2.40	0.44
3:D:889:HIS:O	3:D:976:ALA:N	2.50	0.44
3:D:913:ASP:N	3:D:916:ILE:CD1	2.80	0.44
3:D:925:LEU:HD22	3:D:927:THR:O	2.18	0.44

Continued on next page...

Continued from previous page...

Atom-1	Atom-2	Interatomic distance (Å)	Clash overlap (Å)
3:D:965:VAL:O	3:D:968:CYS:CB	2.65	0.44
3:D:979:TYR:HD2	3:D:989:VAL:CG1	2.31	0.44
3:D:1003:ILE:HD11	3:D:1153:HIS:HB3	2.00	0.44
3:D:1164:ARG:CB	3:D:1181:ILE:O	2.65	0.44
3:D:1167:ILE:HG12	3:D:1180:LEU:C	2.38	0.44
3:D:1182:ASP:OD2	3:D:1184:ALA:HB3	2.17	0.44
3:D:1250:GLU:O	3:D:1253:ILE:CA	2.66	0.44
5:F:429:ASP:CG	5:F:430:GLU:N	2.70	0.44
1:A:7:PRO:HA	1:A:24:GLU:O	2.16	0.44
1:A:8:THR:H	1:A:23:ILE:CG2	2.31	0.44
1:A:32:TYR:HD2	2:C:1017:GLU:HG2	1.83	0.44
1:A:48:GLY:O	1:A:142:ARG:HD2	2.17	0.44
1:A:210:SER:N	1:B:229:ALA:CB	2.80	0.44
1:A:215:LEU:HB3	1:B:219:PHE:CD1	2.53	0.44
1:A:224:GLU:O	1:A:225:LEU:C	2.53	0.44
1:B:1:MET:HB2	1:B:230:GLU:O	2.17	0.44
1:B:47:PRO:HG3	1:B:144:ARG:HG3	1.98	0.44
1:B:53:SER:N	1:B:164:VAL:HG22	2.32	0.44
1:B:120:ASN:O	1:B:121:PRO:C	2.55	0.44
1:B:181:THR:CG2	1:B:191:LYS:HE2	2.48	0.44
1:B:218:LEU:O	1:B:221:LEU:HB2	2.17	0.44
1:B:233:GLU:CD	1:B:234:ILE:N	2.71	0.44
2:C:73:SER:O	2:C:74:ALA:C	2.55	0.44
2:C:89:VAL:HG12	2:C:90:LEU:N	2.33	0.44
2:C:98:ASP:N	2:C:404:MET:HE2	2.33	0.44
2:C:205:ILE:HA	2:C:211:TRP:HE1	1.81	0.44
2:C:219:ARG:O	2:C:220:ASP:C	2.54	0.44
2:C:233:PRO:C	2:C:234:VAL:HG22	2.38	0.44
2:C:256:GLU:HA	2:C:259:ARG:HG3	1.95	0.44
2:C:289:LYS:O	2:C:292:ALA:N	2.49	0.44
2:C:345:LEU:O	2:C:346:VAL:C	2.55	0.44
2:C:542:ALA:HB2	2:C:576:VAL:HG11	2.00	0.44
2:C:576:VAL:CG1	2:C:577:ASP:N	2.81	0.44
2:C:610:ASN:CB	2:C:613:ARG:NH1	2.78	0.44
2:C:611:MET:HE1	2:C:892:LYS:CA	2.47	0.44
2:C:650:ILE:CG2	2:C:651:GLU:N	2.78	0.44
2:C:689:ILE:CD1	2:C:690:VAL:HG22	2.48	0.44
2:C:731:TYR:HH	3:D:578:ARG:NE	2.15	0.44
2:C:849:GLY:HA3	2:C:872:TYR:HD2	1.83	0.44
2:C:903:ASP:O	2:C:904:MET:HB2	2.17	0.44
2:C:916:ILE:CG2	2:C:917:LEU:N	2.77	0.44

Continued on next page...

Continued from previous page...

Atom-1	Atom-2	Interatomic distance (Å)	Clash overlap (Å)
2:C:927:ASN:O	2:C:930:GLN:HG2	2.17	0.44
2:C:944:TRP:CE3	2:C:966:ALA:CB	2.99	0.44
2:C:953:PRO:CB	2:C:955:TRP:CZ2	2.90	0.44
2:C:956:ALA:O	2:C:959:LEU:HG	2.17	0.44
2:C:1010:LEU:O	2:C:1019:PHE:CE2	2.70	0.44
2:C:1125:LEU:O	2:C:1128:LEU:CB	2.66	0.44
3:D:27:GLU:HB2	3:D:94:HIS:CD2	2.51	0.44
3:D:35:ASN:C	3:D:37:ARG:N	2.70	0.44
3:D:144:ARG:NH1	3:D:227:THR:C	2.71	0.44
3:D:148:LEU:HD13	3:D:148:LEU:C	2.38	0.44
3:D:210:ASP:O	3:D:213:GLN:HB3	2.17	0.44
3:D:210:ASP:HB3	3:D:214:ARG:CZ	2.48	0.44
3:D:221:ASP:O	3:D:225:THR:CB	2.64	0.44
3:D:262:GLN:HG2	3:D:263:LYS:N	2.33	0.44
3:D:446:LEU:HA	3:D:449:LEU:HG	1.96	0.44
3:D:455:PHE:O	3:D:456:VAL:C	2.54	0.44
3:D:478:ARG:HA	3:D:478:ARG:HD3	1.75	0.44
3:D:488:GLU:O	3:D:491:ILE:CB	2.52	0.44
3:D:586:TYR:CE2	3:D:590:THR:HB	2.52	0.44
3:D:587:TYR:O	3:D:630:ARG:CZ	2.66	0.44
3:D:610:GLY:C	3:D:633:ILE:HB	2.36	0.44
3:D:674:ASN:O	3:D:675:GLU:C	2.56	0.44
3:D:713:VAL:O	3:D:716:LEU:CB	2.66	0.44
3:D:816:THR:O	3:D:817:LEU:C	2.55	0.44
3:D:882:GLN:OE1	3:D:1248:LEU:HD21	2.18	0.44
3:D:925:LEU:HB2	3:D:941:GLY:C	2.37	0.44
3:D:966:LEU:CD2	3:D:1159:ARG:H	2.29	0.44
3:D:1027:GLY:C	3:D:1029:PRO:HD2	2.38	0.44
3:D:1032:GLN:N	3:D:1035:PHE:CD2	2.85	0.44
3:D:1139:GLN:NE2	3:D:1149:ILE:HB	2.31	0.44
4:E:65:ASN:ND2	4:E:69:ASN:CG	2.70	0.44
5:F:336:ASP:OD1	6:J:89:ARG:CZ	2.65	0.44
6:J:31:ARG:HB2	6:J:65:ILE:HD13	1.99	0.44
6:J:31:ARG:CB	6:J:65:ILE:CD1	2.95	0.44
6:J:98:LEU:HA	6:J:101:ARG:HG3	1.99	0.44
1:A:20:GLN:CB	1:A:194:LEU:O	2.64	0.44
1:A:51:VAL:CG2	1:A:52:THR:H	2.26	0.44
1:A:56:ILE:H	1:A:59:VAL:CG2	2.13	0.44
1:A:93:VAL:HG23	1:A:141:GLU:N	2.32	0.44
1:A:153:ARG:HD2	1:A:153:ARG:C	2.37	0.44
1:B:34:LEU:HG	1:B:34:LEU:H	1.22	0.44

Continued on next page...

Continued from previous page...

Atom-1	Atom-2	Interatomic distance (Å)	Clash overlap (Å)
1:B:99:LYS:O	1:B:132:GLY:O	2.35	0.44
1:B:125:ILE:HG23	1:B:126:ALA:N	2.32	0.44
1:B:195:ASP:O	1:B:196:VAL:HB	2.17	0.44
1:B:214:THR:O	1:B:215:LEU:C	2.55	0.44
1:B:232:ILE:HG22	1:B:233:GLU:N	2.32	0.44
2:C:95:PRO:C	2:C:96:ILE:HD13	2.37	0.44
2:C:148:LYS:HB3	2:C:414:PRO:CG	2.43	0.44
2:C:208:ARG:NH2	2:C:307:ASP:CB	2.79	0.44
2:C:256:GLU:HG2	2:C:257:ILE:H	1.79	0.44
2:C:317:ASN:ND2	2:C:322:LEU:HB2	2.30	0.44
2:C:398:ARG:C	2:C:399:VAL:HG23	2.38	0.44
2:C:403:ARG:CG	2:C:417:LEU:HD13	2.38	0.44
2:C:497:ILE:HG22	2:C:498:GLY:N	2.32	0.44
2:C:502:VAL:HG11	2:C:503:TYR:CE2	2.52	0.44
2:C:602:ALA:O	2:C:605:ALA:N	2.50	0.44
2:C:626:VAL:HG21	2:C:936:LEU:HD11	2.00	0.44
2:C:735:ILE:HD12	2:C:894:VAL:HG23	1.92	0.44
2:C:737:LEU:HD23	2:C:915:ILE:CD1	2.45	0.44
2:C:768:GLU:O	2:C:806:VAL:N	2.51	0.44
2:C:852:VAL:C	2:C:853:PHE:CD1	2.91	0.44
2:C:885:LEU:HD13	2:C:895:ILE:CD1	2.44	0.44
2:C:906:PHE:HB3	2:C:912:PRO:HG3	1.99	0.44
2:C:907:LEU:CB	2:C:909:ASP:C	2.86	0.44
2:C:944:TRP:CZ2	2:C:966:ALA:HB2	2.52	0.44
2:C:959:LEU:HD12	2:C:959:LEU:C	2.38	0.44
2:C:961:ASP:OD1	2:C:964:LEU:HD11	2.17	0.44
2:C:985:LEU:CD2	2:C:988:LEU:HD12	2.42	0.44
2:C:1044:ARG:HB3	2:C:1065:GLY:CA	2.46	0.44
2:C:1056:PRO:HG2	3:D:421:ARG:HG3	1.98	0.44
2:C:1076:MET:O	2:C:1079:TYR:CA	2.66	0.44
2:C:1124:LEU:CG	2:C:1125:LEU:N	2.79	0.44
3:D:23:TRP:C	6:J:57:ARG:HH22	2.12	0.44
3:D:140:ASP:HB2	3:D:251:TYR:CA	2.47	0.44
3:D:210:ASP:O	3:D:211:ARG:C	2.56	0.44
3:D:242:ARG:O	3:D:243:GLU:C	2.56	0.44
3:D:463:LEU:HD12	3:D:465:HIS:ND1	2.33	0.44
3:D:496:VAL:O	3:D:511:ALA:CB	2.65	0.44
3:D:498:LEU:HB2	3:D:510:GLN:O	2.16	0.44
3:D:527:LEU:CD2	3:D:575:ALA:HB1	2.48	0.44
3:D:635:VAL:HG22	3:D:665:GLU:N	2.33	0.44
3:D:641:ARG:HB3	3:D:682:PRO:HA	1.99	0.44

Continued on next page...

Continued from previous page...

Atom-1	Atom-2	Interatomic distance (Å)	Clash overlap (Å)
3:D:651:PHE:C	3:D:653:HIS:N	2.70	0.44
3:D:756:VAL:O	3:D:759:GLN:HB2	2.17	0.44
3:D:758:LYS:O	3:D:761:GLN:OE1	2.35	0.44
3:D:792:HIS:HD2	3:D:793:TYR:CD1	2.35	0.44
3:D:810:ASN:CG	3:D:812:THR:OG1	2.56	0.44
3:D:899:VAL:O	3:D:900:GLU:C	2.56	0.44
3:D:913:ASP:CG	3:D:916:ILE:H	2.21	0.44
3:D:1025:THR:CG2	3:D:1026:GLY:N	2.79	0.44
3:D:1040:PRO:CB	3:D:1115:SER:HB2	2.47	0.44
3:D:1051:GLY:H	3:D:1104:HIS:CE1	2.35	0.44
3:D:1055:LEU:O	3:D:1056:GLU:CG	2.58	0.44
3:D:1121:VAL:HG11	3:D:1130:VAL:HG13	1.98	0.44
3:D:1131:GLN:CA	3:D:1134:LEU:HD12	2.47	0.44
3:D:1192:ARG:O	3:D:1194:VAL:CG2	2.62	0.44
3:D:1195:ALA:C	3:D:1197:GLY:N	2.70	0.44
3:D:1248:LEU:CD1	3:D:1249:LYS:N	2.71	0.44
3:D:1254:ILE:CG1	3:D:1255:GLY:N	2.75	0.44
4:E:31:THR:O	4:E:31:THR:HG23	2.16	0.44
4:E:60:ARG:NH1	4:E:64:ILE:CG1	2.81	0.44
4:E:78:TYR:HD1	4:E:78:TYR:HA	1.66	0.44
5:F:334:LYS:O	5:F:335:PHE:HB2	2.18	0.44
5:F:419:GLU:C	5:F:421:ILE:H	2.21	0.44
5:F:453:PHE:CE2	5:F:457:GLN:OE1	2.70	0.44
5:F:493:GLY:HA3	5:F:503:ILE:HD11	1.98	0.44
6:J:82:TRP:NE1	6:J:86:LEU:HD23	2.31	0.44
1:A:90:ASP:OD1	1:A:91:GLU:N	2.50	0.44
1:A:214:THR:O	1:A:217:GLU:HB3	2.17	0.44
1:B:50:ALA:HB2	1:B:167:ILE:O	2.18	0.44
1:B:73:VAL:CG1	1:B:77:ILE:HD11	2.36	0.44
2:C:58:THR:O	2:C:59:ASP:C	2.55	0.44
2:C:87:GLU:O	2:C:90:LEU:CD1	2.66	0.44
2:C:94:SER:HA	2:C:95:PRO:C	2.37	0.44
2:C:111:ARG:HE	2:C:134:PHE:C	2.21	0.44
2:C:157:PHE:O	2:C:159:MET:HE2	2.18	0.44
2:C:214:PHE:CE1	2:C:224:VAL:O	2.71	0.44
2:C:373:PHE:CZ	2:C:478:SER:OG	2.69	0.44
2:C:391:VAL:O	2:C:395:ARG:N	2.50	0.44
2:C:507:ASN:OD1	2:C:509:PHE:HD2	2.01	0.44
2:C:646:GLU:C	2:C:698:ALA:N	2.71	0.44
2:C:722:ALA:H	2:C:916:ILE:HA	1.83	0.44
2:C:735:ILE:CD1	2:C:894:VAL:HG22	2.31	0.44

Continued on next page...

Continued from previous page...

Atom-1	Atom-2	Interatomic distance (Å)	Clash overlap (Å)
2:C:737:LEU:CD1	2:C:895:ILE:HA	2.46	0.44
2:C:837:LEU:HG	2:C:838:LYS:N	2.33	0.44
2:C:916:ILE:C	2:C:917:LEU:HG	2.37	0.44
2:C:1102:VAL:HG22	2:C:1106:ILE:HG13	2.00	0.44
3:D:29:LYS:H	3:D:44:ASP:CB	2.30	0.44
3:D:58:TRP:CB	3:D:82:VAL:HG22	2.48	0.44
3:D:69:ARG:CD	6:J:25:ALA:N	2.81	0.44
3:D:103:HIS:C	3:D:104:ILE:CG2	2.86	0.44
3:D:108:LYS:HE2	3:D:386:ARG:CG	2.27	0.44
3:D:144:ARG:HG2	3:D:148:LEU:HD23	2.00	0.44
3:D:208:ILE:O	3:D:209:ARG:C	2.56	0.44
3:D:212:ALA:C	3:D:216:LEU:HG	2.38	0.44
3:D:218:ARG:CZ	3:D:219:LEU:HB2	2.47	0.44
3:D:278:ARG:O	3:D:281:ILE:HG12	2.18	0.44
3:D:297:LYS:O	3:D:298:VAL:C	2.55	0.44
3:D:393:GLY:HA3	3:D:397:ARG:HG3	2.00	0.44
3:D:466:ALA:HB1	3:D:471:SER:HB2	2.00	0.44
3:D:468:ASN:CG	3:D:469:ILE:H	2.21	0.44
3:D:481:PRO:CA	3:D:484:TRP:CD1	2.88	0.44
3:D:495:PRO:CG	3:D:552:GLN:HB3	2.31	0.44
3:D:588:LEU:O	3:D:590:THR:N	2.51	0.44
3:D:617:GLU:HG2	3:D:618:ALA:H	1.82	0.44
3:D:713:VAL:CA	3:D:716:LEU:CD1	2.95	0.44
3:D:813:GLN:O	3:D:814:THR:O	2.35	0.44
3:D:887:ARG:CG	3:D:972:THR:O	2.65	0.44
3:D:1003:ILE:CD1	3:D:1153:HIS:HB3	2.47	0.44
3:D:1101:ASP:CG	3:D:1102:GLY:N	2.70	0.44
3:D:1170:SER:C	3:D:1172:SER:N	2.69	0.44
3:D:1221:LEU:HG	3:D:1222:SER:N	2.33	0.44
3:D:1270:ILE:HG22	3:D:1272:VAL:CG2	2.46	0.44
3:D:1272:VAL:HG21	4:E:56:TYR:HD1	1.83	0.44
3:D:1277:GLU:C	3:D:1280:ALA:HB3	2.38	0.44
4:E:40:ILE:HA	4:E:43:LEU:CG	2.47	0.44
5:F:232:LEU:O	5:F:235:ILE:HG12	2.17	0.44
5:F:248:GLU:CD	5:F:252:ARG:HG3	2.37	0.44
5:F:381:ARG:HA	5:F:384:ARG:NH2	2.33	0.44
5:F:400:ALA:O	5:F:404:ASP:CA	2.66	0.44
5:F:409:LYS:O	5:F:410:VAL:C	2.54	0.44
5:F:448:VAL:O	5:F:448:VAL:HG22	2.18	0.44
5:F:489:LEU:CD2	5:F:503:ILE:CG2	2.96	0.44
1:A:42:LEU:O	1:A:46:ILE:CD1	2.65	0.44

Continued on next page...

Continued from previous page...

Atom-1	Atom-2	Interatomic distance (Å)	Clash overlap (Å)
1:A:50:ALA:O	1:A:141:GLU:CA	2.66	0.44
1:A:213:LYS:O	1:A:214:THR:C	2.54	0.44
1:A:216:VAL:HA	1:B:216:VAL:HG13	1.99	0.44
1:B:81:LYS:HZ3	3:D:613:SER:N	2.11	0.44
1:B:84:VAL:HG12	1:B:120:ASN:CG	2.36	0.44
1:B:150:VAL:O	1:B:152:ASN:N	2.51	0.44
1:B:181:THR:CG2	1:B:191:LYS:CE	2.93	0.44
1:B:220:GLY:O	1:B:221:LEU:O	2.35	0.44
2:C:43:LYS:HZ3	2:C:979:GLY:HA2	1.83	0.44
2:C:54:LEU:O	2:C:55:ASP:C	2.56	0.44
2:C:104:SER:HG	2:C:140:ILE:C	2.15	0.44
2:C:415:GLN:C	2:C:417:LEU:H	2.16	0.44
2:C:485:PRO:HD3	2:C:586:MET:O	2.17	0.44
2:C:504:ALA:HB1	2:C:514:THR:N	2.33	0.44
2:C:594:ILE:HG21	2:C:888:ARG:HB3	2.00	0.44
2:C:610:ASN:HB3	2:C:613:ARG:NH1	2.26	0.44
2:C:618:LEU:HD21	2:C:1032:LYS:NZ	2.32	0.44
2:C:660:VAL:HG23	2:C:662:HIS:CD2	2.52	0.44
2:C:709:ASP:HB2	2:C:714:ALA:HA	1.99	0.44
2:C:721:VAL:CG2	2:C:722:ALA:N	2.81	0.44
2:C:749:SER:C	2:C:750:ILE:HG13	2.38	0.44
2:C:751:HIS:CD2	2:C:877:ARG:NE	2.86	0.44
2:C:774:PRO:C	2:C:776:ILE:N	2.71	0.44
2:C:816:PRO:HA	2:C:819:ARG:CZ	2.47	0.44
2:C:902:GLU:HG2	2:C:903:ASP:OD1	2.18	0.44
2:C:902:GLU:CG	2:C:903:ASP:H	2.18	0.44
2:C:908:ALA:H	2:C:1010:LEU:HD22	1.82	0.44
2:C:909:ASP:OD2	2:C:1001:LEU:HG	2.17	0.44
2:C:955:TRP:HB2	2:C:984:GLU:CG	2.48	0.44
2:C:963:LEU:HD23	2:C:963:LEU:C	2.38	0.44
2:C:981:GLN:HB2	2:C:984:GLU:CD	2.38	0.44
2:C:1072:GLU:O	2:C:1075:ALA:CB	2.64	0.44
2:C:1131:LEU:HD13	2:C:1131:LEU:HA	1.76	0.44
3:D:25:TYR:HD1	6:J:57:ARG:NE	2.15	0.44
3:D:68:VAL:O	3:D:71:LYS:HB3	2.18	0.44
3:D:69:ARG:HD2	6:J:25:ALA:HB2	1.99	0.44
3:D:106:TYR:C	3:D:114:LEU:HG	2.37	0.44
3:D:173:ARG:CD	3:D:174:ALA:N	2.68	0.44
3:D:218:ARG:CZ	3:D:219:LEU:H	2.30	0.44
3:D:293:LEU:HD22	3:D:294:LYS:HG3	1.99	0.44
3:D:302:PHE:O	3:D:304:GLN:HB2	2.17	0.44

Continued on next page...

Continued from previous page...

Atom-1	Atom-2	Interatomic distance (Å)	Clash overlap (Å)
3:D:312:MET:O	3:D:314:LEU:CD1	2.66	0.44
3:D:335:PHE:N	5:F:420:PRO:CB	2.78	0.44
3:D:468:ASN:CG	5:F:525:ASP:OD2	2.56	0.44
3:D:481:PRO:C	3:D:484:TRP:HD1	2.21	0.44
3:D:550:GLU:CD	3:D:550:GLU:H	2.21	0.44
3:D:694:ALA:O	3:D:695:ALA:C	2.56	0.44
3:D:720:GLY:O	3:D:722:TYR:C	2.55	0.44
3:D:850:PHE:C	3:D:851:ILE:HD13	2.34	0.44
3:D:875:ARG:C	3:D:878:VAL:H	2.21	0.44
3:D:926:GLY:HA2	3:D:963:ARG:N	2.32	0.44
3:D:980:GLY:HA2	3:D:988:LEU:HD12	1.98	0.44
3:D:1025:THR:O	3:D:1030:ARG:HG2	2.18	0.44
3:D:1220:TRP:CD1	3:D:1241:ARG:NH2	2.67	0.44
3:D:1242:SER:O	3:D:1243:ASP:CB	2.65	0.44
3:D:1249:LYS:C	3:D:1252:VAL:HB	2.37	0.44
5:F:214:GLN:O	5:F:215:ALA:C	2.56	0.44
5:F:278:ARG:HA	5:F:281:MET:SD	2.58	0.44
5:F:296:LEU:O	5:F:299:ASN:N	2.50	0.44
5:F:410:VAL:CG1	5:F:411:LEU:H	2.30	0.44
5:F:500:ARG:CA	5:F:503:ILE:HG12	2.48	0.44
6:J:74:LYS:O	6:J:74:LYS:HD3	2.17	0.44
1:A:56:ILE:HG21	1:A:134:LEU:HG	2.00	0.44
1:A:158:GLU:OE1	1:A:159:ILE:HG12	2.17	0.44
1:A:174:VAL:CG1	1:A:175:THR:N	2.80	0.44
1:A:216:VAL:HG22	1:B:216:VAL:HG13	2.00	0.44
1:B:77:ILE:O	1:B:78:LEU:C	2.55	0.44
1:B:91:GLU:CB	1:B:92:PRO:CD	2.89	0.44
1:B:96:TYR:HA	1:B:136:VAL:O	2.18	0.44
2:C:56:VAL:O	2:C:58:THR:OG1	2.35	0.44
2:C:111:ARG:NH2	2:C:151:THR:CG2	2.81	0.44
2:C:175:VAL:CG2	2:C:437:SER:CA	2.96	0.44
2:C:186:TYR:CA	2:C:202:VAL:HG23	2.48	0.44
2:C:187:PHE:HB2	2:C:368:ASP:OD1	2.18	0.44
2:C:204:VAL:N	2:C:213:GLU:HG3	2.33	0.44
2:C:287:PRO:HA	2:C:291:SER:CB	2.46	0.44
2:C:324:VAL:HG23	2:C:325:GLY:N	2.28	0.44
2:C:453:ARG:O	2:C:454:ARG:C	2.55	0.44
2:C:486:ILE:O	2:C:487:GLU:O	2.36	0.44
2:C:488:THR:HG1	2:C:489:PRO:HD2	1.83	0.44
2:C:517:ARG:CG	2:C:579:MET:HE2	2.48	0.44
2:C:631:GLU:O	2:C:634:ALA:CB	2.61	0.44

Continued on next page...

Continued from previous page...

Atom-1	Atom-2	Interatomic distance (Å)	Clash overlap (Å)
2:C:754:GLU:HA	2:C:872:TYR:CD1	2.53	0.44
2:C:816:PRO:CD	2:C:817:GLU:OE1	2.66	0.44
2:C:819:ARG:O	2:C:822:ARG:CA	2.66	0.44
2:C:872:TYR:O	2:C:873:VAL:HG23	2.17	0.44
2:C:909:ASP:N	2:C:1001:LEU:HD11	2.23	0.44
2:C:1081:ALA:C	3:D:1262:THR:OG1	2.56	0.44
2:C:1082:ALA:O	2:C:1083:TYR:O	2.36	0.44
2:C:1129:GLN:O	2:C:1130:SER:C	2.55	0.44
3:D:94:HIS:HA	3:D:318:PRO:C	2.38	0.44
3:D:170:LEU:HD13	3:D:170:LEU:C	2.37	0.44
3:D:318:PRO:O	3:D:319:VAL:HG23	2.17	0.44
3:D:379:ASP:O	3:D:382:PHE:CB	2.64	0.44
3:D:429:VAL:CB	3:D:539:ASP:O	2.66	0.44
3:D:430:ILE:H	3:D:521:ALA:HB1	1.79	0.44
3:D:438:LEU:CD2	3:D:562:SER:HB3	2.36	0.44
3:D:461:VAL:HG22	3:D:466:ALA:CB	2.48	0.44
3:D:471:SER:CA	3:D:474:ARG:NH2	2.75	0.44
3:D:477:GLU:C	3:D:479:GLN:HG3	2.38	0.44
3:D:595:ASP:CB	3:D:631:ALA:HB2	2.48	0.44
3:D:684:VAL:HG12	3:D:685:ASN:H	1.81	0.44
3:D:710:ALA:HA	3:D:713:VAL:CG2	2.48	0.44
3:D:800:ILE:O	3:D:801:THR:C	2.56	0.44
3:D:821:LYS:CE	3:D:840:PHE:HE2	2.30	0.44
3:D:834:ARG:CG	3:D:835:PRO:CA	2.96	0.44
3:D:914:PRO:HG2	3:D:915:TYR:CE2	2.51	0.44
3:D:926:GLY:CA	3:D:962:VAL:CA	2.94	0.44
3:D:1003:ILE:O	3:D:1006:PRO:CD	2.66	0.44
3:D:1025:THR:C	3:D:1030:ARG:HB2	2.39	0.44
4:E:63:GLN:CA	4:E:66:ASP:OD2	2.64	0.44
4:E:82:LEU:HB2	4:E:98:GLU:OE2	2.18	0.44
4:E:89:GLU:HG3	4:E:93:SER:HB3	2.00	0.44
5:F:214:GLN:OE1	5:F:218:ASP:HB2	2.17	0.44
5:F:256:GLY:O	5:F:257:LEU:C	2.56	0.44
5:F:276:ALA:HA	5:F:279:ARG:CG	2.48	0.44
5:F:308:LYS:O	5:F:308:LYS:HG3	2.18	0.44
5:F:315:MET:CG	5:F:316:ALA:N	2.80	0.44
5:F:386:LEU:HD23	5:F:390:LEU:HD22	1.96	0.44
5:F:456:LEU:HD12	5:F:526:TYR:CD2	2.53	0.44
1:A:20:GLN:HA	1:A:195:ASP:CA	2.48	0.44
1:A:24:GLU:HA	1:A:26:LEU:CG	2.48	0.44
1:A:55:ARG:CG	1:A:137:GLU:OE2	2.66	0.44

Continued on next page...

Continued from previous page...

Atom-1	Atom-2	Interatomic distance (Å)	Clash overlap (Å)
1:A:118:VAL:CG1	1:A:119:HIS:H	2.31	0.44
1:B:1:MET:CE	1:B:232:ILE:HG12	2.48	0.44
1:B:38:LEU:C	1:B:41:THR:HB	2.37	0.44
1:B:46:ILE:HG21	1:B:169:SER:OG	2.17	0.44
1:B:63:PHE:O	1:B:64:THR:CG2	2.66	0.44
1:B:139:VAL:HG12	1:B:140:VAL:N	2.32	0.44
1:B:180:ALA:O	1:B:181:THR:HG23	2.18	0.44
1:B:182:ARG:HA	1:B:182:ARG:NE	2.32	0.44
2:C:38:ARG:CG	2:C:972:VAL:C	2.86	0.44
2:C:43:LYS:HB2	2:C:44:LEU:CD1	2.46	0.44
2:C:160:MET:CA	2:C:166:PHE:CZ	3.01	0.44
2:C:190:THR:O	2:C:199:LEU:CD2	2.66	0.44
2:C:203:LYS:HG2	2:C:204:VAL:C	2.38	0.44
2:C:203:LYS:CD	2:C:205:ILE:HG23	2.47	0.44
2:C:298:ASN:O	2:C:302:LYS:CB	2.66	0.44
2:C:384:LEU:O	2:C:387:ASN:CB	2.66	0.44
2:C:449:LEU:HD12	2:C:452:LYS:CB	2.17	0.44
2:C:473:ARG:NE	2:C:496:LEU:HD21	2.33	0.44
2:C:558:ARG:NH2	2:C:570:TYR:HD2	2.16	0.44
2:C:604:ARG:N	2:C:607:MET:SD	2.90	0.44
2:C:662:HIS:CD2	2:C:667:ARG:CA	3.01	0.44
2:C:717:LYS:HZ2	2:C:746:VAL:HG23	1.81	0.44
2:C:723:ILE:HG12	2:C:1024:THR:C	2.38	0.44
2:C:740:ARG:CA	2:C:743:GLU:OE1	2.49	0.44
2:C:900:PRO:O	2:C:903:ASP:OD1	2.35	0.44
2:C:904:MET:SD	2:C:913:VAL:CG1	3.06	0.44
2:C:1066:GLN:HB2	3:D:427:ARG:HD3	2.00	0.44
2:C:1085:LEU:HA	2:C:1088:LEU:HG	2.00	0.44
2:C:1128:LEU:O	2:C:1130:SER:N	2.51	0.44
3:D:19:ASP:O	3:D:22:GLN:C	2.56	0.44
3:D:95:ILE:HD12	3:D:318:PRO:O	2.18	0.44
3:D:218:ARG:C	3:D:218:ARG:HD2	2.38	0.44
3:D:340:LEU:O	3:D:343:LEU:CG	2.66	0.44
3:D:392:THR:CB	3:D:398:PRO:N	2.81	0.44
3:D:436:LEU:O	3:D:437:LYS:HG2	2.18	0.44
3:D:565:ILE:HD11	3:D:706:MET:SD	2.58	0.44
3:D:656:TRP:CA	3:D:658:PRO:HD2	2.48	0.44
3:D:670:ARG:O	3:D:674:ASN:ND2	2.50	0.44
3:D:675:GLU:CB	3:D:676:LEU:HD12	2.41	0.44
3:D:743:LYS:O	3:D:746:LEU:CB	2.65	0.44
3:D:927:THR:C	3:D:940:ARG:N	2.71	0.44

Continued on next page...

Continued from previous page...

Atom-1	Atom-2	Interatomic distance (Å)	Clash overlap (Å)
3:D:1060:ARG:O	3:D:1080:ILE:O	2.36	0.44
3:D:1063:LYS:CD	3:D:1078:ASP:OD1	2.66	0.44
3:D:1171:GLY:HA3	3:D:1200:PRO:CG	2.39	0.44
3:D:1271:ALA:O	4:E:106:HIS:CA	2.65	0.44
5:F:214:GLN:O	5:F:216:ARG:N	2.50	0.44
5:F:248:GLU:OE1	5:F:251:LYS:HB2	2.18	0.44
5:F:284:ILE:HD12	5:F:287:ASP:HB2	1.99	0.44
5:F:327:GLY:HA3	5:F:350:TRP:C	2.38	0.44
5:F:381:ARG:NH2	5:F:382:ILE:HD11	2.31	0.44
5:F:472:ALA:O	5:F:474:VAL:N	2.51	0.44
6:J:31:ARG:HB3	6:J:65:ILE:HD12	1.99	0.44
1:A:7:PRO:HA	1:A:24:GLU:C	2.38	0.43
1:A:12:ASP:C	1:A:19:SER:HB2	2.37	0.43
1:A:133:LYS:HD3	1:A:134:LEU:CA	2.47	0.43
1:A:192:LEU:HD21	1:A:194:LEU:HD12	1.99	0.43
1:B:7:PRO:C	1:B:8:THR:HG23	2.39	0.43
1:B:9:LEU:HD12	1:B:10:SER:H	1.83	0.43
1:B:9:LEU:HD12	1:B:10:SER:N	2.33	0.43
1:B:51:VAL:CG1	1:B:140:VAL:HG22	2.46	0.43
1:B:52:THR:HB	1:B:139:VAL:HB	2.00	0.43
1:B:104:GLU:HG2	1:B:127:THR:HB	2.00	0.43
1:B:213:LYS:HB3	1:B:213:LYS:HE3	1.68	0.43
2:C:38:ARG:HH12	2:C:626:VAL:CA	2.31	0.43
2:C:62:GLU:OE2	2:C:70:TRP:CB	2.66	0.43
2:C:71:ARG:HH12	2:C:82:PRO:C	2.20	0.43
2:C:88:GLU:O	2:C:89:VAL:C	2.56	0.43
2:C:93:LEU:CD1	2:C:96:ILE:HD13	2.48	0.43
2:C:112:PHE:CE1	2:C:133:LEU:CB	2.97	0.43
2:C:118:PRO:CG	2:C:120:ASP:HB3	2.48	0.43
2:C:119:VAL:O	2:C:120:ASP:C	2.54	0.43
2:C:134:PHE:CE1	2:C:153:PHE:CD1	3.06	0.43
2:C:173:ARG:C	2:C:174:VAL:HG23	2.38	0.43
2:C:176:VAL:HG12	2:C:177:SER:N	2.32	0.43
2:C:181:ARG:CA	2:C:181:ARG:NH1	2.80	0.43
2:C:276:ASP:O	2:C:277:ILE:O	2.36	0.43
2:C:339:VAL:HG23	2:C:340:ALA:H	1.81	0.43
2:C:354:THR:OG1	2:C:363:VAL:C	2.56	0.43
2:C:485:PRO:HD3	2:C:586:MET:HE2	2.00	0.43
2:C:538:ARG:HD2	2:C:539:HIS:NE2	2.32	0.43
2:C:594:ILE:HD13	2:C:888:ARG:HA	1.99	0.43
2:C:643:VAL:HA	2:C:702:ILE:HG13	2.00	0.43

Continued on next page...

Continued from previous page...

Atom-1	Atom-2	Interatomic distance (Å)	Clash overlap (Å)
2:C:649:VAL:CA	2:C:695:ARG:CD	2.89	0.43
2:C:794:ALA:N	2:C:847:VAL:HG23	2.33	0.43
2:C:799:GLY:N	2:C:839:VAL:O	2.51	0.43
2:C:868:LEU:HD11	2:C:870:ARG:CG	2.46	0.43
2:C:885:LEU:O	2:C:893:GLY:N	2.51	0.43
2:C:922:VAL:N	2:C:925:ARG:HD2	2.31	0.43
2:C:938:TRP:CZ2	2:C:942:SER:HB2	2.53	0.43
2:C:943:GLY:N	2:C:968:PRO:HA	2.33	0.43
2:C:945:LYS:HZ1	2:C:965:GLU:HG2	1.83	0.43
2:C:1101:LYS:O	2:C:1102:VAL:C	2.55	0.43
2:C:1119:GLU:HA	2:C:1122:LYS:HD2	1.94	0.43
3:D:27:GLU:HG2	3:D:28:VAL:N	2.20	0.43
3:D:34:ILE:HG22	3:D:41:PRO:CG	2.48	0.43
3:D:91:ARG:O	3:D:321:PRO:CG	2.65	0.43
3:D:114:LEU:HA	3:D:114:LEU:HD23	1.44	0.43
3:D:129:ILE:CG1	3:D:130:TYR:N	2.80	0.43
3:D:180:ASP:CB	3:D:197:VAL:CG1	2.92	0.43
3:D:199:ASP:HA	3:D:202:GLU:CG	2.45	0.43
3:D:247:ARG:O	3:D:248:TYR:CB	2.65	0.43
3:D:346:ARG:HA	3:D:349:ASN:HD22	1.81	0.43
3:D:525:HIS:ND1	3:D:526:PRO:C	2.71	0.43
3:D:566:LEU:CA	3:D:574:LEU:HB2	2.36	0.43
3:D:568:PRO:HA	3:D:984:ALA:CA	2.45	0.43
3:D:580:ASP:O	3:D:583:THR:CG2	2.59	0.43
3:D:600:GLN:O	3:D:608:GLU:O	2.35	0.43
3:D:614:SER:HB2	3:D:615:PRO:CD	2.48	0.43
3:D:666:THR:OG1	3:D:667:THR:N	2.49	0.43
3:D:766:ASN:O	3:D:770:ARG:HG3	2.18	0.43
3:D:847:LEU:O	3:D:850:PHE:C	2.56	0.43
3:D:946:ASP:O	3:D:949:ILE:CA	2.64	0.43
3:D:970:THR:O	3:D:971:SER:O	2.35	0.43
3:D:1028:LEU:CB	3:D:1029:PRO:CD	2.96	0.43
3:D:1049:VAL:HG11	3:D:1068:PRO:CB	2.48	0.43
3:D:1089:PHE:O	3:D:1089:PHE:CD2	2.70	0.43
3:D:1159:ARG:O	3:D:1163:ARG:HD2	2.18	0.43
3:D:1260:ALA:HA	3:D:1264:ILE:HG13	1.95	0.43
4:E:41:ASP:HA	4:E:44:LEU:HD12	1.99	0.43
4:E:86:GLY:O	4:E:87:LEU:HB2	2.18	0.43
4:E:87:LEU:C	4:E:89:GLU:N	2.72	0.43
5:F:326:LEU:O	5:F:328:LEU:C	2.56	0.43
5:F:331:ALA:HB1	5:F:347:ALA:HA	2.00	0.43

Continued on next page...

Continued from previous page...

Atom-1	Atom-2	Interatomic distance (Å)	Clash overlap (Å)
5:F:350:TRP:HB2	5:F:351:ILE:H	1.66	0.43
5:F:442:SER:N	6:J:7:ARG:HG3	2.17	0.43
6:J:14:VAL:O	6:J:14:VAL:HG12	2.18	0.43
1:A:39:ARG:HD2	1:A:176:TYR:CZ	2.48	0.43
1:A:81:LYS:C	1:A:83:LEU:H	2.21	0.43
1:A:86:SER:CB	1:A:119:HIS:NE2	2.81	0.43
1:A:97:LEU:O	1:A:135:GLU:HA	2.18	0.43
1:A:110:ILE:O	1:A:112:PRO:HD2	2.17	0.43
1:A:145:GLY:C	1:A:167:ILE:HA	2.38	0.43
1:A:216:VAL:CG2	1:B:219:PHE:HB2	2.48	0.43
1:B:14:LEU:HB2	1:B:19:SER:CA	2.46	0.43
1:B:84:VAL:HG13	1:B:84:VAL:O	2.17	0.43
1:B:105:VAL:H	1:B:124:HIS:HE1	1.65	0.43
1:B:153:ARG:O	1:B:153:ARG:NH1	2.51	0.43
1:B:176:TYR:O	1:B:177:LYS:CB	2.66	0.43
1:B:220:GLY:O	1:B:221:LEU:C	2.56	0.43
2:C:43:LYS:HD3	2:C:978:ASP:CG	2.38	0.43
2:C:126:ASP:O	2:C:169:ASN:CB	2.63	0.43
2:C:173:ARG:HB3	2:C:437:SER:C	2.35	0.43
2:C:174:VAL:CG2	2:C:440:MET:HB2	2.47	0.43
2:C:450:THR:O	2:C:452:LYS:O	2.36	0.43
2:C:452:LYS:O	2:C:453:ARG:HB2	2.18	0.43
2:C:475:VAL:HG11	3:D:854:HIS:ND1	2.33	0.43
2:C:520:VAL:CG2	2:C:525:SER:HB3	2.48	0.43
2:C:584:ARG:NH2	2:C:977:PHE:N	2.64	0.43
2:C:644:ALA:O	2:C:699:GLY:N	2.46	0.43
2:C:652:GLU:CA	2:C:659:THR:OG1	2.66	0.43
2:C:654:SER:O	2:C:672:MET:HE3	2.17	0.43
2:C:658:ILE:O	2:C:670:TYR:N	2.51	0.43
2:C:660:VAL:HG13	2:C:668:ARG:O	2.18	0.43
2:C:674:LYS:HZ1	2:C:687:CYS:HA	1.83	0.43
2:C:725:PRO:CA	2:C:730:ASN:HD21	2.30	0.43
2:C:763:LYS:HD3	2:C:763:LYS:H	1.84	0.43
2:C:784:LEU:N	2:C:784:LEU:HD12	2.33	0.43
2:C:795:GLU:OE1	2:C:845:GLY:O	2.36	0.43
2:C:803:VAL:CG1	2:C:804:GLY:N	2.82	0.43
2:C:849:GLY:C	2:C:871:VAL:HA	2.37	0.43
2:C:907:LEU:HD12	2:C:909:ASP:O	2.18	0.43
2:C:931:ILE:N	2:C:931:ILE:HD13	2.32	0.43
2:C:934:THR:O	2:C:935:HIS:C	2.55	0.43
2:C:1054:GLN:NE2	9:D:1404:FI8:C16	2.81	0.43

Continued on next page...

Continued from previous page...

Atom-1	Atom-2	Interatomic distance (Å)	Clash overlap (Å)
2:C:1070:GLU:O	2:C:1071:MET:C	2.56	0.43
2:C:1096:THR:CB	2:C:1099:ARG:HH21	2.31	0.43
3:D:52:PHE:HD2	3:D:88:ARG:HH22	1.66	0.43
3:D:69:ARG:NH1	3:D:70:PHE:CD1	2.76	0.43
3:D:75:CYS:O	3:D:76:GLU:C	2.56	0.43
3:D:173:ARG:HE	3:D:204:GLU:HB2	1.81	0.43
3:D:221:ASP:O	3:D:225:THR:OG1	2.36	0.43
3:D:245:VAL:HG12	3:D:246:ASP:H	1.81	0.43
3:D:264:LEU:HG	3:D:264:LEU:H	1.50	0.43
3:D:329:GLN:CG	3:D:334:ARG:O	2.67	0.43
3:D:339:ASP:CB	3:D:340:LEU:HD12	2.23	0.43
3:D:372:ARG:CZ	3:D:372:ARG:CB	2.96	0.43
3:D:373:MET:HE3	5:F:318:LEU:HD12	1.99	0.43
3:D:419:GLY:O	3:D:420:LYS:CB	2.62	0.43
3:D:469:ILE:HD11	5:F:448:VAL:CG2	2.46	0.43
3:D:473:LYS:O	3:D:474:ARG:C	2.56	0.43
3:D:592:VAL:N	3:D:630:ARG:HB3	2.32	0.43
3:D:616:ALA:O	3:D:620:MET:CG	2.66	0.43
3:D:637:LEU:HD13	3:D:640:LEU:CB	2.44	0.43
3:D:717:LYS:CG	3:D:721:PHE:CE2	3.01	0.43
3:D:798:PRO:O	3:D:799:ILE:O	2.36	0.43
3:D:878:VAL:HG12	3:D:879:ASP:N	2.33	0.43
3:D:923:ARG:HD3	3:D:923:ARG:HA	1.77	0.43
3:D:1066:ILE:HG12	3:D:1105:VAL:CG2	2.41	0.43
3:D:1080:ILE:O	3:D:1080:ILE:HG22	2.19	0.43
3:D:1127:PRO:C	3:D:1131:GLN:HG3	2.39	0.43
3:D:1161:MET:HA	3:D:1208:MET:HG3	1.97	0.43
3:D:1162:LEU:O	3:D:1163:ARG:CG	2.66	0.43
4:E:90:LYS:O	4:E:91:PRO:C	2.56	0.43
5:F:477:LEU:O	5:F:479:PHE:N	2.51	0.43
1:A:16:ASP:O	1:A:18:ARG:CA	2.65	0.43
1:A:74:THR:O	1:A:76:ILE:N	2.51	0.43
1:A:75:GLU:OE1	1:A:78:LEU:CD1	2.63	0.43
1:A:77:ILE:CA	1:A:80:LEU:CD1	2.89	0.43
1:A:142:ARG:O	1:A:168:TYR:CE2	2.71	0.43
1:B:37:SER:O	1:B:40:ARG:CA	2.66	0.43
1:B:84:VAL:HG22	1:B:84:VAL:O	2.18	0.43
1:B:205:ARG:O	1:B:206:ASP:O	2.36	0.43
2:C:64:LEU:HD12	2:C:64:LEU:HA	1.73	0.43
2:C:136:THR:OG1	2:C:151:THR:CA	2.59	0.43
2:C:231:ARG:HE	5:F:205:ASP:CA	2.14	0.43

Continued on next page...

Continued from previous page...

Atom-1	Atom-2	Interatomic distance (Å)	Clash overlap (Å)
2:C:244:THR:OG1	2:C:246:GLU:HB3	2.17	0.43
2:C:319:LYS:HZ1	2:C:320:LEU:CD2	2.29	0.43
2:C:353:THR:CG2	2:C:354:THR:H	2.20	0.43
2:C:361:VAL:HG12	2:C:362:GLU:N	2.33	0.43
2:C:608:GLY:O	2:C:612:GLN:N	2.49	0.43
2:C:654:SER:O	2:C:657:TYR:O	2.36	0.43
2:C:735:ILE:CG2	2:C:737:LEU:HD21	2.48	0.43
2:C:736:ILE:O	2:C:915:ILE:CD1	2.66	0.43
2:C:754:GLU:OE2	2:C:870:ARG:CB	2.67	0.43
2:C:795:GLU:N	2:C:846:LYS:HD2	2.34	0.43
2:C:881:ASP:OD2	2:C:897:LYS:HA	2.19	0.43
2:C:883:ASP:HB3	2:C:1036:LEU:HD22	1.97	0.43
2:C:907:LEU:HB3	2:C:909:ASP:CA	2.48	0.43
2:C:988:LEU:O	2:C:991:CYS:N	2.51	0.43
2:C:997:ASP:O	2:C:998:GLY:C	2.57	0.43
2:C:1032:LYS:HG2	2:C:1033:LEU:H	1.83	0.43
2:C:1080:GLY:O	3:D:1262:THR:CB	2.66	0.43
2:C:1089:LEU:CD2	2:C:1089:LEU:H	2.28	0.43
2:C:1102:VAL:HG21	2:C:1112:ILE:HG23	2.00	0.43
3:D:9:GLU:HB2	3:D:1242:SER:CB	2.47	0.43
3:D:35:ASN:CG	3:D:38:THR:HG22	2.37	0.43
3:D:95:ILE:HG13	3:D:319:VAL:HG22	2.00	0.43
3:D:120:LEU:HD21	3:D:232:LYS:NZ	2.33	0.43
3:D:155:MET:CE	3:D:223:TRP:HB2	2.48	0.43
3:D:161:ALA:O	3:D:162:VAL:C	2.55	0.43
3:D:222:ILE:HD12	3:D:222:ILE:C	2.38	0.43
3:D:287:GLN:HG2	3:D:288:LYS:CA	2.47	0.43
3:D:385:GLY:O	3:D:386:ARG:C	2.55	0.43
3:D:410:GLN:O	3:D:412:ARG:N	2.51	0.43
3:D:445:LYS:HE3	3:D:517:VAL:N	2.32	0.43
3:D:459:ARG:HH11	3:D:462:ASP:HB2	1.79	0.43
3:D:589:THR:O	3:D:687:GLN:HB2	2.18	0.43
3:D:591:GLU:HG2	3:D:592:VAL:H	1.79	0.43
3:D:592:VAL:HB	3:D:630:ARG:HB3	1.97	0.43
3:D:641:ARG:HG2	3:D:682:PRO:HA	1.99	0.43
3:D:641:ARG:CD	3:D:682:PRO:HA	2.48	0.43
3:D:653:HIS:CG	3:D:654:SER:N	2.86	0.43
3:D:686:LYS:HB2	3:D:688:MET:HE3	2.00	0.43
3:D:750:GLU:O	3:D:754:ASP:HB3	2.11	0.43
3:D:765:LEU:CG	3:D:766:ASN:N	2.79	0.43
3:D:846:VAL:HG12	3:D:850:PHE:CG	2.53	0.43

Continued on next page...

Continued from previous page...

Atom-1	Atom-2	Interatomic distance (Å)	Clash overlap (Å)
3:D:848:GLU:O	3:D:849:TYR:C	2.56	0.43
3:D:883:ASP:O	3:D:885:ILE:N	2.52	0.43
3:D:920:ALA:HB3	3:D:921:TYR:CD2	2.52	0.43
3:D:945:GLY:O	3:D:946:ASP:C	2.56	0.43
3:D:1043:LYS:HD2	3:D:1116:ALA:HA	2.00	0.43
3:D:1043:LYS:HZ3	3:D:1045:PRO:HA	1.84	0.43
3:D:1052:ARG:HH12	3:D:1054:ARG:HB2	1.83	0.43
3:D:1097:ARG:CG	3:D:1098:VAL:H	2.17	0.43
3:D:1159:ARG:CD	3:D:1163:ARG:NH1	2.81	0.43
3:D:1219:SER:HB2	3:D:1221:LEU:HD21	2.00	0.43
4:E:61:ALA:HA	4:E:64:ILE:HB	2.01	0.43
4:E:89:GLU:HG2	4:E:94:ILE:CG1	2.45	0.43
5:F:212:LEU:HB2	5:F:213:ARG:NH2	2.33	0.43
5:F:346:TYR:CE2	5:F:350:TRP:NE1	2.81	0.43
5:F:364:ARG:HB2	5:F:367:ARG:N	2.34	0.43
5:F:370:VAL:O	5:F:371:HIS:C	2.57	0.43
5:F:385:GLU:O	5:F:389:ASP:CB	2.67	0.43
5:F:463:VAL:HG21	5:F:523:LEU:CG	2.48	0.43
5:F:516:HIS:O	5:F:519:ARG:HB2	2.18	0.43
1:A:14:LEU:CD1	1:A:20:GLN:N	2.81	0.43
1:A:37:SER:N	1:A:40:ARG:H	2.16	0.43
1:A:61:HIS:ND1	1:A:63:PHE:CB	2.80	0.43
1:A:80:LEU:N	1:A:80:LEU:HD23	2.32	0.43
1:A:110:ILE:CG2	1:A:111:VAL:N	2.67	0.43
1:B:16:ASP:OD2	1:B:17:ASN:N	2.52	0.43
1:B:42:LEU:O	1:B:44:SER:N	2.51	0.43
2:C:33:PRO:CG	2:C:700:GLN:HA	2.48	0.43
2:C:220:ASP:OD1	2:C:221:THR:HG22	2.19	0.43
2:C:377:ARG:HB3	2:C:511:PHE:CE2	2.54	0.43
2:C:571:VAL:HG22	2:C:575:GLU:OE1	2.18	0.43
2:C:662:HIS:HE2	2:C:668:ARG:HB3	1.84	0.43
2:C:669:THR:O	2:C:670:TYR:C	2.55	0.43
2:C:717:LYS:O	2:C:1029:TYR:CA	2.67	0.43
2:C:748:THR:HA	2:C:877:ARG:O	2.19	0.43
2:C:954:ASP:HA	2:C:957:ALA:HB2	2.00	0.43
2:C:1070:GLU:HA	2:C:1073:CYS:SG	2.58	0.43
2:C:1124:LEU:N	2:C:1127:GLU:CD	2.72	0.43
2:C:1126:LYS:C	2:C:1128:LEU:N	2.70	0.43
3:D:19:ASP:O	3:D:20:ILE:C	2.55	0.43
3:D:32:GLU:CB	3:D:45:GLY:HA3	2.39	0.43
3:D:34:ILE:HA	3:D:40:LYS:O	2.19	0.43

Continued on next page...

Continued from previous page...

Atom-1	Atom-2	Interatomic distance (Å)	Clash overlap (Å)
3:D:103:HIS:O	3:D:104:ILE:C	2.56	0.43
3:D:104:ILE:HG12	3:D:105:TRP:N	2.33	0.43
3:D:234:LEU:HD23	3:D:235:ILE:CA	2.48	0.43
3:D:274:ALA:HB1	3:D:278:ARG:NH1	2.33	0.43
3:D:381:LEU:O	3:D:382:PHE:C	2.54	0.43
3:D:445:LYS:HG3	3:D:446:LEU:N	2.25	0.43
3:D:449:LEU:O	3:D:450:GLU:C	2.57	0.43
3:D:460:LEU:CD1	3:D:461:VAL:H	2.31	0.43
3:D:480:ARG:CB	3:D:482:GLN:OE1	2.65	0.43
3:D:492:ALA:O	3:D:493:GLU:C	2.56	0.43
3:D:505:HIS:HB3	3:D:1001:GLN:HB3	2.00	0.43
3:D:696:ILE:CA	3:D:699:ASP:HB3	2.48	0.43
3:D:748:HIS:O	3:D:751:GLU:OE1	2.36	0.43
3:D:824:VAL:O	3:D:831:PHE:HB3	2.17	0.43
3:D:904:ARG:O	3:D:911:ILE:CG1	2.55	0.43
3:D:948:GLU:C	3:D:950:ASP:N	2.72	0.43
3:D:1054:ARG:HA	3:D:1101:ASP:OD1	2.18	0.43
3:D:1054:ARG:NH1	3:D:1054:ARG:HG2	2.33	0.43
3:D:1063:LYS:NZ	3:D:1064:ILE:C	2.72	0.43
3:D:1117:ASP:CG	3:D:1120:GLU:HG2	2.38	0.43
3:D:1152:LYS:HA	3:D:1155:GLU:CB	2.49	0.43
3:D:1155:GLU:HA	3:D:1158:VAL:HG21	2.01	0.43
3:D:1236:ALA:O	3:D:1237:ALA:C	2.56	0.43
3:D:1276:GLU:HA	3:D:1276:GLU:OE1	2.18	0.43
4:E:40:ILE:CB	4:E:44:LEU:HD11	2.49	0.43
5:F:214:GLN:CD	5:F:218:ASP:HB2	2.39	0.43
5:F:244:GLU:O	5:F:247:VAL:CB	2.66	0.43
5:F:309:ARG:C	5:F:311:THR:H	2.21	0.43
5:F:331:ALA:C	5:F:334:LYS:H	2.21	0.43
5:F:357:ARG:HD2	5:F:361:ASP:OD1	2.18	0.43
5:F:394:PRO:CB	5:F:399:LEU:CD1	2.89	0.43
5:F:439:ILE:CG2	5:F:440:GLU:N	2.82	0.43
5:F:460:LEU:O	5:F:462:SER:N	2.51	0.43
5:F:460:LEU:CD2	5:F:460:LEU:N	2.81	0.43
5:F:512:SER:O	5:F:513:LYS:C	2.56	0.43
6:J:15:SER:HB2	6:J:17:GLU:H	1.82	0.43
6:J:29:ILE:HG23	6:J:43:PRO:N	2.33	0.43
1:A:32:TYR:HE2	2:C:1018:PRO:CD	2.03	0.43
1:A:34:LEU:CD2	1:A:38:LEU:CD1	2.97	0.43
1:A:182:ARG:HA	1:A:188:ASP:CG	2.36	0.43
1:A:203:SER:CA	1:A:206:ASP:OD2	2.64	0.43

Continued on next page...

Continued from previous page...

Atom-1	Atom-2	Interatomic distance (Å)	Clash overlap (Å)
1:B:18:ARG:NE	1:B:196:VAL:H	2.14	0.43
1:B:76:ILE:HG22	1:B:80:LEU:CD2	2.47	0.43
1:B:124:HIS:CE1	1:B:126:ALA:C	2.92	0.43
1:B:210:SER:OG	1:B:214:THR:CG2	2.66	0.43
2:C:56:VAL:O	2:C:57:GLN:C	2.57	0.43
2:C:80:VAL:HG12	2:C:81:ASN:N	2.34	0.43
2:C:181:ARG:NH1	2:C:181:ARG:CG	2.80	0.43
2:C:269:GLY:O	2:C:272:GLU:N	2.52	0.43
2:C:453:ARG:NH1	2:C:500:LEU:HB3	2.34	0.43
2:C:454:ARG:C	2:C:455:LEU:HG	2.39	0.43
2:C:530:TYR:O	2:C:531:LEU:HD23	2.19	0.43
2:C:624:PRO:O	2:C:626:VAL:O	2.36	0.43
2:C:653:VAL:CB	2:C:658:ILE:HG12	2.47	0.43
2:C:677:ARG:CG	2:C:678:SER:N	2.82	0.43
2:C:713:MET:HB3	2:C:715:LEU:HD11	1.99	0.43
2:C:750:ILE:CG1	2:C:876:LYS:HA	2.48	0.43
2:C:802:LEU:HD11	2:C:838:LYS:C	2.39	0.43
2:C:816:PRO:HB3	5:F:479:PHE:CB	2.48	0.43
2:C:930:GLN:O	2:C:933:GLU:HG2	2.18	0.43
2:C:944:TRP:N	2:C:993:LEU:HB2	2.33	0.43
2:C:953:PRO:O	2:C:955:TRP:N	2.52	0.43
2:C:1049:TYR:HA	2:C:1057:LEU:H	1.82	0.43
2:C:1095:ASP:C	2:C:1099:ARG:HE	2.21	0.43
2:C:1096:THR:N	2:C:1099:ARG:NE	2.62	0.43
2:C:1131:LEU:CD1	3:D:402:LEU:HD13	2.43	0.43
3:D:5:ASN:O	3:D:5:ASN:OD1	2.36	0.43
3:D:24:SER:CB	3:D:94:HIS:CB	2.94	0.43
3:D:71:LYS:CD	6:J:24:LEU:HB3	2.35	0.43
3:D:73:ILE:O	3:D:81:GLU:CG	2.66	0.43
3:D:95:ILE:CG1	3:D:318:PRO:O	2.66	0.43
3:D:113:ARG:O	3:D:114:LEU:C	2.56	0.43
3:D:124:ASP:O	3:D:126:GLU:CA	2.67	0.43
3:D:151:LEU:CD2	3:D:151:LEU:H	2.32	0.43
3:D:173:ARG:CZ	3:D:205:MET:HG3	2.49	0.43
3:D:214:ARG:CG	3:D:215:GLU:N	2.73	0.43
3:D:275:GLU:O	3:D:276:SER:C	2.57	0.43
3:D:294:LYS:O	3:D:295:ARG:C	2.56	0.43
3:D:351:ASN:O	3:D:352:ASN:C	2.55	0.43
3:D:374:LEU:HA	3:D:377:SER:OG	2.18	0.43
3:D:387:ARG:HH12	5:F:225:ALA:HB2	1.82	0.43
3:D:445:LYS:HZ2	3:D:517:VAL:HA	1.83	0.43

Continued on next page...

Continued from previous page...

Atom-1	Atom-2	Interatomic distance (Å)	Clash overlap (Å)
3:D:492:ALA:O	3:D:494:HIS:N	2.51	0.43
3:D:499:ASN:HA	3:D:541:MET:HE3	2.01	0.43
3:D:511:ALA:C	3:D:512:PHE:CD2	2.92	0.43
3:D:547:LEU:O	3:D:548:SER:C	2.56	0.43
3:D:624:ARG:O	3:D:625:GLY:C	2.56	0.43
3:D:635:VAL:HG23	3:D:636:ARG:N	2.33	0.43
3:D:683:PHE:CD2	3:D:684:VAL:N	2.86	0.43
3:D:707:ILE:O	3:D:708:VAL:C	2.56	0.43
3:D:999:ALA:O	3:D:1003:ILE:HG13	2.19	0.43
3:D:1062:TYR:H	3:D:1080:ILE:C	2.22	0.43
3:D:1087:ARG:HH12	3:D:1110:GLN:NE2	2.15	0.43
3:D:1121:VAL:HG22	3:D:1130:VAL:CG2	2.47	0.43
3:D:1165:VAL:CA	3:D:1204:ARG:O	2.64	0.43
3:D:1274:PRO:O	4:E:105:GLU:OE2	2.37	0.43
4:E:106:HIS:O	4:E:107:THR:HG23	2.18	0.43
5:F:281:MET:O	5:F:283:TRP:N	2.52	0.43
5:F:300:LEU:HA	5:F:303:VAL:HB	2.00	0.43
5:F:341:TYR:C	5:F:343:PHE:N	2.72	0.43
5:F:342:LYS:O	5:F:342:LYS:HG3	2.18	0.43
5:F:419:GLU:OE2	5:F:421:ILE:CA	2.66	0.43
5:F:427:ILE:HB	5:F:434:GLN:O	2.19	0.43
5:F:448:VAL:H	5:F:451:VAL:HG21	1.80	0.43
6:J:84:MET:HE2	6:J:88:ARG:HH12	1.83	0.43
1:A:34:LEU:HD23	1:A:35:GLY:N	2.34	0.43
1:A:34:LEU:HD11	1:B:218:LEU:HD21	2.01	0.43
1:A:56:ILE:HA	1:A:135:GLU:OE1	2.17	0.43
1:A:100:GLN:NE2	1:A:101:GLY:H	2.16	0.43
1:A:119:HIS:ND1	1:A:200:ASN:O	2.51	0.43
1:A:212:GLY:C	1:B:223:ARG:HB2	2.39	0.43
1:B:22:VAL:CG1	1:B:192:LEU:O	2.66	0.43
1:B:215:LEU:CD2	1:B:216:VAL:HG23	2.48	0.43
2:C:103:MET:O	2:C:103:MET:HG3	2.18	0.43
2:C:173:ARG:HB3	2:C:438:GLN:C	2.38	0.43
2:C:189:GLU:OE2	2:C:198:THR:CA	2.60	0.43
2:C:235:THR:HG23	2:C:236:VAL:H	1.83	0.43
2:C:238:LEU:O	2:C:239:LYS:C	2.56	0.43
2:C:275:LEU:CD1	2:C:276:ASP:N	2.77	0.43
2:C:277:ILE:O	2:C:280:LYS:CB	2.66	0.43
2:C:394:SER:O	2:C:395:ARG:O	2.36	0.43
2:C:421:ARG:CB	2:C:422:PRO:CD	2.96	0.43
2:C:540:VAL:HB	2:C:577:ASP:H	1.83	0.43

Continued on next page...

Continued from previous page...

Atom-1	Atom-2	Interatomic distance (Å)	Clash overlap (Å)
2:C:713:MET:HB3	2:C:715:LEU:CG	2.48	0.43
2:C:725:PRO:HD3	2:C:918:ASN:HA	2.01	0.43
2:C:731:TYR:HA	2:C:918:ASN:ND2	2.34	0.43
2:C:799:GLY:O	2:C:838:LYS:HB3	2.18	0.43
2:C:929:GLY:O	2:C:930:GLN:C	2.56	0.43
2:C:1076:MET:O	2:C:1077:GLN:C	2.57	0.43
2:C:1082:ALA:CB	3:D:1262:THR:OG1	2.66	0.43
2:C:1100:VAL:HG13	2:C:1101:LYS:H	1.83	0.43
2:C:1104:GLU:O	2:C:1107:VAL:CA	2.66	0.43
3:D:30:LYS:HB3	3:D:32:GLU:CG	2.47	0.43
3:D:30:LYS:CG	3:D:44:ASP:CB	2.93	0.43
3:D:31:PRO:CA	3:D:348:ILE:HG21	2.48	0.43
3:D:52:PHE:N	3:D:91:ARG:NH1	2.66	0.43
3:D:118:LEU:O	3:D:120:LEU:CD1	2.65	0.43
3:D:136:ILE:HG21	3:D:230:ALA:C	2.37	0.43
3:D:159:ARG:HD3	3:D:220:GLU:OE1	2.18	0.43
3:D:225:THR:CA	3:D:228:LYS:HZ1	2.31	0.43
3:D:258:ALA:C	3:D:259:GLU:HG2	2.38	0.43
3:D:345:ARG:O	3:D:347:VAL:N	2.51	0.43
3:D:485:ASP:HA	3:D:488:GLU:CD	2.39	0.43
3:D:499:ASN:CB	3:D:509:ILE:HD11	2.48	0.43
3:D:614:SER:HG	3:D:617:GLU:HB2	1.76	0.43
3:D:704:TYR:CB	3:D:705:PRO:HD2	2.30	0.43
3:D:767:HIS:HA	3:D:770:ARG:HE	1.82	0.43
3:D:815:ARG:NH1	3:D:820:MET:C	2.71	0.43
3:D:858:LYS:O	3:D:861:ALA:CB	2.66	0.43
3:D:925:LEU:HB2	3:D:941:GLY:N	2.33	0.43
3:D:936:VAL:O	3:D:937:ILE:C	2.57	0.43
3:D:1159:ARG:O	3:D:1163:ARG:CG	2.66	0.43
4:E:50:LYS:HE2	4:E:51:TYR:CZ	2.54	0.43
4:E:66:ASP:HA	4:E:69:ASN:HD22	1.82	0.43
5:F:248:GLU:OE2	5:F:252:ARG:CG	2.67	0.43
6:J:32:TYR:CE2	6:J:64:LEU:HD12	2.53	0.43
1:A:94:THR:CA	1:A:138:LEU:O	2.67	0.43
1:A:169:SER:C	1:A:171:VAL:H	2.14	0.43
1:A:223:ARG:CD	1:A:225:LEU:N	2.81	0.43
1:B:12:ASP:N	1:B:21:PHE:CD1	2.79	0.43
1:B:46:ILE:CG2	1:B:170:PRO:HD2	2.41	0.43
1:B:48:GLY:O	1:B:168:TYR:HA	2.18	0.43
1:B:59:VAL:O	1:B:59:VAL:CG1	2.67	0.43
1:B:73:VAL:HA	1:B:76:ILE:CD1	2.48	0.43

Continued on next page...

Continued from previous page...

Atom-1	Atom-2	Interatomic distance (Å)	Clash overlap (Å)
1:B:77:ILE:O	1:B:80:LEU:CA	2.65	0.43
2:C:179:LEU:CA	2:C:378:LEU:HD13	2.48	0.43
2:C:186:TYR:CA	2:C:368:ASP:OD2	2.66	0.43
2:C:235:THR:O	2:C:238:LEU:N	2.52	0.43
2:C:251:ARG:HH22	2:C:358:PRO:HD2	1.81	0.43
2:C:289:LYS:HA	2:C:292:ALA:HB3	1.99	0.43
2:C:339:VAL:HA	2:C:342:ILE:HB	2.01	0.43
2:C:377:ARG:CZ	2:C:378:LEU:O	2.67	0.43
2:C:428:LYS:CG	2:C:429:GLU:N	2.81	0.43
2:C:446:LEU:CA	2:C:449:LEU:HB3	2.47	0.43
2:C:458:LEU:C	2:C:458:LEU:HD12	2.39	0.43
2:C:506:VAL:HA	2:C:512:ILE:HA	2.01	0.43
2:C:507:ASN:O	2:C:509:PHE:N	2.51	0.43
2:C:544:ALA:O	2:C:545:ASN:C	2.56	0.43
2:C:561:VAL:CG1	2:C:563:ARG:NH2	2.82	0.43
2:C:643:VAL:CG1	2:C:699:GLY:O	2.66	0.43
2:C:643:VAL:HA	2:C:701:VAL:C	2.39	0.43
2:C:657:TYR:CG	2:C:671:ARG:NH1	2.87	0.43
2:C:720:LEU:O	2:C:721:VAL:HB	2.18	0.43
2:C:725:PRO:CD	2:C:919:THR:OG1	2.67	0.43
2:C:763:LYS:N	2:C:763:LYS:HD3	2.33	0.43
2:C:794:ALA:CA	2:C:846:LYS:HZ2	2.29	0.43
2:C:888:ARG:N	2:C:888:ARG:HD3	2.33	0.43
2:C:1009:MET:HE3	2:C:1019:PHE:HB2	2.00	0.43
2:C:1083:TYR:O	2:C:1086:GLN:HB3	2.19	0.43
2:C:1137:VAL:HA	3:D:10:LEU:N	2.34	0.43
3:D:35:ASN:OD1	3:D:37:ARG:HB3	2.18	0.43
3:D:42:GLU:HA	3:D:42:GLU:OE1	2.17	0.43
3:D:131:PHE:CA	3:D:256:MET:CE	2.86	0.43
3:D:149:SER:OG	3:D:150:THR:N	2.50	0.43
3:D:176:LYS:O	3:D:177:LEU:C	2.56	0.43
3:D:181:LEU:HD23	3:D:181:LEU:HA	1.59	0.43
3:D:287:GLN:C	3:D:291:ARG:HG2	2.39	0.43
3:D:399:LEU:N	3:D:399:LEU:CD1	2.81	0.43
3:D:442:GLY:HA3	3:D:523:GLN:HB2	1.93	0.43
3:D:467:GLN:HB3	5:F:525:ASP:HB2	2.00	0.43
3:D:469:ILE:O	3:D:470:LYS:C	2.55	0.43
3:D:511:ALA:C	3:D:512:PHE:CG	2.92	0.43
3:D:549:ALA:O	3:D:553:ALA:HB2	2.11	0.43
3:D:762:ARG:O	3:D:762:ARG:CG	2.66	0.43
3:D:905:ALA:HB1	3:D:906:PRO:HD2	1.99	0.43

Continued on next page...

Continued from previous page...

Atom-1	Atom-2	Interatomic distance (Å)	Clash overlap (Å)
3:D:1050:THR:OG1	3:D:1069:ASP:HB2	2.19	0.43
3:D:1052:ARG:CG	3:D:1067:VAL:CG2	2.97	0.43
3:D:1052:ARG:HE	3:D:1102:GLY:CA	2.31	0.43
3:D:1063:LYS:H	3:D:1080:ILE:CD1	2.12	0.43
4:E:37:ASN:HA	4:E:38:PRO:HA	1.56	0.43
5:F:378:LYS:HE2	5:F:403:MET:CE	2.49	0.43
5:F:400:ALA:HB3	5:F:407:PRO:HG3	2.00	0.43
5:F:446:VAL:HG12	5:F:447:ALA:N	2.33	0.43
5:F:498:VAL:CG2	5:F:499:THR:H	2.25	0.43
6:J:66:GLU:O	6:J:68:ASP:N	2.52	0.43
1:A:28:PRO:HD3	1:A:189:PHE:CB	2.48	0.43
1:A:34:LEU:CA	1:A:37:SER:CB	2.85	0.43
1:A:50:ALA:CB	1:A:168:TYR:HE1	2.32	0.43
1:A:76:ILE:HA	1:A:79:ASN:HD22	1.84	0.43
1:A:218:LEU:O	1:A:221:LEU:HD11	2.19	0.43
1:B:8:THR:O	1:B:23:ILE:CA	2.58	0.43
1:B:53:SER:CB	1:B:164:VAL:H	2.31	0.43
1:B:105:VAL:HG21	1:B:126:ALA:HB3	1.99	0.43
1:B:148:PRO:CG	3:D:624:ARG:HD3	2.49	0.43
1:B:182:ARG:O	1:B:188:ASP:CA	2.67	0.43
2:C:32:VAL:HG12	2:C:35:ALA:N	2.33	0.43
2:C:222:VAL:CG2	2:C:224:VAL:CG2	2.92	0.43
2:C:320:LEU:O	2:C:322:LEU:HG	2.18	0.43
2:C:373:PHE:HZ	2:C:479:HIS:ND1	2.17	0.43
2:C:387:ASN:OD1	2:C:390:ARG:CZ	2.67	0.43
2:C:581:VAL:O	2:C:582:SER:CB	2.62	0.43
2:C:608:GLY:CA	2:C:611:MET:HB2	2.47	0.43
2:C:634:ALA:O	2:C:635:ALA:C	2.56	0.43
2:C:649:VAL:CG2	2:C:694:ASP:O	2.61	0.43
2:C:731:TYR:CD1	3:D:580:ASP:OD2	2.69	0.43
2:C:734:ALA:C	2:C:735:ILE:HG13	2.38	0.43
2:C:748:THR:HG21	2:C:876:LYS:HB3	2.00	0.43
2:C:750:ILE:C	2:C:751:HIS:CD2	2.92	0.43
2:C:799:GLY:CA	2:C:839:VAL:O	2.67	0.43
2:C:881:ASP:C	2:C:883:ASP:N	2.68	0.43
2:C:921:GLY:C	2:C:925:ARG:CG	2.87	0.43
2:C:926:MET:O	2:C:927:ASN:CB	2.67	0.43
2:C:928:ILE:CA	2:C:930:GLN:NE2	2.78	0.43
2:C:984:GLU:O	2:C:985:LEU:C	2.56	0.43
2:C:1011:PHE:CA	2:C:1019:PHE:CZ	3.01	0.43
2:C:1111:ASN:ND2	4:E:66:ASP:CG	2.71	0.43

Continued on next page...

Continued from previous page...

Atom-1	Atom-2	Interatomic distance (Å)	Clash overlap (Å)
2:C:1117:ILE:C	2:C:1119:GLU:N	2.71	0.43
3:D:14:LEU:CD1	3:D:1237:ALA:HB1	2.42	0.43
3:D:46:LEU:HD13	3:D:47:PHE:CE2	2.54	0.43
3:D:65:TYR:CD1	3:D:70:PHE:CZ	3.07	0.43
3:D:94:HIS:CA	3:D:318:PRO:HA	2.33	0.43
3:D:128:ILE:CA	3:D:256:MET:CE	2.89	0.43
3:D:133:ALA:O	3:D:256:MET:HE3	2.19	0.43
3:D:203:ARG:CA	3:D:203:ARG:NE	2.82	0.43
3:D:234:LEU:HD21	3:D:236:VAL:CB	2.48	0.43
3:D:264:LEU:O	3:D:267:ASN:O	2.37	0.43
3:D:274:ALA:O	3:D:276:SER:N	2.52	0.43
3:D:370:GLU:O	3:D:373:MET:CA	2.65	0.43
3:D:448:ALA:HA	3:D:451:LEU:N	2.31	0.43
3:D:488:GLU:O	3:D:489:GLU:C	2.57	0.43
3:D:524:LEU:CG	3:D:528:VAL:HG21	2.48	0.43
3:D:586:TYR:CA	3:D:589:THR:HG1	2.32	0.43
3:D:603:SER:O	3:D:605:ASP:N	2.50	0.43
3:D:681:TYR:HD1	3:D:703:ARG:HH12	1.67	0.43
3:D:711:GLN:O	3:D:715:LYS:HE2	2.19	0.43
3:D:718:ASP:OD1	3:D:718:ASP:N	2.49	0.43
3:D:732:SER:O	3:D:733:MET:C	2.57	0.43
3:D:774:LEU:O	3:D:775:VAL:C	2.56	0.43
3:D:800:ILE:CG2	3:D:801:THR:N	2.77	0.43
3:D:812:THR:O	3:D:816:THR:HG23	2.19	0.43
3:D:832:ILE:O	3:D:834:ARG:N	2.51	0.43
3:D:952:LEU:O	3:D:955:ALA:CB	2.66	0.43
3:D:1123:ARG:HG2	3:D:1123:ARG:HH11	1.83	0.43
3:D:1128:ARG:O	3:D:1131:GLN:OE1	2.36	0.43
3:D:1152:LYS:HG3	3:D:1153:HIS:CE1	2.53	0.43
3:D:1168:ILE:O	3:D:1177:PRO:HB3	2.19	0.43
3:D:1195:ALA:O	3:D:1196:GLU:HB2	2.19	0.43
4:E:50:LYS:CE	4:E:51:TYR:CZ	3.01	0.43
5:F:277:GLN:O	5:F:281:MET:HE2	2.19	0.43
5:F:390:LEU:HD23	5:F:392:ARG:O	2.18	0.43
5:F:423:LEU:O	5:F:425:GLN:O	2.37	0.43
5:F:458:ASP:HA	5:F:461:GLN:HG3	1.97	0.43
5:F:505:GLN:CG	5:F:506:ILE:N	2.71	0.43
6:J:28:GLN:HG2	6:J:44:PHE:O	2.18	0.43
6:J:39:GLU:OE1	6:J:65:ILE:HG13	2.18	0.43
6:J:47:ASP:O	6:J:48:ALA:CB	2.66	0.43
1:A:6:ARG:NH2	1:B:217:GLU:O	2.52	0.43

Continued on next page...

Continued from previous page...

Atom-1	Atom-2	Interatomic distance (Å)	Clash overlap (Å)
1:A:21:PHE:CA	1:A:194:LEU:HB2	2.47	0.43
1:A:215:LEU:HD12	1:A:219:PHE:CZ	2.54	0.43
1:A:224:GLU:CG	1:B:209:ALA:CB	2.96	0.43
1:B:6:ARG:H	1:B:25:PRO:HG2	1.83	0.43
1:B:17:ASN:O	1:B:197:GLU:HA	2.19	0.43
1:B:23:ILE:CB	1:B:192:LEU:HD23	2.49	0.43
1:B:37:SER:O	1:B:38:LEU:C	2.56	0.43
1:B:55:ARG:HH21	1:B:57:ASP:C	2.22	0.43
1:B:59:VAL:C	1:B:61:HIS:H	2.21	0.43
1:B:117:THR:OG1	1:B:118:VAL:N	2.52	0.43
1:B:214:THR:CA	1:B:217:GLU:CD	2.87	0.43
2:C:70:TRP:O	2:C:73:SER:HB3	2.19	0.43
2:C:88:GLU:O	2:C:92:GLU:CG	2.66	0.43
2:C:212:LEU:O	2:C:212:LEU:HG	2.18	0.43
2:C:225:ARG:HD2	2:C:230:ARG:N	2.33	0.43
2:C:233:PRO:HD2	2:C:236:VAL:HB	2.01	0.43
2:C:290:GLU:HA	2:C:294:THR:OG1	2.18	0.43
2:C:446:LEU:CD2	2:C:446:LEU:C	2.87	0.43
2:C:465:ARG:HD2	2:C:473:ARG:HH22	1.79	0.43
2:C:473:ARG:CA	2:C:495:GLY:O	2.64	0.43
2:C:584:ARG:HD3	2:C:976:VAL:HG21	2.01	0.43
2:C:656:ASP:O	2:C:671:ARG:NH2	2.52	0.43
2:C:720:LEU:CD1	2:C:1026:GLY:O	2.66	0.43
2:C:779:GLU:O	2:C:782:ALA:N	2.52	0.43
2:C:800:ASP:CB	2:C:839:VAL:CG1	2.86	0.43
2:C:852:VAL:CA	2:C:869:VAL:CA	2.93	0.43
2:C:884:LYS:N	2:C:895:ILE:CD1	2.82	0.43
2:C:885:LEU:CG	2:C:1033:LEU:HD13	2.49	0.43
2:C:888:ARG:HB3	2:C:889:HIS:H	1.58	0.43
2:C:1045:SER:O	3:D:423:ASP:CG	2.57	0.43
2:C:1067:ARG:HA	3:D:421:ARG:CB	2.47	0.43
2:C:1093:SER:OG	2:C:1094:ASP:N	2.51	0.43
2:C:1104:GLU:C	2:C:1107:VAL:HB	2.39	0.43
2:C:1113:PRO:O	2:C:1114:GLU:C	2.57	0.43
2:C:1124:LEU:CA	2:C:1127:GLU:CD	2.86	0.43
3:D:60:CYS:O	3:D:63:GLY:N	2.52	0.43
3:D:69:ARG:O	3:D:71:LYS:HG2	2.19	0.43
3:D:86:LYS:HA	3:D:89:ARG:HH12	1.79	0.43
3:D:106:TYR:O	3:D:114:LEU:HB2	2.19	0.43
3:D:219:LEU:HD22	3:D:222:ILE:CG1	2.48	0.43
3:D:289:LYS:O	3:D:293:LEU:HB2	2.18	0.43

Continued on next page...

Continued from previous page...

Atom-1	Atom-2	Interatomic distance (Å)	Clash overlap (Å)
3:D:330:LEU:HD21	3:D:336:ALA:HB2	2.01	0.43
3:D:343:LEU:O	3:D:347:VAL:HG23	2.19	0.43
3:D:456:VAL:O	3:D:459:ARG:CA	2.66	0.43
3:D:545:LEU:CG	3:D:547:LEU:HD21	2.47	0.43
3:D:567:SER:HG	3:D:572:ARG:HG3	1.83	0.43
3:D:573:PRO:C	3:D:574:LEU:HD12	2.35	0.43
3:D:588:LEU:CD1	3:D:589:THR:N	2.81	0.43
3:D:631:ALA:O	3:D:667:THR:HG22	2.19	0.43
3:D:766:ASN:OD1	3:D:766:ASN:O	2.36	0.43
3:D:813:GLN:CA	3:D:816:THR:OG1	2.67	0.43
3:D:871:GLY:HA2	3:D:874:THR:HB	2.00	0.43
3:D:882:GLN:HB2	3:D:1248:LEU:HD21	2.00	0.43
3:D:889:HIS:CE1	3:D:977:THR:HG22	2.53	0.43
3:D:892:GLN:CA	3:D:963:ARG:NH2	2.81	0.43
3:D:893:THR:CA	3:D:969:ALA:HB2	2.49	0.43
3:D:966:LEU:HD23	3:D:966:LEU:HA	1.71	0.43
3:D:1010:LEU:HD21	3:D:1145:GLN:CG	2.48	0.43
3:D:1036:GLU:OE1	3:D:1210:ILE:HG23	2.18	0.43
3:D:1161:MET:HA	3:D:1208:MET:HE3	2.00	0.43
3:D:1182:ASP:O	3:D:1185:GLU:CB	2.67	0.43
3:D:1244:LYS:O	3:D:1246:ASN:ND2	2.51	0.43
3:D:1275:THR:HG23	4:E:104:LEU:C	2.39	0.43
5:F:347:ALA:CA	5:F:350:TRP:HD1	2.30	0.43
5:F:489:LEU:HD22	5:F:503:ILE:CB	2.49	0.43
6:J:85:LEU:CD1	6:J:89:ARG:HG3	2.48	0.43
1:A:55:ARG:HG2	1:A:56:ILE:N	2.34	0.43
1:A:68:GLY:C	1:A:129:ASN:H	2.22	0.43
1:A:186:ARG:HH11	1:B:150:VAL:N	2.17	0.43
1:A:192:LEU:O	1:A:193:ILE:HG23	2.18	0.43
1:B:47:PRO:HA	1:B:144:ARG:N	2.34	0.43
1:B:72:ASP:O	1:B:75:GLU:HB3	2.19	0.43
2:C:62:GLU:HG3	2:C:70:TRP:CB	2.39	0.43
2:C:214:PHE:CE1	2:C:234:VAL:HG12	2.53	0.43
2:C:256:GLU:O	2:C:259:ARG:HB2	2.19	0.43
2:C:297:GLU:O	2:C:298:ASN:C	2.57	0.43
2:C:435:GLN:O	2:C:438:GLN:HG2	2.19	0.43
2:C:453:ARG:NH2	2:C:500:LEU:C	2.72	0.43
2:C:485:PRO:HG2	2:C:486:ILE:H	1.84	0.43
2:C:651:GLU:OE1	2:C:667:ARG:HG2	2.18	0.43
2:C:805:LYS:CD	2:C:835:THR:HG23	2.49	0.43
2:C:848:ILE:HB	2:C:872:TYR:CA	2.49	0.43

Continued on next page...

Continued from previous page...

Atom-1	Atom-2	Interatomic distance (Å)	Clash overlap (Å)
2:C:897:LYS:HB3	2:C:899:LEU:HD21	2.01	0.43
2:C:907:LEU:HD12	2:C:911:THR:CB	2.49	0.43
2:C:932:LEU:O	2:C:933:GLU:C	2.57	0.43
2:C:944:TRP:H	2:C:966:ALA:C	2.21	0.43
2:C:1003:ASP:C	2:C:1005:ASP:N	2.72	0.43
2:C:1054:GLN:O	2:C:1094:ASP:OD1	2.36	0.43
2:C:1055:GLN:N	2:C:1094:ASP:OD2	2.52	0.43
3:D:11:ARG:HG2	3:D:12:ILE:N	2.34	0.43
3:D:16:THR:O	3:D:20:ILE:HD12	2.19	0.43
3:D:74:ILE:HD11	6:J:43:PRO:HD2	2.00	0.43
3:D:81:GLU:CD	3:D:82:VAL:HG12	2.38	0.43
3:D:108:LYS:HZ1	3:D:386:ARG:C	2.20	0.43
3:D:128:ILE:CG2	3:D:257:GLY:N	2.82	0.43
3:D:135:VAL:CA	3:D:235:ILE:HG13	2.48	0.43
3:D:247:ARG:O	3:D:248:TYR:CG	2.72	0.43
3:D:332:GLY:O	3:D:334:ARG:HG2	2.19	0.43
3:D:340:LEU:CD1	3:D:340:LEU:N	2.81	0.43
3:D:364:GLU:OE2	3:D:368:ASN:CG	2.57	0.43
3:D:482:GLN:CD	3:D:482:GLN:N	2.64	0.43
3:D:582:VAL:CA	3:D:585:LEU:HG	2.49	0.43
3:D:716:LEU:HG	3:D:716:LEU:H	1.48	0.43
3:D:772:GLU:O	3:D:774:LEU:N	2.52	0.43
3:D:846:VAL:HB	3:D:847:LEU:CD1	2.42	0.43
3:D:851:ILE:CA	3:D:853:THR:OG1	2.67	0.43
3:D:947:PRO:O	3:D:948:GLU:C	2.58	0.43
3:D:981:ARG:CZ	3:D:986:GLY:O	2.67	0.43
3:D:1031:VAL:N	3:D:1034:LEU:HD12	2.33	0.43
3:D:1033:GLU:CG	3:D:1038:ARG:H	2.31	0.43
3:D:1047:ALA:CB	3:D:1106:GLU:O	2.66	0.43
3:D:1068:PRO:CB	3:D:1070:ASP:OD2	2.67	0.43
3:D:1130:VAL:O	3:D:1131:GLN:O	2.37	0.43
3:D:1234:THR:OG1	3:D:1238:ILE:CD1	2.67	0.43
4:E:99:ILE:O	4:E:102:ASP:OD1	2.37	0.43
5:F:278:ARG:NH1	5:F:282:MET:HE2	2.33	0.43
5:F:302:LEU:O	5:F:305:SER:N	2.52	0.43
5:F:303:VAL:HG12	5:F:304:VAL:N	2.34	0.43
5:F:358:ALA:O	5:F:361:ASP:CB	2.61	0.43
5:F:382:ILE:O	5:F:383:GLN:C	2.58	0.43
5:F:448:VAL:C	5:F:451:VAL:CB	2.80	0.43
5:F:477:LEU:N	5:F:482:THR:HG22	2.33	0.43
5:F:495:VAL:CG1	5:F:496:TYR:N	2.80	0.43

Continued on next page...

Continued from previous page...

Atom-1	Atom-2	Interatomic distance (Å)	Clash overlap (Å)
5:F:512:SER:HA	5:F:515:ARG:HD2	2.01	0.43
6:J:26:PRO:CG	6:J:46:ASP:OD2	2.65	0.43
6:J:49:GLU:OE2	6:J:51:PRO:HA	2.19	0.43
6:J:84:MET:HE2	6:J:88:ARG:NH1	2.34	0.43
1:A:133:LYS:HD3	1:A:133:LYS:C	2.40	0.42
1:A:133:LYS:CD	1:A:134:LEU:HA	2.48	0.42
1:A:212:GLY:O	1:B:223:ARG:HB2	2.18	0.42
1:B:22:VAL:HA	1:B:194:LEU:CD1	2.49	0.42
2:C:105:LEU:HG	2:C:106:SER:N	2.34	0.42
2:C:138:GLU:HG3	2:C:148:LYS:H	1.83	0.42
2:C:198:THR:HG1	2:C:349:HIS:CE1	2.36	0.42
2:C:256:GLU:C	2:C:259:ARG:HG2	2.40	0.42
2:C:303:GLU:O	2:C:307:ASP:OD1	2.37	0.42
2:C:381:VAL:C	2:C:385:ILE:HG13	2.39	0.42
2:C:458:LEU:CB	2:C:463:LEU:HG	2.49	0.42
2:C:465:ARG:CZ	2:C:492:PRO:HG2	2.48	0.42
2:C:486:ILE:HG23	2:C:606:LEU:HB2	1.94	0.42
2:C:576:VAL:CG1	2:C:578:TYR:O	2.66	0.42
2:C:598:GLU:HB2	3:D:844:LEU:N	2.33	0.42
2:C:732:GLU:O	2:C:733:ASP:HB2	2.19	0.42
2:C:740:ARG:CZ	2:C:744:GLU:OE2	2.64	0.42
2:C:748:THR:HG23	2:C:877:ARG:C	2.39	0.42
2:C:809:LYS:H	2:C:832:VAL:HA	1.82	0.42
2:C:944:TRP:CA	2:C:993:LEU:HB2	2.49	0.42
2:C:1066:GLN:CG	2:C:1067:ARG:O	2.62	0.42
2:C:1083:TYR:HB2	2:C:1084:THR:OG1	2.19	0.42
2:C:1098:GLY:HA2	2:C:1101:LYS:CB	2.30	0.42
2:C:1102:VAL:HA	2:C:1105:ALA:HB3	2.01	0.42
2:C:1129:GLN:C	2:C:1131:LEU:N	2.72	0.42
2:C:1131:LEU:N	2:C:1131:LEU:CD2	2.82	0.42
3:D:28:VAL:HB	3:D:44:ASP:C	2.40	0.42
3:D:127:LYS:O	3:D:256:MET:HE2	2.19	0.42
3:D:134:TYR:CD1	3:D:256:MET:HG3	2.54	0.42
3:D:154:GLU:HA	3:D:157:VAL:HB	1.99	0.42
3:D:240:LEU:O	3:D:242:ARG:C	2.58	0.42
3:D:252:PHE:CD2	3:D:253:THR:N	2.87	0.42
3:D:263:LYS:O	3:D:264:LEU:C	2.58	0.42
3:D:285:LYS:HA	3:D:289:LYS:HB2	1.99	0.42
3:D:380:ALA:CA	3:D:383:ASP:O	2.66	0.42
3:D:385:GLY:HA3	3:D:390:PRO:CA	2.48	0.42
3:D:434:PRO:O	3:D:436:LEU:CG	2.62	0.42

Continued on next page...

Continued from previous page...

Atom-1	Atom-2	Interatomic distance (Å)	Clash overlap (Å)
3:D:468:ASN:ND2	5:F:525:ASP:OD1	2.52	0.42
3:D:580:ASP:HB2	3:D:581:MET:SD	2.59	0.42
3:D:623:ASP:O	3:D:625:GLY:N	2.52	0.42
3:D:709:VAL:C	3:D:713:VAL:HG23	2.38	0.42
3:D:716:LEU:O	3:D:719:ALA:N	2.51	0.42
3:D:770:ARG:CD	3:D:771:ASN:H	2.28	0.42
3:D:861:ALA:O	3:D:864:ALA:N	2.52	0.42
3:D:865:LEU:O	3:D:866:ARG:C	2.57	0.42
3:D:879:ASP:C	3:D:881:SER:N	2.73	0.42
3:D:896:GLY:O	3:D:961:LYS:HE3	2.18	0.42
3:D:935:ASN:OD1	3:D:935:ASN:C	2.56	0.42
3:D:945:GLY:C	3:D:949:ILE:HG12	2.39	0.42
3:D:964:SER:O	3:D:965:VAL:CG1	2.67	0.42
3:D:964:SER:OG	3:D:965:VAL:HG22	2.19	0.42
3:D:1088:VAL:HA	3:D:1098:VAL:C	2.40	0.42
3:D:1199:GLU:O	3:D:1199:GLU:CG	2.67	0.42
4:E:33:LEU:O	4:E:34:GLY:C	2.55	0.42
4:E:93:SER:O	4:E:96:LEU:CA	2.67	0.42
5:F:256:GLY:HA2	5:F:259:ALA:CB	2.48	0.42
5:F:260:THR:O	5:F:261:GLN:O	2.37	0.42
5:F:332:VAL:C	5:F:334:LYS:H	2.21	0.42
5:F:357:ARG:O	5:F:360:ALA:CB	2.67	0.42
5:F:395:THR:C	5:F:399:LEU:CD1	2.87	0.42
6:J:43:PRO:O	6:J:44:PHE:CG	2.72	0.42
6:J:76:LYS:HB3	6:J:76:LYS:HE3	1.82	0.42
1:A:19:SER:O	1:A:21:PHE:CZ	2.71	0.42
1:A:41:THR:HG22	1:A:44:SER:CB	2.49	0.42
1:A:49:ALA:HA	1:A:142:ARG:CA	2.34	0.42
1:A:95:MET:O	1:A:138:LEU:CD1	2.67	0.42
1:A:103:GLY:N	1:A:129:ASN:O	2.51	0.42
1:B:11:GLU:CA	1:B:21:PHE:HD1	2.13	0.42
1:B:17:ASN:ND2	1:B:172:LEU:HD22	2.35	0.42
1:B:51:VAL:CG1	1:B:139:VAL:O	2.67	0.42
1:B:84:VAL:HG21	1:B:200:ASN:ND2	2.23	0.42
1:B:97:LEU:HD22	1:B:110:ILE:CB	2.46	0.42
2:C:86:LEU:O	2:C:89:VAL:CG2	2.67	0.42
2:C:168:ILE:O	2:C:171:THR:CA	2.66	0.42
2:C:197:LYS:HZ2	2:C:219:ARG:N	2.17	0.42
2:C:232:GLN:HG2	2:C:280:LYS:NZ	2.34	0.42
2:C:281:LEU:HD23	2:C:282:ARG:HH12	1.84	0.42
2:C:282:ARG:HG3	2:C:285:GLU:OE1	2.19	0.42

Continued on next page...

Continued from previous page...

Atom-1	Atom-2	Interatomic distance (Å)	Clash overlap (Å)
2:C:295:LEU:N	2:C:298:ASN:HD22	2.17	0.42
2:C:453:ARG:CZ	2:C:500:LEU:HB3	2.48	0.42
2:C:546:SER:HA	2:C:547:PRO:HD3	1.75	0.42
2:C:595:PRO:O	2:C:596:PHE:HB2	2.19	0.42
2:C:636:ILE:HD12	2:C:636:ILE:C	2.39	0.42
2:C:643:VAL:C	2:C:702:ILE:CD1	2.87	0.42
2:C:671:ARG:O	2:C:672:MET:HB3	2.19	0.42
2:C:691:ASP:HB2	2:C:694:ASP:CG	2.39	0.42
2:C:866:ASN:O	2:C:867:GLU:HB2	2.19	0.42
2:C:878:LYS:C	2:C:879:ILE:CG2	2.87	0.42
2:C:884:LYS:HA	2:C:894:VAL:C	2.40	0.42
2:C:902:GLU:O	2:C:904:MET:HB3	2.19	0.42
2:C:904:MET:O	2:C:906:PHE:HD1	2.02	0.42
2:C:984:GLU:O	2:C:987:GLY:N	2.52	0.42
2:C:1084:THR:O	2:C:1088:LEU:CG	2.62	0.42
2:C:1091:ILE:C	2:C:1093:SER:N	2.71	0.42
2:C:1106:ILE:O	2:C:1108:LYS:N	2.52	0.42
3:D:107:PHE:CE1	3:D:126:GLU:CB	2.97	0.42
3:D:124:ASP:O	3:D:126:GLU:HB3	2.19	0.42
3:D:209:ARG:O	3:D:210:ASP:C	2.57	0.42
3:D:235:ILE:HD11	3:D:254:GLY:HA3	2.00	0.42
3:D:243:GLU:C	3:D:246:ASP:OD1	2.57	0.42
3:D:285:LYS:HG3	3:D:289:LYS:HZ2	1.83	0.42
3:D:285:LYS:CG	3:D:286:GLY:H	2.32	0.42
3:D:285:LYS:O	3:D:287:GLN:NE2	2.52	0.42
3:D:355:LYS:HG2	3:D:356:ARG:N	2.33	0.42
3:D:430:ILE:HG13	3:D:536:PHE:HE1	1.84	0.42
3:D:453:LYS:HG2	3:D:454:PRO:N	2.34	0.42
3:D:525:HIS:CE1	3:D:527:LEU:N	2.87	0.42
3:D:547:LEU:N	3:D:552:GLN:HE21	2.17	0.42
3:D:557:ILE:HG13	3:D:557:ILE:H	1.60	0.42
3:D:621:ALA:CA	3:D:624:ARG:HB3	2.49	0.42
3:D:776:GLU:HG3	3:D:777:ILE:N	2.33	0.42
3:D:845:THR:O	3:D:848:GLU:OE1	2.37	0.42
3:D:852:ASN:O	3:D:856:ALA:CB	2.66	0.42
3:D:924:THR:OG1	3:D:963:ARG:CA	2.66	0.42
3:D:1133:HIS:HD2	3:D:1134:LEU:CD2	2.32	0.42
3:D:1170:SER:O	3:D:1173:THR:N	2.52	0.42
3:D:1234:THR:OG1	3:D:1238:ILE:HD11	2.19	0.42
3:D:1250:GLU:HA	3:D:1253:ILE:HB	2.01	0.42
4:E:87:LEU:O	4:E:89:GLU:N	2.51	0.42

Continued on next page...

Continued from previous page...

Atom-1	Atom-2	Interatomic distance (Å)	Clash overlap (Å)
4:E:92:LEU:O	4:E:93:SER:O	2.37	0.42
5:F:204:TRP:CZ3	5:F:206:GLU:OE1	2.72	0.42
5:F:358:ALA:CA	5:F:361:ASP:OD2	2.66	0.42
5:F:391:GLY:O	5:F:392:ARG:CB	2.66	0.42
6:J:32:TYR:CB	6:J:63:THR:O	2.59	0.42
1:A:55:ARG:C	1:A:56:ILE:HG13	2.38	0.42
1:A:62:GLU:OE2	1:A:74:THR:CA	2.56	0.42
1:A:103:GLY:CA	1:A:132:GLY:HA3	2.49	0.42
1:A:173:LYS:O	1:A:196:VAL:CG1	2.68	0.42
1:A:177:LYS:CD	1:A:193:ILE:HD11	2.48	0.42
1:B:76:ILE:CG2	1:B:80:LEU:HD11	2.45	0.42
1:B:76:ILE:CG2	1:B:80:LEU:HD21	2.50	0.42
1:B:97:LEU:CD2	1:B:110:ILE:HB	2.45	0.42
1:B:99:LYS:HD3	1:B:99:LYS:O	2.19	0.42
1:B:204:PRO:C	1:B:206:ASP:N	2.73	0.42
2:C:43:LYS:HD2	2:C:43:LYS:N	2.35	0.42
2:C:184:GLY:N	2:C:205:ILE:CG1	2.73	0.42
2:C:211:TRP:HZ3	2:C:228:ARG:HH12	1.64	0.42
2:C:225:ARG:HD3	2:C:230:ARG:CA	2.49	0.42
2:C:252:PHE:HA	2:C:254:PHE:CE1	2.54	0.42
2:C:262:LEU:O	2:C:262:LEU:HG	2.19	0.42
2:C:295:LEU:O	2:C:296:LEU:C	2.58	0.42
2:C:385:ILE:HG22	2:C:389:ILE:HD11	1.97	0.42
2:C:400:VAL:O	2:C:403:ARG:N	2.52	0.42
2:C:436:LEU:HA	2:C:438:GLN:NE2	2.33	0.42
2:C:473:ARG:NH1	2:C:496:LEU:HG	2.34	0.42
2:C:494:ILE:CG2	2:C:495:GLY:H	2.32	0.42
2:C:512:ILE:CG2	2:C:513:GLU:H	2.31	0.42
2:C:536:GLU:O	2:C:537:ASP:C	2.57	0.42
2:C:540:VAL:O	2:C:576:VAL:HG13	2.19	0.42
2:C:559:VAL:C	2:C:571:VAL:HG12	2.40	0.42
2:C:562:ARG:C	2:C:563:ARG:HD3	2.39	0.42
2:C:565:ALA:C	2:C:567:GLU:N	2.71	0.42
2:C:724:MET:N	2:C:916:ILE:CG2	2.77	0.42
2:C:959:LEU:C	2:C:961:ASP:H	2.19	0.42
2:C:973:SER:O	2:C:974:THR:HG22	2.19	0.42
2:C:1011:PHE:CZ	2:C:1018:PRO:CA	3.02	0.42
2:C:1074:TRP:O	2:C:1077:GLN:CB	2.60	0.42
3:D:114:LEU:C	3:D:117:LEU:H	2.23	0.42
3:D:121:ALA:O	3:D:124:ASP:HB2	2.18	0.42
3:D:157:VAL:O	3:D:160:LYS:CB	2.67	0.42

Continued on next page...

Continued from previous page...

Atom-1	Atom-2	Interatomic distance (Å)	Clash overlap (Å)
3:D:242:ARG:CA	3:D:245:VAL:HB	2.42	0.42
3:D:354:LEU:HD22	3:D:370:GLU:CB	2.20	0.42
3:D:467:GLN:N	3:D:471:SER:CB	2.79	0.42
3:D:497:LEU:HD11	3:D:545:LEU:O	2.19	0.42
3:D:510:GLN:HE22	3:D:564:ASN:CB	2.32	0.42
3:D:537:ASP:OD1	3:D:538:GLY:N	2.52	0.42
3:D:548:SER:O	3:D:549:ALA:C	2.57	0.42
3:D:552:GLN:O	3:D:553:ALA:C	2.56	0.42
3:D:668:LEU:HD23	3:D:668:LEU:C	2.39	0.42
3:D:713:VAL:HG12	3:D:714:ASP:N	2.35	0.42
3:D:753:ALA:O	3:D:756:VAL:CA	2.66	0.42
3:D:773:ALA:O	3:D:777:ILE:HG13	2.19	0.42
3:D:890:ASP:CA	3:D:977:THR:CG2	2.96	0.42
3:D:898:VAL:O	3:D:899:VAL:HG23	2.19	0.42
3:D:922:ALA:CA	3:D:943:ASP:OD1	2.65	0.42
3:D:922:ALA:CB	3:D:983:MET:HE2	2.49	0.42
3:D:923:ARG:O	3:D:943:ASP:CA	2.67	0.42
3:D:947:PRO:HA	3:D:950:ASP:OD2	2.19	0.42
3:D:982:SER:HB3	3:D:985:THR:HG1	1.84	0.42
3:D:1054:ARG:NH1	3:D:1056:GLU:CD	2.73	0.42
3:D:1054:ARG:C	3:D:1065:THR:H	2.23	0.42
3:D:1231:ARG:CD	3:D:1232:VAL:H	2.25	0.42
4:E:49:SER:C	4:E:51:TYR:H	2.22	0.42
4:E:107:THR:O	4:E:108:GLU:O	2.38	0.42
5:F:255:ALA:HB2	6:J:97:LEU:HD23	1.98	0.42
5:F:343:PHE:CE1	5:F:346:TYR:CD2	3.05	0.42
5:F:387:LEU:HA	5:F:393:GLU:HA	2.01	0.42
5:F:408:GLU:HG3	5:F:409:LYS:H	1.85	0.42
5:F:478:ARG:HG3	5:F:479:PHE:CE2	2.54	0.42
6:J:10:ARG:CZ	6:J:12:GLY:O	2.65	0.42
6:J:33:ARG:O	6:J:62:GLY:HA2	2.19	0.42
6:J:56:CYS:SG	6:J:60:MET:HG3	2.59	0.42
6:J:64:LEU:HD23	6:J:66:GLU:CB	2.19	0.42
1:A:24:GLU:HB3	1:A:26:LEU:CG	2.49	0.42
1:A:66:VAL:HG12	1:A:67:PRO:O	2.19	0.42
1:A:70:LYS:HG2	2:C:688:PRO:HG3	2.00	0.42
1:A:78:LEU:HG	1:A:78:LEU:H	1.57	0.42
1:A:161:ARG:O	1:A:162:ILE:HD13	2.18	0.42
1:A:186:ARG:C	1:A:187:THR:HG22	2.40	0.42
1:A:219:PHE:O	1:A:222:ALA:CA	2.68	0.42
1:B:14:LEU:HG	1:B:20:GLN:H	1.83	0.42

Continued on next page...

Continued from previous page...

Atom-1	Atom-2	Interatomic distance (Å)	Clash overlap (Å)
1:B:20:GLN:HE21	1:B:193:ILE:HA	1.84	0.42
1:B:51:VAL:HG13	1:B:140:VAL:CG2	2.49	0.42
1:B:51:VAL:CG1	1:B:52:THR:N	2.70	0.42
1:B:53:SER:HA	1:B:162:ILE:O	2.20	0.42
1:B:95:MET:O	1:B:138:LEU:HD13	2.18	0.42
1:B:173:LYS:CG	1:B:174:VAL:N	2.63	0.42
1:B:219:PHE:O	1:B:223:ARG:N	2.46	0.42
2:C:157:PHE:O	2:C:158:PRO:C	2.57	0.42
2:C:173:ARG:NH1	2:C:439:PHE:CD2	2.86	0.42
2:C:174:VAL:CB	2:C:438:GLN:O	2.65	0.42
2:C:221:THR:CB	2:C:261:THR:HG22	2.48	0.42
2:C:258:MET:CA	2:C:261:THR:HG23	2.41	0.42
2:C:274:LEU:HG	2:C:275:LEU:N	2.35	0.42
2:C:277:ILE:O	2:C:280:LYS:CA	2.66	0.42
2:C:319:LYS:HZ2	2:C:320:LEU:HG	1.85	0.42
2:C:422:PRO:CA	2:C:425:ALA:HB3	2.49	0.42
2:C:602:ALA:C	2:C:605:ALA:HB3	2.38	0.42
2:C:612:GLN:O	2:C:1031:MET:SD	2.77	0.42
2:C:619:VAL:HG22	2:C:748:THR:O	2.19	0.42
2:C:632:LEU:CD1	2:C:636:ILE:HG22	2.49	0.42
2:C:649:VAL:HA	2:C:695:ARG:HD2	2.02	0.42
2:C:657:TYR:HA	2:C:670:TYR:O	2.19	0.42
2:C:706:PRO:O	2:C:708:THR:OG1	2.28	0.42
2:C:709:ASP:OD2	2:C:712:GLU:OE2	2.37	0.42
2:C:735:ILE:CG2	2:C:737:LEU:HD11	2.48	0.42
2:C:761:ASP:O	2:C:762:THR:HB	2.20	0.42
2:C:797:ARG:HA	2:C:844:SER:HB3	2.01	0.42
2:C:845:GLY:CA	2:C:873:VAL:HG13	2.49	0.42
2:C:897:LYS:HG3	2:C:899:LEU:HD21	1.93	0.42
2:C:1048:PRO:C	2:C:1049:TYR:CG	2.92	0.42
2:C:1096:THR:HA	2:C:1099:ARG:CZ	2.49	0.42
3:D:19:ASP:O	3:D:23:TRP:CG	2.72	0.42
3:D:35:ASN:O	3:D:39:LEU:CA	2.67	0.42
3:D:52:PHE:HB3	3:D:88:ARG:CZ	2.49	0.42
3:D:57:ASP:OD2	6:J:15:SER:CB	2.68	0.42
3:D:58:TRP:O	3:D:66:LYS:CA	2.53	0.42
3:D:106:TYR:HA	3:D:113:ARG:N	2.34	0.42
3:D:121:ALA:O	3:D:125:LEU:HB2	2.19	0.42
3:D:180:ASP:CG	3:D:197:VAL:HG22	2.38	0.42
3:D:286:GLY:O	3:D:287:GLN:C	2.57	0.42
3:D:356:ARG:O	3:D:360:LEU:HD13	2.18	0.42

Continued on next page...

Continued from previous page...

Atom-1	Atom-2	Interatomic distance (Å)	Clash overlap (Å)
3:D:369:ASN:N	3:D:372:ARG:HH22	2.17	0.42
3:D:372:ARG:HB2	3:D:372:ARG:NH1	2.34	0.42
3:D:459:ARG:NH1	3:D:462:ASP:CB	2.70	0.42
3:D:477:GLU:O	3:D:479:GLN:CD	2.58	0.42
3:D:533:ASN:O	3:D:534:ALA:O	2.37	0.42
3:D:590:THR:HA	3:D:687:GLN:CD	2.40	0.42
3:D:601:PRO:HA	3:D:608:GLU:CB	2.49	0.42
3:D:629:VAL:HG11	3:D:668:LEU:C	2.39	0.42
3:D:674:ASN:CG	3:D:683:PHE:CE1	2.93	0.42
3:D:674:ASN:CG	3:D:683:PHE:HE1	2.23	0.42
3:D:696:ILE:HG22	3:D:697:ILE:H	1.84	0.42
3:D:733:MET:O	3:D:736:VAL:CG2	2.68	0.42
3:D:741:ARG:CD	3:D:744:GLU:OE2	2.68	0.42
3:D:790:ARG:HG2	3:D:791:GLU:N	2.34	0.42
3:D:877:LEU:H	3:D:877:LEU:HD22	1.84	0.42
3:D:885:ILE:HG13	3:D:886:VAL:N	2.33	0.42
3:D:925:LEU:HD13	3:D:939:GLU:C	2.36	0.42
3:D:972:THR:O	3:D:973:GLY:C	2.58	0.42
3:D:1118:PRO:O	3:D:1120:GLU:N	2.53	0.42
3:D:1150:HIS:C	3:D:1153:HIS:NE2	2.72	0.42
9:D:1404:FI8:C24	9:D:1404:FI8:C25	2.96	0.42
4:E:79:VAL:CG2	4:E:80:GLY:N	2.78	0.42
5:F:244:GLU:O	5:F:247:VAL:HG23	2.19	0.42
5:F:280:ASP:OD1	5:F:281:MET:N	2.52	0.42
5:F:294:HIS:CA	5:F:297:GLU:OE1	2.67	0.42
5:F:318:LEU:O	5:F:321:ILE:CA	2.67	0.42
5:F:336:ASP:OD1	5:F:336:ASP:C	2.58	0.42
5:F:477:LEU:C	5:F:479:PHE:N	2.71	0.42
5:F:488:THR:O	5:F:491:GLU:HB3	2.20	0.42
6:J:40:PHE:CE2	6:J:58:ASN:N	2.78	0.42
1:A:17:ASN:OD1	1:A:197:GLU:CG	2.68	0.42
1:A:24:GLU:CD	1:A:191:LYS:HG3	2.40	0.42
1:A:75:GLU:O	1:A:78:LEU:CB	2.68	0.42
1:A:133:LYS:HE3	1:A:134:LEU:C	2.40	0.42
1:A:144:ARG:HA	1:A:168:TYR:O	2.19	0.42
1:A:212:GLY:HA3	1:B:223:ARG:HA	2.00	0.42
1:A:223:ARG:HE	1:A:225:LEU:N	2.18	0.42
1:B:8:THR:H	1:B:23:ILE:HG23	1.84	0.42
1:B:39:ARG:CD	1:B:176:TYR:CE1	3.02	0.42
1:B:66:VAL:O	1:B:69:VAL:O	2.38	0.42
1:B:105:VAL:CG1	1:B:125:ILE:HG22	2.46	0.42

Continued on next page...

Continued from previous page...

Atom-1	Atom-2	Interatomic distance (Å)	Clash overlap (Å)
1:B:106:THR:C	1:B:123:MET:O	2.57	0.42
1:B:152:ASN:ND2	1:B:161:ARG:O	2.52	0.42
1:B:175:THR:O	1:B:195:ASP:O	2.37	0.42
1:B:227:VAL:C	1:B:229:ALA:N	2.72	0.42
2:C:67:SER:C	2:C:69:ARG:N	2.72	0.42
2:C:134:PHE:HA	2:C:152:VAL:O	2.19	0.42
2:C:149:SER:O	2:C:150:GLN:HB2	2.20	0.42
2:C:230:ARG:O	2:C:231:ARG:HB2	2.18	0.42
2:C:319:LYS:O	2:C:320:LEU:HG	2.19	0.42
2:C:337:ASP:O	2:C:338:VAL:C	2.58	0.42
2:C:356:THR:HA	2:C:362:GLU:CA	2.31	0.42
2:C:379:ARG:HA	2:C:383:GLU:OE1	2.19	0.42
2:C:446:LEU:HA	2:C:449:LEU:HB2	2.00	0.42
2:C:485:PRO:CD	2:C:586:MET:HE2	2.49	0.42
2:C:491:GLY:CA	2:C:493:ASN:ND2	2.83	0.42
2:C:519:VAL:O	2:C:520:VAL:CG2	2.68	0.42
2:C:590:ALA:O	2:C:612:GLN:NE2	2.49	0.42
2:C:611:MET:HE1	2:C:890:GLY:O	2.18	0.42
2:C:696:VAL:HA	2:C:697:GLU:OE2	2.20	0.42
2:C:771:ARG:HE	2:C:781:LEU:HG	1.85	0.42
2:C:859:ASP:O	2:C:860:GLU:C	2.58	0.42
2:C:913:VAL:HG21	2:C:915:ILE:HA	2.01	0.42
2:C:945:LYS:HB2	2:C:965:GLU:HB2	2.00	0.42
2:C:953:PRO:HB3	2:C:955:TRP:CE2	2.52	0.42
2:C:955:TRP:HE3	2:C:955:TRP:H	1.63	0.42
2:C:959:LEU:HB2	2:C:960:PRO:HD2	2.00	0.42
2:C:1010:LEU:C	2:C:1011:PHE:CD1	2.92	0.42
2:C:1071:MET:HB2	2:C:1072:GLU:CD	2.40	0.42
2:C:1098:GLY:O	2:C:1102:VAL:CG1	2.67	0.42
3:D:18:GLU:O	3:D:21:ARG:CG	2.67	0.42
3:D:43:LYS:CD	3:D:48:CYS:CB	2.98	0.42
3:D:103:HIS:CE1	3:D:104:ILE:HG23	2.55	0.42
3:D:152:GLU:O	3:D:155:MET:HB3	2.19	0.42
3:D:173:ARG:O	3:D:176:LYS:N	2.53	0.42
3:D:250:GLU:HB2	3:D:251:TYR:HE1	1.78	0.42
3:D:251:TYR:O	3:D:252:PHE:HB3	2.18	0.42
3:D:279:ASP:CG	3:D:283:ASN:ND2	2.73	0.42
3:D:295:ARG:O	3:D:298:VAL:CG2	2.65	0.42
3:D:302:PHE:CZ	3:D:309:PRO:CA	3.02	0.42
3:D:339:ASP:O	3:D:340:LEU:C	2.57	0.42
3:D:367:VAL:C	3:D:371:LYS:HG3	2.39	0.42

Continued on next page...

Continued from previous page...

Atom-1	Atom-2	Interatomic distance (Å)	Clash overlap (Å)
3:D:712:THR:O	3:D:715:LYS:HB2	2.19	0.42
3:D:810:ASN:OD1	3:D:813:GLN:N	2.53	0.42
3:D:877:LEU:O	3:D:880:VAL:CG1	2.66	0.42
3:D:894:GLU:CG	3:D:940:ARG:NH1	2.76	0.42
3:D:926:GLY:O	3:D:940:ARG:NH2	2.52	0.42
3:D:968:CYS:SG	3:D:978:CYS:SG	3.17	0.42
3:D:1167:ILE:CB	3:D:1179:SER:O	2.68	0.42
3:D:1270:ILE:HG13	3:D:1270:ILE:H	1.60	0.42
4:E:49:SER:O	4:E:50:LYS:C	2.57	0.42
4:E:60:ARG:NH1	4:E:64:ILE:N	2.67	0.42
5:F:220:GLU:O	5:F:223:ALA:CB	2.67	0.42
5:F:253:ILE:CA	5:F:288:GLY:CA	2.96	0.42
5:F:325:ASN:O	5:F:329:ILE:CG1	2.67	0.42
5:F:368:ILE:HG22	5:F:372:MET:HB3	2.01	0.42
5:F:394:PRO:CB	5:F:398:GLU:OE1	2.53	0.42
5:F:427:ILE:O	5:F:429:ASP:N	2.51	0.42
5:F:456:LEU:O	5:F:457:GLN:C	2.57	0.42
6:J:79:ARG:CD	6:J:83:ASP:CB	2.98	0.42
1:A:11:GLU:CG	1:A:12:ASP:N	2.82	0.42
1:A:86:SER:HB3	1:A:119:HIS:NE2	2.34	0.42
1:B:134:LEU:CD2	1:B:136:VAL:HG22	2.48	0.42
1:B:180:ALA:HB1	1:B:188:ASP:CG	2.39	0.42
1:B:204:PRO:O	1:B:205:ARG:C	2.58	0.42
1:B:210:SER:CA	1:B:213:LYS:HE3	2.49	0.42
2:C:63:TRP:CD2	2:C:64:LEU:N	2.87	0.42
2:C:112:PHE:HD1	2:C:132:PRO:C	2.23	0.42
2:C:225:ARG:H	2:C:231:ARG:HA	1.85	0.42
2:C:278:TYR:OH	2:C:285:GLU:CD	2.58	0.42
2:C:442:GLN:HG3	2:C:679:ASN:N	2.21	0.42
2:C:473:ARG:CA	2:C:495:GLY:HA3	2.50	0.42
2:C:563:ARG:O	2:C:564:LYS:C	2.58	0.42
2:C:587:VAL:CG1	2:C:588:SER:N	2.83	0.42
2:C:602:ALA:CA	3:D:849:TYR:OH	2.67	0.42
2:C:608:GLY:CA	2:C:611:MET:SD	2.99	0.42
2:C:644:ALA:CA	2:C:702:ILE:HD11	2.42	0.42
2:C:651:GLU:CA	2:C:692:ALA:O	2.67	0.42
2:C:719:LEU:H	2:C:1028:MET:N	2.17	0.42
2:C:720:LEU:HB3	2:C:914:ASP:OD2	2.19	0.42
2:C:737:LEU:CD1	2:C:895:ILE:C	2.88	0.42
2:C:770:THR:O	2:C:787:ARG:O	2.37	0.42
2:C:819:ARG:O	2:C:820:LEU:C	2.57	0.42

Continued on next page...

Continued from previous page...

Atom-1	Atom-2	Interatomic distance (Å)	Clash overlap (Å)
2:C:849:GLY:H	2:C:872:TYR:H	1.66	0.42
2:C:904:MET:C	2:C:1013:GLY:H	2.23	0.42
2:C:954:ASP:O	2:C:957:ALA:CA	2.68	0.42
2:C:1021:TYR:CB	2:C:1022:PRO:HD2	2.28	0.42
2:C:1035:HIS:O	2:C:1036:LEU:HD23	2.20	0.42
2:C:1046:THR:CG2	2:C:1047:GLY:N	2.83	0.42
2:C:1114:GLU:OE1	2:C:1115:PRO:O	2.38	0.42
3:D:122:PRO:C	3:D:124:ASP:N	2.73	0.42
3:D:287:GLN:O	3:D:288:LYS:C	2.57	0.42
3:D:320:ILE:HG12	3:D:324:LEU:HD12	1.98	0.42
3:D:387:ARG:HH11	3:D:388:GLY:N	2.18	0.42
3:D:424:TYR:O	3:D:544:HIS:HA	2.20	0.42
3:D:545:LEU:HA	3:D:546:PRO:HD2	1.80	0.42
3:D:612:TYR:CE2	3:D:633:ILE:HD12	2.55	0.42
3:D:746:LEU:HB2	3:D:747:ASP:H	1.70	0.42
3:D:786:GLY:HA3	3:D:811:PHE:HE2	1.84	0.42
3:D:808:THR:HG23	3:D:809:GLY:N	2.35	0.42
3:D:821:LYS:HE3	3:D:840:PHE:HE2	1.84	0.42
3:D:822:GLY:O	3:D:836:VAL:CB	2.68	0.42
3:D:886:VAL:CG1	3:D:991:ILE:O	2.67	0.42
3:D:891:CYS:N	3:D:975:CYS:HB3	2.31	0.42
3:D:893:THR:OG1	3:D:895:ARG:CZ	2.68	0.42
3:D:982:SER:O	3:D:986:GLY:CA	2.68	0.42
3:D:1007:GLY:O	3:D:1008:THR:C	2.57	0.42
3:D:1060:ARG:CB	3:D:1081:SER:HA	2.50	0.42
3:D:1085:ARG:H	3:D:1085:ARG:CD	2.33	0.42
3:D:1086:LEU:HB3	3:D:1099:LEU:HB3	2.01	0.42
3:D:1178:GLY:O	3:D:1179:SER:O	2.37	0.42
3:D:1185:GLU:CD	3:D:1186:PHE:N	2.72	0.42
3:D:1275:THR:HA	4:E:105:GLU:OE1	2.19	0.42
9:D:1404:FI8:C6	9:D:1404:FI8:C1	2.97	0.42
5:F:248:GLU:C	5:F:251:LYS:HB2	2.40	0.42
5:F:373:VAL:O	5:F:376:ILE:CB	2.67	0.42
5:F:414:GLN:O	5:F:416:TYR:N	2.52	0.42
5:F:454:THR:OG1	5:F:457:GLN:OE1	2.19	0.42
5:F:512:SER:N	5:F:515:ARG:HG3	2.34	0.42
6:J:102:LEU:O	6:J:106:ARG:NE	2.52	0.42
1:A:17:ASN:HD22	1:A:200:ASN:N	1.99	0.42
1:A:99:LYS:HZ3	1:A:104:GLU:H	1.67	0.42
1:A:214:THR:OG1	1:B:231:GLY:HA2	2.20	0.42
1:B:75:GLU:CD	1:B:76:ILE:N	2.73	0.42

Continued on next page...

Continued from previous page...

Atom-1	Atom-2	Interatomic distance (Å)	Clash overlap (Å)
1:B:94:THR:O	1:B:95:MET:HG3	2.19	0.42
2:C:86:LEU:O	2:C:89:VAL:CB	2.67	0.42
2:C:115:VAL:O	2:C:116:LYS:CB	2.67	0.42
2:C:176:VAL:CG1	2:C:454:ARG:O	2.67	0.42
2:C:178:GLN:CB	2:C:379:ARG:NH2	2.81	0.42
2:C:239:LYS:C	2:C:270:THR:HG22	2.40	0.42
2:C:282:ARG:CB	2:C:283:PRO:CA	2.98	0.42
2:C:380:THR:O	2:C:381:VAL:O	2.37	0.42
2:C:489:PRO:CG	2:C:493:ASN:O	2.65	0.42
2:C:518:LYS:HG3	2:C:518:LYS:O	2.19	0.42
2:C:529:VAL:O	2:C:529:VAL:HG12	2.19	0.42
2:C:648:GLY:O	2:C:696:VAL:O	2.38	0.42
2:C:651:GLU:O	2:C:652:GLU:C	2.58	0.42
2:C:660:VAL:O	2:C:667:ARG:HG3	2.19	0.42
2:C:686:GLN:HA	2:C:704:ASP:O	2.19	0.42
2:C:742:VAL:O	2:C:743:GLU:C	2.57	0.42
2:C:777:SER:O	2:C:780:VAL:CG2	2.68	0.42
2:C:840:PRO:HD2	2:C:843:GLU:OE1	2.19	0.42
2:C:940:ALA:O	2:C:941:HIS:C	2.54	0.42
2:C:1068:PHE:H	3:D:420:LYS:C	2.22	0.42
2:C:1087:GLU:CG	2:C:1091:ILE:HG21	2.47	0.42
2:C:1089:LEU:H	2:C:1089:LEU:HD23	1.85	0.42
2:C:1119:GLU:CG	2:C:1120:SER:H	2.01	0.42
3:D:11:ARG:N	3:D:1242:SER:HA	2.34	0.42
3:D:34:ILE:HG22	3:D:41:PRO:HG3	2.02	0.42
3:D:94:HIS:O	3:D:319:VAL:HG23	2.19	0.42
3:D:124:ASP:CA	3:D:127:LYS:HZ2	2.32	0.42
3:D:136:ILE:CG2	3:D:231:PRO:CA	2.94	0.42
3:D:173:ARG:NH2	3:D:201:GLY:HA2	2.34	0.42
3:D:173:ARG:NH1	3:D:205:MET:HG3	2.34	0.42
3:D:363:PRO:O	3:D:365:ILE:HD12	2.20	0.42
3:D:459:ARG:NH1	3:D:463:LEU:HD23	2.32	0.42
3:D:500:ARG:HD2	3:D:534:ALA:HB2	2.01	0.42
3:D:509:ILE:O	3:D:559:MET:SD	2.78	0.42
3:D:524:LEU:HG	3:D:528:VAL:CG2	2.50	0.42
3:D:651:PHE:CA	3:D:653:HIS:CE1	3.03	0.42
3:D:656:TRP:O	3:D:656:TRP:CD2	2.72	0.42
3:D:656:TRP:O	3:D:660:ASP:OD1	2.38	0.42
3:D:747:ASP:O	3:D:751:GLU:OE1	2.37	0.42
3:D:752:ARG:HA	3:D:755:LYS:HE2	1.98	0.42
3:D:769:GLU:O	3:D:770:ARG:C	2.58	0.42

Continued on next page...

Continued from previous page...

Atom-1	Atom-2	Interatomic distance (Å)	Clash overlap (Å)
3:D:848:GLU:O	3:D:851:ILE:CA	2.67	0.42
3:D:891:CYS:O	3:D:892:GLN:CB	2.67	0.42
3:D:1010:LEU:HD12	3:D:1010:LEU:N	2.34	0.42
3:D:1060:ARG:O	3:D:1062:TYR:CD1	2.73	0.42
3:D:1118:PRO:C	3:D:1120:GLU:N	2.71	0.42
3:D:1122:LEU:HA	3:D:1126:GLY:N	2.35	0.42
3:D:1204:ARG:CB	3:D:1205:PRO:CD	2.90	0.42
3:D:1259:PRO:O	3:D:1264:ILE:HG12	2.20	0.42
4:E:51:TYR:O	4:E:52:ALA:O	2.37	0.42
4:E:101:ALA:C	4:E:103:LEU:HD12	2.40	0.42
5:F:238:VAL:HG12	5:F:239:ALA:N	2.35	0.42
5:F:423:LEU:CD2	5:F:435:LEU:HB3	2.49	0.42
5:F:426:THR:HA	5:F:434:GLN:CB	2.49	0.42
5:F:487:ARG:HB3	5:F:491:GLU:CD	2.39	0.42
5:F:489:LEU:HD12	5:F:500:ARG:CB	2.43	0.42
6:J:29:ILE:HG12	6:J:43:PRO:CA	2.49	0.42
1:A:41:THR:HG22	1:A:42:LEU:N	2.35	0.42
1:A:55:ARG:HB3	1:A:137:GLU:OE2	2.20	0.42
1:A:107:ALA:HB3	1:A:122:GLY:CA	2.49	0.42
1:A:114:ALA:O	1:A:115:GLY:C	2.57	0.42
1:A:141:GLU:OE1	1:A:168:TYR:OH	2.38	0.42
1:A:223:ARG:NE	1:A:225:LEU:CA	2.80	0.42
1:B:8:THR:O	1:B:23:ILE:HG23	2.19	0.42
1:B:66:VAL:HG12	1:B:67:PRO:O	2.20	0.42
1:B:97:LEU:CB	1:B:110:ILE:HD12	2.47	0.42
1:B:130:ASP:O	1:B:131:LYS:HB2	2.19	0.42
1:B:192:LEU:HD12	1:B:193:ILE:N	2.35	0.42
2:C:71:ARG:O	2:C:75:ALA:HB3	2.12	0.42
2:C:87:GLU:O	2:C:90:LEU:CA	2.68	0.42
2:C:160:MET:HA	2:C:166:PHE:CZ	2.55	0.42
2:C:160:MET:N	2:C:166:PHE:CE1	2.87	0.42
2:C:251:ARG:HD3	2:C:252:PHE:CE2	2.55	0.42
2:C:251:ARG:HG2	2:C:252:PHE:CZ	2.54	0.42
2:C:282:ARG:HB2	2:C:283:PRO:HA	1.97	0.42
2:C:301:PHE:HE1	2:C:333:LEU:O	2.03	0.42
2:C:308:LEU:HD23	2:C:308:LEU:N	2.19	0.42
2:C:341:THR:HA	2:C:344:TYR:HB2	2.01	0.42
2:C:444:ASN:C	2:C:447:SER:HG	2.23	0.42
2:C:476:HIS:NE2	2:C:478:SER:CB	2.83	0.42
2:C:484:CYS:SG	2:C:487:GLU:N	2.85	0.42
2:C:562:ARG:HG2	2:C:566:GLY:O	2.19	0.42

Continued on next page...

Continued from previous page...

Atom-1	Atom-2	Interatomic distance (Å)	Clash overlap (Å)
2:C:563:ARG:O	2:C:566:GLY:CA	2.67	0.42
2:C:588:SER:OG	2:C:591:THR:CB	2.67	0.42
2:C:619:VAL:HG23	2:C:620:ARG:H	1.84	0.42
2:C:723:ILE:HG22	2:C:723:ILE:O	2.20	0.42
2:C:732:GLU:C	2:C:734:ALA:N	2.73	0.42
2:C:981:GLN:O	2:C:984:GLU:CB	2.64	0.42
2:C:1081:ALA:O	2:C:1083:TYR:HB2	2.19	0.42
2:C:1122:LYS:O	2:C:1123:VAL:C	2.58	0.42
2:C:1135:VAL:HG11	3:D:12:ILE:HG23	2.02	0.42
3:D:48:CYS:O	3:D:49:GLU:C	2.56	0.42
3:D:52:PHE:C	3:D:91:ARG:HD2	2.40	0.42
3:D:84:ARG:HH11	9:D:1404:FI8:C34	2.33	0.42
3:D:91:ARG:O	3:D:92:MET:CG	2.67	0.42
3:D:101:VAL:HG23	3:D:314:LEU:O	2.19	0.42
3:D:106:TYR:HB3	3:D:113:ARG:HB2	2.02	0.42
3:D:155:MET:HE3	3:D:159:ARG:HD3	2.00	0.42
3:D:166:ARG:O	3:D:169:GLU:HG2	2.20	0.42
3:D:258:ALA:CA	3:D:261:ILE:HD12	2.49	0.42
3:D:297:LYS:HE2	3:D:297:LYS:HB2	1.73	0.42
3:D:348:ILE:HG13	3:D:352:ASN:HD22	1.81	0.42
3:D:402:LEU:O	3:D:405:LEU:HD11	2.20	0.42
3:D:445:LYS:C	3:D:449:LEU:CB	2.87	0.42
3:D:707:ILE:CD1	3:D:708:VAL:HG23	2.49	0.42
3:D:746:LEU:O	3:D:749:TYR:N	2.52	0.42
3:D:788:ALA:C	3:D:791:GLU:HB3	2.39	0.42
3:D:826:ASN:HB3	3:D:829:GLY:N	2.33	0.42
3:D:848:GLU:O	3:D:851:ILE:HG12	2.19	0.42
3:D:877:LEU:HD13	3:D:877:LEU:HA	1.89	0.42
3:D:899:VAL:H	3:D:959:GLN:CB	2.31	0.42
3:D:1120:GLU:O	3:D:1121:VAL:C	2.58	0.42
3:D:1138:VAL:O	3:D:1139:GLN:C	2.56	0.42
3:D:1162:LEU:C	3:D:1163:ARG:CG	2.87	0.42
3:D:1221:LEU:HD12	3:D:1253:ILE:HG21	2.01	0.42
3:D:1262:THR:OG1	3:D:1262:THR:O	2.36	0.42
9:D:1404:FI8:O5A	9:D:1404:FI8:C25	2.67	0.42
4:E:77:GLU:OE1	4:E:78:TYR:HA	2.20	0.42
4:E:94:ILE:O	4:E:95:ALA:C	2.56	0.42
5:F:226:ASP:O	5:F:229:ARG:CB	2.65	0.42
5:F:263:MET:O	5:F:266:LEU:HB3	2.20	0.42
5:F:278:ARG:C	5:F:281:MET:HG2	2.39	0.42
5:F:290:ARG:O	5:F:291:ALA:C	2.58	0.42

Continued on next page...

Continued from previous page...

Atom-1	Atom-2	Interatomic distance (Å)	Clash overlap (Å)
5:F:292:LYS:C	5:F:296:LEU:HG	2.39	0.42
5:F:407:PRO:O	5:F:408:GLU:C	2.58	0.42
1:A:42:LEU:O	1:A:43:LEU:C	2.57	0.42
1:A:141:GLU:CB	1:A:168:TYR:OH	2.64	0.42
1:A:164:VAL:CG1	1:A:165:ASP:H	2.31	0.42
1:A:223:ARG:CD	1:A:224:GLU:N	2.78	0.42
1:B:7:PRO:HB2	1:B:23:ILE:HG22	2.02	0.42
1:B:21:PHE:H	1:B:194:LEU:C	2.23	0.42
1:B:39:ARG:NE	1:B:176:TYR:CE1	2.88	0.42
1:B:84:VAL:HG13	1:B:119:HIS:N	2.35	0.42
1:B:226:ASN:OD1	1:B:228:GLU:OE1	2.38	0.42
2:C:69:ARG:C	2:C:72:GLU:OE2	2.58	0.42
2:C:115:VAL:O	2:C:116:LYS:HE3	2.20	0.42
2:C:185:VAL:CA	2:C:203:LYS:O	2.68	0.42
2:C:211:TRP:N	2:C:227:ASP:HB2	2.34	0.42
2:C:229:LYS:O	2:C:231:ARG:N	2.53	0.42
2:C:446:LEU:O	2:C:450:THR:HG23	2.20	0.42
2:C:588:SER:HG	2:C:591:THR:CB	2.31	0.42
2:C:592:ALA:O	2:C:593:MET:HG3	2.20	0.42
2:C:601:ASP:HB3	2:C:604:ARG:HG3	2.02	0.42
2:C:605:ALA:C	2:C:607:MET:N	2.73	0.42
2:C:610:ASN:O	2:C:611:MET:C	2.57	0.42
2:C:650:ILE:CG2	2:C:651:GLU:H	2.23	0.42
2:C:751:HIS:CG	2:C:877:ARG:CZ	3.03	0.42
2:C:854:SER:HA	2:C:867:GLU:HB2	2.02	0.42
2:C:958:ARG:CZ	2:C:958:ARG:CB	2.96	0.42
2:C:1010:LEU:O	2:C:1011:PHE:CD1	2.59	0.42
2:C:1137:VAL:HG22	2:C:1138:LEU:O	2.20	0.42
3:D:43:LYS:NZ	3:D:48:CYS:HA	2.35	0.42
3:D:64:LYS:CB	3:D:77:ARG:NH1	2.75	0.42
3:D:103:HIS:HE1	3:D:105:TRP:CG	2.36	0.42
3:D:114:LEU:N	3:D:117:LEU:CB	2.82	0.42
3:D:120:LEU:HD21	3:D:232:LYS:HG2	2.02	0.42
3:D:137:THR:CG2	3:D:253:THR:C	2.88	0.42
3:D:258:ALA:C	3:D:261:ILE:HB	2.40	0.42
3:D:321:PRO:O	3:D:325:ARG:NH1	2.53	0.42
3:D:343:LEU:O	3:D:344:TYR:O	2.37	0.42
3:D:357:LEU:O	3:D:359:ASP:CB	2.63	0.42
3:D:431:VAL:CA	3:D:536:PHE:CZ	3.02	0.42
3:D:599:TYR:CE2	3:D:601:PRO:N	2.88	0.42
3:D:612:TYR:O	3:D:635:VAL:HB	2.20	0.42

Continued on next page...

Continued from previous page...

Atom-1	Atom-2	Interatomic distance (Å)	Clash overlap (Å)
3:D:893:THR:C	3:D:894:GLU:HG3	2.40	0.42
3:D:919:SER:OG	3:D:920:ALA:N	2.53	0.42
3:D:924:THR:O	3:D:962:VAL:HG22	2.20	0.42
3:D:1024:ILE:N	3:D:1041:ARG:HG3	2.35	0.42
3:D:1040:PRO:HG3	3:D:1116:ALA:HA	2.00	0.42
3:D:1089:PHE:O	3:D:1097:ARG:CA	2.68	0.42
3:D:1139:GLN:HE22	3:D:1149:ILE:CG2	2.32	0.42
3:D:1181:ILE:C	3:D:1183:ARG:N	2.73	0.42
3:D:1270:ILE:H	4:E:59:LYS:HZ1	1.67	0.42
4:E:98:GLU:C	4:E:101:ALA:HB3	2.39	0.42
5:F:300:LEU:N	5:F:300:LEU:HD23	2.34	0.42
5:F:410:VAL:HG22	5:F:414:GLN:NE2	2.34	0.42
5:F:441:ASP:OD2	6:J:10:ARG:HG2	2.20	0.42
5:F:502:ARG:CD	5:F:505:GLN:NE2	2.71	0.42
6:J:79:ARG:NE	6:J:83:ASP:HB3	2.35	0.42
1:A:8:THR:C	1:A:23:ILE:HG12	2.40	0.42
1:A:84:VAL:O	1:A:118:VAL:HA	2.20	0.42
1:A:96:TYR:N	1:A:111:VAL:CG1	2.79	0.42
1:A:105:VAL:H	1:A:126:ALA:C	2.24	0.42
1:A:219:PHE:CB	1:B:216:VAL:CG2	2.95	0.42
1:B:7:PRO:CA	1:B:25:PRO:O	2.68	0.42
1:B:95:MET:O	1:B:138:LEU:CD1	2.67	0.42
2:C:111:ARG:HH21	2:C:151:THR:CG2	2.33	0.42
2:C:114:ASP:C	2:C:131:ALA:HB1	2.40	0.42
2:C:153:PHE:CG	2:C:154:MET:N	2.88	0.42
2:C:167:ILE:CD1	2:C:172:GLU:OE1	2.67	0.42
2:C:321:GLY:C	2:C:324:VAL:HG13	2.40	0.42
2:C:372:HIS:CE1	2:C:534:ASP:OD1	2.73	0.42
2:C:391:VAL:O	2:C:392:GLY:C	2.57	0.42
2:C:395:ARG:O	2:C:396:MET:C	2.58	0.42
2:C:413:THR:HG23	2:C:416:THR:N	2.35	0.42
2:C:661:MET:CE	2:C:665:GLY:O	2.68	0.42
2:C:668:ARG:HB3	2:C:670:TYR:CE2	2.54	0.42
2:C:689:ILE:HG23	2:C:703:ALA:CA	2.49	0.42
2:C:739:ASN:N	2:C:741:LEU:CD1	2.83	0.42
2:C:744:GLU:O	2:C:745:ASP:CB	2.65	0.42
2:C:820:LEU:HD22	5:F:481:LEU:HD11	2.02	0.42
2:C:955:TRP:CE3	2:C:955:TRP:N	2.87	0.42
2:C:1007:LYS:CG	2:C:1024:THR:OG1	2.68	0.42
2:C:1087:GLU:O	2:C:1088:LEU:C	2.59	0.42
3:D:24:SER:CB	3:D:94:HIS:ND1	2.83	0.42

Continued on next page...

Continued from previous page...

Atom-1	Atom-2	Interatomic distance (Å)	Clash overlap (Å)
3:D:28:VAL:HA	3:D:44:ASP:OD1	2.20	0.42
3:D:58:TRP:HB3	3:D:82:VAL:CG2	2.50	0.42
3:D:124:ASP:CA	3:D:127:LYS:HG3	2.45	0.42
3:D:152:GLU:HA	3:D:155:MET:HB2	2.02	0.42
3:D:155:MET:CE	3:D:220:GLU:OE1	2.67	0.42
3:D:170:LEU:HA	3:D:170:LEU:HD22	1.48	0.42
3:D:192:ASP:OD2	3:D:196:LYS:CE	2.67	0.42
3:D:275:GLU:N	3:D:278:ARG:NH1	2.68	0.42
3:D:289:LYS:HG2	3:D:293:LEU:CD1	2.50	0.42
3:D:360:LEU:N	3:D:360:LEU:CD1	2.81	0.42
3:D:368:ASN:C	3:D:372:ARG:NH2	2.73	0.42
3:D:414:ARG:O	3:D:418:LEU:HG	2.20	0.42
3:D:438:LEU:C	3:D:440:GLN:N	2.73	0.42
3:D:691:LYS:O	3:D:694:ALA:CB	2.68	0.42
3:D:874:THR:HG22	3:D:875:ARG:N	2.35	0.42
3:D:924:THR:OG1	3:D:962:VAL:CG1	2.68	0.42
3:D:1010:LEU:CG	3:D:1145:GLN:HG3	2.50	0.42
3:D:1025:THR:HG22	3:D:1026:GLY:H	1.85	0.42
3:D:1090:LYS:HD3	3:D:1090:LYS:N	2.35	0.42
3:D:1166:THR:HG22	3:D:1204:ARG:HB2	2.02	0.42
3:D:1176:LEU:HD12	3:D:1176:LEU:H	1.85	0.42
3:D:1185:GLU:O	3:D:1187:GLU:C	2.57	0.42
3:D:1212:LYS:HA	3:D:1215:LEU:CG	2.50	0.42
3:D:1247:GLY:O	3:D:1249:LYS:HB3	2.20	0.42
3:D:1260:ALA:HA	3:D:1264:ILE:CD1	2.47	0.42
4:E:66:ASP:N	4:E:69:ASN:ND2	2.68	0.42
4:E:93:SER:HG	4:E:94:ILE:H	1.65	0.42
5:F:285:CYS:HB3	5:F:286:ARG:NH2	2.35	0.42
5:F:287:ASP:OD1	5:F:287:ASP:C	2.58	0.42
1:A:23:ILE:HB	1:A:192:LEU:CD2	2.49	0.41
1:A:66:VAL:CG1	1:A:128:LEU:HD21	2.50	0.41
1:A:78:LEU:N	1:A:78:LEU:HD23	2.33	0.41
1:A:113:PRO:CD	1:A:116:VAL:HG21	2.50	0.41
1:A:176:TYR:O	1:A:177:LYS:HB3	2.20	0.41
1:B:2:LEU:CA	1:B:233:GLU:O	2.68	0.41
1:B:22:VAL:CA	1:B:194:LEU:CD1	2.98	0.41
1:B:47:PRO:HG3	1:B:144:ARG:HG2	1.95	0.41
1:B:92:PRO:O	1:B:93:VAL:CB	2.66	0.41
1:B:128:LEU:HD23	1:B:132:GLY:O	2.19	0.41
2:C:62:GLU:HG3	2:C:63:TRP:N	2.35	0.41
2:C:63:TRP:CD1	2:C:70:TRP:CH2	3.04	0.41

Continued on next page...

Continued from previous page...

Atom-1	Atom-2	Interatomic distance (Å)	Clash overlap (Å)
2:C:106:SER:C	2:C:107:PHE:HD1	2.24	0.41
2:C:135:VAL:H	2:C:154:MET:HE2	1.85	0.41
2:C:175:VAL:CG2	2:C:437:SER:HA	2.50	0.41
2:C:179:LEU:O	2:C:457:ALA:CB	2.67	0.41
2:C:274:LEU:HD11	2:C:292:ALA:HA	2.02	0.41
2:C:314:TYR:OH	2:C:318:LYS:CE	2.66	0.41
2:C:403:ARG:HG3	2:C:407:GLN:CG	2.50	0.41
2:C:480:TYR:CD1	2:C:586:MET:CG	3.02	0.41
2:C:533:ALA:N	2:C:536:GLU:OE1	2.53	0.41
2:C:571:VAL:HG22	2:C:572:PRO:N	2.34	0.41
2:C:596:PHE:CA	2:C:598:GLU:OE2	2.67	0.41
2:C:622:GLU:CG	2:C:623:ALA:N	2.82	0.41
2:C:695:ARG:O	2:C:696:VAL:HG13	2.19	0.41
2:C:721:VAL:HG23	2:C:916:ILE:CA	2.50	0.41
2:C:885:LEU:HG	2:C:1033:LEU:HD13	2.02	0.41
3:D:18:GLU:OE2	3:D:21:ARG:NH1	2.53	0.41
3:D:51:ILE:C	3:D:52:PHE:HD1	2.24	0.41
3:D:71:LYS:HZ1	6:J:21:ASN:HA	1.85	0.41
3:D:104:ILE:HB	3:D:382:PHE:HD2	1.84	0.41
3:D:173:ARG:HH11	3:D:205:MET:HG2	1.85	0.41
3:D:219:LEU:C	3:D:222:ILE:HG13	2.37	0.41
3:D:263:LYS:C	3:D:267:ASN:OD1	2.58	0.41
3:D:371:LYS:O	3:D:374:LEU:N	2.52	0.41
3:D:432:VAL:HG23	3:D:525:HIS:N	2.34	0.41
3:D:448:ALA:C	3:D:451:LEU:N	2.73	0.41
3:D:451:LEU:HD22	3:D:451:LEU:H	1.83	0.41
3:D:557:ILE:HG22	3:D:558:LEU:HD12	2.01	0.41
3:D:583:THR:O	3:D:586:TYR:N	2.53	0.41
3:D:619:ILE:C	3:D:623:ASP:OD2	2.58	0.41
3:D:634:LYS:HG2	3:D:665:GLU:OE1	2.20	0.41
3:D:649:GLU:OE1	3:D:650:LEU:N	2.53	0.41
3:D:739:PRO:CA	3:D:789:LEU:HD13	2.50	0.41
3:D:751:GLU:HA	3:D:754:ASP:HB3	2.02	0.41
3:D:783:ASP:O	3:D:784:GLU:C	2.58	0.41
3:D:826:ASN:C	3:D:828:LYS:N	2.73	0.41
3:D:836:VAL:O	3:D:837:LYS:C	2.58	0.41
3:D:869:ASP:O	3:D:870:SER:C	2.58	0.41
3:D:927:THR:O	3:D:940:ARG:HA	2.20	0.41
3:D:994:ALA:O	3:D:995:VAL:C	2.57	0.41
3:D:1052:ARG:CA	3:D:1103:ASP:O	2.68	0.41
3:D:1164:ARG:HA	3:D:1181:ILE:O	2.20	0.41

Continued on next page...

Continued from previous page...

Atom-1	Atom-2	Interatomic distance (Å)	Clash overlap (Å)
3:D:1183:ARG:O	3:D:1187:GLU:CG	2.68	0.41
3:D:1244:LYS:O	3:D:1245:LEU:C	2.58	0.41
4:E:84:GLU:CB	4:E:85:PRO:HD2	2.50	0.41
4:E:94:ILE:O	4:E:97:ARG:CB	2.66	0.41
5:F:259:ALA:N	6:J:98:LEU:CD1	2.83	0.41
5:F:282:MET:O	5:F:286:ARG:HG2	2.20	0.41
5:F:414:GLN:O	5:F:415:GLN:C	2.59	0.41
5:F:418:ARG:O	5:F:418:ARG:CG	2.68	0.41
5:F:421:ILE:CG2	5:F:425:GLN:NE2	2.81	0.41
5:F:487:ARG:HB3	5:F:491:GLU:HB3	2.02	0.41
6:J:10:ARG:O	6:J:11:LEU:HG	2.20	0.41
1:A:36:ASN:O	1:A:38:LEU:C	2.57	0.41
1:A:133:LYS:HD3	1:A:134:LEU:N	2.35	0.41
1:A:179:ASP:HB2	1:A:191:LYS:CB	2.50	0.41
1:B:46:ILE:HG22	1:B:169:SER:CA	2.48	0.41
1:B:95:MET:HE2	1:B:138:LEU:O	2.20	0.41
1:B:214:THR:O	1:B:217:GLU:CB	2.68	0.41
2:C:57:GLN:NE2	2:C:381:VAL:HG12	2.35	0.41
2:C:111:ARG:NH2	2:C:134:PHE:HB2	2.35	0.41
2:C:409:VAL:O	2:C:410:GLU:HB3	2.20	0.41
2:C:435:GLN:O	2:C:438:GLN:CG	2.69	0.41
2:C:505:ARG:CB	2:C:513:GLU:OE1	2.61	0.41
2:C:636:ILE:CD1	2:C:637:ASP:N	2.82	0.41
2:C:668:ARG:CD	2:C:670:TYR:CD1	3.03	0.41
2:C:678:SER:HB2	2:C:682:THR:OG1	2.20	0.41
2:C:718:ASN:HA	2:C:1029:TYR:H	1.83	0.41
2:C:820:LEU:HG	2:C:821:LEU:H	1.83	0.41
2:C:903:ASP:N	2:C:903:ASP:OD1	2.53	0.41
2:C:952:VAL:HG11	2:C:957:ALA:HA	2.01	0.41
2:C:965:GLU:OE1	2:C:966:ALA:C	2.57	0.41
3:D:52:PHE:C	3:D:88:ARG:HG2	2.41	0.41
3:D:71:LYS:CA	3:D:82:VAL:HG11	2.50	0.41
3:D:74:ILE:CD1	6:J:43:PRO:O	2.62	0.41
3:D:83:THR:CG2	3:D:84:ARG:H	2.33	0.41
3:D:133:ALA:O	3:D:256:MET:CE	2.68	0.41
3:D:290:LEU:C	3:D:293:LEU:HD22	2.40	0.41
3:D:342:ASP:OD1	3:D:345:ARG:NH1	2.53	0.41
3:D:359:ASP:HB2	3:D:360:LEU:H	1.65	0.41
3:D:369:ASN:HA	3:D:372:ARG:NH2	2.35	0.41
3:D:373:MET:SD	5:F:318:LEU:HD13	2.60	0.41
3:D:478:ARG:HB3	3:D:480:ARG:CD	2.46	0.41

Continued on next page...

Continued from previous page...

Atom-1	Atom-2	Interatomic distance (Å)	Clash overlap (Å)
3:D:535:ASP:C	3:D:537:ASP:H	2.23	0.41
3:D:656:TRP:HE3	3:D:658:PRO:N	2.18	0.41
3:D:668:LEU:CD2	3:D:671:VAL:HB	2.46	0.41
3:D:708:VAL:H	3:D:711:GLN:CD	2.23	0.41
3:D:710:ALA:O	3:D:712:THR:C	2.58	0.41
3:D:754:ASP:O	3:D:755:LYS:C	2.58	0.41
3:D:778:TRP:CZ2	3:D:834:ARG:NH2	2.88	0.41
3:D:874:THR:O	3:D:877:LEU:CB	2.68	0.41
3:D:897:ILE:O	3:D:960:VAL:O	2.39	0.41
3:D:908:GLY:O	3:D:909:THR:HB	2.20	0.41
3:D:1055:LEU:HA	3:D:1064:ILE:CA	2.50	0.41
3:D:1060:ARG:CA	3:D:1082:LYS:H	2.33	0.41
3:D:1140:GLU:H	3:D:1143:ARG:CZ	2.31	0.41
3:D:1270:ILE:CD1	4:E:52:ALA:CB	2.99	0.41
5:F:202:PHE:CD2	5:F:202:PHE:O	2.73	0.41
5:F:246:GLU:CD	5:F:247:VAL:N	2.73	0.41
5:F:421:ILE:HG22	5:F:422:SER:O	2.20	0.41
5:F:470:ARG:C	5:F:472:ALA:N	2.72	0.41
6:J:31:ARG:CG	6:J:41:GLU:CG	2.98	0.41
6:J:103:GLU:N	6:J:106:ARG:NH1	2.65	0.41
1:A:51:VAL:CG2	1:A:52:THR:N	2.77	0.41
1:A:129:ASN:OD1	1:A:131:LYS:N	2.52	0.41
1:A:182:ARG:CG	1:A:188:ASP:HB3	2.50	0.41
1:A:202:ILE:CD1	1:A:207:ALA:H	2.33	0.41
1:B:15:THR:O	1:B:16:ASP:O	2.38	0.41
1:B:72:ASP:C	1:B:76:ILE:HG13	2.40	0.41
1:B:215:LEU:CD2	1:B:216:VAL:N	2.80	0.41
2:C:173:ARG:HG2	2:C:439:PHE:N	2.34	0.41
2:C:181:ARG:O	2:C:181:ARG:HG2	2.16	0.41
2:C:312:GLY:CA	2:C:315:LYS:HB3	2.48	0.41
2:C:372:HIS:ND1	2:C:373:PHE:N	2.69	0.41
2:C:379:ARG:HA	2:C:383:GLU:CD	2.39	0.41
2:C:415:GLN:CG	2:C:416:THR:H	2.18	0.41
2:C:485:PRO:HB3	2:C:586:MET:HE1	2.00	0.41
2:C:515:PRO:O	2:C:516:TYR:CG	2.73	0.41
2:C:518:LYS:HD3	2:C:527:GLU:C	2.40	0.41
2:C:519:VAL:CG2	2:C:520:VAL:N	2.82	0.41
2:C:529:VAL:CG1	2:C:531:LEU:HD11	2.49	0.41
2:C:646:GLU:C	2:C:648:GLY:N	2.74	0.41
2:C:662:HIS:CB	2:C:666:THR:OG1	2.68	0.41
2:C:686:GLN:CA	2:C:705:GLY:CA	2.93	0.41

Continued on next page...

Continued from previous page...

Atom-1	Atom-2	Interatomic distance (Å)	Clash overlap (Å)
2:C:741:LEU:CA	2:C:744:GLU:OE1	2.67	0.41
2:C:774:PRO:N	2:C:830:ARG:NH2	2.69	0.41
2:C:809:LYS:CA	2:C:833:ARG:N	2.83	0.41
2:C:818:GLU:CG	2:C:819:ARG:H	2.27	0.41
2:C:1057:LEU:O	2:C:1057:LEU:HD23	2.20	0.41
2:C:1089:LEU:HD23	2:C:1089:LEU:N	2.34	0.41
2:C:1101:LYS:O	2:C:1104:GLU:CB	2.57	0.41
2:C:1102:VAL:C	2:C:1106:ILE:HD12	2.41	0.41
3:D:9:GLU:O	3:D:10:LEU:HB2	2.20	0.41
3:D:16:THR:O	3:D:19:ASP:HB2	2.21	0.41
3:D:35:ASN:OD1	3:D:35:ASN:C	2.59	0.41
3:D:53:GLY:O	3:D:54:PRO:O	2.38	0.41
3:D:105:TRP:C	3:D:107:PHE:N	2.74	0.41
3:D:262:GLN:O	3:D:263:LYS:C	2.58	0.41
3:D:262:GLN:CD	3:D:263:LYS:HZ2	2.23	0.41
3:D:263:LYS:O	3:D:266:GLU:CB	2.65	0.41
3:D:322:PRO:CA	3:D:325:ARG:CZ	2.91	0.41
3:D:352:ASN:CA	3:D:355:LYS:NZ	2.82	0.41
3:D:432:VAL:HG22	3:D:524:LEU:O	2.20	0.41
3:D:548:SER:CB	3:D:550:GLU:OE1	2.68	0.41
3:D:562:SER:HG	3:D:563:ASN:H	1.66	0.41
3:D:578:ARG:CG	3:D:581:MET:HE2	2.51	0.41
3:D:586:TYR:CE2	3:D:590:THR:CB	3.03	0.41
3:D:690:LYS:NZ	3:D:807:ALA:O	2.52	0.41
3:D:717:LYS:CG	3:D:718:ASP:H	2.32	0.41
3:D:760:PHE:HD1	3:D:765:LEU:HD23	1.85	0.41
3:D:793:TYR:HA	3:D:794:PRO:HD3	1.88	0.41
3:D:821:LYS:C	3:D:836:VAL:HB	2.41	0.41
3:D:850:PHE:CA	3:D:853:THR:CG2	2.96	0.41
3:D:889:HIS:ND1	3:D:976:ALA:HB3	2.35	0.41
3:D:928:ASP:OD1	3:D:940:ARG:CB	2.68	0.41
3:D:966:LEU:H	3:D:966:LEU:HG	1.65	0.41
3:D:1087:ARG:O	3:D:1088:VAL:CG2	2.68	0.41
3:D:1167:ILE:HD12	3:D:1181:ILE:HD12	2.01	0.41
3:D:1187:GLU:HB2	3:D:1188:ALA:H	1.72	0.41
3:D:1189:GLU:C	3:D:1192:ARG:HG2	2.38	0.41
3:D:1219:SER:O	3:D:1222:SER:CB	2.68	0.41
3:D:1270:ILE:CG2	3:D:1272:VAL:CG2	2.98	0.41
3:D:1278:ALA:HA	3:D:1281:ALA:HB3	2.01	0.41
4:E:63:GLN:HG3	4:E:63:GLN:H	1.54	0.41
4:E:71:LEU:C	4:E:75:ILE:HD13	2.40	0.41

Continued on next page...

Continued from previous page...

Atom-1	Atom-2	Interatomic distance (Å)	Clash overlap (Å)
4:E:101:ALA:O	4:E:102:ASP:HB2	2.19	0.41
5:F:231:TYR:O	5:F:234:GLN:CB	2.63	0.41
5:F:364:ARG:NE	5:F:368:ILE:HD12	2.35	0.41
5:F:372:MET:CE	5:F:416:TYR:HE2	2.33	0.41
5:F:399:LEU:C	5:F:402:GLU:HB3	2.40	0.41
5:F:411:LEU:HA	5:F:414:GLN:NE2	2.35	0.41
5:F:414:GLN:O	5:F:418:ARG:CZ	2.68	0.41
5:F:519:ARG:O	5:F:522:VAL:CG2	2.68	0.41
6:J:6:LEU:CD1	6:J:7:ARG:N	2.83	0.41
6:J:30:ALA:HB2	6:J:44:PHE:HE2	1.85	0.41
1:A:49:ALA:C	1:A:168:TYR:CE1	2.93	0.41
1:A:50:ALA:O	1:A:141:GLU:CB	2.68	0.41
1:A:66:VAL:HG21	1:A:134:LEU:HD22	2.00	0.41
1:A:213:LYS:CD	1:B:231:GLY:HA3	2.51	0.41
1:A:213:LYS:CB	1:B:231:GLY:HA3	2.50	0.41
1:B:6:ARG:HG2	1:B:7:PRO:O	2.21	0.41
1:B:21:PHE:HD2	1:B:194:LEU:O	2.03	0.41
1:B:55:ARG:O	1:B:137:GLU:O	2.38	0.41
1:B:56:ILE:O	1:B:137:GLU:OE2	2.38	0.41
1:B:72:ASP:O	1:B:75:GLU:OE1	2.39	0.41
2:C:67:SER:O	2:C:71:ARG:CB	2.69	0.41
2:C:90:LEU:O	2:C:94:SER:CB	2.68	0.41
2:C:185:VAL:CG1	2:C:204:VAL:HG13	2.50	0.41
2:C:226:ILE:HG13	2:C:227:ASP:N	2.35	0.41
2:C:256:GLU:O	2:C:259:ARG:HG2	2.19	0.41
2:C:271:ASP:HA	2:C:274:LEU:CB	2.49	0.41
2:C:296:LEU:HD13	2:C:299:LEU:HD11	2.01	0.41
2:C:302:LYS:O	2:C:302:LYS:HG2	2.20	0.41
2:C:465:ARG:C	2:C:467:ARG:N	2.74	0.41
2:C:540:VAL:C	2:C:576:VAL:HG13	2.40	0.41
2:C:602:ALA:O	2:C:603:ASN:C	2.59	0.41
2:C:742:VAL:O	2:C:744:GLU:N	2.53	0.41
2:C:779:GLU:O	2:C:780:VAL:C	2.58	0.41
2:C:790:VAL:CA	2:C:791:ARG:HE	2.33	0.41
2:C:791:ARG:O	2:C:847:VAL:CG2	2.68	0.41
2:C:824:ILE:O	2:C:825:PHE:HD1	2.03	0.41
2:C:846:LYS:O	2:C:873:VAL:HG22	2.20	0.41
2:C:849:GLY:C	2:C:871:VAL:HG22	2.40	0.41
2:C:968:PRO:CD	2:C:993:LEU:HD12	2.47	0.41
2:C:980:ALA:HB1	2:C:984:GLU:OE1	2.21	0.41
2:C:1037:VAL:O	2:C:1040:LYS:C	2.59	0.41

Continued on next page...

Continued from previous page...

Atom-1	Atom-2	Interatomic distance (Å)	Clash overlap (Å)
2:C:1044:ARG:CA	2:C:1063:PHE:HD2	2.29	0.41
2:C:1079:TYR:HD1	3:D:558:LEU:HG	1.85	0.41
2:C:1110:GLU:HG2	4:E:69:ASN:OD1	2.20	0.41
2:C:1138:LEU:HD23	2:C:1138:LEU:HA	1.85	0.41
3:D:31:PRO:HB3	3:D:348:ILE:HG21	2.02	0.41
3:D:74:ILE:HG22	6:J:44:PHE:CE1	2.54	0.41
3:D:84:ARG:O	3:D:86:LYS:CG	2.67	0.41
3:D:105:TRP:N	3:D:105:TRP:CD1	2.88	0.41
3:D:151:LEU:H	3:D:151:LEU:HD22	1.85	0.41
3:D:173:ARG:HE	3:D:204:GLU:HB3	1.85	0.41
3:D:221:ASP:O	3:D:225:THR:HB	2.20	0.41
3:D:264:LEU:N	3:D:267:ASN:OD1	2.53	0.41
3:D:330:LEU:O	3:D:331:ASP:O	2.39	0.41
3:D:345:ARG:NH2	5:F:365:THR:OG1	2.53	0.41
3:D:350:ARG:O	3:D:353:ARG:HB3	2.21	0.41
3:D:350:ARG:NH2	3:D:377:SER:HB3	2.35	0.41
3:D:397:ARG:HE	3:D:399:LEU:HG	1.86	0.41
3:D:486:VAL:HG13	3:D:489:GLU:CB	2.50	0.41
3:D:509:ILE:N	3:D:532:PHE:CZ	2.88	0.41
3:D:522:ILE:HG22	3:D:523:GLN:N	2.35	0.41
3:D:626:VAL:O	3:D:626:VAL:HG12	2.20	0.41
3:D:714:ASP:CB	3:D:717:LYS:HE3	2.50	0.41
3:D:767:HIS:O	3:D:770:ARG:CD	2.68	0.41
3:D:778:TRP:O	3:D:781:ALA:HB3	2.20	0.41
3:D:789:LEU:O	3:D:792:HIS:N	2.53	0.41
3:D:1003:ILE:HD11	3:D:1153:HIS:HA	2.02	0.41
3:D:1046:ILE:C	3:D:1111:LEU:CD1	2.89	0.41
3:D:1052:ARG:NH2	3:D:1054:ARG:HA	2.29	0.41
3:D:1060:ARG:HB3	3:D:1081:SER:CA	2.48	0.41
3:D:1090:LYS:C	3:D:1096:GLU:HG2	2.40	0.41
3:D:1271:ALA:C	4:E:106:HIS:HA	2.41	0.41
4:E:53:LEU:HD23	4:E:54:VAL:H	1.85	0.41
4:E:59:LYS:O	4:E:60:ARG:O	2.37	0.41
4:E:77:GLU:CD	4:E:78:TYR:N	2.73	0.41
4:E:98:GLU:O	4:E:99:ILE:O	2.37	0.41
5:F:217:LYS:O	5:F:218:ASP:C	2.59	0.41
5:F:249:LEU:CD2	5:F:252:ARG:NH1	2.83	0.41
5:F:277:GLN:O	5:F:281:MET:CG	2.67	0.41
5:F:292:LYS:CG	5:F:296:LEU:HD21	2.49	0.41
5:F:381:ARG:HA	5:F:384:ARG:HH22	1.86	0.41
5:F:397:GLU:CD	5:F:398:GLU:H	2.23	0.41

Continued on next page...

Continued from previous page...

Atom-1	Atom-2	Interatomic distance (Å)	Clash overlap (Å)
5:F:457:GLN:O	5:F:461:GLN:OE1	2.37	0.41
5:F:502:ARG:CZ	5:F:506:ILE:CD1	2.93	0.41
5:F:514:LEU:CA	5:F:519:ARG:HG3	2.39	0.41
6:J:30:ALA:HB3	6:J:44:PHE:HE2	1.86	0.41
6:J:92:GLU:CD	6:J:95:GLU:HG2	2.39	0.41
6:J:97:LEU:HD23	6:J:98:LEU:N	2.34	0.41
1:A:2:LEU:HB3	1:B:143:GLY:N	2.35	0.41
1:A:36:ASN:C	1:A:39:ARG:HB3	2.40	0.41
1:A:55:ARG:NH1	1:A:158:GLU:C	2.70	0.41
1:A:70:LYS:NZ	2:C:690:VAL:N	2.69	0.41
1:A:101:GLY:CA	1:A:130:ASP:O	2.67	0.41
1:B:56:ILE:HG21	1:B:134:LEU:CG	2.50	0.41
1:B:182:ARG:CD	1:B:185:GLN:HB3	2.51	0.41
2:C:54:LEU:HD23	2:C:54:LEU:H	1.85	0.41
2:C:104:SER:N	2:C:139:PHE:CE1	2.89	0.41
2:C:114:ASP:O	2:C:132:PRO:CD	2.66	0.41
2:C:126:ASP:CG	2:C:851:ARG:HH21	2.23	0.41
2:C:200:HIS:HB2	2:C:216:VAL:HG23	2.02	0.41
2:C:206:PRO:CG	2:C:209:GLY:HA3	2.49	0.41
2:C:212:LEU:HB2	2:C:226:ILE:HG22	2.02	0.41
2:C:293:GLN:O	2:C:294:THR:C	2.59	0.41
2:C:369:ASP:HB3	2:C:375:ASN:HD21	1.86	0.41
2:C:391:VAL:HG13	2:C:395:ARG:HE	1.85	0.41
2:C:478:SER:C	2:C:482:ARG:CZ	2.89	0.41
2:C:643:VAL:HG13	2:C:701:VAL:HA	2.02	0.41
2:C:677:ARG:HH12	2:C:679:ASN:HA	1.85	0.41
2:C:737:LEU:H	2:C:899:LEU:HD23	1.85	0.41
2:C:773:ILE:CG2	2:C:774:PRO:CD	2.98	0.41
2:C:803:VAL:HG12	2:C:805:LYS:H	1.85	0.41
2:C:809:LYS:HB2	2:C:832:VAL:CA	2.49	0.41
2:C:906:PHE:O	2:C:1010:LEU:CB	2.67	0.41
2:C:948:ALA:HB1	2:C:953:PRO:HD3	2.00	0.41
2:C:981:GLN:N	2:C:985:LEU:HG	2.36	0.41
2:C:1012:ASP:CG	2:C:1016:GLY:H	2.23	0.41
2:C:1080:GLY:C	2:C:1082:ALA:N	2.73	0.41
2:C:1118:PRO:HG2	2:C:1121:PHE:CD2	2.55	0.41
2:C:1139:SER:N	3:D:8:ASP:CB	2.83	0.41
3:D:36:TYR:CZ	3:D:37:ARG:NH1	2.89	0.41
3:D:73:ILE:H	3:D:81:GLU:CG	2.34	0.41
3:D:86:LYS:CB	9:D:1404:FI8:O8	2.55	0.41
3:D:135:VAL:CG2	3:D:136:ILE:H	2.32	0.41

Continued on next page...

Continued from previous page...

Atom-1	Atom-2	Interatomic distance (Å)	Clash overlap (Å)
3:D:218:ARG:HD2	3:D:219:LEU:N	2.36	0.41
3:D:226:PHE:CE1	3:D:248:TYR:CD2	3.09	0.41
3:D:302:PHE:O	3:D:304:GLN:CA	2.68	0.41
3:D:325:ARG:HB2	3:D:341:ASN:OD1	2.20	0.41
3:D:406:LEU:HA	3:D:412:ARG:N	2.35	0.41
3:D:430:ILE:C	3:D:536:PHE:HE1	2.23	0.41
3:D:433:GLY:O	3:D:435:GLN:HG2	2.20	0.41
3:D:472:ALA:O	3:D:475:MET:HB3	2.20	0.41
3:D:485:ASP:O	3:D:488:GLU:HG3	2.21	0.41
3:D:519:GLY:C	3:D:520:LYS:HG3	2.40	0.41
3:D:880:VAL:CG1	3:D:881:SER:N	2.83	0.41
3:D:899:VAL:CG1	3:D:901:LEU:HD23	2.43	0.41
3:D:979:TYR:CZ	3:D:981:ARG:O	2.73	0.41
3:D:1036:GLU:OE2	3:D:1209:GLY:CA	2.63	0.41
3:D:1052:ARG:HG2	3:D:1067:VAL:CB	2.50	0.41
3:D:1110:GLN:HG2	3:D:1112:MET:O	2.21	0.41
3:D:1163:ARG:HB2	3:D:1208:MET:HE1	2.02	0.41
4:E:46:ARG:HH22	4:E:100:HIS:CE1	2.38	0.41
5:F:214:GLN:O	5:F:216:ARG:C	2.58	0.41
5:F:386:LEU:C	5:F:394:PRO:HD3	2.40	0.41
5:F:401:LYS:C	5:F:404:ASP:H	2.24	0.41
5:F:489:LEU:HB3	5:F:503:ILE:HB	2.01	0.41
5:F:509:LYS:HD2	5:F:509:LYS:HA	1.81	0.41
1:A:45:SER:O	1:A:47:PRO:CD	2.57	0.41
1:A:54:ILE:C	1:A:161:ARG:NH1	2.73	0.41
1:A:63:PHE:HD1	2:C:675:PHE:HE1	1.68	0.41
1:A:111:VAL:O	1:A:113:PRO:CD	2.65	0.41
1:A:149:ALA:HB2	1:A:164:VAL:HA	2.01	0.41
1:B:27:GLU:CG	1:B:30:PHE:CE2	2.99	0.41
1:B:36:ASN:O	1:B:39:ARG:CB	2.59	0.41
1:B:172:LEU:HD13	1:B:199:LYS:HA	2.02	0.41
2:C:95:PRO:HB2	2:C:105:LEU:O	2.21	0.41
2:C:106:SER:C	2:C:107:PHE:CD1	2.94	0.41
2:C:133:LEU:CD1	2:C:154:MET:HB2	2.50	0.41
2:C:167:ILE:HG22	2:C:171:THR:CA	2.49	0.41
2:C:225:ARG:HB3	2:C:231:ARG:HA	2.02	0.41
2:C:374:GLY:C	2:C:376:ARG:H	2.24	0.41
2:C:383:GLU:O	2:C:387:ASN:CG	2.59	0.41
2:C:424:VAL:O	2:C:425:ALA:C	2.58	0.41
2:C:476:HIS:CG	2:C:477:PRO:CD	3.03	0.41
2:C:480:TYR:CE1	2:C:586:MET:HG2	2.56	0.41

Continued on next page...

Continued from previous page...

Atom-1	Atom-2	Interatomic distance (Å)	Clash overlap (Å)
2:C:535:GLU:O	2:C:536:GLU:C	2.59	0.41
2:C:546:SER:HB2	2:C:554:PHE:HE1	1.82	0.41
2:C:577:ASP:C	2:C:578:TYR:HD1	2.24	0.41
2:C:662:HIS:CB	2:C:666:THR:CB	2.96	0.41
2:C:726:TRP:CE3	2:C:729:HIS:CD2	3.09	0.41
2:C:787:ARG:O	2:C:787:ARG:CD	2.67	0.41
2:C:812:THR:O	2:C:813:GLU:O	2.39	0.41
2:C:886:ALA:O	2:C:1030:ILE:CB	2.60	0.41
2:C:886:ALA:HB2	2:C:893:GLY:N	2.36	0.41
2:C:907:LEU:CD1	2:C:909:ASP:HB2	2.30	0.41
2:C:949:ALA:O	2:C:950:LYS:C	2.59	0.41
2:C:959:LEU:HB2	2:C:960:PRO:CD	2.50	0.41
2:C:1011:PHE:HB3	2:C:1017:GLU:O	2.21	0.41
2:C:1020:PRO:HB2	2:C:1021:TYR:CE2	2.54	0.41
2:C:1024:THR:O	2:C:1025:VAL:HG13	2.20	0.41
2:C:1092:LYS:CD	3:D:423:ASP:O	2.61	0.41
2:C:1111:ASN:CG	4:E:65:ASN:HB3	2.40	0.41
3:D:49:GLU:O	3:D:50:LYS:C	2.57	0.41
3:D:112:SER:O	3:D:116:TYR:CD2	2.71	0.41
3:D:125:LEU:O	3:D:128:ILE:N	2.54	0.41
3:D:241:TYR:OH	3:D:254:GLY:O	2.23	0.41
3:D:279:ASP:HA	3:D:282:ARG:HG2	1.90	0.41
3:D:290:LEU:HA	3:D:293:LEU:CG	2.49	0.41
3:D:318:PRO:C	3:D:319:VAL:HG23	2.41	0.41
3:D:355:LYS:CA	3:D:358:ILE:CD1	2.92	0.41
3:D:368:ASN:C	3:D:372:ARG:HH22	2.24	0.41
3:D:426:GLY:O	3:D:542:ALA:HA	2.20	0.41
3:D:498:LEU:CD2	3:D:512:PHE:CD2	3.04	0.41
3:D:503:THR:O	3:D:504:LEU:HD12	2.21	0.41
3:D:525:HIS:O	3:D:529:CYS:SG	2.72	0.41
3:D:601:PRO:HA	3:D:608:GLU:CG	2.49	0.41
3:D:655:GLY:O	3:D:656:TRP:C	2.59	0.41
3:D:713:VAL:O	3:D:716:LEU:N	2.53	0.41
3:D:737:LEU:CD1	3:D:793:TYR:HB3	2.45	0.41
3:D:745:ILE:O	3:D:746:LEU:C	2.58	0.41
3:D:747:ASP:O	3:D:750:GLU:HG2	2.20	0.41
3:D:754:ASP:O	3:D:757:GLU:CB	2.67	0.41
3:D:812:THR:HG1	3:D:813:GLN:H	1.58	0.41
3:D:851:ILE:HG23	3:D:854:HIS:CD2	2.55	0.41
3:D:866:ARG:CZ	3:D:1008:THR:O	2.68	0.41
3:D:892:GLN:H	3:D:963:ARG:CZ	2.34	0.41

Continued on next page...

Continued from previous page...

Atom-1	Atom-2	Interatomic distance (Å)	Clash overlap (Å)
3:D:932:GLU:OE2	3:D:955:ALA:O	2.38	0.41
3:D:957:ILE:H	3:D:957:ILE:HG13	1.77	0.41
3:D:1087:ARG:O	3:D:1099:LEU:HB2	2.20	0.41
3:D:1097:ARG:O	3:D:1098:VAL:C	2.59	0.41
3:D:1123:ARG:NH2	3:D:1124:VAL:CG2	2.84	0.41
3:D:1190:ASN:O	3:D:1193:VAL:CB	2.68	0.41
3:D:1216:ALA:O	3:D:1217:THR:HB	2.21	0.41
3:D:1220:TRP:CD2	3:D:1221:LEU:N	2.78	0.41
3:D:1230:THR:O	3:D:1231:ARG:C	2.58	0.41
5:F:214:GLN:OE1	5:F:218:ASP:CB	2.68	0.41
5:F:273:LEU:HB3	5:F:277:GLN:CG	2.50	0.41
5:F:283:TRP:HA	5:F:286:ARG:HG3	2.01	0.41
5:F:369:PRO:CB	5:F:371:HIS:CE1	3.02	0.41
5:F:386:LEU:HD11	5:F:398:GLU:OE2	2.21	0.41
5:F:412:GLU:OE2	5:F:413:ILE:CD1	2.68	0.41
5:F:480:GLY:O	5:F:481:LEU:C	2.58	0.41
5:F:514:LEU:O	5:F:516:HIS:O	2.39	0.41
1:A:28:PRO:HB3	1:A:182:ARG:HG2	2.03	0.41
1:A:54:ILE:HD12	1:A:136:VAL:HG21	2.03	0.41
1:A:56:ILE:O	1:A:59:VAL:HG22	2.21	0.41
1:A:67:PRO:O	1:A:128:LEU:CD2	2.69	0.41
1:B:3:ILE:HG12	1:B:5:GLN:C	2.41	0.41
1:B:11:GLU:OE2	1:B:13:VAL:HG23	2.20	0.41
1:B:20:GLN:CA	1:B:195:ASP:HB2	2.51	0.41
1:B:40:ARG:O	1:B:43:LEU:CB	2.58	0.41
1:B:142:ARG:HB3	1:B:143:GLY:H	1.67	0.41
1:B:202:ILE:HD12	1:B:202:ILE:C	2.41	0.41
2:C:59:ASP:O	2:C:60:SER:O	2.39	0.41
2:C:67:SER:OG	2:C:69:ARG:HG3	2.21	0.41
2:C:130:ALA:HB1	2:C:157:PHE:C	2.41	0.41
2:C:186:TYR:HA	2:C:187:PHE:CD2	2.55	0.41
2:C:217:ASP:O	2:C:218:LYS:O	2.38	0.41
2:C:218:LYS:HE3	2:C:219:ARG:HB3	2.02	0.41
2:C:277:ILE:O	2:C:279:ARG:C	2.57	0.41
2:C:314:TYR:CZ	2:C:318:LYS:HE2	2.55	0.41
2:C:442:GLN:O	2:C:680:HIS:HD2	2.04	0.41
2:C:457:ALA:O	2:C:463:LEU:CD2	2.69	0.41
2:C:476:HIS:ND1	2:C:477:PRO:CD	2.80	0.41
2:C:540:VAL:HG11	2:C:576:VAL:HG22	1.96	0.41
2:C:633:ARG:HD2	2:C:636:ILE:HG12	2.03	0.41
2:C:668:ARG:NH1	2:C:670:TYR:HA	2.35	0.41

Continued on next page...

Continued from previous page...

Atom-1	Atom-2	Interatomic distance (Å)	Clash overlap (Å)
2:C:719:LEU:H	2:C:1028:MET:H	1.67	0.41
2:C:725:PRO:HA	2:C:730:ASN:HD21	1.81	0.41
3:D:9:GLU:HA	3:D:1245:LEU:CD2	2.42	0.41
3:D:29:LYS:O	3:D:30:LYS:CG	2.69	0.41
3:D:97:LEU:HD12	3:D:314:LEU:C	2.40	0.41
3:D:107:PHE:CA	3:D:114:LEU:HD12	2.51	0.41
3:D:215:GLU:O	3:D:217:ASP:N	2.54	0.41
3:D:367:VAL:HG12	3:D:371:LYS:CD	2.51	0.41
3:D:369:ASN:N	3:D:372:ARG:NH2	2.68	0.41
3:D:369:ASN:OD1	3:D:373:MET:SD	2.79	0.41
3:D:370:GLU:HA	3:D:370:GLU:OE1	2.20	0.41
3:D:412:ARG:CA	3:D:415:GLN:CB	2.92	0.41
3:D:468:ASN:C	3:D:471:SER:OG	2.59	0.41
3:D:509:ILE:C	3:D:510:GLN:HG3	2.41	0.41
3:D:557:ILE:CD1	4:E:54:VAL:HG21	2.50	0.41
3:D:741:ARG:HB2	3:D:744:GLU:HG2	2.02	0.41
3:D:834:ARG:NH1	3:D:837:LYS:HE3	2.35	0.41
3:D:890:ASP:OD2	3:D:892:GLN:CG	2.69	0.41
3:D:895:ARG:HA	3:D:961:LYS:NZ	2.36	0.41
3:D:923:ARG:O	3:D:943:ASP:C	2.58	0.41
3:D:963:ARG:CG	3:D:977:THR:O	2.69	0.41
3:D:1055:LEU:HD11	3:D:1086:LEU:CD1	2.50	0.41
3:D:1056:GLU:O	3:D:1062:TYR:O	2.39	0.41
3:D:1061:PHE:N	3:D:1081:SER:HA	2.34	0.41
3:D:1125:GLN:HG2	3:D:1125:GLN:O	2.21	0.41
3:D:1211:THR:O	3:D:1212:LYS:C	2.57	0.41
3:D:1220:TRP:CD1	3:D:1243:ASP:OD2	2.74	0.41
3:D:1277:GLU:HA	3:D:1280:ALA:CB	2.39	0.41
4:E:98:GLU:CA	4:E:103:LEU:HD13	2.50	0.41
5:F:243:ALA:C	5:F:244:GLU:OE1	2.59	0.41
5:F:378:LYS:CG	5:F:381:ARG:HH22	2.32	0.41
5:F:396:PRO:HB2	5:F:397:GLU:H	1.59	0.41
5:F:513:LYS:CB	5:F:519:ARG:NH1	2.79	0.41
6:J:29:ILE:HG22	6:J:31:ARG:HG3	2.03	0.41
1:A:30:PHE:CD1	1:A:33:THR:CG2	3.02	0.41
1:A:39:ARG:O	1:A:40:ARG:C	2.59	0.41
1:A:66:VAL:O	1:A:69:VAL:HG13	2.21	0.41
1:A:79:ASN:O	1:A:82:SER:N	2.52	0.41
1:A:224:GLU:HA	1:B:209:ALA:CA	2.46	0.41
1:B:49:ALA:HA	1:B:142:ARG:HG2	2.03	0.41
1:B:55:ARG:HD3	1:B:56:ILE:CA	2.51	0.41

Continued on next page...

Continued from previous page...

Atom-1	Atom-2	Interatomic distance (Å)	Clash overlap (Å)
1:B:55:ARG:NH2	1:B:60:LEU:HD23	2.36	0.41
1:B:113:PRO:HB2	1:B:114:ALA:H	1.64	0.41
1:B:183:VAL:CG1	1:B:188:ASP:HB2	2.33	0.41
2:C:113:ASP:CB	2:C:132:PRO:HB2	2.50	0.41
2:C:114:ASP:HA	2:C:131:ALA:HB1	2.02	0.41
2:C:185:VAL:O	2:C:185:VAL:CG2	2.67	0.41
2:C:221:THR:HG21	2:C:260:SER:HB2	2.01	0.41
2:C:428:LYS:HB3	2:C:428:LYS:HE3	1.77	0.41
2:C:449:LEU:HD12	2:C:449:LEU:HA	1.75	0.41
2:C:458:LEU:CB	2:C:463:LEU:HD11	2.51	0.41
2:C:517:ARG:NH2	2:C:524:VAL:HG12	2.35	0.41
2:C:536:GLU:O	2:C:539:HIS:HB2	2.21	0.41
2:C:731:TYR:HH	3:D:579:LEU:HD12	1.82	0.41
2:C:784:LEU:C	2:C:790:VAL:HA	2.40	0.41
2:C:814:LEU:HA	2:C:814:LEU:HD13	1.85	0.41
2:C:881:ASP:C	2:C:895:ILE:HG22	2.40	0.41
2:C:928:ILE:C	2:C:931:ILE:HG12	2.39	0.41
2:C:1051:MET:C	2:C:1054:GLN:NE2	2.72	0.41
2:C:1053:THR:C	2:C:1055:GLN:N	2.63	0.41
2:C:1120:SER:O	2:C:1123:VAL:HB	2.19	0.41
3:D:38:THR:OG1	3:D:40:LYS:HE2	2.19	0.41
3:D:46:LEU:HD23	3:D:46:LEU:HA	1.85	0.41
3:D:86:LYS:HE3	9:D:1404:FI8:O13	2.21	0.41
3:D:95:ILE:CG1	3:D:319:VAL:HG22	2.50	0.41
3:D:252:PHE:HD2	3:D:253:THR:C	2.24	0.41
3:D:279:ASP:O	3:D:280:VAL:C	2.59	0.41
3:D:300:ALA:HB1	3:D:304:GLN:HE21	1.84	0.41
3:D:317:VAL:HG12	3:D:318:PRO:N	2.36	0.41
3:D:339:ASP:O	3:D:341:ASN:CA	2.67	0.41
3:D:392:THR:OG1	3:D:396:ASN:HA	2.21	0.41
3:D:442:GLY:O	3:D:514:PRO:CB	2.69	0.41
3:D:443:LEU:HA	3:D:447:MET:HE1	2.03	0.41
3:D:459:ARG:HA	3:D:459:ARG:HD2	1.91	0.41
3:D:486:VAL:HG13	3:D:489:GLU:OE1	2.21	0.41
3:D:494:HIS:HE1	3:D:546:PRO:O	2.04	0.41
3:D:510:GLN:HG3	3:D:532:PHE:HZ	1.84	0.41
3:D:638:THR:O	3:D:657:GLN:O	2.39	0.41
3:D:654:SER:OG	3:D:656:TRP:CD1	2.72	0.41
3:D:717:LYS:NZ	3:D:721:PHE:HE2	2.19	0.41
3:D:722:TYR:CE1	3:D:726:ARG:NH2	2.89	0.41
3:D:885:ILE:HG22	3:D:994:ALA:HA	2.03	0.41

Continued on next page...

Continued from previous page...

Atom-1	Atom-2	Interatomic distance (Å)	Clash overlap (Å)
3:D:891:CYS:HB2	3:D:969:ALA:C	2.40	0.41
3:D:925:LEU:HD12	3:D:942:GLN:CD	2.40	0.41
3:D:945:GLY:O	3:D:948:GLU:OE1	2.39	0.41
3:D:1052:ARG:HH22	3:D:1054:ARG:CA	2.28	0.41
3:D:1121:VAL:CG1	3:D:1122:LEU:N	2.84	0.41
3:D:1129:GLU:O	3:D:1131:GLN:C	2.57	0.41
3:D:1134:LEU:O	3:D:1137:GLU:HG2	2.20	0.41
3:D:1241:ARG:CG	3:D:1242:SER:H	2.32	0.41
3:D:1249:LYS:O	3:D:1252:VAL:CB	2.62	0.41
4:E:60:ARG:NH1	4:E:63:GLN:CB	2.79	0.41
4:E:60:ARG:HH12	4:E:64:ILE:N	2.18	0.41
4:E:67:TYR:O	4:E:71:LEU:CA	2.66	0.41
4:E:71:LEU:CA	4:E:75:ILE:HD13	2.50	0.41
5:F:228:VAL:O	5:F:231:TYR:C	2.59	0.41
5:F:249:LEU:HD21	5:F:252:ARG:HH11	1.85	0.41
5:F:258:TYR:CA	5:F:261:GLN:HB3	2.48	0.41
5:F:333:GLU:HB3	6:J:84:MET:SD	2.60	0.41
5:F:335:PHE:C	6:J:88:ARG:NE	2.74	0.41
5:F:413:ILE:HG22	5:F:414:GLN:N	2.35	0.41
5:F:427:ILE:HD12	5:F:427:ILE:HA	1.90	0.41
6:J:22:HIS:C	6:J:24:LEU:N	2.72	0.41
1:A:1:MET:N	1:B:141:GLU:CB	2.75	0.41
1:A:21:PHE:O	1:A:194:LEU:HG	2.21	0.41
1:A:21:PHE:CZ	1:A:204:PRO:HB3	2.54	0.41
1:A:105:VAL:CG1	1:A:125:ILE:HB	2.28	0.41
1:A:205:ARG:O	1:A:207:ALA:N	2.54	0.41
1:A:218:LEU:CD2	1:A:219:PHE:CE1	2.94	0.41
1:A:219:PHE:O	1:A:222:ALA:HB3	2.20	0.41
1:B:2:LEU:CB	1:B:233:GLU:HB3	2.51	0.41
1:B:21:PHE:O	1:B:22:VAL:HG12	2.21	0.41
1:B:22:VAL:C	1:B:23:ILE:HG13	2.41	0.41
1:B:61:HIS:C	1:B:63:PHE:H	2.24	0.41
1:B:63:PHE:CD2	3:D:604:GLY:HA2	2.56	0.41
1:B:77:ILE:O	1:B:80:LEU:N	2.54	0.41
1:B:97:LEU:HB2	1:B:110:ILE:HG13	2.02	0.41
1:B:138:LEU:HD12	1:B:138:LEU:N	2.36	0.41
1:B:146:TYR:CG	1:B:147:VAL:N	2.88	0.41
1:B:210:SER:HA	1:B:213:LYS:HB3	2.02	0.41
1:B:233:GLU:CG	1:B:234:ILE:N	2.84	0.41
2:C:93:LEU:O	2:C:94:SER:C	2.60	0.41
2:C:179:LEU:N	2:C:378:LEU:HD13	2.35	0.41

Continued on next page...

Continued from previous page...

Atom-1	Atom-2	Interatomic distance (Å)	Clash overlap (Å)
2:C:189:GLU:N	2:C:367:THR:HG21	2.36	0.41
2:C:189:GLU:CD	2:C:190:THR:N	2.74	0.41
2:C:215:ASP:O	2:C:223:GLY:N	2.54	0.41
2:C:222:VAL:O	2:C:222:VAL:HG23	2.21	0.41
2:C:343:GLU:O	2:C:346:VAL:CG1	2.67	0.41
2:C:354:THR:CB	2:C:364:PRO:CA	2.98	0.41
2:C:384:LEU:HG	2:C:384:LEU:H	1.40	0.41
2:C:403:ARG:HG3	2:C:407:GLN:HG3	2.02	0.41
2:C:407:GLN:O	2:C:408:ASP:C	2.59	0.41
2:C:444:ASN:OD1	2:C:445:PRO:C	2.59	0.41
2:C:476:HIS:C	2:C:479:HIS:HD2	2.24	0.41
2:C:519:VAL:O	2:C:520:VAL:HG23	2.20	0.41
2:C:522:GLY:O	2:C:553:ARG:CG	2.69	0.41
2:C:563:ARG:NH2	2:C:569:GLU:O	2.42	0.41
2:C:582:SER:N	2:C:585:GLN:NE2	2.68	0.41
2:C:656:ASP:O	2:C:657:TYR:HB3	2.20	0.41
2:C:664:ASN:O	2:C:666:THR:N	2.54	0.41
2:C:674:LYS:HA	2:C:685:ASN:HA	2.03	0.41
2:C:690:VAL:HG23	2:C:691:ASP:N	2.34	0.41
2:C:726:TRP:HB3	2:C:736:ILE:HD13	2.02	0.41
2:C:729:HIS:CB	2:C:736:ILE:CG2	2.90	0.41
2:C:736:ILE:C	2:C:737:LEU:HG	2.42	0.41
2:C:737:LEU:HA	2:C:737:LEU:HD23	1.79	0.41
2:C:756:GLU:CG	2:C:757:ILE:H	2.33	0.41
2:C:768:GLU:CB	2:C:806:VAL:HG13	2.27	0.41
2:C:778:ASP:O	2:C:779:GLU:C	2.59	0.41
2:C:785:ASP:CB	2:C:786:GLU:OE1	2.69	0.41
2:C:795:GLU:C	2:C:796:VAL:HG13	2.40	0.41
2:C:808:PRO:HA	2:C:832:VAL:HA	2.02	0.41
2:C:821:LEU:O	2:C:824:ILE:CB	2.64	0.41
2:C:888:ARG:O	2:C:891:ASN:OD1	2.38	0.41
2:C:888:ARG:HH22	2:C:1029:TYR:HB3	1.85	0.41
2:C:897:LYS:C	2:C:899:LEU:HD22	2.41	0.41
2:C:907:LEU:CD2	2:C:1001:LEU:HD12	2.22	0.41
2:C:982:GLU:N	2:C:985:LEU:CD1	2.81	0.41
2:C:995:ASN:OD1	2:C:995:ASN:C	2.59	0.41
2:C:1037:VAL:CG2	2:C:1038:ASP:N	2.83	0.41
2:C:1077:GLN:HG3	2:C:1077:GLN:H	1.36	0.41
2:C:1085:LEU:O	2:C:1088:LEU:CG	2.69	0.41
2:C:1108:LYS:HA	3:D:458:LYS:CE	2.51	0.41
2:C:1111:ASN:ND2	4:E:66:ASP:H	2.18	0.41

Continued on next page...

Continued from previous page...

Atom-1	Atom-2	Interatomic distance (Å)	Clash overlap (Å)
3:D:12:ILE:CG1	3:D:1241:ARG:O	2.69	0.41
3:D:36:TYR:O	3:D:39:LEU:HD23	2.20	0.41
3:D:55:THR:HG22	3:D:55:THR:O	2.21	0.41
3:D:55:THR:O	6:J:12:GLY:CA	2.69	0.41
3:D:95:ILE:HD11	3:D:319:VAL:HG22	2.03	0.41
3:D:165:GLN:NE2	3:D:169:GLU:N	2.68	0.41
3:D:166:ARG:HG3	3:D:216:LEU:CD1	2.51	0.41
3:D:249:GLY:O	3:D:252:PHE:CD1	2.73	0.41
3:D:261:ILE:O	3:D:264:LEU:HB2	2.20	0.41
3:D:384:ASN:ND2	3:D:391:VAL:N	2.68	0.41
3:D:436:LEU:HD13	3:D:526:PRO:HD2	2.03	0.41
3:D:444:PRO:O	3:D:445:LYS:C	2.59	0.41
3:D:453:LYS:O	3:D:456:VAL:HG12	2.21	0.41
3:D:461:VAL:HG13	3:D:466:ALA:O	2.20	0.41
3:D:494:HIS:O	3:D:513:GLU:OE1	2.39	0.41
3:D:525:HIS:ND1	3:D:528:VAL:HG22	2.36	0.41
3:D:548:SER:CA	3:D:550:GLU:OE1	2.68	0.41
3:D:558:LEU:N	3:D:558:LEU:CD1	2.83	0.41
3:D:566:LEU:CD2	3:D:574:LEU:N	2.74	0.41
3:D:611:VAL:HA	3:D:634:LYS:CB	2.50	0.41
3:D:619:ILE:HG22	3:D:623:ASP:OD2	2.20	0.41
3:D:633:ILE:O	3:D:665:GLU:HB2	2.21	0.41
3:D:646:ILE:CG2	3:D:647:GLU:H	2.31	0.41
3:D:651:PHE:HD1	3:D:653:HIS:CE1	2.39	0.41
3:D:668:LEU:HB3	3:D:669:GLY:H	1.62	0.41
3:D:735:ASP:O	3:D:737:LEU:HG	2.21	0.41
3:D:737:LEU:HD13	3:D:793:TYR:CG	2.55	0.41
3:D:741:ARG:CD	3:D:742:LYS:N	2.78	0.41
3:D:766:ASN:O	3:D:770:ARG:CG	2.69	0.41
3:D:775:VAL:O	3:D:776:GLU:C	2.59	0.41
3:D:817:LEU:CD2	3:D:818:ALA:N	2.82	0.41
3:D:847:LEU:CA	3:D:850:PHE:HB3	2.51	0.41
3:D:875:ARG:HA	3:D:878:VAL:CB	2.50	0.41
3:D:921:TYR:N	3:D:923:ARG:CG	2.84	0.41
3:D:924:THR:HG21	3:D:963:ARG:O	2.21	0.41
3:D:948:GLU:CB	3:D:952:LEU:HD12	2.51	0.41
3:D:1025:THR:HG21	3:D:1029:PRO:HB2	2.02	0.41
3:D:1077:TYR:C	3:D:1080:ILE:HD11	2.40	0.41
3:D:1078:ASP:C	3:D:1080:ILE:HG13	2.41	0.41
3:D:1119:HIS:HE1	3:D:1207:LEU:HG	1.79	0.41
3:D:1122:LEU:O	3:D:1125:GLN:N	2.54	0.41

Continued on next page...

Continued from previous page...

Atom-1	Atom-2	Interatomic distance (Å)	Clash overlap (Å)
3:D:1157:ILE:HG22	3:D:1158:VAL:N	2.36	0.41
3:D:1169:ASP:HB2	3:D:1202:ALA:HB2	1.99	0.41
3:D:1182:ASP:O	3:D:1185:GLU:CA	2.68	0.41
3:D:1185:GLU:OE1	3:D:1189:GLU:HB2	2.21	0.41
3:D:1186:PHE:CE1	3:D:1201:ALA:HB3	2.46	0.41
3:D:1218:ASP:C	3:D:1220:TRP:H	2.25	0.41
3:D:1251:ASN:O	3:D:1254:ILE:CG1	2.68	0.41
3:D:1252:VAL:O	3:D:1253:ILE:O	2.39	0.41
3:D:1257:LEU:HD12	3:D:1257:LEU:HA	1.82	0.41
3:D:1264:ILE:O	3:D:1265:ASN:O	2.39	0.41
3:D:1267:TYR:HA	4:E:108:GLU:HG2	2.03	0.41
3:D:1273:GLN:OE1	3:D:1274:PRO:CD	2.66	0.41
4:E:43:LEU:O	4:E:44:LEU:C	2.60	0.41
4:E:46:ARG:HB3	4:E:47:VAL:HG23	2.02	0.41
4:E:61:ALA:HA	4:E:64:ILE:CB	2.51	0.41
4:E:68:TYR:CD1	4:E:71:LEU:CD1	3.03	0.41
5:F:202:PHE:HA	5:F:204:TRP:CD1	2.56	0.41
5:F:220:GLU:O	5:F:221:LEU:C	2.59	0.41
5:F:231:TYR:O	5:F:233:LYS:C	2.59	0.41
5:F:233:LYS:HG2	5:F:234:GLN:N	2.36	0.41
5:F:248:GLU:HA	5:F:251:LYS:CG	2.51	0.41
5:F:252:ARG:CZ	5:F:287:ASP:OD1	2.68	0.41
5:F:320:LEU:O	5:F:321:ILE:C	2.59	0.41
5:F:326:LEU:O	5:F:327:GLY:C	2.58	0.41
5:F:328:LEU:HG	5:F:332:VAL:HG23	2.01	0.41
5:F:348:THR:HA	5:F:351:ILE:HD12	2.02	0.41
5:F:353:GLN:O	5:F:356:THR:CB	2.69	0.41
5:F:382:ILE:HD13	5:F:385:GLU:OE1	2.21	0.41
5:F:435:LEU:CD2	5:F:436:GLY:N	2.83	0.41
5:F:442:SER:H	6:J:7:ARG:CB	2.34	0.41
5:F:449:ASP:CB	6:J:16:TYR:HE1	2.32	0.41
5:F:492:ILE:O	5:F:493:GLY:C	2.59	0.41
5:F:492:ILE:C	5:F:495:VAL:HG12	2.39	0.41
5:F:498:VAL:CG2	5:F:503:ILE:HD13	2.51	0.41
5:F:500:ARG:HA	5:F:503:ILE:HG13	2.02	0.41
6:J:26:PRO:HG2	6:J:46:ASP:CG	2.40	0.41
6:J:29:ILE:HD12	6:J:31:ARG:NH2	2.33	0.41
6:J:85:LEU:HG	6:J:94:LEU:CD1	2.51	0.41
6:J:91:ILE:O	6:J:92:GLU:C	2.59	0.41
1:A:34:LEU:CG	1:A:38:LEU:HD11	2.51	0.41
1:A:95:MET:O	1:A:138:LEU:HD12	2.21	0.41

Continued on next page...

Continued from previous page...

Atom-1	Atom-2	Interatomic distance (Å)	Clash overlap (Å)
1:A:99:LYS:HG3	1:A:100:GLN:H	1.83	0.41
1:A:169:SER:O	1:A:171:VAL:HG12	2.21	0.41
1:A:203:SER:O	1:A:206:ASP:OD2	2.38	0.41
1:B:108:GLY:N	1:B:121:PRO:HB3	2.35	0.41
1:B:179:ASP:CB	1:B:191:LYS:HE2	2.39	0.41
1:B:186:ARG:O	1:B:188:ASP:N	2.54	0.41
2:C:212:LEU:HB3	2:C:226:ILE:HB	2.03	0.41
2:C:251:ARG:C	2:C:252:PHE:CG	2.94	0.41
2:C:354:THR:HB	2:C:364:PRO:HA	2.03	0.41
2:C:407:GLN:CB	2:C:417:LEU:HD11	2.50	0.41
2:C:478:SER:C	2:C:482:ARG:NH2	2.74	0.41
2:C:487:GLU:CA	2:C:606:LEU:CD1	2.93	0.41
2:C:624:PRO:HD3	2:C:1029:TYR:CD2	2.55	0.41
2:C:668:ARG:O	2:C:670:TYR:CD2	2.74	0.41
2:C:697:GLU:N	2:C:697:GLU:OE1	2.54	0.41
2:C:756:GLU:CG	2:C:757:ILE:N	2.83	0.41
2:C:796:VAL:HG23	2:C:797:ARG:H	1.86	0.41
2:C:838:LYS:HE2	2:C:838:LYS:HB2	1.87	0.41
2:C:840:PRO:C	2:C:843:GLU:OE1	2.59	0.41
2:C:925:ARG:O	2:C:926:MET:HG2	2.21	0.41
2:C:948:ALA:HB2	2:C:953:PRO:CD	2.51	0.41
2:C:1110:GLU:O	2:C:1111:ASN:C	2.58	0.41
3:D:89:ARG:HG3	3:D:324:LEU:HD23	2.00	0.41
3:D:124:ASP:CA	3:D:127:LYS:HD2	2.42	0.41
3:D:198:ARG:O	3:D:202:GLU:CG	2.57	0.41
3:D:261:ILE:O	3:D:263:LYS:N	2.54	0.41
3:D:270:ILE:CG2	3:D:271:ASP:N	2.80	0.41
3:D:286:GLY:HA3	3:D:287:GLN:OE1	2.21	0.41
3:D:443:LEU:HD22	3:D:514:PRO:CG	2.36	0.41
3:D:468:ASN:OD1	3:D:470:LYS:N	2.54	0.41
3:D:559:MET:HA	3:D:564:ASN:HD21	1.86	0.41
3:D:687:GLN:CG	3:D:688:MET:H	2.23	0.41
3:D:728:GLY:O	3:D:729:VAL:CG2	2.69	0.41
3:D:731:VAL:CG1	3:D:732:SER:N	2.84	0.41
3:D:802:ILE:CG2	3:D:807:ALA:CB	2.99	0.41
3:D:823:LEU:O	3:D:824:VAL:HG23	2.21	0.41
3:D:865:LEU:HD13	3:D:866:ARG:N	2.36	0.41
3:D:966:LEU:CD1	3:D:1158:VAL:HG11	2.29	0.41
3:D:975:CYS:SG	3:D:978:CYS:HB2	2.60	0.41
3:D:1082:LYS:O	3:D:1085:ARG:N	2.54	0.41
3:D:1234:THR:C	3:D:1235:ASP:OD1	2.60	0.41

Continued on next page...

Continued from previous page...

Atom-1	Atom-2	Interatomic distance (Å)	Clash overlap (Å)
3:D:1248:LEU:HG	3:D:1249:LYS:H	1.83	0.41
3:D:1251:ASN:ND2	3:D:1258:ILE:CA	2.75	0.41
3:D:1251:ASN:HD21	3:D:1259:PRO:HD3	1.84	0.41
3:D:1266:ARG:HA	4:E:109:GLY:O	2.20	0.41
4:E:76:LEU:O	4:E:77:GLU:C	2.59	0.41
4:E:92:LEU:CD1	4:E:93:SER:N	2.84	0.41
5:F:209:SER:HB3	5:F:213:ARG:CG	2.51	0.41
5:F:222:THR:C	5:F:224:SER:N	2.74	0.41
5:F:296:LEU:CA	5:F:299:ASN:ND2	2.82	0.41
5:F:309:ARG:NH2	5:F:310:TYR:CZ	2.89	0.41
5:F:439:ILE:HD12	6:J:6:LEU:CG	2.50	0.41
5:F:457:GLN:HE22	6:J:18:THR:HG21	1.85	0.41
6:J:27:ARG:HA	6:J:46:ASP:CA	2.50	0.41
6:J:52:GLY:CA	6:J:64:LEU:HD12	2.51	0.41
6:J:103:GLU:O	6:J:107:SER:HB2	2.20	0.41
1:A:78:LEU:HA	1:A:81:LYS:HG3	2.03	0.40
1:A:88:GLU:HB3	1:A:115:GLY:HA3	2.03	0.40
1:A:95:MET:O	1:A:138:LEU:HB2	2.21	0.40
1:A:120:ASN:N	1:A:121:PRO:CD	2.84	0.40
1:A:152:ASN:HD21	1:A:157:ALA:HB3	1.84	0.40
1:A:215:LEU:N	1:A:215:LEU:CD2	2.83	0.40
1:B:17:ASN:HD22	1:B:199:LYS:HA	1.86	0.40
1:B:40:ARG:O	1:B:43:LEU:N	2.54	0.40
2:C:113:ASP:O	2:C:114:ASP:OD1	2.38	0.40
2:C:277:ILE:C	2:C:279:ARG:N	2.75	0.40
2:C:335:GLU:CA	2:C:338:VAL:CG2	2.98	0.40
2:C:356:THR:CA	2:C:362:GLU:CA	2.97	0.40
2:C:396:MET:CE	2:C:419:ASN:H	2.34	0.40
2:C:445:PRO:HD3	2:C:707:CYS:SG	2.61	0.40
2:C:465:ARG:NH1	2:C:492:PRO:HG2	2.35	0.40
2:C:475:VAL:HG11	3:D:854:HIS:CB	2.51	0.40
2:C:487:GLU:O	2:C:488:THR:HB	2.21	0.40
2:C:577:ASP:O	2:C:578:TYR:HD1	2.04	0.40
2:C:606:LEU:O	2:C:607:MET:C	2.59	0.40
2:C:622:GLU:CD	2:C:717:LYS:HA	2.36	0.40
2:C:627:GLY:O	2:C:973:SER:CA	2.61	0.40
2:C:673:ARG:O	2:C:674:LYS:HG2	2.21	0.40
2:C:784:LEU:HD23	2:C:789:ILE:CA	2.51	0.40
2:C:801:ILE:CG2	2:C:802:LEU:H	2.34	0.40
2:C:820:LEU:HG	2:C:824:ILE:HD11	2.03	0.40
2:C:833:ARG:CZ	2:C:834:ASP:O	2.68	0.40

Continued on next page...

Continued from previous page...

Atom-1	Atom-2	Interatomic distance (Å)	Clash overlap (Å)
2:C:861:LEU:HD12	2:C:861:LEU:C	2.41	0.40
2:C:869:VAL:HG22	2:C:870:ARG:H	1.84	0.40
2:C:885:LEU:HG	2:C:1031:MET:O	2.20	0.40
2:C:888:ARG:HH22	2:C:1029:TYR:N	2.19	0.40
2:C:907:LEU:N	2:C:910:GLY:O	2.54	0.40
2:C:1134:ASN:C	2:C:1135:VAL:HG13	2.40	0.40
3:D:4:VAL:O	3:D:6:PHE:CE2	2.74	0.40
3:D:56:ARG:NH1	6:J:13:ALA:N	2.69	0.40
3:D:74:ILE:CD1	6:J:43:PRO:HD2	2.51	0.40
3:D:97:LEU:CA	3:D:315:ASP:OD1	2.69	0.40
3:D:124:ASP:HA	3:D:127:LYS:CE	2.50	0.40
3:D:128:ILE:H	3:D:128:ILE:HG13	1.73	0.40
3:D:167:ASP:O	3:D:168:GLY:C	2.60	0.40
3:D:218:ARG:NH1	3:D:219:LEU:HB2	2.37	0.40
3:D:224:SER:CA	3:D:227:THR:HG23	2.51	0.40
3:D:285:LYS:HA	3:D:289:LYS:HD3	1.98	0.40
3:D:287:GLN:O	3:D:290:LEU:N	2.54	0.40
3:D:294:LYS:O	3:D:297:LYS:HB3	2.19	0.40
3:D:329:GLN:O	6:J:9:SER:O	2.39	0.40
3:D:354:LEU:O	3:D:358:ILE:HG13	2.21	0.40
3:D:358:ILE:CG2	3:D:359:ASP:N	2.73	0.40
3:D:374:LEU:HG	3:D:378:VAL:HG23	2.03	0.40
3:D:397:ARG:O	3:D:397:ARG:HG3	2.19	0.40
3:D:457:MET:HA	3:D:460:LEU:HD21	2.01	0.40
3:D:466:ALA:HB1	3:D:471:SER:CB	2.51	0.40
3:D:530:GLU:O	3:D:531:ALA:C	2.58	0.40
3:D:584:GLY:O	3:D:585:LEU:C	2.59	0.40
3:D:603:SER:CA	3:D:606:HIS:O	2.64	0.40
3:D:656:TRP:HZ3	3:D:659:GLY:HA3	1.86	0.40
3:D:682:PRO:HB2	3:D:683:PHE:H	1.63	0.40
3:D:758:LYS:CA	3:D:761:GLN:HB3	2.51	0.40
3:D:856:ALA:O	3:D:860:LEU:HB2	2.21	0.40
3:D:904:ARG:NE	3:D:958:THR:CG2	2.80	0.40
3:D:926:GLY:CA	3:D:963:ARG:H	2.34	0.40
3:D:944:LEU:O	3:D:945:GLY:O	2.39	0.40
3:D:1192:ARG:O	3:D:1193:VAL:C	2.57	0.40
3:D:1253:ILE:O	3:D:1254:ILE:C	2.60	0.40
4:E:82:LEU:N	4:E:98:GLU:OE2	2.54	0.40
5:F:334:LYS:N	6:J:84:MET:HE1	2.36	0.40
5:F:459:GLN:CG	5:F:526:TYR:HE2	2.34	0.40
6:J:32:TYR:HD2	6:J:53:THR:C	2.25	0.40

Continued on next page...

Continued from previous page...

Atom-1	Atom-2	Interatomic distance (Å)	Clash overlap (Å)
1:A:6:ARG:NH2	1:B:218:LEU:O	2.53	0.40
1:A:9:LEU:N	1:A:23:ILE:HG23	2.35	0.40
1:A:41:THR:O	1:A:42:LEU:C	2.57	0.40
1:A:55:ARG:NH1	1:A:161:ARG:N	2.68	0.40
1:A:66:VAL:O	1:A:69:VAL:CG2	2.69	0.40
1:A:76:ILE:C	1:A:80:LEU:HG	2.37	0.40
1:A:80:LEU:HD23	1:A:125:ILE:HG21	2.03	0.40
1:A:117:THR:HG23	1:A:117:THR:O	2.22	0.40
1:A:167:ILE:O	1:A:167:ILE:CG2	2.67	0.40
1:A:177:LYS:CG	1:A:193:ILE:CD1	2.89	0.40
1:A:207:ALA:O	1:A:209:ALA:C	2.59	0.40
1:B:52:THR:C	1:B:164:VAL:HG22	2.41	0.40
1:B:55:ARG:CG	1:B:56:ILE:H	2.34	0.40
1:B:55:ARG:CZ	1:B:60:LEU:HD21	2.51	0.40
1:B:144:ARG:C	1:B:168:TYR:CB	2.90	0.40
1:B:206:ASP:O	1:B:207:ALA:C	2.58	0.40
2:C:33:PRO:CB	2:C:700:GLN:HG3	2.51	0.40
2:C:71:ARG:HH22	2:C:83:VAL:HA	1.87	0.40
2:C:72:GLU:OE1	2:C:73:SER:N	2.54	0.40
2:C:74:ALA:O	2:C:79:ASP:OD2	2.39	0.40
2:C:85:GLY:C	2:C:86:LEU:HG	2.41	0.40
2:C:135:VAL:HG12	2:C:136:THR:N	2.37	0.40
2:C:197:LYS:HZ2	2:C:218:LYS:CG	2.24	0.40
2:C:216:VAL:HG23	2:C:345:LEU:HD21	2.04	0.40
2:C:295:LEU:CD1	2:C:299:LEU:H	2.34	0.40
2:C:297:GLU:O	2:C:301:PHE:CA	2.69	0.40
2:C:477:PRO:O	2:C:479:HIS:CB	2.69	0.40
2:C:484:CYS:O	2:C:485:PRO:C	2.59	0.40
2:C:504:ALA:HB2	2:C:514:THR:OG1	2.22	0.40
2:C:519:VAL:HG23	2:C:524:VAL:HG23	1.99	0.40
2:C:549:ASP:OD2	2:C:553:ARG:HD2	2.20	0.40
2:C:559:VAL:C	2:C:570:TYR:CD1	2.95	0.40
2:C:601:ASP:OD1	2:C:601:ASP:C	2.59	0.40
2:C:640:ASP:O	2:C:641:VAL:C	2.59	0.40
2:C:837:LEU:HA	2:C:838:LYS:HZ3	1.86	0.40
2:C:944:TRP:CZ2	2:C:963:LEU:HD21	2.56	0.40
2:C:944:TRP:H	2:C:966:ALA:HB3	1.86	0.40
2:C:952:VAL:O	2:C:954:ASP:N	2.53	0.40
2:C:982:GLU:HG3	2:C:983:ALA:N	2.36	0.40
2:C:1097:VAL:CB	2:C:1101:LYS:HG2	2.51	0.40
2:C:1124:LEU:HG	2:C:1125:LEU:HD12	2.03	0.40

Continued on next page...

Continued from previous page...

Atom-1	Atom-2	Interatomic distance (Å)	Clash overlap (Å)
2:C:1126:LYS:HD3	3:D:92:MET:SD	2.60	0.40
3:D:106:TYR:CD1	3:D:106:TYR:N	2.82	0.40
3:D:206:ARG:O	3:D:207:GLN:C	2.59	0.40
3:D:210:ASP:HB2	3:D:214:ARG:HH21	1.86	0.40
3:D:217:ASP:O	3:D:220:GLU:HB3	2.22	0.40
3:D:225:THR:HG21	3:D:240:LEU:CD1	2.51	0.40
3:D:258:ALA:O	3:D:259:GLU:O	2.39	0.40
3:D:319:VAL:HG12	3:D:320:ILE:N	2.35	0.40
3:D:364:GLU:O	3:D:366:ILE:HB	2.21	0.40
3:D:375:GLN:O	3:D:378:VAL:N	2.54	0.40
3:D:432:VAL:C	3:D:524:LEU:O	2.60	0.40
3:D:435:GLN:N	3:D:435:GLN:CD	2.70	0.40
3:D:522:ILE:CG2	3:D:523:GLN:N	2.84	0.40
3:D:525:HIS:CG	3:D:526:PRO:N	2.89	0.40
3:D:547:LEU:C	3:D:552:GLN:HE21	2.24	0.40
3:D:612:TYR:HB3	3:D:617:GLU:OE2	2.21	0.40
3:D:636:ARG:H	3:D:664:ALA:HB3	1.80	0.40
3:D:656:TRP:CZ3	3:D:660:ASP:N	2.90	0.40
3:D:692:VAL:HB	3:D:693:GLN:HG3	2.02	0.40
3:D:739:PRO:HB3	3:D:789:LEU:CD1	2.18	0.40
3:D:749:TYR:CE1	3:D:780:GLU:CB	2.99	0.40
3:D:772:GLU:OE1	3:D:773:ALA:CA	2.69	0.40
3:D:790:ARG:HB2	3:D:811:PHE:HE1	1.83	0.40
3:D:890:ASP:OD1	3:D:892:GLN:HA	2.21	0.40
3:D:1003:ILE:O	3:D:1006:PRO:CG	2.69	0.40
3:D:1049:VAL:CG1	3:D:1050:THR:N	2.75	0.40
3:D:1050:THR:O	3:D:1068:PRO:HA	2.20	0.40
3:D:1087:ARG:N	3:D:1099:LEU:HD13	2.30	0.40
3:D:1163:ARG:CG	3:D:1208:MET:HE1	2.51	0.40
3:D:1190:ASN:O	3:D:1193:VAL:CG1	2.69	0.40
5:F:259:ALA:CA	6:J:98:LEU:CD1	2.98	0.40
5:F:315:MET:CE	5:F:362:GLN:OE1	2.69	0.40
5:F:325:ASN:C	5:F:329:ILE:HD12	2.42	0.40
5:F:399:LEU:O	5:F:402:GLU:HB3	2.21	0.40
5:F:414:GLN:HA	5:F:417:ALA:CB	2.51	0.40
5:F:511:MET:O	5:F:514:LEU:N	2.54	0.40
6:J:20:ARG:HH21	6:J:24:LEU:CA	2.33	0.40
6:J:34:THR:O	6:J:37:GLY:CA	2.70	0.40
6:J:58:ASN:C	6:J:60:MET:N	2.73	0.40
1:A:28:PRO:HA	1:A:182:ARG:CD	2.48	0.40
1:A:102:PRO:CA	1:A:129:ASN:O	2.62	0.40

Continued on next page...

Continued from previous page...

Atom-1	Atom-2	Interatomic distance (Å)	Clash overlap (Å)
1:A:102:PRO:CD	1:A:130:ASP:HA	2.50	0.40
1:A:103:GLY:O	1:A:128:LEU:O	2.39	0.40
1:A:136:VAL:C	1:A:138:LEU:CD1	2.90	0.40
1:B:22:VAL:O	1:B:23:ILE:CG1	2.68	0.40
1:B:32:TYR:CE2	1:B:178:VAL:HG21	2.56	0.40
1:B:55:ARG:CG	1:B:56:ILE:N	2.85	0.40
2:C:68:PRO:O	2:C:72:GLU:CG	2.65	0.40
2:C:203:LYS:HG3	2:C:213:GLU:CD	2.42	0.40
2:C:204:VAL:CG2	2:C:212:LEU:O	2.70	0.40
2:C:217:ASP:HB2	2:C:221:THR:O	2.21	0.40
2:C:225:ARG:HB3	2:C:230:ARG:C	2.42	0.40
2:C:277:ILE:C	2:C:280:LYS:HB2	2.42	0.40
2:C:309:ALA:O	2:C:310:ARG:C	2.59	0.40
2:C:315:LYS:NZ	2:C:319:LYS:N	2.69	0.40
2:C:322:LEU:H	2:C:324:VAL:HG13	1.84	0.40
2:C:500:LEU:HD23	2:C:501:SER:CA	2.51	0.40
2:C:560:LEU:HD23	2:C:570:TYR:HB2	2.00	0.40
2:C:590:ALA:O	2:C:591:THR:C	2.58	0.40
2:C:590:ALA:O	2:C:593:MET:SD	2.79	0.40
2:C:618:LEU:HD21	2:C:1032:LYS:CD	2.48	0.40
2:C:662:HIS:CB	2:C:666:THR:HB	2.50	0.40
2:C:848:ILE:HG22	2:C:849:GLY:N	2.35	0.40
2:C:907:LEU:HD12	2:C:911:THR:H	1.86	0.40
2:C:967:GLN:O	2:C:969:ASN:N	2.55	0.40
2:C:1012:ASP:OD1	2:C:1014:ARG:HB3	2.21	0.40
2:C:1041:ILE:O	2:C:1042:HIS:ND1	2.53	0.40
2:C:1100:VAL:CG1	2:C:1101:LYS:HZ3	2.34	0.40
3:D:55:THR:CB	6:J:12:GLY:HA3	2.49	0.40
3:D:157:VAL:CA	3:D:160:LYS:HG2	2.50	0.40
3:D:239:ASN:O	3:D:240:LEU:C	2.59	0.40
3:D:262:GLN:HG2	3:D:266:GLU:OE2	2.21	0.40
3:D:277:LEU:HD12	3:D:277:LEU:N	2.35	0.40
3:D:346:ARG:N	3:D:349:ASN:ND2	2.69	0.40
3:D:443:LEU:CD2	3:D:516:LEU:HD23	2.50	0.40
3:D:485:ASP:O	3:D:488:GLU:CB	2.70	0.40
3:D:490:VAL:O	3:D:492:ALA:N	2.54	0.40
3:D:548:SER:O	3:D:548:SER:OG	2.39	0.40
3:D:557:ILE:HB	3:D:558:LEU:HD12	2.03	0.40
3:D:561:SER:O	3:D:564:ASN:OD1	2.39	0.40
3:D:590:THR:CA	3:D:687:GLN:CD	2.90	0.40
3:D:642:PRO:HG2	3:D:647:GLU:CG	2.52	0.40

Continued on next page...

Continued from previous page...

Atom-1	Atom-2	Interatomic distance (Å)	Clash overlap (Å)
3:D:723:TRP:HE3	3:D:726:ARG:CB	2.35	0.40
3:D:756:VAL:C	3:D:759:GLN:H	2.19	0.40
3:D:770:ARG:O	3:D:771:ASN:C	2.59	0.40
3:D:787:GLN:O	3:D:788:ALA:C	2.60	0.40
3:D:802:ILE:C	3:D:807:ALA:CB	2.89	0.40
3:D:877:LEU:N	3:D:877:LEU:HD22	2.37	0.40
3:D:970:THR:O	3:D:971:SER:C	2.59	0.40
3:D:1029:PRO:C	3:D:1032:GLN:HB3	2.41	0.40
3:D:1068:PRO:HD3	3:D:1074:GLU:CB	2.52	0.40
3:D:1182:ASP:CG	3:D:1184:ALA:HB3	2.42	0.40
3:D:1193:VAL:CG1	3:D:1194:VAL:N	2.84	0.40
3:D:1223:ALA:O	3:D:1224:ALA:C	2.59	0.40
5:F:256:GLY:O	5:F:259:ALA:CB	2.68	0.40
5:F:395:THR:N	5:F:399:LEU:HD11	2.36	0.40
5:F:405:ILE:CD1	5:F:409:LYS:CG	2.92	0.40
5:F:427:ILE:CB	5:F:433:SER:O	2.69	0.40
5:F:514:LEU:O	5:F:519:ARG:HB2	2.21	0.40
6:J:56:CYS:CB	6:J:58:ASN:HB3	2.51	0.40
6:J:73:LYS:O	6:J:74:LYS:CB	2.68	0.40
6:J:82:TRP:C	6:J:85:LEU:H	2.20	0.40
1:A:2:LEU:CB	1:B:143:GLY:HA2	2.47	0.40
1:A:12:ASP:O	1:A:13:VAL:C	2.60	0.40
1:A:60:LEU:HB3	1:A:61:HIS:H	1.62	0.40
1:A:96:TYR:HA	1:A:138:LEU:HD13	2.02	0.40
1:A:97:LEU:CD1	1:A:109:ASP:O	2.70	0.40
1:A:179:ASP:O	1:A:180:ALA:C	2.59	0.40
1:B:15:THR:HG22	1:B:18:ARG:O	2.21	0.40
1:B:38:LEU:CD1	1:B:42:LEU:CD1	2.97	0.40
1:B:137:GLU:HB2	1:B:161:ARG:CD	2.51	0.40
2:C:96:ILE:HB	2:C:105:LEU:O	2.22	0.40
2:C:98:ASP:HB3	2:C:103:MET:SD	2.61	0.40
2:C:275:LEU:HB2	2:C:287:PRO:HB3	2.03	0.40
2:C:382:GLY:CA	2:C:385:ILE:HB	2.51	0.40
2:C:382:GLY:HA2	2:C:385:ILE:HG21	2.03	0.40
2:C:383:GLU:O	2:C:386:GLN:HB3	2.22	0.40
2:C:425:ALA:O	2:C:426:ALA:O	2.40	0.40
2:C:440:MET:HA	2:C:451:HIS:ND1	2.36	0.40
2:C:709:ASP:CA	2:C:714:ALA:HB2	2.52	0.40
2:C:779:GLU:HA	2:C:779:GLU:OE1	2.22	0.40
2:C:830:ARG:C	2:C:831:GLU:OE1	2.59	0.40
2:C:852:VAL:O	2:C:853:PHE:HD1	2.04	0.40

Continued on next page...

Continued from previous page...

Atom-1	Atom-2	Interatomic distance (Å)	Clash overlap (Å)
2:C:885:LEU:CG	2:C:1031:MET:O	2.69	0.40
2:C:907:LEU:HB3	2:C:909:ASP:HB2	2.03	0.40
2:C:928:ILE:HD13	2:C:932:LEU:HD11	2.04	0.40
2:C:967:GLN:NE2	2:C:968:PRO:HD2	2.37	0.40
2:C:973:SER:C	2:C:974:THR:HG23	2.42	0.40
2:C:1074:TRP:HA	2:C:1077:GLN:NE2	2.32	0.40
2:C:1107:VAL:O	3:D:458:LYS:HD2	2.21	0.40
3:D:13:GLY:HA2	3:D:1237:ALA:HA	2.02	0.40
3:D:19:ASP:O	3:D:20:ILE:O	2.40	0.40
3:D:63:GLY:C	3:D:66:LYS:HZ2	2.25	0.40
3:D:298:VAL:O	3:D:301:ALA:CB	2.63	0.40
3:D:300:ALA:O	3:D:304:GLN:CG	2.70	0.40
3:D:338:SER:HA	5:F:424:ASP:OD2	2.22	0.40
3:D:429:VAL:CG2	3:D:430:ILE:HG12	2.51	0.40
3:D:532:PHE:N	3:D:532:PHE:CD1	2.90	0.40
3:D:578:ARG:O	3:D:579:LEU:C	2.59	0.40
3:D:642:PRO:HB2	3:D:646:ILE:CB	2.50	0.40
3:D:706:MET:O	3:D:707:ILE:O	2.39	0.40
3:D:845:THR:CB	3:D:848:GLU:OE2	2.70	0.40
3:D:899:VAL:CG1	3:D:900:GLU:OE1	2.60	0.40
3:D:904:ARG:HH21	3:D:957:ILE:C	2.25	0.40
3:D:913:ASP:N	3:D:916:ILE:HD11	2.37	0.40
3:D:963:ARG:HG3	3:D:978:CYS:CA	2.47	0.40
3:D:1028:LEU:CD2	3:D:1032:GLN:OE1	2.70	0.40
3:D:1031:VAL:H	3:D:1031:VAL:HG23	1.68	0.40
3:D:1049:VAL:O	3:D:1106:GLU:C	2.59	0.40
3:D:1097:ARG:N	3:D:1097:ARG:HD3	2.36	0.40
3:D:1159:ARG:HG2	3:D:1163:ARG:NH1	2.36	0.40
3:D:1162:LEU:O	3:D:1163:ARG:HG2	2.21	0.40
3:D:1248:LEU:O	3:D:1249:LYS:C	2.60	0.40
3:D:1251:ASN:CA	3:D:1254:ILE:CG1	2.96	0.40
5:F:295:LEU:HA	5:F:298:ALA:HB3	2.02	0.40
5:F:296:LEU:O	5:F:297:GLU:C	2.60	0.40
5:F:348:THR:H	5:F:348:THR:HG1	1.68	0.40
5:F:379:LEU:CD2	5:F:380:GLY:N	2.84	0.40
5:F:399:LEU:O	5:F:400:ALA:C	2.59	0.40
6:J:55:LEU:HD23	6:J:56:CYS:O	2.21	0.40
1:A:17:ASN:CG	1:A:200:ASN:OD1	2.60	0.40
1:A:74:THR:O	1:A:77:ILE:HB	2.22	0.40
1:A:94:THR:HG22	1:A:139:VAL:HG13	2.03	0.40
1:A:219:PHE:O	1:A:220:GLY:C	2.59	0.40

Continued on next page...

Continued from previous page...

Atom-1	Atom-2	Interatomic distance (Å)	Clash overlap (Å)
1:B:12:ASP:OD2	1:B:14:LEU:CG	2.69	0.40
1:B:77:ILE:O	1:B:80:LEU:C	2.58	0.40
1:B:202:ILE:CD1	1:B:203:SER:O	2.70	0.40
2:C:113:ASP:CG	2:C:132:PRO:HB2	2.40	0.40
2:C:128:THR:OG1	2:C:168:ILE:HA	2.20	0.40
2:C:218:LYS:HE2	2:C:219:ARG:CG	2.52	0.40
2:C:249:VAL:O	2:C:250:GLU:C	2.59	0.40
2:C:279:ARG:C	2:C:281:LEU:N	2.75	0.40
2:C:423:VAL:O	2:C:424:VAL:C	2.59	0.40
2:C:514:THR:CB	2:C:516:TYR:CZ	3.01	0.40
2:C:550:ALA:O	2:C:551:ASP:OD1	2.40	0.40
2:C:585:GLN:H	2:C:587:VAL:HG23	1.86	0.40
2:C:610:ASN:CA	2:C:613:ARG:NH1	2.85	0.40
2:C:618:LEU:HA	2:C:749:SER:HB3	2.03	0.40
2:C:649:VAL:CG1	2:C:661:MET:HB3	2.51	0.40
2:C:668:ARG:NE	2:C:670:TYR:CD1	2.89	0.40
2:C:678:SER:C	2:C:680:HIS:N	2.74	0.40
2:C:695:ARG:HD2	2:C:696:VAL:N	2.36	0.40
2:C:754:GLU:CD	2:C:870:ARG:HB3	2.42	0.40
2:C:756:GLU:CD	2:C:870:ARG:HD3	2.41	0.40
2:C:772:ASP:O	2:C:773:ILE:CD1	2.69	0.40
2:C:792:ILE:CG2	2:C:793:GLY:N	2.85	0.40
2:C:884:LYS:HB3	2:C:1033:LEU:HD22	2.04	0.40
2:C:948:ALA:HB2	2:C:953:PRO:HD3	2.02	0.40
2:C:983:ALA:O	2:C:984:GLU:C	2.59	0.40
3:D:27:GLU:CG	3:D:28:VAL:N	2.82	0.40
3:D:27:GLU:O	3:D:28:VAL:HG13	2.21	0.40
3:D:69:ARG:HH11	6:J:25:ALA:CB	2.03	0.40
3:D:102:THR:O	3:D:314:LEU:HD22	2.22	0.40
3:D:121:ALA:O	3:D:125:LEU:CB	2.69	0.40
3:D:211:ARG:HD3	3:D:214:ARG:CZ	2.50	0.40
3:D:217:ASP:N	3:D:217:ASP:OD1	2.54	0.40
3:D:348:ILE:CG2	3:D:349:ASN:H	2.33	0.40
3:D:364:GLU:CD	3:D:371:LYS:HZ2	2.24	0.40
3:D:445:LYS:CE	3:D:517:VAL:C	2.83	0.40
3:D:499:ASN:CG	3:D:500:ARG:N	2.75	0.40
3:D:599:TYR:CE2	3:D:601:PRO:HB3	2.49	0.40
3:D:600:GLN:O	3:D:608:GLU:C	2.60	0.40
3:D:820:MET:CE	3:D:836:VAL:N	2.84	0.40
3:D:887:ARG:NE	3:D:887:ARG:N	2.69	0.40
3:D:975:CYS:SG	3:D:978:CYS:CB	3.09	0.40

Continued on next page...

Continued from previous page...

Atom-1	Atom-2	Interatomic distance (Å)	Clash overlap (Å)
3:D:1054:ARG:CA	3:D:1065:THR:O	2.69	0.40
3:D:1142:TYR:C	3:D:1145:GLN:H	2.23	0.40
3:D:1173:THR:HG21	3:D:1201:ALA:CB	2.52	0.40
3:D:1210:ILE:O	3:D:1214:SER:HB3	2.22	0.40
4:E:41:ASP:O	4:E:42:GLU:O	2.40	0.40
5:F:232:LEU:HA	5:F:235:ILE:CD1	2.52	0.40
5:F:330:ARG:O	5:F:331:ALA:C	2.60	0.40
5:F:335:PHE:CZ	5:F:343:PHE:HB2	2.57	0.40
5:F:371:HIS:CA	5:F:374:GLU:CD	2.88	0.40
5:F:506:ILE:O	5:F:509:LYS:HB3	2.21	0.40
6:J:10:ARG:NH2	6:J:12:GLY:O	2.54	0.40
6:J:63:THR:O	6:J:64:LEU:O	2.40	0.40

There are no symmetry-related clashes.

5.3 Torsion angles [i](#)

5.3.1 Protein backbone [i](#)

In the following table, the Percentiles column shows the percent Ramachandran outliers of the chain as a percentile score with respect to all PDB entries followed by that with respect to all EM entries.

The Analysed column shows the number of residues for which the backbone conformation was analysed, and the total number of residues.

Mol	Chain	Analysed	Favoured	Allowed	Outliers	Percentiles	
1	A	224/347 (65%)	80 (36%)	52 (23%)	92 (41%)	0	0
1	B	235/347 (68%)	98 (42%)	68 (29%)	69 (29%)	0	0
2	C	1109/1181 (94%)	394 (36%)	323 (29%)	392 (35%)	0	0
3	D	1257/1324 (95%)	396 (32%)	355 (28%)	506 (40%)	0	0
4	E	81/110 (74%)	14 (17%)	25 (31%)	42 (52%)	0	0
5	F	324/531 (61%)	109 (34%)	104 (32%)	111 (34%)	0	0
6	J	105/111 (95%)	45 (43%)	29 (28%)	31 (30%)	0	0
All	All	3335/3951 (84%)	1136 (34%)	956 (29%)	1243 (37%)	0	0

All (1243) Ramachandran outliers are listed below:

Mol	Chain	Res	Type
1	A	2	LEU
1	A	5	GLN
1	A	16	ASP
1	A	17	ASN
1	A	20	GLN
1	A	28	PRO
1	A	30	PHE
1	A	32	TYR
1	A	36	ASN
1	A	41	THR
1	A	43	LEU
1	A	44	SER
1	A	46	ILE
1	A	51	VAL
1	A	52	THR
1	A	58	GLY
1	A	60	LEU
1	A	73	VAL
1	A	74	THR
1	A	76	ILE
1	A	78	LEU
1	A	79	ASN
1	A	81	LYS
1	A	84	VAL
1	A	89	GLU
1	A	91	GLU
1	A	132	GLY
1	A	140	VAL
1	A	155	SER
1	A	167	ILE
1	A	168	TYR
1	A	176	TYR
1	A	179	ASP
1	A	187	THR
1	A	195	ASP
1	A	205	ARG
1	A	208	LEU
1	A	211	ALA
1	A	215	LEU
1	A	224	GLU
1	A	225	LEU
1	B	6	ARG
1	B	16	ASP

Continued on next page...

Continued from previous page...

Mol	Chain	Res	Type
1	B	35	GLY
1	B	36	ASN
1	B	40	ARG
1	B	43	LEU
1	B	51	VAL
1	B	63	PHE
1	B	81	LYS
1	B	89	GLU
1	B	90	ASP
1	B	91	GLU
1	B	93	VAL
1	B	99	LYS
1	B	102	PRO
1	B	107	ALA
1	B	108	GLY
1	B	113	PRO
1	B	120	ASN
1	B	123	MET
1	B	130	ASP
1	B	146	TYR
1	B	149	ALA
1	B	176	TYR
1	B	177	LYS
1	B	182	ARG
1	B	186	ARG
1	B	187	THR
1	B	196	VAL
1	B	204	PRO
1	B	205	ARG
1	B	206	ASP
1	B	213	LYS
1	B	214	THR
1	B	215	LEU
1	B	221	LEU
1	B	224	GLU
1	B	226	ASN
1	B	228	GLU
2	C	54	LEU
2	C	55	ASP
2	C	57	GLN
2	C	59	ASP
2	C	60	SER

Continued on next page...

Continued from previous page...

Mol	Chain	Res	Type
2	C	61	PHE
2	C	69	ARG
2	C	70	TRP
2	C	73	SER
2	C	75	ALA
2	C	76	GLU
2	C	77	ARG
2	C	80	VAL
2	C	85	GLY
2	C	89	VAL
2	C	108	SER
2	C	115	VAL
2	C	116	LYS
2	C	120	ASP
2	C	123	LYS
2	C	143	ASN
2	C	150	GLN
2	C	151	THR
2	C	194	SER
2	C	199	LEU
2	C	200	HIS
2	C	210	ALA
2	C	212	LEU
2	C	218	LYS
2	C	227	ASP
2	C	250	GLU
2	C	254	PHE
2	C	266	ASN
2	C	273	ALA
2	C	277	ILE
2	C	278	TYR
2	C	281	LEU
2	C	294	THR
2	C	299	LEU
2	C	308	LEU
2	C	315	LYS
2	C	322	LEU
2	C	324	VAL
2	C	325	GLY
2	C	332	THR
2	C	336	GLU
2	C	338	VAL

Continued on next page...

Continued from previous page...

Mol	Chain	Res	Type
2	C	353	THR
2	C	355	MET
2	C	381	VAL
2	C	384	LEU
2	C	386	GLN
2	C	388	GLN
2	C	389	ILE
2	C	394	SER
2	C	395	ARG
2	C	398	ARG
2	C	399	VAL
2	C	401	ARG
2	C	402	GLU
2	C	405	THR
2	C	407	GLN
2	C	409	VAL
2	C	411	ALA
2	C	415	GLN
2	C	419	ASN
2	C	421	ARG
2	C	426	ALA
2	C	428	LYS
2	C	434	SER
2	C	441	ASP
2	C	445	PRO
2	C	449	LEU
2	C	450	THR
2	C	470	LEU
2	C	475	VAL
2	C	476	HIS
2	C	477	PRO
2	C	478	SER
2	C	479	HIS
2	C	486	ILE
2	C	489	PRO
2	C	518	LYS
2	C	526	ASP
2	C	533	ALA
2	C	534	ASP
2	C	536	GLU
2	C	544	ALA
2	C	545	ASN

Continued on next page...

Continued from previous page...

Mol	Chain	Res	Type
2	C	550	ALA
2	C	561	VAL
2	C	567	GLU
2	C	568	VAL
2	C	574	SER
2	C	582	SER
2	C	584	ARG
2	C	587	VAL
2	C	589	VAL
2	C	592	ALA
2	C	598	GLU
2	C	604	ARG
2	C	605	ALA
2	C	606	LEU
2	C	609	ALA
2	C	612	GLN
2	C	618	LEU
2	C	628	THR
2	C	630	MET
2	C	647	SER
2	C	652	GLU
2	C	657	TYR
2	C	661	MET
2	C	666	THR
2	C	704	ASP
2	C	707	CYS
2	C	710	ASP
2	C	720	LEU
2	C	721	VAL
2	C	731	TYR
2	C	732	GLU
2	C	738	SER
2	C	741	LEU
2	C	742	VAL
2	C	743	GLU
2	C	746	VAL
2	C	757	ILE
2	C	763	LYS
2	C	764	LEU
2	C	775	ASN
2	C	782	ALA
2	C	786	GLU

Continued on next page...

Continued from previous page...

Mol	Chain	Res	Type
2	C	789	ILE
2	C	790	VAL
2	C	796	VAL
2	C	797	ARG
2	C	799	GLY
2	C	800	ASP
2	C	806	VAL
2	C	817	GLU
2	C	818	GLU
2	C	819	ARG
2	C	820	LEU
2	C	831	GLU
2	C	848	ILE
2	C	855	ARG
2	C	883	ASP
2	C	886	ALA
2	C	888	ARG
2	C	889	HIS
2	C	890	GLY
2	C	894	VAL
2	C	896	GLY
2	C	901	VAL
2	C	902	GLU
2	C	903	ASP
2	C	927	ASN
2	C	933	GLU
2	C	935	HIS
2	C	936	LEU
2	C	939	CYS
2	C	941	HIS
2	C	950	LYS
2	C	957	ALA
2	C	958	ARG
2	C	961	ASP
2	C	962	GLU
2	C	976	VAL
2	C	977	PHE
2	C	983	ALA
2	C	984	GLU
2	C	986	GLN
2	C	996	ARG
2	C	997	ASP

Continued on next page...

Continued from previous page...

Mol	Chain	Res	Type
2	C	1044	ARG
2	C	1051	MET
2	C	1054	GLN
2	C	1071	MET
2	C	1086	GLN
2	C	1087	GLU
2	C	1089	LEU
2	C	1091	ILE
2	C	1092	LYS
2	C	1094	ASP
2	C	1095	ASP
2	C	1097	VAL
2	C	1101	LYS
2	C	1104	GLU
2	C	1105	ALA
2	C	1106	ILE
2	C	1107	VAL
2	C	1111	ASN
2	C	1120	SER
2	C	1121	PHE
2	C	1123	VAL
2	C	1126	LYS
2	C	1129	GLN
2	C	1130	SER
2	C	1135	VAL
3	D	8	ASP
3	D	10	LEU
3	D	18	GLU
3	D	19	ASP
3	D	20	ILE
3	D	36	TYR
3	D	47	PHE
3	D	48	CYS
3	D	62	CYS
3	D	63	GLY
3	D	64	LYS
3	D	82	VAL
3	D	83	THR
3	D	85	ALA
3	D	86	LYS
3	D	88	ARG
3	D	89	ARG

Continued on next page...

Continued from previous page...

Mol	Chain	Res	Type
3	D	104	ILE
3	D	105	TRP
3	D	113	ARG
3	D	114	LEU
3	D	121	ALA
3	D	123	LYS
3	D	125	LEU
3	D	133	ALA
3	D	146	ASN
3	D	149	SER
3	D	157	VAL
3	D	160	LYS
3	D	169	GLU
3	D	212	ALA
3	D	213	GLN
3	D	214	ARG
3	D	215	GLU
3	D	223	TRP
3	D	224	SER
3	D	225	THR
3	D	227	THR
3	D	234	LEU
3	D	245	VAL
3	D	248	TYR
3	D	249	GLY
3	D	250	GLU
3	D	258	ALA
3	D	260	SER
3	D	261	ILE
3	D	262	GLN
3	D	267	ASN
3	D	270	ILE
3	D	274	ALA
3	D	278	ARG
3	D	280	VAL
3	D	288	LYS
3	D	292	ALA
3	D	297	LYS
3	D	302	PHE
3	D	303	GLN
3	D	304	GLN
3	D	322	PRO

Continued on next page...

Continued from previous page...

Mol	Chain	Res	Type
3	D	323	GLU
3	D	331	ASP
3	D	339	ASP
3	D	340	LEU
3	D	344	TYR
3	D	345	ARG
3	D	346	ARG
3	D	353	ARG
3	D	355	LYS
3	D	357	LEU
3	D	364	GLU
3	D	365	ILE
3	D	366	ILE
3	D	370	GLU
3	D	374	LEU
3	D	375	GLN
3	D	376	GLU
3	D	378	VAL
3	D	379	ASP
3	D	402	LEU
3	D	403	SER
3	D	404	ASP
3	D	409	LYS
3	D	413	PHE
3	D	415	GLN
3	D	417	LEU
3	D	435	GLN
3	D	439	HIS
3	D	447	MET
3	D	453	LYS
3	D	455	PHE
3	D	459	ARG
3	D	461	VAL
3	D	464	ASN
3	D	468	ASN
3	D	471	SER
3	D	472	ALA
3	D	485	ASP
3	D	493	GLU
3	D	508	GLY
3	D	514	PRO
3	D	515	MET

Continued on next page...

Continued from previous page...

Mol	Chain	Res	Type
3	D	521	ALA
3	D	526	PRO
3	D	527	LEU
3	D	529	CYS
3	D	530	GLU
3	D	553	ALA
3	D	559	MET
3	D	560	LEU
3	D	561	SER
3	D	562	SER
3	D	563	ASN
3	D	569	ALA
3	D	571	GLY
3	D	575	ALA
3	D	580	ASP
3	D	581	MET
3	D	589	THR
3	D	591	GLU
3	D	597	GLY
3	D	606	HIS
3	D	615	PRO
3	D	617	GLU
3	D	619	ILE
3	D	620	MET
3	D	621	ALA
3	D	622	ALA
3	D	629	VAL
3	D	631	ALA
3	D	635	VAL
3	D	640	LEU
3	D	644	VAL
3	D	645	GLU
3	D	646	ILE
3	D	652	GLY
3	D	665	GLU
3	D	668	LEU
3	D	672	MET
3	D	673	PHE
3	D	675	GLU
3	D	682	PRO
3	D	685	ASN
3	D	690	LYS

Continued on next page...

Continued from previous page...

Mol	Chain	Res	Type
3	D	691	LYS
3	D	693	GLN
3	D	696	ILE
3	D	697	ILE
3	D	706	MET
3	D	707	ILE
3	D	709	VAL
3	D	712	THR
3	D	713	VAL
3	D	721	PHE
3	D	726	ARG
3	D	740	PRO
3	D	746	LEU
3	D	747	ASP
3	D	748	HIS
3	D	753	ALA
3	D	761	GLN
3	D	768	ASP
3	D	769	GLU
3	D	777	ILE
3	D	782	THR
3	D	787	GLN
3	D	789	LEU
3	D	790	ARG
3	D	791	GLU
3	D	799	ILE
3	D	802	ILE
3	D	805	SER
3	D	808	THR
3	D	814	THR
3	D	815	ARG
3	D	816	THR
3	D	834	ARG
3	D	835	PRO
3	D	840	PHE
3	D	841	ARG
3	D	846	VAL
3	D	850	PHE
3	D	853	THR
3	D	860	LEU
3	D	863	THR
3	D	868	ALA

Continued on next page...

Continued from previous page...

Mol	Chain	Res	Type
3	D	870	SER
3	D	874	THR
3	D	875	ARG
3	D	878	VAL
3	D	880	VAL
3	D	883	ASP
3	D	884	VAL
3	D	900	GLU
3	D	925	LEU
3	D	932	GLU
3	D	934	GLY
3	D	940	ARG
3	D	963	ARG
3	D	964	SER
3	D	965	VAL
3	D	971	SER
3	D	988	LEU
3	D	997	ILE
3	D	1001	GLN
3	D	1002	SER
3	D	1008	THR
3	D	1028	LEU
3	D	1031	VAL
3	D	1049	VAL
3	D	1097	ARG
3	D	1101	ASP
3	D	1109	GLN
3	D	1123	ARG
3	D	1124	VAL
3	D	1125	GLN
3	D	1129	GLU
3	D	1130	VAL
3	D	1131	GLN
3	D	1133	HIS
3	D	1134	LEU
3	D	1135	VAL
3	D	1139	GLN
3	D	1140	GLU
3	D	1153	HIS
3	D	1155	GLU
3	D	1156	VAL
3	D	1157	ILE

Continued on next page...

Continued from previous page...

Mol	Chain	Res	Type
3	D	1158	VAL
3	D	1159	ARG
3	D	1161	MET
3	D	1171	GLY
3	D	1179	SER
3	D	1182	ASP
3	D	1183	ARG
3	D	1185	GLU
3	D	1186	PHE
3	D	1210	ILE
3	D	1213	ALA
3	D	1214	SER
3	D	1217	THR
3	D	1220	TRP
3	D	1221	LEU
3	D	1222	SER
3	D	1228	GLU
3	D	1229	THR
3	D	1234	THR
3	D	1235	ASP
3	D	1236	ALA
3	D	1244	LYS
3	D	1248	LEU
3	D	1250	GLU
3	D	1253	ILE
3	D	1266	ARG
3	D	1267	TYR
3	D	1268	ARG
3	D	1276	GLU
3	D	1277	GLU
4	E	30	ASP
4	E	35	ILE
4	E	42	GLU
4	E	43	LEU
4	E	50	LYS
4	E	51	TYR
4	E	52	ALA
4	E	53	LEU
4	E	55	ILE
4	E	56	TYR
4	E	60	ARG
4	E	64	ILE

Continued on next page...

Continued from previous page...

Mol	Chain	Res	Type
4	E	65	ASN
4	E	71	LEU
4	E	77	GLU
4	E	82	LEU
4	E	92	LEU
4	E	93	SER
4	E	94	ILE
4	E	99	ILE
4	E	106	HIS
4	E	108	GLU
5	F	203	VAL
5	F	206	GLU
5	F	209	SER
5	F	210	GLU
5	F	226	ASP
5	F	227	SER
5	F	228	VAL
5	F	231	TYR
5	F	232	LEU
5	F	234	GLN
5	F	248	GLU
5	F	249	LEU
5	F	252	ARG
5	F	253	ILE
5	F	261	GLN
5	F	292	LYS
5	F	294	HIS
5	F	303	VAL
5	F	304	VAL
5	F	305	SER
5	F	311	THR
5	F	317	PHE
5	F	321	ILE
5	F	322	GLN
5	F	328	LEU
5	F	329	ILE
5	F	330	ARG
5	F	332	VAL
5	F	342	LYS
5	F	347	ALA
5	F	349	TRP
5	F	350	TRP

Continued on next page...

Continued from previous page...

Mol	Chain	Res	Type
5	F	351	ILE
5	F	352	ARG
5	F	353	GLN
5	F	367	ARG
5	F	370	VAL
5	F	379	LEU
5	F	392	ARG
5	F	394	PRO
5	F	396	PRO
5	F	405	ILE
5	F	417	ALA
5	F	421	ILE
5	F	429	ASP
5	F	435	LEU
5	F	437	ASP
5	F	448	VAL
5	F	449	ASP
5	F	451	VAL
5	F	452	SER
5	F	453	PHE
5	F	456	LEU
5	F	471	GLU
5	F	472	ALA
5	F	498	VAL
5	F	501	GLU
5	F	503	ILE
5	F	507	GLU
6	J	4	ARG
6	J	9	SER
6	J	17	GLU
6	J	22	HIS
6	J	40	PHE
6	J	45	ALA
6	J	68	ASP
6	J	74	LYS
6	J	87	GLU
6	J	95	GLU
6	J	96	GLU
6	J	97	LEU
1	A	18	ARG
1	A	24	GLU
1	A	31	GLY

Continued on next page...

Continued from previous page...

Mol	Chain	Res	Type
1	A	37	SER
1	A	45	SER
1	A	50	ALA
1	A	57	ASP
1	A	77	ILE
1	A	88	GLU
1	A	93	VAL
1	A	108	GLY
1	A	113	PRO
1	A	121	PRO
1	A	123	MET
1	A	126	ALA
1	A	141	GLU
1	A	170	PRO
1	A	181	THR
1	A	223	ARG
1	B	53	SER
1	B	58	GLY
1	B	60	LEU
1	B	71	GLU
1	B	80	LEU
1	B	134	LEU
1	B	145	GLY
1	B	151	GLN
1	B	166	SER
1	B	173	LYS
1	B	185	GLN
2	C	56	VAL
2	C	62	GLU
2	C	74	ALA
2	C	90	LEU
2	C	145	GLY
2	C	220	ASP
2	C	225	ARG
2	C	234	VAL
2	C	238	LEU
2	C	248	ILE
2	C	249	VAL
2	C	269	GLY
2	C	274	LEU
2	C	280	LYS
2	C	284	GLY

Continued on next page...

Continued from previous page...

Mol	Chain	Res	Type
2	C	293	GLN
2	C	298	ASN
2	C	313	ARG
2	C	316	VAL
2	C	329	THR
2	C	340	ALA
2	C	349	HIS
2	C	350	GLU
2	C	351	GLY
2	C	359	GLY
2	C	366	GLU
2	C	367	THR
2	C	383	GLU
2	C	404	MET
2	C	413	THR
2	C	423	VAL
2	C	427	ILE
2	C	429	GLU
2	C	430	PHE
2	C	433	THR
2	C	465	ARG
2	C	504	ALA
2	C	507	ASN
2	C	597	LEU
2	C	603	ASN
2	C	611	MET
2	C	619	VAL
2	C	655	ALA
2	C	669	THR
2	C	688	PRO
2	C	689	ILE
2	C	690	VAL
2	C	692	ALA
2	C	694	ASP
2	C	712	GLU
2	C	718	ASN
2	C	739	ASN
2	C	740	ARG
2	C	778	ASP
2	C	783	ASP
2	C	805	LYS
2	C	811	GLU

Continued on next page...

Continued from previous page...

Mol	Chain	Res	Type
2	C	813	GLU
2	C	826	GLY
2	C	827	GLU
2	C	828	LYS
2	C	833	ARG
2	C	840	PRO
2	C	850	ILE
2	C	859	ASP
2	C	879	ILE
2	C	881	ASP
2	C	882	GLY
2	C	915	ILE
2	C	918	ASN
2	C	926	MET
2	C	932	LEU
2	C	940	ALA
2	C	954	ASP
2	C	980	ALA
2	C	998	GLY
2	C	1004	ALA
2	C	1046	THR
2	C	1050	SER
2	C	1057	LEU
2	C	1072	GLU
2	C	1098	GLY
2	C	1099	ARG
2	C	1109	GLY
2	C	1124	LEU
2	C	1127	GLU
2	C	1139	SER
3	D	25	TYR
3	D	28	VAL
3	D	29	LYS
3	D	31	PRO
3	D	76	GLU
3	D	77	ARG
3	D	79	GLY
3	D	91	ARG
3	D	106	TYR
3	D	122	PRO
3	D	124	ASP
3	D	134	TYR

Continued on next page...

Continued from previous page...

Mol	Chain	Res	Type
3	D	150	THR
3	D	151	LEU
3	D	164	ASP
3	D	182	ALA
3	D	239	ASN
3	D	241	TYR
3	D	243	GLU
3	D	246	ASP
3	D	257	GLY
3	D	265	ILE
3	D	266	GLU
3	D	275	GLU
3	D	276	SER
3	D	289	LYS
3	D	291	ARG
3	D	293	LEU
3	D	294	LYS
3	D	310	MET
3	D	328	VAL
3	D	347	VAL
3	D	356	ARG
3	D	358	ILE
3	D	359	ASP
3	D	371	LYS
3	D	377	SER
3	D	411	GLY
3	D	414	ARG
3	D	445	LYS
3	D	449	LEU
3	D	489	GLU
3	D	505	HIS
3	D	534	ALA
3	D	567	SER
3	D	598	GLU
3	D	603	SER
3	D	613	SER
3	D	624	ARG
3	D	625	GLY
3	D	630	ARG
3	D	633	ILE
3	D	647	GLU
3	D	660	ASP

Continued on next page...

Continued from previous page...

Mol	Chain	Res	Type
3	D	669	GLY
3	D	674	ASN
3	D	686	LYS
3	D	692	VAL
3	D	698	ASN
3	D	699	ASP
3	D	708	VAL
3	D	714	ASP
3	D	720	GLY
3	D	722	TYR
3	D	724	ALA
3	D	727	SER
3	D	730	THR
3	D	733	MET
3	D	736	VAL
3	D	742	LYS
3	D	752	ARG
3	D	774	LEU
3	D	776	GLU
3	D	796	ASP
3	D	813	GLN
3	D	817	LEU
3	D	831	PHE
3	D	837	LYS
3	D	854	HIS
3	D	858	LYS
3	D	862	ASP
3	D	879	ASP
3	D	882	GLN
3	D	906	PRO
3	D	916	ILE
3	D	933	ALA
3	D	945	GLY
3	D	973	GLY
3	D	995	VAL
3	D	1032	GLN
3	D	1038	ARG
3	D	1047	ALA
3	D	1057	ASP
3	D	1059	GLU
3	D	1060	ARG
3	D	1061	PHE

Continued on next page...

Continued from previous page...

Mol	Chain	Res	Type
3	D	1062	TYR
3	D	1063	LYS
3	D	1084	GLN
3	D	1102	GLY
3	D	1107	VAL
3	D	1111	LEU
3	D	1146	GLY
3	D	1152	LYS
3	D	1178	GLY
3	D	1187	GLU
3	D	1189	GLU
3	D	1190	ASN
3	D	1191	ARG
3	D	1218	ASP
3	D	1230	THR
3	D	1243	ASP
3	D	1265	ASN
4	E	28	GLY
4	E	34	GLY
4	E	48	SER
4	E	54	VAL
4	E	73	GLU
4	E	74	GLY
4	E	89	GLU
4	E	97	ARG
4	E	107	THR
5	F	217	LYS
5	F	225	ALA
5	F	281	MET
5	F	293	ASN
5	F	297	GLU
5	F	298	ALA
5	F	309	ARG
5	F	344	SER
5	F	346	TYR
5	F	397	GLU
5	F	404	ASP
5	F	415	GLN
5	F	426	THR
5	F	428	GLY
5	F	450	ALA
5	F	460	LEU

Continued on next page...

Continued from previous page...

Mol	Chain	Res	Type
5	F	461	GLN
5	F	464	LEU
5	F	481	LEU
5	F	497	GLY
6	J	18	THR
6	J	24	LEU
6	J	48	ALA
6	J	58	ASN
6	J	59	GLY
6	J	60	MET
6	J	64	LEU
6	J	72	PRO
6	J	75	VAL
6	J	94	LEU
1	A	10	SER
1	A	15	THR
1	A	35	GLY
1	A	56	ILE
1	A	82	SER
1	A	109	ASP
1	A	115	GLY
1	A	129	ASN
1	A	189	PHE
1	A	207	ALA
1	A	213	LYS
1	A	217	GLU
1	A	218	LEU
1	A	221	LEU
1	B	42	LEU
1	B	163	PRO
1	B	188	ASP
1	B	193	ILE
1	B	217	GLU
1	B	218	LEU
1	B	223	ARG
1	B	231	GLY
2	C	36	PRO
2	C	51	PRO
2	C	121	GLU
2	C	226	ILE
2	C	230	ARG
2	C	270	THR

Continued on next page...

Continued from previous page...

Mol	Chain	Res	Type
2	C	271	ASP
2	C	327	PRO
2	C	330	SER
2	C	385	ILE
2	C	393	MET
2	C	408	ASP
2	C	416	THR
2	C	466	GLU
2	C	488	THR
2	C	491	GLY
2	C	492	PRO
2	C	499	SER
2	C	505	ARG
2	C	508	PRO
2	C	523	VAL
2	C	607	MET
2	C	615	ALA
2	C	706	PRO
2	C	713	MET
2	C	774	PRO
2	C	779	GLU
2	C	830	ARG
2	C	836	SER
2	C	930	GLN
2	C	968	PRO
2	C	985	LEU
2	C	1043	ALA
2	C	1076	MET
2	C	1083	TYR
2	C	1088	LEU
2	C	1122	LYS
3	D	5	ASN
3	D	54	PRO
3	D	67	ARG
3	D	162	VAL
3	D	205	MET
3	D	210	ASP
3	D	238	GLU
3	D	252	PHE
3	D	255	ALA
3	D	271	ASP
3	D	272	ALA

Continued on next page...

Continued from previous page...

Mol	Chain	Res	Type
3	D	299	VAL
3	D	341	ASN
3	D	354	LEU
3	D	369	ASN
3	D	382	PHE
3	D	385	GLY
3	D	388	GLY
3	D	420	LYS
3	D	432	VAL
3	D	434	PRO
3	D	438	LEU
3	D	440	GLN
3	D	473	LYS
3	D	487	LEU
3	D	506	ARG
3	D	518	GLU
3	D	533	ASN
3	D	550	GLU
3	D	551	ALA
3	D	570	SER
3	D	579	LEU
3	D	588	LEU
3	D	666	THR
3	D	678	PRO
3	D	729	VAL
3	D	754	ASP
3	D	755	LYS
3	D	762	ARG
3	D	772	GLU
3	D	778	TRP
3	D	830	GLU
3	D	838	SER
3	D	852	ASN
3	D	873	LEU
3	D	920	ALA
3	D	978	CYS
3	D	1083	ARG
3	D	1089	PHE
3	D	1119	HIS
3	D	1225	SER
3	D	1254	ILE
4	E	46	ARG

Continued on next page...

Continued from previous page...

Mol	Chain	Res	Type
4	E	66	ASP
5	F	229	ARG
5	F	233	LYS
5	F	287	ASP
5	F	318	LEU
5	F	320	LEU
5	F	348	THR
5	F	360	ALA
5	F	374	GLU
5	F	377	ASN
5	F	422	SER
5	F	457	GLN
5	F	466	THR
1	A	54	ILE
1	A	68	GLY
1	A	175	THR
1	A	206	ASP
1	A	216	VAL
1	B	19	SER
1	B	101	GLY
1	B	207	ALA
1	B	211	ALA
1	B	236	PRO
2	C	58	THR
2	C	87	GLU
2	C	111	ARG
2	C	158	PRO
2	C	228	ARG
2	C	471	GLU
2	C	501	SER
2	C	529	VAL
2	C	665	GLY
2	C	668	ARG
2	C	703	ALA
2	C	745	ASP
2	C	762	THR
2	C	780	VAL
2	C	892	LYS
2	C	923	PRO
2	C	924	ARG
2	C	969	ASN
2	C	995	ASN

Continued on next page...

Continued from previous page...

Mol	Chain	Res	Type
2	C	1005	ASP
2	C	1025	VAL
2	C	1056	PRO
2	C	1060	LYS
2	C	1085	LEU
2	C	1093	SER
2	C	1112	ILE
2	C	1113	PRO
2	C	1125	LEU
2	C	1136	GLU
3	D	218	ARG
3	D	226	PHE
3	D	386	ARG
3	D	429	VAL
3	D	492	ALA
3	D	495	PRO
3	D	555	ALA
3	D	565	ILE
3	D	679	LEU
3	D	715	LYS
3	D	735	ASP
3	D	773	ALA
3	D	779	LYS
3	D	812	THR
3	D	872	TYR
3	D	885	ILE
3	D	893	THR
3	D	929	ALA
3	D	998	VAL
3	D	1050	THR
3	D	1098	VAL
3	D	1104	HIS
3	D	1128	ARG
3	D	1160	GLN
3	D	1195	ALA
3	D	1247	GLY
4	E	67	TYR
5	F	282	MET
5	F	316	ALA
5	F	319	ASP
5	F	372	MET
5	F	411	LEU

Continued on next page...

Continued from previous page...

Mol	Chain	Res	Type
5	F	418	ARG
5	F	468	SER
5	F	492	ILE
5	F	493	GLY
5	F	494	GLN
6	J	35	ASP
6	J	54	TRP
6	J	70	PRO
1	A	7	PRO
1	A	38	LEU
1	A	67	PRO
1	A	156	GLY
1	A	178	VAL
1	A	180	ALA
1	A	209	ALA
1	B	5	GLN
1	B	74	THR
2	C	65	ILE
2	C	79	ASP
2	C	86	LEU
2	C	231	ARG
2	C	233	PRO
2	C	246	GLU
2	C	472	VAL
2	C	487	GLU
2	C	537	ASP
2	C	591	THR
2	C	617	PRO
2	C	683	CYS
2	C	696	VAL
2	C	698	ALA
2	C	891	ASN
2	C	912	PRO
2	C	965	GLU
3	D	126	GLU
3	D	135	VAL
3	D	242	ARG
3	D	259	GLU
3	D	360	LEU
3	D	362	ALA
3	D	444	PRO
3	D	454	PRO

Continued on next page...

Continued from previous page...

Mol	Chain	Res	Type
3	D	486	VAL
3	D	490	VAL
3	D	507	LEU
3	D	548	SER
3	D	554	GLU
3	D	572	ARG
3	D	577	PRO
3	D	582	VAL
3	D	587	TYR
3	D	684	VAL
3	D	711	GLN
3	D	781	ALA
3	D	845	THR
3	D	849	TYR
3	D	904	ARG
3	D	937	ILE
3	D	1027	GLY
3	D	1029	PRO
3	D	1079	LYS
3	D	1177	PRO
3	D	1193	VAL
4	E	32	PRO
4	E	62	ARG
4	E	84	GLU
5	F	211	ALA
5	F	289	ASP
5	F	296	LEU
5	F	313	ARG
5	F	473	GLY
6	J	51	PRO
6	J	69	LEU
1	A	14	LEU
1	A	122	GLY
1	B	56	ILE
1	B	59	VAL
2	C	119	VAL
2	C	224	VAL
2	C	232	GLN
2	C	461	GLY
2	C	494	ILE
2	C	512	ILE
2	C	864	GLY

Continued on next page...

Continued from previous page...

Mol	Chain	Res	Type
2	C	959	LEU
2	C	1030	ILE
3	D	109	GLY
3	D	197	VAL
3	D	318	PRO
3	D	348	ILE
3	D	384	ASN
3	D	408	GLY
3	D	450	GLU
3	D	775	VAL
3	D	797	ASN
3	D	1085	ARG
3	D	1258	ILE
3	D	1273	GLN
4	E	44	LEU
4	E	61	ALA
4	E	79	VAL
4	E	95	ALA
5	F	409	LYS
5	F	413	ILE
6	J	91	ILE
1	A	110	ILE
2	C	216	VAL
2	C	282	ARG
2	C	424	VAL
2	C	641	VAL
2	C	1052	ILE
2	C	1118	PRO
3	D	128	ILE
3	D	188	GLY
3	D	1238	ILE
5	F	522	VAL
1	A	13	VAL
2	C	382	GLY
2	C	412	ILE
2	C	701	VAL
3	D	208	ILE
3	D	491	ILE
3	D	803	VAL
3	D	836	VAL
3	D	898	VAL
3	D	956	GLY

Continued on next page...

Continued from previous page...

Mol	Chain	Res	Type
3	D	989	VAL
4	E	85	PRO
6	J	43	PRO
6	J	67	GLY
1	A	196	VAL
1	B	54	ILE
2	C	502	VAL
2	C	702	ILE
3	D	394	PRO
3	D	1003	ILE
3	D	1199	GLU
5	F	517	PRO
6	J	65	ILE
1	A	118	VAL
1	B	227	VAL
2	C	339	VAL
3	D	298	VAL
3	D	1132	ILE
3	D	1232	VAL
5	F	474	VAL
2	C	180	VAL
2	C	904	MET
3	D	657	GLN
2	C	95	PRO

5.3.2 Protein sidechains ⓘ

In the following table, the Percentiles column shows the percent sidechain outliers of the chain as a percentile score with respect to all PDB entries followed by that with respect to all EM entries.

The Analysed column shows the number of residues for which the sidechain conformation was analysed, and the total number of residues.

Mol	Chain	Analysed	Rotameric	Outliers	Percentiles	
1	A	195/297 (66%)	190 (97%)	5 (3%)	46	66
1	B	197/297 (66%)	195 (99%)	2 (1%)	76	86
2	C	924/997 (93%)	910 (98%)	14 (2%)	65	80
3	D	1041/1103 (94%)	1026 (99%)	15 (1%)	67	80
4	E	69/89 (78%)	67 (97%)	2 (3%)	42	64

Continued on next page...

Continued from previous page...

Mol	Chain	Analysed	Rotameric	Outliers	Percentiles	
5	F	272/429 (63%)	269 (99%)	3 (1%)	73	84
6	J	93/97 (96%)	90 (97%)	3 (3%)	39	61
All	All	2791/3309 (84%)	2747 (98%)	44 (2%)	64	79

All (44) residues with a non-rotameric sidechain are listed below:

Mol	Chain	Res	Type
1	A	33	THR
1	A	98	ARG
1	A	133	LYS
1	A	144	ARG
1	A	206	ASP
1	B	34	LEU
1	B	55	ARG
2	C	111	ARG
2	C	163	LYS
2	C	181	ARG
2	C	182	SER
2	C	308	LEU
2	C	667	ARG
2	C	668	ARG
2	C	743	GLU
2	C	787	ARG
2	C	791	ARG
2	C	878	LYS
2	C	945	LYS
2	C	950	LYS
2	C	993	LEU
3	D	19	ASP
3	D	173	ARG
3	D	275	GLU
3	D	325	ARG
3	D	355	LYS
3	D	379	ASP
3	D	397	ARG
3	D	500	ARG
3	D	733	MET
3	D	741	ARG
3	D	742	LYS
3	D	1085	ARG
3	D	1097	ARG

Continued on next page...

Continued from previous page...

Mol	Chain	Res	Type
3	D	1159	ARG
3	D	1268	ARG
4	E	36	THR
4	E	65	ASN
5	F	279	ARG
5	F	309	ARG
5	F	418	ARG
6	J	7	ARG
6	J	33	ARG
6	J	76	LYS

Sometimes sidechains can be flipped to improve hydrogen bonding and reduce clashes. All (64) such sidechains are listed below:

Mol	Chain	Res	Type
1	A	17	ASN
1	A	79	ASN
1	A	226	ASN
1	B	5	GLN
1	B	17	ASN
1	B	20	GLN
1	B	79	ASN
1	B	124	HIS
2	C	142	ASN
2	C	169	ASN
2	C	232	GLN
2	C	298	ASN
2	C	317	ASN
2	C	375	ASN
2	C	407	GLN
2	C	435	GLN
2	C	442	GLN
2	C	451	HIS
2	C	476	HIS
2	C	479	HIS
2	C	585	GLN
2	C	679	ASN
2	C	700	GLN
2	C	729	HIS
2	C	751	HIS
2	C	891	ASN
2	C	920	HIS
2	C	930	GLN

Continued on next page...

Continued from previous page...

Mol	Chain	Res	Type
2	C	935	HIS
2	C	1034	HIS
2	C	1055	GLN
2	C	1077	GLN
3	D	103	HIS
3	D	145	HIS
3	D	207	GLN
3	D	213	GLN
3	D	303	GLN
3	D	329	GLN
3	D	352	ASN
3	D	375	GLN
3	D	464	ASN
3	D	465	HIS
3	D	505	HIS
3	D	523	GLN
3	D	674	ASN
3	D	687	GLN
3	D	761	GLN
3	D	792	HIS
3	D	1084	GLN
3	D	1110	GLN
3	D	1131	GLN
3	D	1133	HIS
3	D	1190	ASN
3	D	1239	ASN
3	D	1246	ASN
3	D	1251	ASN
4	E	106	HIS
5	F	234	GLN
5	F	299	ASN
5	F	325	ASN
5	F	353	GLN
5	F	377	ASN
5	F	505	GLN
6	J	28	GLN

5.3.3 RNA ⓘ

There are no RNA molecules in this entry.

5.4 Non-standard residues in protein, DNA, RNA chains [i](#)

There are no non-standard protein/DNA/RNA residues in this entry.

5.5 Carbohydrates [i](#)

There are no monosaccharides in this entry.

5.6 Ligand geometry [i](#)

Of 4 ligands modelled in this entry, 3 are monoatomic - leaving 1 for Mogul analysis.

In the following table, the Counts columns list the number of bonds (or angles) for which Mogul statistics could be retrieved, the number of bonds (or angles) that are observed in the model and the number of bonds (or angles) that are defined in the Chemical Component Dictionary. The Link column lists molecule types, if any, to which the group is linked. The Z score for a bond length (or angle) is the number of standard deviations the observed value is removed from the expected value. A bond length (or angle) with $|Z| > 2$ is considered an outlier worth inspection. RMSZ is the root-mean-square of all Z scores of the bond lengths (or angles).

Mol	Type	Chain	Res	Link	Bond lengths			Bond angles		
					Counts	RMSZ	$\# Z > 2$	Counts	RMSZ	$\# Z > 2$
9	FI8	D	1404	-	74,75,75	1.90	19 (25%)	88,109,109	2.08	24 (27%)

In the following table, the Chirals column lists the number of chiral outliers, the number of chiral centers analysed, the number of these observed in the model and the number defined in the Chemical Component Dictionary. Similar counts are reported in the Torsion and Rings columns. '-' means no outliers of that kind were identified.

Mol	Type	Chain	Res	Link	Chirals	Torsions	Rings
9	FI8	D	1404	-	2/2/29/29	34/75/118/118	0/3/4/4

All (19) bond length outliers are listed below:

Mol	Chain	Res	Type	Atoms	Z	Observed(Å)	Ideal(Å)
9	D	1404	FI8	C1-C3	5.59	1.57	1.50
9	D	1404	FI8	C14-C15	4.48	1.54	1.45
9	D	1404	FI8	O1-C18	-3.96	1.39	1.46
9	D	1404	FI8	C14-C13	3.88	1.39	1.33
9	D	1404	FI8	O17-C49	3.83	1.43	1.34
9	D	1404	FI8	O1-C2	3.66	1.42	1.34
9	D	1404	FI8	O10-C29	-3.54	1.39	1.44
9	D	1404	FI8	C10-C9	3.09	1.39	1.33

Continued on next page...

Continued from previous page...

Mol	Chain	Res	Type	Atoms	Z	Observed(Å)	Ideal(Å)
9	D	1404	FI8	C17-C16	3.00	1.55	1.50
9	D	1404	FI8	C11-C10	2.77	1.55	1.50
9	D	1404	FI8	C38-CL2	2.64	1.78	1.72
9	D	1404	FI8	O10-C33	2.61	1.40	1.34
9	D	1404	FI8	C36-CL1	2.53	1.78	1.72
9	D	1404	FI8	C34-C35	-2.28	1.37	1.41
9	D	1404	FI8	C5-C4	2.21	1.50	1.43
9	D	1404	FI8	C8-C9	2.19	1.54	1.51
9	D	1404	FI8	O6-C26	2.09	1.43	1.40
9	D	1404	FI8	C2-C3	2.09	1.52	1.49
9	D	1404	FI8	C11-C12	-2.01	1.51	1.53

All (24) bond angle outliers are listed below:

Mol	Chain	Res	Type	Atoms	Z	Observed(°)	Ideal(°)
9	D	1404	FI8	C5-C4-C3	-7.51	117.97	127.00
9	D	1404	FI8	C29-O10-C33	-5.38	108.61	117.21
9	D	1404	FI8	C26-C27-C28	4.91	118.83	110.38
9	D	1404	FI8	C7-C6-C5	-4.62	119.45	125.41
9	D	1404	FI8	C31-C30-C29	-4.58	106.42	113.41
9	D	1404	FI8	O1-C2-C3	4.48	118.46	112.14
9	D	1404	FI8	O17-C49-C50	4.28	119.36	111.19
9	D	1404	FI8	O14-C46-C45	3.72	113.64	107.67
9	D	1404	FI8	O9-C27-C28	3.49	118.63	110.29
9	D	1404	FI8	O9-C27-C26	3.34	120.64	111.04
9	D	1404	FI8	C35-C36-CL1	3.28	121.76	118.08
9	D	1404	FI8	C28-C29-C30	2.88	114.54	110.30
9	D	1404	FI8	C40-C39-C34	-2.88	118.12	120.99
9	D	1404	FI8	C47-C46-C45	-2.85	106.93	111.95
9	D	1404	FI8	C45-O17-C49	-2.85	113.63	117.92
9	D	1404	FI8	C38-C37-C36	2.58	120.38	117.81
9	D	1404	FI8	C26-O7-C30	-2.43	109.49	113.67
9	D	1404	FI8	C29-C28-C27	2.42	113.98	108.96
9	D	1404	FI8	C41-C40-C39	-2.40	106.15	112.27
9	D	1404	FI8	O10-C33-C34	2.39	119.42	113.33
9	D	1404	FI8	C1-C3-C4	-2.34	122.19	125.02
9	D	1404	FI8	O10-C33-O11	-2.32	119.74	123.53
9	D	1404	FI8	O2-C2-C3	-2.31	120.63	124.12
9	D	1404	FI8	O5A-C19-C20	2.05	115.82	109.74

All (2) chirality outliers are listed below:

Mol	Chain	Res	Type	Atom
9	D	1404	FI8	C19
9	D	1404	FI8	C27

All (34) torsion outliers are listed below:

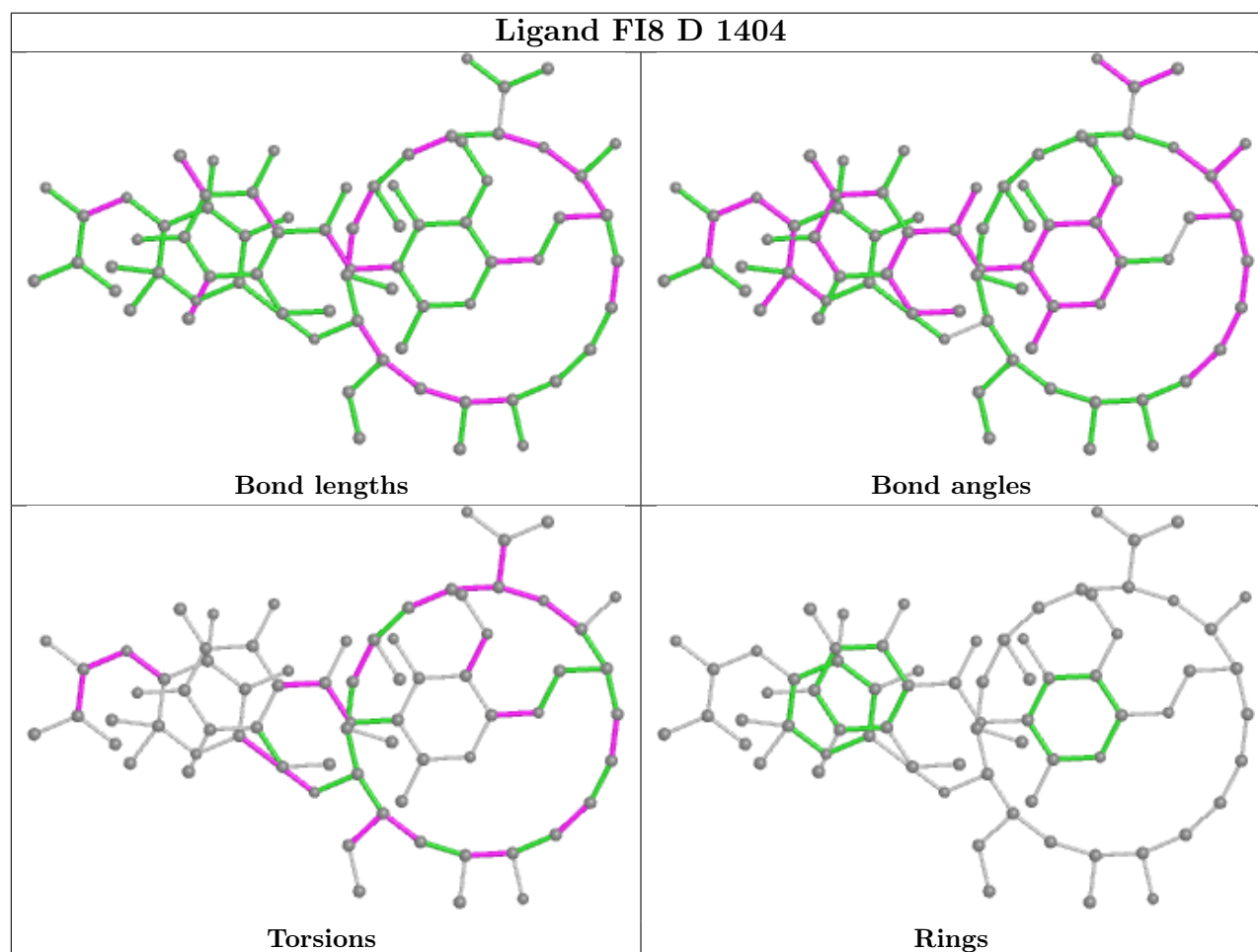
Mol	Chain	Res	Type	Atoms
9	D	1404	FI8	C9-C10-C11-C12
9	D	1404	FI8	C9-C10-C11-C22
9	D	1404	FI8	C15-C16-C17-C18
9	D	1404	FI8	C16-C17-C18-C19
9	D	1404	FI8	C17-C18-C19-O5A
9	D	1404	FI8	O1-C18-C19-C20
9	D	1404	FI8	O1-C18-C19-O5A
9	D	1404	FI8	C19-C18-O1-C2
9	D	1404	FI8	C3-C2-O1-C18
9	D	1404	FI8	C34-C33-O10-C29
9	D	1404	FI8	O11-C33-O10-C29
9	D	1404	FI8	C3-C4-C5-C6
9	D	1404	FI8	C5-C6-C7-C8
9	D	1404	FI8	O14-C42-O4-C12
9	D	1404	FI8	C43-C42-O4-C12
9	D	1404	FI8	C50-C49-O17-C45
9	D	1404	FI8	O2-C2-O1-C18
9	D	1404	FI8	O18-C49-O17-C45
9	D	1404	FI8	C26-C27-O9-C32
9	D	1404	FI8	C27-C26-O6-C1
9	D	1404	FI8	O7-C26-O6-C1
9	D	1404	FI8	C44-C45-O17-C49
9	D	1404	FI8	O17-C49-C50-C51
9	D	1404	FI8	C10-C11-C22-C23
9	D	1404	FI8	O3-C8-C9-C21
9	D	1404	FI8	C7-C8-C9-C21
9	D	1404	FI8	C16-C17-C18-O1
9	D	1404	FI8	C13-C14-C15-C25
9	D	1404	FI8	C12-C11-C22-C23
9	D	1404	FI8	O11-C33-C34-C35
9	D	1404	FI8	C17-C18-C19-C20
9	D	1404	FI8	O18-C49-C50-C51
9	D	1404	FI8	O10-C33-C34-C35
9	D	1404	FI8	C13-C14-C15-C16

There are no ring outliers.

1 monomer is involved in 16 short contacts:

Mol	Chain	Res	Type	Clashes	Symm-Clashes
9	D	1404	FI8	16	0

The following is a two-dimensional graphical depiction of Mogul quality analysis of bond lengths, bond angles, torsion angles, and ring geometry for all instances of the Ligand of Interest. In addition, ligands with molecular weight > 250 and outliers as shown on the validation Tables will also be included. For torsion angles, if less than 5% of the Mogul distribution of torsion angles is within 10 degrees of the torsion angle in question, then that torsion angle is considered an outlier. Any bond that is central to one or more torsion angles identified as an outlier by Mogul will be highlighted in the graph. For rings, the root-mean-square deviation (RMSD) between the ring in question and similar rings identified by Mogul is calculated over all ring torsion angles. If the average RMSD is greater than 60 degrees and the minimal RMSD between the ring in question and any Mogul-identified rings is also greater than 60 degrees, then that ring is considered an outlier. The outliers are highlighted in purple. The color gray indicates Mogul did not find sufficient equivalents in the CSD to analyse the geometry.



5.7 Other polymers [i](#)

There are no such residues in this entry.

5.8 Polymer linkage issues ⓘ

There are no chain breaks in this entry.

6 Map visualisation

This section contains visualisations of the EMDB entry EMD-7323. These allow visual inspection of the internal detail of the map and identification of artifacts.

No raw map or half-maps were deposited for this entry and therefore no images, graphs, etc. pertaining to the raw map can be shown.

6.1 Orthogonal projections

This section was not generated.

6.2 Central slices

This section was not generated.

6.3 Largest variance slices

This section was not generated.

6.4 Orthogonal surface views

This section was not generated.

6.5 Mask visualisation

This section was not generated. No masks/segmentation were deposited.

7 Map analysis ⓘ

This section contains the results of statistical analysis of the map.

7.1 Map-value distribution ⓘ

This section was not generated.

7.2 Volume estimate versus contour level ⓘ

This section was not generated.

7.3 Rotationally averaged power spectrum ⓘ

This section was not generated. The rotationally averaged power spectrum had issues being displayed.

8 Fourier-Shell correlation

This section was not generated. No FSC curve or half-maps provided.

9 Map-model fit

This section was not generated.