



Full wwPDB X-ray Structure Validation Report ⓘ

May 25, 2020 – 03:27 pm BST

PDB ID : 6CIH
Title : Crystal structure of a group II intron lariat in the post-catalytic state
Authors : Chan, R.T.; Peters, J.K.; Robart, A.R.; Wiryaman, T.; Rajashankar, K.R.;
Toor, N.
Deposited on : 2018-02-23
Resolution : 3.68 Å(reported)

This is a Full wwPDB X-ray Structure Validation Report for a publicly released PDB entry.

We welcome your comments at validation@mail.wwpdb.org

A user guide is available at

<https://www.wwpdb.org/validation/2017/XrayValidationReportHelp>

with specific help available everywhere you see the ⓘ symbol.

The following versions of software and data (see [references ⓘ](#)) were used in the production of this report:

MolProbity : 4.02b-467
Mogul : 1.8.5 (274361), CSD as541be (2020)
Xtriage (Phenix) : 1.13
EDS : 2.11
Percentile statistics : 20191225.v01 (using entries in the PDB archive December 25th 2019)
Refmac : 5.8.0158
CCP4 : 7.0.044 (Gargrove)
Ideal geometry (proteins) : Engh & Huber (2001)
Ideal geometry (DNA, RNA) : Parkinson et al. (1996)
Validation Pipeline (wwPDB-VP) : 2.11

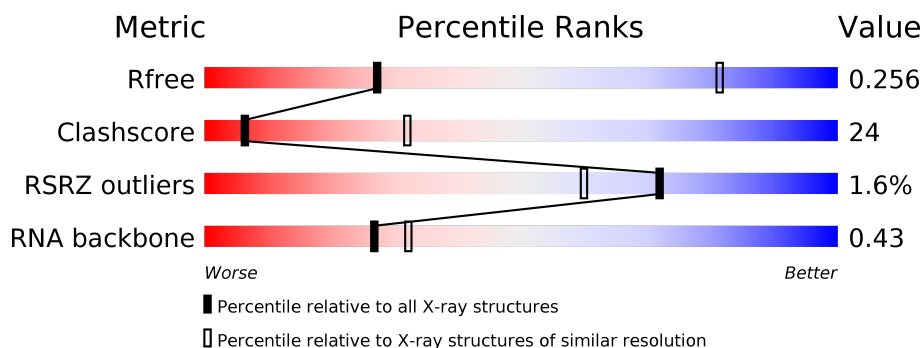
1 Overall quality at a glance

The following experimental techniques were used to determine the structure:

X-RAY DIFFRACTION

The reported resolution of this entry is 3.68 Å.

Percentile scores (ranging between 0-100) for global validation metrics of the entry are shown in the following graphic. The table shows the number of entries on which the scores are based.



Metric	Whole archive (#Entries)	Similar resolution (#Entries, resolution range(Å))
R_{free}	130704	1013 (3.84-3.52)
Clashscore	141614	1070 (3.84-3.52)
RSRZ outliers	127900	1471 (3.86-3.50)
RNA backbone	3102	1024 (4.30-3.00)

The table below summarises the geometric issues observed across the polymeric chains and their fit to the electron density. The red, orange, yellow and green segments on the lower bar indicate the fraction of residues that contain outliers for ≥ 3 , 2, 1 and 0 types of geometric quality criteria respectively. A grey segment represents the fraction of residues that are not modelled. The numeric value for each fraction is indicated below the corresponding segment, with a dot representing fractions $\leq 5\%$. The upper red bar (where present) indicates the fraction of residues that have poor fit to the electron density. The numeric value is given above the bar.

Mol	Chain	Length	Quality of chain
1	A	621	<div> <div></div> <div>27%</div> <div>51%</div> <div>20%</div> <div>..</div> </div>
2	B	14	<div> <div>7%</div> <div>14%</div> <div>64%</div> <div>14%</div> <div>7%</div> </div>

The following table lists non-polymeric compounds, carbohydrate monomers and non-standard residues in protein, DNA, RNA chains that are outliers for geometric or electron-density-fit criteria:

Mol	Type	Chain	Res	Chirality	Geometry	Clashes	Electron density
4	MG	A	1016	-	-	-	X

Continued on next page...

Continued from previous page...

Mol	Type	Chain	Res	Chirality	Geometry	Clashes	Electron density
4	MG	A	1017	-	-	-	X
4	MG	A	752	-	-	-	X
4	MG	A	787	-	-	-	X
4	MG	A	801	-	-	-	X
4	MG	A	804	-	-	-	X
4	MG	A	818	-	-	-	X
4	MG	A	846	-	-	-	X
4	MG	A	861	-	-	-	X
4	MG	A	871	-	-	-	X
5	NA	A	829	-	-	-	X

2 Entry composition [i](#)

There are 6 unique types of molecules in this entry. The entry contains 14107 atoms, of which 0 are hydrogens and 0 are deuteriums.

In the tables below, the ZeroOcc column contains the number of atoms modelled with zero occupancy, the AltConf column contains the number of residues with at least one atom in alternate conformation and the Trace column contains the number of residues modelled with at most 2 atoms.

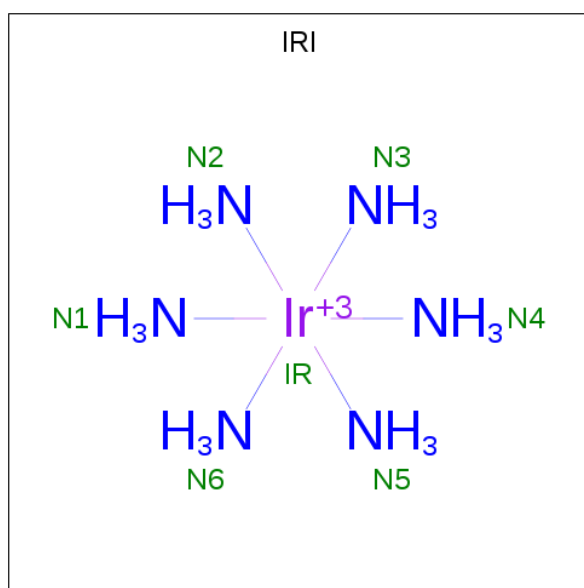
- Molecule 1 is a RNA chain called RNA (696-MER).

Mol	Chain	Residues	Atoms					ZeroOcc	AltConf	Trace
1	A	616	Total	C	N	O	P	0	0	0
			13184	5889	2396	4283	616			

- Molecule 2 is a RNA chain called RNA (5'-R(P*UP*GP*UP*UP*UP*AP*UP*UP*AP*AP*AP*AP*AP*C*-3')).

Mol	Chain	Residues	Atoms					ZeroOcc	AltConf	Trace
2	B	14	Total	C	N	O	P	0	0	0
			295	133	50	98	14			

- Molecule 3 is IRIDIUM HEXAMMINE ION (three-letter code: IRI) (formula: $\text{H}_{18}\text{IrN}_6$).



Mol	Chain	Residues	Atoms			ZeroOcc	AltConf
3	A	1	Total	Ir	N	0	0
			7	1	6		
3	A	1	Total	Ir	N	0	0
			7	1	6		

Continued on next page...

Continued from previous page...

Mol	Chain	Residues	Atoms			ZeroOcc	AltConf
3	A	1	Total	Ir	N	0	0
			7	1	6		
3	A	1	Total	Ir	N	0	0
			7	1	6		
3	A	1	Total	Ir	N	0	0
			7	1	6		
3	A	1	Total	Ir	N	0	0
			7	1	6		
3	A	1	Total	Ir	N	0	0
			7	1	6		
3	A	1	Total	Ir	N	0	0
			7	1	6		
3	A	1	Total	Ir	N	0	0
			7	1	6		
3	A	1	Total	Ir	N	0	0
			7	1	6		
3	A	1	Total	Ir	N	0	0
			7	1	6		
3	A	1	Total	Ir	N	0	0
			7	1	6		
3	A	1	Total	Ir	N	0	0
			7	1	6		
3	A	1	Total	Ir	N	0	0
			7	1	6		
3	A	1	Total	Ir	N	0	0
			7	1	6		
3	A	1	Total	Ir	N	0	0
			7	1	6		
3	A	1	Total	Ir	N	0	0
			7	1	6		
3	A	1	Total	Ir	N	0	0
			7	1	6		
3	A	1	Total	Ir	N	0	0
			7	1	6		
3	A	1	Total	Ir	N	0	0
			7	1	6		

Continued on next page...

Continued from previous page...

Mol	Chain	Residues	Atoms			ZeroOcc	AltConf
3	A	1	Total	Ir	N	0	0
			7	1	6		
3	A	1	Total	Ir	N	0	0
			7	1	6		
3	A	1	Total	Ir	N	0	0
			7	1	6		
3	A	1	Total	Ir	N	0	0
			7	1	6		
3	A	1	Total	Ir	N	0	0
			7	1	6		
3	A	1	Total	Ir	N	0	0
			7	1	6		
3	A	1	Total	Ir	N	0	0
			7	1	6		
3	A	1	Total	Ir	N	0	0
			7	1	6		
3	A	1	Total	Ir	N	0	0
			7	1	6		
3	A	1	Total	Ir	N	0	0
			7	1	6		
3	A	1	Total	Ir	N	0	0
			7	1	6		
3	A	1	Total	Ir	N	0	0
			7	1	6		
3	A	1	Total	Ir	N	0	0
			7	1	6		
3	A	1	Total	Ir	N	0	0
			7	1	6		
3	A	1	Total	Ir	N	0	0
			7	1	6		

- Molecule 4 is MAGNESIUM ION (three-letter code: MG) (formula: Mg).

Mol	Chain	Residues	Atoms		ZeroOcc	AltConf
4	B	2	Total	Mg	0	0
			2	2		

Continued on next page...

Continued from previous page...

Mol	Chain	Residues	Atoms		ZeroOcc	AltConf
4	A	84	Total	Mg	0	0
			84	84		

- Molecule 5 is SODIUM ION (three-letter code: NA) (formula: Na).

Mol	Chain	Residues	Atoms		ZeroOcc	AltConf
5	A	9	Total	Na	0	0
			9	9		

- Molecule 6 is water.

Mol	Chain	Residues	Atoms		ZeroOcc	AltConf
6	A	6	Total	O	0	0
			6	6		
6	A	5	Total	O	0	0
			5	5		
6	A	5	Total	O	0	0
			5	5		
6	A	6	Total	O	0	0
			6	6		
6	A	6	Total	O	0	0
			6	6		
6	A	6	Total	O	0	0
			6	6		
6	A	6	Total	O	0	0
			6	6		
6	A	6	Total	O	0	0
			6	6		
6	A	5	Total	O	0	0
			5	5		
6	A	6	Total	O	0	0
			6	6		
6	A	4	Total	O	0	0
			4	4		
6	A	4	Total	O	0	0
			4	4		
6	A	6	Total	O	0	0
			6	6		
6	A	6	Total	O	0	0
			6	6		

Continued on next page...

Continued from previous page...

Mol	Chain	Residues	Atoms	ZeroOcc	AltConf
6	A	6	Total O 6 6	0	0
6	A	5	Total O 5 5	0	0
6	A	6	Total O 6 6	0	0
6	A	6	Total O 6 6	0	0
6	A	6	Total O 6 6	0	0
6	A	6	Total O 6 6	0	0
6	A	4	Total O 4 4	0	0
6	A	6	Total O 6 6	0	0
6	A	6	Total O 6 6	0	0
6	A	4	Total O 4 4	0	0
6	A	6	Total O 6 6	0	0
6	A	6	Total O 6 6	0	0
6	A	6	Total O 6 6	0	0
6	A	6	Total O 6 6	0	0
6	A	6	Total O 6 6	0	0
6	A	6	Total O 6 6	0	0
6	A	6	Total O 6 6	0	0
6	A	6	Total O 6 6	0	0
6	A	6	Total O 6 6	0	0
6	A	6	Total O 6 6	0	0
6	A	6	Total O 6 6	0	0
6	A	6	Total O 6 6	0	0
6	A	6	Total O 6 6	0	0

Continued on next page...

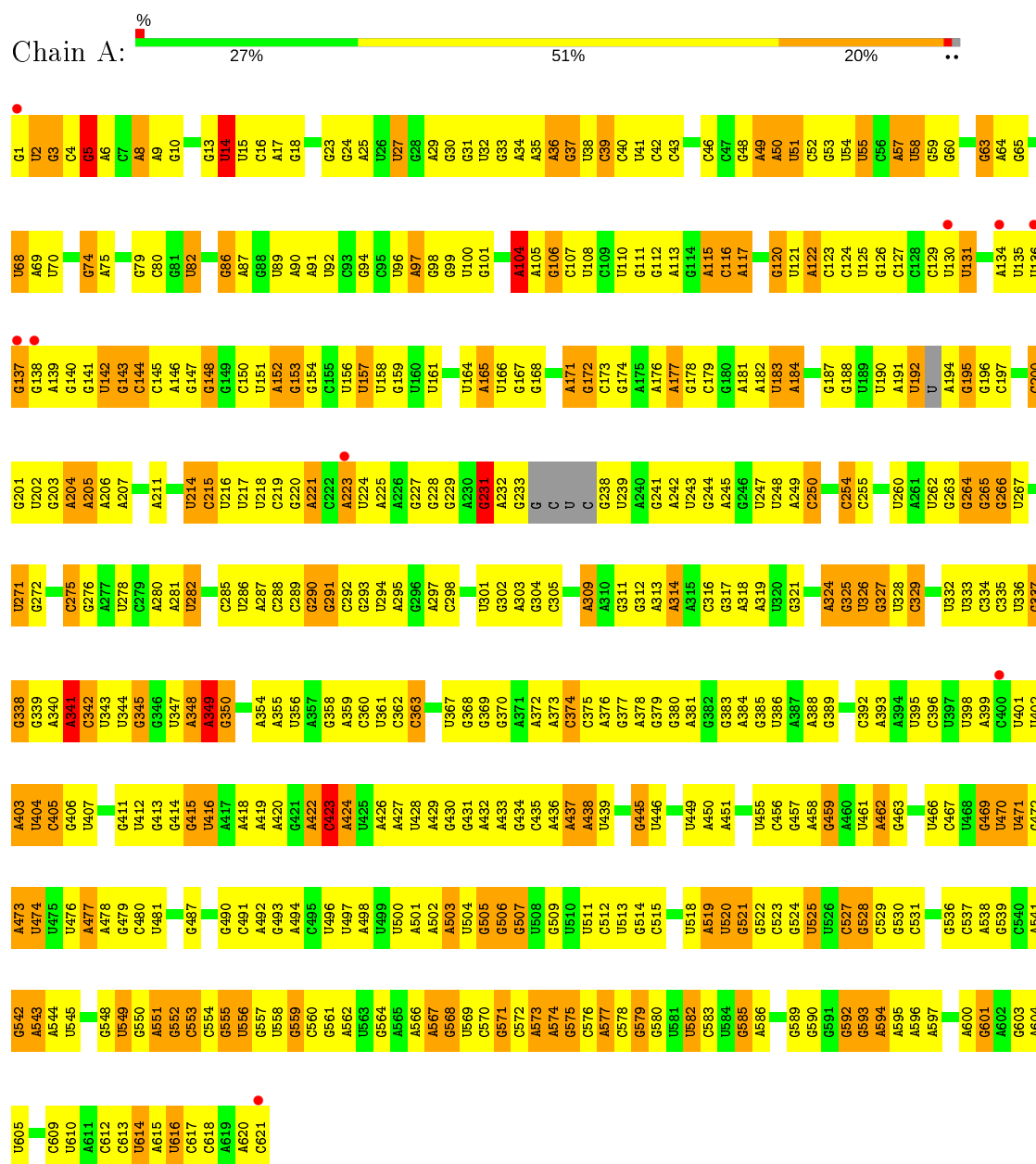
Continued from previous page...

Mol	Chain	Residues	Atoms		ZeroOcc	AltConf
6	A	6	Total 6	O 6	0	0
6	A	6	Total 6	O 6	0	0
6	A	6	Total 6	O 6	0	0
6	A	6	Total 6	O 6	0	0
6	A	6	Total 6	O 6	0	0
6	A	6	Total 6	O 6	0	0
6	B	6	Total 6	O 6	0	0

3 Residue-property plots

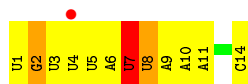
These plots are drawn for all protein, RNA and DNA chains in the entry. The first graphic for a chain summarises the proportions of the various outlier classes displayed in the second graphic. The second graphic shows the sequence view annotated by issues in geometry and electron density. Residues are color-coded according to the number of geometric quality criteria for which they contain at least one outlier: green = 0, yellow = 1, orange = 2 and red = 3 or more. A red dot above a residue indicates a poor fit to the electron density ($RSRZ > 2$). Stretches of 2 or more consecutive residues without any outlier are shown as a green connector. Residues present in the sample, but not in the model, are shown in grey.

• Molecule 1: RNA (696-MER)



- Molecule 2: RNA (5'-R(P*UP*GP*UP*UP*UP*AP*UP*UP*AP*AP*AP*AP*AP*C*-3')

Chain B:



4 Data and refinement statistics

Property	Value	Source
Space group	C 2 2 21	Depositor
Cell constants a, b, c, α , β , γ	163.64Å 255.36Å 136.79Å 90.00° 90.00° 90.00°	Depositor
Resolution (Å)	81.82 – 3.68 81.82 – 3.68	Depositor EDS
% Data completeness (in resolution range)	98.5 (81.82-3.68) 98.5 (81.82-3.68)	Depositor EDS
R_{merge}	(Not available)	Depositor
R_{sym}	0.15	Depositor
$\langle I/\sigma(I) \rangle$ ¹	1.29 (at 3.67Å)	Xtriage
Refinement program	PHENIX (1.13_2998: ???)	Depositor
R, R_{free}	0.208 , 0.255 0.208 , 0.256	Depositor DCC
R_{free} test set	1994 reflections (6.41%)	wwPDB-VP
Wilson B-factor (Å ²)	160.6	Xtriage
Anisotropy	0.281	Xtriage
Bulk solvent k_{sol} (e/Å ³), B_{sol} (Å ²)	0.12 , 66.5	EDS
L-test for twinning ²	$\langle L \rangle = 0.40$, $\langle L^2 \rangle = 0.23$	Xtriage
Estimated twinning fraction	No twinning to report.	Xtriage
F_o, F_c correlation	0.96	EDS
Total number of atoms	14107	wwPDB-VP
Average B, all atoms (Å ²)	197.0	wwPDB-VP

Xtriage's analysis on translational NCS is as follows: *The largest off-origin peak in the Patterson function is 3.15% of the height of the origin peak. No significant pseudotranslation is detected.*

¹Intensities estimated from amplitudes.

²Theoretical values of $\langle |L| \rangle$, $\langle L^2 \rangle$ for acentric reflections are 0.5, 0.333 respectively for untwinned datasets, and 0.375, 0.2 for perfectly twinned datasets.

5 Model quality [i](#)

5.1 Standard geometry [i](#)

Bond lengths and bond angles in the following residue types are not validated in this section: NA, MG, IRI

The Z score for a bond length (or angle) is the number of standard deviations the observed value is removed from the expected value. A bond length (or angle) with $|Z| > 5$ is considered an outlier worth inspection. RMSZ is the root-mean-square of all Z scores of the bond lengths (or angles).

Mol	Chain	Bond lengths		Bond angles	
		RMSZ	# Z >5	RMSZ	# Z >5
1	A	0.74	5/14761 (0.0%)	1.05	40/23011 (0.2%)
2	B	0.56	0/329	1.07	1/509 (0.2%)
All	All	0.74	5/15090 (0.0%)	1.05	41/23520 (0.2%)

All (5) bond length outliers are listed below:

Mol	Chain	Res	Type	Atoms	Z	Observed(Å)	Ideal(Å)
1	A	5	G	N7-C5	-6.38	1.35	1.39
1	A	324	A	N9-C4	-5.98	1.34	1.37
1	A	8	A	N9-C4	-5.89	1.34	1.37
1	A	341	A	N9-C4	-5.56	1.34	1.37
1	A	349	A	N9-C4	-5.53	1.34	1.37

All (41) bond angle outliers are listed below:

Mol	Chain	Res	Type	Atoms	Z	Observed(°)	Ideal(°)
1	A	14	U	N3-C4-C5	-8.09	109.75	114.60
1	A	10	G	C8-N9-C4	7.51	109.41	106.40
1	A	14	U	C6-N1-C2	-7.09	116.75	121.00
1	A	345	G	N1-C6-O6	6.75	123.95	119.90
1	A	415	G	N1-C6-O6	6.54	123.82	119.90
1	A	10	G	C5-C6-O6	-6.50	124.70	128.60
1	A	423	C	N1-C2-O2	6.35	122.71	118.90
1	A	10	G	N9-C4-C5	-6.20	102.92	105.40
1	A	10	G	N1-C6-O6	6.07	123.54	119.90
1	A	350	G	N1-C6-O6	6.00	123.50	119.90
1	A	415	G	C5-C6-O6	-5.97	125.02	128.60
1	A	345	G	C5-C6-O6	-5.70	125.18	128.60
1	A	231	G	OP1-P-O3'	5.66	117.66	105.20
1	A	556	U	C5-C4-O4	-5.56	122.56	125.90

Continued on next page...

Continued from previous page...

Mol	Chain	Res	Type	Atoms	Z	Observed(°)	Ideal(°)
1	A	423	C	C2-N1-C1'	5.54	124.89	118.80
1	A	582	U	C2-N1-C1'	-5.54	111.06	117.70
1	A	582	U	N3-C2-O2	5.53	126.07	122.20
1	A	339	G	OP2-P-O3'	5.49	117.28	105.20
1	A	415	G	N9-C4-C5	-5.45	103.22	105.40
1	A	172	G	C4-N9-C1'	5.41	133.53	126.50
1	A	184	A	O5'-P-OP1	-5.41	100.83	105.70
1	A	104	A	C8-N9-C4	5.40	107.96	105.80
1	A	8	A	C2-N3-C4	-5.39	107.91	110.60
1	A	592	G	N3-C4-N9	-5.35	122.79	126.00
1	A	553	C	OP2-P-O3'	5.34	116.96	105.20
1	A	2	U	N3-C2-O2	-5.33	118.47	122.20
1	A	415	G	C8-N9-C4	5.26	108.50	106.40
1	A	579	G	N9-C4-C5	-5.26	103.30	105.40
1	A	202	U	N3-C2-O2	-5.25	118.53	122.20
1	A	106	G	C5-C6-O6	-5.22	125.47	128.60
1	A	337	G	C4-C5-N7	5.22	112.89	110.80
2	B	7	U	C6-N1-C2	5.20	124.12	121.00
1	A	14	U	C2-N3-C4	5.18	130.11	127.00
1	A	350	G	C5-C6-O6	-5.14	125.52	128.60
1	A	496	U	OP2-P-O3'	5.08	116.38	105.20
1	A	202	U	N1-C2-O2	5.06	126.34	122.80
1	A	338	G	N1-C6-O6	5.05	122.93	119.90
1	A	555	G	C4-C5-N7	5.03	112.81	110.80
1	A	579	G	C5-C6-O6	-5.03	125.58	128.60
1	A	569	U	N1-C2-O2	-5.02	119.29	122.80
1	A	577	A	C8-N9-C4	-5.02	103.79	105.80

There are no chirality outliers.

There are no planarity outliers.

5.2 Too-close contacts ⓘ

In the following table, the Non-H and H(model) columns list the number of non-hydrogen atoms and hydrogen atoms in the chain respectively. The H(added) column lists the number of hydrogen atoms added and optimized by MolProbity. The Clashes column lists the number of clashes within the asymmetric unit, whereas Symm-Clashes lists symmetry related clashes.

Mol	Chain	Non-H	H(model)	H(added)	Clashes	Symm-Clashes
1	A	13184	0	6625	444	0
2	B	295	0	149	10	0

Continued on next page...

Continued from previous page...

Mol	Chain	Non-H	H(model)	H(added)	Clashes	Symm-Clashes
3	A	287	0	0	51	0
4	A	84	0	0	0	0
4	B	2	0	0	0	0
5	A	9	0	0	0	0
6	A	240	0	0	13	1
6	B	6	0	0	0	0
All	All	14107	0	6774	453	1

The all-atom clashscore is defined as the number of clashes found per 1000 atoms (including hydrogen atoms). The all-atom clashscore for this structure is 24.

All (453) close contacts within the same asymmetric unit are listed below, sorted by their clash magnitude.

Atom-1	Atom-2	Interatomic distance (Å)	Clash overlap (Å)
1:A:593:G:N2	1:A:612:C:N3	2.17	0.93
1:A:420:A:N6	1:A:497:U:OP1	2.05	0.89
1:A:338:G:O6	3:A:709:IRI:N3	2.07	0.86
1:A:459:G:O6	3:A:729:IRI:N1	2.10	0.84
1:A:592:G:N2	1:A:613:C:O2	2.10	0.84
1:A:181:A:N6	1:A:554:C:O2	2.10	0.83
1:A:363:C:H42	1:A:380:G:H1	1.23	0.83
1:A:68:U:O4	1:A:152:A:N6	2.12	0.82
1:A:24:G:H1	1:A:329:C:H42	1.23	0.82
1:A:264:G:H2'	1:A:265:G:H8	1.43	0.82
1:A:192:U:O3'	1:A:194:A:O5'	1.98	0.82
3:A:714:IRI:N4	6:A:1057:HOH:O	2.14	0.81
1:A:557:G:H1	1:A:576:C:H42	1.29	0.80
1:A:340:A:OP2	6:A:1021:HOH:O	1.99	0.80
1:A:471:U:H2'	1:A:473:A:H1'	1.67	0.77
1:A:398:U:H2'	1:A:399:A:H8	1.50	0.76
1:A:359:A:N6	1:A:407:U:O4	2.18	0.76
1:A:513:U:H2'	1:A:514:G:H8	1.50	0.75
1:A:524:G:OP1	3:A:881:IRI:N4	2.19	0.75
1:A:589:G:N2	1:A:617:C:O2	2.16	0.75
1:A:161:U:O4	1:A:314:A:N6	2.17	0.74
1:A:106:G:N2	1:A:341:A:O2'	2.20	0.74
1:A:507:G:O6	3:A:716:IRI:N4	2.21	0.73
1:A:156:U:O2'	1:A:328:U:O2	2.06	0.73
1:A:432:A:N6	1:A:493:G:O2'	2.17	0.72
1:A:558:U:H2'	1:A:559:G:C8	2.23	0.72
1:A:558:U:H2'	1:A:559:G:H8	1.55	0.72

Continued on next page...

Continued from previous page...

Atom-1	Atom-2	Interatomic distance (Å)	Clash overlap (Å)
1:A:9:A:H61	1:A:342:C:H42	1.37	0.72
1:A:513:U:H2'	1:A:514:G:C8	2.24	0.72
1:A:244:G:H1	1:A:282:U:H3	1.36	0.72
1:A:412:U:H2'	1:A:413:G:C8	2.25	0.71
1:A:438:A:OP2	3:A:729:IRI:N2	2.24	0.71
1:A:191:A:O2'	1:A:192:U:O5'	2.08	0.71
1:A:9:A:H61	1:A:342:C:N4	1.89	0.71
1:A:190:U:O2'	1:A:192:U:OP2	2.09	0.70
1:A:194:A:N6	1:A:195:G:C2	2.59	0.70
1:A:428:U:H2'	1:A:429:A:H8	1.56	0.70
1:A:201:G:O6	1:A:288:C:N4	2.24	0.69
1:A:347:U:H4'	1:A:348:A:H5'	1.72	0.69
1:A:545:U:O4	3:A:716:IRI:N6	2.25	0.69
1:A:450:A:H2'	1:A:451:A:C8	2.27	0.69
1:A:200:C:H4'	1:A:206:A:H4'	1.76	0.68
2:B:8:U:H2'	2:B:9:A:H8	1.57	0.68
1:A:570:C:OP1	3:A:704:IRI:N2	2.26	0.68
1:A:188:G:O2'	1:A:297:A:N1	2.25	0.67
1:A:46:C:H42	1:A:60:G:H1	1.41	0.67
3:A:714:IRI:N3	6:A:1057:HOH:O	2.26	0.67
1:A:192:U:O3'	1:A:194:A:P	2.53	0.67
1:A:578:C:OP2	3:A:710:IRI:N2	2.27	0.67
1:A:176:A:H2'	1:A:177:A:C8	2.30	0.67
1:A:159:G:H1	1:A:316:C:H42	1.44	0.66
1:A:426:A:H2'	1:A:427:A:H8	1.61	0.66
1:A:29:A:N6	1:A:41:U:O4	2.19	0.66
1:A:33:G:O6	3:A:880:IRI:N5	2.29	0.65
1:A:462:A:OP2	3:A:731:IRI:N3	2.29	0.65
1:A:217:U:H3	1:A:229:G:H1	1.45	0.65
1:A:367:U:H2'	1:A:368:G:C8	2.31	0.65
1:A:221:A:O2'	1:A:223:A:N7	2.28	0.65
3:A:737:IRI:N1	6:A:1081:HOH:O	2.29	0.65
1:A:401:U:O4	3:A:718:IRI:N1	2.30	0.65
1:A:428:U:H2'	1:A:429:A:C8	2.33	0.64
1:A:450:A:H2'	1:A:451:A:H8	1.61	0.64
1:A:319:A:H1'	1:A:324:A:C4	2.33	0.64
1:A:82:U:OP1	3:A:739:IRI:N5	2.31	0.64
1:A:262:U:H2'	1:A:263:G:H8	1.63	0.63
1:A:529:C:H2'	1:A:530:G:C8	2.34	0.63
1:A:476:U:H2'	1:A:477:A:C8	2.34	0.63
1:A:368:G:O6	3:A:719:IRI:N3	2.32	0.63

Continued on next page...

Continued from previous page...

Atom-1	Atom-2	Interatomic distance (Å)	Clash overlap (Å)
1:A:383:G:H1	1:A:402:U:H3	1.47	0.62
1:A:183:U:O4	3:A:712:IRI:N4	2.33	0.62
1:A:457:G:H2'	1:A:458:A:C8	2.34	0.62
1:A:23:G:N7	3:A:882:IRI:N5	2.47	0.62
1:A:58:U:H2'	1:A:59:G:C8	2.35	0.61
1:A:33:G:N2	1:A:36:A:OP2	2.32	0.61
1:A:552:G:N2	1:A:582:U:O2	2.33	0.61
1:A:204:A:N6	1:A:290:G:O2'	2.34	0.61
1:A:461:U:OP1	3:A:731:IRI:N2	2.34	0.61
1:A:576:C:H2'	1:A:577:A:H8	1.66	0.61
1:A:27:U:C2	1:A:63:G:H5''	2.36	0.60
1:A:412:U:H2'	1:A:413:G:H8	1.64	0.60
1:A:16:C:C2	1:A:338:G:N2	2.70	0.60
1:A:461:U:O2'	1:A:490:G:N3	2.34	0.60
1:A:294:U:O4	3:A:706:IRI:N4	2.35	0.60
1:A:107:C:OP2	6:A:1094:HOH:O	2.15	0.60
1:A:614:U:H2'	1:A:616:U:C6	2.36	0.59
1:A:529:C:H2'	1:A:530:G:H8	1.67	0.59
1:A:435:C:H1'	1:A:438:A:C5	2.37	0.59
1:A:398:U:H2'	1:A:399:A:C8	2.36	0.59
1:A:431:G:O6	3:A:708:IRI:N3	2.36	0.59
1:A:383:G:O6	3:A:718:IRI:N2	2.34	0.59
1:A:502:A:HO2'	1:A:503:A:H8	1.44	0.59
1:A:543:A:H2'	1:A:544:A:C8	2.37	0.59
1:A:615:A:H5''	1:A:616:U:H5'	1.83	0.59
1:A:592:G:O5'	3:A:717:IRI:N3	2.36	0.59
1:A:393:A:OP1	3:A:739:IRI:N5	2.36	0.59
1:A:183:U:H2'	1:A:184:A:C8	2.38	0.59
1:A:405:C:H2'	1:A:406:G:C8	2.38	0.59
1:A:430:G:N7	6:A:1147:HOH:O	2.30	0.58
1:A:178:G:H2'	1:A:179:C:C6	2.38	0.58
1:A:380:G:O6	3:A:733:IRI:N2	2.36	0.58
1:A:105:A:C8	1:A:572:C:H1'	2.38	0.58
1:A:413:G:H2'	1:A:414:G:H8	1.67	0.58
1:A:82:U:OP1	3:A:739:IRI:N2	2.36	0.58
1:A:194:A:C8	1:A:195:G:C8	2.91	0.58
1:A:231:G:N7	3:A:883:IRI:N4	2.52	0.58
1:A:493:G:O6	3:A:708:IRI:N3	2.37	0.58
1:A:521:G:OP2	3:A:707:IRI:N1	2.37	0.58
1:A:469:G:H2'	1:A:471:U:H1'	1.87	0.57
1:A:566:A:C6	1:A:567:A:C6	2.92	0.57

Continued on next page...

Continued from previous page...

Atom-1	Atom-2	Interatomic distance (Å)	Clash overlap (Å)
1:A:18:G:N7	3:A:703:IRI:N5	2.52	0.57
1:A:183:U:H2'	1:A:184:A:H8	1.68	0.57
1:A:292:C:H2'	1:A:293:G:C8	2.39	0.57
1:A:375:C:H2'	1:A:376:A:C8	2.39	0.57
1:A:422:A:H4'	1:A:423:C:H5'	1.87	0.57
1:A:332:U:H2'	1:A:333:U:H6	1.70	0.57
1:A:376:A:H2'	1:A:377:G:H8	1.70	0.57
1:A:204:A:N1	1:A:290:G:H1'	2.19	0.56
1:A:205:A:O2'	1:A:291:G:N2	2.38	0.56
1:A:275:C:N4	1:A:276:G:O6	2.38	0.56
1:A:171:A:O3'	3:A:704:IRI:N1	2.38	0.56
1:A:194:A:N6	1:A:195:G:N3	2.54	0.56
1:A:214:U:O2'	1:A:215:C:O5'	2.22	0.56
1:A:362:C:H5'	1:A:363:C:H5'	1.86	0.56
1:A:79:G:O5'	1:A:79:G:H8	1.89	0.56
2:B:8:U:H2'	2:B:9:A:C8	2.40	0.56
1:A:238:G:H2'	1:A:239:U:C6	2.41	0.56
1:A:361:U:O2'	1:A:404:U:O4	2.13	0.56
1:A:422:A:O2'	1:A:423:C:O5'	2.20	0.56
1:A:458:A:H2'	1:A:459:G:H8	1.71	0.55
1:A:69:A:C6	1:A:70:U:C2	2.94	0.55
2:B:10:A:H2'	2:B:11:A:H8	1.71	0.55
1:A:3:G:C4	1:A:4:C:C5	2.95	0.55
1:A:302:G:C2	1:A:303:A:C4	2.94	0.55
1:A:31:G:H1	1:A:39:C:H42	1.55	0.55
1:A:116:C:O2'	1:A:117:A:O4'	2.23	0.55
1:A:152:A:O2'	1:A:153:G:OP2	2.19	0.54
2:B:1:U:H2'	2:B:2:G:C8	2.41	0.54
1:A:549:U:C4	1:A:550:G:C6	2.95	0.54
1:A:617:C:H2'	1:A:618:C:C6	2.42	0.54
1:A:14:U:H2'	1:A:15:U:C6	2.43	0.54
1:A:176:A:H2'	1:A:177:A:H8	1.72	0.54
1:A:319:A:N3	1:A:324:A:O2'	2.40	0.54
1:A:367:U:H2'	1:A:368:G:H8	1.73	0.54
1:A:411:G:C5	1:A:412:U:C5	2.95	0.54
1:A:194:A:C5	1:A:195:G:C4	2.96	0.54
1:A:27:U:N3	1:A:63:G:H5''	2.23	0.53
1:A:403:A:C8	1:A:405:C:H5''	2.44	0.53
1:A:141:G:O2'	1:A:142:U:O5'	2.27	0.53
1:A:206:A:H2'	1:A:207:A:C8	2.43	0.53
1:A:53:G:H1	1:A:275:C:H42	1.56	0.53

Continued on next page...

Continued from previous page...

Atom-1	Atom-2	Interatomic distance (Å)	Clash overlap (Å)
1:A:86:G:C2	1:A:87:A:N7	2.77	0.53
1:A:27:U:H3	1:A:63:G:P	2.32	0.53
1:A:426:A:H2'	1:A:427:A:C8	2.42	0.53
1:A:64:A:H2'	1:A:65:G:C8	2.44	0.53
1:A:264:G:H2'	1:A:265:G:C8	2.34	0.53
1:A:290:G:H2'	1:A:291:G:O4'	2.09	0.52
1:A:570:C:OP2	6:A:1089:HOH:O	2.19	0.52
1:A:264:G:C2	1:A:265:G:N7	2.77	0.52
1:A:435:C:C4	1:A:470:U:C4	2.97	0.52
1:A:127:C:H1'	1:A:144:C:H1'	1.92	0.52
1:A:57:A:O2'	1:A:58:U:O4'	2.20	0.52
1:A:383:G:O2'	1:A:406:G:O2'	2.27	0.52
1:A:187:G:N7	6:A:1124:HOH:O	2.34	0.52
1:A:194:A:C6	1:A:195:G:C4	2.97	0.52
1:A:289:C:H2'	1:A:290:G:H8	1.73	0.52
1:A:302:G:H2'	1:A:303:A:C8	2.44	0.52
1:A:355:A:C6	1:A:356:U:C4	2.97	0.52
1:A:33:G:N1	1:A:36:A:OP2	2.39	0.52
1:A:422:A:HO2'	1:A:423:C:P	2.33	0.52
1:A:17:A:C2	1:A:337:G:C2	2.97	0.52
1:A:15:U:H3	1:A:338:G:H1	1.58	0.52
1:A:354:A:H2'	1:A:355:A:C8	2.45	0.52
1:A:59:G:H2'	1:A:60:G:C8	2.45	0.52
1:A:3:G:C6	1:A:4:C:C4	2.99	0.51
1:A:473:A:H5'	1:A:474:U:C6	2.45	0.51
1:A:238:G:N7	3:A:884:IRI:N3	2.58	0.51
1:A:502:A:O2'	1:A:503:A:H8	1.94	0.51
1:A:120:G:H2'	1:A:121:U:C6	2.46	0.51
1:A:538:A:H2'	1:A:539:G:C8	2.46	0.51
1:A:349:A:C6	1:A:497:U:O2	2.64	0.51
1:A:6:A:C6	1:A:419:A:C6	2.99	0.51
1:A:434:G:O2'	1:A:435:C:H5'	2.11	0.51
1:A:360:C:H2'	1:A:361:U:O4'	2.11	0.51
1:A:422:A:N7	1:A:585:G:N2	2.58	0.51
1:A:100:U:O4	3:A:723:IRI:N4	2.44	0.51
1:A:564:G:N7	6:A:1055:HOH:O	2.35	0.51
1:A:194:A:N1	1:A:298:C:O2'	2.38	0.50
1:A:332:U:C2	1:A:333:U:C5	3.00	0.50
2:B:1:U:H2'	2:B:2:G:H8	1.76	0.50
1:A:194:A:N7	1:A:195:G:C5	2.79	0.50
1:A:500:U:O4	1:A:501:A:N6	2.44	0.50

Continued on next page...

Continued from previous page...

Atom-1	Atom-2	Interatomic distance (Å)	Clash overlap (Å)
1:A:577:A:C4	1:A:578:C:C5	2.99	0.50
1:A:423:C:H4'	1:A:424:A:H5'	1.93	0.50
1:A:600:A:H3'	1:A:601:G:H5''	1.91	0.50
1:A:16:C:O2	1:A:338:G:N2	2.45	0.50
1:A:219:C:H2'	1:A:227:G:H22	1.75	0.50
1:A:369:G:H2'	1:A:370:G:C8	2.47	0.50
1:A:96:U:H2'	1:A:97:A:C8	2.47	0.50
1:A:467:C:N4	1:A:469:G:N7	2.60	0.50
1:A:520:U:O2'	1:A:521:G:OP1	2.23	0.50
1:A:176:A:H5'	6:A:1123:HOH:O	2.11	0.50
1:A:318:A:C6	1:A:319:A:C6	2.99	0.50
1:A:374:C:H2'	1:A:375:C:C6	2.46	0.50
1:A:449:U:O4	3:A:738:IRI:N4	2.45	0.50
1:A:553:C:H42	1:A:580:G:H1	1.58	0.50
1:A:112:G:H2'	1:A:113:A:H8	1.76	0.49
1:A:214:U:O2'	1:A:215:C:O4'	2.30	0.49
1:A:120:G:O6	3:A:714:IRI:N3	2.45	0.49
1:A:228:G:H2'	1:A:229:G:C8	2.47	0.49
1:A:24:G:C2	1:A:25:A:C8	3.00	0.49
1:A:2:U:H5'	1:A:4:C:P	2.52	0.49
1:A:4:C:N4	1:A:5:G:O6	2.45	0.49
1:A:181:A:H2'	1:A:182:A:O4'	2.12	0.49
1:A:74:G:H2'	1:A:75:A:H8	1.77	0.49
1:A:178:G:H2'	1:A:179:C:H6	1.77	0.49
1:A:333:U:H2'	1:A:334:C:H6	1.77	0.49
1:A:89:U:O2	1:A:354:A:H4'	2.12	0.49
1:A:14:U:O4	3:A:709:IRI:N2	2.45	0.49
1:A:304:G:C5	1:A:305:C:C5	3.00	0.49
1:A:254:C:C6	2:B:7:U:O4	2.65	0.49
1:A:165:A:C8	1:A:167:G:N7	2.81	0.49
1:A:24:G:H1	1:A:329:C:N4	2.02	0.49
1:A:335:C:H2'	1:A:336:U:C6	2.48	0.49
1:A:578:C:H2'	1:A:579:G:C8	2.48	0.49
1:A:378:A:H2'	1:A:379:G:H8	1.78	0.49
1:A:383:G:H2'	1:A:384:A:H8	1.78	0.49
1:A:6:A:C6	1:A:419:A:N6	2.81	0.48
1:A:402:U:O4	3:A:718:IRI:N2	2.46	0.48
1:A:537:C:H2'	1:A:538:A:H8	1.79	0.48
1:A:596:A:H2'	1:A:597:A:O4'	2.13	0.48
1:A:528:G:C2	1:A:529:C:H1'	2.48	0.48
1:A:117:A:N1	1:A:152:A:H2'	2.27	0.48

Continued on next page...

Continued from previous page...

Atom-1	Atom-2	Interatomic distance (Å)	Clash overlap (Å)
1:A:375:C:H2'	1:A:376:A:H8	1.77	0.48
1:A:368:G:N7	3:A:719:IRI:N3	2.61	0.48
1:A:176:A:C6	1:A:177:A:C6	3.02	0.48
1:A:412:U:C2	1:A:413:G:C8	3.01	0.48
1:A:423:C:H4'	1:A:424:A:C5'	2.44	0.48
1:A:521:G:N1	1:A:522:G:C5	2.82	0.48
1:A:578:C:C2	1:A:579:G:C8	3.02	0.48
1:A:153:G:H2'	1:A:154:G:H8	1.79	0.48
1:A:388:A:H2'	1:A:389:G:C8	2.49	0.48
1:A:165:A:C4	1:A:167:G:C8	3.01	0.47
1:A:205:A:O4'	1:A:292:C:H1'	2.14	0.47
1:A:23:G:H2'	1:A:24:G:H8	1.79	0.47
1:A:127:C:N3	1:A:143:G:N1	2.61	0.47
1:A:493:G:O6	3:A:708:IRI:N2	2.48	0.47
1:A:181:A:H2'	1:A:182:A:C8	2.50	0.47
1:A:196:G:C5	1:A:197:C:C4	3.02	0.47
1:A:27:U:O2	1:A:63:G:H5''	2.14	0.47
1:A:478:A:H2'	1:A:479:G:C8	2.49	0.47
1:A:98:G:H2'	1:A:99:G:C8	2.50	0.47
1:A:150:C:H2'	1:A:151:U:O4'	2.15	0.47
1:A:385:G:H2'	1:A:386:U:C6	2.50	0.47
1:A:570:C:C4	1:A:571:G:N7	2.82	0.47
1:A:46:C:N4	1:A:60:G:H1	2.12	0.47
1:A:333:U:H2'	1:A:334:C:C6	2.50	0.47
1:A:450:A:C6	1:A:451:A:C6	3.02	0.47
1:A:561:G:C2	1:A:562:A:C4	3.03	0.47
1:A:514:G:H2'	1:A:515:C:H6	1.80	0.47
1:A:575:G:C6	1:A:576:C:C4	3.03	0.47
1:A:266:G:OP2	1:A:285:C:H5'	2.15	0.47
1:A:368:G:N7	3:A:719:IRI:N4	2.63	0.47
1:A:219:C:O2	1:A:228:G:N2	2.47	0.47
1:A:347:U:O2'	3:A:720:IRI:N3	2.48	0.47
1:A:369:G:H2'	1:A:370:G:H8	1.80	0.46
1:A:30:G:H1	1:A:40:C:H42	1.61	0.46
1:A:432:A:H62	1:A:493:G:HO2'	1.52	0.46
1:A:527:C:H4'	1:A:528:G:C8	2.51	0.46
1:A:413:G:C4	1:A:414:G:C8	3.04	0.46
1:A:524:G:N3	1:A:525:U:H5	2.13	0.46
1:A:148:G:O6	3:A:714:IRI:N6	2.48	0.46
1:A:326:U:O2'	1:A:327:G:OP2	2.33	0.46
1:A:37:G:O6	3:A:727:IRI:N3	2.49	0.46

Continued on next page...

Continued from previous page...

Atom-1	Atom-2	Interatomic distance (Å)	Clash overlap (Å)
1:A:121:U:O2'	1:A:262:U:O2	2.34	0.46
1:A:378:A:H2'	1:A:379:G:C8	2.50	0.46
1:A:51:U:H2'	1:A:52:C:C6	2.51	0.46
1:A:243:U:H2'	1:A:244:G:C8	2.51	0.46
1:A:59:G:H2'	1:A:60:G:H8	1.81	0.46
1:A:27:U:H3	1:A:63:G:H5''	1.80	0.46
1:A:492:A:H2'	1:A:493:G:O4'	2.16	0.45
1:A:554:C:N3	1:A:580:G:C2	2.84	0.45
1:A:190:U:O2'	1:A:191:A:H3'	2.16	0.45
1:A:196:G:C6	1:A:197:C:N3	2.84	0.45
1:A:579:G:H2'	1:A:580:G:H8	1.81	0.45
1:A:578:C:H2'	1:A:579:G:H8	1.81	0.45
1:A:97:A:C2	1:A:98:G:C8	3.04	0.45
1:A:157:U:C5'	1:A:328:U:H1'	2.46	0.45
1:A:338:G:N7	3:A:709:IRI:N4	2.64	0.45
1:A:122:A:H62	1:A:262:U:H3	1.64	0.45
1:A:292:C:H2'	1:A:293:G:H8	1.79	0.45
1:A:590:G:O6	3:A:732:IRI:N6	2.50	0.45
1:A:418:A:O2'	1:A:419:A:H5'	2.17	0.45
1:A:480:C:H42	1:A:487:G:H1	1.65	0.45
1:A:86:G:H2'	1:A:87:A:C8	2.51	0.45
1:A:501:A:H3'	1:A:502:A:H3'	1.98	0.45
1:A:106:G:H5''	6:A:1094:HOH:O	2.13	0.45
1:A:316:C:H2'	1:A:317:G:H5'	1.98	0.45
1:A:493:G:O6	3:A:708:IRI:N5	2.50	0.45
1:A:577:A:C6	1:A:578:C:C4	3.05	0.45
1:A:50:A:H1'	1:A:245:A:C5	2.51	0.45
1:A:501:A:OP2	1:A:503:A:O2'	2.30	0.44
1:A:514:G:H2'	1:A:515:C:C6	2.52	0.44
1:A:69:A:H2'	1:A:70:U:O4'	2.17	0.44
1:A:250:C:H5''	6:A:1048:HOH:O	2.17	0.44
1:A:523:C:H2'	1:A:524:G:C8	2.53	0.44
1:A:86:G:H2'	1:A:87:A:H8	1.82	0.44
1:A:304:G:C6	1:A:305:C:C4	3.05	0.44
1:A:304:G:H2'	1:A:305:C:H6	1.83	0.44
1:A:349:A:N3	1:A:430:G:H1'	2.31	0.44
1:A:158:U:O2	3:A:726:IRI:N3	2.51	0.44
1:A:528:G:N2	1:A:529:C:O2'	2.50	0.44
1:A:90:A:C6	1:A:91:A:N1	2.85	0.44
1:A:34:A:N6	1:A:35:A:N1	2.65	0.44
1:A:505:G:H3'	1:A:506:G:H21	1.82	0.44

Continued on next page...

Continued from previous page...

Atom-1	Atom-2	Interatomic distance (Å)	Clash overlap (Å)
1:A:112:G:H2'	1:A:113:A:C8	2.53	0.44
1:A:165:A:C2	1:A:309:A:N6	2.86	0.44
1:A:227:G:O6	3:A:735:IRI:N5	2.51	0.44
1:A:301:U:H2'	1:A:302:G:H8	1.83	0.44
1:A:338:G:O6	3:A:709:IRI:N5	2.50	0.44
1:A:348:A:N3	1:A:430:G:O2'	2.43	0.44
1:A:150:C:O2'	1:A:262:U:OP1	2.36	0.43
1:A:541:A:H2'	1:A:542:G:H8	1.83	0.43
1:A:265:G:N3	1:A:265:G:H2'	2.33	0.43
1:A:511:U:H2'	1:A:512:C:C6	2.53	0.43
1:A:551:A:C2	1:A:583:C:N3	2.86	0.43
1:A:574:A:H3'	1:A:575:G:H5''	2.00	0.43
1:A:601:G:N2	1:A:603:G:H3'	2.33	0.43
1:A:90:A:O2'	1:A:91:A:H5'	2.19	0.43
1:A:201:G:C6	1:A:290:G:C6	3.06	0.43
1:A:372:A:C6	1:A:373:A:C6	3.07	0.43
1:A:521:G:C2	1:A:522:G:C4	3.06	0.43
1:A:537:C:H2'	1:A:538:A:C8	2.53	0.43
1:A:105:A:N3	1:A:561:G:H1'	2.34	0.43
1:A:342:C:C4	1:A:343:U:C4	3.07	0.43
1:A:49:A:OP1	1:A:49:A:H8	2.02	0.43
1:A:110:U:C2	1:A:111:G:C8	3.06	0.43
1:A:131:U:N3	1:A:139:A:N3	2.67	0.43
1:A:577:A:H2'	1:A:578:C:C6	2.54	0.43
1:A:343:U:C4	1:A:344:U:C4	3.07	0.43
1:A:376:A:H2'	1:A:377:G:C8	2.52	0.43
1:A:40:C:H2'	1:A:41:U:H6	1.83	0.43
1:A:555:G:H2'	1:A:556:U:C6	2.54	0.43
1:A:301:U:O2'	1:A:302:G:H5'	2.19	0.43
1:A:373:A:O5'	1:A:373:A:H8	2.01	0.43
1:A:456:C:H2'	1:A:457:G:H8	1.84	0.43
1:A:576:C:C2	1:A:577:A:C8	3.06	0.43
1:A:104:A:C5	1:A:107:C:N3	2.86	0.43
1:A:509:G:H4'	1:A:585:G:H5''	2.01	0.43
1:A:98:G:H2'	1:A:99:G:H8	1.83	0.43
1:A:23:G:C2	1:A:24:G:C5	3.07	0.43
1:A:49:A:H5'	1:A:271:U:O2	2.19	0.43
1:A:560:C:H2'	1:A:561:G:H8	1.84	0.43
1:A:106:G:N3	1:A:106:G:H2'	2.34	0.42
1:A:122:A:C6	2:B:8:U:C4	3.07	0.42
1:A:216:U:H2'	1:A:217:U:C6	2.54	0.42

Continued on next page...

Continued from previous page...

Atom-1	Atom-2	Interatomic distance (Å)	Clash overlap (Å)
1:A:37:G:C4	1:A:327:G:C2	3.06	0.42
1:A:411:G:C6	1:A:412:U:C4	3.07	0.42
1:A:550:G:OP2	1:A:550:G:H8	2.02	0.42
1:A:79:G:C6	1:A:80:C:N4	2.87	0.42
1:A:317:G:H2'	1:A:318:A:C8	2.54	0.42
1:A:350:G:O2'	1:A:498:A:H4'	2.19	0.42
1:A:115:A:H4'	1:A:116:C:OP1	2.17	0.42
1:A:178:G:C6	1:A:179:C:N4	2.87	0.42
1:A:191:A:HO2'	1:A:192:U:C5'	2.28	0.42
1:A:422:A:N7	1:A:549:U:H5	2.16	0.42
1:A:455:U:H2'	1:A:456:C:C6	2.54	0.42
1:A:536:G:C6	1:A:537:C:C4	3.07	0.42
1:A:380:G:C2	1:A:381:A:N7	2.87	0.42
1:A:415:G:C5	1:A:416:U:C5	3.07	0.42
1:A:420:A:P	1:A:573:A:H61	2.42	0.42
1:A:53:G:C5	1:A:54:U:C4	3.08	0.42
1:A:561:G:C5	1:A:571:G:C2	3.08	0.42
1:A:432:A:C6	1:A:494:A:C4	3.07	0.42
1:A:15:U:H2'	1:A:16:C:C6	2.54	0.42
1:A:560:C:O2	1:A:561:G:C8	2.73	0.42
1:A:543:A:H2'	1:A:544:A:H8	1.80	0.42
1:A:157:U:C2	1:A:325:G:N7	2.88	0.42
1:A:31:G:C6	1:A:32:U:C4	3.08	0.42
1:A:164:U:O2	1:A:311:G:N2	2.52	0.42
1:A:217:U:O2	1:A:229:G:N2	2.51	0.42
1:A:373:A:H2'	1:A:374:C:O4'	2.20	0.42
1:A:396:C:H5'	1:A:592:G:H5'	2.02	0.42
1:A:518:U:O2'	1:A:519:A:H5'	2.20	0.42
1:A:594:A:H2'	1:A:595:A:O4'	2.20	0.42
1:A:8:A:O5'	1:A:8:A:H8	2.03	0.42
1:A:205:A:H2'	1:A:206:A:C8	2.55	0.41
1:A:293:G:O6	3:A:706:IRI:N5	2.53	0.41
1:A:34:A:C5	1:A:35:A:C5	3.08	0.41
1:A:372:A:N1	1:A:373:A:C2	2.88	0.41
1:A:491:C:H2'	1:A:492:A:O4'	2.18	0.41
1:A:557:G:N2	1:A:576:C:N3	2.50	0.41
2:B:7:U:H4'	2:B:8:U:OP2	2.20	0.41
1:A:159:G:H1	1:A:316:C:N4	2.12	0.41
1:A:341:A:H5'	1:A:342:C:H5	1.85	0.41
1:A:427:A:C6	1:A:428:U:C4	3.07	0.41
1:A:432:A:C5	1:A:494:A:C5	3.09	0.41

Continued on next page...

Continued from previous page...

Atom-1	Atom-2	Interatomic distance (Å)	Clash overlap (Å)
1:A:550:G:HO2'	1:A:551:A:P	2.43	0.41
1:A:54:U:H2'	1:A:55:U:C2	2.55	0.41
1:A:194:A:C6	1:A:195:G:N3	2.88	0.41
1:A:168:G:O2'	1:A:568:G:O2'	2.24	0.41
1:A:194:A:N7	1:A:195:G:C8	2.88	0.41
1:A:422:A:H2'	1:A:548:G:O2'	2.20	0.41
1:A:100:U:H2'	1:A:101:G:C8	2.54	0.41
1:A:135:U:C4	1:A:137:G:H1'	2.55	0.41
1:A:304:G:C4	1:A:305:C:C6	3.09	0.41
1:A:335:C:N3	1:A:336:U:C4	2.88	0.41
1:A:422:A:HO2'	1:A:423:C:C5'	2.29	0.41
1:A:491:C:C4	1:A:492:A:C5	3.09	0.41
1:A:519:A:C5	1:A:521:G:C8	3.07	0.41
1:A:541:A:H2'	1:A:542:G:C8	2.55	0.41
1:A:8:A:C2	1:A:345:G:C2	3.08	0.41
1:A:293:G:H2'	1:A:294:U:O4'	2.21	0.41
1:A:530:G:H2'	1:A:531:C:C6	2.56	0.41
1:A:171:A:C6	1:A:172:G:C4	3.08	0.41
1:A:173:C:H2'	1:A:174:G:O4'	2.21	0.41
1:A:191:A:O2'	1:A:192:U:P	2.79	0.41
1:A:325:G:H4'	6:A:1121:HOH:O	2.20	0.41
1:A:349:A:H2'	1:A:350:G:H5'	2.03	0.41
1:A:433:A:H8	1:A:433:A:O5'	2.03	0.41
1:A:445:G:C6	1:A:446:U:C4	3.08	0.41
1:A:542:G:C5	1:A:543:A:N7	2.89	0.41
1:A:152:A:H1'	1:A:153:G:H8	1.84	0.41
1:A:260:U:C2	2:B:10:A:C2	3.07	0.41
1:A:513:U:C2	1:A:514:G:C8	3.08	0.41
1:A:536:G:C5	1:A:537:C:C5	3.09	0.41
1:A:577:A:C6	1:A:578:C:N4	2.88	0.41
1:A:612:C:H2'	1:A:613:C:H6	1.86	0.41
1:A:172:G:C6	1:A:173:C:N4	2.89	0.41
1:A:1:G:O2'	1:A:2:U:H4'	2.21	0.41
1:A:286:U:H2'	1:A:287:A:C8	2.55	0.41
1:A:427:A:H2'	1:A:428:U:C6	2.56	0.41
1:A:42:C:H2'	1:A:43:C:H6	1.85	0.41
1:A:178:G:C4	1:A:179:C:C5	3.08	0.41
1:A:68:U:C2	1:A:69:A:C8	3.08	0.41
1:A:98:G:C2	1:A:99:G:C5	3.08	0.41
1:A:192:U:HO3'	1:A:194:A:C5'	2.25	0.40
1:A:326:U:H2'	1:A:326:U:H6	1.66	0.40

Continued on next page...

Continued from previous page...

Atom-1	Atom-2	Interatomic distance (Å)	Clash overlap (Å)
1:A:369:G:C5	1:A:370:G:N7	2.90	0.40
1:A:435:C:C5	1:A:470:U:C4	3.09	0.40
1:A:505:G:N3	1:A:506:G:N2	2.69	0.40
1:A:219:C:N4	1:A:220:G:O6	2.54	0.40
1:A:415:G:C6	1:A:416:U:C4	3.09	0.40
1:A:6:A:C5	1:A:419:A:C6	3.09	0.40
1:A:429:A:H2'	1:A:430:G:O4'	2.21	0.40
1:A:2:U:H5'	1:A:4:C:OP2	2.21	0.40
1:A:420:A:H5''	1:A:573:A:N1	2.36	0.40
1:A:318:A:N6	1:A:319:A:N6	2.69	0.40
1:A:369:G:O6	3:A:719:IRI:N6	2.55	0.40
1:A:437:A:H61	1:A:461:U:H2'	1.86	0.40
1:A:521:G:N2	1:A:522:G:C4	2.90	0.40
1:A:254:C:H3'	2:B:7:U:H5	1.86	0.40
1:A:332:U:H2'	1:A:333:U:C6	2.54	0.40
1:A:369:G:C6	1:A:370:G:C6	3.09	0.40

All (1) symmetry-related close contacts are listed below. The label for Atom-2 includes the symmetry operator and encoded unit-cell translations to be applied.

Atom-1	Atom-2	Interatomic distance (Å)	Clash overlap (Å)
6:A:1125:HOH:O	6:A:1131:HOH:O[4_555]	2.13	0.07

5.3 Torsion angles [i](#)

5.3.1 Protein backbone [i](#)

There are no protein molecules in this entry.

5.3.2 Protein sidechains [i](#)

There are no protein molecules in this entry.

5.3.3 RNA [i](#)

Mol	Chain	Analysed	Backbone Outliers	Pucker Outliers
1	A	613/621 (98%)	175 (28%)	7 (1%)
2	B	13/14 (92%)	8 (61%)	1 (7%)

Continued on next page...

Continued from previous page...

Mol	Chain	Analysed	Backbone Outliers	Pucker Outliers
All	All	626/635 (98%)	183 (29%)	8 (1%)

All (183) RNA backbone outliers are listed below:

Mol	Chain	Res	Type
1	A	3	G
1	A	5	G
1	A	13	G
1	A	14	U
1	A	27	U
1	A	36	A
1	A	37	G
1	A	38	U
1	A	39	C
1	A	48	G
1	A	49	A
1	A	50	A
1	A	51	U
1	A	55	U
1	A	57	A
1	A	58	U
1	A	63	G
1	A	68	U
1	A	74	G
1	A	82	U
1	A	86	G
1	A	92	U
1	A	94	G
1	A	97	A
1	A	104	A
1	A	108	U
1	A	115	A
1	A	116	C
1	A	117	A
1	A	120	G
1	A	122	A
1	A	123	C
1	A	124	C
1	A	125	U
1	A	126	G
1	A	129	C
1	A	130	U

Continued on next page...

Continued from previous page...

Mol	Chain	Res	Type
1	A	131	U
1	A	134	A
1	A	136	U
1	A	137	G
1	A	138	G
1	A	140	G
1	A	142	U
1	A	143	G
1	A	144	C
1	A	145	C
1	A	146	A
1	A	147	G
1	A	148	G
1	A	152	A
1	A	153	G
1	A	157	U
1	A	165	A
1	A	166	U
1	A	171	A
1	A	177	A
1	A	183	U
1	A	192	U
1	A	195	G
1	A	200	C
1	A	203	G
1	A	204	A
1	A	205	A
1	A	211	A
1	A	214	U
1	A	215	C
1	A	218	U
1	A	221	A
1	A	223	A
1	A	224	U
1	A	225	A
1	A	231	G
1	A	232	A
1	A	233	G
1	A	241	G
1	A	242	A
1	A	247	U
1	A	248	U

Continued on next page...

Continued from previous page...

Mol	Chain	Res	Type
1	A	249	A
1	A	250	C
1	A	254	C
1	A	255	C
1	A	264	G
1	A	265	G
1	A	266	G
1	A	267	U
1	A	271	U
1	A	272	G
1	A	275	C
1	A	278	U
1	A	280	A
1	A	281	A
1	A	282	U
1	A	290	G
1	A	291	G
1	A	295	A
1	A	309	A
1	A	312	G
1	A	313	A
1	A	314	A
1	A	321	G
1	A	325	G
1	A	326	U
1	A	327	G
1	A	329	C
1	A	341	A
1	A	342	C
1	A	348	A
1	A	349	A
1	A	358	G
1	A	363	C
1	A	374	C
1	A	392	C
1	A	395	U
1	A	403	A
1	A	404	U
1	A	405	C
1	A	416	U
1	A	422	A
1	A	423	C

Continued on next page...

Continued from previous page...

Mol	Chain	Res	Type
1	A	424	A
1	A	436	A
1	A	437	A
1	A	438	A
1	A	439	U
1	A	445	G
1	A	459	G
1	A	462	A
1	A	463	G
1	A	466	U
1	A	469	G
1	A	470	U
1	A	471	U
1	A	472	G
1	A	473	A
1	A	474	U
1	A	477	A
1	A	481	U
1	A	503	A
1	A	504	U
1	A	505	G
1	A	506	G
1	A	507	G
1	A	519	A
1	A	520	U
1	A	521	G
1	A	525	U
1	A	527	C
1	A	528	G
1	A	542	G
1	A	543	A
1	A	549	U
1	A	551	A
1	A	552	G
1	A	559	G
1	A	567	A
1	A	568	G
1	A	571	G
1	A	573	A
1	A	574	A
1	A	575	G
1	A	585	G

Continued on next page...

Continued from previous page...

Mol	Chain	Res	Type
1	A	586	A
1	A	593	G
1	A	594	A
1	A	601	G
1	A	604	A
1	A	605	U
1	A	609	C
1	A	610	U
1	A	614	U
1	A	616	U
1	A	620	A
1	A	621	C
2	B	2	G
2	B	3	U
2	B	4	U
2	B	5	U
2	B	6	A
2	B	7	U
2	B	8	U
2	B	14	C

All (8) RNA pucker outliers are listed below:

Mol	Chain	Res	Type
1	A	152	A
1	A	231	G
1	A	265	G
1	A	422	A
1	A	423	C
1	A	506	G
1	A	520	U
2	B	7	U

5.4 Non-standard residues in protein, DNA, RNA chains [i](#)

There are no non-standard protein/DNA/RNA residues in this entry.

5.5 Carbohydrates [i](#)

There are no carbohydrates in this entry.

5.6 Ligand geometry

Of 136 ligands modelled in this entry, 95 are monoatomic - leaving 41 for Mogul analysis.

In the following table, the Counts columns list the number of bonds (or angles) for which Mogul statistics could be retrieved, the number of bonds (or angles) that are observed in the model and the number of bonds (or angles) that are defined in the Chemical Component Dictionary. The Link column lists molecule types, if any, to which the group is linked. The Z score for a bond length (or angle) is the number of standard deviations the observed value is removed from the expected value. A bond length (or angle) with $|Z| > 2$ is considered an outlier worth inspection. RMSZ is the root-mean-square of all Z scores of the bond lengths (or angles).

Mol	Type	Chain	Res	Link	Bond lengths			Bond angles		
					Counts	RMSZ	$\# Z > 2$	Counts	RMSZ	$\# Z > 2$
3	IRI	A	721	-	0,6,6	0.00	-	-		
3	IRI	A	739	-	0,6,6	0.00	-	-		
3	IRI	A	711	-	0,6,6	0.00	-	-		
3	IRI	A	716	-	0,6,6	0.00	-	-		
3	IRI	A	712	-	0,6,6	0.00	-	-		
3	IRI	A	735	-	0,6,6	0.00	-	-		
3	IRI	A	719	-	0,6,6	0.00	-	-		
3	IRI	A	732	-	0,6,6	0.00	-	-		
3	IRI	A	706	-	0,6,6	0.00	-	-		
3	IRI	A	709	1	0,6,6	0.00	-	-		
3	IRI	A	733	-	0,6,6	0.00	-	-		
3	IRI	A	720	-	0,6,6	0.00	-	-		
3	IRI	A	718	-	0,6,6	0.00	-	-		
3	IRI	A	704	1	0,6,6	0.00	-	-		
3	IRI	A	734	-	0,6,6	0.00	-	-		
3	IRI	A	707	-	0,6,6	0.00	-	-		
3	IRI	A	703	-	0,6,6	0.00	-	-		
3	IRI	A	731	-	0,6,6	0.00	-	-		
3	IRI	A	722	-	0,6,6	0.00	-	-		
3	IRI	A	736	-	0,6,6	0.00	-	-		
3	IRI	A	705	-	0,6,6	0.00	-	-		
3	IRI	A	729	-	0,6,6	0.00	-	-		
3	IRI	A	880	1	0,6,6	0.00	-	-		
3	IRI	A	728	-	0,6,6	0.00	-	-		
3	IRI	A	738	-	0,6,6	0.00	-	-		
3	IRI	A	881	-	0,6,6	0.00	-	-		
3	IRI	A	725	-	0,6,6	0.00	-	-		
3	IRI	A	882	-	0,6,6	0.00	-	-		
3	IRI	A	715	-	0,6,6	0.00	-	-		
3	IRI	A	724	-	0,6,6	0.00	-	-		
3	IRI	A	883	1	0,6,6	0.00	-	-		
3	IRI	A	737	-	0,6,6	0.00	-	-		

Mol	Type	Chain	Res	Link	Bond lengths			Bond angles		
					Counts	RMSZ	$\# Z > 2$	Counts	RMSZ	$\# Z > 2$
3	IRI	A	708	-	0,6,6	0.00	-	-		
3	IRI	A	727	-	0,6,6	0.00	-	-		
3	IRI	A	884	-	0,6,6	0.00	-	-		
3	IRI	A	717	-	0,6,6	0.00	-	-		
3	IRI	A	723	-	0,6,6	0.00	-	-		
3	IRI	A	714	-	0,6,6	0.00	-	-		
3	IRI	A	710	-	0,6,6	0.00	-	-		
3	IRI	A	726	-	0,6,6	0.00	-	-		
3	IRI	A	740	-	0,6,6	0.00	-	-		

There are no bond length outliers.

There are no bond angle outliers.

There are no chirality outliers.

There are no torsion outliers.

There are no ring outliers.

30 monomers are involved in 51 short contacts:

Mol	Chain	Res	Type	Clashes	Symm-Clashes
3	A	739	IRI	3	0
3	A	716	IRI	2	0
3	A	712	IRI	1	0
3	A	735	IRI	1	0
3	A	719	IRI	4	0
3	A	732	IRI	1	0
3	A	706	IRI	2	0
3	A	709	IRI	4	0
3	A	733	IRI	1	0
3	A	720	IRI	1	0
3	A	718	IRI	3	0
3	A	704	IRI	2	0
3	A	707	IRI	1	0
3	A	703	IRI	1	0
3	A	731	IRI	2	0
3	A	729	IRI	2	0
3	A	880	IRI	1	0
3	A	738	IRI	1	0
3	A	881	IRI	1	0
3	A	882	IRI	1	0
3	A	883	IRI	1	0
3	A	737	IRI	1	0

Continued on next page...

Continued from previous page...

Mol	Chain	Res	Type	Clashes	Symm-Clashes
3	A	708	IRI	4	0
3	A	727	IRI	1	0
3	A	884	IRI	1	0
3	A	717	IRI	1	0
3	A	723	IRI	1	0
3	A	714	IRI	4	0
3	A	710	IRI	1	0
3	A	726	IRI	1	0

5.7 Other polymers [i](#)

There are no such residues in this entry.

5.8 Polymer linkage issues [i](#)

There are no chain breaks in this entry.

6 Fit of model and data [i](#)

6.1 Protein, DNA and RNA chains [i](#)

In the following table, the column labelled ‘#RSRZ> 2’ contains the number (and percentage) of RSRZ outliers, followed by percent RSRZ outliers for the chain as percentile scores relative to all X-ray entries and entries of similar resolution. The OWAB column contains the minimum, median, 95th percentile and maximum values of the occupancy-weighted average B-factor per residue. The column labelled ‘Q< 0.9’ lists the number of (and percentage) of residues with an average occupancy less than 0.9.

Mol	Chain	Analysed	<RSRZ>	#RSRZ>2	OWAB(Å ²)	Q<0.9
1	A	616/621 (99%)	-0.69	9 (1%) 73 62	94, 173, 358, 600	0
2	B	14/14 (100%)	0.26	1 (7%) 16 10	137, 207, 384, 453	0
All	All	630/635 (99%)	-0.66	10 (1%) 72 60	94, 174, 359, 600	0

All (10) RSRZ outliers are listed below:

Mol	Chain	Res	Type	RSRZ
1	A	136	U	11.3
1	A	621	C	5.0
2	B	4	U	3.6
1	A	137	G	3.2
1	A	138	G	2.9
1	A	130	U	2.3
1	A	1	G	2.2
1	A	134	A	2.1
1	A	400	C	2.0
1	A	223	A	2.0

6.2 Non-standard residues in protein, DNA, RNA chains [i](#)

There are no non-standard protein/DNA/RNA residues in this entry.

6.3 Carbohydrates [i](#)

There are no carbohydrates in this entry.

6.4 Ligands ⓘ

In the following table, the Atoms column lists the number of modelled atoms in the group and the number defined in the chemical component dictionary. The B-factors column lists the minimum, median, 95th percentile and maximum values of B factors of atoms in the group. The column labelled 'Q< 0.9' lists the number of atoms with occupancy less than 0.9.

Mol	Type	Chain	Res	Atoms	RSCC	RSR	B-factors(Å ²)	Q<0.9
4	MG	A	879	1/1	0.31	0.28	290,290,290,290	0
5	NA	A	834	1/1	0.35	0.30	149,149,149,149	0
4	MG	A	787	1/1	0.46	1.26	185,185,185,185	0
4	MG	A	848	1/1	0.59	0.05	224,224,224,224	0
4	MG	A	871	1/1	0.62	1.51	240,240,240,240	0
4	MG	A	818	1/1	0.62	1.06	155,155,155,155	0
4	MG	A	846	1/1	0.66	1.90	252,252,252,252	0
4	MG	B	103	1/1	0.67	0.08	225,225,225,225	0
4	MG	A	861	1/1	0.68	0.43	212,212,212,212	0
4	MG	A	1017	1/1	0.69	0.46	117,117,117,117	0
4	MG	A	873	1/1	0.72	0.30	221,221,221,221	0
4	MG	A	841	1/1	0.72	0.12	275,275,275,275	0
4	MG	A	852	1/1	0.73	0.38	188,188,188,188	0
4	MG	A	741	1/1	0.73	0.11	176,176,176,176	0
4	MG	A	866	1/1	0.73	0.23	282,282,282,282	0
3	IRI	A	884	7/7	0.73	0.25	239,287,317,582	0
4	MG	A	854	1/1	0.74	0.23	196,196,196,196	0
4	MG	A	877	1/1	0.74	0.07	178,178,178,178	0
4	MG	A	875	1/1	0.75	0.23	205,205,205,205	0
4	MG	A	1016	1/1	0.75	0.42	127,127,127,127	0
5	NA	A	831	1/1	0.76	0.09	109,109,109,109	0
4	MG	A	752	1/1	0.77	0.88	141,141,141,141	0
4	MG	A	849	1/1	0.77	0.38	140,140,140,140	0
3	IRI	A	883	7/7	0.78	0.09	155,203,402,566	0
5	NA	A	829	1/1	0.79	0.42	146,146,146,146	0
4	MG	A	801	1/1	0.79	0.50	111,111,111,111	0
4	MG	A	804	1/1	0.79	0.64	129,129,129,129	0
4	MG	A	851	1/1	0.80	0.20	206,206,206,206	0
4	MG	A	874	1/1	0.80	0.22	220,220,220,220	0
5	NA	A	837	1/1	0.81	0.31	140,140,140,140	0
4	MG	A	872	1/1	0.81	0.09	225,225,225,225	0
4	MG	A	817	1/1	0.81	0.45	100,100,100,100	0
4	MG	A	760	1/1	0.82	2.09	80,80,80,80	1
4	MG	A	779	1/1	0.83	0.46	107,107,107,107	0
5	NA	A	822	1/1	0.83	0.28	93,93,93,93	0
4	MG	A	865	1/1	0.83	0.08	170,170,170,170	0

Continued on next page...

Continued from previous page...

Mol	Type	Chain	Res	Atoms	RSCC	RSR	B-factors(\AA^2)	Q<0.9
3	IRI	A	882	7/7	0.83	0.21	96,121,245,498	0
4	MG	A	796	1/1	0.84	0.48	112,112,112,112	0
4	MG	A	889	1/1	0.84	0.25	126,126,126,126	0
4	MG	A	876	1/1	0.84	0.07	204,204,204,204	0
5	NA	A	835	1/1	0.84	0.47	109,109,109,109	0
4	MG	A	891	1/1	0.84	0.49	151,151,151,151	0
4	MG	A	764	1/1	0.86	0.21	130,130,130,130	0
4	MG	A	858	1/1	0.86	0.11	140,140,140,140	0
4	MG	A	840	1/1	0.86	0.10	139,139,139,139	0
4	MG	A	819	1/1	0.87	0.35	104,104,104,104	0
4	MG	A	758	1/1	0.87	0.19	159,159,159,159	0
4	MG	A	845	1/1	0.88	0.18	210,210,210,210	0
4	MG	A	859	1/1	0.88	0.06	142,142,142,142	0
4	MG	A	842	1/1	0.88	0.07	202,202,202,202	0
4	MG	A	878	1/1	0.88	0.22	194,194,194,194	0
4	MG	A	886	1/1	0.88	0.22	111,111,111,111	0
4	MG	A	748	1/1	0.89	0.36	73,73,73,73	0
4	MG	A	857	1/1	0.90	0.09	148,148,148,148	0
3	IRI	A	881	7/7	0.90	0.40	164,177,213,566	0
4	MG	A	839	1/1	0.90	0.26	178,178,178,178	0
4	MG	A	780	1/1	0.90	0.38	79,79,79,79	0
3	IRI	A	740	7/7	0.91	0.21	122,127,205,449	0
4	MG	A	838	1/1	0.91	0.30	171,171,171,171	0
3	IRI	A	880	7/7	0.91	0.11	163,194,230,412	0
4	MG	A	783	1/1	0.91	0.36	160,160,160,160	0
4	MG	A	856	1/1	0.91	0.10	186,186,186,186	0
3	IRI	A	737	7/7	0.91	0.11	159,181,214,420	0
4	MG	A	853	1/1	0.91	0.13	243,243,243,243	0
4	MG	A	1020	1/1	0.92	0.23	135,135,135,135	0
4	MG	A	867	1/1	0.92	0.11	144,144,144,144	0
4	MG	A	887	1/1	0.92	0.21	126,126,126,126	0
4	MG	B	102	1/1	0.92	0.16	133,133,133,133	0
5	NA	A	827	1/1	0.92	0.10	96,96,96,96	0
4	MG	A	860	1/1	0.93	0.10	136,136,136,136	0
4	MG	A	789	1/1	0.93	0.54	192,192,192,192	0
4	MG	A	807	1/1	0.93	0.17	120,120,120,120	0
4	MG	A	868	1/1	0.93	0.06	154,154,154,154	0
3	IRI	A	738	7/7	0.93	0.21	134,175,192,335	0
3	IRI	A	739	7/7	0.93	0.21	107,111,152,539	0
4	MG	A	855	1/1	0.94	0.09	103,103,103,103	0
4	MG	A	870	1/1	0.94	0.11	178,178,178,178	0
3	IRI	A	725	7/7	0.94	0.17	82,106,166,417	0

Continued on next page...

Continued from previous page...

Mol	Type	Chain	Res	Atoms	RSCC	RSR	B-factors(\AA^2)	Q<0.9
4	MG	A	745	1/1	0.94	0.55	131,131,131,131	1
4	MG	A	847	1/1	0.94	0.30	239,239,239,239	0
4	MG	A	782	1/1	0.94	0.47	103,103,103,103	0
4	MG	A	862	1/1	0.95	0.18	123,123,123,123	0
3	IRI	A	736	7/7	0.95	0.12	114,177,205,282	0
3	IRI	A	729	7/7	0.95	0.09	109,115,216,310	0
4	MG	A	778	1/1	0.95	0.39	91,91,91,91	0
3	IRI	A	734	7/7	0.95	0.09	101,106,158,368	0
4	MG	A	805	1/1	0.95	0.41	149,149,149,149	0
4	MG	A	844	1/1	0.95	0.10	187,187,187,187	0
4	MG	A	863	1/1	0.95	0.07	120,120,120,120	0
4	MG	A	770	1/1	0.96	0.53	119,119,119,119	0
3	IRI	A	716	7/7	0.96	0.18	127,128,240,286	0
3	IRI	A	710	7/7	0.96	0.09	69,70,134,362	0
4	MG	A	885	1/1	0.96	0.56	211,211,211,211	0
3	IRI	A	703	7/7	0.96	0.17	119,135,182,403	0
3	IRI	A	731	7/7	0.96	0.10	101,108,170,343	0
4	MG	A	781	1/1	0.96	0.48	114,114,114,114	0
3	IRI	A	735	7/7	0.96	0.11	229,282,314,337	0
4	MG	A	797	1/1	0.96	0.39	146,146,146,146	0
4	MG	A	1018	1/1	0.96	0.11	267,267,267,267	0
3	IRI	A	705	7/7	0.97	0.10	147,184,251,261	0
4	MG	A	869	1/1	0.97	0.17	127,127,127,127	0
4	MG	A	888	1/1	0.97	0.45	159,159,159,159	0
4	MG	A	864	1/1	0.97	0.05	115,115,115,115	0
3	IRI	A	732	7/7	0.97	0.14	173,178,209,288	0
3	IRI	A	714	7/7	0.97	0.11	182,226,259,261	0
3	IRI	A	728	7/7	0.97	0.08	80,128,167,410	0
3	IRI	A	708	7/7	0.97	0.06	99,110,178,315	0
4	MG	A	749	1/1	0.97	0.24	153,153,153,153	0
4	MG	A	843	1/1	0.97	0.07	100,100,100,100	0
4	MG	A	742	1/1	0.97	0.06	127,127,127,127	0
3	IRI	A	727	7/7	0.97	0.09	100,117,194,307	0
5	NA	A	832	1/1	0.98	0.31	155,155,155,155	0
5	NA	A	828	1/1	0.98	0.30	225,225,225,225	0
3	IRI	A	717	7/7	0.98	0.09	151,167,229,264	0
3	IRI	A	726	7/7	0.98	0.12	88,112,201,288	0
3	IRI	A	720	7/7	0.98	0.11	109,134,160,250	0
4	MG	A	744	1/1	0.98	0.18	113,113,113,113	0
3	IRI	A	711	7/7	0.98	0.09	106,121,184,226	0
3	IRI	A	722	7/7	0.98	0.10	103,136,210,238	0
4	MG	A	743	1/1	0.98	0.09	221,221,221,221	0

Continued on next page...

Continued from previous page...

Mol	Type	Chain	Res	Atoms	RSCC	RSR	B-factors(\AA^2)	Q<0.9
3	IRI	A	715	7/7	0.98	0.09	223,230,251,256	0
4	MG	A	890	1/1	0.98	0.26	110,110,110,110	0
3	IRI	A	707	7/7	0.98	0.09	160,173,213,252	0
3	IRI	A	733	7/7	0.98	0.07	159,168,189,260	0
4	MG	A	850	1/1	0.98	0.10	108,108,108,108	0
4	MG	A	756	1/1	0.98	0.23	106,106,106,106	0
3	IRI	A	704	7/7	0.98	0.11	69,90,161,188	0
3	IRI	A	724	7/7	0.99	0.06	83,128,164,206	0
3	IRI	A	718	7/7	0.99	0.09	174,183,217,238	0
3	IRI	A	721	7/7	0.99	0.08	101,141,220,239	0
3	IRI	A	709	7/7	0.99	0.13	98,120,184,217	0
3	IRI	A	719	7/7	0.99	0.08	167,174,190,232	0
3	IRI	A	723	7/7	0.99	0.08	129,152,227,263	0
3	IRI	A	712	7/7	0.99	0.18	99,100,140,147	0
4	MG	A	798	1/1	0.99	0.07	110,110,110,110	0
3	IRI	A	706	7/7	0.99	0.07	120,188,209,239	0

6.5 Other polymers ⓘ

There are no such residues in this entry.