



Full wwPDB X-ray Structure Validation Report ⓘ

Aug 22, 2020 – 08:46 PM BST

PDB ID : 4DIB
Title : The crystal structure of glyceraldehyde-3-phosphate dehydrogenase from *Bacillus anthracis* str. Sterne
Authors : Nocek, B.; Makowska-Grzyska, M.; Papazisi, L.; Anderson, W.F.; Joachimiak, A.; Center for Structural Genomics of Infectious Diseases (CSGID)
Deposited on : 2012-01-30
Resolution : 2.55 Å(reported)

This is a Full wwPDB X-ray Structure Validation Report for a publicly released PDB entry.

We welcome your comments at validation@mail.wwpdb.org

A user guide is available at

<https://www.wwpdb.org/validation/2017/XrayValidationReportHelp>

with specific help available everywhere you see the ⓘ symbol.

The following versions of software and data (see [references ⓘ](#)) were used in the production of this report:

MolProbity	:	4.02b-467
Mogul	:	1.8.5 (274361), CSD as541be (2020)
Xtriage (Phenix)	:	1.13
EDS	:	2.13.1
Percentile statistics	:	20191225.v01 (using entries in the PDB archive December 25th 2019)
Refmac	:	5.8.0158
CCP4	:	7.0.044 (Gargrove)
Ideal geometry (proteins)	:	Engh & Huber (2001)
Ideal geometry (DNA, RNA)	:	Parkinson et al. (1996)
Validation Pipeline (wwPDB-VP)	:	2.13.1

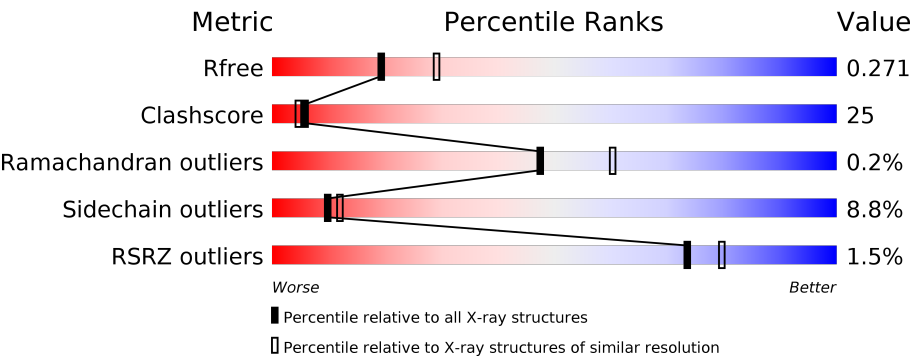
1 Overall quality at a glance i

The following experimental techniques were used to determine the structure:

X-RAY DIFFRACTION

The reported resolution of this entry is 2.55 Å.

Percentile scores (ranging between 0-100) for global validation metrics of the entry are shown in the following graphic. The table shows the number of entries on which the scores are based.



Metric	Whole archive (#Entries)	Similar resolution (#Entries, resolution range(Å))
R_{free}	130704	1284 (2.56-2.52)
Clashscore	141614	1332 (2.56-2.52)
Ramachandran outliers	138981	1315 (2.56-2.52)
Sidechain outliers	138945	1315 (2.56-2.52)
RSRZ outliers	127900	1272 (2.56-2.52)

The table below summarises the geometric issues observed across the polymeric chains and their fit to the electron density. The red, orange, yellow and green segments on the lower bar indicate the fraction of residues that contain outliers for ≥ 3 , 2, 1 and 0 types of geometric quality criteria respectively. A grey segment represents the fraction of residues that are not modelled. The numeric value for each fraction is indicated below the corresponding segment, with a dot representing fractions $\leq 5\%$. The upper red bar (where present) indicates the fraction of residues that have poor fit to the electron density. The numeric value is given above the bar.

Mol	Chain	Length	Quality of chain
1	A	345	<div><div>%</div><div><div></div><div>58%</div><div>34%</div><div>• 6%</div></div></div>
1	B	345	<div><div></div><div>64%</div><div>28%</div><div>• 7%</div></div>
1	C	345	<div><div>%</div><div><div></div><div>56%</div><div>34%</div><div>• 7%</div></div></div>
1	D	345	<div><div></div><div>54%</div><div>33%</div><div>• 8%</div></div>
1	E	345	<div><div>3%</div><div><div></div><div>45%</div><div>44%</div><div>5%</div><div>7%</div></div></div>
1	F	345	<div><div>%</div><div><div></div><div>54%</div><div>33%</div><div>5%</div><div>7%</div></div></div>

Continued on next page...

Continued from previous page...

Mol	Chain	Length	Quality of chain
1	G	345	<div><div>%</div><div><div></div><div>56%</div><div>33%</div><div>•</div><div>8%</div></div></div>
1	H	345	<div><div>4%</div><div><div></div><div>49%</div><div>38%</div><div>•</div><div>10%</div></div></div>

2 Entry composition

There are 3 unique types of molecules in this entry. The entry contains 19464 atoms, of which 0 are hydrogens and 0 are deuteriums.

In the tables below, the ZeroOcc column contains the number of atoms modelled with zero occupancy, the AltConf column contains the number of residues with at least one atom in alternate conformation and the Trace column contains the number of residues modelled with at most 2 atoms.

- Molecule 1 is a protein called Glyceraldehyde 3-phosphate dehydrogenase.

Mol	Chain	Residues	Atoms					ZeroOcc	AltConf	Trace
1	A	323	Total	C	N	O	S	1	0	0
			2419	1531	418	460	10			
1	B	321	Total	C	N	O	S	1	0	0
			2426	1537	420	459	10			
1	C	321	Total	C	N	O	S	1	0	0
			2422	1534	421	457	10			
1	D	318	Total	C	N	O	S	1	0	0
			2388	1514	416	449	9			
1	E	322	Total	C	N	O	S	1	0	0
			2411	1529	416	457	9			
1	F	320	Total	C	N	O	S	2	0	0
			2423	1535	419	460	9			
1	G	318	Total	C	N	O	S	0	0	0
			2376	1509	409	449	9			
1	H	312	Total	C	N	O	S	1	0	0
			2306	1462	400	435	9			

There are 24 discrepancies between the modelled and reference sequences:

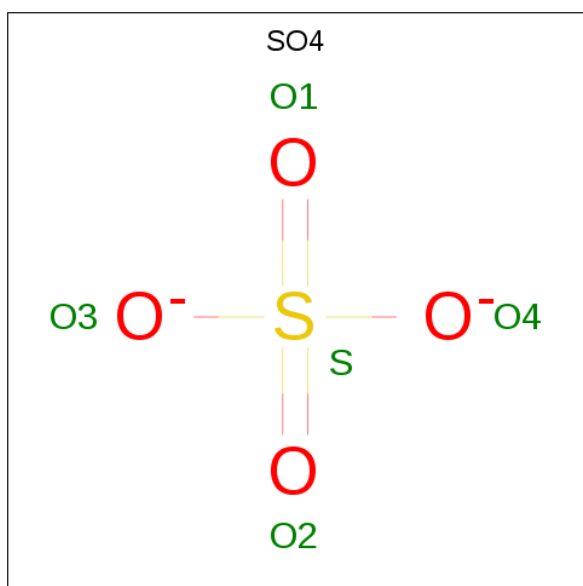
Chain	Residue	Modelled	Actual	Comment	Reference
A	-2	SER	-	EXPRESSION TAG	UNP Q81L07
A	-1	ASN	-	EXPRESSION TAG	UNP Q81L07
A	0	ALA	-	EXPRESSION TAG	UNP Q81L07
B	-2	SER	-	EXPRESSION TAG	UNP Q81L07
B	-1	ASN	-	EXPRESSION TAG	UNP Q81L07
B	0	ALA	-	EXPRESSION TAG	UNP Q81L07
C	-2	SER	-	EXPRESSION TAG	UNP Q81L07
C	-1	ASN	-	EXPRESSION TAG	UNP Q81L07
C	0	ALA	-	EXPRESSION TAG	UNP Q81L07
D	-2	SER	-	EXPRESSION TAG	UNP Q81L07
D	-1	ASN	-	EXPRESSION TAG	UNP Q81L07
D	0	ALA	-	EXPRESSION TAG	UNP Q81L07
E	-2	SER	-	EXPRESSION TAG	UNP Q81L07

Continued on next page...

Continued from previous page...

Chain	Residue	Modelled	Actual	Comment	Reference
E	-1	ASN	-	EXPRESSION TAG	UNP Q81L07
E	0	ALA	-	EXPRESSION TAG	UNP Q81L07
F	-2	SER	-	EXPRESSION TAG	UNP Q81L07
F	-1	ASN	-	EXPRESSION TAG	UNP Q81L07
F	0	ALA	-	EXPRESSION TAG	UNP Q81L07
G	-2	SER	-	EXPRESSION TAG	UNP Q81L07
G	-1	ASN	-	EXPRESSION TAG	UNP Q81L07
G	0	ALA	-	EXPRESSION TAG	UNP Q81L07
H	-2	SER	-	EXPRESSION TAG	UNP Q81L07
H	-1	ASN	-	EXPRESSION TAG	UNP Q81L07
H	0	ALA	-	EXPRESSION TAG	UNP Q81L07

- Molecule 2 is SULFATE ION (three-letter code: SO4) (formula: O₄S).



Mol	Chain	Residues	Atoms	ZeroOcc	AltConf
2	A	1	Total O S 5 4 1	0	0
2	C	1	Total O S 5 4 1	0	0
2	D	1	Total O S 5 4 1	0	0
2	E	1	Total O S 5 4 1	0	0
2	F	1	Total O S 5 4 1	0	0
2	H	1	Total O S 5 4 1	0	0

Continued on next page...

Continued from previous page...

Mol	Chain	Residues	Atoms			ZeroOcc	AltConf
2	H	1	Total	O	S	0	0
			5	4	1		

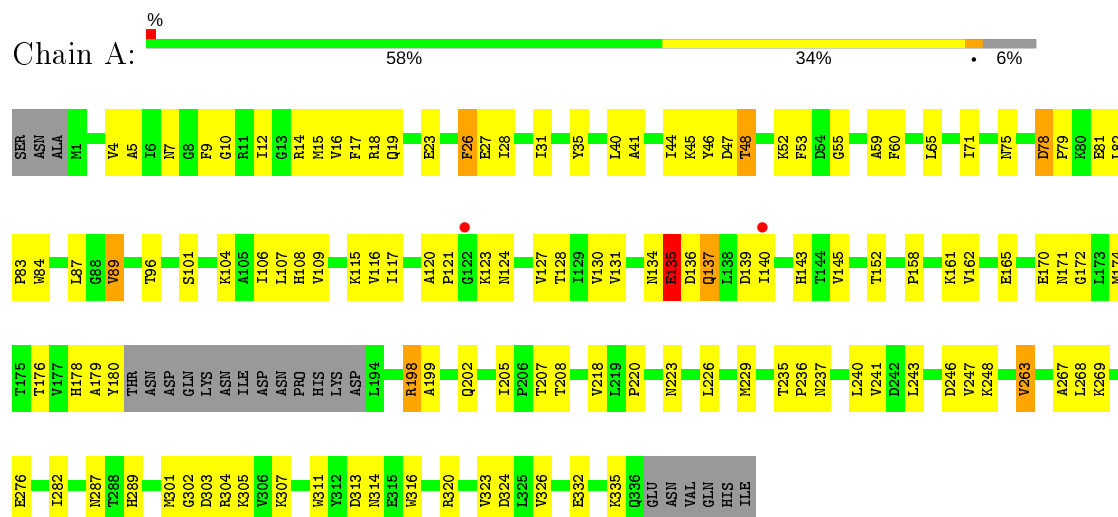
- Molecule 3 is water.

Mol	Chain	Residues	Atoms		ZeroOcc	AltConf
3	A	38	Total	O	0	0
			38	38		
3	B	39	Total	O	0	0
			39	39		
3	C	32	Total	O	0	0
			32	32		
3	D	18	Total	O	0	0
			18	18		
3	E	43	Total	O	0	0
			43	43		
3	F	29	Total	O	0	0
			29	29		
3	G	28	Total	O	0	0
			28	28		
3	H	31	Total	O	0	0
			31	31		

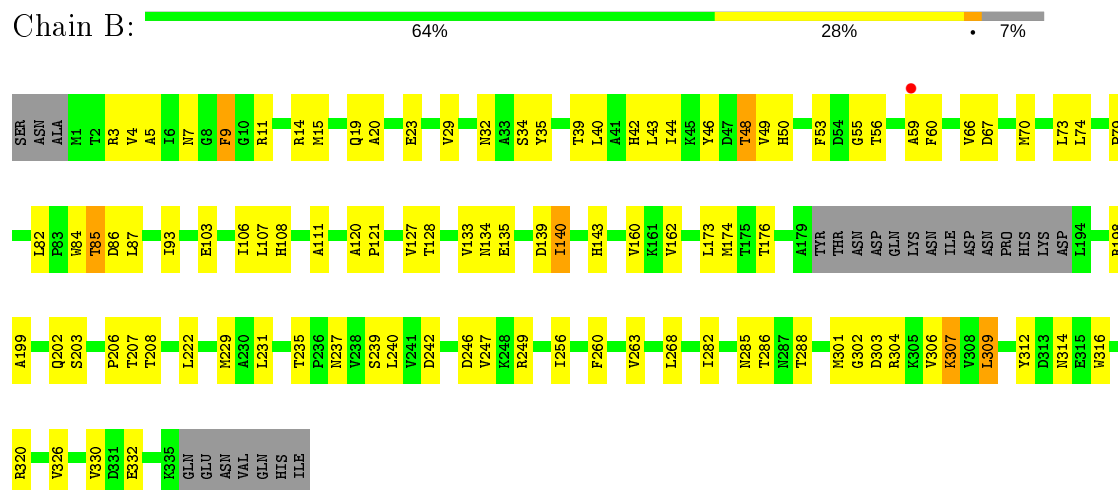
3 Residue-property plots

These plots are drawn for all protein, RNA, DNA and oligosaccharide chains in the entry. The first graphic for a chain summarises the proportions of the various outlier classes displayed in the second graphic. The second graphic shows the sequence view annotated by issues in geometry and electron density. Residues are color-coded according to the number of geometric quality criteria for which they contain at least one outlier: green = 0, yellow = 1, orange = 2 and red = 3 or more. A red dot above a residue indicates a poor fit to the electron density ($RSRZ > 2$). Stretches of 2 or more consecutive residues without any outlier are shown as a green connector. Residues present in the sample, but not in the model, are shown in grey.

• Molecule 1: Glyceraldehyde 3-phosphate dehydrogenase

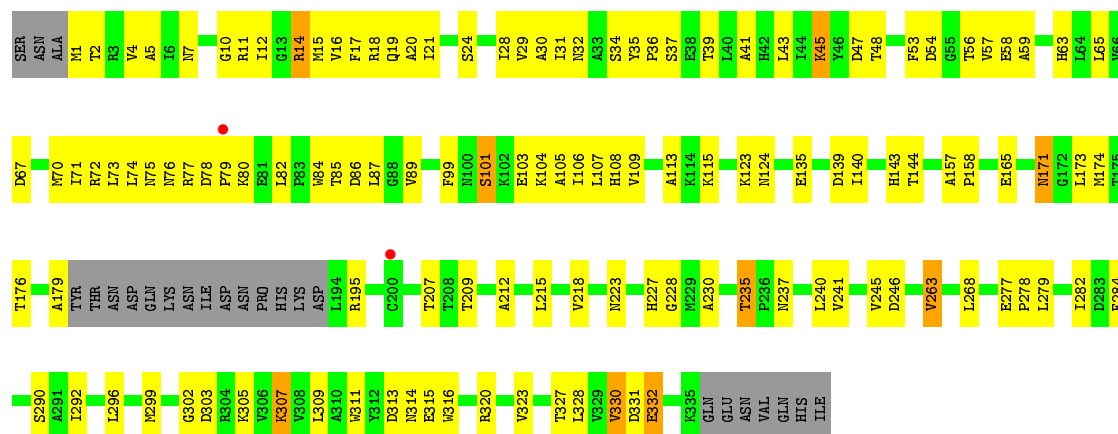


• Molecule 1: Glyceraldehyde 3-phosphate dehydrogenase

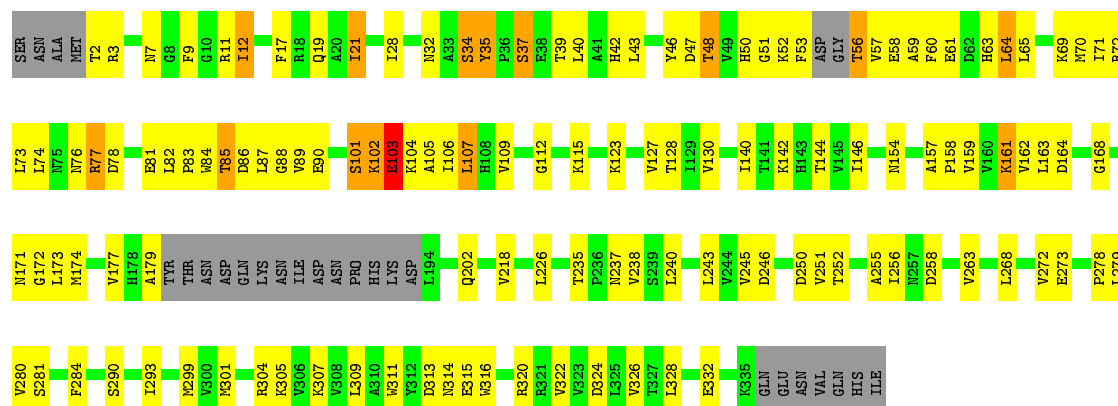


• Molecule 1: Glyceraldehyde 3-phosphate dehydrogenase

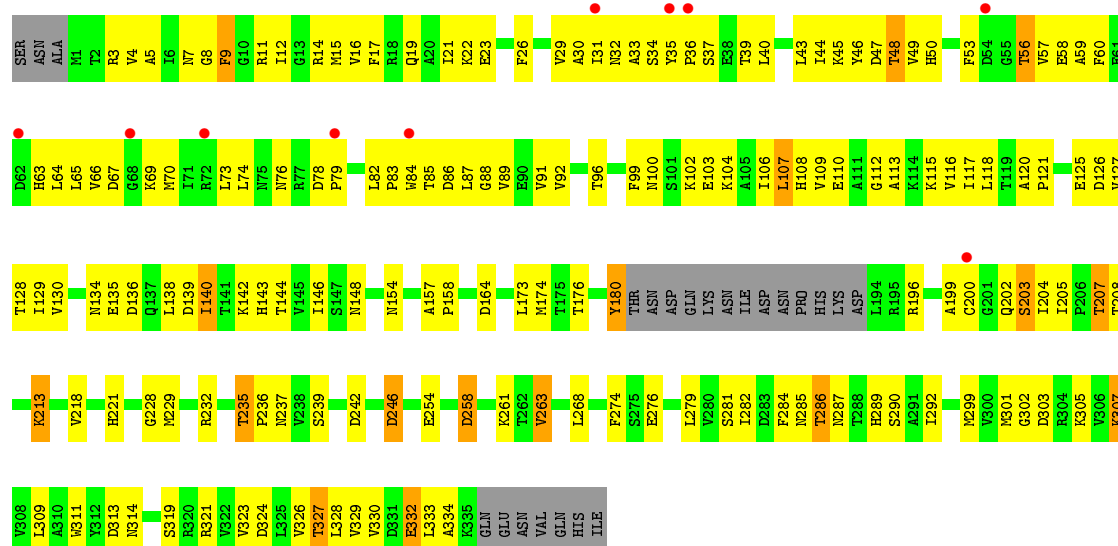




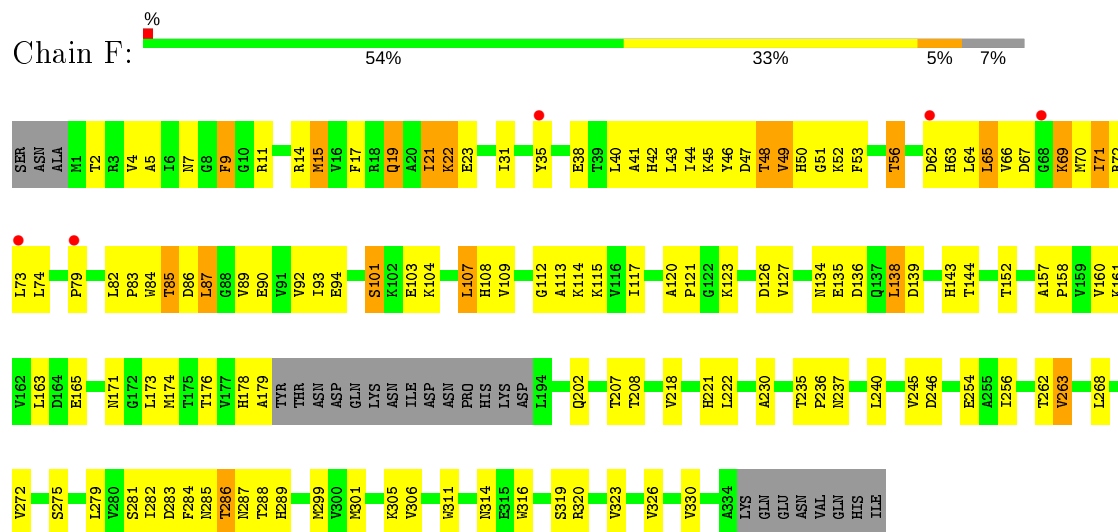
• Molecule 1: Glyceraldehyde 3-phosphate dehydrogenase



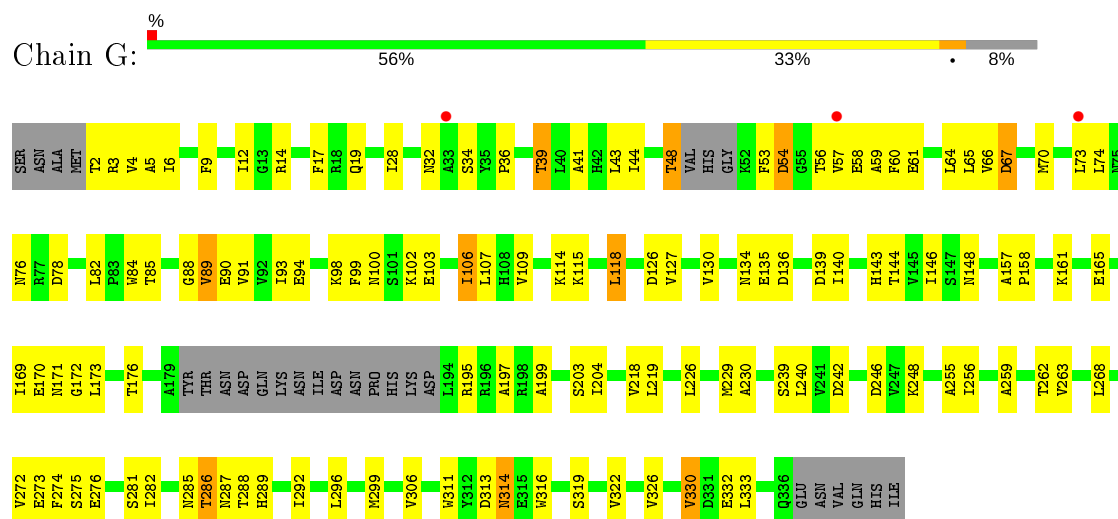
• Molecule 1: Glyceraldehyde 3-phosphate dehydrogenase



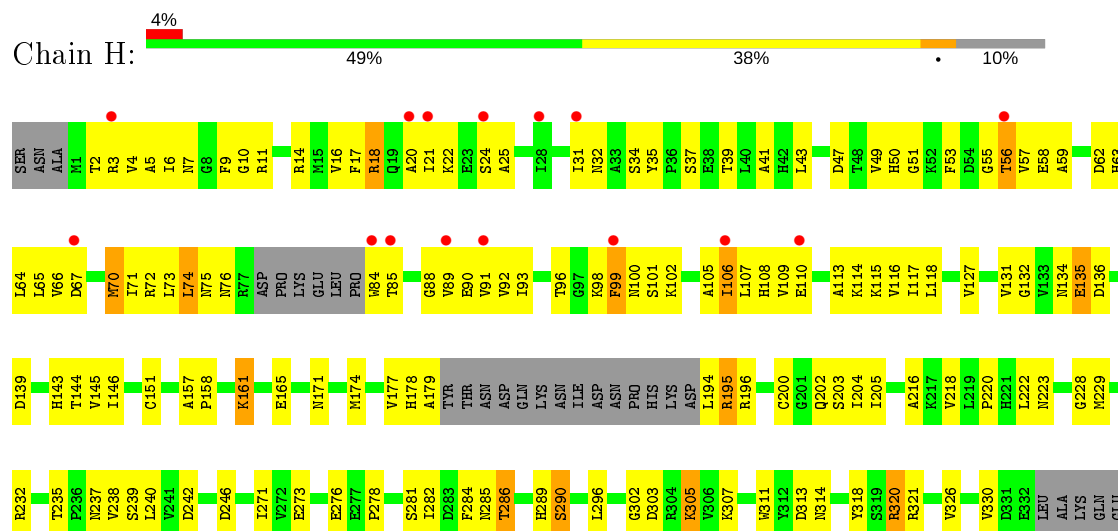
• Molecule 1: Glyceraldehyde 3-phosphate dehydrogenase



• Molecule 1: Glyceraldehyde 3-phosphate dehydrogenase



• Molecule 1: Glyceraldehyde 3-phosphate dehydrogenase



ASN
VAL
GLN
HIS
ILE

4 Data and refinement statistics

Property	Value	Source
Space group	P 1	Depositor
Cell constants a, b, c, α , β , γ	75.35Å 102.04Å 102.14Å 90.32° 73.99° 68.99°	Depositor
Resolution (Å)	40.00 – 2.55 38.56 – 2.53	Depositor EDS
% Data completeness (in resolution range)	76.8 (40.00-2.55) 76.8 (38.56-2.53)	Depositor EDS
R_{merge}	0.06	Depositor
R_{sym}	(Not available)	Depositor
$\langle I/\sigma(I) \rangle$ ¹	3.88 (at 2.54Å)	Xtriage
Refinement program	REFMAC 5.6.0117	Depositor
R, R_{free}	0.208 , 0.270 0.208 , 0.271	Depositor DCC
R_{free} test set	3416 reflections (4.91%)	wwPDB-VP
Wilson B-factor (Å ²)	34.4	Xtriage
Anisotropy	0.360	Xtriage
Bulk solvent k_{sol} (e/Å ³), B_{sol} (Å ²)	0.34 , 42.5	EDS
L-test for twinning ²	$\langle L \rangle = 0.49$, $\langle L^2 \rangle = 0.32$	Xtriage
Estimated twinning fraction	No twinning to report.	Xtriage
F_o, F_c correlation	0.92	EDS
Total number of atoms	19464	wwPDB-VP
Average B, all atoms (Å ²)	32.0	wwPDB-VP

Xtriage's analysis on translational NCS is as follows: *The largest off-origin peak in the Patterson function is 4.48% of the height of the origin peak. No significant pseudotranslation is detected.*

¹Intensities estimated from amplitudes.

²Theoretical values of $\langle |L| \rangle$, $\langle L^2 \rangle$ for acentric reflections are 0.5, 0.333 respectively for untwinned datasets, and 0.375, 0.2 for perfectly twinned datasets.

5 Model quality [i](#)

5.1 Standard geometry [i](#)

Bond lengths and bond angles in the following residue types are not validated in this section: SO4

The Z score for a bond length (or angle) is the number of standard deviations the observed value is removed from the expected value. A bond length (or angle) with $|Z| > 5$ is considered an outlier worth inspection. RMSZ is the root-mean-square of all Z scores of the bond lengths (or angles).

Mol	Chain	Bond lengths		Bond angles	
		RMSZ	$\# Z > 5$	RMSZ	$\# Z > 5$
1	A	0.80	1/2456 (0.0%)	0.82	0/3345
1	B	0.80	0/2463	0.81	0/3349
1	C	0.76	0/2459	0.80	0/3345
1	D	0.75	0/2424	0.80	0/3300
1	E	0.71	0/2449	0.81	0/3336
1	F	0.74	1/2458 (0.0%)	0.80	1/3339 (0.0%)
1	G	0.73	0/2411	0.81	0/3281
1	H	0.70	0/2340	0.79	0/3189
All	All	0.75	2/19460 (0.0%)	0.81	1/26484 (0.0%)

All (2) bond length outliers are listed below:

Mol	Chain	Res	Type	Atoms	Z	Observed(Å)	Ideal(Å)
1	A	135	GLU	CD-OE2	6.43	1.32	1.25
1	F	22	LYS	CD-CE	5.57	1.65	1.51

All (1) bond angle outliers are listed below:

Mol	Chain	Res	Type	Atoms	Z	Observed(°)	Ideal(°)
1	F	65	LEU	CB-CG-CD1	-5.05	102.42	111.00

There are no chirality outliers.

There are no planarity outliers.

5.2 Too-close contacts [i](#)

In the following table, the Non-H and H(model) columns list the number of non-hydrogen atoms and hydrogen atoms in the chain respectively. The H(added) column lists the number of hydrogen atoms added and optimized by MolProbity. The Clashes column lists the number of clashes within

the asymmetric unit, whereas Symm-Clashes lists symmetry related clashes.

Mol	Chain	Non-H	H(model)	H(added)	Clashes	Symm-Clashes
1	A	2419	0	2419	108	0
1	B	2426	0	2456	87	0
1	C	2422	0	2445	109	0
1	D	2388	0	2400	134	0
1	E	2411	0	2410	160	0
1	F	2423	0	2451	151	0
1	G	2376	0	2386	124	0
1	H	2306	0	2286	160	0
2	A	5	0	0	1	0
2	C	5	0	0	0	0
2	D	5	0	0	0	0
2	E	5	0	0	0	0
2	F	5	0	0	0	0
2	H	10	0	0	0	0
3	A	38	0	0	3	0
3	B	39	0	0	1	0
3	C	32	0	0	3	0
3	D	18	0	0	1	0
3	E	43	0	0	4	0
3	F	29	0	0	0	0
3	G	28	0	0	1	0
3	H	31	0	0	2	0
All	All	19464	0	19253	968	0

The all-atom clashscore is defined as the number of clashes found per 1000 atoms (including hydrogen atoms). The all-atom clashscore for this structure is 25.

All (968) close contacts within the same asymmetric unit are listed below, sorted by their clash magnitude.

Atom-1	Atom-2	Interatomic distance (Å)	Clash overlap (Å)
1:G:82:LEU:HD23	1:G:84:TRP:CZ2	1.57	1.39
1:F:11:ARG:NH2	1:F:49:VAL:HG11	1.55	1.20
1:H:106:ILE:O	1:H:109:VAL:HG12	1.42	1.18
1:G:82:LEU:CD2	1:G:84:TRP:CZ2	2.32	1.12
1:C:10:GLY:O	1:C:14:ARG:HG3	1.50	1.12
1:E:64:LEU:HD12	1:E:73:LEU:HD11	1.29	1.09
1:H:84:TRP:CB	1:H:89:VAL:HG22	1.83	1.08
1:E:35:TYR:HB2	1:E:40:LEU:HD21	1.34	1.07
1:H:84:TRP:HB3	1:H:89:VAL:HG22	1.38	1.04
1:E:64:LEU:CD1	1:E:73:LEU:HD11	1.88	1.02

Continued on next page...

Continued from previous page...

Atom-1	Atom-2	Interatomic distance (Å)	Clash overlap (Å)
1:G:82:LEU:HD23	1:G:84:TRP:CE2	1.95	1.01
1:D:64:LEU:HD12	1:D:73:LEU:HD11	1.39	1.00
1:G:263:VAL:HG11	1:G:268:LEU:HD12	1.42	0.99
1:B:199:ALA:H	1:G:48:THR:HG21	1.24	0.98
1:H:72:ARG:C	1:H:73:LEU:HD12	1.84	0.98
1:F:11:ARG:HH22	1:F:49:VAL:HG11	0.83	0.97
1:B:282:ILE:HD12	1:B:285:ASN:OD1	1.64	0.97
1:F:49:VAL:HG22	1:F:50:HIS:HD1	1.28	0.97
1:F:285:ASN:O	1:F:286:THR:HG22	1.66	0.95
1:G:285:ASN:O	1:G:286:THR:HG22	1.66	0.94
1:A:82:LEU:HD13	1:A:84:TRP:CZ2	2.03	0.94
1:A:229:MET:HB3	1:D:299:MET:HE1	1.51	0.92
1:F:49:VAL:CG2	1:F:50:HIS:ND1	2.31	0.92
1:H:62:ASP:OD1	1:H:63:HIS:ND1	2.02	0.92
1:D:322:VAL:O	1:D:326:VAL:HG23	1.70	0.91
1:B:199:ALA:N	1:G:48:THR:HG21	1.85	0.91
1:H:63:HIS:HA	1:H:73:LEU:HD13	1.51	0.91
1:A:198:ARG:HH11	1:F:48:THR:HG23	1.37	0.90
1:E:4:VAL:HG13	1:E:91:VAL:O	1.72	0.89
1:F:11:ARG:HH22	1:F:49:VAL:CG1	1.79	0.89
1:E:299:MET:HE3	1:F:173:LEU:HD22	1.54	0.87
1:E:35:TYR:HB2	1:E:40:LEU:CD2	2.04	0.87
1:E:84:TRP:CE3	1:E:89:VAL:HG11	2.08	0.87
1:E:92:VAL:HG11	1:E:108:HIS:CD2	2.09	0.87
1:D:106:ILE:O	1:D:109:VAL:HG22	1.74	0.86
1:G:32:ASN:OD1	1:G:74:LEU:HB2	1.76	0.86
1:C:34:SER:HA	1:C:77:ARG:HH22	1.40	0.85
1:F:49:VAL:CG2	1:F:50:HIS:HD1	1.87	0.85
1:A:199:ALA:HB3	1:F:48:THR:HG21	1.57	0.85
1:G:60:PHE:CE2	1:G:65:LEU:HD12	2.13	0.84
1:D:140:ILE:HG12	1:D:332:GLU:HG2	1.60	0.83
1:C:179:ALA:CB	1:C:235:THR:HG22	2.09	0.83
1:H:71:ILE:O	1:H:73:LEU:CD1	2.28	0.82
1:F:84:TRP:HE3	1:F:89:VAL:HG21	1.43	0.81
1:A:263:VAL:HG13	1:A:268:LEU:HB2	1.61	0.81
1:B:282:ILE:CD1	1:B:285:ASN:OD1	2.29	0.81
1:E:63:HIS:HA	1:E:73:LEU:HD12	1.62	0.80
1:A:202:GLN:O	1:D:235:THR:HG22	1.80	0.80
1:E:285:ASN:O	1:E:286:THR:HG22	1.81	0.80
1:F:11:ARG:NH2	1:F:49:VAL:CG1	2.41	0.80
1:F:2:THR:HG23	1:F:90:GLU:OE2	1.79	0.80

Continued on next page...

Continued from previous page...

Atom-1	Atom-2	Interatomic distance (Å)	Clash overlap (Å)
1:E:64:LEU:HD12	1:E:73:LEU:CD1	2.09	0.79
1:F:47:ASP:OD2	1:F:50:HIS:HB2	1.80	0.79
1:D:37:SER:OG	1:D:59:ALA:HB1	1.82	0.78
1:B:50:HIS:CD2	1:B:286:THR:HG22	2.18	0.78
1:D:142:LYS:CB	3:D:510:HOH:O	2.31	0.78
1:B:50:HIS:CD2	1:B:316:TRP:CE3	2.71	0.78
1:D:140:ILE:HG12	1:D:332:GLU:CG	2.14	0.78
1:G:36:PRO:CG	1:G:39:THR:OG1	2.32	0.77
1:D:12:ILE:H	1:D:12:ILE:HD12	1.48	0.77
1:A:305:LYS:HE3	1:D:171:ASN:HB3	1.65	0.77
1:G:36:PRO:CB	1:G:39:THR:OG1	2.34	0.76
1:A:140:ILE:HG13	1:A:332:GLU:HB2	1.67	0.76
1:A:140:ILE:HG13	1:A:332:GLU:CB	2.15	0.76
1:A:172:GLY:HA3	1:A:226:LEU:HD23	1.67	0.76
1:D:64:LEU:HD12	1:D:73:LEU:CD1	2.15	0.76
1:B:256:ILE:HD13	1:B:306:VAL:HG11	1.68	0.75
1:C:15:MET:CE	1:C:316:TRP:HZ3	1.98	0.75
1:F:256:ILE:HD13	1:F:306:VAL:HG11	1.68	0.75
1:B:263:VAL:HG13	1:B:268:LEU:HB2	1.68	0.75
1:G:263:VAL:CG1	1:G:268:LEU:HB2	2.15	0.75
1:A:137:GLN:HG3	1:A:137:GLN:O	1.85	0.75
1:D:263:VAL:HG13	1:D:268:LEU:HB2	1.69	0.75
1:D:48:THR:HG21	1:E:199:ALA:HB3	1.68	0.75
1:D:17:PHE:O	1:D:21:ILE:HG23	1.87	0.74
1:F:263:VAL:HG13	1:F:268:LEU:HB2	1.67	0.74
1:H:21:ILE:HD11	1:H:66:VAL:HG13	1.70	0.74
1:E:140:ILE:HD11	1:E:329:VAL:HG13	1.70	0.73
1:A:139:ASP:H	1:A:143:HIS:HD2	1.36	0.73
1:D:85:THR:HG23	1:D:112:GLY:HA3	1.70	0.73
1:B:32:ASN:ND2	1:B:82:LEU:HD21	2.03	0.73
1:F:35:TYR:HB2	1:F:40:LEU:HD12	1.71	0.73
1:B:162:VAL:HG11	1:B:260:PHE:CE1	2.24	0.72
1:F:221:HIS:CD2	1:F:222:LEU:HG	2.25	0.72
1:D:140:ILE:CG1	1:D:332:GLU:CG	2.68	0.72
1:A:199:ALA:HB3	1:F:48:THR:CG2	2.20	0.72
1:C:17:PHE:CE2	1:C:31:ILE:HD11	2.25	0.72
1:H:4:VAL:CG1	1:H:93:ILE:HD12	2.20	0.72
1:G:273:GLU:HG2	1:G:292:ILE:HG23	1.72	0.71
1:E:31:ILE:HG22	1:E:32:ASN:N	2.05	0.71
1:A:171:ASN:OD1	1:D:301:MET:HE2	1.89	0.71
1:C:84:TRP:HB3	1:C:89:VAL:CG2	2.21	0.71

Continued on next page...

Continued from previous page...

Atom-1	Atom-2	Interatomic distance (Å)	Clash overlap (Å)
1:D:9:PHE:CD2	1:D:40:LEU:HD22	2.25	0.71
1:H:98:LYS:HB3	1:H:99:PHE:CE1	2.25	0.71
1:H:237:ASN:ND2	1:H:313:ASP:OD1	2.21	0.71
1:B:85:THR:HG22	1:B:111:ALA:O	1.90	0.71
1:G:102:LYS:NZ	1:G:126:ASP:OD1	2.24	0.71
1:B:11:ARG:HH22	1:B:49:VAL:CG2	2.04	0.71
1:D:237:ASN:ND2	1:D:313:ASP:OD1	2.20	0.70
1:E:117:ILE:HD12	1:E:326:VAL:HG22	1.72	0.70
1:D:64:LEU:HD12	1:D:73:LEU:HD21	1.73	0.70
1:E:299:MET:CE	1:F:173:LEU:HD22	2.19	0.70
1:A:172:GLY:HA3	1:A:226:LEU:CD2	2.22	0.70
1:D:179:ALA:HB1	1:D:235:THR:O	1.92	0.70
1:H:237:ASN:O	1:H:314:ASN:ND2	2.24	0.70
1:D:64:LEU:CD1	1:D:73:LEU:HD11	2.21	0.70
1:F:84:TRP:CE3	1:F:89:VAL:HG21	2.26	0.70
1:B:202:GLN:NE2	1:H:202:GLN:HE21	1.89	0.69
1:B:246:ASP:OD2	1:C:305:LYS:NZ	2.24	0.69
1:F:49:VAL:HG23	1:F:50:HIS:ND1	2.07	0.69
1:E:100:ASN:HA	1:E:118:LEU:HD22	1.75	0.69
1:G:84:TRP:CE3	1:G:89:VAL:HG11	2.27	0.69
1:D:172:GLY:HA3	1:D:226:LEU:HD23	1.74	0.69
1:E:239:SER:OG	1:E:314:ASN:ND2	2.26	0.69
1:F:256:ILE:HD13	1:F:306:VAL:CG1	2.21	0.69
1:A:178:HIS:ND1	3:A:505:HOH:O	2.26	0.69
1:F:64:LEU:CD2	1:F:66:VAL:HG23	2.23	0.68
1:A:199:ALA:CB	1:F:48:THR:HG21	2.22	0.68
1:C:165:GLU:HG3	3:C:508:HOH:O	1.92	0.68
1:F:63:HIS:HA	1:F:73:LEU:HD13	1.75	0.68
1:A:237:ASN:ND2	1:A:313:ASP:OD2	2.25	0.68
1:C:302:GLY:O	1:C:303:ASP:HB2	1.94	0.68
1:H:285:ASN:O	1:H:286:THR:HG22	1.93	0.68
1:B:139:ASP:H	1:B:143:HIS:HD2	1.42	0.68
1:D:63:HIS:HA	1:D:73:LEU:HG	1.75	0.68
1:H:21:ILE:CD1	1:H:66:VAL:CG1	2.72	0.68
1:F:85:THR:HB	1:F:112:GLY:HA3	1.76	0.68
1:A:171:ASN:OD1	1:D:301:MET:CE	2.42	0.68
1:E:12:ILE:HD12	3:E:517:HOH:O	1.94	0.67
1:E:4:VAL:HG13	1:E:91:VAL:HG12	1.74	0.67
1:F:49:VAL:CG2	1:F:50:HIS:CE1	2.77	0.67
1:C:76:ASN:HB2	1:C:82:LEU:HD21	1.75	0.67
1:E:3:ARG:O	1:E:89:VAL:HG23	1.95	0.67

Continued on next page...

Continued from previous page...

Atom-1	Atom-2	Interatomic distance (Å)	Clash overlap (Å)
1:G:98:LYS:HE2	1:G:99:PHE:CZ	2.29	0.67
1:A:320:ARG:NH1	1:A:324:ASP:OD1	2.27	0.67
1:B:202:GLN:HE21	1:H:202:GLN:NE2	1.91	0.67
1:B:237:ASN:O	1:B:314:ASN:ND2	2.28	0.67
1:C:14:ARG:NH2	1:C:43:LEU:O	2.28	0.67
1:E:237:ASN:O	1:E:314:ASN:ND2	2.26	0.67
1:G:36:PRO:HG2	1:G:39:THR:OG1	1.94	0.67
1:D:64:LEU:CD1	1:D:73:LEU:HD21	2.24	0.66
1:E:35:TYR:CB	1:E:40:LEU:HD21	2.20	0.66
1:D:106:ILE:O	1:D:109:VAL:CG2	2.44	0.66
1:H:84:TRP:CG	1:H:89:VAL:HG22	2.31	0.66
1:H:144:THR:OG1	1:H:145:VAL:N	2.29	0.66
1:H:21:ILE:HD11	1:H:66:VAL:CG1	2.26	0.66
1:C:115:LYS:NZ	1:C:144:THR:HG22	2.11	0.66
1:D:34:SER:OG	1:D:77:ARG:NH2	2.29	0.66
1:C:79:PRO:HA	1:C:82:LEU:HD12	1.78	0.66
1:E:127:VAL:HG13	1:E:146:ILE:HG23	1.77	0.66
1:H:84:TRP:CB	1:H:89:VAL:CG2	2.69	0.66
1:D:74:LEU:HD12	1:D:74:LEU:N	2.11	0.66
1:E:103:GLU:O	1:E:106:ILE:HG22	1.96	0.66
1:H:84:TRP:CG	1:H:89:VAL:CG2	2.79	0.65
1:D:102:LYS:O	1:D:104:LYS:N	2.30	0.65
1:E:103:GLU:HG3	1:E:104:LYS:N	2.12	0.65
1:H:237:ASN:HD21	1:H:313:ASP:CG	1.99	0.65
1:D:161:LYS:HG3	1:D:162:VAL:N	2.12	0.65
1:E:84:TRP:CE3	1:E:89:VAL:CG1	2.79	0.65
1:F:47:ASP:HB3	1:F:51:GLY:O	1.97	0.65
1:H:131:VAL:HA	1:H:135:GLU:HG2	1.79	0.65
1:H:21:ILE:CD1	1:H:66:VAL:HG11	2.26	0.65
1:G:106:ILE:O	1:G:109:VAL:HG12	1.97	0.65
1:H:216:ALA:CB	1:H:223:ASN:OD1	2.45	0.65
1:H:320:ARG:HG2	1:H:321:ARG:NH2	2.11	0.65
1:D:106:ILE:O	1:D:109:VAL:N	2.29	0.65
1:H:237:ASN:ND2	1:H:313:ASP:CG	2.50	0.65
1:H:106:ILE:O	1:H:109:VAL:CG1	2.35	0.64
1:E:323:VAL:O	1:E:327:THR:HG23	1.96	0.64
1:F:64:LEU:HD23	1:F:65:LEU:N	2.12	0.64
1:F:92:VAL:HG11	1:F:108:HIS:ND1	2.11	0.64
1:G:58:GLU:O	1:G:64:LEU:HD12	1.97	0.64
1:D:3:ARG:NH1	1:D:87:LEU:O	2.29	0.64
1:D:70:MET:O	1:D:70:MET:HG3	1.97	0.64

Continued on next page...

Continued from previous page...

Atom-1	Atom-2	Interatomic distance (Å)	Clash overlap (Å)
1:D:102:LYS:C	1:D:104:LYS:H	2.00	0.64
1:E:203:SER:OG	1:F:282:ILE:HG12	1.96	0.64
1:G:263:VAL:HG12	1:G:268:LEU:HB2	1.78	0.64
1:H:157:ALA:HB3	1:H:158:PRO:HD3	1.80	0.64
1:G:98:LYS:HE2	1:G:99:PHE:CE1	2.32	0.64
1:B:11:ARG:NH2	1:B:49:VAL:CG2	2.61	0.63
1:C:84:TRP:HB3	1:C:89:VAL:HG23	1.79	0.63
1:E:274:PHE:HE2	1:E:276:GLU:HG3	1.62	0.63
1:F:64:LEU:CD2	1:F:66:VAL:CG2	2.76	0.63
1:G:73:LEU:O	1:G:74:LEU:HD23	1.99	0.63
1:C:15:MET:HE2	1:C:316:TRP:CZ3	2.33	0.63
1:A:229:MET:HB3	1:D:299:MET:CE	2.28	0.63
1:C:34:SER:OG	1:C:77:ARG:NH2	2.32	0.63
1:E:92:VAL:O	1:E:116:VAL:HG23	1.98	0.63
1:F:49:VAL:HG22	1:F:50:HIS:ND1	2.01	0.63
1:C:37:SER:OG	1:C:59:ALA:HB1	1.98	0.63
1:D:76:ASN:OD1	1:D:78:ASP:N	2.31	0.63
1:H:108:HIS:O	1:H:113:ALA:HB3	1.99	0.63
1:E:282:ILE:O	1:E:285:ASN:HB2	1.97	0.63
1:E:65:LEU:C	1:E:65:LEU:HD23	2.19	0.63
1:H:107:LEU:N	1:H:107:LEU:CD1	2.62	0.63
1:F:287:ASN:OD1	1:F:289:HIS:HD2	1.82	0.62
1:C:34:SER:HA	1:C:77:ARG:NH2	2.12	0.62
1:C:45:LYS:HA	1:C:53:PHE:HB2	1.80	0.62
1:E:286:THR:HG23	1:E:286:THR:O	1.98	0.62
1:E:31:ILE:CG2	1:E:32:ASN:N	2.62	0.62
1:F:42:HIS:CD2	1:F:46:TYR:HD2	2.18	0.62
1:A:237:ASN:O	1:A:237:ASN:CG	2.38	0.62
1:H:4:VAL:HG11	1:H:93:ILE:CD1	2.29	0.62
1:C:84:TRP:CE3	1:C:89:VAL:HG21	2.35	0.62
1:D:84:TRP:HB3	1:D:89:VAL:HG22	1.82	0.62
1:F:84:TRP:HB3	1:F:89:VAL:HB	1.81	0.62
1:A:207:THR:OG1	1:A:208:THR:N	2.31	0.62
1:A:307:LYS:HB2	1:D:173:LEU:HD13	1.82	0.62
1:B:11:ARG:NH2	1:B:49:VAL:HG21	2.15	0.62
1:D:84:TRP:CE3	1:D:89:VAL:HG21	2.34	0.62
1:F:179:ALA:HB1	1:F:235:THR:O	2.00	0.62
1:H:70:MET:HG3	1:H:70:MET:O	2.00	0.62
1:A:120:ALA:HB1	1:A:121:PRO:HD2	1.81	0.62
1:C:179:ALA:HB2	1:C:235:THR:HG22	1.80	0.62
1:D:127:VAL:HG13	1:D:146:ILE:HG23	1.82	0.62

Continued on next page...

Continued from previous page...

Atom-1	Atom-2	Interatomic distance (Å)	Clash overlap (Å)
1:D:237:ASN:ND2	1:D:313:ASP:CG	2.53	0.62
1:G:287:ASN:OD1	1:G:289:HIS:HD2	1.83	0.62
1:G:82:LEU:CD2	1:G:84:TRP:HZ2	2.06	0.62
1:G:299:MET:HE3	1:H:229:MET:HB3	1.82	0.61
1:H:286:THR:HG23	1:H:286:THR:O	1.99	0.61
1:B:11:ARG:HH22	1:B:49:VAL:HG23	1.63	0.61
1:F:47:ASP:OD2	1:F:50:HIS:N	2.32	0.61
1:G:106:ILE:O	1:G:109:VAL:CG1	2.48	0.61
1:E:40:LEU:HD12	1:E:73:LEU:HD22	1.82	0.61
1:C:76:ASN:HB2	1:C:82:LEU:CD2	2.31	0.61
1:F:174:MET:CE	1:F:176:THR:CG2	2.78	0.61
1:B:256:ILE:HD13	1:B:306:VAL:CG1	2.30	0.61
1:B:9:PHE:CE2	1:B:14:ARG:HG2	2.35	0.61
1:C:72:ARG:HH11	1:C:87:LEU:HD21	1.66	0.61
1:E:32:ASN:OD1	1:E:74:LEU:HB2	2.00	0.61
1:G:161:LYS:HE3	1:G:165:GLU:OE2	2.00	0.61
1:A:158:PRO:O	1:A:162:VAL:HG23	2.00	0.60
1:B:307:LYS:HB2	1:C:173:LEU:HD13	1.82	0.60
1:C:15:MET:CE	1:C:316:TRP:CZ3	2.83	0.60
1:G:36:PRO:HB2	1:G:39:THR:OG1	2.01	0.60
1:H:109:VAL:HG23	1:H:113:ALA:O	2.00	0.60
1:E:45:LYS:NZ	1:E:46:TYR:OH	2.27	0.60
1:A:35:TYR:HB2	1:A:40:LEU:HD21	1.82	0.60
1:F:268:LEU:HB3	1:F:272:VAL:HG23	1.82	0.60
1:F:15:MET:HG3	1:F:316:TRP:CZ3	2.37	0.60
1:A:89:VAL:HG12	1:A:89:VAL:O	2.01	0.60
1:C:140:ILE:HG12	1:C:332:GLU:HB3	1.83	0.60
1:F:235:THR:HG23	1:F:236:PRO:HD2	1.82	0.60
1:F:47:ASP:OD2	1:F:50:HIS:CB	2.48	0.60
1:G:90:GLU:OE1	1:G:90:GLU:N	2.35	0.60
1:D:77:ARG:HD2	1:D:77:ARG:N	2.15	0.60
1:F:14:ARG:HD3	1:F:43:LEU:HB3	1.81	0.60
1:B:202:GLN:NE2	1:H:202:GLN:NE2	2.49	0.60
1:H:4:VAL:HG11	1:H:93:ILE:HD12	1.84	0.60
1:B:120:ALA:HB1	1:B:121:PRO:HD2	1.84	0.60
1:C:45:LYS:HA	1:C:53:PHE:CB	2.31	0.60
1:D:64:LEU:O	1:D:65:LEU:HD23	2.02	0.60
1:A:246:ASP:OD2	1:D:305:LYS:NZ	2.26	0.60
1:A:276:GLU:OE1	1:A:276:GLU:N	2.29	0.60
1:A:60:PHE:CE2	1:A:65:LEU:HD12	2.36	0.60
1:F:237:ASN:O	1:F:314:ASN:ND2	2.35	0.60

Continued on next page...

Continued from previous page...

Atom-1	Atom-2	Interatomic distance (Å)	Clash overlap (Å)
1:E:229:MET:HB3	1:F:299:MET:CE	2.32	0.59
1:G:14:ARG:HD3	1:G:43:LEU:HB3	1.83	0.59
1:B:39:THR:O	1:B:43:LEU:HG	2.02	0.59
1:H:179:ALA:HB1	1:H:235:THR:O	2.01	0.59
1:A:199:ALA:H	1:F:48:THR:HG21	1.67	0.59
1:B:229:MET:HB3	1:C:299:MET:HE1	1.84	0.59
1:E:59:ALA:C	1:E:60:PHE:CD1	2.76	0.59
1:G:282:ILE:HG12	1:H:203:SER:OG	2.01	0.59
1:H:84:TRP:O	1:H:88:GLY:N	2.34	0.59
1:A:101:SER:HB2	1:A:104:LYS:HG3	1.84	0.59
1:F:35:TYR:HB2	1:F:40:LEU:CD1	2.33	0.59
1:D:102:LYS:C	1:D:104:LYS:N	2.50	0.59
1:H:31:ILE:HG13	1:H:71:ILE:HG21	1.85	0.59
1:A:135:GLU:OE2	2:A:401:SO4:O1	2.21	0.59
1:H:17:PHE:C	1:H:17:PHE:CD1	2.76	0.59
1:A:179:ALA:O	1:A:180:TYR:CB	2.50	0.59
1:E:64:LEU:CD1	1:E:73:LEU:CD1	2.71	0.59
1:A:17:PHE:CE2	1:A:31:ILE:HD11	2.37	0.58
1:H:91:VAL:HG23	1:H:115:LYS:C	2.23	0.58
1:A:332:GLU:O	1:A:335:LYS:N	2.35	0.58
1:F:139:ASP:H	1:F:143:HIS:HD2	1.50	0.58
1:G:263:VAL:CG1	1:G:268:LEU:HD12	2.27	0.58
1:G:59:ALA:O	1:G:60:PHE:CG	2.57	0.58
1:H:107:LEU:N	1:H:107:LEU:HD12	2.18	0.58
1:H:4:VAL:HG22	1:H:91:VAL:HG13	1.86	0.58
1:C:20:ALA:HB1	1:C:28:ILE:HD11	1.85	0.58
1:F:139:ASP:H	1:F:143:HIS:CD2	2.22	0.58
1:H:72:ARG:O	1:H:73:LEU:HD12	2.04	0.58
1:C:15:MET:HG3	1:C:315:GLU:HB3	1.86	0.58
1:E:103:GLU:HG3	1:E:104:LYS:H	1.68	0.58
1:F:126:ASP:OD2	1:F:144:THR:N	2.22	0.58
1:H:10:GLY:O	1:H:14:ARG:HB2	2.04	0.58
1:A:83:PRO:O	1:A:87:LEU:HD13	2.04	0.58
1:E:79:PRO:HB2	1:E:107:LEU:CB	2.34	0.58
1:F:157:ALA:HB3	1:F:158:PRO:HD3	1.86	0.58
1:G:288:THR:HG22	1:G:316:TRP:CD1	2.39	0.58
1:B:86:ASP:OD1	1:B:86:ASP:N	2.35	0.57
1:C:139:ASP:H	1:C:143:HIS:CD2	2.22	0.57
1:C:278:PRO:HG3	1:C:296:LEU:HD11	1.84	0.57
1:D:140:ILE:CG1	1:D:332:GLU:HG2	2.32	0.57
1:C:171:ASN:O	1:C:245:VAL:HG23	2.04	0.57

Continued on next page...

Continued from previous page...

Atom-1	Atom-2	Interatomic distance (Å)	Clash overlap (Å)
1:A:302:GLY:O	1:A:303:ASP:HB2	2.04	0.57
1:E:302:GLY:O	1:E:303:ASP:HB2	2.03	0.57
1:G:285:ASN:O	1:G:286:THR:CG2	2.47	0.57
1:G:4:VAL:HG22	1:G:91:VAL:HB	1.84	0.57
1:A:79:PRO:HB2	1:A:107:LEU:HB3	1.85	0.57
1:C:263:VAL:HG13	1:C:268:LEU:HB2	1.85	0.57
1:D:251:VAL:HG21	1:D:256:ILE:HD11	1.85	0.57
1:D:84:TRP:O	1:D:88:GLY:N	2.36	0.57
1:F:207:THR:OG1	1:F:208:THR:N	2.36	0.57
1:G:59:ALA:O	1:G:60:PHE:CD2	2.57	0.57
1:G:65:LEU:HD23	1:G:70:MET:HA	1.86	0.57
1:H:101:SER:O	1:H:105:ALA:HB3	2.04	0.57
1:H:70:MET:C	1:H:71:ILE:HD12	2.25	0.57
1:E:33:ALA:HB1	1:E:35:TYR:CD2	2.40	0.57
1:E:33:ALA:HB1	1:E:35:TYR:HD2	1.70	0.57
1:F:82:LEU:HD13	1:F:84:TRP:CZ2	2.40	0.57
1:A:172:GLY:CA	1:A:226:LEU:HD23	2.34	0.57
1:E:108:HIS:O	1:E:113:ALA:HB3	2.05	0.57
1:E:79:PRO:HB2	1:E:107:LEU:HB3	1.86	0.57
1:H:53:PHE:CE2	1:H:55:GLY:HA3	2.40	0.57
1:E:63:HIS:CD2	1:E:70:MET:HE3	2.40	0.57
1:B:20:ALA:O	1:B:23:GLU:HB2	2.05	0.56
1:C:63:HIS:HA	1:C:73:LEU:HG	1.86	0.56
1:F:17:PHE:CE2	1:F:31:ILE:HD11	2.41	0.56
1:H:216:ALA:HB2	1:H:223:ASN:OD1	2.05	0.56
1:C:5:ALA:HB2	1:C:89:VAL:HG11	1.88	0.56
1:G:255:ALA:HB1	3:G:403:HOH:O	2.05	0.56
1:D:238:VAL:HG21	1:D:281:SER:O	2.05	0.56
1:D:84:TRP:CB	1:D:89:VAL:HG22	2.36	0.56
1:E:120:ALA:HB1	1:E:121:PRO:HD2	1.86	0.56
1:B:239:SER:OG	1:B:314:ASN:ND2	2.38	0.56
1:B:42:HIS:CD2	1:B:46:TYR:CD2	2.94	0.56
1:E:49:VAL:HG11	1:E:237:ASN:ND2	2.20	0.56
1:F:19:GLN:NE2	1:F:319:SER:HB2	2.20	0.56
1:G:130:VAL:HG23	1:G:218:VAL:HG11	1.87	0.56
1:G:273:GLU:HG3	1:G:274:PHE:N	2.19	0.56
1:E:102:LYS:HE3	1:E:126:ASP:OD1	2.04	0.56
1:B:202:GLN:HG2	1:H:202:GLN:HE22	1.69	0.56
1:B:103:GLU:O	1:B:106:ILE:HG22	2.06	0.56
1:C:323:VAL:O	1:C:327:THR:HG23	2.04	0.56
1:E:332:GLU:O	1:E:333:LEU:HB3	2.06	0.56

Continued on next page...

Continued from previous page...

Atom-1	Atom-2	Interatomic distance (Å)	Clash overlap (Å)
1:G:281:SER:HB3	1:H:204:ILE:HB	1.88	0.56
1:H:64:LEU:HD12	1:H:73:LEU:HD21	1.86	0.56
1:B:139:ASP:H	1:B:143:HIS:CD2	2.24	0.56
1:D:320:ARG:NH1	1:D:324:ASP:OD1	2.38	0.56
1:E:5:ALA:CB	1:E:84:TRP:CH2	2.89	0.56
1:E:91:VAL:HG22	1:E:115:LYS:O	2.05	0.56
1:F:56:THR:HG23	1:F:67:ASP:OD1	2.06	0.56
1:D:106:ILE:HB	1:D:109:VAL:CG2	2.36	0.56
1:E:106:ILE:O	1:E:109:VAL:HB	2.05	0.56
1:E:127:VAL:CG1	1:E:146:ILE:HG23	2.35	0.56
1:E:8:GLY:CA	1:E:96:THR:HG22	2.36	0.56
1:F:279:LEU:HB3	1:F:283:ASP:OD2	2.04	0.56
1:F:2:THR:HG23	1:F:90:GLU:CD	2.25	0.56
1:F:240:LEU:HD12	1:F:240:LEU:C	2.26	0.56
1:G:240:LEU:O	1:G:240:LEU:HD12	2.06	0.56
1:H:21:ILE:CD1	1:H:66:VAL:HG13	2.35	0.56
1:G:157:ALA:HB3	1:G:158:PRO:HD3	1.88	0.56
1:C:174:MET:HE1	1:C:241:VAL:HG13	1.86	0.56
1:F:240:LEU:HD12	1:F:240:LEU:O	2.06	0.55
1:D:17:PHE:CD1	1:D:17:PHE:C	2.79	0.55
1:E:87:LEU:HD12	1:E:87:LEU:H	1.72	0.55
1:C:103:GLU:HG2	1:C:104:LYS:N	2.22	0.55
1:G:139:ASP:H	1:G:143:HIS:CD2	2.24	0.55
1:H:56:THR:HG22	1:H:67:ASP:H	1.71	0.55
1:C:237:ASN:HD21	1:C:313:ASP:CG	2.10	0.55
1:D:84:TRP:HB3	1:D:89:VAL:CG2	2.37	0.55
1:D:35:TYR:HE1	1:D:43:LEU:CD2	2.20	0.55
1:G:171:ASN:HB3	1:H:305:LYS:HE2	1.87	0.55
1:H:107:LEU:O	1:H:110:GLU:N	2.40	0.55
1:A:48:THR:O	1:E:282:ILE:HD13	2.07	0.55
1:D:35:TYR:N	1:D:35:TYR:HD2	2.05	0.55
1:D:35:TYR:HE1	1:D:43:LEU:HD21	1.71	0.55
1:F:72:ARG:C	1:F:73:LEU:HD12	2.27	0.55
1:D:106:ILE:CA	1:D:109:VAL:HG22	2.37	0.55
1:F:117:ILE:HD12	1:F:326:VAL:HG22	1.88	0.55
1:F:83:PRO:O	1:F:87:LEU:HB2	2.07	0.55
1:D:35:TYR:N	1:D:35:TYR:CD2	2.74	0.55
1:E:109:VAL:HA	1:E:113:ALA:O	2.06	0.55
1:E:8:GLY:HA3	1:E:96:THR:HG22	1.88	0.55
1:F:40:LEU:O	1:F:44:ILE:HG13	2.07	0.55
1:H:273:GLU:HB2	1:H:289:HIS:CD2	2.42	0.55

Continued on next page...

Continued from previous page...

Atom-1	Atom-2	Interatomic distance (Å)	Clash overlap (Å)
1:D:50:HIS:HE1	1:D:316:TRP:HB2	1.71	0.54
1:D:140:ILE:CG1	1:D:332:GLU:HG3	2.37	0.54
1:D:243:LEU:HG	1:D:245:VAL:HG13	1.89	0.54
1:D:2:THR:HG21	1:D:90:GLU:OE1	2.07	0.54
1:D:83:PRO:O	1:D:87:LEU:HB2	2.06	0.54
1:C:99:PHE:O	1:C:105:ALA:HB2	2.08	0.54
1:C:277:GLU:HB2	1:C:279:LEU:HD21	1.89	0.54
1:B:19:GLN:NE2	1:B:320:ARG:HD3	2.22	0.54
1:D:84:TRP:CD2	1:D:89:VAL:HG21	2.42	0.54
1:H:90:GLU:O	1:H:114:LYS:N	2.35	0.54
1:B:35:TYR:HB2	1:B:40:LEU:CD2	2.38	0.54
1:G:82:LEU:HD21	1:G:84:TRP:CZ2	2.34	0.54
1:D:161:LYS:HG3	1:D:162:VAL:H	1.72	0.54
1:F:174:MET:CE	1:F:176:THR:HG22	2.38	0.54
1:G:239:SER:OG	1:G:314:ASN:ND2	2.41	0.54
1:H:7:ASN:HD22	1:H:108:HIS:HE1	1.55	0.54
1:A:82:LEU:HD13	1:A:84:TRP:HZ2	1.66	0.54
1:C:19:GLN:OE1	1:C:320:ARG:HD3	2.08	0.54
1:H:194:LEU:CB	3:H:518:HOH:O	2.56	0.54
1:H:278:PRO:HG3	1:H:296:LEU:HD21	1.89	0.54
1:C:237:ASN:CG	1:C:237:ASN:O	2.45	0.53
1:G:59:ALA:C	1:G:60:PHE:CD2	2.82	0.53
1:F:285:ASN:O	1:F:286:THR:CG2	2.50	0.53
1:H:139:ASP:H	1:H:143:HIS:CD2	2.26	0.53
1:E:64:LEU:CD1	1:E:73:LEU:HD21	2.38	0.53
1:F:134:ASN:ND2	1:F:218:VAL:HB	2.23	0.53
1:H:7:ASN:OD1	1:H:96:THR:CG2	2.57	0.53
1:B:84:TRP:HA	1:B:84:TRP:CE3	2.43	0.53
1:C:7:ASN:HD22	1:C:108:HIS:CE1	2.26	0.53
1:D:140:ILE:HG13	1:D:332:GLU:CG	2.38	0.53
1:F:109:VAL:HA	1:F:113:ALA:O	2.08	0.53
1:D:58:GLU:HG2	1:D:65:LEU:HB2	1.88	0.53
1:E:64:LEU:HD13	1:E:73:LEU:HD11	1.84	0.53
1:F:262:THR:HG22	1:F:263:VAL:N	2.24	0.53
1:F:174:MET:HE1	1:F:176:THR:HG22	1.91	0.53
1:C:12:ILE:O	1:C:16:VAL:HG23	2.09	0.53
1:C:179:ALA:HB1	1:C:235:THR:HG22	1.88	0.53
1:D:106:ILE:C	1:D:109:VAL:HG22	2.29	0.53
1:E:263:VAL:HG13	1:E:268:LEU:HB2	1.90	0.53
1:E:301:MET:HE2	1:F:171:ASN:HB2	1.90	0.53
1:E:23:GLU:HG3	1:E:323:VAL:HG11	1.91	0.53

Continued on next page...

Continued from previous page...

Atom-1	Atom-2	Interatomic distance (Å)	Clash overlap (Å)
1:G:161:LYS:HD3	1:G:219:LEU:HD21	1.91	0.53
1:A:152:THR:HG21	1:A:176:THR:HG21	1.90	0.53
1:C:215:LEU:HA	1:C:218:VAL:CG2	2.39	0.53
1:E:4:VAL:HG12	1:E:5:ALA:N	2.24	0.53
1:G:114:LYS:HG3	1:G:115:LYS:HG2	1.91	0.53
1:B:207:THR:OG1	1:B:208:THR:N	2.42	0.53
1:E:5:ALA:HB1	1:E:84:TRP:CH2	2.44	0.53
1:B:198:ARG:HE	1:G:48:THR:HG23	1.73	0.53
1:C:277:GLU:CB	1:C:279:LEU:HD21	2.40	0.52
1:D:101:SER:HB2	1:D:104:LYS:HE3	1.90	0.52
1:B:198:ARG:NE	1:G:48:THR:HG23	2.24	0.52
1:G:172:GLY:HA3	1:G:226:LEU:HD23	1.91	0.52
1:G:176:THR:HG22	1:G:229:MET:O	2.09	0.52
1:C:115:LYS:HZ3	1:C:144:THR:HG22	1.73	0.52
1:C:2:THR:HG21	1:C:330:VAL:HG22	1.91	0.52
1:F:120:ALA:HB1	1:F:121:PRO:CD	2.39	0.52
1:B:202:GLN:HG2	1:H:202:GLN:NE2	2.24	0.52
1:B:79:PRO:HA	1:B:82:LEU:HD12	1.91	0.52
1:D:28:ILE:O	1:D:69:LYS:NZ	2.42	0.52
1:G:204:ILE:N	1:H:281:SER:OG	2.42	0.52
1:A:220:PRO:O	1:A:223:ASN:HB2	2.10	0.52
1:D:237:ASN:O	1:D:314:ASN:ND2	2.42	0.52
1:F:284:PHE:CE2	1:F:311:TRP:CD1	2.97	0.52
1:G:282:ILE:HD11	1:H:202:GLN:O	2.10	0.52
1:B:82:LEU:HD13	1:B:84:TRP:CZ2	2.45	0.52
1:C:35:TYR:HB3	1:C:39:THR:OG1	2.10	0.52
1:C:34:SER:CA	1:C:77:ARG:HH22	2.18	0.52
1:E:142:LYS:CB	3:E:503:HOH:O	2.57	0.52
1:F:174:MET:HE1	1:F:176:THR:CG2	2.40	0.52
1:A:199:ALA:N	1:F:48:THR:HG21	2.25	0.52
1:G:36:PRO:C	1:G:39:THR:HG1	2.13	0.52
1:E:139:ASP:H	1:E:143:HIS:CD2	2.28	0.52
1:G:88:GLY:O	1:G:90:GLU:OE1	2.26	0.52
1:H:71:ILE:N	1:H:71:ILE:HD12	2.25	0.52
1:A:267:ALA:O	1:A:268:LEU:HD12	2.09	0.52
1:D:106:ILE:O	1:D:107:LEU:C	2.48	0.52
1:F:320:ARG:NH1	1:F:323:VAL:CG1	2.73	0.52
1:G:240:LEU:C	1:G:240:LEU:HD12	2.29	0.52
1:G:36:PRO:CA	1:G:39:THR:HG1	2.23	0.52
1:A:237:ASN:HD21	1:A:313:ASP:CG	2.12	0.52
1:C:330:VAL:HG12	1:C:331:ASP:N	2.25	0.52

Continued on next page...

Continued from previous page...

Atom-1	Atom-2	Interatomic distance (Å)	Clash overlap (Å)
1:E:115:LYS:NZ	1:E:144:THR:HG22	2.25	0.52
1:E:9:PHE:CD2	1:E:14:ARG:HG3	2.44	0.52
1:A:136:ASP:C	1:A:136:ASP:OD1	2.48	0.51
1:D:47:ASP:HB3	1:D:51:GLY:O	2.11	0.51
1:D:64:LEU:HD12	1:D:73:LEU:CD2	2.38	0.51
1:B:140:ILE:HG12	1:B:332:GLU:HB3	1.92	0.51
1:E:157:ALA:HB3	1:E:158:PRO:HD3	1.93	0.51
1:E:29:VAL:HG23	1:E:30:ALA:N	2.24	0.51
1:E:332:GLU:C	1:E:334:ALA:H	2.14	0.51
1:E:79:PRO:O	1:E:82:LEU:CB	2.58	0.51
1:F:139:ASP:O	1:F:143:HIS:CD2	2.64	0.51
1:A:106:ILE:O	1:A:109:VAL:HB	2.10	0.51
1:E:196:ARG:NH1	1:E:232:ARG:NH1	2.57	0.51
1:H:35:TYR:HB3	1:H:39:THR:OG1	2.11	0.51
1:H:75:ASN:O	1:H:75:ASN:OD1	2.27	0.51
1:A:235:THR:HG22	1:D:202:GLN:O	2.10	0.51
1:A:171:ASN:HB3	1:D:305:LYS:HE3	1.93	0.51
1:E:200:CYS:HB3	1:E:205:ILE:HD12	1.91	0.51
1:E:281:SER:HB3	1:E:311:TRP:CZ3	2.46	0.51
1:F:63:HIS:CG	1:F:70:MET:HE3	2.45	0.51
1:H:107:LEU:CD1	1:H:107:LEU:H	2.22	0.51
1:A:78:ASP:HB3	1:A:81:GLU:HG3	1.93	0.51
1:D:56:THR:HG23	1:D:57:VAL:N	2.25	0.51
1:F:171:ASN:C	1:F:171:ASN:OD1	2.49	0.51
1:G:313:ASP:OD1	1:G:316:TRP:N	2.30	0.51
1:H:91:VAL:HG23	1:H:115:LYS:O	2.10	0.51
1:B:42:HIS:CD2	1:B:46:TYR:HD2	2.29	0.51
1:A:198:ARG:NH1	1:F:48:THR:HG23	2.17	0.51
1:H:139:ASP:H	1:H:143:HIS:HD2	1.58	0.51
1:C:332:GLU:CA	1:C:332:GLU:OE2	2.57	0.51
1:A:140:ILE:HG13	1:A:332:GLU:HB3	1.93	0.51
1:E:200:CYS:HA	1:E:205:ILE:HD11	1.93	0.51
1:F:92:VAL:HG11	1:F:108:HIS:CE1	2.45	0.51
1:H:73:LEU:C	1:H:74:LEU:HD23	2.31	0.51
1:B:160:VAL:CG1	1:B:222:LEU:CD1	2.88	0.51
1:C:123:LYS:O	1:C:124:ASN:HB2	2.11	0.51
1:E:299:MET:HE2	1:E:307:LYS:HD2	1.92	0.51
1:G:5:ALA:HB2	1:G:89:VAL:HG21	1.92	0.51
1:H:71:ILE:O	1:H:73:LEU:HD11	2.07	0.51
1:D:76:ASN:OD1	1:D:77:ARG:N	2.44	0.50
1:G:276:GLU:O	1:G:296:LEU:HD13	2.11	0.50

Continued on next page...

Continued from previous page...

Atom-1	Atom-2	Interatomic distance (Å)	Clash overlap (Å)
1:H:108:HIS:O	1:H:113:ALA:CB	2.59	0.50
1:A:247:VAL:HG22	1:A:304:ARG:O	2.11	0.50
1:A:82:LEU:HD13	1:A:84:TRP:CE2	2.44	0.50
1:F:282:ILE:O	1:F:282:ILE:HG22	2.11	0.50
1:G:169:ILE:CG2	1:G:170:GLU:N	2.74	0.50
1:G:36:PRO:N	1:G:39:THR:HG1	2.09	0.50
1:H:151:CYS:HB3	1:H:318:TYR:HB2	1.94	0.50
1:E:242:ASP:OD1	1:E:242:ASP:C	2.49	0.50
1:E:287:ASN:OD1	1:E:289:HIS:HD2	1.94	0.50
1:E:83:PRO:O	1:E:87:LEU:CD1	2.59	0.50
1:H:196:ARG:HD2	1:H:232:ARG:HH22	1.76	0.50
1:B:84:TRP:HA	1:B:84:TRP:HE3	1.77	0.50
1:F:9:PHE:CE2	1:F:14:ARG:HG2	2.47	0.50
1:G:84:TRP:HB3	1:G:89:VAL:HG12	1.94	0.50
1:H:89:VAL:HG23	1:H:89:VAL:O	2.11	0.50
1:D:107:LEU:N	1:D:107:LEU:CD1	2.75	0.50
1:E:7:ASN:ND2	1:E:108:HIS:NE2	2.60	0.50
1:G:169:ILE:O	1:G:248:LYS:HE3	2.11	0.50
1:G:60:PHE:HE2	1:G:65:LEU:HD12	1.73	0.50
1:E:11:ARG:O	1:E:15:MET:HB2	2.11	0.50
1:E:200:CYS:HB3	1:E:205:ILE:CD1	2.42	0.50
1:F:114:LYS:O	1:F:115:LYS:HD3	2.11	0.50
1:H:6:ILE:HD12	1:H:17:PHE:HB2	1.94	0.50
1:B:202:GLN:HE21	1:H:202:GLN:HE21	1.50	0.50
1:F:64:LEU:HD22	1:F:66:VAL:HG23	1.93	0.50
1:G:66:VAL:HG12	1:G:67:ASP:OD1	2.12	0.50
1:A:40:LEU:O	1:A:44:ILE:HG13	2.11	0.49
1:F:7:ASN:ND2	1:F:94:GLU:OE1	2.45	0.49
1:G:126:ASP:OD2	1:G:144:THR:N	2.44	0.49
1:G:67:ASP:N	1:G:67:ASP:OD1	2.44	0.49
1:H:47:ASP:HB3	1:H:51:GLY:O	2.12	0.49
1:E:229:MET:HB3	1:F:299:MET:HE1	1.94	0.49
1:G:2:THR:HG21	1:G:330:VAL:HG22	1.94	0.49
1:H:102:LYS:O	1:H:106:ILE:N	2.45	0.49
1:H:238:VAL:HG21	1:H:281:SER:O	2.12	0.49
1:H:84:TRP:HB2	1:H:89:VAL:HG22	1.84	0.49
1:D:115:LYS:NZ	1:D:144:THR:HG22	2.27	0.49
1:D:159:VAL:HG22	1:D:293:ILE:HD11	1.94	0.49
1:D:140:ILE:HG12	1:D:332:GLU:HG3	1.94	0.49
1:F:15:MET:HG3	1:F:316:TRP:HZ3	1.75	0.49
1:B:173:LEU:HD13	1:C:307:LYS:HB2	1.94	0.49

Continued on next page...

Continued from previous page...

Atom-1	Atom-2	Interatomic distance (Å)	Clash overlap (Å)
1:E:107:LEU:N	1:E:107:LEU:CD1	2.75	0.49
1:G:100:ASN:HD22	1:G:118:LEU:HG	1.78	0.49
1:A:134:ASN:ND2	1:A:218:VAL:HG12	2.28	0.49
1:C:57:VAL:O	1:C:58:GLU:HG3	2.12	0.49
1:D:163:LEU:HD13	1:D:245:VAL:HG21	1.93	0.49
1:D:278:PRO:O	1:D:279:LEU:HD23	2.13	0.49
1:F:63:HIS:CG	1:F:70:MET:CE	2.95	0.49
1:H:115:LYS:HD2	1:H:144:THR:HA	1.94	0.49
1:H:177:VAL:HB	1:H:240:LEU:HG	1.95	0.49
1:A:46:TYR:CE2	1:E:279:LEU:HD21	2.48	0.49
1:B:206:PRO:HA	1:B:231:LEU:HD23	1.93	0.49
1:E:204:ILE:HB	1:F:281:SER:HB3	1.95	0.49
1:F:63:HIS:CD2	1:F:70:MET:HE3	2.48	0.49
1:G:57:VAL:HG12	1:G:58:GLU:H	1.78	0.49
1:C:32:ASN:ND2	1:C:82:LEU:HD11	2.27	0.49
1:G:14:ARG:NH1	1:G:43:LEU:HD13	2.28	0.49
1:G:93:ILE:HD11	1:G:326:VAL:HG21	1.95	0.49
1:G:64:LEU:HD12	1:G:65:LEU:H	1.77	0.49
1:H:92:VAL:HB	1:H:116:VAL:HG22	1.95	0.49
1:A:152:THR:CG2	1:A:176:THR:HG21	2.43	0.49
1:A:248:LYS:HB2	3:A:515:HOH:O	2.13	0.49
1:H:84:TRP:CD1	1:H:89:VAL:HG21	2.48	0.49
1:A:287:ASN:OD1	1:A:289:HIS:HD2	1.95	0.49
1:A:41:ALA:HB2	1:A:59:ALA:HB2	1.95	0.49
1:A:82:LEU:HD12	1:A:84:TRP:NE1	2.28	0.49
1:E:65:LEU:HA	1:E:69:LYS:O	2.12	0.49
1:F:83:PRO:HB2	1:F:86:ASP:HB3	1.95	0.49
1:F:83:PRO:HG2	1:F:87:LEU:HD12	1.95	0.49
1:H:220:PRO:O	1:H:223:ASN:ND2	2.39	0.49
1:B:73:LEU:O	1:B:74:LEU:HD23	2.13	0.48
1:C:157:ALA:HB3	1:C:158:PRO:HD3	1.95	0.48
1:D:154:ASN:O	1:D:290:SER:HB3	2.13	0.48
1:B:229:MET:HB3	1:C:299:MET:CE	2.42	0.48
1:H:117:ILE:HD12	1:H:326:VAL:HG22	1.94	0.48
1:H:4:VAL:HG22	1:H:91:VAL:CG1	2.43	0.48
1:D:250:ASP:OD1	1:D:304:ARG:NE	2.45	0.48
1:D:84:TRP:CE3	1:D:84:TRP:HA	2.49	0.48
1:E:60:PHE:N	1:E:60:PHE:CD1	2.81	0.48
1:F:42:HIS:CD2	1:F:46:TYR:CD2	2.98	0.48
1:G:259:ALA:O	1:G:262:THR:HB	2.14	0.48
1:H:240:LEU:C	1:H:240:LEU:HD12	2.34	0.48

Continued on next page...

Continued from previous page...

Atom-1	Atom-2	Interatomic distance (Å)	Clash overlap (Å)
1:H:4:VAL:CG1	1:H:5:ALA:N	2.77	0.48
1:D:76:ASN:C	1:D:77:ARG:HD2	2.34	0.48
1:E:99:PHE:HD1	1:E:104:LYS:HB3	1.78	0.48
1:E:174:MET:HG2	1:E:228:GLY:HA3	1.95	0.48
1:F:161:LYS:O	1:F:165:GLU:HG3	2.14	0.48
1:A:35:TYR:HB2	1:A:40:LEU:CD2	2.44	0.48
1:D:130:VAL:HG23	1:D:218:VAL:HG11	1.95	0.48
1:H:100:ASN:HA	1:H:118:LEU:HD22	1.95	0.48
1:B:120:ALA:HB1	1:B:121:PRO:CD	2.43	0.48
1:C:78:ASP:OD1	1:C:80:LYS:HB3	2.14	0.48
1:D:240:LEU:C	1:D:240:LEU:HD12	2.34	0.48
1:C:36:PRO:HG2	1:C:39:THR:CG2	2.44	0.48
1:E:180:TYR:C	1:E:180:TYR:CD1	2.86	0.48
1:D:82:LEU:HD13	1:D:84:TRP:CZ2	2.49	0.48
1:G:161:LYS:O	1:G:165:GLU:HG3	2.13	0.48
1:B:14:ARG:HD3	1:B:43:LEU:HB3	1.95	0.47
1:C:103:GLU:O	1:C:106:ILE:HG22	2.13	0.47
1:E:202:GLN:O	1:F:282:ILE:HD11	2.14	0.47
1:F:93:ILE:HD11	1:F:326:VAL:HG21	1.96	0.47
1:G:14:ARG:HH11	1:G:43:LEU:HD13	1.78	0.47
1:A:12:ILE:O	1:A:16:VAL:HG23	2.13	0.47
1:B:247:VAL:HG22	1:B:304:ARG:O	2.14	0.47
1:C:212:ALA:HB3	3:C:512:HOH:O	2.14	0.47
1:F:7:ASN:HD22	1:F:108:HIS:CE1	2.32	0.47
1:G:148:ASN:ND2	1:G:322:VAL:HA	2.30	0.47
1:B:162:VAL:CG1	1:B:260:PHE:CE1	2.96	0.47
1:C:282:ILE:HG22	1:C:282:ILE:O	2.13	0.47
1:D:252:THR:H	1:D:255:ALA:HB3	1.79	0.47
1:D:140:ILE:HG13	1:D:332:GLU:HB3	1.95	0.47
1:H:66:VAL:O	1:H:66:VAL:HG13	2.14	0.47
1:H:73:LEU:N	1:H:73:LEU:HD12	2.26	0.47
1:C:4:VAL:O	1:C:29:VAL:HG22	2.13	0.47
1:F:127:VAL:HG11	1:F:138:LEU:HD23	1.96	0.47
1:C:115:LYS:HZ2	1:C:144:THR:HG22	1.78	0.47
1:C:73:LEU:O	1:C:74:LEU:HG	2.14	0.47
1:F:320:ARG:NH1	1:F:323:VAL:HG11	2.30	0.47
1:G:240:LEU:HD23	1:G:311:TRP:CZ3	2.49	0.47
1:A:12:ILE:HD12	1:A:12:ILE:H	1.80	0.47
1:C:332:GLU:HA	1:C:332:GLU:OE2	2.15	0.47
1:H:135:GLU:H	1:H:135:GLU:HG3	1.42	0.47
1:A:240:LEU:HD23	1:A:311:TRP:CZ3	2.50	0.47

Continued on next page...

Continued from previous page...

Atom-1	Atom-2	Interatomic distance (Å)	Clash overlap (Å)
1:G:109:VAL:HG22	1:G:109:VAL:O	2.13	0.47
1:H:43:LEU:HA	1:H:43:LEU:HD23	1.73	0.47
1:H:49:VAL:HG12	1:H:50:HIS:N	2.28	0.47
1:C:34:SER:CB	1:C:77:ARG:NH2	2.78	0.47
1:D:157:ALA:HB3	1:D:158:PRO:HD3	1.95	0.47
1:D:7:ASN:OD1	1:D:32:ASN:HB3	2.15	0.47
1:E:130:VAL:HG23	1:E:218:VAL:HG11	1.97	0.47
1:E:4:VAL:HA	1:E:89:VAL:HG23	1.97	0.47
1:F:108:HIS:O	1:F:113:ALA:HB3	2.14	0.47
1:G:173:LEU:HD13	1:H:307:LYS:HB2	1.96	0.47
1:H:64:LEU:O	1:H:70:MET:HA	2.15	0.47
1:A:282:ILE:HG21	1:E:48:THR:CG2	2.44	0.47
1:F:45:LYS:HA	1:F:53:PHE:HB2	1.96	0.47
1:H:242:ASP:C	1:H:242:ASP:OD1	2.52	0.47
1:A:89:VAL:CG1	1:A:89:VAL:O	2.63	0.47
1:B:40:LEU:O	1:B:43:LEU:HB2	2.14	0.47
1:D:35:TYR:CE1	1:D:43:LEU:CD2	2.97	0.47
1:E:207:THR:OG1	1:E:208:THR:N	2.48	0.47
1:F:67:ASP:HB2	1:F:69:LYS:HD2	1.97	0.47
1:F:73:LEU:N	1:F:73:LEU:CD1	2.78	0.47
1:G:161:LYS:HD3	1:G:219:LEU:CD2	2.45	0.47
1:A:115:LYS:NZ	1:A:143:HIS:O	2.33	0.47
1:E:213:LYS:HE3	3:E:515:HOH:O	2.15	0.47
1:E:40:LEU:HA	1:E:43:LEU:HD12	1.97	0.47
1:C:17:PHE:CD2	1:C:31:ILE:HD11	2.50	0.46
1:C:21:ILE:HD11	1:C:71:ILE:HD11	1.97	0.46
1:B:199:ALA:HB3	1:G:48:THR:CG2	2.45	0.46
1:H:109:VAL:HA	1:H:113:ALA:O	2.16	0.46
1:H:174:MET:HG2	1:H:228:GLY:HA3	1.96	0.46
1:H:281:SER:HB3	1:H:311:TRP:CZ3	2.50	0.46
1:A:84:TRP:HB3	1:A:89:VAL:HG12	1.97	0.46
1:C:195:ARG:NH2	1:C:207:THR:HA	2.31	0.46
1:G:169:ILE:HG22	1:G:170:GLU:N	2.30	0.46
1:H:53:PHE:HE2	1:H:56:THR:N	2.12	0.46
1:B:93:ILE:HD11	1:B:326:VAL:HG21	1.97	0.46
1:C:10:GLY:O	1:C:14:ARG:CG	2.42	0.46
1:G:195:ARG:C	1:G:197:ALA:H	2.17	0.46
1:H:7:ASN:C	1:H:7:ASN:OD1	2.54	0.46
1:E:64:LEU:HD13	1:E:73:LEU:HD21	1.97	0.46
1:F:207:THR:HG23	1:F:230:ALA:HB3	1.98	0.46
1:H:216:ALA:HB1	1:H:223:ASN:OD1	2.15	0.46

Continued on next page...

Continued from previous page...

Atom-1	Atom-2	Interatomic distance (Å)	Clash overlap (Å)
1:C:57:VAL:C	1:C:58:GLU:HG3	2.35	0.46
1:H:63:HIS:CA	1:H:73:LEU:HD13	2.34	0.46
1:A:75:ASN:C	1:A:75:ASN:OD1	2.54	0.46
1:C:282:ILE:CG2	1:C:282:ILE:O	2.63	0.46
1:A:117:ILE:HD12	1:A:326:VAL:HG22	1.98	0.46
1:E:103:GLU:CG	1:E:104:LYS:N	2.79	0.46
1:E:56:THR:HB	3:E:535:HOH:O	2.16	0.46
1:F:152:THR:HG21	1:F:176:THR:HG21	1.98	0.46
1:F:19:GLN:HE21	1:F:319:SER:HB2	1.80	0.46
1:G:130:VAL:CG2	1:G:218:VAL:HG11	2.45	0.46
1:H:107:LEU:HD13	1:H:107:LEU:H	1.81	0.46
1:C:101:SER:OG	1:C:104:LYS:HE2	2.15	0.46
1:A:205:ILE:HG12	1:D:280:VAL:HG11	1.98	0.46
1:E:324:ASP:O	1:E:328:LEU:HD13	2.16	0.46
1:F:82:LEU:HD13	1:F:84:TRP:HZ2	1.81	0.46
1:G:282:ILE:HG22	1:G:282:ILE:O	2.16	0.46
1:A:176:THR:HG22	1:A:241:VAL:HG22	1.98	0.46
1:A:243:LEU:O	1:A:307:LYS:HA	2.16	0.46
1:E:134:ASN:O	1:E:136:ASP:N	2.49	0.46
1:G:3:ARG:HD2	1:G:88:GLY:O	2.16	0.46
1:H:21:ILE:HD12	1:H:66:VAL:HG11	1.98	0.46
1:H:84:TRP:CG	1:H:89:VAL:HG21	2.49	0.46
1:C:174:MET:HG3	1:C:228:GLY:HA3	1.97	0.46
1:E:35:TYR:HB3	1:E:39:THR:HG21	1.98	0.46
1:F:21:ILE:O	1:F:22:LYS:C	2.54	0.46
1:F:84:TRP:O	1:F:87:LEU:N	2.49	0.46
1:B:127:VAL:HG22	1:B:128:THR:N	2.31	0.45
1:C:179:ALA:CB	1:C:235:THR:CG2	2.89	0.45
1:C:179:ALA:HB2	1:C:235:THR:CG2	2.44	0.45
1:C:29:VAL:O	1:C:71:ILE:HG23	2.17	0.45
1:D:284:PHE:CE2	1:D:311:TRP:CD1	3.04	0.45
1:E:44:ILE:O	1:E:53:PHE:HB2	2.16	0.45
1:E:63:HIS:CD2	1:E:70:MET:CE	3.00	0.45
1:F:103:GLU:HG2	1:F:104:LYS:N	2.31	0.45
1:G:268:LEU:HB3	1:G:272:VAL:HG23	1.97	0.45
1:H:282:ILE:O	1:H:285:ASN:HB2	2.16	0.45
1:D:101:SER:HA	1:D:123:LYS:HB3	1.99	0.45
1:E:246:ASP:OD2	1:E:305:LYS:HE2	2.16	0.45
1:G:53:PHE:CD1	1:G:54:ASP:N	2.83	0.45
1:H:24:SER:OG	1:H:25:ALA:N	2.49	0.45
1:B:320:ARG:HD2	1:B:320:ARG:HA	1.75	0.45

Continued on next page...

Continued from previous page...

Atom-1	Atom-2	Interatomic distance (Å)	Clash overlap (Å)
1:C:240:LEU:HD23	1:C:311:TRP:CZ3	2.51	0.45
1:D:74:LEU:CD2	1:D:83:PRO:HD2	2.46	0.45
1:F:120:ALA:HB1	1:F:121:PRO:HD2	1.98	0.45
1:C:36:PRO:HG2	1:C:39:THR:HG23	1.99	0.45
1:E:4:VAL:CG1	1:E:91:VAL:HG12	2.44	0.45
1:H:161:LYS:O	1:H:165:GLU:HG3	2.15	0.45
1:A:130:VAL:HG23	1:A:218:VAL:HG11	1.99	0.45
1:B:242:ASP:HA	1:B:309:LEU:HD22	1.98	0.45
1:D:161:LYS:HE2	1:D:161:LYS:HB2	1.69	0.45
1:D:39:THR:HG22	1:D:43:LEU:HD13	1.98	0.45
1:C:11:ARG:O	1:C:15:MET:HG2	2.17	0.45
1:C:77:ARG:HA	1:C:77:ARG:HD3	1.81	0.45
1:A:26:PHE:CD1	1:A:26:PHE:C	2.89	0.45
1:B:199:ALA:CB	1:G:48:THR:HB	2.46	0.45
1:C:179:ALA:HB1	1:C:235:THR:O	2.16	0.45
1:D:47:ASP:OD2	1:D:50:HIS:N	2.30	0.45
1:E:40:LEU:HD12	1:E:73:LEU:CD2	2.45	0.45
1:E:84:TRP:HA	1:E:84:TRP:CE3	2.51	0.45
1:F:49:VAL:HG21	1:F:50:HIS:CE1	2.52	0.45
1:G:19:GLN:NE2	1:G:319:SER:HB2	2.32	0.45
1:E:37:SER:OG	1:E:59:ALA:HB1	2.16	0.45
1:A:28:ILE:O	1:A:71:ILE:CD1	2.65	0.45
1:D:52:LYS:HG2	1:D:53:PHE:N	2.32	0.45
1:H:14:ARG:HD2	1:H:43:LEU:HB3	1.99	0.45
1:B:302:GLY:O	1:B:303:ASP:HB2	2.16	0.45
1:C:29:VAL:HG23	1:C:30:ALA:N	2.31	0.45
1:F:286:THR:O	1:F:286:THR:HG23	2.17	0.45
1:G:273:GLU:CG	1:G:274:PHE:N	2.80	0.45
1:G:322:VAL:O	1:G:326:VAL:HG23	2.17	0.45
1:A:313:ASP:OD1	1:A:316:TRP:N	2.31	0.44
1:E:292:ILE:HB	1:E:311:TRP:HB2	1.98	0.44
1:E:321:ARG:HA	1:E:324:ASP:HB2	1.99	0.44
1:F:79:PRO:HG2	1:F:107:LEU:HD23	1.97	0.44
1:F:73:LEU:HD12	1:F:73:LEU:N	2.32	0.44
1:G:41:ALA:HA	1:G:44:ILE:HD12	1.98	0.44
1:G:299:MET:CE	1:H:229:MET:HB3	2.46	0.44
1:H:302:GLY:O	1:H:303:ASP:HB2	2.16	0.44
1:A:82:LEU:HD12	1:A:84:TRP:HE1	1.82	0.44
1:D:272:VAL:CG1	1:D:273:GLU:N	2.80	0.44
1:D:281:SER:HB3	1:D:311:TRP:CZ3	2.52	0.44
1:H:171:ASN:OD1	1:H:171:ASN:C	2.55	0.44

Continued on next page...

Continued from previous page...

Atom-1	Atom-2	Interatomic distance (Å)	Clash overlap (Å)
1:C:56:THR:HG23	1:C:67:ASP:HA	1.99	0.44
1:F:15:MET:HG3	1:F:316:TRP:CE3	2.52	0.44
1:G:299:MET:HE1	1:H:228:GLY:C	2.37	0.44
1:G:36:PRO:CA	1:G:39:THR:OG1	2.65	0.44
1:G:84:TRP:CE3	1:G:84:TRP:HA	2.52	0.44
1:A:145:VAL:HG12	1:A:145:VAL:O	2.17	0.44
1:B:11:ARG:HD3	1:B:14:ARG:NH2	2.32	0.44
1:B:53:PHE:CE2	1:B:55:GLY:HA3	2.52	0.44
1:E:117:ILE:HD12	1:E:326:VAL:CG2	2.45	0.44
1:F:288:THR:HG22	1:F:316:TRP:CD1	2.52	0.44
1:G:36:PRO:O	1:G:39:THR:OG1	2.30	0.44
1:F:7:ASN:ND2	1:F:108:HIS:CE1	2.86	0.44
1:F:163:LEU:HD13	1:F:245:VAL:HG11	1.98	0.44
1:H:240:LEU:HD23	1:H:311:TRP:CZ3	2.53	0.44
1:B:7:ASN:HD22	1:B:108:HIS:CE1	2.36	0.44
1:C:139:ASP:H	1:C:143:HIS:HD2	1.63	0.44
1:C:21:ILE:CD1	1:C:71:ILE:HD11	2.48	0.44
1:C:284:PHE:CE1	1:C:292:ILE:HG21	2.53	0.44
1:D:60:PHE:CE2	1:D:65:LEU:HG	2.53	0.44
1:D:78:ASP:OD2	1:D:81:GLU:HG3	2.18	0.44
1:H:271:ILE:O	1:H:290:SER:N	2.51	0.44
1:H:53:PHE:HE2	1:H:56:THR:H	1.65	0.44
1:E:128:THR:O	1:E:129:ILE:HD13	2.18	0.44
1:E:21:ILE:HG13	1:E:22:LYS:N	2.33	0.44
1:E:50:HIS:CE1	1:E:237:ASN:HD21	2.36	0.44
1:E:301:MET:CG	1:F:173:LEU:HD21	2.47	0.44
1:H:2:THR:HG22	1:H:3:ARG:N	2.33	0.44
1:B:79:PRO:HA	1:B:82:LEU:CD1	2.48	0.44
1:E:285:ASN:O	1:E:286:THR:CG2	2.61	0.44
1:E:9:PHE:CE1	1:E:31:ILE:HD13	2.53	0.44
1:F:174:MET:CE	1:F:176:THR:HG23	2.48	0.44
1:F:256:ILE:HD13	1:F:306:VAL:HG13	1.98	0.44
1:F:85:THR:CG2	1:F:86:ASP:N	2.81	0.44
1:G:94:GLU:HB3	1:G:118:LEU:HD12	2.00	0.44
1:C:82:LEU:HD13	1:C:84:TRP:CZ2	2.53	0.44
1:D:238:VAL:HB	1:D:281:SER:HB2	2.00	0.44
1:E:83:PRO:O	1:E:87:LEU:HD12	2.18	0.44
1:G:140:ILE:HD13	1:G:332:GLU:CB	2.47	0.44
1:H:37:SER:OG	1:H:59:ALA:HB1	2.18	0.44
1:A:7:ASN:HD22	1:A:96:THR:HG23	1.82	0.43
1:C:84:TRP:CB	1:C:89:VAL:CG2	2.95	0.43

Continued on next page...

Continued from previous page...

Atom-1	Atom-2	Interatomic distance (Å)	Clash overlap (Å)
1:D:84:TRP:CA	1:D:89:VAL:HG22	2.47	0.43
1:D:84:TRP:HA	1:D:84:TRP:HE3	1.82	0.43
1:E:115:LYS:HZ2	1:E:144:THR:HG22	1.82	0.43
1:F:47:ASP:CB	1:F:51:GLY:O	2.66	0.43
1:A:123:LYS:O	1:A:124:ASN:HB2	2.18	0.43
1:A:174:MET:CE	1:A:176:THR:HG23	2.48	0.43
1:D:60:PHE:HE2	1:D:65:LEU:HG	1.82	0.43
1:G:195:ARG:C	1:G:197:ALA:N	2.71	0.43
1:H:41:ALA:HA	1:H:57:VAL:HG11	1.99	0.43
1:B:301:MET:HE1	1:C:227:HIS:HB2	2.01	0.43
1:B:239:SER:HB2	1:B:312:TYR:CZ	2.53	0.43
1:E:17:PHE:C	1:E:17:PHE:CD1	2.91	0.43
1:F:62:ASP:OD1	1:F:62:ASP:N	2.49	0.43
1:G:148:ASN:HD22	1:G:322:VAL:HG22	1.83	0.43
1:H:284:PHE:CE2	1:H:311:TRP:CD1	3.06	0.43
1:A:202:GLN:O	1:D:235:THR:CG2	2.60	0.43
1:G:109:VAL:CG2	1:G:109:VAL:O	2.67	0.43
1:H:220:PRO:C	1:H:222:LEU:H	2.21	0.43
1:H:320:ARG:CG	1:H:321:ARG:NH2	2.81	0.43
1:H:4:VAL:HG11	1:H:93:ILE:HD11	2.00	0.43
1:D:64:LEU:HD13	1:D:73:LEU:HD21	2.00	0.43
1:D:84:TRP:CB	1:D:89:VAL:CG2	2.96	0.43
1:F:287:ASN:OD1	1:F:289:HIS:CD2	2.67	0.43
1:A:23:GLU:HG3	1:A:323:VAL:HG11	1.99	0.43
1:G:58:GLU:O	1:G:64:LEU:CD1	2.66	0.43
1:B:198:ARG:HB3	1:G:48:THR:CG2	2.49	0.43
1:E:129:ILE:HG23	1:E:135:GLU:HA	2.00	0.43
1:H:239:SER:HB2	1:H:314:ASN:HD22	1.84	0.43
1:A:10:GLY:O	1:A:14:ARG:HB2	2.19	0.43
1:E:134:ASN:C	1:E:136:ASP:N	2.71	0.43
1:E:36:PRO:O	1:E:39:THR:HB	2.18	0.43
1:F:109:VAL:HG22	1:F:113:ALA:O	2.18	0.43
1:G:127:VAL:HG13	1:G:146:ILE:HG23	2.00	0.43
1:G:333:LEU:HD23	1:G:333:LEU:HA	1.67	0.43
1:B:11:ARG:O	1:B:15:MET:HG2	2.19	0.43
1:C:15:MET:HE2	1:C:316:TRP:CE3	2.54	0.43
1:C:284:PHE:CE2	1:C:311:TRP:CD1	3.07	0.43
1:E:263:VAL:HG11	1:E:268:LEU:HD12	2.01	0.43
1:E:26:PHE:HE1	1:E:327:THR:HG22	1.83	0.43
1:E:79:PRO:HD3	1:E:99:PHE:CZ	2.54	0.43
1:H:21:ILE:HG23	1:H:22:LYS:N	2.34	0.43

Continued on next page...

Continued from previous page...

Atom-1	Atom-2	Interatomic distance (Å)	Clash overlap (Å)
1:A:18:ARG:NH2	1:A:47:ASP:HB2	2.34	0.43
1:F:221:HIS:HD2	1:F:222:LEU:CD2	2.32	0.43
1:F:23:GLU:OE1	1:F:323:VAL:CG1	2.67	0.43
1:F:64:LEU:HD22	1:F:66:VAL:CG2	2.48	0.43
1:D:140:ILE:HG13	1:D:332:GLU:HG3	1.98	0.42
1:E:115:LYS:HD2	1:E:144:THR:HA	2.01	0.42
1:F:21:ILE:C	1:F:22:LYS:C	2.77	0.42
1:H:58:GLU:O	1:H:64:LEU:HD23	2.20	0.42
1:B:133:VAL:HG12	1:B:134:ASN:N	2.33	0.42
1:E:65:LEU:O	1:E:65:LEU:HD23	2.18	0.42
1:H:16:VAL:O	1:H:20:ALA:HB2	2.19	0.42
1:F:35:TYR:O	1:F:40:LEU:CD1	2.67	0.42
1:G:256:ILE:HD11	1:G:306:VAL:HG21	2.01	0.42
1:G:32:ASN:OD1	1:G:74:LEU:CB	2.59	0.42
1:H:32:ASN:HA	1:H:74:LEU:O	2.20	0.42
1:A:135:GLU:HG3	1:A:135:GLU:H	1.62	0.42
1:D:177:VAL:HB	1:D:240:LEU:HG	2.01	0.42
1:D:102:LYS:O	1:D:105:ALA:N	2.52	0.42
1:F:127:VAL:HG11	1:F:138:LEU:CD2	2.50	0.42
1:G:17:PHE:CD1	1:G:17:PHE:C	2.93	0.42
1:G:32:ASN:ND2	1:G:76:ASN:O	2.49	0.42
1:A:139:ASP:H	1:A:143:HIS:CD2	2.25	0.42
1:F:320:ARG:HH12	1:F:323:VAL:CG1	2.32	0.42
1:B:199:ALA:HB2	1:G:48:THR:HB	2.00	0.42
1:A:161:LYS:HE3	1:A:165:GLU:OE2	2.20	0.42
1:H:98:LYS:HB3	1:H:99:PHE:CD1	2.55	0.42
1:C:109:VAL:HA	1:C:113:ALA:O	2.20	0.42
1:E:254:GLU:O	1:E:258:ASP:HB2	2.18	0.42
1:F:101:SER:HA	1:F:123:LYS:HB3	2.02	0.42
1:A:108:HIS:HB2	1:A:116:VAL:HG21	2.01	0.42
1:A:127:VAL:HG22	1:A:128:THR:N	2.34	0.42
1:E:86:ASP:C	1:E:88:GLY:N	2.72	0.42
1:F:4:VAL:HG12	1:F:5:ALA:N	2.35	0.42
1:G:242:ASP:C	1:G:242:ASP:OD1	2.58	0.42
1:A:19:GLN:NE2	1:A:320:ARG:HD3	2.34	0.42
1:A:4:VAL:HG12	1:A:5:ALA:N	2.34	0.42
1:A:87:LEU:N	1:A:87:LEU:HD12	2.35	0.42
1:C:85:THR:CG2	1:C:86:ASP:N	2.83	0.42
1:D:74:LEU:CD1	1:D:74:LEU:N	2.82	0.42
1:H:11:ARG:HH22	1:H:49:VAL:HB	1.85	0.42
1:H:127:VAL:HG13	1:H:146:ILE:HG23	2.00	0.42

Continued on next page...

Continued from previous page...

Atom-1	Atom-2	Interatomic distance (Å)	Clash overlap (Å)
1:A:268:LEU:HD12	1:A:268:LEU:HA	1.82	0.41
1:A:45:LYS:HE3	1:A:52:LYS:HE3	2.02	0.41
1:B:176:THR:HG23	1:B:176:THR:O	2.20	0.41
1:B:288:THR:HG22	1:B:316:TRP:CD1	2.55	0.41
1:B:32:ASN:HD22	1:B:82:LEU:HD11	1.85	0.41
1:C:18:ARG:NH2	1:C:47:ASP:HB2	2.35	0.41
1:E:164:ASP:OD1	1:E:221:HIS:CD2	2.73	0.41
1:H:134:ASN:O	1:H:135:GLU:C	2.59	0.41
1:C:20:ALA:CB	1:C:28:ILE:HD11	2.50	0.41
1:D:63:HIS:HB3	1:D:72:ARG:NH1	2.35	0.41
1:E:57:VAL:HG13	1:E:66:VAL:HG22	2.03	0.41
1:B:48:THR:HG21	1:G:199:ALA:H	1.85	0.41
1:A:131:VAL:HA	1:A:135:GLU:HG2	2.01	0.41
1:D:42:HIS:CE1	1:D:46:TYR:CD2	3.08	0.41
1:E:284:PHE:CE2	1:E:311:TRP:CD1	3.07	0.41
1:F:19:GLN:HE21	1:F:319:SER:CB	2.33	0.41
1:F:45:LYS:HE2	1:F:52:LYS:HE3	2.02	0.41
1:A:267:ALA:C	1:A:268:LEU:HD12	2.40	0.41
1:A:26:PHE:HD1	1:A:27:GLU:N	2.18	0.41
1:B:249:ARG:NH1	3:B:410:HOH:O	2.52	0.41
1:B:4:VAL:HG12	1:B:5:ALA:N	2.36	0.41
1:C:302:GLY:N	3:C:505:HOH:O	2.53	0.41
1:E:91:VAL:O	1:E:91:VAL:HG12	2.19	0.41
1:F:49:VAL:HG23	1:F:50:HIS:CE1	2.52	0.41
1:F:71:ILE:O	1:F:73:LEU:CD1	2.68	0.41
1:G:176:THR:O	1:G:230:ALA:HA	2.20	0.41
1:H:273:GLU:HB2	1:H:289:HIS:CG	2.55	0.41
1:C:41:ALA:O	1:C:45:LYS:HE3	2.21	0.41
1:D:140:ILE:HG13	1:D:332:GLU:CB	2.51	0.41
1:E:57:VAL:HG12	1:E:58:GLU:N	2.36	0.41
1:F:38:GLU:O	1:F:41:ALA:HB3	2.21	0.41
1:H:145:VAL:O	1:H:145:VAL:HG13	2.20	0.41
1:H:14:ARG:O	1:H:18:ARG:HB2	2.20	0.41
1:C:209:THR:HG23	1:C:209:THR:O	2.19	0.41
1:C:330:VAL:CG1	1:C:331:ASP:N	2.84	0.41
1:D:127:VAL:HG22	1:D:128:THR:N	2.36	0.41
1:E:79:PRO:HB2	1:E:107:LEU:HB2	2.02	0.41
1:F:160:VAL:CG1	1:F:222:LEU:CD1	2.98	0.41
1:H:35:TYR:N	1:H:35:TYR:CD2	2.87	0.41
1:E:85:THR:HB	1:E:112:GLY:HA3	2.02	0.41
1:F:70:MET:HG2	1:F:71:ILE:N	2.36	0.41

Continued on next page...

Continued from previous page...

Atom-1	Atom-2	Interatomic distance (Å)	Clash overlap (Å)
1:H:195:ARG:HB2	1:H:195:ARG:HE	1.61	0.41
1:H:330:VAL:HG13	1:H:330:VAL:O	2.21	0.41
1:B:50:HIS:CD2	1:B:316:TRP:CD2	3.08	0.41
1:B:59:ALA:O	1:B:60:PHE:CD2	2.73	0.41
1:B:66:VAL:O	1:B:67:ASP:HB2	2.21	0.41
1:E:237:ASN:ND2	1:E:313:ASP:OD2	2.54	0.41
1:G:134:ASN:OD1	1:G:134:ASN:C	2.59	0.41
1:B:240:LEU:HD13	1:B:309:LEU:HD13	2.02	0.41
1:B:87:LEU:HA	1:B:87:LEU:HD23	1.84	0.41
1:C:176:THR:O	1:C:230:ALA:HA	2.20	0.41
1:E:235:THR:HG23	1:E:236:PRO:HD2	2.03	0.41
1:E:301:MET:HG3	1:F:173:LEU:CD2	2.51	0.41
1:E:173:LEU:HD21	1:F:301:MET:HG2	2.03	0.41
1:H:134:ASN:ND2	1:H:218:VAL:HG12	2.35	0.41
1:H:132:GLY:H	1:H:135:GLU:HG2	1.86	0.41
1:A:107:LEU:C	1:A:109:VAL:N	2.73	0.41
1:A:53:PHE:CE2	1:A:55:GLY:HA3	2.56	0.41
1:D:77:ARG:CD	1:D:77:ARG:N	2.84	0.41
1:D:32:ASN:HD22	1:D:82:LEU:HD11	1.86	0.41
1:E:29:VAL:CG2	1:E:30:ALA:N	2.82	0.41
1:A:140:ILE:HA	1:A:140:ILE:HD13	1.99	0.41
1:B:44:ILE:O	1:B:53:PHE:HB2	2.21	0.41
1:D:3:ARG:HB2	1:D:88:GLY:O	2.21	0.41
1:E:154:ASN:O	1:E:290:SER:HB3	2.21	0.41
1:E:4:VAL:HA	1:E:89:VAL:CG2	2.51	0.41
1:D:40:LEU:HD23	1:D:40:LEU:HA	1.91	0.40
1:E:301:MET:HG3	1:F:173:LEU:HD21	2.02	0.40
1:G:64:LEU:C	1:G:65:LEU:HG	2.42	0.40
1:H:11:ARG:HD2	1:H:11:ARG:HA	1.71	0.40
1:H:200:CYS:HA	1:H:205:ILE:HD11	2.03	0.40
1:H:62:ASP:HA	3:H:531:HOH:O	2.21	0.40
1:C:45:LYS:HA	1:C:53:PHE:HB3	2.00	0.40
1:D:102:LYS:O	1:D:103:GLU:C	2.58	0.40
1:D:272:VAL:HG12	1:D:273:GLU:N	2.35	0.40
1:E:134:ASN:C	1:E:136:ASP:H	2.25	0.40
1:F:22:LYS:C	1:F:22:LYS:N	2.74	0.40
1:F:256:ILE:CD1	1:F:306:VAL:CG1	2.96	0.40
1:G:57:VAL:O	1:G:58:GLU:CD	2.60	0.40
1:H:278:PRO:HG3	1:H:296:LEU:CD2	2.51	0.40
1:A:287:ASN:HA	3:A:507:HOH:O	2.22	0.40
1:B:3:ARG:HD3	1:B:29:VAL:HG11	2.04	0.40

Continued on next page...

Continued from previous page...

Atom-1	Atom-2	Interatomic distance (Å)	Clash overlap (Å)
1:C:268:LEU:HA	1:C:268:LEU:HD23	1.77	0.40
1:D:164:ASP:O	1:D:168:GLY:HA2	2.21	0.40
1:E:301:MET:HB3	1:E:301:MET:HE2	1.92	0.40
1:E:16:VAL:HG23	1:E:319:SER:HB2	2.04	0.40
1:E:15:MET:HE1	1:E:47:ASP:OD2	2.22	0.40
1:H:73:LEU:CD1	1:H:73:LEU:N	2.84	0.40
1:D:59:ALA:O	1:D:60:PHE:CG	2.74	0.40
1:E:100:ASN:HA	1:E:118:LEU:CD2	2.50	0.40
1:H:107:LEU:O	1:H:110:GLU:HB2	2.21	0.40
1:H:220:PRO:HA	1:H:223:ASN:ND2	2.36	0.40
1:H:56:THR:HG22	1:H:67:ASP:N	2.36	0.40
1:C:84:TRP:HB3	1:C:89:VAL:HG22	2.03	0.40
1:E:78:ASP:HA	1:E:79:PRO:HD3	1.87	0.40
1:H:102:LYS:O	1:H:106:ILE:HG12	2.20	0.40
1:H:75:ASN:O	1:H:75:ASN:CG	2.59	0.40

There are no symmetry-related clashes.

5.3 Torsion angles

5.3.1 Protein backbone

In the following table, the Percentiles column shows the percent Ramachandran outliers of the chain as a percentile score with respect to all X-ray entries followed by that with respect to entries of similar resolution.

The Analysed column shows the number of residues for which the backbone conformation was analysed, and the total number of residues.

Mol	Chain	Analysed	Favoured	Allowed	Outliers	Percentiles	
1	A	319/345 (92%)	305 (96%)	13 (4%)	1 (0%)	41	51
1	B	317/345 (92%)	304 (96%)	13 (4%)	0	100	100
1	C	317/345 (92%)	305 (96%)	12 (4%)	0	100	100
1	D	312/345 (90%)	292 (94%)	18 (6%)	2 (1%)	25	34
1	E	318/345 (92%)	296 (93%)	22 (7%)	0	100	100
1	F	315/345 (91%)	298 (95%)	17 (5%)	0	100	100
1	G	312/345 (90%)	298 (96%)	13 (4%)	1 (0%)	41	51
1	H	306/345 (89%)	288 (94%)	18 (6%)	0	100	100

Continued on next page...

Continued from previous page...

Mol	Chain	Analysed	Favoured	Allowed	Outliers	Percentiles
All	All	2516/2760 (91%)	2386 (95%)	126 (5%)	4 (0%)	47 60

All (4) Ramachandran outliers are listed below:

Mol	Chain	Res	Type
1	A	236	PRO
1	D	103	GLU
1	G	61	GLU
1	D	61	GLU

5.3.2 Protein sidechains ⓘ

In the following table, the Percentiles column shows the percent sidechain outliers of the chain as a percentile score with respect to all X-ray entries followed by that with respect to entries of similar resolution.

The Analysed column shows the number of residues for which the sidechain conformation was analysed, and the total number of residues.

Mol	Chain	Analysed	Rotameric	Outliers	Percentiles
1	A	258/293 (88%)	244 (95%)	14 (5%)	22 29
1	B	262/293 (89%)	247 (94%)	15 (6%)	20 27
1	C	260/293 (89%)	236 (91%)	24 (9%)	9 11
1	D	255/293 (87%)	229 (90%)	26 (10%)	7 8
1	E	256/293 (87%)	227 (89%)	29 (11%)	6 5
1	F	261/293 (89%)	235 (90%)	26 (10%)	7 8
1	G	253/293 (86%)	228 (90%)	25 (10%)	8 9
1	H	241/293 (82%)	219 (91%)	22 (9%)	9 11
All	All	2046/2344 (87%)	1865 (91%)	181 (9%)	10 12

All (181) residues with a non-rotameric sidechain are listed below:

Mol	Chain	Res	Type
1	A	9	PHE
1	A	15	MET
1	A	26	PHE
1	A	48	THR
1	A	78	ASP
1	A	89	VAL

Continued on next page...

Continued from previous page...

Mol	Chain	Res	Type
1	A	135	GLU
1	A	137	GLN
1	A	170	GLU
1	A	198	ARG
1	A	263	VAL
1	A	269	LYS
1	A	301	MET
1	A	314	ASN
1	B	9	PHE
1	B	34	SER
1	B	48	THR
1	B	56	THR
1	B	70	MET
1	B	85	THR
1	B	107	LEU
1	B	135	GLU
1	B	140	ILE
1	B	174	MET
1	B	203	SER
1	B	235	THR
1	B	307	LYS
1	B	309	LEU
1	B	330	VAL
1	C	1	MET
1	C	14	ARG
1	C	24	SER
1	C	45	LYS
1	C	48	THR
1	C	54	ASP
1	C	65	LEU
1	C	70	MET
1	C	75	ASN
1	C	101	SER
1	C	107	LEU
1	C	135	GLU
1	C	171	ASN
1	C	223	ASN
1	C	235	THR
1	C	246	ASP
1	C	263	VAL
1	C	290	SER
1	C	307	LYS

Continued on next page...

Continued from previous page...

Mol	Chain	Res	Type
1	C	309	LEU
1	C	314	ASN
1	C	328	LEU
1	C	330	VAL
1	C	332	GLU
1	D	11	ARG
1	D	12	ILE
1	D	19	GLN
1	D	21	ILE
1	D	34	SER
1	D	35	TYR
1	D	37	SER
1	D	48	THR
1	D	56	THR
1	D	64	LEU
1	D	71	ILE
1	D	77	ARG
1	D	85	THR
1	D	86	ASP
1	D	101	SER
1	D	102	LYS
1	D	103	GLU
1	D	107	LEU
1	D	161	LYS
1	D	174	MET
1	D	246	ASP
1	D	258	ASP
1	D	307	LYS
1	D	309	LEU
1	D	315	GLU
1	D	328	LEU
1	E	9	PHE
1	E	19	GLN
1	E	34	SER
1	E	48	THR
1	E	56	THR
1	E	67	ASP
1	E	76	ASN
1	E	107	LEU
1	E	110	GLU
1	E	125	GLU
1	E	138	LEU

Continued on next page...

Continued from previous page...

Mol	Chain	Res	Type
1	E	140	ILE
1	E	148	ASN
1	E	176	THR
1	E	180	TYR
1	E	203	SER
1	E	207	THR
1	E	213	LYS
1	E	235	THR
1	E	246	ASP
1	E	258	ASP
1	E	261	LYS
1	E	263	VAL
1	E	286	THR
1	E	307	LYS
1	E	309	LEU
1	E	327	THR
1	E	330	VAL
1	E	332	GLU
1	F	9	PHE
1	F	15	MET
1	F	19	GLN
1	F	21	ILE
1	F	48	THR
1	F	49	VAL
1	F	56	THR
1	F	69	LYS
1	F	71	ILE
1	F	74	LEU
1	F	85	THR
1	F	87	LEU
1	F	101	SER
1	F	107	LEU
1	F	135	GLU
1	F	136	ASP
1	F	138	LEU
1	F	178	HIS
1	F	202	GLN
1	F	246	ASP
1	F	254	GLU
1	F	263	VAL
1	F	275	SER
1	F	286	THR

Continued on next page...

Continued from previous page...

Mol	Chain	Res	Type
1	F	305	LYS
1	F	330	VAL
1	G	6	ILE
1	G	9	PHE
1	G	12	ILE
1	G	28	ILE
1	G	34	SER
1	G	39	THR
1	G	48	THR
1	G	54	ASP
1	G	56	THR
1	G	67	ASP
1	G	78	ASP
1	G	85	THR
1	G	89	VAL
1	G	103	GLU
1	G	106	ILE
1	G	107	LEU
1	G	118	LEU
1	G	135	GLU
1	G	136	ASP
1	G	203	SER
1	G	246	ASP
1	G	275	SER
1	G	286	THR
1	G	314	ASN
1	G	330	VAL
1	H	9	PHE
1	H	18	ARG
1	H	34	SER
1	H	56	THR
1	H	65	LEU
1	H	70	MET
1	H	74	LEU
1	H	76	ASN
1	H	85	THR
1	H	99	PHE
1	H	106	ILE
1	H	135	GLU
1	H	136	ASP
1	H	161	LYS
1	H	178	HIS

Continued on next page...

Continued from previous page...

Mol	Chain	Res	Type
1	H	195	ARG
1	H	246	ASP
1	H	276	GLU
1	H	286	THR
1	H	290	SER
1	H	305	LYS
1	H	320	ARG

Some sidechains can be flipped to improve hydrogen bonding and reduce clashes. All (48) such sidechains are listed below:

Mol	Chain	Res	Type
1	A	7	ASN
1	A	19	GLN
1	A	63	HIS
1	A	143	HIS
1	A	237	ASN
1	A	289	HIS
1	B	42	HIS
1	B	143	HIS
1	B	237	ASN
1	B	314	ASN
1	C	7	ASN
1	C	143	HIS
1	C	178	HIS
1	C	227	HIS
1	C	237	ASN
1	C	289	HIS
1	D	50	HIS
1	D	178	HIS
1	D	289	HIS
1	D	314	ASN
1	E	7	ASN
1	E	19	GLN
1	E	50	HIS
1	E	63	HIS
1	E	76	ASN
1	E	143	HIS
1	E	178	HIS
1	E	237	ASN
1	E	289	HIS
1	E	314	ASN
1	F	7	ASN

Continued on next page...

Continued from previous page...

Mol	Chain	Res	Type
1	F	19	GLN
1	F	143	HIS
1	F	148	ASN
1	F	221	HIS
1	F	227	HIS
1	F	289	HIS
1	G	100	ASN
1	G	143	HIS
1	G	148	ASN
1	G	289	HIS
1	G	314	ASN
1	H	32	ASN
1	H	108	HIS
1	H	143	HIS
1	H	148	ASN
1	H	202	GLN
1	H	314	ASN

5.3.3 RNA [i](#)

There are no RNA molecules in this entry.

5.4 Non-standard residues in protein, DNA, RNA chains [i](#)

There are no non-standard protein/DNA/RNA residues in this entry.

5.5 Carbohydrates [i](#)

There are no monosaccharides in this entry.

5.6 Ligand geometry [i](#)

7 ligands are modelled in this entry.

In the following table, the Counts columns list the number of bonds (or angles) for which Mogul statistics could be retrieved, the number of bonds (or angles) that are observed in the model and the number of bonds (or angles) that are defined in the Chemical Component Dictionary. The Link column lists molecule types, if any, to which the group is linked. The Z score for a bond length (or angle) is the number of standard deviations the observed value is removed from the expected value. A bond length (or angle) with $|Z| > 2$ is considered an outlier worth inspection. RMSZ is the root-mean-square of all Z scores of the bond lengths (or angles).

Mol	Type	Chain	Res	Link	Bond lengths			Bond angles		
					Counts	RMSZ	$\# Z > 2$	Counts	RMSZ	$\# Z > 2$
2	SO4	H	402	-	4,4,4	0.36	0	6,6,6	0.62	0
2	SO4	H	401	-	4,4,4	0.42	0	6,6,6	0.30	0
2	SO4	C	401	-	4,4,4	0.46	0	6,6,6	0.17	0
2	SO4	D	401	-	4,4,4	0.47	0	6,6,6	0.59	0
2	SO4	A	401	-	4,4,4	0.39	0	6,6,6	0.40	0
2	SO4	E	401	-	4,4,4	0.63	0	6,6,6	0.47	0
2	SO4	F	401	-	4,4,4	0.39	0	6,6,6	0.48	0

There are no bond length outliers.

There are no bond angle outliers.

There are no chirality outliers.

There are no torsion outliers.

There are no ring outliers.

1 monomer is involved in 1 short contact:

Mol	Chain	Res	Type	Clashes	Symm-Clashes
2	A	401	SO4	1	0

5.7 Other polymers [i](#)

There are no such residues in this entry.

5.8 Polymer linkage issues [i](#)

There are no chain breaks in this entry.

6 Fit of model and data ⓘ

6.1 Protein, DNA and RNA chains ⓘ

In the following table, the column labelled ‘#RSRZ > 2’ contains the number (and percentage) of RSRZ outliers, followed by percent RSRZ outliers for the chain as percentile scores relative to all X-ray entries and entries of similar resolution. The OWAB column contains the minimum, median, 95th percentile and maximum values of the occupancy-weighted average B-factor per residue. The column labelled ‘Q < 0.9’ lists the number of (and percentage) of residues with an average occupancy less than 0.9.

Mol	Chain	Analysed	<RSRZ>	#RSRZ > 2	OWAB(Å ²)	Q < 0.9
1	A	323/345 (93%)	-0.28	2 (0%) 89 92	14, 24, 42, 59	2 (0%)
1	B	321/345 (93%)	-0.25	1 (0%) 94 96	14, 24, 43, 52	3 (0%)
1	C	321/345 (93%)	-0.24	2 (0%) 89 92	16, 28, 47, 66	1 (0%)
1	D	318/345 (92%)	-0.14	0 100 100	15, 29, 52, 61	3 (0%)
1	E	322/345 (93%)	0.07	10 (3%) 49 56	17, 34, 62, 75	1 (0%)
1	F	320/345 (92%)	-0.07	5 (1%) 72 78	14, 29, 57, 64	4 (1%)
1	G	318/345 (92%)	-0.09	3 (0%) 84 88	17, 32, 57, 65	3 (0%)
1	H	312/345 (90%)	0.10	15 (4%) 30 37	18, 38, 68, 76	1 (0%)
All	All	2555/2760 (92%)	-0.11	38 (1%) 73 79	14, 29, 58, 76	18 (0%)

All (38) RSRZ outliers are listed below:

Mol	Chain	Res	Type	RSRZ
1	C	200	CYS	4.9
1	E	79	PRO	4.4
1	F	35	TYR	4.1
1	E	200	CYS	3.9
1	E	68	GLY	3.4
1	A	122	GLY	3.3
1	H	21	ILE	3.2
1	H	85	THR	3.2
1	H	91	VAL	3.2
1	H	84	TRP	3.0
1	B	59	ALA	2.9
1	E	62	ASP	2.8
1	H	99	PHE	2.7
1	H	106	ILE	2.7
1	C	79	PRO	2.6
1	H	56	THR	2.6

Continued on next page...

Continued from previous page...

Mol	Chain	Res	Type	RSRZ
1	H	89	VAL	2.6
1	H	24	SER	2.5
1	E	31	ILE	2.5
1	H	31	ILE	2.5
1	H	20	ALA	2.5
1	G	57	VAL	2.4
1	F	68	GLY	2.3
1	E	84	TRP	2.3
1	H	67	ASP	2.3
1	F	79	PRO	2.3
1	H	28	ILE	2.3
1	E	54	ASP	2.3
1	E	35	TYR	2.2
1	G	33	ALA	2.2
1	A	140	ILE	2.2
1	E	72	ARG	2.2
1	F	73	LEU	2.2
1	H	110	GLU	2.1
1	E	36	PRO	2.1
1	G	73	LEU	2.1
1	F	62	ASP	2.1
1	H	3	ARG	2.1

6.2 Non-standard residues in protein, DNA, RNA chains [i](#)

There are no non-standard protein/DNA/RNA residues in this entry.

6.3 Carbohydrates [i](#)

There are no monosaccharides in this entry.

6.4 Ligands [i](#)

In the following table, the Atoms column lists the number of modelled atoms in the group and the number defined in the chemical component dictionary. The B-factors column lists the minimum, median, 95th percentile and maximum values of B factors of atoms in the group. The column labelled 'Q< 0.9' lists the number of atoms with occupancy less than 0.9.

Mol	Type	Chain	Res	Atoms	RSCC	RSR	B-factors(Å ²)	Q<0.9
2	SO4	A	401	5/5	0.91	0.26	80,82,83,86	0

Continued on next page...

Continued from previous page...

Mol	Type	Chain	Res	Atoms	RSCC	RSR	B-factors(\AA^2)	Q<0.9
2	SO4	H	401	5/5	0.96	0.10	46,47,54,54	0
2	SO4	D	401	5/5	0.97	0.11	40,42,46,48	0
2	SO4	E	401	5/5	0.97	0.09	35,36,38,41	0
2	SO4	F	401	5/5	0.97	0.11	38,39,43,44	0
2	SO4	H	402	5/5	0.98	0.07	47,48,49,51	0
2	SO4	C	401	5/5	0.98	0.09	41,41,46,47	0

6.5 Other polymers [i](#)

There are no such residues in this entry.