



Full wwPDB X-ray Structure Validation Report ⓘ

May 15, 2020 – 12:42 pm BST

PDB ID : 6DV2
Title : Crystal Structure of Human Mitochondrial Trifunctional Protein
Authors : Fu, Z.; Xia, C.; Battaile, K.P.; Kim, J.P.
Deposited on : 2018-06-22
Resolution : 3.60 Å(reported)

This is a Full wwPDB X-ray Structure Validation Report for a publicly released PDB entry.

We welcome your comments at validation@mail.wwpdb.org

A user guide is available at

<https://www.wwpdb.org/validation/2017/XrayValidationReportHelp>

with specific help available everywhere you see the ⓘ symbol.

The following versions of software and data (see [references ⓘ](#)) were used in the production of this report:

MolProbity	:	4.02b-467
Xtriage (Phenix)	:	1.13
EDS	:	2.11
Percentile statistics	:	20191225.v01 (using entries in the PDB archive December 25th 2019)
Refmac	:	5.8.0158
CCP4	:	7.0.044 (Gargrove)
Ideal geometry (proteins)	:	Engh & Huber (2001)
Ideal geometry (DNA, RNA)	:	Parkinson et al. (1996)
Validation Pipeline (wwPDB-VP)	:	2.11

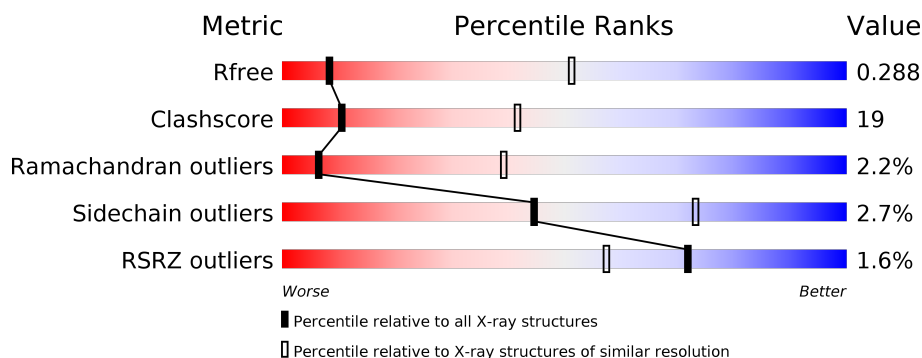
1 Overall quality at a glance

The following experimental techniques were used to determine the structure:

X-RAY DIFFRACTION

The reported resolution of this entry is 3.60 Å.

Percentile scores (ranging between 0-100) for global validation metrics of the entry are shown in the following graphic. The table shows the number of entries on which the scores are based.



Metric	Whole archive (#Entries)	Similar resolution (#Entries, resolution range(Å))
R_{free}	130704	1257 (3.70-3.50)
Clashscore	141614	1353 (3.70-3.50)
Ramachandran outliers	138981	1307 (3.70-3.50)
Sidechain outliers	138945	1307 (3.70-3.50)
RSRZ outliers	127900	1161 (3.70-3.50)

The table below summarises the geometric issues observed across the polymeric chains and their fit to the electron density. The red, orange, yellow and green segments on the lower bar indicate the fraction of residues that contain outliers for ≥ 3 , 2, 1 and 0 types of geometric quality criteria respectively. A grey segment represents the fraction of residues that are not modelled. The numeric value for each fraction is indicated below the corresponding segment, with a dot representing fractions $\leq 5\%$. The upper red bar (where present) indicates the fraction of residues that have poor fit to the electron density. The numeric value is given above the bar.

Mol	Chain	Length	Quality of chain
1	A	457	<div> <div>5%</div> <div> <div>56%</div> <div>34%</div> <div>5%</div> <div>5%</div> </div> </div>
1	B	457	<div> <div>2%</div> <div> <div>55%</div> <div>31%</div> <div>5%</div> <div>8%</div> </div> </div>
1	C	457	<div> <div>2%</div> <div> <div>60%</div> <div>29%</div> <div>•</div> <div>8%</div> </div> </div>
1	D	457	<div> <div>4%</div> <div> <div>58%</div> <div>32%</div> <div>•</div> <div>7%</div> </div> </div>
1	E	457	<div> <div>2%</div> <div> <div>60%</div> <div>29%</div> <div>•</div> <div>7%</div> </div> </div>
1	F	457	<div> <div>2%</div> <div> <div>61%</div> <div>29%</div> <div>•</div> <div>7%</div> </div> </div>

Continued on next page...

Continued from previous page...

Mol	Chain	Length	Quality of chain
2	G	727	<div><div></div><div>64%34%</div><div></div></div>
2	H	727	<div><div>%</div><div></div><div>65%33%</div><div></div></div>
2	I	727	<div><div>2%</div><div></div><div>65%32%</div><div></div></div>
2	J	727	<div><div>%</div><div></div><div>68%29%</div><div></div></div>
2	K	727	<div><div>%</div><div></div><div>67%31%</div><div></div></div>
2	L	727	<div><div>%</div><div></div><div>65%32%</div><div></div></div>

2 Entry composition

There are 2 unique types of molecules in this entry. The entry contains 51375 atoms, of which 0 are hydrogens and 0 are deuteriums.

In the tables below, the ZeroOcc column contains the number of atoms modelled with zero occupancy, the AltConf column contains the number of residues with at least one atom in alternate conformation and the Trace column contains the number of residues modelled with at most 2 atoms.

- Molecule 1 is a protein called Trifunctional enzyme subunit beta, mitochondrial.

Mol	Chain	Residues	Atoms					ZeroOcc	AltConf	Trace
1	A	432	Total	C	N	O	S	0	0	0
			3267	2071	566	608	22			
1	B	419	Total	C	N	O	S	0	0	0
			3170	2012	548	589	21			
1	C	421	Total	C	N	O	S	0	0	0
			3073	1938	530	586	19			
1	D	424	Total	C	N	O	S	0	0	0
			3087	1946	533	589	19			
1	E	423	Total	C	N	O	S	0	0	0
			3082	1943	532	588	19			
1	F	425	Total	C	N	O	S	0	0	0
			3092	1949	534	590	19			

There are 96 discrepancies between the modelled and reference sequences:

Chain	Residue	Modelled	Actual	Comment	Reference
A	18	HIS	-	expression tag	UNP P55084
A	19	HIS	-	expression tag	UNP P55084
A	20	HIS	-	expression tag	UNP P55084
A	21	HIS	-	expression tag	UNP P55084
A	22	HIS	-	expression tag	UNP P55084
A	23	HIS	-	expression tag	UNP P55084
A	24	SER	-	expression tag	UNP P55084
A	25	SER	-	expression tag	UNP P55084
A	26	GLY	-	expression tag	UNP P55084
A	27	LEU	-	expression tag	UNP P55084
A	28	VAL	-	expression tag	UNP P55084
A	29	PRO	-	expression tag	UNP P55084
A	30	ARG	-	expression tag	UNP P55084
A	31	GLY	-	expression tag	UNP P55084
A	32	SER	-	expression tag	UNP P55084
A	33	HIS	-	expression tag	UNP P55084
B	18	HIS	-	expression tag	UNP P55084

Continued on next page...

Continued from previous page...

Chain	Residue	Modelled	Actual	Comment	Reference
B	19	HIS	-	expression tag	UNP P55084
B	20	HIS	-	expression tag	UNP P55084
B	21	HIS	-	expression tag	UNP P55084
B	22	HIS	-	expression tag	UNP P55084
B	23	HIS	-	expression tag	UNP P55084
B	24	SER	-	expression tag	UNP P55084
B	25	SER	-	expression tag	UNP P55084
B	26	GLY	-	expression tag	UNP P55084
B	27	LEU	-	expression tag	UNP P55084
B	28	VAL	-	expression tag	UNP P55084
B	29	PRO	-	expression tag	UNP P55084
B	30	ARG	-	expression tag	UNP P55084
B	31	GLY	-	expression tag	UNP P55084
B	32	SER	-	expression tag	UNP P55084
B	33	HIS	-	expression tag	UNP P55084
C	18	HIS	-	expression tag	UNP P55084
C	19	HIS	-	expression tag	UNP P55084
C	20	HIS	-	expression tag	UNP P55084
C	21	HIS	-	expression tag	UNP P55084
C	22	HIS	-	expression tag	UNP P55084
C	23	HIS	-	expression tag	UNP P55084
C	24	SER	-	expression tag	UNP P55084
C	25	SER	-	expression tag	UNP P55084
C	26	GLY	-	expression tag	UNP P55084
C	27	LEU	-	expression tag	UNP P55084
C	28	VAL	-	expression tag	UNP P55084
C	29	PRO	-	expression tag	UNP P55084
C	30	ARG	-	expression tag	UNP P55084
C	31	GLY	-	expression tag	UNP P55084
C	32	SER	-	expression tag	UNP P55084
C	33	HIS	-	expression tag	UNP P55084
D	18	HIS	-	expression tag	UNP P55084
D	19	HIS	-	expression tag	UNP P55084
D	20	HIS	-	expression tag	UNP P55084
D	21	HIS	-	expression tag	UNP P55084
D	22	HIS	-	expression tag	UNP P55084
D	23	HIS	-	expression tag	UNP P55084
D	24	SER	-	expression tag	UNP P55084
D	25	SER	-	expression tag	UNP P55084
D	26	GLY	-	expression tag	UNP P55084
D	27	LEU	-	expression tag	UNP P55084
D	28	VAL	-	expression tag	UNP P55084

Continued on next page...

Continued from previous page...

Chain	Residue	Modelled	Actual	Comment	Reference
D	29	PRO	-	expression tag	UNP P55084
D	30	ARG	-	expression tag	UNP P55084
D	31	GLY	-	expression tag	UNP P55084
D	32	SER	-	expression tag	UNP P55084
D	33	HIS	-	expression tag	UNP P55084
E	18	HIS	-	expression tag	UNP P55084
E	19	HIS	-	expression tag	UNP P55084
E	20	HIS	-	expression tag	UNP P55084
E	21	HIS	-	expression tag	UNP P55084
E	22	HIS	-	expression tag	UNP P55084
E	23	HIS	-	expression tag	UNP P55084
E	24	SER	-	expression tag	UNP P55084
E	25	SER	-	expression tag	UNP P55084
E	26	GLY	-	expression tag	UNP P55084
E	27	LEU	-	expression tag	UNP P55084
E	28	VAL	-	expression tag	UNP P55084
E	29	PRO	-	expression tag	UNP P55084
E	30	ARG	-	expression tag	UNP P55084
E	31	GLY	-	expression tag	UNP P55084
E	32	SER	-	expression tag	UNP P55084
E	33	HIS	-	expression tag	UNP P55084
F	18	HIS	-	expression tag	UNP P55084
F	19	HIS	-	expression tag	UNP P55084
F	20	HIS	-	expression tag	UNP P55084
F	21	HIS	-	expression tag	UNP P55084
F	22	HIS	-	expression tag	UNP P55084
F	23	HIS	-	expression tag	UNP P55084
F	24	SER	-	expression tag	UNP P55084
F	25	SER	-	expression tag	UNP P55084
F	26	GLY	-	expression tag	UNP P55084
F	27	LEU	-	expression tag	UNP P55084
F	28	VAL	-	expression tag	UNP P55084
F	29	PRO	-	expression tag	UNP P55084
F	30	ARG	-	expression tag	UNP P55084
F	31	GLY	-	expression tag	UNP P55084
F	32	SER	-	expression tag	UNP P55084
F	33	HIS	-	expression tag	UNP P55084

- Molecule 2 is a protein called Trifunctional enzyme subunit alpha, mitochondrial.

Mol	Chain	Residues	Atoms					ZeroOcc	AltConf	Trace
2	G	725	Total	C	N	O	S	0	0	0
			5440	3455	929	1027	29			

Continued on next page...

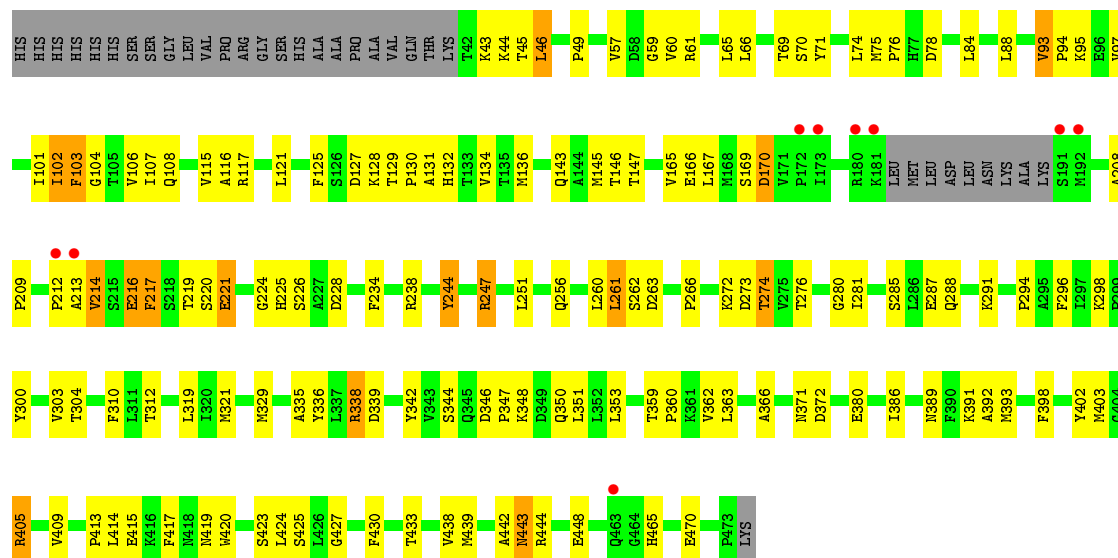
Continued from previous page...

Mol	Chain	Residues	Atoms					ZeroOcc	AltConf	Trace
2	H	725	Total	C	N	O	S	0	0	0
			5440	3455	929	1027	29			
2	I	714	Total	C	N	O	S	0	0	0
			5431	3454	928	1020	29			
2	J	714	Total	C	N	O	S	0	0	0
			5431	3454	928	1020	29			
2	K	714	Total	C	N	O	S	0	0	0
			5431	3454	928	1020	29			
2	L	714	Total	C	N	O	S	0	0	0
			5431	3454	928	1020	29			

Y472
P473
LYS

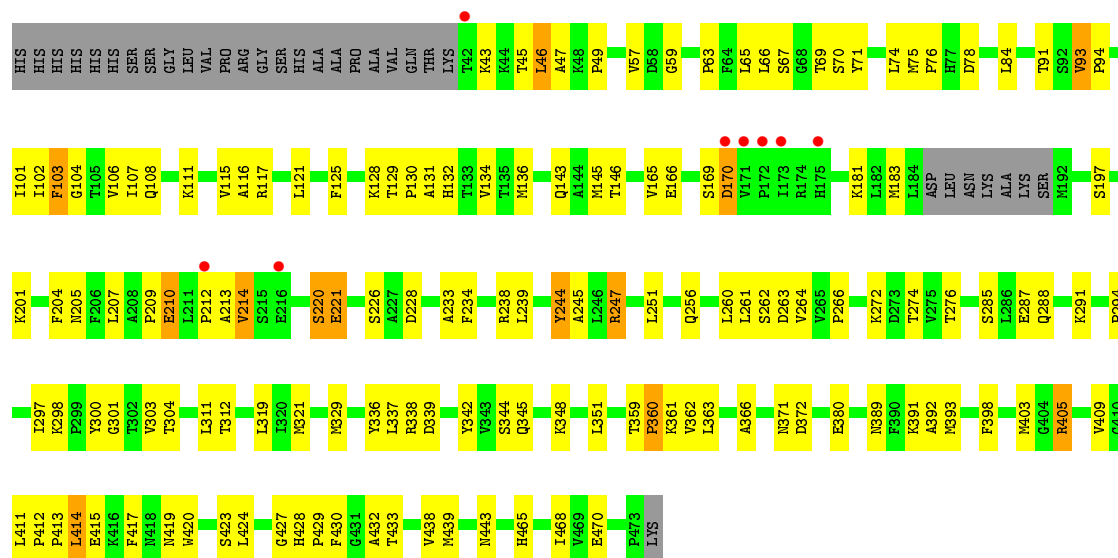
- Molecule 1: Trifunctional enzyme subunit beta, mitochondrial

Chain E: 



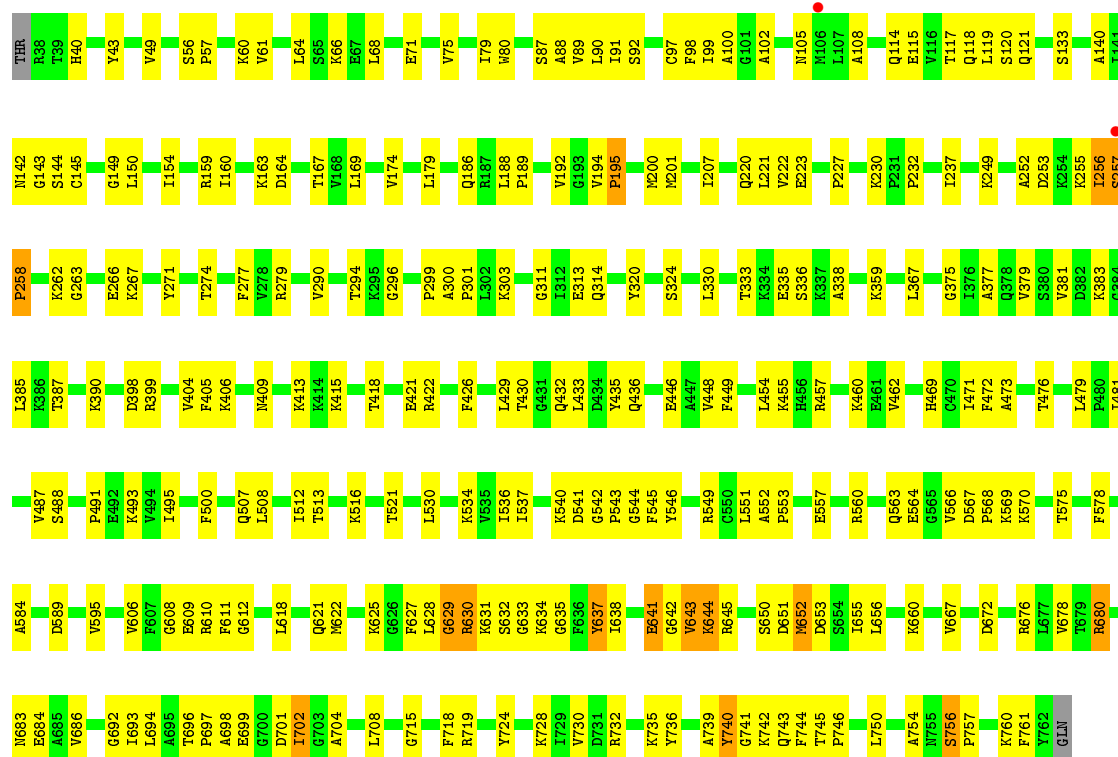
- Molecule 1: Trifunctional enzyme subunit beta, mitochondrial

Chain F: 

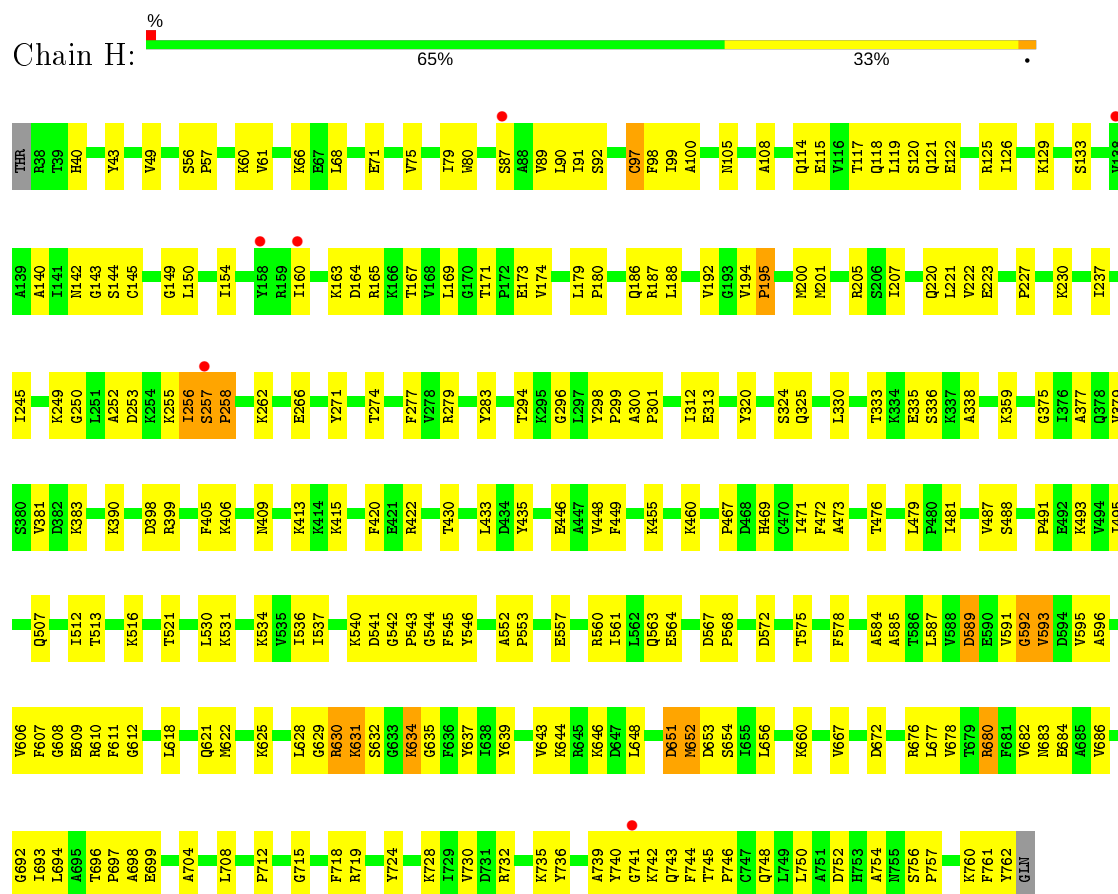


- Molecule 2: Trifunctional enzyme subunit alpha, mitochondrial

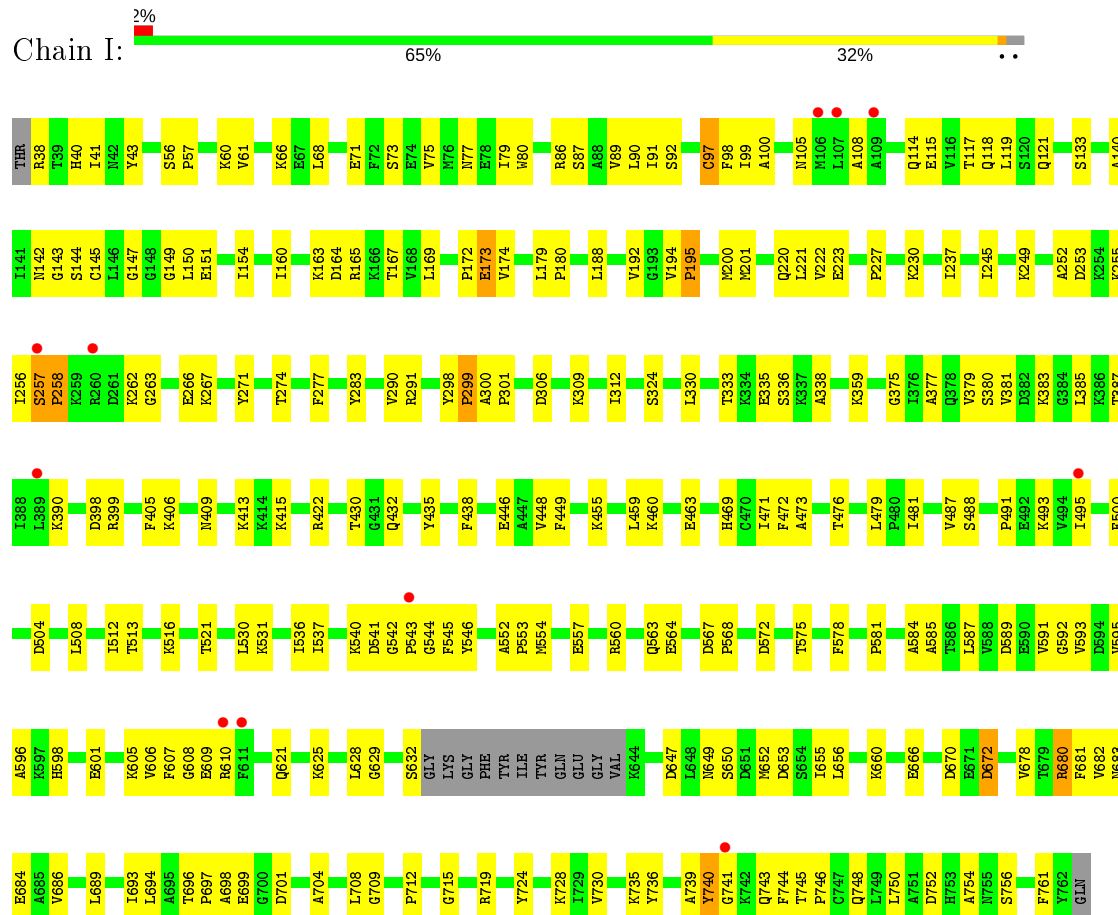
Chain G: 



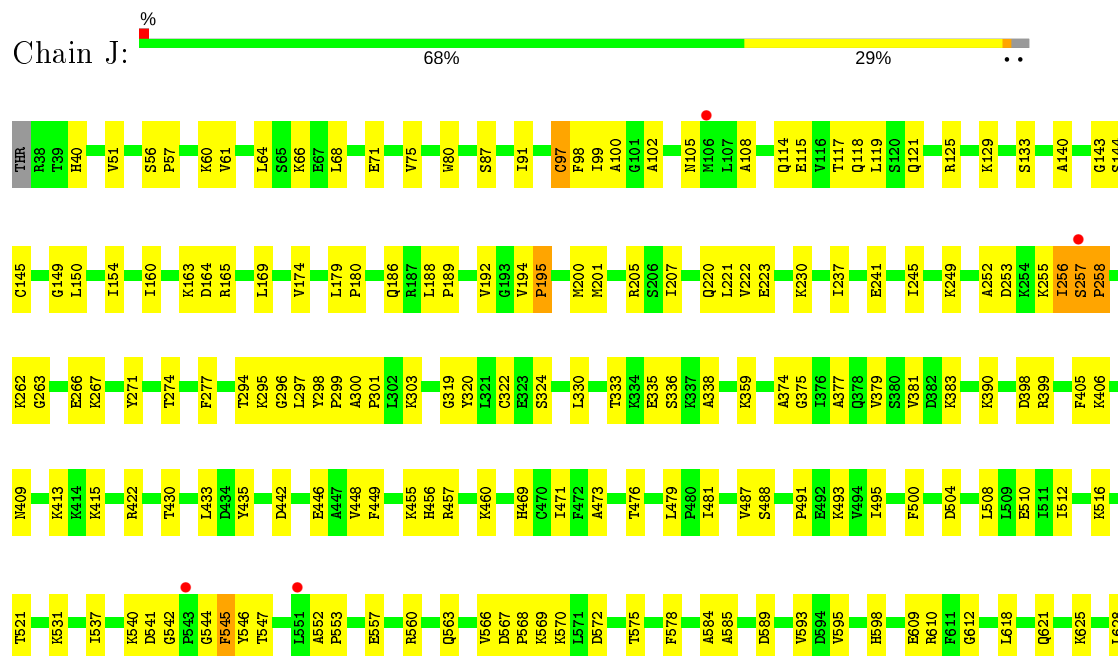
• Molecule 2: Trifunctional enzyme subunit alpha, mitochondrial

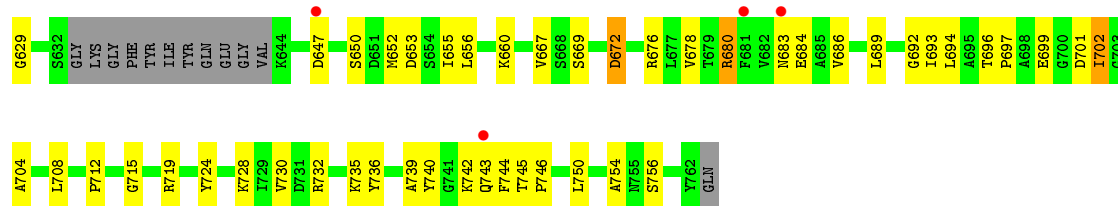


• Molecule 2: Trifunctional enzyme subunit alpha, mitochondrial

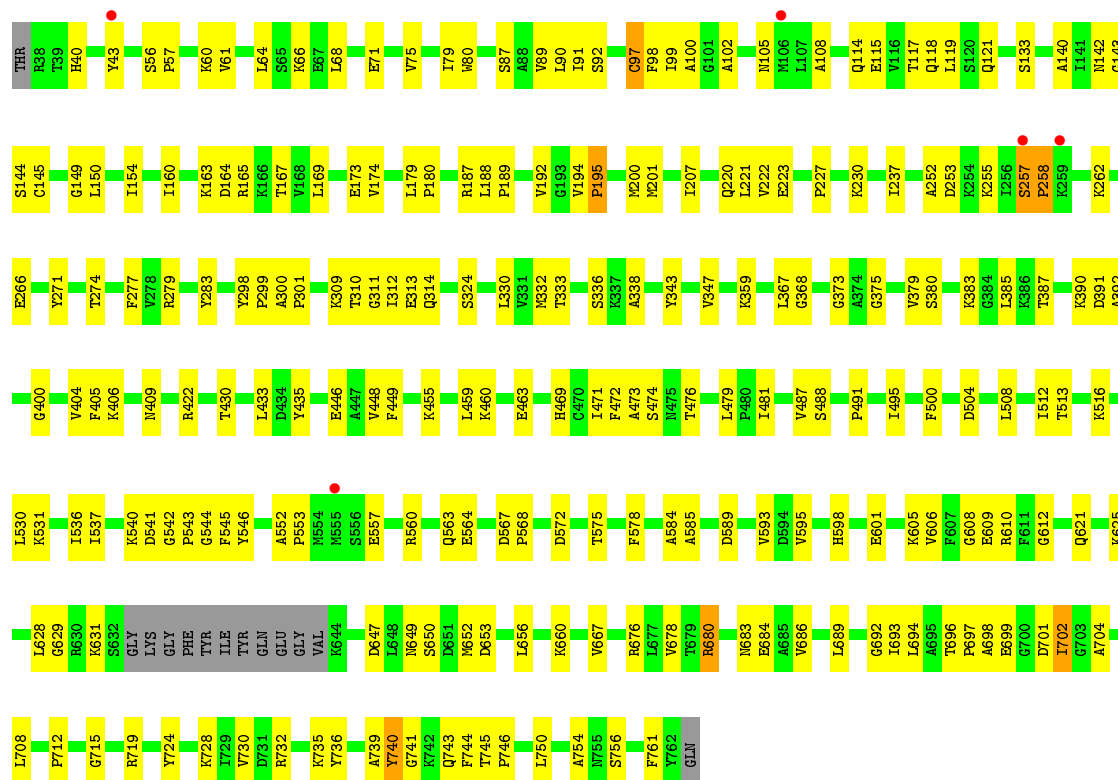


• Molecule 2: Trifunctional enzyme subunit alpha, mitochondrial

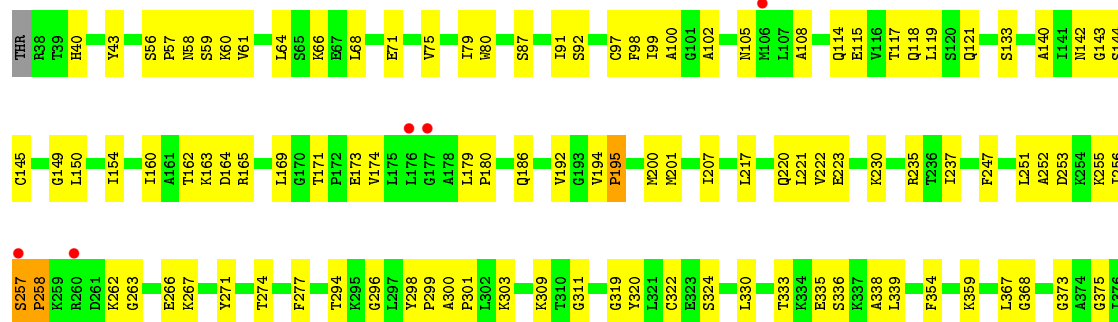




• Molecule 2: Trifunctional enzyme subunit alpha, mitochondrial



• Molecule 2: Trifunctional enzyme subunit alpha, mitochondrial





4 Data and refinement statistics

Property	Value	Source
Space group	P 1 21 1	Depositor
Cell constants a, b, c, α , β , γ	136.54Å 237.94Å 141.32Å 90.00° 105.61° 90.00°	Depositor
Resolution (Å)	89.56 – 3.60 89.57 – 3.60	Depositor EDS
% Data completeness (in resolution range)	98.7 (89.56-3.60) 98.7 (89.57-3.60)	Depositor EDS
R_{merge}	(Not available)	Depositor
R_{sym}	0.10	Depositor
$\langle I/\sigma(I) \rangle$ ¹	1.55 (at 3.58Å)	Xtriage
Refinement program	CNS 1.3	Depositor
R, R_{free}	0.244 , 0.289 0.244 , 0.288	Depositor DCC
R_{free} test set	4957 reflections (5.00%)	wwPDB-VP
Wilson B-factor (Å ²)	110.8	Xtriage
Anisotropy	0.298	Xtriage
Bulk solvent k_{sol} (e/Å ³), B_{sol} (Å ²)	0.28 , 66.5	EDS
L-test for twinning ²	$\langle L \rangle = 0.45$, $\langle L^2 \rangle = 0.28$	Xtriage
Estimated twinning fraction	0.035 for l,-k,h	Xtriage
F_o, F_c correlation	0.89	EDS
Total number of atoms	51375	wwPDB-VP
Average B, all atoms (Å ²)	124.0	wwPDB-VP

Xtriage's analysis on translational NCS is as follows: *The largest off-origin peak in the Patterson function is 2.51% of the height of the origin peak. No significant pseudotranslation is detected.*

¹Intensities estimated from amplitudes.

²Theoretical values of $\langle |L| \rangle$, $\langle L^2 \rangle$ for acentric reflections are 0.5, 0.333 respectively for untwinned datasets, and 0.375, 0.2 for perfectly twinned datasets.

5 Model quality [i](#)

5.1 Standard geometry [i](#)

The Z score for a bond length (or angle) is the number of standard deviations the observed value is removed from the expected value. A bond length (or angle) with $|Z| > 5$ is considered an outlier worth inspection. RMSZ is the root-mean-square of all Z scores of the bond lengths (or angles).

Mol	Chain	Bond lengths		Bond angles	
		RMSZ	# Z >5	RMSZ	# Z >5
1	A	0.29	0/3330	0.49	0/4498
1	B	0.29	0/3232	0.49	0/4368
1	C	0.24	0/3128	0.44	0/4238
1	D	0.24	0/3142	0.44	0/4257
1	E	0.25	0/3137	0.46	0/4250
1	F	0.26	0/3147	0.46	0/4264
2	G	0.25	0/5524	0.45	0/7453
2	H	0.24	0/5524	0.44	0/7453
2	I	0.23	0/5515	0.43	0/7431
2	J	0.23	0/5515	0.43	0/7431
2	K	0.23	0/5515	0.42	0/7431
2	L	0.23	0/5515	0.43	0/7431
All	All	0.25	0/52224	0.45	0/70505

There are no bond length outliers.

There are no bond angle outliers.

There are no chirality outliers.

There are no planarity outliers.

5.2 Too-close contacts [i](#)

In the following table, the Non-H and H(model) columns list the number of non-hydrogen atoms and hydrogen atoms in the chain respectively. The H(added) column lists the number of hydrogen atoms added and optimized by MolProbity. The Clashes column lists the number of clashes within the asymmetric unit, whereas Symm-Clashes lists symmetry related clashes.

Mol	Chain	Non-H	H(model)	H(added)	Clashes	Symm-Clashes
1	A	3267	0	3317	194	0
1	B	3170	0	3207	205	0
1	C	3073	0	2988	117	0
1	D	3087	0	2995	119	0

Continued on next page...

Continued from previous page...

Mol	Chain	Non-H	H(model)	H(added)	Clashes	Symm-Clashes
1	E	3082	0	2993	117	0
1	F	3092	0	2997	115	0
2	G	5440	0	5569	213	0
2	H	5440	0	5569	198	0
2	I	5431	0	5632	175	0
2	J	5431	0	5632	178	0
2	K	5431	0	5632	172	0
2	L	5431	0	5632	180	0
All	All	51375	0	52163	1919	0

The all-atom clashscore is defined as the number of clashes found per 1000 atoms (including hydrogen atoms). The all-atom clashscore for this structure is 19.

All (1919) close contacts within the same asymmetric unit are listed below, sorted by their clash magnitude.

Atom-1	Atom-2	Interatomic distance (Å)	Clash overlap (Å)
1:A:174:ARG:HB2	1:A:178:LYS:HG2	1.29	1.15
1:A:173:ILE:HG23	1:B:173:ILE:HG22	1.23	1.11
1:B:178:LYS:HD3	1:B:181:LYS:HD3	1.31	1.11
1:B:174:ARG:HB3	1:B:177:ARG:HB3	1.40	1.02
1:E:45:THR:O	1:E:46:LEU:HG	1.63	0.98
1:C:45:THR:O	1:C:46:LEU:HG	1.63	0.98
2:H:390:LYS:HD2	2:H:435:TYR:HE1	1.28	0.98
1:A:45:THR:O	1:A:46:LEU:HG	1.62	0.98
2:K:390:LYS:HD2	2:K:435:TYR:HE1	1.29	0.97
2:G:390:LYS:HD2	2:G:435:TYR:HE1	1.27	0.97
2:H:163:LYS:HE2	2:H:221:LEU:HD23	1.47	0.96
1:F:45:THR:O	1:F:46:LEU:HG	1.64	0.96
2:H:390:LYS:HD2	2:H:435:TYR:CE1	2.00	0.96
2:G:390:LYS:HD2	2:G:435:TYR:CE1	2.01	0.96
1:B:174:ARG:CB	1:B:177:ARG:HB3	1.96	0.95
2:L:390:LYS:HD2	2:L:435:TYR:HE1	1.30	0.95
1:A:178:LYS:HD3	1:A:181:LYS:CD	1.96	0.95
1:A:178:LYS:HD3	1:A:181:LYS:HD3	1.49	0.95
1:A:174:ARG:HG2	1:A:211:LEU:HD13	1.49	0.94
1:A:178:LYS:HD2	1:B:172:PRO:HG2	1.47	0.94
2:L:390:LYS:HD2	2:L:435:TYR:CE1	2.03	0.94
2:J:390:LYS:HD2	2:J:435:TYR:HE1	1.34	0.93
2:K:163:LYS:HE2	2:K:221:LEU:HD23	1.51	0.92
1:B:174:ARG:HD3	1:B:178:LYS:HG2	1.49	0.92
2:K:390:LYS:HD2	2:K:435:TYR:CE1	2.02	0.92

Continued on next page...

Continued from previous page...

Atom-1	Atom-2	Interatomic distance (Å)	Clash overlap (Å)
1:A:178:LYS:HA	1:A:181:LYS:HB2	1.48	0.92
2:I:163:LYS:HE2	2:I:221:LEU:HD23	1.53	0.91
1:A:177:ARG:HG3	1:A:209:PRO:CB	2.00	0.91
2:L:163:LYS:HE2	2:L:221:LEU:HD23	1.52	0.90
1:D:45:THR:O	1:D:46:LEU:HG	1.70	0.90
2:J:163:LYS:HE2	2:J:221:LEU:HD23	1.54	0.89
2:J:390:LYS:HD2	2:J:435:TYR:CE1	2.07	0.89
1:A:177:ARG:NH1	1:A:209:PRO:HG3	1.88	0.88
1:A:174:ARG:HB2	1:A:178:LYS:CG	2.04	0.88
1:A:173:ILE:CG2	1:B:173:ILE:HG22	2.04	0.87
1:B:211:LEU:HB3	1:B:212:PRO:CD	2.05	0.87
1:A:178:LYS:HA	1:A:181:LYS:CB	2.06	0.85
2:G:163:LYS:HE2	2:G:221:LEU:HD23	1.57	0.85
2:L:330:LEU:O	2:L:333:THR:HG22	1.76	0.84
1:B:180:ARG:HD2	1:B:203:ARG:HB2	1.59	0.83
2:I:330:LEU:O	2:I:333:THR:HG22	1.78	0.83
1:A:168:MET:CE	1:A:311:LEU:HD22	2.08	0.83
1:B:174:ARG:CD	1:B:178:LYS:HG2	2.09	0.82
2:G:330:LEU:O	2:G:333:THR:HG22	1.80	0.81
1:A:173:ILE:HG23	1:B:173:ILE:CG2	2.08	0.81
1:B:180:ARG:NE	1:B:207:LEU:HD22	1.96	0.81
1:A:128:LYS:O	1:B:344:SER:HB3	1.81	0.81
2:G:637:TYR:HA	2:G:644:LYS:O	1.80	0.80
1:B:200:SER:O	1:B:203:ARG:HG2	1.80	0.80
1:C:69:THR:HG23	1:C:70:SER:H	1.47	0.80
2:H:330:LEU:O	2:H:333:THR:HG22	1.82	0.80
2:I:174:VAL:CG2	2:I:201:MET:O	2.31	0.79
2:I:174:VAL:HG21	2:I:201:MET:O	1.81	0.79
1:A:174:ARG:CB	1:A:178:LYS:HG2	2.11	0.79
1:A:177:ARG:O	1:A:181:LYS:HB2	1.82	0.79
1:A:168:MET:HE2	1:A:311:LEU:HD22	1.63	0.79
2:J:330:LEU:O	2:J:333:THR:HG22	1.83	0.79
2:H:634:LYS:HA	2:H:648:LEU:O	1.83	0.78
2:H:589:ASP:OD2	2:H:635:GLY:HA3	1.82	0.78
1:E:224:GLY:HA3	1:E:296:PHE:CZ	2.19	0.78
1:A:178:LYS:HE3	1:B:172:PRO:O	1.84	0.77
1:B:300:TYR:OH	2:H:222:VAL:HA	1.82	0.77
1:E:69:THR:HG23	1:E:70:SER:H	1.48	0.77
2:K:330:LEU:O	2:K:333:THR:HG22	1.85	0.77
2:J:271:TYR:O	2:J:274:THR:HG22	1.84	0.77
1:A:178:LYS:CD	1:A:181:LYS:HD3	2.15	0.77

Continued on next page...

Continued from previous page...

Atom-1	Atom-2	Interatomic distance (Å)	Clash overlap (Å)
1:B:205:ASN:O	1:B:206:PHE:CD1	2.37	0.76
2:G:629:GLY:C	2:G:631:LYS:H	1.87	0.76
1:A:344:SER:HB3	1:B:128:LYS:O	1.85	0.76
2:L:567:ASP:HB2	2:L:568:PRO:HD2	1.68	0.76
1:F:69:THR:HG23	1:F:70:SER:H	1.50	0.76
2:K:375:GLY:O	2:K:379:VAL:HG23	1.85	0.75
2:G:271:TYR:O	2:G:274:THR:HG22	1.87	0.75
2:I:257:SER:N	2:I:258:PRO:HD3	2.02	0.75
2:L:610:ARG:HD3	2:L:743:GLN:O	1.86	0.75
1:D:169:SER:O	1:D:170:ASP:O	2.04	0.75
2:I:375:GLY:O	2:I:379:VAL:HG23	1.87	0.75
1:A:177:ARG:HG3	1:A:209:PRO:HB2	1.69	0.75
2:H:163:LYS:CE	2:H:221:LEU:HD23	2.16	0.75
2:H:257:SER:N	2:H:258:PRO:HD3	2.01	0.74
2:G:610:ARG:HD3	2:G:743:GLN:O	1.87	0.74
1:E:70:SER:HB2	1:E:272:LYS:HD2	1.68	0.74
2:L:121:GLN:HG3	2:L:324:SER:OG	1.86	0.74
2:G:257:SER:N	2:G:258:PRO:HD3	2.03	0.74
2:I:589:ASP:O	2:I:629:GLY:HA3	1.88	0.74
2:J:257:SER:N	2:J:258:PRO:HD3	2.02	0.74
2:K:257:SER:N	2:K:258:PRO:HD3	2.03	0.74
1:A:172:PRO:HB2	1:B:178:LYS:HE3	1.68	0.73
1:C:344:SER:HB3	1:D:128:LYS:O	1.88	0.73
2:L:589:ASP:O	2:L:629:GLY:HA3	1.86	0.73
1:B:178:LYS:HA	1:B:181:LYS:HB3	1.71	0.73
2:L:163:LYS:CE	2:L:221:LEU:HD23	2.19	0.72
1:F:43:LYS:HD3	1:F:372:ASP:HA	1.71	0.72
1:F:69:THR:HG23	1:F:70:SER:N	2.05	0.72
2:G:589:ASP:OD2	2:G:634:LYS:N	2.22	0.72
2:G:628:LEU:C	2:G:630:ARG:H	1.91	0.72
2:L:257:SER:N	2:L:258:PRO:HD3	2.03	0.72
1:A:177:ARG:HH11	1:A:209:PRO:HG3	1.54	0.72
2:J:589:ASP:O	2:J:629:GLY:HA3	1.90	0.72
1:A:182:LEU:O	1:A:185:ASP:HB2	1.89	0.72
1:F:389:ASN:O	1:F:393:MET:HG3	1.90	0.72
1:C:69:THR:HG23	1:C:70:SER:N	2.05	0.72
1:D:70:SER:HB2	1:D:272:LYS:HD2	1.71	0.72
1:A:103:PHE:HB2	1:A:116:ALA:HB2	1.72	0.71
1:B:177:ARG:HB2	1:B:209:PRO:HB2	1.72	0.71
2:G:567:ASP:HB2	2:G:568:PRO:HD2	1.72	0.71
2:K:610:ARG:HD3	2:K:743:GLN:O	1.89	0.71

Continued on next page...

Continued from previous page...

Atom-1	Atom-2	Interatomic distance (Å)	Clash overlap (Å)
2:L:460:LYS:HG3	2:L:487:VAL:HG11	1.69	0.71
2:I:121:GLN:HG3	2:I:324:SER:OG	1.91	0.71
1:B:200:SER:O	1:B:203:ARG:CG	2.38	0.71
2:G:375:GLY:O	2:G:379:VAL:HG23	1.90	0.71
1:B:69:THR:HG23	1:B:70:SER:H	1.55	0.71
1:F:70:SER:HB2	1:F:272:LYS:HD2	1.73	0.71
2:J:610:ARG:HD3	2:J:743:GLN:O	1.90	0.71
2:I:257:SER:N	2:I:258:PRO:CD	2.54	0.71
2:K:253:ASP:HB2	2:K:255:LYS:HE2	1.73	0.70
2:H:257:SER:N	2:H:258:PRO:CD	2.54	0.70
2:G:589:ASP:OD2	2:G:635:GLY:N	2.25	0.70
2:H:610:ARG:HD3	2:H:743:GLN:O	1.91	0.70
2:G:257:SER:N	2:G:258:PRO:CD	2.55	0.70
1:B:209:PRO:O	1:B:210:GLU:HG3	1.91	0.70
2:K:257:SER:N	2:K:258:PRO:CD	2.54	0.70
1:E:389:ASN:O	1:E:393:MET:HG3	1.91	0.70
1:D:69:THR:HG23	1:D:70:SER:H	1.56	0.70
2:I:567:ASP:HB2	2:I:568:PRO:HD2	1.73	0.70
1:B:70:SER:HB2	1:B:272:LYS:HD2	1.74	0.70
2:K:163:LYS:CE	2:K:221:LEU:HD23	2.21	0.70
2:K:589:ASP:O	2:K:629:GLY:HA3	1.90	0.70
2:J:253:ASP:HB2	2:J:255:LYS:HE2	1.74	0.69
2:J:460:LYS:HG3	2:J:487:VAL:HG11	1.73	0.69
2:K:460:LYS:HG3	2:K:487:VAL:HG11	1.73	0.69
2:L:552:ALA:HB3	2:L:553:PRO:HD3	1.74	0.69
1:B:69:THR:HG23	1:B:70:SER:N	2.07	0.69
1:B:244:TYR:HD1	1:B:244:TYR:O	1.75	0.69
1:C:70:SER:HB2	1:C:272:LYS:HD2	1.75	0.69
2:H:567:ASP:HB2	2:H:568:PRO:HD2	1.72	0.69
2:L:257:SER:N	2:L:258:PRO:CD	2.55	0.69
2:H:375:GLY:O	2:H:379:VAL:HG23	1.93	0.69
1:D:69:THR:HG23	1:D:70:SER:N	2.08	0.69
1:E:244:TYR:O	1:E:244:TYR:HD1	1.74	0.69
1:E:69:THR:HG23	1:E:70:SER:N	2.07	0.69
2:K:473:ALA:HA	2:K:495:ILE:O	1.92	0.69
2:L:271:TYR:O	2:L:274:THR:HG22	1.91	0.69
2:G:121:GLN:HG3	2:G:324:SER:OG	1.93	0.69
2:H:460:LYS:HG3	2:H:487:VAL:HG11	1.74	0.69
1:A:208:ALA:HB1	1:A:209:PRO:CD	2.23	0.68
1:B:216:GLU:HG2	1:B:221:GLU:H	1.58	0.68
2:J:567:ASP:HB2	2:J:568:PRO:HD2	1.75	0.68

Continued on next page...

Continued from previous page...

Atom-1	Atom-2	Interatomic distance (Å)	Clash overlap (Å)
1:D:43:LYS:HD3	1:D:372:ASP:HA	1.75	0.68
2:G:359:LYS:NZ	2:G:469:HIS:O	2.25	0.68
2:G:552:ALA:HB3	2:G:553:PRO:HD3	1.74	0.68
2:J:257:SER:N	2:J:258:PRO:CD	2.56	0.68
2:G:460:LYS:HG3	2:G:487:VAL:HG11	1.74	0.68
2:I:163:LYS:CE	2:I:221:LEU:HD23	2.21	0.68
2:I:610:ARG:HD3	2:I:743:GLN:O	1.92	0.68
2:I:593:VAL:HG21	2:I:628:LEU:HA	1.75	0.68
2:H:174:VAL:CG2	2:H:201:MET:O	2.42	0.68
2:L:593:VAL:HG21	2:L:628:LEU:HA	1.76	0.68
1:A:70:SER:HB2	1:A:272:LYS:HD2	1.75	0.68
2:K:567:ASP:HB2	2:K:568:PRO:HD2	1.76	0.68
1:A:174:ARG:CG	1:A:211:LEU:HD13	2.23	0.68
2:J:593:VAL:HG21	2:J:628:LEU:HA	1.76	0.68
2:K:91:ILE:HB	2:K:140:ALA:HB3	1.75	0.68
1:C:103:PHE:HB2	1:C:116:ALA:HB2	1.76	0.67
1:E:103:PHE:HB2	1:E:116:ALA:HB2	1.74	0.67
2:G:473:ALA:HA	2:G:495:ILE:O	1.93	0.67
1:A:178:LYS:HD3	1:A:181:LYS:HD2	1.73	0.67
1:B:214:VAL:O	1:B:215:SER:HB3	1.94	0.67
1:A:171:VAL:N	1:A:172:PRO:HD3	2.10	0.67
2:H:730:VAL:HG21	2:H:754:ALA:HB2	1.77	0.67
2:J:491:PRO:HB2	2:J:516:LYS:HD3	1.77	0.67
1:A:172:PRO:HB2	1:B:178:LYS:CE	2.25	0.67
1:C:66:LEU:O	1:C:69:THR:HG22	1.94	0.67
2:G:253:ASP:HB2	2:G:255:LYS:HE2	1.77	0.67
1:A:211:LEU:HD21	1:B:174:ARG:NH2	2.10	0.67
2:J:540:LYS:HG2	2:J:693:ILE:HA	1.76	0.67
1:A:359:THR:HB	1:A:360:PRO:HD3	1.76	0.67
1:B:180:ARG:CD	1:B:207:LEU:HD22	2.24	0.66
2:G:262:LYS:HB3	2:G:266:GLU:HB3	1.75	0.66
2:G:61:VAL:HG23	2:G:97:CYS:SG	2.35	0.66
2:K:262:LYS:HB3	2:K:266:GLU:HB3	1.75	0.66
2:L:473:ALA:HA	2:L:495:ILE:O	1.94	0.66
1:E:359:THR:HB	1:E:360:PRO:HD3	1.77	0.66
2:I:460:LYS:HG3	2:I:487:VAL:HG11	1.78	0.66
2:K:150:LEU:O	2:K:154:ILE:HB	1.94	0.66
2:L:192:VAL:HG12	2:L:192:VAL:O	1.95	0.66
2:H:192:VAL:O	2:H:192:VAL:HG12	1.95	0.66
1:C:128:LYS:O	1:D:344:SER:HB3	1.94	0.66
1:B:103:PHE:HB2	1:B:116:ALA:HB2	1.78	0.66

Continued on next page...

Continued from previous page...

Atom-1	Atom-2	Interatomic distance (Å)	Clash overlap (Å)
1:D:247:ARG:NH2	1:D:417:PHE:O	2.28	0.66
2:J:192:VAL:HG12	2:J:192:VAL:O	1.94	0.66
1:C:43:LYS:HD3	1:C:372:ASP:HA	1.76	0.66
2:G:192:VAL:O	2:G:192:VAL:HG12	1.95	0.66
1:A:69:THR:HG23	1:A:70:SER:N	2.10	0.66
2:I:150:LEU:O	2:I:154:ILE:HB	1.96	0.66
2:I:91:ILE:HB	2:I:140:ALA:HB3	1.78	0.66
1:A:177:ARG:HG3	1:A:209:PRO:HB3	1.75	0.66
2:G:262:LYS:HD3	2:G:266:GLU:HG2	1.78	0.66
2:J:163:LYS:CE	2:J:221:LEU:HD23	2.24	0.66
1:A:67:SER:OG	1:A:168:MET:HB2	1.95	0.65
1:F:169:SER:O	1:F:170:ASP:O	2.14	0.65
2:G:163:LYS:CE	2:G:221:LEU:HD23	2.26	0.65
1:A:200:SER:O	1:A:203:ARG:HB2	1.96	0.65
2:I:257:SER:H	2:I:258:PRO:HD3	1.59	0.65
2:L:253:ASP:HB2	2:L:255:LYS:HE2	1.76	0.65
1:A:173:ILE:O	1:A:211:LEU:HD12	1.96	0.65
1:B:180:ARG:HD3	1:B:207:LEU:HD13	1.77	0.65
1:F:66:LEU:O	1:F:69:THR:HG22	1.96	0.65
2:H:359:LYS:NZ	2:H:469:HIS:O	2.29	0.65
2:J:552:ALA:HB3	2:J:553:PRO:HD3	1.78	0.65
2:G:628:LEU:C	2:G:630:ARG:N	2.48	0.65
2:I:473:ALA:HA	2:I:495:ILE:O	1.97	0.65
1:F:201:LYS:O	1:F:205:ASN:N	2.30	0.65
2:G:609:GLU:HG2	2:G:610:ARG:N	2.10	0.65
2:J:262:LYS:HB3	2:J:266:GLU:HB3	1.77	0.65
1:A:43:LYS:HD3	1:A:372:ASP:HA	1.79	0.65
2:L:91:ILE:HB	2:L:140:ALA:HB3	1.77	0.65
1:E:43:LYS:HD3	1:E:372:ASP:HA	1.79	0.64
2:H:262:LYS:HB3	2:H:266:GLU:HB3	1.79	0.64
2:H:552:ALA:HB3	2:H:553:PRO:HD3	1.79	0.64
2:I:540:LYS:HG2	2:I:693:ILE:HA	1.79	0.64
2:K:271:TYR:O	2:K:274:THR:HG22	1.97	0.64
2:K:593:VAL:HG21	2:K:628:LEU:HA	1.79	0.64
2:L:730:VAL:HG21	2:L:754:ALA:HB2	1.77	0.64
2:H:174:VAL:HG21	2:H:201:MET:O	1.98	0.64
2:K:192:VAL:HG12	2:K:192:VAL:O	1.97	0.64
2:K:552:ALA:HB3	2:K:553:PRO:HD3	1.79	0.64
2:K:730:VAL:HG21	2:K:754:ALA:HB2	1.79	0.64
1:D:210:GLU:O	1:D:211:LEU:CB	2.46	0.64
2:I:552:ALA:HB3	2:I:553:PRO:HD3	1.78	0.64

Continued on next page...

Continued from previous page...

Atom-1	Atom-2	Interatomic distance (Å)	Clash overlap (Å)
2:K:491:PRO:HB2	2:K:516:LYS:HD3	1.78	0.64
1:B:389:ASN:O	1:B:393:MET:HG3	1.98	0.64
2:H:540:LYS:HG2	2:H:693:ILE:HA	1.80	0.64
2:L:540:LYS:HG2	2:L:693:ILE:HA	1.79	0.64
1:B:211:LEU:HD22	1:B:212:PRO:HD3	1.78	0.64
1:F:321:MET:HE2	1:F:329:MET:HG3	1.79	0.64
2:I:730:VAL:HG21	2:I:754:ALA:HB2	1.79	0.64
1:B:211:LEU:HB3	1:B:212:PRO:HD3	1.78	0.64
2:H:609:GLU:HG2	2:H:610:ARG:N	2.12	0.64
2:J:375:GLY:O	2:J:379:VAL:HG23	1.98	0.64
2:J:557:GLU:OE2	2:J:560:ARG:HD2	1.98	0.64
2:K:540:LYS:HG2	2:K:693:ILE:HA	1.80	0.64
2:J:473:ALA:HA	2:J:495:ILE:O	1.98	0.64
1:F:266:PRO:HB3	1:F:276:THR:HG22	1.78	0.63
2:G:91:ILE:HB	2:G:140:ALA:HB3	1.80	0.63
2:H:121:GLN:HG3	2:H:324:SER:OG	1.98	0.63
2:L:174:VAL:CG2	2:L:201:MET:O	2.46	0.63
2:J:730:VAL:HG21	2:J:754:ALA:HB2	1.78	0.63
2:K:704:ALA:HA	2:K:708:LEU:HD23	1.80	0.63
1:D:103:PHE:HB2	1:D:116:ALA:HB2	1.81	0.63
2:G:621:GLN:O	2:G:625:LYS:HB2	1.98	0.63
1:B:174:ARG:HB3	1:B:177:ARG:CB	2.24	0.63
2:G:557:GLU:OE2	2:G:560:ARG:HD2	1.98	0.63
1:C:300:TYR:OH	2:I:222:VAL:HA	1.98	0.63
2:J:377:ALA:O	2:J:381:VAL:HG23	1.98	0.63
2:J:563:GLN:HG2	2:J:660:LYS:HA	1.79	0.63
1:A:168:MET:HE1	1:A:311:LEU:HD22	1.80	0.63
2:G:730:VAL:HG21	2:G:754:ALA:HB2	1.80	0.63
2:J:566:VAL:HG13	2:J:570:LYS:HD3	1.79	0.63
2:I:192:VAL:HG12	2:I:192:VAL:O	1.99	0.63
2:K:262:LYS:HD3	2:K:266:GLU:HG2	1.79	0.63
1:E:66:LEU:O	1:E:69:THR:HG22	1.98	0.63
2:I:448:VAL:HG12	2:I:449:PHE:H	1.64	0.62
1:D:74:LEU:O	1:D:167:LEU:HD21	2.00	0.62
1:E:65:LEU:HB3	1:E:69:THR:HG21	1.81	0.62
1:F:103:PHE:HB2	1:F:116:ALA:HB2	1.80	0.62
2:H:634:LYS:HA	2:H:648:LEU:C	2.18	0.62
2:K:359:LYS:NZ	2:K:469:HIS:O	2.32	0.62
2:L:609:GLU:HG2	2:L:610:ARG:N	2.14	0.62
2:G:257:SER:H	2:G:258:PRO:HD3	1.62	0.62
2:G:491:PRO:HB2	2:G:516:LYS:HD3	1.80	0.62

Continued on next page...

Continued from previous page...

Atom-1	Atom-2	Interatomic distance (Å)	Clash overlap (Å)
2:G:589:ASP:CG	2:G:634:LYS:N	2.53	0.62
1:B:174:ARG:NH1	1:B:177:ARG:HG2	2.14	0.62
2:H:150:LEU:O	2:H:154:ILE:HB	1.98	0.62
1:E:266:PRO:HB3	1:E:276:THR:HG22	1.82	0.62
2:H:377:ALA:O	2:H:381:VAL:HG23	1.99	0.62
2:J:91:ILE:HB	2:J:140:ALA:HB3	1.81	0.62
2:J:609:GLU:HG2	2:J:610:ARG:N	2.13	0.62
2:L:262:LYS:HB3	2:L:266:GLU:HB3	1.80	0.62
1:B:195:ARG:HA	1:B:198:LEU:CD1	2.29	0.62
2:I:262:LYS:HB3	2:I:266:GLU:HB3	1.80	0.62
2:G:40:HIS:CE1	2:G:57:PRO:HD3	2.35	0.62
2:G:650:SER:O	2:G:653:ASP:HB2	1.99	0.62
1:A:208:ALA:CB	1:A:209:PRO:CD	2.78	0.62
2:I:491:PRO:HB2	2:I:516:LYS:HD3	1.82	0.62
1:B:211:LEU:CB	1:B:212:PRO:CD	2.78	0.62
1:D:266:PRO:HB3	1:D:276:THR:HG22	1.82	0.62
2:K:257:SER:H	2:K:258:PRO:HD3	1.63	0.62
1:F:204:PHE:HA	1:F:207:LEU:O	2.00	0.61
2:G:540:LYS:HG2	2:G:693:ILE:HA	1.81	0.61
2:H:593:VAL:CG2	2:H:622:MET:HE2	2.30	0.61
2:L:491:PRO:HB2	2:L:516:LYS:HD3	1.81	0.61
1:A:66:LEU:O	1:A:69:THR:HG22	2.00	0.61
1:C:43:LYS:HE2	1:C:371:ASN:O	2.00	0.61
1:B:211:LEU:CB	1:B:212:PRO:HD3	2.29	0.61
2:H:473:ALA:HA	2:H:495:ILE:O	1.99	0.61
2:I:359:LYS:NZ	2:I:469:HIS:O	2.32	0.61
1:E:216:GLU:HG2	1:E:221:GLU:H	1.66	0.61
1:B:247:ARG:NH2	1:B:417:PHE:O	2.33	0.61
2:I:409:ASN:HA	2:I:422:ARG:HD3	1.83	0.61
2:L:174:VAL:HG21	2:L:201:MET:O	2.01	0.61
2:L:338:ALA:HB1	2:L:715:GLY:HA3	1.81	0.61
1:A:45:THR:O	1:A:46:LEU:CG	2.43	0.61
1:D:359:THR:HB	1:D:360:PRO:HD3	1.82	0.61
2:G:563:GLN:HG2	2:G:660:LYS:HA	1.83	0.61
2:G:338:ALA:HB1	2:G:715:GLY:HA3	1.82	0.61
2:H:704:ALA:HA	2:H:708:LEU:HD23	1.82	0.61
1:A:244:TYR:HD1	1:A:244:TYR:O	1.83	0.61
1:A:266:PRO:HB3	1:A:276:THR:HG22	1.83	0.61
2:J:448:VAL:HG12	2:J:449:PHE:H	1.66	0.61
2:J:621:GLN:O	2:J:625:LYS:HB2	2.00	0.61
2:I:609:GLU:HG2	2:I:610:ARG:N	2.14	0.61

Continued on next page...

Continued from previous page...

Atom-1	Atom-2	Interatomic distance (Å)	Clash overlap (Å)
1:C:169:SER:O	1:C:170:ASP:O	2.19	0.60
1:F:65:LEU:HB3	1:F:69:THR:HG21	1.82	0.60
2:G:150:LEU:O	2:G:154:ILE:HB	2.01	0.60
1:E:344:SER:HB3	1:F:128:LYS:O	2.01	0.60
2:L:262:LYS:HD3	2:L:266:GLU:HG2	1.82	0.60
1:A:172:PRO:HG2	1:B:178:LYS:HD2	1.83	0.60
2:G:628:LEU:CB	2:G:632:SER:CB	2.80	0.60
2:H:541:ASP:OD1	2:H:542:GLY:N	2.33	0.60
1:B:287:GLU:O	1:B:291:LYS:HG3	2.01	0.60
1:E:287:GLU:O	1:E:291:LYS:HG3	2.02	0.60
2:G:390:LYS:CD	2:G:435:TYR:HE1	2.10	0.60
2:J:262:LYS:HD3	2:J:266:GLU:HG2	1.83	0.60
1:A:69:THR:HG23	1:A:70:SER:H	1.66	0.60
2:H:448:VAL:HG12	2:H:449:PHE:H	1.67	0.60
1:C:229:ARG:NH1	2:I:223:GLU:OE1	2.34	0.60
2:J:87:SER:HB2	2:J:252:ALA:HB2	1.83	0.60
1:B:177:ARG:HD2	1:B:209:PRO:CG	2.32	0.60
2:H:97:CYS:HB2	2:H:144:SER:HB2	1.82	0.60
2:H:563:GLN:HG2	2:H:660:LYS:HA	1.83	0.60
2:J:409:ASN:HA	2:J:422:ARG:HD3	1.82	0.60
1:A:389:ASN:O	1:A:393:MET:HG3	2.01	0.60
2:G:630:ARG:C	2:G:632:SER:H	2.05	0.60
2:H:87:SER:HB2	2:H:252:ALA:HB2	1.83	0.60
1:C:266:PRO:HB3	1:C:276:THR:HG22	1.82	0.60
2:G:377:ALA:O	2:G:381:VAL:HG23	2.01	0.60
2:H:621:GLN:O	2:H:625:LYS:HB2	2.01	0.60
2:J:455:LYS:HD3	2:J:476:THR:HG21	1.83	0.60
1:E:213:ALA:O	1:E:214:VAL:CB	2.49	0.59
2:G:455:LYS:HD3	2:G:476:THR:HG21	1.83	0.59
2:H:491:PRO:HB2	2:H:516:LYS:HD3	1.84	0.59
2:I:56:SER:HB3	2:I:57:PRO:HD2	1.84	0.59
2:J:257:SER:H	2:J:258:PRO:HD3	1.67	0.59
2:J:121:GLN:HG3	2:J:324:SER:OG	2.02	0.59
2:K:621:GLN:O	2:K:625:LYS:HB2	2.01	0.59
1:B:342:TYR:CE1	1:B:465:HIS:CD2	2.90	0.59
2:H:262:LYS:HD3	2:H:266:GLU:HG2	1.83	0.59
1:F:45:THR:O	1:F:46:LEU:CG	2.47	0.59
2:I:262:LYS:HD3	2:I:266:GLU:HG2	1.84	0.59
2:K:609:GLU:HG2	2:K:610:ARG:N	2.17	0.59
1:B:171:VAL:O	1:B:171:VAL:HG23	2.02	0.59
1:D:106:VAL:HG23	1:D:107:ILE:HG13	1.85	0.59

Continued on next page...

Continued from previous page...

Atom-1	Atom-2	Interatomic distance (Å)	Clash overlap (Å)
2:G:409:ASN:HA	2:G:422:ARG:HD3	1.84	0.59
2:I:253:ASP:HB2	2:I:255:LYS:HE2	1.83	0.59
2:I:335:GLU:N	2:I:335:GLU:OE1	2.34	0.59
1:B:177:ARG:HB2	1:B:209:PRO:CB	2.31	0.59
1:B:300:TYR:HH	2:H:222:VAL:HA	1.67	0.59
2:I:563:GLN:HG2	2:I:660:LYS:HA	1.85	0.59
2:L:40:HIS:CE1	2:L:57:PRO:HD3	2.38	0.59
1:E:169:SER:O	1:E:170:ASP:O	2.20	0.59
2:H:271:TYR:O	2:H:274:THR:HG22	2.02	0.59
2:I:621:GLN:O	2:I:625:LYS:HB2	2.02	0.59
2:K:383:LYS:HG2	2:K:531:LYS:O	2.02	0.59
2:K:409:ASN:HA	2:K:422:ARG:HD3	1.84	0.59
1:A:180:ARG:O	1:A:184:LEU:HD12	2.03	0.59
2:G:563:GLN:HG2	2:G:563:GLN:O	2.03	0.59
2:K:174:VAL:CG2	2:K:201:MET:O	2.51	0.59
2:K:375:GLY:HA2	2:K:504:ASP:OD1	2.03	0.59
2:K:546:TYR:CE1	2:K:694:LEU:HD11	2.38	0.59
1:C:213:ALA:O	1:C:214:VAL:CB	2.51	0.59
2:H:164:ASP:OD1	2:H:165:ARG:N	2.35	0.59
2:L:257:SER:H	2:L:258:PRO:HD3	1.66	0.59
2:I:735:LYS:O	2:I:739:ALA:HB3	2.02	0.58
2:L:563:GLN:HG2	2:L:660:LYS:HA	1.85	0.58
1:D:65:LEU:HB3	1:D:69:THR:HG21	1.85	0.58
2:H:298:TYR:OH	2:H:712:PRO:HG2	2.04	0.58
1:A:338:ARG:HD2	1:A:470:GLU:OE2	2.03	0.58
1:E:106:VAL:HG22	1:E:166:GLU:OE1	2.03	0.58
1:D:213:ALA:O	1:D:214:VAL:CB	2.51	0.58
2:H:593:VAL:CG2	2:H:622:MET:CE	2.81	0.58
2:J:537:ILE:HG13	2:J:699:GLU:HB3	1.86	0.58
2:K:121:GLN:HG3	2:K:324:SER:OG	2.03	0.58
2:K:563:GLN:HG2	2:K:660:LYS:HA	1.84	0.58
2:L:621:GLN:O	2:L:625:LYS:HB2	2.02	0.58
1:B:65:LEU:HB3	1:B:69:THR:HG21	1.85	0.58
1:C:45:THR:O	1:C:46:LEU:CG	2.46	0.58
1:A:342:TYR:CE1	1:A:465:HIS:CD2	2.91	0.58
1:C:108:GLN:HE22	1:D:108:GLN:H	1.50	0.58
1:F:106:VAL:HG23	1:F:107:ILE:HG13	1.85	0.58
2:I:377:ALA:O	2:I:381:VAL:HG23	2.03	0.58
1:B:209:PRO:C	1:B:210:GLU:HG3	2.24	0.58
1:C:359:THR:HB	1:C:360:PRO:HD3	1.85	0.58
2:J:335:GLU:OE1	2:J:335:GLU:N	2.36	0.58

Continued on next page...

Continued from previous page...

Atom-1	Atom-2	Interatomic distance (Å)	Clash overlap (Å)
2:H:255:LYS:HB3	2:J:569:LYS:NZ	2.19	0.58
1:A:188:LYS:HE3	1:A:196:LEU:HD11	1.85	0.58
1:C:127:ASP:HB3	1:D:345:GLN:O	2.04	0.58
1:D:387:LEU:O	1:D:391:LYS:HG2	2.04	0.58
2:H:91:ILE:HB	2:H:140:ALA:HB3	1.86	0.58
2:L:409:ASN:HA	2:L:422:ARG:HD3	1.85	0.58
2:H:553:PRO:HG2	2:H:684:GLU:HG3	1.85	0.57
2:I:271:TYR:O	2:I:274:THR:HG22	2.04	0.57
2:L:448:VAL:HG12	2:L:449:PHE:H	1.69	0.57
2:L:704:ALA:HA	2:L:708:LEU:HD23	1.86	0.57
1:C:106:VAL:HG23	1:C:107:ILE:HG13	1.86	0.57
2:J:56:SER:HB3	2:J:57:PRO:HD2	1.86	0.57
2:K:448:VAL:HG12	2:K:449:PHE:H	1.68	0.57
1:D:45:THR:O	1:D:46:LEU:CG	2.48	0.57
2:J:150:LEU:O	2:J:154:ILE:HB	2.05	0.57
2:G:589:ASP:OD2	2:G:631:LYS:O	2.22	0.57
2:I:87:SER:HB2	2:I:252:ALA:HB2	1.87	0.57
1:B:178:LYS:CD	1:B:181:LYS:HD3	2.20	0.57
2:G:630:ARG:C	2:G:632:SER:N	2.54	0.57
2:L:537:ILE:HG13	2:L:699:GLU:HB3	1.87	0.57
1:C:224:GLY:HA3	1:C:296:PHE:CZ	2.40	0.57
1:C:389:ASN:O	1:C:393:MET:HG3	2.05	0.57
1:F:287:GLU:O	1:F:291:LYS:HG3	2.04	0.57
2:H:338:ALA:HB1	2:H:715:GLY:HA3	1.87	0.57
2:J:40:HIS:CE1	2:J:57:PRO:HD3	2.40	0.57
2:L:553:PRO:HB3	2:L:680:ARG:HD2	1.87	0.57
2:K:385:LEU:O	2:K:387:THR:HG23	2.05	0.57
2:G:454:LEU:HG	2:G:457:ARG:HH21	1.69	0.57
2:K:563:GLN:O	2:K:563:GLN:HG2	2.05	0.57
2:K:338:ALA:HB1	2:K:715:GLY:HA3	1.86	0.57
1:A:65:LEU:HB3	1:A:69:THR:HG21	1.87	0.57
1:B:106:VAL:HG23	1:B:107:ILE:HG13	1.86	0.57
2:G:629:GLY:O	2:G:631:LYS:N	2.35	0.57
1:B:213:ALA:O	1:B:214:VAL:HB	2.04	0.56
1:A:300:TYR:OH	2:G:222:VAL:HA	2.05	0.56
2:G:628:LEU:O	2:G:630:ARG:N	2.37	0.56
2:H:409:ASN:HA	2:H:422:ARG:HD3	1.87	0.56
2:K:330:LEU:O	2:K:333:THR:N	2.35	0.56
2:L:87:SER:HB2	2:L:252:ALA:HB2	1.87	0.56
1:E:45:THR:O	1:E:46:LEU:CG	2.45	0.56
2:H:253:ASP:HB2	2:H:255:LYS:HE2	1.85	0.56

Continued on next page...

Continued from previous page...

Atom-1	Atom-2	Interatomic distance (Å)	Clash overlap (Å)
2:H:537:ILE:HG13	2:H:699:GLU:HB3	1.86	0.56
2:J:359:LYS:NZ	2:J:469:HIS:O	2.35	0.56
2:K:40:HIS:CE1	2:K:57:PRO:HD3	2.40	0.56
1:A:175:HIS:NE2	1:A:212:PRO:HG3	2.20	0.56
1:A:178:LYS:CA	1:A:181:LYS:HB2	2.28	0.56
2:I:455:LYS:HD3	2:I:476:THR:HG21	1.87	0.56
1:A:174:ARG:HD3	1:A:177:ARG:CB	2.35	0.56
1:D:71:TYR:HA	1:D:74:LEU:HD12	1.86	0.56
2:I:553:PRO:HB3	2:I:680:ARG:HD2	1.87	0.56
1:D:342:TYR:CE1	1:D:465:HIS:CD2	2.94	0.56
2:J:338:ALA:HB1	2:J:715:GLY:HA3	1.87	0.56
2:K:455:LYS:HD3	2:K:476:THR:HG21	1.88	0.56
2:L:390:LYS:HE3	2:L:433:LEU:O	2.05	0.56
1:A:202:PHE:HA	1:A:205:ASN:HD21	1.69	0.56
1:C:65:LEU:HB3	1:C:69:THR:HG21	1.87	0.56
2:H:40:HIS:CE1	2:H:57:PRO:HD3	2.41	0.56
1:E:224:GLY:HA3	1:E:296:PHE:CE1	2.41	0.56
2:G:448:VAL:HG12	2:G:449:PHE:H	1.69	0.56
1:F:300:TYR:OH	2:L:222:VAL:HA	2.06	0.56
1:F:247:ARG:NH2	1:F:417:PHE:O	2.39	0.56
2:J:553:PRO:HB3	2:J:680:ARG:HD2	1.88	0.56
1:B:117:ARG:O	1:B:121:LEU:HG	2.05	0.56
1:B:180:ARG:HD2	1:B:203:ARG:CB	2.34	0.56
1:D:389:ASN:O	1:D:393:MET:HG3	2.06	0.56
1:F:411:LEU:HD23	1:F:412:PRO:O	2.05	0.56
2:G:589:ASP:OD2	2:G:634:LYS:CA	2.53	0.56
2:H:257:SER:H	2:H:258:PRO:HD3	1.68	0.56
1:D:66:LEU:O	1:D:69:THR:HG22	2.05	0.56
2:G:97:CYS:HB2	2:G:144:SER:HB2	1.88	0.56
2:J:704:ALA:HA	2:J:708:LEU:HD23	1.88	0.56
2:K:164:ASP:OD1	2:K:165:ARG:N	2.39	0.56
2:L:377:ALA:O	2:L:381:VAL:HG23	2.06	0.56
1:C:247:ARG:NH2	1:C:417:PHE:O	2.38	0.55
2:H:330:LEU:O	2:H:333:THR:N	2.33	0.55
2:I:338:ALA:HB1	2:I:715:GLY:HA3	1.89	0.55
2:K:56:SER:HB3	2:K:57:PRO:HD2	1.87	0.55
2:L:97:CYS:HB2	2:L:144:SER:HB2	1.88	0.55
1:B:178:LYS:HD3	1:B:181:LYS:CD	2.20	0.55
2:H:630:ARG:O	2:H:631:LYS:CB	2.54	0.55
2:J:97:CYS:HB2	2:J:144:SER:HB2	1.88	0.55
2:K:87:SER:HB2	2:K:252:ALA:HB2	1.87	0.55

Continued on next page...

Continued from previous page...

Atom-1	Atom-2	Interatomic distance (Å)	Clash overlap (Å)
1:B:359:THR:HB	1:B:360:PRO:HD3	1.87	0.55
2:G:164:ASP:HB3	2:G:167:THR:OG1	2.05	0.55
2:H:56:SER:HB3	2:H:57:PRO:HD2	1.88	0.55
2:K:537:ILE:HG13	2:K:699:GLU:HB3	1.88	0.55
2:H:557:GLU:OE2	2:H:560:ARG:HD2	2.06	0.55
2:I:541:ASP:OD1	2:I:542:GLY:N	2.40	0.55
1:A:174:ARG:HD3	1:A:177:ARG:HB2	1.89	0.55
1:A:214:VAL:HG12	1:A:215:SER:N	2.21	0.55
1:A:387:LEU:O	1:A:391:LYS:HG2	2.07	0.55
1:D:93:VAL:HG12	1:D:94:PRO:HD2	1.89	0.55
1:E:117:ARG:O	1:E:121:LEU:HG	2.07	0.55
2:G:333:THR:HG23	2:G:336:SER:H	1.71	0.55
2:K:553:PRO:HB3	2:K:680:ARG:HD2	1.88	0.55
1:C:413:PRO:C	1:C:415:GLU:H	2.09	0.55
1:F:213:ALA:O	1:F:214:VAL:CB	2.54	0.55
2:L:333:THR:HG23	2:L:336:SER:H	1.71	0.55
1:B:180:ARG:HD3	1:B:207:LEU:HD22	1.86	0.55
2:H:390:LYS:HE3	2:H:433:LEU:O	2.06	0.55
2:H:455:LYS:HD3	2:H:476:THR:HG21	1.87	0.55
2:I:704:ALA:HA	2:I:708:LEU:HD23	1.88	0.55
2:J:390:LYS:HE3	2:J:433:LEU:O	2.06	0.55
2:K:487:VAL:HG12	2:K:487:VAL:O	2.06	0.55
2:K:564:GLU:OE2	2:K:740:TYR:OH	2.24	0.55
2:L:150:LEU:O	2:L:154:ILE:HB	2.07	0.55
1:A:117:ARG:O	1:A:121:LEU:HG	2.06	0.55
2:L:97:CYS:HA	2:L:143:GLY:HA3	1.89	0.55
1:C:387:LEU:O	1:C:391:LYS:HG2	2.07	0.55
1:D:244:TYR:O	1:D:244:TYR:HD1	1.88	0.55
1:A:106:VAL:HG23	1:A:107:ILE:HG13	1.89	0.55
1:B:178:LYS:CA	1:B:181:LYS:HB3	2.36	0.55
2:G:385:LEU:O	2:G:387:THR:HG23	2.07	0.55
2:G:390:LYS:HE3	2:G:433:LEU:O	2.06	0.55
2:J:696:THR:HB	2:J:697:PRO:HD2	1.87	0.55
2:K:390:LYS:HE3	2:K:433:LEU:O	2.07	0.55
2:K:97:CYS:HB2	2:K:144:SER:HB2	1.89	0.54
1:B:180:ARG:HH12	1:B:204:PHE:HA	1.71	0.54
1:E:251:LEU:HG	1:E:419:ASN:O	2.06	0.54
1:F:261:LEU:O	1:F:264:VAL:HG12	2.07	0.54
2:J:359:LYS:HD2	2:J:469:HIS:HD2	1.72	0.54
2:J:80:TRP:CH2	2:J:133:SER:HA	2.42	0.54
2:K:553:PRO:HG2	2:K:684:GLU:HG3	1.89	0.54

Continued on next page...

Continued from previous page...

Atom-1	Atom-2	Interatomic distance (Å)	Clash overlap (Å)
1:B:266:PRO:HB3	1:B:276:THR:HG22	1.88	0.54
1:B:398:PHE:HD1	1:B:403:MET:HE2	1.72	0.54
1:B:429:PRO:HB2	1:B:432:ALA:HB3	1.88	0.54
1:C:244:TYR:O	1:C:244:TYR:HD1	1.90	0.54
1:C:405:ARG:NH1	1:C:409:VAL:HA	2.21	0.54
1:F:244:TYR:HD1	1:F:244:TYR:O	1.90	0.54
2:H:572:ASP:OD1	2:H:585:ALA:HB3	2.07	0.54
1:A:127:ASP:HB3	1:B:345:GLN:O	2.08	0.54
1:B:180:ARG:CD	1:B:203:ARG:NE	2.71	0.54
1:B:198:LEU:HD23	1:B:201:LYS:HE2	1.87	0.54
1:C:168:MET:HE1	1:C:429:PRO:HA	1.88	0.54
1:C:66:LEU:O	1:C:69:THR:CG2	2.56	0.54
1:B:229:ARG:NH1	2:H:223:GLU:OE1	2.38	0.54
2:J:487:VAL:O	2:J:487:VAL:HG12	2.06	0.54
1:A:74:LEU:O	1:A:167:LEU:HD21	2.08	0.54
2:I:333:THR:HG23	2:I:336:SER:H	1.72	0.54
2:J:97:CYS:HA	2:J:143:GLY:HA3	1.89	0.54
2:K:300:ALA:HB3	2:K:301:PRO:HD3	1.89	0.54
1:E:216:GLU:CD	1:E:220:SER:HA	2.27	0.54
2:G:589:ASP:OD2	2:G:634:LYS:CB	2.56	0.54
2:G:338:ALA:HB1	2:G:715:GLY:CA	2.38	0.54
2:J:563:GLN:HG2	2:J:563:GLN:O	2.06	0.54
2:K:557:GLU:OE2	2:K:560:ARG:HD2	2.08	0.54
2:L:732:ARG:O	2:L:736:TYR:CD2	2.61	0.54
1:F:117:ARG:CZ	1:F:121:LEU:HD21	2.37	0.54
2:H:300:ALA:HB3	2:H:301:PRO:HD3	1.90	0.54
2:H:563:GLN:O	2:H:660:LYS:HB2	2.07	0.54
2:J:383:LYS:HG2	2:J:531:LYS:O	2.07	0.54
1:F:220:SER:O	1:F:221:GLU:CB	2.55	0.54
1:E:128:LYS:O	1:F:344:SER:HB3	2.07	0.54
1:E:244:TYR:CD1	1:E:244:TYR:C	2.81	0.54
1:E:405:ARG:NH1	1:E:409:VAL:HA	2.22	0.54
2:I:359:LYS:HZ1	2:I:471:ILE:HD12	1.72	0.54
1:C:234:PHE:CZ	1:C:392:ALA:HB2	2.42	0.53
1:F:43:LYS:HE2	1:F:371:ASN:O	2.07	0.53
1:F:66:LEU:O	1:F:69:THR:CG2	2.56	0.53
2:G:87:SER:HB2	2:G:252:ALA:HB2	1.89	0.53
2:H:637:TYR:HA	2:H:644:LYS:O	2.08	0.53
1:B:402:TYR:CE2	2:H:227:PRO:HB3	2.44	0.53
1:B:405:ARG:NH1	1:B:409:VAL:HA	2.23	0.53
1:B:413:PRO:C	1:B:415:GLU:H	2.12	0.53

Continued on next page...

Continued from previous page...

Atom-1	Atom-2	Interatomic distance (Å)	Clash overlap (Å)
2:I:537:ILE:O	2:I:537:ILE:HG23	2.07	0.53
1:C:251:LEU:HG	1:C:419:ASN:O	2.08	0.53
2:G:330:LEU:O	2:G:333:THR:N	2.33	0.53
2:H:593:VAL:HG22	2:H:622:MET:CE	2.38	0.53
1:A:93:VAL:HG12	1:A:94:PRO:HD2	1.89	0.53
2:I:383:LYS:HG2	2:I:531:LYS:O	2.08	0.53
2:J:51:VAL:HG11	2:J:241:GLU:OE2	2.08	0.53
2:K:283:TYR:OH	2:K:312:ILE:HD11	2.09	0.53
2:L:56:SER:HB3	2:L:57:PRO:HD2	1.89	0.53
2:L:338:ALA:HB1	2:L:715:GLY:CA	2.38	0.53
1:A:111:LYS:HE2	1:B:213:ALA:CB	2.39	0.53
2:K:541:ASP:OD1	2:K:542:GLY:N	2.42	0.53
2:L:487:VAL:HG12	2:L:487:VAL:O	2.07	0.53
1:C:104:GLY:HA2	1:C:134:VAL:O	2.08	0.53
1:D:287:GLU:O	1:D:291:LYS:HG3	2.08	0.53
1:F:166:GLU:HB2	1:F:430:PHE:O	2.09	0.53
2:K:174:VAL:HG21	2:K:201:MET:O	2.08	0.53
1:B:71:TYR:HA	1:B:74:LEU:HD12	1.91	0.53
1:C:71:TYR:HA	1:C:74:LEU:HD12	1.91	0.53
1:F:321:MET:CE	1:F:329:MET:HG3	2.39	0.53
2:G:612:GLY:O	2:G:744:PHE:HZ	1.91	0.53
2:L:60:LYS:HG3	2:L:61:VAL:HG12	1.91	0.53
1:C:93:VAL:HG12	1:C:94:PRO:HD2	1.89	0.53
2:G:56:SER:HB3	2:G:57:PRO:HD2	1.91	0.53
2:G:629:GLY:C	2:G:631:LYS:N	2.57	0.53
1:A:43:LYS:O	1:A:45:THR:HG23	2.09	0.53
1:B:234:PHE:CZ	1:B:392:ALA:HB2	2.44	0.53
1:C:342:TYR:CE1	1:C:465:HIS:CD2	2.97	0.53
1:F:234:PHE:CZ	1:F:392:ALA:HB2	2.44	0.53
2:G:99:ILE:HB	2:G:149:GLY:HA3	1.91	0.53
2:G:696:THR:HB	2:G:697:PRO:HD2	1.89	0.53
1:A:197:SER:HA	1:A:200:SER:HB3	1.90	0.53
1:B:104:GLY:HA2	1:B:134:VAL:O	2.09	0.53
1:B:180:ARG:HD2	1:B:203:ARG:NE	2.24	0.53
1:F:413:PRO:C	1:F:415:GLU:H	2.11	0.53
2:H:553:PRO:HB3	2:H:680:ARG:HD2	1.90	0.53
2:L:455:LYS:HD3	2:L:476:THR:HG21	1.90	0.53
1:E:71:TYR:HA	1:E:74:LEU:HD12	1.91	0.52
2:I:537:ILE:HG13	2:I:699:GLU:HB3	1.90	0.52
2:L:105:ASN:HA	2:L:108:ALA:HB3	1.89	0.52
2:L:142:ASN:ND2	2:L:237:ILE:HD11	2.23	0.52

Continued on next page...

Continued from previous page...

Atom-1	Atom-2	Interatomic distance (Å)	Clash overlap (Å)
1:A:429:PRO:HB2	1:A:432:ALA:HB3	1.91	0.52
2:G:740:TYR:O	2:G:742:LYS:N	2.42	0.52
2:I:97:CYS:HB2	2:I:144:SER:HB2	1.90	0.52
2:L:359:LYS:CD	2:L:469:HIS:HD2	2.22	0.52
1:E:106:VAL:HG23	1:E:107:ILE:HG13	1.90	0.52
2:H:333:THR:HG23	2:H:336:SER:H	1.74	0.52
2:H:730:VAL:HG22	2:H:750:LEU:CD2	2.40	0.52
2:J:359:LYS:CD	2:J:469:HIS:HD2	2.22	0.52
1:C:226:SER:OG	1:C:351:LEU:CD2	2.58	0.52
2:G:300:ALA:HB3	2:G:301:PRO:HD3	1.91	0.52
2:H:338:ALA:HB1	2:H:715:GLY:CA	2.39	0.52
2:H:730:VAL:HG22	2:H:750:LEU:HD21	1.91	0.52
2:K:311:GLY:O	2:K:314:GLN:O	2.26	0.52
2:K:333:THR:HG23	2:K:336:SER:H	1.75	0.52
1:A:211:LEU:CD2	1:B:174:ARG:NH2	2.72	0.52
1:B:66:LEU:O	1:B:69:THR:HG22	2.09	0.52
1:E:59:GLY:HA3	1:E:439:MET:SD	2.49	0.52
2:K:279:ARG:NH1	2:K:313:GLU:OE1	2.43	0.52
1:A:174:ARG:HD2	1:A:178:LYS:HE2	1.91	0.52
1:A:71:TYR:HA	1:A:74:LEU:HD12	1.91	0.52
1:B:117:ARG:CZ	1:B:121:LEU:HD21	2.40	0.52
1:B:178:LYS:HA	1:B:181:LYS:CB	2.38	0.52
1:D:104:GLY:HA2	1:D:134:VAL:O	2.09	0.52
2:I:696:THR:HB	2:I:697:PRO:HD2	1.90	0.52
1:A:57:VAL:HG21	1:A:321:MET:SD	2.50	0.52
1:D:117:ARG:O	1:D:121:LEU:HG	2.10	0.52
1:D:405:ARG:NH1	1:D:409:VAL:HA	2.25	0.52
2:G:40:HIS:CE1	2:G:57:PRO:CD	2.93	0.52
2:G:537:ILE:HG13	2:G:699:GLU:HB3	1.92	0.52
2:H:99:ILE:HB	2:H:149:GLY:HA3	1.90	0.52
2:H:593:VAL:HG21	2:H:622:MET:HE2	1.90	0.52
2:J:553:PRO:HG2	2:J:684:GLU:HG3	1.92	0.52
1:A:338:ARG:HG3	1:A:470:GLU:HB2	1.91	0.52
1:B:166:GLU:HB2	1:B:430:PHE:O	2.09	0.52
1:D:321:MET:HE2	1:D:329:MET:HG3	1.92	0.52
2:G:66:LYS:HE3	2:G:105:ASN:HB2	1.92	0.52
2:G:493:LYS:HD3	2:G:521:THR:OG1	2.10	0.52
2:J:99:ILE:HB	2:J:149:GLY:HA3	1.90	0.52
2:L:735:LYS:O	2:L:739:ALA:HB3	2.08	0.52
1:A:166:GLU:HB2	1:A:430:PHE:O	2.10	0.52
1:A:287:GLU:O	1:A:291:LYS:HG3	2.09	0.52

Continued on next page...

Continued from previous page...

Atom-1	Atom-2	Interatomic distance (Å)	Clash overlap (Å)
1:B:203:ARG:C	1:B:205:ASN:H	2.13	0.52
1:B:57:VAL:O	1:B:334:LYS:HG3	2.09	0.52
1:E:93:VAL:HG12	1:E:94:PRO:HD2	1.91	0.52
2:J:71:GLU:O	2:J:75:VAL:HG23	2.10	0.52
2:J:745:THR:CG2	2:J:746:PRO:HD2	2.40	0.52
1:A:439:MET:O	1:A:443:ASN:HB2	2.09	0.52
1:C:166:GLU:HB2	1:C:430:PHE:O	2.09	0.52
2:H:105:ASN:HA	2:H:108:ALA:HB3	1.92	0.52
2:I:553:PRO:HG2	2:I:684:GLU:HG3	1.90	0.52
2:J:735:LYS:O	2:J:739:ALA:HB3	2.09	0.52
2:K:338:ALA:HB1	2:K:715:GLY:CA	2.40	0.52
1:A:208:ALA:HB1	1:A:209:PRO:HD3	1.91	0.51
1:B:195:ARG:HA	1:B:198:LEU:HD12	1.93	0.51
1:E:244:TYR:C	1:E:244:TYR:HD1	2.13	0.51
2:G:179:LEU:HD12	2:G:179:LEU:C	2.30	0.51
2:H:745:THR:CG2	2:H:746:PRO:HD2	2.40	0.51
1:E:439:MET:O	1:E:443:ASN:HB2	2.10	0.51
1:F:429:PRO:HB2	1:F:432:ALA:HB3	1.92	0.51
2:G:80:TRP:CH2	2:G:133:SER:HA	2.45	0.51
2:G:279:ARG:NH1	2:G:313:GLU:OE1	2.43	0.51
2:I:338:ALA:HB1	2:I:715:GLY:CA	2.39	0.51
2:I:60:LYS:HG3	2:I:61:VAL:HG12	1.91	0.51
2:J:277:PHE:CD1	2:J:277:PHE:C	2.84	0.51
2:L:194:VAL:N	2:L:195:PRO:CD	2.73	0.51
2:L:375:GLY:O	2:L:379:VAL:HG23	2.10	0.51
1:C:439:MET:O	1:C:443:ASN:HB2	2.11	0.51
1:D:244:TYR:CD1	1:D:244:TYR:C	2.84	0.51
2:L:71:GLU:O	2:L:75:VAL:HG23	2.11	0.51
1:A:207:LEU:O	1:A:208:ALA:O	2.28	0.51
1:B:244:TYR:C	1:B:244:TYR:CD1	2.83	0.51
1:D:338:ARG:HB2	1:D:468:ILE:O	2.09	0.51
1:E:260:LEU:HD13	1:E:420:TRP:NE1	2.25	0.51
2:K:97:CYS:HA	2:K:143:GLY:HA3	1.93	0.51
2:L:359:LYS:NZ	2:L:469:HIS:O	2.42	0.51
1:A:336:TYR:HB2	1:A:470:GLU:HB3	1.93	0.51
1:F:413:PRO:O	1:F:415:GLU:N	2.43	0.51
1:F:75:MET:O	1:F:78:ASP:HB2	2.10	0.51
2:K:64:LEU:O	2:K:102:ALA:HB3	2.10	0.51
1:B:196:LEU:HD23	1:B:199:ILE:HD11	1.92	0.51
1:C:398:PHE:HD1	1:C:403:MET:HE2	1.74	0.51
2:J:333:THR:HG23	2:J:336:SER:H	1.75	0.51

Continued on next page...

Continued from previous page...

Atom-1	Atom-2	Interatomic distance (Å)	Clash overlap (Å)
1:B:174:ARG:HH11	1:B:177:ARG:HG2	1.73	0.51
1:D:439:MET:O	1:D:443:ASN:HB2	2.10	0.51
2:I:557:GLU:OE2	2:I:560:ARG:HD2	2.10	0.51
2:L:572:ASP:OD1	2:L:585:ALA:HB3	2.11	0.51
1:A:180:ARG:HG2	1:A:203:ARG:HD3	1.93	0.51
1:D:216:GLU:HG2	1:D:221:GLU:H	1.74	0.51
1:D:398:PHE:HD1	1:D:403:MET:HE2	1.76	0.51
1:F:336:TYR:HB2	1:F:470:GLU:HB3	1.93	0.51
2:G:446:GLU:HG2	2:G:448:VAL:HG23	1.92	0.51
2:G:622:MET:O	2:G:627:PHE:N	2.40	0.51
2:H:359:LYS:CD	2:H:469:HIS:HD2	2.24	0.51
2:H:493:LYS:HD3	2:H:521:THR:OG1	2.11	0.51
2:K:99:ILE:HB	2:K:149:GLY:HA3	1.92	0.51
2:L:61:VAL:HG23	2:L:97:CYS:SG	2.50	0.51
1:A:210:GLU:O	1:A:211:LEU:HB2	2.11	0.51
2:G:553:PRO:HG2	2:G:684:GLU:HG3	1.92	0.51
1:E:88:LEU:HD21	1:E:95:LYS:HE2	1.93	0.51
2:G:97:CYS:HA	2:G:143:GLY:HA3	1.92	0.51
2:H:256:ILE:O	2:H:256:ILE:HG13	2.09	0.51
2:I:40:HIS:CE1	2:I:57:PRO:HD3	2.46	0.51
2:I:563:GLN:HG2	2:I:563:GLN:O	2.11	0.51
2:J:64:LEU:O	2:J:102:ALA:HB3	2.10	0.51
2:K:194:VAL:N	2:K:195:PRO:CD	2.74	0.51
1:C:69:THR:CG2	1:C:70:SER:H	2.21	0.50
1:E:424:LEU:O	1:E:424:LEU:HD23	2.11	0.50
1:F:359:THR:HB	1:F:360:PRO:HD3	1.93	0.50
2:H:66:LYS:HE3	2:H:105:ASN:HB2	1.92	0.50
2:I:359:LYS:CD	2:I:469:HIS:HD2	2.25	0.50
2:L:99:ILE:HB	2:L:149:GLY:HA3	1.93	0.50
2:L:553:PRO:HG2	2:L:684:GLU:HG3	1.92	0.50
1:A:244:TYR:C	1:A:244:TYR:CD1	2.83	0.50
1:A:43:LYS:HE2	1:A:371:ASN:O	2.12	0.50
1:B:211:LEU:CD2	1:B:212:PRO:HD3	2.41	0.50
1:B:338:ARG:HB2	1:B:468:ILE:O	2.11	0.50
1:C:136:MET:HB2	1:D:132:HIS:HB2	1.93	0.50
1:D:75:MET:HB3	1:D:76:PRO:HD2	1.93	0.50
2:K:735:LYS:O	2:K:739:ALA:HB3	2.12	0.50
2:L:368:GLY:O	2:L:373:GLY:HA3	2.10	0.50
2:L:488:SER:HB3	2:L:491:PRO:HG3	1.93	0.50
1:A:108:GLN:H	1:B:108:GLN:HE22	1.58	0.50
1:A:312:THR:HG21	1:A:427:GLY:CA	2.42	0.50

Continued on next page...

Continued from previous page...

Atom-1	Atom-2	Interatomic distance (Å)	Clash overlap (Å)
1:E:310:PHE:O	1:E:312:THR:HG23	2.11	0.50
1:F:69:THR:CG2	1:F:70:SER:N	2.74	0.50
2:G:724:TYR:CZ	2:G:728:LYS:HE2	2.46	0.50
2:J:186:GLN:HG3	2:J:320:TYR:CD1	2.46	0.50
2:K:200:MET:HG3	2:K:207:ILE:HD11	1.93	0.50
2:L:730:VAL:HG21	2:L:754:ALA:CB	2.41	0.50
1:F:220:SER:O	1:F:221:GLU:HB2	2.11	0.50
2:H:609:GLU:CG	2:H:610:ARG:N	2.73	0.50
1:A:173:ILE:C	1:A:211:LEU:HD12	2.31	0.50
1:D:57:VAL:O	1:D:334:LYS:HG3	2.12	0.50
2:G:589:ASP:CB	2:G:634:LYS:CB	2.90	0.50
2:I:194:VAL:N	2:I:195:PRO:CD	2.74	0.50
2:J:174:VAL:CG2	2:J:201:MET:O	2.60	0.50
2:J:744:PHE:CD1	2:J:744:PHE:N	2.78	0.50
1:A:398:PHE:HD1	1:A:403:MET:HE2	1.76	0.50
1:B:213:ALA:O	1:B:214:VAL:CB	2.59	0.50
1:C:402:TYR:CE2	2:I:227:PRO:HB3	2.47	0.50
1:D:414:LEU:H	1:D:414:LEU:HD12	1.77	0.50
1:E:321:MET:HE2	1:E:329:MET:HG3	1.91	0.50
2:I:487:VAL:HG12	2:I:487:VAL:O	2.11	0.50
2:K:105:ASN:HA	2:K:108:ALA:HB3	1.93	0.50
2:K:744:PHE:CD1	2:K:744:PHE:N	2.78	0.50
2:K:98:PHE:CD2	2:K:99:ILE:HG12	2.47	0.50
1:A:59:GLY:HA3	1:A:439:MET:SD	2.52	0.50
1:B:180:ARG:HD3	1:B:207:LEU:CD1	2.41	0.50
1:B:75:MET:HB3	1:B:76:PRO:HD2	1.93	0.50
1:F:398:PHE:HD1	1:F:403:MET:HE2	1.77	0.50
2:G:735:LYS:O	2:G:739:ALA:HB3	2.11	0.50
2:I:163:LYS:HG2	2:I:221:LEU:CD2	2.42	0.50
2:I:730:VAL:HG22	2:I:750:LEU:CD2	2.42	0.50
2:K:650:SER:O	2:K:653:ASP:HB2	2.11	0.50
2:L:563:GLN:HG2	2:L:563:GLN:O	2.10	0.50
1:B:93:VAL:HG12	1:B:94:PRO:HD2	1.93	0.50
1:C:336:TYR:HB2	1:C:470:GLU:HB3	1.94	0.50
1:E:43:LYS:HE2	1:E:371:ASN:O	2.11	0.50
2:H:60:LYS:HG3	2:H:61:VAL:HG12	1.94	0.50
2:H:61:VAL:HG23	2:H:97:CYS:SG	2.52	0.50
2:K:145:CYS:HB3	2:K:169:LEU:CD2	2.41	0.50
1:C:312:THR:HG21	1:C:427:GLY:CA	2.42	0.50
1:C:69:THR:CG2	1:C:70:SER:N	2.75	0.50
1:D:251:LEU:HG	1:D:419:ASN:O	2.11	0.50

Continued on next page...

Continued from previous page...

Atom-1	Atom-2	Interatomic distance (Å)	Clash overlap (Å)
1:D:260:LEU:HD13	1:D:420:TRP:NE1	2.27	0.50
1:E:69:THR:CG2	1:E:70:SER:H	2.22	0.50
2:H:628:LEU:O	2:H:631:LYS:O	2.30	0.50
2:L:335:GLU:N	2:L:335:GLU:OE1	2.42	0.50
1:A:66:LEU:O	1:A:69:THR:CG2	2.60	0.49
1:C:244:TYR:CD1	1:C:244:TYR:C	2.84	0.49
1:D:413:PRO:C	1:D:415:GLU:H	2.15	0.49
1:F:244:TYR:CD1	1:F:244:TYR:C	2.84	0.49
2:G:43:TYR:OH	2:G:79:ILE:HG22	2.12	0.49
2:H:589:ASP:O	2:H:629:GLY:HA3	2.11	0.49
2:J:66:LYS:HE3	2:J:105:ASN:HB2	1.94	0.49
2:J:730:VAL:HG22	2:J:750:LEU:HD21	1.92	0.49
1:A:132:HIS:HB2	1:B:136:MET:HB2	1.94	0.49
1:B:200:SER:HA	1:B:203:ARG:HG2	1.95	0.49
2:G:553:PRO:HB3	2:G:680:ARG:HD2	1.93	0.49
2:I:730:VAL:HG22	2:I:750:LEU:HD21	1.93	0.49
2:J:105:ASN:HA	2:J:108:ALA:HB3	1.93	0.49
2:K:455:LYS:NZ	2:K:479:LEU:HD12	2.27	0.49
2:K:730:VAL:HG22	2:K:750:LEU:HD21	1.93	0.49
1:B:205:ASN:O	1:B:206:PHE:CG	2.64	0.49
1:B:414:LEU:HD12	1:B:414:LEU:H	1.78	0.49
1:F:71:TYR:HA	1:F:74:LEU:HD12	1.95	0.49
2:G:745:THR:CG2	2:G:746:PRO:HD2	2.42	0.49
2:H:563:GLN:HG2	2:H:563:GLN:O	2.12	0.49
2:H:696:THR:HB	2:H:697:PRO:HD2	1.95	0.49
2:I:379:VAL:O	2:I:383:LYS:HD3	2.12	0.49
2:J:145:CYS:HB3	2:J:169:LEU:CD2	2.42	0.49
1:D:300:TYR:OH	2:J:222:VAL:HA	2.12	0.49
2:K:612:GLY:O	2:K:744:PHE:HZ	1.95	0.49
2:K:730:VAL:HG22	2:K:750:LEU:CD2	2.41	0.49
2:L:114:GLN:HA	2:L:117:THR:HB	1.95	0.49
1:A:93:VAL:CG2	1:A:319:LEU:HD22	2.42	0.49
1:E:143:GLN:HA	1:E:342:TYR:OH	2.13	0.49
1:F:101:ILE:HB	1:F:131:ALA:HB2	1.94	0.49
1:F:93:VAL:CG2	1:F:319:LEU:HD22	2.42	0.49
2:G:335:GLU:OE1	2:G:335:GLU:N	2.42	0.49
2:H:194:VAL:N	2:H:195:PRO:CD	2.75	0.49
2:H:460:LYS:CG	2:H:487:VAL:HG11	2.43	0.49
2:I:97:CYS:HA	2:I:143:GLY:HA3	1.95	0.49
2:J:578:PHE:CE2	2:J:678:VAL:HG21	2.47	0.49
2:K:460:LYS:CG	2:K:487:VAL:HG11	2.42	0.49

Continued on next page...

Continued from previous page...

Atom-1	Atom-2	Interatomic distance (Å)	Clash overlap (Å)
2:K:60:LYS:HG3	2:K:61:VAL:HG12	1.94	0.49
1:E:413:PRO:C	1:E:415:GLU:H	2.14	0.49
2:H:593:VAL:HG22	2:H:622:MET:HE2	1.93	0.49
2:J:164:ASP:OD1	2:J:165:ARG:N	2.46	0.49
2:J:563:GLN:CG	2:J:660:LYS:HA	2.41	0.49
2:J:298:TYR:OH	2:J:712:PRO:HG2	2.13	0.49
1:A:174:ARG:HE	1:B:174:ARG:HH21	1.61	0.49
1:E:93:VAL:CG2	1:E:319:LEU:HD22	2.42	0.49
2:H:142:ASN:O	2:H:167:THR:OG1	2.27	0.49
2:H:390:LYS:CD	2:H:435:TYR:HE1	2.12	0.49
2:I:546:TYR:CE1	2:I:694:LEU:HD11	2.48	0.49
2:J:194:VAL:N	2:J:195:PRO:CD	2.75	0.49
1:B:93:VAL:CG2	1:B:319:LEU:HD22	2.43	0.49
2:I:578:PHE:CE2	2:I:678:VAL:HG21	2.47	0.49
2:L:115:GLU:O	2:L:119:LEU:HD13	2.13	0.49
1:B:69:THR:CG2	1:B:70:SER:H	2.24	0.49
1:D:244:TYR:C	1:D:244:TYR:HD1	2.16	0.49
1:D:69:THR:CG2	1:D:70:SER:H	2.24	0.49
2:I:745:THR:CG2	2:I:746:PRO:HD2	2.42	0.49
2:J:338:ALA:HB1	2:J:715:GLY:CA	2.42	0.49
2:L:385:LEU:O	2:L:387:THR:HG23	2.12	0.49
2:L:455:LYS:NZ	2:L:479:LEU:HD12	2.28	0.49
1:B:102:ILE:HD13	1:B:147:THR:HB	1.95	0.49
1:B:47:ALA:HB2	1:B:338:ARG:NH2	2.28	0.49
1:F:84:LEU:HB3	1:F:125:PHE:HE2	1.78	0.49
1:F:244:TYR:HD1	1:F:244:TYR:C	2.16	0.49
1:F:405:ARG:NH1	1:F:409:VAL:HA	2.28	0.49
2:I:359:LYS:NZ	2:I:471:ILE:HD12	2.27	0.49
2:I:564:GLU:OE2	2:I:740:TYR:OH	2.30	0.49
2:J:200:MET:HG3	2:J:207:ILE:HD11	1.95	0.49
2:J:295:LYS:O	2:J:297:LEU:HD12	2.12	0.49
2:J:330:LEU:O	2:J:333:THR:N	2.36	0.49
2:K:61:VAL:HG23	2:K:97:CYS:SG	2.53	0.49
2:L:298:TYR:OH	2:L:712:PRO:HG2	2.13	0.49
1:A:220:SER:O	1:A:221:GLU:HB2	2.13	0.49
1:A:166:GLU:HG2	1:A:430:PHE:HB2	1.95	0.49
1:B:166:GLU:HG2	1:B:430:PHE:HB2	1.95	0.49
1:C:117:ARG:O	1:C:121:LEU:HG	2.12	0.49
2:G:160:ILE:HG12	2:G:220:GLN:HB3	1.95	0.49
2:G:460:LYS:CG	2:G:487:VAL:HG11	2.43	0.49
2:G:66:LYS:HE3	2:G:105:ASN:CB	2.43	0.49

Continued on next page...

Continued from previous page...

Atom-1	Atom-2	Interatomic distance (Å)	Clash overlap (Å)
2:H:546:TYR:CE1	2:H:694:LEU:HD11	2.48	0.49
2:H:651:ASP:C	2:H:653:ASP:N	2.64	0.49
2:I:493:LYS:HD3	2:I:521:THR:OG1	2.13	0.49
2:J:98:PHE:CD2	2:J:99:ILE:HG12	2.47	0.49
2:L:171:THR:OG1	2:L:200:MET:O	2.30	0.49
1:A:102:ILE:HD12	1:A:132:HIS:CE1	2.48	0.48
1:A:76:PRO:O	1:A:165:VAL:HG21	2.13	0.48
1:B:220:SER:O	1:B:221:GLU:CB	2.61	0.48
1:B:168:MET:HE1	1:B:429:PRO:HA	1.95	0.48
1:E:321:MET:CE	1:E:329:MET:HG3	2.43	0.48
1:F:339:ASP:OD2	1:F:366:ALA:HA	2.13	0.48
1:F:75:MET:HB3	1:F:76:PRO:HD2	1.94	0.48
2:G:390:LYS:HA	2:G:432:GLN:O	2.12	0.48
2:H:145:CYS:HB3	2:H:169:LEU:CD2	2.43	0.48
2:H:592:GLY:O	2:H:596:ALA:N	2.46	0.48
2:I:744:PHE:N	2:I:744:PHE:CD1	2.78	0.48
2:K:163:LYS:HD2	2:K:223:GLU:HG3	1.95	0.48
2:L:546:TYR:CE1	2:L:694:LEU:HD11	2.48	0.48
1:A:234:PHE:CZ	1:A:392:ALA:HB2	2.48	0.48
1:B:342:TYR:CE1	1:B:465:HIS:CG	3.01	0.48
2:G:115:GLU:O	2:G:119:LEU:HD13	2.13	0.48
2:G:60:LYS:HG3	2:G:61:VAL:HG12	1.94	0.48
2:H:359:LYS:NZ	2:H:471:ILE:HD12	2.28	0.48
2:I:89:VAL:HG12	2:I:90:LEU:N	2.28	0.48
1:A:220:SER:O	1:A:221:GLU:CB	2.61	0.48
1:B:76:PRO:O	1:B:165:VAL:HG21	2.12	0.48
1:B:184:LEU:HD23	1:B:184:LEU:N	2.27	0.48
1:B:439:MET:O	1:B:443:ASN:HB2	2.14	0.48
2:G:513:THR:O	2:G:513:THR:HG23	2.13	0.48
2:G:60:LYS:HG3	2:G:61:VAL:N	2.28	0.48
2:J:541:ASP:OD1	2:J:542:GLY:N	2.46	0.48
2:J:730:VAL:HG22	2:J:750:LEU:CD2	2.44	0.48
2:L:460:LYS:CG	2:L:487:VAL:HG11	2.39	0.48
1:B:69:THR:CG2	1:B:70:SER:N	2.76	0.48
1:E:312:THR:HG21	1:E:427:GLY:CA	2.44	0.48
1:E:414:LEU:HD12	1:E:414:LEU:H	1.78	0.48
1:E:75:MET:O	1:E:78:ASP:HB2	2.13	0.48
2:G:114:GLN:O	2:G:118:GLN:HB2	2.13	0.48
2:H:359:LYS:HD2	2:H:469:HIS:HD2	1.78	0.48
2:L:578:PHE:CE2	2:L:678:VAL:HG21	2.49	0.48
1:E:405:ARG:HH12	1:E:409:VAL:HA	1.79	0.48

Continued on next page...

Continued from previous page...

Atom-1	Atom-2	Interatomic distance (Å)	Clash overlap (Å)
2:H:255:LYS:HB3	2:J:569:LYS:HZ2	1.78	0.48
2:J:300:ALA:HB3	2:J:301:PRO:HD3	1.96	0.48
2:J:745:THR:HG22	2:J:746:PRO:HD2	1.95	0.48
2:L:495:ILE:HG13	2:L:512:ILE:O	2.14	0.48
1:B:180:ARG:HD2	1:B:203:ARG:CD	2.44	0.48
1:B:220:SER:O	1:B:221:GLU:HB2	2.12	0.48
1:D:74:LEU:O	1:D:167:LEU:CD2	2.61	0.48
1:E:402:TYR:CE2	2:K:227:PRO:HB3	2.48	0.48
2:G:455:LYS:NZ	2:G:479:LEU:HD12	2.29	0.48
2:G:359:LYS:CD	2:G:469:HIS:HD2	2.27	0.48
2:G:563:GLN:CG	2:G:660:LYS:HA	2.44	0.48
2:I:105:ASN:HA	2:I:108:ALA:HB3	1.95	0.48
1:E:300:TYR:OH	2:K:222:VAL:HA	2.13	0.48
2:K:578:PHE:CE2	2:K:678:VAL:HG21	2.49	0.48
1:A:136:MET:HB2	1:B:132:HIS:HB2	1.96	0.48
1:A:173:ILE:HG12	1:B:173:ILE:CG2	2.44	0.48
1:B:57:VAL:HG21	1:B:321:MET:SD	2.53	0.48
1:C:93:VAL:CG2	1:C:319:LEU:HD22	2.44	0.48
1:C:74:LEU:O	1:C:167:LEU:HD21	2.14	0.48
2:H:563:GLN:CG	2:H:660:LYS:HA	2.43	0.48
2:H:730:VAL:HG21	2:H:754:ALA:CB	2.42	0.48
2:J:114:GLN:HA	2:J:117:THR:HB	1.95	0.48
2:J:495:ILE:HG13	2:J:512:ILE:O	2.14	0.48
2:K:732:ARG:O	2:K:736:TYR:CD2	2.67	0.48
2:L:744:PHE:N	2:L:744:PHE:CD1	2.77	0.48
1:A:244:TYR:C	1:A:244:TYR:HD1	2.16	0.48
1:A:75:MET:HB3	1:A:76:PRO:HD2	1.96	0.48
1:B:180:ARG:HB2	1:B:203:ARG:HD2	1.95	0.48
1:C:297:ILE:O	1:C:301:GLY:HA3	2.14	0.48
1:E:216:GLU:OE1	1:E:221:GLU:N	2.47	0.48
1:F:145:MET:SD	1:F:438:VAL:HG11	2.54	0.48
2:G:194:VAL:N	2:G:195:PRO:CD	2.77	0.48
2:G:544:GLY:O	2:G:549:ARG:HB2	2.14	0.48
2:H:398:ASP:O	2:H:399:ARG:C	2.52	0.48
2:H:488:SER:HB3	2:H:491:PRO:HG3	1.94	0.48
2:J:683:ASN:O	2:J:686:VAL:HG22	2.14	0.48
2:K:390:LYS:CD	2:K:435:TYR:HE1	2.14	0.48
2:K:745:THR:CG2	2:K:746:PRO:HD2	2.43	0.48
2:L:650:SER:O	2:L:653:ASP:HB2	2.13	0.48
1:B:260:LEU:HD13	1:B:420:TRP:NE1	2.29	0.48
1:D:228:ASP:HA	1:D:303:VAL:HG23	1.94	0.48

Continued on next page...

Continued from previous page...

Atom-1	Atom-2	Interatomic distance (Å)	Clash overlap (Å)
1:D:336:TYR:HB2	1:D:470:GLU:HB3	1.96	0.48
1:D:145:MET:SD	1:D:438:VAL:HG11	2.54	0.48
1:F:359:THR:O	1:F:363:LEU:HB2	2.14	0.48
1:F:43:LYS:CD	1:F:372:ASP:HA	2.42	0.48
2:G:98:PHE:CD2	2:G:99:ILE:HG12	2.49	0.48
2:I:405:PHE:O	2:I:406:LYS:C	2.52	0.48
1:A:414:LEU:H	1:A:414:LEU:HD12	1.79	0.48
1:B:75:MET:O	1:B:78:ASP:HB2	2.14	0.48
1:E:75:MET:HB3	1:E:76:PRO:HD2	1.96	0.48
2:G:359:LYS:HD2	2:G:469:HIS:HD2	1.78	0.48
2:G:745:THR:HG22	2:G:746:PRO:HD2	1.95	0.48
2:K:43:TYR:OH	2:K:79:ILE:HG22	2.13	0.48
1:A:111:LYS:HE2	1:B:213:ALA:HB2	1.96	0.47
1:A:228:ASP:HA	1:A:303:VAL:HG23	1.96	0.47
2:J:375:GLY:HA2	2:J:504:ASP:OD1	2.14	0.47
1:A:247:ARG:NH2	1:A:417:PHE:O	2.47	0.47
1:A:145:MET:SD	1:A:438:VAL:HG11	2.54	0.47
2:G:589:ASP:CG	2:G:634:LYS:CB	2.83	0.47
2:H:277:PHE:C	2:H:277:PHE:CD1	2.87	0.47
2:H:487:VAL:HG12	2:H:487:VAL:O	2.12	0.47
2:H:735:LYS:O	2:H:739:ALA:HB3	2.13	0.47
2:H:612:GLY:O	2:H:744:PHE:HZ	1.97	0.47
2:L:745:THR:CG2	2:L:746:PRO:HD2	2.44	0.47
1:A:226:SER:OG	1:A:351:LEU:CD2	2.62	0.47
1:A:260:LEU:HD13	1:A:420:TRP:NE1	2.29	0.47
1:A:342:TYR:CE1	1:A:465:HIS:CG	3.02	0.47
1:C:57:VAL:O	1:C:334:LYS:HG3	2.15	0.47
1:D:312:THR:HG21	1:D:427:GLY:CA	2.44	0.47
1:E:285:SER:OG	1:E:288:GLN:HB2	2.14	0.47
1:E:338:ARG:HG3	1:E:470:GLU:HB2	1.96	0.47
2:G:105:ASN:HA	2:G:108:ALA:HB3	1.95	0.47
2:G:487:VAL:HG12	2:G:487:VAL:O	2.14	0.47
2:I:174:VAL:HG22	2:I:201:MET:O	2.12	0.47
2:I:298:TYR:OH	2:I:712:PRO:HG2	2.15	0.47
2:I:455:LYS:NZ	2:I:479:LEU:HD12	2.29	0.47
2:J:379:VAL:O	2:J:383:LYS:HD3	2.15	0.47
2:J:390:LYS:CD	2:J:435:TYR:HE1	2.18	0.47
2:K:359:LYS:HD2	2:K:469:HIS:HD2	1.80	0.47
2:L:563:GLN:CG	2:L:660:LYS:HA	2.45	0.47
1:B:359:THR:O	1:B:363:LEU:HB2	2.14	0.47
1:D:244:TYR:O	1:D:245:ALA:C	2.52	0.47

Continued on next page...

Continued from previous page...

Atom-1	Atom-2	Interatomic distance (Å)	Clash overlap (Å)
1:E:117:ARG:CZ	1:E:121:LEU:HD21	2.45	0.47
1:E:136:MET:HB2	1:F:132:HIS:HB2	1.97	0.47
1:F:197:SER:O	1:F:201:LYS:N	2.38	0.47
2:G:744:PHE:CD1	2:G:744:PHE:N	2.78	0.47
2:J:487:VAL:O	2:J:487:VAL:CG1	2.62	0.47
1:A:170:ASP:OD2	1:B:178:LYS:O	2.33	0.47
1:B:102:ILE:CD1	1:B:147:THR:HB	2.44	0.47
1:C:75:MET:HB3	1:C:76:PRO:HD2	1.97	0.47
1:D:102:ILE:CD1	1:D:147:THR:HB	2.45	0.47
1:D:226:SER:OG	1:D:351:LEU:CD2	2.62	0.47
1:F:117:ARG:O	1:F:121:LEU:HG	2.15	0.47
2:I:601:GLU:O	2:I:605:LYS:HG3	2.15	0.47
2:L:145:CYS:HB3	2:L:169:LEU:CD2	2.44	0.47
2:L:730:VAL:HG22	2:L:750:LEU:CD2	2.45	0.47
2:L:612:GLY:O	2:L:744:PHE:HZ	1.96	0.47
1:B:47:ALA:CB	1:B:338:ARG:NH2	2.78	0.47
1:C:244:TYR:HD1	1:C:244:TYR:C	2.18	0.47
1:E:101:ILE:HB	1:E:131:ALA:HB2	1.97	0.47
1:A:402:TYR:CE2	2:G:227:PRO:HB3	2.49	0.47
2:H:179:LEU:HD12	2:H:179:LEU:C	2.35	0.47
2:H:607:PHE:C	2:H:609:GLU:H	2.18	0.47
2:J:460:LYS:CG	2:J:487:VAL:HG11	2.44	0.47
2:L:359:LYS:HD2	2:L:469:HIS:HD2	1.78	0.47
2:L:487:VAL:CG1	2:L:487:VAL:O	2.63	0.47
1:A:294:PRO:O	1:A:298:LYS:HE2	2.15	0.47
1:A:321:MET:HE2	1:A:329:MET:HG3	1.95	0.47
1:A:378:PHE:HB2	1:A:417:PHE:CZ	2.50	0.47
1:C:345:GLN:O	1:D:127:ASP:HB3	2.15	0.47
1:D:342:TYR:CE1	1:D:465:HIS:CG	3.03	0.47
1:E:247:ARG:NH2	1:E:417:PHE:O	2.48	0.47
1:E:43:LYS:O	1:E:45:THR:HG23	2.14	0.47
1:F:128:LYS:CG	1:F:129:THR:N	2.77	0.47
1:E:132:HIS:HB2	1:F:136:MET:HB2	1.96	0.47
1:F:166:GLU:HG2	1:F:430:PHE:HB2	1.96	0.47
2:H:379:VAL:O	2:H:383:LYS:HD3	2.14	0.47
2:H:71:GLU:O	2:H:75:VAL:HG23	2.15	0.47
2:J:724:TYR:CZ	2:J:728:LYS:HE2	2.50	0.47
2:K:179:LEU:C	2:K:179:LEU:HD12	2.35	0.47
1:A:74:LEU:O	1:A:167:LEU:CD2	2.63	0.47
1:C:128:LYS:CG	1:C:129:THR:N	2.78	0.47
1:C:47:ALA:HB2	1:C:338:ARG:NH2	2.30	0.47

Continued on next page...

Continued from previous page...

Atom-1	Atom-2	Interatomic distance (Å)	Clash overlap (Å)
2:G:495:ILE:HG13	2:G:512:ILE:O	2.14	0.47
2:H:455:LYS:NZ	2:H:479:LEU:HD12	2.30	0.47
2:H:750:LEU:HD23	2:H:750:LEU:C	2.35	0.47
2:I:572:ASP:OD1	2:I:585:ALA:HB3	2.15	0.47
2:J:405:PHE:O	2:J:406:LYS:C	2.53	0.47
2:J:612:GLY:O	2:J:744:PHE:HZ	1.97	0.47
2:K:487:VAL:CG1	2:K:487:VAL:O	2.63	0.47
2:K:495:ILE:HG13	2:K:512:ILE:O	2.14	0.47
2:L:359:LYS:NZ	2:L:471:ILE:HD12	2.30	0.47
1:A:338:ARG:HB2	1:A:468:ILE:O	2.14	0.47
1:B:244:TYR:HD1	1:B:244:TYR:C	2.17	0.47
1:C:146:THR:HG21	1:C:342:TYR:HE2	1.79	0.47
1:C:359:THR:O	1:C:363:LEU:HB2	2.14	0.47
1:C:405:ARG:HH12	1:C:409:VAL:HA	1.80	0.47
1:C:145:MET:SD	1:C:438:VAL:HG11	2.55	0.47
1:D:93:VAL:CG2	1:D:319:LEU:HD22	2.45	0.47
1:E:226:SER:OG	1:E:351:LEU:CD2	2.63	0.47
1:F:43:LYS:O	1:F:45:THR:HG23	2.15	0.47
2:G:64:LEU:O	2:G:102:ALA:HB3	2.14	0.47
2:G:398:ASP:O	2:G:399:ARG:C	2.53	0.47
2:H:99:ILE:HG22	2:H:100:ALA:N	2.30	0.47
2:H:495:ILE:HG13	2:H:512:ILE:O	2.15	0.47
2:I:142:ASN:O	2:I:167:THR:OG1	2.24	0.47
2:I:460:LYS:CG	2:I:487:VAL:HG11	2.44	0.47
2:L:319:GLY:O	2:L:322:CYS:N	2.47	0.47
2:L:609:GLU:CG	2:L:610:ARG:N	2.78	0.47
1:E:362:VAL:HG13	1:E:363:LEU:N	2.29	0.47
2:H:383:LYS:HG2	2:H:531:LYS:O	2.15	0.47
2:I:115:GLU:O	2:I:119:LEU:HD13	2.15	0.47
2:J:398:ASP:O	2:J:399:ARG:C	2.53	0.47
1:C:429:PRO:HB2	1:C:432:ALA:HB3	1.97	0.47
1:D:63:PRO:HB2	1:D:65:LEU:HD21	1.97	0.47
1:F:233:ALA:O	2:L:235:ARG:HG2	2.14	0.47
2:G:641:GLU:O	2:G:643:VAL:N	2.48	0.47
2:G:730:VAL:HG22	2:G:750:LEU:HD21	1.96	0.47
2:H:593:VAL:HG21	2:H:622:MET:CE	2.44	0.47
2:I:99:ILE:HB	2:I:149:GLY:HA3	1.96	0.47
2:I:256:ILE:HG23	2:I:256:ILE:O	2.15	0.47
2:J:750:LEU:C	2:J:750:LEU:HD23	2.35	0.47
1:A:88:LEU:HD21	1:A:95:LYS:HE2	1.97	0.46
1:B:101:ILE:O	1:B:131:ALA:HA	2.15	0.46

Continued on next page...

Continued from previous page...

Atom-1	Atom-2	Interatomic distance (Å)	Clash overlap (Å)
1:C:414:LEU:HD12	1:C:414:LEU:H	1.80	0.46
2:H:115:GLU:O	2:H:119:LEU:HD13	2.16	0.46
2:I:500:PHE:CE2	2:I:508:LEU:HD23	2.49	0.46
2:I:678:VAL:O	2:I:682:VAL:HG23	2.15	0.46
2:I:745:THR:HG22	2:I:746:PRO:HD2	1.96	0.46
2:K:115:GLU:O	2:K:119:LEU:HD13	2.15	0.46
2:K:391:ASP:OD1	2:K:392:ALA:N	2.44	0.46
2:K:609:GLU:CG	2:K:610:ARG:N	2.78	0.46
2:L:383:LYS:HG2	2:L:531:LYS:O	2.16	0.46
1:B:312:THR:HG21	1:B:427:GLY:CA	2.45	0.46
2:G:609:GLU:CG	2:G:610:ARG:N	2.76	0.46
2:H:60:LYS:HG3	2:H:61:VAL:N	2.30	0.46
2:J:609:GLU:CG	2:J:610:ARG:N	2.78	0.46
1:D:66:LEU:O	1:D:69:THR:CG2	2.63	0.46
1:E:213:ALA:HB3	1:F:111:LYS:HE2	1.97	0.46
1:F:115:VAL:HG11	1:F:165:VAL:HG11	1.98	0.46
2:G:290:VAL:O	2:G:294:THR:N	2.48	0.46
2:G:704:ALA:HA	2:G:708:LEU:HD23	1.95	0.46
2:H:200:MET:HG3	2:H:207:ILE:HD11	1.97	0.46
2:H:560:ARG:O	2:H:564:GLU:HG3	2.14	0.46
2:H:745:THR:HG22	2:H:746:PRO:HD2	1.96	0.46
2:K:405:PHE:O	2:K:406:LYS:C	2.54	0.46
2:K:683:ASN:O	2:K:686:VAL:HG22	2.15	0.46
2:L:66:LYS:HE3	2:L:105:ASN:HB2	1.97	0.46
2:L:300:ALA:HB3	2:L:301:PRO:HD3	1.97	0.46
2:L:398:ASP:O	2:L:399:ARG:C	2.54	0.46
2:L:413:LYS:C	2:L:415:LYS:H	2.18	0.46
2:L:632:SER:OG	2:L:647:ASP:OD2	2.33	0.46
1:A:128:LYS:CG	1:A:129:THR:N	2.77	0.46
1:B:178:LYS:C	1:B:181:LYS:HB3	2.35	0.46
1:B:146:THR:HG21	1:B:342:TYR:HE2	1.79	0.46
1:D:338:ARG:HG3	1:D:470:GLU:HB2	1.97	0.46
1:E:338:ARG:HD2	1:E:470:GLU:OE2	2.16	0.46
1:F:181:LYS:C	1:F:183:MET:H	2.18	0.46
1:F:244:TYR:O	1:F:245:ALA:C	2.54	0.46
1:F:69:THR:CG2	1:F:70:SER:H	2.22	0.46
2:H:163:LYS:HG3	2:H:221:LEU:HG	1.97	0.46
2:H:174:VAL:HG22	2:H:201:MET:O	2.15	0.46
2:H:245:ILE:CG2	2:H:249:LYS:HE3	2.45	0.46
2:H:507:GLN:HA	2:H:534:LYS:HD3	1.98	0.46
2:H:652:MET:O	2:H:656:LEU:HB2	2.16	0.46

Continued on next page...

Continued from previous page...

Atom-1	Atom-2	Interatomic distance (Å)	Clash overlap (Å)
2:H:678:VAL:O	2:H:682:VAL:HG23	2.15	0.46
2:H:748:GLN:O	2:H:752:ASP:HB2	2.16	0.46
2:I:99:ILE:HG22	2:I:100:ALA:N	2.29	0.46
2:I:145:CYS:HB3	2:I:169:LEU:CD2	2.45	0.46
2:I:563:GLN:O	2:I:660:LYS:HB2	2.15	0.46
2:J:546:TYR:OH	2:J:704:ALA:HB2	2.16	0.46
2:K:575:THR:HG21	2:K:584:ALA:HB2	1.98	0.46
2:K:696:THR:HB	2:K:697:PRO:HD2	1.96	0.46
1:A:182:LEU:C	1:A:184:LEU:H	2.18	0.46
1:A:341:MET:HG2	1:A:361:LYS:HB3	1.97	0.46
1:B:203:ARG:C	1:B:205:ASN:N	2.69	0.46
1:B:159:VAL:HG22	1:B:321:MET:HE3	1.97	0.46
1:D:57:VAL:HG21	1:D:321:MET:SD	2.56	0.46
1:F:338:ARG:HG3	1:F:470:GLU:HB2	1.98	0.46
1:F:93:VAL:HG12	1:F:94:PRO:HD2	1.97	0.46
2:G:730:VAL:HG22	2:G:750:LEU:CD2	2.45	0.46
2:H:744:PHE:N	2:H:744:PHE:CD1	2.79	0.46
2:I:114:GLN:O	2:I:118:GLN:HB2	2.16	0.46
2:I:593:VAL:CG2	2:I:628:LEU:HD12	2.46	0.46
2:J:413:LYS:C	2:J:415:LYS:H	2.19	0.46
2:K:359:LYS:CD	2:K:469:HIS:HD2	2.29	0.46
1:A:251:LEU:HG	1:A:419:ASN:O	2.15	0.46
1:B:321:MET:HE2	1:B:329:MET:HG3	1.98	0.46
1:B:405:ARG:HH12	1:B:409:VAL:HA	1.79	0.46
2:H:651:ASP:O	2:H:653:ASP:N	2.48	0.46
2:H:578:PHE:CE2	2:H:678:VAL:HG21	2.50	0.46
2:I:632:SER:OG	2:I:647:ASP:OD2	2.33	0.46
2:K:114:GLN:HA	2:K:117:THR:HB	1.97	0.46
1:F:59:GLY:HA3	1:F:439:MET:SD	2.55	0.46
2:G:114:GLN:HA	2:G:117:THR:HB	1.98	0.46
2:G:701:ASP:O	2:G:702:ILE:C	2.54	0.46
2:H:66:LYS:HE3	2:H:105:ASN:CB	2.45	0.46
2:I:359:LYS:HD2	2:I:469:HIS:HD2	1.81	0.46
2:I:554:MET:SD	2:I:681:PHE:HB2	2.56	0.46
2:K:60:LYS:HG3	2:K:61:VAL:N	2.30	0.46
2:L:40:HIS:CE1	2:L:57:PRO:CD	2.99	0.46
2:L:678:VAL:O	2:L:682:VAL:HG23	2.15	0.46
1:A:177:ARG:CZ	1:A:209:PRO:HG3	2.45	0.46
1:D:234:PHE:CZ	1:D:392:ALA:HB2	2.51	0.46
1:E:66:LEU:O	1:E:69:THR:CG2	2.62	0.46
2:J:319:GLY:O	2:J:322:CYS:N	2.48	0.46

Continued on next page...

Continued from previous page...

Atom-1	Atom-2	Interatomic distance (Å)	Clash overlap (Å)
2:K:66:LYS:HE3	2:K:105:ASN:HB2	1.97	0.46
2:K:481:ILE:O	2:K:481:ILE:HG22	2.16	0.46
2:L:446:GLU:HG2	2:L:448:VAL:HG23	1.98	0.46
2:L:537:ILE:HG23	2:L:537:ILE:O	2.15	0.46
1:A:429:PRO:O	1:A:430:PHE:C	2.54	0.46
1:B:338:ARG:HG3	1:B:470:GLU:HB2	1.97	0.46
1:C:75:MET:O	1:C:78:ASP:HB2	2.15	0.46
1:D:76:PRO:O	1:D:165:VAL:HG21	2.16	0.46
1:D:88:LEU:HD21	1:D:95:LYS:HE2	1.98	0.46
1:E:165:VAL:HG22	1:E:166:GLU:N	2.31	0.46
1:F:439:MET:O	1:F:443:ASN:HB2	2.15	0.46
2:G:405:PHE:O	2:G:406:LYS:C	2.51	0.46
2:K:488:SER:HB3	2:K:491:PRO:HG3	1.98	0.46
2:L:294:THR:C	2:L:296:GLY:H	2.19	0.46
2:L:68:LEU:HD23	2:L:68:LEU:C	2.36	0.46
1:A:177:ARG:CG	1:A:209:PRO:HB3	2.46	0.46
1:B:336:TYR:HB2	1:B:470:GLU:HB3	1.98	0.46
1:C:300:TYR:HH	2:I:222:VAL:HA	1.80	0.46
1:C:321:MET:HE2	1:C:329:MET:HG3	1.98	0.46
1:D:168:MET:HE1	1:D:429:PRO:HA	1.98	0.46
1:F:285:SER:OG	1:F:288:GLN:HB2	2.15	0.46
2:H:49:VAL:HA	2:H:87:SER:O	2.16	0.46
2:I:114:GLN:HA	2:I:117:THR:HB	1.98	0.46
2:I:300:ALA:HB3	2:I:301:PRO:HD3	1.97	0.46
2:I:730:VAL:HG21	2:I:754:ALA:CB	2.44	0.46
2:L:750:LEU:C	2:L:750:LEU:HD23	2.36	0.46
1:B:106:VAL:HG23	1:B:107:ILE:N	2.30	0.45
1:B:174:ARG:HB2	1:B:177:ARG:HB3	1.92	0.45
1:D:219:THR:O	1:D:219:THR:HG22	2.17	0.45
1:F:414:LEU:H	1:F:414:LEU:HD12	1.82	0.45
1:F:262:SER:HB3	1:F:443:ASN:HD21	1.80	0.45
1:F:338:ARG:HB2	1:F:468:ILE:O	2.16	0.45
2:G:667:VAL:HG12	2:G:676:ARG:HE	1.81	0.45
2:H:179:LEU:HB2	2:H:180:PRO:HD2	1.99	0.45
2:I:575:THR:HG21	2:I:584:ALA:HB2	1.97	0.45
2:I:89:VAL:CG1	2:I:90:LEU:N	2.79	0.45
2:J:253:ASP:CB	2:J:255:LYS:HE2	2.46	0.45
2:J:575:THR:HG21	2:J:584:ALA:HB2	1.98	0.45
2:K:164:ASP:HB3	2:K:167:THR:OG1	2.16	0.45
2:K:40:HIS:CE1	2:K:57:PRO:CD	2.99	0.45
1:A:214:VAL:HG21	1:B:110:VAL:O	2.17	0.45

Continued on next page...

Continued from previous page...

Atom-1	Atom-2	Interatomic distance (Å)	Clash overlap (Å)
1:B:228:ASP:HA	1:B:303:VAL:HG23	1.99	0.45
1:B:378:PHE:HB2	1:B:417:PHE:CZ	2.51	0.45
1:C:216:GLU:HG2	1:C:221:GLU:H	1.81	0.45
1:D:429:PRO:HB2	1:D:432:ALA:HB3	1.97	0.45
1:F:143:GLN:HA	1:F:342:TYR:OH	2.17	0.45
1:F:362:VAL:HG13	1:F:363:LEU:N	2.31	0.45
2:G:481:ILE:O	2:G:481:ILE:HG22	2.17	0.45
2:G:589:ASP:CG	2:G:634:LYS:H	2.18	0.45
2:H:471:ILE:HG22	2:H:472:PHE:N	2.31	0.45
2:I:164:ASP:OD1	2:I:165:ARG:N	2.49	0.45
2:J:563:GLN:O	2:J:660:LYS:HB2	2.17	0.45
2:J:60:LYS:HG3	2:J:61:VAL:HG12	1.98	0.45
2:J:652:MET:O	2:J:656:LEU:HB2	2.15	0.45
2:J:667:VAL:HG12	2:J:676:ARG:HE	1.81	0.45
2:J:732:ARG:O	2:J:736:TYR:CD2	2.70	0.45
2:K:99:ILE:HG22	2:K:100:ALA:N	2.31	0.45
2:L:179:LEU:HB2	2:L:180:PRO:HD2	1.98	0.45
2:L:335:GLU:O	2:L:339:LEU:HG	2.16	0.45
2:L:60:LYS:HG3	2:L:61:VAL:N	2.31	0.45
1:D:84:LEU:HB3	1:D:125:PHE:HE2	1.81	0.45
2:G:91:ILE:CG1	2:G:92:SER:N	2.79	0.45
2:H:390:LYS:HD2	2:H:435:TYR:CD1	2.50	0.45
2:H:732:ARG:O	2:H:736:TYR:CD2	2.70	0.45
2:H:98:PHE:CD2	2:H:99:ILE:HG12	2.51	0.45
2:J:66:LYS:HE3	2:J:105:ASN:CB	2.47	0.45
2:K:71:GLU:O	2:K:75:VAL:HG23	2.16	0.45
1:B:102:ILE:HD12	1:B:132:HIS:CE1	2.51	0.45
1:B:216:GLU:HG2	1:B:221:GLU:N	2.29	0.45
1:D:43:LYS:CD	1:D:372:ASP:HA	2.44	0.45
2:H:724:TYR:CZ	2:H:728:LYS:HE2	2.52	0.45
2:H:80:TRP:CH2	2:H:133:SER:HA	2.51	0.45
2:I:435:TYR:HB3	2:I:438:PHE:CD1	2.51	0.45
2:I:563:GLN:CG	2:I:660:LYS:HA	2.46	0.45
2:G:570:LYS:HD2	2:I:86:ARG:NH2	2.32	0.45
2:J:99:ILE:HG22	2:J:100:ALA:N	2.30	0.45
2:L:541:ASP:OD1	2:L:542:GLY:N	2.50	0.45
1:C:106:VAL:HG23	1:C:107:ILE:N	2.32	0.45
1:F:256:GLN:HA	1:F:261:LEU:HD23	1.99	0.45
2:H:91:ILE:CG1	2:H:92:SER:N	2.80	0.45
2:I:277:PHE:C	2:I:277:PHE:CD1	2.89	0.45
2:I:672:ASP:HA	2:I:736:TYR:OH	2.17	0.45

Continued on next page...

Continued from previous page...

Atom-1	Atom-2	Interatomic distance (Å)	Clash overlap (Å)
2:I:750:LEU:HD23	2:I:750:LEU:C	2.37	0.45
2:J:160:ILE:HG12	2:J:220:GLN:HB3	1.99	0.45
2:J:163:LYS:HG2	2:J:221:LEU:CD2	2.47	0.45
2:K:530:LEU:HG	2:K:536:ILE:HD12	1.98	0.45
1:B:338:ARG:HD2	1:B:470:GLU:OE2	2.16	0.45
1:C:260:LEU:HD13	1:C:420:TRP:NE1	2.31	0.45
1:D:380:GLU:HB2	1:D:424:LEU:H	1.82	0.45
1:E:128:LYS:CG	1:E:129:THR:N	2.80	0.45
1:E:84:LEU:HB3	1:E:125:PHE:HE2	1.82	0.45
2:G:99:ILE:HG22	2:G:100:ALA:N	2.32	0.45
2:G:163:LYS:HD2	2:G:223:GLU:HG3	1.98	0.45
2:G:589:ASP:OD1	2:G:633:GLY:N	2.50	0.45
2:G:683:ASN:O	2:G:686:VAL:HG22	2.16	0.45
2:I:398:ASP:O	2:I:399:ARG:C	2.55	0.45
2:I:413:LYS:C	2:I:415:LYS:H	2.19	0.45
2:I:724:TYR:CZ	2:I:728:LYS:HE2	2.51	0.45
2:J:60:LYS:HG3	2:J:61:VAL:N	2.31	0.45
2:K:160:ILE:HG12	2:K:220:GLN:HB3	1.99	0.45
1:B:173:ILE:HG13	1:B:174:ARG:N	2.32	0.45
1:B:173:ILE:O	1:B:212:PRO:HB3	2.17	0.45
1:B:219:THR:O	1:B:219:THR:HG22	2.17	0.45
1:B:345:GLN:NE2	1:B:354:GLY:HA2	2.31	0.45
1:D:128:LYS:CG	1:D:129:THR:N	2.80	0.45
1:D:359:THR:O	1:D:363:LEU:HB2	2.17	0.45
1:E:102:ILE:HD12	1:E:132:HIS:CE1	2.51	0.45
1:E:336:TYR:HB2	1:E:470:GLU:HB3	1.98	0.45
1:F:197:SER:O	1:F:201:LYS:CB	2.65	0.45
2:J:510:GLU:OE1	2:J:547:THR:HG23	2.17	0.45
2:J:537:ILE:HG23	2:J:537:ILE:O	2.17	0.45
2:L:303:LYS:HD2	2:L:330:LEU:HD21	1.98	0.45
2:L:513:THR:O	2:L:513:THR:HG23	2.17	0.45
1:A:159:VAL:HG22	1:A:321:MET:HE3	1.98	0.45
1:B:128:LYS:CG	1:B:129:THR:N	2.80	0.45
1:B:145:MET:SD	1:B:438:VAL:HG11	2.56	0.45
1:C:244:TYR:O	1:C:245:ALA:C	2.53	0.45
1:C:43:LYS:O	1:C:45:THR:HG23	2.17	0.45
1:D:165:VAL:HG22	1:D:166:GLU:N	2.32	0.45
1:D:405:ARG:HH12	1:D:409:VAL:HA	1.81	0.45
2:G:390:LYS:CD	2:G:435:TYR:CE1	2.89	0.45
2:H:335:GLU:N	2:H:335:GLU:OE1	2.44	0.45
2:K:563:GLN:CG	2:K:660:LYS:HA	2.45	0.45

Continued on next page...

Continued from previous page...

Atom-1	Atom-2	Interatomic distance (Å)	Clash overlap (Å)
1:B:312:THR:HG21	1:B:427:GLY:HA3	1.99	0.45
2:G:294:THR:C	2:G:296:GLY:H	2.20	0.45
2:I:385:LEU:O	2:I:387:THR:HG23	2.16	0.45
2:I:460:LYS:HE3	2:I:487:VAL:HG11	1.99	0.45
2:I:689:LEU:HD13	2:I:689:LEU:O	2.17	0.45
2:K:262:LYS:HB3	2:K:266:GLU:CB	2.45	0.45
2:K:80:TRP:CH2	2:K:133:SER:HA	2.52	0.45
2:L:98:PHE:CD2	2:L:99:ILE:HG12	2.52	0.45
1:A:178:LYS:CA	1:A:181:LYS:CB	2.88	0.45
1:C:47:ALA:HB2	1:C:338:ARG:HH21	1.82	0.45
1:E:398:PHE:HD1	1:E:403:MET:HE2	1.82	0.45
2:K:446:GLU:HG2	2:K:448:VAL:HG23	1.99	0.45
2:K:667:VAL:HG12	2:K:667:VAL:O	2.17	0.45
2:K:689:LEU:O	2:K:689:LEU:HD13	2.17	0.45
2:K:89:VAL:HG12	2:K:90:LEU:N	2.31	0.45
2:L:174:VAL:HG22	2:L:201:MET:O	2.17	0.45
2:L:575:THR:HG21	2:L:584:ALA:HB2	2.00	0.45
1:A:273:ASP:O	1:A:274:THR:HB	2.17	0.44
1:A:69:THR:CG2	1:A:70:SER:N	2.78	0.44
1:D:336:TYR:HB3	1:D:338:ARG:CZ	2.47	0.44
1:E:350:GLN:HB2	1:E:353:LEU:HD12	1.99	0.44
1:F:106:VAL:HG22	1:F:166:GLU:OE1	2.16	0.44
2:G:701:ASP:OD2	2:G:761:PHE:CE2	2.70	0.44
2:I:283:TYR:OH	2:I:312:ILE:HD11	2.18	0.44
2:I:609:GLU:CG	2:I:610:ARG:N	2.79	0.44
2:J:68:LEU:HD23	2:J:68:LEU:C	2.37	0.44
2:K:745:THR:HG22	2:K:746:PRO:HD2	1.98	0.44
2:K:91:ILE:CG1	2:K:92:SER:N	2.81	0.44
2:L:652:MET:O	2:L:656:LEU:HB2	2.17	0.44
1:A:359:THR:O	1:A:363:LEU:HB2	2.17	0.44
1:A:173:ILE:CB	1:B:173:ILE:HG22	2.47	0.44
1:B:338:ARG:HA	1:B:338:ARG:HE	1.83	0.44
1:F:165:VAL:HG22	1:F:166:GLU:N	2.33	0.44
1:F:209:PRO:O	1:F:210:GLU:CB	2.66	0.44
2:G:142:ASN:ND2	2:G:237:ILE:HD11	2.33	0.44
2:G:262:LYS:HB3	2:G:266:GLU:CB	2.45	0.44
2:H:160:ILE:HG12	2:H:220:GLN:HB3	2.00	0.44
2:H:530:LEU:HG	2:H:536:ILE:HD12	1.99	0.44
2:I:163:LYS:HG3	2:I:221:LEU:HG	2.00	0.44
2:J:593:VAL:CG2	2:J:628:LEU:HD12	2.47	0.44
2:L:701:ASP:O	2:L:702:ILE:C	2.56	0.44

Continued on next page...

Continued from previous page...

Atom-1	Atom-2	Interatomic distance (Å)	Clash overlap (Å)
1:A:195:ARG:C	1:A:197:SER:N	2.71	0.44
1:A:57:VAL:O	1:A:334:LYS:HG3	2.18	0.44
1:B:200:SER:O	1:B:203:ARG:HG3	2.14	0.44
1:E:234:PHE:CZ	1:E:392:ALA:HB2	2.53	0.44
2:G:643:VAL:O	2:G:644:LYS:CB	2.65	0.44
2:H:97:CYS:HA	2:H:143:GLY:HA3	1.99	0.44
2:H:294:THR:C	2:H:296:GLY:H	2.21	0.44
2:H:513:THR:O	2:H:513:THR:HG23	2.16	0.44
2:I:188:LEU:HD23	2:I:200:MET:SD	2.57	0.44
2:I:375:GLY:HA2	2:I:504:ASP:OD1	2.17	0.44
2:J:66:LYS:HG3	2:J:105:ASN:ND2	2.33	0.44
2:J:163:LYS:HG3	2:J:221:LEU:HG	2.00	0.44
1:B:180:ARG:HD3	1:B:207:LEU:CD2	2.48	0.44
1:C:336:TYR:CZ	1:C:472:TYR:CE1	3.06	0.44
1:D:152:ILE:O	1:D:155:GLY:N	2.50	0.44
1:D:338:ARG:HE	1:D:338:ARG:HA	1.82	0.44
2:G:174:VAL:CG2	2:G:201:MET:O	2.65	0.44
2:G:200:MET:HG3	2:G:207:ILE:HD11	2.00	0.44
2:G:566:VAL:HG13	2:G:570:LYS:HD3	1.98	0.44
2:I:513:THR:HG23	2:I:513:THR:O	2.18	0.44
2:J:114:GLN:O	2:J:118:GLN:HB2	2.16	0.44
2:J:256:ILE:HG13	2:J:256:ILE:O	2.18	0.44
2:K:142:ASN:ND2	2:K:237:ILE:HD11	2.33	0.44
2:K:298:TYR:OH	2:K:712:PRO:HG2	2.17	0.44
2:K:601:GLU:O	2:K:605:LYS:HG3	2.18	0.44
2:K:701:ASP:O	2:K:702:ILE:C	2.56	0.44
2:L:593:VAL:CG2	2:L:628:LEU:HD12	2.48	0.44
2:L:696:THR:HB	2:L:697:PRO:HD2	1.98	0.44
1:A:75:MET:O	1:A:78:ASP:HB2	2.18	0.44
1:C:102:ILE:HD13	1:C:147:THR:HB	1.99	0.44
1:C:312:THR:HG21	1:C:427:GLY:HA3	2.00	0.44
1:D:297:ILE:O	1:D:301:GLY:HA3	2.17	0.44
2:G:186:GLN:HG3	2:G:320:TYR:CD1	2.52	0.44
2:I:66:LYS:HE3	2:I:105:ASN:HB2	1.99	0.44
2:I:147:GLY:O	2:I:151:GLU:HG3	2.18	0.44
2:I:446:GLU:HG2	2:I:448:VAL:HG23	1.99	0.44
2:I:459:LEU:O	2:I:463:GLU:HB2	2.17	0.44
2:I:43:TYR:OH	2:I:79:ILE:HG22	2.18	0.44
2:J:493:LYS:HD3	2:J:521:THR:OG1	2.17	0.44
2:J:730:VAL:HG21	2:J:754:ALA:CB	2.45	0.44
2:K:253:ASP:CB	2:K:255:LYS:HE2	2.46	0.44

Continued on next page...

Continued from previous page...

Atom-1	Atom-2	Interatomic distance (Å)	Clash overlap (Å)
2:K:368:GLY:O	2:K:373:GLY:HA3	2.18	0.44
2:L:179:LEU:HB2	2:L:180:PRO:CD	2.47	0.44
2:L:359:LYS:HZ1	2:L:471:ILE:HD12	1.83	0.44
2:L:730:VAL:HG22	2:L:750:LEU:HD21	1.98	0.44
1:A:198:LEU:HA	1:A:198:LEU:HD23	1.85	0.44
1:C:108:GLN:H	1:D:108:GLN:HE22	1.65	0.44
1:D:273:ASP:O	1:D:274:THR:HB	2.17	0.44
1:E:220:SER:O	1:E:221:GLU:HB2	2.18	0.44
1:E:69:THR:CG2	1:E:70:SER:N	2.76	0.44
2:G:551:LEU:HD12	2:G:708:LEU:CD1	2.48	0.44
2:G:540:LYS:CE	2:G:692:GLY:O	2.66	0.44
2:H:114:GLN:HA	2:H:117:THR:HB	1.98	0.44
2:H:114:GLN:O	2:H:118:GLN:HB2	2.18	0.44
2:I:488:SER:HB3	2:I:491:PRO:HG3	1.98	0.44
1:B:226:SER:OG	1:B:351:LEU:CD2	2.65	0.44
1:B:47:ALA:HB2	1:B:338:ARG:HH21	1.82	0.44
1:C:102:ILE:HD12	1:C:132:HIS:CE1	2.53	0.44
1:C:238:ARG:NH2	1:C:304:THR:HG21	2.32	0.44
1:D:43:LYS:HE2	1:D:371:ASN:O	2.17	0.44
1:E:444:ARG:O	1:E:448:GLU:HB2	2.17	0.44
1:F:104:GLY:HA2	1:F:134:VAL:O	2.17	0.44
2:G:390:LYS:HD2	2:G:435:TYR:CD1	2.50	0.44
2:G:541:ASP:OD1	2:G:542:GLY:N	2.51	0.44
2:H:575:THR:HG21	2:H:584:ALA:HB2	2.00	0.44
2:H:651:ASP:C	2:H:653:ASP:H	2.21	0.44
2:I:495:ILE:HG13	2:I:512:ILE:O	2.18	0.44
2:J:125:ARG:O	2:J:129:LYS:HG3	2.18	0.44
2:J:179:LEU:C	2:J:179:LEU:HD12	2.38	0.44
2:J:455:LYS:NZ	2:J:479:LEU:HD12	2.33	0.44
2:L:481:ILE:HG22	2:L:481:ILE:O	2.18	0.44
1:A:182:LEU:C	1:A:184:LEU:N	2.71	0.44
1:A:108:GLN:HE22	1:B:108:GLN:H	1.66	0.44
1:C:251:LEU:HD21	1:C:419:ASN:HA	1.99	0.44
1:D:321:MET:CE	1:D:329:MET:HG3	2.47	0.44
1:D:75:MET:O	1:D:78:ASP:HB2	2.17	0.44
2:I:172:PRO:O	2:I:173:GLU:C	2.56	0.44
2:I:92:SER:HB3	2:I:98:PHE:HA	1.99	0.44
1:A:152:ILE:HA	1:A:157:CYS:O	2.17	0.44
1:B:81:ARG:HH11	1:B:122:GLY:HA3	1.83	0.44
1:B:203:ARG:HG3	1:B:204:PHE:N	2.33	0.44
1:C:220:SER:O	1:C:221:GLU:HB2	2.17	0.44

Continued on next page...

Continued from previous page...

Atom-1	Atom-2	Interatomic distance (Å)	Clash overlap (Å)
1:C:350:GLN:HB2	1:C:353:LEU:HD12	1.99	0.44
1:C:338:ARG:HG3	1:C:470:GLU:HB2	1.99	0.44
1:E:228:ASP:HA	1:E:303:VAL:HG23	2.00	0.44
1:E:256:GLN:HA	1:E:261:LEU:HD23	2.00	0.44
1:E:74:LEU:O	1:E:167:LEU:HD21	2.17	0.44
1:E:108:GLN:H	1:F:108:GLN:HE22	1.66	0.44
2:G:429:LEU:HD13	2:G:429:LEU:O	2.18	0.44
2:G:578:PHE:CE2	2:G:678:VAL:HG21	2.53	0.44
2:H:651:ASP:O	2:H:654:SER:N	2.49	0.44
2:I:98:PHE:CD2	2:I:99:ILE:HG12	2.53	0.44
2:K:708:LEU:N	2:K:708:LEU:HD22	2.33	0.44
1:A:297:ILE:O	1:A:301:GLY:HA3	2.17	0.43
1:B:180:ARG:NE	1:B:203:ARG:HE	2.16	0.43
1:B:285:SER:OG	1:B:288:GLN:HB2	2.18	0.43
1:B:347:PRO:HA	1:B:351:LEU:HB3	2.00	0.43
1:C:102:ILE:CD1	1:C:147:THR:HB	2.47	0.43
1:C:378:PHE:HB2	1:C:417:PHE:CZ	2.53	0.43
1:C:47:ALA:CB	1:C:338:ARG:NH2	2.81	0.43
1:D:336:TYR:CZ	1:D:472:TYR:CE1	3.06	0.43
1:E:335:ALA:HB2	1:E:442:ALA:HB1	2.00	0.43
1:F:106:VAL:HG23	1:F:107:ILE:N	2.32	0.43
2:H:163:LYS:HG2	2:H:221:LEU:CD2	2.47	0.43
2:K:66:LYS:HE3	2:K:105:ASN:CB	2.48	0.43
2:K:380:SER:HB2	2:K:387:THR:HG21	1.98	0.43
2:K:560:ARG:O	2:K:564:GLU:HG3	2.18	0.43
2:K:667:VAL:HG12	2:K:676:ARG:HE	1.83	0.43
2:K:68:LEU:C	2:K:68:LEU:HD23	2.38	0.43
2:K:89:VAL:CG1	2:K:90:LEU:N	2.81	0.43
1:A:321:MET:CE	1:A:329:MET:HG3	2.47	0.43
1:A:312:THR:HG21	1:A:427:GLY:HA3	2.00	0.43
1:E:339:ASP:OD2	1:E:366:ALA:HA	2.18	0.43
1:F:260:LEU:HD13	1:F:420:TRP:NE1	2.32	0.43
2:G:253:ASP:CB	2:G:255:LYS:HE2	2.48	0.43
2:G:546:TYR:CE1	2:G:694:LEU:HD11	2.53	0.43
2:H:618:LEU:C	2:H:618:LEU:HD12	2.39	0.43
2:I:380:SER:HB2	2:I:387:THR:HG21	2.00	0.43
2:I:487:VAL:CG1	2:I:487:VAL:O	2.65	0.43
2:I:60:LYS:HG3	2:I:61:VAL:N	2.33	0.43
2:J:115:GLU:O	2:J:119:LEU:HD13	2.18	0.43
2:J:174:VAL:HG21	2:J:201:MET:O	2.17	0.43
2:L:164:ASP:OD1	2:L:165:ARG:N	2.51	0.43

Continued on next page...

Continued from previous page...

Atom-1	Atom-2	Interatomic distance (Å)	Clash overlap (Å)
1:A:177:ARG:NH1	1:A:209:PRO:CG	2.72	0.43
1:A:47:ALA:HB2	1:A:338:ARG:NH2	2.32	0.43
1:A:413:PRO:C	1:A:415:GLU:H	2.21	0.43
1:B:211:LEU:HB3	1:B:212:PRO:HD2	1.95	0.43
1:B:251:LEU:HD21	1:B:419:ASN:HA	1.99	0.43
1:E:145:MET:SD	1:E:438:VAL:HG11	2.59	0.43
1:E:216:GLU:HG2	1:E:221:GLU:N	2.33	0.43
1:F:312:THR:HG21	1:F:427:GLY:CA	2.49	0.43
2:G:404:VAL:HG13	2:G:426:PHE:HE1	1.83	0.43
2:G:730:VAL:HG21	2:G:754:ALA:CB	2.46	0.43
2:H:179:LEU:HB2	2:H:180:PRO:CD	2.48	0.43
2:I:80:TRP:CH2	2:I:133:SER:HA	2.53	0.43
2:L:200:MET:HG3	2:L:207:ILE:HD11	2.00	0.43
2:L:91:ILE:CG1	2:L:92:SER:N	2.82	0.43
1:A:251:LEU:HD21	1:A:419:ASN:HA	2.00	0.43
1:B:212:PRO:HB2	1:B:213:ALA:H	1.60	0.43
1:C:101:ILE:HB	1:C:131:ALA:HB2	2.00	0.43
1:F:428:HIS:CG	1:F:428:HIS:O	2.68	0.43
2:G:471:ILE:HG22	2:G:472:PHE:N	2.33	0.43
2:G:756:SER:HB3	2:G:757:PRO:HD2	2.01	0.43
2:H:91:ILE:HD11	2:H:237:ILE:HG23	2.01	0.43
2:J:179:LEU:HB2	2:J:180:PRO:HD2	2.01	0.43
2:J:188:LEU:N	2:J:189:PRO:CD	2.82	0.43
2:K:359:LYS:NZ	2:K:471:ILE:HD12	2.33	0.43
2:L:114:GLN:O	2:L:118:GLN:HB2	2.19	0.43
2:L:718:PHE:CD2	2:L:760:LYS:HD2	2.54	0.43
1:A:197:SER:HA	1:A:200:SER:CB	2.48	0.43
1:B:174:ARG:HD2	1:B:178:LYS:CG	2.48	0.43
1:D:326:ALA:O	1:D:331:TYR:HB2	2.17	0.43
1:E:93:VAL:HG21	1:E:319:LEU:HD22	2.00	0.43
1:F:146:THR:HG21	1:F:342:TYR:HE2	1.83	0.43
2:G:595:VAL:O	2:G:595:VAL:HG12	2.19	0.43
2:I:701:ASP:OD2	2:I:761:PHE:CE2	2.71	0.43
2:J:701:ASP:O	2:J:702:ILE:C	2.57	0.43
1:B:326:ALA:O	1:B:331:TYR:HB2	2.18	0.43
1:D:115:VAL:HG11	1:D:165:VAL:HG11	2.01	0.43
1:D:256:GLN:HA	1:D:261:LEU:HD23	2.00	0.43
1:D:146:THR:HG21	1:D:342:TYR:HE2	1.84	0.43
1:D:335:ALA:HB2	1:D:442:ALA:HB1	2.01	0.43
1:E:336:TYR:HB3	1:E:338:ARG:CZ	2.49	0.43
1:F:336:TYR:HB3	1:F:338:ARG:CZ	2.49	0.43

Continued on next page...

Continued from previous page...

Atom-1	Atom-2	Interatomic distance (Å)	Clash overlap (Å)
2:G:174:VAL:HG21	2:G:201:MET:O	2.18	0.43
2:G:71:GLU:O	2:G:75:VAL:HG23	2.18	0.43
2:I:160:ILE:HG12	2:I:220:GLN:HB3	2.00	0.43
2:J:481:ILE:HG22	2:J:481:ILE:O	2.18	0.43
2:K:253:ASP:HB2	2:K:255:LYS:CE	2.46	0.43
2:L:256:ILE:HG13	2:L:256:ILE:O	2.19	0.43
1:A:117:ARG:CZ	1:A:121:LEU:HD21	2.49	0.43
1:B:179:MET:C	1:B:181:LYS:H	2.20	0.43
1:B:84:LEU:HB3	1:B:125:PHE:HE2	1.84	0.43
1:C:143:GLN:HA	1:C:342:TYR:OH	2.18	0.43
1:D:310:PHE:O	1:D:312:THR:HG23	2.18	0.43
1:E:251:LEU:HD21	1:E:419:ASN:HA	2.01	0.43
1:F:76:PRO:O	1:F:165:VAL:HG21	2.18	0.43
1:F:228:ASP:HA	1:F:303:VAL:HG23	2.01	0.43
1:F:63:PRO:HB2	1:F:65:LEU:HD21	2.01	0.43
2:G:413:LYS:C	2:G:415:LYS:H	2.21	0.43
2:G:418:THR:HB	2:G:421:GLU:H	1.83	0.43
2:H:186:GLN:HG3	2:H:320:TYR:CD1	2.54	0.43
2:H:446:GLU:HG2	2:H:448:VAL:HG23	2.00	0.43
2:H:68:LEU:HD23	2:H:68:LEU:C	2.38	0.43
2:I:91:ILE:HD11	2:I:237:ILE:HG23	2.00	0.43
2:I:748:GLN:O	2:I:752:ASP:HB2	2.18	0.43
2:J:500:PHE:CE2	2:J:508:LEU:HD23	2.54	0.43
2:J:481:ILE:HG13	2:J:512:ILE:HB	2.00	0.43
2:K:277:PHE:CD1	2:K:277:PHE:C	2.92	0.43
2:K:500:PHE:CE2	2:K:508:LEU:HD23	2.53	0.43
1:A:102:ILE:HD12	1:A:132:HIS:NE2	2.34	0.43
1:A:208:ALA:CB	1:A:209:PRO:HD2	2.49	0.43
1:B:297:ILE:O	1:B:301:GLY:HA3	2.18	0.43
1:B:88:LEU:HD21	1:B:95:LYS:HE2	2.01	0.43
1:C:74:LEU:HD11	1:C:269:VAL:HG13	2.00	0.43
1:D:152:ILE:HA	1:D:157:CYS:O	2.19	0.43
1:E:238:ARG:NH2	1:E:304:THR:HG21	2.34	0.43
1:F:65:LEU:HG	1:F:71:TYR:CE2	2.54	0.43
2:G:256:ILE:O	2:G:256:ILE:HG23	2.19	0.43
2:G:530:LEU:HG	2:G:536:ILE:HD12	2.00	0.43
2:G:610:ARG:HG3	2:G:744:PHE:HD1	1.84	0.43
2:H:359:LYS:HZ1	2:H:471:ILE:HD12	1.83	0.43
2:I:179:LEU:HD12	2:I:179:LEU:C	2.38	0.43
2:I:154:ILE:HG12	2:I:188:LEU:HD12	2.01	0.43
2:L:121:GLN:CG	2:L:324:SER:OG	2.63	0.43

Continued on next page...

Continued from previous page...

Atom-1	Atom-2	Interatomic distance (Å)	Clash overlap (Å)
2:L:702:ILE:HG23	2:L:706:PHE:HD2	1.84	0.43
1:A:141:ALA:HB3	1:A:434:GLY:HA3	2.01	0.43
1:A:91:THR:HG21	1:A:319:LEU:HD23	2.01	0.43
1:B:176:SER:HA	1:B:179:MET:CG	2.49	0.43
1:C:228:ASP:HA	1:C:303:VAL:HG23	2.01	0.43
1:C:310:PHE:CE2	1:C:312:THR:HG22	2.54	0.43
1:C:342:TYR:CE1	1:C:465:HIS:CG	3.07	0.43
1:D:164:GLY:HA3	1:D:431:GLY:O	2.17	0.43
1:D:226:SER:O	1:D:230:LEU:N	2.48	0.43
1:D:350:GLN:HB2	1:D:353:LEU:HD12	2.01	0.43
1:F:238:ARG:NH2	1:F:304:THR:HG21	2.34	0.43
2:H:154:ILE:HG12	2:H:188:LEU:HD12	2.01	0.43
2:I:263:GLY:O	2:I:267:LYS:HD2	2.19	0.43
2:J:359:LYS:HZ1	2:J:471:ILE:HD12	1.84	0.43
2:L:160:ILE:HG12	2:L:220:GLN:HB3	2.01	0.43
2:L:390:LYS:HD2	2:L:435:TYR:CD1	2.52	0.43
2:L:551:LEU:HD12	2:L:708:LEU:CD1	2.49	0.43
1:E:217:PHE:O	1:E:219:THR:N	2.51	0.43
2:G:263:GLY:O	2:G:267:LYS:HD2	2.19	0.43
2:H:487:VAL:CG1	2:H:487:VAL:O	2.67	0.43
2:J:245:ILE:CG2	2:J:249:LYS:HE3	2.48	0.43
2:L:380:SER:HB2	2:L:387:THR:HG21	1.99	0.43
1:A:84:LEU:HB3	1:A:125:PHE:HE2	1.84	0.42
1:A:102:ILE:HD13	1:A:147:THR:HB	2.00	0.42
1:B:175:HIS:NE2	1:B:212:PRO:HA	2.34	0.42
1:B:180:ARG:CD	1:B:203:ARG:HB2	2.39	0.42
1:F:226:SER:OG	1:F:351:LEU:CD2	2.67	0.42
1:F:413:PRO:C	1:F:415:GLU:N	2.71	0.42
2:G:487:VAL:CG1	2:G:487:VAL:O	2.67	0.42
2:H:142:ASN:ND2	2:H:237:ILE:HD11	2.35	0.42
2:H:537:ILE:O	2:H:537:ILE:HG23	2.19	0.42
2:I:142:ASN:ND2	2:I:237:ILE:HD11	2.34	0.42
2:I:607:PHE:C	2:I:609:GLU:H	2.23	0.42
2:I:698:ALA:HA	2:I:761:PHE:CE1	2.54	0.42
2:J:652:MET:HA	2:J:655:ILE:HG22	2.01	0.42
2:K:262:LYS:HB3	2:K:266:GLU:CG	2.49	0.42
2:K:309:LYS:C	2:K:311:GLY:H	2.22	0.42
2:L:169:LEU:HD12	2:L:217:LEU:HD23	2.01	0.42
1:C:117:ARG:CZ	1:C:121:LEU:HD21	2.48	0.42
1:D:102:ILE:HD13	1:D:147:THR:HB	2.01	0.42
1:D:378:PHE:HB2	1:D:417:PHE:CZ	2.54	0.42

Continued on next page...

Continued from previous page...

Atom-1	Atom-2	Interatomic distance (Å)	Clash overlap (Å)
1:D:52:ARG:HH21	1:D:322:ALA:CB	2.31	0.42
1:E:380:GLU:HG2	1:E:386:ILE:HD11	2.01	0.42
1:F:297:ILE:O	1:F:301:GLY:HA3	2.20	0.42
2:G:277:PHE:C	2:G:277:PHE:CD1	2.92	0.42
2:G:732:ARG:O	2:G:736:TYR:CD2	2.72	0.42
2:H:405:PHE:O	2:H:406:LYS:C	2.58	0.42
2:I:543:PRO:HB2	2:I:606:VAL:HG11	2.00	0.42
2:K:359:LYS:HZ1	2:K:471:ILE:HD12	1.84	0.42
2:K:543:PRO:HB2	2:K:606:VAL:HG11	2.01	0.42
2:L:563:GLN:O	2:L:660:LYS:HB2	2.19	0.42
2:L:66:LYS:HE3	2:L:105:ASN:CB	2.48	0.42
1:A:127:ASP:O	1:B:344:SER:OG	2.26	0.42
1:A:67:SER:CB	1:A:168:MET:HB2	2.49	0.42
1:B:380:GLU:HB2	1:B:424:LEU:H	1.83	0.42
1:E:347:PRO:HA	1:E:351:LEU:HB3	2.00	0.42
2:H:40:HIS:CE1	2:H:57:PRO:CD	3.02	0.42
2:H:595:VAL:HG12	2:H:595:VAL:O	2.19	0.42
2:H:593:VAL:CG2	2:H:622:MET:HE1	2.48	0.42
2:H:540:LYS:HE3	2:H:692:GLY:O	2.20	0.42
2:H:92:SER:HB3	2:H:98:PHE:HA	2.02	0.42
2:I:683:ASN:O	2:I:686:VAL:HG22	2.18	0.42
2:I:610:ARG:HG3	2:I:744:PHE:HD1	1.85	0.42
2:K:330:LEU:O	2:K:332:MET:N	2.53	0.42
2:L:64:LEU:O	2:L:102:ALA:HB3	2.19	0.42
2:L:309:LYS:C	2:L:311:GLY:H	2.22	0.42
1:B:262:SER:HB3	1:B:443:ASN:HD21	1.84	0.42
1:C:128:LYS:O	1:C:130:PRO:HD3	2.19	0.42
1:C:43:LYS:CE	1:C:371:ASN:O	2.68	0.42
1:D:362:VAL:HG13	1:D:363:LEU:N	2.35	0.42
1:E:220:SER:O	1:E:221:GLU:CB	2.66	0.42
1:E:244:TYR:O	1:E:244:TYR:CD1	2.64	0.42
1:E:273:ASP:O	1:E:274:THR:HB	2.20	0.42
2:G:145:CYS:HB3	2:G:169:LEU:CD2	2.49	0.42
2:G:667:VAL:HG12	2:G:676:ARG:NE	2.35	0.42
2:H:540:LYS:CE	2:H:692:GLY:O	2.67	0.42
2:I:290:VAL:O	2:I:291:ARG:C	2.57	0.42
2:K:593:VAL:CG2	2:K:628:LEU:HD12	2.49	0.42
2:L:179:LEU:C	2:L:179:LEU:HD12	2.39	0.42
1:A:345:GLN:O	1:B:127:ASP:HB3	2.20	0.42
1:F:360:PRO:O	1:F:361:LYS:C	2.57	0.42
2:G:92:SER:HB3	2:G:98:PHE:HA	2.01	0.42

Continued on next page...

Continued from previous page...

Atom-1	Atom-2	Interatomic distance (Å)	Clash overlap (Å)
2:J:359:LYS:NZ	2:J:442:ASP:O	2.50	0.42
2:L:390:LYS:HA	2:L:432:GLN:O	2.19	0.42
2:L:683:ASN:O	2:L:686:VAL:HG22	2.19	0.42
2:L:610:ARG:CD	2:L:743:GLN:O	2.63	0.42
1:A:341:MET:HE3	1:A:361:LYS:HD2	2.01	0.42
1:A:69:THR:CG2	1:A:70:SER:H	2.32	0.42
1:B:205:ASN:O	1:B:206:PHE:CB	2.68	0.42
1:B:93:VAL:HG21	1:B:319:LEU:HD22	2.02	0.42
1:E:260:LEU:O	1:E:262:SER:N	2.52	0.42
2:G:311:GLY:O	2:G:314:GLN:O	2.37	0.42
2:G:507:GLN:HA	2:G:534:LYS:HD3	2.02	0.42
2:H:460:LYS:HE3	2:H:487:VAL:HG11	2.02	0.42
2:J:359:LYS:NZ	2:J:471:ILE:HD12	2.35	0.42
2:J:40:HIS:CE1	2:J:57:PRO:CD	3.02	0.42
2:K:730:VAL:HG21	2:K:754:ALA:CB	2.48	0.42
2:L:263:GLY:O	2:L:267:LYS:HD2	2.20	0.42
2:L:354:PHE:CE2	2:L:522:SER:HB3	2.54	0.42
2:L:622:MET:O	2:L:627:PHE:N	2.52	0.42
2:L:652:MET:HA	2:L:655:ILE:HG22	2.02	0.42
2:L:667:VAL:HG12	2:L:676:ARG:NE	2.35	0.42
1:A:102:ILE:CD1	1:A:147:THR:HB	2.50	0.42
1:A:171:VAL:N	1:A:172:PRO:CD	2.82	0.42
1:C:59:GLY:HA3	1:C:439:MET:SD	2.59	0.42
1:D:377:GLU:O	1:D:455:VAL:HA	2.19	0.42
1:D:280:GLY:HA3	1:D:425:SER:O	2.18	0.42
1:E:312:THR:HG21	1:E:427:GLY:HA3	2.02	0.42
2:G:262:LYS:HB3	2:G:266:GLU:CG	2.50	0.42
2:G:537:ILE:HG23	2:G:537:ILE:O	2.20	0.42
2:G:560:ARG:O	2:G:564:GLU:HG3	2.19	0.42
2:G:651:ASP:C	2:G:653:ASP:N	2.72	0.42
2:G:740:TYR:HA	2:G:740:TYR:HD1	1.75	0.42
2:G:89:VAL:HG12	2:G:90:LEU:N	2.34	0.42
2:H:481:ILE:O	2:H:481:ILE:HG22	2.19	0.42
2:I:471:ILE:HG22	2:I:472:PHE:N	2.34	0.42
2:I:652:MET:HA	2:I:655:ILE:HG22	2.02	0.42
2:J:572:ASP:OD1	2:J:585:ALA:HB3	2.20	0.42
2:L:405:PHE:O	2:L:406:LYS:C	2.57	0.42
1:B:196:LEU:HA	1:B:199:ILE:CD1	2.49	0.42
1:B:362:VAL:HG13	1:B:363:LEU:N	2.35	0.42
1:C:380:GLU:HA	1:C:386:ILE:HD11	2.00	0.42
1:C:413:PRO:O	1:C:415:GLU:N	2.52	0.42

Continued on next page...

Continued from previous page...

Atom-1	Atom-2	Interatomic distance (Å)	Clash overlap (Å)
1:D:106:VAL:HG23	1:D:107:ILE:N	2.34	0.42
1:C:132:HIS:HB2	1:D:136:MET:HB2	2.00	0.42
1:D:247:ARG:HH22	1:D:417:PHE:HB3	1.85	0.42
2:G:367:LEU:HD11	2:G:462:VAL:HG21	2.01	0.42
2:G:612:GLY:O	2:G:744:PHE:CZ	2.72	0.42
2:H:708:LEU:N	2:H:708:LEU:HD22	2.34	0.42
2:I:587:LEU:O	2:I:591:VAL:HG23	2.20	0.42
2:I:650:SER:O	2:I:653:ASP:HB2	2.20	0.42
2:J:262:LYS:HB3	2:J:266:GLU:CB	2.47	0.42
2:J:263:GLY:O	2:J:267:LYS:HD2	2.19	0.42
2:J:595:VAL:HA	2:J:598:HIS:HB2	2.01	0.42
2:L:404:VAL:HG13	2:L:426:PHE:HE1	1.85	0.42
2:L:745:THR:HG22	2:L:746:PRO:HD2	2.01	0.42
1:B:174:ARG:HD2	1:B:178:LYS:HG2	1.94	0.42
1:C:91:THR:HG21	1:C:319:LEU:HD23	2.01	0.42
1:E:146:THR:HG21	1:E:342:TYR:HE2	1.84	0.42
1:F:47:ALA:HB2	1:F:338:ARG:NH2	2.35	0.42
2:G:488:SER:HB3	2:G:491:PRO:HG3	2.02	0.42
2:H:279:ARG:NH1	2:H:313:GLU:OE1	2.53	0.42
2:J:488:SER:HB3	2:J:491:PRO:HG3	2.01	0.42
2:L:549:ARG:NH2	2:L:687:MET:SD	2.92	0.42
1:A:168:MET:HE1	1:A:311:LEU:CD2	2.49	0.42
1:A:244:TYR:O	1:A:245:ALA:C	2.58	0.42
1:A:256:GLN:HA	1:A:261:LEU:HD23	2.02	0.42
1:B:174:ARG:CZ	1:B:178:LYS:HE2	2.50	0.42
1:B:194:GLN:O	1:B:198:LEU:HD11	2.19	0.42
1:B:335:ALA:HB2	1:B:442:ALA:HB1	2.01	0.42
1:B:66:LEU:O	1:B:69:THR:CG2	2.67	0.42
1:E:359:THR:CB	1:E:360:PRO:HD3	2.48	0.42
1:F:251:LEU:HG	1:F:419:ASN:O	2.20	0.42
2:G:87:SER:OG	2:G:88:ALA:N	2.51	0.42
2:H:171:THR:OG1	2:H:200:MET:O	2.38	0.42
2:H:250:GLY:O	2:H:255:LYS:HG2	2.20	0.42
2:J:446:GLU:OE1	2:J:455:LYS:HE2	2.19	0.42
2:K:724:TYR:CZ	2:K:728:LYS:HE2	2.55	0.42
1:A:63:PRO:HB2	1:A:65:LEU:HD21	2.02	0.41
1:B:234:PHE:CE1	1:B:392:ALA:HB2	2.55	0.41
1:C:217:PHE:HD1	1:C:219:THR:H	1.67	0.41
1:C:273:ASP:O	1:C:274:THR:HB	2.20	0.41
1:D:238:ARG:NH2	1:D:304:THR:HG21	2.35	0.41
1:D:81:ARG:HH11	1:D:122:GLY:HA3	1.85	0.41

Continued on next page...

Continued from previous page...

Atom-1	Atom-2	Interatomic distance (Å)	Clash overlap (Å)
1:E:102:ILE:HD12	1:E:132:HIS:NE2	2.35	0.41
1:E:262:SER:HB3	1:E:443:ASN:HD21	1.85	0.41
2:H:89:VAL:HG12	2:H:90:LEU:N	2.34	0.41
2:J:300:ALA:N	2:J:301:PRO:CD	2.82	0.41
2:J:61:VAL:HG23	2:J:97:CYS:SG	2.59	0.41
2:J:669:SER:HB3	2:J:672:ASP:OD1	2.20	0.41
1:A:111:LYS:HE2	1:B:213:ALA:HB3	2.03	0.41
1:A:347:PRO:HA	1:A:351:LEU:HB3	2.02	0.41
1:B:244:TYR:O	1:B:244:TYR:CD1	2.63	0.41
1:D:47:ALA:HB2	1:D:338:ARG:NH2	2.35	0.41
1:D:60:VAL:HG22	1:D:61:ARG:H	1.84	0.41
2:G:163:LYS:HG2	2:G:221:LEU:CD2	2.49	0.41
2:G:359:LYS:HZ1	2:G:471:ILE:HD12	1.85	0.41
2:G:540:LYS:HE3	2:G:692:GLY:O	2.21	0.41
2:G:575:THR:HG21	2:G:584:ALA:HB2	2.01	0.41
2:G:708:LEU:N	2:G:708:LEU:HD22	2.35	0.41
1:A:121:LEU:HB2	2:H:420:PHE:HZ	1.84	0.41
2:H:611:PHE:CD1	2:H:611:PHE:N	2.88	0.41
2:H:667:VAL:HG12	2:H:676:ARG:HE	1.84	0.41
2:H:672:ASP:HA	2:H:736:TYR:OH	2.20	0.41
2:I:592:GLY:O	2:I:596:ALA:N	2.50	0.41
2:I:708:LEU:N	2:I:708:LEU:HD22	2.35	0.41
2:J:618:LEU:C	2:J:618:LEU:HD12	2.41	0.41
2:K:628:LEU:HB3	2:K:631:LYS:HB2	2.02	0.41
2:K:649:ASN:HB3	2:K:652:MET:HB2	2.01	0.41
2:L:163:LYS:HD2	2:L:223:GLU:HG3	2.02	0.41
2:L:382:ASP:OD1	2:L:383:LYS:HD3	2.20	0.41
2:L:43:TYR:OH	2:L:79:ILE:HG22	2.20	0.41
2:L:740:TYR:O	2:L:742:LYS:N	2.53	0.41
1:A:382:PHE:O	1:A:385:GLN:HB3	2.20	0.41
1:C:256:GLN:HA	1:C:261:LEU:HD23	2.02	0.41
1:F:247:ARG:HH22	1:F:417:PHE:HB3	1.85	0.41
2:G:379:VAL:O	2:G:383:LYS:HD3	2.19	0.41
2:G:49:VAL:HG21	2:G:249:LYS:HG3	2.02	0.41
2:G:60:LYS:HG3	2:G:61:VAL:H	1.84	0.41
2:G:68:LEU:HD23	2:G:68:LEU:C	2.41	0.41
2:H:117:THR:HG23	2:H:325:GLN:HA	2.02	0.41
2:H:122:GLU:O	2:H:126:ILE:HG12	2.20	0.41
2:H:125:ARG:O	2:H:129:LYS:HG3	2.20	0.41
2:H:683:ASN:O	2:H:686:VAL:HG22	2.21	0.41
2:I:595:VAL:HA	2:I:598:HIS:HB2	2.03	0.41

Continued on next page...

Continued from previous page...

Atom-1	Atom-2	Interatomic distance (Å)	Clash overlap (Å)
2:J:708:LEU:HD22	2:J:708:LEU:N	2.35	0.41
2:K:400:GLY:O	2:K:404:VAL:HG12	2.20	0.41
2:L:99:ILE:HG22	2:L:100:ALA:N	2.35	0.41
1:B:109:GLU:O	1:B:112:THR:N	2.48	0.41
1:B:128:LYS:HG3	1:B:129:THR:N	2.35	0.41
1:C:362:VAL:HG13	1:C:363:LEU:N	2.36	0.41
1:D:165:VAL:HG23	1:D:315:ALA:HB2	2.01	0.41
1:D:345:GLN:NE2	1:D:354:GLY:HA2	2.34	0.41
1:D:141:ALA:HB2	1:D:431:GLY:C	2.40	0.41
1:E:127:ASP:HB3	1:F:345:GLN:O	2.20	0.41
1:E:294:PRO:O	1:E:298:LYS:HE2	2.19	0.41
1:F:67:SER:OG	1:F:311:LEU:C	2.59	0.41
2:G:718:PHE:CD2	2:G:760:LYS:HD2	2.55	0.41
2:H:561:ILE:CD1	2:H:677:LEU:HD11	2.51	0.41
2:H:543:PRO:HB2	2:H:606:VAL:HG11	2.01	0.41
2:H:698:ALA:HA	2:H:761:PHE:CE1	2.56	0.41
2:I:262:LYS:HB3	2:I:266:GLU:CB	2.50	0.41
2:I:530:LEU:HG	2:I:536:ILE:HD12	2.02	0.41
2:I:581:PRO:HD2	2:I:709:GLY:O	2.21	0.41
2:I:652:MET:O	2:I:656:LEU:HB2	2.21	0.41
2:J:262:LYS:HB3	2:J:266:GLU:CG	2.50	0.41
2:K:460:LYS:HE3	2:K:487:VAL:HG11	2.01	0.41
2:K:698:ALA:HA	2:K:761:PHE:CE1	2.54	0.41
2:L:163:LYS:HG3	2:L:221:LEU:HG	2.02	0.41
1:C:345:GLN:NE2	1:C:354:GLY:HA2	2.35	0.41
1:E:280:GLY:HA3	1:E:425:SER:O	2.20	0.41
1:F:91:THR:HG21	1:F:319:LEU:HD23	2.01	0.41
2:G:701:ASP:OD1	2:G:718:PHE:HB2	2.19	0.41
2:I:298:TYR:HA	2:I:299:PRO:HD3	1.95	0.41
2:J:413:LYS:C	2:J:415:LYS:N	2.74	0.41
2:K:513:THR:HG23	2:K:513:THR:O	2.19	0.41
2:L:80:TRP:CH2	2:L:133:SER:HA	2.55	0.41
2:L:418:THR:HB	2:L:421:GLU:H	1.85	0.41
2:L:493:LYS:HD3	2:L:521:THR:OG1	2.21	0.41
2:L:66:LYS:HG3	2:L:105:ASN:ND2	2.36	0.41
1:A:326:ALA:O	1:A:331:TYR:HB2	2.21	0.41
1:A:380:GLU:HB2	1:A:424:LEU:H	1.86	0.41
1:A:91:THR:HG21	1:A:319:LEU:CD2	2.50	0.41
1:D:262:SER:HB3	1:D:443:ASN:HD21	1.84	0.41
1:E:94:PRO:HG2	1:E:97:VAL:HG12	2.03	0.41
1:F:342:TYR:CE1	1:F:465:HIS:CD2	3.08	0.41

Continued on next page...

Continued from previous page...

Atom-1	Atom-2	Interatomic distance (Å)	Clash overlap (Å)
2:G:119:LEU:O	2:G:120:SER:C	2.59	0.41
2:G:359:LYS:NZ	2:G:471:ILE:HD12	2.34	0.41
2:H:742:LYS:CB	2:H:744:PHE:CE2	3.03	0.41
2:I:245:ILE:CG2	2:I:249:LYS:HE3	2.51	0.41
2:J:154:ILE:HG12	2:J:188:LEU:HD12	2.02	0.41
1:D:229:ARG:NH1	2:J:223:GLU:OE1	2.53	0.41
2:J:540:LYS:HE3	2:J:692:GLY:O	2.20	0.41
2:L:552:ALA:HB3	2:L:553:PRO:CD	2.48	0.41
2:L:667:VAL:HG12	2:L:676:ARG:HE	1.85	0.41
1:B:63:PRO:HB2	1:B:65:LEU:HD21	2.03	0.41
1:C:347:PRO:HA	1:C:351:LEU:HB3	2.02	0.41
1:C:234:PHE:CE1	1:C:392:ALA:HB2	2.55	0.41
1:C:335:ALA:HB2	1:C:442:ALA:HB1	2.01	0.41
1:D:43:LYS:O	1:D:45:THR:HG23	2.21	0.41
1:E:57:VAL:HG21	1:E:321:MET:SD	2.60	0.41
1:F:66:LEU:O	1:F:69:THR:HB	2.21	0.41
2:G:500:PHE:CE2	2:G:508:LEU:HD23	2.56	0.41
2:G:632:SER:HA	2:G:635:GLY:O	2.20	0.41
2:H:154:ILE:HG23	2:H:187:ARG:HD2	2.03	0.41
2:H:718:PHE:CD2	2:H:760:LYS:HD2	2.55	0.41
2:J:256:ILE:HG23	2:J:256:ILE:O	2.21	0.41
2:J:303:LYS:HD2	2:J:330:LEU:HD21	2.02	0.41
2:K:572:ASP:OD1	2:K:585:ALA:HB3	2.21	0.41
2:L:58:ASN:O	2:L:59:SER:HB3	2.21	0.41
2:L:649:ASN:HB3	2:L:652:MET:HB2	2.02	0.41
1:A:336:TYR:CZ	1:A:472:TYR:CE1	3.09	0.41
1:A:335:ALA:HB2	1:A:442:ALA:HB1	2.03	0.41
1:B:456:ALA:HA	1:B:465:HIS:O	2.21	0.41
1:C:43:LYS:CD	1:C:372:ASP:HA	2.47	0.41
1:D:456:ALA:HA	1:D:465:HIS:O	2.21	0.41
1:E:60:VAL:HG22	1:E:61:ARG:H	1.86	0.41
2:G:724:TYR:OH	2:G:728:LYS:HE2	2.21	0.41
2:H:413:LYS:C	2:H:415:LYS:H	2.24	0.41
2:I:68:LEU:C	2:I:68:LEU:HD23	2.41	0.41
2:I:71:GLU:O	2:I:75:VAL:HG23	2.20	0.41
2:I:73:SER:O	2:I:77:ASN:OD1	2.38	0.41
2:J:650:SER:O	2:J:653:ASP:HB2	2.19	0.41
2:L:162:THR:HA	2:L:222:VAL:O	2.21	0.41
2:L:186:GLN:HG3	2:L:320:TYR:CD1	2.56	0.41
2:L:564:GLU:OE2	2:L:740:TYR:OH	2.36	0.41
1:A:247:ARG:HH22	1:A:417:PHE:HB3	1.86	0.41

Continued on next page...

Continued from previous page...

Atom-1	Atom-2	Interatomic distance (Å)	Clash overlap (Å)
1:A:43:LYS:CD	1:A:372:ASP:HA	2.49	0.41
1:A:440:ALA:O	1:A:444:ARG:HG3	2.20	0.41
1:B:200:SER:OG	1:B:204:PHE:CD1	2.73	0.41
1:B:321:MET:CE	1:B:329:MET:HG3	2.50	0.41
1:B:413:PRO:C	1:B:415:GLU:N	2.75	0.41
1:C:338:ARG:HB2	1:C:468:ILE:O	2.21	0.41
1:C:413:PRO:C	1:C:415:GLU:N	2.73	0.41
2:G:618:LEU:HD12	2:G:618:LEU:C	2.41	0.41
2:H:120:SER:OG	2:H:324:SER:HA	2.21	0.41
2:H:587:LEU:O	2:H:591:VAL:HG23	2.21	0.41
2:I:390:LYS:HA	2:I:432:GLN:O	2.21	0.41
2:J:566:VAL:HG13	2:J:570:LYS:CD	2.47	0.41
2:J:667:VAL:HG12	2:J:676:ARG:NE	2.36	0.41
2:K:154:ILE:HG23	2:K:187:ARG:HD2	2.03	0.41
2:K:537:ILE:HG23	2:K:537:ILE:O	2.21	0.41
2:K:595:VAL:HA	2:K:598:HIS:HB2	2.03	0.41
2:K:750:LEU:C	2:K:750:LEU:HD23	2.41	0.41
2:L:413:LYS:C	2:L:415:LYS:N	2.74	0.41
1:A:178:LYS:HA	1:A:181:LYS:HB3	1.97	0.41
1:A:214:VAL:CG1	1:A:215:SER:N	2.84	0.41
1:A:234:PHE:CE1	1:A:392:ALA:HB2	2.56	0.41
1:C:424:LEU:HD23	1:C:424:LEU:O	2.21	0.41
1:E:104:GLY:HA2	1:E:134:VAL:O	2.21	0.41
1:E:115:VAL:HG11	1:E:165:VAL:HG11	2.03	0.41
1:E:216:GLU:HB3	1:E:217:PHE:H	1.71	0.41
1:E:43:LYS:CD	1:E:372:ASP:HA	2.50	0.41
1:F:93:VAL:HG21	1:F:319:LEU:HD22	2.03	0.41
2:G:543:PRO:HB2	2:G:606:VAL:HG11	2.03	0.41
2:G:750:LEU:HD23	2:G:750:LEU:C	2.40	0.41
2:G:89:VAL:CG1	2:G:90:LEU:N	2.84	0.41
2:H:43:TYR:OH	2:H:79:ILE:HG22	2.21	0.41
2:J:179:LEU:HB2	2:J:180:PRO:CD	2.51	0.41
2:J:91:ILE:HD11	2:J:237:ILE:HG23	2.02	0.41
1:A:359:THR:CB	1:A:360:PRO:HD3	2.48	0.41
1:A:424:LEU:O	1:A:424:LEU:HD23	2.21	0.41
1:A:47:ALA:CB	1:A:338:ARG:NH2	2.84	0.41
1:B:251:LEU:HG	1:B:419:ASN:O	2.21	0.41
1:C:374:ASP:N	1:C:374:ASP:OD1	2.54	0.41
1:C:411:LEU:HD23	1:C:412:PRO:O	2.21	0.41
1:D:380:GLU:HG2	1:D:386:ILE:HD11	2.03	0.41
1:D:440:ALA:O	1:D:444:ARG:HG3	2.22	0.41

Continued on next page...

Continued from previous page...

Atom-1	Atom-2	Interatomic distance (Å)	Clash overlap (Å)
1:E:128:LYS:O	1:E:130:PRO:HD3	2.20	0.41
1:F:264:VAL:O	1:F:264:VAL:HG13	2.21	0.41
2:G:303:LYS:HD2	2:G:330:LEU:HD21	2.03	0.41
2:G:569:LYS:NZ	2:I:255:LYS:HB3	2.36	0.41
2:I:38:ARG:HB3	2:I:41:ILE:O	2.21	0.41
2:I:740:TYR:HD1	2:I:740:TYR:HA	1.73	0.41
2:J:545:PHE:O	2:J:546:TYR:C	2.60	0.41
2:K:174:VAL:HG22	2:K:201:MET:O	2.20	0.41
2:K:610:ARG:HG3	2:K:744:PHE:HD1	1.86	0.41
2:K:652:MET:O	2:K:656:LEU:HB2	2.21	0.41
2:L:247:PHE:O	2:L:251:LEU:HG	2.21	0.41
2:L:262:LYS:HB3	2:L:266:GLU:CB	2.50	0.41
2:L:543:PRO:HB2	2:L:606:VAL:HG11	2.03	0.41
1:C:377:GLU:O	1:C:455:VAL:HA	2.21	0.40
1:C:63:PRO:HB2	1:C:65:LEU:HD21	2.03	0.40
1:D:65:LEU:HG	1:D:71:TYR:CE2	2.56	0.40
2:G:159:ARG:N	2:G:159:ARG:HD2	2.36	0.40
2:G:256:ILE:O	2:G:256:ILE:HG13	2.21	0.40
2:I:306:ASP:O	2:I:309:LYS:N	2.54	0.40
2:J:456:HIS:O	2:J:457:ARG:C	2.59	0.40
2:J:742:LYS:CB	2:J:744:PHE:CZ	3.04	0.40
2:K:114:GLN:O	2:K:118:GLN:HB2	2.21	0.40
2:L:256:ILE:O	2:L:256:ILE:HG23	2.21	0.40
2:L:756:SER:HB3	2:L:757:PRO:HD2	2.03	0.40
1:A:128:LYS:O	1:A:130:PRO:HD3	2.22	0.40
1:A:67:SER:HG	1:A:168:MET:HB2	1.87	0.40
1:A:238:ARG:NH2	1:A:304:THR:HG21	2.36	0.40
1:B:169:SER:O	1:B:170:ASP:O	2.39	0.40
1:B:182:LEU:HD23	1:B:182:LEU:HA	1.88	0.40
1:D:220:SER:O	1:D:221:GLU:HB2	2.20	0.40
1:F:251:LEU:HD21	1:F:419:ASN:HA	2.03	0.40
1:F:337:LEU:HA	1:F:337:LEU:HD13	1.90	0.40
1:F:360:PRO:O	1:F:363:LEU:N	2.54	0.40
1:F:47:ALA:CB	1:F:338:ARG:NH2	2.84	0.40
2:G:179:LEU:HD12	2:G:179:LEU:O	2.21	0.40
2:G:652:MET:HA	2:G:655:ILE:HG22	2.03	0.40
2:G:610:ARG:CD	2:G:743:GLN:O	2.64	0.40
2:G:698:ALA:HA	2:G:761:PHE:CE1	2.56	0.40
2:I:649:ASN:HB3	2:I:652:MET:HB2	2.04	0.40
2:J:169:LEU:O	2:J:207:ILE:N	2.45	0.40
2:J:294:THR:C	2:J:296:GLY:H	2.23	0.40

Continued on next page...

Continued from previous page...

Atom-1	Atom-2	Interatomic distance (Å)	Clash overlap (Å)
2:J:374:ALA:O	2:J:375:GLY:C	2.60	0.40
2:J:546:TYR:CE1	2:J:694:LEU:HD11	2.56	0.40
2:K:179:LEU:HB2	2:K:180:PRO:HD2	2.03	0.40
1:E:402:TYR:CZ	2:K:227:PRO:HB3	2.56	0.40
2:K:343:TYR:O	2:K:347:VAL:HG23	2.21	0.40
2:K:471:ILE:HG22	2:K:472:PHE:N	2.36	0.40
1:A:263:ASP:N	1:A:263:ASP:OD1	2.54	0.40
1:A:350:GLN:HB2	1:A:353:LEU:HD12	2.03	0.40
1:A:362:VAL:HG13	1:A:363:LEU:N	2.37	0.40
1:B:179:MET:C	1:B:181:LYS:N	2.71	0.40
1:B:217:PHE:HD1	1:B:219:THR:H	1.70	0.40
1:B:52:ARG:HH21	1:B:322:ALA:CB	2.34	0.40
1:E:225:HIS:HA	1:E:296:PHE:HB3	2.03	0.40
1:E:380:GLU:HA	1:E:386:ILE:HD11	2.03	0.40
1:E:166:GLU:HB2	1:E:430:PHE:O	2.22	0.40
1:F:57:VAL:HG21	1:F:321:MET:SD	2.62	0.40
2:G:611:PHE:N	2:G:611:PHE:CD1	2.89	0.40
2:G:652:MET:O	2:G:656:LEU:HB2	2.22	0.40
2:J:446:GLU:HG2	2:J:448:VAL:HG23	2.04	0.40
2:K:459:LEU:O	2:K:463:GLU:HB2	2.21	0.40
2:K:667:VAL:HG12	2:K:676:ARG:NE	2.36	0.40
2:L:277:PHE:CD1	2:L:277:PHE:C	2.95	0.40
2:L:628:LEU:HD23	2:L:631:LYS:HG3	2.03	0.40
2:L:742:LYS:CB	2:L:744:PHE:CZ	3.04	0.40
1:A:378:PHE:CE1	1:A:456:ALA:HB3	2.56	0.40
1:B:374:ASP:OD1	1:B:374:ASP:N	2.54	0.40
1:E:102:ILE:HD13	1:E:147:THR:HB	2.02	0.40
1:E:342:TYR:CE1	1:E:465:HIS:CD2	3.10	0.40
2:I:179:LEU:HB2	2:I:180:PRO:HD2	2.03	0.40
2:J:689:LEU:O	2:J:689:LEU:HD13	2.22	0.40
2:J:540:LYS:CE	2:J:692:GLY:O	2.69	0.40
2:K:188:LEU:N	2:K:189:PRO:CD	2.85	0.40
2:K:540:LYS:CE	2:K:692:GLY:O	2.70	0.40
2:L:618:LEU:C	2:L:618:LEU:HD12	2.41	0.40
2:L:540:LYS:CE	2:L:692:GLY:O	2.69	0.40
1:C:321:MET:CE	1:C:329:MET:HG3	2.52	0.40
1:C:456:ALA:HA	1:C:465:HIS:O	2.22	0.40
1:F:294:PRO:O	1:F:298:LYS:HE2	2.22	0.40
1:F:380:GLU:HB2	1:F:424:LEU:H	1.86	0.40
2:G:188:LEU:N	2:G:189:PRO:CD	2.83	0.40
2:H:283:TYR:OH	2:H:312:ILE:HD11	2.21	0.40

Continued on next page...

Continued from previous page...

Atom-1	Atom-2	Interatomic distance (Å)	Clash overlap (Å)
2:H:667:VAL:HG12	2:H:676:ARG:NE	2.37	0.40
2:H:756:SER:HB3	2:H:757:PRO:HD2	2.03	0.40
2:I:481:ILE:HG22	2:I:481:ILE:O	2.21	0.40
2:J:667:VAL:O	2:J:667:VAL:HG12	2.21	0.40
2:K:163:LYS:HG2	2:K:221:LEU:CD2	2.51	0.40
2:K:163:LYS:HE3	2:K:221:LEU:HB3	2.04	0.40
2:K:367:LEU:HB2	2:K:446:GLU:HA	2.03	0.40
2:L:367:LEU:HB2	2:L:446:GLU:HA	2.04	0.40

There are no symmetry-related clashes.

5.3 Torsion angles

5.3.1 Protein backbone

In the following table, the Percentiles column shows the percent Ramachandran outliers of the chain as a percentile score with respect to all X-ray entries followed by that with respect to entries of similar resolution.

The Analysed column shows the number of residues for which the backbone conformation was analysed, and the total number of residues.

Mol	Chain	Analysed	Favoured	Allowed	Outliers	Percentiles	
1	A	430/457 (94%)	353 (82%)	61 (14%)	16 (4%)	3	28
1	B	415/457 (91%)	347 (84%)	54 (13%)	14 (3%)	3	31
1	C	417/457 (91%)	355 (85%)	48 (12%)	14 (3%)	3	31
1	D	420/457 (92%)	347 (83%)	59 (14%)	14 (3%)	4	31
1	E	419/457 (92%)	357 (85%)	48 (12%)	14 (3%)	4	31
1	F	421/457 (92%)	357 (85%)	53 (13%)	11 (3%)	5	35
2	G	723/727 (99%)	613 (85%)	91 (13%)	19 (3%)	5	35
2	H	723/727 (99%)	619 (86%)	87 (12%)	17 (2%)	6	37
2	I	710/727 (98%)	621 (88%)	82 (12%)	7 (1%)	15	55
2	J	710/727 (98%)	608 (86%)	95 (13%)	7 (1%)	15	55
2	K	710/727 (98%)	614 (86%)	87 (12%)	9 (1%)	12	50
2	L	710/727 (98%)	617 (87%)	86 (12%)	7 (1%)	15	55
All	All	6808/7104 (96%)	5808 (85%)	851 (12%)	149 (2%)	6	39

All (149) Ramachandran outliers are listed below:

Mol	Chain	Res	Type
1	A	49	PRO
1	A	208	ALA
1	A	216	GLU
1	A	221	GLU
1	B	49	PRO
1	B	170	ASP
1	B	206	PHE
1	B	212	PRO
1	B	214	VAL
1	B	215	SER
1	B	216	GLU
1	B	221	GLU
1	C	49	PRO
1	C	170	ASP
1	C	206	PHE
1	C	214	VAL
1	D	49	PRO
1	D	170	ASP
1	D	211	LEU
1	D	214	VAL
1	D	221	GLU
1	E	49	PRO
1	E	170	ASP
1	E	208	ALA
1	E	209	PRO
1	E	212	PRO
1	E	214	VAL
1	F	49	PRO
1	F	170	ASP
1	F	210	GLU
1	F	212	PRO
1	F	214	VAL
1	F	221	GLU
2	G	637	TYR
2	G	638	ILE
2	G	641	GLU
2	H	643	VAL
2	H	646	LYS
1	A	189	ALA
1	A	215	SER
1	B	176	SER
1	C	212	PRO

Continued on next page...

Continued from previous page...

Mol	Chain	Res	Type
1	C	221	GLU
1	E	216	GLU
1	E	221	GLU
2	G	630	ARG
2	G	642	GLY
2	G	644	LYS
2	G	741	GLY
2	H	630	ARG
2	H	632	SER
2	H	639	TYR
1	A	46	LEU
1	A	198	LEU
1	A	212	PRO
1	A	213	ALA
1	C	216	GLU
1	C	338	ARG
1	C	414	LEU
1	D	46	LEU
1	D	274	THR
1	E	46	LEU
1	F	46	LEU
1	F	414	LEU
2	G	195	PRO
2	G	645	ARG
2	G	652	MET
2	H	631	LYS
2	H	634	LYS
2	J	195	PRO
2	K	195	PRO
2	L	741	GLY
1	A	191	SER
1	A	220	SER
1	A	274	THR
1	B	204	PHE
1	B	338	ARG
1	C	46	LEU
1	C	220	SER
1	C	274	THR
1	D	210	GLU
1	D	212	PRO
1	E	217	PHE
1	F	220	SER

Continued on next page...

Continued from previous page...

Mol	Chain	Res	Type
1	F	274	THR
2	G	702	ILE
2	I	195	PRO
1	A	209	PRO
1	B	274	THR
1	B	414	LEU
1	D	209	PRO
1	D	216	GLU
1	D	338	ARG
1	E	261	LEU
1	E	274	THR
2	G	299	PRO
2	G	629	GLY
2	H	195	PRO
2	I	258	PRO
2	I	608	GLY
2	J	258	PRO
2	K	310	THR
2	L	195	PRO
2	L	299	PRO
2	L	702	ILE
1	A	211	LEU
1	A	338	ARG
1	B	129	THR
1	C	207	LEU
1	D	129	THR
1	D	220	SER
1	E	338	ARG
1	F	360	PRO
2	G	258	PRO
2	H	299	PRO
2	J	299	PRO
2	J	544	GLY
2	J	702	ILE
2	K	258	PRO
2	K	702	ILE
2	L	544	GLY
2	H	258	PRO
2	H	608	GLY
2	I	544	GLY
2	K	299	PRO
2	K	544	GLY

Continued on next page...

Continued from previous page...

Mol	Chain	Res	Type
1	E	281	ILE
2	G	256	ILE
2	G	643	VAL
2	H	544	GLY
2	H	741	GLY
2	I	299	PRO
2	I	741	GLY
2	K	741	GLY
2	L	258	PRO
2	G	257	SER
2	G	608	GLY
2	H	256	ILE
2	H	467	PRO
2	I	257	SER
2	J	257	SER
1	C	333	PRO
2	G	232	PRO
2	H	257	SER
2	J	256	ILE
2	K	257	SER
2	K	608	GLY
2	H	592	GLY
2	L	257	SER

5.3.2 Protein sidechains ⓘ

In the following table, the Percentiles column shows the percent sidechain outliers of the chain as a percentile score with respect to all X-ray entries followed by that with respect to entries of similar resolution.

The Analysed column shows the number of residues for which the sidechain conformation was analysed, and the total number of residues.

Mol	Chain	Analysed	Rotameric	Outliers	Percentiles	
1	A	345/365 (94%)	330 (96%)	15 (4%)	29	63
1	B	334/365 (92%)	316 (95%)	18 (5%)	22	57
1	C	305/365 (84%)	294 (96%)	11 (4%)	35	67
1	D	305/365 (84%)	295 (97%)	10 (3%)	38	69
1	E	305/365 (84%)	291 (95%)	14 (5%)	27	61
1	F	305/365 (84%)	292 (96%)	13 (4%)	29	63

Continued on next page...

Continued from previous page...

Mol	Chain	Analysed	Rotameric	Outliers	Percentiles	
2	G	580/603 (96%)	571 (98%)	9 (2%)	62	83
2	H	580/603 (96%)	566 (98%)	14 (2%)	49	75
2	I	591/603 (98%)	579 (98%)	12 (2%)	55	79
2	J	591/603 (98%)	580 (98%)	11 (2%)	57	80
2	K	591/603 (98%)	580 (98%)	11 (2%)	57	80
2	L	591/603 (98%)	582 (98%)	9 (2%)	65	84
All	All	5423/5808 (93%)	5276 (97%)	147 (3%)	44	73

All (147) residues with a non-rotameric sidechain are listed below:

Mol	Chain	Res	Type
1	A	93	VAL
1	A	103	PHE
1	A	173	ILE
1	A	181	LYS
1	A	185	ASP
1	A	195	ARG
1	A	197	SER
1	A	218	SER
1	A	239	LEU
1	A	244	TYR
1	A	247	ARG
1	A	263	ASP
1	A	348	LYS
1	A	423	SER
1	A	433	THR
1	B	93	VAL
1	B	103	PHE
1	B	174	ARG
1	B	177	ARG
1	B	181	LYS
1	B	184	LEU
1	B	194	GLN
1	B	198	LEU
1	B	207	LEU
1	B	239	LEU
1	B	244	TYR
1	B	247	ARG
1	B	263	ASP
1	B	348	LYS

Continued on next page...

Continued from previous page...

Mol	Chain	Res	Type
1	B	391	LYS
1	B	405	ARG
1	B	423	SER
1	B	433	THR
1	C	93	VAL
1	C	102	ILE
1	C	103	PHE
1	C	222	THR
1	C	244	TYR
1	C	247	ARG
1	C	263	ASP
1	C	348	LYS
1	C	405	ARG
1	C	433	THR
1	C	443	ASN
1	D	93	VAL
1	D	102	ILE
1	D	103	PHE
1	D	239	LEU
1	D	244	TYR
1	D	247	ARG
1	D	263	ASP
1	D	348	LYS
1	D	405	ARG
1	D	433	THR
1	E	44	LYS
1	E	93	VAL
1	E	102	ILE
1	E	103	PHE
1	E	244	TYR
1	E	247	ARG
1	E	263	ASP
1	E	346	ASP
1	E	348	LYS
1	E	391	LYS
1	E	405	ARG
1	E	423	SER
1	E	433	THR
1	E	443	ASN
1	F	93	VAL
1	F	102	ILE
1	F	103	PHE

Continued on next page...

Continued from previous page...

Mol	Chain	Res	Type
1	F	130	PRO
1	F	239	LEU
1	F	244	TYR
1	F	247	ARG
1	F	263	ASP
1	F	348	LYS
1	F	391	LYS
1	F	405	ARG
1	F	423	SER
1	F	433	THR
2	G	230	LYS
2	G	430	THR
2	G	436	GLN
2	G	545	PHE
2	G	672	ASP
2	G	680	ARG
2	G	719	ARG
2	G	740	TYR
2	G	756	SER
2	H	97	CYS
2	H	173	GLU
2	H	205	ARG
2	H	230	LYS
2	H	430	THR
2	H	545	PHE
2	H	589	ASP
2	H	593	VAL
2	H	651	ASP
2	H	652	MET
2	H	680	ARG
2	H	719	ARG
2	H	740	TYR
2	H	762	TYR
2	I	97	CYS
2	I	173	GLU
2	I	230	LYS
2	I	430	THR
2	I	545	PHE
2	I	666	GLU
2	I	670	ASP
2	I	672	ASP
2	I	680	ARG

Continued on next page...

Continued from previous page...

Mol	Chain	Res	Type
2	I	719	ARG
2	I	740	TYR
2	I	756	SER
2	J	97	CYS
2	J	205	ARG
2	J	230	LYS
2	J	430	THR
2	J	545	PHE
2	J	647	ASP
2	J	672	ASP
2	J	680	ARG
2	J	719	ARG
2	J	740	TYR
2	J	756	SER
2	K	97	CYS
2	K	173	GLU
2	K	230	LYS
2	K	430	THR
2	K	474	SER
2	K	545	PHE
2	K	647	ASP
2	K	680	ARG
2	K	719	ARG
2	K	740	TYR
2	K	756	SER
2	L	173	GLU
2	L	230	LYS
2	L	430	THR
2	L	474	SER
2	L	670	ASP
2	L	680	ARG
2	L	713	CYS
2	L	719	ARG
2	L	740	TYR

Some sidechains can be flipped to improve hydrogen bonding and reduce clashes. All (73) such sidechains are listed below:

Mol	Chain	Res	Type
1	A	108	GLN
1	A	205	ASN
1	A	249	HIS
1	A	279	ASN

Continued on next page...

Continued from previous page...

Mol	Chain	Res	Type
1	A	288	GLN
1	A	345	GLN
1	A	379	HIS
1	A	385	GLN
1	A	418	ASN
1	A	465	HIS
1	B	108	GLN
1	B	205	ASN
1	B	249	HIS
1	B	279	ASN
1	B	288	GLN
1	B	345	GLN
1	B	379	HIS
1	B	385	GLN
1	B	418	ASN
1	B	451	GLN
1	C	108	GLN
1	C	249	HIS
1	C	279	ASN
1	C	345	GLN
1	C	379	HIS
1	C	418	ASN
1	C	465	HIS
1	D	108	GLN
1	D	279	ASN
1	D	288	GLN
1	D	345	GLN
1	D	379	HIS
1	D	465	HIS
1	E	108	GLN
1	E	249	HIS
1	E	279	ASN
1	E	288	GLN
1	E	345	GLN
1	E	350	GLN
1	E	418	ASN
1	F	108	GLN
1	F	279	ASN
1	F	288	GLN
1	F	345	GLN
1	F	379	HIS
1	F	385	GLN

Continued on next page...

Continued from previous page...

Mol	Chain	Res	Type
2	G	105	ASN
2	G	281	GLN
2	G	358	GLN
2	G	469	HIS
2	G	621	GLN
2	H	105	ASN
2	H	358	GLN
2	H	469	HIS
2	H	621	GLN
2	I	105	ASN
2	I	186	GLN
2	I	358	GLN
2	I	469	HIS
2	J	105	ASN
2	J	186	GLN
2	J	281	GLN
2	J	358	GLN
2	J	469	HIS
2	K	105	ASN
2	K	358	GLN
2	K	469	HIS
2	K	621	GLN
2	L	105	ASN
2	L	186	GLN
2	L	358	GLN
2	L	469	HIS
2	L	621	GLN

5.3.3 RNA ⓘ

There are no RNA molecules in this entry.

5.4 Non-standard residues in protein, DNA, RNA chains ⓘ

There are no non-standard protein/DNA/RNA residues in this entry.

5.5 Carbohydrates ⓘ

There are no carbohydrates in this entry.

5.6 Ligand geometry

There are no ligands in this entry.

5.7 Other polymers

There are no such residues in this entry.

5.8 Polymer linkage issues

There are no chain breaks in this entry.

6 Fit of model and data ⓘ

6.1 Protein, DNA and RNA chains ⓘ

In the following table, the column labelled ‘#RSRZ> 2’ contains the number (and percentage) of RSRZ outliers, followed by percent RSRZ outliers for the chain as percentile scores relative to all X-ray entries and entries of similar resolution. The OWAB column contains the minimum, median, 95th percentile and maximum values of the occupancy-weighted average B-factor per residue. The column labelled ‘Q< 0.9’ lists the number of (and percentage) of residues with an average occupancy less than 0.9.

Mol	Chain	Analysed	<RSRZ>	#RSRZ>2	OWAB(Å ²)	Q<0.9
1	A	432/457 (94%)	0.34	24 (5%) 24 14	78, 115, 154, 202	0
1	B	419/457 (91%)	0.13	7 (1%) 70 55	77, 114, 150, 211	0
1	C	421/457 (92%)	0.14	10 (2%) 59 42	74, 116, 181, 239	0
1	D	424/457 (92%)	0.19	16 (3%) 40 26	78, 122, 186, 224	0
1	E	423/457 (92%)	0.04	9 (2%) 63 48	57, 91, 191, 228	0
1	F	425/457 (92%)	-0.05	8 (1%) 66 51	59, 93, 186, 231	0
2	G	725/727 (99%)	-0.14	2 (0%) 94 88	68, 123, 180, 234	0
2	H	725/727 (99%)	-0.15	6 (0%) 86 75	76, 130, 186, 241	0
2	I	714/727 (98%)	-0.04	11 (1%) 73 60	86, 128, 184, 234	0
2	J	714/727 (98%)	-0.14	8 (1%) 80 68	78, 123, 183, 237	0
2	K	714/727 (98%)	-0.18	5 (0%) 87 78	66, 121, 178, 226	0
2	L	714/727 (98%)	-0.22	6 (0%) 86 75	67, 119, 179, 214	0
All	All	6850/7104 (96%)	-0.04	112 (1%) 72 57	57, 119, 181, 241	0

All (112) RSRZ outliers are listed below:

Mol	Chain	Res	Type	RSRZ
1	E	212	PRO	6.9
1	E	213	ALA	4.4
1	A	453	GLY	4.2
2	J	257	SER	4.1
1	D	214	VAL	4.0
1	D	163	GLY	3.6
2	H	138	VAL	3.6
2	G	257	SER	3.6
1	D	193	GLY	3.5
1	F	172	PRO	3.4
1	D	213	ALA	3.4

Continued on next page...

Continued from previous page...

Mol	Chain	Res	Type	RSRZ
1	E	180	ARG	3.4
2	I	543	PRO	3.4
2	K	257	SER	3.3
1	F	212	PRO	3.2
1	D	162	ALA	3.2
2	H	158	TYR	3.2
2	J	543	PRO	3.1
1	D	198	LEU	3.1
1	D	212	PRO	3.1
1	F	170	ASP	3.1
1	E	191	SER	3.0
1	A	458	CYS	3.0
2	L	177	GLY	3.0
1	A	379	HIS	2.9
1	A	457	ALA	2.9
1	A	162	ALA	2.9
1	D	317	ALA	2.8
1	F	173	ILE	2.8
2	L	257	SER	2.8
2	I	260	ARG	2.8
1	F	171	VAL	2.8
2	J	743	GLN	2.8
1	F	42	THR	2.8
2	H	257	SER	2.7
1	A	140	SER	2.7
1	D	100	TYR	2.7
1	B	77	HIS	2.7
1	F	175	HIS	2.7
1	C	132	HIS	2.7
1	B	457	ALA	2.7
1	F	216	GLU	2.6
2	G	106	MET	2.6
2	I	257	SER	2.6
1	C	42	THR	2.6
1	D	199	ILE	2.6
1	A	100	TYR	2.6
2	H	87	SER	2.5
1	D	95	LYS	2.5
2	I	106	MET	2.5
1	B	132	HIS	2.5
2	L	176	LEU	2.5
2	K	43	TYR	2.5

Continued on next page...

Continued from previous page...

Mol	Chain	Res	Type	RSRZ
1	D	151	LEU	2.5
1	C	469	VAL	2.5
1	B	76	PRO	2.5
1	B	463	GLN	2.5
1	C	213	ALA	2.5
1	C	179	MET	2.4
1	D	421	GLY	2.4
1	A	350	GLN	2.4
1	A	431	GLY	2.3
2	I	495	ILE	2.3
2	I	610	ARG	2.3
1	A	170	ASP	2.3
1	C	198	LEU	2.3
1	E	172	PRO	2.3
1	A	190	LYS	2.3
2	L	610	ARG	2.3
1	C	387	LEU	2.3
1	D	197	SER	2.3
2	J	647	ASP	2.3
1	C	183	MET	2.3
1	A	309	SER	2.3
1	E	192	MET	2.3
2	H	160	ILE	2.3
2	J	551	LEU	2.3
1	A	459	ALA	2.2
2	K	106	MET	2.2
2	J	681	PHE	2.2
2	L	260	ARG	2.2
1	E	173	ILE	2.2
2	I	389	LEU	2.2
1	A	433	THR	2.2
1	D	161	VAL	2.2
2	L	106	MET	2.2
1	A	101	ILE	2.2
2	K	259	LYS	2.1
1	B	204	PHE	2.1
1	A	381	ALA	2.1
1	E	181	LYS	2.1
1	B	118	GLU	2.1
2	H	741	GLY	2.1
1	A	454	LEU	2.1
2	I	109	ALA	2.1

Continued on next page...

Continued from previous page...

Mol	Chain	Res	Type	RSRZ
1	A	138	CYS	2.1
1	A	432	ALA	2.1
1	A	103	PHE	2.1
2	I	741	GLY	2.1
2	I	611	PHE	2.1
2	K	555	MET	2.1
1	A	375	ALA	2.1
1	E	463	GLN	2.1
2	I	107	LEU	2.1
1	A	132	HIS	2.0
1	A	308	SER	2.0
1	C	212	PRO	2.0
1	A	171	VAL	2.0
2	J	683	ASN	2.0
2	J	106	MET	2.0
1	C	454	LEU	2.0
1	D	103	PHE	2.0

6.2 Non-standard residues in protein, DNA, RNA chains [i](#)

There are no non-standard protein/DNA/RNA residues in this entry.

6.3 Carbohydrates [i](#)

There are no carbohydrates in this entry.

6.4 Ligands [i](#)

There are no ligands in this entry.

6.5 Other polymers [i](#)

There are no such residues in this entry.