



# wwPDB X-ray Structure Validation Summary Report ⓘ

May 22, 2020 – 05:19 pm BST

PDB ID : 4DXE  
Title : 2.52 Angstrom resolution crystal structure of the acyl-carrier-protein synthase (AcpS)-acyl carrier protein (ACP) protein-protein complex from *Staphylococcus aureus* subsp. *aureus* COL  
Authors : Halavaty, A.S.; Minasov, G.; Filippova, E.V.; Dubrovskaya, I.; Winsor, J.; Shuvalova, L.; Peterson, S.N.; Anderson, W.F.; Center for Structural Genomics of Infectious Diseases (CSGID)  
Deposited on : 2012-02-27  
Resolution : 2.51 Å(reported)

This is a wwPDB X-ray Structure Validation Summary Report for a publicly released PDB entry.

We welcome your comments at [validation@mail.wwpdb.org](mailto:validation@mail.wwpdb.org)

A user guide is available at

<https://www.wwpdb.org/validation/2017/XrayValidationReportHelp>

with specific help available everywhere you see the ⓘ symbol.

---

The following versions of software and data (see [references ⓘ](#)) were used in the production of this report:

MolProbity	:	4.02b-467
Mogul	:	1.8.5 (274361), CSD as541be (2020)
Xtriage (Phenix)	:	1.13
EDS	:	2.11
Percentile statistics	:	20191225.v01 (using entries in the PDB archive December 25th 2019)
Refmac	:	5.8.0158
CCP4	:	7.0.044 (Gargrove)
Ideal geometry (proteins)	:	Engh & Huber (2001)
Ideal geometry (DNA, RNA)	:	Parkinson et al. (1996)
Validation Pipeline (wwPDB-VP)	:	2.11

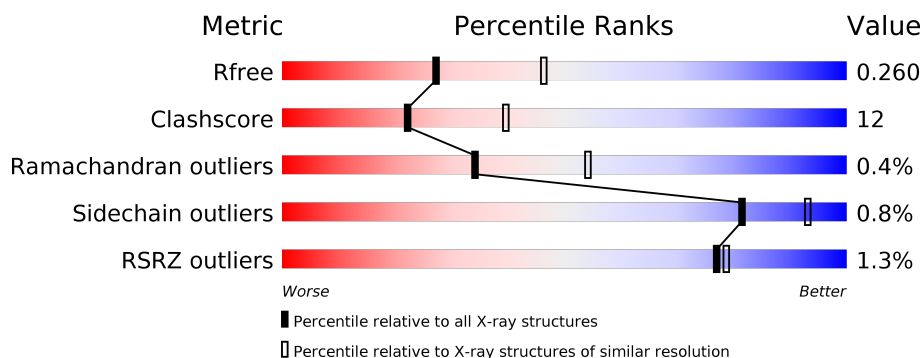
# 1 Overall quality at a glance ⓘ

The following experimental techniques were used to determine the structure:

*X-RAY DIFFRACTION*

The reported resolution of this entry is 2.51 Å.

Percentile scores (ranging between 0-100) for global validation metrics of the entry are shown in the following graphic. The table shows the number of entries on which the scores are based.



Metric	Whole archive (#Entries)	Similar resolution (#Entries, resolution range(Å))
$R_{free}$	130704	4661 (2.50-2.50)
Clashscore	141614	5346 (2.50-2.50)
Ramachandran outliers	138981	5231 (2.50-2.50)
Sidechain outliers	138945	5233 (2.50-2.50)
RSRZ outliers	127900	4559 (2.50-2.50)

The table below summarises the geometric issues observed across the polymeric chains and their fit to the electron density. The red, orange, yellow and green segments on the lower bar indicate the fraction of residues that contain outliers for  $\geq 3$ , 2, 1 and 0 types of geometric quality criteria respectively. A grey segment represents the fraction of residues that are not modelled. The numeric value for each fraction is indicated below the corresponding segment, with a dot representing fractions  $\leq 5\%$ . The upper red bar (where present) indicates the fraction of residues that have poor fit to the electron density. The numeric value is given above the bar.

Mol	Chain	Length	Quality of chain
1	A	143	<div> <div>62%</div> <div>16%</div> <div>21%</div> </div>
1	B	143	<div> <div>58%</div> <div>19%</div> <div>22%</div> </div>
1	C	143	<div> <div>55%</div> <div>22%</div> <div>22%</div> </div>
1	D	143	<div> <div>62%</div> <div>17%</div> <div>21%</div> </div>
1	E	143	<div> <div>60%</div> <div>17%</div> <div>21%</div> </div>
1	F	143	<div> <div>62%</div> <div>17%</div> <div>21%</div> </div>

Continued on next page...

Continued from previous page...

Mol	Chain	Length	Quality of chain
2	G	101	<div><div>%</div><div><div></div><div></div><div></div></div><div>59%16%25%</div></div>
2	H	101	<div><div>3%</div><div><div></div><div></div><div></div></div><div>53%19%27%</div></div>
2	I	101	<div><div></div><div><div></div><div></div><div></div></div><div>64%9%24%</div></div>
2	J	101	<div><div>5%</div><div><div></div><div></div><div></div></div><div>64%11%25%</div></div>
2	K	101	<div><div></div><div><div></div><div></div><div></div></div><div>57%18%25%</div></div>
2	L	101	<div><div></div><div><div></div><div></div><div></div></div><div>59%16%25%</div></div>

## 2 Entry composition

There are 4 unique types of molecules in this entry. The entry contains 9273 atoms, of which 0 are hydrogens and 0 are deuteriums.

In the tables below, the ZeroOcc column contains the number of atoms modelled with zero occupancy, the AltConf column contains the number of residues with at least one atom in alternate conformation and the Trace column contains the number of residues modelled with at most 2 atoms.

- Molecule 1 is a protein called acyl-carrier-protein synthase.

Mol	Chain	Residues	Atoms					ZeroOcc	AltConf	Trace
1	A	113	Total	C	N	O	S	0	2	0
			932	594	162	173	3			
1	B	111	Total	C	N	O	S	0	1	0
			903	576	156	168	3			
1	C	112	Total	C	N	O	S	0	0	0
			905	578	156	168	3			
1	D	113	Total	C	N	O	S	0	3	0
			940	599	162	176	3			
1	E	113	Total	C	N	O	S	0	3	0
			941	601	162	175	3			
1	F	113	Total	C	N	O	S	0	1	0
			924	589	162	170	3			

There are 144 discrepancies between the modelled and reference sequences:

Chain	Residue	Modelled	Actual	Comment	Reference
A	-23	MET	-	EXPRESSION TAG	UNP Q5HED0
A	-22	HIS	-	EXPRESSION TAG	UNP Q5HED0
A	-21	HIS	-	EXPRESSION TAG	UNP Q5HED0
A	-20	HIS	-	EXPRESSION TAG	UNP Q5HED0
A	-19	HIS	-	EXPRESSION TAG	UNP Q5HED0
A	-18	HIS	-	EXPRESSION TAG	UNP Q5HED0
A	-17	HIS	-	EXPRESSION TAG	UNP Q5HED0
A	-16	SER	-	EXPRESSION TAG	UNP Q5HED0
A	-15	SER	-	EXPRESSION TAG	UNP Q5HED0
A	-14	GLY	-	EXPRESSION TAG	UNP Q5HED0
A	-13	VAL	-	EXPRESSION TAG	UNP Q5HED0
A	-12	ASP	-	EXPRESSION TAG	UNP Q5HED0
A	-11	LEU	-	EXPRESSION TAG	UNP Q5HED0
A	-10	GLY	-	EXPRESSION TAG	UNP Q5HED0
A	-9	THR	-	EXPRESSION TAG	UNP Q5HED0
A	-8	GLU	-	EXPRESSION TAG	UNP Q5HED0
A	-7	ASN	-	EXPRESSION TAG	UNP Q5HED0

*Continued on next page...*

*Continued from previous page...*

Chain	Residue	Modelled	Actual	Comment	Reference
A	-6	LEU	-	EXPRESSION TAG	UNP Q5HED0
A	-5	TYR	-	EXPRESSION TAG	UNP Q5HED0
A	-4	PHE	-	EXPRESSION TAG	UNP Q5HED0
A	-3	GLN	-	EXPRESSION TAG	UNP Q5HED0
A	-2	SER	-	EXPRESSION TAG	UNP Q5HED0
A	-1	ASN	-	EXPRESSION TAG	UNP Q5HED0
A	0	ALA	-	EXPRESSION TAG	UNP Q5HED0
B	-23	MET	-	EXPRESSION TAG	UNP Q5HED0
B	-22	HIS	-	EXPRESSION TAG	UNP Q5HED0
B	-21	HIS	-	EXPRESSION TAG	UNP Q5HED0
B	-20	HIS	-	EXPRESSION TAG	UNP Q5HED0
B	-19	HIS	-	EXPRESSION TAG	UNP Q5HED0
B	-18	HIS	-	EXPRESSION TAG	UNP Q5HED0
B	-17	HIS	-	EXPRESSION TAG	UNP Q5HED0
B	-16	SER	-	EXPRESSION TAG	UNP Q5HED0
B	-15	SER	-	EXPRESSION TAG	UNP Q5HED0
B	-14	GLY	-	EXPRESSION TAG	UNP Q5HED0
B	-13	VAL	-	EXPRESSION TAG	UNP Q5HED0
B	-12	ASP	-	EXPRESSION TAG	UNP Q5HED0
B	-11	LEU	-	EXPRESSION TAG	UNP Q5HED0
B	-10	GLY	-	EXPRESSION TAG	UNP Q5HED0
B	-9	THR	-	EXPRESSION TAG	UNP Q5HED0
B	-8	GLU	-	EXPRESSION TAG	UNP Q5HED0
B	-7	ASN	-	EXPRESSION TAG	UNP Q5HED0
B	-6	LEU	-	EXPRESSION TAG	UNP Q5HED0
B	-5	TYR	-	EXPRESSION TAG	UNP Q5HED0
B	-4	PHE	-	EXPRESSION TAG	UNP Q5HED0
B	-3	GLN	-	EXPRESSION TAG	UNP Q5HED0
B	-2	SER	-	EXPRESSION TAG	UNP Q5HED0
B	-1	ASN	-	EXPRESSION TAG	UNP Q5HED0
B	0	ALA	-	EXPRESSION TAG	UNP Q5HED0
C	-23	MET	-	EXPRESSION TAG	UNP Q5HED0
C	-22	HIS	-	EXPRESSION TAG	UNP Q5HED0
C	-21	HIS	-	EXPRESSION TAG	UNP Q5HED0
C	-20	HIS	-	EXPRESSION TAG	UNP Q5HED0
C	-19	HIS	-	EXPRESSION TAG	UNP Q5HED0
C	-18	HIS	-	EXPRESSION TAG	UNP Q5HED0
C	-17	HIS	-	EXPRESSION TAG	UNP Q5HED0
C	-16	SER	-	EXPRESSION TAG	UNP Q5HED0
C	-15	SER	-	EXPRESSION TAG	UNP Q5HED0
C	-14	GLY	-	EXPRESSION TAG	UNP Q5HED0
C	-13	VAL	-	EXPRESSION TAG	UNP Q5HED0

*Continued on next page...*

*Continued from previous page...*

Chain	Residue	Modelled	Actual	Comment	Reference
C	-12	ASP	-	EXPRESSION TAG	UNP Q5HED0
C	-11	LEU	-	EXPRESSION TAG	UNP Q5HED0
C	-10	GLY	-	EXPRESSION TAG	UNP Q5HED0
C	-9	THR	-	EXPRESSION TAG	UNP Q5HED0
C	-8	GLU	-	EXPRESSION TAG	UNP Q5HED0
C	-7	ASN	-	EXPRESSION TAG	UNP Q5HED0
C	-6	LEU	-	EXPRESSION TAG	UNP Q5HED0
C	-5	TYR	-	EXPRESSION TAG	UNP Q5HED0
C	-4	PHE	-	EXPRESSION TAG	UNP Q5HED0
C	-3	GLN	-	EXPRESSION TAG	UNP Q5HED0
C	-2	SER	-	EXPRESSION TAG	UNP Q5HED0
C	-1	ASN	-	EXPRESSION TAG	UNP Q5HED0
C	0	ALA	-	EXPRESSION TAG	UNP Q5HED0
D	-23	MET	-	EXPRESSION TAG	UNP Q5HED0
D	-22	HIS	-	EXPRESSION TAG	UNP Q5HED0
D	-21	HIS	-	EXPRESSION TAG	UNP Q5HED0
D	-20	HIS	-	EXPRESSION TAG	UNP Q5HED0
D	-19	HIS	-	EXPRESSION TAG	UNP Q5HED0
D	-18	HIS	-	EXPRESSION TAG	UNP Q5HED0
D	-17	HIS	-	EXPRESSION TAG	UNP Q5HED0
D	-16	SER	-	EXPRESSION TAG	UNP Q5HED0
D	-15	SER	-	EXPRESSION TAG	UNP Q5HED0
D	-14	GLY	-	EXPRESSION TAG	UNP Q5HED0
D	-13	VAL	-	EXPRESSION TAG	UNP Q5HED0
D	-12	ASP	-	EXPRESSION TAG	UNP Q5HED0
D	-11	LEU	-	EXPRESSION TAG	UNP Q5HED0
D	-10	GLY	-	EXPRESSION TAG	UNP Q5HED0
D	-9	THR	-	EXPRESSION TAG	UNP Q5HED0
D	-8	GLU	-	EXPRESSION TAG	UNP Q5HED0
D	-7	ASN	-	EXPRESSION TAG	UNP Q5HED0
D	-6	LEU	-	EXPRESSION TAG	UNP Q5HED0
D	-5	TYR	-	EXPRESSION TAG	UNP Q5HED0
D	-4	PHE	-	EXPRESSION TAG	UNP Q5HED0
D	-3	GLN	-	EXPRESSION TAG	UNP Q5HED0
D	-2	SER	-	EXPRESSION TAG	UNP Q5HED0
D	-1	ASN	-	EXPRESSION TAG	UNP Q5HED0
D	0	ALA	-	EXPRESSION TAG	UNP Q5HED0
E	-23	MET	-	EXPRESSION TAG	UNP Q5HED0
E	-22	HIS	-	EXPRESSION TAG	UNP Q5HED0
E	-21	HIS	-	EXPRESSION TAG	UNP Q5HED0
E	-20	HIS	-	EXPRESSION TAG	UNP Q5HED0
E	-19	HIS	-	EXPRESSION TAG	UNP Q5HED0

*Continued on next page...*

*Continued from previous page...*

Chain	Residue	Modelled	Actual	Comment	Reference
E	-18	HIS	-	EXPRESSION TAG	UNP Q5HED0
E	-17	HIS	-	EXPRESSION TAG	UNP Q5HED0
E	-16	SER	-	EXPRESSION TAG	UNP Q5HED0
E	-15	SER	-	EXPRESSION TAG	UNP Q5HED0
E	-14	GLY	-	EXPRESSION TAG	UNP Q5HED0
E	-13	VAL	-	EXPRESSION TAG	UNP Q5HED0
E	-12	ASP	-	EXPRESSION TAG	UNP Q5HED0
E	-11	LEU	-	EXPRESSION TAG	UNP Q5HED0
E	-10	GLY	-	EXPRESSION TAG	UNP Q5HED0
E	-9	THR	-	EXPRESSION TAG	UNP Q5HED0
E	-8	GLU	-	EXPRESSION TAG	UNP Q5HED0
E	-7	ASN	-	EXPRESSION TAG	UNP Q5HED0
E	-6	LEU	-	EXPRESSION TAG	UNP Q5HED0
E	-5	TYR	-	EXPRESSION TAG	UNP Q5HED0
E	-4	PHE	-	EXPRESSION TAG	UNP Q5HED0
E	-3	GLN	-	EXPRESSION TAG	UNP Q5HED0
E	-2	SER	-	EXPRESSION TAG	UNP Q5HED0
E	-1	ASN	-	EXPRESSION TAG	UNP Q5HED0
E	0	ALA	-	EXPRESSION TAG	UNP Q5HED0
F	-23	MET	-	EXPRESSION TAG	UNP Q5HED0
F	-22	HIS	-	EXPRESSION TAG	UNP Q5HED0
F	-21	HIS	-	EXPRESSION TAG	UNP Q5HED0
F	-20	HIS	-	EXPRESSION TAG	UNP Q5HED0
F	-19	HIS	-	EXPRESSION TAG	UNP Q5HED0
F	-18	HIS	-	EXPRESSION TAG	UNP Q5HED0
F	-17	HIS	-	EXPRESSION TAG	UNP Q5HED0
F	-16	SER	-	EXPRESSION TAG	UNP Q5HED0
F	-15	SER	-	EXPRESSION TAG	UNP Q5HED0
F	-14	GLY	-	EXPRESSION TAG	UNP Q5HED0
F	-13	VAL	-	EXPRESSION TAG	UNP Q5HED0
F	-12	ASP	-	EXPRESSION TAG	UNP Q5HED0
F	-11	LEU	-	EXPRESSION TAG	UNP Q5HED0
F	-10	GLY	-	EXPRESSION TAG	UNP Q5HED0
F	-9	THR	-	EXPRESSION TAG	UNP Q5HED0
F	-8	GLU	-	EXPRESSION TAG	UNP Q5HED0
F	-7	ASN	-	EXPRESSION TAG	UNP Q5HED0
F	-6	LEU	-	EXPRESSION TAG	UNP Q5HED0
F	-5	TYR	-	EXPRESSION TAG	UNP Q5HED0
F	-4	PHE	-	EXPRESSION TAG	UNP Q5HED0
F	-3	GLN	-	EXPRESSION TAG	UNP Q5HED0
F	-2	SER	-	EXPRESSION TAG	UNP Q5HED0
F	-1	ASN	-	EXPRESSION TAG	UNP Q5HED0

*Continued on next page...*

*Continued from previous page...*

Chain	Residue	Modelled	Actual	Comment	Reference
F	0	ALA	-	EXPRESSION TAG	UNP Q5HED0

- Molecule 2 is a protein called Acyl carrier protein.

Mol	Chain	Residues	Atoms					ZeroOcc	AltConf	Trace
2	H	74	Total	C	N	O	S	0	3	0
			599	371	93	133	2			
2	L	76	Total	C	N	O	S	0	1	0
			594	367	90	135	2			
2	K	76	Total	C	N	O	S	0	1	0
			593	368	89	134	2			
2	G	76	Total	C	N	O	S	0	0	0
			585	364	88	131	2			
2	J	76	Total	C	N	O	S	0	0	0
			585	362	89	132	2			
2	I	77	Total	C	N	O	S	0	2	0
			610	377	92	139	2			

There are 144 discrepancies between the modelled and reference sequences:

Chain	Residue	Modelled	Actual	Comment	Reference
H	-23	MET	-	EXPRESSION TAG	UNP Q5H GK0
H	-22	HIS	-	EXPRESSION TAG	UNP Q5H GK0
H	-21	HIS	-	EXPRESSION TAG	UNP Q5H GK0
H	-20	HIS	-	EXPRESSION TAG	UNP Q5H GK0
H	-19	HIS	-	EXPRESSION TAG	UNP Q5H GK0
H	-18	HIS	-	EXPRESSION TAG	UNP Q5H GK0
H	-17	HIS	-	EXPRESSION TAG	UNP Q5H GK0
H	-16	SER	-	EXPRESSION TAG	UNP Q5H GK0
H	-15	SER	-	EXPRESSION TAG	UNP Q5H GK0
H	-14	GLY	-	EXPRESSION TAG	UNP Q5H GK0
H	-13	VAL	-	EXPRESSION TAG	UNP Q5H GK0
H	-12	ASP	-	EXPRESSION TAG	UNP Q5H GK0
H	-11	LEU	-	EXPRESSION TAG	UNP Q5H GK0
H	-10	GLY	-	EXPRESSION TAG	UNP Q5H GK0
H	-9	THR	-	EXPRESSION TAG	UNP Q5H GK0
H	-8	GLU	-	EXPRESSION TAG	UNP Q5H GK0
H	-7	ASN	-	EXPRESSION TAG	UNP Q5H GK0
H	-6	LEU	-	EXPRESSION TAG	UNP Q5H GK0
H	-5	TYR	-	EXPRESSION TAG	UNP Q5H GK0
H	-4	PHE	-	EXPRESSION TAG	UNP Q5H GK0
H	-3	GLN	-	EXPRESSION TAG	UNP Q5H GK0

*Continued on next page...*

*Continued from previous page...*

Chain	Residue	Modelled	Actual	Comment	Reference
H	-2	SER	-	EXPRESSION TAG	UNP Q5H GK0
H	-1	ASN	-	EXPRESSION TAG	UNP Q5H GK0
H	0	ALA	-	EXPRESSION TAG	UNP Q5H GK0
L	-23	MET	-	EXPRESSION TAG	UNP Q5H GK0
L	-22	HIS	-	EXPRESSION TAG	UNP Q5H GK0
L	-21	HIS	-	EXPRESSION TAG	UNP Q5H GK0
L	-20	HIS	-	EXPRESSION TAG	UNP Q5H GK0
L	-19	HIS	-	EXPRESSION TAG	UNP Q5H GK0
L	-18	HIS	-	EXPRESSION TAG	UNP Q5H GK0
L	-17	HIS	-	EXPRESSION TAG	UNP Q5H GK0
L	-16	SER	-	EXPRESSION TAG	UNP Q5H GK0
L	-15	SER	-	EXPRESSION TAG	UNP Q5H GK0
L	-14	GLY	-	EXPRESSION TAG	UNP Q5H GK0
L	-13	VAL	-	EXPRESSION TAG	UNP Q5H GK0
L	-12	ASP	-	EXPRESSION TAG	UNP Q5H GK0
L	-11	LEU	-	EXPRESSION TAG	UNP Q5H GK0
L	-10	GLY	-	EXPRESSION TAG	UNP Q5H GK0
L	-9	THR	-	EXPRESSION TAG	UNP Q5H GK0
L	-8	GLU	-	EXPRESSION TAG	UNP Q5H GK0
L	-7	ASN	-	EXPRESSION TAG	UNP Q5H GK0
L	-6	LEU	-	EXPRESSION TAG	UNP Q5H GK0
L	-5	TYR	-	EXPRESSION TAG	UNP Q5H GK0
L	-4	PHE	-	EXPRESSION TAG	UNP Q5H GK0
L	-3	GLN	-	EXPRESSION TAG	UNP Q5H GK0
L	-2	SER	-	EXPRESSION TAG	UNP Q5H GK0
L	-1	ASN	-	EXPRESSION TAG	UNP Q5H GK0
L	0	ALA	-	EXPRESSION TAG	UNP Q5H GK0
K	-23	MET	-	EXPRESSION TAG	UNP Q5H GK0
K	-22	HIS	-	EXPRESSION TAG	UNP Q5H GK0
K	-21	HIS	-	EXPRESSION TAG	UNP Q5H GK0
K	-20	HIS	-	EXPRESSION TAG	UNP Q5H GK0
K	-19	HIS	-	EXPRESSION TAG	UNP Q5H GK0
K	-18	HIS	-	EXPRESSION TAG	UNP Q5H GK0
K	-17	HIS	-	EXPRESSION TAG	UNP Q5H GK0
K	-16	SER	-	EXPRESSION TAG	UNP Q5H GK0
K	-15	SER	-	EXPRESSION TAG	UNP Q5H GK0
K	-14	GLY	-	EXPRESSION TAG	UNP Q5H GK0
K	-13	VAL	-	EXPRESSION TAG	UNP Q5H GK0
K	-12	ASP	-	EXPRESSION TAG	UNP Q5H GK0
K	-11	LEU	-	EXPRESSION TAG	UNP Q5H GK0
K	-10	GLY	-	EXPRESSION TAG	UNP Q5H GK0
K	-9	THR	-	EXPRESSION TAG	UNP Q5H GK0

*Continued on next page...*

*Continued from previous page...*

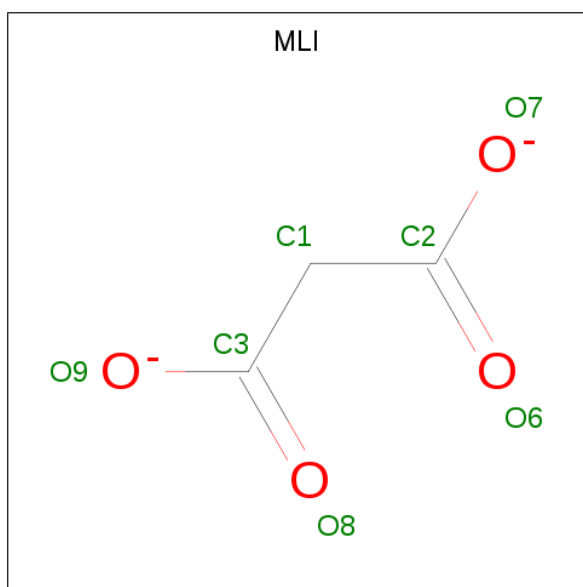
Chain	Residue	Modelled	Actual	Comment	Reference
K	-8	GLU	-	EXPRESSION TAG	UNP Q5H GK0
K	-7	ASN	-	EXPRESSION TAG	UNP Q5H GK0
K	-6	LEU	-	EXPRESSION TAG	UNP Q5H GK0
K	-5	TYR	-	EXPRESSION TAG	UNP Q5H GK0
K	-4	PHE	-	EXPRESSION TAG	UNP Q5H GK0
K	-3	GLN	-	EXPRESSION TAG	UNP Q5H GK0
K	-2	SER	-	EXPRESSION TAG	UNP Q5H GK0
K	-1	ASN	-	EXPRESSION TAG	UNP Q5H GK0
K	0	ALA	-	EXPRESSION TAG	UNP Q5H GK0
G	-23	MET	-	EXPRESSION TAG	UNP Q5H GK0
G	-22	HIS	-	EXPRESSION TAG	UNP Q5H GK0
G	-21	HIS	-	EXPRESSION TAG	UNP Q5H GK0
G	-20	HIS	-	EXPRESSION TAG	UNP Q5H GK0
G	-19	HIS	-	EXPRESSION TAG	UNP Q5H GK0
G	-18	HIS	-	EXPRESSION TAG	UNP Q5H GK0
G	-17	HIS	-	EXPRESSION TAG	UNP Q5H GK0
G	-16	SER	-	EXPRESSION TAG	UNP Q5H GK0
G	-15	SER	-	EXPRESSION TAG	UNP Q5H GK0
G	-14	GLY	-	EXPRESSION TAG	UNP Q5H GK0
G	-13	VAL	-	EXPRESSION TAG	UNP Q5H GK0
G	-12	ASP	-	EXPRESSION TAG	UNP Q5H GK0
G	-11	LEU	-	EXPRESSION TAG	UNP Q5H GK0
G	-10	GLY	-	EXPRESSION TAG	UNP Q5H GK0
G	-9	THR	-	EXPRESSION TAG	UNP Q5H GK0
G	-8	GLU	-	EXPRESSION TAG	UNP Q5H GK0
G	-7	ASN	-	EXPRESSION TAG	UNP Q5H GK0
G	-6	LEU	-	EXPRESSION TAG	UNP Q5H GK0
G	-5	TYR	-	EXPRESSION TAG	UNP Q5H GK0
G	-4	PHE	-	EXPRESSION TAG	UNP Q5H GK0
G	-3	GLN	-	EXPRESSION TAG	UNP Q5H GK0
G	-2	SER	-	EXPRESSION TAG	UNP Q5H GK0
G	-1	ASN	-	EXPRESSION TAG	UNP Q5H GK0
G	0	ALA	-	EXPRESSION TAG	UNP Q5H GK0
J	-23	MET	-	EXPRESSION TAG	UNP Q5H GK0
J	-22	HIS	-	EXPRESSION TAG	UNP Q5H GK0
J	-21	HIS	-	EXPRESSION TAG	UNP Q5H GK0
J	-20	HIS	-	EXPRESSION TAG	UNP Q5H GK0
J	-19	HIS	-	EXPRESSION TAG	UNP Q5H GK0
J	-18	HIS	-	EXPRESSION TAG	UNP Q5H GK0
J	-17	HIS	-	EXPRESSION TAG	UNP Q5H GK0
J	-16	SER	-	EXPRESSION TAG	UNP Q5H GK0
J	-15	SER	-	EXPRESSION TAG	UNP Q5H GK0

*Continued on next page...*

*Continued from previous page...*

Chain	Residue	Modelled	Actual	Comment	Reference
J	-14	GLY	-	EXPRESSION TAG	UNP Q5H GK0
J	-13	VAL	-	EXPRESSION TAG	UNP Q5H GK0
J	-12	ASP	-	EXPRESSION TAG	UNP Q5H GK0
J	-11	LEU	-	EXPRESSION TAG	UNP Q5H GK0
J	-10	GLY	-	EXPRESSION TAG	UNP Q5H GK0
J	-9	THR	-	EXPRESSION TAG	UNP Q5H GK0
J	-8	GLU	-	EXPRESSION TAG	UNP Q5H GK0
J	-7	ASN	-	EXPRESSION TAG	UNP Q5H GK0
J	-6	LEU	-	EXPRESSION TAG	UNP Q5H GK0
J	-5	TYR	-	EXPRESSION TAG	UNP Q5H GK0
J	-4	PHE	-	EXPRESSION TAG	UNP Q5H GK0
J	-3	GLN	-	EXPRESSION TAG	UNP Q5H GK0
J	-2	SER	-	EXPRESSION TAG	UNP Q5H GK0
J	-1	ASN	-	EXPRESSION TAG	UNP Q5H GK0
J	0	ALA	-	EXPRESSION TAG	UNP Q5H GK0
I	-23	MET	-	EXPRESSION TAG	UNP Q5H GK0
I	-22	HIS	-	EXPRESSION TAG	UNP Q5H GK0
I	-21	HIS	-	EXPRESSION TAG	UNP Q5H GK0
I	-20	HIS	-	EXPRESSION TAG	UNP Q5H GK0
I	-19	HIS	-	EXPRESSION TAG	UNP Q5H GK0
I	-18	HIS	-	EXPRESSION TAG	UNP Q5H GK0
I	-17	HIS	-	EXPRESSION TAG	UNP Q5H GK0
I	-16	SER	-	EXPRESSION TAG	UNP Q5H GK0
I	-15	SER	-	EXPRESSION TAG	UNP Q5H GK0
I	-14	GLY	-	EXPRESSION TAG	UNP Q5H GK0
I	-13	VAL	-	EXPRESSION TAG	UNP Q5H GK0
I	-12	ASP	-	EXPRESSION TAG	UNP Q5H GK0
I	-11	LEU	-	EXPRESSION TAG	UNP Q5H GK0
I	-10	GLY	-	EXPRESSION TAG	UNP Q5H GK0
I	-9	THR	-	EXPRESSION TAG	UNP Q5H GK0
I	-8	GLU	-	EXPRESSION TAG	UNP Q5H GK0
I	-7	ASN	-	EXPRESSION TAG	UNP Q5H GK0
I	-6	LEU	-	EXPRESSION TAG	UNP Q5H GK0
I	-5	TYR	-	EXPRESSION TAG	UNP Q5H GK0
I	-4	PHE	-	EXPRESSION TAG	UNP Q5H GK0
I	-3	GLN	-	EXPRESSION TAG	UNP Q5H GK0
I	-2	SER	-	EXPRESSION TAG	UNP Q5H GK0
I	-1	ASN	-	EXPRESSION TAG	UNP Q5H GK0
I	0	ALA	-	EXPRESSION TAG	UNP Q5H GK0

- Molecule 3 is MALONATE ION (three-letter code: MLI) (formula:  $C_3H_2O_4$ ).



Mol	Chain	Residues	Atoms			ZeroOcc	AltConf
3	A	1	Total	C	O	0	0
			7	3	4		
3	B	1	Total	C	O	0	0
			7	3	4		
3	C	1	Total	C	O	0	0
			7	3	4		
3	F	1	Total	C	O	0	0
			7	3	4		

- Molecule 4 is water.

Mol	Chain	Residues	Atoms		ZeroOcc	AltConf
4	A	16	Total	O	0	0
			16	16		
4	B	10	Total	O	0	0
			10	10		
4	C	20	Total	O	0	0
			20	20		
4	D	22	Total	O	0	4
			25	25		
4	E	16	Total	O	0	1
			16	16		
4	F	11	Total	O	0	1
			11	11		
4	H	7	Total	O	0	0
			7	7		
4	L	4	Total	O	0	0
			4	4		

*Continued on next page...*

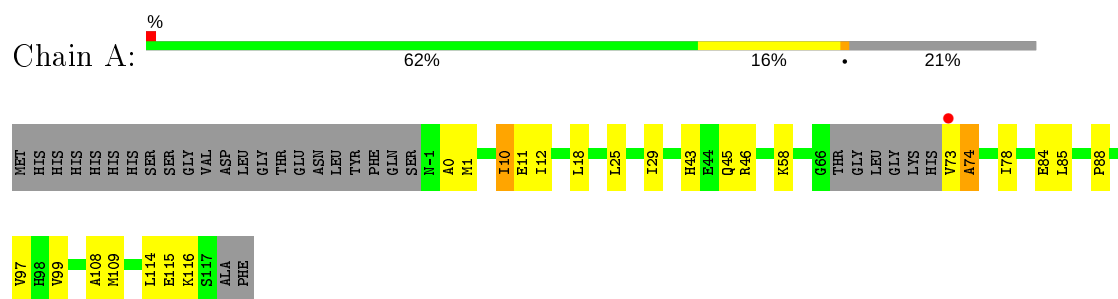
*Continued from previous page...*

Mol	Chain	Residues	Atoms		ZeroOcc	AltConf
4	K	9	Total 9	O 9	0	0
4	G	1	Total 1	O 1	0	0
4	J	4	Total 4	O 4	0	1
4	I	10	Total 11	O 11	0	1

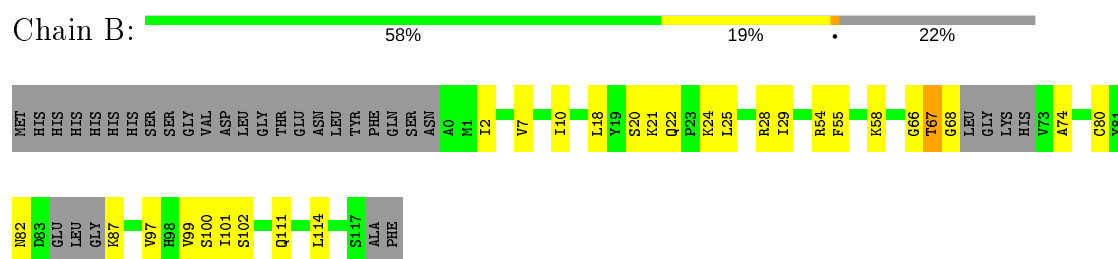
### 3 Residue-property plots [i](#)

These plots are drawn for all protein, RNA and DNA chains in the entry. The first graphic for a chain summarises the proportions of the various outlier classes displayed in the second graphic. The second graphic shows the sequence view annotated by issues in geometry and electron density. Residues are color-coded according to the number of geometric quality criteria for which they contain at least one outlier: green = 0, yellow = 1, orange = 2 and red = 3 or more. A red dot above a residue indicates a poor fit to the electron density ( $RSRZ > 2$ ). Stretches of 2 or more consecutive residues without any outlier are shown as a green connector. Residues present in the sample, but not in the model, are shown in grey.

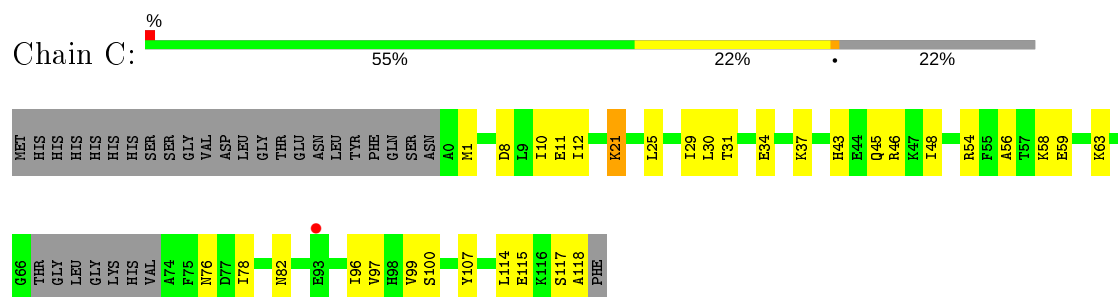
- Molecule 1: acyl-carrier-protein synthase



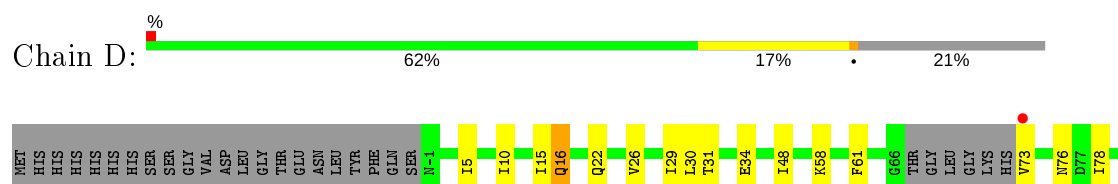
- Molecule 1: acyl-carrier-protein synthase



- Molecule 1: acyl-carrier-protein synthase



- Molecule 1: acyl-carrier-protein synthase

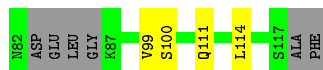





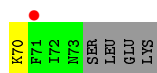
- Molecule 1: acyl-carrier-protein synthase



- Molecule 1: acyl-carrier-protein synthase



- Molecule 2: Acyl carrier protein



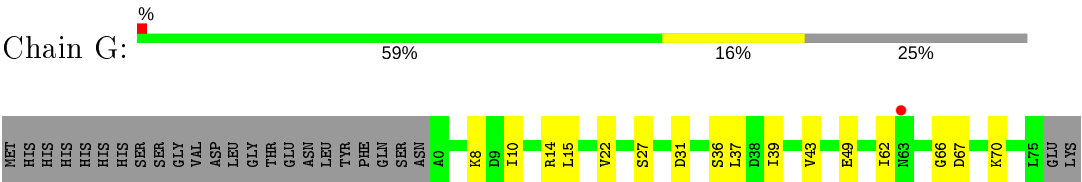
- Molecule 2: Acyl carrier protein



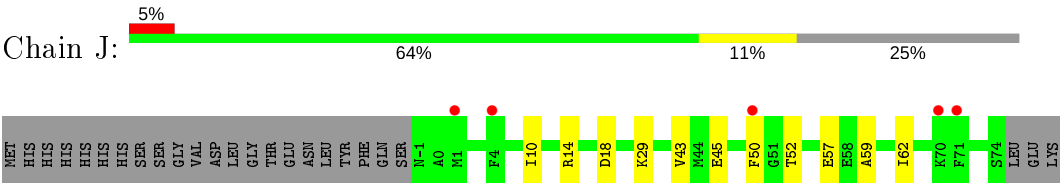
- Molecule 2: Acyl carrier protein



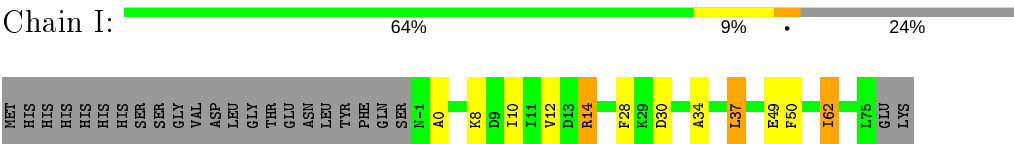
- Molecule 2: Acyl carrier protein



• Molecule 2: Acyl carrier protein



• Molecule 2: Acyl carrier protein



## 4 Data and refinement statistics

Property	Value	Source
Space group	P 1 21 1	Depositor
Cell constants a, b, c, $\alpha$ , $\beta$ , $\gamma$	76.97Å 102.96Å 77.30Å 90.00° 115.87° 90.00°	Depositor
Resolution (Å)	28.82 – 2.51 28.73 – 2.52	Depositor EDS
% Data completeness (in resolution range)	98.5 (28.82-2.51) 98.7 (28.73-2.52)	Depositor EDS
$R_{merge}$	0.09	Depositor
$R_{sym}$	(Not available)	Depositor
$\langle I/\sigma(I) \rangle$ <sup>1</sup>	2.72 (at 2.51Å)	Xtriage
Refinement program	REFMAC 5.5.0102	Depositor
R, $R_{free}$	0.200 , 0.254 0.203 , 0.260	Depositor DCC
$R_{free}$ test set	1838 reflections (5.01%)	wwPDB-VP
Wilson B-factor (Å <sup>2</sup> )	42.9	Xtriage
Anisotropy	0.481	Xtriage
Bulk solvent $k_{sol}$ (e/Å <sup>3</sup> ), $B_{sol}$ (Å <sup>2</sup> )	0.31 , 17.4	EDS
L-test for twinning <sup>2</sup>	$\langle  L  \rangle = 0.50$ , $\langle L^2 \rangle = 0.33$	Xtriage
Estimated twinning fraction	0.249 for l,-k,h	Xtriage
Reported twinning fraction	0.829 for H, K, L 0.171 for L, -K, H	Depositor
Outliers	2 of 36703 reflections (0.005%)	Xtriage
$F_o, F_c$ correlation	0.94	EDS
Total number of atoms	9273	wwPDB-VP
Average B, all atoms (Å <sup>2</sup> )	51.0	wwPDB-VP

Xtriage's analysis on translational NCS is as follows: *The largest off-origin peak in the Patterson function is 5.55% of the height of the origin peak. No significant pseudotranslation is detected.*

<sup>1</sup>Intensities estimated from amplitudes.

<sup>2</sup>Theoretical values of  $\langle |L| \rangle$ ,  $\langle L^2 \rangle$  for acentric reflections are 0.5, 0.333 respectively for untwinned datasets, and 0.375, 0.2 for perfectly twinned datasets.

## 5 Model quality [i](#)

### 5.1 Standard geometry [i](#)

Bond lengths and bond angles in the following residue types are not validated in this section: MLI

The Z score for a bond length (or angle) is the number of standard deviations the observed value is removed from the expected value. A bond length (or angle) with  $|Z| > 5$  is considered an outlier worth inspection. RMSZ is the root-mean-square of all Z scores of the bond lengths (or angles).

Mol	Chain	Bond lengths		Bond angles	
		RMSZ	$\# Z  > 5$	RMSZ	$\# Z  > 5$
1	A	0.40	0/949	0.63	0/1273
1	B	0.39	0/919	0.61	0/1232
1	C	0.40	0/922	0.61	0/1237
1	D	0.42	0/957	0.63	0/1285
1	E	0.43	0/958	0.65	1/1285 (0.1%)
1	F	0.39	0/941	0.61	0/1261
2	G	0.35	0/589	0.53	0/794
2	H	0.33	0/603	0.52	0/811
2	I	0.35	0/614	0.51	0/828
2	J	0.35	0/589	0.51	0/794
2	K	0.36	0/597	0.52	0/805
2	L	0.35	0/598	0.52	0/806
All	All	0.38	0/9236	0.58	1/12411 (0.0%)

There are no bond length outliers.

All (1) bond angle outliers are listed below:

Mol	Chain	Res	Type	Atoms	Z	Observed(°)	Ideal(°)
1	E	96	ILE	N-CA-C	-5.17	97.04	111.00

There are no chirality outliers.

There are no planarity outliers.

### 5.2 Too-close contacts [i](#)

In the following table, the Non-H and H(model) columns list the number of non-hydrogen atoms and hydrogen atoms in the chain respectively. The H(added) column lists the number of hydrogen atoms added and optimized by MolProbity. The Clashes column lists the number of clashes within the asymmetric unit, whereas Symm-Clashes lists symmetry related clashes.

Mol	Chain	Non-H	H(model)	H(added)	Clashes	Symm-Clashes
1	A	932	0	926	28	0
1	B	903	0	896	25	0
1	C	905	0	899	25	0
1	D	940	0	929	29	0
1	E	941	0	940	22	0
1	F	924	0	917	26	0
2	G	585	0	562	10	0
2	H	599	0	573	18	0
2	I	610	0	576	16	0
2	J	585	0	557	11	0
2	K	593	0	565	15	0
2	L	594	0	562	19	0
3	A	7	0	2	1	0
3	B	7	0	2	0	0
3	C	7	0	2	0	0
3	F	7	0	2	0	0
4	A	16	0	0	1	0
4	B	10	0	0	2	0
4	C	20	0	0	1	0
4	D	25	0	0	1	0
4	E	16	0	0	3	0
4	F	11	0	0	1	0
4	G	1	0	0	0	0
4	H	7	0	0	4	0
4	I	11	0	0	1	0
4	J	4	0	0	1	0
4	K	9	0	0	0	0
4	L	4	0	0	1	0
All	All	9273	0	8910	211	0

The all-atom clashscore is defined as the number of clashes found per 1000 atoms (including hydrogen atoms). The all-atom clashscore for this structure is 12.

The worst 5 of 211 close contacts within the same asymmetric unit are listed below, sorted by their clash magnitude.

Atom-1	Atom-2	Interatomic distance (Å)	Clash overlap (Å)
1:D:90[A]:ILE:CG2	1:D:97:VAL:HG11	1.87	1.02
2:I:62:ILE:HD12	2:I:62:ILE:O	1.59	1.02
2:I:49[B]:GLU:C	2:I:49[B]:GLU:OE2	2.02	0.97
1:C:31:THR:HG22	1:C:76:ASN:O	1.68	0.93
1:F:65:LEU:HD12	1:F:114:LEU:HD11	1.49	0.93

There are no symmetry-related clashes.

## 5.3 Torsion angles [i](#)

### 5.3.1 Protein backbone [i](#)

In the following table, the Percentiles column shows the percent Ramachandran outliers of the chain as a percentile score with respect to all X-ray entries followed by that with respect to entries of similar resolution.

The Analysed column shows the number of residues for which the backbone conformation was analysed, and the total number of residues.

Mol	Chain	Analysed	Favoured	Allowed	Outliers	Percentiles	
1	A	111/143 (78%)	106 (96%)	4 (4%)	1 (1%)	17	31
1	B	106/143 (74%)	101 (95%)	4 (4%)	1 (1%)	17	31
1	C	108/143 (76%)	107 (99%)	1 (1%)	0	100	100
1	D	112/143 (78%)	109 (97%)	3 (3%)	0	100	100
1	E	112/143 (78%)	110 (98%)	2 (2%)	0	100	100
1	F	108/143 (76%)	104 (96%)	4 (4%)	0	100	100
2	G	74/101 (73%)	74 (100%)	0	0	100	100
2	H	75/101 (74%)	73 (97%)	2 (3%)	0	100	100
2	I	77/101 (76%)	74 (96%)	2 (3%)	1 (1%)	12	21
2	J	74/101 (73%)	70 (95%)	4 (5%)	0	100	100
2	K	75/101 (74%)	75 (100%)	0	0	100	100
2	L	75/101 (74%)	74 (99%)	0	1 (1%)	12	21
All	All	1107/1464 (76%)	1077 (97%)	26 (2%)	4 (0%)	34	54

All (4) Ramachandran outliers are listed below:

Mol	Chain	Res	Type
1	A	74	ALA
1	B	67	THR
2	L	0	ALA
2	I	0	ALA

### 5.3.2 Protein sidechains ⓘ

In the following table, the Percentiles column shows the percent sidechain outliers of the chain as a percentile score with respect to all X-ray entries followed by that with respect to entries of similar resolution.

The Analysed column shows the number of residues for which the sidechain conformation was analysed, and the total number of residues.

Mol	Chain	Analysed	Rotameric	Outliers	Percentiles	
1	A	101/124 (82%)	100 (99%)	1 (1%)	76	90
1	B	98/124 (79%)	98 (100%)	0	100	100
1	C	97/124 (78%)	96 (99%)	1 (1%)	76	90
1	D	102/124 (82%)	101 (99%)	1 (1%)	76	90
1	E	102/124 (82%)	101 (99%)	1 (1%)	76	90
1	F	100/124 (81%)	100 (100%)	0	100	100
2	G	65/88 (74%)	65 (100%)	0	100	100
2	H	66/88 (75%)	64 (97%)	2 (3%)	41	68
2	I	68/88 (77%)	65 (96%)	3 (4%)	28	52
2	J	65/88 (74%)	65 (100%)	0	100	100
2	K	66/88 (75%)	66 (100%)	0	100	100
2	L	66/88 (75%)	66 (100%)	0	100	100
All	All	996/1272 (78%)	987 (99%)	9 (1%)	81	92

5 of 9 residues with a non-rotameric sidechain are listed below:

Mol	Chain	Res	Type
2	H	29[A]	LYS
2	I	62	ILE
2	I	14	ARG
1	D	16	GLN
2	H	29[B]	LYS

Some sidechains can be flipped to improve hydrogen bonding and reduce clashes. 5 of 15 such sidechains are listed below:

Mol	Chain	Res	Type
1	D	16	GLN
1	E	16	GLN
1	F	45	GLN
1	D	-1	ASN

*Continued on next page...*

*Continued from previous page...*

Mol	Chain	Res	Type
1	F	16	GLN

### 5.3.3 RNA [i](#)

There are no RNA molecules in this entry.

## 5.4 Non-standard residues in protein, DNA, RNA chains [i](#)

There are no non-standard protein/DNA/RNA residues in this entry.

## 5.5 Carbohydrates [i](#)

There are no carbohydrates in this entry.

## 5.6 Ligand geometry [i](#)

4 ligands are modelled in this entry.

In the following table, the Counts columns list the number of bonds (or angles) for which Mogul statistics could be retrieved, the number of bonds (or angles) that are observed in the model and the number of bonds (or angles) that are defined in the Chemical Component Dictionary. The Link column lists molecule types, if any, to which the group is linked. The Z score for a bond length (or angle) is the number of standard deviations the observed value is removed from the expected value. A bond length (or angle) with  $|Z| > 2$  is considered an outlier worth inspection. RMSZ is the root-mean-square of all Z scores of the bond lengths (or angles).

Mol	Type	Chain	Res	Link	Bond lengths			Bond angles		
					Counts	RMSZ	$\# Z  > 2$	Counts	RMSZ	$\# Z  > 2$
3	MLI	B	201	-	0,6,6	0.00	-	0,7,7	0.00	-
3	MLI	C	201	-	0,6,6	0.00	-	0,7,7	0.00	-
3	MLI	A	201	-	0,6,6	0.00	-	0,7,7	0.00	-
3	MLI	F	201	-	0,6,6	0.00	-	0,7,7	0.00	-

In the following table, the Chirals column lists the number of chiral outliers, the number of chiral centers analysed, the number of these observed in the model and the number defined in the Chemical Component Dictionary. Similar counts are reported in the Torsion and Rings columns. '-' means no outliers of that kind were identified.

Mol	Type	Chain	Res	Link	Chirals	Torsions	Rings
3	MLI	B	201	-	-	0/0/4/4	-

*Continued on next page...*

*Continued from previous page...*

Mol	Type	Chain	Res	Link	Chirals	Torsions	Rings
3	MLI	C	201	-	-	0/0/4/4	-
3	MLI	A	201	-	-	0/0/4/4	-
3	MLI	F	201	-	-	0/0/4/4	-

There are no bond length outliers.

There are no bond angle outliers.

There are no chirality outliers.

There are no torsion outliers.

There are no ring outliers.

1 monomer is involved in 1 short contact:

Mol	Chain	Res	Type	Clashes	Symm-Clashes
3	A	201	MLI	1	0

## 5.7 Other polymers [i](#)

There are no such residues in this entry.

## 5.8 Polymer linkage issues [i](#)

There are no chain breaks in this entry.

## 6 Fit of model and data ⓘ

### 6.1 Protein, DNA and RNA chains ⓘ

In the following table, the column labelled ‘#RSRZ> 2’ contains the number (and percentage) of RSRZ outliers, followed by percent RSRZ outliers for the chain as percentile scores relative to all X-ray entries and entries of similar resolution. The OWAB column contains the minimum, median, 95<sup>th</sup> percentile and maximum values of the occupancy-weighted average B-factor per residue. The column labelled ‘Q< 0.9’ lists the number of (and percentage) of residues with an average occupancy less than 0.9.

Mol	Chain	Analysed	<RSRZ>	#RSRZ>2	OWAB(Å <sup>2</sup> )	Q<0.9
1	A	113/143 (79%)	-0.25	1 (0%) 84 86	33, 44, 60, 70	0
1	B	111/143 (77%)	-0.22	0 100 100	35, 49, 64, 79	0
1	C	112/143 (78%)	-0.19	1 (0%) 84 86	35, 45, 71, 82	0
1	D	113/143 (79%)	-0.27	1 (0%) 84 86	32, 44, 58, 68	0
1	E	113/143 (79%)	-0.27	0 100 100	33, 47, 60, 73	0
1	F	113/143 (79%)	-0.20	3 (2%) 54 58	35, 44, 70, 91	0
2	G	76/101 (75%)	0.08	1 (1%) 77 79	39, 56, 86, 105	0
2	H	74/101 (73%)	0.18	3 (4%) 37 40	41, 59, 93, 109	0
2	I	77/101 (76%)	-0.26	0 100 100	35, 48, 73, 95	0
2	J	76/101 (75%)	0.06	5 (6%) 18 19	38, 56, 85, 94	0
2	K	76/101 (75%)	-0.19	0 100 100	36, 50, 71, 82	0
2	L	76/101 (75%)	-0.01	0 100 100	38, 55, 79, 93	0
All	All	1130/1464 (77%)	-0.15	15 (1%) 77 79	32, 49, 78, 109	0

The worst 5 of 15 RSRZ outliers are listed below:

Mol	Chain	Res	Type	RSRZ
1	F	68	GLY	3.8
1	F	72	HIS	3.6
2	J	71	PHE	3.3
2	J	50	PHE	3.1
2	H	57	GLU	3.0

### 6.2 Non-standard residues in protein, DNA, RNA chains ⓘ

There are no non-standard protein/DNA/RNA residues in this entry.

### 6.3 Carbohydrates [i](#)

There are no carbohydrates in this entry.

### 6.4 Ligands [i](#)

In the following table, the Atoms column lists the number of modelled atoms in the group and the number defined in the chemical component dictionary. The B-factors column lists the minimum, median, 95<sup>th</sup> percentile and maximum values of B factors of atoms in the group. The column labelled 'Q< 0.9' lists the number of atoms with occupancy less than 0.9.

Mol	Type	Chain	Res	Atoms	RSCC	RSR	B-factors(Å <sup>2</sup> )	Q<0.9
3	MLI	C	201	7/7	0.81	0.28	66,70,73,74	0
3	MLI	A	201	7/7	0.82	0.19	71,72,74,75	0
3	MLI	B	201	7/7	0.85	0.22	63,66,67,69	0
3	MLI	F	201	7/7	0.85	0.26	70,72,73,74	0

### 6.5 Other polymers [i](#)

There are no such residues in this entry.