



Full wwPDB X-ray Structure Validation Report ⓘ

Jun 3, 2020 – 10:34 am BST

PDB ID : 5E7K
Title : Structure of T. thermophilus 70S ribosome complex with mRNA and cognate tRNA^{Lys} in the A-site
Authors : Rozov, A.; Demeshkina, N.; Khusainov, I.; Yusupov, M.; Yusupova, G.
Deposited on : 2015-10-12
Resolution : 3.20 Å(reported)

This is a Full wwPDB X-ray Structure Validation Report for a publicly released PDB entry.

We welcome your comments at validation@mail.wwpdb.org

A user guide is available at

<https://www.wwpdb.org/validation/2017/XrayValidationReportHelp>

with specific help available everywhere you see the ⓘ symbol.

The following versions of software and data (see [references ⓘ](#)) were used in the production of this report:

MolProbity : 4.02b-467
Mogul : 1.8.5 (274361), CSD as541be (2020)
Xtriage (Phenix) : 1.13
EDS : 2.11
Percentile statistics : 20191225.v01 (using entries in the PDB archive December 25th 2019)
Refmac : 5.8.0158
CCP4 : 7.0.044 (Gargrove)
Ideal geometry (proteins) : Engh & Huber (2001)
Ideal geometry (DNA, RNA) : Parkinson et al. (1996)
Validation Pipeline (wwPDB-VP) : 2.11

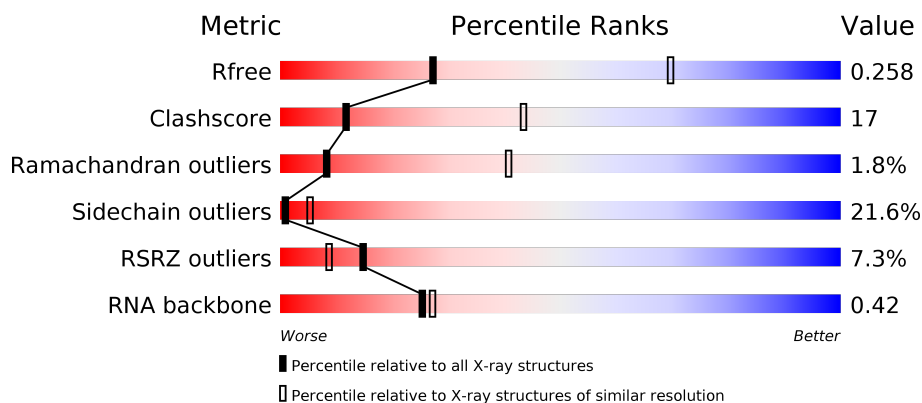
1 Overall quality at a glance

The following experimental techniques were used to determine the structure:

X-RAY DIFFRACTION

The reported resolution of this entry is 3.20 Å.

Percentile scores (ranging between 0-100) for global validation metrics of the entry are shown in the following graphic. The table shows the number of entries on which the scores are based.



Metric	Whole archive (#Entries)	Similar resolution (#Entries, resolution range(Å))
R_{free}	130704	1133 (3.20-3.20)
Clashscore	141614	1253 (3.20-3.20)
Ramachandran outliers	138981	1234 (3.20-3.20)
Sidechain outliers	138945	1233 (3.20-3.20)
RSRZ outliers	127900	1095 (3.20-3.20)
RNA backbone	3102	1010 (3.50-2.90)

The table below summarises the geometric issues observed across the polymeric chains and their fit to the electron density. The red, orange, yellow and green segments on the lower bar indicate the fraction of residues that contain outliers for ≥ 3 , 2, 1 and 0 types of geometric quality criteria respectively. A grey segment represents the fraction of residues that are not modelled. The numeric value for each fraction is indicated below the corresponding segment, with a dot representing fractions $\leq 5\%$. The upper red bar (where present) indicates the fraction of residues that have poor fit to the electron density. The numeric value is given above the bar.

Mol	Chain	Length	Quality of chain
1	13	1522	
1	1G	1522	
2	12	256	
2	1E	256	


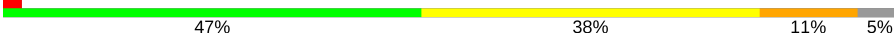
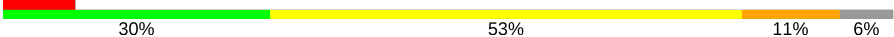












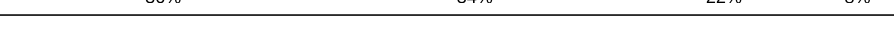




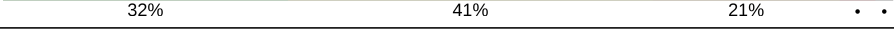




Continued on next page...

Continued from previous page...

Mol	Chain	Length	Quality of chain
3	22	239	
3	2E	239	
4	32	209	
4	3E	209	
5	42	162	
5	4E	162	
6	52	101	
6	5E	101	
7	62	156	
7	6E	156	
8	72	138	
8	7E	138	
9	82	128	
9	8E	128	
10	1A	105	
10	1I	105	
11	2A	129	
11	2I	129	
12	3A	132	
12	3I	132	
13	4A	126	
13	4I	126	
14	5A	61	
14	5I	61	
15	6A	89	

Continued on next page...

Continued from previous page...

Mol	Chain	Length	Quality of chain
15	6I	89	
16	7A	88	
16	7I	88	
17	8A	105	
17	8I	105	
18	9A	88	
18	9I	88	
19	AA	93	
19	AI	93	
20	BA	106	
20	BI	106	
21	1B	27	
21	1F	27	
22	1K	75	
23	2K	77	
23	2L	77	
24	3K	76	
25	4K	27	
25	4L	27	
26	14	2917	
26	1H	2917	
27	16	122	
27	1J	122	
28	71	229	
28	79	229	

Continued on next page...

Continued from previous page...

Mol	Chain	Length	Quality of chain
29	11	276	
29	19	276	
30	21	206	
30	29	206	
31	31	210	
31	39	210	
32	41	182	
32	49	182	
33	51	180	
33	59	180	
34	61	148	
34	69	148	
35	15	140	
35	58	140	
36	25	122	
36	68	122	
37	35	150	
37	78	150	
38	45	141	
38	88	141	
39	55	118	
39	98	118	
40	65	112	
40	A8	112	
41	75	146	

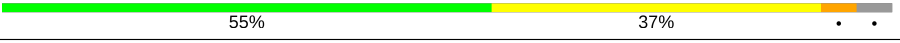

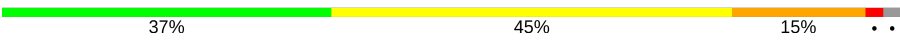
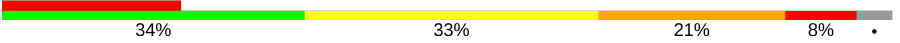
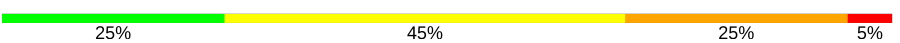
Continued on next page...

Continued from previous page...

Mol	Chain	Length	Quality of chain
41	B8	146	
42	85	118	
42	C8	118	
43	95	101	
43	D8	101	
44	A5	113	
44	E8	113	
45	B5	96	
45	F8	96	
46	C5	110	
46	G8	110	
47	D5	206	
47	H8	206	
48	E5	85	
48	I8	85	
49	F5	98	
49	J8	98	
50	G5	72	
50	K8	72	
51	H5	60	
51	L8	60	
52	M8	71	
53	J5	60	
53	N8	60	
54	L5	49	

Continued on next page...

Continued from previous page...

Mol	Chain	Length	Quality of chain
54	P8	49	
55	M5	65	
55	Q8	65	
56	1L	76	
57	3L	76	

The following table lists non-polymeric compounds, carbohydrate monomers and non-standard residues in protein, DNA, RNA chains that are outliers for geometric or electron-density-fit criteria:

Mol	Type	Chain	Res	Chirality	Geometry	Clashes	Electron density
58	MG	13	1603	-	-	-	X
58	MG	13	1630	-	-	-	X
58	MG	13	1641	-	-	-	X
58	MG	13	1644	-	-	-	X
58	MG	13	1653	-	-	-	X
58	MG	13	1659	-	-	-	X
58	MG	13	1672	-	-	-	X
58	MG	13	1689	-	-	-	X
58	MG	13	1694	-	-	-	X
58	MG	13	1695	-	-	-	X
58	MG	13	1704	-	-	-	X
58	MG	14	3017	-	-	-	X
58	MG	14	3018	-	-	-	X
58	MG	14	3019	-	-	-	X
58	MG	14	3029	-	-	-	X
58	MG	14	3034	-	-	-	X
58	MG	14	3037	-	-	-	X
58	MG	14	3052	-	-	-	X
58	MG	14	3068	-	-	-	X
58	MG	14	3073	-	-	-	X
58	MG	14	3080	-	-	-	X
58	MG	14	3085	-	-	-	X
58	MG	14	3089	-	-	-	X
58	MG	14	3108	-	-	-	X
58	MG	14	3117	-	-	-	X
58	MG	14	3129	-	-	-	X
58	MG	14	3144	-	-	-	X
58	MG	14	3150	-	-	-	X

Continued on next page...

Continued from previous page...

Mol	Type	Chain	Res	Chirality	Geometry	Clashes	Electron density
58	MG	14	3153	-	-	-	X
58	MG	14	3155	-	-	-	X
58	MG	14	3181	-	-	-	X
58	MG	14	3182	-	-	-	X
58	MG	14	3183	-	-	-	X
58	MG	14	3185	-	-	-	X
58	MG	14	3186	-	-	-	X
58	MG	14	3187	-	-	-	X
58	MG	14	3188	-	-	-	X
58	MG	14	3190	-	-	-	X
58	MG	14	3191	-	-	-	X
58	MG	14	3227	-	-	-	X
58	MG	14	3229	-	-	-	X
58	MG	14	3234	-	-	-	X
58	MG	14	3243	-	-	-	X
58	MG	14	3250	-	-	-	X
58	MG	14	3251	-	-	-	X
58	MG	14	3257	-	-	-	X
58	MG	14	3259	-	-	-	X
58	MG	14	3260	-	-	-	X
58	MG	14	3261	-	-	-	X
58	MG	14	3264	-	-	-	X
58	MG	14	3265	-	-	-	X
58	MG	14	3268	-	-	-	X
58	MG	14	3269	-	-	-	X
58	MG	14	3280	-	-	-	X
58	MG	14	3282	-	-	-	X
58	MG	14	3288	-	-	-	X
58	MG	14	3293	-	-	-	X
58	MG	14	3297	-	-	-	X
58	MG	14	3302	-	-	-	X
58	MG	14	3304	-	-	-	X
58	MG	14	3308	-	-	-	X
58	MG	14	3313	-	-	-	X
58	MG	1G	1603	-	-	-	X
58	MG	1G	1604	-	-	-	X
58	MG	1G	1649	-	-	-	X
58	MG	1G	1666	-	-	-	X
58	MG	1G	1672	-	-	-	X
58	MG	1H	3016	-	-	-	X
58	MG	1H	3024	-	-	-	X
58	MG	1H	3031	-	-	-	X

Continued on next page...

Continued from previous page...

Mol	Type	Chain	Res	Chirality	Geometry	Clashes	Electron density
58	MG	1H	3032	-	-	-	X
58	MG	1H	3033	-	-	-	X
58	MG	1H	3035	-	-	-	X
58	MG	1H	3036	-	-	-	X
58	MG	1H	3043	-	-	-	X
58	MG	1H	3087	-	-	-	X
58	MG	1H	3122	-	-	-	X
58	MG	1H	3142	-	-	-	X
58	MG	1H	3154	-	-	-	X
58	MG	1H	3167	-	-	-	X
58	MG	1H	3171	-	-	-	X
58	MG	1H	3175	-	-	-	X
58	MG	1H	3180	-	-	-	X
58	MG	1H	3197	-	-	-	X
58	MG	1H	3201	-	-	-	X
58	MG	1H	3207	-	-	-	X
58	MG	1H	3224	-	-	-	X
58	MG	1H	3228	-	-	-	X
58	MG	1H	3254	-	-	-	X
58	MG	1H	3268	-	-	-	X
58	MG	1H	3278	-	-	-	X
58	MG	1H	3279	-	-	-	X
58	MG	1H	3282	-	-	-	X
58	MG	1H	3284	-	-	-	X
58	MG	1H	3285	-	-	-	X
58	MG	1H	3288	-	-	-	X
58	MG	1H	3301	-	-	-	X
58	MG	1H	3309	-	-	-	X
58	MG	1H	3315	-	-	-	X
58	MG	1H	3324	-	-	-	X
58	MG	1H	3327	-	-	-	X
58	MG	1H	3328	-	-	-	X
58	MG	1H	3331	-	-	-	X
58	MG	1H	3342	-	-	-	X
58	MG	29	302	-	-	-	X
58	MG	2K	102	-	-	-	X
58	MG	2K	103	-	-	-	X
58	MG	2L	102	-	-	-	X
58	MG	E5	101	-	-	-	X
59	SF4	32	301	-	-	X	-

2 Entry composition

There are 61 unique types of molecules in this entry. The entry contains 294444 atoms, of which 0 are hydrogens and 0 are deuteriums.

In the tables below, the ZeroOcc column contains the number of atoms modelled with zero occupancy, the AltConf column contains the number of residues with at least one atom in alternate conformation and the Trace column contains the number of residues modelled with at most 2 atoms.

- Molecule 1 is a RNA chain called 16S rRNA.

Mol	Chain	Residues	Atoms					ZeroOcc	AltConf	Trace
1	13	1496	Total	C	N	O	P	0	0	0
			32157	14313	5960	10388	1496			
1	1G	1507	Total	C	N	O	P	0	0	0
			32391	14418	6004	10463	1506			

There are 6 discrepancies between the modelled and reference sequences:

Chain	Residue	Modelled	Actual	Comment	Reference
13	1542	G	-	expression tag	GB 55771382
13	1543	C	-	expression tag	GB 55771382
13	1544	U	-	expression tag	GB 55771382
1G	1542	G	-	expression tag	GB 55771382
1G	1543	C	-	expression tag	GB 55771382
1G	1544	U	-	expression tag	GB 55771382

- Molecule 2 is a protein called 30S ribosomal protein S2.

Mol	Chain	Residues	Atoms					ZeroOcc	AltConf	Trace
2	1E	231	Total	C	N	O	S	0	0	0
			1874	1199	334	336	5			
2	12	210	Total	C	N	O	S	0	0	0
			1721	1100	309	308	4			

- Molecule 3 is a protein called 30S ribosomal protein S3.

Mol	Chain	Residues	Atoms					ZeroOcc	AltConf	Trace
3	2E	205	Total	C	N	O	S	0	0	0
			1605	1011	313	280	1			
3	22	196	Total	C	N	O	S	0	0	0
			1541	975	298	267	1			

- Molecule 4 is a protein called 30S ribosomal protein S4.

Mol	Chain	Residues	Atoms					ZeroOcc	AltConf	Trace
4	3E	207	Total	C	N	O	S	0	0	0
			1698	1064	338	289	7			
4	32	208	Total	C	N	O	S	0	0	0
			1702	1066	339	290	7			

- Molecule 5 is a protein called 30S ribosomal protein S5.

Mol	Chain	Residues	Atoms					ZeroOcc	AltConf	Trace
5	4E	149	Total	C	N	O	S	0	0	0
			1142	722	216	200	4			
5	42	148	Total	C	N	O	S	0	0	0
			1134	718	215	197	4			

- Molecule 6 is a protein called 30S ribosomal protein S6.

Mol	Chain	Residues	Atoms					ZeroOcc	AltConf	Trace
6	5E	100	Total	C	N	O	S	0	0	0
			837	528	154	152	3			
6	52	101	Total	C	N	O	S	0	0	0
			842	531	155	153	3			

- Molecule 7 is a protein called 30S ribosomal protein S7.

Mol	Chain	Residues	Atoms					ZeroOcc	AltConf	Trace
7	6E	154	Total	C	N	O	S	0	0	0
			1242	770	250	216	6			
7	62	138	Total	C	N	O	S	0	0	0
			1110	689	221	194	6			

- Molecule 8 is a protein called 30S ribosomal protein S8.

Mol	Chain	Residues	Atoms					ZeroOcc	AltConf	Trace
8	7E	138	Total	C	N	O	S	0	0	0
			1115	705	215	192	3			
8	72	137	Total	C	N	O	S	0	0	0
			1107	700	214	191	2			

- Molecule 9 is a protein called 30S ribosomal protein S9.

Mol	Chain	Residues	Atoms					ZeroOcc	AltConf	Trace
9	8E	126	Total	C	N	O		0	0	0
			1000	634	196	170				

Continued on next page...

Continued from previous page...

Mol	Chain	Residues	Atoms				ZeroOcc	AltConf	Trace
9	82	121	Total	C	N	O	0	0	0
			953	605	186	162			

- Molecule 10 is a protein called 30S ribosomal protein S10.

Mol	Chain	Residues	Atoms					ZeroOcc	AltConf	Trace
10	1I	91	Total	C	N	O	S	0	0	0
			734	459	144	130	1			
10	1A	80	Total	C	N	O		0	0	0
			646	403	129	114				

- Molecule 11 is a protein called 30S ribosomal protein S11.

Mol	Chain	Residues	Atoms					ZeroOcc	AltConf	Trace
11	2I	111	Total	C	N	O	S	0	0	0
			823	512	154	154	3			
11	2A	113	Total	C	N	O	S	0	0	0
			835	520	156	156	3			

- Molecule 12 is a protein called 30S ribosomal protein S12.

Mol	Chain	Residues	Atoms					ZeroOcc	AltConf	Trace
12	3I	122	Total	C	N	O	S	0	0	0
			956	603	193	159	1			
12	3A	122	Total	C	N	O	S	0	0	0
			956	603	193	159	1			

- Molecule 13 is a protein called 30S ribosomal protein S13.

Mol	Chain	Residues	Atoms					ZeroOcc	AltConf	Trace
13	4I	119	Total	C	N	O	S	0	0	0
			942	582	194	164	2			
13	4A	111	Total	C	N	O	S	0	0	0
			893	552	183	156	2			

- Molecule 14 is a protein called 30S ribosomal protein S14 type Z.

Mol	Chain	Residues	Atoms					ZeroOcc	AltConf	Trace
14	5I	60	Total	C	N	O	S	0	0	0
			491	312	104	71	4			
14	5A	59	Total	C	N	O	S	0	0	0
			486	309	103	70	4			

- Molecule 15 is a protein called 30S ribosomal protein S15.

Mol	Chain	Residues	Atoms					ZeroOcc	AltConf	Trace
15	6I	87	Total	C	N	O	S	0	0	0
			729	457	146	124	2			
15	6A	88	Total	C	N	O	S	0	0	0
			733	459	147	125	2			

- Molecule 16 is a protein called 30S ribosomal protein S16.

Mol	Chain	Residues	Atoms					ZeroOcc	AltConf	Trace
16	7I	83	Total	C	N	O	S	0	0	0
			700	443	139	117	1			
16	7A	84	Total	C	N	O	S	0	0	0
			705	446	140	118	1			

- Molecule 17 is a protein called 30S ribosomal protein S17.

Mol	Chain	Residues	Atoms					ZeroOcc	AltConf	Trace
17	8I	100	Total	C	N	O	S	0	0	0
			834	534	155	143	2			
17	8A	99	Total	C	N	O	S	0	0	0
			823	528	151	142	2			

- Molecule 18 is a protein called 30S ribosomal protein S18.

Mol	Chain	Residues	Atoms				ZeroOcc	AltConf	Trace
18	9I	68	Total	C	N	O	0	0	0
			549	352	105	92			
18	9A	67	Total	C	N	O	0	0	0
			544	349	104	91			

- Molecule 19 is a protein called 30S ribosomal protein S19.

Mol	Chain	Residues	Atoms					ZeroOcc	AltConf	Trace
19	AI	81	Total	C	N	O	S	0	0	0
			654	417	122	113	2			
19	AA	62	Total	C	N	O	S	0	0	0
			481	306	85	88	2			

- Molecule 20 is a protein called 30S ribosomal protein S20.

Mol	Chain	Residues	Atoms					ZeroOcc	AltConf	Trace
20	BI	97	Total	C	N	O	S	0	0	0
			746	461	157	126	2			
20	BA	99	Total	C	N	O	S	0	0	0
			762	470	162	128	2			

- Molecule 21 is a protein called 30S ribosomal protein Thx.

Mol	Chain	Residues	Atoms					ZeroOcc	AltConf	Trace
21	1F	23	Total	C	N	O		0	0	0
			199	122	48	29				
21	1B	22	Total	C	N	O		0	0	0
			188	116	44	28				

- Molecule 22 is a RNA chain called tRNA^{Lys}.

Mol	Chain	Residues	Atoms						ZeroOcc	AltConf	Trace
22	1K	71	Total	C	N	O	P	S	0	0	0
			1520	681	264	503	71	1			

There is a discrepancy between the modelled and reference sequences:

Chain	Residue	Modelled	Actual	Comment	Reference
1K	?	-	G	deletion	GB 836716955

- Molecule 23 is a RNA chain called tRNA^{fMet}.

Mol	Chain	Residues	Atoms						ZeroOcc	AltConf	Trace
23	2K	77	Total	C	N	O	P	S	0	0	0
			1646	735	297	536	77	1			
23	2L	77	Total	C	N	O	P	S	0	0	0
			1646	735	297	536	77	1			

- Molecule 24 is a RNA chain called tRNA^{Lys}.

Mol	Chain	Residues	Atoms					ZeroOcc	AltConf	Trace
24	3K	76	Total	C	N	O	P	0	0	0
			1611	721	281	534	75			

- Molecule 25 is a RNA chain called mRNA.

Mol	Chain	Residues	Atoms					ZeroOcc	AltConf	Trace
25	4K	19	Total	C	N	O	P	0	0	0
			419	188	89	123	19			

Continued on next page...

Continued from previous page...

Mol	Chain	Residues	Atoms					ZeroOcc	AltConf	Trace
25	4L	18	Total	C	N	O	P	0	0	0
			397	178	84	117	18			

- Molecule 26 is a RNA chain called 23S rRNA.

Mol	Chain	Residues	Atoms					ZeroOcc	AltConf	Trace
26	1H	2833	Total	C	N	O	P	0	0	0
			61028	27159	11418	19618	2833			
26	14	2861	Total	C	N	O	P	0	0	0
			61630	27429	11535	19806	2860			

There are 14 discrepancies between the modelled and reference sequences:

Chain	Residue	Modelled	Actual	Comment	Reference
1H	161	U	UNK	conflict	GB 55771382
1H	654A	A	G	conflict	GB 55771382
1H	654E	C	G	conflict	GB 55771382
1H	654P	G	C	conflict	GB 55771382
1H	654T	A	C	conflict	GB 55771382
1H	1058	U	G	conflict	GB 55771382
1H	1080	A	C	conflict	GB 55771382
14	158	U	UNK	conflict	GB 55771382
14	654A	A	G	conflict	GB 55771382
14	654E	C	G	conflict	GB 55771382
14	654P	G	C	conflict	GB 55771382
14	654T	A	C	conflict	GB 55771382
14	1058	U	G	conflict	GB 55771382
14	1080	A	C	conflict	GB 55771382

- Molecule 27 is a RNA chain called 5S rRNA.

Mol	Chain	Residues	Atoms					ZeroOcc	AltConf	Trace
27	16	122	Total	C	N	O	P	0	0	0
			2617	1166	486	844	121			
27	1J	122	Total	C	N	O	P	0	0	0
			2617	1166	486	844	121			

- Molecule 28 is a protein called 50S ribosomal protein L1.

Mol	Chain	Residues	Atoms					ZeroOcc	AltConf	Trace
28	71	133	Total	C	N	O	S	0	0	0
			1033	651	194	187	1			

Continued on next page...

Continued from previous page...

Mol	Chain	Residues	Atoms				ZeroOcc	AltConf	Trace
28	79	57	Total	C	N	O	0	0	0
			456	283	91	82			

- Molecule 29 is a protein called 50S ribosomal protein L2.

Mol	Chain	Residues	Atoms					ZeroOcc	AltConf	Trace
29	11	273	Total	C	N	O	S	0	0	0
			2120	1338	421	358	3			
29	19	274	Total	C	N	O	S	0	0	0
			2125	1341	422	359	3			

- Molecule 30 is a protein called 50S ribosomal protein L3.

Mol	Chain	Residues	Atoms					ZeroOcc	AltConf	Trace
30	21	203	Total	C	N	O	S	0	0	0
			1558	985	298	269	6			
30	29	204	Total	C	N	O	S	0	0	0
			1563	988	299	270	6			

- Molecule 31 is a protein called 50S ribosomal protein L4.

Mol	Chain	Residues	Atoms					ZeroOcc	AltConf	Trace
31	31	202	Total	C	N	O	S	0	0	0
			1585	1011	297	275	2			
31	39	204	Total	C	N	O	S	0	0	0
			1602	1022	299	279	2			

- Molecule 32 is a protein called 50S ribosomal protein L5.

Mol	Chain	Residues	Atoms					ZeroOcc	AltConf	Trace
32	41	179	Total	C	N	O	S	0	0	0
			1457	931	265	257	4			
32	49	179	Total	C	N	O	S	0	0	0
			1458	931	266	257	4			

- Molecule 33 is a protein called 50S ribosomal protein L6.

Mol	Chain	Residues	Atoms					ZeroOcc	AltConf	Trace
33	51	171	Total	C	N	O	S	0	0	0
			1312	832	246	233	1			
33	59	73	Total	C	N	O		0	0	0
			568	356	116	96				

- Molecule 34 is a protein called 50S ribosomal protein L9.

Mol	Chain	Residues	Atoms					ZeroOcc	AltConf	Trace
34	61	146	Total	C	N	O	S	0	0	0
			1136	726	201	208	1			
34	69	145	Total	C	N	O	S	0	0	0
			1131	723	200	207	1			

- Molecule 35 is a protein called 50S ribosomal protein L13.

Mol	Chain	Residues	Atoms					ZeroOcc	AltConf	Trace
35	58	138	Total	C	N	O	S	0	0	0
			1104	712	206	182	4			
35	15	138	Total	C	N	O	S	0	0	0
			1104	712	206	182	4			

- Molecule 36 is a protein called 50S ribosomal protein L14.

Mol	Chain	Residues	Atoms					ZeroOcc	AltConf	Trace
36	68	122	Total	C	N	O	S	0	0	0
			932	588	171	169	4			
36	25	122	Total	C	N	O	S	0	0	0
			932	588	171	169	4			

- Molecule 37 is a protein called 50S ribosomal protein L15.

Mol	Chain	Residues	Atoms					ZeroOcc	AltConf	Trace
37	78	147	Total	C	N	O	S	0	0	0
			1122	698	229	192	3			
37	35	147	Total	C	N	O	S	0	0	0
			1122	698	229	192	3			

- Molecule 38 is a protein called 50S ribosomal protein L16.

Mol	Chain	Residues	Atoms					ZeroOcc	AltConf	Trace
38	88	141	Total	C	N	O	S	0	0	0
			1113	709	210	187	7			
38	45	138	Total	C	N	O	S	0	0	0
			1099	702	208	183	6			

- Molecule 39 is a protein called 50S ribosomal protein L17.

Mol	Chain	Residues	Atoms					ZeroOcc	AltConf	Trace
39	98	118	Total	C	N	O	S	0	0	0
			967	604	203	159	1			
39	55	118	Total	C	N	O	S	0	0	0
			967	604	203	159	1			

- Molecule 40 is a protein called 50S ribosomal protein L18.

Mol	Chain	Residues	Atoms					ZeroOcc	AltConf	Trace
40	A8	111	Total	C	N	O	S	0	0	0
			881	556	176	149				
40	65	110	Total	C	N	O	S	0	0	0
			876	553	175	148				

- Molecule 41 is a protein called 50S ribosomal protein L19.

Mol	Chain	Residues	Atoms					ZeroOcc	AltConf	Trace
41	B8	133	Total	C	N	O	S	0	0	0
			1109	691	228	189	1			
41	75	133	Total	C	N	O	S	0	0	0
			1109	691	228	189	1			

- Molecule 42 is a protein called 50S ribosomal protein L20.

Mol	Chain	Residues	Atoms					ZeroOcc	AltConf	Trace
42	C8	115	Total	C	N	O	S	0	0	0
			950	603	199	147	1			
42	85	116	Total	C	N	O	S	0	0	0
			959	608	201	149	1			

- Molecule 43 is a protein called 50S ribosomal protein L21.

Mol	Chain	Residues	Atoms					ZeroOcc	AltConf	Trace
43	D8	100	Total	C	N	O	S	0	0	0
			774	499	141	133	1			
43	95	100	Total	C	N	O	S	0	0	0
			774	499	141	133	1			

- Molecule 44 is a protein called 50S ribosomal protein L22.

Mol	Chain	Residues	Atoms					ZeroOcc	AltConf	Trace
44	E8	112	Total	C	N	O	S	0	0	0
			890	560	175	153	2			

Continued on next page...

Continued from previous page...

Mol	Chain	Residues	Atoms					ZeroOcc	AltConf	Trace
44	A5	113	Total	C	N	O	S	0	0	0
			899	566	177	154	2			

- Molecule 45 is a protein called 50S ribosomal protein L23.

Mol	Chain	Residues	Atoms					ZeroOcc	AltConf	Trace
45	F8	95	Total	C	N	O	S	0	0	0
			743	482	134	126	1			
45	B5	94	Total	C	N	O		0	0	0
			735	477	133	125				

- Molecule 46 is a protein called 50S ribosomal protein L24.

Mol	Chain	Residues	Atoms					ZeroOcc	AltConf	Trace
46	G8	105	Total	C	N	O	S	0	0	0
			796	513	150	128	5			
46	C5	104	Total	C	N	O	S	0	0	0
			794	510	152	127	5			

- Molecule 47 is a protein called 50S ribosomal protein L25.

Mol	Chain	Residues	Atoms					ZeroOcc	AltConf	Trace
47	H8	171	Total	C	N	O	S	0	0	0
			1373	876	247	247	3			
47	D5	132	Total	C	N	O	S	0	0	0
			1074	691	193	188	2			

- Molecule 48 is a protein called 50S ribosomal protein L27.

Mol	Chain	Residues	Atoms					ZeroOcc	AltConf	Trace
48	I8	76	Total	C	N	O	S	0	0	0
			606	376	128	101	1			
48	E5	77	Total	C	N	O	S	0	0	0
			608	375	129	103	1			

- Molecule 49 is a protein called 50S ribosomal protein L28.

Mol	Chain	Residues	Atoms					ZeroOcc	AltConf	Trace
49	J8	94	Total	C	N	O	S	0	0	0
			737	463	146	127	1			
49	F5	94	Total	C	N	O	S	0	0	0
			737	463	146	127	1			

- Molecule 50 is a protein called 50S ribosomal protein L29.

Mol	Chain	Residues	Atoms					ZeroOcc	AltConf	Trace
50	K8	68	Total	C	N	O	S	0	0	0
			568	352	115	100	1			
50	G5	66	Total	C	N	O	S	0	0	0
			558	346	113	98	1			

- Molecule 51 is a protein called 50S ribosomal protein L30.

Mol	Chain	Residues	Atoms				ZeroOcc	AltConf	Trace
51	L8	58	Total	C	N	O	0	0	0
			459	293	89	77			
51	H5	58	Total	C	N	O	0	0	0
			459	293	89	77			

- Molecule 52 is a protein called 50S ribosomal protein L31.

Mol	Chain	Residues	Atoms					ZeroOcc	AltConf	Trace
52	M8	47	Total	C	N	O	S	0	0	0
			366	234	61	66	5			

- Molecule 53 is a protein called 50S ribosomal protein L32.

Mol	Chain	Residues	Atoms					ZeroOcc	AltConf	Trace
53	N8	48	Total	C	N	O	S	0	0	0
			369	229	75	60	5			
53	J5	56	Total	C	N	O	S	0	0	0
			434	272	87	70	5			

- Molecule 54 is a protein called 50S ribosomal protein L34.

Mol	Chain	Residues	Atoms					ZeroOcc	AltConf	Trace
54	P8	47	Total	C	N	O	S	0	0	0
			401	246	99	54	2			
54	L5	47	Total	C	N	O	S	0	0	0
			401	246	99	54	2			

- Molecule 55 is a protein called 50S ribosomal protein L35.

Mol	Chain	Residues	Atoms					ZeroOcc	AltConf	Trace
55	Q8	64	Total	C	N	O	S	0	0	0
			516	331	102	81	2			

Continued on next page...

Continued from previous page...

Mol	Chain	Residues	Atoms					ZeroOcc	AltConf	Trace
55	M5	64	Total	C	N	O	S	0	0	0
			516	331	102	81	2			

- Molecule 56 is a RNA chain called tRNA^{Lys}.

Mol	Chain	Residues	Atoms					ZeroOcc	AltConf	Trace
56	1L	73	Total	C	N	O	P	S	0	0
			1563	700	271	518	73	1		

- Molecule 57 is a RNA chain called tRNA^{Lys}.

Mol	Chain	Residues	Atoms					ZeroOcc	AltConf	Trace
57	3L	76	Total	C	N	O	P		0	0
			1612	722	281	534	75			

- Molecule 58 is MAGNESIUM ION (three-letter code: MG) (formula: Mg).

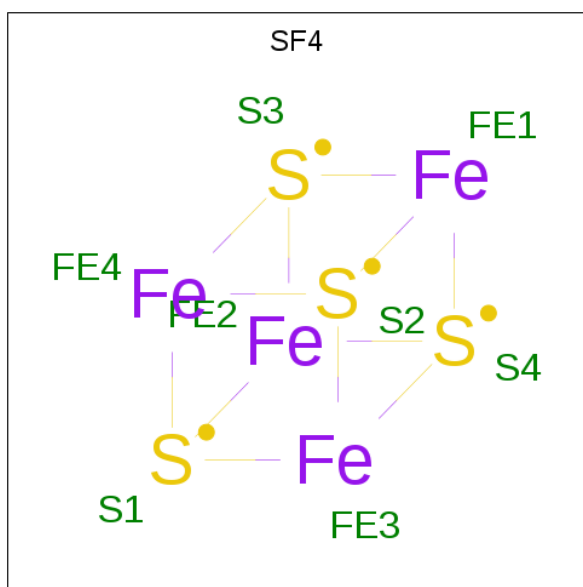
Mol	Chain	Residues	Atoms		ZeroOcc	AltConf
58	98	1	Total	Mg	0	0
			1	1		
58	45	2	Total	Mg	0	0
			2	2		
58	P8	1	Total	Mg	0	0
			1	1		
58	13	132	Total	Mg	0	0
			132	132		
58	1J	5	Total	Mg	0	0
			5	5		
58	1E	1	Total	Mg	0	0
			1	1		
58	35	3	Total	Mg	0	0
			3	3		
58	16	9	Total	Mg	0	0
			9	9		
58	25	1	Total	Mg	0	0
			1	1		
58	3K	1	Total	Mg	0	0
			1	1		
58	21	2	Total	Mg	0	0
			2	2		
58	2K	3	Total	Mg	0	0
			3	3		

Continued on next page...

Continued from previous page...

Mol	Chain	Residues	Atoms		ZeroOcc	AltConf
58	Q8	1	Total 1	Mg 1	0	0
58	L8	1	Total 1	Mg 1	0	0
58	I8	3	Total 3	Mg 3	0	0
58	5E	1	Total 1	Mg 1	0	0
58	29	4	Total 4	Mg 4	0	0
58	78	1	Total 1	Mg 1	0	0
58	J8	1	Total 1	Mg 1	0	0
58	39	1	Total 1	Mg 1	0	0
58	1G	90	Total 90	Mg 90	0	0
58	1H	467	Total 467	Mg 467	0	0
58	E5	1	Total 1	Mg 1	0	0
58	88	1	Total 1	Mg 1	0	0
58	14	399	Total 399	Mg 399	0	0
58	55	1	Total 1	Mg 1	0	0
58	6A	1	Total 1	Mg 1	0	0
58	1K	1	Total 1	Mg 1	0	0
58	41	1	Total 1	Mg 1	0	0
58	2L	2	Total 2	Mg 2	0	0

- Molecule 59 is IRON/SULFUR CLUSTER (three-letter code: SF4) (formula: Fe₄S₄).



Mol	Chain	Residues	Atoms			ZeroOcc	AltConf
59	3E	1	Total	Fe	S	0	0
			8	4	4		
59	32	1	Total	Fe	S	0	0
			8	4	4		

- Molecule 60 is ZINC ION (three-letter code: ZN) (formula: Zn).

Mol	Chain	Residues	Atoms		ZeroOcc	AltConf
60	C5	1	Total	Zn	0	0
			1	1		
60	5A	1	Total	Zn	0	0
			1	1		
60	G8	1	Total	Zn	0	0
			1	1		
60	5I	1	Total	Zn	0	0
			1	1		

- Molecule 61 is water.

Mol	Chain	Residues	Atoms		ZeroOcc	AltConf
61	13	126	Total	O	0	0
			126	126		
61	3I	2	Total	O	0	0
			2	2		
61	5I	2	Total	O	0	0
			2	2		

Continued on next page...

Continued from previous page...

Mol	Chain	Residues	Atoms		ZeroOcc	AltConf
61	1K	8	Total 8	O 8	0	0
61	3K	1	Total 1	O 1	0	0
61	4K	2	Total 2	O 2	0	0
61	1H	629	Total 629	O 629	0	0
61	16	29	Total 29	O 29	0	0
61	11	7	Total 7	O 7	0	0
61	21	4	Total 4	O 4	0	0
61	31	9	Total 9	O 9	0	0
61	58	2	Total 2	O 2	0	0
61	78	7	Total 7	O 7	0	0
61	88	1	Total 1	O 1	0	0
61	B8	1	Total 1	O 1	0	0
61	E8	2	Total 2	O 2	0	0
61	F8	1	Total 1	O 1	0	0
61	G8	1	Total 1	O 1	0	0
61	I8	3	Total 3	O 3	0	0
61	L8	2	Total 2	O 2	0	0
61	1G	78	Total 78	O 78	0	0
61	32	1	Total 1	O 1	0	0
61	5A	2	Total 2	O 2	0	0
61	14	417	Total 417	O 417	0	0

Continued on next page...

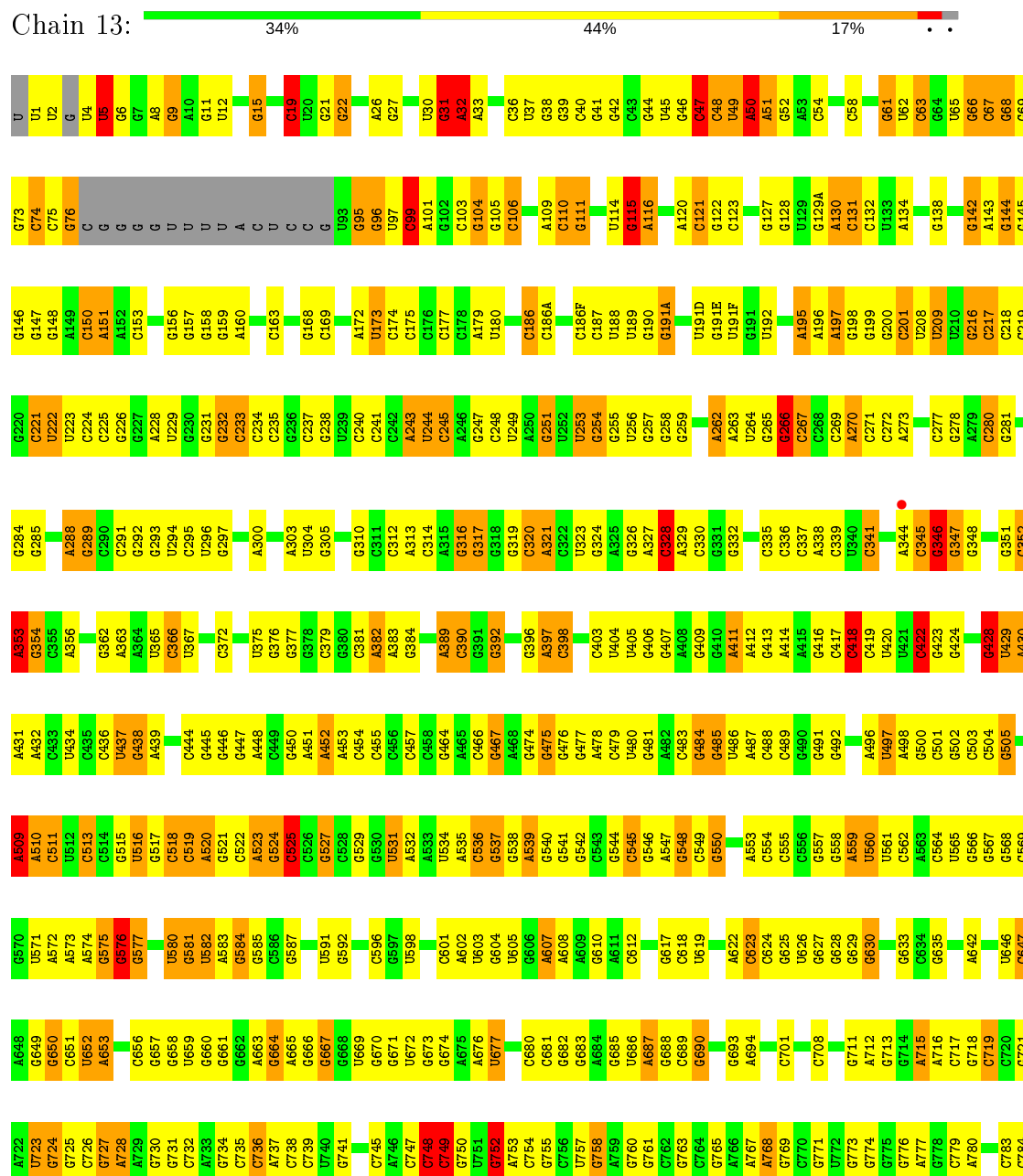
Continued from previous page...

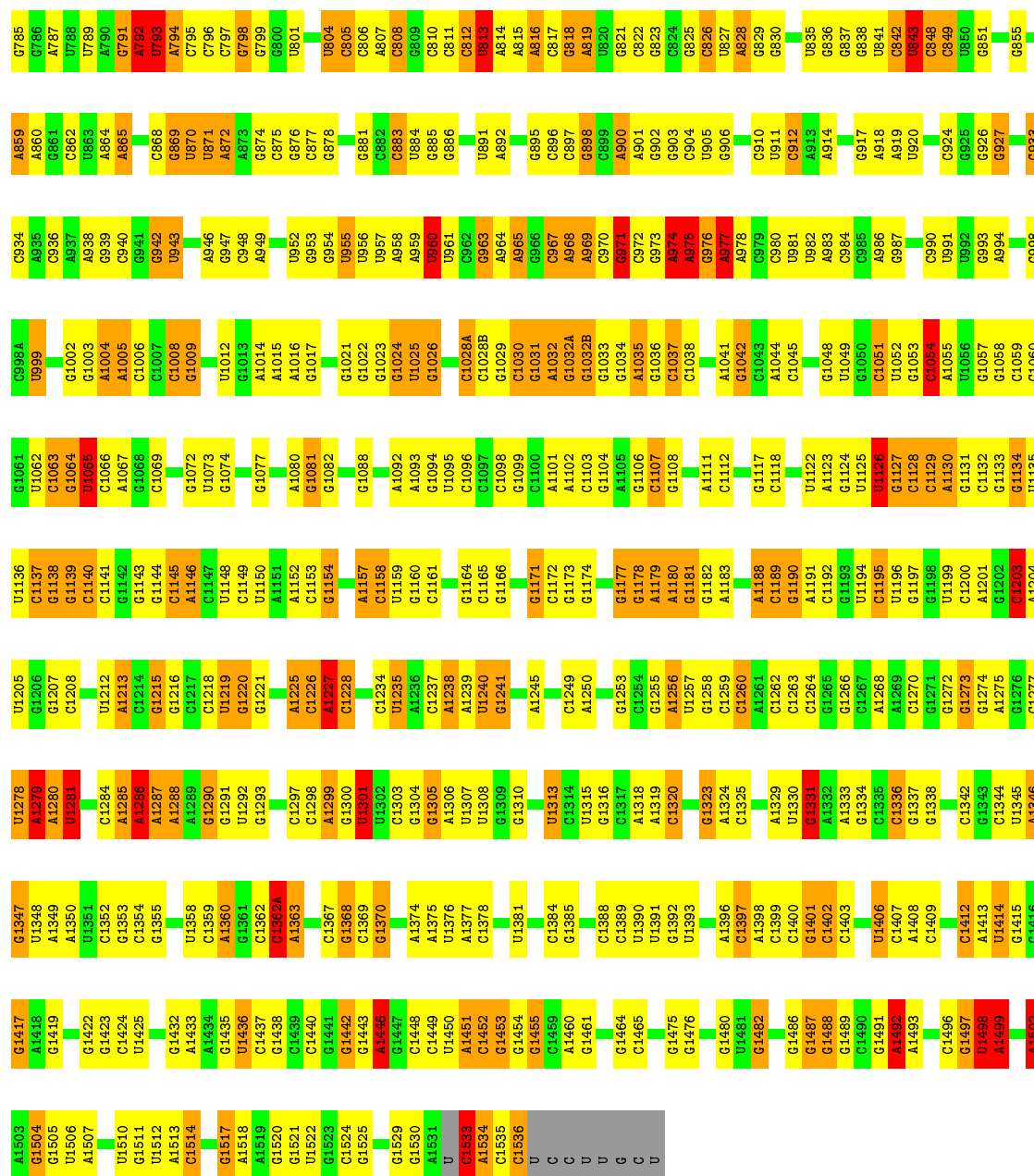
Mol	Chain	Residues	Atoms		ZeroOcc	AltConf
61	1J	6	Total 6	O 6	0	0
61	19	8	Total 8	O 8	0	0
61	29	2	Total 2	O 2	0	0
61	39	5	Total 5	O 5	0	0
61	35	1	Total 1	O 1	0	0
61	55	1	Total 1	O 1	0	0
61	A5	1	Total 1	O 1	0	0
61	H5	2	Total 2	O 2	0	0

3 Residue-property plots

These plots are drawn for all protein, RNA and DNA chains in the entry. The first graphic for a chain summarises the proportions of the various outlier classes displayed in the second graphic. The second graphic shows the sequence view annotated by issues in geometry and electron density. Residues are color-coded according to the number of geometric quality criteria for which they contain at least one outlier: green = 0, yellow = 1, orange = 2 and red = 3 or more. A red dot above a residue indicates a poor fit to the electron density ($RSRZ > 2$). Stretches of 2 or more consecutive residues without any outlier are shown as a green connector. Residues present in the sample, but not in the model, are shown in grey.

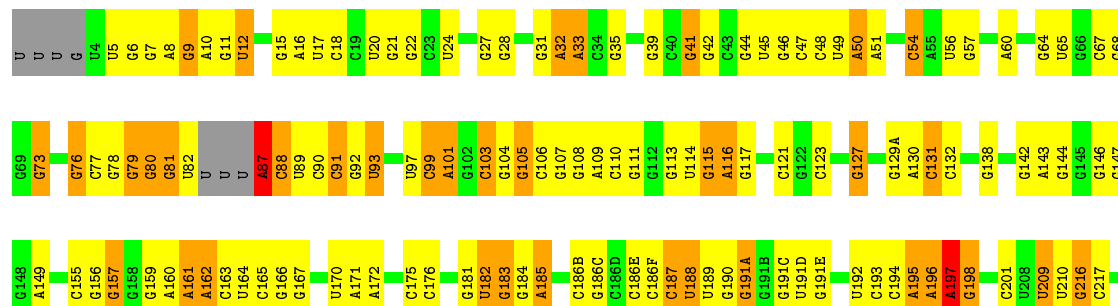
• Molecule 1: 16S rRNA



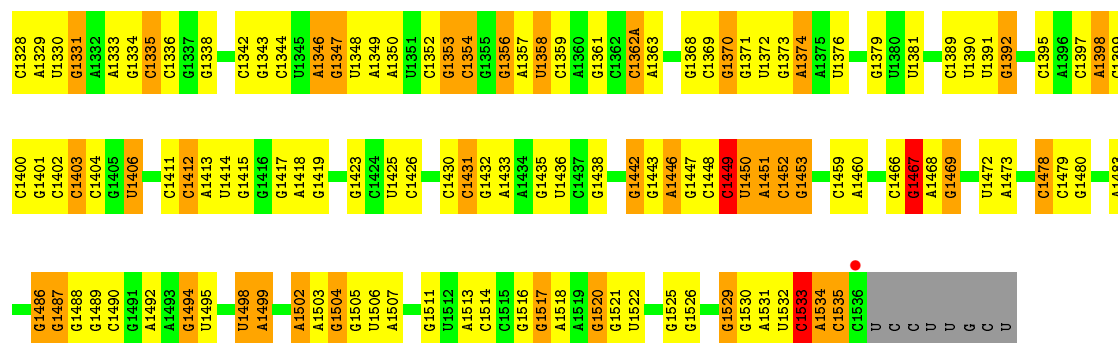


- Molecule 1: 16S rRNA

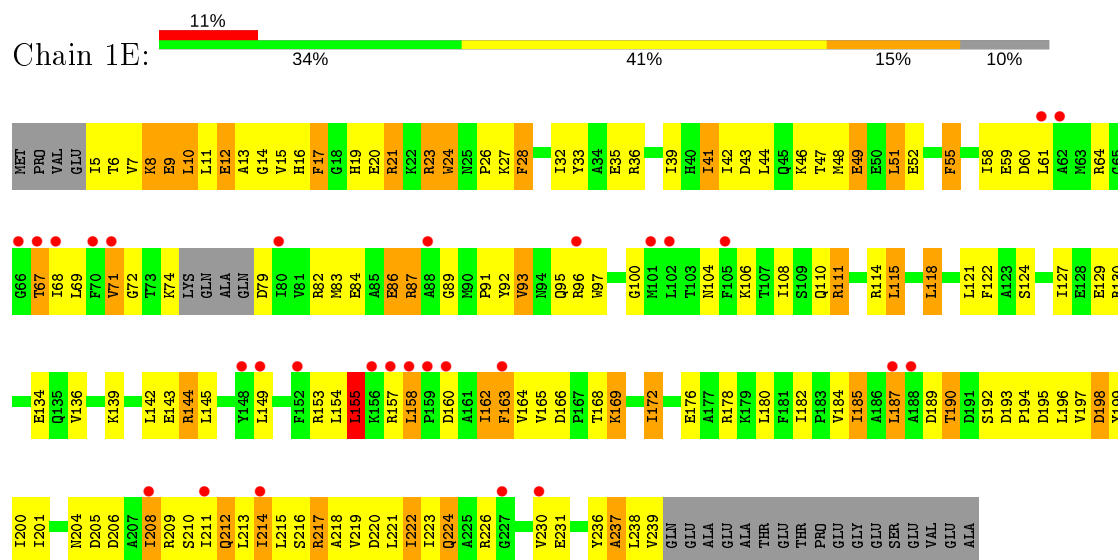
Chain 1G:



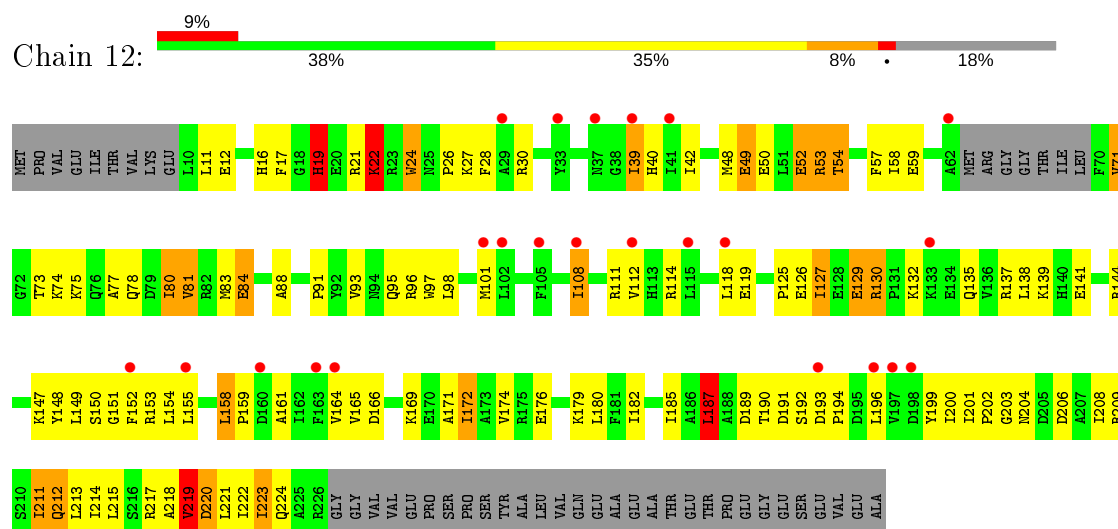
G1267	G1200	U1135	G1061	U999	G933	G851	A768	G674	G600	A532	C449	G377	G297	G220
A1268	A1201	U1136	U1062	A1000	C934	G852	G769	A675	C601	A533	G450	G378	A298	C221
A1269	G1202	C1137	C1063	G1001	A935	G853	G770	A676	A602	U534	A451	G394	G299	U222
C1270	C1203	G1138	G1064	G1002	C936	G854	U771	U677	U603	A452	A453		U223	U230
G1271	A1204	G1139	C1065	G1003	A937	G855	U772		G604	C536	A453	U387	G301	C224
G1272	U1205	C1140	C1066	A1004	A938	C856	G775	G681	U605	G537	C454	U388	C225	C225
G1273	G1206	G1141	A1067	A1005		C857	G776	G682	G606	G538	C455	A389	G309	G226
G1274	G1207	G1142	G1068	C1006	G942	G858	A777	G683	A607	A539	C456	C390	G310	G227
A1275	C1208	G1143	C1069	A1007		A859		A684	A608	G540	C457	G391	A228	G228
G1276	C1209	G1144	U1070	G1008	G945	A860	A730	G685	A609	G541	C458	G392	C312	C312
G1277	C1210	C1145	U1071	C1009	A946	G861	A731	U686	G610	G542	G464	A393	G312	U230
U1278	U1211	A1146	G1072	G1010	G947	C862	A781	A687		A465	C465	G394	G316	G316
U1279	U1212	C1147	U1073		G948	G863	A782	G688	C613	G546	C466	C395	G317	C235
A1280	A1213	U1148		A1014	C948	U864			A614	A547	G467	C396	G236	G236
U1281	C1214	C1149	C1076	A1015	A949	A864	C783	G689	C615	G548	A468	A397	A321	C237
A1282	G1215	U1150	G1077	A1016	U950	A865	C784	G690	G616	C549	G474	C398		
G1283	G1216	A1151	U1078	G1017	G953	C868	A737	U692	G617	G550	G475		G324	C240
C1284	C1217	C1152	A1080	G1017	G954	G869		A694	C618	U551		C401	G325	C241
A1285	U1218	C1153	G1081	U1020	U955		G791		U619	U552	G484		G326	C242
A1286	U1219	G1154		G1021	U956	A872	A792	C701	C620		G485	U404	A243	A243
A1288	G1220	G1155	U1084	G1022	U957	A873	U793	A702	A621	C555	U405	U405	A244	U244
A1289	G1221	C1156	U1085	G1023	A958	G874	A794		G625	A559	G487	G406	A329	C245
G1290	G1222	A1157	U1086	G1024	A959	C875			U626	U561	A408	G407	A246	A246
G1291	U1223	C1158	U1092	U1025	U960	C879	G800	A706	G627	U561	A409	A408	G332	G247
U1292	G1224	U1159	A1093	G1026	U961		U801	C707	G628	C562	G490	G410	G333	A250
U1293	A1225	G1160	G1094	C1027	C962	C882	A802	C708	G629	A563	G491		C334	G251
G1294	G1226	C1161	U1095	C1028	G963	C1028A	G803		G630	C564	G492	A411	C335	U252
C1295	C1228	C1162	C1096	G1028B	A964	C1028B	U804	G718	G631	U565		A412	C336	U253
		G1163	U1097	G1029	G965	G885	C805	C719	G632	U566	A496	G413	C337	G254
		G1164	G966	G1030	G967	G886	C806	C720	A632	G566	U497	A414		G255
			G967	G1031	A968	G887	A807		G633			A415	A344	U256
			A968	G1032	C969	A892	C808	U723	G634	G570	C501	G416	C345	
			A969	A1032	A969	A893	G724	G725	G635	A572	G502		G346	G257
			G970	G1032A	C970	G894	G726		C643	U574	C503	U420	G347	G258
			G971	G1032B	G894	G894			G644	G575	G505	U421		U261
			G972	G1033	G895	G895	A814	G731	C645	G576	C507	G422	G350	A262
			G973		C896		A815		U646	G577	C508	G423	G351	A263
			A974	G1036	C904	C904	A816	C735	C647		A509	G424	C352	U264
			A975	C1037	U905	U905	C817	C736	A648		A510	G425	C353	G265
			G976	C1038	G906	G906	G818		G649	U580	A511	U427	C354	G266
			A977	C1039	A907	A907	A819	C739	G650	G581	C512	U428	C355	G267
			A978	U1040	A908	A908	U820	U740	C651	U582	C513	U429	A356	
			C979	A1041	A909	A909	U821	G741	U652	A583	C514	A430		C271
			C980	C1042	C980				A653	G584	C515	A431	A360	C272
			C981	C1043	U982	A913	C826	C748	G654	G585	G515	A432	G361	
			U982		A983	A914	U827	C749	A655	C586	U516	A433	G362	G276
			C984	G1048	C984	A915	A828	G750		G587	G517	U434	A363	C277
			C985	U1049	C985	G916	G829	U751	G660	G588	C518	U437	A364	C280
			A986	G1050	A986			G752	G661	C589	C519	G438	U365	G281
				C1051		U920	C834	A753		C590	A520	A439	U367	
			U991	U1052	U991	U921	U835	C754	G664	U591	G521	A440	C370	U287
			U992	G1053	U992	G922	G836	G755	A665	C592	G522	A441	A288	A288
			G993	C1054	G993	A923	G837	C756	G666	G593	A523	C442	G371	G289
			A994	A1055	A994	C924	G838	U757	G667	G594	C443	C443	C372	C390
			C995	U1056	C995	G925	U841	G758	G668	G595	C444	G445	A373	C291
			A996	G1057	A996	G926	C842	A759	U669	C596	G527	G446	A374	
			U997	C1058	U997	G927	C842		G670	G597	C528	G465	U375	C295
			G998	C1059	G998	G927	C848	G765	G673	U598	G530	G447	G376	U296
			C998A	C1060	C998A	C932				C599	U531	A448		



- Molecule 2: 30S ribosomal protein S2

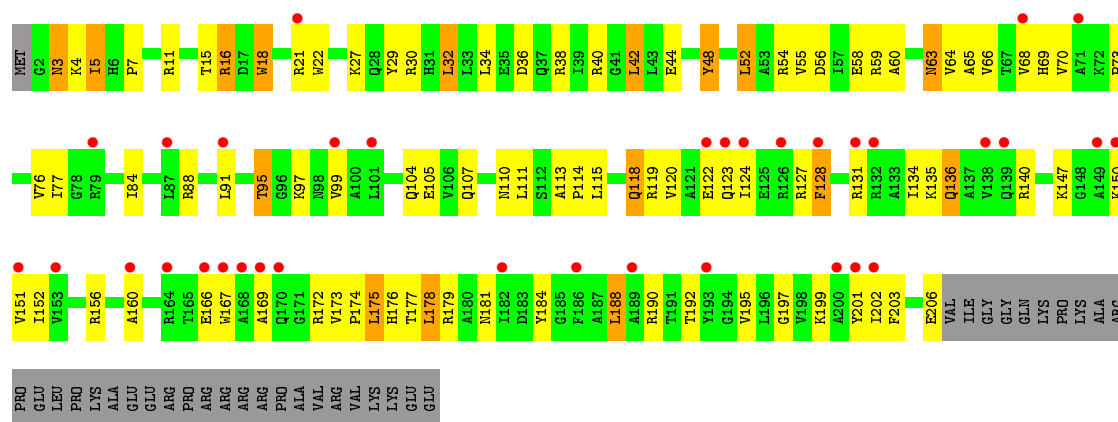


- Molecule 2: 30S ribosomal protein S2

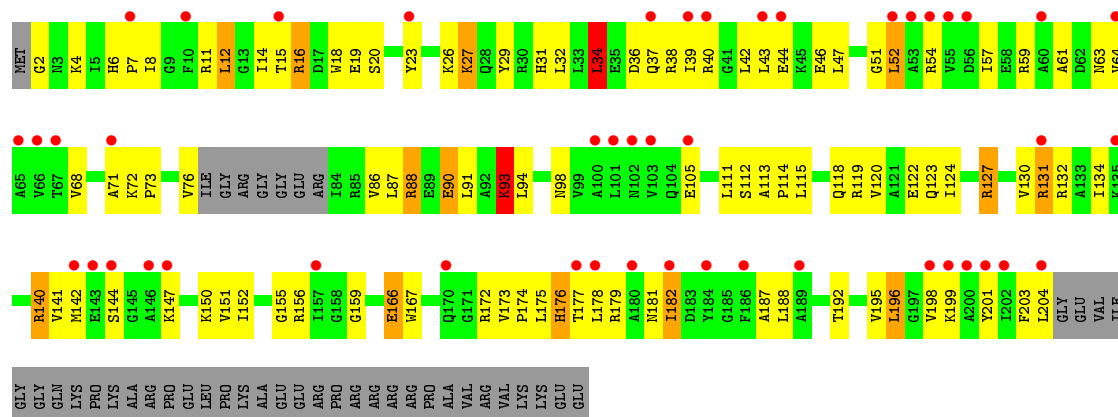
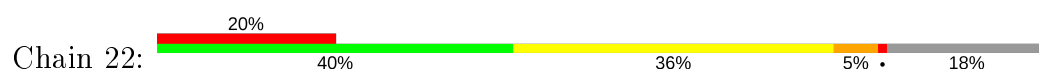


- Molecule 3: 30S ribosomal protein S3

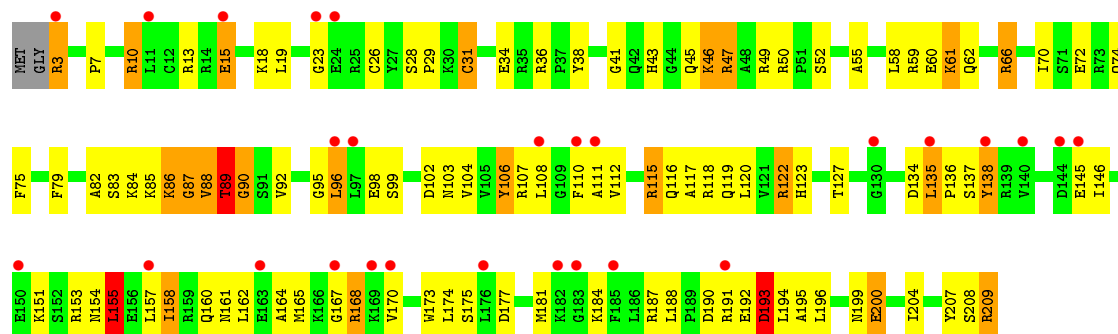




- Molecule 3: 30S ribosomal protein S3

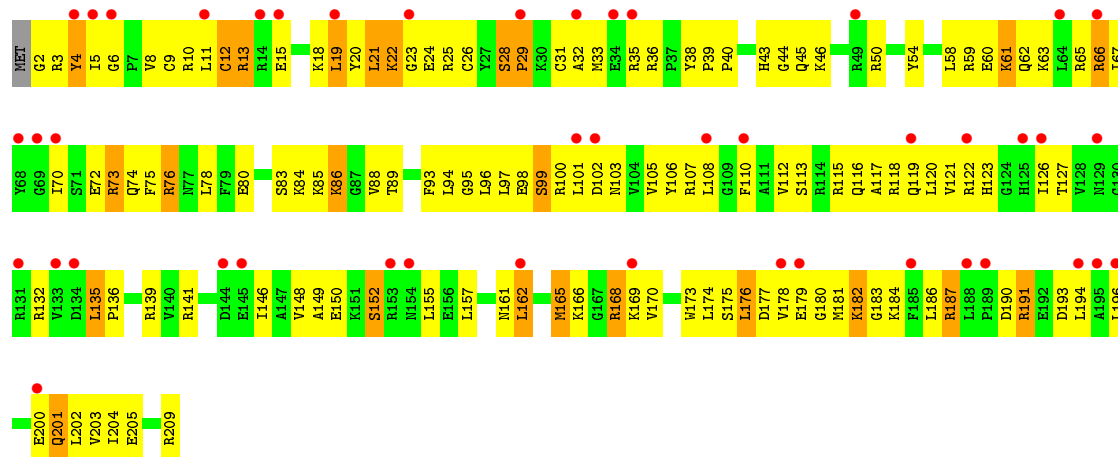


- Molecule 4: 30S ribosomal protein S4

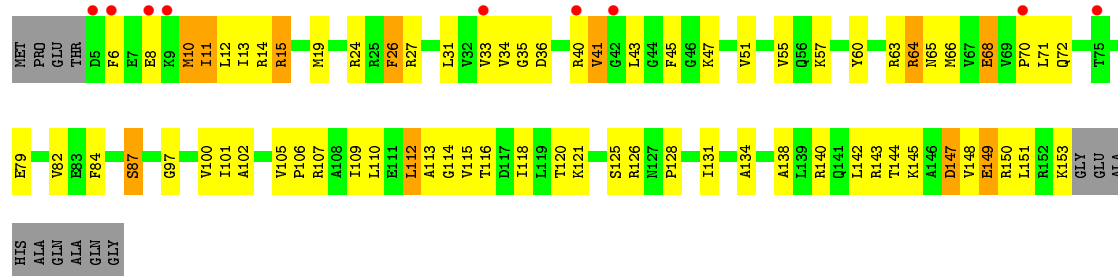


- Molecule 4: 30S ribosomal protein S4

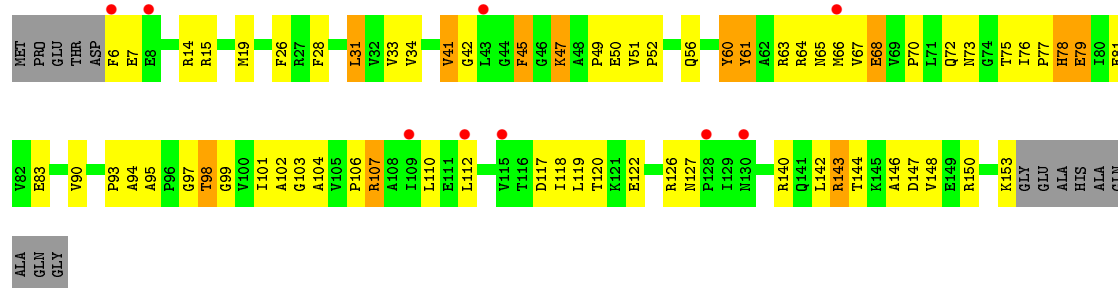




• Molecule 5: 30S ribosomal protein S5

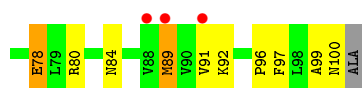


• Molecule 5: 30S ribosomal protein S5

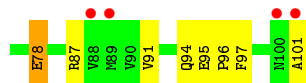
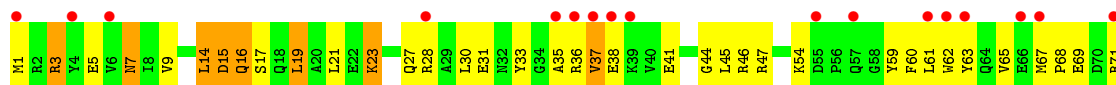


• Molecule 6: 30S ribosomal protein S6

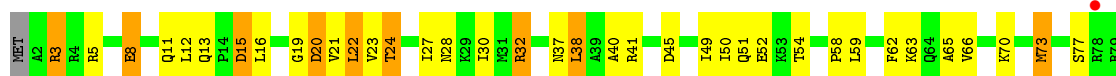




- Molecule 6: 30S ribosomal protein S6




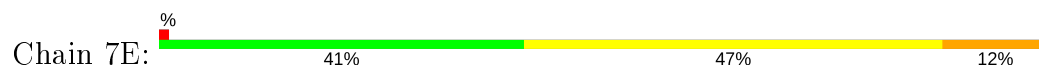
- Molecule 7: 30S ribosomal protein S7



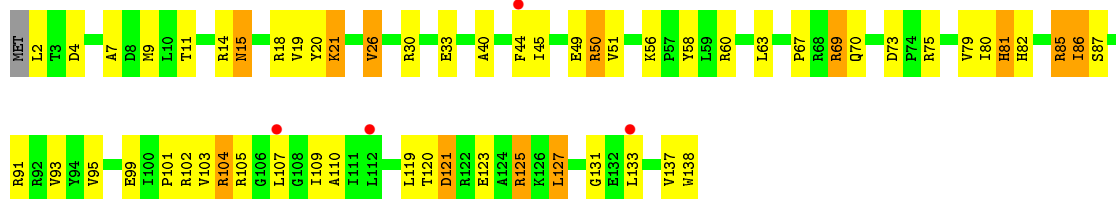
- Molecule 7: 30S ribosomal protein S7



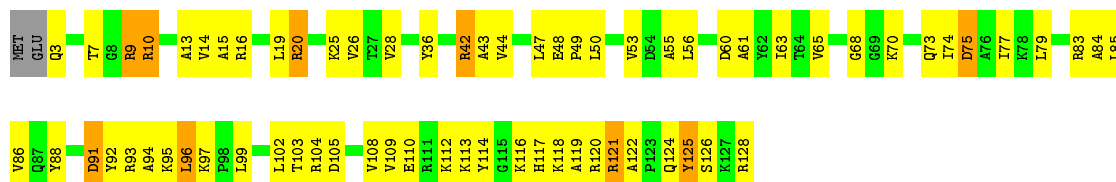
- Molecule 8: 30S ribosomal protein S8



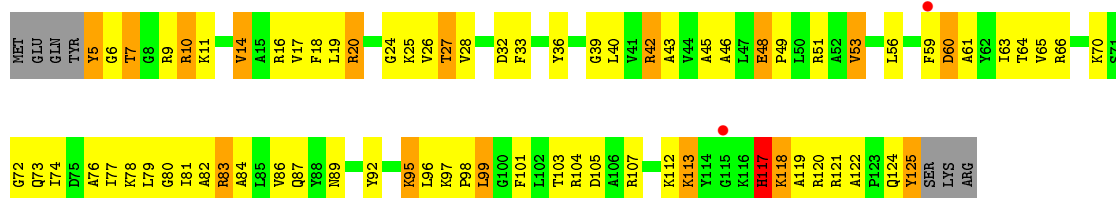
- Molecule 8: 30S ribosomal protein S8



- Molecule 9: 30S ribosomal protein S9



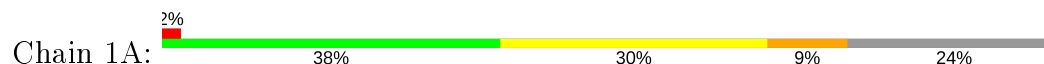
- Molecule 9: 30S ribosomal protein S9




- Molecule 10: 30S ribosomal protein S10




- Molecule 10: 30S ribosomal protein S10





- Molecule 11: 30S ribosomal protein S11



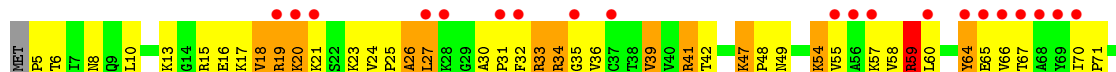
- Molecule 11: 30S ribosomal protein S11



- Molecule 12: 30S ribosomal protein S12

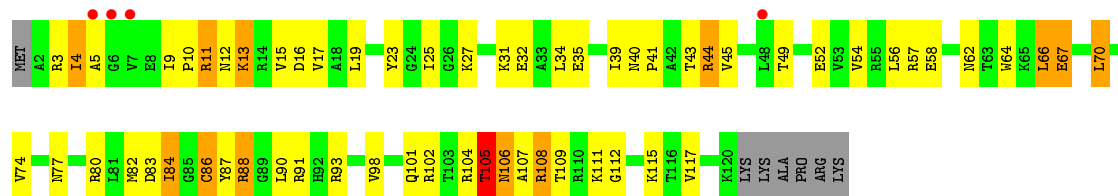


- Molecule 12: 30S ribosomal protein S12

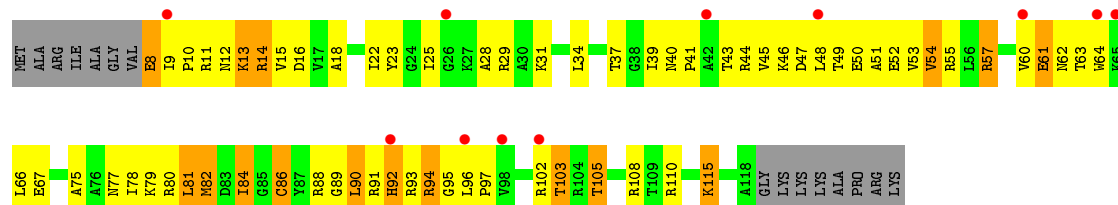


- Molecule 13: 30S ribosomal protein S13






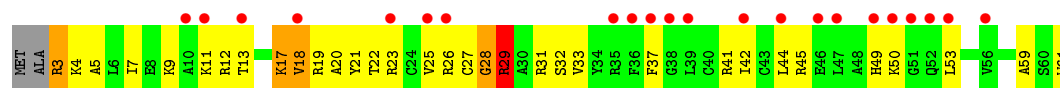
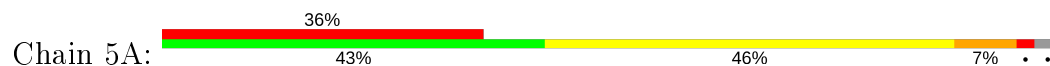
- Molecule 13: 30S ribosomal protein S13



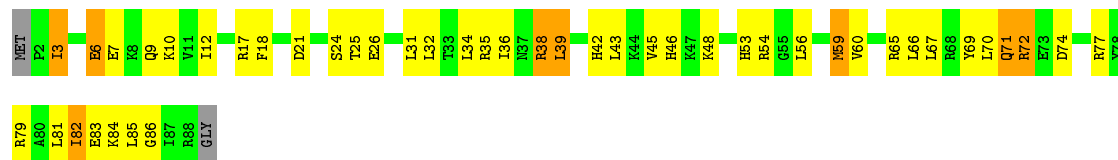
- Molecule 14: 30S ribosomal protein S14 type Z



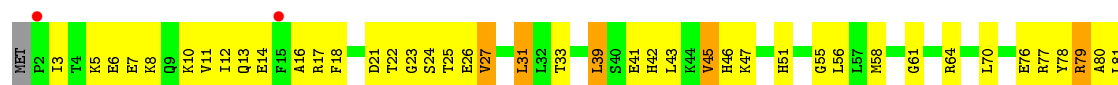
- Molecule 14: 30S ribosomal protein S14 type Z



- Molecule 15: 30S ribosomal protein S15

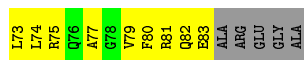
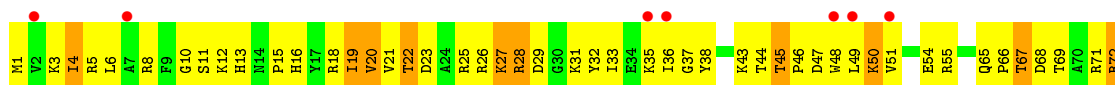


- Molecule 15: 30S ribosomal protein S15





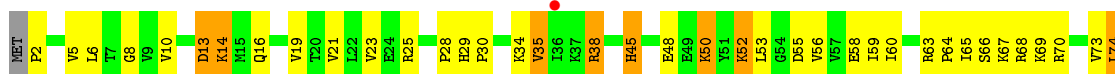
- Molecule 16: 30S ribosomal protein S16

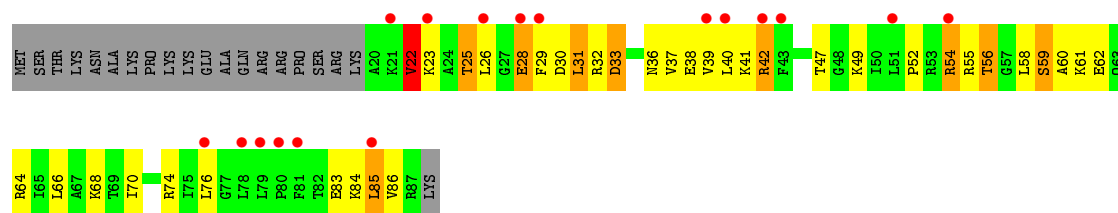


- Molecule 16: 30S ribosomal protein S16

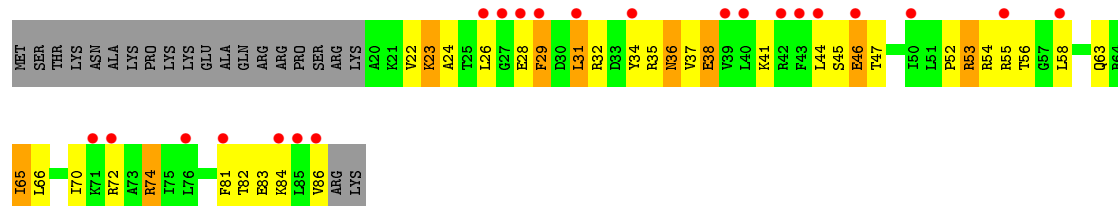


- Molecule 17: 30S ribosomal protein S17

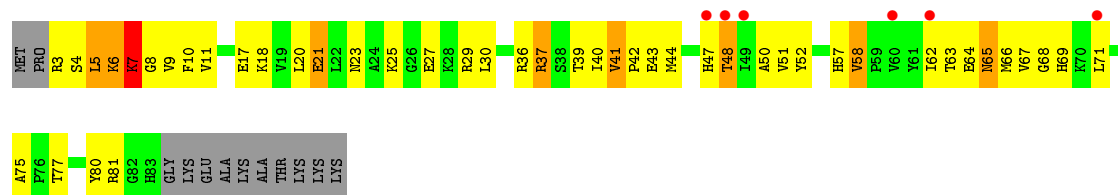




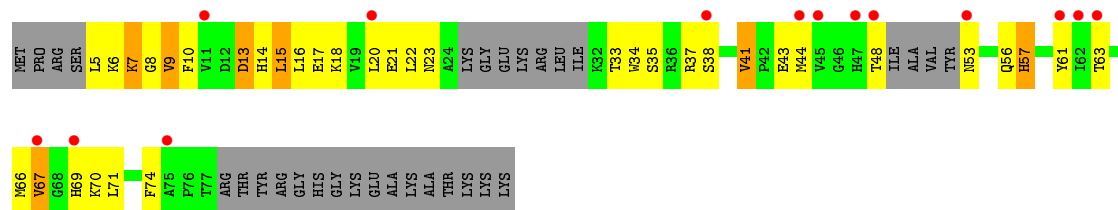
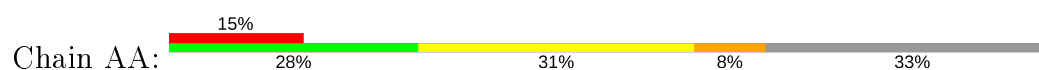
• Molecule 18: 30S ribosomal protein S18



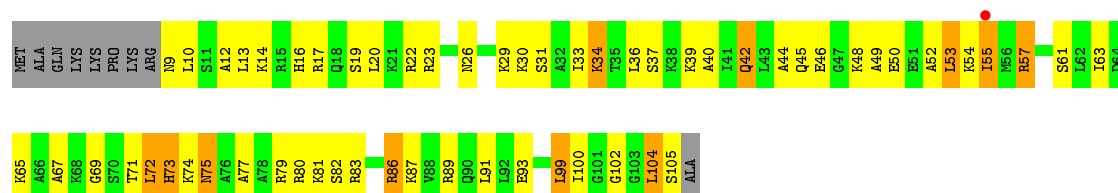
• Molecule 19: 30S ribosomal protein S19



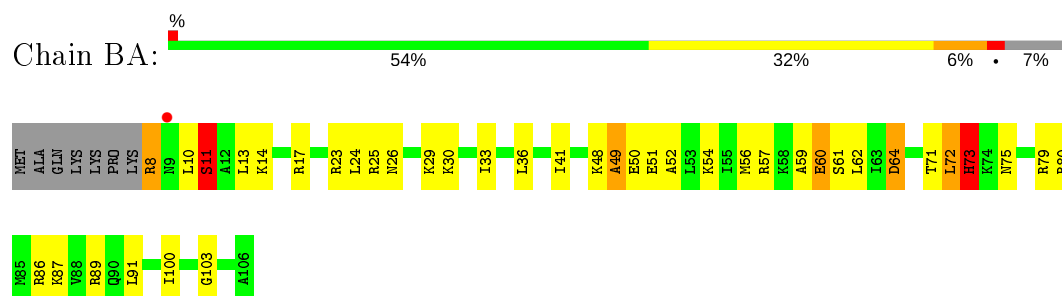
• Molecule 19: 30S ribosomal protein S19



• Molecule 20: 30S ribosomal protein S20




- Molecule 20: 30S ribosomal protein S20



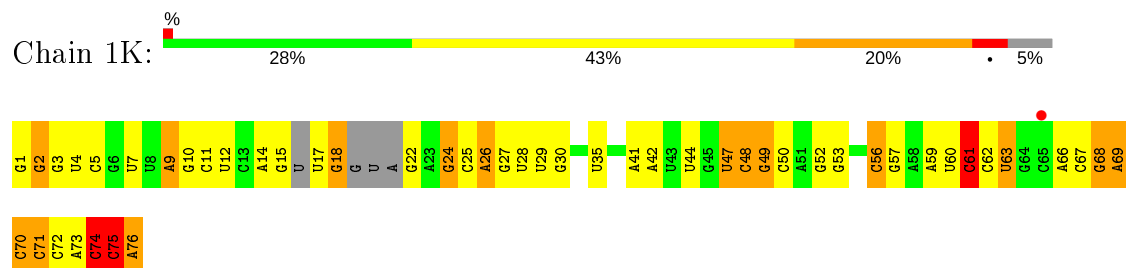
- Molecule 21: 30S ribosomal protein Thx



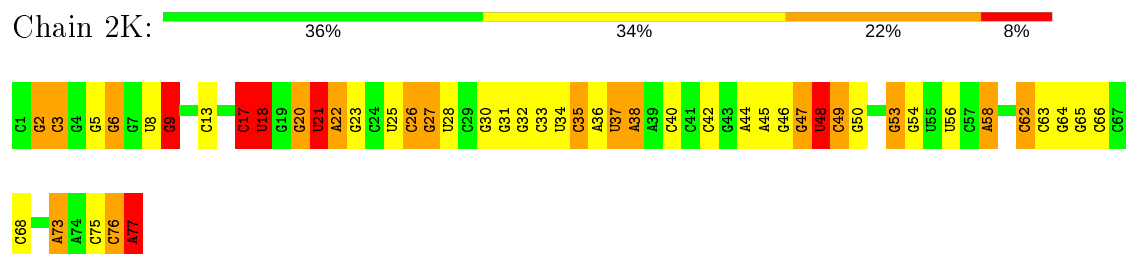
- Molecule 21: 30S ribosomal protein Thx



- Molecule 22: tRNA^{Lys}

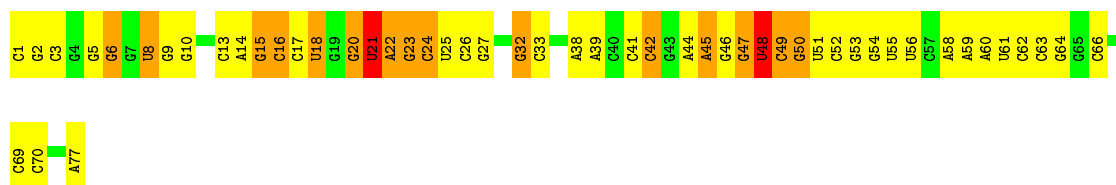


- Molecule 23: tRNA^{fMet}

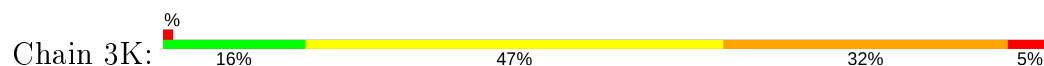


- Molecule 23: tRNA^{fMet}





• Molecule 24: tRNA^{Lys}



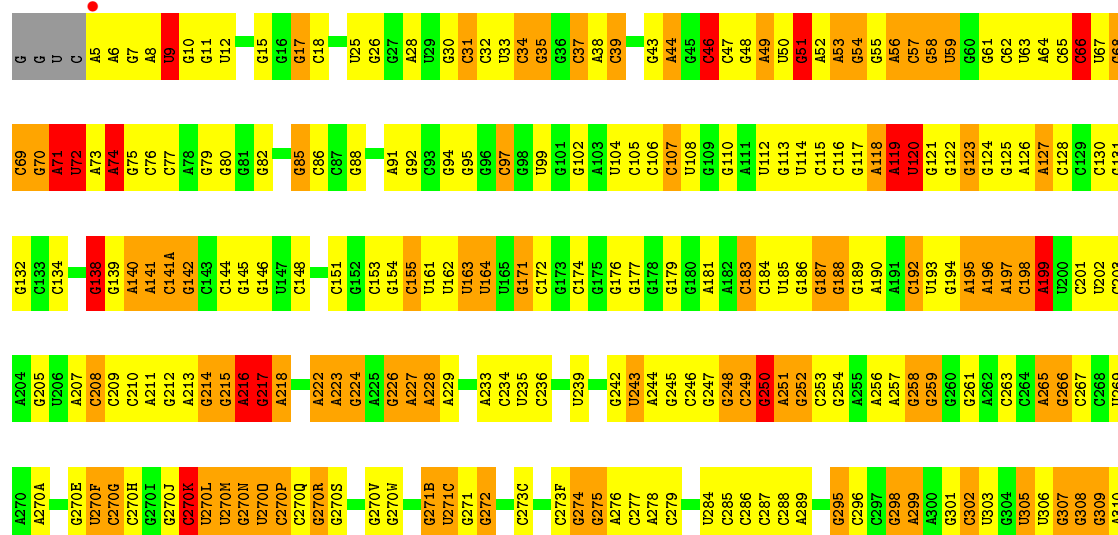
• Molecule 25: mRNA



• Molecule 25: mRNA

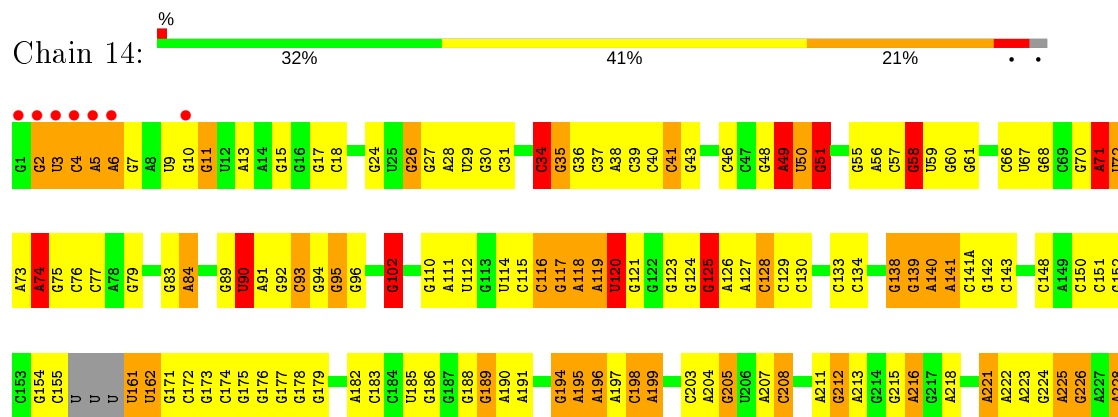
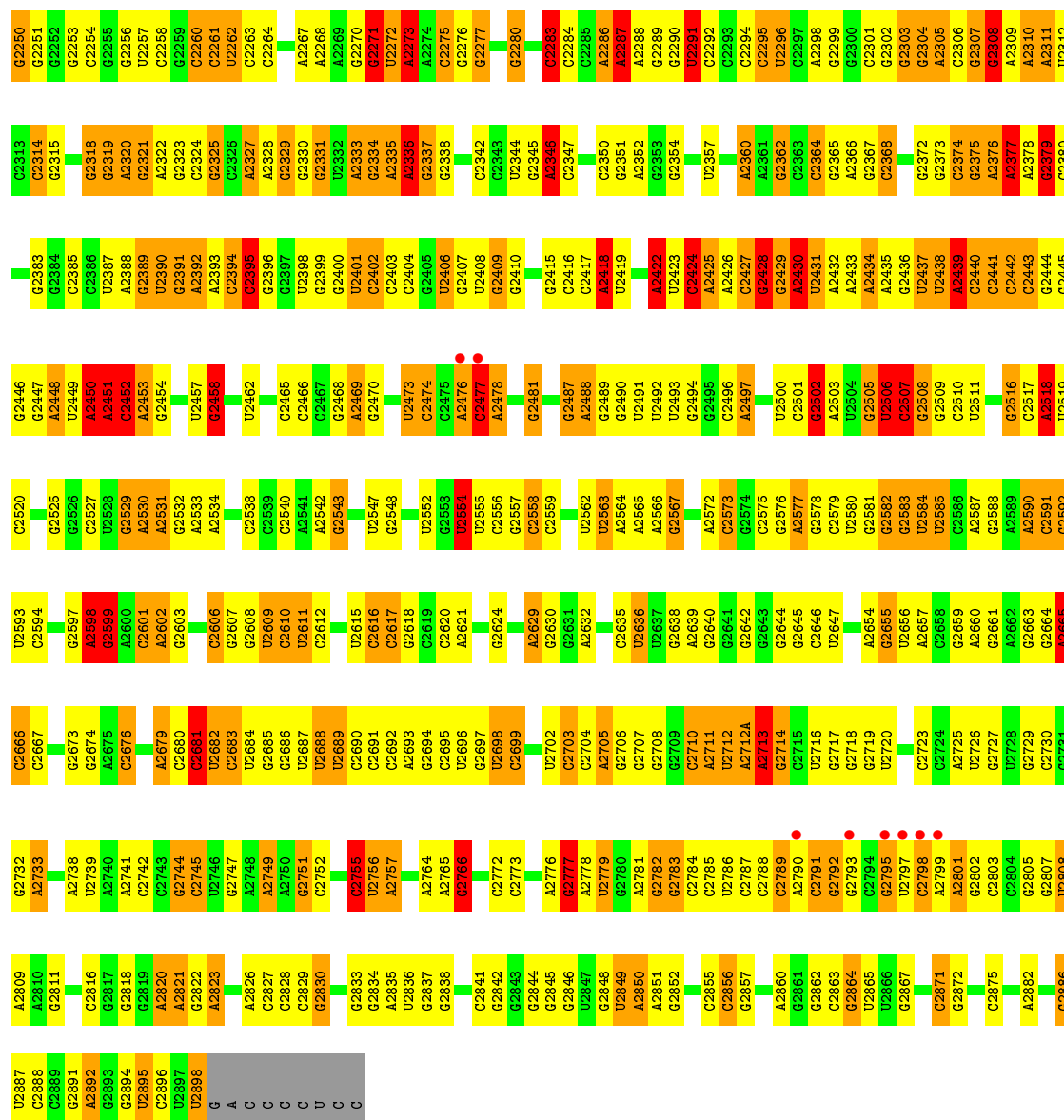


• Molecule 26: 23S rRNA



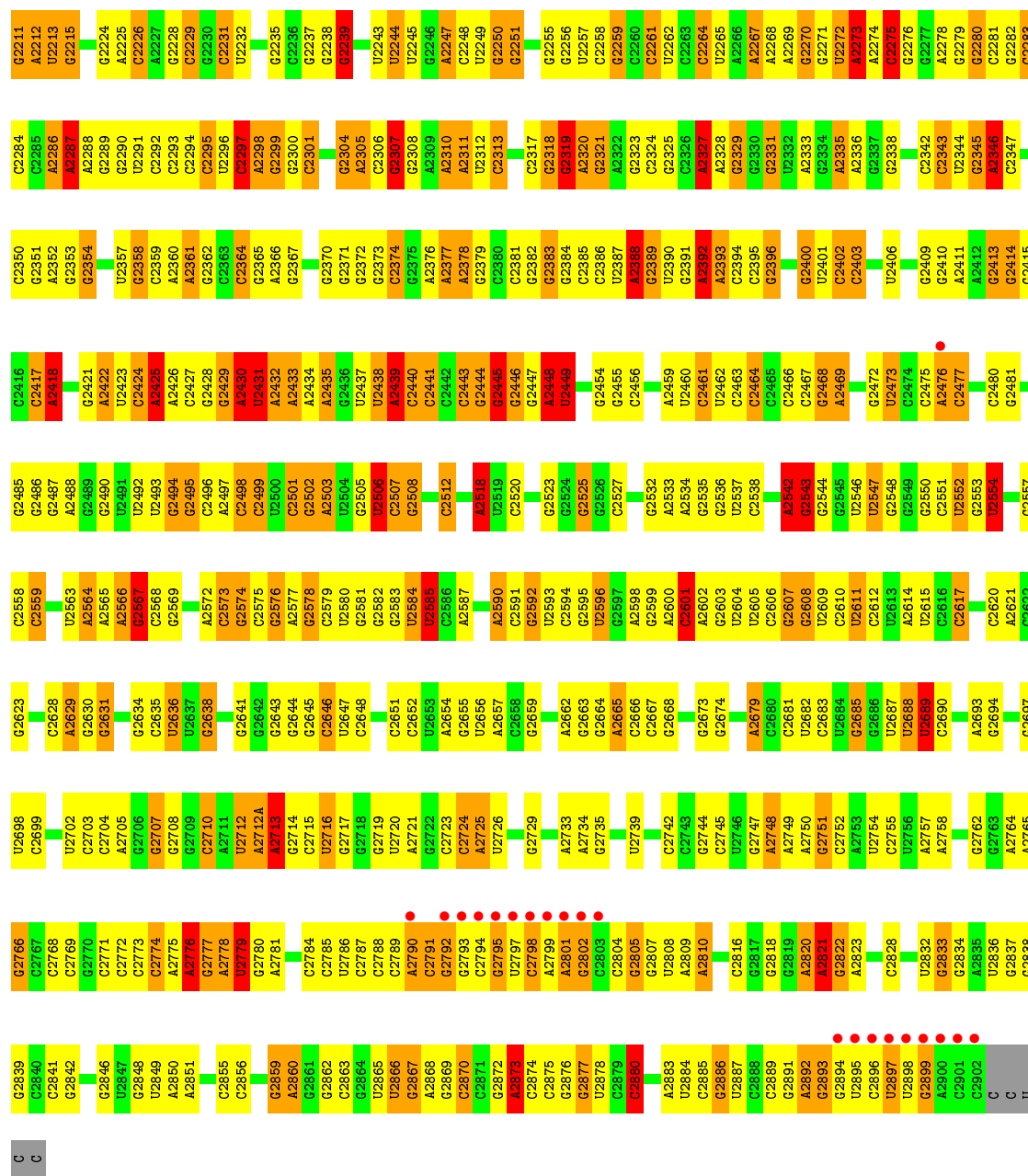
G1225	A1155	G1024	A959	U995	U826	A761	C698	G654D	G593	U519	G452	U883	A311
G1228	A1156	G1025	A960	A	U827	U762	A699	C	U594	U524	C453	U884	G312
G1229	G1157	G1026	C961	C997	U828	G763	A698	C	G595	C	A454	C385	G315
G1229A	G1158	A1027	C962	C998	U829	A764	G701	C	G596	G701	C455	G386	G316
	U1159		U963	A999	A829	G765	G702	G	U597	C527	C456	U387	C317
	G1160		C964	A900	A830	G766	G703	C	G598	A528	A457	G388	G318
	C1161		C965	A901	G831	U767	G704	A	G599	A529	G458	G389	C319
	G1162		G966		G832	G768	A705	C	G600	G530	U459	A390	A320
	G1163		G967	C904	U833	G769	A706	C	G601	C531	A460	G391	A321
	G1164		G968	U905	C834	G770	G707	G654N	G602	A532	C461	C392	A322
U1240	U1165	U1036		G906	A835		G708		G603	G533	C462	C393	G323
U1241	C1166	G1037		U907	G836	U773	U709		G604	U534	G463	A394	G324
A1242			A973	C908	G837	A774	G710		G605	G535	U464	U395	
G1243		C1040	G974	A909	C838	G775	G711		U606	A536	G465	G396	
G1244		C1041	G974A	A910	U839	G776	A718		U607	C537	G466	G397	U328
G1245		C1042		A911	C940	A777	U714		G608		A467	G398	G329
G1246		C1043		C912	G841	G778	G715		A609	C543	G468	G399	A330
G1247		C1044		U913	G842	U779	A716				G469	G400	A331
G1248		A1045		C914	G843	G780	G717		U613	A547	A470	A332	A332
A1248		A1046		C915	C844	A781	A718			A548	A471	U403	G333
U1248		G1047		G916	G845	A782	C719		A616	G549	A472	C404	G334
G1250		A1048		A917	C946	A783	G720		G617	G550	G473	U405	G335
C1251		C1049		A918	U847	A784	G721			G551	G474	C336	C336
G1252		A1050			G848	G785	A722		G620	G552		C409	C337
A1253		A1051		U922	A849	C786	G723		A621	U553	A477	C410	G338
A1254		C1052		C923	C850	U787	U724		G622	U554	A478	C411	U339
U1255		C1053		C924		A788	G725		G623	G556	A479	A412	A340
G1256		A		C925	G855	A789			G624		A480	C413	
C1257		G		G926	C856	C790	G729		G625	G559	G481	C414	C343
G1258		G		A928	C857	G791	G730		G626		A482	A415	G344
G1259		U		U929	U858	G792	G731		A627	U562	A483	C416	G345
A1189		A		U930	G859	G793	G732		G628	G563	C484	G417	A346
G1260		U		U931	U860	G794	G733		G629	C564	C485	C418	A347
C1261		G		G932	C861	G795	G734		G630	C565			G351
A1262		U		A933	G862	C796	A631		U566		G489	G424	G352
U1263		U		G934	A863	A735	G735		A632	A567	G491	G425	G353
G1264		G		G935	G864	C736	G736		A633	U568	A492	C426	G354
A1194		C		C936	C865	C737	C737		C634	U569	G493	U427	G355
G1265		U		U937	A866	G738	G739		G635	G570	G494	A428	G356
G1266		U		G938		G739	U740		G636	A571	G495	A429	G357
U1267		A		G939	A870	U803	G741		G637	A572	C430	G431	
A1268		G		U940	G873	G805	G742		G638	G573	G500	A432	G363
U1199		A		A941		C806	G743		U639	C574	A501	C433	A363A
C1200		A		G942	A878	U807	G744		G640	A575	A502	C434	G363B
G1201		G		U943	G879	G808	G745		C641	U576	G503	U435	G363C
U1273		C		U944	G880	G809	G746		G642	A578	U504	C436	G363D
A1204		A		A945	G881	U810	U747		C645	G579	A505	C438	U363E
U1205		G		G946	G882	U811	G748		G646	G580	G506	G439	A363F
G1206		U		G947	C	C812	C749		G647	C581	A507		C364
G1277		C		G948	C	U813	A750		G648	G582	G508	G442	C365
A1278		A		C949	C	C914	A751		G649	G583	C509	A443	
G1279		U		G950	C	A752	A752		C650	C584	C510	C444	G372
G1280		C		C951	C	C815	C753		G651	U511	G585	C445	
		U		A953	A	G816	G754		G652	G512	G512	G446	G375
		U		G954	C	C817	C755		G653		A447	C376	
		U		C955	C	G818			A654		U448	U448	
		U		G956	A		C758		G654B		C516	A449	U380
		A		A957	G	A821	U759		G654C		C517	G450	G381
C1291		A		U958	C993	U822	G760				G592		G382
U1292		A			C994	G823							

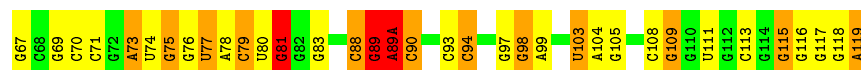
U1272	G2110	U2041	G1975	U1757	C1672	G1813	C1551	A1486	G1418	A1354	C1293
A2173	C2111	A2042	U1976	G1758	U1673	A1614	G1552	G1487	A1419	G1355	U1294
C2174	G2112	C2043	A1977	A1759	G1674	C1615	A1553	U1488	U1420	C1295	G1296
A2176	U2113	C2044	A1978	A1760	C1675	G1616	A1554	U1489	G1422	G1358	G1297
C2177	A2114	G2045	C1979	G1761	A1676	C1617	G1555	A1490	G1423	A1359	C1298
G2178	G2115	G2046	G1980	A1762	A1677	A1618	C1556	G1491	G1424	A1360	G1299
C2179	G2116	U2047	A1981	G1763	C1678	G1619	C1557	G1492	G1425	G1361	U1300
U2180	A2117	G2048	C1982	G1764	U1679	G1620	A1558	C1493	G1426	C1362	A1301
G2181	G2120	A2051	C1983	G1772	U1680	U1621	G1559	A1494	A1427	G1363	A1302
G2182	C2118	C2052	G1984	C1765	G1681	G1622	G1560	A1495	A1428	G1364	A1303
C2183	U2122	G2053	G1985	U1766	G1682	G1623	G1561	A1496	G1429	A1365	G1304
G2184	G2123	G2054	A1986	C1767	G1683	G1624	A1562	U1497	G1430	A1366	C1305
C2185	G2124	C2055	G1987	C1771	C1683	G1625	G1563	G1431	A1432	A1367	G1306
G2186	G2125	A2056	C1988	U1775	C1684	G1626	C1564	C1501	U1433	G1368	A1307
U2189	A2126	A2057	G1989	C1776	C1685	G1627	C1565	U1502	U1434	G1369	A1308
G2190	G2127	A2058	U1991	U1777	U1686	U1628	A1566	U1503	G1435	G1370	G1309
U2191	U2128	A2059	G1992	U1778	A1689	C1630A	A1569	C1504	C1436	A1373	U1312
C2192	C2129	A2060	U1993	U1779	C1691	A1631	A1570	A1507	U1437	G1374	U1313
G2193	U2130	A2062	C1994	U1780	C1694	A1632	A1571	A1508	U1438	G1375	U1314
U2194	U2132	C2063	C1999	A1781	G1695	G1633	A1572	C1509	A1439	G1376	C1315
A2198	G2133	G2064	G2000	G1782	G1696	C1634	G1573	A1510	G1440	G1377	U1316
A2199	A2134	C2065	A2001	C1783	G1697	G1635	C1574	A1511	G1441	A1378	A1317
C2205	G2135	G2066	G2002	A1784	A1698	A1637	G1576	C1513	G1442	A1379	C1318
C2206	C2136	G2067	G2003	U1785	C1699	G1638	C1577	U1514	G1443	G1380	G1319
C2207	U2137	U2068	G2004	A1786	A1700	U1639	C1578	U1515	A1444A	G1381	C1320
U2208	C2138	G2069	A2005	U1787	G1701	C1640	A1579	G1516	A1444A	G1382	A1321
C2209	C2139	G2070	C2006	C1788	G1702	A1641	A1580	U1517	G1445	C1383	A1322
G2210	U2140	A2071	C2007	G1789	G1703	G1642	G1581	C1518	C1446	A1384	U1323
G2211	G2141	G2072	U1940	A1790	C1704	G1643	C1582	G1519	G1449A	G1385	G1324
A2212	C2142	C2073	C1941	C1791	G1705	G1644	A1583	U1520	G1450	G1386	G1325
U2213	U2143	C2078	C1942	A1792	U1706	G1645	C1585	G1521	A1453	C1387	U1326
G2215	C2144	A2015	U1943	G1793	G1707	C1646	A1586	G1522	U1454	G1388	C1327
C2216	C2145	G2079	U1944	C1794	C1708	G1647	A1587	U1523	G1455	G1389	U1329
U2225	G2146	G2080	U1945	U1794	G1709	C1648	C1588	G1524	G1456	A1393	C1330
C2226	C2147	C2081	U1946	C1795	C1710	G1649	C1589	G1525	U1394	A1394	A1331
U2229	G2148	A2082	G2018	U1796	C1711	G1650	U1590	G1526	G1459	A1395	G1332
G2230	U2149	G2083	A2019	C1797	C1712	G1651	G1591	G1527	A1460	U1396	C1333
C2231	C2150	C2084	A2020	U1798	C1713	A1652	C1592	A1528	G1461	U1397	G1334
U2232	G2152	G2085	C2021	G1799	G1714	G1653	G1593	C1532	C1462	C1398	U1335
U2233	C2153	G2086	U2022	C1800	G1726	A1654	G1594	C1533	C1463	C1399	A1336
G2234	G2154	U1955	G2023	G1801	U1727	A1655	C1595	C1534	G1464	G1400	G1337
C2235	C2155	C1957	C2024	A1802	G1728	C1656	A1596	G1535	G1465	G1401	G1338
G2236	G2156	G2094	C2025	A1803	A1729	C1657	A1597	U1536	C1466	C1402	G1339
C2237	C2157	C2095	G2026	C1804	U1730	C1658	C1598	A1536	C1467	C1403	U1340
U2238	A2158	U2098	U2027	U1805	G1731	U1659	C1599	C1537	C1468	C1404	U1341
G2239	G2159	U1963	U2028	C1806	A1732	G1660	C1600	G1538	A1469	U1405	A1342
C2240	C2160	A1889	A2030	U1807	C1735	C1661	C1601	G1539	G1470	U1406	G1343
A2241	G2162	G2100	A2031	U1808	C1741	C1662	U1602	G1540	A1471	C1407	G1344
G2242	C2163	C1966	G2032	A1809	G1748	C1663	A1603	G1543	G1475	C1408	C1345
U2243	U2102	C1967	C1810	G1811	A1749	A1664	C1604	C1544	C1476	G1409	G1346
C2244	C2103	G1968	A1812	A1812	A1749	A1665	C1605	A1545	A1477	A1412	G1347
U2245	G2104	G1969	G1813	G1813	C1752	G1666	C1606	A1547	G1478	A1413	A1348
G2246	C2105	A1970	C2086	C1753	G1753	G1667	C1607	C1548	G1479	G1414	C1350
A2247	G2106	A1971	G1899	G1816	G1754	A1668	A1608	C1549	U1480	U1415	G1351
C2248	C2107	A1972	A1900	G1817	C1754	A1669	A1610	U1492	G1416	U1352	U1352
U2249	G2108	G1973	A1901	U1818	A1755	A1670	A1610	C1550	C1417	A1353	A1353



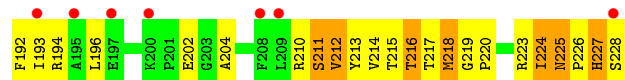
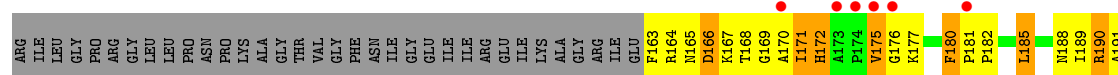
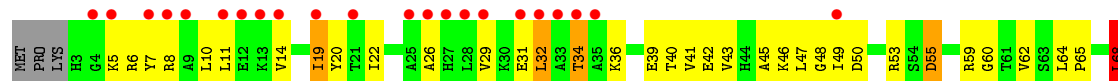
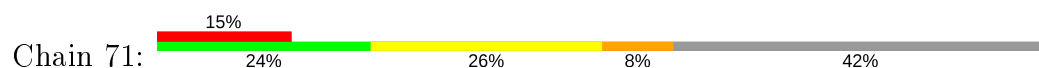


C2140	G1939	G1856	C1790	U1709	G1841	A1570	C1502	G1429	A1365	C1297	A1220
G2141	U1940	G1857	A1791	C1710	G1842	A1571	C1502	C1430	A1366	G1298	
C2142	C1941	G1858	G1792	U1716	G1843	A1572	C1505	U1431	A1367	G1299	C1225
C2143	C1942		G1793	U1717	G1844	G1573	G1506	C1432	G1368	U1300	C1226
C2144	U1943	A1871	U1794	G1718	G1845	C1574	G1507	U1433	G1369	A1301	
C2145	G1944	A1872	C1795	G1719	G1846		A1507	A1434	C1370	A1302	G1229A
C2146	G1945	G1878	U1796	G1725	G1847	G1577	A1508	G1435	G1371	G1303	
G2147	U1946	G1879	C1797	G1726	C1848	U1578	C1509	G1436	A1372	C1304	
G2148	C1947		U1798	G1727	G1849		A1510	C1437	G1374	A1237	
	G1948	G1883	G1799	G1728	G1851	G1581	U1514	G1441	A1375	G1238	
G2151	G1949	A1884	C1800	A1729	G1852	A1582	U1515	G1442	G1377	G1239	
G2152	C2084	A1885	G1801	U1730	A1852	A1583	U1516	G1443	U1240	U1240	
G2153	A2020	C1886	A1802	G1731	G1853	G1585		G1444	A1241		
	C2021	C1887	A1803	A1732	A1854	A1586		A1445	A1247		
	U2022	G1888	U1805	C1734	A1855	A1587	G1519	A1446A	G1248		
G2157	G1954	A1889	C1806	G1735	C1856	C1588	U1520	C1447	G1380	G1249	
A	U1955	A1890	C1806	G1736	C1857	C1589	G1521	G1448	G1381	U1249	
G2159	U1956	G1891	G1807	G1741	G1858	C1590	G1522	G1449	G1382	U1250	
G2160	C1957	C1892	U1808	G1742	U1859	C1591	U1523	G1448	C1383	G1251	
C2161	C1958	C1893	A1809	G1746	G1860	G1600	U1524	A1449	A1384	G1252	
G2162		C1894	G1816	G1747	G1861	C1601	G1525	G1450	G1385	G1253	
G2163	C1961	A1900	G1817	G1748	A1665	G1602	G1526	C1451	A1449A	A1254	
C2164	C1962	A1901	U1818	G1749	A1666	U1601	G1527	C1452	G1387	U1255	
G2165	U1965	G1896	A1819	A1755	G1674	A1603	G1528	C1453	A1388	G1256	
G2166	U1966	C1897	G1814	C1756	C1675	G1604	A1536	U1454	G1389	G1257	
U2167	G1967	U1898	G1815	U1757	G1676	C1605	G1537	G1461	U1396	G1324	
G2168	C1968	A1900	G1816	U1758	A1676	G1606	G1538	C1462	U1397	C1258	
A	G1969	A1901	G1817	A1760	A1677	A1608	G1539	C1463	C1398	G1259	
A2170	C1970	G1906	G1826	C1761	A1678	A1609	U1541	C1464	C1399	G1260	
A2171	G1971	C1907	G1827	A1762	G1678	A1610	G1542	G1465	G1400	C1261	
U2172	U1972	G1908	C1828	G1763	G1681		A1543	G1466	G1404	G1264	
A2173	A1973	U1911	A1829	G1764	C1682	A1614	C1544	C1467	U1405	A1265	
C2174	G1974	A1912	C1830		C1683	C1615	C1548	C1468	U1406	G1271	
C2175	C1975	A1913	G1831	G1769	C1684	A1616	C1548	A1471	C1407	A1272	
C2176	G1976	U1914	C1832	G1770	C1685	C1617		A1472	C1408	A1275	
C2177	U1977	U1915	U1833	C1771	C1686	A1618	G1551	G1473	C1409	A1276	
C2178	G1978		G1834	G1772	U1687	G1619	G1552	C1474	G1410	G1277	
C2179	C1979	C1920	U1835	A1773	U1688	G1620	A1553	G1475	C1411	G1278	
U2180	G1980	G1921	C1836	C1774	A1689		A1554	C1476	A1412	G1279	
G2181	U1991	G1922	C1837	G1776	C1691	G1627	G1555	A1477	G1413	G1280	
G2182	C1992		G1839	U1777	C1691	U1629	C1556				
G2183	U1993	U1926	G1840	U1778	G1695	G1630	A1557	G1480	G1416	G1283	
G2184	G1994	A1927	C1841	U1779	G1696	C1630A	A1558	U1482	C1417	A1284	
G2185	C2055	A1928	G1842	U1780	G1697	A1631	G1559	G1483	G1418	G1285	
G2186	G2056	G1929	C1843	C1781	A1698	G1632	G1560	G1484	A1419	A1286	
G2187	A2057	U1931	C1844	C1782	A1699	G1633	G1561	G1485	U1420	A1287	
C2188	A2058	U1932	A1947	G1783	A1700	G1634	G1562	G1486	U1421	U1288	
U2189	G2059	C1993	G1948	A1784	G1635	A1701	G1563	G1487	G1422	G1356	
G2190	C2060	G1994	G1949	A1785	A1702	G1636	G1564	U1488	G1423	C1290	
G2191	G2061	C1995	G1950	A1786	G1703	C1637	C1565	U1489	G1424	G1357	
G2192	C2062	U1996	A1956	A1787	G1704	A1637	A1566		G1425	C1291	
G2193	C2063	U1997	A1957	C1788	G1704	G1638	A1567	C1493	G1426	U1292	
U2197	C2064	A1998	A1958	A1789	C1708	U1639	G1568	A1427	A1428	C1293	
A2198	C2065	G1999	A1959								
A2199	C2066	G2000	G1960								
A2199	G2067	G2001	G1961								
C2200	U2068	G2002	G1962								
C2201	C2136	G2003	G1963								
C2202	C2137	G2004	A1964								
C2203	C2138	G2005	A1965								
C2204	C2139	G2006	A1966								
C2205		G2007	A1967								
C2206		G2008	A1968								
C2207		G2009	A1969								
C2208		G2010	A1970								
C2209		G2011	A1971								
C2210		G2012	A1972								
C2211		G2013	A1973								
C2212		G2014	A1974								
C2213		G2015	A1975								
C2214		G2016	A1976								
C2215		G2017	A1977								
C2216		G2018	A1978								
C2217		G2019	A1979								
C2218		G2020	A1980								
C2219		G2021	A1981								
C2220		G2022	A1982								
C2221		G2023	A1983								
C2222		G2024	A1984								
C2223		G2025	A1985								
C2224		G2026	A1986								
C2225		G2027	A1987								
C2226		G2028	A1988								
C2227		G2029	A1989								
C2228		G2030	A1990								
C2229		G2031	A1991								
C2230		G2032	A1992								
C2231		G2033	A1993								
C2232		G2034	A1994								
C2233		G2035	A1995								
C2234		G2036	A1996								
C2235		G2037	A1997								
C2236		G2038	A1998								
C2237		G2039	A1999								
C2238		G2040	A2000								
C2239		G2041	A2001								
C2240		G2042	A2002								
C2241		G2043	A2003								
C2242		G2044	A2004								
C2243		G2045	A2005								
C2244		G2046	A2006								
C2245		G2047	A2007								
C2246		G2048	A2008								
C2247		G2049	A2009								
C2248		G2050	A2010								
C2249		G2051	A2011								
C2250		G2052	A2012								
C2251		G2053	A2013								
C2252		G2054	A2014								
C2253		G2055	A2015								
C2254		G2056	A2016								
C2255		G2057	A2017								
C2256		G2058	A2018								
C2257		G2059	A2019								
C2258		G2060	A2020								
C2259		G2061	A2021								
C2260		G2062	A2022								
C2261		G2063	A2023								
C2262		G2064	A2024								
C2263		G2065	A2025								
C2264		G2066	A2026								
C2265		G2067	A2027								
C2266		G2068	A2028								
C2267		G2069	A2029								
C2268		G2070	A2030								
C2269		G2071	A2031								
C2270		G2072	A2032								

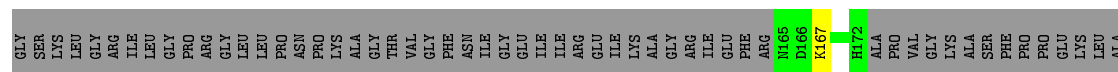
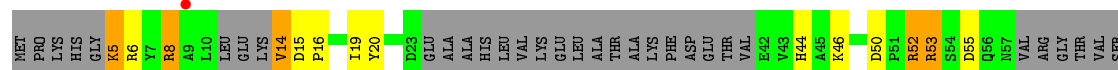





• Molecule 28: 50S ribosomal protein L1

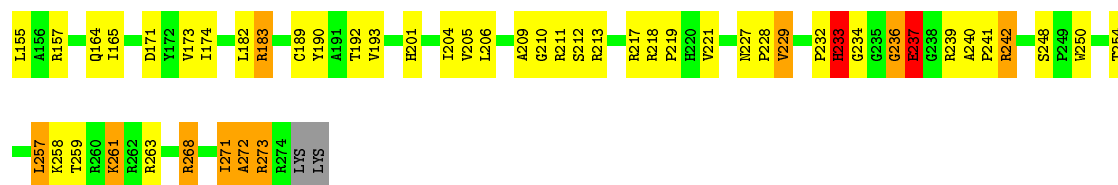


• Molecule 28: 50S ribosomal protein L1

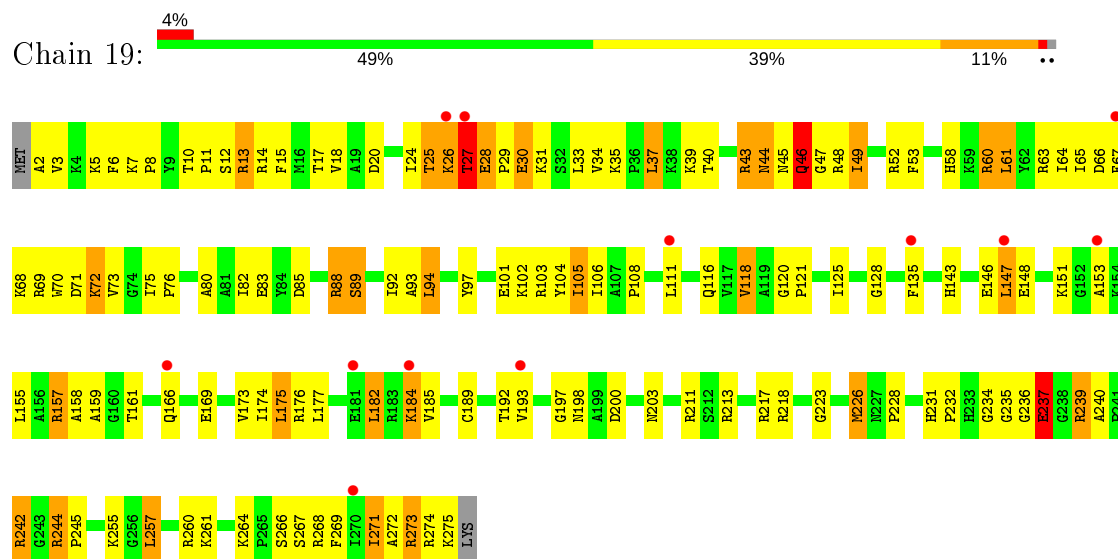


• Molecule 29: 50S ribosomal protein L2

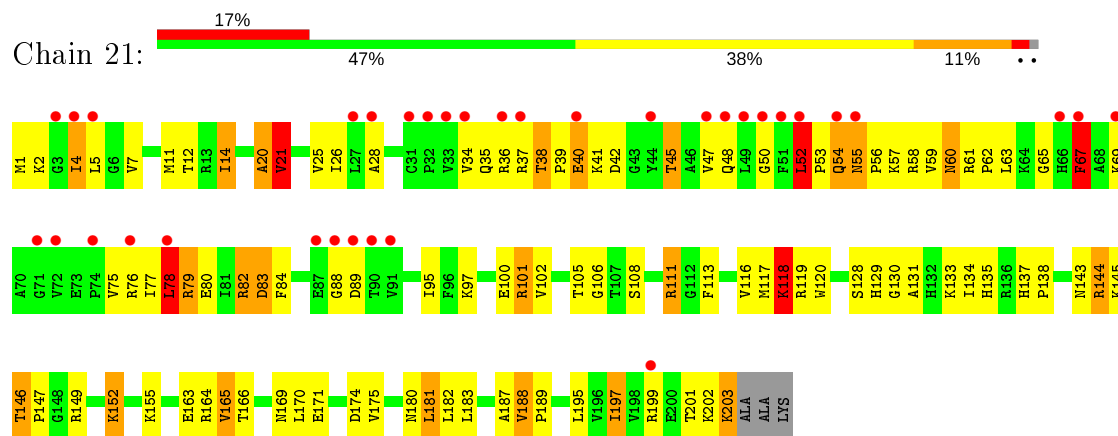




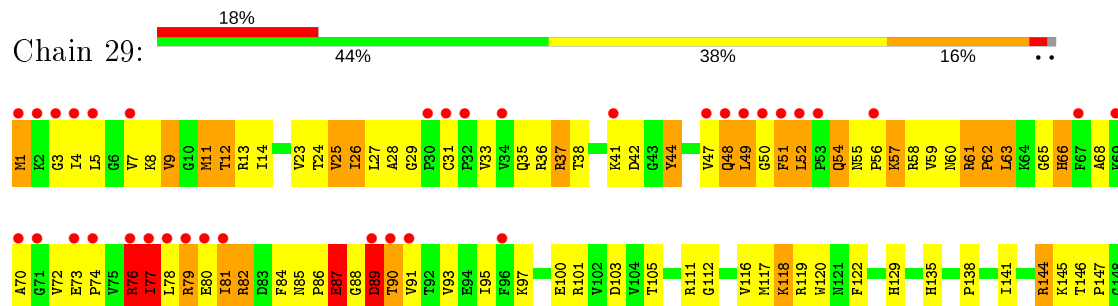
• Molecule 29: 50S ribosomal protein L2



• Molecule 30: 50S ribosomal protein L3

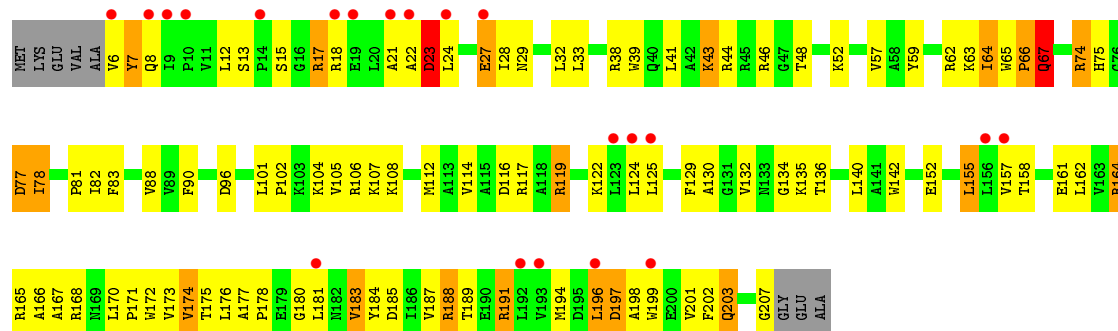


• Molecule 30: 50S ribosomal protein L3

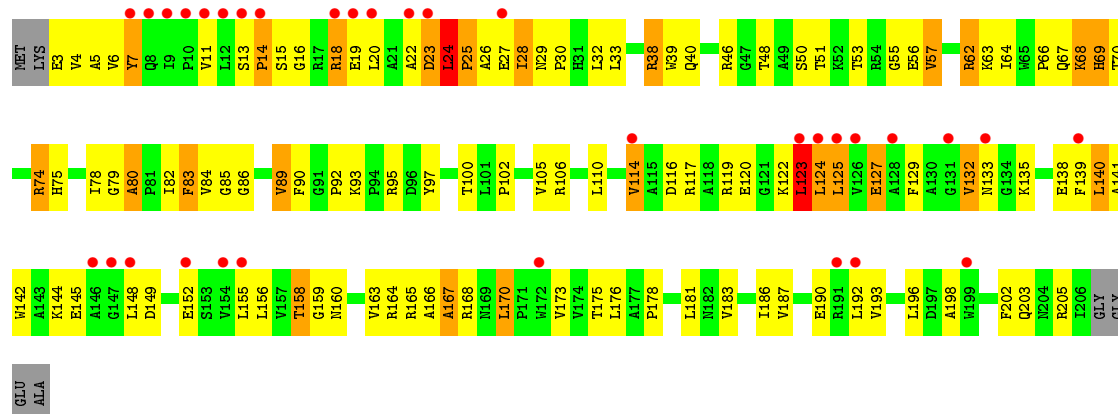
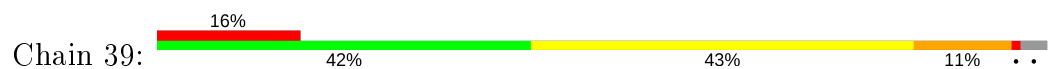




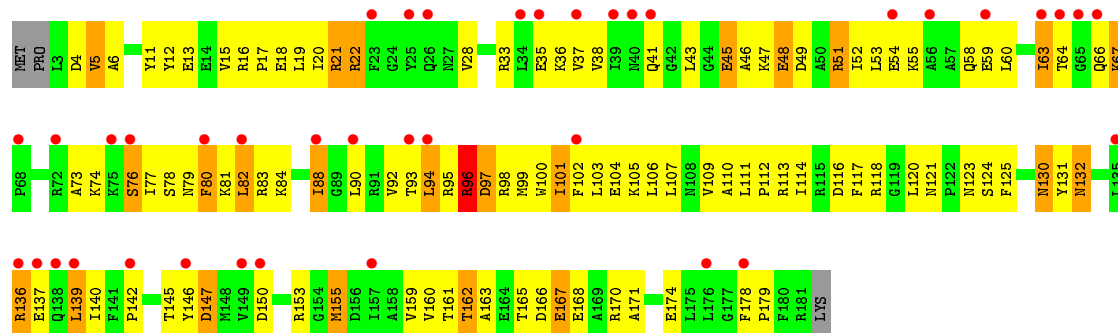
• Molecule 31: 50S ribosomal protein L4



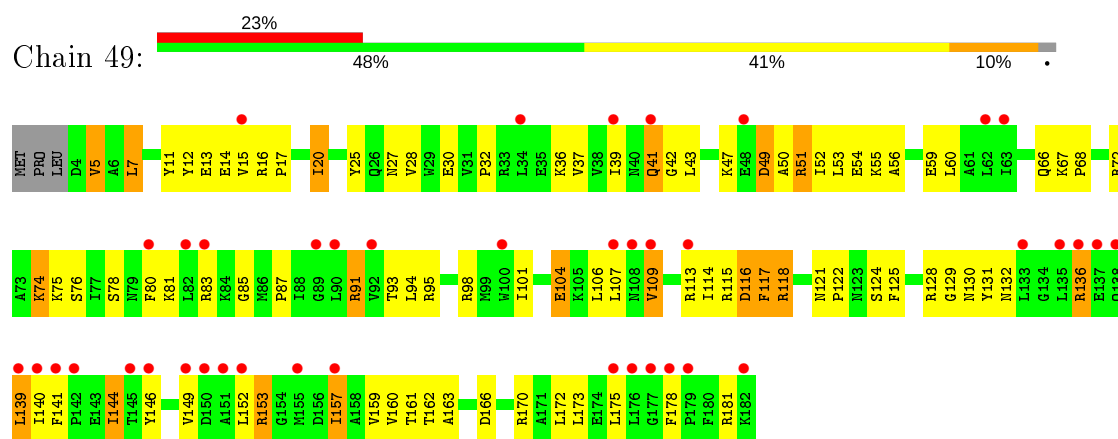
• Molecule 31: 50S ribosomal protein L4



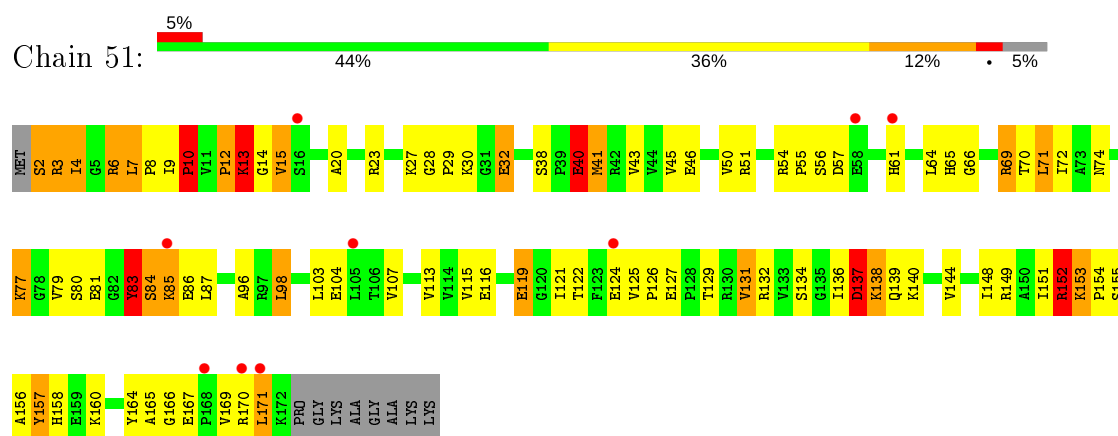
• Molecule 32: 50S ribosomal protein L5



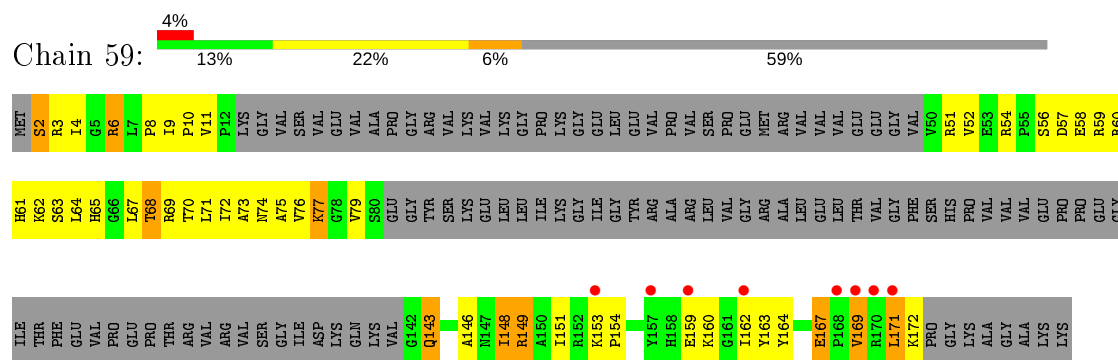
• Molecule 32: 50S ribosomal protein L5



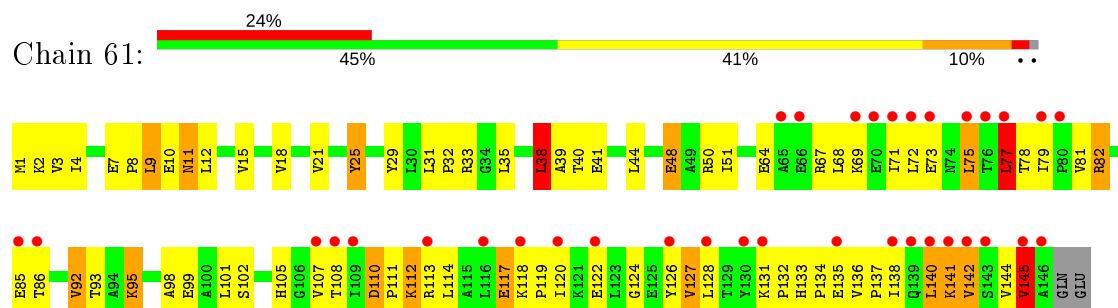
- Molecule 33: 50S ribosomal protein L6



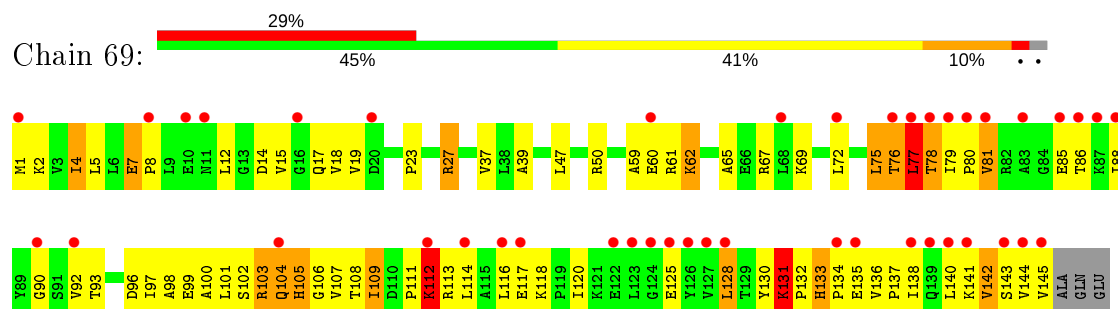
- Molecule 33: 50S ribosomal protein L6



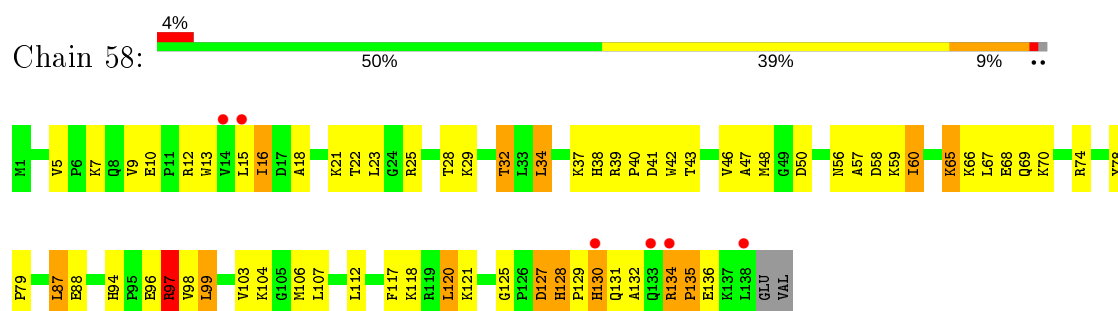
- Molecule 34: 50S ribosomal protein L9



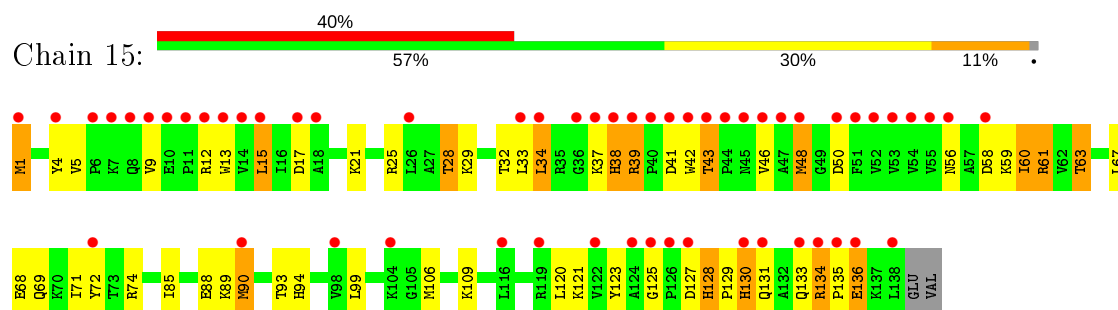
- Molecule 34: 50S ribosomal protein L9



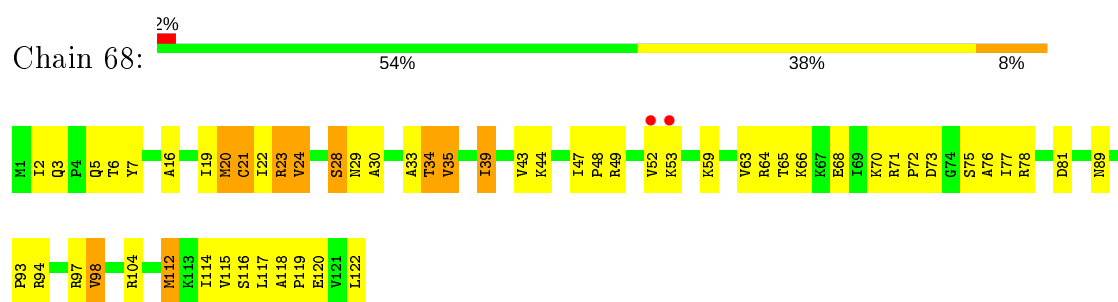
- Molecule 35: 50S ribosomal protein L13



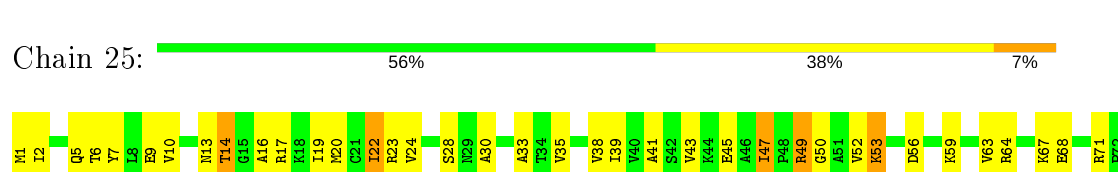
- Molecule 35: 50S ribosomal protein L13




- Molecule 36: 50S ribosomal protein L14



- Molecule 36: 50S ribosomal protein L14






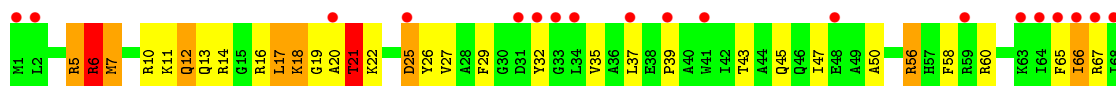
- Molecule 37: 50S ribosomal protein L15



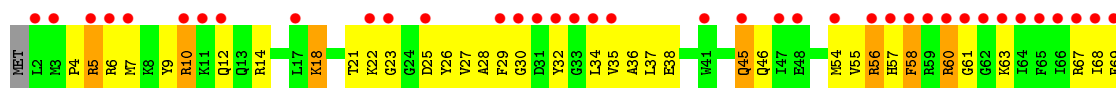
- Molecule 37: 50S ribosomal protein L15

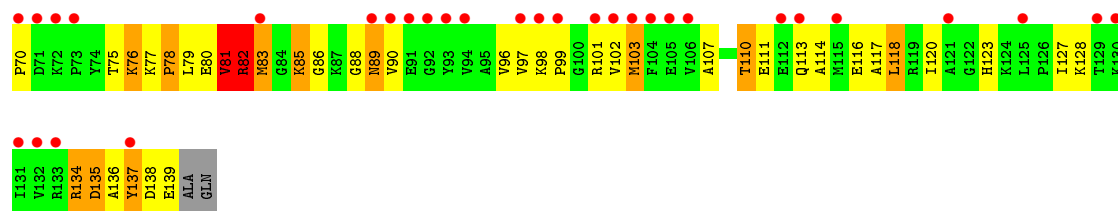


- Molecule 38: 50S ribosomal protein L16

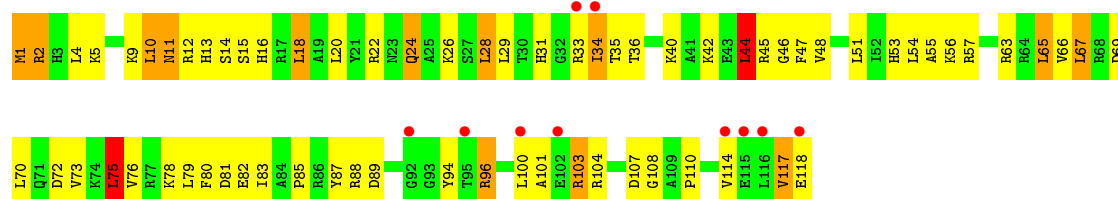
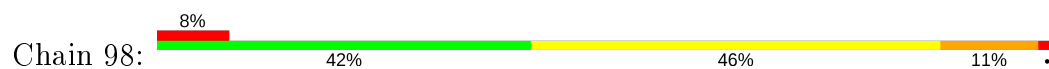


- Molecule 38: 50S ribosomal protein L16

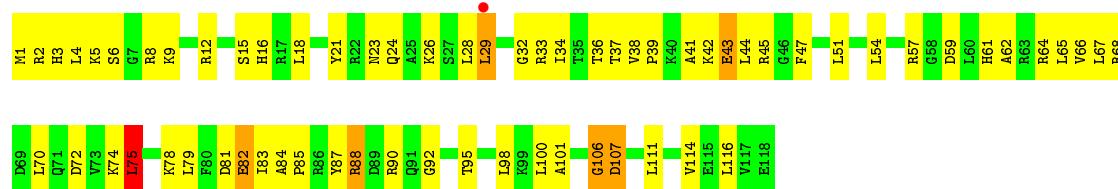




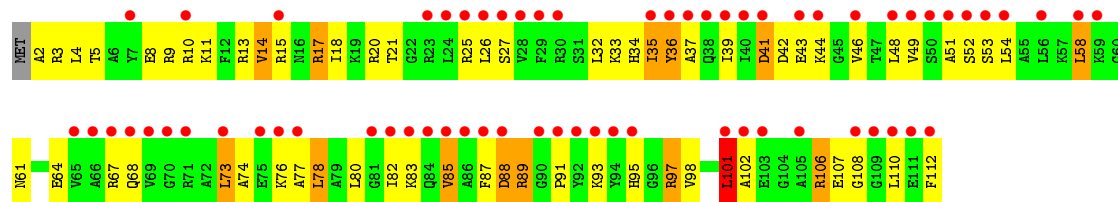
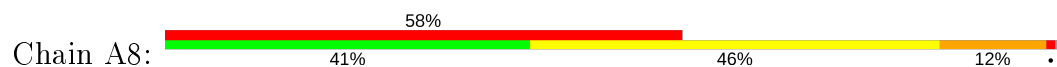
• Molecule 39: 50S ribosomal protein L17



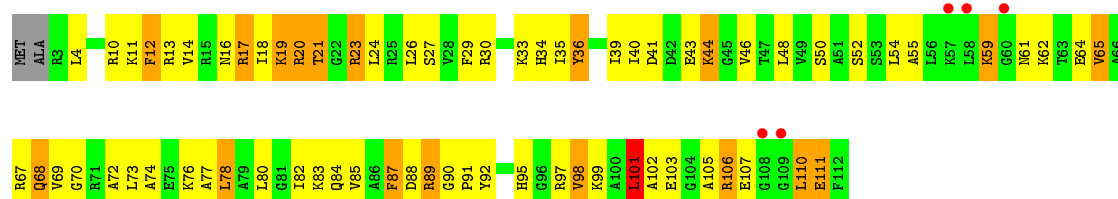
• Molecule 39: 50S ribosomal protein L17



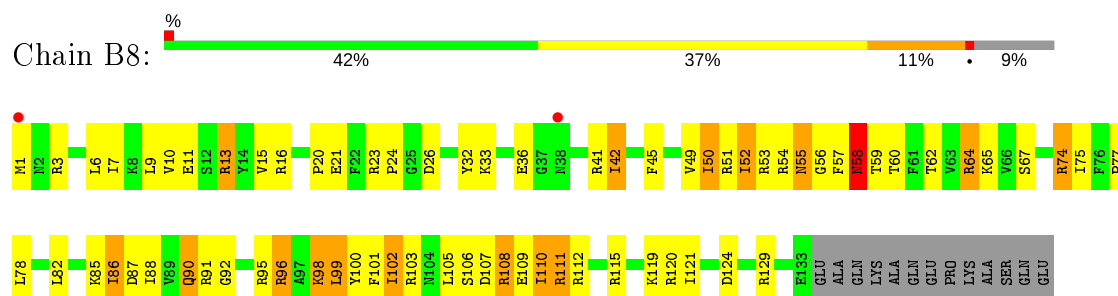
• Molecule 40: 50S ribosomal protein L18



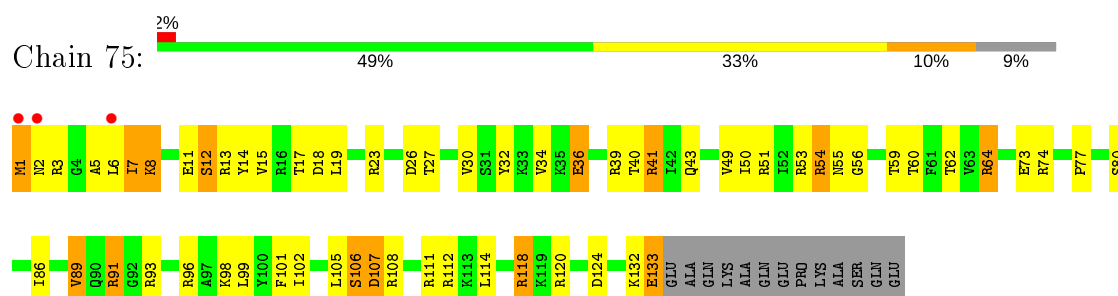
• Molecule 40: 50S ribosomal protein L18



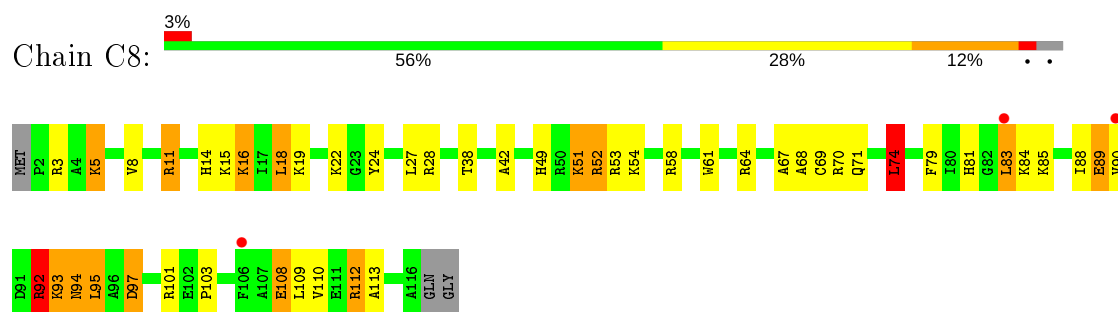
- Molecule 41: 50S ribosomal protein L19



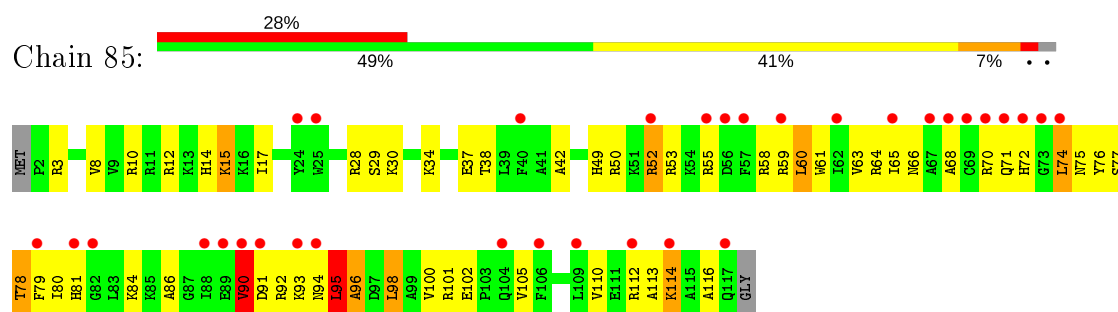
- Molecule 41: 50S ribosomal protein L19



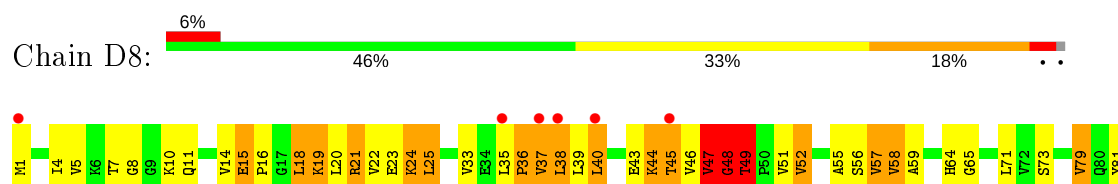
- Molecule 42: 50S ribosomal protein L20



- Molecule 42: 50S ribosomal protein L20

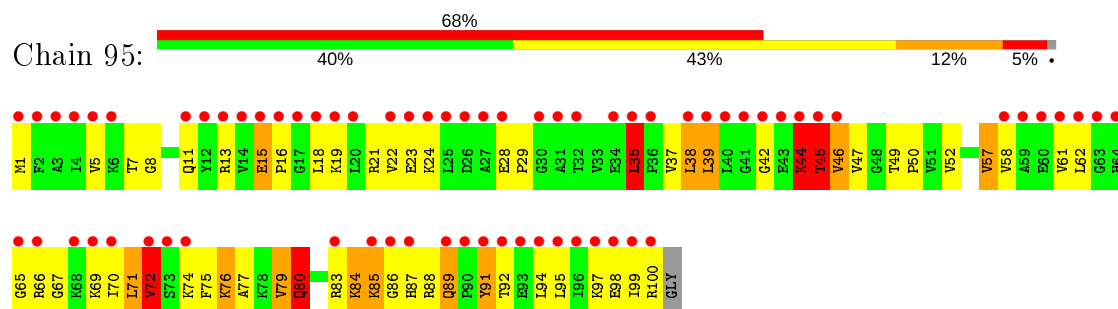


- Molecule 43: 50S ribosomal protein L21

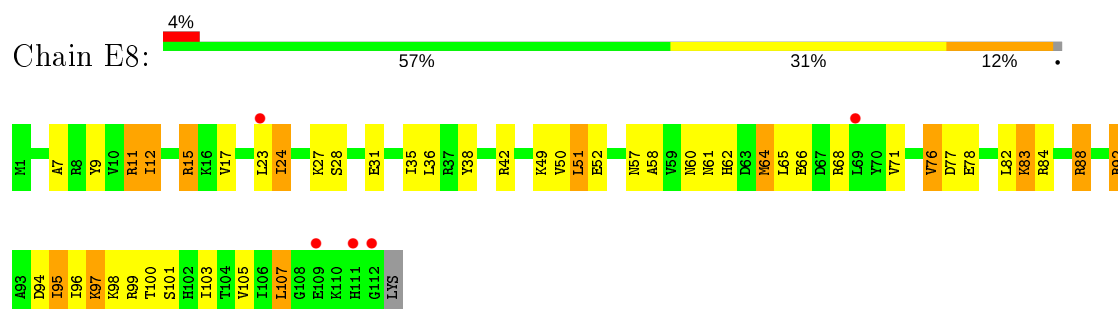




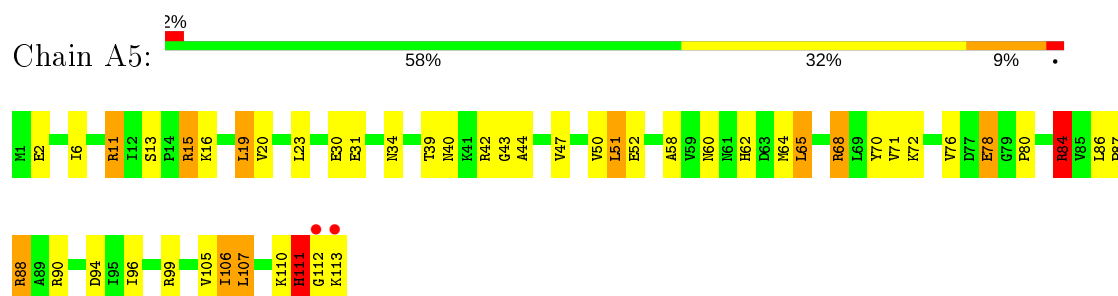
- Molecule 43: 50S ribosomal protein L21



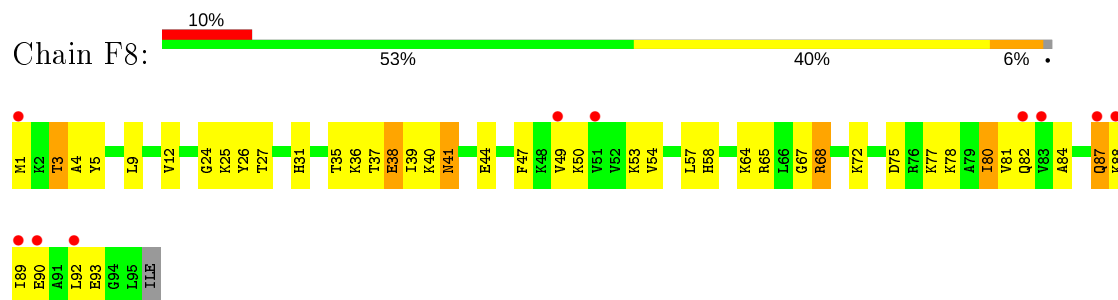
- Molecule 44: 50S ribosomal protein L22



- Molecule 44: 50S ribosomal protein L22

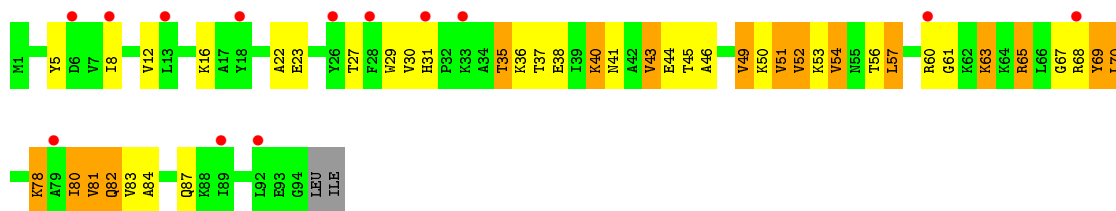


- Molecule 45: 50S ribosomal protein L23



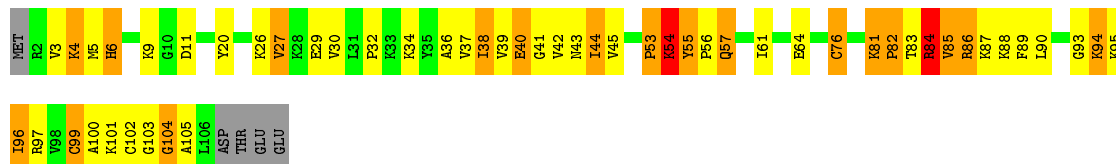
- Molecule 45: 50S ribosomal protein L23





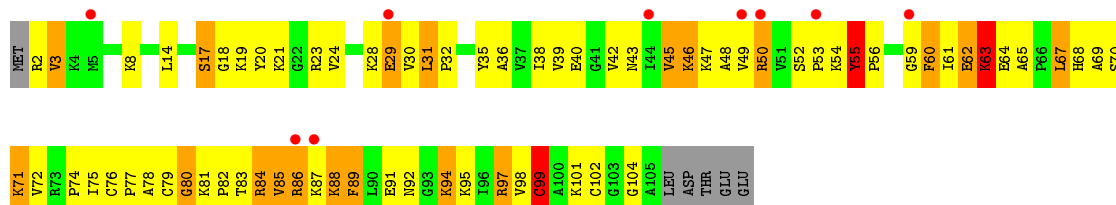
• Molecule 46: 50S ribosomal protein L24

Chain G8: 47% 30% 16% 5%



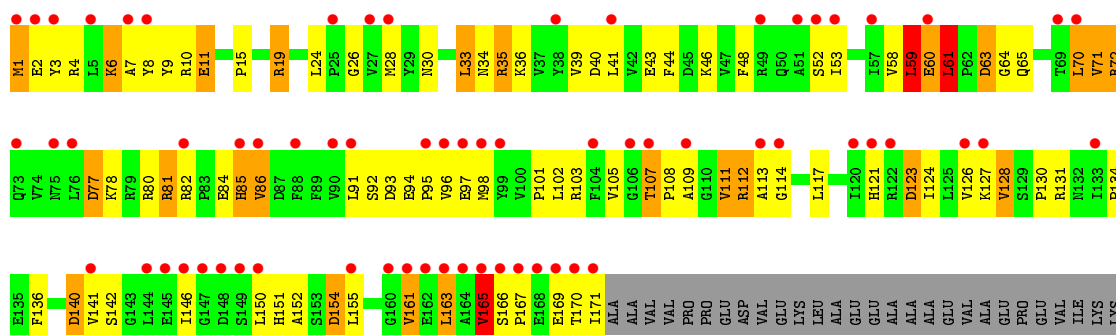
• Molecule 46: 50S ribosomal protein L24

Chain C5: 8% 28% 46% 17% 5%



• Molecule 47: 50S ribosomal protein L25

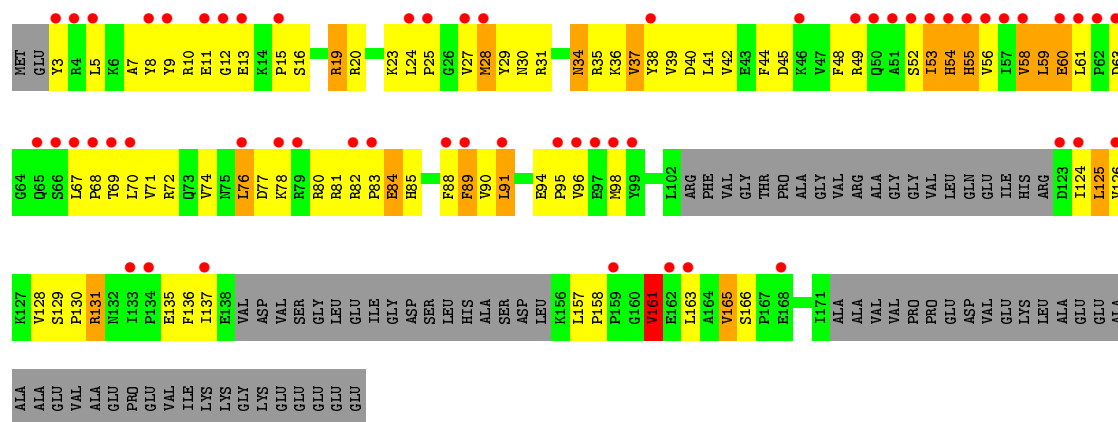
Chain H8: 32% 37% 33% 12% 17%



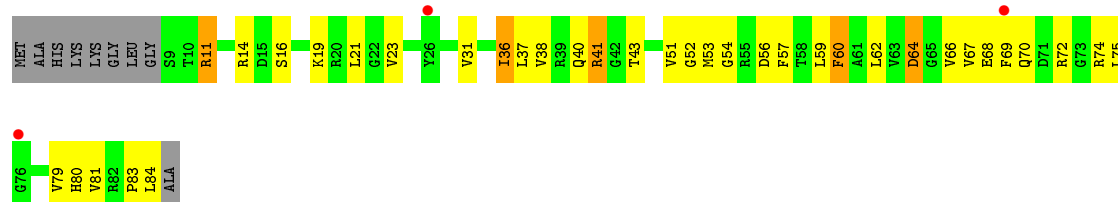
• Molecule 47: 50S ribosomal protein L25

Chain D5: 28% 23% 32% 8% 36%

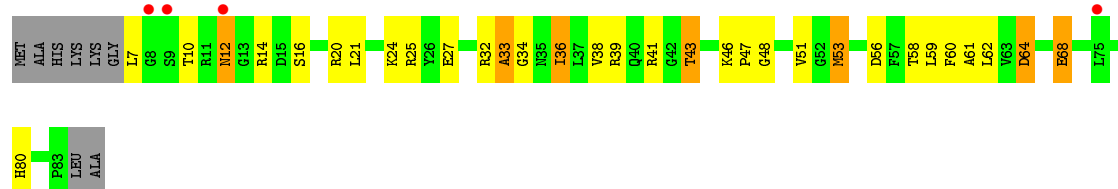




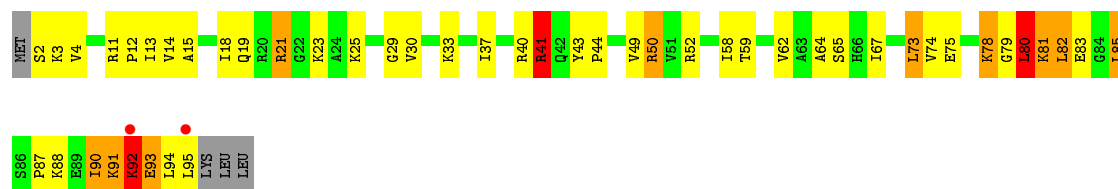
• Molecule 48: 50S ribosomal protein L27



• Molecule 48: 50S ribosomal protein L27

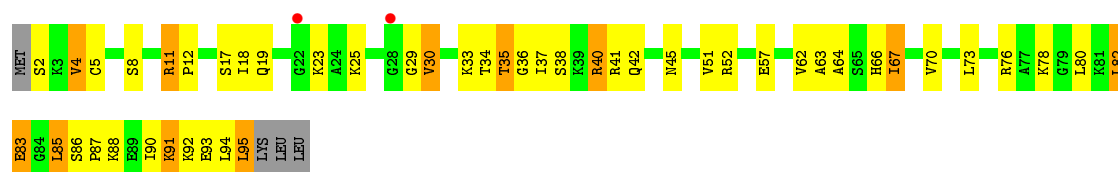


• Molecule 49: 50S ribosomal protein L28

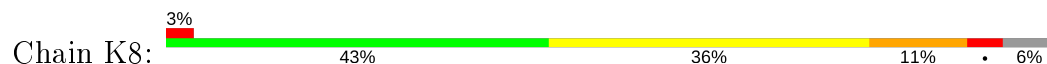


• Molecule 49: 50S ribosomal protein L28





- Molecule 50: 50S ribosomal protein L29



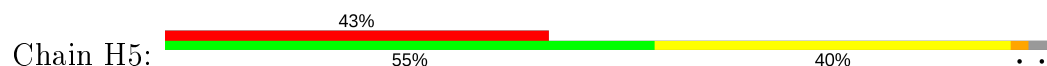
- Molecule 50: 50S ribosomal protein L29



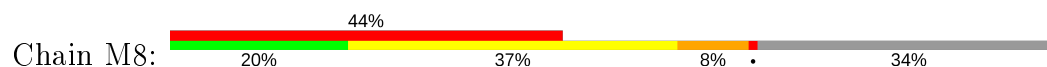
- Molecule 51: 50S ribosomal protein L30



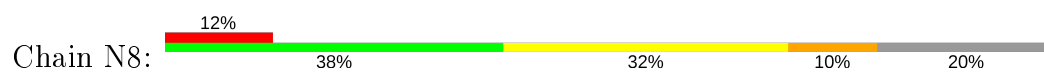
- Molecule 51: 50S ribosomal protein L30



- Molecule 52: 50S ribosomal protein L31



- Molecule 53: 50S ribosomal protein L32



- Molecule 53: 50S ribosomal protein L32




- Molecule 54: 50S ribosomal protein L34




- Molecule 54: 50S ribosomal protein L34



- Molecule 55: 50S ribosomal protein L35

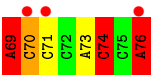


- Molecule 55: 50S ribosomal protein L35

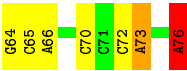



- Molecule 56: tRNA^{Lys}





● Molecule 57: tRNA^{Lys}



4 Data and refinement statistics

Property	Value	Source
Space group	P 21 21 21	Depositor
Cell constants a, b, c, α , β , γ	209.50Å 450.10Å 621.60Å 90.00° 90.00° 90.00°	Depositor
Resolution (Å)	173.72 – 3.20 173.72 – 3.20	Depositor EDS
% Data completeness (in resolution range)	100.0 (173.72-3.20) 93.8 (173.72-3.20)	Depositor EDS
R_{merge}	0.38	Depositor
R_{sym}	(Not available)	Depositor
$\langle I/\sigma(I) \rangle$ ¹	0.81 (at 3.19Å)	Xtriage
Refinement program	PHENIX	Depositor
R, R_{free}	0.191 , 0.258 0.192 , 0.258	Depositor DCC
R_{free} test set	2000 reflections (0.21%)	wwPDB-VP
Wilson B-factor (Å ²)	92.5	Xtriage
Anisotropy	0.339	Xtriage
Bulk solvent k_{sol} (e/Å ³), B_{sol} (Å ²)	0.27 , 77.5	EDS
L-test for twinning ²	$\langle L \rangle = 0.44$, $\langle L^2 \rangle = 0.27$	Xtriage
Estimated twinning fraction	No twinning to report.	Xtriage
F_o, F_c correlation	0.94	EDS
Total number of atoms	294444	wwPDB-VP
Average B, all atoms (Å ²)	107.0	wwPDB-VP

Xtriage's analysis on translational NCS is as follows: *The largest off-origin peak in the Patterson function is 1.48% of the height of the origin peak. No significant pseudotranslation is detected.*

¹Intensities estimated from amplitudes.

²Theoretical values of $\langle |L| \rangle$, $\langle L^2 \rangle$ for acentric reflections are 0.5, 0.333 respectively for untwinned datasets, and 0.375, 0.2 for perfectly twinned datasets.

5 Model quality ⓘ

5.1 Standard geometry ⓘ

Bond lengths and bond angles in the following residue types are not validated in this section: 5MU, OMC, ZN, U8U, G7M, SF4, MG, 4SU, T6A, PSU

The Z score for a bond length (or angle) is the number of standard deviations the observed value is removed from the expected value. A bond length (or angle) with $|Z| > 5$ is considered an outlier worth inspection. RMSZ is the root-mean-square of all Z scores of the bond lengths (or angles).

Mol	Chain	Bond lengths		Bond angles	
		RMSZ	$\# Z > 5$	RMSZ	$\# Z > 5$
1	13	0.75	5/35994 (0.0%)	1.39	368/56171 (0.7%)
1	1G	0.64	1/36258 (0.0%)	1.26	191/56589 (0.3%)
2	12	0.44	0/1752	0.74	1/2360 (0.0%)
2	1E	0.46	0/1908	0.74	4/2573 (0.2%)
3	22	0.40	0/1564	0.64	1/2109 (0.0%)
3	2E	0.49	0/1629	0.67	0/2195
4	32	0.48	0/1732	0.74	1/2318 (0.0%)
4	3E	0.52	0/1728	0.74	1/2313 (0.0%)
5	42	0.45	0/1150	0.69	0/1548
5	4E	0.53	0/1158	0.71	0/1559
6	52	0.51	0/855	0.68	0/1154
6	5E	0.57	0/850	0.72	0/1147
7	62	0.43	0/1122	0.65	0/1500
7	6E	0.43	0/1259	0.59	0/1686
8	72	0.41	0/1127	0.65	0/1517
8	7E	0.47	0/1135	0.74	1/1527 (0.1%)
9	82	0.42	0/971	0.71	0/1304
9	8E	0.44	0/1019	0.66	0/1367
10	1A	0.42	0/658	0.60	0/885
10	1I	0.51	0/747	0.75	1/1006 (0.1%)
11	2A	0.45	0/850	0.63	0/1150
11	2I	0.49	0/838	0.69	0/1133
12	3A	0.55	0/972	0.83	2/1301 (0.2%)
12	3I	0.72	0/972	0.87	0/1301
13	4A	0.42	0/903	0.72	1/1211 (0.1%)
13	4I	0.53	0/952	0.73	0/1277
14	5A	0.47	0/495	0.72	1/657 (0.2%)
14	5I	0.62	0/500	0.75	0/664
15	6A	0.44	0/744	0.59	0/992
15	6I	0.52	0/740	0.71	0/987
16	7A	0.49	0/721	0.74	0/970
16	7I	0.47	0/716	0.73	0/963

Mol	Chain	Bond lengths		Bond angles	
		RMSZ	# Z >5	RMSZ	# Z >5
17	8A	0.45	0/836	0.64	0/1117
17	8I	0.52	0/847	0.70	0/1131
18	9A	0.46	0/549	0.70	0/732
18	9I	0.53	0/554	0.77	0/739
19	AA	0.44	0/490	0.70	0/662
19	AI	0.53	0/668	0.79	0/899
20	BA	0.43	0/764	0.73	0/1007
20	BI	0.43	0/748	0.65	1/986 (0.1%)
21	1B	0.47	0/192	0.70	0/252
21	1F	0.52	0/203	0.68	0/266
22	1K	0.66	0/1565	1.29	14/2429 (0.6%)
23	2K	0.84	1/1721 (0.1%)	1.50	32/2682 (1.2%)
23	2L	0.66	1/1721 (0.1%)	1.24	10/2682 (0.4%)
24	3K	0.67	0/1799	1.31	17/2801 (0.6%)
25	4K	0.91	0/473	1.34	1/737 (0.1%)
25	4L	0.67	0/448	1.13	0/698
26	14	0.90	57/69023 (0.1%)	1.59	1407/107740 (1.3%)
26	1H	1.06	113/68351 (0.2%)	1.80	2304/106700 (2.2%)
27	16	0.84	0/2928	1.55	47/4568 (1.0%)
27	1J	0.70	0/2928	1.36	28/4568 (0.6%)
28	71	0.46	0/1055	0.72	1/1425 (0.1%)
28	79	0.43	0/459	0.90	3/608 (0.5%)
29	11	0.82	2/2170 (0.1%)	1.01	7/2926 (0.2%)
29	19	0.71	1/2175 (0.0%)	0.93	3/2933 (0.1%)
30	21	0.67	0/1591	0.96	2/2146 (0.1%)
30	29	0.63	0/1596	0.92	2/2153 (0.1%)
31	31	0.73	1/1620 (0.1%)	0.91	1/2194 (0.0%)
31	39	0.62	0/1637	0.90	3/2218 (0.1%)
32	41	0.52	0/1481	0.78	1/1994 (0.1%)
32	49	0.43	0/1482	0.68	0/1994
33	51	0.68	0/1337	1.00	9/1809 (0.5%)
33	59	0.46	0/577	0.88	2/776 (0.3%)
34	61	0.52	0/1151	0.80	2/1558 (0.1%)
34	69	0.46	0/1146	0.77	3/1551 (0.2%)
35	15	0.46	0/1131	0.68	0/1525
35	58	0.60	0/1131	0.82	0/1525
36	25	0.58	0/942	0.74	0/1269
36	68	0.67	0/942	0.81	0/1269
37	35	0.61	0/1139	0.98	2/1514 (0.1%)
37	78	0.70	0/1139	1.12	8/1514 (0.5%)
38	45	0.69	0/1120	0.97	4/1498 (0.3%)
38	88	0.78	0/1134	0.98	2/1519 (0.1%)
39	55	0.64	0/981	0.85	1/1312 (0.1%)

Mol	Chain	Bond lengths		Bond angles	
		RMSZ	# Z >5	RMSZ	# Z >5
39	98	0.56	0/981	0.85	1/1312 (0.1%)
40	65	0.51	0/886	0.86	3/1180 (0.3%)
40	A8	0.63	0/891	0.85	1/1187 (0.1%)
41	75	0.56	0/1123	0.72	0/1500
41	B8	0.66	0/1123	0.82	0/1500
42	85	0.59	0/977	0.75	1/1301 (0.1%)
42	C8	0.67	0/968	0.82	1/1289 (0.1%)
43	95	0.70	0/785	0.87	1/1052 (0.1%)
43	D8	0.58	0/785	0.90	4/1052 (0.4%)
44	A5	0.62	0/910	0.84	1/1220 (0.1%)
44	E8	0.66	0/901	0.87	0/1209
45	B5	0.68	0/749	0.79	0/1007
45	F8	0.76	0/757	0.87	0/1017
46	C5	0.63	0/807	0.93	2/1076 (0.2%)
46	G8	0.82	1/809 (0.1%)	1.08	4/1080 (0.4%)
47	D5	0.51	0/1098	0.73	0/1487
47	H8	0.53	0/1403	0.81	1/1901 (0.1%)
48	E5	0.57	0/616	0.84	0/821
48	I8	0.76	0/614	0.94	0/819
49	F5	0.66	0/744	0.88	1/989 (0.1%)
49	J8	0.73	0/744	0.93	4/989 (0.4%)
50	G5	0.59	0/560	0.82	2/741 (0.3%)
50	K8	0.72	0/570	0.97	0/755
51	H5	0.49	0/464	0.66	0/623
51	L8	0.63	0/464	0.84	0/623
52	M8	0.53	0/375	0.95	2/507 (0.4%)
53	J5	0.61	0/448	0.81	0/606
53	N8	0.69	1/381 (0.3%)	0.86	0/516
54	L5	0.69	0/409	0.89	0/540
54	P8	0.85	0/409	1.07	2/540 (0.4%)
55	M5	0.75	0/524	1.00	3/691 (0.4%)
55	Q8	0.79	0/524	1.17	4/691 (0.6%)
56	1L	0.61	1/1613 (0.1%)	1.18	11/2504 (0.4%)
57	3L	0.65	0/1733	1.28	14/2699 (0.5%)
All	All	0.81	185/317108 (0.1%)	1.41	4553/475084 (1.0%)

Chiral center outliers are detected by calculating the chiral volume of a chiral center and verifying if the center is modelled as a planar moiety or with the opposite hand. A planarity outlier is detected by checking planarity of atoms in a peptide group, atoms in a mainchain group or atoms of a sidechain that are expected to be planar.

Mol	Chain	#Chirality outliers	#Planarity outliers
1	13	1	0

Continued on next page...

Continued from previous page...

Mol	Chain	#Chirality outliers	#Planarity outliers
2	12	0	4
2	1E	0	4
3	22	0	2
4	32	0	1
4	3E	0	1
9	82	0	1
9	8E	0	1
10	1I	0	1
11	2A	0	1
11	2I	0	1
12	3I	0	1
13	4A	0	2
13	4I	0	3
14	5A	0	1
18	9I	0	1
19	AI	0	2
20	BA	0	2
28	71	0	3
29	11	0	4
29	19	0	4
30	21	0	5
30	29	0	5
31	31	0	4
31	39	0	7
32	41	0	1
32	49	0	1
33	51	0	6
34	61	0	4
34	69	0	2
37	35	0	3
37	78	0	5
38	45	0	6
38	88	0	1
39	55	0	1
39	98	0	1
40	65	0	1
41	75	0	1
41	B8	0	1
42	85	0	4
42	C8	0	2
43	95	0	2
43	D8	0	3

Continued on next page...

Continued from previous page...

Mol	Chain	#Chirality outliers	#Planarity outliers
44	A5	0	2
45	B5	0	1
45	F8	0	2
46	C5	0	3
46	G8	0	7
47	D5	0	2
47	H8	0	4
49	J8	0	2
50	G5	0	4
50	K8	0	3
52	M8	0	2
55	M5	0	2
55	Q8	0	1
All	All	1	141

All (185) bond length outliers are listed below:

Mol	Chain	Res	Type	Atoms	Z	Observed(Å)	Ideal(Å)
26	1H	774	A	N9-C4	-11.99	1.30	1.37
26	1H	2430	A	N9-C4	-11.47	1.30	1.37
26	1H	783	A	N3-C4	-11.40	1.28	1.34
26	14	2430	A	N9-C4	-10.71	1.31	1.37
26	14	528	A	N9-C4	-10.24	1.31	1.37
26	14	774	A	N9-C4	-10.23	1.31	1.37
26	14	783	A	N9-C4	-10.20	1.31	1.37
26	1H	1614	A	N9-C4	-9.66	1.32	1.37
26	1H	783	A	N7-C5	-9.63	1.33	1.39
26	1H	676	A	N9-C4	-9.57	1.32	1.37
26	1H	74	A	N9-C4	-9.21	1.32	1.37
26	1H	1698	A	N3-C4	-9.07	1.29	1.34
26	1H	472	A	N3-C4	-8.57	1.29	1.34
26	1H	2476	A	N9-C4	8.44	1.43	1.37
26	14	783	A	N3-C4	-8.32	1.29	1.34
26	1H	783	A	N9-C4	-8.23	1.32	1.37
26	1H	265	A	N9-C4	-8.03	1.33	1.37
26	1H	1142(A)	A	N9-C4	-8.00	1.33	1.37
26	14	1678	G	N9-C4	-7.91	1.31	1.38
26	1H	71	A	N9-C4	-7.84	1.33	1.37
26	1H	57	C	N3-C4	-7.82	1.28	1.33
26	14	783	A	N7-C5	-7.78	1.34	1.39
26	1H	1698	A	N9-C4	-7.77	1.33	1.37
26	1H	676	A	N9-C8	7.71	1.44	1.37

Continued on next page...

Continued from previous page...

Mol	Chain	Res	Type	Atoms	Z	Observed(Å)	Ideal(Å)
26	14	1786	A	N9-C4	-7.64	1.33	1.37
26	1H	1786	A	C5-C6	-7.54	1.34	1.41
26	1H	783	A	C5-C6	-7.47	1.34	1.41
26	14	945	A	C5-C6	-7.46	1.34	1.41
26	14	2287	A	N9-C4	-7.38	1.33	1.37
26	1H	2287	A	N9-C4	-7.36	1.33	1.37
26	14	783	A	C5-C6	-7.31	1.34	1.41
26	1H	774	A	C5-C6	-7.26	1.34	1.41
26	14	2873	A	N7-C5	-7.24	1.34	1.39
26	1H	2346	A	N7-C5	-7.20	1.34	1.39
26	1H	676	A	C5-C4	7.16	1.43	1.38
26	1H	138	G	N9-C8	7.16	1.42	1.37
26	14	1950	G	C2-N3	7.12	1.38	1.32
26	1H	2062	A	N7-C5	7.08	1.43	1.39
26	1H	1780	A	N3-C4	-7.00	1.30	1.34
26	14	2518	A	C5-C6	-6.99	1.34	1.41
26	1H	1899	G	N3-C4	-6.92	1.30	1.35
26	1H	2062	A	N3-C4	6.89	1.39	1.34
26	1H	197	A	N3-C4	-6.88	1.30	1.34
26	1H	71	A	C5-C6	-6.86	1.34	1.41
26	1H	1899	G	N9-C4	-6.84	1.32	1.38
26	14	786	C	N3-C4	-6.80	1.29	1.33
26	14	2725	A	N9-C4	-6.79	1.33	1.37
26	1H	693	C	N3-C4	-6.74	1.29	1.33
26	1H	679	C	N1-C6	-6.73	1.33	1.37
26	1H	2442	C	N1-C6	-6.71	1.33	1.37
26	1H	576	U	N3-C4	-6.68	1.32	1.38
26	1H	945	A	C5-C6	-6.64	1.35	1.41
26	1H	2062	A	C5-C6	6.52	1.47	1.41
26	1H	528	A	N9-C4	-6.50	1.33	1.37
26	1H	1966	A	N9-C4	-6.42	1.34	1.37
26	1H	1786	A	N7-C5	-6.39	1.35	1.39
26	1H	1354	A	N3-C4	-6.31	1.31	1.34
26	14	2518	A	N9-C4	-6.28	1.34	1.37
26	1H	698	C	N1-C6	-6.24	1.33	1.37
26	1H	2032	G	N7-C5	-6.22	1.35	1.39
26	1H	838	C	N1-C6	-6.22	1.33	1.37
26	1H	780	G	N9-C4	-6.20	1.32	1.38
26	14	766	C	N1-C6	-6.19	1.33	1.37
26	1H	805	G	N7-C5	-6.17	1.35	1.39
26	14	580	C	N3-C4	-6.16	1.29	1.33
26	14	1676	A	N3-C4	-6.14	1.31	1.34

Continued on next page...

Continued from previous page...

Mol	Chain	Res	Type	Atoms	Z	Observed(Å)	Ideal(Å)
26	1H	775	G	N9-C8	-6.11	1.33	1.37
26	1H	966	G	C6-N1	-6.05	1.35	1.39
26	14	1332	G	C5-C4	6.04	1.42	1.38
26	1H	2563	U	C2-N3	-6.04	1.33	1.37
26	14	2430	A	N3-C4	-6.01	1.31	1.34
26	1H	775	G	N7-C5	-6.00	1.35	1.39
26	14	2441	C	N3-C4	-5.98	1.29	1.33
26	1H	138	G	C6-N1	5.96	1.43	1.39
29	19	30	GLU	CG-CD	5.96	1.60	1.51
26	14	1698	A	N7-C5	-5.95	1.35	1.39
26	14	751	A	N9-C4	-5.94	1.34	1.37
1	13	792	A	N9-C4	-5.92	1.34	1.37
23	2K	75	C	N3-C4	-5.91	1.29	1.33
26	14	1142(A)	A	N3-C4	-5.90	1.31	1.34
26	1H	592	G	N3-C4	-5.87	1.31	1.35
26	14	766	C	N3-C4	-5.85	1.29	1.33
26	14	2518	A	N7-C5	-5.83	1.35	1.39
46	G8	84	ARG	CG-CD	5.82	1.66	1.51
26	1H	2062	A	N9-C4	5.80	1.41	1.37
26	1H	1950	G	N9-C8	5.79	1.42	1.37
26	1H	777	A	N3-C4	-5.79	1.31	1.34
26	14	788	A	N9-C4	5.76	1.41	1.37
26	1H	1624	G	C5-C4	-5.75	1.34	1.38
26	1H	945	A	N9-C4	-5.75	1.34	1.37
29	11	30	GLU	CG-CD	5.73	1.60	1.51
26	1H	2346	A	N3-C4	-5.71	1.31	1.34
26	1H	845	G	C2-N3	5.71	1.37	1.32
26	1H	2254	C	N1-C2	-5.70	1.34	1.40
26	14	1788	C	N1-C6	-5.69	1.33	1.37
26	1H	2490	G	C5-C6	-5.68	1.36	1.42
26	1H	1624	G	N3-C4	-5.68	1.31	1.35
26	1H	939	G	N3-C4	-5.67	1.31	1.35
26	1H	599	G	N9-C8	-5.66	1.33	1.37
26	1H	1278	A	N7-C5	-5.66	1.35	1.39
26	1H	1792	G	C6-N1	-5.64	1.35	1.39
26	14	74	A	N9-C4	-5.61	1.34	1.37
26	1H	122	G	N9-C4	-5.59	1.33	1.38
1	13	792	A	N3-C4	-5.59	1.31	1.34
26	14	2506	U	N1-C2	5.59	1.43	1.38
26	1H	2751	G	N3-C4	-5.59	1.31	1.35
26	1H	860	U	N1-C2	5.57	1.43	1.38
26	14	216	A	N9-C4	-5.55	1.34	1.37

Continued on next page...

Continued from previous page...

Mol	Chain	Res	Type	Atoms	Z	Observed(Å)	Ideal(Å)
26	1H	251	A	C6-N1	-5.54	1.31	1.35
26	1H	1678	G	N9-C8	5.54	1.41	1.37
26	14	1786	A	N3-C4	-5.53	1.31	1.34
26	14	1605	C	N1-C6	-5.53	1.33	1.37
26	1H	471	A	N9-C4	-5.53	1.34	1.37
26	14	2025	C	N1-C6	-5.51	1.33	1.37
26	14	90	U	N1-C2	5.51	1.43	1.38
26	1H	1678	G	N9-C4	-5.50	1.33	1.38
26	1H	678	C	N3-C4	-5.49	1.30	1.33
26	1H	966	G	N1-C2	-5.48	1.33	1.37
26	1H	1786	A	N9-C4	-5.48	1.34	1.37
26	14	1950	G	C5-C6	5.48	1.47	1.42
1	13	1227	A	N9-C4	-5.45	1.34	1.37
26	1H	1354	A	N9-C4	-5.44	1.34	1.37
26	1H	2248	C	N3-C4	-5.44	1.30	1.33
26	1H	202	U	C4-O4	-5.44	1.19	1.23
1	13	428	G	N9-C4	-5.44	1.33	1.38
56	1L	76	A	N9-C4	5.42	1.41	1.37
26	14	664	C	N1-C6	-5.41	1.33	1.37
26	14	2243	U	N3-C4	-5.41	1.33	1.38
26	1H	265	A	N3-C4	-5.40	1.31	1.34
26	1H	2506	U	N1-C2	5.40	1.43	1.38
26	1H	2575	C	N3-C4	-5.39	1.30	1.33
26	1H	2713	A	N9-C4	-5.39	1.34	1.37
26	1H	127	A	C5-C6	-5.38	1.36	1.41
26	14	974(A)	C	C4-C5	5.38	1.47	1.43
26	1H	1927	A	N7-C5	-5.35	1.36	1.39
26	1H	212	G	N7-C5	-5.35	1.36	1.39
26	1H	2453	A	N7-C5	-5.31	1.36	1.39
26	1H	663	G	N9-C8	-5.30	1.34	1.37
26	14	1021	A	N9-C4	-5.30	1.34	1.37
26	14	733	G	N9-C8	-5.29	1.34	1.37
26	1H	2053	G	C5-C6	-5.27	1.37	1.42
26	1H	2452	C	N1-C6	-5.27	1.33	1.37
26	14	1899	G	N3-C4	-5.26	1.31	1.35
26	14	1899	G	N9-C4	-5.25	1.33	1.38
31	31	57	VAL	CB-CG1	-5.24	1.41	1.52
26	14	1204	A	N9-C4	-5.24	1.34	1.37
26	1H	2392	A	N7-C5	-5.24	1.36	1.39
26	1H	1332	G	C5-C4	5.23	1.42	1.38
26	14	2542	A	N7-C5	5.23	1.42	1.39
1	13	539	A	N3-C4	-5.23	1.31	1.34

Continued on next page...

Continued from previous page...

Mol	Chain	Res	Type	Atoms	Z	Observed(Å)	Ideal(Å)
26	1H	1786	A	N1-C2	5.22	1.39	1.34
26	1H	2246	G	N9-C8	-5.21	1.34	1.37
26	14	1616	A	N9-C4	-5.19	1.34	1.37
29	11	122	ASP	CB-CG	5.19	1.62	1.51
26	1H	1308	A	N3-C4	-5.19	1.31	1.34
26	1H	2713	A	C5-C4	5.18	1.42	1.38
26	14	2713	A	C5-C4	5.18	1.42	1.38
26	1H	138	G	C5-C4	5.17	1.42	1.38
26	1H	1977	A	C6-N1	-5.17	1.31	1.35
23	2L	77	A	N9-C4	-5.16	1.34	1.37
26	1H	73	A	C5-C4	-5.16	1.35	1.38
26	1H	1349	A	N9-C8	5.15	1.41	1.37
26	1H	2392	A	N9-C4	-5.15	1.34	1.37
53	N8	6	VAL	CB-CG1	-5.14	1.42	1.52
26	1H	2377	A	N9-C4	-5.14	1.34	1.37
26	1H	2068	U	C2-N3	-5.14	1.34	1.37
26	14	2377	A	N9-C4	-5.14	1.34	1.37
26	14	2076	U	N1-C2	-5.13	1.33	1.38
26	14	646	A	N9-C4	5.12	1.41	1.37
26	1H	71	A	C6-N6	-5.11	1.29	1.33
26	14	1784	A	C6-N1	-5.11	1.31	1.35
26	1H	1623	G	C6-N1	-5.10	1.35	1.39
26	14	2873	A	C5-C6	-5.10	1.36	1.41
26	14	74	A	N3-C4	-5.10	1.31	1.34
1	1G	1473	A	N9-C4	-5.08	1.34	1.37
26	14	2346	A	N3-C4	-5.07	1.31	1.34
26	1H	1632	A	C5-C6	-5.07	1.36	1.41
26	1H	216	A	N9-C4	-5.06	1.34	1.37
26	1H	2053	G	C5-C4	-5.06	1.34	1.38
26	1H	1331	A	N3-C4	-5.05	1.31	1.34
26	1H	1784	A	C6-N1	-5.04	1.32	1.35
26	1H	2230	G	N3-C4	-5.04	1.31	1.35
26	1H	621	A	N9-C4	-5.04	1.34	1.37
26	1H	621	A	C5-C4	5.04	1.42	1.38
26	14	471	A	N9-C4	-5.03	1.34	1.37

All (4553) bond angle outliers are listed below:

Mol	Chain	Res	Type	Atoms	Z	Observed(°)	Ideal(°)
26	1H	1899	G	N3-C4-N9	-19.34	114.40	126.00
26	1H	783	A	C8-N9-C4	-17.08	98.97	105.80
26	14	2518	A	N1-C6-N6	17.07	128.84	118.60

Continued on next page...

Continued from previous page...

Mol	Chain	Res	Type	Atoms	Z	Observed(°)	Ideal(°)
26	1H	676	A	C2-N3-C4	-16.88	102.16	110.60
26	14	774	A	C2-N3-C4	-16.75	102.23	110.60
26	1H	1829	A	O5'-P-OP1	-16.50	90.85	105.70
26	1H	774	A	C2-N3-C4	-16.22	102.49	110.60
26	1H	783	A	N7-C8-N9	16.11	121.85	113.80
26	14	1332	G	C6-C5-N7	-16.08	120.75	130.40
26	1H	945	A	N1-C6-N6	16.00	128.20	118.60
26	1H	783	A	C5-N7-C8	-15.90	95.95	103.90
26	1H	71	A	C2-N3-C4	-15.51	102.84	110.60
26	1H	2490	G	C4-C5-N7	15.51	117.00	110.80
26	1H	1786	A	C2-N3-C4	-15.43	102.88	110.60
26	1H	1786	A	N1-C6-N6	15.29	127.77	118.60
26	14	945	A	N1-C6-N6	15.11	127.67	118.60
26	14	1332	G	N1-C6-O6	14.97	128.88	119.90
26	14	2053	G	N1-C6-O6	14.86	128.81	119.90
26	1H	945	A	C6-C5-N7	-14.84	121.91	132.30
26	1H	586	A	O5'-P-OP2	-14.43	92.71	105.70
26	14	783	A	C2-N3-C4	-14.41	103.39	110.60
26	1H	2490	G	C6-C5-N7	-14.33	121.80	130.40
26	14	528	A	C2-N3-C4	-14.30	103.45	110.60
26	1H	1786	A	C6-C5-N7	-14.28	122.31	132.30
26	14	1786	A	C5-N7-C8	-14.28	96.76	103.90
26	14	783	A	C5-N7-C8	-14.19	96.80	103.90
26	14	1786	A	N7-C8-N9	14.05	120.83	113.80
26	14	1332	G	C2-N3-C4	-13.95	104.92	111.90
26	1H	2287	A	C2-N3-C4	-13.92	103.64	110.60
26	14	783	A	N1-C6-N6	13.72	126.83	118.60
26	1H	783	A	C6-C5-N7	-13.62	122.76	132.30
26	1H	2346	A	N1-C2-N3	13.59	136.10	129.30
26	1H	2490	G	C5-N7-C8	-13.43	97.58	104.30
26	14	1332	G	C5-N7-C8	-13.40	97.60	104.30
26	14	1899	G	N3-C4-N9	-13.38	117.97	126.00
26	1H	1618	A	O5'-P-OP2	-13.37	93.67	105.70
26	1H	2598	A	O5'-P-OP1	-13.21	93.81	105.70
26	1H	74	A	C2-N3-C4	-13.20	104.00	110.60
26	1H	1899	G	N3-C4-C5	13.15	135.18	128.60
26	14	1332	G	C4-C5-N7	13.14	116.06	110.80
26	1H	1776	G	O5'-P-OP2	-13.05	93.96	105.70
26	1H	1899	G	N3-C2-N2	-13.04	110.77	119.90
26	14	2518	A	C6-C5-N7	-13.03	123.18	132.30
26	1H	576	U	N3-C2-O2	-13.03	113.08	122.20
26	1H	774	A	N3-C4-C5	12.99	135.89	126.80

Continued on next page...

Continued from previous page...

Mol	Chain	Res	Type	Atoms	Z	Observed(°)	Ideal(°)
26	1H	917	A	O5'-P-OP1	-12.91	94.08	105.70
26	1H	1376	C	O5'-P-OP1	-12.88	94.11	105.70
26	1H	1332	G	C5-N7-C8	-12.87	97.86	104.30
26	1H	1336	A	N1-C6-N6	-12.83	110.90	118.60
26	14	945	A	C6-C5-N7	-12.78	123.35	132.30
26	1H	1698	A	C2-N3-C4	-12.74	104.23	110.60
26	14	530	G	C6-C5-N7	-12.73	122.76	130.40
26	1H	1394	U	O5'-P-OP1	-12.69	94.28	105.70
26	1H	1786	A	C5-N7-C8	-12.56	97.62	103.90
26	1H	1899	G	N9-C4-C5	12.53	110.41	105.40
26	1H	140	A	N7-C8-N9	12.47	120.04	113.80
26	14	74	A	C2-N3-C4	-12.39	104.40	110.60
26	1H	74	A	C5-N7-C8	-12.37	97.71	103.90
26	14	2518	A	C5-N7-C8	-12.30	97.75	103.90
1	13	792	A	C2-N3-C4	-12.26	104.47	110.60
26	1H	2581	G	O5'-P-OP1	-12.26	94.67	105.70
26	14	2873	A	C6-C5-N7	-12.25	123.72	132.30
26	1H	576	U	C5-C4-O4	12.24	133.24	125.90
26	1H	676	A	N3-C4-C5	12.19	135.34	126.80
26	1H	1332	G	C2-N3-C4	-12.17	105.81	111.90
26	1H	945	A	C5-N7-C8	-12.13	97.84	103.90
26	1H	1678	G	N3-C4-C5	12.08	134.64	128.60
26	14	835	A	O5'-P-OP2	-12.08	94.83	105.70
26	14	1786	A	C2-N3-C4	-12.04	104.58	110.60
26	1H	138	G	C5-N7-C8	-12.00	98.30	104.30
26	14	1332	G	N7-C8-N9	11.98	119.09	113.10
26	14	2873	A	N1-C6-N6	11.96	125.77	118.60
26	1H	1496	A	N1-C6-N6	11.89	125.73	118.60
26	1H	1204	A	O4'-C1'-N9	11.87	117.69	108.20
26	1H	1332	G	C4-C5-N7	11.85	115.54	110.80
26	1H	676	A	C5-N7-C8	-11.85	97.98	103.90
24	3K	76	A	N1-C6-N6	11.82	125.69	118.60
26	14	2430	A	C2-N3-C4	-11.81	104.70	110.60
26	1H	679	C	C6-N1-C2	11.77	125.01	120.30
26	1H	1899	G	C2-N3-C4	-11.73	106.03	111.90
26	1H	945	A	C2-N3-C4	-11.73	104.74	110.60
26	1H	2699	C	C6-N1-C2	11.65	124.96	120.30
26	14	1678	G	N3-C4-C5	11.64	134.42	128.60
26	1H	1496	A	C5-N7-C8	-11.60	98.10	103.90
26	1H	774	A	N1-C6-N6	11.56	125.53	118.60
26	1H	1950	G	N7-C8-N9	11.55	118.88	113.10
26	1H	1271	G	O5'-P-OP2	-11.55	95.30	105.70

Continued on next page...

Continued from previous page...

Mol	Chain	Res	Type	Atoms	Z	Observed(°)	Ideal(°)
26	14	2607	G	O5'-P-OP2	-11.55	95.31	105.70
26	1H	974	G	O5'-P-OP2	-11.54	95.32	105.70
1	1G	1322	C	N1-C2-O2	11.50	125.80	118.90
26	1H	621	A	C2-N3-C4	-11.46	104.87	110.60
26	1H	917	A	C2-N3-C4	-11.39	104.90	110.60
26	1H	576	U	N1-C2-N3	11.38	121.73	114.90
26	1H	140	A	C5-N7-C8	-11.38	98.21	103.90
26	1H	530	G	N1-C6-O6	-11.37	113.08	119.90
26	1H	2430	A	C2-N3-C4	-11.34	104.93	110.60
26	14	2873	A	N7-C8-N9	11.34	119.47	113.80
26	14	783	A	C6-C5-N7	-11.28	124.41	132.30
26	14	945	A	C4-C5-N7	11.27	116.33	110.70
26	1H	2346	A	C6-C5-N7	-11.26	124.42	132.30
26	1H	676	A	N3-C4-N9	-11.23	118.42	127.40
26	14	2518	A	C4-C5-N7	11.21	116.30	110.70
26	1H	966	G	N1-C6-O6	-11.20	113.18	119.90
26	1H	1786	A	C4-C5-N7	11.16	116.28	110.70
26	1H	2681	C	C6-N1-C2	-11.15	115.84	120.30
26	14	1899	G	C2-N3-C4	-11.14	106.33	111.90
26	1H	1950	G	C5-N7-C8	-11.06	98.77	104.30
26	14	783	A	C4-C5-N7	11.04	116.22	110.70
26	1H	138	G	N7-C8-N9	11.01	118.60	113.10
26	1H	138	G	C4-C5-N7	10.98	115.19	110.80
26	1H	141	A	N1-C6-N6	10.93	125.16	118.60
26	14	1602	U	O5'-P-OP2	10.93	123.81	110.70
26	1H	2330	G	N1-C6-O6	10.93	126.46	119.90
26	1H	2490	G	N7-C8-N9	10.91	118.56	113.10
26	1H	1950	G	C8-N9-C4	-10.87	102.05	106.40
26	1H	1332	G	N7-C8-N9	10.84	118.52	113.10
26	1H	2688	U	C5-C4-O4	10.83	132.40	125.90
26	1H	945	A	C4-C5-N7	10.81	116.11	110.70
26	1H	1496	A	N7-C8-N9	10.80	119.20	113.80
26	14	2079	U	O5'-P-OP1	-10.80	95.98	105.70
26	14	774	A	N3-C4-C5	10.79	134.35	126.80
26	14	783	A	N7-C8-N9	10.76	119.18	113.80
26	1H	140	A	C8-N9-C4	-10.73	101.51	105.80
26	1H	1678	G	C5-N7-C8	-10.73	98.94	104.30
26	1H	783	A	N1-C6-N6	10.71	125.03	118.60
26	14	1786	A	C8-N9-C4	-10.66	101.53	105.80
26	1H	783	A	C2-N3-C4	-10.64	105.28	110.60
26	1H	1786	A	N7-C8-N9	10.63	119.12	113.80
26	1H	1678	G	C2-N3-C4	-10.60	106.60	111.90

Continued on next page...

Continued from previous page...

Mol	Chain	Res	Type	Atoms	Z	Observed(°)	Ideal(°)
26	14	2518	A	C2-N3-C4	-10.60	105.30	110.60
26	1H	2392	A	C5-N7-C8	-10.59	98.60	103.90
26	14	2779	U	N3-C2-O2	-10.55	114.81	122.20
26	1H	783	A	C4-C5-N7	10.53	115.96	110.70
26	1H	2346	A	C2-N3-C4	-10.52	105.34	110.60
26	1H	1614	A	C5-N7-C8	-10.52	98.64	103.90
26	1H	774	A	C5-N7-C8	-10.51	98.65	103.90
26	1H	2713	A	C5-N7-C8	-10.49	98.66	103.90
26	1H	2417	C	O5'-P-OP2	-10.48	96.27	105.70
26	14	1678	G	N3-C4-N9	-10.47	119.72	126.00
26	1H	698	C	C6-N1-C2	10.47	124.49	120.30
26	14	2873	A	C5-N7-C8	-10.47	98.66	103.90
26	1H	2053	G	C5-C6-O6	-10.42	122.35	128.60
26	1H	1678	G	N1-C6-O6	10.40	126.14	119.90
26	1H	74	A	N1-C6-N6	10.39	124.83	118.60
26	1H	2346	A	C4-C5-C6	10.38	122.19	117.00
26	1H	46	C	O5'-P-OP1	-10.36	96.37	105.70
26	14	1899	G	N3-C4-C5	10.34	133.77	128.60
26	14	2443	C	O5'-P-OP1	-10.30	96.43	105.70
26	14	530	G	C4-C5-N7	10.29	114.92	110.80
26	14	1616	A	C5-N7-C8	-10.29	98.76	103.90
26	1H	729	G	C8-N9-C4	-10.28	102.29	106.40
26	1H	966	G	C5-C6-O6	10.27	134.76	128.60
26	1H	2508	G	N1-C6-O6	10.27	126.06	119.90
26	14	330	A	C2-N3-C4	-10.22	105.49	110.60
26	1H	621	A	C5-N7-C8	-10.21	98.79	103.90
26	1H	2554	U	O5'-P-OP2	-10.21	96.51	105.70
26	1H	2430	A	N3-C4-C5	10.20	133.94	126.80
26	1H	1496	A	C4-C5-N7	10.19	115.79	110.70
26	1H	195	A	O5'-P-OP2	-10.16	96.56	105.70
26	1H	1678	G	N3-C4-N9	-10.16	119.91	126.00
26	14	2030	A	O5'-P-OP2	-10.15	96.57	105.70
26	1H	2346	A	O4'-C1'-N9	10.13	116.31	108.20
26	1H	447	A	O5'-P-OP1	-10.13	96.58	105.70
26	1H	689	A	O5'-P-OP2	-10.10	96.61	105.70
26	1H	46	C	C6-N1-C2	-10.10	116.26	120.30
26	1H	609	A	N1-C6-N6	10.09	124.66	118.60
26	1H	71	A	C5-N7-C8	-10.09	98.86	103.90
26	14	1678	G	C5-N7-C8	-10.09	99.26	104.30
26	1H	681	G	C8-N9-C4	10.06	110.42	106.40
26	1H	2430	A	N3-C4-N9	-10.06	119.35	127.40
26	14	621	A	C2-N3-C4	-10.04	105.58	110.60

Continued on next page...

Continued from previous page...

Mol	Chain	Res	Type	Atoms	Z	Observed(°)	Ideal(°)
26	14	1790	C	C5-C4-N4	10.04	127.22	120.20
26	1H	391	G	N1-C6-O6	10.02	125.91	119.90
26	1H	1784	A	N1-C6-N6	-10.01	112.60	118.60
26	1H	107	C	C6-N1-C2	10.00	124.30	120.30
26	1H	945	A	C4-C5-C6	9.96	121.98	117.00
26	1H	1021	A	N7-C8-N9	9.96	118.78	113.80
26	1H	1332	G	C6-C5-N7	-9.96	124.42	130.40
26	1H	2346	A	N7-C8-N9	9.96	118.78	113.80
1	13	1279	A	C8-N9-C4	-9.94	101.83	105.80
26	1H	2598	A	O5'-P-OP2	9.93	122.61	110.70
1	1G	254	G	O5'-P-OP1	-9.93	96.77	105.70
26	14	1332	G	C4-N9-C1'	9.93	139.40	126.50
1	13	1493	A	O5'-P-OP1	-9.88	96.81	105.70
26	1H	1210	A	N1-C6-N6	9.88	124.53	118.60
26	1H	2346	A	N1-C6-N6	9.85	124.51	118.60
26	1H	613	U	N3-C2-O2	-9.85	115.31	122.20
26	1H	2755	C	C6-N1-C2	-9.80	116.38	120.30
26	14	2554	U	O5'-P-OP1	-9.80	96.88	105.70
26	14	2042	A	O5'-P-OP2	-9.79	96.89	105.70
26	1H	74	A	N7-C8-N9	9.77	118.68	113.80
26	1H	202	U	C5-C4-O4	-9.77	120.04	125.90
26	14	528	A	N3-C4-C5	9.75	133.62	126.80
26	1H	1616	A	C5-N7-C8	-9.74	99.03	103.90
26	14	2076	U	O5'-P-OP2	-9.73	96.94	105.70
26	1H	2447	G	O5'-P-OP1	-9.73	96.94	105.70
26	1H	1309	G	O5'-P-OP2	-9.71	96.96	105.70
26	1H	71	A	N1-C2-N3	9.71	134.15	129.30
26	1H	774	A	O5'-P-OP2	-9.70	96.97	105.70
26	14	802	A	O5'-P-OP2	-9.70	96.97	105.70
55	Q8	52	LYS	N-CA-C	-9.70	84.81	111.00
26	1H	1807	G	N1-C6-O6	9.69	125.71	119.90
26	1H	839	U	O5'-P-OP2	-9.68	96.98	105.70
26	1H	1786	A	N1-C2-N3	9.67	134.14	129.30
26	1H	2330	G	C5-C6-O6	-9.66	122.81	128.60
26	1H	1678	G	C4-C5-N7	9.66	114.66	110.80
28	79	53	ARG	NE-CZ-NH1	-9.65	115.47	120.30
26	14	2249	U	C6-N1-C2	-9.65	115.21	121.00
26	1H	179	G	N1-C6-O6	9.63	125.68	119.90
26	1H	774	A	N3-C4-N9	-9.63	119.70	127.40
26	1H	1698	A	N1-C2-N3	9.61	134.10	129.30
26	14	2443	C	O5'-P-OP2	9.61	122.23	110.70
26	14	1406	U	C5-C6-N1	9.60	127.50	122.70

Continued on next page...

Continued from previous page...

Mol	Chain	Res	Type	Atoms	Z	Observed(°)	Ideal(°)
26	14	1698	A	C6-C5-N7	-9.60	125.58	132.30
26	14	2873	A	C2-N3-C4	-9.55	105.82	110.60
26	1H	1437	C	C6-N1-C2	-9.54	116.48	120.30
26	14	2287	A	C2-N3-C4	-9.54	105.83	110.60
26	1H	265	A	C2-N3-C4	-9.54	105.83	110.60
26	14	2430	A	N3-C4-C5	9.53	133.47	126.80
26	1H	140	A	N1-C6-N6	9.53	124.32	118.60
26	1H	2584	U	N3-C2-O2	-9.50	115.55	122.20
26	1H	593	G	O5'-P-OP2	-9.50	97.15	105.70
26	1H	613	U	C5-C4-O4	9.50	131.60	125.90
27	1J	30	C	C6-N1-C2	-9.49	116.51	120.30
26	14	74	A	C5-C6-N1	-9.48	112.96	117.70
26	1H	2506	U	N1-C2-O2	9.48	129.44	122.80
26	14	1790	C	C2-N1-C1'	-9.48	108.37	118.80
26	14	793	A	O5'-P-OP2	-9.48	97.17	105.70
26	1H	2476	A	C8-N9-C4	-9.47	102.01	105.80
26	1H	2392	A	N1-C6-N6	9.47	124.28	118.60
26	1H	858	U	O5'-P-OP2	-9.45	97.19	105.70
26	1H	1528	A	N7-C8-N9	9.45	118.53	113.80
26	1H	2688	U	N3-C2-O2	-9.45	115.59	122.20
26	1H	203	C	C5-C4-N4	-9.44	113.59	120.20
1	13	690	G	C6-C5-N7	-9.44	124.74	130.40
26	1H	2689	U	C5-C4-O4	9.44	131.56	125.90
26	1H	984	A	O5'-P-OP2	-9.42	97.22	105.70
26	1H	140	A	C6-C5-N7	-9.41	125.71	132.30
26	14	1698	A	N1-C6-N6	9.41	124.25	118.60
26	1H	1632	A	N1-C6-N6	9.40	124.24	118.60
26	1H	2250	G	N9-C4-C5	9.40	109.16	105.40
26	14	1332	G	N1-C2-N3	9.40	129.54	123.90
26	1H	801	G	O5'-P-OP2	-9.39	97.25	105.70
26	14	945	A	N9-C4-C5	-9.39	102.05	105.80
26	1H	828	U	C5-C4-O4	9.38	131.53	125.90
26	1H	530	G	C5-C6-O6	9.37	134.22	128.60
26	1H	1931	U	N3-C2-O2	-9.37	115.64	122.20
26	1H	828	U	N3-C4-O4	-9.37	112.84	119.40
46	G8	81	LYS	C-N-CD	-9.36	100.01	120.60
26	1H	1698	A	C5-N7-C8	-9.35	99.23	103.90
26	1H	805	G	O5'-P-OP1	-9.34	97.29	105.70
26	14	530	G	N1-C6-O6	9.34	125.50	119.90
26	14	1616	A	C2-N3-C4	-9.34	105.93	110.60
26	14	307	G	N1-C6-O6	9.34	125.50	119.90
26	14	774	A	N3-C4-N9	-9.34	119.93	127.40

Continued on next page...

Continued from previous page...

Mol	Chain	Res	Type	Atoms	Z	Observed(°)	Ideal(°)
56	1L	74	C	N1-C2-O2	9.33	124.50	118.90
26	1H	2681	C	N3-C2-O2	-9.32	115.38	121.90
26	1H	1528	A	C8-N9-C4	-9.31	102.08	105.80
26	14	676	A	C2-N3-C4	-9.30	105.95	110.60
26	1H	31	C	O5'-P-OP1	-9.30	97.33	105.70
26	14	1496	A	N7-C8-N9	9.29	118.44	113.80
26	1H	678	C	C5-C6-N1	-9.29	116.36	121.00
26	1H	2036	C	O5'-P-OP2	-9.26	97.36	105.70
26	1H	945	A	N1-C2-N3	9.26	133.93	129.30
26	1H	945	A	N7-C8-N9	9.26	118.43	113.80
26	1H	330	A	N1-C2-N3	9.25	133.93	129.30
26	1H	788	A	N1-C6-N6	9.25	124.15	118.60
26	1H	2708	G	O5'-P-OP2	-9.24	97.38	105.70
26	14	71	A	C5-N7-C8	-9.23	99.28	103.90
26	14	1790	C	N3-C4-N4	-9.23	111.54	118.00
26	1H	99	U	C2-N1-C1'	9.22	128.76	117.70
26	1H	676	A	O4'-C1'-N9	9.22	115.57	108.20
26	14	4	C	C2-N1-C1'	9.20	128.91	118.80
26	1H	1614	A	N1-C6-N6	9.19	124.11	118.60
26	1H	141	A	C5-N7-C8	-9.19	99.31	103.90
26	1H	774	A	C4-C5-N7	9.19	115.29	110.70
1	1G	1322	C	N3-C2-O2	-9.19	115.47	121.90
26	14	528	A	N3-C4-N9	-9.18	120.05	127.40
26	14	828	U	C5-C4-O4	9.18	131.41	125.90
26	14	945	A	C2-N3-C4	-9.18	106.01	110.60
26	14	2386	C	C6-N1-C2	9.18	123.97	120.30
26	1H	1984	G	O5'-P-OP2	-9.18	97.44	105.70
26	1H	830	G	C8-N9-C4	-9.17	102.73	106.40
26	1H	945	A	C5-C6-N6	-9.17	116.37	123.70
26	1H	2392	A	C4-C5-N7	9.16	115.28	110.70
26	1H	2490	G	N1-C6-O6	9.16	125.40	119.90
26	1H	2392	A	C2-N3-C4	-9.16	106.02	110.60
26	14	733	G	N3-C4-N9	9.15	131.49	126.00
26	14	2518	A	N7-C8-N9	9.14	118.37	113.80
26	14	1796	U	O5'-P-OP1	-9.12	97.49	105.70
26	1H	1253	A	N1-C6-N6	9.11	124.07	118.60
26	1H	676	A	N7-C8-N9	9.10	118.35	113.80
26	1H	2506	U	N3-C2-O2	-9.10	115.83	122.20
1	13	1301	U	C2-N1-C1'	9.09	128.60	117.70
24	3K	76	A	C6-C5-N7	-9.09	125.94	132.30
26	1H	2055	C	N3-C4-C5	-9.09	118.27	121.90
26	1H	245	G	N1-C6-O6	9.08	125.35	119.90

Continued on next page...

Continued from previous page...

Mol	Chain	Res	Type	Atoms	Z	Observed(°)	Ideal(°)
26	1H	528	A	C2-N3-C4	-9.07	106.07	110.60
26	14	684	G	C8-N9-C4	-9.06	102.77	106.40
26	1H	105	C	C6-N1-C2	-9.03	116.69	120.30
1	13	49	U	P-O3'-C3'	9.02	130.53	119.70
26	1H	2490	G	C5-C6-O6	-9.02	123.19	128.60
26	14	805	G	O5'-P-OP1	-9.02	97.58	105.70
26	1H	138	G	C5-C6-O6	-9.02	123.19	128.60
26	1H	71	A	C4-C5-N7	9.01	115.20	110.70
26	1H	773	U	N1-C2-O2	-9.01	116.50	122.80
26	1H	783	A	N1-C2-N3	9.01	133.80	129.30
26	1H	120	U	C4-C5-C6	8.99	125.10	119.70
26	14	2873	A	N1-C2-N3	8.99	133.79	129.30
26	1H	2392	A	N7-C8-N9	8.98	118.29	113.80
26	14	2250	G	O5'-P-OP1	-8.98	97.62	105.70
26	1H	1962	C	C6-N1-C2	-8.97	116.71	120.30
26	1H	2346	A	C8-N9-C4	-8.95	102.22	105.80
26	14	2713	A	C5-N7-C8	-8.95	99.42	103.90
26	1H	1623	G	N1-C6-O6	-8.94	114.53	119.90
26	14	1812	A	O5'-P-OP2	-8.94	97.65	105.70
26	1H	1807	G	C5-C6-O6	-8.93	123.24	128.60
26	1H	508	G	C6-C5-N7	-8.93	125.05	130.40
26	1H	1982	C	O5'-P-OP2	-8.93	97.67	105.70
26	14	2387	U	C5-C6-N1	-8.93	118.24	122.70
1	13	1279	A	N7-C8-N9	8.92	118.26	113.80
26	1H	2712	U	C2-N3-C4	-8.91	121.66	127.00
26	1H	330	A	C2-N3-C4	-8.90	106.15	110.60
26	14	1142	U	C2-N1-C1'	8.88	128.36	117.70
26	1H	508	G	C8-N9-C1'	-8.88	115.45	127.00
26	14	676	A	C5-N7-C8	-8.88	99.46	103.90
1	13	5	U	C2-N1-C1'	8.87	128.35	117.70
26	1H	1827	C	C6-N1-C2	-8.87	116.75	120.30
26	14	1431	U	C5-C6-N1	8.87	127.14	122.70
26	14	1801	G	C5-C6-O6	-8.87	123.28	128.60
26	1H	183	C	N1-C2-O2	8.87	124.22	118.90
26	1H	270(O)	U	C2-N1-C1'	8.87	128.34	117.70
26	1H	1366	A	O5'-P-OP1	8.87	121.34	110.70
26	1H	2053	G	N1-C6-O6	8.86	125.21	119.90
26	1H	461	C	N1-C2-O2	-8.85	113.59	118.90
26	14	495	G	O5'-P-OP1	-8.85	97.73	105.70
26	14	1932	A	O5'-P-OP1	-8.85	97.73	105.70
26	14	2430	A	N3-C4-N9	-8.85	120.32	127.40
26	1H	1021	A	C8-N9-C4	-8.84	102.26	105.80

Continued on next page...

Continued from previous page...

Mol	Chain	Res	Type	Atoms	Z	Observed(°)	Ideal(°)
26	14	945	A	C5-N7-C8	-8.84	99.48	103.90
57	3L	76	A	C5-N7-C8	-8.83	99.48	103.90
26	14	2447	G	C4-C5-N7	-8.83	107.27	110.80
26	14	2053	G	C6-C5-N7	-8.82	125.11	130.40
26	1H	1786	A	C4-C5-C6	8.81	121.41	117.00
26	14	2518	A	O4'-C1'-N9	-8.81	101.15	108.20
26	14	2873	A	C4-C5-C6	8.81	121.41	117.00
26	14	1332	G	C8-N9-C1'	-8.80	115.56	127.00
26	1H	74	A	C6-C5-N7	-8.79	126.14	132.30
26	14	2053	G	C5-C6-N1	-8.79	107.10	111.50
1	1G	117	G	N1-C6-O6	8.77	125.16	119.90
26	1H	245	G	C6-C5-N7	-8.77	125.14	130.40
26	1H	2392	A	C5-C6-N1	-8.77	113.31	117.70
13	4A	95	GLY	N-CA-C	8.76	135.00	113.10
1	13	1489	G	C8-N9-C4	8.76	109.90	106.40
26	1H	1366	A	N1-C6-N6	8.75	123.85	118.60
26	1H	1394	U	O5'-P-OP2	8.74	121.19	110.70
26	14	675	A	C8-N9-C4	8.73	109.29	105.80
26	1H	2311	A	C2-N3-C4	-8.73	106.24	110.60
26	1H	845	G	OP1-P-O3'	8.72	124.38	105.20
26	14	1618	A	C8-N9-C4	-8.72	102.31	105.80
26	1H	837	C	O5'-P-OP1	-8.71	97.86	105.70
26	1H	2256	G	O5'-P-OP2	-8.70	97.87	105.70
1	13	843	U	C2-N1-C1'	8.70	128.14	117.70
26	1H	796	C	C6-N1-C2	8.70	123.78	120.30
26	14	1783	A	C8-N9-C4	-8.69	102.32	105.80
1	13	328	C	N1-C2-O2	8.68	124.11	118.90
24	3K	76	A	C5-N7-C8	-8.68	99.56	103.90
26	1H	676	A	C5-C6-N1	-8.65	113.37	117.70
1	13	792	A	N1-C2-N3	8.64	133.62	129.30
26	1H	788	A	N9-C4-C5	-8.64	102.34	105.80
26	14	575	A	N1-C6-N6	8.64	123.78	118.60
26	1H	211	A	N1-C6-N6	8.63	123.78	118.60
26	1H	1255	U	N3-C4-O4	8.63	125.44	119.40
26	14	2392	A	C2-N3-C4	-8.63	106.29	110.60
57	3L	76	A	N7-C8-N9	8.62	118.11	113.80
26	1H	1021	A	C5-N7-C8	-8.61	99.59	103.90
26	14	1783	A	N9-C4-C5	8.62	109.25	105.80
26	1H	2508	G	C5-C6-O6	-8.61	123.43	128.60
26	1H	508	G	C4-C5-N7	8.60	114.24	110.80
26	1H	1616	A	N7-C8-N9	8.60	118.10	113.80
26	1H	784	A	N1-C6-N6	-8.60	113.44	118.60

Continued on next page...

Continued from previous page...

Mol	Chain	Res	Type	Atoms	Z	Observed(°)	Ideal(°)
26	1H	1496	A	C6-C5-N7	-8.59	126.28	132.30
26	14	2598	A	O5'-P-OP1	-8.59	97.97	105.70
26	1H	2429	G	N3-C2-N2	-8.59	113.89	119.90
26	14	774	A	C5-N7-C8	-8.57	99.61	103.90
26	14	2301	C	C6-N1-C2	-8.56	116.87	120.30
57	3L	76	A	N1-C6-N6	8.56	123.74	118.60
26	14	1204	A	C2-N3-C4	-8.56	106.32	110.60
26	1H	580	C	C6-N1-C2	-8.55	116.88	120.30
26	1H	2404	C	O5'-P-OP1	-8.55	98.00	105.70
26	1H	148	C	C5-C6-N1	-8.55	116.73	121.00
26	1H	74	A	C4-C5-N7	8.54	114.97	110.70
26	14	1786	A	C4-C5-N7	8.54	114.97	110.70
26	1H	783	A	C4-C5-C6	8.53	121.27	117.00
26	1H	1825	A	O5'-P-OP2	-8.53	98.02	105.70
26	14	1658	C	C6-N1-C2	-8.52	116.89	120.30
26	14	1780	A	N1-C6-N6	-8.52	113.49	118.60
1	13	892	A	C2-N3-C4	-8.51	106.35	110.60
26	1H	138	G	C8-N9-C4	-8.49	103.00	106.40
22	1K	76	A	N7-C8-N9	8.49	118.04	113.80
26	1H	259	G	N1-C6-O6	8.49	124.99	119.90
26	1H	1255	U	N1-C2-O2	-8.49	116.86	122.80
26	1H	2681	C	P-O3'-C3'	8.48	129.88	119.70
26	14	1382	G	C4-C5-N7	8.48	114.19	110.80
26	14	216	A	C8-N9-C4	8.47	109.19	105.80
26	1H	491	G	O5'-P-OP1	-8.47	98.08	105.70
26	1H	915	C	N1-C2-O2	8.47	123.98	118.90
26	1H	835	A	O5'-P-OP2	-8.46	98.09	105.70
26	1H	2062	A	C8-N9-C4	8.46	109.18	105.80
26	14	1304	C	N1-C2-O2	8.46	123.97	118.90
26	14	1605	C	N1-C2-O2	-8.45	113.83	118.90
26	1H	2030	A	C5-C6-N6	-8.44	116.95	123.70
26	14	1332	G	C5-C6-N1	-8.43	107.28	111.50
26	14	2725	A	C2-N3-C4	-8.43	106.39	110.60
26	1H	140	A	C4-C5-N7	8.42	114.91	110.70
26	14	2880	C	C6-N1-C2	-8.42	116.93	120.30
1	13	1533	C	C2-N1-C1'	8.42	128.06	118.80
26	1H	621	A	N1-C6-N6	8.42	123.65	118.60
26	1H	917	A	N1-C2-N3	8.40	133.50	129.30
28	79	53	ARG	NE-CZ-NH2	8.40	124.50	120.30
26	1H	265	A	C5-N7-C8	-8.40	99.70	103.90
26	1H	391	G	C6-C5-N7	-8.38	125.37	130.40
26	1H	576	U	N3-C4-O4	-8.38	113.53	119.40

Continued on next page...

Continued from previous page...

Mol	Chain	Res	Type	Atoms	Z	Observed(°)	Ideal(°)
26	1H	1190	G	O5'-P-OP1	-8.38	98.16	105.70
26	1H	202	U	N3-C4-C5	8.37	119.62	114.60
26	1H	1786	A	N9-C4-C5	-8.37	102.45	105.80
26	14	1790	C	C6-N1-C1'	8.37	130.84	120.80
1	13	656	C	C5-C6-N1	8.36	125.18	121.00
26	1H	537	C	O5'-P-OP1	8.37	120.74	110.70
26	1H	1972	A	N1-C6-N6	8.36	123.61	118.60
1	1G	1487	G	C5-C6-O6	-8.36	123.59	128.60
26	14	2712	U	C5-C6-N1	-8.36	118.52	122.70
26	1H	2346	A	C4-N9-C1'	8.35	141.33	126.30
26	14	2213	U	C2-N1-C1'	8.35	127.72	117.70
26	14	2346	A	N1-C2-N3	8.35	133.47	129.30
12	3A	27	LEU	CA-CB-CG	8.34	134.49	115.30
26	14	2873	A	C4-C5-N7	8.34	114.87	110.70
1	13	328	C	C2-N1-C1'	8.33	127.97	118.80
26	1H	2352	A	O5'-P-OP1	-8.33	98.20	105.70
1	13	428	G	N3-C4-N9	-8.33	121.00	126.00
26	14	2437	U	C5-C4-O4	8.33	130.90	125.90
26	1H	2287	A	N1-C2-N3	8.32	133.46	129.30
37	78	61	ARG	NE-CZ-NH1	8.32	124.46	120.30
26	1H	1142(A)	A	C2-N3-C4	-8.31	106.44	110.60
26	1H	678	C	C6-N1-C2	8.31	123.62	120.30
26	14	1908	C	C6-N1-C2	-8.31	116.98	120.30
38	45	82	ARG	N-CA-C	8.31	133.43	111.00
26	1H	2036	C	C6-N1-C2	-8.30	116.98	120.30
26	14	675	A	N9-C4-C5	-8.30	102.48	105.80
26	14	774	A	N1-C6-N6	8.30	123.58	118.60
24	3K	76	A	C4-C5-N7	8.29	114.84	110.70
26	14	34	C	N1-C2-O2	8.29	123.87	118.90
26	14	2387	U	N3-C4-O4	-8.28	113.60	119.40
26	1H	138	G	O4'-C1'-N9	8.28	114.82	108.20
26	14	733	G	N3-C4-C5	-8.28	124.46	128.60
26	1H	141	A	C4-C5-N7	8.27	114.83	110.70
26	14	729	G	N1-C2-N2	8.27	123.64	116.20
55	M5	48	PHE	C-N-CA	8.27	142.38	121.70
26	1H	333	G	O5'-P-OP2	-8.26	98.26	105.70
26	1H	1632	A	C4-C5-N7	8.26	114.83	110.70
26	14	621	A	C5-C6-N1	-8.24	113.58	117.70
26	1H	1225	C	C6-N1-C2	8.24	123.59	120.30
1	13	623	C	C5-C6-N1	8.22	125.11	121.00
26	1H	271(B)	G	N3-C4-C5	-8.21	124.50	128.60
1	1G	1301	U	C2-N1-C1'	8.21	127.55	117.70

Continued on next page...

Continued from previous page...

Mol	Chain	Res	Type	Atoms	Z	Observed(°)	Ideal(°)
26	14	1279	G	N1-C6-O6	-8.21	114.98	119.90
26	1H	845	G	P-O3'-C3'	8.20	129.54	119.70
26	14	774	A	C5-C6-N1	-8.20	113.60	117.70
26	1H	196	A	O4'-C1'-N9	8.19	114.75	108.20
26	1H	2713	A	N7-C8-N9	8.19	117.90	113.80
1	13	910	C	C6-N1-C2	8.19	123.58	120.30
26	1H	477	A	O5'-P-OP2	-8.19	98.33	105.70
26	1H	508	G	C4-N9-C1'	8.19	137.15	126.50
26	1H	1614	A	O5'-P-OP1	-8.19	98.33	105.70
26	1H	2392	A	C6-C5-N7	-8.19	126.57	132.30
26	1H	2406	U	O5'-P-OP1	-8.19	98.33	105.70
1	13	974	A	C5-N7-C8	-8.19	99.81	103.90
26	1H	2713	A	C2-N3-C4	-8.18	106.51	110.60
26	14	468	G	O5'-P-OP2	8.17	120.51	110.70
26	1H	2250	G	C8-N9-C4	-8.17	103.13	106.40
26	1H	49	A	O5'-P-OP2	-8.17	98.35	105.70
26	14	694	U	O5'-P-OP2	-8.17	98.35	105.70
26	1H	2374	C	C5-C6-N1	-8.16	116.92	121.00
26	1H	1950	G	C4-C5-N7	8.16	114.06	110.80
26	14	1393	A	O5'-P-OP2	-8.15	98.36	105.70
26	1H	74	A	C5-C6-N1	-8.15	113.62	117.70
26	1H	1899	G	C5-C6-O6	8.15	133.49	128.60
26	1H	2234	G	O5'-P-OP2	-8.15	98.36	105.70
26	14	694	U	N3-C2-O2	-8.14	116.50	122.20
26	1H	99	U	N3-C2-O2	-8.14	116.50	122.20
26	1H	621	A	C4-C5-N7	8.13	114.76	110.70
26	1H	2712	U	C2-N1-C1'	8.13	127.45	117.70
26	1H	1903	G	C5-C6-O6	8.12	133.47	128.60
26	1H	737	C	N1-C2-O2	-8.11	114.03	118.90
26	14	2272	U	N3-C2-O2	-8.11	116.53	122.20
26	1H	1210	A	C6-C5-N7	-8.10	126.63	132.30
26	14	828	U	N1-C2-O2	8.09	128.47	122.80
26	1H	1604	C	N1-C2-O2	-8.09	114.05	118.90
26	14	388	G	N3-C4-N9	-8.09	121.14	126.00
26	1H	2503	A	N1-C2-N3	-8.09	125.25	129.30
26	14	1899	G	N3-C2-N2	-8.09	114.24	119.90
1	13	690	G	C4-N9-C1'	8.09	137.01	126.50
23	2K	27	G	N1-C6-O6	8.09	124.75	119.90
26	14	828	U	N3-C2-O2	-8.09	116.54	122.20
26	1H	508	G	N9-C4-C5	-8.08	102.17	105.40
26	1H	2713	A	N1-C6-N6	8.08	123.45	118.60
26	1H	846	C	O5'-P-OP2	-8.08	98.43	105.70

Continued on next page...

Continued from previous page...

Mol	Chain	Res	Type	Atoms	Z	Observed(°)	Ideal(°)
26	1H	575	A	C8-N9-C4	8.07	109.03	105.80
26	1H	679	C	C5-C6-N1	-8.07	116.96	121.00
26	1H	2857	G	O5'-P-OP1	-8.07	98.44	105.70
26	1H	51	G	O5'-P-OP1	-8.06	98.44	105.70
26	14	265	A	C2-N3-C4	-8.06	106.57	110.60
26	14	1496	A	C8-N9-C4	-8.06	102.58	105.80
26	14	2592	G	O5'-P-OP2	-8.05	98.46	105.70
26	1H	787	U	O5'-P-OP1	8.05	120.36	110.70
26	14	1616	A	N7-C8-N9	8.05	117.82	113.80
26	14	729	G	C2-N3-C4	8.04	115.92	111.90
26	14	806	C	O5'-P-OP1	-8.04	98.46	105.70
26	1H	827	U	O5'-P-OP1	8.03	120.34	110.70
26	1H	1453	A	N1-C6-N6	8.03	123.42	118.60
26	14	1142	U	N1-C2-O2	8.03	128.42	122.80
26	14	2518	A	N9-C4-C5	-8.03	102.59	105.80
26	14	530	G	N7-C8-N9	8.02	117.11	113.10
26	1H	1699	G	O5'-P-OP1	-8.02	98.48	105.70
26	14	128	C	C6-N1-C2	-8.02	117.09	120.30
26	1H	2689	U	N3-C4-O4	-8.01	113.79	119.40
26	1H	1022	G	N9-C4-C5	8.00	108.60	105.40
26	1H	1293	C	O5'-P-OP2	8.00	120.30	110.70
26	14	2873	A	C8-N9-C4	-8.00	102.60	105.80
26	1H	1767	C	O5'-P-OP1	-8.00	98.50	105.70
26	1H	2688	U	N1-C2-N3	8.00	119.70	114.90
26	14	1678	G	C2-N3-C4	-8.00	107.90	111.90
26	14	783	A	C8-N9-C4	-7.99	102.60	105.80
26	1H	71	A	N1-C6-N6	7.99	123.39	118.60
26	1H	1900	A	O5'-P-OP1	7.99	120.28	110.70
26	14	2430	A	N1-C6-N6	7.99	123.39	118.60
26	1H	1598	C	OP1-P-O3'	7.98	122.76	105.20
26	14	733	G	C8-N9-C1'	-7.98	116.62	127.00
26	1H	243	U	O5'-P-OP2	-7.98	98.52	105.70
26	1H	613	U	N3-C4-O4	-7.98	113.82	119.40
26	1H	936	C	C6-N1-C2	7.97	123.49	120.30
26	14	1276	A	N9-C4-C5	-7.97	102.61	105.80
26	1H	2713	A	C4-C5-N7	7.97	114.68	110.70
26	14	471	A	C2-N3-C4	-7.97	106.62	110.60
26	1H	2751	G	C5-C6-O6	7.96	133.38	128.60
26	1H	1697	G	C5-C6-O6	-7.96	123.82	128.60
26	14	1332	G	N9-C4-C5	-7.96	102.22	105.40
26	1H	1314	C	C2-N1-C1'	7.96	127.55	118.80
1	1G	1260	C	C6-N1-C2	-7.96	117.12	120.30

Continued on next page...

Continued from previous page...

Mol	Chain	Res	Type	Atoms	Z	Observed(°)	Ideal(°)
26	1H	468	G	N1-C6-O6	7.96	124.67	119.90
26	1H	445	C	C6-N1-C2	-7.95	117.12	120.30
26	14	530	G	C5-N7-C8	-7.95	100.33	104.30
26	14	1332	G	C5-C6-O6	-7.95	123.83	128.60
26	1H	2346	A	C5-N7-C8	-7.95	99.93	103.90
26	1H	270(L)	U	C5-C6-N1	7.94	126.67	122.70
1	13	974	A	O4'-C1'-N9	7.93	114.55	108.20
23	2K	18	U	C2-N1-C1'	7.93	127.22	117.70
26	14	1780	A	O5'-P-OP2	-7.93	98.56	105.70
1	13	808	C	O5'-P-OP1	-7.93	98.56	105.70
26	1H	2755	C	C5-C6-N1	7.93	124.97	121.00
26	14	512	G	O4'-C1'-N9	7.93	114.54	108.20
1	1G	1139	G	N3-C4-C5	7.92	132.56	128.60
1	13	1446	A	O4'-C1'-N9	7.92	114.54	108.20
26	1H	768	G	O5'-P-OP2	-7.92	98.58	105.70
26	1H	2375	G	C8-N9-C4	7.91	109.56	106.40
26	1H	1129	A	O5'-P-OP2	-7.91	98.58	105.70
26	1H	668	G	O5'-P-OP2	-7.90	98.59	105.70
26	1H	678	C	N3-C4-C5	7.90	125.06	121.90
26	1H	1950	G	O4'-C1'-N9	7.90	114.52	108.20
26	14	2518	A	C5-C6-N6	-7.90	117.38	123.70
1	13	1517	G	O5'-P-OP2	-7.89	98.60	105.70
26	14	690	G	C8-N9-C4	7.89	109.56	106.40
1	13	690	G	O4'-C1'-N9	7.88	114.50	108.20
26	1H	1393	A	O5'-P-OP2	-7.88	98.61	105.70
26	1H	2205	C	O5'-P-OP2	-7.87	98.61	105.70
26	1H	1653	G	P-O3'-C3'	7.87	129.14	119.70
26	1H	1758	G	N3-C2-N2	-7.87	114.39	119.90
27	16	6	C	N1-C2-O2	-7.87	114.18	118.90
26	14	2249	U	N3-C2-O2	-7.87	116.69	122.20
26	1H	1603	A	C8-N9-C4	-7.87	102.65	105.80
26	1H	528	A	N3-C4-C5	7.86	132.30	126.80
26	14	1936	A	O4'-C1'-N9	7.85	114.48	108.20
26	1H	1931	U	N1-C2-N3	7.85	119.61	114.90
26	1H	464	U	O5'-P-OP1	-7.85	98.64	105.70
26	14	783	A	C5-C6-N1	-7.85	113.78	117.70
26	14	2518	A	C5-C6-N1	-7.84	113.78	117.70
26	1H	2681	C	C2-N1-C1'	7.84	127.42	118.80
1	13	428	G	N3-C4-C5	7.84	132.52	128.60
26	14	189	G	C5-C6-O6	-7.84	123.90	128.60
1	13	974	A	N7-C8-N9	7.84	117.72	113.80
26	1H	189	G	N1-C6-O6	7.83	124.60	119.90

Continued on next page...

Continued from previous page...

Mol	Chain	Res	Type	Atoms	Z	Observed(°)	Ideal(°)
26	14	773	U	N1-C2-N3	7.83	119.60	114.90
26	1H	1355	G	N1-C6-O6	-7.83	115.20	119.90
26	1H	1955	U	N3-C2-O2	-7.83	116.72	122.20
26	1H	2441	C	N3-C4-N4	-7.83	112.52	118.00
26	14	1614	A	C2-N3-C4	-7.83	106.69	110.60
1	13	816	A	N1-C6-N6	-7.83	113.90	118.60
26	1H	279	C	C6-N1-C2	-7.82	117.17	120.30
26	1H	1614	A	C4-C5-N7	7.82	114.61	110.70
26	14	71	A	N1-C6-N6	7.82	123.29	118.60
26	14	117	G	O5'-P-OP1	7.82	120.08	110.70
26	14	752	A	N1-C2-N3	7.81	133.21	129.30
26	14	1336	A	O5'-P-OP2	-7.81	98.67	105.70
26	1H	1253	A	N9-C4-C5	-7.81	102.68	105.80
26	1H	1899	G	C8-N9-C4	-7.80	103.28	106.40
26	1H	1336	A	N9-C4-C5	7.79	108.92	105.80
26	1H	1204	A	C2-N3-C4	-7.79	106.70	110.60
26	1H	1408	C	N1-C2-O2	-7.78	114.23	118.90
26	1H	736	C	O5'-P-OP1	-7.77	98.70	105.70
1	1G	1395	C	O5'-P-OP1	-7.77	98.70	105.70
26	1H	190	A	N1-C6-N6	7.77	123.26	118.60
1	13	963	G	N3-C4-N9	7.77	130.66	126.00
26	14	2287	A	C8-N9-C4	7.77	108.91	105.80
26	1H	2607	G	C6-C5-N7	-7.76	125.74	130.40
1	1G	690	G	C5-N7-C8	-7.76	100.42	104.30
1	13	715	A	O5'-P-OP2	-7.76	98.71	105.70
1	13	690	G	N7-C8-N9	7.76	116.98	113.10
26	1H	2565	A	O5'-P-OP1	-7.76	98.72	105.70
26	1H	1528	A	C5-N7-C8	-7.76	100.02	103.90
26	14	2060	A	O4'-C1'-N9	7.76	114.41	108.20
1	13	5	U	N1-C2-O2	7.76	128.23	122.80
26	1H	930	U	C5-C4-O4	7.75	130.55	125.90
26	1H	678	C	C2-N3-C4	-7.75	116.03	119.90
26	1H	1819	A	C5-C6-N6	-7.75	117.50	123.70
26	1H	2442	C	C5-C4-N4	-7.75	114.78	120.20
26	1H	1616	A	C4-C5-N7	7.74	114.57	110.70
26	1H	1839	G	N3-C2-N2	7.73	125.31	119.90
26	1H	467	G	O5'-P-OP2	-7.73	98.74	105.70
26	14	2392	A	C5-C6-N1	-7.73	113.83	117.70
26	1H	1759	A	O5'-P-OP1	-7.73	98.74	105.70
26	14	1544	C	C2-N1-C1'	7.73	127.30	118.80
26	1H	698	C	C5-C6-N1	-7.73	117.14	121.00
26	1H	2246	G	OP1-P-O3'	7.73	122.20	105.20

Continued on next page...

Continued from previous page...

Mol	Chain	Res	Type	Atoms	Z	Observed(°)	Ideal(°)
33	59	171	LEU	CA-CB-CG	7.73	133.07	115.30
1	13	1533	C	N1-C2-O2	7.72	123.53	118.90
26	14	929	G	N1-C6-O6	7.72	124.53	119.90
26	14	2335	A	O4'-C1'-N9	7.72	114.38	108.20
26	14	1796	U	O5'-P-OP2	7.72	119.96	110.70
26	1H	141	A	N7-C8-N9	7.71	117.66	113.80
1	1G	1281	U	C5-C6-N1	7.71	126.56	122.70
26	1H	1558	A	C2-N3-C4	-7.71	106.75	110.60
26	14	140	A	C5-N7-C8	-7.71	100.05	103.90
26	14	1659	U	O5'-P-OP2	-7.71	98.77	105.70
26	14	2439	A	N1-C6-N6	7.70	123.22	118.60
26	1H	201	C	C6-N1-C2	7.70	123.38	120.30
26	1H	1806	C	OP1-P-OP2	7.70	131.15	119.60
26	14	307	G	C5-C6-O6	-7.69	123.98	128.60
26	14	1382	G	N3-C4-C5	7.69	132.44	128.60
26	1H	2288	A	N1-C6-N6	7.68	123.21	118.60
26	14	312	G	O5'-P-OP1	-7.68	98.79	105.70
26	1H	1298	C	C5-C6-N1	7.68	124.84	121.00
26	1H	1780	A	N9-C4-C5	7.68	108.87	105.80
23	2K	77	A	C5-N7-C8	-7.68	100.06	103.90
26	14	733	G	C4-N9-C1'	7.67	136.48	126.50
26	14	2502	G	C5-C6-N1	7.67	115.34	111.50
26	1H	2330	G	C6-C5-N7	-7.67	125.80	130.40
26	14	945	A	C5-C6-N6	-7.67	117.56	123.70
26	1H	681	G	N9-C4-C5	-7.67	102.33	105.40
26	14	1564	C	N3-C4-N4	-7.67	112.63	118.00
26	1H	1694	C	P-O3'-C3'	7.67	128.90	119.70
26	1H	576	U	C6-N1-C2	-7.66	116.40	121.00
26	14	49	A	P-O3'-C3'	7.66	128.89	119.70
1	13	687	A	P-O3'-C3'	7.66	128.89	119.70
26	1H	203	C	N1-C2-O2	-7.66	114.31	118.90
26	1H	1899	G	N1-C2-N3	7.66	128.49	123.90
26	1H	1961	C	O5'-P-OP1	-7.65	98.81	105.70
26	1H	146	G	N9-C4-C5	-7.65	102.34	105.40
26	1H	446	G	N1-C6-O6	7.63	124.48	119.90
26	1H	2502	G	C8-N9-C4	-7.63	103.35	106.40
26	1H	2066	C	C6-N1-C2	-7.63	117.25	120.30
1	13	765	G	C8-N9-C1'	-7.62	117.09	127.00
26	1H	1313	U	C5-C6-N1	7.62	126.51	122.70
1	1G	690	G	C4-C5-N7	7.62	113.85	110.80
26	1H	606	U	O5'-P-OP2	-7.62	98.84	105.70
26	14	2346	A	N1-C6-N6	7.62	123.17	118.60

Continued on next page...

Continued from previous page...

Mol	Chain	Res	Type	Atoms	Z	Observed(°)	Ideal(°)
26	14	1786	A	C6-C5-N7	-7.62	126.97	132.30
26	1H	141	A	C6-C5-N7	-7.61	126.97	132.30
26	1H	1654	A	O5'-P-OP1	-7.61	98.85	105.70
26	14	1307	A	O5'-P-OP1	-7.61	98.85	105.70
26	14	1786	A	N9-C1'-C2'	7.61	123.89	114.00
26	1H	2275	C	N1-C2-O2	-7.59	114.35	118.90
26	14	1616	A	C4-C5-N7	7.59	114.50	110.70
26	1H	691	C	N1-C2-O2	-7.59	114.35	118.90
26	14	2598	A	OP2-P-O3'	7.59	121.89	105.20
26	1H	2246	G	N3-C4-N9	7.58	130.55	126.00
26	1H	99	U	N1-C2-O2	7.58	128.10	122.80
26	1H	2438	U	O5'-P-OP2	-7.57	98.89	105.70
26	1H	1513	C	C5-C6-N1	7.57	124.78	121.00
26	1H	1698	A	C6-C5-N7	-7.56	127.01	132.30
26	1H	1942	C	C4-C5-C6	-7.56	113.62	117.40
1	13	428	G	C2-N3-C4	-7.55	108.12	111.90
26	1H	736	C	O5'-P-OP2	7.55	119.76	110.70
26	14	1204	A	O4'-C1'-N9	7.55	114.24	108.20
26	1H	2062	A	C2-N3-C4	7.55	114.38	110.60
26	1H	2458	G	N3-C2-N2	-7.55	114.61	119.90
26	14	1942	C	C6-N1-C2	-7.55	117.28	120.30
26	14	1570	A	N1-C6-N6	7.54	123.12	118.60
26	14	2053	G	C5-C6-O6	-7.54	124.08	128.60
26	14	528	A	C4-N9-C1'	-7.54	112.73	126.30
26	1H	1955	U	N1-C2-N3	7.54	119.42	114.90
26	1H	1992	G	C5-C6-N1	7.54	115.27	111.50
26	14	71	A	N7-C8-N9	7.54	117.57	113.80
26	1H	226	G	O4'-C1'-N9	7.53	114.23	108.20
26	1H	2507	C	C6-N1-C2	-7.53	117.29	120.30
26	1H	2053	G	C4-C5-N7	7.53	113.81	110.80
26	14	468	G	OP1-P-OP2	-7.53	108.30	119.60
26	1H	1564	C	N3-C2-O2	-7.53	116.63	121.90
26	14	2051	A	C8-N9-C4	-7.53	102.79	105.80
26	1H	640	C	C6-N1-C2	-7.52	117.29	120.30
26	14	2327	A	N1-C6-N6	-7.52	114.09	118.60
26	14	1496	A	C5-N7-C8	-7.52	100.14	103.90
26	1H	2577	A	N9-C4-C5	7.51	108.81	105.80
26	14	2301	C	C5-C6-N1	7.51	124.76	121.00
26	1H	140	A	OP2-P-O3'	7.51	121.73	105.20
26	14	1827	C	C6-N1-C2	-7.51	117.30	120.30
26	14	2249	U	C5-C6-N1	7.51	126.45	122.70
26	1H	1636	C	N3-C4-C5	-7.51	118.90	121.90

Continued on next page...

Continued from previous page...

Mol	Chain	Res	Type	Atoms	Z	Observed(°)	Ideal(°)
26	14	685	A	O4'-C1'-N9	7.51	114.20	108.20
26	1H	1914	C	C5-C4-N4	7.50	125.45	120.20
26	1H	1204	A	N1-C2-N3	7.50	133.05	129.30
26	1H	1616	A	N1-C6-N6	7.50	123.10	118.60
26	14	1798	U	O5'-P-OP2	-7.50	98.95	105.70
26	1H	245	G	C5-C6-O6	-7.50	124.10	128.60
26	1H	2238	G	O5'-P-OP2	-7.48	98.97	105.70
26	1H	1658	C	N1-C2-O2	-7.48	114.41	118.90
26	14	211	A	N1-C6-N6	7.48	123.09	118.60
33	51	153	LYS	C-N-CD	-7.47	104.16	120.60
26	1H	1300	U	N1-C2-N3	7.47	119.38	114.90
26	1H	2430	A	C5-N7-C8	-7.47	100.17	103.90
26	1H	140	A	C5-C6-N6	-7.47	117.73	123.70
26	1H	464	U	C5-C6-N1	-7.47	118.97	122.70
26	1H	1394	U	C5-C6-N1	7.46	126.43	122.70
26	1H	1776	G	C4-C5-N7	7.46	113.78	110.80
26	1H	1614	A	C2-N3-C4	-7.46	106.87	110.60
26	1H	2030	A	N1-C6-N6	7.46	123.07	118.60
26	1H	57	C	N3-C4-N4	-7.45	112.78	118.00
26	14	148	C	C6-N1-C2	7.45	123.28	120.30
26	1H	203	C	N3-C4-N4	7.45	123.22	118.00
27	1J	89	G	O5'-P-OP1	-7.45	99.00	105.70
26	14	783	A	N3-C4-C5	7.44	132.01	126.80
26	14	2023	G	O5'-P-OP2	-7.44	99.00	105.70
26	1H	1363	C	C5-C6-N1	-7.44	117.28	121.00
27	16	100	G	N3-C4-N9	7.44	130.46	126.00
1	13	1128	C	C6-N1-C2	-7.43	117.33	120.30
26	1H	1993	U	O5'-P-OP1	-7.43	99.01	105.70
26	14	2335	A	N1-C6-N6	-7.43	114.14	118.60
26	1H	1914	C	N3-C2-O2	-7.43	116.70	121.90
26	14	800	A	O5'-P-OP1	-7.42	99.02	105.70
27	1J	81	G	C4-C5-N7	7.42	113.77	110.80
26	1H	1900	A	O5'-P-OP2	-7.42	99.02	105.70
26	1H	2477	C	N3-C2-O2	-7.42	116.71	121.90
46	G8	81	LYS	C-N-CA	7.42	153.17	122.00
26	1H	512	G	O4'-C1'-N9	7.42	114.13	108.20
26	14	1899	G	C8-N9-C1'	7.42	136.64	127.00
26	14	741	G	O5'-P-OP1	-7.41	99.03	105.70
26	14	1950	G	C4-N9-C1'	7.41	136.13	126.50
26	14	691	C	C6-N1-C2	7.41	123.26	120.30
26	1H	1253	A	C5-C6-N6	-7.40	117.78	123.70
1	1G	449	C	N3-C2-O2	-7.40	116.72	121.90

Continued on next page...

Continued from previous page...

Mol	Chain	Res	Type	Atoms	Z	Observed(°)	Ideal(°)
26	1H	860	U	C4-C5-C6	7.40	124.14	119.70
26	14	2275	C	C6-N1-C2	-7.39	117.34	120.30
26	1H	202	U	C6-N1-C1'	-7.39	110.85	121.20
26	1H	263	C	N1-C2-O2	7.39	123.34	118.90
26	1H	1399	C	C6-N1-C2	-7.39	117.34	120.30
1	1G	1301	U	N1-C2-O2	7.39	127.97	122.80
26	1H	1786	A	C5-C6-N6	-7.38	117.79	123.70
26	14	1780	A	N9-C4-C5	7.38	108.75	105.80
26	14	1266	G	C8-N9-C4	7.38	109.35	106.40
26	1H	587	C	C2-N1-C1'	7.37	126.91	118.80
26	14	2374	C	C6-N1-C2	7.37	123.25	120.30
26	14	2346	A	C6-C5-N7	-7.36	127.14	132.30
26	1H	670	A	C8-N9-C4	7.36	108.74	105.80
26	1H	1401	G	C8-N9-C4	-7.36	103.46	106.40
26	1H	2331	G	N1-C2-N2	-7.36	109.58	116.20
54	P8	39	ARG	NE-CZ-NH2	-7.36	116.62	120.30
26	14	140	A	N7-C8-N9	7.36	117.48	113.80
26	1H	424	G	N1-C6-O6	7.36	124.31	119.90
26	14	2581	G	N1-C2-N3	7.36	128.31	123.90
26	1H	1021	A	C2-N3-C4	-7.35	106.92	110.60
26	14	2307	G	C4-N9-C1'	7.35	136.06	126.50
26	1H	1819	A	N1-C6-N6	7.35	123.01	118.60
26	1H	1899	G	OP2-P-O3'	7.34	121.36	105.20
26	1H	510	C	O5'-P-OP2	-7.34	99.09	105.70
26	14	2713	A	N7-C8-N9	7.34	117.47	113.80
26	1H	2577	A	N1-C6-N6	-7.34	114.20	118.60
26	14	1790	C	OP1-P-O3'	7.34	121.34	105.20
26	1H	740	U	O5'-P-OP1	7.34	119.50	110.70
26	1H	777	A	N1-C2-N3	7.34	132.97	129.30
26	14	590	A	N1-C6-N6	-7.34	114.20	118.60
26	1H	141	A	C5-C6-N6	-7.33	117.83	123.70
26	1H	270(K)	C	C6-N1-C2	-7.33	117.37	120.30
1	13	1407	C	O5'-P-OP2	-7.33	99.10	105.70
26	1H	2488	A	N1-C6-N6	7.33	123.00	118.60
26	14	1373	A	C8-N9-C4	7.33	108.73	105.80
26	14	2237	G	N1-C6-O6	-7.33	115.50	119.90
1	13	1492	A	O5'-P-OP1	7.33	119.50	110.70
1	13	1502	A	C2-N3-C4	-7.33	106.94	110.60
26	1H	744	G	N1-C6-O6	-7.33	115.50	119.90
26	14	2503	A	N1-C2-N3	-7.33	125.64	129.30
26	14	2873	A	O5'-P-OP1	-7.32	99.11	105.70
26	14	494	G	N1-C6-O6	7.32	124.29	119.90

Continued on next page...

Continued from previous page...

Mol	Chain	Res	Type	Atoms	Z	Observed(°)	Ideal(°)
26	1H	1255	U	N3-C4-C5	-7.32	110.21	114.60
26	14	388	G	N9-C4-C5	7.32	108.33	105.40
1	13	1354	C	C6-N1-C2	-7.32	117.37	120.30
26	1H	599	G	C8-N9-C4	7.31	109.33	106.40
26	14	676	A	N7-C8-N9	7.31	117.46	113.80
26	1H	1938	A	O4'-C1'-N9	7.31	114.05	108.20
26	14	1332	G	C4-C5-C6	7.31	123.19	118.80
26	1H	838	C	C4-C5-C6	7.31	121.05	117.40
26	1H	2242	G	C4-C5-N7	-7.31	107.88	110.80
26	1H	2329	G	C8-N9-C4	7.31	109.32	106.40
26	14	1142(A)	A	N1-C2-N3	7.31	132.95	129.30
26	1H	1334	G	C6-C5-N7	-7.30	126.02	130.40
26	14	1742	C	C2-N1-C1'	7.30	126.83	118.80
26	1H	528	A	N3-C4-N9	-7.30	121.56	127.40
26	1H	1496	A	C5-C6-N6	-7.30	117.86	123.70
26	1H	1366	A	N9-C4-C5	-7.30	102.88	105.80
26	1H	2518	A	C5-N7-C8	-7.30	100.25	103.90
26	1H	508	G	N3-C4-N9	7.29	130.38	126.00
26	1H	1914	C	N3-C4-N4	-7.29	112.90	118.00
26	1H	2084	C	C5-C6-N1	-7.29	117.36	121.00
1	13	1158	C	N1-C2-O2	7.29	123.27	118.90
26	1H	2073	C	OP2-P-O3'	7.29	121.23	105.20
26	1H	2712	U	O4'-C1'-N1	7.29	114.03	108.20
22	1K	76	A	O4'-C1'-N9	7.28	114.02	108.20
26	14	1780	A	O5'-P-OP1	7.28	119.44	110.70
26	1H	284	U	O5'-P-OP1	-7.28	99.15	105.70
26	14	943	U	O5'-P-OP1	-7.28	99.15	105.70
26	1H	1026	U	O4'-C1'-N1	7.28	114.02	108.20
1	1G	812	C	P-O3'-C3'	7.28	128.43	119.70
26	1H	2506	U	C2-N1-C1'	7.27	126.43	117.70
26	1H	216	A	O5'-P-OP1	-7.27	99.16	105.70
40	65	110	LEU	CA-CB-CG	7.27	132.03	115.30
1	13	967	C	N1-C2-O2	-7.27	114.54	118.90
26	1H	1642	G	O5'-P-OP1	-7.27	99.16	105.70
1	13	1228	C	C6-N1-C2	-7.27	117.39	120.30
1	13	509	A	P-O3'-C3'	7.27	128.42	119.70
26	14	2000	G	O5'-P-OP1	7.27	119.42	110.70
26	1H	1430	C	OP1-P-O3'	7.27	121.19	105.20
26	1H	1831	G	C8-N9-C4	-7.27	103.49	106.40
26	1H	917	A	C5-C6-N1	-7.26	114.07	117.70
26	14	801	G	N1-C6-O6	-7.26	115.54	119.90
26	1H	693	C	C5-C6-N1	-7.25	117.37	121.00

Continued on next page...

Continued from previous page...

Mol	Chain	Res	Type	Atoms	Z	Observed(°)	Ideal(°)
26	14	252	G	O5'-P-OP2	-7.25	99.17	105.70
26	14	621	A	C5-N7-C8	-7.25	100.27	103.90
26	14	2053	G	C4-C5-C6	7.25	123.15	118.80
26	14	621	A	N7-C8-N9	7.25	117.43	113.80
26	1H	247	G	C8-N9-C4	7.25	109.30	106.40
1	13	748	C	C6-N1-C2	-7.25	117.40	120.30
26	1H	239	U	N3-C4-O4	-7.25	114.33	119.40
27	16	30	C	C6-N1-C2	-7.25	117.40	120.30
26	14	265	A	N1-C6-N6	7.25	122.95	118.60
26	1H	2465	C	C5-C6-N1	-7.25	117.38	121.00
26	1H	1309	G	O5'-P-OP1	7.25	119.39	110.70
26	1H	1314	C	C6-N1-C2	-7.24	117.40	120.30
26	14	2542	A	C8-N9-C4	7.24	108.70	105.80
1	13	898	G	O5'-P-OP1	-7.24	99.18	105.70
1	13	963	G	N1-C2-N2	-7.24	109.68	116.20
26	1H	681	G	N3-C2-N2	7.24	124.97	119.90
26	14	2473	U	C2-N1-C1'	7.24	126.39	117.70
26	1H	2422	A	N1-C6-N6	-7.24	114.26	118.60
26	1H	2490	G	C4-N9-C1'	7.23	135.90	126.50
26	1H	2311	A	N1-C2-N3	7.23	132.91	129.30
26	1H	2439	A	N1-C6-N6	7.23	122.94	118.60
26	1H	126	A	N1-C6-N6	-7.23	114.26	118.60
26	1H	1004	C	N3-C4-C5	-7.23	119.01	121.90
26	14	189	G	N1-C6-O6	7.23	124.23	119.90
26	1H	2712	U	C6-N1-C1'	-7.22	111.09	121.20
26	1H	2060	A	P-O3'-C3'	7.22	128.36	119.70
1	1G	690	G	N3-C4-C5	7.22	132.21	128.60
26	1H	1210	A	C4-C5-N7	7.22	114.31	110.70
26	1H	1778	U	OP2-P-O3'	7.21	121.06	105.20
26	1H	1764	G	C4-C5-N7	-7.21	107.92	110.80
26	14	2567	G	C8-N9-C4	7.21	109.28	106.40
57	3L	76	A	C6-C5-N7	-7.20	127.26	132.30
26	14	1190	G	O5'-P-OP1	-7.20	99.22	105.70
1	1G	1449	C	C2-N1-C1'	7.20	126.72	118.80
26	1H	2012	G	O5'-P-OP1	-7.20	99.22	105.70
26	14	2554	U	O5'-P-OP2	7.20	119.34	110.70
26	1H	1366	A	C8-N9-C4	7.20	108.68	105.80
46	C5	80	GLY	N-CA-C	7.20	131.09	113.10
57	3L	1	G	C2-N3-C4	7.20	115.50	111.90
38	45	78	PRO	N-CA-C	7.19	130.80	112.10
26	14	199	A	N1-C6-N6	-7.18	114.29	118.60
26	1H	1350	C	C6-N1-C2	7.18	123.17	120.30

Continued on next page...

Continued from previous page...

Mol	Chain	Res	Type	Atoms	Z	Observed(°)	Ideal(°)
37	78	49	ARG	NE-CZ-NH1	7.18	123.89	120.30
26	14	34	C	N3-C2-O2	-7.18	116.87	121.90
26	14	1318	C	O5'-P-OP2	7.18	119.31	110.70
26	14	2295	C	C6-N1-C2	-7.18	117.43	120.30
26	1H	2502	G	O5'-P-OP1	-7.18	99.24	105.70
26	14	372	G	O4'-C1'-N9	7.18	113.94	108.20
26	1H	1006	C	O5'-P-OP1	-7.17	99.24	105.70
26	14	446	G	N9-C4-C5	-7.17	102.53	105.40
26	1H	2697	G	OP1-P-OP2	7.17	130.36	119.60
26	1H	388	G	O5'-P-OP2	-7.17	99.25	105.70
26	14	2307	G	O4'-C1'-N9	7.17	113.94	108.20
26	14	2377	A	C8-N9-C4	7.17	108.67	105.80
26	14	1700	A	O5'-P-OP2	7.17	119.30	110.70
26	1H	187	G	C8-N9-C1'	-7.17	117.68	127.00
26	14	1382	G	C5-C6-O6	-7.17	124.30	128.60
26	1H	1790	C	N3-C4-C5	7.16	124.77	121.90
26	1H	669	G	N3-C2-N2	-7.16	114.89	119.90
26	1H	686	G	C5-C6-O6	-7.16	124.31	128.60
26	14	1408	C	N1-C2-O2	-7.16	114.61	118.90
26	14	2392	A	N7-C8-N9	7.15	117.38	113.80
26	14	265	A	C5-N7-C8	-7.15	100.32	103.90
26	1H	2610	C	O5'-P-OP1	-7.15	99.27	105.70
26	1H	1255	U	N3-C2-O2	7.15	127.20	122.20
26	14	307	G	C4-C5-N7	7.14	113.66	110.80
26	14	929	G	C6-C5-N7	-7.14	126.11	130.40
1	13	585	G	O5'-P-OP2	-7.14	99.27	105.70
26	1H	2440	C	C2-N3-C4	7.14	123.47	119.90
26	14	1899	G	N9-C4-C5	7.14	108.26	105.40
1	1G	974	A	O4'-C1'-N9	7.14	113.91	108.20
26	14	1409	C	O5'-P-OP2	-7.14	99.28	105.70
26	14	236	C	C6-N1-C2	7.13	123.15	120.30
26	14	684	G	N9-C4-C5	7.13	108.25	105.40
26	1H	537	C	O5'-P-OP2	-7.13	99.28	105.70
26	1H	1354	A	O5'-P-OP2	-7.13	99.28	105.70
26	1H	265	A	N7-C8-N9	7.13	117.36	113.80
26	1H	117	G	N3-C4-N9	7.13	130.28	126.00
26	1H	1781	C	C6-N1-C2	7.13	123.15	120.30
26	14	2323	G	C8-N9-C4	7.12	109.25	106.40
26	14	134	C	C6-N1-C2	7.12	123.15	120.30
1	13	1227	A	C5-N7-C8	-7.12	100.34	103.90
26	14	74	A	N1-C2-N3	7.12	132.86	129.30
1	13	580	U	C5-C6-N1	-7.11	119.14	122.70

Continued on next page...

Continued from previous page...

Mol	Chain	Res	Type	Atoms	Z	Observed(°)	Ideal(°)
26	1H	1698	A	N1-C6-N6	7.11	122.87	118.60
26	1H	1785	A	OP2-P-O3'	7.11	120.85	105.20
1	13	1301	U	C6-N1-C1'	-7.11	111.25	121.20
26	1H	630	G	N3-C4-C5	7.11	132.15	128.60
26	1H	860	U	N3-C2-O2	-7.11	117.22	122.20
27	16	8	U	O5'-P-OP1	7.11	119.23	110.70
26	14	2774	C	C6-N1-C2	7.11	123.14	120.30
1	13	523	A	N1-C6-N6	7.11	122.86	118.60
26	1H	1660	C	N3-C4-C5	7.10	124.74	121.90
26	14	71	A	C4-C5-N7	7.10	114.25	110.70
26	14	2494	G	O5'-P-OP1	-7.10	99.31	105.70
26	1H	1623	G	C5-C6-O6	7.10	132.86	128.60
26	14	687	C	O5'-P-OP1	-7.10	99.31	105.70
26	14	2446	G	OP2-P-O3'	7.10	120.81	105.20
32	41	94	LEU	CA-CB-CG	7.10	131.62	115.30
26	1H	1003	G	O5'-P-OP1	-7.09	99.31	105.70
26	1H	1992	G	P-O3'-C3'	7.09	128.21	119.70
26	1H	2291	U	C5-C4-O4	7.09	130.16	125.90
1	1G	1198	G	O5'-P-OP1	-7.09	99.32	105.70
26	1H	247	G	N9-C4-C5	-7.09	102.56	105.40
26	1H	1158	C	C5-C6-N1	-7.09	117.45	121.00
26	1H	1678	G	N7-C8-N9	7.09	116.64	113.10
26	14	1645	G	N3-C4-C5	-7.09	125.06	128.60
26	1H	57	C	C5-C4-N4	7.09	125.16	120.20
26	14	671	C	C2-N3-C4	-7.08	116.36	119.90
26	1H	1788	C	N3-C4-C5	-7.08	119.07	121.90
26	1H	2287	A	N3-C4-C5	7.08	131.76	126.80
26	14	1682	G	O5'-P-OP2	-7.08	99.33	105.70
26	14	2042	A	C8-N9-C4	7.08	108.63	105.80
26	14	1786	A	C5-C6-N1	-7.08	114.16	117.70
26	1H	1644	C	C6-N1-C2	-7.08	117.47	120.30
26	14	1321	A	C8-N9-C4	7.08	108.63	105.80
22	1K	76	A	C8-N9-C4	-7.08	102.97	105.80
24	3K	76	A	C5-C6-N6	-7.08	118.04	123.70
26	1H	2004	G	O5'-P-OP2	-7.08	99.33	105.70
26	14	1627	G	C5-C6-N1	-7.08	107.96	111.50
26	1H	120	U	N3-C2-O2	-7.07	117.25	122.20
1	13	677	U	OP1-P-O3'	7.07	120.75	105.20
26	14	140	A	C4-C5-N7	7.07	114.23	110.70
26	14	1276	A	N1-C6-N6	7.07	122.84	118.60
26	14	2498	C	O5'-P-OP1	7.07	119.19	110.70
26	14	4	C	C6-N1-C1'	-7.07	112.32	120.80

Continued on next page...

Continued from previous page...

Mol	Chain	Res	Type	Atoms	Z	Observed(°)	Ideal(°)
26	14	1791	A	OP1-P-OP2	-7.06	109.00	119.60
26	1H	1752	C	C6-N1-C2	7.06	123.12	120.30
26	1H	146	G	C4-C5-N7	7.06	113.62	110.80
26	1H	693	C	C4-C5-C6	7.06	120.93	117.40
26	1H	2062	A	N7-C8-N9	-7.06	110.27	113.80
26	1H	120	U	C5-C4-O4	7.06	130.13	125.90
26	1H	179	G	C5-C6-O6	-7.05	124.37	128.60
26	1H	2234	G	O5'-P-OP1	7.05	119.17	110.70
1	1G	253	U	O5'-P-OP1	-7.05	99.35	105.70
26	14	1629	U	N3-C2-O2	7.05	127.14	122.20
26	1H	1633	G	OP2-P-O3'	7.05	120.71	105.20
26	14	788	A	N1-C6-N6	7.05	122.83	118.60
1	1G	1227	A	C2-N3-C4	7.04	114.12	110.60
26	14	2518	A	C4-C5-C6	7.04	120.52	117.00
26	1H	1695	G	C4-N9-C1'	7.04	135.65	126.50
26	1H	391	G	C5-C6-N1	-7.04	107.98	111.50
26	1H	925	C	O5'-P-OP2	-7.04	99.37	105.70
26	1H	1755	A	C8-N9-C4	-7.04	102.98	105.80
26	1H	1496	A	C8-N9-C4	-7.03	102.99	105.80
26	1H	271(B)	G	C8-N9-C4	-7.03	103.59	106.40
26	1H	945	A	N9-C4-C5	-7.03	102.99	105.80
26	1H	1249	U	N3-C2-O2	7.03	127.12	122.20
26	1H	2704	C	C6-N1-C2	7.03	123.11	120.30
26	1H	504	U	C2-N1-C1'	7.03	126.13	117.70
26	14	528	A	N1-C2-N3	7.03	132.81	129.30
26	1H	1697	G	C6-C5-N7	-7.03	126.19	130.40
26	14	1443	G	N1-C6-O6	7.03	124.11	119.90
26	1H	856	C	O5'-P-OP1	-7.02	99.38	105.70
57	3L	76	A	C4-C5-N7	7.02	114.21	110.70
1	1G	1354	C	C5-C6-N1	7.02	124.51	121.00
1	13	1227	A	C2-N3-C4	-7.02	107.09	110.60
26	1H	775	G	N3-C2-N2	7.01	124.81	119.90
26	1H	1614	A	N7-C8-N9	7.01	117.31	113.80
26	1H	1210	A	C5-N7-C8	-7.01	100.39	103.90
26	1H	140	A	O4'-C1'-N9	7.01	113.81	108.20
26	1H	826	U	N1-C2-O2	-7.01	117.89	122.80
1	1G	337	C	C5-C6-N1	7.01	124.50	121.00
26	1H	1660	C	N3-C4-N4	-7.01	113.09	118.00
26	1H	2070	G	O5'-P-OP2	-7.01	99.39	105.70
26	14	1614	A	N1-C6-N6	7.01	122.81	118.60
26	14	2032	G	C5-C6-O6	-7.01	124.40	128.60
26	1H	1563	G	C5-C6-O6	7.00	132.80	128.60

Continued on next page...

Continued from previous page...

Mol	Chain	Res	Type	Atoms	Z	Observed(°)	Ideal(°)
26	14	1427	A	N1-C6-N6	-7.00	114.40	118.60
26	14	1640	C	N1-C2-O2	7.00	123.10	118.90
26	1H	1968	G	C5-C6-O6	-7.00	124.40	128.60
26	1H	2699	C	N3-C4-C5	7.00	124.70	121.90
26	14	1154	G	C5-C6-O6	-7.00	124.40	128.60
26	1H	982	C	C6-N1-C2	-7.00	117.50	120.30
26	1H	1649	G	N3-C4-C5	-7.00	125.10	128.60
27	16	29	A	C8-N9-C4	-7.00	103.00	105.80
26	14	2477	C	C2-N1-C1'	7.00	126.50	118.80
26	14	2567	G	N7-C8-N9	-7.00	109.60	113.10
1	13	582	U	N3-C2-O2	-7.00	117.30	122.20
26	1H	681	G	N1-C2-N2	-7.00	109.90	116.20
26	1H	945	A	O4'-C1'-N9	7.00	113.80	108.20
1	13	901	A	N1-C6-N6	6.99	122.80	118.60
26	1H	2559	C	C6-N1-C2	-6.99	117.50	120.30
26	1H	1513	C	C6-N1-C2	-6.99	117.50	120.30
26	1H	2437	U	N3-C2-O2	-6.99	117.31	122.20
26	1H	382	G	C8-N9-C4	6.99	109.19	106.40
26	1H	189	G	C5-C6-O6	-6.99	124.41	128.60
26	1H	1404	C	O5'-P-OP2	-6.99	99.41	105.70
26	1H	1758	G	N1-C2-N2	6.99	122.49	116.20
26	1H	217	G	O5'-P-OP1	-6.98	99.41	105.70
26	1H	693	C	C5-C4-N4	6.98	125.09	120.20
26	14	684	G	N3-C4-C5	-6.98	125.11	128.60
26	1H	812	C	N1-C2-O2	-6.98	114.71	118.90
26	1H	1368	G	N3-C4-C5	-6.98	125.11	128.60
26	1H	1634	A	O5'-P-OP2	-6.98	99.42	105.70
26	1H	2655	G	O4'-C1'-N9	6.98	113.78	108.20
26	1H	1915	U	N3-C2-O2	-6.98	117.32	122.20
26	1H	2374	C	C6-N1-C2	6.98	123.09	120.30
1	13	1195	C	C6-N1-C2	-6.97	117.51	120.30
26	1H	2584	U	N1-C2-N3	6.97	119.08	114.90
26	1H	752	A	P-O3'-C3'	6.97	128.07	119.70
26	1H	1403	C	O5'-P-OP2	-6.97	99.42	105.70
57	3L	5	C	C6-N1-C2	-6.97	117.51	120.30
26	14	380	U	OP1-P-OP2	6.97	130.06	119.60
26	14	1645	G	N3-C4-N9	6.97	130.18	126.00
26	14	2392	A	C8-N9-C4	-6.97	103.01	105.80
26	1H	815	C	C6-N1-C2	6.97	123.09	120.30
26	1H	263	C	N3-C2-O2	-6.96	117.02	121.90
26	14	1698	A	C4-C5-C6	6.96	120.48	117.00
26	1H	1829	A	N1-C6-N6	-6.96	114.42	118.60

Continued on next page...

Continued from previous page...

Mol	Chain	Res	Type	Atoms	Z	Observed(°)	Ideal(°)
26	1H	508	G	N1-C6-O6	6.96	124.08	119.90
1	1G	360	A	C8-N9-C4	6.96	108.58	105.80
26	1H	271(B)	G	P-O3'-C3'	6.96	128.05	119.70
26	1H	1938	A	N1-C6-N6	6.96	122.78	118.60
26	1H	127	A	C5-C6-N6	-6.96	118.14	123.70
26	1H	1544	C	C6-N1-C2	6.96	123.08	120.30
26	1H	1528	A	C6-C5-N7	-6.96	127.43	132.30
26	14	603	A	O4'-C1'-N9	6.96	113.76	108.20
26	1H	787	U	N1-C2-N3	6.95	119.07	114.90
26	1H	2261	C	C5-C6-N1	6.95	124.47	121.00
26	14	1543	A	O5'-P-OP1	6.95	119.04	110.70
26	14	2279	G	N1-C6-O6	-6.95	115.73	119.90
1	13	1498	U	O4'-C1'-N1	-6.95	102.64	108.20
26	1H	945	A	C4-N9-C1'	6.95	138.81	126.30
26	1H	2389	G	OP1-P-O3'	6.95	120.48	105.20
26	1H	1427	A	N9-C4-C5	6.95	108.58	105.80
1	1G	224	C	C6-N1-C2	6.94	123.08	120.30
26	14	510	C	O5'-P-OP2	-6.94	99.45	105.70
26	1H	2751	G	C8-N9-C4	-6.94	103.62	106.40
1	1G	1487	G	N1-C6-O6	6.94	124.06	119.90
26	14	863	A	C8-N9-C4	-6.94	103.03	105.80
26	14	2295	C	C5-C6-N1	6.94	124.47	121.00
26	14	2053	G	N3-C2-N2	-6.94	115.05	119.90
10	1I	84	GLN	CA-CB-CG	6.93	128.65	113.40
26	1H	860	U	C5-C6-N1	-6.93	119.23	122.70
1	1G	653	A	O4'-C1'-N9	6.93	113.75	108.20
26	14	2438	U	O5'-P-OP2	-6.93	99.46	105.70
27	16	6	C	N3-C4-N4	6.93	122.85	118.00
26	1H	1918	A	N9-C4-C5	-6.93	103.03	105.80
26	1H	917	A	N1-C6-N6	6.92	122.75	118.60
26	14	675	A	N1-C6-N6	6.92	122.75	118.60
26	1H	1627	G	O5'-P-OP2	-6.92	99.47	105.70
26	1H	2390	U	O5'-P-OP1	-6.92	99.47	105.70
26	1H	122	G	OP1-P-OP2	6.92	129.98	119.60
26	14	974(A)	C	C5-C4-N4	6.92	125.04	120.20
26	1H	383	U	O4'-C1'-N1	6.92	113.73	108.20
26	1H	989	G	C5-C6-O6	-6.92	124.45	128.60
26	1H	2565	A	N1-C2-N3	-6.92	125.84	129.30
26	14	1678	G	O5'-P-OP1	-6.92	99.47	105.70
1	13	353	A	C8-N9-C4	-6.91	103.03	105.80
26	14	1678	G	C4-C5-N7	6.91	113.57	110.80
26	1H	1843	C	C6-N1-C2	6.91	123.06	120.30

Continued on next page...

Continued from previous page...

Mol	Chain	Res	Type	Atoms	Z	Observed(°)	Ideal(°)
26	1H	1597	A	O4'-C1'-N9	6.91	113.73	108.20
26	1H	528	A	C5-C6-N1	-6.91	114.25	117.70
26	1H	1564	C	N1-C2-O2	6.91	123.05	118.90
26	1H	1808	U	N3-C2-O2	6.91	127.04	122.20
26	14	1992	G	P-O3'-C3'	6.91	127.99	119.70
27	1J	89	G	O5'-P-OP2	-6.91	99.48	105.70
26	1H	2453	A	C8-N9-C4	-6.91	103.04	105.80
26	14	670	A	C8-N9-C4	6.91	108.56	105.80
26	1H	1284	A	O5'-P-OP2	-6.90	99.49	105.70
26	1H	1313	U	C6-N1-C2	-6.90	116.86	121.00
1	13	1301	U	C5-C6-N1	6.90	126.15	122.70
26	1H	1827	C	C5-C6-N1	6.90	124.45	121.00
24	3K	76	A	N7-C8-N9	6.90	117.25	113.80
26	1H	1600	C	O5'-P-OP2	-6.90	99.49	105.70
26	14	2275	C	P-O3'-C3'	6.89	127.97	119.70
26	1H	391	G	C2-N3-C4	-6.89	108.45	111.90
26	1H	198	C	N3-C4-C5	6.89	124.66	121.90
26	1H	329	G	O5'-P-OP2	-6.89	99.50	105.70
26	14	2346	A	N7-C8-N9	6.89	117.25	113.80
26	1H	1632	A	C5-N7-C8	-6.89	100.46	103.90
1	13	1502	A	C5-N7-C8	-6.89	100.46	103.90
26	1H	448	U	C5-C6-N1	-6.89	119.26	122.70
26	1H	1656	C	C2-N3-C4	6.89	123.34	119.90
26	14	2092	U	C5-C4-O4	6.89	130.03	125.90
26	1H	628	G	N1-C6-O6	-6.88	115.77	119.90
26	1H	2508	G	N3-C2-N2	-6.88	115.08	119.90
26	1H	830	G	N7-C8-N9	6.88	116.54	113.10
1	13	765	G	C4-N9-C1'	6.88	135.44	126.50
1	13	792	A	N1-C6-N6	6.88	122.73	118.60
26	1H	54	G	O5'-P-OP1	-6.88	99.51	105.70
26	1H	1784	A	C5-C6-N6	6.88	129.20	123.70
26	1H	2273	A	C2-N3-C4	6.88	114.04	110.60
26	1H	2392	A	C8-N9-C4	-6.87	103.05	105.80
26	1H	400	G	N1-C6-O6	6.87	124.02	119.90
26	1H	2286	A	C4-N9-C1'	6.87	138.67	126.30
26	14	2264	C	O5'-P-OP2	6.87	118.94	110.70
26	1H	122	G	C2-N3-C4	-6.87	108.47	111.90
26	14	585	G	C4-N9-C1'	6.87	135.43	126.50
26	1H	695	G	C5-C6-O6	6.86	132.72	128.60
26	1H	2286	A	N1-C6-N6	6.86	122.72	118.60
26	14	748	G	C4-N9-C1'	-6.86	117.58	126.50
26	1H	755	C	N3-C4-C5	-6.86	119.16	121.90

Continued on next page...

Continued from previous page...

Mol	Chain	Res	Type	Atoms	Z	Observed(°)	Ideal(°)
26	1H	1395	A	C8-N9-C4	6.86	108.54	105.80
26	1H	1697	G	C4-C5-N7	6.86	113.54	110.80
26	14	1314	C	C2-N1-C1'	6.86	126.35	118.80
26	1H	391	G	C8-N9-C1'	-6.86	118.08	127.00
26	1H	1613	G	N1-C6-O6	-6.86	115.78	119.90
26	1H	1201	C	N3-C2-O2	6.86	126.70	121.90
26	1H	2346	A	C5-C6-N1	-6.86	114.27	117.70
1	1G	841	U	C5-C6-N1	6.86	126.13	122.70
26	14	2390	U	O5'-P-OP1	-6.86	99.53	105.70
1	13	1331	G	C8-N9-C4	-6.85	103.66	106.40
26	14	630	G	C8-N9-C4	6.85	109.14	106.40
26	14	2454	G	O5'-P-OP2	-6.85	99.53	105.70
1	1G	60	A	C8-N9-C4	6.85	108.54	105.80
26	14	952	G	OP1-P-OP2	-6.85	109.33	119.60
26	14	1899	G	N1-C2-N3	6.85	128.01	123.90
26	1H	1147	C	C6-N1-C2	6.84	123.04	120.30
26	1H	1528	A	O4'-C1'-N9	6.84	113.68	108.20
26	14	748	G	C8-N9-C1'	6.84	135.90	127.00
26	1H	1780	A	C5-C6-N6	6.84	129.17	123.70
26	1H	2006	C	C6-N1-C2	6.84	123.04	120.30
1	1G	968	A	N1-C6-N6	6.84	122.70	118.60
26	14	252	G	N1-C6-O6	-6.84	115.80	119.90
26	1H	1336	A	C5-C6-N6	6.83	129.17	123.70
26	1H	990	A	C8-N9-C4	-6.83	103.07	105.80
26	1H	1927	A	C8-N9-C4	-6.83	103.07	105.80
1	13	525	C	C5-C6-N1	6.83	124.42	121.00
26	1H	2387	U	OP2-P-O3'	6.83	120.23	105.20
26	1H	1022	G	C4-C5-N7	-6.83	108.07	110.80
26	1H	192	C	N1-C2-O2	-6.83	114.80	118.90
22	1K	76	A	C5-N7-C8	-6.83	100.49	103.90
26	1H	2244	U	OP1-P-OP2	-6.83	109.36	119.60
26	1H	2490	G	C8-N9-C4	-6.82	103.67	106.40
26	1H	2506	U	P-O3'-C3'	6.82	127.89	119.70
27	1J	60	C	C6-N1-C2	-6.82	117.57	120.30
26	1H	120	U	C5-C6-N1	-6.82	119.29	122.70
26	1H	123	G	C5-C6-O6	-6.82	124.51	128.60
26	1H	1394	U	C2-N3-C4	6.82	131.09	127.00
1	13	537	G	O5'-P-OP1	-6.82	99.56	105.70
26	1H	621	A	N7-C8-N9	6.82	117.21	113.80
26	1H	2688	U	C6-N1-C2	-6.82	116.91	121.00
26	14	1283	G	N3-C4-C5	-6.82	125.19	128.60
26	1H	2490	G	O4'-C1'-N9	6.81	113.65	108.20

Continued on next page...

Continued from previous page...

Mol	Chain	Res	Type	Atoms	Z	Observed(°)	Ideal(°)
26	1H	2573	C	C2-N1-C1'	6.81	126.29	118.80
1	1G	587	G	N1-C6-O6	6.81	123.99	119.90
1	1G	1259	C	C6-N1-C2	-6.81	117.58	120.30
26	1H	1594	G	N7-C8-N9	6.81	116.50	113.10
26	1H	2054	A	OP2-P-O3'	6.81	120.18	105.20
26	14	1559	G	N1-C6-O6	6.81	123.99	119.90
1	13	765	G	N3-C4-N9	6.81	130.08	126.00
26	1H	2437	U	C6-N1-C2	-6.81	116.92	121.00
26	1H	729	G	N7-C8-N9	6.80	116.50	113.10
29	11	37	LEU	CA-CB-CG	-6.80	99.65	115.30
26	14	2477	C	N1-C2-O2	6.80	122.98	118.90
26	1H	676	A	OP1-P-OP2	6.80	129.80	119.60
26	1H	676	A	C4-C5-N7	6.80	114.10	110.70
26	1H	1332	G	N1-C6-O6	6.80	123.98	119.90
26	1H	1647	G	N1-C6-O6	-6.80	115.82	119.90
26	1H	409	C	C6-N1-C2	6.80	123.02	120.30
26	14	71	A	C6-C5-N7	-6.79	127.54	132.30
26	1H	44	A	N7-C8-N9	6.79	117.20	113.80
26	1H	954	G	N3-C2-N2	-6.79	115.14	119.90
26	14	58	G	C6-C5-N7	-6.79	126.32	130.40
26	14	2048	G	C8-N9-C4	-6.79	103.68	106.40
26	1H	1347	G	OP1-P-O3'	6.79	120.14	105.20
34	69	77	LEU	CA-CB-CG	6.79	130.92	115.30
22	1K	35	U	O5'-P-OP1	-6.79	99.59	105.70
26	1H	265	A	C5-C6-N1	-6.79	114.31	117.70
26	1H	1942	C	C5-C6-N1	6.79	124.39	121.00
26	1H	2689	U	N1-C2-N3	6.79	118.97	114.90
26	14	744	G	C8-N9-C4	6.79	109.11	106.40
26	1H	2699	C	C2-N1-C1'	-6.78	111.34	118.80
26	14	575	A	C5-C6-N6	-6.78	118.27	123.70
26	1H	1563	G	N1-C6-O6	-6.78	115.83	119.90
26	14	2032	G	N1-C6-O6	6.78	123.97	119.90
26	14	1912	A	O5'-P-OP1	-6.77	99.60	105.70
1	13	328	C	N3-C2-O2	-6.77	117.16	121.90
26	14	211	A	C5-C6-N6	-6.77	118.29	123.70
26	1H	142	G	C4-N9-C1'	-6.76	117.70	126.50
26	1H	2238	G	OP1-P-OP2	6.76	129.75	119.60
26	1H	664	C	O5'-P-OP2	-6.76	99.61	105.70
26	1H	127	A	N1-C6-N6	6.76	122.66	118.60
26	1H	866	A	N9-C4-C5	-6.76	103.10	105.80
26	14	127	A	OP1-P-O3'	6.76	120.08	105.20
26	1H	694	U	N3-C2-O2	-6.76	117.47	122.20

Continued on next page...

Continued from previous page...

Mol	Chain	Res	Type	Atoms	Z	Observed(°)	Ideal(°)
26	1H	856	C	N1-C2-O2	-6.76	114.84	118.90
26	1H	2261	C	C6-N1-C2	-6.76	117.60	120.30
26	1H	2330	G	C2-N3-C4	-6.76	108.52	111.90
1	1G	110	C	C6-N1-C2	6.76	123.00	120.30
26	1H	1899	G	C6-C5-N7	6.76	134.45	130.40
26	14	458	G	O5'-P-OP2	-6.76	99.62	105.70
57	3L	63	U	C6-N1-C2	-6.75	116.95	121.00
26	14	2346	A	C4-C5-C6	6.75	120.38	117.00
27	16	100	G	C8-N9-C1'	-6.74	118.23	127.00
26	14	733	G	C4-C5-C6	6.74	122.85	118.80
26	14	2248	C	N3-C2-O2	-6.74	117.18	121.90
26	14	265	A	C6-C5-N7	-6.74	127.58	132.30
26	1H	797	C	C5-C6-N1	-6.74	117.63	121.00
26	14	855	G	C8-N9-C4	-6.74	103.70	106.40
26	1H	246	C	C5-C6-N1	-6.74	117.63	121.00
26	1H	2751	G	N1-C6-O6	-6.74	115.86	119.90
26	14	575	A	O5'-P-OP1	-6.74	99.64	105.70
26	14	179	G	N1-C6-O6	6.74	123.94	119.90
26	1H	2601	C	N3-C2-O2	-6.74	117.19	121.90
26	1H	1022	G	P-O3'-C3'	6.73	127.78	119.70
26	1H	2829	C	O5'-P-OP2	6.73	118.78	110.70
26	1H	468	G	C5-C6-O6	-6.73	124.56	128.60
26	14	1684	C	O5'-P-OP2	-6.73	99.64	105.70
26	1H	1359	A	N1-C2-N3	6.73	132.66	129.30
26	1H	2442	C	C2-N3-C4	-6.73	116.54	119.90
2	1E	155	LEU	CA-CB-CG	-6.73	99.83	115.30
26	1H	2062	A	C5-N7-C8	6.72	107.26	103.90
26	1H	2603	G	OP1-P-O3'	6.72	120.00	105.20
26	1H	784	A	O4'-C1'-N9	6.72	113.58	108.20
26	1H	1695	G	N3-C4-N9	6.72	130.03	126.00
26	1H	2028	U	C6-N1-C2	-6.72	116.97	121.00
26	14	2001	A	N1-C6-N6	6.72	122.63	118.60
26	14	2072	G	C4-C5-N7	6.72	113.49	110.80
26	1H	48	G	OP2-P-O3'	6.72	119.98	105.20
26	1H	1395	A	O4'-C1'-N9	6.72	113.58	108.20
1	1G	1281	U	C2-N1-C1'	6.72	125.76	117.70
26	1H	259	G	C5-C6-O6	-6.72	124.57	128.60
26	1H	599	G	N7-C8-N9	-6.72	109.74	113.10
26	1H	693	C	C2-N1-C1'	-6.72	111.41	118.80
26	1H	2681	C	C2'-C3'-O3'	6.72	124.45	113.70
26	14	409	C	C6-N1-C2	6.72	122.99	120.30
26	14	1142	U	C6-N1-C1'	-6.72	111.80	121.20

Continued on next page...

Continued from previous page...

Mol	Chain	Res	Type	Atoms	Z	Observed(°)	Ideal(°)
26	1H	2433	A	N1-C2-N3	6.71	132.66	129.30
1	13	897	C	C6-N1-C2	6.71	122.98	120.30
1	13	623	C	C6-N1-C2	-6.71	117.62	120.30
26	1H	395	U	N1-C2-O2	6.71	127.50	122.80
26	1H	266	G	O5'-P-OP2	-6.71	99.66	105.70
26	1H	1109	C	N1-C2-O2	6.71	122.92	118.90
26	1H	2442	C	N3-C4-N4	6.71	122.69	118.00
26	14	190	A	C8-N9-C4	6.71	108.48	105.80
26	1H	1204	A	C6-C5-N7	-6.70	127.61	132.30
26	14	530	G	C5-C6-O6	-6.70	124.58	128.60
26	14	530	G	C4-N9-C1'	6.70	135.22	126.50
26	14	2584	U	N3-C2-O2	-6.70	117.51	122.20
1	13	745	C	C6-N1-C2	-6.70	117.62	120.30
26	14	775	G	N3-C4-N9	6.70	130.02	126.00
26	1H	1328	G	O5'-P-OP2	-6.70	99.67	105.70
26	1H	1981	A	N1-C6-N6	-6.70	114.58	118.60
26	14	922	U	O5'-P-OP1	-6.70	99.67	105.70
1	13	862	C	C6-N1-C2	6.70	122.98	120.30
26	1H	609	A	N9-C4-C5	-6.70	103.12	105.80
26	1H	2232	U	C5-C4-O4	6.70	129.92	125.90
24	3K	71	C	C6-N1-C2	-6.69	117.62	120.30
22	1K	61	C	C2-N1-C1'	6.69	126.16	118.80
26	1H	630	G	C8-N9-C4	6.69	109.08	106.40
26	14	1678	G	N7-C8-N9	6.69	116.45	113.10
26	14	2503	A	C2-N3-C4	6.69	113.95	110.60
26	1H	1799	G	N3-C4-N9	6.69	130.01	126.00
1	1G	1354	C	C6-N1-C2	-6.69	117.62	120.30
26	14	727	A	O5'-P-OP1	-6.69	99.68	105.70
26	1H	270(O)	U	C6-N1-C1'	-6.69	111.84	121.20
26	14	2499	C	C2-N1-C1'	6.69	126.16	118.80
26	14	2607	G	O5'-P-OP1	6.69	118.73	110.70
26	1H	2286	A	C6-C5-N7	-6.69	127.62	132.30
1	13	656	C	C6-N1-C2	-6.68	117.63	120.30
26	1H	71	A	C6-C5-N7	-6.68	127.62	132.30
26	1H	1764	G	N9-C4-C5	6.68	108.07	105.40
26	14	1564	C	N3-C2-O2	-6.68	117.22	121.90
1	13	690	G	C5-N7-C8	-6.68	100.96	104.30
26	14	783	A	N1-C2-N3	6.68	132.64	129.30
26	1H	689	A	C2-N3-C4	-6.68	107.26	110.60
26	1H	1940	U	C5-C4-O4	-6.68	121.89	125.90
26	14	2464	C	C6-N1-C2	6.68	122.97	120.30
1	13	963	G	C8-N9-C1'	-6.68	118.32	127.00

Continued on next page...

Continued from previous page...

Mol	Chain	Res	Type	Atoms	Z	Observed(°)	Ideal(°)
26	14	1336	A	C6-N1-C2	-6.67	114.59	118.60
1	13	892	A	N1-C2-N3	6.67	132.63	129.30
26	1H	658	C	O5'-P-OP2	-6.67	99.69	105.70
57	3L	1	G	N3-C4-C5	-6.67	125.27	128.60
26	14	2495	G	O5'-P-OP2	-6.67	99.70	105.70
26	1H	99	U	C6-N1-C1'	-6.67	111.86	121.20
26	1H	307	G	N3-C4-C5	-6.67	125.27	128.60
26	14	1571	A	C5-C6-N6	-6.67	118.37	123.70
26	1H	657	U	O5'-P-OP2	-6.67	99.70	105.70
26	14	1616	A	C6-C5-N7	-6.67	127.64	132.30
1	13	797	C	N1-C2-O2	-6.66	114.90	118.90
26	1H	1333	C	C5-C6-N1	6.66	124.33	121.00
26	1H	1559	G	N3-C4-C5	6.66	131.93	128.60
26	14	2331	G	C8-N9-C4	6.66	109.07	106.40
26	1H	195	A	N1-C6-N6	6.66	122.60	118.60
26	1H	2303	G	OP1-P-O3'	6.66	119.86	105.20
26	1H	847	U	C5-C6-N1	-6.66	119.37	122.70
26	1H	1653	G	N3-C4-N9	6.66	130.00	126.00
26	1H	2490	G	C2-N3-C4	-6.66	108.57	111.90
26	1H	1792	G	N1-C6-O6	-6.66	115.91	119.90
26	1H	1789	A	C5-C6-N1	6.66	121.03	117.70
26	14	2261	C	O5'-P-OP1	6.66	118.69	110.70
26	14	2433	A	N1-C2-N3	6.65	132.63	129.30
26	14	71	A	C2-N3-C4	-6.65	107.27	110.60
26	14	585	G	C8-N9-C1'	-6.65	118.35	127.00
26	14	190	A	N9-C4-C5	-6.65	103.14	105.80
26	14	775	G	N3-C4-C5	-6.65	125.28	128.60
26	14	2430	A	C5-N7-C8	-6.65	100.57	103.90
26	1H	576	U	C4-C5-C6	6.65	123.69	119.70
26	1H	1366	A	O5'-P-OP2	-6.65	99.72	105.70
26	14	531	C	N3-C4-C5	-6.65	119.24	121.90
26	1H	2665	A	C2-N3-C4	-6.65	107.28	110.60
26	14	71	A	P-O3'-C3'	6.65	127.68	119.70
26	14	76	C	C6-N1-C2	-6.65	117.64	120.30
1	13	1158	C	C2-N1-C1'	6.65	126.11	118.80
23	2K	6	G	C8-N9-C4	6.65	109.06	106.40
26	1H	2477	C	N1-C2-O2	6.65	122.89	118.90
26	14	746	A	O5'-P-OP1	-6.65	99.72	105.70
26	1H	445	C	N3-C2-O2	-6.64	117.25	121.90
26	1H	1266	G	C8-N9-C4	6.64	109.06	106.40
26	1H	2329	G	N7-C8-N9	-6.64	109.78	113.10
26	1H	1313	U	C2-N1-C1'	6.64	125.67	117.70

Continued on next page...

Continued from previous page...

Mol	Chain	Res	Type	Atoms	Z	Observed(°)	Ideal(°)
26	14	454	A	O5'-P-OP2	-6.64	99.72	105.70
26	1H	621	A	N3-C4-C5	6.64	131.45	126.80
26	1H	1053	C	C6-N1-C2	-6.64	117.64	120.30
26	14	774	A	N1-C2-N3	6.64	132.62	129.30
26	14	1644	C	N1-C2-O2	6.63	122.88	118.90
26	14	827	U	N1-C2-O2	-6.63	118.16	122.80
26	1H	410	G	N1-C6-O6	6.63	123.88	119.90
26	1H	1303	G	C5-C6-O6	6.63	132.58	128.60
26	14	1914	C	C6-N1-C2	-6.63	117.65	120.30
56	1L	18	G	OP1-P-O3'	6.63	119.78	105.20
26	1H	258	G	N3-C2-N2	6.63	124.54	119.90
26	1H	2401	U	C5-C6-N1	6.63	126.01	122.70
26	14	1614	A	C5-C6-N1	-6.63	114.39	117.70
26	1H	1804	C	O5'-P-OP1	6.62	118.65	110.70
26	1H	2469	A	C5-N7-C8	-6.62	100.59	103.90
1	13	5	U	N3-C2-O2	-6.62	117.56	122.20
26	1H	2275	C	N3-C2-O2	6.62	126.54	121.90
26	14	2507	C	C6-N1-C2	-6.62	117.65	120.30
26	1H	2250	G	C5-C6-O6	6.62	132.57	128.60
26	14	945	A	C4-C5-C6	6.62	120.31	117.00
26	1H	1644	C	N1-C2-O2	6.62	122.87	118.90
1	13	582	U	N1-C2-O2	6.62	127.43	122.80
26	1H	146	G	N1-C6-O6	6.62	123.87	119.90
1	13	19	C	C6-N1-C2	-6.61	117.66	120.30
26	1H	107	C	C5-C4-N4	-6.61	115.57	120.20
26	14	2596	U	N1-C2-N3	6.61	118.87	114.90
26	14	2776	A	P-O3'-C3'	6.61	127.64	119.70
26	1H	655	A	N7-C8-N9	6.61	117.11	113.80
26	14	2051	A	N7-C8-N9	6.61	117.11	113.80
26	14	1225	C	C6-N1-C2	6.61	122.94	120.30
1	1G	1469	G	N1-C6-O6	6.61	123.86	119.90
26	1H	663	G	C4-C5-C6	6.60	122.76	118.80
26	1H	702	G	C5-C6-N1	-6.60	108.20	111.50
26	1H	909	A	O5'-P-OP2	-6.60	99.76	105.70
26	1H	1426	G	N1-C6-O6	-6.60	115.94	119.90
26	1H	2502	G	N9-C4-C5	6.60	108.04	105.40
26	14	690	G	N7-C8-N9	-6.60	109.80	113.10
26	1H	2409	G	C4-C5-N7	6.59	113.44	110.80
26	14	84	A	C8-N9-C4	6.59	108.44	105.80
26	14	784	A	C5-C6-N1	-6.59	114.40	117.70
26	1H	2246	G	N3-C4-C5	-6.59	125.30	128.60
33	51	3	ARG	NE-CZ-NH2	6.59	123.59	120.30

Continued on next page...

Continued from previous page...

Mol	Chain	Res	Type	Atoms	Z	Observed(°)	Ideal(°)
1	1G	1431	C	C6-N1-C2	-6.59	117.66	120.30
26	14	679	C	N1-C2-O2	-6.59	114.94	118.90
26	1H	1162	G	C8-N9-C4	-6.59	103.76	106.40
26	1H	1905	C	OP1-P-OP2	-6.59	109.72	119.60
26	1H	1992	G	N3-C4-C5	-6.59	125.31	128.60
26	1H	1427	A	C6-N1-C2	-6.59	114.65	118.60
26	1H	2581	G	N1-C2-N2	-6.59	110.27	116.20
1	1G	1502	A	N7-C8-N9	6.59	117.09	113.80
26	14	2585	U	C2-N1-C1'	6.59	125.60	117.70
26	1H	811	U	O5'-P-OP1	-6.58	99.77	105.70
26	1H	930	U	N3-C4-O4	-6.58	114.79	119.40
26	1H	2751	G	N7-C8-N9	6.58	116.39	113.10
26	1H	691	C	N3-C2-O2	6.58	126.51	121.90
26	1H	2439	A	OP1-P-O3'	6.58	119.68	105.20
26	14	746	A	O5'-P-OP2	6.58	118.60	110.70
26	14	694	U	O5'-P-OP1	6.58	118.60	110.70
1	13	789	U	N3-C2-O2	-6.58	117.60	122.20
26	1H	1354	A	C2-N3-C4	-6.58	107.31	110.60
26	1H	1698	A	C4-C5-N7	6.58	113.99	110.70
29	11	39	LYS	N-CA-C	6.58	128.75	111.00
26	14	528	A	C8-N9-C1'	6.58	139.54	127.70
26	14	1506	C	C6-N1-C2	-6.58	117.67	120.30
1	13	219	C	C6-N1-C2	-6.57	117.67	120.30
1	1G	209	U	N3-C2-O2	-6.57	117.60	122.20
29	19	44	ASN	C-N-CA	6.57	138.13	121.70
1	13	1301	U	C5-C4-O4	-6.57	121.96	125.90
34	61	38	LEU	CA-CB-CG	6.57	130.41	115.30
26	14	2359	C	N3-C4-N4	-6.57	113.40	118.00
26	14	1610	A	OP1-P-O3'	6.57	119.64	105.20
26	1H	2418	A	C2-N3-C4	6.56	113.88	110.60
1	13	690	G	C4-C5-N7	6.56	113.42	110.80
26	1H	1624	G	N7-C8-N9	-6.56	109.82	113.10
1	1G	266	G	P-O3'-C3'	6.56	127.57	119.70
26	14	935	C	C6-N1-C2	6.56	122.92	120.30
26	14	1142(A)	A	C2-N3-C4	-6.56	107.32	110.60
26	1H	1332	G	N1-C2-N3	6.56	127.83	123.90
26	14	801	G	C6-C5-N7	6.56	134.34	130.40
26	14	1021	A	C2-N3-C4	-6.56	107.32	110.60
26	1H	1594	G	C8-N9-C4	-6.56	103.78	106.40
26	1H	74	A	N3-C4-C5	6.55	131.38	126.80
26	1H	2690	C	O5'-P-OP1	-6.55	99.81	105.70
27	16	79	C	C6-N1-C2	-6.55	117.68	120.30

Continued on next page...

Continued from previous page...

Mol	Chain	Res	Type	Atoms	Z	Observed(°)	Ideal(°)
26	14	1994	C	O5'-P-OP2	-6.55	99.81	105.70
26	1H	585	G	O5'-P-OP1	-6.55	99.81	105.70
26	14	980	A	O5'-P-OP2	-6.55	99.81	105.70
26	1H	254	G	C5-C6-O6	-6.55	124.67	128.60
1	1G	812	C	C6-N1-C2	-6.55	117.68	120.30
26	14	1239	G	N1-C6-O6	6.55	123.83	119.90
26	14	1804	C	C6-N1-C2	-6.55	117.68	120.30
1	13	816	A	N9-C4-C5	6.54	108.42	105.80
26	1H	750	A	OP2-P-O3'	6.54	119.60	105.20
26	1H	1142(A)	A	N3-C4-C5	6.54	131.38	126.80
26	1H	1786	A	C5-C6-N1	-6.54	114.43	117.70
26	14	1086	A	O4'-C1'-N9	6.54	113.44	108.20
26	14	1189	A	OP1-P-OP2	-6.54	109.79	119.60
26	1H	780	G	OP2-P-O3'	6.54	119.59	105.20
26	1H	2430	A	C8-N9-C1'	6.54	139.47	127.70
47	H8	61	LEU	CA-CB-CG	6.54	130.34	115.30
26	14	1950	G	N1-C6-O6	-6.54	115.97	119.90
26	14	2388	A	O4'-C1'-N9	6.54	113.43	108.20
26	1H	395	U	N3-C2-O2	-6.54	117.62	122.20
1	13	328	C	C6-N1-C1'	-6.54	112.96	120.80
26	1H	865	C	C4-C5-C6	-6.53	114.13	117.40
1	13	1498	U	C5-C4-O4	-6.53	121.98	125.90
26	1H	774	A	C5-C6-N1	-6.53	114.44	117.70
26	14	1544	C	O4'-C1'-N1	6.53	113.42	108.20
26	14	1571	A	N1-C6-N6	6.53	122.52	118.60
26	14	811	U	C5-C4-O4	6.53	129.82	125.90
26	1H	1786	A	C4-N9-C1'	6.53	138.05	126.30
23	2K	27	G	C5-C6-O6	-6.53	124.69	128.60
26	1H	146	G	C5-C6-O6	-6.53	124.69	128.60
26	1H	1916	A	C8-N9-C4	-6.53	103.19	105.80
26	14	2605	U	N3-C4-O4	-6.52	114.83	119.40
26	14	2477	C	C6-N1-C2	-6.52	117.69	120.30
26	1H	1670	C	C4-C5-C6	6.52	120.66	117.40
26	1H	2609	U	O5'-P-OP2	-6.52	99.83	105.70
26	14	1904	G	C4-C5-N7	-6.52	108.19	110.80
1	13	768	A	O5'-P-OP2	-6.51	99.84	105.70
26	1H	1363	C	N3-C4-N4	-6.51	113.44	118.00
26	14	24	G	C2-N3-C4	-6.51	108.64	111.90
26	14	693	C	OP2-P-O3'	6.51	119.52	105.20
26	14	2229	C	C6-N1-C2	6.51	122.90	120.30
26	1H	966	G	N3-C2-N2	6.51	124.45	119.90
26	1H	955	C	O5'-P-OP2	-6.50	99.85	105.70

Continued on next page...

Continued from previous page...

Mol	Chain	Res	Type	Atoms	Z	Observed(°)	Ideal(°)
26	1H	224	G	O5'-P-OP2	-6.50	99.85	105.70
26	1H	1321	A	C8-N9-C4	6.50	108.40	105.80
1	1G	1260	C	C5-C6-N1	6.50	124.25	121.00
26	14	486	C	N3-C4-N4	6.50	122.55	118.00
26	14	1984	G	C8-N9-C4	6.50	109.00	106.40
1	13	1158	C	C6-N1-C2	-6.50	117.70	120.30
1	13	1355	G	C8-N9-C4	-6.50	103.80	106.40
26	1H	202	U	C2-N1-C1'	6.50	125.50	117.70
26	1H	208	C	C6-N1-C2	6.50	122.90	120.30
26	1H	598	G	OP1-P-OP2	6.50	129.34	119.60
1	1G	666	G	C6-C5-N7	-6.50	126.50	130.40
26	1H	458	G	N9-C4-C5	6.49	108.00	105.40
26	1H	1210	A	N7-C8-N9	6.49	117.05	113.80
26	14	1327	C	N1-C2-O2	-6.49	115.00	118.90
26	14	1658	C	N3-C4-C5	-6.49	119.30	121.90
26	1H	71	A	N3-C4-C5	6.49	131.34	126.80
26	1H	1616	A	OP1-P-O3'	6.49	119.48	105.20
26	14	307	G	C6-C5-N7	-6.49	126.50	130.40
26	1H	1698	A	N7-C8-N9	6.49	117.05	113.80
26	1H	383	U	C2-N1-C1'	-6.49	109.91	117.70
26	14	1602	U	C5-C4-O4	6.49	129.79	125.90
26	1H	270(L)	U	C6-N1-C2	-6.48	117.11	121.00
26	1H	791	C	C6-N1-C2	6.48	122.89	120.30
26	1H	2417	C	O5'-P-OP1	6.48	118.48	110.70
26	1H	784	A	N9-C4-C5	6.48	108.39	105.80
26	14	871	U	O5'-P-OP2	6.48	118.48	110.70
26	1H	793	A	C5-C6-N6	-6.47	118.52	123.70
26	1H	1294	U	O5'-P-OP1	-6.47	99.87	105.70
26	14	840	C	C6-N1-C2	6.47	122.89	120.30
26	14	2281	C	C2-N1-C1'	6.47	125.92	118.80
26	14	2346	A	O4'-C1'-N9	6.47	113.38	108.20
26	1H	1654	A	C8-N9-C4	-6.47	103.21	105.80
26	14	1698	A	C4-C5-N7	6.47	113.93	110.70
26	1H	2250	G	C2-N3-C4	6.47	115.13	111.90
26	14	2446	G	O5'-P-OP2	-6.47	99.88	105.70
26	1H	391	G	C4-N9-C1'	6.46	134.91	126.50
26	1H	1890	A	N1-C6-N6	-6.46	114.72	118.60
26	1H	2042	A	O5'-P-OP2	-6.46	99.88	105.70
26	1H	1142(A)	A	N3-C4-N9	-6.46	122.23	127.40
1	1G	610	G	O5'-P-OP2	-6.46	99.89	105.70
26	1H	2620	C	N1-C2-O2	-6.46	115.02	118.90
26	14	2707	G	C5-C6-N1	6.46	114.73	111.50

Continued on next page...

Continued from previous page...

Mol	Chain	Res	Type	Atoms	Z	Observed(°)	Ideal(°)
26	14	741	G	O5'-P-OP2	6.46	118.45	110.70
26	14	2235	G	N3-C4-N9	6.46	129.88	126.00
1	13	550	G	N1-C6-O6	-6.46	116.03	119.90
1	13	974	A	C4-C5-N7	6.46	113.93	110.70
26	1H	668	G	OP1-P-O3'	6.46	119.40	105.20
26	14	1695	G	C4-N9-C1'	6.46	134.90	126.50
1	13	418	C	C6-N1-C2	-6.45	117.72	120.30
26	14	497	A	O5'-P-OP2	-6.45	99.89	105.70
26	1H	2502	G	OP2-P-O3'	6.45	119.39	105.20
26	14	330	A	N1-C6-N6	6.45	122.47	118.60
26	14	1334	G	O5'-P-OP2	6.45	118.44	110.70
26	1H	1678	G	C5-C6-O6	-6.45	124.73	128.60
26	14	1695	G	C6-C5-N7	-6.45	126.53	130.40
26	14	2392	A	C5-N7-C8	-6.45	100.68	103.90
26	14	2755	C	C6-N1-C2	-6.45	117.72	120.30
26	14	2578	G	C8-N9-C4	6.45	108.98	106.40
1	13	5	U	C6-N1-C1'	-6.45	112.18	121.20
26	1H	2591	C	N3-C4-N4	6.45	122.51	118.00
26	1H	1573	G	N9-C4-C5	-6.44	102.82	105.40
26	1H	1632	A	N9-C4-C5	-6.44	103.22	105.80
26	1H	2085	C	C6-N1-C2	6.44	122.88	120.30
26	14	1544	C	C6-N1-C1'	-6.44	113.07	120.80
26	1H	1013	C	N3-C2-O2	6.44	126.41	121.90
33	51	10	PRO	N-CA-C	6.44	128.84	112.10
26	14	2030	A	OP1-P-OP2	6.44	129.26	119.60
26	1H	398	G	C6-C5-N7	-6.44	126.54	130.40
26	1H	681	G	N7-C8-N9	-6.44	109.88	113.10
26	1H	2430	A	N1-C6-N6	6.44	122.46	118.60
26	14	736	C	O5'-P-OP1	-6.44	99.91	105.70
26	14	2426	A	N7-C8-N9	6.44	117.02	113.80
26	1H	2527	C	C6-N1-C2	-6.44	117.73	120.30
1	13	32	A	C8-N9-C4	-6.43	103.23	105.80
26	1H	1120	G	N1-C6-O6	6.43	123.76	119.90
26	1H	2436	G	O5'-P-OP2	-6.43	99.91	105.70
26	1H	73	A	C5-C6-N1	6.43	120.92	117.70
26	1H	860	U	C2-N1-C1'	6.43	125.42	117.70
26	14	2000	G	OP2-P-O3'	6.43	119.34	105.20
26	1H	246	C	C6-N1-C2	6.43	122.87	120.30
26	1H	672	C	O5'-P-OP1	6.43	118.41	110.70
26	1H	1480	G	N7-C8-N9	6.42	116.31	113.10
26	14	1407	C	C4-C5-C6	-6.42	114.19	117.40
26	14	729	G	N3-C2-N2	-6.42	115.40	119.90

Continued on next page...

Continued from previous page...

Mol	Chain	Res	Type	Atoms	Z	Observed(°)	Ideal(°)
26	1H	2443	C	C6-N1-C2	-6.42	117.73	120.30
42	85	95	LEU	CA-CB-CG	-6.42	100.54	115.30
26	1H	973	A	C2-N3-C4	-6.42	107.39	110.60
26	1H	1013	C	N1-C2-O2	-6.42	115.05	118.90
26	14	2508	G	C5-C6-O6	-6.42	124.75	128.60
26	14	1653	G	O5'-P-OP2	-6.42	99.93	105.70
26	14	2213	U	C5-C6-N1	6.41	125.91	122.70
26	14	1407	C	C5-C6-N1	6.41	124.21	121.00
26	14	1271	G	N3-C4-N9	6.41	129.85	126.00
26	14	1323	U	N1-C2-O2	-6.41	118.31	122.80
1	13	897	C	C5-C6-N1	-6.41	117.80	121.00
23	2K	18	U	N1-C2-O2	6.41	127.28	122.80
26	1H	635	C	C6-N1-C2	-6.41	117.74	120.30
26	14	1831	G	C2-N3-C4	-6.41	108.70	111.90
26	14	1985	G	N1-C6-O6	6.41	123.74	119.90
26	1H	2621	A	C8-N9-C4	6.40	108.36	105.80
26	14	2592	G	N3-C4-C5	-6.40	125.40	128.60
26	1H	2469	A	N1-C6-N6	6.40	122.44	118.60
1	1G	197	A	P-O3'-C3'	6.40	127.38	119.70
1	1G	690	G	O4'-C1'-N9	6.40	113.32	108.20
26	14	140	A	N1-C6-N6	6.40	122.44	118.60
26	14	388	G	C8-N9-C4	-6.40	103.84	106.40
26	14	1564	C	C5-C4-N4	6.40	124.68	120.20
26	14	2587	A	O5'-P-OP1	-6.40	99.94	105.70
1	13	789	U	C5-C4-O4	6.40	129.74	125.90
26	1H	2585	U	N3-C4-O4	-6.40	114.92	119.40
1	13	115	G	C8-N9-C4	-6.40	103.84	106.40
26	1H	245	G	C4-C5-N7	6.40	113.36	110.80
26	1H	1427	A	C8-N9-C4	-6.39	103.24	105.80
26	1H	2028	U	N3-C4-C5	-6.39	110.76	114.60
26	1H	2054	A	C4-C5-N7	6.39	113.90	110.70
23	2L	77	A	N1-C6-N6	6.39	122.44	118.60
1	13	977	A	N1-C6-N6	-6.39	114.76	118.60
26	1H	1940	U	N3-C4-O4	6.39	123.87	119.40
26	1H	776	G	OP1-P-OP2	6.39	129.18	119.60
26	1H	812	C	C6-N1-C2	-6.39	117.75	120.30
26	1H	2260	C	OP2-P-O3'	6.39	119.25	105.20
26	14	1427	A	N9-C4-C5	6.39	108.35	105.80
26	14	48	G	C8-N9-C4	-6.38	103.85	106.40
26	1H	698	C	C4-C5-C6	6.38	120.59	117.40
26	14	1801	G	N1-C6-O6	6.38	123.73	119.90
26	1H	2351	G	N3-C4-N9	6.38	129.83	126.00

Continued on next page...

Continued from previous page...

Mol	Chain	Res	Type	Atoms	Z	Observed(°)	Ideal(°)
26	1H	2447	G	C4-N9-C1'	-6.38	118.21	126.50
1	1G	450	G	N3-C4-C5	6.38	131.79	128.60
26	14	537	C	C5-C6-N1	6.38	124.19	121.00
23	2K	77	A	C4-C5-N7	6.38	113.89	110.70
26	1H	1308	A	N9-C4-C5	6.38	108.35	105.80
26	14	90	U	N1-C2-O2	6.38	127.26	122.80
57	3L	58	A	P-O3'-C3'	6.38	127.35	119.70
26	1H	2226	C	N3-C4-C5	6.37	124.45	121.90
26	1H	2827	C	N1-C2-O2	-6.37	115.08	118.90
37	78	49	ARG	NE-CZ-NH2	-6.37	117.11	120.30
1	1G	337	C	C6-N1-C2	-6.37	117.75	120.30
26	14	2502	G	C6-N1-C2	-6.37	121.28	125.10
26	14	1620	G	OP1-P-OP2	-6.37	110.04	119.60
26	1H	52	A	O5'-P-OP2	-6.37	99.97	105.70
26	1H	613	U	N1-C2-N3	6.37	118.72	114.90
26	1H	1575	C	C5-C6-N1	6.37	124.18	121.00
26	1H	2338	G	O5'-P-OP1	-6.37	99.97	105.70
26	14	2286	A	N7-C8-N9	6.37	116.98	113.80
1	13	422	C	C2-N1-C1'	6.36	125.80	118.80
23	2K	25	U	C5-C4-O4	6.36	129.72	125.90
26	1H	782	A	N1-C2-N3	6.36	132.48	129.30
26	1H	1672	C	O5'-P-OP1	-6.36	99.97	105.70
26	1H	1786	A	OP1-P-O3'	6.36	119.20	105.20
26	1H	2226	C	C6-N1-C2	6.36	122.84	120.30
26	14	1594	G	C8-N9-C4	-6.36	103.86	106.40
26	1H	72	U	N3-C4-O4	6.36	123.85	119.40
26	14	1950	G	N3-C2-N2	6.36	124.35	119.90
26	1H	945	A	C8-N9-C1'	-6.36	116.25	127.70
26	14	2011	U	N3-C2-O2	6.36	126.65	122.20
26	14	982	C	C5-C6-N1	6.36	124.18	121.00
26	1H	775	G	N3-C4-N9	6.36	129.81	126.00
1	1G	1488	G	C8-N9-C4	6.36	108.94	106.40
24	3K	36	U	OP1-P-O3'	6.35	119.18	105.20
26	1H	788	A	OP2-P-O3'	6.35	119.18	105.20
26	1H	1971	A	O5'-P-OP2	-6.35	99.98	105.70
26	1H	2443	C	O5'-P-OP1	-6.35	99.98	105.70
26	14	808	G	OP1-P-OP2	6.35	129.13	119.60
26	14	817	C	C5-C6-N1	6.35	124.17	121.00
26	1H	863	A	O5'-P-OP2	-6.35	99.99	105.70
26	14	1904	G	C5-C6-O6	6.35	132.41	128.60
26	14	2873	A	C4-N9-C1'	6.35	137.73	126.30
26	1H	222	A	P-O3'-C3'	6.35	127.32	119.70

Continued on next page...

Continued from previous page...

Mol	Chain	Res	Type	Atoms	Z	Observed(°)	Ideal(°)
26	1H	2476	A	N3-C4-C5	-6.35	122.36	126.80
26	1H	2573	C	N3-C4-N4	6.35	122.44	118.00
26	1H	1636	C	N1-C2-O2	-6.35	115.09	118.90
26	14	2247	A	N1-C6-N6	-6.35	114.79	118.60
27	1J	103	U	C5-C6-N1	-6.35	119.53	122.70
1	13	974	A	N1-C6-N6	6.34	122.41	118.60
26	1H	382	G	N9-C4-C5	-6.34	102.86	105.40
26	1H	1632	A	C5-C6-N6	-6.34	118.62	123.70
26	14	1025	G	N3-C4-C5	6.34	131.77	128.60
26	14	1655	A	N1-C6-N6	6.34	122.41	118.60
26	1H	1649	G	N3-C4-N9	6.34	129.81	126.00
26	14	945	A	O4'-C1'-N9	6.34	113.27	108.20
26	14	1618	A	N7-C8-N9	6.34	116.97	113.80
26	1H	1022	G	N3-C2-N2	-6.34	115.46	119.90
26	1H	742	G	C4-C5-N7	-6.34	108.27	110.80
26	14	1287	A	N1-C6-N6	-6.34	114.80	118.60
1	13	115	G	P-O3'-C3'	6.33	127.30	119.70
26	1H	1950	G	N3-C4-N9	-6.33	122.20	126.00
26	1H	1607	C	O5'-P-OP1	-6.33	100.00	105.70
26	1H	1616	A	C6-C5-N7	-6.33	127.87	132.30
26	1H	1809	A	C5-C6-N6	-6.33	118.64	123.70
26	14	675	A	C5-C6-N6	-6.33	118.64	123.70
1	13	1498	U	C2-N1-C1'	6.33	125.29	117.70
26	1H	127	A	N9-C4-C5	-6.33	103.27	105.80
26	1H	446	G	N9-C4-C5	-6.33	102.87	105.40
26	1H	729	G	C4-N9-C1'	6.33	134.73	126.50
26	14	1304	C	N3-C2-O2	-6.33	117.47	121.90
1	13	1502	A	C4-C5-N7	6.32	113.86	110.70
26	1H	2530	A	O5'-P-OP2	-6.32	100.01	105.70
26	14	804	A	C8-N9-C4	6.32	108.33	105.80
26	14	388	G	N3-C2-N2	-6.32	115.47	119.90
26	14	2432	A	N1-C6-N6	6.32	122.39	118.60
26	1H	808	G	O5'-P-OP2	-6.32	100.01	105.70
26	14	2502	G	N9-C4-C5	6.32	107.93	105.40
26	14	2822	G	N1-C6-O6	6.32	123.69	119.90
26	14	1640	C	N3-C2-O2	-6.32	117.48	121.90
27	16	81	G	C6-C5-N7	-6.32	126.61	130.40
1	1G	1157	A	P-O3'-C3'	6.32	127.28	119.70
26	14	1901	A	C2-N3-C4	6.32	113.76	110.60
26	1H	700	G	N1-C6-O6	6.31	123.69	119.90
26	1H	935	C	O5'-P-OP2	6.31	118.27	110.70
26	14	558	G	C8-N9-C4	6.31	108.92	106.40

Continued on next page...

Continued from previous page...

Mol	Chain	Res	Type	Atoms	Z	Observed(°)	Ideal(°)
26	1H	239	U	C2-N1-C1'	-6.31	110.13	117.70
26	1H	1142(A)	A	C5-C6-N1	-6.31	114.55	117.70
26	1H	1314	C	N3-C2-O2	-6.30	117.49	121.90
26	1H	1779	U	O5'-P-OP2	-6.30	100.03	105.70
26	1H	2478	A	O5'-P-OP1	-6.30	100.03	105.70
26	14	1950	G	C5-C6-O6	6.30	132.38	128.60
26	1H	664	C	C6-N1-C2	6.30	122.82	120.30
26	1H	2519	U	N1-C2-O2	-6.30	118.39	122.80
26	1H	2581	G	N3-C2-N2	6.30	124.31	119.90
26	1H	1955	U	O4'-C1'-N1	6.30	113.24	108.20
26	1H	974(A)	C	N3-C2-O2	-6.30	117.49	121.90
26	14	1327	C	C2-N1-C1'	-6.30	111.87	118.80
22	1K	74	C	N1-C2-O2	6.30	122.68	118.90
26	1H	670	A	N9-C4-C5	-6.30	103.28	105.80
26	1H	1695	G	C8-N9-C1'	-6.30	118.82	127.00
26	14	2880	C	N3-C4-C5	-6.30	119.38	121.90
26	1H	62	C	C6-N1-C2	6.29	122.82	120.30
26	1H	2439	A	O5'-P-OP2	-6.29	100.03	105.70
26	14	1328	G	N3-C4-N9	6.29	129.78	126.00
26	1H	609	A	C5-C6-N6	-6.29	118.67	123.70
33	51	6	ARG	N-CA-C	-6.29	94.01	111.00
26	14	2873	A	C5-C6-N1	-6.29	114.55	117.70
26	1H	594	U	C6-N1-C2	6.29	124.78	121.00
26	14	1629	U	N1-C2-O2	-6.29	118.40	122.80
1	13	577	G	C8-N9-C4	6.29	108.92	106.40
26	1H	1204	A	C4-N9-C1'	6.29	137.62	126.30
26	1H	599	G	C5-N7-C8	6.29	107.44	104.30
26	1H	776	G	N3-C2-N2	-6.29	115.50	119.90
26	1H	405	U	N1-C2-O2	6.28	127.20	122.80
55	Q8	52	LYS	C-N-CD	-6.28	106.78	120.60
26	14	621	A	N1-C6-N6	6.28	122.37	118.60
1	13	773	G	O5'-P-OP2	-6.28	100.05	105.70
26	1H	2665	A	C6-C5-N7	-6.28	127.90	132.30
33	51	3	ARG	CG-CD-NE	6.28	124.99	111.80
26	14	1378	A	C8-N9-C4	6.28	108.31	105.80
26	1H	755	C	C6-N1-C2	-6.28	117.79	120.30
23	2K	73	A	C8-N9-C4	6.28	108.31	105.80
23	2L	48	U	P-O3'-C3'	6.28	127.23	119.70
26	1H	148	C	C2-N3-C4	-6.27	116.76	119.90
26	1H	2782	G	N1-C6-O6	6.27	123.66	119.90
1	13	1107	C	N3-C4-C5	-6.27	119.39	121.90
26	1H	68	G	C8-N9-C4	-6.27	103.89	106.40

Continued on next page...

Continued from previous page...

Mol	Chain	Res	Type	Atoms	Z	Observed(°)	Ideal(°)
26	1H	1187	G	O5'-P-OP2	-6.27	100.06	105.70
1	1G	1517	G	O5'-P-OP2	-6.27	100.06	105.70
26	14	2439	A	P-O3'-C3'	6.27	127.22	119.70
26	1H	245	G	C4-N9-C1'	6.27	134.65	126.50
26	1H	2751	G	C5-N7-C8	-6.27	101.17	104.30
26	1H	731	C	N3-C4-N4	6.26	122.39	118.00
26	1H	1304	C	N3-C4-C5	6.26	124.41	121.90
26	14	1386	C	C6-N1-C2	-6.26	117.79	120.30
26	14	2386	C	C5-C6-N1	-6.26	117.87	121.00
26	1H	411	G	N3-C4-C5	-6.26	125.47	128.60
26	1H	1201	C	N1-C2-O2	-6.26	115.14	118.90
26	1H	2054	A	C5-N7-C8	-6.26	100.77	103.90
26	1H	2336	A	C2-N3-C4	6.26	113.73	110.60
26	1H	735	A	C8-N9-C4	6.26	108.30	105.80
2	1E	14	GLY	N-CA-C	6.26	128.75	113.10
26	1H	2573	C	C6-N1-C2	-6.26	117.80	120.30
26	1H	983	A	C8-N9-C4	6.26	108.30	105.80
26	1H	1297	C	C6-N1-C2	-6.26	117.80	120.30
26	1H	2346	A	C8-N9-C1'	-6.26	116.44	127.70
26	14	1404	C	O5'-P-OP1	-6.26	100.07	105.70
26	1H	1198	U	N3-C4-O4	-6.25	115.02	119.40
26	14	2011	U	O5'-P-OP1	-6.25	100.07	105.70
26	1H	209	C	C5-C6-N1	-6.25	117.88	121.00
26	1H	270(O)	U	C5-C6-N1	6.25	125.83	122.70
26	14	120	U	OP1-P-OP2	-6.25	110.22	119.60
26	1H	2618	G	C8-N9-C4	-6.25	103.90	106.40
26	1H	1338	G	C2-N3-C4	6.25	115.02	111.90
26	1H	1614	A	C6-C5-N7	-6.25	127.93	132.30
26	1H	1990	C	C6-N1-C2	-6.25	117.80	120.30
29	19	271	ILE	N-CA-C	6.25	127.87	111.00
26	1H	44	A	C8-N9-C4	-6.25	103.30	105.80
26	1H	1614	A	O4'-C1'-N9	6.25	113.20	108.20
27	16	81	G	C4-C5-N7	6.25	113.30	110.80
1	1G	817	C	O5'-P-OP2	-6.25	100.08	105.70
26	14	1320	C	N3-C4-C5	-6.25	119.40	121.90
26	1H	1648	C	C2-N1-C1'	-6.25	111.93	118.80
26	14	2024	G	N1-C6-O6	6.25	123.65	119.90
1	13	41	G	C8-N9-C4	6.24	108.90	106.40
26	1H	279	C	C5-C6-N1	6.24	124.12	121.00
26	1H	308	G	C4-N9-C1'	6.24	134.62	126.50
26	1H	1623	G	N1-C2-N2	-6.24	110.58	116.20
26	1H	2377	A	N1-C6-N6	6.24	122.35	118.60

Continued on next page...

Continued from previous page...

Mol	Chain	Res	Type	Atoms	Z	Observed(°)	Ideal(°)
26	1H	2698	U	O5'-P-OP2	-6.24	100.08	105.70
26	14	4	C	N1-C2-O2	6.24	122.64	118.90
26	14	4	C	C5-C6-N1	6.24	124.12	121.00
26	14	212	G	O5'-P-OP2	-6.24	100.08	105.70
26	14	1406	U	C4-C5-C6	-6.24	115.96	119.70
26	1H	822	U	N1-C2-N3	6.24	118.64	114.90
26	14	2078	C	OP1-P-O3'	6.24	118.93	105.20
26	1H	403	U	N1-C2-O2	6.24	127.17	122.80
1	1G	1502	A	C8-N9-C4	-6.24	103.31	105.80
26	14	2593	U	C5-C4-O4	6.24	129.64	125.90
26	1H	188	G	OP1-P-OP2	6.23	128.95	119.60
26	1H	2430	A	C4-N9-C1'	-6.23	115.08	126.30
54	P8	23	ARG	NE-CZ-NH1	6.23	123.42	120.30
26	14	1404	C	N1-C2-O2	6.23	122.64	118.90
24	3K	76	A	C2-N3-C4	-6.23	107.48	110.60
26	1H	695	G	N1-C6-O6	-6.23	116.16	119.90
26	14	863	A	O5'-P-OP2	-6.23	100.09	105.70
26	14	1827	C	N3-C2-O2	-6.23	117.54	121.90
26	1H	121	G	C5-C6-N1	6.23	114.61	111.50
26	1H	2311	A	C5-N7-C8	-6.23	100.79	103.90
26	14	396	G	C8-N9-C4	-6.23	103.91	106.40
26	1H	732	C	C4-C5-C6	6.22	120.51	117.40
26	1H	1267	U	OP2-P-O3'	6.22	118.89	105.20
26	14	48	G	N9-C4-C5	6.22	107.89	105.40
26	1H	1204	A	C4-C5-C6	6.22	120.11	117.00
26	14	114	U	C2-N1-C1'	6.22	125.16	117.70
26	14	2210	G	C4-N9-C1'	6.22	134.59	126.50
26	1H	1905	C	C6-N1-C2	-6.22	117.81	120.30
1	1G	1127	G	O5'-P-OP1	-6.22	100.11	105.70
26	14	682	G	O5'-P-OP1	6.22	118.16	110.70
26	14	2297	C	O5'-P-OP1	-6.22	100.11	105.70
26	14	90	U	N3-C2-O2	-6.21	117.85	122.20
26	1H	906	G	C5-C6-O6	-6.21	124.87	128.60
26	14	1296	G	OP2-P-O3'	6.21	118.87	105.20
26	1H	849	A	C8-N9-C4	6.21	108.28	105.80
26	1H	1395	A	N7-C8-N9	-6.21	110.69	113.80
26	1H	2676	C	C6-N1-C2	6.21	122.78	120.30
26	14	574	C	N3-C4-N4	-6.21	113.65	118.00
8	7E	112	LEU	CA-CB-CG	6.21	129.58	115.30
26	1H	524	U	N3-C2-O2	-6.21	117.85	122.20
26	1H	1251	C	N1-C2-O2	6.21	122.62	118.90
26	1H	2708	G	C8-N9-C1'	-6.21	118.93	127.00

Continued on next page...

Continued from previous page...

Mol	Chain	Res	Type	Atoms	Z	Observed(°)	Ideal(°)
26	14	71	A	N1-C2-N3	6.21	132.41	129.30
1	13	897	C	N1-C2-O2	-6.21	115.18	118.90
27	16	98	G	C6-C5-N7	-6.21	126.68	130.40
1	1G	812	C	N3-C4-C5	-6.21	119.42	121.90
26	1H	434	U	O5'-P-OP2	-6.21	100.11	105.70
26	1H	946	G	O5'-P-OP1	-6.21	100.11	105.70
26	1H	1973	G	C8-N9-C4	-6.21	103.92	106.40
27	16	47	C	C6-N1-C2	6.20	122.78	120.30
26	1H	307	G	N3-C4-N9	6.20	129.72	126.00
1	13	67	C	C6-N1-C2	-6.20	117.82	120.30
26	1H	676	A	C8-N9-C4	-6.20	103.32	105.80
26	1H	764	A	N1-C6-N6	6.20	122.32	118.60
26	14	130	C	C6-N1-C2	6.20	122.78	120.30
26	14	267	C	N3-C2-O2	-6.20	117.56	121.90
26	14	684	G	N1-C6-O6	-6.20	116.18	119.90
26	14	1818	U	O5'-P-OP2	-6.20	100.12	105.70
26	1H	1555	G	C4-N9-C1'	6.20	134.56	126.50
26	1H	1653	G	N3-C4-C5	-6.20	125.50	128.60
26	1H	2447	G	C8-N9-C1'	6.20	135.06	127.00
26	14	2713	A	N1-C6-N6	6.20	122.32	118.60
26	1H	697	C	N1-C2-O2	-6.20	115.18	118.90
26	1H	2241	A	N1-C2-N3	6.20	132.40	129.30
26	1H	2516	G	O5'-P-OP2	-6.20	100.12	105.70
26	14	2279	G	C5-C6-O6	6.20	132.32	128.60
24	3K	60	U	C5-C6-N1	6.19	125.80	122.70
26	14	2087	G	N9-C4-C5	-6.19	102.92	105.40
26	1H	1817	G	C5-C6-O6	6.19	132.31	128.60
26	1H	1298	C	C6-N1-C2	-6.19	117.82	120.30
26	1H	71	A	O4'-C1'-N9	-6.19	103.25	108.20
26	1H	1777	U	OP2-P-O3'	6.19	118.81	105.20
12	3A	59	ARG	NE-CZ-NH1	6.19	123.39	120.30
26	14	2287	A	N3-C4-C5	6.19	131.13	126.80
1	13	31	G	P-O3'-C3'	6.18	127.12	119.70
26	14	676	A	O4'-C1'-N9	6.18	113.15	108.20
26	14	1658	C	N3-C4-N4	6.18	122.33	118.00
26	14	1992	G	N3-C4-C5	-6.18	125.51	128.60
26	1H	2007	C	O5'-P-OP2	-6.18	100.14	105.70
26	1H	2469	A	C4-C5-N7	6.18	113.79	110.70
49	J8	85	LEU	CA-CB-CG	-6.18	101.08	115.30
26	14	24	G	N3-C4-C5	6.18	131.69	128.60
26	14	1950	G	N3-C4-C5	-6.18	125.51	128.60
26	14	1187	G	N1-C6-O6	6.18	123.61	119.90

Continued on next page...

Continued from previous page...

Mol	Chain	Res	Type	Atoms	Z	Observed(°)	Ideal(°)
4	3E	87	GLY	N-CA-C	6.18	128.54	113.10
26	1H	658	C	O5'-P-OP1	6.18	118.11	110.70
26	1H	2286	A	C4-C5-C6	6.18	120.09	117.00
26	14	982	C	C6-N1-C2	-6.18	117.83	120.30
26	14	2307	G	N7-C8-N9	6.18	116.19	113.10
26	1H	28	A	C2-N3-C4	6.17	113.69	110.60
26	1H	71	A	C5-C6-N6	-6.17	118.76	123.70
26	1H	1197	G	OP2-P-O3'	6.17	118.78	105.20
26	1H	1437	C	N3-C2-O2	-6.17	117.58	121.90
26	1H	2319	G	N9-C4-C5	-6.17	102.93	105.40
26	1H	433	C	OP2-P-O3'	6.17	118.77	105.20
26	1H	410	G	O5'-P-OP1	-6.17	100.15	105.70
26	14	1258	C	OP2-P-O3'	6.17	118.77	105.20
26	1H	1125	G	N7-C8-N9	-6.17	110.02	113.10
26	1H	1359	A	N1-C6-N6	6.17	122.30	118.60
26	14	2387	U	N3-C4-C5	6.17	118.30	114.60
26	1H	966	G	N1-C2-N2	-6.16	110.65	116.20
26	1H	1344	G	C4-C5-N7	6.16	113.27	110.80
26	14	602	G	C4-N9-C1'	6.16	134.51	126.50
1	1G	197	A	N7-C8-N9	6.16	116.88	113.80
26	1H	789	A	O5'-P-OP1	-6.16	100.16	105.70
26	1H	845	G	N1-C2-N2	-6.16	110.66	116.20
26	1H	2712	U	C5-C4-O4	-6.16	122.20	125.90
33	59	153	LYS	C-N-CD	6.16	141.34	128.40
26	1H	508	G	N9-C1'-C2'	6.16	122.01	114.00
26	1H	1569	A	O4'-C1'-N9	6.16	113.13	108.20
26	14	1928	A	C8-N9-C4	6.16	108.26	105.80
26	1H	127	A	C4-C5-N7	6.16	113.78	110.70
1	13	690	G	C8-N9-C1'	-6.16	119.00	127.00
1	13	826	C	C6-N1-C2	-6.16	117.84	120.30
26	14	2449	U	C5-C4-O4	-6.16	122.21	125.90
26	1H	974(A)	C	N3-C4-C5	-6.15	119.44	121.90
26	1H	839	U	OP1-P-OP2	6.15	128.83	119.60
26	14	2818	G	C5-C6-O6	-6.15	124.91	128.60
1	13	516	U	C6-N1-C2	-6.15	117.31	121.00
26	1H	911	A	N1-C6-N6	6.15	122.29	118.60
1	1G	1322	C	C2-N1-C1'	6.15	125.56	118.80
26	14	2319	G	N1-C6-O6	-6.15	116.21	119.90
1	13	1096	C	C6-N1-C2	-6.15	117.84	120.30
1	1G	1449	C	C6-N1-C1'	-6.15	113.42	120.80
23	2K	6	G	N9-C4-C5	-6.14	102.94	105.40
26	1H	982	C	C5-C6-N1	6.14	124.07	121.00

Continued on next page...

Continued from previous page...

Mol	Chain	Res	Type	Atoms	Z	Observed(°)	Ideal(°)
26	1H	2271	G	N3-C4-N9	6.14	129.69	126.00
26	14	2362	G	C8-N9-C4	6.14	108.86	106.40
26	1H	1147	C	C5-C6-N1	-6.14	117.93	121.00
26	1H	1259	G	C8-N9-C4	6.14	108.86	106.40
26	1H	1279	G	N1-C6-O6	-6.14	116.21	119.90
26	1H	2250	G	N1-C6-O6	-6.14	116.21	119.90
26	1H	2424	C	C2-N3-C4	6.14	122.97	119.90
26	1H	134	C	N3-C2-O2	-6.14	117.60	121.90
26	1H	1393	A	OP1-P-O3'	6.14	118.71	105.20
26	1H	1555	G	O5'-P-OP1	-6.14	100.17	105.70
26	14	1352	U	O5'-P-OP2	-6.14	100.17	105.70
26	1H	330	A	C5-N7-C8	-6.14	100.83	103.90
26	1H	462	C	OP1-P-OP2	6.14	128.81	119.60
26	14	102	G	O4'-C1'-N9	6.14	113.11	108.20
26	14	2576	G	C8-N9-C4	6.14	108.86	106.40
26	14	2689	U	P-O3'-C3'	6.14	127.07	119.70
26	1H	1568	G	N1-C6-O6	6.14	123.58	119.90
26	1H	2427	C	N1-C2-O2	-6.14	115.22	118.90
1	1G	1301	U	C6-N1-C1'	-6.14	112.61	121.20
26	14	267	C	N1-C2-O2	6.14	122.58	118.90
26	1H	2419	U	OP1-P-O3'	6.13	118.69	105.20
26	1H	763	G	OP2-P-O3'	6.13	118.69	105.20
1	1G	117	G	C5-C6-O6	-6.13	124.92	128.60
26	1H	187	G	C4-N9-C1'	6.13	134.47	126.50
26	1H	2439	A	O4'-C1'-N9	-6.13	103.30	108.20
26	14	2688	U	N3-C2-O2	-6.13	117.91	122.20
1	13	520	A	N1-C2-N3	6.13	132.36	129.30
1	13	575	G	N3-C4-N9	-6.13	122.33	126.00
1	13	690	G	C8-N9-C4	-6.13	103.95	106.40
26	14	1700	A	O5'-P-OP1	-6.13	100.19	105.70
26	14	1972	A	OP2-P-O3'	6.13	118.68	105.20
26	14	2542	A	N7-C8-N9	-6.13	110.74	113.80
26	1H	2012	G	C8-N9-C4	6.12	108.85	106.40
26	1H	2488	A	C6-C5-N7	-6.12	128.01	132.30
26	14	125	G	N9-C4-C5	-6.12	102.95	105.40
26	1H	1423	G	N3-C2-N2	6.12	124.19	119.90
26	14	947	G	N3-C2-N2	-6.12	115.61	119.90
26	14	1818	U	OP1-P-O3'	6.12	118.67	105.20
26	1H	2330	G	C8-N9-C4	6.12	108.85	106.40
26	14	1289	C	O5'-P-OP1	-6.12	100.19	105.70
26	14	2078	C	O5'-P-OP2	6.12	118.05	110.70
26	1H	2699	C	C5-C6-N1	-6.12	117.94	121.00

Continued on next page...

Continued from previous page...

Mol	Chain	Res	Type	Atoms	Z	Observed(°)	Ideal(°)
26	14	2346	A	C2-N3-C4	-6.12	107.54	110.60
26	1H	805	G	OP1-P-O3'	6.12	118.66	105.20
26	1H	1308	A	N1-C2-N3	6.12	132.36	129.30
26	1H	2019	A	N1-C6-N6	6.12	122.27	118.60
26	14	1616	A	C5-C6-N1	-6.12	114.64	117.70
26	14	2617	C	C6-N1-C2	6.12	122.75	120.30
26	1H	683	C	N3-C4-C5	6.12	124.35	121.90
26	1H	848	G	C8-N9-C1'	-6.12	119.05	127.00
26	14	2607	G	C6-C5-N7	-6.12	126.73	130.40
1	13	576	G	N1-C6-O6	6.12	123.57	119.90
1	13	1414	U	OP2-P-O3'	6.12	118.66	105.20
26	1H	211	A	OP2-P-O3'	6.12	118.66	105.20
26	1H	1899	G	C5-C6-N1	-6.12	108.44	111.50
1	13	575	G	O5'-P-OP2	-6.11	100.20	105.70
26	1H	203	C	N3-C2-O2	6.11	126.18	121.90
26	1H	2577	A	C5-C6-N6	6.11	128.59	123.70
1	1G	555	C	C6-N1-C2	-6.11	117.86	120.30
26	14	570	G	C8-N9-C4	-6.11	103.95	106.40
26	1H	48	G	N1-C6-O6	-6.11	116.23	119.90
26	14	974(A)	C	N3-C2-O2	-6.11	117.62	121.90
26	14	1757	U	C2-N1-C1'	-6.11	110.37	117.70
26	14	2313	C	C6-N1-C2	-6.11	117.86	120.30
1	13	956	U	C6-N1-C2	-6.11	117.33	121.00
26	1H	2681	C	N1-C2-O2	6.11	122.56	118.90
26	14	265	A	C4-C5-N7	6.11	113.75	110.70
26	14	1309	G	N1-C6-O6	6.11	123.56	119.90
1	13	974	A	C6-C5-N7	-6.11	128.03	132.30
26	1H	974(A)	C	N1-C2-O2	6.11	122.56	118.90
26	1H	2330	G	N9-C4-C5	-6.11	102.96	105.40
26	1H	2453	A	N9-C4-C5	6.11	108.24	105.80
26	14	1772	G	O5'-P-OP2	-6.11	100.20	105.70
26	1H	1695	G	C6-C5-N7	-6.10	126.74	130.40
26	14	1347	G	OP1-P-O3'	6.10	118.62	105.20
26	1H	1285	G	C5-C6-O6	-6.10	124.94	128.60
26	1H	1647	G	C4-C5-N7	-6.10	108.36	110.80
26	1H	1767	C	C2-N3-C4	-6.10	116.85	119.90
1	1G	449	C	C6-N1-C2	-6.10	117.86	120.30
26	14	1805	U	O5'-P-OP1	-6.10	100.21	105.70
1	13	36	C	C6-N1-C2	-6.10	117.86	120.30
26	1H	1937	A	C4-C5-C6	6.10	120.05	117.00
26	1H	1157	G	N1-C6-O6	6.09	123.56	119.90
26	1H	2429	G	OP2-P-O3'	6.09	118.61	105.20

Continued on next page...

Continued from previous page...

Mol	Chain	Res	Type	Atoms	Z	Observed(°)	Ideal(°)
26	1H	69	C	C6-N1-C2	-6.09	117.86	120.30
1	13	1203	C	C6-N1-C2	-6.09	117.86	120.30
1	13	437	U	C2-N1-C1'	6.09	125.01	117.70
26	1H	1313	U	N3-C4-C5	-6.09	110.95	114.60
26	14	558	G	N7-C8-N9	-6.09	110.06	113.10
26	1H	961	C	OP1-P-O3'	6.09	118.59	105.20
26	1H	1333	C	C6-N1-C2	-6.09	117.86	120.30
26	14	2279	G	N3-C2-N2	6.09	124.16	119.90
26	14	2430	A	C5-C6-N1	-6.08	114.66	117.70
26	14	792	G	O4'-C1'-N9	-6.08	103.33	108.20
26	1H	247	G	C4-C5-N7	6.08	113.23	110.80
26	1H	1691	C	C6-N1-C2	-6.08	117.87	120.30
26	1H	2555	U	N1-C2-N3	6.08	118.55	114.90
26	14	1302	A	OP1-P-OP2	6.08	128.72	119.60
26	1H	1374	G	N1-C6-O6	6.08	123.55	119.90
26	1H	2607	G	N3-C2-N2	6.08	124.15	119.90
1	13	1498	U	P-O3'-C3'	6.07	126.99	119.70
26	1H	410	G	N3-C2-N2	-6.07	115.65	119.90
26	1H	1158	C	C2-N3-C4	-6.07	116.86	119.90
26	1H	1858	G	N1-C6-O6	6.07	123.54	119.90
26	1H	2345	G	C8-N9-C4	-6.07	103.97	106.40
26	14	2243	U	OP1-P-OP2	6.07	128.71	119.60
26	14	1385	G	O4'-C1'-N9	6.07	113.06	108.20
26	14	2256	G	O5'-P-OP2	-6.07	100.24	105.70
1	1G	913	A	P-O3'-C3'	6.07	126.98	119.70
1	13	1096	C	C5-C6-N1	6.07	124.03	121.00
26	1H	126	A	C5-C6-N6	6.07	128.55	123.70
26	1H	738	G	N7-C8-N9	6.07	116.13	113.10
26	1H	569	U	C6-N1-C2	6.07	124.64	121.00
26	1H	915	C	N3-C2-O2	-6.07	117.65	121.90
26	1H	2599	G	C5-N7-C8	6.07	107.33	104.30
26	14	1616	A	N1-C6-N6	6.07	122.24	118.60
26	14	1742	C	C5-C6-N1	6.07	124.03	121.00
26	1H	2286	A	N7-C8-N9	6.06	116.83	113.80
26	1H	249	C	C6-N1-C2	-6.06	117.88	120.30
26	1H	2575	C	C5-C6-N1	-6.06	117.97	121.00
26	14	1698	A	C2-N3-C4	-6.06	107.57	110.60
26	14	1801	G	C4-C5-N7	6.06	113.22	110.80
26	14	2590	A	C8-N9-C4	6.06	108.22	105.80
1	13	776	G	O5'-P-OP1	-6.06	100.25	105.70
26	14	1831	G	N1-C6-O6	6.06	123.54	119.90
26	1H	49	A	C5-N7-C8	6.06	106.93	103.90

Continued on next page...

Continued from previous page...

Mol	Chain	Res	Type	Atoms	Z	Observed(°)	Ideal(°)
26	1H	1573	G	C8-N9-C4	6.06	108.82	106.40
26	14	1446	C	C6-N1-C2	-6.06	117.88	120.30
55	M5	48	PHE	CA-C-N	6.06	130.53	117.20
26	1H	1344	G	N1-C6-O6	6.06	123.53	119.90
26	14	856	C	C6-N1-C2	-6.06	117.88	120.30
26	14	1784	A	N1-C6-N6	-6.06	114.97	118.60
26	1H	1993	U	OP2-P-O3'	6.06	118.52	105.20
1	13	1502	A	N1-C6-N6	6.05	122.23	118.60
1	13	1533	C	C6-N1-C1'	-6.05	113.53	120.80
26	1H	1174	A	N9-C1'-C2'	-6.05	105.34	112.00
26	1H	669	G	N9-C4-C5	6.05	107.82	105.40
1	13	760	G	N1-C6-O6	6.05	123.53	119.90
26	1H	245	G	C8-N9-C1'	-6.05	119.13	127.00
26	1H	247	G	N3-C2-N2	6.05	124.14	119.90
26	1H	693	C	O5'-P-OP2	-6.05	100.25	105.70
26	14	2023	G	N1-C6-O6	6.05	123.53	119.90
26	14	2713	A	C4-C5-N7	6.05	113.72	110.70
26	1H	1304	C	O5'-P-OP1	6.05	117.96	110.70
26	1H	2587	A	C2-N3-C4	-6.05	107.58	110.60
43	D8	40	LEU	CA-CB-CG	6.05	129.21	115.30
26	14	265	A	N7-C8-N9	6.05	116.83	113.80
26	1H	223	A	O5'-P-OP2	-6.05	100.26	105.70
26	1H	698	C	OP1-P-OP2	6.05	128.67	119.60
26	1H	1899	G	C4-C5-N7	-6.05	108.38	110.80
26	14	1366	A	O5'-P-OP2	-6.05	100.26	105.70
1	13	865	A	N1-C6-N6	6.04	122.23	118.60
26	1H	732	C	C6-N1-C2	-6.04	117.88	120.30
26	1H	2587	A	N1-C2-N3	6.04	132.32	129.30
26	1H	2242	G	C5-C6-O6	6.04	132.23	128.60
26	1H	764	A	C2-N3-C4	-6.04	107.58	110.60
26	1H	848	G	C8-N9-C4	6.04	108.82	106.40
26	1H	1369	G	N3-C4-C5	-6.04	125.58	128.60
26	14	677	A	C8-N9-C4	-6.04	103.38	105.80
26	14	1783	A	C5-C6-N6	6.04	128.53	123.70
26	1H	130	C	C6-N1-C2	6.04	122.72	120.30
26	1H	183	C	N3-C2-O2	-6.04	117.67	121.90
26	1H	1501	C	O5'-P-OP2	6.04	117.94	110.70
26	1H	2028	U	N3-C4-O4	6.04	123.63	119.40
26	14	226	G	N1-C6-O6	6.04	123.52	119.90
34	61	77	LEU	CA-CB-CG	6.04	129.18	115.30
1	13	727	G	O5'-P-OP1	-6.03	100.27	105.70
1	13	910	C	N3-C4-C5	6.03	124.31	121.90

Continued on next page...

Continued from previous page...

Mol	Chain	Res	Type	Atoms	Z	Observed(°)	Ideal(°)
1	13	1227	A	N1-C6-N6	6.03	122.22	118.60
26	1H	865	C	OP1-P-OP2	-6.03	110.56	119.60
26	1H	2477	C	C6-N1-C2	-6.03	117.89	120.30
26	1H	59	U	C6-N1-C2	-6.03	117.38	121.00
24	3K	12	U	C5-C6-N1	6.03	125.71	122.70
1	1G	687	A	P-O3'-C3'	6.03	126.93	119.70
1	13	1408	A	C8-N9-C4	-6.03	103.39	105.80
26	1H	1658	C	N3-C4-N4	6.03	122.22	118.00
26	1H	2540	C	C6-N1-C2	6.03	122.71	120.30
26	14	41	C	C6-N1-C2	6.03	122.71	120.30
26	14	380	U	O5'-P-OP2	-6.03	100.28	105.70
26	14	833	U	N1-C2-O2	-6.03	118.58	122.80
1	13	254	G	O5'-P-OP1	-6.02	100.28	105.70
26	1H	210	C	C6-N1-C2	6.02	122.71	120.30
26	1H	1327	C	N3-C4-C5	-6.02	119.49	121.90
26	1H	1332	G	N3-C4-C5	6.02	131.61	128.60
26	14	1657	C	N3-C4-C5	6.02	124.31	121.90
26	14	1938	A	N1-C6-N6	6.02	122.21	118.60
26	1H	333	G	C4-N9-C1'	6.02	134.33	126.50
26	1H	743	G	O5'-P-OP1	-6.02	100.28	105.70
26	14	2251	G	C8-N9-C1'	-6.02	119.18	127.00
1	13	896	C	C6-N1-C2	6.02	122.71	120.30
1	13	1489	G	N7-C8-N9	-6.02	110.09	113.10
26	1H	1644	C	C5-C6-N1	6.02	124.01	121.00
26	1H	2450	A	C5-C6-N6	6.02	128.51	123.70
26	1H	2590	A	C2-N3-C4	-6.02	107.59	110.60
26	1H	1109	C	N3-C2-O2	-6.01	117.69	121.90
26	1H	1654	A	C5-C6-N6	6.01	128.51	123.70
26	1H	1698	A	C5-C6-N1	-6.01	114.69	117.70
26	1H	2607	G	C4-C5-N7	6.01	113.21	110.80
26	14	188	G	N9-C4-C5	-6.01	102.99	105.40
1	13	577	G	N9-C4-C5	-6.01	103.00	105.40
26	1H	2275	C	OP1-P-O3'	6.01	118.42	105.20
26	1H	2304	G	O5'-P-OP1	-6.01	100.29	105.70
1	13	1525	G	OP1-P-OP2	-6.01	110.59	119.60
26	1H	119	A	N1-C6-N6	-6.01	114.99	118.60
26	1H	764	A	OP1-P-OP2	-6.01	110.59	119.60
26	1H	1817	G	N1-C6-O6	-6.01	116.29	119.90
26	1H	1927	A	N3-C4-C5	-6.01	122.59	126.80
26	14	1520	U	C5-C4-O4	6.01	129.51	125.90
26	14	2779	U	N1-C2-O2	6.01	127.01	122.80
26	1H	1962	C	N3-C4-C5	-6.01	119.50	121.90

Continued on next page...

Continued from previous page...

Mol	Chain	Res	Type	Atoms	Z	Observed(°)	Ideal(°)
26	1H	2503	A	C2-N3-C4	6.01	113.60	110.60
1	13	509	A	C8-N9-C4	-6.01	103.40	105.80
1	13	584	G	N1-C6-O6	-6.00	116.30	119.90
26	1H	2689	U	C5-C6-N1	-6.00	119.70	122.70
26	14	866	A	N9-C4-C5	-6.00	103.40	105.80
26	1H	1510	A	C2-N3-C4	6.00	113.60	110.60
26	1H	2287	A	N3-C4-N9	-6.00	122.60	127.40
26	14	1791	A	O5'-P-OP2	6.00	117.90	110.70
26	1H	453	C	C2-N1-C1'	-6.00	112.20	118.80
26	14	911	A	C8-N9-C4	-6.00	103.40	105.80
26	14	2447	G	P-O3'-C3'	6.00	126.90	119.70
26	1H	1616	A	C8-N9-C4	-6.00	103.40	105.80
26	14	1904	G	N1-C6-O6	-6.00	116.30	119.90
26	14	2866	U	O5'-P-OP2	-6.00	100.30	105.70
27	1J	60	C	C5-C6-N1	6.00	124.00	121.00
26	1H	2394	C	O5'-P-OP2	-6.00	100.31	105.70
1	1G	1438	G	C8-N9-C4	5.99	108.80	106.40
26	14	792	G	N3-C4-N9	5.99	129.60	126.00
26	14	1992	G	C8-N9-C4	-5.99	104.00	106.40
26	14	2593	U	N3-C2-O2	-5.99	118.00	122.20
26	1H	1210	A	C5-C6-N6	-5.99	118.91	123.70
26	1H	1299	G	O5'-P-OP2	5.99	117.89	110.70
26	1H	1616	A	C5-C6-N6	-5.99	118.91	123.70
26	14	2447	G	N9-C4-C5	5.99	107.80	105.40
26	1H	596	G	O5'-P-OP2	5.99	117.89	110.70
26	1H	1502	C	C6-N1-C2	-5.99	117.90	120.30
26	1H	1567	A	OP1-P-O3'	5.99	118.38	105.20
26	1H	2441	C	N1-C2-O2	5.99	122.49	118.90
26	14	1374	G	N3-C4-N9	5.99	129.59	126.00
1	13	253	U	O5'-P-OP2	5.99	117.89	110.70
26	1H	126	A	C4-C5-N7	-5.99	107.71	110.70
26	1H	2368	C	C6-N1-C2	-5.99	117.91	120.30
57	3L	76	A	O4'-C1'-N9	5.99	112.99	108.20
26	14	2273	A	O5'-P-OP2	-5.99	100.31	105.70
26	14	1277	G	C8-N9-C4	5.99	108.79	106.40
26	14	138	G	C8-N9-C4	-5.98	104.01	106.40
26	14	866	A	C8-N9-C1'	-5.98	116.93	127.70
26	14	1313	U	N1-C2-O2	-5.98	118.61	122.80
26	1H	265	A	O4'-C1'-N9	5.98	112.99	108.20
26	1H	469	G	N1-C6-O6	-5.98	116.31	119.90
26	1H	1607	C	OP1-P-OP2	5.98	128.57	119.60
26	14	2713	A	C2-N3-C4	-5.98	107.61	110.60

Continued on next page...

Continued from previous page...

Mol	Chain	Res	Type	Atoms	Z	Observed(°)	Ideal(°)
26	14	569	U	C5-C6-N1	-5.98	119.71	122.70
26	14	602	G	C6-C5-N7	-5.98	126.81	130.40
26	1H	391	G	C4-C5-C6	5.98	122.39	118.80
26	1H	2712	U	N3-C4-C5	5.98	118.19	114.60
26	14	288	C	C2-N1-C1'	5.98	125.38	118.80
26	1H	2429	G	N9-C4-C5	5.98	107.79	105.40
26	14	1313	U	O5'-P-OP2	-5.98	100.32	105.70
26	14	2012	G	C6-C5-N7	-5.98	126.81	130.40
1	13	748	C	C5-C6-N1	5.97	123.99	121.00
26	1H	2465	C	C2-N3-C4	-5.97	116.91	119.90
26	14	141	A	C5-N7-C8	-5.97	100.91	103.90
26	14	1154	G	N1-C6-O6	5.97	123.48	119.90
26	1H	648	G	N3-C2-N2	-5.97	115.72	119.90
1	13	428	G	N3-C2-N2	-5.97	115.72	119.90
26	1H	1654	A	N1-C6-N6	-5.97	115.02	118.60
26	14	485	C	C6-N1-C2	-5.97	117.91	120.30
26	1H	1809	A	N1-C6-N6	5.97	122.18	118.60
26	1H	1972	A	C5-C6-N6	-5.97	118.92	123.70
26	14	1976	U	N1-C2-O2	-5.97	118.62	122.80
26	1H	918	A	C8-N9-C4	-5.97	103.41	105.80
26	14	747	U	N3-C2-O2	5.97	126.38	122.20
26	14	921	G	C8-N9-C4	-5.97	104.01	106.40
26	1H	777	A	OP2-P-O3'	5.96	118.32	105.20
43	D8	94	LEU	CA-CB-CG	5.96	129.02	115.30
26	1H	117	G	C5-C6-O6	-5.96	125.02	128.60
27	16	41	U	C5-C6-N1	-5.96	119.72	122.70
1	1G	925	G	N1-C6-O6	5.96	123.48	119.90
1	13	1227	A	N7-C8-N9	5.96	116.78	113.80
26	1H	793	A	N1-C6-N6	5.96	122.17	118.60
27	16	115	G	C5-N7-C8	-5.96	101.32	104.30
26	14	704	G	N1-C6-O6	5.96	123.47	119.90
26	14	2543	G	C8-N9-C4	5.96	108.78	106.40
26	14	1598	C	O5'-P-OP2	5.96	117.85	110.70
1	13	758	G	N1-C6-O6	5.96	123.47	119.90
1	13	843	U	N1-C2-O2	5.95	126.97	122.80
1	13	1260	C	C6-N1-C2	-5.95	117.92	120.30
1	13	1402	C	C4-C5-C6	5.95	120.38	117.40
26	1H	1403	C	N1-C2-O2	5.95	122.47	118.90
26	14	1257	C	N3-C4-C5	-5.95	119.52	121.90
26	1H	2830	G	C8-N9-C4	-5.95	104.02	106.40
26	14	669	G	C2-N3-C4	5.95	114.88	111.90
26	1H	1905	C	OP1-P-O3'	5.95	118.29	105.20

Continued on next page...

Continued from previous page...

Mol	Chain	Res	Type	Atoms	Z	Observed(°)	Ideal(°)
26	1H	2827	C	N3-C2-O2	5.95	126.06	121.90
26	14	974	G	N9-C4-C5	5.95	107.78	105.40
26	14	1775	U	N3-C4-O4	-5.95	115.23	119.40
26	1H	1566	A	C8-N9-C4	-5.95	103.42	105.80
26	14	1204	A	C5-C6-N1	-5.95	114.72	117.70
26	1H	1021	A	C5-C6-N1	-5.95	114.73	117.70
26	1H	125	G	N3-C2-N2	5.95	124.06	119.90
26	1H	2558	C	N3-C4-C5	5.95	124.28	121.90
26	1H	2590	A	OP1-P-O3'	5.95	118.28	105.20
26	1H	439	G	O5'-P-OP2	5.94	117.83	110.70
26	1H	699	A	N1-C6-N6	5.94	122.17	118.60
1	13	1491	G	OP2-P-O3'	5.94	118.27	105.20
26	1H	773	U	N1-C2-N3	5.94	118.47	114.90
26	1H	2288	A	N9-C4-C5	-5.94	103.42	105.80
26	14	782	A	C6-N1-C2	-5.94	115.03	118.60
26	1H	2286	A	C8-N9-C1'	-5.94	117.01	127.70
26	1H	2422	A	N9-C4-C5	5.94	108.18	105.80
26	14	1698	A	C5-N7-C8	-5.94	100.93	103.90
26	14	2441	C	N3-C2-O2	-5.94	117.74	121.90
26	14	1327	C	N3-C2-O2	5.94	126.06	121.90
1	13	1065	U	P-O3'-C3'	5.94	126.83	119.70
26	1H	1403	C	C6-N1-C2	-5.94	117.92	120.30
26	14	1908	C	N3-C4-C5	-5.94	119.53	121.90
1	13	32	A	N7-C8-N9	5.94	116.77	113.80
26	1H	746	A	C6-N1-C2	-5.94	115.04	118.60
26	1H	2688	U	C4-C5-C6	5.94	123.26	119.70
26	14	2502	G	C2-N3-C4	5.94	114.87	111.90
26	1H	815	C	O5'-P-OP1	5.93	117.82	110.70
42	C8	74	LEU	CA-CB-CG	5.93	128.95	115.30
26	14	1727	U	C5-C4-O4	5.93	129.46	125.90
26	14	2023	G	C4-C5-N7	5.93	113.17	110.80
1	13	970	C	C6-N1-C2	-5.93	117.93	120.30
26	1H	49	A	N7-C8-N9	-5.93	110.83	113.80
26	1H	1624	G	C8-N9-C4	5.93	108.77	106.40
26	1H	1764	G	C5-C6-O6	5.93	132.16	128.60
26	1H	2254	C	N1-C2-O2	-5.93	115.34	118.90
26	1H	122	G	C8-N9-C4	5.93	108.77	106.40
49	J8	41	ARG	NE-CZ-NH1	5.93	123.27	120.30
1	1G	690	G	C2-N3-C4	-5.93	108.94	111.90
26	14	559	G	C5-C6-N1	-5.93	108.53	111.50
26	14	1778	U	O5'-P-OP1	-5.93	100.36	105.70
26	1H	337	C	C6-N1-C2	5.93	122.67	120.30

Continued on next page...

Continued from previous page...

Mol	Chain	Res	Type	Atoms	Z	Observed(°)	Ideal(°)
26	14	2428	G	P-O3'-C3'	5.93	126.81	119.70
1	13	765	G	N3-C4-C5	-5.93	125.64	128.60
1	13	1512	U	O5'-P-OP2	-5.93	100.37	105.70
26	1H	424	G	C5-C6-O6	-5.93	125.05	128.60
26	1H	1368	G	C4-N9-C1'	5.93	134.21	126.50
1	13	903	G	O5'-P-OP2	-5.92	100.37	105.70
26	1H	1837	C	C6-N1-C2	-5.92	117.93	120.30
26	1H	1879	C	C6-N1-C2	-5.92	117.93	120.30
26	1H	1950	G	N3-C4-C5	5.92	131.56	128.60
26	1H	2465	C	C6-N1-C2	5.92	122.67	120.30
1	1G	117	G	C6-C5-N7	-5.92	126.85	130.40
56	1L	3	G	OP1-P-O3'	5.92	118.22	105.20
1	13	1128	C	N3-C2-O2	-5.92	117.76	121.90
56	1L	74	C	C2-N1-C1'	5.92	125.31	118.80
1	13	1455	G	N3-C4-C5	5.92	131.56	128.60
26	14	774	A	C4-C5-N7	5.92	113.66	110.70
26	14	2237	G	N1-C2-N2	-5.92	110.87	116.20
26	14	2725	A	N3-C4-C5	5.92	130.94	126.80
1	13	111	G	N3-C4-C5	5.92	131.56	128.60
26	1H	2441	C	C5-C4-N4	5.92	124.34	120.20
1	1G	585	G	N3-C4-C5	-5.92	125.64	128.60
1	1G	1206	G	C6-C5-N7	-5.92	126.85	130.40
26	14	1899	G	C4-N9-C1'	-5.92	118.81	126.50
1	13	1279	A	C4-N9-C1'	5.91	136.95	126.30
26	1H	728	G	O5'-P-OP2	-5.91	100.38	105.70
26	14	2755	C	C2-N1-C1'	5.91	125.30	118.80
26	1H	609	A	C4-C5-N7	5.91	113.66	110.70
26	1H	630	G	C2-N3-C4	-5.91	108.94	111.90
26	1H	2713	A	N3-C4-C5	5.91	130.94	126.80
1	13	752	G	N1-C6-O6	5.91	123.45	119.90
1	13	760	G	C6-C5-N7	-5.91	126.85	130.40
26	1H	1990	C	N3-C4-C5	-5.91	119.54	121.90
49	J8	80	LEU	CA-CB-CG	5.91	128.89	115.30
26	1H	585	G	OP2-P-O3'	5.91	118.20	105.20
1	1G	1028	C	C5-C6-N1	5.91	123.95	121.00
26	14	2424	C	O5'-P-OP1	-5.91	100.38	105.70
1	13	761	G	N3-C4-N9	5.91	129.54	126.00
26	1H	2318	G	O4'-C1'-N9	5.91	112.92	108.20
26	14	733	G	C6-C5-N7	-5.91	126.86	130.40
26	1H	2377	A	C2-N3-C4	-5.90	107.65	110.60
1	13	728	A	C8-N9-C4	-5.90	103.44	105.80
26	1H	788	A	C5-C6-N1	-5.90	114.75	117.70

Continued on next page...

Continued from previous page...

Mol	Chain	Res	Type	Atoms	Z	Observed(°)	Ideal(°)
26	1H	1142	U	O5'-P-OP1	5.90	117.78	110.70
26	1H	1626	G	O5'-P-OP2	5.90	117.78	110.70
1	13	366	C	O5'-P-OP1	-5.90	100.39	105.70
22	1K	61	C	N1-C2-O2	5.90	122.44	118.90
26	1H	1274	A	C8-N9-C4	-5.90	103.44	105.80
26	1H	641	C	O5'-P-OP1	-5.90	100.39	105.70
1	1G	748	C	P-O3'-C3'	5.90	126.78	119.70
26	14	2012	G	C4-C5-N7	5.90	113.16	110.80
26	1H	686	G	C6-C5-N7	-5.89	126.86	130.40
26	1H	1394	U	C6-N1-C2	-5.89	117.46	121.00
26	1H	1678	G	C6-C5-N7	-5.89	126.86	130.40
26	14	2012	G	N1-C6-O6	5.89	123.44	119.90
26	1H	2507	C	N3-C2-O2	-5.89	117.78	121.90
26	14	809	G	OP1-P-O3'	5.89	118.17	105.20
26	14	2346	A	C4-N9-C1'	5.89	136.91	126.30
1	13	749	C	C2-N1-C1'	5.89	125.28	118.80
26	1H	145	G	N7-C8-N9	-5.89	110.16	113.10
26	1H	941	A	OP1-P-OP2	-5.89	110.77	119.60
26	1H	1331	A	N9-C4-C5	5.89	108.16	105.80
26	1H	2639	A	C2-N3-C4	-5.89	107.66	110.60
26	14	1386	C	N3-C4-C5	-5.89	119.54	121.90
26	14	2030	A	N1-C6-N6	5.89	122.13	118.60
26	14	2523	G	N1-C6-O6	5.89	123.43	119.90
31	39	68	LYS	C-N-CA	-5.89	106.97	121.70
1	13	1524	C	N3-C4-C5	5.89	124.25	121.90
26	1H	1192	G	O5'-P-OP2	-5.89	100.40	105.70
26	14	130	C	N3-C4-C5	5.89	124.25	121.90
1	13	437	U	C6-N1-C2	-5.89	117.47	121.00
26	1H	461	C	C4-C5-C6	5.89	120.34	117.40
26	14	802	A	C6-N1-C2	-5.89	115.07	118.60
26	1H	2688	U	N3-C4-O4	-5.88	115.28	119.40
1	1G	518	C	O5'-P-OP1	5.88	117.76	110.70
34	69	12	LEU	CB-CG-CD1	5.88	121.00	111.00
27	16	49	C	C5-C6-N1	5.88	123.94	121.00
26	1H	464	U	O5'-P-OP2	5.88	117.76	110.70
26	1H	802	A	OP2-P-O3'	5.88	118.14	105.20
26	14	74	A	C6-C5-N7	-5.88	128.18	132.30
26	14	330	A	C4-C5-N7	5.88	113.64	110.70
26	14	461	C	C6-N1-C2	-5.88	117.95	120.30
26	1H	859	G	N3-C4-C5	5.88	131.54	128.60
26	1H	1918	A	C4-C5-N7	5.88	113.64	110.70
26	1H	2199	A	C8-N9-C4	-5.88	103.45	105.80

Continued on next page...

Continued from previous page...

Mol	Chain	Res	Type	Atoms	Z	Observed(°)	Ideal(°)
26	1H	2822	G	N9-C4-C5	-5.88	103.05	105.40
29	11	85	ASP	C-N-CD	5.88	140.75	128.40
26	14	866	A	C4-N9-C1'	5.88	136.88	126.30
26	14	1280	G	O5'-P-OP2	5.88	117.75	110.70
26	14	1313	U	N3-C4-O4	5.88	123.52	119.40
26	1H	1776	G	C5-C6-O6	-5.88	125.07	128.60
26	14	1187	G	N7-C8-N9	5.88	116.04	113.10
26	14	529	A	C6-C5-N7	-5.88	128.19	132.30
26	14	2439	A	C6-C5-N7	-5.88	128.19	132.30
23	2K	18	U	C6-N1-C1'	-5.87	112.98	121.20
26	1H	404	C	P-O3'-C3'	5.87	126.75	119.70
26	1H	699	A	N1-C2-N3	-5.87	126.36	129.30
26	1H	1332	G	C8-N9-C4	-5.87	104.05	106.40
1	1G	1181	G	N3-C4-N9	5.87	129.52	126.00
26	14	1656	C	N1-C2-O2	-5.87	115.38	118.90
26	14	1822	G	O5'-P-OP2	5.87	117.75	110.70
26	14	2828	C	N1-C2-O2	-5.87	115.38	118.90
26	1H	793	A	O5'-P-OP2	-5.87	100.42	105.70
26	1H	2607	G	N1-C2-N2	-5.87	110.92	116.20
26	14	2598	A	C8-N9-C4	5.87	108.15	105.80
26	1H	1784	A	O4'-C1'-N9	-5.87	103.50	108.20
26	1H	2368	C	N1-C2-O2	5.87	122.42	118.90
26	1H	1480	G	C8-N9-C4	-5.87	104.05	106.40
26	14	2477	C	N3-C2-O2	-5.87	117.79	121.90
26	1H	1558	A	P-O3'-C3'	5.87	126.74	119.70
26	1H	2676	C	N3-C4-C5	5.87	124.25	121.90
26	14	530	G	C4-C5-C6	5.87	122.32	118.80
26	14	1681	G	C4-C5-N7	5.87	113.15	110.80
23	2K	21	U	C2-N1-C1'	5.87	124.74	117.70
26	1H	667	U	N3-C4-O4	5.87	123.51	119.40
26	14	585	G	C6-C5-N7	-5.87	126.88	130.40
26	14	2502	G	OP2-P-O3'	5.87	118.10	105.20
26	1H	1654	A	N9-C4-C5	5.86	108.14	105.80
26	14	252	G	C2-N3-C4	5.86	114.83	111.90
26	14	1742	C	C6-N1-C2	-5.86	117.95	120.30
26	1H	1348	G	O5'-P-OP1	-5.86	100.42	105.70
26	1H	141	A	O5'-P-OP2	-5.86	100.43	105.70
26	1H	729	G	OP2-P-O3'	5.86	118.09	105.20
26	1H	1464	C	C6-N1-C2	-5.86	117.96	120.30
26	1H	1603	A	OP1-P-O3'	5.86	118.09	105.20
26	1H	1793	C	OP2-P-O3'	5.86	118.09	105.20
26	1H	1918	A	C8-N9-C4	5.86	108.14	105.80

Continued on next page...

Continued from previous page...

Mol	Chain	Res	Type	Atoms	Z	Observed(°)	Ideal(°)
26	1H	123	G	N1-C6-O6	5.86	123.41	119.90
26	1H	947	G	N3-C4-C5	5.86	131.53	128.60
26	14	945	A	C5-C6-N1	-5.86	114.77	117.70
26	14	1187	G	C8-N9-C4	-5.86	104.06	106.40
25	4K	18	G	P-O3'-C3'	5.86	126.73	119.70
26	1H	117	G	C4-C5-N7	5.86	113.14	110.80
1	1G	666	G	N1-C6-O6	5.86	123.41	119.90
26	14	764	A	C2-N3-C4	5.86	113.53	110.60
26	14	2378	A	C8-N9-C4	5.86	108.14	105.80
26	1H	1495	A	OP1-P-O3'	5.85	118.08	105.20
26	1H	2525	G	N1-C6-O6	5.85	123.41	119.90
26	1H	394	A	N1-C6-N6	-5.85	115.09	118.60
26	14	2581	G	C8-N9-C4	-5.85	104.06	106.40
26	1H	693	C	C6-N1-C1'	5.85	127.82	120.80
26	1H	1904	G	OP2-P-O3'	5.85	118.07	105.20
26	14	2638	G	C5-C6-O6	5.85	132.11	128.60
26	1H	862	G	N3-C4-C5	-5.85	125.67	128.60
26	1H	1502	C	C5-C6-N1	5.85	123.92	121.00
26	14	912	C	C6-N1-C2	-5.85	117.96	120.30
26	14	2447	G	OP1-P-OP2	-5.85	110.83	119.60
26	1H	254	G	N1-C6-O6	5.85	123.41	119.90
26	14	278	A	OP1-P-O3'	5.85	118.06	105.20
26	14	1616	A	O4'-C1'-N9	5.85	112.88	108.20
26	1H	1160	G	C8-N9-C4	-5.85	104.06	106.40
1	13	792	A	O4'-C1'-N9	5.84	112.88	108.20
26	1H	82	G	OP1-P-O3'	5.84	118.06	105.20
26	14	803	U	O5'-P-OP1	5.84	117.71	110.70
26	14	2283	C	N1-C2-O2	-5.84	115.39	118.90
26	1H	1928	A	N1-C2-N3	-5.84	126.38	129.30
26	14	761	A	N1-C6-N6	-5.84	115.09	118.60
26	14	2251	G	C4-N9-C1'	5.84	134.09	126.50
26	14	2573	C	N3-C4-N4	5.84	122.09	118.00
26	1H	628	G	C4-C5-N7	-5.84	108.47	110.80
26	1H	672	C	O5'-P-OP2	-5.84	100.45	105.70
26	1H	860	U	C6-N1-C1'	-5.84	113.03	121.20
26	14	1342	A	N1-C2-N3	5.84	132.22	129.30
26	14	2418	A	N1-C6-N6	5.84	122.10	118.60
1	13	1205	U	N1-C2-N3	5.83	118.40	114.90
26	1H	2039	C	C6-N1-C2	-5.83	117.97	120.30
26	1H	2416	C	O5'-P-OP2	-5.83	100.45	105.70
26	14	247	G	C8-N9-C4	5.83	108.73	106.40
26	14	676	A	C4-C5-N7	5.83	113.62	110.70

Continued on next page...

Continued from previous page...

Mol	Chain	Res	Type	Atoms	Z	Observed(°)	Ideal(°)
1	13	32	A	N1-C2-N3	5.83	132.22	129.30
26	1H	318	C	OP1-P-O3'	5.83	118.03	105.20
26	1H	2059	A	C2-N3-C4	-5.83	107.68	110.60
1	13	1452	C	O4'-C1'-N1	5.83	112.86	108.20
26	1H	74	A	O4'-C1'-N9	-5.83	103.54	108.20
26	1H	1189	A	OP1-P-O3'	5.83	118.02	105.20
26	1H	1760	A	C8-N9-C4	-5.83	103.47	105.80
26	14	2547	U	O5'-P-OP2	-5.83	100.46	105.70
26	1H	893	C	P-O3'-C3'	5.82	126.69	119.70
27	16	103	U	O5'-P-OP1	5.82	117.69	110.70
1	1G	1071	C	N1-C2-O2	5.82	122.39	118.90
26	14	775	G	N1-C2-N2	-5.82	110.96	116.20
26	14	2425	A	O4'-C1'-N9	5.82	112.86	108.20
1	13	1525	G	C8-N9-C4	5.82	108.73	106.40
26	14	621	A	C8-N9-C4	-5.82	103.47	105.80
26	14	871	U	C5-C6-N1	5.82	125.61	122.70
26	1H	495	G	N1-C6-O6	5.82	123.39	119.90
26	1H	775	G	N1-C2-N2	-5.82	110.97	116.20
26	1H	1351	C	N1-C2-O2	-5.82	115.41	118.90
26	1H	1443	G	N1-C6-O6	5.82	123.39	119.90
26	14	2243	U	O5'-P-OP1	-5.82	100.46	105.70
26	1H	1555	G	N3-C4-C5	-5.82	125.69	128.60
26	14	1166	C	C6-N1-C2	-5.82	117.97	120.30
26	14	1409	C	OP1-P-OP2	5.82	128.32	119.60
26	14	2239	G	N3-C2-N2	5.82	123.97	119.90
26	1H	695	G	N3-C2-N2	5.81	123.97	119.90
26	1H	2501	C	C5-C6-N1	-5.81	118.09	121.00
26	14	1257	C	N1-C2-O2	-5.81	115.41	118.90
26	14	2023	G	C6-C5-N7	-5.81	126.91	130.40
26	14	2430	A	O5'-P-OP1	-5.81	100.47	105.70
26	1H	99	U	O4'-C1'-N1	5.81	112.85	108.20
26	1H	1593	G	OP1-P-O3'	5.81	117.98	105.20
26	1H	2082	A	O5'-P-OP2	-5.81	100.47	105.70
26	1H	2429	G	N3-C4-N9	-5.81	122.51	126.00
26	1H	211	A	N9-C4-C5	-5.81	103.48	105.80
26	14	684	G	C2-N3-C4	5.81	114.80	111.90
26	14	2245	U	OP1-P-OP2	-5.81	110.89	119.60
26	1H	444	C	O5'-P-OP1	5.81	117.67	110.70
26	1H	1690	A	O5'-P-OP1	-5.81	100.47	105.70
26	1H	2686	G	N3-C4-C5	-5.81	125.70	128.60
26	1H	2844	G	C6-C5-N7	-5.81	126.92	130.40
26	14	1819	A	O5'-P-OP1	-5.81	100.47	105.70

Continued on next page...

Continued from previous page...

Mol	Chain	Res	Type	Atoms	Z	Observed(°)	Ideal(°)
31	39	80	ALA	C-N-CD	5.81	140.59	128.40
1	13	1407	C	C5-C6-N1	5.80	123.90	121.00
26	1H	762	U	C2-N1-C1'	5.80	124.67	117.70
26	1H	1969	A	O5'-P-OP2	5.80	117.67	110.70
26	1H	250	G	C8-N9-C4	-5.80	104.08	106.40
26	1H	910	A	C5-C6-N1	-5.80	114.80	117.70
26	1H	1564	C	N3-C4-N4	-5.80	113.94	118.00
26	14	2056	G	C4-N9-C1'	5.80	134.04	126.50
26	1H	2392	A	N3-C4-C5	5.80	130.86	126.80
26	14	1443	G	C6-C5-N7	-5.80	126.92	130.40
26	1H	933	A	O5'-P-OP2	-5.80	100.48	105.70
26	14	1304	C	N3-C4-N4	-5.80	113.94	118.00
26	14	2387	U	C6-N1-C2	5.80	124.48	121.00
26	14	2565	A	N9-C4-C5	-5.80	103.48	105.80
26	1H	1674	G	O4'-C1'-N9	-5.80	103.56	108.20
26	1H	601	C	N3-C4-C5	5.79	124.22	121.90
26	14	1642	G	C5-C6-N1	5.79	114.40	111.50
1	1G	335	C	N1-C2-O2	5.79	122.38	118.90
26	1H	452	G	C2-N3-C4	5.79	114.80	111.90
26	1H	2061	G	OP1-P-O3'	5.79	117.94	105.20
26	14	1216	G	C5-C6-N1	-5.79	108.61	111.50
1	1G	561	U	OP1-P-O3'	5.79	117.94	105.20
26	1H	1834	U	C2-N1-C1'	5.79	124.64	117.70
26	14	602	G	C8-N9-C1'	-5.79	119.48	127.00
26	1H	706	A	O5'-P-OP1	-5.79	100.49	105.70
1	13	509	A	C2'-C3'-O3'	5.78	122.95	113.70
26	1H	750	A	OP1-P-O3'	-5.78	92.48	105.20
26	14	537	C	C6-N1-C2	-5.78	117.99	120.30
26	14	2387	U	N3-C2-O2	-5.78	118.15	122.20
26	1H	2395	C	C5-C4-N4	-5.78	116.15	120.20
1	1G	894	G	N1-C6-O6	5.78	123.37	119.90
1	13	1407	C	C2-N3-C4	5.78	122.79	119.90
26	1H	1625	C	N1-C2-O2	5.78	122.37	118.90
33	51	153	LYS	C-N-CA	5.78	146.28	122.00
1	1G	1487	G	N3-C2-N2	-5.78	115.85	119.90
26	14	1602	U	N3-C4-C5	-5.78	111.13	114.60
26	14	2237	G	N3-C2-N2	5.78	123.95	119.90
26	14	288	C	N1-C2-O2	5.78	122.37	118.90
26	1H	148	C	C6-N1-C2	5.78	122.61	120.30
26	14	1618	A	N1-C6-N6	-5.78	115.13	118.60
26	1H	259	G	N9-C4-C5	-5.78	103.09	105.40
26	1H	640	C	OP1-P-O3'	5.78	117.91	105.20

Continued on next page...

Continued from previous page...

Mol	Chain	Res	Type	Atoms	Z	Observed(°)	Ideal(°)
26	1H	1363	C	OP2-P-O3'	5.78	117.91	105.20
26	1H	1607	C	N1-C2-O2	5.77	122.36	118.90
26	14	182	A	N1-C6-N6	5.77	122.06	118.60
26	1H	184	C	C5-C4-N4	5.77	124.24	120.20
26	1H	684	G	N3-C4-C5	-5.77	125.71	128.60
26	1H	1402	C	OP2-P-O3'	5.77	117.90	105.20
26	1H	1807	G	C6-C5-N7	-5.77	126.94	130.40
26	14	1323	U	N3-C2-O2	5.77	126.24	122.20
26	14	1964	G	C5-C6-O6	5.77	132.06	128.60
1	13	896	C	C5-C6-N1	-5.77	118.11	121.00
26	1H	141(A)	C	OP2-P-O3'	5.77	117.89	105.20
26	1H	566	U	C6-N1-C2	5.77	124.46	121.00
26	1H	928	G	C5-C6-O6	-5.77	125.14	128.60
26	1H	1125	G	C6-C5-N7	5.77	133.86	130.40
26	1H	1125	G	C8-N9-C4	5.77	108.71	106.40
26	1H	1912	A	P-O3'-C3'	5.77	126.62	119.70
26	1H	746	A	N1-C2-N3	5.77	132.18	129.30
26	1H	841	A	N1-C6-N6	5.77	122.06	118.60
26	14	2279	G	N1-C2-N2	-5.77	111.01	116.20
26	14	2593	U	N1-C2-O2	5.77	126.84	122.80
26	1H	838	C	C5-C6-N1	-5.76	118.12	121.00
26	1H	2448	A	C5-N7-C8	-5.76	101.02	103.90
1	1G	301	G	N1-C6-O6	5.76	123.36	119.90
26	14	2267	A	OP1-P-OP2	5.76	128.25	119.60
26	1H	1274	A	N7-C8-N9	5.76	116.68	113.80
26	1H	676	A	N1-C2-N3	5.76	132.18	129.30
26	1H	859	G	C8-N9-C4	5.76	108.70	106.40
26	1H	1697	G	N9-C4-C5	-5.76	103.09	105.40
26	1H	1852	C	N1-C2-O2	-5.76	115.44	118.90
1	1G	1270	C	C6-N1-C2	-5.76	118.00	120.30
26	1H	49	A	N3-C4-N9	5.76	132.01	127.40
26	1H	461	C	N3-C4-C5	-5.76	119.60	121.90
26	1H	1366	A	C5-C6-N6	-5.76	119.09	123.70
26	14	190	A	N1-C6-N6	5.76	122.06	118.60
26	14	1978	A	OP2-P-O3'	5.76	117.87	105.20
26	1H	834	C	N3-C4-N4	5.76	122.03	118.00
1	13	562	C	O5'-P-OP2	-5.76	100.52	105.70
26	1H	1918	A	N1-C6-N6	5.76	122.05	118.60
26	1H	2476	A	N7-C8-N9	5.76	116.68	113.80
26	1H	2525	G	N1-C2-N2	5.76	121.38	116.20
26	1H	791	C	OP2-P-O3'	5.75	117.86	105.20
26	1H	1901	A	C2-N3-C4	5.75	113.48	110.60

Continued on next page...

Continued from previous page...

Mol	Chain	Res	Type	Atoms	Z	Observed(°)	Ideal(°)
26	14	248	G	N3-C4-C5	-5.75	125.72	128.60
26	1H	1674	G	C4-N9-C1'	5.75	133.98	126.50
26	1H	2711	A	OP1-P-O3'	5.75	117.86	105.20
27	16	111	U	C5-C4-O4	5.75	129.35	125.90
46	G8	84	ARG	N-CA-C	-5.75	95.46	111.00
26	14	252	G	C4-C5-N7	-5.75	108.50	110.80
26	14	1336	A	C5-C6-N1	5.75	120.58	117.70
23	2K	58	A	O5'-P-OP2	5.75	117.60	110.70
26	1H	1157	G	C8-N9-C1'	-5.75	119.53	127.00
1	1G	511	C	O4'-C1'-N1	5.75	112.80	108.20
26	14	2065	C	C6-N1-C2	-5.75	118.00	120.30
26	1H	598	G	O5'-P-OP2	-5.75	100.53	105.70
26	1H	1053	C	N1-C2-O2	5.75	122.35	118.90
26	1H	1300	U	C6-N1-C2	-5.75	117.55	121.00
26	1H	2422	A	C5-C6-N6	5.75	128.30	123.70
26	14	1022	G	P-O3'-C3'	5.75	126.60	119.70
26	1H	146	G	C8-N9-C4	5.74	108.70	106.40
26	1H	458	G	C4-C5-N7	-5.74	108.50	110.80
26	1H	1937	A	O5'-P-OP1	5.74	117.59	110.70
1	1G	690	G	N1-C6-O6	5.74	123.35	119.90
26	14	783	A	N3-C4-N9	-5.74	122.81	127.40
26	14	1574	C	C6-N1-C2	-5.74	118.00	120.30
26	14	2598	A	N9-C4-C5	-5.74	103.50	105.80
26	14	1704	G	N1-C6-O6	5.74	123.34	119.90
1	13	1205	U	N1-C2-O2	-5.74	118.78	122.80
26	14	788	A	C6-C5-N7	-5.74	128.28	132.30
26	14	1022	G	N9-C4-C5	5.74	107.69	105.40
26	14	1314	C	C6-N1-C1'	-5.74	113.92	120.80
26	14	1950	G	N7-C8-N9	5.74	115.97	113.10
1	1G	1270	C	C5-C6-N1	5.74	123.87	121.00
26	14	74	A	N1-C6-N6	5.74	122.04	118.60
26	14	79	G	C5-C6-O6	-5.74	125.16	128.60
26	14	2346	A	C5-N7-C8	-5.74	101.03	103.90
1	13	749	C	N1-C2-O2	5.73	122.34	118.90
26	14	195	A	C2-N3-C4	-5.73	107.73	110.60
26	14	447	A	O4'-C1'-N9	-5.73	103.61	108.20
26	1H	845	G	C5-N7-C8	-5.73	101.43	104.30
1	1G	328	C	C2-N1-C1'	5.73	125.11	118.80
26	1H	1497	U	OP1-P-O3'	5.73	117.81	105.20
26	14	1656	C	C6-N1-C2	-5.73	118.01	120.30
26	1H	700	G	N3-C2-N2	-5.73	115.89	119.90
1	13	509	A	C6-N1-C2	-5.73	115.16	118.60

Continued on next page...

Continued from previous page...

Mol	Chain	Res	Type	Atoms	Z	Observed(°)	Ideal(°)
1	13	1140	C	C6-N1-C2	-5.73	118.01	120.30
26	1H	788	A	C8-N9-C4	5.73	108.09	105.80
26	1H	1967	C	N3-C2-O2	-5.73	117.89	121.90
26	1H	2283	C	N1-C2-O2	-5.73	115.46	118.90
26	14	929	G	N7-C8-N9	5.73	115.96	113.10
26	14	792	G	N3-C2-N2	5.73	123.91	119.90
26	14	2056	G	N3-C4-N9	5.73	129.44	126.00
26	14	2818	G	C8-N9-C4	5.73	108.69	106.40
26	1H	445	C	N3-C4-C5	-5.72	119.61	121.90
26	1H	1216	G	C8-N9-C4	-5.72	104.11	106.40
26	1H	1786	A	C8-N9-C1'	-5.72	117.40	127.70
26	1H	2333	A	C2-N3-C4	5.72	113.46	110.60
26	14	786	C	N3-C4-N4	-5.72	113.99	118.00
26	14	1569	A	O4'-C1'-N9	5.72	112.78	108.20
26	14	2239	G	N3-C4-N9	5.72	129.43	126.00
26	1H	308	G	N3-C4-N9	5.72	129.43	126.00
26	1H	1022	G	C6-N1-C2	-5.72	121.67	125.10
27	16	49	C	N3-C4-N4	5.72	122.00	118.00
26	14	198	C	C6-N1-C2	-5.72	118.01	120.30
26	14	2587	A	N1-C6-N6	5.72	122.03	118.60
1	13	900	A	N1-C6-N6	5.72	122.03	118.60
26	1H	847	U	C2-N3-C4	-5.72	123.57	127.00
26	1H	1229(A)	G	O5'-P-OP2	-5.72	100.55	105.70
26	14	951	C	OP1-P-O3'	5.72	117.78	105.20
26	14	1373	A	N7-C8-N9	-5.72	110.94	113.80
26	14	1786	A	N1-C2-N3	5.72	132.16	129.30
1	13	1158	C	N3-C2-O2	-5.72	117.90	121.90
26	1H	761	A	O5'-P-OP2	-5.72	100.55	105.70
27	16	96	G	C2-N3-C4	5.72	114.76	111.90
29	11	39	LYS	C-N-CA	5.72	135.99	121.70
26	1H	758	C	N3-C4-C5	5.72	124.19	121.90
26	1H	845	G	N3-C2-N2	5.72	123.90	119.90
26	1H	58	G	C8-N9-C4	-5.71	104.11	106.40
26	14	2387	U	C2-N3-C4	-5.71	123.57	127.00
26	1H	1272	A	O4'-C1'-N9	5.71	112.77	108.20
26	1H	749	C	N3-C2-O2	-5.71	117.90	121.90
26	1H	1278	A	N1-C6-N6	5.71	122.03	118.60
26	1H	2276	G	N3-C4-N9	5.71	129.43	126.00
26	1H	2019	A	N7-C8-N9	5.71	116.66	113.80
26	1H	449	A	OP1-P-OP2	-5.71	111.04	119.60
26	1H	1035	U	C5-C4-O4	5.71	129.32	125.90
23	2K	17	C	C2-N1-C1'	5.71	125.08	118.80

Continued on next page...

Continued from previous page...

Mol	Chain	Res	Type	Atoms	Z	Observed(°)	Ideal(°)
26	1H	2246	G	C5-N7-C8	5.71	107.15	104.30
26	14	1599	C	N3-C4-C5	-5.71	119.62	121.90
26	1H	1336	A	C6-C5-N7	5.71	136.29	132.30
1	13	1103	C	O5'-P-OP2	-5.70	100.57	105.70
26	1H	400	G	C5-C6-O6	-5.70	125.18	128.60
26	1H	1800	C	N3-C4-C5	-5.70	119.62	121.90
27	16	45	A	N7-C8-N9	5.70	116.65	113.80
26	14	188	G	C8-N9-C4	5.70	108.68	106.40
26	1H	566	U	OP1-P-O3'	5.70	117.74	105.20
26	1H	2508	G	C5-N7-C8	-5.70	101.45	104.30
27	16	24	G	N3-C4-C5	-5.70	125.75	128.60
1	1G	123	C	O5'-P-OP2	-5.70	100.57	105.70
1	13	1281	U	N1-C2-O2	5.70	126.79	122.80
26	1H	142	G	N3-C4-C5	5.70	131.45	128.60
26	14	2444	G	C5-C6-O6	5.70	132.02	128.60
26	1H	2242	G	C6-C5-N7	5.70	133.82	130.40
27	1J	8	U	O5'-P-OP2	-5.70	100.57	105.70
23	2K	17	C	C6-N1-C2	-5.70	118.02	120.30
26	1H	73	A	C2-N3-C4	5.70	113.45	110.60
26	1H	593	G	OP1-P-OP2	5.70	128.14	119.60
26	1H	2555	U	N1-C2-O2	-5.70	118.81	122.80
26	1H	2592	G	O5'-P-OP2	-5.70	100.57	105.70
26	14	216	A	N9-C4-C5	-5.70	103.52	105.80
26	14	801	G	C4-N9-C1'	-5.70	119.10	126.50
26	1H	2056	G	N3-C4-C5	-5.69	125.75	128.60
26	14	534	U	O5'-P-OP2	-5.69	100.58	105.70
26	14	801	G	C8-N9-C1'	5.69	134.40	127.00
26	1H	601	C	N1-C2-O2	5.69	122.31	118.90
26	1H	674	G	C8-N9-C4	5.69	108.68	106.40
26	1H	1649	G	C4-N9-C1'	5.69	133.90	126.50
26	1H	2330	G	C4-C5-N7	5.69	113.08	110.80
26	14	836	G	OP1-P-OP2	-5.69	111.07	119.60
26	14	2490	G	N1-C6-O6	-5.69	116.49	119.90
26	1H	1521	G	C8-N9-C4	-5.69	104.12	106.40
26	1H	2026	C	C4-C5-C6	5.69	120.24	117.40
26	14	198	C	C5-C6-N1	5.69	123.84	121.00
26	1H	195	A	O5'-P-OP1	5.69	117.52	110.70
26	1H	949	C	N3-C2-O2	5.69	125.88	121.90
26	1H	966	G	O5'-P-OP2	-5.69	100.58	105.70
26	14	967	C	O5'-P-OP2	-5.69	100.58	105.70
26	1H	1579	A	C8-N9-C4	-5.69	103.53	105.80
26	1H	1632	A	C6-C5-N7	-5.68	128.32	132.30

Continued on next page...

Continued from previous page...

Mol	Chain	Res	Type	Atoms	Z	Observed(°)	Ideal(°)
26	1H	2000	G	O5'-P-OP1	5.68	117.52	110.70
26	1H	2639	A	C5-N7-C8	-5.68	101.06	103.90
26	1H	2032	G	C5-N7-C8	5.68	107.14	104.30
26	1H	2508	G	C6-C5-N7	-5.68	126.99	130.40
23	2L	77	A	C8-N9-C4	5.68	108.07	105.80
1	13	955	U	C5-C6-N1	5.68	125.54	122.70
26	1H	1602	U	O5'-P-OP2	5.68	117.52	110.70
26	1H	2611	U	N3-C4-C5	5.68	118.01	114.60
26	14	330	A	C5-N7-C8	-5.68	101.06	103.90
26	14	771	G	OP1-P-O3'	5.68	117.70	105.20
26	1H	950	G	N3-C4-C5	-5.68	125.76	128.60
26	1H	1210	A	C8-N9-C4	-5.68	103.53	105.80
26	14	784	A	C5-C6-N6	5.68	128.24	123.70
26	1H	669	G	N1-C2-N2	5.68	121.31	116.20
39	98	75	LEU	CA-CB-CG	5.68	128.36	115.30
26	1H	1192	G	N1-C6-O6	5.68	123.31	119.90
1	13	1417	G	N3-C4-N9	5.67	129.40	126.00
23	2K	25	U	N3-C2-O2	-5.67	118.23	122.20
26	1H	382	G	C5-C6-O6	-5.67	125.19	128.60
26	1H	865	C	N3-C4-C5	5.67	124.17	121.90
26	1H	464	U	N1-C2-N3	5.67	118.30	114.90
26	14	2033	A	C5-C6-N1	5.67	120.54	117.70
26	1H	333	G	C8-N9-C1'	-5.67	119.63	127.00
26	1H	1427	A	N1-C2-N3	5.67	132.14	129.30
26	1H	2392	A	O5'-P-OP2	5.67	117.51	110.70
26	1H	2506	U	C5-C4-O4	5.67	129.30	125.90
26	14	764	A	C8-N9-C4	-5.67	103.53	105.80
26	14	2447	G	C8-N9-C1'	5.67	134.37	127.00
1	13	1502	A	C6-C5-N7	-5.67	128.33	132.30
26	14	1644	C	O5'-P-OP2	-5.67	100.60	105.70
1	13	1051	C	C6-N1-C2	-5.67	118.03	120.30
26	1H	270(K)	C	C5-C6-N1	5.67	123.83	121.00
26	1H	1125	G	N1-C6-O6	-5.67	116.50	119.90
26	1H	1421	G	N1-C6-O6	5.67	123.30	119.90
26	1H	1790	C	P-O3'-C3'	5.67	126.50	119.70
26	1H	2277	G	N1-C6-O6	-5.67	116.50	119.90
26	1H	2398	U	C5-C4-O4	5.67	129.30	125.90
26	14	1318	C	O5'-P-OP1	-5.67	100.60	105.70
26	1H	985	C	N3-C4-N4	-5.67	114.03	118.00
26	1H	1253	A	C8-N9-C4	5.67	108.07	105.80
26	14	1992	G	C2'-C3'-O3'	5.67	122.77	113.70
26	1H	97	C	N1-C2-O2	5.66	122.30	118.90

Continued on next page...

Continued from previous page...

Mol	Chain	Res	Type	Atoms	Z	Observed(°)	Ideal(°)
26	1H	796	C	O5'-P-OP2	-5.66	100.60	105.70
26	1H	1839	G	C8-N9-C1'	-5.66	119.64	127.00
26	14	2249	U	N3-C4-C5	-5.66	111.20	114.60
26	14	1780	A	C5-C6-N6	5.66	128.23	123.70
1	13	895	G	N3-C4-N9	-5.66	122.60	126.00
1	13	1126	U	N3-C2-O2	-5.66	118.24	122.20
26	1H	459	U	OP2-P-O3'	5.66	117.65	105.20
26	1H	863	A	O5'-P-OP1	5.66	117.49	110.70
26	1H	1301	A	O5'-P-OP1	-5.66	100.61	105.70
26	1H	2577	A	C8-N9-C4	-5.66	103.53	105.80
14	5A	28	GLY	N-CA-C	5.66	127.25	113.10
26	1H	996	A	C8-N9-C4	5.66	108.06	105.80
26	1H	1780	A	N3-C4-N9	-5.66	122.87	127.40
26	14	1786	A	N3-C4-C5	5.66	130.76	126.80
26	1H	179	G	C2-N3-C4	-5.66	109.07	111.90
26	1H	1121	C	N3-C4-C5	5.66	124.16	121.90
26	1H	2082	A	O5'-P-OP1	5.66	117.49	110.70
1	13	1504	G	O5'-P-OP1	-5.66	100.61	105.70
26	1H	474	G	N3-C4-N9	-5.66	122.61	126.00
26	1H	1781	C	O5'-P-OP1	-5.66	100.61	105.70
26	1H	1931	U	C5-C4-O4	5.66	129.29	125.90
26	1H	1979	C	C6-N1-C2	-5.65	118.04	120.30
26	1H	309	G	N3-C4-C5	-5.65	125.77	128.60
26	1H	1931	U	C4-C5-C6	5.65	123.09	119.70
26	14	1276	A	OP1-P-OP2	-5.65	111.12	119.60
26	14	2359	C	C5-C4-N4	5.65	124.16	120.20
38	45	81	VAL	N-CA-C	5.65	126.26	111.00
1	13	281	G	N3-C4-N9	5.65	129.39	126.00
1	13	328	C	O5'-P-OP1	-5.65	100.61	105.70
26	1H	572	A	C8-N9-C4	-5.65	103.54	105.80
26	1H	982	C	OP1-P-O3'	5.65	117.63	105.20
26	1H	1354	A	N1-C2-N3	5.65	132.12	129.30
26	1H	1600	C	OP1-P-O3'	5.65	117.63	105.20
1	1G	99	C	C6-N1-C2	-5.65	118.04	120.30
26	14	2235	G	C5-C6-O6	-5.65	125.21	128.60
24	3K	27	G	N3-C4-C5	-5.65	125.78	128.60
26	1H	328	U	N3-C4-C5	-5.65	111.21	114.60
26	14	204	A	N1-C6-N6	5.65	121.99	118.60
26	14	694	U	OP1-P-OP2	-5.65	111.13	119.60
26	14	804	A	N7-C8-N9	-5.65	110.98	113.80
26	14	2456	C	C6-N1-C2	-5.65	118.04	120.30
1	13	1533	C	N3-C2-O2	-5.65	117.95	121.90

Continued on next page...

Continued from previous page...

Mol	Chain	Res	Type	Atoms	Z	Observed(°)	Ideal(°)
26	1H	1019	U	C5-C4-O4	5.65	129.29	125.90
29	11	257	LEU	CA-CB-CG	5.65	128.29	115.30
26	14	331	A	OP1-P-OP2	5.65	128.07	119.60
26	14	876	C	N1-C2-O2	5.65	122.29	118.90
26	14	273(F)	C	C2-N1-C1'	5.65	125.01	118.80
26	1H	2439	A	C5-N7-C8	-5.64	101.08	103.90
26	1H	2503	A	N1-C6-N6	5.64	121.99	118.60
26	14	2502	G	C8-N9-C4	-5.64	104.14	106.40
1	1G	932	C	N1-C2-O2	5.64	122.28	118.90
26	14	1972	A	C2-N3-C4	5.64	113.42	110.60
26	1H	296	C	C5-C6-N1	-5.64	118.18	121.00
26	1H	2060	A	OP1-P-O3'	-5.64	92.79	105.20
26	14	923	C	O5'-P-OP1	-5.64	100.62	105.70
26	1H	578	A	OP2-P-O3'	5.64	117.61	105.20
26	1H	2029	G	O5'-P-OP1	-5.64	100.62	105.70
26	14	580	C	C6-N1-C2	-5.64	118.04	120.30
26	14	744	G	C2-N3-C4	-5.64	109.08	111.90
26	14	1329	U	O5'-P-OP1	-5.64	100.62	105.70
2	1E	187	LEU	CA-CB-CG	5.64	128.26	115.30
26	1H	1528	A	C4-C5-N7	5.64	113.52	110.70
26	1H	1694	C	OP2-P-O3'	5.64	117.60	105.20
26	1H	1916	A	N1-C2-N3	5.64	132.12	129.30
26	1H	2247	A	N1-C2-N3	5.64	132.12	129.30
26	14	565	C	C6-N1-C2	5.64	122.55	120.30
1	13	690	G	N1-C6-O6	5.63	123.28	119.90
26	1H	179	G	N3-C2-N2	-5.63	115.96	119.90
26	1H	466	A	N1-C6-N6	5.63	121.98	118.60
26	1H	528	A	C5-N7-C8	-5.63	101.08	103.90
1	1G	1314	C	C6-N1-C2	-5.63	118.05	120.30
26	14	1178	C	N1-C2-O2	5.63	122.28	118.90
26	14	1823	G	C5-N7-C8	-5.63	101.48	104.30
26	1H	74	A	N1-C2-N3	5.63	132.12	129.30
26	1H	1613	G	N3-C2-N2	5.63	123.84	119.90
26	1H	524	U	N1-C2-O2	5.63	126.74	122.80
26	1H	670	A	O5'-P-OP1	5.63	117.46	110.70
26	1H	1828	G	OP1-P-OP2	-5.63	111.15	119.60
26	1H	1950	G	O5'-P-OP1	-5.63	100.63	105.70
26	14	2490	G	C8-N9-C4	-5.63	104.15	106.40
26	1H	822	U	N3-C2-O2	-5.63	118.26	122.20
26	14	2427	C	N1-C2-O2	-5.63	115.52	118.90
26	1H	1594	G	C4-N9-C1'	5.63	133.82	126.50
1	13	437	U	N3-C2-O2	-5.63	118.26	122.20

Continued on next page...

Continued from previous page...

Mol	Chain	Res	Type	Atoms	Z	Observed(°)	Ideal(°)
26	14	974	G	N1-C6-O6	-5.63	116.52	119.90
26	14	1950	G	C8-N9-C1'	-5.63	119.69	127.00
26	14	2213	U	C6-N1-C1'	-5.63	113.32	121.20
26	14	2275	C	C5-C6-N1	5.63	123.81	121.00
26	14	2755	C	C5-C6-N1	5.63	123.81	121.00
26	14	2778	A	O5'-P-OP2	-5.63	100.64	105.70
26	1H	2319	G	C4-C5-N7	5.62	113.05	110.80
26	14	2307	G	C8-N9-C1'	-5.62	119.69	127.00
26	1H	1614	A	N3-C4-C5	5.62	130.74	126.80
26	1H	1625	C	N3-C2-O2	-5.62	117.96	121.90
26	1H	1905	C	C5-C6-N1	5.62	123.81	121.00
37	78	23	PRO	C-N-CA	-5.62	110.49	122.30
26	14	2772	C	N3-C2-O2	-5.62	117.96	121.90
1	13	891	U	OP2-P-O3'	5.62	117.57	105.20
26	14	140	A	C8-N9-C4	-5.62	103.55	105.80
26	14	2710	C	N1-C2-O2	-5.62	115.53	118.90
26	1H	208	C	N3-C4-C5	5.62	124.15	121.90
26	1H	1972	A	C6-C5-N7	-5.62	128.37	132.30
26	1H	2441	C	N3-C2-O2	-5.62	117.97	121.90
26	14	1786	A	C4-N9-C1'	5.62	136.42	126.30
26	1H	44	A	C5-N7-C8	-5.62	101.09	103.90
26	1H	1948	G	N7-C8-N9	5.62	115.91	113.10
1	1G	894	G	C4-C5-N7	5.62	113.05	110.80
23	2L	15	G	C5-C6-O6	5.62	131.97	128.60
1	13	1499	A	C8-N9-C4	5.62	108.05	105.80
26	1H	17	G	N3-C4-C5	-5.62	125.79	128.60
26	1H	777	A	C6-N1-C2	-5.62	115.23	118.60
26	1H	1858	G	C5-C6-N1	-5.62	108.69	111.50
26	14	2822	G	O5'-P-OP2	-5.62	100.64	105.70
26	1H	1142(A)	A	C5-N7-C8	-5.61	101.09	103.90
29	11	272	ALA	N-CA-C	5.61	126.16	111.00
33	51	4	ILE	N-CA-C	-5.61	95.84	111.00
26	14	1955	U	C2-N3-C4	-5.61	123.63	127.00
26	14	2275	C	C5'-C4'-O4'	-5.61	102.36	109.10
26	1H	1780	A	N1-C6-N6	-5.61	115.23	118.60
1	1G	1502	A	C5-N7-C8	-5.61	101.09	103.90
26	14	1312	U	O5'-P-OP1	-5.61	100.65	105.70
26	1H	265	A	N3-C4-C5	5.61	130.72	126.80
26	1H	1023	U	O5'-P-OP1	-5.61	100.65	105.70
26	14	315	G	O5'-P-OP2	-5.61	100.65	105.70
1	13	575	G	C4-N9-C1'	-5.61	119.21	126.50
1	13	1504	G	N3-C4-C5	5.61	131.40	128.60

Continued on next page...

Continued from previous page...

Mol	Chain	Res	Type	Atoms	Z	Observed(°)	Ideal(°)
26	1H	1972	A	N3-C4-N9	5.61	131.88	127.40
26	1H	2234	G	C8-N9-C4	5.61	108.64	106.40
1	1G	1404	C	C6-N1-C2	-5.61	118.06	120.30
26	14	933	A	C5-N7-C8	-5.61	101.10	103.90
26	14	2072	G	N9-C4-C5	-5.61	103.16	105.40
26	1H	732	C	N1-C2-N3	5.60	123.12	119.20
26	14	729	G	C5-C6-O6	-5.60	125.24	128.60
26	14	2039	C	N3-C2-O2	-5.60	117.98	121.90
40	65	73	LEU	CA-CB-CG	5.60	128.19	115.30
1	13	1518	A	C4-C5-N7	-5.60	107.90	110.70
26	1H	961	C	N3-C2-O2	-5.60	117.98	121.90
26	1H	2439	A	C4-C5-N7	5.60	113.50	110.70
49	F5	36	GLY	N-CA-C	5.60	127.10	113.10
55	M5	61	LEU	CA-CB-CG	5.60	128.19	115.30
26	14	383	U	O5'-P-OP2	5.60	117.42	110.70
26	14	642	G	C8-N9-C4	-5.60	104.16	106.40
26	1H	305	U	C6-N1-C2	-5.60	117.64	121.00
26	1H	655	A	C8-N9-C4	-5.60	103.56	105.80
26	1H	723	G	O5'-P-OP2	-5.60	100.66	105.70
26	1H	1040	C	N1-C2-O2	5.60	122.26	118.90
26	14	2715	C	O5'-P-OP1	5.60	117.42	110.70
26	1H	141(A)	C	OP1-P-O3'	-5.60	92.89	105.20
26	1H	941	A	OP2-P-O3'	5.60	117.51	105.20
26	1H	1246	A	N1-C6-N6	-5.60	115.24	118.60
26	1H	2409	G	C5-C6-O6	-5.60	125.24	128.60
26	14	2345	G	N9-C4-C5	5.60	107.64	105.40
26	14	2358	G	N3-C2-N2	-5.60	115.98	119.90
27	1J	47	C	OP1-P-O3'	5.60	117.52	105.20
26	14	705	A	N1-C6-N6	5.60	121.96	118.60
1	13	963	G	N9-C4-C5	-5.59	103.16	105.40
26	1H	1032	A	C8-N9-C4	5.59	108.04	105.80
26	1H	1334	G	C4-N9-C1'	5.59	133.77	126.50
26	1H	1697	G	N3-C4-N9	5.59	129.36	126.00
26	1H	2060	A	OP2-P-O3'	5.59	117.51	105.20
1	1G	1139	G	C8-N9-C4	5.59	108.64	106.40
23	2K	23	G	N3-C4-C5	5.59	131.40	128.60
26	1H	51	G	O4'-C1'-N9	-5.59	103.73	108.20
26	1H	733	G	O5'-P-OP2	-5.59	100.67	105.70
26	1H	1758	G	P-O3'-C3'	5.59	126.41	119.70
26	1H	2283	C	N3-C2-O2	5.59	125.81	121.90
26	1H	2665	A	N1-C6-N6	5.59	121.95	118.60
26	14	1827	C	N1-C2-O2	5.59	122.25	118.90

Continued on next page...

Continued from previous page...

Mol	Chain	Res	Type	Atoms	Z	Observed(°)	Ideal(°)
22	1K	75	C	N1-C2-O2	5.59	122.25	118.90
26	14	836	G	N1-C2-N3	-5.59	120.55	123.90
26	14	469	G	C5-C6-N1	5.59	114.29	111.50
26	14	1619	G	O5'-P-OP2	-5.59	100.67	105.70
26	1H	1561	G	OP1-P-O3'	5.59	117.49	105.20
26	1H	2518	A	N7-C8-N9	5.59	116.59	113.80
27	16	14	U	OP1-P-OP2	5.59	127.98	119.60
26	14	676	A	N1-C2-N3	5.59	132.09	129.30
26	1H	1331	A	N1-C2-N3	5.58	132.09	129.30
26	1H	1340	U	O4'-C1'-N1	5.58	112.67	108.20
26	1H	2078	C	O5'-P-OP2	5.58	117.40	110.70
26	1H	126	A	N9-C4-C5	5.58	108.03	105.80
26	1H	1938	A	OP1-P-OP2	5.58	127.97	119.60
26	1H	2036	C	OP2-P-O3'	5.58	117.48	105.20
1	1G	1259	C	C5-C6-N1	5.58	123.79	121.00
1	13	804	U	O5'-P-OP2	-5.58	100.68	105.70
1	13	1498	U	C6-N1-C1'	-5.58	113.39	121.20
24	3K	5	C	C6-N1-C2	-5.58	118.07	120.30
24	3K	76	A	N9-C4-C5	-5.58	103.57	105.80
26	1H	1565	C	O4'-C1'-N1	5.58	112.67	108.20
26	1H	1938	A	C5-C6-N6	-5.58	119.23	123.70
26	1H	2713	A	C6-C5-N7	-5.58	128.39	132.30
1	1G	317	G	N1-C6-O6	5.58	123.25	119.90
26	14	523	C	C5-C6-N1	5.58	123.79	121.00
26	14	2030	A	C5-C6-N6	-5.58	119.23	123.70
26	1H	391	G	N1-C2-N3	5.58	127.25	123.90
26	14	1762	A	C6-N1-C2	5.58	121.95	118.60
26	14	1934	C	N1-C2-O2	5.58	122.25	118.90
26	14	2610	C	C6-N1-C2	5.58	122.53	120.30
1	13	963	G	C4-N9-C1'	5.58	133.75	126.50
26	1H	1186	G	C2-N3-C4	5.58	114.69	111.90
26	1H	1758	G	OP2-P-O3'	5.58	117.47	105.20
26	1H	1972	A	C4-C5-C6	5.58	119.79	117.00
26	1H	508	G	C3'-C2'-C1'	-5.58	97.04	101.50
26	1H	1360	A	N1-C6-N6	5.58	121.94	118.60
26	14	794	G	C4-C5-N7	-5.58	108.57	110.80
26	14	2601	C	C6-N1-C2	-5.58	118.07	120.30
26	1H	398	G	N1-C6-O6	5.57	123.24	119.90
26	1H	1188	U	OP2-P-O3'	5.57	117.46	105.20
26	1H	1255	U	C4-C5-C6	5.57	123.04	119.70
1	1G	245	C	N1-C2-O2	-5.57	115.56	118.90
23	2L	21	U	N3-C2-O2	-5.57	118.30	122.20

Continued on next page...

Continued from previous page...

Mol	Chain	Res	Type	Atoms	Z	Observed(°)	Ideal(°)
26	1H	119	A	C4-C5-N7	-5.57	107.91	110.70
26	1H	409	C	N3-C2-O2	5.57	125.80	121.90
26	14	2585	U	OP1-P-O3'	5.57	117.46	105.20
1	13	971	G	O5'-P-OP1	5.57	117.38	110.70
26	1H	570	G	C8-N9-C4	-5.57	104.17	106.40
26	1H	863	A	OP2-P-O3'	5.57	117.46	105.20
26	1H	864	G	C4-C5-N7	5.57	113.03	110.80
26	1H	1446	C	C6-N1-C2	-5.57	118.07	120.30
26	1H	1489	U	C5-C4-O4	5.57	129.24	125.90
26	1H	2525	G	C5-C6-O6	-5.57	125.26	128.60
26	1H	633	A	O5'-P-OP2	5.57	117.38	110.70
26	1H	693	C	N3-C4-N4	-5.57	114.10	118.00
26	1H	2331	G	N3-C2-N2	5.57	123.80	119.90
1	1G	352	C	C6-N1-C2	-5.57	118.07	120.30
26	14	2430	A	C4-N9-C1'	-5.57	116.28	126.30
26	1H	844	C	N1-C2-O2	-5.57	115.56	118.90
26	1H	2827	C	C5-C4-N4	-5.57	116.30	120.20
27	16	29	A	N7-C8-N9	5.57	116.58	113.80
26	14	2327	A	N9-C4-C5	5.57	108.03	105.80
26	14	2623	G	N3-C4-C5	-5.57	125.82	128.60
26	1H	117	G	C6-C5-N7	-5.57	127.06	130.40
26	1H	1120	G	C5-C6-O6	-5.57	125.26	128.60
26	14	2346	A	C8-N9-C4	-5.57	103.57	105.80
26	1H	2253	G	O5'-P-OP2	-5.56	100.69	105.70
1	13	723	U	C5-C6-N1	5.56	125.48	122.70
23	2K	18	U	N3-C2-O2	-5.56	118.31	122.20
26	1H	2567	G	C5-C6-O6	-5.56	125.26	128.60
26	14	933	A	N7-C8-N9	5.56	116.58	113.80
26	14	2447	G	C5-N7-C8	5.56	107.08	104.30
1	1G	529	G	N1-C6-O6	5.56	123.24	119.90
26	14	828	U	N3-C4-O4	-5.56	115.51	119.40
26	14	1471	A	C8-N9-C4	-5.56	103.58	105.80
26	14	1800	C	OP1-P-O3'	5.56	117.43	105.20
26	14	1950	G	C8-N9-C4	-5.56	104.18	106.40
26	14	2239	G	N9-C4-C5	-5.56	103.18	105.40
26	1H	2247	A	C2-N3-C4	-5.56	107.82	110.60
26	1H	2270	G	C5-C6-O6	-5.56	125.27	128.60
26	1H	2375	G	N9-C4-C5	-5.56	103.18	105.40
26	14	1129	A	O5'-P-OP2	-5.56	100.70	105.70
26	14	2324	C	C6-N1-C2	5.56	122.52	120.30
26	14	579	G	N3-C2-N2	-5.56	116.01	119.90
26	14	1600	C	O5'-P-OP2	-5.56	100.70	105.70

Continued on next page...

Continued from previous page...

Mol	Chain	Res	Type	Atoms	Z	Observed(°)	Ideal(°)
1	1G	187	C	C5-C6-N1	5.55	123.78	121.00
26	14	1026	U	C5-C6-N1	5.55	125.48	122.70
26	14	2779	U	N3-C4-O4	-5.55	115.51	119.40
26	1H	2606	C	O5'-P-OP1	-5.55	100.70	105.70
1	1G	1404	C	C5-C6-N1	5.55	123.78	121.00
26	14	737	C	N1-C2-O2	-5.55	115.57	118.90
26	14	1807	G	N1-C6-O6	5.55	123.23	119.90
26	1H	187	G	C6-C5-N7	-5.55	127.07	130.40
26	1H	1198	U	C2-N3-C4	-5.55	123.67	127.00
26	1H	1204	A	C8-N9-C1'	-5.55	117.71	127.70
26	1H	1574	C	C5-C6-N1	-5.55	118.23	121.00
26	1H	1776	G	N1-C6-O6	5.55	123.23	119.90
26	14	273(F)	C	C6-N1-C2	-5.55	118.08	120.30
26	14	945	A	C4-N9-C1'	5.55	136.29	126.30
26	1H	51	G	OP2-P-O3'	5.55	117.40	105.20
26	1H	256	A	C2-N3-C4	-5.55	107.83	110.60
26	1H	795	C	C4-C5-C6	5.55	120.17	117.40
26	1H	2490	G	N9-C4-C5	-5.55	103.18	105.40
1	1G	1529	G	C8-N9-C4	-5.55	104.18	106.40
26	1H	1249	U	N1-C2-O2	-5.54	118.92	122.80
26	1H	2450	A	N1-C2-N3	5.54	132.07	129.30
29	19	235	GLY	N-CA-C	5.54	126.96	113.10
1	13	99	C	C5-C6-N1	5.54	123.77	121.00
26	1H	2442	C	OP1-P-O3'	5.54	117.40	105.20
26	14	1783	A	N1-C6-N6	-5.54	115.27	118.60
26	14	1926	U	N1-C2-N3	5.54	118.23	114.90
1	13	130	A	C5-C6-N6	-5.54	119.27	123.70
20	BI	99	LEU	CA-CB-CG	5.54	128.04	115.30
26	1H	509	C	OP2-P-O3'	5.54	117.39	105.20
26	1H	686	G	C4-C5-N7	5.54	113.02	110.80
26	1H	1204	A	C5-C6-N1	-5.54	114.93	117.70
26	14	950	G	N3-C4-C5	-5.54	125.83	128.60
26	1H	949	C	C6-N1-C2	5.54	122.52	120.30
26	1H	2199	A	O5'-P-OP1	-5.54	100.71	105.70
27	16	45	A	C8-N9-C4	-5.54	103.58	105.80
1	1G	28	G	C8-N9-C4	-5.54	104.18	106.40
27	1J	117	G	N3-C4-C5	5.54	131.37	128.60
26	1H	2062	A	N1-C6-N6	-5.54	115.28	118.60
26	1H	2440	C	N3-C4-C5	-5.54	119.68	121.90
52	M8	39	CYS	N-CA-C	-5.54	96.05	111.00
1	1G	800	G	O5'-P-OP2	-5.54	100.72	105.70
26	14	2584	U	OP1-P-OP2	-5.54	111.29	119.60

Continued on next page...

Continued from previous page...

Mol	Chain	Res	Type	Atoms	Z	Observed(°)	Ideal(°)
26	1H	1623	G	N1-C2-N3	5.54	127.22	123.90
26	1H	2607	G	N3-C4-N9	5.54	129.32	126.00
26	1H	2618	G	N9-C4-C5	5.54	107.61	105.40
1	1G	353	A	OP2-P-O3'	5.54	117.38	105.20
1	1G	1028	C	C6-N1-C2	-5.54	118.08	120.30
26	14	939	G	N1-C6-O6	5.54	123.22	119.90
26	1H	2311	A	N7-C8-N9	5.54	116.57	113.80
1	1G	970	C	C5-C6-N1	5.54	123.77	121.00
23	2L	24	C	C6-N1-C2	-5.54	118.09	120.30
26	1H	70	G	OP1-P-OP2	-5.53	111.30	119.60
26	1H	1426	G	N9-C4-C5	5.53	107.61	105.40
26	1H	2399	G	C5-N7-C8	5.53	107.07	104.30
1	1G	817	C	C6-N1-C2	5.53	122.51	120.30
26	14	1933	G	C6-C5-N7	-5.53	127.08	130.40
26	1H	835	A	O5'-P-OP1	5.53	117.34	110.70
26	1H	2509	G	O5'-P-OP1	-5.53	100.72	105.70
26	14	1688	U	O5'-P-OP2	-5.53	100.72	105.70
26	1H	528	A	C6-N1-C2	5.53	121.92	118.60
26	1H	2451	A	N1-C6-N6	-5.53	115.28	118.60
1	1G	771	G	C5-C6-O6	5.53	131.92	128.60
1	1G	1374	A	O4'-C1'-N9	5.53	112.62	108.20
26	14	537	C	C2-N1-C1'	5.53	124.88	118.80
26	14	848	G	N3-C4-N9	5.53	129.32	126.00
26	14	2435	A	C8-N9-C4	-5.53	103.59	105.80
1	13	793	U	N1-C2-O2	-5.53	118.93	122.80
1	13	1313	U	C5-C6-N1	5.53	125.46	122.70
26	1H	122	G	N3-C4-C5	5.53	131.36	128.60
26	1H	737	C	C2-N1-C1'	-5.53	112.72	118.80
26	1H	1403	C	N3-C2-O2	-5.53	118.03	121.90
26	1H	2374	C	C2-N3-C4	-5.53	117.14	119.90
1	13	346	G	C4-N9-C1'	5.52	133.68	126.50
26	1H	474	G	C8-N9-C4	-5.52	104.19	106.40
56	1L	3	G	P-O3'-C3'	5.52	126.33	119.70
26	14	413	C	C6-N1-C2	-5.52	118.09	120.30
26	14	866	A	N1-C6-N6	5.52	121.91	118.60
26	14	1696	G	O5'-P-OP2	-5.52	100.73	105.70
1	13	971	G	O5'-P-OP2	-5.52	100.73	105.70
26	1H	245	G	N9-C4-C5	-5.52	103.19	105.40
26	1H	2437	U	OP2-P-O3'	5.52	117.35	105.20
1	1G	945	G	N1-C6-O6	5.52	123.21	119.90
26	14	835	A	O5'-P-OP1	5.52	117.33	110.70
26	14	2688	U	C5-C4-O4	5.52	129.21	125.90

Continued on next page...

Continued from previous page...

Mol	Chain	Res	Type	Atoms	Z	Observed(°)	Ideal(°)
26	1H	1204	A	N1-C6-N6	5.52	121.91	118.60
1	1G	690	G	N3-C4-N9	-5.52	122.69	126.00
26	14	761	A	C8-N9-C4	5.52	108.01	105.80
26	1H	187	G	N3-C4-N9	5.52	129.31	126.00
26	1H	1969	A	O5'-P-OP1	-5.52	100.73	105.70
55	Q8	46	ARG	C-N-CA	5.52	135.50	121.70
1	13	791	G	C5-C6-O6	-5.52	125.29	128.60
26	1H	1968	G	C2-N3-C4	5.52	114.66	111.90
26	14	133	C	C6-N1-C2	5.52	122.51	120.30
26	1H	1644	C	C2-N1-C1'	5.52	124.87	118.80
26	14	2772	C	N1-C2-O2	5.52	122.21	118.90
27	1J	98	G	N9-C4-C5	-5.52	103.19	105.40
1	13	1107	C	C6-N1-C2	-5.51	118.09	120.30
26	1H	775	G	C6-C5-N7	-5.51	127.09	130.40
26	1H	1378	A	O5'-P-OP1	-5.51	100.74	105.70
26	14	1342	A	N1-C6-N6	5.51	121.91	118.60
27	1J	44	G	C4-N9-C1'	-5.51	119.33	126.50
26	1H	2448	A	C5-C6-N6	-5.51	119.29	123.70
26	14	1967	C	O5'-P-OP2	-5.51	100.74	105.70
26	14	2286	A	C8-N9-C4	-5.51	103.59	105.80
26	14	2590	A	O5'-P-OP2	5.51	117.31	110.70
1	13	810	C	O5'-P-OP1	-5.51	100.74	105.70
26	1H	245	G	N3-C4-N9	5.51	129.31	126.00
1	1G	1356	G	C8-N9-C4	-5.51	104.20	106.40
26	14	2501	C	C2-N1-C1'	-5.51	112.74	118.80
1	13	791	G	OP2-P-O3'	5.51	117.32	105.20
1	13	1279	A	C6-C5-N7	-5.51	128.44	132.30
26	1H	860	U	N1-C2-O2	5.51	126.66	122.80
26	1H	1568	G	N3-C4-C5	5.51	131.35	128.60
26	1H	1899	G	O4'-C1'-N9	5.51	112.61	108.20
26	14	453	C	C6-N1-C2	5.51	122.50	120.30
26	14	1304	C	N3-C4-C5	5.51	124.10	121.90
1	13	967	C	N3-C2-O2	5.51	125.76	121.90
1	13	1360	A	O4'-C1'-N9	5.51	112.61	108.20
26	1H	691	C	O5'-P-OP1	5.51	117.31	110.70
26	1H	2261	C	OP1-P-OP2	-5.51	111.34	119.60
26	14	2281	C	C6-N1-C1'	-5.51	114.19	120.80
1	13	783	C	C6-N1-C2	5.51	122.50	120.30
1	13	1482	G	O5'-P-OP2	-5.51	100.74	105.70
26	1H	145	G	C8-N9-C4	5.51	108.60	106.40
26	1H	2429	G	N1-C2-N2	5.51	121.16	116.20
3	22	34	LEU	CA-CB-CG	5.51	127.97	115.30

Continued on next page...

Continued from previous page...

Mol	Chain	Res	Type	Atoms	Z	Observed(°)	Ideal(°)
26	14	516	C	C5-C4-N4	-5.51	116.34	120.20
26	1H	1937	A	C5-C6-N1	-5.50	114.95	117.70
26	14	1355	G	N3-C4-C5	-5.50	125.85	128.60
26	14	2525	G	C5-C6-O6	5.50	131.90	128.60
26	14	2594	C	N3-C4-N4	5.50	121.85	118.00
1	13	1400	C	C5-C4-N4	-5.50	116.35	120.20
26	1H	1232	G	C5-C6-O6	-5.50	125.30	128.60
26	1H	1414	G	C8-N9-C4	-5.50	104.20	106.40
26	1H	2500	U	OP2-P-O3'	5.50	117.31	105.20
26	14	393	C	N3-C2-O2	-5.50	118.05	121.90
26	14	849	A	OP1-P-O3'	5.50	117.31	105.20
26	14	1784	A	OP1-P-O3'	5.50	117.31	105.20
26	1H	2665	A	C5-N7-C8	-5.50	101.15	103.90
1	1G	209	U	N1-C2-O2	5.50	126.65	122.80
26	14	1289	C	C6-N1-C2	-5.50	118.10	120.30
1	13	843	U	C5-C6-N1	5.50	125.45	122.70
26	1H	2373	G	C8-N9-C1'	-5.50	119.85	127.00
26	14	446	G	C4-C5-N7	5.50	113.00	110.80
26	14	585	G	C4-C5-C6	5.50	122.10	118.80
26	14	2547	U	OP2-P-O3'	5.50	117.30	105.20
26	1H	1621	U	N1-C2-O2	-5.50	118.95	122.80
1	1G	366	C	C6-N1-C2	5.50	122.50	120.30
26	14	692	C	C5-C4-N4	-5.50	116.35	120.20
26	14	1313	U	C5-C6-N1	5.50	125.45	122.70
26	14	1698	A	N1-C2-N3	5.50	132.05	129.30
26	14	2870	C	C6-N1-C2	-5.50	118.10	120.30
1	13	758	G	N3-C2-N2	-5.50	116.05	119.90
26	1H	932	G	N9-C4-C5	5.50	107.60	105.40
26	1H	939	G	N1-C2-N2	-5.50	111.25	116.20
26	1H	1623	G	N3-C4-C5	-5.50	125.85	128.60
26	14	1955	U	N3-C2-O2	-5.50	118.35	122.20
26	14	2581	G	N3-C4-C5	-5.50	125.85	128.60
1	13	545	C	N3-C4-N4	-5.50	114.15	118.00
1	1G	701	C	N1-C2-O2	5.50	122.20	118.90
26	1H	691	C	C5-C4-N4	-5.49	116.35	120.20
26	1H	2039	C	C5-C6-N1	5.49	123.75	121.00
26	1H	2827	C	N3-C4-N4	5.49	121.85	118.00
2	12	187	LEU	CA-CB-CG	5.49	127.93	115.30
26	1H	445	C	N1-C2-N3	5.49	123.04	119.20
26	1H	775	G	N9-C4-C5	-5.49	103.20	105.40
26	1H	1663	C	OP1-P-O3'	5.49	117.28	105.20
23	2L	77	A	N9-C4-C5	-5.49	103.60	105.80

Continued on next page...

Continued from previous page...

Mol	Chain	Res	Type	Atoms	Z	Observed(°)	Ideal(°)
26	1H	9	U	C2-N1-C1'	5.49	124.29	117.70
26	14	705	A	C5-C6-N6	-5.49	119.31	123.70
26	14	1382	G	N9-C4-C5	-5.49	103.20	105.40
26	1H	589	C	O5'-P-OP2	-5.49	100.76	105.70
26	1H	738	G	O5'-P-OP1	5.49	117.29	110.70
26	1H	1528	A	N1-C6-N6	5.49	121.89	118.60
27	16	100	G	C4-N9-C1'	5.49	133.63	126.50
1	1G	281	G	N3-C4-N9	5.49	129.29	126.00
1	1G	1486	G	C8-N9-C4	5.49	108.59	106.40
26	14	2841	C	N1-C2-O2	-5.49	115.61	118.90
26	14	800	A	OP1-P-OP2	5.49	127.83	119.60
26	1H	566	U	N1-C2-N3	-5.49	111.61	114.90
26	14	2023	G	C5-C6-O6	-5.49	125.31	128.60
1	13	1492	A	O5'-P-OP2	-5.48	100.76	105.70
1	13	1496	C	C5-C6-N1	-5.48	118.26	121.00
26	1H	141(A)	C	C5-C6-N1	5.48	123.74	121.00
26	1H	430	G	N1-C6-O6	5.48	123.19	119.90
26	1H	2375	G	N7-C8-N9	-5.48	110.36	113.10
26	14	2346	A	N9-C1'-C2'	5.48	121.13	114.00
1	13	795	C	O5'-P-OP2	-5.48	100.77	105.70
26	1H	1839	G	N9-C4-C5	-5.48	103.21	105.40
26	1H	2581	G	C4-N9-C1'	5.48	133.63	126.50
26	14	2377	A	N3-C4-C5	5.48	130.64	126.80
26	1H	210	C	N3-C4-C5	5.48	124.09	121.90
57	3L	63	U	C5-C6-N1	5.48	125.44	122.70
26	14	1248	G	OP1-P-OP2	-5.48	111.38	119.60
1	13	238	G	C8-N9-C4	5.48	108.59	106.40
26	1H	2699	C	C2-N3-C4	-5.48	117.16	119.90
26	14	1359	A	C8-N9-C4	5.48	107.99	105.80
26	14	2073	C	N1-C2-O2	-5.48	115.61	118.90
26	14	2387	U	N1-C2-O2	5.48	126.64	122.80
26	14	2512	C	C6-N1-C2	5.48	122.49	120.30
26	14	1187	G	C5-C6-N1	-5.48	108.76	111.50
26	14	1318	C	C5-C6-N1	5.48	123.74	121.00
26	14	2512	C	N3-C4-C5	5.48	124.09	121.90
26	1H	1700	A	O5'-P-OP2	-5.48	100.77	105.70
1	1G	1502	A	C6-C5-N7	-5.48	128.47	132.30
26	14	1802	A	C6-N1-C2	-5.48	115.31	118.60
1	13	865	A	C5-N7-C8	-5.47	101.16	103.90
26	14	1259	G	OP1-P-OP2	-5.47	111.39	119.60
26	14	1835	G	C4-N9-C1'	5.47	133.62	126.50
26	14	2237	G	C5-C6-O6	5.47	131.88	128.60

Continued on next page...

Continued from previous page...

Mol	Chain	Res	Type	Atoms	Z	Observed(°)	Ideal(°)
1	13	548	G	O5'-P-OP2	-5.47	100.78	105.70
26	1H	332	A	OP2-P-O3'	5.47	117.24	105.20
26	1H	1278	A	C5-C6-N6	-5.47	119.32	123.70
26	1H	1429	G	N1-C6-O6	-5.47	116.62	119.90
26	1H	2025	C	C6-N1-C2	-5.47	118.11	120.30
26	14	2424	C	OP2-P-O3'	5.47	117.24	105.20
26	1H	1470	G	O5'-P-OP1	-5.47	100.78	105.70
26	1H	1579	A	N7-C8-N9	5.47	116.53	113.80
26	1H	2581	G	C5-C6-O6	5.47	131.88	128.60
56	1L	69	A	P-O3'-C3'	5.47	126.26	119.70
26	1H	47	C	C6-N1-C2	-5.47	118.11	120.30
26	1H	1189	A	O5'-P-OP1	-5.47	100.78	105.70
26	1H	1950	G	C6-C5-N7	-5.47	127.12	130.40
26	1H	2377	A	C4-C5-N7	5.47	113.43	110.70
1	13	1144	G	N3-C4-N9	-5.47	122.72	126.00
26	1H	9	U	C5-C6-N1	5.47	125.43	122.70
26	1H	46	C	O5'-P-OP2	5.47	117.26	110.70
26	1H	395	U	C2-N1-C1'	5.47	124.26	117.70
26	1H	648	G	C4-C5-N7	-5.47	108.61	110.80
26	1H	1521	G	N7-C8-N9	5.47	115.83	113.10
26	14	48	G	C5-C6-O6	5.47	131.88	128.60
26	14	58	G	C4-N9-C1'	5.47	133.61	126.50
26	14	2502	G	N1-C6-O6	-5.47	116.62	119.90
1	13	1488	G	C6-C5-N7	-5.46	127.12	130.40
26	1H	308	G	C8-N9-C1'	-5.46	119.90	127.00
26	1H	461	C	O5'-P-OP1	-5.46	100.78	105.70
4	32	135	LEU	CA-CB-CG	5.46	127.87	115.30
26	14	1386	C	O5'-P-OP1	-5.46	100.78	105.70
26	14	1704	G	C5-C6-O6	-5.46	125.32	128.60
26	1H	2418	A	OP1-P-OP2	-5.46	111.41	119.60
26	1H	2449	U	O5'-P-OP1	-5.46	100.78	105.70
26	1H	124	G	C5-C6-N1	5.46	114.23	111.50
26	1H	211	A	C5-C6-N6	-5.46	119.33	123.70
26	1H	446	G	C5-C6-O6	-5.46	125.32	128.60
26	1H	796	C	C5-C6-N1	-5.46	118.27	121.00
26	1H	1831	G	N7-C8-N9	5.46	115.83	113.10
26	1H	1943	U	OP1-P-OP2	5.46	127.79	119.60
26	14	992	C	N1-C2-O2	5.46	122.18	118.90
26	14	1698	A	C5-C6-N6	-5.46	119.33	123.70
26	14	2779	U	N1-C2-N3	5.46	118.18	114.90
1	13	422	C	C5-C6-N1	5.46	123.73	121.00
1	13	1219	U	C6-N1-C2	-5.46	117.72	121.00

Continued on next page...

Continued from previous page...

Mol	Chain	Res	Type	Atoms	Z	Observed(°)	Ideal(°)
26	1H	1280	G	OP1-P-OP2	-5.46	111.41	119.60
26	1H	1429	G	C5-C6-O6	5.46	131.88	128.60
26	1H	1776	G	C5-N7-C8	-5.46	101.57	104.30
26	1H	2236	C	O5'-P-OP1	-5.46	100.79	105.70
27	16	44	G	C8-N9-C1'	5.46	134.10	127.00
56	1L	74	C	N3-C2-O2	-5.46	118.08	121.90
26	14	211	A	N9-C4-C5	-5.46	103.62	105.80
26	14	2048	G	N7-C8-N9	5.46	115.83	113.10
26	1H	728	G	C8-N9-C4	5.46	108.58	106.40
26	1H	1555	G	N3-C4-N9	5.46	129.27	126.00
26	1H	2488	A	C4-C5-C6	5.46	119.73	117.00
27	16	81	G	C2-N3-C4	-5.46	109.17	111.90
26	14	945	A	C8-N9-C1'	-5.46	117.88	127.70
26	14	2573	C	C2-N1-C1'	5.46	124.80	118.80
26	1H	271(B)	G	C4-N9-C1'	5.46	133.59	126.50
26	1H	2406	U	O4'-C1'-N1	-5.46	103.84	108.20
1	13	965	A	N1-C6-N6	5.45	121.87	118.60
26	1H	684	G	OP1-P-OP2	5.45	127.78	119.60
27	16	44	G	C4-N9-C1'	-5.45	119.41	126.50
28	79	53	ARG	CG-CD-NE	-5.45	100.35	111.80
26	1H	108	U	N1-C2-O2	5.45	126.62	122.80
26	1H	2395	C	C6-N1-C1'	-5.45	114.26	120.80
26	14	955	C	C6-N1-C1'	5.45	127.34	120.80
26	1H	701	G	C8-N9-C4	-5.45	104.22	106.40
27	16	54	G	C5-N7-C8	-5.45	101.58	104.30
26	14	955	C	C6-N1-C2	-5.45	118.12	120.30
1	13	963	G	N1-C2-N3	5.45	127.17	123.90
22	1K	75	C	N3-C2-O2	-5.45	118.09	121.90
26	1H	795	C	C5-C6-N1	-5.45	118.28	121.00
26	1H	1021	A	N1-C6-N6	5.45	121.87	118.60
26	1H	1344	G	C5-C6-O6	-5.45	125.33	128.60
26	1H	1462	C	C6-N1-C2	-5.45	118.12	120.30
26	1H	2766	G	C4-N9-C1'	5.45	133.58	126.50
26	1H	574	C	OP1-P-OP2	5.45	127.77	119.60
26	1H	1888	G	N3-C4-N9	5.45	129.27	126.00
26	1H	624	C	C5-C6-N1	5.45	123.72	121.00
26	1H	651	G	C2-N3-C4	5.45	114.62	111.90
26	1H	677	A	C8-N9-C4	-5.45	103.62	105.80
26	1H	1909	C	OP1-P-O3'	5.45	117.18	105.20
1	1G	12	U	N3-C2-O2	-5.45	118.39	122.20
26	14	2610	C	O5'-P-OP1	-5.45	100.80	105.70
1	13	891	U	N1-C2-O2	5.44	126.61	122.80

Continued on next page...

Continued from previous page...

Mol	Chain	Res	Type	Atoms	Z	Observed(°)	Ideal(°)
26	1H	1259	G	N3-C2-N2	5.44	123.71	119.90
26	14	1627	G	O5'-P-OP2	-5.44	100.80	105.70
26	14	1906	G	C8-N9-C4	-5.44	104.22	106.40
26	14	2066	C	C5-C6-N1	5.44	123.72	121.00
26	1H	1437	C	O5'-P-OP2	-5.44	100.80	105.70
26	1H	2033	A	N1-C6-N6	-5.44	115.33	118.60
26	1H	2424	C	OP1-P-OP2	5.44	127.77	119.60
1	1G	913	A	C8-N9-C4	-5.44	103.62	105.80
26	14	1775	U	C5-C6-N1	-5.44	119.98	122.70
1	13	1303	C	C2-N1-C1'	5.44	124.78	118.80
26	1H	190	A	C5-C6-N6	-5.44	119.35	123.70
26	1H	1264	G	C6-C5-N7	-5.44	127.14	130.40
26	1H	2072	G	OP1-P-O3'	5.44	117.17	105.20
26	14	1423	G	C8-N9-C4	5.44	108.58	106.40
26	14	1854	A	C8-N9-C4	-5.44	103.62	105.80
1	13	1417	G	N3-C4-C5	-5.44	125.88	128.60
26	1H	2427	C	OP2-P-O3'	5.44	117.17	105.20
1	13	1279	A	C5-N7-C8	-5.44	101.18	103.90
26	1H	973	A	O5'-P-OP2	-5.44	100.81	105.70
26	1H	1400	G	N9-C4-C5	5.44	107.58	105.40
26	14	574	C	C2-N1-C1'	-5.44	112.82	118.80
1	13	577	G	O5'-P-OP2	-5.44	100.81	105.70
26	1H	445	C	C4-C5-C6	5.44	120.12	117.40
26	1H	577	G	N1-C2-N2	-5.44	111.31	116.20
26	1H	780	G	C2-N3-C4	-5.44	109.18	111.90
27	16	40	U	C5-C4-O4	-5.44	122.64	125.90
27	16	98	G	OP1-P-OP2	5.44	127.75	119.60
26	14	632	A	O5'-P-OP2	5.44	117.22	110.70
26	1H	70	G	C8-N9-C4	-5.43	104.23	106.40
1	1G	1526	G	C5-C6-O6	-5.43	125.34	128.60
37	35	85	LEU	CA-CB-CG	5.43	127.80	115.30
1	13	1158	C	C5-C6-N1	5.43	123.72	121.00
26	1H	766	C	C5-C4-N4	-5.43	116.40	120.20
26	1H	2644	G	N3-C4-N9	-5.43	122.74	126.00
26	14	1241	A	C5-C6-N1	-5.43	114.98	117.70
26	14	1276	A	C4-C5-N7	5.43	113.42	110.70
26	14	1657	C	C5-C4-N4	-5.43	116.40	120.20
27	1J	74	U	C5-C4-O4	5.43	129.16	125.90
26	1H	2368	C	N3-C2-O2	-5.43	118.10	121.90
1	1G	950	U	C5-C6-N1	5.43	125.42	122.70
26	14	203	C	C2-N3-C4	-5.43	117.18	119.90
26	1H	787	U	C2-N3-C4	-5.43	123.74	127.00

Continued on next page...

Continued from previous page...

Mol	Chain	Res	Type	Atoms	Z	Observed(°)	Ideal(°)
26	1H	2783	G	C4-N9-C1'	5.43	133.56	126.50
26	14	1156	A	O4'-C1'-N9	-5.43	103.86	108.20
1	13	566	G	O5'-P-OP2	-5.43	100.81	105.70
26	1H	2295	C	C6-N1-C2	-5.43	118.13	120.30
57	3L	76	A	C5-C6-N6	-5.43	119.36	123.70
26	14	516	C	N3-C4-N4	5.43	121.80	118.00
26	14	671	C	N1-C2-N3	5.43	123.00	119.20
26	14	1283	G	OP1-P-OP2	5.43	127.74	119.60
26	1H	776	G	N9-C4-C5	5.42	107.57	105.40
26	1H	783	A	C5-C6-N6	-5.42	119.36	123.70
26	1H	813	U	OP1-P-OP2	5.42	127.74	119.60
26	1H	1443	G	N3-C2-N2	-5.42	116.10	119.90
26	14	530	G	C8-N9-C4	-5.42	104.23	106.40
26	14	2307	G	C8-N9-C4	-5.42	104.23	106.40
1	13	36	C	C5-C6-N1	5.42	123.71	121.00
26	1H	251	A	O5'-P-OP1	-5.42	100.82	105.70
26	1H	2424	C	N1-C2-O2	5.42	122.15	118.90
26	14	37	C	O5'-P-OP2	-5.42	100.82	105.70
1	13	422	C	N3-C4-N4	5.42	121.79	118.00
26	1H	500	G	C6-C5-N7	5.42	133.65	130.40
26	1H	517	C	C2-N1-C1'	5.42	124.76	118.80
26	1H	1616	A	O4'-C1'-N9	5.42	112.53	108.20
27	16	61	G	C8-N9-C4	-5.42	104.23	106.40
37	78	26	GLY	N-CA-C	-5.42	99.55	113.10
1	1G	352	C	C5-C6-N1	5.42	123.71	121.00
1	13	422	C	C6-N1-C1'	-5.42	114.30	120.80
1	13	883	C	C6-N1-C2	-5.42	118.13	120.30
23	2K	76	C	C6-N1-C2	-5.42	118.13	120.30
26	1H	649	G	O5'-P-OP2	-5.42	100.83	105.70
26	1H	734	A	OP1-P-OP2	5.42	127.72	119.60
26	1H	1695	G	N3-C4-C5	-5.42	125.89	128.60
26	14	189	G	N9-C4-C5	-5.42	103.23	105.40
26	1H	1628	G	C6-C5-N7	-5.42	127.15	130.40
26	14	1468	C	C5-C6-N1	5.42	123.71	121.00
26	14	2245	U	C5-C6-N1	5.42	125.41	122.70
37	35	45	LEU	CA-CB-CG	5.42	127.75	115.30
26	1H	1983	C	OP2-P-O3'	5.41	117.11	105.20
52	M8	39	CYS	C-N-CA	5.41	135.24	121.70
1	1G	197	A	C8-N9-C4	-5.41	103.64	105.80
26	14	1388	G	O5'-P-OP2	-5.41	100.83	105.70
26	14	1772	G	OP1-P-OP2	5.41	127.72	119.60
26	14	1779	U	O5'-P-OP2	-5.41	100.83	105.70

Continued on next page...

Continued from previous page...

Mol	Chain	Res	Type	Atoms	Z	Observed(°)	Ideal(°)
26	14	2199	A	O5'-P-OP1	-5.41	100.83	105.70
26	1H	1021	A	C6-C5-N7	-5.41	128.51	132.30
26	1H	2711	A	P-O3'-C3'	5.41	126.19	119.70
1	13	1200	C	N1-C2-O2	5.41	122.15	118.90
26	1H	699	A	C5-C6-N6	-5.41	119.37	123.70
26	14	252	G	N3-C4-C5	-5.41	125.89	128.60
1	13	484	G	P-O3'-C3'	5.41	126.19	119.70
26	1H	77	C	N3-C4-N4	5.41	121.79	118.00
27	16	49	C	C5-C4-N4	-5.41	116.41	120.20
26	1H	755	C	C4-C5-C6	5.41	120.10	117.40
26	1H	2019	A	C8-N9-C4	-5.41	103.64	105.80
26	14	499	U	N1-C2-N3	5.41	118.14	114.90
26	14	2724	C	N1-C2-O2	-5.41	115.66	118.90
38	45	61	GLY	N-CA-C	5.41	126.62	113.10
1	13	130	A	N1-C6-N6	5.41	121.84	118.60
1	13	1480	G	N3-C2-N2	-5.41	116.12	119.90
26	1H	702	G	C4-C5-C6	5.41	122.04	118.80
26	1H	715	G	N1-C2-N2	-5.41	111.33	116.20
26	1H	2286	A	C8-N9-C4	-5.41	103.64	105.80
26	14	732	C	C4-C5-C6	5.41	120.10	117.40
26	1H	1786	A	N9-C1'-C2'	5.40	121.03	114.00
26	14	1342	A	C6-C5-N7	-5.40	128.52	132.30
1	13	647	C	C5-C6-N1	5.40	123.70	121.00
26	1H	692	C	C2-N3-C4	-5.40	117.20	119.90
26	1H	2262	U	C6-N1-C2	-5.40	117.76	121.00
26	14	689	A	O5'-P-OP2	-5.40	100.84	105.70
26	14	1085	A	P-O3'-C3'	5.40	126.18	119.70
26	14	1237	A	N1-C6-N6	-5.40	115.36	118.60
26	1H	389	G	C8-N9-C4	5.40	108.56	106.40
26	1H	657	U	C5-C4-O4	5.40	129.14	125.90
26	1H	1019	U	N3-C2-O2	-5.40	118.42	122.20
26	1H	1334	G	N7-C8-N9	5.40	115.80	113.10
26	14	1836	C	O5'-P-OP2	-5.40	100.84	105.70
26	14	2364	C	N3-C2-O2	-5.40	118.12	121.90
26	1H	68	G	N3-C2-N2	-5.40	116.12	119.90
26	1H	1336	A	C4-C5-N7	-5.40	108.00	110.70
26	1H	2503	A	C5-C6-N6	-5.40	119.38	123.70
26	1H	2607	G	N9-C4-C5	-5.40	103.24	105.40
29	11	60	ARG	NE-CZ-NH2	-5.40	117.60	120.30
1	13	1305	G	N1-C2-N2	-5.40	111.34	116.20
26	1H	1594	G	N3-C4-C5	-5.40	125.90	128.60
26	1H	2229	C	C5-C4-N4	-5.40	116.42	120.20

Continued on next page...

Continued from previous page...

Mol	Chain	Res	Type	Atoms	Z	Observed(°)	Ideal(°)
26	1H	2357	U	O5'-P-OP2	-5.40	100.84	105.70
26	14	115	C	C6-N1-C2	5.40	122.46	120.30
26	14	2041	U	N3-C4-O4	5.40	123.18	119.40
1	1G	1406	U	OP1-P-OP2	-5.39	111.51	119.60
26	14	1988	C	C5-C4-N4	-5.39	116.42	120.20
26	1H	53	A	OP1-P-O3'	5.39	117.06	105.20
26	1H	683	C	C6-N1-C2	5.39	122.46	120.30
26	1H	828	U	N1-C2-O2	5.39	126.58	122.80
26	1H	840	C	C6-N1-C2	5.39	122.46	120.30
26	1H	1316	U	O5'-P-OP2	-5.39	100.85	105.70
26	1H	1622	G	N1-C6-O6	-5.39	116.67	119.90
26	1H	2003	G	OP2-P-O3'	5.39	117.06	105.20
26	1H	2573	C	O5'-P-OP2	-5.39	100.85	105.70
26	14	783	A	C5-C6-N6	-5.39	119.39	123.70
26	14	1605	C	N3-C2-O2	5.39	125.67	121.90
1	13	233	C	C6-N1-C2	-5.39	118.14	120.30
26	1H	834	C	OP2-P-O3'	5.39	117.06	105.20
56	1L	20	U	C2-N1-C1'	5.39	124.17	117.70
26	14	621	A	C6-C5-N7	-5.39	128.53	132.30
1	13	960	U	C2-N1-C1'	5.39	124.17	117.70
26	1H	142	G	N3-C2-N2	-5.39	116.13	119.90
26	1H	463	G	N3-C2-N2	5.39	123.67	119.90
26	1H	791	C	P-O3'-C3'	5.39	126.17	119.70
26	1H	1220	A	N1-C6-N6	-5.39	115.37	118.60
26	1H	2057	A	C5-C6-N6	-5.39	119.39	123.70
26	1H	2567	G	N1-C6-O6	5.39	123.13	119.90
26	14	1886	C	C6-N1-C2	-5.39	118.14	120.30
26	1H	197	A	OP2-P-O3'	5.39	117.06	105.20
26	1H	415	A	N1-C6-N6	5.39	121.83	118.60
26	1H	845	G	C6-C5-N7	-5.39	127.17	130.40
34	69	131	LYS	C-N-CD	-5.39	108.75	120.60
26	1H	621	A	C6-C5-N7	-5.39	128.53	132.30
26	1H	1879	C	C5-C6-N1	5.39	123.69	121.00
26	1H	2199	A	OP2-P-O3'	5.39	117.05	105.20
1	1G	87	A	P-O3'-C3'	5.39	126.16	119.70
26	14	1251	C	OP1-P-OP2	5.39	127.68	119.60
26	14	2473	U	N1-C2-O2	5.39	126.57	122.80
1	13	843	U	N3-C2-O2	-5.38	118.43	122.20
1	13	900	A	C5-C6-N6	-5.38	119.39	123.70
26	1H	1274	A	C4-C5-C6	5.38	119.69	117.00
26	1H	1453	A	C8-N9-C4	5.38	107.95	105.80
23	2L	42	C	N1-C2-O2	5.38	122.13	118.90

Continued on next page...

Continued from previous page...

Mol	Chain	Res	Type	Atoms	Z	Observed(°)	Ideal(°)
26	14	667	U	N3-C4-O4	5.38	123.17	119.40
46	C5	31	LEU	CA-CB-CG	5.38	127.68	115.30
26	1H	1663	C	N3-C4-N4	5.38	121.77	118.00
26	1H	2019	A	C6-C5-N7	-5.38	128.53	132.30
26	1H	2351	G	C6-C5-N7	-5.38	127.17	130.40
26	1H	2365	G	O5'-P-OP2	-5.38	100.86	105.70
26	1H	2830	G	N7-C8-N9	5.38	115.79	113.10
43	D8	82	ARG	NE-CZ-NH1	-5.38	117.61	120.30
46	G8	84	ARG	NE-CZ-NH1	5.38	122.99	120.30
26	14	528	A	C5-C6-N1	-5.38	115.01	117.70
26	14	1356	G	O5'-P-OP1	-5.38	100.86	105.70
26	14	1651	G	C5-C6-O6	-5.38	125.37	128.60
26	14	2320	A	P-O3'-C3'	5.38	126.16	119.70
26	14	2498	C	OP1-P-OP2	-5.38	111.53	119.60
30	21	65	GLY	N-CA-C	-5.38	99.65	113.10
1	13	1235	U	C5-C6-N1	5.38	125.39	122.70
26	1H	2346	A	C4-C5-N7	5.38	113.39	110.70
26	1H	2399	G	N7-C8-N9	-5.38	110.41	113.10
26	1H	2599	G	N1-C6-O6	-5.38	116.67	119.90
1	1G	1301	U	N3-C2-O2	-5.38	118.44	122.20
26	14	398	G	N1-C6-O6	-5.38	116.67	119.90
26	14	574	C	C5-C4-N4	5.38	123.97	120.20
26	14	1154	G	C4-C5-N7	5.38	112.95	110.80
26	14	1993	U	O5'-P-OP1	-5.38	100.86	105.70
26	14	2507	C	N3-C4-C5	-5.38	119.75	121.90
1	13	961	U	N3-C4-O4	-5.38	115.64	119.40
1	13	975	A	O4'-C1'-N9	-5.38	103.90	108.20
26	1H	1653	G	C4-N9-C1'	5.38	133.49	126.50
26	1H	2336	A	C8-N9-C4	-5.38	103.65	105.80
27	16	56	G	N3-C4-N9	5.38	129.23	126.00
33	51	166	GLY	N-CA-C	5.38	126.54	113.10
26	14	1661	G	C8-N9-C4	5.38	108.55	106.40
1	13	656	C	C2-N3-C4	5.38	122.59	119.90
1	13	1329	A	N1-C6-N6	5.38	121.83	118.60
26	1H	788	A	C6-N1-C2	5.38	121.83	118.60
1	13	266	G	O4'-C1'-N9	-5.37	103.90	108.20
26	1H	804	A	C8-N9-C4	5.37	107.95	105.80
26	1H	845	G	N7-C8-N9	5.37	115.79	113.10
26	1H	947	G	N1-C6-O6	5.37	123.12	119.90
26	14	1382	G	OP2-P-O3'	5.37	117.02	105.20
26	14	1806	C	C6-N1-C2	5.37	122.45	120.30
26	1H	416	C	N3-C4-N4	-5.37	114.24	118.00

Continued on next page...

Continued from previous page...

Mol	Chain	Res	Type	Atoms	Z	Observed(°)	Ideal(°)
26	1H	840	C	N3-C4-C5	5.37	124.05	121.90
26	1H	1654	A	O5'-P-OP2	5.37	117.15	110.70
26	1H	2665	A	N7-C8-N9	5.37	116.49	113.80
27	16	56	G	N3-C4-C5	-5.37	125.92	128.60
1	1G	377	G	N3-C4-C5	-5.37	125.91	128.60
26	14	2389	G	C8-N9-C4	-5.37	104.25	106.40
1	13	690	G	C5-C6-O6	-5.37	125.38	128.60
26	1H	508	G	C5-C6-O6	-5.37	125.38	128.60
26	14	273(F)	C	N1-C2-O2	5.37	122.12	118.90
26	14	1844	C	OP1-P-OP2	-5.37	111.55	119.60
26	14	2525	G	C4-C5-N7	-5.37	108.65	110.80
26	1H	2745	C	C6-N1-C2	-5.37	118.15	120.30
26	1H	250	G	OP1-P-O3'	5.37	117.00	105.20
26	1H	577	G	N3-C4-N9	5.37	129.22	126.00
26	1H	910	A	C4-C5-C6	5.37	119.68	117.00
26	1H	945	A	O5'-P-OP2	-5.36	100.87	105.70
26	1H	2036	C	C5-C6-N1	5.36	123.68	121.00
1	1G	453	A	O5'-P-OP1	-5.36	100.87	105.70
26	14	989	G	O5'-P-OP1	-5.36	100.87	105.70
26	14	1614	A	C6-C5-N7	-5.36	128.55	132.30
1	13	752	G	C6-C5-N7	-5.36	127.18	130.40
26	1H	1352	U	N3-C2-O2	5.36	125.95	122.20
26	14	138	G	N3-C4-C5	-5.36	125.92	128.60
23	2K	77	A	N1-C6-N6	5.36	121.82	118.60
26	1H	214	G	C8-N9-C4	-5.36	104.25	106.40
26	14	393	C	N3-C4-C5	-5.36	119.76	121.90
26	14	2001	A	C5-C6-N6	-5.36	119.41	123.70
26	14	2607	G	C5-C6-O6	-5.36	125.38	128.60
26	1H	1440	G	OP1-P-O3'	5.36	116.99	105.20
1	13	1054	C	N1-C2-O2	5.36	122.11	118.90
26	1H	815	C	C5-C6-N1	-5.36	118.32	121.00
26	1H	2502	G	N3-C4-C5	-5.36	125.92	128.60
26	1H	259	G	C6-C5-N7	-5.36	127.19	130.40
26	1H	568	U	C6-N1-C2	5.36	124.21	121.00
26	1H	1942	C	N3-C4-C5	5.36	124.04	121.90
55	Q8	62	LEU	C-N-CD	5.36	139.65	128.40
26	14	1319	G	C4-N9-C1'	5.36	133.46	126.50
26	14	2226	C	N1-C2-O2	5.36	122.11	118.90
26	14	2877	G	C5-C6-N1	-5.36	108.82	111.50
26	1H	120	U	N1-C2-N3	5.35	118.11	114.90
26	14	796	C	N3-C4-C5	5.35	124.04	121.90
26	1H	199	A	C2-N3-C4	5.35	113.28	110.60

Continued on next page...

Continued from previous page...

Mol	Chain	Res	Type	Atoms	Z	Observed(°)	Ideal(°)
26	1H	388	G	OP1-P-OP2	5.35	127.63	119.60
26	1H	658	C	N1-C2-O2	5.35	122.11	118.90
26	1H	1304	C	C4-C5-C6	-5.35	114.72	117.40
26	1H	2489	G	C6-C5-N7	-5.35	127.19	130.40
1	1G	563	A	O4'-C1'-N9	5.35	112.48	108.20
1	13	792	A	C8-N9-C4	5.35	107.94	105.80
1	13	1498	U	N3-C4-O4	5.35	123.14	119.40
26	1H	458	G	O4'-C1'-N9	5.35	112.48	108.20
26	1H	621	A	C5-C6-N1	-5.35	115.02	117.70
26	1H	1034	G	C5-C6-O6	-5.35	125.39	128.60
26	14	676	A	C8-N9-C4	-5.35	103.66	105.80
26	14	2508	G	N1-C6-O6	5.35	123.11	119.90
26	1H	451	C	N1-C2-O2	-5.35	115.69	118.90
26	1H	2060	A	O5'-P-OP1	-5.35	100.89	105.70
26	1H	2272	U	O5'-P-OP1	5.35	117.12	110.70
1	13	904	C	N3-C2-O2	-5.35	118.16	121.90
26	1H	142	G	C8-N9-C1'	5.35	133.95	127.00
26	1H	609	A	C6-C5-N7	-5.35	128.56	132.30
26	1H	1567	A	N1-C6-N6	5.35	121.81	118.60
26	14	205	G	O4'-C1'-N9	5.35	112.48	108.20
26	14	1301	A	O4'-C1'-N9	5.35	112.48	108.20
26	14	2210	G	C8-N9-C1'	-5.35	120.05	127.00
26	1H	621	A	N1-C2-N3	5.34	131.97	129.30
26	1H	2525	G	N3-C2-N2	-5.34	116.16	119.90
26	14	463	G	OP1-P-O3'	5.34	116.96	105.20
26	14	2724	C	OP2-P-O3'	5.34	116.96	105.20
1	13	963	G	C6-C5-N7	-5.34	127.19	130.40
26	1H	1368	G	C8-N9-C4	-5.34	104.26	106.40
26	14	2595	G	O5'-P-OP1	-5.34	100.89	105.70
27	1J	3	C	N3-C4-C5	-5.34	119.76	121.90
1	13	635	G	N1-C6-O6	5.34	123.10	119.90
26	1H	71	A	N7-C8-N9	5.34	116.47	113.80
26	1H	974(A)	C	C6-N1-C2	-5.34	118.16	120.30
26	1H	1297	C	OP1-P-O3'	5.34	116.95	105.20
26	1H	2399	G	C4-C5-N7	-5.34	108.66	110.80
1	1G	670	G	O5'-P-OP1	-5.34	100.89	105.70
26	14	1342	A	O4'-C1'-N9	5.34	112.47	108.20
26	14	1377	G	N3-C4-C5	-5.34	125.93	128.60
26	1H	783	A	N9-C1'-C2'	-5.34	106.13	112.00
26	1H	1259	G	C5-C6-N1	5.34	114.17	111.50
27	16	100	G	N9-C4-C5	-5.34	103.26	105.40
26	14	569	U	C6-N1-C2	5.34	124.20	121.00

Continued on next page...

Continued from previous page...

Mol	Chain	Res	Type	Atoms	Z	Observed(°)	Ideal(°)
26	14	832	G	OP1-P-O3'	5.34	116.95	105.20
26	14	930	U	N3-C2-O2	-5.34	118.46	122.20
26	14	2072	G	C5-C6-O6	-5.34	125.40	128.60
26	1H	1128	A	OP2-P-O3'	5.34	116.94	105.20
26	1H	315	G	N3-C4-N9	-5.34	122.80	126.00
26	1H	1928	A	C2-N3-C4	5.34	113.27	110.60
26	1H	2686	G	O5'-P-OP1	-5.34	100.90	105.70
26	14	330	A	N3-C4-C5	5.34	130.53	126.80
26	14	1187	G	C5-N7-C8	-5.34	101.63	104.30
1	13	843	U	C6-N1-C1'	-5.33	113.73	121.20
26	1H	1698	A	O4'-C1'-N9	5.33	112.47	108.20
26	1H	2751	G	N1-C2-N3	5.33	127.10	123.90
27	16	105	G	C5-C6-O6	-5.33	125.40	128.60
26	14	1645	G	C4-N9-C1'	5.33	133.44	126.50
26	1H	1669	A	O4'-C1'-N9	5.33	112.47	108.20
26	1H	2741	A	C8-N9-C4	5.33	107.93	105.80
31	31	62	ARG	NE-CZ-NH2	-5.33	117.63	120.30
26	14	1254	A	N1-C2-N3	5.33	131.97	129.30
26	1H	1051	G	N7-C8-N9	5.33	115.77	113.10
26	1H	1916	A	N7-C8-N9	5.33	116.47	113.80
26	1H	1967	C	O5'-P-OP2	-5.33	100.90	105.70
30	21	52	LEU	C-N-CD	-5.33	108.87	120.60
26	14	603	A	N7-C8-N9	5.33	116.47	113.80
26	14	803	U	C5-C6-N1	-5.33	120.03	122.70
26	14	1681	G	C5-N7-C8	-5.33	101.63	104.30
26	14	2327	A	C4-C5-N7	-5.33	108.03	110.70
26	14	801	G	N3-C4-N9	-5.33	122.80	126.00
26	14	871	U	O5'-P-OP1	-5.33	100.90	105.70
26	14	1341	U	OP1-P-O3'	5.33	116.92	105.20
26	14	2821	A	C2-N3-C4	-5.33	107.94	110.60
1	13	575	G	C8-N9-C1'	5.33	133.93	127.00
26	1H	411	G	N9-C4-C5	5.33	107.53	105.40
26	1H	623	G	C5-C6-O6	-5.33	125.40	128.60
1	1G	1096	C	C6-N1-C2	-5.33	118.17	120.30
57	3L	1	G	N3-C4-N9	5.33	129.20	126.00
26	14	462	C	C2-N3-C4	-5.33	117.24	119.90
26	14	1774	C	C5-C4-N4	-5.33	116.47	120.20
26	1H	811	U	N1-C2-O2	-5.32	119.07	122.80
49	J8	79	GLY	N-CA-C	5.32	126.41	113.10
26	1H	2311	A	C6-C5-N7	-5.32	128.57	132.30
1	13	799	G	C8-N9-C4	5.32	108.53	106.40
26	1H	972	G	O5'-P-OP1	5.32	117.08	110.70

Continued on next page...

Continued from previous page...

Mol	Chain	Res	Type	Atoms	Z	Observed(°)	Ideal(°)
1	13	576	G	C4-N9-C1'	5.32	133.41	126.50
26	1H	110	G	C8-N9-C4	5.32	108.53	106.40
26	1H	1192	G	C6-C5-N7	-5.32	127.21	130.40
26	14	191	A	N1-C2-N3	-5.32	126.64	129.30
26	14	694	U	N1-C2-O2	5.32	126.52	122.80
26	14	2547	U	C2-N1-C1'	-5.32	111.32	117.70
27	1J	27	C	C5-C6-N1	5.32	123.66	121.00
26	1H	1382	G	C5-C6-O6	-5.32	125.41	128.60
26	1H	1523	U	C5-C6-N1	5.32	125.36	122.70
26	14	529	A	N1-C6-N6	5.32	121.79	118.60
26	14	1107	G	C8-N9-C4	-5.32	104.27	106.40
26	1H	651	G	N1-C6-O6	-5.31	116.71	119.90
26	1H	2280	G	OP1-P-O3'	5.31	116.89	105.20
1	1G	1498	U	P-O3'-C3'	5.31	126.08	119.70
26	1H	121	G	C5-C6-O6	-5.31	125.41	128.60
26	1H	1328	G	O5'-P-OP1	5.31	117.08	110.70
26	1H	1680	U	C6-N1-C2	5.31	124.19	121.00
1	1G	392	G	C8-N9-C4	5.31	108.53	106.40
56	1L	18	G	P-O3'-C3'	5.31	126.08	119.70
26	14	248	G	C5-C6-N1	5.31	114.16	111.50
26	14	1808	U	N1-C2-N3	-5.31	111.71	114.90
1	1G	690	G	N7-C8-N9	5.31	115.75	113.10
1	1G	1119	C	C6-N1-C2	-5.31	118.17	120.30
1	1G	1139	G	N3-C4-N9	-5.31	122.81	126.00
1	13	58	C	N1-C2-O2	5.31	122.08	118.90
26	1H	192	C	N3-C2-O2	5.31	125.62	121.90
26	1H	580	C	N1-C2-N3	5.31	122.92	119.20
26	1H	773	U	C2-N3-C4	-5.31	123.81	127.00
26	1H	866	A	C8-N9-C1'	-5.31	118.14	127.70
1	1G	754	C	N1-C2-O2	5.31	122.09	118.90
26	14	49	A	OP2-P-O3'	5.31	116.88	105.20
26	14	1411	C	O5'-P-OP2	-5.31	100.92	105.70
26	1H	2234	G	N7-C8-N9	-5.31	110.45	113.10
26	1H	2239	G	C5-C6-N1	5.31	114.15	111.50
26	1H	2583	G	N1-C2-N2	-5.31	111.42	116.20
26	1H	2782	G	C6-C5-N7	-5.31	127.22	130.40
26	14	51	G	C8-N9-C4	5.31	108.52	106.40
26	14	1332	G	N1-C2-N2	-5.31	111.42	116.20
26	14	1404	C	N3-C2-O2	-5.31	118.18	121.90
26	14	2417	C	O5'-P-OP2	-5.31	100.92	105.70
26	1H	1198	U	N3-C2-O2	-5.31	118.49	122.20
26	1H	1248	G	N3-C2-N2	-5.31	116.19	119.90

Continued on next page...

Continued from previous page...

Mol	Chain	Res	Type	Atoms	Z	Observed(°)	Ideal(°)
26	1H	236	C	N3-C4-C5	-5.30	119.78	121.90
26	1H	1917	U	C5-C4-O4	5.30	129.08	125.90
1	1G	401	C	O5'-P-OP2	-5.30	100.93	105.70
26	14	1968	G	C4-C5-N7	5.30	112.92	110.80
26	1H	265	A	C6-C5-N7	-5.30	128.59	132.30
26	1H	663	G	N3-C4-C5	-5.30	125.95	128.60
26	1H	140	A	C4-N9-C1'	5.30	135.84	126.30
26	1H	265	A	C8-N9-C4	-5.30	103.68	105.80
26	1H	630	G	N9-C4-C5	-5.30	103.28	105.40
26	1H	866	A	C4-N9-C1'	5.30	135.84	126.30
26	1H	1312	U	O5'-P-OP1	-5.30	100.93	105.70
26	14	1203	G	N3-C2-N2	5.30	123.61	119.90
26	14	1441	G	C8-N9-C4	5.30	108.52	106.40
23	2K	3	C	C6-N1-C2	-5.30	118.18	120.30
26	1H	454	A	O5'-P-OP2	-5.30	100.93	105.70
26	1H	840	C	N1-C2-O2	-5.30	115.72	118.90
26	14	486	C	C6-N1-C2	-5.30	118.18	120.30
26	14	1558	A	P-O3'-C3'	5.30	126.06	119.70
26	14	2679	A	O5'-P-OP2	-5.30	100.93	105.70
23	2K	48	U	P-O3'-C3'	5.30	126.06	119.70
26	1H	587	C	C6-N1-C1'	-5.30	114.44	120.80
27	16	44	G	P-O3'-C3'	5.30	126.06	119.70
26	14	1332	G	N9-C1'-C2'	-5.30	106.17	112.00
26	14	2610	C	C5-C6-N1	-5.30	118.35	121.00
26	14	2712	U	N3-C2-O2	-5.30	118.49	122.20
1	13	761	G	N3-C4-C5	-5.29	125.95	128.60
26	1H	125	G	N1-C2-N2	-5.29	111.44	116.20
26	1H	403	U	N3-C2-O2	-5.29	118.49	122.20
26	1H	2448	A	N1-C6-N6	5.29	121.78	118.60
26	14	848	G	C4-N9-C1'	5.29	133.38	126.50
26	14	1704	G	C4-C5-N7	5.29	112.92	110.80
26	14	2502	G	N3-C4-C5	-5.29	125.95	128.60
26	1H	676	A	C6-N1-C2	5.29	121.78	118.60
26	14	1229(A)	G	C2-N3-C4	-5.29	109.25	111.90
26	14	1599	C	C6-N1-C2	-5.29	118.18	120.30
1	13	560	U	P-O3'-C3'	5.29	126.05	119.70
26	1H	797	C	C6-N1-C2	5.29	122.42	120.30
26	1H	945	A	N9-C1'-C2'	5.29	120.88	114.00
26	1H	2351	G	C8-N9-C1'	-5.29	120.12	127.00
26	14	446	G	C5-C6-O6	-5.29	125.43	128.60
26	14	1686	C	N3-C4-N4	5.29	121.70	118.00
26	1H	2351	G	C4-N9-C1'	5.29	133.38	126.50

Continued on next page...

Continued from previous page...

Mol	Chain	Res	Type	Atoms	Z	Observed(°)	Ideal(°)
23	2L	21	U	N1-C2-O2	5.29	126.50	122.80
26	14	190	A	C4-C5-N7	5.29	113.34	110.70
26	14	2244	U	C5-C6-N1	-5.29	120.06	122.70
26	1H	774	A	C4-N9-C1'	-5.29	116.78	126.30
26	1H	1346	G	N3-C2-N2	5.29	123.60	119.90
1	1G	945	G	C4-N9-C1'	5.29	133.37	126.50
26	14	664	C	N3-C2-O2	-5.29	118.20	121.90
26	1H	704	G	C8-N9-C4	-5.28	104.29	106.40
26	1H	1111	A	O5'-P-OP1	-5.28	100.94	105.70
26	1H	1558	A	N1-C2-N3	5.28	131.94	129.30
26	1H	1663	C	C5-C4-N4	-5.28	116.50	120.20
1	1G	1246	C	C6-N1-C2	-5.28	118.19	120.30
26	14	34	C	P-O3'-C3'	5.28	126.04	119.70
26	14	470	A	C4-C5-N7	5.28	113.34	110.70
26	1H	1438	U	C6-N1-C2	-5.28	117.83	121.00
1	1G	932	C	C2-N1-C1'	5.28	124.61	118.80
1	13	758	G	C5-C6-O6	-5.28	125.43	128.60
26	1H	1294	U	OP1-P-O3'	5.28	116.82	105.20
26	1H	2592	G	C6-C5-N7	-5.28	127.23	130.40
1	1G	529	G	C5-C6-O6	-5.28	125.43	128.60
26	1H	626	U	OP1-P-O3'	5.28	116.81	105.20
26	1H	1324	G	O4'-C1'-N9	5.28	112.42	108.20
26	1H	1319	G	N7-C8-N9	5.28	115.74	113.10
26	1H	2591	C	C6-N1-C2	-5.28	118.19	120.30
26	14	126	A	OP2-P-O3'	5.28	116.81	105.20
26	14	1955	U	C5-C6-N1	-5.28	120.06	122.70
26	14	2576	G	N9-C4-C5	-5.28	103.29	105.40
26	1H	46	C	N3-C4-C5	-5.28	119.79	121.90
26	1H	685	A	N1-C6-N6	5.28	121.77	118.60
26	1H	1778	U	P-O3'-C3'	5.28	126.03	119.70
26	1H	2426	A	N1-C2-N3	-5.28	126.66	129.30
1	1G	1227	A	N1-C6-N6	-5.28	115.43	118.60
26	14	2425	A	OP2-P-O3'	5.28	116.81	105.20
27	1J	89	G	N3-C4-N9	5.28	129.16	126.00
26	1H	530	G	N9-C4-C5	5.27	107.51	105.40
26	1H	2065	C	C6-N1-C2	-5.27	118.19	120.30
1	13	748	C	P-O3'-C3'	5.27	126.03	119.70
1	13	1359	C	O5'-P-OP1	-5.27	100.95	105.70
26	1H	256	A	C5-C6-N1	-5.27	115.06	117.70
26	1H	780	G	C5-N7-C8	-5.27	101.66	104.30
26	1H	1051	G	C8-N9-C4	-5.27	104.29	106.40
26	1H	1697	G	N1-C6-O6	5.27	123.06	119.90

Continued on next page...

Continued from previous page...

Mol	Chain	Res	Type	Atoms	Z	Observed(°)	Ideal(°)
26	1H	1799	G	N3-C2-N2	5.27	123.59	119.90
1	1G	266	G	N3-C4-C5	-5.27	125.96	128.60
27	1J	30	C	C2-N1-C1'	5.27	124.60	118.80
26	1H	1992	G	OP2-P-O3'	5.27	116.80	105.20
27	16	12	C	O4'-C1'-N1	5.27	112.42	108.20
26	14	1969	A	N1-C6-N6	-5.27	115.44	118.60
26	1H	651	G	C8-N9-C4	-5.27	104.29	106.40
26	1H	1204	A	N7-C8-N9	5.27	116.44	113.80
26	1H	1672	C	OP2-P-O3'	5.27	116.79	105.20
26	1H	2308	G	N1-C6-O6	5.27	123.06	119.90
26	1H	2601	C	N1-C2-O2	5.27	122.06	118.90
26	14	1914	C	N3-C2-O2	-5.27	118.21	121.90
1	13	1281	U	C2-N1-C1'	5.27	124.02	117.70
26	1H	735	A	O5'-P-OP2	-5.27	100.96	105.70
26	1H	1543	A	C5-C6-N1	-5.27	115.07	117.70
26	1H	2329	G	OP1-P-OP2	5.27	127.50	119.60
27	16	115	G	N7-C8-N9	5.27	115.73	113.10
26	14	1241	A	C2-N3-C4	-5.27	107.97	110.60
1	13	798	G	OP2-P-O3'	5.27	116.79	105.20
26	1H	1977	A	N1-C2-N3	5.27	131.93	129.30
26	14	197	A	OP2-P-O3'	5.27	116.78	105.20
1	13	1088	G	N1-C6-O6	5.26	123.06	119.90
26	1H	69	C	O5'-P-OP1	-5.26	100.96	105.70
26	1H	793	A	C6-N1-C2	-5.26	115.44	118.60
26	1H	964	C	C6-N1-C2	-5.26	118.19	120.30
26	1H	2426	A	C4-C5-C6	-5.26	114.37	117.00
56	1L	74	C	C6-N1-C1'	-5.26	114.48	120.80
26	14	740	U	OP1-P-O3'	5.26	116.78	105.20
26	14	2039	C	N1-C2-O2	5.26	122.06	118.90
26	1H	1367	A	C2-N3-C4	-5.26	107.97	110.60
26	14	2546	U	C5-C4-O4	5.26	129.06	125.90
1	13	30	U	N3-C2-O2	5.26	125.88	122.20
1	13	1290	G	C8-N9-C4	-5.26	104.30	106.40
26	1H	330	A	N7-C8-N9	5.26	116.43	113.80
26	14	190	A	N3-C4-C5	5.26	130.48	126.80
26	14	1618	A	N9-C4-C5	5.26	107.91	105.80
26	14	1815	A	OP1-P-O3'	5.26	116.78	105.20
27	1J	6	C	C6-N1-C2	5.26	122.41	120.30
26	1H	211	A	C2-N3-C4	-5.26	107.97	110.60
26	1H	586	A	N7-C8-N9	-5.26	111.17	113.80
26	1H	2624	G	O5'-P-OP2	-5.26	100.97	105.70
1	1G	335	C	N3-C2-O2	-5.26	118.22	121.90

Continued on next page...

Continued from previous page...

Mol	Chain	Res	Type	Atoms	Z	Observed(°)	Ideal(°)
1	13	266	G	P-O3'-C3'	5.26	126.01	119.70
26	1H	265	A	N3-C4-N9	-5.26	123.19	127.40
26	1H	2346	A	N9-C1'-C2'	5.26	120.83	114.00
26	14	179	G	C5-C6-O6	-5.26	125.44	128.60
1	13	901	A	C2-N3-C4	-5.26	107.97	110.60
26	1H	126	A	OP2-P-O3'	5.26	116.76	105.20
26	1H	393	C	N1-C2-O2	-5.26	115.75	118.90
26	1H	518	G	N1-C6-O6	-5.26	116.75	119.90
26	1H	1509	C	OP1-P-O3'	5.26	116.77	105.20
26	1H	2052	G	O5'-P-OP1	-5.26	100.97	105.70
26	14	1803	A	O4'-C1'-N9	5.26	112.41	108.20
26	14	2283	C	N3-C2-O2	5.26	125.58	121.90
26	14	2444	G	N1-C6-O6	-5.26	116.75	119.90
26	1H	840	C	C2-N3-C4	-5.25	117.27	119.90
26	1H	1516	U	N3-C2-O2	-5.25	118.52	122.20
26	14	788	A	C8-N9-C4	-5.25	103.70	105.80
22	1K	74	C	C2-N1-C1'	5.25	124.58	118.80
26	1H	107	C	N3-C2-O2	5.25	125.58	121.90
26	1H	1438	U	C5-C6-N1	5.25	125.33	122.70
26	1H	1453	A	N9-C4-C5	-5.25	103.70	105.80
26	1H	1678	G	C8-N9-C4	-5.25	104.30	106.40
1	1G	560	U	C2-N1-C1'	5.25	124.00	117.70
26	14	2454	G	O5'-P-OP1	5.25	117.00	110.70
26	14	2473	U	N3-C2-O2	-5.25	118.52	122.20
1	13	40	C	O5'-P-OP2	-5.25	100.97	105.70
1	13	956	U	C5-C6-N1	5.25	125.33	122.70
26	1H	699	A	C2-N3-C4	5.25	113.23	110.60
26	14	2461	C	C6-N1-C2	5.25	122.40	120.30
26	1H	115	C	C5-C4-N4	-5.25	116.53	120.20
1	1G	865	A	C8-N9-C4	-5.25	103.70	105.80
26	1H	1344	G	N9-C4-C5	-5.25	103.30	105.40
26	1H	1566	A	N9-C4-C5	5.25	107.90	105.80
1	1G	992	U	P-O3'-C3'	5.25	126.00	119.70
26	14	3	U	C2-N1-C1'	5.25	124.00	117.70
26	14	48	G	N1-C6-O6	-5.25	116.75	119.90
30	29	50	GLY	N-CA-C	5.25	126.22	113.10
1	1G	953	G	N3-C4-C5	-5.25	125.98	128.60
1	1G	1322	C	C6-N1-C1'	-5.25	114.51	120.80
26	14	2587	A	C5-C6-N6	-5.25	119.50	123.70
26	1H	189	G	C8-N9-C4	5.24	108.50	106.40
26	1H	216	A	C8-N9-C4	5.24	107.90	105.80
26	1H	1808	U	N3-C4-O4	5.24	123.07	119.40

Continued on next page...

Continued from previous page...

Mol	Chain	Res	Type	Atoms	Z	Observed(°)	Ideal(°)
26	1H	2708	G	C4-N9-C1'	5.24	133.32	126.50
26	14	1332	G	O4'-C1'-N9	-5.24	104.01	108.20
26	14	1594	G	N7-C8-N9	5.24	115.72	113.10
26	14	2235	G	C8-N9-C1'	-5.24	120.18	127.00
26	14	2259	G	C5-C6-O6	-5.24	125.45	128.60
26	1H	568	U	C5-C6-N1	-5.24	120.08	122.70
26	1H	715	G	N3-C2-N2	5.24	123.57	119.90
26	1H	1157	G	C4-N9-C1'	5.24	133.31	126.50
1	13	437	U	C5-C6-N1	5.24	125.32	122.70
26	1H	447	A	C8-N9-C4	-5.24	103.70	105.80
26	1H	694	U	O5'-P-OP1	5.24	116.99	110.70
26	1H	1192	G	C8-N9-C4	5.24	108.50	106.40
26	14	233	A	C8-N9-C4	5.24	107.90	105.80
26	1H	1603	A	N7-C8-N9	5.24	116.42	113.80
26	1H	1977	A	C2-N3-C4	-5.24	107.98	110.60
26	14	307	G	C5-N7-C8	-5.24	101.68	104.30
26	14	330	A	N9-C4-C5	-5.24	103.70	105.80
26	14	2382	G	N3-C4-N9	5.24	129.14	126.00
26	1H	1246	A	OP1-P-OP2	5.24	127.46	119.60
26	1H	1548	C	C6-N1-C2	-5.24	118.20	120.30
26	1H	1992	G	C6-N1-C2	-5.24	121.96	125.10
26	14	2431	U	N1-C2-O2	-5.24	119.13	122.80
1	13	952	U	O5'-P-OP1	-5.24	100.99	105.70
26	1H	2249	U	C5-C6-N1	5.24	125.32	122.70
26	14	802	A	C5-C6-N1	5.24	120.32	117.70
26	1H	1198	U	N3-C4-C5	5.23	117.74	114.60
26	1H	1888	G	N3-C4-C5	-5.23	125.98	128.60
26	1H	2026	C	OP2-P-O3'	5.23	116.71	105.20
26	1H	2250	G	C4-C5-N7	-5.23	108.71	110.80
26	1H	2434	A	C8-N9-C4	5.23	107.89	105.80
26	1H	2601	C	C6-N1-C2	-5.23	118.21	120.30
26	1H	2620	C	N3-C2-O2	5.23	125.56	121.90
38	88	26	TYR	CA-CB-CG	5.23	123.34	113.40
26	14	34	C	C2-N1-C1'	5.23	124.56	118.80
26	14	510	C	C6-N1-C2	-5.23	118.21	120.30
26	14	1266	G	N7-C8-N9	-5.23	110.48	113.10
26	14	1804	C	C5-C6-N1	5.23	123.62	121.00
26	14	2573	C	C6-N1-C1'	-5.23	114.52	120.80
1	13	520	A	C4-C5-C6	5.23	119.61	117.00
24	3K	76	A	O4'-C1'-N9	5.23	112.39	108.20
26	14	470	A	OP1-P-O3'	5.23	116.71	105.20
26	14	1142	U	N3-C2-O2	-5.23	118.54	122.20

Continued on next page...

Continued from previous page...

Mol	Chain	Res	Type	Atoms	Z	Observed(°)	Ideal(°)
26	14	2029	G	O5'-P-OP1	-5.23	100.99	105.70
26	1H	333	G	O4'-C1'-N9	-5.23	104.02	108.20
26	1H	1348	G	OP1-P-O3'	5.23	116.70	105.20
26	1H	842	G	N3-C4-C5	5.23	131.21	128.60
1	1G	1243	C	OP1-P-OP2	-5.23	111.76	119.60
26	14	265	A	O4'-C1'-N9	5.23	112.38	108.20
26	14	1698	A	P-O3'-C3'	5.23	125.97	119.70
26	14	2430	A	O5'-P-OP2	5.23	116.97	110.70
26	1H	1707	G	C4-C5-N7	5.23	112.89	110.80
26	14	817	C	C2-N3-C4	5.23	122.51	119.90
1	13	523	A	C4-C5-N7	5.22	113.31	110.70
1	13	529	G	N9-C4-C5	-5.22	103.31	105.40
26	1H	120	U	N3-C4-C5	-5.22	111.47	114.60
26	14	655	A	C2-N3-C4	-5.22	107.99	110.60
26	1H	2031	A	C2-N3-C4	5.22	113.21	110.60
30	29	78	LEU	CA-CB-CG	5.22	127.31	115.30
1	13	1331	G	N7-C8-N9	5.22	115.71	113.10
26	1H	453	C	C6-N1-C1'	5.22	127.06	120.80
26	1H	1325	G	N3-C4-C5	-5.22	125.99	128.60
26	1H	708	C	O5'-P-OP2	-5.22	101.00	105.70
26	1H	1031	G	C6-N1-C2	-5.22	121.97	125.10
26	14	125	G	C6-C5-N7	-5.22	127.27	130.40
26	14	179	G	C8-N9-C4	5.22	108.49	106.40
26	14	859	G	N3-C4-N9	-5.22	122.87	126.00
1	13	1227	A	C4-C5-N7	5.21	113.31	110.70
26	1H	251	A	N1-C6-N6	-5.21	115.47	118.60
26	1H	447	A	N1-C6-N6	-5.21	115.47	118.60
26	1H	577	G	OP1-P-OP2	-5.21	111.78	119.60
26	1H	2508	G	N7-C8-N9	5.21	115.71	113.10
26	1H	2591	C	C5-C4-N4	-5.21	116.55	120.20
26	14	1276	A	C2-N3-C4	-5.21	107.99	110.60
26	14	1574	C	C5-C6-N1	5.21	123.61	121.00
26	1H	766	C	C4-C5-C6	5.21	120.01	117.40
1	13	221	C	C6-N1-C2	-5.21	118.22	120.30
26	1H	250	G	N1-C6-O6	-5.21	116.77	119.90
26	1H	458	G	C8-N9-C1'	5.21	133.78	127.00
26	1H	569	U	C5-C6-N1	-5.21	120.09	122.70
26	1H	840	C	C2-N1-C1'	-5.21	113.07	118.80
26	1H	1967	C	OP2-P-O3'	5.21	116.66	105.20
26	1H	2308	G	C4-C5-N7	5.21	112.89	110.80
26	1H	2335	A	O4'-C1'-N9	5.21	112.37	108.20
26	14	1630(A)	C	N1-C2-O2	-5.21	115.77	118.90

Continued on next page...

Continued from previous page...

Mol	Chain	Res	Type	Atoms	Z	Observed(°)	Ideal(°)
26	14	2712	U	C2-N3-C4	-5.21	123.87	127.00
1	13	320	C	C6-N1-C2	5.21	122.38	120.30
26	1H	664	C	C5-C6-N1	-5.21	118.39	121.00
26	1H	715	G	N3-C4-N9	5.21	129.12	126.00
26	1H	1606	G	O5'-P-OP2	-5.21	101.01	105.70
26	1H	1616	A	OP1-P-OP2	5.21	127.41	119.60
26	1H	2373	G	C5-C6-O6	-5.21	125.47	128.60
26	1H	2617	C	N3-C2-O2	5.21	125.55	121.90
26	14	2295	C	C2-N1-C1'	5.21	124.53	118.80
26	14	2460	U	O5'-P-OP1	-5.21	101.01	105.70
26	14	2501	C	P-O3'-C3'	5.21	125.95	119.70
26	1H	932	G	C5-C6-O6	5.21	131.72	128.60
26	1H	1248	G	C5-C6-N1	-5.21	108.90	111.50
26	1H	1550	C	N1-C2-O2	-5.21	115.78	118.90
26	1H	2686	G	OP1-P-OP2	5.21	127.41	119.60
1	1G	1227	A	C5-C6-N1	5.21	120.30	117.70
26	14	456	C	N1-C2-O2	-5.21	115.78	118.90
26	14	826	U	N1-C2-N3	5.21	118.02	114.90
26	14	1548	C	OP1-P-O3'	5.21	116.66	105.20
26	14	2445	G	OP2-P-O3'	5.21	116.65	105.20
26	1H	738	G	C5-N7-C8	-5.21	101.70	104.30
26	1H	909	A	N9-C4-C5	5.21	107.88	105.80
26	1H	144	C	C5-C6-N1	-5.20	118.40	121.00
26	1H	2466	C	OP2-P-O3'	5.20	116.65	105.20
26	1H	2616	C	C6-N1-C2	-5.20	118.22	120.30
26	14	90	U	O4'-C1'-N1	5.20	112.36	108.20
26	14	752	A	P-O3'-C3'	5.20	125.94	119.70
26	14	1145	C	C6-N1-C2	-5.20	118.22	120.30
26	14	1930	G	C4-C5-N7	-5.20	108.72	110.80
26	1H	25	U	C5-C4-O4	-5.20	122.78	125.90
26	1H	719	C	C6-N1-C2	-5.20	118.22	120.30
26	1H	1678	G	N3-C2-N2	-5.20	116.26	119.90
26	1H	1829	A	N9-C4-C5	5.20	107.88	105.80
1	1G	1412	C	N1-C2-O2	-5.20	115.78	118.90
26	14	2596	U	OP1-P-OP2	5.20	127.40	119.60
1	13	192	U	O5'-P-OP1	-5.20	101.02	105.70
1	13	901	A	C6-C5-N7	-5.20	128.66	132.30
26	1H	580	C	C4-C5-C6	5.20	120.00	117.40
26	1H	1675	C	N3-C4-N4	-5.20	114.36	118.00
26	1H	2451	A	C4-C5-C6	-5.20	114.40	117.00
1	1G	437	U	N3-C2-O2	-5.20	118.56	122.20
1	1G	450	G	N3-C4-N9	-5.20	122.88	126.00

Continued on next page...

Continued from previous page...

Mol	Chain	Res	Type	Atoms	Z	Observed(°)	Ideal(°)
1	1G	1449	C	N1-C2-O2	5.20	122.02	118.90
26	14	941	A	C2-N3-C4	5.20	113.20	110.60
26	14	1950	G	C2-N3-C4	5.20	114.50	111.90
26	14	2033	A	C6-N1-C2	-5.20	115.48	118.60
26	14	2584	U	N1-C2-O2	5.20	126.44	122.80
1	13	428	G	C4-N9-C1'	-5.20	119.74	126.50
26	1H	124	G	C5-C6-O6	-5.20	125.48	128.60
26	1H	491	G	C8-N9-C4	5.20	108.48	106.40
26	1H	2366	A	OP2-P-O3'	5.20	116.64	105.20
1	1G	508	C	O5'-P-OP1	-5.20	101.02	105.70
1	1G	1403	C	N3-C4-C5	5.20	123.98	121.90
26	14	139	G	O5'-P-OP2	5.20	116.94	110.70
1	13	104	G	C4-N9-C1'	-5.20	119.74	126.50
1	13	667	G	C8-N9-C4	-5.20	104.32	106.40
26	1H	1565	C	OP2-P-O3'	5.20	116.63	105.20
26	14	1135	C	C6-N1-C1'	-5.20	114.56	120.80
26	1H	1971	A	C2-N3-C4	5.19	113.20	110.60
26	1H	2407	G	O5'-P-OP1	5.19	116.93	110.70
26	14	1926	U	N3-C2-O2	-5.19	118.56	122.20
26	1H	1548	C	OP1-P-O3'	5.19	116.62	105.20
26	1H	2014	A	N1-C6-N6	5.19	121.72	118.60
26	1H	2351	G	N3-C4-C5	-5.19	126.00	128.60
1	1G	1498	U	C2-N1-C1'	5.19	123.93	117.70
26	14	194	G	C2-N3-C4	-5.19	109.30	111.90
26	14	273(F)	C	N3-C2-O2	-5.19	118.27	121.90
26	14	2766	G	C6-C5-N7	-5.19	127.28	130.40
1	13	186	C	C6-N1-C2	-5.19	118.22	120.30
26	1H	594	U	C5-C6-N1	-5.19	120.11	122.70
26	1H	1355	G	N3-C2-N2	5.19	123.53	119.90
26	1H	1804	C	OP1-P-OP2	-5.19	111.81	119.60
26	1H	2085	C	O5'-P-OP2	-5.19	101.03	105.70
26	1H	2621	A	N9-C4-C5	-5.19	103.72	105.80
26	1H	2690	C	C4-C5-C6	5.19	120.00	117.40
26	14	733	G	N1-C2-N2	-5.19	111.53	116.20
26	14	956	G	N1-C6-O6	5.19	123.01	119.90
44	A5	84	ARG	NE-CZ-NH1	-5.19	117.70	120.30
23	2K	62	C	C6-N1-C2	-5.19	118.22	120.30
26	1H	1426	G	C8-N9-C4	-5.19	104.32	106.40
1	13	912	C	N1-C2-O2	-5.19	115.79	118.90
26	1H	691	C	P-O3'-C3'	-5.19	113.48	119.70
26	1H	787	U	N1-C2-O2	-5.19	119.17	122.80
26	1H	790	C	C6-N1-C2	5.19	122.38	120.30

Continued on next page...

Continued from previous page...

Mol	Chain	Res	Type	Atoms	Z	Observed(°)	Ideal(°)
26	1H	1575	C	N1-C2-O2	5.19	122.01	118.90
26	1H	2543	G	C8-N9-C4	5.19	108.47	106.40
26	1H	2618	G	N3-C4-C5	-5.19	126.01	128.60
26	14	2435	A	N7-C8-N9	5.19	116.39	113.80
26	1H	1777	U	N3-C4-C5	-5.18	111.49	114.60
26	1H	2590	A	N1-C2-N3	5.18	131.89	129.30
1	1G	183	G	N1-C6-O6	5.18	123.01	119.90
26	14	1971	A	OP1-P-O3'	5.18	116.61	105.20
1	13	518	C	N3-C4-N4	5.18	121.63	118.00
26	1H	1767	C	N3-C2-O2	-5.18	118.27	121.90
26	14	2000	G	C8-N9-C4	5.18	108.47	106.40
26	14	1309	G	C5-C6-N1	-5.18	108.91	111.50
1	13	651	C	N3-C2-O2	-5.18	118.27	121.90
1	13	1502	A	N7-C8-N9	5.18	116.39	113.80
26	1H	113	G	N3-C4-C5	5.18	131.19	128.60
26	1H	1948	G	N3-C2-N2	5.18	123.53	119.90
1	1G	328	C	N1-C2-O2	5.18	122.01	118.90
26	14	500	G	C8-N9-C4	5.18	108.47	106.40
26	14	509	C	OP2-P-O3'	5.18	116.60	105.20
26	14	2421	G	OP1-P-O3'	5.18	116.59	105.20
22	1K	76	A	N1-C6-N6	5.18	121.71	118.60
26	1H	227	A	C8-N9-C4	-5.18	103.73	105.80
26	1H	389	G	C8-N9-C1'	-5.18	120.27	127.00
26	1H	780	G	N1-C6-O6	5.18	123.01	119.90
33	51	13	LYS	N-CA-C	5.18	124.98	111.00
26	1H	845	G	C2-N3-C4	-5.18	109.31	111.90
26	1H	954	G	C8-N9-C4	-5.18	104.33	106.40
26	1H	2717	G	OP1-P-OP2	5.18	127.36	119.60
40	A8	101	LEU	CA-CB-CG	5.18	127.21	115.30
1	1G	720	C	C6-N1-C2	-5.18	118.23	120.30
26	14	1616	A	N3-C4-C5	5.18	130.42	126.80
26	14	1893	C	C6-N1-C2	-5.18	118.23	120.30
26	14	2430	A	C8-N9-C1'	5.18	137.02	127.70
26	1H	119	A	C5-C6-N6	5.17	127.84	123.70
26	1H	302	C	N3-C2-O2	-5.17	118.28	121.90
26	1H	430	G	C5-C6-O6	-5.17	125.50	128.60
26	14	1379	A	N1-C6-N6	5.17	121.70	118.60
26	14	2053	G	N9-C4-C5	-5.17	103.33	105.40
26	1H	710	G	N1-C6-O6	5.17	123.00	119.90
26	1H	974	G	OP1-P-OP2	5.17	127.36	119.60
26	1H	1269	A	O5'-P-OP1	-5.17	101.04	105.70
26	1H	205	G	N3-C4-N9	5.17	129.10	126.00

Continued on next page...

Continued from previous page...

Mol	Chain	Res	Type	Atoms	Z	Observed(°)	Ideal(°)
26	1H	1617	C	O5'-P-OP1	-5.17	101.05	105.70
1	1G	784	C	C6-N1-C2	5.17	122.37	120.30
26	14	1940	U	C4-C5-C6	5.17	122.80	119.70
27	1J	81	G	N1-C6-O6	5.17	123.00	119.90
1	13	1286	A	C8-N9-C4	-5.17	103.73	105.80
26	1H	860	U	C2-N3-C4	-5.17	123.90	127.00
26	1H	729	G	N9-C4-C5	5.17	107.47	105.40
26	1H	1437	C	C2-N1-C1'	5.17	124.49	118.80
26	1H	1636	C	OP1-P-O3'	5.17	116.57	105.20
26	1H	1710	C	O5'-P-OP2	-5.17	101.05	105.70
26	1H	1764	G	N1-C6-O6	-5.17	116.80	119.90
26	1H	1823	G	N1-C2-N3	5.17	127.00	123.90
27	16	81	G	C5-N7-C8	-5.17	101.72	104.30
26	1H	1279	G	C5-C6-O6	5.17	131.70	128.60
26	1H	2073	C	N1-C2-O2	-5.17	115.80	118.90
26	14	2361	A	C2-N3-C4	-5.17	108.02	110.60
26	1H	465	G	OP2-P-O3'	5.17	116.56	105.20
26	1H	502	A	C6-N1-C2	-5.17	115.50	118.60
26	1H	1929	G	C8-N9-C4	5.17	108.47	106.40
26	14	211	A	C8-N9-C4	5.17	107.87	105.80
1	13	104	G	C8-N9-C1'	5.16	133.71	127.00
23	2K	40	C	C5-C6-N1	5.16	123.58	121.00
26	1H	73	A	C5-C6-N6	-5.16	119.57	123.70
26	1H	821	A	OP1-P-OP2	5.16	127.35	119.60
26	1H	2172	U	C2-N1-C1'	5.16	123.90	117.70
26	1H	2665	A	C4-C5-N7	5.16	113.28	110.70
26	1H	2689	U	C2-N1-C1'	-5.16	111.50	117.70
26	14	1021	A	C5-N7-C8	-5.16	101.32	103.90
27	1J	79	C	OP2-P-O3'	5.16	116.56	105.20
26	1H	112	U	N1-C2-N3	-5.16	111.80	114.90
26	14	782	A	N7-C8-N9	5.16	116.38	113.80
26	1H	693	C	OP1-P-OP2	5.16	127.34	119.60
26	1H	770	G	N3-C4-N9	-5.16	122.90	126.00
1	1G	560	U	C3'-C2'-C1'	5.16	105.63	101.50
43	95	35	LEU	CA-CB-CG	5.16	127.17	115.30
1	13	1488	G	N3-C4-N9	5.16	129.09	126.00
23	2K	27	G	C6-C5-N7	-5.16	127.31	130.40
26	1H	2712	U	N3-C2-O2	-5.16	118.59	122.20
1	1G	1535	C	N1-C2-O2	5.16	122.00	118.90
26	14	385	C	N1-C2-O2	5.16	122.00	118.90
26	14	388	G	C8-N9-C1'	5.16	133.71	127.00
26	14	1342	A	N9-C1'-C2'	5.16	120.71	114.00

Continued on next page...

Continued from previous page...

Mol	Chain	Res	Type	Atoms	Z	Observed(°)	Ideal(°)
26	1H	445	C	OP1-P-O3'	5.16	116.55	105.20
26	1H	1247	A	C6-N1-C2	-5.16	115.51	118.60
1	1G	1181	G	N3-C4-C5	-5.16	126.02	128.60
26	14	1204	A	N3-C4-C5	5.16	130.41	126.80
26	14	1446	C	N1-C2-O2	5.16	121.99	118.90
26	1H	148	C	C4-C5-C6	5.16	119.98	117.40
26	1H	2056	G	O5'-P-OP2	-5.16	101.06	105.70
26	14	760	G	N3-C2-N2	-5.16	116.29	119.90
1	13	288	A	N1-C6-N6	5.15	121.69	118.60
1	13	1301	U	OP1-P-O3'	5.15	116.54	105.20
26	1H	746	A	N9-C4-C5	5.15	107.86	105.80
26	1H	1162	G	N7-C8-N9	5.15	115.68	113.10
26	1H	2428	G	C5-C6-O6	5.15	131.69	128.60
26	14	782	A	C8-N9-C4	-5.15	103.74	105.80
26	14	1506	C	C5-C6-N1	5.15	123.58	121.00
1	13	623	C	C2-N3-C4	5.15	122.48	119.90
26	1H	120	U	O5'-P-OP2	5.15	116.88	110.70
26	1H	1008	C	O5'-P-OP1	-5.15	101.06	105.70
26	1H	1157	G	C6-C5-N7	-5.15	127.31	130.40
26	1H	2287	A	C5-N7-C8	-5.15	101.32	103.90
26	14	692	C	N3-C2-O2	5.15	125.51	121.90
26	14	1938	A	C5-C6-N6	-5.15	119.58	123.70
26	14	2499	C	N3-C2-O2	-5.15	118.29	121.90
26	1H	227	A	N9-C4-C5	5.15	107.86	105.80
26	1H	1888	G	C4-N9-C1'	5.15	133.20	126.50
26	1H	2710	C	C6-N1-C2	5.15	122.36	120.30
26	14	610	C	C5-C6-N1	-5.15	118.42	121.00
26	14	972	G	C8-N9-C4	-5.15	104.34	106.40
26	14	1695	G	C8-N9-C4	-5.15	104.34	106.40
26	14	2056	G	C8-N9-C1'	-5.15	120.31	127.00
26	14	2867	G	N1-C6-O6	-5.15	116.81	119.90
26	1H	1256	G	C4-N9-C1'	5.15	133.19	126.50
1	1G	1285	A	P-O3'-C3'	5.15	125.88	119.70
26	14	1742	C	N1-C2-O2	5.15	121.99	118.90
26	14	2304	G	N3-C4-N9	-5.15	122.91	126.00
1	13	50	A	C2-N3-C4	5.15	113.17	110.60
1	13	1518	A	C5-N7-C8	5.15	106.47	103.90
26	1H	1603	A	N9-C4-C5	5.15	107.86	105.80
26	1H	2538	C	C6-N1-C2	5.15	122.36	120.30
26	14	197	A	N1-C2-N3	5.15	131.87	129.30
26	14	1142(A)	A	O4'-C1'-N9	-5.15	104.08	108.20
26	1H	298	G	C5-C6-O6	-5.15	125.51	128.60

Continued on next page...

Continued from previous page...

Mol	Chain	Res	Type	Atoms	Z	Observed(°)	Ideal(°)
26	1H	1430	C	N3-C4-C5	-5.15	119.84	121.90
26	1H	2052	G	OP2-P-O3'	5.15	116.52	105.20
26	1H	2446	G	C5-C6-O6	-5.15	125.51	128.60
1	1G	288	A	N1-C6-N6	5.15	121.69	118.60
26	1H	335	C	C5-C6-N1	5.14	123.57	121.00
26	1H	2070	G	C8-N9-C4	5.14	108.46	106.40
26	1H	2602	A	C2-N3-C4	5.14	113.17	110.60
27	16	19	G	N3-C4-C5	5.14	131.17	128.60
26	14	808	G	N1-C2-N2	-5.14	111.57	116.20
26	14	1332	G	OP1-P-O3'	5.14	116.52	105.20
2	1E	158	LEU	CA-CB-CG	5.14	127.13	115.30
23	2K	31	G	O5'-P-OP2	5.14	116.87	110.70
26	1H	250	G	N7-C8-N9	5.14	115.67	113.10
26	1H	517	C	N3-C4-N4	5.14	121.60	118.00
26	1H	1790	C	C5-C4-N4	-5.14	116.60	120.20
26	14	515	A	C8-N9-C4	-5.14	103.74	105.80
1	13	47	C	C4-C5-C6	5.14	119.97	117.40
1	13	518	C	C6-N1-C2	5.14	122.36	120.30
1	13	1192	C	C2-N1-C1'	5.14	124.45	118.80
26	1H	1128	A	C5-C6-N6	-5.14	119.59	123.70
26	1H	2473	U	N1-C2-O2	5.14	126.40	122.80
26	1H	2518	A	O5'-P-OP2	5.14	116.87	110.70
1	1G	1533	C	P-O3'-C3'	5.14	125.87	119.70
26	1H	272	G	C8-N9-C4	5.14	108.45	106.40
26	1H	576	U	OP1-P-OP2	5.14	127.31	119.60
26	1H	2019	A	C5-C6-N6	-5.14	119.59	123.70
1	13	865	A	N7-C8-N9	5.14	116.37	113.80
1	13	910	C	C2-N3-C4	-5.14	117.33	119.90
26	1H	965	C	C6-N1-C2	-5.14	118.25	120.30
26	14	256	A	C2-N3-C4	-5.14	108.03	110.60
26	14	1032	A	C8-N9-C4	5.14	107.86	105.80
27	1J	103	U	O5'-P-OP2	-5.14	101.08	105.70
1	13	910	C	C5-C6-N1	-5.13	118.43	121.00
26	1H	916	G	N7-C8-N9	5.13	115.67	113.10
26	1H	1992	G	C8-N9-C4	-5.13	104.35	106.40
27	16	53	A	C8-N9-C4	-5.13	103.75	105.80
37	78	65	ARG	NE-CZ-NH2	-5.13	117.73	120.30
26	14	575	A	N9-C4-C5	-5.13	103.75	105.80
26	14	1386	C	C5-C6-N1	5.13	123.57	121.00
26	14	2432	A	C5-C6-N6	-5.13	119.59	123.70
1	13	509	A	C2-N3-C4	5.13	113.17	110.60
26	1H	974(A)	C	C2-N1-C1'	5.13	124.45	118.80

Continued on next page...

Continued from previous page...

Mol	Chain	Res	Type	Atoms	Z	Observed(°)	Ideal(°)
26	1H	1258	C	C5-C6-N1	-5.13	118.43	121.00
26	1H	1665	A	OP1-P-O3'	5.13	116.49	105.20
50	G5	33	MET	CB-CG-SD	-5.13	97.00	112.40
26	1H	1022	G	C8-N9-C4	-5.13	104.35	106.40
26	1H	1681	G	N3-C4-C5	5.13	131.17	128.60
26	1H	1901	A	C8-N9-C4	-5.13	103.75	105.80
26	1H	2665	A	N1-C2-N3	5.13	131.87	129.30
1	1G	73	G	C5-C6-N1	-5.13	108.94	111.50
26	14	1984	G	N9-C4-C5	-5.13	103.35	105.40
26	1H	736	C	N3-C2-O2	5.13	125.49	121.90
27	1J	117	G	N3-C4-N9	-5.13	122.92	126.00
1	13	576	G	C6-C5-N7	-5.13	127.32	130.40
26	1H	983	A	N7-C8-N9	-5.13	111.23	113.80
26	1H	1516	U	OP1-P-O3'	5.13	116.48	105.20
26	1H	1699	G	O4'-C1'-N9	5.13	112.30	108.20
26	1H	2418	A	N1-C2-N3	-5.13	126.74	129.30
26	1H	2875	C	O5'-P-OP1	-5.13	101.08	105.70
26	14	1661	G	O5'-P-OP2	-5.13	101.08	105.70
1	13	830	G	N3-C4-C5	5.13	131.16	128.60
26	1H	424	G	N3-C2-N2	-5.13	116.31	119.90
26	14	270(O)	U	N1-C2-O2	5.13	126.39	122.80
26	1H	259	G	C4-C5-N7	5.12	112.85	110.80
26	14	1249	U	C5-C6-N1	-5.12	120.14	122.70
26	1H	1389	G	OP1-P-O3'	5.12	116.47	105.20
1	13	1488	G	C5-C6-O6	-5.12	125.53	128.60
26	1H	599	G	N3-C2-N2	5.12	123.49	119.90
26	1H	647	G	C8-N9-C4	-5.12	104.35	106.40
26	1H	648	G	N3-C4-N9	-5.12	122.93	126.00
26	1H	1808	U	C5-C4-O4	-5.12	122.83	125.90
26	1H	2712	U	N1-C2-N3	5.12	117.97	114.90
26	14	945	A	N7-C8-N9	5.12	116.36	113.80
26	14	1647	G	O5'-P-OP2	5.12	116.85	110.70
26	14	2270	G	N1-C6-O6	-5.12	116.83	119.90
26	14	2688	U	C4-C5-C6	5.12	122.77	119.70
26	14	74	A	C5-N7-C8	-5.12	101.34	103.90
26	14	620	G	C8-N9-C4	-5.12	104.35	106.40
26	14	642	G	N7-C8-N9	5.12	115.66	113.10
26	1H	1381	G	OP1-P-OP2	-5.12	111.92	119.60
26	14	183	C	OP2-P-O3'	5.12	116.46	105.20
26	14	2580	U	O5'-P-OP2	5.12	116.84	110.70
26	14	2265	U	N3-C4-O4	5.12	122.98	119.40
26	14	2685	G	OP1-P-O3'	5.12	116.46	105.20

Continued on next page...

Continued from previous page...

Mol	Chain	Res	Type	Atoms	Z	Observed(°)	Ideal(°)
27	16	100	G	N1-C2-N2	-5.12	111.60	116.20
26	14	798	G	N1-C6-O6	-5.12	116.83	119.90
26	14	1348	G	C5-C6-O6	-5.12	125.53	128.60
26	14	1698	A	C4-N9-C1'	5.12	135.51	126.30
26	14	2239	G	C8-N9-C4	5.12	108.45	106.40
26	14	2527	C	C6-N1-C2	-5.12	118.25	120.30
26	14	2542	A	O5'-P-OP2	-5.12	101.09	105.70
26	1H	198	C	C5-C4-N4	-5.11	116.62	120.20
26	1H	664	C	OP1-P-OP2	5.11	127.27	119.60
26	1H	1256	G	C8-N9-C1'	-5.11	120.35	127.00
26	1H	1379	A	N9-C1'-C2'	5.11	120.65	114.00
1	1G	925	G	N9-C4-C5	-5.11	103.36	105.40
26	14	248	G	C6-N1-C2	-5.11	122.03	125.10
26	14	1249	U	C6-N1-C2	5.11	124.07	121.00
26	14	2448	A	C5-C6-N6	-5.11	119.61	123.70
1	13	1362(A)	C	C6-N1-C2	5.11	122.34	120.30
1	13	1406	U	OP2-P-O3'	5.11	116.44	105.20
26	1H	256	A	N9-C4-C5	-5.11	103.76	105.80
26	1H	575	A	N9-C4-C5	-5.11	103.76	105.80
26	1H	667	U	OP2-P-O3'	5.11	116.44	105.20
26	1H	681	G	N3-C4-N9	5.11	129.07	126.00
26	1H	2428	G	N1-C6-O6	-5.11	116.83	119.90
26	1H	2618	G	C4-C5-N7	-5.11	108.76	110.80
26	14	847	U	C2-N1-C1'	-5.11	111.57	117.70
26	14	2729	G	C4-C5-N7	5.11	112.84	110.80
26	1H	733	G	N3-C2-N2	5.11	123.48	119.90
26	14	1128	A	C5-C6-N1	5.11	120.25	117.70
26	1H	1476	C	C5-C6-N1	5.11	123.55	121.00
26	1H	2823	A	O5'-P-OP1	-5.11	101.10	105.70
43	D8	95	LEU	CA-CB-CG	5.11	127.05	115.30
26	14	922	U	OP1-P-O3'	5.11	116.44	105.20
26	14	2069	G	O5'-P-OP1	-5.11	101.10	105.70
1	13	1504	G	C8-N9-C4	5.11	108.44	106.40
23	2K	9	G	C2-N3-C4	5.11	114.45	111.90
26	1H	68	G	N9-C4-C5	5.11	107.44	105.40
26	1H	2487	G	C5-C6-O6	-5.11	125.54	128.60
26	1H	2520	C	N3-C2-O2	-5.11	118.33	121.90
26	14	252	G	C5-N7-C8	5.11	106.85	104.30
26	1H	105	C	N3-C2-O2	-5.10	118.33	121.90
26	1H	2500	U	N3-C2-O2	-5.10	118.63	122.20
26	14	1999	C	OP2-P-O3'	5.10	116.43	105.20
26	14	2378	A	N9-C4-C5	-5.10	103.76	105.80

Continued on next page...

Continued from previous page...

Mol	Chain	Res	Type	Atoms	Z	Observed(°)	Ideal(°)
1	13	422	C	C2-N3-C4	5.10	122.45	119.90
26	1H	858	U	OP2-P-O3'	5.10	116.42	105.20
26	1H	939	G	C5-C6-O6	5.10	131.66	128.60
26	1H	1445	C	N1-C2-O2	5.10	121.96	118.90
26	1H	1517	G	OP1-P-O3'	5.10	116.42	105.20
26	14	51	G	O5'-P-OP2	-5.10	101.11	105.70
26	14	2008	C	N1-C2-O2	-5.10	115.84	118.90
26	1H	865	C	N1-C2-N3	-5.10	115.63	119.20
26	14	2051	A	C5-N7-C8	-5.10	101.35	103.90
26	14	2430	A	N1-C2-N3	5.10	131.85	129.30
27	1J	81	G	N9-C4-C5	-5.10	103.36	105.40
26	1H	141(A)	C	N3-C4-N4	5.10	121.57	118.00
26	1H	2311	A	O4'-C1'-N9	5.10	112.28	108.20
26	14	1776	G	N3-C4-N9	5.10	129.06	126.00
1	13	497	U	N1-C2-O2	5.10	126.37	122.80
26	14	866	A	O4'-C1'-N9	-5.10	104.12	108.20
26	14	2084	C	N1-C2-O2	-5.10	115.84	118.90
26	1H	1239	G	OP2-P-O3'	5.10	116.41	105.20
26	1H	2231	C	O5'-P-OP1	5.10	116.82	110.70
26	14	932	G	N3-C4-N9	-5.10	122.94	126.00
26	1H	563	G	OP2-P-O3'	5.09	116.41	105.20
26	1H	802	A	C5-N7-C8	-5.09	101.35	103.90
26	1H	1559	G	C2-N3-C4	-5.09	109.35	111.90
26	14	791	C	P-O3'-C3'	5.09	125.81	119.70
26	14	2427	C	OP2-P-O3'	5.09	116.41	105.20
1	13	1301	U	N3-C4-O4	5.09	122.97	119.40
24	3K	71	C	O4'-C1'-N1	5.09	112.27	108.20
26	1H	410	G	O5'-P-OP2	5.09	116.81	110.70
26	1H	450	G	N7-C8-N9	5.09	115.65	113.10
26	1H	2708	G	N3-C4-N9	5.09	129.06	126.00
26	14	1286	A	N9-C4-C5	5.09	107.84	105.80
1	13	736	C	N3-C2-O2	-5.09	118.34	121.90
26	1H	430	G	C6-C5-N7	-5.09	127.35	130.40
26	1H	840	C	C5-C6-N1	-5.09	118.45	121.00
26	1H	974	G	N1-C6-O6	5.09	122.95	119.90
26	1H	2603	G	O5'-P-OP1	-5.09	101.12	105.70
26	1H	2766	G	C8-N9-C1'	-5.09	120.38	127.00
26	14	733	G	N3-C2-N2	5.09	123.46	119.90
26	1H	651	G	N3-C4-C5	-5.09	126.06	128.60
26	1H	2655	G	C8-N9-C1'	5.09	133.61	127.00
37	78	71	VAL	C-N-CD	5.09	139.09	128.40
26	14	1558	A	C2-N3-C4	-5.09	108.06	110.60

Continued on next page...

Continued from previous page...

Mol	Chain	Res	Type	Atoms	Z	Observed(°)	Ideal(°)
1	13	238	G	N7-C8-N9	-5.09	110.56	113.10
1	13	901	A	C4-C5-N7	5.09	113.24	110.70
1	13	1412	C	N3-C4-C5	5.09	123.94	121.90
26	1H	79	G	C8-N9-C4	-5.09	104.36	106.40
26	1H	275	G	C8-N9-C4	5.09	108.43	106.40
26	1H	731	C	OP1-P-O3'	5.09	116.39	105.20
26	1H	1834	U	C6-N1-C2	-5.09	117.95	121.00
26	1H	2490	G	C8-N9-C1'	-5.09	120.39	127.00
1	1G	769	G	C4-N9-C1'	5.09	133.11	126.50
26	14	1328	G	N3-C2-N2	5.09	123.46	119.90
26	14	1961	C	C2-N1-C1'	-5.09	113.20	118.80
26	1H	397	G	N3-C4-C5	5.08	131.14	128.60
1	13	905	U	N3-C4-C5	5.08	117.65	114.60
26	1H	686	G	N9-C4-C5	-5.08	103.37	105.40
26	1H	1899	G	C8-N9-C1'	5.08	133.61	127.00
26	1H	2084	C	C4-C5-C6	5.08	119.94	117.40
26	1H	2362	G	C8-N9-C4	5.08	108.43	106.40
28	71	68	LEU	CA-CB-CG	5.08	126.99	115.30
50	G5	16	LEU	N-CA-C	-5.08	97.27	111.00
26	1H	259	G	C8-N9-C4	5.08	108.43	106.40
26	1H	847	U	N1-C2-N3	5.08	117.95	114.90
26	1H	2250	G	C6-C5-N7	5.08	133.45	130.40
26	14	249	C	N1-C1'-C2'	5.08	120.61	114.00
26	14	876	C	N3-C2-O2	-5.08	118.34	121.90
26	14	917	A	C2-N3-C4	5.08	113.14	110.60
23	2K	28	U	OP2-P-O3'	5.08	116.38	105.20
26	1H	2199	A	N3-C4-C5	-5.08	123.24	126.80
26	14	1650	G	C8-N9-C4	-5.08	104.37	106.40
26	14	2299	G	C5-C6-O6	-5.08	125.55	128.60
26	1H	916	G	C8-N9-C4	-5.08	104.37	106.40
26	1H	1325	G	C5-C6-O6	-5.08	125.55	128.60
26	14	116	C	OP2-P-O3'	5.08	116.37	105.20
26	14	213	A	C8-N9-C4	5.08	107.83	105.80
26	14	1827	C	OP1-P-O3'	5.08	116.37	105.20
26	14	2076	U	N1-C2-O2	-5.08	119.24	122.80
26	1H	66	C	C6-N1-C2	-5.08	118.27	120.30
26	14	729	G	OP2-P-O3'	5.08	116.37	105.20
26	1H	1306	C	C2-N1-C1'	-5.08	113.22	118.80
26	1H	1400	G	C8-N9-C4	-5.08	104.37	106.40
26	1H	1658	C	C6-N1-C2	-5.08	118.27	120.30
26	14	736	C	N3-C2-O2	5.08	125.45	121.90
1	13	813	U	N3-C4-C5	5.07	117.64	114.60

Continued on next page...

Continued from previous page...

Mol	Chain	Res	Type	Atoms	Z	Observed(°)	Ideal(°)
22	1K	76	A	C4-C5-N7	5.07	113.24	110.70
26	1H	533	G	N1-C2-N2	-5.07	111.63	116.20
26	1H	987	G	OP1-P-O3'	5.07	116.36	105.20
26	1H	1301	A	O4'-C1'-N9	5.07	112.26	108.20
26	1H	1425	G	OP1-P-O3'	5.07	116.36	105.20
26	1H	2379	G	N3-C4-N9	5.07	129.04	126.00
26	1H	2558	C	C2-N3-C4	-5.07	117.36	119.90
1	13	22	G	N3-C2-N2	-5.07	116.35	119.90
26	1H	655	A	C5-N7-C8	-5.07	101.36	103.90
26	14	670	A	N9-C4-C5	-5.07	103.77	105.80
26	14	1029	A	O5'-P-OP2	-5.07	101.14	105.70
26	1H	432	A	C5-C6-N6	-5.07	119.64	123.70
26	1H	529	A	N7-C8-N9	5.07	116.33	113.80
26	1H	632	A	OP1-P-OP2	-5.07	112.00	119.60
26	1H	803	U	OP2-P-O3'	5.07	116.36	105.20
26	1H	1266	G	N9-C4-C5	-5.07	103.37	105.40
26	1H	1649	G	C8-N9-C1'	-5.07	120.41	127.00
1	1G	377	G	N3-C4-N9	5.07	129.04	126.00
26	14	581	C	C6-N1-C2	-5.07	118.27	120.30
26	14	1138	G	C4-C5-N7	5.07	112.83	110.80
26	14	1394	U	N1-C2-O2	5.07	126.35	122.80
26	14	2376	A	N1-C6-N6	5.07	121.64	118.60
26	14	2466	C	OP2-P-O3'	5.07	116.36	105.20
31	39	123	LEU	CA-CB-CG	5.07	126.96	115.30
23	2K	77	A	C5-C6-N6	-5.07	119.64	123.70
26	1H	2360	A	C2-N3-C4	-5.07	108.06	110.60
40	65	101	LEU	CA-CB-CG	5.07	126.96	115.30
1	13	575	G	O4'-C1'-N9	-5.07	104.15	108.20
26	1H	77	C	C5-C4-N4	-5.07	116.65	120.20
26	1H	735	A	C2-N3-C4	-5.07	108.07	110.60
26	1H	2373	G	C6-C5-N7	-5.07	127.36	130.40
26	1H	2828	C	C6-N1-C2	5.07	122.33	120.30
1	1G	967	C	C2-N1-C1'	5.07	124.38	118.80
26	14	208	C	N3-C4-C5	5.07	123.93	121.90
26	14	855	G	N7-C8-N9	5.07	115.63	113.10
26	14	864	G	OP1-P-OP2	-5.07	112.00	119.60
26	14	1698	A	N7-C8-N9	5.07	116.33	113.80
26	14	2299	G	N1-C6-O6	5.07	122.94	119.90
26	14	2329	G	N1-C2-N2	-5.07	111.64	116.20
26	14	2707	G	N1-C6-O6	-5.07	116.86	119.90
26	1H	878	A	O4'-C1'-N9	5.07	112.25	108.20
26	1H	1306	C	O5'-P-OP2	5.07	116.78	110.70

Continued on next page...

Continued from previous page...

Mol	Chain	Res	Type	Atoms	Z	Observed(°)	Ideal(°)
26	1H	2199	A	N1-C6-N6	-5.07	115.56	118.60
27	16	42	C	N1-C2-O2	-5.07	115.86	118.90
26	14	1355	G	N3-C4-N9	5.07	129.04	126.00
26	14	2244	U	C4-C5-C6	5.07	122.74	119.70
1	13	1409	C	N3-C4-N4	-5.06	114.45	118.00
23	2K	5	G	N3-C4-C5	5.06	131.13	128.60
26	1H	2822	G	C6-C5-N7	-5.06	127.36	130.40
26	14	493	G	N1-C6-O6	5.06	122.94	119.90
23	2K	27	G	C4-C5-N7	5.06	112.83	110.80
24	3K	4	U	C5-C6-N1	5.06	125.23	122.70
26	1H	132	G	O5'-P-OP1	-5.06	101.14	105.70
26	1H	1408	C	N3-C4-N4	5.06	121.54	118.00
26	1H	1564	C	C6-N1-C2	-5.06	118.28	120.30
26	1H	2166	G	O4'-C1'-N9	5.06	112.25	108.20
27	16	105	G	N1-C6-O6	5.06	122.94	119.90
26	14	738	G	C4-N9-C1'	5.06	133.08	126.50
26	14	1374	G	C6-C5-N7	-5.06	127.36	130.40
26	14	1912	A	O5'-P-OP2	5.06	116.77	110.70
26	1H	1246	A	N1-C2-N3	5.06	131.83	129.30
26	1H	1293	C	OP1-P-OP2	-5.06	112.01	119.60
26	1H	1362	C	O5'-P-OP2	-5.06	101.14	105.70
26	14	307	G	N9-C4-C5	-5.06	103.38	105.40
26	14	2581	G	O4'-C1'-N9	5.06	112.25	108.20
1	13	690	G	C4-C5-C6	5.06	121.84	118.80
26	1H	209	C	N3-C4-C5	5.06	123.92	121.90
26	1H	773	U	C5-C6-N1	-5.06	120.17	122.70
26	1H	774	A	C8-N9-C1'	5.06	136.81	127.70
26	1H	2777	G	O4'-C1'-N9	-5.06	104.15	108.20
26	14	1933	G	N9-C4-C5	-5.06	103.38	105.40
26	14	2822	G	C5-C6-O6	-5.06	125.56	128.60
1	13	1305	G	C5-C6-N1	-5.06	108.97	111.50
23	2K	38	A	OP2-P-O3'	5.06	116.33	105.20
26	1H	864	G	C5-C6-N1	5.06	114.03	111.50
26	1H	1555	G	C8-N9-C1'	-5.06	120.43	127.00
26	1H	2066	C	C5-C6-N1	5.06	123.53	121.00
1	1G	266	G	O4'-C1'-N9	-5.06	104.15	108.20
26	14	826	U	N1-C2-O2	-5.06	119.26	122.80
26	14	1348	G	N1-C6-O6	5.06	122.94	119.90
1	13	886	G	C4-N9-C1'	5.06	133.07	126.50
26	1H	2391	G	O5'-P-OP1	-5.06	101.15	105.70
1	1G	33	A	C8-N9-C4	-5.06	103.78	105.80
26	14	491	G	C5-C6-O6	5.06	131.63	128.60

Continued on next page...

Continued from previous page...

Mol	Chain	Res	Type	Atoms	Z	Observed(°)	Ideal(°)
26	14	1087	G	C4-N9-C1'	5.06	133.07	126.50
26	14	2439	A	C5-C6-N6	-5.06	119.66	123.70
26	14	2449	U	N3-C4-O4	5.06	122.94	119.40
26	1H	1402	C	O5'-P-OP1	-5.05	101.15	105.70
26	1H	1501	C	O5'-P-OP1	-5.05	101.15	105.70
26	1H	2716	U	O5'-P-OP2	-5.05	101.15	105.70
1	1G	550	G	C8-N9-C4	-5.05	104.38	106.40
1	1G	701	C	N3-C2-O2	-5.05	118.36	121.90
26	14	1933	G	C4-C5-N7	5.05	112.82	110.80
27	1J	55	U	N3-C4-C5	-5.05	111.57	114.60
1	13	63	C	C6-N1-C2	-5.05	118.28	120.30
1	13	569	C	C2-N1-C1'	-5.05	113.24	118.80
26	1H	49	A	C2-N3-C4	5.05	113.13	110.60
26	1H	218	A	C8-N9-C4	-5.05	103.78	105.80
26	1H	1254	A	O5'-P-OP1	-5.05	101.15	105.70
1	1G	360	A	N9-C4-C5	-5.05	103.78	105.80
26	14	128	C	C2'-C3'-O3'	5.05	121.78	113.70
26	14	141	A	O4'-C1'-N9	5.05	112.24	108.20
26	1H	130	C	C6-N1-C1'	-5.05	114.74	120.80
26	1H	141	A	O4'-C1'-N9	5.05	112.24	108.20
26	1H	783	A	C4-N9-C1'	5.05	135.39	126.30
26	1H	1648	C	C6-N1-C1'	5.05	126.86	120.80
26	1H	1842	G	O5'-P-OP2	-5.05	101.16	105.70
1	1G	1139	G	C4-N9-C1'	-5.05	119.94	126.50
26	14	270(K)	C	C5-C6-N1	5.05	123.53	121.00
26	1H	2048	G	N1-C2-N2	5.05	120.74	116.20
26	14	1276	A	C8-N9-C4	5.05	107.82	105.80
26	1H	472	A	N1-C2-N3	5.05	131.82	129.30
26	1H	741	G	O5'-P-OP2	-5.05	101.16	105.70
26	1H	807	U	C5-C4-O4	-5.05	122.87	125.90
26	1H	1634	A	OP1-P-OP2	5.05	127.17	119.60
26	1H	2296	U	N3-C4-O4	5.05	122.93	119.40
26	1H	2387	U	C5-C6-N1	-5.05	120.18	122.70
26	1H	1445	C	C6-N1-C2	-5.04	118.28	120.30
26	14	1119	C	C2-N1-C1'	-5.04	113.25	118.80
27	1J	89(A)	A	C8-N9-C4	-5.04	103.78	105.80
26	1H	214	G	N7-C8-N9	5.04	115.62	113.10
26	1H	786	C	N3-C4-N4	-5.04	114.47	118.00
26	14	697	C	O5'-P-OP1	-5.04	101.16	105.70
26	1H	80	G	C4-C5-N7	-5.04	108.78	110.80
26	1H	201	C	O5'-P-OP2	-5.04	101.16	105.70
26	1H	1395	A	C4-N9-C1'	-5.04	117.22	126.30

Continued on next page...

Continued from previous page...

Mol	Chain	Res	Type	Atoms	Z	Observed(°)	Ideal(°)
26	1H	1800	C	OP1-P-O3'	5.04	116.29	105.20
38	88	17	LEU	CA-CB-CG	-5.04	103.71	115.30
26	14	1407	C	C5-C4-N4	-5.04	116.67	120.20
26	1H	898	C	N1-C2-O2	5.04	121.92	118.90
26	1H	2199	A	N7-C8-N9	5.04	116.32	113.80
26	1H	2438	U	N3-C2-O2	-5.04	118.67	122.20
26	1H	141(A)	C	C5-C4-N4	-5.04	116.67	120.20
26	1H	142	G	C5-C6-O6	-5.04	125.58	128.60
26	1H	1899	G	O3'-P-O5'	-5.04	94.43	104.00
37	78	61	ARG	NE-CZ-NH2	-5.04	117.78	120.30
26	14	613	U	C2-N1-C1'	5.04	123.75	117.70
26	14	676	A	N3-C4-C5	5.04	130.33	126.80
26	14	784	A	P-O3'-C3'	5.04	125.75	119.70
26	14	1463	C	C6-N1-C2	-5.04	118.28	120.30
26	14	2433	A	C4-C5-C6	5.04	119.52	117.00
26	1H	2267	A	OP1-P-O3'	5.04	116.28	105.20
26	14	2873	A	C5-C6-N6	-5.04	119.67	123.70
1	13	752	G	C5-C6-O6	-5.04	125.58	128.60
1	13	943	U	O5'-P-OP1	-5.04	101.17	105.70
26	1H	1238	G	N1-C6-O6	-5.04	116.88	119.90
26	1H	1349	A	C2-N3-C4	-5.04	108.08	110.60
26	1H	1564	C	C5-C4-N4	5.04	123.72	120.20
26	1H	1899	G	N1-C2-N2	5.04	120.73	116.20
1	1G	1472	U	C5-C6-N1	-5.04	120.18	122.70
1	13	924	C	C6-N1-C2	-5.03	118.29	120.30
26	1H	663	G	C4-N9-C1'	5.03	133.04	126.50
26	1H	1914	C	C6-N1-C2	-5.03	118.29	120.30
26	1H	2457	U	N3-C2-O2	5.03	125.72	122.20
26	1H	2554	U	N3-C4-O4	5.03	122.92	119.40
26	14	1142	U	C5-C6-N1	5.03	125.22	122.70
26	14	1779	U	O4'-C1'-N1	5.03	112.23	108.20
26	14	2429	G	O5'-P-OP1	5.03	116.74	110.70
27	1J	81	G	C6-C5-N7	-5.03	127.38	130.40
39	55	75	LEU	CA-CB-CG	5.03	126.88	115.30
26	1H	1544	C	N3-C4-C5	5.03	123.91	121.90
56	1L	69	A	OP1-P-O3'	5.03	116.27	105.20
26	14	2272	U	N1-C2-O2	5.03	126.32	122.80
1	13	895	G	N9-C4-C5	5.03	107.41	105.40
26	1H	817	C	C6-N1-C2	-5.03	118.29	120.30
26	1H	1443	G	C5-C6-N1	-5.03	108.98	111.50
26	1H	2069	G	OP2-P-O3'	5.03	116.27	105.20
26	1H	2251	G	O5'-P-OP1	-5.03	101.17	105.70

Continued on next page...

Continued from previous page...

Mol	Chain	Res	Type	Atoms	Z	Observed(°)	Ideal(°)
1	1G	1467	G	O5'-P-OP2	-5.03	101.17	105.70
26	14	909	A	OP2-P-O3'	5.03	116.27	105.20
26	14	2547	U	C5-C6-N1	-5.03	120.19	122.70
26	1H	632	A	O5'-P-OP2	5.03	116.73	110.70
26	14	1128	A	OP2-P-O3'	5.03	116.26	105.20
26	14	2859	G	P-O3'-C3'	5.03	125.73	119.70
1	13	1437	C	C5-C4-N4	-5.03	116.68	120.20
26	1H	620	G	O5'-P-OP2	-5.03	101.17	105.70
26	1H	1800	C	O5'-P-OP2	5.03	116.73	110.70
26	14	775	G	O4'-C1'-N9	5.03	112.22	108.20
26	14	1377	G	C8-N9-C4	-5.03	104.39	106.40
1	13	110	C	C5-C6-N1	-5.03	118.49	121.00
1	13	771	G	N3-C2-N2	-5.03	116.38	119.90
26	1H	592	G	OP2-P-O3'	5.03	116.26	105.20
26	1H	1200	C	OP1-P-OP2	-5.03	112.06	119.60
26	1H	2439	A	C6-C5-N7	-5.03	128.78	132.30
26	14	2779	U	C5-C4-O4	5.03	128.92	125.90
26	1H	194	G	C8-N9-C4	5.02	108.41	106.40
26	1H	1807	G	N9-C4-C5	-5.02	103.39	105.40
26	14	382	G	OP1-P-O3'	5.02	116.25	105.20
26	14	2559	C	O5'-P-OP1	-5.02	101.18	105.70
26	1H	474	G	N9-C4-C5	5.02	107.41	105.40
26	1H	776	G	C4-C5-N7	-5.02	108.79	110.80
26	1H	808	G	OP1-P-OP2	5.02	127.13	119.60
26	1H	2254	C	C5-C4-N4	5.02	123.72	120.20
27	16	16	G	N1-C6-O6	5.02	122.91	119.90
26	14	1313	U	C6-N1-C2	-5.02	117.99	121.00
26	14	1496	A	O4'-C1'-N9	5.02	112.22	108.20
26	1H	1368	G	N3-C4-N9	5.02	129.01	126.00
1	1G	534	U	OP2-P-O3'	5.02	116.25	105.20
26	1H	1210	A	P-O3'-C3'	5.02	125.72	119.70
26	1H	2129	C	C6-N1-C2	-5.02	118.29	120.30
26	1H	2690	C	N3-C4-C5	-5.02	119.89	121.90
26	1H	2856	C	C2-N1-C1'	5.02	124.32	118.80
1	1G	312	C	C6-N1-C2	-5.02	118.29	120.30
26	14	804	A	OP1-P-O3'	5.02	116.24	105.20
26	14	1374	G	N1-C6-O6	5.02	122.91	119.90
26	1H	1403	C	N3-C4-N4	-5.02	114.49	118.00
26	14	3	U	N1-C2-O2	5.02	126.31	122.80
26	14	566	U	C5-C4-O4	-5.02	122.89	125.90
26	14	1801	G	O5'-P-OP1	-5.02	101.18	105.70
26	14	2057	A	C8-N9-C4	5.02	107.81	105.80

Continued on next page...

Continued from previous page...

Mol	Chain	Res	Type	Atoms	Z	Observed(°)	Ideal(°)
26	1H	322	A	OP2-P-O3'	5.02	116.24	105.20
26	14	932	G	N3-C4-C5	5.02	131.11	128.60
26	14	2023	G	C5-N7-C8	-5.02	101.79	104.30
26	14	2035	G	O4'-C1'-N9	5.02	112.21	108.20
26	14	2331	G	N9-C4-C5	-5.02	103.39	105.40
1	13	789	U	C4-C5-C6	5.01	122.71	119.70
26	1H	250	G	C5-C6-O6	5.01	131.61	128.60
26	1H	1274	A	C6-C5-N7	-5.01	128.79	132.30
26	1H	1602	U	O5'-P-OP1	-5.01	101.19	105.70
26	1H	1955	U	C5-C6-N1	-5.01	120.19	122.70
1	1G	1128	C	N3-C4-C5	-5.01	119.89	121.90
1	1G	1200	C	C2-N1-C1'	5.01	124.31	118.80
26	14	2265	U	O5'-P-OP1	-5.01	101.19	105.70
26	14	2402	C	C6-N1-C2	-5.01	118.29	120.30
26	14	1313	U	C2-N1-C1'	5.01	123.72	117.70
26	14	1786	A	N3-C4-N9	-5.01	123.39	127.40
1	13	1069	C	C6-N1-C2	-5.01	118.30	120.30
26	1H	472	A	N9-C4-C5	5.01	107.80	105.80
26	1H	580	C	N3-C2-O2	-5.01	118.39	121.90
26	1H	762	U	OP1-P-O3'	5.01	116.23	105.20
26	1H	1640	C	O5'-P-OP1	5.01	116.71	110.70
26	1H	1810	A	C8-N9-C4	-5.01	103.80	105.80
26	1H	2710	C	C5-C6-N1	-5.01	118.49	121.00
1	1G	354	G	C6-C5-N7	-5.01	127.39	130.40
23	2L	77	A	C2-N3-C4	-5.01	108.09	110.60
26	14	114	U	C6-N1-C1'	-5.01	114.18	121.20
26	14	121	G	C5-N7-C8	-5.01	101.79	104.30
26	14	1633	G	C5-C6-O6	-5.01	125.59	128.60
26	1H	568	U	C2-N3-C4	-5.01	123.99	127.00
26	1H	2291	U	C6-N1-C1'	5.01	128.21	121.20
26	1H	2703	C	C6-N1-C2	-5.01	118.30	120.30
1	1G	209	U	C2-N1-C1'	5.01	123.71	117.70
27	1J	98	G	N1-C6-O6	5.01	122.91	119.90
1	13	571	U	C6-N1-C2	-5.01	118.00	121.00
1	13	1259	C	C6-N1-C2	-5.01	118.30	120.30
26	1H	72	U	OP1-P-O3'	5.01	116.22	105.20
26	1H	2275	C	C5-C6-N1	5.01	123.50	121.00
26	1H	864	G	C8-N9-C4	-5.01	104.40	106.40
26	1H	1820	U	O5'-P-OP2	-5.01	101.19	105.70
1	1G	73	G	N1-C6-O6	5.01	122.90	119.90
26	14	2	G	C4-N9-C1'	5.01	133.01	126.50
26	14	249	C	N1-C2-O2	5.01	121.90	118.90

Continued on next page...

Continued from previous page...

Mol	Chain	Res	Type	Atoms	Z	Observed(°)	Ideal(°)
26	14	1774	C	C5-C6-N1	5.01	123.50	121.00
26	14	1914	C	C2-N1-C1'	5.01	124.31	118.80
26	14	1786	A	OP1-P-O3'	5.00	116.21	105.20
26	1H	1007	C	N3-C4-C5	5.00	123.90	121.90
26	1H	1544	C	N1-C2-O2	5.00	121.90	118.90
26	1H	1653	G	C8-N9-C1'	-5.00	120.50	127.00
26	14	1827	C	C5-C6-N1	5.00	123.50	121.00
26	14	2177	C	O4'-C1'-N1	5.00	112.20	108.20
26	14	2543	G	C5-C6-O6	-5.00	125.60	128.60
26	14	2584	U	C2-N1-C1'	5.00	123.70	117.70
27	1J	30	C	C5-C6-N1	5.00	123.50	121.00
22	1K	74	C	C6-N1-C1'	-5.00	114.80	120.80
26	1H	115	C	O5'-P-OP1	-5.00	101.20	105.70
26	14	1568	G	N3-C4-C5	5.00	131.10	128.60

All (1) chirality outliers are listed below:

Mol	Chain	Res	Type	Atom
1	13	792	A	C1'

All (141) planarity outliers are listed below:

Mol	Chain	Res	Type	Group
29	11	113	VAL	Peptide
29	11	233	HIS	Peptide
29	11	236	GLY	Peptide
29	11	237	GLU	Peptide
2	12	12	GLU	Peptide
2	12	19	HIS	Peptide
2	12	219	VAL	Peptide
2	12	22	LYS	Peptide
29	19	197	GLY	Peptide
29	19	237	GLU	Peptide
29	19	27	THR	Peptide
29	19	28	GLU	Peptide
2	1E	12	GLU	Peptide
2	1E	15	VAL	Peptide
2	1E	169	LYS	Peptide
2	1E	9	GLU	Peptide
10	1I	75	ILE	Peptide
30	21	20	ALA	Peptide
30	21	21	VAL	Peptide

Continued on next page...

Continued from previous page...

Mol	Chain	Res	Type	Group
30	21	67	PHE	Peptide
30	21	78	LEU	Peptide
30	21	82	ARG	Peptide
3	22	86	VAL	Peptide
3	22	93	LYS	Peptide
30	29	44	TYR	Peptide
30	29	61	ARG	Peptide
30	29	76	ARG	Peptide
30	29	87	GLU	Peptide
30	29	89	ASP	Peptide
11	2A	49	GLY	Peptide
11	2I	102	GLY	Peptide
31	31	196	LEU	Peptide
31	31	22	ALA	Peptide
31	31	23	ASP	Peptide
31	31	67	GLN	Peptide
4	32	29	PRO	Peptide
37	35	110	TYR	Peptide
37	35	36	LYS	Peptide
37	35	5	ASP	Peptide
31	39	127	GLU	Peptide
31	39	14	PRO	Peptide
31	39	166	ALA	Peptide
31	39	20	LEU	Peptide
31	39	24	LEU	Peptide
31	39	69	HIS	Mainchain
31	39	89	VAL	Peptide
4	3E	193	ASP	Peptide
12	3I	47	LYS	Peptide
32	41	95	ARG	Peptide
38	45	134	ARG	Peptide
38	45	135	ASP	Peptide
38	45	137	TYR	Peptide
38	45	58	PHE	Peptide
38	45	80	GLU	Peptide
38	45	82	ARG	Peptide
32	49	13	GLU	Peptide
13	4A	92	HIS	Peptide
13	4A	94	ARG	Peptide
13	4I	105	THR	Peptide
13	4I	107	ALA	Peptide
13	4I	66	LEU	Peptide

Continued on next page...

Continued from previous page...

Mol	Chain	Res	Type	Group
33	51	137	ASP	Peptide
33	51	152	ARG	Peptide
33	51	156	ALA	Peptide
33	51	2	SER	Peptide
33	51	20	ALA	Peptide
33	51	40	GLU	Peptide
39	55	106	GLY	Peptide
14	5A	27	CYS	Peptide
34	61	11	ASN	Peptide
34	61	114	LEU	Peptide
34	61	134	PRO	Peptide
34	61	82	ARG	Peptide
40	65	59	LYS	Peptide
34	69	112	LYS	Peptide
34	69	142	VAL	Peptide
28	71	211	SER	Peptide
28	71	31	GLU	Peptide
28	71	39	GLU	Peptide
41	75	12	SER	Peptide
37	78	13	ASN	Peptide
37	78	18	ARG	Peptide
37	78	19	VAL	Peptide
37	78	36	LYS	Peptide
37	78	70	GLN	Peptide
9	82	117	HIS	Peptide
42	85	72	HIS	Peptide
42	85	90	VAL	Peptide
42	85	95	LEU	Peptide
42	85	98	LEU	Peptide
38	88	21	THR	Peptide
9	8E	110	GLU	Peptide
43	95	44	LYS	Peptide
43	95	49	THR	Peptide
39	98	44	LEU	Peptide
18	9I	33	ASP	Peptide
44	A5	111	HIS	Peptide
44	A5	43	GLY	Peptide
19	AI	6	LYS	Peptide
19	AI	7	LYS	Peptide
45	B5	61	GLY	Peptide
41	B8	58	ASN	Peptide
20	BA	11	SER	Peptide

Continued on next page...

Continued from previous page...

Mol	Chain	Res	Type	Group
20	BA	72	LEU	Peptide
46	C5	50	ARG	Peptide
46	C5	91	GLU	Peptide
46	C5	99	CYS	Peptide
42	C8	92	ARG	Peptide
42	C8	95	LEU	Peptide
47	D5	136	PHE	Peptide
47	D5	61	LEU	Peptide
43	D8	36	PRO	Peptide
43	D8	44	LYS	Peptide
43	D8	48	GLY	Peptide
45	F8	24	GLY	Peptide
45	F8	3	THR	Peptide
50	G5	15	LYS	Peptide
50	G5	16	LEU	Peptide
50	G5	17	SER	Peptide
50	G5	43	GLN	Peptide
46	G8	104	GLY	Peptide
46	G8	5	MET	Peptide
46	G8	53	PRO	Peptide
46	G8	54	LYS	Peptide
46	G8	84	ARG	Peptide
46	G8	94	LYS	Peptide
46	G8	99	CYS	Peptide
47	H8	117	LEU	Peptide
47	H8	165	VAL	Peptide
47	H8	59	LEU	Peptide
47	H8	63	ASP	Peptide
49	J8	75	GLU	Peptide
49	J8	92	LYS	Peptide
50	K8	15	LYS	Peptide
50	K8	17	SER	Peptide
50	K8	46	GLN	Peptide
55	M5	40	GLU	Peptide
55	M5	48	PHE	Peptide
52	M8	40	HIS	Peptide
52	M8	43	TYR	Peptide
55	Q8	52	LYS	Peptide

5.2 Too-close contacts ⓘ

In the following table, the Non-H and H(model) columns list the number of non-hydrogen atoms and hydrogen atoms in the chain respectively. The H(added) column lists the number of hydrogen atoms added and optimized by MolProbity. The Clashes column lists the number of clashes within the asymmetric unit, whereas Symm-Clashes lists symmetry related clashes.

Mol	Chain	Non-H	H(model)	H(added)	Clashes	Symm-Clashes
1	13	32157	0	16233	755	0
1	1G	32391	0	16353	749	0
2	12	1721	0	1758	101	0
2	1E	1874	0	1926	103	0
3	22	1541	0	1606	69	0
3	2E	1605	0	1668	58	0
4	32	1702	0	1765	110	0
4	3E	1698	0	1761	83	0
5	42	1134	0	1200	45	0
5	4E	1142	0	1204	62	0
6	52	842	0	857	30	0
6	5E	837	0	852	35	0
7	62	1110	0	1163	49	0
7	6E	1242	0	1286	44	0
8	72	1107	0	1165	39	0
8	7E	1115	0	1177	58	0
9	82	953	0	983	70	0
9	8E	1000	0	1031	58	0
10	1A	646	0	662	33	0
10	1I	734	0	761	43	0
11	2A	835	0	847	31	0
11	2I	823	0	833	49	0
12	3A	956	0	1046	56	0
12	3I	956	0	1046	33	0
13	4A	893	0	946	61	0
13	4I	942	0	997	53	0
14	5A	486	0	525	25	0
14	5I	491	0	529	26	0
15	6A	733	0	771	34	0
15	6I	729	0	768	29	0
16	7A	705	0	725	29	0
16	7I	700	0	720	47	0
17	8A	823	0	891	35	0
17	8I	834	0	904	42	0
18	9A	544	0	605	26	0
18	9I	549	0	607	36	0
19	AA	481	0	468	32	0

Continued on next page...

Continued from previous page...

Mol	Chain	Non-H	H(model)	H(added)	Clashes	Symm-Clashes
19	AI	654	0	675	44	0
20	BA	762	0	861	32	0
20	BI	746	0	843	49	0
21	1B	188	0	195	13	0
21	1F	199	0	208	5	0
22	1K	1520	0	778	41	0
23	2K	1646	0	843	30	0
23	2L	1646	0	843	40	0
24	3K	1611	0	817	48	0
25	4K	419	0	208	6	0
25	4L	397	0	197	12	0
26	14	61630	0	31073	1315	0
26	1H	61028	0	30763	1351	0
27	16	2617	0	1328	55	0
27	1J	2617	0	1328	65	0
28	71	1033	0	1048	77	0
28	79	456	0	460	22	0
29	11	2120	0	2197	131	0
29	19	2125	0	2199	104	0
30	21	1558	0	1624	83	0
30	29	1563	0	1629	117	0
31	31	1585	0	1632	89	0
31	39	1602	0	1649	80	0
32	41	1457	0	1514	94	0
32	49	1458	0	1516	59	0
33	51	1312	0	1384	66	0
33	59	568	0	595	48	0
34	61	1136	0	1223	57	0
34	69	1131	0	1218	48	0
35	15	1104	0	1180	38	0
35	58	1104	0	1180	54	0
36	25	932	0	996	36	0
36	68	932	0	996	42	0
37	35	1122	0	1206	77	0
37	78	1122	0	1206	94	0
38	45	1099	0	1154	79	0
38	88	1113	0	1157	51	0
39	55	967	0	1033	49	0
39	98	967	0	1033	49	0
40	65	876	0	938	65	0
40	A8	881	0	943	52	0
41	75	1109	0	1170	55	0

Continued on next page...

Continued from previous page...

Mol	Chain	Non-H	H(model)	H(added)	Clashes	Symm-Clashes
41	B8	1109	0	1170	60	0
42	85	959	0	1019	53	0
42	C8	950	0	1011	52	0
43	95	774	0	849	63	0
43	D8	774	0	849	43	0
44	A5	899	0	964	28	0
44	E8	890	0	951	25	0
45	B5	735	0	785	35	0
45	F8	743	0	794	36	0
46	C5	794	0	886	68	0
46	G8	796	0	886	45	0
47	D5	1074	0	1086	53	0
47	H8	1373	0	1402	59	0
48	E5	608	0	622	26	0
48	I8	606	0	625	30	0
49	F5	737	0	813	32	0
49	J8	737	0	813	39	0
50	G5	558	0	610	33	0
50	K8	568	0	614	36	0
51	H5	459	0	512	10	0
51	L8	459	0	512	18	0
52	M8	366	0	370	37	0
53	J5	434	0	454	22	0
53	N8	369	0	388	22	0
54	L5	401	0	436	14	0
54	P8	401	0	436	14	0
55	M5	516	0	582	28	0
55	Q8	516	0	582	34	0
56	1L	1563	0	799	42	0
57	3L	1612	0	819	41	0
58	13	132	0	0	0	0
58	14	399	0	0	0	0
58	16	9	0	0	0	0
58	1E	1	0	0	0	0
58	1G	90	0	0	0	0
58	1H	467	0	0	0	0
58	1J	5	0	0	0	0
58	1K	1	0	0	0	0
58	21	2	0	0	0	0
58	25	1	0	0	0	0
58	29	4	0	0	0	0
58	2K	3	0	0	0	0

Continued on next page...

Continued from previous page...

Mol	Chain	Non-H	H(model)	H(added)	Clashes	Symm-Clashes
58	2L	2	0	0	0	0
58	35	3	0	0	0	0
58	39	1	0	0	0	0
58	3K	1	0	0	0	0
58	41	1	0	0	0	0
58	45	2	0	0	0	0
58	55	1	0	0	0	0
58	5E	1	0	0	0	0
58	6A	1	0	0	0	0
58	78	1	0	0	0	0
58	88	1	0	0	0	0
58	98	1	0	0	0	0
58	E5	1	0	0	0	0
58	I8	3	0	0	0	0
58	J8	1	0	0	0	0
58	L8	1	0	0	0	0
58	P8	1	0	0	0	0
58	Q8	1	0	0	0	0
59	32	8	0	0	2	0
59	3E	8	0	0	1	0
60	5A	1	0	0	0	0
60	5I	1	0	0	0	0
60	C5	1	0	0	0	0
60	G8	1	0	0	0	0
61	11	7	0	0	5	0
61	13	126	0	0	21	0
61	14	417	0	0	73	0
61	16	29	0	0	6	0
61	19	8	0	0	1	0
61	1G	78	0	0	9	0
61	1H	629	0	0	101	0
61	1J	6	0	0	1	0
61	1K	8	0	0	0	0
61	21	4	0	0	2	0
61	29	2	0	0	0	0
61	31	9	0	0	0	0
61	32	1	0	0	0	0
61	35	1	0	0	0	0
61	39	5	0	0	0	0
61	3I	2	0	0	0	0
61	3K	1	0	0	0	0
61	4K	2	0	0	0	0

Continued on next page...

Continued from previous page...

Mol	Chain	Non-H	H(model)	H(added)	Clashes	Symm-Clashes
61	55	1	0	0	0	0
61	58	2	0	0	0	0
61	5A	2	0	0	0	0
61	5I	2	0	0	0	0
61	78	7	0	0	2	0
61	88	1	0	0	0	0
61	A5	1	0	0	0	0
61	B8	1	0	0	0	0
61	E8	2	0	0	0	0
61	F8	1	0	0	0	0
61	G8	1	0	0	0	0
61	H5	2	0	0	1	0
61	I8	3	0	0	1	0
61	L8	2	0	0	1	0
All	All	294444	0	196318	8229	0

The all-atom clashscore is defined as the number of clashes found per 1000 atoms (including hydrogen atoms). The all-atom clashscore for this structure is 17.

All (8229) close contacts within the same asymmetric unit are listed below, sorted by their clash magnitude.

Atom-1	Atom-2	Interatomic distance (Å)	Clash overlap (Å)
46:G8:100:ALA:HB1	46:G8:101:LYS:HG2	1.34	1.09
55:M5:48:PHE:HB2	55:M5:49:VAL:HG22	1.31	1.07
26:14:161:U:H5'	26:14:171:G:H21	1.18	1.06
26:1H:2711:A:OP2	61:1H:3501:HOH:O	1.73	1.05
26:14:2002:G:N7	61:14:3505:HOH:O	1.91	1.03
26:1H:2714:G:OP2	61:1H:3501:HOH:O	1.77	1.01
26:1H:913:U:O4	61:1H:3503:HOH:O	1.78	1.01
9:82:5:TYR:HA	9:82:87:GLN:HE21	1.23	1.01
43:95:85:LYS:HD2	43:95:86:GLY:H	1.25	1.00
26:1H:450:G:OP2	61:1H:3502:HOH:O	1.78	1.00
26:14:2415:G:H4'	37:35:67:MET:H	1.26	0.99
26:1H:1496:A:H8	26:1H:1577:C:HO2'	0.99	0.98
26:1H:748:G:OP2	61:1H:3504:HOH:O	1.82	0.96
1:13:510:A:OP2	4:3E:49:ARG:NH2	1.98	0.96
26:14:1771:C:HO2'	26:14:1786:A:H8	1.11	0.95
26:14:676:A:H8	26:14:2069:G:H21	1.08	0.94
7:62:113:GLU:HB2	7:62:119:ARG:HG2	1.47	0.94
46:C5:97:ARG:NH1	46:C5:104:GLY:O	2.00	0.94
30:21:135:HIS:NE2	61:21:401:HOH:O	1.99	0.94

Continued on next page...

Continued from previous page...

Atom-1	Atom-2	Interatomic distance (Å)	Clash overlap (Å)
26:14:450:G:OP2	61:14:3502:HOH:O	1.85	0.94
26:1H:1771:C:HO2'	26:1H:1786:A:H8	1.01	0.93
26:14:2448:A:OP2	61:14:3501:HOH:O	1.84	0.93
9:82:112:LYS:HA	9:82:119:ALA:HB2	1.50	0.93
26:14:1418:G:N7	61:14:3513:HOH:O	2.01	0.93
26:14:733:G:OP2	61:14:3503:HOH:O	1.86	0.93
45:F8:3:THR:O	45:F8:5:TYR:N	2.02	0.93
26:14:900:A:H2'	26:14:901:A:H8	1.34	0.93
10:1I:48:THR:HA	10:1I:62:HIS:HB3	1.50	0.93
61:14:3506:HOH:O	39:55:3:HIS:NE2	2.01	0.93
26:14:67:U:H3	26:14:74:A:H2	1.15	0.91
1:13:1003:G:H1	1:13:1037:C:H42	1.19	0.91
26:1H:2308:G:H1	26:1H:2311:A:H2	1.18	0.91
26:14:2685:G:O6	61:14:3504:HOH:O	1.87	0.91
26:14:660:G:H21	37:35:12:ALA:HB2	1.34	0.91
1:1G:1347:G:N7	9:82:10:ARG:NH2	2.19	0.91
26:1H:2502:G:OP2	61:1H:3505:HOH:O	1.87	0.91
1:13:455:C:N3	1:13:477:G:N2	2.18	0.91
10:1A:51:ARG:HB2	10:1A:60:ARG:HA	1.50	0.90
26:14:2499:C:OP2	61:14:3501:HOH:O	1.90	0.90
26:14:2392:A:H2	26:14:2424:C:H42	1.16	0.90
26:1H:1050:A:H2'	26:1H:1051:G:H8	1.34	0.89
19:AI:40:ILE:HG23	19:AI:41:VAL:HG13	1.54	0.89
26:14:2357:U:OP1	48:E5:20:ARG:NH1	2.06	0.89
26:1H:1602:U:O4	61:1H:3506:HOH:O	1.88	0.89
43:D8:10:LYS:NZ	43:D8:23:GLU:OE1	2.05	0.89
29:11:146:GLU:HB2	29:11:189:CYS:HB3	1.55	0.89
24:3K:30:G:H1	24:3K:40:C:H42	1.20	0.89
29:11:242:ARG:O	61:11:401:HOH:O	1.91	0.89
26:1H:1479:G:N7	26:1H:1510:A:N6	2.21	0.89
26:14:833:U:O2	37:35:55:ARG:NH1	2.05	0.88
26:14:1225:C:H4'	43:95:85:LYS:HG2	1.54	0.88
14:5A:7:ILE:HD11	14:5A:28:GLY:HA2	1.54	0.88
4:32:157:LEU:O	4:32:161:ASN:ND2	2.07	0.88
26:14:2873:A:H8	39:55:6:SER:H	1.21	0.88
27:16:82:G:N7	61:16:301:HOH:O	2.06	0.88
1:1G:975:A:H4'	1:1G:976:G:H5''	1.56	0.88
26:14:1632:A:N7	61:14:3518:HOH:O	2.06	0.88
26:1H:2392:A:H2	26:1H:2424:C:H42	1.22	0.88
28:71:40:THR:OG1	28:71:218:MET:SD	2.32	0.88
26:1H:2139:C:H42	26:1H:2152:G:H22	1.20	0.88

Continued on next page...

Continued from previous page...

Atom-1	Atom-2	Interatomic distance (Å)	Clash overlap (Å)
16:7A:35:LYS:HD3	16:7A:35:LYS:H	1.39	0.88
1:1G:1502:A:H2	1:1G:1505:G:H1	1.17	0.87
1:13:362:G:O2'	12:3I:33:ARG:NH2	2.06	0.87
26:1H:2271:G:N7	61:1H:3531:HOH:O	2.07	0.87
1:13:1346:A:H5''	9:8E:120:ARG:HH12	1.37	0.87
31:31:6:VAL:HG21	31:31:119:ARG:HB3	1.57	0.87
46:G8:94:LYS:HZ2	46:G8:95:LYS:H	1.23	0.87
26:14:2592:G:N7	61:14:3520:HOH:O	2.07	0.86
33:51:153:LYS:HB2	33:51:155:SER:H	1.39	0.86
26:14:761:A:N7	61:14:3521:HOH:O	2.07	0.86
36:25:14:THR:HG21	36:25:86:ILE:HG13	1.58	0.86
13:4A:81:LEU:HB3	13:4A:89:GLY:HA3	1.57	0.86
30:29:54:GLN:NE2	30:29:73:GLU:O	2.08	0.85
1:1G:258:G:N7	61:1G:1703:HOH:O	2.09	0.85
29:11:182:LEU:H	29:11:272:ALA:HB3	1.40	0.85
26:14:943:U:OP2	37:35:36:LYS:NZ	2.10	0.85
1:1G:1162:C:H42	1:1G:1174:G:H1	1.24	0.85
36:25:2:ILE:HD12	36:25:6:THR:HG21	1.57	0.85
13:4I:23:TYR:HB3	13:4I:67:GLU:HB2	1.58	0.85
26:1H:1021:A:H62	26:1H:1141:U:H3	1.21	0.85
26:1H:2597:G:O3'	61:1H:3508:HOH:O	1.95	0.85
30:29:14:ILE:HB	41:75:14:TYR:HE2	1.41	0.85
47:H8:111:VAL:HG12	47:H8:146:ILE:HD13	1.58	0.85
50:K8:3:LEU:HA	50:K8:5:GLU:HB2	1.59	0.85
11:2A:29:ILE:HG22	11:2A:44:SER:HB2	1.59	0.85
1:1G:1348:U:H3	1:1G:1374:A:H2	1.22	0.84
32:49:161:THR:HG22	32:49:163:ALA:H	1.40	0.84
41:B8:3:ARG:HB2	41:B8:6:LEU:HB2	1.58	0.84
26:1H:270(J):G:H1	26:1H:270(P):C:H42	1.24	0.84
26:1H:585:G:OP1	61:1H:3507:HOH:O	1.94	0.84
26:1H:761:A:N7	61:1H:3536:HOH:O	2.09	0.84
38:45:25:ASP:HB3	38:45:102:VAL:H	1.41	0.84
33:59:171:LEU:HD13	33:59:172:LYS:H	1.41	0.84
26:1H:563:G:OP2	61:1H:3510:HOH:O	1.95	0.84
1:13:1239:A:H62	1:13:1299:A:H62	1.24	0.84
16:7A:40:ASP:HB3	16:7A:48:TRP:HB2	1.60	0.84
26:14:84:A:N6	26:14:102:G:O2'	2.11	0.84
50:G5:50:ILE:HD12	50:G5:51:ARG:H	1.39	0.84
1:1G:1248:A:N3	9:82:70:LYS:NZ	2.24	0.84
26:1H:49:A:N7	26:1H:120:U:H5	1.76	0.83
41:B8:57:PHE:O	41:B8:58:ASN:ND2	2.09	0.83

Continued on next page...

Continued from previous page...

Atom-1	Atom-2	Interatomic distance (Å)	Clash overlap (Å)
26:1H:586:A:OP2	61:1H:3513:HOH:O	1.96	0.83
52:M8:40:HIS:HE1	52:M8:46:GLN:HA	1.41	0.83
26:1H:730:C:OP2	61:1H:3511:HOH:O	1.95	0.83
26:14:841:A:H61	26:14:937:U:H3	1.26	0.83
31:39:181:LEU:HD11	31:39:186:ILE:HD11	1.61	0.83
34:69:99:GLU:O	34:69:103:ARG:NH1	2.11	0.83
1:13:1502:A:H2	1:13:1505:G:H1	1.27	0.83
26:14:974:G:O2'	26:14:975:G:N7	2.11	0.83
26:1H:2789:C:H1'	26:1H:2892:A:H2	1.43	0.83
46:C5:14:LEU:HB2	46:C5:75:ILE:HD11	1.60	0.83
26:1H:1970:A:OP2	61:1H:3509:HOH:O	1.95	0.83
32:41:112:PRO:HB3	52:M8:37:SER:H	1.44	0.83
1:13:963:G:N2	1:13:972:C:N3	2.26	0.83
12:3I:117:ARG:HB3	12:3I:122:THR:HB	1.60	0.83
29:19:43:ARG:HB3	29:19:49:ILE:HA	1.59	0.82
37:35:39:LYS:HD2	37:35:45:LEU:HD21	1.58	0.82
41:B8:3:ARG:O	41:B8:7:ILE:N	2.11	0.82
26:1H:1265:A:OP2	61:1H:3514:HOH:O	1.97	0.82
45:B5:41:ASN:HA	45:B5:44:GLU:HB2	1.61	0.82
26:1H:586:A:OP2	61:1H:3512:HOH:O	1.96	0.82
30:29:60:ASN:HB2	30:29:62:PRO:HD2	1.61	0.82
57:3L:18:G:H2'	57:3L:57:G:H21	1.42	0.82
1:1G:452:A:H4'	16:7A:72:ARG:HH12	1.43	0.82
26:1H:1728:G:H3'	26:1H:1729:A:H5'	1.61	0.82
35:58:96:GLU:O	35:58:98:VAL:N	2.13	0.82
1:13:1423:G:OP1	36:68:49:ARG:NH2	2.13	0.82
4:32:162:LEU:HA	4:32:165:MET:HB2	1.59	0.82
1:1G:862:C:H1'	1:1G:874:G:H5''	1.62	0.82
26:1H:2137:C:O2	26:1H:2155:G:N1	2.13	0.82
31:31:157:VAL:HB	31:31:194:MET:HG2	1.60	0.82
5:42:102:ALA:HB1	5:42:106:PRO:HG2	1.62	0.82
26:1H:620:G:H4'	26:1H:621:A:H5''	1.60	0.81
26:1H:862:G:OP2	61:1H:3516:HOH:O	1.98	0.81
3:2E:16:ARG:HD2	3:2E:54:ARG:HH21	1.44	0.81
1:13:1292:U:OP1	7:6E:41:ARG:NH2	2.13	0.81
27:16:15:A:H5'	27:16:16:G:C8	2.15	0.81
26:1H:142:G:H1'	45:F8:37:THR:HG21	1.60	0.81
26:14:958:U:OP2	38:45:14:ARG:NH1	2.14	0.81
26:1H:1249:U:OP1	61:1H:3515:HOH:O	1.97	0.81
1:1G:838:G:N2	1:1G:848:C:N3	2.29	0.81
43:D8:56:SER:H	43:D8:100:ARG:HB2	1.44	0.81

Continued on next page...

Continued from previous page...

Atom-1	Atom-2	Interatomic distance (Å)	Clash overlap (Å)
26:1H:187:G:N7	61:1H:3545:HOH:O	2.12	0.81
26:1H:1130:U:O2	30:21:149:ARG:NH2	2.14	0.81
30:21:174:ASP:HB3	30:21:183:LEU:HD13	1.61	0.81
26:14:259:G:H21	26:14:621:A:H8	1.25	0.81
26:1H:2117:A:O2'	26:1H:2147:G:N2	2.14	0.81
26:1H:71:A:H2	45:F8:31:HIS:HE2	1.23	0.81
27:1J:80:U:H2'	27:1J:81:G:H21	1.43	0.81
41:75:77:PRO:HG2	41:75:80:SER:HB2	1.63	0.81
7:62:20:ASP:HB3	7:62:23:VAL:HB	1.61	0.81
17:8I:67:LYS:HA	17:8I:70:ARG:HH12	1.46	0.81
1:13:1305:G:H21	1:13:1331:G:H2'	1.46	0.81
1:13:413:G:O2'	1:13:428:G:N2	2.13	0.80
33:51:98:LEU:HD21	33:51:125:VAL:H	1.46	0.80
26:14:252:G:OP2	37:35:50:ARG:NH2	2.15	0.80
27:1J:18:G:H1	27:1J:65:C:H42	1.28	0.80
1:1G:780:A:OP2	61:1G:1701:HOH:O	1.98	0.80
26:1H:2431:U:OP2	61:1H:3518:HOH:O	1.99	0.80
1:1G:1534:A:N6	25:4L:10:G:O6	2.14	0.80
28:7I:68:LEU:HB2	28:7I:176:GLY:HA2	1.64	0.80
26:1H:733:G:OP2	61:1H:3517:HOH:O	1.99	0.80
31:39:123:LEU:O	31:39:125:LEU:N	2.15	0.80
10:1A:48:THR:HA	10:1A:62:HIS:HB3	1.62	0.80
26:14:2497:A:O3'	61:14:3507:HOH:O	1.98	0.80
1:1G:54:C:N4	1:1G:353:A:OP2	2.14	0.80
32:49:129:GLY:O	32:49:130:ASN:ND2	2.14	0.80
16:7I:74:LEU:HA	16:7I:77:ALA:HB2	1.64	0.80
18:9I:38:GLU:HA	18:9I:41:LYS:HZ2	1.46	0.80
1:1G:1413:A:H61	1:1G:1487:G:H1	1.28	0.80
50:K8:32:LEU:HD11	50:K8:54:LYS:HG2	1.62	0.80
26:14:1434:A:H61	26:14:1558:A:H62	1.29	0.79
26:14:1639:U:OP1	61:14:3511:HOH:O	2.00	0.79
1:1G:1321:C:H41	1:1G:1322:C:H41	1.30	0.79
1:13:975:A:H4'	1:13:976:G:H5''	1.63	0.79
26:14:249:C:OP1	61:14:3508:HOH:O	1.99	0.79
26:14:2821:A:OP2	61:14:3506:HOH:O	1.98	0.79
28:7I:166:ASP:OD1	28:7I:166:ASP:N	2.15	0.79
26:14:1013:C:O2	26:14:1149:G:N2	2.15	0.79
26:14:1792:G:N2	26:14:1827:C:O2	2.13	0.79
31:31:185:ASP:OD1	31:31:188:ARG:NH1	2.15	0.79
26:14:785:G:OP2	61:14:3512:HOH:O	2.01	0.79
1:1G:1305:G:H22	1:1G:1331:G:H2'	1.46	0.79

Continued on next page...

Continued from previous page...

Atom-1	Atom-2	Interatomic distance (Å)	Clash overlap (Å)
26:1H:2305:A:O2'	32:41:136:ARG:NH1	2.16	0.79
14:5I:23:ARG:HH11	14:5I:30:ALA:HB2	1.48	0.79
26:14:486:C:O2'	44:A5:60:ASN:ND2	2.16	0.79
34:61:73:GLU:HG3	34:61:136:VAL:HG23	1.63	0.79
2:12:11:LEU:HG	2:12:217:ARG:HH22	1.48	0.79
1:1G:1256:A:H62	1:1G:1277:C:H3'	1.47	0.79
26:14:1633:G:O6	61:14:3510:HOH:O	2.00	0.79
40:65:41:ASP:OD2	40:65:44:LYS:NZ	2.13	0.79
42:85:34:LYS:NZ	42:85:37:GLU:OE1	2.14	0.79
9:8E:15:ALA:HB2	9:8E:65:VAL:HG23	1.64	0.79
26:1H:2032:G:H21	30:21:146:THR:HG23	1.46	0.79
24:3K:3:G:N2	24:3K:71:C:N3	2.31	0.79
1:1G:1535:C:H42	25:4L:9:G:H1	1.30	0.79
50:K8:15:LYS:HZ2	50:K8:15:LYS:H	1.28	0.78
26:14:2379:G:O2'	40:65:17:ARG:NH1	2.16	0.78
1:1G:1262:C:H42	1:1G:1273:G:H1	1.28	0.78
1:1G:630:G:H3'	1:1G:631:G:H5'	1.64	0.78
26:1H:141:A:OP2	26:1H:141(A):C:N4	2.16	0.78
22:1K:5:C:O2	22:1K:68:G:N2	2.15	0.78
30:29:52:LEU:HD23	30:29:76:ARG:HD3	1.65	0.78
1:13:452:A:H62	1:13:480:U:H3	1.29	0.78
26:14:329:G:H1	46:C5:19:LYS:HZ3	1.30	0.78
28:71:212:VAL:HB	28:71:226:PRO:HD3	1.64	0.78
8:72:69:ARG:NH1	8:72:75:ARG:O	2.16	0.78
45:F8:36:LYS:HA	45:F8:39:ILE:HD12	1.65	0.78
1:1G:1028:C:N3	1:1G:1033:G:N2	2.29	0.78
4:32:23:GLY:N	4:32:26:CYS:SG	2.57	0.78
49:F5:82:LEU:HD23	49:F5:83:GLU:HG2	1.65	0.78
26:14:1382:G:O6	61:14:3509:HOH:O	1.99	0.78
26:1H:1050:A:H2'	26:1H:1051:G:C8	2.18	0.78
26:1H:676:A:H8	26:1H:2069:G:H21	1.32	0.78
8:72:121:ASP:OD1	8:72:125:ARG:NH2	2.16	0.78
43:95:69:LYS:HB2	43:95:86:GLY:HA3	1.65	0.78
53:J5:16:ARG:NH1	53:J5:17:ASP:OD1	2.17	0.78
26:14:273(F):C:H3'	26:14:274:G:H5"	1.65	0.78
32:49:125:PHE:HB3	32:49:166:ASP:HB2	1.65	0.78
48:E5:47:PRO:HG3	48:E5:53:MET:HG3	1.65	0.78
26:1H:2572:A:C8	30:21:144:ARG:HD2	2.19	0.78
26:1H:943:U:OP2	37:78:36:LYS:NZ	2.17	0.78
23:2K:6:G:H1	23:2K:68:C:H42	1.30	0.78
26:14:2163:C:OP2	26:14:2165:G:N2	2.16	0.78

Continued on next page...

Continued from previous page...

Atom-1	Atom-2	Interatomic distance (Å)	Clash overlap (Å)
26:14:2270:G:OP2	61:14:3515:HOH:O	2.02	0.78
29:19:228:PRO:O	61:19:301:HOH:O	2.01	0.78
26:1H:259:G:O2'	26:1H:621:A:O2'	2.02	0.78
50:K8:4:SER:CB	50:K8:7:ARG:H	1.97	0.78
19:AI:50:ALA:HB1	19:AI:57:HIS:HB3	1.67	0.77
26:1H:1228:G:OP2	42:C8:16:LYS:NZ	2.16	0.77
34:61:72:LEU:HD11	34:61:107:VAL:HG21	1.66	0.77
26:14:161:U:H5'	26:14:171:G:N2	1.98	0.77
1:1G:1256:A:N6	1:1G:1278:U:OP2	2.18	0.77
26:1H:571:A:H5'	26:1H:2030:A:H62	1.48	0.77
26:1H:2312:U:H5'	32:41:88:ILE:HD13	1.65	0.77
7:62:23:VAL:HG13	7:62:43:PHE:HE2	1.49	0.77
50:G5:23:LYS:NZ	50:G5:27:GLU:OE2	2.16	0.77
26:14:1327:C:OP2	61:14:3514:HOH:O	2.01	0.77
14:5I:9:LYS:HA	14:5I:12:ARG:HG2	1.66	0.77
9:8E:50:LEU:HD23	9:8E:85:LEU:HD11	1.66	0.77
1:13:1256:A:N6	1:13:1278:U:OP2	2.17	0.77
26:14:1022:G:H22	26:14:1142(A):A:H2	1.33	0.77
1:1G:1127:G:O2'	1:1G:1128:C:H5'	1.84	0.77
3:22:44:GLU:HA	3:22:52:LEU:HD11	1.66	0.77
1:13:974:A:OP2	14:5I:41:ARG:NH1	2.17	0.77
26:14:1689:A:H62	26:14:1698:A:H2	1.32	0.77
30:21:105:THR:OG1	30:21:199:ARG:NH2	2.13	0.77
14:5I:26:ARG:NH1	14:5I:43:CYS:SG	2.58	0.77
40:65:62:LYS:HA	40:65:65:VAL:HG12	1.66	0.77
28:71:45:ALA:HB2	28:71:212:VAL:HG23	1.65	0.77
26:14:77:C:O3'	50:G5:14:ARG:NH2	2.17	0.77
26:1H:1355:G:O6	61:1H:3519:HOH:O	2.01	0.77
26:1H:2111:C:N4	26:1H:2147:G:O6	2.18	0.77
8:72:7:ALA:HB2	8:72:85:ARG:HD3	1.66	0.77
1:13:486:U:H2'	1:13:487:A:H8	1.50	0.77
26:14:1678:G:H22	26:14:1989:G:H22	1.30	0.77
1:1G:826:C:O2	1:1G:874:G:N2	2.16	0.77
36:25:104:ARG:HD2	41:75:36:GLU:HB2	1.66	0.77
32:41:46:ALA:HB2	32:41:52:ILE:HB	1.67	0.77
34:69:81:VAL:H	34:69:143:SER:HB2	1.49	0.77
2:1E:19:HIS:CE1	2:1E:206:ASP:HB2	2.20	0.76
26:1H:563:G:OP2	61:1H:3520:HOH:O	2.02	0.76
1:13:1305:G:N2	1:13:1331:G:H2'	2.00	0.76
26:14:2065:C:O2	26:14:2445:G:N2	2.16	0.76
26:1H:1352:U:OP1	61:1H:3521:HOH:O	2.02	0.76

Continued on next page...

Continued from previous page...

Atom-1	Atom-2	Interatomic distance (Å)	Clash overlap (Å)
26:1H:2315:G:OP1	32:41:36:LYS:NZ	2.18	0.76
4:3E:86:LYS:HA	4:3E:87:GLY:C	2.03	0.76
26:14:1044:G:O2'	26:14:1047:G:O2'	2.02	0.76
26:1H:1455:G:OP2	61:1H:3523:HOH:O	2.03	0.76
5:4E:8:GLU:HG2	5:4E:34:VAL:HG22	1.65	0.76
40:65:12:PHE:O	40:65:16:ASN:ND2	2.17	0.76
8:7E:87:SER:HB2	8:7E:93:VAL:HB	1.66	0.76
1:1G:235:C:H5'	17:8A:70:ARG:HG2	1.68	0.76
29:11:29:PRO:HB2	29:11:30:GLU:HA	1.66	0.76
1:13:664:G:H22	1:13:741:G:H1	1.33	0.76
26:1H:1664:A:OP2	61:1H:3526:HOH:O	2.03	0.76
26:1H:2712(A):A:OP2	61:1H:3501:HOH:O	2.02	0.76
40:65:106:ARG:NH1	40:65:107:GLU:OE2	2.18	0.76
26:14:1434:A:H61	26:14:1558:A:N6	1.84	0.76
26:14:1970:A:OP2	61:14:3517:HOH:O	2.04	0.76
26:1H:1342:A:OP2	61:1H:3525:HOH:O	2.04	0.76
3:22:20:SER:HB2	3:22:40:ARG:HH22	1.49	0.76
33:51:6:ARG:HD2	33:51:54:ARG:HH12	1.50	0.76
1:13:1291:G:OP1	7:6E:37:ASN:ND2	2.18	0.76
26:14:2293:C:H5''	40:65:89:ARG:HH21	1.51	0.76
26:1H:1678:G:H22	26:1H:1989:G:H22	1.33	0.76
26:1H:2452:C:OP1	61:1H:3527:HOH:O	2.04	0.76
37:35:98:GLU:HA	37:35:101:VAL:HG12	1.68	0.76
26:14:2287:A:N6	26:14:2344:U:H3	1.83	0.76
26:1H:1416:G:O2'	26:1H:1417:C:O5'	2.04	0.76
26:1H:450:G:O6	61:1H:3524:HOH:O	2.03	0.76
28:71:48:GLY:HA2	28:71:210:ARG:HD2	1.66	0.76
42:C8:92:ARG:O	42:C8:94:ASN:N	2.19	0.76
48:I8:72:ARG:HB3	48:I8:75:LEU:HB2	1.68	0.76
29:19:31:LYS:HE3	29:19:33:LEU:HB3	1.68	0.76
22:1K:7:U:H3	22:1K:66:A:H61	1.32	0.76
8:7E:95:VAL:HG23	8:7E:99:GLU:HB2	1.67	0.76
1:1G:1104:G:H4'	2:12:111:ARG:HE	1.51	0.76
26:14:2331:G:H4'	48:E5:43:THR:H	1.49	0.76
1:1G:413:G:H2'	1:1G:428:G:H22	1.50	0.76
26:1H:2169:A:N7	26:1H:2170:A:N6	2.34	0.76
13:4I:13:LYS:O	13:4I:44:ARG:NH1	2.19	0.76
26:14:1593:G:H2'	26:14:1594:G:C8	2.21	0.76
26:14:1942:C:OP2	26:14:1943:U:O2'	2.03	0.76
1:1G:998:G:N2	1:1G:1043:C:N3	2.32	0.76
26:1H:963:U:OP1	61:1H:3522:HOH:O	2.02	0.76

Continued on next page...

Continued from previous page...

Atom-1	Atom-2	Interatomic distance (Å)	Clash overlap (Å)
33:51:6:ARG:HH21	33:51:7:LEU:HD11	1.51	0.76
50:G5:47:ASN:O	50:G5:49:LYS:N	2.17	0.76
26:14:1430:C:H2'	26:14:1431:U:H6	1.51	0.75
1:1G:1356:G:H2'	1:1G:1357:A:C8	2.21	0.75
24:3K:71:C:O2	26:1H:1851:U:O2'	2.04	0.75
41:B8:54:ARG:HA	41:B8:59:THR:HB	1.66	0.75
26:14:1812:A:O2'	29:19:45:ASN:HB2	1.85	0.75
29:19:83:GLU:OE1	29:19:104:TYR:OH	2.03	0.75
26:1H:1778:U:H2'	26:1H:1784:A:N6	2.01	0.75
26:1H:2635:C:O2	26:1H:2783:G:N2	2.18	0.75
37:78:47:ASP:OD2	37:78:50:ARG:NH2	2.19	0.75
1:13:396:G:O2'	1:13:398:C:OP1	2.03	0.75
30:21:50:GLY:HA2	30:21:77:ILE:HA	1.68	0.75
26:1H:2636:U:OP1	30:21:79:ARG:HA	1.87	0.75
4:3E:60:GLU:OE2	4:3E:199:ASN:N	2.15	0.75
46:G8:85:VAL:O	46:G8:86:ARG:HD3	1.87	0.75
26:14:1774:C:N4	26:14:1790:C:O2	2.19	0.75
26:1H:86:C:H4'	26:1H:104:U:H1'	1.67	0.75
26:1H:583:G:N7	61:1H:3564:HOH:O	2.18	0.75
5:4E:102:ALA:HB1	5:4E:106:PRO:HG2	1.69	0.75
5:4E:144:THR:OG1	5:4E:147:ASP:OD1	2.04	0.75
1:13:1127:G:H2'	1:13:1128:C:C2	2.21	0.75
26:1H:442:G:H1'	31:31:48:THR:HG21	1.66	0.75
2:12:49:GLU:N	2:12:49:GLU:OE1	2.20	0.75
20:BI:71:THR:HG22	20:BI:72:LEU:H	1.50	0.75
55:Q8:52:LYS:O	55:Q8:54:GLU:N	2.20	0.75
1:1G:976:G:N2	1:1G:1362(A):C:OP2	2.15	0.75
26:1H:1466:G:N2	26:1H:1547:C:N3	2.35	0.75
41:75:108:ARG:HA	41:75:111:ARG:HG3	1.66	0.75
1:13:980:C:O2	61:13:1801:HOH:O	2.01	0.75
26:14:141:A:H8	26:14:1595:G:H21	1.32	0.75
26:14:2292:C:OP1	40:65:17:ARG:NH2	2.20	0.75
26:1H:1416:G:HO2'	26:1H:1417:C:H6	1.34	0.75
34:61:92:VAL:HG13	34:61:120:ILE:HG23	1.68	0.75
1:13:601:C:H2'	1:13:602:A:H8	1.50	0.75
26:14:1041:C:O2	26:14:1114:G:N2	2.17	0.75
20:BI:73:HIS:HB3	20:BI:74:LYS:HG2	1.69	0.75
1:13:1145:C:H4'	1:13:1146:A:H5'	1.68	0.74
26:1H:1590:U:H2'	26:1H:1591:G:H8	1.50	0.74
26:1H:1257:C:H4'	31:31:83:PHE:CD1	2.22	0.74
24:3K:33:U:H2'	24:3K:35:U:H5	1.50	0.74

Continued on next page...

Continued from previous page...

Atom-1	Atom-2	Interatomic distance (Å)	Clash overlap (Å)
34:61:39:ALA:HB1	34:61:44:LEU:HD13	1.66	0.74
36:68:63:VAL:HG23	36:68:64:ARG:HG2	1.69	0.74
34:69:102:SER:O	34:69:106:GLY:N	2.20	0.74
41:B8:50:ILE:HD13	41:B8:64:ARG:HB3	1.68	0.74
47:H8:165:VAL:HG22	47:H8:167:PRO:HD3	1.68	0.74
1:1G:857:C:H3'	1:1G:858:G:H8	1.52	0.74
23:2L:9:G:O2'	23:2L:10:G:N7	2.18	0.74
31:31:6:VAL:N	31:31:24:LEU:O	2.20	0.74
31:39:24:LEU:HD21	31:39:119:ARG:HB3	1.68	0.74
12:3A:47:LYS:HG3	12:3A:48:PRO:HD2	1.67	0.74
38:45:75:THR:HB	38:45:86:GLY:HA3	1.67	0.74
7:6E:111:ARG:NH1	7:6E:113:GLU:OE2	2.20	0.74
50:K8:47:ASN:O	50:K8:49:LYS:N	2.19	0.74
1:1G:1305:G:N2	1:1G:1331:G:H2'	2.02	0.74
26:1H:1406:U:H2'	26:1H:1407:C:C6	2.21	0.74
26:1H:1658:C:OP1	61:1H:3528:HOH:O	2.04	0.74
27:16:42:C:O2'	32:41:67:LYS:O	2.05	0.74
26:1H:1602:U:O4	61:1H:3525:HOH:O	2.03	0.74
12:3I:113:ARG:HH21	12:3I:116:SER:HB2	1.52	0.74
24:3K:65:C:H2'	24:3K:66:A:C8	2.23	0.74
1:13:448:A:OP2	1:13:485:G:N2	2.15	0.74
1:1G:1173:G:OP1	7:62:5:ARG:NH2	2.20	0.74
26:1H:2130:U:OP2	28:71:6:ARG:NH1	2.20	0.74
1:13:253:U:OP2	17:8I:67:LYS:NZ	2.19	0.74
19:AI:40:ILE:HD11	19:AI:62:ILE:HD12	1.69	0.74
46:G8:76:CYS:SG	46:G8:97:ARG:HG3	2.27	0.74
26:14:1364:G:OP2	49:F5:2:SER:N	2.21	0.74
2:1E:60:ASP:HB3	2:1E:64:ARG:HH21	1.50	0.74
1:1G:411:A:H62	1:1G:413:G:H21	1.33	0.74
1:1G:800:G:O6	61:1G:1702:HOH:O	2.05	0.74
26:1H:2154:G:H2'	26:1H:2155:G:H8	1.51	0.74
26:1H:2502:G:OP2	61:1H:3529:HOH:O	2.05	0.74
31:31:185:ASP:HA	31:31:188:ARG:HD3	1.68	0.74
33:51:30:LYS:HD2	33:51:81:GLU:H	1.52	0.74
8:7E:21:LYS:O	8:7E:65:TYR:OH	2.05	0.74
26:14:2010:G:H5''	44:A5:42:ARG:HB2	1.68	0.74
26:14:2162:G:O2'	26:14:2173:A:OP1	2.05	0.74
1:1G:542:G:OP1	4:32:10:ARG:NH2	2.18	0.74
19:AI:18:LYS:NZ	19:AI:18:LYS:O	2.20	0.74
41:B8:50:ILE:HD11	41:B8:102:ILE:HD12	1.69	0.74
50:K8:15:LYS:HZ2	50:K8:15:LYS:N	1.86	0.74

Continued on next page...

Continued from previous page...

Atom-1	Atom-2	Interatomic distance (Å)	Clash overlap (Å)
1:13:454:C:N4	1:13:479:C:O2	2.20	0.74
26:14:2499:C:OP2	61:14:3516:HOH:O	2.03	0.74
26:1H:155:C:H42	26:1H:171:G:H1	1.35	0.74
31:39:116:ASP:OD2	37:35:1:MET:N	2.21	0.74
1:13:153:C:H42	1:13:168:G:H22	1.34	0.74
30:29:81:ILE:HG22	30:29:82:ARG:H	1.53	0.74
5:42:70:PRO:HB3	5:42:144:THR:HG22	1.69	0.74
28:71:225:ASN:HD22	28:71:225:ASN:N	1.86	0.74
1:1G:1104:G:O2'	2:12:111:ARG:NH2	2.21	0.74
30:21:82:ARG:O	30:21:84:PHE:N	2.20	0.74
5:42:6:PHE:HB2	5:42:63:ARG:HH21	1.53	0.74
28:71:193:ILE:HD12	28:71:226:PRO:HB2	1.69	0.74
6:5E:97:PHE:HB2	18:9I:32:ARG:HH11	1.53	0.74
26:14:2415:G:H4'	37:35:67:MET:N	2.02	0.73
1:1G:991:U:O4	1:1G:1212:U:O2'	2.05	0.73
1:13:963:G:N3	10:1I:55:LYS:NZ	2.35	0.73
31:39:5:ALA:HB1	31:39:125:LEU:HD21	1.70	0.73
40:A8:11:LYS:HD3	40:A8:91:PRO:HD3	1.68	0.73
55:M5:22:VAL:HB	55:M5:55:ALA:HB1	1.70	0.73
26:14:1063:G:O6	26:14:1075:C:O2'	2.05	0.73
26:14:848:G:H2'	26:14:849:A:C8	2.23	0.73
29:19:44:ASN:ND2	29:19:46:GLN:HG3	2.03	0.73
1:1G:673:G:H2'	1:1G:674:G:C8	2.23	0.73
26:1H:2213:U:O2	49:J8:52:ARG:NH2	2.21	0.73
26:1H:602:G:HO2'	26:1H:604:G:HO2'	1.32	0.73
56:1L:2:G:N2	56:1L:71:C:N3	2.36	0.73
26:14:2547:U:O2	36:25:23:ARG:NH2	2.21	0.73
4:32:168:ARG:HA	4:32:168:ARG:HH11	1.52	0.73
1:13:963:G:H1	1:13:972:C:H42	1.35	0.73
26:1H:1009:A:OP2	35:58:37:LYS:NZ	2.20	0.73
26:1H:1026:U:H1'	26:1H:1027:A:O5'	1.88	0.73
38:45:75:THR:HA	38:45:89:ASN:HA	1.70	0.73
33:51:158:HIS:HA	33:51:170:ARG:CZ	2.18	0.73
1:13:737:A:H2'	1:13:738:C:C6	2.24	0.73
26:14:1027:A:H2	26:14:2487:G:HO2'	1.34	0.73
2:1E:82:ARG:NE	2:1E:92:TYR:OH	2.20	0.73
27:1J:73:A:OP2	61:1J:301:HOH:O	2.06	0.73
42:85:28:ARG:NH1	42:85:38:THR:OG1	2.20	0.73
46:C5:87:LYS:HG2	46:C5:88:LYS:H	1.53	0.73
43:D8:1:MET:SD	43:D8:43:GLU:HG2	2.29	0.73
51:L8:13:ILE:O	61:L8:201:HOH:O	2.05	0.73

Continued on next page...

Continued from previous page...

Atom-1	Atom-2	Interatomic distance (Å)	Clash overlap (Å)
29:11:182:LEU:N	29:11:272:ALA:HB3	2.02	0.73
2:12:223:ILE:HA	2:12:224:GLN:HG2	1.71	0.73
26:1H:270(V):G:N7	61:1H:3572:HOH:O	2.21	0.73
1:13:407:G:OP1	4:3E:115:ARG:NH2	2.21	0.73
26:1H:822:U:O2'	26:1H:823:G:H5'	1.88	0.73
27:1J:104:A:OP1	47:D5:72:ARG:NH2	2.22	0.73
15:6I:39:LEU:HB3	15:6I:56:LEU:HD12	1.71	0.73
1:13:262:A:H2'	1:13:263:A:C8	2.23	0.73
2:1E:48:MET:HA	2:1E:51:LEU:HB2	1.70	0.73
34:69:7:GLU:HG3	34:69:8:PRO:HD2	1.69	0.73
26:14:1899:G:N2	26:14:1902:C:H41	1.86	0.73
37:78:19:VAL:HG13	37:78:21:ARG:H	1.53	0.73
26:14:329:G:H1	46:C5:19:LYS:NZ	1.86	0.73
27:16:80:U:H2'	27:16:81:G:H21	1.52	0.73
26:1H:1189:A:OP2	61:1H:3530:HOH:O	2.07	0.73
56:1L:8:U:O2'	56:1L:45:G:N2	2.22	0.73
9:82:121:ARG:NH1	9:82:122:ALA:O	2.22	0.73
9:82:28:VAL:HG22	9:82:63:ILE:HB	1.69	0.73
26:14:1430:C:H2'	26:14:1431:U:C6	2.24	0.73
26:14:792:G:OP2	61:14:3519:HOH:O	2.06	0.73
47:D5:30:ASN:HA	47:D5:89:PHE:HE1	1.53	0.73
2:12:80:ILE:HD12	2:12:84:GLU:HG3	1.71	0.72
1:13:509:A:OP2	61:13:1802:HOH:O	2.07	0.72
2:1E:7:VAL:HB	2:1E:217:ARG:HD2	1.69	0.72
5:4E:64:ARG:N	5:4E:64:ARG:HH11	1.86	0.72
13:4I:91:ARG:HB2	13:4I:98:VAL:HG12	1.71	0.72
26:1H:2379:G:O2'	40:A8:17:ARG:NH1	2.22	0.72
30:29:54:GLN:H	30:29:74:PRO:HA	1.54	0.72
26:14:873:G:H1'	38:45:29:PHE:HE2	1.54	0.72
36:25:104:ARG:NH2	41:75:43:GLN:OE1	2.23	0.72
51:H5:13:ILE:O	61:H5:101:HOH:O	2.07	0.72
26:1H:1352:U:OP1	61:1H:3534:HOH:O	2.08	0.72
24:3K:13:C:H2'	24:3K:14:A:H8	1.55	0.72
9:82:16:ARG:HH21	9:82:64:THR:HG21	1.54	0.72
1:13:1023:G:H3'	1:13:1024:G:H5''	1.70	0.72
1:13:1391:U:H2'	1:13:1392:G:C8	2.25	0.72
2:1E:115:LEU:HD21	2:1E:153:ARG:HD3	1.69	0.72
1:1G:1359:C:O2'	1:1G:1361:G:N7	2.22	0.72
1:1G:589:C:H42	1:1G:650:G:H1	1.34	0.72
26:1H:2210:G:H5'	26:1H:2211:G:N7	2.04	0.72
26:1H:780:G:H21	26:1H:783:A:N6	1.86	0.72

Continued on next page...

Continued from previous page...

Atom-1	Atom-2	Interatomic distance (Å)	Clash overlap (Å)
8:7E:41:ARG:NH2	8:7E:123:GLU:OE1	2.21	0.72
30:29:116:VAL:HG11	30:29:138:PRO:HB3	1.72	0.72
26:1H:548:A:N3	43:D8:21:ARG:NH2	2.38	0.72
1:13:812:C:N3	61:13:1812:HOH:O	2.23	0.72
26:14:1443:G:H1	26:14:1548:C:H42	1.37	0.72
41:75:132:LYS:HG2	41:75:133:GLU:HG3	1.72	0.72
26:14:1226:G:OP1	43:95:69:LYS:NZ	2.21	0.72
26:14:1676:A:OP2	61:14:3522:HOH:O	2.07	0.72
26:1H:2140:C:H42	26:1H:2151:G:H1	1.38	0.72
26:1H:2154:G:H2'	26:1H:2155:G:C8	2.24	0.72
27:1J:4:C:H42	27:1J:116:G:H1	1.36	0.72
56:1L:9:A:H3'	56:1L:10:G:C8	2.23	0.72
13:4A:77:ASN:HA	13:4A:80:ARG:HD3	1.71	0.72
7:6E:16:LEU:HD21	9:8E:42:ARG:HA	1.71	0.72
15:6I:25:THR:HG21	15:6I:70:LEU:HB2	1.70	0.72
1:13:1238:A:N3	1:13:1241:G:O2'	2.22	0.72
26:1H:2287:A:C2	26:1H:2346:A:H2	2.06	0.72
26:1H:2309:A:H2'	26:1H:2310:A:O4'	1.88	0.72
11:2A:54:ARG:O	11:2A:57:THR:OG1	2.06	0.72
26:1H:138:G:N2	45:F8:44:GLU:OE2	2.18	0.72
29:11:35:LYS:HZ2	29:11:35:LYS:N	1.88	0.72
26:14:597:U:H2'	26:14:598:G:C8	2.25	0.72
26:1H:2432:A:OP2	61:1H:3533:HOH:O	2.07	0.72
26:14:2823:A:OP1	30:29:159:HIS:NE2	2.23	0.72
4:32:168:ARG:NH1	4:32:169:LYS:H	1.87	0.72
26:1H:2303:G:O2'	32:41:132:ASN:OD1	2.07	0.72
29:11:93:ALA:HB3	29:11:105:ILE:HG22	1.70	0.71
26:14:602:G:O2'	26:14:604:G:O2'	2.03	0.71
26:14:990:A:H8	26:14:990:A:H5'	1.55	0.71
39:55:51:LEU:HD22	39:55:66:VAL:HG23	1.70	0.71
26:14:459:U:H5''	54:L5:40:TRP:CD2	2.25	0.71
4:3E:18:LYS:NZ	4:3E:26:CYS:O	2.23	0.71
24:3K:19:G:H1'	24:3K:57:G:H21	1.54	0.71
26:14:2439:A:C8	26:14:2439:A:H5'	2.25	0.71
26:1H:2795:G:N2	26:1H:2799:A:OP2	2.23	0.71
40:65:50:SER:O	40:65:76:LYS:NZ	2.15	0.71
42:C8:19:LYS:HG3	42:C8:22:LYS:HE3	1.71	0.71
49:F5:80:LEU:HD12	49:F5:82:LEU:HB2	1.72	0.71
29:11:10:THR:OG1	29:11:13:ARG:HB2	1.90	0.71
1:13:1306:A:H61	1:13:1331:G:H1'	1.54	0.71
50:G5:25:VAL:HG13	50:G5:60:LEU:HD23	1.71	0.71

Continued on next page...

Continued from previous page...

Atom-1	Atom-2	Interatomic distance (Å)	Clash overlap (Å)
26:1H:2287:A:H62	26:1H:2344:U:H3	1.37	0.71
56:1L:28:U:H3	56:1L:42:A:H2	1.39	0.71
6:5E:50:TYR:OH	18:9I:74:ARG:O	2.04	0.71
1:13:1263:C:H2'	1:13:1264:C:H6	1.56	0.71
26:14:1141:U:OP2	35:15:63:THR:OG1	2.04	0.71
26:14:635:C:O2'	26:14:639:U:OP1	2.07	0.71
1:1G:800:G:N7	61:1G:1706:HOH:O	2.23	0.71
26:1H:1590:U:H2'	26:1H:1591:G:C8	2.24	0.71
26:14:138:G:N2	45:B5:44:GLU:OE2	2.14	0.71
44:E8:24:ILE:HG12	44:E8:36:LEU:HD21	1.73	0.71
26:1H:2656:U:H3	26:1H:2665:A:H2	1.38	0.71
22:1K:52:G:N2	22:1K:62:C:N3	2.34	0.71
36:25:63:VAL:HG12	36:25:106:LEU:HD11	1.71	0.71
33:59:54:ARG:NH2	33:59:57:ASP:OD1	2.23	0.71
26:14:2115:G:H1'	26:14:2171:A:H61	1.55	0.71
26:1H:1535:U:H5''	26:1H:1537:C:N4	2.06	0.71
26:1H:226:G:H21	26:1H:228:A:H2	1.37	0.71
17:8I:13:ASP:HA	17:8I:19:VAL:HG12	1.71	0.71
46:C5:60:PHE:HD1	46:C5:60:PHE:H	1.37	0.71
26:14:2498:C:OP2	61:14:3501:HOH:O	2.08	0.71
26:1H:2062:A:OP1	61:1H:3532:HOH:O	2.07	0.71
1:1G:1228:C:OP1	13:4A:115:LYS:NZ	2.23	0.71
42:85:92:ARG:NH2	43:95:11:GLN:H	1.88	0.71
17:8A:81:ARG:HB3	17:8A:84:LEU:HD12	1.73	0.71
9:8E:10:ARG:NE	9:8E:105:ASP:OD2	2.22	0.71
50:G5:13:ALA:HA	50:G5:16:LEU:HD23	1.73	0.71
1:13:1159:U:O4'	1:13:1182:G:N2	2.24	0.71
2:1E:43:ASP:HB3	2:1E:46:LYS:HD2	1.72	0.71
1:1G:684:A:N6	61:1G:1707:HOH:O	2.23	0.71
32:49:5:VAL:HG11	32:49:101:ILE:HG22	1.71	0.71
28:71:5:LYS:HA	28:71:8:ARG:HB2	1.73	0.71
43:95:44:LYS:O	43:95:46:VAL:N	2.21	0.71
29:11:68:LYS:HB3	29:11:70:TRP:CZ3	2.26	0.70
1:13:1171:G:H2'	1:13:1172:C:H6	1.56	0.70
26:14:2128:C:H42	26:14:2160:G:H1	1.39	0.70
26:14:2392:A:H2	26:14:2424:C:N4	1.88	0.70
26:1H:2061:G:OP1	61:1H:3535:HOH:O	2.08	0.70
26:1H:747:U:O2	26:1H:2014:A:H1'	1.90	0.70
45:B5:63:LYS:H	45:B5:63:LYS:HE3	1.54	0.70
1:13:1128:C:O2'	1:13:1146:A:N1	2.24	0.70
26:14:34:C:O2'	26:14:35:G:O5'	2.09	0.70

Continued on next page...

Continued from previous page...

Atom-1	Atom-2	Interatomic distance (Å)	Clash overlap (Å)
29:19:44:ASN:HB3	29:19:45:ASN:C	2.12	0.70
1:1G:560:U:H5'	1:1G:566:G:N2	2.06	0.70
37:35:55:ARG:HG2	37:35:56:SER:H	1.56	0.70
26:14:1225:C:O3'	43:95:85:LYS:HA	1.91	0.70
26:1H:2105:C:H2'	26:1H:2106:G:H8	1.56	0.70
26:1H:298:G:N7	46:G8:84:ARG:NH2	2.39	0.70
11:2A:27:ASN:OD1	11:2A:28:THR:N	2.25	0.70
38:45:21:THR:HG22	38:45:23:GLY:HA3	1.73	0.70
32:49:60:LEU:HD22	32:49:68:PRO:HB3	1.71	0.70
42:C8:92:ARG:CZ	43:D8:11:GLN:H	2.04	0.70
26:1H:55:G:H2'	26:1H:56:A:H8	1.56	0.70
26:14:389:G:H22	37:35:72:PRO:HD3	1.56	0.70
26:1H:625:G:N7	37:78:107:LYS:NZ	2.39	0.70
26:1H:1218:C:OP2	42:C8:15:LYS:NZ	2.24	0.70
4:3E:157:LEU:O	4:3E:161:ASN:ND2	2.24	0.70
1:13:235:C:H5'	17:8I:70:ARG:HG2	1.73	0.70
57:3L:58:A:O2'	57:3L:59:A:O5'	2.09	0.70
13:4A:8:GLU:OE1	32:49:115:ARG:NH2	2.24	0.70
43:95:1:MET:HB3	43:95:42:GLY:HA3	1.73	0.70
49:J8:41:ARG:HG3	49:J8:41:ARG:HH11	1.56	0.70
26:1H:2051:A:OP2	61:1H:3538:HOH:O	2.09	0.70
26:1H:307:G:N7	61:1H:3581:HOH:O	2.24	0.70
27:1J:18:G:N2	27:1J:65:C:N3	2.38	0.70
7:62:27:ILE:HD12	7:62:40:ALA:HA	1.73	0.70
1:1G:1349:A:OP2	9:82:118:LYS:NZ	2.24	0.70
1:13:608:A:OP2	61:13:1804:HOH:O	2.08	0.70
26:14:1856:G:N2	26:14:1886:C:O2	2.25	0.70
26:14:2197:U:H1'	26:14:2198:A:C8	2.27	0.70
2:1E:208:ILE:HG22	2:1E:211:ILE:HD11	1.74	0.70
1:1G:490:G:P	4:32:132:ARG:HH22	2.15	0.70
26:1H:2135:A:N6	26:1H:2156:G:O2'	2.24	0.70
4:32:95:GLY:O	4:32:99:SER:OG	2.10	0.70
37:35:52:GLU:OE1	37:35:54:GLY:N	2.23	0.70
6:5E:38:GLU:OE1	6:5E:64:GLN:NE2	2.25	0.70
39:98:24:GLN:HE22	39:98:36:THR:HG21	1.57	0.70
26:1H:31:C:OP1	61:1H:3537:HOH:O	2.09	0.70
3:2E:131:ARG:HH21	3:2E:135:LYS:HE3	1.57	0.70
11:2I:27:ASN:OD1	11:2I:28:THR:N	2.24	0.70
4:32:19:LEU:HD12	4:32:21:LEU:HD11	1.74	0.70
1:13:8:A:H62	4:3E:208:SER:HB3	1.56	0.70
47:H8:19:ARG:NH1	47:H8:84:GLU:O	2.25	0.70

Continued on next page...

Continued from previous page...

Atom-1	Atom-2	Interatomic distance (Å)	Clash overlap (Å)
27:16:100:G:OP2	61:16:302:HOH:O	2.10	0.70
2:1E:8:LYS:HG2	2:1E:9:GLU:H	1.56	0.70
26:1H:1298:C:H5''	26:1H:1299:G:OP2	1.90	0.70
31:31:66:PRO:O	31:31:67:GLN:HB3	1.90	0.70
9:8E:86:VAL:HG21	9:8E:96:LEU:HD22	1.74	0.70
26:1H:1728:G:H8	26:1H:1732:A:H62	1.38	0.69
5:4E:101:ILE:O	5:4E:120:THR:OG1	2.10	0.69
30:29:14:ILE:HB	41:75:14:TYR:CE2	2.27	0.69
19:AA:37:ARG:O	19:AA:70:LYS:NZ	2.25	0.69
19:AA:7:LYS:HB2	19:AA:8:GLY:HA2	1.74	0.69
26:14:1453:A:OP2	61:14:3523:HOH:O	2.08	0.69
26:14:2280:G:O2'	26:14:2388:A:N1	2.22	0.69
26:14:2720:U:H3	26:14:2873:A:H2	1.39	0.69
26:14:397:G:N7	61:14:3554:HOH:O	2.24	0.69
26:14:831:G:N7	61:14:3558:HOH:O	2.26	0.69
26:1H:1243:G:N7	61:1H:3589:HOH:O	2.25	0.69
30:29:27:LEU:HG	41:75:1:MET:HG3	1.74	0.69
30:29:47:VAL:HG21	30:29:86:PRO:HD2	1.74	0.69
11:2I:124:LYS:HD2	11:2I:125:PHE:HE1	1.57	0.69
6:5E:89:MET:HG3	18:9I:76:LEU:HD21	1.74	0.69
34:69:75:LEU:HD13	34:69:77:LEU:HD22	1.74	0.69
1:1G:1342:C:H4'	9:82:125:TYR:HB2	1.74	0.69
41:B8:56:GLY:O	41:B8:59:THR:HG23	1.91	0.69
26:14:1954:G:O2'	26:14:1956:U:O4	2.06	0.69
1:1G:957:U:H1'	1:1G:960:U:H5	1.57	0.69
26:1H:1434:A:H61	26:1H:1558:A:N6	1.89	0.69
26:1H:1593:G:H2'	26:1H:1594:G:C8	2.27	0.69
3:22:47:LEU:O	3:22:51:GLY:N	2.25	0.69
31:31:167:ALA:HB1	31:31:173:VAL:HG11	1.73	0.69
38:88:104:PHE:HE2	38:88:125:LEU:HD11	1.57	0.69
40:A8:48:LEU:HD22	40:A8:82:ILE:HD11	1.74	0.69
26:1H:2849:U:OP2	41:B8:95:ARG:NH1	2.25	0.69
26:1H:1021:A:H8	26:1H:1022:G:H5''	1.57	0.69
56:1L:76:A:O2'	26:14:2583:G:N2	2.25	0.69
13:4A:78:ILE:HG23	13:4A:92:HIS:HB3	1.74	0.69
1:13:1368:G:H5''	9:8E:112:LYS:HB3	1.74	0.69
26:1H:1570:A:H5'	29:11:37:LEU:HD21	1.74	0.69
2:1E:192:SER:OG	2:1E:193:ASP:N	2.25	0.69
26:1H:1833:U:H2'	26:1H:1834:U:H6	1.56	0.69
47:D5:76:LEU:HA	47:D5:83:PRO:HA	1.75	0.69
26:14:2062:A:OP1	61:14:3526:HOH:O	2.11	0.69

Continued on next page...

Continued from previous page...

Atom-1	Atom-2	Interatomic distance (Å)	Clash overlap (Å)
26:14:270(L):U:O2'	26:14:270(N):G:N2	2.25	0.69
26:14:71:A:H2	45:B5:31:HIS:CE1	2.10	0.69
7:62:148:ASN:ND2	7:62:148:ASN:O	2.26	0.69
1:1G:1124:G:O2'	1:1G:1145:C:N4	2.26	0.69
1:1G:420:U:O2'	1:1G:423:G:O6	2.10	0.69
26:1H:270(K):C:H2'	26:1H:270(N):G:H22	1.57	0.69
9:8E:128:ARG:NH2	23:2K:36:A:OP2	2.19	0.69
4:32:100:ARG:NH1	4:32:102:ASP:OD2	2.26	0.69
37:78:18:ARG:O	61:78:301:HOH:O	2.09	0.69
45:B5:57:LEU:HD11	45:B5:78:LYS:HE2	1.75	0.69
1:13:1315:U:HO2'	1:13:1360:A:HO2'	1.40	0.69
1:13:501:C:H2'	1:13:502:G:H8	1.58	0.69
26:14:1210:A:H5'	26:14:1212:G:H5'	1.74	0.69
26:14:760:G:OP1	61:14:3524:HOH:O	2.10	0.69
26:1H:1678:G:N2	26:1H:1989:G:H22	1.91	0.69
26:1H:731:C:OP2	61:1H:3511:HOH:O	2.09	0.69
30:21:38:THR:HG22	30:21:41:LYS:HB2	1.75	0.69
9:82:65:VAL:HG21	9:82:73:GLN:HB3	1.74	0.69
1:13:1455:G:H5''	20:BI:31:SER:HB2	1.74	0.69
1:13:446:G:H1	1:13:488:C:H42	1.41	0.69
1:13:811:C:N3	61:13:1814:HOH:O	2.26	0.69
26:14:1997:G:OP2	61:14:3525:HOH:O	2.10	0.69
26:14:2287:A:H62	26:14:2344:U:H3	1.38	0.69
26:1H:1036:G:N2	26:1H:1119:C:O2	2.20	0.69
26:1H:459:U:H5''	54:P8:40:TRP:CD2	2.28	0.69
30:21:105:THR:HG1	30:21:199:ARG:HH21	1.40	0.69
11:2I:85:ARG:HE	11:2I:111:ASP:HB3	1.57	0.69
13:4A:79:LYS:HA	13:4A:82:MET:HB2	1.73	0.69
1:13:1130:A:O2'	9:8E:3:GLN:NE2	2.26	0.69
22:1K:74:C:H42	26:1H:2508:G:H5'	1.58	0.69
22:1K:76:A:H8	26:1H:2583:G:H21	1.40	0.69
26:1H:2592:G:N7	61:1H:3584:HOH:O	2.24	0.69
2:12:21:ARG:HA	2:12:39:ILE:H	1.57	0.69
26:14:2409:G:N7	61:14:3555:HOH:O	2.25	0.69
3:22:26:LYS:HG3	3:22:27:LYS:HG2	1.75	0.69
30:29:200:GLU:N	30:29:200:GLU:OE1	2.20	0.69
11:2A:98:LEU:O	11:2A:101:SER:OG	2.08	0.69
13:4A:13:LYS:HD3	13:4A:14:ARG:H	1.58	0.69
8:72:44:PHE:HD2	8:72:80:ILE:HG12	1.58	0.69
18:9I:59:SER:OG	18:9I:60:ALA:N	2.26	0.69
50:K8:31:GLU:HB2	50:K8:53:LEU:HD11	1.74	0.69

Continued on next page...

Continued from previous page...

Atom-1	Atom-2	Interatomic distance (Å)	Clash overlap (Å)
1:13:1286:A:C8	1:13:1287:A:H4'	2.27	0.68
54:P8:27:GLY:HA2	54:P8:30:VAL:HG23	1.75	0.68
1:13:259:G:OP2	20:BI:83:ARG:NH1	2.27	0.68
1:13:524:G:H2'	1:13:525:C:C6	2.29	0.68
26:14:945:A:N3	61:14:3559:HOH:O	2.26	0.68
29:19:93:ALA:HB3	29:19:105:ILE:HG22	1.75	0.68
36:25:13:ASN:ND2	36:25:96:THR:OG1	2.26	0.68
33:59:9:ILE:O	33:59:69:ARG:NH1	2.26	0.68
20:BI:69:GLY:O	20:BI:73:HIS:NE2	2.26	0.68
49:J8:87:PRO:HA	49:J8:90:ILE:HG13	1.74	0.68
50:K8:42:GLY:O	50:K8:44:LEU:N	2.26	0.68
26:1H:943:U:OP2	37:78:36:LYS:HG3	1.93	0.68
30:29:3:GLY:HA3	30:29:81:ILE:HD12	1.76	0.68
4:32:12:CYS:SG	4:32:18:LYS:HA	2.33	0.68
61:1H:3934:HOH:O	37:78:26:GLY:HA2	1.93	0.68
9:82:10:ARG:NH1	9:82:105:ASP:OD2	2.26	0.68
42:85:91:ASP:OD1	42:85:96:ALA:N	2.25	0.68
52:M8:40:HIS:CE1	52:M8:46:GLN:HA	2.26	0.68
1:13:542:G:OP1	4:3E:10:ARG:NH2	2.26	0.68
1:13:798:G:N7	61:13:1815:HOH:O	2.26	0.68
10:1A:40:LEU:HD22	10:1A:71:LEU:HD13	1.76	0.68
26:1H:1441:G:H2'	26:1H:1442:G:C8	2.29	0.68
26:1H:1701:A:OP2	61:1H:3544:HOH:O	2.12	0.68
26:1H:818:G:OP2	61:1H:3540:HOH:O	2.10	0.68
33:59:9:ILE:HG22	33:59:52:VAL:H	1.58	0.68
1:13:1422:G:H5''	36:68:48:PRO:HB3	1.75	0.68
1:13:310:G:OP2	16:7I:27:LYS:NZ	2.25	0.68
18:9A:36:ASN:O	18:9A:36:ASN:ND2	2.27	0.68
26:1H:2292:C:OP1	40:A8:17:ARG:NH2	2.25	0.68
43:D8:44:LYS:O	43:D8:46:VAL:N	2.25	0.68
26:14:2689:U:OP2	26:14:2719:G:N2	2.25	0.68
27:16:15:A:H5'	27:16:16:G:H8	1.57	0.68
2:1E:19:HIS:HE1	2:1E:206:ASP:HB2	1.57	0.68
2:1E:33:TYR:HB2	2:1E:43:ASP:HB2	1.75	0.68
26:1H:120:U:OP2	61:1H:3541:HOH:O	2.11	0.68
26:1H:2580:U:H4'	30:21:130:GLY:HA3	1.75	0.68
37:78:21:ARG:HD2	61:78:306:HOH:O	1.93	0.68
18:9I:38:GLU:HA	18:9I:41:LYS:NZ	2.08	0.68
51:L8:26:LEU:HD21	51:L8:46:ASN:HB3	1.74	0.68
2:12:118:LEU:HD11	2:12:141:GLU:HG2	1.75	0.68
26:14:2689:U:P	26:14:2719:G:H22	2.16	0.68

Continued on next page...

Continued from previous page...

Atom-1	Atom-2	Interatomic distance (Å)	Clash overlap (Å)
1:1G:1321:C:N4	1:1G:1322:C:H41	1.92	0.68
26:1H:1652:A:H2'	26:1H:1653:G:H5'	1.74	0.68
26:1H:287:C:H2'	26:1H:288:C:H6	1.58	0.68
26:1H:528:A:O2'	26:1H:529:A:H5''	1.93	0.68
5:42:101:ILE:O	5:42:120:THR:OG1	2.12	0.68
38:45:38:GLU:HG3	38:45:127:ILE:HG22	1.76	0.68
43:95:70:ILE:N	43:95:86:GLY:O	2.24	0.68
39:98:56:LYS:HE3	39:98:88:ARG:HA	1.75	0.68
1:13:1497:G:H2'	1:13:1498:U:H5'	1.76	0.68
26:1H:2789:C:H1'	26:1H:2892:A:C2	2.28	0.68
26:1H:760:G:OP1	61:1H:3546:HOH:O	2.12	0.68
26:14:2787:C:O2'	30:29:61:ARG:O	2.10	0.68
6:52:7:ASN:N	6:52:7:ASN:OD1	2.24	0.68
38:88:79:LEU:HD12	38:88:80:GLU:HG3	1.75	0.68
26:14:1174:A:H2'	26:14:1176:G:H5'	1.74	0.68
26:14:2681:C:H5	26:14:2725:A:H62	1.42	0.68
1:1G:1266:G:N2	1:1G:1270:C:N3	2.42	0.68
26:1H:2176:A:OP1	28:71:7:TYR:OH	2.08	0.68
3:2E:136:GLN:OE1	3:2E:140:ARG:NH1	2.26	0.68
32:41:97:ASP:O	32:41:100:TRP:N	2.27	0.68
5:42:42:GLY:HA3	5:42:65:ASN:O	1.93	0.68
38:45:88:GLY:O	38:45:89:ASN:ND2	2.27	0.68
47:H8:95:PRO:HB2	47:H8:127:LYS:HE2	1.74	0.68
1:13:737:A:H2'	1:13:738:C:H6	1.58	0.68
1:1G:1054:C:H6	1:1G:1196:U:HO2'	1.39	0.68
1:1G:532:A:N6	1:1G:1206:G:O2'	2.27	0.68
26:1H:336:C:OP1	46:G8:83:THR:HG23	1.93	0.68
31:31:130:ALA:H	31:31:132:VAL:HG13	1.59	0.68
12:3A:70:ILE:HD13	12:3A:77:LEU:HD12	1.73	0.68
2:12:11:LEU:HG	2:12:217:ARG:NH2	2.09	0.68
1:13:27:G:H4'	4:3E:209:ARG:HD3	1.76	0.68
26:1H:780:G:H21	26:1H:783:A:H62	1.41	0.68
12:3A:47:LYS:HG3	12:3A:48:PRO:CD	2.24	0.68
13:4I:39:ILE:HD12	13:4I:56:LEU:HD22	1.75	0.68
46:C5:50:ARG:HG3	46:C5:53:PRO:HG2	1.75	0.68
1:13:1122:U:O4	1:13:1123:A:N6	2.26	0.67
1:13:353:A:H5'	1:13:353:A:H8	1.59	0.67
1:13:612:C:O2	1:13:629:G:N2	2.26	0.67
29:19:69:ARG:NH2	29:19:128:GLY:O	2.25	0.67
1:1G:1124:G:HO2'	1:1G:1145:C:N4	1.92	0.67
1:1G:1221:G:OP1	1:1G:1321:C:N4	2.26	0.67

Continued on next page...

Continued from previous page...

Atom-1	Atom-2	Interatomic distance (Å)	Clash overlap (Å)
1:1G:571:U:H3	1:1G:864:A:H61	1.40	0.67
26:1H:1456:G:OP2	61:1H:3542:HOH:O	2.11	0.67
26:1H:1899:G:N2	26:1H:1902:C:C5	2.62	0.67
26:1H:2127:G:H1	26:1H:2161:C:H2'	1.58	0.67
36:25:17:ARG:HB2	36:25:45:GLU:HG2	1.75	0.67
38:88:65:PHE:O	38:88:66:ILE:HG13	1.94	0.67
20:BA:51:GLU:HA	20:BA:54:LYS:HE3	1.75	0.67
48:I8:11:ARG:O	48:I8:14:ARG:NH2	2.27	0.67
26:14:733:G:N7	61:14:3521:HOH:O	2.27	0.67
1:1G:777:A:H2	11:2A:119:CYS:HB3	1.60	0.67
28:71:59:ARG:HB2	28:71:164:ARG:HD2	1.75	0.67
44:A5:65:LEU:HD13	44:A5:68:ARG:HD3	1.76	0.67
1:13:1266:G:N2	1:13:1270:C:N3	2.42	0.67
1:13:505:G:OP1	61:13:1807:HOH:O	2.12	0.67
26:1H:1045:A:H1'	26:1H:1047:G:C5	2.28	0.67
26:1H:1386:C:H2'	26:1H:1387:C:H6	1.59	0.67
26:1H:1534:G:N1	26:1H:1539:G:N3	2.41	0.67
26:1H:1664:A:OP2	61:1H:3543:HOH:O	2.12	0.67
26:1H:2308:G:N1	26:1H:2311:A:H2	1.89	0.67
26:1H:934:G:H2'	26:1H:935:C:H6	1.59	0.67
12:3A:41:ARG:NH1	12:3A:41:ARG:HB3	2.09	0.67
32:41:96:ARG:HB2	32:41:96:ARG:HH11	1.59	0.67
26:14:2469:A:H8	38:45:56:ARG:HH21	1.42	0.67
1:1G:875:C:H1'	8:72:15:ASN:HD21	1.59	0.67
41:B8:26:ASP:HB3	41:B8:92:GLY:H	1.60	0.67
48:E5:36:ILE:HD11	48:E5:39:ARG:HG2	1.75	0.67
44:E8:97:LYS:HE2	44:E8:99:ARG:NH2	2.10	0.67
50:K8:4:SER:OG	50:K8:7:ARG:N	2.27	0.67
2:1E:100:GLY:O	2:1E:104:ASN:N	2.21	0.67
1:1G:613:C:O3'	4:32:86:LYS:NZ	2.27	0.67
33:51:8:PRO:HG2	33:51:69:ARG:HH21	1.60	0.67
44:A5:88:ARG:NH1	44:A5:94:ASP:OD2	2.23	0.67
26:1H:686:G:O5'	54:P8:11:LYS:NZ	2.28	0.67
1:13:601:C:H2'	1:13:602:A:C8	2.29	0.67
26:14:1159:U:H2'	26:14:1160:G:H8	1.59	0.67
26:14:305:U:H2'	26:14:306:U:C6	2.30	0.67
26:1H:1441:G:H2'	26:1H:1442:G:H8	1.59	0.67
26:1H:516:C:OP1	53:N8:13:LYS:NZ	2.27	0.67
12:3I:24:VAL:HB	12:3I:27:LEU:HD12	1.77	0.67
14:5I:6:LEU:HB3	14:5I:23:ARG:HH22	1.60	0.67
9:8E:43:ALA:HA	9:8E:74:ILE:HD13	1.76	0.67

Continued on next page...

Continued from previous page...

Atom-1	Atom-2	Interatomic distance (Å)	Clash overlap (Å)
1:1G:1025:U:H5'	1:1G:1026:G:H5'	1.75	0.67
1:1G:768:A:OP2	61:1G:1704:HOH:O	2.13	0.67
1:1G:957:U:H1'	1:1G:960:U:C5	2.29	0.67
26:14:1534:G:H3'	26:14:1535:U:H5''	1.77	0.67
26:14:2306:C:H3'	26:14:2307:G:H5''	1.75	0.67
2:1E:28:PHE:HD2	2:1E:190:THR:HG23	1.59	0.67
26:1H:2131:G:H1'	26:1H:2158:A:C6	2.30	0.67
30:21:101:ARG:HG2	30:21:169:ASN:OD1	1.95	0.67
11:2A:34:ASP:HB3	11:2A:40:ILE:HD11	1.77	0.67
14:5I:27:CYS:SG	14:5I:29:ARG:HB2	2.35	0.67
40:A8:85:VAL:HG23	40:A8:112:PHE:HZ	1.58	0.67
29:19:108:PRO:HB3	29:19:143:HIS:HE1	1.60	0.67
1:1G:983:A:H61	1:1G:1222:G:H22	1.41	0.67
4:32:173:TRP:CD1	4:32:174:LEU:HG	2.30	0.67
26:14:140:A:H8	26:14:1408:C:HO2'	1.43	0.67
26:14:2378:A:H4'	40:65:23:ARG:HH11	1.60	0.67
27:16:8:U:N3	27:16:112:G:O6	2.17	0.67
1:1G:1003:G:N2	1:1G:1005:A:OP1	2.28	0.67
26:1H:252:G:OP2	37:78:50:ARG:NH1	2.28	0.67
38:45:25:ASP:CB	38:45:102:VAL:H	2.07	0.67
35:58:57:ALA:C	35:58:59:LYS:H	1.98	0.67
41:B8:108:ARG:HG3	41:B8:109:GLU:N	2.10	0.67
49:F5:29:GLY:O	49:F5:30:VAL:HG22	1.94	0.67
46:G8:82:PRO:HG3	46:G8:97:ARG:HD2	1.77	0.67
32:41:113:ARG:HE	52:M8:34:GLU:HG2	1.60	0.67
1:13:618:C:H5''	1:13:619:U:H5''	1.75	0.67
26:14:1729:A:H2'	26:14:1731:G:N2	2.10	0.67
46:C5:28:LYS:NZ	46:C5:64:GLU:OE2	2.28	0.67
2:12:144:ARG:HA	2:12:147:LYS:HE3	1.77	0.66
1:13:610:G:O6	61:13:1803:HOH:O	2.08	0.66
1:13:671:G:H2'	1:13:672:U:H6	1.61	0.66
26:14:1578:U:OP2	61:14:3527:HOH:O	2.13	0.66
26:1H:1689:A:H62	26:1H:1698:A:H2	1.43	0.66
26:1H:1972:A:H2'	26:1H:1973:G:H8	1.57	0.66
30:21:128:SER:OG	30:21:129:HIS:N	2.26	0.66
11:2A:82:VAL:HB	11:2A:108:ILE:HG12	1.77	0.66
11:2A:48:ILE:HD11	11:2A:64:ALA:HA	1.76	0.66
57:3L:9:A:H5'	57:3L:11:C:H41	1.60	0.66
34:69:65:ALA:O	34:69:69:LYS:N	2.28	0.66
37:78:115:LEU:HA	37:78:134:ALA:HB2	1.77	0.66
48:E5:32:ARG:O	48:E5:34:GLY:N	2.28	0.66

Continued on next page...

Continued from previous page...

Atom-1	Atom-2	Interatomic distance (Å)	Clash overlap (Å)
1:13:576:G:O5'	61:13:1810:HOH:O	2.14	0.66
29:19:148:GLU:HB2	29:19:151:LYS:HD2	1.76	0.66
29:19:49:ILE:HD11	29:19:52:ARG:HA	1.75	0.66
26:1H:607:U:H3	26:1H:621:A:H2	1.43	0.66
3:22:119:ARG:HH12	3:22:140:ARG:HG2	1.59	0.66
1:13:438:G:H4'	4:3E:123:HIS:CD2	2.30	0.66
9:82:96:LEU:HG	9:82:101:PHE:HB2	1.77	0.66
9:82:5:TYR:HA	9:82:87:GLN:NE2	2.06	0.66
42:85:100:VAL:HG12	42:85:101:ARG:HG3	1.77	0.66
44:E8:58:ALA:HB1	44:E8:64:MET:HE2	1.77	0.66
26:14:1169:G:H1	26:14:1180:C:H42	1.41	0.66
1:1G:1095:U:OP1	1:1G:1108:G:N2	2.24	0.66
1:1G:926:G:N2	25:4L:15:A:OP2	2.28	0.66
26:1H:1138:G:H21	35:58:106:MET:HE3	1.59	0.66
26:1H:1210:A:H8	26:1H:1210:A:H5'	1.59	0.66
26:1H:1607:C:O2	61:1H:3539:HOH:O	2.10	0.66
26:1H:2232:U:P	49:J8:40:ARG:HH12	2.18	0.66
26:1H:2362:G:OP1	55:Q8:44:LYS:NZ	2.24	0.66
30:21:97:LYS:N	30:21:100:GLU:OE1	2.26	0.66
33:51:6:ARG:HA	33:51:66:GLY:HA2	1.78	0.66
33:59:72:ILE:HA	33:59:75:ALA:HB3	1.77	0.66
34:61:110:ASP:HB2	34:61:112:LYS:HG2	1.77	0.66
37:78:61:ARG:HG3	37:78:61:ARG:HH11	1.60	0.66
43:D8:65:GLY:HA3	43:D8:91:TYR:CE1	2.31	0.66
52:M8:40:HIS:ND1	52:M8:45:GLY:O	2.28	0.66
26:14:1378:A:O2'	26:14:1380:G:N7	2.24	0.66
1:1G:1287:A:H2'	1:1G:1288:A:C8	2.30	0.66
26:1H:860:U:H5	26:1H:917:A:C2	2.14	0.66
30:21:38:THR:HG23	30:21:40:GLU:H	1.60	0.66
1:1G:130:A:C8	17:8A:63:ARG:HG3	2.30	0.66
49:F5:64:ALA:HA	49:F5:67:ILE:HD13	1.77	0.66
55:M5:24:ALA:N	55:M5:48:PHE:O	2.28	0.66
1:13:21:G:OP1	61:13:1808:HOH:O	2.13	0.66
1:13:504:C:OP1	61:13:1807:HOH:O	2.13	0.66
26:14:2638:G:OP2	30:29:82:ARG:NH2	2.29	0.66
1:1G:1016:A:HO2'	1:1G:1217:C:HO2'	1.43	0.66
1:1G:934:C:O2'	1:1G:1344:C:OP2	2.11	0.66
34:61:110:ASP:OD1	34:61:110:ASP:N	2.26	0.66
1:13:1060:C:O2'	10:1I:56:HIS:ND1	2.27	0.66
27:16:72:G:OP2	61:16:303:HOH:O	2.12	0.66
1:1G:1300:G:O2'	1:1G:1301:U:O5'	2.13	0.66

Continued on next page...

Continued from previous page...

Atom-1	Atom-2	Interatomic distance (Å)	Clash overlap (Å)
26:1H:1021:A:C8	26:1H:1022:G:H5''	2.30	0.66
26:1H:2287:A:H2	26:1H:2346:A:H2	1.42	0.66
26:1H:392:C:OP1	61:1H:3548:HOH:O	2.13	0.66
22:1K:48:C:O2'	22:1K:59:A:O4'	2.12	0.66
36:25:24:VAL:HA	36:25:39:ILE:HG22	1.76	0.66
34:61:31:LEU:HD21	34:61:38:LEU:HD12	1.76	0.66
1:13:871:U:OP1	61:13:1809:HOH:O	2.13	0.66
26:14:71:A:H3'	26:14:71:A:OP2	1.94	0.66
35:15:67:LEU:HG	35:15:88:GLU:HG2	1.78	0.66
1:1G:1126:U:H4'	1:1G:1127:G:C8	2.30	0.66
1:1G:1318:A:H1'	19:AA:37:ARG:HD2	1.76	0.66
32:49:93:THR:HG21	32:49:95:ARG:HH21	1.61	0.66
1:1G:45:U:H2'	1:1G:46:G:C8	2.30	0.66
32:49:124:SER:HB2	32:49:131:TYR:CE1	2.31	0.66
47:D5:77:ASP:OD2	47:D5:80:ARG:NH1	2.29	0.66
1:13:628:G:H2'	1:13:629:G:C8	2.29	0.66
27:16:81:G:N2	61:16:307:HOH:O	2.28	0.66
1:1G:1023:G:H5''	1:1G:1024:G:H21	1.60	0.66
26:1H:1525:G:H2'	26:1H:1526:G:H8	1.61	0.66
26:1H:1641:A:H5''	26:1H:1642:G:OP2	1.95	0.66
26:1H:2057:A:OP2	61:1H:3550:HOH:O	2.14	0.66
24:3K:29:U:H2'	24:3K:30:G:H8	1.61	0.66
38:88:78:PRO:O	38:88:79:LEU:HB3	1.96	0.66
50:K8:41:ILE:HD13	50:K8:44:LEU:HG	1.77	0.66
55:M5:14:VAL:HG11	55:M5:22:VAL:HG13	1.77	0.66
26:14:1614:A:OP2	61:14:3528:HOH:O	2.13	0.66
26:14:2836:U:H2'	26:14:2837:G:C8	2.29	0.66
26:14:676:A:H8	26:14:2069:G:N2	1.89	0.66
26:14:731:C:OP1	61:14:3532:HOH:O	2.15	0.66
2:1E:67:THR:HG21	2:1E:155:LEU:HD13	1.77	0.66
1:1G:243:A:H4'	1:1G:244:U:H5''	1.78	0.66
43:D8:59:ALA:HB2	43:D8:96:ILE:HD13	1.78	0.66
46:G8:54:LYS:HA	46:G8:56:PRO:HD3	1.78	0.66
26:14:879:G:O2'	26:14:898:C:N4	2.29	0.65
26:14:94:G:N3	50:G5:47:ASN:ND2	2.44	0.65
26:14:780:G:OP1	29:19:218:ARG:NH2	2.29	0.65
26:1H:140:A:H8	26:1H:1408:C:HO2'	1.43	0.65
26:1H:176:G:O2'	26:1H:177:G:H5'	1.96	0.65
26:1H:1990:C:OP2	61:1H:3549:HOH:O	2.14	0.65
26:1H:900:A:H3'	26:1H:901:A:H8	1.60	0.65
3:22:16:ARG:HH22	3:22:181:ASN:HD22	1.43	0.65

Continued on next page...

Continued from previous page...

Atom-1	Atom-2	Interatomic distance (Å)	Clash overlap (Å)
1:13:1323:G:H2'	1:13:1324:A:C8	2.31	0.65
26:14:1055:G:N2	26:14:1086:A:O4'	2.29	0.65
26:14:1165:U:H2'	26:14:1166:C:C6	2.30	0.65
26:14:117:G:OP1	26:14:124:G:N1	2.26	0.65
26:1H:2287:A:N6	26:1H:2344:U:H3	1.94	0.65
27:1J:15:A:H1'	27:1J:109:G:C8	2.31	0.65
31:31:136:THR:HG22	31:31:166:ALA:O	1.96	0.65
12:3A:71:PRO:O	12:3A:102:ARG:NH1	2.29	0.65
5:4E:84:PHE:HB3	5:4E:134:ALA:HB2	1.77	0.65
1:1G:376:G:O3'	16:7A:5:ARG:NH1	2.27	0.65
41:B8:107:ASP:O	41:B8:110:ILE:HG23	1.96	0.65
51:H5:39:ASP:O	51:H5:44:ARG:NH1	2.29	0.65
1:13:403:C:OP1	4:3E:137:SER:OG	2.12	0.65
1:13:404:U:OP1	4:3E:118:ARG:NH1	2.28	0.65
26:14:1164:G:H1	26:14:1185:C:H42	1.43	0.65
26:14:1416:G:O2'	26:14:1417:C:O5'	2.14	0.65
26:14:2064:C:H2'	26:14:2065:C:C6	2.31	0.65
26:14:93:C:H5'	26:14:94:G:OP2	1.96	0.65
26:1H:1515:C:H2'	26:1H:1516:U:H6	1.60	0.65
30:21:201:THR:HG22	30:21:203:LYS:H	1.60	0.65
30:29:87:GLU:N	30:29:87:GLU:OE2	2.29	0.65
31:31:29:ASN:H	31:31:112:MET:HE1	1.62	0.65
27:1J:42:C:H2'	32:49:66:GLN:HE21	1.60	0.65
28:71:59:ARG:HG3	28:71:164:ARG:HG2	1.77	0.65
29:19:25:THR:OG1	29:19:26:LYS:N	2.21	0.65
26:1H:1165:U:H2'	26:1H:1166:C:C6	2.32	0.65
54:L5:12:ARG:HH21	54:L5:44:PRO:HB3	1.59	0.65
1:13:1003:G:N2	1:13:1037:C:N3	2.36	0.65
1:13:316:G:OP2	1:13:351:G:O2'	2.13	0.65
26:14:2462:U:H2'	26:14:2463:C:C6	2.31	0.65
26:14:2846:G:N7	61:14:3567:HOH:O	2.30	0.65
26:14:603:A:H8	26:14:604:G:H1'	1.61	0.65
26:14:796:C:H2'	26:14:797:C:C6	2.32	0.65
26:1H:1405:U:H2'	26:1H:1406:U:C6	2.31	0.65
26:1H:1417:C:OP2	61:1H:3552:HOH:O	2.14	0.65
26:1H:2159:G:H2'	26:1H:2160:G:O4'	1.96	0.65
30:21:77:ILE:O	30:21:79:ARG:N	2.29	0.65
36:25:64:ARG:NH1	36:25:81:ASP:OD1	2.29	0.65
11:2A:48:ILE:HG21	11:2A:63:LEU:HG	1.78	0.65
31:39:140:LEU:HD21	31:39:170:LEU:HD21	1.78	0.65
31:39:129:PHE:HA	31:39:142:TRP:CD1	2.31	0.65

Continued on next page...

Continued from previous page...

Atom-1	Atom-2	Interatomic distance (Å)	Clash overlap (Å)
24:3K:53:G:N2	24:3K:62:C:O2	2.29	0.65
7:62:21:VAL:HG23	7:62:22:LEU:HD12	1.77	0.65
43:95:71:LEU:N	43:95:86:GLY:HA2	2.12	0.65
26:14:1278:A:OP1	39:55:36:THR:HG22	1.96	0.65
26:14:1534:G:H3'	26:14:1535:U:C5'	2.26	0.65
26:1H:1971:A:C4	29:11:241:PRO:HD3	2.31	0.65
26:1H:2061:G:P	61:1H:3535:HOH:O	2.55	0.65
26:1H:2394:C:H2'	26:1H:2395:C:H6	1.61	0.65
13:4A:102:ARG:HD3	13:4A:105:THR:HG23	1.79	0.65
26:14:26:G:OP1	44:A5:80:PRO:HB3	1.97	0.65
46:C5:75:ILE:HG23	46:C5:80:GLY:HA2	1.78	0.65
26:14:1106:G:H3'	26:14:1107:G:H8	1.62	0.65
26:14:2444:G:OP2	31:39:68:LYS:NZ	2.26	0.65
29:19:45:ASN:O	29:19:47:GLY:N	2.30	0.65
1:1G:1028(B):C:O2	1:1G:1030:C:N4	2.29	0.65
1:1G:407:G:H2'	1:1G:408:A:C8	2.32	0.65
26:1H:1359:A:H2	26:1H:1372:U:O4	1.80	0.65
26:1H:1899:G:N2	26:1H:1902:C:H5	1.93	0.65
4:32:31:CYS:HB2	4:32:33:MET:O	1.96	0.65
26:14:907:U:O2'	38:45:101:ARG:NH2	2.27	0.65
14:5A:59:ALA:HB1	14:5A:61:TRP:HZ3	1.62	0.65
17:8A:63:ARG:HG2	17:8A:64:PRO:HD2	1.79	0.65
1:13:1139:G:H4'	1:13:1140:C:H5'	1.79	0.65
26:14:89:G:H3'	26:14:90:U:H5''	1.78	0.65
36:25:24:VAL:HB	36:25:33:ALA:HB2	1.79	0.65
57:3L:63:U:H2'	57:3L:64:G:H8	1.62	0.65
32:41:17:PRO:HA	32:41:20:ILE:HD12	1.79	0.65
36:68:34:THR:OG1	36:68:35:VAL:N	2.30	0.65
1:13:642:A:N3	8:7E:113:SER:OG	2.29	0.65
17:8I:76:LEU:HD11	17:8I:79:SER:HB2	1.78	0.65
49:F5:52:ARG:NH2	49:F5:57:GLU:OE1	2.30	0.65
1:13:346:G:OP1	41:B8:41:ARG:NH2	2.27	0.65
26:1H:1899:G:H22	26:1H:1902:C:N4	1.95	0.65
5:42:60:TYR:HB3	5:42:64:ARG:CZ	2.27	0.65
40:65:78:LEU:HD11	40:65:107:GLU:HB3	1.78	0.65
45:B5:51:VAL:H	45:B5:83:VAL:HG23	1.62	0.65
26:1H:2334:G:O6	48:I8:74:ARG:NH2	2.29	0.65
26:14:49:A:H4'	26:14:50:U:H5''	1.78	0.65
1:1G:352:C:O2'	1:1G:354:G:OP1	2.13	0.65
26:1H:2232:U:OP1	49:J8:40:ARG:NH1	2.24	0.65
26:14:2880:C:H1'	39:55:92:GLY:HA3	1.78	0.65

Continued on next page...

Continued from previous page...

Atom-1	Atom-2	Interatomic distance (Å)	Clash overlap (Å)
40:A8:34:HIS:CE1	40:A8:54:LEU:HD23	2.31	0.65
55:M5:22:VAL:HG12	55:M5:50:LEU:HD23	1.79	0.65
1:13:812:C:O2	61:13:1805:HOH:O	2.11	0.64
26:14:1963:U:H5''	26:14:1963:U:O2	1.97	0.64
26:14:972:G:O2'	61:14:3531:HOH:O	2.14	0.64
1:1G:448:A:P	1:1G:485:G:H22	2.20	0.64
12:3I:53:ARG:HG3	12:3I:53:ARG:HH11	1.61	0.64
13:4A:31:LYS:HA	13:4A:34:LEU:HD12	1.78	0.64
13:4A:53:VAL:O	13:4A:57:ARG:N	2.23	0.64
35:58:56:ASN:N	35:58:125:GLY:O	2.22	0.64
18:9A:22:VAL:HG22	18:9A:23:LYS:H	1.62	0.64
19:AI:41:VAL:HG11	19:AI:67:VAL:HA	1.79	0.64
20:BI:89:ARG:HD2	20:BI:104:LEU:HD11	1.79	0.64
46:G8:55:TYR:CE1	46:G8:61:ILE:HD11	2.32	0.64
50:K8:42:GLY:C	50:K8:44:LEU:H	2.00	0.64
2:1E:121:LEU:HA	2:1E:124:SER:HB2	1.79	0.64
2:1E:198:ASP:N	2:1E:198:ASP:OD1	2.30	0.64
1:1G:1080:A:H5'	5:42:14:ARG:NH2	2.12	0.64
1:1G:108:G:H5'	1:1G:109:A:H5''	1.77	0.64
1:1G:1162:C:N3	1:1G:1174:G:N2	2.42	0.64
32:41:21:ARG:HH11	32:41:21:ARG:HB2	1.61	0.64
5:42:148:VAL:HG21	8:72:107:LEU:HD22	1.78	0.64
33:51:6:ARG:NH2	33:51:7:LEU:HD11	2.11	0.64
19:AI:41:VAL:HG21	19:AI:67:VAL:HG22	1.79	0.64
49:J8:78:LYS:NZ	49:J8:78:LYS:O	2.25	0.64
1:13:143:A:H5''	1:13:144:G:H5'	1.79	0.64
26:14:1174:A:C2	26:14:1176:G:H4'	2.31	0.64
26:14:2689:U:H5''	26:14:2713:A:C2	2.32	0.64
30:29:120:TRP:CD1	30:29:155:LYS:HB3	2.31	0.64
4:32:168:ARG:HD3	4:32:169:LYS:N	2.13	0.64
26:14:1653:G:H3'	39:55:2:ARG:HG2	1.79	0.64
8:7E:64:LYS:HG2	8:7E:79:VAL:HG21	1.78	0.64
9:82:84:ALA:HA	9:82:87:GLN:HB2	1.80	0.64
38:88:66:ILE:O	38:88:104:PHE:N	2.31	0.64
18:9I:22:VAL:O	18:9I:42:ARG:NH2	2.30	0.64
26:14:1757:U:H3	26:14:1762:A:H2	1.42	0.64
26:1H:2327:A:H2'	26:1H:2328:A:C8	2.31	0.64
30:29:51:PHE:O	30:29:74:PRO:HB2	1.97	0.64
37:35:14:LYS:O	37:35:16:ARG:N	2.31	0.64
13:4A:78:ILE:HD12	13:4A:92:HIS:ND1	2.12	0.64
34:61:144:VAL:HG22	34:61:145:VAL:HG23	1.78	0.64

Continued on next page...

Continued from previous page...

Atom-1	Atom-2	Interatomic distance (Å)	Clash overlap (Å)
37:78:138:LEU:HD12	37:78:144:GLU:HG3	1.78	0.64
42:85:66:ASN:HB2	42:85:76:TYR:HB2	1.78	0.64
17:8A:67:LYS:HA	17:8A:70:ARG:HH12	1.61	0.64
50:G5:25:VAL:HG12	50:G5:57:ILE:HG23	1.80	0.64
1:13:153:C:N4	1:13:168:G:H22	1.95	0.64
1:13:963:G:H21	10:1I:55:LYS:NZ	1.96	0.64
26:14:2317:C:H2'	26:14:2318:G:O4'	1.98	0.64
1:1G:10:A:H2'	1:1G:11:G:H8	1.63	0.64
1:1G:837:G:H2'	1:1G:838:G:O4'	1.97	0.64
26:1H:2492:U:H2'	26:1H:2493:U:C6	2.33	0.64
5:4E:27:ARG:HH21	5:4E:47:LYS:HB3	1.61	0.64
39:55:78:LYS:O	39:55:83:ILE:HG13	1.96	0.64
15:6I:39:LEU:HD13	15:6I:56:LEU:HB2	1.80	0.64
28:79:52:ARG:HB3	28:79:52:ARG:HH11	1.62	0.64
19:AI:5:LEU:HD12	19:AI:9:VAL:H	1.62	0.64
1:13:179:A:H2'	1:13:180:U:H6	1.63	0.64
26:14:1778:U:H2'	26:14:1784:A:N6	2.13	0.64
26:14:2776:A:OP1	26:14:2776:A:H3'	1.98	0.64
26:14:576:U:OP1	61:14:3533:HOH:O	2.15	0.64
1:1G:1143:G:H2'	1:1G:1144:G:C8	2.32	0.64
1:1G:973:G:H3'	1:1G:974:A:H5''	1.79	0.64
30:29:31:CYS:SG	30:29:51:PHE:HB2	2.38	0.64
31:39:66:PRO:O	31:39:67:GLN:HB3	1.97	0.64
26:14:2877:G:P	41:75:2:ASN:HD21	2.20	0.64
17:8A:99:SER:OG	17:8A:100:LYS:N	2.31	0.64
9:8E:13:ALA:HB2	9:8E:68:GLY:HA3	1.80	0.64
19:AI:8:GLY:HA2	19:AI:10:PHE:CE1	2.32	0.64
1:1G:1069:C:H42	1:1G:1106:G:H1	1.44	0.64
1:1G:887:G:H21	1:1G:1489:G:H4'	1.63	0.64
26:1H:1186:G:OP1	61:1H:3551:HOH:O	2.14	0.64
26:1H:1194:A:OP2	26:1H:1194:A:H8	1.81	0.64
22:1K:53:G:H1	22:1K:61:C:H42	1.46	0.64
26:1H:2788:C:H5'	30:21:61:ARG:HH12	1.63	0.64
30:29:54:GLN:HA	30:29:54:GLN:HE21	1.63	0.64
3:2E:15:THR:HG21	3:2E:181:ASN:HA	1.79	0.64
31:39:51:THR:HG23	31:39:92:PRO:HG2	1.80	0.64
28:71:26:ALA:HB1	28:71:185:LEU:HB3	1.79	0.64
8:72:51:VAL:HG11	8:72:60:ARG:HE	1.61	0.64
47:D5:94:GLU:O	47:D5:130:PRO:HD3	1.97	0.64
26:14:1678:G:H22	26:14:1989:G:N2	1.95	0.64
26:14:2056:G:H1	53:J5:3:LYS:HB3	1.63	0.64

Continued on next page...

Continued from previous page...

Atom-1	Atom-2	Interatomic distance (Å)	Clash overlap (Å)
26:14:2065:C:H1'	26:14:2449:U:H3	1.63	0.64
26:14:925:C:H2'	26:14:926:A:H8	1.62	0.64
10:1A:44:VAL:HG22	10:1A:66:ARG:HB3	1.80	0.64
2:1E:219:VAL:HA	2:1E:222:ILE:HD11	1.79	0.64
1:1G:1028(A):C:H41	1:1G:1029:G:H1'	1.63	0.64
3:22:32:LEU:HD22	3:22:59:ARG:HH12	1.63	0.64
5:4E:57:LYS:HA	5:4E:60:TYR:HB3	1.80	0.64
26:14:2377:A:H4'	40:65:111:GLU:HG2	1.80	0.64
1:13:559:A:OP1	5:4E:126:ARG:NH2	2.31	0.64
26:14:2134:A:N6	26:14:2156:G:H2'	2.13	0.64
35:15:42:TRP:HA	35:15:48:MET:HE1	1.79	0.64
1:1G:448:A:OP2	1:1G:485:G:N2	2.28	0.64
26:1H:2110:G:N2	26:1H:2180:U:O2	2.31	0.64
40:65:85:VAL:HG22	40:65:110:LEU:HB2	1.79	0.64
47:D5:53:ILE:HG22	47:D5:71:VAL:HG13	1.80	0.64
48:E5:38:VAL:HB	48:E5:59:LEU:HD12	1.80	0.64
1:13:1128:C:H5'	9:8E:16:ARG:HH22	1.63	0.64
26:14:1416:G:H1	26:14:1582:C:H42	1.45	0.64
29:19:30:GLU:HG3	29:19:63:ARG:CZ	2.28	0.64
26:1H:1328:G:H2'	26:1H:1330:C:C5	2.33	0.64
26:1H:1899:G:H22	26:1H:1902:C:H41	1.46	0.64
26:1H:880:G:H2'	26:1H:881:G:C8	2.32	0.64
23:2K:33:OMC:HM22	23:2K:34:U:H5'	1.79	0.64
7:62:116:ALA:HA	7:62:119:ARG:HE	1.63	0.64
20:BI:30:LYS:HE2	20:BI:80:ARG:HH22	1.62	0.64
43:D8:37:VAL:O	43:D8:38:LEU:HG	1.98	0.64
1:13:1062:U:H2'	1:13:1063:C:C6	2.33	0.63
1:13:339:C:OP2	36:68:97:ARG:NH1	2.30	0.63
1:13:848:C:H2'	1:13:849:C:O4'	1.98	0.63
26:14:1899:G:N2	26:14:1902:C:N4	2.45	0.63
27:16:28:C:OP1	40:A8:36:TYR:OH	2.11	0.63
1:1G:1256:A:N6	1:1G:1277:C:H3'	2.13	0.63
1:1G:371:G:O2'	1:1G:373:A:N7	2.30	0.63
1:1G:963:G:N3	10:1A:55:LYS:NZ	2.46	0.63
3:2E:147:LYS:HB3	3:2E:203:PHE:CD2	2.33	0.63
35:58:129:PRO:O	35:58:134:ARG:NH1	2.31	0.63
33:59:159:GLU:O	33:59:163:TYR:OH	2.16	0.63
26:1H:958:U:OP2	38:88:14:ARG:NH1	2.31	0.63
54:L5:25:PRO:HA	54:L5:28:ARG:HG3	1.80	0.63
1:13:1157:A:N6	1:13:1178:G:H21	1.95	0.63
1:13:501:C:H2'	1:13:502:G:C8	2.34	0.63

Continued on next page...

Continued from previous page...

Atom-1	Atom-2	Interatomic distance (Å)	Clash overlap (Å)
13:4I:16:ASP:HB2	13:4I:31:LYS:HE3	1.81	0.63
47:D5:45:ASP:OD1	47:D5:49:ARG:NH1	2.31	0.63
1:13:8:A:N7	4:3E:208:SER:OG	2.25	0.63
26:14:198:C:H5'	26:14:2244:U:OP1	1.99	0.63
26:14:674:G:O2'	31:39:74:ARG:HG3	1.98	0.63
26:14:1138:G:H21	35:15:106:MET:HE3	1.63	0.63
1:1G:1095:U:P	1:1G:1108:G:H1	2.21	0.63
26:1H:1156:A:C8	42:C8:51:LYS:HG2	2.33	0.63
26:1H:65:C:H2'	26:1H:66:C:H6	1.63	0.63
27:1J:89(A):A:H5'	27:1J:90:C:OP2	1.99	0.63
28:71:55:ASP:N	28:71:55:ASP:OD1	2.29	0.63
37:78:95:VAL:HG21	37:78:123:LEU:HD13	1.79	0.63
26:1H:97:C:OP1	50:K8:2:LYS:N	2.32	0.63
1:13:1165:C:O2	1:13:1171:G:N2	2.24	0.63
1:13:1446:A:OP1	1:13:1446:A:H4'	1.99	0.63
1:13:626:U:H2'	1:13:627:G:C8	2.33	0.63
1:13:649:G:H2'	1:13:650:G:H8	1.62	0.63
1:1G:1266:G:N2	1:1G:1269:A:OP2	2.32	0.63
26:1H:1533:C:H3'	26:1H:1534:G:H5''	1.80	0.63
26:1H:330:A:HO2'	26:1H:331:A:H8	1.45	0.63
57:3L:21:A:N1	57:3L:46:G:N1	2.47	0.63
7:62:42:ILE:HG23	7:62:117:ALA:HB2	1.81	0.63
43:95:35:LEU:O	43:95:37:VAL:HG22	1.98	0.63
46:C5:8:LYS:NZ	46:C5:95:LYS:HD3	2.13	0.63
43:D8:37:VAL:HG12	43:D8:55:ALA:O	1.98	0.63
55:M5:48:PHE:CB	55:M5:49:VAL:HG22	2.18	0.63
1:13:1260:C:H4'	1:13:1284:C:H5'	1.81	0.63
1:13:1315:U:O2'	1:13:1360:A:O2'	2.13	0.63
1:13:251:G:O6	1:13:271:C:N4	2.32	0.63
1:1G:1133:G:N2	1:1G:1141:C:O2	2.32	0.63
26:1H:1339:G:H21	26:1H:1603:A:H1'	1.64	0.63
26:1H:1550:C:H2'	26:1H:1551:C:H6	1.64	0.63
26:1H:1578:U:OP2	61:1H:3554:HOH:O	2.15	0.63
26:1H:778:G:O6	61:1H:3547:HOH:O	2.12	0.63
12:3A:59:ARG:NH1	12:3A:65:GLU:OE1	2.31	0.63
1:13:407:G:O4'	4:3E:119:GLN:NE2	2.31	0.63
38:45:32:TYR:HD2	38:45:114:ALA:HB3	1.64	0.63
13:4A:11:ARG:HA	13:4A:45:VAL:HB	1.81	0.63
33:51:113:VAL:HG11	33:51:151:ILE:HD13	1.81	0.63
8:72:11:THR:O	8:72:15:ASN:HB2	1.98	0.63
44:E8:27:LYS:HB3	44:E8:31:GLU:HG3	1.80	0.63

Continued on next page...

Continued from previous page...

Atom-1	Atom-2	Interatomic distance (Å)	Clash overlap (Å)
2:12:127:ILE:O	2:12:130:ARG:NE	2.29	0.63
1:13:875:C:O2'	8:7E:14:ARG:NH1	2.31	0.63
26:14:1633:G:O6	61:14:3530:HOH:O	2.14	0.63
26:14:780:G:H21	26:14:783:A:H62	1.45	0.63
1:1G:1239:A:O2'	1:1G:1298:C:N4	2.30	0.63
26:1H:805:G:OP1	61:1H:3555:HOH:O	2.15	0.63
11:2I:58:PRO:HD3	11:2I:89:ALA:HB1	1.80	0.63
37:78:49:ARG:HG3	37:78:49:ARG:HH11	1.63	0.63
42:85:75:ASN:OD1	42:85:78:THR:OG1	2.15	0.63
42:C8:97:ASP:OD1	42:C8:101:ARG:NH1	2.28	0.63
55:M5:23:VAL:HA	55:M5:49:VAL:H	1.63	0.63
2:12:22:LYS:HB3	2:12:40:HIS:NE2	2.13	0.63
26:14:287:C:H2'	26:14:288:C:H6	1.63	0.63
26:1H:1047:G:N2	26:1H:1110:G:H2'	2.13	0.63
26:1H:1475:G:H1	26:1H:1518:C:H42	1.45	0.63
26:1H:2400:G:H2'	26:1H:2401:U:H6	1.63	0.63
31:31:78:ILE:HA	31:31:83:PHE:CD2	2.34	0.63
6:5E:100:ASN:HB2	18:9I:28:GLU:HA	1.81	0.63
9:8E:125:TYR:HD1	9:8E:126:SER:N	1.97	0.63
1:1G:1142:G:H3'	1:1G:1143:G:C8	2.34	0.63
1:1G:1435:G:H2'	1:1G:1436:U:C6	2.33	0.63
26:1H:588:U:H2'	26:1H:589:C:C6	2.33	0.63
11:2A:81:ASP:N	11:2A:81:ASP:OD1	2.31	0.63
23:2K:62:C:H2'	23:2K:63:C:H6	1.63	0.63
4:3E:82:ALA:O	4:3E:86:LYS:HB3	1.98	0.63
13:4A:13:LYS:HD3	13:4A:14:ARG:N	2.14	0.63
16:7A:74:LEU:HD12	16:7A:79:VAL:HG21	1.79	0.63
42:85:91:ASP:O	42:85:92:ARG:HG2	1.98	0.63
1:13:1081:G:H2'	1:13:1082:G:H8	1.62	0.63
1:13:1533:C:H4'	1:13:1534:A:C8	2.34	0.63
26:1H:1416:G:O2'	26:1H:1417:C:H6	1.82	0.63
3:2E:150:LYS:HE3	3:2E:152:ILE:HD11	1.81	0.63
4:32:148:VAL:HG12	4:32:152:SER:HB2	1.80	0.63
1:13:1297:C:OP1	13:4I:13:LYS:NZ	2.30	0.63
26:14:2378:A:O2'	40:65:21:THR:HG21	1.99	0.63
1:1G:192:U:O4'	20:BA:103:GLY:HA2	1.98	0.63
55:Q8:49:VAL:O	55:Q8:51:ALA:N	2.32	0.63
26:14:1754:C:OP1	41:75:96:ARG:NH1	2.32	0.62
26:14:903:C:H2'	26:14:904:C:C6	2.34	0.62
2:1E:136:VAL:HA	2:1E:139:LYS:HB2	1.81	0.62
2:1E:118:LEU:HB3	2:1E:142:LEU:HD13	1.81	0.62

Continued on next page...

Continued from previous page...

Atom-1	Atom-2	Interatomic distance (Å)	Clash overlap (Å)
1:1G:1259:C:N4	1:1G:1260:C:O2	2.32	0.62
1:1G:538:G:H5''	12:3A:114:LYS:HB2	1.80	0.62
1:1G:589:C:N3	1:1G:650:G:N2	2.37	0.62
26:1H:458:G:O2'	26:1H:469:G:O6	2.12	0.62
3:22:6:HIS:CE1	3:22:8:ILE:HB	2.34	0.62
37:35:101:VAL:HG21	37:35:108:LYS:HB2	1.80	0.62
12:3A:24:VAL:O	12:3A:26:ALA:N	2.31	0.62
7:62:60:LYS:HA	7:62:63:LYS:HG2	1.81	0.62
28:79:19:ILE:HG12	28:79:223:ARG:HG3	1.81	0.62
40:A8:106:ARG:HE	40:A8:106:ARG:C	2.01	0.62
47:H8:102:LEU:HD21	47:H8:124:ILE:HG22	1.81	0.62
47:H8:9:TYR:HE2	47:H8:35:ARG:HH11	1.45	0.62
2:12:52:GLU:OE1	2:12:53:ARG:N	2.32	0.62
26:14:2228:G:OP1	29:19:261:LYS:NZ	2.31	0.62
26:14:30:G:O6	61:14:3529:HOH:O	2.13	0.62
26:14:646:A:H2'	26:14:647:G:O4'	1.99	0.62
1:1G:964:A:N3	1:1G:969:A:O2'	2.28	0.62
26:1H:1667:G:O2'	26:1H:1991:U:O4	2.14	0.62
26:1H:50:U:H3'	26:1H:51:G:H5'	1.82	0.62
22:1K:56:C:H5''	38:88:60:ARG:HH22	1.64	0.62
13:4A:16:ASP:HB3	13:4A:34:LEU:HD11	1.80	0.62
40:65:106:ARG:HA	40:65:110:LEU:HD11	1.80	0.62
28:71:19:ILE:HG23	28:71:223:ARG:HG2	1.81	0.62
40:A8:89:ARG:HG2	40:A8:89:ARG:O	1.98	0.62
19:AA:41:VAL:HG23	19:AA:44:MET:HG3	1.80	0.62
1:13:186:C:O4'	20:BI:81:LYS:NZ	2.31	0.62
2:12:219:VAL:CG2	2:12:221:LEU:H	2.12	0.62
26:14:265:A:C8	26:14:266:G:H1'	2.34	0.62
26:1H:2032:G:H21	30:21:146:THR:CG2	2.11	0.62
1:1G:437:U:H5''	4:32:155:LEU:HD11	1.81	0.62
27:16:43:C:OP1	32:41:67:LYS:NZ	2.31	0.62
34:61:78:THR:HG22	34:61:141:LYS:HB2	1.80	0.62
45:B5:8:ILE:O	50:G5:36:ARG:NH2	2.32	0.62
46:C5:83:THR:HG22	46:C5:84:ARG:H	1.63	0.62
29:11:201:HIS:O	29:11:204:ILE:HG13	2.00	0.62
2:12:24:TRP:HE1	2:12:26:PRO:HG3	1.63	0.62
1:13:736:C:H2'	1:13:737:A:C8	2.33	0.62
1:1G:407:G:H2'	1:1G:408:A:H8	1.63	0.62
26:1H:1434:A:H61	26:1H:1558:A:H61	1.45	0.62
26:1H:2680:C:H5'	30:21:189:PRO:HA	1.81	0.62
4:32:94:LEU:HA	4:32:97:LEU:HD12	1.81	0.62

Continued on next page...

Continued from previous page...

Atom-1	Atom-2	Interatomic distance (Å)	Clash overlap (Å)
32:41:161:THR:HG22	32:41:163:ALA:H	1.64	0.62
32:49:39:ILE:HG12	32:49:157:ILE:HG23	1.81	0.62
32:49:56:ALA:HA	32:49:59:GLU:HB2	1.80	0.62
13:4A:16:ASP:N	13:4A:16:ASP:OD1	2.31	0.62
14:5I:6:LEU:HB3	14:5I:23:ARG:NH2	2.14	0.62
34:61:77:LEU:HD13	34:61:140:LEU:HB3	1.82	0.62
20:BI:23:ARG:HA	20:BI:26:ASN:HD22	1.63	0.62
50:G5:43:GLN:CD	50:G5:43:GLN:H	2.02	0.62
2:12:75:LYS:HA	2:12:78:GLN:HB2	1.80	0.62
1:13:1238:A:H62	1:13:1301:U:H3	1.46	0.62
26:14:1639:U:H4'	26:14:2699:C:H4'	1.81	0.62
26:14:2346:A:C2	26:14:2383:G:C2	2.88	0.62
29:19:33:LEU:HD23	29:19:34:VAL:HG13	1.80	0.62
26:1H:1900:A:C8	26:1H:1900:A:H5'	2.33	0.62
26:1H:1972:A:H2'	26:1H:1973:G:C8	2.33	0.62
11:2I:48:ILE:HG21	11:2I:63:LEU:HD13	1.80	0.62
23:2K:2:G:H2'	23:2K:3:C:C6	2.35	0.62
1:13:881:G:OP2	12:3I:12:ARG:NH2	2.33	0.62
32:41:38:VAL:HG22	32:41:93:THR:HG23	1.81	0.62
8:72:44:PHE:HA	8:72:79:VAL:HG11	1.81	0.62
35:58:38:HIS:O	42:C8:67:ALA:HB1	1.99	0.62
46:G8:30:VAL:HG22	46:G8:37:VAL:HG12	1.82	0.62
26:14:1027:A:C2	26:14:2488:A:H5'	2.35	0.62
26:14:1169:G:N2	26:14:1180:C:N3	2.44	0.62
26:14:528:A:C2	26:14:2043:C:H4'	2.34	0.62
35:15:56:ASN:H	35:15:125:GLY:HA3	1.63	0.62
1:1G:1147:C:O2	9:82:16:ARG:NH1	2.25	0.62
26:1H:882:G:H1	26:1H:894:C:H42	1.47	0.62
4:3E:98:GLU:O	4:3E:103:ASN:ND2	2.31	0.62
1:13:51:A:OP2	1:13:52:G:H8	1.83	0.62
26:1H:1433:U:O2	26:1H:1561:G:C2	2.53	0.62
26:1H:2577:A:H5''	26:1H:2578:G:H5'	1.82	0.62
1:13:1492:A:H5''	12:3I:47:LYS:HB3	1.82	0.62
28:71:53:ARG:NH1	28:71:55:ASP:OD2	2.33	0.62
18:9I:22:VAL:HG13	18:9I:42:ARG:HH22	1.65	0.62
1:13:1305:G:O2'	1:13:1331:G:N2	2.32	0.62
2:1E:28:PHE:CE2	2:1E:190:THR:HA	2.34	0.62
26:1H:2331:G:O3'	48:I8:43:THR:HG22	2.00	0.62
27:1J:3:C:H2'	27:1J:4:C:C6	2.34	0.62
27:1J:44:G:H1'	27:1J:47:C:H42	1.64	0.62
30:21:4:ILE:HD13	30:21:28:ALA:HB1	1.81	0.62

Continued on next page...

Continued from previous page...

Atom-1	Atom-2	Interatomic distance (Å)	Clash overlap (Å)
47:H8:101:PRO:HA	47:H8:123:ASP:HB3	1.82	0.62
26:14:2438:U:O3'	26:14:2439:A:H3'	1.99	0.62
26:14:900:A:H2'	26:14:901:A:C8	2.25	0.62
26:1H:2142:C:H2'	26:1H:2143:C:C6	2.35	0.62
30:21:116:VAL:O	30:21:117:MET:HB3	1.98	0.62
31:39:64:ILE:HD11	31:39:75:HIS:HB2	1.82	0.62
33:51:46:GLU:OE1	33:51:51:ARG:NH2	2.33	0.62
7:62:111:ARG:NH2	7:62:122:HIS:HB3	2.13	0.62
9:82:17:VAL:HG22	9:82:63:ILE:HG12	1.82	0.62
18:9I:39:VAL:O	18:9I:42:ARG:HB2	2.00	0.62
1:13:222:U:H2'	1:13:223:U:H6	1.64	0.62
1:13:345:C:H4'	1:13:346:G:C5	2.35	0.62
26:14:139:G:N2	26:14:141:A:N1	2.46	0.62
26:14:1921:G:H2'	26:14:1922:G:H8	1.65	0.62
26:14:2688:U:H5	26:14:2720:U:OP2	1.83	0.62
26:1H:1900:A:H5'	26:1H:1900:A:H8	1.65	0.62
26:1H:719:C:H2'	26:1H:720:C:C6	2.35	0.62
27:1J:44:G:H5"	27:1J:45:A:OP1	1.99	0.62
30:29:25:VAL:HG12	30:29:26:ILE:H	1.64	0.62
3:2E:119:ARG:O	3:2E:123:GLN:HG3	2.00	0.62
4:32:70:ILE:HD11	4:32:75:PHE:HD2	1.65	0.62
33:51:83:TYR:O	33:51:84:SER:OG	2.18	0.62
1:1G:1204:A:OP1	14:5A:3:ARG:NH1	2.31	0.62
45:B5:51:VAL:HG13	45:B5:81:VAL:HG23	1.82	0.62
41:B8:60:THR:HG22	41:B8:77:PRO:HA	1.81	0.62
26:14:2016:U:O2	53:J5:7:PRO:HG2	1.99	0.62
1:13:1015:A:H2'	1:13:1016:A:H8	1.65	0.61
1:13:474:G:H5"	16:7I:81:ARG:HE	1.64	0.61
26:14:6:A:N7	26:14:2899:G:N2	2.47	0.61
31:39:78:ILE:HA	31:39:83:PHE:CD2	2.35	0.61
17:8I:76:LEU:HD12	17:8I:77:VAL:H	1.63	0.61
39:98:51:LEU:HD22	39:98:66:VAL:HG13	1.82	0.61
26:1H:1188:U:H4'	43:D8:79:VAL:HG22	1.82	0.61
26:14:1435:G:H1	26:14:1557:C:H42	1.47	0.61
2:1E:185:ILE:CG2	2:1E:199:TYR:HB2	2.30	0.61
1:1G:1316:G:H4'	14:5A:18:VAL:HG11	1.81	0.61
1:1G:324:G:N1	1:1G:327:A:OP2	2.33	0.61
32:41:35:GLU:OE1	32:41:36:LYS:N	2.33	0.61
26:1H:1196:C:H41	37:78:16:ARG:HH12	1.46	0.61
43:95:85:LYS:CD	43:95:86:GLY:H	2.07	0.61
19:AI:21:GLU:O	19:AI:25:LYS:HB2	1.99	0.61

Continued on next page...

Continued from previous page...

Atom-1	Atom-2	Interatomic distance (Å)	Clash overlap (Å)
53:J5:41:PRO:O	53:J5:44:THR:OG1	2.18	0.61
1:13:323:U:H2'	1:13:324:G:O4'	1.98	0.61
26:14:2822:G:OP2	61:14:3506:HOH:O	2.16	0.61
21:1B:8:THR:HG23	21:1B:11:GLY:H	1.63	0.61
1:1G:857:C:H3'	1:1G:858:G:C8	2.35	0.61
27:1J:104:A:H2'	27:1J:105:G:O4'	2.00	0.61
4:32:22:LYS:HD3	4:32:25:ARG:HD2	1.83	0.61
12:3I:38:THR:HB	12:3I:57:LYS:HB3	1.83	0.61
40:65:30:ARG:HG3	40:65:35:ILE:HD12	1.80	0.61
41:75:50:ILE:HD11	41:75:102:ILE:HD11	1.81	0.61
41:75:55:ASN:N	41:75:59:THR:HG22	2.15	0.61
42:85:49:HIS:HA	42:85:52:ARG:HB3	1.81	0.61
17:8I:13:ASP:H	17:8I:14:LYS:NZ	1.98	0.61
50:G5:63:VAL:O	50:G5:66:GLU:HG2	2.00	0.61
1:13:200:G:N2	1:13:218:C:O2	2.33	0.61
1:13:346:G:H21	1:13:347:G:H1'	1.64	0.61
1:13:67:C:H2'	1:13:68:G:C8	2.36	0.61
1:13:804:U:H5''	1:13:805:C:OP2	2.00	0.61
26:14:1070:A:H8	26:14:1093:G:C2	2.19	0.61
26:14:1210:A:H5'	26:14:1212:G:C5'	2.30	0.61
26:14:1935:G:H1'	26:14:1964:G:N2	2.15	0.61
10:1A:49:VAL:O	10:1A:60:ARG:HB2	2.00	0.61
1:1G:1149:C:OP2	9:82:9:ARG:NH1	2.33	0.61
1:1G:1311:G:N2	1:1G:1326:C:O2	2.29	0.61
1:1G:1449:C:H3'	1:1G:1450:U:H4'	1.81	0.61
26:1H:2150:U:H2'	26:1H:2151:G:C8	2.36	0.61
26:1H:870:A:OP1	38:88:5:ARG:NH2	2.34	0.61
4:32:60:GLU:HG2	4:32:202:LEU:HB2	1.82	0.61
4:3E:61:LYS:NZ	4:3E:72:GLU:OE2	2.26	0.61
4:3E:95:GLY:O	4:3E:99:SER:OG	2.17	0.61
35:58:130:HIS:C	35:58:134:ARG:HH22	2.03	0.61
26:14:2674:G:H4'	36:25:30:ALA:HB2	1.81	0.61
26:1H:34:C:O2'	26:1H:35:G:OP2	2.18	0.61
4:32:31:CYS:C	4:32:33:MET:H	2.03	0.61
13:4A:23:TYR:HB3	13:4A:67:GLU:HA	1.82	0.61
33:51:81:GLU:O	33:51:81:GLU:HG2	2.00	0.61
36:68:2:ILE:HD12	36:68:6:THR:HG21	1.81	0.61
1:13:1178:G:OP2	9:8E:93:ARG:NH2	2.34	0.61
43:95:67:GLY:O	43:95:88:ARG:HD2	2.01	0.61
55:Q8:33:ASN:HA	55:Q8:36:LYS:HD2	1.82	0.61
2:12:91:PRO:HG2	2:12:155:LEU:HD23	1.80	0.61

Continued on next page...

Continued from previous page...

Atom-1	Atom-2	Interatomic distance (Å)	Clash overlap (Å)
26:14:958:U:O2	27:1J:89(A):A:O2'	2.15	0.61
26:1H:861:A:N3	27:16:79:C:O2'	2.32	0.61
4:3E:167:GLY:HA2	29:19:135:PHE:CZ	2.35	0.61
29:19:158:ALA:HB3	29:19:161:THR:HG21	1.82	0.61
2:1E:74:LYS:HB2	2:1E:208:ILE:HG21	1.81	0.61
26:1H:1266:G:O2'	26:1H:2012:G:O6	2.14	0.61
26:1H:305:U:H2'	26:1H:306:U:C6	2.36	0.61
26:1H:654(A):A:H2	26:1H:654(T):A:N1	1.98	0.61
22:1K:17:U:HO2'	22:1K:57:G:H1	1.47	0.61
3:22:93:LYS:HD3	3:22:93:LYS:H	1.63	0.61
30:29:51:PHE:CG	30:29:52:LEU:N	2.68	0.61
11:2I:62:GLN:O	11:2I:66:LEU:HG	1.99	0.61
31:31:29:ASN:H	31:31:112:MET:CE	2.12	0.61
33:51:10:PRO:HD2	33:51:50:VAL:O	2.00	0.61
34:69:98:ALA:HA	34:69:109:ILE:HD11	1.82	0.61
8:72:86:ILE:HG21	8:72:133:LEU:HD22	1.81	0.61
1:13:110:C:O2'	16:7I:25:ARG:O	2.17	0.61
16:7I:45:THR:HB	16:7I:47:ASP:H	1.66	0.61
43:95:85:LYS:CG	43:95:87:HIS:H	2.13	0.61
47:D5:67:LEU:HD22	47:D5:90:VAL:HG11	1.81	0.61
46:G8:87:LYS:O	46:G8:94:LYS:HB2	2.00	0.61
27:16:81:G:OP2	61:16:304:HOH:O	2.16	0.61
56:1L:76:A:H2'	26:14:2584:U:H1'	1.81	0.61
26:14:1670:C:O2	30:29:129:HIS:NE2	2.33	0.61
31:31:155:LEU:HD12	31:31:174:VAL:HG22	1.82	0.61
31:31:199:TRP:HE1	31:31:203:GLN:HE22	1.48	0.61
34:61:93:THR:HA	34:61:119:PRO:HB3	1.83	0.61
41:75:99:LEU:HD22	41:75:101:PHE:HE1	1.65	0.61
22:1K:57:G:OP2	38:88:60:ARG:NH2	2.33	0.61
18:9A:37:VAL:O	18:9A:41:LYS:N	2.28	0.61
19:AA:15:LEU:HD13	19:AA:18:LYS:HD2	1.82	0.61
55:Q8:14:VAL:HG23	55:Q8:24:ALA:HB2	1.83	0.61
26:14:1226:G:H5'	43:95:85:LYS:H	1.66	0.61
26:14:382:G:H1	26:14:392:C:H42	1.48	0.61
26:1H:2144:U:H1'	26:1H:2148:G:N2	2.16	0.61
3:22:18:TRP:HE3	3:22:18:TRP:H	1.49	0.61
5:4E:36:ASP:OD2	5:4E:40:ARG:NH2	2.32	0.61
40:65:74:ALA:O	40:65:78:LEU:HD12	2.01	0.61
7:6E:15:ASP:OD2	7:6E:19:GLY:N	2.34	0.61
15:6I:7:GLU:OE1	15:6I:38:ARG:NH2	2.33	0.61
40:A8:37:ALA:HB2	40:A8:101:LEU:HD21	1.83	0.61

Continued on next page...

Continued from previous page...

Atom-1	Atom-2	Interatomic distance (Å)	Clash overlap (Å)
29:11:17:THR:HG22	29:11:204:ILE:HA	1.82	0.61
26:14:2584:U:H2'	26:14:2585:U:H2'	1.83	0.61
26:14:580:C:H2'	26:14:581:C:H6	1.65	0.61
2:1E:130:ARG:HB3	2:1E:134:GLU:HG2	1.83	0.61
1:1G:413:G:H2'	1:1G:428:G:N2	2.16	0.61
26:1H:2135:A:O2'	26:1H:2159:G:O2'	2.11	0.61
30:29:54:GLN:HA	30:29:54:GLN:NE2	2.15	0.61
3:2E:58:GLU:HB2	3:2E:65:ALA:HB3	1.82	0.61
37:35:85:LEU:HA	37:35:88:LEU:HD22	1.83	0.61
12:3A:60:LEU:HD21	12:3A:66:VAL:HG22	1.83	0.61
4:3E:102:ASP:OD1	4:3E:103:ASN:N	2.34	0.61
26:1H:662:G:OP1	37:78:15:ARG:NH1	2.34	0.61
20:BI:45:GLN:HB2	20:BI:91:LEU:HD13	1.83	0.61
26:1H:2422:A:N7	55:Q8:31:HIS:HE1	1.99	0.61
1:13:1030:C:H2'	1:13:1031:G:C8	2.36	0.61
26:14:2275:C:H6	26:14:2275:C:H5'	1.64	0.61
26:1H:1409:C:H42	26:1H:1593:G:H1	1.47	0.61
26:1H:2246:G:H2'	26:1H:2247:A:H8	1.66	0.61
26:1H:2867:G:OP2	41:B8:119:LYS:NZ	2.18	0.61
26:1H:409:C:OP1	61:1H:3556:HOH:O	2.16	0.61
26:14:2572:A:C8	30:29:144:ARG:HD2	2.36	0.61
39:55:87:TYR:HD1	39:55:90:ARG:HE	1.47	0.61
15:6A:25:THR:HG21	15:6A:70:LEU:HB2	1.82	0.61
15:6I:82:ILE:O	15:6I:86:GLY:N	2.34	0.61
26:1H:910:A:H62	38:88:12:GLN:HA	1.65	0.61
43:95:21:ARG:NH2	43:95:65:GLY:O	2.33	0.61
26:14:498:G:H21	46:C5:47:LYS:HZ1	1.49	0.61
43:D8:24:LYS:HA	43:D8:92:THR:HG23	1.83	0.61
2:12:112:VAL:HG22	2:12:149:LEU:HD13	1.82	0.60
26:14:848:G:C4	26:14:933:A:H8	2.19	0.60
26:1H:2301:C:H2'	26:1H:2302:G:H8	1.66	0.60
26:1H:2845:G:H2'	26:1H:2846:G:H8	1.65	0.60
1:1G:523:A:H61	12:3A:92:ASP:HB2	1.66	0.60
13:4A:8:GLU:HB3	32:49:115:ARG:HH21	1.66	0.60
33:51:86:GLU:HG3	33:51:87:LEU:H	1.64	0.60
7:62:31:MET:HG3	7:62:36:LYS:HA	1.82	0.60
26:1H:2563:U:H4'	36:68:28:SER:HA	1.83	0.60
9:8E:112:LYS:HA	9:8E:119:ALA:HB2	1.83	0.60
26:14:1019:U:H2'	26:14:1020:A:C8	2.36	0.60
26:14:1496:A:H8	26:14:1577:C:HO2'	1.44	0.60
26:14:71:A:C8	26:14:71:A:H5'	2.36	0.60

Continued on next page...

Continued from previous page...

Atom-1	Atom-2	Interatomic distance (Å)	Clash overlap (Å)
1:1G:99:C:H2'	1:1G:101:A:C8	2.37	0.60
1:1G:1499:A:H1'	1:1G:1520:G:H5'	1.84	0.60
1:1G:411:A:H61	1:1G:430:A:H62	1.47	0.60
1:1G:547:A:OP2	4:32:2:GLY:N	2.33	0.60
26:1H:801:G:OP2	61:1H:3557:HOH:O	2.16	0.60
3:22:172:ARG:HH12	3:22:174:PRO:HG3	1.66	0.60
17:8A:59:ILE:HG22	17:8A:71:PHE:HD2	1.65	0.60
29:11:17:THR:HG22	29:11:205:VAL:H	1.65	0.60
26:1H:1805:U:O2	29:11:50:THR:HB	2.01	0.60
1:13:1226:C:H4'	19:AI:80:TYR:OH	2.01	0.60
26:14:1167:U:O2	26:14:1183:G:N2	2.35	0.60
29:19:30:GLU:OE1	29:19:63:ARG:NE	2.27	0.60
26:1H:1503:U:H2'	26:1H:1504:C:H6	1.65	0.60
26:1H:1534:G:H21	26:1H:1538:G:N2	1.99	0.60
26:1H:2680:C:O2'	26:1H:2681:C:H5'	2.00	0.60
30:29:12:THR:O	30:29:23:VAL:HG22	2.00	0.60
23:2L:9:G:N3	23:2L:46:G:H2'	2.17	0.60
12:3A:82:VAL:O	12:3A:106:ASP:HB2	2.00	0.60
26:14:2875:C:O2	41:75:3:ARG:NH1	2.34	0.60
26:1H:910:A:C5	38:88:13:GLN:HG3	2.36	0.60
20:BA:25:ARG:O	20:BA:29:LYS:HG2	2.01	0.60
20:BA:41:ILE:HG21	20:BA:87:LYS:HD2	1.83	0.60
42:C8:69:CYS:HB3	42:C8:74:LEU:HD13	1.83	0.60
29:11:27:THR:OG1	29:11:28:GLU:N	2.31	0.60
26:14:2134:A:H62	26:14:2156:G:H2'	1.66	0.60
26:14:2657:A:H62	26:14:2664:G:H21	1.49	0.60
1:13:1104:G:OP1	2:1E:144:ARG:NH1	2.33	0.60
1:1G:827:U:H3	1:1G:872:A:H62	1.47	0.60
26:1H:1022:G:H4'	26:1H:1023:U:O5'	2.01	0.60
26:1H:1412:A:H2'	26:1H:1413:G:H8	1.66	0.60
26:1H:2443:C:H2'	26:1H:2444:G:H8	1.65	0.60
31:31:67:GLN:HG3	31:31:67:GLN:O	2.02	0.60
12:3A:60:LEU:HD23	12:3A:64:TYR:HB3	1.82	0.60
24:3K:25:C:H2'	24:3K:26:A:O4'	2.00	0.60
24:3K:6:G:N2	24:3K:67:C:O2	2.34	0.60
34:61:110:ASP:HB2	34:61:112:LYS:H	1.66	0.60
42:85:90:VAL:HA	43:95:39:LEU:HD13	1.83	0.60
43:95:58:VAL:HG13	43:95:97:LYS:HB2	1.84	0.60
19:AA:14:HIS:CE1	19:AA:15:LEU:HD23	2.36	0.60
41:B8:26:ASP:HB2	41:B8:91:ARG:HA	1.83	0.60
32:41:112:PRO:HB3	52:M8:37:SER:N	2.15	0.60

Continued on next page...

Continued from previous page...

Atom-1	Atom-2	Interatomic distance (Å)	Clash overlap (Å)
29:11:68:LYS:HB3	29:11:70:TRP:CE3	2.36	0.60
1:13:918:A:H2'	1:13:919:A:C8	2.37	0.60
26:1H:1800:C:OP2	29:11:183:ARG:NH2	2.33	0.60
26:1H:1871:A:H2'	26:1H:1872:A:C8	2.35	0.60
26:1H:322:A:H5'	26:1H:340:A:H1'	1.83	0.60
23:2L:41:C:H2'	23:2L:42:C:H6	1.67	0.60
37:35:95:VAL:HA	37:35:99:LEU:HD23	1.83	0.60
33:59:171:LEU:CD1	33:59:172:LYS:H	2.14	0.60
41:75:56:GLY:O	41:75:59:THR:HG23	2.01	0.60
20:BI:20:LEU:O	20:BI:23:ARG:HG2	2.01	0.60
20:BI:89:ARG:CZ	20:BI:104:LEU:HD21	2.31	0.60
29:11:228:PRO:O	61:11:402:HOH:O	2.16	0.60
1:13:505:G:N7	61:13:1821:HOH:O	2.32	0.60
1:13:584:G:O6	61:13:1806:HOH:O	2.12	0.60
1:13:954:G:H2'	1:13:955:U:C6	2.37	0.60
26:14:1786:A:C2	26:14:2606:C:H1'	2.37	0.60
29:19:242:ARG:H	29:19:242:ARG:HH11	1.47	0.60
10:1A:13:HIS:HB3	10:1A:68:HIS:CE1	2.36	0.60
1:1G:1343:G:H2'	1:1G:1344:C:C6	2.37	0.60
31:31:197:ASP:N	31:31:197:ASP:OD1	2.35	0.60
37:35:47:ASP:OD2	37:35:50:ARG:NH1	2.35	0.60
16:7I:49:LEU:HD12	16:7I:50:LYS:H	1.65	0.60
47:D5:19:ARG:NH1	47:D5:84:GLU:O	2.35	0.60
1:13:1008:C:H2'	1:13:1009:G:O4'	2.01	0.60
26:14:1109:C:H2'	26:14:1110:G:H1'	1.84	0.60
10:1A:80:LYS:O	10:1A:84:GLN:NE2	2.34	0.60
26:1H:2845:G:H2'	26:1H:2846:G:C8	2.37	0.60
26:1H:934:G:H2'	26:1H:935:C:C6	2.35	0.60
30:29:12:THR:HG22	30:29:13:ARG:H	1.66	0.60
33:51:15:VAL:HG13	33:51:28:GLY:HA3	1.84	0.60
34:61:68:LEU:HA	34:61:71:ILE:HG22	1.84	0.60
9:8E:108:VAL:HG22	9:8E:109:VAL:H	1.67	0.60
49:F5:85:LEU:HA	49:F5:87:PRO:HD2	1.84	0.60
46:G8:38:ILE:HD11	46:G8:64:GLU:HG3	1.83	0.60
1:13:486:U:H2'	1:13:487:A:C8	2.36	0.60
1:13:626:U:H2'	1:13:627:G:H8	1.65	0.60
1:13:837:G:OP2	1:13:842:C:N4	2.25	0.60
26:14:1171:G:N2	26:14:1174:A:N1	2.48	0.60
26:14:1786:A:H2	26:14:2606:C:H1'	1.67	0.60
26:14:910:A:H62	38:45:12:GLN:HA	1.65	0.60
1:1G:438:G:H4'	4:32:123:HIS:ND1	2.16	0.60

Continued on next page...

Continued from previous page...

Atom-1	Atom-2	Interatomic distance (Å)	Clash overlap (Å)
26:1H:2712(A):A:H5''	26:1H:2713:A:OP2	2.02	0.60
26:1H:620:G:H4'	26:1H:621:A:C5'	2.32	0.60
26:1H:754:C:H2'	26:1H:755:C:H6	1.66	0.60
30:21:170:LEU:HD21	30:21:187:ALA:HB3	1.83	0.60
32:49:53:LEU:HD21	32:49:87:PRO:HB2	1.83	0.60
34:69:59:ALA:HA	34:69:62:LYS:HG2	1.84	0.60
17:8A:24:GLU:OE2	17:8A:26:GLN:NE2	2.31	0.60
43:95:84:LYS:HE2	43:95:85:LYS:HB2	1.83	0.60
45:B5:5:TYR:HD1	50:G5:33:MET:SD	2.24	0.60
1:13:1423:G:P	36:68:49:ARG:HH22	2.24	0.60
26:14:620:G:H5''	26:14:620:G:N3	2.16	0.60
2:1E:93:VAL:HG21	2:1E:97:TRP:HD1	1.66	0.60
1:1G:404:U:P	4:32:118:ARG:HH11	2.25	0.60
26:1H:1113:U:OP1	33:51:2:SER:N	2.35	0.60
37:35:105:LEU:O	37:35:106:LEU:HB3	2.01	0.60
5:4E:110:LEU:HD13	5:4E:118:ILE:HD13	1.84	0.60
25:4K:23:A:O2'	25:4K:24:A:N7	2.28	0.60
7:62:113:GLU:O	7:62:119:ARG:HD3	2.02	0.60
18:9I:22:VAL:HG13	18:9I:42:ARG:NH2	2.16	0.60
26:14:120:U:OP2	61:14:3535:HOH:O	2.16	0.60
26:14:1507:A:C4	26:14:1508:A:H1'	2.36	0.60
26:1H:2593:U:H2'	26:1H:2594:C:H6	1.67	0.60
4:32:107:ARG:HH12	4:32:194:LEU:HD12	1.65	0.60
6:52:3:ARG:NH2	6:52:38:GLU:OE1	2.33	0.60
35:58:39:ARG:NH2	35:58:41:ASP:OD2	2.35	0.60
16:7A:21:VAL:HG22	16:7A:33:ILE:HD12	1.84	0.60
1:13:541:G:N7	61:13:1820:HOH:O	2.32	0.59
26:14:2394:C:H1'	61:14:3826:HOH:O	2.01	0.59
26:14:34:C:O2'	26:14:35:G:H8	1.85	0.59
26:14:479:A:N3	26:14:481:G:H5''	2.17	0.59
2:1E:36:ARG:HB3	2:1E:41:ILE:HD11	1.84	0.59
26:1H:858:U:O2	26:1H:2268:A:H2'	2.02	0.59
26:1H:2855:C:H2'	26:1H:2856:C:H6	1.66	0.59
26:1H:646:A:H2'	26:1H:647:G:O4'	2.01	0.59
26:1H:802:A:OP1	61:1H:3559:HOH:O	2.17	0.59
3:2E:174:PRO:HB2	3:2E:177:THR:HB	1.84	0.59
11:2I:98:LEU:O	11:2I:101:SER:OG	2.20	0.59
7:62:62:PHE:HA	7:62:124:LEU:HD22	1.84	0.59
41:75:3:ARG:HG2	41:75:6:LEU:H	1.67	0.59
46:C5:52:SER:HB2	46:C5:56:PRO:HA	1.83	0.59
2:12:165:VAL:HG23	2:12:166:ASP:H	1.67	0.59

Continued on next page...

Continued from previous page...

Atom-1	Atom-2	Interatomic distance (Å)	Clash overlap (Å)
2:12:73:THR:HG21	2:12:97:TRP:H	1.67	0.59
1:13:1015:A:H2'	1:13:1016:A:C8	2.37	0.59
1:13:437:U:H5'	4:3E:155:LEU:HD21	1.84	0.59
29:19:223:GLY:HA2	29:19:226:MET:HG3	1.85	0.59
1:1G:501:C:H2'	1:1G:502:G:H8	1.67	0.59
1:1G:401:C:O2'	1:1G:621:A:N3	2.34	0.59
26:1H:2469:A:H2	26:1H:2481:G:H21	1.47	0.59
26:1H:2529:G:H5''	26:1H:2530:A:H5''	1.84	0.59
26:1H:2845:G:OP2	61:1H:3558:HOH:O	2.17	0.59
26:1H:651:G:OP1	55:Q8:19:SER:OG	2.18	0.59
26:1H:719:C:H2'	26:1H:720:C:H6	1.67	0.59
56:1L:33:U:O2'	56:1L:34:U8U:N	2.28	0.59
4:3E:153:ARG:HB3	4:3E:181:MET:SD	2.41	0.59
26:1H:2132:U:C2	28:71:5:LYS:HD3	2.37	0.59
9:82:6:GLY:HA3	9:82:84:ALA:HB2	1.84	0.59
42:85:98:LEU:C	42:85:100:VAL:H	2.05	0.59
40:A8:11:LYS:HD2	40:A8:15:ARG:NH2	2.17	0.59
26:14:517:C:OP1	53:J5:16:ARG:NH2	2.35	0.59
26:14:1678:G:N2	26:14:1989:G:H22	2.00	0.59
26:14:2476:A:H2	26:14:2481:G:H22	1.48	0.59
26:14:566:U:OP1	37:35:29:LYS:NZ	2.32	0.59
26:14:863:A:H2'	26:14:864:G:C8	2.37	0.59
5:4E:45:PHE:CE2	5:4E:47:LYS:HD2	2.38	0.59
7:62:102:ARG:O	7:62:106:GLN:HG2	2.02	0.59
46:G8:87:LYS:HD3	46:G8:88:LYS:H	1.65	0.59
46:G8:87:LYS:HD3	46:G8:88:LYS:N	2.17	0.59
1:13:1239:A:H62	1:13:1299:A:N6	1.97	0.59
1:13:1345:U:O2	1:13:1375:A:N6	2.34	0.59
26:14:302:C:H2'	26:14:303:U:C6	2.37	0.59
26:14:94:G:H21	50:G5:47:ASN:HD22	1.48	0.59
26:1H:1577:C:H5''	61:1H:3554:HOH:O	2.01	0.59
23:2K:17:C:H3'	23:2K:18:U:H2'	1.84	0.59
4:32:22:LYS:HG3	59:32:301:SF4:S3	2.42	0.59
13:4I:49:THR:HB	13:4I:52:GLU:HG2	1.85	0.59
7:62:15:ASP:OD1	7:62:44:TYR:OH	2.21	0.59
38:88:139:GLU:OE1	38:88:141:GLN:HB3	2.02	0.59
38:88:37:LEU:HD21	38:88:130:LYS:HB2	1.84	0.59
1:13:835:U:H3	1:13:851:G:H1	1.49	0.59
26:14:1337:G:H2'	26:14:1338:G:H8	1.67	0.59
1:1G:587:G:N2	1:1G:754:C:OP2	2.36	0.59
26:1H:1221:C:H2'	26:1H:1222:C:H6	1.67	0.59

Continued on next page...

Continued from previous page...

Atom-1	Atom-2	Interatomic distance (Å)	Clash overlap (Å)
26:1H:1418:G:OP1	26:1H:1588:C:O2'	2.19	0.59
10:1I:57:LYS:O	10:1I:60:ARG:NH2	2.35	0.59
3:2E:40:ARG:O	3:2E:44:GLU:HG2	2.01	0.59
31:39:123:LEU:O	31:39:193:VAL:HA	2.03	0.59
1:1G:377:G:H5'	16:7A:5:ARG:HH12	1.68	0.59
9:8E:114:TYR:HE2	10:1I:59:SER:HA	1.68	0.59
39:98:12:ARG:HD3	39:98:16:HIS:CD2	2.37	0.59
26:1H:2319:G:N7	40:A8:2:ALA:HB1	2.18	0.59
46:C5:62:GLU:CD	46:C5:63:LYS:H	2.05	0.59
1:13:1273:G:H3'	1:13:1274:G:H8	1.67	0.59
1:13:130:A:N3	1:13:263:A:O2'	2.34	0.59
26:14:1671:U:HO2'	26:14:1673:U:H5	1.47	0.59
26:14:2211:G:O2'	26:14:2212:A:OP1	2.20	0.59
26:14:2306:C:H2'	26:14:2307:G:H21	1.68	0.59
29:19:6:PHE:HE1	29:19:18:VAL:HG23	1.68	0.59
21:1F:5:ASP:O	21:1F:11:GLY:HA3	2.02	0.59
1:1G:1134:G:C2	1:1G:1135:U:H1'	2.38	0.59
1:1G:1286:A:C8	1:1G:1287:A:H4'	2.38	0.59
26:1H:1509:C:H2'	26:1H:1511:A:C8	2.38	0.59
26:1H:1709:U:H1'	26:1H:2860:A:N3	2.17	0.59
30:29:55:ASN:HB2	30:29:58:ARG:NH2	2.18	0.59
37:35:15:ARG:CZ	37:35:15:ARG:HB2	2.32	0.59
38:45:25:ASP:HB3	38:45:102:VAL:HB	1.84	0.59
40:65:44:LYS:HB3	40:65:46:VAL:HG12	1.84	0.59
28:71:225:ASN:ND2	28:71:225:ASN:N	2.50	0.59
1:13:624:C:O3'	16:7I:10:GLY:HA2	2.02	0.59
39:98:101:ALA:HA	53:N8:44:THR:HG21	1.85	0.59
51:L8:7:LYS:HE2	51:L8:32:GLN:HG3	1.83	0.59
26:14:1188:U:O2'	26:14:1189:A:H5'	2.02	0.59
26:14:2031:A:N3	26:14:2455:G:O2'	2.28	0.59
26:14:2468:G:H5''	26:14:2476:A:N6	2.17	0.59
26:14:847:U:OP2	61:14:3534:HOH:O	2.17	0.59
1:1G:598:U:H2'	1:1G:599:C:C6	2.37	0.59
23:2L:10:G:N2	23:2L:27:G:H1'	2.18	0.59
26:14:2250:G:C2	38:45:82:ARG:HB3	2.37	0.59
7:62:68:ASN:ND2	7:62:127:ALA:O	2.30	0.59
28:71:224:ILE:C	28:71:225:ASN:HD22	2.06	0.59
16:7A:23:ASP:OD1	16:7A:25:ARG:NH1	2.35	0.59
9:82:77:ILE:O	9:82:81:ILE:HG12	2.02	0.59
43:D8:47:VAL:HG22	43:D8:48:GLY:H	1.67	0.59
1:13:417:C:H2'	1:13:418:C:H6	1.68	0.59

Continued on next page...

Continued from previous page...

Atom-1	Atom-2	Interatomic distance (Å)	Clash overlap (Å)
26:14:1110:G:H2'	26:14:1111:A:O4'	2.02	0.59
26:14:531:C:OP1	26:14:561:G:N2	2.35	0.59
26:14:89:G:H3'	26:14:90:U:C5'	2.33	0.59
2:1E:87:ARG:NH1	2:1E:220:ASP:OD1	2.35	0.59
2:1E:237:ALA:O	2:1E:239:VAL:N	2.36	0.59
1:1G:1125:U:H2'	1:1G:1126:U:C5	2.37	0.59
1:1G:1258:G:H2'	1:1G:1259:C:H6	1.68	0.59
1:1G:1291:G:H4'	9:82:39:GLY:HA3	1.85	0.59
1:1G:222:U:H2'	1:1G:223:U:C6	2.37	0.59
26:1H:1705:G:C2'	26:1H:1706:U:H5'	2.32	0.59
26:1H:70:G:H21	26:1H:71:A:H62	1.50	0.59
31:39:68:LYS:HG3	31:39:69:HIS:NE2	2.17	0.59
8:72:120:THR:HG23	8:72:123:GLU:H	1.68	0.59
9:8E:3:GLN:OE1	9:8E:20:ARG:NH1	2.36	0.59
47:D5:15:PRO:HB2	47:D5:19:ARG:NH2	2.17	0.59
46:G8:42:VAL:HG23	46:G8:43:ASN:N	2.18	0.59
37:35:63:PRO:HD3	55:M5:27:THR:HG22	1.84	0.59
2:12:19:HIS:CD2	2:12:204:ASN:HB3	2.38	0.59
1:13:1031:G:H2'	1:13:1032:A:H5'	1.84	0.59
1:13:1396:A:H4'	1:13:1397:C:H5''	1.85	0.59
26:14:273(C):C:N3	26:14:363(C):G:N2	2.47	0.59
26:14:273(C):C:H42	26:14:363(C):G:H1	1.50	0.59
1:1G:501:C:H2'	1:1G:502:G:C8	2.38	0.59
26:1H:2102:U:H2'	26:1H:2103:C:C6	2.37	0.59
26:1H:2117:A:HO2'	26:1H:2147:G:N2	2.00	0.59
26:1H:234:C:H2'	26:1H:235:U:H6	1.66	0.59
26:1H:574:C:O2	30:21:145:LYS:NZ	2.35	0.59
7:6E:111:ARG:NH2	7:6E:126:ASP:OD2	2.36	0.59
42:85:65:ILE:HD11	42:85:93:LYS:HA	1.85	0.59
44:E8:51:LEU:HD23	44:E8:105:VAL:HG11	1.84	0.59
49:F5:92:LYS:O	49:F5:94:LEU:N	2.35	0.59
2:12:95:GLN:HB3	2:12:148:TYR:HD1	1.68	0.59
26:14:2567:G:H2'	26:14:2568:C:C6	2.38	0.59
26:14:841:A:N6	26:14:937:U:H3	2.00	0.59
29:19:5:LYS:HG2	29:19:17:THR:HG22	1.85	0.59
2:1E:185:ILE:HG22	2:1E:199:TYR:HB2	1.85	0.59
26:1H:1608:A:O2'	26:1H:1610:A:OP2	2.13	0.59
26:1H:2492:U:H2'	26:1H:2493:U:H6	1.67	0.59
26:1H:443:A:H1'	26:1H:1201:C:O4'	2.03	0.59
4:3E:107:ARG:HH22	4:3E:194:LEU:HD23	1.66	0.59
24:3K:30:G:N2	24:3K:40:C:N3	2.41	0.59

Continued on next page...

Continued from previous page...

Atom-1	Atom-2	Interatomic distance (Å)	Clash overlap (Å)
32:49:114:ILE:HD13	32:49:140:ILE:HG21	1.83	0.59
32:49:144:ILE:HD12	32:49:149:VAL:HG12	1.85	0.59
9:82:7:THR:H	9:82:83:ARG:HD3	1.67	0.59
1:1G:277:C:P	17:8A:68:ARG:HH12	2.26	0.59
43:D8:85:LYS:NZ	43:D8:85:LYS:HB2	2.18	0.59
44:E8:35:ILE:HG23	53:N8:28:PRO:HD2	1.85	0.59
1:13:1064:G:H4'	1:13:1065:U:OP1	2.03	0.58
1:13:411:A:C4	1:13:413:G:H1'	2.37	0.58
1:13:813:U:OP2	1:13:816:A:N6	2.36	0.58
1:13:838:G:H1	1:13:848:C:H42	1.49	0.58
26:14:1899:G:H22	26:14:1902:C:N4	2.01	0.58
26:14:2547:U:H2'	26:14:2548:G:H8	1.68	0.58
26:14:270(F):U:H3	26:14:270(T):G:H1	1.51	0.58
26:14:34:C:HO2'	26:14:35:G:P	2.26	0.58
27:16:15:A:H3'	27:16:16:G:H5'	1.85	0.58
1:1G:1316:G:H22	1:1G:1319:A:P	2.25	0.58
1:1G:572:A:H5'	1:1G:573:A:OP2	2.03	0.58
26:1H:1443:G:H1	26:1H:1548:C:H42	1.50	0.58
26:1H:2299:G:O6	61:1H:3553:HOH:O	2.14	0.58
26:1H:2572:A:N7	30:21:144:ARG:HD2	2.18	0.58
12:3A:8:ASN:OD1	17:8A:34:LYS:NZ	2.27	0.58
26:14:1113:U:H5'	33:59:2:SER:HA	1.85	0.58
28:79:5:LYS:HA	28:79:8:ARG:HG2	1.84	0.58
43:D8:47:VAL:HG22	43:D8:48:GLY:N	2.18	0.58
1:13:258:G:H2'	1:13:259:G:H8	1.68	0.58
26:14:2156:G:N7	26:14:2157:G:N2	2.51	0.58
26:14:2184:G:H2'	26:14:2185:C:C6	2.38	0.58
26:14:251:A:C5	26:14:252:G:H1'	2.38	0.58
26:14:2611:U:H5'	26:14:2611:U:H6	1.67	0.58
1:1G:1243:C:OP1	21:1B:10:ARG:NE	2.36	0.58
26:1H:1593:G:H2'	26:1H:1594:G:H8	1.64	0.58
27:1J:28:C:H2'	27:1J:29:A:H8	1.68	0.58
30:21:57:LYS:HG2	30:21:59:VAL:HG12	1.85	0.58
3:22:11:ARG:NH2	3:22:177:THR:O	2.36	0.58
30:29:119:ARG:HA	30:29:160:TYR:CD2	2.38	0.58
34:61:69:LYS:O	34:61:73:GLU:HB2	2.03	0.58
28:71:49:ILE:HD12	28:71:50:ASP:H	1.68	0.58
1:13:177:C:OP1	20:BI:65:LYS:NZ	2.32	0.58
26:14:802:A:H4'	61:14:3765:HOH:O	2.03	0.58
1:1G:276:G:O3'	17:8A:68:ARG:NH1	2.36	0.58
1:1G:594:G:H1	1:1G:645:C:H42	1.50	0.58

Continued on next page...

Continued from previous page...

Atom-1	Atom-2	Interatomic distance (Å)	Clash overlap (Å)
32:41:35:GLU:HG3	32:41:36:LYS:HB3	1.85	0.58
7:6E:50:ILE:HB	7:6E:58:PRO:HB3	1.83	0.58
28:79:201:PRO:HD2	28:79:208:PHE:CE1	2.39	0.58
47:D5:55:HIS:HE2	47:D5:135:GLU:HG2	1.67	0.58
47:D5:23:LYS:HD3	47:D5:40:ASP:HA	1.85	0.58
48:I8:11:ARG:HH11	48:I8:11:ARG:HB2	1.69	0.58
49:J8:92:LYS:HA	49:J8:95:LEU:HD12	1.85	0.58
29:11:11:PRO:O	29:11:12:SER:OG	2.16	0.58
26:14:602:G:OP2	26:14:602:G:H8	1.86	0.58
26:14:957:A:H5'	38:45:76:LYS:HD3	1.84	0.58
35:15:42:TRP:O	42:85:64:ARG:NH2	2.35	0.58
1:1G:1037:C:H2'	1:1G:1038:C:H6	1.66	0.58
1:1G:1162:C:N4	1:1G:1174:G:H1	1.97	0.58
1:1G:518:C:H5''	1:1G:519:C:C6	2.38	0.58
26:1H:70:G:H21	26:1H:71:A:N6	2.01	0.58
30:29:103:ASP:OD1	30:29:201:THR:HG23	2.03	0.58
11:2I:17:GLY:O	11:2I:80:VAL:HA	2.03	0.58
31:31:183:VAL:O	31:31:187:VAL:HG23	2.03	0.58
6:5E:23:LYS:HA	6:5E:26:ILE:HD12	1.86	0.58
7:6E:111:ARG:HD2	7:6E:123:GLU:HB2	1.83	0.58
44:A5:2:GLU:OE2	44:A5:72:LYS:HE3	2.03	0.58
26:14:141:A:H8	26:14:1595:G:N2	2.02	0.58
26:14:1599:C:H2'	26:14:1600:C:H6	1.69	0.58
26:14:2104:G:H2'	26:14:2105:C:C6	2.38	0.58
26:14:2659:G:N2	26:14:2662:A:OP2	2.37	0.58
26:14:273(F):C:H3'	26:14:274:G:C5'	2.33	0.58
1:1G:396:G:O2'	1:1G:398:C:OP1	2.15	0.58
26:1H:1935:G:H1'	26:1H:1964:G:N2	2.17	0.58
26:1H:2022:U:O2'	26:1H:2617:C:H5'	2.04	0.58
10:1I:38:ILE:HG23	10:1I:71:LEU:O	2.03	0.58
26:1H:2784:C:O2'	30:21:37:ARG:NH1	2.37	0.58
26:1H:1257:C:OP1	31:31:75:HIS:HE1	1.86	0.58
4:32:119:GLN:HG2	4:32:123:HIS:HD2	1.68	0.58
18:9I:59:SER:H	18:9I:62:GLU:HB2	1.67	0.58
2:12:30:ARG:NH2	2:12:194:PRO:HB2	2.18	0.58
2:12:54:THR:HA	2:12:57:PHE:HB2	1.85	0.58
26:14:1364:G:N7	49:F5:2:SER:HB2	2.18	0.58
26:14:1826:G:H4'	29:19:242:ARG:HE	1.69	0.58
26:14:731:C:H5''	61:14:3532:HOH:O	2.03	0.58
26:14:774:A:H2	26:14:787:U:HO2'	1.50	0.58
2:1E:111:ARG:HD2	2:1E:145:LEU:HD21	1.84	0.58

Continued on next page...

Continued from previous page...

Atom-1	Atom-2	Interatomic distance (Å)	Clash overlap (Å)
1:1G:584:G:H5'	17:8A:91:ARG:NH1	2.18	0.58
1:1G:920:U:H2'	1:1G:921:U:C6	2.37	0.58
26:1H:330:A:O2'	26:1H:331:A:H8	1.86	0.58
27:1J:28:C:H2'	27:1J:29:A:C8	2.38	0.58
32:49:7:LEU:HG	32:49:104:GLU:HB2	1.85	0.58
13:4A:8:GLU:OE2	13:4A:10:PRO:HD3	2.03	0.58
34:61:113:ARG:HB3	34:61:131:LYS:HD3	1.84	0.58
27:1J:51:G:OP2	40:65:59:LYS:NZ	2.36	0.58
9:82:117:HIS:O	9:82:118:LYS:HB2	2.04	0.58
52:M8:13:ARG:HH12	52:M8:22:ILE:HG23	1.68	0.58
26:14:868:U:H2'	26:14:869:G:C8	2.39	0.58
1:1G:317:G:H1	1:1G:336:C:H42	1.49	0.58
26:1H:1412:A:H2'	26:1H:1413:G:C8	2.39	0.58
26:1H:1430:C:H2'	26:1H:1431:U:C6	2.37	0.58
56:1L:3:G:H4'	56:1L:4:U:OP1	2.02	0.58
56:1L:55:PSU:OP1	38:45:55:VAL:HG11	2.04	0.58
32:49:114:ILE:HD11	32:49:140:ILE:HD13	1.86	0.58
6:52:15:ASP:O	6:52:19:LEU:HB2	2.02	0.58
36:68:120:GLU:OE1	41:B8:67:SER:OG	2.15	0.58
1:13:1028(A):C:N3	1:13:1032(A):G:N2	2.51	0.58
1:13:718:G:H5'	11:2I:117:ASN:HB2	1.85	0.58
26:14:1292:U:H2'	26:14:1293:C:C6	2.39	0.58
26:14:2557:G:H2'	26:14:2558:C:C6	2.39	0.58
2:1E:158:LEU:HD13	2:1E:182:ILE:HD11	1.86	0.58
30:29:54:GLN:NE2	30:29:73:GLU:HG2	2.19	0.58
32:41:18:GLU:O	32:41:22:ARG:HB2	2.03	0.58
39:55:106:GLY:O	39:55:107:ASP:HB3	2.03	0.58
34:61:33:ARG:HB3	34:61:35:LEU:HD13	1.85	0.58
26:1H:2177:C:H5'	28:71:213:TYR:CD1	2.38	0.58
49:F5:40:ARG:NH2	49:F5:42:GLN:HG2	2.19	0.58
1:13:1003:G:H2'	1:13:1004:A:H4'	1.85	0.58
26:14:721:C:H2'	26:14:722:A:C8	2.39	0.58
2:1E:212:GLN:O	2:1E:216:SER:OG	2.21	0.58
1:1G:1292:U:H2'	1:1G:1293:G:C8	2.39	0.58
26:1H:1400:G:H2'	26:1H:1401:G:C8	2.39	0.58
22:1K:17:U:HO2'	22:1K:57:G:N2	2.02	0.58
3:22:63:ASN:HA	3:22:98:ASN:HB2	1.85	0.58
36:25:73:ASP:OD2	41:75:32:TYR:OH	2.16	0.58
40:A8:10:ARG:O	40:A8:14:VAL:HG13	2.03	0.58
55:M5:14:VAL:HG11	55:M5:58:ILE:HD11	1.86	0.58
2:12:189:ASP:H	2:12:192:SER:HB2	1.69	0.58

Continued on next page...

Continued from previous page...

Atom-1	Atom-2	Interatomic distance (Å)	Clash overlap (Å)
2:12:71:VAL:HG11	2:12:164:VAL:HA	1.86	0.58
1:13:836:G:OP1	18:9I:61:LYS:NZ	2.32	0.58
26:14:1412:A:H2'	26:14:1413:G:C8	2.38	0.58
35:15:34:LEU:HD21	35:15:120:LEU:HB2	1.85	0.58
1:1G:1483:A:H1'	26:14:1948:G:H1'	1.84	0.58
1:1G:955:U:H2'	1:1G:956:U:H6	1.68	0.58
26:1H:1021:A:H8	26:1H:1021:A:H3'	1.69	0.58
13:4A:46:LYS:NZ	13:4A:47:ASP:OD2	2.36	0.58
7:6E:20:ASP:HB3	7:6E:23:VAL:HG23	1.85	0.58
37:78:19:VAL:HG12	37:78:27:HIS:HB3	1.86	0.58
49:F5:86:SER:N	49:F5:87:PRO:HD2	2.17	0.58
26:14:2018:G:OP1	53:J5:9:LYS:NZ	2.36	0.58
1:13:1316:G:H22	1:13:1319:A:H5'	1.68	0.57
26:14:1169:G:H1	26:14:1180:C:N4	2.02	0.57
26:14:1342:A:H2	26:14:1602:U:H3	1.52	0.57
26:14:2052:G:H2'	26:14:2053:G:H8	1.69	0.57
26:14:2343:C:HO2'	26:14:2373:G:HO2'	1.52	0.57
26:14:993:G:OP1	42:85:50:ARG:NH2	2.37	0.57
1:1G:649:G:H2'	1:1G:650:G:H8	1.69	0.57
26:1H:1257:C:H4'	31:31:83:PHE:CE1	2.39	0.57
26:1H:270(J):G:H2'	26:1H:270(K):C:H4'	1.86	0.57
10:1I:40:LEU:HB2	10:1I:69:ASN:HB2	1.84	0.57
30:29:105:THR:HG21	30:29:164:ARG:HE	1.68	0.57
24:3K:29:U:H2'	24:3K:30:G:C8	2.39	0.57
57:3L:18:G:H21	57:3L:57:G:H2'	1.69	0.57
57:3L:3:G:H1	57:3L:70:C:H42	1.52	0.57
27:16:43:C:P	32:41:67:LYS:HZ1	2.26	0.57
28:71:188:ASN:HA	28:71:191:ALA:HB3	1.87	0.57
41:75:5:ALA:O	41:75:8:LYS:N	2.37	0.57
26:14:1187:G:O5'	26:14:1187:G:H8	1.87	0.57
26:14:1432:C:H2'	26:14:1433:U:O4'	2.03	0.57
26:14:1816:G:OP2	29:19:39:LYS:NZ	2.30	0.57
26:14:2023:G:OP2	26:14:2617:C:H4'	2.04	0.57
26:1H:1657:C:H2'	26:1H:1658:C:C6	2.39	0.57
26:1H:2210:G:H3'	26:1H:2211:G:C8	2.38	0.57
26:1H:2246:G:H2'	26:1H:2247:A:C8	2.39	0.57
26:1H:2887:U:H2'	26:1H:2888:C:C6	2.39	0.57
26:1H:796:C:H2'	26:1H:797:C:C6	2.39	0.57
36:25:49:ARG:HA	36:25:53:LYS:HE3	1.84	0.57
3:2E:7:PRO:O	3:2E:11:ARG:HG2	2.03	0.57
32:41:111:LEU:HD23	32:41:114:ILE:HD12	1.87	0.57

Continued on next page...

Continued from previous page...

Atom-1	Atom-2	Interatomic distance (Å)	Clash overlap (Å)
5:4E:15:ARG:NE	5:4E:26:PHE:HE2	2.02	0.57
15:6A:39:LEU:HD12	15:6A:56:LEU:HD13	1.86	0.57
28:71:185:LEU:O	28:71:189:ILE:HG13	2.04	0.57
8:7E:45:ILE:HB	8:7E:47:GLY:H	1.67	0.57
16:7I:4:ILE:HD12	16:7I:66:PRO:HB3	1.86	0.57
44:A5:51:LEU:HD23	44:A5:105:VAL:HG11	1.86	0.57
19:AI:36:ARG:HD2	19:AI:52:TYR:O	2.04	0.57
26:14:1022:G:O2'	26:14:1023:U:OP2	2.18	0.57
26:14:1817:G:OP1	29:19:88:ARG:NH2	2.35	0.57
26:14:2537:U:H2'	26:14:2538:C:C6	2.38	0.57
29:19:25:THR:HG23	29:19:82:ILE:H	1.68	0.57
1:1G:1008:C:H42	1:1G:1021:G:H1	1.52	0.57
1:1G:1285:A:H4'	1:1G:1286:A:O5'	2.04	0.57
1:1G:186(B):C:O4'	20:BA:89:ARG:NH2	2.36	0.57
26:1H:309:G:N3	26:1H:329:G:O2'	2.37	0.57
26:1H:784:A:O4'	29:11:227:ASN:ND2	2.36	0.57
10:1I:77:PRO:HB2	10:1I:79:ARG:HH12	1.69	0.57
4:3E:162:LEU:HA	4:3E:165:MET:HB3	1.86	0.57
24:3K:76:A:H8	26:1H:2394:C:H42	1.52	0.57
26:14:2293:C:H5''	40:65:89:ARG:NH2	2.19	0.57
19:AI:41:VAL:HB	19:AI:42:PRO:HA	1.85	0.57
42:C8:88:ILE:O	42:C8:90:VAL:N	2.37	0.57
47:D5:69:THR:HG22	47:D5:90:VAL:HG22	1.84	0.57
47:H8:134:PRO:HG3	47:H8:161:VAL:HG11	1.86	0.57
52:M8:16:CYS:HB3	52:M8:36:CYS:H	1.68	0.57
52:M8:40:HIS:HA	52:M8:41:PRO:O	2.03	0.57
2:12:27:LYS:HE3	2:12:194:PRO:HD2	1.87	0.57
1:13:114:U:H2'	1:13:115:G:C8	2.39	0.57
26:14:2547:U:H2'	26:14:2548:G:C8	2.39	0.57
2:1E:162:ILE:HD11	2:1E:182:ILE:HG21	1.86	0.57
26:1H:1525:G:H2'	26:1H:1526:G:C8	2.39	0.57
26:1H:1533:C:C6	26:1H:1534:G:H5''	2.39	0.57
26:1H:1682:G:OP1	26:1H:1699:G:N1	2.34	0.57
26:1H:1794:U:H2'	26:1H:1795:C:C6	2.39	0.57
26:1H:2272:U:H5''	26:1H:2273:A:OP1	2.04	0.57
26:1H:600:G:N2	26:1H:605:C:O3'	2.36	0.57
30:29:41:LYS:HG3	30:29:42:ASP:H	1.70	0.57
23:2L:24:C:H2'	23:2L:25:U:C6	2.38	0.57
31:31:165:ARG:HA	31:31:168:ARG:HD3	1.86	0.57
1:1G:407:G:OP1	4:32:115:ARG:NE	2.34	0.57
57:3L:32:C:H2'	57:3L:33:U:C4	2.38	0.57

Continued on next page...

Continued from previous page...

Atom-1	Atom-2	Interatomic distance (Å)	Clash overlap (Å)
34:69:72:LEU:HD21	34:69:107:VAL:HG11	1.85	0.57
39:98:13:HIS:CD2	39:98:15:SER:HB3	2.40	0.57
43:D8:98:GLU:OE1	43:D8:100:ARG:NH1	2.37	0.57
26:14:987:G:O2'	26:14:1000:A:N3	2.34	0.57
26:14:2118:U:O2'	26:14:2145:C:O2	2.19	0.57
26:14:2432:A:C8	49:F5:33:LYS:HD2	2.38	0.57
26:14:34:C:H1'	26:14:35:G:OP1	2.04	0.57
26:14:607:U:H3	26:14:621:A:H2	1.51	0.57
26:14:870:A:P	38:45:6:ARG:HE	2.28	0.57
1:1G:1347:G:N2	1:1G:1373:G:H2'	2.20	0.57
26:1H:1022:G:N2	26:1H:1142(A):A:N1	2.51	0.57
26:1H:1361:G:O6	26:1H:1370:C:N4	2.19	0.57
26:1H:2593:U:H2'	26:1H:2594:C:C6	2.40	0.57
26:1H:2598:A:P	61:1H:3508:HOH:O	2.61	0.57
26:1H:2655:G:O2'	26:1H:2664:G:O6	2.18	0.57
26:1H:65:C:H2'	26:1H:66:C:C6	2.39	0.57
30:21:182:LEU:HD12	30:21:183:LEU:H	1.69	0.57
12:3A:60:LEU:HB2	12:3A:64:TYR:HB2	1.86	0.57
32:41:132:ASN:N	32:41:132:ASN:OD1	2.36	0.57
6:52:9:VAL:HB	6:52:87:ARG:HB2	1.86	0.57
40:A8:34:HIS:HB2	40:A8:36:TYR:CE1	2.40	0.57
1:1G:261:U:OP2	20:BA:79:ARG:NH2	2.38	0.57
2:12:180:LEU:HB2	2:12:182:ILE:HD13	1.86	0.57
1:13:1129:C:O2	1:13:1143:G:N2	2.38	0.57
1:13:258:G:H2'	1:13:259:G:C8	2.39	0.57
1:13:452:A:OP2	16:7I:43:LYS:NZ	2.26	0.57
1:13:680:C:H2'	1:13:681:C:H6	1.69	0.57
4:32:15:GLU:OE1	4:32:66:ARG:NH1	2.37	0.57
5:4E:15:ARG:HE	5:4E:26:PHE:HE2	1.52	0.57
33:51:83:TYR:HB2	33:51:134:SER:HA	1.86	0.57
37:78:90:ARG:HG3	37:78:91:PHE:CE1	2.39	0.57
28:79:5:LYS:HA	28:79:8:ARG:HB2	1.85	0.57
9:82:9:ARG:HG2	9:82:14:VAL:HG23	1.86	0.57
39:98:34:ILE:HG22	39:98:114:VAL:HB	1.86	0.57
1:13:976:G:N2	1:13:1362(A):C:OP2	2.32	0.57
26:14:1406:U:H5''	26:14:1406:U:H6	1.69	0.57
26:14:2345:G:N3	26:14:2381:C:H2'	2.20	0.57
56:1L:74:C:H41	26:14:2508:G:H5'	1.70	0.57
26:14:929:G:O6	61:14:3534:HOH:O	2.16	0.57
26:1H:140:A:H8	26:1H:1408:C:O2'	1.87	0.57
26:1H:1646:C:O3'	61:1H:3562:HOH:O	2.17	0.57

Continued on next page...

Continued from previous page...

Atom-1	Atom-2	Interatomic distance (Å)	Clash overlap (Å)
26:1H:2807:G:H3'	26:1H:2808:U:H5''	1.86	0.57
11:2I:50:TYR:HD2	11:2I:54:ARG:HB2	1.69	0.57
37:35:13:ASN:C	37:35:15:ARG:H	2.06	0.57
4:3E:87:GLY:HA2	4:3E:88:VAL:HG22	1.87	0.57
57:3L:5:C:H2'	57:3L:6:G:C8	2.38	0.57
5:42:31:LEU:HA	5:42:45:PHE:HB2	1.86	0.57
5:4E:51:VAL:O	5:4E:55:VAL:HG23	2.04	0.57
26:14:1654:A:OP2	39:55:1:MET:N	2.37	0.57
36:68:59:LYS:NZ	36:68:89:ASN:OD1	2.38	0.57
34:69:77:LEU:HB2	34:69:141:LYS:HE2	1.86	0.57
41:75:107:ASP:OD1	41:75:107:ASP:N	2.38	0.57
13:4A:84:ILE:HG23	19:AA:74:PHE:CE1	2.40	0.57
20:BA:49:ALA:HA	20:BA:52:ALA:HB3	1.86	0.57
1:13:1510:U:H2'	1:13:1511:G:C8	2.39	0.57
1:13:838:G:O6	1:13:848:C:N4	2.37	0.57
26:14:1927:A:H2'	26:14:1928:A:C8	2.40	0.57
1:1G:963:G:H21	10:1A:55:LYS:HZ2	1.53	0.57
2:1E:187:LEU:HA	2:1E:201:ILE:O	2.05	0.57
1:1G:1324:A:H2'	1:1G:1325:C:C6	2.40	0.57
1:1G:584:G:H5'	17:8A:91:ARG:HH12	1.68	0.57
26:1H:2301:C:H2'	26:1H:2302:G:C8	2.40	0.57
26:1H:507:A:H5''	26:1H:508:G:H3'	1.86	0.57
47:H8:107:THR:HG22	47:H8:108:PRO:HD3	1.87	0.57
1:13:1165:C:N4	1:13:1166:G:O6	2.38	0.57
1:13:1213:A:O2'	1:13:1215:G:N7	2.31	0.57
26:14:2151:G:H2'	26:14:2152:G:O4'	2.05	0.57
1:1G:1061:G:N2	1:1G:1195:C:O2	2.32	0.57
1:1G:187:C:H2'	1:1G:188:U:O4'	2.05	0.57
26:1H:764:A:O4'	29:11:213:ARG:HG3	2.05	0.57
56:1L:7:U:N3	56:1L:49:G:N7	2.53	0.57
31:31:6:VAL:HG12	31:31:7:TYR:H	1.69	0.57
12:3A:39:VAL:HG12	12:3A:57:LYS:HD3	1.86	0.57
57:3L:4:U:H2'	57:3L:5:C:O4'	2.05	0.57
16:7I:20:VAL:HG21	16:7I:32:TYR:CD2	2.40	0.57
39:98:78:LYS:O	39:98:83:ILE:HG13	2.03	0.57
40:A8:27:SER:HA	40:A8:88:ASP:HB2	1.87	0.57
49:F5:87:PRO:HA	49:F5:90:ILE:HG23	1.86	0.57
50:G5:24:LEU:HD22	50:G5:60:LEU:HD21	1.87	0.57
47:H8:11:GLU:O	47:H8:36:LYS:NZ	2.30	0.57
1:13:911:U:OP2	12:3I:97:ARG:NH1	2.37	0.57
1:13:917:G:H2'	1:13:918:A:C8	2.40	0.57

Continued on next page...

Continued from previous page...

Atom-1	Atom-2	Interatomic distance (Å)	Clash overlap (Å)
26:14:1449(A):G:N2	26:14:1450:C:O2	2.37	0.57
26:14:1455:G:OP2	61:14:3536:HOH:O	2.17	0.57
29:19:39:LYS:O	29:19:40:THR:HG23	2.04	0.57
26:1H:1164:G:H2'	26:1H:1165:U:C6	2.40	0.57
26:1H:2123:G:H1'	28:71:172:HIS:HB2	1.86	0.57
26:1H:1889:A:N1	26:1H:2234:G:H1'	2.19	0.57
26:1H:2308:G:N3	26:1H:2308:G:H2'	2.20	0.57
30:29:197:ILE:HD11	30:29:199:ARG:HE	1.69	0.57
30:29:91:VAL:HB	30:29:95:ILE:HD11	1.86	0.57
12:3A:57:LYS:HG3	12:3A:67:THR:HG22	1.87	0.57
12:3A:84:LEU:HG	12:3A:105:TYR:CE2	2.39	0.57
24:3K:11:C:N4	24:3K:24:G:H1	2.03	0.57
24:3K:3:G:H1	24:3K:70:C:H42	1.52	0.57
34:61:124:GLY:H	34:61:142:VAL:HG23	1.69	0.57
34:69:143:SER:OG	34:69:145:VAL:N	2.37	0.57
37:78:83:VAL:HG12	37:78:112:LEU:HD21	1.85	0.57
16:7I:49:LEU:HD12	16:7I:50:LYS:N	2.20	0.57
9:82:99:LEU:HB3	9:82:101:PHE:CD2	2.39	0.57
38:88:66:ILE:HD12	38:88:67:ARG:H	1.70	0.57
39:98:103:ARG:NH1	39:98:108:GLY:O	2.38	0.57
1:13:1014:A:C2	1:13:1219:U:H1'	2.39	0.56
1:13:142:G:H2'	1:13:143:A:H8	1.69	0.56
1:13:221:C:H2'	1:13:222:U:H6	1.69	0.56
1:13:757:U:OP1	1:13:822:C:O2'	2.22	0.56
1:13:976:G:OP1	14:5I:32:SER:N	2.35	0.56
26:14:1442:G:H2'	26:14:1443:G:C8	2.40	0.56
2:1E:20:GLU:HB2	2:1E:190:THR:HB	1.87	0.56
26:1H:1509:C:H2'	26:1H:1511:A:H8	1.70	0.56
26:1H:1785:A:H2'	26:1H:1787:A:N7	2.20	0.56
4:32:166:LYS:HA	4:32:178:VAL:HG11	1.86	0.56
31:39:25:PRO:C	31:39:27:GLU:H	2.07	0.56
25:4L:13:A:H2'	25:4L:14:A:O4'	2.04	0.56
34:69:93:THR:HB	34:69:96:ASP:H	1.70	0.56
1:13:877:C:H5''	8:7E:88:LYS:HD3	1.86	0.56
40:A8:88:ASP:O	40:A8:89:ARG:HB3	2.04	0.56
41:B8:26:ASP:O	41:B8:49:VAL:HG12	2.05	0.56
20:BI:57:ARG:CZ	20:BI:102:GLY:HA2	2.36	0.56
20:BI:10:LEU:HD11	20:BI:12:ALA:HB3	1.85	0.56
26:14:2019:A:N7	53:J5:9:LYS:HE3	2.19	0.56
50:K8:17:SER:HB3	50:K8:67:LYS:HE3	1.87	0.56
52:M8:12:ALA:HB3	52:M8:24:THR:HB	1.86	0.56

Continued on next page...

Continued from previous page...

Atom-1	Atom-2	Interatomic distance (Å)	Clash overlap (Å)
1:13:1077:G:N2	1:13:1080:A:OP2	2.31	0.56
1:13:244:U:H4'	1:13:245:C:O5'	2.05	0.56
26:14:1582:C:HO2'	26:14:1586:A:H8	1.53	0.56
26:14:2468:G:H5''	26:14:2476:A:H61	1.68	0.56
26:14:579:G:H2'	26:14:580:C:C6	2.40	0.56
26:14:5:A:N6	26:14:7:G:O6	2.38	0.56
1:1G:22:G:H4'	1:1G:885:G:C8	2.40	0.56
26:1H:1046:A:H4'	26:1H:1047:G:OP2	2.05	0.56
26:1H:1221:C:H2'	26:1H:1222:C:C6	2.40	0.56
26:1H:1794:U:H2'	26:1H:1795:C:H6	1.70	0.56
23:2L:48:U:O2'	23:2L:49:C:OP2	2.18	0.56
6:52:68:PRO:HG2	6:52:71:ARG:HB2	1.86	0.56
34:61:4:ILE:HG13	34:61:39:ALA:HB2	1.85	0.56
28:71:185:LEU:HD12	28:71:189:ILE:HD11	1.86	0.56
52:M8:13:ARG:HA	52:M8:24:THR:HG21	1.87	0.56
26:1H:517:C:OP1	53:N8:16:ARG:NH2	2.37	0.56
1:13:1245:A:N6	1:13:1291:G:O6	2.38	0.56
1:13:256:U:H2'	1:13:257:G:C8	2.40	0.56
26:14:1028:A:N6	26:14:1125:G:H2'	2.21	0.56
26:14:2439:A:H8	26:14:2439:A:H5'	1.68	0.56
1:1G:973:G:O4'	10:1A:55:LYS:HG3	2.05	0.56
21:1B:12:LYS:HB3	21:1B:17:THR:O	2.06	0.56
1:1G:1392:G:H21	1:1G:1502:A:H8	1.53	0.56
1:1G:519:C:H2'	1:1G:520:A:O4'	2.05	0.56
1:1G:653:A:H8	8:72:56:LYS:HE3	1.71	0.56
27:1J:103:U:HO2'	47:D5:29:TYR:HH	1.53	0.56
3:2E:16:ARG:HB2	3:2E:16:ARG:HH11	1.69	0.56
1:13:1057:G:H4'	3:2E:197:GLY:H	1.69	0.56
4:3E:15:GLU:OE1	4:3E:66:ARG:NH1	2.38	0.56
24:3K:26:A:H2'	24:3K:27:G:H5'	1.86	0.56
57:3L:8:U:O2'	57:3L:48:C:O2	2.19	0.56
5:42:95:ALA:O	5:42:98:THR:OG1	2.22	0.56
33:51:153:LYS:HB2	33:51:155:SER:N	2.16	0.56
26:14:2880:C:O2'	39:55:90:ARG:HD3	2.05	0.56
14:5I:23:ARG:NH1	14:5I:30:ALA:HB2	2.18	0.56
36:68:24:VAL:HB	36:68:33:ALA:HB2	1.85	0.56
41:75:133:GLU:N	41:75:133:GLU:OE2	2.38	0.56
42:85:92:ARG:HD2	43:95:11:GLN:OE1	2.05	0.56
17:8A:66:SER:O	17:8A:70:ARG:NH1	2.38	0.56
1:13:321:A:H62	1:13:328:C:H1'	1.69	0.56
26:14:1312:U:H4'	26:14:1313:U:O5'	2.06	0.56

Continued on next page...

Continued from previous page...

Atom-1	Atom-2	Interatomic distance (Å)	Clash overlap (Å)
2:1E:61:LEU:HA	2:1E:64:ARG:HG2	1.86	0.56
1:1G:591:U:H2'	1:1G:592:G:C8	2.40	0.56
26:1H:1187:G:H5''	43:D8:81:TYR:CE2	2.40	0.56
26:1H:1385:G:O6	26:1H:1403:C:N4	2.38	0.56
30:29:12:THR:C	30:29:23:VAL:HG22	2.26	0.56
30:29:54:GLN:NE2	30:29:55:ASN:OD1	2.38	0.56
4:32:21:LEU:HD12	4:32:21:LEU:H	1.70	0.56
7:62:23:VAL:HG13	7:62:43:PHE:CE2	2.36	0.56
34:69:135:GLU:OE1	34:69:135:GLU:N	2.34	0.56
28:79:14:VAL:N	28:79:20:TYR:HH	2.03	0.56
9:8E:91:ASP:OD1	9:8E:91:ASP:N	2.35	0.56
39:98:72:ASP:O	39:98:76:VAL:HG23	2.05	0.56
47:H8:60:GLU:O	47:H8:61:LEU:HB3	2.04	0.56
1:13:158:G:H2'	1:13:159:G:H8	1.71	0.56
1:13:74:C:H2'	1:13:96:G:H22	1.71	0.56
26:14:2391:G:O6	26:14:2425:A:H8	1.89	0.56
1:1G:1010:G:N2	1:1G:1020:U:H1'	2.21	0.56
1:1G:998(A):C:H42	1:1G:1042:G:H1	1.53	0.56
1:1G:1502:A:H2	1:1G:1505:G:N1	1.96	0.56
1:1G:87:A:H4'	1:1G:88:C:OP1	2.04	0.56
26:1H:118:A:H5'	26:1H:119:A:H8	1.71	0.56
22:1K:26:A:H3'	22:1K:27:G:H8	1.71	0.56
4:3E:83:SER:HA	4:3E:86:LYS:HD2	1.86	0.56
33:59:149:ARG:HB2	33:59:149:ARG:HH11	1.71	0.56
40:65:26:LEU:O	40:65:88:ASP:HB2	2.05	0.56
26:1H:2562:U:H1'	36:68:23:ARG:HH11	1.69	0.56
42:85:90:VAL:HG22	43:95:39:LEU:HB3	1.87	0.56
19:AI:5:LEU:HD13	19:AI:10:PHE:CD2	2.40	0.56
20:BI:50:GLU:HG2	20:BI:100:ILE:HB	1.87	0.56
29:11:17:THR:CG2	29:11:204:ILE:HA	2.35	0.56
2:12:71:VAL:HG11	2:12:164:VAL:HG13	1.85	0.56
1:13:1128:C:H4'	9:8E:16:ARG:HH12	1.71	0.56
26:14:2327:A:H2'	26:14:2328:A:C8	2.40	0.56
26:14:536:A:H2'	26:14:537:C:C6	2.40	0.56
1:1G:628:G:H2'	1:1G:629:G:C8	2.41	0.56
26:1H:1568:G:OP2	29:11:63:ARG:NH2	2.38	0.56
26:1H:811:U:O2'	37:78:21:ARG:HG3	2.06	0.56
30:29:119:ARG:HA	30:29:160:TYR:CE2	2.40	0.56
24:3K:45:G:H4'	24:3K:46:G:OP1	2.05	0.56
13:4A:60:VAL:HA	13:4A:63:THR:HG22	1.88	0.56
15:6A:87:ILE:HG22	15:6A:88:ARG:H	1.69	0.56

Continued on next page...

Continued from previous page...

Atom-1	Atom-2	Interatomic distance (Å)	Clash overlap (Å)
1:13:201:C:H42	1:13:216:G:H22	1.54	0.56
26:14:1105:U:H2'	26:14:1106:G:H4'	1.87	0.56
26:14:1914:C:H2'	26:14:1915:U:O4'	2.06	0.56
26:14:2318:G:H5'	26:14:2319:G:OP2	2.05	0.56
26:1H:2232:U:OP2	49:J8:40:ARG:NH2	2.37	0.56
30:21:143:ASN:HD22	30:21:147:PRO:HD2	1.70	0.56
30:29:55:ASN:HD22	30:29:58:ARG:HD3	1.71	0.56
30:29:58:ARG:HD2	30:29:58:ARG:N	2.20	0.56
30:29:81:ILE:HG21	30:29:84:PHE:HD2	1.71	0.56
4:3E:7:PRO:HB2	4:3E:10:ARG:HD2	1.87	0.56
13:4A:49:THR:HB	13:4A:52:GLU:HG3	1.86	0.56
6:52:15:ASP:OD1	6:52:17:SER:N	2.39	0.56
36:68:21:CYS:HB2	36:68:39:ILE:HD12	1.87	0.56
37:78:98:GLU:O	37:78:101:VAL:HG13	2.05	0.56
49:J8:81:LYS:HD2	49:J8:81:LYS:N	2.20	0.56
29:11:60:ARG:HG2	29:11:86:PRO:HG2	1.87	0.56
2:12:30:ARG:HH22	2:12:194:PRO:HB2	1.71	0.56
1:13:971:G:N2	1:13:1363:A:OP2	2.25	0.56
26:14:1836:C:H2'	26:14:1837:C:H6	1.70	0.56
26:14:580:C:H2'	26:14:581:C:C6	2.40	0.56
27:16:3:C:H2'	27:16:4:C:C6	2.41	0.56
26:1H:1021:A:C8	26:1H:1021:A:H3'	2.41	0.56
26:1H:1532:C:N3	26:1H:1539:G:N2	2.47	0.56
26:1H:1543:A:H8	26:1H:1545:A:OP2	1.88	0.56
26:1H:2801:A:H5'	26:1H:2895:U:O2'	2.06	0.56
26:1H:930:U:H4'	26:1H:931:G:O5'	2.06	0.56
12:3A:34:ARG:HG3	12:3A:35:GLY:N	2.21	0.56
33:51:157:TYR:H	33:51:170:ARG:HA	1.69	0.56
34:61:3:VAL:HG12	34:61:38:LEU:HA	1.87	0.56
45:B5:36:LYS:HG3	45:B5:56:THR:HG23	1.88	0.56
20:BA:72:LEU:O	20:BA:73:HIS:HB2	2.05	0.56
42:C8:112:ARG:NH2	43:D8:45:THR:O	2.39	0.56
48:E5:21:LEU:HD11	48:E5:41:ARG:NH1	2.21	0.56
29:11:31:LYS:HB3	29:11:34:VAL:HG23	1.88	0.56
1:13:554:C:H2'	1:13:555:C:H6	1.71	0.56
26:14:1921:G:H2'	26:14:1922:G:C8	2.41	0.56
1:1G:186(F):C:H2'	1:1G:187:C:O4'	2.04	0.56
1:1G:429:U:H3'	4:32:9:CYS:SG	2.46	0.56
1:1G:507:C:H3'	1:1G:508:C:H2'	1.87	0.56
1:1G:626:U:H2'	1:1G:627:G:H8	1.70	0.56
26:1H:2451:A:H5''	26:1H:2452:C:OP2	2.05	0.56

Continued on next page...

Continued from previous page...

Atom-1	Atom-2	Interatomic distance (Å)	Clash overlap (Å)
26:1H:602:G:N2	26:1H:655:A:C8	2.71	0.56
23:2L:50:G:H1	23:2L:66:C:H42	1.53	0.56
4:32:98:GLU:OE2	4:32:103:ASN:ND2	2.37	0.56
31:39:25:PRO:C	31:39:27:GLU:N	2.59	0.56
31:39:67:GLN:HG3	31:39:67:GLN:O	2.04	0.56
31:39:79:GLY:HA2	31:39:86:GLY:HA2	1.88	0.56
33:51:74:ASN:HA	33:51:77:LYS:HG2	1.86	0.56
36:68:68:GLU:HB3	36:68:78:ARG:HB3	1.87	0.56
7:6E:62:PHE:HA	7:6E:124:LEU:HD22	1.87	0.56
26:1H:566:U:OP1	37:78:29:LYS:HD2	2.04	0.56
42:C8:95:LEU:HD22	43:D8:4:ILE:HD13	1.88	0.56
50:K8:4:SER:HB3	50:K8:7:ARG:H	1.70	0.56
27:16:43:C:H5''	52:M8:1:MET:HG2	1.88	0.56
29:11:31:LYS:O	29:11:35:LYS:NZ	2.34	0.56
2:12:58:ILE:HG21	2:12:219:VAL:HG21	1.87	0.56
35:15:42:TRP:HA	35:15:48:MET:CE	2.36	0.56
27:16:73:A:C4	27:16:104:A:C2	2.94	0.56
1:1G:1003:G:H2'	1:1G:1004:A:H5'	1.88	0.56
1:1G:1053:G:H5''	1:1G:1054:C:H3'	1.88	0.56
1:1G:1369:C:H2'	1:1G:1370:G:C8	2.41	0.56
1:1G:81:G:N2	1:1G:88:C:N3	2.54	0.56
26:1H:2298:A:H62	26:1H:2318:G:H8	1.54	0.56
26:1H:2683:C:OP1	41:B8:53:ARG:NH2	2.35	0.56
26:1H:580:C:H2'	26:1H:581:C:H6	1.71	0.56
31:31:170:LEU:HD12	31:31:172:TRP:NE1	2.21	0.56
24:3K:52:G:H2'	24:3K:53:G:C8	2.41	0.56
5:4E:63:ARG:HB2	5:4E:64:ARG:NH1	2.20	0.56
15:6I:74:ASP:HB3	15:6I:77:ARG:HB3	1.87	0.56
28:71:216:THR:HB	28:71:218:MET:H	1.71	0.56
19:AI:40:ILE:O	19:AI:41:VAL:HG22	2.05	0.56
20:BA:50:GLU:HA	20:BA:100:ILE:HG21	1.87	0.56
48:I8:23:VAL:HA	48:I8:38:VAL:HG22	1.86	0.56
29:11:182:LEU:O	29:11:271:ILE:HG13	2.06	0.56
26:14:1425:G:H2'	26:14:1426:G:C8	2.41	0.56
26:14:2131:G:H5''	26:14:2133:G:H4'	1.88	0.56
26:14:2475:C:H5''	26:14:2476:A:H5''	1.88	0.56
35:15:21:LYS:O	35:15:60:ILE:HG13	2.05	0.56
1:1G:1288:A:N3	1:1G:1352:C:O2'	2.35	0.56
1:1G:841:U:H3'	1:1G:841:U:H6	1.71	0.56
1:1G:963:G:N2	10:1A:55:LYS:HZ2	2.04	0.56
26:1H:654(A):A:C2	26:1H:654(T):A:N1	2.73	0.56

Continued on next page...

Continued from previous page...

Atom-1	Atom-2	Interatomic distance (Å)	Clash overlap (Å)
3:22:150:LYS:HD2	3:22:152:ILE:HD11	1.87	0.56
3:22:16:ARG:HH22	3:22:181:ASN:ND2	2.03	0.56
23:2K:48:U:O2'	23:2K:49:C:OP2	2.21	0.56
35:58:67:LEU:HD23	35:58:87:LEU:HD12	1.87	0.56
33:59:67:LEU:O	33:59:70:THR:OG1	2.19	0.56
34:69:112:LYS:HA	34:69:114:LEU:H	1.69	0.56
15:6A:24:SER:HB3	15:6A:27:VAL:HG23	1.87	0.56
48:E5:36:ILE:HG13	48:E5:58:THR:HG23	1.88	0.56
50:G5:53:LEU:O	50:G5:57:ILE:HG13	2.05	0.56
52:M8:34:GLU:HG3	52:M8:35:VAL:H	1.70	0.56
26:1H:1568:G:H5''	29:11:61:LEU:HD22	1.88	0.55
1:13:1041:A:H2'	1:13:1042:G:O4'	2.06	0.55
1:13:828:A:H2'	1:13:829:G:O4'	2.05	0.55
26:14:1594:G:H2'	26:14:1595:G:H8	1.71	0.55
26:14:1785:A:H2'	26:14:1787:A:N7	2.21	0.55
26:14:2629:A:N3	26:14:2629:A:H2'	2.20	0.55
26:14:764:A:O4'	29:19:213:ARG:HG3	2.05	0.55
26:14:831:G:H5''	26:14:832:G:OP2	2.06	0.55
1:1G:129(A):G:C2	1:1G:191(A):G:C8	2.94	0.55
1:1G:420:U:H1'	1:1G:424:G:N2	2.21	0.55
26:1H:1635:G:OP1	61:1H:3563:HOH:O	2.18	0.55
26:1H:2115:G:H4'	26:1H:2166:G:H1'	1.87	0.55
26:1H:957:A:N1	26:1H:2458:G:H4'	2.21	0.55
23:2K:9:G:N2	23:2K:47:G7M:OP2	2.30	0.55
4:32:108:LEU:HD13	4:32:174:LEU:HD13	1.87	0.55
27:1J:42:C:O2'	32:49:67:LYS:O	2.16	0.55
5:4E:35:GLY:HA3	5:4E:112:LEU:HB3	1.88	0.55
15:6A:33:THR:HG21	15:6A:85:LEU:HD22	1.88	0.55
1:13:1117:G:H5''	9:8E:104:ARG:NH1	2.21	0.55
18:9A:66:LEU:O	18:9A:70:ILE:HG13	2.06	0.55
50:K8:3:LEU:CA	50:K8:5:GLU:HB2	2.32	0.55
26:14:1106:G:H3'	26:14:1107:G:C8	2.41	0.55
26:14:1288:U:C2	26:14:1327:C:O2	2.60	0.55
26:14:2461:C:H2'	26:14:2462:U:C6	2.41	0.55
26:14:2520:C:H41	26:14:2542:A:H62	1.53	0.55
26:14:831:G:N2	37:35:53:GLY:O	2.39	0.55
2:1E:17:PHE:HA	2:1E:42:ILE:HB	1.87	0.55
26:1H:1277:G:H5''	39:98:40:LYS:NZ	2.21	0.55
26:1H:2400:G:H2'	26:1H:2401:U:C6	2.40	0.55
26:1H:67:U:H3	26:1H:74:A:H2	1.55	0.55
26:1H:2636:U:OP2	30:21:79:ARG:NH1	2.38	0.55

Continued on next page...

Continued from previous page...

Atom-1	Atom-2	Interatomic distance (Å)	Clash overlap (Å)
3:2E:18:TRP:H	3:2E:18:TRP:HE3	1.53	0.55
31:31:155:LEU:HB2	31:31:189:THR:HG21	1.87	0.55
37:35:127:ALA:O	37:35:147:LEU:N	2.38	0.55
26:14:617:G:OP1	31:39:40:GLN:HG3	2.06	0.55
33:51:121:ILE:HG12	33:51:140:LYS:HE3	1.88	0.55
34:61:120:ILE:HG12	34:61:126:TYR:CE2	2.40	0.55
1:1G:1179:A:H4'	9:82:103:THR:HA	1.87	0.55
43:95:5:VAL:HB	43:95:37:VAL:HB	1.87	0.55
1:13:1149:C:H2'	1:13:1150:U:H6	1.71	0.55
1:13:150:C:H2'	1:13:151:A:C8	2.41	0.55
1:13:277:C:H2'	1:13:278:G:H8	1.72	0.55
26:14:1022:G:N2	26:14:1142(A):A:H2	2.01	0.55
26:14:1379:A:H1'	26:14:1380:G:OP1	2.06	0.55
2:1E:47:THR:HG22	2:1E:51:LEU:HD12	1.87	0.55
1:1G:446:G:H1	1:1G:488:C:H42	1.53	0.55
26:1H:1914:C:H2'	26:1H:1915:U:O4'	2.07	0.55
26:1H:2139:C:H42	26:1H:2152:G:N2	1.97	0.55
26:1H:2287:A:C2	26:1H:2346:A:C2	2.93	0.55
26:1H:2836:U:H2'	26:1H:2837:G:C8	2.41	0.55
30:21:116:VAL:HG22	30:21:120:TRP:HD1	1.72	0.55
3:22:59:ARG:HG2	3:22:64:VAL:HG23	1.86	0.55
23:2L:6:G:N2	23:2L:69:C:H1'	2.20	0.55
40:65:23:ARG:NH2	40:65:84:GLN:HB3	2.20	0.55
26:1H:30:G:OP2	42:C8:5:LYS:NZ	2.39	0.55
48:E5:64:ASP:OD1	48:E5:64:ASP:N	2.36	0.55
48:E5:27:GLU:HG3	48:E5:68:GLU:HA	1.88	0.55
49:F5:91:LYS:HG3	49:F5:92:LYS:N	2.20	0.55
46:G8:11:ASP:O	46:G8:26:LYS:HG3	2.06	0.55
47:H8:61:LEU:O	47:H8:64:GLY:HA2	2.06	0.55
26:14:2275:C:H5'	26:14:2275:C:C6	2.41	0.55
1:1G:108:G:H5'	1:1G:109:A:C5'	2.37	0.55
1:1G:1298:C:H4'	1:1G:1299:A:C4	2.42	0.55
1:1G:681:C:H2'	1:1G:682:G:H8	1.71	0.55
26:1H:270(R):G:H2'	26:1H:270(S):G:C8	2.42	0.55
26:1H:2788:C:O2'	26:1H:2809:A:N3	2.39	0.55
26:1H:2787:C:H1'	30:21:62:PRO:HG3	1.88	0.55
3:22:88:ARG:HA	3:22:91:LEU:HD13	1.87	0.55
11:2A:100:ALA:O	11:2A:102:GLY:N	2.39	0.55
26:1H:6:A:O2'	35:58:129:PRO:HB3	2.06	0.55
35:58:47:ALA:HB2	35:58:112:LEU:CD1	2.35	0.55
40:65:26:LEU:HD22	40:65:87:PHE:CD1	2.41	0.55

Continued on next page...

Continued from previous page...

Atom-1	Atom-2	Interatomic distance (Å)	Clash overlap (Å)
45:B5:65:ARG:HB3	45:B5:70:LEU:HB3	1.87	0.55
49:F5:92:LYS:HA	49:F5:95:LEU:HB2	1.89	0.55
50:K8:47:ASN:H	50:K8:47:ASN:ND2	2.04	0.55
2:12:71:VAL:HG21	2:12:164:VAL:HA	1.88	0.55
2:12:16:HIS:CD2	2:12:213:LEU:HD22	2.41	0.55
1:13:376:G:H5''	16:71:5:ARG:HB2	1.89	0.55
26:14:2250:G:OP1	26:14:2275:C:H2'	2.06	0.55
26:14:923:C:H2'	26:14:924:C:C6	2.42	0.55
2:1E:106:LYS:O	2:1E:110:GLN:HG3	2.07	0.55
2:1E:166:ASP:C	2:1E:168:THR:H	2.10	0.55
26:1H:1316:U:H2'	26:1H:1317:A:C8	2.42	0.55
26:1H:1316:U:H2'	26:1H:1317:A:H8	1.71	0.55
26:1H:1535:U:H3'	26:1H:1537:C:C4	2.42	0.55
26:1H:2392:A:C8	37:78:61:ARG:HD2	2.41	0.55
26:1H:2855:C:H2'	26:1H:2856:C:C6	2.41	0.55
26:1H:708:C:H42	26:1H:723:G:H1	1.53	0.55
23:2L:63:C:H2'	23:2L:64:G:H8	1.71	0.55
31:31:39:TRP:CH2	31:31:106:ARG:HD3	2.40	0.55
57:3L:3:G:N2	57:3L:70:C:N3	2.44	0.55
32:49:91:ARG:C	32:49:91:ARG:HE	2.09	0.55
44:A5:13:SER:HB3	44:A5:16:LYS:HD2	1.88	0.55
19:AI:51:VAL:O	19:AI:57:HIS:HA	2.06	0.55
20:BI:67:ALA:HA	20:BI:72:LEU:O	2.07	0.55
42:C8:92:ARG:HD3	42:C8:94:ASN:HB3	1.88	0.55
47:H8:151:HIS:O	47:H8:171:ILE:HG13	2.07	0.55
2:12:80:ILE:HD13	2:12:212:GLN:HA	1.89	0.55
1:13:1171:G:H2'	1:13:1172:C:C6	2.39	0.55
1:13:1228:C:OP1	13:4I:115:LYS:HD2	2.07	0.55
26:14:2062:A:H2	26:14:2503:A:H62	1.54	0.55
26:14:70:G:H21	26:14:71:A:H62	1.52	0.55
1:1G:138:G:H1	1:1G:225:C:H42	1.53	0.55
1:1G:406:G:H2'	1:1G:407:G:H8	1.70	0.55
26:1H:1401:G:H2'	26:1H:1402:C:C6	2.42	0.55
26:1H:1404:C:O2'	26:1H:1405:U:H5'	2.07	0.55
26:14:2250:G:H2'	38:45:82:ARG:HG3	1.88	0.55
32:49:15:VAL:HG22	32:49:175:LEU:HB3	1.88	0.55
33:51:125:VAL:HG22	33:51:131:VAL:HB	1.88	0.55
33:51:8:PRO:HG2	33:51:69:ARG:NH2	2.21	0.55
6:52:35:ALA:HB1	6:52:65:VAL:HG11	1.87	0.55
18:9I:37:VAL:O	18:9I:41:LYS:HB3	2.05	0.55
18:9I:47:THR:O	18:9I:83:GLU:N	2.26	0.55

Continued on next page...

Continued from previous page...

Atom-1	Atom-2	Interatomic distance (Å)	Clash overlap (Å)
41:B8:51:ARG:HB2	41:B8:98:LYS:CD	2.36	0.55
46:C5:52:SER:O	46:C5:52:SER:OG	2.21	0.55
52:M8:23:GLU:OE1	52:M8:24:THR:N	2.39	0.55
1:13:452:A:H2'	1:13:453:A:C8	2.41	0.55
26:14:1887:C:H3'	26:14:1888:G:H5''	1.88	0.55
26:14:395:U:H2'	26:14:396:G:N7	2.21	0.55
29:19:31:LYS:HE3	29:19:33:LEU:CB	2.36	0.55
1:1G:1142:G:H3'	1:1G:1143:G:H8	1.72	0.55
26:1H:2679:A:H4'	30:21:165:VAL:HG11	1.88	0.55
36:68:93:PRO:HG3	36:68:114:ILE:HG12	1.89	0.55
42:85:10:ARG:HG2	42:85:14:HIS:CD2	2.41	0.55
9:8E:10:ARG:HG3	9:8E:75:ASP:HB3	1.88	0.55
41:B8:55:ASN:N	41:B8:59:THR:HG22	2.20	0.55
49:F5:19:GLN:HB3	49:F5:35:THR:O	2.06	0.55
46:G8:55:TYR:CZ	46:G8:61:ILE:HD11	2.42	0.55
26:1H:779:U:OP1	29:11:49:ILE:HG13	2.06	0.55
1:13:1118:C:H1'	1:13:1179:A:C4	2.42	0.55
1:13:345:C:O2'	1:13:346:G:N3	2.38	0.55
26:14:1729:A:H2'	26:14:1731:G:H22	1.72	0.55
26:14:2795:G:HO2'	26:14:2798:C:H5	1.54	0.55
26:14:30:G:H2'	26:14:31:C:C6	2.41	0.55
26:14:511:U:C5	26:14:512:G:C5	2.94	0.55
35:15:128:HIS:CE1	35:15:130:HIS:HA	2.42	0.55
1:1G:363:A:C5	12:3A:31:PRO:HD2	2.42	0.55
26:1H:1510:A:O2'	26:1H:1511:A:N7	2.38	0.55
26:1H:2533:A:H2'	26:1H:2534:A:O4'	2.06	0.55
26:1H:259:G:HO2'	26:1H:621:A:HO2'	1.46	0.55
26:1H:860:U:C5	26:1H:917:A:C2	2.94	0.55
30:29:29:GLY:H	30:29:51:PHE:HE1	1.54	0.55
31:31:116:ASP:OD2	37:78:1:MET:HB2	2.06	0.55
24:3K:59:A:H3'	24:3K:60:U:C6	2.42	0.55
32:41:11:TYR:HA	32:41:15:VAL:HB	1.89	0.55
36:68:104:ARG:NH1	41:B8:36:GLU:OE1	2.40	0.55
17:8A:87:LYS:O	17:8A:91:ARG:HG3	2.07	0.55
41:B8:107:ASP:OD2	41:B8:109:GLU:HG3	2.07	0.55
53:J5:20:ARG:HG2	53:J5:23:HIS:CD2	2.42	0.55
55:M5:14:VAL:CG1	55:M5:22:VAL:HG13	2.35	0.55
1:13:1030:C:H2'	1:13:1031:G:H8	1.72	0.55
1:13:352:C:O2'	1:13:354:G:OP1	2.15	0.55
1:1G:1368:G:H4'	10:1A:46:ARG:HH22	1.72	0.55
26:1H:1332:G:H21	26:1H:1610:A:H8	1.54	0.55

Continued on next page...

Continued from previous page...

Atom-1	Atom-2	Interatomic distance (Å)	Clash overlap (Å)
26:1H:2392:A:H8	37:78:61:ARG:HD2	1.72	0.55
3:22:8:ILE:HG21	14:5A:50:LYS:HD2	1.89	0.55
30:29:147:PRO:HB2	30:29:149:ARG:HG2	1.87	0.55
26:14:806:C:OP2	37:35:41:ARG:NH2	2.39	0.55
15:6A:55:GLY:HA2	15:6A:58:MET:HG3	1.88	0.55
15:6I:36:ILE:HA	15:6I:59:MET:HE3	1.88	0.55
37:78:87:ASP:O	37:78:90:ARG:HD3	2.06	0.55
26:1H:2882:A:OP1	39:98:96:ARG:NH1	2.39	0.55
18:9I:22:VAL:HG12	18:9I:56:THR:HA	1.88	0.55
1:1G:1014:A:H4'	19:AA:14:HIS:CE1	2.42	0.55
26:14:2364:C:H4'	48:E5:56:ASP:OD2	2.07	0.55
26:1H:784:A:C5	29:11:229:VAL:HG21	2.42	0.55
1:13:1298:C:H2'	7:6E:114:ARG:HH21	1.72	0.55
1:13:345:C:H4'	1:13:346:G:N7	2.22	0.55
1:13:4:U:O2'	1:13:5:U:OP1	2.21	0.55
26:14:2533:A:OP1	26:14:2665:A:O2'	2.15	0.55
26:14:660:G:H21	37:35:12:ALA:CB	2.15	0.55
27:16:11:C:H3'	27:16:12:C:C6	2.41	0.55
1:1G:162:A:O5'	1:1G:162:A:H8	1.90	0.55
26:1H:1479:G:O2'	26:1H:1558:A:H5'	2.07	0.55
26:1H:1783:A:H5'	26:1H:2608:G:H4'	1.89	0.55
26:1H:2849:U:H5'	26:1H:2867:G:N2	2.22	0.55
26:1H:69:C:H2'	26:1H:70:G:H8	1.72	0.55
56:1L:33:U:HO2'	56:1L:34:U8U:HN1	1.53	0.55
3:22:31:HIS:HA	3:22:34:LEU:HD22	1.88	0.55
3:22:6:HIS:ND1	14:5A:49:HIS:HB3	2.22	0.55
36:25:98:VAL:HG12	36:25:117:LEU:HB3	1.89	0.55
37:35:125:VAL:HG13	37:35:144:GLU:HB3	1.89	0.55
31:39:155:LEU:HD23	31:39:186:ILE:HD13	1.89	0.55
4:3E:18:LYS:HD3	4:3E:31:CYS:SG	2.46	0.55
38:45:79:LEU:HD23	38:45:79:LEU:O	2.05	0.55
13:4I:27:LYS:HD3	13:4I:31:LYS:HZ3	1.72	0.55
33:51:6:ARG:HD2	33:51:54:ARG:NH1	2.18	0.55
1:13:345:C:N4	36:68:116:SER:O	2.21	0.55
41:75:18:ASP:N	41:75:18:ASP:OD1	2.40	0.55
37:78:71:VAL:HG13	37:78:72:PRO:HD3	1.89	0.55
46:C5:48:ALA:HB1	46:C5:50:ARG:HD3	1.87	0.55
1:13:475:G:H3'	1:13:476:G:H8	1.71	0.54
26:14:1027:A:H2	26:14:2487:G:O2'	1.90	0.54
26:14:1190:G:H2'	26:14:1191:G:H8	1.71	0.54
26:14:1945:G:H2'	26:14:1946:U:C6	2.43	0.54

Continued on next page...

Continued from previous page...

Atom-1	Atom-2	Interatomic distance (Å)	Clash overlap (Å)
26:14:2096:U:H3	26:14:2193:G:H1	1.55	0.54
26:14:2342:C:O2'	26:14:2374:C:H5''	2.07	0.54
29:19:6:PHE:CE1	29:19:18:VAL:HG23	2.41	0.54
2:1E:46:LYS:HA	2:1E:49:GLU:CD	2.28	0.54
26:1H:11:G:H21	26:1H:2802:G:H4'	1.72	0.54
26:1H:764:A:H5'	29:11:210:GLY:HA2	1.89	0.54
26:1H:76:C:O2'	50:K8:62:THR:HG21	2.06	0.54
3:22:156:ARG:NH2	3:22:159:GLY:O	2.39	0.54
37:35:29:LYS:HD3	37:35:30:THR:HG23	1.88	0.54
24:3K:56:C:H2'	24:3K:57:G:O4'	2.07	0.54
32:49:41:GLN:HG2	32:49:43:LEU:HD21	1.88	0.54
27:1J:116:G:H5'	40:65:55:ALA:HB1	1.89	0.54
41:B8:100:TYR:HB3	41:B8:103:ARG:NH1	2.21	0.54
41:B8:90:GLN:OE1	41:B8:91:ARG:N	2.39	0.54
46:C5:48:ALA:HB3	46:C5:59:GLY:HA2	1.88	0.54
47:D5:94:GLU:O	47:D5:129:SER:HA	2.07	0.54
29:11:145:VAL:HG12	29:11:146:GLU:O	2.07	0.54
26:14:1260:G:H2'	26:14:1261:C:H6	1.72	0.54
26:14:1534:G:O2'	26:14:1537:C:N4	2.39	0.54
26:14:2294:C:P	40:65:89:ARG:HH22	2.29	0.54
2:1E:28:PHE:CD2	2:1E:190:THR:HA	2.42	0.54
1:1G:1294:G:H2'	1:1G:1295:G:C8	2.42	0.54
1:1G:1433:A:OP2	1:1G:1467:G:N1	2.38	0.54
26:1H:141:A:H8	26:1H:1595:G:H21	1.54	0.54
26:1H:2590:A:OP2	29:11:237:GLU:HB3	2.06	0.54
26:1H:265:A:C8	26:1H:266:G:H1'	2.41	0.54
4:32:13:ARG:C	4:32:15:GLU:H	2.11	0.54
31:39:68:LYS:HG3	31:39:69:HIS:CD2	2.42	0.54
1:13:542:G:H5'	4:3E:41:GLY:HA3	1.89	0.54
35:58:57:ALA:O	35:58:59:LYS:N	2.40	0.54
33:59:9:ILE:HB	33:59:51:ARG:HA	1.89	0.54
34:61:33:ARG:HB3	34:61:35:LEU:CD1	2.38	0.54
7:62:106:GLN:O	7:62:110:GLN:HG2	2.07	0.54
37:78:52:GLU:OE1	37:78:57:THR:HA	2.07	0.54
8:7E:88:LYS:N	8:7E:91:ARG:O	2.36	0.54
43:95:7:THR:HG23	43:95:22:VAL:HG21	1.88	0.54
39:98:81:ASP:O	39:98:85:PRO:HG2	2.07	0.54
29:11:70:TRP:CD1	29:11:70:TRP:C	2.81	0.54
1:13:1221:G:O3'	19:AI:77:THR:HG21	2.06	0.54
1:13:138:G:H1	1:13:225:C:H42	1.56	0.54
26:14:1910:G:H1	26:14:1920:C:H42	1.56	0.54

Continued on next page...

Continued from previous page...

Atom-1	Atom-2	Interatomic distance (Å)	Clash overlap (Å)
26:14:751:A:H5'	44:A5:90:ARG:HA	1.89	0.54
2:1E:211:ILE:HA	2:1E:214:ILE:HD11	1.89	0.54
1:1G:972:C:OP2	10:1A:57:LYS:NZ	2.34	0.54
26:1H:1512:G:H2'	26:1H:1513:C:C6	2.43	0.54
22:1K:52:G:H1	22:1K:62:C:H42	1.54	0.54
3:2E:95:THR:HB	3:2E:97:LYS:H	1.71	0.54
4:32:201:GLN:O	4:32:205:GLU:HB2	2.07	0.54
12:3A:84:LEU:HG	12:3A:105:TYR:HE2	1.71	0.54
32:41:47:LYS:HG3	32:41:48:GLU:H	1.71	0.54
35:58:96:GLU:O	35:58:98:VAL:HG12	2.06	0.54
33:59:54:ARG:HB2	33:59:65:HIS:CD2	2.43	0.54
9:82:48:GLU:HA	9:82:51:ARG:HD3	1.89	0.54
49:F5:62:VAL:HG21	49:F5:70:VAL:HG21	1.88	0.54
46:G8:97:ARG:NH2	46:G8:103:GLY:O	2.40	0.54
47:H8:28:MET:O	47:H8:35:ARG:N	2.33	0.54
26:14:459:U:H4'	54:L5:40:TRP:CZ3	2.43	0.54
29:11:12:SER:O	29:11:16:MET:HB2	2.06	0.54
29:11:33:LEU:HG	29:11:34:VAL:HG22	1.88	0.54
29:11:70:TRP:O	29:11:73:VAL:HG23	2.08	0.54
1:13:1044:A:C5	1:13:1045:C:H1'	2.43	0.54
1:13:1126:U:H2'	1:13:1127:G:C8	2.42	0.54
26:14:228:A:H2'	26:14:230:U:O4'	2.07	0.54
26:14:897:C:C2	26:14:898:C:H5	2.26	0.54
26:14:993:G:N3	43:95:89:GLN:NE2	2.51	0.54
26:1H:2023:G:H5'	26:1H:2617:C:H4'	1.88	0.54
26:1H:2392:A:H2	26:1H:2424:C:N4	1.98	0.54
26:1H:2552:U:H2'	26:1H:2554:U:OP2	2.07	0.54
26:1H:32:C:O2'	26:1H:33:U:H5'	2.08	0.54
26:1H:2635:C:H5'	30:21:78:LEU:HA	1.90	0.54
3:2E:16:ARG:HD2	3:2E:54:ARG:NH2	2.19	0.54
31:39:129:PHE:HA	31:39:142:TRP:NE1	2.21	0.54
12:3A:27:LEU:HB2	12:3A:33:ARG:HG2	1.88	0.54
1:1G:750:G:N3	15:6A:23:GLY:HA3	2.22	0.54
38:88:19:GLY:O	38:88:21:THR:OG1	2.21	0.54
20:BI:71:THR:HG22	20:BI:72:LEU:N	2.22	0.54
26:1H:489:G:N7	44:E8:49:LYS:NZ	2.55	0.54
52:M8:14:ILE:HG22	52:M8:24:THR:HG22	1.89	0.54
1:13:1157:A:H61	1:13:1178:G:H21	1.56	0.54
26:14:1826:G:H2'	26:14:1827:C:C6	2.42	0.54
1:13:999:U:O2'	26:14:2137:C:H5'	2.07	0.54
26:14:2469:A:H8	38:45:56:ARG:NH2	2.04	0.54

Continued on next page...

Continued from previous page...

Atom-1	Atom-2	Interatomic distance (Å)	Clash overlap (Å)
26:14:849:A:N1	51:H5:25:ALA:HB2	2.23	0.54
29:19:10:THR:OG1	29:19:13:ARG:HB2	2.06	0.54
29:19:70:TRP:O	29:19:73:VAL:HG23	2.06	0.54
2:1E:189:ASP:CG	2:1E:205:ASP:HB3	2.27	0.54
21:1F:12:LYS:HB3	21:1F:22:ARG:HD2	1.88	0.54
1:1G:1239:A:H4'	1:1G:1240:U:H5'	1.88	0.54
26:1H:270(W):G:O6	61:1H:3561:HOH:O	2.17	0.54
12:3I:93:LEU:O	12:3I:96:VAL:HG13	2.08	0.54
57:3L:63:U:H2'	57:3L:64:G:C8	2.41	0.54
41:75:55:ASN:H	41:75:59:THR:HG22	1.73	0.54
17:8A:7:THR:HG23	17:8A:58:GLU:HG2	1.90	0.54
48:E5:53:MET:HG2	48:E5:59:LEU:HD23	1.89	0.54
1:13:110:C:H2'	1:13:111:G:O4'	2.06	0.54
1:13:451:A:OP1	1:13:481:G:N1	2.38	0.54
26:14:1442:G:H2'	26:14:1443:G:H8	1.71	0.54
26:14:1444(A):A:N3	26:14:1444(A):A:H2'	2.23	0.54
26:14:1581:G:H2'	26:14:1582:C:O4'	2.08	0.54
26:14:2542:A:H5''	26:14:2542:A:N3	2.23	0.54
26:14:2720:U:N3	26:14:2873:A:H2	2.05	0.54
26:14:2816:C:O2	26:14:2883:A:O2'	2.25	0.54
26:14:302:C:H2'	26:14:303:U:H6	1.72	0.54
26:14:994:C:OP1	42:85:53:ARG:NH2	2.41	0.54
27:16:11:C:H3'	27:16:12:C:H6	1.72	0.54
1:1G:1219:U:OP1	14:5A:19:ARG:NH1	2.32	0.54
1:1G:433:C:H2'	1:1G:434:U:H6	1.71	0.54
26:1H:1018:C:H2'	26:1H:1019:U:H6	1.73	0.54
26:1H:2127:G:H1	26:1H:2161:C:C2'	2.21	0.54
22:1K:7:U:H3	22:1K:66:A:N6	2.02	0.54
56:1L:68:G:H2'	56:1L:69:A:C8	2.43	0.54
4:3E:112:VAL:HG12	4:3E:116:GLN:OE1	2.08	0.54
32:41:76:SER:HB2	32:41:84:LYS:HB2	1.89	0.54
38:45:32:TYR:HE2	38:45:111:GLU:HA	1.71	0.54
27:1J:42:C:N3	32:49:91:ARG:NH2	2.54	0.54
39:55:21:TYR:OH	39:55:43:GLU:HG2	2.07	0.54
33:59:8:PRO:HG2	33:59:69:ARG:HE	1.72	0.54
14:5A:45:ARG:O	14:5A:49:HIS:HD2	1.90	0.54
6:5E:39:LYS:HB2	6:5E:64:GLN:HB2	1.90	0.54
34:61:110:ASP:OD1	34:61:111:PRO:HA	2.07	0.54
34:61:131:LYS:HB3	34:61:132:PRO:HA	1.89	0.54
40:65:54:LEU:HD23	40:65:55:ALA:HB2	1.89	0.54
44:A5:20:VAL:HG22	44:A5:47:VAL:HG21	1.90	0.54

Continued on next page...

Continued from previous page...

Atom-1	Atom-2	Interatomic distance (Å)	Clash overlap (Å)
44:E8:17:VAL:HG13	44:E8:76:VAL:HG11	1.90	0.54
47:H8:4:ARG:HB3	47:H8:58:VAL:CG2	2.37	0.54
26:14:1021:A:H62	26:14:1141:U:H3	1.55	0.54
26:14:1728:G:H8	26:14:1732:A:H62	1.56	0.54
26:14:2074:U:H2'	26:14:2075:U:C6	2.42	0.54
1:1G:1113:C:H2'	1:1G:1114:C:H6	1.72	0.54
26:1H:1386:C:H2'	26:1H:1387:C:C6	2.42	0.54
26:1H:2863:C:O2'	26:1H:2864:G:H5'	2.08	0.54
26:1H:426:C:H2'	26:1H:427:U:H6	1.73	0.54
26:1H:455:C:N3	26:1H:473:G:H5'	2.22	0.54
26:1H:671:C:OP1	37:78:42:SER:O	2.26	0.54
26:1H:761:A:OP1	61:1H:3565:HOH:O	2.19	0.54
27:1J:15:A:H3'	27:1J:16:G:H5'	1.89	0.54
4:32:18:LYS:NZ	4:32:26:CYS:O	2.27	0.54
26:14:1111:A:H4'	33:59:3:ARG:NH1	2.22	0.54
7:62:46:ALA:HA	7:62:49:ILE:HD12	1.89	0.54
9:8E:10:ARG:HE	9:8E:105:ASP:CG	2.10	0.54
39:98:44:LEU:O	39:98:47:PHE:N	2.38	0.54
20:BI:49:ALA:O	20:BI:52:ALA:N	2.41	0.54
46:G8:29:GLU:HB3	46:G8:38:ILE:HG23	1.89	0.54
47:H8:72:ARG:NH2	47:H8:97:GLU:O	2.40	0.54
49:J8:18:ILE:HG12	49:J8:37:ILE:HG12	1.89	0.54
29:11:124:PRO:HG2	29:11:129:ASN:ND2	2.23	0.54
1:13:128:G:H5'	17:8I:2:PRO:O	2.08	0.54
26:14:1071:G:N2	26:14:1090:U:O5'	2.40	0.54
26:14:1109:C:H2'	26:14:1110:G:C1'	2.37	0.54
26:14:866:A:H5''	26:14:867:C:OP2	2.07	0.54
1:1G:1023:G:C5	1:1G:1024:G:H1'	2.43	0.54
1:1G:977:A:HO2'	1:1G:981:U:H3	1.55	0.54
26:1H:1510:A:N3	26:1H:1510:A:H2'	2.21	0.54
26:1H:1799:G:O2'	26:1H:1800:C:OP2	2.17	0.54
26:1H:2656:U:N3	26:1H:2665:A:H2	2.04	0.54
1:13:1307:U:OP1	13:4I:101:GLN:NE2	2.37	0.54
13:4I:25:ILE:HD11	13:4I:66:LEU:HD11	1.88	0.54
13:4I:54:VAL:O	13:4I:58:GLU:HG2	2.08	0.54
13:4I:58:GLU:O	13:4I:62:ASN:ND2	2.35	0.54
39:55:72:ASP:HB3	39:55:75:LEU:HB3	1.90	0.54
14:5A:17:LYS:HD2	14:5A:18:VAL:N	2.23	0.54
28:71:22:ILE:HG13	28:71:190:ARG:HG3	1.89	0.54
17:8I:8:GLY:O	17:8I:21:VAL:HG13	2.08	0.54
26:1H:1279:G:H4'	39:98:31:HIS:CD2	2.42	0.54

Continued on next page...

Continued from previous page...

Atom-1	Atom-2	Interatomic distance (Å)	Clash overlap (Å)
19:AI:6:LYS:O	19:AI:7:LYS:HB3	2.06	0.54
2:12:219:VAL:HG23	2:12:222:ILE:HD12	1.90	0.54
1:13:1111:A:N1	3:2E:177:THR:OG1	2.34	0.54
1:13:313:A:H2'	1:13:314:C:H6	1.73	0.54
1:13:69:G:N2	1:13:99:C:O2	2.39	0.54
26:14:1568:G:OP1	29:19:63:ARG:NH1	2.38	0.54
26:14:2784:C:H2'	26:14:2785:C:C6	2.42	0.54
26:14:732:C:H3'	61:14:3503:HOH:O	2.08	0.54
26:14:96:G:H4'	50:G5:48:HIS:CD2	2.43	0.54
35:15:133:GLN:O	35:15:134:ARG:HG3	2.08	0.54
1:1G:280:C:H3'	1:1G:281:G:H5'	1.90	0.54
26:1H:2019:A:C6	26:1H:2020:A:N7	2.76	0.54
26:1H:2128:C:H5'	28:71:36:LYS:HG3	1.89	0.54
1:13:963:G:H21	10:1I:55:LYS:CE	2.20	0.54
56:1L:49:G:H2'	56:1L:50:C:C6	2.43	0.54
3:22:90:GLU:O	3:22:93:LYS:NZ	2.41	0.54
30:29:89:ASP:HB3	30:29:91:VAL:N	2.23	0.54
38:45:10:ARG:HE	38:45:10:ARG:C	2.11	0.54
38:45:35:VAL:HG12	38:45:36:ALA:H	1.72	0.54
38:45:45:GLN:N	38:45:45:GLN:OE1	2.41	0.54
33:51:40:GLU:O	33:51:41:MET:HB2	2.07	0.54
27:1J:116:G:H5'	40:65:55:ALA:CB	2.38	0.54
28:71:59:ARG:HG2	28:71:60:GLY:H	1.72	0.54
37:78:130:PHE:HE1	37:78:146:VAL:HG23	1.73	0.54
1:1G:247:G:OP2	17:8A:100:LYS:N	2.39	0.54
46:G8:94:LYS:HA	46:G8:94:LYS:HZ3	1.73	0.54
47:H8:165:VAL:HG22	47:H8:166:SER:HA	1.89	0.54
52:M8:24:THR:OG1	52:M8:25:TYR:N	2.40	0.54
29:11:234:GLY:N	61:11:403:HOH:O	2.41	0.54
1:13:1299:A:H2'	1:13:1301:U:H1'	1.90	0.54
1:13:15:G:OP1	1:13:1396:A:O2'	2.21	0.54
26:14:1329:U:H5''	26:14:1330:C:H5	1.74	0.54
26:14:2656:U:H3	26:14:2665:A:H2	1.56	0.54
26:14:2745:C:H1'	33:59:143:GLN:HG2	1.88	0.54
26:14:55:G:H2'	26:14:56:A:H8	1.73	0.54
29:19:182:LEU:H	29:19:272:ALA:HB3	1.73	0.54
1:1G:690:G:H2'	1:1G:691:G:O4'	2.08	0.54
1:1G:834:C:H42	1:1G:852:G:H1	1.56	0.54
26:1H:1630:G:H2'	26:1H:1630(A):C:H6	1.72	0.54
26:1H:363:G:H2'	26:1H:363(A):A:H8	1.72	0.54
26:1H:518:G:H2'	26:1H:519:U:C6	2.44	0.54

Continued on next page...

Continued from previous page...

Atom-1	Atom-2	Interatomic distance (Å)	Clash overlap (Å)
56:1L:2:G:H1	56:1L:71:C:H42	1.56	0.54
36:25:113:LYS:HE2	36:25:113:LYS:H	1.73	0.54
31:31:27:GLU:H	31:31:27:GLU:CD	2.10	0.54
4:32:175:SER:HB2	4:32:186:LEU:HD11	1.89	0.54
12:3A:41:ARG:HB3	12:3A:41:ARG:HH11	1.73	0.54
32:41:41:GLN:HG2	32:41:155:MET:HB3	1.90	0.54
6:52:45:LEU:HD12	6:52:59:TYR:HD2	1.73	0.54
35:58:96:GLU:HG2	35:58:97:ARG:N	2.23	0.54
8:72:56:LYS:HE2	8:72:58:TYR:HE1	1.72	0.54
28:79:15:ASP:H	28:79:20:TYR:HH	1.56	0.54
8:7E:120:THR:H	8:7E:123:GLU:HG3	1.72	0.54
39:98:12:ARG:HG2	39:98:16:HIS:ND1	2.23	0.54
20:BI:10:LEU:HG	20:BI:12:ALA:H	1.73	0.54
38:45:26:TYR:OH	47:D5:78:LYS:HD3	2.08	0.54
50:K8:35:LEU:HD23	50:K8:53:LEU:HD12	1.90	0.54
2:12:218:ALA:O	2:12:219:VAL:HG22	2.07	0.53
1:13:232:G:H2'	1:13:233:C:H6	1.73	0.53
1:13:390:C:O3'	16:7I:28:ARG:NH2	2.40	0.53
1:13:652:U:O4	1:13:752:G:O2'	2.17	0.53
26:14:2107:C:N3	26:14:2182:G:N1	2.56	0.53
26:14:828:U:H3	26:14:2247:A:H4'	1.72	0.53
26:14:634:C:H2'	26:14:635:C:C6	2.43	0.53
1:1G:1274:G:H2'	1:1G:1275:A:H8	1.73	0.53
1:1G:1126:U:N3	1:1G:1281:U:O4'	2.41	0.53
1:1G:1281:U:H3'	1:1G:1282:C:C5	2.43	0.53
1:1G:201:C:H42	1:1G:216:G:H1	1.57	0.53
26:1H:2257:U:O2'	26:1H:2258:C:H5'	2.07	0.53
26:1H:2263:C:H2'	26:1H:2264:C:H6	1.73	0.53
30:29:97:LYS:HG2	30:29:100:GLU:OE1	2.07	0.53
12:3I:58:VAL:O	12:3I:65:GLU:HA	2.08	0.53
6:5E:91:VAL:HG12	6:5E:92:LYS:O	2.07	0.53
26:1H:942:G:OP2	37:78:39:LYS:HE2	2.09	0.53
16:7I:50:LYS:HE3	16:7I:51:VAL:H	1.72	0.53
42:C8:58:ARG:HA	42:C8:61:TRP:CE3	2.43	0.53
47:D5:124:ILE:HD11	47:D5:165:VAL:HG21	1.89	0.53
50:G5:43:GLN:OE1	50:G5:43:GLN:N	2.41	0.53
1:13:1127:G:H2'	1:13:1128:C:N1	2.21	0.53
1:13:1188:A:N6	61:13:1813:HOH:O	2.40	0.53
26:14:1298:C:H5''	26:14:1299:G:OP2	2.08	0.53
1:1G:1277:C:O2'	1:1G:1279:A:H1'	2.08	0.53
26:1H:1291:C:H2'	26:1H:1292:U:C6	2.42	0.53

Continued on next page...

Continued from previous page...

Atom-1	Atom-2	Interatomic distance (Å)	Clash overlap (Å)
26:1H:1386:C:OP2	26:1H:1396:U:H5	1.92	0.53
26:1H:2107:C:O2	26:1H:2182:G:N2	2.39	0.53
26:1H:745:G:OP2	30:21:133:LYS:HE2	2.08	0.53
22:1K:76:A:H8	26:1H:2583:G:N2	2.06	0.53
1:1G:421:U:O4	3:22:127:ARG:NH1	2.41	0.53
11:2I:48:ILE:HD11	11:2I:64:ALA:HA	1.90	0.53
38:45:32:TYR:CD2	38:45:114:ALA:HB3	2.42	0.53
38:45:81:VAL:HG23	38:45:82:ARG:H	1.73	0.53
44:E8:57:ASN:O	44:E8:61:ASN:HB2	2.07	0.53
47:H8:19:ARG:NH1	47:H8:84:GLU:HB2	2.23	0.53
26:14:1198:U:H2'	26:14:1199:U:C6	2.44	0.53
26:14:2611:U:C4	53:J5:3:LYS:HG3	2.43	0.53
1:1G:1001:G:H2'	1:1G:1002:G:C8	2.43	0.53
1:1G:1326:C:H2'	1:1G:1327:C:C6	2.43	0.53
1:1G:666:G:H5'	1:1G:726:C:H1'	1.91	0.53
26:1H:1508:A:OP2	26:1H:1508:A:H8	1.91	0.53
26:1H:155:C:N4	26:1H:171:G:H1	2.03	0.53
26:1H:1899:G:H1	26:1H:1902:C:H41	1.57	0.53
26:1H:270(K):C:C4	26:1H:270(M):U:H5''	2.43	0.53
26:1H:2712:U:H1'	26:1H:2712(A):A:C8	2.44	0.53
26:1H:2846:G:N7	61:1H:3613:HOH:O	2.32	0.53
3:2E:152:ILE:HG12	3:2E:167:TRP:HD1	1.74	0.53
11:2I:50:TYR:CD2	11:2I:54:ARG:HB2	2.43	0.53
40:65:107:GLU:H	40:65:110:LEU:HD11	1.72	0.53
17:8I:45:HIS:O	17:8I:73:VAL:HG23	2.08	0.53
17:8I:66:SER:OG	17:8I:69:LYS:HB2	2.09	0.53
46:C5:87:LYS:NZ	46:C5:88:LYS:O	2.34	0.53
43:D8:37:VAL:HG23	43:D8:51:VAL:HG21	1.90	0.53
49:J8:83:GLU:HG3	49:J8:85:LEU:HB2	1.90	0.53
26:14:2164:C:H5	26:14:2165:G:H21	1.56	0.53
26:14:2306:C:H2'	26:14:2307:G:N2	2.23	0.53
27:16:44:G:H1'	27:16:47:C:H42	1.74	0.53
29:19:228:PRO:HD3	29:19:234:GLY:O	2.08	0.53
1:1G:546:G:OP1	4:32:73:ARG:NH1	2.41	0.53
26:1H:1639:U:O2'	26:1H:1640:C:H5''	2.08	0.53
26:1H:2321:G:H5''	26:1H:2322:A:OP2	2.09	0.53
26:1H:301:G:C4	26:1H:302:C:C5	2.96	0.53
30:21:134:ILE:O	30:21:137:HIS:HB2	2.09	0.53
30:29:9:VAL:HG23	30:29:26:ILE:O	2.09	0.53
6:52:15:ASP:OD1	6:52:16:GLN:N	2.42	0.53
26:14:2873:A:C8	39:55:5:LYS:HA	2.44	0.53

Continued on next page...

Continued from previous page...

Atom-1	Atom-2	Interatomic distance (Å)	Clash overlap (Å)
37:78:124:LYS:HA	37:78:143:GLY:O	2.08	0.53
38:88:116:GLU:O	38:88:120:ILE:HG12	2.07	0.53
9:8E:25:LYS:O	9:8E:60:ASP:HA	2.08	0.53
45:B5:29:TRP:CE3	45:B5:78:LYS:HB3	2.43	0.53
47:D5:40:ASP:OD1	47:D5:42:VAL:N	2.39	0.53
48:I8:14:ARG:NH1	61:I8:201:HOH:O	2.40	0.53
1:13:1417:G:N2	1:13:1482:G:H2'	2.23	0.53
1:13:312:C:H2'	1:13:313:A:H8	1.74	0.53
1:13:445:G:H1	1:13:489:C:H42	1.57	0.53
1:13:538:G:H5''	12:3I:114:LYS:HB2	1.90	0.53
26:14:1057:A:H8	26:14:1086:A:HO2'	1.57	0.53
26:14:1061:U:H4'	26:14:1071:G:H5'	1.91	0.53
26:14:1532:C:H42	26:14:1539:G:H1	1.56	0.53
26:14:2275:C:O2'	38:45:83:MET:HA	2.09	0.53
26:14:2716:U:H2'	26:14:2717:G:C8	2.44	0.53
26:14:582:G:H2'	26:14:583:G:C8	2.44	0.53
1:1G:10:A:H2'	1:1G:11:G:C8	2.44	0.53
1:1G:977:A:H2'	1:1G:978:A:H5'	1.90	0.53
26:1H:2450:A:C2	26:1H:2451:A:C4	2.96	0.53
22:1K:3:G:N2	22:1K:71:C:H1'	2.24	0.53
30:21:105:THR:HG23	30:21:166:THR:OG1	2.08	0.53
30:29:68:ALA:C	30:29:70:ALA:H	2.11	0.53
4:32:94:LEU:HD11	4:32:200:GLU:OE1	2.08	0.53
38:45:57:HIS:CE1	38:45:116:GLU:HG2	2.44	0.53
38:45:85:LYS:HG2	38:45:86:GLY:H	1.74	0.53
32:49:14:GLU:O	32:49:17:PRO:HG2	2.09	0.53
39:55:59:ASP:OD1	39:55:62:ALA:N	2.40	0.53
35:58:96:GLU:C	35:58:98:VAL:H	2.09	0.53
7:6E:45:ASP:O	7:6E:49:ILE:HG13	2.09	0.53
41:75:3:ARG:HG2	41:75:6:LEU:HB2	1.89	0.53
41:75:27:THR:HB	41:75:89:VAL:HG22	1.90	0.53
37:78:121:LYS:NZ	37:78:121:LYS:HB3	2.23	0.53
26:1H:389:G:N1	37:78:71:VAL:HG12	2.24	0.53
8:7E:20:TYR:HE2	8:7E:75:ARG:HD2	1.73	0.53
47:D5:91:LEU:HD12	47:D5:91:LEU:H	1.73	0.53
44:E8:12:ILE:HG13	44:E8:42:ARG:HH11	1.73	0.53
45:F8:57:LEU:HD21	45:F8:78:LYS:HG3	1.89	0.53
1:13:1318:A:H2'	1:13:1319:A:H5''	1.90	0.53
1:13:271:C:H2'	1:13:272:C:H6	1.72	0.53
1:13:346:G:N2	1:13:347:G:N3	2.57	0.53
1:13:868:C:H2'	1:13:869:G:O4'	2.08	0.53

Continued on next page...

Continued from previous page...

Atom-1	Atom-2	Interatomic distance (Å)	Clash overlap (Å)
26:14:1450:C:H2'	26:14:1451:C:C6	2.44	0.53
1:1G:1418:A:H2	26:14:1948:G:N3	2.06	0.53
26:14:597:U:H2'	26:14:598:G:H8	1.72	0.53
26:14:70:G:H21	26:14:71:A:N6	2.06	0.53
21:1B:2:GLY:HA2	21:1B:10:ARG:NH1	2.24	0.53
2:1E:215:LEU:HD12	2:1E:218:ALA:HB3	1.89	0.53
1:1G:1322:C:O2	1:1G:1322:C:H2'	2.08	0.53
26:1H:1373:A:H8	26:1H:1373:A:OP2	1.92	0.53
26:1H:1678:G:O5'	26:1H:1678:G:H8	1.92	0.53
26:1H:2098:U:H2'	26:1H:2099:U:O4'	2.09	0.53
26:1H:2286:A:H4'	26:1H:2287:A:O5'	2.09	0.53
26:1H:2393:A:O2'	26:1H:2394:C:H5'	2.09	0.53
27:1J:80:U:H2'	27:1J:81:G:N2	2.19	0.53
3:22:147:LYS:HB2	3:22:203:PHE:CD2	2.44	0.53
4:32:177:ASP:HB2	4:32:182:LYS:HG3	1.91	0.53
4:32:31:CYS:HB3	4:32:33:MET:HB2	1.89	0.53
31:39:63:LYS:HE3	31:39:67:GLN:HB2	1.91	0.53
4:3E:108:LEU:HD11	4:3E:174:LEU:HD22	1.89	0.53
13:4A:61:GLU:CD	13:4A:61:GLU:H	2.04	0.53
5:4E:15:ARG:NH1	25:4K:24:A:O3'	2.41	0.53
26:1H:2751:G:C1'	33:51:3:ARG:HD3	2.38	0.53
7:62:26:PHE:O	7:62:30:ILE:HG13	2.09	0.53
20:BA:50:GLU:HA	20:BA:100:ILE:HG12	1.90	0.53
54:L5:29:LYS:HA	54:L5:32:LYS:HB3	1.91	0.53
29:11:30:GLU:CD	29:11:63:ARG:HE	2.12	0.53
2:12:189:ASP:HB3	2:12:203:GLY:O	2.09	0.53
2:12:219:VAL:HG23	2:12:221:LEU:H	1.72	0.53
1:13:1292:U:H2'	1:13:1293:G:H8	1.73	0.53
1:13:680:C:H2'	1:13:681:C:C6	2.43	0.53
1:13:967:C:O5'	1:13:967:C:H6	1.92	0.53
26:14:1285:G:N2	26:14:1329:U:OP1	2.37	0.53
26:14:997:G:H2'	26:14:998:C:H6	1.74	0.53
2:1E:192:SER:HG	2:1E:193:ASP:H	1.56	0.53
26:1H:1211:U:H4'	26:1H:1212:G:OP2	2.07	0.53
26:1H:2320:A:N3	26:1H:2320:A:H2'	2.24	0.53
26:1H:2437:U:H2'	26:1H:2438:U:H6	1.73	0.53
26:1H:2712:U:H2'	26:1H:2714:G:H5'	1.90	0.53
26:1H:660:G:H21	37:78:12:ALA:CB	2.22	0.53
3:2E:3:ASN:OD1	3:2E:3:ASN:N	2.41	0.53
23:2K:6:G:H1	23:2K:68:C:N4	2.04	0.53
26:1H:323:G:C8	31:31:171:PRO:HG3	2.44	0.53

Continued on next page...

Continued from previous page...

Atom-1	Atom-2	Interatomic distance (Å)	Clash overlap (Å)
4:32:126:ILE:HG22	4:32:127:THR:H	1.73	0.53
12:3I:53:ARG:NH1	12:3I:92:ASP:OD1	2.38	0.53
32:41:67:LYS:HE2	32:41:67:LYS:H	1.74	0.53
13:4A:49:THR:HG22	13:4A:51:ALA:H	1.73	0.53
34:61:25:TYR:O	34:61:29:TYR:N	2.38	0.53
7:6E:27:ILE:HD12	7:6E:40:ALA:HA	1.91	0.53
16:7A:40:ASP:HB3	16:7A:48:TRP:CB	2.37	0.53
8:7E:4:ASP:OD2	8:7E:85:ARG:NH1	2.42	0.53
8:7E:87:SER:CB	8:7E:93:VAL:H	2.21	0.53
1:13:626:U:H5''	16:7I:38:TYR:CD2	2.42	0.53
49:F5:45:ASN:O	49:F5:63:ALA:HA	2.08	0.53
2:12:40:HIS:HD2	2:12:190:THR:HG21	1.74	0.53
1:13:130:A:O2'	1:13:131:C:O5'	2.26	0.53
26:14:1784:A:OP1	61:14:3539:HOH:O	2.19	0.53
26:14:1794:U:H2'	26:14:1795:C:H6	1.74	0.53
26:14:2016:U:H1'	53:J5:6:VAL:HG13	1.90	0.53
26:14:2494:G:H2'	26:14:2495:G:H8	1.72	0.53
26:14:2553:G:H2'	26:14:2554:U:O4'	2.08	0.53
35:15:58:ASP:N	35:15:58:ASP:OD1	2.35	0.53
1:1G:1067:A:H4'	1:1G:1068:G:O5'	2.09	0.53
1:1G:198:G:H8	1:1G:198:G:OP2	1.91	0.53
26:1H:1278:A:OP1	39:98:36:THR:HG22	2.09	0.53
26:1H:460:A:H5''	26:1H:461:C:OP2	2.09	0.53
56:1L:11:C:H2'	56:1L:12:U:H6	1.73	0.53
32:41:165:THR:OG1	32:41:168:GLU:HG3	2.09	0.53
32:41:16:ARG:O	32:41:20:ILE:HG13	2.09	0.53
34:69:132:PRO:HG2	34:69:134:PRO:HD2	1.89	0.53
28:71:68:LEU:O	28:71:177:LYS:N	2.41	0.53
28:71:10:LEU:HD23	28:71:32:LEU:O	2.09	0.53
41:75:64:ARG:HB2	41:75:73:GLU:HG2	1.91	0.53
40:A8:49:VAL:HG21	40:A8:77:ALA:HA	1.91	0.53
50:G5:50:ILE:HD12	50:G5:51:ARG:N	2.16	0.53
52:M8:37:SER:OG	52:M8:42:PHE:HB3	2.09	0.53
1:13:748:C:O5'	1:13:748:C:H6	1.92	0.53
26:14:2064:C:H2'	26:14:2065:C:H6	1.74	0.53
26:14:234:C:H2'	26:14:235:U:H6	1.73	0.53
26:14:320:A:H4'	26:14:322:A:C8	2.44	0.53
26:14:872:A:OP1	38:45:5:ARG:NH2	2.40	0.53
29:19:121:PRO:HB3	29:19:135:PHE:CE2	2.44	0.53
29:19:80:ALA:HB3	29:19:94:LEU:HB3	1.91	0.53
1:1G:1129:C:C4	1:1G:1139:G:N1	2.77	0.53

Continued on next page...

Continued from previous page...

Atom-1	Atom-2	Interatomic distance (Å)	Clash overlap (Å)
1:1G:446:G:H2'	1:1G:447:G:O4'	2.09	0.53
26:1H:2105:C:H2'	26:1H:2106:G:C8	2.41	0.53
26:1H:637:A:H2'	37:78:117:GLU:OE1	2.09	0.53
26:1H:639:U:O2'	26:1H:640:C:H5'	2.08	0.53
30:29:11:MET:HA	30:29:24:THR:HA	1.91	0.53
31:31:197:ASP:O	31:31:199:TRP:N	2.41	0.53
24:3K:5:C:O2	24:3K:68:G:N2	2.41	0.53
32:49:72:ARG:HB3	32:49:85:GLY:HA2	1.91	0.53
39:55:32:GLY:HA2	39:55:116:LEU:HD12	1.91	0.53
37:78:11:GLY:O	37:78:12:ALA:HB3	2.09	0.53
26:14:1019:U:H2'	26:14:1020:A:H8	1.74	0.53
26:14:1666:G:O6	61:14:3537:HOH:O	2.17	0.53
26:14:2867:G:N7	41:75:23:ARG:NH1	2.57	0.53
10:1A:26:ALA:HB1	10:1A:84:GLN:HB3	1.91	0.53
1:1G:946:A:O2'	1:1G:1333:A:N3	2.35	0.53
1:1G:1442:G:C6	1:1G:1446:A:N6	2.77	0.53
1:1G:355:C:O2'	1:1G:388:G:N3	2.31	0.53
26:1H:118:A:OP2	26:1H:119:A:H2'	2.09	0.53
26:1H:543:C:H42	26:1H:550:G:H1	1.56	0.53
26:1H:587:C:OP2	37:78:21:ARG:NH2	2.41	0.53
56:1L:68:G:H2'	56:1L:69:A:N7	2.24	0.53
32:41:107:LEU:HD11	32:41:178:PHE:CE1	2.44	0.53
5:4E:65:ASN:OD1	5:4E:140:ARG:NH2	2.27	0.53
39:55:29:LEU:HB3	39:55:75:LEU:HD21	1.91	0.53
17:8I:66:SER:O	17:8I:70:ARG:NH1	2.42	0.53
54:P8:10:ARG:HG2	54:P8:14:LYS:HD3	1.90	0.53
2:12:93:VAL:HG22	2:12:152:PHE:HB2	1.90	0.52
1:13:1164:G:C6	1:13:1165:C:C4	2.96	0.52
1:13:664:G:N2	1:13:741:G:H1	2.04	0.52
26:14:996:A:N6	26:14:1160:G:C6	2.77	0.52
26:14:1181:C:H2'	26:14:1182:A:C8	2.45	0.52
26:14:2652:C:H42	26:14:2668:G:H1	1.57	0.52
29:19:166:GLN:HB3	29:19:174:ILE:HG22	1.90	0.52
2:1E:215:LEU:O	2:1E:219:VAL:HG23	2.09	0.52
1:1G:309:G:O2'	1:1G:607:A:N1	2.39	0.52
1:1G:445:G:H1	1:1G:489:C:H42	1.56	0.52
26:1H:1339:G:N2	26:1H:1603:A:H1'	2.24	0.52
26:1H:1653:G:H8	26:1H:1653:G:O5'	1.92	0.52
26:1H:2065:C:H2'	26:1H:2066:C:C6	2.44	0.52
26:1H:2233:U:H2'	26:1H:2234:G:C8	2.44	0.52
26:1H:2473:U:H2'	26:1H:2474:C:H5'	1.90	0.52

Continued on next page...

Continued from previous page...

Atom-1	Atom-2	Interatomic distance (Å)	Clash overlap (Å)
26:1H:49:A:N7	26:1H:120:U:C5	2.67	0.52
27:1J:93:C:H2'	27:1J:94:C:H6	1.72	0.52
31:31:129:PHE:HA	31:31:142:TRP:NE1	2.24	0.52
26:1H:674:G:H1'	31:31:74:ARG:HD3	1.89	0.52
26:14:2820:A:C6	39:55:4:LEU:HD11	2.43	0.52
7:6E:16:LEU:HD22	9:8E:44:VAL:HG22	1.90	0.52
1:13:1374:A:O2'	7:6E:28:ASN:HB3	2.09	0.52
6:52:7:ASN:HD21	18:9A:34:TYR:HE1	1.57	0.52
40:A8:36:TYR:N	40:A8:36:TYR:CD1	2.77	0.52
19:AI:20:LEU:HD23	19:AI:23:ASN:HD22	1.74	0.52
47:D5:11:GLU:CD	47:D5:12:GLY:H	2.13	0.52
55:Q8:54:GLU:O	55:Q8:58:ILE:HG13	2.08	0.52
29:11:35:LYS:HA	29:11:64:ILE:HG22	1.91	0.52
2:12:50:GLU:HB2	2:12:199:TYR:HB3	1.91	0.52
26:14:2147:G:H2'	26:14:2148:G:O4'	2.10	0.52
26:14:662:G:H5''	37:35:17:LYS:HG2	1.91	0.52
29:19:146:GLU:HB2	29:19:189:CYS:HB3	1.90	0.52
1:1G:193:C:H2'	1:1G:194:C:H6	1.75	0.52
1:1G:78:G:H1	1:1G:91:C:H42	1.57	0.52
26:1H:1486:A:H2'	26:1H:1487:G:H8	1.74	0.52
26:1H:248:G:H5'	26:1H:250:G:N7	2.23	0.52
26:1H:2749:A:OP1	33:51:4:ILE:HG22	2.10	0.52
26:1H:298:G:H5''	26:1H:299:A:OP1	2.09	0.52
3:22:112:SER:HB3	3:22:115:LEU:HB2	1.90	0.52
11:2A:57:THR:HG22	11:2A:58:PRO:HD2	1.90	0.52
4:32:24:GLU:HG2	4:32:25:ARG:H	1.74	0.52
26:14:320:A:OP1	31:39:135:LYS:NZ	2.43	0.52
5:4E:147:ASP:N	5:4E:147:ASP:OD1	2.31	0.52
39:55:26:LYS:HE2	39:55:70:LEU:O	2.09	0.52
33:59:146:ALA:O	33:59:149:ARG:HG2	2.09	0.52
14:5A:9:LYS:HA	14:5A:12:ARG:HD3	1.92	0.52
34:61:98:ALA:HB2	34:61:111:PRO:HB3	1.91	0.52
34:69:14:ASP:O	34:69:17:GLN:HB2	2.10	0.52
28:71:49:ILE:HD13	28:71:204:ALA:HB2	1.90	0.52
46:C5:52:SER:HA	46:C5:55:TYR:O	2.08	0.52
48:I8:83:PRO:O	48:I8:84:LEU:HB2	2.10	0.52
49:J8:3:LYS:O	49:J8:12:PRO:HD3	2.09	0.52
2:12:155:LEU:HD22	2:12:159:PRO:HD3	1.91	0.52
26:14:1936:A:C8	26:14:1940:U:O2	2.62	0.52
1:1G:963:G:H21	10:1A:55:LYS:HE3	1.74	0.52
26:1H:1140:C:OP1	35:58:23:LEU:HB3	2.09	0.52

Continued on next page...

Continued from previous page...

Atom-1	Atom-2	Interatomic distance (Å)	Clash overlap (Å)
26:1H:141(A):C:H2'	26:1H:142:G:O4'	2.10	0.52
26:1H:1535:U:OP2	26:1H:1538:G:N2	2.42	0.52
26:1H:1683:C:H42	26:1H:1705:G:H1	1.58	0.52
26:1H:2862:G:H2'	26:1H:2863:C:H6	1.74	0.52
26:1H:527:C:OP2	26:1H:2779:U:H5	1.92	0.52
27:1J:31:C:C2'	27:1J:32:C:H5'	2.40	0.52
3:2E:16:ARG:HB2	3:2E:16:ARG:NH1	2.23	0.52
4:32:108:LEU:HD21	4:32:183:GLY:HA3	1.92	0.52
31:39:57:VAL:HG11	31:39:79:GLY:HA3	1.91	0.52
24:3K:72:C:C3'	24:3K:73:A:H5''	2.39	0.52
6:52:33:TYR:OH	6:52:78:GLU:HG3	2.08	0.52
35:58:128:HIS:ND1	35:58:129:PRO:O	2.34	0.52
28:71:192:PHE:CE2	28:71:196:LEU:HD13	2.45	0.52
42:85:8:VAL:O	42:85:12:ARG:HG2	2.09	0.52
9:8E:53:VAL:HG13	9:8E:92:TYR:CZ	2.45	0.52
43:95:85:LYS:HE3	43:95:88:ARG:H	1.73	0.52
40:A8:106:ARG:HH21	40:A8:107:GLU:HB2	1.73	0.52
20:BA:64:ASP:OD1	20:BA:64:ASP:N	2.42	0.52
48:E5:47:PRO:HA	48:E5:51:VAL:HG12	1.91	0.52
26:14:2577:A:O4'	53:J5:3:LYS:HB2	2.08	0.52
1:13:1014:A:H2	1:13:1219:U:H1'	1.73	0.52
1:13:266:G:H5''	1:13:267:C:C5	2.44	0.52
26:14:1264:G:OP1	53:J5:19:ARG:NH2	2.41	0.52
26:14:2849:U:H4'	26:14:2868:A:C2	2.44	0.52
26:1H:1778:U:H2'	26:1H:1784:A:H62	1.72	0.52
26:1H:363(B):G:H2'	26:1H:363(C):G:H8	1.74	0.52
1:13:963:G:H21	10:1I:55:LYS:HE2	1.74	0.52
10:1I:26:ALA:C	10:1I:84:GLN:HE21	2.13	0.52
30:29:73:GLU:HG2	30:29:73:GLU:O	2.09	0.52
11:2I:34:ASP:HB3	11:2I:40:ILE:HD11	1.91	0.52
38:45:25:ASP:HA	38:45:67:ARG:NH1	2.24	0.52
13:4I:80:ARG:NH1	19:AI:65:ASN:O	2.43	0.52
33:51:86:GLU:HG3	33:51:87:LEU:N	2.25	0.52
6:52:27:GLN:O	6:52:31:GLU:HG3	2.10	0.52
36:68:73:ASP:OD1	41:B8:32:TYR:OH	2.22	0.52
17:8I:29:HIS:CD2	17:8I:30:PRO:HD2	2.43	0.52
18:9A:70:ILE:O	18:9A:74:ARG:HD2	2.10	0.52
19:AI:58:VAL:HG11	19:AI:75:ALA:HB1	1.90	0.52
53:N8:40:LYS:HG2	53:N8:46:CYS:HA	1.91	0.52
1:13:1145:C:H5''	1:13:1146:A:OP1	2.08	0.52
1:13:682:G:H2'	1:13:683:G:H8	1.75	0.52

Continued on next page...

Continued from previous page...

Atom-1	Atom-2	Interatomic distance (Å)	Clash overlap (Å)
26:14:2210:G:H3'	26:14:2211:G:C5	2.43	0.52
1:1G:1112:C:C4	3:22:178:LEU:HD12	2.44	0.52
1:1G:1200:C:H5'	1:1G:1201:A:H5'	1.92	0.52
26:1H:1607:C:H1'	61:1H:3539:HOH:O	2.07	0.52
26:1H:1727:U:H2'	26:1H:1728:G:O4'	2.10	0.52
26:1H:2756:U:H4'	26:1H:2757:A:OP1	2.10	0.52
26:1H:376:C:OP2	61:1H:3566:HOH:O	2.19	0.52
26:1H:536:A:H2'	26:1H:537:C:C6	2.45	0.52
27:1J:40:U:O2	27:1J:43:C:H5''	2.08	0.52
22:1K:41:A:H2'	22:1K:42:A:H8	1.75	0.52
4:32:63:LYS:O	4:32:67:ILE:HG13	2.10	0.52
1:1G:503:C:OP2	12:3A:116:SER:HB3	2.10	0.52
24:3K:39:U:H2'	24:3K:40:C:H5''	1.92	0.52
38:45:25:ASP:HB3	38:45:102:VAL:N	2.17	0.52
13:4I:23:TYR:HD2	13:4I:67:GLU:HA	1.74	0.52
34:61:48:GLU:HA	34:61:51:ILE:HB	1.91	0.52
40:65:13:ARG:HG2	40:65:14:VAL:N	2.24	0.52
40:65:88:ASP:O	40:65:89:ARG:HB3	2.09	0.52
7:6E:120:ILE:O	7:6E:124:LEU:HB2	2.10	0.52
16:7A:72:ARG:HD2	16:7A:73:LEU:HD23	1.91	0.52
17:8I:83:ASP:OD1	17:8I:83:ASP:N	2.41	0.52
43:95:22:VAL:O	43:95:92:THR:N	2.34	0.52
47:H8:6:LYS:HE3	47:H8:8:TYR:HE1	1.74	0.52
54:L5:35:ARG:HG3	54:L5:42:LEU:HD11	1.91	0.52
29:11:35:LYS:HB2	29:11:63:ARG:HA	1.91	0.52
1:13:1034:G:H2'	1:13:1034:G:N3	2.25	0.52
1:13:898:G:HO2'	1:13:900:A:H62	1.56	0.52
26:14:1594:G:H2'	26:14:1595:G:C8	2.44	0.52
26:14:2082:A:H2'	26:14:2083:G:O4'	2.09	0.52
26:14:2068:U:N3	26:14:2430:A:C2	2.72	0.52
1:1G:1213:A:N6	1:1G:1215:G:N3	2.57	0.52
1:1G:546:G:P	4:32:72:GLU:HB3	2.49	0.52
26:1H:2314:C:H2'	26:1H:2315:G:H8	1.74	0.52
26:1H:773:U:H5'	29:11:47:GLY:HA3	1.91	0.52
30:21:55:ASN:OD1	30:21:58:ARG:HD2	2.09	0.52
31:31:23:ASP:OD1	31:31:23:ASP:N	2.43	0.52
26:14:832:G:H5'	37:35:45:LEU:CD1	2.40	0.52
4:3E:62:GLN:O	4:3E:66:ARG:HB2	2.10	0.52
57:3L:27:G:H1	57:3L:44:U:H3	1.56	0.52
5:42:81:GLU:HB3	5:42:90:VAL:HG22	1.92	0.52
26:14:2485:G:H5''	38:45:46:GLN:HE21	1.74	0.52

Continued on next page...

Continued from previous page...

Atom-1	Atom-2	Interatomic distance (Å)	Clash overlap (Å)
44:A5:58:ALA:HB1	44:A5:64:MET:HB2	1.89	0.52
19:AA:66:MET:N	19:AA:67:VAL:HB	2.24	0.52
2:12:222:ILE:H	2:12:222:ILE:HD12	1.75	0.52
2:12:77:ALA:O	2:12:81:VAL:HG23	2.10	0.52
1:13:150:C:H2'	1:13:151:A:H8	1.75	0.52
26:14:1384:A:N3	26:14:1405:U:H1'	2.24	0.52
26:14:270(E):G:H2'	26:14:270(F):U:C6	2.45	0.52
26:14:394:A:H5''	26:14:395:U:OP2	2.09	0.52
26:14:1568:G:P	29:19:63:ARG:HH12	2.32	0.52
1:1G:1325:C:H2'	1:1G:1326:C:C6	2.45	0.52
1:1G:922:G:N3	1:1G:1398:A:H2	2.08	0.52
26:1H:1021:A:H2'	26:1H:1023:U:H5'	1.90	0.52
26:1H:1108:U:C2	26:1H:1109:C:H5	2.28	0.52
26:1H:1945:G:H2'	26:1H:1946:U:C6	2.45	0.52
26:1H:2171:A:H2'	26:1H:2172:U:H6	1.75	0.52
26:1H:2437:U:H2'	26:1H:2438:U:C6	2.44	0.52
26:1H:2729:G:H2'	26:1H:2730:C:C6	2.45	0.52
26:1H:848:G:H2'	26:1H:849:A:C8	2.45	0.52
3:22:11:ARG:CZ	3:22:182:ILE:HD11	2.40	0.52
1:1G:690:G:H22	11:2A:55:LYS:HE2	1.75	0.52
11:2I:124:LYS:HD2	11:2I:125:PHE:CE1	2.42	0.52
37:35:27:HIS:HB3	37:35:32:THR:HG23	1.91	0.52
5:4E:71:LEU:HD13	5:4E:114:GLY:HA3	1.92	0.52
25:4L:13:A:C2	25:4L:14:A:H1'	2.44	0.52
28:71:10:LEU:HD21	28:71:34:THR:OG1	2.08	0.52
8:7E:85:ARG:HD3	8:7E:86:ILE:O	2.10	0.52
27:16:90:C:H5'	38:88:18:LYS:HA	1.92	0.52
39:98:2:ARG:O	39:98:5:LYS:HB2	2.09	0.52
45:B5:63:LYS:HE3	45:B5:63:LYS:N	2.24	0.52
48:E5:32:ARG:HG2	48:E5:33:ALA:H	1.74	0.52
45:F8:88:LYS:HD2	45:F8:90:GLU:HG2	1.92	0.52
47:H8:77:ASP:OD2	47:H8:80:ARG:HD2	2.10	0.52
50:K8:59:ARG:O	50:K8:62:THR:HG23	2.09	0.52
29:11:145:VAL:HB	29:11:155:LEU:HB2	1.92	0.52
2:12:171:ALA:HA	2:12:174:VAL:HG23	1.90	0.52
1:13:127:G:H4'	17:8I:2:PRO:HD2	1.91	0.52
26:14:330:A:H2	26:14:1210:A:O2'	1.93	0.52
26:14:1449(A):G:C2	26:14:1450:C:C2	2.97	0.52
26:14:2110:G:O2'	26:14:2120:G:H5'	2.10	0.52
26:14:2159:G:N2	26:14:2160:G:H1'	2.24	0.52
26:14:2417:C:H2'	26:14:2418:A:H8	1.75	0.52

Continued on next page...

Continued from previous page...

Atom-1	Atom-2	Interatomic distance (Å)	Clash overlap (Å)
26:14:2600:A:H2'	26:14:2601:C:C6	2.45	0.52
26:14:848:G:H2'	26:14:849:A:H8	1.71	0.52
1:1G:938:A:N3	1:1G:1376:U:O2'	2.33	0.52
26:1H:1047:G:H21	26:1H:1110:G:H2'	1.73	0.52
27:1J:15:A:OP2	27:1J:69:G:N2	2.36	0.52
27:1J:15:A:H5'	27:1J:16:G:H8	1.75	0.52
30:21:38:THR:HG23	30:21:40:GLU:HG2	1.91	0.52
1:1G:777:A:C2	11:2A:119:CYS:HB3	2.44	0.52
23:2L:17:C:H3'	23:2L:18:U:H2'	1.92	0.52
1:1G:509:A:H5'	4:32:54:TYR:HD2	1.74	0.52
26:14:662:G:H5'	37:35:15:ARG:HA	1.90	0.52
12:3I:54:LYS:N	12:3I:54:LYS:HD2	2.24	0.52
24:3K:18:G:N3	24:3K:58:A:N6	2.58	0.52
5:42:99:GLY:O	5:42:117:ASP:HA	2.10	0.52
32:49:36:LYS:HD3	32:49:160:VAL:HG21	1.92	0.52
34:61:117:GLU:OE1	34:61:117:GLU:N	2.41	0.52
7:6E:65:ALA:HB2	7:6E:128:ALA:HB2	1.92	0.52
26:14:2877:G:OP1	41:75:2:ASN:ND2	2.42	0.52
17:8A:66:SER:OG	17:8A:67:LYS:O	2.28	0.52
42:C8:14:HIS:O	42:C8:18:LEU:HD12	2.09	0.52
45:F8:25:LYS:HA	45:F8:81:VAL:O	2.10	0.52
47:H8:108:PRO:HB3	47:H8:111:VAL:HG22	1.90	0.52
26:1H:2336:A:H61	48:I8:43:THR:CG2	2.23	0.52
53:J5:45:VAL:HG22	53:J5:51:TYR:CD1	2.45	0.52
26:14:1368:G:OP1	54:L5:28:ARG:NH2	2.38	0.52
26:14:38:A:H1'	31:39:48:THR:HB	1.90	0.52
2:1E:8:LYS:HG2	2:1E:9:GLU:N	2.24	0.52
1:1G:1246:C:H2'	1:1G:1247:U:O4'	2.10	0.52
1:1G:376:G:H1	1:1G:387:U:H3	1.58	0.52
1:1G:73:G:H1	1:1G:97:U:H3	1.57	0.52
26:1H:2209:C:O2	26:1H:2216:G:C2	2.63	0.52
26:1H:2444:G:OP1	31:31:67:GLN:NE2	2.43	0.52
26:1H:2688:U:H5	26:1H:2720:U:OP2	1.92	0.52
26:1H:860:U:H5	26:1H:917:A:N1	2.07	0.52
23:2K:17:C:OP2	23:2K:18:U:O2'	2.26	0.52
5:4E:142:LEU:O	5:4E:143:ARG:NH1	2.36	0.52
7:6E:86:GLN:HE22	24:3K:31:A:H2	1.57	0.52
9:82:60:ASP:N	9:82:60:ASP:OD1	2.42	0.52
43:95:71:LEU:H	43:95:86:GLY:HA2	1.72	0.52
43:95:85:LYS:HG3	43:95:87:HIS:H	1.73	0.52
19:AA:53:ASN:ND2	19:AA:56:GLN:O	2.43	0.52

Continued on next page...

Continued from previous page...

Atom-1	Atom-2	Interatomic distance (Å)	Clash overlap (Å)
19:AI:51:VAL:HG12	19:AI:52:TYR:H	1.75	0.52
45:B5:36:LYS:HG2	45:B5:54:VAL:HB	1.92	0.52
45:F8:89:ILE:HG22	45:F8:92:LEU:H	1.74	0.52
29:11:126:GLN:HG2	29:11:127:VAL:N	2.24	0.52
1:13:1002:G:O6	1:13:1038:C:N4	2.35	0.52
1:13:266:G:N2	1:13:269:C:C5	2.79	0.52
1:13:417:C:H2'	1:13:418:C:C6	2.45	0.52
1:13:619:U:H3	4:3E:134:ASP:HB2	1.75	0.52
26:14:1247:A:O2'	26:14:1248:G:H5''	2.10	0.52
26:14:2250:G:N2	38:45:82:ARG:HB3	2.25	0.52
26:14:278:A:H2'	26:14:278:A:OP2	2.10	0.52
26:14:863:A:H2'	26:14:864:G:H8	1.75	0.52
27:16:100:G:OP2	61:16:305:HOH:O	2.19	0.52
2:1E:55:PHE:HD1	2:1E:58:ILE:HD12	1.75	0.52
1:1G:1262:C:N4	1:1G:1273:G:H1	2.05	0.52
26:1H:1468:C:H2'	26:1H:1469:A:C8	2.45	0.52
26:1H:1127:A:O2'	26:1H:2518:A:OP1	2.17	0.52
11:2A:87:THR:O	11:2A:87:THR:OG1	2.23	0.52
3:2E:150:LYS:HG3	3:2E:169:ALA:HB2	1.92	0.52
31:31:134:GLY:HA2	31:31:166:ALA:HB2	1.91	0.52
13:4I:3:ARG:HB3	13:4I:9:ILE:HG12	1.91	0.52
33:59:6:ARG:HB2	33:59:65:HIS:ND1	2.25	0.52
6:5E:97:PHE:HD2	18:9I:31:LEU:HD11	1.74	0.52
47:H8:15:PRO:HB2	47:H8:19:ARG:HH21	1.73	0.52
49:J8:14:VAL:HG22	49:J8:41:ARG:HD2	1.90	0.52
53:N8:46:CYS:HB2	53:N8:48:GLU:O	2.10	0.52
29:11:3:VAL:HG12	29:11:17:THR:HG23	1.92	0.51
1:13:474:G:H5''	16:7I:81:ARG:NE	2.25	0.51
26:14:2126:A:N6	26:14:2163:C:O2	2.42	0.51
26:14:2210:G:OP1	29:19:68:LYS:NZ	2.43	0.51
26:14:2439:A:O2'	26:14:2440:C:OP2	2.26	0.51
26:14:2076:U:H5	26:14:2596:U:O2	1.93	0.51
26:14:2657:A:O3'	33:59:160:LYS:NZ	2.43	0.51
26:14:1050:A:C2	26:14:2751:G:H2'	2.45	0.51
26:14:654(C):G:N2	26:14:654(R):C:O2'	2.37	0.51
26:14:813:U:H2'	26:14:814:C:C6	2.44	0.51
1:1G:1238:A:N3	1:1G:1241:G:O2'	2.32	0.51
1:1G:1452:C:H4'	1:1G:1453:G:H5'	1.92	0.51
1:1G:176:C:OP1	20:BA:29:LYS:NZ	2.42	0.51
1:1G:660:G:N7	61:1G:1712:HOH:O	2.34	0.51
26:1H:2588:G:P	61:1H:3596:HOH:O	2.68	0.51

Continued on next page...

Continued from previous page...

Atom-1	Atom-2	Interatomic distance (Å)	Clash overlap (Å)
26:14:2392:A:C8	37:35:61:ARG:HD2	2.45	0.51
4:3E:90:GLY:HA3	4:3E:204:ILE:HD11	1.91	0.51
32:41:98:ARG:HE	52:M8:1:MET:HE1	1.75	0.51
13:4I:15:VAL:O	13:4I:19:LEU:HD23	2.09	0.51
33:51:38:SER:OG	33:51:40:GLU:OE2	2.27	0.51
34:69:79:ILE:HG13	34:69:140:LEU:HD11	1.91	0.51
44:A5:86:LEU:HD12	44:A5:87:PRO:HD2	1.91	0.51
40:A8:87:PHE:CE2	40:A8:102:ALA:HB2	2.45	0.51
46:C5:43:ASN:HB2	46:C5:62:GLU:O	2.10	0.51
47:H8:15:PRO:O	47:H8:19:ARG:HB2	2.09	0.51
48:I8:31:VAL:HG11	48:I8:37:LEU:HD21	1.91	0.51
1:13:1028(B):C:H1'	1:13:1032:A:H62	1.75	0.51
1:13:1194:U:H2'	1:13:1195:C:C6	2.45	0.51
1:13:234:C:H2'	1:13:235:C:H6	1.75	0.51
1:13:491:G:H2'	1:13:492:G:H8	1.74	0.51
26:14:1204:A:O2'	26:14:1205:U:OP2	2.28	0.51
26:14:1266:G:O5'	44:A5:15:ARG:NH2	2.43	0.51
26:14:2156:G:H2'	26:14:2157:G:H5'	1.91	0.51
26:14:2413:G:H21	37:35:70:GLN:HE22	1.57	0.51
26:14:960:A:C8	26:14:962:G:C8	2.99	0.51
29:19:7:LYS:HG2	29:19:8:PRO:HD2	1.91	0.51
1:1G:474:G:H2'	1:1G:475:G:C8	2.45	0.51
1:1G:50:A:N1	1:1G:360:A:O2'	2.34	0.51
1:1G:600:C:H2'	1:1G:601:C:H6	1.74	0.51
1:1G:828:A:H2'	1:1G:829:G:O4'	2.09	0.51
1:1G:980:C:H5''	1:1G:981:U:C5	2.45	0.51
26:1H:530:G:C5	26:1H:2022:U:H5''	2.45	0.51
26:1H:547:A:HO2'	26:1H:548:A:H8	1.56	0.51
31:31:164:ARG:HH11	31:31:164:ARG:HG2	1.74	0.51
37:35:79:ARG:O	37:35:110:TYR:HB3	2.09	0.51
5:4E:41:VAL:HG22	5:4E:113:ALA:HB2	1.92	0.51
5:4E:63:ARG:HB2	5:4E:64:ARG:HH12	1.75	0.51
14:5I:4:LYS:HA	14:5I:7:ILE:HD11	1.92	0.51
34:61:128:LEU:HB2	34:61:138:ILE:HG22	1.93	0.51
7:6E:23:VAL:O	7:6E:27:ILE:HG12	2.10	0.51
17:8A:10:VAL:HG21	17:8A:52:LYS:O	2.09	0.51
9:8E:112:LYS:CA	9:8E:119:ALA:HB2	2.39	0.51
40:A8:74:ALA:HB1	40:A8:108:GLY:HA3	1.92	0.51
43:D8:15:GLU:HG3	43:D8:16:PRO:HD2	1.92	0.51
45:F8:36:LYS:HG2	45:F8:54:VAL:HB	1.91	0.51
51:H5:9:VAL:HG22	51:H5:53:LEU:O	2.10	0.51

Continued on next page...

Continued from previous page...

Atom-1	Atom-2	Interatomic distance (Å)	Clash overlap (Å)
48:I8:38:VAL:HG12	48:I8:40:GLN:HG2	1.91	0.51
48:I8:68:GLU:HG3	48:I8:80:HIS:HB2	1.90	0.51
55:M5:33:ASN:HA	55:M5:36:LYS:HD2	1.91	0.51
52:M8:40:HIS:ND1	52:M8:43:TYR:O	2.43	0.51
2:12:58:ILE:HD13	2:12:219:VAL:CG2	2.40	0.51
1:13:1179:A:H2'	1:13:1180:A:O4'	2.09	0.51
1:13:147:G:H1	1:13:175:C:H42	1.58	0.51
1:13:859:A:H2'	1:13:860:A:C8	2.45	0.51
1:13:994:A:N3	1:13:994:A:H2'	2.26	0.51
26:14:1444(A):A:O2'	26:14:1445:C:OP1	2.29	0.51
26:14:945:A:OP1	61:14:3541:HOH:O	2.19	0.51
1:1G:433:C:H2'	1:1G:434:U:C6	2.45	0.51
1:1G:512:U:H3	1:1G:539:A:H61	1.58	0.51
1:1G:985:C:H2'	1:1G:986:A:C8	2.45	0.51
26:1H:1639:U:C2'	26:1H:1640:C:H5''	2.39	0.51
26:1H:1777:U:O2'	26:1H:1778:U:H5'	2.11	0.51
26:1H:2061:G:OP2	26:1H:2502:G:H5'	2.11	0.51
30:21:182:LEU:HD12	30:21:183:LEU:N	2.25	0.51
12:3A:110:VAL:HG23	12:3A:120:TYR:HB3	1.92	0.51
33:59:56:SER:HB3	33:59:61:HIS:CD2	2.45	0.51
1:13:580:U:OP1	15:6I:54:ARG:NH2	2.43	0.51
17:8I:100:LYS:HG2	17:8I:101:ARG:HD3	1.91	0.51
47:H8:109:ALA:HB3	47:H8:142:SER:O	2.11	0.51
26:14:125:G:H5''	54:L5:19:ARG:HD3	1.92	0.51
1:13:1016:A:H2'	1:13:1017:G:O4'	2.10	0.51
1:13:61:G:H1	1:13:106:C:H42	1.57	0.51
1:13:1313:U:O4	19:AI:3:ARG:HA	2.11	0.51
1:13:224:C:H2'	1:13:225:C:C6	2.45	0.51
1:13:814:A:N7	1:13:816:A:C4	2.78	0.51
26:14:1444(A):A:HO2'	26:14:1445:C:P	2.33	0.51
26:14:2103:C:H2'	26:14:2104:G:C8	2.45	0.51
26:14:28:A:C5	26:14:29:U:C5	2.98	0.51
26:1H:1607:C:H4'	26:1H:1608:A:O5'	2.09	0.51
26:1H:2162:G:H2'	26:1H:2163:C:O4'	2.10	0.51
26:1H:2199:A:H3'	26:1H:2205:C:H6	1.75	0.51
26:1H:833:U:O2	37:78:55:ARG:NH2	2.42	0.51
22:1K:18:G:N7	26:1H:881:G:N2	2.59	0.51
10:1I:27:ALA:HB2	10:1I:85:LEU:HD21	1.93	0.51
27:1J:88:C:H5''	27:1J:89:G:C6	2.46	0.51
5:4E:145:LYS:O	5:4E:149:GLU:HG2	2.10	0.51
34:69:78:THR:O	34:69:80:PRO:HD3	2.11	0.51

Continued on next page...

Continued from previous page...

Atom-1	Atom-2	Interatomic distance (Å)	Clash overlap (Å)
15:6I:43:LEU:HD12	15:6I:56:LEU:HD13	1.92	0.51
28:71:225:ASN:HB2	28:71:228:SER:H	1.76	0.51
40:A8:42:ASP:O	40:A8:43:GLU:HB3	2.11	0.51
20:BA:72:LEU:HD11	20:BA:80:ARG:HH21	1.76	0.51
26:14:302:C:P	46:C5:81:LYS:HZ2	2.33	0.51
45:F8:50:LYS:HB3	45:F8:84:ALA:HB2	1.92	0.51
29:11:79:VAL:HG21	29:11:111:LEU:HD13	1.91	0.51
2:12:19:HIS:NE2	2:12:204:ASN:HB3	2.26	0.51
1:13:1137:C:H1'	1:13:1138:G:C2	2.46	0.51
26:14:1104:C:H2'	26:14:1105:U:C6	2.46	0.51
26:14:749:C:OP2	61:14:3538:HOH:O	2.19	0.51
2:1E:21:ARG:HB2	2:1E:39:ILE:HD13	1.93	0.51
1:1G:1132:C:H2'	1:1G:1133:G:C8	2.46	0.51
1:1G:1468:A:H5''	1:1G:1469:G:OP2	2.10	0.51
1:1G:229:U:H2'	1:1G:230:G:C8	2.46	0.51
26:1H:1604:C:OP1	61:1H:3567:HOH:O	2.19	0.51
26:1H:1790:C:H5''	26:1H:1791:A:OP1	2.11	0.51
26:1H:2510:C:H2'	26:1H:2511:U:C6	2.46	0.51
26:1H:695:G:OP1	26:1H:1380:G:O2'	2.28	0.51
26:1H:882:G:O6	26:1H:893:C:N4	2.44	0.51
26:1H:907:U:O2'	38:88:101:ARG:NH2	2.41	0.51
26:1H:992:C:H2'	26:1H:993:G:H8	1.76	0.51
22:1K:49:G:H8	22:1K:49:G:OP1	1.94	0.51
4:32:59:ARG:HH21	4:32:66:ARG:NH1	2.07	0.51
26:14:587:C:O2	37:35:33:ARG:NH1	2.44	0.51
32:41:59:GLU:O	32:41:63:ILE:HG23	2.11	0.51
5:42:61:TYR:HA	5:42:64:ARG:HB2	1.93	0.51
1:13:1330:U:H4'	13:4I:23:TYR:HE1	1.76	0.51
37:78:37:GLY:N	37:78:40:SER:OG	2.44	0.51
42:85:66:ASN:CB	42:85:76:TYR:HB2	2.40	0.51
18:9I:58:LEU:HD23	18:9I:62:GLU:HB3	1.91	0.51
26:14:71:A:C2	45:B5:31:HIS:CE1	2.94	0.51
41:B8:13:ARG:HB3	41:B8:13:ARG:HH11	1.75	0.51
46:G8:89:PHE:HD1	46:G8:90:LEU:N	2.07	0.51
49:J8:50:ARG:HB3	49:J8:59:THR:HG23	1.92	0.51
54:L5:12:ARG:NH2	54:L5:44:PRO:HB3	2.24	0.51
55:Q8:6:THR:HG23	55:Q8:64:TYR:HD2	1.75	0.51
29:11:32:SER:HA	29:11:35:LYS:HZ3	1.75	0.51
1:13:1025:U:H5'	1:13:1026:G:H5'	1.93	0.51
26:14:1021:A:H8	26:14:1021:A:H3'	1.76	0.51
26:14:1069:A:H3'	26:14:1073:A:H5''	1.93	0.51

Continued on next page...

Continued from previous page...

Atom-1	Atom-2	Interatomic distance (Å)	Clash overlap (Å)
26:14:1416:G:H2'	26:14:1417:C:C6	2.45	0.51
26:14:1678:G:N2	26:14:1989:G:N2	2.56	0.51
26:14:1826:G:H2'	26:14:1827:C:H6	1.75	0.51
26:14:2734:A:H2'	26:14:2735:G:O4'	2.10	0.51
26:14:636:G:O2'	26:14:638:G:O2'	2.22	0.51
1:1G:371:G:H1	1:1G:390:C:H42	1.59	0.51
1:1G:370:C:C2	1:1G:392:G:N2	2.79	0.51
26:1H:1052:C:H2'	26:1H:1108:U:H3	1.75	0.51
26:1H:1000:A:N6	26:1H:1154:G:O2'	2.43	0.51
26:1H:192:C:P	61:1H:3615:HOH:O	2.67	0.51
22:1K:76:A:C8	26:1H:2507:C:H1'	2.46	0.51
30:29:23:VAL:HA	30:29:184:VAL:O	2.10	0.51
31:31:198:ALA:O	31:31:201:VAL:HG12	2.10	0.51
4:32:108:LEU:HD13	4:32:174:LEU:HB3	1.92	0.51
32:41:33:ARG:O	32:41:162:THR:HG23	2.11	0.51
36:68:7:TYR:CZ	36:68:44:LYS:HG3	2.46	0.51
15:6A:70:LEU:HG	15:6A:78:TYR:HB2	1.93	0.51
7:6E:22:LEU:HD13	7:6E:62:PHE:CE2	2.46	0.51
46:C5:42:VAL:HG13	46:C5:65:ALA:HB3	1.93	0.51
29:11:34:VAL:C	29:11:35:LYS:HZ2	2.13	0.51
1:13:1149:C:H2'	1:13:1150:U:C6	2.46	0.51
1:13:454:C:H41	1:13:478:A:H2	1.57	0.51
26:14:141:A:OP2	26:14:141(A):C:N4	2.43	0.51
26:14:1593:G:H2'	26:14:1594:G:H8	1.72	0.51
26:14:1636:C:H2'	26:14:1637:A:C8	2.46	0.51
26:14:2006:C:O2'	26:14:2823:A:N3	2.44	0.51
26:14:2022:U:O2'	26:14:2617:C:H5'	2.10	0.51
26:1H:1444:G:C2	26:1H:1548:C:N3	2.79	0.51
26:1H:2291:U:H5''	26:1H:2380:C:O2	2.11	0.51
26:1H:2306:C:H3'	26:1H:2307:G:C5'	2.41	0.51
26:1H:732:C:H3'	61:1H:3517:HOH:O	2.11	0.51
30:21:2:LYS:HD2	30:21:95:ILE:HG13	1.93	0.51
31:39:114:VAL:HG11	31:39:202:PHE:CZ	2.44	0.51
38:45:102:VAL:O	38:45:102:VAL:HG12	2.11	0.51
5:4E:10:MET:HE3	5:4E:13:ILE:HD13	1.93	0.51
36:68:98:VAL:HG11	36:68:114:ILE:HG23	1.93	0.51
41:75:91:ARG:HD2	41:75:124:ASP:OD2	2.11	0.51
18:9A:22:VAL:C	18:9A:24:ALA:H	2.13	0.51
47:D5:48:PHE:O	47:D5:52:SER:HB3	2.09	0.51
47:H8:44:PHE:HE2	47:H8:86:VAL:HG11	1.75	0.51
49:J8:93:GLU:CD	49:J8:94:LEU:H	2.12	0.51

Continued on next page...

Continued from previous page...

Atom-1	Atom-2	Interatomic distance (Å)	Clash overlap (Å)
50:K8:47:ASN:C	50:K8:49:LYS:H	2.12	0.51
2:12:125:PRO:C	2:12:127:ILE:H	2.14	0.51
26:14:1190:G:OP1	37:35:32:THR:HA	2.10	0.51
26:14:528:A:C2	26:14:2042:A:H2'	2.45	0.51
26:14:2232:U:P	49:F5:40:ARG:HH22	2.33	0.51
26:14:2480:C:H2'	26:14:2481:G:H5'	1.93	0.51
1:1G:1152:A:OP1	10:1A:68:HIS:NE2	2.44	0.51
1:1G:1446:A:N3	41:75:118:ARG:HD2	2.26	0.51
26:1H:1359:A:C2	26:1H:1372:U:N3	2.77	0.51
26:1H:988:A:P	51:L8:11:SER:HB2	2.50	0.51
30:21:52:LEU:O	30:21:75:VAL:HG23	2.10	0.51
23:2L:24:C:H2'	23:2L:25:U:H6	1.76	0.51
4:32:117:ALA:O	4:32:121:VAL:HG23	2.10	0.51
4:32:168:ARG:HH11	4:32:169:LYS:H	1.56	0.51
37:35:132:LYS:HE3	37:35:135:LEU:HD11	1.92	0.51
31:39:7:TYR:CD1	31:39:18:ARG:HB3	2.46	0.51
57:3L:15:G:H2'	57:3L:59:A:N1	2.26	0.51
6:5E:70:ASP:N	6:5E:70:ASP:OD1	2.42	0.51
34:61:11:ASN:O	34:61:12:LEU:HB2	2.10	0.51
34:61:1:MET:HB3	34:61:21:VAL:O	2.11	0.51
15:6A:16:ALA:HB1	15:6A:21:ASP:HB3	1.92	0.51
1:1G:1446:A:C2	41:75:118:ARG:HD2	2.46	0.51
8:7E:94:TYR:HE1	8:7E:132:GLU:HB2	1.76	0.51
1:13:1226:C:H4'	19:AI:80:TYR:CZ	2.45	0.51
41:B8:51:ARG:HB2	41:B8:98:LYS:HD3	1.92	0.51
26:1H:996:A:H4'	42:C8:92:ARG:NE	2.26	0.51
52:M8:15:ILE:HD11	52:M8:32:TYR:CE1	2.46	0.51
2:12:71:VAL:HB	2:12:165:VAL:HG22	1.93	0.51
1:13:339:C:OP2	36:68:97:ARG:HD3	2.11	0.51
26:14:1796:U:H2'	26:14:1797:C:C6	2.46	0.51
26:14:2791:C:N4	26:14:2802:G:O6	2.44	0.51
26:14:2791:C:O2'	26:14:2792:G:O5'	2.27	0.51
26:14:2791:C:HO2'	26:14:2792:G:P	2.34	0.51
26:14:259:G:O2'	26:14:621:A:O2'	2.04	0.51
1:1G:486:U:H2'	1:1G:487:A:C8	2.45	0.51
1:1G:801:U:H2'	1:1G:802:A:H8	1.74	0.51
26:1H:1680:U:O2'	26:1H:1763:G:N7	2.31	0.51
26:1H:1859:A:N6	26:1H:1883:G:O2'	2.44	0.51
26:1H:2068:U:N3	26:1H:2430:A:C2	2.72	0.51
26:1H:2795:G:H2'	26:1H:2798:C:H5''	1.93	0.51
22:1K:53:G:H1	22:1K:61:C:N4	2.07	0.51

Continued on next page...

Continued from previous page...

Atom-1	Atom-2	Interatomic distance (Å)	Clash overlap (Å)
56:1L:5:C:H42	56:1L:68:G:H1	1.59	0.51
26:14:1665:A:H4'	36:25:67:LYS:HB2	1.93	0.51
26:1H:616:A:C4	31:31:180:GLY:HA2	2.46	0.51
31:31:184:TYR:O	31:31:188:ARG:HG3	2.10	0.51
26:14:2393:A:H4'	37:35:62:LEU:O	2.10	0.51
32:49:116:ASP:HB3	32:49:118:ARG:HH12	1.76	0.51
5:4E:100:VAL:HG22	5:4E:118:ILE:HG22	1.92	0.51
25:4K:13:A:H2'	25:4K:14:A:O4'	2.11	0.51
25:4L:13:A:N3	25:4L:14:A:H1'	2.25	0.51
26:1H:2683:C:O2	36:68:70:LYS:HE3	2.10	0.51
34:69:92:VAL:HB	34:69:120:ILE:HB	1.92	0.51
15:6A:8:LYS:O	15:6A:12:ILE:HG13	2.10	0.51
8:7E:51:VAL:HG11	8:7E:60:ARG:HD2	1.93	0.51
41:B8:50:ILE:O	41:B8:99:LEU:HD12	2.10	0.51
48:I8:41:ARG:NE	48:I8:41:ARG:HA	2.26	0.51
1:13:200:G:N2	1:13:218:C:C2	2.79	0.51
1:13:264:U:O2	17:8I:64:PRO:HG2	2.12	0.51
26:14:1204:A:C2	26:14:1241:A:N1	2.78	0.51
1:1G:1478:C:H2'	1:1G:1479:C:C6	2.46	0.51
1:1G:688:G:H2'	1:1G:689:C:H6	1.76	0.51
26:1H:660:G:H21	37:78:12:ALA:HB2	1.76	0.51
27:1J:115:G:H8	27:1J:115:G:OP2	1.94	0.51
26:14:918:A:H5''	27:1J:97:G:O2'	2.11	0.51
11:2A:85:ARG:HA	11:2A:112:THR:OG1	2.11	0.51
11:2I:107:SER:O	11:2I:108:ILE:HG13	2.11	0.51
4:32:4:TYR:HE2	4:32:11:LEU:HD21	1.75	0.51
32:41:73:ALA:HA	32:41:88:ILE:HD11	1.93	0.51
13:4A:96:LEU:HD22	13:4A:97:PRO:HD2	1.93	0.51
7:6E:91:VAL:O	7:6E:96:GLN:NE2	2.40	0.51
8:72:9:MET:HG3	8:72:26:VAL:HG21	1.93	0.51
8:7E:7:ALA:HB2	8:7E:85:ARG:HH11	1.76	0.51
16:7I:72:ARG:O	16:7I:75:ARG:HB3	2.11	0.51
43:95:15:GLU:HG3	43:95:16:PRO:HD2	1.93	0.51
26:1H:2378:A:O2'	40:A8:21:THR:HG21	2.10	0.51
46:G8:20:TYR:CE2	46:G8:43:ASN:HA	2.46	0.51
48:I8:36:ILE:HD13	48:I8:36:ILE:O	2.11	0.51
29:11:40:THR:HG23	29:11:41:GLY:N	2.26	0.50
1:13:46:G:H2'	1:13:366:C:C5	2.46	0.50
1:13:381:C:H2'	1:13:382:A:O4'	2.11	0.50
26:14:123:G:O6	61:14:3542:HOH:O	2.19	0.50
26:14:247:G:H4'	26:14:386:G:C5	2.46	0.50

Continued on next page...

Continued from previous page...

Atom-1	Atom-2	Interatomic distance (Å)	Clash overlap (Å)
26:14:2712:U:H1'	26:14:2712(A):A:C8	2.46	0.50
26:14:520:G:H2'	26:14:521:G:C8	2.46	0.50
26:14:909:A:O2'	26:14:910:A:H5''	2.11	0.50
26:14:942:G:H4'	26:14:1190:G:H5'	1.93	0.50
29:19:242:ARG:HG2	29:19:242:ARG:HH11	1.76	0.50
1:1G:104:G:H2'	1:1G:105:G:H5''	1.91	0.50
1:1G:1163:C:H2'	1:1G:1164:G:C8	2.46	0.50
1:1G:17:U:H2'	1:1G:18:C:C6	2.46	0.50
26:1H:2054:A:H5''	26:1H:2055:C:O5'	2.11	0.50
26:1H:2212:A:H1'	26:1H:2215:G:C5	2.46	0.50
26:1H:37:C:O2'	26:1H:38:A:H5'	2.12	0.50
26:1H:585:G:H3'	61:1H:3512:HOH:O	2.11	0.50
26:1H:736:C:O5'	26:1H:736:C:H6	1.94	0.50
26:1H:569:U:H5''	26:1H:821:A:C2	2.46	0.50
10:1I:27:ALA:HB2	10:1I:85:LEU:HD11	1.92	0.50
30:29:167:VAL:HG11	30:29:189:PRO:HD3	1.92	0.50
30:29:11:MET:SD	30:29:24:THR:HG22	2.51	0.50
23:2L:56:PSU:N3	23:2L:59:A:OP2	2.30	0.50
12:3I:66:VAL:HG21	12:3I:98:TYR:HE1	1.76	0.50
35:58:12:ARG:HG2	35:58:13:TRP:N	2.26	0.50
36:68:28:SER:OG	36:68:29:ASN:N	2.43	0.50
15:6I:53:HIS:ND1	15:6I:53:HIS:O	2.43	0.50
37:78:83:VAL:CG1	37:78:112:LEU:HD21	2.41	0.50
16:7I:13:HIS:C	16:7I:15:PRO:HD3	2.31	0.50
26:1H:2470:G:H5'	38:88:56:ARG:NH2	2.26	0.50
9:8E:50:LEU:HD22	9:8E:55:ALA:HB3	1.93	0.50
51:H5:5:LYS:HD3	51:H5:34:GLU:OE2	2.11	0.50
26:14:1180:C:H2'	26:14:1181:C:C6	2.47	0.50
26:14:140:A:C8	26:14:1408:C:O2'	2.63	0.50
26:14:118:A:N3	26:14:178:G:H1'	2.27	0.50
26:14:223:A:O2'	26:14:420:C:O2	2.27	0.50
26:14:920:G:H2'	26:14:921:G:C8	2.45	0.50
1:1G:1157:A:C8	1:1G:1158:C:H5	2.28	0.50
1:1G:1346:A:N1	1:1G:1374:A:H5''	2.26	0.50
1:1G:980:C:H3'	1:1G:981:U:C6	2.46	0.50
26:1H:1337:G:H2'	26:1H:1338:G:H8	1.76	0.50
26:1H:1636:C:H2'	26:1H:1637:A:C8	2.46	0.50
26:1H:2864:G:H2'	26:1H:2865:U:C6	2.47	0.50
26:1H:2887:U:H2'	26:1H:2888:C:H6	1.75	0.50
26:1H:937:U:H2'	26:1H:938:G:O4'	2.11	0.50
3:22:6:HIS:CD2	3:22:7:PRO:HD2	2.46	0.50

Continued on next page...

Continued from previous page...

Atom-1	Atom-2	Interatomic distance (Å)	Clash overlap (Å)
26:1H:674:G:C1'	31:31:74:ARG:HD3	2.42	0.50
26:14:616:A:C8	31:39:176:LEU:HD11	2.46	0.50
4:3E:173:TRP:CE3	4:3E:193:ASP:HB3	2.47	0.50
5:42:76:ILE:HG23	5:42:142:LEU:HD13	1.92	0.50
32:49:173:LEU:HD22	32:49:178:PHE:CE2	2.46	0.50
13:4A:11:ARG:HG2	13:4A:12:ASN:H	1.76	0.50
5:4E:33:VAL:HG22	5:4E:43:LEU:HD12	1.93	0.50
34:69:4:ILE:HD11	34:69:39:ALA:HA	1.94	0.50
8:7E:87:SER:HB2	8:7E:93:VAL:CB	2.38	0.50
17:8I:65:ILE:HG21	17:8I:69:LYS:HE2	1.94	0.50
40:A8:33:LYS:HB3	40:A8:34:HIS:CD2	2.47	0.50
45:B5:51:VAL:HG13	45:B5:81:VAL:CG2	2.41	0.50
46:C5:86:ARG:HG3	46:C5:87:LYS:N	2.26	0.50
29:11:41:GLY:C	29:11:43:ARG:H	2.15	0.50
1:13:1145:C:H4'	1:13:1146:A:H8	1.75	0.50
1:13:1240:U:OP2	7:6E:116:ALA:N	2.38	0.50
1:13:191(D):U:H2'	1:13:191(E):G:C8	2.46	0.50
26:14:1010:A:N3	26:14:1153:C:H1'	2.26	0.50
26:14:2124:G:N2	26:14:2175:C:O2	2.44	0.50
26:14:2171:A:H8	26:14:2172:U:H5''	1.76	0.50
26:14:2360:A:H2'	26:14:2361:A:O4'	2.12	0.50
26:14:448:U:C4	26:14:583:G:H1'	2.46	0.50
26:14:654(B):C:H2'	26:14:654(C):G:C8	2.47	0.50
26:14:831:G:OP1	61:14:3544:HOH:O	2.20	0.50
26:14:839:U:H2'	26:14:840:C:C6	2.46	0.50
1:1G:1084:G:H5'	1:1G:1102:A:OP2	2.11	0.50
1:1G:1325:C:H2'	1:1G:1326:C:H6	1.76	0.50
1:1G:350:G:H5'	1:1G:351:G:OP2	2.11	0.50
26:1H:1638:C:O2	26:1H:2698:U:O2'	2.23	0.50
26:1H:1899:G:N2	26:1H:1902:C:H41	2.09	0.50
26:1H:2367:G:H2'	26:1H:2368:C:H6	1.76	0.50
26:1H:259:G:H21	26:1H:621:A:H8	1.59	0.50
26:1H:722:A:H2'	26:1H:723:G:C8	2.45	0.50
31:31:198:ALA:O	31:31:201:VAL:N	2.45	0.50
13:4A:14:ARG:HA	13:4A:43:THR:O	2.12	0.50
6:5E:10:LEU:HD13	6:5E:61:LEU:HD13	1.94	0.50
40:65:14:VAL:HG11	40:65:89:ARG:NH1	2.26	0.50
15:6I:3:ILE:HD12	15:6I:34:LEU:HD23	1.93	0.50
8:7E:95:VAL:HG22	8:7E:96:GLY:O	2.10	0.50
41:B8:20:PRO:HG2	41:B8:86:ILE:O	2.12	0.50
2:12:166:ASP:OD2	2:12:169:LYS:HB2	2.12	0.50

Continued on next page...

Continued from previous page...

Atom-1	Atom-2	Interatomic distance (Å)	Clash overlap (Å)
1:13:1497:G:C2'	1:13:1498:U:H5'	2.40	0.50
26:14:1657:C:H2'	26:14:1658:C:C6	2.46	0.50
26:14:2862:G:H2'	26:14:2863:C:C6	2.46	0.50
26:14:856:C:H2'	26:14:857:C:H6	1.77	0.50
1:1G:166:G:H2'	1:1G:167:G:C8	2.46	0.50
1:1G:229:U:H2'	1:1G:230:G:H8	1.76	0.50
1:1G:464:G:H1'	1:1G:468:A:H61	1.76	0.50
1:1G:513:C:H2'	1:1G:514:C:H6	1.76	0.50
1:1G:564:C:O2'	8:72:91:ARG:NH1	2.36	0.50
1:1G:757:U:O2'	1:1G:879:C:O2	2.24	0.50
26:1H:138:G:H5''	26:1H:139:G:OP2	2.11	0.50
26:1H:1520:U:H2'	26:1H:1521:G:O4'	2.11	0.50
26:1H:1652:A:C2'	26:1H:1653:G:H5'	2.41	0.50
26:1H:2287:A:H2	26:1H:2346:A:C2	2.27	0.50
22:1K:41:A:H2'	22:1K:42:A:C8	2.46	0.50
3:22:11:ARG:HB3	3:22:15:THR:HB	1.93	0.50
3:22:155:GLY:HA3	3:22:196:LEU:HD13	1.92	0.50
30:29:105:THR:HG21	30:29:164:ARG:HH21	1.76	0.50
3:2E:48:TYR:OH	3:2E:122:GLU:OE2	2.28	0.50
23:2L:54:G:H2'	23:2L:55:5MU:H6	1.76	0.50
4:3E:153:ARG:O	4:3E:181:MET:HE1	2.12	0.50
40:A8:58:LEU:HD12	40:A8:68:GLN:OE1	2.11	0.50
42:C8:90:VAL:HB	43:D8:39:LEU:HB3	1.94	0.50
46:G8:34:LYS:HG2	46:G8:34:LYS:O	2.11	0.50
29:11:96:HIS:NE2	29:11:102:LYS:HE2	2.27	0.50
29:11:30:GLU:OE1	29:11:63:ARG:NE	2.29	0.50
1:13:1128:C:H2'	1:13:1139:G:O6	2.12	0.50
1:13:324:G:N1	1:13:327:A:OP2	2.41	0.50
26:14:2383:G:O2'	26:14:2384:G:H5'	2.11	0.50
26:14:2400:G:H2'	26:14:2401:U:H6	1.77	0.50
26:14:2576:G:O2'	26:14:2579:C:OP2	2.23	0.50
26:14:308:G:H5''	26:14:309:G:OP2	2.11	0.50
29:19:85:ASP:HB2	29:19:92:ILE:HD13	1.93	0.50
1:1G:297:G:N2	1:1G:300:A:OP2	2.39	0.50
1:1G:359:U:H2'	1:1G:360:A:C8	2.46	0.50
1:1G:49:U:C2	1:1G:361:G:N2	2.80	0.50
1:1G:630:G:H5'	1:1G:631:G:OP2	2.11	0.50
26:1H:768:G:N2	26:1H:1379:A:O2'	2.45	0.50
26:1H:1799:G:H5'	26:1H:1819:A:H61	1.77	0.50
26:1H:2199:A:H3'	26:1H:2205:C:C6	2.46	0.50
26:1H:2698:U:H2'	26:1H:2699:C:C6	2.47	0.50

Continued on next page...

Continued from previous page...

Atom-1	Atom-2	Interatomic distance (Å)	Clash overlap (Å)
26:1H:270(J):G:H1	26:1H:270(P):C:N4	2.00	0.50
26:1H:607:U:OP1	31:31:102:PRO:HA	2.12	0.50
26:1H:71:A:OP1	26:1H:72:U:H2'	2.12	0.50
9:8E:114:TYR:CE2	10:1I:59:SER:HA	2.47	0.50
36:25:73:ASP:N	36:25:73:ASP:OD1	2.39	0.50
3:2E:147:LYS:HB3	3:2E:203:PHE:HD2	1.76	0.50
3:2E:64:VAL:HG12	3:2E:66:VAL:HG23	1.93	0.50
11:2I:124:LYS:HB2	11:2I:125:PHE:CD1	2.47	0.50
1:1G:8:A:N6	4:32:209:ARG:HB2	2.26	0.50
26:1H:2751:G:N3	33:51:3:ARG:HD3	2.26	0.50
6:5E:22:GLU:O	6:5E:26:ILE:HG13	2.11	0.50
7:6E:80:VAL:HG22	7:6E:85:TYR:HE1	1.76	0.50
15:6I:18:PHE:CZ	15:6I:21:ASP:HB2	2.47	0.50
8:7E:45:ILE:HD12	8:7E:47:GLY:HA2	1.93	0.50
38:88:109:VAL:HG13	38:88:113:GLN:HB3	1.93	0.50
18:9I:37:VAL:HG12	18:9I:41:LYS:HE3	1.92	0.50
42:C8:58:ARG:HH11	42:C8:93:LYS:NZ	2.09	0.50
26:14:2261:C:C5	48:E5:16:SER:HB3	2.46	0.50
46:G8:54:LYS:HE2	46:G8:55:TYR:CZ	2.46	0.50
39:55:101:ALA:HA	53:J5:44:THR:HG21	1.94	0.50
52:M8:15:ILE:HD11	52:M8:32:TYR:CD1	2.46	0.50
26:1H:2017:U:O2	53:N8:10:LYS:HB2	2.12	0.50
1:13:791:G:C6	1:13:792:A:C2	3.00	0.50
26:14:110:G:C2	26:14:111:A:C8	2.99	0.50
26:14:329:G:O6	46:C5:19:LYS:HE2	2.11	0.50
27:16:44:G:H1'	27:16:47:C:N4	2.26	0.50
29:19:273:ARG:O	29:19:273:ARG:HG2	2.11	0.50
29:19:71:ASP:OD1	29:19:71:ASP:N	2.43	0.50
1:1G:1113:C:H2'	1:1G:1114:C:C6	2.47	0.50
1:1G:1132:C:H2'	1:1G:1133:G:H8	1.75	0.50
1:1G:601:C:H2'	1:1G:602:A:C8	2.47	0.50
1:1G:651:C:H2'	1:1G:652:U:C6	2.47	0.50
1:1G:977:A:O2'	1:1G:981:U:N3	2.44	0.50
26:1H:1170:G:H2'	26:1H:1171:G:H5'	1.94	0.50
26:1H:1210:A:H5''	26:1H:1212:G:O4'	2.11	0.50
26:1H:1346:G:H2'	26:1H:1347:G:H8	1.76	0.50
26:1H:1570:A:H5'	29:11:37:LEU:CD2	2.41	0.50
26:1H:1857:G:O2'	26:1H:1885:A:N6	2.37	0.50
26:1H:2693:A:H2'	26:1H:2694:G:H8	1.77	0.50
26:1H:302:C:H2'	26:1H:303:U:C6	2.46	0.50
26:1H:311:A:C6	26:1H:328:U:C4	2.99	0.50

Continued on next page...

Continued from previous page...

Atom-1	Atom-2	Interatomic distance (Å)	Clash overlap (Å)
26:1H:994:C:OP2	42:C8:54:LYS:NZ	2.44	0.50
22:1K:75:C:O2	26:1H:2507:C:O2'	2.27	0.50
11:2I:19:ALA:O	11:2I:82:VAL:HA	2.11	0.50
4:32:108:LEU:HA	4:32:170:VAL:HG11	1.93	0.50
37:35:121:LYS:HG2	37:35:123:LEU:HG	1.94	0.50
32:41:46:ALA:HB1	32:41:49:ASP:O	2.12	0.50
38:45:98:LYS:HB3	38:45:99:PRO:HD2	1.93	0.50
33:59:149:ARG:NH1	33:59:162:ILE:O	2.45	0.50
34:69:101:LEU:H	34:69:101:LEU:HD23	1.77	0.50
37:78:115:LEU:HA	37:78:134:ALA:CB	2.41	0.50
37:78:82:GLY:HA2	37:78:113:LYS:O	2.10	0.50
8:7E:82:HIS:O	8:7E:137:VAL:HA	2.11	0.50
16:7I:35:LYS:HE2	16:7I:37:GLY:O	2.11	0.50
16:7I:45:THR:HG22	16:7I:46:PRO:HD2	1.94	0.50
17:8I:59:ILE:HG22	17:8I:73:VAL:HA	1.94	0.50
39:98:87:TYR:HE1	39:98:117:VAL:HG12	1.75	0.50
18:9A:74:ARG:NH1	18:9A:81:PHE:HA	2.26	0.50
40:A8:27:SER:HA	40:A8:88:ASP:CB	2.42	0.50
42:C8:28:ARG:NH1	42:C8:38:THR:OG1	2.43	0.50
49:J8:15:ALA:O	49:J8:40:ARG:HG2	2.11	0.50
26:1H:764:A:N3	29:11:213:ARG:HD3	2.26	0.50
2:12:114:ARG:HG3	2:12:118:LEU:HD12	1.93	0.50
1:13:1273:G:H3'	1:13:1274:G:C8	2.46	0.50
1:13:1449:C:O2'	1:13:1451:A:N6	2.45	0.50
1:13:351:G:H4'	1:13:352:C:OP1	2.10	0.50
1:13:477:G:H2'	1:13:478:A:C8	2.46	0.50
26:14:29:U:H2'	26:14:30:G:C8	2.47	0.50
2:1E:17:PHE:HB2	2:1E:41:ILE:HG22	1.94	0.50
1:1G:895:G:H2'	1:1G:896:C:C6	2.47	0.50
26:1H:1322:A:N1	26:1H:1333:C:O2'	2.36	0.50
26:1H:1889:A:H2'	26:1H:1890:A:C8	2.47	0.50
26:1H:2564:A:C2	26:1H:2647:U:H4'	2.46	0.50
26:1H:265:A:H8	26:1H:266:G:H1'	1.76	0.50
32:41:150:ASP:OD1	32:41:153:ARG:NH2	2.40	0.50
32:49:20:ILE:HA	32:49:25:TYR:HD2	1.77	0.50
13:4I:3:ARG:NH2	13:4I:9:ILE:HD11	2.26	0.50
35:58:47:ALA:HB2	35:58:112:LEU:HD11	1.94	0.50
15:6A:87:ILE:HG22	15:6A:88:ARG:N	2.27	0.50
8:7E:8:ASP:OD2	8:7E:12:ARG:HD2	2.11	0.50
38:88:35:VAL:HG13	38:88:130:LYS:HB3	1.94	0.50
39:98:14:SER:OG	39:98:15:SER:N	2.44	0.50

Continued on next page...

Continued from previous page...

Atom-1	Atom-2	Interatomic distance (Å)	Clash overlap (Å)
40:A8:101:LEU:O	40:A8:101:LEU:HD12	2.12	0.50
13:4A:84:ILE:HG23	19:AA:74:PHE:HE1	1.77	0.50
47:H8:30:ASN:OD1	47:H8:33:LEU:HD23	2.12	0.50
1:13:1412:C:H2'	1:13:1413:A:C8	2.46	0.50
1:13:405:U:OP2	4:3E:3:ARG:NH2	2.45	0.50
1:13:491:G:H2'	1:13:492:G:C8	2.47	0.50
26:14:1059:G:H2'	26:14:1060:U:C5	2.46	0.50
26:14:2107:C:H2'	26:14:2108:C:O4'	2.11	0.50
26:14:2165:G:H3'	26:14:2166:G:H5'	1.93	0.50
26:14:2190:G:H2'	26:14:2191:G:O4'	2.12	0.50
26:14:2468:G:H3'	26:14:2476:A:N1	2.27	0.50
26:14:55:G:H2'	26:14:56:A:C8	2.47	0.50
1:1G:1053:G:N7	1:1G:1199:U:H3'	2.26	0.50
1:1G:998(A):C:H2'	1:1G:999:U:C6	2.47	0.50
26:1H:1729:A:O2'	26:1H:1730:U:O5'	2.21	0.50
26:1H:2402:C:H5	26:1H:2415:G:H22	1.59	0.50
26:1H:770:G:OP2	61:1H:3560:HOH:O	2.17	0.50
26:1H:953:A:OP2	38:88:16:ARG:NH1	2.45	0.50
22:1K:1:G:H2'	22:1K:2:G:O4'	2.12	0.50
30:29:116:VAL:HG23	30:29:120:TRP:HB2	1.94	0.50
3:2E:91:LEU:HB2	3:2E:99:VAL:HG21	1.93	0.50
14:5I:6:LEU:HD12	14:5I:23:ARG:HH22	1.76	0.50
15:6I:82:ILE:HG22	15:6I:83:GLU:N	2.26	0.50
16:7I:68:ASP:O	16:7I:71:ARG:HG2	2.11	0.50
39:98:103:ARG:HH12	39:98:110:PRO:HD3	1.76	0.50
18:9A:29:PHE:CD1	18:9A:29:PHE:N	2.80	0.50
19:AI:67:VAL:HG12	19:AI:68:GLY:N	2.26	0.50
20:BA:11:SER:HA	20:BA:13:LEU:H	1.75	0.50
46:C5:39:VAL:O	46:C5:40:GLU:HB2	2.12	0.50
26:1H:1188:U:C4'	43:D8:79:VAL:HG22	2.42	0.50
50:K8:37:PHE:O	50:K8:41:ILE:HG22	2.11	0.50
1:13:1464:G:H2'	1:13:1465:C:H6	1.77	0.50
1:13:677:U:H3	1:13:713:G:H22	1.59	0.50
1:13:736:C:H2'	1:13:737:A:H8	1.75	0.50
26:14:1054:A:N6	26:14:1104:C:H42	2.10	0.50
26:14:1260:G:H2'	26:14:1261:C:C6	2.47	0.50
26:14:1421:G:C2	26:14:1422:G:C8	2.99	0.50
26:14:1448:G:H1'	26:14:1528:A:H62	1.77	0.50
26:14:2271:G:N7	61:14:3576:HOH:O	2.35	0.50
26:14:2306:C:C3'	26:14:2307:G:H5''	2.42	0.50
26:14:2262:U:H4'	26:14:2328:A:C2	2.47	0.50

Continued on next page...

Continued from previous page...

Atom-1	Atom-2	Interatomic distance (Å)	Clash overlap (Å)
26:14:2430:A:H8	26:14:2431:U:C5	2.28	0.50
26:14:2552:U:O5'	26:14:2552:U:H6	1.95	0.50
26:14:2698:U:H2'	26:14:2699:C:C6	2.47	0.50
26:14:590:A:H2'	26:14:591:C:C6	2.47	0.50
26:14:864:G:C6	26:14:865:C:N4	2.79	0.50
1:1G:1041:A:H5''	1:1G:1042:G:OP2	2.12	0.50
1:1G:828:A:C8	1:1G:859:A:C4	3.00	0.50
26:1H:1268:A:H2'	26:1H:1269:A:O4'	2.11	0.50
26:1H:127:A:H5''	26:1H:128:C:C6	2.46	0.50
26:1H:1532:C:H42	26:1H:1539:G:H1	1.60	0.50
26:1H:1442:G:C2	26:1H:1550:C:O2	2.65	0.50
26:1H:713:G:H2'	26:1H:714:U:C6	2.46	0.50
30:29:54:GLN:CG	30:29:55:ASN:H	2.24	0.50
23:2K:20:G:C2	23:2K:58:A:N3	2.80	0.50
4:32:108:LEU:HD22	4:32:174:LEU:HD22	1.94	0.50
37:35:97:PRO:HG3	37:35:112:LEU:HD12	1.92	0.50
31:39:53:THR:HG22	31:39:56:GLU:CD	2.32	0.50
57:3L:59:A:H2'	57:3L:60:U:H5'	1.93	0.50
38:45:4:PRO:HD3	38:45:70:PRO:O	2.11	0.50
6:5E:14:LEU:HD22	6:5E:18:GLN:HB3	1.93	0.50
34:61:77:LEU:HD22	34:61:79:ILE:HD11	1.93	0.50
17:8I:28:PRO:HA	17:8I:35:VAL:HA	1.94	0.50
20:BA:87:LYS:O	20:BA:91:LEU:HG	2.11	0.50
46:C5:82:PRO:HG3	46:C5:97:ARG:HE	1.77	0.50
46:C5:87:LYS:HB3	46:C5:94:LYS:HA	1.93	0.50
49:F5:18:ILE:HG12	49:F5:37:ILE:HG13	1.94	0.50
47:H8:44:PHE:CE2	47:H8:86:VAL:HG11	2.47	0.50
1:13:622:A:C8	1:13:623:C:C6	3.00	0.49
26:14:2117:A:H2'	26:14:2118:U:C6	2.47	0.49
26:14:2250:G:C5	38:45:82:ARG:HD2	2.47	0.49
26:14:2395:C:H2'	26:14:2396:G:O4'	2.12	0.49
26:14:2400:G:H2'	26:14:2401:U:C6	2.47	0.49
26:14:2745:C:O2'	33:59:143:GLN:HA	2.12	0.49
26:14:2850:A:N7	26:14:2868:A:O2'	2.32	0.49
26:14:661:C:H1'	37:35:12:ALA:HA	1.93	0.49
26:14:698:C:O2'	26:14:734:A:N6	2.45	0.49
26:14:71:A:H4'	26:14:72:U:H5''	1.92	0.49
35:15:61:ARG:NH1	35:15:61:ARG:HA	2.26	0.49
1:1G:1067:A:H1'	1:1G:1068:G:C8	2.47	0.49
1:1G:407:G:P	4:32:115:ARG:HH21	2.36	0.49
26:1H:1026:U:H4'	26:1H:1027:A:OP1	2.12	0.49

Continued on next page...

Continued from previous page...

Atom-1	Atom-2	Interatomic distance (Å)	Clash overlap (Å)
26:1H:1359:A:H2'	26:1H:1360:A:H5'	1.93	0.49
26:1H:1538:G:H2'	26:1H:1539:G:H8	1.77	0.49
26:1H:2002:G:N7	61:1H:3623:HOH:O	2.33	0.49
26:1H:2335:A:C8	26:1H:2337:G:C5	3.00	0.49
26:1H:2629:A:OP1	26:1H:2629:A:H4'	2.12	0.49
26:1H:1050:A:O2'	26:1H:2752:C:H1'	2.11	0.49
26:1H:631:A:OP1	37:78:65:ARG:NH2	2.33	0.49
30:29:171:GLU:O	30:29:184:VAL:HA	2.11	0.49
11:2I:63:LEU:H	11:2I:63:LEU:HD12	1.77	0.49
32:41:81:LYS:NZ	32:41:81:LYS:H	2.10	0.49
38:45:35:VAL:HG22	38:45:102:VAL:HG22	1.92	0.49
13:4A:80:ARG:O	13:4A:84:ILE:HB	2.12	0.49
14:5A:59:ALA:HB1	14:5A:61:TRP:CZ3	2.46	0.49
7:6E:8:GLU:N	7:6E:8:GLU:OE2	2.45	0.49
26:1H:2175:C:O2'	28:71:219:GLY:N	2.44	0.49
41:75:54:ARG:HG3	41:75:59:THR:HG21	1.93	0.49
16:7A:4:ILE:HB	16:7A:66:PRO:HB3	1.92	0.49
9:82:24:GLY:HA2	9:82:59:PHE:C	2.32	0.49
19:AI:23:ASN:HD21	19:AI:43:GLU:HB2	1.77	0.49
42:C8:88:ILE:O	42:C8:88:ILE:HG22	2.11	0.49
43:D8:16:PRO:HA	43:D8:96:ILE:HG22	1.93	0.49
32:41:112:PRO:CB	52:M8:37:SER:H	2.22	0.49
1:13:1034:G:N2	1:13:1035:A:N7	2.50	0.49
1:13:292:G:C5	1:13:293:G:H1'	2.47	0.49
1:13:419:C:H5'	1:13:513:C:H1'	1.94	0.49
1:13:429:U:H1'	1:13:430:A:H5''	1.92	0.49
1:13:806:C:H2'	1:13:807:A:H8	1.77	0.49
1:13:872:A:C4	1:13:874:G:N7	2.80	0.49
26:14:1686:C:H2'	26:14:1687:G:O4'	2.12	0.49
26:14:1794:U:H2'	26:14:1795:C:C6	2.47	0.49
27:16:116:G:H2'	27:16:117:G:O4'	2.12	0.49
1:1G:1004:A:H3'	1:1G:1004:A:N3	2.26	0.49
1:1G:114:U:H2'	1:1G:115:G:C8	2.47	0.49
1:1G:1316:G:N2	1:1G:1318:A:H3'	2.28	0.49
1:1G:1448:C:H2'	1:1G:1449:C:O4'	2.12	0.49
1:1G:600:C:H2'	1:1G:601:C:C6	2.47	0.49
26:1H:2841:C:H2'	26:1H:2842:G:H8	1.77	0.49
26:1H:363(B):G:H2'	26:1H:363(C):G:C8	2.47	0.49
26:1H:606:U:H4'	26:1H:658:C:H4'	1.95	0.49
26:1H:800:A:H8	26:1H:800:A:OP1	1.94	0.49
30:21:88:GLY:O	30:21:89:ASP:HB2	2.12	0.49

Continued on next page...

Continued from previous page...

Atom-1	Atom-2	Interatomic distance (Å)	Clash overlap (Å)
23:2K:2:G:H2'	23:2K:3:C:H6	1.75	0.49
24:3K:76:A:H8	26:1H:2394:C:N4	2.09	0.49
57:3L:51:A:H62	57:3L:63:U:H3	1.60	0.49
32:41:102:PHE:HA	32:41:105:LYS:HE2	1.94	0.49
5:42:144:THR:O	5:42:148:VAL:HG23	2.12	0.49
32:49:181:ARG:NH1	32:49:181:ARG:HB3	2.27	0.49
33:51:144:VAL:O	33:51:148:ILE:HG12	2.11	0.49
7:62:26:PHE:CD2	7:62:30:ILE:HD11	2.48	0.49
40:65:87:PHE:CZ	40:65:102:ALA:HB2	2.47	0.49
15:6A:77:ARG:HA	15:6A:80:ALA:HB3	1.94	0.49
28:71:6:ARG:HG2	28:71:34:THR:OG1	2.12	0.49
38:88:78:PRO:HB2	38:88:81:VAL:HG11	1.94	0.49
45:B5:40:LYS:HA	45:B5:51:VAL:HG11	1.93	0.49
47:D5:157:LEU:HD21	47:D5:163:LEU:HD22	1.94	0.49
43:D8:38:LEU:O	43:D8:51:VAL:HG23	2.12	0.49
55:Q8:39:LYS:HA	55:Q8:42:ARG:NH2	2.27	0.49
1:13:1240:U:O2'	7:6E:38:LEU:HG	2.11	0.49
26:14:1434:A:H2'	26:14:1435:G:C8	2.47	0.49
26:14:2647:U:H2'	26:14:2648:C:C6	2.47	0.49
26:14:588:U:H2'	26:14:589:C:C6	2.47	0.49
26:14:833:U:O4'	37:35:52:GLU:HA	2.13	0.49
26:14:879:G:N2	26:14:880:G:O6	2.45	0.49
1:1G:271:C:H2'	1:1G:272:C:H6	1.77	0.49
1:1G:807:A:H2'	1:1G:808:C:C6	2.47	0.49
1:1G:80:G:O2'	1:1G:81:G:OP1	2.28	0.49
1:1G:909:A:OP2	12:3A:21:LYS:NZ	2.41	0.49
26:1H:1181:C:O2'	26:1H:1182:A:H5'	2.12	0.49
26:1H:339:U:H6	26:1H:339:U:O5'	1.95	0.49
27:1J:18:G:H2'	27:1J:19:G:C8	2.46	0.49
30:29:36:ARG:HH21	30:29:88:GLY:HA2	1.77	0.49
31:39:139:PHE:HE2	31:39:173:VAL:HG21	1.77	0.49
31:39:23:ASP:OD1	31:39:23:ASP:N	2.45	0.49
7:62:141:VAL:HA	7:62:142:GLU:HG2	1.94	0.49
26:14:2378:A:H4'	40:65:23:ARG:HD2	1.94	0.49
17:8I:13:ASP:H	17:8I:14:LYS:HZ2	1.58	0.49
18:9A:53:ARG:HA	18:9A:56:THR:OG1	2.13	0.49
26:14:494:G:H4'	44:A5:6:ILE:HB	1.93	0.49
40:A8:34:HIS:O	40:A8:97:ARG:NH2	2.46	0.49
1:13:1318:A:H5''	19:AI:10:PHE:CD2	2.48	0.49
46:C5:88:LYS:O	46:C5:89:PHE:HB3	2.10	0.49
45:F8:3:THR:C	45:F8:5:TYR:H	2.07	0.49

Continued on next page...

Continued from previous page...

Atom-1	Atom-2	Interatomic distance (Å)	Clash overlap (Å)
46:G8:39:VAL:O	46:G8:42:VAL:HG22	2.11	0.49
47:H8:24:LEU:HB3	47:H8:39:VAL:HG23	1.93	0.49
29:11:101:GLU:OE1	29:11:103:ARG:NH1	2.45	0.49
29:11:28:GLU:N	29:11:29:PRO:HD3	2.27	0.49
1:13:1234:C:H2'	1:13:1235:U:C6	2.48	0.49
1:13:1453:G:H4'	1:13:1453:G:OP2	2.11	0.49
1:13:1460:A:H2'	1:13:1461:G:O4'	2.12	0.49
1:13:919:A:O2'	1:13:920:U:H5'	2.13	0.49
1:13:939:G:H2'	1:13:940:C:C6	2.46	0.49
26:14:1542:G:O5'	26:14:1543:A:H5''	2.12	0.49
26:14:2297:C:H2'	26:14:2298:A:H8	1.77	0.49
26:14:275:G:N2	26:14:276:A:N7	2.60	0.49
26:14:34:C:O2'	26:14:35:G:C8	2.65	0.49
26:14:686:G:N2	26:14:788:A:H61	2.10	0.49
26:14:861:A:N3	27:1J:79:C:O2'	2.46	0.49
26:14:1797:C:H4'	29:19:257:LEU:O	2.12	0.49
2:1E:71:VAL:HB	2:1E:164:VAL:HG13	1.94	0.49
21:1F:6:ARG:HH11	21:1F:15:ARG:NE	2.11	0.49
1:1G:1076:C:H42	1:1G:1081:G:H1	1.61	0.49
1:1G:1260:C:H6	1:1G:1260:C:H3'	1.77	0.49
1:1G:1291:G:H2'	1:1G:1292:U:C6	2.48	0.49
1:1G:1521:G:H2'	1:1G:1522:U:H6	1.78	0.49
1:1G:991:U:O2	1:1G:993:G:H8	1.95	0.49
26:1H:1453:A:O2'	26:1H:1454:U:H2'	2.12	0.49
26:1H:1728:G:H2'	26:1H:1731:G:O6	2.12	0.49
26:1H:2262:U:O2'	26:1H:2263:C:H5'	2.12	0.49
26:1H:994:C:H5''	26:1H:995:C:P	2.52	0.49
26:14:943:U:OP2	37:35:36:LYS:HG3	2.12	0.49
12:3I:8:ASN:O	12:3I:11:VAL:N	2.44	0.49
57:3L:65:C:H2'	57:3L:66:A:H8	1.77	0.49
5:42:33:VAL:HG13	5:42:112:LEU:HD12	1.94	0.49
33:51:96:ALA:HB1	33:51:103:LEU:HD11	1.94	0.49
15:6A:79:ARG:O	15:6A:83:GLU:HB2	2.12	0.49
15:6I:18:PHE:CE1	15:6I:21:ASP:HB2	2.47	0.49
41:75:99:LEU:HD22	41:75:101:PHE:CE1	2.45	0.49
8:7E:116:LYS:HG3	8:7E:129:VAL:HG11	1.94	0.49
9:82:5:TYR:CE2	9:82:16:ARG:HG2	2.48	0.49
17:8A:11:VAL:HG12	17:8A:85:VAL:HG23	1.95	0.49
9:8E:26:VAL:HG22	9:8E:61:ALA:HB3	1.92	0.49
46:C5:29:GLU:HG3	46:C5:30:VAL:H	1.78	0.49
46:C5:36:ALA:HA	46:C5:67:LEU:O	2.12	0.49

Continued on next page...

Continued from previous page...

Atom-1	Atom-2	Interatomic distance (Å)	Clash overlap (Å)
43:D8:25:LEU:HD12	43:D8:92:THR:HG21	1.94	0.49
1:13:46:G:H2'	1:13:366:C:H5	1.76	0.49
1:13:544:G:OP1	4:3E:59:ARG:NH1	2.41	0.49
26:14:1436:G:O2'	26:14:1477:A:H4'	2.12	0.49
26:14:2461:C:H2'	26:14:2462:U:H6	1.75	0.49
29:19:89:SER:HB2	29:19:159:ALA:HB2	1.94	0.49
2:1E:11:LEU:O	2:1E:11:LEU:HG	2.13	0.49
1:1G:328:C:H4'	1:1G:329:A:H5''	1.93	0.49
1:1G:425:G:O3'	4:32:45:GLN:NE2	2.45	0.49
26:1H:1001:A:C8	26:1H:1002:G:C8	3.00	0.49
26:1H:2243:U:H2'	26:1H:2244:U:C6	2.48	0.49
26:1H:46:C:H5''	26:1H:215:G:H8	1.77	0.49
27:1J:88:C:H1'	27:1J:89:G:OP1	2.12	0.49
36:25:102:VAL:HB	36:25:106:LEU:HD12	1.94	0.49
30:29:112:GLY:O	30:29:159:HIS:HA	2.13	0.49
3:2E:113:ALA:HB3	3:2E:114:PRO:HD3	1.93	0.49
31:31:77:ASP:OD1	31:31:77:ASP:N	2.33	0.49
4:3E:92:VAL:HG12	4:3E:96:LEU:HD21	1.95	0.49
13:4A:13:LYS:HA	13:4A:44:ARG:NH1	2.28	0.49
34:69:7:GLU:C	34:69:15:VAL:HG22	2.32	0.49
28:71:43:VAL:HG13	28:71:214:VAL:HA	1.94	0.49
37:78:64:LYS:HA	55:Q8:13:ARG:HB3	1.94	0.49
8:7E:66:GLY:O	8:7E:76:PRO:HB3	2.12	0.49
16:7I:79:VAL:HG12	16:7I:80:PHE:CD1	2.48	0.49
38:88:140:ALA:HB3	38:88:141:GLN:HA	1.94	0.49
9:8E:118:LYS:O	9:8E:119:ALA:HB3	2.13	0.49
18:9A:29:PHE:HD1	18:9A:29:PHE:N	2.09	0.49
18:9A:53:ARG:HA	18:9A:56:THR:HG1	1.78	0.49
19:AA:17:GLU:HA	19:AA:20:LEU:HD22	1.94	0.49
41:B8:108:ARG:HG3	41:B8:109:GLU:H	1.76	0.49
26:14:1543:A:H4'	26:14:1543:A:OP1	2.13	0.49
26:14:1753:G:N1	26:14:1756:G:C2	2.81	0.49
26:14:1871:A:H2'	26:14:1872:A:C8	2.47	0.49
26:14:990:A:H5'	26:14:990:A:C8	2.42	0.49
1:1G:1106:G:H2'	1:1G:1107:C:H6	1.78	0.49
1:1G:45:U:H2'	1:1G:46:G:H8	1.76	0.49
1:1G:590:C:H2'	1:1G:591:U:H6	1.77	0.49
1:1G:868:C:H2'	1:1G:869:G:O4'	2.13	0.49
26:1H:1535:U:H6	26:1H:1535:U:OP2	1.95	0.49
26:1H:2173:A:H8	26:1H:2173:A:OP1	1.95	0.49
26:1H:2182:G:H2'	26:1H:2183:C:C6	2.48	0.49

Continued on next page...

Continued from previous page...

Atom-1	Atom-2	Interatomic distance (Å)	Clash overlap (Å)
26:1H:2243:U:O2'	26:1H:2244:U:H5'	2.12	0.49
26:1H:270(L):U:H6	26:1H:270(L):U:H3'	1.78	0.49
26:1H:818:G:H4'	26:1H:838:C:O3'	2.11	0.49
27:1J:93:C:H2'	27:1J:94:C:C6	2.48	0.49
30:21:131:ALA:HB1	61:21:401:HOH:O	2.12	0.49
30:21:201:THR:HG22	30:21:202:LYS:N	2.27	0.49
30:29:25:VAL:O	30:29:26:ILE:HG12	2.12	0.49
11:2A:79:SER:OG	11:2A:106:LYS:HG3	2.13	0.49
3:2E:60:ALA:N	3:2E:63:ASN:OD1	2.44	0.49
4:3E:29:PRO:HA	4:3E:34:GLU:HG3	1.95	0.49
38:45:58:PHE:HB3	38:45:113:GLN:NE2	2.27	0.49
34:61:127:VAL:HA	34:61:138:ILE:O	2.12	0.49
7:6E:111:ARG:HB3	7:6E:111:ARG:HH11	1.77	0.49
8:72:110:ALA:O	8:72:121:ASP:N	2.45	0.49
8:72:20:TYR:OH	8:72:75:ARG:HB3	2.13	0.49
16:7A:22:THR:HA	16:7A:33:ILE:HG13	1.94	0.49
9:82:9:ARG:O	9:82:104:ARG:HD2	2.13	0.49
1:13:255:G:H1'	17:8I:16:GLN:OE1	2.12	0.49
26:1H:445:C:H5''	42:C8:3:ARG:HB3	1.93	0.49
46:G8:101:LYS:C	46:G8:102:CYS:SG	2.91	0.49
53:N8:33:CYS:SG	53:N8:40:LYS:HD3	2.52	0.49
1:13:61:G:H2'	1:13:62:U:O4'	2.11	0.49
26:14:1042:G:H2'	26:14:1043:C:O4'	2.11	0.49
26:14:1107:G:H2'	26:14:1108:U:H5'	1.94	0.49
26:14:1022:G:N2	26:14:1142(A):A:C2	2.80	0.49
26:14:2418:A:OP1	55:M5:29:LYS:NZ	2.46	0.49
26:14:483:A:H4'	46:C5:49:VAL:HA	1.95	0.49
26:14:520:G:H2'	26:14:521:G:H8	1.78	0.49
29:19:175:LEU:HD11	29:19:185:VAL:HG21	1.94	0.49
1:1G:963:G:H21	10:1A:55:LYS:CE	2.25	0.49
1:1G:1053:G:O2'	1:1G:1199:U:OP2	2.28	0.49
1:1G:1347:G:O2'	1:1G:1373:G:O6	2.27	0.49
1:1G:565:U:H3'	1:1G:566:G:H2'	1.94	0.49
1:1G:957:U:O2'	1:1G:959:A:N7	2.34	0.49
1:1G:998(A):C:N3	1:1G:1042:G:N2	2.46	0.49
26:1H:1955:U:OP2	61:1H:3568:HOH:O	2.19	0.49
26:1H:2323:G:H2'	26:1H:2324:C:O4'	2.12	0.49
26:1H:273(C):C:H42	26:1H:363(C):G:H1	1.59	0.49
26:1H:492:A:H2'	26:1H:493:G:O4'	2.13	0.49
26:1H:511:U:C5	26:1H:512:G:C5	3.00	0.49
26:1H:511:U:H5''	26:1H:512:G:OP2	2.13	0.49

Continued on next page...

Continued from previous page...

Atom-1	Atom-2	Interatomic distance (Å)	Clash overlap (Å)
26:1H:775:G:C4	26:1H:794:G:C8	3.00	0.49
27:1J:17:C:H2'	27:1J:18:G:O4'	2.12	0.49
27:1J:7:G:H4'	40:65:29:PHE:CD2	2.47	0.49
11:2A:109:VAL:HG12	18:9A:86:VAL:HG13	1.93	0.49
4:3E:194:LEU:HD12	4:3E:195:ALA:N	2.28	0.49
32:41:66:GLN:HA	52:M8:6:HIS:HE1	1.78	0.49
38:45:22:LYS:N	38:45:23:GLY:HA3	2.28	0.49
32:49:117:PHE:CG	32:49:117:PHE:O	2.65	0.49
26:1H:1142(A):A:H4'	35:58:25:ARG:HH22	1.78	0.49
33:59:64:LEU:O	33:59:68:THR:OG1	2.30	0.49
34:61:4:ILE:HG12	34:61:18:VAL:HG22	1.94	0.49
37:78:80:TYR:CE2	37:78:111:ARG:HD3	2.48	0.49
45:B5:67:GLY:C	45:B5:69:TYR:H	2.15	0.49
48:E5:48:GLY:HA3	48:E5:80:HIS:ND1	2.27	0.49
49:J8:80:LEU:C	49:J8:81:LYS:HD2	2.33	0.49
52:M8:37:SER:OG	52:M8:42:PHE:O	2.20	0.49
1:13:1106:G:C4	1:13:1107:C:C5	3.01	0.49
1:13:375:U:C4	1:13:376:G:N7	2.81	0.49
1:13:481:G:O2'	1:13:483:C:N4	2.41	0.49
26:14:1021:A:H3'	26:14:1021:A:C8	2.48	0.49
26:14:1115:G:C6	26:14:1116:C:C4	3.01	0.49
26:14:2212:A:H1'	26:14:2215:G:C6	2.48	0.49
26:14:2272:U:H5''	26:14:2273:A:OP1	2.13	0.49
26:14:527:C:OP2	26:14:2779:U:H5	1.96	0.49
4:3E:167:GLY:HA2	29:19:135:PHE:HZ	1.76	0.49
1:1G:1149:C:H2'	1:1G:1150:U:H6	1.78	0.49
1:1G:540:G:H2'	1:1G:541:G:O4'	2.12	0.49
26:1H:1385:G:H4'	26:1H:1386:C:OP1	2.13	0.49
26:1H:142:G:O3'	45:F8:35:THR:HG21	2.13	0.49
26:1H:2210:G:H3'	26:1H:2211:G:C5	2.48	0.49
26:1H:860:U:C5	26:1H:917:A:H2	2.30	0.49
26:1H:996:A:OP2	42:C8:92:ARG:NH2	2.46	0.49
4:3E:155:LEU:O	4:3E:157:LEU:N	2.46	0.49
26:14:2177:C:H4'	28:79:44:HIS:HB2	1.95	0.49
42:85:110:VAL:O	42:85:113:ALA:HB3	2.13	0.49
42:85:68:ALA:O	42:85:71:GLN:HB2	2.13	0.49
26:14:1161:C:H1'	43:95:8:GLY:O	2.12	0.49
46:G8:34:LYS:HD3	46:G8:36:ALA:HB2	1.95	0.49
26:1H:2364:C:H4'	48:I8:56:ASP:OD1	2.13	0.49
26:1H:242:G:H5''	55:Q8:64:TYR:CE2	2.48	0.49
1:13:1127:G:N7	1:13:1128:C:N4	2.61	0.49

Continued on next page...

Continued from previous page...

Atom-1	Atom-2	Interatomic distance (Å)	Clash overlap (Å)
1:13:265:G:N2	1:13:267:C:H5'	2.28	0.49
1:13:245:C:C2	1:13:284:G:C2	3.01	0.49
1:13:537:G:N7	61:13:1823:HOH:O	2.35	0.49
1:13:757:U:H2'	1:13:758:G:O4'	2.13	0.49
26:14:1112:G:H2'	26:14:1113:U:C6	2.48	0.49
26:14:1607:C:H4'	26:14:1608:A:O5'	2.13	0.49
26:14:1750:G:N3	26:14:2860:A:H2	2.11	0.49
26:14:2654:A:OP1	26:14:2654:A:H8	1.96	0.49
26:14:864:G:H8	26:14:864:G:O5'	1.96	0.49
1:1G:1104:G:H4'	2:12:111:ARG:NE	2.25	0.49
1:1G:1177:G:OP2	1:1G:1177:G:H8	1.96	0.49
1:1G:681:C:H2'	1:1G:682:G:C8	2.47	0.49
1:1G:980:C:H3'	1:1G:981:U:H6	1.76	0.49
26:1H:1249:U:P	61:1H:3515:HOH:O	2.67	0.49
26:1H:2162:G:H3'	26:1H:2163:C:C6	2.48	0.49
10:1I:22:LYS:NZ	10:1I:90:LEU:HB2	2.27	0.49
30:29:41:LYS:HG3	30:29:42:ASP:N	2.28	0.49
30:29:47:VAL:HG12	30:29:49:LEU:HG	1.95	0.49
12:3A:32:PHE:HE1	12:3A:86:ARG:HG3	1.78	0.49
12:3A:49:ASN:ND2	12:3A:92:ASP:OD2	2.46	0.49
12:3I:76:ASN:ND2	12:3I:108:ALA:HB2	2.28	0.49
5:42:94:ALA:HB2	5:42:119:LEU:HG	1.95	0.49
13:4A:29:ARG:HD3	13:4A:64:TRP:CZ2	2.48	0.49
33:51:137:ASP:OD1	33:51:138:LYS:N	2.37	0.49
33:59:54:ARG:NE	33:59:56:SER:O	2.44	0.49
14:5A:37:PHE:CE1	14:5A:53:LEU:HD13	2.48	0.49
15:6A:26:GLU:OE2	15:6A:77:ARG:NH1	2.37	0.49
38:88:20:ALA:HB1	38:88:99:PRO:HB2	1.94	0.49
46:C5:43:ASN:HB3	46:C5:64:GLU:HA	1.94	0.49
46:C5:82:PRO:CB	46:C5:97:ARG:HB3	2.42	0.49
47:H8:113:ALA:N	47:H8:114:GLY:HA2	2.28	0.49
2:12:19:HIS:CE1	2:12:204:ASN:HB3	2.48	0.49
1:13:452:A:N6	1:13:480:U:H3	2.05	0.49
26:14:1808:U:H5''	26:14:1809:A:OP2	2.13	0.49
26:14:2001:A:H2'	26:14:2002:G:C8	2.48	0.49
26:14:2016:U:OP1	61:14:3546:HOH:O	2.20	0.49
26:14:2312:U:OP2	32:49:74:LYS:NZ	2.43	0.49
26:14:2469:A:H2	26:14:2481:G:H21	1.61	0.49
1:1G:1048:G:O4'	1:1G:1215:G:H4'	2.12	0.49
1:1G:1124:G:H8	1:1G:1124:G:OP2	1.96	0.49
1:1G:1277:C:H1'	1:1G:1282:C:O2	2.13	0.49

Continued on next page...

Continued from previous page...

Atom-1	Atom-2	Interatomic distance (Å)	Clash overlap (Å)
1:1G:373:A:H2'	1:1G:374:A:H8	1.78	0.49
26:1H:1662:C:O2'	26:1H:2687:U:OP1	2.28	0.49
3:22:147:LYS:HB2	3:22:203:PHE:HD2	1.78	0.49
36:25:63:VAL:HG11	36:25:85:VAL:HG23	1.95	0.49
31:31:28:ILE:HG22	31:31:112:MET:HE3	1.94	0.49
4:32:162:LEU:HD21	4:32:181:MET:HG2	1.94	0.49
32:41:139:LEU:HD13	32:41:146:TYR:HD1	1.77	0.49
32:49:42:GLY:O	32:49:43:LEU:HD13	2.12	0.49
13:4A:75:ALA:HA	13:4A:78:ILE:HG12	1.95	0.49
5:4E:106:PRO:O	5:4E:110:LEU:HG	2.12	0.49
39:55:38:VAL:HG12	39:55:42:LYS:HD2	1.94	0.49
35:58:41:ASP:OD1	35:58:41:ASP:N	2.46	0.49
34:61:69:LYS:HG3	34:61:136:VAL:HB	1.95	0.49
34:61:99:GLU:O	34:61:102:SER:N	2.44	0.49
40:65:27:SER:HA	40:65:88:ASP:HB2	1.94	0.49
36:68:16:ALA:HB2	36:68:52:VAL:HG21	1.93	0.49
15:6A:81:LEU:O	15:6A:85:LEU:HB2	2.13	0.49
8:7E:86:ILE:HG12	8:7E:135:CYS:HA	1.95	0.49
46:C5:8:LYS:HZ3	46:C5:95:LYS:HD3	1.77	0.49
47:H8:44:PHE:CD1	47:H8:44:PHE:C	2.87	0.49
29:11:29:PRO:HG2	29:11:30:GLU:OE2	2.13	0.48
1:13:1435:G:H2'	1:13:1436:U:C6	2.48	0.48
26:14:2126:A:N1	26:14:2163:C:H1'	2.28	0.48
26:14:2820:A:C5	39:55:4:LEU:HD11	2.48	0.48
26:14:433:C:C4	26:14:434:U:O4	2.66	0.48
26:14:482:A:H5''	26:14:483:A:OP1	2.13	0.48
26:14:94:G:N2	50:G5:47:ASN:HD22	2.11	0.48
1:1G:1023:G:C4	1:1G:1024:G:H1'	2.48	0.48
1:1G:1031:G:N7	1:1G:1032(A):G:N2	2.61	0.48
1:1G:1127:G:H1'	1:1G:1148:U:H3	1.78	0.48
1:1G:1237:C:O2'	1:1G:1300:G:N2	2.31	0.48
1:1G:1321:C:H41	1:1G:1322:C:N4	2.04	0.48
1:1G:669:U:H2'	1:1G:670:G:C8	2.48	0.48
26:1H:1124:C:H2'	26:1H:1125:G:O4'	2.13	0.48
26:1H:1417:C:N3	26:1H:1581:G:N2	2.53	0.48
26:1H:1442:G:H2'	26:1H:1443:G:C8	2.48	0.48
26:1H:1688:U:H2'	26:1H:1698:A:N6	2.28	0.48
26:1H:528:A:C2	26:1H:2043:C:H4'	2.48	0.48
27:1J:118:G:C5	27:1J:119:A:N7	2.80	0.48
56:1L:42:A:H2'	56:1L:43:U:C6	2.48	0.48
26:1H:2788:C:H5'	30:21:61:ARG:NH1	2.28	0.48

Continued on next page...

Continued from previous page...

Atom-1	Atom-2	Interatomic distance (Å)	Clash overlap (Å)
3:22:131:ARG:HH21	3:22:166:GLU:HG2	1.78	0.48
23:2L:8:4SU:H6	23:2L:8:4SU:O5'	2.13	0.48
57:3L:21:A:N3	57:3L:21:A:H2'	2.27	0.48
38:45:25:ASP:HA	38:45:67:ARG:HH12	1.76	0.48
13:4A:37:THR:HG22	13:4A:55:ARG:HE	1.78	0.48
6:5E:23:LYS:O	6:5E:27:GLN:HG3	2.13	0.48
34:69:81:VAL:HG12	34:69:143:SER:HB2	1.94	0.48
28:71:59:ARG:HA	28:71:163:PHE:O	2.11	0.48
16:7A:2:VAL:HA	16:7A:23:ASP:HA	1.95	0.48
46:C5:17:SER:HB2	46:C5:71:LYS:CE	2.43	0.48
46:C5:60:PHE:CD1	46:C5:60:PHE:N	2.81	0.48
47:D5:24:LEU:HD12	47:D5:25:PRO:O	2.13	0.48
48:I8:51:VAL:N	48:I8:62:LEU:HD12	2.28	0.48
1:13:1072:G:C5	1:13:1073:U:C4	3.01	0.48
1:13:173:U:H5''	1:13:197:A:O4'	2.13	0.48
1:13:963:G:N2	10:1I:55:LYS:NZ	2.60	0.48
26:14:1106:G:C8	26:14:1107:G:C8	3.01	0.48
26:14:139:G:N2	26:14:1596:A:H4'	2.28	0.48
26:14:1665:A:H2'	26:14:1666:G:O4'	2.13	0.48
26:14:1788:C:H2'	26:14:1789:A:H8	1.78	0.48
26:14:1945:G:H2'	26:14:1946:U:H6	1.78	0.48
26:14:2210:G:H5'	26:14:2211:G:C6	2.48	0.48
26:14:362:U:H5'	26:14:363:G:OP2	2.12	0.48
26:14:586:A:N1	26:14:809:G:O2'	2.40	0.48
26:14:823:G:H2'	26:14:824:A:C8	2.48	0.48
27:16:78:A:C2	27:16:99:A:C4	3.01	0.48
29:19:67:PHE:HB3	29:19:153:ALA:H	1.77	0.48
1:1G:1145:C:H5''	1:1G:1146:A:OP1	2.12	0.48
1:1G:1254:C:H42	1:1G:1283:G:H1	1.61	0.48
1:1G:1344:C:H5''	9:82:120:ARG:O	2.12	0.48
1:1G:166:G:H2'	1:1G:167:G:H8	1.78	0.48
1:1G:588:G:H1	1:1G:651:C:H42	1.61	0.48
1:1G:801:U:H2'	1:1G:802:A:C8	2.48	0.48
26:1H:1022:G:O6	35:58:66:LYS:NZ	2.45	0.48
26:1H:1528:A:C6	26:1H:1545:A:N1	2.82	0.48
26:1H:287:C:H2'	26:1H:288:C:C6	2.45	0.48
23:2K:32:G:H2'	23:2K:33:OMC:H6	1.78	0.48
31:31:107:LYS:HD2	31:31:207:GLY:H	1.77	0.48
57:3L:37:A:H2'	57:3L:38:A:C8	2.48	0.48
32:49:125:PHE:HB3	32:49:166:ASP:CB	2.41	0.48
34:69:133:HIS:ND1	34:69:134:PRO:HD3	2.28	0.48

Continued on next page...

Continued from previous page...

Atom-1	Atom-2	Interatomic distance (Å)	Clash overlap (Å)
37:78:91:PHE:O	37:78:123:LEU:HD11	2.13	0.48
6:52:97:PHE:HD1	18:9A:31:LEU:HD21	1.78	0.48
19:AA:17:GLU:O	19:AA:20:LEU:HB2	2.13	0.48
19:AI:5:LEU:HD12	19:AI:9:VAL:N	2.27	0.48
45:F8:26:TYR:O	45:F8:81:VAL:HG12	2.14	0.48
2:12:159:PRO:HB2	2:12:161:ALA:O	2.13	0.48
1:13:147:G:N2	1:13:175:C:N3	2.49	0.48
26:14:2877:G:H2'	26:14:2878:U:O4'	2.13	0.48
26:14:824:A:H1'	26:14:2358:G:N7	2.28	0.48
27:16:29:A:H5''	27:16:30:C:OP2	2.14	0.48
29:19:184:LYS:HG3	29:19:269:PHE:O	2.13	0.48
1:1G:1015:A:H2'	1:1G:1016:A:C8	2.48	0.48
1:1G:1478:C:H2'	1:1G:1479:C:H6	1.78	0.48
1:1G:664:G:H22	1:1G:741:G:H1	1.61	0.48
26:1H:1176:G:C8	26:1H:1177:A:N6	2.81	0.48
26:1H:1533:C:H3'	26:1H:1534:G:C5'	2.43	0.48
26:1H:1665:A:N7	61:1H:3632:HOH:O	2.35	0.48
26:1H:1991:U:H2'	26:1H:1992:G:H5''	1.95	0.48
26:1H:2152:G:N2	26:1H:2153:G:O6	2.47	0.48
26:1H:433:C:H2'	26:1H:434:U:C6	2.48	0.48
26:1H:493:G:H2'	26:1H:494:G:O4'	2.13	0.48
26:1H:870:A:OP1	38:88:6:ARG:NH2	2.46	0.48
30:29:4:ILE:HD12	30:29:28:ALA:HB1	1.95	0.48
11:2I:73:MET:HE1	11:2I:102:GLY:HA3	1.95	0.48
11:2I:22:HIS:HB3	11:2I:29:ILE:HG23	1.96	0.48
31:31:12:LEU:HD13	31:31:124:LEU:HD11	1.95	0.48
4:3E:13:ARG:HD2	4:3E:38:TYR:O	2.13	0.48
4:3E:70:ILE:HG23	4:3E:75:PHE:HB2	1.95	0.48
5:4E:148:VAL:O	5:4E:151:LEU:HB2	2.12	0.48
33:59:58:GLU:HB2	33:59:61:HIS:CD2	2.48	0.48
40:65:34:HIS:CG	40:65:54:LEU:HB2	2.48	0.48
7:6E:77:SER:OG	7:6E:84:ASN:OD1	2.31	0.48
28:71:47:LEU:HD11	28:71:171:ILE:HB	1.95	0.48
8:7E:122:ARG:O	8:7E:126:LYS:HG2	2.13	0.48
1:1G:1342:C:H1'	9:82:124:GLN:OE1	2.13	0.48
2:12:21:ARG:HG2	2:12:22:LYS:H	1.79	0.48
2:12:223:ILE:HA	2:12:224:GLN:CG	2.42	0.48
1:13:191(E):G:H2'	1:13:191(F):U:C6	2.48	0.48
1:13:32:A:C2	1:13:33:A:C4	3.02	0.48
26:14:1159:U:H2'	26:14:1160:G:C8	2.46	0.48
26:14:2129:C:H3'	26:14:2130:U:C6	2.47	0.48

Continued on next page...

Continued from previous page...

Atom-1	Atom-2	Interatomic distance (Å)	Clash overlap (Å)
26:14:2319:G:C2	26:14:2320:A:N6	2.82	0.48
26:14:634:C:H2'	26:14:635:C:H6	1.78	0.48
26:14:1567:A:O2'	29:19:63:ARG:NH2	2.45	0.48
1:1G:1085:U:H5'	1:1G:1094:G:N2	2.28	0.48
1:1G:1521:G:H2'	1:1G:1522:U:C6	2.48	0.48
1:1G:598:U:H2'	1:1G:599:C:H6	1.77	0.48
26:1H:1797:C:O2'	29:11:259:THR:OG1	2.28	0.48
26:1H:1800:C:H5'	29:11:147:LEU:HD21	1.96	0.48
26:1H:2210:G:H4'	26:1H:2211:G:OP2	2.12	0.48
26:1H:2505:G:O2'	26:1H:2506:U:H5'	2.13	0.48
26:1H:2785:C:H2'	26:1H:2786:U:O4'	2.13	0.48
26:1H:721:C:H2'	26:1H:722:A:H8	1.78	0.48
26:1H:754:C:H2'	26:1H:755:C:C6	2.46	0.48
10:1I:26:ALA:O	10:1I:84:GLN:NE2	2.41	0.48
3:22:175:LEU:H	3:22:175:LEU:HD12	1.79	0.48
30:29:54:GLN:N	30:29:74:PRO:HA	2.26	0.48
23:2K:53:G:C6	23:2K:54:G:N7	2.81	0.48
31:39:32:LEU:O	31:39:32:LEU:HD23	2.13	0.48
7:6E:77:SER:HB2	24:3K:33:U:OP1	2.13	0.48
32:49:139:LEU:HA	32:49:144:ILE:HG21	1.96	0.48
6:52:19:LEU:O	6:52:23:LYS:HG2	2.14	0.48
35:58:60:ILE:HG12	35:58:60:ILE:H	1.43	0.48
6:5E:44:GLY:HA2	6:5E:59:TYR:CE2	2.48	0.48
7:6E:66:VAL:O	7:6E:70:LYS:HG3	2.13	0.48
28:71:6:ARG:O	28:71:10:LEU:HD22	2.14	0.48
28:71:22:ILE:HG23	28:71:189:ILE:HB	1.94	0.48
16:7I:71:ARG:HA	16:7I:74:LEU:HD12	1.95	0.48
11:2I:109:VAL:HG11	18:9I:84:LYS:HD3	1.95	0.48
2:12:150:SER:OG	2:12:151:GLY:N	2.46	0.48
2:12:16:HIS:C	2:12:17:PHE:HD1	2.17	0.48
1:13:234:C:H2'	1:13:235:C:C6	2.48	0.48
1:13:726:C:C2	1:13:727:G:C8	3.02	0.48
26:14:338:G:O6	61:14:3543:HOH:O	2.20	0.48
26:14:524:U:H2'	26:14:525:U:C6	2.48	0.48
1:1G:1327:C:H2'	1:1G:1328:C:C6	2.49	0.48
1:1G:455:C:H6	1:1G:455:C:O5'	1.95	0.48
26:1H:1045:A:OP1	26:1H:1046:A:H3'	2.14	0.48
26:1H:1443:G:C2	26:1H:1549:C:N3	2.82	0.48
26:1H:1551:C:C2	26:1H:1552:G:C8	3.02	0.48
26:1H:2134:A:C8	26:1H:2158:A:H2	2.32	0.48
27:1J:44:G:OP1	32:49:98:ARG:NH2	2.47	0.48

Continued on next page...

Continued from previous page...

Atom-1	Atom-2	Interatomic distance (Å)	Clash overlap (Å)
56:1L:9:A:H1'	56:1L:45:G:H1'	1.96	0.48
30:21:20:ALA:O	30:21:21:VAL:HG22	2.13	0.48
11:2A:85:ARG:HD3	11:2A:113:PRO:HD3	1.95	0.48
3:2E:150:LYS:HD2	3:2E:167:TRP:HE1	1.79	0.48
4:32:85:LYS:HD3	4:32:86:LYS:H	1.79	0.48
12:3A:84:LEU:HD12	12:3A:104:VAL:HB	1.96	0.48
26:14:2495:G:O3'	38:45:81:VAL:HG12	2.13	0.48
5:4E:87:SER:HB3	5:4E:125:SER:O	2.14	0.48
13:4I:87:TYR:O	13:4I:90:LEU:N	2.40	0.48
6:52:44:GLY:HA2	6:52:59:TYR:CZ	2.48	0.48
9:82:46:ALA:HA	9:82:78:LYS:HB2	1.96	0.48
26:14:1008:C:H4'	42:85:59:ARG:HH12	1.79	0.48
26:1H:2820:A:C5	39:98:4:LEU:HD11	2.48	0.48
41:B8:105:LEU:HB3	41:B8:110:ILE:HG22	1.95	0.48
41:B8:108:ARG:HA	41:B8:111:ARG:CZ	2.43	0.48
20:BA:54:LYS:HA	20:BA:57:ARG:HH21	1.79	0.48
46:C5:82:PRO:HA	46:C5:99:CYS:HB2	1.96	0.48
46:G8:30:VAL:O	46:G8:32:PRO:HD3	2.12	0.48
50:K8:42:GLY:C	50:K8:44:LEU:N	2.67	0.48
29:11:75:ILE:HG21	29:11:99:ASP:OD2	2.13	0.48
2:12:127:ILE:HG12	2:12:130:ARG:NE	2.29	0.48
1:13:1323:G:H2'	1:13:1324:A:H8	1.77	0.48
1:13:1502:A:H2	1:13:1505:G:N1	2.05	0.48
1:13:341:C:H42	1:13:348:G:H1	1.61	0.48
1:13:498:A:H4'	1:13:500:G:OP1	2.14	0.48
1:13:738:C:H2'	1:13:739:C:H6	1.78	0.48
1:13:942:G:C2	1:13:943:U:C6	3.02	0.48
26:14:151:C:O2'	26:14:152:G:H5'	2.14	0.48
26:14:1839:G:C8	26:14:1927:A:H1'	2.48	0.48
26:14:2257:U:O2'	26:14:2258:C:H5'	2.13	0.48
26:14:2275:C:O2	38:45:83:MET:HG3	2.14	0.48
26:14:2535:G:H2'	26:14:2536:G:H8	1.78	0.48
26:14:270(M):U:H5''	26:14:270(N):G:OP1	2.13	0.48
26:14:2779:U:H4'	26:14:2780:G:H5''	1.95	0.48
26:14:2832:U:H3'	26:14:2833:G:H8	1.78	0.48
26:14:492:A:H8	26:14:492:A:O5'	1.97	0.48
26:14:546:C:H2'	26:14:547:A:C8	2.48	0.48
26:14:856:C:N4	26:14:857:C:H41	2.12	0.48
27:16:11:C:O5'	27:16:12:C:H5	1.97	0.48
1:1G:1320:C:H2'	1:1G:1321:C:H6	1.79	0.48
1:1G:1354:C:H6	1:1G:1354:C:O5'	1.96	0.48

Continued on next page...

Continued from previous page...

Atom-1	Atom-2	Interatomic distance (Å)	Clash overlap (Å)
1:1G:1466:C:H2'	1:1G:1467:G:O4'	2.12	0.48
26:1H:1678:G:N2	26:1H:1989:G:N2	2.60	0.48
26:1H:2791:C:N4	26:1H:2792:G:O6	2.46	0.48
26:1H:880:G:O2'	26:1H:881:G:OP1	2.29	0.48
22:1K:9:A:H5''	22:1K:47:U:C6	2.49	0.48
1:13:1190:G:OP1	3:2E:5:ILE:HG23	2.14	0.48
7:6E:150:ALA:HB2	11:2I:50:TYR:OH	2.12	0.48
31:31:39:TRP:O	31:31:43:LYS:HG2	2.13	0.48
4:32:28:SER:HB2	4:32:29:PRO:HA	1.95	0.48
37:35:94:GLU:HB2	37:35:124:LYS:HB3	1.95	0.48
31:39:164:ARG:O	31:39:167:ALA:HB3	2.13	0.48
13:4A:15:VAL:HG12	13:4A:45:VAL:HG22	1.95	0.48
13:4A:82:MET:HE2	13:4A:93:ARG:HD2	1.95	0.48
26:1H:2745:C:O2'	33:51:139:GLN:O	2.31	0.48
1:1G:1240:U:OP2	7:62:116:ALA:N	2.45	0.48
15:6A:6:GLU:OE1	15:6A:6:GLU:N	2.45	0.48
8:72:44:PHE:HA	8:72:79:VAL:CG1	2.43	0.48
37:78:121:LYS:O	37:78:123:LEU:N	2.46	0.48
8:7E:32:LYS:O	8:7E:36:LEU:HD12	2.13	0.48
38:88:12:GLN:HG2	38:88:73:PRO:HG2	1.96	0.48
39:98:10:LEU:O	39:98:12:ARG:N	2.45	0.48
51:L8:50:VAL:HG23	51:L8:54:VAL:HB	1.95	0.48
1:13:976:G:H5'	1:13:1358:U:O2'	2.13	0.48
1:13:42:G:O2'	1:13:622:A:N1	2.40	0.48
26:14:565:C:H4'	26:14:1253:A:C6	2.49	0.48
26:14:1358:G:O2'	26:14:1359:A:H5''	2.13	0.48
26:14:1366:A:H2'	26:14:1367:A:O4'	2.12	0.48
26:14:1538:G:H2'	26:14:1539:G:H8	1.78	0.48
26:14:1771:C:H1'	26:14:1786:A:C8	2.48	0.48
26:14:2101:G:H2'	26:14:2102:U:O4'	2.14	0.48
26:14:656:G:H2'	26:14:657:U:O4'	2.14	0.48
1:1G:1068:G:N7	1:1G:1094:G:C8	2.82	0.48
1:1G:1258:G:H2'	1:1G:1259:C:C6	2.48	0.48
1:1G:1322:C:O2'	1:1G:1323:G:H5'	2.13	0.48
1:1G:452:A:O2'	1:1G:453:A:O4'	2.29	0.48
26:1H:1260:G:C6	26:1H:1261:C:C4	3.02	0.48
26:1H:1354:A:H2'	26:1H:1355:G:O4'	2.14	0.48
26:1H:250:G:H2'	26:1H:251:A:C8	2.49	0.48
30:29:36:ARG:NH1	30:29:85:ASN:OD1	2.47	0.48
11:2I:69:ALA:HB1	11:2I:73:MET:HE2	1.95	0.48
23:2L:52:C:H2'	23:2L:53:G:H8	1.79	0.48

Continued on next page...

Continued from previous page...

Atom-1	Atom-2	Interatomic distance (Å)	Clash overlap (Å)
4:32:173:TRP:HA	4:32:187:ARG:HG3	1.96	0.48
4:32:31:CYS:CB	4:32:33:MET:H	2.26	0.48
37:35:47:ASP:HB3	37:35:49:ARG:N	2.29	0.48
31:39:183:VAL:O	31:39:187:VAL:HG23	2.13	0.48
4:3E:164:ALA:O	4:3E:168:ARG:NE	2.46	0.48
57:3L:55:PSU:N3	57:3L:57:G:H3'	2.29	0.48
13:4I:11:ARG:HG3	13:4I:12:ASN:N	2.29	0.48
33:51:27:LYS:HA	33:51:32:GLU:HA	1.95	0.48
35:58:127:ASP:OD1	35:58:127:ASP:N	2.45	0.48
34:61:68:LEU:HA	34:61:71:ILE:CG2	2.43	0.48
38:88:77:LYS:HE3	38:88:84:GLY:O	2.13	0.48
40:A8:78:LEU:HD12	40:A8:108:GLY:HA2	1.96	0.48
20:BI:75:ASN:O	20:BI:79:ARG:HB2	2.14	0.48
49:F5:87:PRO:HA	49:F5:90:ILE:CG2	2.43	0.48
50:G5:21:LEU:O	50:G5:25:VAL:HG22	2.13	0.48
51:H5:12:PRO:HB2	51:H5:20:LYS:HD3	1.95	0.48
1:13:1128:C:H2'	1:13:1139:G:C6	2.49	0.48
1:13:1207:G:H2'	1:13:1208:C:H6	1.79	0.48
26:14:1657:C:H2'	26:14:1658:C:H6	1.78	0.48
26:14:1789:A:H2'	26:14:1790:C:O4'	2.13	0.48
29:19:11:PRO:O	29:19:12:SER:OG	2.29	0.48
1:1G:1198:G:H2'	1:1G:1199:U:O4'	2.13	0.48
1:1G:1349:A:H2'	1:1G:1350:A:O4'	2.13	0.48
1:1G:41:G:H2'	1:1G:42:G:C8	2.48	0.48
1:1G:491:G:H2'	1:1G:492:G:O4'	2.14	0.48
1:1G:562:C:H1'	12:3A:15:ARG:HD2	1.95	0.48
26:1H:2145:C:C3'	26:1H:2146:C:H5'	2.44	0.48
26:1H:626:U:O4	37:78:107:LYS:HD3	2.13	0.48
26:1H:900:A:N3	26:1H:901:A:C8	2.81	0.48
26:1H:924:C:H2'	26:1H:925:C:C6	2.48	0.48
1:13:963:G:C2	10:1I:55:LYS:NZ	2.81	0.48
26:14:2786:U:O2	30:29:62:PRO:HB3	2.14	0.48
4:32:112:VAL:HG12	4:32:116:GLN:OE1	2.13	0.48
4:32:168:ARG:CA	4:32:168:ARG:HH11	2.24	0.48
33:51:77:LYS:HE2	33:51:138:LYS:HD2	1.95	0.48
1:13:738:C:H5"	6:5E:69:GLU:HB2	1.96	0.48
7:62:65:ALA:HB3	7:62:124:LEU:HD23	1.94	0.48
41:75:8:LYS:HA	41:75:8:LYS:HZ2	1.77	0.48
39:98:67:LEU:HD22	39:98:76:VAL:HG21	1.95	0.48
20:BI:63:ILE:HG23	20:BI:77:ALA:HB1	1.96	0.48
47:H8:128:VAL:HB	47:H8:161:VAL:HG12	1.96	0.48

Continued on next page...

Continued from previous page...

Atom-1	Atom-2	Interatomic distance (Å)	Clash overlap (Å)
49:J8:12:PRO:HG3	49:J8:43:TYR:HD1	1.79	0.48
50:K8:64:LEU:HD22	50:K8:68:ARG:HD2	1.96	0.48
2:12:21:ARG:HG2	2:12:22:LYS:N	2.29	0.48
26:14:1016:G:H2'	26:14:1017:G:C8	2.47	0.48
26:14:1751:C:O2'	26:14:1752:C:H5'	2.13	0.48
26:14:2137:C:H2'	26:14:2138:C:H6	1.79	0.48
26:14:2693:A:H2'	26:14:2694:G:H8	1.79	0.48
26:14:270(L):U:HO2'	26:14:270(N):G:N2	2.11	0.48
26:14:2878:U:O4	61:14:3545:HOH:O	2.20	0.48
26:14:259:G:N2	26:14:621:A:H8	2.03	0.48
29:19:267:SER:C	29:19:269:PHE:H	2.16	0.48
1:1G:1095:U:H2'	1:1G:1096:C:O4'	2.13	0.48
26:1H:2093:G:C6	26:1H:2225:A:C8	3.01	0.48
26:1H:2510:C:H2'	26:1H:2511:U:H6	1.78	0.48
26:1H:330:A:O2'	26:1H:331:A:C8	2.63	0.48
56:1L:15:G:N2	56:1L:48:C:N3	2.62	0.48
3:22:87:LEU:HD12	3:22:88:ARG:NH2	2.29	0.48
1:13:690:G:H22	11:2I:55:LYS:HE2	1.79	0.48
11:2I:91:ARG:NH2	11:2I:110:ASP:OD2	2.46	0.48
23:2L:24:C:C2	23:2L:25:U:C5	3.02	0.48
37:35:84:ASN:H	37:35:84:ASN:ND2	2.12	0.48
1:13:403:C:H4'	4:3E:122:ARG:NH1	2.29	0.48
1:1G:1216:G:H5''	14:5A:5:ALA:HB3	1.96	0.48
14:5I:12:ARG:O	14:5I:12:ARG:HG3	2.14	0.48
41:75:8:LYS:O	41:75:11:GLU:HB2	2.13	0.48
26:1H:1250:G:OP2	37:78:21:ARG:HD3	2.13	0.48
9:8E:70:LYS:O	9:8E:74:ILE:HG13	2.14	0.48
19:AA:66:MET:HA	19:AA:67:VAL:O	2.14	0.48
19:AI:41:VAL:HG21	19:AI:67:VAL:HG13	1.96	0.48
49:F5:73:LEU:HB3	49:F5:90:ILE:HD11	1.96	0.48
50:G5:22:GLU:HG2	50:G5:64:LEU:HD11	1.96	0.48
46:G8:89:PHE:CD1	46:G8:90:LEU:N	2.82	0.48
2:12:221:LEU:HD23	2:12:221:LEU:HA	1.61	0.48
1:13:123:C:OP1	1:13:312:C:H5'	2.13	0.48
1:13:666:G:H5'	1:13:726:C:H1'	1.95	0.48
26:14:13:A:N1	26:14:525:U:H2'	2.29	0.48
26:14:607:U:OP1	31:39:102:PRO:HA	2.14	0.48
29:19:25:THR:CG2	29:19:82:ILE:H	2.27	0.48
1:1G:1051:C:C4	1:1G:1052:U:C4	3.02	0.48
1:1G:1126:U:H1'	1:1G:1127:G:OP1	2.13	0.48
1:1G:1136:U:H5''	1:1G:1137:C:C4	2.49	0.48

Continued on next page...

Continued from previous page...

Atom-1	Atom-2	Interatomic distance (Å)	Clash overlap (Å)
26:1H:1443:G:N2	26:1H:1548:C:N3	2.48	0.48
26:1H:1550:C:H2'	26:1H:1551:C:C6	2.47	0.48
26:1H:1930:G:O2'	26:1H:1931:U:OP2	2.32	0.48
26:1H:2062:A:O2'	26:1H:2063:C:O5'	2.26	0.48
26:1H:2334:G:H5'	40:A8:9:ARG:HG2	1.95	0.48
26:1H:2599:G:C8	29:11:236:GLY:HA2	2.49	0.48
26:1H:2685:G:OP2	41:B8:51:ARG:NH2	2.46	0.48
26:1H:818:G:H5'	26:1H:839:U:OP1	2.13	0.48
27:1J:88:C:H4'	27:1J:89:G:OP2	2.12	0.48
56:1L:69:A:H4'	56:1L:70:C:OP1	2.13	0.48
1:1G:1060:C:H5	3:22:2:GLY:HA3	1.79	0.48
1:13:676:A:H5''	11:2I:113:PRO:HB3	1.95	0.48
31:39:158:THR:OG1	31:39:159:GLY:N	2.45	0.48
24:3K:58:A:H2'	24:3K:58:A:N3	2.29	0.48
5:42:106:PRO:O	5:42:110:LEU:HG	2.14	0.48
5:42:51:VAL:HG23	5:42:52:PRO:HD3	1.96	0.48
4:32:88:VAL:HG13	5:42:97:GLY:HA2	1.95	0.48
34:61:128:LEU:O	34:61:137:PRO:HA	2.14	0.48
40:65:10:ARG:O	40:65:14:VAL:HG22	2.13	0.48
36:68:7:TYR:CD1	36:68:20:MET:HE3	2.49	0.48
34:69:75:LEU:O	34:69:105:HIS:NE2	2.47	0.48
28:71:45:ALA:H	28:71:171:ILE:HG21	1.79	0.48
28:71:211:SER:HB2	28:71:223:ARG:HH12	1.79	0.48
16:7A:17:TYR:HE2	16:7A:41:PRO:HG3	1.79	0.48
39:98:65:LEU:HA	39:98:65:LEU:HD12	1.72	0.48
39:98:78:LYS:HE2	39:98:83:ILE:HD11	1.95	0.48
44:A5:78:GLU:OE1	44:A5:99:ARG:HD2	2.13	0.48
45:B5:67:GLY:O	45:B5:69:TYR:N	2.45	0.48
45:F8:49:VAL:HG12	45:F8:50:LYS:N	2.29	0.48
2:12:53:ARG:HG2	2:12:199:TYR:CE1	2.49	0.47
2:12:80:ILE:HD11	2:12:215:LEU:HD12	1.95	0.47
1:13:1002:G:C6	1:13:1003:G:C4	3.02	0.47
1:13:1178:G:N2	1:13:1181:G:H8	2.12	0.47
1:13:11:G:C5	1:13:12:U:C5	3.02	0.47
1:13:1240:U:C5	7:6E:32:ARG:HD2	2.48	0.47
1:13:666:G:H5''	1:13:732:C:O2	2.14	0.47
26:14:1116:C:H2'	26:14:1117:G:C8	2.49	0.47
26:14:2115:G:N2	26:14:2116:G:N7	2.62	0.47
26:14:2747:G:O6	26:14:2754:U:H3'	2.14	0.47
26:14:2776:A:H4'	26:14:2777:G:H5''	1.95	0.47
10:1A:44:VAL:HG22	10:1A:66:ARG:HE	1.79	0.47

Continued on next page...

Continued from previous page...

Atom-1	Atom-2	Interatomic distance (Å)	Clash overlap (Å)
1:1G:1037:C:H2'	1:1G:1038:C:C6	2.47	0.47
1:1G:559:A:H5''	1:1G:560:U:H3'	1.95	0.47
1:1G:625:G:H2'	1:1G:626:U:C6	2.48	0.47
26:1H:1155:A:O2'	26:1H:1156:A:H2'	2.13	0.47
26:1H:1508:A:H4'	26:1H:1509:C:C1'	2.44	0.47
26:1H:1408:C:C2	26:1H:1595:G:N2	2.82	0.47
26:1H:2138:C:N4	26:1H:2139:C:H41	2.12	0.47
26:1H:527:C:N4	26:1H:2777:G:O2'	2.47	0.47
26:1H:765:G:H2'	26:1H:766:C:C6	2.49	0.47
30:21:78:LEU:HD13	30:21:78:LEU:O	2.14	0.47
3:22:93:LYS:HE2	3:22:93:LYS:HB2	1.69	0.47
36:25:68:GLU:HA	36:25:78:ARG:HB3	1.96	0.47
31:39:18:ARG:HG2	31:39:19:GLU:H	1.78	0.47
1:13:553:A:H5''	12:3I:24:VAL:HG21	1.96	0.47
32:41:124:SER:HB2	32:41:131:TYR:CE2	2.48	0.47
5:4E:35:GLY:H	5:4E:112:LEU:HD13	1.78	0.47
35:58:66:LYS:O	35:58:70:LYS:HB3	2.13	0.47
14:5I:11:LYS:C	14:5I:13:THR:H	2.17	0.47
34:61:9:LEU:O	34:61:10:GLU:HG3	2.14	0.47
40:65:35:ILE:HB	40:65:97:ARG:NH2	2.29	0.47
26:14:996:A:H4'	42:85:92:ARG:CZ	2.44	0.47
18:9I:66:LEU:O	18:9I:70:ILE:HG13	2.13	0.47
1:13:1320:C:O2	19:AI:36:ARG:NH2	2.47	0.47
20:BI:75:ASN:N	20:BI:75:ASN:OD1	2.46	0.47
20:BI:63:ILE:HG21	20:BI:81:LYS:HG3	1.96	0.47
42:C8:83:LEU:HD12	42:C8:113:ALA:HB2	1.96	0.47
50:G5:17:SER:HB3	50:G5:18:PRO:CD	2.44	0.47
49:J8:41:ARG:HH11	49:J8:41:ARG:CG	2.25	0.47
37:78:59:LEU:HD11	55:Q8:10:ALA:HA	1.96	0.47
1:13:1203:C:H2'	1:13:1204:A:O4'	2.14	0.47
1:13:37:U:H2'	1:13:38:G:H8	1.77	0.47
26:14:120:U:OP2	61:14:3540:HOH:O	2.19	0.47
26:14:1226:G:H5'	43:95:85:LYS:N	2.29	0.47
26:14:1570:A:H5'	29:19:37:LEU:HG	1.95	0.47
26:14:1729:A:C2	26:14:1730:U:H5	2.32	0.47
26:14:17:G:H2'	26:14:18:C:H6	1.79	0.47
26:14:196:A:OP2	37:35:46:LYS:NZ	2.47	0.47
26:14:2305:A:H2'	26:14:2306:C:O4'	2.14	0.47
26:14:234:C:H2'	26:14:235:U:C6	2.49	0.47
26:14:2611:U:O4	53:J5:3:LYS:HG3	2.14	0.47
26:14:265:A:H8	26:14:266:G:H1'	1.80	0.47

Continued on next page...

Continued from previous page...

Atom-1	Atom-2	Interatomic distance (Å)	Clash overlap (Å)
26:14:443:A:H1'	26:14:1201:C:O4'	2.13	0.47
26:14:67:U:H2'	26:14:68:G:H8	1.79	0.47
26:14:925:C:H2'	26:14:926:A:C8	2.48	0.47
1:1G:107:G:H2'	1:1G:108:G:O4'	2.13	0.47
1:1G:1324:A:H2'	1:1G:1325:C:H6	1.79	0.47
1:1G:1459:C:H2'	1:1G:1460:A:O4'	2.14	0.47
26:1H:1025:G:C4	26:1H:1135:C:H1'	2.48	0.47
26:1H:1468:C:H2'	26:1H:1469:A:H8	1.79	0.47
26:1H:2591:C:H2'	26:1H:2592:G:C8	2.49	0.47
26:1H:635:C:O2'	26:1H:639:U:OP1	2.28	0.47
30:29:65:GLY:O	30:29:68:ALA:HB2	2.14	0.47
23:2L:44:A:H2'	23:2L:45:A:C8	2.48	0.47
37:35:93:GLY:H	37:35:123:LEU:HD22	1.78	0.47
38:45:81:VAL:O	38:45:82:ARG:NE	2.47	0.47
5:4E:11:ILE:HG12	5:4E:31:LEU:HB3	1.95	0.47
34:61:9:LEU:HD21	34:61:35:LEU:HD23	1.95	0.47
8:72:69:ARG:HB2	8:72:69:ARG:HH11	1.79	0.47
16:7A:9:PHE:HB2	16:7A:16:HIS:O	2.15	0.47
26:1H:2470:G:H5'	38:88:56:ARG:HH22	1.79	0.47
9:8E:28:VAL:HA	9:8E:63:ILE:O	2.14	0.47
17:8I:65:ILE:HB	17:8I:69:LYS:HB3	1.95	0.47
47:H8:6:LYS:HE3	47:H8:8:TYR:CE1	2.49	0.47
51:L8:8:LEU:HD22	51:L8:31:LEU:HD22	1.96	0.47
52:M8:15:ILE:HD12	52:M8:16:CYS:O	2.14	0.47
1:13:221:C:H2'	1:13:222:U:C6	2.48	0.47
26:14:330:A:H2	26:14:1210:A:HO2'	1.63	0.47
26:14:732:C:OP2	61:14:3548:HOH:O	2.20	0.47
27:16:0:A:OP2	27:16:0:A:H8	1.97	0.47
1:1G:353:A:H8	1:1G:353:A:H5'	1.79	0.47
26:1H:1324:G:N2	26:1H:1331:A:C4	2.81	0.47
26:1H:1417:C:H2'	26:1H:1418:G:O4'	2.14	0.47
26:1H:2040:C:H2'	26:1H:2041:U:O4'	2.15	0.47
26:1H:2375:G:N7	61:1H:3633:HOH:O	2.35	0.47
26:1H:552:G:H2'	26:1H:553:U:O4'	2.14	0.47
26:1H:56:A:C2	26:1H:57:C:C2	3.03	0.47
26:1H:628:G:H2'	26:1H:629:G:C8	2.50	0.47
26:1H:68:G:H2'	26:1H:69:C:C6	2.49	0.47
27:1J:13:A:H2'	27:1J:70:C:O2'	2.14	0.47
3:22:119:ARG:NH1	3:22:140:ARG:HG2	2.28	0.47
37:35:55:ARG:HG2	37:35:56:SER:N	2.27	0.47
12:3A:117:ARG:NH2	12:3A:124:LYS:HD2	2.29	0.47

Continued on next page...

Continued from previous page...

Atom-1	Atom-2	Interatomic distance (Å)	Clash overlap (Å)
4:3E:85:LYS:HB2	4:3E:85:LYS:HE3	1.59	0.47
24:3K:19:G:H1'	24:3K:57:G:N2	2.27	0.47
32:41:83:ARG:HA	32:41:83:ARG:HD3	1.54	0.47
5:42:67:VAL:HG21	5:42:140:ARG:HA	1.96	0.47
32:49:51:ARG:HG2	32:49:54:GLU:OE2	2.15	0.47
13:4A:60:VAL:O	13:4A:63:THR:HG22	2.13	0.47
35:58:128:HIS:HB2	35:58:129:PRO:HD2	1.96	0.47
33:59:68:THR:O	33:59:71:LEU:HB2	2.14	0.47
14:5I:3:ARG:O	14:5I:6:LEU:N	2.47	0.47
37:78:94:GLU:OE2	37:78:124:LYS:HD3	2.14	0.47
16:7I:72:ARG:HD3	16:7I:73:LEU:HG	1.96	0.47
44:E8:28:SER:OG	44:E8:31:GLU:HG2	2.14	0.47
53:N8:37:LYS:HZ3	53:N8:38:ALA:N	2.11	0.47
29:11:272:ALA:HB1	29:11:273:ARG:H	1.49	0.47
29:11:39:LYS:HG3	29:11:40:THR:H	1.79	0.47
1:13:103:C:C2	1:13:104:G:C8	3.02	0.47
1:13:1177:G:H5'	9:8E:97:LYS:NZ	2.30	0.47
26:14:1060:U:O4'	26:14:1062:G:H5'	2.15	0.47
26:14:51:G:N3	26:14:119:A:C2	2.82	0.47
26:14:1257:C:H4'	31:39:83:PHE:CE1	2.48	0.47
26:14:1488:G:C6	26:14:1489:U:N3	2.82	0.47
26:14:2142:C:H2'	26:14:2143:C:C6	2.50	0.47
1:1G:1154:G:H2'	1:1G:1155:G:H8	1.78	0.47
26:1H:50:U:H3'	26:1H:51:G:C5'	2.45	0.47
26:1H:686:G:H4'	26:1H:687:C:OP2	2.14	0.47
22:1K:56:C:N4	26:1H:897:C:O2'	2.48	0.47
10:1I:77:PRO:HB2	10:1I:79:ARG:NH1	2.29	0.47
30:21:1:MET:N	30:21:83:ASP:O	2.36	0.47
26:14:2414:G:H1'	37:35:70:GLN:NE2	2.29	0.47
12:3A:59:ARG:CG	12:3A:59:ARG:HH11	2.26	0.47
32:41:145:THR:C	32:41:147:ASP:H	2.17	0.47
38:45:26:TYR:O	38:45:28:ALA:N	2.48	0.47
5:4E:15:ARG:NE	5:4E:26:PHE:CE2	2.80	0.47
1:1G:175:C:H4'	20:BA:25:ARG:NH1	2.29	0.47
47:D5:28:MET:HG2	47:D5:35:ARG:O	2.13	0.47
50:K8:55:ARG:O	50:K8:58:ALA:HB3	2.14	0.47
2:12:71:VAL:HG23	2:12:165:VAL:HG13	1.95	0.47
1:13:319:G:H2'	1:13:320:C:O4'	2.14	0.47
26:14:2716:U:H2'	26:14:2717:G:H8	1.79	0.47
26:14:336:C:OP1	46:C5:83:THR:HG23	2.15	0.47
1:1G:518:C:H5''	1:1G:519:C:H6	1.78	0.47

Continued on next page...

Continued from previous page...

Atom-1	Atom-2	Interatomic distance (Å)	Clash overlap (Å)
1:1G:649:G:H2'	1:1G:650:G:C8	2.48	0.47
26:1H:1918:A:O2'	26:1H:1920:C:N4	2.47	0.47
26:1H:950:G:C5	26:1H:951:C:C4	3.02	0.47
36:25:22:ILE:HB	36:25:41:ALA:HA	1.96	0.47
24:3K:1:G:H2'	24:3K:1:G:N3	2.28	0.47
57:3L:31:A:H61	57:3L:39:PSU:HN3	1.63	0.47
14:5A:13:THR:HB	14:5A:20:ALA:HB2	1.96	0.47
6:5E:67:MET:HB2	6:5E:68:PRO:HD2	1.96	0.47
34:61:38:LEU:HD22	34:61:40:THR:HG23	1.95	0.47
1:1G:581:G:OP1	15:6A:61:GLY:HA3	2.15	0.47
15:6I:56:LEU:O	15:6I:60:VAL:HG23	2.13	0.47
8:72:95:VAL:O	8:72:131:GLY:N	2.46	0.47
8:7E:34:GLU:OE2	8:7E:37:ARG:HD3	2.14	0.47
8:7E:42:GLU:HG3	8:7E:109:ILE:HD12	1.96	0.47
42:85:66:ASN:O	42:85:70:ARG:HB2	2.14	0.47
42:85:92:ARG:C	42:85:94:ASN:H	2.17	0.47
17:8A:31:LEU:HB3	17:8A:32:TYR:CD1	2.48	0.47
1:13:280:C:O2	17:8I:38:ARG:HG3	2.14	0.47
47:H8:72:ARG:HD3	47:H8:72:ARG:HA	1.66	0.47
26:1H:1355:G:P	29:11:39:LYS:HE3	2.55	0.47
2:12:50:GLU:HA	2:12:53:ARG:HE	1.80	0.47
1:13:1227:A:OP2	13:4I:111:LYS:HE3	2.15	0.47
1:13:345:C:H4'	1:13:346:G:C8	2.48	0.47
1:13:604:G:H2'	1:13:605:U:O4'	2.14	0.47
1:13:884:U:H4'	1:13:885:G:H5''	1.97	0.47
26:14:1047:G:N2	26:14:1110:G:N7	2.63	0.47
26:14:1473:G:H1	26:14:1520:U:H3	1.62	0.47
26:14:1488:G:N2	26:14:1502:C:C2	2.83	0.47
26:14:2065:C:H2'	26:14:2066:C:C6	2.49	0.47
26:14:2162:G:C8	26:14:2164:C:N4	2.83	0.47
26:14:2869:G:H2'	26:14:2870:C:O4'	2.14	0.47
26:14:606:U:H4'	26:14:658:C:H4'	1.96	0.47
1:1G:1513:A:H2'	1:1G:1514:C:C6	2.48	0.47
1:1G:262:A:C6	1:1G:263:A:C6	3.03	0.47
1:1G:447:G:O6	1:1G:485:G:H2'	2.14	0.47
1:1G:693:G:H2'	1:1G:694:A:C8	2.50	0.47
26:1H:185:U:H4'	26:1H:218:A:H4'	1.97	0.47
26:1H:2120:G:H2'	26:1H:2121:G:C8	2.50	0.47
26:1H:270(G):C:H2'	26:1H:270(H):C:C6	2.50	0.47
26:1H:960:A:C8	26:1H:962:G:C8	3.02	0.47
30:21:39:PRO:HD3	30:21:45:THR:HG23	1.97	0.47

Continued on next page...

Continued from previous page...

Atom-1	Atom-2	Interatomic distance (Å)	Clash overlap (Å)
3:2E:44:GLU:HA	3:2E:52:LEU:HD11	1.97	0.47
31:39:15:SER:OG	31:39:16:GLY:N	2.48	0.47
31:39:83:PHE:C	31:39:85:GLY:H	2.18	0.47
24:3K:72:C:H3'	24:3K:73:A:H5''	1.95	0.47
32:41:125:PHE:CD1	32:41:131:TYR:HB2	2.50	0.47
38:45:57:HIS:CD2	38:45:117:ALA:HB2	2.49	0.47
32:49:107:LEU:HD11	32:49:178:PHE:HE1	1.80	0.47
32:49:32:PRO:HB2	32:49:172:LEU:HD22	1.96	0.47
33:51:115:VAL:HG11	33:51:148:ILE:HD11	1.96	0.47
15:6A:42:HIS:O	15:6A:45:VAL:HG23	2.15	0.47
8:7E:23:SER:HA	8:7E:61:VAL:O	2.14	0.47
35:15:1:MET:SD	42:85:95:LEU:HD21	2.54	0.47
17:8A:67:LYS:O	17:8A:68:ARG:HB3	2.13	0.47
20:BI:82:SER:O	20:BI:86:ARG:HB2	2.14	0.47
46:C5:87:LYS:CG	46:C5:88:LYS:H	2.25	0.47
47:D5:44:PHE:HE2	47:D5:88:PHE:HZ	1.63	0.47
45:F8:57:LEU:HD23	45:F8:57:LEU:N	2.30	0.47
54:P8:31:LEU:HD22	54:P8:42:LEU:HD13	1.96	0.47
55:Q8:16:ILE:HD13	55:Q8:59:LYS:HG2	1.96	0.47
29:11:261:LYS:NZ	29:11:263:ARG:H	2.12	0.47
29:11:78:LYS:HB2	29:11:78:LYS:HE3	1.51	0.47
1:13:1028(A):C:H2'	1:13:1028(B):C:C5	2.50	0.47
1:13:157:G:H2'	1:13:158:G:C8	2.50	0.47
1:13:986:A:H2'	1:13:987:G:O4'	2.15	0.47
26:14:1019:U:HO2'	26:14:1021:A:H2	1.63	0.47
26:14:1154:G:OP2	42:85:58:ARG:NH1	2.46	0.47
26:14:140:A:H8	26:14:1408:C:O2'	1.95	0.47
26:14:185:U:H4'	26:14:218:A:H4'	1.97	0.47
26:14:2018:G:H2'	26:14:2019:A:O4'	2.14	0.47
26:14:2473:U:H2'	26:14:2473:U:O2	2.13	0.47
26:14:57:C:H2'	26:14:58:G:O4'	2.15	0.47
29:19:61:LEU:HB3	29:19:63:ARG:NH1	2.29	0.47
1:1G:1288:A:H4'	21:1B:13:ILE:HD13	1.97	0.47
1:1G:1226:C:H2'	13:4A:103:THR:HB	1.96	0.47
1:1G:1256:A:H4'	1:1G:1257:U:OP1	2.14	0.47
1:1G:222:U:H2'	1:1G:223:U:H6	1.79	0.47
1:1G:882:C:N4	12:3A:5:PRO:HB3	2.30	0.47
26:1H:1332:G:N2	26:1H:1610:A:N7	2.62	0.47
26:1H:1466:G:N3	26:1H:1547:C:N4	2.62	0.47
26:1H:1657:C:O2'	26:1H:1658:C:H5'	2.15	0.47
26:1H:1825:A:O2'	26:1H:1826:G:H5'	2.14	0.47

Continued on next page...

Continued from previous page...

Atom-1	Atom-2	Interatomic distance (Å)	Clash overlap (Å)
26:1H:2542:A:H4'	26:1H:2543:G:C8	2.50	0.47
26:1H:1050:A:C8	26:1H:2751:G:C4	3.02	0.47
26:1H:2791:C:H42	26:1H:2805:G:H1	1.62	0.47
26:1H:951:C:H2'	26:1H:952:G:H8	1.80	0.47
56:1L:23:A:H2'	56:1L:24:G:C8	2.49	0.47
23:2L:59:A:H2	23:2L:61:U:HO2'	1.60	0.47
4:32:43:HIS:HA	4:32:46:LYS:HE3	1.96	0.47
38:45:60:ARG:HE	38:45:60:ARG:HB3	1.49	0.47
39:55:47:PHE:O	39:55:51:LEU:HG	2.14	0.47
7:6E:12:LEU:HD12	7:6E:13:GLN:H	1.78	0.47
9:82:19:LEU:HB3	9:82:59:PHE:HD2	1.80	0.47
42:85:95:LEU:HA	42:85:95:LEU:HD23	1.56	0.47
1:13:1179:A:H4'	9:8E:103:THR:HA	1.95	0.47
18:9I:26:LEU:HD23	18:9I:26:LEU:H	1.80	0.47
40:A8:110:LEU:HD23	40:A8:110:LEU:HA	1.59	0.47
45:B5:70:LEU:H	45:B5:70:LEU:HD22	1.79	0.47
36:68:76:ALA:HB3	41:B8:75:ILE:HD12	1.96	0.47
46:C5:35:TYR:CE2	46:C5:69:ALA:HB3	2.50	0.47
26:14:96:G:H4'	50:G5:48:HIS:NE2	2.30	0.47
50:G5:4:SER:OG	50:G5:5:GLU:N	2.46	0.47
47:H8:10:ARG:HH21	47:H8:26:GLY:H	1.61	0.47
49:J8:49:VAL:HG21	49:J8:67:ILE:HG23	1.97	0.47
1:13:685:G:O2'	1:13:686:U:H5'	2.15	0.47
26:14:1062:G:N2	26:14:1089:G:OP2	2.47	0.47
26:14:1427:A:H4'	26:14:1428:C:O4'	2.15	0.47
26:14:1729:A:C6	26:14:1731:G:C6	3.02	0.47
26:14:1926:U:H2'	26:14:1928:A:OP2	2.15	0.47
26:14:2239:G:OP2	61:14:3549:HOH:O	2.20	0.47
26:14:2304:G:H22	26:14:2312:U:H3	1.63	0.47
26:14:492:A:H2'	26:14:493:G:O4'	2.14	0.47
26:14:760:G:OP1	61:14:3547:HOH:O	2.20	0.47
27:16:26:A:H2'	27:16:27:C:O4'	2.15	0.47
27:16:8:U:O3'	40:A8:25:ARG:NH2	2.48	0.47
26:1H:2377:A:H2'	26:1H:2378:A:C8	2.50	0.47
26:1H:2505:G:H2'	26:1H:2576:G:O6	2.14	0.47
26:1H:2781:A:H5''	26:1H:2782:G:H5'	1.97	0.47
26:1H:552:G:C6	26:1H:553:U:C4	3.02	0.47
26:1H:654(C):G:O6	26:1H:654(Q):C:N4	2.48	0.47
26:1H:673:C:H5''	31:31:81:PRO:HD2	1.97	0.47
3:22:23:TYR:CE2	10:1A:95:GLU:HB2	2.49	0.47
12:3I:57:LYS:NZ	12:3I:67:THR:HG22	2.30	0.47

Continued on next page...

Continued from previous page...

Atom-1	Atom-2	Interatomic distance (Å)	Clash overlap (Å)
24:3K:59:A:H3'	24:3K:60:U:H6	1.79	0.47
32:41:166:ASP:O	32:41:170:ARG:N	2.42	0.47
13:4A:37:THR:O	13:4A:55:ARG:NH2	2.43	0.47
10:1I:49:VAL:HG23	14:5I:41:ARG:HB2	1.97	0.47
7:62:51:GLN:HG2	7:62:56:GLN:O	2.14	0.47
36:68:71:ARG:NH2	36:68:77:ILE:HG21	2.29	0.47
37:78:59:LEU:O	55:Q8:13:ARG:HD2	2.14	0.47
16:7A:52:ASP:HB3	16:7A:55:ARG:HB2	1.97	0.47
16:7A:58:TYR:O	16:7A:62:VAL:HG23	2.14	0.47
9:82:16:ARG:O	9:82:63:ILE:HG23	2.14	0.47
17:8A:63:ARG:HG2	17:8A:64:PRO:CD	2.45	0.47
1:13:265:G:O2'	17:8I:67:LYS:N	2.48	0.47
39:98:70:LEU:HD13	39:98:75:LEU:HD13	1.97	0.47
47:D5:16:SER:O	47:D5:20:ARG:HG3	2.14	0.47
47:H8:128:VAL:HG12	47:H8:161:VAL:HB	1.96	0.47
1:13:313:A:H2'	1:13:314:C:C6	2.49	0.47
1:13:491:G:H2'	1:13:492:G:O4'	2.14	0.47
1:13:4:U:H3	8:7E:105:ARG:CZ	2.28	0.47
1:13:734:G:C2	1:13:735:C:C2	3.03	0.47
26:14:1588:C:H2'	26:14:1589:C:C6	2.50	0.47
26:14:481:G:O5'	46:C5:46:LYS:NZ	2.48	0.47
26:14:982:C:H6	26:14:982:C:O5'	1.97	0.47
26:14:777:A:O2'	29:19:48:ARG:NH2	2.48	0.47
2:1E:16:HIS:HE2	2:1E:214:ILE:HG12	1.80	0.47
1:1G:511:C:O2'	1:1G:534:U:H1'	2.15	0.47
1:1G:683:G:C6	1:1G:684:A:C6	3.03	0.47
26:1H:1505:C:H2'	26:1H:1506:C:C6	2.50	0.47
26:1H:459:U:H2'	26:1H:460:A:C8	2.50	0.47
26:1H:668:G:O2'	26:1H:669:G:OP1	2.22	0.47
56:1L:9:A:H3'	56:1L:10:G:H8	1.77	0.47
36:25:98:VAL:HG12	36:25:117:LEU:CB	2.44	0.47
3:2E:77:ILE:HA	3:2E:84:ILE:HB	1.96	0.47
37:35:86:LYS:HB3	37:35:118:GLY:HA3	1.97	0.47
13:4I:40:ASN:HB3	13:4I:43:THR:OG1	2.15	0.47
33:51:84:SER:O	33:51:85:LYS:HB2	2.14	0.47
7:62:36:LYS:O	7:62:40:ALA:N	2.48	0.47
7:62:99:LEU:HD22	7:62:103:TRP:CE2	2.50	0.47
40:65:102:ALA:O	40:65:105:ALA:N	2.48	0.47
34:69:75:LEU:HD23	34:69:76:THR:H	1.80	0.47
37:78:106:LEU:O	37:78:106:LEU:HD22	2.15	0.47
18:9I:22:VAL:HA	18:9I:25:THR:OG1	2.15	0.47

Continued on next page...

Continued from previous page...

Atom-1	Atom-2	Interatomic distance (Å)	Clash overlap (Å)
44:A5:50:VAL:HG22	44:A5:105:VAL:HG23	1.97	0.47
41:B8:102:ILE:HG21	41:B8:110:ILE:HD13	1.97	0.47
29:11:31:LYS:HG3	29:11:33:LEU:HD23	1.97	0.47
2:12:127:ILE:HG12	2:12:130:ARG:HD3	1.97	0.47
2:12:88:ALA:HB2	2:12:218:ALA:HB1	1.97	0.47
1:13:1285:A:H4'	1:13:1286:A:O5'	2.14	0.47
1:13:1292:U:C2	1:13:1293:G:C8	3.03	0.47
1:13:233:C:H2'	1:13:234:C:H6	1.79	0.47
1:13:673:G:H2'	1:13:674:G:C8	2.50	0.47
1:13:749:C:H2'	1:13:750:G:H8	1.79	0.47
26:14:1399:C:H2'	26:14:1400:G:C8	2.50	0.47
26:14:1891:G:C6	26:14:1892:C:C4	3.02	0.47
26:14:2443:C:H2'	26:14:2444:G:H8	1.79	0.47
26:14:71:A:H5'	26:14:71:A:H8	1.78	0.47
26:14:801:G:OP2	31:39:55:GLY:HA2	2.15	0.47
4:3E:167:GLY:HA2	29:19:135:PHE:CE1	2.49	0.47
10:1A:34:VAL:HG12	10:1A:74:ILE:HG23	1.97	0.47
21:1B:6:ARG:HD3	21:1B:15:ARG:CZ	2.44	0.47
2:1E:67:THR:OG1	2:1E:157:ARG:NH2	2.48	0.47
2:1E:84:GLU:HB3	2:1E:219:VAL:HG21	1.95	0.47
1:1G:410:G:H21	1:1G:432:A:H62	1.63	0.47
1:1G:522:C:H2'	1:1G:523:A:O4'	2.15	0.47
1:1G:626:U:H2'	1:1G:627:G:C8	2.50	0.47
26:1H:1900:A:O2'	26:1H:1901:A:OP1	2.22	0.47
26:1H:2751:G:C4	33:51:3:ARG:HB3	2.49	0.47
26:1H:2783:G:H2'	26:1H:2784:C:C6	2.50	0.47
27:1J:15:A:H5'	27:1J:16:G:C8	2.50	0.47
22:1K:76:A:C8	26:1H:2583:G:N2	2.73	0.47
3:22:11:ARG:NH2	3:22:182:ILE:HD11	2.30	0.47
23:2K:64:G:H2'	23:2K:65:G:H8	1.80	0.47
23:2L:21:U:OP2	23:2L:21:U:H2'	2.15	0.47
23:2L:25:U:H2'	23:2L:26:C:O4'	2.15	0.47
4:32:190:ASP:OD1	4:32:191:ARG:N	2.48	0.47
4:3E:106:TYR:HE1	4:3E:107:ARG:HH11	1.63	0.47
4:3E:89:THR:O	4:3E:92:VAL:HG23	2.14	0.47
5:42:103:GLY:C	5:42:106:PRO:HD2	2.36	0.47
5:4E:63:ARG:HA	5:4E:66:MET:HE2	1.97	0.47
13:4I:105:THR:OG1	13:4I:106:ASN:N	2.43	0.47
13:4I:84:ILE:CG2	13:4I:86:CYS:HB3	2.45	0.47
36:68:68:GLU:CD	36:68:68:GLU:H	2.17	0.47
37:78:34:GLY:O	37:78:36:LYS:HB2	2.14	0.47

Continued on next page...

Continued from previous page...

Atom-1	Atom-2	Interatomic distance (Å)	Clash overlap (Å)
28:79:50:ASP:OD1	28:79:52:ARG:HG3	2.15	0.47
1:13:392:G:H5'	16:7I:12:LYS:HD2	1.96	0.47
1:13:1346:A:C5'	9:8E:120:ARG:HH12	2.17	0.47
9:8E:53:VAL:HG22	9:8E:92:TYR:CD1	2.50	0.47
43:95:21:ARG:NH2	43:95:91:TYR:O	2.48	0.47
45:F8:5:TYR:O	50:K8:36:ARG:NH2	2.47	0.47
54:P8:27:GLY:HA2	54:P8:30:VAL:CG2	2.43	0.47
26:14:11:G:H1'	26:14:2802:G:P	2.55	0.47
29:19:231:HIS:ND1	29:19:232:PRO:HD2	2.30	0.47
2:1E:180:LEU:HB2	2:1E:182:ILE:HG13	1.97	0.47
1:1G:1280:A:H5''	10:1A:40:LEU:HG	1.96	0.47
1:1G:1330:U:H4'	13:4A:23:TYR:CE1	2.49	0.47
1:1G:1451:A:OP2	1:1G:1452:C:N4	2.48	0.47
1:1G:464:G:O6	1:1G:466:C:H4'	2.15	0.47
1:1G:509:A:O2'	1:1G:510:A:OP1	2.28	0.47
26:1H:1971:A:C5	29:11:241:PRO:HD3	2.49	0.47
26:1H:2261:C:O2'	26:1H:2262:U:H5'	2.14	0.47
26:1H:724:U:H2'	26:1H:725:G:O4'	2.15	0.47
10:1I:57:LYS:HE2	10:1I:60:ARG:HH22	1.79	0.47
3:22:173:VAL:HG13	3:22:182:ILE:HG21	1.96	0.47
57:3L:60:U:H5''	57:3L:61:C:OP2	2.14	0.47
5:42:143:ARG:HA	5:42:143:ARG:HD3	1.74	0.47
32:49:49:ASP:O	32:49:52:ILE:HG22	2.15	0.47
34:69:128:LEU:O	34:69:137:PRO:HA	2.15	0.47
26:1H:2129:C:H5''	28:7I:6:ARG:NH2	2.30	0.47
8:72:109:ILE:HG22	8:72:137:VAL:HB	1.97	0.47
8:72:19:VAL:HG21	8:72:21:LYS:NZ	2.30	0.47
42:85:29:SER:OG	42:85:30:LYS:NZ	2.37	0.47
9:8E:3:GLN:HA	9:8E:20:ARG:HB3	1.97	0.47
19:AA:61:TYR:CE2	19:AA:63:THR:HA	2.50	0.47
1:13:1438:G:OP1	20:BI:34:LYS:HE2	2.15	0.47
45:F8:35:THR:N	45:F8:38:GLU:OE1	2.46	0.47
47:H8:70:LEU:HB2	47:H8:91:LEU:HD11	1.96	0.47
29:11:85:ASP:OD2	29:11:88:ARG:NH1	2.44	0.46
1:13:501:C:H1'	1:13:549:C:H1'	1.96	0.46
1:13:939:G:C6	1:13:940:C:N4	2.83	0.46
26:14:2212:A:H1'	26:14:2215:G:C5	2.49	0.46
26:14:2469:A:H2	26:14:2481:G:N2	2.12	0.46
26:14:2647:U:H2'	26:14:2648:C:H6	1.79	0.46
26:14:602:G:N2	26:14:655:A:C8	2.83	0.46
1:1G:1002:G:C6	1:1G:1003:G:N7	2.83	0.46

Continued on next page...

Continued from previous page...

Atom-1	Atom-2	Interatomic distance (Å)	Clash overlap (Å)
1:1G:1347:G:H22	1:1G:1374:A:P	2.37	0.46
1:1G:615:C:C2	1:1G:616:G:C8	3.03	0.46
1:1G:841:U:C6	1:1G:841:U:H3'	2.48	0.46
26:1H:1550:C:O2'	26:1H:1551:C:H5'	2.16	0.46
26:1H:1930:G:N2	26:1H:1968:G:H2'	2.29	0.46
26:1H:2130:U:P	28:71:6:ARG:HH22	2.38	0.46
26:1H:2210:G:H3'	26:1H:2211:G:N7	2.30	0.46
26:1H:2682:U:H5''	30:21:11:MET:HB2	1.97	0.46
26:1H:449:A:O2'	26:1H:450:G:H5'	2.16	0.46
26:1H:462:C:C4	26:1H:463:G:N7	2.83	0.46
26:1H:784:A:C8	26:1H:792:G:C5	3.03	0.46
26:1H:817:C:H4'	26:1H:932:G:C5	2.50	0.46
26:1H:990:A:H1'	26:1H:1156:A:N3	2.30	0.46
11:2I:85:ARG:NE	11:2I:111:ASP:HB3	2.28	0.46
31:31:152:GLU:OE1	31:31:191:ARG:NE	2.46	0.46
31:31:32:LEU:HD21	31:31:105:VAL:HG13	1.97	0.46
31:39:3:GLU:O	31:39:19:GLU:HB2	2.14	0.46
26:14:1257:C:OP1	31:39:75:HIS:HE1	1.98	0.46
32:49:78:SER:HA	32:49:81:LYS:O	2.15	0.46
5:4E:6:PHE:CE1	5:4E:36:ASP:HB3	2.50	0.46
25:4L:8:A:H3'	25:4L:9:G:H8	1.80	0.46
39:55:8:ARG:NE	39:55:43:GLU:OE2	2.48	0.46
35:58:34:LEU:HD21	35:58:120:LEU:HB2	1.97	0.46
15:6I:21:ASP:OD2	15:6I:24:SER:HB2	2.15	0.46
28:71:214:VAL:HG23	28:71:224:ILE:HG12	1.98	0.46
1:13:453:A:H4'	16:7I:72:ARG:HB2	1.97	0.46
1:1G:236:G:OP1	17:8A:40:LYS:NZ	2.48	0.46
39:98:28:LEU:HD11	39:98:114:VAL:HG12	1.97	0.46
48:E5:12:ASN:HA	48:E5:14:ARG:HH21	1.80	0.46
44:E8:9:TYR:HA	44:E8:100:THR:HG23	1.97	0.46
55:Q8:7:HIS:CD2	55:Q8:61:LEU:HD13	2.49	0.46
29:11:218:ARG:HB3	29:11:219:PRO:HD2	1.97	0.46
29:11:37:LEU:CD1	29:11:37:LEU:H	2.21	0.46
1:13:1171:G:O2'	1:13:1172:C:H5'	2.14	0.46
1:13:21:G:H2'	1:13:22:G:C8	2.50	0.46
1:13:828:A:N7	1:13:859:A:C8	2.84	0.46
26:14:1204:A:H2	26:14:1241:A:N1	2.13	0.46
26:14:2052:G:H2'	26:14:2053:G:C8	2.50	0.46
26:14:2056:G:OP2	61:14:3550:HOH:O	2.21	0.46
26:14:2688:U:H2'	26:14:2719:G:N2	2.30	0.46
26:14:2749:A:O4'	33:59:63:SER:HA	2.16	0.46

Continued on next page...

Continued from previous page...

Atom-1	Atom-2	Interatomic distance (Å)	Clash overlap (Å)
26:14:601:C:O2	26:14:605:C:H4'	2.15	0.46
2:1E:114:ARG:HE	2:1E:118:LEU:HD23	1.78	0.46
26:1H:207:A:H2'	26:1H:208:C:O4'	2.15	0.46
26:1H:2584:U:H2'	26:1H:2585:U:H2'	1.97	0.46
26:1H:2640:G:OP1	35:58:74:ARG:NH1	2.46	0.46
26:1H:363:G:H2'	26:1H:363(A):A:C8	2.49	0.46
27:1J:76:G:H2'	27:1J:77:U:O4'	2.15	0.46
30:29:54:GLN:HG2	30:29:73:GLU:OE2	2.14	0.46
3:2E:156:ARG:HB3	3:2E:160:ALA:O	2.14	0.46
11:2I:67:ASP:O	11:2I:71:LYS:HG2	2.15	0.46
4:32:19:LEU:HB2	4:32:21:LEU:HD11	1.97	0.46
38:45:57:HIS:NE2	38:45:116:GLU:HB3	2.31	0.46
5:4E:33:VAL:HG11	5:4E:109:ILE:HA	1.97	0.46
13:4I:108:ARG:NH1	13:4I:112:GLY:O	2.49	0.46
39:55:75:LEU:O	39:55:75:LEU:HD22	2.16	0.46
33:59:61:HIS:H	33:59:61:HIS:CD2	2.33	0.46
34:69:128:LEU:HD13	34:69:128:LEU:HA	1.68	0.46
28:79:19:ILE:HA	28:79:223:ARG:HB3	1.97	0.46
1:13:376:G:OP2	16:7I:67:THR:HG21	2.14	0.46
9:82:14:VAL:HG12	9:82:66:ARG:H	1.81	0.46
42:85:98:LEU:HA	42:85:100:VAL:O	2.15	0.46
38:88:43:THR:HA	38:88:94:VAL:HG12	1.97	0.46
39:98:53:HIS:ND1	39:98:94:TYR:OH	2.44	0.46
18:9A:47:THR:O	18:9A:83:GLU:N	2.45	0.46
20:BA:48:LYS:O	20:BA:50:GLU:N	2.48	0.46
46:C5:17:SER:OG	46:C5:18:GLY:O	2.32	0.46
42:C8:88:ILE:O	42:C8:90:VAL:HG13	2.16	0.46
42:C8:92:ARG:HD2	43:D8:11:GLN:HB2	1.97	0.46
50:G5:31:GLU:O	50:G5:35:LEU:HD23	2.15	0.46
48:I8:84:LEU:HD12	48:I8:84:LEU:HA	1.74	0.46
55:M5:48:PHE:HA	55:M5:49:VAL:HG13	1.98	0.46
26:1H:2016:U:O2	53:N8:7:PRO:HG2	2.15	0.46
26:1H:752:A:OP1	54:P8:3:ARG:NH2	2.49	0.46
1:13:1399:C:C2	1:13:1502:A:N6	2.84	0.46
26:14:1268:A:H2'	26:14:1269:A:O4'	2.15	0.46
26:14:1751:C:H2'	26:14:1752:C:C6	2.50	0.46
26:14:2572:A:OP1	26:14:2574:G:O2'	2.33	0.46
26:14:2734:A:C8	26:14:2735:G:C8	3.03	0.46
2:1E:149:LEU:O	2:1E:153:ARG:N	2.48	0.46
2:1E:169:LYS:HE3	2:1E:169:LYS:HB2	1.54	0.46
1:1G:1054:C:H6	1:1G:1196:U:O2'	1.98	0.46

Continued on next page...

Continued from previous page...

Atom-1	Atom-2	Interatomic distance (Å)	Clash overlap (Å)
1:1G:1122:U:C4	1:1G:1123:A:N7	2.84	0.46
1:1G:155:C:H2'	1:1G:156:G:C8	2.50	0.46
1:1G:197:A:H8	1:1G:198:G:N9	2.13	0.46
1:1G:430:A:H2'	1:1G:431:A:H8	1.80	0.46
26:1H:1576:U:C2	26:1H:1577:C:C5	3.03	0.46
26:1H:2516:G:C6	26:1H:2517:C:C4	3.03	0.46
26:1H:2516:G:C6	26:1H:2517:C:N4	2.84	0.46
26:1H:2666:C:H5''	26:1H:2667:C:OP2	2.15	0.46
26:1H:2693:A:H2'	26:1H:2694:G:C8	2.51	0.46
26:1H:1637:A:H4'	26:1H:2711:A:O2'	2.16	0.46
26:1H:654:A:N3	26:1H:654(A):A:H5''	2.30	0.46
56:1L:42:A:H8	56:1L:42:A:O5'	1.98	0.46
23:2L:2:G:H2'	23:2L:2:G:N3	2.30	0.46
4:3E:88:VAL:HG12	5:4E:97:GLY:HA3	1.97	0.46
57:3L:3:G:O5'	57:3L:3:G:H8	1.98	0.46
32:41:137:GLU:HG3	32:41:140:ILE:HG23	1.96	0.46
5:4E:82:VAL:HG21	5:4E:138:ALA:HA	1.97	0.46
7:62:137:LYS:HD3	7:62:137:LYS:O	2.16	0.46
15:6I:6:GLU:H	15:6I:6:GLU:HG2	1.45	0.46
41:75:91:ARG:NH1	41:75:124:ASP:OD2	2.46	0.46
41:75:132:LYS:NZ	41:75:132:LYS:HB3	2.31	0.46
37:78:59:LEU:HD12	37:78:59:LEU:O	2.15	0.46
8:7E:86:ILE:HG22	8:7E:87:SER:H	1.81	0.46
8:7E:87:SER:HB2	8:7E:93:VAL:H	1.78	0.46
39:98:104:ARG:NH1	39:98:107:ASP:OD2	2.49	0.46
19:AI:39:THR:HG22	19:AI:40:ILE:H	1.80	0.46
19:AI:65:ASN:OD1	19:AI:65:ASN:N	2.40	0.46
20:BI:22:ARG:O	20:BI:26:ASN:ND2	2.48	0.46
42:C8:19:LYS:O	42:C8:22:LYS:HG3	2.15	0.46
43:D8:49:THR:HG23	43:D8:51:VAL:N	2.31	0.46
52:M8:22:ILE:O	52:M8:24:THR:HG23	2.15	0.46
29:11:44:ASN:O	29:11:46:GLN:N	2.49	0.46
1:13:1005:A:H1'	1:13:1036:G:N2	2.30	0.46
1:13:1153:C:H2'	1:13:1154:G:O4'	2.16	0.46
26:14:1005:C:H2'	26:14:1006:C:C6	2.51	0.46
26:14:2582:G:C2	26:14:2583:G:C8	3.04	0.46
35:15:128:HIS:HB2	35:15:129:PRO:HD2	1.97	0.46
27:16:60:C:C2	27:16:61:G:C8	3.04	0.46
29:19:182:LEU:N	29:19:272:ALA:HB3	2.30	0.46
1:1G:1004:A:H1'	1:1G:1026:G:N7	2.29	0.46
1:1G:1061:G:H2'	1:1G:1062:U:C6	2.51	0.46

Continued on next page...

Continued from previous page...

Atom-1	Atom-2	Interatomic distance (Å)	Clash overlap (Å)
1:1G:1080:A:H5''	1:1G:1081:G:OP2	2.15	0.46
1:1G:345:C:O3'	41:75:41:ARG:NH2	2.49	0.46
1:1G:485:G:HO2'	1:1G:486:U:H6	1.61	0.46
1:1G:736:C:OP1	18:9A:72:ARG:NH2	2.41	0.46
26:1H:1277:G:H5''	39:98:40:LYS:HZ3	1.81	0.46
26:1H:1696:G:C6	26:1H:1697:G:C4	3.03	0.46
26:1H:2052:G:H4'	30:21:143:ASN:O	2.14	0.46
26:1H:2065:C:H2'	26:1H:2066:C:H6	1.81	0.46
26:1H:2174:C:O2	28:71:218:MET:HG3	2.15	0.46
26:1H:2213:U:H1'	49:J8:52:ARG:CZ	2.46	0.46
26:1H:2642:G:N2	26:1H:2773:C:C2	2.84	0.46
26:1H:533:G:H5'	42:C8:24:TYR:CD1	2.50	0.46
26:1H:998:C:OP2	42:C8:58:ARG:NH1	2.49	0.46
1:13:972:C:O3'	10:1I:57:LYS:HD3	2.15	0.46
4:32:78:LEU:HD22	4:32:96:LEU:HB3	1.98	0.46
37:35:71:VAL:HG12	37:35:72:PRO:HD3	1.97	0.46
7:62:65:ALA:HB1	7:62:127:ALA:HB3	1.97	0.46
28:71:46:LYS:HB3	28:71:210:ARG:HB2	1.96	0.46
1:1G:942:G:N2	9:82:124:GLN:OE1	2.47	0.46
9:82:24:GLY:HA2	9:82:59:PHE:O	2.16	0.46
35:15:4:TYR:HB2	42:85:101:ARG:HH12	1.80	0.46
42:85:112:ARG:HE	43:95:47:VAL:HG21	1.80	0.46
38:88:118:LEU:HD23	38:88:118:LEU:HA	1.73	0.46
18:9I:59:SER:HB3	18:9I:62:GLU:HB2	1.97	0.46
41:B8:26:ASP:HB3	41:B8:120:ARG:HH22	1.81	0.46
42:C8:81:HIS:CE1	42:C8:85:LYS:HE2	2.51	0.46
47:D5:77:ASP:CG	47:D5:80:ARG:HH11	2.19	0.46
44:E8:71:VAL:HA	44:E8:107:LEU:HD12	1.97	0.46
50:G5:52:ASP:O	50:G5:56:GLN:HG3	2.16	0.46
47:H8:152:ALA:HB3	47:H8:167:PRO:O	2.15	0.46
29:11:70:TRP:CE2	29:11:150:LYS:HD3	2.51	0.46
29:11:79:VAL:O	29:11:113:VAL:HG23	2.15	0.46
1:13:1134:G:C2	1:13:1135:U:H1'	2.50	0.46
1:13:116:A:H61	1:13:313:A:H1'	1.80	0.46
1:13:1280:A:H3'	1:13:1281:U:H5'	1.97	0.46
1:13:1391:U:H2'	1:13:1392:G:H8	1.71	0.46
26:14:1167:U:C2	26:14:1183:G:N2	2.84	0.46
26:14:1525:G:H2'	26:14:1526:G:H8	1.79	0.46
26:14:2533:A:H2'	26:14:2534:A:O4'	2.14	0.46
26:14:2807:G:H22	26:14:2892:A:H62	1.62	0.46
26:14:654(C):G:H22	26:14:654(R):C:HO2'	1.58	0.46

Continued on next page...

Continued from previous page...

Atom-1	Atom-2	Interatomic distance (Å)	Clash overlap (Å)
26:14:836:G:H2'	26:14:837:C:C6	2.51	0.46
26:14:897:C:H2'	26:14:898:C:H6	1.81	0.46
29:19:200:ASP:OD1	29:19:203:ASN:ND2	2.48	0.46
1:1G:1148:U:H2'	1:1G:1149:C:O4'	2.15	0.46
1:1G:1163:C:H2'	1:1G:1164:G:H8	1.79	0.46
1:1G:1329:A:OP1	13:4A:28:ALA:HB3	2.15	0.46
1:1G:411:A:C5	1:1G:413:G:H1'	2.50	0.46
1:1G:439:A:C8	1:1G:440:A:C8	3.04	0.46
1:1G:668:G:O2'	15:6A:46:HIS:HB3	2.14	0.46
26:1H:1515:C:H2'	26:1H:1516:U:C6	2.46	0.46
26:1H:1900:A:N1	26:1H:1970:A:C6	2.83	0.46
26:1H:2864:G:H2'	26:1H:2865:U:H6	1.79	0.46
26:1H:529:A:H8	26:1H:530:G:C6	2.34	0.46
26:1H:64:A:C2'	26:1H:65:C:H5'	2.46	0.46
3:22:26:LYS:HG3	3:22:27:LYS:H	1.79	0.46
36:25:67:LYS:HD2	36:25:68:GLU:OE1	2.15	0.46
31:31:155:LEU:HD12	31:31:174:VAL:CG2	2.44	0.46
1:1G:438:G:H4'	4:32:123:HIS:CE1	2.51	0.46
24:3K:56:C:H3'	24:3K:57:G:C8	2.50	0.46
32:41:113:ARG:HD3	32:41:140:ILE:O	2.16	0.46
34:61:29:TYR:O	34:61:32:PRO:HD2	2.15	0.46
40:65:11:LYS:HG3	40:65:91:PRO:HD3	1.98	0.46
8:72:40:ALA:HA	8:72:45:ILE:HG13	1.97	0.46
8:7E:114:THR:HG22	8:7E:130:GLY:O	2.15	0.46
16:7I:19:ILE:HB	16:7I:36:ILE:O	2.16	0.46
1:1G:1291:G:O3'	9:82:39:GLY:HA3	2.15	0.46
9:8E:108:VAL:HG22	9:8E:109:VAL:N	2.30	0.46
9:8E:36:TYR:OH	9:8E:73:GLN:NE2	2.39	0.46
43:95:29:PRO:HA	43:95:61:VAL:CG1	2.45	0.46
18:9I:54:ARG:HG3	18:9I:55:ARG:HD2	1.97	0.46
26:14:2012:G:OP1	44:A5:11:ARG:NH2	2.49	0.46
20:BA:30:LYS:HB3	20:BA:30:LYS:HE2	1.76	0.46
50:G5:22:GLU:OE2	50:G5:68:ARG:NH2	2.49	0.46
46:G8:40:GLU:HA	46:G8:41:GLY:HA2	1.71	0.46
55:Q8:31:HIS:O	55:Q8:36:LYS:NZ	2.48	0.46
2:12:19:HIS:NE2	2:12:206:ASP:HB2	2.31	0.46
1:13:1098:C:C2	1:13:1099:G:C8	3.03	0.46
1:13:232:G:C5	1:13:233:C:C5	3.03	0.46
1:13:68:G:C2	1:13:69:G:C8	3.03	0.46
1:13:927:G:N2	1:13:1391:U:H1'	2.30	0.46
26:14:1071:G:O6	26:14:1072:C:N4	2.49	0.46

Continued on next page...

Continued from previous page...

Atom-1	Atom-2	Interatomic distance (Å)	Clash overlap (Å)
26:14:1480:G:C6	26:14:1482:U:C4	3.03	0.46
26:14:2320:A:C6	26:14:2333:A:C8	3.03	0.46
26:14:2518:A:O5'	26:14:2518:A:H8	1.99	0.46
26:14:2577:A:OP2	53:J5:3:LYS:NZ	2.43	0.46
26:14:270(H):C:H2'	26:14:270(I):G:C8	2.51	0.46
29:19:244:ARG:HB2	29:19:245:PRO:HD2	1.98	0.46
1:1G:1039:C:H2'	1:1G:1040:U:C6	2.50	0.46
1:1G:107:G:C2	1:1G:108:G:H1'	2.50	0.46
1:1G:149:A:O5'	1:1G:149:A:H8	1.99	0.46
1:1G:625:G:H2'	1:1G:626:U:H6	1.81	0.46
1:1G:735:C:H2'	1:1G:736:C:H6	1.80	0.46
26:1H:1403:C:O2	26:1H:1403:C:H2'	2.15	0.46
26:1H:2629:A:O2'	26:1H:2630:G:H5''	2.16	0.46
26:1H:412:A:H5''	26:1H:413:C:OP2	2.16	0.46
26:1H:435:C:C2'	26:1H:436:C:H5'	2.45	0.46
26:1H:573:G:O2'	26:1H:574:C:H3'	2.16	0.46
26:1H:2811:G:OP1	30:21:60:ASN:HB2	2.15	0.46
30:29:49:LEU:HD11	30:29:81:ILE:HG12	1.98	0.46
30:29:55:ASN:HB2	30:29:58:ARG:HH21	1.79	0.46
11:2A:25:TYR:HE1	11:2A:87:THR:O	1.99	0.46
23:2L:9:G:O4'	23:2L:47:G7M:H1'	2.14	0.46
37:35:11:GLY:C	37:35:13:ASN:H	2.19	0.46
32:41:96:ARG:H	32:41:99:MET:CE	2.28	0.46
40:65:67:ARG:NH1	40:65:67:ARG:HB2	2.30	0.46
15:6A:10:LYS:HA	15:6A:13:GLN:HG3	1.97	0.46
8:72:87:SER:HA	8:72:93:VAL:HG23	1.97	0.46
16:7I:3:LYS:O	16:7I:21:VAL:HA	2.16	0.46
42:85:98:LEU:CB	42:85:102:GLU:HB2	2.46	0.46
9:8E:125:TYR:HD1	9:8E:126:SER:H	1.63	0.46
44:E8:83:LYS:HB3	44:E8:95:ILE:HD13	1.97	0.46
37:78:49:ARG:HD2	55:Q8:60:LEU:HB3	1.96	0.46
37:78:49:ARG:HB2	55:Q8:61:LEU:HD21	1.98	0.46
29:11:232:PRO:HG2	29:11:248:SER:O	2.15	0.46
2:12:172:ILE:H	2:12:172:ILE:HD12	1.80	0.46
1:13:779:C:H2'	1:13:780:A:O4'	2.16	0.46
26:14:1358:G:N2	26:14:1372:U:C5	2.84	0.46
26:14:1418:G:H8	26:14:1418:G:O5'	1.99	0.46
26:14:1419:A:N6	26:14:1421:G:N3	2.64	0.46
26:14:1858:G:O2'	26:14:1884:A:N6	2.48	0.46
26:14:1926:U:O2'	26:14:1928:A:N7	2.39	0.46
26:14:2115:G:N3	26:14:2115:G:H2'	2.30	0.46

Continued on next page...

Continued from previous page...

Atom-1	Atom-2	Interatomic distance (Å)	Clash overlap (Å)
26:14:2431:U:O2'	26:14:2433:A:N7	2.46	0.46
26:14:412:A:H5''	26:14:413:C:OP2	2.15	0.46
26:14:547:A:H2'	26:14:548:A:C8	2.50	0.46
26:14:924:C:H2'	26:14:925:C:C6	2.51	0.46
26:14:981:A:H8	26:14:982:C:C5	2.33	0.46
2:1E:6:THR:OG1	2:1E:7:VAL:N	2.49	0.46
1:1G:535:A:OP1	61:1G:1705:HOH:O	2.21	0.46
26:1H:1170:G:C2'	26:1H:1171:G:H5'	2.46	0.46
26:1H:1401:G:H2'	26:1H:1402:C:H6	1.80	0.46
26:1H:1491:G:O4'	29:11:99:ASP:HB3	2.16	0.46
26:1H:1729:A:H2'	26:1H:1731:G:N7	2.31	0.46
26:1H:1831:G:H2'	26:1H:1832:C:C6	2.50	0.46
26:1H:2312:U:P	32:41:74:LYS:HD2	2.56	0.46
26:1H:2660:A:H2'	26:1H:2661:G:O4'	2.16	0.46
26:1H:2695:C:H2'	26:1H:2696:U:C6	2.51	0.46
26:1H:270(E):G:C6	26:1H:270(F):U:C4	3.04	0.46
26:1H:495:G:HO2'	44:E8:62:HIS:HE2	1.63	0.46
26:1H:534:U:H5'	42:C8:42:ALA:HB1	1.98	0.46
26:1H:593:G:H1	26:1H:664:C:H42	1.63	0.46
26:1H:880:G:N1	26:1H:881:G:O6	2.49	0.46
3:22:118:GLN:HA	3:22:187:ALA:CB	2.45	0.46
23:2L:47:G7M:H3'	23:2L:48:U:C2	2.51	0.46
31:31:104:LYS:O	31:31:108:LYS:HG3	2.16	0.46
12:3A:111:LYS:HD2	12:3A:111:LYS:H	1.81	0.46
1:1G:363:A:C6	12:3A:31:PRO:HD2	2.50	0.46
24:3K:58:A:O2'	24:3K:59:A:OP1	2.29	0.46
57:3L:56:C:H2'	57:3L:57:G:N7	2.30	0.46
13:4I:9:ILE:HG22	13:4I:10:PRO:O	2.16	0.46
13:4I:32:GLU:O	13:4I:35:GLU:HG2	2.16	0.46
33:51:7:LEU:HD23	33:51:65:HIS:HE1	1.80	0.46
6:52:67:MET:HB2	6:52:68:PRO:HD2	1.97	0.46
33:59:74:ASN:HA	33:59:77:LYS:HB2	1.96	0.46
14:5A:29:ARG:HG3	14:5A:31:ARG:O	2.14	0.46
34:61:77:LEU:HG	34:61:101:LEU:HD13	1.97	0.46
40:65:106:ARG:H	40:65:106:ARG:HG3	1.48	0.46
15:6A:76:GLU:OE1	15:6A:80:ALA:HB2	2.15	0.46
7:6E:73:MET:HG3	7:6E:89:MET:O	2.16	0.46
28:71:20:TYR:H	28:71:224:ILE:HA	1.80	0.46
8:72:101:PRO:HB2	8:72:103:VAL:HG23	1.98	0.46
37:78:112:LEU:HB3	37:78:127:ALA:HB1	1.97	0.46
9:82:45:ALA:O	9:82:48:GLU:HB2	2.15	0.46

Continued on next page...

Continued from previous page...

Atom-1	Atom-2	Interatomic distance (Å)	Clash overlap (Å)
42:85:91:ASP:C	42:85:93:LYS:N	2.68	0.46
17:8I:76:LEU:HD12	17:8I:77:VAL:N	2.30	0.46
18:9A:32:ARG:HD3	18:9A:65:ILE:HD13	1.98	0.46
19:AA:13:ASP:O	19:AA:16:LEU:N	2.45	0.46
45:B5:35:THR:HG23	45:B5:38:GLU:HB3	1.98	0.46
26:1H:1161:C:H1'	43:D8:8:GLY:O	2.16	0.46
48:E5:34:GLY:HA2	48:E5:61:ALA:O	2.16	0.46
26:1H:2261:C:C6	48:I8:16:SER:HB3	2.51	0.46
29:11:233:HIS:HA	61:11:403:HOH:O	2.15	0.46
1:13:1106:G:C5	1:13:1107:C:C5	3.04	0.46
1:13:1180:A:OP1	9:8E:103:THR:OG1	2.30	0.46
1:13:1263:C:H2'	1:13:1264:C:C6	2.45	0.46
1:13:1305:G:H8	1:13:1305:G:OP2	1.99	0.46
1:13:953:G:N7	13:4I:104:ARG:NH2	2.61	0.46
26:14:1372:U:H2'	26:14:1373:A:O4'	2.15	0.46
26:14:1999:C:H4'	26:14:2723:C:O2	2.16	0.46
26:14:531:C:C5	26:14:2035:G:C2	3.04	0.46
26:14:563:G:C6	26:14:564:C:C4	3.03	0.46
26:14:631:A:OP2	55:M5:47:LYS:NZ	2.34	0.46
35:15:4:TYR:O	42:85:64:ARG:NH1	2.45	0.46
29:19:72:LYS:HB3	29:19:75:ILE:HD12	1.98	0.46
10:1A:28:ARG:NH1	10:1A:34:VAL:HG22	2.31	0.46
21:1B:2:GLY:HA2	21:1B:10:ARG:HH12	1.80	0.46
2:1E:74:LYS:HB2	2:1E:208:ILE:HD13	1.96	0.46
1:1G:181:G:H4'	1:1G:182:U:H5'	1.98	0.46
1:1G:186(E):C:C2	1:1G:191(C):G:N2	2.83	0.46
1:1G:422:C:O2'	1:1G:423:G:N2	2.49	0.46
26:1H:1280:G:N2	26:1H:1291:C:C2	2.83	0.46
26:1H:806:C:C2	26:1H:807:U:C5	3.04	0.46
26:1H:8:A:H2'	26:1H:9:U:C6	2.51	0.46
3:22:131:ARG:NH2	3:22:166:GLU:HG2	2.31	0.46
3:2E:127:ARG:HD2	3:2E:127:ARG:HA	1.76	0.46
31:39:102:PRO:HB2	31:39:105:VAL:HG23	1.98	0.46
4:3E:47:ARG:NH1	4:3E:47:ARG:O	2.49	0.46
57:3L:51:A:N6	57:3L:63:U:H3	2.14	0.46
32:41:110:ALA:HA	32:41:140:ILE:O	2.16	0.46
27:16:42:C:O2'	32:41:67:LYS:HE3	2.16	0.46
32:49:56:ALA:HB2	32:49:153:ARG:CZ	2.45	0.46
6:52:60:PHE:O	6:52:61:LEU:HD12	2.16	0.46
39:55:78:LYS:O	39:55:82:GLU:HG2	2.16	0.46
7:62:47:CYS:HA	7:62:50:ILE:HD12	1.98	0.46

Continued on next page...

Continued from previous page...

Atom-1	Atom-2	Interatomic distance (Å)	Clash overlap (Å)
28:71:218:MET:SD	28:71:218:MET:N	2.88	0.46
28:71:29:VAL:HG21	28:71:214:VAL:HG12	1.97	0.46
9:82:17:VAL:HG11	9:82:81:ILE:HA	1.98	0.46
44:A5:34:ASN:ND2	53:J5:39:MET:HG3	2.31	0.46
20:BI:55:ILE:HD13	20:BI:55:ILE:HA	1.76	0.46
42:C8:68:ALA:O	42:C8:71:GLN:HB2	2.15	0.46
1:13:142:G:H2'	1:13:143:A:C8	2.50	0.46
1:13:1533:C:O2'	1:13:1534:A:OP1	2.31	0.46
26:14:2550:G:C5	26:14:2551:C:C5	3.03	0.46
26:14:311:A:C6	26:14:328:U:C4	3.04	0.46
29:19:58:HIS:O	29:19:60:ARG:HD2	2.16	0.46
1:1G:111:G:H8	1:1G:111:G:O5'	1.98	0.46
26:1H:1512:G:C5	26:1H:1513:C:C4	3.04	0.46
26:1H:1647:G:P	26:1H:1647:G:H3'	2.56	0.46
26:1H:2018:G:H2'	26:1H:2019:A:C8	2.51	0.46
26:1H:216:A:H2'	26:1H:217:G:H8	1.79	0.46
26:1H:2688:U:O2	26:1H:2688:U:H3'	2.16	0.46
26:1H:2692:C:OP1	26:1H:2871:C:H5'	2.15	0.46
26:1H:827:U:H5'	26:1H:828:U:O5'	2.15	0.46
22:1K:26:A:H62	22:1K:44:U:H3	1.64	0.46
30:29:150:VAL:HG13	30:29:154:LYS:HD2	1.98	0.46
31:39:3:GLU:HA	31:39:24:LEU:HD12	1.98	0.46
12:3A:6:THR:O	12:3A:10:LEU:HD12	2.16	0.46
4:3E:117:ALA:O	4:3E:120:LEU:HB2	2.15	0.46
24:3K:3:G:H2'	24:3K:4:U:O4'	2.15	0.46
38:45:86:GLY:O	38:45:88:GLY:N	2.49	0.46
5:4E:68:GLU:O	5:4E:70:PRO:HD3	2.16	0.46
13:4I:88:ARG:H	13:4I:88:ARG:HG3	1.53	0.46
33:51:12:PRO:HG2	33:51:13:LYS:HG2	1.96	0.46
39:55:45:ARG:HA	39:55:95:THR:HG21	1.97	0.46
35:58:13:TRP:O	35:58:135:PRO:HD2	2.15	0.46
7:62:15:ASP:O	7:62:19:GLY:HA2	2.16	0.46
40:65:80:LEU:HD23	40:65:80:LEU:HA	1.69	0.46
34:69:101:LEU:HB2	34:69:105:HIS:HB2	1.97	0.46
7:6E:148:ASN:ND2	7:6E:148:ASN:N	2.64	0.46
9:82:27:THR:OG1	9:82:32:ASP:HA	2.16	0.46
46:C5:87:LYS:HG2	46:C5:88:LYS:N	2.28	0.46
42:C8:108:GLU:HG3	43:D8:44:LYS:NZ	2.31	0.46
47:D5:59:LEU:HB3	47:D5:60:GLU:H	1.46	0.46
50:K8:4:SER:CB	50:K8:7:ARG:HG2	2.45	0.46
26:14:2351:G:O6	55:M5:39:LYS:HG3	2.16	0.46

Continued on next page...

Continued from previous page...

Atom-1	Atom-2	Interatomic distance (Å)	Clash overlap (Å)
32:41:5:VAL:H	52:M8:25:TYR:HE2	1.63	0.46
52:M8:9:LEU:HD12	52:M8:27:THR:N	2.31	0.46
27:16:40:U:H2'	52:M8:2:LYS:HE3	1.98	0.46
29:11:105:ILE:HA	29:11:105:ILE:HD13	1.65	0.46
29:11:75:ILE:HD13	29:11:99:ASP:OD2	2.16	0.46
2:12:144:ARG:O	2:12:147:LYS:HB3	2.16	0.46
1:13:187:C:H2'	1:13:188:U:O4'	2.16	0.46
1:13:45:U:H2'	1:13:46:G:C8	2.51	0.46
1:13:752:G:H4'	15:6I:69:TYR:OH	2.16	0.46
26:14:1153:C:OP1	42:85:93:LYS:NZ	2.49	0.46
26:14:1716:U:H2'	26:14:1717:G:H8	1.80	0.46
26:14:2197:U:H1'	26:14:2198:A:H8	1.78	0.46
26:14:2461:C:C2	26:14:2462:U:C5	3.04	0.46
35:15:121:LYS:HB3	35:15:123:TYR:HE1	1.80	0.46
2:1E:220:ASP:O	2:1E:224:GLN:HB2	2.16	0.46
1:1G:1489:G:H2'	1:1G:1490:C:O4'	2.16	0.46
26:1H:1239:G:H2'	26:1H:1240:U:O4'	2.16	0.46
26:1H:1689:A:C6	26:1H:1700:A:C2	3.04	0.46
26:1H:1689:A:N6	26:1H:1698:A:H2	2.10	0.46
26:1H:2248:C:H2'	26:1H:2249:U:O4'	2.16	0.46
26:1H:270(V):G:H2'	26:1H:270(W):G:C8	2.50	0.46
26:1H:2776:A:H4'	26:1H:2777:G:H5'	1.97	0.46
26:1H:459:U:H2'	26:1H:460:A:H8	1.80	0.46
1:13:1367:C:H5'	10:1I:60:ARG:NH1	2.31	0.46
3:22:61:ALA:C	3:22:63:ASN:H	2.18	0.46
36:25:71:ARG:NH2	36:25:77:ILE:HG21	2.31	0.46
30:29:81:ILE:HG22	30:29:82:ARG:N	2.27	0.46
31:31:41:LEU:HA	31:31:44:ARG:HD3	1.98	0.46
37:35:138:LEU:HD12	37:35:144:GLU:HG3	1.97	0.46
35:58:68:GLU:HG3	35:58:69:GLN:N	2.31	0.46
33:59:60:ARG:O	33:59:63:SER:OG	2.33	0.46
7:62:111:ARG:CZ	7:62:122:HIS:HB3	2.46	0.46
34:69:88:ILE:HG22	34:69:90:GLY:N	2.30	0.46
15:6I:9:GLN:HA	15:6I:12:ILE:HD12	1.98	0.46
28:71:47:LEU:HB2	28:71:169:GLY:O	2.16	0.46
37:78:130:PHE:CE1	37:78:146:VAL:HG23	2.51	0.46
17:8A:21:VAL:HG11	17:8A:59:ILE:HG13	1.98	0.46
18:9I:52:PRO:O	18:9I:56:THR:HG23	2.15	0.46
20:BA:87:LYS:HE3	20:BA:87:LYS:HB2	1.75	0.46
47:D5:39:VAL:HG21	47:D5:44:PHE:CD2	2.51	0.46
48:E5:56:ASP:OD1	48:E5:58:THR:OG1	2.26	0.46

Continued on next page...

Continued from previous page...

Atom-1	Atom-2	Interatomic distance (Å)	Clash overlap (Å)
29:11:146:GLU:HB2	29:11:189:CYS:CB	2.34	0.45
1:13:1028(A):C:H2'	1:13:1028(B):C:H5	1.80	0.45
1:13:724:G:H2'	1:13:725:G:H8	1.81	0.45
26:14:1388:G:O2'	26:14:1389:G:H5'	2.15	0.45
26:14:1818:U:H2'	29:19:157:ARG:HG3	1.97	0.45
26:14:1997:G:P	61:14:3525:HOH:O	2.72	0.45
26:14:681:G:H2'	26:14:682:G:O4'	2.16	0.45
27:16:11:C:OP2	27:16:12:C:N4	2.33	0.45
1:1G:1129:C:N4	1:1G:1139:G:H22	2.14	0.45
1:1G:1331:G:OP1	1:1G:1331:G:H4'	2.17	0.45
1:1G:580:U:H2'	1:1G:581:G:O4'	2.16	0.45
1:1G:652:U:H2'	1:1G:653:A:H5''	1.97	0.45
1:1G:654:G:H3'	1:1G:655:A:H8	1.81	0.45
1:1G:855:G:N2	1:1G:856:C:O2	2.48	0.45
26:1H:1638:C:H4'	26:1H:2710:C:O2	2.16	0.45
26:1H:163:U:P	26:1H:164:U:H5''	2.56	0.45
26:1H:1728:G:O6	26:1H:1730:U:H5''	2.15	0.45
26:1H:1676:A:C2	26:1H:1993:U:H5'	2.51	0.45
26:1H:2427:C:H5''	26:1H:2428:G:OP1	2.16	0.45
26:1H:634:C:H2'	26:1H:635:C:C6	2.51	0.45
22:1K:66:A:N7	22:1K:67:C:C2	2.85	0.45
56:1L:9:A:H3'	56:1L:10:G:N7	2.30	0.45
31:31:64:ILE:HD12	31:31:64:ILE:HG23	1.67	0.45
31:31:6:VAL:HG12	31:31:7:TYR:N	2.30	0.45
4:32:23:GLY:HA3	4:32:113:SER:HB3	1.99	0.45
37:35:78:PRO:HA	37:35:110:TYR:CE1	2.51	0.45
31:39:39:TRP:CH2	31:39:106:ARG:HD3	2.51	0.45
5:4E:110:LEU:HD13	5:4E:118:ILE:HG21	1.98	0.45
5:4E:26:PHE:CD1	5:4E:26:PHE:N	2.84	0.45
33:51:14:GLY:O	33:51:29:PRO:HD3	2.16	0.45
35:58:15:LEU:C	35:58:16:ILE:HG12	2.35	0.45
14:5I:3:ARG:O	14:5I:6:LEU:HB2	2.15	0.45
1:13:808:C:P	15:6I:48:LYS:HZ1	2.40	0.45
28:71:180:PHE:N	28:71:180:PHE:CD1	2.84	0.45
26:1H:2130:U:OP2	28:71:6:ARG:CZ	2.64	0.45
41:75:91:ARG:HD3	41:75:120:ARG:HB3	1.97	0.45
16:7I:80:PHE:O	16:7I:82:GLN:HG3	2.16	0.45
46:C5:59:GLY:O	46:C5:61:ILE:HG13	2.16	0.45
45:F8:49:VAL:HG13	45:F8:87:GLN:HG2	1.98	0.45
51:H5:46:ASN:O	51:H5:50:VAL:HG22	2.17	0.45
47:H8:28:MET:HB2	47:H8:35:ARG:HB3	1.97	0.45

Continued on next page...

Continued from previous page...

Atom-1	Atom-2	Interatomic distance (Å)	Clash overlap (Å)
29:11:85:ASP:HB2	29:11:92:ILE:HG12	1.98	0.45
1:13:1207:G:H2'	1:13:1208:C:C6	2.51	0.45
1:13:1376:U:H2'	1:13:1377:A:C8	2.51	0.45
1:13:1388:C:H2'	1:13:1389:C:H6	1.80	0.45
1:13:454:C:H3'	1:13:455:C:C6	2.51	0.45
1:13:625:G:H2'	1:13:626:U:H6	1.80	0.45
1:13:728:A:C5	15:6I:54:ARG:HD2	2.51	0.45
26:14:1188:U:C2'	26:14:1189:A:H5'	2.46	0.45
26:14:1885:A:H3'	26:14:1886:C:C6	2.51	0.45
26:14:270(R):G:H2'	26:14:270(S):G:C8	2.51	0.45
26:14:2776:A:H4'	26:14:2777:G:C5'	2.46	0.45
26:14:642:G:H21	26:14:646:A:H2	1.63	0.45
26:14:706:A:H2'	26:14:707:G:O4'	2.16	0.45
26:14:735:A:N7	26:14:761:A:H2	2.14	0.45
35:15:72:TYR:CD2	35:15:90:MET:HG3	2.51	0.45
29:19:108:PRO:HB3	29:19:143:HIS:CE1	2.45	0.45
1:1G:1029:G:N2	1:1G:1032:A:OP2	2.49	0.45
1:1G:160:A:H1'	1:1G:344:A:C5	2.51	0.45
1:1G:181:G:O2'	1:1G:183:G:O6	2.32	0.45
1:1G:46:G:O2'	1:1G:365:U:H1'	2.16	0.45
26:1H:1027:A:C2	26:1H:2488:A:H5'	2.52	0.45
26:1H:1045:A:H1'	26:1H:1047:G:C4	2.51	0.45
26:1H:1267:U:O2'	26:1H:1268:A:H5'	2.16	0.45
26:1H:2394:C:H2'	26:1H:2395:C:C6	2.48	0.45
26:1H:2547:U:H2'	26:1H:2548:G:C8	2.51	0.45
26:1H:2725:A:C4	26:1H:2727:G:C8	3.04	0.45
26:1H:69:C:H2'	26:1H:70:G:C8	2.51	0.45
30:29:52:LEU:HD13	30:29:52:LEU:HA	1.81	0.45
3:2E:123:GLN:O	3:2E:128:PHE:HB2	2.16	0.45
3:2E:55:VAL:HG22	3:2E:68:VAL:HG22	1.98	0.45
4:32:26:CYS:HA	4:32:31:CYS:HG	1.81	0.45
31:39:132:VAL:HG22	31:39:133:ASN:H	1.79	0.45
12:3A:32:PHE:HD1	12:3A:86:ARG:HA	1.81	0.45
12:3A:60:LEU:HB2	12:3A:64:TYR:CB	2.46	0.45
32:41:80:PHE:O	32:41:82:LEU:HB2	2.16	0.45
38:45:38:GLU:HG3	38:45:127:ILE:CG2	2.46	0.45
1:1G:1309:G:O3'	13:4A:77:ASN:ND2	2.50	0.45
13:4A:97:PRO:N	13:4A:110:ARG:HG2	2.31	0.45
13:4I:16:ASP:N	13:4I:16:ASP:OD1	2.48	0.45
6:52:14:LEU:HD21	6:52:19:LEU:HG	1.98	0.45
28:71:45:ALA:HA	28:71:212:VAL:HA	1.98	0.45

Continued on next page...

Continued from previous page...

Atom-1	Atom-2	Interatomic distance (Å)	Clash overlap (Å)
16:7A:19:ILE:HB	16:7A:36:ILE:O	2.17	0.45
16:7A:74:LEU:HA	16:7A:74:LEU:HD13	1.68	0.45
19:AA:33:THR:OG1	19:AA:34:TRP:N	2.49	0.45
45:B5:80:ILE:HD13	45:B5:80:ILE:O	2.15	0.45
20:BA:86:ARG:CZ	20:BA:86:ARG:HB2	2.46	0.45
46:C5:82:PRO:HB2	46:C5:83:THR:O	2.15	0.45
46:C5:74:PRO:O	46:C5:82:PRO:HD2	2.14	0.45
47:D5:31:ARG:HB2	47:D5:31:ARG:HE	1.60	0.45
48:I8:69:PHE:CE1	48:I8:79:VAL:HG22	2.52	0.45
53:N8:40:LYS:HG3	53:N8:47:PRO:HD2	1.98	0.45
29:11:108:PRO:HD2	29:11:111:LEU:HG	1.99	0.45
1:13:1277:C:O2'	1:13:1279:A:H1'	2.16	0.45
1:13:859:A:H2'	1:13:860:A:H8	1.81	0.45
26:14:1525:G:H2'	26:14:1526:G:C8	2.51	0.45
26:14:17:G:H2'	26:14:18:C:C6	2.51	0.45
26:14:1991:U:H2'	26:14:1992:G:H5''	1.97	0.45
26:14:2127:G:H2'	26:14:2128:C:O4'	2.15	0.45
26:14:794:G:H2'	26:14:795:C:C6	2.50	0.45
26:14:872:A:P	38:45:5:ARG:HH22	2.39	0.45
27:16:44:G:O2'	27:16:45:A:O5'	2.33	0.45
27:16:54:G:H2'	27:16:55:U:H6	1.81	0.45
29:19:26:LYS:HA	29:19:26:LYS:HE2	1.98	0.45
2:1E:111:ARG:HA	2:1E:111:ARG:HD3	1.75	0.45
2:1E:72:GLY:HA2	2:1E:165:VAL:CG2	2.47	0.45
1:1G:1238:A:OP1	1:1G:1335:C:O2'	2.32	0.45
1:1G:1258:G:O2'	1:1G:1259:C:H5'	2.16	0.45
1:1G:1413:A:H2'	1:1G:1414:U:O4'	2.17	0.45
1:1G:56:U:H2'	1:1G:57:G:C8	2.51	0.45
1:1G:604:G:H2'	1:1G:605:U:O4'	2.16	0.45
26:1H:1296:G:O2'	26:1H:1297:C:H5'	2.15	0.45
26:1H:1344:G:H5'	26:1H:1384:A:N1	2.31	0.45
26:1H:140:A:C8	26:1H:1408:C:O2'	2.65	0.45
26:1H:1487:G:H2'	26:1H:1488:G:H8	1.81	0.45
26:1H:1726:G:H2'	26:1H:1727:U:O4'	2.15	0.45
26:1H:1765:C:H2'	26:1H:1766:U:H6	1.81	0.45
26:1H:198:C:C2'	26:1H:199:A:H5''	2.46	0.45
26:1H:2324:C:H5''	26:1H:2325:G:H5'	1.98	0.45
26:1H:234:C:H2'	26:1H:235:U:C6	2.49	0.45
26:1H:2772:C:H2'	26:1H:2773:C:C6	2.52	0.45
26:1H:613:U:H5'	26:1H:616:A:N6	2.31	0.45
26:1H:7:G:H2'	26:1H:8:A:O4'	2.16	0.45

Continued on next page...

Continued from previous page...

Atom-1	Atom-2	Interatomic distance (Å)	Clash overlap (Å)
10:1I:28:ARG:HB3	10:1I:28:ARG:CZ	2.46	0.45
22:1K:14:A:C5	22:1K:22:G:C2	3.04	0.45
56:1L:6:G:O2'	56:1L:7:U:OP1	2.32	0.45
1:1G:1108:G:H5'	3:22:176:HIS:ND1	2.31	0.45
37:35:131:SER:HB3	37:35:134:ALA:HB2	1.98	0.45
31:39:4:VAL:HG13	31:39:19:GLU:OE2	2.16	0.45
26:14:675:A:OP1	31:39:63:LYS:HE2	2.16	0.45
32:41:51:ARG:H	32:41:51:ARG:HG3	1.41	0.45
13:4I:82:MET:C	13:4I:84:ILE:H	2.19	0.45
33:51:157:TYR:CE1	33:51:171:LEU:HB3	2.51	0.45
3:22:6:HIS:HB3	14:5A:49:HIS:ND1	2.31	0.45
1:13:1048:G:OP1	14:5I:4:LYS:HB2	2.17	0.45
34:61:40:THR:O	34:61:44:LEU:HB2	2.16	0.45
26:1H:270(L):U:H2'	34:61:50:ARG:HD2	1.97	0.45
41:75:106:SER:C	41:75:107:ASP:OD1	2.55	0.45
9:82:46:ALA:HB2	9:82:74:ILE:HG23	1.99	0.45
17:8I:56:VAL:HB	17:8I:78:GLU:H	1.81	0.45
43:95:22:VAL:HG22	43:95:23:GLU:H	1.82	0.45
43:95:77:ALA:O	43:95:79:VAL:HG22	2.16	0.45
47:D5:59:LEU:HD12	47:D5:69:THR:HG21	1.97	0.45
49:F5:80:LEU:HD13	49:F5:80:LEU:HA	1.66	0.45
49:F5:87:PRO:O	49:F5:88:LYS:C	2.53	0.45
45:F8:35:THR:HG22	45:F8:38:GLU:OE1	2.16	0.45
26:1H:396:G:O3'	49:J8:44:PRO:HA	2.17	0.45
29:11:149:PRO:O	29:11:150:LYS:HB2	2.17	0.45
1:13:1137:C:H1'	1:13:1138:G:N1	2.31	0.45
1:13:1053:G:N7	1:13:1199:U:H3'	2.32	0.45
1:13:1218:C:H2'	1:13:1219:U:C6	2.51	0.45
1:13:689:C:OP1	11:2I:27:ASN:ND2	2.47	0.45
1:13:918:A:H2'	1:13:919:A:H8	1.78	0.45
26:14:1019:U:H3	26:14:1142(A):A:H62	1.64	0.45
26:14:111:A:C2	26:14:112:U:C2	3.04	0.45
26:14:1278:A:O2'	39:55:34:ILE:HD11	2.17	0.45
26:14:1331:A:H2'	26:14:1333:C:C5	2.51	0.45
26:14:1408:C:O2	26:14:1595:G:N2	2.49	0.45
26:14:1708:C:O2'	26:14:1709:U:H5'	2.16	0.45
26:14:265:A:H1'	26:14:266:G:O4'	2.16	0.45
26:14:456:C:C2	45:B5:69:TYR:HE2	2.35	0.45
26:14:478:A:N1	26:14:500:G:H4'	2.31	0.45
26:14:813:U:C2	26:14:1195:G:N2	2.85	0.45
26:14:90:U:HO2'	26:14:91:A:H8	1.60	0.45

Continued on next page...

Continued from previous page...

Atom-1	Atom-2	Interatomic distance (Å)	Clash overlap (Å)
26:14:951:C:H2'	26:14:952:G:H8	1.82	0.45
26:14:957:A:N6	26:14:2459:A:C8	2.84	0.45
2:1E:72:GLY:HA2	2:1E:165:VAL:HG22	1.98	0.45
1:1G:1055:A:C2	1:1G:1056:U:H1'	2.51	0.45
1:1G:1516:G:H2'	1:1G:1518:A:OP2	2.16	0.45
1:1G:332:G:C2	1:1G:333:G:C8	3.05	0.45
26:1H:1375:C:H2'	26:1H:1376:C:H6	1.81	0.45
26:1H:1464:C:O2'	26:1H:1528:A:H8	2.00	0.45
26:1H:1470:G:H5''	26:1H:1471:A:OP1	2.16	0.45
26:1H:2027:G:C5	26:1H:2028:U:C5	3.04	0.45
26:1H:2061:G:H3'	61:1H:3535:HOH:O	2.16	0.45
26:1H:2145:C:H3'	26:1H:2146:C:H5'	1.98	0.45
26:1H:397:G:H2'	26:1H:398:G:H8	1.80	0.45
26:1H:577:G:OP1	26:1H:2502:G:O2'	2.33	0.45
30:21:35:GLN:HG2	30:21:36:ARG:N	2.31	0.45
3:22:111:LEU:HD11	3:22:144:SER:O	2.16	0.45
3:2E:58:GLU:HB2	3:2E:65:ALA:CB	2.45	0.45
3:2E:73:PRO:HA	3:2E:76:VAL:HG22	1.97	0.45
4:32:32:ALA:HA	4:32:35:ARG:HB3	1.99	0.45
32:41:171:ALA:O	32:41:174:GLU:HB2	2.17	0.45
32:41:46:ALA:HB2	32:41:52:ILE:CB	2.41	0.45
13:4A:8:GLU:HB3	32:49:115:ARG:NH2	2.32	0.45
5:4E:145:LYS:O	5:4E:148:VAL:HB	2.15	0.45
35:58:68:GLU:HG3	35:58:69:GLN:H	1.81	0.45
34:61:64:GLU:O	34:61:67:ARG:N	2.50	0.45
40:65:23:ARG:NH2	40:65:84:GLN:OE1	2.49	0.45
37:78:114:ILE:HG12	37:78:130:PHE:CD2	2.52	0.45
9:82:20:ARG:HG3	9:82:60:ASP:HB2	1.98	0.45
9:8E:70:LYS:O	9:8E:73:GLN:HB2	2.16	0.45
43:95:37:VAL:HG21	43:95:57:VAL:HG13	1.98	0.45
43:95:71:LEU:O	43:95:72:VAL:HG12	2.16	0.45
43:95:71:LEU:H	43:95:86:GLY:CA	2.29	0.45
18:9I:40:LEU:HA	18:9I:40:LEU:HD23	1.74	0.45
19:AI:40:ILE:HG22	19:AI:69:HIS:O	2.17	0.45
46:G8:88:LYS:HA	46:G8:88:LYS:HD3	1.60	0.45
1:13:1137:C:O2'	1:13:1138:G:O5'	2.34	0.45
1:13:1299:A:C2'	1:13:1301:U:H1'	2.45	0.45
1:13:1333:A:H2'	1:13:1334:G:O4'	2.16	0.45
1:13:591:U:H2'	1:13:592:G:C8	2.52	0.45
1:13:657:G:N2	1:13:749:C:O2	2.25	0.45
1:13:963:G:H1	1:13:972:C:N4	2.11	0.45

Continued on next page...

Continued from previous page...

Atom-1	Atom-2	Interatomic distance (Å)	Clash overlap (Å)
26:14:1338:G:N3	26:14:1393:A:H2	2.15	0.45
26:14:221:A:N1	26:14:265:A:O2'	2.44	0.45
26:14:2591:C:OP1	29:19:239:ARG:HG3	2.17	0.45
26:14:2884:U:H2'	26:14:2885:C:O4'	2.17	0.45
26:14:2892:A:C5	26:14:2893:G:H1'	2.52	0.45
26:14:445:C:O2'	26:14:446:G:H5'	2.16	0.45
26:14:66:C:H2'	26:14:67:U:H6	1.80	0.45
26:14:955:C:OP1	38:45:85:LYS:NZ	2.48	0.45
27:16:0:A:H2'	27:16:1:U:C6	2.51	0.45
1:1G:1053:G:C6	1:1G:1199:U:H2'	2.52	0.45
1:1G:1109:C:H2'	1:1G:1110:A:O4'	2.16	0.45
1:1G:552:U:H1'	12:3A:32:PHE:CE1	2.51	0.45
1:1G:653:A:C8	8:72:56:LYS:HE3	2.52	0.45
26:1H:1296:G:H2'	26:1H:1297:C:H6	1.82	0.45
26:1H:1336:A:OP2	45:F8:64:LYS:NZ	2.39	0.45
26:1H:1578:U:H5	61:1H:3999:HOH:O	1.98	0.45
26:1H:1635:G:C2	26:1H:1636:C:C2	3.05	0.45
26:1H:1897:G:H2'	26:1H:1898:U:O4'	2.16	0.45
26:1H:2680:C:OP2	30:21:111:ARG:NH2	2.47	0.45
26:1H:602:G:O2'	26:1H:604:G:O2'	2.10	0.45
27:1J:21:G:H2'	27:1J:22:U:O4'	2.16	0.45
56:1L:18:G:O2'	56:1L:19:G:H5'	2.16	0.45
56:1L:68:G:H2'	56:1L:69:A:C5	2.51	0.45
30:29:26:ILE:HG23	30:29:26:ILE:HD12	1.70	0.45
4:32:20:TYR:HD1	4:32:26:CYS:HB3	1.82	0.45
4:32:31:CYS:C	4:32:33:MET:N	2.69	0.45
24:3K:21:A:H2'	24:3K:22:G:H8	1.81	0.45
26:1H:2311:A:O2'	32:41:88:ILE:HG21	2.17	0.45
32:41:96:ARG:O	32:41:97:ASP:HB2	2.16	0.45
26:14:2467:C:H4'	38:45:123:HIS:CD2	2.51	0.45
14:5I:21:TYR:HE1	14:5I:23:ARG:NE	2.15	0.45
14:5I:43:CYS:HA	14:5I:46:GLU:HB2	1.99	0.45
7:62:60:LYS:HG2	7:62:63:LYS:HE3	1.99	0.45
41:75:26:ASP:O	41:75:49:VAL:HG22	2.17	0.45
41:75:8:LYS:HA	41:75:8:LYS:NZ	2.31	0.45
37:78:100:LEU:HD13	37:78:100:LEU:HA	1.62	0.45
37:78:37:GLY:O	37:78:40:SER:N	2.48	0.45
17:8A:10:VAL:HG22	17:8A:55:ASP:O	2.15	0.45
9:8E:48:GLU:N	9:8E:49:PRO:HD2	2.31	0.45
39:98:5:LYS:HB2	39:98:5:LYS:HE3	1.68	0.45
20:BA:57:ARG:HA	20:BA:60:GLU:HB2	1.99	0.45

Continued on next page...

Continued from previous page...

Atom-1	Atom-2	Interatomic distance (Å)	Clash overlap (Å)
45:F8:12:VAL:HG13	45:F8:27:THR:O	2.16	0.45
49:J8:58:ILE:HG12	49:J8:87:PRO:HD3	1.98	0.45
51:L8:31:LEU:HB3	51:L8:32:GLN:OE1	2.16	0.45
2:12:98:LEU:O	2:12:101:MET:HG2	2.17	0.45
1:13:1412:C:H42	1:13:1488:G:H1	1.64	0.45
1:13:383:A:C5	1:13:384:G:H1'	2.52	0.45
1:13:509:A:H5''	4:3E:55:ALA:HB2	1.98	0.45
1:13:843:U:H5''	1:13:848:C:C5	2.52	0.45
26:14:1149:G:H2'	26:14:1150:C:C6	2.52	0.45
26:14:1328:G:H2'	26:14:1330:C:C4	2.52	0.45
26:14:330:A:HO2'	26:14:331:A:H8	1.61	0.45
26:14:59:U:O2'	26:14:73:A:H2'	2.16	0.45
26:14:718:A:H3'	26:14:719:C:H6	1.82	0.45
10:1A:28:ARG:HH12	10:1A:34:VAL:HG22	1.81	0.45
2:1E:127:ILE:HD11	2:1E:139:LYS:NZ	2.32	0.45
1:1G:1316:G:N2	1:1G:1319:A:OP2	2.42	0.45
1:1G:113:G:O4'	1:1G:354:G:H4'	2.16	0.45
1:1G:397:A:N3	1:1G:397:A:H3'	2.32	0.45
26:1H:1171:G:H3'	26:1H:1173:G:C5'	2.47	0.45
26:1H:1358:G:N2	26:1H:1372:U:C5	2.85	0.45
26:1H:2336:A:H61	48:I8:43:THR:HG21	1.81	0.45
26:1H:2663:G:C2	26:1H:2664:G:H1'	2.51	0.45
26:1H:734:A:O2'	26:1H:1635:G:H5'	2.16	0.45
26:1H:775:G:C5	26:1H:794:G:C8	3.04	0.45
26:1H:839:U:H2'	26:1H:840:C:C6	2.51	0.45
30:21:105:THR:HB	30:21:197:ILE:HG23	1.99	0.45
3:2E:131:ARG:HA	3:2E:134:ILE:HD12	1.99	0.45
11:2I:38:ASN:HA	11:2I:39:PRO:HD3	1.82	0.45
23:2K:17:C:H5'	23:2K:62:C:OP1	2.16	0.45
31:31:108:LYS:O	31:31:112:MET:HG3	2.17	0.45
31:31:129:PHE:HB2	31:31:132:VAL:HG13	1.99	0.45
31:39:141:ALA:HA	31:39:144:LYS:HB2	1.99	0.45
32:41:106:LEU:HD12	32:41:110:ALA:HB3	1.97	0.45
13:4A:96:LEU:CD2	13:4A:97:PRO:HD2	2.47	0.45
5:4E:126:ARG:HH11	5:4E:126:ARG:HG3	1.81	0.45
13:4I:13:LYS:HA	13:4I:13:LYS:HZ2	1.81	0.45
25:4L:11:U:H2'	25:4L:12:A:H5''	1.98	0.45
34:61:10:GLU:O	34:61:11:ASN:HB2	2.17	0.45
40:65:68:GLN:O	40:65:72:ALA:N	2.42	0.45
1:1G:582:U:H5''	15:6A:64:ARG:NH1	2.31	0.45
28:71:22:ILE:HD13	28:71:189:ILE:HG22	1.97	0.45

Continued on next page...

Continued from previous page...

Atom-1	Atom-2	Interatomic distance (Å)	Clash overlap (Å)
8:72:81:HIS:HB2	8:72:138:TRP:HE3	1.82	0.45
8:7E:10:LEU:HD23	8:7E:10:LEU:N	2.32	0.45
43:95:76:LYS:HD2	43:95:80:GLN:O	2.16	0.45
26:1H:996:A:H4'	42:C8:92:ARG:HE	1.80	0.45
47:D5:98:MET:O	47:D5:125:LEU:HA	2.17	0.45
45:F8:41:ASN:OD1	45:F8:41:ASN:N	2.49	0.45
49:J8:21:ARG:HB3	49:J8:21:ARG:HE	1.40	0.45
51:L8:6:VAL:HG12	51:L8:56:VAL:HG22	1.97	0.45
55:M5:40:GLU:H	55:M5:43:GLN:HB2	1.82	0.45
55:Q8:41:ILE:O	55:Q8:41:ILE:HG13	2.16	0.45
55:Q8:4:MET:HB2	55:Q8:4:MET:HE3	1.56	0.45
37:78:50:ARG:HD3	55:Q8:7:HIS:CD2	2.52	0.45
29:11:122:ASP:CG	29:11:123:ALA:H	2.20	0.45
1:13:134:A:H61	16:7I:25:ARG:NH1	2.14	0.45
26:14:1356:G:H2'	26:14:1357:U:O4'	2.16	0.45
26:14:2173:A:O2'	26:14:2174:C:OP1	2.32	0.45
26:14:41:C:H2'	26:14:43:G:H8	1.82	0.45
29:19:53:PHE:C	29:19:218:ARG:HB2	2.37	0.45
1:1G:1298:C:H4'	1:1G:1299:A:C5	2.50	0.45
1:1G:1401:G:C2	1:1G:1402:C:H1'	2.51	0.45
1:1G:263:A:H2'	1:1G:264:U:C6	2.52	0.45
1:1G:411:A:H61	1:1G:430:A:N6	2.15	0.45
1:1G:791:G:O6	1:1G:792:A:N6	2.48	0.45
26:1H:1113:U:H2'	26:1H:1114:G:C8	2.52	0.45
26:1H:1437:C:H2'	26:1H:1438:U:H6	1.82	0.45
26:1H:1380:G:N2	26:1H:1570:A:C2	2.85	0.45
26:1H:1409:C:N4	26:1H:1593:G:H1	2.14	0.45
26:1H:2199:A:C4	26:1H:2205:C:C6	3.05	0.45
26:1H:2496:C:C2'	26:1H:2497:A:H5'	2.47	0.45
26:1H:389:G:H1	37:78:71:VAL:HG12	1.81	0.45
26:1H:91:A:H2'	26:1H:92:G:O4'	2.16	0.45
30:21:78:LEU:O	30:21:79:ARG:HB2	2.16	0.45
36:25:7:TYR:CE1	36:25:20:MET:HG3	2.51	0.45
30:29:51:PHE:CE2	30:29:52:LEU:HD22	2.52	0.45
1:13:718:G:C4	11:2I:116:HIS:CD2	3.05	0.45
31:39:168:ARG:HG3	31:39:175:THR:HG21	1.98	0.45
31:39:178:PRO:HB3	31:39:198:ALA:HB1	1.99	0.45
4:3E:157:LEU:HD12	4:3E:161:ASN:ND2	2.32	0.45
24:3K:57:G:O5'	24:3K:57:G:H8	1.99	0.45
57:3L:30:G:C4	57:3L:31:A:C8	3.05	0.45
32:41:6:ALA:HB3	32:41:104:GLU:OE2	2.17	0.45

Continued on next page...

Continued from previous page...

Atom-1	Atom-2	Interatomic distance (Å)	Clash overlap (Å)
38:45:34:LEU:HB2	38:45:118:LEU:HD13	1.98	0.45
32:49:140:ILE:HG13	32:49:141:PHE:N	2.32	0.45
13:4A:15:VAL:HA	13:4A:18:ALA:HB3	1.99	0.45
5:4E:128:PRO:HA	5:4E:131:ILE:HB	1.98	0.45
5:4E:143:ARG:HB3	5:4E:147:ASP:HB2	1.98	0.45
33:51:124:GLU:HG2	33:51:126:PRO:HD3	1.98	0.45
14:5A:11:LYS:O	14:5A:13:THR:HG23	2.17	0.45
6:5E:23:LYS:HB2	6:5E:23:LYS:NZ	2.32	0.45
37:78:46:LYS:O	37:78:47:ASP:HB3	2.16	0.45
8:7E:11:THR:HG23	8:7E:14:ARG:HH12	1.81	0.45
9:82:43:ALA:HA	9:82:74:ILE:HD13	1.99	0.45
44:A5:72:LYS:HG2	44:A5:106:ILE:HD11	1.98	0.45
19:AI:41:VAL:CG1	19:AI:67:VAL:HA	2.47	0.45
26:1H:2845:G:H5'	41:B8:55:ASN:HA	1.98	0.45
47:D5:44:PHE:HE2	47:D5:88:PHE:CZ	2.34	0.45
43:D8:85:LYS:HB2	43:D8:85:LYS:HZ3	1.82	0.45
51:L8:26:LEU:HB2	51:L8:28:LEU:HD12	1.98	0.45
26:1H:1568:G:P	29:11:63:ARG:HH12	2.40	0.45
2:12:185:ILE:HG23	2:12:199:TYR:O	2.17	0.45
1:13:1058:G:C6	1:13:1059:C:N3	2.85	0.45
1:13:1148:U:H2'	1:13:1149:C:O4'	2.17	0.45
1:13:186(A):C:N3	20:BI:105:SER:HB3	2.31	0.45
1:13:38:G:C2	1:13:397:A:C2	3.05	0.45
1:13:965:A:C2	1:13:969:A:C2	3.05	0.45
26:14:1011:G:OP2	42:85:66:ASN:ND2	2.48	0.45
26:14:1138:G:C4	26:14:1139:G:H1'	2.51	0.45
26:14:1217:C:OP1	42:85:15:LYS:HE3	2.17	0.45
26:14:1838:C:N4	26:14:1898:U:H2'	2.32	0.45
26:14:2029:G:H2'	26:14:2031:A:OP1	2.17	0.45
26:14:2092:U:H5	26:14:2226:C:OP2	2.00	0.45
26:14:2850:A:C2	26:14:2851:A:C4	3.04	0.45
26:14:300:A:H2'	26:14:334:C:H1'	1.99	0.45
26:14:608:A:H2'	26:14:609:A:O4'	2.17	0.45
26:14:669:G:N3	26:14:669:G:H2'	2.31	0.45
26:14:873:G:H1'	38:45:29:PHE:CE2	2.44	0.45
2:1E:91:PRO:HG3	2:1E:154:LEU:HB2	1.98	0.45
1:1G:1141:C:H2'	1:1G:1142:G:C8	2.52	0.45
1:1G:771:G:H2'	1:1G:772:U:C6	2.52	0.45
26:1H:1018:C:O2'	26:1H:1019:U:H5'	2.16	0.45
26:1H:1210:A:C8	26:1H:1210:A:H5'	2.46	0.45
26:1H:1264:G:H5'	53:N8:11:THR:CG2	2.47	0.45

Continued on next page...

Continued from previous page...

Atom-1	Atom-2	Interatomic distance (Å)	Clash overlap (Å)
26:1H:2732:G:H3'	26:1H:2733:A:O4'	2.17	0.45
26:1H:2744:G:C8	26:1H:2755:C:C6	3.05	0.45
26:1H:576:U:O5'	26:1H:576:U:O2	2.35	0.45
3:22:42:LEU:O	3:22:46:GLU:HG2	2.17	0.45
36:25:50:GLY:H	36:25:53:LYS:HE3	1.82	0.45
37:35:144:GLU:HA	37:35:145:PRO:HD3	1.72	0.45
26:14:389:G:H1	37:35:71:VAL:HG12	1.82	0.45
37:35:96:THR:OG1	37:35:97:PRO:O	2.34	0.45
12:3A:109:GLY:HA3	12:3A:121:GLY:O	2.17	0.45
32:41:55:LYS:NZ	32:41:59:GLU:OE2	2.38	0.45
32:41:77:ILE:HG22	32:41:82:LEU:HD12	1.99	0.45
32:49:59:GLU:CD	32:49:153:ARG:HH21	2.20	0.45
6:5E:89:MET:HG3	18:9I:76:LEU:CD2	2.43	0.45
6:5E:4:TYR:HA	6:5E:91:VAL:O	2.17	0.45
34:61:33:ARG:O	34:61:35:LEU:HD12	2.17	0.45
36:68:64:ARG:NH1	36:68:81:ASP:OD1	2.50	0.45
28:71:180:PHE:HA	28:71:181:PRO:HD3	1.67	0.45
8:7E:77:GLU:HG2	8:7E:78:GLN:H	1.81	0.45
9:82:95:LYS:NZ	9:82:95:LYS:HB3	2.32	0.45
38:88:39:PRO:HA	38:88:97:VAL:O	2.17	0.45
20:BI:53:LEU:O	20:BI:57:ARG:HB2	2.16	0.45
46:C5:40:GLU:N	46:C5:40:GLU:OE2	2.50	0.45
48:E5:24:LYS:O	48:E5:25:ARG:HD3	2.17	0.45
49:F5:12:PRO:HB2	49:F5:41:ARG:HH21	1.82	0.45
45:F8:47:PHE:O	45:F8:49:VAL:HG23	2.17	0.45
1:13:33:A:H8	1:13:33:A:O5'	1.99	0.45
1:13:603:U:H2'	1:13:604:G:C8	2.51	0.45
1:13:625:G:H2'	1:13:626:U:C6	2.52	0.45
1:13:990:C:N4	1:13:991:U:O4	2.49	0.45
26:14:1087:G:H2'	26:14:1087:G:N3	2.32	0.45
26:14:1849:G:H2'	26:14:1850:G:H8	1.82	0.45
26:14:2577:A:H2'	26:14:2614:A:N6	2.32	0.45
26:14:2655:G:N2	26:14:2665:A:OP2	2.50	0.45
26:14:2873:A:H8	39:55:6:SER:N	2.02	0.45
26:14:2897:U:H3'	26:14:2898:U:C6	2.52	0.45
26:14:519:U:H2'	26:14:520:G:C8	2.52	0.45
26:14:843:G:H1	26:14:935:C:H42	1.65	0.45
26:14:851:U:OP1	51:H5:49:LYS:HE2	2.17	0.45
21:1B:8:THR:HG21	21:1B:10:ARG:NH2	2.32	0.45
2:1E:59:GLU:HB2	2:1E:221:LEU:HD21	1.99	0.45
1:1G:1346:A:C6	7:62:10:ARG:NH1	2.84	0.45

Continued on next page...

Continued from previous page...

Atom-1	Atom-2	Interatomic distance (Å)	Clash overlap (Å)
26:1H:1264:G:H5'	53:N8:11:THR:HG23	1.99	0.45
26:1H:1591:G:H2'	26:1H:1592:C:C6	2.51	0.45
26:1H:2661:G:H8	26:1H:2661:G:OP2	2.00	0.45
26:1H:580:C:H2'	26:1H:581:C:C6	2.50	0.45
22:1K:28:U:C4	22:1K:29:U:C4	3.05	0.45
30:21:47:VAL:O	30:21:80:GLU:HA	2.16	0.45
30:21:75:VAL:C	30:21:76:ARG:HD2	2.38	0.45
30:29:55:ASN:O	30:29:57:LYS:NZ	2.49	0.45
31:31:27:GLU:N	31:31:27:GLU:OE1	2.47	0.45
31:31:46:ARG:HA	31:31:46:ARG:HD2	1.77	0.45
4:3E:79:PHE:O	4:3E:83:SER:OG	2.32	0.45
24:3K:72:C:H2'	24:3K:73:A:H5''	1.98	0.45
38:45:117:ALA:HA	38:45:120:ILE:HB	1.99	0.45
38:45:35:VAL:HG12	38:45:36:ALA:N	2.32	0.45
13:4A:31:LYS:O	13:4A:34:LEU:HB2	2.16	0.45
35:58:104:LYS:HB2	35:58:117:PHE:CE1	2.52	0.45
33:59:154:PRO:HB3	33:59:162:ILE:O	2.17	0.45
26:1H:1668:A:OP1	36:68:5:GLN:HG3	2.16	0.45
43:95:98:GLU:HG2	43:95:100:ARG:HG2	1.98	0.45
18:9A:53:ARG:HD2	18:9A:63:GLN:HB2	1.99	0.45
40:A8:18:ILE:O	40:A8:21:THR:HG22	2.17	0.45
46:C5:82:PRO:HB3	46:C5:97:ARG:HB3	1.98	0.45
50:G5:32:LEU:O	50:G5:32:LEU:HD12	2.17	0.45
50:K8:64:LEU:HD21	50:K8:68:ARG:NH1	2.32	0.45
52:M8:40:HIS:CE1	52:M8:43:TYR:O	2.69	0.45
29:11:9:TYR:CZ	29:11:13:ARG:HG2	2.52	0.45
2:12:59:GLU:OE2	2:12:221:LEU:HD13	2.16	0.45
1:13:1212:U:H4'	1:13:1213:A:C8	2.51	0.45
1:13:19:C:OP1	5:4E:125:SER:OG	2.33	0.45
1:13:232:G:H2'	1:13:233:C:C6	2.51	0.45
1:13:243:A:H4'	1:13:244:U:H5''	1.99	0.45
26:14:1557:C:H5''	26:14:1558:A:OP2	2.17	0.45
26:14:1833:U:O2	26:14:1969:A:H2	1.99	0.45
26:14:2134:A:C5	26:14:2158:A:H8	2.35	0.45
26:14:2273:A:H2'	26:14:2274:A:C8	2.52	0.45
26:14:2417:C:H2'	26:14:2418:A:C8	2.51	0.45
26:14:2498:C:P	61:14:3507:HOH:O	2.72	0.45
26:14:337:C:H2'	26:14:338:G:O4'	2.18	0.45
26:14:666:G:H5''	37:35:47:ASP:O	2.16	0.45
26:14:741:G:H2'	26:14:742:G:C8	2.52	0.45
26:14:774:A:H2	26:14:787:U:O2'	1.99	0.45

Continued on next page...

Continued from previous page...

Atom-1	Atom-2	Interatomic distance (Å)	Clash overlap (Å)
29:19:159:ALA:HB1	29:19:198:ASN:O	2.16	0.45
29:19:73:VAL:HG13	29:19:120:GLY:HA3	1.98	0.45
1:1G:78:G:H1	1:1G:91:C:N4	2.15	0.45
26:1H:2127:G:N1	26:1H:2161:C:H2'	2.29	0.45
26:1H:7:G:H1	26:1H:2896:C:H42	1.65	0.45
26:1H:642:G:H21	26:1H:646:A:H2	1.64	0.45
26:1H:686:G:N7	54:P8:5:TRP:CH2	2.85	0.45
26:1H:731:C:C2	26:1H:732:C:C5	3.05	0.45
26:1H:991:C:H2'	26:1H:992:C:H6	1.82	0.45
26:14:2771:C:H4'	30:29:202:LYS:HD3	1.98	0.45
12:3A:86:ARG:HB2	12:3A:101:VAL:CG2	2.46	0.45
4:3E:192:GLU:OE1	4:3E:192:GLU:N	2.50	0.45
57:3L:76:A:C8	26:14:2394:C:N4	2.85	0.45
1:1G:922:G:H1'	5:42:19:MET:HB3	1.98	0.45
13:4A:22:ILE:HB	13:4A:25:ILE:HG13	1.98	0.45
33:59:3:ARG:HB3	33:59:4:ILE:H	1.29	0.45
26:1H:2674:G:H4'	36:68:30:ALA:HB2	1.99	0.45
34:69:77:LEU:HG	34:69:78:THR:OG1	2.17	0.45
41:75:5:ALA:O	41:75:8:LYS:HB2	2.17	0.45
1:1G:452:A:C4'	16:7A:72:ARG:HH12	2.23	0.45
38:88:11:LYS:NZ	38:88:88:GLY:O	2.49	0.45
39:98:42:LYS:HA	39:98:45:ARG:HD2	1.98	0.45
41:B8:6:LEU:HA	41:B8:9:LEU:HB2	1.98	0.45
20:BA:8:ARG:O	20:BA:8:ARG:HG2	2.17	0.45
47:D5:7:ALA:O	47:D5:8:TYR:CG	2.69	0.45
2:12:16:HIS:HD2	2:12:213:LEU:HD22	1.80	0.44
1:13:1053:G:O5'	1:13:1054:C:H3'	2.18	0.44
1:13:114:U:O2'	1:13:115:G:H5'	2.17	0.44
1:13:1367:C:H5'	10:11:60:ARG:HH11	1.82	0.44
1:13:156:G:H2'	1:13:157:G:C8	2.53	0.44
1:13:363:A:N7	12:3I:33:ARG:NH2	2.65	0.44
1:13:859:A:H2'	1:13:860:A:O4'	2.16	0.44
1:13:947:G:C6	1:13:948:C:C4	3.05	0.44
26:14:1106:G:H5'	26:14:1107:G:OP2	2.17	0.44
26:14:1225:C:H4'	43:95:85:LYS:CG	2.36	0.44
26:14:1257:C:H4'	31:39:83:PHE:CD1	2.52	0.44
26:14:1542:G:O6	26:14:1543:A:N6	2.49	0.44
26:14:1688:U:H1'	26:14:1701:A:C6	2.52	0.44
26:14:1824:G:OP1	29:19:52:ARG:NH1	2.50	0.44
26:14:2299:G:C6	26:14:2318:G:H8	2.35	0.44
26:14:2774:C:H2'	26:14:2775:A:O4'	2.17	0.44

Continued on next page...

Continued from previous page...

Atom-1	Atom-2	Interatomic distance (Å)	Clash overlap (Å)
26:14:2788:C:O2'	26:14:2809:A:N3	2.43	0.44
26:14:2886:G:H2'	26:14:2887:U:H6	1.81	0.44
26:14:303:U:H2'	26:14:304:G:C8	2.52	0.44
26:14:753:C:H2'	26:14:754:C:H6	1.82	0.44
26:14:839:U:H2'	26:14:840:C:H6	1.82	0.44
2:1E:145:LEU:HD23	2:1E:145:LEU:HA	1.79	0.44
1:1G:1294:G:H2'	1:1G:1295:G:H8	1.81	0.44
1:1G:1299:A:C6	1:1G:1301:U:C2	3.05	0.44
1:1G:1321:C:H3'	1:1G:1322:C:H5''	1.99	0.44
1:1G:165:C:H2'	1:1G:166:G:C8	2.52	0.44
1:1G:15:G:H2'	1:1G:16:A:O4'	2.17	0.44
1:1G:601:C:H2'	1:1G:602:A:H8	1.82	0.44
1:1G:78:G:H2'	1:1G:79:G:O4'	2.17	0.44
1:1G:570:G:H1'	1:1G:820:U:C4	2.52	0.44
1:1G:975:A:C4'	1:1G:976:G:H5''	2.38	0.44
1:1G:995:C:O2'	1:1G:996:A:H5'	2.17	0.44
26:1H:1044:G:O2'	26:1H:1111:A:N6	2.33	0.44
26:1H:1331:A:O2'	26:1H:1332:G:H8	1.99	0.44
26:1H:1686:C:H2'	26:1H:1687:G:O4'	2.18	0.44
26:1H:1819:A:O4'	26:1H:1821:A:C4	2.69	0.44
26:1H:2084:C:H2'	26:1H:2085:C:H6	1.82	0.44
26:1H:2314:C:H2'	26:1H:2315:G:C8	2.52	0.44
26:1H:2705:A:H2'	26:1H:2706:G:O4'	2.17	0.44
26:1H:2851:A:H2'	26:1H:2852:G:O4'	2.17	0.44
26:1H:43:G:H1'	26:1H:438:G:N2	2.32	0.44
26:1H:729:G:OP2	29:11:13:ARG:NH1	2.47	0.44
26:1H:764:A:H5'	29:11:210:GLY:CA	2.47	0.44
26:1H:783:A:C8	26:1H:783:A:H3'	2.52	0.44
3:22:47:LEU:HB2	3:22:52:LEU:HD13	1.99	0.44
12:3A:59:ARG:HH11	12:3A:59:ARG:HG3	1.82	0.44
4:3E:108:LEU:HB3	4:3E:110:PHE:CE1	2.52	0.44
24:3K:35:U:H2'	24:3K:36:U:H6	1.82	0.44
5:42:41:VAL:O	5:42:67:VAL:HG12	2.18	0.44
32:49:124:SER:HB2	32:49:131:TYR:HE1	1.81	0.44
26:14:2757:A:N1	33:59:67:LEU:HD22	2.32	0.44
40:65:36:TYR:HA	40:65:52:SER:HB3	1.98	0.44
1:13:739:C:O2'	15:6I:42:HIS:ND1	2.40	0.44
8:7E:15:ASN:O	8:7E:19:VAL:HG23	2.17	0.44
16:7I:21:VAL:O	16:7I:33:ILE:N	2.45	0.44
38:88:66:ILE:CD1	38:88:67:ARG:H	2.30	0.44
19:AA:15:LEU:HD11	19:AA:33:THR:HB	1.99	0.44

Continued on next page...

Continued from previous page...

Atom-1	Atom-2	Interatomic distance (Å)	Clash overlap (Å)
41:B8:6:LEU:HD23	41:B8:9:LEU:HD12	1.98	0.44
41:B8:26:ASP:CB	41:B8:92:GLY:H	2.26	0.44
46:C5:87:LYS:CB	46:C5:94:LYS:HA	2.47	0.44
47:D5:25:PRO:O	47:D5:85:HIS:HA	2.17	0.44
23:2L:1:C:O2	48:E5:7:LEU:N	2.50	0.44
46:G8:93:GLY:O	46:G8:94:LYS:HB2	2.17	0.44
2:12:96:ARG:O	2:12:98:LEU:HD12	2.16	0.44
1:13:1002:G:C2	1:13:1003:G:H1'	2.52	0.44
1:13:994:A:N7	1:13:1216:G:H4'	2.32	0.44
1:13:263:A:OP2	20:BI:79:ARG:NH1	2.50	0.44
1:13:646:U:H2'	1:13:647:C:C6	2.51	0.44
1:13:725:G:O2'	1:13:726:C:H5'	2.17	0.44
1:13:837:G:P	1:13:842:C:H42	2.35	0.44
26:14:1012:U:C5	35:15:28:THR:HG21	2.52	0.44
26:14:1037:G:H2'	26:14:1037:G:N3	2.32	0.44
26:14:1291:C:H2'	26:14:1292:U:C6	2.52	0.44
26:14:2038:G:H2'	26:14:2039:C:O4'	2.17	0.44
26:14:2469:A:H4'	26:14:2469:A:OP1	2.17	0.44
26:14:2635:C:OP1	30:29:77:ILE:HB	2.16	0.44
26:14:2886:G:H2'	26:14:2887:U:C6	2.52	0.44
26:14:389:G:N1	37:35:71:VAL:HG12	2.31	0.44
26:14:573:G:O2'	26:14:574:C:H3'	2.17	0.44
26:14:600:G:H5'	31:39:32:LEU:HD12	1.98	0.44
26:14:699:A:H2'	26:14:700:G:O4'	2.16	0.44
1:1G:963:G:HO2'	10:1A:54:PHE:HZ	1.63	0.44
21:1F:6:ARG:HH11	21:1F:15:ARG:CZ	2.30	0.44
1:1G:105:G:C5	1:1G:106:C:C4	3.05	0.44
1:1G:1136:U:H5''	1:1G:1137:C:C5	2.53	0.44
1:1G:236:G:H2'	1:1G:237:C:O4'	2.16	0.44
1:1G:255:G:H1'	17:8A:16:GLN:OE1	2.17	0.44
1:1G:587:G:N2	1:1G:755:G:C5	2.85	0.44
1:1G:999:U:H2'	1:1G:1000:A:H8	1.81	0.44
26:1H:1416:G:O2'	26:1H:1417:C:P	2.75	0.44
26:1H:1475:G:H1	26:1H:1518:C:N4	2.12	0.44
26:1H:1796:U:H2'	26:1H:1797:C:C6	2.51	0.44
26:1H:2659:G:N2	26:1H:2661:G:H5''	2.32	0.44
26:1H:2886:G:H2'	26:1H:2887:U:C6	2.53	0.44
26:1H:768:G:O2'	26:1H:1379:A:N6	2.47	0.44
11:2I:84:VAL:HG13	11:2I:110:ASP:HA	1.98	0.44
23:2K:37:U:H2'	23:2K:38:A:O4'	2.17	0.44
23:2L:62:C:H2'	23:2L:63:C:H6	1.82	0.44

Continued on next page...

Continued from previous page...

Atom-1	Atom-2	Interatomic distance (Å)	Clash overlap (Å)
31:31:17:ARG:HD3	31:31:17:ARG:O	2.17	0.44
1:1G:6:G:P	4:32:84:LYS:HD3	2.57	0.44
57:3L:61:C:O2'	28:79:52:ARG:NH2	2.49	0.44
32:41:109:VAL:HG11	32:41:142:PRO:HD3	1.98	0.44
32:49:146:TYR:O	32:49:149:VAL:HG22	2.16	0.44
32:49:50:ALA:O	32:49:54:GLU:HG3	2.17	0.44
13:4A:81:LEU:HD21	13:4A:88:ARG:HE	1.82	0.44
39:55:34:ILE:HG22	39:55:114:VAL:HB	1.98	0.44
14:5A:21:TYR:HE1	14:5A:23:ARG:HE	1.65	0.44
40:65:61:ASN:O	40:65:65:VAL:HB	2.16	0.44
41:75:12:SER:HB3	41:75:15:VAL:HG13	1.99	0.44
1:13:376:G:O3'	16:7I:5:ARG:NH1	2.50	0.44
43:95:35:LEU:HG	43:95:37:VAL:HG11	1.99	0.44
42:85:50:ARG:HH22	43:95:72:VAL:HG23	1.82	0.44
26:1H:1278:A:H4'	39:98:34:ILE:HD11	1.98	0.44
40:A8:35:ILE:HD11	40:A8:101:LEU:HD23	1.98	0.44
19:AI:5:LEU:HB2	19:AI:8:GLY:HA3	1.99	0.44
26:1H:2329:G:H21	48:I8:41:ARG:HG3	1.82	0.44
1:13:1499:A:H1'	1:13:1520:G:O5'	2.18	0.44
1:13:31:G:H2'	1:13:48:C:N4	2.32	0.44
1:13:540:G:H2'	1:13:541:G:O4'	2.17	0.44
1:13:297:G:H4'	1:13:557:G:H4'	1.99	0.44
1:13:792:A:H4'	1:13:793:U:O5'	2.17	0.44
1:13:977:A:H1'	1:13:982:U:O4	2.18	0.44
26:14:1055:G:H2'	26:14:1055:G:N3	2.30	0.44
26:14:1519:G:C6	26:14:1520:U:C4	3.06	0.44
26:14:2647:U:H3	26:14:2673:G:H1	1.64	0.44
26:14:270(E):G:C6	26:14:270(F):U:C4	3.05	0.44
26:14:2795:G:N3	26:14:2795:G:H2'	2.32	0.44
26:14:480:A:OP2	46:C5:46:LYS:HE2	2.17	0.44
26:14:631:A:H2'	26:14:632:A:O4'	2.17	0.44
26:14:708:C:H42	26:14:723:G:H1	1.65	0.44
26:14:761:A:C8	61:14:3590:HOH:O	2.57	0.44
1:1G:1051:C:H2'	1:1G:1052:U:C6	2.53	0.44
1:1G:1207:G:H2'	1:1G:1208:C:C6	2.52	0.44
1:1G:1431:C:H2'	1:1G:1432:G:O4'	2.17	0.44
1:1G:147:G:H1	1:1G:175:C:H42	1.65	0.44
1:1G:195:A:N7	1:1G:196:A:C6	2.85	0.44
1:1G:414:A:H2'	1:1G:415:A:H8	1.82	0.44
1:1G:416:G:O5'	1:1G:416:G:H8	2.00	0.44
1:1G:596:C:H2'	1:1G:597:G:C8	2.52	0.44

Continued on next page...

Continued from previous page...

Atom-1	Atom-2	Interatomic distance (Å)	Clash overlap (Å)
1:1G:707:C:H2'	1:1G:708:C:C6	2.53	0.44
1:1G:979:C:O2	14:5A:19:ARG:HG2	2.18	0.44
26:1H:1170:G:N2	26:1H:1180:C:C2	2.85	0.44
26:1H:1442:G:H2'	26:1H:1443:G:H8	1.81	0.44
26:1H:2020:A:C2	26:1H:2022:U:O4'	2.70	0.44
26:1H:2367:G:H2'	26:1H:2368:C:C6	2.53	0.44
26:1H:2430:A:H8	26:1H:2431:U:C5	2.35	0.44
26:1H:2462:U:H1'	26:1H:2491:U:O4	2.18	0.44
26:1H:312:G:H5'	26:1H:331:A:O2'	2.18	0.44
26:1H:320:A:OP1	31:31:135:LYS:NZ	2.48	0.44
26:1H:836:G:H2'	26:1H:837:C:C6	2.52	0.44
27:1J:23:G:C2	27:1J:24:G:O6	2.71	0.44
3:22:140:ARG:O	3:22:144:SER:HB2	2.17	0.44
1:1G:1191:A:OP1	3:22:4:LYS:HG3	2.18	0.44
30:29:7:VAL:HG12	30:29:8:LYS:H	1.82	0.44
11:2A:95:ILE:H	11:2A:95:ILE:HG12	1.62	0.44
3:2E:120:VAL:O	3:2E:124:ILE:HG13	2.17	0.44
11:2I:85:ARG:HE	11:2I:111:ASP:CB	2.27	0.44
4:3E:36:ARG:HB3	4:3E:38:TYR:CZ	2.53	0.44
13:4I:27:LYS:O	13:4I:31:LYS:HD2	2.17	0.44
33:51:119:GLU:OE2	33:51:119:GLU:HA	2.16	0.44
35:58:22:THR:OG1	35:58:23:LEU:N	2.49	0.44
14:5I:15:LYS:HG2	14:5I:16:PHE:CD2	2.52	0.44
40:65:103:GLU:O	40:65:106:ARG:NE	2.44	0.44
36:68:19:ILE:HG22	36:68:43:VAL:HG22	2.00	0.44
43:95:19:LYS:HG2	43:95:95:LEU:HD23	1.98	0.44
44:A5:30:GLU:HG3	44:A5:31:GLU:N	2.33	0.44
43:D8:35:LEU:HA	43:D8:35:LEU:HD23	1.78	0.44
45:F8:58:HIS:HA	45:F8:77:LYS:HA	1.99	0.44
47:H8:63:ASP:OD1	47:H8:65:GLN:NE2	2.47	0.44
2:12:137:ARG:HG3	2:12:138:LEU:HD23	1.99	0.44
1:13:129(A):G:H4'	1:13:130:A:H5''	1.98	0.44
1:13:291:C:O2	1:13:310:G:C2	2.71	0.44
1:13:50:A:H1'	1:13:52:G:C8	2.53	0.44
1:13:511:C:OP2	4:3E:49:ARG:NH1	2.50	0.44
1:13:519:C:H2'	1:13:520:A:C8	2.52	0.44
1:13:300:A:H1'	1:13:565:U:O2	2.18	0.44
1:13:625:G:H4'	16:7I:16:HIS:ND1	2.32	0.44
26:14:2165:G:H5''	26:14:2166:G:OP2	2.17	0.44
26:14:2298:A:C2	26:14:2299:G:H1'	2.53	0.44
26:14:2762:G:OP2	61:14:3551:HOH:O	2.21	0.44

Continued on next page...

Continued from previous page...

Atom-1	Atom-2	Interatomic distance (Å)	Clash overlap (Å)
26:14:2789:C:H2'	26:14:2790:A:C1'	2.47	0.44
26:14:28:A:O2'	26:14:583:G:H5'	2.18	0.44
26:14:724:U:H2'	26:14:725:G:O4'	2.17	0.44
26:14:997:G:H2'	26:14:998:C:C6	2.52	0.44
27:16:13:A:O2'	27:16:14:U:H3'	2.18	0.44
2:1E:11:LEU:HA	2:1E:13:ALA:HB3	1.99	0.44
2:1E:16:HIS:NE2	2:1E:214:ILE:HG12	2.31	0.44
1:1G:1238:A:N7	1:1G:1303:C:H1'	2.32	0.44
1:1G:1533:C:H4'	1:1G:1534:A:OP2	2.16	0.44
1:1G:411:A:N6	1:1G:430:A:H62	2.14	0.44
26:1H:1191:G:C2'	26:1H:1192:G:H5'	2.48	0.44
26:1H:1568:G:OP1	29:11:61:LEU:N	2.45	0.44
26:1H:1805:U:H5''	29:11:250:TRP:CD2	2.52	0.44
26:1H:1831:G:H2'	26:1H:1832:C:H6	1.82	0.44
26:1H:1919:A:H5''	26:1H:1920:C:OP2	2.17	0.44
26:1H:1957:C:O2'	26:1H:1984:G:N2	2.49	0.44
26:1H:2180:U:H2'	26:1H:2181:G:C8	2.52	0.44
26:1H:2294:C:C4	26:1H:2295:C:C5	3.06	0.44
26:1H:2841:C:H2'	26:1H:2842:G:C8	2.52	0.44
26:1H:287:C:H42	26:1H:354:G:H1	1.65	0.44
26:1H:2808:U:H5'	26:1H:2891:G:O6	2.17	0.44
26:1H:386:G:H4'	26:1H:387:U:OP2	2.17	0.44
26:1H:37:C:H2'	26:1H:38:A:C8	2.53	0.44
26:1H:527:C:H4'	26:1H:528:A:O5'	2.17	0.44
15:6I:60:VAL:HG11	26:1H:715:G:H5'	1.98	0.44
26:1H:729:G:O6	29:11:209:ALA:N	2.47	0.44
30:29:181:LEU:HD12	30:29:181:LEU:HA	1.80	0.44
11:2A:18:ARG:NH2	11:2A:35:PRO:O	2.50	0.44
23:2K:48:U:H6	23:2K:48:U:OP2	2.01	0.44
31:31:114:VAL:HG21	31:31:202:PHE:CZ	2.52	0.44
31:31:74:ARG:O	31:31:75:HIS:CD2	2.71	0.44
24:3K:41:A:H2'	24:3K:42:A:H8	1.82	0.44
32:41:117:PHE:HE1	32:41:120:LEU:HD23	1.82	0.44
32:49:122:PRO:HB3	32:49:170:ARG:HH12	1.82	0.44
32:49:27:ASN:HB3	32:49:30:GLU:HG3	2.00	0.44
5:4E:131:ILE:HA	5:4E:131:ILE:HD13	1.80	0.44
9:8E:19:LEU:HD12	9:8E:84:ALA:HB3	1.99	0.44
43:95:87:HIS:NE2	43:95:89:GLN:HB2	2.33	0.44
40:A8:26:LEU:HD12	40:A8:39:ILE:HD11	2.00	0.44
20:BA:29:LYS:O	20:BA:33:ILE:HG13	2.17	0.44
47:D5:3:TYR:O	47:D5:58:VAL:HG23	2.18	0.44

Continued on next page...

Continued from previous page...

Atom-1	Atom-2	Interatomic distance (Å)	Clash overlap (Å)
48:E5:51:VAL:N	48:E5:62:LEU:HD12	2.32	0.44
47:H8:103:ARG:HG3	47:H8:136:PHE:CD1	2.53	0.44
49:J8:50:ARG:HA	49:J8:59:THR:HA	1.98	0.44
29:11:29:PRO:HB2	29:11:30:GLU:CA	2.42	0.44
1:13:1098:C:H2'	1:13:1099:G:H8	1.82	0.44
1:13:1448:C:H42	1:13:1455:G:H1	1.64	0.44
1:13:222:U:C2	1:13:223:U:C5	3.05	0.44
1:13:296:U:H2'	1:13:297:G:C8	2.52	0.44
1:13:515:G:C5	1:13:516:U:C5	3.05	0.44
1:13:545:C:H2'	1:13:546:G:O4'	2.17	0.44
26:14:1019:U:O2'	26:14:1021:A:C2	2.71	0.44
26:14:1790:C:H2'	26:14:1791:A:C5	2.53	0.44
26:14:2187:G:H2'	26:14:2188:C:O4'	2.17	0.44
26:14:2261:C:H1'	26:14:2388:A:N3	2.33	0.44
26:14:2855:C:H2'	26:14:2856:C:H6	1.82	0.44
27:16:15:A:H1'	27:16:109:G:C4	2.53	0.44
29:19:85:ASP:OD2	29:19:88:ARG:NH1	2.43	0.44
1:1G:1153:C:N3	1:1G:1154:G:C5	2.85	0.44
1:1G:1479:C:H2'	1:1G:1480:G:C8	2.52	0.44
1:1G:408:A:H2'	1:1G:409:G:O4'	2.17	0.44
1:1G:963:G:H21	10:1A:55:LYS:NZ	2.15	0.44
26:1H:1022:G:N2	26:1H:1023:U:O4	2.45	0.44
26:1H:1337:G:C4	26:1H:1338:G:C8	3.05	0.44
26:1H:1352:U:O2	26:1H:1570:A:H2	2.01	0.44
26:1H:1591:G:O2'	26:1H:1592:C:H5'	2.17	0.44
26:1H:1711:C:H2'	26:1H:1712:C:H6	1.82	0.44
26:1H:1827:C:C2'	26:1H:1828:G:H5'	2.47	0.44
26:1H:183:C:N4	26:1H:213:A:H61	2.16	0.44
26:1H:2470:G:H8	26:1H:2470:G:O5'	2.01	0.44
26:1H:57:C:H2'	26:1H:58:G:O4'	2.18	0.44
26:1H:85:G:OP2	46:G8:9:LYS:HB2	2.18	0.44
22:1K:9:A:N1	22:1K:22:G:C5	2.85	0.44
3:22:12:LEU:HA	3:22:12:LEU:HD23	1.83	0.44
3:2E:22:TRP:CH2	3:2E:32:LEU:HB3	2.52	0.44
31:31:122:LYS:HB3	31:31:191:ARG:HB3	1.99	0.44
31:39:124:LEU:HB3	31:39:193:VAL:HG23	1.99	0.44
1:13:437:U:C5'	4:3E:155:LEU:HD21	2.48	0.44
13:4A:40:ASN:HA	13:4A:41:PRO:HD2	1.83	0.44
13:4A:90:LEU:HA	13:4A:90:LEU:HD22	1.77	0.44
5:4E:10:MET:CE	5:4E:13:ILE:HD13	2.47	0.44
33:51:86:GLU:OE2	33:51:165:ALA:HB2	2.18	0.44

Continued on next page...

Continued from previous page...

Atom-1	Atom-2	Interatomic distance (Å)	Clash overlap (Å)
33:59:159:GLU:HB3	33:59:160:LYS:H	1.52	0.44
16:7A:45:THR:OG1	16:7A:46:PRO:HD2	2.18	0.44
16:7I:22:THR:HG23	16:7I:23:ASP:O	2.17	0.44
41:B8:33:LYS:HG3	41:B8:82:LEU:O	2.17	0.44
49:J8:23:LYS:HG2	49:J8:29:GLY:HA3	1.98	0.44
53:N8:20:ARG:HG2	53:N8:23:HIS:ND1	2.31	0.44
55:Q8:49:VAL:O	55:Q8:50:LEU:C	2.56	0.44
2:12:97:TRP:HH2	2:12:176:GLU:CD	2.21	0.44
1:13:1118:C:P	9:8E:104:ARG:HH11	2.40	0.44
1:13:397:A:N3	1:13:397:A:H5'	2.33	0.44
26:14:1171:G:O2'	26:14:1173:G:OP2	2.36	0.44
26:14:1266:G:O4'	44:A5:15:ARG:NH2	2.50	0.44
26:14:1357:U:H2'	26:14:1358:G:O4'	2.18	0.44
26:14:1551:C:N4	26:14:1552:G:C6	2.86	0.44
26:14:1814:G:H2'	26:14:1815:A:C8	2.53	0.44
26:14:2180:U:H2'	26:14:2181:G:O4'	2.17	0.44
26:14:2290:G:H2'	26:14:2291:U:O4'	2.17	0.44
26:14:2298:A:H1'	26:14:2321:G:N2	2.32	0.44
26:14:2364:C:H2'	26:14:2365:G:O4'	2.18	0.44
26:14:2557:G:H2'	26:14:2558:C:H6	1.81	0.44
26:14:2851:A:O2'	39:55:64:ARG:NH2	2.51	0.44
35:15:29:LYS:O	35:15:33:LEU:HB2	2.17	0.44
2:1E:61:LEU:HD23	2:1E:68:ILE:HD11	2.00	0.44
1:1G:1300:G:HO2'	1:1G:1301:U:P	2.41	0.44
1:1G:828:A:C2	1:1G:829:G:H1'	2.53	0.44
26:1H:1188:U:O2'	26:1H:1189:A:H5'	2.17	0.44
26:1H:1337:G:H2'	26:1H:1338:G:C8	2.51	0.44
26:1H:1654:A:H1'	26:1H:2823:A:H5'	2.00	0.44
26:1H:2122:U:H2'	26:1H:2123:G:C8	2.52	0.44
26:1H:2418:A:OP2	55:Q8:29:LYS:NZ	2.47	0.44
26:1H:2557:G:H2'	26:1H:2558:C:C6	2.52	0.44
26:1H:2598:A:H3'	26:1H:2598:A:H8	1.82	0.44
26:1H:495:G:HO2'	44:E8:62:HIS:CE1	2.36	0.44
26:1H:721:C:H2'	26:1H:722:A:C8	2.53	0.44
26:1H:801:G:OP2	61:1H:3570:HOH:O	2.21	0.44
27:1J:3:C:H1'	27:1J:118:G:N2	2.32	0.44
56:1L:19:G:H4'	56:1L:20:U:OP2	2.17	0.44
56:1L:1:G:N3	56:1L:1:G:H2'	2.32	0.44
30:29:63:LEU:HD13	30:29:63:LEU:HA	1.64	0.44
11:2I:31:THR:HA	11:2I:42:TRP:HA	2.00	0.44
11:2I:92:GLU:O	11:2I:96:ARG:HB2	2.17	0.44

Continued on next page...

Continued from previous page...

Atom-1	Atom-2	Interatomic distance (Å)	Clash overlap (Å)
23:2K:26:C:H2'	23:2K:27:G:O4'	2.17	0.44
23:2L:63:C:H2'	23:2L:64:G:C8	2.51	0.44
4:32:22:LYS:HB2	4:32:26:CYS:SG	2.58	0.44
37:35:79:ARG:HD3	37:35:110:TYR:HD2	1.82	0.44
12:3I:28:LYS:HE3	12:3I:64:TYR:CZ	2.53	0.44
32:41:79:ASN:N	32:41:79:ASN:HD22	2.16	0.44
36:68:116:SER:OG	36:68:117:LEU:N	2.49	0.44
7:6E:12:LEU:HD21	7:6E:24:THR:HB	1.99	0.44
8:7E:51:VAL:HG21	8:7E:60:ARG:NH1	2.33	0.44
1:1G:1118:C:H5"	9:82:104:ARG:HB2	1.99	0.44
17:8I:10:VAL:HG13	17:8I:19:VAL:HB	1.99	0.44
43:95:21:ARG:HH21	43:95:91:TYR:C	2.21	0.44
40:A8:36:TYR:HB3	40:A8:52:SER:HB3	2.00	0.44
19:AI:30:LEU:HD13	19:AI:48:THR:HB	2.00	0.44
20:BI:16:HIS:O	20:BI:19:SER:HB2	2.18	0.44
20:BI:40:ALA:O	20:BI:44:ALA:N	2.51	0.44
42:C8:108:GLU:O	42:C8:112:ARG:HG2	2.17	0.44
49:J8:73:LEU:HD23	49:J8:73:LEU:HA	1.89	0.44
51:L8:7:LYS:HB2	51:L8:34:GLU:HG2	2.00	0.44
55:M5:11:LYS:HE3	55:M5:65:GLU:OE2	2.18	0.44
29:11:24:ILE:HD11	29:11:91:ARG:HD2	2.00	0.44
1:13:1182:G:H4'	1:13:1183:A:H5"	2.00	0.44
1:13:416:G:C5	1:13:417:C:C4	3.05	0.44
1:13:4:U:O2'	1:13:4:U:O2	2.35	0.44
1:13:825:G:C2	1:13:826:C:C2	3.06	0.44
26:14:1109:C:H2'	26:14:1110:G:O4'	2.18	0.44
26:14:1359:A:H62	26:14:1372:U:H3	1.65	0.44
26:14:1461:G:H2'	26:14:1462:C:C6	2.52	0.44
26:14:1572:A:H2'	26:14:1573:G:O4'	2.18	0.44
26:14:1599:C:C5	26:14:1600:C:H5	2.36	0.44
26:14:2157:G:O2'	26:14:2158:A:N7	2.49	0.44
26:14:2291:U:O2'	26:14:2374:C:O2	2.35	0.44
26:14:2031:A:C6	26:14:2498:C:H1'	2.53	0.44
26:14:2620:C:H2'	26:14:2621:A:O4'	2.18	0.44
26:14:2708:G:H5'	39:55:68:ARG:HG3	2.00	0.44
26:14:10:G:O2'	26:14:2801:A:OP1	2.19	0.44
26:14:49:A:H5"	26:14:51:G:O4'	2.18	0.44
26:14:540:G:C6	26:14:541:C:C4	3.06	0.44
26:14:2768:C:O2'	35:15:89:LYS:HE2	2.17	0.44
1:1G:1039:C:H2'	1:1G:1040:U:C5	2.53	0.44
1:1G:138:G:C2	1:1G:226:G:C2	3.05	0.44

Continued on next page...

Continued from previous page...

Atom-1	Atom-2	Interatomic distance (Å)	Clash overlap (Å)
1:1G:456:C:N4	1:1G:457:C:H41	2.16	0.44
1:1G:892:A:C2	1:1G:907:A:C4	3.06	0.44
26:1H:1346:G:C4	26:1H:1347:G:C8	3.06	0.44
26:1H:1400:G:H2'	26:1H:1401:G:H8	1.82	0.44
26:1H:1510:A:OP1	26:1H:1511:A:H5'	2.18	0.44
26:1H:1668:A:H4'	26:1H:1669:A:O5'	2.18	0.44
26:1H:1776:G:N3	26:1H:1776:G:H2'	2.32	0.44
26:1H:2261:C:H1'	26:1H:2388:A:N3	2.33	0.44
26:1H:2562:U:H1'	36:68:23:ARG:NH1	2.33	0.44
26:1H:515:A:H1'	26:1H:581:C:H1'	2.00	0.44
26:1H:97:C:H5''	50:K8:2:LYS:N	2.32	0.44
30:21:60:ASN:OD1	30:21:62:PRO:HD2	2.17	0.44
4:32:78:LEU:HD21	4:32:139:ARG:HH12	1.82	0.44
24:3K:11:C:H42	24:3K:24:G:H1	1.63	0.44
32:41:165:THR:OG1	32:41:167:GLU:HG2	2.18	0.44
5:42:104:ALA:HA	5:42:107:ARG:HH21	1.83	0.44
5:42:34:VAL:O	5:42:41:VAL:HG12	2.17	0.44
25:4L:13:A:C4	25:4L:14:A:H1'	2.53	0.44
34:61:8:PRO:HD3	34:61:15:VAL:HG22	2.00	0.44
7:62:10:ARG:HA	7:62:10:ARG:HD3	1.64	0.44
40:65:95:HIS:N	40:65:99:LYS:HB2	2.33	0.44
8:72:67:PRO:HG2	8:72:69:ARG:HD2	1.99	0.44
37:78:101:VAL:HG12	37:78:106:LEU:HD12	2.00	0.44
37:78:76:LYS:HA	37:78:76:LYS:HD2	1.83	0.44
9:82:7:THR:OG1	9:82:83:ARG:NH1	2.50	0.44
26:1H:2250:G:C5	38:88:83:MET:HB3	2.52	0.44
39:98:20:LEU:HA	39:98:20:LEU:HD12	1.68	0.44
19:AA:66:MET:HB3	19:AA:69:HIS:CE1	2.53	0.44
41:B8:26:ASP:CB	41:B8:91:ARG:HA	2.47	0.44
20:BA:100:ILE:HD12	20:BA:100:ILE:HA	1.86	0.44
42:C8:92:ARG:NH1	43:D8:11:GLN:O	2.50	0.44
47:D5:23:LYS:HB3	47:D5:38:TYR:CD1	2.52	0.44
46:G8:44:ILE:H	46:G8:44:ILE:HG13	1.70	0.44
55:M5:58:ILE:O	55:M5:62:LEU:HD12	2.17	0.44
13:4I:3:ARG:HD2	52:M8:34:GLU:OE1	2.17	0.44
29:11:34:VAL:O	29:11:35:LYS:HB3	2.18	0.44
2:12:59:GLU:CG	2:12:221:LEU:HB3	2.47	0.44
1:13:1064:G:H1'	1:13:1190:G:H21	1.83	0.44
1:13:1399:C:C2	1:13:1401:G:C5	3.06	0.44
1:13:1442:G:O6	1:13:1446:A:C5	2.71	0.44
1:13:223:U:H2'	1:13:224:C:C6	2.53	0.44

Continued on next page...

Continued from previous page...

Atom-1	Atom-2	Interatomic distance (Å)	Clash overlap (Å)
1:13:444:C:H2'	1:13:445:G:O4'	2.17	0.44
1:13:397:A:N7	1:13:548:G:C8	2.86	0.44
1:13:818:G:O2'	1:13:819:A:H5'	2.18	0.44
1:13:9:G:OP2	5:4E:121:LYS:HE3	2.18	0.44
26:14:1340:U:H4'	26:14:1341:U:OP2	2.17	0.44
26:14:1408:C:C2	26:14:1595:G:N2	2.85	0.44
26:14:1614:A:H2	61:14:3763:HOH:O	2.00	0.44
26:14:1727:U:H3	26:14:1733:G:H1	1.66	0.44
26:14:571:A:H5'	26:14:2030:A:N7	2.32	0.44
26:14:2300:G:H2'	26:14:2301:C:O4'	2.18	0.44
26:14:2403:C:N3	26:14:2415:G:C2	2.86	0.44
26:14:459:U:H2'	26:14:460:A:H8	1.83	0.44
26:14:484:C:H2'	26:14:485:C:H6	1.82	0.44
26:14:519:U:H2'	26:14:520:G:H8	1.83	0.44
26:14:563:G:H5'	26:14:572:A:H4'	1.99	0.44
2:1E:118:LEU:HD12	2:1E:142:LEU:HB2	1.99	0.44
2:1E:67:THR:CG2	2:1E:155:LEU:HD13	2.47	0.44
2:1E:24:TRP:CZ3	2:1E:26:PRO:HA	2.53	0.44
1:1G:1417:G:O5'	1:1G:1417:G:H8	2.00	0.44
1:1G:690:G:C6	1:1G:691:G:C6	3.06	0.44
1:1G:985:C:H2'	1:1G:986:A:H8	1.83	0.44
26:1H:1436:G:H1	26:1H:1556:C:H42	1.66	0.44
26:1H:1479:G:H5''	26:1H:1560:G:H4'	2.00	0.44
26:1H:1672:C:H5''	26:1H:1673:U:OP2	2.18	0.44
26:1H:1680:U:O2	26:1H:1763:G:H3'	2.17	0.44
26:1H:1786:A:H1'	26:1H:1938:A:N6	2.33	0.44
26:1H:195:A:H61	26:1H:198:C:H3'	1.83	0.44
26:1H:2212:A:H1'	26:1H:2215:G:C4	2.52	0.44
26:1H:2469:A:N6	26:1H:2481:G:O2'	2.49	0.44
26:1H:489:G:H2'	26:1H:491:G:O4'	2.18	0.44
26:1H:71:A:H4'	26:1H:72:U:H5''	1.99	0.44
26:1H:731:C:H2'	26:1H:732:C:H6	1.83	0.44
26:1H:733:G:N7	61:1H:3638:HOH:O	2.37	0.44
26:1H:794:G:H2'	26:1H:795:C:C6	2.53	0.44
56:1L:14:A:C5	56:1L:22:G:C2	3.05	0.44
30:21:117:MET:O	30:21:118:LYS:HB3	2.18	0.44
30:21:55:ASN:ND2	30:21:75:VAL:HG22	2.33	0.44
30:29:57:LYS:HD3	30:29:57:LYS:HA	1.65	0.44
30:29:33:VAL:HG21	30:29:88:GLY:HA2	1.99	0.44
23:2L:15:G:H21	23:2L:22:A:H1'	1.83	0.44
1:1G:363:A:N7	12:3A:30:ALA:HB1	2.33	0.44

Continued on next page...

Continued from previous page...

Atom-1	Atom-2	Interatomic distance (Å)	Clash overlap (Å)
6:5E:19:LEU:O	6:5E:23:LYS:NZ	2.49	0.44
36:68:118:ALA:HA	36:68:119:PRO:HD2	1.92	0.44
15:6A:70:LEU:HD11	15:6A:77:ARG:HG3	1.98	0.44
9:8E:28:VAL:HG22	9:8E:63:ILE:HB	2.00	0.44
9:8E:9:ARG:HG3	9:8E:104:ARG:NH1	2.32	0.44
43:95:28:GLU:CD	43:95:29:PRO:HD2	2.38	0.44
18:9A:56:THR:HB	18:9A:58:LEU:CD1	2.48	0.44
44:A5:15:ARG:O	44:A5:19:LEU:HD13	2.18	0.44
40:A8:83:LYS:HE3	40:A8:83:LYS:HB3	1.80	0.44
26:14:456:C:C2	45:B5:69:TYR:CE2	3.06	0.44
20:BA:14:LYS:HA	20:BA:17:ARG:NE	2.33	0.44
20:BI:36:LEU:HD13	20:BI:39:LYS:HD3	1.98	0.44
20:BI:40:ALA:HB2	20:BI:55:ILE:HG22	2.00	0.44
46:C5:62:GLU:HG3	46:C5:62:GLU:H	1.53	0.44
45:F8:57:LEU:CD2	45:F8:78:LYS:HG3	2.47	0.44
47:H8:40:ASP:HB3	47:H8:43:GLU:HB2	1.99	0.44
49:J8:91:LYS:HG2	49:J8:92:LYS:HE2	2.00	0.44
55:M5:32:LEU:HA	55:M5:32:LEU:HD12	1.61	0.44
55:M5:33:ASN:O	55:M5:34:TRP:C	2.56	0.44
55:Q8:16:ILE:HD13	55:Q8:59:LYS:CG	2.48	0.44
29:11:37:LEU:HD12	29:11:37:LEU:O	2.17	0.44
29:11:39:LYS:CG	29:11:40:THR:H	2.31	0.44
1:13:1190:G:H5''	3:2E:176:HIS:NE2	2.32	0.44
1:13:1298:C:H2'	7:6E:114:ARG:NH2	2.33	0.44
1:13:248:C:H2'	1:13:249:U:H6	1.82	0.44
1:13:767:A:H2'	1:13:768:A:O4'	2.18	0.44
1:13:838:G:H1	1:13:848:C:N4	2.15	0.44
1:13:968:A:H4'	1:13:969:A:OP2	2.18	0.44
26:14:569:U:C4	26:14:570:G:C6	3.06	0.44
26:14:717:G:H2'	26:14:718:A:O4'	2.17	0.44
26:14:71:A:H2	45:B5:31:HIS:HE1	1.62	0.44
1:1G:1145:C:H4'	1:1G:1146:A:O5'	2.18	0.44
1:1G:250:A:H4'	1:1G:251:G:O5'	2.18	0.44
26:1H:1616:A:O2'	61:1H:3571:HOH:O	2.21	0.44
26:1H:1638:C:H5''	26:1H:2710:C:O2'	2.18	0.44
26:1H:1786:A:H2	26:1H:2606:C:H1'	1.82	0.44
26:1H:1833:U:C4	26:1H:1834:U:C5	3.06	0.44
26:1H:185:U:H2'	26:1H:186:G:C8	2.53	0.44
26:1H:1493:C:N3	26:1H:2210:G:H1'	2.33	0.44
26:1H:2801:A:H2'	26:1H:2802:G:O4'	2.18	0.44
26:1H:479:A:H4'	26:1H:480:A:OP1	2.18	0.44

Continued on next page...

Continued from previous page...

Atom-1	Atom-2	Interatomic distance (Å)	Clash overlap (Å)
26:1H:699:A:H2'	26:1H:700:G:O4'	2.18	0.44
26:1H:924:C:H2'	26:1H:925:C:H6	1.83	0.44
10:1I:34:VAL:HG12	10:1I:74:ILE:HD11	2.00	0.44
26:1H:2773:C:H5''	30:21:164:ARG:HG2	1.99	0.44
30:21:54:GLN:C	30:21:55:ASN:HD22	2.19	0.44
30:29:120:TRP:CG	30:29:155:LYS:HB3	2.53	0.44
11:2A:20:TYR:CE1	11:2A:83:ILE:HD12	2.52	0.44
37:35:132:LYS:HD2	37:35:132:LYS:HA	1.81	0.44
38:45:114:ALA:O	38:45:118:LEU:HB2	2.18	0.44
33:51:107:VAL:HB	33:51:152:ARG:HG2	2.00	0.44
33:51:6:ARG:HB3	33:51:65:HIS:CG	2.53	0.44
35:58:107:LEU:HA	35:58:107:LEU:HD23	1.70	0.44
35:58:65:LYS:HB3	35:58:69:GLN:HG3	2.00	0.44
33:59:148:ILE:O	33:59:151:ILE:HG12	2.18	0.44
33:59:59:ARG:HD3	33:59:62:LYS:HD2	2.00	0.44
6:5E:97:PHE:HB2	18:9I:32:ARG:NH1	2.26	0.44
27:1J:52:A:H62	40:65:33:LYS:HG3	1.83	0.44
40:65:59:LYS:HZ3	40:65:61:ASN:HA	1.82	0.44
7:6E:94:ARG:O	7:6E:97:GLN:HB3	2.18	0.44
42:85:61:TRP:HB3	42:85:93:LYS:O	2.17	0.44
17:8A:5:VAL:HG22	17:8A:60:ILE:HG12	1.99	0.44
44:A5:112:GLY:C	44:A5:113:LYS:HD3	2.38	0.44
26:1H:2296:U:P	40:A8:9:ARG:HH22	2.38	0.44
19:AA:56:GLN:HG2	19:AA:57:HIS:H	1.83	0.44
20:BI:30:LYS:NZ	20:BI:80:ARG:HH12	2.16	0.44
44:E8:11:ARG:CZ	44:E8:98:LYS:HB3	2.48	0.44
44:E8:92:ARG:NH2	44:E8:94:ASP:OD1	2.49	0.44
51:L8:4:LEU:HD12	51:L8:4:LEU:H	1.82	0.44
55:M5:34:TRP:CG	55:M5:35:GLN:N	2.86	0.44
52:M8:40:HIS:CG	52:M8:43:TYR:O	2.71	0.44
54:P8:35:ARG:NH1	54:P8:42:LEU:HD11	2.33	0.44
29:11:236:GLY:O	29:11:237:GLU:O	2.36	0.43
1:13:1171:G:O5'	1:13:1171:G:H8	2.01	0.43
1:13:784:C:H2'	1:13:785:G:C8	2.52	0.43
26:14:1484:G:H2'	26:14:1485:G:H8	1.82	0.43
26:14:2536:G:C6	26:14:2537:U:C4	3.06	0.43
26:14:2748:A:C4	26:14:2749:A:C8	3.06	0.43
26:14:2768:C:H4'	35:15:89:LYS:NZ	2.32	0.43
26:14:2789:C:H2'	26:14:2790:A:O4'	2.17	0.43
26:14:686:G:H21	26:14:788:A:H61	1.64	0.43
26:14:848:G:C4	26:14:933:A:C8	3.04	0.43

Continued on next page...

Continued from previous page...

Atom-1	Atom-2	Interatomic distance (Å)	Clash overlap (Å)
26:14:908:C:OP2	38:45:22:LYS:HD3	2.18	0.43
35:15:28:THR:HG22	35:15:29:LYS:N	2.32	0.43
29:19:94:LEU:HD23	29:19:94:LEU:HA	1.85	0.43
1:1G:1061:G:H2'	1:1G:1062:U:H6	1.83	0.43
1:1G:1207:G:H2'	1:1G:1208:C:H6	1.82	0.43
1:1G:1494:G:C2	1:1G:1495:U:C5	3.05	0.43
1:1G:414:A:H2'	1:1G:415:A:C8	2.53	0.43
1:1G:552:U:H4'	12:3A:86:ARG:HG2	2.00	0.43
26:1H:1388:G:H2'	26:1H:1389:G:H8	1.82	0.43
26:1H:1405:U:H2'	26:1H:1406:U:H6	1.78	0.43
26:1H:1516:U:H2'	26:1H:1517:G:C8	2.53	0.43
26:1H:2056:G:C2	26:1H:2057:A:C8	3.07	0.43
26:1H:601:C:O2	26:1H:605:C:H4'	2.17	0.43
26:14:2724:C:OP1	30:29:118:LYS:HE3	2.18	0.43
1:13:1191:A:H5''	3:2E:4:LYS:HE2	1.99	0.43
31:31:63:LYS:NZ	31:31:75:HIS:O	2.43	0.43
57:3L:3:G:H2'	57:3L:4:U:O4'	2.18	0.43
32:41:117:PHE:HZ	32:41:179:PRO:HG2	1.83	0.43
5:42:146:ALA:HB1	5:42:150:ARG:NH2	2.33	0.43
38:45:135:ASP:O	38:45:137:TYR:HD1	2.01	0.43
32:49:107:LEU:HD11	32:49:178:PHE:CE1	2.53	0.43
33:51:6:ARG:HB2	33:51:7:LEU:HG	1.99	0.43
6:52:1:MET:HA	6:52:68:PRO:HA	1.99	0.43
33:59:77:LYS:N	33:59:77:LYS:HD2	2.33	0.43
36:68:22:ILE:HD13	36:68:22:ILE:HG21	1.69	0.43
28:71:41:VAL:HB	28:71:175:VAL:HG21	2.00	0.43
8:72:123:GLU:O	8:72:127:LEU:HB2	2.18	0.43
40:A8:76:LYS:HE2	40:A8:76:LYS:HB3	1.55	0.43
19:AI:63:THR:OG1	19:AI:66:MET:HG3	2.17	0.43
41:B8:45:PHE:CZ	41:B8:65:LYS:HG2	2.53	0.43
20:BI:29:LYS:O	20:BI:33:ILE:HG12	2.18	0.43
46:C5:42:VAL:O	46:C5:64:GLU:HA	2.18	0.43
47:D5:165:VAL:HG12	47:D5:166:SER:N	2.33	0.43
44:E8:12:ILE:HD13	44:E8:17:VAL:HB	2.00	0.43
44:E8:88:ARG:NH1	44:E8:94:ASP:OD2	2.51	0.43
46:G8:104:GLY:H	46:G8:105:ALA:HB3	1.83	0.43
47:H8:150:LEU:HG	47:H8:154:ASP:HB2	1.98	0.43
55:M5:50:LEU:HB3	55:M5:51:ALA:H	1.65	0.43
29:11:31:LYS:HB3	29:11:34:VAL:CG2	2.48	0.43
2:12:58:ILE:HD13	2:12:219:VAL:HG21	2.00	0.43
1:13:1051:C:H2'	1:13:1052:U:C6	2.53	0.43

Continued on next page...

Continued from previous page...

Atom-1	Atom-2	Interatomic distance (Å)	Clash overlap (Å)
1:13:1272:G:C6	1:13:1273:G:C5	3.06	0.43
1:13:303:A:C5	1:13:304:U:C5	3.06	0.43
1:13:738:C:H2'	1:13:739:C:C6	2.53	0.43
1:13:958:A:C6	1:13:959:A:N1	2.86	0.43
26:14:1287:A:C5	26:14:1288:U:C4	3.06	0.43
26:14:1441:G:H2'	26:14:1442:G:C8	2.53	0.43
26:14:1475:G:C2	26:14:1519:G:C2	3.06	0.43
26:14:1484:G:H2'	26:14:1485:G:C8	2.54	0.43
26:14:1885:A:H5'	26:14:1886:C:OP2	2.18	0.43
26:14:2009:G:N3	39:55:107:ASP:HA	2.33	0.43
26:14:225:A:N6	26:14:226:G:C2	2.87	0.43
26:14:2533:A:H8	26:14:2533:A:O5'	2.01	0.43
26:14:6:A:N3	26:14:6:A:H2'	2.34	0.43
26:14:780:G:C2	26:14:782:A:C2	3.05	0.43
26:14:997:G:O2'	26:14:998:C:H5'	2.19	0.43
10:1A:50:ILE:HG22	10:1A:52:GLY:H	1.83	0.43
1:1G:1100:C:H2'	1:1G:1102:A:O5'	2.18	0.43
1:1G:1154:G:H2'	1:1G:1155:G:C8	2.53	0.43
1:1G:1216:G:H2'	1:1G:1217:C:C6	2.52	0.43
1:1G:626:U:C2	1:1G:627:G:C8	3.06	0.43
1:1G:834:C:C4	1:1G:835:U:C4	3.06	0.43
26:1H:1262:A:C6	26:1H:1263:U:C4	3.07	0.43
26:1H:1372:U:O2'	26:1H:1373:A:H5'	2.18	0.43
26:1H:1435:G:H2'	26:1H:1436:G:C8	2.53	0.43
26:1H:1543:A:H1'	26:1H:1544:C:H5''	2.00	0.43
26:1H:2045:C:H2'	26:1H:2046:G:O4'	2.18	0.43
26:1H:2081:C:O2'	26:1H:2082:A:H5'	2.17	0.43
26:1H:2342:C:O2	26:1H:2374:C:H4'	2.18	0.43
26:1H:1049:C:N3	26:1H:2751:G:O6	2.51	0.43
26:1H:375:C:H2'	26:1H:376:C:C6	2.52	0.43
26:1H:783:A:C3'	26:1H:783:A:C8	3.01	0.43
26:1H:916:G:C2'	26:1H:917:A:H5''	2.48	0.43
26:1H:931:G:C4	26:1H:933:A:C8	3.07	0.43
30:21:2:LYS:HA	30:21:84:PHE:CD1	2.53	0.43
31:31:129:PHE:O	31:31:130:ALA:HB3	2.18	0.43
31:31:136:THR:HA	31:31:166:ALA:O	2.18	0.43
4:32:19:LEU:HB2	4:32:21:LEU:CD1	2.48	0.43
31:39:160:ASN:HB3	31:39:163:VAL:HB	1.99	0.43
12:3A:110:VAL:CG2	12:3A:120:TYR:HB3	2.48	0.43
4:3E:207:TYR:O	4:3E:209:ARG:HG2	2.18	0.43
4:3E:92:VAL:O	4:3E:96:LEU:HD22	2.19	0.43

Continued on next page...

Continued from previous page...

Atom-1	Atom-2	Interatomic distance (Å)	Clash overlap (Å)
32:49:109:VAL:O	32:49:113:ARG:HG3	2.18	0.43
1:13:1507:A:OP2	25:4K:12:A:H2	2.01	0.43
33:51:155:SER:OG	33:51:158:HIS:HB2	2.18	0.43
34:61:75:LEU:HD23	34:61:105:HIS:HB3	2.00	0.43
34:69:72:LEU:HD21	34:69:107:VAL:HG21	2.00	0.43
37:78:35:HIS:HB3	37:78:36:LYS:H	1.49	0.43
37:78:47:ASP:OD1	37:78:49:ARG:HG3	2.18	0.43
8:7E:30:ARG:O	8:7E:34:GLU:HB2	2.18	0.43
9:8E:42:ARG:HE	9:8E:42:ARG:HB2	1.31	0.43
6:52:7:ASN:ND2	18:9A:34:TYR:HE1	2.16	0.43
40:A8:51:ALA:HB3	40:A8:73:LEU:HG	2.00	0.43
41:B8:7:ILE:O	41:B8:10:VAL:N	2.50	0.43
41:B8:90:GLN:OE1	41:B8:121:ILE:HD11	2.18	0.43
20:BI:49:ALA:HB3	20:BI:99:LEU:HD22	2.00	0.43
50:G5:47:ASN:N	50:G5:47:ASN:OD1	2.49	0.43
47:H8:163:LEU:HD13	47:H8:167:PRO:HA	2.00	0.43
29:11:171:ASP:OD1	29:11:171:ASP:N	2.51	0.43
1:13:1129:C:C2	1:13:1139:G:C6	3.06	0.43
1:13:1308:U:H5''	13:4I:98:VAL:HG22	2.01	0.43
1:13:1396:A:H2	5:4E:19:MET:HG3	1.83	0.43
1:13:1442:G:O6	1:13:1446:A:C6	2.71	0.43
1:13:224:C:H2'	1:13:225:C:H6	1.82	0.43
1:13:964:A:N3	1:13:969:A:O2'	2.42	0.43
26:14:1138:G:H21	35:15:106:MET:CE	2.31	0.43
26:14:1507:A:N3	26:14:1508:A:H1'	2.34	0.43
26:14:1849:G:H2'	26:14:1850:G:C8	2.54	0.43
26:14:2177:C:OP1	28:79:221:SER:OG	2.31	0.43
26:14:2590:A:OP2	29:19:237:GLU:HB3	2.17	0.43
26:14:2601:C:H2'	26:14:2603:G:C8	2.53	0.43
26:14:2607:G:H2'	26:14:2608:G:O4'	2.18	0.43
26:14:2643:G:H2'	26:14:2644:G:O4'	2.18	0.43
26:14:370:G:H4'	26:14:371:A:OP2	2.18	0.43
26:14:636:G:HO2'	26:14:638:G:HO2'	1.59	0.43
26:14:696:G:H2'	26:14:697:C:H6	1.83	0.43
1:1G:775:G:H2'	1:1G:776:G:O4'	2.17	0.43
26:1H:1019:U:N3	26:1H:1020:A:N7	2.67	0.43
26:1H:10:G:N2	26:1H:11:G:C4	2.86	0.43
26:1H:1465:G:H2'	26:1H:1466:G:H8	1.84	0.43
26:1H:1600:C:H2'	26:1H:1601:G:C8	2.53	0.43
26:1H:1931:U:H5	26:1H:1969:A:N7	2.16	0.43
26:1H:2291:U:H2'	26:1H:2292:C:C6	2.53	0.43

Continued on next page...

Continued from previous page...

Atom-1	Atom-2	Interatomic distance (Å)	Clash overlap (Å)
26:1H:265:A:H1'	26:1H:266:G:O4'	2.19	0.43
26:1H:2772:C:H2'	26:1H:2773:C:H6	1.83	0.43
26:1H:628:G:H2'	26:1H:629:G:H8	1.81	0.43
26:1H:807:U:C2	26:1H:808:G:C8	3.06	0.43
30:21:52:LEU:HA	30:21:53:PRO:HD3	1.72	0.43
31:31:63:LYS:HG2	31:31:65:TRP:O	2.18	0.43
4:32:127:THR:HG21	4:32:149:ALA:HB2	2.00	0.43
4:32:59:ARG:HH21	4:32:66:ARG:HH12	1.65	0.43
31:39:78:ILE:C	31:39:80:ALA:H	2.21	0.43
38:45:69:PHE:HA	38:45:70:PRO:HD2	1.73	0.43
1:13:1308:U:OP1	13:4I:98:VAL:HG22	2.18	0.43
33:51:152:ARG:HD3	33:51:152:ARG:HA	1.67	0.43
39:55:57:ARG:HB3	39:55:59:ASP:OD2	2.17	0.43
35:58:18:ALA:HA	35:58:21:LYS:HG3	2.00	0.43
33:59:148:ILE:H	33:59:148:ILE:HG12	1.53	0.43
14:5I:11:LYS:HG2	14:5I:11:LYS:H	1.52	0.43
5:42:78:HIS:ND1	8:72:107:LEU:HD12	2.33	0.43
28:79:15:ASP:N	28:79:20:TYR:OH	2.45	0.43
39:98:88:ARG:NH2	39:98:89:ASP:OD1	2.50	0.43
19:AA:5:LEU:HA	19:AA:6:LYS:HA	1.67	0.43
47:D5:91:LEU:HB3	47:D5:96:VAL:HG21	2.01	0.43
43:D8:46:VAL:HG21	43:D8:52:VAL:HG21	2.00	0.43
50:K8:15:LYS:NZ	50:K8:15:LYS:N	2.63	0.43
1:13:1004:A:C2	1:13:1024:G:H2'	2.53	0.43
1:13:1234:C:O2'	1:13:1235:U:H5'	2.19	0.43
1:13:1255:G:OP1	10:1I:45:ARG:NH2	2.51	0.43
1:13:335:C:O2'	1:13:1433:A:N3	2.48	0.43
26:14:1747:G:H5''	26:14:1748:G:OP2	2.17	0.43
26:14:528:A:H2	26:14:2043:C:H4'	1.81	0.43
26:14:2493:U:C4	26:14:2494:G:C8	3.07	0.43
26:14:2558:C:H2'	26:14:2559:C:O4'	2.18	0.43
26:14:438:G:H2'	26:14:439:G:H8	1.84	0.43
26:14:455:C:N3	26:14:473:G:H5'	2.33	0.43
26:14:867:C:C5	26:14:868:U:C4	3.06	0.43
26:14:868:U:C4	26:14:869:G:N7	2.86	0.43
27:16:15:A:H1'	27:16:109:G:N9	2.33	0.43
29:19:76:PRO:HA	29:19:118:VAL:HG23	2.00	0.43
29:19:31:LYS:HE2	29:19:102:LYS:HD2	2.00	0.43
2:1E:11:LEU:C	2:1E:13:ALA:N	2.72	0.43
2:1E:189:ASP:OD1	2:1E:189:ASP:N	2.51	0.43
1:1G:1205:U:H2'	1:1G:1206:G:C8	2.53	0.43

Continued on next page...

Continued from previous page...

Atom-1	Atom-2	Interatomic distance (Å)	Clash overlap (Å)
1:1G:983:A:N6	1:1G:1222:G:H22	2.13	0.43
1:1G:1307:U:O5'	1:1G:1307:U:H6	2.01	0.43
1:1G:1352:C:H2'	1:1G:1353:G:C8	2.52	0.43
1:1G:1430:C:H2'	1:1G:1431:C:H6	1.83	0.43
26:1H:1051:G:C6	26:1H:1052:C:H1'	2.54	0.43
26:1H:1436:G:H1'	26:1H:1477:A:O2'	2.18	0.43
26:1H:2059:A:H5''	26:1H:2060:A:OP2	2.18	0.43
26:1H:2121:G:O2'	28:71:167:LYS:HG2	2.18	0.43
26:1H:2290:G:H2'	26:1H:2291:U:O4'	2.18	0.43
26:1H:2306:C:H3'	26:1H:2307:G:H5'	1.99	0.43
26:1H:5:A:N6	26:1H:2898:U:C4	2.87	0.43
26:1H:581:C:H2'	26:1H:582:G:C8	2.53	0.43
26:1H:826:U:H2'	26:1H:828:U:O4'	2.19	0.43
26:1H:873:G:H1'	38:88:29:PHE:HE2	1.84	0.43
27:1J:70:C:H2'	27:1J:71:C:H6	1.84	0.43
30:21:169:ASN:OD1	30:21:201:THR:HG21	2.18	0.43
26:14:2773:C:H5''	30:29:164:ARG:HG2	2.00	0.43
30:29:81:ILE:HG21	30:29:84:PHE:CD2	2.52	0.43
11:2A:17:GLY:HA3	11:2A:77:MET:SD	2.58	0.43
23:2K:26:C:H5''	23:2K:27:G:OP2	2.19	0.43
26:14:832:G:H5'	37:35:45:LEU:HD11	1.99	0.43
38:45:30:GLY:CA	38:45:107:ALA:HB2	2.48	0.43
13:4I:11:ARG:HG3	13:4I:12:ASN:H	1.84	0.43
13:4I:23:TYR:CD2	13:4I:67:GLU:HA	2.52	0.43
33:51:56:SER:HB3	33:51:61:HIS:ND1	2.33	0.43
1:1G:673:G:H5''	6:52:87:ARG:CZ	2.48	0.43
6:52:91:VAL:HG11	18:9A:72:ARG:NH1	2.34	0.43
39:55:21:TYR:HB3	39:55:47:PHE:CD2	2.53	0.43
39:55:24:GLN:HE22	39:55:36:THR:HG21	1.83	0.43
39:55:85:PRO:O	39:55:88:ARG:HB3	2.19	0.43
35:58:32:THR:HG22	35:58:37:LYS:HD3	1.98	0.43
6:5E:35:ALA:HA	6:5E:67:MET:HB3	2.00	0.43
40:65:87:PHE:CE1	40:65:102:ALA:HB2	2.54	0.43
40:65:106:ARG:O	40:65:106:ARG:NH1	2.50	0.43
15:6I:67:LEU:O	15:6I:71:GLN:HB2	2.18	0.43
37:78:113:LYS:HA	37:78:129:ALA:O	2.18	0.43
8:7E:103:VAL:HG21	8:7E:110:ALA:HB2	2.00	0.43
8:7E:97:VAL:HG12	8:7E:98:LYS:NZ	2.33	0.43
26:14:1152:C:H5''	42:85:80:ILE:CG2	2.49	0.43
38:88:138:ASP:OD1	38:88:138:ASP:N	2.51	0.43
38:88:56:ARG:HD2	38:88:56:ARG:HA	1.77	0.43

Continued on next page...

Continued from previous page...

Atom-1	Atom-2	Interatomic distance (Å)	Clash overlap (Å)
1:13:1249:C:O2'	9:8E:73:GLN:OE1	2.23	0.43
9:8E:9:ARG:HB3	9:8E:14:VAL:HG13	2.00	0.43
17:8I:81:ARG:NH1	17:8I:83:ASP:OD2	2.51	0.43
43:95:24:LYS:HA	43:95:92:THR:OG1	2.18	0.43
39:98:55:ALA:HA	39:98:80:PHE:CE1	2.54	0.43
40:A8:85:VAL:HG23	40:A8:112:PHE:CZ	2.47	0.43
42:C8:15:LYS:HE2	42:C8:15:LYS:HB3	1.85	0.43
47:D5:29:TYR:HB3	47:D5:34:ASN:HB2	1.99	0.43
43:D8:58:VAL:HG23	43:D8:98:GLU:HG3	2.00	0.43
46:G8:96:ILE:HD12	46:G8:101:LYS:NZ	2.33	0.43
47:H8:60:GLU:HA	47:H8:65:GLN:O	2.18	0.43
50:K8:14:ARG:HB3	50:K8:15:LYS:HZ3	1.83	0.43
1:13:1118:C:H1'	1:13:1179:A:C5	2.53	0.43
1:13:1384:C:H2'	1:13:1385:G:H8	1.82	0.43
1:13:191(E):G:H2'	1:13:191(F):U:H6	1.82	0.43
1:13:200:G:H1	1:13:217:C:H42	1.66	0.43
1:13:452:A:H1'	16:7I:72:ARG:NH1	2.34	0.43
1:13:517:G:N3	1:13:531:U:H5'	2.33	0.43
1:13:670:G:C6	1:13:671:G:C5	3.07	0.43
26:14:1118:C:H2'	26:14:1119:C:C6	2.54	0.43
26:14:1203:G:OP2	26:14:1204:A:H2'	2.18	0.43
26:14:1213:A:H2'	26:14:1214:A:C8	2.53	0.43
26:14:1260:G:C5	26:14:1261:C:C5	3.07	0.43
26:14:141:A:C8	26:14:1595:G:N2	2.72	0.43
26:14:1793:C:H2'	26:14:1794:U:C6	2.53	0.43
26:14:1951:U:O2	26:14:1954:G:H8	2.01	0.43
26:14:207:A:H2'	26:14:208:C:O4'	2.18	0.43
26:14:2176:A:O2'	26:14:2177:C:H5'	2.19	0.43
26:14:2370:G:H2'	26:14:2371:G:O4'	2.19	0.43
26:14:2346:A:H5'	26:14:2383:G:H1'	2.01	0.43
26:14:2563:U:H1'	26:14:2566:A:N6	2.33	0.43
26:14:259:G:HO2'	26:14:621:A:HO2'	1.50	0.43
26:14:39:C:O2	31:39:46:ARG:NH2	2.49	0.43
26:14:540:G:H2'	26:14:541:C:C6	2.53	0.43
27:16:15:A:H1'	27:16:109:G:C8	2.53	0.43
1:1G:1153:C:P	10:1A:13:HIS:HE1	2.41	0.43
2:1E:97:TRP:HH2	2:1E:176:GLU:CD	2.21	0.43
2:1E:219:VAL:O	2:1E:223:ILE:HG13	2.18	0.43
2:1E:21:ARG:C	2:1E:23:ARG:H	2.22	0.43
1:1G:1072:G:C6	1:1G:1073:U:N3	2.86	0.43
1:1G:127:G:OP1	1:1G:635:G:H1'	2.18	0.43

Continued on next page...

Continued from previous page...

Atom-1	Atom-2	Interatomic distance (Å)	Clash overlap (Å)
1:1G:1224:G:N2	1:1G:1322:C:H4'	2.33	0.43
1:1G:157:G:H1	1:1G:164:U:H3	1.65	0.43
1:1G:287:U:H2'	1:1G:288:A:C8	2.53	0.43
1:1G:616:G:C2	1:1G:617:G:N7	2.87	0.43
26:1H:1138:G:H21	35:58:106:MET:CE	2.28	0.43
26:1H:1705:G:H2'	26:1H:1706:U:H5'	2.00	0.43
26:1H:2260:C:O2'	26:1H:2261:C:H5'	2.18	0.43
26:1H:295:G:C6	26:1H:344:G:N1	2.86	0.43
26:1H:53:A:H2'	26:1H:54:G:O4'	2.19	0.43
1:13:963:G:N2	10:1I:55:LYS:HZ1	2.16	0.43
27:1J:53:A:H2'	27:1J:54:G:O4'	2.17	0.43
3:22:93:LYS:H	3:22:93:LYS:CD	2.31	0.43
30:29:26:ILE:HB	30:29:182:LEU:HB3	2.01	0.43
11:2I:96:ARG:HE	11:2I:96:ARG:HB3	1.66	0.43
4:3E:135:LEU:HA	4:3E:136:PRO:HD2	1.80	0.43
12:3I:89:ARG:HD2	12:3I:91:LYS:HA	2.01	0.43
24:3K:49:G:H1'	24:3K:66:A:C2	2.53	0.43
32:49:11:TYR:HE2	32:49:16:ARG:HH21	1.66	0.43
33:51:164:TYR:HB2	33:51:165:ALA:H	1.65	0.43
33:51:41:MET:HE2	33:51:55:PRO:HD3	1.99	0.43
35:58:132:ALA:O	35:58:134:ARG:NH2	2.51	0.43
6:5E:14:LEU:HD11	6:5E:84:ASN:ND2	2.33	0.43
7:62:15:ASP:HB3	7:62:20:ASP:H	1.82	0.43
7:62:38:LEU:O	7:62:42:ILE:HG13	2.18	0.43
40:65:70:GLY:O	40:65:105:ALA:HA	2.19	0.43
36:68:66:LYS:HB3	36:68:66:LYS:HE3	1.80	0.43
28:71:225:ASN:HB3	28:71:227:HIS:CD2	2.54	0.43
9:82:26:VAL:HG13	9:82:61:ALA:O	2.18	0.43
26:14:534:U:H5'	42:85:42:ALA:HB1	2.00	0.43
1:13:1349:A:OP1	9:8E:121:ARG:HB2	2.19	0.43
1:13:1432:G:OP1	41:B8:107:ASP:HB2	2.19	0.43
48:E5:60:PHE:CD1	48:E5:60:PHE:N	2.86	0.43
44:E8:7:ALA:HB2	44:E8:50:VAL:HG22	2.00	0.43
50:G5:63:VAL:HA	50:G5:66:GLU:OE1	2.19	0.43
53:J5:41:PRO:HA	53:J5:42:PRO:HD3	1.92	0.43
55:M5:23:VAL:HA	55:M5:49:VAL:N	2.32	0.43
55:Q8:50:LEU:HD11	55:Q8:58:ILE:HD12	1.99	0.43
1:13:228:A:H2'	1:13:229:U:O4'	2.19	0.43
1:13:474:G:H2'	1:13:475:G:O4'	2.18	0.43
1:13:582:U:O2'	17:8I:94:ASN:ND2	2.31	0.43
1:13:663:A:H5'	1:13:836:G:OP1	2.18	0.43

Continued on next page...

Continued from previous page...

Atom-1	Atom-2	Interatomic distance (Å)	Clash overlap (Å)
1:13:66:G:O4'	1:13:173:U:C4	2.71	0.43
26:14:194:G:H2'	26:14:195:A:O4'	2.18	0.43
26:14:2132:U:H1'	28:79:5:LYS:N	2.32	0.43
26:14:2464:C:H42	26:14:2486:G:H1	1.67	0.43
26:14:642:G:H3'	26:14:642:G:C8	2.54	0.43
35:15:15:LEU:HD23	35:15:134:ARG:HB2	2.01	0.43
27:16:12:C:H6	27:16:12:C:OP2	2.01	0.43
29:19:2:ALA:HB3	29:19:20:ASP:HB2	2.00	0.43
21:1B:5:ASP:O	21:1B:8:THR:HG22	2.18	0.43
2:1E:28:PHE:HD1	2:1E:194:PRO:HD3	1.83	0.43
1:1G:1001:G:H2'	1:1G:1002:G:H8	1.84	0.43
1:1G:1206:G:H2'	1:1G:1207:G:H8	1.84	0.43
1:1G:1317:C:O2	19:AA:37:ARG:NH1	2.51	0.43
1:1G:317:G:H1	1:1G:336:C:N4	2.15	0.43
26:1H:1049:C:H1'	26:1H:1113:U:O2'	2.17	0.43
26:1H:2138:C:H2'	26:1H:2139:C:H6	1.83	0.43
26:1H:2136:C:N4	26:1H:2156:G:N3	2.66	0.43
26:1H:713:G:H2'	26:1H:714:U:H6	1.84	0.43
26:1H:717:G:H2'	26:1H:718:A:O4'	2.18	0.43
26:1H:774:A:HO2'	26:1H:775:G:H8	1.64	0.43
22:1K:9:A:H5''	22:1K:47:U:H6	1.82	0.43
30:29:31:CYS:HB3	30:29:49:LEU:HB2	2.00	0.43
3:2E:151:VAL:HA	3:2E:199:LYS:O	2.19	0.43
11:2I:59:TYR:O	11:2I:62:GLN:HB3	2.18	0.43
23:2L:32:G:C5	23:2L:33:OMC:C5	3.06	0.43
31:31:101:LEU:HA	31:31:101:LEU:HD23	1.59	0.43
31:31:108:LYS:HE2	31:31:108:LYS:HB3	1.87	0.43
31:39:22:ALA:O	31:39:24:LEU:N	2.52	0.43
4:3E:108:LEU:HB3	4:3E:110:PHE:HE1	1.84	0.43
4:3E:111:ALA:HB2	4:3E:120:LEU:CD1	2.48	0.43
12:3I:111:LYS:O	12:3I:112:ASP:HB2	2.18	0.43
5:42:26:PHE:N	5:42:26:PHE:CD1	2.87	0.43
32:49:136:ARG:H	32:49:136:ARG:HG3	1.58	0.43
26:1H:270(N):G:N3	34:61:50:ARG:NH2	2.66	0.43
40:65:92:TYR:HB2	40:65:98:VAL:HG11	2.01	0.43
28:71:182:PRO:HA	28:71:185:LEU:HB2	2.00	0.43
37:78:112:LEU:HD23	37:78:112:LEU:HA	1.55	0.43
37:78:97:PRO:HD3	37:78:126:VAL:O	2.17	0.43
37:78:95:VAL:HA	37:78:99:LEU:HD23	2.00	0.43
5:4E:143:ARG:NE	8:7E:77:GLU:OE1	2.49	0.43
26:1H:956:G:OP2	38:88:14:ARG:NH2	2.51	0.43

Continued on next page...

Continued from previous page...

Atom-1	Atom-2	Interatomic distance (Å)	Clash overlap (Å)
38:88:25:ASP:HA	38:88:102:VAL:HG23	2.00	0.43
18:9A:45:SER:OG	18:9A:46:GLU:N	2.52	0.43
46:C5:68:HIS:HB3	46:C5:71:LYS:HG2	2.00	0.43
26:1H:496:G:O5'	44:E8:62:HIS:HE1	2.02	0.43
50:G5:33:MET:O	50:G5:37:PHE:HD1	2.01	0.43
47:H8:70:LEU:HD11	47:H8:98:MET:HE3	2.00	0.43
55:Q8:50:LEU:O	55:Q8:50:LEU:HD13	2.18	0.43
2:12:187:LEU:HD21	2:12:204:ASN:N	2.33	0.43
2:12:50:GLU:CD	2:12:50:GLU:H	2.22	0.43
1:13:1189:C:OP1	10:1I:51:ARG:NH2	2.51	0.43
1:13:1266:G:N2	1:13:1270:C:C4	2.87	0.43
1:13:222:U:H2'	1:13:223:U:C6	2.49	0.43
1:13:323:U:H4'	20:BI:22:ARG:HB3	2.01	0.43
1:13:411:A:C5	1:13:413:G:H1'	2.54	0.43
1:13:522:C:H2'	1:13:523:A:O4'	2.19	0.43
1:13:693:G:H2'	1:13:694:A:C8	2.53	0.43
26:14:1115:G:C5	26:14:1116:C:C4	3.07	0.43
26:14:1778:U:H2'	26:14:1784:A:H62	1.82	0.43
26:14:1972:A:H2'	26:14:1973:G:H8	1.82	0.43
26:14:2171:A:C8	26:14:2172:U:H5''	2.54	0.43
26:14:2720:U:C2	26:14:2721:A:C8	3.07	0.43
26:14:2832:U:H3'	26:14:2833:G:C8	2.54	0.43
26:14:374:A:C2	26:14:401:A:C4	3.06	0.43
26:14:639:U:H2'	26:14:640:C:C6	2.53	0.43
26:14:971:C:H2'	26:14:972:G:H5'	2.01	0.43
29:19:66:ASP:HB3	29:19:105:ILE:HD12	1.99	0.43
1:1G:1047:G:H1	1:1G:1210:C:H42	1.66	0.43
1:1G:67:C:H2'	1:1G:68:G:C8	2.53	0.43
1:1G:757:U:H2'	1:1G:758:G:O4'	2.18	0.43
26:1H:1381:G:H1'	26:1H:1571:A:N1	2.33	0.43
26:1H:2850:A:H3'	26:1H:2851:A:C8	2.53	0.43
26:1H:689:A:N3	26:1H:779:U:O2'	2.47	0.43
26:1H:722:A:C2	26:1H:723:G:C4	3.07	0.43
27:1J:57:A:H2'	27:1J:58:A:O4'	2.19	0.43
56:1L:33:U:C2	56:1L:35:U:OP2	2.72	0.43
30:29:56:PRO:HD2	30:29:58:ARG:CZ	2.48	0.43
23:2L:23:G:H2'	23:2L:24:C:H6	1.83	0.43
4:32:177:ASP:O	4:32:180:GLY:N	2.37	0.43
31:39:14:PRO:O	31:39:15:SER:C	2.56	0.43
12:3I:111:LYS:HA	12:3I:111:LYS:HD3	1.71	0.43
57:3L:15:G:C2	57:3L:59:A:C4	3.07	0.43

Continued on next page...

Continued from previous page...

Atom-1	Atom-2	Interatomic distance (Å)	Clash overlap (Å)
1:1G:1329:A:H5''	13:4A:25:ILE:O	2.19	0.43
6:52:37:VAL:HG21	6:52:63:TYR:HD2	1.83	0.43
33:59:163:TYR:CE1	33:59:169:VAL:HG22	2.54	0.43
33:59:11:VAL:HG22	33:59:69:ARG:HH12	1.83	0.43
14:5A:22:THR:HB	14:5A:33:VAL:HG21	2.01	0.43
34:61:144:VAL:HG22	34:61:145:VAL:CG2	2.46	0.43
7:62:51:GLN:NE2	7:62:51:GLN:O	2.52	0.43
40:65:78:LEU:HD11	40:65:107:GLU:CB	2.45	0.43
34:69:100:ALA:O	34:69:104:GLN:HB2	2.19	0.43
41:75:3:ARG:HE	41:75:6:LEU:HB2	1.84	0.43
9:82:97:LYS:HB3	9:82:98:PRO:HD3	2.01	0.43
43:95:35:LEU:HD23	43:95:35:LEU:H	1.84	0.43
39:98:63:ARG:HA	39:98:80:PHE:CZ	2.54	0.43
19:AA:57:HIS:N	19:AA:57:HIS:CD2	2.86	0.43
1:13:345:C:H5'	41:B8:41:ARG:CZ	2.48	0.43
45:F8:37:THR:O	45:F8:40:LYS:HB3	2.18	0.43
47:H8:6:LYS:NZ	47:H8:43:GLU:OE1	2.34	0.43
53:J5:38:ALA:HB3	53:J5:48:GLU:HG3	1.99	0.43
49:J8:64:ALA:HA	49:J8:67:ILE:HG13	2.01	0.43
54:P8:12:ARG:NH2	54:P8:44:PRO:HB3	2.34	0.43
2:12:208:ILE:HA	2:12:211:ILE:HD12	2.01	0.43
1:13:62:U:O2'	1:13:379:C:O2	2.37	0.43
1:13:957:U:N3	1:13:960:U:OP2	2.49	0.43
26:14:2446:G:C2	26:14:2501:C:C5	3.07	0.43
26:14:2704:C:H2'	26:14:2705:A:O4'	2.19	0.43
26:14:2688:U:C5	26:14:2720:U:OP2	2.68	0.43
26:14:34:C:O2	26:14:34:C:H2'	2.19	0.43
26:14:480:A:H2'	26:14:480:A:N3	2.32	0.43
26:14:27:G:C4	26:14:512:G:N2	2.87	0.43
26:14:590:A:OP1	31:39:95:ARG:NH1	2.52	0.43
26:14:635:C:H2'	26:14:636:G:O4'	2.18	0.43
26:14:90:U:O2'	26:14:91:A:H8	2.01	0.43
26:14:944:G:H5''	26:14:945:A:O5'	2.18	0.43
26:14:997:G:OP1	42:85:93:LYS:HD2	2.19	0.43
10:1A:16:LEU:HD13	10:1A:94:VAL:HG11	2.00	0.43
2:1E:12:GLU:HB3	2:1E:44:LEU:HD13	1.99	0.43
1:1G:1129:C:H5	1:1G:1141:C:N4	2.17	0.43
1:1G:1301:U:O2	1:1G:1301:U:H2'	2.18	0.43
1:1G:300:A:H8	1:1G:300:A:O5'	2.02	0.43
1:1G:32:A:H2'	1:1G:33:A:C8	2.54	0.43
1:1G:406:G:H5'	4:32:5:ILE:HD12	2.01	0.43

Continued on next page...

Continued from previous page...

Atom-1	Atom-2	Interatomic distance (Å)	Clash overlap (Å)
1:1G:76:G:H1	1:1G:93:U:H3	1.67	0.43
26:1H:1205:U:H4'	26:1H:1206:G:OP2	2.19	0.43
26:1H:1299:G:H3'	26:1H:1639:U:O4	2.19	0.43
26:1H:1429:G:H2'	26:1H:1430:C:C6	2.54	0.43
26:1H:1432:C:H2'	26:1H:1433:U:O4'	2.19	0.43
26:1H:185:U:H2'	26:1H:186:G:H8	1.83	0.43
26:1H:2156:G:H2'	26:1H:2157:G:H21	1.84	0.43
26:1H:470:A:H2'	26:1H:471:A:O4'	2.18	0.43
10:1I:80:LYS:NZ	10:1I:84:GLN:HB2	2.34	0.43
27:1J:63:G:H2'	27:1J:64:C:C6	2.54	0.43
30:21:120:TRP:CD2	30:21:155:LYS:HG2	2.53	0.43
36:25:47:ILE:O	36:25:53:LYS:HD2	2.18	0.43
30:29:176:ILE:HB	30:29:181:LEU:HB2	2.00	0.43
30:29:195:LEU:HD12	30:29:195:LEU:HA	1.84	0.43
23:2L:38:A:H2'	23:2L:39:A:O4'	2.18	0.43
4:32:112:VAL:HG12	4:32:116:GLN:CD	2.39	0.43
13:4A:54:VAL:HA	13:4A:57:ARG:HG2	2.00	0.43
33:51:4:ILE:O	33:51:6:ARG:HG3	2.18	0.43
14:5A:41:ARG:HG3	14:5A:42:ILE:N	2.32	0.43
7:62:21:VAL:O	7:62:24:THR:HB	2.17	0.43
34:69:102:SER:HA	34:69:107:VAL:O	2.19	0.43
8:7E:121:ASP:HB2	8:7E:125:ARG:NH2	2.34	0.43
9:82:14:VAL:O	9:82:65:VAL:HG23	2.18	0.43
9:82:27:THR:HG1	9:82:32:ASP:HA	1.84	0.43
9:82:51:ARG:HA	9:82:56:LEU:HB3	2.01	0.43
9:82:5:TYR:CG	9:82:6:GLY:N	2.87	0.43
9:82:70:LYS:O	9:82:74:ILE:HG13	2.19	0.43
42:85:98:LEU:HB2	42:85:102:GLU:HB2	1.99	0.43
19:AA:15:LEU:HD22	19:AA:18:LYS:HE3	1.99	0.43
1:1G:103:C:OP2	20:BA:14:LYS:HD3	2.19	0.43
47:H8:140:ASP:N	47:H8:140:ASP:OD1	2.51	0.43
29:11:261:LYS:HZ2	29:11:263:ARG:H	1.65	0.43
2:12:213:LEU:HG	2:12:214:ILE:N	2.33	0.43
1:13:1074:G:N3	1:13:1102:A:C2	2.87	0.43
1:13:450:G:C8	1:13:481:G:O6	2.71	0.43
1:13:475:G:C4	1:13:476:G:C8	3.07	0.43
1:13:658:G:H2'	1:13:659:U:C6	2.53	0.43
1:13:730:G:C5	1:13:731:G:H1'	2.54	0.43
1:13:906:G:O5'	1:13:906:G:H8	2.01	0.43
26:14:1023:U:OP2	26:14:1024:G:N7	2.52	0.43
26:14:2292:C:H2'	26:14:2293:C:C6	2.53	0.43

Continued on next page...

Continued from previous page...

Atom-1	Atom-2	Interatomic distance (Å)	Clash overlap (Å)
26:14:2697:G:H2'	26:14:2698:U:O4'	2.19	0.43
26:14:972:G:H3'	26:14:973:A:H2'	2.00	0.43
29:19:147:LEU:HD22	29:19:147:LEU:HA	1.92	0.43
29:19:31:LYS:HG3	29:19:33:LEU:HB3	2.00	0.43
1:1G:1058:G:H2'	1:1G:1059:C:C6	2.53	0.43
1:1G:1245:A:H2'	1:1G:1246:C:C6	2.54	0.43
1:1G:373:A:N3	1:1G:374:A:C8	2.86	0.43
1:1G:428:G:C5	1:1G:430:A:C6	3.07	0.43
1:1G:450:G:O5'	1:1G:450:G:H8	2.01	0.43
1:1G:513:C:H2'	1:1G:514:C:C6	2.54	0.43
1:1G:707:C:H2'	1:1G:708:C:H6	1.82	0.43
26:1H:1317:A:H2'	26:1H:1318:C:C6	2.54	0.43
26:1H:1417:C:H42	26:1H:1581:G:H1	1.67	0.43
26:1H:1658:C:H2'	26:1H:1659:U:C6	2.53	0.43
26:1H:2080:G:H5''	26:1H:2080:G:H8	1.84	0.43
26:1H:2516:G:O2'	26:1H:2517:C:H5'	2.19	0.43
26:1H:647:G:H8	26:1H:647:G:OP2	2.01	0.43
26:1H:701:G:C2'	26:1H:702:G:H5'	2.49	0.43
27:1J:98:G:O5'	27:1J:98:G:H8	2.02	0.43
3:22:113:ALA:HB3	3:22:114:PRO:HD3	2.01	0.43
11:2A:103:LEU:HA	11:2A:103:LEU:HD12	1.70	0.43
37:35:112:LEU:HA	37:35:112:LEU:HD23	1.77	0.43
12:3A:58:VAL:O	12:3A:65:GLU:HA	2.19	0.43
4:3E:191:ARG:NE	4:3E:200:GLU:OE1	2.52	0.43
6:52:16:GLN:HG2	6:52:16:GLN:H	1.57	0.43
35:58:40:PRO:O	42:C8:64:ARG:HG2	2.19	0.43
33:59:9:ILE:HB	33:59:10:PRO:HD2	2.01	0.43
34:69:113:ARG:O	34:69:131:LYS:NZ	2.48	0.43
7:6E:95:ARG:NH1	7:6E:99:LEU:HD11	2.34	0.43
28:71:42:GLU:H	28:71:216:THR:HA	1.84	0.43
8:72:81:HIS:HB2	8:72:138:TRP:CE3	2.54	0.43
30:29:181:LEU:HD11	41:75:7:ILE:HD13	2.00	0.43
37:78:123:LEU:HA	37:78:123:LEU:HD23	1.75	0.43
9:82:112:LYS:NZ	9:82:113:LYS:O	2.48	0.43
6:52:101:ALA:O	18:9A:28:GLU:HB2	2.19	0.43
40:A8:36:TYR:N	40:A8:36:TYR:HD1	2.16	0.43
47:D5:37:VAL:HG23	47:D5:38:TYR:N	2.34	0.43
29:11:16:MET:CE	29:11:211:ARG:HD2	2.49	0.43
2:12:127:ILE:HG12	2:12:130:ARG:CD	2.49	0.43
2:12:28:PHE:CZ	2:12:189:ASP:HA	2.54	0.43
1:13:1032(A):G:H2'	1:13:1032(B):G:N7	2.34	0.43

Continued on next page...

Continued from previous page...

Atom-1	Atom-2	Interatomic distance (Å)	Clash overlap (Å)
1:13:1112:C:N3	3:2E:178:LEU:HB2	2.33	0.43
1:13:147:G:C2	1:13:148:G:C5	3.06	0.43
1:13:671:G:C4	1:13:672:U:C6	3.07	0.43
1:13:827:U:C5	1:13:870:U:C4	3.06	0.43
26:14:1003:G:N2	26:14:1153:C:C2	2.87	0.43
26:14:1551:C:C4	26:14:1552:G:C5	3.07	0.43
26:14:1830:C:O5'	26:14:1830:C:H6	2.02	0.43
26:14:2443:C:H2'	26:14:2444:G:C8	2.54	0.43
26:14:2628:C:H1'	26:14:2781:A:H2'	2.00	0.43
26:14:2842:G:C4	26:14:2876:G:N2	2.87	0.43
1:1G:1032:A:H3'	1:1G:1032(A):G:C5'	2.48	0.43
1:1G:1141:C:H2'	1:1G:1142:G:H8	1.84	0.43
1:1G:1225:A:H5''	1:1G:1226:C:OP2	2.19	0.43
1:1G:184:G:C2'	1:1G:185:A:H5'	2.49	0.43
1:1G:892:A:O2'	1:1G:1415:G:H4'	2.19	0.43
26:1H:1480:G:N1	26:1H:1482:U:O2	2.52	0.43
26:1H:2107:C:H5''	26:1H:2108:C:P	2.59	0.43
26:1H:2135:A:C5'	26:1H:2159:G:H21	2.32	0.43
26:1H:2695:C:H2'	26:1H:2696:U:H6	1.84	0.43
22:1K:62:C:H2'	22:1K:63:U:O4'	2.19	0.43
30:21:52:LEU:HA	30:21:52:LEU:HD12	1.55	0.43
3:22:19:GLU:O	3:22:57:ILE:N	2.50	0.43
3:2E:42:LEU:HD13	3:2E:42:LEU:HA	1.73	0.43
23:2L:15:G:N2	23:2L:22:A:H1'	2.34	0.43
31:31:78:ILE:H	31:31:78:ILE:HG23	1.60	0.43
1:1G:426:G:OP1	4:32:36:ARG:NH2	2.52	0.43
31:39:95:ARG:HG3	31:39:97:TYR:CE1	2.54	0.43
4:3E:31:CYS:HB2	59:3E:301:SF4:S3	2.58	0.43
32:41:137:GLU:HB2	32:41:139:LEU:HD23	2.01	0.43
32:41:130:ASN:HB3	32:41:160:VAL:HA	2.01	0.43
5:42:68:GLU:OE2	5:42:70:PRO:HG3	2.19	0.43
1:13:1397:C:OP2	5:4E:24:ARG:NH2	2.52	0.43
5:4E:11:ILE:HD11	5:4E:31:LEU:HD13	2.01	0.43
5:4E:6:PHE:HD2	5:4E:63:ARG:NH1	2.17	0.43
39:55:38:VAL:O	39:55:41:ALA:HB3	2.19	0.43
39:55:54:LEU:HD12	39:55:54:LEU:HA	1.87	0.43
6:5E:96:PRO:HB3	18:9I:30:ASP:CG	2.40	0.43
7:62:141:VAL:CA	7:62:142:GLU:HG2	2.49	0.43
34:69:128:LEU:O	34:69:138:ILE:N	2.43	0.43
7:6E:95:ARG:HH12	7:6E:99:LEU:HD21	1.83	0.43
15:6I:32:LEU:HA	15:6I:32:LEU:HD23	1.87	0.43

Continued on next page...

Continued from previous page...

Atom-1	Atom-2	Interatomic distance (Å)	Clash overlap (Å)
28:71:64:LEU:HD22	28:71:65:PRO:HD2	2.01	0.43
37:78:101:VAL:HA	37:78:105:LEU:O	2.19	0.43
1:1G:228:A:H4'	16:7A:62:VAL:HG11	2.01	0.43
16:7I:33:ILE:H	16:7I:33:ILE:HG13	1.70	0.43
42:85:86:ALA:HB2	42:85:116:ALA:HB2	2.00	0.43
38:88:5:ARG:H	38:88:5:ARG:HG3	1.62	0.43
17:8I:58:GLU:HB2	17:8I:74:LEU:HB3	2.00	0.43
44:E8:9:TYR:HA	44:E8:100:THR:CG2	2.49	0.43
46:G8:82:PRO:HB3	46:G8:99:CYS:HB2	2.01	0.43
49:J8:91:LYS:HA	49:J8:91:LYS:HZ3	1.83	0.43
29:11:72:LYS:HG2	29:11:103:ARG:NH2	2.33	0.42
1:13:105:G:H2'	1:13:106:C:C6	2.54	0.42
1:13:1346:A:O3'	1:13:1347:G:H4'	2.19	0.42
1:13:1414:U:H2'	1:13:1415:G:H8	1.84	0.42
1:13:292:G:N7	1:13:293:G:H1'	2.34	0.42
1:13:502:G:C6	1:13:503:C:C4	3.07	0.42
1:13:667:G:OP1	1:13:732:C:O2'	2.32	0.42
1:13:671:G:H2'	1:13:672:U:C6	2.48	0.42
1:13:948:C:O2'	1:13:949:A:H5'	2.19	0.42
26:14:1709:U:H2'	26:14:1710:C:C6	2.54	0.42
26:14:185:U:H2'	26:14:186:G:O4'	2.19	0.42
26:14:1769:G:O2'	26:14:1958:C:OP1	2.30	0.42
26:14:483:A:C4	46:C5:60:PHE:HZ	2.36	0.42
26:14:515:A:H2'	26:14:516:C:H5'	2.01	0.42
27:16:31:C:N4	40:A8:32:LEU:HD23	2.34	0.42
1:1G:1084:G:C6	1:1G:1085:U:C4	3.07	0.42
1:1G:115:G:H1'	1:1G:116:A:N7	2.34	0.42
1:1G:1320:C:OP1	19:AA:70:LYS:HE3	2.19	0.42
1:1G:224:C:H2'	1:1G:225:C:C6	2.54	0.42
1:1G:516:U:O2'	1:1G:519:C:N3	2.52	0.42
1:1G:803:G:C5	1:1G:804:U:C4	3.06	0.42
26:1H:1372:U:C2'	26:1H:1373:A:H5'	2.49	0.42
26:1H:1387:C:C2	26:1H:1388:G:C8	3.07	0.42
26:1H:142:G:H1'	45:F8:37:THR:CG2	2.40	0.42
26:1H:1538:G:H2'	26:1H:1539:G:C8	2.54	0.42
26:1H:2133:G:H2'	26:1H:2157:G:N2	2.34	0.42
26:1H:2262:U:H4'	26:1H:2328:A:C2	2.54	0.42
26:1H:2598:A:C8	26:1H:2598:A:H3'	2.53	0.42
26:1H:270(R):G:H2'	26:1H:270(S):G:H8	1.81	0.42
26:1H:639:U:H2'	26:1H:640:C:C6	2.54	0.42
27:1J:1:U:H2'	27:1J:2:C:C6	2.54	0.42

Continued on next page...

Continued from previous page...

Atom-1	Atom-2	Interatomic distance (Å)	Clash overlap (Å)
3:22:6:HIS:HD2	3:22:7:PRO:HD2	1.84	0.42
30:29:37:ARG:HD2	30:29:80:GLU:OE2	2.19	0.42
3:2E:175:LEU:HD21	3:2E:201:TYR:CE1	2.54	0.42
3:2E:188:LEU:HD11	3:2E:195:VAL:HG13	2.01	0.42
11:2I:106:LYS:HB2	11:2I:106:LYS:HE3	1.76	0.42
23:2K:45:A:H2'	23:2K:46:G:O4'	2.19	0.42
12:3A:85:ILE:HA	12:3A:85:ILE:HD12	1.65	0.42
4:3E:104:VAL:O	4:3E:107:ARG:N	2.52	0.42
4:3E:173:TRP:CZ3	4:3E:193:ASP:HB3	2.54	0.42
32:41:125:PHE:CE1	32:41:131:TYR:HB2	2.53	0.42
32:41:63:ILE:HG13	32:41:64:THR:N	2.34	0.42
32:49:27:ASN:OD1	32:49:28:VAL:N	2.50	0.42
13:4A:78:ILE:CG2	13:4A:92:HIS:HB3	2.46	0.42
33:51:71:LEU:HD12	33:51:71:LEU:HA	1.83	0.42
39:55:29:LEU:HD12	39:55:29:LEU:HA	1.78	0.42
35:58:57:ALA:C	35:58:59:LYS:N	2.68	0.42
36:68:23:ARG:HG3	36:68:24:VAL:N	2.33	0.42
34:69:23:PRO:O	34:69:27:ARG:HG2	2.19	0.42
37:78:96:THR:C	37:78:98:GLU:H	2.22	0.42
26:14:2178:C:H5'	28:79:46:LYS:HE2	2.01	0.42
1:1G:393:A:OP2	16:7A:12:LYS:HD3	2.18	0.42
1:1G:1371:G:OP2	9:82:11:LYS:HG2	2.19	0.42
1:1G:192:U:C1'	20:BA:103:GLY:HA2	2.49	0.42
20:BA:26:ASN:HA	20:BA:71:THR:HG23	2.01	0.42
26:1H:1266:G:O5'	44:E8:15:ARG:NH2	2.52	0.42
46:G8:4:LYS:HD3	46:G8:4:LYS:HA	1.75	0.42
53:N8:36:CYS:HB2	53:N8:49:CYS:SG	2.59	0.42
55:Q8:7:HIS:HB3	55:Q8:61:LEU:HB3	2.01	0.42
2:12:132:LYS:HD2	2:12:135:GLN:NE2	2.34	0.42
1:13:983:A:H1'	1:13:1049:U:O2	2.19	0.42
1:13:1177:G:H5'	9:8E:97:LYS:HZ1	1.84	0.42
1:13:464:G:H2'	1:13:467:G:O6	2.19	0.42
1:13:946:A:H2'	1:13:947:G:C8	2.54	0.42
26:14:1346:G:H2'	26:14:1347:G:H8	1.84	0.42
26:14:1399:C:H2'	26:14:1400:G:H8	1.85	0.42
26:14:1424:G:H2'	26:14:1425:G:C8	2.54	0.42
26:14:1569:A:H2'	26:14:1570:A:C8	2.54	0.42
26:14:1774:C:H6	26:14:1774:C:O5'	2.01	0.42
26:14:2310:A:H5'	26:14:2311:A:OP2	2.18	0.42
26:14:2572:A:N7	30:29:145:LYS:HB2	2.34	0.42
26:14:2641:G:P	35:15:74:ARG:HH21	2.42	0.42

Continued on next page...

Continued from previous page...

Atom-1	Atom-2	Interatomic distance (Å)	Clash overlap (Å)
26:14:2645:G:H3'	26:14:2646:C:H5'	2.01	0.42
26:14:2687:U:C4	26:14:2688:U:C5	3.07	0.42
26:14:270(P):C:H2'	26:14:270(Q):C:C6	2.54	0.42
26:14:1638:C:H5''	26:14:2710:C:O2'	2.19	0.42
26:14:2805:G:H2'	26:14:2807:G:O4'	2.19	0.42
26:14:441:U:H2'	26:14:442:G:C8	2.54	0.42
1:1G:1157:A:N9	1:1G:1158:C:H5	2.17	0.42
1:1G:1423:G:OP1	36:25:49:ARG:NH2	2.52	0.42
1:1G:520:A:N1	1:1G:536:C:H1'	2.33	0.42
1:1G:980:C:H5'	1:1G:981:U:OP2	2.19	0.42
1:1G:983:A:H2	1:1G:984:C:C6	2.38	0.42
26:1H:1166:C:O2	26:1H:1184:G:C2	2.72	0.42
26:1H:1711:C:H2'	26:1H:1712:C:O4'	2.19	0.42
26:1H:192:C:OP1	61:1H:3573:HOH:O	2.21	0.42
26:1H:1965:C:H3'	26:1H:1966:A:H2'	2.00	0.42
26:1H:2029:G:H2'	26:1H:2031:A:OP1	2.19	0.42
26:1H:2439:A:C8	26:1H:2439:A:H5'	2.54	0.42
26:1H:2820:A:O2'	26:1H:2821:A:OP1	2.31	0.42
26:1H:363(E):U:OP2	26:1H:363(E):U:H6	2.02	0.42
26:1H:38:A:H2'	26:1H:39:C:C6	2.54	0.42
10:1I:33:GLN:O	10:1I:74:ILE:HG12	2.19	0.42
56:1L:3:G:H2'	56:1L:3:G:OP2	2.19	0.42
26:14:2636:U:H4'	30:29:80:GLU:OE2	2.19	0.42
23:2K:65:G:C2	23:2K:66:C:C2	3.07	0.42
31:31:170:LEU:HB2	31:31:173:VAL:HB	2.00	0.42
31:31:59:TYR:CD1	31:31:78:ILE:HD11	2.54	0.42
31:39:29:ASN:HA	31:39:30:PRO:HD3	1.63	0.42
4:3E:155:LEU:HB3	4:3E:158:ILE:HG13	2.01	0.42
32:41:12:TYR:HA	32:41:16:ARG:HD3	2.01	0.42
5:42:70:PRO:O	5:42:77:PRO:HD3	2.19	0.42
13:4A:34:LEU:HD13	13:4A:41:PRO:HB3	2.01	0.42
13:4I:3:ARG:CZ	13:4I:9:ILE:HD11	2.49	0.42
39:55:12:ARG:HB3	39:55:16:HIS:HB3	2.01	0.42
7:62:45:ASP:O	7:62:49:ILE:HG13	2.19	0.42
26:14:2295:C:OP1	40:65:10:ARG:HD3	2.18	0.42
15:6I:45:VAL:HG12	15:6I:46:HIS:HD2	1.83	0.42
28:71:193:ILE:HD13	28:71:194:ARG:CZ	2.49	0.42
8:72:103:VAL:HG21	8:72:110:ALA:HB2	2.00	0.42
8:72:4:ASP:OD2	8:72:85:ARG:NE	2.49	0.42
37:78:71:VAL:CG1	37:78:72:PRO:HD3	2.49	0.42
16:7A:17:TYR:CE2	16:7A:41:PRO:HG3	2.54	0.42

Continued on next page...

Continued from previous page...

Atom-1	Atom-2	Interatomic distance (Å)	Clash overlap (Å)
8:7E:88:LYS:HB3	8:7E:89:PRO:HD2	2.00	0.42
17:8I:101:ARG:HB2	17:8I:101:ARG:CZ	2.49	0.42
43:95:24:LYS:HB3	43:95:24:LYS:HE2	1.92	0.42
26:14:2331:G:O2'	48:E5:43:THR:HB	2.18	0.42
46:G8:42:VAL:HG23	46:G8:43:ASN:H	1.84	0.42
50:K8:47:ASN:O	50:K8:49:LYS:HG3	2.19	0.42
53:N8:20:ARG:HG2	53:N8:23:HIS:CE1	2.54	0.42
29:11:118:VAL:HG11	29:11:124:PRO:HD2	2.01	0.42
1:13:1080:A:H5'	5:4E:14:ARG:NH2	2.35	0.42
1:13:1330:U:H4'	13:4I:23:TYR:CE1	2.52	0.42
1:13:1536:C:H42	25:4K:9:G:H22	1.67	0.42
1:13:255:G:C6	1:13:256:U:C4	3.06	0.42
1:13:575:G:H4'	1:13:576:G:H5''	2.01	0.42
1:13:659:U:H2'	1:13:660:G:C8	2.53	0.42
1:13:664:G:P	18:9I:64:ARG:HH21	2.43	0.42
1:13:711:G:H2'	1:13:712:A:H8	1.84	0.42
26:14:1059:G:H2'	26:14:1060:U:C4	2.54	0.42
26:14:150:C:H2'	26:14:151:C:C6	2.55	0.42
26:14:1803:A:H2	26:14:1822:G:N3	2.18	0.42
26:14:2132:U:H3	28:79:6:ARG:HE	1.66	0.42
26:14:2512:C:H4'	30:29:122:PHE:CE2	2.54	0.42
26:14:2848:G:H1'	26:14:2867:G:N2	2.35	0.42
26:14:856:C:C6	26:14:857:C:H5	2.37	0.42
35:15:5:VAL:HG23	35:15:43:THR:HG21	2.01	0.42
29:19:67:PHE:HE1	29:19:106:ILE:HD11	1.83	0.42
2:1E:16:HIS:HE1	2:1E:213:LEU:HD12	1.84	0.42
1:1G:1127:G:N3	1:1G:1127:G:H2'	2.34	0.42
1:1G:1293:G:H2'	1:1G:1294:G:C8	2.55	0.42
1:1G:1402:C:H2'	1:1G:1403:C:O4'	2.19	0.42
1:1G:171:A:H2'	1:1G:172:A:C8	2.54	0.42
1:1G:590:C:OP1	8:72:30:ARG:N	2.44	0.42
1:1G:751:U:H2'	1:1G:752:G:O4'	2.19	0.42
1:1G:967:C:H2'	1:1G:968:A:N7	2.34	0.42
26:1H:1042:G:C6	26:1H:1043:C:C4	3.07	0.42
26:1H:1423:G:C6	26:1H:1424:G:N7	2.87	0.42
26:1H:1435:G:H2'	26:1H:1436:G:H8	1.84	0.42
26:1H:1581:G:H2'	26:1H:1582:C:O4'	2.19	0.42
26:1H:2408:U:H6	26:1H:2408:U:O5'	2.03	0.42
26:1H:2391:G:O6	26:1H:2425:A:H8	2.02	0.42
26:1H:315:G:C6	26:1H:316:C:C4	3.07	0.42
26:1H:354:G:H2'	26:1H:355:G:C8	2.54	0.42

Continued on next page...

Continued from previous page...

Atom-1	Atom-2	Interatomic distance (Å)	Clash overlap (Å)
26:1H:805:G:H4'	26:1H:806:C:OP2	2.20	0.42
10:1I:83:GLU:HG2	10:1I:84:GLN:H	1.84	0.42
22:1K:18:G:C5	22:1K:57:G:N2	2.87	0.42
30:21:164:ARG:HH11	30:21:164:ARG:HD3	1.71	0.42
31:31:161:GLU:O	31:31:165:ARG:HG2	2.20	0.42
31:31:8:GLN:OE1	31:31:21:ALA:HB2	2.18	0.42
4:32:119:GLN:HG2	4:32:123:HIS:CD2	2.50	0.42
4:32:93:PHE:O	4:32:96:LEU:HB2	2.20	0.42
12:3I:28:LYS:HE3	12:3I:64:TYR:CE1	2.54	0.42
57:3L:58:A:N7	57:3L:61:C:C4	2.87	0.42
38:45:54:MET:O	38:45:57:HIS:N	2.47	0.42
13:4A:78:ILE:O	13:4A:82:MET:N	2.52	0.42
26:1H:2531:A:H5'	33:51:157:TYR:CZ	2.53	0.42
39:55:70:LEU:HD23	39:55:70:LEU:HA	1.86	0.42
8:7E:51:VAL:HG21	8:7E:60:ARG:HH11	1.83	0.42
26:14:1226:G:P	43:95:85:LYS:HA	2.59	0.42
49:F5:92:LYS:O	49:F5:93:GLU:C	2.56	0.42
46:G8:29:GLU:HB3	46:G8:38:ILE:CG2	2.48	0.42
51:L8:7:LYS:HD2	51:L8:34:GLU:OE2	2.19	0.42
55:M5:8:LYS:HA	55:M5:8:LYS:HD3	1.71	0.42
53:N8:46:CYS:HA	53:N8:47:PRO:HD2	1.81	0.42
2:12:158:LEU:HA	2:12:159:PRO:HD2	1.83	0.42
1:13:1128:C:C5	1:13:1139:G:C2	3.06	0.42
1:13:567:G:H2'	1:13:568:G:O4'	2.19	0.42
1:13:754:C:OP1	15:6I:72:ARG:NH2	2.51	0.42
26:14:1022:G:C6	26:14:1140:C:C4	3.08	0.42
26:14:1154:G:O5'	26:14:1154:G:H8	2.02	0.42
26:14:1464:C:C2	26:14:1465:G:C8	3.08	0.42
26:14:162:U:H4'	26:14:171:G:O4'	2.19	0.42
26:14:1784:A:H4'	26:14:1785:A:O5'	2.19	0.42
26:14:2081:C:O2'	26:14:2082:A:H5'	2.20	0.42
26:14:2295:C:N3	26:14:2296:U:H5	2.17	0.42
26:14:2603:G:C6	26:14:2604:U:C4	3.07	0.42
26:14:26:G:C6	26:14:27:G:N1	2.87	0.42
26:14:527:C:N4	26:14:2779:U:OP2	2.52	0.42
26:14:775:G:C5	26:14:794:G:C8	3.07	0.42
26:14:814:C:OP1	43:95:83:ARG:N	2.34	0.42
1:1G:1105:A:H2'	1:1G:1106:G:H8	1.85	0.42
1:1G:129(A):G:C6	1:1G:188:U:H4'	2.54	0.42
1:1G:142:G:H2'	1:1G:143:A:H8	1.84	0.42
1:1G:161:A:N6	1:1G:162:A:N1	2.67	0.42

Continued on next page...

Continued from previous page...

Atom-1	Atom-2	Interatomic distance (Å)	Clash overlap (Å)
1:1G:20:U:H2'	1:1G:21:G:O4'	2.19	0.42
1:1G:685:G:H5'	11:2A:39:PRO:O	2.18	0.42
1:1G:718:G:H5'	11:2A:117:ASN:CG	2.40	0.42
1:1G:894:G:C6	1:1G:895:G:C5	3.08	0.42
26:1H:1021:A:C3'	26:1H:1021:A:C8	3.02	0.42
26:1H:1047:G:C2	26:1H:1110:G:C8	3.07	0.42
26:1H:1336:A:H2'	26:1H:1337:G:C8	2.55	0.42
26:1H:1359:A:N3	26:1H:1359:A:O4'	2.52	0.42
26:1H:1388:G:H2'	26:1H:1389:G:C8	2.55	0.42
26:1H:2159:G:C5	26:1H:2160:G:C8	3.08	0.42
26:1H:2415:G:O4'	37:78:67:MET:HG3	2.19	0.42
26:1H:2477:C:H6	26:1H:2529:G:O6	2.02	0.42
26:1H:94:G:H2'	26:1H:95:G:O4'	2.19	0.42
10:1I:33:GLN:OE1	10:1I:74:ILE:HG23	2.20	0.42
22:1K:26:A:H5'	22:1K:27:G:OP2	2.20	0.42
56:1L:66:A:H2'	56:1L:66:A:N3	2.33	0.42
30:21:181:LEU:HA	30:21:181:LEU:HD13	1.71	0.42
36:25:59:LYS:HB3	36:25:87:ILE:HG22	2.02	0.42
11:2I:124:LYS:HB2	11:2I:125:PHE:HD1	1.83	0.42
4:32:120:LEU:HA	4:32:120:LEU:HD23	1.81	0.42
4:32:126:ILE:HG22	4:32:127:THR:N	2.35	0.42
37:35:50:ARG:HD3	55:M5:61:LEU:HD11	2.00	0.42
12:3A:54:LYS:HE3	12:3A:54:LYS:N	2.34	0.42
1:13:404:U:H5'	4:3E:122:ARG:HD2	2.00	0.42
26:14:911:A:C5	38:45:9:TYR:CD2	3.08	0.42
32:49:37:VAL:O	32:49:94:LEU:HB2	2.19	0.42
13:4I:34:LEU:HD13	13:4I:41:PRO:HB3	2.01	0.42
35:58:12:ARG:HB3	35:58:50:ASP:OD1	2.20	0.42
15:6A:10:LYS:HG2	15:6A:10:LYS:H	1.56	0.42
41:75:54:ARG:HG3	41:75:59:THR:CG2	2.49	0.42
8:7E:20:TYR:HE1	8:7E:78:GLN:NE2	2.17	0.42
9:82:79:LEU:HD23	9:82:101:PHE:O	2.20	0.42
43:95:44:LYS:HG3	43:95:45:THR:OG1	2.19	0.42
39:98:18:LEU:HD23	39:98:18:LEU:HA	1.79	0.42
41:B8:51:ARG:HB2	41:B8:98:LYS:HD2	2.00	0.42
42:C8:92:ARG:HH21	43:D8:10:LYS:HG2	1.84	0.42
48:I8:64:ASP:OD1	48:I8:64:ASP:N	2.53	0.42
52:M8:15:ILE:O	52:M8:33:VAL:HB	2.19	0.42
55:Q8:9:GLY:O	55:Q8:13:ARG:HG2	2.17	0.42
29:11:120:GLY:HA2	29:11:190:TYR:OH	2.20	0.42
1:13:1225:A:N3	1:13:1225:A:H2'	2.34	0.42

Continued on next page...

Continued from previous page...

Atom-1	Atom-2	Interatomic distance (Å)	Clash overlap (Å)
1:13:1536:C:N4	25:4K:9:G:H22	2.17	0.42
1:13:51:A:OP2	1:13:52:G:C8	2.69	0.42
1:13:715:A:H2'	1:13:716:A:C8	2.54	0.42
1:13:963:G:H21	10:1I:55:LYS:HZ1	1.68	0.42
26:14:1012:U:O4	35:15:25:ARG:HA	2.20	0.42
26:14:1475:G:H5'	26:14:1476:C:OP2	2.19	0.42
26:14:1507:A:O2'	26:14:1510:A:N1	2.40	0.42
26:14:1728:G:N3	26:14:1728:G:H5''	2.34	0.42
26:14:581:C:H2'	26:14:582:G:H8	1.85	0.42
26:14:774:A:C2	26:14:787:U:O2'	2.73	0.42
26:14:921:G:C6	26:14:922:U:C4	3.07	0.42
35:15:15:LEU:HB3	35:15:136:GLU:HA	2.00	0.42
2:1E:8:LYS:HZ3	2:1E:8:LYS:H	1.67	0.42
1:1G:27:G:H8	1:1G:27:G:O5'	2.01	0.42
1:1G:834:C:N4	1:1G:852:G:H1	2.16	0.42
26:1H:1156:A:N7	42:C8:51:LYS:HG2	2.35	0.42
26:1H:1204:A:C2	26:1H:1241:A:N1	2.87	0.42
26:1H:1575:C:H2'	26:1H:1576:U:O4'	2.20	0.42
26:1H:1711:C:H2'	26:1H:1712:C:C6	2.55	0.42
26:1H:2821:A:HO2'	26:1H:2826:A:H2	1.66	0.42
26:1H:2849:U:O4	41:B8:23:ARG:NH2	2.52	0.42
26:1H:2895:U:H2'	26:1H:2896:C:H6	1.84	0.42
26:1H:346:A:H5''	26:1H:347:A:OP2	2.19	0.42
26:1H:442:G:C4	26:1H:444:C:C5	3.07	0.42
26:1H:581:C:H2'	26:1H:582:G:H8	1.84	0.42
26:1H:592:G:N3	55:Q8:4:MET:CE	2.83	0.42
26:1H:665:C:H2'	26:1H:666:G:C8	2.55	0.42
3:22:120:VAL:HA	3:22:123:GLN:HB3	2.01	0.42
11:2I:32:ILE:HD12	11:2I:68:ALA:O	2.20	0.42
31:31:164:ARG:HG3	31:31:175:THR:HB	2.01	0.42
31:39:120:GLU:HG3	31:39:122:LYS:HG2	2.01	0.42
31:39:16:GLY:O	31:39:18:ARG:N	2.52	0.42
31:39:62:ARG:CG	31:39:62:ARG:HH11	2.32	0.42
12:3A:27:LEU:HD23	12:3A:33:ARG:HG2	2.00	0.42
57:3L:2:G:H2'	57:3L:3:G:C8	2.55	0.42
57:3L:76:A:H8	26:14:2394:C:N4	2.18	0.42
32:41:37:VAL:HG22	32:41:159:VAL:HG13	2.02	0.42
38:45:136:ALA:HB1	38:45:138:ASP:OD2	2.18	0.42
13:4I:82:MET:O	13:4I:83:ASP:HB2	2.19	0.42
39:55:57:ARG:NE	39:55:59:ASP:OD2	2.24	0.42
7:6E:104:LEU:HD13	7:6E:104:LEU:HA	1.90	0.42

Continued on next page...

Continued from previous page...

Atom-1	Atom-2	Interatomic distance (Å)	Clash overlap (Å)
1:1G:1372:U:OP1	9:82:72:GLY:N	2.51	0.42
17:8I:29:HIS:N	17:8I:34:LYS:O	2.49	0.42
43:95:35:LEU:C	43:95:37:VAL:HG13	2.39	0.42
6:5E:97:PHE:N	18:9I:30:ASP:OD1	2.49	0.42
40:A8:5:THR:OG1	40:A8:8:GLU:HG2	2.19	0.42
46:G8:57:GLN:H	46:G8:57:GLN:HG3	1.56	0.42
47:H8:4:ARG:HB3	47:H8:58:VAL:HG22	2.01	0.42
51:L8:2:PRO:HB2	51:L8:3:ARG:H	1.56	0.42
55:M5:23:VAL:HA	55:M5:48:PHE:O	2.20	0.42
1:13:158:G:C2	1:13:159:G:C8	3.08	0.42
1:13:284:G:H2'	1:13:285:G:C8	2.54	0.42
1:13:294:U:O4	1:13:295:C:N4	2.52	0.42
1:13:554:C:H2'	1:13:555:C:C6	2.52	0.42
1:13:76:G:O4'	1:13:95:G:N1	2.36	0.42
26:14:1142(A):A:C5	26:14:1144:G:C5	3.07	0.42
26:14:940:G:N3	26:14:1191:G:H4'	2.34	0.42
26:14:2127:G:C6	26:14:2128:C:C4	3.07	0.42
26:14:397:G:O2'	26:14:2231:C:H1'	2.19	0.42
26:14:2353:G:H2'	26:14:2354:G:O4'	2.19	0.42
26:14:510:C:H2'	26:14:511:U:O4'	2.19	0.42
26:14:552:G:H2'	26:14:553:U:O4'	2.19	0.42
26:14:873:G:N2	26:14:905:U:O2	2.52	0.42
26:14:959:A:C6	26:14:960:A:C2	3.08	0.42
29:19:49:ILE:HG12	29:19:49:ILE:O	2.18	0.42
29:19:69:ARG:HD3	29:19:105:ILE:HD11	2.00	0.42
2:1E:196:LEU:HD23	2:1E:196:LEU:HA	1.83	0.42
1:1G:1072:G:H2'	1:1G:1073:U:O4'	2.20	0.42
1:1G:669:U:H2'	1:1G:670:G:H8	1.84	0.42
1:1G:826:C:H2'	1:1G:827:U:C6	2.54	0.42
26:1H:1042:G:H1	26:1H:1113:U:H3	1.67	0.42
26:1H:1239:G:O5'	26:1H:1239:G:H8	2.02	0.42
26:1H:1265:A:OP1	26:1H:1265:A:H8	2.02	0.42
26:1H:1521:G:H8	26:1H:1521:G:H5''	1.84	0.42
26:1H:2070:G:C2	26:1H:2442:C:C2	3.08	0.42
26:1H:289:A:H61	26:1H:351:G:H1'	1.85	0.42
26:1H:482:A:H5''	26:1H:483:A:OP1	2.19	0.42
26:1H:562:U:O4	26:1H:2036:C:H1'	2.19	0.42
26:1H:730:C:H3'	61:1H:3511:HOH:O	2.19	0.42
26:1H:870:A:H5''	38:88:6:ARG:HB3	2.01	0.42
36:25:113:LYS:CE	36:25:113:LYS:H	2.32	0.42
30:29:101:ARG:CZ	30:29:171:GLU:HB2	2.50	0.42

Continued on next page...

Continued from previous page...

Atom-1	Atom-2	Interatomic distance (Å)	Clash overlap (Å)
23:2K:21:U:C2'	23:2K:22:A:H5'	2.50	0.42
23:2L:8:4SU:C2	23:2L:14:A:H62	2.27	0.42
4:32:148:VAL:HG12	4:32:152:SER:CB	2.48	0.42
4:32:170:VAL:HB	4:32:176:LEU:HD11	2.02	0.42
31:39:38:ARG:HE	31:39:38:ARG:HB3	1.74	0.42
12:3A:41:ARG:O	12:3A:55:VAL:HG12	2.19	0.42
24:3K:71:C:H1'	26:1H:1851:U:H1'	2.02	0.42
57:3L:48:C:H5''	57:3L:59:A:H4'	2.00	0.42
5:42:51:VAL:HG23	5:42:52:PRO:CD	2.50	0.42
38:45:37:LEU:HB2	38:45:128:LYS:O	2.20	0.42
13:4I:4:ILE:HG22	13:4I:5:ALA:H	1.83	0.42
33:51:13:LYS:HB3	33:51:13:LYS:HE2	1.64	0.42
33:51:87:LEU:HA	33:51:87:LEU:HD23	1.66	0.42
6:52:41:GLU:HG3	6:52:62:TRP:CE3	2.55	0.42
9:8E:116:LYS:HE3	9:8E:122:ALA:HB2	2.02	0.42
18:9A:56:THR:HB	18:9A:58:LEU:HD13	2.02	0.42
44:A5:71:VAL:HA	44:A5:107:LEU:HD12	2.02	0.42
40:A8:93:LYS:HG2	40:A8:95:HIS:HB2	2.01	0.42
19:AI:23:ASN:ND2	19:AI:43:GLU:HB2	2.34	0.42
41:B8:111:ARG:O	41:B8:112:ARG:HB3	2.19	0.42
41:B8:78:LEU:O	41:B8:78:LEU:HD13	2.19	0.42
20:BI:42:GLN:O	20:BI:46:GLU:N	2.53	0.42
45:F8:92:LEU:HD23	45:F8:92:LEU:HA	1.82	0.42
26:1H:2261:C:C5	48:I8:16:SER:HB3	2.54	0.42
48:I8:60:PHE:CD1	48:I8:60:PHE:N	2.87	0.42
53:N8:41:PRO:HA	53:N8:42:PRO:HD3	1.90	0.42
1:13:109:A:H5'	1:13:110:C:H5	1.85	0.42
1:13:1127:G:C5	1:13:1128:C:N4	2.88	0.42
1:13:11:G:C6	1:13:12:U:C4	3.07	0.42
1:13:437:U:H2'	1:13:437:U:O2	2.19	0.42
1:13:488:C:O2'	1:13:489:C:H5'	2.20	0.42
26:14:1685:C:H2'	26:14:1686:C:C6	2.54	0.42
26:14:1858:G:H2'	26:14:1883:G:H22	1.84	0.42
26:14:2366:A:H2'	26:14:2367:G:O4'	2.20	0.42
26:14:2494:G:O2'	26:14:2495:G:H5'	2.20	0.42
26:14:2662:A:O5'	26:14:2662:A:H8	2.02	0.42
26:14:595:C:H5''	26:14:595:C:H6	1.84	0.42
26:14:734:A:O2'	26:14:1635:G:H5'	2.20	0.42
26:14:95:G:H4'	50:G5:46:GLN:HB2	2.02	0.42
35:15:13:TRP:O	35:15:135:PRO:HD2	2.19	0.42
29:19:72:LYS:HE3	29:19:101:GLU:OE2	2.20	0.42

Continued on next page...

Continued from previous page...

Atom-1	Atom-2	Interatomic distance (Å)	Clash overlap (Å)
1:1G:105:G:C6	1:1G:106:C:C4	3.07	0.42
1:1G:464:G:O5'	1:1G:464:G:H8	2.03	0.42
1:1G:485:G:O2'	1:1G:486:U:H6	2.03	0.42
26:1H:1843:C:H6	26:1H:1843:C:O5'	2.01	0.42
26:1H:2062:A:HO2'	26:1H:2063:C:C5'	2.33	0.42
26:1H:2212:A:O2'	26:1H:2215:G:C8	2.64	0.42
26:1H:2376:A:C2	26:1H:2377:A:H1'	2.55	0.42
26:1H:2408:U:H2'	26:1H:2409:G:C8	2.54	0.42
26:1H:271(C):U:C4	26:1H:272:G:OP1	2.73	0.42
26:1H:2863:C:H2'	26:1H:2864:G:C8	2.55	0.42
26:1H:479:A:N3	26:1H:481:G:H5''	2.34	0.42
26:1H:674:G:O2'	31:31:74:ARG:HG3	2.20	0.42
30:21:108:SER:OG	30:21:163:GLU:HG2	2.19	0.42
26:1H:2638:G:P	30:21:82:ARG:NH2	2.93	0.42
3:22:130:VAL:O	3:22:134:ILE:HG12	2.20	0.42
3:2E:118:GLN:H	3:2E:118:GLN:HG2	1.63	0.42
3:2E:34:LEU:HD22	3:2E:38:ARG:NH1	2.35	0.42
11:2I:121:PRO:HG2	11:2I:126:ARG:HG2	2.02	0.42
4:32:61:LYS:HA	4:32:203:VAL:HG22	2.01	0.42
4:32:63:LYS:HE3	4:32:63:LYS:HB2	1.63	0.42
4:32:76:ARG:NH2	4:32:80:GLU:OE1	2.44	0.42
4:3E:31:CYS:SG	4:3E:34:GLU:HG2	2.59	0.42
12:3I:6:THR:N	12:3I:9:GLN:OE1	2.52	0.42
5:42:28:PHE:O	5:42:47:LYS:HA	2.20	0.42
5:42:93:PRO:O	8:72:105:ARG:NH1	2.53	0.42
32:49:98:ARG:O	32:49:101:ILE:HG13	2.19	0.42
26:1H:1012:U:O4	35:58:25:ARG:HA	2.20	0.42
16:7I:27:LYS:H	16:7I:27:LYS:HG2	1.64	0.42
38:88:17:LEU:HA	38:88:17:LEU:HD23	1.44	0.42
43:95:79:VAL:HG23	43:95:80:GLN:H	1.85	0.42
41:B8:13:ARG:HB3	41:B8:13:ARG:NH1	2.34	0.42
20:BI:14:LYS:HG3	20:BI:17:ARG:HE	1.85	0.42
46:C5:46:LYS:HA	46:C5:46:LYS:HD2	1.85	0.42
46:C5:87:LYS:NZ	46:C5:89:PHE:HB3	2.35	0.42
51:L8:40:THR:HG23	51:L8:43:ILE:HG13	2.02	0.42
37:78:63:PRO:CB	55:Q8:30:ARG:HH21	2.32	0.42
2:12:119:GLU:OE2	2:12:153:ARG:NH1	2.52	0.42
1:13:1033:G:H8	1:13:1033:G:OP2	2.03	0.42
1:13:120:A:H2'	1:13:121:C:H4'	2.00	0.42
1:13:1402:C:H2'	1:13:1403:C:O4'	2.20	0.42
1:13:232:G:C4	1:13:233:C:C5	3.08	0.42

Continued on next page...

Continued from previous page...

Atom-1	Atom-2	Interatomic distance (Å)	Clash overlap (Å)
1:13:317:G:H1	1:13:336:C:N4	2.18	0.42
1:13:807:A:H2'	1:13:808:C:C6	2.54	0.42
26:14:1392:A:N6	26:14:1393:A:N6	2.68	0.42
26:14:1728:G:C2	26:14:1730:U:OP2	2.72	0.42
26:14:1757:U:O2	26:14:1762:A:N1	2.53	0.42
26:14:224:G:N7	26:14:420:C:H4'	2.35	0.42
26:14:2631:G:O2'	26:14:2810:A:N1	2.45	0.42
35:15:39:ARG:NH1	35:15:41:ASP:HB3	2.35	0.42
29:19:72:LYS:HD3	29:19:97:TYR:CE2	2.55	0.42
2:1E:91:PRO:HA	2:1E:154:LEU:HD12	2.01	0.42
2:1E:176:GLU:O	2:1E:180:LEU:HG	2.20	0.42
1:1G:1260:C:H3'	1:1G:1260:C:C6	2.55	0.42
1:1G:628:G:N2	1:1G:629:G:C2	2.87	0.42
1:1G:652:U:C4	1:1G:752:G:N3	2.88	0.42
1:1G:654:G:H2'	1:1G:655:A:O4'	2.19	0.42
26:1H:1613:G:C6	26:1H:1619:G:O6	2.72	0.42
26:1H:1813:G:H1'	29:11:50:THR:OG1	2.19	0.42
26:1H:1925:C:C2'	26:1H:1926:U:H5'	2.50	0.42
26:1H:2645:G:H3'	26:1H:2646:C:H5'	2.01	0.42
26:1H:2657:A:O2'	33:51:160:LYS:NZ	2.40	0.42
26:1H:2684:U:C4	26:1H:2685:G:N7	2.87	0.42
26:1H:270(A):A:N3	26:1H:365:C:O2'	2.42	0.42
26:1H:307:G:N2	26:1H:310:A:O5'	2.50	0.42
26:1H:994:C:OP1	42:C8:53:ARG:NH2	2.50	0.42
22:1K:14:A:N6	22:1K:22:G:C5	2.88	0.42
3:2E:173:VAL:HG12	3:2E:175:LEU:HD12	2.01	0.42
3:2E:32:LEU:HD13	3:2E:59:ARG:HD3	2.01	0.42
11:2I:125:PHE:CD1	11:2I:125:PHE:N	2.87	0.42
11:2I:45:GLY:O	11:2I:50:TYR:HB2	2.20	0.42
23:2L:20:G:C2	23:2L:58:A:N3	2.88	0.42
23:2L:69:C:H2'	23:2L:70:C:C6	2.54	0.42
31:31:64:ILE:HG22	31:31:65:TRP:CD1	2.54	0.42
4:32:100:ARG:HG2	4:32:136:PRO:O	2.19	0.42
37:35:36:LYS:HB3	37:35:37:GLY:H	1.55	0.42
4:3E:194:LEU:HG	4:3E:196:LEU:HD23	2.01	0.42
57:3L:25:C:C4	57:3L:26:A:C8	3.07	0.42
32:41:51:ARG:O	32:41:54:GLU:HG2	2.20	0.42
27:16:42:C:O2	32:41:92:VAL:HA	2.20	0.42
5:42:41:VAL:O	5:42:67:VAL:N	2.53	0.42
5:42:76:ILE:HG23	5:42:77:PRO:HD2	2.02	0.42
13:4I:70:LEU:O	13:4I:74:VAL:HG23	2.19	0.42

Continued on next page...

Continued from previous page...

Atom-1	Atom-2	Interatomic distance (Å)	Clash overlap (Å)
39:55:100:LEU:HD12	39:55:111:LEU:HB2	2.02	0.42
26:14:2839:G:H21	39:55:92:GLY:HA2	1.85	0.42
35:58:28:THR:HG22	35:58:29:LYS:N	2.34	0.42
14:5A:3:ARG:HA	14:5A:4:LYS:HA	1.84	0.42
7:62:28:ASN:OD1	7:62:36:LYS:NZ	2.53	0.42
34:69:79:ILE:O	34:69:143:SER:HA	2.20	0.42
41:75:51:ARG:HG3	41:75:98:LYS:HD2	2.01	0.42
37:78:111:ARG:HG2	37:78:128:HIS:CD2	2.54	0.42
16:7A:39:TYR:CD2	16:7A:41:PRO:HD3	2.55	0.42
9:82:73:GLN:O	9:82:76:ALA:N	2.51	0.42
26:14:1152:C:H4'	42:85:77:SER:HA	2.02	0.42
38:88:47:ILE:O	38:88:50:ALA:N	2.53	0.42
1:13:266:G:O2'	17:8I:67:LYS:HB3	2.20	0.42
19:AI:4:SER:O	19:AI:5:LEU:HD23	2.20	0.42
41:B8:3:ARG:O	41:B8:6:LEU:N	2.52	0.42
1:13:323:U:H5'	20:BI:23:ARG:HB3	2.01	0.42
26:14:458:G:O2'	54:L5:39:ARG:HD3	2.19	0.42
29:11:30:GLU:HG3	29:11:63:ARG:CZ	2.49	0.42
1:13:195:A:C5	1:13:196:A:N1	2.87	0.42
1:13:1:U:C2	1:13:630:G:H1'	2.55	0.42
1:13:254:G:N2	1:13:272:C:O2	2.41	0.42
1:13:445:G:H1	1:13:489:C:N4	2.17	0.42
1:13:627:G:H2'	1:13:628:G:C8	2.55	0.42
1:13:711:G:O2'	1:13:712:A:H5'	2.20	0.42
1:13:724:G:O2'	1:13:725:G:H5'	2.20	0.42
1:13:792:A:O2'	1:13:794:A:N7	2.49	0.42
26:14:1198:U:H2'	26:14:1199:U:H6	1.84	0.42
26:14:1514:U:C2'	26:14:1515:C:H5'	2.49	0.42
26:14:1858:G:H2'	26:14:1883:G:N2	2.35	0.42
26:14:2037:G:H2'	26:14:2038:G:C8	2.55	0.42
26:14:2145:C:C2	26:14:2147:G:N2	2.88	0.42
26:14:2262:U:H4'	26:14:2328:A:H2	1.82	0.42
26:14:2897:U:H5'	26:14:2898:U:OP2	2.19	0.42
35:15:38:HIS:HE2	35:15:50:ASP:CG	2.23	0.42
27:16:113:C:H2'	27:16:114:G:O4'	2.19	0.42
1:1G:1157:A:H1'	1:1G:1158:C:OP2	2.20	0.42
1:1G:547:A:H4'	1:1G:548:G:O5'	2.19	0.42
1:1G:864:A:H2'	1:1G:865:A:C8	2.54	0.42
26:1H:1107:G:N2	26:1H:1108:U:C2	2.88	0.42
26:1H:1443:G:H1	26:1H:1548:C:N4	2.16	0.42
26:1H:1528:A:C2	26:1H:1543:A:N1	2.88	0.42

Continued on next page...

Continued from previous page...

Atom-1	Atom-2	Interatomic distance (Å)	Clash overlap (Å)
26:1H:153:C:H2'	26:1H:154:G:C8	2.55	0.42
26:1H:1569:A:H5'	29:11:61:LEU:HD21	2.02	0.42
26:1H:1930:G:O2'	26:1H:1931:U:P	2.78	0.42
26:1H:981:A:H1'	26:1H:2037:G:O4'	2.19	0.42
26:1H:1853:A:O2'	26:1H:2234:G:H5'	2.19	0.42
26:1H:2262:U:H4'	26:1H:2328:A:H2	1.85	0.42
26:1H:2543:G:C1'	26:1H:2766:G:H5'	2.49	0.42
26:1H:719:C:C2	26:1H:720:C:C5	3.08	0.42
30:21:105:THR:HG22	30:21:106:GLY:H	1.83	0.42
30:29:171:GLU:HB3	30:29:185:LYS:HG3	2.02	0.42
23:2K:65:G:H2'	23:2K:66:C:O4'	2.19	0.42
37:35:11:GLY:O	37:35:12:ALA:HB3	2.19	0.42
31:39:25:PRO:HB2	31:39:27:GLU:O	2.20	0.42
12:3A:18:VAL:O	12:3A:19:ARG:HB2	2.20	0.42
12:3A:82:VAL:HG23	12:3A:106:ASP:OD2	2.20	0.42
57:3L:22:G:C2	57:3L:23:A:N7	2.88	0.42
32:41:112:PRO:HA	52:M8:37:SER:HB2	2.00	0.42
39:55:2:ARG:O	39:55:2:ARG:HG3	2.19	0.42
33:59:58:GLU:HB2	33:59:61:HIS:HD2	1.83	0.42
14:5A:53:LEU:HA	14:5A:53:LEU:HD23	1.75	0.42
17:8I:5:VAL:HA	17:8I:59:ILE:O	2.19	0.42
44:A5:110:LYS:NZ	44:A5:111:HIS:HB3	2.35	0.42
44:A5:62:HIS:HB2	44:A5:64:MET:HG3	2.02	0.42
40:A8:41:ASP:OD2	40:A8:44:LYS:HB2	2.20	0.42
41:B8:42:ILE:HD12	41:B8:42:ILE:H	1.84	0.42
20:BI:61:SER:O	20:BI:65:LYS:HB2	2.20	0.42
42:C8:8:VAL:HG23	42:C8:11:ARG:HH21	1.84	0.42
43:D8:36:PRO:HA	43:D8:37:VAL:HA	1.74	0.42
49:F5:90:ILE:HD13	49:F5:90:ILE:HG21	1.76	0.42
48:I8:19:LYS:HD3	48:I8:19:LYS:HA	1.50	0.42
29:11:30:GLU:HB3	29:11:104:TYR:OH	2.20	0.42
29:11:38:LYS:H	29:11:38:LYS:NZ	2.17	0.42
2:12:201:ILE:HA	2:12:202:PRO:HD2	1.89	0.42
1:13:132:C:H6	1:13:132:C:O5'	2.03	0.42
1:13:1401:G:H5''	1:13:1402:C:OP2	2.19	0.42
1:13:243:A:H5''	1:13:244:U:H3'	2.02	0.42
1:13:416:G:C6	1:13:417:C:C4	3.08	0.42
1:13:653:A:C8	8:7E:56:LYS:HG2	2.55	0.42
1:13:719:C:H1'	18:9I:49:LYS:HG2	2.01	0.42
1:13:736:C:C2	1:13:737:A:N7	2.88	0.42
26:14:1091:G:H1	26:14:1100:C:H1'	1.84	0.42

Continued on next page...

Continued from previous page...

Atom-1	Atom-2	Interatomic distance (Å)	Clash overlap (Å)
26:14:991:C:O2	26:14:1164:G:C2	2.73	0.42
26:14:1311:G:N2	45:B5:60:ARG:HH21	2.18	0.42
26:14:1459:G:H2'	26:14:1461:G:OP2	2.19	0.42
26:14:1895:C:C2	26:14:1896:G:C8	3.08	0.42
26:14:2053:G:N2	26:14:2054:A:C4	2.88	0.42
26:14:270(U):C:C2	26:14:270(V):G:C8	3.08	0.42
26:14:270(X):G:C6	26:14:270(Y):G:N1	2.88	0.42
26:14:2716:U:O2'	26:14:2717:G:H5'	2.19	0.42
35:15:21:LYS:O	35:15:61:ARG:N	2.53	0.42
21:1B:8:THR:OG1	21:1B:9:ARG:N	2.52	0.42
21:1F:2:GLY:O	21:1F:4:GLY:N	2.53	0.42
1:1G:1169:A:H2'	1:1G:1170:A:C8	2.55	0.42
1:1G:1511:G:H8	1:1G:1511:G:O5'	2.03	0.42
1:1G:222:U:C2	1:1G:223:U:C5	3.08	0.42
1:1G:587:G:O5'	1:1G:587:G:H8	2.03	0.42
1:1G:667:G:H4'	15:6A:51:HIS:ND1	2.35	0.42
1:1G:858:G:H8	1:1G:858:G:OP2	2.03	0.42
26:1H:1477:A:C2	26:1H:1517:G:C2	3.08	0.42
26:1H:1680:U:H2'	26:1H:1681:G:O4'	2.19	0.42
26:1H:1864:U:H2'	26:1H:1869:G:H5''	2.01	0.42
26:1H:2106:G:C6	26:1H:2184:G:C2	3.08	0.42
26:1H:216:A:H2'	26:1H:217:G:C8	2.54	0.42
26:1H:248:G:C2	26:1H:2431:U:H4'	2.54	0.42
26:1H:2556:C:H2'	26:1H:2557:G:O4'	2.19	0.42
26:1H:2747:G:C2	26:1H:2756:U:C5	3.08	0.42
10:1I:16:LEU:HD23	10:1I:94:VAL:HG13	2.02	0.42
56:1L:26:A:H4'	56:1L:26:A:OP1	2.19	0.42
3:22:38:ARG:HB2	3:22:42:LEU:HD23	2.02	0.42
3:22:43:LEU:HD11	3:22:68:VAL:HG21	2.02	0.42
36:25:22:ILE:HD13	36:25:22:ILE:HA	1.46	0.42
30:29:179:GLU:HB2	30:29:181:LEU:HD22	2.02	0.42
30:29:9:VAL:HG12	41:75:8:LYS:HE2	2.01	0.42
26:1H:588:U:H1'	31:31:90:PHE:CD1	2.55	0.42
4:32:26:CYS:HA	59:32:301:SF4:S2	2.60	0.42
31:39:83:PHE:O	31:39:85:GLY:N	2.48	0.42
12:3I:60:LEU:HD13	12:3I:60:LEU:HA	1.85	0.42
57:3L:52:G:H3'	57:3L:53:G:H8	1.84	0.42
32:41:109:VAL:O	32:41:113:ARG:HG3	2.19	0.42
1:1G:1080:A:OP1	5:42:14:ARG:NH2	2.53	0.42
5:42:60:TYR:HB3	5:42:64:ARG:NH2	2.35	0.42
5:4E:149:GLU:H	5:4E:149:GLU:HG2	1.68	0.42

Continued on next page...

Continued from previous page...

Atom-1	Atom-2	Interatomic distance (Å)	Clash overlap (Å)
5:4E:63:ARG:HA	5:4E:66:MET:CE	2.50	0.42
39:55:37:THR:HB	39:55:39:PRO:HD2	2.02	0.42
6:5E:44:GLY:HA2	6:5E:59:TYR:CZ	2.54	0.42
1:13:974:A:OP1	14:5I:31:ARG:HD3	2.20	0.42
14:5I:37:PHE:CE2	14:5I:53:LEU:HD13	2.55	0.42
15:6A:5:LYS:HE3	15:6A:5:LYS:HB2	1.63	0.42
26:1H:2124:G:N2	28:71:217:THR:HG23	2.35	0.42
8:72:14:ARG:O	8:72:18:ARG:HG2	2.19	0.42
26:14:2875:C:O2'	41:75:5:ALA:HB3	2.20	0.42
28:79:200:LYS:HE3	28:79:208:PHE:HB2	2.02	0.42
8:7E:33:GLU:HA	8:7E:36:LEU:HD12	2.01	0.42
42:85:74:LEU:HD13	42:85:79:PHE:HB2	2.01	0.42
43:95:38:LEU:HD12	43:95:57:VAL:HG12	2.01	0.42
39:98:11:ASN:OD1	39:98:11:ASN:N	2.53	0.42
40:A8:88:ASP:O	40:A8:89:ARG:CB	2.68	0.42
45:B5:5:TYR:CE2	50:G5:30:ARG:HB2	2.55	0.42
20:BI:49:ALA:HB3	20:BI:99:LEU:HB2	2.02	0.42
47:D5:157:LEU:HD12	47:D5:161:VAL:C	2.40	0.42
47:D5:95:PRO:HA	47:D5:128:VAL:O	2.20	0.42
43:D8:14:VAL:HB	43:D8:96:ILE:HG13	2.02	0.42
49:F5:5:CYS:SG	49:F5:8:SER:OG	2.61	0.42
47:H8:70:LEU:HD11	47:H8:98:MET:CE	2.50	0.42
47:H8:98:MET:HB2	47:H8:98:MET:HE3	1.93	0.42
50:K8:32:LEU:HD23	50:K8:32:LEU:HA	1.83	0.42
26:1H:459:U:H5''	54:P8:40:TRP:CE2	2.55	0.42
2:12:129:GLU:HB3	2:12:130:ARG:H	1.54	0.41
2:12:24:TRP:C	2:12:24:TRP:CD1	2.93	0.41
1:13:1310:G:H5'	13:4I:77:ASN:ND2	2.35	0.41
1:13:1513:A:H2'	1:13:1514:C:C6	2.55	0.41
1:13:270:A:C5	1:13:271:C:C4	3.07	0.41
1:13:37:U:O2'	1:13:500:G:H4'	2.20	0.41
1:13:420:U:H2'	1:13:422:C:H5	1.85	0.41
1:13:509:A:H3'	61:13:1825:HOH:O	2.20	0.41
1:13:539:A:OP1	12:3I:114:LYS:HE2	2.20	0.41
1:13:576:G:P	61:13:1810:HOH:O	2.76	0.41
1:13:954:G:H2'	1:13:955:U:H6	1.84	0.41
26:14:1043:C:O2	26:14:1112:G:N2	2.33	0.41
26:14:1406:U:H6	26:14:1406:U:C5'	2.32	0.41
26:14:1429:G:N3	26:14:1568:G:C2	2.88	0.41
26:14:2472:G:C4	26:14:2475:C:N4	2.88	0.41
26:14:2475:C:H3'	26:14:2476:A:H5''	2.02	0.41

Continued on next page...

Continued from previous page...

Atom-1	Atom-2	Interatomic distance (Å)	Clash overlap (Å)
29:19:177:LEU:HA	29:19:177:LEU:HD23	1.80	0.41
10:1A:26:ALA:HB1	10:1A:84:GLN:HG2	2.02	0.41
2:1E:187:LEU:HD11	2:1E:204:ASN:O	2.20	0.41
2:1E:86:GLU:C	2:1E:89:GLY:H	2.24	0.41
1:1G:1007:C:H2'	1:1G:1008:C:O4'	2.19	0.41
1:1G:186(B):C:O2'	1:1G:186(C):G:H5'	2.20	0.41
1:1G:652:U:C5	1:1G:752:G:C2	3.08	0.41
26:1H:1045:A:C8	26:1H:1047:G:C2	3.07	0.41
26:1H:1503:U:H2'	26:1H:1504:C:C6	2.49	0.41
26:1H:1522:G:C8	26:1H:1523:U:C6	3.08	0.41
26:1H:155:C:H5'	26:1H:161:U:OP2	2.19	0.41
26:1H:176:G:C2'	26:1H:177:G:H5'	2.49	0.41
26:1H:1857:G:C6	26:1H:1858:G:N1	2.88	0.41
26:1H:2615:U:H2'	26:1H:2616:C:H6	1.85	0.41
26:1H:2712:U:O2'	26:1H:2713:A:H5'	2.20	0.41
26:1H:2886:G:N2	26:1H:2887:U:C2	2.88	0.41
26:1H:55:G:C2	26:1H:116:C:C2	3.08	0.41
26:1H:973:A:O4'	26:1H:1188:U:C6	2.72	0.41
27:1J:15:A:H1'	27:1J:109:G:N9	2.34	0.41
36:25:14:THR:HG22	36:25:16:ALA:H	1.85	0.41
30:29:58:ARG:HD2	30:29:58:ARG:H	1.85	0.41
23:2L:5:G:H2'	23:2L:6:G:O4'	2.20	0.41
4:32:65:ARG:HD2	4:32:72:GLU:HA	2.02	0.41
12:3A:20:LYS:HB3	12:3A:20:LYS:HE3	1.93	0.41
12:3I:122:THR:HG22	12:3I:123:LYS:O	2.19	0.41
12:3I:50:SER:O	12:3I:51:ALA:HB2	2.19	0.41
12:3I:75:HIS:ND1	12:3I:75:HIS:O	2.52	0.41
1:1G:1071:C:H5''	5:42:49:PRO:HG3	2.02	0.41
25:4L:10:G:OP2	25:4L:10:G:H8	2.03	0.41
26:1H:1005:C:O2'	35:58:28:THR:HG21	2.19	0.41
33:59:149:ARG:HH22	33:59:154:PRO:HB2	1.84	0.41
34:61:112:LYS:H	34:61:112:LYS:HG2	1.65	0.41
34:61:18:VAL:HG21	34:61:44:LEU:HD11	2.02	0.41
7:62:46:ALA:O	7:62:50:ILE:HG13	2.20	0.41
8:7E:39:LEU:O	8:7E:44:PHE:N	2.47	0.41
9:82:7:THR:O	9:82:80:GLY:HA2	2.20	0.41
42:85:81:HIS:O	42:85:84:LYS:HB3	2.20	0.41
42:85:98:LEU:C	42:85:100:VAL:N	2.72	0.41
17:8A:59:ILE:HG22	17:8A:71:PHE:CD2	2.49	0.41
17:8I:52:LYS:O	17:8I:55:ASP:HB2	2.20	0.41
43:95:29:PRO:HA	43:95:61:VAL:HG11	2.00	0.41

Continued on next page...

Continued from previous page...

Atom-1	Atom-2	Interatomic distance (Å)	Clash overlap (Å)
39:98:51:LEU:HD23	39:98:51:LEU:HA	1.94	0.41
13:4A:80:ARG:HH21	19:AA:66:MET:HG3	1.85	0.41
19:AI:41:VAL:H	19:AI:44:MET:HG3	1.84	0.41
41:B8:105:LEU:O	41:B8:107:ASP:OD1	2.38	0.41
1:13:1453:G:H2'	20:BI:39:LYS:NZ	2.35	0.41
42:C8:49:HIS:HA	42:C8:52:ARG:HG2	2.02	0.41
43:D8:38:LEU:HD23	43:D8:57:VAL:HG12	2.02	0.41
47:H8:151:HIS:HA	47:H8:170:THR:HA	2.02	0.41
48:I8:54:GLY:O	48:I8:57:PHE:N	2.48	0.41
49:J8:82:LEU:HD22	49:J8:82:LEU:H	1.85	0.41
54:P8:24:THR:O	54:P8:27:GLY:N	2.50	0.41
2:12:48:MET:H	2:12:48:MET:HG2	1.71	0.41
1:13:1348:U:H3	1:13:1374:A:H2	1.64	0.41
1:13:1392:G:C5	1:13:1393:U:C5	3.08	0.41
1:13:197:A:H4'	1:13:198:G:O5'	2.19	0.41
1:13:31:G:N2	1:13:47:C:O5'	2.53	0.41
1:13:346:G:H2'	1:13:346:G:N3	2.36	0.41
1:13:911:U:H2'	1:13:912:C:C6	2.55	0.41
26:14:1331:A:O2'	26:14:1332:G:C8	2.73	0.41
26:14:142:G:H2'	26:14:143:C:H6	1.84	0.41
26:14:2197:U:C5	26:14:2224:G:C6	3.09	0.41
26:14:2629:A:OP2	26:14:2629:A:H3'	2.20	0.41
26:14:2865:U:C4	26:14:2866:U:C4	3.08	0.41
26:14:946:G:H2'	26:14:947:G:C8	2.54	0.41
26:14:962:G:C2	26:14:963:U:C2	3.08	0.41
35:15:109:LYS:HA	35:15:109:LYS:HD3	1.56	0.41
1:1G:1036:G:N7	1:1G:1037:C:C2	2.88	0.41
1:1G:1447:G:C6	1:1G:1460:A:C2	3.08	0.41
1:1G:266:G:H2'	1:1G:266:G:N3	2.35	0.41
1:1G:643:C:H2'	1:1G:644:G:C8	2.54	0.41
26:1H:1176:G:H3'	26:1H:1177:A:C5	2.55	0.41
26:1H:139:G:N3	26:1H:141:A:N1	2.68	0.41
26:1H:2159:G:C2	26:1H:2160:G:H1'	2.54	0.41
26:1H:343:C:O2'	26:1H:344:G:H5'	2.20	0.41
26:1H:435:C:H2'	26:1H:436:C:H5'	2.01	0.41
26:1H:484:C:H2'	26:1H:485:C:C6	2.55	0.41
26:1H:674:G:P	61:1H:3654:HOH:O	2.78	0.41
26:1H:753:C:O2'	26:1H:754:C:H5'	2.20	0.41
10:1I:83:GLU:O	10:1I:86:MET:N	2.49	0.41
3:22:37:GLN:O	3:22:40:ARG:N	2.53	0.41
3:22:72:LYS:HA	3:22:73:PRO:HD3	1.79	0.41

Continued on next page...

Continued from previous page...

Atom-1	Atom-2	Interatomic distance (Å)	Clash overlap (Å)
30:29:25:VAL:HG21	41:75:8:LYS:NZ	2.35	0.41
37:35:107:LYS:O	37:35:109:GLY:N	2.50	0.41
12:3A:102:ARG:HB3	12:3A:102:ARG:HE	1.49	0.41
32:41:51:ARG:NH1	32:41:51:ARG:HB2	2.35	0.41
13:4I:106:ASN:O	13:4I:106:ASN:ND2	2.51	0.41
35:58:94:HIS:HB3	35:58:97:ARG:HG3	2.01	0.41
33:59:146:ALA:O	33:59:149:ARG:N	2.46	0.41
40:65:18:ILE:O	40:65:20:ARG:N	2.53	0.41
37:78:15:ARG:HB3	37:78:16:ARG:H	1.56	0.41
37:78:36:LYS:HB3	37:78:37:GLY:H	1.54	0.41
16:7A:68:ASP:HA	16:7A:71:ARG:HB3	2.02	0.41
8:7E:8:ASP:O	8:7E:12:ARG:HG3	2.19	0.41
43:95:71:LEU:CA	43:95:86:GLY:HA2	2.49	0.41
39:98:28:LEU:HA	39:98:28:LEU:HD23	1.76	0.41
39:98:48:VAL:O	39:98:51:LEU:N	2.53	0.41
40:A8:67:ARG:HB2	40:A8:67:ARG:NH1	2.35	0.41
20:BI:89:ARG:NH2	20:BI:104:LEU:HD21	2.35	0.41
42:C8:101:ARG:O	42:C8:103:PRO:HD3	2.20	0.41
42:C8:81:HIS:NE2	42:C8:85:LYS:HE2	2.34	0.41
47:D5:52:SER:C	47:D5:54:HIS:H	2.24	0.41
43:D8:18:LEU:HD22	43:D8:19:LYS:N	2.35	0.41
43:D8:49:THR:HG23	43:D8:51:VAL:H	1.85	0.41
45:F8:67:GLY:O	45:F8:68:ARG:HB3	2.21	0.41
50:K8:31:GLU:O	50:K8:35:LEU:HB2	2.20	0.41
29:11:16:MET:HE2	29:11:211:ARG:HD2	2.03	0.41
29:11:268:ARG:HG3	29:11:268:ARG:O	2.19	0.41
29:11:35:LYS:HB2	29:11:62:TYR:O	2.19	0.41
2:12:149:LEU:HA	2:12:149:LEU:HD23	1.71	0.41
1:13:1189:C:H5''	1:13:1190:G:OP2	2.20	0.41
1:13:1263:C:O2'	1:13:1264:C:H5'	2.20	0.41
1:13:1324:A:O4'	1:13:1362:C:H4'	2.20	0.41
1:13:1237:C:H3'	1:13:1336:C:H41	1.85	0.41
1:13:158:G:N3	1:13:159:G:C8	2.89	0.41
1:13:436:C:C4	1:13:437:U:C5	3.08	0.41
1:13:872:A:C8	1:13:874:G:C8	3.08	0.41
26:14:1038:C:H2'	26:14:1039:G:O4'	2.20	0.41
26:14:1210:A:H5''	26:14:1211:U:H3'	2.02	0.41
26:14:1473:G:C6	26:14:1474:C:C4	3.08	0.41
26:14:1829:A:N3	29:19:15:PHE:HE2	2.19	0.41
26:14:2100:G:C5	26:14:2190:G:C6	3.08	0.41
26:14:2542:A:C8	26:14:2544:G:O6	2.74	0.41

Continued on next page...

Continued from previous page...

Atom-1	Atom-2	Interatomic distance (Å)	Clash overlap (Å)
26:14:2821:A:H2'	26:14:2822:G:O4'	2.20	0.41
26:14:761:A:C5	61:14:3521:HOH:O	2.64	0.41
27:16:20:C:H2'	27:16:21:G:O4'	2.21	0.41
29:19:27:THR:HG22	29:19:29:PRO:O	2.21	0.41
1:1G:1111:A:H2'	1:1G:1112:C:O4'	2.20	0.41
1:1G:115:G:H4'	1:1G:116:A:O5'	2.19	0.41
1:1G:1189:C:H5''	1:1G:1190:G:OP2	2.20	0.41
1:1G:1314:C:H2'	1:1G:1315:U:C6	2.56	0.41
1:1G:1325:C:P	21:1B:15:ARG:HH21	2.42	0.41
1:1G:146:G:H2'	1:1G:147:G:H8	1.85	0.41
1:1G:6:G:OP2	4:32:84:LYS:HD3	2.20	0.41
1:1G:781:A:C3'	1:1G:782:A:H5'	2.51	0.41
1:1G:807:A:C5	1:1G:808:C:C4	3.08	0.41
1:1G:854:G:C2	1:1G:855:G:C8	3.08	0.41
1:1G:861:G:H2'	1:1G:862:C:C6	2.55	0.41
1:1G:999:U:H2'	1:1G:1000:A:C8	2.55	0.41
26:1H:1705:G:C6	26:1H:1706:U:C4	3.08	0.41
26:1H:1754:C:OP1	41:B8:96:ARG:NH1	2.52	0.41
26:1H:2453:A:H2'	26:1H:2454:G:O4'	2.20	0.41
26:1H:2582:G:C2	26:1H:2583:G:C8	3.08	0.41
26:1H:426:C:H2'	26:1H:427:U:C6	2.54	0.41
26:1H:55:G:N2	26:1H:116:C:C2	2.88	0.41
26:1H:638:G:C5	26:1H:651:G:C2	3.08	0.41
27:1J:11:C:OP2	27:1J:12:C:N4	2.43	0.41
27:1J:42:C:N4	27:1J:43:C:C4	2.88	0.41
26:14:918:A:N3	27:1J:80:U:H4'	2.35	0.41
56:1L:33:U:H2'	56:1L:35:U:OP2	2.21	0.41
56:1L:41:A:H2'	56:1L:42:A:C8	2.55	0.41
36:25:43:VAL:HG23	36:25:56:ASP:O	2.21	0.41
11:2A:69:ALA:O	11:2A:72:ALA:N	2.54	0.41
32:41:43:LEU:HD23	32:41:53:LEU:HD12	2.01	0.41
13:4A:50:GLU:O	13:4A:54:VAL:HG23	2.20	0.41
35:58:37:LYS:HB3	35:58:37:LYS:HE2	1.87	0.41
33:59:72:ILE:HB	33:59:76:VAL:HG23	2.02	0.41
6:5E:61:LEU:HD23	6:5E:63:TYR:CE2	2.55	0.41
34:69:97:ILE:O	34:69:101:LEU:HD23	2.20	0.41
1:1G:229:U:O2'	16:7A:23:ASP:HB2	2.20	0.41
1:13:607:A:C2	16:7I:31:LYS:HE2	2.55	0.41
16:7I:43:LYS:HA	16:7I:48:TRP:CB	2.49	0.41
9:82:49:PRO:HG3	9:82:82:ALA:HB2	2.01	0.41
38:88:136:ALA:HB1	47:H8:52:SER:HB2	2.01	0.41

Continued on next page...

Continued from previous page...

Atom-1	Atom-2	Interatomic distance (Å)	Clash overlap (Å)
38:88:32:TYR:HD1	38:88:133:ARG:HA	1.86	0.41
42:C8:109:LEU:HD21	43:D8:47:VAL:HG21	2.02	0.41
45:F8:80:ILE:HG13	45:F8:80:ILE:O	2.20	0.41
47:H8:111:VAL:O	47:H8:111:VAL:HG23	2.19	0.41
47:H8:48:PHE:HE1	47:H8:71:VAL:HG11	1.85	0.41
49:J8:85:LEU:HA	49:J8:85:LEU:HD13	1.58	0.41
50:K8:4:SER:HA	50:K8:5:GLU:HB2	2.02	0.41
26:1H:2886:G:O2'	53:N8:31:VAL:HG23	2.19	0.41
2:12:193:ASP:OD1	2:12:193:ASP:N	2.50	0.41
1:13:1092:A:C6	1:13:1093:A:C6	3.08	0.41
1:13:1292:U:C4	1:13:1293:G:N7	2.88	0.41
1:13:240:C:H2'	1:13:241:C:C6	2.55	0.41
1:13:272:C:C2	1:13:273:A:C8	3.08	0.41
1:13:558:G:H5''	1:13:559:A:OP2	2.20	0.41
1:13:748:C:C6	1:13:748:C:O5'	2.72	0.41
1:13:865:A:H8	1:13:865:A:O5'	2.04	0.41
26:14:1048:A:N6	26:14:1112:G:O2'	2.37	0.41
26:14:1337:G:H2'	26:14:1338:G:C8	2.50	0.41
26:14:2114:A:H5'	26:14:2115:G:OP2	2.20	0.41
26:14:2439:A:H8	26:14:2439:A:C5'	2.33	0.41
26:14:2599:G:OP2	29:19:236:GLY:N	2.54	0.41
26:14:2615:U:C2	53:J5:7:PRO:HA	2.56	0.41
26:14:2682:U:O2'	30:29:13:ARG:HG2	2.20	0.41
26:14:451:C:H41	26:14:454:A:H5'	1.85	0.41
26:14:471:A:O5'	26:14:471:A:H8	2.03	0.41
26:14:817:C:O2'	26:14:839:U:OP1	2.19	0.41
27:16:12:C:O2	48:I8:74:ARG:NH1	2.40	0.41
2:1E:130:ARG:HB3	2:1E:134:GLU:CG	2.49	0.41
1:1G:198:G:C6	1:1G:220:G:C2	3.08	0.41
1:1G:765:G:N2	1:1G:813:U:OP2	2.53	0.41
1:1G:875:C:H1'	8:72:15:ASN:ND2	2.32	0.41
26:1H:1142(A):A:C4	26:1H:1144:G:C8	3.07	0.41
26:1H:1364:G:N7	49:J8:2:SER:OG	2.42	0.41
26:1H:1368:G:C2	26:1H:1369:G:C8	3.08	0.41
26:1H:1819:A:O4'	26:1H:1821:A:C5	2.74	0.41
26:1H:2263:C:H2'	26:1H:2264:C:C6	2.54	0.41
26:1H:2579:C:H2'	26:1H:2580:U:O4'	2.20	0.41
26:1H:34:C:O2'	26:1H:35:G:P	2.78	0.41
26:1H:638:G:H2'	26:1H:639:U:C6	2.55	0.41
26:1H:836:G:C5	26:1H:837:C:C4	3.09	0.41
26:1H:880:G:C2	26:1H:881:G:O6	2.73	0.41

Continued on next page...

Continued from previous page...

Atom-1	Atom-2	Interatomic distance (Å)	Clash overlap (Å)
26:1H:873:G:C2	26:1H:905:U:O2	2.73	0.41
10:1I:26:ALA:HA	10:1I:29:ARG:NE	2.36	0.41
10:1I:50:ILE:HD11	10:1I:57:LYS:HD2	2.03	0.41
1:13:973:G:OP1	10:1I:57:LYS:HD3	2.20	0.41
56:1L:66:A:N6	56:1L:67:C:N3	2.68	0.41
30:21:152:LYS:HG2	35:58:78:TYR:CE1	2.55	0.41
3:22:71:ALA:HB2	3:22:115:LEU:CD1	2.51	0.41
30:29:141:ILE:HD12	30:29:150:VAL:HG21	2.02	0.41
30:29:147:PRO:HB2	30:29:149:ARG:CG	2.49	0.41
57:3L:76:A:H61	26:14:2422:A:H5'	1.85	0.41
32:41:33:ARG:HB2	32:41:162:THR:HG21	2.01	0.41
5:42:102:ALA:HB3	5:42:107:ARG:HB2	2.02	0.41
38:45:18:LYS:HA	38:45:18:LYS:HD2	1.61	0.41
6:52:61:LEU:HD23	6:52:63:TYR:OH	2.19	0.41
6:52:95:GLU:HA	6:52:96:PRO:HD3	1.92	0.41
15:6A:18:PHE:O	15:6A:21:ASP:HB2	2.19	0.41
15:6I:85:LEU:HD23	15:6I:85:LEU:HA	1.87	0.41
28:71:7:TYR:CE2	28:71:220:PRO:HG3	2.56	0.41
28:71:215:THR:HG23	28:71:220:PRO:O	2.20	0.41
28:71:212:VAL:CB	28:71:226:PRO:HD3	2.44	0.41
8:72:49:GLU:HG2	8:72:50:ARG:O	2.19	0.41
37:78:113:LYS:HD2	37:78:129:ALA:HB1	2.02	0.41
37:78:85:LEU:HA	37:78:85:LEU:HD23	1.81	0.41
28:79:52:ARG:C	28:79:53:ARG:HG2	2.39	0.41
16:7I:28:ARG:HG3	16:7I:29:ASP:N	2.35	0.41
9:82:16:ARG:HH22	9:82:66:ARG:HH21	1.68	0.41
19:AI:5:LEU:HD13	19:AI:10:PHE:CE2	2.55	0.41
46:G8:55:TYR:N	46:G8:56:PRO:HD3	2.35	0.41
46:G8:97:ARG:HG2	46:G8:102:CYS:HB2	2.03	0.41
53:J5:45:VAL:HG22	53:J5:51:TYR:HD1	1.83	0.41
54:L5:8:ASN:C	54:L5:8:ASN:OD1	2.58	0.41
51:L8:31:LEU:O	51:L8:32:GLN:HB2	2.21	0.41
1:13:109:A:H5'	1:13:110:C:C5	2.56	0.41
1:13:187:C:O2	1:13:191(A):G:C6	2.74	0.41
1:13:353:A:H5'	1:13:353:A:C8	2.46	0.41
1:13:546:G:P	4:3E:72:GLU:HB3	2.61	0.41
1:13:582:U:H2'	1:13:583:A:C8	2.56	0.41
26:14:1319:G:C6	26:14:1320:C:N4	2.88	0.41
26:14:1485:G:H2'	26:14:1486:A:C8	2.55	0.41
26:14:239:U:H2'	26:14:240:G:O4'	2.20	0.41
26:14:2663:G:H3'	26:14:2664:G:H8	1.85	0.41

Continued on next page...

Continued from previous page...

Atom-1	Atom-2	Interatomic distance (Å)	Clash overlap (Å)
26:14:30:G:C5	26:14:31:C:C4	3.08	0.41
26:14:618:G:H2'	26:14:618(A):C:O4'	2.20	0.41
35:15:127:ASP:N	35:15:127:ASP:OD1	2.53	0.41
35:15:39:ARG:HG2	35:15:39:ARG:H	1.66	0.41
29:19:184:LYS:HD3	29:19:269:PHE:HD1	1.85	0.41
2:1E:189:ASP:HB3	2:1E:205:ASP:H	1.86	0.41
2:1E:5:ILE:HB	2:1E:221:LEU:HD23	2.01	0.41
1:1G:1126:U:C4	1:1G:1281:U:O4'	2.73	0.41
1:1G:1425:U:H2'	1:1G:1426:C:C6	2.55	0.41
1:1G:164:U:H2'	1:1G:165:C:C6	2.55	0.41
1:1G:904:C:C4	1:1G:905:U:C5	3.09	0.41
26:1H:1853:A:N1	26:1H:2087:G:H1'	2.35	0.41
26:1H:2114:A:N3	26:1H:2114:A:H2'	2.34	0.41
22:1K:76:A:O2'	26:1H:2585:U:O4	2.31	0.41
26:1H:273(F):C:H3'	26:1H:274:G:H5''	2.02	0.41
26:1H:910:A:N1	26:1H:2277:G:H1'	2.36	0.41
27:1J:111:U:H2'	27:1J:111:U:O2	2.20	0.41
30:21:14:ILE:HD12	30:21:14:ILE:HA	1.66	0.41
30:29:35:GLN:O	30:29:48:GLN:HB2	2.21	0.41
26:14:2786:U:H5''	30:29:66:HIS:CG	2.56	0.41
3:2E:119:ARG:HD3	3:2E:140:ARG:NH2	2.34	0.41
1:13:1190:G:H5''	3:2E:176:HIS:CE1	2.55	0.41
3:2E:21:ARG:NH2	3:2E:56:ASP:HB3	2.36	0.41
23:2L:26:C:H2'	23:2L:27:G:C8	2.56	0.41
4:32:39:PRO:O	4:32:44:GLY:HA3	2.21	0.41
37:35:113:LYS:HA	37:35:129:ALA:O	2.20	0.41
31:39:148:LEU:HD23	31:39:148:LEU:HA	1.65	0.41
32:41:121:ASN:OD1	32:41:123:ASN:N	2.49	0.41
32:41:130:ASN:HB3	32:41:159:VAL:O	2.20	0.41
32:41:120:LEU:HB3	32:41:131:TYR:OH	2.19	0.41
32:41:139:LEU:HD13	32:41:146:TYR:CD1	2.55	0.41
5:42:103:GLY:O	5:42:106:PRO:HD2	2.21	0.41
5:42:79:GLU:OE1	8:72:104:ARG:HA	2.20	0.41
38:45:68:ILE:CG2	38:45:103:MET:HB3	2.50	0.41
34:69:5:LEU:HD11	34:69:19:VAL:HG11	2.01	0.41
15:6A:7:GLU:O	15:6A:11:VAL:HG23	2.19	0.41
28:71:166:ASP:CG	28:71:170:ALA:H	2.23	0.41
26:1H:2124:G:O2'	28:71:42:GLU:OE1	2.22	0.41
41:75:114:LEU:HD23	41:75:114:LEU:HA	1.81	0.41
41:75:50:ILE:HD11	41:75:102:ILE:CD1	2.49	0.41
9:82:86:VAL:HA	9:82:89:ASN:O	2.20	0.41

Continued on next page...

Continued from previous page...

Atom-1	Atom-2	Interatomic distance (Å)	Clash overlap (Å)
17:8A:10:VAL:HG23	17:8A:54:GLY:N	2.35	0.41
30:21:111:ARG:HA	39:98:1:MET:HE3	2.02	0.41
44:A5:88:ARG:HA	44:A5:88:ARG:HD2	1.80	0.41
40:A8:11:LYS:O	40:A8:15:ARG:HB2	2.21	0.41
19:AA:41:VAL:HB	19:AA:43:GLU:OE2	2.19	0.41
45:B5:43:VAL:HA	45:B5:46:ALA:HB3	2.03	0.41
46:C5:21:LYS:NZ	46:C5:21:LYS:HB3	2.35	0.41
42:C8:88:ILE:C	42:C8:90:VAL:H	2.24	0.41
46:G8:6:HIS:N	46:G8:6:HIS:ND1	2.69	0.41
54:L5:19:ARG:HG2	54:L5:19:ARG:HH11	1.85	0.41
52:M8:9:LEU:HD12	52:M8:27:THR:H	1.85	0.41
29:11:35:LYS:HB3	29:11:35:LYS:HE3	1.46	0.41
2:12:127:ILE:O	2:12:130:ARG:HB3	2.20	0.41
1:13:1424:C:H2'	1:13:1425:U:O4'	2.21	0.41
1:13:277:C:H2'	1:13:278:G:C8	2.54	0.41
1:13:345:C:O2'	1:13:346:G:C4	2.71	0.41
26:14:141:A:C8	26:14:1408:C:H1'	2.55	0.41
26:14:1788:C:C2	26:14:1789:A:C8	3.08	0.41
26:14:2065:C:H1'	26:14:2449:U:N3	2.31	0.41
26:14:2117:A:C4	26:14:2118:U:H5	2.38	0.41
26:14:2286:A:H8	26:14:2287:A:N6	2.19	0.41
26:14:2543:G:H2'	26:14:2544:G:C8	2.56	0.41
26:14:2666:C:O5'	26:14:2666:C:H6	2.03	0.41
26:14:35:G:H2'	26:14:36:G:O4'	2.20	0.41
26:14:820:A:N3	26:14:943:U:H4'	2.35	0.41
26:14:91:A:H2'	26:14:92:G:H8	1.85	0.41
27:16:29:A:C2	27:16:56:G:C2	3.09	0.41
2:1E:114:ARG:O	2:1E:118:LEU:N	2.50	0.41
2:1E:51:LEU:O	2:1E:55:PHE:HB2	2.20	0.41
1:1G:1026:G:H2'	1:1G:1027:C:H5'	2.01	0.41
1:1G:1176:A:C2'	1:1G:1177:G:H5'	2.50	0.41
1:1G:1276:G:H2'	1:1G:1277:C:C6	2.56	0.41
1:1G:1320:C:H2'	1:1G:1321:C:C6	2.55	0.41
1:1G:1326:C:H2'	1:1G:1327:C:H6	1.84	0.41
1:1G:160:A:H2'	1:1G:161:A:O4'	2.20	0.41
1:1G:512:U:H2'	1:1G:513:C:C6	2.55	0.41
1:1G:855:G:C2	1:1G:856:C:C2	3.08	0.41
26:1H:1312:U:H4'	26:1H:1313:U:O5'	2.20	0.41
26:1H:1790:C:H6	26:1H:1790:C:O5'	2.03	0.41
26:1H:1985:G:C2	26:1H:1986:A:C8	3.09	0.41
26:1H:2100:G:H2'	26:1H:2101:G:C8	2.56	0.41

Continued on next page...

Continued from previous page...

Atom-1	Atom-2	Interatomic distance (Å)	Clash overlap (Å)
26:1H:2389:G:H5''	26:1H:2390:U:H5'	2.01	0.41
26:1H:2496:C:OP2	38:88:82:ARG:HG2	2.20	0.41
26:1H:2729:G:H1'	30:21:187:ALA:HB2	2.02	0.41
26:1H:2830:G:H5''	26:1H:2830:G:C8	2.55	0.41
26:1H:285:C:H2'	26:1H:286:C:C6	2.55	0.41
30:29:152:LYS:HE2	30:29:152:LYS:HB3	1.69	0.41
3:2E:178:LEU:HA	3:2E:178:LEU:HD12	1.76	0.41
24:3K:22:G:N3	24:3K:22:G:H2'	2.35	0.41
24:3K:65:C:H2'	24:3K:66:A:H8	1.83	0.41
38:45:110:THR:HG23	38:45:113:GLN:OE1	2.21	0.41
6:52:30:LEU:HD23	6:52:30:LEU:HA	1.88	0.41
35:58:99:LEU:HA	35:58:99:LEU:HD23	1.84	0.41
6:5E:55:ASP:HA	6:5E:56:PRO:HD2	1.87	0.41
7:62:27:ILE:HA	7:62:30:ILE:HD12	2.03	0.41
40:65:54:LEU:HD23	40:65:55:ALA:N	2.35	0.41
7:6E:27:ILE:HA	7:6E:30:ILE:HD12	2.01	0.41
37:78:15:ARG:HA	37:78:15:ARG:HD3	1.73	0.41
8:7E:11:THR:HG23	8:7E:14:ARG:NH1	2.35	0.41
1:13:376:G:O3'	16:7I:5:ARG:HD2	2.21	0.41
9:8E:93:ARG:HG2	9:8E:102:LEU:HD11	2.02	0.41
1:13:253:U:P	17:8I:67:LYS:HZ3	2.40	0.41
41:B8:24:PRO:HD3	41:B8:52:ILE:HD13	2.03	0.41
26:1H:533:G:H5'	42:C8:24:TYR:CE1	2.56	0.41
47:D5:67:LEU:HA	47:D5:68:PRO:HD3	1.95	0.41
46:G8:9:LYS:HA	46:G8:27:VAL:CG2	2.51	0.41
24:3K:76:A:H5''	49:J8:30:VAL:HG11	2.03	0.41
55:M5:15:LYS:HG2	55:M5:16:ILE:N	2.36	0.41
1:13:1173:G:H2'	1:13:1174:G:O4'	2.20	0.41
1:13:939:G:H1	1:13:1344:C:H42	1.68	0.41
1:13:1369:C:H2'	1:13:1370:G:C8	2.56	0.41
1:13:1486:G:C6	1:13:1487:G:C6	3.08	0.41
1:13:209:U:H4'	1:13:216:G:N2	2.36	0.41
1:13:527:G:O2'	1:13:535:A:N1	2.42	0.41
1:13:536:C:H2'	1:13:537:G:C8	2.55	0.41
1:13:823:G:C2	1:13:878:G:C2	3.09	0.41
26:14:1047:G:H2'	26:14:1047:G:N3	2.36	0.41
26:14:141:A:H1'	26:14:1408:C:O4'	2.20	0.41
26:14:2657:A:H62	26:14:2664:G:N2	2.17	0.41
26:14:283:A:H4'	26:14:284:U:OP2	2.21	0.41
26:14:286:C:H2'	26:14:287:C:C6	2.56	0.41
26:14:311:A:C8	26:14:332:A:N7	2.89	0.41

Continued on next page...

Continued from previous page...

Atom-1	Atom-2	Interatomic distance (Å)	Clash overlap (Å)
26:14:565:C:H2'	26:14:566:U:O4'	2.20	0.41
26:14:599:G:C2	26:14:600:G:C5	3.08	0.41
29:19:273:ARG:O	29:19:275:LYS:N	2.53	0.41
10:1A:46:ARG:NH2	14:5A:61:TRP:CZ2	2.89	0.41
2:1E:11:LEU:HD12	2:1E:11:LEU:HA	1.87	0.41
1:1G:1095:U:OP1	1:1G:1108:G:N1	2.53	0.41
1:1G:1321:C:C5	1:1G:1322:C:C5	3.07	0.41
1:1G:1415:G:C6	1:1G:1486:G:C6	3.08	0.41
1:1G:216:G:O2'	1:1G:217:C:O4'	2.30	0.41
1:1G:109:A:C6	1:1G:326:G:C6	3.09	0.41
1:1G:509:A:C8	1:1G:509:A:H3'	2.56	0.41
1:1G:994:A:C4	14:5A:5:ALA:HB2	2.55	0.41
1:1G:996:A:H2'	1:1G:997:U:O4'	2.20	0.41
26:1H:1988:C:H2'	26:1H:1989:G:O4'	2.21	0.41
26:1H:2240:C:O2'	26:1H:2241:A:H5'	2.20	0.41
26:1H:2283:C:H2'	26:1H:2284:C:O4'	2.20	0.41
26:1H:654:A:C4	26:1H:654(A):A:C8	3.08	0.41
26:1H:831:G:N2	37:78:53:GLY:O	2.54	0.41
27:1J:10:C:C4	27:1J:11:C:C5	3.08	0.41
27:1J:5:C:H42	27:1J:115:G:H1	1.69	0.41
22:1K:24:G:H8	22:1K:24:G:OP2	2.03	0.41
26:1H:2032:G:N2	30:21:146:THR:HG23	2.24	0.41
30:29:57:LYS:HG2	30:29:57:LYS:HZ3	1.45	0.41
3:2E:56:ASP:OD1	3:2E:69:HIS:NE2	2.53	0.41
31:31:176:LEU:HD21	31:31:180:GLY:O	2.21	0.41
4:3E:138:TYR:CD1	4:3E:138:TYR:C	2.93	0.41
4:3E:86:LYS:HA	4:3E:88:VAL:N	2.36	0.41
32:41:101:ILE:HD13	32:41:102:PHE:N	2.36	0.41
32:41:88:ILE:HG22	32:41:88:ILE:O	2.19	0.41
5:42:72:GLN:O	5:42:75:THR:HG22	2.20	0.41
33:51:139:GLN:HG3	33:51:140:LYS:N	2.36	0.41
6:5E:33:TYR:CD2	6:5E:75:LEU:HD23	2.56	0.41
6:5E:78:GLU:HG3	6:5E:78:GLU:O	2.20	0.41
7:62:66:VAL:O	7:62:70:LYS:HD2	2.21	0.41
40:65:48:LEU:HD23	40:65:82:ILE:HD11	2.02	0.41
36:68:112:MET:HA	36:68:115:VAL:HG13	2.03	0.41
37:78:59:LEU:HD21	55:Q8:10:ALA:HB2	2.02	0.41
1:1G:228:A:C4'	16:7A:62:VAL:HG11	2.50	0.41
8:7E:9:MET:O	8:7E:12:ARG:N	2.53	0.41
38:88:140:ALA:HB3	38:88:141:GLN:CA	2.51	0.41
17:8I:88:TYR:C	17:8I:88:TYR:CD1	2.94	0.41

Continued on next page...

Continued from previous page...

Atom-1	Atom-2	Interatomic distance (Å)	Clash overlap (Å)
39:98:44:LEU:O	39:98:45:ARG:C	2.59	0.41
19:AI:81:ARG:HB2	19:AI:81:ARG:HE	1.74	0.41
45:B5:52:VAL:HG12	45:B5:82:GLN:HG3	2.01	0.41
46:C5:67:LEU:HA	46:C5:67:LEU:HD12	1.68	0.41
47:D5:82:ARG:HA	47:D5:83:PRO:HD3	1.78	0.41
51:H5:43:ILE:O	51:H5:47:VAL:HG23	2.21	0.41
53:J5:37:LYS:HD2	53:J5:37:LYS:HA	1.86	0.41
26:1H:396:G:C8	49:J8:13:ILE:HD11	2.56	0.41
50:K8:3:LEU:CB	50:K8:5:GLU:HB2	2.50	0.41
52:M8:40:HIS:ND1	52:M8:45:GLY:C	2.74	0.41
2:12:108:ILE:HA	2:12:108:ILE:HD13	1.87	0.41
2:12:211:ILE:O	2:12:214:ILE:N	2.54	0.41
2:12:91:PRO:HG3	2:12:154:LEU:HB2	2.03	0.41
1:13:591:U:H2'	1:13:592:G:H8	1.86	0.41
1:13:767:A:O5'	1:13:767:A:H8	2.03	0.41
1:13:574:A:N3	1:13:883:C:H1'	2.36	0.41
26:14:1322:A:O3'	44:A5:84:ARG:NH1	2.53	0.41
26:14:1606:G:H5''	26:14:1607:C:OP1	2.21	0.41
26:14:2028:U:H2'	26:14:2029:G:O4'	2.20	0.41
26:14:2115:G:N2	26:14:2172:U:O4	2.54	0.41
26:14:2328:A:H2'	26:14:2329:G:O4'	2.21	0.41
26:14:2651:C:H2'	26:14:2652:C:H6	1.85	0.41
26:14:362:U:H2'	26:14:362:U:H6	1.73	0.41
26:14:723:G:H2'	26:14:724:U:O4'	2.21	0.41
29:19:34:VAL:O	29:19:35:LYS:HB3	2.21	0.41
29:19:30:GLU:HG3	29:19:63:ARG:NH2	2.35	0.41
29:19:70:TRP:C	29:19:70:TRP:CD1	2.94	0.41
21:1B:2:GLY:O	21:1B:4:GLY:N	2.54	0.41
2:1E:163:PHE:CE2	2:1E:215:LEU:HD13	2.55	0.41
2:1E:8:LYS:HZ3	2:1E:9:GLU:N	2.19	0.41
1:1G:104:G:C2	1:1G:105:G:C8	3.08	0.41
1:1G:1076:C:N4	1:1G:1081:G:H1	2.19	0.41
1:1G:1504:G:OP1	1:1G:1507:A:H4'	2.21	0.41
1:1G:310:G:OP2	16:7A:27:LYS:HD3	2.20	0.41
1:1G:758:G:O2'	1:1G:759:A:H5'	2.21	0.41
1:1G:9:G:H5'	5:42:122:GLU:OE2	2.21	0.41
26:1H:151:C:C2	26:1H:176:G:N2	2.89	0.41
26:1H:193:U:H5	61:1H:3615:HOH:O	2.02	0.41
26:1H:1963:U:H6	26:1H:1963:U:OP1	2.04	0.41
26:1H:2138:C:H2'	26:1H:2139:C:C6	2.55	0.41
26:1H:2303:G:O2'	26:1H:2304:G:H5'	2.21	0.41

Continued on next page...

Continued from previous page...

Atom-1	Atom-2	Interatomic distance (Å)	Clash overlap (Å)
26:1H:2532:G:O2'	26:1H:2657:A:N1	2.53	0.41
26:1H:2837:G:C6	26:1H:2838:G:N7	2.89	0.41
26:1H:649:G:C6	26:1H:650:C:C4	3.08	0.41
27:1J:78:A:C2	27:1J:99:A:C4	3.08	0.41
30:21:55:ASN:HB3	30:21:58:ARG:HG3	2.03	0.41
30:21:67:PHE:O	30:21:69:LYS:N	2.51	0.41
30:29:97:LYS:O	30:29:100:GLU:HG3	2.21	0.41
30:29:81:ILE:HD12	30:29:81:ILE:HG23	1.86	0.41
30:29:31:CYS:O	30:29:90:THR:HA	2.21	0.41
11:2I:18:ARG:HA	11:2I:81:ASP:H	1.85	0.41
23:2K:3:C:O2	23:2K:3:C:H2'	2.21	0.41
31:31:125:LEU:HD21	31:31:199:TRP:CE3	2.56	0.41
37:35:84:ASN:HB2	37:35:86:LYS:HG2	2.02	0.41
12:3A:30:ALA:HB2	12:3A:33:ARG:NH1	2.35	0.41
32:41:45:GLU:H	32:41:45:GLU:HG2	1.60	0.41
32:41:98:ARG:HE	52:M8:1:MET:CE	2.33	0.41
38:45:68:ILE:HD13	38:45:103:MET:HE3	2.02	0.41
26:14:2313:C:H4'	32:49:91:ARG:HG3	2.02	0.41
13:4I:15:VAL:HG23	13:4I:43:THR:O	2.21	0.41
39:55:59:ASP:OD1	39:55:61:HIS:HB3	2.20	0.41
33:59:146:ALA:HB2	33:59:164:TYR:OH	2.20	0.41
34:69:143:SER:O	34:69:144:VAL:HG22	2.21	0.41
28:71:19:ILE:HG22	28:71:225:ASN:ND2	2.35	0.41
37:78:29:LYS:HG2	37:78:30:THR:N	2.36	0.41
16:7I:28:ARG:HG3	16:7I:29:ASP:OD1	2.21	0.41
42:85:60:LEU:O	42:85:63:VAL:HG12	2.21	0.41
17:8A:63:ARG:HA	17:8A:64:PRO:HD3	1.95	0.41
1:13:237:C:O3'	17:8I:25:ARG:NH2	2.53	0.41
39:98:22:ARG:HG2	39:98:69:ASP:HB3	2.03	0.41
40:A8:83:LYS:NZ	40:A8:110:LEU:HD21	2.36	0.41
19:AA:66:MET:H	19:AA:67:VAL:HB	1.85	0.41
19:AI:47:HIS:O	19:AI:62:ILE:HG12	2.20	0.41
26:14:302:C:C5'	46:C5:81:LYS:HZ2	2.33	0.41
44:E8:38:TYR:OH	53:N8:47:PRO:HG3	2.21	0.41
27:1J:83:G:H4'	51:H5:52:HIS:CG	2.56	0.41
29:11:273:ARG:O	29:11:273:ARG:HD2	2.21	0.41
1:13:109:A:C6	1:13:326:G:C6	3.09	0.41
1:13:1304:G:C5	1:13:1305:G:C6	3.09	0.41
1:13:1324:A:C5	1:13:1325:C:C5	3.08	0.41
1:13:409:G:N2	1:13:434:U:C2	2.89	0.41
1:13:447:G:O5'	1:13:447:G:H8	2.03	0.41

Continued on next page...

Continued from previous page...

Atom-1	Atom-2	Interatomic distance (Å)	Clash overlap (Å)
1:13:652:U:O2'	1:13:653:A:O5'	2.38	0.41
1:13:827:U:H5	1:13:870:U:C5	2.38	0.41
1:13:575:G:C4	1:13:881:G:C2	3.09	0.41
26:14:1004:C:H1'	26:14:1010:A:C4	2.56	0.41
26:14:139:G:N3	26:14:141:A:N1	2.69	0.41
26:14:1505:C:H2'	26:14:1506:C:C6	2.56	0.41
26:14:1894:C:N4	26:14:1895:C:H41	2.18	0.41
26:14:2394:C:H2'	26:14:2395:C:H6	1.85	0.41
26:14:2564:A:C2	26:14:2647:U:H4'	2.56	0.41
26:14:2564:A:OP1	26:14:2648:C:O2'	2.38	0.41
26:14:2748:A:H2'	26:14:2749:A:H8	1.85	0.41
27:16:44:G:HO2'	27:16:45:A:P	2.42	0.41
27:16:44:G:O2'	27:16:45:A:P	2.79	0.41
27:16:46:A:H2'	27:16:47:C:C6	2.55	0.41
29:19:264:LYS:HE2	29:19:266:SER:HB3	2.02	0.41
10:1A:34:VAL:HG12	10:1A:74:ILE:HA	2.03	0.41
2:1E:97:TRP:CZ3	2:1E:172:ILE:HB	2.56	0.41
1:1G:131:C:H2'	1:1G:132:C:C6	2.56	0.41
1:1G:394:G:H2'	1:1G:395:C:H6	1.86	0.41
1:1G:422:C:HO2'	1:1G:423:G:N2	2.18	0.41
1:1G:608:A:H2'	1:1G:609:A:O4'	2.21	0.41
1:1G:647:C:H2'	1:1G:648:A:O4'	2.21	0.41
26:1H:1386:C:OP2	26:1H:1396:U:C5	2.72	0.41
26:1H:1557:C:OP2	26:1H:1558:A:O2'	2.35	0.41
26:1H:1592:C:H2'	26:1H:1593:G:C8	2.56	0.41
26:1H:1705:G:O2'	26:1H:1706:U:H5'	2.21	0.41
26:1H:1748:G:C2	26:1H:1749:A:C4	3.09	0.41
26:1H:1839:G:H5''	26:1H:1839:G:C8	2.56	0.41
26:1H:1986:A:C2	26:1H:1987:G:C4	3.09	0.41
26:1H:2298:A:H2'	26:1H:2299:G:O4'	2.21	0.41
26:1H:2302:G:O2'	26:1H:2303:G:H5'	2.20	0.41
26:1H:2640:G:H5''	35:58:74:ARG:NH1	2.35	0.41
26:1H:274:G:N2	26:1H:276:A:H61	2.19	0.41
26:1H:405:U:H2'	26:1H:405:U:O2	2.21	0.41
26:1H:803:U:C4	26:1H:804:A:N7	2.89	0.41
27:1J:22:U:H5'	27:1J:23:G:OP2	2.20	0.41
26:14:2563:U:H4'	36:25:28:SER:HA	2.03	0.41
12:3A:27:LEU:HB2	12:3A:33:ARG:CG	2.51	0.41
32:41:125:PHE:HB3	32:41:166:ASP:OD2	2.21	0.41
32:41:96:ARG:H	32:41:99:MET:HE3	1.85	0.41
13:4A:78:ILE:HD12	13:4A:92:HIS:CE1	2.56	0.41

Continued on next page...

Continued from previous page...

Atom-1	Atom-2	Interatomic distance (Å)	Clash overlap (Å)
33:51:32:GLU:HG3	33:51:32:GLU:H	1.70	0.41
6:5E:24:GLU:O	6:5E:27:GLN:N	2.54	0.41
40:65:14:VAL:HG21	40:65:90:GLY:O	2.19	0.41
15:6A:27:VAL:O	15:6A:31:LEU:HB2	2.21	0.41
15:6A:31:LEU:HD12	15:6A:31:LEU:HA	1.89	0.41
15:6A:43:LEU:HA	15:6A:43:LEU:HD23	1.84	0.41
26:14:2683:C:OP1	41:75:53:ARG:NH2	2.54	0.41
9:82:99:LEU:HB3	9:82:101:PHE:HD2	1.84	0.41
42:85:110:VAL:O	42:85:114:LYS:HG2	2.21	0.41
17:8I:48:GLU:O	17:8I:50:LYS:HD3	2.21	0.41
39:98:12:ARG:HG2	39:98:16:HIS:CG	2.56	0.41
40:A8:53:SER:HA	40:A8:58:LEU:HD21	2.03	0.41
19:AA:14:HIS:ND1	19:AA:15:LEU:HD23	2.35	0.41
19:AA:9:VAL:HG13	19:AA:10:PHE:N	2.36	0.41
41:B8:99:LEU:HB3	41:B8:101:PHE:CE1	2.56	0.41
20:BA:64:ASP:OD1	20:BA:81:LYS:HE3	2.20	0.41
26:14:336:C:H1'	46:C5:70:SER:HB2	2.01	0.41
47:D5:137:ILE:HD12	47:D5:137:ILE:HA	1.89	0.41
45:F8:9:LEU:O	50:K8:36:ARG:NE	2.47	0.41
47:H8:1:MET:HE3	47:H8:3:TYR:CE2	2.56	0.41
55:Q8:23:VAL:HA	55:Q8:48:PHE:O	2.21	0.41
29:11:17:THR:HG22	29:11:205:VAL:N	2.34	0.41
2:12:39:ILE:HG22	2:12:39:ILE:O	2.21	0.41
1:13:1164:G:C5	1:13:1165:C:C5	3.08	0.41
1:13:51:A:N3	1:13:116:A:H1'	2.36	0.41
1:13:1384:C:H2'	1:13:1385:G:C8	2.56	0.41
1:13:146:G:C2	1:13:177:C:N3	2.89	0.41
1:13:9:G:C2	1:13:26:A:C6	3.09	0.41
1:13:288:A:H2'	1:13:289:G:H4'	2.03	0.41
1:13:431:A:H2'	1:13:432:A:O4'	2.21	0.41
1:13:682:G:H1	1:13:708:C:N4	2.19	0.41
26:14:1019:U:O2'	26:14:1021:A:H2	2.03	0.41
26:14:1043:C:H6	26:14:1043:C:O5'	2.04	0.41
26:14:1057:A:H8	26:14:1086:A:O2'	2.04	0.41
26:14:1331:A:HO2'	26:14:1332:G:H8	1.65	0.41
26:14:189:G:O5'	26:14:189:G:H8	2.04	0.41
26:14:1930:G:N2	26:14:1968:G:H2'	2.36	0.41
26:14:2178:C:H4'	28:79:46:LYS:HG3	2.03	0.41
26:14:2723:C:H6	26:14:2723:C:O5'	2.04	0.41
26:14:506:G:O3'	26:14:507:A:H8	2.04	0.41
26:14:812:C:H5''	26:14:1250:G:O2'	2.20	0.41

Continued on next page...

Continued from previous page...

Atom-1	Atom-2	Interatomic distance (Å)	Clash overlap (Å)
27:16:38:C:H2'	27:16:39:A:O4'	2.21	0.41
29:19:83:GLU:HB2	29:19:92:ILE:HG13	2.01	0.41
1:1G:1160:G:H1	1:1G:1176:A:H61	1.69	0.41
1:1G:1238:A:H62	1:1G:1301:U:H3	1.68	0.41
1:1G:11:G:H2'	1:1G:12:U:H6	1.86	0.41
1:1G:1306:A:C6	1:1G:1307:U:C2	3.08	0.41
1:1G:1389:C:H2'	1:1G:1390:U:O4'	2.21	0.41
1:1G:501:C:H1'	1:1G:549:C:H1'	2.03	0.41
26:1H:1176:G:H4'	26:1H:1176:G:OP1	2.19	0.41
26:1H:1394:U:H6	26:1H:1394:U:H3'	1.86	0.41
26:1H:414:C:H4'	26:1H:1879:C:O2	2.20	0.41
26:1H:2178:C:OP1	28:71:46:LYS:HB2	2.21	0.41
26:1H:322:A:C5	26:1H:340:A:C2	3.09	0.41
26:1H:389:G:H22	37:78:72:PRO:HD3	1.85	0.41
26:1H:922:U:H2'	26:1H:923:C:C6	2.55	0.41
10:1I:28:ARG:HD3	10:1I:34:VAL:HG22	2.03	0.41
30:29:1:MET:SD	30:29:200:GLU:HG3	2.61	0.41
23:2K:48:U:H1'	23:2K:49:C:O5'	2.20	0.41
23:2L:16:C:H5''	23:2L:17:C:C5	2.55	0.41
31:31:172:TRP:CE3	31:31:173:VAL:HG23	2.56	0.41
4:32:4:TYR:CE2	4:32:11:LEU:HD21	2.55	0.41
31:39:117:ARG:HA	31:39:117:ARG:HD3	1.92	0.41
38:45:18:LYS:H	38:45:98:LYS:NZ	2.19	0.41
32:49:121:ASN:HA	32:49:122:PRO:HD2	1.73	0.41
13:4I:34:LEU:HD13	13:4I:41:PRO:HA	2.02	0.41
39:55:84:ALA:HB3	39:55:85:PRO:HD3	2.03	0.41
35:58:56:ASN:C	35:58:57:ALA:O	2.59	0.41
34:61:128:LEU:O	34:61:138:ILE:N	2.43	0.41
40:65:29:PHE:CD1	40:65:30:ARG:N	2.89	0.41
40:65:67:ARG:CZ	40:65:67:ARG:HB2	2.50	0.41
34:69:112:LYS:HG2	34:69:112:LYS:H	1.74	0.41
34:69:118:LYS:HB2	34:69:118:LYS:HE3	1.67	0.41
34:69:109:ILE:HB	34:69:130:TYR:CZ	2.56	0.41
1:13:933:G:OP2	7:6E:3:ARG:HB2	2.20	0.41
7:6E:51:GLN:HB2	7:6E:58:PRO:HD3	2.02	0.41
37:78:114:ILE:HG13	37:78:114:ILE:O	2.21	0.41
16:7I:55:ARG:HB3	16:7I:55:ARG:HE	1.58	0.41
38:88:20:ALA:HB2	38:88:99:PRO:HD2	2.03	0.41
9:8E:65:VAL:HG21	9:8E:73:GLN:HB3	2.01	0.41
20:BI:71:THR:CG2	20:BI:72:LEU:H	2.27	0.41
42:C8:92:ARG:NH1	42:C8:94:ASN:OD1	2.54	0.41

Continued on next page...

Continued from previous page...

Atom-1	Atom-2	Interatomic distance (Å)	Clash overlap (Å)
47:H8:7:ALA:C	47:H8:8:TYR:CD1	2.94	0.41
54:L5:34:ARG:NH1	54:L5:39:ARG:HG3	2.36	0.41
26:1H:686:G:H22	54:P8:16:HIS:CE1	2.39	0.41
29:11:106:ILE:O	29:11:108:PRO:HD3	2.21	0.41
29:11:154:LYS:HE3	29:11:154:LYS:HB3	1.84	0.41
26:1H:1844:C:H5''	29:11:258:LYS:HG3	2.03	0.41
1:13:1389:C:H2'	1:13:1390:U:O4'	2.21	0.41
1:13:179:A:H2'	1:13:180:U:C6	2.49	0.41
1:13:272:C:H2'	1:13:273:A:C8	2.56	0.41
1:13:535:A:H5''	61:13:1836:HOH:O	2.21	0.41
1:13:717:C:H5''	1:13:717:C:H6	1.86	0.41
26:14:1011:G:H1	26:14:1150:C:H42	1.69	0.41
26:14:117:G:C6	26:14:119:A:C6	3.09	0.41
26:14:1441:G:H2'	26:14:1442:G:H8	1.86	0.41
26:14:1973:G:H2'	26:14:1974:C:C6	2.55	0.41
26:14:372:G:H5'	49:F5:66:HIS:NE2	2.36	0.41
26:14:28:A:C2	26:14:513:A:C8	3.09	0.41
26:14:541:C:H2'	26:14:542:C:C6	2.56	0.41
26:14:864:G:C2'	26:14:865:C:H5'	2.51	0.41
26:14:910:A:H2	26:14:2264:C:O2	2.04	0.41
27:16:99:A:C6	27:16:100:G:C5	3.09	0.41
10:1A:30:SER:HB3	10:1A:81:THR:HG22	2.03	0.41
2:1E:149:LEU:HD23	2:1E:149:LEU:HA	1.85	0.41
2:1E:27:LYS:HB3	2:1E:27:LYS:HE2	1.80	0.41
1:1G:1306:A:H2'	1:1G:1307:U:C6	2.55	0.41
1:1G:1312:G:C2'	1:1G:1313:U:H5'	2.51	0.41
1:1G:159:G:H21	1:1G:162:A:H62	1.69	0.41
1:1G:739:C:HO2'	15:6A:42:HIS:CE1	2.32	0.41
1:1G:968:A:H8	1:1G:968:A:O5'	2.03	0.41
26:1H:106:C:H2'	26:1H:107:C:H6	1.85	0.41
26:1H:120:U:P	61:1H:3541:HOH:O	2.77	0.41
26:1H:1368:G:N2	26:1H:1369:G:C4	2.89	0.41
26:1H:1407:C:C2	26:1H:1596:A:C2	3.09	0.41
26:1H:1675:C:H2'	26:1H:1676:A:O4'	2.20	0.41
26:1H:1975:G:C6	26:1H:1976:U:N3	2.89	0.41
26:1H:257:A:H2'	26:1H:258:G:H5'	2.03	0.41
26:1H:289:A:N6	26:1H:351:G:H1'	2.35	0.41
26:1H:469:G:O6	54:P8:37:LYS:HE2	2.21	0.41
26:1H:654(S):G:HO2'	26:1H:654(T):A:P	2.44	0.41
22:1K:12:U:O2	22:1K:24:G:N2	2.54	0.41
30:21:188:VAL:HA	30:21:189:PRO:HD3	1.85	0.41

Continued on next page...

Continued from previous page...

Atom-1	Atom-2	Interatomic distance (Å)	Clash overlap (Å)
3:22:73:PRO:O	3:22:76:VAL:HG22	2.21	0.41
30:29:105:THR:CG2	30:29:164:ARG:HE	2.31	0.41
11:2A:98:LEU:HA	11:2A:101:SER:HB3	2.03	0.41
11:2I:78:GLN:O	11:2I:103:LEU:HA	2.21	0.41
23:2K:56:PSU:O4	23:2K:58:A:C8	2.74	0.41
31:31:116:ASP:O	31:31:119:ARG:HD3	2.21	0.41
31:31:24:LEU:HD21	31:31:114:VAL:HG12	2.03	0.41
4:32:166:LYS:HE2	4:32:179:GLU:HB2	2.02	0.41
31:39:156:LEU:HD21	31:39:163:VAL:HG12	2.03	0.41
31:39:89:VAL:HG12	31:39:90:PHE:H	1.85	0.41
4:3E:165:MET:SD	4:3E:168:ARG:NH1	2.94	0.41
4:3E:23:GLY:HA2	4:3E:112:VAL:HG22	2.03	0.41
12:3I:53:ARG:HG3	12:3I:53:ARG:NH1	2.30	0.41
38:45:57:HIS:CG	38:45:117:ALA:HB2	2.56	0.41
13:4A:54:VAL:HA	13:4A:57:ARG:CG	2.51	0.41
5:4E:105:VAL:HB	5:4E:106:PRO:HD3	2.03	0.41
6:52:44:GLY:HA2	6:52:59:TYR:CE2	2.56	0.41
34:61:77:LEU:H	34:61:77:LEU:HD12	1.85	0.41
36:68:71:ARG:HA	36:68:72:PRO:HD3	1.84	0.41
34:69:81:VAL:HG12	34:69:143:SER:CB	2.51	0.41
28:71:11:LEU:O	28:71:14:VAL:HG22	2.21	0.41
26:14:2176:A:O2'	28:79:44:HIS:ND1	2.45	0.41
9:8E:9:ARG:HB3	9:8E:14:VAL:HG22	2.01	0.41
17:8I:6:LEU:HD22	17:8I:23:VAL:HG11	2.02	0.41
39:98:26:LYS:HE2	39:98:70:LEU:O	2.21	0.41
19:AA:16:LEU:O	19:AA:20:LEU:HD13	2.21	0.41
19:AA:6:LYS:HA	19:AA:7:LYS:HA	1.84	0.41
45:B5:63:LYS:H	45:B5:63:LYS:CE	2.28	0.41
41:B8:102:ILE:O	41:B8:105:LEU:N	2.41	0.41
20:BA:24:LEU:HD13	20:BA:24:LEU:HA	1.70	0.41
20:BA:59:ALA:HB3	20:BA:84:LEU:HD11	2.02	0.41
46:C5:17:SER:O	46:C5:21:LYS:HB2	2.21	0.41
46:C5:45:VAL:HG12	46:C5:60:PHE:HD2	1.86	0.41
42:C8:79:PHE:CE1	42:C8:83:LEU:HD13	2.56	0.41
26:14:2271:G:H5"	48:E5:20:ARG:NE	2.36	0.41
47:H8:108:PRO:HB2	47:H8:112:ARG:HA	2.03	0.41
48:I8:52:GLY:O	48:I8:59:LEU:HA	2.21	0.41
26:1H:1263:U:H1'	53:N8:10:LYS:HG3	2.03	0.41
29:11:123:ALA:HA	29:11:124:PRO:HD2	1.83	0.40
29:11:263:ARG:HH11	29:11:263:ARG:HG3	1.84	0.40
29:11:61:LEU:HA	29:11:61:LEU:HD13	1.83	0.40

Continued on next page...

Continued from previous page...

Atom-1	Atom-2	Interatomic distance (Å)	Clash overlap (Å)
1:13:1521:G:H2'	1:13:1522:U:C6	2.56	0.40
1:13:451:A:N6	1:13:481:G:H5'	2.36	0.40
1:13:657:G:C2	1:13:658:G:C8	3.09	0.40
26:14:1085:A:H4'	26:14:1086:A:OP1	2.21	0.40
26:14:1141:U:P	35:15:25:ARG:HH21	2.44	0.40
26:14:1651:G:H2'	26:14:1652:A:O4'	2.21	0.40
26:14:1805:U:H2'	26:14:1806:C:H6	1.86	0.40
26:14:1948:G:C2'	26:14:1949:G:H5'	2.51	0.40
26:14:2058:A:N7	61:14:3583:HOH:O	2.37	0.40
26:14:2106:G:C2	26:14:2184:G:C2	3.10	0.40
26:14:221:A:C4	26:14:266:G:N7	2.89	0.40
26:14:516:C:O5'	26:14:516:C:H6	2.04	0.40
26:14:780:G:H21	26:14:783:A:N6	2.17	0.40
26:14:866:A:C6	26:14:914:C:C5	3.09	0.40
1:1G:1038:C:C5	1:1G:1039:C:C4	3.09	0.40
1:1G:227:G:H2'	1:1G:228:A:O4'	2.20	0.40
1:1G:291:C:H42	1:1G:309:G:H1	1.69	0.40
1:1G:575:G:O2'	1:1G:821:G:H5'	2.20	0.40
1:1G:872:A:C4	1:1G:874:G:N7	2.89	0.40
26:1H:1332:G:H2'	26:1H:1332:G:H8	1.78	0.40
26:1H:1516:U:H2'	26:1H:1517:G:H8	1.85	0.40
26:1H:1523:U:C2	26:1H:1524:G:C8	3.08	0.40
26:1H:1786:A:C2	26:1H:2606:C:H1'	2.56	0.40
26:1H:2248:C:C5	26:1H:2249:U:C4	3.09	0.40
26:1H:2287:A:N3	26:1H:2289:G:C8	2.88	0.40
26:1H:270(V):G:H2'	26:1H:270(W):G:H8	1.86	0.40
26:1H:274:G:N3	26:1H:276:A:N1	2.68	0.40
26:1H:55:G:N3	26:1H:56:A:C8	2.89	0.40
26:1H:714:U:O2	26:1H:716:A:C8	2.73	0.40
26:1H:988:A:H3'	51:L8:11:SER:OG	2.21	0.40
10:1I:45:ARG:HH11	14:5I:36:PHE:HE2	1.68	0.40
27:1J:75:G:O3'	47:D5:10:ARG:NH1	2.46	0.40
56:1L:23:A:H2'	56:1L:24:G:H8	1.85	0.40
3:2E:7:PRO:HG2	3:2E:184:TYR:CD2	2.56	0.40
3:2E:91:LEU:O	3:2E:95:THR:OG1	2.36	0.40
23:2L:3:C:H5'	26:14:2255:G:O2'	2.21	0.40
31:31:177:ALA:HB1	31:31:178:PRO:HD2	2.02	0.40
37:35:27:HIS:HB3	37:35:32:THR:CG2	2.51	0.40
24:3K:72:C:C2'	24:3K:73:A:H5''	2.51	0.40
5:4E:147:ASP:HA	5:4E:150:ARG:NH1	2.35	0.40
13:4I:34:LEU:HD23	13:4I:39:ILE:HB	2.02	0.40

Continued on next page...

Continued from previous page...

Atom-1	Atom-2	Interatomic distance (Å)	Clash overlap (Å)
13:4I:3:ARG:CB	13:4I:9:ILE:HG12	2.51	0.40
33:51:6:ARG:HH11	33:51:54:ARG:HH22	1.67	0.40
33:59:11:VAL:HG13	33:59:69:ARG:HH12	1.85	0.40
33:59:3:ARG:O	33:59:6:ARG:NE	2.54	0.40
6:5E:45:LEU:HD21	6:5E:57:GLN:OE1	2.21	0.40
34:61:95:LYS:HB3	34:61:95:LYS:HE3	1.46	0.40
40:65:19:LYS:HE2	40:65:19:LYS:HB2	1.92	0.40
28:79:5:LYS:CA	28:79:8:ARG:HG2	2.51	0.40
8:7E:127:LEU:HD23	8:7E:127:LEU:N	2.36	0.40
8:7E:12:ARG:HH11	8:7E:12:ARG:HD2	1.76	0.40
8:7E:43:GLY:O	8:7E:64:LYS:NZ	2.43	0.40
1:13:377:G:H5'	16:7I:5:ARG:HH12	1.85	0.40
38:88:21:THR:HB	38:88:22:LYS:HB2	2.02	0.40
17:8A:50:LYS:HA	17:8A:50:LYS:HD2	1.90	0.40
43:95:94:LEU:HA	43:95:94:LEU:HD23	1.73	0.40
43:95:58:VAL:HG12	43:95:98:GLU:HB2	2.03	0.40
39:98:45:ARG:HB3	39:98:46:GLY:H	1.66	0.40
19:AI:37:ARG:H	19:AI:37:ARG:HG3	1.42	0.40
45:B5:50:LYS:HD2	45:B5:50:LYS:HA	1.85	0.40
45:B5:84:ALA:O	45:B5:87:GLN:HB2	2.22	0.40
46:C5:8:LYS:HZ1	46:C5:95:LYS:HD3	1.85	0.40
47:D5:19:ARG:HH11	47:D5:84:GLU:HB2	1.86	0.40
45:F8:89:ILE:O	45:F8:93:GLU:HG2	2.21	0.40
48:I8:21:LEU:HD23	48:I8:21:LEU:HA	1.72	0.40
54:L5:10:ARG:O	54:L5:14:LYS:HG3	2.21	0.40
55:Q8:7:HIS:CG	55:Q8:61:LEU:HD13	2.56	0.40
29:11:174:ILE:HD12	29:11:174:ILE:N	2.35	0.40
29:11:206:LEU:HA	29:11:211:ARG:HD3	2.03	0.40
29:11:65:ILE:HD13	29:11:65:ILE:HG21	1.69	0.40
1:13:1081:G:H2'	1:13:1082:G:C8	2.48	0.40
1:13:389:A:H2'	1:13:390:C:C5'	2.50	0.40
1:13:581:G:C2	1:13:582:U:C5	3.10	0.40
1:13:627:G:H2'	1:13:628:G:H8	1.87	0.40
26:14:1144:G:C6	26:14:1145:C:N4	2.89	0.40
26:14:1153:C:N4	26:14:1154:G:N1	2.68	0.40
26:14:1332:G:N2	26:14:1609:A:H2'	2.35	0.40
26:14:2077:A:H2'	26:14:2078:C:H6	1.86	0.40
26:14:2228:G:C6	26:14:2229:C:C4	3.09	0.40
26:14:2352:A:C2	48:E5:33:ALA:HB1	2.56	0.40
26:14:2795:G:O2'	26:14:2798:C:N4	2.46	0.40
29:19:8:PRO:HB3	29:19:14:ARG:HB3	2.03	0.40

Continued on next page...

Continued from previous page...

Atom-1	Atom-2	Interatomic distance (Å)	Clash overlap (Å)
2:1E:21:ARG:O	2:1E:23:ARG:N	2.54	0.40
1:1G:1207:G:C6	1:1G:1208:C:C4	3.10	0.40
1:1G:1264:C:H6	1:1G:1264:C:O5'	2.04	0.40
1:1G:976:G:H5'	1:1G:1358:U:O2'	2.21	0.40
1:1G:444:C:H2'	1:1G:445:G:C8	2.56	0.40
1:1G:814:A:N7	1:1G:816:A:C4	2.89	0.40
26:1H:1047:G:H2'	26:1H:1110:G:C6	2.56	0.40
26:1H:1276:A:C2	26:1H:1277:G:C5	3.10	0.40
26:1H:270(M):U:OP1	26:1H:270(N):G:N2	2.54	0.40
26:1H:285:C:H2'	26:1H:286:C:H6	1.85	0.40
26:1H:389:G:H8	26:1H:389:G:O5'	2.04	0.40
26:1H:432:A:C5	26:1H:433:C:C5	3.10	0.40
26:1H:760:G:H5''	61:1H:3776:HOH:O	2.20	0.40
3:22:14:ILE:HG12	3:22:15:THR:H	1.86	0.40
1:1G:676:A:H1'	11:2A:115:PRO:HB3	2.03	0.40
11:2I:54:ARG:HA	11:2I:57:THR:HG23	2.03	0.40
23:2L:51:U:O5'	23:2L:51:U:H6	2.04	0.40
31:31:185:ASP:HA	31:31:188:ARG:CD	2.45	0.40
31:31:32:LEU:HA	31:31:32:LEU:HD22	1.81	0.40
4:32:39:PRO:HA	4:32:40:PRO:HD3	1.90	0.40
4:32:58:LEU:HD13	4:32:62:GLN:HG3	2.03	0.40
31:39:93:LYS:HD2	31:39:93:LYS:HA	1.85	0.40
32:41:103:LEU:CD2	32:41:178:PHE:HZ	2.34	0.40
13:4A:84:ILE:O	13:4A:84:ILE:HG22	2.21	0.40
5:4E:26:PHE:HD1	5:4E:26:PHE:N	2.18	0.40
5:4E:64:ARG:H	5:4E:64:ARG:HD2	1.86	0.40
13:4I:31:LYS:H	13:4I:31:LYS:HD2	1.86	0.40
13:4I:84:ILE:HG23	13:4I:86:CYS:HB3	2.03	0.40
25:4L:7:G:H2'	25:4L:8:A:O4'	2.22	0.40
33:59:8:PRO:O	33:59:52:VAL:HB	2.21	0.40
6:5E:99:ALA:HB3	18:9I:29:PHE:CE1	2.55	0.40
34:61:77:LEU:CD1	34:61:140:LEU:HB3	2.49	0.40
36:68:75:SER:OG	41:B8:74:ARG:NH2	2.54	0.40
34:69:144:VAL:O	34:69:144:VAL:HG23	2.21	0.40
34:69:81:VAL:H	34:69:143:SER:CB	2.25	0.40
1:1G:739:C:O2'	15:6A:42:HIS:ND1	2.38	0.40
9:82:105:ASP:OD1	9:82:107:ARG:HD3	2.20	0.40
9:82:16:ARG:NH2	9:82:66:ARG:HH21	2.19	0.40
9:82:42:ARG:HB2	9:82:42:ARG:HE	1.32	0.40
43:95:46:VAL:HG23	43:95:52:VAL:HG11	2.02	0.40
18:9A:29:PHE:HD1	18:9A:29:PHE:H	1.69	0.40

Continued on next page...

Continued from previous page...

Atom-1	Atom-2	Interatomic distance (Å)	Clash overlap (Å)
40:A8:18:ILE:CD1	40:A8:88:ASP:HA	2.50	0.40
46:C5:54:LYS:C	46:C5:55:TYR:CG	2.93	0.40
42:C8:110:VAL:O	42:C8:113:ALA:HB3	2.22	0.40
47:D5:52:SER:O	47:D5:53:ILE:HG12	2.20	0.40
49:J8:83:GLU:C	49:J8:85:LEU:H	2.24	0.40
1:13:1219:U:H2'	1:13:1220:G:O4'	2.22	0.40
1:13:201:C:N4	1:13:216:G:H22	2.19	0.40
1:13:271:C:H2'	1:13:272:C:C6	2.54	0.40
1:13:457:C:C2	1:13:476:G:N2	2.89	0.40
1:13:980:C:H2'	1:13:981:U:O4'	2.20	0.40
26:14:1003:G:O2'	26:14:1010:A:N1	2.35	0.40
26:14:1419:A:N7	26:14:1421:G:C6	2.90	0.40
26:14:241:A:H5'	26:14:243:U:O4'	2.22	0.40
26:14:2506:U:H4'	26:14:2507:C:OP1	2.21	0.40
26:14:414:C:H4'	26:14:1879:C:O2	2.21	0.40
26:14:669:G:N3	26:14:669:G:C2'	2.84	0.40
26:14:800:A:OP1	26:14:800:A:H8	2.04	0.40
26:14:805:G:H4'	37:35:38:GLN:HB2	2.02	0.40
26:14:901:A:H2'	26:14:901:A:N3	2.37	0.40
26:14:986:C:C2'	26:14:987:G:H5'	2.51	0.40
29:19:147:LEU:HD23	29:19:155:LEU:HD13	2.04	0.40
1:1G:1123:A:H4'	10:1A:37:PRO:HD2	2.03	0.40
21:1B:9:ARG:O	21:1B:13:ILE:HG13	2.21	0.40
1:1G:1251:A:H2'	1:1G:1252:A:C8	2.57	0.40
1:1G:625:G:C6	1:1G:626:U:C4	3.09	0.40
1:1G:802:A:H3'	1:1G:803:G:H8	1.87	0.40
1:1G:947:G:C6	1:1G:948:C:C4	3.10	0.40
26:1H:106:C:H2'	26:1H:107:C:C6	2.57	0.40
26:1H:1321:A:H2'	26:1H:1322:A:O4'	2.21	0.40
26:1H:1496:A:O3'	26:1H:1497:U:H6	2.04	0.40
26:1H:1564:C:O2'	26:1H:1565:C:H5'	2.21	0.40
26:1H:1797:C:H4'	29:11:257:LEU:O	2.21	0.40
26:1H:252:G:O2'	26:1H:253:C:H5'	2.21	0.40
26:1H:270(M):U:C2'	26:1H:270(N):G:H5''	2.52	0.40
26:1H:654(S):G:OP2	26:1H:654(S):G:H2'	2.21	0.40
10:1I:54:PHE:HB3	10:1I:55:LYS:H	1.68	0.40
22:1K:69:A:HO2'	22:1K:70:C:H6	1.65	0.40
56:1L:7:U:O2'	56:1L:8:U:H5'	2.21	0.40
3:22:151:VAL:HA	3:22:199:LYS:O	2.22	0.40
3:22:150:LYS:HE3	3:22:201:TYR:CD1	2.56	0.40
3:22:36:ASP:HA	3:22:39:ILE:CD1	2.51	0.40

Continued on next page...

Continued from previous page...

Atom-1	Atom-2	Interatomic distance (Å)	Clash overlap (Å)
30:29:79:ARG:N	30:29:79:ARG:HD2	2.36	0.40
30:29:7:VAL:HG12	30:29:193:GLY:HA2	2.04	0.40
4:32:105:VAL:HG13	4:32:110:PHE:HB2	2.03	0.40
4:32:15:GLU:OE1	4:32:59:ARG:NE	2.49	0.40
37:35:30:THR:HG21	37:35:35:HIS:H	1.87	0.40
37:35:52:GLU:CD	37:35:52:GLU:H	2.25	0.40
37:35:76:LYS:NZ	37:35:76:LYS:HB3	2.36	0.40
57:3L:72:C:H3'	57:3L:73:A:H5''	2.03	0.40
32:41:11:TYR:CE2	32:41:16:ARG:HD2	2.56	0.40
25:4L:9:G:H2'	25:4L:10:G:C8	2.56	0.40
40:65:35:ILE:HG12	40:65:101:LEU:HD23	2.02	0.40
36:68:122:LEU:HD23	36:68:122:LEU:HA	1.86	0.40
41:75:50:ILE:HA	41:75:50:ILE:HD13	1.75	0.40
16:7I:36:ILE:HG13	16:7I:36:ILE:O	2.20	0.40
42:85:76:TYR:CE2	42:85:80:ILE:HG13	2.56	0.40
43:95:37:VAL:CG2	43:95:57:VAL:HG13	2.51	0.40
47:D5:55:HIS:ND1	47:D5:56:VAL:HG12	2.37	0.40
38:45:135:ASP:HB2	47:D5:81:ARG:HH22	1.85	0.40
43:D8:33:VAL:O	43:D8:58:VAL:HA	2.21	0.40
45:F8:68:ARG:O	45:F8:68:ARG:HG2	2.21	0.40
26:1H:456:C:H3'	45:F8:68:ARG:NH2	2.35	0.40
47:H8:93:ASP:HA	47:H8:130:PRO:HG2	2.03	0.40
48:I8:36:ILE:HD13	48:I8:36:ILE:C	2.42	0.40
49:J8:73:LEU:HD13	49:J8:90:ILE:HB	2.04	0.40
29:11:233:HIS:HB3	61:11:406:HOH:O	2.20	0.40
29:11:35:LYS:HB3	29:11:35:LYS:NZ	2.27	0.40
2:12:130:ARG:HE	2:12:130:ARG:HB3	1.53	0.40
2:12:189:ASP:OD1	2:12:189:ASP:N	2.54	0.40
1:13:1127:G:H1'	1:13:1148:U:H3	1.86	0.40
1:13:316:G:C2'	1:13:317:G:H5'	2.51	0.40
1:13:403:C:OP2	4:3E:74:GLN:NE2	2.52	0.40
1:13:454:C:H3'	1:13:455:C:H6	1.87	0.40
1:13:598:U:H4'	8:7E:94:TYR:CD2	2.56	0.40
1:13:652:U:HO2'	1:13:653:A:P	2.44	0.40
26:14:1342:A:C2	26:14:1397:U:C2	3.09	0.40
26:14:1411:C:H2'	26:14:1412:A:C8	2.56	0.40
26:14:1688:U:O2	26:14:1700:A:H5'	2.21	0.40
26:14:1636:C:O2	26:14:1760:A:H2	2.04	0.40
26:14:176:G:O2'	26:14:177:G:H5'	2.21	0.40
26:14:2321:G:H2'	26:14:2321:G:N3	2.36	0.40
26:14:2532:G:O2'	26:14:2657:A:N1	2.54	0.40

Continued on next page...

Continued from previous page...

Atom-1	Atom-2	Interatomic distance (Å)	Clash overlap (Å)
26:14:270(K):C:H2'	26:14:270(L):U:H2'	2.02	0.40
26:14:1654:A:H1'	26:14:2823:A:H5'	2.04	0.40
26:14:329:G:P	46:C5:71:LYS:HE3	2.61	0.40
26:14:273(C):C:N4	26:14:363(C):G:H1	2.17	0.40
26:14:870:A:OP1	38:45:6:ARG:NE	2.36	0.40
26:14:993:G:C6	26:14:994:C:N4	2.90	0.40
1:1G:1208:C:H2'	1:1G:1209:C:C6	2.55	0.40
1:1G:998:G:N2	1:1G:1043:C:C2	2.90	0.40
26:1H:2296:U:O2	26:1H:2333:A:N3	2.55	0.40
26:1H:270(L):U:H3'	26:1H:270(L):U:C6	2.57	0.40
26:1H:399:G:H2'	26:1H:400:G:O4'	2.21	0.40
26:1H:613:U:O4'	26:1H:613:U:O2	2.38	0.40
26:1H:71:A:H2	45:F8:31:HIS:NE2	2.05	0.40
26:1H:850:C:O3'	51:L8:49:LYS:HE2	2.21	0.40
30:29:37:ARG:HA	30:29:41:LYS:HE3	2.03	0.40
11:2I:33:THR:HG22	11:2I:39:PRO:HA	2.04	0.40
23:2L:59:A:H4'	23:2L:60:A:OP1	2.22	0.40
31:39:6:VAL:HB	31:39:124:LEU:HA	2.03	0.40
31:39:135:LYS:HB3	31:39:138:GLU:HG3	2.03	0.40
12:3A:102:ARG:HB3	12:3A:108:ALA:O	2.21	0.40
33:51:69:ARG:HG3	33:51:70:THR:N	2.36	0.40
6:5E:16:GLN:HG2	6:5E:17:SER:H	1.87	0.40
1:13:1358:U:OP1	14:5I:35:ARG:HB2	2.22	0.40
1:1G:1298:C:H41	7:62:114:ARG:HB3	1.86	0.40
15:6A:79:ARG:HA	15:6A:82:ILE:HG12	2.03	0.40
15:6I:81:LEU:O	15:6I:85:LEU:HB2	2.21	0.40
28:71:22:ILE:CD1	28:71:189:ILE:HG22	2.52	0.40
37:78:78:PRO:HB3	37:78:111:ARG:NH2	2.36	0.40
38:88:66:ILE:CG1	38:88:67:ARG:H	2.35	0.40
17:8I:13:ASP:OD2	17:8I:53:LEU:HD13	2.21	0.40
19:AI:6:LYS:HE2	19:AI:6:LYS:HB3	1.59	0.40
45:B5:49:VAL:HG12	45:B5:87:GLN:HG2	2.03	0.40
20:BI:46:GLU:HB3	20:BI:48:LYS:HZ3	1.86	0.40
20:BI:53:LEU:HG	20:BI:102:GLY:HA3	2.03	0.40
49:F5:4:VAL:HG11	49:F5:11:ARG:NH2	2.35	0.40
49:F5:85:LEU:CA	49:F5:87:PRO:HD2	2.49	0.40
49:F5:87:PRO:O	49:F5:91:LYS:N	2.50	0.40
47:H8:26:GLY:HA2	47:H8:85:HIS:CD2	2.57	0.40
49:J8:78:LYS:HD3	49:J8:78:LYS:N	2.37	0.40
55:M5:28:GLY:O	55:M5:36:LYS:NZ	2.42	0.40
53:N8:36:CYS:SG	53:N8:37:LYS:N	2.94	0.40

Continued on next page...

Continued from previous page...

Atom-1	Atom-2	Interatomic distance (Å)	Clash overlap (Å)
29:11:130:ALA:C	29:11:131:LEU:HD12	2.41	0.40
29:11:30:GLU:HG3	29:11:63:ARG:NH2	2.37	0.40
1:13:1250:A:C2	1:13:1370:G:H1'	2.57	0.40
1:13:1287:A:H2'	1:13:1288:A:C8	2.57	0.40
1:13:1342:C:O2'	9:8E:124:GLN:HG3	2.22	0.40
1:13:1440:C:O2'	1:13:1442:G:N2	2.55	0.40
1:13:197:A:N3	1:13:198:G:H1'	2.36	0.40
1:13:337:C:H2'	1:13:338:A:C8	2.56	0.40
1:13:377:G:H5'	16:7I:5:ARG:NH1	2.36	0.40
1:13:669:U:H2'	1:13:670:G:C8	2.57	0.40
1:13:575:G:C5	1:13:881:G:C2	3.09	0.40
26:14:116:C:H2'	26:14:117:G:O4'	2.21	0.40
26:14:1339:G:H21	26:14:1603:A:H1'	1.87	0.40
26:14:1341:U:O4	45:B5:16:LYS:NZ	2.34	0.40
26:14:1488:G:C2	26:14:1502:C:C2	3.09	0.40
26:14:2019:A:C5	26:14:2020:A:C8	3.09	0.40
26:14:2115:G:N2	26:14:2172:U:H3	2.20	0.40
26:14:2185:C:H2'	26:14:2186:G:H8	1.86	0.40
26:14:2439:A:HO2'	26:14:2440:C:P	2.44	0.40
26:14:39:C:H2'	26:14:40:C:C6	2.56	0.40
26:14:438:G:H2'	26:14:439:G:C8	2.56	0.40
26:14:468:G:C2	26:14:469:G:H1'	2.56	0.40
26:14:704:G:O2'	26:14:726:G:N1	2.46	0.40
26:14:861:A:H1'	26:14:917:A:N6	2.37	0.40
26:14:972:G:OP2	26:14:973:A:O2'	2.29	0.40
27:16:3:C:H2'	27:16:4:C:H6	1.86	0.40
1:1G:1077:G:N1	1:1G:1081:G:C6	2.89	0.40
1:1G:1177:G:O2'	1:1G:1178:G:C8	2.73	0.40
1:1G:1272:G:H2'	1:1G:1273:G:O4'	2.20	0.40
1:1G:1300:G:C6	1:1G:1334:G:C5	3.09	0.40
1:1G:1411:C:H2'	1:1G:1412:C:C6	2.56	0.40
1:1G:391:G:C6	1:1G:392:G:C5	3.09	0.40
1:1G:535:A:H5''	61:1G:1705:HOH:O	2.22	0.40
1:1G:35:G:C2	1:1G:550:G:N3	2.90	0.40
1:1G:620:C:H2'	1:1G:621:A:O4'	2.21	0.40
1:1G:76:G:C6	1:1G:77:C:C4	3.09	0.40
26:1H:1014:U:O2'	26:1H:1015:G:H5'	2.22	0.40
26:1H:1035:U:H2'	26:1H:1036:G:C8	2.56	0.40
26:1H:1465:G:C5	26:1H:1466:G:N7	2.90	0.40
26:1H:1534:G:O2'	26:1H:1535:U:O4'	2.34	0.40
26:1H:17:G:H2'	26:1H:18:C:C6	2.57	0.40

Continued on next page...

Continued from previous page...

Atom-1	Atom-2	Interatomic distance (Å)	Clash overlap (Å)
26:1H:2135:A:N6	26:1H:2136:C:C2	2.89	0.40
26:1H:2378:A:C5	26:1H:2379:G:H1'	2.56	0.40
26:1H:588:U:C2	31:31:90:PHE:CE1	3.10	0.40
26:1H:67:U:H1'	26:1H:88:G:N2	2.37	0.40
56:1L:73:A:N3	56:1L:73:A:H5''	2.37	0.40
3:22:172:ARG:HB3	3:22:172:ARG:NH1	2.37	0.40
36:25:75:SER:OG	41:75:74:ARG:NH2	2.54	0.40
11:2A:41:THR:OG1	11:2A:42:TRP:N	2.53	0.40
11:2I:109:VAL:HA	18:9I:85:LEU:O	2.21	0.40
23:2K:17:C:H4'	23:2K:18:U:OP2	2.21	0.40
23:2K:35:C:H5''	23:2K:36:A:OP2	2.21	0.40
23:2K:76:C:H3'	23:2K:77:A:H3'	2.04	0.40
31:31:64:ILE:HA	31:31:64:ILE:HD13	1.66	0.40
4:32:8:VAL:HG22	4:32:115:ARG:HH12	1.87	0.40
4:32:200:GLU:O	4:32:204:ILE:HG23	2.22	0.40
4:32:4:TYR:HD1	4:32:6:GLY:H	1.68	0.40
31:39:24:LEU:HD22	31:39:25:PRO:HD3	2.03	0.40
31:39:7:TYR:HA	31:39:124:LEU:O	2.20	0.40
4:3E:43:HIS:ND1	4:3E:46:LYS:HE3	2.36	0.40
12:3I:6:THR:OG1	12:3I:9:GLN:HG3	2.21	0.40
57:3L:18:G:H2'	57:3L:57:G:N2	2.23	0.40
32:41:41:GLN:HB3	32:41:43:LEU:HD13	2.04	0.40
38:45:97:VAL:HG21	38:45:103:MET:HE3	2.02	0.40
38:45:25:ASP:HB3	38:45:102:VAL:CB	2.50	0.40
32:49:52:ILE:HA	32:49:55:LYS:HE3	2.03	0.40
13:4A:84:ILE:C	13:4A:86:CYS:H	2.25	0.40
33:51:74:ASN:O	33:51:77:LYS:HG3	2.22	0.40
35:58:103:VAL:O	35:58:106:MET:N	2.47	0.40
14:5I:24:CYS:HB2	14:5I:40:CYS:HB3	2.04	0.40
7:62:25:ALA:O	7:62:28:ASN:N	2.54	0.40
7:62:51:GLN:CG	7:62:58:PRO:HD3	2.52	0.40
40:65:77:ALA:O	40:65:80:LEU:N	2.50	0.40
34:69:97:ILE:O	34:69:100:ALA:HB3	2.22	0.40
7:6E:22:LEU:HA	7:6E:22:LEU:HD23	1.90	0.40
28:71:46:LYS:C	28:71:47:LEU:HD23	2.42	0.40
37:78:79:ARG:HD2	37:78:110:TYR:CE1	2.57	0.40
28:79:15:ASP:HA	28:79:16:PRO:HD2	1.88	0.40
9:82:10:ARG:HA	9:82:104:ARG:NH1	2.37	0.40
9:82:53:VAL:HG11	9:82:92:TYR:CE1	2.57	0.40
17:8A:11:VAL:HG23	17:8A:20:THR:HB	2.04	0.40
17:8A:29:HIS:HA	17:8A:30:PRO:HD2	1.83	0.40

Continued on next page...

Continued from previous page...

Atom-1	Atom-2	Interatomic distance (Å)	Clash overlap (Å)
17:8A:43:LEU:HD12	17:8A:68:ARG:HG2	2.03	0.40
18:9A:38:GLU:H	18:9A:38:GLU:CD	2.25	0.40
11:2I:109:VAL:HG12	18:9I:84:LYS:HB2	2.03	0.40
45:B5:36:LYS:HG3	45:B5:56:THR:CG2	2.52	0.40
46:C5:17:SER:HB2	46:C5:71:LYS:HE2	2.03	0.40
46:C5:3:VAL:HG11	46:C5:32:PRO:O	2.21	0.40
46:C5:77:PRO:O	46:C5:78:ALA:HB3	2.22	0.40
47:D5:131:ARG:HG2	47:D5:131:ARG:H	1.60	0.40
49:J8:85:LEU:HD12	49:J8:88:LYS:HB2	2.02	0.40
51:L8:17:LYS:O	51:L8:20:LYS:N	2.54	0.40

There are no symmetry-related clashes.

5.3 Torsion angles [i](#)

5.3.1 Protein backbone [i](#)

In the following table, the Percentiles column shows the percent Ramachandran outliers of the chain as a percentile score with respect to all X-ray entries followed by that with respect to entries of similar resolution.

The Analysed column shows the number of residues for which the backbone conformation was analysed, and the total number of residues.

Mol	Chain	Analysed	Favoured	Allowed	Outliers	Percentiles	
2	12	206/256 (80%)	168 (82%)	31 (15%)	7 (3%)	3	24
2	1E	227/256 (89%)	185 (82%)	39 (17%)	3 (1%)	12	47
3	22	192/239 (80%)	169 (88%)	22 (12%)	1 (0%)	29	67
3	2E	203/239 (85%)	185 (91%)	18 (9%)	0	100	100
4	32	206/209 (99%)	183 (89%)	22 (11%)	1 (0%)	29	67
4	3E	205/209 (98%)	188 (92%)	14 (7%)	3 (2%)	10	44
5	42	146/162 (90%)	136 (93%)	9 (6%)	1 (1%)	22	61
5	4E	147/162 (91%)	139 (95%)	7 (5%)	1 (1%)	22	61
6	52	99/101 (98%)	95 (96%)	4 (4%)	0	100	100
6	5E	98/101 (97%)	91 (93%)	7 (7%)	0	100	100
7	62	134/156 (86%)	123 (92%)	10 (8%)	1 (1%)	22	61
7	6E	152/156 (97%)	144 (95%)	8 (5%)	0	100	100

Continued on next page...

Continued from previous page...

Mol	Chain	Analysed	Favoured	Allowed	Outliers	Percentiles	
8	72	135/138 (98%)	125 (93%)	9 (7%)	1 (1%)	22	61
8	7E	136/138 (99%)	126 (93%)	9 (7%)	1 (1%)	22	61
9	82	119/128 (93%)	107 (90%)	11 (9%)	1 (1%)	19	58
9	8E	124/128 (97%)	104 (84%)	19 (15%)	1 (1%)	19	58
10	1A	76/105 (72%)	70 (92%)	6 (8%)	0	100	100
10	1I	89/105 (85%)	83 (93%)	6 (7%)	0	100	100
11	2A	111/129 (86%)	102 (92%)	7 (6%)	2 (2%)	8	41
11	2I	109/129 (84%)	98 (90%)	10 (9%)	1 (1%)	17	56
12	3A	120/132 (91%)	102 (85%)	13 (11%)	5 (4%)	3	20
12	3I	120/132 (91%)	106 (88%)	13 (11%)	1 (1%)	19	58
13	4A	109/126 (86%)	95 (87%)	13 (12%)	1 (1%)	17	56
13	4I	117/126 (93%)	97 (83%)	19 (16%)	1 (1%)	17	56
14	5A	57/61 (93%)	48 (84%)	8 (14%)	1 (2%)	8	41
14	5I	58/61 (95%)	48 (83%)	8 (14%)	2 (3%)	3	24
15	6A	86/89 (97%)	76 (88%)	10 (12%)	0	100	100
15	6I	85/89 (96%)	80 (94%)	5 (6%)	0	100	100
16	7A	82/88 (93%)	74 (90%)	8 (10%)	0	100	100
16	7I	81/88 (92%)	78 (96%)	3 (4%)	0	100	100
17	8A	97/105 (92%)	90 (93%)	7 (7%)	0	100	100
17	8I	98/105 (93%)	91 (93%)	7 (7%)	0	100	100
18	9A	65/88 (74%)	62 (95%)	2 (3%)	1 (2%)	10	44
18	9I	66/88 (75%)	62 (94%)	3 (4%)	1 (2%)	10	44
19	AA	56/93 (60%)	49 (88%)	5 (9%)	2 (4%)	3	23
19	AI	79/93 (85%)	67 (85%)	10 (13%)	2 (2%)	5	32
20	BA	97/106 (92%)	80 (82%)	15 (16%)	2 (2%)	7	37
20	BI	95/106 (90%)	80 (84%)	15 (16%)	0	100	100
21	1B	20/27 (74%)	19 (95%)	1 (5%)	0	100	100
21	1F	21/27 (78%)	20 (95%)	1 (5%)	0	100	100
28	71	129/229 (56%)	119 (92%)	10 (8%)	0	100	100
28	79	45/229 (20%)	41 (91%)	4 (9%)	0	100	100
29	11	271/276 (98%)	243 (90%)	17 (6%)	11 (4%)	3	21

Continued on next page...

Continued from previous page...

Mol	Chain	Analysed	Favoured	Allowed	Outliers	Percentiles	
29	19	272/276 (99%)	241 (89%)	25 (9%)	6 (2%)	6	35
30	21	201/206 (98%)	157 (78%)	36 (18%)	8 (4%)	3	21
30	29	202/206 (98%)	157 (78%)	37 (18%)	8 (4%)	3	21
31	31	200/210 (95%)	175 (88%)	25 (12%)	0	100	100
31	39	202/210 (96%)	157 (78%)	36 (18%)	9 (4%)	2	18
32	41	177/182 (97%)	155 (88%)	19 (11%)	3 (2%)	9	42
32	49	177/182 (97%)	153 (86%)	22 (12%)	2 (1%)	14	51
33	51	169/180 (94%)	135 (80%)	24 (14%)	10 (6%)	1	12
33	59	67/180 (37%)	50 (75%)	14 (21%)	3 (4%)	2	18
34	61	144/148 (97%)	122 (85%)	20 (14%)	2 (1%)	11	46
34	69	143/148 (97%)	116 (81%)	26 (18%)	1 (1%)	22	61
35	15	136/140 (97%)	119 (88%)	16 (12%)	1 (1%)	22	61
35	58	136/140 (97%)	114 (84%)	19 (14%)	3 (2%)	6	35
36	25	120/122 (98%)	111 (92%)	9 (8%)	0	100	100
36	68	120/122 (98%)	113 (94%)	7 (6%)	0	100	100
37	35	145/150 (97%)	114 (79%)	29 (20%)	2 (1%)	11	46
37	78	145/150 (97%)	115 (79%)	25 (17%)	5 (3%)	3	24
38	45	136/141 (96%)	112 (82%)	21 (15%)	3 (2%)	6	35
38	88	139/141 (99%)	114 (82%)	20 (14%)	5 (4%)	3	23
39	55	116/118 (98%)	109 (94%)	6 (5%)	1 (1%)	17	56
39	98	116/118 (98%)	101 (87%)	14 (12%)	1 (1%)	17	56
40	65	108/112 (96%)	86 (80%)	20 (18%)	2 (2%)	8	39
40	A8	109/112 (97%)	92 (84%)	14 (13%)	3 (3%)	5	29
41	75	131/146 (90%)	119 (91%)	12 (9%)	0	100	100
41	B8	131/146 (90%)	119 (91%)	12 (9%)	0	100	100
42	85	114/118 (97%)	101 (89%)	11 (10%)	2 (2%)	8	41
42	C8	113/118 (96%)	104 (92%)	6 (5%)	3 (3%)	5	30
43	95	98/101 (97%)	77 (79%)	14 (14%)	7 (7%)	1	8
43	D8	98/101 (97%)	87 (89%)	6 (6%)	5 (5%)	2	15
44	A5	111/113 (98%)	106 (96%)	4 (4%)	1 (1%)	17	56
44	E8	110/113 (97%)	101 (92%)	9 (8%)	0	100	100

Continued on next page...

Continued from previous page...

Mol	Chain	Analysed	Favoured	Allowed	Outliers	Percentiles	
45	B5	92/96 (96%)	85 (92%)	4 (4%)	3 (3%)	4	25
45	F8	93/96 (97%)	85 (91%)	7 (8%)	1 (1%)	14	51
46	C5	102/110 (93%)	75 (74%)	17 (17%)	10 (10%)	0	3
46	G8	103/110 (94%)	86 (84%)	13 (13%)	4 (4%)	3	22
47	D5	126/206 (61%)	100 (79%)	21 (17%)	5 (4%)	3	21
47	H8	169/206 (82%)	136 (80%)	25 (15%)	8 (5%)	2	17
48	E5	75/85 (88%)	66 (88%)	8 (11%)	1 (1%)	12	47
48	I8	74/85 (87%)	68 (92%)	6 (8%)	0	100	100
49	F5	92/98 (94%)	85 (92%)	6 (6%)	1 (1%)	14	51
49	J8	92/98 (94%)	83 (90%)	8 (9%)	1 (1%)	14	51
50	G5	64/72 (89%)	59 (92%)	3 (5%)	2 (3%)	4	26
50	K8	66/72 (92%)	58 (88%)	5 (8%)	3 (4%)	2	18
51	H5	56/60 (93%)	53 (95%)	3 (5%)	0	100	100
51	L8	56/60 (93%)	51 (91%)	5 (9%)	0	100	100
52	M8	45/71 (63%)	29 (64%)	15 (33%)	1 (2%)	6	35
53	J5	54/60 (90%)	50 (93%)	4 (7%)	0	100	100
53	N8	46/60 (77%)	43 (94%)	3 (6%)	0	100	100
54	L5	45/49 (92%)	43 (96%)	2 (4%)	0	100	100
54	P8	45/49 (92%)	39 (87%)	6 (13%)	0	100	100
55	M5	62/65 (95%)	52 (84%)	8 (13%)	2 (3%)	4	26
55	Q8	62/65 (95%)	50 (81%)	9 (14%)	3 (5%)	2	17
All	All	10973/12333 (89%)	9576 (87%)	1201 (11%)	196 (2%)	8	41

All (196) Ramachandran outliers are listed below:

Mol	Chain	Res	Type
14	5I	13	THR
18	9I	22	VAL
29	11	28	GLU
29	11	40	THR
29	11	237	GLU
30	21	83	ASP
45	F8	4	ALA
46	G8	81	LYS
47	H8	165	VAL

Continued on next page...

Continued from previous page...

Mol	Chain	Res	Type
50	K8	48	HIS
55	Q8	52	LYS
55	Q8	53	PRO
2	12	219	VAL
9	82	118	LYS
20	BA	73	HIS
29	19	273	ARG
30	29	25	VAL
31	39	28	ILE
31	39	84	VAL
38	45	27	VAL
39	55	107	ASP
43	95	44	LYS
43	95	45	THR
47	D5	53	ILE
48	E5	33	ALA
49	F5	30	VAL
50	G5	48	HIS
55	M5	49	VAL
2	1E	10	LEU
4	3E	90	GLY
8	7E	86	ILE
12	3I	48	PRO
29	11	273	ARG
30	21	78	LEU
33	51	10	PRO
33	51	157	TYR
37	78	25	SER
38	88	6	ARG
38	88	66	ILE
38	88	134	ARG
42	C8	89	GLU
46	G8	54	LYS
47	H8	60	GLU
11	2A	48	ILE
11	2A	101	SER
12	3A	18	VAL
12	3A	26	ALA
14	5A	29	ARG
19	AA	9	VAL
20	BA	49	ALA
29	19	46	GLN

Continued on next page...

Continued from previous page...

Mol	Chain	Res	Type
29	19	237	GLU
30	29	59	VAL
30	29	81	ILE
31	39	124	LEU
31	39	132	VAL
37	35	15	ARG
42	85	96	ALA
43	95	80	GLN
46	C5	29	GLU
2	1E	238	LEU
14	5I	14	PRO
30	21	118	LYS
33	51	84	SER
38	88	7	MET
39	98	11	ASN
42	C8	93	LYS
43	D8	45	THR
43	D8	48	GLY
30	29	51	PHE
31	39	26	ALA
31	39	149	ASP
31	39	167	ALA
38	45	78	PRO
46	C5	17	SER
46	C5	99	CYS
47	D5	161	VAL
4	3E	89	THR
29	11	3	VAL
29	11	122	ASP
30	21	56	PRO
30	21	60	ASN
32	41	97	ASP
33	51	137	ASP
33	51	138	LYS
33	51	154	PRO
33	51	169	VAL
34	61	145	VAL
35	58	128	HIS
35	58	135	PRO
37	78	6	LEU
40	A8	3	ARG
43	D8	38	LEU

Continued on next page...

Continued from previous page...

Mol	Chain	Res	Type
47	H8	6	LYS
47	H8	81	ARG
49	J8	93	GLU
52	M8	5	ILE
55	Q8	35	GLN
2	12	220	ASP
12	3A	19	ARG
29	19	274	ARG
30	29	9	VAL
31	39	25	PRO
32	49	47	LYS
33	59	73	ALA
34	69	111	PRO
37	35	35	HIS
40	65	87	PHE
40	65	111	GLU
44	A5	44	ALA
45	B5	22	ALA
46	C5	63	LYS
50	G5	47	ASN
55	M5	35	GLN
2	1E	237	ALA
4	3E	155	LEU
19	AI	7	LYS
19	AI	41	VAL
29	11	27	THR
30	21	55	ASN
32	41	5	VAL
32	41	96	ARG
33	51	83	TYR
33	51	85	LYS
34	61	133	HIS
35	58	97	ARG
40	A8	13	ARG
40	A8	88	ASP
42	C8	92	ARG
43	D8	49	THR
46	G8	76	CYS
47	H8	59	LEU
50	K8	43	GLN
50	K8	47	ASN
3	22	93	LYS

Continued on next page...

Continued from previous page...

Mol	Chain	Res	Type
5	42	60	TYR
7	62	147	ALA
30	29	26	ILE
35	15	128	HIS
45	B5	68	ARG
46	C5	20	TYR
46	C5	92	ASN
46	C5	94	LYS
9	8E	94	ALA
29	11	123	ALA
47	H8	61	LEU
2	12	49	GLU
8	72	73	ASP
12	3A	47	LYS
13	4A	84	ILE
30	29	77	ILE
43	95	71	LEU
47	D5	60	GLU
29	11	29	PRO
2	12	39	ILE
2	12	71	VAL
2	12	223	ILE
29	19	3	VAL
31	39	24	LEU
38	45	81	VAL
42	85	90	VAL
43	95	72	VAL
46	C5	85	VAL
11	2I	82	VAL
30	21	21	VAL
33	51	12	PRO
37	78	95	VAL
43	D8	47	VAL
47	H8	53	ILE
19	AA	67	VAL
32	49	5	VAL
45	B5	51	VAL
47	D5	165	VAL
29	11	35	LYS
29	11	240	ALA
37	78	7	ARG
38	88	78	PRO

Continued on next page...

Continued from previous page...

Mol	Chain	Res	Type
46	G8	53	PRO
47	H8	141	VAL
4	32	28	SER
18	9A	52	PRO
33	59	169	VAL
5	4E	115	VAL
37	78	47	ASP
2	12	81	VAL
12	3A	25	PRO
30	29	62	PRO
33	59	167	GLU
43	95	50	PRO
43	95	99	ILE
46	C5	3	VAL
46	C5	55	TYR
47	D5	158	PRO
13	4I	4	ILE
30	21	52	LEU
29	19	240	ALA

5.3.2 Protein sidechains ⓘ

In the following table, the Percentiles column shows the percent sidechain outliers of the chain as a percentile score with respect to all X-ray entries followed by that with respect to entries of similar resolution.

The Analysed column shows the number of residues for which the sidechain conformation was analysed, and the total number of residues.

Mol	Chain	Analysed	Rotameric	Outliers	Percentiles	
2	12	182/220 (83%)	154 (85%)	28 (15%)	2	13
2	1E	200/220 (91%)	143 (72%)	57 (28%)	0	1
3	22	154/188 (82%)	123 (80%)	31 (20%)	1	6
3	2E	159/188 (85%)	124 (78%)	35 (22%)	1	5
4	32	180/181 (99%)	143 (79%)	37 (21%)	1	6
4	3E	180/181 (99%)	137 (76%)	43 (24%)	0	3
5	42	114/123 (93%)	91 (80%)	23 (20%)	1	6
5	4E	115/123 (94%)	98 (85%)	17 (15%)	3	14
6	52	90/90 (100%)	72 (80%)	18 (20%)	1	6

Continued on next page...

Continued from previous page...

Mol	Chain	Analysed	Rotameric	Outliers	Percentiles	
6	5E	90/90 (100%)	73 (81%)	17 (19%)	1	8
7	62	114/127 (90%)	95 (83%)	19 (17%)	2	10
7	6E	125/127 (98%)	101 (81%)	24 (19%)	1	8
8	72	118/119 (99%)	98 (83%)	20 (17%)	2	10
8	7E	119/119 (100%)	93 (78%)	26 (22%)	1	5
9	82	92/99 (93%)	71 (77%)	21 (23%)	1	4
9	8E	97/99 (98%)	77 (79%)	20 (21%)	1	6
10	1A	71/92 (77%)	51 (72%)	20 (28%)	0	1
10	1I	81/92 (88%)	65 (80%)	16 (20%)	1	7
11	2A	85/99 (86%)	70 (82%)	15 (18%)	2	9
11	2I	84/99 (85%)	61 (73%)	23 (27%)	0	1
12	3A	103/109 (94%)	81 (79%)	22 (21%)	1	5
12	3I	103/109 (94%)	87 (84%)	16 (16%)	2	12
13	4A	91/101 (90%)	70 (77%)	21 (23%)	1	3
13	4I	94/101 (93%)	75 (80%)	19 (20%)	1	6
14	5A	49/50 (98%)	41 (84%)	8 (16%)	2	11
14	5I	49/50 (98%)	38 (78%)	11 (22%)	1	4
15	6A	79/80 (99%)	67 (85%)	12 (15%)	3	13
15	6I	79/80 (99%)	62 (78%)	17 (22%)	1	5
16	7A	72/74 (97%)	52 (72%)	20 (28%)	0	1
16	7I	72/74 (97%)	51 (71%)	21 (29%)	0	1
17	8A	94/97 (97%)	79 (84%)	15 (16%)	2	11
17	8I	95/97 (98%)	79 (83%)	16 (17%)	2	10
18	9A	58/77 (75%)	42 (72%)	16 (28%)	0	1
18	9I	58/77 (75%)	44 (76%)	14 (24%)	0	3
19	AA	52/80 (65%)	40 (77%)	12 (23%)	1	3
19	AI	71/80 (89%)	58 (82%)	13 (18%)	1	8
20	BA	76/82 (93%)	63 (83%)	13 (17%)	2	10
20	BI	75/82 (92%)	59 (79%)	16 (21%)	1	5
21	1B	17/22 (77%)	16 (94%)	1 (6%)	19	54
21	1F	18/22 (82%)	17 (94%)	1 (6%)	21	57

Continued on next page...

Continued from previous page...

Mol	Chain	Analysed	Rotameric	Outliers	Percentiles	
28	71	109/181 (60%)	87 (80%)	22 (20%)	1	6
28	79	48/181 (26%)	38 (79%)	10 (21%)	1	6
29	11	214/218 (98%)	161 (75%)	53 (25%)	0	2
29	19	214/218 (98%)	169 (79%)	45 (21%)	1	6
30	21	165/166 (99%)	128 (78%)	37 (22%)	1	4
30	29	165/166 (99%)	126 (76%)	39 (24%)	1	3
31	31	161/166 (97%)	126 (78%)	35 (22%)	1	5
31	39	163/166 (98%)	130 (80%)	33 (20%)	1	6
32	41	153/156 (98%)	121 (79%)	32 (21%)	1	6
32	49	153/156 (98%)	125 (82%)	28 (18%)	1	8
33	51	142/148 (96%)	109 (77%)	33 (23%)	1	3
33	59	59/148 (40%)	50 (85%)	9 (15%)	2	13
34	61	122/124 (98%)	95 (78%)	27 (22%)	1	4
34	69	122/124 (98%)	88 (72%)	34 (28%)	0	1
35	15	117/119 (98%)	87 (74%)	30 (26%)	0	2
35	58	117/119 (98%)	90 (77%)	27 (23%)	1	3
36	25	100/100 (100%)	82 (82%)	18 (18%)	1	9
36	68	100/100 (100%)	85 (85%)	15 (15%)	3	14
37	35	114/116 (98%)	78 (68%)	36 (32%)	0	0
37	78	114/116 (98%)	80 (70%)	34 (30%)	0	1
38	45	109/111 (98%)	89 (82%)	20 (18%)	1	8
38	88	109/111 (98%)	87 (80%)	22 (20%)	1	6
39	55	101/101 (100%)	83 (82%)	18 (18%)	2	9
39	98	101/101 (100%)	76 (75%)	25 (25%)	0	2
40	65	87/88 (99%)	64 (74%)	23 (26%)	0	2
40	A8	87/88 (99%)	67 (77%)	20 (23%)	1	3
41	75	117/127 (92%)	91 (78%)	26 (22%)	1	4
41	B8	117/127 (92%)	87 (74%)	30 (26%)	0	2
42	85	93/94 (99%)	83 (89%)	10 (11%)	6	27
42	C8	92/94 (98%)	76 (83%)	16 (17%)	2	10
43	95	82/82 (100%)	61 (74%)	21 (26%)	0	2

Continued on next page...

Continued from previous page...

Mol	Chain	Analysed	Rotameric	Outliers	Percentiles	
43	D8	82/82 (100%)	59 (72%)	23 (28%)	0	1
44	A5	92/92 (100%)	73 (79%)	19 (21%)	1	6
44	E8	91/92 (99%)	65 (71%)	26 (29%)	0	1
45	B5	74/78 (95%)	52 (70%)	22 (30%)	0	1
45	F8	75/78 (96%)	64 (85%)	11 (15%)	3	14
46	C5	85/91 (93%)	60 (71%)	25 (29%)	0	1
46	G8	85/91 (93%)	70 (82%)	15 (18%)	2	9
47	D5	118/179 (66%)	93 (79%)	25 (21%)	1	5
47	H8	152/179 (85%)	113 (74%)	39 (26%)	0	2
48	E5	61/67 (91%)	53 (87%)	8 (13%)	4	19
48	I8	61/67 (91%)	51 (84%)	10 (16%)	2	11
49	F5	79/83 (95%)	61 (77%)	18 (23%)	1	4
49	J8	79/83 (95%)	60 (76%)	19 (24%)	0	3
50	G5	62/67 (92%)	47 (76%)	15 (24%)	0	2
50	K8	62/67 (92%)	44 (71%)	18 (29%)	0	1
51	H5	50/52 (96%)	40 (80%)	10 (20%)	1	6
51	L8	50/52 (96%)	38 (76%)	12 (24%)	0	3
52	M8	42/63 (67%)	31 (74%)	11 (26%)	0	2
53	J5	48/52 (92%)	39 (81%)	9 (19%)	1	8
53	N8	43/52 (83%)	34 (79%)	9 (21%)	1	6
54	L5	38/42 (90%)	33 (87%)	5 (13%)	4	19
54	P8	38/42 (90%)	34 (90%)	4 (10%)	7	28
55	M5	54/55 (98%)	44 (82%)	10 (18%)	1	8
55	Q8	54/55 (98%)	39 (72%)	15 (28%)	0	1
All	All	9277/10193 (91%)	7277 (78%)	2000 (22%)	1	5

All (2000) residues with a non-rotameric sidechain are listed below:

Mol	Chain	Res	Type
2	1E	8	LYS
2	1E	10	LEU
2	1E	17	PHE
2	1E	21	ARG
2	1E	23	ARG

Continued on next page...

Continued from previous page...

Mol	Chain	Res	Type
2	1E	24	TRP
2	1E	28	PHE
2	1E	32	ILE
2	1E	35	GLU
2	1E	41	ILE
2	1E	49	GLU
2	1E	51	LEU
2	1E	52	GLU
2	1E	55	PHE
2	1E	67	THR
2	1E	69	LEU
2	1E	71	VAL
2	1E	79	ASP
2	1E	83	MET
2	1E	86	GLU
2	1E	87	ARG
2	1E	93	VAL
2	1E	95	GLN
2	1E	96	ARG
2	1E	108	ILE
2	1E	111	ARG
2	1E	115	LEU
2	1E	118	LEU
2	1E	122	PHE
2	1E	129	GLU
2	1E	143	GLU
2	1E	144	ARG
2	1E	155	LEU
2	1E	160	ASP
2	1E	162	ILE
2	1E	163	PHE
2	1E	172	ILE
2	1E	178	ARG
2	1E	184	VAL
2	1E	185	ILE
2	1E	190	THR
2	1E	195	ASP
2	1E	197	VAL
2	1E	198	ASP
2	1E	200	ILE
2	1E	208	ILE
2	1E	209	ARG

Continued on next page...

Continued from previous page...

Mol	Chain	Res	Type
2	1E	210	SER
2	1E	212	GLN
2	1E	214	ILE
2	1E	217	ARG
2	1E	222	ILE
2	1E	224	GLN
2	1E	226	ARG
2	1E	230	VAL
2	1E	231	GLU
2	1E	236	TYR
3	2E	3	ASN
3	2E	5	ILE
3	2E	16	ARG
3	2E	18	TRP
3	2E	27	LYS
3	2E	29	TYR
3	2E	30	ARG
3	2E	32	LEU
3	2E	36	ASP
3	2E	42	LEU
3	2E	48	TYR
3	2E	52	LEU
3	2E	63	ASN
3	2E	70	VAL
3	2E	88	ARG
3	2E	95	THR
3	2E	104	GLN
3	2E	105	GLU
3	2E	107	GLN
3	2E	110	ASN
3	2E	111	LEU
3	2E	115	LEU
3	2E	118	GLN
3	2E	128	PHE
3	2E	136	GLN
3	2E	166	GLU
3	2E	172	ARG
3	2E	175	LEU
3	2E	178	LEU
3	2E	179	ARG
3	2E	188	LEU
3	2E	190	ARG

Continued on next page...

Continued from previous page...

Mol	Chain	Res	Type
3	2E	192	THR
3	2E	202	ILE
3	2E	206	GLU
4	3E	3	ARG
4	3E	10	ARG
4	3E	15	GLU
4	3E	19	LEU
4	3E	28	SER
4	3E	31	CYS
4	3E	45	GLN
4	3E	46	LYS
4	3E	47	ARG
4	3E	50	ARG
4	3E	52	SER
4	3E	58	LEU
4	3E	61	LYS
4	3E	66	ARG
4	3E	84	LYS
4	3E	86	LYS
4	3E	88	VAL
4	3E	89	THR
4	3E	96	LEU
4	3E	106	TYR
4	3E	115	ARG
4	3E	122	ARG
4	3E	127	THR
4	3E	135	LEU
4	3E	138	TYR
4	3E	145	GLU
4	3E	146	ILE
4	3E	151	LYS
4	3E	154	ASN
4	3E	155	LEU
4	3E	158	ILE
4	3E	160	GLN
4	3E	168	ARG
4	3E	170	VAL
4	3E	175	SER
4	3E	177	ASP
4	3E	184	LYS
4	3E	187	ARG
4	3E	188	LEU

Continued on next page...

Continued from previous page...

Mol	Chain	Res	Type
4	3E	190	ASP
4	3E	193	ASP
4	3E	200	GLU
4	3E	209	ARG
5	4E	10	MET
5	4E	11	ILE
5	4E	12	LEU
5	4E	15	ARG
5	4E	26	PHE
5	4E	41	VAL
5	4E	64	ARG
5	4E	68	GLU
5	4E	72	GLN
5	4E	79	GLU
5	4E	87	SER
5	4E	107	ARG
5	4E	112	LEU
5	4E	116	THR
5	4E	147	ASP
5	4E	149	GLU
5	4E	153	LYS
6	5E	15	ASP
6	5E	16	GLN
6	5E	19	LEU
6	5E	25	ILE
6	5E	31	GLU
6	5E	32	ASN
6	5E	36	ARG
6	5E	40	VAL
6	5E	43	LEU
6	5E	47	ARG
6	5E	55	ASP
6	5E	64	GLN
6	5E	70	ASP
6	5E	75	LEU
6	5E	78	GLU
6	5E	80	ARG
6	5E	89	MET
7	6E	3	ARG
7	6E	5	ARG
7	6E	8	GLU
7	6E	11	GLN

Continued on next page...

Continued from previous page...

Mol	Chain	Res	Type
7	6E	15	ASP
7	6E	20	ASP
7	6E	21	VAL
7	6E	22	LEU
7	6E	24	THR
7	6E	32	ARG
7	6E	38	LEU
7	6E	52	GLU
7	6E	54	THR
7	6E	59	LEU
7	6E	63	LYS
7	6E	73	MET
7	6E	89	MET
7	6E	97	GLN
7	6E	104	LEU
7	6E	111	ARG
7	6E	118	VAL
7	6E	148	ASN
7	6E	149	ARG
7	6E	155	ARG
8	7E	1	MET
8	7E	3	THR
8	7E	25	ASP
8	7E	26	VAL
8	7E	31	PHE
8	7E	32	LYS
8	7E	33	GLU
8	7E	34	GLU
8	7E	35	ILE
8	7E	36	LEU
8	7E	39	LEU
8	7E	45	ILE
8	7E	51	VAL
8	7E	63	LEU
8	7E	65	TYR
8	7E	68	ARG
8	7E	85	ARG
8	7E	89	PRO
8	7E	97	VAL
8	7E	99	GLU
8	7E	102	ARG
8	7E	104	ARG

Continued on next page...

Continued from previous page...

Mol	Chain	Res	Type
8	7E	112	LEU
8	7E	122	ARG
8	7E	125	ARG
8	7E	129	VAL
9	8E	7	THR
9	8E	9	ARG
9	8E	10	ARG
9	8E	20	ARG
9	8E	42	ARG
9	8E	47	LEU
9	8E	56	LEU
9	8E	75	ASP
9	8E	77	ILE
9	8E	79	LEU
9	8E	83	ARG
9	8E	88	TYR
9	8E	91	ASP
9	8E	95	LYS
9	8E	96	LEU
9	8E	99	LEU
9	8E	113	LYS
9	8E	117	HIS
9	8E	121	ARG
9	8E	125	TYR
10	1I	33	GLN
10	1I	38	ILE
10	1I	43	ARG
10	1I	54	PHE
10	1I	58	ASP
10	1I	61	GLU
10	1I	62	HIS
10	1I	67	THR
10	1I	70	ARG
10	1I	75	ILE
10	1I	83	GLU
10	1I	88	LEU
10	1I	89	ASP
10	1I	90	LEU
10	1I	95	GLU
10	1I	96	ILE
11	2I	18	ARG
11	2I	22	HIS

Continued on next page...

Continued from previous page...

Mol	Chain	Res	Type
11	2I	25	TYR
11	2I	29	ILE
11	2I	30	VAL
11	2I	31	THR
11	2I	47	VAL
11	2I	51	LYS
11	2I	54	ARG
11	2I	63	LEU
11	2I	71	LYS
11	2I	75	TYR
11	2I	81	ASP
11	2I	87	THR
11	2I	96	ARG
11	2I	103	LEU
11	2I	105	VAL
11	2I	106	LYS
11	2I	109	VAL
11	2I	114	VAL
11	2I	116	HIS
11	2I	117	ASN
11	2I	126	ARG
12	3I	7	ILE
12	3I	16	GLU
12	3I	20	LYS
12	3I	33	ARG
12	3I	34	ARG
12	3I	47	LYS
12	3I	50	SER
12	3I	57	LYS
12	3I	60	LEU
12	3I	62	SER
12	3I	67	THR
12	3I	79	GLU
12	3I	89	ARG
12	3I	111	LYS
12	3I	114	LYS
12	3I	115	LYS
13	4I	11	ARG
13	4I	13	LYS
13	4I	17	VAL
13	4I	44	ARG
13	4I	45	VAL

Continued on next page...

Continued from previous page...

Mol	Chain	Res	Type
13	4I	57	ARG
13	4I	64	TRP
13	4I	67	GLU
13	4I	70	LEU
13	4I	84	ILE
13	4I	86	CYS
13	4I	88	ARG
13	4I	93	ARG
13	4I	102	ARG
13	4I	105	THR
13	4I	106	ASN
13	4I	108	ARG
13	4I	109	THR
13	4I	117	VAL
14	5I	6	LEU
14	5I	7	ILE
14	5I	8	GLU
14	5I	22	THR
14	5I	23	ARG
14	5I	26	ARG
14	5I	29	ARG
14	5I	31	ARG
14	5I	33	VAL
14	5I	41	ARG
14	5I	46	GLU
15	6I	3	ILE
15	6I	6	GLU
15	6I	10	LYS
15	6I	17	ARG
15	6I	26	GLU
15	6I	31	LEU
15	6I	35	ARG
15	6I	38	ARG
15	6I	39	LEU
15	6I	59	MET
15	6I	65	ARG
15	6I	66	LEU
15	6I	71	GLN
15	6I	72	ARG
15	6I	79	ARG
15	6I	82	ILE
15	6I	84	LYS

Continued on next page...

Continued from previous page...

Mol	Chain	Res	Type
16	7I	1	MET
16	7I	4	ILE
16	7I	6	LEU
16	7I	8	ARG
16	7I	11	SER
16	7I	18	ARG
16	7I	19	ILE
16	7I	20	VAL
16	7I	22	THR
16	7I	26	ARG
16	7I	27	LYS
16	7I	28	ARG
16	7I	44	THR
16	7I	45	THR
16	7I	50	LYS
16	7I	54	GLU
16	7I	65	GLN
16	7I	67	THR
16	7I	69	THR
16	7I	72	ARG
16	7I	83	GLU
17	8I	13	ASP
17	8I	14	LYS
17	8I	35	VAL
17	8I	38	ARG
17	8I	45	HIS
17	8I	50	LYS
17	8I	52	LYS
17	8I	60	ILE
17	8I	63	ARG
17	8I	68	ARG
17	8I	74	LEU
17	8I	78	GLU
17	8I	85	VAL
17	8I	89	LEU
17	8I	100	LYS
17	8I	101	ARG
18	9I	22	VAL
18	9I	23	LYS
18	9I	25	THR
18	9I	28	GLU
18	9I	31	LEU

Continued on next page...

Continued from previous page...

Mol	Chain	Res	Type
18	9I	33	ASP
18	9I	36	ASN
18	9I	42	ARG
18	9I	54	ARG
18	9I	56	THR
18	9I	59	SER
18	9I	68	LYS
18	9I	85	LEU
18	9I	86	VAL
19	AI	5	LEU
19	AI	7	LYS
19	AI	11	VAL
19	AI	17	GLU
19	AI	21	GLU
19	AI	27	GLU
19	AI	29	ARG
19	AI	37	ARG
19	AI	48	THR
19	AI	58	VAL
19	AI	64	GLU
19	AI	65	ASN
19	AI	71	LEU
20	BI	9	ASN
20	BI	13	LEU
20	BI	34	LYS
20	BI	37	SER
20	BI	42	GLN
20	BI	53	LEU
20	BI	54	LYS
20	BI	55	ILE
20	BI	57	ARG
20	BI	72	LEU
20	BI	73	HIS
20	BI	75	ASN
20	BI	86	ARG
20	BI	87	LYS
20	BI	93	GLU
20	BI	104	LEU
21	1F	10	ARG
28	71	19	ILE
28	71	32	LEU
28	71	34	THR

Continued on next page...

Continued from previous page...

Mol	Chain	Res	Type
28	71	55	ASP
28	71	62	VAL
28	71	68	LEU
28	71	165	ASN
28	71	166	ASP
28	71	168	THR
28	71	171	ILE
28	71	172	HIS
28	71	175	VAL
28	71	180	PHE
28	71	185	LEU
28	71	190	ARG
28	71	202	GLU
28	71	212	VAL
28	71	216	THR
28	71	218	MET
28	71	224	ILE
28	71	225	ASN
28	71	227	HIS
29	11	3	VAL
29	11	4	LYS
29	11	6	PHE
29	11	13	ARG
29	11	17	THR
29	11	23	GLU
29	11	27	THR
29	11	28	GLU
29	11	30	GLU
29	11	31	LYS
29	11	33	LEU
29	11	34	VAL
29	11	35	LYS
29	11	37	LEU
29	11	38	LYS
29	11	39	LYS
29	11	40	THR
29	11	43	ARG
29	11	44	ASN
29	11	58	HIS
29	11	61	LEU
29	11	64	ILE
29	11	65	ILE

Continued on next page...

Continued from previous page...

Mol	Chain	Res	Type
29	11	94	LEU
29	11	103	ARG
29	11	105	ILE
29	11	106	ILE
29	11	111	LEU
29	11	112	GLN
29	11	113	VAL
29	11	115	GLN
29	11	117	VAL
29	11	126	GLN
29	11	141	VAL
29	11	154	LYS
29	11	157	ARG
29	11	164	GLN
29	11	165	ILE
29	11	173	VAL
29	11	183	ARG
29	11	192	THR
29	11	193	VAL
29	11	212	SER
29	11	217	ARG
29	11	221	VAL
29	11	229	VAL
29	11	233	HIS
29	11	239	ARG
29	11	242	ARG
29	11	254	THR
29	11	261	LYS
29	11	268	ARG
29	11	271	ILE
30	21	4	ILE
30	21	5	LEU
30	21	7	VAL
30	21	12	THR
30	21	14	ILE
30	21	25	VAL
30	21	26	ILE
30	21	34	VAL
30	21	38	THR
30	21	40	GLU
30	21	42	ASP
30	21	45	THR

Continued on next page...

Continued from previous page...

Mol	Chain	Res	Type
30	21	48	GLN
30	21	54	GLN
30	21	63	LEU
30	21	67	PHE
30	21	78	LEU
30	21	79	ARG
30	21	101	ARG
30	21	102	VAL
30	21	111	ARG
30	21	113	PHE
30	21	118	LYS
30	21	119	ARG
30	21	138	PRO
30	21	144	ARG
30	21	146	THR
30	21	152	LYS
30	21	165	VAL
30	21	171	GLU
30	21	175	VAL
30	21	180	ASN
30	21	181	LEU
30	21	188	VAL
30	21	195	LEU
30	21	197	ILE
30	21	203	LYS
31	31	7	TYR
31	31	13	SER
31	31	15	SER
31	31	17	ARG
31	31	18	ARG
31	31	23	ASP
31	31	27	GLU
31	31	33	LEU
31	31	38	ARG
31	31	43	LYS
31	31	52	LYS
31	31	64	ILE
31	31	66	PRO
31	31	67	GLN
31	31	74	ARG
31	31	77	ASP
31	31	78	ILE

Continued on next page...

Continued from previous page...

Mol	Chain	Res	Type
31	31	82	ILE
31	31	88	VAL
31	31	96	ASP
31	31	117	ARG
31	31	119	ARG
31	31	140	LEU
31	31	155	LEU
31	31	158	THR
31	31	162	LEU
31	31	164	ARG
31	31	174	VAL
31	31	181	LEU
31	31	183	VAL
31	31	188	ARG
31	31	191	ARG
31	31	196	LEU
31	31	197	ASP
31	31	203	GLN
32	41	4	ASP
32	41	13	GLU
32	41	19	LEU
32	41	21	ARG
32	41	22	ARG
32	41	28	VAL
32	41	45	GLU
32	41	48	GLU
32	41	51	ARG
32	41	58	GLN
32	41	60	LEU
32	41	63	ILE
32	41	67	LYS
32	41	76	SER
32	41	78	SER
32	41	80	PHE
32	41	82	LEU
32	41	88	ILE
32	41	90	LEU
32	41	94	LEU
32	41	96	ARG
32	41	101	ILE
32	41	116	ASP
32	41	118	ARG

Continued on next page...

Continued from previous page...

Mol	Chain	Res	Type
32	41	130	ASN
32	41	132	ASN
32	41	136	ARG
32	41	139	LEU
32	41	147	ASP
32	41	155	MET
32	41	162	THR
32	41	167	GLU
33	51	7	LEU
33	51	9	ILE
33	51	13	LYS
33	51	15	VAL
33	51	23	ARG
33	51	32	GLU
33	51	40	GLU
33	51	41	MET
33	51	43	VAL
33	51	45	VAL
33	51	57	ASP
33	51	64	LEU
33	51	69	ARG
33	51	71	LEU
33	51	72	ILE
33	51	77	LYS
33	51	79	VAL
33	51	80	SER
33	51	83	TYR
33	51	98	LEU
33	51	104	GLU
33	51	116	GLU
33	51	119	GLU
33	51	122	THR
33	51	127	GLU
33	51	129	THR
33	51	131	VAL
33	51	132	ARG
33	51	136	ILE
33	51	149	ARG
33	51	152	ARG
33	51	167	GLU
33	51	171	LEU
34	61	2	LYS

Continued on next page...

Continued from previous page...

Mol	Chain	Res	Type
34	61	7	GLU
34	61	9	LEU
34	61	25	TYR
34	61	38	LEU
34	61	41	GLU
34	61	48	GLU
34	61	75	LEU
34	61	77	LEU
34	61	81	VAL
34	61	82	ARG
34	61	85	GLU
34	61	86	THR
34	61	92	VAL
34	61	95	LYS
34	61	108	THR
34	61	110	ASP
34	61	112	LYS
34	61	117	GLU
34	61	118	LYS
34	61	122	GLU
34	61	127	VAL
34	61	135	GLU
34	61	140	LEU
34	61	141	LYS
34	61	142	VAL
34	61	145	VAL
35	58	5	VAL
35	58	7	LYS
35	58	9	VAL
35	58	10	GLU
35	58	16	ILE
35	58	32	THR
35	58	34	LEU
35	58	42	TRP
35	58	43	THR
35	58	46	VAL
35	58	48	MET
35	58	58	ASP
35	58	60	ILE
35	58	65	LYS
35	58	79	PRO
35	58	87	LEU

Continued on next page...

Continued from previous page...

Mol	Chain	Res	Type
35	58	88	GLU
35	58	97	ARG
35	58	99	LEU
35	58	118	LYS
35	58	120	LEU
35	58	121	LYS
35	58	127	ASP
35	58	130	HIS
35	58	131	GLN
35	58	134	ARG
35	58	136	GLU
36	68	3	GLN
36	68	20	MET
36	68	21	CYS
36	68	23	ARG
36	68	24	VAL
36	68	28	SER
36	68	34	THR
36	68	35	VAL
36	68	39	ILE
36	68	47	ILE
36	68	53	LYS
36	68	65	THR
36	68	94	ARG
36	68	98	VAL
36	68	112	MET
37	78	1	MET
37	78	2	LYS
37	78	5	ASP
37	78	6	LEU
37	78	10	PRO
37	78	21	ARG
37	78	30	THR
37	78	32	THR
37	78	36	LYS
37	78	41	ARG
37	78	46	LYS
37	78	49	ARG
37	78	50	ARG
37	78	56	SER
37	78	59	LEU
37	78	61	ARG

Continued on next page...

Continued from previous page...

Mol	Chain	Res	Type
37	78	67	MET
37	78	75	ILE
37	78	81	GLN
37	78	90	ARG
37	78	96	THR
37	78	98	GLU
37	78	99	LEU
37	78	100	LEU
37	78	101	VAL
37	78	106	LEU
37	78	112	LEU
37	78	114	ILE
37	78	121	LYS
37	78	126	VAL
37	78	133	SER
37	78	138	LEU
37	78	144	GLU
37	78	146	VAL
38	88	5	ARG
38	88	6	ARG
38	88	7	MET
38	88	10	ARG
38	88	12	GLN
38	88	18	LYS
38	88	21	THR
38	88	25	ASP
38	88	27	VAL
38	88	45	GLN
38	88	56	ARG
38	88	58	PHE
38	88	78	PRO
38	88	79	LEU
38	88	83	MET
38	88	103	MET
38	88	109	VAL
38	88	110	THR
38	88	112	GLU
38	88	129	THR
38	88	138	ASP
38	88	141	GLN
39	98	1	MET
39	98	2	ARG

Continued on next page...

Continued from previous page...

Mol	Chain	Res	Type
39	98	9	LYS
39	98	10	LEU
39	98	18	LEU
39	98	24	GLN
39	98	28	LEU
39	98	29	LEU
39	98	33	ARG
39	98	34	ILE
39	98	35	THR
39	98	44	LEU
39	98	54	LEU
39	98	57	ARG
39	98	65	LEU
39	98	67	LEU
39	98	73	VAL
39	98	75	LEU
39	98	79	LEU
39	98	82	GLU
39	98	96	ARG
39	98	100	LEU
39	98	103	ARG
39	98	117	VAL
39	98	118	GLU
40	A8	4	LEU
40	A8	14	VAL
40	A8	17	ARG
40	A8	20	ARG
40	A8	35	ILE
40	A8	36	TYR
40	A8	41	ASP
40	A8	46	VAL
40	A8	58	LEU
40	A8	61	ASN
40	A8	64	GLU
40	A8	73	LEU
40	A8	78	LEU
40	A8	80	LEU
40	A8	85	VAL
40	A8	89	ARG
40	A8	97	ARG
40	A8	98	VAL
40	A8	101	LEU

Continued on next page...

Continued from previous page...

Mol	Chain	Res	Type
40	A8	106	ARG
41	B8	1	MET
41	B8	11	GLU
41	B8	13	ARG
41	B8	15	VAL
41	B8	16	ARG
41	B8	21	GLU
41	B8	42	ILE
41	B8	50	ILE
41	B8	52	ILE
41	B8	55	ASN
41	B8	58	ASN
41	B8	62	THR
41	B8	64	ARG
41	B8	74	ARG
41	B8	85	LYS
41	B8	86	ILE
41	B8	87	ASP
41	B8	88	ILE
41	B8	90	GLN
41	B8	96	ARG
41	B8	98	LYS
41	B8	99	LEU
41	B8	102	ILE
41	B8	106	SER
41	B8	108	ARG
41	B8	110	ILE
41	B8	111	ARG
41	B8	115	ARG
41	B8	124	ASP
41	B8	129	ARG
42	C8	5	LYS
42	C8	11	ARG
42	C8	16	LYS
42	C8	18	LEU
42	C8	27	LEU
42	C8	51	LYS
42	C8	52	ARG
42	C8	70	ARG
42	C8	74	LEU
42	C8	83	LEU
42	C8	84	LYS

Continued on next page...

Continued from previous page...

Mol	Chain	Res	Type
42	C8	89	GLU
42	C8	94	ASN
42	C8	97	ASP
42	C8	108	GLU
42	C8	112	ARG
43	D8	5	VAL
43	D8	7	THR
43	D8	15	GLU
43	D8	18	LEU
43	D8	19	LYS
43	D8	20	LEU
43	D8	21	ARG
43	D8	22	VAL
43	D8	24	LYS
43	D8	25	LEU
43	D8	37	VAL
43	D8	40	LEU
43	D8	47	VAL
43	D8	49	THR
43	D8	52	VAL
43	D8	57	VAL
43	D8	58	VAL
43	D8	64	HIS
43	D8	71	LEU
43	D8	73	SER
43	D8	79	VAL
43	D8	85	LYS
43	D8	94	LEU
44	E8	11	ARG
44	E8	12	ILE
44	E8	15	ARG
44	E8	23	LEU
44	E8	24	ILE
44	E8	51	LEU
44	E8	52	GLU
44	E8	60	ASN
44	E8	64	MET
44	E8	65	LEU
44	E8	66	GLU
44	E8	68	ARG
44	E8	76	VAL
44	E8	77	ASP

Continued on next page...

Continued from previous page...

Mol	Chain	Res	Type
44	E8	78	GLU
44	E8	82	LEU
44	E8	83	LYS
44	E8	84	ARG
44	E8	88	ARG
44	E8	92	ARG
44	E8	95	ILE
44	E8	96	ILE
44	E8	97	LYS
44	E8	101	SER
44	E8	103	ILE
44	E8	107	LEU
45	F8	1	MET
45	F8	38	GLU
45	F8	41	ASN
45	F8	53	LYS
45	F8	65	ARG
45	F8	68	ARG
45	F8	72	LYS
45	F8	75	ASP
45	F8	80	ILE
45	F8	82	GLN
45	F8	87	GLN
46	G8	3	VAL
46	G8	4	LYS
46	G8	6	HIS
46	G8	27	VAL
46	G8	38	ILE
46	G8	40	GLU
46	G8	44	ILE
46	G8	45	VAL
46	G8	54	LYS
46	G8	55	TYR
46	G8	57	GLN
46	G8	82	PRO
46	G8	85	VAL
46	G8	86	ARG
46	G8	96	ILE
47	H8	1	MET
47	H8	2	GLU
47	H8	11	GLU
47	H8	19	ARG

Continued on next page...

Continued from previous page...

Mol	Chain	Res	Type
47	H8	33	LEU
47	H8	34	ASN
47	H8	35	ARG
47	H8	41	LEU
47	H8	46	LYS
47	H8	59	LEU
47	H8	61	LEU
47	H8	70	LEU
47	H8	71	VAL
47	H8	72	ARG
47	H8	77	ASP
47	H8	78	LYS
47	H8	81	ARG
47	H8	82	ARG
47	H8	85	HIS
47	H8	86	VAL
47	H8	92	SER
47	H8	94	GLU
47	H8	96	VAL
47	H8	105	VAL
47	H8	107	THR
47	H8	111	VAL
47	H8	112	ARG
47	H8	121	HIS
47	H8	123	ASP
47	H8	126	VAL
47	H8	128	VAL
47	H8	131	ARG
47	H8	140	ASP
47	H8	154	ASP
47	H8	155	LEU
47	H8	161	VAL
47	H8	163	LEU
47	H8	165	VAL
47	H8	169	GLU
48	I8	11	ARG
48	I8	36	ILE
48	I8	41	ARG
48	I8	53	MET
48	I8	60	PHE
48	I8	64	ASP
48	I8	66	VAL

Continued on next page...

Continued from previous page...

Mol	Chain	Res	Type
48	I8	67	VAL
48	I8	70	GLN
48	I8	81	VAL
49	J8	4	VAL
49	J8	11	ARG
49	J8	19	GLN
49	J8	21	ARG
49	J8	25	LYS
49	J8	33	LYS
49	J8	41	ARG
49	J8	50	ARG
49	J8	62	VAL
49	J8	65	SER
49	J8	73	LEU
49	J8	74	VAL
49	J8	78	LYS
49	J8	80	LEU
49	J8	81	LYS
49	J8	82	LEU
49	J8	90	ILE
49	J8	91	LYS
49	J8	92	LYS
50	K8	15	LYS
50	K8	16	LEU
50	K8	17	SER
50	K8	19	VAL
50	K8	20	GLU
50	K8	24	LEU
50	K8	32	LEU
50	K8	35	LEU
50	K8	40	SER
50	K8	44	LEU
50	K8	46	GLN
50	K8	47	ASN
50	K8	48	HIS
50	K8	51	ARG
50	K8	53	LEU
50	K8	62	THR
50	K8	64	LEU
50	K8	65	ASN
51	L8	4	LEU
51	L8	6	VAL

Continued on next page...

Continued from previous page...

Mol	Chain	Res	Type
51	L8	8	LEU
51	L8	9	VAL
51	L8	11	SER
51	L8	23	LEU
51	L8	26	LEU
51	L8	31	LEU
51	L8	37	LEU
51	L8	40	THR
51	L8	58	VAL
51	L8	59	VAL
52	M8	8	LYS
52	M8	10	VAL
52	M8	16	CYS
52	M8	20	ASN
52	M8	23	GLU
52	M8	25	TYR
52	M8	30	GLU
52	M8	35	VAL
52	M8	42	PHE
52	M8	43	TYR
52	M8	47	GLN
53	N8	3	LYS
53	N8	11	THR
53	N8	16	ARG
53	N8	26	THR
53	N8	35	GLU
53	N8	37	LYS
53	N8	40	LYS
53	N8	44	THR
53	N8	46	CYS
54	P8	4	THR
54	P8	8	ASN
54	P8	14	LYS
54	P8	23	ARG
55	Q8	4	MET
55	Q8	8	LYS
55	Q8	14	VAL
55	Q8	17	THR
55	Q8	30	ARG
55	Q8	32	LEU
55	Q8	34	TRP
55	Q8	35	GLN

Continued on next page...

Continued from previous page...

Mol	Chain	Res	Type
55	Q8	41	ILE
55	Q8	46	ARG
55	Q8	47	LYS
55	Q8	49	VAL
55	Q8	50	LEU
55	Q8	59	LYS
55	Q8	62	LEU
2	12	19	HIS
2	12	22	LYS
2	12	24	TRP
2	12	42	ILE
2	12	52	GLU
2	12	53	ARG
2	12	54	THR
2	12	74	LYS
2	12	80	ILE
2	12	83	MET
2	12	84	GLU
2	12	108	ILE
2	12	126	GLU
2	12	127	ILE
2	12	129	GLU
2	12	130	ARG
2	12	139	LYS
2	12	158	LEU
2	12	172	ILE
2	12	179	LYS
2	12	187	LEU
2	12	191	ASP
2	12	196	LEU
2	12	200	ILE
2	12	209	ARG
2	12	211	ILE
2	12	212	GLN
2	12	220	ASP
3	22	12	LEU
3	22	16	ARG
3	22	27	LYS
3	22	29	TYR
3	22	34	LEU
3	22	52	LEU
3	22	54	ARG

Continued on next page...

Continued from previous page...

Mol	Chain	Res	Type
3	22	88	ARG
3	22	90	GLU
3	22	93	LYS
3	22	94	LEU
3	22	105	GLU
3	22	122	GLU
3	22	124	ILE
3	22	127	ARG
3	22	131	ARG
3	22	132	ARG
3	22	140	ARG
3	22	141	VAL
3	22	142	MET
3	22	166	GLU
3	22	167	TRP
3	22	176	HIS
3	22	179	ARG
3	22	182	ILE
3	22	188	LEU
3	22	192	THR
3	22	195	VAL
3	22	196	LEU
3	22	198	VAL
3	22	204	LEU
4	32	3	ARG
4	32	4	TYR
4	32	12	CYS
4	32	13	ARG
4	32	19	LEU
4	32	21	LEU
4	32	22	LYS
4	32	38	TYR
4	32	50	ARG
4	32	61	LYS
4	32	66	ARG
4	32	73	ARG
4	32	74	GLN
4	32	76	ARG
4	32	83	SER
4	32	86	LYS
4	32	89	THR
4	32	99	SER

Continued on next page...

Continued from previous page...

Mol	Chain	Res	Type
4	32	101	LEU
4	32	106	TYR
4	32	122	ARG
4	32	135	LEU
4	32	141	ARG
4	32	146	ILE
4	32	150	GLU
4	32	152	SER
4	32	162	LEU
4	32	165	MET
4	32	168	ARG
4	32	176	LEU
4	32	182	LYS
4	32	184	LYS
4	32	187	ARG
4	32	191	ARG
4	32	193	ASP
4	32	196	LEU
4	32	201	GLN
5	42	7	GLU
5	42	15	ARG
5	42	31	LEU
5	42	41	VAL
5	42	45	PHE
5	42	47	LYS
5	42	50	GLU
5	42	56	GLN
5	42	61	TYR
5	42	66	MET
5	42	68	GLU
5	42	73	ASN
5	42	78	HIS
5	42	79	GLU
5	42	83	GLU
5	42	98	THR
5	42	107	ARG
5	42	118	ILE
5	42	126	ARG
5	42	127	ASN
5	42	143	ARG
5	42	147	ASP
5	42	153	LYS

Continued on next page...

Continued from previous page...

Mol	Chain	Res	Type
6	52	3	ARG
6	52	5	GLU
6	52	7	ASN
6	52	14	LEU
6	52	15	ASP
6	52	16	GLN
6	52	19	LEU
6	52	21	LEU
6	52	23	LYS
6	52	28	ARG
6	52	36	ARG
6	52	37	VAL
6	52	46	ARG
6	52	47	ARG
6	52	54	LYS
6	52	69	GLU
6	52	78	GLU
6	52	94	GLN
7	62	9	VAL
7	62	16	LEU
7	62	51	GLN
7	62	60	LYS
7	62	64	GLN
7	62	66	VAL
7	62	70	LYS
7	62	72	ARG
7	62	73	MET
7	62	87	VAL
7	62	94	ARG
7	62	101	LEU
7	62	104	LEU
7	62	118	VAL
7	62	131	LYS
7	62	138	LYS
7	62	142	GLU
7	62	143	ARG
7	62	144	MET
8	72	2	LEU
8	72	15	ASN
8	72	21	LYS
8	72	26	VAL
8	72	33	GLU

Continued on next page...

Continued from previous page...

Mol	Chain	Res	Type
8	72	50	ARG
8	72	63	LEU
8	72	69	ARG
8	72	70	GLN
8	72	81	HIS
8	72	82	HIS
8	72	85	ARG
8	72	86	ILE
8	72	99	GLU
8	72	102	ARG
8	72	104	ARG
8	72	119	LEU
8	72	121	ASP
8	72	125	ARG
8	72	127	LEU
9	82	5	TYR
9	82	7	THR
9	82	10	ARG
9	82	14	VAL
9	82	18	PHE
9	82	20	ARG
9	82	25	LYS
9	82	27	THR
9	82	33	PHE
9	82	36	TYR
9	82	40	LEU
9	82	42	ARG
9	82	48	GLU
9	82	53	VAL
9	82	60	ASP
9	82	83	ARG
9	82	95	LYS
9	82	99	LEU
9	82	113	LYS
9	82	117	HIS
9	82	125	TYR
10	1A	13	HIS
10	1A	14	LYS
10	1A	16	LEU
10	1A	17	ASP
10	1A	24	VAL
10	1A	25	GLU

Continued on next page...

Continued from previous page...

Mol	Chain	Res	Type
10	1A	28	ARG
10	1A	29	ARG
10	1A	38	ILE
10	1A	49	VAL
10	1A	55	LYS
10	1A	58	ASP
10	1A	62	HIS
10	1A	66	ARG
10	1A	70	ARG
10	1A	73	ASP
10	1A	79	ARG
10	1A	80	LYS
10	1A	84	GLN
10	1A	92	THR
11	2A	29	ILE
11	2A	44	SER
11	2A	57	THR
11	2A	63	LEU
11	2A	78	GLN
11	2A	81	ASP
11	2A	92	GLU
11	2A	93	GLN
11	2A	95	ILE
11	2A	98	LEU
11	2A	103	LEU
11	2A	105	VAL
11	2A	116	HIS
11	2A	119	CYS
11	2A	126	ARG
12	3A	13	LYS
12	3A	16	GLU
12	3A	17	LYS
12	3A	20	LYS
12	3A	23	LYS
12	3A	33	ARG
12	3A	34	ARG
12	3A	36	VAL
12	3A	39	VAL
12	3A	41	ARG
12	3A	42	THR
12	3A	54	LYS
12	3A	59	ARG

Continued on next page...

Continued from previous page...

Mol	Chain	Res	Type
12	3A	64	TYR
12	3A	82	VAL
12	3A	83	VAL
12	3A	84	LEU
12	3A	85	ILE
12	3A	102	ARG
12	3A	111	LYS
12	3A	118	SER
12	3A	126	LYS
13	4A	8	GLU
13	4A	9	ILE
13	4A	13	LYS
13	4A	14	ARG
13	4A	39	ILE
13	4A	48	LEU
13	4A	54	VAL
13	4A	57	ARG
13	4A	61	GLU
13	4A	62	ASN
13	4A	66	LEU
13	4A	81	LEU
13	4A	82	MET
13	4A	86	CYS
13	4A	90	LEU
13	4A	91	ARG
13	4A	94	ARG
13	4A	103	THR
13	4A	105	THR
13	4A	108	ARG
13	4A	115	LYS
14	5A	3	ARG
14	5A	17	LYS
14	5A	18	VAL
14	5A	25	VAL
14	5A	26	ARG
14	5A	29	ARG
14	5A	32	SER
14	5A	44	LEU
15	6A	3	ILE
15	6A	14	GLU
15	6A	17	ARG
15	6A	22	THR

Continued on next page...

Continued from previous page...

Mol	Chain	Res	Type
15	6A	27	VAL
15	6A	31	LEU
15	6A	39	LEU
15	6A	41	GLU
15	6A	45	VAL
15	6A	47	LYS
15	6A	79	ARG
15	6A	88	ARG
16	7A	2	VAL
16	7A	5	ARG
16	7A	6	LEU
16	7A	8	ARG
16	7A	19	ILE
16	7A	21	VAL
16	7A	25	ARG
16	7A	27	LYS
16	7A	35	LYS
16	7A	43	LYS
16	7A	53	VAL
16	7A	54	GLU
16	7A	62	VAL
16	7A	65	GLN
16	7A	67	THR
16	7A	71	ARG
16	7A	74	LEU
16	7A	81	ARG
16	7A	82	GLN
16	7A	83	GLU
17	8A	7	THR
17	8A	10	VAL
17	8A	12	SER
17	8A	15	MET
17	8A	31	LEU
17	8A	38	ARG
17	8A	52	LYS
17	8A	60	ILE
17	8A	62	SER
17	8A	66	SER
17	8A	68	ARG
17	8A	74	LEU
17	8A	81	ARG
17	8A	96	GLU

Continued on next page...

Continued from previous page...

Mol	Chain	Res	Type
17	8A	100	LYS
18	9A	23	LYS
18	9A	26	LEU
18	9A	29	PHE
18	9A	31	LEU
18	9A	35	ARG
18	9A	36	ASN
18	9A	38	GLU
18	9A	44	LEU
18	9A	46	GLU
18	9A	53	ARG
18	9A	54	ARG
18	9A	55	ARG
18	9A	65	ILE
18	9A	74	ARG
18	9A	82	THR
18	9A	84	LYS
19	AA	7	LYS
19	AA	13	ASP
19	AA	15	LEU
19	AA	21	GLU
19	AA	22	LEU
19	AA	23	ASN
19	AA	35	SER
19	AA	38	SER
19	AA	41	VAL
19	AA	48	THR
19	AA	57	HIS
19	AA	71	LEU
20	BA	8	ARG
20	BA	10	LEU
20	BA	11	SER
20	BA	23	ARG
20	BA	36	LEU
20	BA	56	MET
20	BA	60	GLU
20	BA	61	SER
20	BA	62	LEU
20	BA	64	ASP
20	BA	73	HIS
20	BA	75	ASN
20	BA	84	LEU

Continued on next page...

Continued from previous page...

Mol	Chain	Res	Type
21	1B	14	TRP
28	79	5	LYS
28	79	8	ARG
28	79	14	VAL
28	79	52	ARG
28	79	55	ASP
28	79	167	LYS
28	79	202	GLU
28	79	207	THR
28	79	210	ARG
28	79	223	ARG
29	19	13	ARG
29	19	24	ILE
29	19	25	THR
29	19	26	LYS
29	19	27	THR
29	19	28	GLU
29	19	37	LEU
29	19	43	ARG
29	19	46	GLN
29	19	49	ILE
29	19	60	ARG
29	19	61	LEU
29	19	64	ILE
29	19	65	ILE
29	19	72	LYS
29	19	88	ARG
29	19	89	SER
29	19	94	LEU
29	19	103	ARG
29	19	105	ILE
29	19	111	LEU
29	19	116	GLN
29	19	118	VAL
29	19	125	ILE
29	19	147	LEU
29	19	157	ARG
29	19	169	GLU
29	19	173	VAL
29	19	175	LEU
29	19	176	ARG
29	19	182	LEU

Continued on next page...

Continued from previous page...

Mol	Chain	Res	Type
29	19	184	LYS
29	19	192	THR
29	19	193	VAL
29	19	211	ARG
29	19	217	ARG
29	19	226	MET
29	19	239	ARG
29	19	242	ARG
29	19	244	ARG
29	19	255	LYS
29	19	257	LEU
29	19	260	ARG
29	19	268	ARG
29	19	271	ILE
30	29	1	MET
30	29	5	LEU
30	29	11	MET
30	29	12	THR
30	29	37	ARG
30	29	38	THR
30	29	44	TYR
30	29	48	GLN
30	29	49	LEU
30	29	52	LEU
30	29	54	GLN
30	29	57	LYS
30	29	63	LEU
30	29	66	HIS
30	29	72	VAL
30	29	76	ARG
30	29	77	ILE
30	29	79	ARG
30	29	82	ARG
30	29	87	GLU
30	29	89	ASP
30	29	90	THR
30	29	93	VAL
30	29	111	ARG
30	29	117	MET
30	29	118	LYS
30	29	135	HIS
30	29	144	ARG

Continued on next page...

Continued from previous page...

Mol	Chain	Res	Type
30	29	146	THR
30	29	152	LYS
30	29	154	LYS
30	29	167	VAL
30	29	175	VAL
30	29	181	LEU
30	29	182	LEU
30	29	188	VAL
30	29	197	ILE
30	29	201	THR
30	29	202	LYS
31	39	7	TYR
31	39	11	VAL
31	39	13	SER
31	39	18	ARG
31	39	23	ASP
31	39	24	LEU
31	39	28	ILE
31	39	33	LEU
31	39	38	ARG
31	39	50	SER
31	39	57	VAL
31	39	62	ARG
31	39	70	THR
31	39	74	ARG
31	39	82	ILE
31	39	83	PHE
31	39	100	THR
31	39	110	LEU
31	39	114	VAL
31	39	123	LEU
31	39	125	LEU
31	39	127	GLU
31	39	140	LEU
31	39	145	GLU
31	39	152	GLU
31	39	158	THR
31	39	165	ARG
31	39	170	LEU
31	39	190	GLU
31	39	192	LEU
31	39	196	LEU

Continued on next page...

Continued from previous page...

Mol	Chain	Res	Type
31	39	203	GLN
31	39	205	ARG
32	49	7	LEU
32	49	12	TYR
32	49	20	ILE
32	49	41	GLN
32	49	49	ASP
32	49	51	ARG
32	49	74	LYS
32	49	75	LYS
32	49	76	SER
32	49	80	PHE
32	49	83	ARG
32	49	91	ARG
32	49	104	GLU
32	49	106	LEU
32	49	109	VAL
32	49	116	ASP
32	49	117	PHE
32	49	118	ARG
32	49	128	ARG
32	49	132	ASN
32	49	136	ARG
32	49	139	LEU
32	49	144	ILE
32	49	152	LEU
32	49	153	ARG
32	49	157	ILE
32	49	159	VAL
32	49	162	THR
33	59	2	SER
33	59	6	ARG
33	59	68	THR
33	59	77	LYS
33	59	79	VAL
33	59	143	GLN
33	59	148	ILE
33	59	149	ARG
33	59	167	GLU
34	69	1	MET
34	69	2	LYS
34	69	4	ILE

Continued on next page...

Continued from previous page...

Mol	Chain	Res	Type
34	69	7	GLU
34	69	18	VAL
34	69	27	ARG
34	69	37	VAL
34	69	47	LEU
34	69	50	ARG
34	69	60	GLU
34	69	61	ARG
34	69	62	LYS
34	69	67	ARG
34	69	75	LEU
34	69	76	THR
34	69	77	LEU
34	69	78	THR
34	69	81	VAL
34	69	85	GLU
34	69	86	THR
34	69	103	ARG
34	69	104	GLN
34	69	105	HIS
34	69	108	THR
34	69	109	ILE
34	69	112	LYS
34	69	116	LEU
34	69	117	GLU
34	69	125	GLU
34	69	128	LEU
34	69	131	LYS
34	69	133	HIS
34	69	136	VAL
34	69	142	VAL
35	15	1	MET
35	15	9	VAL
35	15	12	ARG
35	15	15	LEU
35	15	17	ASP
35	15	28	THR
35	15	32	THR
35	15	34	LEU
35	15	37	LYS
35	15	38	HIS
35	15	39	ARG

Continued on next page...

Continued from previous page...

Mol	Chain	Res	Type
35	15	43	THR
35	15	46	VAL
35	15	48	MET
35	15	59	LYS
35	15	60	ILE
35	15	61	ARG
35	15	63	THR
35	15	68	GLU
35	15	69	GLN
35	15	71	ILE
35	15	85	ILE
35	15	90	MET
35	15	93	THR
35	15	94	HIS
35	15	99	LEU
35	15	130	HIS
35	15	131	GLN
35	15	134	ARG
35	15	136	GLU
36	25	1	MET
36	25	5	GLN
36	25	9	GLU
36	25	10	VAL
36	25	14	THR
36	25	19	ILE
36	25	22	ILE
36	25	35	VAL
36	25	38	VAL
36	25	47	ILE
36	25	49	ARG
36	25	52	VAL
36	25	53	LYS
36	25	87	ILE
36	25	94	ARG
36	25	96	THR
36	25	108	GLU
36	25	113	LYS
37	35	2	LYS
37	35	4	SER
37	35	5	ASP
37	35	6	LEU
37	35	10	PRO

Continued on next page...

Continued from previous page...

Mol	Chain	Res	Type
37	35	15	ARG
37	35	18	ARG
37	35	21	ARG
37	35	27	HIS
37	35	36	LYS
37	35	41	ARG
37	35	52	GLU
37	35	62	LEU
37	35	67	MET
37	35	75	ILE
37	35	77	ARG
37	35	79	ARG
37	35	81	GLN
37	35	84	ASN
37	35	85	LEU
37	35	88	LEU
37	35	91	PHE
37	35	94	GLU
37	35	95	VAL
37	35	96	THR
37	35	98	GLU
37	35	105	LEU
37	35	106	LEU
37	35	111	ARG
37	35	112	LEU
37	35	117	GLU
37	35	132	LYS
37	35	133	SER
37	35	136	GLU
37	35	138	LEU
37	35	144	GLU
38	45	5	ARG
38	45	7	MET
38	45	10	ARG
38	45	18	LYS
38	45	45	GLN
38	45	56	ARG
38	45	60	ARG
38	45	63	LYS
38	45	76	LYS
38	45	77	LYS
38	45	83	MET

Continued on next page...

Continued from previous page...

Mol	Chain	Res	Type
38	45	85	LYS
38	45	89	ASN
38	45	90	VAL
38	45	96	VAL
38	45	103	MET
38	45	110	THR
38	45	118	LEU
38	45	134	ARG
38	45	139	GLU
39	55	9	LYS
39	55	15	SER
39	55	18	LEU
39	55	23	ASN
39	55	28	LEU
39	55	29	LEU
39	55	33	ARG
39	55	43	GLU
39	55	44	LEU
39	55	65	LEU
39	55	67	LEU
39	55	74	LYS
39	55	75	LEU
39	55	79	LEU
39	55	81	ASP
39	55	82	GLU
39	55	88	ARG
39	55	98	LEU
40	65	4	LEU
40	65	12	PHE
40	65	17	ARG
40	65	19	LYS
40	65	20	ARG
40	65	21	THR
40	65	23	ARG
40	65	24	LEU
40	65	36	TYR
40	65	39	ILE
40	65	40	ILE
40	65	43	GLU
40	65	44	LYS
40	65	64	GLU
40	65	65	VAL

Continued on next page...

Continued from previous page...

Mol	Chain	Res	Type
40	65	68	GLN
40	65	69	VAL
40	65	78	LEU
40	65	83	LYS
40	65	89	ARG
40	65	98	VAL
40	65	101	LEU
40	65	106	ARG
41	75	1	MET
41	75	7	ILE
41	75	8	LYS
41	75	13	ARG
41	75	17	THR
41	75	19	LEU
41	75	30	VAL
41	75	34	VAL
41	75	36	GLU
41	75	39	ARG
41	75	40	THR
41	75	41	ARG
41	75	54	ARG
41	75	60	THR
41	75	62	THR
41	75	64	ARG
41	75	86	ILE
41	75	89	VAL
41	75	91	ARG
41	75	93	ARG
41	75	105	LEU
41	75	106	SER
41	75	107	ASP
41	75	112	ARG
41	75	118	ARG
41	75	133	GLU
42	85	3	ARG
42	85	15	LYS
42	85	17	ILE
42	85	52	ARG
42	85	55	ARG
42	85	60	LEU
42	85	74	LEU
42	85	78	THR

Continued on next page...

Continued from previous page...

Mol	Chain	Res	Type
42	85	105	VAL
42	85	114	LYS
43	95	13	ARG
43	95	15	GLU
43	95	18	LEU
43	95	35	LEU
43	95	38	LEU
43	95	39	LEU
43	95	45	THR
43	95	46	VAL
43	95	57	VAL
43	95	62	LEU
43	95	66	ARG
43	95	72	VAL
43	95	74	LYS
43	95	75	PHE
43	95	76	LYS
43	95	79	VAL
43	95	80	GLN
43	95	84	LYS
43	95	85	LYS
43	95	89	GLN
43	95	91	TYR
44	A5	11	ARG
44	A5	15	ARG
44	A5	19	LEU
44	A5	23	LEU
44	A5	39	THR
44	A5	40	ASN
44	A5	51	LEU
44	A5	52	GLU
44	A5	65	LEU
44	A5	68	ARG
44	A5	70	TYR
44	A5	76	VAL
44	A5	78	GLU
44	A5	84	ARG
44	A5	88	ARG
44	A5	96	ILE
44	A5	106	ILE
44	A5	107	LEU
44	A5	111	HIS

Continued on next page...

Continued from previous page...

Mol	Chain	Res	Type
45	B5	12	VAL
45	B5	23	GLU
45	B5	27	THR
45	B5	30	VAL
45	B5	35	THR
45	B5	37	THR
45	B5	40	LYS
45	B5	43	VAL
45	B5	45	THR
45	B5	49	VAL
45	B5	52	VAL
45	B5	53	LYS
45	B5	54	VAL
45	B5	57	LEU
45	B5	63	LYS
45	B5	65	ARG
45	B5	69	TYR
45	B5	70	LEU
45	B5	78	LYS
45	B5	80	ILE
45	B5	81	VAL
45	B5	82	GLN
46	C5	2	ARG
46	C5	23	ARG
46	C5	24	VAL
46	C5	31	LEU
46	C5	38	ILE
46	C5	45	VAL
46	C5	46	LYS
46	C5	55	TYR
46	C5	60	PHE
46	C5	62	GLU
46	C5	63	LYS
46	C5	67	LEU
46	C5	71	LYS
46	C5	72	VAL
46	C5	76	CYS
46	C5	79	CYS
46	C5	84	ARG
46	C5	85	VAL
46	C5	86	ARG
46	C5	88	LYS

Continued on next page...

Continued from previous page...

Mol	Chain	Res	Type
46	C5	89	PHE
46	C5	97	ARG
46	C5	98	VAL
46	C5	101	LYS
46	C5	102	CYS
47	D5	5	LEU
47	D5	9	TYR
47	D5	13	GLU
47	D5	19	ARG
47	D5	27	VAL
47	D5	28	MET
47	D5	34	ASN
47	D5	36	LYS
47	D5	37	VAL
47	D5	41	LEU
47	D5	54	HIS
47	D5	55	HIS
47	D5	58	VAL
47	D5	59	LEU
47	D5	63	ASP
47	D5	70	LEU
47	D5	74	VAL
47	D5	76	LEU
47	D5	84	GLU
47	D5	89	PHE
47	D5	91	LEU
47	D5	125	LEU
47	D5	126	VAL
47	D5	131	ARG
47	D5	161	VAL
48	E5	10	THR
48	E5	12	ASN
48	E5	36	ILE
48	E5	43	THR
48	E5	46	LYS
48	E5	53	MET
48	E5	64	ASP
48	E5	68	GLU
49	F5	4	VAL
49	F5	11	ARG
49	F5	17	SER
49	F5	23	LYS

Continued on next page...

Continued from previous page...

Mol	Chain	Res	Type
49	F5	25	LYS
49	F5	34	THR
49	F5	35	THR
49	F5	38	SER
49	F5	40	ARG
49	F5	51	VAL
49	F5	67	ILE
49	F5	76	ARG
49	F5	78	LYS
49	F5	82	LEU
49	F5	83	GLU
49	F5	85	LEU
49	F5	91	LYS
49	F5	95	LEU
50	G5	7	ARG
50	G5	10	LEU
50	G5	16	LEU
50	G5	24	LEU
50	G5	25	VAL
50	G5	26	ARG
50	G5	30	ARG
50	G5	32	LEU
50	G5	43	GLN
50	G5	46	GLN
50	G5	47	ASN
50	G5	48	HIS
50	G5	50	ILE
50	G5	53	LEU
50	G5	54	LYS
51	H5	5	LYS
51	H5	8	LEU
51	H5	16	PRO
51	H5	24	LYS
51	H5	30	ARG
51	H5	33	GLN
51	H5	38	GLU
51	H5	40	THR
51	H5	55	ARG
51	H5	56	VAL
53	J5	6	VAL
53	J5	15	ARG
53	J5	16	ARG

Continued on next page...

Continued from previous page...

Mol	Chain	Res	Type
53	J5	23	HIS
53	J5	25	LEU
53	J5	35	GLU
53	J5	48	GLU
53	J5	49	CYS
53	J5	55	ARG
54	L5	1	MET
54	L5	4	THR
54	L5	8	ASN
54	L5	9	ARG
54	L5	43	THR
55	M5	6	THR
55	M5	23	VAL
55	M5	31	HIS
55	M5	32	LEU
55	M5	41	ILE
55	M5	56	GLU
55	M5	57	ARG
55	M5	58	ILE
55	M5	60	LEU
55	M5	64	TYR

Some sidechains can be flipped to improve hydrogen bonding and reduce clashes. All (25) such sidechains are listed below:

Mol	Chain	Res	Type
7	6E	86	GLN
19	AI	23	ASN
28	71	56	GLN
28	71	225	ASN
31	31	75	HIS
50	K8	48	HIS
52	M8	40	HIS
3	22	181	ASN
4	32	123	HIS
4	32	125	HIS
7	62	51	GLN
8	72	15	ASN
9	82	87	GLN
10	1A	13	HIS
10	1A	84	GLN
12	3A	49	ASN
14	5A	49	HIS

Continued on next page...

Continued from previous page...

Mol	Chain	Res	Type
18	9A	36	ASN
19	AA	57	HIS
33	59	61	HIS
33	59	65	HIS
37	35	70	GLN
38	45	89	ASN
41	75	2	ASN
44	A5	60	ASN

5.3.3 RNA ⓘ

Mol	Chain	Analysed	Backbone Outliers	Pucker Outliers
1	13	1493/1522 (98%)	361 (24%)	29 (1%)
1	1G	1506/1522 (98%)	367 (24%)	27 (1%)
22	1K	67/75 (89%)	27 (40%)	2 (2%)
23	2K	76/77 (98%)	22 (28%)	1 (1%)
23	2L	76/77 (98%)	14 (18%)	2 (2%)
24	3K	75/76 (98%)	42 (56%)	4 (5%)
25	4K	18/27 (66%)	12 (66%)	2 (11%)
25	4L	17/27 (62%)	9 (52%)	0
26	14	2853/2917 (97%)	731 (25%)	38 (1%)
26	1H	2829/2917 (96%)	722 (25%)	50 (1%)
27	16	121/122 (99%)	24 (19%)	1 (0%)
27	1J	121/122 (99%)	35 (28%)	1 (0%)
56	1L	69/76 (90%)	27 (39%)	4 (5%)
57	3L	75/76 (98%)	35 (46%)	1 (1%)
All	All	9396/9633 (97%)	2428 (25%)	162 (1%)

All (2428) RNA backbone outliers are listed below:

Mol	Chain	Res	Type
1	13	2	U
1	13	5	U
1	13	6	G
1	13	9	G
1	13	15	G
1	13	19	C
1	13	32	A
1	13	39	G
1	13	44	G
1	13	47	C

Continued on next page...

Continued from previous page...

Mol	Chain	Res	Type
1	13	48	C
1	13	49	U
1	13	50	A
1	13	51	A
1	13	54	C
1	13	61	G
1	13	63	C
1	13	65	U
1	13	66	G
1	13	68	G
1	13	73	G
1	13	74	C
1	13	75	C
1	13	76	G
1	13	95	G
1	13	96	G
1	13	97	U
1	13	99	C
1	13	101	A
1	13	106	C
1	13	116	A
1	13	121	C
1	13	122	G
1	13	131	C
1	13	142	G
1	13	144	G
1	13	145	G
1	13	150	C
1	13	151	A
1	13	160	A
1	13	163	C
1	13	169	C
1	13	172	A
1	13	173	U
1	13	174	C
1	13	186(F)	C
1	13	189	U
1	13	190	G
1	13	191(A)	G
1	13	195	A
1	13	197	A
1	13	199	G

Continued on next page...

Continued from previous page...

Mol	Chain	Res	Type
1	13	201	C
1	13	208	U
1	13	209	U
1	13	216	G
1	13	217	C
1	13	222	U
1	13	226	G
1	13	231	G
1	13	232	G
1	13	243	A
1	13	244	U
1	13	245	C
1	13	247	G
1	13	251	G
1	13	262	A
1	13	266	G
1	13	267	C
1	13	270	A
1	13	280	C
1	13	289	G
1	13	305	G
1	13	316	G
1	13	317	G
1	13	321	A
1	13	328	C
1	13	329	A
1	13	330	C
1	13	332	G
1	13	341	C
1	13	344	A
1	13	345	C
1	13	346	G
1	13	347	G
1	13	352	C
1	13	353	A
1	13	354	G
1	13	356	A
1	13	365	U
1	13	367	U
1	13	372	C
1	13	382	A
1	13	390	C

Continued on next page...

Continued from previous page...

Mol	Chain	Res	Type
1	13	392	G
1	13	397	A
1	13	398	C
1	13	406	G
1	13	411	A
1	13	412	A
1	13	414	A
1	13	418	C
1	13	422	C
1	13	423	G
1	13	424	G
1	13	429	U
1	13	430	A
1	13	438	G
1	13	439	A
1	13	452	A
1	13	466	C
1	13	467	G
1	13	475	G
1	13	485	G
1	13	496	A
1	13	497	U
1	13	505	G
1	13	509	A
1	13	510	A
1	13	511	C
1	13	513	C
1	13	518	C
1	13	519	C
1	13	521	G
1	13	524	G
1	13	525	C
1	13	527	G
1	13	531	U
1	13	532	A
1	13	534	U
1	13	536	C
1	13	547	A
1	13	550	G
1	13	559	A
1	13	561	U
1	13	564	C

Continued on next page...

Continued from previous page...

Mol	Chain	Res	Type
1	13	572	A
1	13	573	A
1	13	576	G
1	13	577	G
1	13	581	G
1	13	587	G
1	13	596	C
1	13	607	A
1	13	617	G
1	13	630	G
1	13	633	G
1	13	650	G
1	13	652	U
1	13	653	A
1	13	661	G
1	13	664	G
1	13	665	A
1	13	687	A
1	13	688	G
1	13	701	C
1	13	719	C
1	13	721	G
1	13	723	U
1	13	724	G
1	13	747	C
1	13	749	C
1	13	752	G
1	13	753	A
1	13	755	G
1	13	763	G
1	13	769	G
1	13	774	G
1	13	777	A
1	13	787	A
1	13	793	U
1	13	794	A
1	13	796	C
1	13	801	U
1	13	805	C
1	13	812	C
1	13	813	U
1	13	815	A

Continued on next page...

Continued from previous page...

Mol	Chain	Res	Type
1	13	817	C
1	13	818	G
1	13	819	A
1	13	821	G
1	13	828	A
1	13	841	U
1	13	842	C
1	13	843	U
1	13	848	C
1	13	849	C
1	13	855	G
1	13	859	A
1	13	864	A
1	13	869	G
1	13	870	U
1	13	871	U
1	13	872	A
1	13	876	G
1	13	902	G
1	13	914	A
1	13	926	G
1	13	927	G
1	13	933	G
1	13	934	C
1	13	936	C
1	13	938	A
1	13	942	G
1	13	960	U
1	13	968	A
1	13	969	A
1	13	971	G
1	13	974	A
1	13	975	A
1	13	976	G
1	13	977	A
1	13	978	A
1	13	984	C
1	13	993	G
1	13	998	G
1	13	999	U
1	13	1004	A
1	13	1005	A

Continued on next page...

Continued from previous page...

Mol	Chain	Res	Type
1	13	1006	C
1	13	1008	C
1	13	1009	G
1	13	1012	U
1	13	1021	G
1	13	1022	G
1	13	1024	G
1	13	1025	U
1	13	1026	G
1	13	1028(A)	C
1	13	1029	G
1	13	1030	C
1	13	1031	G
1	13	1032	A
1	13	1032(A)	G
1	13	1032(B)	G
1	13	1035	A
1	13	1037	C
1	13	1042	G
1	13	1054	C
1	13	1055	A
1	13	1063	C
1	13	1064	G
1	13	1065	U
1	13	1066	C
1	13	1067	A
1	13	1081	G
1	13	1094	G
1	13	1095	U
1	13	1101	A
1	13	1108	G
1	13	1124	G
1	13	1125	U
1	13	1126	U
1	13	1127	G
1	13	1129	C
1	13	1130	A
1	13	1131	G
1	13	1132	C
1	13	1133	G
1	13	1134	G
1	13	1136	U

Continued on next page...

Continued from previous page...

Mol	Chain	Res	Type
1	13	1137	C
1	13	1138	G
1	13	1139	G
1	13	1141	C
1	13	1145	C
1	13	1146	A
1	13	1152	A
1	13	1154	G
1	13	1157	A
1	13	1158	C
1	13	1160	G
1	13	1161	C
1	13	1171	G
1	13	1177	G
1	13	1178	G
1	13	1179	A
1	13	1180	A
1	13	1181	G
1	13	1188	A
1	13	1189	C
1	13	1190	G
1	13	1196	U
1	13	1197	G
1	13	1201	A
1	13	1203	C
1	13	1213	A
1	13	1215	G
1	13	1220	G
1	13	1225	A
1	13	1226	C
1	13	1227	A
1	13	1238	A
1	13	1240	U
1	13	1241	G
1	13	1253	G
1	13	1256	A
1	13	1257	U
1	13	1258	G
1	13	1262	C
1	13	1268	A
1	13	1273	G
1	13	1275	A

Continued on next page...

Continued from previous page...

Mol	Chain	Res	Type
1	13	1278	U
1	13	1279	A
1	13	1280	A
1	13	1281	U
1	13	1286	A
1	13	1287	A
1	13	1288	A
1	13	1290	G
1	13	1299	A
1	13	1300	G
1	13	1301	U
1	13	1320	C
1	13	1323	G
1	13	1331	G
1	13	1336	C
1	13	1337	G
1	13	1338	G
1	13	1346	A
1	13	1347	G
1	13	1350	A
1	13	1352	C
1	13	1353	G
1	13	1362(A)	C
1	13	1363	A
1	13	1368	G
1	13	1370	G
1	13	1378	C
1	13	1381	U
1	13	1398	A
1	13	1401	G
1	13	1406	U
1	13	1419	G
1	13	1436	U
1	13	1442	G
1	13	1443	G
1	13	1446	A
1	13	1450	U
1	13	1451	A
1	13	1452	C
1	13	1453	G
1	13	1454	G
1	13	1475	G

Continued on next page...

Continued from previous page...

Mol	Chain	Res	Type
1	13	1476	G
1	13	1487	G
1	13	1492	A
1	13	1497	G
1	13	1499	A
1	13	1502	A
1	13	1504	G
1	13	1506	U
1	13	1514	C
1	13	1517	G
1	13	1529	G
1	13	1530	G
1	13	1534	A
1	13	1535	C
1	13	1536	C
22	1K	2	G
22	1K	4	U
22	1K	9	A
22	1K	10	G
22	1K	11	C
22	1K	15	G
22	1K	18	G
22	1K	24	G
22	1K	25	C
22	1K	26	A
22	1K	30	G
22	1K	47	U
22	1K	48	C
22	1K	49	G
22	1K	50	C
22	1K	56	C
22	1K	60	U
22	1K	61	C
22	1K	63	U
22	1K	68	G
22	1K	69	A
22	1K	70	C
22	1K	71	C
22	1K	72	C
22	1K	73	A
22	1K	74	C
22	1K	75	C

Continued on next page...

Continued from previous page...

Mol	Chain	Res	Type
23	2K	2	G
23	2K	8	4SU
23	2K	9	G
23	2K	13	C
23	2K	17	C
23	2K	18	U
23	2K	20	G
23	2K	21	U
23	2K	22	A
23	2K	26	C
23	2K	30	G
23	2K	35	C
23	2K	37	U
23	2K	42	C
23	2K	44	A
23	2K	47	G7M
23	2K	48	U
23	2K	49	C
23	2K	50	G
23	2K	53	G
23	2K	73	A
23	2K	77	A
24	3K	2	G
24	3K	3	G
24	3K	4	U
24	3K	8	U
24	3K	9	A
24	3K	10	G
24	3K	11	C
24	3K	15	G
24	3K	17	U
24	3K	18	G
24	3K	19	G
24	3K	20	U
24	3K	21	A
24	3K	22	G
24	3K	23	A
24	3K	25	C
24	3K	26	A
24	3K	27	G
24	3K	31	A
24	3K	32	C

Continued on next page...

Continued from previous page...

Mol	Chain	Res	Type
24	3K	33	U
24	3K	34	U
24	3K	40	C
24	3K	44	U
24	3K	45	G
24	3K	46	G
24	3K	47	U
24	3K	48	C
24	3K	50	C
24	3K	51	A
24	3K	52	G
24	3K	53	G
24	3K	55	U
24	3K	56	C
24	3K	58	A
24	3K	59	A
24	3K	60	U
24	3K	62	C
24	3K	66	A
24	3K	73	A
24	3K	74	C
24	3K	76	A
25	4K	7	G
25	4K	9	G
25	4K	10	G
25	4K	11	U
25	4K	12	A
25	4K	13	A
25	4K	14	A
25	4K	15	A
25	4K	19	A
25	4K	22	A
25	4K	23	A
25	4K	24	A
26	1H	9	U
26	1H	12	U
26	1H	15	G
26	1H	26	G
26	1H	34	C
26	1H	35	G
26	1H	37	C
26	1H	39	C

Continued on next page...

Continued from previous page...

Mol	Chain	Res	Type
26	1H	44	A
26	1H	46	C
26	1H	51	G
26	1H	56	A
26	1H	59	U
26	1H	61	G
26	1H	63	U
26	1H	66	C
26	1H	71	A
26	1H	72	U
26	1H	74	A
26	1H	75	G
26	1H	85	G
26	1H	102	G
26	1H	114	U
26	1H	118	A
26	1H	119	A
26	1H	120	U
26	1H	123	G
26	1H	131	G
26	1H	138	G
26	1H	155	C
26	1H	162	U
26	1H	163	U
26	1H	164	U
26	1H	171	G
26	1H	172	C
26	1H	174	C
26	1H	181	A
26	1H	188	G
26	1H	196	A
26	1H	197	A
26	1H	199	A
26	1H	214	G
26	1H	215	G
26	1H	216	A
26	1H	217	G
26	1H	222	A
26	1H	223	A
26	1H	224	G
26	1H	227	A
26	1H	228	A

Continued on next page...

Continued from previous page...

Mol	Chain	Res	Type
26	1H	229	A
26	1H	233	A
26	1H	243	U
26	1H	244	A
26	1H	248	G
26	1H	250	G
26	1H	252	G
26	1H	261	G
26	1H	267	C
26	1H	269	U
26	1H	270(F)	U
26	1H	270(G)	C
26	1H	270(K)	C
26	1H	270(M)	U
26	1H	270(N)	G
26	1H	270(O)	U
26	1H	270(P)	C
26	1H	270(Q)	C
26	1H	270(R)	G
26	1H	271(C)	U
26	1H	271	G
26	1H	274	G
26	1H	275	G
26	1H	277	C
26	1H	278	A
26	1H	295	G
26	1H	299	A
26	1H	308	G
26	1H	311	A
26	1H	315	G
26	1H	323	G
26	1H	324	A
26	1H	329	G
26	1H	330	A
26	1H	331	A
26	1H	346	A
26	1H	352	G
26	1H	354	G
26	1H	357	A
26	1H	363	G
26	1H	363(A)	A
26	1H	363(C)	G

Continued on next page...

Continued from previous page...

Mol	Chain	Res	Type
26	1H	363(E)	U
26	1H	364	C
26	1H	372	G
26	1H	375	C
26	1H	380	U
26	1H	382	G
26	1H	385	C
26	1H	386	G
26	1H	400	G
26	1H	404	C
26	1H	405	U
26	1H	411	G
26	1H	415	A
26	1H	416	C
26	1H	418	G
26	1H	428	A
26	1H	436	C
26	1H	443	A
26	1H	444	C
26	1H	447	A
26	1H	448	U
26	1H	454	A
26	1H	455	C
26	1H	457	A
26	1H	459	U
26	1H	460	A
26	1H	470	A
26	1H	471	A
26	1H	478	A
26	1H	481	G
26	1H	482	A
26	1H	483	A
26	1H	494	G
26	1H	501	A
26	1H	505	A
26	1H	508	G
26	1H	509	C
26	1H	528	A
26	1H	529	A
26	1H	531	C
26	1H	532	A
26	1H	533	G

Continued on next page...

Continued from previous page...

Mol	Chain	Res	Type
26	1H	548	A
26	1H	549	G
26	1H	556	G
26	1H	559	G
26	1H	563	G
26	1H	564	C
26	1H	570	G
26	1H	571	A
26	1H	573	G
26	1H	575	A
26	1H	586	A
26	1H	588	U
26	1H	595	C
26	1H	603	A
26	1H	607	U
26	1H	617	G
26	1H	621	A
26	1H	622	G
26	1H	627	A
26	1H	632	A
26	1H	637	A
26	1H	640	C
26	1H	645	C
26	1H	646	A
26	1H	647	G
26	1H	654	A
26	1H	654(A)	A
26	1H	654(C)	G
26	1H	654(D)	G
26	1H	654(Q)	C
26	1H	654(S)	G
26	1H	654(T)	A
26	1H	664	C
26	1H	665	C
26	1H	669	G
26	1H	676	A
26	1H	686	G
26	1H	702	G
26	1H	703	U
26	1H	715	G
26	1H	716	A
26	1H	730	C

Continued on next page...

Continued from previous page...

Mol	Chain	Res	Type
26	1H	739	G
26	1H	747	U
26	1H	748	G
26	1H	752	A
26	1H	753	C
26	1H	762	U
26	1H	764	A
26	1H	775	G
26	1H	776	G
26	1H	777	A
26	1H	779	U
26	1H	782	A
26	1H	784	A
26	1H	785	G
26	1H	790	C
26	1H	791	C
26	1H	792	G
26	1H	805	G
26	1H	810	U
26	1H	812	C
26	1H	827	U
26	1H	828	U
26	1H	835	A
26	1H	845	G
26	1H	846	C
26	1H	855	G
26	1H	859	G
26	1H	860	U
26	1H	866	A
26	1H	870	A
26	1H	879	G
26	1H	880	G
26	1H	881	G
26	1H	882	G
26	1H	894	C
26	1H	898	C
26	1H	899	A
26	1H	900	A
26	1H	901	A
26	1H	904	C
26	1H	910	A
26	1H	917	A

Continued on next page...

Continued from previous page...

Mol	Chain	Res	Type
26	1H	918	A
26	1H	932	G
26	1H	941	A
26	1H	945	A
26	1H	946	G
26	1H	953	A
26	1H	959	A
26	1H	961	C
26	1H	968	G
26	1H	972	G
26	1H	973	A
26	1H	974	G
26	1H	974(A)	C
26	1H	980	A
26	1H	983	A
26	1H	995	C
26	1H	996	A
26	1H	997	G
26	1H	998	C
26	1H	1005	C
26	1H	1010	A
26	1H	1011	G
26	1H	1012	U
26	1H	1013	C
26	1H	1017	G
26	1H	1020	A
26	1H	1022	G
26	1H	1023	U
26	1H	1024	G
26	1H	1025	G
26	1H	1026	U
26	1H	1027	A
26	1H	1033	U
26	1H	1037	G
26	1H	1045	A
26	1H	1046	A
26	1H	1047	G
26	1H	1052	C
26	1H	1053	C
26	1H	1107	G
26	1H	1108	U
26	1H	1109	C

Continued on next page...

Continued from previous page...

Mol	Chain	Res	Type
26	1H	1110	G
26	1H	1111	A
26	1H	1112	G
26	1H	1117	G
26	1H	1126	A
26	1H	1128	A
26	1H	1129	A
26	1H	1130	U
26	1H	1135	C
26	1H	1136	G
26	1H	1138	G
26	1H	1139	G
26	1H	1142	U
26	1H	1142(A)	A
26	1H	1152	C
26	1H	1170	G
26	1H	1171	G
26	1H	1173	G
26	1H	1175	U
26	1H	1176	G
26	1H	1177	A
26	1H	1178	C
26	1H	1179	C
26	1H	1187	G
26	1H	1192	G
26	1H	1194	A
26	1H	1195	G
26	1H	1204	A
26	1H	1205	U
26	1H	1210	A
26	1H	1211	U
26	1H	1218	C
26	1H	1220	A
26	1H	1221	C
26	1H	1228	G
26	1H	1229(A)	G
26	1H	1244	G
26	1H	1245	G
26	1H	1249	U
26	1H	1250	G
26	1H	1253	A
26	1H	1256	G

Continued on next page...

Continued from previous page...

Mol	Chain	Res	Type
26	1H	1265	A
26	1H	1271	G
26	1H	1272	A
26	1H	1273	U
26	1H	1287	A
26	1H	1298	C
26	1H	1300	U
26	1H	1301	A
26	1H	1302	A
26	1H	1305	C
26	1H	1321	A
26	1H	1329	U
26	1H	1332	G
26	1H	1338	G
26	1H	1345	C
26	1H	1348	G
26	1H	1349	A
26	1H	1352	U
26	1H	1358	G
26	1H	1359	A
26	1H	1360	A
26	1H	1365	A
26	1H	1370	C
26	1H	1373	A
26	1H	1374	G
26	1H	1379	A
26	1H	1380	G
26	1H	1384	A
26	1H	1385	G
26	1H	1386	C
26	1H	1388	G
26	1H	1395	A
26	1H	1396	U
26	1H	1397	U
26	1H	1403	C
26	1H	1404	C
26	1H	1407	C
26	1H	1416	G
26	1H	1417	C
26	1H	1420	U
26	1H	1421	G
26	1H	1427	A

Continued on next page...

Continued from previous page...

Mol	Chain	Res	Type
26	1H	1428	C
26	1H	1429	G
26	1H	1437	C
26	1H	1441	G
26	1H	1444(A)	A
26	1H	1449(A)	G
26	1H	1455	G
26	1H	1459	G
26	1H	1460	A
26	1H	1461	G
26	1H	1467	C
26	1H	1471	A
26	1H	1482	U
26	1H	1490	A
26	1H	1493	C
26	1H	1494	A
26	1H	1495	A
26	1H	1497	U
26	1H	1507	A
26	1H	1508	A
26	1H	1509	C
26	1H	1510	A
26	1H	1511	A
26	1H	1520	U
26	1H	1522	G
26	1H	1526	G
26	1H	1534	G
26	1H	1535	U
26	1H	1537	C
26	1H	1538	G
26	1H	1540	G
26	1H	1543	A
26	1H	1544	C
26	1H	1545	A
26	1H	1548	C
26	1H	1554	A
26	1H	1558	A
26	1H	1559	G
26	1H	1565	C
26	1H	1566	A
26	1H	1569	A
26	1H	1576	U

Continued on next page...

Continued from previous page...

Mol	Chain	Res	Type
26	1H	1577	C
26	1H	1578	U
26	1H	1580	A
26	1H	1585	C
26	1H	1586	A
26	1H	1594	G
26	1H	1606	G
26	1H	1608	A
26	1H	1609	A
26	1H	1610	A
26	1H	1617	C
26	1H	1618	A
26	1H	1625	C
26	1H	1628	G
26	1H	1635	G
26	1H	1639	U
26	1H	1640	C
26	1H	1641	A
26	1H	1644	C
26	1H	1646	C
26	1H	1647	G
26	1H	1648	C
26	1H	1651	G
26	1H	1654	A
26	1H	1658	C
26	1H	1672	C
26	1H	1674	G
26	1H	1678	G
26	1H	1682	G
26	1H	1683	C
26	1H	1684	C
26	1H	1695	G
26	1H	1699	G
26	1H	1703	G
26	1H	1706	U
26	1H	1707	G
26	1H	1728	G
26	1H	1729	A
26	1H	1730	U
26	1H	1731	G
26	1H	1732	A
26	1H	1735	C

Continued on next page...

Continued from previous page...

Mol	Chain	Res	Type
26	1H	1741	C
26	1H	1756	G
26	1H	1758	G
26	1H	1760	A
26	1H	1762	A
26	1H	1763	G
26	1H	1764	G
26	1H	1773	A
26	1H	1774	C
26	1H	1777	U
26	1H	1782	C
26	1H	1791	A
26	1H	1799	G
26	1H	1800	C
26	1H	1801	G
26	1H	1802	A
26	1H	1805	U
26	1H	1806	C
26	1H	1811	G
26	1H	1816	G
26	1H	1819	A
26	1H	1827	C
26	1H	1828	G
26	1H	1829	A
26	1H	1830	C
26	1H	1834	U
26	1H	1835	G
26	1H	1839	G
26	1H	1847	A
26	1H	1858	G
26	1H	1869	G
26	1H	1870	C
26	1H	1878	G
26	1H	1882	C
26	1H	1889	A
26	1H	1895	C
26	1H	1896	G
26	1H	1900	A
26	1H	1901	A
26	1H	1906	G
26	1H	1913	A
26	1H	1914	C

Continued on next page...

Continued from previous page...

Mol	Chain	Res	Type
26	1H	1915	U
26	1H	1919	A
26	1H	1926	U
26	1H	1929	G
26	1H	1930	G
26	1H	1931	U
26	1H	1938	A
26	1H	1945	G
26	1H	1955	U
26	1H	1963	U
26	1H	1967	C
26	1H	1968	G
26	1H	1969	A
26	1H	1970	A
26	1H	1971	A
26	1H	1972	A
26	1H	1981	A
26	1H	1982	C
26	1H	1983	C
26	1H	1993	U
26	1H	1994	C
26	1H	1999	C
26	1H	2020	A
26	1H	2023	G
26	1H	2031	A
26	1H	2032	G
26	1H	2033	A
26	1H	2036	C
26	1H	2039	C
26	1H	2043	C
26	1H	2052	G
26	1H	2054	A
26	1H	2055	C
26	1H	2056	G
26	1H	2060	A
26	1H	2061	G
26	1H	2062	A
26	1H	2063	C
26	1H	2066	C
26	1H	2069	G
26	1H	2078	C
26	1H	2080	G

Continued on next page...

Continued from previous page...

Mol	Chain	Res	Type
26	1H	2095	C
26	1H	2099	U
26	1H	2108	C
26	1H	2110	G
26	1H	2111	C
26	1H	2113	U
26	1H	2114	A
26	1H	2115	G
26	1H	2116	G
26	1H	2117	A
26	1H	2124	G
26	1H	2125	G
26	1H	2126	A
26	1H	2127	G
26	1H	2128	C
26	1H	2131	G
26	1H	2132	U
26	1H	2133	G
26	1H	2134	A
26	1H	2135	A
26	1H	2136	C
26	1H	2137	C
26	1H	2138	C
26	1H	2139	C
26	1H	2147	G
26	1H	2148	G
26	1H	2151	G
26	1H	2153	G
26	1H	2156	G
26	1H	2157	G
26	1H	2158	A
26	1H	2159	G
26	1H	2161	C
26	1H	2166	G
26	1H	2168	G
26	1H	2170	A
26	1H	2171	A
26	1H	2173	A
26	1H	2175	C
26	1H	2176	A
26	1H	2180	U
26	1H	2186	G

Continued on next page...

Continued from previous page...

Mol	Chain	Res	Type
26	1H	2189	U
26	1H	2190	G
26	1H	2192	G
26	1H	2193	G
26	1H	2198	A
26	1H	2207	C
26	1H	2210	G
26	1H	2211	G
26	1H	2212	A
26	1H	2215	G
26	1H	2225	A
26	1H	2226	C
26	1H	2238	G
26	1H	2240	C
26	1H	2271	G
26	1H	2273	A
26	1H	2275	C
26	1H	2280	G
26	1H	2283	C
26	1H	2287	A
26	1H	2291	U
26	1H	2305	A
26	1H	2307	G
26	1H	2308	G
26	1H	2310	A
26	1H	2314	C
26	1H	2320	A
26	1H	2321	G
26	1H	2325	G
26	1H	2327	A
26	1H	2334	G
26	1H	2336	A
26	1H	2337	G
26	1H	2346	A
26	1H	2347	C
26	1H	2350	C
26	1H	2354	G
26	1H	2360	A
26	1H	2364	C
26	1H	2372	G
26	1H	2376	A
26	1H	2377	A

Continued on next page...

Continued from previous page...

Mol	Chain	Res	Type
26	1H	2379	G
26	1H	2383	G
26	1H	2385	C
26	1H	2395	C
26	1H	2396	G
26	1H	2402	C
26	1H	2403	C
26	1H	2406	U
26	1H	2410	G
26	1H	2418	A
26	1H	2422	A
26	1H	2423	U
26	1H	2424	C
26	1H	2425	A
26	1H	2428	G
26	1H	2429	G
26	1H	2430	A
26	1H	2431	U
26	1H	2434	A
26	1H	2435	A
26	1H	2439	A
26	1H	2440	C
26	1H	2441	C
26	1H	2445	G
26	1H	2448	A
26	1H	2450	A
26	1H	2451	A
26	1H	2452	C
26	1H	2458	G
26	1H	2468	G
26	1H	2474	C
26	1H	2476	A
26	1H	2477	C
26	1H	2478	A
26	1H	2481	G
26	1H	2487	G
26	1H	2494	G
26	1H	2497	A
26	1H	2502	G
26	1H	2505	G
26	1H	2506	U
26	1H	2507	C

Continued on next page...

Continued from previous page...

Mol	Chain	Res	Type
26	1H	2518	A
26	1H	2529	G
26	1H	2531	A
26	1H	2554	U
26	1H	2566	A
26	1H	2567	G
26	1H	2573	C
26	1H	2582	G
26	1H	2599	G
26	1H	2601	C
26	1H	2602	A
26	1H	2609	U
26	1H	2610	C
26	1H	2611	U
26	1H	2612	C
26	1H	2629	A
26	1H	2632	A
26	1H	2636	U
26	1H	2654	A
26	1H	2665	A
26	1H	2666	C
26	1H	2673	G
26	1H	2676	C
26	1H	2679	A
26	1H	2681	C
26	1H	2682	U
26	1H	2683	C
26	1H	2689	U
26	1H	2691	C
26	1H	2702	U
26	1H	2703	C
26	1H	2705	A
26	1H	2707	G
26	1H	2712(A)	A
26	1H	2713	A
26	1H	2714	G
26	1H	2718	G
26	1H	2719	G
26	1H	2723	C
26	1H	2726	U
26	1H	2733	A
26	1H	2738	A

Continued on next page...

Continued from previous page...

Mol	Chain	Res	Type
26	1H	2739	U
26	1H	2742	C
26	1H	2744	G
26	1H	2749	A
26	1H	2755	C
26	1H	2756	U
26	1H	2757	A
26	1H	2764	A
26	1H	2765	A
26	1H	2766	G
26	1H	2777	G
26	1H	2778	A
26	1H	2779	U
26	1H	2789	C
26	1H	2790	A
26	1H	2791	C
26	1H	2792	G
26	1H	2793	G
26	1H	2795	G
26	1H	2797	U
26	1H	2798	C
26	1H	2801	A
26	1H	2803	C
26	1H	2808	U
26	1H	2816	C
26	1H	2818	G
26	1H	2820	A
26	1H	2821	A
26	1H	2833	G
26	1H	2834	G
26	1H	2835	A
26	1H	2848	G
26	1H	2849	U
26	1H	2850	A
26	1H	2864	G
26	1H	2871	C
26	1H	2872	G
26	1H	2886	G
26	1H	2892	A
26	1H	2894	G
26	1H	2895	U
26	1H	2898	U

Continued on next page...

Continued from previous page...

Mol	Chain	Res	Type
27	16	0	A
27	16	3	C
27	16	8	U
27	16	12	C
27	16	13	A
27	16	15	A
27	16	16	G
27	16	29	A
27	16	33	G
27	16	39	A
27	16	45	A
27	16	47	C
27	16	51	G
27	16	56	G
27	16	65	C
27	16	66	A
27	16	72	G
27	16	73	A
27	16	82	G
27	16	89	G
27	16	92	G
27	16	105	G
27	16	109	G
27	16	115	G
1	1G	5	U
1	1G	7	G
1	1G	9	G
1	1G	24	U
1	1G	31	G
1	1G	32	A
1	1G	39	G
1	1G	41	G
1	1G	44	G
1	1G	47	C
1	1G	48	C
1	1G	50	A
1	1G	51	A
1	1G	54	C
1	1G	65	U
1	1G	76	G
1	1G	79	G
1	1G	81	G

Continued on next page...

Continued from previous page...

Mol	Chain	Res	Type
1	1G	82	U
1	1G	88	C
1	1G	90	C
1	1G	91	C
1	1G	92	G
1	1G	93	U
1	1G	101	A
1	1G	103	C
1	1G	105	G
1	1G	115	G
1	1G	116	A
1	1G	121	C
1	1G	127	G
1	1G	131	C
1	1G	144	G
1	1G	157	G
1	1G	161	A
1	1G	162	A
1	1G	163	C
1	1G	170	U
1	1G	182	U
1	1G	185	A
1	1G	188	U
1	1G	189	U
1	1G	190	G
1	1G	191(A)	G
1	1G	191(D)	U
1	1G	191(E)	G
1	1G	195	A
1	1G	196	A
1	1G	197	A
1	1G	198	G
1	1G	209	U
1	1G	210	U
1	1G	216	G
1	1G	240	C
1	1G	242	C
1	1G	247	G
1	1G	251	G
1	1G	256	U
1	1G	266	G
1	1G	267	C

Continued on next page...

Continued from previous page...

Mol	Chain	Res	Type
1	1G	281	G
1	1G	289	G
1	1G	295	C
1	1G	298	A
1	1G	316	G
1	1G	321	A
1	1G	324	G
1	1G	328	C
1	1G	329	A
1	1G	332	G
1	1G	346	G
1	1G	347	G
1	1G	350	G
1	1G	351	G
1	1G	352	C
1	1G	353	A
1	1G	354	G
1	1G	356	A
1	1G	363	A
1	1G	365	U
1	1G	366	C
1	1G	367	U
1	1G	372	C
1	1G	373	A
1	1G	384	G
1	1G	388	G
1	1G	397	A
1	1G	398	C
1	1G	406	G
1	1G	412	A
1	1G	413	G
1	1G	414	A
1	1G	421	U
1	1G	422	C
1	1G	423	G
1	1G	424	G
1	1G	429	U
1	1G	433	C
1	1G	439	A
1	1G	442	C
1	1G	452	A
1	1G	455	C

Continued on next page...

Continued from previous page...

Mol	Chain	Res	Type
1	1G	456	C
1	1G	465	A
1	1G	466	C
1	1G	467	G
1	1G	475	G
1	1G	484	G
1	1G	485	G
1	1G	486	U
1	1G	496	A
1	1G	497	U
1	1G	505	G
1	1G	508	C
1	1G	510	A
1	1G	511	C
1	1G	512	U
1	1G	518	C
1	1G	521	G
1	1G	527	G
1	1G	530	G
1	1G	531	U
1	1G	532	A
1	1G	536	C
1	1G	547	A
1	1G	559	A
1	1G	560	U
1	1G	561	U
1	1G	564	C
1	1G	566	G
1	1G	572	A
1	1G	573	A
1	1G	576	G
1	1G	577	G
1	1G	599	C
1	1G	607	A
1	1G	619	U
1	1G	630	G
1	1G	631	G
1	1G	633	G
1	1G	653	A
1	1G	661	G
1	1G	665	A
1	1G	677	U

Continued on next page...

Continued from previous page...

Mol	Chain	Res	Type
1	1G	687	A
1	1G	688	G
1	1G	701	C
1	1G	702	A
1	1G	706	A
1	1G	707	C
1	1G	723	U
1	1G	724	G
1	1G	731	G
1	1G	735	C
1	1G	749	C
1	1G	755	G
1	1G	759	A
1	1G	769	G
1	1G	777	A
1	1G	782	A
1	1G	783	C
1	1G	787	A
1	1G	792	A
1	1G	793	U
1	1G	794	A
1	1G	805	C
1	1G	811	C
1	1G	813	U
1	1G	816	A
1	1G	817	C
1	1G	818	G
1	1G	821	G
1	1G	828	A
1	1G	837	G
1	1G	842	C
1	1G	843	U
1	1G	848	C
1	1G	851	G
1	1G	858	G
1	1G	859	A
1	1G	874	G
1	1G	885	G
1	1G	914	A
1	1G	916	G
1	1G	923	A
1	1G	925	G

Continued on next page...

Continued from previous page...

Mol	Chain	Res	Type
1	1G	926	G
1	1G	927	G
1	1G	934	C
1	1G	935	A
1	1G	936	C
1	1G	937	A
1	1G	942	G
1	1G	947	G
1	1G	948	C
1	1G	953	G
1	1G	960	U
1	1G	961	U
1	1G	966	G
1	1G	968	A
1	1G	969	A
1	1G	971	G
1	1G	972	C
1	1G	974	A
1	1G	975	A
1	1G	976	G
1	1G	977	A
1	1G	978	A
1	1G	982	U
1	1G	991	U
1	1G	992	U
1	1G	993	G
1	1G	996	A
1	1G	1001	G
1	1G	1002	G
1	1G	1004	A
1	1G	1006	C
1	1G	1008	C
1	1G	1016	A
1	1G	1017	G
1	1G	1021	G
1	1G	1024	G
1	1G	1025	U
1	1G	1026	G
1	1G	1028	C
1	1G	1028(A)	C
1	1G	1028(B)	C
1	1G	1029	G

Continued on next page...

Continued from previous page...

Mol	Chain	Res	Type
1	1G	1030	C
1	1G	1031	G
1	1G	1032(A)	G
1	1G	1033	G
1	1G	1036	G
1	1G	1037	C
1	1G	1040	U
1	1G	1042	G
1	1G	1050	G
1	1G	1053	G
1	1G	1055	A
1	1G	1056	U
1	1G	1064	G
1	1G	1066	C
1	1G	1073	U
1	1G	1081	G
1	1G	1084	G
1	1G	1092	A
1	1G	1094	G
1	1G	1095	U
1	1G	1096	C
1	1G	1101	A
1	1G	1113	C
1	1G	1118	C
1	1G	1124	G
1	1G	1125	U
1	1G	1126	U
1	1G	1127	G
1	1G	1128	C
1	1G	1129	C
1	1G	1133	G
1	1G	1135	U
1	1G	1138	G
1	1G	1139	G
1	1G	1140	C
1	1G	1141	C
1	1G	1144	G
1	1G	1146	A
1	1G	1147	C
1	1G	1154	G
1	1G	1157	A
1	1G	1158	C

Continued on next page...

Continued from previous page...

Mol	Chain	Res	Type
1	1G	1159	U
1	1G	1160	G
1	1G	1171	G
1	1G	1172	C
1	1G	1177	G
1	1G	1178	G
1	1G	1181	G
1	1G	1183	A
1	1G	1184	G
1	1G	1188	A
1	1G	1189	C
1	1G	1193	G
1	1G	1196	U
1	1G	1197	G
1	1G	1201	A
1	1G	1202	G
1	1G	1203	C
1	1G	1204	A
1	1G	1211	U
1	1G	1212	U
1	1G	1213	A
1	1G	1214	C
1	1G	1218	C
1	1G	1225	A
1	1G	1227	A
1	1G	1238	A
1	1G	1240	U
1	1G	1241	G
1	1G	1243	C
1	1G	1250	A
1	1G	1256	A
1	1G	1257	U
1	1G	1258	G
1	1G	1268	A
1	1G	1278	U
1	1G	1279	A
1	1G	1280	A
1	1G	1282	C
1	1G	1286	A
1	1G	1287	A
1	1G	1289	A
1	1G	1293	G

Continued on next page...

Continued from previous page...

Mol	Chain	Res	Type
1	1G	1294	G
1	1G	1299	A
1	1G	1300	G
1	1G	1301	U
1	1G	1305	G
1	1G	1313	U
1	1G	1320	C
1	1G	1322	C
1	1G	1323	G
1	1G	1331	G
1	1G	1335	C
1	1G	1336	C
1	1G	1338	G
1	1G	1346	A
1	1G	1347	G
1	1G	1353	G
1	1G	1358	U
1	1G	1362(A)	C
1	1G	1363	A
1	1G	1370	G
1	1G	1379	G
1	1G	1381	U
1	1G	1391	U
1	1G	1392	G
1	1G	1397	C
1	1G	1398	A
1	1G	1399	C
1	1G	1400	C
1	1G	1406	U
1	1G	1419	G
1	1G	1442	G
1	1G	1443	G
1	1G	1446	A
1	1G	1449	C
1	1G	1450	U
1	1G	1451	A
1	1G	1452	C
1	1G	1453	G
1	1G	1467	G
1	1G	1478	C
1	1G	1492	A
1	1G	1494	G

Continued on next page...

Continued from previous page...

Mol	Chain	Res	Type
1	1G	1499	A
1	1G	1503	A
1	1G	1504	G
1	1G	1506	U
1	1G	1517	G
1	1G	1520	G
1	1G	1525	G
1	1G	1529	G
1	1G	1530	G
1	1G	1531	A
1	1G	1532	U
1	1G	1533	C
1	1G	1534	A
56	1L	3	G
56	1L	4	U
56	1L	6	G
56	1L	7	U
56	1L	9	A
56	1L	10	G
56	1L	15	G
56	1L	16	U
56	1L	17	U
56	1L	18	G
56	1L	19	G
56	1L	20	U
56	1L	26	A
56	1L	30	G
56	1L	35	U
56	1L	41	A
56	1L	45	G
56	1L	49	G
56	1L	55	PSU
56	1L	62	C
56	1L	63	U
56	1L	66	A
56	1L	67	C
56	1L	69	A
56	1L	70	C
56	1L	74	C
56	1L	76	A
23	2L	6	G
23	2L	8	4SU

Continued on next page...

Continued from previous page...

Mol	Chain	Res	Type
23	2L	13	C
23	2L	16	C
23	2L	18	U
23	2L	21	U
23	2L	22	A
23	2L	23	G
23	2L	32	G
23	2L	45	A
23	2L	47	G7M
23	2L	48	U
23	2L	49	C
23	2L	50	G
57	3L	2	G
57	3L	5	C
57	3L	7	U
57	3L	9	A
57	3L	13	C
57	3L	16	U
57	3L	17	U
57	3L	18	G
57	3L	19	G
57	3L	20	U
57	3L	21	A
57	3L	22	G
57	3L	23	A
57	3L	25	C
57	3L	26	A
57	3L	31	A
57	3L	33	U
57	3L	36	U
57	3L	39	PSU
57	3L	40	C
57	3L	42	A
57	3L	43	U
57	3L	44	U
57	3L	45	G
57	3L	46	G
57	3L	47	U
57	3L	48	C
57	3L	56	C
57	3L	57	G
57	3L	58	A

Continued on next page...

Continued from previous page...

Mol	Chain	Res	Type
57	3L	59	A
57	3L	61	C
57	3L	63	U
57	3L	73	A
57	3L	76	A
25	4L	8	A
25	4L	9	G
25	4L	10	G
25	4L	11	U
25	4L	12	A
25	4L	13	A
25	4L	15	A
25	4L	22	A
25	4L	23	A
26	14	2	G
26	14	3	U
26	14	4	C
26	14	5	A
26	14	6	A
26	14	9	U
26	14	11	G
26	14	15	G
26	14	26	G
26	14	35	G
26	14	46	C
26	14	49	A
26	14	50	U
26	14	51	G
26	14	58	G
26	14	60	G
26	14	61	G
26	14	71	A
26	14	72	U
26	14	74	A
26	14	75	G
26	14	83	G
26	14	90	U
26	14	93	C
26	14	95	G
26	14	102	G
26	14	118	A
26	14	119	A

Continued on next page...

Continued from previous page...

Mol	Chain	Res	Type
26	14	120	U
26	14	125	G
26	14	129	C
26	14	154	G
26	14	155	C
26	14	161	U
26	14	162	U
26	14	172	C
26	14	173	G
26	14	174	C
26	14	175	G
26	14	196	A
26	14	199	A
26	14	205	G
26	14	212	G
26	14	215	G
26	14	216	A
26	14	221	A
26	14	222	A
26	14	225	A
26	14	228	A
26	14	229	A
26	14	233	A
26	14	240	G
26	14	248	G
26	14	249	C
26	14	250	G
26	14	252	G
26	14	270(K)	C
26	14	270(L)	U
26	14	270(N)	G
26	14	270(O)	U
26	14	270(Y)	G
26	14	271(B)	G
26	14	271(C)	U
26	14	271	G
26	14	273(D)	C
26	14	273(F)	C
26	14	274	G
26	14	275	G
26	14	276	A
26	14	278	A

Continued on next page...

Continued from previous page...

Mol	Chain	Res	Type
26	14	279	C
26	14	283	A
26	14	289	A
26	14	290	G
26	14	298	G
26	14	308	G
26	14	311	A
26	14	324	A
26	14	329	G
26	14	330	A
26	14	331	A
26	14	335	C
26	14	342	G
26	14	345	A
26	14	352	G
26	14	354	G
26	14	355	G
26	14	362	U
26	14	363	G
26	14	371	A
26	14	375	C
26	14	386	G
26	14	394	A
26	14	395	U
26	14	396	G
26	14	405	U
26	14	406	G
26	14	411	G
26	14	412	A
26	14	428	A
26	14	443	A
26	14	444	C
26	14	448	U
26	14	454	A
26	14	455	C
26	14	457	A
26	14	459	U
26	14	470	A
26	14	480	A
26	14	481	G
26	14	483	A
26	14	504	U

Continued on next page...

Continued from previous page...

Mol	Chain	Res	Type
26	14	505	A
26	14	508	G
26	14	509	C
26	14	527	C
26	14	528	A
26	14	529	A
26	14	530	G
26	14	531	C
26	14	532	A
26	14	533	G
26	14	537	C
26	14	547	A
26	14	549	G
26	14	556	G
26	14	560	C
26	14	563	G
26	14	570	G
26	14	573	G
26	14	575	A
26	14	598	G
26	14	603	A
26	14	607	U
26	14	613	U
26	14	614	U
26	14	615	G
26	14	617	G
26	14	620	G
26	14	621	A
26	14	622	G
26	14	623	G
26	14	627	A
26	14	637	A
26	14	645	C
26	14	646	A
26	14	650	C
26	14	651	G
26	14	654	A
26	14	654(A)	A
26	14	654(B)	C
26	14	654(C)	G
26	14	654(D)	G
26	14	654(S)	G

Continued on next page...

Continued from previous page...

Mol	Chain	Res	Type
26	14	654(T)	A
26	14	656	G
26	14	664	C
26	14	666	G
26	14	668	G
26	14	669	G
26	14	685	A
26	14	686	G
26	14	708	C
26	14	709	U
26	14	722	A
26	14	730	C
26	14	738	G
26	14	740	U
26	14	750	A
26	14	752	A
26	14	753	C
26	14	762	U
26	14	764	A
26	14	765	G
26	14	771	G
26	14	775	G
26	14	776	G
26	14	779	U
26	14	781	A
26	14	782	A
26	14	784	A
26	14	785	G
26	14	792	G
26	14	805	G
26	14	806	C
26	14	812	C
26	14	813	U
26	14	816	C
26	14	819	A
26	14	824	A
26	14	825	C
26	14	827	U
26	14	828	U
26	14	831	G
26	14	832	G
26	14	846	C

Continued on next page...

Continued from previous page...

Mol	Chain	Res	Type
26	14	847	U
26	14	848	G
26	14	855	G
26	14	859	G
26	14	865	C
26	14	866	A
26	14	869	G
26	14	877	U
26	14	878	A
26	14	879	G
26	14	897	C
26	14	899	A
26	14	901	A
26	14	904	C
26	14	905	U
26	14	906	G
26	14	910	A
26	14	914	C
26	14	915	C
26	14	917	A
26	14	919	G
26	14	932	G
26	14	933	A
26	14	938	G
26	14	941	A
26	14	945	A
26	14	946	G
26	14	953	A
26	14	957	A
26	14	958	U
26	14	959	A
26	14	961	C
26	14	974	G
26	14	978	G
26	14	980	A
26	14	983	A
26	14	987	G
26	14	989	G
26	14	990	A
26	14	991	C
26	14	996	A
26	14	999	U

Continued on next page...

Continued from previous page...

Mol	Chain	Res	Type
26	14	1008	C
26	14	1009	A
26	14	1010	A
26	14	1012	U
26	14	1013	C
26	14	1017	G
26	14	1020	A
26	14	1022	G
26	14	1023	U
26	14	1025	G
26	14	1026	U
26	14	1028	A
26	14	1031	G
26	14	1034	G
26	14	1036	G
26	14	1037	G
26	14	1039	G
26	14	1044	G
26	14	1048	A
26	14	1049	C
26	14	1050	A
26	14	1052	C
26	14	1054	A
26	14	1055	G
26	14	1056	G
26	14	1057	A
26	14	1060	U
26	14	1061	U
26	14	1062	G
26	14	1070	A
26	14	1071	G
26	14	1072	C
26	14	1073	A
26	14	1074	G
26	14	1075	C
26	14	1086	A
26	14	1088	A
26	14	1090	U
26	14	1091	G
26	14	1093	G
26	14	1099	G
26	14	1100	C

Continued on next page...

Continued from previous page...

Mol	Chain	Res	Type
26	14	1105	U
26	14	1106	G
26	14	1107	G
26	14	1109	C
26	14	1110	G
26	14	1112	G
26	14	1113	U
26	14	1114	G
26	14	1118	C
26	14	1122	G
26	14	1129	A
26	14	1130	U
26	14	1131	G
26	14	1135	C
26	14	1136	G
26	14	1139	G
26	14	1142	U
26	14	1143	A
26	14	1151	G
26	14	1157	G
26	14	1170	G
26	14	1173	G
26	14	1175	U
26	14	1176	G
26	14	1177	A
26	14	1178	C
26	14	1182	A
26	14	1193	G
26	14	1204	A
26	14	1205	U
26	14	1212	G
26	14	1213	A
26	14	1220	A
26	14	1229(A)	G
26	14	1237	A
26	14	1247	A
26	14	1248	G
26	14	1250	G
26	14	1253	A
26	14	1256	G
26	14	1271	G
26	14	1272	A

Continued on next page...

Continued from previous page...

Mol	Chain	Res	Type
26	14	1275	A
26	14	1298	C
26	14	1300	U
26	14	1301	A
26	14	1303	G
26	14	1304	C
26	14	1307	A
26	14	1313	U
26	14	1319	G
26	14	1320	C
26	14	1325	G
26	14	1329	U
26	14	1332	G
26	14	1345	C
26	14	1348	G
26	14	1349	A
26	14	1359	A
26	14	1360	A
26	14	1365	A
26	14	1368	G
26	14	1370	C
26	14	1378	A
26	14	1379	A
26	14	1380	G
26	14	1385	G
26	14	1386	C
26	14	1390	U
26	14	1396	U
26	14	1406	U
26	14	1407	C
26	14	1408	C
26	14	1416	G
26	14	1417	C
26	14	1419	A
26	14	1421	G
26	14	1425	G
26	14	1428	C
26	14	1437	C
26	14	1444(A)	A
26	14	1445	C
26	14	1449	A
26	14	1449(A)	G

Continued on next page...

Continued from previous page...

Mol	Chain	Res	Type
26	14	1451	C
26	14	1453	A
26	14	1454	U
26	14	1458	C
26	14	1459	G
26	14	1460	A
26	14	1467	C
26	14	1471	A
26	14	1474	C
26	14	1475	G
26	14	1493	C
26	14	1506	C
26	14	1508	A
26	14	1509	C
26	14	1510	A
26	14	1515	C
26	14	1516	U
26	14	1522	G
26	14	1523	U
26	14	1528	A
26	14	1534	G
26	14	1535	U
26	14	1537	C
26	14	1540	G
26	14	1543	A
26	14	1554	A
26	14	1555	G
26	14	1558	A
26	14	1559	G
26	14	1560	G
26	14	1562	A
26	14	1566	A
26	14	1569	A
26	14	1577	C
26	14	1578	U
26	14	1585	C
26	14	1586	A
26	14	1593	G
26	14	1595	G
26	14	1608	A
26	14	1609	A
26	14	1610	A

Continued on next page...

Continued from previous page...

Mol	Chain	Res	Type
26	14	1614	A
26	14	1616	A
26	14	1617	C
26	14	1619	G
26	14	1635	G
26	14	1647	G
26	14	1648	C
26	14	1654	A
26	14	1669	A
26	14	1671	U
26	14	1672	C
26	14	1674	G
26	14	1691	C
26	14	1696	G
26	14	1700	A
26	14	1701	A
26	14	1703	G
26	14	1718	G
26	14	1725	G
26	14	1728	G
26	14	1729	A
26	14	1730	U
26	14	1735	C
26	14	1742	C
26	14	1743	G
26	14	1747	G
26	14	1756	G
26	14	1763	G
26	14	1764	G
26	14	1773	A
26	14	1777	U
26	14	1780	A
26	14	1781	C
26	14	1791	A
26	14	1800	C
26	14	1801	G
26	14	1802	A
26	14	1803	A
26	14	1808	U
26	14	1812	A
26	14	1816	G
26	14	1829	A

Continued on next page...

Continued from previous page...

Mol	Chain	Res	Type
26	14	1836	C
26	14	1839	G
26	14	1842	G
26	14	1847	A
26	14	1848	A
26	14	1858	G
26	14	1871	A
26	14	1872	A
26	14	1878	G
26	14	1888	G
26	14	1889	A
26	14	1894	C
26	14	1895	C
26	14	1896	G
26	14	1900	A
26	14	1906	G
26	14	1909	C
26	14	1929	G
26	14	1930	G
26	14	1931	U
26	14	1936	A
26	14	1937	A
26	14	1938	A
26	14	1949	G
26	14	1951	U
26	14	1952	A
26	14	1955	U
26	14	1963	U
26	14	1967	C
26	14	1970	A
26	14	1971	A
26	14	1972	A
26	14	1976	U
26	14	1983	C
26	14	1991	U
26	14	1993	U
26	14	1995	U
26	14	2005	A
26	14	2019	A
26	14	2023	G
26	14	2031	A
26	14	2032	G

Continued on next page...

Continued from previous page...

Mol	Chain	Res	Type
26	14	2033	A
26	14	2043	C
26	14	2049	G
26	14	2054	A
26	14	2055	C
26	14	2056	G
26	14	2060	A
26	14	2061	G
26	14	2062	A
26	14	2063	C
26	14	2066	C
26	14	2067	G
26	14	2069	G
26	14	2074	U
26	14	2077	A
26	14	2099	U
26	14	2100	G
26	14	2108	C
26	14	2114	A
26	14	2115	G
26	14	2116	G
26	14	2117	A
26	14	2118	U
26	14	2120	G
26	14	2122	U
26	14	2123	G
26	14	2125	G
26	14	2127	G
26	14	2128	C
26	14	2129	C
26	14	2130	U
26	14	2131	G
26	14	2132	U
26	14	2133	G
26	14	2134	A
26	14	2135	A
26	14	2136	C
26	14	2137	C
26	14	2139	C
26	14	2140	C
26	14	2144	U
26	14	2145	C

Continued on next page...

Continued from previous page...

Mol	Chain	Res	Type
26	14	2146	C
26	14	2147	G
26	14	2148	G
26	14	2153	G
26	14	2158	A
26	14	2159	G
26	14	2160	G
26	14	2161	C
26	14	2162	G
26	14	2164	C
26	14	2165	G
26	14	2166	G
26	14	2171	A
26	14	2172	U
26	14	2173	A
26	14	2174	C
26	14	2175	C
26	14	2176	A
26	14	2177	C
26	14	2188	C
26	14	2189	U
26	14	2191	G
26	14	2192	G
26	14	2198	A
26	14	2207	C
26	14	2210	G
26	14	2211	G
26	14	2212	A
26	14	2213	U
26	14	2215	G
26	14	2225	A
26	14	2231	C
26	14	2238	G
26	14	2239	G
26	14	2251	G
26	14	2259	G
26	14	2267	A
26	14	2268	A
26	14	2269	A
26	14	2273	A
26	14	2275	C
26	14	2276	G

Continued on next page...

Continued from previous page...

Mol	Chain	Res	Type
26	14	2278	A
26	14	2280	G
26	14	2282	G
26	14	2283	C
26	14	2284	C
26	14	2287	A
26	14	2288	A
26	14	2289	G
26	14	2297	C
26	14	2298	A
26	14	2305	A
26	14	2307	G
26	14	2308	G
26	14	2310	A
26	14	2311	A
26	14	2318	G
26	14	2319	G
26	14	2321	G
26	14	2325	G
26	14	2327	A
26	14	2336	A
26	14	2338	G
26	14	2343	C
26	14	2346	A
26	14	2347	C
26	14	2350	C
26	14	2354	G
26	14	2372	G
26	14	2383	G
26	14	2385	C
26	14	2388	A
26	14	2389	G
26	14	2392	A
26	14	2393	A
26	14	2396	G
26	14	2400	G
26	14	2402	C
26	14	2403	C
26	14	2406	U
26	14	2410	G
26	14	2411	A
26	14	2413	G

Continued on next page...

Continued from previous page...

Mol	Chain	Res	Type
26	14	2414	G
26	14	2418	A
26	14	2422	A
26	14	2423	U
26	14	2425	A
26	14	2429	G
26	14	2430	A
26	14	2431	U
26	14	2434	A
26	14	2435	A
26	14	2439	A
26	14	2440	C
26	14	2441	C
26	14	2445	G
26	14	2448	A
26	14	2449	U
26	14	2468	G
26	14	2469	A
26	14	2476	A
26	14	2477	C
26	14	2492	U
26	14	2496	C
26	14	2502	G
26	14	2505	G
26	14	2506	U
26	14	2518	A
26	14	2525	G
26	14	2542	A
26	14	2543	G
26	14	2552	U
26	14	2554	U
26	14	2564	A
26	14	2566	A
26	14	2567	G
26	14	2569	G
26	14	2573	C
26	14	2574	G
26	14	2575	C
26	14	2578	G
26	14	2585	U
26	14	2601	C
26	14	2602	A

Continued on next page...

Continued from previous page...

Mol	Chain	Res	Type
26	14	2608	G
26	14	2609	U
26	14	2611	U
26	14	2612	C
26	14	2630	G
26	14	2631	G
26	14	2634	G
26	14	2636	U
26	14	2646	C
26	14	2665	A
26	14	2667	C
26	14	2679	A
26	14	2689	U
26	14	2690	C
26	14	2702	U
26	14	2703	C
26	14	2707	G
26	14	2712(A)	A
26	14	2713	A
26	14	2714	G
26	14	2716	U
26	14	2726	U
26	14	2733	A
26	14	2739	U
26	14	2742	C
26	14	2744	G
26	14	2748	A
26	14	2750	A
26	14	2751	G
26	14	2752	C
26	14	2758	A
26	14	2764	A
26	14	2765	A
26	14	2766	G
26	14	2769	C
26	14	2777	G
26	14	2778	A
26	14	2779	U
26	14	2790	A
26	14	2791	C
26	14	2792	G
26	14	2793	G

Continued on next page...

Continued from previous page...

Mol	Chain	Res	Type
26	14	2794	C
26	14	2795	G
26	14	2797	U
26	14	2798	C
26	14	2799	A
26	14	2801	A
26	14	2802	G
26	14	2804	C
26	14	2805	G
26	14	2808	U
26	14	2810	A
26	14	2820	A
26	14	2821	A
26	14	2833	G
26	14	2834	G
26	14	2838	G
26	14	2860	A
26	14	2872	G
26	14	2873	A
26	14	2874	C
26	14	2880	C
26	14	2886	G
26	14	2889	C
26	14	2891	G
26	14	2892	A
26	14	2893	G
26	14	2894	G
26	14	2895	U
26	14	2896	C
26	14	2897	U
26	14	2899	G
27	1J	0	A
27	1J	7	G
27	1J	8	U
27	1J	12	C
27	1J	13	A
27	1J	15	A
27	1J	16	G
27	1J	22	U
27	1J	26	A
27	1J	28	C
27	1J	30	C

Continued on next page...

Continued from previous page...

Mol	Chain	Res	Type
27	1J	32	C
27	1J	33	G
27	1J	42	C
27	1J	45	A
27	1J	47	C
27	1J	53	A
27	1J	56	G
27	1J	58	A
27	1J	59	A
27	1J	67	G
27	1J	73	A
27	1J	75	G
27	1J	77	U
27	1J	81	G
27	1J	88	C
27	1J	89	G
27	1J	89(A)	A
27	1J	90	C
27	1J	94	C
27	1J	108	C
27	1J	109	G
27	1J	113	C
27	1J	115	G
27	1J	119	A

All (162) RNA pucker outliers are listed below:

Mol	Chain	Res	Type
1	13	5	U
1	13	31	G
1	13	49	U
1	13	50	A
1	13	115	G
1	13	244	U
1	13	266	G
1	13	389	A
1	13	422	C
1	13	428	G
1	13	429	U
1	13	484	G
1	13	509	A
1	13	560	U

Continued on next page...

Continued from previous page...

Mol	Chain	Res	Type
1	13	687	A
1	13	748	C
1	13	792	A
1	13	793	U
1	13	871	U
1	13	1054	C
1	13	1064	G
1	13	1065	U
1	13	1129	C
1	13	1137	C
1	13	1285	A
1	13	1397	C
1	13	1452	C
1	13	1498	U
1	13	1533	C
22	1K	48	C
22	1K	69	A
23	2K	48	U
24	3K	2	G
24	3K	18	G
24	3K	45	G
24	3K	58	A
25	4K	14	A
25	4K	18	G
26	1H	162	U
26	1H	196	A
26	1H	222	A
26	1H	249	C
26	1H	271(B)	G
26	1H	404	C
26	1H	508	G
26	1H	528	A
26	1H	587	C
26	1H	653	A
26	1H	668	G
26	1H	752	A
26	1H	845	G
26	1H	880	G
26	1H	893	C
26	1H	974	G
26	1H	1022	G
26	1H	1026	U

Continued on next page...

Continued from previous page...

Mol	Chain	Res	Type
26	1H	1107	G
26	1H	1210	A
26	1H	1286	A
26	1H	1378	A
26	1H	1396	U
26	1H	1402	C
26	1H	1416	G
26	1H	1508	A
26	1H	1509	C
26	1H	1558	A
26	1H	1608	A
26	1H	1609	A
26	1H	1653	G
26	1H	1694	C
26	1H	1699	G
26	1H	1799	G
26	1H	1900	A
26	1H	1980	G
26	1H	1992	G
26	1H	2035	G
26	1H	2060	A
26	1H	2210	G
26	1H	2225	A
26	1H	2275	C
26	1H	2428	G
26	1H	2439	A
26	1H	2448	A
26	1H	2476	A
26	1H	2598	A
26	1H	2611	U
26	1H	2681	C
26	1H	2756	U
27	16	44	G
1	1G	64	G
1	1G	80	G
1	1G	87	A
1	1G	89	U
1	1G	115	G
1	1G	197	A
1	1G	250	A
1	1G	266	G
1	1G	345	C

Continued on next page...

Continued from previous page...

Mol	Chain	Res	Type
1	1G	412	A
1	1G	413	G
1	1G	485	G
1	1G	509	A
1	1G	560	U
1	1G	687	A
1	1G	748	C
1	1G	812	C
1	1G	816	A
1	1G	913	A
1	1G	992	U
1	1G	1126	U
1	1G	1145	C
1	1G	1157	A
1	1G	1285	A
1	1G	1300	G
1	1G	1498	U
1	1G	1533	C
56	1L	3	G
56	1L	6	G
56	1L	18	G
56	1L	69	A
23	2L	20	G
23	2L	48	U
57	3L	58	A
26	14	34	C
26	14	49	A
26	14	71	A
26	14	128	C
26	14	155	C
26	14	278	A
26	14	503	A
26	14	528	A
26	14	685	A
26	14	752	A
26	14	764	A
26	14	791	C
26	14	1022	G
26	14	1085	A
26	14	1210	A
26	14	1379	A
26	14	1396	U

Continued on next page...

Continued from previous page...

Mol	Chain	Res	Type
26	14	1416	G
26	14	1420	U
26	14	1444(A)	A
26	14	1558	A
26	14	1608	A
26	14	1609	A
26	14	1992	G
26	14	2048	G
26	14	2173	A
26	14	2238	G
26	14	2275	C
26	14	2335	A
26	14	2406	U
26	14	2425	A
26	14	2439	A
26	14	2611	U
26	14	2629	A
26	14	2689	U
26	14	2776	A
26	14	2791	C
26	14	2859	G
27	1J	88	C

5.4 Non-standard residues in protein, DNA, RNA chains ⓘ

23 non-standard protein/DNA/RNA residues are modelled in this entry.

In the following table, the Counts columns list the number of bonds (or angles) for which Mogul statistics could be retrieved, the number of bonds (or angles) that are observed in the model and the number of bonds (or angles) that are defined in the Chemical Component Dictionary. The Link column lists molecule types, if any, to which the group is linked. The Z score for a bond length (or angle) is the number of standard deviations the observed value is removed from the expected value. A bond length (or angle) with $|Z| > 2$ is considered an outlier worth inspection. RMSZ is the root-mean-square of all Z scores of the bond lengths (or angles).

Mol	Type	Chain	Res	Link	Bond lengths			Bond angles		
					Counts	RMSZ	$\# Z > 2$	Counts	RMSZ	$\# Z > 2$
56	PSU	1L	39	56	17,21,22	1.10	2 (11%)	20,30,33	3.28	6 (30%)
56	T6A	1L	37	56	24,34,35	2.57	5 (20%)	24,49,52	2.52	7 (29%)
23	PSU	2K	56	23	17,21,22	1.13	2 (11%)	20,30,33	2.92	6 (30%)
23	OMC	2K	33	23	15,22,23	2.23	4 (26%)	17,31,34	1.50	2 (11%)
23	OMC	2L	33	23	15,22,23	2.15	4 (26%)	17,31,34	1.61	3 (17%)

Mol	Type	Chain	Res	Link	Bond lengths			Bond angles		
					Counts	RMSZ	# Z > 2	Counts	RMSZ	# Z > 2
23	4SU	2L	8	23	14,21,22	3.25	2 (14%)	15,30,33	0.85	1 (6%)
22	5MU	1K	54	22	15,22,23	2.12	3 (20%)	16,32,35	1.87	2 (12%)
57	5MU	3L	54	57	15,22,23	2.31	3 (20%)	16,32,35	1.92	2 (12%)
22	PSU	1K	39	22	17,21,22	1.07	1 (5%)	20,30,33	3.21	5 (25%)
23	G7M	2K	47	23	20,26,27	5.37	7 (35%)	20,39,42	1.86	4 (20%)
57	PSU	3L	39	57	17,21,22	1.12	2 (11%)	20,30,33	3.39	5 (25%)
22	T6A	1K	37	22	24,34,35	2.43	5 (20%)	24,49,52	2.14	5 (20%)
56	U8U	1L	34	25,56	17,24,25	2.70	4 (23%)	19,34,37	1.64	3 (15%)
22	PSU	1K	55	22	17,21,22	1.04	1 (5%)	20,30,33	3.69	5 (25%)
22	U8U	1K	34	25,22	17,24,25	2.51	4 (23%)	19,34,37	1.71	3 (15%)
23	5MU	2K	55	23	15,22,23	2.21	3 (20%)	16,32,35	1.94	2 (12%)
23	G7M	2L	47	23	20,26,27	5.49	7 (35%)	20,39,42	1.98	5 (25%)
56	PSU	1L	55	56	17,21,22	1.15	2 (11%)	20,30,33	3.43	7 (35%)
57	PSU	3L	55	57	17,21,22	1.06	2 (11%)	20,30,33	3.22	8 (40%)
23	5MU	2L	55	23	15,22,23	2.17	3 (20%)	16,32,35	1.90	2 (12%)
56	5MU	1L	54	56	15,22,23	2.15	3 (20%)	16,32,35	1.72	2 (12%)
23	PSU	2L	56	23	17,21,22	1.16	1 (5%)	20,30,33	3.11	5 (25%)
23	4SU	2K	8	23	14,21,22	3.23	2 (14%)	15,30,33	1.42	2 (13%)

In the following table, the Chirals column lists the number of chiral outliers, the number of chiral centers analysed, the number of these observed in the model and the number defined in the Chemical Component Dictionary. Similar counts are reported in the Torsion and Rings columns. '-' means no outliers of that kind were identified.

Mol	Type	Chain	Res	Link	Chirals	Torsions	Rings
56	PSU	1L	39	56	-	0/7/25/26	0/2/2/2
56	T6A	1L	37	56	-	5/15/41/42	0/3/3/3
23	PSU	2K	56	23	-	2/7/25/26	0/2/2/2
23	OMC	2K	33	23	-	1/7/27/28	0/2/2/2
23	OMC	2L	33	23	-	0/7/27/28	0/2/2/2
23	4SU	2L	8	23	-	0/5/25/26	0/2/2/2
22	5MU	1K	54	22	-	0/5/25/26	0/2/2/2
57	5MU	3L	54	57	-	0/5/25/26	0/2/2/2
22	PSU	1K	39	22	-	0/7/25/26	0/2/2/2
23	G7M	2K	47	23	-	3/3/25/26	0/3/3/3
57	PSU	3L	39	57	-	2/7/25/26	0/2/2/2
22	T6A	1K	37	22	-	3/15/41/42	0/3/3/3

Continued on next page...

Continued from previous page...

Mol	Type	Chain	Res	Link	Chirals	Torsions	Rings
56	U8U	1L	34	25,56	-	2/7/28/29	0/2/2/2
22	PSU	1K	55	22	-	0/7/25/26	0/2/2/2
22	U8U	1K	34	25,22	-	2/7/28/29	0/2/2/2
23	5MU	2K	55	23	-	0/5/25/26	0/2/2/2
23	G7M	2L	47	23	-	2/3/25/26	0/3/3/3
56	PSU	1L	55	56	-	0/7/25/26	0/2/2/2
57	PSU	3L	55	57	-	1/7/25/26	0/2/2/2
23	5MU	2L	55	23	-	0/5/25/26	0/2/2/2
56	5MU	1L	54	56	-	0/5/25/26	0/2/2/2
23	PSU	2L	56	23	-	0/7/25/26	0/2/2/2
23	4SU	2K	8	23	-	0/5/25/26	0/2/2/2

All (72) bond length outliers are listed below:

Mol	Chain	Res	Type	Atoms	Z	Observed(Å)	Ideal(Å)
23	2L	47	G7M	C8-N7	17.58	1.65	1.33
23	2K	47	G7M	C8-N7	17.37	1.65	1.33
23	2L	47	G7M	C5-C4	-11.32	1.24	1.39
23	2K	47	G7M	C5-C4	-10.96	1.24	1.39
23	2K	8	4SU	C5-C4	9.76	1.49	1.38
23	2L	8	4SU	C5-C4	9.60	1.49	1.38
23	2L	47	G7M	C4-N3	8.14	1.48	1.35
23	2L	47	G7M	C8-N9	7.71	1.47	1.33
23	2K	47	G7M	C8-N9	7.67	1.47	1.33
23	2K	47	G7M	C4-N3	7.59	1.47	1.35
56	1L	37	T6A	C6-N6	7.44	1.49	1.36
56	1L	34	U8U	C4-N3	7.19	1.45	1.33
23	2L	8	4SU	C6-N1	7.15	1.44	1.35
22	1K	34	U8U	C4-N3	6.79	1.44	1.33
23	2K	8	4SU	C6-N1	6.76	1.44	1.35
56	1L	37	T6A	C10-N11	6.53	1.49	1.35
22	1K	37	T6A	C6-N6	6.28	1.47	1.36
57	3L	54	5MU	C4-C5	6.00	1.54	1.41
22	1K	37	T6A	C10-N11	5.99	1.48	1.35
23	2K	33	OMC	C6-N1	5.76	1.42	1.35
56	1L	37	T6A	C10-N6	5.73	1.49	1.37
56	1L	34	U8U	C6-C5	5.66	1.50	1.37
57	3L	54	5MU	C2-N3	5.61	1.49	1.38
23	2K	55	5MU	C4-C5	5.58	1.53	1.41
22	1K	37	T6A	C10-N6	5.52	1.49	1.37
23	2L	55	5MU	C4-C5	5.45	1.53	1.41
23	2L	33	OMC	C6-N1	5.29	1.42	1.35

Continued on next page...

Continued from previous page...

Mol	Chain	Res	Type	Atoms	Z	Observed(Å)	Ideal(Å)
56	1L	54	5MU	C4-C5	5.27	1.52	1.41
22	1K	54	5MU	C4-C5	5.25	1.52	1.41
22	1K	34	U8U	C6-C5	5.12	1.48	1.37
22	1K	54	5MU	C2-N3	4.95	1.48	1.38
23	2K	55	5MU	C2-N3	4.92	1.47	1.38
56	1L	54	5MU	C2-N3	4.91	1.47	1.38
23	2L	55	5MU	C2-N3	4.82	1.47	1.38
56	1L	34	U8U	C4-C5	4.47	1.51	1.41
23	2L	47	G7M	C6-C5	4.16	1.48	1.41
23	2K	33	OMC	C5-C4	3.93	1.50	1.41
23	2L	33	OMC	C2-N3	3.89	1.45	1.38
23	2K	47	G7M	C6-C5	3.88	1.48	1.41
23	2K	47	G7M	C2-N2	3.87	1.41	1.33
22	1K	34	U8U	C4-C5	3.86	1.49	1.41
23	2L	33	OMC	C5-C4	3.69	1.50	1.41
23	2L	47	G7M	C2-N2	3.66	1.41	1.33
56	1L	34	U8U	C2-S2	-3.65	1.59	1.66
22	1K	34	U8U	C2-S2	-3.53	1.59	1.66
57	3L	39	PSU	C4-N3	3.52	1.39	1.33
23	2K	33	OMC	C2-N3	3.52	1.45	1.38
23	2L	55	5MU	C4-N3	-3.48	1.27	1.33
56	1L	39	PSU	C4-N3	3.48	1.39	1.33
23	2K	55	5MU	C4-N3	-3.45	1.27	1.33
23	2L	56	PSU	C4-N3	3.43	1.39	1.33
22	1K	55	PSU	C4-N3	3.36	1.38	1.33
56	1L	54	5MU	C4-N3	-3.28	1.27	1.33
56	1L	55	PSU	C4-N3	3.27	1.38	1.33
57	3L	55	PSU	C4-N3	3.09	1.38	1.33
22	1K	37	T6A	C6-N1	-3.05	1.29	1.34
22	1K	39	PSU	C4-N3	3.01	1.38	1.33
22	1K	54	5MU	C4-N3	-2.96	1.27	1.33
57	3L	54	5MU	C4-N3	-2.92	1.27	1.33
23	2L	33	OMC	C4-N4	2.87	1.43	1.35
23	2K	33	OMC	C4-N4	2.85	1.43	1.35
22	1K	37	T6A	C5-C4	-2.69	1.33	1.40
23	2K	56	PSU	C4-N3	2.56	1.37	1.33
56	1L	37	T6A	C5-C4	-2.39	1.34	1.40
57	3L	39	PSU	O4'-C1'	-2.23	1.41	1.44
56	1L	55	PSU	C5-C1'	-2.17	1.50	1.52
56	1L	37	T6A	C2-N3	2.16	1.35	1.32
56	1L	39	PSU	O4'-C1'	-2.16	1.41	1.44
23	2K	47	G7M	C2-N1	2.11	1.39	1.35

Continued on next page...

Continued from previous page...

Mol	Chain	Res	Type	Atoms	Z	Observed(Å)	Ideal(Å)
23	2K	56	PSU	C5-C1'	-2.05	1.50	1.52
23	2L	47	G7M	C2-N1	2.02	1.39	1.35
57	3L	55	PSU	O4'-C1'	-2.02	1.41	1.44

All (92) bond angle outliers are listed below:

Mol	Chain	Res	Type	Atoms	Z	Observed(°)	Ideal(°)
22	1K	55	PSU	N1-C2-N3	-12.20	118.73	128.43
56	1L	55	PSU	N1-C2-N3	-11.68	119.15	128.43
57	3L	39	PSU	N1-C2-N3	-11.66	119.16	128.43
56	1L	39	PSU	N1-C2-N3	-11.25	119.49	128.43
22	1K	39	PSU	N1-C2-N3	-11.23	119.50	128.43
23	2L	56	PSU	N1-C2-N3	-10.66	119.96	128.43
57	3L	55	PSU	N1-C2-N3	-10.60	120.00	128.43
23	2K	56	PSU	N1-C2-N3	-9.97	120.50	128.43
22	1K	55	PSU	C4-N3-C2	7.40	121.39	115.14
57	3L	39	PSU	C4-N3-C2	6.91	120.98	115.14
23	2K	55	5MU	C5-C6-N1	-6.28	115.43	122.19
56	1L	39	PSU	C4-N3-C2	6.23	120.41	115.14
57	3L	54	5MU	C4-N3-C2	6.09	120.28	115.14
56	1L	55	PSU	C4-N3-C2	5.94	120.16	115.14
23	2L	55	5MU	C5-C6-N1	-5.94	115.79	122.19
22	1K	39	PSU	C4-N3-C2	5.90	120.13	115.14
57	3L	55	PSU	C4-N3-C2	5.68	119.94	115.14
23	2L	56	PSU	C4-N3-C2	5.66	119.92	115.14
56	1L	37	T6A	N6-C10-N11	5.53	121.49	113.76
22	1K	54	5MU	C4-N3-C2	5.48	119.77	115.14
56	1L	37	T6A	N3-C2-N1	-5.41	120.22	128.68
22	1K	37	T6A	N3-C2-N1	-5.32	120.36	128.68
22	1K	37	T6A	N6-C10-N11	5.28	121.14	113.76
56	1L	37	T6A	C12-N11-C10	5.23	128.33	122.75
23	2L	47	G7M	N3-C2-N1	-5.20	120.29	127.22
22	1K	55	PSU	C5-C4-N3	-4.99	118.93	125.36
22	1K	37	T6A	C2-N1-C6	4.93	120.82	116.59
56	1L	37	T6A	C2-N1-C6	4.92	120.81	116.59
23	2K	47	G7M	N3-C2-N1	-4.88	120.72	127.22
23	2K	56	PSU	C4-N3-C2	4.62	119.05	115.14
22	1K	54	5MU	C5-C6-N1	-4.62	117.21	122.19
22	1K	34	U8U	C5-C4-N3	-4.60	118.51	125.25
56	1L	54	5MU	C4-N3-C2	4.56	118.99	115.14
22	1K	34	U8U	C2-N3-C4	4.53	120.57	115.93
57	3L	39	PSU	C5-C4-N3	-4.52	119.54	125.36

Continued on next page...

Continued from previous page...

Mol	Chain	Res	Type	Atoms	Z	Observed(°)	Ideal(°)
56	1L	34	U8U	C5-C4-N3	-4.50	118.65	125.25
56	1L	39	PSU	C5-C4-N3	-4.42	119.67	125.36
23	2L	33	OMC	C2-N3-C4	4.36	120.76	116.34
56	1L	54	5MU	C5-C6-N1	-4.33	117.52	122.19
56	1L	55	PSU	C5-C4-N3	-4.33	119.79	125.36
57	3L	55	PSU	C5-C4-N3	-4.31	119.81	125.36
22	1K	55	PSU	C5-C1'-C2'	-4.27	107.70	115.32
23	2K	33	OMC	C2-N3-C4	4.20	120.60	116.34
23	2L	56	PSU	C5-C4-N3	-4.19	119.97	125.36
56	1L	34	U8U	C2-N3-C4	4.12	120.15	115.93
23	2L	55	5MU	C4-N3-C2	4.09	118.60	115.14
22	1K	39	PSU	C5-C4-N3	-3.99	120.22	125.36
56	1L	37	T6A	O10-C10-N6	-3.83	117.15	123.62
56	1L	55	PSU	C5-C6-N1	-3.74	119.85	124.44
23	2K	47	G7M	C5-C6-N1	-3.72	118.34	123.43
23	2L	33	OMC	N4-C4-N3	3.71	122.36	116.49
23	2L	47	G7M	C2-N3-C4	3.68	119.56	115.36
56	1L	55	PSU	C6-N1-C2	3.62	121.34	115.36
23	2K	55	5MU	C4-N3-C2	3.59	118.18	115.14
23	2K	56	PSU	C5-C4-N3	-3.59	120.74	125.36
23	2K	8	4SU	C2-N3-C4	3.55	120.30	115.15
23	2K	8	4SU	C5-C4-N3	-3.54	119.09	123.83
57	3L	54	5MU	C5-C6-N1	-3.50	118.42	122.19
56	1L	39	PSU	C6-N1-C2	3.39	120.94	115.36
57	3L	55	PSU	C5-C6-N1	-3.38	120.28	124.44
23	2K	56	PSU	C5-C6-N1	-3.31	120.37	124.44
23	2K	33	OMC	N4-C4-N3	3.30	121.70	116.49
23	2K	47	G7M	C2-N3-C4	3.22	119.03	115.36
22	1K	39	PSU	C6-N1-C2	3.19	120.61	115.36
23	2L	47	G7M	C1'-N9-C4	-3.16	121.08	126.64
56	1L	39	PSU	C5-C6-N1	-3.14	120.58	124.44
23	2L	56	PSU	C6-N1-C2	3.10	120.48	115.36
57	3L	55	PSU	C6-N1-C2	3.10	120.47	115.36
23	2L	56	PSU	C5-C6-N1	-3.09	120.64	124.44
22	1K	37	T6A	O10-C10-N6	-3.04	118.47	123.62
57	3L	39	PSU	C6-N1-C2	3.02	120.34	115.36
22	1K	55	PSU	C6-N1-C2	3.01	120.32	115.36
56	1L	37	T6A	C14-C12-N11	2.97	119.34	111.72
56	1L	34	U8U	C6-C5-C4	2.90	120.21	115.73
22	1K	39	PSU	C5-C6-N1	-2.89	120.88	124.44
57	3L	55	PSU	C5-C1'-C2'	-2.89	110.16	115.32
22	1K	34	U8U	C6-C5-C4	2.87	120.15	115.73

Continued on next page...

Continued from previous page...

Mol	Chain	Res	Type	Atoms	Z	Observed(°)	Ideal(°)
23	2K	56	PSU	C6-N1-C2	2.81	120.00	115.36
23	2K	47	G7M	C6-N1-C2	2.77	120.33	115.93
23	2L	47	G7M	C5-C6-N1	-2.72	119.71	123.43
56	1L	37	T6A	C1'-N9-C4	-2.71	121.88	126.64
23	2L	8	4SU	C2-N3-C4	2.46	118.72	115.15
22	1K	37	T6A	N6-C6-N1	2.46	122.02	118.72
23	2K	56	PSU	C5-C1'-C2'	-2.45	110.94	115.32
23	2L	47	G7M	C6-N1-C2	2.43	119.80	115.93
23	2L	33	OMC	C5-C4-N4	-2.26	117.21	121.14
56	1L	55	PSU	C5-C1'-C2'	-2.15	111.48	115.32
56	1L	55	PSU	O4'-C1'-C2'	2.14	108.13	104.66
57	3L	55	PSU	O4'-C1'-C2'	2.09	108.05	104.66
57	3L	39	PSU	C5-C6-N1	-2.06	121.91	124.44
57	3L	55	PSU	O4'-C1'-C5	2.04	113.09	109.93
56	1L	39	PSU	O4'-C1'-C2'	2.03	107.95	104.66

There are no chirality outliers.

All (23) torsion outliers are listed below:

Mol	Chain	Res	Type	Atoms
22	1K	37	T6A	C13-C12-C14-O14
57	3L	39	PSU	C3'-C4'-C5'-O5'
56	1L	34	U8U	O4'-C4'-C5'-O5'
23	2K	56	PSU	O4'-C4'-C5'-O5'
57	3L	39	PSU	O4'-C4'-C5'-O5'
22	1K	34	U8U	C3'-C4'-C5'-O5'
22	1K	37	T6A	N11-C12-C14-O14
56	1L	37	T6A	C14-C12-N11-C10
56	1L	34	U8U	C3'-C4'-C5'-O5'
23	2K	47	G7M	O4'-C4'-C5'-O5'
23	2K	47	G7M	C3'-C4'-C5'-O5'
22	1K	34	U8U	O4'-C4'-C5'-O5'
56	1L	37	T6A	C13-C12-C14-O14
22	1K	37	T6A	N11-C12-C14-C15
23	2L	47	G7M	O4'-C4'-C5'-O5'
23	2K	47	G7M	C4'-C5'-O5'-P
23	2K	56	PSU	C3'-C4'-C5'-O5'
56	1L	37	T6A	N11-C12-C14-O14
56	1L	37	T6A	C13-C12-C14-C15
23	2L	47	G7M	C4'-C5'-O5'-P
56	1L	37	T6A	N11-C12-C14-C15
23	2K	33	OMC	C3'-C2'-O2'-CM2

Continued on next page...

Continued from previous page...

Mol	Chain	Res	Type	Atoms
57	3L	55	PSU	C4'-C5'-O5'-P

There are no ring outliers.

12 monomers are involved in 16 short contacts:

Mol	Chain	Res	Type	Clashes	Symm-Clashes
23	2K	56	PSU	1	0
23	2K	33	OMC	2	0
23	2L	33	OMC	1	0
23	2L	8	4SU	2	0
23	2K	47	G7M	1	0
57	3L	39	PSU	1	0
56	1L	34	U8U	2	0
23	2L	47	G7M	2	0
56	1L	55	PSU	1	0
57	3L	55	PSU	1	0
23	2L	55	5MU	1	0
23	2L	56	PSU	1	0

5.5 Carbohydrates [i](#)

There are no carbohydrates in this entry.

5.6 Ligand geometry [i](#)

Of 1144 ligands modelled in this entry, 1142 are monoatomic - leaving 2 for Mogul analysis.

In the following table, the Counts columns list the number of bonds (or angles) for which Mogul statistics could be retrieved, the number of bonds (or angles) that are observed in the model and the number of bonds (or angles) that are defined in the Chemical Component Dictionary. The Link column lists molecule types, if any, to which the group is linked. The Z score for a bond length (or angle) is the number of standard deviations the observed value is removed from the expected value. A bond length (or angle) with $|Z| > 2$ is considered an outlier worth inspection. RMSZ is the root-mean-square of all Z scores of the bond lengths (or angles).

Mol	Type	Chain	Res	Link	Bond lengths			Bond angles		
					Counts	RMSZ	$\# Z > 2$	Counts	RMSZ	$\# Z > 2$
59	SF4	32	301	-	0,12,12	0.00	-	-		
59	SF4	3E	301	4	0,12,12	0.00	-	-		

In the following table, the Chirals column lists the number of chiral outliers, the number of chiral

centers analysed, the number of these observed in the model and the number defined in the Chemical Component Dictionary. Similar counts are reported in the Torsion and Rings columns. '-' means no outliers of that kind were identified.

Mol	Type	Chain	Res	Link	Chirals	Torsions	Rings
59	SF4	32	301	-	-	-	0/6/5/5
59	SF4	3E	301	4	-	-	0/6/5/5

There are no bond length outliers.

There are no bond angle outliers.

There are no chirality outliers.

There are no torsion outliers.

There are no ring outliers.

2 monomers are involved in 3 short contacts:

Mol	Chain	Res	Type	Clashes	Symm-Clashes
59	32	301	SF4	2	0
59	3E	301	SF4	1	0

5.7 Other polymers [i](#)

There are no such residues in this entry.

5.8 Polymer linkage issues [i](#)

There are no chain breaks in this entry.

6 Fit of model and data ⓘ

6.1 Protein, DNA and RNA chains ⓘ

In the following table, the column labelled ‘#RSRZ> 2’ contains the number (and percentage) of RSRZ outliers, followed by percent RSRZ outliers for the chain as percentile scores relative to all X-ray entries and entries of similar resolution. The OWAB column contains the minimum, median, 95th percentile and maximum values of the occupancy-weighted average B-factor per residue. The column labelled ‘Q< 0.9’ lists the number of (and percentage) of residues with an average occupancy less than 0.9.

Mol	Chain	Analysed	<RSRZ>	#RSRZ>2	OWAB(Å ²)	Q<0.9
1	13	1496/1522 (98%)	-0.66	1 (0%) 95 95	62, 109, 164, 193	0
1	1G	1507/1522 (99%)	-0.64	2 (0%) 95 95	80, 127, 170, 197	0
2	12	210/256 (82%)	0.46	23 (10%) 5 3	127, 152, 162, 177	0
2	1E	231/256 (90%)	0.62	29 (12%) 3 2	117, 141, 159, 166	0
3	22	196/239 (82%)	1.21	47 (23%) 0 0	129, 143, 156, 164	0
3	2E	205/239 (85%)	0.92	35 (17%) 1 1	94, 114, 136, 145	0
4	32	208/209 (99%)	1.20	45 (21%) 0 1	108, 128, 145, 152	0
4	3E	207/209 (99%)	0.82	27 (13%) 3 2	92, 114, 134, 139	0
5	42	148/162 (91%)	0.60	9 (6%) 21 12	114, 129, 143, 152	0
5	4E	149/162 (91%)	0.53	9 (6%) 21 12	89, 108, 124, 140	0
6	52	101/101 (100%)	1.28	21 (20%) 1 1	95, 111, 129, 137	0
6	5E	100/101 (99%)	0.77	11 (11%) 5 3	87, 107, 126, 136	0
7	62	138/156 (88%)	-0.42	0 100 100	121, 134, 144, 148	0
7	6E	154/156 (98%)	-0.23	2 (1%) 77 65	109, 125, 148, 166	0
8	72	137/138 (99%)	0.07	4 (2%) 51 36	111, 133, 142, 145	0
8	7E	138/138 (100%)	-0.05	1 (0%) 87 81	97, 117, 128, 138	0
9	82	121/128 (94%)	-0.34	2 (1%) 70 57	117, 149, 158, 163	0
9	8E	126/128 (98%)	-0.44	0 100 100	96, 135, 152, 157	0
10	1A	80/105 (76%)	0.04	2 (2%) 57 43	129, 146, 156, 161	0
10	1I	91/105 (86%)	0.47	7 (7%) 13 7	87, 129, 159, 165	0
11	2A	113/129 (87%)	0.76	13 (11%) 4 3	94, 117, 130, 138	0
11	2I	111/129 (86%)	0.35	5 (4%) 33 21	85, 113, 127, 142	0
12	3A	122/132 (92%)	1.10	28 (22%) 0 0	89, 107, 130, 146	0
12	3I	122/132 (92%)	1.08	16 (13%) 3 2	73, 82, 106, 137	0

Continued on next page...

Continued from previous page...

Mol	Chain	Analysed	<RSRZ>	#RSRZ>2	OWAB(Å ²)	Q<0.9
13	4A	111/126 (88%)	0.72	11 (9%) 7 4	125, 145, 156, 160	0
13	4I	119/126 (94%)	0.18	4 (3%) 45 29	93, 123, 136, 147	0
14	5A	59/61 (96%)	1.75	22 (37%) 0 0	134, 143, 153, 154	0
14	5I	60/61 (98%)	-0.16	0 100 100	92, 103, 118, 131	0
15	6A	88/89 (98%)	0.30	2 (2%) 60 47	96, 119, 135, 139	0
15	6I	87/89 (97%)	-0.07	0 100 100	88, 104, 122, 127	0
16	7A	84/88 (95%)	0.19	2 (2%) 59 44	102, 117, 135, 152	0
16	7I	83/88 (94%)	0.53	7 (8%) 11 6	110, 119, 143, 150	0
17	8A	99/105 (94%)	0.19	3 (3%) 50 34	105, 120, 132, 133	0
17	8I	100/105 (95%)	0.32	1 (1%) 82 72	98, 114, 124, 126	0
18	9A	67/88 (76%)	1.36	22 (32%) 0 0	106, 121, 135, 142	0
18	9I	68/88 (77%)	1.17	17 (25%) 0 0	94, 109, 133, 136	0
19	AA	62/93 (66%)	1.29	14 (22%) 0 0	134, 149, 156, 158	0
19	AI	81/93 (87%)	0.54	6 (7%) 14 8	102, 122, 138, 151	0
20	BA	99/106 (93%)	-0.19	1 (1%) 82 72	100, 118, 141, 152	0
20	BI	97/106 (91%)	-0.10	1 (1%) 82 72	112, 125, 148, 157	0
21	1B	22/27 (81%)	1.15	5 (22%) 0 0	129, 137, 145, 148	0
21	1F	23/27 (85%)	-0.33	0 100 100	94, 112, 118, 122	0
22	1K	66/75 (88%)	0.07	1 (1%) 73 61	85, 153, 177, 183	0
23	2K	72/77 (93%)	-0.44	0 100 100	77, 104, 132, 146	0
23	2L	72/77 (93%)	-0.30	0 100 100	85, 122, 151, 162	0
24	3K	76/76 (100%)	-0.28	1 (1%) 77 65	79, 178, 191, 196	0
25	4K	19/27 (70%)	-0.20	1 (5%) 26 14	79, 152, 184, 184	0
25	4L	18/27 (66%)	0.10	0 100 100	101, 161, 187, 187	0
26	14	2861/2917 (98%)	-0.36	35 (1%) 79 67	55, 92, 180, 204	0
26	1H	2833/2917 (97%)	-0.42	13 (0%) 91 86	49, 79, 168, 203	0
27	16	122/122 (100%)	-0.12	1 (0%) 86 78	74, 98, 119, 179	0
27	1J	122/122 (100%)	-0.73	0 100 100	93, 125, 145, 177	0
28	71	133/229 (58%)	1.28	35 (26%) 0 0	143, 174, 185, 189	0
28	79	57/229 (24%)	-0.24	1 (1%) 68 55	140, 165, 176, 179	0
29	11	273/276 (98%)	-0.20	0 100 100	48, 71, 89, 113	0

Continued on next page...

Continued from previous page...

Mol	Chain	Analysed	<RSRZ>	#RSRZ>2	OWAB(Å ²)	Q<0.9
29	19	274/276 (99%)	0.53	12 (4%) 34 21	58, 82, 101, 117	0
30	21	203/206 (98%)	0.81	35 (17%) 1 1	55, 93, 139, 153	0
30	29	204/206 (99%)	0.63	38 (18%) 1 1	60, 99, 134, 144	0
31	31	202/210 (96%)	0.39	21 (10%) 6 4	54, 85, 118, 142	0
31	39	204/210 (97%)	0.79	33 (16%) 1 1	62, 111, 151, 168	0
32	41	179/182 (98%)	1.18	39 (21%) 0 0	85, 107, 140, 156	0
32	49	179/182 (98%)	0.97	41 (22%) 0 0	122, 139, 155, 171	0
33	51	171/180 (95%)	0.46	9 (5%) 26 14	89, 110, 127, 139	0
33	59	73/180 (40%)	0.25	8 (10%) 5 3	136, 154, 165, 177	0
34	61	146/148 (98%)	1.08	35 (23%) 0 0	83, 130, 143, 150	0
34	69	145/148 (97%)	1.35	43 (29%) 0 0	93, 129, 147, 152	0
35	15	138/140 (98%)	1.92	56 (40%) 0 0	86, 114, 139, 155	0
35	58	138/140 (98%)	0.27	6 (4%) 35 22	68, 97, 130, 145	0
36	25	122/122 (100%)	0.04	0 100 100	77, 94, 114, 120	0
36	68	122/122 (100%)	0.03	2 (1%) 72 59	64, 81, 99, 104	0
37	35	147/150 (98%)	0.31	8 (5%) 25 14	65, 111, 138, 144	0
37	78	147/150 (98%)	0.05	3 (2%) 65 51	53, 88, 113, 120	0
38	45	138/141 (97%)	2.27	69 (50%) 0 0	78, 108, 128, 142	0
38	88	141/141 (100%)	1.23	31 (21%) 0 0	63, 83, 108, 129	0
39	55	118/118 (100%)	-0.03	1 (0%) 86 78	69, 86, 108, 127	0
39	98	118/118 (100%)	0.49	10 (8%) 10 6	67, 90, 109, 122	0
40	65	110/112 (98%)	0.34	5 (4%) 33 21	92, 117, 135, 142	0
40	A8	111/112 (99%)	2.42	65 (58%) 0 0	71, 93, 115, 123	0
41	75	133/146 (91%)	-0.35	3 (2%) 60 47	87, 101, 129, 141	0
41	B8	133/146 (91%)	-0.43	2 (1%) 73 61	78, 98, 133, 149	0
42	85	116/118 (98%)	1.37	33 (28%) 0 0	73, 100, 132, 138	0
42	C8	115/118 (97%)	-0.16	3 (2%) 56 40	59, 86, 114, 118	0
43	95	100/101 (99%)	2.98	69 (69%) 0 0	69, 121, 139, 153	0
43	D8	100/101 (99%)	0.14	6 (6%) 21 12	62, 106, 126, 144	0
44	A5	113/113 (100%)	0.01	2 (1%) 68 55	68, 82, 112, 158	0
44	E8	112/113 (99%)	0.36	5 (4%) 33 21	63, 79, 106, 147	0

Continued on next page...

Continued from previous page...

Mol	Chain	Analysed	<RSRZ>	#RSRZ>2	OWAB(Å ²)	Q<0.9
45	B5	94/96 (97%)	0.94	13 (13%) 2 2	77, 91, 118, 128	0
45	F8	95/96 (98%)	0.67	10 (10%) 6 3	60, 76, 104, 118	0
46	C5	104/110 (94%)	0.44	9 (8%) 10 5	91, 122, 149, 154	0
46	G8	105/110 (95%)	-0.23	0 100 100	75, 101, 131, 139	0
47	D5	132/206 (64%)	1.81	58 (43%) 0 0	115, 135, 150, 158	0
47	H8	171/206 (83%)	1.74	66 (38%) 0 0	90, 122, 167, 172	0
48	E5	77/85 (90%)	0.12	4 (5%) 27 15	72, 94, 111, 131	0
48	I8	76/85 (89%)	0.49	3 (3%) 39 25	61, 75, 90, 102	0
49	F5	94/98 (95%)	0.15	2 (2%) 63 49	67, 88, 121, 136	0
49	J8	94/98 (95%)	0.10	2 (2%) 63 49	62, 77, 120, 122	0
50	G5	66/72 (91%)	0.52	4 (6%) 21 12	87, 108, 126, 145	0
50	K8	68/72 (94%)	0.15	2 (2%) 51 36	68, 84, 102, 124	0
51	H5	58/60 (96%)	1.89	26 (44%) 0 0	81, 106, 128, 135	0
51	L8	58/60 (96%)	0.37	3 (5%) 27 15	63, 85, 115, 127	0
52	M8	47/71 (66%)	2.74	31 (65%) 0 0	109, 143, 158, 163	0
53	J5	56/60 (93%)	-0.11	0 100 100	66, 86, 141, 148	0
53	N8	48/60 (80%)	0.41	7 (14%) 2 1	56, 84, 140, 142	0
54	L5	47/49 (95%)	0.14	2 (4%) 35 22	58, 66, 85, 91	0
54	P8	47/49 (95%)	-0.44	0 100 100	52, 57, 77, 88	0
55	M5	64/65 (98%)	0.14	0 100 100	76, 85, 101, 117	0
55	Q8	64/65 (98%)	0.15	0 100 100	61, 71, 88, 99	0
56	1L	68/76 (89%)	1.09	15 (22%) 0 0	118, 173, 181, 188	0
57	3L	73/76 (96%)	-0.60	0 100 100	87, 172, 185, 190	0
All	All	20602/21966 (93%)	0.11	1495 (7%) 15 9	48, 107, 162, 204	0

All (1495) RSRZ outliers are listed below:

Mol	Chain	Res	Type	RSRZ
26	14	2899	G	12.6
26	14	2901	C	10.8
26	14	2799	A	10.4
26	14	2902	C	9.9
43	95	45	THR	9.5
26	14	4	C	9.5

Continued on next page...

Continued from previous page...

Mol	Chain	Res	Type	RSRZ
27	16	1(M)	A	9.3
43	95	1	MET	9.2
26	14	2897	U	9.1
26	14	2900	A	8.7
26	14	2898	U	8.6
43	95	12	TYR	8.5
41	75	1	MET	8.5
26	14	2795	G	7.8
43	95	91	TYR	7.7
38	45	91	GLU	7.5
32	49	138	GLN	7.4
12	3A	64	TYR	7.3
38	45	103	MET	7.3
26	14	5	A	7.3
52	M8	3	GLU	7.3
34	61	65	ALA	7.2
52	M8	31	ILE	7.1
31	39	12	LEU	7.1
47	D5	68	PRO	7.0
30	21	89	ASP	6.9
38	45	104	PHE	6.9
26	14	2801	A	6.8
40	A8	112	PHE	6.8
14	5A	39	LEU	6.7
6	5E	46	ARG	6.7
41	B8	1	MET	6.6
14	5A	37	PHE	6.4
43	95	15	GLU	6.3
43	95	40	LEU	6.3
34	69	125	GLU	6.2
38	45	105	GLU	6.2
14	5A	38	GLY	6.2
26	14	3	U	6.2
30	21	67	PHE	6.2
26	14	2	G	6.1
38	45	25	ASP	6.0
47	H8	147	GLY	5.9
43	95	93	GLU	5.8
37	35	1	MET	5.8
40	A8	27	SER	5.8
3	22	53	ALA	5.7
40	A8	37	ALA	5.7

Continued on next page...

Continued from previous page...

Mol	Chain	Res	Type	RSRZ
43	95	36	PRO	5.7
6	52	38	GLU	5.7
38	45	56	ARG	5.7
35	15	51	PHE	5.6
35	15	48	MET	5.6
26	14	2896	C	5.6
38	45	68	ILE	5.6
43	95	94	LEU	5.6
30	29	69	LYS	5.6
47	H8	148	ASP	5.6
38	45	33	GLY	5.6
35	15	134	ARG	5.6
42	85	72	HIS	5.6
35	15	1	MET	5.6
52	M8	13	ARG	5.5
35	15	9	VAL	5.5
43	95	16	PRO	5.5
4	32	108	LEU	5.5
38	45	93	TYR	5.5
15	6A	2	PRO	5.5
3	2E	166	GLU	5.5
26	1H	2476	A	5.5
34	61	107	VAL	5.5
26	14	1	G	5.5
34	61	116	LEU	5.4
52	M8	41	PRO	5.4
32	49	139	LEU	5.4
45	B5	92	LEU	5.4
34	69	85	GLU	5.4
28	71	9	ALA	5.3
32	49	155	MET	5.3
52	M8	5	ILE	5.3
52	M8	30	GLU	5.3
3	2E	193	TYR	5.3
28	71	27	HIS	5.3
38	45	92	GLY	5.3
34	69	72	LEU	5.3
30	21	88	GLY	5.2
40	65	108	GLY	5.2
40	A8	111	GLU	5.2
35	15	41	ASP	5.2
32	49	177	GLY	5.2

Continued on next page...

Continued from previous page...

Mol	Chain	Res	Type	RSRZ
12	3A	28	LYS	5.2
43	95	26	ASP	5.1
47	H8	149	SER	5.1
3	22	146	ALA	5.1
35	15	43	THR	5.1
38	45	65	PHE	5.1
35	15	12	ARG	5.1
42	85	69	CYS	5.1
40	A8	36	TYR	5.1
43	95	63	GLY	5.1
40	A8	68	GLN	5.1
43	95	97	LYS	5.0
30	29	78	LEU	5.0
30	21	90	THR	5.0
31	39	10	PRO	5.0
35	15	131	GLN	5.0
32	49	142	PRO	5.0
34	69	144	VAL	5.0
26	1H	2798	C	5.0
32	41	137	GLU	5.0
26	14	2797	U	5.0
38	45	102	VAL	4.9
43	D8	37	VAL	4.9
40	A8	52	SER	4.9
34	61	146	ALA	4.9
31	39	22	ALA	4.9
26	1H	2799	A	4.9
32	49	137	GLU	4.9
43	95	64	HIS	4.9
47	D5	70	LEU	4.9
26	14	2802	G	4.9
38	88	104	PHE	4.9
35	15	136	GLU	4.9
32	49	146	TYR	4.9
34	69	76	THR	4.8
47	H8	1	MET	4.8
28	71	11	LEU	4.8
40	A8	43	GLU	4.8
2	12	37	ASN	4.8
12	3A	68	ALA	4.8
2	12	102	LEU	4.8
35	15	13	TRP	4.8

Continued on next page...

Continued from previous page...

Mol	Chain	Res	Type	RSRZ
30	29	49	LEU	4.8
34	69	123	LEU	4.8
52	M8	11	PRO	4.8
31	31	6	VAL	4.8
42	85	74	LEU	4.8
14	5A	36	PHE	4.7
34	69	86	THR	4.7
40	A8	48	LEU	4.7
26	14	2794	C	4.7
26	14	2798	C	4.7
47	H8	166	SER	4.7
28	71	29	VAL	4.7
43	95	3	ALA	4.7
34	69	88	ILE	4.7
40	A8	28	VAL	4.7
40	A8	49	VAL	4.7
52	M8	34	GLU	4.7
43	95	5	VAL	4.6
32	49	34	LEU	4.6
6	5E	57	GLN	4.6
43	95	92	THR	4.6
38	45	34	LEU	4.6
12	3I	64	TYR	4.6
3	22	101	LEU	4.6
38	45	69	PHE	4.5
34	61	113	ARG	4.5
34	61	70	GLU	4.5
34	61	72	LEU	4.5
4	32	70	ILE	4.5
32	41	88	ILE	4.5
51	H5	2	PRO	4.5
28	71	8	ARG	4.5
42	85	56	ASP	4.5
47	D5	69	THR	4.4
2	12	197	VAL	4.4
38	88	33	GLY	4.4
43	95	27	ALA	4.4
4	32	5	ILE	4.4
31	39	9	ILE	4.4
14	5A	51	GLY	4.4
43	95	96	ILE	4.4
31	39	199	TRP	4.4

Continued on next page...

Continued from previous page...

Mol	Chain	Res	Type	RSRZ
30	29	4	ILE	4.4
44	E8	111	HIS	4.4
31	39	8	GLN	4.4
19	AA	44	MET	4.3
35	15	44	PRO	4.3
30	29	77	ILE	4.3
34	69	138	ILE	4.3
43	95	61	VAL	4.3
30	21	55	ASN	4.3
3	22	198	VAL	4.3
32	49	39	ILE	4.3
38	45	6	ARG	4.3
28	71	35	ALA	4.3
30	21	91	VAL	4.3
35	15	15	LEU	4.3
49	F5	28	GLY	4.3
47	D5	54	HIS	4.3
43	95	39	LEU	4.3
43	95	42	GLY	4.3
47	H8	70	LEU	4.3
30	29	73	GLU	4.2
52	M8	25	TYR	4.2
35	15	11	PRO	4.2
47	H8	113	ALA	4.2
10	1A	65	LEU	4.2
47	D5	5	LEU	4.2
40	A8	87	PHE	4.2
31	39	11	VAL	4.2
18	9A	43	PHE	4.2
38	45	32	TYR	4.2
38	45	66	ILE	4.2
43	95	99	ILE	4.2
2	12	62	ALA	4.2
33	51	171	LEU	4.2
38	88	32	TYR	4.2
35	15	8	GLN	4.2
34	69	78	THR	4.2
47	D5	83	PRO	4.2
28	71	176	GLY	4.2
38	45	64	ILE	4.2
4	3E	110	PHE	4.2
43	95	65	GLY	4.2

Continued on next page...

Continued from previous page...

Mol	Chain	Res	Type	RSRZ
43	95	35	LEU	4.1
38	45	130	LYS	4.1
51	H5	28	LEU	4.1
3	22	102	ASN	4.1
4	32	68	TYR	4.1
30	21	66	HIS	4.1
32	49	140	ILE	4.1
45	B5	26	TYR	4.1
47	D5	126	VAL	4.1
35	15	50	ASP	4.1
30	29	2	LYS	4.1
18	9I	40	LEU	4.1
4	32	110	PHE	4.1
30	21	32	PRO	4.1
35	15	133	GLN	4.1
47	H8	146	ILE	4.1
42	85	59	ARG	4.0
38	45	61	GLY	4.0
40	A8	109	GLY	4.0
19	AA	62	ILE	4.0
3	22	60	ALA	4.0
47	H8	88	PHE	4.0
43	95	44	LYS	4.0
26	14	546	C	4.0
42	85	117	GLN	4.0
43	95	2	PHE	4.0
42	85	67	ALA	4.0
6	52	89	MET	4.0
32	41	146	TYR	4.0
56	1L	71	C	4.0
38	45	59	ARG	4.0
30	21	72	VAL	4.0
40	A8	101	LEU	4.0
43	95	38	LEU	4.0
43	95	95	LEU	4.0
34	61	109	ILE	4.0
52	M8	28	LYS	3.9
12	3A	69	TYR	3.9
19	AI	71	LEU	3.9
34	69	114	LEU	3.9
38	88	105	GLU	3.9
35	15	46	VAL	3.9

Continued on next page...

Continued from previous page...

Mol	Chain	Res	Type	RSRZ
3	2E	200	ALA	3.9
2	1E	152	PHE	3.9
3	2E	167	TRP	3.9
31	39	128	ALA	3.9
35	58	133	GLN	3.9
43	D8	45	THR	3.9
12	3A	20	LYS	3.9
40	A8	102	ALA	3.9
40	A8	105	ALA	3.9
18	9I	26	LEU	3.9
52	M8	2	LYS	3.9
40	A8	35	ILE	3.9
43	95	60	GLU	3.9
30	21	5	LEU	3.9
40	A8	29	PHE	3.8
6	52	37	VAL	3.8
4	32	185	PHE	3.8
43	95	34	GLU	3.8
43	95	11	GLN	3.8
12	3A	32	PHE	3.8
43	95	17	GLY	3.8
43	95	90	PRO	3.8
35	15	39	ARG	3.8
43	95	4	ILE	3.8
47	D5	56	VAL	3.8
47	D5	67	LEU	3.8
38	45	133	ARG	3.8
50	G5	44	LEU	3.8
38	45	90	VAL	3.8
32	41	41	GLN	3.8
47	H8	168	GLU	3.8
32	49	89	GLY	3.8
2	1E	96	ARG	3.8
43	95	18	LEU	3.8
34	69	80	PRO	3.7
51	H5	26	LEU	3.7
30	29	90	THR	3.7
18	9I	42	ARG	3.7
6	52	61	LEU	3.7
30	29	71	GLY	3.7
47	H8	104	PHE	3.7
14	5A	26	ARG	3.7

Continued on next page...

Continued from previous page...

Mol	Chain	Res	Type	RSRZ
4	3E	144	ASP	3.7
31	39	7	TYR	3.7
4	32	69	GLY	3.7
28	71	5	LYS	3.7
32	41	135	LEU	3.7
47	D5	91	LEU	3.7
47	D5	159	PRO	3.7
6	52	36	ARG	3.7
43	95	14	VAL	3.7
47	H8	51	ALA	3.7
32	41	23	PHE	3.7
33	59	153	LYS	3.7
34	69	141	LYS	3.7
47	H8	121	HIS	3.7
30	21	33	VAL	3.7
31	39	14	PRO	3.7
4	3E	145	GLU	3.7
32	49	145	THR	3.7
4	32	34	GLU	3.7
43	95	41	GLY	3.6
40	A8	24	LEU	3.6
34	61	130	TYR	3.6
47	D5	55	HIS	3.6
2	12	39	ILE	3.6
30	29	96	PHE	3.6
32	49	108	ASN	3.6
34	61	75	LEU	3.6
32	41	178	PHE	3.6
47	H8	7	ALA	3.6
19	AA	63	THR	3.6
28	71	34	THR	3.6
6	52	66	GLU	3.6
43	95	28	GLU	3.6
51	H5	30	ARG	3.6
52	M8	20	ASN	3.6
38	45	7	MET	3.6
47	D5	88	PHE	3.6
30	21	49	LEU	3.6
3	22	7	PRO	3.6
47	H8	114	GLY	3.6
28	71	25	ALA	3.6
38	45	67	ARG	3.6

Continued on next page...

Continued from previous page...

Mol	Chain	Res	Type	RSRZ
35	15	37	LYS	3.6
19	AI	60	VAL	3.6
30	21	4	ILE	3.6
52	M8	12	ALA	3.6
41	75	2	ASN	3.6
4	32	153	ARG	3.6
38	45	112	GLU	3.6
40	A8	41	ASP	3.6
47	H8	171	ILE	3.6
28	71	28	LEU	3.6
31	39	147	GLY	3.6
42	85	73	GLY	3.6
26	14	2793	G	3.6
30	21	34	VAL	3.6
35	15	127	ASP	3.5
43	95	24	LYS	3.5
38	45	60	ARG	3.5
40	A8	26	LEU	3.5
42	85	68	ALA	3.5
26	1H	1536	A	3.5
12	3A	65	GLU	3.5
30	21	50	GLY	3.5
2	1E	148	TYR	3.5
30	29	56	PRO	3.5
35	15	135	PRO	3.5
40	A8	7	TYR	3.5
4	32	131	ARG	3.5
47	D5	46	LYS	3.5
4	3E	111	ALA	3.5
32	41	150	ASP	3.5
3	22	144	SER	3.5
31	31	9	ILE	3.5
30	29	3	GLY	3.5
34	69	126	TYR	3.5
47	D5	9	TYR	3.5
18	9A	42	ARG	3.5
40	A8	38	GLN	3.5
31	31	27	GLU	3.5
34	61	131	LYS	3.5
51	H5	58	VAL	3.5
40	A8	58	LEU	3.5
35	15	126	PRO	3.5

Continued on next page...

Continued from previous page...

Mol	Chain	Res	Type	RSRZ
45	B5	89	ILE	3.5
52	M8	22	ILE	3.5
3	2E	168	ALA	3.5
51	H5	35	ARG	3.5
30	29	70	ALA	3.5
31	39	172	TRP	3.4
30	21	69	LYS	3.4
43	95	20	LEU	3.4
46	C5	59	GLY	3.4
34	61	128	LEU	3.4
52	M8	42	PHE	3.4
3	22	103	VAL	3.4
30	29	32	PRO	3.4
31	31	24	LEU	3.4
53	N8	34	PRO	3.4
47	D5	51	ALA	3.4
30	29	48	GLN	3.4
42	85	106	PHE	3.4
46	C5	29	GLU	3.4
47	D5	49	ARG	3.4
35	15	47	ALA	3.4
12	3A	84	LEU	3.4
47	D5	163	LEU	3.4
33	59	169	VAL	3.4
35	15	55	VAL	3.4
56	1L	44	U	3.4
28	71	208	PHE	3.4
40	A8	108	GLY	3.4
26	1H	2790	A	3.4
31	39	152	GLU	3.4
32	49	179	PRO	3.4
37	35	13	ASN	3.4
6	52	4	TYR	3.4
30	21	51	PHE	3.4
11	2A	108	ILE	3.4
38	45	63	LYS	3.4
52	M8	32	TYR	3.4
13	4A	26	GLY	3.4
46	C5	86	ARG	3.4
3	22	55	VAL	3.4
35	15	53	VAL	3.4
47	D5	65	GLN	3.4

Continued on next page...

Continued from previous page...

Mol	Chain	Res	Type	RSRZ
3	22	147	LYS	3.4
5	42	6	PHE	3.3
13	4A	102	ARG	3.3
32	41	94	LEU	3.3
15	6A	15	PHE	3.3
4	3E	23	GLY	3.3
31	39	148	LEU	3.3
14	5A	11	LYS	3.3
38	88	59	ARG	3.3
34	69	87	LYS	3.3
47	H8	53	ILE	3.3
32	49	178	PHE	3.3
4	32	195	ALA	3.3
3	22	143	GLU	3.3
38	88	64	ILE	3.3
4	32	29	PRO	3.3
14	5A	52	GLN	3.3
35	15	14	VAL	3.3
11	2A	40	ILE	3.3
34	61	126	TYR	3.3
3	22	204	LEU	3.3
43	95	85	LYS	3.3
12	3I	33	ARG	3.3
12	3A	27	LEU	3.3
31	39	191	ARG	3.3
32	49	135	LEU	3.3
45	F8	83	VAL	3.3
47	H8	96	VAL	3.3
28	71	19	ILE	3.3
34	61	85	GLU	3.3
44	A5	113	LYS	3.3
30	29	76	ARG	3.3
12	3I	122	THR	3.3
30	29	74	PRO	3.3
35	15	42	TRP	3.3
42	85	91	ASP	3.3
37	35	106	LEU	3.3
3	22	135	LYS	3.3
32	49	63	ILE	3.3
3	2E	201	TYR	3.3
38	88	1	MET	3.3
31	39	125	LEU	3.3

Continued on next page...

Continued from previous page...

Mol	Chain	Res	Type	RSRZ
35	58	15	LEU	3.3
30	21	48	GLN	3.2
3	22	180	ALA	3.2
16	7I	7	ALA	3.2
32	41	64	THR	3.2
2	1E	156	LYS	3.2
47	H8	127	LYS	3.2
35	15	10	GLU	3.2
47	H8	164	ALA	3.2
38	45	22	LYS	3.2
28	71	14	VAL	3.2
43	95	58	VAL	3.2
47	H8	165	VAL	3.2
34	61	80	PRO	3.2
47	H8	133	ILE	3.2
45	B5	79	ALA	3.2
6	52	55	ASP	3.2
9	82	115	GLY	3.2
28	71	13	LYS	3.2
40	A8	23	ARG	3.2
18	9I	39	VAL	3.2
3	2E	122	GLU	3.2
13	4I	6	GLY	3.2
34	69	139	GLN	3.2
6	52	35	ALA	3.2
38	45	132	VAL	3.2
47	H8	99	TYR	3.2
12	3I	62	SER	3.2
3	22	44	GLU	3.2
3	22	170	GLN	3.2
29	19	153	ALA	3.2
47	H8	25	PRO	3.2
35	15	58	ASP	3.2
26	1H	2133	G	3.2
4	32	133	VAL	3.2
32	49	80	PHE	3.2
26	14	6	A	3.2
47	D5	27	VAL	3.2
38	88	68	ILE	3.2
38	88	136	ALA	3.2
50	K8	43	GLN	3.2
3	22	201	TYR	3.2

Continued on next page...

Continued from previous page...

Mol	Chain	Res	Type	RSRZ
13	4A	9	ILE	3.2
43	95	73	SER	3.2
47	D5	24	LEU	3.2
6	52	6	VAL	3.2
19	AA	67	VAL	3.2
21	1B	6	ARG	3.2
34	61	66	GLU	3.2
14	5A	50	LYS	3.2
30	29	176	ILE	3.2
10	1I	95	GLU	3.2
38	88	130	LYS	3.2
47	H8	98	MET	3.2
43	95	100	ARG	3.2
45	F8	90	GLU	3.2
40	A8	82	ILE	3.1
19	AA	45	VAL	3.1
35	15	54	VAL	3.1
4	3E	138	TYR	3.1
3	2E	189	ALA	3.1
32	41	138	GLN	3.1
32	49	150	ASP	3.1
32	41	63	ILE	3.1
49	J8	92	LYS	3.1
11	2I	107	SER	3.1
19	AA	69	HIS	3.1
40	A8	95	HIS	3.1
8	72	44	PHE	3.1
3	22	189	ALA	3.1
6	52	39	LYS	3.1
18	9A	46	GLU	3.1
31	31	19	GLU	3.1
3	22	100	ALA	3.1
32	49	141	PHE	3.1
35	15	45	ASN	3.1
12	3A	19	ARG	3.1
31	31	123	LEU	3.1
34	69	140	LEU	3.1
2	1E	71	VAL	3.1
5	4E	33	VAL	3.1
47	D5	28	MET	3.1
14	5A	44	LEU	3.1
37	78	106	LEU	3.1

Continued on next page...

Continued from previous page...

Mol	Chain	Res	Type	RSRZ
3	2E	170	GLN	3.1
47	D5	50	GLN	3.1
18	9I	28	GLU	3.1
6	52	101	ALA	3.1
30	29	52	LEU	3.1
22	1K	65	C	3.1
42	85	71	GLN	3.1
43	95	86	GLY	3.1
30	21	31	CYS	3.1
30	21	74	PRO	3.1
35	15	138	LEU	3.1
56	1L	57	G	3.1
12	3A	67	THR	3.1
43	95	70	ILE	3.1
34	69	127	VAL	3.1
3	2E	128	PHE	3.1
32	41	65	GLY	3.1
42	85	104	GLN	3.1
40	A8	54	LEU	3.1
34	69	124	GLY	3.0
47	H8	38	TYR	3.0
2	1E	101	MET	3.0
18	9A	26	LEU	3.0
35	15	72	TYR	3.0
47	H8	167	PRO	3.0
26	1H	2797	U	3.0
42	85	90	VAL	3.0
56	1L	16	U	3.0
42	85	57	PHE	3.0
32	49	157	ILE	3.0
4	32	154	ASN	3.0
6	5E	47	ARG	3.0
38	45	5	ARG	3.0
4	32	23	GLY	3.0
6	5E	63	TYR	3.0
31	39	27	GLU	3.0
26	1H	5	A	3.0
54	L5	1	MET	3.0
35	15	36	GLY	3.0
38	45	23	GLY	3.0
43	95	13	ARG	3.0
40	A8	84	GLN	3.0

Continued on next page...

Continued from previous page...

Mol	Chain	Res	Type	RSRZ
21	1B	2	GLY	3.0
28	71	4	GLY	3.0
38	45	129	THR	3.0
43	95	25	LEU	3.0
26	14	10	G	3.0
11	2I	81	ASP	3.0
38	88	25	ASP	3.0
28	71	31	GLU	3.0
38	45	30	GLY	3.0
12	3I	61	THR	3.0
52	M8	9	LEU	3.0
26	14	2895	U	3.0
4	32	32	ALA	3.0
40	A8	94	TYR	3.0
32	41	66	GLN	3.0
32	49	182	LYS	3.0
52	M8	29	PRO	3.0
2	12	155	LEU	3.0
35	15	116	LEU	3.0
18	9I	43	PHE	3.0
18	9A	81	PHE	3.0
51	H5	19	GLN	3.0
2	1E	66	GLY	3.0
38	45	48	GLU	3.0
4	32	14	ARG	3.0
4	32	64	LEU	3.0
31	39	192	LEU	3.0
26	14	1177	A	3.0
26	1H	2132	U	2.9
47	H8	90	VAL	2.9
12	3A	87	GLY	2.9
30	29	5	LEU	2.9
33	59	171	LEU	2.9
18	9A	29	PHE	2.9
38	45	10	ARG	2.9
2	1E	80	ILE	2.9
38	45	70	PRO	2.9
40	A8	76	LYS	2.9
3	22	43	LEU	2.9
4	32	4	TYR	2.9
14	5A	25	VAL	2.9
32	49	62	LEU	2.9

Continued on next page...

Continued from previous page...

Mol	Chain	Res	Type	RSRZ
40	A8	86	ALA	2.9
4	32	134	ASP	2.9
32	41	75	LYS	2.9
35	15	122	VAL	2.9
36	68	52	VAL	2.9
40	A8	92	TYR	2.9
31	31	199	TRP	2.9
10	1I	22	LYS	2.9
4	32	11	LEU	2.9
4	3E	3	ARG	2.9
4	3E	150	GLU	2.9
2	1E	208	ILE	2.9
14	5A	23	ARG	2.9
33	51	16	SER	2.9
47	H8	109	ALA	2.9
47	D5	12	GLY	2.9
3	2E	151	VAL	2.9
40	A8	25	ARG	2.9
31	39	13	SER	2.9
4	32	19	LEU	2.9
47	D5	96	VAL	2.9
47	D5	124	ILE	2.9
47	H8	8	TYR	2.9
52	M8	40	HIS	2.9
34	61	145	VAL	2.9
12	3I	99	HIS	2.9
18	9I	80	PRO	2.9
1	1G	1029	G	2.9
16	7A	49	LEU	2.9
40	A8	93	LYS	2.9
51	L8	59	VAL	2.9
2	12	152	PHE	2.9
35	15	119	ARG	2.9
33	51	168	PRO	2.9
43	95	87	HIS	2.9
4	32	126	ILE	2.9
32	41	82	LEU	2.9
2	12	33	TYR	2.9
26	1H	2795	G	2.9
32	41	25	TYR	2.9
40	A8	103	GLU	2.9
34	69	134	PRO	2.9

Continued on next page...

Continued from previous page...

Mol	Chain	Res	Type	RSRZ
18	9A	39	VAL	2.8
30	29	79	ARG	2.8
56	1L	65	C	2.8
3	22	199	LYS	2.8
12	3A	21	LYS	2.8
35	15	17	ASP	2.8
34	61	140	LEU	2.8
40	A8	73	LEU	2.8
56	1L	76	A	2.8
2	1E	105	PHE	2.8
47	H8	69	THR	2.8
32	41	90	LEU	2.8
47	H8	155	LEU	2.8
12	3A	31	PRO	2.8
13	4A	98	VAL	2.8
47	D5	133	ILE	2.8
38	88	63	LYS	2.8
34	69	83	ALA	2.8
47	H8	73	GLN	2.8
51	H5	22	ALA	2.8
53	N8	46	CYS	2.8
40	A8	91	PRO	2.8
38	45	113	GLN	2.8
18	9A	31	LEU	2.8
4	3E	140	VAL	2.8
34	61	79	ILE	2.8
45	B5	33	LYS	2.8
35	15	38	HIS	2.8
47	H8	60	GLU	2.8
4	3E	169	LYS	2.8
4	3E	176	LEU	2.8
7	6E	81	GLY	2.8
3	2E	202	ILE	2.8
46	C5	44	ILE	2.8
4	3E	24	GLU	2.8
6	5E	55	ASP	2.8
26	14	1509	C	2.8
30	21	76	ARG	2.8
38	88	107	ALA	2.8
40	A8	66	ALA	2.8
42	85	25	TRP	2.8
47	H8	122	ARG	2.8

Continued on next page...

Continued from previous page...

Mol	Chain	Res	Type	RSRZ
40	A8	53	SER	2.8
47	D5	66	SER	2.8
28	71	197	GLU	2.8
25	4K	24	A	2.8
3	2E	153	VAL	2.8
11	2A	109	VAL	2.8
38	45	106	VAL	2.8
42	C8	90	VAL	2.8
38	45	47	ILE	2.8
50	K8	41	ILE	2.8
4	3E	15	GLU	2.8
56	1L	61	C	2.8
8	72	133	LEU	2.8
4	3E	183	GLY	2.8
35	58	14	VAL	2.8
12	3I	85	ILE	2.8
12	3A	85	ILE	2.8
43	95	19	LYS	2.8
2	1E	62	ALA	2.8
2	12	29	ALA	2.8
18	9I	79	LEU	2.8
28	71	195	ALA	2.8
31	39	23	ASP	2.8
32	41	142	PRO	2.8
35	58	130	HIS	2.8
38	45	101	ARG	2.8
26	1H	2477	C	2.8
34	61	122	GLU	2.7
41	75	6	LEU	2.7
3	2E	169	ALA	2.7
4	32	35	ARG	2.7
31	31	22	ALA	2.7
52	M8	26	SER	2.7
30	29	91	VAL	2.7
32	41	68	PRO	2.7
32	49	176	LEU	2.7
51	H5	29	ARG	2.7
6	5E	6	VAL	2.7
35	15	98	VAL	2.7
40	A8	85	VAL	2.7
47	H8	141	VAL	2.7
3	22	56	ASP	2.7

Continued on next page...

Continued from previous page...

Mol	Chain	Res	Type	RSRZ
52	M8	27	THR	2.7
38	88	41	TRP	2.7
2	1E	158	LEU	2.7
8	72	112	LEU	2.7
18	9A	40	LEU	2.7
33	51	170	ARG	2.7
39	98	33	ARG	2.7
40	A8	30	ARG	2.7
44	E8	69	LEU	2.7
3	2E	71	ALA	2.7
28	71	175	VAL	2.7
4	32	15	GLU	2.7
32	49	48	GLU	2.7
34	69	122	GLU	2.7
42	85	62	ILE	2.7
52	M8	6	HIS	2.7
18	9I	85	LEU	2.7
32	41	136	ARG	2.7
35	15	90	MET	2.7
43	D8	1	MET	2.7
2	12	163	PHE	2.7
3	2E	186	PHE	2.7
12	3I	32	PHE	2.7
2	1E	211	ILE	2.7
51	H5	32	GLN	2.7
2	12	115	LEU	2.7
4	32	194	LEU	2.7
34	61	108	THR	2.7
35	15	26	LEU	2.7
47	H8	5	LEU	2.7
30	29	50	GLY	2.7
52	M8	10	VAL	2.7
30	21	199	ARG	2.7
43	95	62	LEU	2.7
5	42	130	ASN	2.7
40	65	60	GLY	2.7
11	2A	84	VAL	2.7
40	A8	46	VAL	2.7
3	2E	182	ILE	2.7
5	42	8	GLU	2.7
29	19	181	GLU	2.7
31	39	18	ARG	2.7

Continued on next page...

Continued from previous page...

Mol	Chain	Res	Type	RSRZ
47	H8	49	ARG	2.7
31	39	124	LEU	2.7
43	95	32	THR	2.7
46	C5	49	VAL	2.7
47	D5	82	ARG	2.7
40	65	58	LEU	2.7
12	3I	101	VAL	2.7
14	5A	35	ARG	2.7
56	1L	45	G	2.7
47	H8	2	GLU	2.7
11	2A	21	ILE	2.7
32	41	157	ILE	2.7
18	9A	76	LEU	2.7
4	3E	185	PHE	2.7
53	N8	37	LYS	2.7
52	M8	7	PRO	2.7
18	9A	34	TYR	2.7
18	9A	85	LEU	2.7
38	45	11	LYS	2.7
30	21	40	GLU	2.7
28	71	33	ALA	2.7
18	9I	29	PHE	2.7
18	9A	27	GLY	2.7
43	95	23	GLU	2.7
43	95	59	ALA	2.7
16	7I	48	TRP	2.6
12	3A	56	ALA	2.6
31	31	21	ALA	2.6
34	61	138	ILE	2.6
17	8A	11	VAL	2.6
51	H5	5	LYS	2.6
52	M8	1	MET	2.6
28	71	209	LEU	2.6
19	AA	38	SER	2.6
4	32	200	GLU	2.6
14	5A	56	VAL	2.6
29	19	26	LYS	2.6
31	31	157	VAL	2.6
33	51	85	LYS	2.6
34	61	139	GLN	2.6
43	95	89	GLN	2.6
45	F8	51	VAL	2.6

Continued on next page...

Continued from previous page...

Mol	Chain	Res	Type	RSRZ
2	1E	188	ALA	2.6
35	15	40	PRO	2.6
19	AA	47	HIS	2.6
35	15	130	HIS	2.6
47	H8	85	HIS	2.6
3	2E	150	LYS	2.6
43	95	66	ARG	2.6
47	H8	160	GLY	2.6
40	A8	40	ILE	2.6
4	3E	130	GLY	2.6
12	3A	35	GLY	2.6
30	29	34	VAL	2.6
47	H8	162	GLU	2.6
45	F8	87	GLN	2.6
47	D5	76	LEU	2.6
56	1L	70	C	2.6
6	52	62	TRP	2.6
11	2A	92	GLU	2.6
32	49	92	VAL	2.6
6	52	67	MET	2.6
38	45	41	TRP	2.6
56	1L	1	G	2.6
48	E5	9	SER	2.6
26	14	2790	A	2.6
31	31	156	LEU	2.6
47	D5	53	ILE	2.6
28	71	21	THR	2.6
37	78	91	PHE	2.6
51	H5	44	ARG	2.6
4	32	179	GLU	2.6
40	A8	81	GLY	2.6
11	2A	95	ILE	2.6
47	H8	150	LEU	2.6
52	M8	46	GLN	2.6
26	14	2894	G	2.6
32	41	72	ARG	2.6
11	2A	31	THR	2.6
30	29	7	VAL	2.6
42	85	114	LYS	2.6
4	32	101	LEU	2.6
38	45	73	PRO	2.6
42	85	82	GLY	2.6

Continued on next page...

Continued from previous page...

Mol	Chain	Res	Type	RSRZ
44	A5	112	GLY	2.6
32	41	39	ILE	2.6
33	59	170	ARG	2.6
12	3A	78	GLN	2.6
35	15	4	TYR	2.6
44	E8	109	GLU	2.6
51	H5	39	ASP	2.6
6	52	100	ASN	2.6
34	69	81	VAL	2.6
34	69	92	VAL	2.6
43	95	46	VAL	2.6
14	5A	47	LEU	2.6
10	1A	47	PHE	2.6
26	14	2803	C	2.6
47	D5	52	SER	2.6
47	H8	82	ARG	2.6
5	42	43	LEU	2.6
12	3I	77	LEU	2.6
18	9I	76	LEU	2.6
29	19	135	PHE	2.5
16	7A	84	ALA	2.5
18	9A	84	LYS	2.5
30	21	54	GLN	2.5
40	A8	59	LYS	2.5
40	A8	71	ARG	2.5
17	8A	59	ILE	2.5
34	61	120	ILE	2.5
38	45	29	PHE	2.5
45	B5	8	ILE	2.5
28	71	12	GLU	2.5
38	45	45	GLN	2.5
3	22	10	PHE	2.5
3	22	15	THR	2.5
38	88	48	GLU	2.5
47	D5	60	GLU	2.5
34	69	90	GLY	2.5
30	21	78	LEU	2.5
34	61	69	LYS	2.5
45	B5	13	LEU	2.5
32	41	76	SER	2.5
3	22	71	ALA	2.5
28	71	7	TYR	2.5

Continued on next page...

Continued from previous page...

Mol	Chain	Res	Type	RSRZ
38	45	57	HIS	2.5
29	19	27	THR	2.5
38	88	106	VAL	2.5
40	A8	69	VAL	2.5
10	1I	71	LEU	2.5
34	61	141	LYS	2.5
34	61	143	SER	2.5
42	85	70	ARG	2.5
28	71	181	PRO	2.5
38	88	31	ASP	2.5
47	D5	63	ASP	2.5
4	32	119	GLN	2.5
32	49	109	VAL	2.5
40	A8	51	ALA	2.5
29	19	147	LEU	2.5
43	95	83	ARG	2.5
47	D5	4	ARG	2.5
2	12	108	ILE	2.5
3	22	142	MET	2.5
38	88	66	ILE	2.5
39	98	95	THR	2.5
42	C8	106	PHE	2.5
47	D5	89	PHE	2.5
34	61	135	GLU	2.5
2	1E	230	VAL	2.5
2	12	196	LEU	2.5
10	1I	8	LEU	2.5
39	98	116	LEU	2.5
48	E5	8	GLY	2.5
49	J8	95	LEU	2.5
42	85	81	HIS	2.5
3	2E	99	VAL	2.5
3	2E	164	ARG	2.5
6	5E	48	LEU	2.5
32	49	90	LEU	2.5
51	H5	25	ALA	2.5
28	71	228	SER	2.5
38	88	67	ARG	2.5
26	14	1176	G	2.5
30	29	47	VAL	2.5
40	A8	110	LEU	2.5
45	F8	92	LEU	2.5

Continued on next page...

Continued from previous page...

Mol	Chain	Res	Type	RSRZ
51	H5	4	LEU	2.5
51	H5	59	VAL	2.5
2	12	105	PHE	2.5
5	4E	6	PHE	2.5
18	9I	21	LYS	2.5
38	45	72	LYS	2.5
38	45	99	PRO	2.5
43	95	74	LYS	2.5
2	1E	68	ILE	2.5
3	22	39	ILE	2.5
4	32	196	LEU	2.5
28	71	26	ALA	2.5
31	31	124	LEU	2.5
35	15	7	LYS	2.5
30	29	51	PHE	2.5
30	29	53	PRO	2.5
2	12	198	ASP	2.5
34	69	79	ILE	2.5
40	A8	65	VAL	2.4
3	22	182	ILE	2.4
39	98	118	GLU	2.4
45	F8	89	ILE	2.4
47	H8	145	GLU	2.4
47	H8	52	SER	2.4
26	14	2792	G	2.4
34	69	145	VAL	2.4
39	98	100	LEU	2.4
47	D5	38	TYR	2.4
30	21	37	ARG	2.4
34	61	86	THR	2.4
18	9A	28	GLU	2.4
46	C5	53	PRO	2.4
47	H8	97	GLU	2.4
47	D5	57	ILE	2.4
46	C5	5	MET	2.4
4	3E	108	LEU	2.4
4	3E	167	GLY	2.4
34	69	128	LEU	2.4
52	M8	33	VAL	2.4
18	9I	23	LYS	2.4
28	71	193	ILE	2.4
31	39	19	GLU	2.4

Continued on next page...

Continued from previous page...

Mol	Chain	Res	Type	RSRZ
47	D5	168	GLU	2.4
53	N8	35	GLU	2.4
51	H5	12	PRO	2.4
5	42	66	MET	2.4
4	3E	170	VAL	2.4
12	3A	60	LEU	2.4
30	29	1	MET	2.4
40	A8	70	GLY	2.4
2	1E	163	PHE	2.4
4	3E	182	LYS	2.4
32	41	35	GLU	2.4
47	D5	11	GLU	2.4
29	19	166	GLN	2.4
34	61	76	THR	2.4
47	H8	170	THR	2.4
11	2I	98	LEU	2.4
12	3A	37	CYS	2.4
14	5A	53	LEU	2.4
18	9A	72	ARG	2.4
32	41	139	LEU	2.4
35	15	52	VAL	2.4
35	15	125	GLY	2.4
43	D8	35	LEU	2.4
45	B5	60	ARG	2.4
49	F5	22	GLY	2.4
51	H5	27	GLY	2.4
2	1E	70	PHE	2.4
30	29	41	LYS	2.4
31	39	146	ALA	2.4
38	88	137	TYR	2.4
28	71	174	PRO	2.4
47	H8	95	PRO	2.4
47	H8	126	VAL	2.4
47	H8	163	LEU	2.4
39	98	92	GLY	2.4
2	1E	157	ARG	2.4
3	22	40	ARG	2.4
32	49	136	ARG	2.4
42	85	112	ARG	2.4
4	32	178	VAL	2.4
32	41	34	LEU	2.4
38	45	83	MET	2.4

Continued on next page...

Continued from previous page...

Mol	Chain	Res	Type	RSRZ
51	H5	23	LEU	2.4
47	H8	107	THR	2.4
53	N8	45	VAL	2.4
19	AI	47	HIS	2.4
21	1B	13	ILE	2.4
2	12	112	VAL	2.4
31	31	8	GLN	2.4
32	41	37	VAL	2.4
26	14	879	G	2.4
3	22	67	THR	2.4
34	69	11	ASN	2.4
18	9I	78	LEU	2.4
32	41	176	LEU	2.4
52	M8	18	CYS	2.4
48	E5	12	ASN	2.4
3	22	65	ALA	2.4
38	45	137	TYR	2.4
51	L8	53	LEU	2.4
38	45	35	VAL	2.4
3	22	131	ARG	2.4
40	A8	10	ARG	2.4
47	D5	95	PRO	2.4
26	1H	2126	A	2.4
32	41	93	THR	2.4
34	61	71	ILE	2.4
2	12	193	ASP	2.4
4	3E	97	LEU	2.4
4	32	188	LEU	2.4
16	7I	49	LEU	2.4
19	AA	20	LEU	2.4
6	5E	88	VAL	2.4
38	45	94	VAL	2.4
40	65	109	GLY	2.4
3	2E	79	ARG	2.4
3	22	184	TYR	2.4
38	88	20	ALA	2.4
47	D5	15	PRO	2.4
28	71	49	ILE	2.4
47	H8	76	LEU	2.4
38	88	65	PHE	2.3
38	88	133	ARG	2.3
38	45	58	PHE	2.3

Continued on next page...

Continued from previous page...

Mol	Chain	Res	Type	RSRZ
5	4E	8	GLU	2.3
2	1E	187	LEU	2.3
3	22	202	ILE	2.3
31	31	10	PRO	2.3
8	7E	119	LEU	2.3
31	39	155	LEU	2.3
43	D8	40	LEU	2.3
30	21	47	VAL	2.3
33	51	61	HIS	2.3
47	H8	86	VAL	2.3
47	D5	58	VAL	2.3
30	29	67	PHE	2.3
38	45	31	ASP	2.3
30	21	87	GLU	2.3
33	59	159	GLU	2.3
39	98	115	GLU	2.3
18	9A	55	ARG	2.3
35	15	6	PRO	2.3
39	55	29	LEU	2.3
47	D5	62	PRO	2.3
29	19	67	PHE	2.3
32	41	149	VAL	2.3
38	45	89	ASN	2.3
42	85	94	ASN	2.3
43	95	72	VAL	2.3
12	3A	126	LYS	2.3
47	D5	98	MET	2.3
3	2E	124	ILE	2.3
29	19	270	ILE	2.3
38	45	121	ALA	2.3
51	H5	3	ARG	2.3
4	32	169	LYS	2.3
42	85	93	LYS	2.3
56	1L	7	U	2.3
13	4A	64	TRP	2.3
3	2E	160	ALA	2.3
6	52	63	TYR	2.3
13	4I	48	LEU	2.3
3	2E	68	VAL	2.3
12	3I	123	LYS	2.3
19	AA	75	ALA	2.3
33	59	162	ILE	2.3

Continued on next page...

Continued from previous page...

Mol	Chain	Res	Type	RSRZ
40	A8	77	ALA	2.3
47	H8	144	LEU	2.3
47	D5	8	TYR	2.3
56	1L	5	C	2.3
56	1L	56	C	2.3
29	19	184	LYS	2.3
30	29	80	GLU	2.3
3	2E	126	ARG	2.3
4	3E	11	LEU	2.3
3	22	64	VAL	2.3
42	85	55	ARG	2.3
51	L8	57	GLU	2.3
14	5A	49	HIS	2.3
2	1E	102	LEU	2.3
12	3A	57	LYS	2.3
30	29	180	ASN	2.3
43	95	69	LYS	2.3
51	H5	20	LYS	2.3
14	5A	10	ALA	2.3
35	15	124	ALA	2.3
40	A8	39	ILE	2.3
14	5A	18	VAL	2.3
40	A8	90	GLY	2.3
33	51	58	GLU	2.3
47	D5	25	PRO	2.3
6	52	1	MET	2.3
17	8I	36	ILE	2.3
26	1H	2793	G	2.3
35	15	56	ASN	2.3
47	D5	61	LEU	2.3
2	1E	227	GLY	2.3
45	B5	68	ARG	2.3
52	M8	17	GLY	2.3
3	22	105	GLU	2.3
38	88	99	PRO	2.3
47	H8	169	GLU	2.3
47	D5	97	GLU	2.3
30	29	181	LEU	2.3
34	61	77	LEU	2.3
43	D8	38	LEU	2.3
12	3I	102	ARG	2.3
31	39	126	VAL	2.3

Continued on next page...

Continued from previous page...

Mol	Chain	Res	Type	RSRZ
37	35	110	TYR	2.3
30	21	3	GLY	2.3
1	13	344	A	2.3
3	22	178	LEU	2.3
3	22	23	TYR	2.3
3	22	54	ARG	2.3
19	AI	49	ILE	2.3
3	22	200	ALA	2.3
1	1G	1536	C	2.3
6	52	88	VAL	2.3
31	31	18	ARG	2.3
38	45	97	VAL	2.3
2	12	133	LYS	2.3
45	F8	88	LYS	2.3
47	H8	106	GLY	2.3
14	5A	46	GLU	2.3
38	45	71	ASP	2.3
3	2E	101	LEU	2.3
5	42	128	PRO	2.3
13	4A	48	LEU	2.3
34	69	77	LEU	2.3
43	95	30	GLY	2.3
53	N8	49	CYS	2.3
40	A8	88	ASP	2.3
3	22	52	LEU	2.3
31	39	20	LEU	2.3
32	49	113	ARG	2.3
40	A8	56	LEU	2.3
51	H5	55	ARG	2.3
11	2A	83	ILE	2.3
32	49	41	GLN	2.3
34	69	112	LYS	2.3
47	D5	162	GLU	2.2
3	2E	91	LEU	2.2
26	14	877	U	2.2
40	65	57	LYS	2.2
10	1I	20	ALA	2.2
34	69	60	GLU	2.2
5	4E	5	ASP	2.2
28	71	200	LYS	2.2
47	H8	41	LEU	2.2
32	41	40	ASN	2.2

Continued on next page...

Continued from previous page...

Mol	Chain	Res	Type	RSRZ
19	AI	62	ILE	2.2
10	1I	72	VAL	2.2
12	3A	66	VAL	2.2
45	B5	28	PHE	2.2
3	2E	139	GLN	2.2
30	2I	28	ALA	2.2
34	6I	73	GLU	2.2
38	45	12	GLN	2.2
34	69	143	SER	2.2
47	D5	79	ARG	2.2
13	4A	96	LEU	2.2
32	49	152	LEU	2.2
11	2I	108	ILE	2.2
20	BI	55	ILE	2.2
31	39	139	PHE	2.2
47	D5	137	ILE	2.2
12	3I	43	VAL	2.2
47	D5	134	PRO	2.2
32	49	83	ARG	2.2
37	78	92	GLU	2.2
40	A8	15	ARG	2.2
40	A8	67	ARG	2.2
51	H5	10	LYS	2.2
11	2A	32	ILE	2.2
12	3I	90	VAL	2.2
18	9A	50	ILE	2.2
30	29	81	ILE	2.2
52	M8	21	VAL	2.2
12	3A	98	TYR	2.2
16	7I	35	LYS	2.2
17	8A	7	THR	2.2
42	85	89	GLU	2.2
48	I8	26	TYR	2.2
30	29	31	CYS	2.2
18	9I	51	LEU	2.2
35	15	34	LEU	2.2
3	22	186	PHE	2.2
45	F8	1	MET	2.2
47	H8	28	MET	2.2
50	G5	37	PHE	2.2
31	31	193	VAL	2.2
5	4E	9	LYS	2.2

Continued on next page...

Continued from previous page...

Mol	Chain	Res	Type	RSRZ
43	95	98	GLU	2.2
19	AI	48	THR	2.2
31	39	133	ASN	2.2
45	B5	18	TYR	2.2
32	41	26	GLN	2.2
32	49	82	LEU	2.2
5	42	109	ILE	2.2
32	41	102	PHE	2.2
39	98	34	ILE	2.2
42	85	40	PHE	2.2
43	95	6	LYS	2.2
47	H8	27	VAL	2.2
47	D5	78	LYS	2.2
4	32	102	ASP	2.2
6	5E	89	MET	2.2
11	2A	85	ARG	2.2
40	A8	50	SER	2.2
43	95	43	GLU	2.2
32	49	107	LEU	2.2
34	69	8	PRO	2.2
50	G5	61	LEU	2.2
43	95	68	LYS	2.2
12	3A	55	VAL	2.2
4	32	6	GLY	2.2
31	39	131	GLY	2.2
3	2E	87	LEU	2.2
18	9A	58	LEU	2.2
21	1B	22	ARG	2.2
31	31	196	LEU	2.2
30	29	30	PRO	2.2
2	12	41	ILE	2.2
4	32	125	HIS	2.2
31	39	154	VAL	2.2
32	49	15	VAL	2.2
45	F8	49	VAL	2.2
3	2E	149	ALA	2.2
4	3E	135	LEU	2.2
32	41	56	ALA	2.2
34	61	118	LYS	2.2
35	15	33	LEU	2.2
37	35	123	LEU	2.2
26	14	2476	A	2.2

Continued on next page...

Continued from previous page...

Mol	Chain	Res	Type	RSRZ
50	G5	9	GLN	2.2
42	85	79	PHE	2.2
3	22	157	ILE	2.2
4	3E	163	GLU	2.2
4	32	145	GLU	2.2
14	5A	42	ILE	2.2
2	1E	88	ALA	2.2
13	4A	42	ALA	2.2
30	21	44	TYR	2.2
37	35	14	LYS	2.2
38	45	2	LEU	2.2
29	19	193	VAL	2.2
34	69	135	GLU	2.2
38	45	131	ILE	2.2
51	H5	24	LYS	2.2
43	95	31	ALA	2.1
47	D5	3	TYR	2.1
32	41	80	PHE	2.1
7	6E	78	ARG	2.1
12	3A	70	ILE	2.1
16	7I	2	VAL	2.1
18	9A	86	VAL	2.1
30	21	36	ARG	2.1
31	39	114	VAL	2.1
34	69	1	MET	2.1
47	H8	120	ILE	2.1
2	1E	67	THR	2.1
3	22	177	THR	2.1
47	H8	75	ASN	2.1
26	14	1536	A	2.1
35	15	18	ALA	2.1
48	I8	69	PHE	2.1
2	1E	159	PRO	2.1
3	22	66	VAL	2.1
31	31	14	PRO	2.1
30	21	71	GLY	2.1
30	29	89	ASP	2.1
42	85	109	LEU	2.1
32	49	151	ALA	2.1
41	B8	38	ASN	2.1
6	52	57	GLN	2.1
33	51	124	GLU	2.1

Continued on next page...

Continued from previous page...

Mol	Chain	Res	Type	RSRZ
5	4E	42	GLY	2.1
31	31	125	LEU	2.1
31	39	123	LEU	2.1
34	69	116	LEU	2.1
35	58	138	LEU	2.1
9	82	59	PHE	2.1
37	35	2	LYS	2.1
46	C5	50	ARG	2.1
13	4I	7	VAL	2.1
39	98	102	GLU	2.1
42	85	65	ILE	2.1
42	85	88	ILE	2.1
48	I8	76	GLY	2.1
3	2E	21	ARG	2.1
4	32	49	ARG	2.1
13	4A	65	LYS	2.1
19	AA	61	TYR	2.1
4	32	129	ASN	2.1
2	12	101	MET	2.1
10	1I	88	LEU	2.1
32	49	175	LEU	2.1
40	A8	83	LYS	2.1
52	M8	37	SER	2.1
54	L5	14	LYS	2.1
18	9I	81	PHE	2.1
13	4I	5	ALA	2.1
37	35	5	ASP	2.1
47	D5	123	ASP	2.1
40	A8	75	GLU	2.1
47	D5	13	GLU	2.1
38	45	17	LEU	2.1
38	45	62	GLY	2.1
3	2E	132	ARG	2.1
6	52	28	ARG	2.1
42	C8	83	LEU	2.1
51	H5	8	LEU	2.1
28	71	170	ALA	2.1
34	69	117	GLU	2.1
56	1L	58	A	2.1
3	2E	123	GLN	2.1
4	3E	191	ARG	2.1
4	32	162	LEU	2.1

Continued on next page...

Continued from previous page...

Mol	Chain	Res	Type	RSRZ
34	69	68	LEU	2.1
4	32	189	PRO	2.1
5	4E	70	PRO	2.1
2	1E	160	ASP	2.1
5	42	115	VAL	2.1
32	49	149	VAL	2.1
35	15	104	LYS	2.1
39	98	114	VAL	2.1
12	3A	88	GLY	2.1
21	1B	14	TRP	2.1
40	A8	44	LYS	2.1
19	AA	53	ASN	2.1
24	3K	47	U	2.1
38	45	3	MET	2.1
38	45	125	LEU	2.1
33	59	168	PRO	2.1
38	88	39	PRO	2.1
51	H5	15	TYR	2.1
5	4E	40	ARG	2.1
18	9A	71	LYS	2.1
19	AA	11	VAL	2.1
38	88	132	VAL	2.1
43	95	22	VAL	2.1
29	19	111	LEU	2.1
48	E5	75	LEU	2.1
3	22	37	GLN	2.1
4	32	122	ARG	2.1
32	41	54	GLU	2.1
47	D5	99	TYR	2.1
42	85	52	ARG	2.1
53	N8	48	GLU	2.1
47	H8	57	ILE	2.1
2	1E	61	LEU	2.1
4	32	144	ASP	2.1
31	31	181	LEU	2.1
32	49	133	LEU	2.1
38	88	2	LEU	2.1
13	4A	92	HIS	2.1
38	88	129	THR	2.1
3	2E	138	VAL	2.1
6	5E	9	VAL	2.1
34	61	142	VAL	2.1

Continued on next page...

Continued from previous page...

Mol	Chain	Res	Type	RSRZ
28	71	32	LEU	2.1
38	88	37	LEU	2.1
38	45	54	MET	2.1
45	F8	82	GLN	2.0
4	32	66	ARG	2.0
38	88	112	GLU	2.0
2	1E	214	ILE	2.0
4	3E	157	LEU	2.0
38	88	34	LEU	2.0
34	69	20	ASP	2.0
38	45	115	MET	2.0
28	79	9	ALA	2.0
47	H8	161	VAL	2.0
5	4E	75	THR	2.0
14	5A	13	THR	2.0
44	E8	112	GLY	2.0
12	3A	99	HIS	2.0
32	41	59	GLU	2.0
32	49	100	TRP	2.0
34	69	10	GLU	2.0
45	B5	31	HIS	2.0
12	3I	104	VAL	2.0
4	3E	96	LEU	2.0
8	72	107	LEU	2.0
30	21	52	LEU	2.0
31	31	192	LEU	2.0
44	E8	23	LEU	2.0
47	H8	91	LEU	2.0
20	BA	9	ASN	2.0
6	5E	91	VAL	2.0
42	85	24	TYR	2.0
5	42	112	LEU	2.0
6	52	71	ARG	2.0
33	51	105	LEU	2.0
56	1L	51	A	2.0
19	AA	48	THR	2.0
2	12	160	ASP	2.0
2	12	164	VAL	2.0
11	2I	42	TRP	2.0
16	7I	51	VAL	2.0
36	68	53	LYS	2.0
45	B5	6	ASP	2.0

Continued on next page...

Continued from previous page...

Mol	Chain	Res	Type	RSRZ
46	C5	87	LYS	2.0
2	1E	149	LEU	2.0
2	12	118	LEU	2.0
3	2E	131	ARG	2.0
16	7I	36	ILE	2.0
28	7I	173	ALA	2.0
30	21	27	LEU	2.0
11	2A	49	GLY	2.0
34	69	16	GLY	2.0
12	3I	94	PRO	2.0
11	2A	77	MET	2.0
34	69	104	GLN	2.0
38	45	98	LYS	2.0
13	4A	60	VAL	2.0
18	9I	54	ARG	2.0
18	9A	44	LEU	2.0
33	59	157	TYR	2.0
35	58	134	ARG	2.0
47	H8	3	TYR	2.0

6.2 Non-standard residues in protein, DNA, RNA chains [i](#)

In the following table, the Atoms column lists the number of modelled atoms in the group and the number defined in the chemical component dictionary. The B-factors column lists the minimum, median, 95th percentile and maximum values of B factors of atoms in the group. The column labelled 'Q< 0.9' lists the number of atoms with occupancy less than 0.9.

Mol	Type	Chain	Res	Atoms	RSCC	RSR	B-factors(Å ²)	Q<0.9
57	PSU	3L	55	20/21	0.83	0.08	166,169,175,175	0
56	PSU	1L	55	20/21	0.87	0.30	134,150,156,159	0
57	5MU	3L	54	21/22	0.87	0.09	162,169,172,173	0
56	PSU	1L	39	20/21	0.88	0.18	105,127,133,134	0
23	PSU	2L	56	20/21	0.88	0.12	116,129,133,137	0
22	PSU	1K	55	20/21	0.90	0.17	109,120,133,134	0
57	PSU	3L	39	20/21	0.91	0.13	153,162,166,168	0
56	U8U	1L	34	23/24	0.91	0.18	110,126,134,138	0
23	4SU	2L	8	20/21	0.91	0.17	112,125,130,135	0
23	4SU	2K	8	20/21	0.92	0.17	93,98,102,106	0
56	T6A	1L	37	32/33	0.93	0.18	102,120,127,130	0
23	G7M	2L	47	24/25	0.93	0.12	129,137,150,151	0
23	G7M	2K	47	24/25	0.94	0.12	104,115,129,135	0
23	5MU	2L	55	21/22	0.94	0.13	128,133,141,143	0

Continued on next page...

Continued from previous page...

Mol	Type	Chain	Res	Atoms	RSCC	RSR	B-factors(\AA^2)	Q<0.9
22	5MU	1K	54	21/22	0.94	0.22	114,122,134,142	0
23	PSU	2K	56	20/21	0.94	0.14	104,113,121,127	0
22	PSU	1K	39	20/21	0.95	0.15	79,98,105,108	0
56	5MU	1L	54	21/22	0.95	0.25	138,147,154,155	0
23	5MU	2K	55	21/22	0.96	0.12	112,118,125,127	0
23	OMC	2L	33	21/22	0.96	0.15	109,114,117,125	0
22	T6A	1K	37	32/33	0.96	0.16	76,86,103,106	0
22	U8U	1K	34	23/24	0.96	0.15	78,88,93,105	0
23	OMC	2K	33	21/22	0.97	0.14	82,87,92,96	0

6.3 Carbohydrates [i](#)

There are no carbohydrates in this entry.

6.4 Ligands [i](#)

In the following table, the Atoms column lists the number of modelled atoms in the group and the number defined in the chemical component dictionary. The B-factors column lists the minimum, median, 95th percentile and maximum values of B factors of atoms in the group. The column labelled 'Q< 0.9' lists the number of atoms with occupancy less than 0.9.

Mol	Type	Chain	Res	Atoms	RSCC	RSR	B-factors(\AA^2)	Q<0.9
58	MG	13	1698	1/1	0.08	0.21	138,138,138,138	0
58	MG	13	1699	1/1	0.28	0.31	94,94,94,94	0
58	MG	14	3303	1/1	0.32	0.18	106,106,106,106	0
58	MG	14	3282	1/1	0.32	0.42	109,109,109,109	0
58	MG	13	1603	1/1	0.33	0.47	92,92,92,92	0
58	MG	1H	3016	1/1	0.34	0.56	75,75,75,75	0
58	MG	1H	3297	1/1	0.39	0.24	99,99,99,99	0
58	MG	14	3258	1/1	0.41	0.38	92,92,92,92	0
58	MG	14	3311	1/1	0.42	0.36	100,100,100,100	0
58	MG	1H	3219	1/1	0.43	0.37	103,103,103,103	0
58	MG	1G	1638	1/1	0.44	0.30	93,93,93,93	0
58	MG	14	3108	1/1	0.46	0.73	92,92,92,92	0
58	MG	1H	3283	1/1	0.48	0.24	92,92,92,92	0
58	MG	13	1697	1/1	0.49	0.22	92,92,92,92	0
58	MG	14	3224	1/1	0.51	0.38	90,90,90,90	0
58	MG	1H	3152	1/1	0.51	0.34	100,100,100,100	0
58	MG	1G	1664	1/1	0.51	0.30	100,100,100,100	0
58	MG	2K	102	1/1	0.52	0.69	94,94,94,94	0
58	MG	13	1700	1/1	0.52	0.33	94,94,94,94	0

Continued on next page...

Continued from previous page...

Mol	Type	Chain	Res	Atoms	RSCC	RSR	B-factors(\AA^2)	Q<0.9
58	MG	14	3034	1/1	0.52	0.97	88,88,88,88	0
58	MG	39	301	1/1	0.52	0.21	96,96,96,96	0
58	MG	14	3399	1/1	0.53	0.28	107,107,107,107	0
58	MG	13	1653	1/1	0.54	0.41	72,72,72,72	0
58	MG	1H	3249	1/1	0.54	0.37	80,80,80,80	0
58	MG	13	1672	1/1	0.54	0.45	109,109,109,109	0
58	MG	13	1696	1/1	0.55	0.32	92,92,92,92	0
58	MG	14	3037	1/1	0.56	0.46	106,106,106,106	0
58	MG	1H	3171	1/1	0.56	0.43	83,83,83,83	0
58	MG	1H	3284	1/1	0.56	0.48	81,81,81,81	0
58	MG	1H	3036	1/1	0.56	0.74	100,100,100,100	0
58	MG	1H	3309	1/1	0.56	0.51	90,90,90,90	0
58	MG	14	3294	1/1	0.57	0.26	87,87,87,87	0
58	MG	14	3304	1/1	0.58	0.71	92,92,92,92	0
58	MG	13	1688	1/1	0.58	0.34	101,101,101,101	0
58	MG	1H	3035	1/1	0.59	0.45	83,83,83,83	0
58	MG	1H	3279	1/1	0.59	0.49	67,67,67,67	0
58	MG	25	201	1/1	0.59	0.34	102,102,102,102	0
58	MG	14	3316	1/1	0.60	0.35	122,122,122,122	0
58	MG	1H	3336	1/1	0.60	0.24	104,104,104,104	0
58	MG	14	3184	1/1	0.60	0.24	98,98,98,98	0
58	MG	14	3283	1/1	0.60	0.32	69,69,69,69	0
58	MG	14	3197	1/1	0.61	0.34	116,116,116,116	0
58	MG	14	3180	1/1	0.61	0.30	88,88,88,88	0
58	MG	14	3185	1/1	0.61	0.51	82,82,82,82	0
58	MG	14	3191	1/1	0.61	0.58	96,96,96,96	0
58	MG	14	3190	1/1	0.61	0.58	86,86,86,86	0
58	MG	1H	3164	1/1	0.61	0.21	64,64,64,64	0
58	MG	14	3229	1/1	0.61	0.76	88,88,88,88	0
58	MG	14	3140	1/1	0.62	0.33	82,82,82,82	0
58	MG	1H	3024	1/1	0.62	0.69	82,82,82,82	0
58	MG	14	3129	1/1	0.62	0.69	73,73,73,73	0
58	MG	1H	3331	1/1	0.62	0.62	73,73,73,73	0
58	MG	1H	3264	1/1	0.62	0.18	76,76,76,76	0
58	MG	1G	1603	1/1	0.62	0.59	102,102,102,102	0
58	MG	13	1605	1/1	0.62	0.24	76,76,76,76	0
58	MG	1H	3278	1/1	0.62	0.48	95,95,95,95	0
58	MG	14	3017	1/1	0.62	0.51	90,90,90,90	0
58	MG	14	3068	1/1	0.63	0.65	100,100,100,100	0
58	MG	1H	3160	1/1	0.63	0.28	72,72,72,72	0
58	MG	14	3269	1/1	0.63	0.50	88,88,88,88	0

Continued on next page...

Continued from previous page...

Mol	Type	Chain	Res	Atoms	RSCC	RSR	B-factors(\AA^2)	Q<0.9
58	MG	1G	1646	1/1	0.63	0.24	100,100,100,100	0
58	MG	1G	1635	1/1	0.63	0.28	107,107,107,107	0
58	MG	1G	1616	1/1	0.63	0.31	87,87,87,87	0
58	MG	14	3089	1/1	0.64	0.88	79,79,79,79	0
58	MG	13	1630	1/1	0.64	0.48	80,80,80,80	0
58	MG	14	3085	1/1	0.64	0.47	67,67,67,67	0
58	MG	14	3302	1/1	0.64	0.46	66,66,66,66	0
58	MG	1H	3285	1/1	0.65	0.47	68,68,68,68	0
58	MG	14	3261	1/1	0.65	0.49	77,77,77,77	0
58	MG	14	3153	1/1	0.66	0.44	89,89,89,89	0
58	MG	1E	301	1/1	0.66	0.20	106,106,106,106	0
58	MG	14	3026	1/1	0.66	0.34	89,89,89,89	0
58	MG	1J	203	1/1	0.66	0.23	103,103,103,103	0
58	MG	14	3275	1/1	0.67	0.37	91,91,91,91	0
58	MG	1H	3194	1/1	0.67	0.40	84,84,84,84	0
58	MG	1H	3167	1/1	0.67	0.54	93,93,93,93	0
58	MG	35	202	1/1	0.67	0.24	87,87,87,87	0
58	MG	1H	3207	1/1	0.67	0.48	84,84,84,84	0
58	MG	14	3264	1/1	0.67	0.57	85,85,85,85	0
58	MG	14	3277	1/1	0.67	0.34	85,85,85,85	0
58	MG	1H	3122	1/1	0.68	0.63	79,79,79,79	0
58	MG	2L	102	1/1	0.68	0.64	83,83,83,83	0
58	MG	14	3227	1/1	0.68	0.44	76,76,76,76	0
58	MG	13	1695	1/1	0.68	0.43	83,83,83,83	0
58	MG	1H	3292	1/1	0.68	0.30	77,77,77,77	0
58	MG	1H	3253	1/1	0.68	0.37	66,66,66,66	0
58	MG	1H	3254	1/1	0.68	0.57	99,99,99,99	0
58	MG	14	3135	1/1	0.68	0.24	95,95,95,95	0
58	MG	14	3262	1/1	0.68	0.34	96,96,96,96	0
58	MG	14	3392	1/1	0.68	0.06	128,128,128,128	0
58	MG	1H	3459	1/1	0.69	0.06	106,106,106,106	0
58	MG	1H	3079	1/1	0.69	0.38	79,79,79,79	0
58	MG	13	1632	1/1	0.69	0.40	107,107,107,107	0
58	MG	14	3186	1/1	0.69	0.45	82,82,82,82	0
58	MG	1H	3293	1/1	0.69	0.35	84,84,84,84	0
58	MG	14	3308	1/1	0.69	0.70	106,106,106,106	0
58	MG	1H	3277	1/1	0.70	0.32	68,68,68,68	0
58	MG	14	3257	1/1	0.70	1.14	86,86,86,86	0
58	MG	1H	3305	1/1	0.70	0.39	67,67,67,67	0
58	MG	1G	1648	1/1	0.70	0.32	117,117,117,117	0
58	MG	1H	3314	1/1	0.70	0.30	85,85,85,85	0

Continued on next page...

Continued from previous page...

Mol	Type	Chain	Res	Atoms	RSCC	RSR	B-factors(\AA^2)	Q<0.9
58	MG	1G	1649	1/1	0.70	0.41	83,83,83,83	0
58	MG	1H	3306	1/1	0.70	0.31	91,91,91,91	0
58	MG	14	3030	1/1	0.70	0.39	86,86,86,86	0
58	MG	1H	3178	1/1	0.70	0.38	71,71,71,71	0
58	MG	1H	3301	1/1	0.70	0.44	84,84,84,84	0
58	MG	13	1646	1/1	0.70	0.29	75,75,75,75	0
58	MG	14	3295	1/1	0.71	0.20	85,85,85,85	0
58	MG	14	3255	1/1	0.71	0.25	78,78,78,78	0
58	MG	14	3313	1/1	0.71	0.49	92,92,92,92	0
58	MG	14	3259	1/1	0.71	0.75	98,98,98,98	0
58	MG	1H	3328	1/1	0.71	0.58	80,80,80,80	0
58	MG	1H	3217	1/1	0.71	0.34	71,71,71,71	0
58	MG	13	1728	1/1	0.71	0.11	118,118,118,118	0
58	MG	16	204	1/1	0.71	0.32	73,73,73,73	0
58	MG	1H	3251	1/1	0.71	0.39	71,71,71,71	0
58	MG	1H	3315	1/1	0.71	0.53	76,76,76,76	0
58	MG	1H	3302	1/1	0.71	0.22	92,92,92,92	0
58	MG	13	1705	1/1	0.71	0.35	90,90,90,90	0
58	MG	1H	3324	1/1	0.72	0.57	89,89,89,89	0
58	MG	13	1656	1/1	0.72	0.15	103,103,103,103	0
58	MG	14	3058	1/1	0.72	0.18	84,84,84,84	0
58	MG	13	1659	1/1	0.72	0.62	97,97,97,97	0
58	MG	E5	101	1/1	0.72	0.47	89,89,89,89	0
58	MG	1H	3224	1/1	0.72	0.58	73,73,73,73	0
58	MG	1J	201	1/1	0.72	0.30	94,94,94,94	0
58	MG	14	3231	1/1	0.72	0.34	86,86,86,86	0
58	MG	1H	3368	1/1	0.72	0.24	74,74,74,74	0
58	MG	13	1641	1/1	0.73	0.44	93,93,93,93	0
58	MG	1H	3180	1/1	0.73	0.43	75,75,75,75	0
58	MG	1H	3139	1/1	0.73	0.36	71,71,71,71	0
58	MG	14	3155	1/1	0.73	0.71	64,64,64,64	0
58	MG	14	3234	1/1	0.73	0.89	70,70,70,70	0
58	MG	1H	3101	1/1	0.73	0.26	59,59,59,59	0
58	MG	1H	3032	1/1	0.73	0.49	79,79,79,79	0
58	MG	1H	3288	1/1	0.74	0.87	93,93,93,93	0
58	MG	14	3181	1/1	0.74	0.41	89,89,89,89	0
58	MG	1H	3222	1/1	0.74	0.33	98,98,98,98	0
58	MG	14	3143	1/1	0.74	0.30	102,102,102,102	0
58	MG	14	3300	1/1	0.74	0.24	117,117,117,117	0
58	MG	14	3019	1/1	0.74	0.67	90,90,90,90	0
58	MG	29	301	1/1	0.74	0.34	77,77,77,77	0

Continued on next page...

Continued from previous page...

Mol	Type	Chain	Res	Atoms	RSCC	RSR	B-factors(\AA^2)	Q<0.9
58	MG	14	3260	1/1	0.74	0.78	72,72,72,72	0
58	MG	1H	3342	1/1	0.74	0.63	92,92,92,92	0
58	MG	13	1689	1/1	0.74	0.52	107,107,107,107	0
58	MG	14	3251	1/1	0.74	0.50	69,69,69,69	0
58	MG	14	3194	1/1	0.74	0.34	81,81,81,81	0
58	MG	1H	3031	1/1	0.75	0.53	76,76,76,76	0
58	MG	14	3250	1/1	0.75	0.41	78,78,78,78	0
58	MG	1H	3228	1/1	0.75	0.45	83,83,83,83	0
58	MG	1H	3080	1/1	0.75	0.21	65,65,65,65	0
58	MG	14	3144	1/1	0.75	0.41	71,71,71,71	0
58	MG	1H	3457	1/1	0.75	0.06	141,141,141,141	0
58	MG	2K	103	1/1	0.75	0.42	114,114,114,114	0
58	MG	I8	101	1/1	0.75	0.32	73,73,73,73	0
58	MG	1H	3154	1/1	0.76	0.54	84,84,84,84	0
58	MG	14	3052	1/1	0.76	0.50	113,113,113,113	0
58	MG	35	203	1/1	0.76	0.24	75,75,75,75	0
58	MG	1H	3291	1/1	0.76	0.31	73,73,73,73	0
58	MG	1H	3197	1/1	0.76	0.63	80,80,80,80	0
58	MG	14	3288	1/1	0.76	0.74	86,86,86,86	0
58	MG	14	3147	1/1	0.76	0.23	95,95,95,95	0
58	MG	13	1681	1/1	0.76	0.19	116,116,116,116	0
58	MG	1H	3043	1/1	0.76	0.76	81,81,81,81	0
58	MG	1H	3247	1/1	0.76	0.21	81,81,81,81	0
58	MG	1H	3313	1/1	0.76	0.26	98,98,98,98	0
58	MG	1H	3199	1/1	0.76	0.25	69,69,69,69	0
58	MG	14	3310	1/1	0.76	0.23	114,114,114,114	0
58	MG	1G	1666	1/1	0.76	0.50	84,84,84,84	0
58	MG	13	1662	1/1	0.76	0.36	118,118,118,118	0
58	MG	14	3188	1/1	0.76	0.56	88,88,88,88	0
58	MG	1H	3142	1/1	0.77	0.45	68,68,68,68	0
58	MG	14	3117	1/1	0.77	0.44	81,81,81,81	0
58	MG	1G	1672	1/1	0.77	0.43	99,99,99,99	0
58	MG	1H	3087	1/1	0.77	0.57	70,70,70,70	0
58	MG	14	3290	1/1	0.77	0.22	92,92,92,92	0
58	MG	13	1621	1/1	0.77	0.21	90,90,90,90	0
58	MG	14	3301	1/1	0.77	0.21	109,109,109,109	0
58	MG	14	3345	1/1	0.77	0.10	90,90,90,90	0
58	MG	29	302	1/1	0.77	0.45	65,65,65,65	0
58	MG	1H	3296	1/1	0.77	0.22	57,57,57,57	0
58	MG	1H	3136	1/1	0.77	0.34	49,49,49,49	0
58	MG	14	3268	1/1	0.77	0.41	94,94,94,94	0

Continued on next page...

Continued from previous page...

Mol	Type	Chain	Res	Atoms	RSCC	RSR	B-factors(\AA^2)	Q<0.9
58	MG	14	3291	1/1	0.77	0.35	87,87,87,87	0
58	MG	14	3293	1/1	0.77	0.51	91,91,91,91	0
58	MG	1G	1604	1/1	0.78	0.44	87,87,87,87	0
58	MG	14	3247	1/1	0.78	0.28	67,67,67,67	0
58	MG	1H	3439	1/1	0.78	0.07	99,99,99,99	0
58	MG	14	3265	1/1	0.78	0.52	98,98,98,98	0
58	MG	14	3029	1/1	0.78	0.72	78,78,78,78	0
58	MG	13	1706	1/1	0.78	0.39	109,109,109,109	0
58	MG	1H	3271	1/1	0.78	0.39	76,76,76,76	0
58	MG	13	1644	1/1	0.78	0.43	96,96,96,96	0
58	MG	35	201	1/1	0.78	0.26	74,74,74,74	0
58	MG	1G	1643	1/1	0.78	0.24	132,132,132,132	0
58	MG	1H	3263	1/1	0.78	0.25	76,76,76,76	0
58	MG	1H	3364	1/1	0.78	0.10	98,98,98,98	0
58	MG	14	3183	1/1	0.78	0.77	79,79,79,79	0
58	MG	14	3073	1/1	0.78	1.32	83,83,83,83	0
58	MG	14	3306	1/1	0.78	0.29	88,88,88,88	0
58	MG	1H	3201	1/1	0.78	0.69	92,92,92,92	0
58	MG	1H	3327	1/1	0.78	0.79	82,82,82,82	0
58	MG	1H	3175	1/1	0.78	0.53	65,65,65,65	0
58	MG	1H	3022	1/1	0.78	0.39	62,62,62,62	0
58	MG	14	3243	1/1	0.79	0.47	81,81,81,81	0
58	MG	14	3280	1/1	0.79	0.91	86,86,86,86	0
58	MG	1G	1618	1/1	0.79	0.33	109,109,109,109	0
58	MG	14	3353	1/1	0.79	0.09	118,118,118,118	0
58	MG	14	3253	1/1	0.79	0.26	94,94,94,94	0
58	MG	1H	3083	1/1	0.79	0.33	67,67,67,67	0
58	MG	1G	1606	1/1	0.79	0.22	88,88,88,88	0
58	MG	14	3018	1/1	0.79	0.61	72,72,72,72	0
58	MG	13	1694	1/1	0.79	0.55	64,64,64,64	0
58	MG	14	3252	1/1	0.79	0.39	84,84,84,84	0
58	MG	14	3182	1/1	0.79	0.74	75,75,75,75	0
58	MG	16	209	1/1	0.79	0.10	100,100,100,100	0
58	MG	1G	1680	1/1	0.79	0.06	140,140,140,140	0
58	MG	1H	3414	1/1	0.79	0.19	80,80,80,80	0
58	MG	1H	3045	1/1	0.79	0.33	82,82,82,82	0
58	MG	14	3187	1/1	0.80	0.45	80,80,80,80	0
58	MG	13	1679	1/1	0.80	0.28	100,100,100,100	0
58	MG	1G	1678	1/1	0.80	0.06	128,128,128,128	0
58	MG	1H	3196	1/1	0.80	0.44	83,83,83,83	0
58	MG	1H	3033	1/1	0.80	0.58	88,88,88,88	0
58	MG	1J	204	1/1	0.80	0.27	101,101,101,101	0

Continued on next page...

Continued from previous page...

Mol	Type	Chain	Res	Atoms	RSCC	RSR	B-factors(\AA^2)	Q<0.9
58	MG	1G	1667	1/1	0.80	0.28	109,109,109,109	0
58	MG	14	3297	1/1	0.80	0.69	70,70,70,70	0
58	MG	1H	3205	1/1	0.80	0.19	81,81,81,81	0
58	MG	14	3080	1/1	0.80	0.46	82,82,82,82	0
58	MG	1H	3298	1/1	0.80	0.35	74,74,74,74	0
58	MG	1H	3021	1/1	0.80	0.30	83,83,83,83	0
58	MG	14	3179	1/1	0.80	0.24	60,60,60,60	0
58	MG	1H	3268	1/1	0.80	0.42	85,85,85,85	0
58	MG	13	1704	1/1	0.80	0.41	82,82,82,82	0
58	MG	13	1675	1/1	0.80	0.30	73,73,73,73	0
58	MG	14	3023	1/1	0.80	0.29	83,83,83,83	0
58	MG	14	3221	1/1	0.80	0.20	69,69,69,69	0
58	MG	1H	3282	1/1	0.80	0.60	88,88,88,88	0
58	MG	14	3292	1/1	0.80	0.14	113,113,113,113	0
58	MG	1H	3173	1/1	0.80	0.47	84,84,84,84	0
58	MG	14	3391	1/1	0.80	0.13	104,104,104,104	0
58	MG	14	3150	1/1	0.80	0.40	87,87,87,87	0
58	MG	13	1678	1/1	0.80	0.27	93,93,93,93	0
58	MG	1H	3019	1/1	0.81	0.49	92,92,92,92	0
58	MG	14	3146	1/1	0.81	0.43	57,57,57,57	0
58	MG	1H	3179	1/1	0.81	0.35	83,83,83,83	0
58	MG	1H	3209	1/1	0.81	0.42	90,90,90,90	0
58	MG	1H	3097	1/1	0.81	0.44	71,71,71,71	0
58	MG	13	1637	1/1	0.81	0.38	56,56,56,56	0
58	MG	14	3228	1/1	0.81	0.17	101,101,101,101	0
58	MG	98	201	1/1	0.81	0.41	72,72,72,72	0
58	MG	1H	3307	1/1	0.81	0.52	94,94,94,94	0
58	MG	1H	3441	1/1	0.81	0.13	89,89,89,89	0
58	MG	16	205	1/1	0.81	0.11	81,81,81,81	0
58	MG	1H	3246	1/1	0.81	0.23	54,54,54,54	0
58	MG	14	3170	1/1	0.81	0.37	83,83,83,83	0
58	MG	1G	1657	1/1	0.81	0.36	92,92,92,92	0
58	MG	14	3395	1/1	0.81	0.10	103,103,103,103	0
58	MG	1G	1686	1/1	0.81	0.08	125,125,125,125	0
58	MG	1H	3337	1/1	0.81	0.22	89,89,89,89	0
58	MG	14	3271	1/1	0.81	0.21	81,81,81,81	0
58	MG	13	1661	1/1	0.81	0.48	103,103,103,103	0
58	MG	1G	1679	1/1	0.81	0.11	119,119,119,119	0
58	MG	1G	1663	1/1	0.81	0.10	94,94,94,94	0
58	MG	14	3245	1/1	0.81	0.47	77,77,77,77	0
58	MG	P8	101	1/1	0.81	0.58	77,77,77,77	0
58	MG	13	1670	1/1	0.81	0.19	97,97,97,97	0

Continued on next page...

Continued from previous page...

Mol	Type	Chain	Res	Atoms	RSCC	RSR	B-factors(\AA^2)	Q<0.9
58	MG	14	3177	1/1	0.81	0.46	72,72,72,72	0
58	MG	1G	1659	1/1	0.81	0.18	142,142,142,142	0
58	MG	16	203	1/1	0.81	0.14	90,90,90,90	0
58	MG	1G	1615	1/1	0.82	0.23	125,125,125,125	0
58	MG	13	1685	1/1	0.82	0.24	121,121,121,121	0
58	MG	14	3059	1/1	0.82	0.32	86,86,86,86	0
58	MG	14	3060	1/1	0.82	0.23	73,73,73,73	0
58	MG	1H	3438	1/1	0.82	0.11	83,83,83,83	0
58	MG	1H	3413	1/1	0.82	0.08	102,102,102,102	0
58	MG	14	3074	1/1	0.82	0.81	79,79,79,79	0
58	MG	78	201	1/1	0.82	0.36	70,70,70,70	0
58	MG	1G	1684	1/1	0.82	0.11	109,109,109,109	0
58	MG	1H	3151	1/1	0.82	0.20	55,55,55,55	0
58	MG	1H	3280	1/1	0.82	0.33	77,77,77,77	0
58	MG	3K	101	1/1	0.82	0.34	162,162,162,162	0
58	MG	1H	3128	1/1	0.82	0.22	62,62,62,62	0
58	MG	1G	1636	1/1	0.82	0.32	101,101,101,101	0
58	MG	14	3393	1/1	0.82	0.06	127,127,127,127	0
58	MG	14	3222	1/1	0.82	0.23	97,97,97,97	0
58	MG	1J	202	1/1	0.82	0.27	95,95,95,95	0
58	MG	13	1682	1/1	0.82	0.45	88,88,88,88	0
58	MG	1G	1668	1/1	0.82	0.36	116,116,116,116	0
58	MG	14	3109	1/1	0.82	0.38	73,73,73,73	0
58	MG	14	3193	1/1	0.82	0.40	77,77,77,77	0
58	MG	14	3125	1/1	0.82	0.75	72,72,72,72	0
58	MG	13	1668	1/1	0.83	0.09	90,90,90,90	0
58	MG	13	1604	1/1	0.83	0.27	87,87,87,87	0
58	MG	1G	1620	1/1	0.83	0.31	82,82,82,82	0
58	MG	1H	3341	1/1	0.83	0.21	79,79,79,79	0
58	MG	1G	1630	1/1	0.83	0.41	103,103,103,103	0
58	MG	1G	1609	1/1	0.83	0.18	94,94,94,94	0
58	MG	1G	1650	1/1	0.83	0.30	114,114,114,114	0
58	MG	13	1650	1/1	0.83	0.30	94,94,94,94	0
58	MG	14	3012	1/1	0.83	0.81	80,80,80,80	0
58	MG	6A	101	1/1	0.83	0.26	93,93,93,93	0
58	MG	14	3201	1/1	0.83	0.27	59,59,59,59	0
58	MG	13	1715	1/1	0.83	0.10	109,109,109,109	0
58	MG	1H	3338	1/1	0.83	0.37	65,65,65,65	0
58	MG	13	1634	1/1	0.83	1.02	93,93,93,93	0
58	MG	1H	3137	1/1	0.83	0.61	88,88,88,88	0
58	MG	14	3273	1/1	0.83	0.46	101,101,101,101	0
58	MG	21	302	1/1	0.83	0.33	77,77,77,77	0

Continued on next page...

Continued from previous page...

Mol	Type	Chain	Res	Atoms	RSCC	RSR	B-factors(\AA^2)	Q<0.9
58	MG	1H	3190	1/1	0.83	0.32	73,73,73,73	0
58	MG	1H	3287	1/1	0.83	0.29	104,104,104,104	0
58	MG	14	3107	1/1	0.83	0.51	77,77,77,77	0
58	MG	1H	3262	1/1	0.83	0.37	94,94,94,94	0
58	MG	1H	3159	1/1	0.83	0.42	67,67,67,67	0
58	MG	13	1669	1/1	0.83	0.30	68,68,68,68	0
58	MG	14	3238	1/1	0.83	0.33	99,99,99,99	0
58	MG	1H	3018	1/1	0.83	0.55	71,71,71,71	0
58	MG	14	3022	1/1	0.83	0.38	64,64,64,64	0
58	MG	14	3236	1/1	0.83	0.51	89,89,89,89	0
58	MG	14	3230	1/1	0.83	0.41	64,64,64,64	0
58	MG	13	1708	1/1	0.83	0.13	89,89,89,89	0
58	MG	1H	3335	1/1	0.83	0.68	74,74,74,74	0
58	MG	1H	3233	1/1	0.84	0.59	62,62,62,62	0
58	MG	14	3248	1/1	0.84	0.21	79,79,79,79	0
58	MG	1H	3125	1/1	0.84	0.50	69,69,69,69	0
58	MG	14	3278	1/1	0.84	0.34	75,75,75,75	0
58	MG	14	3256	1/1	0.84	0.54	83,83,83,83	0
58	MG	14	3067	1/1	0.84	0.31	87,87,87,87	0
58	MG	14	3363	1/1	0.84	0.19	72,72,72,72	0
58	MG	1H	3226	1/1	0.84	0.38	85,85,85,85	0
58	MG	14	3237	1/1	0.84	0.37	83,83,83,83	0
58	MG	1H	3316	1/1	0.84	0.88	92,92,92,92	0
58	MG	1H	3089	1/1	0.84	0.44	59,59,59,59	0
58	MG	1H	3184	1/1	0.84	0.26	82,82,82,82	0
58	MG	5E	201	1/1	0.84	0.26	89,89,89,89	0
58	MG	14	3021	1/1	0.84	0.45	52,52,52,52	0
58	MG	1H	3308	1/1	0.84	0.51	90,90,90,90	0
58	MG	14	3027	1/1	0.84	0.39	96,96,96,96	0
58	MG	29	304	1/1	0.84	0.22	81,81,81,81	0
58	MG	1H	3187	1/1	0.84	0.25	69,69,69,69	0
58	MG	14	3309	1/1	0.85	0.44	110,110,110,110	0
58	MG	1H	3213	1/1	0.85	0.38	74,74,74,74	0
58	MG	1H	3130	1/1	0.85	0.32	74,74,74,74	0
58	MG	14	3205	1/1	0.85	0.34	96,96,96,96	0
58	MG	1H	3322	1/1	0.85	0.65	81,81,81,81	0
58	MG	1H	3463	1/1	0.85	0.08	112,112,112,112	0
58	MG	1H	3096	1/1	0.85	0.33	60,60,60,60	0
58	MG	41	201	1/1	0.85	0.07	78,78,78,78	0
58	MG	1H	3071	1/1	0.85	0.38	61,61,61,61	0
58	MG	1H	3072	1/1	0.85	0.30	77,77,77,77	0
58	MG	1H	3332	1/1	0.85	0.32	74,74,74,74	0

Continued on next page...

Continued from previous page...

Mol	Type	Chain	Res	Atoms	RSCC	RSR	B-factors(\AA^2)	Q<0.9
58	MG	1G	1633	1/1	0.85	0.31	98,98,98,98	0
58	MG	13	1703	1/1	0.85	0.78	77,77,77,77	0
58	MG	1G	1665	1/1	0.85	0.26	113,113,113,113	0
58	MG	1H	3108	1/1	0.85	0.33	74,74,74,74	0
58	MG	1H	3252	1/1	0.85	0.50	66,66,66,66	0
58	MG	1G	1637	1/1	0.85	0.55	87,87,87,87	0
58	MG	1H	3193	1/1	0.85	0.50	73,73,73,73	0
58	MG	14	3061	1/1	0.85	0.12	81,81,81,81	0
58	MG	1H	3227	1/1	0.85	0.68	85,85,85,85	0
58	MG	1H	3422	1/1	0.85	0.16	112,112,112,112	0
58	MG	1H	3020	1/1	0.85	0.32	66,66,66,66	0
58	MG	14	3266	1/1	0.85	0.53	85,85,85,85	0
58	MG	1H	3157	1/1	0.86	0.47	73,73,73,73	0
58	MG	14	3296	1/1	0.86	0.41	84,84,84,84	0
58	MG	1G	1619	1/1	0.86	0.21	101,101,101,101	0
58	MG	13	1647	1/1	0.86	0.23	89,89,89,89	0
58	MG	1H	3203	1/1	0.86	0.37	79,79,79,79	0
58	MG	1G	1671	1/1	0.86	0.38	88,88,88,88	0
58	MG	1H	3015	1/1	0.86	0.27	63,63,63,63	0
58	MG	1H	3206	1/1	0.86	0.35	77,77,77,77	0
58	MG	1G	1634	1/1	0.86	0.29	112,112,112,112	0
58	MG	1H	3216	1/1	0.86	0.40	67,67,67,67	0
58	MG	1H	3426	1/1	0.86	0.13	58,58,58,58	0
58	MG	1G	1641	1/1	0.86	0.34	113,113,113,113	0
58	MG	1H	3276	1/1	0.86	0.68	75,75,75,75	0
58	MG	55	201	1/1	0.86	0.30	74,74,74,74	0
58	MG	1H	3188	1/1	0.86	0.38	73,73,73,73	0
58	MG	14	3163	1/1	0.86	0.27	90,90,90,90	0
58	MG	1H	3234	1/1	0.86	0.08	66,66,66,66	0
58	MG	1H	3329	1/1	0.86	0.77	81,81,81,81	0
58	MG	14	3013	1/1	0.86	0.23	78,78,78,78	0
58	MG	1H	3141	1/1	0.86	0.40	61,61,61,61	0
58	MG	1H	3126	1/1	0.86	0.23	58,58,58,58	0
58	MG	13	1692	1/1	0.86	0.16	122,122,122,122	0
58	MG	13	1707	1/1	0.86	0.15	76,76,76,76	0
58	MG	1H	3242	1/1	0.86	0.36	52,52,52,52	0
58	MG	13	1606	1/1	0.86	0.46	94,94,94,94	0
58	MG	14	3199	1/1	0.86	0.50	69,69,69,69	0
58	MG	1H	3321	1/1	0.86	0.25	67,67,67,67	0
58	MG	14	3118	1/1	0.86	0.45	69,69,69,69	0
58	MG	1H	3185	1/1	0.86	0.40	95,95,95,95	0
58	MG	1H	3303	1/1	0.86	0.77	78,78,78,78	0

Continued on next page...

Continued from previous page...

Mol	Type	Chain	Res	Atoms	RSCC	RSR	B-factors(\AA^2)	Q<0.9
58	MG	1G	1654	1/1	0.86	0.53	83,83,83,83	0
58	MG	1H	3340	1/1	0.86	0.50	78,78,78,78	0
58	MG	1H	3290	1/1	0.86	0.22	70,70,70,70	0
58	MG	1H	3376	1/1	0.87	0.23	76,76,76,76	0
58	MG	1H	3182	1/1	0.87	0.20	78,78,78,78	0
58	MG	14	3084	1/1	0.87	0.56	80,80,80,80	0
58	MG	1H	3158	1/1	0.87	0.49	74,74,74,74	0
58	MG	1H	3135	1/1	0.87	0.12	65,65,65,65	0
58	MG	1H	3445	1/1	0.87	0.07	110,110,110,110	0
58	MG	14	3169	1/1	0.87	0.40	58,58,58,58	0
58	MG	14	3274	1/1	0.87	0.15	76,76,76,76	0
58	MG	1H	3258	1/1	0.87	0.27	59,59,59,59	0
58	MG	1G	1662	1/1	0.87	0.68	72,72,72,72	0
58	MG	14	3272	1/1	0.87	0.38	76,76,76,76	0
58	MG	1H	3168	1/1	0.87	0.38	69,69,69,69	0
58	MG	1H	3452	1/1	0.87	0.13	104,104,104,104	0
58	MG	14	3281	1/1	0.87	0.38	86,86,86,86	0
58	MG	1H	3281	1/1	0.87	0.20	88,88,88,88	0
58	MG	1J	205	1/1	0.87	0.09	101,101,101,101	0
58	MG	13	1680	1/1	0.87	0.28	96,96,96,96	0
58	MG	14	3263	1/1	0.87	0.24	75,75,75,75	0
58	MG	1H	3186	1/1	0.87	0.34	75,75,75,75	0
58	MG	14	3211	1/1	0.87	0.37	91,91,91,91	0
58	MG	14	3284	1/1	0.87	0.78	78,78,78,78	0
58	MG	13	1639	1/1	0.87	0.56	82,82,82,82	0
58	MG	16	202	1/1	0.87	0.25	64,64,64,64	0
58	MG	14	3246	1/1	0.87	0.22	69,69,69,69	0
58	MG	1H	3326	1/1	0.87	0.56	83,83,83,83	0
58	MG	14	3154	1/1	0.87	0.25	69,69,69,69	0
58	MG	14	3131	1/1	0.87	0.33	95,95,95,95	0
58	MG	13	1686	1/1	0.87	0.50	76,76,76,76	0
58	MG	1H	3176	1/1	0.87	0.46	76,76,76,76	0
58	MG	1K	101	1/1	0.87	0.09	145,145,145,145	0
58	MG	1H	3066	1/1	0.87	0.33	59,59,59,59	0
58	MG	1H	3156	1/1	0.87	0.31	67,67,67,67	0
58	MG	1H	3333	1/1	0.88	0.34	100,100,100,100	0
58	MG	1H	3144	1/1	0.88	0.40	77,77,77,77	0
58	MG	1H	3041	1/1	0.88	0.22	76,76,76,76	0
58	MG	1G	1628	1/1	0.88	0.44	95,95,95,95	0
58	MG	13	1677	1/1	0.88	0.16	104,104,104,104	0
58	MG	14	3386	1/1	0.88	0.16	90,90,90,90	0
58	MG	14	3100	1/1	0.88	0.38	76,76,76,76	0

Continued on next page...

Continued from previous page...

Mol	Type	Chain	Res	Atoms	RSCC	RSR	B-factors(\AA^2)	Q<0.9
58	MG	14	3232	1/1	0.88	0.21	81,81,81,81	0
58	MG	13	1608	1/1	0.88	0.75	90,90,90,90	0
58	MG	14	3055	1/1	0.88	0.10	81,81,81,81	0
58	MG	1H	3323	1/1	0.88	0.45	80,80,80,80	0
58	MG	1H	3170	1/1	0.88	0.46	65,65,65,65	0
58	MG	14	3364	1/1	0.88	0.16	85,85,85,85	0
58	MG	14	3032	1/1	0.88	0.45	75,75,75,75	0
58	MG	1H	3140	1/1	0.88	0.27	58,58,58,58	0
58	MG	Q8	101	1/1	0.88	0.33	70,70,70,70	0
58	MG	14	3286	1/1	0.88	0.38	80,80,80,80	0
58	MG	1H	3269	1/1	0.88	0.32	65,65,65,65	0
58	MG	I8	102	1/1	0.88	0.24	70,70,70,70	0
58	MG	13	1624	1/1	0.88	0.23	103,103,103,103	0
58	MG	14	3299	1/1	0.88	0.20	98,98,98,98	0
58	MG	1G	1613	1/1	0.88	0.21	98,98,98,98	0
58	MG	1H	3320	1/1	0.88	0.46	77,77,77,77	0
58	MG	1G	1677	1/1	0.88	0.12	96,96,96,96	0
58	MG	1H	3286	1/1	0.88	0.32	94,94,94,94	0
58	MG	1H	3467	1/1	0.88	0.10	84,84,84,84	0
58	MG	L8	101	1/1	0.88	0.62	84,84,84,84	0
58	MG	1H	3334	1/1	0.89	0.30	76,76,76,76	0
58	MG	1G	1689	1/1	0.89	0.17	121,121,121,121	0
58	MG	14	3220	1/1	0.89	0.43	76,76,76,76	0
58	MG	1H	3325	1/1	0.89	0.44	71,71,71,71	0
58	MG	13	1687	1/1	0.89	0.27	99,99,99,99	0
58	MG	14	3285	1/1	0.89	0.25	68,68,68,68	0
58	MG	1G	1647	1/1	0.89	0.80	83,83,83,83	0
58	MG	14	3104	1/1	0.89	0.65	86,86,86,86	0
58	MG	13	1652	1/1	0.89	0.24	99,99,99,99	0
58	MG	1H	3232	1/1	0.89	0.17	52,52,52,52	0
58	MG	14	3160	1/1	0.89	0.37	72,72,72,72	0
58	MG	14	3090	1/1	0.89	0.29	74,74,74,74	0
58	MG	1H	3221	1/1	0.89	0.40	89,89,89,89	0
58	MG	14	3126	1/1	0.89	0.39	67,67,67,67	0
58	MG	13	1691	1/1	0.89	0.48	90,90,90,90	0
58	MG	13	1620	1/1	0.89	0.28	73,73,73,73	0
58	MG	14	3307	1/1	0.89	0.48	101,101,101,101	0
58	MG	1H	3353	1/1	0.89	0.16	57,57,57,57	0
58	MG	1H	3417	1/1	0.89	0.22	94,94,94,94	0
58	MG	14	3287	1/1	0.89	0.22	82,82,82,82	0
58	MG	1H	3388	1/1	0.89	0.07	77,77,77,77	0
58	MG	1H	3042	1/1	0.89	0.85	90,90,90,90	0

Continued on next page...

Continued from previous page...

Mol	Type	Chain	Res	Atoms	RSCC	RSR	B-factors(\AA^2)	Q<0.9
58	MG	1H	3419	1/1	0.89	0.06	101,101,101,101	0
58	MG	14	3203	1/1	0.89	0.34	56,56,56,56	0
58	MG	1G	1631	1/1	0.89	0.25	96,96,96,96	0
58	MG	14	3324	1/1	0.89	0.06	99,99,99,99	0
58	MG	14	3244	1/1	0.89	0.59	70,70,70,70	0
58	MG	1H	3131	1/1	0.89	0.56	73,73,73,73	0
58	MG	14	3195	1/1	0.89	0.37	68,68,68,68	0
58	MG	1G	1622	1/1	0.89	1.19	92,92,92,92	0
58	MG	14	3024	1/1	0.89	0.57	77,77,77,77	0
58	MG	14	3007	1/1	0.89	0.48	54,54,54,54	0
58	MG	14	3025	1/1	0.90	0.62	84,84,84,84	0
58	MG	14	3111	1/1	0.90	0.14	81,81,81,81	0
58	MG	13	1655	1/1	0.90	0.46	87,87,87,87	0
58	MG	13	1631	1/1	0.90	0.37	93,93,93,93	0
58	MG	1H	3063	1/1	0.90	0.13	78,78,78,78	0
58	MG	13	1702	1/1	0.90	0.27	98,98,98,98	0
58	MG	14	3028	1/1	0.90	0.25	69,69,69,69	0
58	MG	1H	3119	1/1	0.90	0.20	69,69,69,69	0
58	MG	14	3325	1/1	0.90	0.14	63,63,63,63	0
58	MG	14	3096	1/1	0.90	0.34	73,73,73,73	0
58	MG	1H	3238	1/1	0.90	0.14	65,65,65,65	0
58	MG	14	3212	1/1	0.90	0.39	70,70,70,70	0
58	MG	14	3312	1/1	0.90	0.54	80,80,80,80	0
58	MG	14	3033	1/1	0.90	0.26	77,77,77,77	0
58	MG	1H	3009	1/1	0.90	0.27	62,62,62,62	0
58	MG	1H	3319	1/1	0.90	0.52	110,110,110,110	0
58	MG	14	3389	1/1	0.90	0.09	102,102,102,102	0
58	MG	45	201	1/1	0.90	0.16	108,108,108,108	0
58	MG	14	3157	1/1	0.90	0.25	57,57,57,57	0
58	MG	14	3149	1/1	0.90	0.54	73,73,73,73	0
58	MG	1G	1639	1/1	0.90	0.51	74,74,74,74	0
58	MG	1G	1661	1/1	0.90	0.23	123,123,123,123	0
58	MG	14	3168	1/1	0.90	0.53	106,106,106,106	0
58	MG	1H	3027	1/1	0.90	0.32	81,81,81,81	0
58	MG	1H	3034	1/1	0.90	0.45	80,80,80,80	0
58	MG	1G	1687	1/1	0.90	0.06	139,139,139,139	0
58	MG	1H	3003	1/1	0.90	0.26	64,64,64,64	0
58	MG	14	3204	1/1	0.90	0.19	77,77,77,77	0
58	MG	14	3200	1/1	0.90	0.46	74,74,74,74	0
58	MG	14	3172	1/1	0.90	0.70	70,70,70,70	0
58	MG	14	3176	1/1	0.90	0.47	79,79,79,79	0
58	MG	1H	3155	1/1	0.90	0.34	74,74,74,74	0

Continued on next page...

Continued from previous page...

Mol	Type	Chain	Res	Atoms	RSCC	RSR	B-factors(\AA^2)	Q<0.9
58	MG	1H	3464	1/1	0.90	0.14	107,107,107,107	0
58	MG	1G	1640	1/1	0.90	0.48	87,87,87,87	0
58	MG	14	3333	1/1	0.90	0.17	74,74,74,74	0
58	MG	1H	3200	1/1	0.90	0.49	81,81,81,81	0
58	MG	1H	3085	1/1	0.90	0.42	63,63,63,63	0
58	MG	1H	3267	1/1	0.90	0.49	73,73,73,73	0
58	MG	1H	3362	1/1	0.90	0.11	53,53,53,53	0
58	MG	14	3035	1/1	0.90	0.22	93,93,93,93	0
58	MG	1H	3039	1/1	0.90	0.32	68,68,68,68	0
58	MG	14	3378	1/1	0.90	0.07	100,100,100,100	0
58	MG	1H	3272	1/1	0.90	0.18	64,64,64,64	0
58	MG	13	1651	1/1	0.90	0.41	88,88,88,88	0
58	MG	14	3249	1/1	0.90	0.24	80,80,80,80	0
58	MG	1H	3088	1/1	0.90	0.34	68,68,68,68	0
58	MG	13	1629	1/1	0.90	0.39	96,96,96,96	0
58	MG	14	3165	1/1	0.90	0.51	77,77,77,77	0
58	MG	1H	3446	1/1	0.90	0.09	84,84,84,84	0
58	MG	1H	3132	1/1	0.90	0.65	85,85,85,85	0
58	MG	1H	3215	1/1	0.90	0.28	63,63,63,63	0
58	MG	1H	3318	1/1	0.90	0.42	79,79,79,79	0
58	MG	14	3115	1/1	0.90	0.40	80,80,80,80	0
58	MG	14	3049	1/1	0.90	0.21	70,70,70,70	0
58	MG	16	207	1/1	0.90	0.07	80,80,80,80	0
58	MG	14	3365	1/1	0.91	0.05	94,94,94,94	0
58	MG	14	3099	1/1	0.91	0.56	87,87,87,87	0
60	ZN	G8	201	1/1	0.91	0.11	149,149,149,149	0
58	MG	14	3178	1/1	0.91	0.50	84,84,84,84	0
58	MG	1H	3118	1/1	0.91	0.84	77,77,77,77	0
58	MG	14	3305	1/1	0.91	0.49	75,75,75,75	0
58	MG	1H	3270	1/1	0.91	0.86	80,80,80,80	0
58	MG	14	3215	1/1	0.91	0.22	72,72,72,72	0
58	MG	1H	3220	1/1	0.91	0.27	82,82,82,82	0
58	MG	13	1720	1/1	0.91	0.10	90,90,90,90	0
58	MG	14	3352	1/1	0.91	0.07	97,97,97,97	0
58	MG	14	3397	1/1	0.91	0.50	73,73,73,73	0
58	MG	13	1710	1/1	0.91	0.09	97,97,97,97	0
58	MG	1H	3265	1/1	0.91	0.40	78,78,78,78	0
58	MG	1H	3100	1/1	0.91	0.24	61,61,61,61	0
58	MG	1H	3204	1/1	0.91	0.42	69,69,69,69	0
58	MG	1H	3162	1/1	0.91	0.39	88,88,88,88	0
58	MG	14	3148	1/1	0.91	0.31	77,77,77,77	0
58	MG	14	3239	1/1	0.91	0.17	80,80,80,80	0

Continued on next page...

Continued from previous page...

Mol	Type	Chain	Res	Atoms	RSCC	RSR	B-factors(\AA^2)	Q<0.9
58	MG	J8	101	1/1	0.91	0.19	66,66,66,66	0
58	MG	1G	1602	1/1	0.91	0.42	79,79,79,79	0
58	MG	14	3241	1/1	0.91	0.35	56,56,56,56	0
58	MG	1G	1645	1/1	0.91	0.52	74,74,74,74	0
58	MG	13	1654	1/1	0.91	0.38	74,74,74,74	0
58	MG	1H	3367	1/1	0.91	0.09	71,71,71,71	0
58	MG	13	1657	1/1	0.91	0.28	103,103,103,103	0
58	MG	1H	3095	1/1	0.91	0.33	65,65,65,65	0
58	MG	1G	1674	1/1	0.91	0.44	102,102,102,102	0
58	MG	14	3279	1/1	0.91	0.09	104,104,104,104	0
58	MG	14	3217	1/1	0.91	0.43	83,83,83,83	0
58	MG	14	3223	1/1	0.91	0.35	86,86,86,86	0
58	MG	14	3031	1/1	0.91	0.42	68,68,68,68	0
58	MG	1H	3002	1/1	0.91	0.25	38,38,38,38	0
58	MG	14	3242	1/1	0.91	0.52	67,67,67,67	0
58	MG	14	3384	1/1	0.91	0.14	83,83,83,83	0
58	MG	1H	3104	1/1	0.91	0.58	69,69,69,69	0
58	MG	13	1731	1/1	0.91	0.14	84,84,84,84	0
58	MG	13	1627	1/1	0.91	0.55	69,69,69,69	0
58	MG	14	3122	1/1	0.91	0.28	88,88,88,88	0
58	MG	1H	3418	1/1	0.91	0.08	92,92,92,92	0
58	MG	1H	3047	1/1	0.91	0.32	47,47,47,47	0
58	MG	1G	1614	1/1	0.91	0.30	107,107,107,107	0
58	MG	1H	3004	1/1	0.91	0.32	57,57,57,57	0
58	MG	1H	3460	1/1	0.91	0.09	104,104,104,104	0
58	MG	1H	3294	1/1	0.91	0.34	57,57,57,57	0
58	MG	1G	1670	1/1	0.91	0.43	86,86,86,86	0
58	MG	14	3171	1/1	0.91	0.32	99,99,99,99	0
58	MG	14	3056	1/1	0.92	0.34	55,55,55,55	0
58	MG	14	3394	1/1	0.92	0.05	109,109,109,109	0
58	MG	1H	3317	1/1	0.92	0.38	68,68,68,68	0
58	MG	14	3355	1/1	0.92	0.10	102,102,102,102	0
58	MG	1H	3078	1/1	0.92	0.51	67,67,67,67	0
58	MG	14	3340	1/1	0.92	0.09	79,79,79,79	0
58	MG	1H	3244	1/1	0.92	0.28	62,62,62,62	0
58	MG	1H	3198	1/1	0.92	0.43	69,69,69,69	0
58	MG	1H	3371	1/1	0.92	0.12	59,59,59,59	0
58	MG	1G	1632	1/1	0.92	0.43	75,75,75,75	0
58	MG	14	3240	1/1	0.92	0.21	83,83,83,83	0
58	MG	1H	3038	1/1	0.92	0.34	92,92,92,92	0
58	MG	1H	3214	1/1	0.92	0.63	76,76,76,76	0
58	MG	1H	3161	1/1	0.92	0.30	84,84,84,84	0

Continued on next page...

Continued from previous page...

Mol	Type	Chain	Res	Atoms	RSCC	RSR	B-factors(\AA^2)	Q<0.9
58	MG	14	3086	1/1	0.92	0.43	83,83,83,83	0
58	MG	1H	3177	1/1	0.92	0.23	74,74,74,74	0
58	MG	13	1623	1/1	0.92	0.23	108,108,108,108	0
58	MG	14	3374	1/1	0.92	0.07	76,76,76,76	0
58	MG	13	1636	1/1	0.92	0.28	64,64,64,64	0
58	MG	13	1729	1/1	0.92	0.07	113,113,113,113	0
58	MG	1H	3387	1/1	0.92	0.07	80,80,80,80	0
58	MG	1H	3304	1/1	0.92	0.33	86,86,86,86	0
58	MG	14	3119	1/1	0.92	0.37	62,62,62,62	0
58	MG	14	3233	1/1	0.92	0.15	86,86,86,86	0
58	MG	14	3267	1/1	0.92	0.25	92,92,92,92	0
58	MG	1G	1629	1/1	0.92	0.63	104,104,104,104	0
58	MG	14	3362	1/1	0.92	0.12	77,77,77,77	0
58	MG	1G	1673	1/1	0.92	0.33	93,93,93,93	0
58	MG	1H	3105	1/1	0.92	0.33	66,66,66,66	0
58	MG	14	3314	1/1	0.92	0.32	94,94,94,94	0
58	MG	1H	3044	1/1	0.92	0.27	82,82,82,82	0
58	MG	1G	1655	1/1	0.92	0.25	100,100,100,100	0
58	MG	1H	3166	1/1	0.92	0.27	71,71,71,71	0
58	MG	14	3175	1/1	0.92	0.16	92,92,92,92	0
58	MG	1H	3028	1/1	0.92	0.28	68,68,68,68	0
58	MG	45	202	1/1	0.92	0.41	72,72,72,72	0
58	MG	1H	3355	1/1	0.92	0.20	48,48,48,48	0
58	MG	13	1625	1/1	0.92	0.33	86,86,86,86	0
58	MG	1H	3273	1/1	0.92	0.22	68,68,68,68	0
58	MG	1H	3239	1/1	0.92	0.21	75,75,75,75	0
58	MG	1H	3392	1/1	0.92	0.11	68,68,68,68	0
58	MG	1G	1656	1/1	0.92	0.41	78,78,78,78	0
58	MG	1G	1653	1/1	0.92	0.15	97,97,97,97	0
58	MG	13	1626	1/1	0.92	0.37	69,69,69,69	0
58	MG	16	201	1/1	0.92	0.11	85,85,85,85	0
58	MG	14	3047	1/1	0.92	0.18	74,74,74,74	0
58	MG	14	3343	1/1	0.92	0.08	82,82,82,82	0
58	MG	1G	1681	1/1	0.92	0.10	78,78,78,78	0
58	MG	14	3347	1/1	0.92	0.06	108,108,108,108	0
58	MG	14	3076	1/1	0.92	0.34	62,62,62,62	0
58	MG	1H	3149	1/1	0.92	0.34	60,60,60,60	0
58	MG	1H	3150	1/1	0.92	0.23	72,72,72,72	0
58	MG	14	3381	1/1	0.92	0.14	81,81,81,81	0
58	MG	14	3141	1/1	0.93	0.21	93,93,93,93	0
58	MG	1H	3456	1/1	0.93	0.07	97,97,97,97	0
58	MG	1H	3211	1/1	0.93	0.24	83,83,83,83	0

Continued on next page...

Continued from previous page...

Mol	Type	Chain	Res	Atoms	RSCC	RSR	B-factors(\AA^2)	Q<0.9
58	MG	1H	3116	1/1	0.93	0.44	55,55,55,55	0
58	MG	1H	3012	1/1	0.93	0.80	83,83,83,83	0
58	MG	1H	3225	1/1	0.93	0.35	78,78,78,78	0
58	MG	1G	1644	1/1	0.93	0.67	92,92,92,92	0
58	MG	1G	1658	1/1	0.93	0.23	92,92,92,92	0
58	MG	14	3162	1/1	0.93	0.54	70,70,70,70	0
58	MG	1H	3407	1/1	0.93	0.12	116,116,116,116	0
58	MG	14	3106	1/1	0.93	0.40	61,61,61,61	0
58	MG	1G	1676	1/1	0.93	0.11	90,90,90,90	0
58	MG	1H	3343	1/1	0.93	0.15	54,54,54,54	0
58	MG	14	3216	1/1	0.93	0.31	77,77,77,77	0
58	MG	13	1725	1/1	0.93	0.08	94,94,94,94	0
58	MG	1H	3447	1/1	0.93	0.04	86,86,86,86	0
58	MG	14	3289	1/1	0.93	0.76	83,83,83,83	0
58	MG	1H	3172	1/1	0.93	0.41	87,87,87,87	0
58	MG	14	3208	1/1	0.93	0.15	91,91,91,91	0
58	MG	13	1713	1/1	0.93	0.05	101,101,101,101	0
58	MG	1H	3410	1/1	0.93	0.10	58,58,58,58	0
58	MG	1H	3466	1/1	0.93	0.30	56,56,56,56	0
58	MG	1H	3261	1/1	0.93	0.19	69,69,69,69	0
58	MG	14	3105	1/1	0.93	0.31	67,67,67,67	0
58	MG	14	3142	1/1	0.93	0.41	76,76,76,76	0
58	MG	13	1660	1/1	0.93	0.24	103,103,103,103	0
58	MG	14	3166	1/1	0.93	0.21	60,60,60,60	0
58	MG	13	1645	1/1	0.93	0.42	64,64,64,64	0
58	MG	1H	3064	1/1	0.93	0.32	65,65,65,65	0
58	MG	1H	3370	1/1	0.93	0.16	71,71,71,71	0
58	MG	13	1665	1/1	0.93	0.09	82,82,82,82	0
58	MG	13	1693	1/1	0.93	0.21	55,55,55,55	0
58	MG	1H	3243	1/1	0.93	0.50	65,65,65,65	0
58	MG	1G	1688	1/1	0.93	0.07	138,138,138,138	0
58	MG	1H	3145	1/1	0.93	0.14	73,73,73,73	0
58	MG	1H	3056	1/1	0.93	0.50	56,56,56,56	0
58	MG	1H	3127	1/1	0.93	0.14	59,59,59,59	0
58	MG	13	1607	1/1	0.93	0.19	116,116,116,116	0
58	MG	13	1724	1/1	0.93	0.09	102,102,102,102	0
58	MG	14	3077	1/1	0.93	0.45	68,68,68,68	0
58	MG	14	3383	1/1	0.93	0.12	86,86,86,86	0
58	MG	1H	3050	1/1	0.93	0.39	60,60,60,60	0
58	MG	1G	1660	1/1	0.93	0.45	85,85,85,85	0
58	MG	14	3156	1/1	0.93	0.61	63,63,63,63	0
58	MG	14	3219	1/1	0.93	0.31	48,48,48,48	0

Continued on next page...

Continued from previous page...

Mol	Type	Chain	Res	Atoms	RSCC	RSR	B-factors(\AA^2)	Q<0.9
58	MG	14	3164	1/1	0.93	0.79	74,74,74,74	0
58	MG	1H	3274	1/1	0.93	0.18	59,59,59,59	0
58	MG	14	3054	1/1	0.93	0.37	70,70,70,70	0
58	MG	1H	3107	1/1	0.93	0.28	71,71,71,71	0
58	MG	14	3326	1/1	0.93	0.09	90,90,90,90	0
58	MG	14	3387	1/1	0.93	0.10	96,96,96,96	0
58	MG	1H	3111	1/1	0.93	0.53	74,74,74,74	0
58	MG	1H	3311	1/1	0.93	0.29	75,75,75,75	0
58	MG	1H	3070	1/1	0.93	0.47	58,58,58,58	0
58	MG	1H	3395	1/1	0.93	0.07	77,77,77,77	0
58	MG	13	1726	1/1	0.93	0.05	126,126,126,126	0
58	MG	14	3276	1/1	0.93	0.37	92,92,92,92	0
58	MG	1H	3040	1/1	0.93	0.44	70,70,70,70	0
58	MG	14	3396	1/1	0.93	0.06	108,108,108,108	0
58	MG	14	3225	1/1	0.93	0.41	82,82,82,82	0
58	MG	1G	1651	1/1	0.93	0.20	104,104,104,104	0
58	MG	1H	3014	1/1	0.94	0.33	70,70,70,70	0
58	MG	13	1664	1/1	0.94	0.12	89,89,89,89	0
58	MG	14	3198	1/1	0.94	0.18	107,107,107,107	0
58	MG	14	3057	1/1	0.94	0.27	101,101,101,101	0
58	MG	1G	1652	1/1	0.94	0.54	71,71,71,71	0
58	MG	14	3053	1/1	0.94	0.23	61,61,61,61	0
58	MG	1H	3379	1/1	0.94	0.11	73,73,73,73	0
58	MG	14	3020	1/1	0.94	0.47	75,75,75,75	0
58	MG	1H	3431	1/1	0.94	0.13	70,70,70,70	0
58	MG	13	1601	1/1	0.94	0.34	68,68,68,68	0
58	MG	14	3082	1/1	0.94	0.47	61,61,61,61	0
58	MG	1G	1624	1/1	0.94	0.62	65,65,65,65	0
58	MG	1H	3451	1/1	0.94	0.13	114,114,114,114	0
58	MG	1H	3415	1/1	0.94	0.06	73,73,73,73	0
58	MG	1H	3112	1/1	0.94	0.41	56,56,56,56	0
58	MG	13	1676	1/1	0.94	0.51	76,76,76,76	0
58	MG	1H	3393	1/1	0.94	0.20	54,54,54,54	0
58	MG	1H	3421	1/1	0.94	0.06	64,64,64,64	0
58	MG	1H	3181	1/1	0.94	0.25	61,61,61,61	0
58	MG	1H	3299	1/1	0.94	0.17	74,74,74,74	0
58	MG	14	3132	1/1	0.94	0.27	68,68,68,68	0
58	MG	14	3002	1/1	0.94	0.37	57,57,57,57	0
58	MG	1H	3110	1/1	0.94	0.51	55,55,55,55	0
58	MG	1H	3055	1/1	0.94	0.34	49,49,49,49	0
58	MG	1G	1607	1/1	0.94	0.34	73,73,73,73	0
58	MG	1H	3189	1/1	0.94	0.57	67,67,67,67	0

Continued on next page...

Continued from previous page...

Mol	Type	Chain	Res	Atoms	RSCC	RSR	B-factors(\AA^2)	Q<0.9
58	MG	14	3014	1/1	0.94	0.47	57,57,57,57	0
58	MG	14	3112	1/1	0.94	0.48	65,65,65,65	0
58	MG	1H	3098	1/1	0.94	0.24	53,53,53,53	0
58	MG	14	3063	1/1	0.94	0.28	58,58,58,58	0
58	MG	1H	3117	1/1	0.94	0.23	48,48,48,48	0
58	MG	1H	3436	1/1	0.94	0.17	73,73,73,73	0
58	MG	14	3350	1/1	0.94	0.11	85,85,85,85	0
58	MG	1H	3420	1/1	0.94	0.06	92,92,92,92	0
58	MG	13	1663	1/1	0.94	0.26	82,82,82,82	0
58	MG	1H	3240	1/1	0.94	0.30	74,74,74,74	0
58	MG	14	3003	1/1	0.94	0.24	62,62,62,62	0
58	MG	1H	3266	1/1	0.94	0.25	81,81,81,81	0
58	MG	1H	3208	1/1	0.94	0.51	88,88,88,88	0
58	MG	1H	3165	1/1	0.94	0.52	78,78,78,78	0
58	MG	1H	3073	1/1	0.94	0.50	81,81,81,81	0
58	MG	14	3315	1/1	0.94	1.07	93,93,93,93	0
58	MG	1G	1626	1/1	0.94	0.29	82,82,82,82	0
58	MG	13	1719	1/1	0.94	0.13	71,71,71,71	0
58	MG	1H	3443	1/1	0.94	0.19	76,76,76,76	0
58	MG	14	3322	1/1	0.94	0.22	65,65,65,65	0
58	MG	13	1712	1/1	0.94	0.12	83,83,83,83	0
58	MG	14	3069	1/1	0.94	0.38	70,70,70,70	0
58	MG	1H	3275	1/1	0.94	0.37	75,75,75,75	0
58	MG	13	1640	1/1	0.94	0.35	74,74,74,74	0
58	MG	14	3348	1/1	0.94	0.17	70,70,70,70	0
58	MG	1H	3017	1/1	0.94	0.44	71,71,71,71	0
58	MG	1H	3065	1/1	0.94	0.35	61,61,61,61	0
58	MG	13	1683	1/1	0.94	0.23	94,94,94,94	0
58	MG	14	3114	1/1	0.94	0.42	58,58,58,58	0
58	MG	1H	3037	1/1	0.94	0.46	121,121,121,121	0
58	MG	1H	3115	1/1	0.94	0.26	43,43,43,43	0
58	MG	14	3323	1/1	0.94	0.14	64,64,64,64	0
58	MG	14	3189	1/1	0.94	0.33	82,82,82,82	0
58	MG	1H	3300	1/1	0.94	0.42	87,87,87,87	0
58	MG	14	3151	1/1	0.94	0.77	79,79,79,79	0
58	MG	1H	3091	1/1	0.94	0.46	65,65,65,65	0
58	MG	1H	3458	1/1	0.94	0.07	73,73,73,73	0
58	MG	1H	3449	1/1	0.94	0.12	106,106,106,106	0
58	MG	1H	3361	1/1	0.94	0.13	63,63,63,63	0
58	MG	14	3159	1/1	0.94	0.47	63,63,63,63	0
58	MG	1H	3461	1/1	0.94	0.04	92,92,92,92	0
58	MG	1H	3106	1/1	0.94	0.41	63,63,63,63	0

Continued on next page...

Continued from previous page...

Mol	Type	Chain	Res	Atoms	RSCC	RSR	B-factors(\AA^2)	Q<0.9
58	MG	14	3136	1/1	0.94	0.17	62,62,62,62	0
58	MG	1G	1612	1/1	0.94	0.36	81,81,81,81	0
58	MG	1G	1611	1/1	0.94	0.38	104,104,104,104	0
58	MG	14	3385	1/1	0.94	0.07	116,116,116,116	0
58	MG	1H	3123	1/1	0.94	0.39	69,69,69,69	0
58	MG	1H	3381	1/1	0.94	0.14	63,63,63,63	0
58	MG	1H	3229	1/1	0.94	0.27	48,48,48,48	0
58	MG	13	1619	1/1	0.94	0.13	91,91,91,91	0
58	MG	14	3390	1/1	0.94	0.10	89,89,89,89	0
58	MG	1H	3061	1/1	0.94	0.30	48,48,48,48	0
58	MG	1H	3023	1/1	0.94	0.46	56,56,56,56	0
58	MG	1H	3146	1/1	0.94	0.39	72,72,72,72	0
58	MG	1H	3223	1/1	0.95	0.52	78,78,78,78	0
58	MG	1H	3250	1/1	0.95	0.27	74,74,74,74	0
58	MG	13	1643	1/1	0.95	0.11	99,99,99,99	0
58	MG	14	3016	1/1	0.95	0.40	61,61,61,61	0
58	MG	1H	3236	1/1	0.95	0.18	99,99,99,99	0
58	MG	14	3121	1/1	0.95	0.48	78,78,78,78	0
58	MG	14	3124	1/1	0.95	0.40	54,54,54,54	0
58	MG	1H	3005	1/1	0.95	0.34	54,54,54,54	0
58	MG	1H	3218	1/1	0.95	0.25	56,56,56,56	0
58	MG	13	1616	1/1	0.95	0.04	88,88,88,88	0
58	MG	1H	3048	1/1	0.95	0.30	56,56,56,56	0
58	MG	14	3051	1/1	0.95	0.11	81,81,81,81	0
58	MG	13	1673	1/1	0.95	0.53	70,70,70,70	0
58	MG	14	3066	1/1	0.95	0.41	62,62,62,62	0
58	MG	1H	3394	1/1	0.95	0.20	53,53,53,53	0
58	MG	14	3380	1/1	0.95	0.10	96,96,96,96	0
58	MG	1H	3058	1/1	0.95	0.43	46,46,46,46	0
58	MG	14	3371	1/1	0.95	0.12	53,53,53,53	0
58	MG	1H	3153	1/1	0.95	0.20	62,62,62,62	0
58	MG	14	3133	1/1	0.95	0.19	107,107,107,107	0
58	MG	14	3110	1/1	0.95	0.37	57,57,57,57	0
58	MG	1H	3235	1/1	0.95	0.16	53,53,53,53	0
58	MG	1H	3113	1/1	0.95	0.44	51,51,51,51	0
58	MG	14	3336	1/1	0.95	0.17	62,62,62,62	0
60	ZN	C5	201	1/1	0.95	0.07	165,165,165,165	0
58	MG	14	3351	1/1	0.95	0.12	85,85,85,85	0
58	MG	13	1671	1/1	0.95	0.31	87,87,87,87	0
58	MG	14	3094	1/1	0.95	0.64	60,60,60,60	0
58	MG	1H	3237	1/1	0.95	0.28	84,84,84,84	0
58	MG	14	3358	1/1	0.95	0.09	91,91,91,91	0

Continued on next page...

Continued from previous page...

Mol	Type	Chain	Res	Atoms	RSCC	RSR	B-factors(\AA^2)	Q<0.9
58	MG	1H	3428	1/1	0.95	0.19	51,51,51,51	0
58	MG	1H	3357	1/1	0.95	0.23	71,71,71,71	0
58	MG	14	3095	1/1	0.95	0.41	71,71,71,71	0
58	MG	1H	3377	1/1	0.95	0.13	70,70,70,70	0
58	MG	1H	3375	1/1	0.95	0.29	60,60,60,60	0
58	MG	1H	3192	1/1	0.95	0.23	80,80,80,80	0
58	MG	1H	3455	1/1	0.95	0.08	59,59,59,59	0
58	MG	14	3317	1/1	0.95	0.70	89,89,89,89	0
58	MG	1H	3084	1/1	0.95	0.20	94,94,94,94	0
58	MG	1H	3346	1/1	0.95	0.14	45,45,45,45	0
58	MG	1H	3432	1/1	0.95	0.11	50,50,50,50	0
58	MG	14	3137	1/1	0.95	0.09	57,57,57,57	0
58	MG	13	1628	1/1	0.95	0.41	65,65,65,65	0
58	MG	14	3388	1/1	0.95	0.10	68,68,68,68	0
58	MG	1H	3345	1/1	0.95	0.18	61,61,61,61	0
58	MG	14	3338	1/1	0.95	0.23	60,60,60,60	0
58	MG	1H	3049	1/1	0.95	0.50	52,52,52,52	0
58	MG	1H	3256	1/1	0.95	0.17	61,61,61,61	0
58	MG	14	3346	1/1	0.95	0.09	85,85,85,85	0
58	MG	14	3173	1/1	0.95	0.30	66,66,66,66	0
58	MG	14	3134	1/1	0.95	0.28	74,74,74,74	0
58	MG	16	208	1/1	0.95	0.16	86,86,86,86	0
58	MG	1H	3230	1/1	0.95	0.41	43,43,43,43	0
58	MG	14	3158	1/1	0.95	0.42	75,75,75,75	0
58	MG	1H	3444	1/1	0.95	0.16	69,69,69,69	0
58	MG	13	1633	1/1	0.95	0.63	62,62,62,62	0
58	MG	1G	1675	1/1	0.95	0.33	91,91,91,91	0
58	MG	14	3087	1/1	0.95	0.35	40,40,40,40	0
58	MG	14	3319	1/1	0.95	0.10	59,59,59,59	0
58	MG	14	3174	1/1	0.95	0.27	101,101,101,101	0
58	MG	1H	3310	1/1	0.95	0.17	75,75,75,75	0
58	MG	1H	3007	1/1	0.95	0.34	54,54,54,54	0
58	MG	1H	3011	1/1	0.95	0.38	51,51,51,51	0
58	MG	1H	3434	1/1	0.96	0.08	51,51,51,51	0
58	MG	14	3214	1/1	0.96	0.34	88,88,88,88	0
58	MG	1G	1610	1/1	0.96	0.31	98,98,98,98	0
58	MG	1H	3442	1/1	0.96	0.08	69,69,69,69	0
58	MG	14	3321	1/1	0.96	0.09	78,78,78,78	0
58	MG	1H	3354	1/1	0.96	0.13	49,49,49,49	0
58	MG	I8	103	1/1	0.96	0.04	73,73,73,73	0
58	MG	14	3366	1/1	0.96	0.04	86,86,86,86	0
58	MG	1H	3454	1/1	0.96	0.07	96,96,96,96	0

Continued on next page...

Continued from previous page...

Mol	Type	Chain	Res	Atoms	RSCC	RSR	B-factors(\AA^2)	Q<0.9
58	MG	14	3376	1/1	0.96	0.07	94,94,94,94	0
58	MG	14	3078	1/1	0.96	0.38	64,64,64,64	0
58	MG	14	3206	1/1	0.96	0.09	80,80,80,80	0
58	MG	14	3377	1/1	0.96	0.20	52,52,52,52	0
58	MG	1G	1605	1/1	0.96	0.38	101,101,101,101	0
58	MG	1H	3129	1/1	0.96	0.52	85,85,85,85	0
58	MG	13	1711	1/1	0.96	0.11	97,97,97,97	0
58	MG	14	3039	1/1	0.96	0.23	50,50,50,50	0
58	MG	1H	3397	1/1	0.96	0.07	71,71,71,71	0
58	MG	1H	3067	1/1	0.96	0.32	55,55,55,55	0
58	MG	1H	3121	1/1	0.96	0.38	62,62,62,62	0
58	MG	13	1618	1/1	0.96	0.36	80,80,80,80	0
58	MG	1H	3081	1/1	0.96	0.39	87,87,87,87	0
58	MG	14	3015	1/1	0.96	0.44	49,49,49,49	0
58	MG	1G	1625	1/1	0.96	0.32	93,93,93,93	0
58	MG	1H	3212	1/1	0.96	0.43	76,76,76,76	0
58	MG	13	1723	1/1	0.96	0.10	87,87,87,87	0
58	MG	1G	1627	1/1	0.96	0.22	94,94,94,94	0
58	MG	1H	3423	1/1	0.96	0.10	66,66,66,66	0
58	MG	1H	3399	1/1	0.96	0.15	62,62,62,62	0
58	MG	14	3382	1/1	0.96	0.07	87,87,87,87	0
58	MG	1H	3174	1/1	0.96	0.36	88,88,88,88	0
58	MG	14	3330	1/1	0.96	0.14	77,77,77,77	0
58	MG	1H	3430	1/1	0.96	0.17	49,49,49,49	0
58	MG	13	1727	1/1	0.96	0.08	112,112,112,112	0
58	MG	14	3360	1/1	0.96	0.06	83,83,83,83	0
58	MG	14	3235	1/1	0.96	0.66	72,72,72,72	0
58	MG	14	3167	1/1	0.96	0.29	87,87,87,87	0
58	MG	13	1722	1/1	0.96	0.08	103,103,103,103	0
58	MG	1H	3433	1/1	0.96	0.17	87,87,87,87	0
58	MG	13	1730	1/1	0.96	0.17	86,86,86,86	0
58	MG	1H	3046	1/1	0.96	0.32	47,47,47,47	0
58	MG	13	1666	1/1	0.96	0.13	78,78,78,78	0
58	MG	14	3328	1/1	0.96	0.06	74,74,74,74	0
58	MG	1H	3412	1/1	0.96	0.10	78,78,78,78	0
58	MG	13	1714	1/1	0.96	0.10	73,73,73,73	0
58	MG	13	1649	1/1	0.96	0.37	72,72,72,72	0
58	MG	1G	1617	1/1	0.96	0.14	135,135,135,135	0
58	MG	13	1690	1/1	0.96	0.13	74,74,74,74	0
58	MG	21	301	1/1	0.96	0.38	54,54,54,54	0
58	MG	1H	3389	1/1	0.96	0.10	38,38,38,38	0
58	MG	14	3369	1/1	0.96	0.12	59,59,59,59	0

Continued on next page...

Continued from previous page...

Mol	Type	Chain	Res	Atoms	RSCC	RSR	B-factors(\AA^2)	Q<0.9
58	MG	13	1658	1/1	0.96	0.24	83,83,83,83	0
58	MG	1H	3231	1/1	0.96	0.20	58,58,58,58	0
58	MG	14	3120	1/1	0.96	0.38	82,82,82,82	0
58	MG	1H	3405	1/1	0.96	0.09	63,63,63,63	0
58	MG	14	3008	1/1	0.96	0.36	65,65,65,65	0
58	MG	1H	3082	1/1	0.96	0.26	78,78,78,78	0
58	MG	1G	1683	1/1	0.96	0.13	89,89,89,89	0
58	MG	14	3083	1/1	0.96	0.63	72,72,72,72	0
58	MG	13	1610	1/1	0.96	0.25	80,80,80,80	0
58	MG	14	3213	1/1	0.96	0.36	64,64,64,64	0
58	MG	1H	3295	1/1	0.96	0.46	93,93,93,93	0
58	MG	1H	3406	1/1	0.96	0.07	76,76,76,76	0
58	MG	13	1615	1/1	0.96	0.40	77,77,77,77	0
58	MG	1H	3183	1/1	0.96	0.52	67,67,67,67	0
58	MG	1H	3382	1/1	0.96	0.06	77,77,77,77	0
58	MG	14	3101	1/1	0.96	0.43	64,64,64,64	0
58	MG	14	3093	1/1	0.96	0.42	42,42,42,42	0
58	MG	1H	3391	1/1	0.96	0.09	61,61,61,61	0
58	MG	1H	3114	1/1	0.96	0.54	74,74,74,74	0
58	MG	13	1612	1/1	0.96	0.33	63,63,63,63	0
58	MG	1H	3120	1/1	0.96	0.34	74,74,74,74	0
58	MG	2K	101	1/1	0.96	0.36	68,68,68,68	0
58	MG	14	3349	1/1	0.96	0.15	83,83,83,83	0
58	MG	1H	3090	1/1	0.96	0.36	71,71,71,71	0
58	MG	1H	3025	1/1	0.96	0.40	64,64,64,64	0
58	MG	14	3368	1/1	0.96	0.21	62,62,62,62	0
58	MG	13	1614	1/1	0.96	0.20	78,78,78,78	0
58	MG	14	3123	1/1	0.96	0.30	64,64,64,64	0
58	MG	1H	3429	1/1	0.96	0.12	71,71,71,71	0
58	MG	1H	3312	1/1	0.96	0.24	67,67,67,67	0
58	MG	1H	3260	1/1	0.96	0.37	72,72,72,72	0
58	MG	14	3209	1/1	0.96	0.24	66,66,66,66	0
58	MG	13	1613	1/1	0.97	0.22	81,81,81,81	0
58	MG	14	3270	1/1	0.97	0.30	63,63,63,63	0
58	MG	1H	3358	1/1	0.97	0.14	45,45,45,45	0
58	MG	1H	3163	1/1	0.97	0.35	50,50,50,50	0
58	MG	13	1732	1/1	0.97	0.20	65,65,65,65	0
58	MG	1H	3010	1/1	0.97	0.36	63,63,63,63	0
58	MG	13	1667	1/1	0.97	0.47	71,71,71,71	0
58	MG	13	1642	1/1	0.97	0.27	74,74,74,74	0
58	MG	1H	3356	1/1	0.97	0.17	42,42,42,42	0
58	MG	13	1622	1/1	0.97	0.37	74,74,74,74	0

Continued on next page...

Continued from previous page...

Mol	Type	Chain	Res	Atoms	RSCC	RSR	B-factors(\AA^2)	Q<0.9
58	MG	1G	1682	1/1	0.97	0.13	97,97,97,97	0
58	MG	14	3152	1/1	0.97	0.33	92,92,92,92	0
58	MG	14	3341	1/1	0.97	0.08	68,68,68,68	0
58	MG	1H	3057	1/1	0.97	0.41	66,66,66,66	0
58	MG	14	3367	1/1	0.97	0.09	65,65,65,65	0
58	MG	14	3161	1/1	0.97	0.52	70,70,70,70	0
58	MG	14	3088	1/1	0.97	0.45	52,52,52,52	0
58	MG	14	3070	1/1	0.97	0.51	60,60,60,60	0
58	MG	1G	1621	1/1	0.97	0.12	92,92,92,92	0
58	MG	1H	3404	1/1	0.97	0.13	48,48,48,48	0
58	MG	14	3103	1/1	0.97	0.28	51,51,51,51	0
58	MG	1H	3416	1/1	0.97	0.08	69,69,69,69	0
58	MG	1H	3069	1/1	0.97	0.42	90,90,90,90	0
58	MG	13	1648	1/1	0.97	0.50	95,95,95,95	0
58	MG	14	3210	1/1	0.97	0.17	80,80,80,80	0
58	MG	1G	1601	1/1	0.97	0.29	91,91,91,91	0
58	MG	14	3359	1/1	0.97	0.06	79,79,79,79	0
58	MG	14	3004	1/1	0.97	0.37	67,67,67,67	0
58	MG	1H	3359	1/1	0.97	0.12	59,59,59,59	0
58	MG	14	3098	1/1	0.97	0.17	93,93,93,93	0
58	MG	1H	3448	1/1	0.97	0.08	82,82,82,82	0
58	MG	1H	3408	1/1	0.97	0.12	82,82,82,82	0
58	MG	1H	3384	1/1	0.97	0.06	58,58,58,58	0
58	MG	1H	3133	1/1	0.97	0.34	71,71,71,71	0
58	MG	14	3036	1/1	0.97	0.74	96,96,96,96	0
58	MG	14	3075	1/1	0.97	0.29	68,68,68,68	0
58	MG	1H	3380	1/1	0.97	0.11	59,59,59,59	0
58	MG	1H	3257	1/1	0.97	0.30	70,70,70,70	0
58	MG	1H	3396	1/1	0.97	0.10	78,78,78,78	0
58	MG	1H	3026	1/1	0.97	0.47	56,56,56,56	0
58	MG	1H	3259	1/1	0.97	0.48	79,79,79,79	0
58	MG	14	3062	1/1	0.97	0.17	68,68,68,68	0
58	MG	1H	3086	1/1	0.97	0.37	70,70,70,70	0
58	MG	14	3344	1/1	0.97	0.15	81,81,81,81	0
58	MG	14	3116	1/1	0.97	0.20	64,64,64,64	0
58	MG	14	3038	1/1	0.97	0.33	71,71,71,71	0
58	MG	16	206	1/1	0.97	0.05	73,73,73,73	0
58	MG	13	1701	1/1	0.97	0.14	114,114,114,114	0
58	MG	14	3335	1/1	0.97	0.09	61,61,61,61	0
58	MG	14	3196	1/1	0.97	0.55	75,75,75,75	0
58	MG	1H	3148	1/1	0.97	0.24	50,50,50,50	0
58	MG	14	3072	1/1	0.97	0.22	45,45,45,45	0

Continued on next page...

Continued from previous page...

Mol	Type	Chain	Res	Atoms	RSCC	RSR	B-factors(\AA^2)	Q<0.9
58	MG	1H	3398	1/1	0.97	0.16	66,66,66,66	0
58	MG	1H	3403	1/1	0.97	0.14	76,76,76,76	0
58	MG	13	1635	1/1	0.97	0.52	74,74,74,74	0
58	MG	1H	3068	1/1	0.97	0.28	86,86,86,86	0
58	MG	14	3254	1/1	0.97	0.19	111,111,111,111	0
58	MG	13	1609	1/1	0.97	0.37	75,75,75,75	0
58	MG	1H	3409	1/1	0.97	0.07	85,85,85,85	0
58	MG	1H	3245	1/1	0.97	0.70	62,62,62,62	0
58	MG	1H	3062	1/1	0.97	0.20	64,64,64,64	0
58	MG	14	3065	1/1	0.97	0.32	67,67,67,67	0
58	MG	88	201	1/1	0.97	0.21	81,81,81,81	0
58	MG	14	3370	1/1	0.97	0.10	64,64,64,64	0
58	MG	1H	3462	1/1	0.97	0.04	97,97,97,97	0
58	MG	14	3192	1/1	0.97	0.51	63,63,63,63	0
58	MG	14	3334	1/1	0.97	0.05	64,64,64,64	0
58	MG	1H	3440	1/1	0.97	0.05	58,58,58,58	0
58	MG	1H	3330	1/1	0.97	0.34	102,102,102,102	0
58	MG	14	3006	1/1	0.97	0.63	56,56,56,56	0
58	MG	14	3226	1/1	0.97	0.41	73,73,73,73	0
58	MG	13	1717	1/1	0.97	0.08	92,92,92,92	0
58	MG	1H	3347	1/1	0.97	0.28	51,51,51,51	0
58	MG	13	1718	1/1	0.97	0.04	83,83,83,83	0
58	MG	1G	1685	1/1	0.97	0.09	87,87,87,87	0
58	MG	1H	3103	1/1	0.97	0.28	54,54,54,54	0
58	MG	1H	3030	1/1	0.97	0.22	67,67,67,67	0
58	MG	1H	3075	1/1	0.97	0.48	43,43,43,43	0
58	MG	14	3379	1/1	0.97	0.12	60,60,60,60	0
58	MG	13	1617	1/1	0.97	0.24	83,83,83,83	0
58	MG	14	3064	1/1	0.97	0.19	78,78,78,78	0
58	MG	1G	1690	1/1	0.97	0.16	93,93,93,93	0
58	MG	1G	1642	1/1	0.97	0.48	91,91,91,91	0
58	MG	14	3005	1/1	0.97	0.45	48,48,48,48	0
58	MG	1H	3401	1/1	0.97	0.18	69,69,69,69	0
58	MG	1H	3202	1/1	0.97	0.82	70,70,70,70	0
58	MG	14	3332	1/1	0.97	0.10	53,53,53,53	0
58	MG	14	3318	1/1	0.97	0.24	64,64,64,64	0
58	MG	1H	3450	1/1	0.97	0.10	54,54,54,54	0
58	MG	14	3398	1/1	0.97	0.07	108,108,108,108	0
58	MG	1H	3210	1/1	0.97	0.47	71,71,71,71	0
58	MG	13	1684	1/1	0.97	0.14	128,128,128,128	0
58	MG	1H	3195	1/1	0.97	0.50	62,62,62,62	0
58	MG	1H	3465	1/1	0.97	0.15	71,71,71,71	0

Continued on next page...

Continued from previous page...

Mol	Type	Chain	Res	Atoms	RSCC	RSR	B-factors(\AA^2)	Q<0.9
58	MG	14	3001	1/1	0.97	0.16	46,46,46,46	0
58	MG	1H	3350	1/1	0.97	0.12	48,48,48,48	0
58	MG	14	3048	1/1	0.98	0.29	90,90,90,90	0
58	MG	1H	3074	1/1	0.98	0.29	64,64,64,64	0
58	MG	14	3356	1/1	0.98	0.17	58,58,58,58	0
58	MG	1H	3076	1/1	0.98	0.41	65,65,65,65	0
59	SF4	3E	301	8/8	0.98	0.17	86,99,103,105	0
58	MG	1H	3124	1/1	0.98	0.36	46,46,46,46	0
58	MG	1H	3191	1/1	0.98	0.50	90,90,90,90	0
58	MG	1H	3143	1/1	0.98	0.14	56,56,56,56	0
58	MG	1H	3344	1/1	0.98	0.13	58,58,58,58	0
58	MG	14	3043	1/1	0.98	0.38	57,57,57,57	0
58	MG	14	3375	1/1	0.98	0.07	97,97,97,97	0
58	MG	13	1716	1/1	0.98	0.07	76,76,76,76	0
58	MG	14	3145	1/1	0.98	0.32	65,65,65,65	0
58	MG	1H	3369	1/1	0.98	0.18	49,49,49,49	0
58	MG	1H	3052	1/1	0.98	0.33	53,53,53,53	0
58	MG	1H	3437	1/1	0.98	0.09	58,58,58,58	0
58	MG	14	3081	1/1	0.98	0.32	76,76,76,76	0
58	MG	14	3011	1/1	0.98	0.59	48,48,48,48	0
58	MG	13	1611	1/1	0.98	0.24	72,72,72,72	0
58	MG	14	3373	1/1	0.98	0.19	61,61,61,61	0
58	MG	13	1602	1/1	0.98	0.28	86,86,86,86	0
58	MG	1H	3102	1/1	0.98	0.39	35,35,35,35	0
58	MG	1H	3006	1/1	0.98	0.36	46,46,46,46	0
58	MG	13	1674	1/1	0.98	0.09	91,91,91,91	0
58	MG	1H	3169	1/1	0.98	0.21	85,85,85,85	0
58	MG	1H	3365	1/1	0.98	0.14	74,74,74,74	0
58	MG	14	3113	1/1	0.98	0.41	73,73,73,73	0
58	MG	1H	3390	1/1	0.98	0.09	50,50,50,50	0
58	MG	14	3207	1/1	0.98	0.37	80,80,80,80	0
58	MG	14	3218	1/1	0.98	0.56	62,62,62,62	0
58	MG	1H	3425	1/1	0.98	0.12	63,63,63,63	0
58	MG	14	3327	1/1	0.98	0.16	59,59,59,59	0
58	MG	1H	3109	1/1	0.98	0.30	47,47,47,47	0
58	MG	1H	3453	1/1	0.98	0.10	84,84,84,84	0
58	MG	1H	3289	1/1	0.98	0.17	49,49,49,49	0
58	MG	14	3337	1/1	0.98	0.06	66,66,66,66	0
58	MG	14	3046	1/1	0.98	0.28	66,66,66,66	0
58	MG	14	3050	1/1	0.98	0.51	59,59,59,59	0
58	MG	29	303	1/1	0.98	0.40	52,52,52,52	0
58	MG	14	3139	1/1	0.98	0.34	99,99,99,99	0

Continued on next page...

Continued from previous page...

Mol	Type	Chain	Res	Atoms	RSCC	RSR	B-factors(\AA^2)	Q<0.9
58	MG	14	3361	1/1	0.98	0.15	64,64,64,64	0
58	MG	1H	3060	1/1	0.98	0.40	61,61,61,61	0
58	MG	1H	3349	1/1	0.98	0.18	64,64,64,64	0
60	ZN	5A	101	1/1	0.98	0.08	142,142,142,142	0
58	MG	14	3102	1/1	0.98	0.26	61,61,61,61	0
58	MG	1H	3134	1/1	0.98	0.08	69,69,69,69	0
58	MG	1H	3385	1/1	0.98	0.20	47,47,47,47	0
58	MG	1G	1669	1/1	0.98	0.36	107,107,107,107	0
58	MG	14	3092	1/1	0.98	0.32	76,76,76,76	0
58	MG	1H	3402	1/1	0.98	0.15	51,51,51,51	0
58	MG	1H	3255	1/1	0.98	0.39	73,73,73,73	0
58	MG	1H	3427	1/1	0.98	0.07	72,72,72,72	0
58	MG	1H	3348	1/1	0.98	0.19	50,50,50,50	0
58	MG	14	3071	1/1	0.98	0.58	68,68,68,68	0
58	MG	1H	3400	1/1	0.98	0.11	72,72,72,72	0
58	MG	14	3202	1/1	0.98	0.31	63,63,63,63	0
58	MG	1H	3366	1/1	0.98	0.14	76,76,76,76	0
58	MG	1H	3093	1/1	0.98	0.36	72,72,72,72	0
58	MG	1H	3001	1/1	0.98	0.32	43,43,43,43	0
58	MG	1H	3360	1/1	0.98	0.10	61,61,61,61	0
58	MG	14	3127	1/1	0.98	0.27	69,69,69,69	0
58	MG	14	3342	1/1	0.98	0.07	80,80,80,80	0
58	MG	14	3040	1/1	0.98	0.35	59,59,59,59	0
58	MG	14	3372	1/1	0.98	0.09	70,70,70,70	0
58	MG	1H	3008	1/1	0.98	0.26	81,81,81,81	0
58	MG	14	3130	1/1	0.98	0.53	86,86,86,86	0
58	MG	1H	3241	1/1	0.98	0.35	66,66,66,66	0
58	MG	1H	3339	1/1	0.98	0.43	48,48,48,48	0
58	MG	1H	3424	1/1	0.98	0.10	48,48,48,48	0
58	MG	1H	3013	1/1	0.98	0.29	82,82,82,82	0
58	MG	1H	3386	1/1	0.98	0.11	57,57,57,57	0
58	MG	14	3009	1/1	0.98	0.46	52,52,52,52	0
58	MG	1H	3373	1/1	0.98	0.12	51,51,51,51	0
58	MG	14	3041	1/1	0.98	0.35	54,54,54,54	0
58	MG	1H	3374	1/1	0.98	0.16	53,53,53,53	0
58	MG	1H	3029	1/1	0.98	0.35	42,42,42,42	0
58	MG	14	3044	1/1	0.98	0.51	64,64,64,64	0
58	MG	14	3010	1/1	0.98	0.48	41,41,41,41	0
58	MG	14	3079	1/1	0.98	0.46	70,70,70,70	0
58	MG	1H	3051	1/1	0.98	0.35	45,45,45,45	0
58	MG	14	3331	1/1	0.98	0.14	63,63,63,63	0
58	MG	1H	3077	1/1	0.98	0.23	60,60,60,60	0

Continued on next page...

Continued from previous page...

Mol	Type	Chain	Res	Atoms	RSCC	RSR	B-factors(\AA^2)	Q<0.9
58	MG	13	1721	1/1	0.98	0.12	66,66,66,66	0
58	MG	1G	1623	1/1	0.99	0.50	62,62,62,62	0
58	MG	14	3339	1/1	0.99	0.11	82,82,82,82	0
58	MG	1H	3053	1/1	0.99	0.34	50,50,50,50	0
60	ZN	5I	101	1/1	0.99	0.13	102,102,102,102	0
58	MG	1H	3378	1/1	0.99	0.16	53,53,53,53	0
58	MG	2L	101	1/1	0.99	0.56	73,73,73,73	0
58	MG	14	3045	1/1	0.99	0.33	58,58,58,58	0
58	MG	1H	3372	1/1	0.99	0.11	62,62,62,62	0
58	MG	13	1709	1/1	0.99	0.07	92,92,92,92	0
58	MG	14	3354	1/1	0.99	0.10	70,70,70,70	0
58	MG	14	3357	1/1	0.99	0.22	76,76,76,76	0
58	MG	1H	3094	1/1	0.99	0.37	64,64,64,64	0
58	MG	13	1638	1/1	0.99	0.26	59,59,59,59	0
58	MG	1H	3411	1/1	0.99	0.12	69,69,69,69	0
58	MG	1H	3248	1/1	0.99	0.50	74,74,74,74	0
58	MG	14	3320	1/1	0.99	0.18	64,64,64,64	0
58	MG	1H	3059	1/1	0.99	0.24	49,49,49,49	0
58	MG	1H	3147	1/1	0.99	0.31	64,64,64,64	0
58	MG	1H	3352	1/1	0.99	0.12	61,61,61,61	0
58	MG	1H	3092	1/1	0.99	0.26	49,49,49,49	0
58	MG	1H	3363	1/1	0.99	0.06	68,68,68,68	0
58	MG	14	3091	1/1	0.99	0.43	86,86,86,86	0
58	MG	1H	3099	1/1	0.99	0.20	55,55,55,55	0
58	MG	14	3329	1/1	0.99	0.17	56,56,56,56	0
58	MG	1G	1608	1/1	0.99	0.18	89,89,89,89	0
58	MG	1H	3435	1/1	0.99	0.13	56,56,56,56	0
59	SF4	32	301	8/8	0.99	0.15	115,123,133,136	0
58	MG	14	3138	1/1	0.99	0.32	45,45,45,45	0
58	MG	14	3128	1/1	0.99	0.45	58,58,58,58	0
58	MG	14	3298	1/1	0.99	0.90	64,64,64,64	0
58	MG	1H	3351	1/1	0.99	0.08	46,46,46,46	0
58	MG	1H	3138	1/1	0.99	0.41	58,58,58,58	0
58	MG	1H	3383	1/1	0.99	0.17	60,60,60,60	0
58	MG	14	3097	1/1	0.99	0.22	65,65,65,65	0
58	MG	14	3042	1/1	0.99	0.54	70,70,70,70	0
58	MG	1H	3054	1/1	0.99	0.24	52,52,52,52	0

6.5 Other polymers ⓘ

There are no such residues in this entry.