



Full wwPDB X-ray Structure Validation Report ⓘ

Aug 30, 2021 – 06:25 am BST

PDB ID : 5EXB
Title : Wild type green fluorescent protein DendFP (Dendronephthya sp.)
Authors : Pletnev, V.Z.; Pletneva, N.V.; Pletnev, S.V.
Deposited on : 2015-11-23
Resolution : 1.81 Å(reported)

This is a Full wwPDB X-ray Structure Validation Report for a publicly released PDB entry.

We welcome your comments at validation@mail.wwpdb.org

A user guide is available at

<https://www.wwpdb.org/validation/2017/XrayValidationReportHelp>

with specific help available everywhere you see the ⓘ symbol.

The following versions of software and data (see [references ⓘ](#)) were used in the production of this report:

MolProbity : 4.02b-467
Mogul : 1.8.5 (274361), CSD as541be (2020)
Xtriage (Phenix) : 1.13
EDS : 2.23.1
Percentile statistics : 20191225.v01 (using entries in the PDB archive December 25th 2019)
Refmac : 5.8.0158
CCP4 : 7.0.044 (Gargrove)
Ideal geometry (proteins) : Engh & Huber (2001)
Ideal geometry (DNA, RNA) : Parkinson et al. (1996)
Validation Pipeline (wwPDB-VP) : 2.23.1

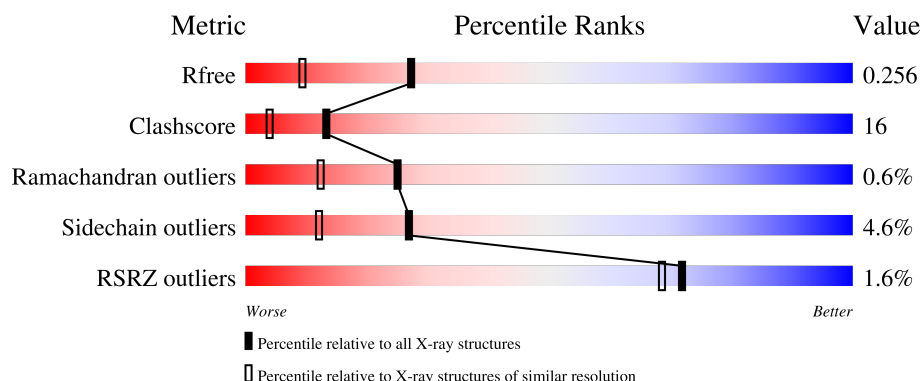
1 Overall quality at a glance

The following experimental techniques were used to determine the structure:

X-RAY DIFFRACTION

The reported resolution of this entry is 1.81 Å.

Percentile scores (ranging between 0-100) for global validation metrics of the entry are shown in the following graphic. The table shows the number of entries on which the scores are based.



Metric	Whole archive (#Entries)	Similar resolution (#Entries, resolution range(Å))
R_{free}	130704	7484 (1.84-1.80)
Clashscore	141614	8401 (1.84-1.80)
Ramachandran outliers	138981	8290 (1.84-1.80)
Sidechain outliers	138945	8290 (1.84-1.80)
RSRZ outliers	127900	7371 (1.84-1.80)

The table below summarises the geometric issues observed across the polymeric chains and their fit to the electron density. The red, orange, yellow and green segments of the lower bar indicate the fraction of residues that contain outliers for ≥ 3 , 2, 1 and 0 types of geometric quality criteria respectively. A grey segment represents the fraction of residues that are not modelled. The numeric value for each fraction is indicated below the corresponding segment, with a dot representing fractions $\leq 5\%$. The upper red bar (where present) indicates the fraction of residues that have poor fit to the electron density. The numeric value is given above the bar.

Mol	Chain	Length	Quality of chain
1	A	232	<div> <div>3%</div> <div>59%</div> <div>34%</div> <div>• 5%</div> </div>
1	B	232	<div> <div>66%</div> <div>29%</div> <div>• •</div> </div>
1	C	232	<div> <div>69%</div> <div>25%</div> <div>• •</div> </div>
1	D	232	<div> <div>%</div> <div>60%</div> <div>30%</div> <div>5%</div> <div>•</div> </div>
1	E	232	<div> <div>2%</div> <div>69%</div> <div>25%</div> <div>• 5%</div> </div>

Continued on next page...

Continued from previous page...

Mol	Chain	Length	Quality of chain
1	F	232	
1	G	232	
1	H	232	
1	I	232	
1	J	232	
1	K	232	
1	L	232	
1	M	232	
1	N	232	
1	O	232	
1	P	232	

The following table lists non-polymeric compounds, carbohydrate monomers and non-standard residues in protein, DNA, RNA chains that are outliers for geometric or electron-density-fit criteria:

Mol	Type	Chain	Res	Chirality	Geometry	Clashes	Electron density
2	GOL	E	301	-	-	X	-
2	GOL	N	301	-	-	X	-

2 Entry composition

There are 3 unique types of molecules in this entry. The entry contains 31172 atoms, of which 0 are hydrogens and 0 are deuteriums.

In the tables below, the ZeroOcc column contains the number of atoms modelled with zero occupancy, the AltConf column contains the number of residues with at least one atom in alternate conformation and the Trace column contains the number of residues modelled with at most 2 atoms.

- Molecule 1 is a protein called Green fluorescent protein.

Mol	Chain	Residues	Atoms					ZeroOcc	AltConf	Trace
1	A	221	Total	C	N	O	S	0	0	0
			1802	1157	302	334	9			
1	B	225	Total	C	N	O	S	0	2	0
			1849	1186	313	341	9			
1	C	224	Total	C	N	O	S	0	1	0
			1830	1172	308	341	9			
1	D	222	Total	C	N	O	S	0	2	0
			1821	1169	305	338	9			
1	E	221	Total	C	N	O	S	0	0	0
			1802	1157	302	334	9			
1	F	222	Total	C	N	O	S	0	0	0
			1810	1161	304	336	9			
1	G	225	Total	C	N	O	S	0	6	0
			1873	1201	317	346	9			
1	H	221	Total	C	N	O	S	0	2	0
			1817	1166	305	336	10			
1	I	221	Total	C	N	O	S	0	0	0
			1802	1157	302	334	9			
1	J	222	Total	C	N	O	S	0	2	0
			1823	1171	307	336	9			
1	K	227	Total	C	N	O	S	0	6	0
			1886	1210	322	345	9			
1	L	226	Total	C	N	O	S	0	0	0
			1842	1180	313	340	9			
1	M	221	Total	C	N	O	S	0	1	0
			1808	1162	303	334	9			
1	N	221	Total	C	N	O	S	0	2	0
			1817	1167	304	337	9			
1	O	222	Total	C	N	O	S	0	2	0
			1822	1170	305	338	9			
1	P	222	Total	C	N	O	S	0	4	0
			1832	1179	307	337	9			

There are 208 discrepancies between the modelled and reference sequences:

Chain	Residue	Modelled	Actual	Comment	Reference
A	0	MET	-	initiating methionine	UNP Q8T6U0
A	1	GLY	-	expression tag	UNP Q8T6U0
A	64	5SQ	HIS	chromophore	UNP Q8T6U0
A	64	5SQ	TYR	chromophore	UNP Q8T6U0
A	64	5SQ	GLY	chromophore	UNP Q8T6U0
A	226	GLY	-	expression tag	UNP Q8T6U0
A	227	SER	-	expression tag	UNP Q8T6U0
A	228	HIS	-	expression tag	UNP Q8T6U0
A	229	HIS	-	expression tag	UNP Q8T6U0
A	230	HIS	-	expression tag	UNP Q8T6U0
A	231	HIS	-	expression tag	UNP Q8T6U0
A	232	HIS	-	expression tag	UNP Q8T6U0
A	233	HIS	-	expression tag	UNP Q8T6U0
B	0	MET	-	initiating methionine	UNP Q8T6U0
B	1	GLY	-	expression tag	UNP Q8T6U0
B	64	5SQ	HIS	chromophore	UNP Q8T6U0
B	64	5SQ	TYR	chromophore	UNP Q8T6U0
B	64	5SQ	GLY	chromophore	UNP Q8T6U0
B	226	GLY	-	expression tag	UNP Q8T6U0
B	227	SER	-	expression tag	UNP Q8T6U0
B	228	HIS	-	expression tag	UNP Q8T6U0
B	229	HIS	-	expression tag	UNP Q8T6U0
B	230	HIS	-	expression tag	UNP Q8T6U0
B	231	HIS	-	expression tag	UNP Q8T6U0
B	232	HIS	-	expression tag	UNP Q8T6U0
B	233	HIS	-	expression tag	UNP Q8T6U0
C	0	MET	-	initiating methionine	UNP Q8T6U0
C	1	GLY	-	expression tag	UNP Q8T6U0
C	64	5SQ	HIS	chromophore	UNP Q8T6U0
C	64	5SQ	TYR	chromophore	UNP Q8T6U0
C	64	5SQ	GLY	chromophore	UNP Q8T6U0
C	226	GLY	-	expression tag	UNP Q8T6U0
C	227	SER	-	expression tag	UNP Q8T6U0
C	228	HIS	-	expression tag	UNP Q8T6U0
C	229	HIS	-	expression tag	UNP Q8T6U0
C	230	HIS	-	expression tag	UNP Q8T6U0
C	231	HIS	-	expression tag	UNP Q8T6U0
C	232	HIS	-	expression tag	UNP Q8T6U0
C	233	HIS	-	expression tag	UNP Q8T6U0
D	0	MET	-	initiating methionine	UNP Q8T6U0
D	1	GLY	-	expression tag	UNP Q8T6U0
D	64	5SQ	HIS	chromophore	UNP Q8T6U0

Continued on next page...

Continued from previous page...

Chain	Residue	Modelled	Actual	Comment	Reference
D	64	5SQ	TYR	chromophore	UNP Q8T6U0
D	64	5SQ	GLY	chromophore	UNP Q8T6U0
D	226	GLY	-	expression tag	UNP Q8T6U0
D	227	SER	-	expression tag	UNP Q8T6U0
D	228	HIS	-	expression tag	UNP Q8T6U0
D	229	HIS	-	expression tag	UNP Q8T6U0
D	230	HIS	-	expression tag	UNP Q8T6U0
D	231	HIS	-	expression tag	UNP Q8T6U0
D	232	HIS	-	expression tag	UNP Q8T6U0
D	233	HIS	-	expression tag	UNP Q8T6U0
E	0	MET	-	initiating methionine	UNP Q8T6U0
E	1	GLY	-	expression tag	UNP Q8T6U0
E	64	5SQ	HIS	chromophore	UNP Q8T6U0
E	64	5SQ	TYR	chromophore	UNP Q8T6U0
E	64	5SQ	GLY	chromophore	UNP Q8T6U0
E	226	GLY	-	expression tag	UNP Q8T6U0
E	227	SER	-	expression tag	UNP Q8T6U0
E	228	HIS	-	expression tag	UNP Q8T6U0
E	229	HIS	-	expression tag	UNP Q8T6U0
E	230	HIS	-	expression tag	UNP Q8T6U0
E	231	HIS	-	expression tag	UNP Q8T6U0
E	232	HIS	-	expression tag	UNP Q8T6U0
E	233	HIS	-	expression tag	UNP Q8T6U0
F	0	MET	-	initiating methionine	UNP Q8T6U0
F	1	GLY	-	expression tag	UNP Q8T6U0
F	64	5SQ	HIS	chromophore	UNP Q8T6U0
F	64	5SQ	TYR	chromophore	UNP Q8T6U0
F	64	5SQ	GLY	chromophore	UNP Q8T6U0
F	226	GLY	-	expression tag	UNP Q8T6U0
F	227	SER	-	expression tag	UNP Q8T6U0
F	228	HIS	-	expression tag	UNP Q8T6U0
F	229	HIS	-	expression tag	UNP Q8T6U0
F	230	HIS	-	expression tag	UNP Q8T6U0
F	231	HIS	-	expression tag	UNP Q8T6U0
F	232	HIS	-	expression tag	UNP Q8T6U0
F	233	HIS	-	expression tag	UNP Q8T6U0
G	0	MET	-	initiating methionine	UNP Q8T6U0
G	1	GLY	-	expression tag	UNP Q8T6U0
G	64	5SQ	HIS	chromophore	UNP Q8T6U0
G	64	5SQ	TYR	chromophore	UNP Q8T6U0
G	64	5SQ	GLY	chromophore	UNP Q8T6U0
G	226	GLY	-	expression tag	UNP Q8T6U0

Continued on next page...

Continued from previous page...

Chain	Residue	Modelled	Actual	Comment	Reference
G	227	SER	-	expression tag	UNP Q8T6U0
G	228	HIS	-	expression tag	UNP Q8T6U0
G	229	HIS	-	expression tag	UNP Q8T6U0
G	230	HIS	-	expression tag	UNP Q8T6U0
G	231	HIS	-	expression tag	UNP Q8T6U0
G	232	HIS	-	expression tag	UNP Q8T6U0
G	233	HIS	-	expression tag	UNP Q8T6U0
H	0	MET	-	initiating methionine	UNP Q8T6U0
H	1	GLY	-	expression tag	UNP Q8T6U0
H	64	5SQ	HIS	chromophore	UNP Q8T6U0
H	64	5SQ	TYR	chromophore	UNP Q8T6U0
H	64	5SQ	GLY	chromophore	UNP Q8T6U0
H	226	GLY	-	expression tag	UNP Q8T6U0
H	227	SER	-	expression tag	UNP Q8T6U0
H	228	HIS	-	expression tag	UNP Q8T6U0
H	229	HIS	-	expression tag	UNP Q8T6U0
H	230	HIS	-	expression tag	UNP Q8T6U0
H	231	HIS	-	expression tag	UNP Q8T6U0
H	232	HIS	-	expression tag	UNP Q8T6U0
H	233	HIS	-	expression tag	UNP Q8T6U0
I	0	MET	-	initiating methionine	UNP Q8T6U0
I	1	GLY	-	expression tag	UNP Q8T6U0
I	64	5SQ	HIS	chromophore	UNP Q8T6U0
I	64	5SQ	TYR	chromophore	UNP Q8T6U0
I	64	5SQ	GLY	chromophore	UNP Q8T6U0
I	226	GLY	-	expression tag	UNP Q8T6U0
I	227	SER	-	expression tag	UNP Q8T6U0
I	228	HIS	-	expression tag	UNP Q8T6U0
I	229	HIS	-	expression tag	UNP Q8T6U0
I	230	HIS	-	expression tag	UNP Q8T6U0
I	231	HIS	-	expression tag	UNP Q8T6U0
I	232	HIS	-	expression tag	UNP Q8T6U0
I	233	HIS	-	expression tag	UNP Q8T6U0
J	0	MET	-	initiating methionine	UNP Q8T6U0
J	1	GLY	-	expression tag	UNP Q8T6U0
J	64	5SQ	HIS	chromophore	UNP Q8T6U0
J	64	5SQ	TYR	chromophore	UNP Q8T6U0
J	64	5SQ	GLY	chromophore	UNP Q8T6U0
J	226	GLY	-	expression tag	UNP Q8T6U0
J	227	SER	-	expression tag	UNP Q8T6U0
J	228	HIS	-	expression tag	UNP Q8T6U0
J	229	HIS	-	expression tag	UNP Q8T6U0

Continued on next page...

Continued from previous page...

Chain	Residue	Modelled	Actual	Comment	Reference
J	230	HIS	-	expression tag	UNP Q8T6U0
J	231	HIS	-	expression tag	UNP Q8T6U0
J	232	HIS	-	expression tag	UNP Q8T6U0
J	233	HIS	-	expression tag	UNP Q8T6U0
K	0	MET	-	initiating methionine	UNP Q8T6U0
K	1	GLY	-	expression tag	UNP Q8T6U0
K	64	5SQ	HIS	chromophore	UNP Q8T6U0
K	64	5SQ	TYR	chromophore	UNP Q8T6U0
K	64	5SQ	GLY	chromophore	UNP Q8T6U0
K	226	GLY	-	expression tag	UNP Q8T6U0
K	227	SER	-	expression tag	UNP Q8T6U0
K	228	HIS	-	expression tag	UNP Q8T6U0
K	229	HIS	-	expression tag	UNP Q8T6U0
K	230	HIS	-	expression tag	UNP Q8T6U0
K	231	HIS	-	expression tag	UNP Q8T6U0
K	232	HIS	-	expression tag	UNP Q8T6U0
K	233	HIS	-	expression tag	UNP Q8T6U0
L	0	MET	-	initiating methionine	UNP Q8T6U0
L	1	GLY	-	expression tag	UNP Q8T6U0
L	64	5SQ	HIS	chromophore	UNP Q8T6U0
L	64	5SQ	TYR	chromophore	UNP Q8T6U0
L	64	5SQ	GLY	chromophore	UNP Q8T6U0
L	226	GLY	-	expression tag	UNP Q8T6U0
L	227	SER	-	expression tag	UNP Q8T6U0
L	228	HIS	-	expression tag	UNP Q8T6U0
L	229	HIS	-	expression tag	UNP Q8T6U0
L	230	HIS	-	expression tag	UNP Q8T6U0
L	231	HIS	-	expression tag	UNP Q8T6U0
L	232	HIS	-	expression tag	UNP Q8T6U0
L	233	HIS	-	expression tag	UNP Q8T6U0
M	0	MET	-	initiating methionine	UNP Q8T6U0
M	1	GLY	-	expression tag	UNP Q8T6U0
M	64	5SQ	HIS	chromophore	UNP Q8T6U0
M	64	5SQ	TYR	chromophore	UNP Q8T6U0
M	64	5SQ	GLY	chromophore	UNP Q8T6U0
M	226	GLY	-	expression tag	UNP Q8T6U0
M	227	SER	-	expression tag	UNP Q8T6U0
M	228	HIS	-	expression tag	UNP Q8T6U0
M	229	HIS	-	expression tag	UNP Q8T6U0
M	230	HIS	-	expression tag	UNP Q8T6U0
M	231	HIS	-	expression tag	UNP Q8T6U0
M	232	HIS	-	expression tag	UNP Q8T6U0

Continued on next page...

Continued from previous page...

Chain	Residue	Modelled	Actual	Comment	Reference
M	233	HIS	-	expression tag	UNP Q8T6U0
N	0	MET	-	initiating methionine	UNP Q8T6U0
N	1	GLY	-	expression tag	UNP Q8T6U0
N	64	5SQ	HIS	chromophore	UNP Q8T6U0
N	64	5SQ	TYR	chromophore	UNP Q8T6U0
N	64	5SQ	GLY	chromophore	UNP Q8T6U0
N	226	GLY	-	expression tag	UNP Q8T6U0
N	227	SER	-	expression tag	UNP Q8T6U0
N	228	HIS	-	expression tag	UNP Q8T6U0
N	229	HIS	-	expression tag	UNP Q8T6U0
N	230	HIS	-	expression tag	UNP Q8T6U0
N	231	HIS	-	expression tag	UNP Q8T6U0
N	232	HIS	-	expression tag	UNP Q8T6U0
N	233	HIS	-	expression tag	UNP Q8T6U0
O	0	MET	-	initiating methionine	UNP Q8T6U0
O	1	GLY	-	expression tag	UNP Q8T6U0
O	64	5SQ	HIS	chromophore	UNP Q8T6U0
O	64	5SQ	TYR	chromophore	UNP Q8T6U0
O	64	5SQ	GLY	chromophore	UNP Q8T6U0
O	226	GLY	-	expression tag	UNP Q8T6U0
O	227	SER	-	expression tag	UNP Q8T6U0
O	228	HIS	-	expression tag	UNP Q8T6U0
O	229	HIS	-	expression tag	UNP Q8T6U0
O	230	HIS	-	expression tag	UNP Q8T6U0
O	231	HIS	-	expression tag	UNP Q8T6U0
O	232	HIS	-	expression tag	UNP Q8T6U0
O	233	HIS	-	expression tag	UNP Q8T6U0
P	0	MET	-	initiating methionine	UNP Q8T6U0
P	1	GLY	-	expression tag	UNP Q8T6U0
P	64	5SQ	HIS	chromophore	UNP Q8T6U0
P	64	5SQ	TYR	chromophore	UNP Q8T6U0
P	64	5SQ	GLY	chromophore	UNP Q8T6U0
P	226	GLY	-	expression tag	UNP Q8T6U0
P	227	SER	-	expression tag	UNP Q8T6U0
P	228	HIS	-	expression tag	UNP Q8T6U0
P	229	HIS	-	expression tag	UNP Q8T6U0
P	230	HIS	-	expression tag	UNP Q8T6U0
P	231	HIS	-	expression tag	UNP Q8T6U0
P	232	HIS	-	expression tag	UNP Q8T6U0
P	233	HIS	-	expression tag	UNP Q8T6U0

- Molecule 2 is GLYCEROL (three-letter code: GOL) (formula: C₃H₈O₃).



Mol	Chain	Residues	Atoms			ZeroOcc	AltConf
2	B	1	Total	C	O	0	0
			6	3	3		
2	E	1	Total	C	O	0	0
			6	3	3		
2	N	1	Total	C	O	0	0
			6	3	3		

- Molecule 3 is water.

Mol	Chain	Residues	Atoms		ZeroOcc	AltConf
3	A	76	Total	O	0	0
			76	76		
3	B	140	Total	O	0	0
			140	140		
3	C	116	Total	O	0	0
			116	116		
3	D	123	Total	O	0	0
			123	123		
3	E	36	Total	O	0	0
			36	36		
3	F	135	Total	O	0	0
			135	135		
3	G	147	Total	O	0	0
			147	147		
3	H	156	Total	O	0	0
			156	156		
3	I	170	Total	O	0	0
			170	170		

Continued on next page...

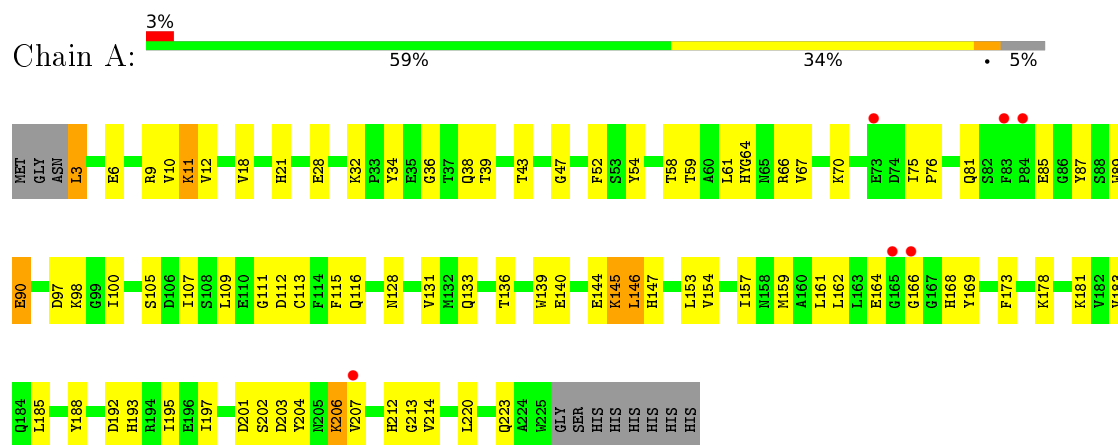
Continued from previous page...

Mol	Chain	Residues	Atoms		ZeroOcc	AltConf
3	J	130	Total 130	O 130	0	0
3	K	187	Total 187	O 187	0	0
3	L	48	Total 48	O 48	0	0
3	M	86	Total 86	O 86	0	0
3	N	180	Total 180	O 180	0	0
3	O	80	Total 80	O 80	0	0
3	P	108	Total 108	O 108	0	0

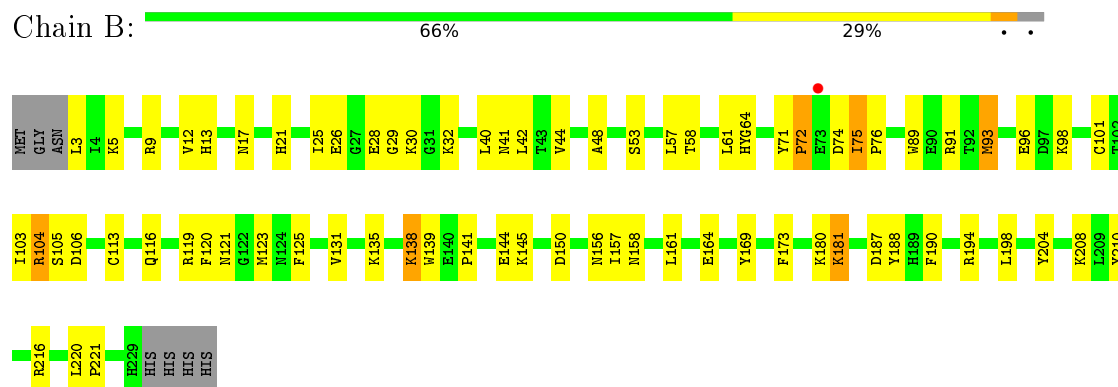
3 Residue-property plots

These plots are drawn for all protein, RNA, DNA and oligosaccharide chains in the entry. The first graphic for a chain summarises the proportions of the various outlier classes displayed in the second graphic. The second graphic shows the sequence view annotated by issues in geometry and electron density. Residues are color-coded according to the number of geometric quality criteria for which they contain at least one outlier: green = 0, yellow = 1, orange = 2 and red = 3 or more. A red dot above a residue indicates a poor fit to the electron density ($RSRZ > 2$). Stretches of 2 or more consecutive residues without any outlier are shown as a green connector. Residues present in the sample, but not in the model, are shown in grey.

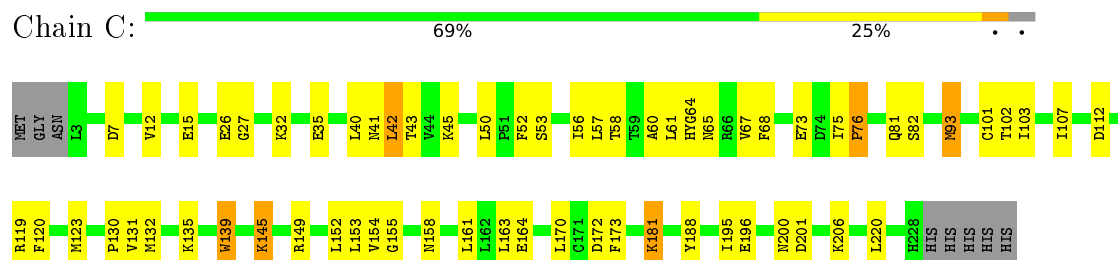
- Molecule 1: Green fluorescent protein



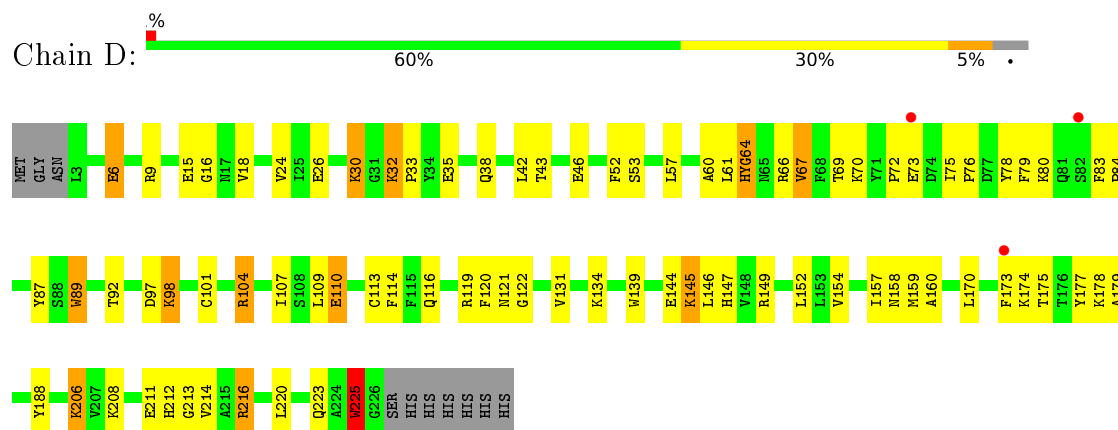
- Molecule 1: Green fluorescent protein



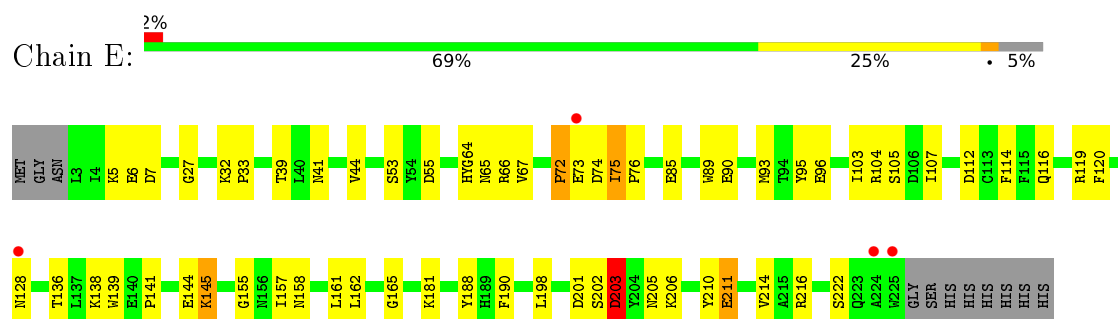
- Molecule 1: Green fluorescent protein



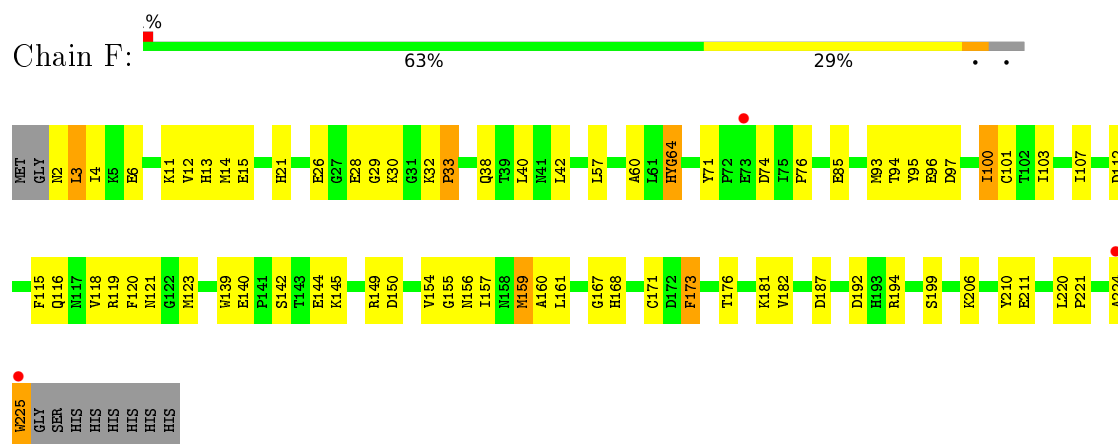
- Molecule 1: Green fluorescent protein



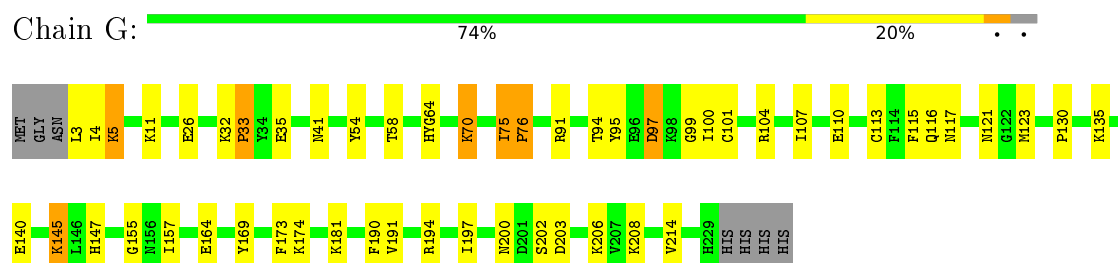
- Molecule 1: Green fluorescent protein



- Molecule 1: Green fluorescent protein

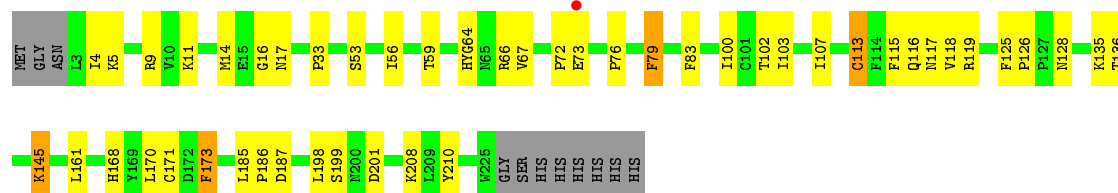


- Molecule 1: Green fluorescent protein



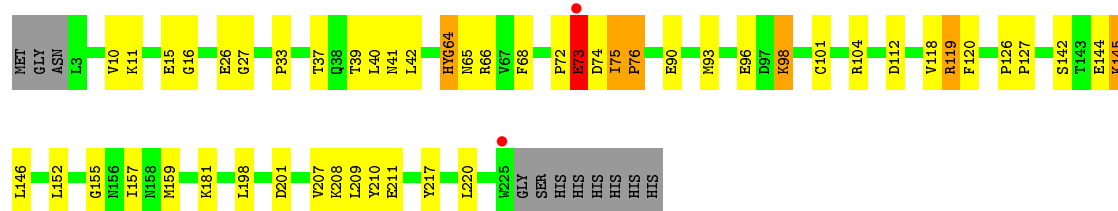
- Molecule 1: Green fluorescent protein

Chain H:  75% 19% 5%



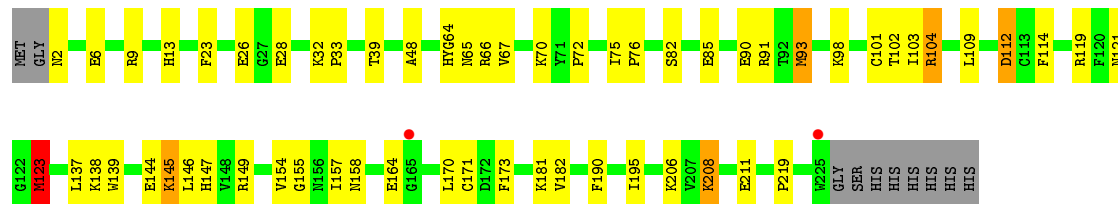
- Molecule 1: Green fluorescent protein

Chain I:  73% 19% 5%



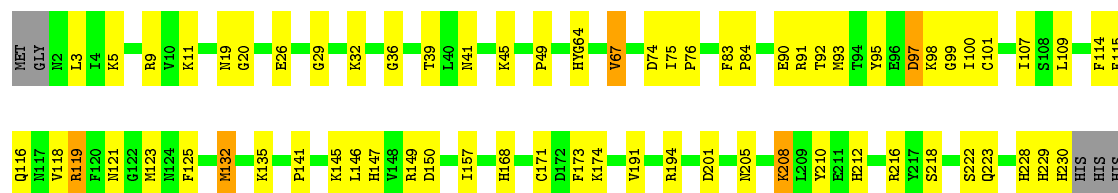
- Molecule 1: Green fluorescent protein

Chain J:  70% 23% 5%



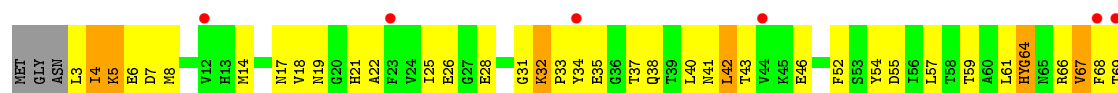
- Molecule 1: Green fluorescent protein

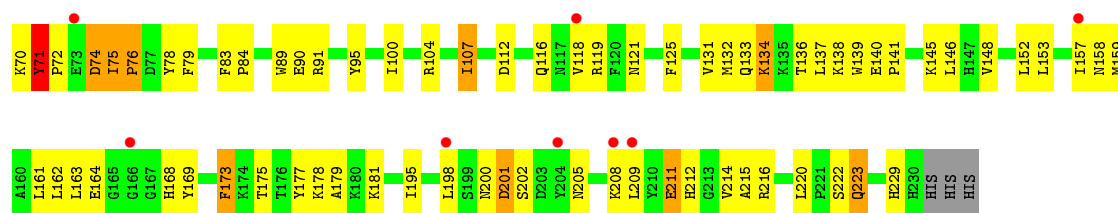
Chain K:  69% 27% 5%



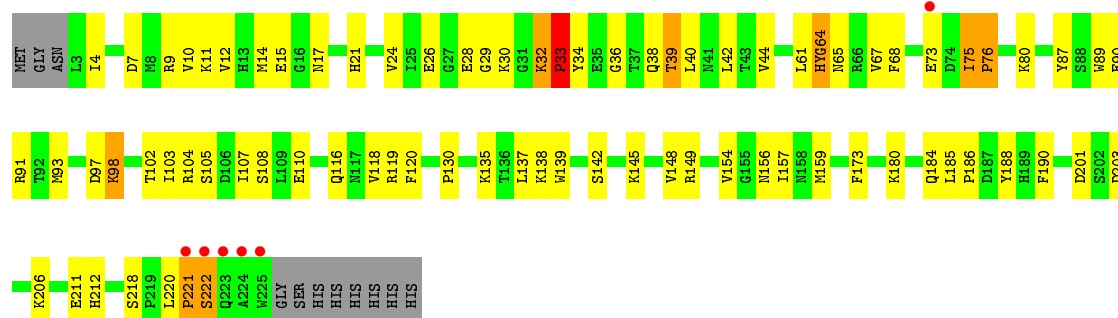
- Molecule 1: Green fluorescent protein

Chain L:  51% 40% 6%

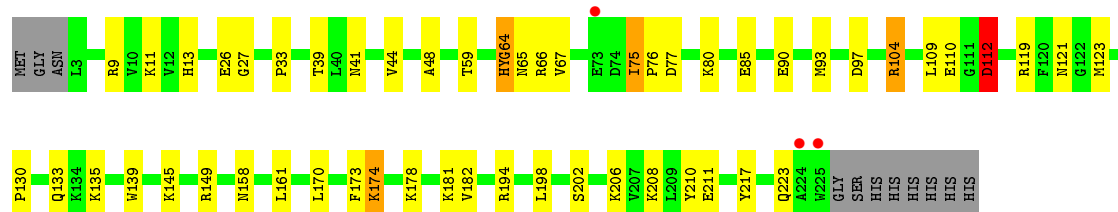




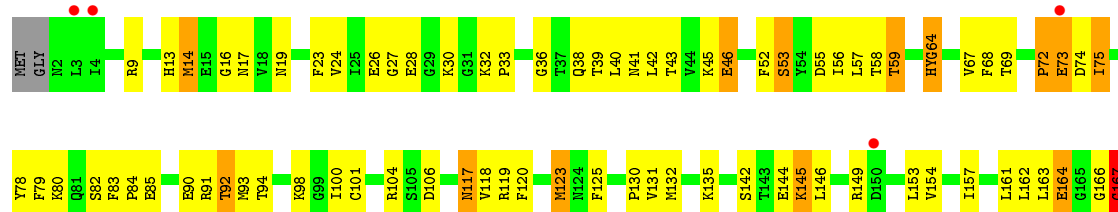
• Molecule 1: Green fluorescent protein



• Molecule 1: Green fluorescent protein

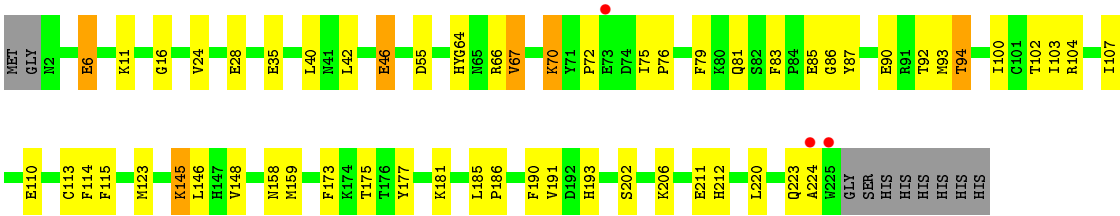


• Molecule 1: Green fluorescent protein



• Molecule 1: Green fluorescent protein





4 Data and refinement statistics

Property	Value	Source
Space group	P 1	Depositor
Cell constants a, b, c, α , β , γ	69.38Å 106.40Å 137.21Å 109.68° 100.01° 101.72°	Depositor
Resolution (Å)	37.37 – 1.81 37.37 – 1.81	Depositor EDS
% Data completeness (in resolution range)	96.8 (37.37-1.81) 96.8 (37.37-1.81)	Depositor EDS
R_{merge}	0.03	Depositor
R_{sym}	(Not available)	Depositor
$\langle I/\sigma(I) \rangle$ ¹	2.17 (at 1.81Å)	Xtriage
Refinement program	REFMAC 5.8.0049	Depositor
R, R_{free}	0.182 , 0.249 0.191 , 0.256	Depositor DCC
R_{free} test set	3215 reflections (1.04%)	wwPDB-VP
Wilson B-factor (Å ²)	17.5	Xtriage
Anisotropy	0.020	Xtriage
Bulk solvent k_{sol} (e/Å ³), B_{sol} (Å ²)	0.32 , 39.5	EDS
L-test for twinning ²	$\langle L \rangle = 0.49$, $\langle L^2 \rangle = 0.32$	Xtriage
Estimated twinning fraction	0.052 for -h,-k,h+k+l	Xtriage
F_o, F_c correlation	0.95	EDS
Total number of atoms	31172	wwPDB-VP
Average B, all atoms (Å ²)	22.0	wwPDB-VP

Xtriage's analysis on translational NCS is as follows: *The analyses of the Patterson function reveals a significant off-origin peak that is 43.38 % of the origin peak, indicating pseudo-translational symmetry. The chance of finding a peak of this or larger height randomly in a structure without pseudo-translational symmetry is equal to 1.7783e-04. The detected translational NCS is most likely also responsible for the elevated intensity ratio.*

¹ Intensities estimated from amplitudes.

² Theoretical values of $\langle |L| \rangle$, $\langle L^2 \rangle$ for acentric reflections are 0.5, 0.333 respectively for untwinned datasets, and 0.375, 0.2 for perfectly twinned datasets.

5 Model quality [i](#)

5.1 Standard geometry [i](#)

Bond lengths and bond angles in the following residue types are not validated in this section: GOL, 5SQ

The Z score for a bond length (or angle) is the number of standard deviations the observed value is removed from the expected value. A bond length (or angle) with $|Z| > 5$ is considered an outlier worth inspection. RMSZ is the root-mean-square of all Z scores of the bond lengths (or angles).

Mol	Chain	Bond lengths		Bond angles	
		RMSZ	# $ Z > 5$	RMSZ	# $ Z > 5$
1	A	0.85	1/1824 (0.1%)	0.94	2/2467 (0.1%)
1	B	1.03	2/1873 (0.1%)	1.05	7/2532 (0.3%)
1	C	1.06	3/1853 (0.2%)	1.10	7/2506 (0.3%)
1	D	1.00	3/1843 (0.2%)	1.06	3/2493 (0.1%)
1	E	1.12	4/1824 (0.2%)	1.09	7/2467 (0.3%)
1	F	1.02	2/1832 (0.1%)	1.12	7/2478 (0.3%)
1	G	1.20	6/1913 (0.3%)	1.12	3/2585 (0.1%)
1	H	1.09	4/1839 (0.2%)	1.14	5/2486 (0.2%)
1	I	1.22	8/1824 (0.4%)	1.17	6/2467 (0.2%)
1	J	1.09	2/1851 (0.1%)	1.14	10/2503 (0.4%)
1	K	1.16	4/1929 (0.2%)	1.19	12/2607 (0.5%)
1	L	0.79	2/1867 (0.1%)	0.95	3/2525 (0.1%)
1	M	0.93	2/1833 (0.1%)	1.03	2/2478 (0.1%)
1	N	1.16	2/1842 (0.1%)	1.17	7/2490 (0.3%)
1	O	0.95	2/1847 (0.1%)	1.03	1/2499 (0.0%)
1	P	1.02	1/1866 (0.1%)	1.08	5/2524 (0.2%)
All	All	1.05	48/29660 (0.2%)	1.09	87/40107 (0.2%)

Chiral center outliers are detected by calculating the chiral volume of a chiral center and verifying if the center is modelled as a planar moiety or with the opposite hand. A planarity outlier is detected by checking planarity of atoms in a peptide group, atoms in a mainchain group or atoms of a sidechain that are expected to be planar.

Mol	Chain	#Chirality outliers	#Planarity outliers
1	F	0	1
1	O	0	2
All	All	0	3

All (48) bond length outliers are listed below:

Mol	Chain	Res	Type	Atoms	Z	Observed(Å)	Ideal(Å)
1	K	119[A]	ARG	N-CA	8.39	1.63	1.46
1	K	119[B]	ARG	N-CA	8.39	1.63	1.46
1	I	72	PRO	C-N	-8.24	1.15	1.34
1	O	72	PRO	C-N	-7.70	1.16	1.34
1	D	225	TRP	CB-CG	-6.46	1.38	1.50
1	C	139	TRP	CE3-CZ3	6.41	1.49	1.38
1	I	96	GLU	CD-OE2	-6.16	1.18	1.25
1	G	76	PRO	N-CD	6.13	1.56	1.47
1	H	76	PRO	N-CD	6.12	1.56	1.47
1	B	76	PRO	N-CD	6.06	1.56	1.47
1	O	33	PRO	N-CD	5.95	1.56	1.47
1	G	35	GLU	CD-OE1	-5.93	1.19	1.25
1	M	76	PRO	N-CD	5.81	1.55	1.47
1	E	211	GLU	CD-OE2	5.77	1.32	1.25
1	A	76	PRO	N-CD	5.76	1.55	1.47
1	I	76	PRO	N-CD	5.73	1.55	1.47
1	E	33	PRO	N-CD	5.69	1.55	1.47
1	N	76	PRO	N-CD	5.68	1.55	1.47
1	P	16	GLY	N-CA	-5.62	1.37	1.46
1	N	33	PRO	N-CD	5.56	1.55	1.47
1	G	140	GLU	CD-OE1	-5.55	1.19	1.25
1	C	73	GLU	CD-OE1	-5.53	1.19	1.25
1	D	76	PRO	N-CD	5.52	1.55	1.47
1	I	65	ASN	C-O	-5.47	1.12	1.23
1	E	72	PRO	N-CD	5.46	1.55	1.47
1	G	54	TYR	C-O	-5.45	1.13	1.23
1	I	37	THR	N-CA	5.44	1.57	1.46
1	E	76	PRO	N-CD	5.42	1.55	1.47
1	K	118	VAL	C-O	-5.42	1.13	1.23
1	L	76	PRO	N-CD	5.40	1.55	1.47
1	L	71	TYR	CE1-CZ	-5.38	1.31	1.38
1	D	33	PRO	N-CD	5.38	1.55	1.47
1	I	33	PRO	N-CD	5.37	1.55	1.47
1	H	33	PRO	N-CD	5.35	1.55	1.47
1	J	33	PRO	N-CD	5.33	1.55	1.47
1	G	33	PRO	N-CD	5.31	1.55	1.47
1	M	33	PRO	N-CD	5.30	1.55	1.47
1	F	76	PRO	N-CD	5.29	1.55	1.47
1	C	76	PRO	N-CD	5.27	1.55	1.47
1	H	72	PRO	N-CD	5.25	1.55	1.47
1	I	73	GLU	C-N	-5.22	1.22	1.34
1	G	191	VAL	C-O	-5.20	1.13	1.23
1	K	76	PRO	N-CD	5.20	1.55	1.47

Continued on next page...

Continued from previous page...

Mol	Chain	Res	Type	Atoms	Z	Observed(Å)	Ideal(Å)
1	H	118	VAL	C-O	-5.13	1.13	1.23
1	J	76	PRO	N-CD	5.11	1.55	1.47
1	I	15	GLU	CD-OE2	5.07	1.31	1.25
1	F	33	PRO	N-CD	5.07	1.54	1.47
1	B	72	PRO	N-CD	5.04	1.54	1.47

All (87) bond angle outliers are listed below:

Mol	Chain	Res	Type	Atoms	Z	Observed(°)	Ideal(°)
1	I	119	ARG	NE-CZ-NH1	-9.19	115.70	120.30
1	G	97	ASP	CB-CG-OD1	8.59	126.03	118.30
1	D	216	ARG	NE-CZ-NH2	8.39	124.50	120.30
1	N	97	ASP	CB-CG-OD1	8.11	125.59	118.30
1	J	149	ARG	NE-CZ-NH2	-7.81	116.39	120.30
1	K	216	ARG	NE-CZ-NH2	7.57	124.09	120.30
1	C	172[A]	ASP	CB-CG-OD1	7.34	124.91	118.30
1	C	172[B]	ASP	CB-CG-OD1	7.34	124.91	118.30
1	F	192	ASP	CB-CG-OD2	-7.32	111.72	118.30
1	J	112	ASP	CB-CG-OD1	7.08	124.67	118.30
1	J	149	ARG	NE-CZ-NH1	7.01	123.81	120.30
1	I	73	GLU	O-C-N	-6.99	111.51	122.70
1	K	149	ARG	NE-CZ-NH1	6.99	123.80	120.30
1	A	3	LEU	CA-CB-CG	6.91	131.18	115.30
1	H	14	MET	CG-SD-CE	6.88	111.21	100.20
1	F	93	MET	CG-SD-CE	6.86	111.18	100.20
1	P	55	ASP	CB-CG-OD2	-6.66	112.31	118.30
1	K	132	MET	CG-SD-CE	6.53	110.64	100.20
1	N	119	ARG	NE-CZ-NH1	-6.41	117.10	120.30
1	J	123	MET	CG-SD-CE	6.34	110.35	100.20
1	C	93	MET	CG-SD-CE	6.32	110.31	100.20
1	F	192	ASP	CB-CG-OD1	6.29	123.96	118.30
1	C	172[A]	ASP	CB-CG-OD2	-6.24	112.68	118.30
1	C	172[B]	ASP	CB-CG-OD2	-6.24	112.68	118.30
1	P	70	LYS	CD-CE-NZ	6.20	125.96	111.70
1	K	119[A]	ARG	NE-CZ-NH1	-6.18	117.21	120.30
1	K	119[B]	ARG	NE-CZ-NH1	-6.18	117.21	120.30
1	I	201	ASP	CB-CG-OD1	6.16	123.84	118.30
1	E	216	ARG	NE-CZ-NH2	6.15	123.38	120.30
1	F	97	ASP	CB-CG-OD1	6.13	123.82	118.30
1	L	75	ILE	C-N-CD	6.07	141.15	128.40
1	K	74	ASP	CB-CG-OD1	6.04	123.74	118.30
1	P	75	ILE	C-N-CD	6.02	141.04	128.40

Continued on next page...

Continued from previous page...

Mol	Chain	Res	Type	Atoms	Z	Observed(°)	Ideal(°)
1	B	216	ARG	NE-CZ-NH1	-5.98	117.31	120.30
1	O	75	ILE	C-N-CD	5.98	140.95	128.40
1	J	104	ARG	NE-CZ-NH2	5.97	123.28	120.30
1	K	118	VAL	C-N-CA	5.97	136.62	121.70
1	E	112	ASP	CB-CG-OD1	5.88	123.59	118.30
1	P	70	LYS	CA-CB-CG	5.85	126.27	113.40
1	N	145	LYS	CD-CE-NZ	-5.84	98.26	111.70
1	J	75	ILE	C-N-CD	5.74	140.46	128.40
1	J	66	ARG	NE-CZ-NH1	-5.68	117.46	120.30
1	K	201	ASP	CB-CG-OD1	5.67	123.40	118.30
1	B	187	ASP	CB-CG-OD1	5.66	123.40	118.30
1	J	208	LYS	CD-CE-NZ	5.63	124.64	111.70
1	I	75	ILE	C-N-CD	5.61	140.18	128.40
1	F	173	PHE	CB-CA-C	-5.60	99.20	110.40
1	K	201	ASP	CB-CG-OD2	-5.55	113.30	118.30
1	K	32	LYS	CD-CE-NZ	5.54	124.43	111.70
1	F	97	ASP	CB-CG-OD2	-5.51	113.34	118.30
1	G	75	ILE	C-N-CD	5.49	139.94	128.40
1	H	201	ASP	CB-CG-OD2	-5.49	113.36	118.30
1	B	75	ILE	C-N-CD	5.48	139.91	128.40
1	L	32	LYS	C-N-CD	5.47	139.89	128.40
1	N	66	ARG	NE-CZ-NH2	5.47	123.04	120.30
1	E	162	LEU	CB-CG-CD1	5.46	120.29	111.00
1	A	75	ILE	C-N-CD	5.43	139.79	128.40
1	E	75	ILE	C-N-CD	5.40	139.75	128.40
1	I	207	VAL	CG1-CB-CG2	-5.37	102.31	110.90
1	M	91	ARG	NE-CZ-NH2	-5.33	117.64	120.30
1	C	75	ILE	C-N-CD	5.32	139.58	128.40
1	B	71	TYR	C-N-CD	5.28	139.50	128.40
1	B	93	MET	CG-SD-CE	5.27	108.63	100.20
1	M	75	ILE	C-N-CD	5.26	139.44	128.40
1	F	71	TYR	C-N-CD	5.23	139.38	128.40
1	N	112	ASP	CB-CG-OD1	5.22	123.00	118.30
1	G	32	LYS	C-N-CD	5.21	139.35	128.40
1	P	46	GLU	OE1-CD-OE2	-5.21	117.04	123.30
1	K	75	ILE	C-N-CD	5.19	139.31	128.40
1	L	76	PRO	CA-N-CD	-5.18	104.25	111.50
1	J	32	LYS	C-N-CD	5.16	139.24	128.40
1	B	32	LYS	C-N-CD	5.16	139.23	128.40
1	K	97	ASP	CB-CG-OD2	-5.15	113.67	118.30
1	H	171	CYS	CA-CB-SG	-5.15	104.74	114.00
1	N	75	ILE	C-N-CD	5.14	139.19	128.40

Continued on next page...

Continued from previous page...

Mol	Chain	Res	Type	Atoms	Z	Observed(°)	Ideal(°)
1	J	93	MET	CG-SD-CE	5.13	108.42	100.20
1	N	174	LYS	CD-CE-NZ	5.11	123.46	111.70
1	E	32	LYS	C-N-CD	5.08	139.07	128.40
1	H	187	ASP	CB-CG-OD2	-5.08	113.73	118.30
1	C	42	LEU	CA-CB-CG	-5.07	103.63	115.30
1	E	203	ASP	CB-CA-C	-5.07	100.26	110.40
1	D	149	ARG	NE-CZ-NH1	5.05	122.83	120.30
1	H	145	LYS	CD-CE-NZ	-5.05	100.09	111.70
1	I	112	ASP	CB-CG-OD1	5.04	122.84	118.30
1	D	32	LYS	C-N-CD	5.04	138.98	128.40
1	B	216	ARG	NE-CZ-NH2	5.03	122.82	120.30
1	E	66	ARG	NE-CZ-NH1	-5.00	117.80	120.30

There are no chirality outliers.

All (3) planarity outliers are listed below:

Mol	Chain	Res	Type	Group
1	F	167	GLY	Peptide
1	O	167	GLY	Peptide
1	O	73	GLU	Mainchain

5.2 Too-close contacts

In the following table, the Non-H and H(model) columns list the number of non-hydrogen atoms and hydrogen atoms in the chain respectively. The H(added) column lists the number of hydrogen atoms added and optimized by MolProbity. The Clashes column lists the number of clashes within the asymmetric unit, whereas Symm-Clashes lists symmetry-related clashes.

Mol	Chain	Non-H	H(model)	H(added)	Clashes	Symm-Clashes
1	A	1802	0	1735	71	0
1	B	1849	0	1779	73	0
1	C	1830	0	1753	61	0
1	D	1821	0	1754	80	0
1	E	1802	0	1733	45	0
1	F	1810	0	1741	64	0
1	G	1873	0	1805	52	1
1	H	1817	0	1751	39	0
1	I	1802	0	1733	43	0
1	J	1823	0	1765	41	1
1	K	1886	0	1831	66	0
1	L	1842	0	1764	99	0

Continued on next page...

Continued from previous page...

Mol	Chain	Non-H	H(model)	H(added)	Clashes	Symm-Clashes
1	M	1808	0	1748	59	0
1	N	1817	0	1753	47	0
1	O	1822	0	1757	109	0
1	P	1832	0	1783	48	0
2	B	6	0	8	3	0
2	E	6	0	8	4	0
2	N	6	0	8	8	0
3	A	76	0	0	20	0
3	B	140	0	0	18	0
3	C	116	0	0	13	0
3	D	123	0	0	37	0
3	E	36	0	0	6	0
3	F	135	0	0	17	0
3	G	147	0	0	14	0
3	H	156	0	0	11	0
3	I	170	0	0	15	0
3	J	130	0	0	14	0
3	K	187	0	0	15	0
3	L	48	0	0	6	0
3	M	86	0	0	11	0
3	N	180	0	0	10	0
3	O	80	0	0	43	0
3	P	108	0	0	9	0
All	All	31172	0	28209	929	1

The all-atom clashscore is defined as the number of clashes found per 1000 atoms (including hydrogen atoms). The all-atom clashscore for this structure is 16.

All (929) close contacts within the same asymmetric unit are listed below, sorted by their clash magnitude.

Atom-1	Atom-2	Interatomic distance (Å)	Clash overlap (Å)
1:M:40:LEU:HG	3:M:326:HOH:O	1.25	1.29
1:C:56:ILE:HD11	1:C:101:CYS:SG	1.71	1.29
1:F:159:MET:SD	3:F:382:HOH:O	1.92	1.27
1:N:44:VAL:HG11	3:N:478:HOH:O	1.31	1.25
1:G:58:THR:HG21	3:G:372:HOH:O	1.39	1.23
1:B:48:ALA:HB2	3:B:492:HOH:O	1.35	1.22
1:C:154:VAL:HG23	3:C:305:HOH:O	1.39	1.18
1:L:70:LYS:HE3	1:L:212:HIS:NE2	1.61	1.14
1:A:34:TYR:O	1:A:70:LYS:HG3	1.49	1.11
1:C:67:VAL:HB	3:C:343:HOH:O	1.52	1.09

Continued on next page...

Continued from previous page...

Atom-1	Atom-2	Interatomic distance (Å)	Clash overlap (Å)
1:I:119:ARG:NH2	2:N:301:GOL:O1	1.87	1.08
1:B:150:ASP:HA	3:B:424:HOH:O	1.56	1.06
1:O:24:VAL:HG13	3:O:321:HOH:O	1.56	1.06
1:C:135:LYS:HB3	3:C:394:HOH:O	1.56	1.06
1:K:26:GLU:HG2	3:K:334:HOH:O	1.58	1.01
1:F:119:ARG:HB2	3:F:402:HOH:O	1.61	1.00
1:D:97:ASP:O	1:D:98:LYS:HG2	1.62	0.99
1:G:197:ILE:HD11	3:G:372:HOH:O	1.61	0.99
1:I:104:ARG:HD2	2:N:301:GOL:C1	1.91	0.99
1:B:161:LEU:HB3	3:B:409:HOH:O	1.62	0.97
1:I:120:PHE:HB2	3:I:418:HOH:O	1.61	0.97
1:P:185:LEU:HD22	3:P:364:HOH:O	1.64	0.96
1:K:49:PRO:HB3	3:K:310:HOH:O	1.63	0.96
1:E:72:PRO:HB2	1:E:74:ASP:OD1	1.65	0.96
1:E:201:ASP:HB3	3:E:402:HOH:O	1.63	0.96
1:I:104:ARG:HD2	2:N:301:GOL:H12	1.44	0.95
1:J:104:ARG:HD3	3:J:305:HOH:O	1.65	0.95
1:P:35:GLU:HA	1:P:70:LYS:HD2	1.47	0.95
1:A:115:PHE:CD1	3:A:343:HOH:O	2.17	0.95
1:D:53:SER:HB3	3:D:379:HOH:O	1.65	0.94
1:M:184:GLN:HB3	3:M:367:HOH:O	1.67	0.94
1:L:70:LYS:HD2	1:L:214:VAL:HG22	1.50	0.93
1:N:48:ALA:HB2	3:N:478:HOH:O	1.70	0.92
1:L:70:LYS:CE	1:L:212:HIS:NE2	2.32	0.92
1:I:11:LYS:HE2	3:I:433:HOH:O	1.69	0.91
1:O:56:ILE:HD12	3:O:338:HOH:O	1.69	0.91
1:J:206:LYS:HG2	3:J:349:HOH:O	1.71	0.90
1:N:104:ARG:HD3	3:N:557:HOH:O	1.71	0.89
1:L:118:VAL:HG12	1:L:119:ARG:N	1.86	0.89
1:A:192:ASP:HB3	3:A:305:HOH:O	1.71	0.88
1:K:19:ASN:HB2	1:K:132:MET:HE3	1.54	0.88
1:D:6:GLU:HB2	3:D:373:HOH:O	1.73	0.87
1:P:11:LYS:HE3	1:P:115:PHE:CD1	2.10	0.86
1:J:90:GLU:OE1	1:J:104:ARG:NH1	2.08	0.86
1:K:119[B]:ARG:HE	1:K:121:ASN:HD21	1.24	0.86
1:F:142:SER:HB3	1:F:159:MET:HE1	1.58	0.85
1:K:157:ILE:HD12	1:K:173:PHE:CD2	2.11	0.85
1:I:152:LEU:HB2	3:I:349:HOH:O	1.78	0.84
1:F:142:SER:HB3	1:F:159:MET:CE	2.08	0.84
1:O:38:GLN:HB3	3:O:349:HOH:O	1.77	0.83
1:A:115:PHE:CE1	3:A:343:HOH:O	2.29	0.83

Continued on next page...

Continued from previous page...

Atom-1	Atom-2	Interatomic distance (Å)	Clash overlap (Å)
1:A:195:ILE:HG21	3:A:333:HOH:O	1.77	0.83
1:L:31:GLY:HA3	1:L:68:PHE:HE2	1.43	0.83
1:A:145:LYS:HD2	1:A:188:TYR:OH	1.78	0.82
1:L:72:PRO:HD2	1:L:215:ALA:HB3	1.61	0.82
1:M:42:LEU:HG	3:M:326:HOH:O	1.77	0.82
1:P:202:SER:OG	3:P:301:HOH:O	1.91	0.82
1:L:79:PHE:HA	3:L:340:HOH:O	1.79	0.81
1:H:16:GLY:HA3	3:H:305:HOH:O	1.80	0.81
1:O:94:THR:HG23	3:O:326:HOH:O	1.81	0.80
1:J:123:MET:HG2	3:J:378:HOH:O	1.81	0.80
1:J:145:LYS:HB3	3:J:419:HOH:O	1.82	0.79
1:O:204:TYR:HB3	3:O:313:HOH:O	1.82	0.79
1:P:206:LYS:NZ	3:P:302:HOH:O	2.14	0.79
1:J:9[B]:ARG:NH2	1:J:112:ASP:OD1	2.17	0.78
3:A:366:HOH:O	1:D:104:ARG:HD3	1.83	0.78
1:D:107[A]:ILE:HD11	1:D:114:PHE:HB3	1.64	0.78
1:F:42:LEU:HG	3:F:315:HOH:O	1.84	0.78
1:A:168:HIS:O	1:O:149:ARG:NH2	2.17	0.77
1:L:163:LEU:HD23	3:L:311:HOH:O	1.84	0.77
1:O:167:GLY:HA2	3:O:314:HOH:O	1.83	0.77
1:A:10:VAL:HB	3:A:322:HOH:O	1.84	0.77
1:C:56:ILE:CD1	1:C:101:CYS:SG	2.66	0.77
1:K:99:GLY:O	1:K:100[A]:ILE:HD13	1.85	0.76
1:O:204:TYR:HD2	3:O:313:HOH:O	1.68	0.76
1:F:42:LEU:CD1	3:F:315:HOH:O	2.33	0.76
1:G:145:LYS:HZ1	1:I:142:SER:HB2	1.51	0.75
1:O:32:LYS:HB3	3:O:363:HOH:O	1.87	0.75
1:O:186:PRO:HD3	3:O:350:HOH:O	1.85	0.75
1:D:78:TYR:CE2	3:D:302:HOH:O	2.39	0.75
1:L:70:LYS:CD	1:L:214:VAL:HG22	2.15	0.75
1:H:16:GLY:CA	3:H:305:HOH:O	2.34	0.75
1:I:118:VAL:HG12	3:I:418:HOH:O	1.85	0.74
1:G:197:ILE:HG22	3:G:383:HOH:O	1.87	0.74
1:O:40:LEU:O	1:O:208:LYS:HA	1.87	0.74
1:L:118:VAL:CG1	1:L:119:ARG:N	2.50	0.74
1:D:131:VAL:HG13	3:D:379:HOH:O	1.86	0.74
1:L:72:PRO:HG2	1:L:75:ILE:HD12	1.69	0.74
1:A:11:LYS:HD2	1:A:113:CYS:SG	2.28	0.74
1:F:2:ASN:HD21	1:F:4:ILE:HD12	1.53	0.73
1:E:107:ILE:HD12	1:E:116:GLN:HG2	1.69	0.73
1:C:7:ASP:OD2	1:C:32:LYS:HE3	1.89	0.72

Continued on next page...

Continued from previous page...

Atom-1	Atom-2	Interatomic distance (Å)	Clash overlap (Å)
1:O:92[A]:THR:HG22	1:O:100:ILE:HD11	1.69	0.72
1:C:158:ASN:HB3	1:E:145:LYS:HD3	1.72	0.72
1:D:225:TRP:CZ2	3:D:405:HOH:O	2.42	0.72
1:O:123:MET:HG2	3:O:320:HOH:O	1.88	0.72
1:N:11:LYS:NZ	1:N:26[B]:GLU:OE1	2.21	0.72
1:O:123:MET:HG3	3:O:357:HOH:O	1.89	0.72
1:P:90:GLU:OE1	1:P:104:ARG:NH1	2.23	0.72
1:K:5:LYS:HE2	3:K:318:HOH:O	1.89	0.71
1:D:147:HIS:HD2	3:D:310:HOH:O	1.72	0.71
1:L:3:LEU:C	1:L:4:ILE:HG22	2.09	0.71
1:B:145[A]:LYS:HD3	1:B:188:TYR:OH	1.90	0.71
1:K:19:ASN:CG	1:K:132:MET:HE2	2.09	0.71
1:M:33:PRO:HB3	1:M:80:LYS:HE3	1.71	0.71
1:C:149:ARG:NH2	1:E:96:GLU:OE2	2.24	0.71
1:O:56:ILE:CD1	3:O:338:HOH:O	2.34	0.71
1:O:68:PHE:HB3	3:O:349:HOH:O	1.89	0.71
1:O:145:LYS:HD3	1:O:188:TYR:OH	1.91	0.71
1:D:107[A]:ILE:HD13	1:D:116:GLN:HG2	1.72	0.70
1:O:162:LEU:C	1:O:163[B]:LEU:HD12	2.12	0.70
1:D:83:PHE:HB2	3:D:375:HOH:O	1.89	0.70
1:D:97:ASP:O	1:D:98:LYS:CG	2.38	0.70
1:M:4:ILE:O	1:M:34:TYR:OH	2.07	0.70
1:G:95:TYR:O	3:G:301:HOH:O	2.09	0.70
1:L:18:VAL:O	1:L:19:ASN:C	2.28	0.70
1:F:4:ILE:HG22	1:F:33:PRO:HG2	1.74	0.70
1:I:10:VAL:HG21	3:I:309:HOH:O	1.90	0.70
1:M:15:GLU:O	1:M:119:ARG:HA	1.91	0.69
1:N:13:HIS:ND1	1:N:26[B]:GLU:OE2	2.25	0.69
1:O:132:MET:HG2	3:O:335:HOH:O	1.92	0.69
1:K:26:GLU:CG	3:K:334:HOH:O	2.28	0.69
1:F:154:VAL:HG22	1:F:176:THR:HG23	1.73	0.69
1:K:9[A]:ARG:NE	1:K:29:GLY:O	2.25	0.69
1:L:35:GLU:O	1:L:70:LYS:HE2	1.92	0.69
1:A:201:ASP:O	1:A:204:TYR:N	2.21	0.68
1:L:220:LEU:HD22	1:M:212:HIS:CE1	2.28	0.68
1:M:148:VAL:HG13	3:M:348:HOH:O	1.93	0.68
1:O:56:ILE:CG1	3:O:338:HOH:O	2.42	0.68
1:O:26:GLU:CD	1:O:45:LYS:HG3	2.14	0.68
1:B:44:VAL:CG1	3:B:492:HOH:O	2.42	0.68
1:B:44:VAL:HG11	3:B:492:HOH:O	1.92	0.68
1:G:135:LYS:O	1:G:135:LYS:HG3	1.93	0.68

Continued on next page...

Continued from previous page...

Atom-1	Atom-2	Interatomic distance (Å)	Clash overlap (Å)
1:K:210:TYR:HD2	3:K:357:HOH:O	1.76	0.68
1:L:137:LEU:HD21	1:L:164:GLU:HG2	1.76	0.68
1:C:130:PRO:HB3	3:C:394:HOH:O	1.94	0.67
1:K:41:ASN:OD1	1:K:208[A]:LYS:HD3	1.94	0.67
1:O:173:PHE:HD2	3:O:322:HOH:O	1.75	0.67
1:G:115:PHE:HE2	1:G:117:ASN:HD22	1.41	0.67
1:L:195:ILE:HG22	1:L:211:GLU:HB2	1.76	0.67
1:M:7:ASP:OD1	1:M:32:LYS:HE3	1.95	0.67
1:E:201:ASP:CB	3:E:402:HOH:O	2.30	0.67
1:H:199:SER:OG	1:H:208[A]:LYS:HD3	1.93	0.67
1:F:145:LYS:O	1:F:155:GLY:HA2	1.94	0.67
1:G:123:MET:HE2	1:K:90:GLU:HG2	1.76	0.67
1:L:125:PHE:CD1	1:L:131:VAL:HG21	2.30	0.66
1:D:87:TYR:O	1:D:107[A]:ILE:HG22	1.94	0.66
1:O:207:VAL:CG2	3:O:313:HOH:O	2.43	0.66
1:D:214:VAL:HB	3:D:304:HOH:O	1.94	0.66
1:O:58:THR:HB	1:O:195:ILE:HD11	1.78	0.66
1:G:58:THR:CG2	3:G:372:HOH:O	2.16	0.66
1:B:210:TYR:CD2	1:P:223:GLN:HG3	2.31	0.66
1:C:67:VAL:CB	3:C:343:HOH:O	2.26	0.66
1:C:107:ILE:HD12	1:C:107:ILE:N	2.11	0.66
1:L:223:GLN:HA	1:L:223:GLN:OE1	1.94	0.66
1:J:219:PRO:HA	3:J:399:HOH:O	1.94	0.66
1:O:38:GLN:CB	3:O:349:HOH:O	2.36	0.66
1:M:185:LEU:HD13	3:M:348:HOH:O	1.94	0.65
1:A:201:ASP:OD1	1:A:206:LYS:N	2.24	0.65
1:C:170:LEU:HD22	1:E:145:LYS:HZ1	1.62	0.65
1:B:106:ASP:OD1	1:B:180:LYS:NZ	2.28	0.65
1:B:125:PHE:CE1	1:B:131:VAL:HG21	2.32	0.65
1:C:57:LEU:O	1:C:60:ALA:HB3	1.96	0.65
1:L:31:GLY:HA3	1:L:68:PHE:CE2	2.30	0.65
1:C:196:GLU:OE2	1:E:222:SER:OG	2.12	0.65
1:C:130:PRO:CB	3:C:394:HOH:O	2.43	0.65
1:H:145:LYS:NZ	1:J:170:LEU:HD22	2.12	0.65
1:L:70:LYS:HD2	1:L:214:VAL:CG2	2.26	0.65
1:A:220:LEU:HD22	1:O:212:HIS:CE1	2.32	0.65
1:C:158:ASN:H	2:E:301:GOL:C3	2.09	0.65
1:H:107:ILE:HD12	1:H:116:GLN:HG2	1.79	0.65
1:O:38:GLN:CG	3:O:349:HOH:O	2.45	0.65
1:L:157:ILE:HD12	1:L:173:PHE:CD2	2.32	0.64
1:B:91:ARG:O	1:C:123:MET:HE1	1.97	0.64

Continued on next page...

Continued from previous page...

Atom-1	Atom-2	Interatomic distance (Å)	Clash overlap (Å)
1:L:4:ILE:HG23	1:L:34:TYR:OH	1.98	0.64
1:D:159:MET:HG3	1:D:173:PHE:CE1	2.33	0.64
1:F:2:ASN:O	1:F:3:LEU:HG	1.98	0.64
1:O:40:LEU:HD13	3:O:305:HOH:O	1.97	0.64
1:N:48:ALA:CB	3:N:478:HOH:O	2.38	0.63
1:O:17:ASN:HB2	3:O:368:HOH:O	1.97	0.63
1:F:30:LYS:HE2	3:F:324:HOH:O	1.97	0.63
1:O:204:TYR:CD2	3:O:313:HOH:O	2.47	0.63
1:J:182:VAL:HG11	1:N:182:VAL:O	1.98	0.63
1:A:6:GLU:OE2	1:A:32:LYS:HG2	1.99	0.63
1:C:153:LEU:C	3:C:305:HOH:O	2.36	0.63
1:D:223:GLN:HG3	1:F:210:TYR:CE2	2.34	0.63
1:G:110[B]:GLU:CD	3:G:321:HOH:O	2.38	0.63
1:O:27:GLY:HA3	1:O:42:LEU:HD23	1.81	0.63
1:B:145[A]:LYS:HD2	1:P:158:ASN:O	1.98	0.62
1:B:48:ALA:CB	3:B:492:HOH:O	2.12	0.62
1:D:78:TYR:HE2	3:D:302:HOH:O	1.80	0.62
1:D:87:TYR:CE1	1:D:107[A]:ILE:HG21	2.35	0.62
1:A:201:ASP:O	1:A:203:ASP:N	2.32	0.62
1:O:166:GLY:O	1:O:167:GLY:O	2.18	0.62
1:A:58:THR:HA	1:A:61:LEU:HD12	1.82	0.62
1:O:19:ASN:ND2	1:O:125:PHE:O	2.29	0.62
1:F:42:LEU:CG	3:F:315:HOH:O	2.42	0.62
1:K:135:LYS:HD2	3:K:423:HOH:O	2.00	0.61
1:F:103:ILE:HG12	1:F:120:PHE:CD2	2.36	0.61
1:L:72:PRO:CD	1:L:215:ALA:HB3	2.31	0.61
1:D:109:LEU:HD23	3:D:323:HOH:O	2.01	0.61
1:M:93:MET:HE3	1:M:173:PHE:CZ	2.36	0.61
1:D:60:ALA:HB3	3:D:327:HOH:O	1.99	0.61
1:M:15:GLU:HG3	3:M:323:HOH:O	2.00	0.61
1:P:102:THR:C	1:P:103:ILE:HG13	2.20	0.61
1:C:158:ASN:H	2:E:301:GOL:H31	1.66	0.61
1:F:14:MET:HB2	1:F:118:VAL:HG13	1.83	0.61
1:L:161:LEU:HB2	1:L:169:TYR:HB3	1.83	0.61
1:E:198:LEU:HD11	1:E:210:TYR:HB2	1.83	0.61
1:L:198:LEU:HD11	1:L:208:LYS:HD2	1.82	0.61
1:J:65:ASN:OD1	1:J:67:VAL:HG12	2.01	0.60
1:L:70:LYS:NZ	1:L:212:HIS:NE2	2.49	0.60
1:M:14:MET:O	1:M:24:VAL:HA	2.00	0.60
1:I:104:ARG:HD2	2:N:301:GOL:H11	1.83	0.60
1:N:90:GLU:HG2	1:N:104:ARG:CG	2.31	0.60

Continued on next page...

Continued from previous page...

Atom-1	Atom-2	Interatomic distance (Å)	Clash overlap (Å)
1:C:131:VAL:HG12	1:C:132:MET:HE2	1.82	0.60
1:F:173:PHE:HD1	3:F:404:HOH:O	1.84	0.60
1:M:12:VAL:HG22	1:M:116:GLN:HB2	1.83	0.60
1:G:202:SER:HB2	3:G:337:HOH:O	2.00	0.60
1:A:18:VAL:HB	1:A:52:PHE:CE2	2.35	0.60
1:I:10:VAL:CG2	3:I:309:HOH:O	2.48	0.60
1:O:40:LEU:CD2	1:O:42:LEU:HD21	2.32	0.60
1:A:59:THR:HG23	3:A:333:HOH:O	2.01	0.59
1:F:4:ILE:CG2	1:F:33:PRO:HG2	2.31	0.59
1:O:93:MET:O	1:O:100:ILE:HD12	2.02	0.59
1:C:130:PRO:HA	3:C:394:HOH:O	2.02	0.59
1:H:145:LYS:O	1:H:145:LYS:HG3	2.02	0.59
1:O:173:PHE:CD2	3:O:322:HOH:O	2.51	0.59
1:K:145:LYS:HD2	1:N:158:ASN:O	2.02	0.59
1:O:130:PRO:HG3	3:O:379:HOH:O	2.02	0.59
1:D:159:MET:HG3	1:D:173:PHE:CD1	2.38	0.59
1:G:70:LYS:HG3	1:G:214:VAL:HG22	1.83	0.59
1:L:32:LYS:HD3	1:L:35:GLU:OE1	2.03	0.59
1:F:85:GLU:OE1	1:F:181:LYS:HD2	2.03	0.59
1:K:19:ASN:CB	1:K:132:MET:HE3	2.32	0.59
1:N:41:ASN:OD1	1:N:208:LYS:HD3	2.03	0.59
1:B:145[A]:LYS:HE3	3:P:363:HOH:O	2.02	0.58
1:L:74:ASP:N	1:L:74:ASP:OD1	2.35	0.58
1:C:58:THR:HA	1:C:61:LEU:HD12	1.84	0.58
1:D:208:LYS:HD2	3:D:337:HOH:O	2.02	0.58
3:D:304:HOH:O	1:F:220:LEU:HD21	2.03	0.58
1:K:39[B]:THR:HG23	3:K:442:HOH:O	2.03	0.58
1:A:87:TYR:HB2	1:A:178:LYS:O	2.03	0.58
1:C:130:PRO:CA	3:C:394:HOH:O	2.50	0.58
1:L:59:THR:HG22	1:L:195:ILE:HD13	1.84	0.58
1:L:104:ARG:O	1:L:118:VAL:HA	2.04	0.58
1:M:32:LYS:O	1:M:36:GLY:N	2.35	0.58
1:C:67:VAL:CG2	3:C:343:HOH:O	2.51	0.58
1:G:145:LYS:NZ	1:I:142:SER:HB2	2.17	0.58
1:K:39[A]:THR:CG2	1:K:208[A]:LYS:HD2	2.33	0.58
1:L:70:LYS:HE3	1:L:212:HIS:CD2	2.36	0.58
1:B:173:PHE:HD2	3:B:404:HOH:O	1.87	0.58
1:C:145:LYS:HD3	1:E:158:ASN:HB3	1.85	0.58
1:L:3:LEU:O	1:L:4:ILE:HG22	2.04	0.58
1:N:104:ARG:CD	3:N:557:HOH:O	2.39	0.58
1:O:92[A]:THR:CG2	1:O:100:ILE:HD11	2.34	0.58

Continued on next page...

Continued from previous page...

Atom-1	Atom-2	Interatomic distance (Å)	Clash overlap (Å)
1:P:191:VAL:HG11	1:P:193:HIS:CE1	2.39	0.58
1:C:65:ASN:OD1	1:C:67:VAL:HG22	2.04	0.58
1:D:84:PRO:HA	3:D:323:HOH:O	2.02	0.58
1:O:207:VAL:HG21	3:O:313:HOH:O	2.02	0.58
1:F:42:LEU:HD11	3:F:315:HOH:O	2.00	0.58
1:K:19:ASN:CG	1:K:132:MET:CE	2.71	0.58
1:P:87:TYR:CZ	1:P:107:ILE:HD12	2.39	0.58
1:A:43:THR:HB	3:A:356:HOH:O	2.04	0.57
1:F:21:HIS:HA	3:F:361:HOH:O	2.02	0.57
1:F:142:SER:CB	1:F:159:MET:CE	2.82	0.57
1:M:12:VAL:O	1:M:26:GLU:HA	2.03	0.57
1:A:9:ARG:O	1:A:113:CYS:HA	2.04	0.57
1:G:107:ILE:HD13	1:G:116:GLN:HG2	1.86	0.57
1:M:107:ILE:HD12	1:M:116:GLN:HG2	1.86	0.57
1:L:201:ASP:OD1	1:L:205:ASN:N	2.38	0.57
1:O:144:GLU:HB2	1:O:157:ILE:CD1	2.34	0.57
1:L:5:LYS:NZ	1:L:112:ASP:HB3	2.19	0.57
1:N:110:GLU:HG2	3:N:494:HOH:O	2.04	0.57
1:B:91:ARG:C	1:C:123:MET:HE1	2.26	0.56
1:K:3:LEU:HD11	1:K:84:PRO:HB3	1.87	0.56
1:K:147:HIS:CE1	1:N:170:LEU:HD11	2.40	0.56
1:F:2:ASN:O	1:F:3:LEU:CB	2.53	0.56
1:M:10:VAL:O	1:M:28:GLU:HA	2.04	0.56
1:G:70:LYS:HD3	1:G:214:VAL:HG22	1.88	0.56
1:O:56:ILE:HD13	1:O:131:VAL:HG11	1.88	0.56
1:O:67:VAL:O	1:O:69:THR:N	2.39	0.56
1:O:78:TYR:HB2	3:O:350:HOH:O	2.05	0.56
1:D:145:LYS:HD3	1:D:188:TYR:OH	2.06	0.56
1:M:87:TYR:HA	1:M:180:LYS:HG3	1.87	0.56
1:O:39:THR:CG2	1:O:208:LYS:HE3	2.35	0.56
1:B:12:VAL:HG22	1:B:116:GLN:HB2	1.88	0.56
1:L:139:TRP:CZ3	1:L:159:MET:HB3	2.41	0.56
1:O:118:VAL:O	3:O:301:HOH:O	2.18	0.56
1:A:146:LEU:HA	1:A:154:VAL:O	2.06	0.56
1:D:152:LEU:HD22	1:D:178:LYS:HG3	1.88	0.56
1:G:123:MET:CE	1:K:90:GLU:HG2	2.36	0.56
1:O:161:LEU:O	1:O:163[B]:LEU:CD1	2.54	0.55
1:B:139:TRP:HD1	2:B:301:GOL:H11	1.70	0.55
1:A:100:ILE:HD12	1:D:92:THR:HG21	1.87	0.55
1:M:190:PHE:N	1:M:190:PHE:CD1	2.74	0.55
1:B:158:ASN:HB3	1:P:145:LYS:HD3	1.89	0.55

Continued on next page...

Continued from previous page...

Atom-1	Atom-2	Interatomic distance (Å)	Clash overlap (Å)
1:G:145:LYS:HD2	3:I:385:HOH:O	2.05	0.55
1:I:68:PHE:CE2	3:I:309:HOH:O	2.53	0.55
1:J:13:HIS:ND1	1:J:26:GLU:OE2	2.37	0.55
1:L:14:MET:SD	1:L:57:LEU:HD13	2.46	0.55
1:C:43:THR:HG22	1:C:45:LYS:HD2	1.89	0.55
1:L:19:ASN:ND2	1:L:132:MET:SD	2.80	0.55
1:O:40:LEU:HB2	3:O:305:HOH:O	2.05	0.55
1:A:59:THR:CG2	3:A:333:HOH:O	2.55	0.55
1:D:43:THR:OG1	1:D:206:LYS:NZ	2.35	0.55
1:M:65:ASN:ND2	1:M:67:VAL:HG12	2.22	0.55
1:O:203:ASP:O	1:O:204:TYR:HB2	2.06	0.55
1:E:158:ASN:H	2:E:301:GOL:C1	2.20	0.55
1:C:200:ASN:HA	1:C:206:LYS:O	2.06	0.54
1:D:57:LEU:HA	3:D:327:HOH:O	2.06	0.54
1:G:145:LYS:HZ1	1:I:142:SER:CB	2.20	0.54
1:A:90:GLU:O	1:A:90:GLU:HG2	2.07	0.54
1:A:97:ASP:O	1:A:98:LYS:HG2	2.07	0.54
1:B:145[A]:LYS:HE2	1:B:188:TYR:HE1	1.73	0.54
1:H:100:ILE:CD1	1:L:100:ILE:HD11	2.37	0.54
1:L:66:ARG:NH1	1:L:69:THR:OG1	2.41	0.54
1:M:64:5SQ:OH	1:M:142:SER:OG	2.22	0.54
1:B:91:ARG:N	1:C:123:MET:HE1	2.21	0.54
1:D:214:VAL:CB	3:D:304:HOH:O	2.53	0.54
1:L:140:GLU:HG3	1:M:188:TYR:CD2	2.42	0.54
1:M:9:ARG:O	1:M:10:VAL:HG23	2.07	0.54
1:P:92:THR:HG22	1:P:94[B]:THR:HG23	1.89	0.54
1:B:135:LYS:HD2	3:B:480:HOH:O	2.06	0.54
1:I:104:ARG:CD	2:N:301:GOL:H12	2.30	0.54
1:O:52:PHE:HD1	1:O:53:SER:O	1.90	0.54
1:P:100[A]:ILE:HD11	3:P:402:HOH:O	2.07	0.54
1:D:26:GLU:HG2	3:D:408:HOH:O	2.07	0.54
1:E:145:LYS:HD2	1:E:188:TYR:OH	2.08	0.54
1:N:93:MET:HE3	1:N:173:PHE:CZ	2.42	0.54
1:A:223:GLN:HG3	1:O:210:TYR:CE2	2.43	0.54
1:E:206:LYS:NZ	3:E:404:HOH:O	2.41	0.54
1:K:210:TYR:CD2	1:N:223:GLN:HG3	2.43	0.54
1:I:68:PHE:HE2	3:I:309:HOH:O	1.90	0.54
1:O:68:PHE:CB	3:O:349:HOH:O	2.53	0.54
1:B:25:ILE:HG12	1:B:44:VAL:HG22	1.89	0.54
1:H:17:ASN:N	3:H:305:HOH:O	2.41	0.54
1:O:9:ARG:NH1	3:O:304:HOH:O	2.38	0.54

Continued on next page...

Continued from previous page...

Atom-1	Atom-2	Interatomic distance (Å)	Clash overlap (Å)
1:L:66:ARG:NH1	1:L:69:THR:HG1	2.05	0.54
1:A:85:GLU:OE1	1:A:85:GLU:N	2.38	0.54
1:C:154:VAL:N	3:C:305:HOH:O	2.40	0.54
1:N:90:GLU:HG2	1:N:104:ARG:HG2	1.90	0.53
1:P:35:GLU:CA	1:P:70:LYS:HD2	2.30	0.53
1:G:115:PHE:CE2	1:G:117:ASN:ND2	2.75	0.53
1:H:73:GLU:HG2	3:H:318:HOH:O	2.08	0.53
1:K:228:HIS:NE2	1:N:202:SER:OG	2.41	0.53
1:C:65:ASN:CG	1:C:67:VAL:HG22	2.28	0.53
1:E:55:ASP:OD2	1:E:136:THR:OG1	2.12	0.53
1:G:110[B]:GLU:HG3	3:G:401:HOH:O	2.06	0.53
1:G:197:ILE:CD1	3:G:372:HOH:O	2.37	0.53
1:H:4:ILE:N	3:H:302:HOH:O	2.33	0.53
1:H:102:THR:HG21	3:H:323:HOH:O	2.08	0.53
1:K:19:ASN:ND2	1:K:132:MET:HE2	2.23	0.53
1:L:5:LYS:NZ	1:L:112:ASP:CB	2.71	0.53
1:L:161:LEU:O	1:L:168:HIS:HA	2.09	0.53
1:O:78:TYR:CB	3:O:350:HOH:O	2.57	0.53
1:P:211:GLU:HG3	1:P:212:HIS:N	2.23	0.53
1:B:17:ASN:HA	1:B:21:HIS:O	2.09	0.53
1:B:93:MET:HE2	1:B:103:ILE:HD11	1.91	0.53
1:C:145:LYS:HD2	1:C:188:TYR:OH	2.09	0.53
1:E:201:ASP:CG	3:E:402:HOH:O	2.47	0.53
1:P:40:LEU:HD13	1:P:42:LEU:HD21	1.90	0.53
1:C:82:SER:O	1:C:181:LYS:HD3	2.08	0.53
1:E:72:PRO:HG2	1:E:75:ILE:HG13	1.90	0.53
1:E:93:MET:HE3	1:E:95:TYR:CE1	2.43	0.53
1:J:85:GLU:OE1	1:J:181:LYS:HE2	2.07	0.53
1:D:6:GLU:CB	3:D:373:HOH:O	2.42	0.53
1:D:38:GLN:NE2	1:D:211:GLU:OE1	2.40	0.53
1:P:85:GLU:OE1	1:P:181:LYS:HD3	2.08	0.53
3:A:366:HOH:O	1:D:104:ARG:CD	2.51	0.53
1:F:13:HIS:ND1	1:F:26:GLU:OE2	2.36	0.53
1:L:66:ARG:HB2	1:L:79:PHE:CD1	2.44	0.53
1:O:154:VAL:HG22	1:O:176:THR:HG23	1.91	0.53
1:J:182:VAL:HG12	3:J:412:HOH:O	2.09	0.53
1:N:206:LYS:HD2	3:N:460:HOH:O	2.09	0.53
1:H:145:LYS:HZ3	1:J:170:LEU:HD22	1.74	0.53
1:N:133:GLN:HB2	1:N:135:LYS:HD3	1.89	0.53
1:O:131:VAL:HG12	1:O:132:MET:HE1	1.91	0.53
1:D:214:VAL:N	3:D:304:HOH:O	2.42	0.52

Continued on next page...

Continued from previous page...

Atom-1	Atom-2	Interatomic distance (Å)	Clash overlap (Å)
1:F:11:LYS:O	1:F:115:PHE:HA	2.09	0.52
1:K:218:SER:HB3	1:N:194:ARG:NH2	2.24	0.52
1:B:9:ARG:HB2	1:B:113:CYS:HB2	1.91	0.52
1:K:5:LYS:CE	3:K:318:HOH:O	2.51	0.52
1:L:67:VAL:HG23	1:L:79:PHE:O	2.09	0.52
1:G:145:LYS:HE3	3:I:395:HOH:O	2.09	0.52
1:L:137:LEU:HD11	1:L:164:GLU:HA	1.90	0.52
1:F:173:PHE:CD1	3:F:404:HOH:O	2.54	0.52
1:G:135:LYS:NZ	1:G:164:GLU:O	2.41	0.52
1:O:59:THR:O	1:O:64:5SQ:C2	2.57	0.52
1:A:220:LEU:HD21	1:O:214:VAL:HG23	1.91	0.52
1:E:44:VAL:CG2	1:E:205:ASN:HA	2.40	0.52
1:K:210:TYR:CE2	1:N:223:GLN:HG3	2.45	0.52
1:F:2:ASN:HD21	1:F:4:ILE:CD1	2.22	0.52
1:P:93:MET:HE3	1:P:173:PHE:CZ	2.45	0.52
1:E:65:ASN:CG	1:E:67:VAL:HG12	2.30	0.52
1:G:107:ILE:CD1	1:G:116:GLN:HG2	2.39	0.52
1:E:107:ILE:CD1	1:E:116:GLN:HG2	2.36	0.52
1:M:17:ASN:HA	1:M:21:HIS:O	2.10	0.52
1:B:9:ARG:NH1	1:B:30:LYS:NZ	2.58	0.52
1:G:95:TYR:CD1	3:G:324:HOH:O	2.63	0.52
1:H:199:SER:OG	1:H:208[A]:LYS:CD	2.57	0.52
1:O:59:THR:HG22	1:O:64:5SQ:CG2	2.40	0.52
1:P:76:PRO:HD2	1:P:186:PRO:HA	1.92	0.52
1:E:144:GLU:HA	1:E:157:ILE:HG12	1.93	0.51
1:E:158:ASN:H	2:E:301:GOL:H11	1.74	0.51
1:O:64:5SQ:OH	1:O:142:SER:OG	2.28	0.51
1:K:141:PRO:HG3	1:K:194:ARG:NH1	2.25	0.51
1:K:223:GLN:HG3	1:N:210:TYR:CE2	2.45	0.51
1:L:212:HIS:CG	1:M:220:LEU:HD22	2.45	0.51
1:M:156:ASN:O	1:M:157:ILE:HG13	2.10	0.51
1:O:73:GLU:HG3	1:O:74:ASP:H	1.75	0.51
1:K:26:GLU:HG3	1:K:45:LYS:HG2	1.92	0.51
1:J:101:CYS:HA	1:J:121:ASN:O	2.10	0.51
1:P:148:VAL:HG13	3:P:364:HOH:O	2.10	0.51
1:P:191:VAL:CG1	1:P:193:HIS:CE1	2.94	0.51
1:F:149:ARG:O	1:F:150:ASP:HB2	2.10	0.51
1:I:181:LYS:HE3	3:I:348:HOH:O	2.11	0.51
1:M:7:ASP:OD1	1:M:32:LYS:CE	2.59	0.51
1:J:6:GLU:HG3	3:J:398:HOH:O	2.09	0.51
1:J:190:PHE:HD2	3:J:419:HOH:O	1.93	0.51

Continued on next page...

Continued from previous page...

Atom-1	Atom-2	Interatomic distance (Å)	Clash overlap (Å)
1:O:13:HIS:O	1:O:117:ASN:HA	2.11	0.51
1:D:175:THR:HG21	1:D:177:TYR:CZ	2.46	0.51
1:F:2:ASN:O	1:F:3:LEU:CG	2.59	0.51
1:F:101:CYS:HA	1:F:121:ASN:O	2.11	0.51
1:A:21:HIS:CE1	1:A:47:GLY:O	2.64	0.51
1:B:103:ILE:HG12	1:B:120:PHE:CD2	2.46	0.51
1:H:67:VAL:HG21	1:H:83:PHE:HE2	1.73	0.51
1:H:168:HIS:HE1	3:J:413:HOH:O	1.94	0.51
1:O:216:ARG:NH2	1:O:219:PRO:HD3	2.25	0.51
1:P:181:LYS:HB2	3:P:313:HOH:O	2.10	0.51
1:P:6:GLU:OE2	1:P:6:GLU:N	2.44	0.51
1:B:29:GLY:HA2	3:B:503:HOH:O	2.10	0.50
1:H:198:LEU:HD11	1:H:210:TYR:HB2	1.93	0.50
1:J:82:SER:O	1:J:181:LYS:HE3	2.12	0.50
1:L:72:PRO:CG	1:L:75:ILE:HD12	2.40	0.50
1:M:98:LYS:HB2	3:M:329:HOH:O	2.12	0.50
1:E:44:VAL:HG23	1:E:205:ASN:HA	1.93	0.50
1:D:52:PHE:O	1:D:52:PHE:CD1	2.64	0.50
1:D:216:ARG:CZ	3:D:308:HOH:O	2.59	0.50
1:K:95:TYR:CD1	1:K:171:CYS:HB2	2.46	0.50
1:E:90:GLU:HG2	1:E:104:ARG:HG2	1.93	0.50
1:I:26:GLU:HG2	3:I:433:HOH:O	2.10	0.50
3:I:451:HOH:O	1:N:174:LYS:HE3	2.12	0.50
1:L:132:MET:O	1:L:133:GLN:C	2.48	0.50
1:A:147:HIS:HE1	1:O:170:LEU:HD11	1.76	0.50
1:D:32:LYS:HD3	1:D:35:GLU:OE1	2.12	0.50
1:I:144:GLU:HG3	1:I:157:ILE:HG12	1.94	0.50
1:O:78:TYR:HA	3:O:350:HOH:O	2.11	0.50
1:F:182:VAL:HG11	3:P:407:HOH:O	2.11	0.50
1:A:192:ASP:O	1:A:213:GLY:HA2	2.10	0.49
1:C:32:LYS:HB2	1:C:35:GLU:HB2	1.94	0.49
1:D:120:PHE:CD2	3:D:327:HOH:O	2.63	0.49
1:F:30:LYS:CE	3:F:324:HOH:O	2.55	0.49
1:A:90:GLU:O	1:A:90:GLU:CG	2.59	0.49
1:F:144:GLU:HG3	1:F:157:ILE:CG1	2.43	0.49
1:F:144:GLU:HA	1:F:157:ILE:HG12	1.93	0.49
1:F:187:ASP:HA	3:F:376:HOH:O	2.12	0.49
1:J:91:ARG:CZ	3:J:371:HOH:O	2.60	0.49
1:P:175:THR:HG21	1:P:177:TYR:CE1	2.46	0.49
1:P:211:GLU:HG2	3:P:369:HOH:O	2.11	0.49
1:A:136:THR:O	1:A:136:THR:OG1	2.28	0.49

Continued on next page...

Continued from previous page...

Atom-1	Atom-2	Interatomic distance (Å)	Clash overlap (Å)
1:A:166:GLY:HA2	3:A:364:HOH:O	2.11	0.49
1:B:150:ASP:CA	3:B:424:HOH:O	2.33	0.49
1:D:110:GLU:O	1:D:110:GLU:HG3	2.12	0.49
1:G:145:LYS:HG3	1:G:190:PHE:CD2	2.47	0.49
1:L:64:5SQ:C1H	1:L:209:LEU:HG	2.42	0.49
1:L:79:PHE:HE1	1:L:177:TYR:CD1	2.30	0.49
1:A:144:GLU:CB	1:A:157:ILE:HG12	2.43	0.49
1:J:93:MET:HB3	1:J:171:CYS:SG	2.52	0.49
1:J:146:LEU:HA	1:J:154:VAL:O	2.12	0.49
1:A:212:HIS:HB3	1:O:220:LEU:HD13	1.92	0.49
1:B:210:TYR:CE2	1:P:223:GLN:CG	2.96	0.49
1:E:145:LYS:O	1:E:155:GLY:HA2	2.13	0.49
1:I:39:THR:CG2	1:I:208:LYS:HD3	2.42	0.49
1:O:205:ASN:HB2	1:O:206:LYS:NZ	2.27	0.49
1:L:42:LEU:HD13	1:L:54:TYR:OH	2.12	0.49
1:O:39:THR:HG21	1:O:208:LYS:HE3	1.95	0.49
1:L:91:ARG:HB2	1:L:175:THR:HG23	1.93	0.49
1:G:130:PRO:HA	1:G:135:LYS:HB3	1.93	0.49
1:A:89:TRP:CE2	1:A:105:SER:HB3	2.48	0.49
1:K:119[B]:ARG:NH1	1:K:121:ASN:OD1	2.46	0.49
1:N:121:ASN:HB3	2:N:301:GOL:O3	2.12	0.49
1:O:40:LEU:HD23	1:O:42:LEU:HD21	1.94	0.49
1:A:66:ARG:CZ	1:A:66:ARG:HA	2.43	0.49
1:B:57:LEU:HD23	1:B:120:PHE:CZ	2.48	0.49
1:J:182:VAL:CG1	1:N:182:VAL:O	2.60	0.49
1:D:107[A]:ILE:HD13	1:D:116:GLN:CG	2.41	0.48
1:D:208:LYS:CE	3:D:337:HOH:O	2.61	0.48
1:F:112:ASP:CG	3:F:307:HOH:O	2.50	0.48
1:L:5:LYS:HD3	1:L:8:MET:SD	2.53	0.48
1:O:36:GLY:O	1:O:212:HIS:HA	2.13	0.48
1:O:67:VAL:HG13	1:O:80:LYS:HG2	1.96	0.48
1:B:145[A]:LYS:CD	1:B:188:TYR:OH	2.59	0.48
1:J:39:THR:HG21	1:J:208:LYS:HD3	1.95	0.48
1:K:119[B]:ARG:NE	1:K:121:ASN:HD21	2.02	0.48
1:O:72:PRO:HG2	1:O:75:ILE:HD12	1.94	0.48
1:D:147:HIS:CD2	3:D:310:HOH:O	2.54	0.48
1:B:91:ARG:O	1:C:123:MET:CE	2.61	0.48
1:C:195:ILE:HG23	1:C:195:ILE:O	2.13	0.48
1:O:73:GLU:HG3	1:O:74:ASP:N	2.28	0.48
1:D:216:ARG:NE	3:D:308:HOH:O	2.46	0.48
1:F:2:ASN:O	1:F:3:LEU:HB2	2.13	0.48

Continued on next page...

Continued from previous page...

Atom-1	Atom-2	Interatomic distance (Å)	Clash overlap (Å)
1:G:110[B]:GLU:CG	3:G:401:HOH:O	2.62	0.48
1:H:128:ASN:HB2	3:H:380:HOH:O	2.12	0.48
1:N:39:THR:HG22	1:N:208:LYS:HD2	1.94	0.48
1:O:13:HIS:CD2	3:O:321:HOH:O	2.66	0.48
1:O:26:GLU:OE2	1:O:45:LYS:HG3	2.13	0.48
1:D:72:PRO:HG2	1:D:75:ILE:HD12	1.94	0.48
1:K:101:CYS:HA	1:K:121:ASN:O	2.13	0.48
1:M:105:SER:HB2	1:M:118:VAL:HG22	1.95	0.48
1:O:220:LEU:HG	3:O:331:HOH:O	2.14	0.48
1:A:109:LEU:HD11	1:A:111:GLY:O	2.14	0.48
1:J:158:ASN:HB3	3:J:352:HOH:O	2.13	0.48
1:P:24:VAL:HB	1:P:46:GLU:HB2	1.96	0.48
1:P:94[A]:THR:HG23	1:P:100[A]:ILE:HD12	1.95	0.48
1:D:208:LYS:HE2	3:D:337:HOH:O	2.13	0.48
3:D:304:HOH:O	1:F:220:LEU:CD2	2.59	0.48
1:I:64:5SQ:CE1	1:I:159:MET:HE2	2.43	0.48
1:K:19:ASN:HB2	1:K:132:MET:CE	2.37	0.48
1:L:42:LEU:CD2	1:L:61:LEU:HD22	2.43	0.48
1:L:162:LEU:C	3:L:311:HOH:O	2.50	0.48
1:O:207:VAL:HG23	3:O:315:HOH:O	2.13	0.48
1:D:15:GLU:O	1:D:119:ARG:NH2	2.46	0.48
1:E:27:GLY:HA2	1:E:41:ASN:O	2.14	0.48
1:F:40:LEU:HB3	3:F:315:HOH:O	2.14	0.48
1:N:27:GLY:HA2	1:N:41:ASN:O	2.13	0.48
1:K:83:PHE:HB3	1:K:84:PRO:HA	1.96	0.48
1:O:100:ILE:HG23	1:O:123:MET:HB2	1.96	0.48
1:B:180:LYS:N	3:B:413:HOH:O	2.47	0.47
1:C:12:VAL:HG11	1:C:40:LEU:HD21	1.96	0.47
1:B:42:LEU:HD21	1:B:61:LEU:HD22	1.96	0.47
1:B:48:ALA:CA	3:B:492:HOH:O	2.53	0.47
1:F:160:ALA:HB1	1:F:168:HIS:HB3	1.96	0.47
1:G:147:HIS:HA	3:G:391:HOH:O	2.13	0.47
1:H:115:PHE:CE2	1:H:117:ASN:HB2	2.48	0.47
1:L:133:GLN:O	1:L:134:LYS:HB2	2.14	0.47
1:A:197:ILE:HG23	1:A:207:VAL:HG23	1.96	0.47
1:B:125:PHE:CD1	1:B:131:VAL:HG21	2.49	0.47
1:C:220:LEU:HD21	1:E:214:VAL:HG23	1.95	0.47
1:M:40:LEU:C	3:M:326:HOH:O	2.52	0.47
1:N:48:ALA:CA	3:N:478:HOH:O	2.60	0.47
1:C:42:LEU:HD13	1:C:61:LEU:HD13	1.97	0.47
1:D:52:PHE:CD1	1:D:52:PHE:C	2.88	0.47

Continued on next page...

Continued from previous page...

Atom-1	Atom-2	Interatomic distance (Å)	Clash overlap (Å)
1:O:83:PHE:O	1:O:181:LYS:NZ	2.47	0.47
1:B:104:ARG:NH1	3:B:414:HOH:O	2.47	0.47
1:F:156:ASN:HA	1:F:173:PHE:O	2.14	0.47
1:I:119:ARG:HH22	2:N:301:GOL:C1	2.27	0.47
1:N:85:GLU:OE1	1:N:181[A]:LYS:HD3	2.14	0.47
1:O:26:GLU:CG	1:O:45:LYS:HG3	2.44	0.47
1:B:41:ASN:OD1	1:B:208:LYS:HG3	2.15	0.47
1:F:107:ILE:HD12	1:F:116:GLN:HG2	1.96	0.47
1:H:107:ILE:CD1	1:H:116:GLN:HG2	2.45	0.47
1:L:215:ALA:O	1:L:216:ARG:HB3	2.15	0.47
1:O:135:LYS:HD3	3:O:346:HOH:O	2.13	0.47
1:C:201:ASP:CG	1:C:206:LYS:H	2.18	0.47
1:E:89:TRP:CE2	1:E:105:SER:HB3	2.50	0.47
1:H:102:THR:C	1:H:103:ILE:HG13	2.34	0.47
1:J:146:LEU:HD13	1:J:155:GLY:CA	2.45	0.47
1:K:194:ARG:NH2	3:K:313:HOH:O	2.48	0.47
1:L:25:ILE:HG22	1:L:26:GLU:N	2.29	0.47
1:M:76:PRO:HD2	1:M:186:PRO:HB3	1.96	0.47
1:M:148:VAL:CG1	3:M:348:HOH:O	2.56	0.47
1:C:93:MET:HB2	1:C:101:CYS:HB2	1.96	0.47
1:I:90:GLU:HG2	1:N:123:MET:SD	2.55	0.47
1:A:195:ILE:HD13	3:A:333:HOH:O	2.15	0.47
1:G:4:ILE:CG2	1:G:33:PRO:HG2	2.45	0.47
1:H:66:ARG:HG2	1:H:66:ARG:HH21	1.79	0.47
1:L:17:ASN:ND2	1:L:22:ALA:HB2	2.30	0.47
1:B:145[A]:LYS:NZ	3:B:412:HOH:O	2.46	0.47
1:C:163:LEU:HD12	1:C:163:LEU:C	2.35	0.47
1:F:140:GLU:OE2	1:F:168:HIS:NE2	2.35	0.47
1:K:146:LEU:CD1	1:K:191:VAL:HG23	2.45	0.47
1:L:59:THR:HG22	1:L:195:ILE:CD1	2.44	0.47
1:L:83:PHE:HB3	1:L:84:PRO:HA	1.96	0.47
1:C:131:VAL:HG12	1:C:132:MET:CE	2.44	0.46
1:D:104:ARG:NE	3:D:312:HOH:O	2.48	0.46
1:D:158:ASN:HB3	1:F:145:LYS:HD3	1.97	0.46
1:H:125:PHE:O	1:H:126:PRO:C	2.51	0.46
1:J:137:LEU:HD21	1:J:164:GLU:HG2	1.97	0.46
1:P:83:PHE:CD1	1:P:86:GLY:HA2	2.50	0.46
1:B:194:ARG:NH2	1:P:220:LEU:O	2.41	0.46
1:E:203:ASP:OD2	1:E:205:ASN:ND2	2.49	0.46
1:F:161:LEU:O	1:F:168:HIS:HA	2.15	0.46
1:N:178:LYS:HD2	3:N:532:HOH:O	2.15	0.46

Continued on next page...

Continued from previous page...

Atom-1	Atom-2	Interatomic distance (Å)	Clash overlap (Å)
1:N:198:LEU:HD11	1:N:210:TYR:HB2	1.97	0.46
1:B:204:TYR:N	1:B:204:TYR:CD1	2.84	0.46
1:C:152:LEU:C	3:C:305:HOH:O	2.53	0.46
1:L:55:ASP:OD2	1:L:136:THR:OG1	2.33	0.46
1:A:66:ARG:HD2	3:A:323:HOH:O	2.15	0.46
1:D:134:LYS:CE	3:D:321:HOH:O	2.63	0.46
1:J:102:THR:C	1:J:103:ILE:HG13	2.35	0.46
1:K:91:ARG:HA	1:K:174:LYS:O	2.15	0.46
1:M:130:PRO:HA	1:M:135:LYS:HB2	1.97	0.46
1:A:128:ASN:HA	1:A:133:GLN:OE1	2.15	0.46
1:B:141:PRO:O	1:P:190:PHE:HZ	1.99	0.46
1:B:210:TYR:CD2	1:P:223:GLN:CG	2.97	0.46
1:D:72:PRO:CG	1:D:75:ILE:HD12	2.45	0.46
1:E:144:GLU:CB	1:E:157:ILE:HG12	2.45	0.46
1:F:29:GLY:HA3	1:F:40:LEU:HD12	1.97	0.46
1:L:71:TYR:HA	1:L:72:PRO:HD2	1.73	0.46
1:K:9[A]:ARG:HD2	1:K:9[A]:ARG:HA	1.81	0.46
1:L:32:LYS:HD2	1:L:37:THR:OG1	2.15	0.46
1:M:221:PRO:O	1:M:222:SER:CB	2.63	0.46
1:I:73:GLU:HG2	1:I:74:ASP:N	2.30	0.46
1:K:125:PHE:HB2	1:K:132:MET:HE2	1.98	0.46
1:L:4:ILE:HD11	1:L:33:PRO:HG2	1.98	0.46
1:M:138:LYS:HD2	1:M:139:TRP:O	2.16	0.46
1:O:163[B]:LEU:HD21	1:O:169:TYR:HB2	1.97	0.46
1:L:66:ARG:HB2	1:L:79:PHE:CE1	2.51	0.46
1:L:70:LYS:NZ	1:L:212:HIS:CE1	2.84	0.46
1:L:148:VAL:HA	1:L:152:LEU:O	2.16	0.46
1:P:94[A]:THR:HG23	1:P:100[A]:ILE:CD1	2.46	0.46
1:D:18:VAL:HA	1:D:122:GLY:O	2.16	0.46
1:E:85:GLU:OE2	1:E:181:LYS:HD3	2.16	0.46
1:I:73:GLU:N	1:I:73:GLU:OE1	2.49	0.46
1:D:53:SER:HB2	3:D:352:HOH:O	2.15	0.46
1:E:93:MET:HE3	1:E:95:TYR:OH	2.15	0.46
1:F:94:THR:HA	1:F:100:ILE:HG22	1.98	0.46
1:M:33:PRO:HB3	1:M:80:LYS:CE	2.44	0.46
1:N:9:ARG:HG3	1:N:112:ASP:OD2	2.16	0.46
1:A:162:LEU:CD1	3:A:364:HOH:O	2.64	0.45
1:B:101:CYS:HA	1:B:121:ASN:O	2.15	0.45
1:A:193:HIS:N	3:A:305:HOH:O	2.50	0.45
1:B:139:TRP:CZ3	1:B:161:LEU:HG	2.52	0.45
1:F:115:PHE:CD2	3:F:423:HOH:O	2.68	0.45

Continued on next page...

Continued from previous page...

Atom-1	Atom-2	Interatomic distance (Å)	Clash overlap (Å)
1:G:70:LYS:CD	1:G:214:VAL:HG22	2.46	0.45
1:J:206:LYS:CG	3:J:349:HOH:O	2.43	0.45
1:K:135:LYS:CD	3:K:423:HOH:O	2.59	0.45
1:O:45:LYS:C	1:O:46:GLU:HG3	2.36	0.45
1:B:181:LYS:N	3:B:413:HOH:O	2.50	0.45
1:F:107:ILE:CD1	1:F:116:GLN:HG2	2.46	0.45
1:P:66:ARG:HA	1:P:66:ARG:NE	2.32	0.45
1:B:96:GLU:OE2	1:B:169:TYR:HA	2.15	0.45
1:B:144:GLU:O	1:B:190:PHE:HA	2.16	0.45
1:O:101:CYS:SG	1:O:125:PHE:HZ	2.39	0.45
1:A:10:VAL:HG12	1:A:12:VAL:HG23	1.98	0.45
1:E:144:GLU:O	1:E:190:PHE:HA	2.16	0.45
1:N:139:TRP:CZ3	1:N:161:LEU:HG	2.52	0.45
1:O:144:GLU:HG2	1:O:146:LEU:HG	1.99	0.45
1:A:100:ILE:CD1	1:D:92:THR:HG21	2.46	0.45
1:I:39:THR:HG23	1:I:208:LYS:HD3	1.97	0.45
1:M:89:TRP:CE2	1:M:105:SER:HB3	2.51	0.45
1:O:207:VAL:HG22	3:O:313:HOH:O	2.14	0.45
1:A:81:GLN:HB3	1:A:183:VAL:HG11	1.98	0.45
1:B:145[A]:LYS:HZ2	1:P:159:MET:HA	1.82	0.45
1:I:98:LYS:HD2	3:I:391:HOH:O	2.17	0.45
1:K:222:SER:HB3	3:K:429:HOH:O	2.16	0.45
1:D:64:5SQ:N1H	1:D:211:GLU:HB2	2.31	0.45
1:I:119:ARG:HH22	2:N:301:GOL:C3	2.29	0.45
1:L:121:ASN:ND2	3:L:307:HOH:O	2.49	0.45
1:M:90:GLU:HA	1:M:103:ILE:O	2.17	0.45
1:C:163:LEU:HD12	1:C:164:GLU:O	2.17	0.45
1:E:165:GLY:HA3	3:E:405:HOH:O	2.17	0.45
1:H:11:LYS:NZ	3:H:310:HOH:O	2.44	0.45
1:K:107:ILE:HD12	1:K:116:GLN:HG2	1.99	0.45
1:M:159:MET:HG3	1:M:173:PHE:CD1	2.52	0.45
1:N:39:THR:CG2	1:N:208:LYS:HD2	2.46	0.45
1:N:65:ASN:CG	1:N:67:VAL:HG12	2.38	0.45
1:N:77:ASP:OD2	1:N:80:LYS:HG3	2.17	0.45
1:O:14:MET:O	1:O:24:VAL:HA	2.16	0.45
1:A:21:HIS:HE1	1:A:47:GLY:O	1.98	0.45
1:D:24:VAL:HB	1:D:46:GLU:HB2	1.97	0.45
1:G:91:ARG:HA	1:G:174:LYS:O	2.17	0.45
1:L:4:ILE:HG23	1:L:34:TYR:CE1	2.52	0.45
1:L:125:PHE:CE1	1:L:131:VAL:HG21	2.52	0.45
1:M:104:ARG:HH22	1:M:119:ARG:HD3	1.82	0.45

Continued on next page...

Continued from previous page...

Atom-1	Atom-2	Interatomic distance (Å)	Clash overlap (Å)
1:B:135:LYS:HA	1:B:164:GLU:OE2	2.16	0.44
1:C:139:TRP:CZ3	1:C:161:LEU:HG	2.52	0.44
1:K:39[A]:THR:HG23	1:K:208[A]:LYS:HD2	1.97	0.44
1:K:168:HIS:O	1:N:149:ARG:NH2	2.50	0.44
1:B:72:PRO:HG2	1:B:75:ILE:HG13	1.99	0.44
1:D:9:ARG:O	1:D:113:CYS:HA	2.18	0.44
1:D:60:ALA:CB	3:D:327:HOH:O	2.61	0.44
1:D:80:LYS:HB2	3:D:389:HOH:O	2.17	0.44
1:E:104:ARG:HG3	1:P:123:MET:CE	2.47	0.44
1:F:57:LEU:O	1:F:60:ALA:HB3	2.18	0.44
1:K:5:LYS:NZ	3:K:318:HOH:O	2.50	0.44
1:A:159:MET:HG3	1:A:173:PHE:CD1	2.52	0.44
1:B:145[B]:LYS:HD2	1:B:188:TYR:OH	2.17	0.44
1:C:135:LYS:HE2	1:C:164:GLU:HB3	1.98	0.44
1:D:16:GLY:C	3:D:320:HOH:O	2.55	0.44
1:D:109:LEU:HB3	3:D:323:HOH:O	2.17	0.44
1:E:5:LYS:HE3	1:E:6:GLU:H	1.81	0.44
1:I:198:LEU:HD11	1:I:210:TYR:HB2	2.00	0.44
1:M:42:LEU:O	1:M:206:LYS:HA	2.17	0.44
1:O:39:THR:HA	1:O:209:LEU:O	2.16	0.44
1:O:55:ASP:O	1:O:57:LEU:N	2.50	0.44
1:B:13:HIS:ND1	1:B:26:GLU:OE2	2.42	0.44
1:C:27:GLY:HA2	1:C:41:ASN:O	2.17	0.44
1:N:44:VAL:CG1	3:N:478:HOH:O	2.17	0.44
1:O:125:PHE:HB3	3:O:335:HOH:O	2.17	0.44
1:P:175:THR:HG21	1:P:177:TYR:CZ	2.53	0.44
1:G:145:LYS:NZ	1:I:142:SER:CB	2.80	0.44
1:G:194:ARG:NE	1:I:220:LEU:O	2.46	0.44
1:I:145:LYS:HG3	1:I:145:LYS:O	2.17	0.44
1:L:5:LYS:HZ3	1:L:112:ASP:HB3	1.83	0.44
1:M:110:GLU:HG2	3:M:324:HOH:O	2.17	0.44
1:O:163[A]:LEU:HD21	1:O:169:TYR:HB2	1.99	0.44
1:E:67:VAL:HG21	1:E:114:PHE:CZ	2.53	0.44
1:J:65:ASN:CG	1:J:67:VAL:HG12	2.38	0.44
1:A:131:VAL:HG23	1:A:169:TYR:CE2	2.53	0.44
1:A:147:HIS:CE1	1:O:170:LEU:HD11	2.53	0.44
1:F:95:TYR:CD2	1:F:171:CYS:HB2	2.52	0.44
1:L:89:TRP:NE1	1:L:107:ILE:HD11	2.33	0.44
1:L:157:ILE:HB	1:L:173:PHE:HB2	2.00	0.44
1:A:54:TYR:CD2	1:A:204:TYR:HB3	2.53	0.44
1:B:198:LEU:HD11	1:B:210:TYR:HB2	1.99	0.44

Continued on next page...

Continued from previous page...

Atom-1	Atom-2	Interatomic distance (Å)	Clash overlap (Å)
1:E:144:GLU:HG3	1:E:157:ILE:CG1	2.47	0.44
1:I:27:GLY:HA2	1:I:41:ASN:O	2.18	0.44
1:K:157:ILE:HD12	1:K:173:PHE:CE2	2.52	0.44
1:L:4:ILE:HG23	1:L:34:TYR:CZ	2.53	0.44
1:C:145:LYS:O	1:C:155:GLY:HA2	2.18	0.44
1:G:94:THR:HG23	1:G:100:ILE:HD11	1.99	0.44
1:J:182:VAL:O	1:J:182:VAL:HG13	2.18	0.44
1:D:30:LYS:HB3	1:D:30:LYS:HE3	1.81	0.43
1:L:137:LEU:HD21	1:L:164:GLU:CG	2.47	0.43
1:L:179:ALA:HB1	1:L:181:LYS:O	2.18	0.43
1:N:139:TRP:CE2	1:N:161:LEU:HD21	2.53	0.43
1:O:161:LEU:O	1:O:168:HIS:HA	2.18	0.43
1:N:11:LYS:HD2	1:N:27:GLY:O	2.18	0.43
1:A:146:LEU:HD22	1:A:153:LEU:HD21	2.00	0.43
1:E:165:GLY:CA	3:E:405:HOH:O	2.66	0.43
1:G:173:PHE:HD2	3:G:334:HOH:O	2.00	0.43
1:H:11:LYS:HE2	3:H:388:HOH:O	2.18	0.43
1:H:66:ARG:HG2	1:H:66:ARG:NH2	2.33	0.43
1:M:201:ASP:OD2	1:M:206:LYS:HD3	2.18	0.43
1:C:40:LEU:HD21	1:C:42:LEU:HD21	2.00	0.43
1:C:50:LEU:HD22	1:C:52:PHE:CZ	2.54	0.43
1:K:174:LYS:HE2	3:K:321:HOH:O	2.17	0.43
1:M:29:GLY:HA3	1:M:39:THR:O	2.17	0.43
1:N:65:ASN:OD1	1:N:67:VAL:HG12	2.19	0.43
1:N:130:PRO:HA	1:N:135:LYS:HB2	1.99	0.43
1:O:56:ILE:HG13	3:O:338:HOH:O	2.13	0.43
1:P:93:MET:HG2	1:P:173:PHE:CE1	2.53	0.43
1:A:139:TRP:CE2	1:A:161:LEU:HD21	2.53	0.43
1:A:145:LYS:HD2	1:A:188:TYR:HH	1.82	0.43
1:C:93:MET:HG2	1:C:173:PHE:CE1	2.54	0.43
1:D:160:ALA:HB2	1:D:170:LEU:HD23	2.00	0.43
1:L:41:ASN:OD1	1:L:208:LYS:HG2	2.19	0.43
1:P:211:GLU:CG	1:P:212:HIS:N	2.81	0.43
1:A:10:VAL:CB	3:A:322:HOH:O	2.56	0.43
1:E:103:ILE:HG12	1:E:120:PHE:CD2	2.54	0.43
1:L:95:TYR:CD2	1:L:169:TYR:CE2	3.07	0.43
1:E:139:TRP:CE3	1:E:161:LEU:HG	2.53	0.43
1:F:6:GLU:O	1:F:32:LYS:HG2	2.19	0.43
1:I:146:LEU:HD23	1:I:155:GLY:HA2	2.00	0.43
1:I:146:LEU:HD23	1:I:155:GLY:CA	2.48	0.43
1:N:59:THR:O	1:N:64:5SQ:C2	2.67	0.43

Continued on next page...

Continued from previous page...

Atom-1	Atom-2	Interatomic distance (Å)	Clash overlap (Å)
1:A:195:ILE:CD1	3:A:333:HOH:O	2.66	0.43
1:C:56:ILE:HG12	1:C:120:PHE:HZ	1.84	0.43
1:H:198:LEU:CB	1:H:208[A]:LYS:CE	2.97	0.43
1:I:75:ILE:HG12	1:I:217:TYR:CZ	2.53	0.43
1:K:67:VAL:HG11	1:K:114:PHE:CZ	2.53	0.43
1:K:92:THR:HG22	1:K:93:MET:N	2.34	0.43
1:N:75:ILE:HG12	1:N:217:TYR:CZ	2.54	0.43
1:P:146:LEU:HD12	1:P:191:VAL:HG23	2.01	0.43
1:B:210:TYR:CE2	1:P:223:GLN:HG3	2.54	0.43
1:D:70:LYS:HB3	1:D:214:VAL:HG22	2.00	0.43
1:O:52:PHE:CE1	1:O:57:LEU:HD11	2.54	0.43
1:H:170:LEU:HD11	1:J:147:HIS:CE1	2.53	0.42
1:K:19:ASN:CB	1:K:132:MET:CE	2.97	0.42
1:N:90:GLU:CG	1:N:104:ARG:HG2	2.49	0.42
1:O:16:GLY:C	1:O:23:PHE:CE1	2.93	0.42
1:C:53:SER:O	1:C:56:ILE:HG22	2.20	0.42
1:D:69:THR:HA	1:D:213:GLY:O	2.19	0.42
1:J:195:ILE:O	1:J:195:ILE:HG23	2.19	0.42
1:M:203:ASP:OD1	1:M:203:ASP:N	2.47	0.42
1:B:145[A]:LYS:HE2	1:B:188:TYR:CE1	2.52	0.42
1:D:101:CYS:HA	1:D:121:ASN:O	2.18	0.42
1:E:93:MET:HE3	1:E:95:TYR:CZ	2.54	0.42
1:J:39:THR:CG2	1:J:208:LYS:HD3	2.49	0.42
1:K:36:GLY:O	1:K:212:HIS:HA	2.19	0.42
1:L:140:GLU:HG3	1:M:188:TYR:CE2	2.53	0.42
1:A:70:LYS:HB3	1:A:214:VAL:HG13	2.00	0.42
1:H:59:THR:HG1	1:H:173:PHE:HZ	1.67	0.42
1:L:158:ASN:ND2	3:L:306:HOH:O	2.49	0.42
1:F:38:GLN:HG3	1:F:64:5SQ:N2H	2.35	0.42
1:G:200:ASN:HA	1:G:206:LYS:O	2.19	0.42
1:J:23:PHE:CD1	1:J:23:PHE:C	2.93	0.42
1:M:105:SER:CB	1:M:118:VAL:HG22	2.48	0.42
1:O:78:TYR:CA	3:O:350:HOH:O	2.68	0.42
1:A:87:TYR:CZ	1:A:107:ILE:HG13	2.55	0.42
1:O:68:PHE:CG	3:O:349:HOH:O	2.56	0.42
1:A:107:ILE:HG23	1:A:116:GLN:HG2	2.01	0.42
1:B:9:ARG:HH11	1:B:30:LYS:HZ1	1.67	0.42
1:G:115:PHE:CZ	1:G:117:ASN:ND2	2.88	0.42
1:K:11:LYS:O	1:K:115:PHE:HA	2.19	0.42
1:L:52:PHE:C	1:L:52:PHE:CD1	2.92	0.42
1:P:146:LEU:CD1	1:P:191:VAL:HG23	2.50	0.42

Continued on next page...

Continued from previous page...

Atom-1	Atom-2	Interatomic distance (Å)	Clash overlap (Å)
1:A:181:LYS:HD2	1:A:183:VAL:CG1	2.50	0.42
1:B:89:TRP:CE2	1:B:105:SER:HB3	2.55	0.42
1:B:145[A]:LYS:CD	1:P:158:ASN:O	2.67	0.42
1:E:53:SER:OG	1:E:55:ASP:HB2	2.19	0.42
1:G:97:ASP:OD1	1:G:169:TYR:OH	2.27	0.42
1:J:145:LYS:O	1:J:155:GLY:HA2	2.19	0.42
1:K:205:ASN:ND2	3:K:310:HOH:O	2.46	0.42
1:K:229:HIS:CD2	1:K:230:HIS:N	2.88	0.42
1:O:120:PHE:CZ	3:O:338:HOH:O	2.57	0.42
1:P:67:VAL:HG11	1:P:114:PHE:CZ	2.55	0.42
1:D:9:ARG:HB2	1:D:113:CYS:HB2	2.02	0.42
1:G:174:LYS:HE3	3:G:426:HOH:O	2.20	0.42
1:H:9:ARG:CB	1:H:113[A]:CYS:SG	3.08	0.42
1:I:66:ARG:HD2	3:I:373:HOH:O	2.20	0.42
1:M:38:GLN:NE2	1:M:68:PHE:HB2	2.34	0.42
1:M:44:VAL:HG21	3:M:314:HOH:O	2.20	0.42
1:O:16:GLY:O	1:O:23:PHE:CD1	2.72	0.42
1:B:58:THR:HG21	2:B:301:GOL:O1	2.20	0.42
1:H:185:LEU:HA	1:H:186:PRO:HD3	1.96	0.42
1:J:72:PRO:HG3	3:J:301:HOH:O	2.19	0.42
1:L:3:LEU:O	1:L:4:ILE:CB	2.67	0.42
1:L:146:LEU:HB3	1:L:153:LEU:HD11	2.01	0.42
1:M:29:GLY:HA3	1:M:40:LEU:HA	2.02	0.42
1:O:187:ASP:HB3	3:O:348:HOH:O	2.19	0.42
1:A:140:GLU:HG3	1:O:188:TYR:CE2	2.55	0.41
1:D:79:PHE:O	1:D:80:LYS:C	2.58	0.41
1:O:24:VAL:HG12	1:O:45:LYS:HB2	2.00	0.41
1:P:81:GLN:O	1:P:181:LYS:NZ	2.53	0.41
1:A:162:LEU:HD11	3:A:364:HOH:O	2.19	0.41
1:C:220:LEU:HD21	1:E:214:VAL:CG2	2.50	0.41
1:G:75:ILE:HD13	1:G:75:ILE:HG21	1.87	0.41
1:G:91:ARG:O	1:K:123:MET:HE2	2.20	0.41
1:H:4:ILE:HB	3:H:302:HOH:O	2.20	0.41
1:H:208[A]:LYS:O	1:H:208[A]:LYS:CG	2.67	0.41
1:I:126:PRO:HA	1:I:127:PRO:HD3	1.87	0.41
1:K:107:ILE:CD1	1:K:116:GLN:HG2	2.50	0.41
1:L:141:PRO:HB2	1:M:218:SER:HB2	2.03	0.41
1:A:128:ASN:ND2	3:A:308:HOH:O	2.51	0.41
1:F:96:GLU:HG3	3:F:394:HOH:O	2.19	0.41
1:G:70:LYS:HD3	1:G:214:VAL:CG2	2.49	0.41
1:I:66:ARG:HH12	1:I:211:GLU:CD	2.23	0.41

Continued on next page...

Continued from previous page...

Atom-1	Atom-2	Interatomic distance (Å)	Clash overlap (Å)
1:D:66:ARG:O	1:D:67:VAL:C	2.58	0.41
1:D:146:LEU:HA	1:D:154:VAL:O	2.20	0.41
1:E:93:MET:CE	1:E:95:TYR:OH	2.69	0.41
1:J:109:LEU:HD13	1:J:114:PHE:CE1	2.54	0.41
1:B:57:LEU:HD23	1:B:120:PHE:CE2	2.55	0.41
1:D:89:TRP:O	1:D:104:ARG:HA	2.20	0.41
1:G:101:CYS:HA	1:G:121:ASN:O	2.21	0.41
1:G:145:LYS:HG3	1:G:190:PHE:CE2	2.55	0.41
1:G:145:LYS:O	1:G:155:GLY:HA2	2.21	0.41
1:K:145:LYS:CD	1:N:158:ASN:O	2.69	0.41
1:L:159:MET:HG3	1:L:173:PHE:CD1	2.56	0.41
1:M:97:ASP:O	1:M:98:LYS:HD2	2.19	0.41
1:A:128:ASN:HB2	3:D:385:HOH:O	2.20	0.41
1:D:42:LEU:CD1	1:D:61:LEU:HD13	2.50	0.41
1:K:97:ASP:O	1:K:98:LYS:HB2	2.21	0.41
1:M:103:ILE:HG12	1:M:120:PHE:CD2	2.55	0.41
1:O:91:ARG:NE	1:O:175:THR:OG1	2.35	0.41
1:A:89:TRP:CZ2	1:A:105:SER:HB3	2.55	0.41
1:B:74:ASP:OD1	1:B:74:ASP:N	2.52	0.41
1:H:100:ILE:HD11	1:L:100:ILE:CD1	2.51	0.41
1:L:40:LEU:HB2	1:L:64:5SQ:N2H	2.35	0.41
1:L:201:ASP:O	1:L:202:SER:C	2.59	0.41
1:O:79:PHE:CD1	1:O:79:PHE:N	2.89	0.41
1:B:44:VAL:CB	3:B:492:HOH:O	2.69	0.41
1:H:66:ARG:CZ	1:H:66:ARG:HA	2.50	0.41
1:H:102:THR:CB	3:H:323:HOH:O	2.69	0.41
1:K:3:LEU:HD21	1:K:109:LEU:CD2	2.50	0.41
1:L:42:LEU:HD22	1:L:61:LEU:HD22	2.03	0.41
1:B:28:GLU:C	1:B:40:LEU:HD12	2.40	0.41
1:B:156:ASN:C	1:B:157:ILE:HG13	2.41	0.41
1:C:12:VAL:CG1	1:C:27:GLY:HA3	2.51	0.41
1:C:15:GLU:O	1:C:119:ARG:HA	2.21	0.41
1:D:16:GLY:HA2	3:D:320:HOH:O	2.21	0.41
1:D:66:ARG:HD2	3:D:309:HOH:O	2.21	0.41
1:D:139:TRP:CZ3	1:D:159:MET:HB3	2.56	0.41
1:G:11[B]:LYS:HG3	1:G:113:CYS:SG	2.61	0.41
1:I:40:LEU:CD2	1:I:42:LEU:HD21	2.50	0.41
1:J:173:PHE:HD2	3:J:371:HOH:O	2.03	0.41
1:L:5:LYS:O	1:L:7:ASP:N	2.54	0.41
1:L:90:GLU:HG3	3:L:317:HOH:O	2.21	0.41
1:L:118:VAL:CG1	1:L:119:ARG:H	2.28	0.41

Continued on next page...

Continued from previous page...

Atom-1	Atom-2	Interatomic distance (Å)	Clash overlap (Å)
1:O:78:TYR:CB	1:O:153:LEU:HD22	2.50	0.41
1:O:104:ARG:HH11	1:O:119:ARG:CD	2.34	0.41
1:A:159:MET:HG3	1:A:173:PHE:CE1	2.57	0.41
1:B:190:PHE:CD1	1:B:190:PHE:N	2.88	0.41
1:F:181:LYS:HE3	1:F:181:LYS:HB2	1.91	0.41
1:F:221:PRO:HA	3:F:323:HOH:O	2.20	0.41
1:H:79:PHE:CD1	1:H:79:PHE:N	2.89	0.41
1:L:107:ILE:HD13	1:L:116:GLN:HG2	2.03	0.41
1:L:138:LYS:O	1:L:161:LEU:HA	2.21	0.41
1:M:12:VAL:HG22	1:M:116:GLN:NE2	2.36	0.41
1:M:137:LEU:O	1:M:138:LYS:HB3	2.21	0.41
1:B:44:VAL:HB	3:B:492:HOH:O	2.20	0.40
1:D:144:GLU:HA	1:D:157:ILE:HG12	2.03	0.40
1:D:208:LYS:CD	3:D:337:HOH:O	2.66	0.40
1:F:12:VAL:HG21	1:F:40:LEU:HD21	2.03	0.40
1:F:123:MET:HG2	1:O:90:GLU:CD	2.42	0.40
1:F:139:TRP:O	1:F:140:GLU:C	2.59	0.40
1:H:136:THR:HB	1:H:161:LEU:HD22	2.03	0.40
1:I:39:THR:HA	1:I:209:LEU:O	2.21	0.40
1:J:137:LEU:HD21	1:J:164:GLU:CG	2.51	0.40
1:L:89:TRP:HE1	1:L:107:ILE:HD11	1.85	0.40
1:B:138:LYS:HA	2:B:301:GOL:H31	2.03	0.40
1:B:220:LEU:HA	1:B:221:PRO:HD2	1.89	0.40
1:C:81:GLN:O	1:C:181:LYS:HE2	2.21	0.40
1:G:3:LEU:O	1:G:5:LYS:HD2	2.21	0.40
1:G:99:GLY:C	1:G:100:ILE:HG12	2.41	0.40
1:H:53:SER:O	1:H:56:ILE:HG12	2.21	0.40
1:I:16:GLY:HA2	1:I:120:PHE:O	2.21	0.40
1:J:144:GLU:CB	1:J:157:ILE:HG12	2.52	0.40
1:M:110:GLU:OE1	1:M:110:GLU:HA	2.21	0.40
1:A:166:GLY:CA	3:A:364:HOH:O	2.69	0.40
1:B:3:LEU:N	3:B:425:HOH:O	2.54	0.40
1:C:102:THR:C	1:C:103:ILE:HG13	2.40	0.40
1:F:224:ALA:O	1:F:225:TRP:CE3	2.74	0.40
1:G:104[B]:ARG:NH2	1:K:20:GLY:H	2.19	0.40
1:I:93:MET:HE2	1:I:101:CYS:CB	2.51	0.40
1:J:138:LYS:HE3	1:J:139:TRP:O	2.22	0.40
1:K:145:LYS:HD3	3:K:360:HOH:O	2.21	0.40
1:M:149:ARG:HB3	1:M:154:VAL:HG21	2.02	0.40
1:P:66:ARG:HB3	1:P:79:PHE:CE2	2.56	0.40
1:A:185:LEU:HD23	1:A:185:LEU:HA	1.95	0.40

Continued on next page...

Continued from previous page...

Atom-1	Atom-2	Interatomic distance (Å)	Clash overlap (Å)
1:B:98:LYS:HD3	3:C:372:HOH:O	2.20	0.40
1:D:87:TYR:CB	1:D:179:ALA:HA	2.52	0.40
1:F:14:MET:HA	1:F:118:VAL:O	2.21	0.40
1:F:142:SER:CB	1:F:159:MET:HE3	2.51	0.40
1:G:123:MET:HE1	1:K:90:GLU:CA	2.51	0.40
1:H:67:VAL:HG21	1:H:83:PHE:CE2	2.55	0.40
1:K:3:LEU:HD21	1:K:109:LEU:HD21	2.04	0.40
1:A:36:GLY:O	1:A:212:HIS:HA	2.21	0.40
1:B:139:TRP:CE3	1:B:161:LEU:HG	2.56	0.40
1:C:67:VAL:HG23	1:C:68:PHE:CD1	2.57	0.40
1:D:220:LEU:O	1:F:194:ARG:NE	2.53	0.40
1:L:32:LYS:CD	1:L:35:GLU:OE1	2.68	0.40

All (1) symmetry-related close contacts are listed below. The label for Atom-2 includes the symmetry operator and encoded unit-cell translations to be applied.

Atom-1	Atom-2	Interatomic distance (Å)	Clash overlap (Å)
1:G:11[B]:LYS:NZ	1:J:48:ALA:O[1_565]	1.85	0.35

5.3 Torsion angles

5.3.1 Protein backbone

In the following table, the Percentiles column shows the percent Ramachandran outliers of the chain as a percentile score with respect to all X-ray entries followed by that with respect to entries of similar resolution.

The Analysed column shows the number of residues for which the backbone conformation was analysed, and the total number of residues.

Mol	Chain	Analysed	Favoured	Allowed	Outliers	Percentiles	
1	A	218/232 (94%)	205 (94%)	11 (5%)	2 (1%)	17	6
1	B	224/232 (97%)	217 (97%)	7 (3%)	0	100	100
1	C	222/232 (96%)	214 (96%)	8 (4%)	0	100	100
1	D	221/232 (95%)	214 (97%)	5 (2%)	2 (1%)	17	6
1	E	218/232 (94%)	211 (97%)	6 (3%)	1 (0%)	29	15
1	F	219/232 (94%)	200 (91%)	18 (8%)	1 (0%)	29	15
1	G	228/232 (98%)	222 (97%)	6 (3%)	0	100	100

Continued on next page...

Continued from previous page...

Mol	Chain	Analysed	Favoured	Allowed	Outliers	Percentiles	
1	H	220/232 (95%)	214 (97%)	6 (3%)	0	100	100
1	I	218/232 (94%)	213 (98%)	4 (2%)	1 (0%)	29	15
1	J	221/232 (95%)	215 (97%)	6 (3%)	0	100	100
1	K	230/232 (99%)	222 (96%)	7 (3%)	1 (0%)	34	21
1	L	223/232 (96%)	195 (87%)	22 (10%)	6 (3%)	5	0
1	M	219/232 (94%)	198 (90%)	19 (9%)	2 (1%)	17	6
1	N	220/232 (95%)	213 (97%)	7 (3%)	0	100	100
1	O	221/232 (95%)	199 (90%)	18 (8%)	4 (2%)	8	1
1	P	223/232 (96%)	217 (97%)	5 (2%)	1 (0%)	34	21
All	All	3545/3712 (96%)	3369 (95%)	155 (4%)	21 (1%)	25	12

All (21) Ramachandran outliers are listed below:

Mol	Chain	Res	Type
1	A	202	SER
1	D	225	TRP
1	F	3	LEU
1	L	4	ILE
1	L	6	GLU
1	L	21	HIS
1	L	134	LYS
1	M	222	SER
1	O	204	TYR
1	I	73	GLU
1	L	78	TYR
1	L	229	HIS
1	M	221	PRO
1	O	167	GLY
1	P	224	ALA
1	A	164	GLU
1	E	203	ASP
1	O	85	GLU
1	K	150	ASP
1	O	84	PRO
1	D	67	VAL

5.3.2 Protein sidechains ⓘ

In the following table, the Percentiles column shows the percent sidechain outliers of the chain as a percentile score with respect to all X-ray entries followed by that with respect to entries of similar resolution.

The Analysed column shows the number of residues for which the sidechain conformation was analysed, and the total number of residues.

Mol	Chain	Analysed	Rotameric	Outliers	Percentiles	
1	A	195/204 (96%)	184 (94%)	11 (6%)	21	8
1	B	200/204 (98%)	193 (96%)	7 (4%)	36	20
1	C	198/204 (97%)	193 (98%)	5 (2%)	47	33
1	D	197/204 (97%)	186 (94%)	11 (6%)	21	8
1	E	195/204 (96%)	185 (95%)	10 (5%)	24	9
1	F	196/204 (96%)	187 (95%)	9 (5%)	27	12
1	G	204/204 (100%)	194 (95%)	10 (5%)	25	10
1	H	197/204 (97%)	190 (96%)	7 (4%)	35	19
1	I	195/204 (96%)	192 (98%)	3 (2%)	65	55
1	J	198/204 (97%)	190 (96%)	8 (4%)	31	16
1	K	206/204 (101%)	203 (98%)	3 (2%)	65	55
1	L	199/204 (98%)	180 (90%)	19 (10%)	8	2
1	M	196/204 (96%)	183 (93%)	13 (7%)	16	5
1	N	197/204 (97%)	193 (98%)	4 (2%)	55	43
1	O	198/204 (97%)	179 (90%)	19 (10%)	8	2
1	P	200/204 (98%)	192 (96%)	8 (4%)	31	16
All	All	3171/3264 (97%)	3024 (95%)	147 (5%)	27	12

All (147) residues with a non-rotameric sidechain are listed below:

Mol	Chain	Res	Type
1	A	3	LEU
1	A	11	LYS
1	A	28	GLU
1	A	38	GLN
1	A	39	THR
1	A	67	VAL
1	A	90	GLU
1	A	112	ASP

Continued on next page...

Continued from previous page...

Mol	Chain	Res	Type
1	A	145	LYS
1	A	146	LEU
1	A	206	LYS
1	B	5	LYS
1	B	53	SER
1	B	104	ARG
1	B	119	ARG
1	B	123	MET
1	B	138	LYS
1	B	181	LYS
1	C	26	GLU
1	C	76	PRO
1	C	112	ASP
1	C	145	LYS
1	C	181	LYS
1	D	6	GLU
1	D	30	LYS
1	D	73	GLU
1	D	89	TRP
1	D	98	LYS
1	D	104	ARG
1	D	110	GLU
1	D	145	LYS
1	D	174	LYS
1	D	206	LYS
1	D	212	HIS
1	E	7	ASP
1	E	39	THR
1	E	73	GLU
1	E	119	ARG
1	E	128	ASN
1	E	138	LYS
1	E	141	PRO
1	E	145	LYS
1	E	202	SER
1	E	211	GLU
1	F	15	GLU
1	F	28	GLU
1	F	74	ASP
1	F	100	ILE
1	F	159	MET
1	F	199	SER

Continued on next page...

Continued from previous page...

Mol	Chain	Res	Type
1	F	206	LYS
1	F	211	GLU
1	F	225	TRP
1	G	5	LYS
1	G	26	GLU
1	G	41	ASN
1	G	70	LYS
1	G	76	PRO
1	G	145	LYS
1	G	157	ILE
1	G	181	LYS
1	G	203	ASP
1	G	208	LYS
1	H	5	LYS
1	H	79	PHE
1	H	113[A]	CYS
1	H	113[B]	CYS
1	H	119	ARG
1	H	135	LYS
1	H	173	PHE
1	I	76	PRO
1	I	98	LYS
1	I	145	LYS
1	J	2	ASN
1	J	28	GLU
1	J	70	LYS
1	J	98	LYS
1	J	119	ARG
1	J	123	MET
1	J	145	LYS
1	J	211	GLU
1	K	67	VAL
1	K	208[A]	LYS
1	K	208[B]	LYS
1	L	5	LYS
1	L	28	GLU
1	L	38	GLN
1	L	42	LEU
1	L	43	THR
1	L	46	GLU
1	L	67	VAL
1	L	71	TYR

Continued on next page...

Continued from previous page...

Mol	Chain	Res	Type
1	L	74	ASP
1	L	76	PRO
1	L	107	ILE
1	L	145	LYS
1	L	173	PHE
1	L	178	LYS
1	L	200	ASN
1	L	201	ASP
1	L	211	GLU
1	L	222	SER
1	L	223	GLN
1	M	11	LYS
1	M	30	LYS
1	M	32	LYS
1	M	33	PRO
1	M	39	THR
1	M	61	LEU
1	M	73	GLU
1	M	75	ILE
1	M	98	LYS
1	M	102	THR
1	M	108	SER
1	M	145	LYS
1	M	211	GLU
1	N	104	ARG
1	N	109	LEU
1	N	112	ASP
1	N	211	GLU
1	O	14	MET
1	O	28	GLU
1	O	30	LYS
1	O	41	ASN
1	O	43	THR
1	O	46	GLU
1	O	53	SER
1	O	59	THR
1	O	82	SER
1	O	92[A]	THR
1	O	92[B]	THR
1	O	98	LYS
1	O	106	ASP
1	O	117	ASN

Continued on next page...

Continued from previous page...

Mol	Chain	Res	Type
1	O	123	MET
1	O	145	LYS
1	O	164	GLU
1	O	211	GLU
1	O	222	SER
1	P	6	GLU
1	P	28	GLU
1	P	67	VAL
1	P	72	PRO
1	P	94[A]	THR
1	P	94[B]	THR
1	P	110	GLU
1	P	145	LYS

Sometimes sidechains can be flipped to improve hydrogen bonding and reduce clashes. All (15) such sidechains are listed below:

Mol	Chain	Res	Type
1	A	21	HIS
1	C	147	HIS
1	D	133	GLN
1	D	147	HIS
1	F	2	ASN
1	H	121	ASN
1	H	158	ASN
1	J	124	ASN
1	L	19	ASN
1	L	121	ASN
1	M	81	GLN
1	M	116	GLN
1	M	147	HIS
1	M	223	GLN
1	O	128	ASN

5.3.3 RNA ⓘ

There are no RNA molecules in this entry.

5.4 Non-standard residues in protein, DNA, RNA chains ⓘ

16 non-standard protein/DNA/RNA residues are modelled in this entry.

In the following table, the Counts columns list the number of bonds (or angles) for which Mogul statistics could be retrieved, the number of bonds (or angles) that are observed in the model and the number of bonds (or angles) that are defined in the Chemical Component Dictionary. The Link column lists molecule types, if any, to which the group is linked. The Z score for a bond length (or angle) is the number of standard deviations the observed value is removed from the expected value. A bond length (or angle) with $|Z| > 2$ is considered an outlier worth inspection. RMSZ is the root-mean-square of all Z scores of the bond lengths (or angles).

Mol	Type	Chain	Res	Link	Bond lengths			Bond angles		
					Counts	RMSZ	# $ Z > 2$	Counts	RMSZ	# $ Z > 2$
1	5SQ	A	64	1	23,27,28	0.75	0	29,37,39	1.86	8 (27%)
1	5SQ	G	64	1	23,27,28	1.37	5 (21%)	29,37,39	1.53	5 (17%)
1	5SQ	M	64	1	23,27,28	1.76	3 (13%)	29,37,39	2.15	10 (34%)
1	5SQ	J	64	1	23,27,28	1.26	2 (8%)	29,37,39	2.78	11 (37%)
1	5SQ	D	64	1	23,27,28	0.90	1 (4%)	29,37,39	2.24	10 (34%)
1	5SQ	I	64	1	23,27,28	1.80	5 (21%)	29,37,39	2.20	7 (24%)
1	5SQ	C	64	1	23,27,28	1.46	3 (13%)	29,37,39	3.30	12 (41%)
1	5SQ	B	64	1	23,27,28	1.40	3 (13%)	29,37,39	3.88	16 (55%)
1	5SQ	L	64	1	23,27,28	1.02	2 (8%)	29,37,39	2.01	8 (27%)
1	5SQ	E	64	1	23,27,28	1.57	3 (13%)	29,37,39	2.52	9 (31%)
1	5SQ	H	64	1	23,27,28	1.69	4 (17%)	29,37,39	2.97	14 (48%)
1	5SQ	O	64	1	23,27,28	1.42	1 (4%)	29,37,39	2.26	10 (34%)
1	5SQ	P	64	1	23,27,28	1.26	2 (8%)	29,37,39	2.06	8 (27%)
1	5SQ	F	64	1	23,27,28	0.94	1 (4%)	29,37,39	1.96	6 (20%)
1	5SQ	K	64	1	23,27,28	1.88	3 (13%)	29,37,39	2.03	7 (24%)
1	5SQ	N	64	1	23,27,28	2.13	6 (26%)	29,37,39	1.97	8 (27%)

In the following table, the Chirals column lists the number of chiral outliers, the number of chiral centers analysed, the number of these observed in the model and the number defined in the Chemical Component Dictionary. Similar counts are reported in the Torsion and Rings columns. '-' means no outliers of that kind were identified.

Mol	Type	Chain	Res	Link	Chirals	Torsions	Rings
1	5SQ	A	64	1	-	3/12/31/32	0/3/3/3
1	5SQ	G	64	1	-	4/12/31/32	0/3/3/3
1	5SQ	M	64	1	-	6/12/31/32	0/3/3/3
1	5SQ	J	64	1	-	3/12/31/32	0/3/3/3
1	5SQ	D	64	1	-	6/12/31/32	0/3/3/3
1	5SQ	I	64	1	-	2/12/31/32	0/3/3/3
1	5SQ	C	64	1	-	4/12/31/32	0/3/3/3

Continued on next page...

Continued from previous page...

Mol	Type	Chain	Res	Link	Chirals	Torsions	Rings
1	5SQ	B	64	1	-	4/12/31/32	0/3/3/3
1	5SQ	L	64	1	-	5/12/31/32	0/3/3/3
1	5SQ	E	64	1	-	2/12/31/32	0/3/3/3
1	5SQ	H	64	1	-	5/12/31/32	0/3/3/3
1	5SQ	O	64	1	-	3/12/31/32	0/3/3/3
1	5SQ	P	64	1	-	2/12/31/32	0/3/3/3
1	5SQ	F	64	1	-	4/12/31/32	0/3/3/3
1	5SQ	K	64	1	-	5/12/31/32	0/3/3/3
1	5SQ	N	64	1	-	2/12/31/32	0/3/3/3

All (44) bond length outliers are listed below:

Mol	Chain	Res	Type	Atoms	Z	Observed(Å)	Ideal(Å)
1	K	64	5SQ	CB2-CA2	7.07	1.41	1.35
1	M	64	5SQ	CB2-CA2	5.96	1.40	1.35
1	N	64	5SQ	CB2-CA2	5.41	1.39	1.35
1	I	64	5SQ	O2-C2	-5.28	1.12	1.23
1	N	64	5SQ	CA2-C2	-5.01	1.43	1.48
1	O	64	5SQ	CB2-CA2	4.98	1.39	1.35
1	C	64	5SQ	CB2-CA2	4.60	1.39	1.35
1	E	64	5SQ	C1-N2	-4.57	1.25	1.32
1	P	64	5SQ	CB2-CA2	4.42	1.38	1.35
1	M	64	5SQ	C1-N3	4.17	1.44	1.37
1	H	64	5SQ	C1-N2	-4.14	1.26	1.32
1	B	64	5SQ	O2-C2	-3.99	1.14	1.23
1	E	64	5SQ	O2-C2	-3.88	1.14	1.23
1	H	64	5SQ	CA3-N3	-3.73	1.39	1.47
1	H	64	5SQ	CB2-CA2	-3.50	1.32	1.35
1	N	64	5SQ	C1-N2	-3.37	1.27	1.32
1	J	64	5SQ	C1-N2	-3.36	1.27	1.32
1	I	64	5SQ	C1-N2	-3.35	1.27	1.32
1	E	64	5SQ	CA2-C2	3.09	1.51	1.48
1	I	64	5SQ	CB2-CA2	-3.02	1.32	1.35
1	F	64	5SQ	CA2-C2	2.93	1.51	1.48
1	M	64	5SQ	CA2-C2	2.93	1.51	1.48
1	N	64	5SQ	CE2-CD2	2.85	1.43	1.38
1	H	64	5SQ	O2-C2	-2.84	1.17	1.23
1	G	64	5SQ	CB2-CA2	2.83	1.37	1.35
1	C	64	5SQ	CA2-C2	2.66	1.51	1.48
1	B	64	5SQ	CB2-CA2	2.64	1.37	1.35

Continued on next page...

Continued from previous page...

Mol	Chain	Res	Type	Atoms	Z	Observed(Å)	Ideal(Å)
1	N	64	5SQ	O2-C2	-2.64	1.17	1.23
1	G	64	5SQ	C1-N2	-2.60	1.28	1.32
1	J	64	5SQ	CA2-N2	2.43	1.43	1.38
1	I	64	5SQ	CA3-N3	-2.40	1.42	1.47
1	G	64	5SQ	CA2-C2	-2.36	1.46	1.48
1	P	64	5SQ	C1-N2	-2.35	1.28	1.32
1	I	64	5SQ	OH-CZ1	-2.29	1.31	1.37
1	K	64	5SQ	CD2-CG2	2.27	1.43	1.39
1	L	64	5SQ	C1-N3	2.22	1.40	1.37
1	L	64	5SQ	CB2-CA2	2.18	1.36	1.35
1	G	64	5SQ	CE1-CD1	-2.13	1.34	1.38
1	B	64	5SQ	C1-N2	-2.12	1.29	1.32
1	K	64	5SQ	C1-N2	-2.10	1.29	1.32
1	C	64	5SQ	CE2-CZ1	-2.07	1.35	1.38
1	G	64	5SQ	CA3-N3	-2.07	1.43	1.47
1	N	64	5SQ	CE2-CZ1	2.06	1.42	1.38
1	D	64	5SQ	CA2-N2	2.04	1.42	1.38

All (149) bond angle outliers are listed below:

Mol	Chain	Res	Type	Atoms	Z	Observed(°)	Ideal(°)
1	B	64	5SQ	O2-C2-CA2	-9.91	125.40	130.96
1	C	64	5SQ	N3-C1-N2	9.59	118.10	111.45
1	B	64	5SQ	C2-CA2-N2	-8.25	103.16	108.93
1	H	64	5SQ	CA2-C2-N3	-7.28	99.93	103.37
1	C	64	5SQ	CA1-C1-N3	-7.19	115.47	124.85
1	C	64	5SQ	C2-N3-C1	-7.19	104.33	107.97
1	B	64	5SQ	CA2-C2-N3	7.18	106.77	103.37
1	B	64	5SQ	CA2-N2-C1	6.65	110.67	105.77
1	J	64	5SQ	CA2-C2-N3	-6.62	100.24	103.37
1	E	64	5SQ	N3-C1-N2	6.55	115.99	111.45
1	E	64	5SQ	CG2-CB2-CA2	6.54	137.96	129.94
1	J	64	5SQ	O2-C2-CA2	6.37	134.54	130.96
1	L	64	5SQ	CA2-N2-C1	5.92	110.14	105.77
1	C	64	5SQ	CA2-C2-N3	5.67	106.05	103.37
1	H	64	5SQ	O2-C2-CA2	-5.64	127.79	130.96
1	E	64	5SQ	CA1-C1-N3	-5.60	117.55	124.85
1	J	64	5SQ	N3-C1-N2	5.57	115.31	111.45
1	D	64	5SQ	CA1-C1-N3	-5.52	117.66	124.85
1	N	64	5SQ	CA2-C2-N3	5.38	105.92	103.37
1	M	64	5SQ	CA2-N2-C1	5.26	109.64	105.77
1	F	64	5SQ	O2-C2-CA2	-5.16	128.06	130.96

Continued on next page...

Continued from previous page...

Mol	Chain	Res	Type	Atoms	Z	Observed(°)	Ideal(°)
1	F	64	5SQ	CA1-C1-N3	-5.15	118.14	124.85
1	H	64	5SQ	CA1-C1-N3	-5.03	118.30	124.85
1	K	64	5SQ	N3-C1-N2	4.94	114.88	111.45
1	H	64	5SQ	C2-N3-C1	4.93	110.46	107.97
1	B	64	5SQ	CG2-CB2-CA2	4.93	135.98	129.94
1	I	64	5SQ	O-C-CA3	-4.91	111.57	126.39
1	O	64	5SQ	CA2-C2-N3	4.83	105.65	103.37
1	K	64	5SQ	CA1-C1-N3	-4.80	118.59	124.85
1	P	64	5SQ	CA2-N2-C1	4.77	109.28	105.77
1	B	64	5SQ	CA1-C1-N3	-4.72	118.70	124.85
1	D	64	5SQ	C2H-N2H-C1H	4.68	113.08	105.78
1	M	64	5SQ	CA2-C2-N3	4.62	105.55	103.37
1	B	64	5SQ	CA3-N3-C1	-4.53	121.73	127.16
1	O	64	5SQ	O2-C2-CA2	-4.48	128.45	130.96
1	H	64	5SQ	O-C-CA3	-4.44	112.97	126.39
1	J	64	5SQ	C2-N3-C1	4.28	110.13	107.97
1	P	64	5SQ	C2-CA2-N2	-4.26	105.95	108.93
1	I	64	5SQ	C2-CA2-N2	-4.25	105.96	108.93
1	G	64	5SQ	CA1-C1-N3	-4.24	119.33	124.85
1	N	64	5SQ	C2H-N2H-C1H	4.19	112.32	105.78
1	F	64	5SQ	N3-C1-N2	4.13	114.31	111.45
1	I	64	5SQ	O2-C2-CA2	-4.12	128.65	130.96
1	K	64	5SQ	CG2-CB2-CA2	4.11	134.98	129.94
1	K	64	5SQ	O2-C2-CA2	4.07	133.25	130.96
1	I	64	5SQ	CA1-C1-N3	-4.06	119.55	124.85
1	O	64	5SQ	C2-CA2-N2	-4.01	106.12	108.93
1	D	64	5SQ	N3-C1-N2	4.01	114.23	111.45
1	H	64	5SQ	O2-C2-N3	3.97	132.25	124.35
1	H	64	5SQ	N3-C1-N2	3.95	114.19	111.45
1	M	64	5SQ	C2-CA2-N2	-3.91	106.19	108.93
1	J	64	5SQ	CA2-N2-C1	-3.88	102.92	105.77
1	B	64	5SQ	CE1-CD1-CG2	3.80	126.20	121.25
1	J	64	5SQ	CB2-CA2-C2	-3.79	117.75	122.28
1	C	64	5SQ	C2-CA2-N2	-3.78	106.29	108.93
1	A	64	5SQ	CA1-C1-N3	-3.77	119.93	124.85
1	I	64	5SQ	CA2-N2-C1	3.77	108.55	105.77
1	M	64	5SQ	C2H-N2H-C1H	3.76	111.64	105.78
1	O	64	5SQ	CB2-CA2-N2	3.68	133.94	128.83
1	C	64	5SQ	C2H-N2H-C1H	3.67	111.51	105.78
1	P	64	5SQ	O-C-CA3	-3.65	115.37	126.39
1	L	64	5SQ	O2-C2-CA2	-3.64	128.91	130.96
1	D	64	5SQ	O-C-CA3	-3.63	115.43	126.39

Continued on next page...

Continued from previous page...

Mol	Chain	Res	Type	Atoms	Z	Observed(°)	Ideal(°)
1	D	64	5SQ	O2-C2-CA2	-3.62	128.93	130.96
1	H	64	5SQ	C2H-N2H-C1H	3.59	111.38	105.78
1	B	64	5SQ	CA3-N3-C2	3.58	132.01	123.80
1	O	64	5SQ	CA3-N3-C1	3.57	131.45	127.16
1	I	64	5SQ	CB2-CA2-N2	3.47	133.64	128.83
1	J	64	5SQ	C2-CA2-N2	3.43	111.33	108.93
1	O	64	5SQ	CA2-N2-C1	3.41	108.29	105.77
1	B	64	5SQ	C2-N3-C1	-3.40	106.25	107.97
1	C	64	5SQ	CG2-CB2-CA2	3.39	134.09	129.94
1	L	64	5SQ	C2-CA2-N2	-3.38	106.57	108.93
1	A	64	5SQ	C2-N3-C1	3.36	109.67	107.97
1	B	64	5SQ	CB2-CA2-N2	3.35	133.48	128.83
1	F	64	5SQ	O-C-CA3	-3.33	116.34	126.39
1	L	64	5SQ	C2-N3-C1	3.33	109.65	107.97
1	J	64	5SQ	O-C-CA3	-3.26	116.55	126.39
1	B	64	5SQ	CD2-CE2-CZ1	3.23	123.42	119.88
1	A	64	5SQ	CA2-N2-C1	3.23	108.15	105.77
1	H	64	5SQ	CB2-CA2-C2	-3.22	118.44	122.28
1	L	64	5SQ	O-C-CA3	-3.21	116.69	126.39
1	M	64	5SQ	CA1-C1-N3	-3.16	120.73	124.85
1	O	64	5SQ	C2-N3-C1	-3.14	106.38	107.97
1	P	64	5SQ	CB2-CA2-N2	3.14	133.18	128.83
1	A	64	5SQ	CB2-CA2-N2	3.13	133.16	128.83
1	P	64	5SQ	CA1-C1-N3	-3.12	120.78	124.85
1	D	64	5SQ	CG1-C2H-N2H	-3.12	103.00	108.80
1	A	64	5SQ	O-C-CA3	-3.06	117.14	126.39
1	O	64	5SQ	CA1-C1-N3	-3.03	120.90	124.85
1	I	64	5SQ	N3-C1-N2	3.02	113.55	111.45
1	G	64	5SQ	O-C-CA3	-2.99	117.37	126.39
1	M	64	5SQ	O-C-CA3	-2.99	117.37	126.39
1	L	64	5SQ	CB1-CA1-C1	-2.98	105.02	110.85
1	E	64	5SQ	O-C-CA3	-2.97	117.41	126.39
1	O	64	5SQ	N3-C1-N2	2.96	113.50	111.45
1	C	64	5SQ	CD1-CE1-CZ1	2.94	123.09	119.88
1	E	64	5SQ	CA3-N3-C1	-2.92	123.66	127.16
1	K	64	5SQ	O-C-CA3	-2.92	117.57	126.39
1	N	64	5SQ	C2-N3-C1	-2.91	106.50	107.97
1	E	64	5SQ	C2-CA2-N2	-2.87	106.92	108.93
1	M	64	5SQ	CG2-CB2-CA2	2.85	133.43	129.94
1	J	64	5SQ	CA1-C1-N3	-2.83	121.16	124.85
1	P	64	5SQ	CA3-N3-C1	2.83	130.56	127.16
1	A	64	5SQ	C2H-N2H-C1H	2.83	110.19	105.78

Continued on next page...

Continued from previous page...

Mol	Chain	Res	Type	Atoms	Z	Observed(°)	Ideal(°)
1	K	64	5SQ	C2H-N2H-C1H	2.80	110.15	105.78
1	D	64	5SQ	CB2-CA2-C2	-2.77	118.97	122.28
1	G	64	5SQ	CE2-CD2-CG2	-2.76	117.65	121.25
1	O	64	5SQ	O-C-CA3	-2.74	118.10	126.39
1	N	64	5SQ	CA2-N2-C1	2.73	107.78	105.77
1	E	64	5SQ	CD2-CE2-CZ1	2.68	122.82	119.88
1	C	64	5SQ	CG1-C2H-N2H	-2.68	103.81	108.80
1	H	64	5SQ	CE1-CZ1-CE2	-2.68	115.25	119.77
1	A	64	5SQ	CA1-C1-N2	2.62	128.84	123.56
1	N	64	5SQ	O-C-CA3	-2.61	118.52	126.39
1	P	64	5SQ	CD2-CE2-CZ1	2.59	122.72	119.88
1	N	64	5SQ	C2-CA2-N2	-2.59	107.12	108.93
1	L	64	5SQ	N3-C1-N2	-2.57	109.67	111.45
1	H	64	5SQ	CB2-CA2-N2	2.53	132.34	128.83
1	A	64	5SQ	CB2-CA2-C2	-2.52	119.27	122.28
1	C	64	5SQ	CB2-CA2-C2	2.50	125.27	122.28
1	J	64	5SQ	CD1-CG2-CD2	2.47	121.30	117.64
1	E	64	5SQ	CE1-CZ1-CE2	-2.46	115.62	119.77
1	B	64	5SQ	N3-C1-N2	2.44	113.14	111.45
1	H	64	5SQ	CA3-N3-C1	-2.42	124.26	127.16
1	H	64	5SQ	CE1-CD1-CG2	2.38	124.36	121.25
1	C	64	5SQ	O-C-CA3	-2.35	119.28	126.39
1	P	64	5SQ	CE1-CZ1-CE2	-2.31	115.87	119.77
1	B	64	5SQ	O-C-CA3	-2.31	119.43	126.39
1	H	64	5SQ	OH-CZ1-CE2	2.30	126.57	120.02
1	G	64	5SQ	CA1-C1-N2	2.29	128.17	123.56
1	L	64	5SQ	CB2-CA2-N2	2.28	131.99	128.83
1	M	64	5SQ	C2-N3-C1	-2.28	106.81	107.97
1	B	64	5SQ	CA1-C1-N2	2.28	128.15	123.56
1	J	64	5SQ	CD2-CE2-CZ1	-2.25	117.40	119.88
1	D	64	5SQ	CA1-C1-N2	2.25	128.10	123.56
1	N	64	5SQ	CD2-CE2-CZ1	2.23	122.33	119.88
1	D	64	5SQ	CB2-CA2-N2	2.23	131.92	128.83
1	M	64	5SQ	CB2-CA2-N2	2.22	131.91	128.83
1	M	64	5SQ	CG1-C2H-N2H	-2.22	104.67	108.80
1	C	64	5SQ	O2-C2-CA2	2.22	132.21	130.96
1	F	64	5SQ	O2-C2-N3	2.22	128.76	124.35
1	D	64	5SQ	CA3-N3-C1	-2.21	124.51	127.16
1	F	64	5SQ	CE2-CD2-CG2	-2.21	118.37	121.25
1	E	64	5SQ	CA2-C2-N3	-2.13	102.36	103.37
1	K	64	5SQ	CE2-CD2-CG2	-2.12	118.48	121.25
1	N	64	5SQ	CG1-C2H-N2H	-2.09	104.91	108.80

Continued on next page...

Continued from previous page...

Mol	Chain	Res	Type	Atoms	Z	Observed(°)	Ideal(°)
1	B	64	5SQ	CD1-CG2-CB2	2.08	128.30	121.22
1	G	64	5SQ	CA2-N2-C1	2.05	107.28	105.77

There are no chirality outliers.

All (60) torsion outliers are listed below:

Mol	Chain	Res	Type	Atoms
1	A	64	5SQ	CA1-CB1-CG1-N1H
1	A	64	5SQ	C2-CA2-CB2-CG2
1	A	64	5SQ	N2-CA2-CB2-CG2
1	B	64	5SQ	C-CA3-N3-C2
1	B	64	5SQ	CA1-CB1-CG1-N1H
1	B	64	5SQ	C2-CA2-CB2-CG2
1	D	64	5SQ	C-CA3-N3-C2
1	E	64	5SQ	C-CA3-N3-C2
1	F	64	5SQ	C2-CA2-CB2-CG2
1	G	64	5SQ	C-CA3-N3-C2
1	G	64	5SQ	CA1-CB1-CG1-N1H
1	H	64	5SQ	C-CA3-N3-C2
1	H	64	5SQ	CA1-CB1-CG1-N1H
1	J	64	5SQ	CA1-CB1-CG1-N1H
1	K	64	5SQ	CA1-CB1-CG1-N1H
1	K	64	5SQ	C2-CA2-CB2-CG2
1	L	64	5SQ	C-CA3-N3-C2
1	L	64	5SQ	C2-CA2-CB2-CG2
1	L	64	5SQ	N2-CA2-CB2-CG2
1	M	64	5SQ	CA1-CB1-CG1-C2H
1	M	64	5SQ	CA1-CB1-CG1-N1H
1	N	64	5SQ	C2-CA2-CB2-CG2
1	P	64	5SQ	C2-CA2-CB2-CG2
1	B	64	5SQ	N2-CA2-CB2-CG2
1	K	64	5SQ	N2-CA2-CB2-CG2
1	M	64	5SQ	N2-CA2-CB2-CG2
1	C	64	5SQ	C-CA3-N3-C2
1	I	64	5SQ	C-CA3-N3-C2
1	M	64	5SQ	C2-CA2-CB2-CG2
1	C	64	5SQ	N-CA1-CB1-CG1
1	H	64	5SQ	N-CA1-CB1-CG1
1	M	64	5SQ	N-CA1-CB1-CG1
1	F	64	5SQ	CA1-CB1-CG1-C2H
1	O	64	5SQ	CA1-CB1-CG1-C2H
1	C	64	5SQ	N2-CA2-CB2-CG2

Continued on next page...

Continued from previous page...

Mol	Chain	Res	Type	Atoms
1	O	64	5SQ	N2-CA2-CB2-CG2
1	D	64	5SQ	C1-CA1-CB1-CG1
1	G	64	5SQ	C1-CA1-CB1-CG1
1	M	64	5SQ	C1-CA1-CB1-CG1
1	D	64	5SQ	N2-CA2-CB2-CG2
1	F	64	5SQ	N2-CA2-CB2-CG2
1	D	64	5SQ	C2-CA2-CB2-CG2
1	D	64	5SQ	N-CA1-CB1-CG1
1	G	64	5SQ	N-CA1-CB1-CG1
1	J	64	5SQ	N-CA1-CB1-CG1
1	K	64	5SQ	N-CA1-CB1-CG1
1	K	64	5SQ	C-CA3-N3-C2
1	D	64	5SQ	CA1-CB1-CG1-N1H
1	N	64	5SQ	CA1-CB1-CG1-N1H
1	C	64	5SQ	CA1-CB1-CG1-C2H
1	E	64	5SQ	CA1-CB1-CG1-C2H
1	L	64	5SQ	CA2-CB2-CG2-CD1
1	L	64	5SQ	CA2-CB2-CG2-CD2
1	H	64	5SQ	C1-CA1-CB1-CG1
1	J	64	5SQ	C1-CA1-CB1-CG1
1	P	64	5SQ	N2-CA2-CB2-CG2
1	H	64	5SQ	C-CA3-N3-C1
1	O	64	5SQ	C2-CA2-CB2-CG2
1	F	64	5SQ	C-CA3-N3-C2
1	I	64	5SQ	CA1-CB1-CG1-C2H

There are no ring outliers.

7 monomers are involved in 10 short contacts:

Mol	Chain	Res	Type	Clashes	Symm-Clashes
1	M	64	5SQ	1	0
1	D	64	5SQ	1	0
1	I	64	5SQ	1	0
1	L	64	5SQ	2	0
1	O	64	5SQ	3	0
1	F	64	5SQ	1	0
1	N	64	5SQ	1	0

5.5 Carbohydrates

There are no monosaccharides in this entry.

5.6 Ligand geometry

3 ligands are modelled in this entry.

In the following table, the Counts columns list the number of bonds (or angles) for which Mogul statistics could be retrieved, the number of bonds (or angles) that are observed in the model and the number of bonds (or angles) that are defined in the Chemical Component Dictionary. The Link column lists molecule types, if any, to which the group is linked. The Z score for a bond length (or angle) is the number of standard deviations the observed value is removed from the expected value. A bond length (or angle) with $|Z| > 2$ is considered an outlier worth inspection. RMSZ is the root-mean-square of all Z scores of the bond lengths (or angles).

Mol	Type	Chain	Res	Link	Bond lengths			Bond angles		
					Counts	RMSZ	$\# Z > 2$	Counts	RMSZ	$\# Z > 2$
2	GOL	E	301	-	5,5,5	0.61	0	5,5,5	1.16	1 (20%)
2	GOL	B	301	-	5,5,5	0.67	0	5,5,5	0.63	0
2	GOL	N	301	-	5,5,5	0.72	0	5,5,5	0.98	0

In the following table, the Chirals column lists the number of chiral outliers, the number of chiral centers analysed, the number of these observed in the model and the number defined in the Chemical Component Dictionary. Similar counts are reported in the Torsion and Rings columns. '-' means no outliers of that kind were identified.

Mol	Type	Chain	Res	Link	Chirals	Torsions	Rings
2	GOL	E	301	-	-	0/4/4/4	-
2	GOL	B	301	-	-	0/4/4/4	-
2	GOL	N	301	-	-	4/4/4/4	-

There are no bond length outliers.

All (1) bond angle outliers are listed below:

Mol	Chain	Res	Type	Atoms	Z	Observed(°)	Ideal(°)
2	E	301	GOL	C3-C2-C1	-2.26	102.90	111.70

There are no chirality outliers.

All (4) torsion outliers are listed below:

Mol	Chain	Res	Type	Atoms
2	N	301	GOL	O1-C1-C2-C3
2	N	301	GOL	O1-C1-C2-O2
2	N	301	GOL	O2-C2-C3-O3
2	N	301	GOL	C1-C2-C3-O3

There are no ring outliers.

3 monomers are involved in 15 short contacts:

Mol	Chain	Res	Type	Clashes	Symm-Clashes
2	E	301	GOL	4	0
2	B	301	GOL	3	0
2	N	301	GOL	8	0

5.7 Other polymers [i](#)

There are no such residues in this entry.

5.8 Polymer linkage issues [i](#)

The following chains have linkage breaks:

Mol	Chain	Number of breaks
1	O	1
1	I	1

All chain breaks are listed below:

Model	Chain	Residue-1	Atom-1	Residue-2	Atom-2	Distance (Å)
1	O	72:PRO	C	73:GLU	N	1.16
1	I	72:PRO	C	73:GLU	N	1.15

6 Fit of model and data ⓘ

6.1 Protein, DNA and RNA chains ⓘ

In the following table, the column labelled ‘#RSRZ> 2’ contains the number (and percentage) of RSRZ outliers, followed by percent RSRZ outliers for the chain as percentile scores relative to all X-ray entries and entries of similar resolution. The OWAB column contains the minimum, median, 95th percentile and maximum values of the occupancy-weighted average B-factor per residue. The column labelled ‘Q< 0.9’ lists the number of (and percentage) of residues with an average occupancy less than 0.9.

Mol	Chain	Analysed	<RSRZ>	#RSRZ>2	OWAB(Å ²)	Q<0.9
1	A	220/232 (94%)	0.04	6 (2%) 54 49	15, 29, 42, 51	2 (0%)
1	B	224/232 (96%)	-0.22	1 (0%) 92 91	10, 21, 32, 42	2 (0%)
1	C	223/232 (96%)	-0.32	0 100 100	8, 19, 30, 43	2 (0%)
1	D	221/232 (95%)	-0.07	3 (1%) 75 72	12, 24, 34, 43	2 (0%)
1	E	220/232 (94%)	-0.20	4 (1%) 68 64	9, 20, 31, 74	2 (0%)
1	F	221/232 (95%)	-0.17	3 (1%) 75 72	12, 22, 39, 88	2 (0%)
1	G	224/232 (96%)	-0.42	0 100 100	8, 15, 26, 35	1 (0%)
1	H	220/232 (94%)	-0.39	1 (0%) 91 89	6, 16, 29, 51	2 (0%)
1	I	220/232 (94%)	-0.40	2 (0%) 84 82	6, 13, 28, 72	2 (0%)
1	J	221/232 (95%)	-0.32	2 (0%) 84 82	8, 17, 29, 60	2 (0%)
1	K	226/232 (97%)	-0.44	0 100 100	6, 14, 25, 43	1 (0%)
1	L	225/232 (96%)	0.56	14 (6%) 20 16	20, 38, 58, 75	2 (0%)
1	M	220/232 (94%)	0.01	6 (2%) 54 49	13, 25, 44, 86	2 (0%)
1	N	220/232 (94%)	-0.45	3 (1%) 75 72	6, 14, 23, 67	2 (0%)
1	O	221/232 (95%)	0.19	9 (4%) 37 31	14, 30, 43, 81	2 (0%)
1	P	221/232 (95%)	-0.23	3 (1%) 75 72	9, 19, 33, 79	2 (0%)
All	All	3547/3712 (95%)	-0.18	57 (1%) 72 68	6, 20, 41, 88	30 (0%)

All (57) RSRZ outliers are listed below:

Mol	Chain	Res	Type	RSRZ
1	F	225	TRP	10.3
1	O	225	TRP	8.2
1	M	225	TRP	7.4
1	P	225	TRP	7.0
1	M	224	ALA	6.7

Continued on next page...

Continued from previous page...

Mol	Chain	Res	Type	RSRZ
1	N	225	TRP	6.2
1	E	225	TRP	6.0
1	J	225	TRP	5.8
1	I	225	TRP	5.8
1	P	224	ALA	5.4
1	N	224	ALA	5.3
1	L	198	LEU	5.2
1	O	73	GLU	4.1
1	L	73	GLU	4.0
1	L	209	LEU	4.0
1	L	204	TYR	3.9
1	M	73	GLU	3.5
1	E	73	GLU	3.1
1	A	84	PRO	3.1
1	D	73	GLU	3.1
1	M	222	SER	3.0
1	A	165	GLY	3.0
1	F	224	ALA	3.0
1	L	34	TYR	2.9
1	L	69	THR	2.9
1	A	73	GLU	2.8
1	L	23	PHE	2.8
1	O	4	ILE	2.7
1	E	224	ALA	2.7
1	B	73	GLU	2.7
1	A	207	VAL	2.6
1	O	202	SER	2.6
1	H	73	GLU	2.6
1	F	73	GLU	2.6
1	L	208	LYS	2.6
1	L	44	VAL	2.5
1	O	223	GLN	2.4
1	L	166	GLY	2.4
1	P	73	GLU	2.4
1	D	82	SER	2.4
1	O	150	ASP	2.4
1	N	73	GLU	2.4
1	O	3	LEU	2.3
1	J	165	GLY	2.3
1	I	73	GLU	2.3
1	D	173	PHE	2.3
1	M	221	PRO	2.2

Continued on next page...

Continued from previous page...

Mol	Chain	Res	Type	RSRZ
1	O	224	ALA	2.2
1	M	223	GLN	2.2
1	A	166	GLY	2.2
1	L	68	PHE	2.2
1	L	118	VAL	2.2
1	L	12	VAL	2.1
1	O	222	SER	2.1
1	L	157	ILE	2.1
1	E	128	ASN	2.0
1	A	83	PHE	2.0

6.2 Non-standard residues in protein, DNA, RNA chains [i](#)

In the following table, the Atoms column lists the number of modelled atoms in the group and the number defined in the chemical component dictionary. The B-factors column lists the minimum, median, 95th percentile and maximum values of B factors of atoms in the group. The column labelled 'Q<0.9' lists the number of atoms with occupancy less than 0.9.

Mol	Type	Chain	Res	Atoms	RSCC	RSR	B-factors(Å ²)	Q<0.9
1	5SQ	L	64	25/26	0.79	0.14	33,42,45,47	0
1	5SQ	O	64	25/26	0.87	0.13	20,27,46,47	0
1	5SQ	D	64	25/26	0.90	0.11	14,20,22,25	0
1	5SQ	A	64	25/26	0.90	0.10	24,28,32,33	0
1	5SQ	B	64	25/26	0.90	0.10	11,15,19,20	0
1	5SQ	M	64	25/26	0.92	0.10	20,22,26,26	0
1	5SQ	F	64	25/26	0.93	0.08	12,16,20,21	0
1	5SQ	J	64	25/26	0.95	0.08	9,12,14,16	0
1	5SQ	E	64	25/26	0.95	0.07	8,12,14,15	0
1	5SQ	P	64	25/26	0.95	0.07	13,15,17,18	0
1	5SQ	G	64	25/26	0.96	0.10	9,11,13,14	0
1	5SQ	H	64	25/26	0.96	0.08	9,10,12,13	0
1	5SQ	I	64	25/26	0.96	0.08	7,8,9,10	0
1	5SQ	C	64	25/26	0.96	0.09	9,13,14,16	0
1	5SQ	K	64	25/26	0.97	0.09	7,8,10,12	0
1	5SQ	N	64	25/26	0.97	0.08	8,10,12,12	0

6.3 Carbohydrates [i](#)

There are no monosaccharides in this entry.

6.4 Ligands [i](#)

In the following table, the Atoms column lists the number of modelled atoms in the group and the number defined in the chemical component dictionary. The B-factors column lists the minimum, median, 95th percentile and maximum values of B factors of atoms in the group. The column labelled 'Q< 0.9' lists the number of atoms with occupancy less than 0.9.

Mol	Type	Chain	Res	Atoms	RSCC	RSR	B-factors(\AA^2)	Q<0.9
2	GOL	E	301	6/6	0.91	0.13	21,23,23,25	0
2	GOL	N	301	6/6	0.95	0.08	17,19,23,23	0
2	GOL	B	301	6/6	0.97	0.09	22,24,24,26	0

6.5 Other polymers [i](#)

There are no such residues in this entry.