



Full wwPDB X-ray Structure Validation Report ⓘ

May 22, 2020 – 03:21 pm BST

PDB ID : 1FG0
Title : LARGE RIBOSOMAL SUBUNIT COMPLEXED WITH A 13 BP
MINIHELIX-PUROMYCIN COMPOUND
Authors : Nissen, P.; Hansen, J.; Ban, N.; Moore, P.B.; Steitz, T.A.
Deposited on : 2000-07-26
Resolution : 3.00 Å(reported)

This is a Full wwPDB X-ray Structure Validation Report for a publicly released PDB entry.

We welcome your comments at validation@mail.wwpdb.org

A user guide is available at

<https://www.wwpdb.org/validation/2017/XrayValidationReportHelp>

with specific help available everywhere you see the ⓘ symbol.

The following versions of software and data (see [references ⓘ](#)) were used in the production of this report:

MolProbity : 4.02b-467
Mogul : 1.8.5 (274361), CSD as541be (2020)
Xtriage (Phenix) : 1.13
EDS : 2.11
Percentile statistics : 20191225.v01 (using entries in the PDB archive December 25th 2019)
Refmac : 5.8.0158
CCP4 : 7.0.044 (Gargrove)
Ideal geometry (proteins) : Engh & Huber (2001)
Ideal geometry (DNA, RNA) : Parkinson et al. (1996)
Validation Pipeline (wwPDB-VP) : 2.11

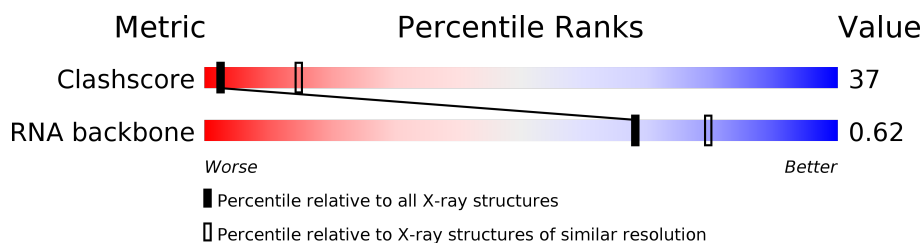
1 Overall quality at a glance

The following experimental techniques were used to determine the structure:

X-RAY DIFFRACTION

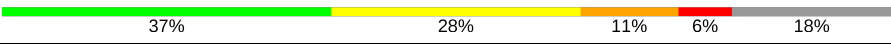

The reported resolution of this entry is 3.00 Å.

Percentile scores (ranging between 0-100) for global validation metrics of the entry are shown in the following graphic. The table shows the number of entries on which the scores are based.



Metric	Whole archive (#Entries)	Similar resolution (#Entries, resolution range(Å))
Clashscore	141614	2416 (3.00-3.00)
RNA backbone	3102	1173 (3.30-2.70)

The table below summarises the geometric issues observed across the polymeric chains and their fit to the electron density. The red, orange, yellow and green segments on the lower bar indicate the fraction of residues that contain outliers for ≥ 3 , 2, 1 and 0 types of geometric quality criteria respectively. A grey segment represents the fraction of residues that are not modelled. The numeric value for each fraction is indicated below the corresponding segment, with a dot representing fractions $\leq 5\%$.

Mol	Chain	Length	Quality of chain
1	A	602	
2	B	34	

The following table lists non-polymeric compounds, carbohydrate monomers and non-standard residues in protein, DNA, RNA chains that are outliers for geometric or electron-density-fit criteria:

Mol	Type	Chain	Res	Chirality	Geometry	Clashes	Electron density
2	PPU	B	76	-	-	X	-

2 Entry composition

There are 2 unique types of molecules in this entry. The entry contains 10704 atoms, of which 0 are hydrogens and 0 are deuteriums.

In the tables below, the ZeroOcc column contains the number of atoms modelled with zero occupancy, the AltConf column contains the number of residues with at least one atom in alternate conformation and the Trace column contains the number of residues modelled with at most 2 atoms.

- Molecule 1 is a RNA chain called 23S RIBOSOMAL RNA.

Mol	Chain	Residues	Atoms					ZeroOcc	AltConf	Trace
1	A	496	Total	C	N	O	P	0	0	0
			10627	4738	1937	3456	496			

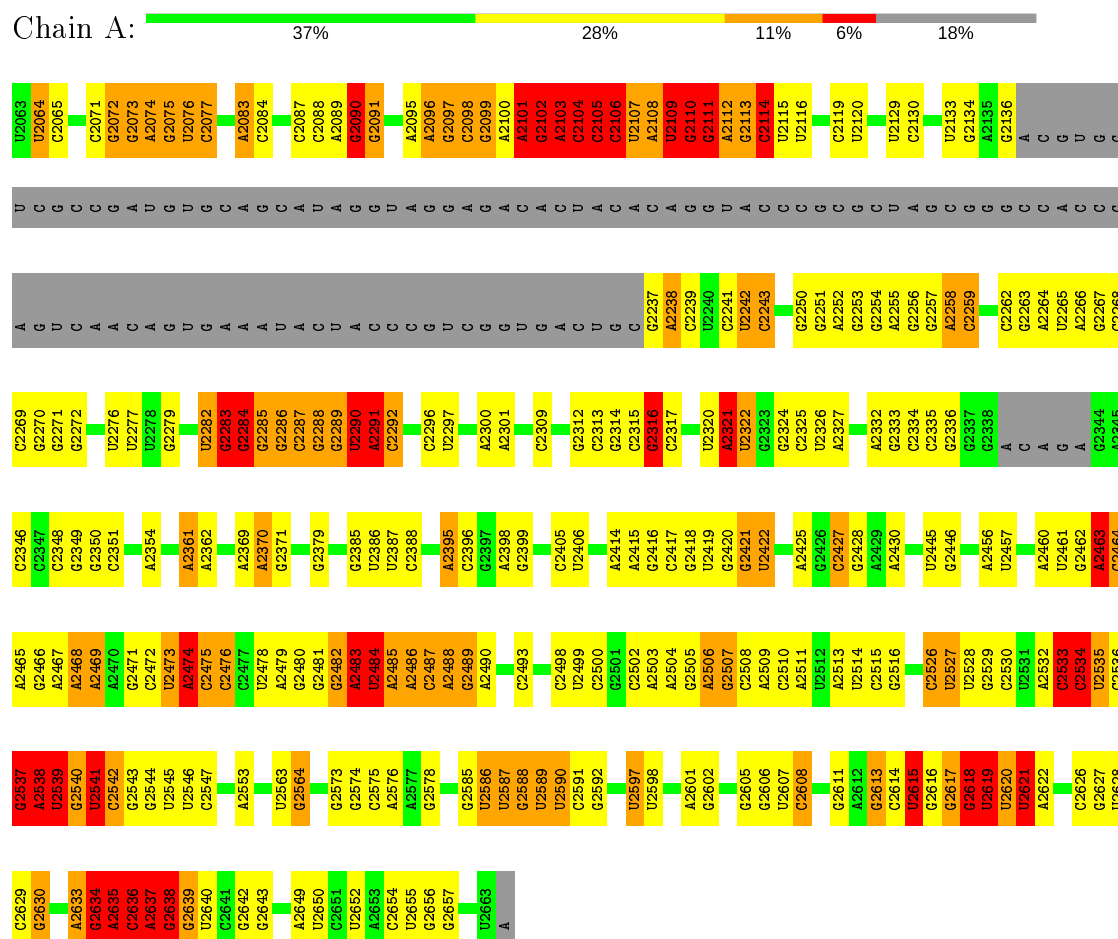
- Molecule 2 is a RNA chain called 5'-R(CCGGCGGGCUGGUCAAACCGGCCCGCCGG ACC)-3'-5'-R(P-PUROMYCIN)-3'.

Mol	Chain	Residues	Atoms					ZeroOcc	AltConf	Trace
2	B	3	Total	C	N	O	P	0	0	0
			77	40	13	21	3			

3 Residue-property plots

These plots are drawn for all protein, RNA and DNA chains in the entry. The first graphic for a chain summarises the proportions of the various outlier classes displayed in the second graphic. The second graphic shows the sequence view annotated by issues in geometry. Residues are color-coded according to the number of geometric quality criteria for which they contain at least one outlier: green = 0, yellow = 1, orange = 2 and red = 3 or more. Stretches of 2 or more consecutive residues without any outlier are shown as a green connector. Residues present in the sample, but not in the model, are shown in grey.

• Molecule 1: 23S RIBOSOMAL RNA



4 Data and refinement statistics

Property	Value	Source
Space group	C 2 2 21	Depositor
Cell constants a, b, c, α , β , γ	212.00 Å 300.00 Å 574.00 Å 90.00° 90.00° 90.00°	Depositor
Resolution (Å)	70.00 – 3.00 53.54 – 2.79	Depositor EDS
% Data completeness (in resolution range)	99.6 (70.00-3.00) 90.5 (53.54-2.79)	Depositor EDS
R_{merge}	0.14	Depositor
R_{sym}	(Not available)	Depositor
$\langle I/\sigma(I) \rangle$ ¹	0.30 (at 2.77 Å)	Xtriage
Refinement program	CNS	Depositor
R, R_{free}	(Not available) , (Not available) 0.521 , (Not available)	Depositor DCC
R_{free} test set	No test flags present.	wwPDB-VP
Wilson B-factor (Å ²)	50.6	Xtriage
Anisotropy	0.334	Xtriage
Bulk solvent k_{sol} (e/Å ³), B_{sol} (Å ²)	0.26 , 57.2	EDS
L-test for twinning ²	$\langle L \rangle = 0.45$, $\langle L^2 \rangle = 0.27$	Xtriage
Estimated twinning fraction	No twinning to report.	Xtriage
F_o, F_c correlation	0.41	EDS
Total number of atoms	10704	wwPDB-VP
Average B, all atoms (Å ²)	29.0	wwPDB-VP

Xtriage's analysis on translational NCS is as follows: *The largest off-origin peak in the Patterson function is 1.49% of the height of the origin peak. No significant pseudotranslation is detected.*

¹Intensities estimated from amplitudes.

²Theoretical values of $\langle |L| \rangle$, $\langle L^2 \rangle$ for acentric reflections are 0.5, 0.333 respectively for untwinned datasets, and 0.375, 0.2 for perfectly twinned datasets.

5 Model quality

5.1 Standard geometry

Bond lengths and bond angles in the following residue types are not validated in this section: PPU

The Z score for a bond length (or angle) is the number of standard deviations the observed value is removed from the expected value. A bond length (or angle) with $|Z| > 5$ is considered an outlier worth inspection. RMSZ is the root-mean-square of all Z scores of the bond lengths (or angles).

Mol	Chain	Bond lengths		Bond angles	
		RMSZ	$\# Z > 5$	RMSZ	$\# Z > 5$
1	A	2.39	63/11888 (0.5%)	1.73	213/18532 (1.1%)
2	B	2.75	1/43 (2.3%)	1.62	1/64 (1.6%)
All	All	2.40	64/11931 (0.5%)	1.73	214/18596 (1.2%)

Chiral center outliers are detected by calculating the chiral volume of a chiral center and verifying if the center is modelled as a planar moiety or with the opposite hand. A planarity outlier is detected by checking planarity of atoms in a peptide group, atoms in a mainchain group or atoms of a sidechain that are expected to be planar.

Mol	Chain	#Chirality outliers	#Planarity outliers
1	A	2	7

All (64) bond length outliers are listed below:

Mol	Chain	Res	Type	Atoms	Z	Observed(Å)	Ideal(Å)
1	A	2533	C	O3'-P	-78.40	0.67	1.61
1	A	2615	U	O3'-P	-77.47	0.68	1.61
1	A	2539	U	O3'-P	-62.78	0.85	1.61
1	A	2537	G	O3'-P	-51.18	0.99	1.61
1	A	2618	G	O3'-P	-50.56	1.00	1.61
1	A	2284	G	O3'-P	-50.32	1.00	1.61
1	A	2291	A	O3'-P	46.60	2.17	1.61
1	A	2110	G	O3'-P	45.41	2.15	1.61
1	A	2489	G	O3'-P	-44.20	1.08	1.61
1	A	2107	U	O3'-P	43.96	2.13	1.61
1	A	2474	A	O3'-P	43.30	2.13	1.61
1	A	2484	U	O3'-P	43.20	2.12	1.61
1	A	2617	G	O3'-P	-42.66	1.09	1.61
1	A	2104	C	O3'-P	-41.88	1.10	1.61
1	A	2633	A	O3'-P	41.32	2.10	1.61
1	A	2540	G	O3'-P	-40.70	1.12	1.61

Continued on next page...

Continued from previous page...

Mol	Chain	Res	Type	Atoms	Z	Observed(Å)	Ideal(Å)
1	A	2534	C	O3'-P	-39.70	1.13	1.61
1	A	2283	G	O3'-P	-38.82	1.14	1.61
1	A	2101	A	O3'-P	-37.43	1.16	1.61
1	A	2588	G	O3'-P	37.38	2.06	1.61
1	A	2634	G	O3'-P	-37.28	1.16	1.61
1	A	2636	C	O3'-P	37.04	2.05	1.61
1	A	2621	U	O3'-P	35.69	2.04	1.61
1	A	2111	G	O3'-P	-35.58	1.18	1.61
1	A	2285	G	O3'-P	-35.35	1.18	1.61
1	A	2286	G	O3'-P	-34.24	1.20	1.61
1	A	2639	G	O3'-P	29.14	1.96	1.61
1	A	2538	A	O3'-P	28.66	1.95	1.61
1	A	2114	C	O3'-P	28.30	1.95	1.61
1	A	2541	U	O3'-P	28.06	1.94	1.61
1	A	2637	A	O3'-P	-24.27	1.32	1.61
1	A	2487	C	O3'-P	-24.19	1.32	1.61
1	A	2095	A	O3'-P	22.61	1.88	1.61
1	A	2103	A	O3'-P	-19.82	1.37	1.61
1	A	2488	A	O3'-P	18.56	1.83	1.61
1	A	2290	U	O3'-P	17.25	1.81	1.61
1	A	2585	G	O3'-P	16.36	1.80	1.61
1	A	2486	A	O3'-P	16.14	1.80	1.61
1	A	2635	A	O3'-P	-16.13	1.41	1.61
2	B	74	C	O3'-P	-15.10	1.43	1.61
1	A	2535	U	O3'-P	13.65	1.77	1.61
1	A	2112	A	O3'-P	-13.48	1.45	1.61
1	A	2113	G	O3'-P	12.12	1.75	1.61
1	A	2483	A	O3'-P	-10.96	1.48	1.61
1	A	2620	U	O3'-P	-10.47	1.48	1.61
1	A	2108	A	O3'-P	-10.28	1.48	1.61
1	A	2105	C	O3'-P	9.16	1.72	1.61
1	A	2113	G	C3'-C2'	-6.63	1.45	1.52
1	A	2099	G	C3'-C2'	-6.63	1.45	1.52
1	A	2102	G	C3'-C2'	-6.62	1.45	1.52
1	A	2588	G	C3'-C2'	-6.61	1.45	1.52
1	A	2288	G	C3'-C2'	-6.60	1.45	1.52
1	A	2617	G	C3'-C2'	-6.60	1.45	1.52
1	A	2634	G	C3'-C2'	-6.59	1.45	1.52
1	A	2618	G	C3'-C2'	-6.59	1.45	1.52
1	A	2111	G	C3'-C2'	-6.58	1.45	1.52
1	A	2286	G	C3'-C2'	-6.58	1.45	1.52
1	A	2639	G	C3'-C2'	-6.57	1.45	1.52

Continued on next page...

Continued from previous page...

Mol	Chain	Res	Type	Atoms	Z	Observed(Å)	Ideal(Å)
1	A	2285	G	C3'-C2'	-6.56	1.45	1.52
1	A	2289	G	C3'-C2'	-6.53	1.45	1.52
1	A	2284	G	C3'-C2'	-6.52	1.45	1.52
1	A	2638	G	O3'-P	-6.48	1.53	1.61
1	A	2587	U	O3'-P	-6.33	1.53	1.61
1	A	2542	C	O3'-P	5.30	1.67	1.61

All (214) bond angle outliers are listed below:

Mol	Chain	Res	Type	Atoms	Z	Observed(°)	Ideal(°)
1	A	2615	U	P-O3'-C3'	-64.04	42.85	119.70
1	A	2585	G	P-O3'-C3'	-38.78	73.16	119.70
1	A	2102	G	OP1-P-O3'	-36.59	24.71	105.20
1	A	2535	U	P-O3'-C3'	35.79	162.65	119.70
1	A	2633	A	P-O3'-C3'	-33.02	80.07	119.70
1	A	2615	U	OP2-P-O3'	-31.54	35.82	105.20
1	A	2537	G	O3'-P-O5'	31.07	163.03	104.00
1	A	2633	A	O3'-P-O5'	30.51	161.96	104.00
1	A	2290	U	OP2-P-O3'	-30.30	38.55	105.20
1	A	2538	A	P-O3'-C3'	-29.77	83.97	119.70
1	A	2095	A	P-O3'-C3'	27.60	152.82	119.70
1	A	2586	U	O3'-P-O5'	25.31	152.09	104.00
1	A	2289	G	OP2-P-O3'	-25.05	50.09	105.20
1	A	2113	G	P-O3'-C3'	-24.96	89.75	119.70
1	A	2635	A	P-O3'-C3'	24.32	148.88	119.70
1	A	2108	A	OP1-P-O3'	23.77	157.48	105.20
1	A	2287	C	P-O3'-C3'	-23.67	91.29	119.70
1	A	2112	A	P-O3'-C3'	-23.10	91.97	119.70
1	A	2112	A	O3'-P-O5'	22.39	146.54	104.00
1	A	2634	G	OP2-P-O3'	-22.34	56.06	105.20
1	A	2484	U	P-O3'-C3'	-21.70	93.66	119.70
1	A	2542	C	P-O3'-C3'	-21.67	93.69	119.70
1	A	2113	G	O3'-P-O5'	21.45	144.75	104.00
1	A	2285	G	OP2-P-O3'	-20.93	59.16	105.20
1	A	2103	A	O3'-P-O5'	20.85	143.62	104.00
1	A	2097	G	P-O3'-C3'	-20.68	94.88	119.70
1	A	2585	G	OP2-P-O3'	20.17	149.58	105.20
1	A	2290	U	O3'-P-O5'	19.97	141.94	104.00
1	A	2618	G	P-O3'-C3'	19.70	143.34	119.70
1	A	2538	A	OP1-P-O3'	-18.93	63.56	105.20
1	A	2585	G	OP1-P-O3'	-18.81	63.82	105.20
1	A	2484	U	OP1-P-O3'	18.55	146.01	105.20

Continued on next page...

Continued from previous page...

Mol	Chain	Res	Type	Atoms	Z	Observed(°)	Ideal(°)
1	A	2104	C	P-O3'-C3'	18.32	141.69	119.70
1	A	2106	C	P-O3'-C3'	18.29	141.65	119.70
1	A	2106	C	O3'-P-O5'	-18.08	69.65	104.00
1	A	2291	A	OP1-P-O3'	-18.04	65.51	105.20
1	A	2633	A	OP2-P-O3'	-17.99	65.62	105.20
1	A	2474	A	O3'-P-O5'	17.91	138.02	104.00
1	A	2489	G	O3'-P-O5'	-17.65	70.47	104.00
1	A	2615	U	O3'-P-O5'	17.59	137.42	104.00
1	A	2484	U	O3'-P-O5'	-17.18	71.37	104.00
1	A	2534	C	O3'-P-O5'	17.11	136.51	104.00
1	A	2114	C	O3'-P-O5'	-17.01	71.68	104.00
1	A	2639	G	P-O3'-C3'	-16.98	99.32	119.70
1	A	2107	U	O3'-P-O5'	16.79	135.90	104.00
1	A	2483	A	OP1-P-O3'	-16.63	68.62	105.20
1	A	2285	G	P-O3'-C3'	16.51	139.51	119.70
1	A	2284	G	OP2-P-O3'	16.43	141.34	105.20
1	A	2533	C	O3'-P-O5'	16.29	134.94	104.00
1	A	2097	G	OP1-P-O3'	-16.13	69.72	105.20
1	A	2590	U	P-O3'-C3'	-15.91	100.60	119.70
1	A	2537	G	OP2-P-O3'	-15.90	70.23	105.20
1	A	2473	U	OP2-P-O3'	15.84	140.04	105.20
1	A	2639	G	O3'-P-O5'	15.71	133.84	104.00
1	A	2586	U	OP2-P-O3'	-15.64	70.78	105.20
1	A	2112	A	OP1-P-O3'	-15.64	70.79	105.20
1	A	2098	C	P-O3'-C3'	-15.62	100.95	119.70
1	A	2284	G	OP1-P-O3'	-15.53	71.04	105.20
1	A	2095	A	OP2-P-O3'	15.09	138.39	105.20
1	A	2291	A	P-O3'-C3'	-14.93	101.78	119.70
1	A	2102	G	O3'-P-O5'	14.92	132.34	104.00
1	A	2541	U	P-O3'-C3'	-14.83	101.91	119.70
1	A	2283	G	OP1-P-O3'	14.61	137.33	105.20
1	A	2535	U	OP1-P-O3'	14.60	137.33	105.20
1	A	2104	C	O3'-P-O5'	-14.08	77.25	104.00
1	A	2110	G	P-O3'-C3'	-13.96	102.95	119.70
1	A	2108	A	OP2-P-O3'	-13.91	74.61	105.20
1	A	2590	U	OP2-P-O3'	13.68	135.29	105.20
1	A	2538	A	O3'-P-O5'	13.31	129.28	104.00
1	A	2287	C	OP2-P-O3'	13.09	133.99	105.20
1	A	2533	C	OP2-P-O3'	-13.09	76.41	105.20
1	A	2107	U	OP2-P-O3'	-13.02	76.56	105.20
1	A	2634	G	P-O3'-C3'	12.95	135.25	119.70
1	A	2473	U	O3'-P-O5'	-12.81	79.65	104.00

Continued on next page...

Continued from previous page...

Mol	Chain	Res	Type	Atoms	Z	Observed(°)	Ideal(°)
1	A	2620	U	O3'-P-O5'	12.76	128.25	104.00
1	A	2541	U	O3'-P-O5'	12.66	128.05	104.00
1	A	2283	G	OP2-P-O3'	-12.18	78.41	105.20
1	A	2095	A	OP1-P-O3'	-12.09	78.61	105.20
1	A	2286	G	O3'-P-O5'	12.06	126.92	104.00
1	A	2586	U	P-O3'-C3'	-11.87	105.45	119.70
1	A	2618	G	OP1-P-O3'	11.51	130.52	105.20
1	A	2113	G	OP1-P-O3'	-11.34	80.26	105.20
1	A	2291	A	O3'-P-O5'	11.29	125.44	104.00
1	A	2488	A	P-O3'-C3'	-11.17	106.30	119.70
1	A	2102	G	P-O3'-C3'	11.15	133.07	119.70
1	A	2620	U	OP2-P-O3'	-11.11	80.77	105.20
1	A	2634	G	OP1-P-O3'	10.97	129.34	105.20
1	A	2637	A	P-O3'-C3'	-10.91	106.61	119.70
1	A	2535	U	OP2-P-O3'	-10.77	81.50	105.20
1	A	2619	U	P-O5'-C5'	-10.75	103.70	120.90
1	A	2587	U	P-O5'-C5'	-10.73	103.74	120.90
1	A	2107	U	P-O5'-C5'	-10.72	103.75	120.90
1	A	2109	U	P-O5'-C5'	-10.72	103.75	120.90
1	A	2586	U	P-O5'-C5'	-10.70	103.78	120.90
1	A	2111	G	O3'-P-O5'	-10.66	83.74	104.00
1	A	2111	G	OP2-P-O3'	10.57	128.44	105.20
1	A	2483	A	OP2-P-O3'	10.49	128.28	105.20
1	A	2636	C	P-O3'-C3'	10.49	132.28	119.70
1	A	2489	G	OP2-P-O3'	10.31	127.88	105.20
1	A	2617	G	O3'-P-O5'	-10.30	84.43	104.00
1	A	2285	G	O3'-P-O5'	10.11	123.21	104.00
1	A	2108	A	O3'-P-O5'	-10.06	84.89	104.00
1	A	2541	U	OP1-P-O3'	-10.04	83.11	105.20
1	A	2097	G	O3'-P-O5'	10.03	123.06	104.00
1	A	2109	U	O3'-P-O5'	9.78	122.59	104.00
1	A	2473	U	P-O3'-C3'	-9.77	107.98	119.70
1	A	2620	U	P-O3'-C3'	9.71	131.36	119.70
1	A	2289	G	OP1-P-O3'	-9.62	84.03	105.20
1	A	2590	U	OP1-P-O3'	-9.59	84.11	105.20
1	A	2542	C	OP1-P-O3'	-9.54	84.21	105.20
1	A	2474	A	P-O3'-C3'	9.47	131.06	119.70
1	A	2287	C	OP1-P-O3'	-9.29	84.77	105.20
1	A	2617	G	OP2-P-O3'	9.22	125.48	105.20
1	A	2487	C	OP2-P-O3'	9.14	125.30	105.20
1	A	2283	G	P-O3'-C3'	-9.04	108.85	119.70
1	A	2101	A	P-O3'-C3'	9.04	130.54	119.70

Continued on next page...

Continued from previous page...

Mol	Chain	Res	Type	Atoms	Z	Observed(°)	Ideal(°)
1	A	2634	G	O3'-P-O5'	8.96	121.02	104.00
1	A	2542	C	OP2-P-O3'	8.75	124.46	105.20
1	A	2286	G	P-O3'-C3'	-8.68	109.28	119.70
1	A	2638	G	O3'-P-O5'	8.67	120.48	104.00
1	A	2534	C	OP2-P-O3'	-8.67	86.13	105.20
1	A	2285	G	OP1-P-O3'	8.65	124.23	105.20
1	A	2587	U	N1-C2-O2	-8.64	116.75	122.80
1	A	2619	U	N1-C2-O2	-8.62	116.76	122.80
1	A	2109	U	N1-C2-O2	-8.60	116.78	122.80
1	A	2586	U	N1-C2-O2	-8.54	116.82	122.80
1	A	2107	U	N1-C2-O2	-8.53	116.83	122.80
1	A	2108	A	P-O3'-C3'	-8.50	109.50	119.70
1	A	2109	U	P-O3'-C3'	8.44	129.83	119.70
1	A	2539	U	OP2-P-O3'	-8.38	86.77	105.20
1	A	2486	A	P-O3'-C3'	-8.38	109.65	119.70
1	A	2106	C	OP1-P-O3'	8.24	123.32	105.20
1	A	2539	U	P-O3'-C3'	8.20	129.54	119.70
1	A	2101	A	OP2-P-O3'	-8.12	87.33	105.20
1	A	2633	A	OP1-P-O3'	-8.08	87.42	105.20
1	A	2587	U	N1-C2-N3	8.03	119.72	114.90
1	A	2619	U	N1-C2-N3	8.02	119.71	114.90
1	A	2109	U	OP2-P-O3'	-8.02	87.56	105.20
1	A	2586	U	N1-C2-N3	8.01	119.70	114.90
1	A	2109	U	N1-C2-N3	7.97	119.68	114.90
1	A	2097	G	OP2-P-O3'	7.95	122.70	105.20
1	A	2105	C	OP2-P-O3'	-7.95	87.70	105.20
1	A	2107	U	N1-C2-N3	7.91	119.65	114.90
1	A	2482	G	C2'-C3'-O3'	7.83	126.72	109.50
1	A	2103	A	OP2-P-O3'	-7.74	88.18	105.20
1	A	2114	C	OP1-P-O3'	7.72	122.17	105.20
1	A	2110	G	OP1-P-O3'	-7.71	88.25	105.20
1	A	2101	A	O3'-P-O5'	7.66	118.56	104.00
1	A	2427	C	C2'-C3'-O3'	7.59	126.21	109.50
1	A	2587	U	OP2-P-O3'	7.53	121.77	105.20
1	A	2639	G	OP1-P-O3'	-7.37	88.99	105.20
1	A	2098	C	O3'-P-O5'	7.33	117.94	104.00
1	A	2487	C	O3'-P-O5'	-7.33	90.06	104.00
1	A	2586	U	C2-N3-C4	-7.23	122.66	127.00
1	A	2104	C	OP1-P-O3'	7.18	121.00	105.20
1	A	2107	U	C2-N3-C4	-7.18	122.69	127.00
1	A	2587	U	C2-N3-C4	-7.17	122.70	127.00
1	A	2618	G	OP2-P-O3'	-7.14	89.49	105.20

Continued on next page...

Continued from previous page...

Mol	Chain	Res	Type	Atoms	Z	Observed(°)	Ideal(°)
1	A	2619	U	C2-N3-C4	-7.13	122.72	127.00
1	A	2109	U	C2-N3-C4	-7.11	122.73	127.00
1	A	2291	A	OP2-P-O3'	7.10	120.82	105.20
1	A	2321	A	C2'-C3'-O3'	7.09	125.10	109.50
1	A	2370	A	C2'-C3'-O3'	7.07	125.04	109.50
1	A	2539	U	O3'-P-O5'	6.86	117.03	104.00
1	A	2537	G	OP1-P-O3'	-6.82	90.20	105.20
1	A	2103	A	OP1-P-O3'	-6.79	90.27	105.20
1	A	2286	G	OP1-P-O3'	-6.59	90.69	105.20
1	A	2489	G	P-O3'-C3'	-6.58	111.80	119.70
1	A	2107	U	P-O3'-C3'	-6.51	111.89	119.70
1	A	2114	C	P-O3'-C3'	6.39	127.37	119.70
1	A	2109	U	O5'-C5'-C4'	-6.36	99.62	111.70
1	A	2110	G	O3'-P-O5'	6.34	116.05	104.00
1	A	2619	U	O5'-C5'-C4'	-6.34	99.66	111.70
1	A	2107	U	O5'-C5'-C4'	-6.34	99.66	111.70
1	A	2587	U	O5'-C5'-C4'	-6.33	99.66	111.70
1	A	2586	U	O5'-C5'-C4'	-6.33	99.68	111.70
1	A	2083	A	C2'-C3'-O3'	6.31	123.80	113.70
1	A	2484	U	OP2-P-O3'	-6.30	91.33	105.20
1	A	2105	C	O3'-P-O5'	6.25	115.87	104.00
1	A	2537	G	P-O3'-C3'	-6.21	112.25	119.70
1	A	2113	G	C1'-O4'-C4'	-6.21	104.94	109.90
1	A	2285	G	C1'-O4'-C4'	-6.20	104.94	109.90
1	A	2617	G	C1'-O4'-C4'	-6.20	104.94	109.90
1	A	2284	G	C1'-O4'-C4'	-6.18	104.95	109.90
1	A	2288	G	C1'-O4'-C4'	-6.18	104.95	109.90
1	A	2634	G	C1'-O4'-C4'	-6.18	104.96	109.90
1	A	2289	G	C1'-O4'-C4'	-6.16	104.97	109.90
1	A	2588	G	C1'-O4'-C4'	-6.16	104.97	109.90
1	A	2619	U	P-O3'-C3'	-6.16	112.31	119.70
1	A	2102	G	C1'-O4'-C4'	-6.15	104.98	109.90
1	A	2639	G	C1'-O4'-C4'	-6.15	104.98	109.90
1	A	2286	G	C1'-O4'-C4'	-6.13	104.99	109.90
1	A	2099	G	C1'-O4'-C4'	-6.13	105.00	109.90
1	A	2111	G	C1'-O4'-C4'	-6.12	105.00	109.90
1	A	2618	G	C1'-O4'-C4'	-6.12	105.01	109.90
1	A	2474	A	OP1-P-O3'	-6.09	91.80	105.20
1	A	2090	G	C2'-C3'-O3'	6.00	123.31	113.70
1	A	2316	G	N9-C1'-C2'	5.81	121.55	114.00
1	A	2488	A	OP2-P-O3'	5.81	117.98	105.20
1	A	2289	G	O3'-P-O5'	-5.78	93.03	104.00

Continued on next page...

Continued from previous page...

Mol	Chain	Res	Type	Atoms	Z	Observed(°)	Ideal(°)
1	A	2427	C	C4'-C3'-O3'	5.70	124.41	113.00
1	A	2474	A	OP2-P-O3'	-5.68	92.71	105.20
1	A	2485	A	O3'-P-O5'	5.67	114.78	104.00
1	A	2538	A	OP2-P-O3'	5.63	117.58	105.20
1	A	2473	U	OP1-P-O3'	-5.56	92.97	105.20
1	A	2105	C	OP1-P-O3'	5.51	117.32	105.20
1	A	2636	C	O3'-P-O5'	5.38	114.22	104.00
1	A	2106	C	OP2-P-O3'	5.37	117.01	105.20
1	A	2587	U	P-O3'-C3'	5.35	126.12	119.70
1	A	2288	G	OP2-P-O3'	5.27	116.79	105.20
1	A	2258	A	C2'-C3'-O3'	5.20	122.03	113.70
1	A	2395	A	C2'-C3'-O3'	5.17	121.97	113.70
1	A	2483	A	O3'-P-O5'	5.12	113.73	104.00
2	B	74	C	O3'-P-O5'	-5.07	94.38	104.00

All (2) chirality outliers are listed below:

Mol	Chain	Res	Type	Atom
1	A	2083	A	C3'
1	A	2427	C	C3'

All (7) planarity outliers are listed below:

Mol	Chain	Res	Type	Group
1	A	2316	G	Sidechain
1	A	2463	A	Sidechain
1	A	2493	C	Sidechain
1	A	2506	A	Sidechain
1	A	2597	U	Sidechain
1	A	2607	U	Sidechain
1	A	2630	G	Sidechain

5.2 Too-close contacts [i](#)

In the following table, the Non-H and H(model) columns list the number of non-hydrogen atoms and hydrogen atoms in the chain respectively. The H(added) column lists the number of hydrogen atoms added and optimized by MolProbity. The Clashes column lists the number of clashes within the asymmetric unit, whereas Symm-Clashes lists symmetry related clashes.

Mol	Chain	Non-H	H(model)	H(added)	Clashes	Symm-Clashes
1	A	10627	0	5381	536	0

Continued on next page...

Continued from previous page...

Mol	Chain	Non-H	H(model)	H(added)	Clashes	Symm-Clashes
2	B	77	0	45	65	0
All	All	10704	0	5426	587	0

The all-atom clashscore is defined as the number of clashes found per 1000 atoms (including hydrogen atoms). The all-atom clashscore for this structure is 37.

All (587) close contacts within the same asymmetric unit are listed below, sorted by their clash magnitude.

Atom-1	Atom-2	Interatomic distance (Å)	Clash overlap (Å)
1:A:2101:A:O3'	1:A:2102:G:P	1.16	1.54
1:A:2534:C:O3'	1:A:2535:U:P	1.13	1.52
1:A:2540:G:O3'	1:A:2541:U:P	1.12	1.51
1:A:2283:G:O3'	1:A:2284:G:P	1.14	1.50
1:A:2104:C:O3'	1:A:2105:C:P	1.10	1.49
1:A:2617:G:O3'	1:A:2618:G:P	1.10	1.48
1:A:2489:G:O3'	1:A:2490:A:P	1.08	1.46
2:B:75:C:H3'	2:B:76:PPU:C8	1.46	1.44
2:B:75:C:H2'	2:B:76:PPU:N9	1.33	1.43
2:B:75:C:N4	2:B:76:PPU:H102	1.18	1.41
1:A:2283:G:C3'	1:A:2284:G:P	2.09	1.41
1:A:2618:G:O3'	1:A:2619:U:P	1.00	1.40
1:A:2489:G:C3'	1:A:2490:A:P	2.07	1.39
1:A:2104:C:HO3'	1:A:2105:C:P	0.99	1.35
2:B:75:C:C3'	2:B:76:PPU:C8	2.05	1.33
1:A:2534:C:C3'	1:A:2535:U:P	2.17	1.31
1:A:2540:G:C3'	1:A:2541:U:P	2.19	1.27
1:A:2489:G:C6	1:A:2490:A:C5	2.25	1.25
1:A:2617:G:C3'	1:A:2618:G:P	2.25	1.24
1:A:2615:U:O2'	1:A:2616:G:C5'	1.87	1.23
1:A:2114:C:N3	1:A:2471:G:N1	1.87	1.19
1:A:2489:G:HO3'	1:A:2490:A:P	1.14	1.18
1:A:2542:C:H41	1:A:2616:G:N2	1.40	1.18
1:A:2489:G:O3'	1:A:2490:A:O5'	1.60	1.17
1:A:2618:G:HO3'	1:A:2619:U:P	0.96	1.16
1:A:2618:G:C3'	1:A:2619:U:P	2.34	1.16
1:A:2633:A:C3'	1:A:2634:G:P	2.32	1.16
1:A:2542:C:N4	1:A:2616:G:H21	1.41	1.16
1:A:2101:A:C3'	1:A:2102:G:P	2.34	1.15
1:A:2621:U:O3'	1:A:2622:A:P	2.04	1.15
1:A:2611:G:H8	1:A:2616:G:O6	1.27	1.14
2:B:75:C:N4	2:B:76:PPU:C10	2.10	1.14

Continued on next page...

Continued from previous page...

Atom-1	Atom-2	Interatomic distance (Å)	Clash overlap (Å)
1:A:2636:C:O3'	1:A:2637:A:P	2.05	1.13
1:A:2588:G:O3'	1:A:2589:U:P	2.06	1.13
1:A:2534:C:HO3'	1:A:2535:U:P	1.17	1.13
1:A:2489:G:C4	1:A:2490:A:C8	2.36	1.13
1:A:2114:C:N4	1:A:2471:G:O6	1.81	1.11
2:B:75:C:C2'	2:B:76:PPU:N9	2.14	1.11
1:A:2486:A:N1	2:B:76:PPU:HM2	1.65	1.11
1:A:2489:G:C5	1:A:2490:A:C5	2.39	1.11
1:A:2104:C:C3'	1:A:2105:C:P	2.39	1.09
1:A:2114:C:C2	1:A:2471:G:N2	2.18	1.09
1:A:2637:A:H5''	1:A:2638:G:H5'	1.25	1.09
1:A:2633:A:O3'	1:A:2634:G:P	2.10	1.09
1:A:2104:C:H2'	1:A:2105:C:H5'	1.25	1.08
1:A:2114:C:O2	1:A:2471:G:N2	1.86	1.07
1:A:2104:C:O3'	1:A:2105:C:O5'	1.73	1.07
1:A:2105:C:O2'	1:A:2106:C:H6	1.38	1.07
1:A:2489:G:C6	1:A:2490:A:C6	2.41	1.06
2:B:75:C:H2'	2:B:76:PPU:C1'	1.82	1.06
1:A:2474:A:O3'	1:A:2475:C:P	2.13	1.06
1:A:2107:U:O3'	1:A:2108:A:P	2.13	1.06
1:A:2484:U:O3'	1:A:2485:A:P	2.13	1.06
1:A:2110:G:O3'	1:A:2111:G:P	2.15	1.05
1:A:2489:G:O6	1:A:2490:A:C6	2.09	1.04
2:B:75:C:C4	2:B:76:PPU:C6	2.40	1.04
1:A:2489:G:C5	1:A:2490:A:N7	2.26	1.04
1:A:2540:G:HO3'	1:A:2541:U:P	1.24	1.04
2:B:75:C:C3'	2:B:76:PPU:H8	1.86	1.03
1:A:2102:G:N7	1:A:2536:C:H1'	1.75	1.02
1:A:2542:C:O2'	2:B:75:C:O2	1.76	1.02
1:A:2291:A:O3'	1:A:2292:C:P	2.17	1.02
1:A:2105:C:N4	1:A:2536:C:N3	2.09	1.00
2:B:75:C:H2'	2:B:76:PPU:C4	1.91	1.00
1:A:2290:U:O2'	1:A:2291:A:P	2.20	0.99
1:A:2588:G:C6	2:B:74:C:N4	2.30	0.99
1:A:2113:G:C6	1:A:2114:C:C4	2.49	0.98
1:A:2105:C:N4	1:A:2536:C:C4	2.29	0.98
1:A:2611:G:C8	1:A:2616:G:O6	2.17	0.98
1:A:2615:U:O2'	1:A:2616:G:H5'	1.11	0.97
1:A:2104:C:C2'	1:A:2105:C:H5'	1.94	0.97
1:A:2633:A:H3'	1:A:2634:G:OP2	1.65	0.97
1:A:2489:G:H2'	1:A:2490:A:O4'	1.64	0.97

Continued on next page...

Continued from previous page...

Atom-1	Atom-2	Interatomic distance (Å)	Clash overlap (Å)
1:A:2291:A:H5''	1:A:2292:C:P	2.05	0.96
1:A:2534:C:H3'	1:A:2535:U:OP2	1.66	0.96
1:A:2589:U:N3	2:B:74:C:C5	2.25	0.96
1:A:2473:U:H4'	1:A:2474:A:H5'	1.48	0.95
1:A:2105:C:C4	1:A:2481:G:N2	2.34	0.95
1:A:2483:A:HO2'	1:A:2484:U:H5	0.99	0.95
2:B:75:C:C2'	2:B:76:PPU:C1'	2.44	0.95
1:A:2114:C:N4	1:A:2471:G:C6	2.32	0.95
1:A:2634:G:N2	1:A:2635:A:C5	2.35	0.95
2:B:75:C:C2'	2:B:76:PPU:C8	2.45	0.95
2:B:75:C:H3'	2:B:76:PPU:H8	1.42	0.94
1:A:2534:C:C3'	1:A:2535:U:OP2	2.15	0.94
1:A:2104:C:C3'	1:A:2105:C:C5'	2.46	0.93
1:A:2105:C:N3	1:A:2481:G:N2	2.16	0.93
1:A:2103:A:N6	1:A:2538:A:N1	2.17	0.93
1:A:2114:C:N3	1:A:2471:G:C2	2.37	0.93
1:A:2106:C:H1'	1:A:2484:U:O2	1.67	0.92
1:A:2105:C:N4	1:A:2481:G:N1	2.17	0.92
1:A:2104:C:H2'	1:A:2105:C:C5'	1.98	0.92
1:A:2114:C:N3	1:A:2471:G:N2	2.18	0.92
1:A:2489:G:H3'	1:A:2490:A:P	2.05	0.92
1:A:2628:U:H3	1:A:2635:A:H61	1.12	0.91
1:A:2617:G:O3'	1:A:2618:G:O5'	1.86	0.91
1:A:2489:G:N2	1:A:2533:C:O2	2.03	0.91
1:A:2633:A:H3'	1:A:2634:G:P	2.06	0.91
1:A:2489:G:N1	1:A:2490:A:C4	2.39	0.91
1:A:2104:C:C2'	1:A:2105:C:C5'	2.47	0.91
1:A:2108:A:O2'	1:A:2110:G:H5''	1.71	0.90
1:A:2473:U:C4'	1:A:2474:A:H5'	2.00	0.90
1:A:2283:G:HO3'	1:A:2284:G:P	1.34	0.90
2:B:75:C:N3	2:B:76:PPU:N1	2.20	0.89
1:A:2534:C:O3'	1:A:2535:U:OP2	1.80	0.89
1:A:2489:G:C6	1:A:2490:A:C4	2.59	0.89
1:A:2588:G:O6	2:B:74:C:N4	2.06	0.88
2:B:75:C:O3'	2:B:76:PPU:H8	1.72	0.88
1:A:2114:C:N4	1:A:2471:G:H1	1.71	0.88
1:A:2104:C:C3'	1:A:2105:C:O5'	2.21	0.88
1:A:2099:G:O3'	1:A:2100:A:P	2.33	0.87
1:A:2474:A:H5''	1:A:2635:A:OP1	1.73	0.87
1:A:2113:G:C6	1:A:2114:C:C5	2.63	0.87
1:A:2105:C:N4	1:A:2481:G:C2	2.43	0.87

Continued on next page...

Continued from previous page...

Atom-1	Atom-2	Interatomic distance (Å)	Clash overlap (Å)
1:A:2637:A:C5'	1:A:2638:G:H5'	2.05	0.87
2:B:75:C:H3'	2:B:76:PPU:N7	1.89	0.87
1:A:2633:A:C3'	1:A:2634:G:OP2	2.20	0.86
1:A:2540:G:H3'	1:A:2541:U:OP2	1.76	0.86
1:A:2484:U:C3'	1:A:2485:A:P	2.63	0.86
1:A:2489:G:O3'	1:A:2490:A:C5'	2.24	0.85
1:A:2114:C:C4	1:A:2471:G:N1	2.35	0.85
1:A:2114:C:N4	1:A:2471:G:N1	2.25	0.85
1:A:2543:G:C2	1:A:2617:G:C6	2.65	0.84
2:B:75:C:C4	2:B:76:PPU:H102	2.10	0.84
1:A:2291:A:H5''	1:A:2292:C:O5'	1.78	0.84
1:A:2106:C:H1'	1:A:2484:U:C2	2.14	0.83
1:A:2473:U:O3'	1:A:2474:A:H4'	1.78	0.83
1:A:2637:A:H5''	1:A:2638:G:C5'	2.06	0.83
1:A:2489:G:C2	1:A:2490:A:C4	2.67	0.83
2:B:76:PPU:HD2	2:B:76:PPU:HN2	1.43	0.82
2:B:75:C:C4	2:B:76:PPU:N1	2.46	0.82
1:A:2618:G:H2'	1:A:2619:U:O4'	1.79	0.82
1:A:2291:A:H5''	1:A:2292:C:C5'	2.09	0.82
1:A:2534:C:O3'	1:A:2535:U:OP1	1.98	0.82
1:A:2489:G:C3'	1:A:2490:A:O5'	2.21	0.82
1:A:2542:C:O2	1:A:2617:G:N2	2.13	0.82
1:A:2634:G:N2	1:A:2635:A:C6	2.47	0.82
2:B:75:C:H41	2:B:76:PPU:C10	1.86	0.82
1:A:2113:G:O6	1:A:2472:C:N4	2.11	0.82
1:A:2113:G:N1	1:A:2472:C:N3	2.28	0.81
1:A:2619:U:H2'	1:A:2620:U:C6	2.14	0.81
1:A:2634:G:O2'	1:A:2635:A:O5'	1.97	0.81
1:A:2473:U:H5''	1:A:2474:A:C5'	2.11	0.81
2:B:75:C:H41	2:B:76:PPU:H102	1.01	0.81
1:A:2615:U:HO2'	1:A:2616:G:H5'	0.99	0.81
1:A:2489:G:C5	1:A:2490:A:C8	2.68	0.81
1:A:2590:U:O2	2:B:74:C:H1'	1.81	0.81
2:B:75:C:C5	2:B:76:PPU:N6	2.50	0.80
1:A:2291:A:O2'	1:A:2309:C:OP2	1.99	0.80
1:A:2102:G:C8	1:A:2536:C:O2'	2.35	0.79
2:B:75:C:C4	2:B:76:PPU:N6	2.51	0.79
1:A:2104:C:O3'	1:A:2105:C:C5'	2.30	0.79
1:A:2488:A:H61	1:A:2534:C:H42	1.30	0.79
1:A:2486:A:N1	2:B:76:PPU:CM	2.45	0.79
1:A:2113:G:O6	1:A:2114:C:C4	2.36	0.78

Continued on next page...

Continued from previous page...

Atom-1	Atom-2	Interatomic distance (Å)	Clash overlap (Å)
2:B:75:C:C5	2:B:76:PPU:C6	2.67	0.78
1:A:2105:C:O2'	1:A:2106:C:O5'	2.00	0.78
1:A:2289:G:N2	1:A:2309:C:C5	2.52	0.78
2:B:75:C:O2'	2:B:76:PPU:O4'	2.02	0.78
1:A:2283:G:H3'	1:A:2284:G:P	2.20	0.77
1:A:2113:G:O6	1:A:2472:C:N3	2.18	0.77
1:A:2617:G:HO3'	1:A:2618:G:P	1.35	0.77
1:A:2107:U:H3'	1:A:2108:A:OP2	1.84	0.77
1:A:2113:G:C6	1:A:2472:C:N3	2.53	0.77
1:A:2098:C:C4	1:A:2099:G:N7	2.54	0.76
1:A:2540:G:C3'	1:A:2541:U:OP2	2.32	0.76
1:A:2473:U:C5'	1:A:2474:A:H5'	2.16	0.76
2:B:75:C:H2'	2:B:76:PPU:C8	2.09	0.76
1:A:2634:G:O2'	1:A:2635:A:C5'	2.35	0.75
1:A:2106:C:H2'	1:A:2107:U:C6	2.22	0.75
1:A:2615:U:C4	1:A:2616:G:C6	2.75	0.75
1:A:2291:A:HO3'	1:A:2292:C:P	2.05	0.74
1:A:2105:C:N4	1:A:2481:G:N2	2.35	0.74
1:A:2102:G:OP2	1:A:2537:G:OP2	2.06	0.74
1:A:2105:C:O2'	1:A:2106:C:C6	2.20	0.74
1:A:2111:G:O2'	1:A:2112:A:H5'	1.87	0.74
1:A:2488:A:H61	1:A:2534:C:N4	1.85	0.74
1:A:2108:A:H4'	1:A:2109:U:OP2	1.88	0.74
1:A:2473:U:O3'	1:A:2474:A:C4'	2.24	0.74
1:A:2090:G:H2'	1:A:2091:G:C8	2.23	0.73
1:A:2633:A:C2'	1:A:2634:G:P	2.75	0.73
1:A:2073:G:O2'	1:A:2096:A:C8	2.41	0.73
1:A:2472:C:O2'	1:A:2634:G:H5'	1.88	0.73
2:B:75:C:N3	2:B:76:PPU:C2	2.52	0.73
2:B:75:C:C4	2:B:76:PPU:C10	2.71	0.73
1:A:2105:C:N4	1:A:2481:G:H1	1.84	0.72
1:A:2316:G:H4'	1:A:2316:G:OP1	1.89	0.72
1:A:2543:G:C2	1:A:2617:G:O6	2.42	0.72
2:B:76:PPU:O	2:B:76:PPU:H5''	1.87	0.72
2:B:75:C:C2'	2:B:76:PPU:O4'	2.37	0.72
1:A:2099:G:O6	1:A:2100:A:N6	2.23	0.72
1:A:2488:A:N6	1:A:2534:C:H42	1.85	0.72
1:A:2253:G:H2'	1:A:2254:G:H8	1.52	0.72
1:A:2617:G:O3'	1:A:2618:G:OP1	2.02	0.72
2:B:75:C:O3'	2:B:76:PPU:O4'	2.06	0.72
1:A:2113:G:N1	1:A:2114:C:C2	2.56	0.72

Continued on next page...

Continued from previous page...

Atom-1	Atom-2	Interatomic distance (Å)	Clash overlap (Å)
1:A:2635:A:H2'	1:A:2636:C:C6	2.24	0.72
2:B:76:PPU:N	2:B:76:PPU:HD2	2.05	0.72
1:A:2101:A:HO3'	1:A:2102:G:P	1.47	0.72
1:A:2540:G:H3'	1:A:2541:U:P	2.22	0.72
1:A:2618:G:O3'	1:A:2619:U:O5'	2.08	0.71
1:A:2283:G:O3'	1:A:2284:G:O5'	2.09	0.71
1:A:2473:U:H5''	1:A:2474:A:H5'	1.73	0.71
1:A:2291:A:C8	1:A:2309:C:H5'	2.25	0.71
1:A:2506:A:O2'	1:A:2507:G:H8	1.73	0.71
1:A:2615:U:C4	1:A:2616:G:C5	2.79	0.71
1:A:2113:G:C5	1:A:2114:C:C5	2.79	0.71
1:A:2591:C:H2'	1:A:2592:G:O4'	1.91	0.71
1:A:2102:G:HO2'	1:A:2103:A:H8	1.39	0.70
1:A:2502:C:C2'	1:A:2503:A:H5'	2.20	0.70
1:A:2104:C:H3'	1:A:2105:C:O5'	1.89	0.70
1:A:2113:G:O6	1:A:2472:C:C4	2.44	0.70
2:B:76:PPU:CD2	2:B:76:PPU:HN2	2.05	0.70
1:A:2540:G:O3'	1:A:2541:U:O5'	2.08	0.70
1:A:2489:G:N7	1:A:2490:A:N7	2.39	0.70
2:B:75:C:C2	2:B:76:PPU:C2	2.73	0.69
1:A:2113:G:N2	1:A:2114:C:H1'	2.07	0.69
1:A:2628:U:H3	1:A:2635:A:N6	1.88	0.69
1:A:2589:U:H3	2:B:74:C:H5	1.33	0.69
1:A:2633:A:HO3'	1:A:2634:G:P	2.10	0.69
1:A:2617:G:H3'	1:A:2618:G:P	2.30	0.69
1:A:2242:U:O2'	1:A:2243:C:H2'	1.92	0.69
1:A:2630:G:C6	1:A:2634:G:O6	2.46	0.69
1:A:2291:A:C3'	1:A:2292:C:P	2.81	0.69
1:A:2633:A:O3'	1:A:2634:G:OP2	2.01	0.69
1:A:2489:G:H2'	1:A:2490:A:C8	2.28	0.68
1:A:2290:U:H1'	1:A:2291:A:P	2.34	0.68
1:A:2489:G:N9	1:A:2490:A:C8	2.61	0.68
1:A:2279:G:N2	1:A:2463:A:H1'	2.08	0.68
1:A:2617:G:O3'	1:A:2618:G:C5'	2.42	0.68
1:A:2113:G:C2	1:A:2114:C:N1	2.62	0.68
1:A:2098:C:N4	1:A:2099:G:C6	2.63	0.67
1:A:2106:C:C1'	1:A:2484:U:O2	2.41	0.67
1:A:2507:G:H2'	1:A:2510:C:H42	1.58	0.67
1:A:2615:U:O4	1:A:2616:G:C6	2.47	0.67
1:A:2106:C:C2'	1:A:2107:U:O4'	2.42	0.67
1:A:2542:C:N3	1:A:2617:G:N1	2.43	0.67

Continued on next page...

Continued from previous page...

Atom-1	Atom-2	Interatomic distance (Å)	Clash overlap (Å)
1:A:2586:U:H3	1:A:2592:G:H22	1.43	0.66
1:A:2099:G:C6	1:A:2100:A:N6	2.62	0.66
1:A:2106:C:O2'	1:A:2107:U:O4'	2.11	0.66
1:A:2484:U:H3'	1:A:2485:A:P	2.35	0.66
1:A:2619:U:H2'	1:A:2620:U:C5	2.30	0.66
1:A:2489:G:H3'	1:A:2490:A:OP2	1.94	0.66
1:A:2617:G:O2'	1:A:2618:G:H5'	1.96	0.66
1:A:2110:G:C3'	1:A:2111:G:P	2.83	0.65
1:A:2103:A:N6	1:A:2538:A:C2	2.60	0.65
1:A:2105:C:H42	1:A:2536:C:N4	1.93	0.65
1:A:2472:C:O2'	1:A:2634:G:C5'	2.45	0.65
1:A:2105:C:O2'	1:A:2106:C:P	2.54	0.65
1:A:2283:G:C2'	1:A:2284:G:P	2.85	0.65
1:A:2542:C:N4	1:A:2616:G:N2	2.13	0.65
1:A:2104:C:O2	1:A:2486:A:C2	2.50	0.64
1:A:2113:G:N2	1:A:2114:C:C1'	2.60	0.64
1:A:2266:A:H2'	1:A:2267:G:C8	2.33	0.64
1:A:2445:U:H2'	1:A:2446:G:C8	2.33	0.64
1:A:2098:C:C4	1:A:2099:G:C5	2.86	0.64
1:A:2106:C:H1'	1:A:2484:U:N3	2.12	0.64
1:A:2504:A:H2'	1:A:2505:G:O4'	1.97	0.63
1:A:2106:C:H2'	1:A:2107:U:O4'	1.98	0.63
1:A:2101:A:O2'	1:A:2102:G:OP1	2.16	0.63
1:A:2102:G:N7	1:A:2536:C:C1'	2.57	0.63
1:A:2238:A:O2'	1:A:2239:C:H5'	1.98	0.63
1:A:2543:G:C6	1:A:2617:G:O6	2.51	0.63
1:A:2489:G:N1	1:A:2490:A:N3	2.47	0.63
1:A:2283:G:O2'	1:A:2284:G:OP2	2.17	0.63
2:B:75:C:O2'	2:B:76:PPU:C1'	2.47	0.63
1:A:2097:G:N2	1:A:2098:C:H1'	2.13	0.62
1:A:2526:C:O2'	1:A:2527:U:H5'	1.99	0.62
1:A:2633:A:H2'	1:A:2634:G:P	2.39	0.62
1:A:2102:G:O2'	1:A:2103:A:H8	1.82	0.62
1:A:2072:G:C6	1:A:2533:C:H1'	2.34	0.62
1:A:2588:G:O4'	1:A:2617:G:H1'	1.99	0.62
1:A:2106:C:H1'	1:A:2484:U:H3	1.64	0.62
1:A:2326:U:H2'	1:A:2327:A:C8	2.34	0.62
1:A:2611:G:H8	1:A:2616:G:C6	2.13	0.62
1:A:2588:G:N1	2:B:74:C:N4	2.47	0.62
1:A:2533:C:O2'	1:A:2534:C:H5'	1.99	0.62
1:A:2486:A:C2	2:B:76:PPU:HM2	2.34	0.62

Continued on next page...

Continued from previous page...

Atom-1	Atom-2	Interatomic distance (Å)	Clash overlap (Å)
1:A:2489:G:H2'	1:A:2490:A:H8	1.64	0.62
2:B:75:C:C5	2:B:76:PPU:H93	2.35	0.62
1:A:2114:C:HO2'	1:A:2633:A:HO2'	0.62	0.61
2:B:75:C:C5	2:B:76:PPU:C9	2.83	0.61
1:A:2251:G:H2'	1:A:2252:A:H8	1.64	0.61
1:A:2489:G:C2	1:A:2490:A:N9	2.68	0.61
1:A:2102:G:C6	1:A:2536:C:O2	2.53	0.61
1:A:2489:G:C4	1:A:2490:A:N9	2.68	0.61
1:A:2505:G:O2'	1:A:2506:A:H5'	2.01	0.61
1:A:2588:G:C1'	1:A:2617:G:H1'	2.31	0.61
1:A:2419:U:H5''	1:A:2420:G:C5'	2.31	0.60
1:A:2252:A:H2'	1:A:2253:G:O4'	2.01	0.60
1:A:2113:G:N1	1:A:2472:C:C2	2.64	0.60
2:B:74:C:H2'	2:B:75:C:O4'	2.01	0.60
1:A:2251:G:H2'	1:A:2252:A:C8	2.36	0.60
1:A:2361:A:H2'	1:A:2362:A:C8	2.36	0.60
1:A:2104:C:C2'	1:A:2105:C:H5''	2.30	0.60
1:A:2113:G:O6	1:A:2114:C:N4	2.33	0.60
1:A:2489:G:O6	1:A:2490:A:N1	2.34	0.60
1:A:2102:G:C2	1:A:2104:C:C4	2.90	0.60
1:A:2279:G:C2	1:A:2463:A:H1'	2.36	0.59
1:A:2113:G:C2	1:A:2114:C:C6	2.91	0.59
1:A:2484:U:O3'	1:A:2485:A:O5'	2.21	0.59
1:A:2102:G:O6	1:A:2536:C:O2	2.21	0.58
1:A:2546:U:H2'	1:A:2547:C:C6	2.39	0.58
2:B:75:C:C2	2:B:76:PPU:C4	2.87	0.58
1:A:2474:A:O4'	1:A:2474:A:P	2.62	0.58
1:A:2634:G:HO2'	1:A:2635:A:C5'	2.15	0.58
1:A:2630:G:N1	1:A:2634:G:O6	2.36	0.58
1:A:2634:G:H2'	1:A:2635:A:H8	1.69	0.58
1:A:2639:G:C6	1:A:2640:U:C5	2.92	0.58
1:A:2502:C:H2'	1:A:2503:A:H5'	1.85	0.58
1:A:2478:U:O2'	1:A:2479:A:H5'	2.03	0.58
1:A:2114:C:H2'	1:A:2115:U:O4'	2.04	0.57
1:A:2289:G:O2'	1:A:2291:A:N6	2.38	0.57
1:A:2385:G:H2'	1:A:2386:U:C6	2.39	0.57
1:A:2543:G:N3	1:A:2617:G:C6	2.71	0.57
1:A:2615:U:C5	1:A:2616:G:C5	2.92	0.57
1:A:2108:A:HO2'	1:A:2110:G:H5''	1.67	0.57
1:A:2326:U:H2'	1:A:2327:A:H8	1.70	0.57
1:A:2589:U:H2'	1:A:2590:U:C6	2.39	0.57

Continued on next page...

Continued from previous page...

Atom-1	Atom-2	Interatomic distance (Å)	Clash overlap (Å)
1:A:2489:G:N3	1:A:2490:A:N9	2.53	0.57
1:A:2540:G:O2'	1:A:2541:U:H5''	2.05	0.57
1:A:2321:A:O2'	1:A:2322:U:H3'	2.05	0.57
1:A:2489:G:HO2'	1:A:2490:A:H5'	1.70	0.57
1:A:2250:G:N2	1:A:2251:G:H1'	2.19	0.57
1:A:2106:C:O2'	1:A:2484:U:N3	2.37	0.56
1:A:2289:G:N2	1:A:2309:C:C4	2.73	0.56
1:A:2252:A:C5	1:A:2253:G:H1'	2.40	0.56
1:A:2335:C:H2'	1:A:2336:G:H8	1.70	0.56
1:A:2639:G:C6	1:A:2640:U:C4	2.92	0.56
1:A:2543:G:C4	1:A:2617:G:N1	2.74	0.56
1:A:2414:A:H2'	1:A:2415:A:C8	2.40	0.56
2:B:75:C:N3	2:B:76:PPU:C6	2.65	0.56
1:A:2104:C:C3'	1:A:2105:C:H5'	2.25	0.55
2:B:76:PPU:N	2:B:76:PPU:CD2	2.65	0.55
1:A:2255:A:H2'	1:A:2256:G:O4'	2.06	0.55
1:A:2290:U:C1'	1:A:2291:A:P	2.93	0.55
1:A:2489:G:O2'	1:A:2490:A:H5'	2.05	0.55
1:A:2507:G:H2'	1:A:2510:C:N4	2.21	0.55
1:A:2489:G:C2'	1:A:2490:A:H8	2.19	0.55
1:A:2484:U:HO3'	1:A:2485:A:P	2.28	0.55
1:A:2073:G:OP2	1:A:2489:G:O2'	2.25	0.55
1:A:2506:A:O2'	1:A:2507:G:C8	2.52	0.55
1:A:2474:A:C5'	1:A:2635:A:OP1	2.50	0.55
1:A:2332:A:H5'	1:A:2333:G:OP2	2.07	0.55
1:A:2107:U:C3'	1:A:2108:A:OP2	2.52	0.55
1:A:2445:U:H2'	1:A:2446:G:H8	1.72	0.55
1:A:2590:U:H2'	1:A:2591:C:H5'	1.87	0.55
2:B:75:C:H2'	2:B:76:PPU:H1'	1.85	0.55
1:A:2489:G:C8	1:A:2490:A:N7	2.74	0.55
1:A:2350:G:O2'	1:A:2351:C:H5'	2.06	0.54
1:A:2534:C:C2'	1:A:2535:U:P	2.93	0.54
1:A:2064:U:H5'	1:A:2652:U:O3'	2.08	0.54
1:A:2257:G:H4'	1:A:2259:C:C2	2.42	0.54
1:A:2387:U:H2'	1:A:2388:C:C6	2.42	0.54
1:A:2073:G:O6	1:A:2488:A:O2'	2.24	0.54
1:A:2113:G:N2	1:A:2472:C:O2	2.39	0.54
1:A:2473:U:H5''	1:A:2474:A:O5'	2.06	0.54
1:A:2106:C:H2'	1:A:2107:U:C1'	2.37	0.54
1:A:2533:C:H6	1:A:2533:C:H5'	1.73	0.54
1:A:2110:G:HO3'	1:A:2111:G:P	2.30	0.54

Continued on next page...

Continued from previous page...

Atom-1	Atom-2	Interatomic distance (Å)	Clash overlap (Å)
1:A:2312:G:C2'	1:A:2313:C:H5'	2.38	0.54
1:A:2629:C:C2	1:A:2634:G:N2	2.76	0.54
1:A:2099:G:C6	1:A:2100:A:C6	2.96	0.54
1:A:2102:G:OP2	1:A:2537:G:H5'	2.08	0.54
1:A:2108:A:C4'	1:A:2109:U:OP2	2.43	0.54
1:A:2618:G:C2	1:A:2619:U:H1'	2.43	0.54
1:A:2283:G:O2'	1:A:2284:G:P	2.65	0.54
1:A:2489:G:N2	1:A:2533:C:C2	2.69	0.54
1:A:2108:A:C2	1:A:2479:A:N3	2.76	0.53
1:A:2578:G:H5'	1:A:2578:G:H8	1.73	0.53
1:A:2129:U:H2'	1:A:2130:C:C6	2.43	0.53
1:A:2108:A:C2	1:A:2479:A:C2	2.95	0.53
1:A:2291:A:C5'	1:A:2292:C:P	2.89	0.53
1:A:2634:G:O2'	1:A:2635:A:P	2.66	0.53
1:A:2489:G:C2	1:A:2490:A:H1'	2.44	0.53
1:A:2590:U:C2'	1:A:2591:C:H5'	2.38	0.53
1:A:2533:C:C2	1:A:2534:C:C5	2.97	0.53
1:A:2104:C:O3'	1:A:2105:C:H5''	2.09	0.53
1:A:2291:A:O3'	1:A:2292:C:OP1	2.05	0.53
1:A:2634:G:H2'	1:A:2635:A:C8	2.43	0.53
1:A:2630:G:N1	1:A:2634:G:C6	2.77	0.53
1:A:2101:A:O2'	1:A:2102:G:P	2.68	0.52
2:B:76:PPU:C	2:B:76:PPU:H5''	2.39	0.52
1:A:2098:C:C5	1:A:2099:G:N7	2.77	0.52
1:A:2314:G:O2'	1:A:2315:C:H5'	2.10	0.52
1:A:2540:G:N7	1:A:2611:G:C2	2.77	0.52
1:A:2107:U:H1'	1:A:2484:U:O4	2.08	0.52
1:A:2416:G:H2'	1:A:2417:C:C6	2.43	0.52
1:A:2486:A:C2	2:B:76:PPU:CM	2.89	0.52
1:A:2107:U:C3'	1:A:2108:A:P	2.98	0.52
1:A:2489:G:C5	1:A:2490:A:C4	2.93	0.52
1:A:2105:C:HO2'	1:A:2106:C:H6	0.66	0.52
1:A:2615:U:C5	1:A:2616:G:N7	2.78	0.52
1:A:2634:G:O2'	1:A:2635:A:H5'	2.09	0.52
1:A:2266:A:H2'	1:A:2267:G:H8	1.74	0.51
1:A:2291:A:C5'	1:A:2292:C:C5'	2.87	0.51
1:A:2312:G:H2'	1:A:2313:C:H5'	1.92	0.51
1:A:2335:C:H2'	1:A:2336:G:C8	2.45	0.51
1:A:2473:U:C4'	1:A:2474:A:C5'	2.81	0.51
1:A:2106:C:H2'	1:A:2107:U:N1	2.25	0.51
1:A:2291:A:H5''	1:A:2292:C:H5'	1.91	0.51

Continued on next page...

Continued from previous page...

Atom-1	Atom-2	Interatomic distance (Å)	Clash overlap (Å)
1:A:2489:G:O3'	1:A:2490:A:H5'	2.07	0.51
1:A:2635:A:H2'	1:A:2636:C:H6	1.70	0.51
1:A:2097:G:N2	1:A:2098:C:C1'	2.73	0.51
1:A:2101:A:C2'	1:A:2102:G:P	2.96	0.51
1:A:2638:G:O2'	1:A:2639:G:H5'	2.10	0.51
1:A:2420:G:O2'	1:A:2421:G:H5'	2.11	0.51
1:A:2430:A:N6	1:A:2460:A:H2	2.07	0.51
1:A:2098:C:C2	1:A:2099:G:C8	2.99	0.51
1:A:2105:C:N4	1:A:2536:C:C2	2.78	0.51
1:A:2463:A:O2'	1:A:2464:C:OP1	2.29	0.50
1:A:2107:U:O3'	1:A:2108:A:OP2	2.29	0.50
1:A:2237:G:H1'	1:A:2238:A:C8	2.46	0.50
1:A:2419:U:H5''	1:A:2420:G:H5''	1.92	0.50
1:A:2071:C:O2'	1:A:2534:C:H4'	2.11	0.50
1:A:2108:A:N1	1:A:2479:A:C2	2.79	0.50
1:A:2242:U:O2'	1:A:2243:C:P	2.69	0.50
1:A:2419:U:H5''	1:A:2420:G:H5'	1.91	0.50
1:A:2115:U:H2'	1:A:2116:U:C6	2.47	0.50
1:A:2489:G:N1	1:A:2490:A:C2	2.80	0.50
2:B:74:C:H2'	2:B:75:C:C6	2.47	0.50
1:A:2637:A:O2'	1:A:2638:G:P	2.69	0.50
2:B:75:C:C3'	2:B:76:PPU:O4'	2.59	0.50
1:A:2634:G:C2'	1:A:2635:A:P	2.90	0.50
1:A:2540:G:C6	1:A:2611:G:C4	3.00	0.49
1:A:2573:G:O2'	1:A:2574:G:H5'	2.12	0.49
1:A:2541:U:H3	1:A:2618:G:H1	1.60	0.49
1:A:2489:G:C2'	1:A:2490:A:O4'	2.50	0.49
2:B:75:C:C6	2:B:76:PPU:C5	2.95	0.49
1:A:2104:C:O2	1:A:2486:A:H2	1.96	0.49
1:A:2489:G:C2'	1:A:2490:A:C5'	2.91	0.49
1:A:2575:C:H2'	1:A:2576:A:O4'	2.13	0.49
1:A:2590:U:C2	2:B:74:C:H1'	2.48	0.49
1:A:2105:C:C4	1:A:2481:G:C2	2.95	0.49
1:A:2430:A:H62	1:A:2460:A:H2	1.61	0.49
1:A:2533:C:O2'	1:A:2534:C:C5'	2.60	0.48
1:A:2542:C:H5''	1:A:2608:C:N4	2.28	0.48
1:A:2639:G:N1	1:A:2640:U:C4	2.81	0.48
1:A:2105:C:C4	1:A:2481:G:N1	2.78	0.48
1:A:2253:G:H2'	1:A:2254:G:C8	2.40	0.48
2:B:75:C:C2	2:B:76:PPU:N3	2.81	0.48
1:A:2540:G:C6	1:A:2611:G:C5	3.01	0.48

Continued on next page...

Continued from previous page...

Atom-1	Atom-2	Interatomic distance (Å)	Clash overlap (Å)
1:A:2113:G:C2	1:A:2114:C:C1'	2.96	0.48
1:A:2421:G:HO2'	1:A:2422:U:P	2.36	0.48
1:A:2626:C:H2'	1:A:2627:G:C8	2.48	0.48
1:A:2111:G:H1	1:A:2476:C:H42	1.61	0.48
1:A:2089:A:O2'	1:A:2090:G:H5'	2.14	0.48
1:A:2241:C:H2'	1:A:2242:U:C6	2.49	0.48
1:A:2398:A:H2'	1:A:2399:G:O4'	2.14	0.48
1:A:2515:C:C2'	1:A:2516:G:H5'	2.44	0.48
1:A:2563:U:O2'	1:A:2564:G:H2'	2.14	0.48
1:A:2489:G:C2	1:A:2490:A:C1'	2.97	0.47
2:B:75:C:C2'	2:B:76:PPU:C4	2.79	0.47
1:A:2385:G:H2'	1:A:2386:U:H6	1.78	0.47
1:A:2508:C:H2'	1:A:2509:A:H8	1.78	0.47
1:A:2468:A:H4'	1:A:2469:A:OP1	2.14	0.47
1:A:2485:A:OP1	1:A:2532:A:C4	2.68	0.47
1:A:2542:C:H2'	1:A:2543:G:H5'	1.96	0.47
1:A:2456:A:H2'	1:A:2457:U:C6	2.50	0.47
1:A:2529:G:O2'	1:A:2530:C:H5'	2.15	0.47
1:A:2499:U:O2'	1:A:2500:C:H5'	2.14	0.47
1:A:2106:C:C2'	1:A:2484:U:H3	2.27	0.47
1:A:2064:U:H2'	1:A:2065:C:C6	2.50	0.47
1:A:2415:A:H2'	1:A:2416:G:H5'	1.95	0.46
1:A:2489:G:N2	1:A:2490:A:H1'	2.29	0.46
1:A:2597:U:H2'	1:A:2598:U:H5'	1.96	0.46
1:A:2113:G:H2'	1:A:2114:C:O5'	2.13	0.46
1:A:2129:U:H2'	1:A:2130:C:H6	1.80	0.46
1:A:2487:C:C2'	1:A:2488:A:H5'	2.45	0.46
2:B:76:PPU:H8	2:B:76:PPU:P	2.53	0.46
1:A:2103:A:C6	1:A:2538:A:N1	2.83	0.46
1:A:2098:C:N4	1:A:2099:G:C5	2.83	0.46
1:A:2269:C:C2'	1:A:2270:G:H5'	2.45	0.46
1:A:2287:C:C5	1:A:2288:G:N7	2.83	0.46
1:A:2460:A:H2'	1:A:2461:U:C6	2.51	0.46
1:A:2502:C:O2'	1:A:2503:A:H5'	2.14	0.46
1:A:2478:U:H2'	1:A:2479:A:C8	2.50	0.46
1:A:2489:G:C8	1:A:2490:A:C8	3.04	0.46
1:A:2104:C:H3'	1:A:2105:C:C5'	2.38	0.46
1:A:2300:A:H4'	1:A:2301:A:O5'	2.16	0.46
1:A:2106:C:C1'	1:A:2484:U:H3	2.29	0.45
1:A:2104:C:N3	2:B:76:PPU:CM	2.79	0.45
1:A:2618:G:C2	1:A:2619:U:C2	3.04	0.45

Continued on next page...

Continued from previous page...

Atom-1	Atom-2	Interatomic distance (Å)	Clash overlap (Å)
1:A:2262:C:H2'	1:A:2263:G:H8	1.81	0.45
1:A:2111:G:C2'	1:A:2112:A:H5'	2.47	0.45
1:A:2134:G:N2	1:A:2242:U:C2	2.85	0.45
1:A:2087:C:O2'	1:A:2088:C:H5'	2.16	0.45
1:A:2478:U:H2'	1:A:2479:A:H8	1.80	0.45
1:A:2489:G:C2'	1:A:2490:A:C8	2.96	0.45
1:A:2527:U:O2'	1:A:2528:U:H5'	2.17	0.45
1:A:2348:C:O2'	1:A:2349:G:H5'	2.17	0.45
1:A:2626:C:H2'	1:A:2627:G:H8	1.81	0.45
1:A:2485:A:OP1	1:A:2532:A:N9	2.49	0.45
1:A:2639:G:C2	1:A:2640:U:C6	3.05	0.45
1:A:2111:G:H2'	1:A:2112:A:O4'	2.17	0.45
1:A:2483:A:O2'	1:A:2484:U:H5	1.80	0.45
1:A:2073:G:P	1:A:2489:G:O2'	2.75	0.44
1:A:2611:G:C8	1:A:2616:G:C6	2.95	0.44
1:A:2073:G:OP2	1:A:2490:A:H5'	2.17	0.44
1:A:2335:C:O2'	1:A:2336:G:H5'	2.17	0.44
1:A:2618:G:C6	1:A:2619:U:C2	3.05	0.44
1:A:2635:A:C5	1:A:2636:C:C4	3.05	0.44
1:A:2489:G:N3	1:A:2490:A:C1'	2.81	0.44
1:A:2506:A:O2'	1:A:2507:G:O5'	2.36	0.44
1:A:2618:G:N1	1:A:2619:U:C2	2.86	0.44
1:A:2074:A:O2'	1:A:2075:G:P	2.76	0.44
1:A:2325:C:H2'	1:A:2326:U:C6	2.53	0.44
1:A:2542:C:C2'	1:A:2543:G:H5'	2.48	0.44
1:A:2252:A:H2'	1:A:2253:G:C4'	2.48	0.44
1:A:2291:A:N9	1:A:2309:C:H5'	2.32	0.44
1:A:2498:C:O2'	1:A:2499:U:H5'	2.18	0.44
1:A:2333:G:O2'	1:A:2334:C:H5'	2.18	0.44
1:A:2539:U:O2'	1:A:2540:G:H5'	2.18	0.44
1:A:2605:G:O2'	1:A:2606:G:H5'	2.18	0.44
1:A:2346:C:H6	1:A:2346:C:O5'	2.01	0.44
1:A:2588:G:C4'	1:A:2617:G:H1'	2.48	0.44
1:A:2110:G:H3'	1:A:2111:G:P	2.57	0.44
1:A:2103:A:N7	1:A:2538:A:C6	2.86	0.44
2:B:75:C:O3'	2:B:76:PPU:C8	2.43	0.44
1:A:2250:G:C2	1:A:2251:G:H1'	2.53	0.43
1:A:2618:G:C3'	1:A:2619:U:O5'	2.66	0.43
1:A:2108:A:O2'	1:A:2110:G:C5'	2.56	0.43
1:A:2296:C:H2'	1:A:2297:U:C6	2.53	0.43
1:A:2064:U:H5'	1:A:2652:U:H4'	2.00	0.43

Continued on next page...

Continued from previous page...

Atom-1	Atom-2	Interatomic distance (Å)	Clash overlap (Å)
1:A:2074:A:H4'	1:A:2075:G:OP1	2.18	0.43
1:A:2098:C:N4	1:A:2099:G:O6	2.52	0.43
1:A:2268:C:H2'	1:A:2269:C:C6	2.53	0.43
1:A:2133:U:H4'	1:A:2134:G:H5'	2.00	0.43
1:A:2542:C:C2	1:A:2617:G:N2	2.80	0.43
1:A:2136:G:N2	1:A:2239:C:O2	2.51	0.43
1:A:2405:C:H2'	1:A:2406:U:C6	2.54	0.43
1:A:2543:G:C4	1:A:2617:G:C6	3.06	0.43
1:A:2563:U:O2'	1:A:2564:G:C2'	2.67	0.43
1:A:2618:G:C6	1:A:2619:U:N3	2.87	0.43
1:A:2485:A:O2'	1:A:2486:A:H5'	2.19	0.43
1:A:2113:G:C2	1:A:2114:C:C2	3.05	0.42
1:A:2485:A:OP1	1:A:2532:A:C8	2.71	0.42
1:A:2515:C:O2'	1:A:2516:G:H5'	2.19	0.42
1:A:2590:U:C3'	1:A:2591:C:H5'	2.49	0.42
1:A:2654:C:O2'	1:A:2655:U:H5'	2.19	0.42
1:A:2119:C:O2'	1:A:2120:U:H5'	2.19	0.42
1:A:2513:A:H2'	1:A:2514:U:O4'	2.18	0.42
1:A:2101:A:C3'	1:A:2102:G:OP1	2.65	0.42
1:A:2499:U:H2'	1:A:2500:C:H6	1.84	0.42
1:A:2076:U:O2'	1:A:2077:C:OP1	2.32	0.42
1:A:2324:G:H4'	1:A:2418:G:O2'	2.20	0.42
1:A:2405:C:H2'	1:A:2406:U:H6	1.84	0.42
1:A:2269:C:H2'	1:A:2270:G:H5'	2.01	0.42
1:A:2276:U:H2'	1:A:2277:U:C6	2.54	0.42
1:A:2590:U:C2	2:B:74:C:C2	3.07	0.42
1:A:2642:G:H2'	1:A:2643:G:O4'	2.19	0.41
1:A:2283:G:O3'	1:A:2284:G:C5'	2.67	0.41
1:A:2489:G:C6	1:A:2490:A:C2	3.08	0.41
1:A:2489:G:C4	1:A:2490:A:C4	3.08	0.41
1:A:2588:G:C3'	1:A:2589:U:P	3.04	0.41
1:A:2656:G:O2'	1:A:2657:G:H5'	2.20	0.41
1:A:2288:G:H2'	1:A:2289:G:O4'	2.20	0.41
1:A:2526:C:O2'	1:A:2527:U:C5'	2.67	0.41
1:A:2591:C:O2'	1:A:2592:G:H5'	2.20	0.41
1:A:2621:U:C3'	1:A:2622:A:P	3.04	0.41
1:A:2628:U:O2	1:A:2635:A:N1	2.53	0.41
1:A:2111:G:C2'	1:A:2112:A:C5'	2.97	0.41
1:A:2113:G:N1	1:A:2114:C:N3	2.67	0.41
1:A:2544:G:H2'	1:A:2545:U:O4'	2.21	0.41
1:A:2629:C:N3	1:A:2634:G:N2	2.67	0.41

Continued on next page...

Continued from previous page...

Atom-1	Atom-2	Interatomic distance (Å)	Clash overlap (Å)
2:B:75:C:C2	2:B:76:PPU:C5	3.04	0.41
1:A:2264:A:H2'	1:A:2265:U:C6	2.55	0.41
1:A:2289:G:C2	1:A:2309:C:N4	2.88	0.41
1:A:2489:G:C2	1:A:2490:A:N3	2.89	0.41
1:A:2634:G:C2	1:A:2635:A:C5	3.06	0.41
1:A:2113:G:C6	1:A:2114:C:C6	3.08	0.41
1:A:2103:A:N7	1:A:2538:A:N1	2.68	0.41
1:A:2112:A:O2'	1:A:2113:G:H5'	2.21	0.41
1:A:2114:C:H2'	1:A:2115:U:C6	2.55	0.41
1:A:2588:G:O4'	1:A:2617:G:O2'	2.29	0.41
1:A:2107:U:O2	1:A:2480:G:N2	2.54	0.41
1:A:2617:G:O3'	1:A:2618:G:H5'	2.19	0.41
1:A:2074:A:H2'	1:A:2076:U:OP2	2.22	0.40
1:A:2113:G:C4	1:A:2114:C:C6	3.09	0.40
1:A:2102:G:O2'	1:A:2103:A:P	2.76	0.40
1:A:2282:U:O2'	1:A:2283:G:OP1	2.25	0.40
1:A:2314:G:C2'	1:A:2315:C:H5'	2.51	0.40
1:A:2460:A:O2'	1:A:2461:U:O4'	2.37	0.40
1:A:2588:G:H1'	1:A:2617:G:N3	2.36	0.40
1:A:2613:G:H2'	1:A:2614:C:C6	2.56	0.40
1:A:2533:C:H2'	1:A:2534:C:H6	1.84	0.40
1:A:2597:U:C2'	1:A:2598:U:H5'	2.51	0.40

There are no symmetry-related clashes.

5.3 Torsion angles [i](#)

5.3.1 Protein backbone [i](#)

There are no protein molecules in this entry.

5.3.2 Protein sidechains [i](#)

There are no protein molecules in this entry.

5.3.3 RNA [i](#)

Mol	Chain	Analysed	Backbone Outliers	Pucker Outliers
1	A	491/602 (81%)	77 (15%)	34 (6%)

Continued on next page...

Continued from previous page...

Mol	Chain	Analysed	Backbone Outliers	Pucker Outliers
2	B	1/34 (2%)	0	0
All	All	492/636 (77%)	77 (15%)	34 (6%)

All (77) RNA backbone outliers are listed below:

Mol	Chain	Res	Type
1	A	2064	U
1	A	2072	G
1	A	2073	G
1	A	2074	A
1	A	2075	G
1	A	2077	C
1	A	2083	A
1	A	2084	C
1	A	2091	G
1	A	2096	A
1	A	2101	A
1	A	2102	G
1	A	2103	A
1	A	2105	C
1	A	2106	C
1	A	2109	U
1	A	2110	G
1	A	2238	A
1	A	2243	C
1	A	2258	A
1	A	2259	C
1	A	2271	G
1	A	2272	G
1	A	2283	G
1	A	2284	G
1	A	2286	G
1	A	2291	A
1	A	2292	C
1	A	2316	G
1	A	2317	C
1	A	2322	U
1	A	2354	A
1	A	2361	A
1	A	2369	A
1	A	2370	A
1	A	2371	G

Continued on next page...

Continued from previous page...

Mol	Chain	Res	Type
1	A	2379	G
1	A	2396	C
1	A	2422	U
1	A	2425	A
1	A	2427	C
1	A	2428	G
1	A	2462	G
1	A	2464	C
1	A	2466	G
1	A	2467	A
1	A	2469	A
1	A	2474	A
1	A	2475	C
1	A	2476	C
1	A	2482	G
1	A	2483	A
1	A	2484	U
1	A	2507	G
1	A	2511	A
1	A	2527	U
1	A	2533	C
1	A	2534	C
1	A	2537	G
1	A	2538	A
1	A	2541	U
1	A	2553	A
1	A	2564	G
1	A	2587	U
1	A	2589	U
1	A	2601	A
1	A	2602	G
1	A	2608	C
1	A	2613	G
1	A	2619	U
1	A	2621	U
1	A	2634	G
1	A	2635	A
1	A	2636	C
1	A	2638	G
1	A	2649	A
1	A	2650	U

All (34) RNA pucker outliers are listed below:

Mol	Chain	Res	Type
1	A	2074	A
1	A	2076	U
1	A	2083	A
1	A	2090	G
1	A	2101	A
1	A	2102	G
1	A	2104	C
1	A	2111	G
1	A	2114	C
1	A	2242	U
1	A	2258	A
1	A	2282	U
1	A	2283	G
1	A	2285	G
1	A	2286	G
1	A	2290	U
1	A	2320	U
1	A	2321	A
1	A	2370	A
1	A	2395	A
1	A	2421	G
1	A	2427	C
1	A	2463	A
1	A	2465	A
1	A	2468	A
1	A	2482	G
1	A	2526	C
1	A	2534	C
1	A	2539	U
1	A	2615	U
1	A	2618	G
1	A	2634	G
1	A	2635	A
1	A	2637	A

5.4 Non-standard residues in protein, DNA, RNA chains ⓘ

1 non-standard protein/DNA/RNA residue is modelled in this entry.

In the following table, the Counts columns list the number of bonds (or angles) for which Mogul statistics could be retrieved, the number of bonds (or angles) that are observed in the model and the number of bonds (or angles) that are defined in the Chemical Component Dictionary. The Link column lists molecule types, if any, to which the group is linked. The Z score for a bond length (or angle) is the number of standard deviations the observed value is removed from the

expected value. A bond length (or angle) with $|Z| > 2$ is considered an outlier worth inspection. RMSZ is the root-mean-square of all Z scores of the bond lengths (or angles).

Mol	Type	Chain	Res	Link	Bond lengths			Bond angles		
					Counts	RMSZ	$\# Z > 2$	Counts	RMSZ	$\# Z > 2$
2	PPU	B	76	1	32,40,41	1.74	6 (18%)	33,57,60	1.65	6 (18%)

In the following table, the Chirals column lists the number of chiral outliers, the number of chiral centers analysed, the number of these observed in the model and the number defined in the Chemical Component Dictionary. Similar counts are reported in the Torsion and Rings columns. '-' means no outliers of that kind were identified.

Mol	Type	Chain	Res	Link	Chirals	Torsions	Rings
2	PPU	B	76	1	-	2/21/43/44	0/4/4/4

All (6) bond length outliers are listed below:

Mol	Chain	Res	Type	Atoms	Z	Observed(Å)	Ideal(Å)
2	B	76	PPU	C-N3'	5.90	1.47	1.34
2	B	76	PPU	C8-N7	-4.11	1.27	1.34
2	B	76	PPU	C6-N1	3.39	1.38	1.33
2	B	76	PPU	C2'-C1'	-2.58	1.49	1.53
2	B	76	PPU	CE1-CZ	2.12	1.42	1.38
2	B	76	PPU	C3'-N3'	2.07	1.49	1.45

All (6) bond angle outliers are listed below:

Mol	Chain	Res	Type	Atoms	Z	Observed(°)	Ideal(°)
2	B	76	PPU	N1-C6-N6	4.66	121.96	117.06
2	B	76	PPU	C3'-N3'-C	-3.85	117.41	123.21
2	B	76	PPU	CA-C-N3'	-3.82	110.86	116.15
2	B	76	PPU	CB-CA-C	2.58	115.01	108.97
2	B	76	PPU	O-C-CA	2.55	125.59	120.18
2	B	76	PPU	C5-C6-N1	-2.41	112.15	118.92

There are no chirality outliers.

All (2) torsion outliers are listed below:

Mol	Chain	Res	Type	Atoms
2	B	76	PPU	C4'-C5'-O5'-P
2	B	76	PPU	O4'-C4'-C5'-O5'

There are no ring outliers.

1 monomer is involved in 54 short contacts:

Mol	Chain	Res	Type	Clashes	Symm-Clashes
2	B	76	PPU	54	0

5.5 Carbohydrates [i](#)

There are no carbohydrates in this entry.

5.6 Ligand geometry [i](#)

There are no ligands in this entry.

5.7 Other polymers [i](#)

There are no such residues in this entry.

5.8 Polymer linkage issues [i](#)

The following chains have linkage breaks:

Mol	Chain	Number of breaks
1	A	42
2	B	1

All chain breaks are listed below:

Model	Chain	Residue-1	Atom-1	Residue-2	Atom-2	Distance (Å)
1	A	2616:G	O3'	2617:G	P	3.61
1	A	2099:G	O3'	2100:A	P	2.33
1	A	2291:A	O3'	2292:C	P	2.17
1	A	2110:G	O3'	2111:G	P	2.15
1	A	2107:U	O3'	2108:A	P	2.13
1	A	2474:A	O3'	2475:C	P	2.13
1	A	2484:U	O3'	2485:A	P	2.13
1	A	2633:A	O3'	2634:G	P	2.10
1	A	2588:G	O3'	2589:U	P	2.06
1	A	2636:C	O3'	2637:A	P	2.05
1	A	2621:U	O3'	2622:A	P	2.04
1	A	2639:G	O3'	2640:U	P	1.96
1	A	2114:C	O3'	2115:U	P	1.95
1	A	2538:A	O3'	2539:U	P	1.95

Continued on next page...

Continued from previous page...

Model	Chain	Residue-1	Atom-1	Residue-2	Atom-2	Distance (Å)
1	A	2541:U	O3'	2542:C	P	1.94
1	A	2095:A	O3'	2096:A	P	1.88
1	A	2488:A	O3'	2489:G	P	1.83
1	A	2290:U	O3'	2291:A	P	1.81
1	A	2486:A	O3'	2487:C	P	1.80
1	A	2585:G	O3'	2586:U	P	1.80
1	A	2535:U	O3'	2536:C	P	1.77
1	A	2113:G	O3'	2114:C	P	1.75
1	A	2103:A	O3'	2104:C	P	1.37
1	B	75:C	O3'	76:PPU	P	1.33
1	A	2487:C	O3'	2488:A	P	1.32
1	A	2637:A	O3'	2638:G	P	1.32
1	A	2286:G	O3'	2287:C	P	1.20
1	A	2111:G	O3'	2112:A	P	1.18
1	A	2285:G	O3'	2286:G	P	1.18
1	A	2101:A	O3'	2102:G	P	1.16
1	A	2634:G	O3'	2635:A	P	1.16
1	A	2283:G	O3'	2284:G	P	1.14
1	A	2534:C	O3'	2535:U	P	1.13
1	A	2540:G	O3'	2541:U	P	1.12
1	A	2104:C	O3'	2105:C	P	1.10
1	A	2617:G	O3'	2618:G	P	1.10
1	A	2489:G	O3'	2490:A	P	1.08
1	A	2284:G	O3'	2285:G	P	1.00
1	A	2618:G	O3'	2619:U	P	1.00
1	A	2537:G	O3'	2538:A	P	0.99
1	A	2539:U	O3'	2540:G	P	0.85
1	A	2615:U	O3'	2616:G	P	0.68
1	A	2533:C	O3'	2534:C	P	0.67

6 Fit of model and data ⓘ

6.1 Protein, DNA and RNA chains ⓘ

Unable to reproduce the depositors R factor - this section is therefore empty.

6.2 Non-standard residues in protein, DNA, RNA chains ⓘ

Unable to reproduce the depositors R factor - this section is therefore empty.

6.3 Carbohydrates ⓘ

Unable to reproduce the depositors R factor - this section is therefore empty.

6.4 Ligands ⓘ

Unable to reproduce the depositors R factor - this section is therefore empty.

6.5 Other polymers ⓘ

Unable to reproduce the depositors R factor - this section is therefore empty.