



# Full wwPDB X-ray Structure Validation Report ⓘ

May 29, 2020 – 07:02 am BST

PDB ID : 5FQ7  
Title : Crystal structure of the SusCD complex BT2261-2264 from *Bacteroides thetaiotaomicron*  
Authors : Glenwright, A.J.; Pothula, K.R.; Chorev, D.S.; Basle, A.; Robinson, C.V.; Kleinekathoefer, U.; Bolam, D.N.; van den Berg, B.  
Deposited on : 2015-12-07  
Resolution : 3.40 Å(reported)

This is a Full wwPDB X-ray Structure Validation Report for a publicly released PDB entry.

We welcome your comments at [validation@mail.wwpdb.org](mailto:validation@mail.wwpdb.org)

A user guide is available at

<https://www.wwpdb.org/validation/2017/XrayValidationReportHelp>

with specific help available everywhere you see the ⓘ symbol.

---

The following versions of software and data (see [references ⓘ](#)) were used in the production of this report:

MolProbity	:	4.02b-467
Xtriage (Phenix)	:	1.13
EDS	:	2.11
Percentile statistics	:	20191225.v01 (using entries in the PDB archive December 25th 2019)
Refmac	:	5.8.0158
CCP4	:	7.0.044 (Gargrove)
Ideal geometry (proteins)	:	Engh & Huber (2001)
Ideal geometry (DNA, RNA)	:	Parkinson et al. (1996)
Validation Pipeline (wwPDB-VP)	:	2.11

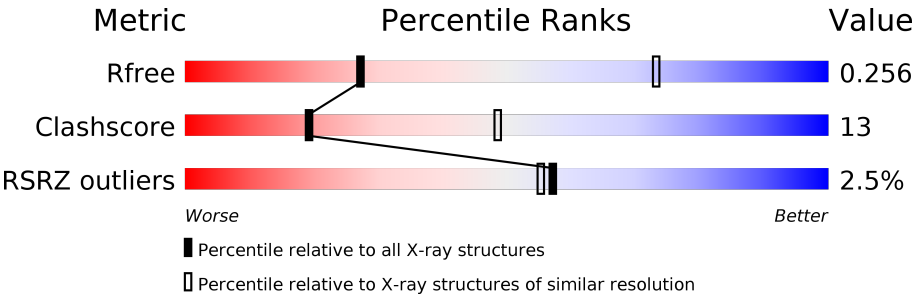
# 1 Overall quality at a glance

The following experimental techniques were used to determine the structure:

*X-RAY DIFFRACTION*

The reported resolution of this entry is 3.40 Å.

Percentile scores (ranging between 0-100) for global validation metrics of the entry are shown in the following graphic. The table shows the number of entries on which the scores are based.



Metric	Whole archive (#Entries)	Similar resolution (#Entries, resolution range(Å))
$R_{free}$	130704	1026 (3.48-3.32)
Clashscore	141614	1055 (3.48-3.32)
RSRZ outliers	127900	2173 (3.50-3.30)

The table below summarises the geometric issues observed across the polymeric chains and their fit to the electron density. The red, orange, yellow and green segments on the lower bar indicate the fraction of residues that contain outliers for  $\geq 3$ , 2, 1 and 0 types of geometric quality criteria respectively. A grey segment represents the fraction of residues that are not modelled. The numeric value for each fraction is indicated below the corresponding segment, with a dot representing fractions  $\leq 5\%$ . The upper red bar (where present) indicates the fraction of residues that have poor fit to the electron density. The numeric value is given above the bar.

Mol	Chain	Length	Quality of chain
1	A	480	<div><div></div><div>72%28%</div></div>
1	C	480	<div><div></div><div>73%27%</div></div>
2	B	984	<div><div></div><div>67%29%</div></div>
2	D	984	<div><div></div><div>69%27%</div></div>
3	E	148	<div><div></div><div>86%12%</div></div>
3	F	148	<div><div></div><div>76%22%</div></div>
4	G	212	<div><div></div><div>30%10%60%</div></div>
4	H	212	<div><div></div><div>29%13%58%</div></div>

*Continued on next page...*

Continued from previous page...

Mol	Chain	Length	Quality of chain
5	I	10	<div><div></div><div></div><div></div></div>
5	P	10	<div><div></div><div></div><div></div></div>

## 2 Entry composition

There are 7 unique types of molecules in this entry. The entry contains 25886 atoms, of which 0 are hydrogens and 0 are deuteriums.

In the tables below, the ZeroOcc column contains the number of atoms modelled with zero occupancy, the AltConf column contains the number of residues with at least one atom in alternate conformation and the Trace column contains the number of residues modelled with at most 2 atoms.

- Molecule 1 is a protein called BT\_2263.

Mol	Chain	Residues	Atoms					ZeroOcc	AltConf	Trace
1	A	480	Total	C	N	O	S	0	0	0
			3744	2370	616	741	17			
1	C	480	Total	C	N	O	S	0	0	0
			3744	2370	616	741	17			

- Molecule 2 is a protein called BT\_2264.

Mol	Chain	Residues	Atoms					ZeroOcc	AltConf	Trace
2	B	943	Total	C	N	O	S	0	0	0
			7342	4643	1224	1445	30			
2	D	943	Total	C	N	O	S	0	0	0
			7337	4642	1224	1441	30			

- Molecule 3 is a protein called BT\_2261.

Mol	Chain	Residues	Atoms					ZeroOcc	AltConf	Trace
3	E	145	Total	C	N	O	S	0	0	0
			1134	717	178	234	5			
3	F	145	Total	C	N	O	S	0	0	0
			1134	717	178	234	5			

- Molecule 4 is a protein called BT\_2262.

Mol	Chain	Residues	Atoms					ZeroOcc	AltConf	Trace
4	G	84	Total	C	N	O	S	0	0	0
			665	422	102	140	1			
4	H	89	Total	C	N	O	S	0	0	0
			698	441	108	148	1			

- Molecule 5 is a protein called PEPTIDE.

Mol	Chain	Residues	Atoms				ZeroOcc	AltConf	Trace
5	I	10	Total	C	N	O	0	0	0
			40	20	10	10			
5	P	10	Total	C	N	O	0	0	0
			40	20	10	10			

- Molecule 6 is MAGNESIUM ION (three-letter code: MG) (formula: Mg).

Mol	Chain	Residues	Atoms		ZeroOcc	AltConf
6	B	1	Total	Mg	0	0
			1	1		
6	D	1	Total	Mg	0	0
			1	1		

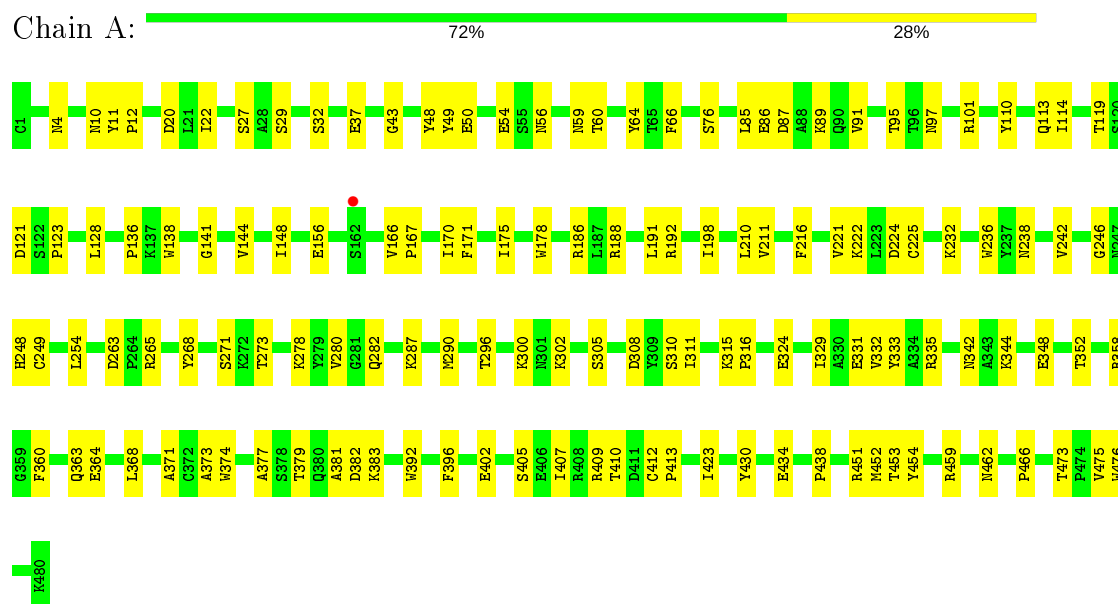
- Molecule 7 is SODIUM ION (three-letter code: NA) (formula: Na).

Mol	Chain	Residues	Atoms		ZeroOcc	AltConf
7	B	3	Total	Na	0	0
			3	3		
7	D	2	Total	Na	0	0
			2	2		
7	C	1	Total	Na	0	0
			1	1		

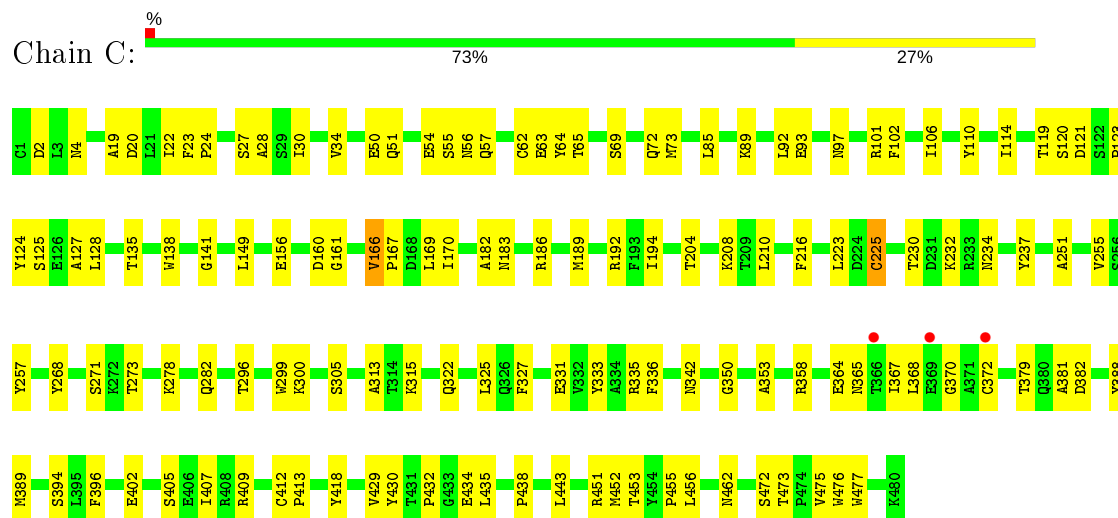
### 3 Residue-property plots

These plots are drawn for all protein, RNA and DNA chains in the entry. The first graphic for a chain summarises the proportions of the various outlier classes displayed in the second graphic. The second graphic shows the sequence view annotated by issues in geometry and electron density. Residues are color-coded according to the number of geometric quality criteria for which they contain at least one outlier: green = 0, yellow = 1, orange = 2 and red = 3 or more. A red dot above a residue indicates a poor fit to the electron density ( $RSRZ > 2$ ). Stretches of 2 or more consecutive residues without any outlier are shown as a green connector. Residues present in the sample, but not in the model, are shown in grey.

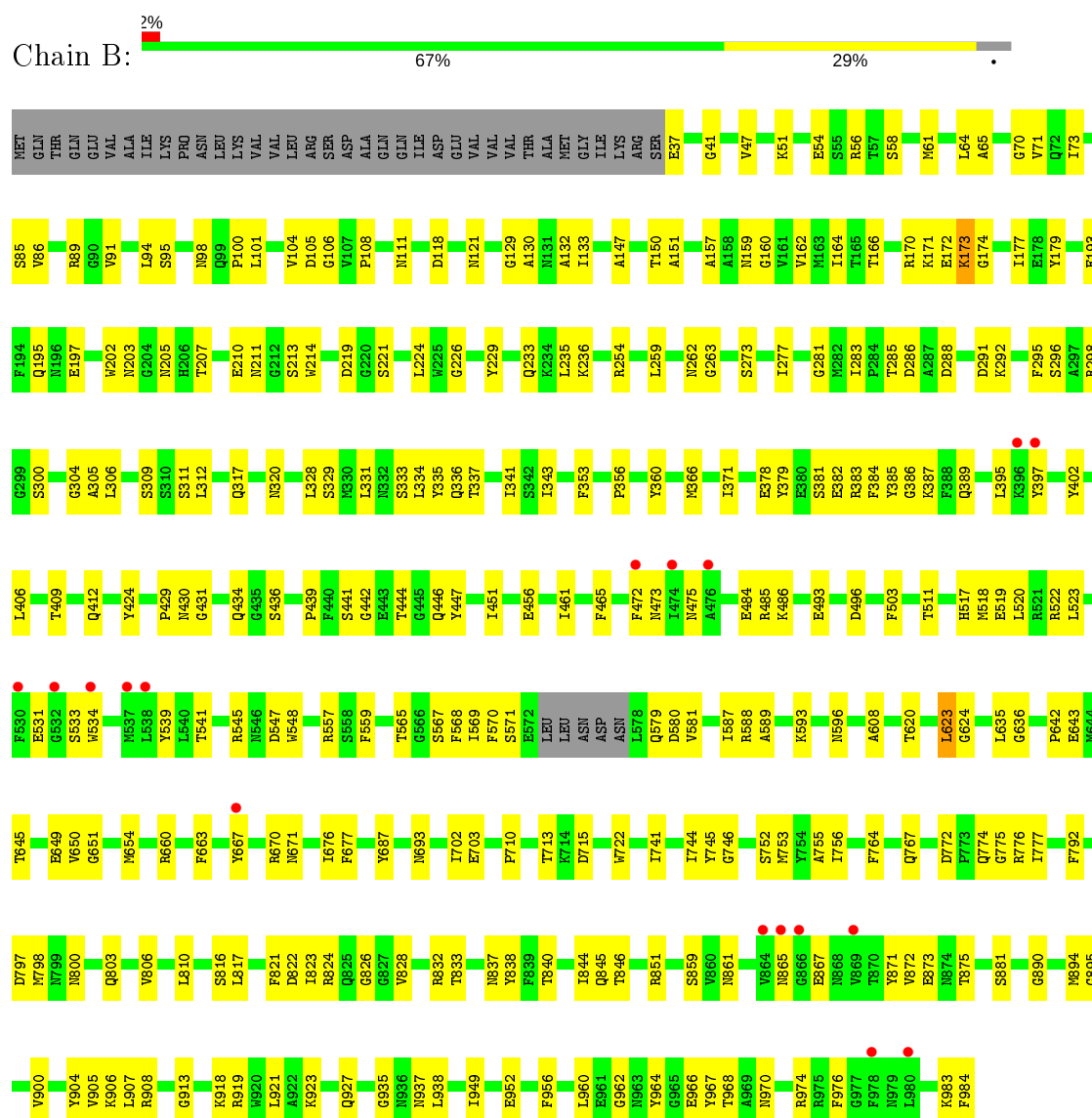
#### • Molecule 1: BT\_2263



#### • Molecule 1: BT\_2263

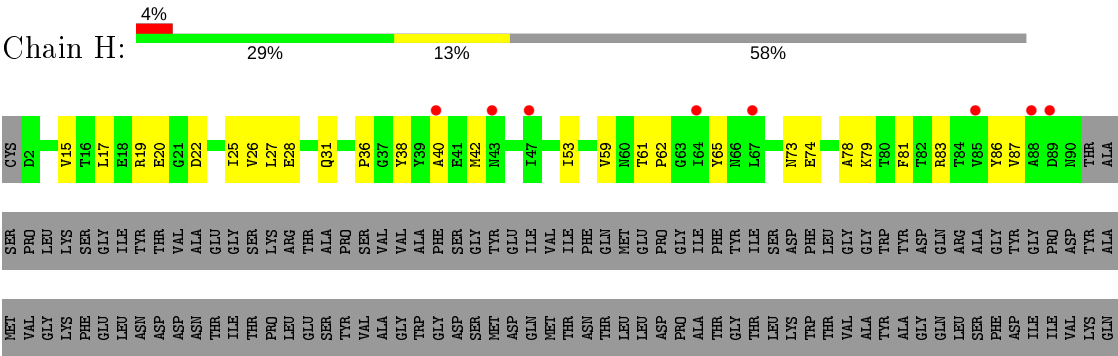


#### • Molecule 2: BT\_2264

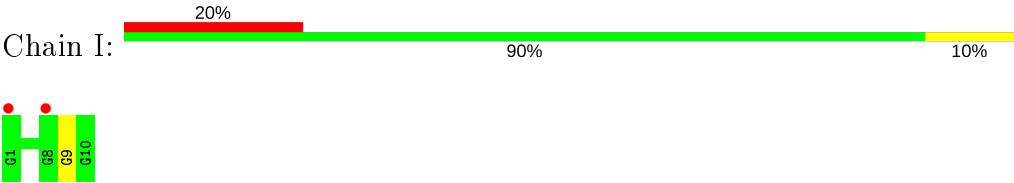




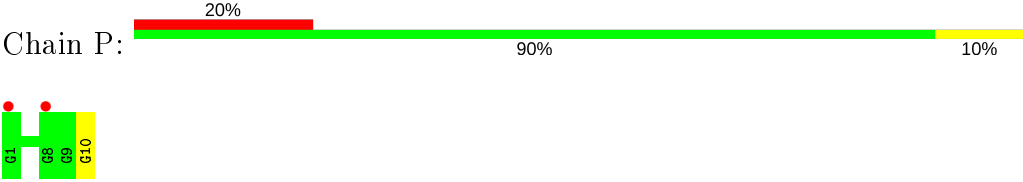




• Molecule 5: PEPTIDE



• Molecule 5: PEPTIDE



## 4 Data and refinement statistics

Property	Value	Source
Space group	P 21 21 21	Depositor
Cell constants a, b, c, $\alpha$ , $\beta$ , $\gamma$	123.59Å 180.16Å 245.75Å 90.00° 90.00° 90.00°	Depositor
Resolution (Å)	48.43 – 3.40 49.45 – 3.40	Depositor EDS
% Data completeness (in resolution range)	100.0 (48.43-3.40) 94.7 (49.45-3.40)	Depositor EDS
$R_{merge}$	0.17	Depositor
$R_{sym}$	(Not available)	Depositor
$\langle I/\sigma(I) \rangle$ <sup>1</sup>	1.91 (at 3.40Å)	Xtriage
Refinement program	PHENIX (1.10.1 _2155: ???)	Depositor
R, $R_{free}$	0.201 , 0.255 0.201 , 0.256	Depositor DCC
$R_{free}$ test set	7451 reflections (9.79%)	wwPDB-VP
Wilson B-factor (Å <sup>2</sup> )	79.4	Xtriage
Anisotropy	0.394	Xtriage
Bulk solvent $k_{sol}$ (e/Å <sup>3</sup> ), $B_{sol}$ (Å <sup>2</sup> )	0.29 , 45.4	EDS
L-test for twinning <sup>2</sup>	$\langle  L  \rangle = 0.47$ , $\langle L^2 \rangle = 0.30$	Xtriage
Estimated twinning fraction	No twinning to report.	Xtriage
$F_o, F_c$ correlation	0.90	EDS
Total number of atoms	25886	wwPDB-VP
Average B, all atoms (Å <sup>2</sup> )	79.0	wwPDB-VP

Xtriage's analysis on translational NCS is as follows: *The largest off-origin peak in the Patterson function is 1.78% of the height of the origin peak. No significant pseudotranslation is detected.*

<sup>1</sup>Intensities estimated from amplitudes.

<sup>2</sup>Theoretical values of  $\langle |L| \rangle$ ,  $\langle L^2 \rangle$  for acentric reflections are 0.5, 0.333 respectively for untwinned datasets, and 0.375, 0.2 for perfectly twinned datasets.

## 5 Model quality [i](#)

### 5.1 Standard geometry [i](#)

Bond lengths and bond angles in the following residue types are not validated in this section: NA, MG

The Z score for a bond length (or angle) is the number of standard deviations the observed value is removed from the expected value. A bond length (or angle) with  $|Z| > 5$  is considered an outlier worth inspection. RMSZ is the root-mean-square of all Z scores of the bond lengths (or angles).

Mol	Chain	Bond lengths		Bond angles	
		RMSZ	# Z  >5	RMSZ	# Z  >5
1	A	0.65	1/3835 (0.0%)	0.66	0/5220
1	C	0.68	2/3835 (0.1%)	0.65	0/5220
2	B	0.60	0/7518	0.70	3/10196 (0.0%)
2	D	0.62	1/7513 (0.0%)	0.71	4/10190 (0.0%)
3	E	0.49	0/1162	0.57	0/1578
3	F	0.43	0/1162	0.57	0/1578
4	G	0.36	0/677	0.55	0/918
4	H	0.55	0/711	0.65	0/966
5	I	0.59	0/39	1.00	0/47
5	P	0.55	0/39	1.03	0/47
All	All	0.61	4/26491 (0.0%)	0.67	7/35960 (0.0%)

Chiral center outliers are detected by calculating the chiral volume of a chiral center and verifying if the center is modelled as a planar moiety or with the opposite hand. A planarity outlier is detected by checking planarity of atoms in a peptide group, atoms in a mainchain group or atoms of a sidechain that are expected to be planar.

Mol	Chain	#Chirality outliers	#Planarity outliers
2	B	0	2
2	D	0	1
All	All	0	3

All (4) bond length outliers are listed below:

Mol	Chain	Res	Type	Atoms	Z	Observed(Å)	Ideal(Å)
1	C	225	CYS	CB-SG	-6.56	1.71	1.82
1	A	225	CYS	CB-SG	-6.40	1.71	1.82
2	D	942	THR	C-N	-6.02	1.22	1.34
1	C	166	VAL	CB-CG1	-5.11	1.42	1.52

All (7) bond angle outliers are listed below:

Mol	Chain	Res	Type	Atoms	Z	Observed(°)	Ideal(°)
2	D	921	LEU	CB-CG-CD1	-7.91	97.56	111.00
2	D	624	GLY	N-CA-C	-7.29	94.87	113.10
2	B	624	GLY	N-CA-C	-6.89	95.88	113.10
2	D	623	LEU	CA-CB-CG	6.38	129.97	115.30
2	B	623	LEU	CA-CB-CG	5.51	127.98	115.30
2	B	173	LYS	CA-C-N	5.03	126.26	116.20
2	D	106	GLY	N-CA-C	-5.01	100.58	113.10

There are no chirality outliers.

All (3) planarity outliers are listed below:

Mol	Chain	Res	Type	Group
2	B	623	LEU	Peptide
2	B	949	ILE	Peptide
2	D	623	LEU	Peptide

## 5.2 Too-close contacts ⓘ

In the following table, the Non-H and H(model) columns list the number of non-hydrogen atoms and hydrogen atoms in the chain respectively. The H(added) column lists the number of hydrogen atoms added and optimized by MolProbity. The Clashes column lists the number of clashes within the asymmetric unit, whereas Symm-Clashes lists symmetry related clashes.

Mol	Chain	Non-H	H(model)	H(added)	Clashes	Symm-Clashes
1	A	3744	0	3562	96	0
1	C	3744	0	3562	95	0
2	B	7342	0	7013	208	0
2	D	7337	0	7014	213	0
3	E	1134	0	1050	12	0
3	F	1134	0	1050	21	0
4	G	665	0	626	16	0
4	H	698	0	656	21	0
5	I	40	0	32	1	0
5	P	40	0	32	1	0
6	B	1	0	0	0	0
6	D	1	0	0	0	0
7	B	3	0	0	0	0
7	C	1	0	0	0	0
7	D	2	0	0	0	0
All	All	25886	0	24597	653	0

The all-atom clashscore is defined as the number of clashes found per 1000 atoms (including

hydrogen atoms). The all-atom clashscore for this structure is 13.

All (653) close contacts within the same asymmetric unit are listed below, sorted by their clash magnitude.

Atom-1	Atom-2	Interatomic distance (Å)	Clash overlap (Å)
2:D:198:PHE:CD1	2:D:851:ARG:NH2	2.23	1.06
2:D:124:TYR:OH	2:D:415:LYS:NZ	1.93	1.02
2:B:172:GLU:HG2	2:B:173:LYS:HG2	1.43	0.98
2:D:198:PHE:HD1	2:D:851:ARG:NH2	1.59	0.97
2:D:579:GLN:HB2	2:D:581:VAL:HG12	1.46	0.93
2:B:775:GLY:HA3	2:B:776:ARG:HG2	1.52	0.92
2:B:938:LEU:O	2:B:974:ARG:NH1	2.04	0.89
2:B:170:ARG:HB3	2:B:171:LYS:HA	1.55	0.87
2:D:170:ARG:HB3	2:D:171:LYS:HA	1.58	0.85
4:G:20:GLU:O	4:G:83:ARG:NH2	2.11	0.84
1:A:4:ASN:OD1	2:B:557:ARG:NH2	2.11	0.83
1:C:296:THR:HB	2:D:205:ASN:HD22	1.44	0.81
2:B:511:THR:HG23	2:D:511:THR:HG23	1.62	0.80
1:A:232:LYS:NZ	2:B:620:THR:O	2.12	0.80
2:D:190:ARG:NH1	2:D:942:THR:OG1	2.14	0.79
2:B:713:THR:O	2:B:715:ASP:N	2.17	0.78
2:D:170:ARG:HB3	2:D:171:LYS:CA	2.14	0.78
2:B:173:LYS:HG3	2:B:174:GLY:HA3	1.66	0.78
1:C:271:SER:O	1:C:305:SER:HB2	1.84	0.78
1:C:85:LEU:HB3	1:C:128:LEU:HD11	1.66	0.77
4:H:15:VAL:HG23	4:H:73:ASN:HB3	1.66	0.77
2:D:94:LEU:N	2:D:675:GLN:OE1	2.17	0.77
2:B:170:ARG:HB3	2:B:171:LYS:CA	2.15	0.77
2:B:177:ILE:HB	2:B:984:PHE:HB2	1.66	0.77
2:D:570:PHE:HE1	2:D:585:GLY:HA3	1.50	0.77
1:A:324:GLU:OE2	1:A:402:GLU:OE2	2.04	0.76
2:D:198:PHE:CD1	2:D:851:ARG:CZ	2.68	0.76
4:G:62:PRO:HA	4:G:87:VAL:HG23	1.68	0.76
2:D:430:ASN:H	2:D:431:GLY:HA3	1.51	0.76
1:A:48:TYR:HD1	1:A:254:LEU:HD22	1.51	0.75
2:D:776:ARG:HD2	2:D:860:VAL:HG21	1.67	0.75
2:D:446:GLN:NE2	2:D:493:GLU:OE2	2.20	0.75
2:D:570:PHE:CE1	2:D:585:GLY:HA3	2.22	0.74
2:D:430:ASN:N	2:D:431:GLY:HA3	1.99	0.74
1:C:119:THR:O	1:C:121:ASP:N	2.21	0.74
2:D:775:GLY:HA3	2:D:776:ARG:HG2	1.69	0.74
1:A:188:ARG:NE	1:A:402:GLU:OE1	2.20	0.74
4:H:19:ARG:HG3	4:H:81:PHE:CE1	2.23	0.73

*Continued on next page...*

*Continued from previous page...*

Atom-1	Atom-2	Interatomic distance (Å)	Clash overlap (Å)
2:B:722:TRP:HD1	2:B:806:VAL:HG12	1.55	0.72
2:D:943:PRO:O	2:D:945:SER:N	2.22	0.72
2:B:846:THR:O	2:B:851:ARG:NH1	2.23	0.71
2:D:570:PHE:O	2:D:572:GLU:N	2.21	0.71
2:B:207:THR:HB	2:B:210:GLU:HG2	1.72	0.71
2:D:61:MET:HE3	2:D:162:VAL:HG11	1.70	0.71
2:B:331:LEU:HD22	2:B:970:ASN:HA	1.72	0.71
2:B:89:ARG:HD2	2:B:670:ARG:HH12	1.56	0.71
2:D:207:THR:HB	2:D:210:GLU:HG2	1.74	0.70
2:D:95:SER:HB2	2:D:677:PHE:HE1	1.57	0.70
1:C:365:ASN:O	1:C:367:ILE:N	2.25	0.69
2:B:579:GLN:HA	2:B:580:ASP:HB2	1.75	0.69
1:A:402:GLU:O	1:A:405:SER:N	2.25	0.69
2:B:473:ASN:HB3	2:B:533:SER:HB3	1.74	0.69
1:C:4:ASN:OD1	2:D:557:ARG:NH2	2.26	0.69
3:E:140:ARG:NH1	3:E:147:ASP:OD1	2.26	0.69
1:A:410:THR:O	1:A:412:CYS:N	2.25	0.69
1:A:110:TYR:CZ	1:A:114:ILE:HD11	2.28	0.69
2:B:317:GLN:HG2	2:B:381:SER:HB3	1.74	0.68
1:A:85:LEU:HB3	1:A:128:LEU:HD11	1.75	0.68
2:D:111:ASN:HA	2:D:129:GLY:HA3	1.75	0.68
2:B:833:THR:OG1	2:B:966:GLU:OE2	2.09	0.67
2:D:523:LEU:HD11	2:D:547:ASP:HB3	1.77	0.67
2:B:170:ARG:HG3	2:B:262:ASN:ND2	2.10	0.67
2:B:451:ILE:HG21	2:D:451:ILE:HG21	1.77	0.67
1:A:119:THR:O	1:A:121:ASP:N	2.28	0.66
1:C:97:ASN:O	1:C:101:ARG:HG3	1.96	0.66
1:C:452:MET:HE3	1:C:453:THR:HG23	1.76	0.66
3:F:95:VAL:HG22	3:F:124:PHE:HD1	1.60	0.66
4:H:62:PRO:HA	4:H:87:VAL:HG23	1.77	0.66
2:D:917:PRO:HG2	2:D:920:TRP:HD1	1.61	0.66
1:A:423:ILE:HG23	1:A:430:TYR:HB2	1.78	0.65
2:B:95:SER:HB2	2:B:677:PHE:HE1	1.62	0.65
2:D:938:LEU:O	2:D:974:ARG:NH1	2.29	0.65
2:D:180:ASN:HB2	2:D:258:SER:HB3	1.78	0.65
1:A:377:ALA:HB1	1:A:383:LYS:HG2	1.79	0.64
2:B:304:GLY:HA3	2:B:306:LEU:H	1.62	0.64
1:C:156:GLU:OE1	1:C:186:ARG:NH2	2.31	0.64
2:D:177:ILE:HB	2:D:984:PHE:HB2	1.79	0.64
1:A:171:PHE:HZ	1:A:221:VAL:HG22	1.62	0.64
2:D:285:THR:HG22	2:D:286:ASP:H	1.62	0.64

*Continued on next page...*

*Continued from previous page...*

Atom-1	Atom-2	Interatomic distance (Å)	Clash overlap (Å)
2:D:395:LEU:O	2:D:397:TYR:N	2.26	0.64
1:C:282:GLN:OE1	1:C:299:TRP:NE1	2.28	0.64
1:A:296:THR:HB	2:B:205:ASN:HD22	1.63	0.63
2:D:198:PHE:CD1	2:D:851:ARG:NE	2.67	0.63
2:B:541:THR:HB	2:B:565:THR:HB	1.79	0.62
2:B:61:MET:HE3	2:B:162:VAL:HG11	1.80	0.62
2:B:518:MET:HG2	2:B:519:GLU:N	2.15	0.62
2:B:89:ARG:NE	2:B:703:GLU:OE2	2.27	0.62
4:G:16:THR:N	4:G:41:GLU:O	2.24	0.62
2:D:357:GLY:O	2:D:430:ASN:ND2	2.33	0.62
2:D:559:PHE:HB3	2:D:642:PRO:HG2	1.82	0.62
2:D:773:PRO:HD3	2:D:871:TYR:CE2	2.34	0.62
2:B:329:SER:O	2:B:333:SER:HB2	2.00	0.61
1:C:430:TYR:OH	1:C:434:GLU:O	2.13	0.61
2:D:456:GLU:HB2	2:D:485:ARG:HG2	1.82	0.61
2:B:772:ASP:OD1	2:B:776:ARG:HB2	1.99	0.61
2:B:822:ASP:HB2	2:B:908:ARG:HD2	1.83	0.61
2:B:767:GLN:HG3	2:B:895:GLY:H	1.66	0.61
2:D:105:ASP:H	2:D:107:VAL:H	1.46	0.61
3:E:23:VAL:HG11	3:E:64:PHE:CZ	2.35	0.61
4:G:15:VAL:HG22	4:G:42:MET:HB2	1.83	0.61
2:B:430:ASN:N	2:B:431:GLY:HA3	2.15	0.61
2:B:173:LYS:HD3	2:B:927:GLN:HB3	1.82	0.61
3:F:21:VAL:HG12	3:F:137:GLY:HA3	1.83	0.61
2:B:906:LYS:HD3	2:B:937:ASN:OD1	1.99	0.61
2:D:921:LEU:HD13	2:D:926:PHE:HB2	1.82	0.61
1:C:365:ASN:O	1:C:368:LEU:N	2.35	0.60
2:B:333:SER:OG	2:B:366:MET:O	2.17	0.60
2:B:523:LEU:HD12	2:B:548:TRP:O	2.02	0.60
2:B:872:VAL:HG12	2:B:873:GLU:O	2.00	0.60
2:D:331:LEU:O	2:D:334:LEU:N	2.26	0.60
2:D:619:LEU:HD11	2:D:623:LEU:HD21	1.83	0.60
2:D:95:SER:HB2	2:D:677:PHE:CE1	2.36	0.60
2:D:198:PHE:CE1	2:D:851:ARG:NE	2.69	0.60
1:C:123:PRO:HB2	1:C:127:ALA:HB2	1.84	0.60
1:C:234:ASN:ND2	1:C:315:LYS:O	2.33	0.60
1:A:452:MET:HE3	1:A:453:THR:H	1.66	0.60
2:B:539:TYR:HB2	2:B:567:SER:HB3	1.83	0.60
2:B:559:PHE:HB3	2:B:642:PRO:HG2	1.83	0.60
2:D:581:VAL:HG23	2:D:657:PHE:CE1	2.35	0.60
2:D:518:MET:O	2:D:518:MET:HG3	2.02	0.60

*Continued on next page...*

*Continued from previous page...*

Atom-1	Atom-2	Interatomic distance (Å)	Clash overlap (Å)
1:A:379:THR:HB	1:A:382:ASP:H	1.67	0.59
1:C:407:ILE:HD13	1:C:435:LEU:HD11	1.84	0.59
1:A:392:TRP:CD1	1:A:407:ILE:HD11	2.38	0.59
1:C:119:THR:C	1:C:121:ASP:H	2.05	0.59
2:B:744:ILE:HD11	2:B:755:ALA:HB2	1.85	0.59
1:C:123:PRO:HD3	1:C:138:TRP:CD2	2.37	0.59
2:D:356:PRO:HG2	2:D:424:TYR:CZ	2.38	0.59
2:D:89:ARG:O	2:D:699:ASN:ND2	2.35	0.59
2:B:337:THR:HG23	2:B:360:TYR:OH	2.03	0.59
2:B:447:TYR:CD1	2:B:503:PHE:HB3	2.37	0.59
2:D:722:TRP:HD1	2:D:806:VAL:HG12	1.68	0.59
2:B:741:ILE:HG22	2:B:756:ILE:HG23	1.83	0.59
2:B:744:ILE:HD13	2:B:960:LEU:HD21	1.85	0.59
2:D:906:LYS:HD3	2:D:937:ASN:OD1	2.02	0.59
2:D:71:VAL:HG22	2:D:88:ILE:HG12	1.85	0.58
2:B:65:ALA:HB3	2:B:908:ARG:HD3	1.85	0.58
1:A:27:SER:HB3	1:A:170:ILE:HD11	1.85	0.58
1:A:352:THR:HA	1:A:364:GLU:HG2	1.86	0.58
2:B:430:ASN:O	2:B:439:PRO:HD2	2.02	0.58
2:D:832:ARG:HH11	2:D:968:THR:HG21	1.69	0.58
1:A:123:PRO:HD3	1:A:138:TRP:CD2	2.38	0.58
2:B:170:ARG:HG2	2:B:172:GLU:HB3	1.84	0.58
2:D:198:PHE:HB2	2:D:851:ARG:HH21	1.67	0.58
2:B:412:GLN:OE1	2:D:453:ARG:NH1	2.36	0.57
2:D:460:ASP:OD1	2:D:481:ASN:ND2	2.37	0.57
2:D:823:ILE:HG13	2:D:905:VAL:HG13	1.86	0.57
4:H:36:PRO:HD2	4:H:83:ARG:NH1	2.18	0.57
2:B:262:ASN:OD1	2:B:263:GLY:N	2.37	0.57
2:B:170:ARG:HB2	2:B:263:GLY:HA2	1.86	0.57
2:D:124:TYR:CZ	2:D:415:LYS:NZ	2.72	0.57
2:B:484:GLU:HG3	2:B:522:ARG:HG2	1.86	0.57
2:D:195:GLN:HB2	2:D:844:ILE:HA	1.86	0.57
1:A:175:ILE:O	1:A:178:TRP:N	2.38	0.57
2:D:797:ASP:O	2:D:828:VAL:HG12	2.05	0.57
3:F:80:PHE:CZ	3:F:120:TYR:HB3	2.39	0.57
2:D:304:GLY:HA3	2:D:306:LEU:H	1.70	0.57
2:D:65:ALA:HB3	2:D:908:ARG:HD3	1.87	0.57
1:C:333:TYR:CD2	1:C:342:ASN:HB3	2.40	0.57
2:D:837:ASN:HA	2:D:840:THR:HG22	1.87	0.57
2:B:745:TYR:HH	2:B:956:PHE:HE1	1.53	0.56
4:H:20:GLU:O	4:H:83:ARG:NH2	2.37	0.56

*Continued on next page...*



*Continued from previous page...*

Atom-1	Atom-2	Interatomic distance (Å)	Clash overlap (Å)
1:A:37:GLU:HG2	1:A:76:SER:OG	2.05	0.56
2:D:523:LEU:HD12	2:D:548:TRP:O	2.05	0.56
1:C:370:GLY:O	1:C:372:CYS:N	2.32	0.56
2:D:586:LYS:HB3	2:D:653:ASN:HB3	1.88	0.56
1:C:110:TYR:CE2	1:C:114:ILE:HD11	2.41	0.56
2:B:295:PHE:HE2	2:D:312:LEU:HD21	1.70	0.56
2:B:569:ILE:O	2:B:571:SER:N	2.36	0.56
2:B:921:LEU:O	2:B:923:LYS:N	2.39	0.56
2:B:91:VAL:HG11	2:B:960:LEU:HD13	1.88	0.56
2:D:186:SER:HB3	2:D:975:ARG:HG2	1.88	0.56
4:G:19:ARG:HG3	4:G:81:PHE:CE2	2.41	0.56
2:D:832:ARG:HD3	2:D:968:THR:HG23	1.89	0.55
4:H:38:TYR:HE2	4:H:53:ILE:HD11	1.71	0.55
2:D:569:ILE:HG23	2:D:585:GLY:O	2.06	0.55
2:D:205:ASN:OD1	3:E:140:ARG:NH2	2.39	0.55
1:C:24:PRO:HG3	1:C:167:PRO:HB2	1.89	0.55
2:D:333:SER:OG	2:D:366:MET:O	2.23	0.55
2:D:767:GLN:HG3	2:D:895:GLY:H	1.71	0.55
1:A:352:THR:HG22	1:A:364:GLU:HG2	1.88	0.55
2:B:823:ILE:HG13	2:B:905:VAL:HG13	1.89	0.55
1:C:30:ILE:O	1:C:34:VAL:HG23	2.06	0.55
1:C:443:LEU:HD13	1:C:472:SER:HB3	1.89	0.55
2:B:173:LYS:CG	2:B:174:GLY:HA3	2.35	0.55
1:C:120:SER:HB2	1:C:475:VAL:HG22	1.89	0.55
2:D:741:ILE:HG22	2:D:756:ILE:HG23	1.89	0.55
1:C:216:PHE:HB3	1:C:325:LEU:HD21	1.89	0.55
1:A:29:SER:O	1:A:32:SER:HB2	2.07	0.54
1:A:331:GLU:O	1:A:335:ARG:HG2	2.08	0.54
1:C:430:TYR:CE2	1:C:432:PRO:HA	2.42	0.54
1:C:89:LYS:O	1:C:93:GLU:HG2	2.07	0.54
2:D:320:ASN:OD1	2:D:378:GLU:HG3	2.07	0.54
2:D:338:PRO:HB2	2:D:341:ILE:HG12	1.88	0.54
3:E:56:MET:HB3	3:E:73:VAL:HG21	1.90	0.54
1:A:54:GLU:OE2	1:A:300:LYS:HB3	2.08	0.54
2:B:73:ILE:HG12	2:B:86:VAL:HG22	1.88	0.54
2:B:328:LEU:O	2:B:371:ILE:HD13	2.07	0.54
2:D:198:PHE:CE1	2:D:851:ARG:HG3	2.43	0.54
2:D:893:ASP:HB2	2:D:897:CYS:HB2	1.90	0.54
1:A:364:GLU:HB3	1:A:368:LEU:HD12	1.90	0.54
1:A:360:PHE:O	1:A:363:GLN:HB2	2.08	0.54
2:B:41:GLY:HA3	2:B:565:THR:HG23	1.88	0.54

*Continued on next page...*

*Continued from previous page...*

Atom-1	Atom-2	Interatomic distance (Å)	Clash overlap (Å)
2:D:801:LYS:H	2:D:826:GLY:HA3	1.72	0.54
1:A:192:ARG:HG2	1:A:409:ARG:HD3	1.90	0.53
2:B:660:ARG:NH2	2:B:710:PRO:O	2.41	0.53
2:D:170:ARG:HG3	2:D:262:ASN:ND2	2.23	0.53
2:B:86:VAL:O	2:B:100:PRO:HD3	2.08	0.53
4:H:19:ARG:HG2	4:H:20:GLU:H	1.72	0.53
1:A:452:MET:HE3	1:A:453:THR:HG23	1.90	0.53
2:D:647:GLU:OE2	2:D:670:ARG:NH1	2.42	0.53
3:F:93:SER:OG	3:F:94:LYS:N	2.41	0.53
2:D:611:SER:HB2	2:D:620:THR:HG22	1.91	0.53
2:D:329:SER:O	2:D:333:SER:HB2	2.09	0.53
2:B:101:LEU:HD11	2:B:108:PRO:HB3	1.90	0.53
2:B:822:ASP:OD2	2:B:908:ARG:NH1	2.41	0.53
1:C:402:GLU:O	1:C:405:SER:N	2.42	0.53
2:D:384:PHE:HE2	2:D:406:LEU:HD23	1.74	0.53
2:D:570:PHE:HD1	2:D:571:SER:N	2.07	0.53
2:D:665:VAL:HG22	2:D:704:LEU:HD13	1.90	0.53
2:B:172:GLU:CG	2:B:173:LYS:HE3	2.38	0.53
2:D:173:LYS:O	2:D:927:GLN:HG3	2.09	0.53
2:D:291:ASP:O	2:D:317:GLN:HA	2.08	0.52
2:D:485:ARG:CZ	2:D:521:ARG:HD3	2.39	0.52
2:D:652:LEU:HD11	2:D:654:MET:HE2	1.91	0.52
1:A:141:GLY:HA3	1:A:476:TRP:CD1	2.44	0.52
2:B:118:ASP:OD2	2:B:121:ASN:HB2	2.09	0.52
2:B:58:SER:HB2	2:B:277:ILE:HD13	1.92	0.52
1:C:141:GLY:HA3	1:C:476:TRP:CD1	2.45	0.52
1:A:430:TYR:OH	1:A:434:GLU:O	2.16	0.52
2:B:179:TYR:HD1	2:B:259:LEU:HD13	1.75	0.52
2:B:205:ASN:OD1	3:F:140:ARG:NH2	2.43	0.52
2:D:89:ARG:HD2	2:D:670:ARG:HH12	1.74	0.52
2:B:226:GLY:O	2:B:233:GLN:NE2	2.43	0.52
1:C:230:THR:O	1:C:232:LYS:HG2	2.10	0.52
1:C:268:TYR:CD2	1:C:358:ARG:HG2	2.45	0.52
2:D:683:PRO:HA	2:D:687:TYR:O	2.09	0.52
2:D:917:PRO:CG	2:D:920:TRP:HD1	2.23	0.52
2:B:70:GLY:HA3	2:B:703:GLU:OE1	2.10	0.52
2:B:935:GLY:HA2	2:B:976:PHE:HA	1.92	0.52
1:A:379:THR:C	1:A:381:ALA:H	2.12	0.51
1:A:56:ASN:OD1	1:A:287:LYS:NZ	2.39	0.51
1:A:333:TYR:CE2	1:A:342:ASN:HB3	2.45	0.51
3:F:88:ASN:HB3	3:F:93:SER:H	1.75	0.51

*Continued on next page...*

*Continued from previous page...*

Atom-1	Atom-2	Interatomic distance (Å)	Clash overlap (Å)
1:A:246:GLY:HA3	2:B:436:SER:HB2	1.91	0.51
1:A:91:VAL:O	1:A:95:THR:HG22	2.11	0.51
2:B:568:PHE:HB3	2:B:587:ILE:HG22	1.91	0.51
2:B:172:GLU:HG2	2:B:173:LYS:HE3	1.93	0.51
1:C:50:GLU:HG3	1:C:51:GLN:H	1.75	0.51
2:D:776:ARG:HD2	2:D:860:VAL:CG2	2.39	0.51
1:A:454:TYR:CZ	1:A:466:PRO:HB2	2.46	0.51
2:B:195:GLN:HB2	2:B:844:ILE:HA	1.93	0.51
1:A:211:VAL:HG13	1:A:329:ILE:HG23	1.93	0.51
1:A:50:GLU:HG3	1:A:282:GLN:HE21	1.76	0.51
2:B:797:ASP:O	2:B:828:VAL:HG12	2.11	0.51
1:C:331:GLU:O	1:C:335:ARG:HG2	2.10	0.51
2:D:289:SER:HB2	2:D:320:ASN:HD22	1.74	0.51
2:D:753:MET:HE3	2:D:964:TYR:HA	1.92	0.51
2:B:472:PHE:CE1	2:B:534:TRP:HD1	2.29	0.51
2:B:579:GLN:HA	2:B:580:ASP:CB	2.39	0.50
1:C:183:ASN:OD1	1:C:186:ARG:NH1	2.43	0.50
3:E:119:VAL:HG22	3:E:136:SER:HB2	1.93	0.50
3:F:23:VAL:HG11	3:F:64:PHE:CZ	2.46	0.50
2:B:774:GLN:O	2:B:774:GLN:NE2	2.36	0.50
1:A:300:LYS:HE3	1:A:302:LYS:HE2	1.92	0.50
2:B:486:LYS:HB2	2:B:520:LEU:CD1	2.42	0.50
1:C:106:ILE:CD1	1:C:182:ALA:HB2	2.41	0.50
1:C:333:TYR:CE2	1:C:342:ASN:HB3	2.47	0.50
2:B:382:GLU:OE2	2:D:455:ARG:HD2	2.11	0.50
2:B:772:ASP:OD1	2:B:775:GLY:N	2.40	0.50
2:B:579:GLN:HB2	2:B:581:VAL:H	1.75	0.50
2:D:180:ASN:O	2:D:258:SER:N	2.41	0.50
2:D:41:GLY:HA3	2:D:565:THR:HG23	1.93	0.50
1:A:211:VAL:HG21	1:A:332:VAL:HG11	1.94	0.50
2:D:317:GLN:HG2	2:D:381:SER:HB3	1.92	0.50
2:B:295:PHE:CE2	2:D:312:LEU:HD21	2.47	0.49
2:D:489:TYR:CE2	2:D:517:HIS:HB3	2.47	0.49
1:A:97:ASN:O	1:A:101:ARG:HG3	2.12	0.49
2:B:832:ARG:HH11	2:B:968:THR:HG21	1.77	0.49
2:B:838:TYR:OH	2:B:845:GLN:HG2	2.12	0.49
2:B:328:LEU:HD22	2:B:366:MET:HG3	1.93	0.49
2:B:446:GLN:NE2	2:B:493:GLU:OE2	2.45	0.49
2:B:61:MET:CE	2:B:162:VAL:HG11	2.42	0.49
1:A:451:ARG:HD2	1:A:473:THR:O	2.13	0.49
2:B:89:ARG:HD2	2:B:670:ARG:NH1	2.25	0.49

*Continued on next page...*

*Continued from previous page...*

Atom-1	Atom-2	Interatomic distance (Å)	Clash overlap (Å)
2:D:202:TRP:CZ3	2:D:214:TRP:HD1	2.31	0.49
1:A:123:PRO:HD3	1:A:138:TRP:CE2	2.47	0.49
2:B:908:ARG:NH2	2:B:952:GLU:OE1	2.43	0.49
2:D:462:MET:HB3	2:D:477:LEU:HD21	1.94	0.49
2:B:335:TYR:CE2	2:B:833:THR:HG23	2.48	0.49
1:A:113:GLN:OE1	1:A:188:ARG:NH1	2.45	0.49
1:A:452:MET:CE	1:A:453:THR:H	2.26	0.49
2:B:211:ASN:ND2	2:B:336:GLN:OE1	2.44	0.49
3:F:12:VAL:HG12	3:F:47:ASN:HB3	1.94	0.49
2:B:281:GLY:N	2:B:288:ASP:OD1	2.46	0.48
2:D:816:SER:O	2:D:912:LEU:HD12	2.13	0.48
1:A:238:ASN:O	1:A:242:VAL:HB	2.13	0.48
1:A:412:CYS:HA	1:A:413:PRO:C	2.32	0.48
1:C:20:ASP:N	1:C:20:ASP:OD1	2.46	0.48
4:H:31:GLN:O	4:H:59:VAL:HG11	2.12	0.48
1:A:358:ARG:NH2	1:A:396:PHE:O	2.43	0.48
2:D:207:THR:HG21	2:D:210:GLU:OE2	2.13	0.48
2:B:865:ASN:O	2:B:867:GLU:N	2.46	0.48
1:C:379:THR:C	1:C:381:ALA:H	2.15	0.48
2:D:207:THR:CB	2:D:210:GLU:HG2	2.43	0.48
2:D:456:GLU:CB	2:D:485:ARG:HG2	2.43	0.48
1:A:191:LEU:HB3	1:A:409:ARG:NH1	2.29	0.48
2:B:312:LEU:HD12	2:D:312:LEU:HB2	1.94	0.48
2:D:430:ASN:O	2:D:439:PRO:HD2	2.14	0.48
4:H:22:ASP:N	4:H:22:ASP:OD1	2.46	0.48
1:A:344:LYS:O	1:A:348:GLU:HG3	2.12	0.48
2:B:98:ASN:HA	2:B:159:ASN:OD1	2.13	0.48
2:B:753:MET:HE3	2:B:964:TYR:HA	1.95	0.48
2:B:832:ARG:HD2	2:B:967:TYR:CE2	2.48	0.48
1:C:19:ALA:O	1:C:22:ILE:N	2.45	0.48
2:D:105:ASP:N	2:D:106:GLY:HA2	2.27	0.48
2:D:283:ILE:HB	2:D:288:ASP:OD2	2.14	0.48
1:C:216:PHE:CB	1:C:325:LEU:HD21	2.43	0.48
4:G:16:THR:O	4:G:41:GLU:N	2.47	0.48
2:B:676:ILE:HG13	2:B:693:ASN:ND2	2.29	0.48
1:A:344:LYS:HE3	1:A:374:TRP:HB3	1.95	0.48
2:B:667:TYR:CD2	2:B:702:ILE:HG12	2.49	0.48
2:B:523:LEU:HD11	2:B:547:ASP:HB3	1.96	0.48
1:C:331:GLU:OE2	1:C:388:TYR:OH	2.28	0.48
1:C:56:ASN:O	1:C:57:GLN:HB2	2.14	0.48
2:D:170:ARG:HE	2:D:172:GLU:N	2.11	0.48

*Continued on next page...*

*Continued from previous page...*

Atom-1	Atom-2	Interatomic distance (Å)	Clash overlap (Å)
2:D:346:LEU:HD13	2:D:359:TYR:HE1	1.78	0.48
2:D:441:SER:HA	2:D:442:GLY:HA2	1.56	0.48
1:A:144:VAL:O	1:A:148:ILE:HG12	2.14	0.47
1:A:333:TYR:CD2	1:A:342:ASN:HB3	2.49	0.47
2:D:499:ILE:O	2:D:507:ASN:ND2	2.39	0.47
1:A:407:ILE:HG12	1:A:413:PRO:HD2	1.96	0.47
2:B:207:THR:CB	2:B:210:GLU:HG2	2.42	0.47
2:B:173:LYS:HD3	2:B:927:GLN:CB	2.44	0.47
1:A:280:VAL:O	1:A:305:SER:OG	2.29	0.47
1:C:322:GLN:O	1:C:325:LEU:N	2.48	0.47
2:D:472:PHE:CE1	2:D:534:TRP:HD1	2.32	0.47
4:H:59:VAL:HA	4:H:87:VAL:HG11	1.97	0.47
1:C:364:GLU:CD	1:C:364:GLU:H	2.18	0.47
2:D:746:GLY:HA3	2:D:752:SER:HB3	1.96	0.47
2:B:441:SER:HA	2:B:442:GLY:HA2	1.58	0.47
2:B:810:LEU:HB2	2:B:817:LEU:HB3	1.97	0.47
2:D:572:GLU:N	2:D:572:GLU:OE1	2.47	0.47
1:A:222:LYS:HE2	1:A:224:ASP:HB2	1.96	0.47
2:B:283:ILE:HB	2:B:288:ASP:OD2	2.14	0.47
2:B:588:ARG:NH1	2:B:651:GLY:HA3	2.30	0.47
1:C:110:TYR:CZ	1:C:114:ILE:HD11	2.50	0.47
1:C:160:ASP:OD1	1:C:161:GLY:N	2.48	0.47
1:C:192:ARG:HG2	1:C:409:ARG:HD3	1.96	0.47
2:D:225:TRP:HZ3	2:D:360:TYR:HB3	1.80	0.47
2:D:836:ILE:HD12	2:D:836:ILE:HA	1.73	0.47
3:F:69:LEU:HG	3:F:69:LEU:O	2.14	0.47
4:H:61:THR:HB	4:H:65:TYR:OH	2.15	0.47
2:B:890:GLY:HA3	2:B:894:MET:O	2.16	0.46
2:B:918:LYS:O	2:B:918:LYS:HD3	2.16	0.46
1:C:169:LEU:HD23	1:C:225:CYS:SG	2.55	0.46
1:C:418:TYR:CZ	1:C:429:VAL:HB	2.50	0.46
2:D:581:VAL:HG13	2:D:582:ILE:HG13	1.97	0.46
2:B:147:ALA:HB2	2:B:670:ARG:NH2	2.30	0.46
2:B:236:LYS:HE3	2:B:341:ILE:HD13	1.97	0.46
2:B:803:GLN:HG2	2:B:824:ARG:HD3	1.98	0.46
1:C:210:LEU:HA	1:C:210:LEU:HD12	1.53	0.46
1:C:296:THR:HG21	2:D:205:ASN:HB2	1.97	0.46
2:D:198:PHE:CB	2:D:851:ARG:HH21	2.27	0.46
2:D:95:SER:HA	2:D:96:GLY:HA2	1.64	0.46
1:A:392:TRP:NE1	1:A:407:ILE:HD11	2.30	0.46
2:B:133:ILE:HD13	2:B:164:ILE:HD12	1.96	0.46

*Continued on next page...*

*Continued from previous page...*

Atom-1	Atom-2	Interatomic distance (Å)	Clash overlap (Å)
2:B:56:ARG:HA	2:B:56:ARG:HH11	1.79	0.46
1:C:379:THR:HB	1:C:382:ASP:H	1.80	0.46
2:D:448:SER:HB2	2:D:491:TYR:CE1	2.50	0.46
2:D:504:ASN:OD1	2:D:506:LYS:HG2	2.15	0.46
2:D:777:ILE:HG23	2:D:859:SER:HA	1.96	0.46
1:C:72:GLN:HB2	1:C:452:MET:HE1	1.97	0.46
2:D:120:LEU:HD22	2:D:967:TYR:CZ	2.51	0.46
2:B:105:ASP:N	2:B:106:GLY:HA2	2.31	0.46
2:B:772:ASP:CG	2:B:776:ARG:HB2	2.36	0.46
2:B:861:ASN:O	2:B:871:TYR:HA	2.14	0.46
2:D:221:SER:O	2:D:223:GLN:HG2	2.16	0.46
4:G:10:LYS:NZ	4:G:75:ASP:OD1	2.42	0.46
2:B:635:LEU:HD22	2:B:687:TYR:CD2	2.50	0.46
2:B:753:MET:HE3	2:B:764:PHE:CZ	2.51	0.46
4:H:61:THR:O	4:H:65:TYR:OH	2.15	0.46
1:A:211:VAL:CG1	1:A:329:ILE:HG23	2.45	0.46
2:B:157:ALA:O	2:B:160:GLY:N	2.46	0.46
1:C:124:TYR:HD1	1:C:125:SER:N	2.14	0.46
1:C:237:TYR:CD2	1:C:313:ALA:HA	2.50	0.46
1:C:452:MET:HE3	1:C:453:THR:H	1.81	0.46
2:D:835:ASP:HA	2:D:898:PHE:CE1	2.51	0.46
2:B:828:VAL:HA	2:B:900:VAL:O	2.16	0.46
2:D:654:MET:HB2	2:D:663:PHE:CE2	2.51	0.46
2:D:875:THR:HG23	3:E:57:TRP:CZ2	2.51	0.46
3:F:48:THR:HG22	3:F:57:TRP:CD1	2.51	0.46
4:G:15:VAL:HG23	4:G:73:ASN:HB3	1.98	0.46
2:B:486:LYS:HB2	2:B:520:LEU:HD12	1.98	0.46
2:D:200:MET:HE1	2:D:225:TRP:HB2	1.98	0.46
2:D:275:SER:OG	2:D:294:THR:OG1	2.28	0.46
2:D:716:PHE:HA	2:D:811:LYS:O	2.16	0.46
3:E:15:MET:HE1	3:E:75:TYR:HA	1.98	0.46
1:A:224:ASP:HA	1:A:316:PRO:HB3	1.97	0.45
1:A:271:SER:O	1:A:305:SER:HB2	2.16	0.45
2:D:108:PRO:HD2	2:D:458:ASN:HD22	1.81	0.45
2:D:981:MET:HG3	2:D:982:VAL:N	2.31	0.45
2:B:593:LYS:HA	2:B:645:THR:O	2.17	0.45
1:C:23:PHE:CG	1:C:166:VAL:HG11	2.51	0.45
1:C:451:ARG:HD3	1:C:473:THR:HB	1.98	0.45
2:D:141:MET:HB2	2:D:141:MET:HE3	1.82	0.45
2:D:218:PHE:CE2	2:D:240:ALA:HB2	2.52	0.45
2:D:337:THR:HG23	2:D:360:TYR:OH	2.17	0.45

*Continued on next page...*

*Continued from previous page...*

Atom-1	Atom-2	Interatomic distance (Å)	Clash overlap (Å)
4:H:19:ARG:HG2	4:H:20:GLU:N	2.30	0.45
1:A:273:THR:HG23	1:A:278:LYS:O	2.17	0.45
1:A:43:GLY:HA3	1:A:49:TYR:CZ	2.51	0.45
2:B:385:TYR:HA	2:B:406:LEU:O	2.16	0.45
1:C:331:GLU:OE2	1:C:335:ARG:NH1	2.49	0.45
2:D:465:PHE:O	2:D:475:ASN:HA	2.17	0.45
4:G:26:VAL:HG22	4:G:86:TYR:HD1	1.80	0.45
1:A:56:ASN:OD1	1:A:59:ASN:ND2	2.46	0.45
2:B:304:GLY:HA3	2:B:305:ALA:HB3	1.98	0.45
2:B:569:ILE:HG22	2:B:571:SER:HB3	1.97	0.45
1:C:194:ILE:HD11	1:C:204:THR:HA	1.97	0.45
2:D:890:GLY:HA3	2:D:894:MET:O	2.15	0.45
3:E:85:PHE:HB3	3:E:94:LYS:HB3	1.98	0.45
2:B:219:ASP:HB3	2:B:221:SER:H	1.81	0.45
1:C:208:LYS:HE3	1:C:336:PHE:O	2.15	0.45
2:D:357:GLY:C	2:D:430:ASN:HD22	2.20	0.45
2:D:559:PHE:HB3	2:D:642:PRO:CG	2.46	0.45
2:D:840:THR:HG23	2:D:842:ASN:H	1.82	0.45
1:A:20:ASP:HA	1:A:166:VAL:HG23	1.98	0.45
2:B:193:GLU:OE1	3:F:5:THR:OG1	2.34	0.45
2:D:635:LEU:HD13	2:D:687:TYR:CZ	2.52	0.45
2:B:47:VAL:HG11	2:B:64:LEU:HD21	1.98	0.45
3:F:10:THR:HG21	3:F:47:ASN:OD1	2.16	0.45
2:B:320:ASN:ND2	2:B:378:GLU:HG3	2.31	0.45
1:C:273:THR:HG23	1:C:278:LYS:O	2.17	0.45
1:C:358:ARG:NH2	1:C:396:PHE:O	2.40	0.45
2:D:130:ALA:O	2:D:133:ILE:HG22	2.16	0.45
2:D:281:GLY:N	2:D:288:ASP:OD1	2.49	0.45
1:C:169:LEU:HD11	2:D:626:VAL:HG21	1.99	0.45
2:B:475:ASN:HB3	2:B:531:GLU:HB3	1.99	0.45
2:D:621:PHE:HA	2:D:623:LEU:HD12	1.98	0.45
4:H:78:ALA:O	4:H:79:LYS:HG2	2.17	0.45
1:A:263:ASP:OD2	1:A:265:ARG:NH2	2.46	0.45
1:A:290:MET:HB3	1:A:290:MET:HE2	1.90	0.45
1:A:198:ILE:HD12	1:A:476:TRP:HZ3	1.81	0.45
2:B:746:GLY:HA3	2:B:752:SER:HA	1.99	0.45
2:B:213:SER:O	2:B:851:ARG:NH2	2.50	0.45
2:B:402:TYR:HD1	2:B:461:ILE:HG12	1.81	0.44
2:D:195:GLN:OE1	2:D:197:GLU:N	2.47	0.44
2:D:384:PHE:CE2	2:D:406:LEU:HD23	2.52	0.44
2:D:679:LEU:HD13	2:D:694:LEU:HD21	1.99	0.44

*Continued on next page...*

*Continued from previous page...*

Atom-1	Atom-2	Interatomic distance (Å)	Clash overlap (Å)
3:F:113:MET:HG3	3:F:114:PRO:HD2	1.99	0.44
4:G:65:TYR:N	4:G:85:VAL:O	2.49	0.44
2:B:195:GLN:OE1	2:B:197:GLU:N	2.43	0.44
1:C:413:PRO:HB2	1:C:435:LEU:HG	1.99	0.44
1:C:54:GLU:OE2	1:C:300:LYS:HB3	2.17	0.44
2:D:104:VAL:O	2:D:164:ILE:O	2.36	0.44
2:B:111:ASN:HA	2:B:129:GLY:HA3	2.00	0.44
2:B:177:ILE:O	2:B:984:PHE:N	2.48	0.44
1:A:296:THR:HG21	2:B:205:ASN:HB2	1.98	0.44
1:C:230:THR:O	1:C:232:LYS:N	2.50	0.44
1:A:10:ASN:OD1	2:B:517:HIS:HA	2.17	0.44
2:B:304:GLY:CA	2:B:305:ALA:HB3	2.47	0.44
1:C:64:TYR:CD2	1:C:438:PRO:HG2	2.53	0.44
2:B:645:THR:HA	2:B:671:ASN:O	2.18	0.44
2:B:956:PHE:HB2	2:B:962:GLY:HA2	2.00	0.44
1:C:251:ALA:O	1:C:255:VAL:HG23	2.17	0.44
1:C:335:ARG:HG3	1:C:336:PHE:CE2	2.53	0.44
2:D:304:GLY:HA3	2:D:306:LEU:N	2.32	0.44
2:D:363:TYR:HB3	5:I:9:GLY:HA3	2.00	0.44
2:B:444:THR:O	2:B:496:ASP:HA	2.17	0.44
2:B:588:ARG:O	2:B:650:VAL:HA	2.17	0.44
2:B:746:GLY:HA3	2:B:752:SER:HB3	2.00	0.44
2:B:800:ASN:HA	2:B:826:GLY:O	2.17	0.44
2:D:173:LYS:HA	2:D:174:GLY:HA2	1.69	0.44
2:D:368:PRO:O	2:D:372:LEU:HD12	2.16	0.44
2:D:581:VAL:HG23	2:D:657:PHE:HE1	1.80	0.44
2:D:798:MET:HE2	2:D:798:MET:HB3	1.84	0.44
3:E:12:VAL:HG12	3:E:47:ASN:HB3	1.99	0.44
2:B:570:PHE:O	2:B:570:PHE:CG	2.71	0.44
1:C:27:SER:HB3	1:C:170:ILE:HD11	1.98	0.44
1:C:476:TRP:CE2	1:C:477:TRP:HD1	2.36	0.44
2:D:391:ASP:OD1	2:D:401:THR:OG1	2.24	0.44
3:E:20:TRP:CZ3	3:E:42:GLN:HG3	2.52	0.44
3:F:88:ASN:ND2	3:F:91:TYR:CD1	2.86	0.44
1:A:156:GLU:OE1	1:A:186:ARG:NH2	2.47	0.44
2:B:291:ASP:O	2:B:317:GLN:HA	2.17	0.44
1:C:327:PHE:HE2	1:C:394:SER:HB2	1.82	0.44
1:A:216:PHE:CD2	1:A:329:ILE:HD11	2.53	0.43
2:B:465:PHE:O	2:B:475:ASN:HA	2.17	0.43
1:C:51:GLN:NE2	1:C:55:SER:O	2.52	0.43
2:D:138:VAL:HG13	2:D:164:ILE:HG23	2.00	0.43

*Continued on next page...*



*Continued from previous page...*

Atom-1	Atom-2	Interatomic distance (Å)	Clash overlap (Å)
2:B:95:SER:HB2	2:B:677:PHE:CE1	2.48	0.43
1:C:69:SER:HA	1:C:456:LEU:HD22	1.99	0.43
4:G:65:TYR:O	4:G:85:VAL:N	2.33	0.43
2:B:150:THR:HB	2:B:157:ALA:HB3	1.99	0.43
2:D:570:PHE:CD1	2:D:571:SER:N	2.86	0.43
2:D:938:LEU:HA	2:D:938:LEU:HD23	1.72	0.43
2:D:853:PRO:HD2	3:E:17:GLY:HA2	2.01	0.43
3:F:11:ALA:HB1	3:F:53:GLU:HB3	2.00	0.43
1:A:308:ASP:OD1	1:A:310:SER:OG	2.23	0.43
1:A:64:TYR:CE2	1:A:438:PRO:HG2	2.53	0.43
2:B:203:ASN:O	2:B:881:SER:HA	2.19	0.43
1:C:230:THR:C	1:C:232:LYS:N	2.72	0.43
1:C:50:GLU:OE2	1:C:62:CYS:HB3	2.18	0.43
2:D:89:ARG:HD2	2:D:670:ARG:NH1	2.32	0.43
2:D:904:TYR:HB3	2:D:951:PRO:HG2	2.01	0.43
2:B:104:VAL:O	2:B:164:ILE:O	2.37	0.43
1:C:230:THR:C	1:C:232:LYS:H	2.20	0.43
2:D:105:ASP:O	2:D:387:LYS:NZ	2.46	0.43
2:B:456:GLU:HG2	2:B:485:ARG:HG2	2.01	0.43
1:A:348:GLU:O	1:A:352:THR:HG23	2.19	0.43
1:A:11:TYR:CD1	2:B:608:ALA:HA	2.54	0.43
2:D:38:LYS:HD3	2:D:38:LYS:HA	1.56	0.43
2:D:73:ILE:HA	2:D:85:SER:O	2.19	0.43
2:D:917:PRO:HG2	2:D:920:TRP:CD1	2.48	0.43
2:B:151:ALA:HB1	2:B:545:ARG:HB2	2.00	0.43
2:B:798:MET:HE2	2:B:798:MET:HB3	1.79	0.43
1:C:149:LEU:HD11	1:C:189:MET:HB3	2.01	0.43
2:D:775:GLY:HA3	2:D:776:ARG:CG	2.43	0.43
3:F:88:ASN:HD22	3:F:93:SER:HB3	1.83	0.43
1:A:268:TYR:CD2	1:A:358:ARG:HG2	2.54	0.43
2:D:170:ARG:HB3	2:D:171:LYS:C	2.38	0.43
1:A:12:PRO:HB3	2:D:499:ILE:HD12	2.01	0.43
1:A:20:ASP:HB2	1:A:167:PRO:HD3	2.00	0.43
2:B:202:TRP:HA	2:B:214:TRP:HB2	2.01	0.43
2:D:633:ASN:O	2:D:688:THR:HG22	2.19	0.43
3:E:119:VAL:HG22	3:E:136:SER:CB	2.49	0.43
2:B:571:SER:O	2:B:571:SER:OG	2.30	0.42
1:C:135:THR:HG22	1:C:462:ASN:HA	2.00	0.42
2:D:200:MET:CG	2:D:210:GLU:HB2	2.49	0.42
2:B:824:ARG:NH1	2:B:904:TYR:OH	2.52	0.42
1:C:50:GLU:HG3	1:C:51:GLN:N	2.34	0.42

*Continued on next page...*

*Continued from previous page...*

Atom-1	Atom-2	Interatomic distance (Å)	Clash overlap (Å)
2:D:61:MET:HE1	2:D:141:MET:SD	2.59	0.42
2:D:904:TYR:CE2	2:D:906:LYS:HE3	2.54	0.42
3:F:60:ASP:O	3:F:62:GLY:N	2.52	0.42
1:A:60:THR:O	1:A:66:PHE:HD1	2.02	0.42
2:B:300:SER:OG	2:B:309:SER:HB3	2.19	0.42
1:C:28:ALA:HA	1:C:223:LEU:HD11	2.00	0.42
4:G:26:VAL:HG22	4:G:86:TYR:CD1	2.54	0.42
2:B:741:ILE:HG21	2:B:741:ILE:HD13	1.86	0.42
2:D:498:THR:HB	2:D:507:ASN:OD1	2.19	0.42
1:A:236:TRP:HZ2	1:A:248:HIS:CD2	2.37	0.42
2:B:130:ALA:O	2:B:133:ILE:HG22	2.20	0.42
2:B:384:PHE:CD1	2:D:384:PHE:CD1	3.08	0.42
1:C:412:CYS:HA	1:C:413:PRO:C	2.40	0.42
2:D:200:MET:HE1	2:D:225:TRP:CB	2.49	0.42
2:D:571:SER:OG	2:D:585:GLY:N	2.52	0.42
2:B:777:ILE:HG23	2:B:859:SER:HA	2.01	0.42
2:D:766:ALA:HB3	2:D:896:SER:HB3	2.01	0.42
2:B:875:THR:HG22	3:F:68:LYS:NZ	2.34	0.42
1:A:110:TYR:CE2	1:A:114:ILE:HD11	2.54	0.42
2:B:172:GLU:OE2	2:B:983:LYS:HE2	2.19	0.42
2:B:837:ASN:HA	2:B:840:THR:HG22	2.02	0.42
1:C:2:ASP:O	2:D:522:ARG:HD2	2.19	0.42
2:D:921:LEU:HB2	2:D:924:THR:OG1	2.19	0.42
1:A:475:VAL:HG12	1:A:476:TRP:N	2.34	0.42
2:D:917:PRO:O	2:D:920:TRP:HB2	2.19	0.42
2:B:285:THR:HG22	2:B:286:ASP:N	2.35	0.42
2:B:387:LYS:NZ	2:B:389:GLN:OE1	2.43	0.42
2:B:429:PRO:O	2:B:434:GLN:HG2	2.19	0.42
2:B:635:LEU:HB2	2:B:687:TYR:CD2	2.54	0.42
2:B:596:ASN:HB3	2:B:643:GLU:HB3	2.02	0.42
1:C:257:TYR:CE1	1:C:389:MET:HE2	2.55	0.42
1:C:92:LEU:HD23	1:C:92:LEU:HA	1.81	0.42
2:D:714:LYS:HG2	2:D:714:LYS:O	2.18	0.42
3:F:15:MET:O	3:F:56:MET:HE1	2.20	0.42
4:G:15:VAL:O	4:G:79:LYS:HG3	2.20	0.42
4:H:42:MET:HE3	4:H:74:GLU:H	1.85	0.42
1:A:48:TYR:CD1	1:A:254:LEU:HD22	2.42	0.42
2:B:919:ARG:HG3	2:B:919:ARG:H	1.69	0.42
2:D:101:LEU:HD11	2:D:108:PRO:HB3	2.01	0.42
2:D:170:ARG:HG2	2:D:172:GLU:HB3	2.02	0.42
2:D:225:TRP:CZ3	2:D:360:TYR:HB3	2.54	0.42

*Continued on next page...*

*Continued from previous page...*

Atom-1	Atom-2	Interatomic distance (Å)	Clash overlap (Å)
3:F:13:GLU:HG3	3:F:14:LYS:N	2.35	0.42
2:D:200:MET:HB3	2:D:200:MET:HE3	1.84	0.41
2:D:259:LEU:HA	2:D:259:LEU:HD12	1.65	0.41
4:H:28:GLU:HB2	4:H:31:GLN:OE1	2.20	0.41
1:A:188:ARG:CZ	1:A:402:GLU:OE1	2.67	0.41
2:D:412:GLN:HA	2:D:450:GLN:O	2.20	0.41
2:D:756:ILE:HG22	2:D:757:THR:H	1.85	0.41
2:D:772:ASP:OD1	2:D:772:ASP:C	2.57	0.41
2:D:777:ILE:O	2:D:859:SER:HA	2.19	0.41
3:F:100:GLY:HA2	3:F:119:VAL:O	2.20	0.41
1:A:210:LEU:HA	1:A:210:LEU:HD12	1.91	0.41
1:A:22:ILE:HG22	1:A:87:ASP:HB3	2.02	0.41
1:A:86:GLU:O	1:A:89:LYS:N	2.53	0.41
2:B:132:ALA:HA	2:B:292:LYS:HE3	2.02	0.41
2:B:173:LYS:CB	2:B:174:GLY:HA3	2.50	0.41
2:B:383:ARG:HB2	2:B:409:THR:HG23	2.02	0.41
1:C:102:PHE:CZ	1:C:106:ILE:HD11	2.55	0.41
4:H:27:LEU:HB2	4:H:87:VAL:HG12	2.03	0.41
2:B:166:THR:HB	2:B:298:ARG:NH1	2.34	0.41
1:C:350:GLY:O	1:C:353:ALA:N	2.53	0.41
1:C:389:MET:SD	1:C:413:PRO:HG3	2.60	0.41
2:D:200:MET:HG3	2:D:210:GLU:HB2	2.01	0.41
2:D:408:THR:HA	2:D:454:ARG:O	2.20	0.41
2:D:505:LEU:HD23	2:D:505:LEU:HA	1.74	0.41
1:A:50:GLU:N	1:A:249:CYS:O	2.54	0.41
2:B:224:LEU:HD23	2:B:235:LEU:HD13	2.02	0.41
2:B:273:SER:OG	2:B:296:SER:HB3	2.21	0.41
2:B:746:GLY:HA3	2:B:752:SER:CB	2.51	0.41
2:B:821:PHE:CZ	2:B:907:LEU:HD13	2.56	0.41
2:B:94:LEU:HA	2:B:94:LEU:HD12	1.72	0.41
1:C:106:ILE:HD11	1:C:182:ALA:HB2	2.03	0.41
2:D:260:SER:HB2	2:D:271:TYR:CE1	2.56	0.41
2:D:456:GLU:HA	2:D:484:GLU:O	2.21	0.41
2:D:568:PHE:HB3	2:D:587:ILE:HG22	2.02	0.41
2:B:170:ARG:NH1	2:B:262:ASN:O	2.53	0.41
2:B:311:SER:O	2:B:386:GLY:HA3	2.21	0.41
2:B:395:LEU:O	2:B:397:TYR:N	2.43	0.41
2:B:202:TRP:CE2	5:P:10:GLY:HA3	2.55	0.41
1:A:12:PRO:HD3	2:D:502:TRP:CZ3	2.56	0.41
2:B:312:LEU:HD21	2:D:295:PHE:HE2	1.84	0.41
2:B:767:GLN:HB3	2:B:792:PHE:CE1	2.55	0.41

*Continued on next page...*

*Continued from previous page...*

Atom-1	Atom-2	Interatomic distance (Å)	Clash overlap (Å)
2:D:194:PHE:CE2	2:D:245:ILE:HD12	2.55	0.41
2:D:953:MET:SD	2:D:966:GLU:HG3	2.60	0.41
4:H:25:ILE:HD11	4:H:36:PRO:HG2	2.02	0.41
2:B:379:TYR:CE2	2:B:381:SER:HB2	2.56	0.41
2:D:57:THR:C	2:D:59:ASP:H	2.23	0.41
1:A:136:PRO:HD2	1:A:462:ASN:ND2	2.35	0.41
1:C:73:MET:HE2	1:C:455:PRO:HG3	2.02	0.41
2:D:832:ARG:HD2	2:D:967:TYR:CE2	2.55	0.41
1:C:63:GLU:O	1:C:65:THR:HG23	2.20	0.41
2:D:390:LEU:HA	2:D:390:LEU:HD12	1.77	0.41
2:D:469:VAL:HG23	2:D:472:PHE:HB2	2.03	0.41
4:H:17:LEU:CD1	4:H:40:ALA:HB2	2.50	0.41
1:A:171:PHE:CZ	1:A:221:VAL:HG22	2.48	0.41
2:B:334:LEU:CD1	2:B:343:ILE:HD13	2.51	0.41
2:B:37:GLU:O	2:B:37:GLU:HG3	2.20	0.41
2:B:816:SER:N	2:B:913:GLY:O	2.44	0.41
2:B:58:SER:HB3	2:B:254:ARG:NH1	2.36	0.40
2:B:51:LYS:O	2:B:54:GLU:HG2	2.20	0.40
2:B:654:MET:HB2	2:B:663:PHE:CE1	2.56	0.40
2:D:706:ILE:HD12	2:D:722:TRP:CE3	2.56	0.40
2:D:874:ASN:OD1	2:D:875:THR:N	2.55	0.40
4:G:25:ILE:O	4:G:85:VAL:HA	2.20	0.40
1:A:459:ARG:HD3	1:A:459:ARG:HH11	1.75	0.40
2:B:229:TYR:HB3	2:B:353:PHE:CE1	2.56	0.40
2:B:71:VAL:HG12	2:B:73:ILE:HG13	2.03	0.40
1:C:92:LEU:CD2	1:C:101:ARG:HE	2.35	0.40
4:G:30:GLY:H	4:G:59:VAL:HG12	1.85	0.40
4:H:17:LEU:HD12	4:H:40:ALA:HB2	2.04	0.40
1:A:371:ALA:C	1:A:373:ALA:H	2.24	0.40
1:C:124:TYR:CD1	1:C:125:SER:N	2.90	0.40
2:D:305:ALA:HB1	2:D:392:TYR:CE1	2.56	0.40
4:G:79:LYS:HB3	4:G:79:LYS:HE3	2.00	0.40
4:H:26:VAL:HG22	4:H:86:TYR:CD2	2.56	0.40
2:B:356:PRO:HG2	2:B:424:TYR:CZ	2.56	0.40
2:B:589:ALA:HA	2:B:649:GLU:O	2.21	0.40
2:B:635:LEU:HD12	2:B:636:GLY:N	2.37	0.40
1:C:368:LEU:HD23	1:C:368:LEU:HA	1.81	0.40
2:D:886:TYR:HH	2:D:892:SER:HG	1.61	0.40
1:A:311:ILE:O	1:A:315:LYS:HB2	2.22	0.40
2:B:73:ILE:HA	2:B:85:SER:O	2.21	0.40
2:B:823:ILE:HG23	2:B:905:VAL:HG22	2.03	0.40

There are no symmetry-related clashes.

## 5.3 Torsion angles [i](#)

### 5.3.1 Protein backbone [i](#)

There are no protein backbone outliers to report in this entry.

### 5.3.2 Protein sidechains [i](#)

There are no protein residues with a non-rotameric sidechain to report in this entry.

### 5.3.3 RNA [i](#)

There are no RNA molecules in this entry.

## 5.4 Non-standard residues in protein, DNA, RNA chains [i](#)

There are no non-standard protein/DNA/RNA residues in this entry.

## 5.5 Carbohydrates [i](#)

There are no carbohydrates in this entry.

## 5.6 Ligand geometry [i](#)

Of 8 ligands modelled in this entry, 8 are monoatomic - leaving 0 for Mogul analysis.

There are no bond length outliers.

There are no bond angle outliers.

There are no chirality outliers.

There are no torsion outliers.

There are no ring outliers.

No monomer is involved in short contacts.

## 5.7 Other polymers [i](#)

There are no such residues in this entry.

## 5.8 Polymer linkage issues ⓘ

There are no chain breaks in this entry.

## 6 Fit of model and data ⓘ

### 6.1 Protein, DNA and RNA chains ⓘ

In the following table, the column labelled ‘#RSRZ> 2’ contains the number (and percentage) of RSRZ outliers, followed by percent RSRZ outliers for the chain as percentile scores relative to all X-ray entries and entries of similar resolution. The OWAB column contains the minimum, median, 95<sup>th</sup> percentile and maximum values of the occupancy-weighted average B-factor per residue. The column labelled ‘Q< 0.9’ lists the number of (and percentage) of residues with an average occupancy less than 0.9.

Mol	Chain	Analysed	<RSRZ>	#RSRZ>2	OWAB(Å <sup>2</sup> )	Q<0.9
1	A	480/480 (100%)	-0.25	1 (0%) 95 95	52, 70, 91, 112	0
1	C	480/480 (100%)	-0.21	3 (0%) 89 89	56, 72, 93, 120	0
2	B	943/984 (95%)	-0.07	17 (1%) 68 67	55, 75, 109, 147	0
2	D	943/984 (95%)	0.01	13 (1%) 75 74	55, 74, 106, 146	0
3	E	145/148 (97%)	0.24	7 (4%) 30 31	76, 87, 103, 126	0
3	F	145/148 (97%)	0.34	12 (8%) 11 13	80, 99, 126, 151	0
4	G	84/212 (39%)	1.13	18 (21%) 0 1	84, 126, 152, 174	0
4	H	89/212 (41%)	0.70	8 (8%) 9 11	66, 93, 123, 179	0
5	I	10/10 (100%)	1.70	2 (20%) 1 1	53, 62, 75, 78	0
5	P	10/10 (100%)	1.40	2 (20%) 1 1	63, 68, 82, 93	0
All	All	3329/3668 (90%)	-0.00	83 (2%) 57 55	52, 75, 111, 179	0

All (83) RSRZ outliers are listed below:

Mol	Chain	Res	Type	RSRZ
3	F	25	ALA	4.4
4	G	82	THR	4.3
4	H	88	ALA	3.9
4	G	84	THR	3.6
2	B	532	GLY	3.6
3	F	133	TYR	3.6
4	G	26	VAL	3.5
5	P	1	GLY	3.3
4	G	28	GLU	3.3
2	B	530	PHE	3.2
5	I	8	GLY	3.2
4	G	70	ALA	3.1
2	D	398	PHE	3.1

*Continued on next page...*

*Continued from previous page...*

Mol	Chain	Res	Type	RSRZ
2	B	534	TRP	3.0
2	D	538	LEU	2.9
4	G	17	LEU	2.9
2	D	173	LYS	2.9
5	I	1	GLY	2.9
2	D	560	PHE	2.8
2	D	920	TRP	2.8
2	B	476	ALA	2.7
5	P	8	GLY	2.7
3	F	123	GLN	2.7
2	B	866	GLY	2.7
2	B	869	VAL	2.7
3	F	36	PHE	2.7
4	G	27	LEU	2.7
2	B	474	ILE	2.7
2	D	870	THR	2.7
2	D	532	GLY	2.7
3	F	131	LEU	2.6
2	B	472	PHE	2.6
3	E	35	PRO	2.6
3	F	24	ASN	2.6
2	B	537	MET	2.6
3	E	32	VAL	2.6
3	F	38	ALA	2.6
4	H	67	LEU	2.6
2	B	397	TYR	2.5
2	B	978	PHE	2.5
1	C	366	THR	2.4
4	G	55	GLY	2.4
4	G	81	PHE	2.4
4	G	71	ALA	2.4
4	G	40	ALA	2.4
4	G	60	ASN	2.3
3	F	124	PHE	2.3
2	D	923	LYS	2.3
3	E	25	ALA	2.3
2	B	864	VAL	2.3
3	F	32	VAL	2.3
2	D	231	ASN	2.3
4	H	85	VAL	2.3
1	A	162	SER	2.3
3	E	120	TYR	2.2

*Continued on next page...*



*Continued from previous page...*

Mol	Chain	Res	Type	RSRZ
4	G	86	TYR	2.2
4	G	24	LYS	2.2
4	G	72	TYR	2.2
2	B	396	LYS	2.2
3	E	38	ALA	2.2
2	B	865	ASN	2.2
4	H	47	ILE	2.2
3	E	36	PHE	2.2
4	H	89	ASP	2.2
4	G	80	THR	2.2
4	H	43	ASN	2.2
2	D	534	TRP	2.1
4	G	68	VAL	2.1
4	G	66	ASN	2.1
4	H	40	ALA	2.1
3	F	128	GLU	2.1
2	D	717	SER	2.1
4	H	64	ILE	2.1
3	F	23	VAL	2.1
2	B	667	TYR	2.1
2	D	171	LYS	2.1
1	C	369	GLU	2.1
3	F	134	LYS	2.1
1	C	372	CYS	2.0
2	B	538	LEU	2.0
3	E	26	PHE	2.0
2	D	774	GLN	2.0
2	B	980	LEU	2.0

## 6.2 Non-standard residues in protein, DNA, RNA chains [i](#)

There are no non-standard protein/DNA/RNA residues in this entry.

## 6.3 Carbohydrates [i](#)

There are no carbohydrates in this entry.

## 6.4 Ligands [i](#)

In the following table, the Atoms column lists the number of modelled atoms in the group and the number defined in the chemical component dictionary. The B-factors column lists the minimum,

median, 95<sup>th</sup> percentile and maximum values of B factors of atoms in the group. The column labelled 'Q< 0.9' lists the number of atoms with occupancy less than 0.9.

Mol	Type	Chain	Res	Atoms	RSCC	RSR	B-factors( $\text{\AA}^2$ )	Q<0.9
7	NA	B	1986	1/1	0.84	0.40	27,27,27,27	0
7	NA	C	1481	1/1	0.91	0.16	44,44,44,44	0
7	NA	B	1988	1/1	0.94	0.23	43,43,43,43	0
6	MG	B	1985	1/1	0.96	0.25	23,23,23,23	0
7	NA	B	1987	1/1	0.97	0.13	30,30,30,30	0
6	MG	D	1985	1/1	0.97	0.21	38,38,38,38	0
7	NA	D	1987	1/1	0.97	0.15	34,34,34,34	0
7	NA	D	1986	1/1	0.98	0.21	35,35,35,35	0

## 6.5 Other polymers [i](#)

There are no such residues in this entry.