



Full wwPDB X-ray Structure Validation Report ⓘ

May 25, 2020 – 02:41 am BST

PDB ID : 1FZ9
Title : Methane monooxygenase hydroxylase, form II cocrystallized with iodoethane
Authors : Whittington, D.A.; Rosenzweig, A.C.; Frederick, C.A.; Lippard, S.J.
Deposited on : 2000-10-03
Resolution : 2.30 Å(reported)

This is a Full wwPDB X-ray Structure Validation Report for a publicly released PDB entry.

We welcome your comments at validation@mail.wwpdb.org

A user guide is available at

<https://www.wwpdb.org/validation/2017/XrayValidationReportHelp>

with specific help available everywhere you see the ⓘ symbol.

The following versions of software and data (see [references ⓘ](#)) were used in the production of this report:

MolProbity : 4.02b-467
Mogul : 1.8.5 (274361), CSD as541be (2020)
Xtriage (Phenix) : 1.13
EDS : 2.11
Percentile statistics : 20191225.v01 (using entries in the PDB archive December 25th 2019)
Refmac : 5.8.0158
CCP4 : 7.0.044 (Gargrove)
Ideal geometry (proteins) : Engh & Huber (2001)
Ideal geometry (DNA, RNA) : Parkinson et al. (1996)
Validation Pipeline (wwPDB-VP) : 2.11

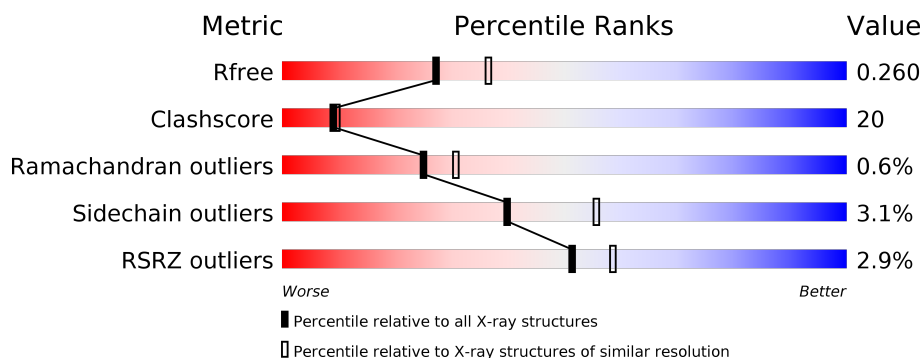
1 Overall quality at a glance

The following experimental techniques were used to determine the structure:

X-RAY DIFFRACTION

The reported resolution of this entry is 2.30 Å.

Percentile scores (ranging between 0-100) for global validation metrics of the entry are shown in the following graphic. The table shows the number of entries on which the scores are based.



Metric	Whole archive (#Entries)	Similar resolution (#Entries, resolution range(Å))
R_{free}	130704	5042 (2.30-2.30)
Clashscore	141614	5643 (2.30-2.30)
Ramachandran outliers	138981	5575 (2.30-2.30)
Sidechain outliers	138945	5575 (2.30-2.30)
RSRZ outliers	127900	4938 (2.30-2.30)

The table below summarises the geometric issues observed across the polymeric chains and their fit to the electron density. The red, orange, yellow and green segments on the lower bar indicate the fraction of residues that contain outliers for ≥ 3 , 2, 1 and 0 types of geometric quality criteria respectively. A grey segment represents the fraction of residues that are not modelled. The numeric value for each fraction is indicated below the corresponding segment, with a dot representing fractions $\leq 5\%$. The upper red bar (where present) indicates the fraction of residues that have poor fit to the electron density. The numeric value is given above the bar.

Mol	Chain	Length	Quality of chain
1	A	527	<div> <div style="width: 100%; height: 10px; background-color: red;"></div> <div style="display: flex; justify-content: space-between; align-items: center;"> <div style="width: 66%; height: 10px; background-color: green;"></div> <div style="width: 29%; height: 10px; background-color: yellow;"></div> <div style="width: 5%; height: 10px; background-color: grey;"></div> </div> <div style="display: flex; justify-content: space-between; align-items: center;"> 66% 29% • • </div> </div>
1	B	527	<div> <div style="width: 100%; height: 10px; background-color: red;"></div> <div style="display: flex; justify-content: space-between; align-items: center;"> <div style="width: 60%; height: 10px; background-color: green;"></div> <div style="width: 35%; height: 10px; background-color: yellow;"></div> <div style="width: 5%; height: 10px; background-color: grey;"></div> </div> <div style="display: flex; justify-content: space-between; align-items: center;"> 60% 35% • • </div> </div>
2	C	389	<div> <div style="width: 100%; height: 10px; background-color: red;"></div> <div style="display: flex; justify-content: space-between; align-items: center;"> <div style="width: 73%; height: 10px; background-color: green;"></div> <div style="width: 25%; height: 10px; background-color: yellow;"></div> <div style="width: 2%; height: 10px; background-color: grey;"></div> </div> <div style="display: flex; justify-content: space-between; align-items: center;"> 73% 25% • </div> </div>
2	D	389	<div> <div style="width: 100%; height: 10px; background-color: red;"></div> <div style="display: flex; justify-content: space-between; align-items: center;"> <div style="width: 53%; height: 10px; background-color: green;"></div> <div style="width: 44%; height: 10px; background-color: yellow;"></div> <div style="width: 3%; height: 10px; background-color: grey;"></div> </div> <div style="display: flex; justify-content: space-between; align-items: center;"> 53% 44% • </div> </div>
3	E	170	<div> <div style="width: 100%; height: 10px; background-color: red;"></div> <div style="display: flex; justify-content: space-between; align-items: center;"> <div style="width: 70%; height: 10px; background-color: green;"></div> <div style="width: 25%; height: 10px; background-color: yellow;"></div> <div style="width: 5%; height: 10px; background-color: grey;"></div> </div> <div style="display: flex; justify-content: space-between; align-items: center;"> 70% 25% • • </div> </div>
3	F	170	<div> <div style="width: 100%; height: 10px; background-color: red;"></div> <div style="display: flex; justify-content: space-between; align-items: center;"> <div style="width: 12%; height: 10px; background-color: red;"></div> <div style="width: 52%; height: 10px; background-color: green;"></div> <div style="width: 46%; height: 10px; background-color: yellow;"></div> <div style="width: 5%; height: 10px; background-color: grey;"></div> </div> <div style="display: flex; justify-content: space-between; align-items: center;"> 12% 52% 46% • • </div> </div>

The following table lists non-polymeric compounds, carbohydrate monomers and non-standard residues in protein, DNA, RNA chains that are outliers for geometric or electron-density-fit criteria:

Mol	Type	Chain	Res	Chirality	Geometry	Clashes	Electron density
6	ETI	A	9003	-	-	X	-
6	ETI	B	9006	-	-	X	-
6	ETI	C	9007	-	-	X	-
6	ETI	D	9001	-	-	X	-

2 Entry composition

There are 7 unique types of molecules in this entry. The entry contains 18313 atoms, of which 0 are hydrogens and 0 are deuteriums.

In the tables below, the ZeroOcc column contains the number of atoms modelled with zero occupancy, the AltConf column contains the number of residues with at least one atom in alternate conformation and the Trace column contains the number of residues modelled with at most 2 atoms.

- Molecule 1 is a protein called METHANE MONOOXYGENASE COMPONENT A, ALPHA CHAIN.

Mol	Chain	Residues	Atoms					ZeroOcc	AltConf	Trace
1	A	511	Total	C	N	O	S	0	0	0
			4185	2677	721	769	18			
1	B	510	Total	C	N	O	S	0	0	0
			4177	2673	719	767	18			

- Molecule 2 is a protein called METHANE MONOOXYGENASE COMPONENT A, BETA CHAIN.

Mol	Chain	Residues	Atoms					ZeroOcc	AltConf	Trace
2	C	388	Total	C	N	O	S	0	0	0
			3189	2051	550	580	8			
2	D	388	Total	C	N	O	S	0	0	0
			3193	2054	551	580	8			

There are 2 discrepancies between the modelled and reference sequences:

Chain	Residue	Modelled	Actual	Comment	Reference
C	370	ARG	ALA	CONFLICT	UNP P18798
D	370	ARG	ALA	CONFLICT	UNP P18798

- Molecule 3 is a protein called METHANE MONOOXYGENASE COMPONENT A, GAMMA CHAIN.

Mol	Chain	Residues	Atoms					ZeroOcc	AltConf	Trace
3	E	167	Total	C	N	O	S	0	0	0
			1375	872	247	251	5			
3	F	168	Total	C	N	O	S	0	0	0
			1386	878	250	253	5			

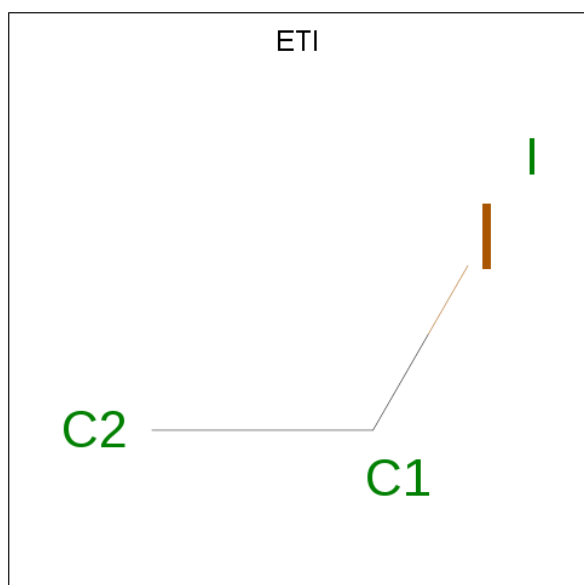
- Molecule 4 is FE (III) ION (three-letter code: FE) (formula: Fe).

Mol	Chain	Residues	Atoms		ZeroOcc	AltConf
4	B	2	Total	Fe	0	0
			2	2		
4	A	2	Total	Fe	0	0
			2	2		

- Molecule 5 is CALCIUM ION (three-letter code: CA) (formula: Ca).

Mol	Chain	Residues	Atoms		ZeroOcc	AltConf
5	A	1	Total	Ca	0	0
			1	1		
5	C	2	Total	Ca	0	0
			2	2		

- Molecule 6 is IODOETHANE (three-letter code: ETI) (formula: C₂H₅I).



Mol	Chain	Residues	Atoms			ZeroOcc	AltConf
6	A	1	Total	C	I	0	0
			3	2	1		
6	A	1	Total	C	I	0	0
			3	2	1		
6	B	1	Total	C	I	0	0
			3	2	1		
6	B	1	Total	C	I	0	0
			3	2	1		
6	C	1	Total	C	I	0	0
			3	2	1		
6	D	1	Total	C	I	0	0
			3	2	1		

Continued on next page...

Continued from previous page...

Mol	Chain	Residues	Atoms			ZeroOcc	AltConf
6	D	1	Total	C	I	0	0
			3	2	1		
6	D	1	Total	C	I	0	0
			3	2	1		


- Molecule 7 is water.

Mol	Chain	Residues	Atoms		ZeroOcc	AltConf
7	A	188	Total	O	0	0
			188	188		
7	B	145	Total	O	0	0
			145	145		
7	C	203	Total	O	0	0
			203	203		
7	D	80	Total	O	0	0
			80	80		
7	E	125	Total	O	0	0
			125	125		
7	F	36	Total	O	0	0
			36	36		

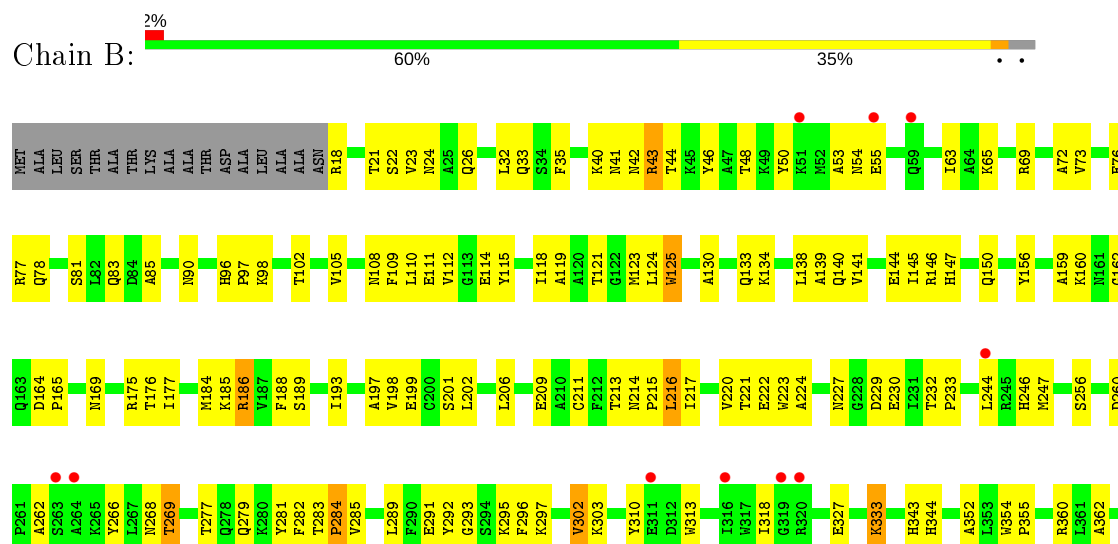
3 Residue-property plots

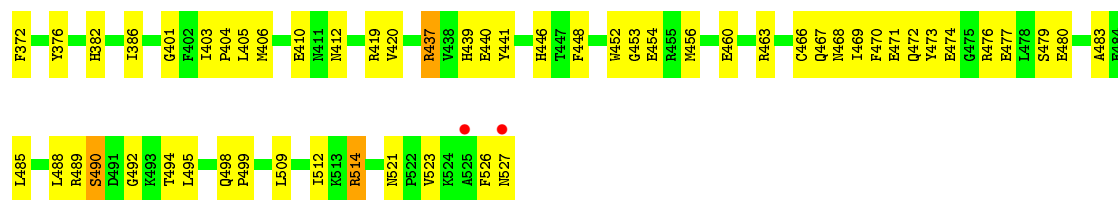
These plots are drawn for all protein, RNA and DNA chains in the entry. The first graphic for a chain summarises the proportions of the various outlier classes displayed in the second graphic. The second graphic shows the sequence view annotated by issues in geometry and electron density. Residues are color-coded according to the number of geometric quality criteria for which they contain at least one outlier: green = 0, yellow = 1, orange = 2 and red = 3 or more. A red dot above a residue indicates a poor fit to the electron density ($RSRZ > 2$). Stretches of 2 or more consecutive residues without any outlier are shown as a green connector. Residues present in the sample, but not in the model, are shown in grey.

• Molecule 1: METHANE MONOOXYGENASE COMPONENT A, ALPHA CHAIN

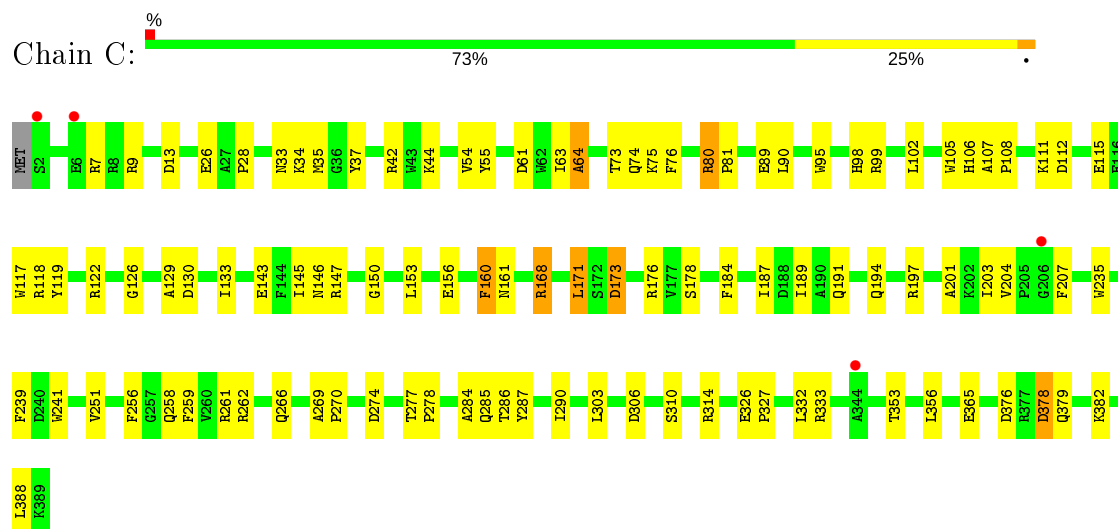


• Molecule 1: METHANE MONOOXYGENASE COMPONENT A, ALPHA CHAIN

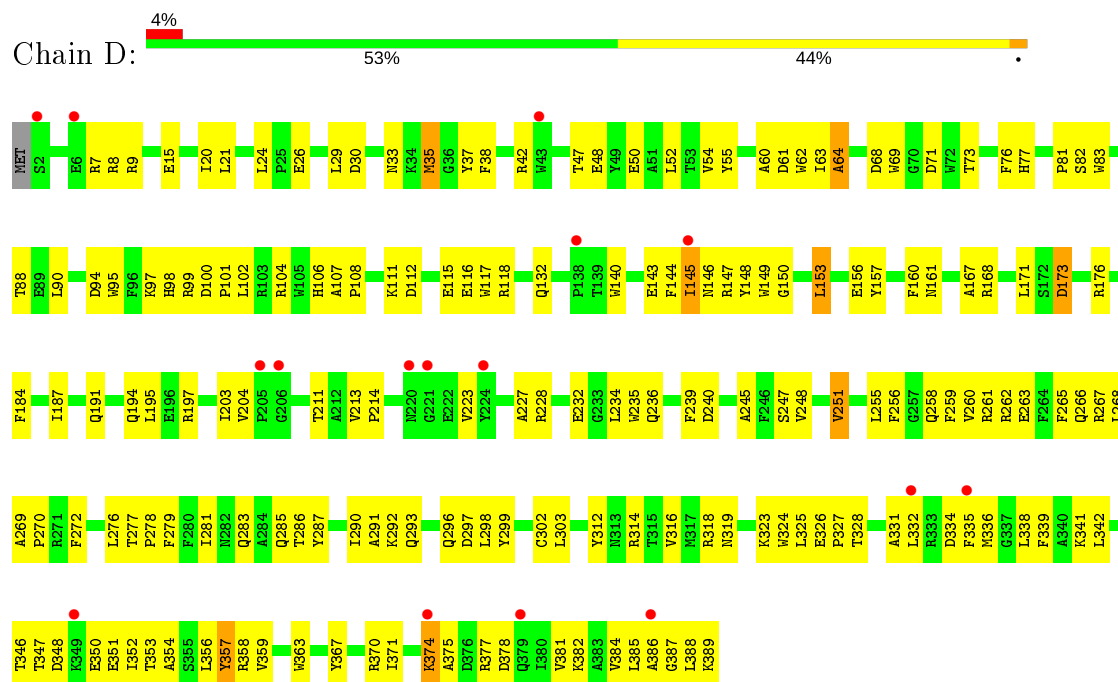




• Molecule 2: METHANE MONOOXYGENASE COMPONENT A, BETA CHAIN

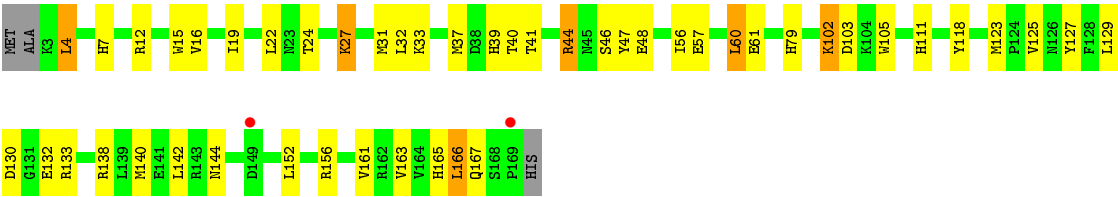


• Molecule 2: METHANE MONOOXYGENASE COMPONENT A, BETA CHAIN

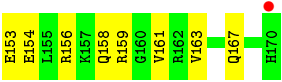
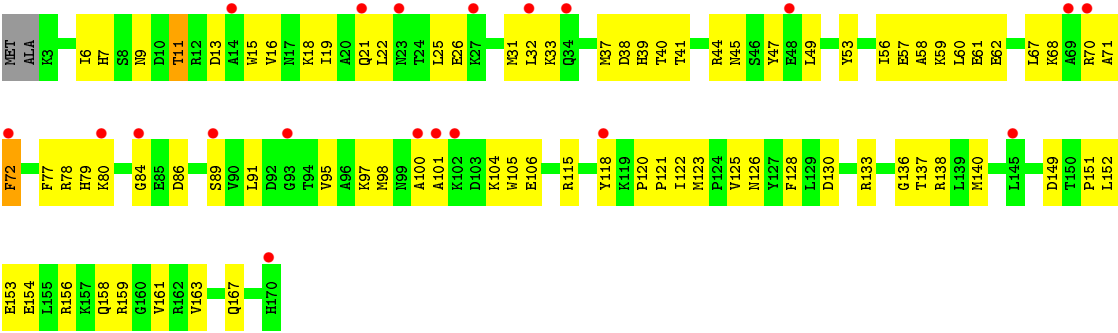


• Molecule 3: METHANE MONOOXYGENASE COMPONENT A, GAMMA CHAIN





● Molecule 3: METHANE MONOOXYGENASE COMPONENT A, GAMMA CHAIN



4 Data and refinement statistics

Property	Value	Source
Space group	P 21 21 21	Depositor
Cell constants a, b, c, α , β , γ	71.22Å 172.22Å 221.19Å 90.00° 90.00° 90.00°	Depositor
Resolution (Å)	30.00 – 2.30 19.96 – 2.18	Depositor EDS
% Data completeness (in resolution range)	75.7 (30.00-2.30) 73.3 (19.96-2.18)	Depositor EDS
R_{merge}	0.08	Depositor
R_{sym}	(Not available)	Depositor
$\langle I/\sigma(I) \rangle$ ¹	2.13 (at 2.19Å)	Xtriage
Refinement program	CNS	Depositor
R, R_{free}	0.206 , 0.260 0.203 , 0.260	Depositor DCC
R_{free} test set	4217 reflections (3.46%)	wwPDB-VP
Wilson B-factor (Å ²)	32.8	Xtriage
Anisotropy	0.292	Xtriage
Bulk solvent k_{sol} (e/Å ³), B_{sol} (Å ²)	0.35 , 51.2	EDS
L-test for twinning ²	$\langle L \rangle = 0.49$, $\langle L^2 \rangle = 0.32$	Xtriage
Estimated twinning fraction	No twinning to report.	Xtriage
F_o, F_c correlation	0.94	EDS
Total number of atoms	18313	wwPDB-VP
Average B, all atoms (Å ²)	43.0	wwPDB-VP

Xtriage's analysis on translational NCS is as follows: *The largest off-origin peak in the Patterson function is 2.64% of the height of the origin peak. No significant pseudotranslation is detected.*

¹Intensities estimated from amplitudes.

²Theoretical values of $\langle |L| \rangle$, $\langle L^2 \rangle$ for acentric reflections are 0.5, 0.333 respectively for untwinned datasets, and 0.375, 0.2 for perfectly twinned datasets.

5 Model quality [i](#)

5.1 Standard geometry [i](#)

Bond lengths and bond angles in the following residue types are not validated in this section: CA, ETI, FE

The Z score for a bond length (or angle) is the number of standard deviations the observed value is removed from the expected value. A bond length (or angle) with $|Z| > 5$ is considered an outlier worth inspection. RMSZ is the root-mean-square of all Z scores of the bond lengths (or angles).

Mol	Chain	Bond lengths		Bond angles	
		RMSZ	# Z >5	RMSZ	# Z >5
1	A	0.36	0/4310	0.58	0/5853
1	B	0.36	0/4302	0.58	0/5842
2	C	0.40	0/3285	0.59	0/4460
2	D	0.35	0/3289	0.56	0/4464
3	E	0.36	0/1404	0.59	0/1892
3	F	0.33	0/1416	0.55	0/1907
All	All	0.36	0/18006	0.58	0/24418

There are no bond length outliers.

There are no bond angle outliers.

There are no chirality outliers.

There are no planarity outliers.

5.2 Too-close contacts [i](#)

In the following table, the Non-H and H(model) columns list the number of non-hydrogen atoms and hydrogen atoms in the chain respectively. The H(added) column lists the number of hydrogen atoms added and optimized by MolProbity. The Clashes column lists the number of clashes within the asymmetric unit, whereas Symm-Clashes lists symmetry related clashes.

Mol	Chain	Non-H	H(model)	H(added)	Clashes	Symm-Clashes
1	A	4185	0	3981	174	0
1	B	4177	0	3975	182	0
2	C	3189	0	3031	86	0
2	D	3193	0	3042	196	0
3	E	1375	0	1370	43	0
3	F	1386	0	1377	79	0
4	A	2	0	0	0	0

Continued on next page...

Continued from previous page...

Mol	Chain	Non-H	H(model)	H(added)	Clashes	Symm-Clashes
4	B	2	0	0	0	0
5	A	1	0	0	0	0
5	C	2	0	0	0	0
6	A	6	0	10	2	0
6	B	6	0	10	2	0
6	C	3	0	5	2	0
6	D	9	0	15	15	0
7	A	188	0	0	11	0
7	B	145	0	0	7	0
7	C	203	0	0	3	0
7	D	80	0	0	6	0
7	E	125	0	0	5	0
7	F	36	0	0	5	0
All	All	18313	0	16816	689	0

The all-atom clashscore is defined as the number of clashes found per 1000 atoms (including hydrogen atoms). The all-atom clashscore for this structure is 20.

All (689) close contacts within the same asymmetric unit are listed below, sorted by their clash magnitude.

Atom-1	Atom-2	Interatomic distance (Å)	Clash overlap (Å)
1:A:78:GLN:HE22	1:A:150:GLN:HE21	1.07	0.98
1:B:44:THR:HG22	1:B:46:TYR:H	1.32	0.94
1:A:268:ASN:HD21	1:A:327:GLU:H	1.09	0.94
1:B:78:GLN:HE22	1:B:150:GLN:HE21	1.13	0.93
1:A:352:ALA:HA	1:A:404:PRO:HB2	1.55	0.89
2:D:258:GLN:HE21	2:D:261:ARG:HH21	1.21	0.88
1:A:184:MET:HE2	1:A:188:PHE:HB2	1.59	0.85
1:A:155:ASN:HD22	1:A:168:HIS:HD2	1.23	0.85
1:A:78:GLN:NE2	1:A:150:GLN:HE21	1.75	0.85
1:B:42:ASN:HA	2:D:236:GLN:HE21	1.43	0.84
1:A:209:GLU:HA	1:A:213:THR:HB	1.60	0.83
2:C:258:GLN:HE21	2:C:261:ARG:HH21	1.23	0.83
2:D:194:GLN:HE22	2:D:197:ARG:HH11	1.25	0.83
1:A:44:THR:HG22	1:A:46:TYR:H	1.42	0.83
2:D:347:THR:HG23	2:D:351:GLU:OE1	1.79	0.82
1:A:403:ILE:HD13	1:A:515:LEU:HD11	1.60	0.82
2:D:107:ALA:HB3	2:D:108:PRO:HD3	1.62	0.82
1:B:352:ALA:HA	1:B:404:PRO:HB2	1.62	0.81
3:F:68:LYS:O	3:F:72:PHE:HB2	1.81	0.81
2:D:287:TYR:CE2	6:D:9001:ETI:H12	2.17	0.80

Continued on next page...

Continued from previous page...

Atom-1	Atom-2	Interatomic distance (Å)	Clash overlap (Å)
1:A:381:ASP:HA	1:A:385:LYS:HE2	1.62	0.80
2:D:314:ARG:HG2	2:D:318:ARG:HH12	1.44	0.79
2:C:7:ARG:HH21	2:C:9:ARG:HH21	1.30	0.79
1:B:333:LYS:H	1:B:333:LYS:HD2	1.48	0.79
1:A:214:ASN:HB3	1:A:215:PRO:HD3	1.65	0.79
3:F:32:LEU:HD12	3:F:60:LEU:HD23	1.64	0.78
2:D:102:LEU:CD1	2:D:290:ILE:HG23	2.14	0.77
3:F:32:LEU:HD23	3:F:122:ILE:HD13	1.65	0.77
2:D:258:GLN:NE2	2:D:261:ARG:HH21	1.83	0.77
1:B:489:ARG:HD2	1:B:495:LEU:O	1.85	0.77
2:D:314:ARG:HG2	2:D:318:ARG:NH1	2.00	0.76
1:A:268:ASN:ND2	1:A:327:GLU:H	1.83	0.76
1:A:435:THR:CG2	1:A:437:ARG:HE	1.97	0.76
2:C:261:ARG:HE	2:C:285:GLN:HE22	1.31	0.76
2:D:102:LEU:HD13	2:D:290:ILE:HG23	1.69	0.75
2:C:102:LEU:CD1	2:C:290:ILE:HG23	2.17	0.75
2:D:90:LEU:HD13	2:D:303:LEU:HD13	1.67	0.75
2:D:100:ASP:OD1	2:D:104:ARG:HD3	1.87	0.74
2:D:283:GLN:HA	6:D:9001:ETI:H11	1.69	0.74
2:D:116:GLU:CG	6:D:9001:ETI:H23	2.16	0.74
3:F:25:LEU:HD22	3:F:68:LYS:HA	1.69	0.74
1:B:268:ASN:HD21	1:B:327:GLU:H	1.32	0.74
1:A:26:GLN:HG3	7:A:9157:HOH:O	1.88	0.73
1:A:49:LYS:HD3	3:E:144:ASN:HD22	1.52	0.73
2:D:356:LEU:HD21	2:D:384:VAL:HG23	1.69	0.73
1:B:209:GLU:HA	1:B:213:THR:HB	1.71	0.73
2:D:292:LYS:O	2:D:296:GLN:HG3	1.89	0.72
3:F:41:THR:O	3:F:44:ARG:HD2	1.90	0.72
2:D:258:GLN:HE21	2:D:261:ARG:NH2	1.88	0.72
3:E:133:ARG:HB3	3:E:133:ARG:HH11	1.55	0.72
1:A:292:TYR:OH	1:A:344:HIS:HD2	1.73	0.71
2:D:256:PHE:HA	2:D:332:LEU:HD21	1.73	0.71
1:B:495:LEU:HD11	1:B:512:ILE:HG13	1.70	0.71
2:D:148:TYR:HE2	2:D:223:VAL:HG21	1.55	0.71
1:A:155:ASN:HD22	1:A:168:HIS:CD2	2.08	0.71
1:A:243:GLU:O	1:A:247:MET:HG2	1.91	0.71
3:F:78:ARG:HG3	3:F:79:HIS:CE1	2.26	0.70
2:C:76:PHE:HZ	2:C:168:ARG:HH12	1.40	0.70
2:C:102:LEU:HD12	2:C:290:ILE:HG23	1.74	0.70
1:A:406:MET:O	1:A:410:GLU:HG3	1.92	0.70
2:D:261:ARG:HE	2:D:285:GLN:HE22	1.38	0.70

Continued on next page...

Continued from previous page...

Atom-1	Atom-2	Interatomic distance (Å)	Clash overlap (Å)
3:F:58:ALA:O	3:F:62:GLU:HG3	1.92	0.70
2:D:194:GLN:HE22	2:D:197:ARG:NH1	1.90	0.70
2:D:228:ARG:O	2:D:232:GLU:HG3	1.92	0.70
2:C:44:LYS:HG3	7:C:9154:HOH:O	1.91	0.69
2:D:111:LYS:O	2:D:115:GLU:HG3	1.93	0.69
2:C:194:GLN:HE22	2:C:197:ARG:HH11	1.41	0.69
2:D:374:LYS:HE3	2:D:374:LYS:HA	1.73	0.69
1:A:227:ASN:HD21	1:A:296:PHE:H	1.40	0.69
3:F:80:LYS:HE2	3:F:84:GLY:HA2	1.75	0.68
1:A:453:GLY:HA2	1:A:456:MET:CE	2.23	0.68
1:B:43:ARG:HD2	1:B:43:ARG:C	2.14	0.68
3:E:130:ASP:OD1	3:E:133:ARG:NH1	2.27	0.68
1:B:213:THR:O	1:B:217:ILE:HG12	1.94	0.68
3:F:57:GLU:O	3:F:61:GLU:HG3	1.92	0.68
1:A:452:TRP:O	1:A:456:MET:HG3	1.94	0.68
2:C:378:ASP:O	2:C:382:LYS:HG2	1.94	0.68
1:A:310:TYR:CE1	1:A:336:LYS:HD2	2.29	0.68
2:D:213:VAL:HB	2:D:214:PRO:HD3	1.76	0.68
1:B:123:MET:CE	1:B:197:ALA:HA	2.24	0.67
2:D:352:ILE:O	2:D:356:LEU:HB2	1.95	0.67
2:D:148:TYR:CE2	2:D:223:VAL:HG21	2.29	0.67
3:F:67:LEU:HD23	3:F:70:ARG:HH21	1.59	0.67
2:D:266:GLN:HB2	2:D:281:ILE:HG21	1.74	0.67
1:A:492:GLY:O	1:A:493:LYS:HD2	1.94	0.66
1:B:138:LEU:HD22	2:D:160:PHE:CZ	2.29	0.66
1:B:160:LYS:HA	2:D:33:ASN:HB2	1.78	0.66
1:B:53:ALA:HB1	1:B:55:GLU:CG	2.24	0.66
3:E:138:ARG:NH1	3:E:142:LEU:HG	2.10	0.66
1:B:406:MET:O	1:B:410:GLU:HG3	1.94	0.66
1:B:43:ARG:HD2	1:B:43:ARG:O	1.94	0.66
3:F:44:ARG:HD3	3:F:47:TYR:CZ	2.31	0.66
1:A:302:VAL:HG13	1:A:376:TYR:HE2	1.61	0.66
1:A:33:GLN:HA	1:A:131:ALA:HB3	1.77	0.66
2:C:376:ASP:OD1	2:C:379:GLN:HG2	1.95	0.66
1:A:431:LYS:NZ	1:A:431:LYS:HB3	2.11	0.66
3:E:24:THR:HG22	3:E:27:LYS:H	1.59	0.66
2:D:388:LEU:HD12	2:D:389:LYS:H	1.59	0.66
2:D:167:ALA:O	2:D:176:ARG:NH1	2.29	0.66
2:D:286:THR:O	2:D:290:ILE:HG12	1.95	0.66
1:B:160:LYS:HB3	1:B:160:LYS:HZ3	1.61	0.65
1:A:196:ASP:HB2	3:E:140:MET:SD	2.36	0.65

Continued on next page...

Continued from previous page...

Atom-1	Atom-2	Interatomic distance (Å)	Clash overlap (Å)
2:C:107:ALA:HB3	2:C:108:PRO:HD3	1.77	0.65
2:C:259:PHE:CE1	2:C:356:LEU:HD13	2.32	0.65
3:E:41:THR:O	3:E:44:ARG:HD2	1.96	0.65
2:D:312:TYR:O	2:D:316:VAL:HG23	1.97	0.65
2:D:98:HIS:CD2	2:D:99:ARG:N	2.66	0.64
1:B:420:VAL:HG11	1:B:456:MET:CE	2.27	0.64
1:B:477:GLU:OE1	1:B:479:SER:HB3	1.96	0.64
3:F:98:MET:HG3	3:F:138:ARG:HG2	1.78	0.64
1:B:302:VAL:HG22	1:B:376:TYR:CE2	2.33	0.64
2:D:375:ALA:HA	7:D:9029:HOH:O	1.97	0.64
2:C:258:GLN:NE2	2:C:261:ARG:HH21	1.93	0.64
1:A:268:ASN:HD21	1:A:327:GLU:N	1.90	0.64
1:B:43:ARG:HG2	7:B:9120:HOH:O	1.97	0.64
1:A:439:HIS:HB3	3:E:161:VAL:CG2	2.28	0.64
1:A:420:VAL:HG11	1:A:456:MET:HE3	1.78	0.63
1:B:53:ALA:HB1	1:B:55:GLU:HG2	1.80	0.63
3:F:154:GLU:HG2	3:F:158:GLN:HE21	1.64	0.63
1:A:439:HIS:HB3	3:E:161:VAL:HG21	1.81	0.63
1:A:521:ASN:OD1	1:A:523:VAL:HG12	1.98	0.63
1:B:193:ILE:HD11	2:D:82:SER:HB3	1.80	0.63
2:D:336:MET:HB3	2:D:388:LEU:HA	1.81	0.63
3:E:12:ARG:O	3:E:16:VAL:HG23	1.98	0.63
1:B:48:THR:O	3:F:137:THR:HG23	1.99	0.63
1:A:439:HIS:HE1	1:A:454:GLU:OE1	1.81	0.63
1:B:333:LYS:H	1:B:333:LYS:CD	2.12	0.63
3:F:22:LEU:HD11	3:F:31:MET:HE2	1.80	0.63
2:D:338:LEU:HD12	2:D:341:LYS:HG3	1.81	0.62
3:F:18:LYS:O	3:F:21:GLN:HG2	1.99	0.62
1:A:54:ASN:N	1:A:54:ASN:HD22	1.97	0.62
1:A:109:PHE:O	1:A:112:VAL:HG12	2.00	0.62
2:D:370:ARG:HG3	2:D:370:ARG:HH11	1.65	0.62
1:B:78:GLN:NE2	1:B:150:GLN:HE21	1.90	0.62
2:D:324:TRP:O	2:D:327:PRO:HD2	1.99	0.62
1:A:206:LEU:HD11	1:A:254:VAL:HG21	1.82	0.61
1:A:338:ASP:OD1	1:A:433:ALA:HB2	2.00	0.61
3:F:9:ASN:OD1	3:F:11:THR:HG23	2.00	0.61
1:A:453:GLY:HA2	1:A:456:MET:HE2	1.81	0.61
3:F:138:ARG:HD3	7:F:409:HOH:O	1.99	0.61
1:A:77:ARG:HH12	1:B:83:GLN:HB3	1.65	0.61
2:D:98:HIS:HD2	2:D:297:ASP:OD1	1.84	0.61
1:A:248:ALA:O	1:A:252:GLN:HB2	2.01	0.60

Continued on next page...

Continued from previous page...

Atom-1	Atom-2	Interatomic distance (Å)	Clash overlap (Å)
1:B:123:MET:HE3	1:B:197:ALA:HA	1.82	0.60
1:A:206:LEU:HD11	1:A:254:VAL:CG2	2.31	0.60
1:A:75:ASP:OD2	1:A:146:ARG:NH1	2.34	0.60
1:B:401:GLY:H	1:B:514:ARG:HH22	1.48	0.60
2:D:261:ARG:HE	2:D:285:GLN:NE2	1.99	0.60
3:F:61:GLU:HB3	3:F:121:PRO:HD3	1.82	0.60
1:A:227:ASN:HD21	1:A:295:LYS:H	1.50	0.60
1:B:477:GLU:O	1:B:480:GLU:HG2	1.99	0.60
1:B:420:VAL:HG11	1:B:456:MET:HE3	1.83	0.60
2:D:326:GLU:HB3	2:D:327:PRO:HD3	1.83	0.60
2:D:116:GLU:HB3	6:D:9001:ETI:H23	1.84	0.60
1:B:227:ASN:HD21	1:B:296:PHE:H	1.48	0.60
1:B:360:ARG:HG2	1:B:498:GLN:HB2	1.82	0.60
1:A:435:THR:HG21	1:A:437:ARG:HE	1.66	0.60
1:B:108:ASN:HD21	1:B:175:ARG:HH11	1.48	0.59
3:E:39:HIS:HD2	7:E:205:HOH:O	1.85	0.59
3:E:15:TRP:O	3:E:19:ILE:HG13	2.02	0.59
3:E:22:LEU:HD11	3:E:31:MET:SD	2.43	0.59
1:B:124:LEU:HD21	1:B:201:SER:HB2	1.85	0.59
3:F:22:LEU:HD11	3:F:31:MET:CE	2.32	0.59
3:E:133:ARG:NH1	3:E:133:ARG:HB3	2.18	0.59
1:B:268:ASN:ND2	1:B:327:GLU:H	1.99	0.59
2:D:102:LEU:HB2	2:D:104:ARG:HD2	1.84	0.59
2:D:213:VAL:HG23	7:D:9053:HOH:O	2.03	0.59
2:D:116:GLU:HG2	6:D:9001:ETI:H23	1.84	0.59
2:D:356:LEU:HD21	2:D:384:VAL:CG2	2.34	0.58
2:D:153:LEU:C	2:D:153:LEU:HD23	2.24	0.58
1:B:495:LEU:HD11	1:B:512:ILE:CG1	2.33	0.58
2:D:144:PHE:CE2	2:D:342:LEU:HD23	2.37	0.58
3:F:122:ILE:HG22	3:F:123:MET:N	2.19	0.58
1:A:118:ILE:HD13	1:A:145:ILE:HG12	1.85	0.58
6:C:9007:ETI:H22	2:D:290:ILE:HD11	1.85	0.58
2:C:256:PHE:HA	2:C:332:LEU:HD21	1.84	0.58
1:A:186:ARG:HA	2:C:73:THR:OG1	2.03	0.58
2:D:156:GLU:OE2	2:D:156:GLU:HA	2.03	0.58
1:B:115:TYR:OH	2:D:173:ASP:HA	2.04	0.58
2:D:378:ASP:O	2:D:382:LYS:HG2	2.04	0.58
1:B:140:GLN:HG3	1:B:246:HIS:CD2	2.39	0.58
2:D:283:GLN:CA	6:D:9001:ETI:H11	2.34	0.58
1:B:159:ALA:O	2:D:33:ASN:HB2	2.03	0.57
2:C:269:ALA:HB3	2:C:270:PRO:HD3	1.85	0.57

Continued on next page...

Continued from previous page...

Atom-1	Atom-2	Interatomic distance (Å)	Clash overlap (Å)
1:A:44:THR:O	3:E:133:ARG:HD2	2.04	0.57
1:A:312:ASP:O	1:A:316:ILE:HB	2.04	0.57
1:B:446:HIS:HB3	1:B:448:PHE:CZ	2.39	0.57
2:C:54:VAL:HG12	2:C:55:TYR:CD2	2.40	0.57
2:D:140:TRP:NE1	2:D:145:ILE:HD13	2.19	0.57
2:D:354:ALA:O	2:D:358:ARG:HG3	2.03	0.57
1:B:184:MET:HE2	1:B:188:PHE:HB2	1.86	0.57
1:A:310:TYR:CZ	1:A:336:LYS:HD2	2.40	0.57
1:A:471:GLU:HB3	7:E:272:HOH:O	2.04	0.57
3:F:15:TRP:O	3:F:19:ILE:HG13	2.05	0.57
1:B:186:ARG:HH22	1:B:456:MET:HE3	1.69	0.57
1:B:24:ASN:HD21	1:B:26:GLN:HB3	1.70	0.57
1:B:211:CYS:HB2	1:B:313:TRP:CD1	2.40	0.57
1:B:469:ILE:HG13	1:B:473:TYR:CE1	2.40	0.57
2:D:262:ARG:HA	2:D:266:GLN:HB3	1.87	0.57
2:D:324:TRP:C	2:D:327:PRO:HD2	2.26	0.56
2:C:145:ILE:HD11	2:C:274:ASP:OD2	2.04	0.56
1:A:227:ASN:ND2	1:A:295:LYS:H	2.03	0.56
1:B:354:TRP:CG	1:B:355:PRO:HD3	2.41	0.56
2:D:187:ILE:O	2:D:191:GLN:HG3	2.06	0.56
1:B:169:ASN:HA	2:D:35:MET:HA	1.86	0.56
2:D:283:GLN:HG2	6:D:9001:ETI:C2	2.35	0.56
1:A:51:LYS:HD2	7:A:9184:HOH:O	2.06	0.56
1:B:105:VAL:O	1:B:109:PHE:HB2	2.06	0.56
2:D:211:THR:O	2:D:214:PRO:HD2	2.06	0.56
2:D:287:TYR:HE2	6:D:9001:ETI:H12	1.69	0.56
2:D:116:GLU:CB	6:D:9001:ETI:H23	2.36	0.56
1:B:123:MET:SD	2:D:168:ARG:NH1	2.79	0.56
3:F:98:MET:SD	3:F:138:ARG:HG2	2.45	0.56
1:A:144:GLU:HA	1:A:144:GLU:OE2	2.06	0.55
1:B:490:SER:HB2	7:B:9133:HOH:O	2.06	0.55
2:C:105:TRP:O	2:C:108:PRO:HD2	2.06	0.55
2:C:143:GLU:O	2:C:147:ARG:HB3	2.05	0.55
2:C:258:GLN:HE21	2:C:261:ARG:NH2	2.01	0.55
2:D:203:ILE:HG13	2:D:204:VAL:HG23	1.89	0.55
2:C:189:ILE:HD11	2:C:287:TYR:CD1	2.42	0.55
2:C:54:VAL:O	2:C:55:TYR:HB2	2.07	0.55
2:D:47:THR:OG1	2:D:50:GLU:HG3	2.05	0.55
2:D:283:GLN:CB	6:D:9001:ETI:H11	2.37	0.55
1:A:163:GLN:HG2	7:A:9103:HOH:O	2.05	0.55
1:A:163:GLN:O	2:C:28:PRO:HA	2.07	0.55

Continued on next page...

Continued from previous page...

Atom-1	Atom-2	Interatomic distance (Å)	Clash overlap (Å)
1:A:381:ASP:O	1:A:385:LYS:HD2	2.06	0.55
1:B:344:HIS:HE1	1:B:376:TYR:CD2	2.23	0.55
2:C:98:HIS:HE1	2:C:178:SER:OG	1.89	0.55
1:A:382:HIS:O	1:A:386:ILE:HG13	2.06	0.55
3:F:15:TRP:CD1	3:F:56:ILE:HD13	2.41	0.55
3:F:80:LYS:CE	3:F:84:GLY:HA2	2.35	0.55
1:B:160:LYS:NZ	1:B:160:LYS:HB3	2.21	0.55
2:D:194:GLN:HA	2:D:194:GLN:NE2	2.21	0.55
1:A:108:ASN:HD21	1:A:175:ARG:HH11	1.55	0.55
2:C:75:LYS:HB3	2:C:80:ARG:O	2.07	0.55
3:E:165:HIS:CE1	3:E:167:GLN:HB2	2.41	0.55
3:F:152:LEU:O	3:F:156:ARG:HG3	2.06	0.55
3:F:38:ASP:HA	3:F:45:ASN:HB2	1.89	0.54
1:A:302:VAL:HG13	1:A:376:TYR:CE2	2.41	0.54
1:A:435:THR:HG23	1:A:437:ARG:HE	1.70	0.54
2:C:333:ARG:HD2	7:C:9016:HOH:O	2.06	0.54
1:A:453:GLY:HA2	1:A:456:MET:HE3	1.89	0.54
1:B:227:ASN:HD21	1:B:295:LYS:H	1.53	0.54
1:A:44:THR:HG21	7:A:9041:HOH:O	2.07	0.54
1:B:292:TYR:OH	1:B:344:HIS:HD2	1.91	0.54
1:B:224:ALA:HB1	1:B:229:ASP:HB3	1.90	0.54
1:B:198:VAL:O	1:B:202:LEU:HG	2.08	0.54
2:D:140:TRP:CZ2	2:D:269:ALA:HA	2.42	0.54
2:D:98:HIS:HD2	2:D:99:ARG:H	1.54	0.54
2:C:171:LEU:HD22	2:C:241:TRP:HZ2	1.72	0.54
1:A:476:ARG:HD3	3:E:4:LEU:HD22	1.89	0.54
3:E:57:GLU:O	3:E:61:GLU:HG3	2.08	0.54
1:B:472:GLN:OE1	3:F:6:ILE:HG23	2.07	0.54
1:B:289:LEU:CD2	6:B:9006:ETI:H12	2.38	0.54
2:D:247:SER:O	2:D:251:VAL:HB	2.08	0.54
1:A:227:ASN:ND2	1:A:296:PHE:H	2.06	0.54
1:B:468:ASN:OD1	1:B:471:GLU:HG3	2.08	0.54
2:D:281:ILE:O	2:D:285:GLN:HG2	2.08	0.54
1:B:419:ARG:HA	7:B:9069:HOH:O	2.08	0.53
1:A:138:LEU:HD22	2:C:160:PHE:CZ	2.43	0.53
1:A:361:LEU:CD2	6:A:9003:ETI:H12	2.38	0.53
3:E:24:THR:HG23	7:E:244:HOH:O	2.08	0.53
1:B:216:LEU:O	1:B:220:VAL:HG23	2.08	0.53
1:B:164:ASP:OD1	1:B:489:ARG:NH2	2.41	0.53
1:B:108:ASN:O	1:B:111:GLU:HB3	2.08	0.53
1:B:437:ARG:N	1:B:437:ARG:HD2	2.23	0.53

Continued on next page...

Continued from previous page...

Atom-1	Atom-2	Interatomic distance (Å)	Clash overlap (Å)
2:D:76:PHE:HZ	2:D:168:ARG:HH12	1.55	0.53
1:B:488:LEU:HD13	1:B:492:GLY:O	2.09	0.53
2:D:184:PHE:O	2:D:187:ILE:HG22	2.09	0.53
3:F:91:LEU:O	3:F:95:VAL:HG23	2.09	0.53
1:A:143:ASP:O	1:A:146:ARG:HB3	2.09	0.53
1:A:498:GLN:HG3	1:A:506:LEU:HD22	1.89	0.53
2:D:324:TRP:HA	2:D:327:PRO:HD2	1.91	0.53
3:F:86:ASP:HB3	3:F:89:SER:OG	2.09	0.53
1:A:20:PRO:HG3	2:C:129:ALA:HB2	1.91	0.53
3:E:44:ARG:HD3	3:E:47:TYR:CZ	2.43	0.53
1:A:302:VAL:HG23	1:A:303:LYS:H	1.74	0.53
2:D:145:ILE:O	2:D:149:TRP:HB3	2.09	0.53
1:B:460:GLU:HB3	1:B:463:ARG:HG3	1.91	0.52
1:B:521:ASN:OD1	1:B:523:VAL:HG12	2.09	0.52
2:D:339:PHE:CZ	2:D:352:ILE:HD12	2.44	0.52
2:D:98:HIS:CD2	2:D:99:ARG:H	2.27	0.52
1:A:260:ASP:OD2	1:A:262:ALA:HB3	2.09	0.52
1:B:437:ARG:HG2	1:B:437:ARG:HH11	1.73	0.52
3:F:32:LEU:HA	3:F:60:LEU:CD2	2.39	0.52
3:F:61:GLU:O	3:F:121:PRO:HG3	2.10	0.52
1:A:184:MET:HE3	1:A:184:MET:HA	1.90	0.52
2:C:277:THR:HB	2:C:278:PRO:HD3	1.91	0.52
2:D:95:TRP:CE2	2:D:171:LEU:HD12	2.44	0.52
1:A:333:LYS:HE3	1:A:337:GLN:HE21	1.74	0.52
1:B:382:HIS:O	1:B:386:ILE:HG13	2.10	0.52
1:A:81:SER:HB3	1:B:85:ALA:HB2	1.90	0.52
1:A:361:LEU:HD23	6:A:9003:ETI:H12	1.92	0.52
1:B:466:CYS:HB2	2:D:73:THR:HA	1.92	0.52
2:D:29:LEU:N	2:D:29:LEU:HD12	2.25	0.52
1:A:53:ALA:HB1	7:A:9185:HOH:O	2.09	0.52
1:A:146:ARG:HB2	2:C:106:HIS:CE1	2.44	0.52
2:C:146:ASN:ND2	2:C:197:ARG:HH21	2.08	0.52
2:C:194:GLN:HE22	2:C:197:ARG:NH1	2.06	0.52
1:A:204:LEU:O	1:A:209:GLU:HG3	2.10	0.52
2:D:35:MET:O	2:D:35:MET:SD	2.68	0.52
1:A:206:LEU:HG	7:A:9097:HOH:O	2.10	0.52
1:B:186:ARG:CZ	1:B:277:THR:HG23	2.40	0.52
2:D:277:THR:HB	2:D:278:PRO:HD3	1.92	0.52
2:D:385:LEU:C	2:D:387:GLY:H	2.13	0.52
1:B:354:TRP:CH2	1:B:499:PRO:HD3	2.45	0.51
1:B:488:LEU:HD11	1:B:509:LEU:HD22	1.92	0.51

Continued on next page...

Continued from previous page...

Atom-1	Atom-2	Interatomic distance (Å)	Clash overlap (Å)
1:A:190:ASP:HB3	2:C:74:GLN:O	2.09	0.51
1:A:439:HIS:CE1	1:A:454:GLU:OE1	2.62	0.51
1:B:468:ASN:CG	1:B:471:GLU:HG3	2.31	0.51
2:C:150:GLY:O	2:C:153:LEU:HB3	2.10	0.51
1:B:140:GLN:HG3	1:B:246:HIS:CE1	2.45	0.51
2:C:266:GLN:NE2	2:D:132:GLN:OE1	2.43	0.51
1:B:344:HIS:HE1	1:B:376:TYR:CE2	2.28	0.51
1:B:401:GLY:HA2	1:B:514:ARG:CZ	2.41	0.51
2:D:245:ALA:HB3	2:D:299:TYR:OH	2.09	0.51
3:F:41:THR:HG22	7:F:479:HOH:O	2.09	0.51
1:A:360:ARG:HG2	1:A:498:GLN:HB2	1.93	0.51
1:A:160:LYS:HA	2:C:33:ASN:HB2	1.92	0.51
1:A:140:GLN:HG3	1:A:246:HIS:CE1	2.45	0.51
2:D:276:LEU:O	2:D:279:PHE:HB3	2.11	0.51
1:B:441:TYR:HE2	3:F:159:ARG:O	1.93	0.51
1:A:420:VAL:HG11	1:A:456:MET:CE	2.41	0.51
1:B:18:ARG:NH2	2:C:365:GLU:OE2	2.44	0.51
1:B:453:GLY:HA2	1:B:456:MET:CE	2.41	0.51
2:C:353:THR:HG21	7:C:9083:HOH:O	2.11	0.51
2:D:102:LEU:HB2	2:D:104:ARG:CD	2.41	0.51
1:A:188:PHE:CE1	1:A:282:PHE:HZ	2.29	0.51
1:A:431:LYS:HZ2	1:A:431:LYS:HB3	1.73	0.51
1:B:123:MET:HE2	1:B:197:ALA:HA	1.91	0.51
1:B:139:ALA:HB2	7:B:9089:HOH:O	2.10	0.51
2:C:306:ASP:O	2:C:310:SER:HB2	2.11	0.51
3:E:33:LYS:O	3:E:37:MET:HG2	2.11	0.51
3:F:130:ASP:OD1	3:F:133:ARG:NH1	2.43	0.50
1:A:360:ARG:HD2	1:A:489:ARG:NH2	2.26	0.50
1:A:78:GLN:HE22	1:A:150:GLN:NE2	1.91	0.50
2:C:118:ARG:NH2	2:D:112:ASP:OD1	2.44	0.50
2:C:261:ARG:HE	2:C:285:GLN:NE2	2.05	0.50
1:A:206:LEU:HD22	1:A:317:TRP:HE1	1.76	0.50
1:B:121:THR:HG21	1:B:140:GLN:CD	2.32	0.50
1:B:202:LEU:HD22	1:B:206:LEU:HD23	1.93	0.50
2:D:377:ARG:O	2:D:381:VAL:HG23	2.11	0.50
2:D:146:ASN:O	2:D:214:PRO:HG3	2.11	0.50
3:F:98:MET:CG	3:F:138:ARG:HG2	2.42	0.50
1:A:292:TYR:OH	1:A:344:HIS:CD2	2.61	0.50
1:A:207:VAL:O	1:A:211:CYS:HB3	2.12	0.50
2:C:112:ASP:OD1	2:D:118:ARG:NH2	2.42	0.50
2:C:326:GLU:HB3	2:C:327:PRO:CD	2.42	0.50

Continued on next page...

Continued from previous page...

Atom-1	Atom-2	Interatomic distance (Å)	Clash overlap (Å)
1:B:134:LYS:HD3	2:D:161:ASN:HD21	1.76	0.50
2:D:82:SER:O	2:D:168:ARG:NH2	2.45	0.50
1:B:476:ARG:HH11	1:B:476:ARG:HG3	1.76	0.49
2:D:283:GLN:CD	6:D:9001:ETI:H21	2.33	0.49
2:D:239:PHE:HB2	3:F:126:ASN:HA	1.94	0.49
1:A:297:LYS:HE2	1:A:368:GLU:HG2	1.93	0.49
1:A:354:TRP:CE2	1:A:499:PRO:HB3	2.47	0.49
2:D:255:LEU:HD21	2:D:363:TRP:CG	2.48	0.49
2:D:227:ALA:HA	2:D:331:ALA:HB1	1.93	0.49
1:A:211:CYS:HB2	1:A:313:TRP:CD1	2.48	0.49
2:D:143:GLU:O	2:D:147:ARG:HB3	2.12	0.49
3:F:38:ASP:O	3:F:44:ARG:HB2	2.13	0.49
1:A:54:ASN:HD22	1:A:54:ASN:H	1.61	0.49
1:B:133:GLN:HE22	1:B:256:SER:CB	2.25	0.49
1:B:439:HIS:HD2	3:F:163:VAL:HA	1.76	0.49
3:E:133:ARG:HH11	3:E:133:ARG:CB	2.23	0.49
2:C:376:ASP:CG	2:C:379:GLN:HG2	2.32	0.49
3:E:163:VAL:CG1	3:E:166:LEU:HD23	2.43	0.49
2:D:323:LYS:HB2	3:F:78:ARG:NH1	2.27	0.49
2:D:263:GLU:OE2	2:D:263:GLU:HA	2.13	0.49
3:F:115:ARG:HH11	3:F:115:ARG:HG2	1.77	0.49
3:F:138:ARG:HE	3:F:138:ARG:HA	1.77	0.49
1:A:302:VAL:CG1	1:A:376:TYR:HE2	2.23	0.48
1:A:54:ASN:ND2	1:A:54:ASN:H	2.11	0.48
1:B:437:ARG:NH1	1:B:454:GLU:OE2	2.46	0.48
2:C:146:ASN:HD21	2:C:197:ARG:HH21	1.59	0.48
2:C:90:LEU:HD13	2:C:303:LEU:HD13	1.94	0.48
2:C:42:ARG:HB2	2:C:99:ARG:HG3	1.94	0.48
2:C:111:LYS:O	2:C:115:GLU:HG3	2.13	0.48
2:C:61:ASP:OD1	3:E:7:HIS:HD2	1.96	0.48
1:A:521:ASN:CG	1:A:523:VAL:HG12	2.34	0.48
1:A:54:ASN:N	1:A:54:ASN:ND2	2.61	0.48
1:B:63:ILE:HG23	2:D:191:GLN:OE1	2.13	0.48
2:D:194:GLN:NE2	2:D:197:ARG:HH11	2.04	0.48
2:D:357:TYR:HE1	2:D:377:ARG:HE	1.59	0.48
3:F:136:GLY:O	3:F:140:MET:HG3	2.11	0.48
1:B:146:ARG:HB2	2:D:106:HIS:CE1	2.48	0.48
1:B:23:VAL:CG1	2:D:195:LEU:HD12	2.43	0.48
1:B:266:TYR:O	1:B:269:THR:HG23	2.14	0.48
1:B:470:PHE:O	1:B:474:GLU:HB2	2.14	0.48
1:B:119:ALA:HB1	2:D:168:ARG:HD2	1.95	0.48

Continued on next page...

Continued from previous page...

Atom-1	Atom-2	Interatomic distance (Å)	Clash overlap (Å)
1:A:403:ILE:HD13	1:A:515:LEU:CD1	2.38	0.48
1:B:69:ARG:O	1:B:73:VAL:HG23	2.13	0.48
2:D:149:TRP:HB2	2:D:265:PHE:CE2	2.47	0.48
3:F:61:GLU:HB3	3:F:121:PRO:CD	2.44	0.48
3:F:40:THR:HG22	3:F:53:TYR:CD1	2.49	0.48
1:A:354:TRP:CH2	1:A:499:PRO:HD3	2.49	0.48
1:A:403:ILE:HG22	1:A:405:LEU:H	1.78	0.48
1:B:140:GLN:HG3	1:B:246:HIS:NE2	2.29	0.48
2:D:145:ILE:HG22	2:D:146:ASN:N	2.29	0.48
1:B:221:THR:HG22	1:B:233:PRO:HA	1.95	0.48
1:B:439:HIS:HE1	1:B:454:GLU:OE1	1.97	0.48
2:D:325:LEU:HD12	2:D:325:LEU:O	2.13	0.48
1:B:477:GLU:CD	1:B:479:SER:HB3	2.34	0.47
3:F:39:HIS:CE1	3:F:49:LEU:HD12	2.49	0.47
1:A:437:ARG:NH1	1:A:454:GLU:OE2	2.42	0.47
1:A:89:LEU:HD21	1:B:230:GLU:HG3	1.95	0.47
1:B:232:THR:HB	1:B:233:PRO:HD3	1.96	0.47
3:F:118:TYR:HA	3:F:122:ILE:HG21	1.96	0.47
1:A:230:GLU:C	1:A:233:PRO:HD2	2.34	0.47
1:B:401:GLY:HA2	1:B:514:ARG:NH2	2.28	0.47
2:C:203:ILE:HG13	2:C:204:VAL:HG23	1.97	0.47
1:A:440:GLU:HG3	1:A:445:MET:SD	2.54	0.47
2:D:255:LEU:HD12	2:D:328:THR:HG21	1.96	0.47
2:D:357:TYR:CE2	2:D:381:VAL:HG21	2.49	0.47
1:A:185:LYS:O	1:A:189:SER:HB2	2.14	0.47
2:D:348:ASP:OD2	2:D:350:GLU:HB2	2.14	0.47
3:E:46:SER:OG	3:E:48:GLU:HG2	2.15	0.47
1:B:144:GLU:HA	1:B:144:GLU:OE2	2.15	0.47
1:B:403:ILE:HG22	1:B:405:LEU:H	1.80	0.47
1:A:206:LEU:O	1:A:210:ALA:HB3	2.14	0.47
3:E:165:HIS:HE1	3:E:167:GLN:HB2	1.78	0.47
1:B:156:TYR:HA	2:D:35:MET:HB2	1.97	0.47
1:B:313:TRP:CZ2	1:B:318:ILE:HD11	2.50	0.47
2:D:291:ALA:HB2	7:D:9015:HOH:O	2.15	0.47
3:F:13:ASP:O	3:F:16:VAL:HG22	2.15	0.47
3:F:32:LEU:HD23	3:F:122:ILE:CD1	2.41	0.47
2:C:189:ILE:HD12	2:C:284:ALA:HB2	1.96	0.47
2:D:150:GLY:O	2:D:153:LEU:HB3	2.15	0.47
3:E:32:LEU:HD13	3:E:60:LEU:HB3	1.96	0.47
2:D:77:HIS:CD2	3:F:140:MET:HG2	2.50	0.47
1:B:281:TYR:CZ	1:B:285:VAL:HG21	2.50	0.47

Continued on next page...

Continued from previous page...

Atom-1	Atom-2	Interatomic distance (Å)	Clash overlap (Å)
2:C:270:PRO:HB3	2:D:270:PRO:HB3	1.97	0.47
2:D:20:ILE:O	2:D:24:LEU:HG	2.15	0.47
2:D:318:ARG:NH1	2:D:371:ILE:O	2.46	0.47
1:A:297:LYS:HD2	1:A:297:LYS:N	2.30	0.46
3:E:102:LYS:HB3	3:E:102:LYS:HZ2	1.80	0.46
7:B:9148:HOH:O	2:C:13:ASP:HA	2.15	0.46
2:C:176:ARG:HB2	2:C:176:ARG:NH1	2.31	0.46
2:D:374:LYS:HE3	2:D:374:LYS:CA	2.42	0.46
1:A:527:ASN:HD22	1:A:527:ASN:N	2.11	0.46
2:D:7:ARG:HB2	2:D:7:ARG:HH11	1.80	0.46
2:D:7:ARG:CB	2:D:7:ARG:HH11	2.28	0.46
1:B:283:THR:HB	1:B:284:PRO:HD3	1.97	0.46
2:C:80:ARG:HA	2:C:81:PRO:HD3	1.75	0.46
2:D:259:PHE:HB2	2:D:359:VAL:HG21	1.97	0.46
3:E:152:LEU:O	3:E:156:ARG:HG3	2.15	0.46
3:F:154:GLU:HG2	3:F:158:GLN:NE2	2.29	0.46
2:C:126:GLY:O	2:C:130:ASP:HB2	2.16	0.46
1:A:451:GLN:HB2	3:E:152:LEU:HD11	1.98	0.46
3:E:40:THR:C	3:E:41:THR:HG23	2.35	0.46
3:F:120:PRO:HD3	3:F:128:PHE:CG	2.50	0.46
2:C:201:ALA:HA	2:C:207:PHE:HB3	1.97	0.46
1:B:165:PRO:HG2	2:D:30:ASP:HB3	1.96	0.46
1:A:186:ARG:HD3	1:A:186:ARG:C	2.35	0.46
2:C:262:ARG:HA	2:C:266:GLN:HB3	1.98	0.46
3:E:19:ILE:HA	3:E:22:LEU:HD12	1.97	0.46
1:B:214:ASN:HB3	1:B:215:PRO:HD3	1.98	0.46
6:C:9007:ETI:H22	2:D:290:ILE:CD1	2.44	0.46
3:F:97:LYS:O	3:F:100:ALA:HB3	2.16	0.46
1:A:40:LYS:HB3	7:A:9005:HOH:O	2.15	0.46
1:B:108:ASN:HD21	1:B:175:ARG:HD3	1.80	0.46
1:A:18:ARG:O	2:C:129:ALA:HA	2.16	0.46
2:D:7:ARG:CB	2:D:7:ARG:NH1	2.79	0.46
1:A:198:VAL:O	1:A:202:LEU:HG	2.15	0.45
1:B:65:LYS:HD3	2:D:117:TRP:HA	1.98	0.45
2:D:347:THR:HG21	2:D:352:ILE:HD11	1.97	0.45
2:D:357:TYR:CZ	2:D:381:VAL:HG21	2.51	0.45
1:A:333:LYS:HE3	1:A:337:GLN:NE2	2.32	0.45
3:F:104:LYS:CG	3:F:105:TRP:N	2.80	0.45
1:A:403:ILE:CD1	1:A:515:LEU:HD11	2.41	0.45
1:B:42:ASN:HA	2:D:236:GLN:NE2	2.21	0.45
1:B:54:ASN:C	1:B:130:ALA:HB2	2.36	0.45

Continued on next page...

Continued from previous page...

Atom-1	Atom-2	Interatomic distance (Å)	Clash overlap (Å)
2:D:63:ILE:O	2:D:64:ALA:C	2.55	0.45
1:A:120:ALA:HA	1:A:193:ILE:HG22	1.98	0.45
1:A:125:TRP:HE1	2:C:161:ASN:HD22	1.64	0.45
1:B:214:ASN:HB3	1:B:215:PRO:CD	2.46	0.45
3:F:32:LEU:HA	3:F:60:LEU:HD21	1.98	0.45
1:A:252:GLN:HB3	7:A:9096:HOH:O	2.16	0.45
2:C:239:PHE:O	3:E:129:LEU:HD12	2.16	0.45
1:A:278:GLN:NE2	1:A:282:PHE:HE2	2.15	0.45
1:B:291:GLU:OE1	1:B:343:HIS:HE1	2.00	0.45
3:F:159:ARG:HG3	3:F:161:VAL:HG13	1.98	0.45
3:F:40:THR:C	3:F:41:THR:HG23	2.36	0.45
1:A:124:LEU:HD21	1:A:201:SER:HB2	1.98	0.45
1:A:206:LEU:HD23	1:A:206:LEU:HA	1.83	0.45
1:A:214:ASN:CB	1:A:215:PRO:HD3	2.41	0.45
1:A:223:TRP:CZ3	1:A:297:LYS:HA	2.52	0.45
1:A:312:ASP:HA	1:A:316:ILE:HD12	1.99	0.45
1:B:488:LEU:CD2	1:B:495:LEU:HD23	2.47	0.45
1:A:193:ILE:HB	2:C:168:ARG:NE	2.32	0.45
2:D:319:ASN:OD1	3:F:78:ARG:NH1	2.47	0.45
3:F:71:ALA:O	3:F:72:PHE:HD1	2.00	0.45
1:A:43:ARG:HD2	1:A:43:ARG:C	2.37	0.45
2:C:235:TRP:CD1	2:C:235:TRP:C	2.90	0.45
2:D:54:VAL:O	2:D:55:TYR:HB2	2.17	0.45
1:A:146:ARG:HB2	2:C:106:HIS:NE2	2.32	0.44
1:A:435:THR:CG2	1:A:437:ARG:NE	2.74	0.44
1:B:526:PHE:O	1:B:527:ASN:HB2	2.17	0.44
2:D:140:TRP:HB2	2:D:272:PHE:CD2	2.52	0.44
3:E:41:THR:O	3:E:44:ARG:CD	2.65	0.44
2:D:77:HIS:CG	3:F:140:MET:HG2	2.52	0.44
1:B:441:TYR:HD2	3:F:161:VAL:HG12	1.83	0.44
1:B:199:GLU:HA	1:B:202:LEU:HD12	1.99	0.44
2:D:7:ARG:HB3	2:D:7:ARG:NH1	2.31	0.44
1:B:125:TRP:CD1	1:B:125:TRP:C	2.91	0.44
1:B:114:GLU:CD	1:B:147:HIS:HB3	2.38	0.44
1:B:98:LYS:HE3	1:B:362:ALA:HB3	1.99	0.44
2:C:168:ARG:HG2	2:C:168:ARG:HH11	1.82	0.44
2:D:338:LEU:O	2:D:341:LYS:HB2	2.18	0.44
1:A:360:ARG:HD2	1:A:489:ARG:HH22	1.81	0.44
1:B:477:GLU:OE2	1:B:479:SER:HB3	2.17	0.44
1:A:413:HIS:HD2	1:A:428:SER:OG	2.01	0.44
1:A:85:ALA:HB2	1:B:81:SER:HB3	2.00	0.44

Continued on next page...

Continued from previous page...

Atom-1	Atom-2	Interatomic distance (Å)	Clash overlap (Å)
1:B:227:ASN:ND2	1:B:295:LYS:H	2.14	0.44
1:B:186:ARG:HA	2:D:73:THR:OG1	2.17	0.44
2:C:34:LYS:O	2:C:37:TYR:HB3	2.18	0.44
2:C:95:TRP:CE2	2:C:171:LEU:HD23	2.53	0.44
2:D:385:LEU:O	2:D:387:GLY:N	2.51	0.44
2:D:71:ASP:HB2	7:D:9023:HOH:O	2.18	0.44
1:B:108:ASN:ND2	1:B:175:ARG:HH11	2.14	0.44
1:B:289:LEU:HD23	6:B:9006:ETI:H12	1.99	0.44
3:E:118:TYR:HB3	3:E:123:MET:HB2	2.00	0.44
3:F:101:ALA:HB1	3:F:106:GLU:HB3	1.99	0.44
1:A:140:GLN:O	1:A:144:GLU:HG2	2.18	0.44
1:A:230:GLU:OE2	2:C:9:ARG:NH1	2.44	0.44
1:A:354:TRP:CG	1:A:355:PRO:HD3	2.53	0.44
1:B:96:HIS:ND1	1:B:97:PRO:HD2	2.33	0.44
2:D:326:GLU:HB2	7:D:9078:HOH:O	2.18	0.44
3:F:153:GLU:H	3:F:153:GLU:CD	2.20	0.44
1:B:188:PHE:CE1	1:B:282:PHE:HZ	2.35	0.44
1:A:49:LYS:CD	3:E:144:ASN:HD22	2.28	0.43
1:B:114:GLU:O	1:B:144:GLU:HB3	2.19	0.43
1:B:21:THR:HG22	1:B:22:SER:N	2.32	0.43
1:B:260:ASP:OD2	1:B:262:ALA:HB3	2.18	0.43
3:F:120:PRO:HA	3:F:122:ILE:N	2.33	0.43
1:A:402:PHE:O	1:A:403:ILE:HD12	2.19	0.43
2:C:161:ASN:HB3	2:C:235:TRP:CE2	2.52	0.43
2:D:157:TYR:O	2:D:160:PHE:HB3	2.19	0.43
3:F:78:ARG:HG3	3:F:79:HIS:ND1	2.33	0.43
1:B:223:TRP:CZ3	1:B:297:LYS:HA	2.53	0.43
2:D:29:LEU:N	2:D:29:LEU:CD1	2.81	0.43
1:B:469:ILE:HD12	2:D:69:TRP:CH2	2.52	0.43
1:B:222:GLU:OE2	2:D:7:ARG:NH1	2.51	0.43
2:C:119:TYR:CE1	6:D:9001:ETI:H22	2.53	0.43
3:E:163:VAL:HG13	3:E:166:LEU:HD23	2.00	0.43
2:C:310:SER:O	2:C:314:ARG:HG3	2.19	0.43
2:D:21:LEU:HD23	2:D:24:LEU:HD12	2.00	0.43
2:D:101:PRO:HG2	2:D:293:GLN:HB3	2.00	0.43
1:A:209:GLU:O	1:A:214:ASN:HB2	2.19	0.43
1:A:313:TRP:C	1:A:315:GLY:H	2.22	0.43
1:B:372:PHE:O	1:B:376:TYR:N	2.51	0.43
1:B:164:ASP:CG	1:B:489:ARG:HH22	2.21	0.43
3:E:15:TRP:CD1	3:E:56:ILE:HD13	2.54	0.43
1:A:115:TYR:OH	2:C:173:ASP:HA	2.19	0.43

Continued on next page...

Continued from previous page...

Atom-1	Atom-2	Interatomic distance (Å)	Clash overlap (Å)
1:A:283:THR:HB	1:A:284:PRO:CD	2.49	0.43
1:B:343:HIS:CD2	1:B:343:HIS:H	2.37	0.43
3:F:39:HIS:ND1	3:F:49:LEU:HD12	2.33	0.43
1:A:120:ALA:CA	1:A:193:ILE:HG22	2.49	0.43
1:B:162:GLY:HA3	7:B:9020:HOH:O	2.19	0.43
1:B:302:VAL:HG22	1:B:376:TYR:CZ	2.54	0.43
1:B:303:LYS:HE2	1:B:303:LYS:HB3	1.91	0.43
1:B:453:GLY:HA2	1:B:456:MET:HE1	1.99	0.43
2:C:168:ARG:CG	2:C:168:ARG:HH11	2.32	0.43
2:D:194:GLN:HE21	2:D:194:GLN:HA	1.83	0.43
2:D:48:GLU:HG2	2:D:52:LEU:HD11	1.99	0.43
3:E:103:ASP:OD1	3:E:105:TRP:HB2	2.18	0.43
3:F:118:TYR:HB3	3:F:123:MET:HB2	2.00	0.43
2:D:260:VAL:HG22	2:D:335:PHE:CE2	2.54	0.43
1:A:306:ASP:OD1	1:A:336:LYS:HE3	2.19	0.43
7:A:9078:HOH:O	2:C:9:ARG:HB3	2.19	0.43
2:D:98:HIS:CD2	2:D:297:ASP:OD1	2.68	0.43
2:D:42:ARG:HB2	2:D:99:ARG:HG3	2.00	0.43
2:D:90:LEU:HD13	2:D:303:LEU:CD1	2.45	0.43
1:A:108:ASN:HD21	1:A:175:ARG:HD3	1.83	0.42
1:B:216:LEU:HD12	1:B:216:LEU:C	2.39	0.42
1:B:454:GLU:OE2	3:F:152:LEU:HD13	2.19	0.42
2:D:269:ALA:N	2:D:270:PRO:CD	2.81	0.42
2:D:88:THR:HA	2:D:240:ASP:OD1	2.19	0.42
2:C:286:THR:HG21	6:D:9002:ETI:I	2.89	0.42
3:F:104:LYS:HG3	7:F:408:HOH:O	2.18	0.42
3:F:125:VAL:HG22	7:F:701:HOH:O	2.18	0.42
3:F:32:LEU:HA	3:F:60:LEU:HD23	2.01	0.42
1:B:102:THR:OG1	1:B:293:GLY:HA3	2.19	0.42
1:B:140:GLN:O	1:B:141:VAL:C	2.57	0.42
1:B:141:VAL:O	1:B:145:ILE:HG13	2.19	0.42
2:D:26:GLU:HA	7:D:9072:HOH:O	2.19	0.42
2:D:37:TYR:CD1	2:D:38:PHE:N	2.87	0.42
1:A:114:GLU:CD	1:A:147:HIS:HB3	2.38	0.42
1:A:351:TYR:O	1:A:354:TRP:HD1	2.02	0.42
1:B:244:LEU:HA	1:B:247:MET:HE3	2.01	0.42
2:D:277:THR:HG22	2:D:281:ILE:HD12	2.00	0.42
1:A:110:LEU:O	1:A:114:GLU:HG2	2.19	0.42
2:C:184:PHE:O	2:C:187:ILE:HG22	2.20	0.42
2:D:272:PHE:HZ	2:D:346:THR:HG21	1.84	0.42
2:D:388:LEU:O	2:D:389:LYS:C	2.58	0.42

Continued on next page...

Continued from previous page...

Atom-1	Atom-2	Interatomic distance (Å)	Clash overlap (Å)
1:B:177:ILE:HG12	1:B:485:LEU:HB2	2.02	0.42
1:A:186:ARG:HD3	1:A:186:ARG:O	2.20	0.42
1:A:211:CYS:HB2	1:A:313:TRP:CG	2.53	0.42
1:A:302:VAL:HG23	1:A:303:LYS:N	2.34	0.42
1:A:333:LYS:O	1:A:337:GLN:HG2	2.19	0.42
1:B:456:MET:HE2	1:B:456:MET:HB2	1.86	0.42
1:A:343:HIS:H	1:A:343:HIS:CD2	2.38	0.42
1:A:382:HIS:CG	1:A:431:LYS:HD2	2.54	0.42
1:A:520:LYS:HB2	7:A:9059:HOH:O	2.19	0.42
1:B:114:GLU:O	1:B:118:ILE:HG13	2.20	0.42
1:B:176:THR:HG21	2:D:68:ASP:HA	2.00	0.42
2:D:81:PRO:HB2	2:D:83:TRP:O	2.20	0.42
1:B:354:TRP:CD1	1:B:355:PRO:HD3	2.54	0.42
2:C:76:PHE:HZ	2:C:168:ARG:NH1	2.12	0.42
1:A:204:LEU:HG	1:A:205:GLN:HG3	2.01	0.42
1:A:202:LEU:CD2	1:A:206:LEU:HD12	2.50	0.42
1:B:467:GLN:HA	1:B:471:GLU:OE1	2.20	0.42
2:D:259:PHE:CB	2:D:359:VAL:HG21	2.50	0.42
2:D:7:ARG:HD2	2:D:9:ARG:HE	1.85	0.42
1:B:354:TRP:CE2	1:B:355:PRO:HG3	2.55	0.41
2:D:266:GLN:HG3	2:D:266:GLN:O	2.19	0.41
2:D:148:TYR:CE2	2:D:338:LEU:HD13	2.55	0.41
2:D:94:ASP:HB3	2:D:97:LYS:HG3	2.01	0.41
2:C:89:GLU:CD	3:E:125:VAL:HG13	2.39	0.41
1:A:246:HIS:N	1:A:246:HIS:CD2	2.87	0.41
2:C:156:GLU:OE2	2:C:156:GLU:HA	2.21	0.41
2:D:235:TRP:CD1	2:D:235:TRP:C	2.92	0.41
3:E:111:HIS:HE1	3:E:132:GLU:OE2	2.03	0.41
1:B:125:TRP:O	1:B:125:TRP:HD1	2.03	0.41
1:B:283:THR:HB	1:B:284:PRO:CD	2.50	0.41
2:D:116:GLU:HB3	6:D:9001:ETI:C2	2.48	0.41
3:F:33:LYS:O	3:F:37:MET:HG2	2.20	0.41
1:A:105:VAL:O	1:A:109:PHE:HB2	2.20	0.41
1:A:133:GLN:HG3	1:A:252:GLN:HE21	1.85	0.41
1:B:483:ALA:HB2	1:B:509:LEU:HD21	2.02	0.41
1:B:110:LEU:O	1:B:114:GLU:HG2	2.21	0.41
1:B:72:ALA:O	1:B:76:GLU:HG2	2.20	0.41
2:D:153:LEU:C	2:D:153:LEU:CD2	2.89	0.41
2:D:347:THR:CG2	2:D:352:ILE:HD11	2.50	0.41
1:A:116:ASN:CG	1:A:189:SER:HA	2.41	0.41
1:B:244:LEU:HD23	1:B:247:MET:CE	2.51	0.41

Continued on next page...

Continued from previous page...

Atom-1	Atom-2	Interatomic distance (Å)	Clash overlap (Å)
2:D:268:LEU:O	2:D:272:PHE:HD1	2.03	0.41
2:D:298:LEU:O	2:D:302:CYS:HB2	2.21	0.41
1:A:260:ASP:OD1	1:A:261:PRO:HD2	2.21	0.41
1:B:452:TRP:O	1:B:456:MET:HG3	2.20	0.41
1:B:489:ARG:HD3	1:B:494:THR:CG2	2.50	0.41
1:A:83:GLN:CD	1:B:77:ARG:HH12	2.23	0.41
2:D:240:ASP:OD1	3:F:125:VAL:HG21	2.20	0.41
2:D:367:TYR:O	2:D:370:ARG:HB2	2.21	0.41
1:A:216:LEU:HD12	1:A:216:LEU:C	2.41	0.41
1:A:249:ASN:ND2	7:A:9049:HOH:O	2.53	0.41
1:B:468:ASN:ND2	1:B:471:GLU:HG3	2.36	0.41
2:C:80:ARG:HB2	7:E:189:HOH:O	2.20	0.41
2:D:234:LEU:HD13	2:D:248:VAL:HG22	2.03	0.41
3:E:138:ARG:HD3	7:E:233:HOH:O	2.20	0.41
3:F:59:LYS:HD3	3:F:59:LYS:HA	1.87	0.41
1:A:209:GLU:CB	1:A:247:MET:HE1	2.51	0.41
1:B:32:LEU:HA	1:B:35:PHE:CD1	2.55	0.41
1:B:41:ASN:HB3	1:B:43:ARG:NH2	2.36	0.41
2:C:122:ARG:HH21	2:D:116:GLU:CG	2.34	0.41
2:C:187:ILE:O	2:C:191:GLN:HG3	2.20	0.41
2:D:116:GLU:CD	6:D:9001:ETI:H23	2.40	0.41
2:D:161:ASN:HB3	2:D:235:TRP:CE2	2.56	0.41
1:B:138:LEU:HD22	2:D:160:PHE:HZ	1.80	0.41
2:D:370:ARG:HG3	2:D:370:ARG:NH1	2.35	0.41
3:F:149:ASP:O	3:F:151:PRO:HD3	2.20	0.41
1:A:279:GLN:HB2	1:A:279:GLN:HE21	1.69	0.41
1:B:146:ARG:HG3	7:B:9014:HOH:O	2.21	0.41
1:B:185:LYS:O	1:B:189:SER:HB2	2.21	0.41
1:B:437:ARG:NH1	1:B:437:ARG:HG2	2.36	0.41
2:C:388:LEU:HD12	2:C:388:LEU:HA	1.93	0.41
2:D:263:GLU:HG3	2:D:359:VAL:HG23	2.03	0.41
2:D:8:ARG:NH2	2:D:15:GLU:HB3	2.36	0.41
3:F:126:ASN:ND2	7:F:701:HOH:O	2.54	0.41
2:D:61:ASP:OD1	3:F:7:HIS:CD2	2.74	0.41
1:A:249:ASN:HD22	1:A:249:ASN:HA	1.70	0.40
1:A:425:PHE:CD2	1:A:427:PRO:HD3	2.56	0.40
1:B:53:ALA:C	1:B:55:GLU:H	2.24	0.40
2:D:267:ARG:HH22	2:D:347:THR:HG21	1.85	0.40
2:C:63:ILE:O	2:C:64:ALA:C	2.60	0.40
2:D:227:ALA:HA	2:D:331:ALA:CB	2.51	0.40
3:F:77:PHE:CD1	3:F:77:PHE:O	2.74	0.40

Continued on next page...

Continued from previous page...

Atom-1	Atom-2	Interatomic distance (Å)	Clash overlap (Å)
1:A:207:VAL:HG11	1:A:275:PHE:HA	2.03	0.40
1:A:43:ARG:HD2	1:A:43:ARG:O	2.22	0.40
1:B:186:ARG:HD3	1:B:186:ARG:C	2.41	0.40
1:B:50:TYR:CD1	1:B:50:TYR:N	2.90	0.40
2:D:357:TYR:CE2	2:D:381:VAL:HG11	2.56	0.40
1:A:305:TRP:CZ2	1:A:309:VAL:HG11	2.56	0.40
1:B:420:VAL:HG21	1:B:453:GLY:O	2.22	0.40
1:B:488:LEU:HD23	1:B:495:LEU:HD23	2.03	0.40
2:D:351:GLU:O	2:D:354:ALA:N	2.53	0.40
2:D:60:ALA:HB3	2:D:62:TRP:CD1	2.56	0.40
3:E:79:HIS:HD2	3:E:127:TYR:OH	2.04	0.40
2:D:353:THR:O	2:D:357:TYR:HB2	2.22	0.40
3:F:167:GLN:HB2	3:F:167:GLN:HE21	1.57	0.40

There are no symmetry-related clashes.

5.3 Torsion angles [i](#)

5.3.1 Protein backbone [i](#)

In the following table, the Percentiles column shows the percent Ramachandran outliers of the chain as a percentile score with respect to all X-ray entries followed by that with respect to entries of similar resolution.

The Analysed column shows the number of residues for which the backbone conformation was analysed, and the total number of residues.

Mol	Chain	Analysed	Favoured	Allowed	Outliers	Percentiles	
1	A	509/527 (97%)	469 (92%)	37 (7%)	3 (1%)	25	31
1	B	508/527 (96%)	471 (93%)	34 (7%)	3 (1%)	25	31
2	C	386/389 (99%)	368 (95%)	16 (4%)	2 (0%)	29	35
2	D	386/389 (99%)	350 (91%)	33 (8%)	3 (1%)	19	23
3	E	165/170 (97%)	160 (97%)	5 (3%)	0	100	100
3	F	166/170 (98%)	151 (91%)	14 (8%)	1 (1%)	25	31
All	All	2120/2172 (98%)	1969 (93%)	139 (7%)	12 (1%)	25	31

All (12) Ramachandran outliers are listed below:

Mol	Chain	Res	Type
1	A	315	GLY
2	D	386	ALA
1	A	94	ARG
2	C	64	ALA
3	F	26	GLU
1	B	40	LYS
2	D	64	ALA
1	B	284	PRO
2	D	251	VAL
1	A	20	PRO
1	B	490	SER
2	C	251	VAL

5.3.2 Protein sidechains ⓘ

In the following table, the Percentiles column shows the percent sidechain outliers of the chain as a percentile score with respect to all X-ray entries followed by that with respect to entries of similar resolution.

The Analysed column shows the number of residues for which the sidechain conformation was analysed, and the total number of residues.

Mol	Chain	Analysed	Rotameric	Outliers	Percentiles	
1	A	433/442 (98%)	418 (96%)	15 (4%)	36	50
1	B	432/442 (98%)	416 (96%)	16 (4%)	34	48
2	C	321/323 (99%)	311 (97%)	10 (3%)	40	55
2	D	322/323 (100%)	315 (98%)	7 (2%)	52	69
3	E	145/147 (99%)	139 (96%)	6 (4%)	30	43
3	F	146/147 (99%)	144 (99%)	2 (1%)	67	81
All	All	1799/1824 (99%)	1743 (97%)	56 (3%)	40	55

All (56) residues with a non-rotameric sidechain are listed below:

Mol	Chain	Res	Type
1	A	43	ARG
1	A	54	ASN
1	A	125	TRP
1	A	186	ARG
1	A	216	LEU
1	A	279	GLN
1	A	289	LEU

Continued on next page...

Continued from previous page...

Mol	Chain	Res	Type
1	A	310	TYR
1	A	333	LYS
1	A	334	ASP
1	A	403	ILE
1	A	460	GLU
1	A	516	ASN
1	A	520	LYS
1	A	527	ASN
1	B	33	GLN
1	B	43	ARG
1	B	90	ASN
1	B	112	VAL
1	B	125	TRP
1	B	186	ARG
1	B	216	LEU
1	B	269	THR
1	B	279	GLN
1	B	302	VAL
1	B	310	TYR
1	B	333	LYS
1	B	412	ASN
1	B	437	ARG
1	B	440	GLU
1	B	514	ARG
2	C	26	GLU
2	C	35	MET
2	C	80	ARG
2	C	117	TRP
2	C	133	ILE
2	C	160	PHE
2	C	168	ARG
2	C	171	LEU
2	C	173	ASP
2	C	378	ASP
2	D	35	MET
2	D	145	ILE
2	D	153	LEU
2	D	173	ASP
2	D	334	ASP
2	D	357	TYR
2	D	374	LYS
3	E	4	LEU

Continued on next page...

Continued from previous page...

Mol	Chain	Res	Type
3	E	27	LYS
3	E	44	ARG
3	E	60	LEU
3	E	102	LYS
3	E	166	LEU
3	F	11	THR
3	F	72	PHE

Some sidechains can be flipped to improve hydrogen bonding and reduce clashes. All (77) such sidechains are listed below:

Mol	Chain	Res	Type
1	A	41	ASN
1	A	54	ASN
1	A	78	GLN
1	A	100	ASN
1	A	108	ASN
1	A	116	ASN
1	A	168	HIS
1	A	227	ASN
1	A	249	ASN
1	A	252	GLN
1	A	268	ASN
1	A	273	ASN
1	A	278	GLN
1	A	279	GLN
1	A	337	GLN
1	A	343	HIS
1	A	344	HIS
1	A	411	ASN
1	A	413	HIS
1	A	439	HIS
1	A	442	ASN
1	A	451	GLN
1	A	516	ASN
1	A	527	ASN
1	B	24	ASN
1	B	33	GLN
1	B	42	ASN
1	B	59	GLN
1	B	78	GLN
1	B	90	ASN
1	B	100	ASN

Continued on next page...

Continued from previous page...

Mol	Chain	Res	Type
1	B	108	ASN
1	B	133	GLN
1	B	155	ASN
1	B	168	HIS
1	B	227	ASN
1	B	249	ASN
1	B	268	ASN
1	B	273	ASN
1	B	279	GLN
1	B	343	HIS
1	B	344	HIS
1	B	412	ASN
1	B	413	HIS
1	B	439	HIS
2	C	98	HIS
2	C	146	ASN
2	C	161	ASN
2	C	194	GLN
2	C	258	GLN
2	C	266	GLN
2	C	283	GLN
2	C	285	GLN
2	D	98	HIS
2	D	155	ASN
2	D	161	ASN
2	D	194	GLN
2	D	236	GLN
2	D	258	GLN
2	D	285	GLN
2	D	289	GLN
2	D	296	GLN
2	D	301	ASN
3	E	7	HIS
3	E	23	ASN
3	E	39	HIS
3	E	45	ASN
3	E	79	HIS
3	E	111	HIS
3	E	144	ASN
3	E	165	HIS
3	E	167	GLN
3	F	7	HIS

Continued on next page...

Continued from previous page...

Mol	Chain	Res	Type
3	F	34	GLN
3	F	45	ASN
3	F	158	GLN
3	F	167	GLN

5.3.3 RNA [i](#)

There are no RNA molecules in this entry.

5.4 Non-standard residues in protein, DNA, RNA chains [i](#)

There are no non-standard protein/DNA/RNA residues in this entry.

5.5 Carbohydrates [i](#)

There are no carbohydrates in this entry.

5.6 Ligand geometry [i](#)

Of 15 ligands modelled in this entry, 7 are monoatomic - leaving 8 for Mogul analysis.

In the following table, the Counts columns list the number of bonds (or angles) for which Mogul statistics could be retrieved, the number of bonds (or angles) that are observed in the model and the number of bonds (or angles) that are defined in the Chemical Component Dictionary. The Link column lists molecule types, if any, to which the group is linked. The Z score for a bond length (or angle) is the number of standard deviations the observed value is removed from the expected value. A bond length (or angle) with $|Z| > 2$ is considered an outlier worth inspection. RMSZ is the root-mean-square of all Z scores of the bond lengths (or angles).

Mol	Type	Chain	Res	Link	Bond lengths			Bond angles		
					Counts	RMSZ	$\# Z > 2$	Counts	RMSZ	$\# Z > 2$
6	ETI	B	9006	-	2,2,2	0.63	0	1,1,1	0.47	0
6	ETI	A	9003	-	2,2,2	0.58	0	1,1,1	0.29	0
6	ETI	D	9002	-	2,2,2	0.56	0	1,1,1	0.33	0
6	ETI	B	9005	-	2,2,2	0.27	0	1,1,1	0.69	0
6	ETI	C	9007	-	2,2,2	0.58	0	1,1,1	0.36	0
6	ETI	D	9001	-	2,2,2	0.35	0	1,1,1	0.57	0
6	ETI	A	9004	-	2,2,2	0.27	0	1,1,1	0.63	0
6	ETI	D	9008	-	2,2,2	0.59	0	1,1,1	0.41	0

There are no bond length outliers.

There are no bond angle outliers.

There are no chirality outliers.

There are no torsion outliers.

There are no ring outliers.

5 monomers are involved in 21 short contacts:

Mol	Chain	Res	Type	Clashes	Symm-Clashes
6	B	9006	ETI	2	0
6	A	9003	ETI	2	0
6	D	9002	ETI	1	0
6	C	9007	ETI	2	0
6	D	9001	ETI	14	0

5.7 Other polymers [i](#)

There are no such residues in this entry.

5.8 Polymer linkage issues [i](#)

There are no chain breaks in this entry.

6 Fit of model and data ⓘ

6.1 Protein, DNA and RNA chains ⓘ

In the following table, the column labelled ‘#RSRZ> 2’ contains the number (and percentage) of RSRZ outliers, followed by percent RSRZ outliers for the chain as percentile scores relative to all X-ray entries and entries of similar resolution. The OWAB column contains the minimum, median, 95th percentile and maximum values of the occupancy-weighted average B-factor per residue. The column labelled ‘Q< 0.9’ lists the number of (and percentage) of residues with an average occupancy less than 0.9.

Mol	Chain	Analysed	<RSRZ>	#RSRZ>2	OWAB(Å ²)	Q<0.9
1	A	511/527 (96%)	-0.33	7 (1%) 75 80	24, 39, 66, 83	0
1	B	510/527 (96%)	-0.29	12 (2%) 59 66	26, 42, 65, 80	0
2	C	388/389 (99%)	-0.57	4 (1%) 82 86	19, 31, 51, 69	0
2	D	388/389 (99%)	-0.01	16 (4%) 37 44	27, 50, 76, 90	0
3	E	167/170 (98%)	-0.50	2 (1%) 79 83	22, 35, 55, 82	0
3	F	168/170 (98%)	0.57	20 (11%) 4 6	37, 60, 82, 94	0
All	All	2132/2172 (98%)	-0.25	61 (2%) 51 58	19, 41, 70, 94	0

All (61) RSRZ outliers are listed below:

Mol	Chain	Res	Type	RSRZ
2	C	2	SER	6.7
1	A	55	GLU	6.0
3	E	169	PRO	5.5
1	B	527	ASN	5.1
1	A	17	ASN	4.2
2	D	220	ASN	4.1
2	D	386	ALA	4.1
3	F	34	GLN	3.9
1	B	244	LEU	3.6
2	D	205	PRO	3.4
3	F	100	ALA	3.4
1	B	319	GLY	3.2
3	F	145	LEU	3.2
1	B	263	SER	3.1
3	F	89	SER	3.0
3	F	21	GLN	3.0
1	A	19	ALA	3.0
3	F	69	ALA	3.0
1	B	316	ILE	2.9

Continued on next page...

Continued from previous page...

Mol	Chain	Res	Type	RSRZ
3	F	23	ASN	2.8
2	D	206	GLY	2.8
3	F	70	ARG	2.8
1	B	311	GLU	2.8
3	F	118	TYR	2.8
3	E	149	ASP	2.7
3	F	84	GLY	2.7
2	D	145	ILE	2.7
1	B	59	GLN	2.7
3	F	170	HIS	2.6
1	B	51	LYS	2.6
1	A	60	PHE	2.6
2	D	379	GLN	2.6
1	A	310	TYR	2.5
1	B	55	GLU	2.5
2	D	43	TRP	2.5
1	A	412	ASN	2.5
2	D	332	LEU	2.5
3	F	14	ALA	2.4
2	D	2	SER	2.4
2	D	349	LYS	2.3
2	D	374	LYS	2.3
1	B	320	ARG	2.3
2	D	6	GLU	2.3
2	C	206	GLY	2.3
3	F	72	PHE	2.3
3	F	27	LYS	2.3
1	B	264	ALA	2.3
1	A	316	ILE	2.2
1	B	525	ALA	2.2
3	F	102	LYS	2.2
2	C	6	GLU	2.2
3	F	101	ALA	2.2
3	F	48	GLU	2.2
2	D	335	PHE	2.1
2	D	138	PRO	2.1
2	C	344	ALA	2.1
2	D	224	TYR	2.1
3	F	80	LYS	2.1
3	F	32	LEU	2.0
3	F	93	GLY	2.0
2	D	221	GLY	2.0

6.2 Non-standard residues in protein, DNA, RNA chains [i](#)

There are no non-standard protein/DNA/RNA residues in this entry.

6.3 Carbohydrates [i](#)

There are no carbohydrates in this entry.

6.4 Ligands [i](#)

In the following table, the Atoms column lists the number of modelled atoms in the group and the number defined in the chemical component dictionary. The B-factors column lists the minimum, median, 95th percentile and maximum values of B factors of atoms in the group. The column labelled 'Q< 0.9' lists the number of atoms with occupancy less than 0.9.

Mol	Type	Chain	Res	Atoms	RSCC	RSR	B-factors(\AA^2)	Q<0.9
5	CA	C	5006	1/1	0.90	0.06	88,88,88,88	0
6	ETI	A	9004	3/3	0.95	0.27	40,40,40,40	3
6	ETI	B	9005	3/3	0.96	0.29	40,40,40,40	3
6	ETI	C	9007	3/3	0.97	0.39	40,40,40,40	3
5	CA	A	5005	1/1	0.97	0.08	55,55,55,55	0
5	CA	C	5007	1/1	0.97	0.07	57,57,57,57	0
6	ETI	D	9008	3/3	0.97	0.33	40,40,40,40	3
4	FE	B	5004	1/1	0.98	0.04	44,44,44,44	0
6	ETI	D	9001	3/3	0.99	0.12	40,40,40,40	3
4	FE	A	5001	1/1	0.99	0.04	38,38,38,38	0
4	FE	B	5003	1/1	0.99	0.06	39,39,39,39	0
4	FE	A	5002	1/1	0.99	0.04	45,45,45,45	0
6	ETI	B	9006	3/3	1.00	0.06	40,40,40,40	0
6	ETI	A	9003	3/3	1.00	0.05	40,40,40,40	3
6	ETI	D	9002	3/3	1.00	0.10	40,40,40,40	3

6.5 Other polymers [i](#)

There are no such residues in this entry.