



wwPDB X-ray Structure Validation Summary Report ⓘ

May 16, 2020 – 10:22 am BST

PDB ID : 3G5G
Title : Crystal Structure of the Wild-Type Restriction-Modification Controller Protein C.Esp1396I
Authors : Ball, N.J.; McGeehan, J.E.; Thresh, S.J.; Streeter, S.D.; Kneale, G.G.
Deposited on : 2009-02-05
Resolution : 2.80 Å(reported)

This is a wwPDB X-ray Structure Validation Summary Report for a publicly released PDB entry.

We welcome your comments at validation@mail.wwpdb.org

A user guide is available at

<https://www.wwpdb.org/validation/2017/XrayValidationReportHelp>

with specific help available everywhere you see the ⓘ symbol.

The following versions of software and data (see [references ⓘ](#)) were used in the production of this report:

MolProbity	:	4.02b-467
Xtriage (Phenix)	:	1.13
EDS	:	2.11
Percentile statistics	:	20191225.v01 (using entries in the PDB archive December 25th 2019)
Refmac	:	5.8.0158
CCP4	:	7.0.044 (Gargrove)
Ideal geometry (proteins)	:	Engh & Huber (2001)
Ideal geometry (DNA, RNA)	:	Parkinson et al. (1996)
Validation Pipeline (wwPDB-VP)	:	2.11

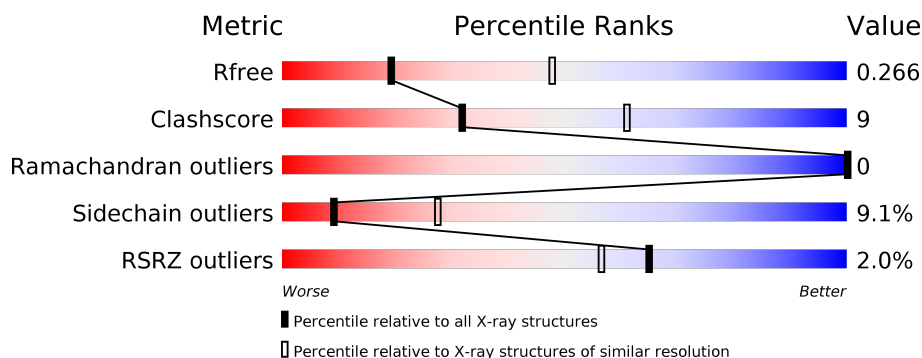
1 Overall quality at a glance

The following experimental techniques were used to determine the structure:

X-RAY DIFFRACTION

The reported resolution of this entry is 2.80 Å.

Percentile scores (ranging between 0-100) for global validation metrics of the entry are shown in the following graphic. The table shows the number of entries on which the scores are based.



Metric	Whole archive (#Entries)	Similar resolution (#Entries, resolution range(Å))
R_{free}	130704	3140 (2.80-2.80)
Clashscore	141614	3569 (2.80-2.80)
Ramachandran outliers	138981	3498 (2.80-2.80)
Sidechain outliers	138945	3500 (2.80-2.80)
RSRZ outliers	127900	3078 (2.80-2.80)

The table below summarises the geometric issues observed across the polymeric chains and their fit to the electron density. The red, orange, yellow and green segments on the lower bar indicate the fraction of residues that contain outliers for ≥ 3 , 2, 1 and 0 types of geometric quality criteria respectively. A grey segment represents the fraction of residues that are not modelled. The numeric value for each fraction is indicated below the corresponding segment, with a dot representing fractions $\leq 5\%$. The upper red bar (where present) indicates the fraction of residues that have poor fit to the electron density. The numeric value is given above the bar.

Mol	Chain	Length	Quality of chain
1	A	99	<div> <div>57%</div> <div>16%</div> <div>• •</div> <div>23%</div> </div>
1	B	99	<div>2%</div> <div>60%</div> <div>17%</div> <div>•</div> <div>21%</div>

Continued on next page...

Continued from previous page...

Mol	Chain	Length	Quality of chain
1	G	99	
1	H	99	
1	I	99	
1	J	99	
1	K	99	
1	L	99	
1	M	99	
1	N	99	

2 Entry composition

There are 2 unique types of molecules in this entry. The entry contains 8693 atoms, of which 0 are hydrogens and 0 are deuteriums.

In the tables below, the ZeroOcc column contains the number of atoms modelled with zero occupancy, the AltConf column contains the number of residues with at least one atom in alternate conformation and the Trace column contains the number of residues modelled with at most 2 atoms.

- Molecule 1 is a protein called Regulatory protein.

Mol	Chain	Residues	Atoms					ZeroOcc	AltConf	Trace
1	A	76	Total	C	N	O	S	0	0	0
			615	397	100	115	3			
1	B	78	Total	C	N	O	S	0	0	0
			629	405	104	117	3			
1	C	76	Total	C	N	O	S	0	0	0
			611	395	100	113	3			
1	D	77	Total	C	N	O	S	0	0	0
			628	405	104	116	3			
1	E	77	Total	C	N	O	S	0	0	0
			629	406	104	116	3			
1	F	77	Total	C	N	O	S	0	0	0
			625	404	104	114	3			
1	G	76	Total	C	N	O	S	0	0	0
			611	395	100	113	3			
1	H	78	Total	C	N	O	S	0	0	0
			633	407	104	119	3			
1	I	77	Total	C	N	O	S	0	0	0
			616	398	101	114	3			
1	J	78	Total	C	N	O	S	0	0	0
			633	408	105	117	3			
1	K	76	Total	C	N	O	S	0	0	0
			615	397	100	115	3			
1	L	76	Total	C	N	O	S	0	0	0
			615	397	100	115	3			
1	M	77	Total	C	N	O	S	0	0	0
			623	402	101	116	4			
1	N	75	Total	C	N	O	S	0	0	0
			606	392	99	112	3			

There are 280 discrepancies between the modelled and reference sequences:

Chain	Residue	Modelled	Actual	Comment	Reference
A	-19	MET	-	EXPRESSION TAG	UNP Q8GGH0

Continued on next page...

Continued from previous page...

Chain	Residue	Modelled	Actual	Comment	Reference
A	-18	GLY	-	EXPRESSION TAG	UNP Q8GGH0
A	-17	SER	-	EXPRESSION TAG	UNP Q8GGH0
A	-16	SER	-	EXPRESSION TAG	UNP Q8GGH0
A	-15	HIS	-	EXPRESSION TAG	UNP Q8GGH0
A	-14	HIS	-	EXPRESSION TAG	UNP Q8GGH0
A	-13	HIS	-	EXPRESSION TAG	UNP Q8GGH0
A	-12	HIS	-	EXPRESSION TAG	UNP Q8GGH0
A	-11	HIS	-	EXPRESSION TAG	UNP Q8GGH0
A	-10	HIS	-	EXPRESSION TAG	UNP Q8GGH0
A	-9	SER	-	EXPRESSION TAG	UNP Q8GGH0
A	-8	SER	-	EXPRESSION TAG	UNP Q8GGH0
A	-7	GLY	-	EXPRESSION TAG	UNP Q8GGH0
A	-6	LEU	-	EXPRESSION TAG	UNP Q8GGH0
A	-5	VAL	-	EXPRESSION TAG	UNP Q8GGH0
A	-4	PRO	-	EXPRESSION TAG	UNP Q8GGH0
A	-3	ARG	-	EXPRESSION TAG	UNP Q8GGH0
A	-2	GLY	-	EXPRESSION TAG	UNP Q8GGH0
A	-1	SER	-	EXPRESSION TAG	UNP Q8GGH0
A	0	HIS	-	EXPRESSION TAG	UNP Q8GGH0
B	-19	MET	-	EXPRESSION TAG	UNP Q8GGH0
B	-18	GLY	-	EXPRESSION TAG	UNP Q8GGH0
B	-17	SER	-	EXPRESSION TAG	UNP Q8GGH0
B	-16	SER	-	EXPRESSION TAG	UNP Q8GGH0
B	-15	HIS	-	EXPRESSION TAG	UNP Q8GGH0
B	-14	HIS	-	EXPRESSION TAG	UNP Q8GGH0
B	-13	HIS	-	EXPRESSION TAG	UNP Q8GGH0
B	-12	HIS	-	EXPRESSION TAG	UNP Q8GGH0
B	-11	HIS	-	EXPRESSION TAG	UNP Q8GGH0
B	-10	HIS	-	EXPRESSION TAG	UNP Q8GGH0
B	-9	SER	-	EXPRESSION TAG	UNP Q8GGH0
B	-8	SER	-	EXPRESSION TAG	UNP Q8GGH0
B	-7	GLY	-	EXPRESSION TAG	UNP Q8GGH0
B	-6	LEU	-	EXPRESSION TAG	UNP Q8GGH0
B	-5	VAL	-	EXPRESSION TAG	UNP Q8GGH0
B	-4	PRO	-	EXPRESSION TAG	UNP Q8GGH0
B	-3	ARG	-	EXPRESSION TAG	UNP Q8GGH0
B	-2	GLY	-	EXPRESSION TAG	UNP Q8GGH0
B	-1	SER	-	EXPRESSION TAG	UNP Q8GGH0
B	0	HIS	-	EXPRESSION TAG	UNP Q8GGH0
C	-19	MET	-	EXPRESSION TAG	UNP Q8GGH0
C	-18	GLY	-	EXPRESSION TAG	UNP Q8GGH0
C	-17	SER	-	EXPRESSION TAG	UNP Q8GGH0

Continued on next page...

Continued from previous page...

Chain	Residue	Modelled	Actual	Comment	Reference
C	-16	SER	-	EXPRESSION TAG	UNP Q8GGH0
C	-15	HIS	-	EXPRESSION TAG	UNP Q8GGH0
C	-14	HIS	-	EXPRESSION TAG	UNP Q8GGH0
C	-13	HIS	-	EXPRESSION TAG	UNP Q8GGH0
C	-12	HIS	-	EXPRESSION TAG	UNP Q8GGH0
C	-11	HIS	-	EXPRESSION TAG	UNP Q8GGH0
C	-10	HIS	-	EXPRESSION TAG	UNP Q8GGH0
C	-9	SER	-	EXPRESSION TAG	UNP Q8GGH0
C	-8	SER	-	EXPRESSION TAG	UNP Q8GGH0
C	-7	GLY	-	EXPRESSION TAG	UNP Q8GGH0
C	-6	LEU	-	EXPRESSION TAG	UNP Q8GGH0
C	-5	VAL	-	EXPRESSION TAG	UNP Q8GGH0
C	-4	PRO	-	EXPRESSION TAG	UNP Q8GGH0
C	-3	ARG	-	EXPRESSION TAG	UNP Q8GGH0
C	-2	GLY	-	EXPRESSION TAG	UNP Q8GGH0
C	-1	SER	-	EXPRESSION TAG	UNP Q8GGH0
C	0	HIS	-	EXPRESSION TAG	UNP Q8GGH0
D	-19	MET	-	EXPRESSION TAG	UNP Q8GGH0
D	-18	GLY	-	EXPRESSION TAG	UNP Q8GGH0
D	-17	SER	-	EXPRESSION TAG	UNP Q8GGH0
D	-16	SER	-	EXPRESSION TAG	UNP Q8GGH0
D	-15	HIS	-	EXPRESSION TAG	UNP Q8GGH0
D	-14	HIS	-	EXPRESSION TAG	UNP Q8GGH0
D	-13	HIS	-	EXPRESSION TAG	UNP Q8GGH0
D	-12	HIS	-	EXPRESSION TAG	UNP Q8GGH0
D	-11	HIS	-	EXPRESSION TAG	UNP Q8GGH0
D	-10	HIS	-	EXPRESSION TAG	UNP Q8GGH0
D	-9	SER	-	EXPRESSION TAG	UNP Q8GGH0
D	-8	SER	-	EXPRESSION TAG	UNP Q8GGH0
D	-7	GLY	-	EXPRESSION TAG	UNP Q8GGH0
D	-6	LEU	-	EXPRESSION TAG	UNP Q8GGH0
D	-5	VAL	-	EXPRESSION TAG	UNP Q8GGH0
D	-4	PRO	-	EXPRESSION TAG	UNP Q8GGH0
D	-3	ARG	-	EXPRESSION TAG	UNP Q8GGH0
D	-2	GLY	-	EXPRESSION TAG	UNP Q8GGH0
D	-1	SER	-	EXPRESSION TAG	UNP Q8GGH0
D	0	HIS	-	EXPRESSION TAG	UNP Q8GGH0
E	-19	MET	-	EXPRESSION TAG	UNP Q8GGH0
E	-18	GLY	-	EXPRESSION TAG	UNP Q8GGH0
E	-17	SER	-	EXPRESSION TAG	UNP Q8GGH0
E	-16	SER	-	EXPRESSION TAG	UNP Q8GGH0
E	-15	HIS	-	EXPRESSION TAG	UNP Q8GGH0

Continued on next page...

Continued from previous page...

Chain	Residue	Modelled	Actual	Comment	Reference
E	-14	HIS	-	EXPRESSION TAG	UNP Q8GGH0
E	-13	HIS	-	EXPRESSION TAG	UNP Q8GGH0
E	-12	HIS	-	EXPRESSION TAG	UNP Q8GGH0
E	-11	HIS	-	EXPRESSION TAG	UNP Q8GGH0
E	-10	HIS	-	EXPRESSION TAG	UNP Q8GGH0
E	-9	SER	-	EXPRESSION TAG	UNP Q8GGH0
E	-8	SER	-	EXPRESSION TAG	UNP Q8GGH0
E	-7	GLY	-	EXPRESSION TAG	UNP Q8GGH0
E	-6	LEU	-	EXPRESSION TAG	UNP Q8GGH0
E	-5	VAL	-	EXPRESSION TAG	UNP Q8GGH0
E	-4	PRO	-	EXPRESSION TAG	UNP Q8GGH0
E	-3	ARG	-	EXPRESSION TAG	UNP Q8GGH0
E	-2	GLY	-	EXPRESSION TAG	UNP Q8GGH0
E	-1	SER	-	EXPRESSION TAG	UNP Q8GGH0
E	0	HIS	-	EXPRESSION TAG	UNP Q8GGH0
F	-19	MET	-	EXPRESSION TAG	UNP Q8GGH0
F	-18	GLY	-	EXPRESSION TAG	UNP Q8GGH0
F	-17	SER	-	EXPRESSION TAG	UNP Q8GGH0
F	-16	SER	-	EXPRESSION TAG	UNP Q8GGH0
F	-15	HIS	-	EXPRESSION TAG	UNP Q8GGH0
F	-14	HIS	-	EXPRESSION TAG	UNP Q8GGH0
F	-13	HIS	-	EXPRESSION TAG	UNP Q8GGH0
F	-12	HIS	-	EXPRESSION TAG	UNP Q8GGH0
F	-11	HIS	-	EXPRESSION TAG	UNP Q8GGH0
F	-10	HIS	-	EXPRESSION TAG	UNP Q8GGH0
F	-9	SER	-	EXPRESSION TAG	UNP Q8GGH0
F	-8	SER	-	EXPRESSION TAG	UNP Q8GGH0
F	-7	GLY	-	EXPRESSION TAG	UNP Q8GGH0
F	-6	LEU	-	EXPRESSION TAG	UNP Q8GGH0
F	-5	VAL	-	EXPRESSION TAG	UNP Q8GGH0
F	-4	PRO	-	EXPRESSION TAG	UNP Q8GGH0
F	-3	ARG	-	EXPRESSION TAG	UNP Q8GGH0
F	-2	GLY	-	EXPRESSION TAG	UNP Q8GGH0
F	-1	SER	-	EXPRESSION TAG	UNP Q8GGH0
F	0	HIS	-	EXPRESSION TAG	UNP Q8GGH0
G	-19	MET	-	EXPRESSION TAG	UNP Q8GGH0
G	-18	GLY	-	EXPRESSION TAG	UNP Q8GGH0
G	-17	SER	-	EXPRESSION TAG	UNP Q8GGH0
G	-16	SER	-	EXPRESSION TAG	UNP Q8GGH0
G	-15	HIS	-	EXPRESSION TAG	UNP Q8GGH0
G	-14	HIS	-	EXPRESSION TAG	UNP Q8GGH0
G	-13	HIS	-	EXPRESSION TAG	UNP Q8GGH0

Continued on next page...

Continued from previous page...

Chain	Residue	Modelled	Actual	Comment	Reference
G	-12	HIS	-	EXPRESSION TAG	UNP Q8GGH0
G	-11	HIS	-	EXPRESSION TAG	UNP Q8GGH0
G	-10	HIS	-	EXPRESSION TAG	UNP Q8GGH0
G	-9	SER	-	EXPRESSION TAG	UNP Q8GGH0
G	-8	SER	-	EXPRESSION TAG	UNP Q8GGH0
G	-7	GLY	-	EXPRESSION TAG	UNP Q8GGH0
G	-6	LEU	-	EXPRESSION TAG	UNP Q8GGH0
G	-5	VAL	-	EXPRESSION TAG	UNP Q8GGH0
G	-4	PRO	-	EXPRESSION TAG	UNP Q8GGH0
G	-3	ARG	-	EXPRESSION TAG	UNP Q8GGH0
G	-2	GLY	-	EXPRESSION TAG	UNP Q8GGH0
G	-1	SER	-	EXPRESSION TAG	UNP Q8GGH0
G	0	HIS	-	EXPRESSION TAG	UNP Q8GGH0
H	-19	MET	-	EXPRESSION TAG	UNP Q8GGH0
H	-18	GLY	-	EXPRESSION TAG	UNP Q8GGH0
H	-17	SER	-	EXPRESSION TAG	UNP Q8GGH0
H	-16	SER	-	EXPRESSION TAG	UNP Q8GGH0
H	-15	HIS	-	EXPRESSION TAG	UNP Q8GGH0
H	-14	HIS	-	EXPRESSION TAG	UNP Q8GGH0
H	-13	HIS	-	EXPRESSION TAG	UNP Q8GGH0
H	-12	HIS	-	EXPRESSION TAG	UNP Q8GGH0
H	-11	HIS	-	EXPRESSION TAG	UNP Q8GGH0
H	-10	HIS	-	EXPRESSION TAG	UNP Q8GGH0
H	-9	SER	-	EXPRESSION TAG	UNP Q8GGH0
H	-8	SER	-	EXPRESSION TAG	UNP Q8GGH0
H	-7	GLY	-	EXPRESSION TAG	UNP Q8GGH0
H	-6	LEU	-	EXPRESSION TAG	UNP Q8GGH0
H	-5	VAL	-	EXPRESSION TAG	UNP Q8GGH0
H	-4	PRO	-	EXPRESSION TAG	UNP Q8GGH0
H	-3	ARG	-	EXPRESSION TAG	UNP Q8GGH0
H	-2	GLY	-	EXPRESSION TAG	UNP Q8GGH0
H	-1	SER	-	EXPRESSION TAG	UNP Q8GGH0
H	0	HIS	-	EXPRESSION TAG	UNP Q8GGH0
I	-19	MET	-	EXPRESSION TAG	UNP Q8GGH0
I	-18	GLY	-	EXPRESSION TAG	UNP Q8GGH0
I	-17	SER	-	EXPRESSION TAG	UNP Q8GGH0
I	-16	SER	-	EXPRESSION TAG	UNP Q8GGH0
I	-15	HIS	-	EXPRESSION TAG	UNP Q8GGH0
I	-14	HIS	-	EXPRESSION TAG	UNP Q8GGH0
I	-13	HIS	-	EXPRESSION TAG	UNP Q8GGH0
I	-12	HIS	-	EXPRESSION TAG	UNP Q8GGH0
I	-11	HIS	-	EXPRESSION TAG	UNP Q8GGH0

Continued on next page...

Continued from previous page...

Chain	Residue	Modelled	Actual	Comment	Reference
I	-10	HIS	-	EXPRESSION TAG	UNP Q8GGH0
I	-9	SER	-	EXPRESSION TAG	UNP Q8GGH0
I	-8	SER	-	EXPRESSION TAG	UNP Q8GGH0
I	-7	GLY	-	EXPRESSION TAG	UNP Q8GGH0
I	-6	LEU	-	EXPRESSION TAG	UNP Q8GGH0
I	-5	VAL	-	EXPRESSION TAG	UNP Q8GGH0
I	-4	PRO	-	EXPRESSION TAG	UNP Q8GGH0
I	-3	ARG	-	EXPRESSION TAG	UNP Q8GGH0
I	-2	GLY	-	EXPRESSION TAG	UNP Q8GGH0
I	-1	SER	-	EXPRESSION TAG	UNP Q8GGH0
I	0	HIS	-	EXPRESSION TAG	UNP Q8GGH0
J	-19	MET	-	EXPRESSION TAG	UNP Q8GGH0
J	-18	GLY	-	EXPRESSION TAG	UNP Q8GGH0
J	-17	SER	-	EXPRESSION TAG	UNP Q8GGH0
J	-16	SER	-	EXPRESSION TAG	UNP Q8GGH0
J	-15	HIS	-	EXPRESSION TAG	UNP Q8GGH0
J	-14	HIS	-	EXPRESSION TAG	UNP Q8GGH0
J	-13	HIS	-	EXPRESSION TAG	UNP Q8GGH0
J	-12	HIS	-	EXPRESSION TAG	UNP Q8GGH0
J	-11	HIS	-	EXPRESSION TAG	UNP Q8GGH0
J	-10	HIS	-	EXPRESSION TAG	UNP Q8GGH0
J	-9	SER	-	EXPRESSION TAG	UNP Q8GGH0
J	-8	SER	-	EXPRESSION TAG	UNP Q8GGH0
J	-7	GLY	-	EXPRESSION TAG	UNP Q8GGH0
J	-6	LEU	-	EXPRESSION TAG	UNP Q8GGH0
J	-5	VAL	-	EXPRESSION TAG	UNP Q8GGH0
J	-4	PRO	-	EXPRESSION TAG	UNP Q8GGH0
J	-3	ARG	-	EXPRESSION TAG	UNP Q8GGH0
J	-2	GLY	-	EXPRESSION TAG	UNP Q8GGH0
J	-1	SER	-	EXPRESSION TAG	UNP Q8GGH0
J	0	HIS	-	EXPRESSION TAG	UNP Q8GGH0
K	-19	MET	-	EXPRESSION TAG	UNP Q8GGH0
K	-18	GLY	-	EXPRESSION TAG	UNP Q8GGH0
K	-17	SER	-	EXPRESSION TAG	UNP Q8GGH0
K	-16	SER	-	EXPRESSION TAG	UNP Q8GGH0
K	-15	HIS	-	EXPRESSION TAG	UNP Q8GGH0
K	-14	HIS	-	EXPRESSION TAG	UNP Q8GGH0
K	-13	HIS	-	EXPRESSION TAG	UNP Q8GGH0
K	-12	HIS	-	EXPRESSION TAG	UNP Q8GGH0
K	-11	HIS	-	EXPRESSION TAG	UNP Q8GGH0
K	-10	HIS	-	EXPRESSION TAG	UNP Q8GGH0
K	-9	SER	-	EXPRESSION TAG	UNP Q8GGH0

Continued on next page...

Continued from previous page...

Chain	Residue	Modelled	Actual	Comment	Reference
K	-8	SER	-	EXPRESSION TAG	UNP Q8GGH0
K	-7	GLY	-	EXPRESSION TAG	UNP Q8GGH0
K	-6	LEU	-	EXPRESSION TAG	UNP Q8GGH0
K	-5	VAL	-	EXPRESSION TAG	UNP Q8GGH0
K	-4	PRO	-	EXPRESSION TAG	UNP Q8GGH0
K	-3	ARG	-	EXPRESSION TAG	UNP Q8GGH0
K	-2	GLY	-	EXPRESSION TAG	UNP Q8GGH0
K	-1	SER	-	EXPRESSION TAG	UNP Q8GGH0
K	0	HIS	-	EXPRESSION TAG	UNP Q8GGH0
L	-19	MET	-	EXPRESSION TAG	UNP Q8GGH0
L	-18	GLY	-	EXPRESSION TAG	UNP Q8GGH0
L	-17	SER	-	EXPRESSION TAG	UNP Q8GGH0
L	-16	SER	-	EXPRESSION TAG	UNP Q8GGH0
L	-15	HIS	-	EXPRESSION TAG	UNP Q8GGH0
L	-14	HIS	-	EXPRESSION TAG	UNP Q8GGH0
L	-13	HIS	-	EXPRESSION TAG	UNP Q8GGH0
L	-12	HIS	-	EXPRESSION TAG	UNP Q8GGH0
L	-11	HIS	-	EXPRESSION TAG	UNP Q8GGH0
L	-10	HIS	-	EXPRESSION TAG	UNP Q8GGH0
L	-9	SER	-	EXPRESSION TAG	UNP Q8GGH0
L	-8	SER	-	EXPRESSION TAG	UNP Q8GGH0
L	-7	GLY	-	EXPRESSION TAG	UNP Q8GGH0
L	-6	LEU	-	EXPRESSION TAG	UNP Q8GGH0
L	-5	VAL	-	EXPRESSION TAG	UNP Q8GGH0
L	-4	PRO	-	EXPRESSION TAG	UNP Q8GGH0
L	-3	ARG	-	EXPRESSION TAG	UNP Q8GGH0
L	-2	GLY	-	EXPRESSION TAG	UNP Q8GGH0
L	-1	SER	-	EXPRESSION TAG	UNP Q8GGH0
L	0	HIS	-	EXPRESSION TAG	UNP Q8GGH0
M	-19	MET	-	EXPRESSION TAG	UNP Q8GGH0
M	-18	GLY	-	EXPRESSION TAG	UNP Q8GGH0
M	-17	SER	-	EXPRESSION TAG	UNP Q8GGH0
M	-16	SER	-	EXPRESSION TAG	UNP Q8GGH0
M	-15	HIS	-	EXPRESSION TAG	UNP Q8GGH0
M	-14	HIS	-	EXPRESSION TAG	UNP Q8GGH0
M	-13	HIS	-	EXPRESSION TAG	UNP Q8GGH0
M	-12	HIS	-	EXPRESSION TAG	UNP Q8GGH0
M	-11	HIS	-	EXPRESSION TAG	UNP Q8GGH0
M	-10	HIS	-	EXPRESSION TAG	UNP Q8GGH0
M	-9	SER	-	EXPRESSION TAG	UNP Q8GGH0
M	-8	SER	-	EXPRESSION TAG	UNP Q8GGH0
M	-7	GLY	-	EXPRESSION TAG	UNP Q8GGH0

Continued on next page...

Continued from previous page...

Chain	Residue	Modelled	Actual	Comment	Reference
M	-6	LEU	-	EXPRESSION TAG	UNP Q8GGH0
M	-5	VAL	-	EXPRESSION TAG	UNP Q8GGH0
M	-4	PRO	-	EXPRESSION TAG	UNP Q8GGH0
M	-3	ARG	-	EXPRESSION TAG	UNP Q8GGH0
M	-2	GLY	-	EXPRESSION TAG	UNP Q8GGH0
M	-1	SER	-	EXPRESSION TAG	UNP Q8GGH0
M	0	HIS	-	EXPRESSION TAG	UNP Q8GGH0
N	-19	MET	-	EXPRESSION TAG	UNP Q8GGH0
N	-18	GLY	-	EXPRESSION TAG	UNP Q8GGH0
N	-17	SER	-	EXPRESSION TAG	UNP Q8GGH0
N	-16	SER	-	EXPRESSION TAG	UNP Q8GGH0
N	-15	HIS	-	EXPRESSION TAG	UNP Q8GGH0
N	-14	HIS	-	EXPRESSION TAG	UNP Q8GGH0
N	-13	HIS	-	EXPRESSION TAG	UNP Q8GGH0
N	-12	HIS	-	EXPRESSION TAG	UNP Q8GGH0
N	-11	HIS	-	EXPRESSION TAG	UNP Q8GGH0
N	-10	HIS	-	EXPRESSION TAG	UNP Q8GGH0
N	-9	SER	-	EXPRESSION TAG	UNP Q8GGH0
N	-8	SER	-	EXPRESSION TAG	UNP Q8GGH0
N	-7	GLY	-	EXPRESSION TAG	UNP Q8GGH0
N	-6	LEU	-	EXPRESSION TAG	UNP Q8GGH0
N	-5	VAL	-	EXPRESSION TAG	UNP Q8GGH0
N	-4	PRO	-	EXPRESSION TAG	UNP Q8GGH0
N	-3	ARG	-	EXPRESSION TAG	UNP Q8GGH0
N	-2	GLY	-	EXPRESSION TAG	UNP Q8GGH0
N	-1	SER	-	EXPRESSION TAG	UNP Q8GGH0
N	0	HIS	-	EXPRESSION TAG	UNP Q8GGH0

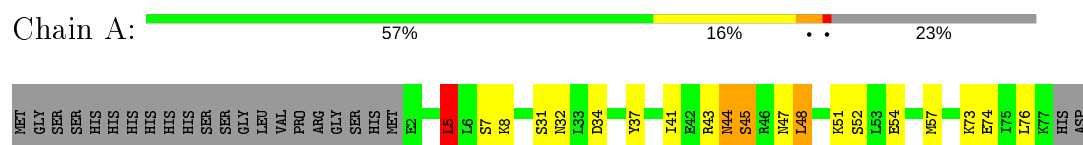
- Molecule 2 is water.

Mol	Chain	Residues	Atoms	ZeroOcc	AltConf
2	C	2	Total O 2 2	0	0
2	E	1	Total O 1 1	0	0
2	M	1	Total O 1 1	0	0

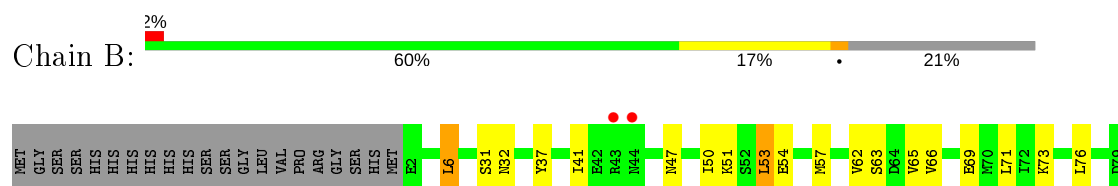
3 Residue-property plots [i](#)

These plots are drawn for all protein, RNA and DNA chains in the entry. The first graphic for a chain summarises the proportions of the various outlier classes displayed in the second graphic. The second graphic shows the sequence view annotated by issues in geometry and electron density. Residues are color-coded according to the number of geometric quality criteria for which they contain at least one outlier: green = 0, yellow = 1, orange = 2 and red = 3 or more. A red dot above a residue indicates a poor fit to the electron density ($RSRZ > 2$). Stretches of 2 or more consecutive residues without any outlier are shown as a green connector. Residues present in the sample, but not in the model, are shown in grey.

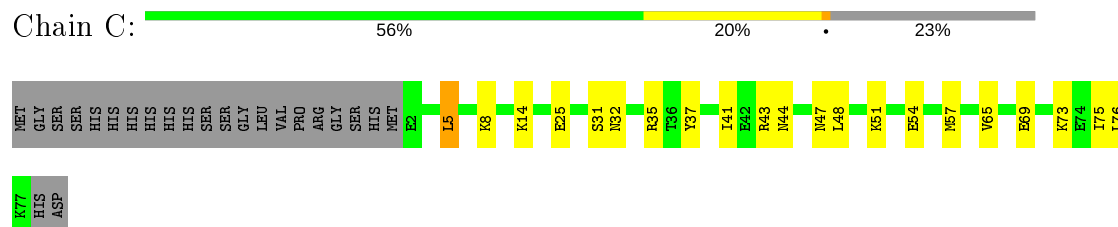
- Molecule 1: Regulatory protein



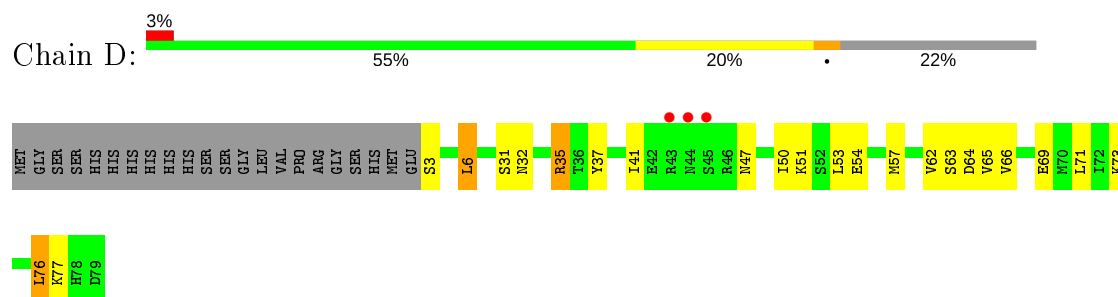
- Molecule 1: Regulatory protein



- Molecule 1: Regulatory protein



- Molecule 1: Regulatory protein

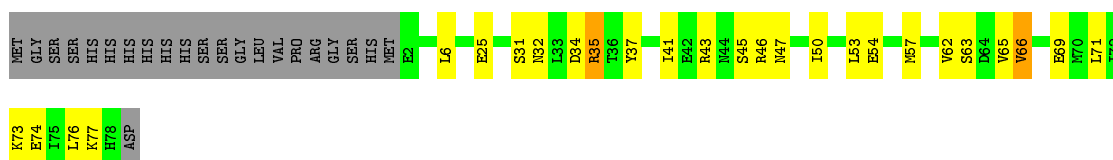


- Molecule 1: Regulatory protein





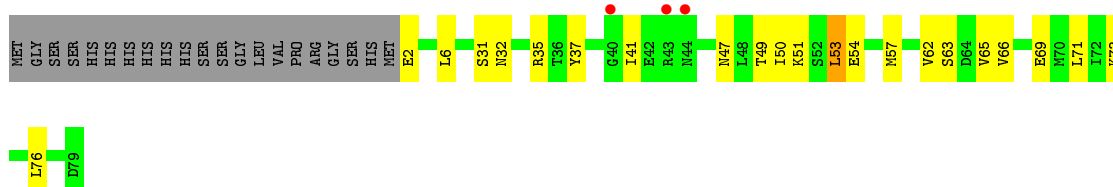
- Molecule 1: Regulatory protein



- Molecule 1: Regulatory protein



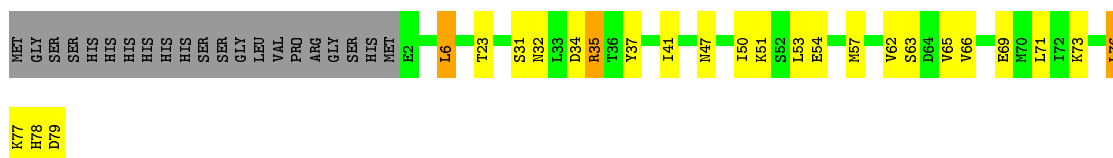
- Molecule 1: Regulatory protein



- Molecule 1: Regulatory protein



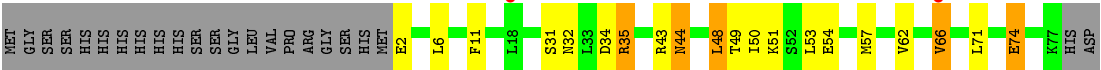
- Molecule 1: Regulatory protein



- Molecule 1: Regulatory protein



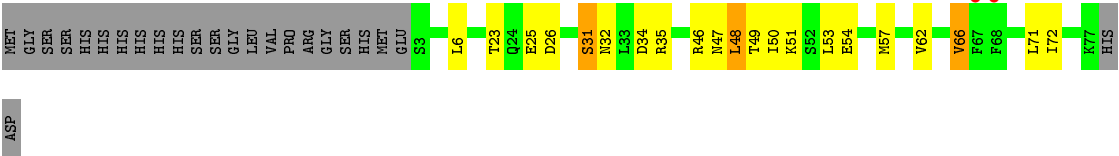
• Molecule 1: Regulatory protein



• Molecule 1: Regulatory protein



• Molecule 1: Regulatory protein



ASP

4 Data and refinement statistics

Property	Value	Source
Space group	P 65	Depositor
Cell constants a, b, c, α , β , γ	128.72Å 128.72Å 137.51Å 90.00° 90.00° 120.00°	Depositor
Resolution (Å)	46.98 – 2.80 46.99 – 2.80	Depositor EDS
% Data completeness (in resolution range)	100.0 (46.98-2.80) 100.0 (46.99-2.80)	Depositor EDS
R_{merge}	0.14	Depositor
R_{sym}	(Not available)	Depositor
$\langle I/\sigma(I) \rangle$ ¹	6.20 (at 2.81Å)	Xtriage
Refinement program	REFMAC	Depositor
R, R_{free}	0.237 , 0.269 0.236 , 0.266	Depositor DCC
R_{free} test set	1606 reflections (5.05%)	wwPDB-VP
Wilson B-factor (Å ²)	35.6	Xtriage
Anisotropy	0.049	Xtriage
Bulk solvent k_{sol} (e/Å ³), B_{sol} (Å ²)	0.31 , 50.2	EDS
L-test for twinning ²	$\langle L \rangle = 0.52$, $\langle L^2 \rangle = 0.35$	Xtriage
Estimated twinning fraction	0.007 for h,-h-k,-l	Xtriage
F_o, F_c correlation	0.90	EDS
Total number of atoms	8693	wwPDB-VP
Average B, all atoms (Å ²)	33.0	wwPDB-VP

Xtriage's analysis on translational NCS is as follows: *The analyses of the Patterson function reveals a significant off-origin peak that is 42.21 % of the origin peak, indicating pseudo-translational symmetry. The chance of finding a peak of this or larger height randomly in a structure without pseudo-translational symmetry is equal to 2.1087e-04. The detected translational NCS is most likely also responsible for the elevated intensity ratio.*

¹Intensities estimated from amplitudes.

²Theoretical values of $\langle |L| \rangle$, $\langle L^2 \rangle$ for acentric reflections are 0.5, 0.333 respectively for untwinned datasets, and 0.375, 0.2 for perfectly twinned datasets.

5 Model quality [i](#)

5.1 Standard geometry [i](#)

The Z score for a bond length (or angle) is the number of standard deviations the observed value is removed from the expected value. A bond length (or angle) with $|Z| > 5$ is considered an outlier worth inspection. RMSZ is the root-mean-square of all Z scores of the bond lengths (or angles).

Mol	Chain	Bond lengths		Bond angles	
		RMSZ	# $ Z > 5$	RMSZ	# $ Z > 5$
1	A	0.71	1/620 (0.2%)	0.73	1/827 (0.1%)
1	B	0.62	0/635	0.80	1/848 (0.1%)
1	C	0.66	0/616	0.74	1/822 (0.1%)
1	D	0.65	0/634	0.77	0/845
1	E	0.80	0/635	0.80	0/846
1	F	0.74	0/631	0.86	0/841
1	G	0.64	0/616	0.73	0/822
1	H	0.58	0/639	0.77	1/853 (0.1%)
1	I	0.71	0/621	0.77	1/829 (0.1%)
1	J	0.67	0/639	0.83	1/852 (0.1%)
1	K	0.70	0/620	0.74	0/827
1	L	0.86	0/620	0.92	2/827 (0.2%)
1	M	0.81	2/628 (0.3%)	0.81	1/837 (0.1%)
1	N	0.88	0/611	0.88	1/815 (0.1%)
All	All	0.72	3/8765 (0.0%)	0.80	10/11691 (0.1%)

All (3) bond length outliers are listed below:

Mol	Chain	Res	Type	Atoms	Z	Observed(Å)	Ideal(Å)
1	M	29	TYR	CD1-CE1	-5.81	1.30	1.39
1	A	45	SER	CB-OG	5.63	1.49	1.42
1	M	29	TYR	CD2-CE2	-5.00	1.31	1.39

The worst 5 of 10 bond angle outliers are listed below:

Mol	Chain	Res	Type	Atoms	Z	Observed(°)	Ideal(°)
1	N	48	LEU	CA-CB-CG	5.99	129.08	115.30
1	A	5	LEU	CB-CG-CD2	5.87	120.98	111.00
1	J	6	LEU	CB-CG-CD2	5.76	120.80	111.00
1	L	74	GLU	OE1-CD-OE2	-5.68	116.48	123.30
1	M	48	LEU	CA-CB-CG	5.57	128.10	115.30

There are no chirality outliers.

There are no planarity outliers.

5.2 Too-close contacts ⓘ

In the following table, the Non-H and H(model) columns list the number of non-hydrogen atoms and hydrogen atoms in the chain respectively. The H(added) column lists the number of hydrogen atoms added and optimized by MolProbity. The Clashes column lists the number of clashes within the asymmetric unit, whereas Symm-Clashes lists symmetry related clashes.

Mol	Chain	Non-H	H(model)	H(added)	Clashes	Symm-Clashes
1	A	615	0	653	15	0
1	B	629	0	660	13	0
1	C	611	0	649	19	0
1	D	628	0	669	19	0
1	E	629	0	671	16	0
1	F	625	0	667	19	0
1	G	611	0	649	10	0
1	H	633	0	664	15	0
1	I	616	0	651	14	0
1	J	633	0	671	19	0
1	K	615	0	653	10	0
1	L	615	0	653	13	0
1	M	623	0	665	16	0
1	N	606	0	647	12	0
2	C	2	0	0	1	0
2	E	1	0	0	0	0
2	M	1	0	0	0	0
All	All	8693	0	9222	159	0

The all-atom clashscore is defined as the number of clashes found per 1000 atoms (including hydrogen atoms). The all-atom clashscore for this structure is 9.

The worst 5 of 159 close contacts within the same asymmetric unit are listed below, sorted by their clash magnitude.

Atom-1	Atom-2	Interatomic distance (Å)	Clash overlap (Å)
1:J:35:ARG:HH21	1:J:35:ARG:HG2	1.20	1.04
1:E:5:LEU:HD13	1:F:50:ILE:HG23	1.43	0.99
1:A:76:LEU:HD21	1:B:65:VAL:HG21	1.50	0.92
1:J:35:ARG:HH21	1:J:35:ARG:CG	1.82	0.92
1:C:14:LYS:HE3	2:C:80:HOH:O	1.72	0.90

There are no symmetry-related clashes.

5.3 Torsion angles

5.3.1 Protein backbone

In the following table, the Percentiles column shows the percent Ramachandran outliers of the chain as a percentile score with respect to all X-ray entries followed by that with respect to entries of similar resolution.

The Analysed column shows the number of residues for which the backbone conformation was analysed, and the total number of residues.

Mol	Chain	Analysed	Favoured	Allowed	Outliers	Percentiles	
1	A	74/99 (75%)	74 (100%)	0	0	100	100
1	B	76/99 (77%)	76 (100%)	0	0	100	100
1	C	74/99 (75%)	73 (99%)	1 (1%)	0	100	100
1	D	75/99 (76%)	75 (100%)	0	0	100	100
1	E	75/99 (76%)	74 (99%)	1 (1%)	0	100	100
1	F	75/99 (76%)	74 (99%)	1 (1%)	0	100	100
1	G	74/99 (75%)	74 (100%)	0	0	100	100
1	H	76/99 (77%)	74 (97%)	2 (3%)	0	100	100
1	I	75/99 (76%)	72 (96%)	3 (4%)	0	100	100
1	J	76/99 (77%)	75 (99%)	1 (1%)	0	100	100
1	K	74/99 (75%)	74 (100%)	0	0	100	100
1	L	74/99 (75%)	73 (99%)	1 (1%)	0	100	100
1	M	75/99 (76%)	74 (99%)	1 (1%)	0	100	100
1	N	73/99 (74%)	72 (99%)	1 (1%)	0	100	100
All	All	1046/1386 (76%)	1034 (99%)	12 (1%)	0	100	100

There are no Ramachandran outliers to report.

5.3.2 Protein sidechains

In the following table, the Percentiles column shows the percent sidechain outliers of the chain as a percentile score with respect to all X-ray entries followed by that with respect to entries of similar resolution.

The Analysed column shows the number of residues for which the sidechain conformation was analysed, and the total number of residues.

Mol	Chain	Analysed	Rotameric	Outliers	Percentiles	
1	A	71/92 (77%)	64 (90%)	7 (10%)	8	23
1	B	72/92 (78%)	66 (92%)	6 (8%)	11	32
1	C	70/92 (76%)	67 (96%)	3 (4%)	29	62
1	D	73/92 (79%)	66 (90%)	7 (10%)	8	24
1	E	73/92 (79%)	69 (94%)	4 (6%)	21	52
1	F	72/92 (78%)	62 (86%)	10 (14%)	3	11
1	G	70/92 (76%)	66 (94%)	4 (6%)	20	50
1	H	73/92 (79%)	66 (90%)	7 (10%)	8	24
1	I	70/92 (76%)	66 (94%)	4 (6%)	20	50
1	J	73/92 (79%)	63 (86%)	10 (14%)	3	11
1	K	71/92 (77%)	67 (94%)	4 (6%)	21	51
1	L	71/92 (77%)	61 (86%)	10 (14%)	3	10
1	M	72/92 (78%)	66 (92%)	6 (8%)	11	32
1	N	70/92 (76%)	61 (87%)	9 (13%)	4	13
All	All	1001/1288 (78%)	910 (91%)	91 (9%)	9	27

5 of 91 residues with a non-rotameric sidechain are listed below:

Mol	Chain	Res	Type
1	H	2	GLU
1	I	46	ARG
1	N	31	SER
1	H	6	LEU
1	H	73	LYS

Some sidechains can be flipped to improve hydrogen bonding and reduce clashes. 5 of 6 such sidechains are listed below:

Mol	Chain	Res	Type
1	F	47	ASN
1	L	44	ASN
1	J	44	ASN
1	D	47	ASN
1	J	47	ASN

5.3.3 RNA ⓘ

There are no RNA molecules in this entry.

5.4 Non-standard residues in protein, DNA, RNA chains [i](#)

There are no non-standard protein/DNA/RNA residues in this entry.

5.5 Carbohydrates [i](#)

There are no carbohydrates in this entry.

5.6 Ligand geometry [i](#)

There are no ligands in this entry.

5.7 Other polymers [i](#)

There are no such residues in this entry.

5.8 Polymer linkage issues [i](#)

There are no chain breaks in this entry.

6 Fit of model and data ⓘ

6.1 Protein, DNA and RNA chains ⓘ

In the following table, the column labelled ‘#RSRZ> 2’ contains the number (and percentage) of RSRZ outliers, followed by percent RSRZ outliers for the chain as percentile scores relative to all X-ray entries and entries of similar resolution. The OWAB column contains the minimum, median, 95th percentile and maximum values of the occupancy-weighted average B-factor per residue. The column labelled ‘Q< 0.9’ lists the number of (and percentage) of residues with an average occupancy less than 0.9.

Mol	Chain	Analysed	<RSRZ>	#RSRZ>2	OWAB(Å ²)	Q<0.9
1	A	76/99 (76%)	0.11	0 100 100	27, 32, 40, 43	0
1	B	78/99 (78%)	0.15	2 (2%) 56 46	26, 32, 41, 46	0
1	C	76/99 (76%)	0.19	0 100 100	26, 32, 39, 45	0
1	D	77/99 (77%)	0.20	3 (3%) 39 29	26, 32, 39, 44	0
1	E	77/99 (77%)	0.04	0 100 100	26, 32, 40, 45	0
1	F	77/99 (77%)	0.22	0 100 100	26, 32, 41, 54	0
1	G	76/99 (76%)	0.14	2 (2%) 56 46	26, 32, 40, 48	0
1	H	78/99 (78%)	0.48	3 (3%) 40 30	26, 32, 40, 44	0
1	I	77/99 (77%)	0.18	2 (2%) 56 46	26, 32, 39, 46	0
1	J	78/99 (78%)	0.36	0 100 100	26, 32, 41, 44	0
1	K	76/99 (76%)	0.38	2 (2%) 56 46	26, 32, 40, 44	0
1	L	76/99 (76%)	0.17	2 (2%) 56 46	27, 31, 39, 44	0
1	M	77/99 (77%)	0.58	4 (5%) 27 18	26, 32, 40, 46	0
1	N	75/99 (75%)	0.31	2 (2%) 54 44	27, 32, 39, 44	0
All	All	1074/1386 (77%)	0.25	22 (2%) 65 56	26, 32, 40, 54	0

The worst 5 of 22 RSRZ outliers are listed below:

Mol	Chain	Res	Type	RSRZ
1	L	66	VAL	4.1
1	M	32	ASN	3.4
1	M	36	THR	3.2
1	H	43	ARG	3.2
1	D	44	ASN	3.0

6.2 Non-standard residues in protein, DNA, RNA chains [i](#)

There are no non-standard protein/DNA/RNA residues in this entry.

6.3 Carbohydrates [i](#)

There are no carbohydrates in this entry.

6.4 Ligands [i](#)

There are no ligands in this entry.

6.5 Other polymers [i](#)

There are no such residues in this entry.