



# Full wwPDB X-ray Structure Validation Report ⓘ

May 29, 2020 – 02:36 am BST

PDB ID : 3G8Q  
Title : A cytidine deaminase edits C-to-U in transfer RNAs in archaea  
Authors : Xiong, Y.; Stanley, B.J.  
Deposited on : 2009-02-12  
Resolution : 2.40 Å(reported)

This is a Full wwPDB X-ray Structure Validation Report for a publicly released PDB entry.

We welcome your comments at [validation@mail.wwpdb.org](mailto:validation@mail.wwpdb.org)

A user guide is available at

<https://www.wwpdb.org/validation/2017/XrayValidationReportHelp>

with specific help available everywhere you see the ⓘ symbol.

---

The following versions of software and data (see [references ⓘ](#)) were used in the production of this report:

MolProbity : 4.02b-467  
Xtriage (Phenix) : 1.13  
EDS : 2.11  
Percentile statistics : 20191225.v01 (using entries in the PDB archive December 25th 2019)  
Refmac : 5.8.0158  
CCP4 : 7.0.044 (Gargrove)  
Ideal geometry (proteins) : Engh & Huber (2001)  
Ideal geometry (DNA, RNA) : Parkinson et al. (1996)  
Validation Pipeline (wwPDB-VP) : 2.11

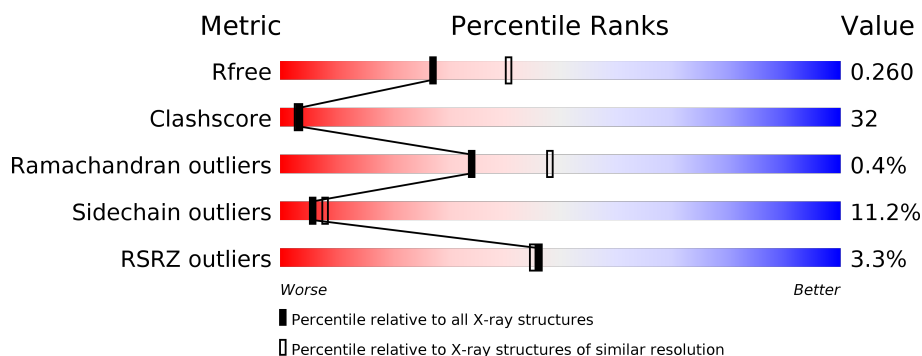
# 1 Overall quality at a glance

The following experimental techniques were used to determine the structure:

## *X-RAY DIFFRACTION*

The reported resolution of this entry is 2.40 Å.

Percentile scores (ranging between 0-100) for global validation metrics of the entry are shown in the following graphic. The table shows the number of entries on which the scores are based.



Metric	Whole archive (#Entries)	Similar resolution (#Entries, resolution range(Å))
$R_{free}$	130704	3907 (2.40-2.40)
Clashscore	141614	4398 (2.40-2.40)
Ramachandran outliers	138981	4318 (2.40-2.40)
Sidechain outliers	138945	4319 (2.40-2.40)
RSRZ outliers	127900	3811 (2.40-2.40)

The table below summarises the geometric issues observed across the polymeric chains and their fit to the electron density. The red, orange, yellow and green segments on the lower bar indicate the fraction of residues that contain outliers for  $\geq 3$ , 2, 1 and 0 types of geometric quality criteria respectively. A grey segment represents the fraction of residues that are not modelled. The numeric value for each fraction is indicated below the corresponding segment, with a dot representing fractions  $\leq 5\%$ . The upper red bar (where present) indicates the fraction of residues that have poor fit to the electron density. The numeric value is given above the bar.

Mol	Chain	Length	Quality of chain
1	A	278	<div> <div></div> <div>60% 33% 6%</div> </div>
1	B	278	<div> <div>10%</div> <div>51% 42% 6%</div> </div>
1	C	278	<div> <div>2%</div> <div>60% 33% 7%</div> </div>
1	D	278	<div> <div>%</div> <div>62% 29% 9%</div> </div>

## 2 Entry composition

There are 4 unique types of molecules in this entry. The entry contains 8787 atoms, of which 0 are hydrogens and 0 are deuteriums.

In the tables below, the ZeroOcc column contains the number of atoms modelled with zero occupancy, the AltConf column contains the number of residues with at least one atom in alternate conformation and the Trace column contains the number of residues modelled with at most 2 atoms.

- Molecule 1 is a protein called Predicted RNA-binding protein, contains THUMP domain.

Mol	Chain	Residues	Atoms					ZeroOcc	AltConf	Trace
1	A	278	Total	C	N	O	S	0	0	0
			2155	1354	385	411	5			
1	B	277	Total	C	N	O	S	0	0	0
			2144	1348	381	410	5			
1	C	277	Total	C	N	O	S	0	0	0
			2144	1348	381	410	5			
1	D	277	Total	C	N	O	S	0	0	0
			2144	1348	381	410	5			

- Molecule 2 is ZINC ION (three-letter code: ZN) (formula: Zn).

Mol	Chain	Residues	Atoms		ZeroOcc	AltConf
2	B	1	Total	Zn	0	0
			1	1		
2	A	1	Total	Zn	0	0
			1	1		
2	D	1	Total	Zn	0	0
			1	1		
2	C	1	Total	Zn	0	0
			1	1		

- Molecule 3 is SODIUM ION (three-letter code: NA) (formula: Na).

Mol	Chain	Residues	Atoms		ZeroOcc	AltConf
3	B	1	Total	Na	0	0
			1	1		
3	A	1	Total	Na	0	0
			1	1		
3	D	3	Total	Na	0	0
			3	3		
3	C	2	Total	Na	0	0
			2	2		

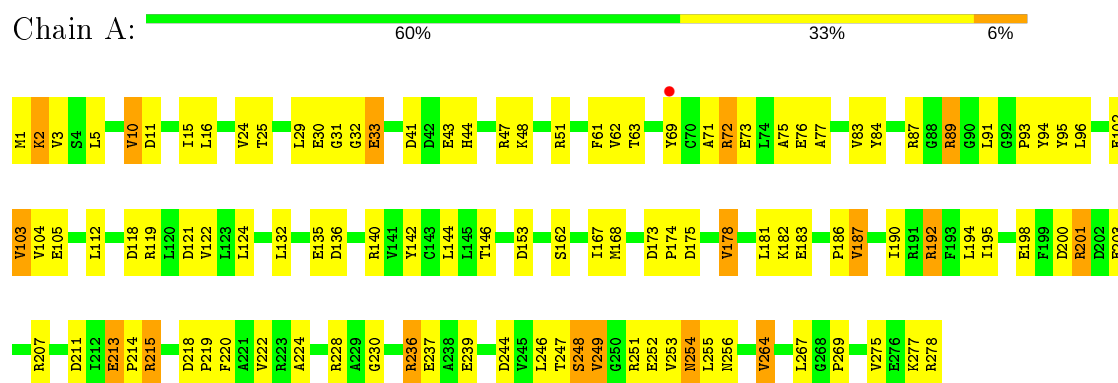
- Molecule 4 is water.

Mol	Chain	Residues	Atoms		ZeroOcc	AltConf
4	A	65	Total 65	O 65	0	0
4	B	23	Total 23	O 23	0	0
4	C	39	Total 39	O 39	0	0
4	D	62	Total 62	O 62	0	0

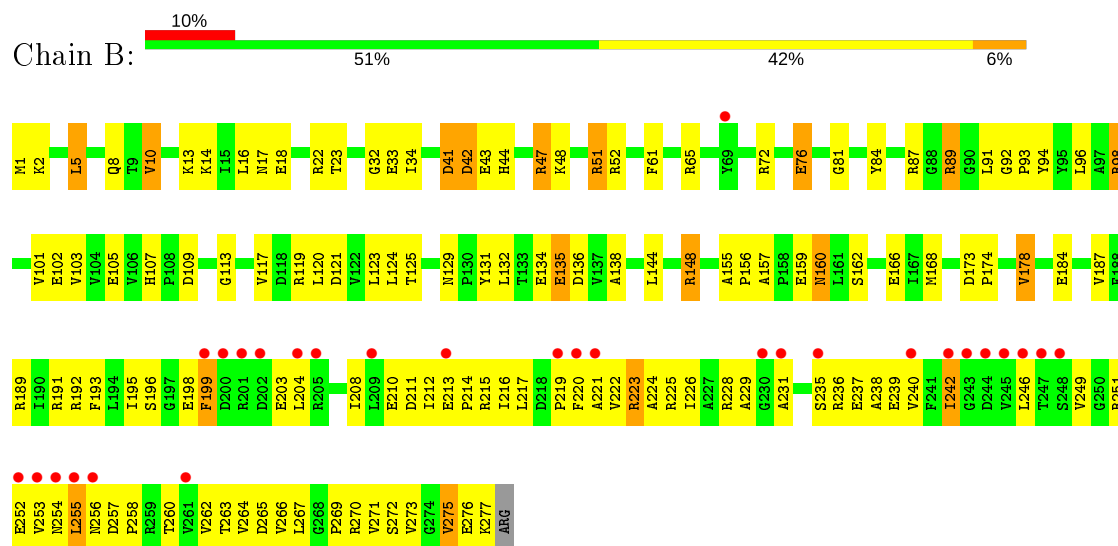
### 3 Residue-property plots

These plots are drawn for all protein, RNA and DNA chains in the entry. The first graphic for a chain summarises the proportions of the various outlier classes displayed in the second graphic. The second graphic shows the sequence view annotated by issues in geometry and electron density. Residues are color-coded according to the number of geometric quality criteria for which they contain at least one outlier: green = 0, yellow = 1, orange = 2 and red = 3 or more. A red dot above a residue indicates a poor fit to the electron density ( $RSRZ > 2$ ). Stretches of 2 or more consecutive residues without any outlier are shown as a green connector. Residues present in the sample, but not in the model, are shown in grey.

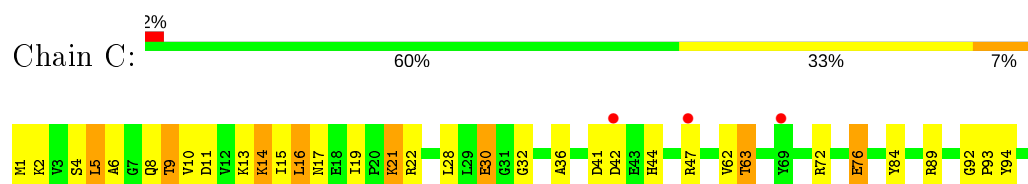
- Molecule 1: Predicted RNA-binding protein, contains THUMP domain

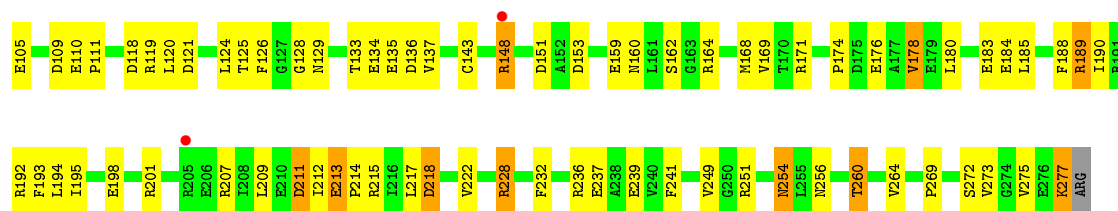


- Molecule 1: Predicted RNA-binding protein, contains THUMP domain

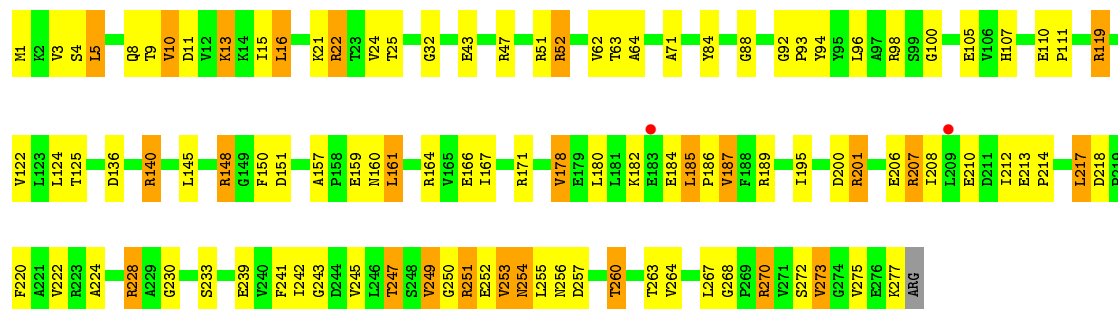


- Molecule 1: Predicted RNA-binding protein, contains THUMP domain





- Molecule 1: Predicted RNA-binding protein, contains THUMP domain



## 4 Data and refinement statistics

Property	Value	Source
Space group	C 1 2 1	Depositor
Cell constants a, b, c, $\alpha$ , $\beta$ , $\gamma$	184.47Å 77.06Å 109.08Å 90.00° 103.57° 90.00°	Depositor
Resolution (Å)	30.00 – 2.40 33.12 – 2.40	Depositor EDS
% Data completeness (in resolution range)	99.4 (30.00-2.40) 99.4 (33.12-2.40)	Depositor EDS
$R_{merge}$	(Not available)	Depositor
$R_{sym}$	(Not available)	Depositor
$\langle I/\sigma(I) \rangle$ <sup>1</sup>	2.12 (at 2.39Å)	Xtriage
Refinement program	REFMAC 5.4.0077	Depositor
R, $R_{free}$	0.202 , 0.265 0.206 , 0.260	Depositor DCC
$R_{free}$ test set	2939 reflections (5.06%)	wwPDB-VP
Wilson B-factor (Å <sup>2</sup> )	49.9	Xtriage
Anisotropy	0.022	Xtriage
Bulk solvent $k_{sol}$ (e/Å <sup>3</sup> ), $B_{sol}$ (Å <sup>2</sup> )	0.34 , 47.6	EDS
L-test for twinning <sup>2</sup>	$\langle  L  \rangle = 0.47$ , $\langle L^2 \rangle = 0.29$	Xtriage
Estimated twinning fraction	No twinning to report.	Xtriage
$F_o, F_c$ correlation	0.95	EDS
Total number of atoms	8787	wwPDB-VP
Average B, all atoms (Å <sup>2</sup> )	63.0	wwPDB-VP

Xtriage's analysis on translational NCS is as follows: *The largest off-origin peak in the Patterson function is 7.31% of the height of the origin peak. No significant pseudotranslation is detected.*

<sup>1</sup>Intensities estimated from amplitudes.

<sup>2</sup>Theoretical values of  $\langle |L| \rangle$ ,  $\langle L^2 \rangle$  for acentric reflections are 0.5, 0.333 respectively for untwinned datasets, and 0.375, 0.2 for perfectly twinned datasets.

## 5 Model quality [i](#)

### 5.1 Standard geometry [i](#)

Bond lengths and bond angles in the following residue types are not validated in this section: NA, ZN

The Z score for a bond length (or angle) is the number of standard deviations the observed value is removed from the expected value. A bond length (or angle) with  $|Z| > 5$  is considered an outlier worth inspection. RMSZ is the root-mean-square of all Z scores of the bond lengths (or angles).

Mol	Chain	Bond lengths		Bond angles	
		RMSZ	$\# Z  > 5$	RMSZ	$\# Z  > 5$
1	A	0.60	0/2188	0.68	1/2967 (0.0%)
1	B	0.44	0/2177	0.58	0/2953
1	C	0.54	0/2177	0.66	0/2953
1	D	0.55	0/2177	0.66	0/2953
All	All	0.53	0/8719	0.65	1/11826 (0.0%)

There are no bond length outliers.

All (1) bond angle outliers are listed below:

Mol	Chain	Res	Type	Atoms	Z	Observed(°)	Ideal(°)
1	A	201	ARG	NE-CZ-NH1	5.43	123.02	120.30

There are no chirality outliers.

There are no planarity outliers.

### 5.2 Too-close contacts [i](#)

In the following table, the Non-H and H(model) columns list the number of non-hydrogen atoms and hydrogen atoms in the chain respectively. The H(added) column lists the number of hydrogen atoms added and optimized by MolProbity. The Clashes column lists the number of clashes within the asymmetric unit, whereas Symm-Clashes lists symmetry related clashes.

Mol	Chain	Non-H	H(model)	H(added)	Clashes	Symm-Clashes
1	A	2155	0	2178	116	0
1	B	2144	0	2166	198	0
1	C	2144	0	2166	127	0
1	D	2144	0	2165	146	0
2	A	1	0	0	0	0
2	B	1	0	0	0	0

*Continued on next page...*



*Continued from previous page...*

Mol	Chain	Non-H	H(model)	H(added)	Clashes	Symm-Clashes
2	C	1	0	0	0	0
2	D	1	0	0	0	0
3	A	1	0	0	0	0
3	B	1	0	0	0	0
3	C	2	0	0	0	0
3	D	3	0	0	0	0
4	A	65	0	0	7	0
4	B	23	0	0	5	0
4	C	39	0	0	4	0
4	D	62	0	0	4	0
All	All	8787	0	8675	558	0

The all-atom clashscore is defined as the number of clashes found per 1000 atoms (including hydrogen atoms). The all-atom clashscore for this structure is 32.

All (558) close contacts within the same asymmetric unit are listed below, sorted by their clash magnitude.

Atom-1	Atom-2	Interatomic distance (Å)	Clash overlap (Å)
1:B:238:ALA:O	1:B:242:ILE:HD13	1.44	1.17
1:C:47:ARG:HD3	4:C:342:HOH:O	1.48	1.12
1:D:207:ARG:HG3	1:D:207:ARG:HH11	0.99	1.12
1:B:51:ARG:HG3	1:B:51:ARG:HH11	1.04	1.12
1:D:249:VAL:H	1:D:250:GLY:HA2	1.03	1.09
1:D:184:GLU:O	1:D:186:PRO:HD3	1.52	1.09
1:D:52:ARG:HH11	1:D:52:ARG:HG2	1.05	1.09
1:B:239:GLU:HA	1:B:242:ILE:CD1	1.84	1.08
1:B:246:LEU:HD12	1:B:251:ARG:HG3	1.33	1.06
1:B:41:ASP:OD2	1:B:42:ASP:N	1.88	1.06
1:B:223:ARG:HG3	1:B:223:ARG:NH1	1.65	1.04
1:A:25:THR:H	1:A:63:THR:HG22	1.22	1.04
1:B:239:GLU:HA	1:B:242:ILE:HD11	1.04	1.02
1:B:148:ARG:HH11	1:B:148:ARG:CG	1.73	1.01
1:D:25:THR:H	1:D:63:THR:HG22	1.26	1.01
1:A:254:ASN:O	1:A:255:LEU:HB3	1.58	1.00
1:B:223:ARG:CG	1:B:223:ARG:HH11	1.73	1.00
1:B:98:ARG:HH11	1:B:98:ARG:HG2	1.26	1.00
1:B:160:ASN:ND2	1:C:89:ARG:HH11	1.61	0.99
1:B:148:ARG:HH11	1:B:148:ARG:HG2	1.22	0.99
1:B:223:ARG:HG3	1:B:223:ARG:HH11	0.83	0.99
1:D:251:ARG:HH11	1:D:251:ARG:HG2	1.24	0.98
1:D:25:THR:H	1:D:63:THR:CG2	1.78	0.97

*Continued on next page...*

*Continued from previous page...*

Atom-1	Atom-2	Interatomic distance (Å)	Clash overlap (Å)
1:D:249:VAL:N	1:D:250:GLY:HA2	1.72	0.96
1:B:98:ARG:HH11	1:B:98:ARG:CG	1.82	0.93
1:D:251:ARG:HH11	1:D:251:ARG:CG	1.81	0.92
1:B:51:ARG:HH11	1:B:51:ARG:CG	1.82	0.92
1:D:52:ARG:NH1	1:D:52:ARG:HG2	1.84	0.91
1:D:207:ARG:CG	1:D:207:ARG:HH11	1.84	0.91
1:B:213:GLU:HG2	1:B:251:ARG:HH21	1.33	0.90
1:C:19:ILE:O	1:C:21:LYS:HD2	1.72	0.89
1:B:246:LEU:HB3	1:B:251:ARG:HB2	1.54	0.89
1:B:8:GLN:NE2	1:B:32:GLY:H	1.71	0.89
1:D:224:ALA:HA	1:D:264:VAL:HG12	1.55	0.89
1:A:254:ASN:HD22	1:A:256:ASN:H	1.21	0.88
1:D:52:ARG:HH11	1:D:52:ARG:CG	1.87	0.87
1:D:224:ALA:HA	1:D:264:VAL:CG1	2.04	0.87
1:C:184:GLU:O	1:C:185:LEU:HD23	1.72	0.87
1:B:47:ARG:HH11	1:B:47:ARG:CG	1.87	0.87
1:B:51:ARG:NH1	1:B:51:ARG:HG3	1.86	0.86
1:A:103:VAL:HG22	1:D:107:HIS:HB2	1.58	0.86
1:A:254:ASN:O	1:A:255:LEU:CB	2.23	0.86
1:B:44:HIS:HD2	4:B:306:HOH:O	1.59	0.86
1:D:254:ASN:C	1:D:254:ASN:HD22	1.79	0.86
1:B:162:SER:HB3	1:C:89:ARG:HG3	1.56	0.85
1:A:254:ASN:HD21	1:A:256:ASN:CB	1.87	0.85
1:D:254:ASN:ND2	1:D:256:ASN:H	1.75	0.85
1:B:148:ARG:NH1	1:B:148:ARG:HG2	1.86	0.85
1:C:119:ARG:H	1:C:168:MET:HE3	1.39	0.85
1:C:249:VAL:HG12	1:C:249:VAL:O	1.75	0.85
1:A:31:GLY:N	1:A:32:GLY:HA2	1.91	0.84
1:D:208:ILE:HD11	1:D:242:ILE:HG12	1.59	0.84
1:D:207:ARG:NH1	1:D:207:ARG:HG3	1.80	0.83
1:B:160:ASN:ND2	1:C:89:ARG:NH1	2.26	0.82
1:B:89:ARG:CG	1:B:89:ARG:HH11	1.92	0.82
1:B:94:TYR:CZ	1:B:135:GLU:HG3	2.15	0.82
1:D:218:ASP:OD1	1:D:251:ARG:HD2	1.79	0.82
1:B:44:HIS:CD2	4:B:306:HOH:O	2.33	0.82
1:D:151:ASP:HB2	1:D:171:ARG:HB3	1.62	0.82
1:B:119:ARG:HD2	1:B:121:ASP:OD1	1.79	0.81
1:B:47:ARG:HH11	1:B:47:ARG:HG3	1.47	0.80
1:A:25:THR:H	1:A:63:THR:CG2	1.92	0.80
1:C:217:LEU:O	1:C:260:THR:HG23	1.81	0.80
1:D:218:ASP:CG	1:D:251:ARG:HD2	2.00	0.80

*Continued on next page...*

*Continued from previous page...*

Atom-1	Atom-2	Interatomic distance (Å)	Clash overlap (Å)
1:A:30:GLU:C	1:A:32:GLY:HA2	2.03	0.79
1:D:228:ARG:HB2	1:D:267:LEU:HD12	1.64	0.79
1:D:270:ARG:HB3	1:D:270:ARG:HH11	1.46	0.78
1:A:254:ASN:HD21	1:A:256:ASN:HB3	1.48	0.78
1:D:270:ARG:CG	1:D:270:ARG:HH11	1.97	0.78
1:B:129:ASN:HD22	1:B:131:TYR:H	1.31	0.78
1:B:160:ASN:HD21	1:C:89:ARG:HH11	1.31	0.78
1:D:249:VAL:N	1:D:250:GLY:CA	2.47	0.78
1:D:217:LEU:H	1:D:260:THR:HG21	1.48	0.78
1:D:218:ASP:OD2	1:D:251:ARG:CD	2.33	0.77
1:B:217:LEU:HD12	1:B:277:LYS:HE3	1.65	0.77
1:A:198:GLU:HG2	1:A:269:PRO:HB2	1.66	0.77
1:D:13:LYS:HD3	1:D:13:LYS:H	1.50	0.77
1:B:246:LEU:CD1	1:B:251:ARG:HG3	2.13	0.77
1:B:260:THR:HG22	1:B:277:LYS:HD3	1.66	0.77
1:B:249:VAL:HG12	1:B:249:VAL:O	1.85	0.76
1:D:185:LEU:N	1:D:185:LEU:HD22	1.99	0.76
1:B:184:GLU:HG3	4:C:320:HOH:O	1.86	0.76
1:B:239:GLU:CA	1:B:242:ILE:HD11	2.00	0.76
1:C:118:ASP:HB2	1:C:168:MET:HE1	1.68	0.75
1:A:87:ARG:HD2	4:A:357:HOH:O	1.85	0.75
1:A:44:HIS:HD2	4:A:325:HOH:O	1.69	0.75
1:D:224:ALA:CB	1:D:264:VAL:CG1	2.65	0.75
1:A:47:ARG:HB2	1:A:47:ARG:HH11	1.51	0.74
1:C:133:THR:HG22	1:C:135:GLU:H	1.51	0.74
1:C:109:ASP:OD1	1:C:110:GLU:OE2	2.05	0.74
1:D:207:ARG:NH1	1:D:207:ARG:HA	2.02	0.74
1:A:47:ARG:NH2	1:A:73:GLU:OE1	2.21	0.74
1:D:217:LEU:O	1:D:260:THR:CG2	2.35	0.74
1:B:255:LEU:HD23	1:B:255:LEU:N	2.02	0.74
1:D:218:ASP:OD2	1:D:251:ARG:HD2	1.87	0.74
1:D:270:ARG:HH11	1:D:270:ARG:CB	2.00	0.74
1:C:228:ARG:HH11	1:C:228:ARG:HG3	1.53	0.74
1:B:129:ASN:ND2	1:B:131:TYR:H	1.86	0.73
1:C:119:ARG:H	1:C:168:MET:CE	2.02	0.73
1:B:216:ILE:HG22	1:B:217:LEU:N	2.02	0.73
1:A:254:ASN:ND2	1:A:256:ASN:CB	2.51	0.72
1:A:254:ASN:ND2	1:A:256:ASN:H	1.86	0.72
1:B:120:LEU:HD21	1:B:123:LEU:HB2	1.72	0.72
1:B:135:GLU:OE1	1:C:89:ARG:NH2	2.23	0.72
1:A:254:ASN:HD22	1:A:256:ASN:N	1.87	0.71

*Continued on next page...*

*Continued from previous page...*

Atom-1	Atom-2	Interatomic distance (Å)	Clash overlap (Å)
1:C:198:GLU:HG2	1:C:269:PRO:HB2	1.71	0.71
1:D:13:LYS:HD3	1:D:13:LYS:N	2.05	0.71
1:C:94:TYR:HB3	1:C:98:ARG:HH12	1.56	0.71
1:D:151:ASP:CB	1:D:171:ARG:HB3	2.20	0.70
1:C:118:ASP:HB2	1:C:168:MET:CE	2.20	0.70
1:A:94:TYR:CE2	1:A:135:GLU:HG3	2.27	0.70
1:A:84:TYR:CE1	1:A:105:GLU:HB2	2.26	0.70
1:A:124:LEU:HD23	1:A:124:LEU:C	2.11	0.70
1:B:41:ASP:CG	1:B:42:ASP:H	1.94	0.70
1:C:189:ARG:HH11	1:C:189:ARG:HG3	1.56	0.70
1:B:211:ASP:O	1:B:215:ARG:HD3	1.92	0.69
1:D:148:ARG:HG3	1:D:180:LEU:HD21	1.75	0.69
1:B:236:ARG:O	1:B:236:ARG:HG2	1.93	0.69
1:C:194:LEU:HD13	4:C:308:HOH:O	1.91	0.69
1:B:246:LEU:HB3	1:B:251:ARG:CB	2.23	0.69
1:C:189:ARG:HD3	1:C:190:ILE:N	2.08	0.69
1:D:224:ALA:CA	1:D:264:VAL:CG1	2.70	0.69
1:D:224:ALA:CA	1:D:264:VAL:HG12	2.23	0.69
1:B:213:GLU:HG3	1:B:251:ARG:HE	1.59	0.68
1:A:140:ARG:NH2	1:D:136:ASP:OD2	2.27	0.68
1:B:43:GLU:OE2	1:B:51:ARG:NH2	2.27	0.68
1:D:13:LYS:CD	1:D:13:LYS:H	2.05	0.68
1:D:184:GLU:C	1:D:186:PRO:HD3	2.14	0.68
1:A:249:VAL:HG13	1:A:249:VAL:O	1.94	0.67
1:B:226:ILE:HD11	1:B:235:SER:N	2.09	0.67
1:D:217:LEU:O	1:D:260:THR:HG22	1.94	0.67
1:B:196:SER:HB2	1:B:272:SER:OG	1.94	0.67
1:B:134:GLU:HG3	1:B:157:ALA:HB2	1.74	0.67
1:B:1:MET:CE	1:C:104:VAL:CG2	2.73	0.67
1:B:191:ARG:HH22	1:B:225:ARG:NH1	1.93	0.67
1:C:249:VAL:O	1:C:249:VAL:CG1	2.42	0.67
1:D:254:ASN:HD22	1:D:256:ASN:H	1.42	0.67
1:A:44:HIS:CD2	4:A:325:HOH:O	2.45	0.67
1:D:3:VAL:HG12	1:D:5:LEU:HD12	1.76	0.67
1:A:76:GLU:O	1:A:76:GLU:HG2	1.95	0.66
1:C:212:ILE:HD12	1:C:273:VAL:CG2	2.24	0.66
1:A:195:ILE:HG22	1:A:207:ARG:HH21	1.60	0.66
1:D:208:ILE:CD1	1:D:242:ILE:HG12	2.24	0.66
1:B:238:ALA:O	1:B:242:ILE:CD1	2.33	0.66
1:B:5:LEU:CD2	1:B:81:GLY:HA3	2.25	0.66
1:C:217:LEU:H	1:C:260:THR:HG21	1.62	0.65

*Continued on next page...*

*Continued from previous page...*

Atom-1	Atom-2	Interatomic distance (Å)	Clash overlap (Å)
1:A:213:GLU:HG3	1:A:214:PRO:HD3	1.79	0.65
1:B:89:ARG:HG3	1:B:89:ARG:HH11	1.61	0.65
1:B:5:LEU:HD21	1:B:81:GLY:HA3	1.78	0.65
1:D:195:ILE:HD11	1:D:273:VAL:CG1	2.27	0.65
1:C:209:LEU:HD22	1:C:249:VAL:HG21	1.79	0.65
1:B:223:ARG:CG	1:B:223:ARG:NH1	2.43	0.65
1:B:226:ILE:HD11	1:B:235:SER:CA	2.27	0.65
1:B:51:ARG:HD2	1:B:52:ARG:HG3	1.79	0.65
1:B:2:LYS:HG3	1:C:4:SER:HB2	1.79	0.64
1:B:160:ASN:HD21	1:C:89:ARG:NH1	1.89	0.64
1:A:201:ARG:HD3	4:A:318:HOH:O	1.98	0.64
1:A:43:GLU:OE1	1:A:51:ARG:NH2	2.30	0.64
1:B:119:ARG:NH1	1:B:121:ASP:OD2	2.30	0.64
1:B:196:SER:CB	1:B:272:SER:OG	2.44	0.64
1:A:84:TYR:CZ	1:A:105:GLU:HB2	2.33	0.64
1:C:212:ILE:CD1	1:C:273:VAL:CG2	2.76	0.64
1:A:254:ASN:HD21	1:A:256:ASN:HB2	1.61	0.64
1:B:84:TYR:HE2	1:B:103:VAL:HG12	1.63	0.63
1:B:216:ILE:CG2	1:B:217:LEU:N	2.60	0.63
1:C:209:LEU:CD2	1:C:249:VAL:HG21	2.28	0.63
1:C:159:GLU:OE1	1:C:228:ARG:NH1	2.30	0.63
1:B:174:PRO:HB2	1:B:192:ARG:NH1	2.14	0.63
1:C:213:GLU:OE1	1:C:213:GLU:O	2.17	0.63
1:D:195:ILE:CG1	1:D:273:VAL:HG13	2.29	0.63
1:A:236:ARG:HG3	1:A:237:GLU:N	2.13	0.63
1:C:16:LEU:O	1:C:21:LYS:HE2	1.98	0.63
1:A:47:ARG:NH1	1:A:47:ARG:HB2	2.14	0.63
1:D:212:ILE:HD12	1:D:273:VAL:HG22	1.81	0.63
1:D:213:GLU:OE2	1:D:251:ARG:NH1	2.29	0.62
1:B:217:LEU:HB2	1:B:260:THR:CG2	2.29	0.62
1:C:124:LEU:HD21	1:C:188:PHE:HB3	1.80	0.62
1:C:254:ASN:C	1:C:254:ASN:HD22	2.01	0.62
1:A:275:VAL:O	1:A:275:VAL:HG23	1.98	0.62
1:B:13:LYS:HZ1	1:B:107:HIS:CE1	2.18	0.62
1:D:11:ASP:OD2	1:D:13:LYS:NZ	2.26	0.62
1:B:208:ILE:O	1:B:212:ILE:HB	2.00	0.62
1:D:241:PHE:O	1:D:245:VAL:HG23	2.00	0.62
1:A:94:TYR:CZ	1:A:135:GLU:HG3	2.34	0.62
1:C:44:HIS:CD2	4:C:310:HOH:O	2.51	0.62
1:C:8:GLN:NE2	1:C:32:GLY:H	1.97	0.62
1:C:183:GLU:O	1:C:183:GLU:HG2	2.00	0.61

*Continued on next page...*

*Continued from previous page...*

Atom-1	Atom-2	Interatomic distance (Å)	Clash overlap (Å)
1:C:92:GLY:N	1:C:93:PRO:CD	2.62	0.61
1:A:24:VAL:HA	1:A:63:THR:CG2	2.30	0.61
1:C:10:VAL:O	1:C:10:VAL:CG2	2.49	0.61
1:C:148:ARG:HH12	1:C:180:LEU:HD11	1.65	0.61
1:A:174:PRO:O	1:A:178:VAL:HG12	1.99	0.61
1:A:2:LYS:HG3	1:D:4:SER:HB2	1.81	0.61
1:A:254:ASN:ND2	1:A:256:ASN:HB2	2.15	0.61
1:B:213:GLU:N	1:B:214:PRO:CD	2.63	0.61
1:A:213:GLU:HG3	1:A:214:PRO:CD	2.31	0.61
1:B:10:VAL:CG2	1:B:10:VAL:O	2.49	0.61
1:B:253:VAL:HG22	1:B:255:LEU:CD2	2.30	0.61
1:B:255:LEU:HD23	1:B:255:LEU:H	1.66	0.60
1:B:41:ASP:HB2	1:B:48:LYS:NZ	2.16	0.60
1:C:212:ILE:CD1	1:C:273:VAL:HG22	2.31	0.60
1:A:89:ARG:HD3	1:A:112:LEU:O	2.02	0.60
1:D:224:ALA:HA	1:D:264:VAL:HG13	1.84	0.60
1:C:121:ASP:OD2	1:C:169:VAL:N	2.35	0.60
1:D:270:ARG:HG2	1:D:270:ARG:HH11	1.66	0.60
1:B:220:PHE:O	1:B:253:VAL:HG23	2.01	0.60
1:C:228:ARG:HG3	1:C:228:ARG:NH1	2.14	0.59
1:A:102:GLU:OE2	1:D:1:MET:HB3	2.02	0.59
1:B:217:LEU:HB2	1:B:260:THR:HG21	1.84	0.59
1:B:41:ASP:HB3	1:B:48:LYS:HE3	1.83	0.59
1:B:47:ARG:NH1	1:B:47:ARG:CG	2.56	0.59
1:B:174:PRO:O	1:B:178:VAL:HG13	2.02	0.59
1:C:222:VAL:O	1:C:239:GLU:HG2	2.03	0.59
1:D:224:ALA:HB2	1:D:264:VAL:CG1	2.33	0.59
1:B:8:GLN:NE2	1:B:32:GLY:N	2.47	0.59
1:C:6:ALA:N	1:C:102:GLU:OE1	2.30	0.59
1:D:207:ARG:HA	1:D:207:ARG:CZ	2.32	0.59
1:D:224:ALA:HB2	1:D:264:VAL:HG11	1.85	0.59
1:D:254:ASN:ND2	1:D:256:ASN:N	2.48	0.59
1:B:246:LEU:HD12	1:B:251:ARG:CG	2.22	0.58
1:B:98:ARG:NH1	1:B:98:ARG:CG	2.49	0.58
1:B:222:VAL:O	1:B:222:VAL:HG13	2.02	0.58
1:B:260:THR:HG22	1:B:277:LYS:CD	2.34	0.58
1:A:94:TYR:CZ	1:A:135:GLU:CG	2.87	0.58
1:B:109:ASP:C	1:B:109:ASP:OD1	2.39	0.58
1:D:195:ILE:HD11	1:D:273:VAL:HG13	1.84	0.58
1:D:92:GLY:N	1:D:93:PRO:CD	2.67	0.58
1:B:222:VAL:HG13	1:B:239:GLU:HB2	1.85	0.57

*Continued on next page...*

*Continued from previous page...*

Atom-1	Atom-2	Interatomic distance (Å)	Clash overlap (Å)
1:D:217:LEU:N	1:D:260:THR:HG21	2.18	0.57
1:C:41:ASP:OD2	1:C:42:ASP:N	2.37	0.57
1:D:94:TYR:O	1:D:98:ARG:HD2	2.04	0.57
1:A:104:VAL:CG2	1:D:1:MET:CE	2.83	0.57
1:C:189:ARG:HD3	1:C:190:ILE:H	1.69	0.57
1:B:195:ILE:HD11	1:B:211:ASP:OD2	2.03	0.57
1:B:89:ARG:HG3	1:B:89:ARG:NH1	2.17	0.57
1:B:222:VAL:HG21	1:B:242:ILE:HG13	1.86	0.57
1:B:41:ASP:HB2	1:B:48:LYS:HZ1	1.69	0.57
1:C:212:ILE:HD12	1:C:273:VAL:HG23	1.86	0.57
1:D:16:LEU:O	1:D:21:LYS:HE3	2.05	0.57
1:A:76:GLU:CG	1:A:76:GLU:O	2.51	0.57
1:B:191:ARG:NH2	1:B:225:ARG:NH1	2.53	0.56
1:B:237:GLU:O	1:B:240:VAL:HG12	2.05	0.56
1:C:10:VAL:O	1:C:10:VAL:HG23	2.04	0.56
1:C:94:TYR:HB3	1:C:98:ARG:NH1	2.18	0.56
1:B:13:LYS:HE2	1:B:13:LYS:N	2.21	0.56
1:D:251:ARG:NH1	1:D:251:ARG:CG	2.49	0.56
1:D:43:GLU:OE2	1:D:51:ARG:NH1	2.37	0.56
1:B:134:GLU:CD	1:C:89:ARG:HE	2.08	0.56
1:A:175:ASP:HA	1:A:178:VAL:HG13	1.87	0.56
1:C:5:LEU:HD12	1:C:5:LEU:N	2.20	0.56
1:B:228:ARG:HG3	1:B:229:ALA:N	2.21	0.56
1:C:195:ILE:HG22	1:C:207:ARG:NH2	2.21	0.56
1:B:134:GLU:CG	1:B:157:ALA:HB2	2.36	0.56
1:B:117:VAL:CG1	1:B:168:MET:HB2	2.37	0.55
1:B:89:ARG:HG2	1:B:89:ARG:HH11	1.70	0.55
1:B:204:LEU:O	1:B:208:ILE:HG13	2.06	0.55
1:D:25:THR:N	1:D:63:THR:CG2	2.60	0.55
1:A:104:VAL:CG2	1:D:1:MET:HE1	2.36	0.55
1:B:264:VAL:HB	1:B:273:VAL:HG12	1.87	0.55
1:C:212:ILE:HD11	1:C:273:VAL:HG22	1.87	0.55
1:B:51:ARG:NH1	1:B:51:ARG:CG	2.51	0.55
1:B:92:GLY:N	1:B:93:PRO:CD	2.69	0.55
1:D:267:LEU:CB	1:D:270:ARG:HH12	2.20	0.55
1:D:267:LEU:HB3	1:D:270:ARG:NH1	2.22	0.55
1:B:72:ARG:O	1:B:76:GLU:HB2	2.06	0.55
1:B:162:SER:HA	1:C:89:ARG:HD2	1.87	0.55
1:B:148:ARG:HH11	1:B:148:ARG:HG3	1.69	0.54
1:A:195:ILE:HG22	1:A:207:ARG:NH2	2.22	0.54
1:B:134:GLU:CD	1:B:134:GLU:H	2.11	0.54

*Continued on next page...*

*Continued from previous page...*

Atom-1	Atom-2	Interatomic distance (Å)	Clash overlap (Å)
1:A:47:ARG:CZ	1:A:73:GLU:OE1	2.55	0.54
1:A:119:ARG:HD2	1:A:121:ASP:OD1	2.08	0.54
1:C:218:ASP:OD1	1:C:251:ARG:HD2	2.07	0.54
1:A:3:VAL:HG12	1:A:5:LEU:HD22	1.90	0.54
1:B:222:VAL:HG21	1:B:242:ILE:CD1	2.37	0.54
1:B:212:ILE:O	1:B:215:ARG:HG2	2.07	0.54
1:B:255:LEU:CD2	1:B:255:LEU:N	2.71	0.54
1:C:213:GLU:N	1:C:214:PRO:CD	2.71	0.54
1:B:162:SER:CB	1:C:89:ARG:HG3	2.35	0.54
1:C:134:GLU:OE2	1:C:162:SER:HA	2.08	0.53
1:B:231:ALA:CB	1:B:271:VAL:HG22	2.39	0.53
1:C:148:ARG:NH1	1:C:180:LEU:HD11	2.23	0.53
1:A:173:ASP:C	1:A:173:ASP:OD1	2.46	0.53
1:C:195:ILE:O	1:C:272:SER:HA	2.08	0.53
1:C:213:GLU:HG3	1:C:214:PRO:N	2.24	0.53
1:B:264:VAL:CG2	1:B:265:ASP:N	2.72	0.53
1:C:174:PRO:HB2	1:C:192:ARG:CZ	2.39	0.53
1:D:201:ARG:HG3	1:D:241:PHE:CZ	2.43	0.53
1:D:8:GLN:NE2	1:D:32:GLY:H	2.06	0.53
1:D:25:THR:H	1:D:63:THR:HG21	1.68	0.53
1:A:1:MET:HA	1:D:4:SER:O	2.09	0.53
1:B:117:VAL:HG11	1:B:168:MET:HB2	1.91	0.53
1:D:124:LEU:HD23	1:D:125:THR:N	2.23	0.53
1:B:264:VAL:HG22	1:B:265:ASP:N	2.24	0.53
1:C:151:ASP:HB2	1:C:171:ARG:HB3	1.91	0.53
1:B:217:LEU:HD12	1:B:277:LYS:CE	2.37	0.52
1:C:124:LEU:HD21	1:C:188:PHE:CB	2.39	0.52
1:C:21:LYS:HD3	1:C:21:LYS:N	2.24	0.52
1:A:224:ALA:HB2	1:A:264:VAL:HG13	1.90	0.52
1:B:155:ALA:HB3	1:B:166:GLU:HB2	1.91	0.52
1:A:200:ASP:OD1	1:A:203:GLU:HG3	2.09	0.52
1:C:148:ARG:NH1	1:C:180:LEU:CD1	2.72	0.52
1:D:187:VAL:O	1:D:187:VAL:HG23	2.10	0.52
1:B:249:VAL:O	1:B:249:VAL:CG1	2.56	0.52
1:B:1:MET:HE1	1:C:104:VAL:CG2	2.39	0.52
1:B:160:ASN:HD22	1:C:89:ARG:NH1	2.07	0.52
1:A:224:ALA:HB1	1:A:264:VAL:HG22	1.92	0.52
1:D:24:VAL:HA	1:D:63:THR:CG2	2.40	0.52
1:D:111:PRO:HB2	1:D:160:ASN:OD1	2.10	0.52
1:C:126:PHE:CE2	1:C:137:VAL:HG21	2.45	0.52
1:A:254:ASN:C	1:A:254:ASN:HD22	2.13	0.51

*Continued on next page...*



*Continued from previous page...*

Atom-1	Atom-2	Interatomic distance (Å)	Clash overlap (Å)
1:B:119:ARG:HH11	1:B:121:ASP:CG	2.14	0.51
1:B:10:VAL:O	1:B:10:VAL:HG23	2.11	0.51
1:B:98:ARG:NE	1:B:136:ASP:OD1	2.38	0.51
1:D:249:VAL:CG1	1:D:249:VAL:O	2.58	0.51
1:A:175:ASP:HA	1:A:178:VAL:CG1	2.41	0.51
1:B:105:GLU:HB3	1:C:105:GLU:HB3	1.91	0.51
1:B:246:LEU:CB	1:B:251:ARG:HB2	2.36	0.51
1:B:98:ARG:NH1	1:B:98:ARG:HG2	2.07	0.51
1:C:133:THR:HG22	1:C:134:GLU:N	2.26	0.51
1:D:254:ASN:ND2	1:D:257:ASP:H	2.07	0.51
1:A:200:ASP:CG	1:A:203:GLU:HG3	2.30	0.51
1:D:88:GLY:HA3	4:D:315:HOH:O	2.11	0.51
1:A:254:ASN:ND2	1:A:256:ASN:N	2.51	0.50
1:B:1:MET:HE3	1:C:104:VAL:HG22	1.92	0.50
1:C:8:GLN:NE2	1:C:32:GLY:N	2.60	0.50
1:C:92:GLY:N	1:C:93:PRO:HD2	2.25	0.50
1:D:249:VAL:O	1:D:249:VAL:HG13	2.11	0.50
1:C:1:MET:HG3	1:C:1:MET:O	2.10	0.50
1:C:232:PHE:HD1	1:C:237:GLU:HG2	1.75	0.50
1:B:174:PRO:CB	1:B:192:ARG:NH1	2.75	0.50
1:C:174:PRO:HB2	1:C:192:ARG:NH2	2.26	0.50
1:D:157:ALA:HA	1:D:161:LEU:O	2.12	0.50
1:B:224:ALA:CB	1:B:264:VAL:HG13	2.42	0.50
1:D:254:ASN:C	1:D:254:ASN:ND2	2.53	0.50
1:D:270:ARG:NH1	1:D:270:ARG:HG2	2.22	0.50
1:D:228:ARG:HB2	1:D:267:LEU:CD1	2.39	0.50
1:B:159:GLU:OE1	4:B:303:HOH:O	2.20	0.50
1:D:13:LYS:CD	1:D:13:LYS:N	2.69	0.50
1:D:228:ARG:HG3	4:D:311:HOH:O	2.12	0.50
1:B:231:ALA:HB3	1:B:266:VAL:HG13	1.94	0.49
1:B:231:ALA:CB	1:B:271:VAL:CG2	2.89	0.49
1:D:207:ARG:NH1	1:D:207:ARG:CG	2.52	0.49
1:C:211:ASP:O	1:C:215:ARG:HD2	2.12	0.49
1:A:218:ASP:OD1	1:A:252:GLU:HB3	2.11	0.49
1:D:228:ARG:NH2	1:D:268:GLY:HA3	2.27	0.49
1:D:270:ARG:CG	1:D:270:ARG:NH1	2.65	0.49
1:A:69:TYR:O	1:A:73:GLU:HG3	2.11	0.49
1:A:181:LEU:HB3	1:A:190:ILE:HD13	1.95	0.49
1:A:95:TYR:CD2	1:A:95:TYR:C	2.86	0.49
1:B:13:LYS:HD2	4:B:319:HOH:O	2.12	0.49
1:D:119:ARG:HH11	1:D:119:ARG:HG3	1.77	0.49

*Continued on next page...*

*Continued from previous page...*

Atom-1	Atom-2	Interatomic distance (Å)	Clash overlap (Å)
1:A:244:ASP:O	1:A:248:SER:HB3	2.13	0.49
1:D:267:LEU:HB3	1:D:270:ARG:HH12	1.77	0.49
1:B:256:ASN:O	1:B:257:ASP:HB3	2.12	0.49
1:D:185:LEU:N	1:D:185:LEU:CD2	2.71	0.49
1:D:22:ARG:N	4:D:320:HOH:O	2.37	0.49
1:A:142:TYR:CZ	1:A:146:THR:HG21	2.47	0.48
1:C:119:ARG:HD2	1:C:121:ASP:OD1	2.13	0.48
1:A:104:VAL:HG21	1:D:1:MET:HE2	1.95	0.48
1:C:148:ARG:HH12	1:C:180:LEU:CD1	2.26	0.48
1:C:72:ARG:O	1:C:76:GLU:HB2	2.13	0.48
1:D:110:GLU:HB3	1:D:111:PRO:HD2	1.94	0.48
1:A:47:ARG:CB	1:A:47:ARG:HH11	2.24	0.48
1:C:133:THR:O	1:C:136:ASP:HB2	2.13	0.48
1:B:129:ASN:HD21	1:B:132:LEU:HB2	1.79	0.48
1:A:174:PRO:HB2	1:A:192:ARG:CZ	2.44	0.48
1:D:13:LYS:CE	1:D:13:LYS:H	2.26	0.48
1:D:195:ILE:CD1	1:D:273:VAL:HG13	2.43	0.48
1:B:94:TYR:OH	1:B:135:GLU:HG3	2.13	0.48
1:C:111:PRO:HG2	1:C:160:ASN:OD1	2.14	0.48
1:D:122:VAL:HB	1:D:167:ILE:HB	1.96	0.48
1:D:224:ALA:CB	1:D:264:VAL:HG11	2.40	0.48
1:B:195:ILE:O	1:B:272:SER:HA	2.14	0.48
1:D:228:ARG:HB3	1:D:268:GLY:H	1.79	0.48
1:D:25:THR:N	1:D:63:THR:HG22	2.10	0.48
1:B:216:ILE:CG2	1:B:217:LEU:H	2.27	0.48
1:B:221:ALA:CB	1:B:258:PRO:HG3	2.44	0.48
1:C:184:GLU:O	1:C:185:LEU:CD2	2.55	0.48
1:D:270:ARG:HB3	1:D:270:ARG:NH1	2.22	0.48
1:A:136:ASP:OD2	1:A:140:ARG:NH1	2.47	0.47
1:B:91:LEU:C	1:B:93:PRO:HD2	2.35	0.47
1:A:213:GLU:N	1:A:214:PRO:CD	2.78	0.47
1:A:61:PHE:HA	1:A:83:VAL:O	2.14	0.47
1:C:103:VAL:O	1:C:104:VAL:CG2	2.62	0.47
1:D:220:PHE:HD2	1:D:252:GLU:O	1.97	0.47
1:D:222:VAL:O	1:D:239:GLU:HG2	2.15	0.47
1:B:198:GLU:CB	1:B:269:PRO:O	2.62	0.47
1:C:126:PHE:CD1	1:C:126:PHE:C	2.86	0.47
1:A:247:THR:O	1:A:249:VAL:N	2.47	0.47
1:B:198:GLU:O	1:B:198:GLU:HG3	2.14	0.47
1:D:10:VAL:CG2	1:D:10:VAL:O	2.62	0.47
1:D:254:ASN:HD22	1:D:256:ASN:N	2.08	0.47

*Continued on next page...*

*Continued from previous page...*

Atom-1	Atom-2	Interatomic distance (Å)	Clash overlap (Å)
1:A:94:TYR:CZ	1:A:135:GLU:HG2	2.50	0.47
1:A:31:GLY:N	1:A:32:GLY:CA	2.73	0.47
1:B:13:LYS:NZ	1:B:107:HIS:CE1	2.82	0.47
1:A:220:PHE:CZ	1:A:253:VAL:HG12	2.49	0.47
1:B:213:GLU:HG2	1:B:251:ARG:NH2	2.16	0.47
1:D:253:VAL:CG2	1:D:255:LEU:CD1	2.93	0.47
1:D:228:ARG:HH21	1:D:268:GLY:HA3	1.79	0.47
1:A:25:THR:N	1:A:63:THR:CG2	2.71	0.47
1:B:138:ALA:HB2	1:B:156:PRO:HB3	1.96	0.47
1:D:178:VAL:O	1:D:182:LYS:HG2	2.15	0.47
1:A:24:VAL:HA	1:A:63:THR:HG23	1.97	0.47
1:D:263:THR:O	1:D:273:VAL:HA	2.14	0.47
1:B:18:GLU:HB2	1:B:34:ILE:HD12	1.95	0.46
1:B:65:ARG:HG3	1:B:87:ARG:O	2.15	0.46
1:C:133:THR:HG22	1:C:135:GLU:N	2.27	0.46
1:C:21:LYS:CD	1:C:21:LYS:N	2.78	0.46
1:B:213:GLU:CG	1:B:251:ARG:HE	2.24	0.46
1:B:14:LYS:NZ	1:B:33:GLU:OE2	2.47	0.46
1:C:13:LYS:HE2	1:C:110:GLU:OE1	2.16	0.46
1:C:183:GLU:O	1:C:183:GLU:CG	2.64	0.46
1:D:220:PHE:CD2	1:D:252:GLU:O	2.69	0.46
1:A:122:VAL:HB	1:A:167:ILE:HB	1.98	0.46
1:A:187:VAL:HG22	1:D:140:ARG:CG	2.46	0.46
1:A:228:ARG:HD3	4:A:366:HOH:O	2.16	0.46
1:B:242:ILE:O	1:B:246:LEU:HD23	2.16	0.46
1:B:217:LEU:HB2	1:B:260:THR:HG23	1.97	0.46
1:D:218:ASP:OD2	1:D:251:ARG:HD3	2.14	0.46
1:D:16:LEU:HD12	1:D:16:LEU:HA	1.72	0.46
1:B:257:ASP:N	1:B:258:PRO:CD	2.79	0.46
1:C:13:LYS:O	1:C:14:LYS:C	2.54	0.46
1:C:109:ASP:OD1	1:C:110:GLU:CD	2.53	0.45
1:C:254:ASN:HD22	1:C:256:ASN:H	1.64	0.45
1:B:222:VAL:HG11	1:B:239:GLU:O	2.16	0.45
1:C:254:ASN:ND2	1:C:256:ASN:H	2.14	0.45
1:A:124:LEU:CD2	1:A:124:LEU:C	2.82	0.45
1:C:119:ARG:N	1:C:168:MET:CE	2.76	0.45
1:C:63:THR:O	1:C:63:THR:HG23	2.15	0.45
1:A:213:GLU:HG3	1:A:214:PRO:N	2.31	0.45
1:B:198:GLU:HA	1:B:269:PRO:O	2.16	0.45
1:B:98:ARG:NH1	1:B:98:ARG:HG3	2.32	0.45
1:B:220:PHE:CD2	1:B:252:GLU:O	2.69	0.45

*Continued on next page...*

*Continued from previous page...*

Atom-1	Atom-2	Interatomic distance (Å)	Clash overlap (Å)
1:B:196:SER:OG	1:B:272:SER:OG	2.32	0.45
1:D:212:ILE:CD1	1:D:273:VAL:HG22	2.46	0.45
1:C:119:ARG:O	1:C:168:MET:HG3	2.17	0.45
1:A:132:LEU:HD21	1:D:136:ASP:OD1	2.17	0.45
1:D:62:VAL:HG12	1:D:63:THR:N	2.32	0.45
1:B:96:LEU:HB3	1:B:101:VAL:HB	1.99	0.45
1:B:14:LYS:O	1:B:17:ASN:HB2	2.17	0.44
1:B:246:LEU:C	1:B:251:ARG:HB2	2.37	0.44
1:B:47:ARG:NH1	1:B:47:ARG:HG2	2.28	0.44
1:D:254:ASN:HD22	1:D:255:LEU:N	2.14	0.44
1:D:277:LYS:HD3	1:D:277:LYS:HA	1.74	0.44
1:B:61:PHE:C	1:B:61:PHE:CD2	2.90	0.44
1:D:148:ARG:HG3	1:D:180:LEU:CD2	2.45	0.44
1:A:25:THR:N	1:A:63:THR:HG22	2.07	0.44
1:B:124:LEU:HD23	1:B:124:LEU:C	2.38	0.44
1:B:221:ALA:HB3	1:B:258:PRO:HG3	2.00	0.44
1:B:267:LEU:HD23	1:B:267:LEU:C	2.38	0.44
1:C:5:LEU:CD1	1:C:5:LEU:N	2.80	0.44
1:D:62:VAL:HG12	1:D:64:ALA:H	1.82	0.44
1:A:118:ASP:HA	4:A:309:HOH:O	2.16	0.44
1:A:94:TYR:CE2	1:A:135:GLU:CG	2.99	0.44
1:D:71:ALA:HB1	1:D:96:LEU:HG	1.99	0.44
1:C:194:LEU:HD21	1:C:215:ARG:NE	2.33	0.44
1:A:178:VAL:O	1:A:182:LYS:HG3	2.18	0.44
1:B:47:ARG:O	1:B:48:LYS:C	2.56	0.44
1:C:124:LEU:HD23	1:C:125:THR:N	2.33	0.44
1:D:201:ARG:HG3	1:D:241:PHE:CE2	2.53	0.44
1:B:166:GLU:CD	1:B:270:ARG:HH22	2.22	0.44
1:B:1:MET:HE3	1:C:104:VAL:CG2	2.45	0.44
1:C:22:ARG:NH1	1:C:153:ASP:OD2	2.51	0.44
1:B:160:ASN:HA	1:B:160:ASN:HD22	1.69	0.44
1:B:196:SER:HA	1:B:271:VAL:O	2.18	0.44
1:B:22:ARG:C	1:B:23:THR:HG23	2.38	0.44
1:B:191:ARG:NH2	1:B:225:ARG:HH11	2.16	0.43
1:B:275:VAL:C	1:B:276:GLU:HG3	2.39	0.43
1:C:176:GLU:HA	1:C:176:GLU:OE1	2.18	0.43
1:A:275:VAL:O	1:A:275:VAL:CG2	2.64	0.43
1:B:224:ALA:HA	1:B:264:VAL:HG13	2.01	0.43
1:C:103:VAL:C	1:C:104:VAL:HG23	2.38	0.43
1:A:104:VAL:CG2	1:D:1:MET:HE2	2.48	0.43
1:A:200:ASP:HA	4:A:319:HOH:O	2.19	0.43

*Continued on next page...*

*Continued from previous page...*

Atom-1	Atom-2	Interatomic distance (Å)	Clash overlap (Å)
1:B:262:VAL:HG12	1:B:263:THR:N	2.33	0.43
1:C:11:ASP:O	1:C:15:ILE:HG12	2.19	0.43
1:D:145:LEU:O	1:D:150:PHE:HB2	2.19	0.43
1:A:222:VAL:O	1:A:239:GLU:HG2	2.17	0.43
1:C:21:LYS:HG2	1:C:21:LYS:HZ3	1.60	0.43
1:D:264:VAL:HA	1:D:272:SER:O	2.18	0.43
1:A:71:ALA:HB1	1:A:96:LEU:HG	2.01	0.43
1:D:243:GLY:O	1:D:247:THR:HB	2.19	0.43
1:D:267:LEU:HB2	1:D:270:ARG:HH12	1.83	0.43
1:B:246:LEU:O	1:B:251:ARG:HB2	2.18	0.43
1:C:11:ASP:C	1:C:11:ASP:OD1	2.57	0.43
1:D:100:GLY:O	4:D:323:HOH:O	2.21	0.43
1:D:11:ASP:C	1:D:11:ASP:OD2	2.56	0.43
1:A:218:ASP:OD1	1:A:252:GLU:N	2.52	0.43
1:A:91:LEU:C	1:A:93:PRO:HD2	2.39	0.43
1:B:222:VAL:HG21	1:B:242:ILE:CG1	2.47	0.43
1:D:159:GLU:OE1	1:D:228:ARG:NH1	2.51	0.43
1:B:13:LYS:NZ	1:B:107:HIS:NE2	2.51	0.43
1:C:277:LYS:HB2	1:C:277:LYS:HE3	1.61	0.43
1:A:11:ASP:OD1	1:A:11:ASP:C	2.58	0.42
1:A:220:PHE:CD1	1:A:220:PHE:C	2.92	0.42
1:B:1:MET:CE	1:C:104:VAL:HG22	2.43	0.42
1:B:184:GLU:HA	1:C:129:ASN:ND2	2.35	0.42
1:A:10:VAL:CG2	1:A:10:VAL:O	2.66	0.42
1:D:13:LYS:HB2	1:D:13:LYS:HE2	1.67	0.42
1:B:246:LEU:O	1:B:251:ARG:N	2.53	0.42
1:C:62:VAL:HG12	1:C:63:THR:N	2.35	0.42
1:A:75:ALA:C	1:A:77:ALA:H	2.23	0.42
1:B:101:VAL:O	1:B:103:VAL:HG23	2.19	0.42
1:D:164:ARG:NH1	1:D:166:GLU:OE2	2.53	0.42
1:B:256:ASN:O	1:B:257:ASP:CB	2.67	0.42
1:D:222:VAL:HG11	1:D:239:GLU:HA	2.02	0.42
1:A:15:ILE:O	1:A:16:LEU:C	2.57	0.42
1:B:89:ARG:NH1	1:B:113:GLY:O	2.41	0.42
1:C:84:TYR:CE1	1:C:105:GLU:HB2	2.55	0.42
1:C:260:THR:HB	1:C:277:LYS:HG3	2.02	0.42
1:B:219:PRO:HB2	1:B:254:ASN:H	1.85	0.42
1:D:52:ARG:NH1	1:D:52:ARG:CG	2.58	0.42
1:D:84:TYR:CE1	1:D:105:GLU:HB2	2.55	0.42
1:A:142:TYR:CE2	1:A:146:THR:HG21	2.55	0.41
1:A:219:PRO:CG	1:A:254:ASN:HB2	2.50	0.41

*Continued on next page...*

*Continued from previous page...*

Atom-1	Atom-2	Interatomic distance (Å)	Clash overlap (Å)
1:A:267:LEU:C	1:A:267:LEU:HD23	2.40	0.41
1:B:102:GLU:HG3	4:B:322:HOH:O	2.20	0.41
1:A:246:LEU:O	1:A:251:ARG:HB2	2.20	0.41
1:A:43:GLU:OE2	1:A:48:LYS:HG2	2.19	0.41
1:B:173:ASP:HA	1:B:174:PRO:HD2	1.95	0.41
1:C:8:GLN:HE21	1:C:32:GLY:HA2	1.85	0.41
1:A:183:GLU:O	1:A:186:PRO:HD3	2.21	0.41
1:A:247:THR:C	1:A:249:VAL:H	2.24	0.41
1:C:30:GLU:C	1:C:32:GLY:H	2.24	0.41
1:B:253:VAL:O	1:B:253:VAL:HG13	2.21	0.41
1:C:4:SER:OG	1:C:9:THR:HG22	2.21	0.41
1:B:237:GLU:HA	1:B:240:VAL:HG12	2.01	0.41
1:B:263:THR:O	1:B:273:VAL:HA	2.21	0.41
1:A:62:VAL:O	1:A:84:TYR:HA	2.20	0.41
1:B:215:ARG:H	1:B:215:ARG:HG2	1.74	0.41
1:A:119:ARG:O	1:A:168:MET:HG3	2.21	0.41
1:D:275:VAL:CG2	1:D:275:VAL:O	2.69	0.41
1:A:72:ARG:HG2	1:A:95:TYR:OH	2.20	0.41
1:B:98:ARG:HH11	1:B:98:ARG:HG3	1.79	0.41
1:C:174:PRO:O	1:C:178:VAL:HG12	2.21	0.41
1:B:236:ARG:HG3	1:B:239:GLU:OE2	2.21	0.41
1:C:201:ARG:HD2	1:C:241:PHE:CZ	2.55	0.41
1:C:28:LEU:HB3	1:C:36:ALA:HB3	2.03	0.41
1:A:211:ASP:O	1:A:215:ARG:HD3	2.20	0.40
1:A:215:ARG:HG2	1:A:215:ARG:H	1.67	0.40
1:A:254:ASN:C	1:A:254:ASN:ND2	2.74	0.40
1:A:30:GLU:O	1:A:33:GLU:HG3	2.21	0.40
1:C:120:LEU:O	1:C:193:PHE:HB2	2.20	0.40
1:D:151:ASP:HB3	1:D:171:ARG:HB3	2.00	0.40
1:A:247:THR:C	1:A:249:VAL:N	2.74	0.40
1:A:277:LYS:O	1:A:278:ARG:HB3	2.22	0.40
1:B:271:VAL:HG12	1:B:272:SER:N	2.36	0.40
1:B:47:ARG:HH11	1:B:47:ARG:HG2	1.74	0.40
1:C:128:GLY:O	1:C:129:ASN:C	2.60	0.40
1:C:254:ASN:C	1:C:254:ASN:ND2	2.71	0.40
1:B:120:LEU:HD23	1:B:193:PHE:CD2	2.56	0.40
1:B:199:PHE:HB2	1:B:203:GLU:OE1	2.21	0.40
1:C:124:LEU:HD23	1:C:124:LEU:C	2.42	0.40
1:C:8:GLN:HE21	1:C:32:GLY:N	2.19	0.40
1:D:260:THR:HB	1:D:277:LYS:HE2	2.02	0.40
1:B:22:ARG:O	1:B:23:THR:CG2	2.70	0.40

*Continued on next page...*

*Continued from previous page...*

Atom-1	Atom-2	Interatomic distance (Å)	Clash overlap (Å)
1:D:213:GLU:N	1:D:214:PRO:CD	2.85	0.40
1:D:267:LEU:HA	1:D:267:LEU:HD12	1.74	0.40

There are no symmetry-related clashes.

## 5.3 Torsion angles [i](#)

### 5.3.1 Protein backbone [i](#)

In the following table, the Percentiles column shows the percent Ramachandran outliers of the chain as a percentile score with respect to all X-ray entries followed by that with respect to entries of similar resolution.

The Analysed column shows the number of residues for which the backbone conformation was analysed, and the total number of residues.

Mol	Chain	Analysed	Favoured	Allowed	Outliers	Percentiles	
1	A	276/278 (99%)	263 (95%)	11 (4%)	2 (1%)	22	32
1	B	275/278 (99%)	257 (94%)	18 (6%)	0	100	100
1	C	275/278 (99%)	262 (95%)	13 (5%)	0	100	100
1	D	275/278 (99%)	265 (96%)	8 (3%)	2 (1%)	22	32
All	All	1101/1112 (99%)	1047 (95%)	50 (4%)	4 (0%)	34	48

All (4) Ramachandran outliers are listed below:

Mol	Chain	Res	Type
1	A	248	SER
1	D	185	LEU
1	D	230	GLY
1	A	230	GLY

### 5.3.2 Protein sidechains [i](#)

In the following table, the Percentiles column shows the percent sidechain outliers of the chain as a percentile score with respect to all X-ray entries followed by that with respect to entries of similar resolution.

The Analysed column shows the number of residues for which the sidechain conformation was analysed, and the total number of residues.

Mol	Chain	Analysed	Rotameric	Outliers	Percentiles	
1	A	230/230 (100%)	209 (91%)	21 (9%)	9	14
1	B	229/230 (100%)	205 (90%)	24 (10%)	7	9
1	C	229/230 (100%)	203 (89%)	26 (11%)	5	7
1	D	229/230 (100%)	197 (86%)	32 (14%)	3	4
All	All	917/920 (100%)	814 (89%)	103 (11%)	6	8

All (103) residues with a non-rotameric sidechain are listed below:

Mol	Chain	Res	Type
1	A	2	LYS
1	A	10	VAL
1	A	29	LEU
1	A	33	GLU
1	A	41	ASP
1	A	72	ARG
1	A	89	ARG
1	A	103	VAL
1	A	144	LEU
1	A	153	ASP
1	A	162	SER
1	A	178	VAL
1	A	187	VAL
1	A	192	ARG
1	A	194	LEU
1	A	213	GLU
1	A	215	ARG
1	A	236	ARG
1	A	249	VAL
1	A	254	ASN
1	A	264	VAL
1	B	5	LEU
1	B	10	VAL
1	B	16	LEU
1	B	41	ASP
1	B	42	ASP
1	B	47	ARG
1	B	51	ARG
1	B	76	GLU
1	B	89	ARG
1	B	98	ARG
1	B	125	THR
1	B	135	GLU

*Continued on next page...*



*Continued from previous page...*

Mol	Chain	Res	Type
1	B	144	LEU
1	B	148	ARG
1	B	160	ASN
1	B	178	VAL
1	B	187	VAL
1	B	189	ARG
1	B	199	PHE
1	B	210	GLU
1	B	223	ARG
1	B	242	ILE
1	B	255	LEU
1	B	275	VAL
1	C	2	LYS
1	C	5	LEU
1	C	9	THR
1	C	14	LYS
1	C	16	LEU
1	C	17	ASN
1	C	21	LYS
1	C	30	GLU
1	C	63	THR
1	C	76	GLU
1	C	103	VAL
1	C	143	CYS
1	C	148	ARG
1	C	164	ARG
1	C	178	VAL
1	C	189	ARG
1	C	211	ASP
1	C	213	GLU
1	C	218	ASP
1	C	228	ARG
1	C	236	ARG
1	C	254	ASN
1	C	260	THR
1	C	264	VAL
1	C	275	VAL
1	C	277	LYS
1	D	5	LEU
1	D	9	THR
1	D	10	VAL
1	D	13	LYS

*Continued on next page...*

*Continued from previous page...*

Mol	Chain	Res	Type
1	D	15	ILE
1	D	16	LEU
1	D	22	ARG
1	D	47	ARG
1	D	52	ARG
1	D	119	ARG
1	D	140	ARG
1	D	148	ARG
1	D	161	LEU
1	D	178	VAL
1	D	187	VAL
1	D	189	ARG
1	D	200	ASP
1	D	201	ARG
1	D	206	GLU
1	D	207	ARG
1	D	210	GLU
1	D	217	LEU
1	D	228	ARG
1	D	233	SER
1	D	247	THR
1	D	249	VAL
1	D	251	ARG
1	D	253	VAL
1	D	254	ASN
1	D	260	THR
1	D	270	ARG
1	D	273	VAL

Some sidechains can be flipped to improve hydrogen bonding and reduce clashes. All (12) such sidechains are listed below:

Mol	Chain	Res	Type
1	A	254	ASN
1	A	256	ASN
1	B	8	GLN
1	B	129	ASN
1	B	160	ASN
1	C	8	GLN
1	C	17	ASN
1	C	129	ASN
1	C	254	ASN
1	C	256	ASN

*Continued on next page...*

*Continued from previous page...*

Mol	Chain	Res	Type
1	D	8	GLN
1	D	254	ASN

### 5.3.3 RNA ⓘ

There are no RNA molecules in this entry.

## 5.4 Non-standard residues in protein, DNA, RNA chains ⓘ

There are no non-standard protein/DNA/RNA residues in this entry.

## 5.5 Carbohydrates ⓘ

There are no carbohydrates in this entry.

## 5.6 Ligand geometry ⓘ

Of 11 ligands modelled in this entry, 11 are monoatomic - leaving 0 for Mogul analysis.

There are no bond length outliers.

There are no bond angle outliers.

There are no chirality outliers.

There are no torsion outliers.

There are no ring outliers.

No monomer is involved in short contacts.

## 5.7 Other polymers ⓘ

There are no such residues in this entry.

## 5.8 Polymer linkage issues ⓘ

There are no chain breaks in this entry.

## 6 Fit of model and data ⓘ

### 6.1 Protein, DNA and RNA chains ⓘ

In the following table, the column labelled ‘#RSRZ> 2’ contains the number (and percentage) of RSRZ outliers, followed by percent RSRZ outliers for the chain as percentile scores relative to all X-ray entries and entries of similar resolution. The OWAB column contains the minimum, median, 95<sup>th</sup> percentile and maximum values of the occupancy-weighted average B-factor per residue. The column labelled ‘Q< 0.9’ lists the number of (and percentage) of residues with an average occupancy less than 0.9.

Mol	Chain	Analysed	<RSRZ>	#RSRZ>2	OWAB(Å <sup>2</sup> )	Q<0.9
1	A	278/278 (100%)	-0.21	1 (0%) 92 91	28, 51, 79, 89	0
1	B	277/278 (99%)	0.46	29 (10%) 6 5	41, 71, 160, 189	0
1	C	277/278 (99%)	-0.07	5 (1%) 68 66	33, 55, 82, 93	0
1	D	277/278 (99%)	-0.19	2 (0%) 87 86	36, 52, 75, 87	0
All	All	1109/1112 (99%)	-0.00	37 (3%) 46 45	28, 57, 118, 189	0

All (37) RSRZ outliers are listed below:

Mol	Chain	Res	Type	RSRZ
1	B	240	VAL	8.5
1	B	209	LEU	7.1
1	B	244	ASP	6.3
1	B	247	THR	6.1
1	B	243	GLY	5.1
1	B	242	ILE	5.0
1	B	261	VAL	4.5
1	B	230	GLY	4.4
1	B	256	ASN	4.4
1	B	235	SER	4.3
1	B	221	ALA	4.3
1	B	220	PHE	4.0
1	B	205	ARG	3.8
1	A	69	TYR	3.7
1	B	248	SER	3.6
1	B	202	ASP	3.3
1	B	255	LEU	3.3
1	C	148	ARG	3.0
1	B	246	LEU	3.0
1	C	69	TYR	2.9
1	B	69	TYR	2.9

*Continued on next page...*

*Continued from previous page...*

Mol	Chain	Res	Type	RSRZ
1	C	205	ARG	2.9
1	B	200	ASP	2.7
1	B	199	PHE	2.6
1	B	219	PRO	2.5
1	B	253	VAL	2.5
1	B	252	GLU	2.5
1	C	47	ARG	2.4
1	B	231	ALA	2.4
1	B	204	LEU	2.4
1	B	254	ASN	2.3
1	C	42	ASP	2.3
1	B	213	GLU	2.2
1	B	245	VAL	2.2
1	D	209	LEU	2.2
1	D	183	GLU	2.1
1	B	201	ARG	2.0

## 6.2 Non-standard residues in protein, DNA, RNA chains [i](#)

There are no non-standard protein/DNA/RNA residues in this entry.

## 6.3 Carbohydrates [i](#)

There are no carbohydrates in this entry.

## 6.4 Ligands [i](#)

In the following table, the Atoms column lists the number of modelled atoms in the group and the number defined in the chemical component dictionary. The B-factors column lists the minimum, median, 95<sup>th</sup> percentile and maximum values of B factors of atoms in the group. The column labelled 'Q< 0.9' lists the number of atoms with occupancy less than 0.9.

Mol	Type	Chain	Res	Atoms	RSCC	RSR	B-factors( $\text{\AA}^2$ )	Q<0.9
3	NA	C	303	1/1	0.84	0.12	55,55,55,55	0
3	NA	D	302	1/1	0.89	0.09	38,38,38,38	0
3	NA	D	303	1/1	0.90	0.07	51,51,51,51	0
3	NA	B	302	1/1	0.92	0.20	55,55,55,55	0
3	NA	D	304	1/1	0.92	0.13	41,41,41,41	0
2	ZN	A	301	1/1	0.94	0.06	102,102,102,102	0
3	NA	C	302	1/1	0.96	0.24	43,43,43,43	0

*Continued on next page...*

*Continued from previous page...*

Mol	Type	Chain	Res	Atoms	RSCC	RSR	B-factors( $\text{\AA}^2$ )	Q<0.9
2	ZN	C	301	1/1	0.97	0.07	101,101,101,101	0
3	NA	A	302	1/1	0.97	0.13	45,45,45,45	0
2	ZN	B	301	1/1	0.98	0.05	107,107,107,107	0
2	ZN	D	301	1/1	0.99	0.06	88,88,88,88	0

## 6.5 Other polymers [i](#)

There are no such residues in this entry.