



# Full wwPDB X-ray Structure Validation Report ⓘ

May 16, 2020 – 04:11 am BST

PDB ID : 1GID  
Title : CRYSTAL STRUCTURE OF A GROUP I RIBOZYME DOMAIN: PRINCIPLES OF RNA PACKING  
Authors : Cate, J.H.; Gooding, A.R.; Podell, E.; Zhou, K.; Golden, B.L.; Kundrot, C.E.; Cech, T.R.; Doudna, J.A.  
Deposited on : 1996-08-22  
Resolution : 2.50 Å(reported)

This is a Full wwPDB X-ray Structure Validation Report for a publicly released PDB entry.

We welcome your comments at [validation@mail.wwpdb.org](mailto:validation@mail.wwpdb.org)

A user guide is available at

<https://www.wwpdb.org/validation/2017/XrayValidationReportHelp>

with specific help available everywhere you see the ⓘ symbol.

---

The following versions of software and data (see [references ⓘ](#)) were used in the production of this report:

MolProbity	:	4.02b-467
Mogul	:	1.8.5 (274361), CSD as541be (2020)
Xtriage (Phenix)	:	NOT EXECUTED
EDS	:	NOT EXECUTED
Percentile statistics	:	20191225.v01 (using entries in the PDB archive December 25th 2019)
Ideal geometry (proteins)	:	Engh & Huber (2001)
Ideal geometry (DNA, RNA)	:	Parkinson et al. (1996)
Validation Pipeline (wwPDB-VP)	:	2.11

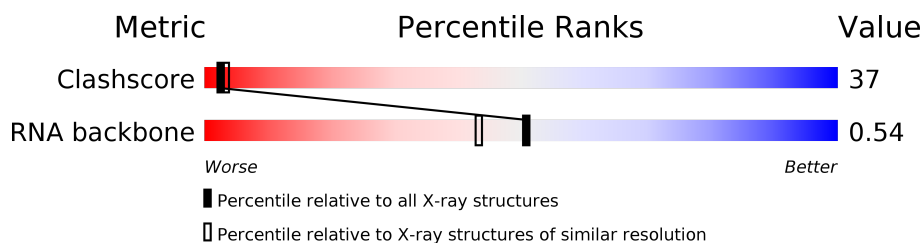
# 1 Overall quality at a glance

The following experimental techniques were used to determine the structure:

*X-RAY DIFFRACTION*

The reported resolution of this entry is 2.50 Å.

Percentile scores (ranging between 0-100) for global validation metrics of the entry are shown in the following graphic. The table shows the number of entries on which the scores are based.



Metric	Whole archive (#Entries)	Similar resolution (#Entries, resolution range(Å))
Clashscore	141614	5346 (2.50-2.50)
RNA backbone	3102	1008 (2.84-2.16)

The table below summarises the geometric issues observed across the polymeric chains and their fit to the electron density. The red, orange, yellow and green segments on the lower bar indicate the fraction of residues that contain outliers for  $\geq 3$ , 2, 1 and 0 types of geometric quality criteria respectively. A grey segment represents the fraction of residues that are not modelled. The numeric value for each fraction is indicated below the corresponding segment, with a dot representing fractions  $\leq 5\%$ .

Note EDS was not executed.

Mol	Chain	Length	Quality of chain
1	A	158	
1	B	158	

## 2 Entry composition [i](#)

There are 4 unique types of molecules in this entry. The entry contains 6824 atoms, of which 0 are hydrogens and 0 are deuteriums.

In the tables below, the ZeroOcc column contains the number of atoms modelled with zero occupancy, the AltConf column contains the number of residues with at least one atom in alternate conformation and the Trace column contains the number of residues modelled with at most 2 atoms.

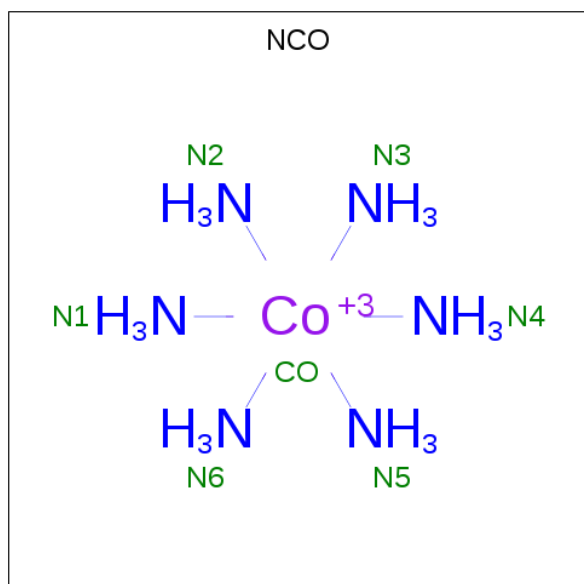
- Molecule 1 is a RNA chain called P4-P6 RNA RIBOZYME DOMAIN.

Mol	Chain	Residues	Atoms					ZeroOcc	AltConf	Trace
1	A	158	Total	C	N	O	P	58	0	0
			3383	1511	616	1098	158			
1	B	158	Total	C	N	O	P	85	0	0
			3383	1511	616	1098	158			

- Molecule 2 is MAGNESIUM ION (three-letter code: MG) (formula: Mg).

Mol	Chain	Residues	Atoms		ZeroOcc	AltConf
2	B	12	Total	Mg	0	0
			12	12		
2	A	12	Total	Mg	0	0
			12	12		

- Molecule 3 is COBALT HEXAMMINE(III) (three-letter code: NCO) (formula: CoH<sub>18</sub>N<sub>6</sub>).



Mol	Chain	Residues	Atoms			ZeroOcc	AltConf
3	A	1	Total	Co	N	0	0
			7	1	6		
3	A	1	Total	Co	N	0	0
			7	1	6		
3	B	1	Total	Co	N	0	0
			7	1	6		
3	B	1	Total	Co	N	0	0
			7	1	6		

- Molecule 4 is water.

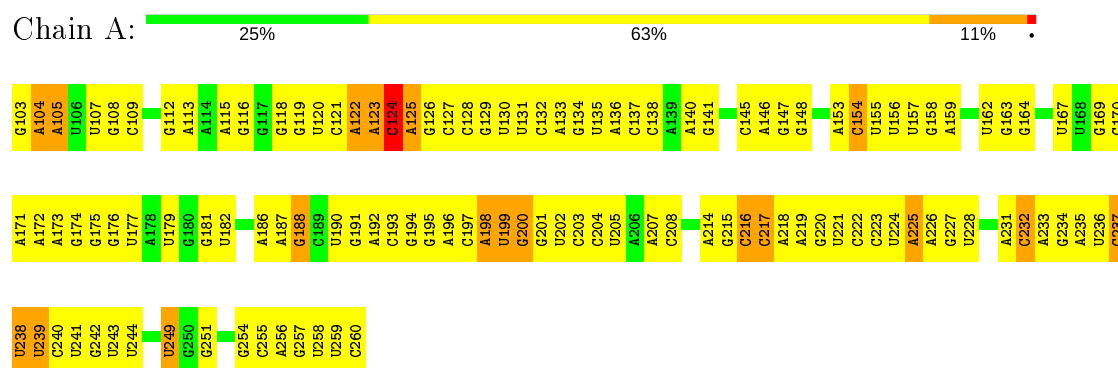
Mol	Chain	Residues	Atoms		ZeroOcc	AltConf
4	A	3	Total	O	0	0
			3	3		
4	B	3	Total	O	0	0
			3	3		

### 3 Residue-property plots

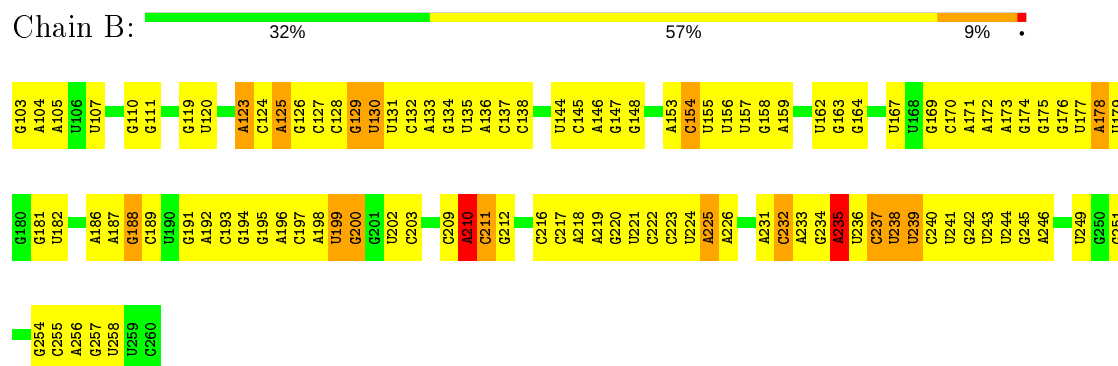
These plots are drawn for all protein, RNA and DNA chains in the entry. The first graphic for a chain summarises the proportions of the various outlier classes displayed in the second graphic. The second graphic shows the sequence view annotated by issues in geometry. Residues are color-coded according to the number of geometric quality criteria for which they contain at least one outlier: green = 0, yellow = 1, orange = 2 and red = 3 or more. Stretches of 2 or more consecutive residues without any outlier are shown as a green connector. Residues present in the sample, but not in the model, are shown in grey.

Note EDS was not executed.

#### • Molecule 1: P4-P6 RNA RIBOZYME DOMAIN



#### • Molecule 1: P4-P6 RNA RIBOZYME DOMAIN



## 4 Data and refinement statistics

Xtriage (Phenix) and EDS were not executed - this section is therefore incomplete.

Property	Value	Source
Space group	P 21 21 21	Depositor
Cell constants a, b, c, $\alpha$ , $\beta$ , $\gamma$	74.80 Å 128.70 Å 145.90 Å 90.00° 90.00° 90.00°	Depositor
Resolution (Å)	8.00 – 2.50	Depositor
% Data completeness (in resolution range)	73.5 (8.00-2.50)	Depositor
$R_{merge}$	(Not available)	Depositor
$R_{sym}$	0.04	Depositor
Refinement program	X-PLOR 3.843	Depositor
R, $R_{free}$	0.242 , 0.285	Depositor
Estimated twinning fraction	No twinning to report.	Xtriage
Total number of atoms	6824	wwPDB-VP
Average B, all atoms (Å <sup>2</sup> )	44.0	wwPDB-VP

## 5 Model quality [i](#)

### 5.1 Standard geometry [i](#)

Bond lengths and bond angles in the following residue types are not validated in this section: MG, NCO

The Z score for a bond length (or angle) is the number of standard deviations the observed value is removed from the expected value. A bond length (or angle) with  $|Z| > 5$  is considered an outlier worth inspection. RMSZ is the root-mean-square of all Z scores of the bond lengths (or angles).

Mol	Chain	Bond lengths		Bond angles	
		RMSZ	# Z  >5	RMSZ	# Z  >5
1	A	0.96	0/3787	0.82	3/5901 (0.1%)
1	B	1.05	0/3787	0.84	3/5901 (0.1%)
All	All	1.01	0/7574	0.83	6/11802 (0.1%)

There are no bond length outliers.

All (6) bond angle outliers are listed below:

Mol	Chain	Res	Type	Atoms	Z	Observed(°)	Ideal(°)
1	A	124	C	N1-C1'-C2'	-6.22	105.16	112.00
1	B	178	A	C5'-C4'-C3'	-5.67	106.92	116.00
1	B	235	A	O4'-C1'-N9	-5.55	103.76	108.20
1	A	118	G	N9-C1'-C2'	-5.34	106.12	112.00
1	A	235	A	O4'-C1'-N9	-5.24	104.01	108.20
1	B	210	A	O5'-P-OP2	-5.15	101.07	105.70

There are no chirality outliers.

There are no planarity outliers.

### 5.2 Too-close contacts [i](#)

In the following table, the Non-H and H(model) columns list the number of non-hydrogen atoms and hydrogen atoms in the chain respectively. The H(added) column lists the number of hydrogen atoms added and optimized by MolProbity. The Clashes column lists the number of clashes within the asymmetric unit, whereas Symm-Clashes lists symmetry related clashes.

Mol	Chain	Non-H	H(model)	H(added)	Clashes	Symm-Clashes
1	A	3383	0	1703	211	0
1	B	3383	0	1703	157	0
2	A	12	0	0	0	0

*Continued on next page...*

*Continued from previous page...*

Mol	Chain	Non-H	H(model)	H(added)	Clashes	Symm-Clashes
2	B	12	0	0	0	0
3	A	14	0	0	3	0
3	B	14	0	0	3	0
4	A	3	0	0	0	0
4	B	3	0	0	0	0
All	All	6824	0	3406	367	0

The all-atom clashscore is defined as the number of clashes found per 1000 atoms (including hydrogen atoms). The all-atom clashscore for this structure is 37.

All (367) close contacts within the same asymmetric unit are listed below, sorted by their clash magnitude.

Atom-1	Atom-2	Interatomic distance (Å)	Clash overlap (Å)
1:A:196:A:H2'	1:A:197:C:C6	1.69	1.27
1:A:128:C:H2'	1:A:129:G:H8	1.12	1.10
1:A:128:C:H2'	1:A:129:G:C8	1.93	1.03
1:A:196:A:H2'	1:A:197:C:H6	0.89	1.03
1:A:115:A:H8	1:A:115:A:O5'	1.47	0.98
1:A:169:G:C2	1:A:170:C:C6	2.53	0.95
1:B:217:C:O2'	1:B:218:A:H5'	1.68	0.93
1:A:199:U:H5''	1:A:200:G:OP2	1.70	0.91
1:B:169:G:C2	1:B:170:C:C6	2.59	0.91
1:B:125:A:H2'	1:B:125:A:N3	1.84	0.91
1:A:125:A:N3	1:A:125:A:H2'	1.84	0.90
1:A:196:A:C2'	1:A:197:C:H6	1.84	0.89
1:B:123:A:H5''	1:B:124:C:OP1	1.73	0.89
1:A:103:G:O2'	1:A:104:A:H5'	1.73	0.88
1:A:134:G:H2'	1:A:135:U:H6	1.40	0.85
1:B:196:A:H2'	1:B:197:C:C6	2.11	0.85
1:A:103:G:H3'	1:A:257:G:H21	1.40	0.84
1:A:220:G:H2'	1:A:221:U:H6	1.44	0.83
1:B:129:G:H4'	1:B:130:U:OP1	1.78	0.82
1:A:158:G:H2'	1:A:159:A:C8	2.15	0.80
1:B:158:G:H2'	1:B:159:A:C8	2.17	0.79
1:A:107:U:O2'	1:A:108:G:H5'	1.82	0.79
1:B:220:G:H2'	1:B:221:U:H6	1.47	0.79
1:B:216:C:C2'	1:B:217:C:H5'	2.13	0.78
1:A:134:G:H2'	1:A:135:U:C6	2.19	0.78
1:A:196:A:C4	1:A:197:C:C5	2.72	0.78
1:B:237:C:O3'	1:B:239:U:H1'	1.85	0.77
1:B:237:C:H5'	1:B:239:U:O2	1.84	0.77

*Continued on next page...*



*Continued from previous page...*

Atom-1	Atom-2	Interatomic distance (Å)	Clash overlap (Å)
1:A:237:C:H5'	1:A:239:U:O2	1.84	0.77
1:A:107:U:C5	1:A:260:C:C2	2.73	0.77
1:A:104:A:N6	1:A:216:C:H42	1.82	0.77
1:A:176:G:N7	3:A:262:NCO:N2	2.34	0.76
1:B:131:U:O2'	1:B:132:C:H5'	1.85	0.76
1:A:169:G:C2	1:A:170:C:C5	2.74	0.76
1:B:176:G:N7	3:B:264:NCO:N2	2.34	0.75
1:B:103:G:O2'	1:B:104:A:H5'	1.87	0.75
1:A:157:U:H2'	1:A:158:G:H8	1.49	0.75
1:B:157:U:H2'	1:B:158:G:H8	1.51	0.75
1:B:199:U:H5'	1:B:200:G:OP2	1.87	0.74
1:A:104:A:H61	1:A:216:C:H42	1.36	0.74
1:A:169:G:N3	1:A:170:C:C6	2.56	0.74
1:B:198:A:O4'	1:B:200:G:H1'	1.88	0.73
1:A:155:U:H2'	1:A:156:U:C6	2.23	0.73
1:B:192:A:H2'	1:B:193:C:C6	2.24	0.73
1:A:131:U:H2'	1:A:132:C:H6	1.51	0.72
1:A:134:G:C4	1:A:135:U:C5	2.78	0.72
1:B:169:G:C2	1:B:170:C:C5	2.77	0.72
1:B:242:G:H2'	1:B:243:U:C6	2.25	0.72
1:B:169:G:N3	1:B:170:C:C6	2.57	0.71
1:A:158:G:H2'	1:A:159:A:H8	1.55	0.71
1:B:131:U:H2'	1:B:132:C:C6	2.24	0.71
1:B:242:G:H2'	1:B:243:U:H6	1.55	0.71
1:A:195:G:H2'	1:A:196:A:H8	1.55	0.71
1:B:196:A:H2'	1:B:197:C:H6	1.56	0.71
1:A:237:C:O3'	1:A:239:U:H1'	1.90	0.71
1:A:125:A:H3'	1:A:125:A:OP2	1.91	0.70
1:B:128:C:H2'	1:B:129:G:H8	1.55	0.70
1:B:158:G:H2'	1:B:159:A:H8	1.57	0.69
1:A:157:U:H2'	1:A:158:G:C8	2.28	0.69
1:A:123:A:N7	1:A:197:C:C4	2.61	0.69
1:A:220:G:C5	1:A:221:U:C5	2.82	0.68
1:A:122:A:H1'	1:A:123:A:N3	2.09	0.68
1:B:157:U:H2'	1:B:158:G:C8	2.29	0.68
1:A:103:G:H3'	1:A:257:G:N2	2.07	0.68
1:B:155:U:H2'	1:B:156:U:C6	2.28	0.68
1:B:237:C:O3'	1:B:239:U:C1'	2.42	0.67
1:A:131:U:H2'	1:A:132:C:C6	2.29	0.67
1:A:256:A:H2'	1:A:257:G:O4'	1.94	0.67
1:A:122:A:H1'	1:A:123:A:C2	2.29	0.67

*Continued on next page...*

*Continued from previous page...*

Atom-1	Atom-2	Interatomic distance (Å)	Clash overlap (Å)
1:B:125:A:O2'	1:B:126:G:H5'	1.94	0.67
1:A:123:A:C2	1:A:198:A:N6	2.63	0.67
1:A:121:C:H1'	1:A:124:C:N3	2.10	0.66
1:A:133:A:O2'	1:A:134:G:H5'	1.96	0.66
1:A:203:C:O2'	1:A:204:C:H5'	1.95	0.66
1:A:220:G:O2'	1:A:221:U:H5'	1.95	0.66
1:A:198:A:O4'	1:A:200:G:H1'	1.96	0.66
1:A:242:G:H2'	1:A:243:U:C6	2.31	0.66
1:A:115:A:O5'	1:A:115:A:C8	2.39	0.65
1:B:216:C:H2'	1:B:217:C:H5'	1.77	0.65
1:B:136:A:C2	1:B:187:A:C8	2.84	0.65
1:A:190:U:H2'	1:A:191:G:O4'	1.96	0.65
1:A:195:G:H2'	1:A:196:A:C8	2.31	0.65
1:B:134:G:H2'	1:B:135:U:H6	1.60	0.65
1:B:104:A:OP2	1:B:257:G:N2	2.29	0.64
1:A:148:G:O6	3:A:261:NCO:N5	2.31	0.64
1:B:188:G:H2'	1:B:188:G:N3	2.11	0.63
1:B:132:C:O2'	1:B:133:A:H5'	1.99	0.63
1:B:169:G:O2'	1:B:170:C:H5'	1.98	0.62
1:A:103:G:C2'	1:A:104:A:H5'	2.29	0.62
1:A:123:A:H4'	1:A:123:A:OP1	2.00	0.62
1:A:162:U:H2'	1:A:163:G:O4'	2.00	0.62
1:B:232:C:C2	1:B:233:A:C8	2.88	0.61
1:A:115:A:H2'	1:A:116:G:C8	2.35	0.61
1:A:123:A:H2	1:A:198:A:N6	1.98	0.61
1:A:220:G:H2'	1:A:221:U:C6	2.30	0.61
1:A:242:G:H2'	1:A:243:U:H6	1.65	0.61
1:A:237:C:O3'	1:A:239:U:C1'	2.48	0.61
1:A:123:A:H61	1:A:197:C:H3'	1.66	0.60
1:B:255:C:H2'	1:B:256:A:O4'	2.01	0.60
1:B:103:G:C2'	1:B:104:A:H5'	2.32	0.60
1:B:220:G:O2'	1:B:221:U:H5'	2.02	0.60
1:A:136:A:C2	1:A:187:A:C8	2.90	0.60
1:B:220:G:C5	1:B:221:U:C5	2.89	0.60
1:A:104:A:H61	1:A:216:C:N4	1.99	0.60
1:A:188:G:N3	1:A:188:G:H2'	2.15	0.60
1:B:134:G:H2'	1:B:135:U:C6	2.36	0.59
1:B:104:A:N6	1:B:216:C:H42	2.00	0.59
1:B:169:G:H4'	1:B:211:C:O2'	2.02	0.59
1:A:199:U:C5'	1:A:200:G:OP2	2.49	0.59
1:A:173:A:O2'	1:A:174:G:H5'	2.02	0.59

*Continued on next page...*

*Continued from previous page...*

Atom-1	Atom-2	Interatomic distance (Å)	Clash overlap (Å)
1:A:197:C:O2'	1:A:200:G:H2'	2.03	0.59
1:B:217:C:C2'	1:B:218:A:H5'	2.32	0.58
1:B:192:A:C5	1:B:193:C:C4	2.91	0.58
1:A:125:A:N3	1:A:125:A:C2'	2.60	0.58
1:A:214:A:O2'	1:A:215:G:H5'	2.03	0.58
1:B:220:G:H2'	1:B:221:U:C6	2.34	0.57
1:A:169:G:O2'	1:A:170:C:H5'	2.03	0.57
1:A:136:A:C2	1:A:137:C:C2	2.92	0.57
1:B:216:C:O2'	1:B:217:C:H5'	2.04	0.57
1:B:145:C:H2'	1:B:146:A:C8	2.39	0.57
1:A:194:G:C2	1:A:195:G:C8	2.92	0.57
1:A:237:C:H2'	1:A:238:U:OP2	2.05	0.57
1:B:209:C:H5''	1:B:210:A:OP2	2.04	0.57
1:A:132:C:C2	1:A:192:A:C2	2.93	0.57
1:A:232:C:C2	1:A:233:A:C8	2.93	0.57
1:A:153:A:H2'	1:A:154:C:O4'	2.05	0.56
1:A:107:U:C5	1:A:260:C:O2	2.58	0.56
1:A:237:C:C2'	1:A:238:U:OP2	2.53	0.56
1:B:181:G:C2'	1:B:182:U:H5'	2.35	0.56
1:B:195:G:O2'	1:B:196:A:H5'	2.05	0.56
1:A:107:U:C6	1:A:260:C:H1'	2.41	0.56
1:A:112:G:H2'	1:A:113:A:O4'	2.06	0.56
1:A:145:C:H2'	1:A:146:A:C8	2.40	0.56
1:A:128:C:C2	1:A:129:G:C8	2.93	0.56
1:A:238:U:OP1	1:A:239:U:OP1	2.23	0.55
1:A:104:A:H8	1:A:257:G:H22	1.54	0.55
1:B:129:G:N2	1:B:131:U:N3	2.55	0.55
1:A:193:C:C2	1:A:194:G:C8	2.94	0.55
1:A:137:C:O2'	1:A:138:C:H5'	2.06	0.55
1:B:147:G:N7	3:B:263:NCO:N2	2.53	0.55
1:A:107:U:C4	1:A:260:C:C2	2.94	0.54
1:B:173:A:O2'	1:B:174:G:H5'	2.07	0.54
1:A:201:G:H2'	1:A:202:U:O4'	2.07	0.54
1:B:238:U:OP1	1:B:239:U:OP1	2.25	0.54
1:A:122:A:C1'	1:A:123:A:C2	2.91	0.54
1:A:163:G:C5	1:A:164:G:C6	2.95	0.54
1:B:237:C:H5'	1:B:239:U:C2	2.43	0.54
1:A:197:C:O2'	1:A:200:G:C2'	2.56	0.54
1:B:145:C:H2'	1:B:146:A:H8	1.73	0.54
1:A:125:A:C3'	1:A:125:A:OP2	2.56	0.53
1:A:241:U:H2'	1:A:242:G:H8	1.73	0.53

*Continued on next page...*

*Continued from previous page...*

Atom-1	Atom-2	Interatomic distance (Å)	Clash overlap (Å)
1:A:116:G:O5'	1:A:116:G:H8	1.91	0.53
1:A:200:G:H2'	1:A:200:G:N3	2.22	0.53
1:A:237:C:H5'	1:A:239:U:C2	2.42	0.53
1:B:237:C:H2'	1:B:238:U:OP2	2.07	0.53
1:A:220:G:C4	1:A:221:U:C5	2.97	0.53
1:A:243:U:H2'	1:A:244:U:O4'	2.07	0.53
1:A:113:A:H2	1:A:207:A:N7	2.07	0.53
1:B:125:A:N3	1:B:125:A:C2'	2.68	0.53
1:B:148:G:O6	3:B:263:NCO:N5	2.42	0.53
1:A:123:A:N7	1:A:197:C:N4	2.56	0.53
1:B:237:C:C2'	1:B:238:U:OP2	2.56	0.53
1:A:134:G:C2	1:A:190:U:O2	2.62	0.53
1:A:107:U:C6	1:A:260:C:O2	2.62	0.53
1:B:104:A:H61	1:B:216:C:H42	1.55	0.53
1:A:197:C:H2'	1:A:197:C:O2	2.09	0.53
1:B:136:A:N3	1:B:187:A:C8	2.76	0.52
1:B:137:C:O2'	1:B:138:C:H5'	2.09	0.52
1:A:115:A:H3'	1:A:115:A:C8	2.45	0.52
1:B:124:C:H2'	1:B:126:G:C5	2.44	0.52
1:B:242:G:C4	1:B:243:U:C5	2.98	0.52
1:A:145:C:H2'	1:A:146:A:H8	1.74	0.52
1:B:221:U:H2'	1:B:222:C:C6	2.44	0.52
1:B:243:U:H2'	1:B:244:U:O4'	2.09	0.52
1:A:169:G:C4	1:A:170:C:C5	2.98	0.52
1:A:115:A:C3'	1:A:115:A:C8	2.92	0.52
1:B:202:U:O5'	1:B:202:U:H6	1.93	0.52
1:A:134:G:C2	1:A:190:U:C2	2.97	0.52
1:A:147:G:N7	3:A:261:NCO:N2	2.58	0.52
1:B:231:A:H2'	1:B:232:C:C6	2.44	0.52
1:A:157:U:C2	1:A:158:G:C8	2.98	0.51
1:A:163:G:C6	1:A:164:G:N1	2.79	0.51
1:B:217:C:HO2'	1:B:218:A:H5'	1.74	0.51
1:A:155:U:H2'	1:A:156:U:H6	1.73	0.51
1:B:163:G:C5	1:B:164:G:C6	2.98	0.51
1:A:220:G:C6	1:A:221:U:C4	2.99	0.51
1:B:119:G:N7	1:B:120:U:C5	2.79	0.51
1:A:123:A:N6	1:A:197:C:C2	2.79	0.51
1:A:237:C:O4'	1:A:237:C:OP1	2.29	0.51
1:B:243:U:H2'	1:B:244:U:H6	1.75	0.51
1:A:192:A:C5'	1:A:193:C:OP2	2.59	0.51
1:A:195:G:C2	1:A:196:A:C5	2.99	0.51

*Continued on next page...*

*Continued from previous page...*

Atom-1	Atom-2	Interatomic distance (Å)	Clash overlap (Å)
1:B:243:U:C2	1:B:244:U:C6	2.99	0.50
1:A:218:A:H1'	1:A:219:A:N7	2.27	0.50
1:A:119:G:H2'	1:A:120:U:O4'	2.11	0.50
1:B:202:U:H2'	1:B:203:C:H6	1.75	0.50
1:A:121:C:H5''	1:A:122:A:OP2	2.11	0.50
1:A:122:A:C1'	1:A:123:A:N3	2.75	0.50
1:A:127:C:N4	1:A:128:C:N4	2.60	0.50
1:B:218:A:H1'	1:B:219:A:N7	2.27	0.50
1:A:136:A:C6	1:A:187:A:N7	2.81	0.49
1:A:169:G:N1	1:A:170:C:C5	2.80	0.49
1:B:176:G:C5	1:B:177:U:C5	3.00	0.49
1:B:187:A:H2'	1:B:189:C:O4'	2.12	0.49
1:B:192:A:C6	1:B:193:C:C4	3.00	0.49
1:A:194:G:C2	1:A:195:G:N9	2.81	0.49
1:A:220:G:C4	1:A:221:U:C6	3.00	0.49
1:B:136:A:C2	1:B:137:C:C2	3.00	0.49
1:B:157:U:C2	1:B:158:G:C8	3.00	0.49
1:B:202:U:H2'	1:B:203:C:C6	2.47	0.49
1:A:196:A:C2'	1:A:197:C:C6	2.65	0.49
1:B:220:G:C4	1:B:221:U:C5	3.01	0.49
1:A:176:G:C5	1:A:177:U:C5	3.00	0.49
1:A:194:G:N1	1:A:195:G:C5	2.80	0.49
1:A:197:C:O2'	1:A:200:G:O2'	2.25	0.49
1:B:136:A:C4	1:B:187:A:C8	3.00	0.49
1:B:169:G:C4	1:B:170:C:C5	3.01	0.49
1:B:258:U:H2'	1:B:258:U:O2	2.13	0.49
1:B:128:C:H2'	1:B:129:G:C8	2.42	0.49
1:A:136:A:C4	1:A:187:A:C8	3.01	0.48
1:A:200:G:OP2	1:A:200:G:H8	1.96	0.48
1:A:204:C:C4	1:A:205:U:C4	3.01	0.48
1:A:174:G:C6	1:A:175:G:C6	3.00	0.48
1:A:181:G:C2'	1:A:182:U:H5'	2.43	0.48
1:A:104:A:OP2	1:A:257:G:N2	2.46	0.48
1:B:231:A:H2'	1:B:232:C:H6	1.79	0.48
1:A:203:C:H2'	1:A:204:C:H6	1.78	0.48
1:A:137:C:C2'	1:A:138:C:H5'	2.43	0.48
1:B:198:A:O4'	1:B:200:G:C1'	2.58	0.48
1:B:220:G:C4	1:B:221:U:C6	3.02	0.48
1:A:223:C:C2	1:A:251:G:N2	2.81	0.48
1:B:181:G:O2'	1:B:182:U:H5'	2.13	0.48
1:A:169:G:C2'	1:A:170:C:H5'	2.44	0.48

*Continued on next page...*

*Continued from previous page...*

Atom-1	Atom-2	Interatomic distance (Å)	Clash overlap (Å)
1:A:197:C:HO2'	1:A:200:G:H2'	1.78	0.48
1:B:232:C:N3	1:B:233:A:N7	2.61	0.48
1:A:172:A:C2	1:A:173:A:C8	3.01	0.48
1:B:156:U:H2'	1:B:157:U:C6	2.49	0.48
1:B:192:A:H2'	1:B:193:C:H6	1.77	0.47
1:A:196:A:H2'	1:A:197:C:C5	2.36	0.47
1:B:153:A:H2'	1:B:154:C:O4'	2.14	0.47
1:B:193:C:H2'	1:B:194:G:H8	1.80	0.47
1:A:169:G:N2	1:A:170:C:C6	2.82	0.47
1:B:238:U:P	1:B:239:U:O4'	2.72	0.47
1:A:221:U:H2'	1:A:222:C:C6	2.49	0.47
1:A:128:C:C2'	1:A:129:G:C8	2.84	0.47
1:B:163:G:C6	1:B:164:G:N1	2.83	0.47
1:B:172:A:C2	1:B:173:A:C8	3.03	0.47
1:B:127:C:O2'	1:B:128:C:H5'	2.15	0.47
1:A:126:G:O2'	1:A:127:C:H5'	2.15	0.47
1:A:243:U:C2	1:A:244:U:C6	3.03	0.47
1:B:170:C:H2'	1:B:171:A:O5'	2.15	0.47
1:A:129:G:N2	1:A:194:G:C4	2.83	0.47
1:A:238:U:P	1:A:238:U:H3'	2.55	0.46
1:A:131:U:C2	1:A:132:C:C6	3.04	0.46
1:A:169:G:C6	1:A:170:C:C5	3.03	0.46
1:A:241:U:H2'	1:A:242:G:C8	2.49	0.46
1:A:136:A:C6	1:A:137:C:C4	3.03	0.46
1:B:162:U:H2'	1:B:163:G:O4'	2.16	0.46
1:A:174:G:H2'	1:A:175:G:C8	2.50	0.46
1:A:243:U:H2'	1:A:244:U:H6	1.81	0.46
1:B:238:U:P	1:B:238:U:H3'	2.56	0.46
1:A:192:A:N7	1:A:193:C:C5	2.84	0.46
1:A:201:G:O2'	1:A:202:U:H5'	2.16	0.46
1:A:258:U:C2'	1:A:259:U:H5'	2.45	0.46
1:A:131:U:N3	1:A:132:C:C5	2.83	0.46
1:B:193:C:H2'	1:B:194:G:C8	2.51	0.46
1:B:181:G:H2'	1:B:182:U:H5'	1.98	0.45
1:A:258:U:H2'	1:A:259:U:H5'	1.98	0.45
1:A:163:G:C6	1:A:164:G:C6	3.04	0.45
1:A:194:G:C2	1:A:195:G:C4	3.04	0.45
1:A:123:A:C8	1:A:197:C:N4	2.85	0.45
1:A:224:U:C2'	1:A:225:A:H5'	2.46	0.45
1:B:191:G:C4	1:B:192:A:C8	3.05	0.45
1:A:131:U:C4	1:A:132:C:C5	3.04	0.45

*Continued on next page...*

*Continued from previous page...*

Atom-1	Atom-2	Interatomic distance (Å)	Clash overlap (Å)
1:B:169:G:C2'	1:B:170:C:H5'	2.47	0.45
1:B:174:G:C6	1:B:175:G:C6	3.05	0.45
1:B:182:U:O2'	1:B:188:G:C8	2.64	0.45
1:A:131:U:C2	1:A:132:C:C5	3.05	0.45
1:A:134:G:C5	1:A:135:U:C5	3.05	0.45
1:A:254:G:C2	1:B:172:A:N7	2.85	0.45
1:A:232:C:N3	1:A:233:A:N7	2.65	0.44
1:B:123:A:C5'	1:B:124:C:OP1	2.57	0.44
1:B:137:C:C2'	1:B:138:C:H5'	2.46	0.44
1:B:169:G:O2'	1:B:212:G:H5'	2.16	0.44
1:B:138:C:C2	1:B:181:G:N2	2.86	0.44
1:B:222:C:H6	1:B:222:C:O5'	2.00	0.44
1:B:224:U:C2'	1:B:225:A:H5'	2.47	0.44
1:B:233:A:N3	1:B:233:A:H2'	2.32	0.44
1:A:105:A:H2'	1:A:259:U:H1'	1.99	0.44
1:A:128:C:C2	1:A:129:G:N7	2.86	0.44
1:A:231:A:H2'	1:A:232:C:C6	2.52	0.44
1:A:123:A:N1	1:A:198:A:N7	2.65	0.44
1:A:222:C:H6	1:A:222:C:O5'	2.00	0.44
1:A:254:G:C5	1:A:255:C:C5	3.05	0.44
1:A:192:A:H5'	1:A:193:C:OP2	2.17	0.44
1:B:223:C:C2	1:B:251:G:N2	2.86	0.44
1:B:243:U:H2'	1:B:244:U:C6	2.53	0.44
1:B:136:A:H2'	1:B:137:C:O4'	2.18	0.44
1:A:140:A:H2'	1:A:141:G:O4'	2.18	0.44
1:B:104:A:P	1:B:257:G:H21	2.41	0.44
1:A:132:C:H2'	1:A:133:A:H8	1.83	0.44
1:A:220:G:C5	1:A:221:U:C4	3.06	0.44
1:B:176:G:C6	1:B:177:U:C4	3.06	0.44
1:B:232:C:N3	1:B:233:A:C8	2.86	0.44
1:B:235:A:H2'	1:B:235:A:N3	2.32	0.44
1:B:243:U:O2'	1:B:244:U:H5'	2.17	0.44
1:B:103:G:H3'	1:B:257:G:H21	1.83	0.43
1:A:128:C:O2'	1:A:129:G:H5'	2.17	0.43
1:B:172:A:O2'	1:B:173:A:H5'	2.18	0.43
1:B:245:G:H2'	1:B:246:A:C8	2.53	0.43
1:B:136:A:C6	1:B:137:C:C4	3.07	0.43
1:A:170:C:C2	1:A:171:A:C8	3.07	0.43
1:A:107:U:O2'	1:A:108:G:C5'	2.62	0.43
1:B:197:C:H5''	1:B:198:A:OP1	2.18	0.43
1:A:207:A:H2'	1:A:208:C:H5'	2.01	0.43

*Continued on next page...*

*Continued from previous page...*

Atom-1	Atom-2	Interatomic distance (Å)	Clash overlap (Å)
1:B:132:C:H6	1:B:132:C:O5'	2.01	0.43
1:B:170:C:C2'	1:B:171:A:O5'	2.67	0.43
1:A:249:U:O2	1:A:249:U:C2'	2.66	0.42
1:A:133:A:C2	1:A:134:G:C4	3.07	0.42
1:A:201:G:C6	1:A:202:U:N3	2.88	0.42
1:A:243:U:O2'	1:A:244:U:H5'	2.20	0.42
1:B:119:G:C5	1:B:120:U:C6	3.08	0.42
1:A:128:C:H6	1:A:128:C:O5'	2.03	0.42
1:A:217:C:O2'	1:A:218:A:H5'	2.18	0.42
1:B:103:G:H3'	1:B:257:G:N2	2.34	0.42
1:B:217:C:C2'	1:B:218:A:C5'	2.96	0.42
1:A:127:C:C4	1:A:128:C:N4	2.87	0.42
1:B:237:C:O4'	1:B:237:C:OP1	2.36	0.42
1:A:233:A:N3	1:A:233:A:H2'	2.34	0.42
1:B:110:G:C6	1:B:111:G:C5	3.07	0.42
1:B:232:C:O2	1:B:232:C:H2'	2.19	0.42
1:B:232:C:C4	1:B:233:A:N7	2.87	0.42
1:A:239:U:H4'	1:A:239:U:OP1	2.20	0.42
1:B:169:G:N1	1:B:170:C:C5	2.87	0.42
1:B:254:G:C5	1:B:255:C:C5	3.07	0.42
1:A:135:U:H2'	1:A:136:A:C8	2.55	0.42
1:A:146:A:H2'	1:A:147:G:H8	1.85	0.41
1:A:169:G:C5	1:A:170:C:C5	3.08	0.41
1:A:256:A:C2	1:A:257:G:H1'	2.55	0.41
1:B:104:A:N6	1:B:105:A:N6	2.67	0.41
1:B:169:G:H4'	1:B:211:C:HO2'	1.84	0.41
1:B:188:G:C2'	1:B:188:G:N3	2.81	0.41
1:B:241:U:H2'	1:B:242:G:H8	1.85	0.41
1:A:134:G:N2	1:A:190:U:C2	2.89	0.41
1:B:255:C:C2	1:B:256:A:C8	3.08	0.41
1:B:255:C:C4	1:B:256:A:N7	2.88	0.41
1:A:135:U:H2'	1:A:136:A:H8	1.84	0.41
1:B:128:C:C2	1:B:195:G:C2	3.08	0.41
1:A:237:C:O4'	1:A:237:C:P	2.78	0.41
1:A:129:G:H1	1:A:193:C:H42	1.67	0.41
1:A:176:G:C6	1:A:177:U:C4	3.09	0.41
1:B:104:A:H61	1:B:216:C:N4	2.17	0.41
1:B:131:U:O2'	1:B:132:C:C5'	2.64	0.41
1:A:176:G:H2'	1:A:177:U:O4'	2.21	0.41
1:A:194:G:N3	1:A:195:G:C8	2.89	0.41
1:A:232:C:C4	1:A:233:A:N7	2.89	0.41

*Continued on next page...*



*Continued from previous page...*

Atom-1	Atom-2	Interatomic distance (Å)	Clash overlap (Å)
1:A:136:A:H2'	1:A:137:C:O4'	2.20	0.41
1:B:216:C:H2'	1:B:217:C:C5'	2.49	0.41
1:B:239:U:H4'	1:B:239:U:OP1	2.22	0.40
1:A:131:U:H2'	1:A:132:C:O4'	2.20	0.40
1:A:115:A:H8	1:A:115:A:C5'	2.33	0.40
1:A:191:G:C2	1:A:192:A:C4	3.09	0.40
1:B:144:U:H2'	1:B:145:C:C6	2.56	0.40
1:A:134:G:C6	1:A:135:U:C4	3.09	0.40
1:A:170:C:H2'	1:A:171:A:O5'	2.21	0.40
1:B:163:G:C6	1:B:164:G:C6	3.09	0.40
1:A:227:G:C6	1:A:228:U:C4	3.10	0.40

There are no symmetry-related clashes.

## 5.3 Torsion angles [i](#)

### 5.3.1 Protein backbone [i](#)

There are no protein molecules in this entry.

### 5.3.2 Protein sidechains [i](#)

There are no protein molecules in this entry.

### 5.3.3 RNA [i](#)

Mol	Chain	Analysed	Backbone Outliers	Pucker Outliers
1	A	157/158 (99%)	24 (15%)	6 (3%)
1	B	157/158 (99%)	22 (14%)	5 (3%)
All	All	314/316 (99%)	46 (14%)	11 (3%)

All (46) RNA backbone outliers are listed below:

Mol	Chain	Res	Type
1	A	104	A
1	A	105	A
1	A	109	C
1	A	122	A
1	A	123	A

*Continued on next page...*

*Continued from previous page...*

Mol	Chain	Res	Type
1	A	125	A
1	A	130	U
1	A	154	C
1	A	167	U
1	A	186	A
1	A	188	G
1	A	198	A
1	A	200	G
1	A	216	C
1	A	217	C
1	A	226	A
1	A	232	C
1	A	234	G
1	A	236	U
1	A	237	C
1	A	238	U
1	A	239	U
1	A	240	C
1	A	249	U
1	B	107	U
1	B	125	A
1	B	130	U
1	B	154	C
1	B	167	U
1	B	178	A
1	B	186	A
1	B	188	G
1	B	199	U
1	B	200	G
1	B	210	A
1	B	211	C
1	B	226	A
1	B	232	C
1	B	234	G
1	B	235	A
1	B	236	U
1	B	237	C
1	B	238	U
1	B	239	U
1	B	240	C
1	B	249	U

All (11) RNA pucker outliers are listed below:

Mol	Chain	Res	Type
1	A	124	C
1	A	125	A
1	A	179	U
1	A	199	U
1	A	225	A
1	A	236	U
1	B	123	A
1	B	129	G
1	B	179	U
1	B	225	A
1	B	236	U

## 5.4 Non-standard residues in protein, DNA, RNA chains [i](#)

There are no non-standard protein/DNA/RNA residues in this entry.

## 5.5 Carbohydrates [i](#)

There are no carbohydrates in this entry.

## 5.6 Ligand geometry [i](#)

Of 28 ligands modelled in this entry, 24 are monoatomic - leaving 4 for Mogul analysis.

In the following table, the Counts columns list the number of bonds (or angles) for which Mogul statistics could be retrieved, the number of bonds (or angles) that are observed in the model and the number of bonds (or angles) that are defined in the Chemical Component Dictionary. The Link column lists molecule types, if any, to which the group is linked. The Z score for a bond length (or angle) is the number of standard deviations the observed value is removed from the expected value. A bond length (or angle) with  $|Z| > 2$  is considered an outlier worth inspection. RMSZ is the root-mean-square of all Z scores of the bond lengths (or angles).

Mol	Type	Chain	Res	Link	Bond lengths			Bond angles		
					Counts	RMSZ	$\# Z  > 2$	Counts	RMSZ	$\# Z  > 2$
3	NCO	A	262	-	6,6,6	0.08	0	-		
3	NCO	B	263	-	6,6,6	0.11	0	-		
3	NCO	A	261	-	6,6,6	0.11	0	-		
3	NCO	B	264	-	6,6,6	0.09	0	-		

There are no bond length outliers.

There are no bond angle outliers.

There are no chirality outliers.

There are no torsion outliers.

There are no ring outliers.

4 monomers are involved in 6 short contacts:

Mol	Chain	Res	Type	Clashes	Symm-Clashes
3	A	262	NCO	1	0
3	B	263	NCO	2	0
3	A	261	NCO	2	0
3	B	264	NCO	1	0

## 5.7 Other polymers [i](#)

There are no such residues in this entry.

## 5.8 Polymer linkage issues [i](#)

There are no chain breaks in this entry.

## 6 Fit of model and data ⓘ

### 6.1 Protein, DNA and RNA chains ⓘ

EDS was not executed - this section is therefore empty.

### 6.2 Non-standard residues in protein, DNA, RNA chains ⓘ

EDS was not executed - this section is therefore empty.

### 6.3 Carbohydrates ⓘ

EDS was not executed - this section is therefore empty.

### 6.4 Ligands ⓘ

EDS was not executed - this section is therefore empty.

### 6.5 Other polymers ⓘ

EDS was not executed - this section is therefore empty.