



Full wwPDB X-ray Structure Validation Report ⓘ

May 25, 2020 – 08:06 pm BST

PDB ID : 3GPT
Title : Crystal structure of the yeast 20S proteasome in complex with Salinosporamide derivatives: slow substrate ligand
Authors : Groll, M.; Macherla, V.R.; Manam, R.R.; Arthur, K.A.M.; Potts, C.B.
Deposited on : 2009-03-23
Resolution : 2.41 Å(reported)

This is a Full wwPDB X-ray Structure Validation Report for a publicly released PDB entry.

We welcome your comments at validation@mail.wwpdb.org

A user guide is available at

<https://www.wwpdb.org/validation/2017/XrayValidationReportHelp>

with specific help available everywhere you see the ⓘ symbol.

The following versions of software and data (see [references ⓘ](#)) were used in the production of this report:

MolProbity : 4.02b-467
Mogul : 1.8.5 (274361), CSD as541be (2020)
Xtriage (Phenix) : 1.13
EDS : 2.11
buster-report : 1.1.7 (2018)
Percentile statistics : 20191225.v01 (using entries in the PDB archive December 25th 2019)
Refmac : 5.8.0158
CCP4 : 7.0.044 (Gargrove)
Ideal geometry (proteins) : Engh & Huber (2001)
Ideal geometry (DNA, RNA) : Parkinson et al. (1996)
Validation Pipeline (wwPDB-VP) : 2.11

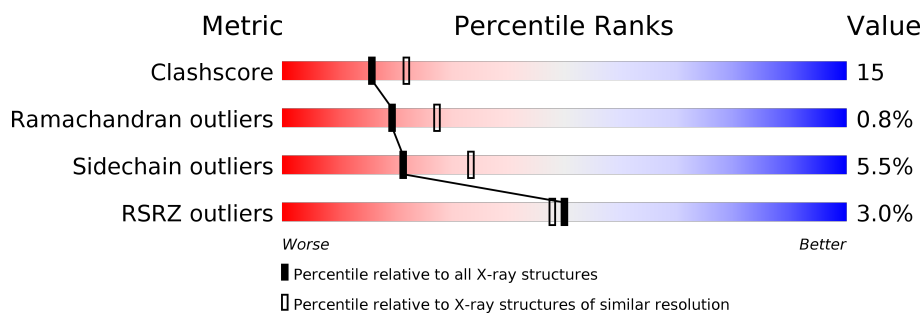
1 Overall quality at a glance

The following experimental techniques were used to determine the structure:

X-RAY DIFFRACTION

The reported resolution of this entry is 2.41 Å.

Percentile scores (ranging between 0-100) for global validation metrics of the entry are shown in the following graphic. The table shows the number of entries on which the scores are based.







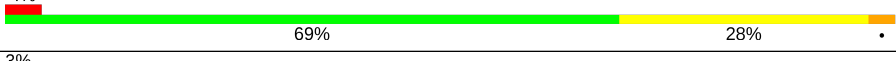
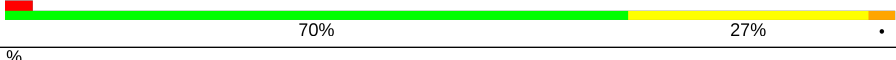

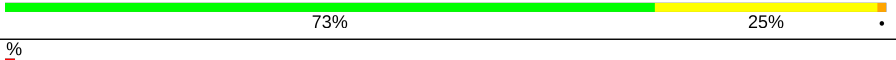



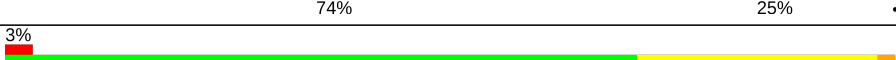


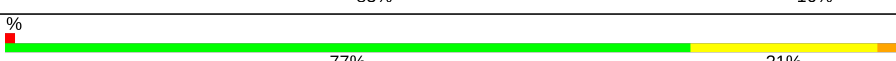
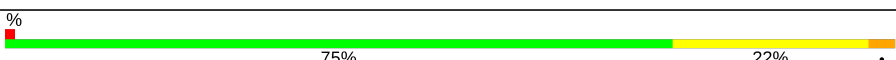

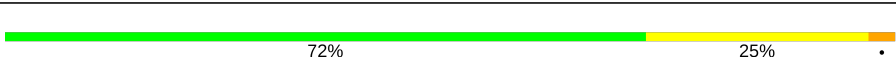



Metric	Whole archive (#Entries)	Similar resolution (#Entries, resolution range(Å))
Clashscore	141614	5161 (2.44-2.40)
Ramachandran outliers	138981	5073 (2.44-2.40)
Sidechain outliers	138945	5074 (2.44-2.40)
RSRZ outliers	127900	4543 (2.44-2.40)

The table below summarises the geometric issues observed across the polymeric chains and their fit to the electron density. The red, orange, yellow and green segments on the lower bar indicate the fraction of residues that contain outliers for ≥ 3 , 2, 1 and 0 types of geometric quality criteria respectively. A grey segment represents the fraction of residues that are not modelled. The numeric value for each fraction is indicated below the corresponding segment, with a dot representing fractions $\leq 5\%$. The upper red bar (where present) indicates the fraction of residues that have poor fit to the electron density. The numeric value is given above the bar.

Mol	Chain	Length	Quality of chain
1	A	250	<div> <div>0%</div> <div>78% 21% .</div> </div>
1	O	250	<div> <div>2%</div> <div>78% 21% .</div> </div>
2	B	244	<div> <div>4%</div> <div>65% 30% 5%</div> </div>
2	P	244	<div> <div>3%</div> <div>66% 28% 5%</div> </div>
3	C	241	<div> <div>5%</div> <div>62% 34% .</div> </div>
3	Q	241	<div> <div>14%</div> <div>60% 36% .</div> </div>
4	D	242	<div> <div>4%</div> <div>72% 24% .</div> </div>

Continued on next page...

Continued from previous page...

Mol	Chain	Length	Quality of chain
4	R	242	
5	E	233	
5	S	233	
6	F	244	
6	T	244	
7	G	243	
7	U	243	
8	H	222	
8	V	222	
9	I	204	
9	W	204	
10	J	198	
10	X	198	
11	K	212	
11	Y	212	
12	L	222	
12	Z	222	
13	1	233	
13	M	233	
14	2	196	
14	N	196	

2 Entry composition

There are 16 unique types of molecules in this entry. The entry contains 51018 atoms, of which 0 are hydrogens and 0 are deuteriums.

In the tables below, the ZeroOcc column contains the number of atoms modelled with zero occupancy, the AltConf column contains the number of residues with at least one atom in alternate conformation and the Trace column contains the number of residues modelled with at most 2 atoms.

- Molecule 1 is a protein called Proteasome component Y7.

Mol	Chain	Residues	Atoms					ZeroOcc	AltConf	Trace
1	A	250	Total	C	N	O	S	0	0	0
			1915	1219	315	377	4			
1	O	250	Total	C	N	O	S	0	0	0
			1915	1219	315	377	4			

- Molecule 2 is a protein called Proteasome component Y13.

Mol	Chain	Residues	Atoms					ZeroOcc	AltConf	Trace
2	B	244	Total	C	N	O	S	0	0	0
			1905	1201	321	380	3			
2	P	244	Total	C	N	O	S	0	0	0
			1905	1201	321	380	3			

- Molecule 3 is a protein called Proteasome component PRE6.

Mol	Chain	Residues	Atoms					ZeroOcc	AltConf	Trace
3	C	241	Total	C	N	O	S	0	0	0
			1891	1181	331	375	4			
3	Q	241	Total	C	N	O	S	0	0	0
			1891	1181	331	375	4			

- Molecule 4 is a protein called Proteasome component PUP2.

Mol	Chain	Residues	Atoms					ZeroOcc	AltConf	Trace
4	D	242	Total	C	N	O	S	0	0	0
			1862	1162	314	379	7			
4	R	242	Total	C	N	O	S	0	0	0
			1862	1162	314	379	7			

- Molecule 5 is a protein called Proteasome component PRE5.

Mol	Chain	Residues	Atoms					ZeroOcc	AltConf	Trace
5	E	233	Total	C	N	O	S	0	0	0
			1795	1129	312	350	4			
5	S	233	Total	C	N	O	S	0	0	0
			1795	1129	312	350	4			

- Molecule 6 is a protein called Proteasome component C1.

Mol	Chain	Residues	Atoms					ZeroOcc	AltConf	Trace
6	F	244	Total	C	N	O	S	0	0	0
			1897	1205	330	358	4			
6	T	244	Total	C	N	O	S	0	0	0
			1897	1205	330	358	4			

- Molecule 7 is a protein called Proteasome component C7-alpha.

Mol	Chain	Residues	Atoms					ZeroOcc	AltConf	Trace
7	G	243	Total	C	N	O	S	0	0	0
			1921	1221	322	370	8			
7	U	243	Total	C	N	O	S	0	0	0
			1921	1221	322	370	8			

- Molecule 8 is a protein called Proteasome component PUP1.

Mol	Chain	Residues	Atoms					ZeroOcc	AltConf	Trace
8	H	222	Total	C	N	O	S	0	0	0
			1685	1061	293	324	7			
8	V	222	Total	C	N	O	S	0	0	0
			1685	1061	293	324	7			

- Molecule 9 is a protein called Proteasome component PUP3.

Mol	Chain	Residues	Atoms					ZeroOcc	AltConf	Trace
9	I	204	Total	C	N	O	S	0	0	0
			1581	1010	258	305	8			
9	W	204	Total	C	N	O	S	0	0	0
			1581	1010	258	305	8			

- Molecule 10 is a protein called Proteasome component C11.

Mol	Chain	Residues	Atoms					ZeroOcc	AltConf	Trace
10	J	198	Total	C	N	O	S	0	0	0
			1585	1005	269	305	6			

Continued on next page...

Continued from previous page...

Mol	Chain	Residues	Atoms					ZeroOcc	AltConf	Trace
10	X	198	Total	C	N	O	S	0	0	0
			1585	1005	269	305	6			

- Molecule 11 is a protein called Proteasome component PRE2.

Mol	Chain	Residues	Atoms					ZeroOcc	AltConf	Trace
11	K	212	Total	C	N	O	S	0	0	0
			1643	1045	280	311	7			
11	Y	212	Total	C	N	O	S	0	0	0
			1643	1045	280	311	7			

- Molecule 12 is a protein called Proteasome component C5.

Mol	Chain	Residues	Atoms					ZeroOcc	AltConf	Trace
12	L	222	Total	C	N	O	S	0	0	0
			1757	1115	303	335	4			
12	Z	222	Total	C	N	O	S	0	0	0
			1757	1115	303	335	4			

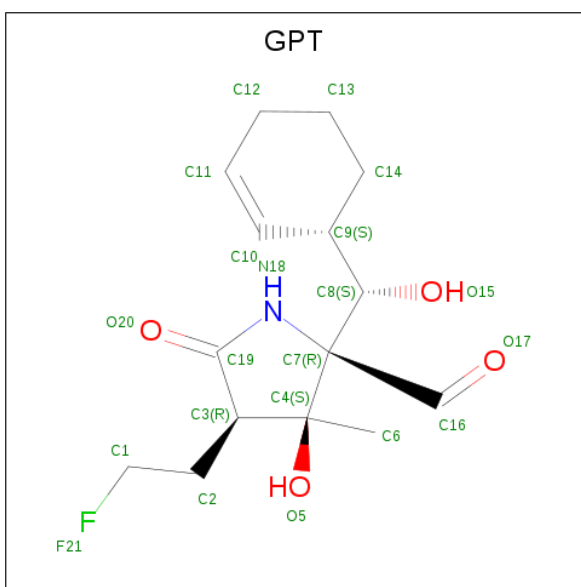
- Molecule 13 is a protein called Proteasome component PRE4.

Mol	Chain	Residues	Atoms					ZeroOcc	AltConf	Trace
13	M	233	Total	C	N	O	S	0	0	0
			1824	1154	312	351	7			
13	1	233	Total	C	N	O	S	0	0	0
			1824	1154	312	351	7			

- Molecule 14 is a protein called Proteasome component PRE3.

Mol	Chain	Residues	Atoms					ZeroOcc	AltConf	Trace
14	N	196	Total	C	N	O	S	0	0	0
			1512	955	250	300	7			
14	2	196	Total	C	N	O	S	0	0	0
			1512	955	250	300	7			

- Molecule 15 is (2R,3S,4R)-2-[(S)-(1S)-cyclohex-2-en-1-yl(hydroxy)methyl]-4-(2-fluoroethyl)-3-hydroxy-3-methyl-5-oxopyrrolidine-2-carbaldehyde (three-letter code: GPT) (formula: C₁₅H₂₂FNO₄).



Mol	Chain	Residues	Atoms					ZeroOcc	AltConf
15	H	1	Total	C	F	N	O	0	0
			21	15	1	1	4		
15	K	1	Total	C	F	N	O	0	0
			21	15	1	1	4		
15	N	1	Total	C	F	N	O	0	0
			21	15	1	1	4		
15	V	1	Total	C	F	N	O	0	0
			21	15	1	1	4		
15	Y	1	Total	C	F	N	O	0	0
			21	15	1	1	4		
15	2	1	Total	C	F	N	O	0	0
			21	15	1	1	4		

- Molecule 16 is water.

Mol	Chain	Residues	Atoms		ZeroOcc	AltConf
16	A	58	Total	O	0	0
			58	58		
16	B	38	Total	O	0	0
			38	38		
16	C	44	Total	O	0	0
			44	44		
16	D	39	Total	O	0	0
			39	39		
16	E	23	Total	O	0	0
			23	23		
16	F	47	Total	O	0	0
			47	47		

Continued on next page...

Continued from previous page...

Mol	Chain	Residues	Atoms	ZeroOcc	AltConf
16	G	58	Total O 58 58	0	0
16	H	54	Total O 54 54	0	0
16	I	69	Total O 69 69	0	0
16	J	51	Total O 51 51	0	0
16	K	49	Total O 49 49	0	0
16	L	58	Total O 58 58	0	0
16	M	73	Total O 73 73	0	0
16	N	56	Total O 56 56	0	0
16	O	34	Total O 34 34	0	0
16	P	29	Total O 29 29	0	0
16	Q	27	Total O 27 27	0	0
16	R	31	Total O 31 31	0	0
16	S	19	Total O 19 19	0	0
16	T	39	Total O 39 39	0	0
16	U	62	Total O 62 62	0	0
16	V	49	Total O 49 49	0	0
16	W	62	Total O 62 62	0	0
16	X	45	Total O 45 45	0	0
16	Y	48	Total O 48 48	0	0
16	Z	53	Total O 53 53	0	0
16	1	75	Total O 75 75	0	0

Continued on next page...

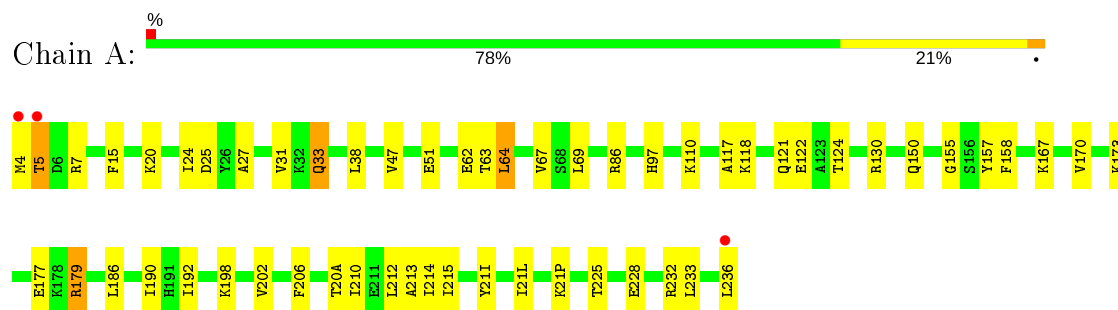
Continued from previous page...

Mol	Chain	Residues	Atoms		ZeroOcc	AltConf
16	2	56	Total	O	0	0
			56	56		

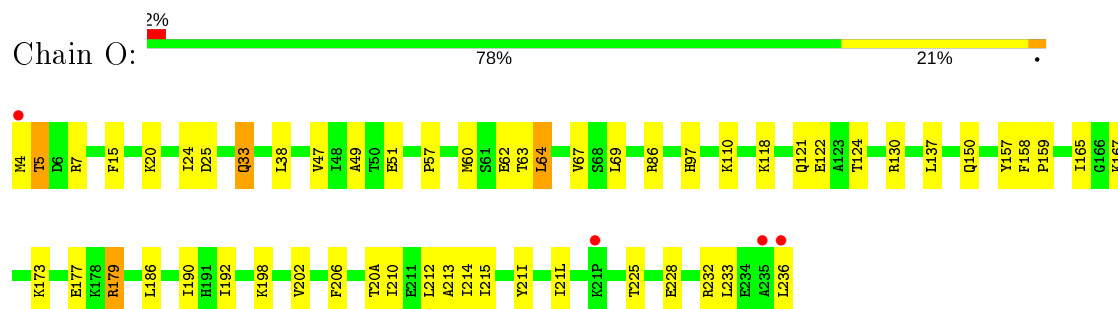
3 Residue-property plots [i](#)

These plots are drawn for all protein, RNA and DNA chains in the entry. The first graphic for a chain summarises the proportions of the various outlier classes displayed in the second graphic. The second graphic shows the sequence view annotated by issues in geometry and electron density. Residues are color-coded according to the number of geometric quality criteria for which they contain at least one outlier: green = 0, yellow = 1, orange = 2 and red = 3 or more. A red dot above a residue indicates a poor fit to the electron density ($RSRZ > 2$). Stretches of 2 or more consecutive residues without any outlier are shown as a green connector. Residues present in the sample, but not in the model, are shown in grey.

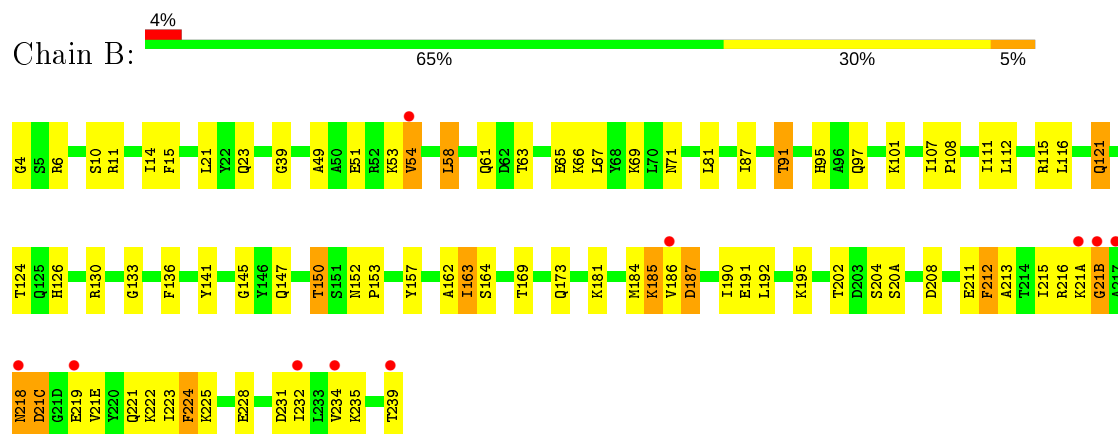
- Molecule 1: Proteasome component Y7



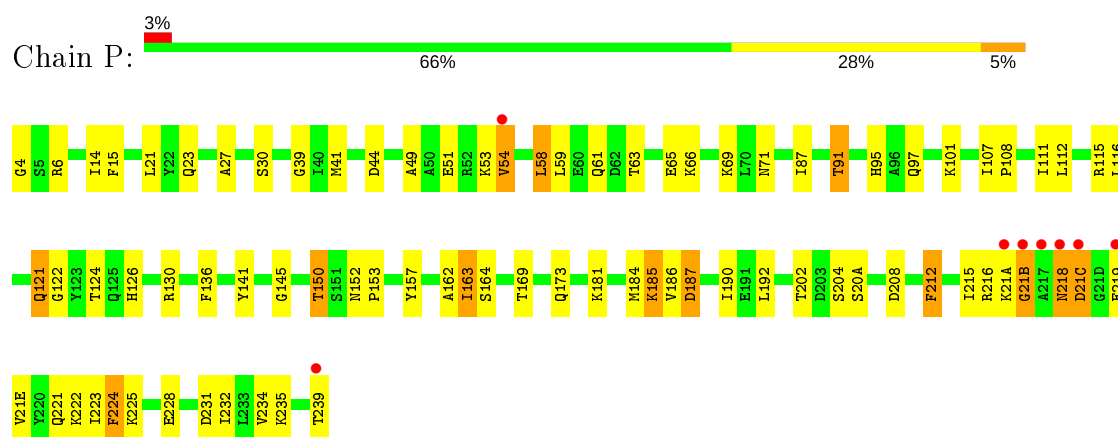
- Molecule 1: Proteasome component Y7



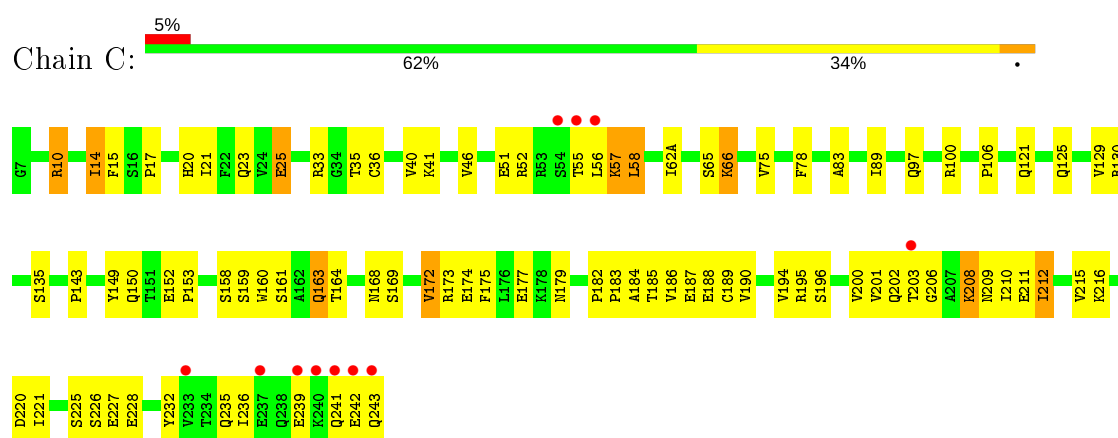
- Molecule 2: Proteasome component Y13



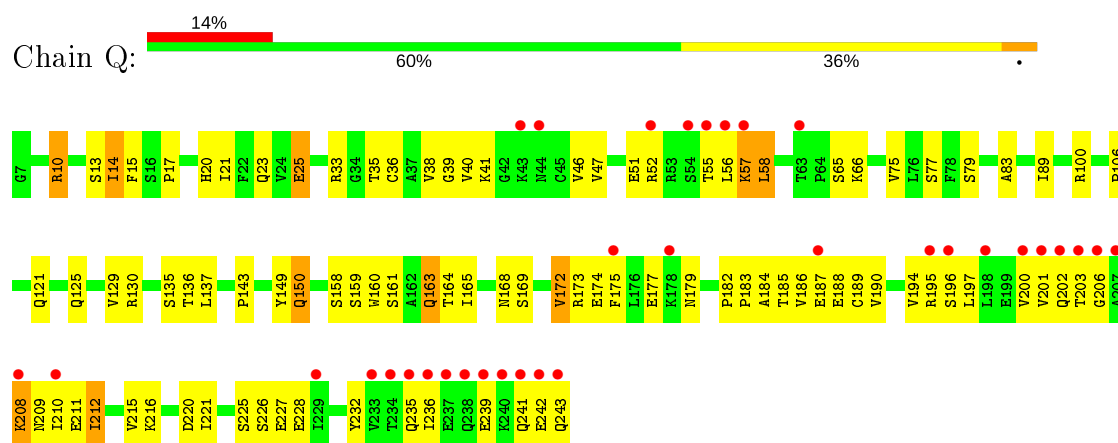
- Molecule 2: Proteasome component Y13



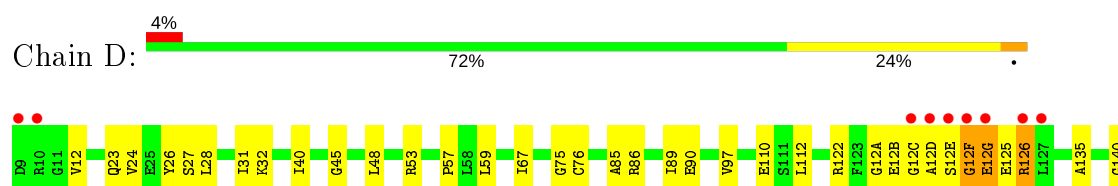
• Molecule 3: Proteasome component PRE6



• Molecule 3: Proteasome component PRE6



• Molecule 4: Proteasome component PUP2

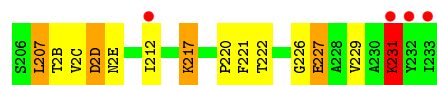




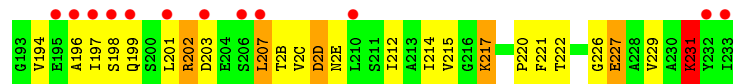
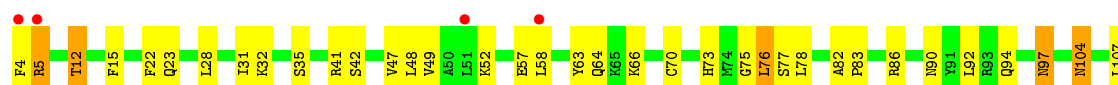
• Molecule 4: Proteasome component PUP2



• Molecule 5: Proteasome component PRE5

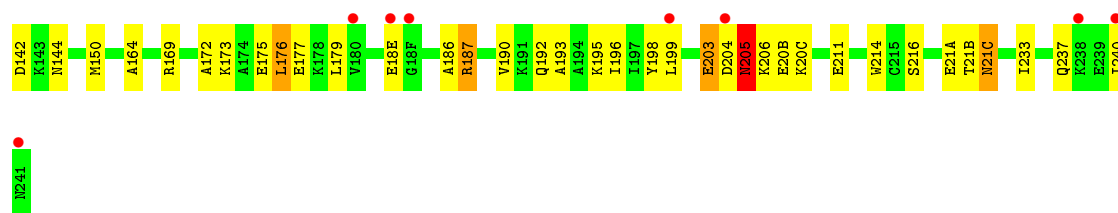


• Molecule 5: Proteasome component PRE5

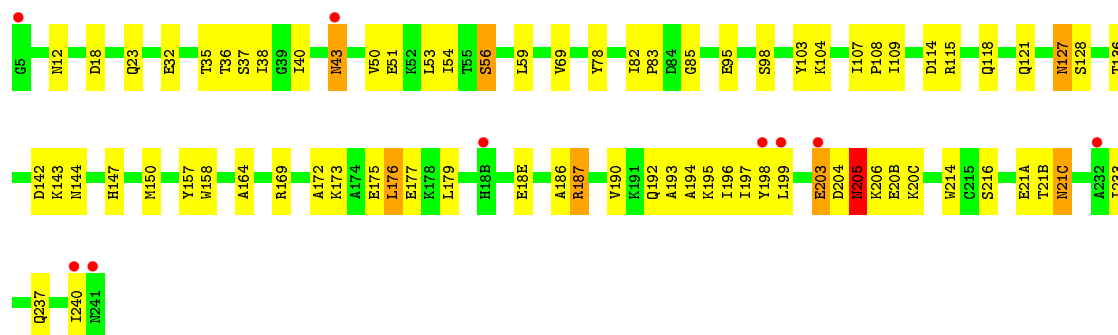


• Molecule 6: Proteasome component C1

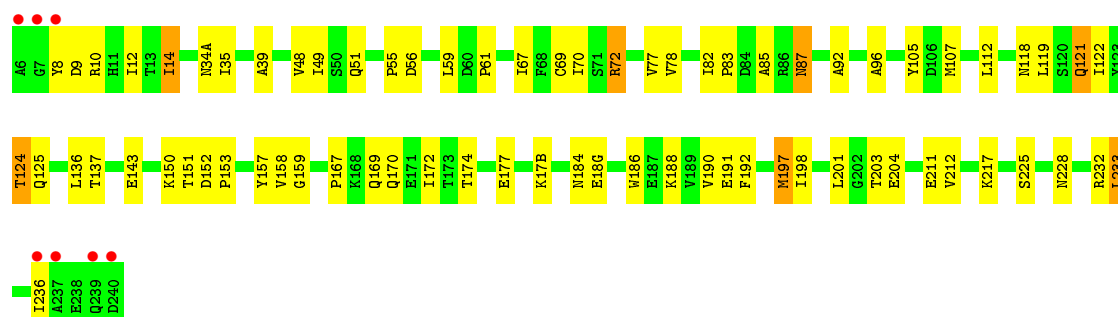




• Molecule 6: Proteasome component C1



• Molecule 7: Proteasome component C7-alpha

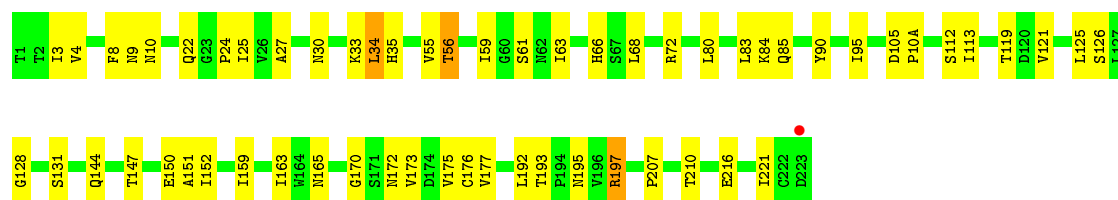


• Molecule 7: Proteasome component C7-alpha




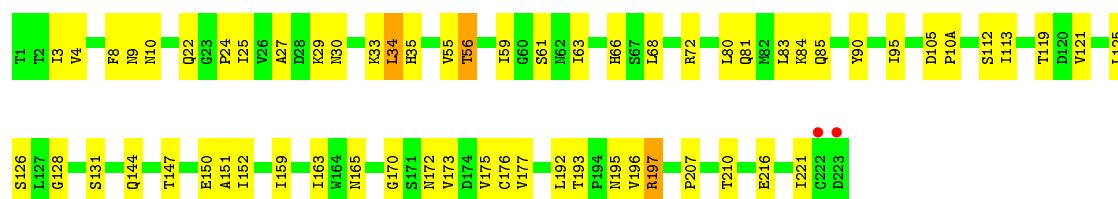
• Molecule 8: Proteasome component PUP1

Chain H: 



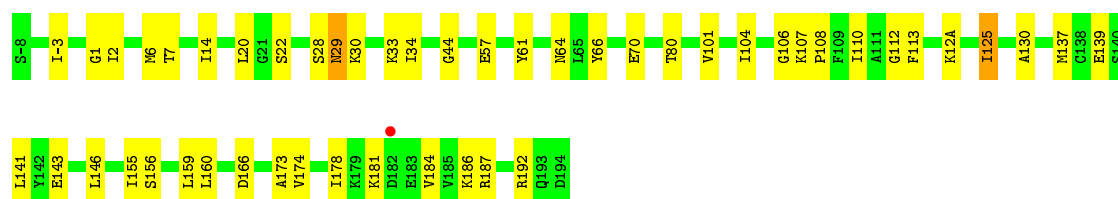
• Molecule 8: Proteasome component PUP1

Chain V: 




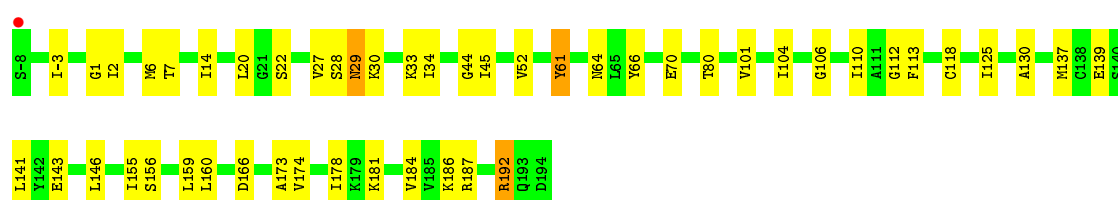
• Molecule 9: Proteasome component PUP3

Chain I: 




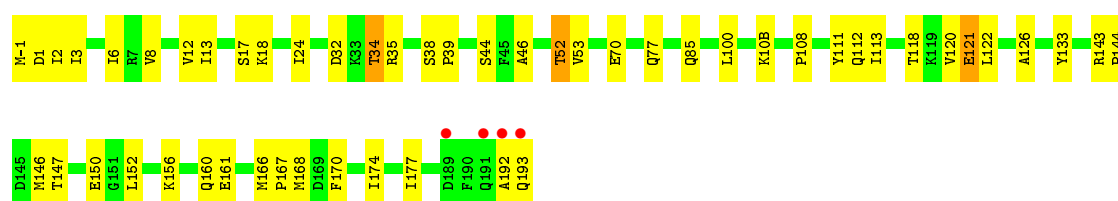
• Molecule 9: Proteasome component PUP3

Chain W: 

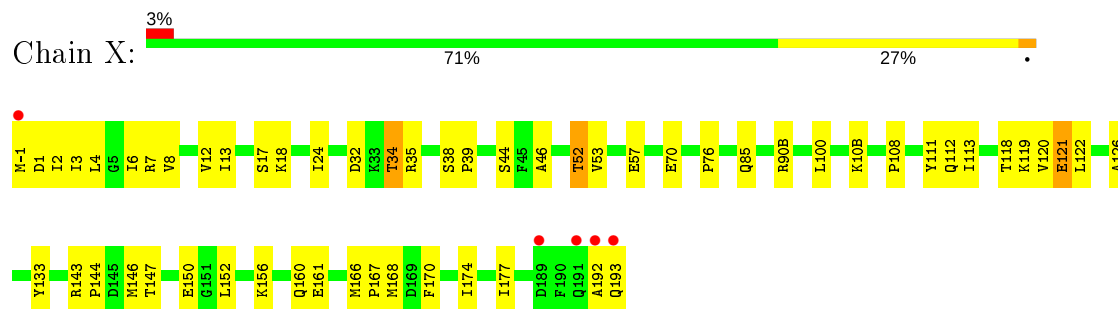


• Molecule 10: Proteasome component C11

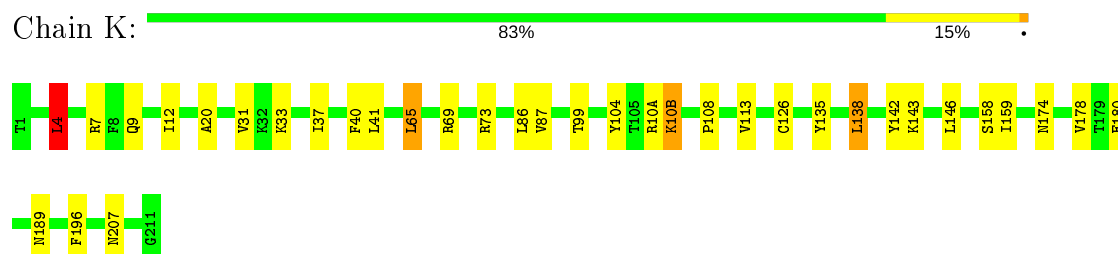
Chain J: 



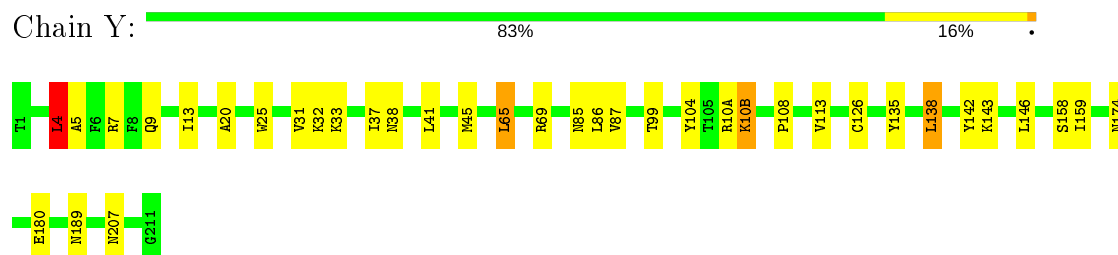
- Molecule 10: Proteasome component C11



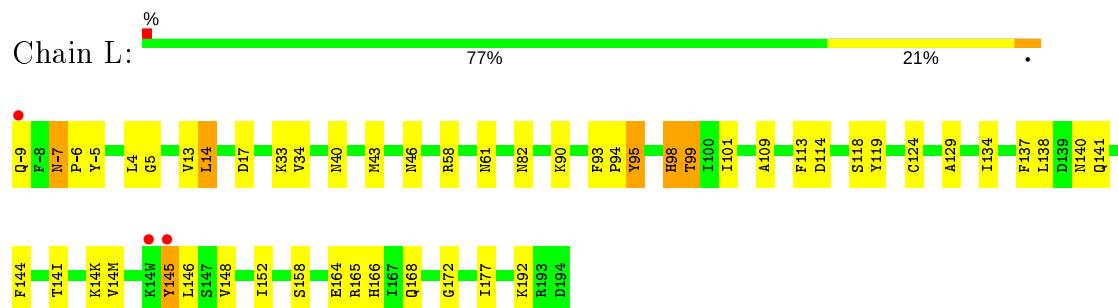
- Molecule 11: Proteasome component PRE2



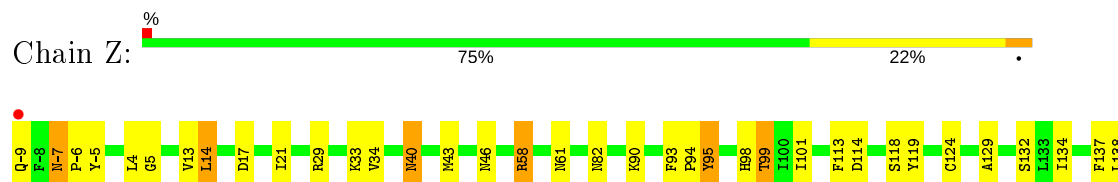
- Molecule 11: Proteasome component PRE2

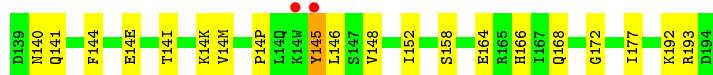


- Molecule 12: Proteasome component C5



- Molecule 12: Proteasome component C5

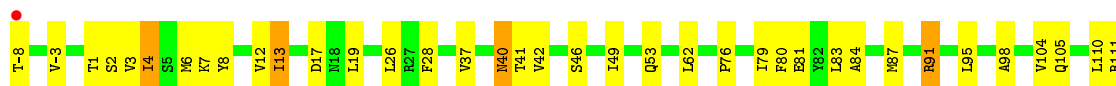




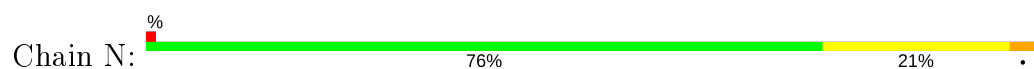
• Molecule 13: Proteasome component PRE4



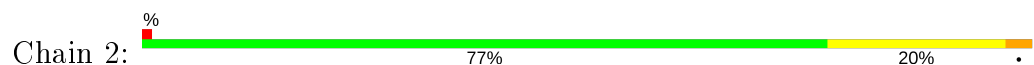
• Molecule 13: Proteasome component PRE4



• Molecule 14: Proteasome component PRE3



• Molecule 14: Proteasome component PRE3



4 Data and refinement statistics

Property	Value	Source
Space group	P 1 21 1	Depositor
Cell constants a, b, c, α , β , γ	134.00Å 301.26Å 143.81Å 90.00° 112.56° 90.00°	Depositor
Resolution (Å)	15.00 – 2.41 49.31 – 2.41	Depositor EDS
% Data completeness (in resolution range)	99.3 (15.00-2.41) 99.4 (49.31-2.41)	Depositor EDS
R_{merge}	0.06	Depositor
R_{sym}	(Not available)	Depositor
$\langle I/\sigma(I) \rangle$ ¹	1.32 (at 2.39Å)	Xtriage
Refinement program	CNS	Depositor
R, R_{free}	0.226 , 0.245 0.217 , (Not available)	Depositor DCC
R_{free} test set	No test flags present.	wwPDB-VP
Wilson B-factor (Å ²)	38.9	Xtriage
Anisotropy	0.912	Xtriage
Bulk solvent k_{sol} (e/Å ³), B_{sol} (Å ²)	0.34 , 50.6	EDS
L-test for twinning ²	$\langle L \rangle = 0.49$, $\langle L^2 \rangle = 0.32$	Xtriage
Estimated twinning fraction	No twinning to report.	Xtriage
F_o, F_c correlation	0.95	EDS
Total number of atoms	51018	wwPDB-VP
Average B, all atoms (Å ²)	49.0	wwPDB-VP

Xtriage's analysis on translational NCS is as follows: *The largest off-origin peak in the Patterson function is 2.27% of the height of the origin peak. No significant pseudotranslation is detected.*

¹Intensities estimated from amplitudes.

²Theoretical values of $\langle |L| \rangle$, $\langle L^2 \rangle$ for acentric reflections are 0.5, 0.333 respectively for untwinned datasets, and 0.375, 0.2 for perfectly twinned datasets.

5 Model quality

5.1 Standard geometry

Bond lengths and bond angles in the following residue types are not validated in this section: GPT

The Z score for a bond length (or angle) is the number of standard deviations the observed value is removed from the expected value. A bond length (or angle) with $|Z| > 5$ is considered an outlier worth inspection. RMSZ is the root-mean-square of all Z scores of the bond lengths (or angles).

Mol	Chain	Bond lengths		Bond angles	
		RMSZ	# Z >5	RMSZ	# Z >5
1	A	0.37	0/1952	0.64	1/2642 (0.0%)
1	O	0.37	0/1952	0.64	1/2642 (0.0%)
2	B	0.35	0/1935	0.62	0/2618
2	P	0.37	0/1935	0.63	0/2618
3	C	0.35	0/1920	0.61	0/2598
3	Q	0.35	0/1920	0.61	0/2598
4	D	0.35	0/1887	0.62	0/2541
4	R	0.35	0/1887	0.62	0/2541
5	E	0.35	0/1823	0.59	0/2463
5	S	0.37	0/1823	0.59	0/2463
6	F	0.36	0/1937	0.61	0/2614
6	T	0.37	0/1937	0.62	0/2614
7	G	0.41	0/1959	0.64	0/2652
7	U	0.40	0/1959	0.64	0/2652
8	H	0.38	0/1716	0.66	0/2326
8	V	0.36	0/1716	0.66	0/2326
9	I	0.39	0/1611	0.66	0/2174
9	W	0.40	0/1611	0.67	0/2174
10	J	0.36	0/1613	0.65	0/2173
10	X	0.38	0/1613	0.66	0/2173
11	K	0.39	0/1680	0.65	1/2274 (0.0%)
11	Y	0.39	0/1680	0.65	1/2274 (0.0%)
12	L	0.37	0/1795	0.66	1/2420 (0.0%)
12	Z	0.38	0/1795	0.66	1/2420 (0.0%)
13	1	0.41	0/1855	0.66	1/2514 (0.0%)
13	M	0.39	0/1855	0.66	1/2514 (0.0%)
14	2	0.39	0/1541	0.65	1/2087 (0.0%)
14	N	0.41	0/1541	0.65	1/2087 (0.0%)
All	All	0.38	0/50448	0.64	10/68192 (0.0%)

There are no bond length outliers.

All (10) bond angle outliers are listed below:

Mol	Chain	Res	Type	Atoms	Z	Observed(°)	Ideal(°)
12	Z	95	TYR	N-CA-C	-5.62	95.81	111.00
12	L	95	TYR	N-CA-C	-5.59	95.90	111.00
11	K	4	LEU	CA-CB-CG	5.53	128.02	115.30
11	Y	4	LEU	CA-CB-CG	5.46	127.86	115.30
14	2	22	THR	N-CA-C	-5.27	96.77	111.00
13	1	95	LEU	N-CA-C	-5.23	96.89	111.00
14	N	22	THR	N-CA-C	-5.21	96.94	111.00
1	O	215	ILE	N-CA-C	-5.13	97.14	111.00
13	M	95	LEU	N-CA-C	-5.04	97.38	111.00
1	A	215	ILE	N-CA-C	-5.00	97.49	111.00

There are no chirality outliers.

There are no planarity outliers.

5.2 Too-close contacts

In the following table, the Non-H and H(model) columns list the number of non-hydrogen atoms and hydrogen atoms in the chain respectively. The H(added) column lists the number of hydrogen atoms added and optimized by MolProbity. The Clashes column lists the number of clashes within the asymmetric unit, whereas Symm-Clashes lists symmetry related clashes.

Mol	Chain	Non-H	H(model)	H(added)	Clashes	Symm-Clashes
1	A	1915	0	1926	53	0
1	O	1915	0	1926	51	0
2	B	1905	0	1901	79	0
2	P	1905	0	1901	74	0
3	C	1891	0	1900	91	0
3	Q	1891	0	1900	92	0
4	D	1862	0	1836	50	0
4	R	1862	0	1836	55	0
5	E	1795	0	1797	80	0
5	S	1795	0	1797	87	0
6	F	1897	0	1886	65	0
6	T	1897	0	1886	67	0
7	G	1921	0	1910	72	0
7	U	1921	0	1910	79	0
8	H	1685	0	1687	45	0
8	V	1685	0	1687	46	0
9	I	1581	0	1574	37	0
9	W	1581	0	1574	38	0

Continued on next page...

Continued from previous page...

Mol	Chain	Non-H	H(model)	H(added)	Clashes	Symm-Clashes
10	J	1585	0	1590	53	0
10	X	1585	0	1590	57	0
11	K	1643	0	1594	30	0
11	Y	1643	0	1594	31	0
12	L	1757	0	1711	43	0
12	Z	1757	0	1711	45	0
13	1	1824	0	1832	64	0
13	M	1824	0	1832	54	0
14	2	1512	0	1480	38	0
14	N	1512	0	1480	40	0
15	2	21	0	21	2	0
15	H	21	0	21	1	0
15	K	21	0	21	2	0
15	N	21	0	21	2	0
15	V	21	0	21	1	0
15	Y	21	0	21	2	0
16	1	75	0	0	2	0
16	2	56	0	0	1	0
16	A	58	0	0	4	0
16	B	38	0	0	1	0
16	C	44	0	0	2	0
16	D	39	0	0	0	0
16	E	23	0	0	2	0
16	F	47	0	0	0	0
16	G	58	0	0	2	0
16	H	54	0	0	1	0
16	I	69	0	0	1	0
16	J	51	0	0	1	0
16	K	49	0	0	1	0
16	L	58	0	0	3	0
16	M	73	0	0	1	0
16	N	56	0	0	2	0
16	O	34	0	0	1	0
16	P	29	0	0	1	0
16	Q	27	0	0	1	0
16	R	31	0	0	2	0
16	S	19	0	0	0	0
16	T	39	0	0	2	0
16	U	62	0	0	4	0
16	V	49	0	0	2	0
16	W	62	0	0	0	0
16	X	45	0	0	6	0

Continued on next page...

Continued from previous page...

Mol	Chain	Non-H	H(model)	H(added)	Clashes	Symm-Clashes
16	Y	48	0	0	2	0
16	Z	53	0	0	4	0
All	All	51018	0	49374	1446	0

The all-atom clashscore is defined as the number of clashes found per 1000 atoms (including hydrogen atoms). The all-atom clashscore for this structure is 15.

All (1446) close contacts within the same asymmetric unit are listed below, sorted by their clash magnitude.

Atom-1	Atom-2	Interatomic distance (Å)	Clash overlap (Å)
7:U:96:ALA:HA	7:U:107:MET:HE2	1.29	1.11
14:N:136:GLY:HA2	14:2:161:GLN:HE21	1.14	1.11
11:Y:10(B):LYS:HD2	11:Y:10(B):LYS:H	1.14	1.10
7:G:96:ALA:HA	7:G:107:MET:HE2	1.29	1.09
11:K:10(B):LYS:H	11:K:10(B):LYS:HD2	1.14	1.07
14:N:161:GLN:HE21	14:2:136:GLY:HA2	1.13	1.06
7:U:9:ASP:HA	7:U:14:ILE:HD11	1.34	1.04
7:G:9:ASP:HA	7:G:14:ILE:HD11	1.34	1.04
2:P:202:THR:HG22	2:P:204:SER:H	1.25	0.99
2:B:202:THR:HG22	2:B:204:SER:H	1.27	0.98
2:B:15:PHE:H	3:C:23:GLN:HE22	1.02	0.97
1:O:15:PHE:H	2:P:23:GLN:HE22	1.15	0.93
2:B:108:PRO:HB2	2:B:111:ILE:HD13	1.51	0.93
1:O:130:ARG:HH21	7:U:124:THR:HG22	1.34	0.92
6:F:95:GLU:HG2	6:F:115:ARG:HB3	1.52	0.92
6:T:95:GLU:HG2	6:T:115:ARG:HB3	1.49	0.92
3:Q:15:PHE:H	4:R:23:GLN:HE22	1.13	0.91
3:C:15:PHE:H	4:D:23:GLN:HE22	1.17	0.91
14:N:161:GLN:NE2	14:2:136:GLY:HA2	1.86	0.91
13:M:157:ASN:HD22	13:M:160:ARG:HH11	0.97	0.91
14:N:136:GLY:HA2	14:2:161:GLN:NE2	1.87	0.90
1:O:86:ARG:HE	7:U:118:ASN:HD21	1.20	0.89
2:P:15:PHE:H	3:Q:23:GLN:HE22	1.19	0.89
5:E:207:LEU:HD23	5:E:207:LEU:H	1.38	0.88
13:1:157:ASN:HD22	13:1:160:ARG:HH11	0.96	0.88
5:S:207:LEU:HD23	5:S:207:LEU:H	1.36	0.88
5:S:15:PHE:H	6:T:23:GLN:HE22	1.22	0.87
2:P:108:PRO:HB2	2:P:111:ILE:HD13	1.54	0.86
2:P:124:THR:HG22	3:Q:130:ARG:HH21	1.40	0.86
1:O:130:ARG:HH21	7:U:124:THR:CG2	1.88	0.86
1:A:15:PHE:H	2:B:23:GLN:HE22	1.20	0.86

Continued on next page...

Continued from previous page...

Atom-1	Atom-2	Interatomic distance (Å)	Clash overlap (Å)
1:A:86:ARG:HE	7:G:118:ASN:HD21	1.24	0.86
13:M:157:ASN:HD22	13:M:160:ARG:NH1	1.74	0.86
1:A:130:ARG:HH21	7:G:124:THR:HG22	1.39	0.85
11:Y:99:THR:HG22	11:Y:113:VAL:O	1.77	0.85
13:1:157:ASN:HD22	13:1:160:ARG:NH1	1.74	0.85
13:M:157:ASN:ND2	13:M:160:ARG:HH11	1.75	0.85
1:O:124:THR:HG22	2:P:130:ARG:HH21	1.39	0.84
13:1:157:ASN:ND2	13:1:160:ARG:HH11	1.75	0.84
6:F:109:ILE:H	6:F:109:ILE:HD12	1.42	0.84
1:A:124:THR:HG22	2:B:130:ARG:HH21	1.43	0.84
14:2:84:LYS:HG3	14:2:119:VAL:HG22	1.60	0.83
3:Q:163:GLN:HE21	3:Q:164:THR:H	1.23	0.83
6:F:36:THR:HG22	6:F:51:GLU:OE2	1.78	0.83
6:T:109:ILE:H	6:T:109:ILE:HD12	1.44	0.83
2:B:124:THR:HG22	3:C:130:ARG:HH21	1.42	0.83
1:A:86:ARG:HH21	7:G:118:ASN:HD22	1.26	0.83
5:E:15:PHE:H	6:F:23:GLN:HE22	1.27	0.83
14:N:107:LYS:HG2	14:N:108:GLY:H	1.43	0.82
3:Q:185:THR:HG22	3:Q:187:GLU:H	1.44	0.82
14:2:107:LYS:HG2	14:2:108:GLY:H	1.44	0.82
8:H:165:ASN:HD22	13:1:139:ARG:HH11	1.27	0.82
6:T:36:THR:HG22	6:T:51:GLU:OE2	1.77	0.82
4:D:97:VAL:HG21	11:K:65:LEU:HD13	1.62	0.82
6:T:35:THR:HG21	6:T:51:GLU:O	1.80	0.81
11:K:99:THR:HG22	11:K:113:VAL:O	1.79	0.81
3:C:185:THR:HG22	3:C:187:GLU:H	1.44	0.81
8:V:80:LEU:HD12	8:V:113:ILE:HD11	1.63	0.81
1:O:86:ARG:HH21	7:U:118:ASN:HD22	1.27	0.81
5:S:18(C):PHE:HA	5:S:18(F):ILE:HG13	1.61	0.81
3:C:163:GLN:HE21	3:C:164:THR:H	1.24	0.81
6:F:35:THR:HG21	6:F:51:GLU:O	1.80	0.81
8:H:35:HIS:HB3	8:H:56:THR:HG21	1.62	0.81
8:V:35:HIS:HB3	8:V:56:THR:HG21	1.63	0.80
1:A:130:ARG:HH21	7:G:124:THR:CG2	1.94	0.80
5:E:18(C):PHE:HA	5:E:18(F):ILE:HG13	1.62	0.80
13:1:42:VAL:HG23	13:1:178:ILE:HD11	1.64	0.79
3:C:185:THR:HB	3:C:188:GLU:HG2	1.63	0.79
14:N:84:LYS:HG3	14:N:119:VAL:HG22	1.62	0.79
4:R:97:VAL:HG21	11:Y:65:LEU:HD13	1.64	0.79
1:A:177:GLU:HG2	2:B:58:LEU:HD22	1.63	0.79
2:B:65:GLU:HG3	2:B:66:LYS:HG3	1.65	0.78

Continued on next page...

Continued from previous page...

Atom-1	Atom-2	Interatomic distance (Å)	Clash overlap (Å)
3:C:163:GLN:NE2	3:C:164:THR:H	1.81	0.78
3:Q:163:GLN:NE2	3:Q:164:THR:H	1.81	0.78
3:Q:185:THR:HB	3:Q:188:GLU:HG2	1.64	0.78
16:B:565:HOH:O	3:C:33:ARG:HD2	1.83	0.78
13:M:139:ARG:HH11	8:V:165:ASN:HD22	1.29	0.78
13:1:6:MET:HG2	13:1:155:ILE:HD11	1.66	0.77
8:H:22:GLN:HG3	8:H:27:ALA:HB2	1.65	0.77
14:2:84:LYS:HG3	14:2:119:VAL:CG2	2.14	0.77
2:P:65:GLU:HG3	2:P:66:LYS:HG3	1.65	0.77
8:V:22:GLN:HG3	8:V:27:ALA:HB2	1.66	0.76
1:O:20:LYS:HE3	1:O:25:ASP:OD1	1.85	0.76
13:M:42:VAL:HG23	13:M:178:ILE:HD11	1.66	0.76
8:H:80:LEU:HD12	8:H:113:ILE:HD11	1.66	0.76
13:M:6:MET:HG2	13:M:155:ILE:HD11	1.68	0.76
4:D:192:LEU:O	4:D:196:ILE:HG12	1.86	0.76
3:Q:163:GLN:HE22	3:Q:173:ARG:HE	1.32	0.76
7:G:18(G):GLU:HG2	7:G:188:LYS:HB2	1.67	0.76
14:N:84:LYS:HG3	14:N:119:VAL:CG2	2.16	0.75
3:C:163:GLN:HE22	3:C:173:ARG:HE	1.33	0.75
7:U:18(G):GLU:HG2	7:U:188:LYS:HB2	1.67	0.75
3:C:232:TYR:O	3:C:236:ILE:HG13	1.86	0.75
12:L:33:LYS:HD2	12:L:46:ASN:HD22	1.52	0.74
3:C:195:ARG:HG3	3:C:236:ILE:HD13	1.67	0.74
5:E:201:LEU:HD11	5:E:207:LEU:HD22	1.69	0.74
13:1:7:LYS:HG3	13:1:14(G):ILE:HD12	1.70	0.74
3:Q:33:ARG:HB2	3:Q:33:ARG:NH1	2.03	0.74
7:U:217:LYS:HE3	7:U:217:LYS:HA	1.69	0.74
1:A:20:LYS:HE3	1:A:25:ASP:OD1	1.87	0.74
5:S:201:LEU:HD11	5:S:207:LEU:HD22	1.69	0.74
9:W:6:MET:HE3	9:W:155:ILE:HD12	1.69	0.74
4:R:192:LEU:O	4:R:196:ILE:HG12	1.86	0.74
12:Z:134:ILE:HD13	12:Z:158:SER:HB3	1.69	0.74
2:B:124:THR:CG2	3:C:130:ARG:HH21	2.01	0.73
7:G:170:GLN:HE21	7:G:174:THR:HG23	1.53	0.73
2:B:61:GLN:OE1	2:B:208:ASP:HA	1.88	0.73
3:Q:65:SER:HB2	16:Q:303:HOH:O	1.89	0.73
11:Y:142:TYR:O	11:Y:143:LYS:HD2	1.88	0.73
3:C:41:LYS:HG2	3:C:161:SER:O	1.88	0.73
7:G:18(G):GLU:HG2	7:G:188:LYS:CB	2.19	0.73
11:Y:10(B):LYS:CD	11:Y:10(B):LYS:H	1.92	0.73
7:G:217:LYS:HE3	7:G:217:LYS:HA	1.70	0.72

Continued on next page...

Continued from previous page...

Atom-1	Atom-2	Interatomic distance (Å)	Clash overlap (Å)
2:P:61:GLN:OE1	2:P:208:ASP:HA	1.89	0.72
3:Q:195:ARG:HG3	3:Q:236:ILE:HD13	1.70	0.72
12:L:134:ILE:HD13	12:L:158:SER:HB3	1.72	0.72
5:S:207:LEU:H	5:S:207:LEU:CD2	2.01	0.72
7:U:170:GLN:HE21	7:U:174:THR:HG23	1.54	0.72
5:E:207:LEU:CD2	5:E:207:LEU:H	2.03	0.72
12:L:166:HIS:HD2	12:L:168:GLN:H	1.37	0.72
1:O:179:ARG:HH11	1:O:179:ARG:HB3	1.54	0.72
3:Q:232:TYR:O	3:Q:236:ILE:HG13	1.87	0.72
7:U:18(G):GLU:HG2	7:U:188:LYS:CB	2.20	0.72
6:F:20(B):GLU:HG3	6:F:20(C):LYS:HG3	1.71	0.72
9:I:1:GLY:HA3	9:I:33:LYS:HE2	1.72	0.72
12:Z:33:LYS:HD2	12:Z:46:ASN:HD22	1.53	0.72
12:Z:166:HIS:HD2	12:Z:168:GLN:H	1.36	0.72
3:C:106:PRO:HG2	3:C:143:PRO:CG	2.20	0.71
12:Z:114:ASP:HB2	12:Z:118:SER:HB3	1.72	0.71
6:T:20(B):GLU:HG3	6:T:20(C):LYS:HG3	1.72	0.71
7:G:96:ALA:HA	7:G:107:MET:CE	2.16	0.71
6:T:192:GLN:O	6:T:196:ILE:HG12	1.90	0.71
12:L:114:ASP:HB2	12:L:118:SER:HB3	1.73	0.71
1:O:124:THR:CG2	2:P:130:ARG:HH21	2.03	0.71
11:K:142:TYR:O	11:K:143:LYS:HD2	1.89	0.71
2:P:124:THR:CG2	3:Q:130:ARG:HH21	2.03	0.71
5:E:12:THR:HG21	5:E:124:THR:HA	1.72	0.71
13:M:7:LYS:HG3	13:M:14(G):ILE:HD12	1.73	0.71
3:C:33:ARG:HB2	3:C:33:ARG:NH1	2.05	0.71
11:K:10(B):LYS:N	11:K:10(B):LYS:HD2	1.99	0.71
7:U:96:ALA:CA	7:U:107:MET:HE2	2.15	0.71
1:A:179:ARG:HB3	1:A:179:ARG:HH11	1.56	0.70
7:U:59:LEU:O	7:U:61:PRO:HD3	1.89	0.70
9:I:6:MET:HE3	9:I:155:ILE:HD12	1.72	0.70
3:Q:41:LYS:HG2	3:Q:161:SER:O	1.91	0.70
1:O:86:ARG:HE	7:U:118:ASN:ND2	1.88	0.70
2:B:219:GLU:HG2	2:B:21(E):VAL:H	1.57	0.70
4:R:177:LEU:HD22	5:S:58:LEU:HD13	1.71	0.70
5:S:12:THR:HG21	5:S:124:THR:HA	1.71	0.70
5:E:207:LEU:HA	5:E:2(E):ASN:ND2	2.07	0.70
4:D:177:LEU:HD22	5:E:58:LEU:HD13	1.74	0.70
6:F:192:GLN:O	6:F:196:ILE:HG12	1.91	0.70
11:Y:10(B):LYS:N	11:Y:10(B):LYS:HD2	1.99	0.70
3:C:106:PRO:HG2	3:C:143:PRO:HG3	1.73	0.70

Continued on next page...

Continued from previous page...

Atom-1	Atom-2	Interatomic distance (Å)	Clash overlap (Å)
5:E:207:LEU:HA	5:E:2(E):ASN:HD22	1.56	0.70
7:G:96:ALA:CA	7:G:107:MET:HE2	2.17	0.69
6:F:109:ILE:HD12	6:F:109:ILE:N	2.06	0.69
6:T:109:ILE:HD12	6:T:109:ILE:N	2.07	0.69
1:A:124:THR:CG2	2:B:130:ARG:HH21	2.06	0.69
7:U:96:ALA:HA	7:U:107:MET:CE	2.16	0.69
13:1:40:ASN:HD22	13:1:40:ASN:H	1.39	0.69
5:S:207:LEU:HA	5:S:2(E):ASN:ND2	2.07	0.69
3:C:163:GLN:HE21	3:C:164:THR:N	1.91	0.69
10:J:3:ILE:HD13	10:J:46:ALA:HB2	1.75	0.69
5:S:75:GLY:HA3	5:S:221:PHE:CE2	2.27	0.69
7:G:59:LEU:O	7:G:61:PRO:HD3	1.93	0.69
6:F:175:GLU:HB3	6:F:196:ILE:HD12	1.75	0.68
8:H:35:HIS:CB	8:H:56:THR:HG21	2.23	0.68
3:Q:100:ARG:NH1	3:Q:106:PRO:HB3	2.08	0.68
3:Q:52:ARG:HB2	3:Q:209:ASN:HA	1.75	0.68
2:P:219:GLU:HG2	2:P:21(E):VAL:H	1.58	0.68
7:U:227:GLU:HG2	16:U:1255:HOH:O	1.93	0.68
3:Q:106:PRO:HG2	3:Q:143:PRO:HG3	1.76	0.68
5:E:75:GLY:HA3	5:E:221:PHE:CE2	2.29	0.68
3:Q:106:PRO:HG2	3:Q:143:PRO:CG	2.22	0.68
3:Q:33:ARG:HH11	3:Q:33:ARG:CB	2.06	0.68
2:P:101:LYS:NZ	10:X:85:GLN:NE2	2.42	0.68
11:K:10(B):LYS:H	11:K:10(B):LYS:CD	1.91	0.68
13:M:40:ASN:H	13:M:40:ASN:HD22	1.40	0.68
2:B:219:GLU:HG2	2:B:21(E):VAL:N	2.09	0.68
7:U:86:ARG:HD2	16:U:248:HOH:O	1.91	0.68
8:V:35:HIS:CB	8:V:56:THR:HG21	2.24	0.68
5:S:31:ILE:HD11	5:S:153:PRO:HG2	1.74	0.68
3:Q:163:GLN:HE21	3:Q:164:THR:N	1.90	0.67
5:S:207:LEU:HA	5:S:2(E):ASN:HD22	1.57	0.67
6:T:237:GLN:O	6:T:240:ILE:HG22	1.95	0.67
2:B:163:ILE:HD13	2:B:164:SER:N	2.09	0.67
3:Q:57:LYS:O	3:Q:58:LEU:HB2	1.94	0.67
5:S:207:LEU:N	5:S:207:LEU:HD23	2.09	0.67
2:B:186:VAL:HG21	2:B:216:ARG:HD3	1.75	0.67
3:C:57:LYS:O	3:C:58:LEU:HB2	1.94	0.67
13:1:14(C):ARG:HG3	13:1:14(C):ARG:HH11	1.60	0.67
9:W:1:GLY:HA3	9:W:33:LYS:HE2	1.75	0.67
3:C:52:ARG:HB2	3:C:209:ASN:HA	1.77	0.67
5:E:31:ILE:HD11	5:E:153:PRO:HG2	1.77	0.67

Continued on next page...

Continued from previous page...

Atom-1	Atom-2	Interatomic distance (Å)	Clash overlap (Å)
3:Q:168:ASN:HB2	3:Q:200:VAL:HG11	1.76	0.67
11:Y:143:LYS:HB2	11:Y:146:LEU:HD13	1.77	0.67
12:Z:148:VAL:O	12:Z:152:ILE:HG12	1.95	0.67
14:2:20:THR:HG23	14:2:31:THR:OG1	1.95	0.67
4:R:12(D):ALA:HB3	4:R:126:ARG:HD3	1.77	0.66
5:E:207:LEU:HD23	5:E:207:LEU:N	2.10	0.66
7:U:121:GLN:O	7:U:124:THR:HB	1.95	0.66
10:J:-1:MET:HG2	10:J:1:ASP:H	1.60	0.66
6:T:175:GLU:HB3	6:T:196:ILE:HD12	1.76	0.66
1:A:86:ARG:HE	7:G:118:ASN:ND2	1.94	0.66
6:T:186:ALA:O	6:T:190:VAL:HG23	1.96	0.66
5:E:97:ASN:HD21	12:L:61:ASN:HD21	1.43	0.66
2:P:97:GLN:HE22	9:W:64:ASN:HD22	1.43	0.66
10:X:3:ILE:HD13	10:X:46:ALA:HB2	1.76	0.66
3:C:46:VAL:O	3:C:215:VAL:HG12	1.95	0.66
12:L:4:LEU:HD11	12:L:138:LEU:HD21	1.78	0.66
14:N:20:THR:HG23	14:N:31:THR:OG1	1.96	0.66
5:S:49:VAL:HG22	5:S:212:ILE:HD13	1.77	0.66
1:A:121:GLN:O	1:A:124:THR:HB	1.96	0.65
6:F:237:GLN:O	6:F:240:ILE:HG22	1.97	0.65
7:G:233:LEU:O	7:G:236:ILE:HG13	1.96	0.65
1:O:121:GLN:O	1:O:124:THR:HB	1.95	0.65
3:C:33:ARG:CB	3:C:33:ARG:HH11	2.08	0.65
7:G:121:GLN:O	7:G:124:THR:HB	1.97	0.65
8:H:33:LYS:HG2	15:H:224:GPT:H12	1.78	0.65
2:P:186:VAL:HG21	2:P:216:ARG:HD3	1.76	0.65
3:Q:186:VAL:O	3:Q:190:VAL:HG23	1.97	0.65
7:U:233:LEU:O	7:U:236:ILE:HG13	1.96	0.65
11:K:143:LYS:HB2	11:K:146:LEU:HD13	1.77	0.65
3:Q:46:VAL:O	3:Q:215:VAL:HG12	1.96	0.65
12:L:148:VAL:O	12:L:152:ILE:HG12	1.96	0.65
12:Z:4:LEU:HD11	12:Z:138:LEU:HD21	1.78	0.65
2:P:219:GLU:HG2	2:P:21(E):VAL:N	2.10	0.65
7:U:77:VAL:HG12	7:U:137:THR:HB	1.79	0.65
3:C:186:VAL:HG21	3:C:216:LYS:HE2	1.79	0.65
13:M:14(C):ARG:HH11	13:M:14(C):ARG:HG3	1.62	0.65
4:R:175:GLU:HG2	4:R:196:ILE:HD12	1.79	0.65
3:Q:186:VAL:HG21	3:Q:216:LYS:HE2	1.78	0.64
2:P:163:ILE:HD13	2:P:164:SER:N	2.11	0.64
4:D:12(D):ALA:HB3	4:D:126:ARG:HD3	1.78	0.64
5:E:226:GLY:O	5:E:229:VAL:HG22	1.96	0.64

Continued on next page...

Continued from previous page...

Atom-1	Atom-2	Interatomic distance (Å)	Clash overlap (Å)
14:N:107:LYS:HG2	14:N:108:GLY:N	2.13	0.64
3:C:186:VAL:O	3:C:190:VAL:HG23	1.98	0.64
8:V:33:LYS:HG2	15:V:224:GPT:H12	1.78	0.64
12:Z:-6:PRO:O	13:1:91:ARG:NH1	2.30	0.64
3:C:100:ARG:NH1	3:C:106:PRO:HB3	2.10	0.64
3:C:168:ASN:HB2	3:C:200:VAL:HG11	1.78	0.64
5:S:28:LEU:HA	5:S:31:ILE:HD12	1.77	0.64
11:Y:33:LYS:HG2	15:Y:224:GPT:H12	1.79	0.64
1:O:225:THR:OG1	1:O:228:GLU:HG3	1.97	0.64
3:Q:216:LYS:HB2	3:Q:220:ASP:HB3	1.79	0.64
2:B:97:GLN:HE22	9:I:64:ASN:HD22	1.45	0.64
7:G:77:VAL:HG12	7:G:137:THR:HB	1.79	0.64
12:L:90:LYS:HD3	12:L:95:TYR:CE1	2.32	0.64
10:X:-1:MET:HG2	10:X:1:ASP:H	1.63	0.64
6:F:186:ALA:O	6:F:190:VAL:HG23	1.97	0.64
11:Y:143:LYS:HB2	11:Y:146:LEU:CD1	2.28	0.64
5:S:226:GLY:O	5:S:229:VAL:HG22	1.98	0.64
2:P:101:LYS:HZ2	10:X:85:GLN:NE2	1.96	0.63
5:S:97:ASN:HD21	12:Z:61:ASN:HD21	1.44	0.63
12:Z:90:LYS:HD3	12:Z:95:TYR:CE1	2.33	0.63
13:1:-3:VAL:HG12	13:1:49:ILE:HG13	1.80	0.63
1:A:33:GLN:HA	1:A:33:GLN:HE21	1.63	0.63
5:E:28:LEU:HA	5:E:31:ILE:HD12	1.79	0.63
13:M:-3:VAL:HG12	13:M:49:ILE:HG13	1.81	0.63
12:L:14:LEU:HD13	12:L:34:VAL:HG13	1.79	0.63
3:Q:35:THR:HB	3:Q:51:GLU:HG3	1.81	0.63
5:S:220:PRO:O	5:S:222:THR:HG23	1.98	0.63
2:B:121:GLN:O	2:B:124:THR:HB	1.99	0.63
4:D:175:GLU:HG2	4:D:196:ILE:HD12	1.79	0.63
2:P:185:LYS:HD3	2:P:186:VAL:N	2.14	0.63
7:U:56:ASP:HB3	7:U:59:LEU:HG	1.81	0.63
2:B:181:LYS:O	2:B:184:MET:HG3	1.99	0.63
3:C:216:LYS:HB2	3:C:220:ASP:HB3	1.79	0.63
4:D:12(D):ALA:HA	5:E:129:GLY:HA2	1.80	0.63
5:E:220:PRO:O	5:E:222:THR:HG23	1.99	0.63
9:I:112:GLY:N	9:I:125:ILE:HD12	2.14	0.63
7:U:198:ILE:HG23	7:U:203:THR:O	1.99	0.62
12:Z:14:LEU:HD13	12:Z:34:VAL:HG13	1.80	0.62
1:A:225:THR:OG1	1:A:228:GLU:HG3	1.99	0.62
2:B:15:PHE:H	3:C:23:GLN:NE2	1.86	0.62
3:C:65:SER:HB2	16:C:274:HOH:O	1.99	0.62

Continued on next page...

Continued from previous page...

Atom-1	Atom-2	Interatomic distance (Å)	Clash overlap (Å)
6:F:198:TYR:HE2	6:F:237:GLN:HE21	1.46	0.62
14:2:107:LYS:HG2	14:2:108:GLY:N	2.13	0.62
7:G:14:ILE:HD13	7:G:14:ILE:H	1.65	0.62
7:G:56:ASP:HB3	7:G:59:LEU:HG	1.81	0.62
1:O:4:MET:SD	1:O:5:THR:N	2.67	0.62
9:I:2:ILE:HG21	9:I:130:ALA:HB3	1.81	0.62
10:J:156:LYS:O	10:J:160:GLN:HG3	2.00	0.62
11:K:33:LYS:HG2	15:K:224:GPT:H12	1.82	0.62
11:K:7:ARG:HG2	11:K:108:PRO:HB2	1.82	0.62
1:O:86:ARG:HH21	7:U:118:ASN:ND2	1.98	0.62
8:H:24:PRO:HG2	8:H:25:ILE:HD12	1.81	0.62
9:I:29:ASN:ND2	9:I:30:LYS:HG3	2.15	0.62
11:K:143:LYS:HB2	11:K:146:LEU:CD1	2.28	0.62
10:X:156:LYS:O	10:X:160:GLN:HG3	2.00	0.62
2:B:185:LYS:HD3	2:B:186:VAL:N	2.15	0.61
8:H:159:ILE:HG22	8:H:163:ILE:CD1	2.29	0.61
14:N:26:ILE:HG13	13:1:165:ARG:C	2.21	0.61
1:O:33:GLN:HA	1:O:33:GLN:HE21	1.64	0.61
5:S:18(D):ILE:O	5:S:18(D):ILE:HG12	2.01	0.61
1:A:4:MET:SD	1:A:5:THR:N	2.65	0.61
7:G:34(A):ASN:HD22	7:G:167:PRO:HG2	1.64	0.61
12:L:43:MET:HB2	12:L:101:ILE:HG22	1.82	0.61
1:O:179:ARG:NH1	1:O:179:ARG:HB3	2.15	0.61
8:V:172:ASN:HD22	8:V:193:THR:HA	1.66	0.61
1:A:86:ARG:HH21	7:G:118:ASN:ND2	1.97	0.61
2:P:112:LEU:HD23	2:P:112:LEU:C	2.21	0.61
5:S:48:LEU:HG	5:S:139:ILE:HD13	1.81	0.61
13:1:42:VAL:CG2	13:1:178:ILE:HD11	2.31	0.61
2:P:181:LYS:O	2:P:184:MET:HG3	2.00	0.61
6:T:198:TYR:HE2	6:T:237:GLN:HE21	1.47	0.61
7:U:72:ARG:HB2	7:U:72:ARG:NH1	2.15	0.61
13:1:37:VAL:HG11	13:1:79:ILE:HD13	1.82	0.61
5:E:86:ARG:HH11	5:E:86:ARG:HG3	1.65	0.61
5:S:227:GLU:CD	5:S:227:GLU:H	2.03	0.61
7:U:34(A):ASN:HD22	7:U:167:PRO:HG2	1.66	0.61
11:Y:7:ARG:HG2	11:Y:108:PRO:HB2	1.81	0.61
3:C:35:THR:HB	3:C:51:GLU:HG3	1.82	0.61
5:S:132:TYR:O	5:S:153:PRO:HB3	2.01	0.61
6:T:38:ILE:HG22	6:T:164:ALA:CB	2.31	0.61
5:E:18(D):ILE:O	5:E:18(D):ILE:HG12	2.01	0.61
5:S:86:ARG:HH11	5:S:86:ARG:HG3	1.65	0.61

Continued on next page...

Continued from previous page...

Atom-1	Atom-2	Interatomic distance (Å)	Clash overlap (Å)
5:E:48:LEU:HG	5:E:139:ILE:HD13	1.82	0.60
5:S:201:LEU:HD11	5:S:207:LEU:CD2	2.30	0.60
13:1:152:GLU:O	13:1:156:VAL:HG23	2.01	0.60
5:E:201:LEU:HD11	5:E:207:LEU:CD2	2.31	0.60
9:W:2:ILE:HG21	9:W:130:ALA:HB3	1.81	0.60
1:A:97:HIS:HD2	8:H:61:SER:OG	1.85	0.60
4:R:162:ALA:HB3	5:S:58:LEU:HD23	1.83	0.60
5:E:49:VAL:HG22	5:E:212:ILE:HD13	1.83	0.60
5:E:227:GLU:CD	5:E:227:GLU:H	2.03	0.60
12:Z:43:MET:HB2	12:Z:101:ILE:HG22	1.84	0.60
13:M:165:ARG:C	14:2:26:ILE:HG13	2.22	0.60
7:U:14:ILE:H	7:U:14:ILE:HD13	1.67	0.60
8:V:159:ILE:HG22	8:V:163:ILE:CD1	2.32	0.60
2:P:121:GLN:O	2:P:124:THR:HB	1.99	0.60
3:Q:241:GLN:C	3:Q:243:GLN:H	2.05	0.60
7:G:198:ILE:HG23	7:G:203:THR:O	2.00	0.59
7:U:8:TYR:C	7:U:10:ARG:H	2.05	0.59
8:V:24:PRO:HG2	8:V:25:ILE:HD12	1.83	0.59
14:2:176:VAL:HG12	14:2:178:LEU:HD13	1.84	0.59
5:S:47:VAL:HG23	5:S:189:LEU:HD13	1.84	0.59
3:C:160:TRP:CE2	4:D:59:LEU:HD23	2.37	0.59
13:M:139:ARG:HH11	8:V:165:ASN:ND2	1.99	0.59
13:M:42:VAL:CG2	13:M:178:ILE:HD11	2.33	0.59
2:B:112:LEU:C	2:B:112:LEU:HD23	2.22	0.59
2:P:231:ASP:O	2:P:235:LYS:HG2	2.03	0.59
5:S:73:HIS:HE1	5:S:107:LEU:O	1.85	0.59
7:G:72:ARG:NH1	7:G:72:ARG:HB2	2.18	0.59
10:J:133:TYR:HD1	16:Y:593:HOH:O	1.85	0.59
13:M:37:VAL:HG11	13:M:79:ILE:CD1	2.33	0.59
3:Q:173:ARG:O	3:Q:177:GLU:HG3	2.03	0.59
12:Z:-7:ASN:ND2	12:Z:-5:TYR:H	2.01	0.59
3:C:241:GLN:C	3:C:243:GLN:H	2.05	0.59
12:L:-7:ASN:ND2	12:L:-5:TYR:H	2.01	0.59
14:N:176:VAL:HG12	14:N:178:LEU:HD13	1.84	0.59
2:P:6:ARG:HG2	3:Q:10:ARG:HH21	1.68	0.59
3:Q:33:ARG:HH11	3:Q:33:ARG:HB2	1.66	0.59
13:1:41:THR:OG1	13:1:76:PRO:HG3	2.02	0.59
5:E:73:HIS:HE1	5:E:107:LEU:O	1.86	0.59
13:M:37:VAL:HG11	13:M:79:ILE:HD13	1.83	0.59
4:R:156:THR:HG22	5:S:83:PRO:HD3	1.84	0.59
5:S:97:ASN:ND2	12:Z:61:ASN:HD21	2.01	0.59

Continued on next page...

Continued from previous page...

Atom-1	Atom-2	Interatomic distance (Å)	Clash overlap (Å)
2:P:185:LYS:HE2	2:P:187:ASP:OD1	2.03	0.59
5:E:82:ALA:HB3	5:E:83:PRO:HD3	1.85	0.59
6:F:38:ILE:HG22	6:F:164:ALA:CB	2.33	0.59
10:J:2:ILE:C	10:J:3:ILE:HD12	2.23	0.59
4:R:121:LEU:HB2	16:R:853:HOH:O	2.02	0.59
4:R:185:THR:OG1	4:R:188:GLU:HG3	2.03	0.59
5:S:31:ILE:HD11	5:S:153:PRO:CG	2.33	0.59
2:B:224:PHE:HD2	2:B:224:PHE:H	1.51	0.58
3:C:173:ARG:O	3:C:177:GLU:HG3	2.03	0.58
7:G:8:TYR:C	7:G:10:ARG:H	2.04	0.58
13:M:84:ALA:HA	13:M:113:VAL:HG21	1.85	0.58
6:T:173:LYS:O	6:T:177:GLU:HG3	2.03	0.58
10:X:10(B):LYS:NZ	10:X:10(B):LYS:HB2	2.18	0.58
1:A:179:ARG:HB3	1:A:179:ARG:NH1	2.17	0.58
8:H:165:ASN:ND2	13:1:139:ARG:HH11	1.98	0.58
4:D:177:LEU:HD22	5:E:58:LEU:CD1	2.33	0.58
5:S:82:ALA:HB3	5:S:83:PRO:HD3	1.86	0.58
6:T:69:VAL:HG12	16:T:811:HOH:O	2.03	0.58
10:X:2:ILE:O	10:X:3:ILE:HD12	2.02	0.58
8:H:159:ILE:HG22	8:H:163:ILE:HD12	1.85	0.58
11:K:31:VAL:HG11	15:K:224:GPT:H11	1.86	0.58
12:L:-6:PRO:O	13:M:91:ARG:NH1	2.32	0.58
2:B:231:ASP:O	2:B:235:LYS:HG2	2.03	0.58
1:A:177:GLU:HG2	2:B:58:LEU:CD2	2.33	0.58
5:E:97:ASN:HD21	12:L:61:ASN:ND2	2.02	0.58
8:V:159:ILE:HG22	8:V:163:ILE:HD12	1.84	0.58
13:1:110:LEU:HG	13:1:125:LEU:HD12	1.86	0.58
8:H:172:ASN:HD22	8:H:193:THR:HA	1.68	0.58
5:E:97:ASN:ND2	12:L:61:ASN:HD21	2.01	0.58
5:E:31:ILE:HD11	5:E:153:PRO:CG	2.34	0.58
5:E:132:TYR:O	5:E:153:PRO:HB3	2.03	0.58
10:J:10(B):LYS:HB2	10:J:10(B):LYS:NZ	2.18	0.58
2:P:224:PHE:H	2:P:224:PHE:HD2	1.49	0.58
2:P:101:LYS:HZ2	10:X:85:GLN:HE21	1.50	0.58
10:X:2:ILE:C	10:X:3:ILE:HD12	2.24	0.58
5:E:167:ALA:HB3	16:E:1131:HOH:O	2.03	0.57
9:W:29:ASN:ND2	9:W:30:LYS:HG3	2.18	0.57
13:1:37:VAL:HG11	13:1:79:ILE:CD1	2.33	0.57
6:F:109:ILE:H	6:F:109:ILE:CD1	2.16	0.57
13:M:41:THR:OG1	13:M:76:PRO:HG3	2.05	0.57
5:S:97:ASN:HD21	12:Z:61:ASN:ND2	2.01	0.57

Continued on next page...

Continued from previous page...

Atom-1	Atom-2	Interatomic distance (Å)	Clash overlap (Å)
2:B:21:LEU:HD13	2:B:124:THR:HG23	1.86	0.57
10:J:2:ILE:O	10:J:3:ILE:HD12	2.03	0.57
13:M:152:GLU:O	13:M:156:VAL:HG23	2.04	0.57
10:J:52:THR:CG2	10:J:53:VAL:N	2.68	0.57
10:X:32:ASP:OD2	10:X:34:THR:HG22	2.04	0.57
5:E:47:VAL:HG23	5:E:189:LEU:HD13	1.85	0.57
14:N:51:ASP:O	14:N:55:ILE:HG12	2.04	0.57
4:D:185:THR:OG1	4:D:188:GLU:HG3	2.04	0.57
13:M:110:LEU:HG	13:M:125:LEU:HD12	1.86	0.57
2:P:21:LEU:HD13	2:P:124:THR:HG23	1.86	0.57
3:Q:55:THR:HG22	3:Q:56:LEU:HD22	1.87	0.57
5:E:15:PHE:HB2	6:F:23:GLN:HE22	1.69	0.57
6:T:109:ILE:CD1	6:T:109:ILE:H	2.17	0.57
13:1:84:ALA:HA	13:1:113:VAL:HG21	1.86	0.56
3:C:195:ARG:CG	3:C:236:ILE:HD13	2.35	0.56
3:Q:100:ARG:HH11	3:Q:106:PRO:HB3	1.68	0.56
14:2:51:ASP:O	14:2:55:ILE:HG12	2.06	0.56
2:B:202:THR:HG22	2:B:204:SER:N	2.10	0.56
6:F:173:LYS:O	6:F:177:GLU:HG3	2.04	0.56
9:I:7:THR:HG23	9:I:110:ILE:HD13	1.87	0.56
1:O:177:GLU:HG2	2:P:58:LEU:HD22	1.86	0.56
11:K:138:LEU:HD13	11:K:158:SER:OG	2.05	0.56
9:W:27:VAL:HG13	16:X:622:HOH:O	2.04	0.56
10:X:38:SER:HB2	10:X:39:PRO:HD2	1.87	0.56
8:H:34:LEU:HB2	16:H:540:HOH:O	2.04	0.56
8:V:172:ASN:ND2	8:V:193:THR:HA	2.20	0.56
11:Y:138:LEU:HD13	11:Y:158:SER:OG	2.05	0.56
1:O:69:LEU:HD23	1:O:69:LEU:C	2.26	0.56
10:X:133:TYR:CE2	10:X:166:MET:HG3	2.40	0.56
7:U:172:ILE:HD11	7:U:201:LEU:HD21	1.87	0.56
3:C:20:HIS:HB3	3:C:25:GLU:OE1	2.06	0.56
7:G:228:ASN:HB3	16:G:255:HOH:O	2.06	0.56
10:J:168:MET:HE1	10:X:167:PRO:HB2	1.88	0.56
2:B:152:ASN:HB2	2:B:153:PRO:HD2	1.88	0.56
2:B:185:LYS:HE2	2:B:187:ASP:OD1	2.05	0.56
2:P:152:ASN:HB2	2:P:153:PRO:HD2	1.88	0.56
10:J:167:PRO:HB2	10:X:168:MET:HE1	1.88	0.56
10:J:10(B):LYS:HB2	10:J:10(B):LYS:HZ3	1.71	0.56
13:1:76:PRO:HD2	13:1:105:GLN:OE1	2.06	0.56
1:A:69:LEU:HD23	1:A:69:LEU:C	2.26	0.56
13:1:40:ASN:HD22	13:1:40:ASN:N	1.99	0.56

Continued on next page...

Continued from previous page...

Atom-1	Atom-2	Interatomic distance (Å)	Clash overlap (Å)
3:Q:195:ARG:CG	3:Q:236:ILE:HD13	2.35	0.56
9:W:6:MET:HE3	9:W:155:ILE:HA	1.88	0.56
7:G:172:ILE:HD11	7:G:201:LEU:HD21	1.88	0.55
1:O:60:MET:HE1	16:U:400:HOH:O	2.06	0.55
1:A:170:VAL:HB	16:A:402:HOH:O	2.05	0.55
1:A:206:PHE:CD1	1:A:210:ILE:HD11	2.41	0.55
9:I:6:MET:CE	9:I:155:ILE:HA	2.36	0.55
11:Y:31:VAL:HG11	15:Y:224:GPT:H11	1.89	0.55
10:J:133:TYR:CE2	10:J:166:MET:HG3	2.42	0.55
10:J:3:ILE:CD1	10:J:46:ALA:HB2	2.35	0.55
9:W:7:THR:HG23	9:W:110:ILE:HD13	1.88	0.55
6:F:21(B):THR:O	6:F:21(C):ASN:HB2	2.06	0.55
2:P:121:GLN:HG3	3:Q:83:ALA:HB1	1.89	0.55
6:T:38:ILE:HG22	6:T:164:ALA:HB2	1.88	0.55
10:X:3:ILE:CD1	10:X:46:ALA:HB2	2.37	0.55
3:C:14:ILE:HD12	3:C:14:ILE:H	1.72	0.55
3:C:55:THR:HG22	3:C:56:LEU:HD22	1.88	0.55
4:D:75:GLY:HA3	4:D:221:PHE:CD2	2.42	0.55
4:R:31:ILE:HD13	4:R:135:ALA:HB2	1.87	0.55
2:B:152:ASN:HB2	2:B:153:PRO:CD	2.37	0.55
1:O:206:PHE:CD1	1:O:210:ILE:HD11	2.42	0.55
3:C:185:THR:HG22	3:C:187:GLU:N	2.18	0.55
3:C:33:ARG:HB2	3:C:33:ARG:HH11	1.69	0.55
13:M:149:GLN:NE2	13:M:149:GLN:H	2.05	0.55
14:N:36:ARG:HG3	14:N:42:TRP:CE2	2.42	0.55
4:R:85:ALA:O	4:R:89:ILE:HG12	2.06	0.55
6:F:192:GLN:HE21	6:F:195:LYS:HE3	1.72	0.55
10:J:38:SER:HB2	10:J:39:PRO:HD2	1.89	0.55
3:Q:20:HIS:HB3	3:Q:25:GLU:OE1	2.07	0.55
10:X:52:THR:CG2	10:X:53:VAL:N	2.69	0.55
5:E:198:SER:HA	5:E:201:LEU:HG	1.88	0.55
4:R:75:GLY:HA3	4:R:221:PHE:CD2	2.42	0.55
5:S:198:SER:HA	5:S:201:LEU:HG	1.88	0.55
1:O:97:HIS:HD2	8:V:61:SER:OG	1.89	0.55
3:C:100:ARG:HH11	3:C:106:PRO:HB3	1.70	0.54
4:D:237:LEU:O	4:D:241:GLU:HG3	2.08	0.54
1:A:21(P):LYS:N	16:A:1147:HOH:O	2.37	0.54
4:D:186:LEU:O	4:D:190:GLU:HG3	2.07	0.54
6:F:37:SER:HB3	6:F:50:VAL:HG23	1.89	0.54
8:H:147:THR:OG1	8:H:150:GLU:HG3	2.07	0.54
8:H:172:ASN:ND2	8:H:193:THR:HA	2.22	0.54

Continued on next page...

Continued from previous page...

Atom-1	Atom-2	Interatomic distance (Å)	Clash overlap (Å)
6:F:38:ILE:HG22	6:F:164:ALA:HB2	1.89	0.54
5:S:190:ILE:HG23	5:S:212:ILE:HD12	1.89	0.54
3:C:163:GLN:HA	3:C:163:GLN:HE21	1.72	0.54
2:P:202:THR:HG22	2:P:204:SER:N	2.08	0.54
7:U:228:ASN:HB3	16:U:242:HOH:O	2.07	0.54
3:Q:160:TRP:CE2	4:R:59:LEU:HD23	2.43	0.54
6:T:37:SER:HB3	6:T:50:VAL:HG23	1.89	0.54
1:A:198:LYS:HE3	1:A:236:LEU:HD11	1.89	0.54
6:F:175:GLU:CB	6:F:196:ILE:HD12	2.38	0.54
8:V:216:GLU:HG3	9:W:187:ARG:HG2	1.88	0.54
8:V:90:TYR:CG	8:V:95:ILE:HD12	2.42	0.54
12:Z:90:LYS:HD3	12:Z:95:TYR:CZ	2.42	0.54
13:1:149:GLN:H	13:1:149:GLN:NE2	2.06	0.54
7:G:77:VAL:CG1	7:G:137:THR:HB	2.37	0.54
7:G:152:ASP:HB2	7:G:153:PRO:CD	2.38	0.54
12:L:90:LYS:HD3	12:L:95:TYR:CZ	2.42	0.54
3:C:41:LYS:HD3	3:C:161:SER:HA	1.90	0.54
1:O:198:LYS:HE3	1:O:236:LEU:HD11	1.90	0.54
2:P:239:THR:OXT	2:P:239:THR:HG22	2.06	0.54
5:S:227:GLU:N	5:S:227:GLU:CD	2.61	0.54
6:T:203:GLU:O	6:T:206:LYS:HD2	2.08	0.54
11:K:7:ARG:HD2	11:K:108:PRO:O	2.08	0.54
6:T:192:GLN:HE21	6:T:195:LYS:HE3	1.73	0.54
2:B:239:THR:OXT	2:B:239:THR:HG22	2.07	0.53
4:D:85:ALA:O	4:D:89:ILE:HG12	2.08	0.53
3:Q:41:LYS:HD3	3:Q:161:SER:HA	1.90	0.53
3:Q:163:GLN:HA	3:Q:163:GLN:HE21	1.72	0.53
4:R:186:LEU:O	4:R:190:GLU:HG3	2.08	0.53
5:S:92:LEU:HD11	5:S:112:ALA:HB1	1.89	0.53
7:U:151:THR:HG22	7:U:157:TYR:HB2	1.90	0.53
13:1:19:LEU:HD21	13:1:26:LEU:HD22	1.90	0.53
2:B:6:ARG:HB2	5:E:127:TYR:OH	2.07	0.53
5:E:148:LEU:CD2	5:E:162:GLY:HA2	2.38	0.53
9:W:6:MET:CE	9:W:155:ILE:HA	2.38	0.53
4:D:31:ILE:HD13	4:D:135:ALA:HB2	1.88	0.53
3:Q:149:TYR:CE1	3:Q:159:SER:HB3	2.43	0.53
5:E:227:GLU:CD	5:E:227:GLU:N	2.61	0.53
8:H:90:TYR:CG	8:H:95:ILE:HD12	2.43	0.53
11:K:86:LEU:HD13	11:K:86:LEU:C	2.29	0.53
5:S:141:TYR:CE2	5:S:217:LYS:HA	2.43	0.53
7:U:152:ASP:HB2	7:U:153:PRO:CD	2.38	0.53

Continued on next page...

Continued from previous page...

Atom-1	Atom-2	Interatomic distance (Å)	Clash overlap (Å)
5:E:92:LEU:HD11	5:E:112:ALA:HB1	1.89	0.53
7:U:35:ILE:HG23	7:U:51:GLN:HB2	1.89	0.53
6:F:127:ASN:HD22	6:F:127:ASN:C	2.12	0.53
11:Y:7:ARG:HD2	11:Y:108:PRO:O	2.09	0.53
2:P:87:ILE:O	2:P:91:THR:HG23	2.09	0.53
3:Q:15:PHE:N	4:R:23:GLN:HE22	1.95	0.53
14:2:36:ARG:HG3	14:2:42:TRP:CE2	2.43	0.53
7:G:151:THR:HG22	7:G:157:TYR:HB2	1.91	0.53
1:O:33:GLN:CA	1:O:33:GLN:HE21	2.21	0.53
4:R:237:LEU:O	4:R:241:GLU:HG3	2.09	0.53
5:S:15:PHE:H	6:T:23:GLN:NE2	2.01	0.53
6:T:216:SER:HB3	6:T:21(A):GLU:HB2	1.90	0.53
2:B:107:ILE:HD11	2:B:111:ILE:HG22	1.91	0.53
2:B:49:ALA:HB2	2:B:212:PHE:CE1	2.44	0.52
4:D:194:LEU:HD22	4:D:212:LEU:HD11	1.91	0.52
10:J:147:THR:OG1	10:J:150:GLU:HG3	2.09	0.52
1:O:150:GLN:O	1:O:157:TYR:HA	2.09	0.52
1:O:232:ARG:HG3	1:O:232:ARG:HH11	1.74	0.52
5:S:148:LEU:CD2	5:S:162:GLY:HA2	2.39	0.52
8:H:8:PHE:HB3	8:H:151:ALA:HB2	1.91	0.52
3:Q:185:THR:HG22	3:Q:187:GLU:N	2.18	0.52
3:Q:211:GLU:C	3:Q:212:ILE:HD13	2.29	0.52
7:U:77:VAL:CG1	7:U:137:THR:HB	2.39	0.52
6:T:172:ALA:O	6:T:176:LEU:HD22	2.08	0.52
6:T:21(B):THR:O	6:T:21(C):ASN:HB2	2.09	0.52
2:B:169:THR:O	2:B:173:GLN:HB2	2.09	0.52
10:J:24:ILE:HG12	10:J:24:ILE:O	2.09	0.52
2:P:152:ASN:HB2	2:P:153:PRO:CD	2.39	0.52
4:R:194:LEU:HD22	4:R:212:LEU:HD11	1.90	0.52
7:G:9:ASP:HA	7:G:14:ILE:CD1	2.24	0.52
2:P:224:PHE:N	2:P:224:PHE:CD2	2.78	0.52
5:S:201:LEU:O	5:S:202:ARG:HB2	2.09	0.52
1:A:33:GLN:HE21	1:A:33:GLN:CA	2.21	0.52
2:B:51:GLU:OE2	2:B:202:THR:HG23	2.10	0.52
5:E:201:LEU:O	5:E:202:ARG:HB2	2.10	0.52
7:G:18(G):GLU:HG2	7:G:188:LYS:HB3	1.91	0.52
2:B:224:PHE:CD2	2:B:224:PHE:N	2.78	0.52
6:F:136:THR:O	6:F:150:MET:HA	2.10	0.52
6:T:175:GLU:CB	6:T:196:ILE:HD12	2.39	0.52
6:F:35:THR:HG23	6:F:51:GLU:HB3	1.92	0.52
1:O:159:PRO:O	2:P:59:LEU:HD12	2.10	0.52

Continued on next page...

Continued from previous page...

Atom-1	Atom-2	Interatomic distance (Å)	Clash overlap (Å)
6:F:175:GLU:OE1	6:F:199:LEU:HD23	2.10	0.52
6:F:216:SER:HB3	6:F:21(A):GLU:HB2	1.90	0.52
13:M:76:PRO:HD2	13:M:105:GLN:OE1	2.10	0.52
13:M:40:ASN:HD22	13:M:40:ASN:N	2.00	0.52
14:N:175:MET:HB2	14:N:187:LEU:HB2	1.92	0.52
2:P:224:PHE:N	2:P:224:PHE:HD2	2.08	0.52
5:S:70:CYS:SG	5:S:92:LEU:HD23	2.50	0.52
6:T:175:GLU:OE1	6:T:199:LEU:HD23	2.09	0.52
2:B:141:TYR:CD1	2:B:21(E):VAL:HG21	2.45	0.51
3:C:227:GLU:OE1	3:C:227:GLU:N	2.42	0.51
2:P:107:ILE:HD11	2:P:111:ILE:HG22	1.91	0.51
6:T:136:THR:O	6:T:150:MET:HA	2.10	0.51
1:A:150:GLN:O	1:A:157:TYR:HA	2.09	0.51
8:H:165:ASN:HD22	13:1:139:ARG:NH1	2.04	0.51
9:I:28:SER:HB2	10:J:120:VAL:HG21	1.91	0.51
13:M:19:LEU:HD21	13:M:26:LEU:HD22	1.91	0.51
8:V:147:THR:OG1	8:V:150:GLU:HG3	2.10	0.51
10:X:111:TYR:CE1	10:X:121:GLU:HG3	2.45	0.51
11:Y:10(A):ARG:HH11	11:Y:10(A):ARG:HG2	1.75	0.51
9:I:34:ILE:HB	16:I:955:HOH:O	2.09	0.51
3:C:15:PHE:CD1	3:C:21:ILE:HD11	2.46	0.51
4:D:24:VAL:O	4:D:27:SER:HB3	2.11	0.51
2:P:169:THR:O	2:P:173:GLN:HB2	2.10	0.51
3:Q:227:GLU:N	3:Q:227:GLU:OE1	2.41	0.51
5:S:134:VAL:O	5:S:153:PRO:HG3	2.10	0.51
1:O:130:ARG:NH2	7:U:124:THR:HG22	2.15	0.51
9:W:28:SER:HB2	10:X:120:VAL:HG21	1.92	0.51
2:B:215:ILE:HG13	2:B:221:GLN:HG2	1.93	0.51
2:B:87:ILE:O	2:B:91:THR:HG23	2.11	0.51
10:J:111:TYR:CE1	10:J:121:GLU:HG3	2.46	0.51
12:L:129:ALA:HB1	12:L:166:HIS:CE1	2.46	0.51
14:N:20:THR:HG22	15:N:224:GPT:H10	1.92	0.51
4:R:112:LEU:C	4:R:112:LEU:HD13	2.31	0.51
4:R:45:GLY:HA2	4:R:146:TYR:CE1	2.46	0.51
5:S:160:LEU:HD13	5:S:163:THR:HB	1.92	0.51
7:U:18(G):GLU:HG2	7:U:188:LYS:HB3	1.93	0.51
11:Y:86:LEU:C	11:Y:86:LEU:HD13	2.31	0.51
4:D:40:ILE:HD11	4:D:176:LEU:HD22	1.93	0.51
5:E:190:ILE:HG23	5:E:212:ILE:HD12	1.92	0.51
5:E:141:TYR:CE2	5:E:217:LYS:HA	2.46	0.51
6:F:187:ARG:HG3	6:F:187:ARG:HH11	1.76	0.51

Continued on next page...

Continued from previous page...

Atom-1	Atom-2	Interatomic distance (Å)	Clash overlap (Å)
6:F:203:GLU:O	6:F:206:LYS:HD2	2.10	0.51
7:G:35:ILE:HG23	7:G:51:GLN:HB2	1.91	0.51
10:J:-1:MET:HG2	10:J:1:ASP:N	2.24	0.51
13:M:7:LYS:HB3	13:M:12:VAL:HG12	1.93	0.51
6:T:187:ARG:HG3	6:T:187:ARG:HH11	1.76	0.51
7:U:72:ARG:HB2	7:U:72:ARG:HH11	1.74	0.51
8:V:8:PHE:HB3	8:V:151:ALA:HB2	1.92	0.51
5:E:15:PHE:H	6:F:23:GLN:NE2	2.04	0.51
8:V:4:VAL:HG12	8:V:126:SER:HB3	1.93	0.51
10:X:113:ILE:HA	10:X:118:THR:O	2.10	0.51
1:A:62:GLU:H	1:A:62:GLU:CD	2.14	0.51
2:P:49:ALA:HB2	2:P:212:PHE:CE1	2.45	0.51
4:R:72:ARG:HG3	16:R:1302:HOH:O	2.11	0.51
2:B:224:PHE:HD2	2:B:224:PHE:N	2.08	0.51
8:H:216:GLU:HG3	9:I:187:ARG:HG2	1.92	0.51
14:N:3:ILE:HG22	14:N:16:ALA:CB	2.41	0.51
2:P:6:ARG:HG2	3:Q:10:ARG:NH2	2.26	0.51
12:L:109:ALA:HA	16:L:975:HOH:O	2.11	0.51
13:M:14(D):GLU:O	13:M:14(G):ILE:HG12	2.11	0.51
13:M:19:LEU:HB2	13:M:170:SER:HB2	1.93	0.51
12:Z:-7:ASN:HD22	12:Z:-7:ASN:C	2.15	0.51
2:B:126:HIS:HB3	3:C:129:VAL:HG12	1.93	0.50
2:P:222:LYS:NZ	2:P:228:GLU:OE2	2.44	0.50
10:X:133:TYR:CZ	10:X:166:MET:HG3	2.46	0.50
14:2:3:ILE:HG22	14:2:16:ALA:CB	2.42	0.50
4:D:177:LEU:CD2	5:E:58:LEU:HD13	2.41	0.50
6:F:192:GLN:HE21	6:F:195:LYS:CE	2.24	0.50
10:X:147:THR:OG1	10:X:150:GLU:HG3	2.11	0.50
12:Z:129:ALA:HB1	12:Z:166:HIS:CE1	2.46	0.50
4:D:112:LEU:C	4:D:112:LEU:HD13	2.31	0.50
7:G:87:ASN:HD22	7:G:87:ASN:C	2.15	0.50
8:H:4:VAL:HG12	8:H:126:SER:HB3	1.94	0.50
4:R:12(D):ALA:HB3	4:R:126:ARG:CD	2.41	0.50
5:S:15:PHE:HB2	6:T:23:GLN:HE22	1.76	0.50
7:U:9:ASP:HA	7:U:14:ILE:CD1	2.24	0.50
8:V:152:ILE:HD11	8:V:177:VAL:HG21	1.93	0.50
13:1:19:LEU:HB2	13:1:170:SER:HB2	1.93	0.50
14:2:20:THR:HG22	15:2:224:GPT:H10	1.94	0.50
6:F:172:ALA:O	6:F:176:LEU:HD22	2.12	0.50
8:H:128:GLY:O	8:H:131:SER:HB2	2.11	0.50
7:U:107:MET:HE1	7:U:112:LEU:HD13	1.93	0.50

Continued on next page...

Continued from previous page...

Atom-1	Atom-2	Interatomic distance (Å)	Clash overlap (Å)
8:V:196:VAL:HG23	16:V:652:HOH:O	2.11	0.50
1:A:173:LYS:O	1:A:177:GLU:HG3	2.11	0.50
13:M:13:ILE:HB	13:M:155:ILE:HD13	1.92	0.50
13:M:179:ASP:HB3	13:M:18(A):THR:OG1	2.11	0.50
2:P:63:THR:HG22	2:P:63:THR:O	2.12	0.50
3:Q:172:VAL:HG23	3:Q:196:SER:HB2	1.93	0.50
6:T:53:LEU:HD11	6:T:205:ASN:OD1	2.11	0.50
6:F:53:LEU:HD11	6:F:205:ASN:OD1	2.12	0.50
10:J:24:ILE:HG12	10:X:133:TYR:OH	2.12	0.50
14:2:175:MET:HB2	14:2:187:LEU:HB2	1.93	0.50
8:H:221:ILE:HD11	9:I:184:VAL:HG21	1.92	0.50
10:J:143:ARG:O	10:J:146:MET:HG3	2.11	0.50
3:Q:215:VAL:HG23	3:Q:221:ILE:HG12	1.93	0.50
1:A:232:ARG:HG3	1:A:232:ARG:HH11	1.75	0.50
3:C:215:VAL:HG23	3:C:221:ILE:HG12	1.94	0.50
5:E:134:VAL:O	5:E:153:PRO:HG3	2.12	0.50
1:O:173:LYS:O	1:O:177:GLU:HG3	2.12	0.50
1:O:62:GLU:CD	1:O:62:GLU:H	2.15	0.50
2:P:215:ILE:HG13	2:P:221:GLN:HG2	1.93	0.50
6:T:82:ILE:HB	6:T:83:PRO:HD3	1.93	0.50
8:V:173:VAL:HB	8:V:192:LEU:HB2	1.93	0.50
10:X:-1:MET:HG2	10:X:1:ASP:N	2.27	0.50
13:1:4:ILE:HD13	13:1:4:ILE:H	1.77	0.50
5:E:70:CYS:SG	5:E:92:LEU:HD23	2.52	0.50
10:J:32:ASP:OD2	10:J:34:THR:HG22	2.12	0.50
3:Q:15:PHE:CD1	3:Q:21:ILE:HD11	2.46	0.50
16:L:200:HOH:O	9:W:192:ARG:HG3	2.10	0.50
10:X:24:ILE:HG12	10:X:24:ILE:O	2.11	0.50
3:C:149:TYR:CE1	3:C:159:SER:HB3	2.47	0.49
4:D:161:ASN:HB3	4:D:180:TRP:CE2	2.47	0.49
6:T:127:ASN:HD22	6:T:127:ASN:C	2.14	0.49
2:B:11:ARG:HD2	3:C:10:ARG:NH1	2.27	0.49
3:C:15:PHE:CE1	3:C:21:ILE:HD11	2.47	0.49
4:D:122:ARG:HG2	4:D:122:ARG:HH11	1.76	0.49
4:D:45:GLY:HA2	4:D:146:TYR:CE1	2.46	0.49
7:G:49:ILE:HD12	7:G:212:VAL:HG22	1.93	0.49
8:H:84:LYS:HG3	8:H:85:GLN:N	2.27	0.49
10:J:112:GLN:NE2	10:J:126:ALA:H	2.09	0.49
12:L:145:TYR:CD1	12:L:146:LEU:N	2.80	0.49
14:N:10(B):LYS:HD3	14:N:10(B):LYS:C	2.33	0.49
2:P:4:GLY:HA3	5:S:127:TYR:CE1	2.47	0.49

Continued on next page...

Continued from previous page...

Atom-1	Atom-2	Interatomic distance (Å)	Clash overlap (Å)
7:U:70:ILE:HD12	7:U:92:ALA:HB3	1.94	0.49
12:Z:145:TYR:CD1	12:Z:146:LEU:N	2.80	0.49
14:2:116:GLY:HA3	16:2:191:HOH:O	2.12	0.49
2:B:222:LYS:NZ	2:B:228:GLU:OE2	2.43	0.49
2:B:63:THR:HG22	2:B:63:THR:O	2.12	0.49
3:C:33:ARG:CB	3:C:33:ARG:NH1	2.70	0.49
4:D:207:LEU:HD23	4:D:207:LEU:C	2.33	0.49
5:E:15:PHE:HB2	6:F:23:GLN:NE2	2.27	0.49
6:F:179:LEU:HD11	6:F:192:GLN:HG3	1.93	0.49
7:G:105:TYR:OH	8:H:66:HIS:HE1	1.95	0.49
1:O:62:GLU:C	1:O:64:LEU:H	2.16	0.49
2:P:51:GLU:OE2	2:P:202:THR:HG23	2.12	0.49
3:Q:15:PHE:CE1	3:Q:21:ILE:HD11	2.47	0.49
4:R:207:LEU:C	4:R:207:LEU:HD23	2.32	0.49
4:D:170:GLU:N	4:D:170:GLU:OE1	2.45	0.49
3:C:15:PHE:N	4:D:23:GLN:HE22	1.98	0.49
5:E:4:PHE:CG	5:E:5:ARG:N	2.79	0.49
11:K:10(A):ARG:HG2	11:K:10(A):ARG:HH11	1.76	0.49
7:U:192:PHE:C	7:U:192:PHE:CD1	2.86	0.49
9:W:143:GLU:HG3	9:W:146:LEU:HD21	1.94	0.49
11:K:207:ASN:HD21	10:X:144:PRO:CG	2.25	0.49
13:1:14(D):GLU:O	13:1:14(G):ILE:HG12	2.12	0.49
13:1:104:VAL:HG23	13:1:178:ILE:HG22	1.95	0.49
4:D:12(D):ALA:HB3	4:D:126:ARG:CD	2.43	0.49
11:K:207:ASN:ND2	10:X:144:PRO:CG	2.75	0.49
7:U:170:GLN:NE2	7:U:174:THR:HG23	2.25	0.49
10:X:143:ARG:O	10:X:146:MET:HG3	2.11	0.49
13:1:7:LYS:HB3	13:1:12:VAL:HG12	1.95	0.49
3:C:211:GLU:C	3:C:212:ILE:HD13	2.33	0.49
5:E:31:ILE:HD11	5:E:153:PRO:CD	2.42	0.49
6:F:40:ILE:HD12	6:F:193:ALA:HB2	1.95	0.49
14:N:26:ILE:HB	13:1:165:ARG:HA	1.94	0.49
2:B:15:PHE:N	3:C:23:GLN:HE22	1.87	0.49
7:G:70:ILE:HD12	7:G:92:ALA:HB3	1.94	0.49
10:J:113:ILE:HA	10:J:118:THR:O	2.12	0.49
7:U:39:ALA:HB2	7:U:48:VAL:HG12	1.94	0.49
8:V:84:LYS:HG3	8:V:85:GLN:N	2.27	0.49
14:2:10(B):LYS:C	14:2:10(B):LYS:HD3	2.33	0.49
2:B:181:LYS:HG3	2:B:184:MET:HG3	1.95	0.49
3:C:172:VAL:HG23	3:C:196:SER:HB2	1.94	0.49
5:E:2(B):THR:H	5:E:2(E):ASN:HD22	1.60	0.49

Continued on next page...

Continued from previous page...

Atom-1	Atom-2	Interatomic distance (Å)	Clash overlap (Å)
7:G:34(A):ASN:HA	7:G:167:PRO:HG2	1.94	0.49
4:R:24:VAL:O	4:R:27:SER:HB3	2.12	0.49
5:S:107:LEU:HD11	5:S:111:ARG:HG2	1.95	0.49
8:V:128:GLY:O	8:V:131:SER:HB2	2.12	0.49
12:Z:93:PHE:N	12:Z:94:PRO:HD3	2.28	0.49
3:C:163:GLN:CA	3:C:163:GLN:HE21	2.26	0.49
3:C:52:ARG:HD2	3:C:208:LYS:O	2.13	0.49
2:P:150:THR:O	2:P:157:TYR:HA	2.12	0.49
3:Q:52:ARG:HD2	3:Q:208:LYS:O	2.13	0.49
9:W:112:GLY:N	9:W:125:ILE:HD12	2.28	0.49
10:X:112:GLN:NE2	10:X:126:ALA:H	2.11	0.49
13:1:40:ASN:ND2	13:1:40:ASN:N	2.61	0.49
3:C:182:PRO:O	3:C:184:ALA:N	2.46	0.49
3:C:57:LYS:HD2	3:C:58:LEU:N	2.28	0.49
10:J:133:TYR:OH	10:X:24:ILE:HG12	2.13	0.49
12:L:98:HIS:HD2	16:L:199:HOH:O	1.96	0.49
13:M:165:ARG:HA	14:2:26:ILE:HB	1.95	0.49
2:P:126:HIS:HB3	3:Q:129:VAL:HG12	1.94	0.49
5:S:2(B):THR:H	5:S:2(E):ASN:HD22	1.59	0.49
6:T:192:GLN:HE21	6:T:195:LYS:CE	2.25	0.49
7:U:107:MET:CE	7:U:112:LEU:HD13	2.42	0.49
4:D:12(F):GLY:O	4:D:12(G):GLU:HB2	2.13	0.48
5:E:78:LEU:HD12	5:E:78:LEU:C	2.33	0.48
7:G:72:ARG:HB2	7:G:72:ARG:HH11	1.78	0.48
7:G:8:TYR:C	7:G:10:ARG:N	2.66	0.48
1:O:20(A):THR:C	1:O:210:ILE:HD12	2.34	0.48
3:Q:40:VAL:HG23	3:Q:189:CYS:SG	2.52	0.48
4:R:12(F):GLY:O	4:R:12(G):GLU:HB2	2.13	0.48
6:T:179:LEU:HD11	6:T:192:GLN:HG3	1.94	0.48
13:1:40:ASN:ND2	13:1:40:ASN:H	2.10	0.48
9:I:137:MET:HE3	9:I:141:LEU:HD11	1.95	0.48
1:O:57:PRO:HG2	7:U:177:GLU:HG2	1.94	0.48
3:Q:33:ARG:NH1	3:Q:33:ARG:CB	2.67	0.48
3:Q:55:THR:C	3:Q:56:LEU:HD22	2.33	0.48
6:T:109:ILE:CD1	6:T:142:ASP:HB3	2.43	0.48
9:W:178:ILE:HG23	9:W:184:VAL:HG22	1.94	0.48
5:E:160:LEU:HD13	5:E:163:THR:HB	1.94	0.48
10:J:133:TYR:CZ	10:J:166:MET:HG3	2.48	0.48
2:P:41:MET:HE2	16:P:254:HOH:O	2.12	0.48
3:Q:163:GLN:HE21	3:Q:163:GLN:CA	2.26	0.48
3:Q:182:PRO:O	3:Q:184:ALA:N	2.47	0.48

Continued on next page...

Continued from previous page...

Atom-1	Atom-2	Interatomic distance (Å)	Clash overlap (Å)
5:S:180:LEU:HA	5:S:18(C):PHE:CE2	2.48	0.48
13:1:179:ASP:HB3	13:1:18(A):THR:OG1	2.12	0.48
8:H:152:ILE:HD11	8:H:177:VAL:HG21	1.95	0.48
4:R:40:ILE:HD11	4:R:176:LEU:HD22	1.93	0.48
2:B:163:ILE:HD13	2:B:164:SER:H	1.79	0.48
6:F:82:ILE:HB	6:F:83:PRO:HD3	1.94	0.48
1:A:20(A):THR:C	1:A:210:ILE:HD12	2.34	0.48
7:G:107:MET:CE	7:G:112:LEU:HD13	2.44	0.48
7:G:192:PHE:CD1	7:G:192:PHE:C	2.86	0.48
5:S:111:ARG:HG2	5:S:111:ARG:HH11	1.78	0.48
3:C:190:VAL:O	3:C:194:VAL:HG23	2.14	0.48
12:L:129:ALA:HB1	12:L:166:HIS:NE2	2.28	0.48
12:L:166:HIS:CD2	12:L:168:GLN:H	2.24	0.48
11:Y:4:LEU:HD11	11:Y:159:ILE:HG12	1.96	0.48
12:Z:166:HIS:CD2	12:Z:168:GLN:H	2.25	0.48
8:H:173:VAL:HB	8:H:192:LEU:HB2	1.95	0.48
9:I:130:ALA:HB2	9:I:166:ASP:HB2	1.96	0.48
4:R:175:GLU:CG	4:R:196:ILE:HD12	2.43	0.48
7:U:203:THR:HG22	7:U:204:GLU:N	2.29	0.48
7:U:82:ILE:HG22	7:U:83:PRO:HD3	1.95	0.48
8:H:112:SER:HB3	8:H:125:LEU:HD13	1.96	0.48
2:P:141:TYR:CD1	2:P:21(E):VAL:HG21	2.49	0.48
5:S:4:PHE:CG	5:S:5:ARG:N	2.80	0.48
13:M:139:ARG:NH1	8:V:165:ASN:HD22	2.05	0.48
3:C:40:VAL:HG23	3:C:189:CYS:SG	2.54	0.48
4:D:175:GLU:CG	4:D:196:ILE:HD12	2.44	0.48
5:E:180:LEU:HA	5:E:18(C):PHE:CE2	2.49	0.48
10:J:133:TYR:HE1	16:X:876:HOH:O	1.97	0.48
10:J:6:ILE:CG2	10:J:13:ILE:HB	2.44	0.48
2:B:101:LYS:NZ	10:J:85:GLN:NE2	2.61	0.48
4:R:122:ARG:HH11	4:R:122:ARG:HG2	1.79	0.48
6:T:35:THR:HG23	6:T:51:GLU:HB3	1.94	0.48
2:B:150:THR:O	2:B:157:TYR:HA	2.14	0.47
2:B:4:GLY:HA3	5:E:127:TYR:CE1	2.48	0.47
12:L:-7:ASN:C	12:L:-7:ASN:HD22	2.15	0.47
13:M:4:ILE:HD13	13:M:4:ILE:H	1.79	0.47
10:X:119:LYS:HE2	16:X:705:HOH:O	2.14	0.47
10:X:6:ILE:CG2	10:X:13:ILE:HB	2.44	0.47
5:E:177:GLU:OE1	6:F:56:SER:HB2	2.13	0.47
11:K:174:ASN:HD21	11:K:189:ASN:HD22	1.62	0.47
3:Q:190:VAL:O	3:Q:194:VAL:HG23	2.14	0.47

Continued on next page...

Continued from previous page...

Atom-1	Atom-2	Interatomic distance (Å)	Clash overlap (Å)
8:V:128:GLY:O	8:V:131:SER:CB	2.62	0.47
10:X:120:VAL:HG13	10:X:122:LEU:HG	1.96	0.47
12:Z:14(I):THR:O	12:Z:14(K):LYS:HB2	2.14	0.47
13:1:13:ILE:HB	13:1:155:ILE:HD13	1.96	0.47
5:E:107:LEU:HD11	5:E:111:ARG:HG2	1.95	0.47
6:F:109:ILE:CD1	6:F:142:ASP:HB3	2.44	0.47
7:G:186:TRP:O	7:G:190:VAL:HG23	2.13	0.47
9:I:33:LYS:O	9:I:44:GLY:HA2	2.14	0.47
4:R:161:ASN:HB3	4:R:180:TRP:CE2	2.49	0.47
4:R:53:ARG:HG2	4:R:53:ARG:O	2.14	0.47
2:B:121:GLN:HG3	3:C:83:ALA:HB1	1.96	0.47
8:H:197:ARG:NH2	9:I:139:GLU:O	2.47	0.47
9:I:143:GLU:HG3	9:I:146:LEU:HD21	1.96	0.47
9:I:178:ILE:HG23	9:I:184:VAL:HG22	1.96	0.47
1:O:118:LYS:HE2	1:O:122:GLU:OE1	2.14	0.47
4:R:59:LEU:HD13	4:R:59:LEU:C	2.35	0.47
5:S:31:ILE:HD11	5:S:153:PRO:CD	2.44	0.47
5:S:186:PRO:O	5:S:190:ILE:HD12	2.15	0.47
7:G:12:ILE:HG13	7:G:14:ILE:HD12	1.97	0.47
9:I:6:MET:HE1	9:I:155:ILE:HA	1.96	0.47
13:M:104:VAL:HG23	13:M:178:ILE:HG22	1.96	0.47
5:S:179:THR:O	5:S:179:THR:HG22	2.14	0.47
10:X:44:SER:OG	10:X:100:LEU:HB2	2.14	0.47
14:2:112:THR:HG22	14:2:120:HIS:HB2	1.96	0.47
1:A:24:ILE:HD11	1:A:124:THR:OG1	2.14	0.47
3:C:177:GLU:OE2	4:D:57:PRO:HD2	2.15	0.47
14:2:161:GLN:HE22	14:2:165:TRP:HE1	1.61	0.47
1:A:233:LEU:O	1:A:236:LEU:HB2	2.15	0.47
10:J:167:PRO:CB	10:X:168:MET:HE1	2.45	0.47
1:O:24:ILE:HD11	1:O:124:THR:OG1	2.15	0.47
10:J:144:PRO:CG	11:Y:207:ASN:HD21	2.27	0.47
8:H:128:GLY:O	8:H:131:SER:CB	2.63	0.47
10:J:52:THR:HG23	10:J:53:VAL:N	2.30	0.47
5:S:78:LEU:HD12	5:S:78:LEU:C	2.35	0.47
3:C:55:THR:C	3:C:56:LEU:HD22	2.35	0.47
5:E:179:THR:O	5:E:179:THR:HG22	2.15	0.47
9:I:66:TYR:CZ	9:I:70:GLU:HG3	2.50	0.47
2:P:181:LYS:HG3	2:P:184:MET:HG3	1.96	0.47
6:F:127:ASN:HD22	6:F:128:SER:N	2.13	0.47
6:F:203:GLU:HA	6:F:203:GLU:OE1	2.15	0.47
7:G:82:ILE:HG22	7:G:83:PRO:HD3	1.96	0.47

Continued on next page...

Continued from previous page...

Atom-1	Atom-2	Interatomic distance (Å)	Clash overlap (Å)
10:J:120:VAL:HG13	10:J:122:LEU:HG	1.97	0.47
10:J:17:SER:HB2	10:J:170:PHE:HB2	1.97	0.47
13:M:17:ASP:HA	13:M:173:PHE:CB	2.45	0.47
2:P:141:TYR:CE2	2:P:145:GLY:HA2	2.50	0.47
5:S:77:SER:OG	5:S:137:LEU:HB2	2.15	0.47
6:T:127:ASN:HD22	6:T:128:SER:N	2.13	0.47
7:U:87:ASN:HD22	7:U:87:ASN:C	2.18	0.47
8:V:80:LEU:HD12	8:V:113:ILE:CD1	2.40	0.47
9:W:130:ALA:HB2	9:W:166:ASP:HB2	1.95	0.47
9:W:14:ILE:HG12	9:W:34:ILE:HD12	1.97	0.47
14:2:163:ILE:HG23	14:2:170:GLY:HA2	1.97	0.47
1:A:177:GLU:CG	2:B:58:LEU:HD22	2.42	0.47
5:E:111:ARG:HG2	5:E:111:ARG:HH11	1.80	0.47
4:R:170:GLU:OE1	4:R:170:GLU:N	2.46	0.47
6:T:147:HIS:HD2	16:T:242:HOH:O	1.98	0.47
2:P:97:GLN:NE2	9:W:64:ASN:HD22	2.11	0.47
10:X:152:LEU:HD13	10:X:193:GLN:HE22	1.80	0.47
13:1:205:GLY:HA3	13:1:209:GLN:HB3	1.97	0.46
2:B:228:GLU:O	2:B:232:ILE:HG22	2.15	0.46
3:C:163:GLN:HA	3:C:163:GLN:NE2	2.30	0.46
6:F:101:LYS:NZ	14:N:85:GLU:OE1	2.46	0.46
10:J:166:MET:HA	10:J:167:PRO:HD3	1.77	0.46
3:Q:36:CYS:N	3:Q:51:GLU:HG2	2.30	0.46
4:R:12(G):GLU:HG2	4:R:125:GLU:H	1.80	0.46
7:U:186:TRP:O	7:U:190:VAL:HG23	2.15	0.46
9:W:29:ASN:C	9:W:29:ASN:HD22	2.18	0.46
10:J:144:PRO:CG	11:Y:207:ASN:ND2	2.77	0.46
3:C:158:SER:HB2	4:D:59:LEU:HD21	1.97	0.46
10:J:168:MET:HG2	10:X:168:MET:CE	2.46	0.46
12:L:14(I):THR:O	12:L:14(K):LYS:HB2	2.15	0.46
1:O:233:LEU:O	1:O:236:LEU:HB2	2.15	0.46
3:Q:57:LYS:HD2	3:Q:58:LEU:N	2.29	0.46
4:R:177:LEU:HD22	5:S:58:LEU:CD1	2.40	0.46
7:U:67:ILE:CD1	7:U:211:GLU:HG2	2.45	0.46
8:V:9:ASN:OD1	8:V:10:ASN:N	2.48	0.46
4:R:90:GLU:OE2	11:Y:69:ARG:NH1	2.48	0.46
12:Z:33:LYS:HD2	12:Z:46:ASN:ND2	2.25	0.46
4:D:140:GLY:HA2	4:D:215:ILE:HD12	1.97	0.46
10:J:18:LYS:HG2	10:J:174:ILE:HG13	1.98	0.46
3:Q:235:GLN:O	3:Q:239:GLU:HG2	2.16	0.46
8:V:221:ILE:HD11	9:W:184:VAL:HG21	1.97	0.46

Continued on next page...

Continued from previous page...

Atom-1	Atom-2	Interatomic distance (Å)	Clash overlap (Å)
6:F:103:TYR:O	6:F:104:LYS:HB3	2.16	0.46
7:G:203:THR:HG22	7:G:204:GLU:N	2.31	0.46
13:M:197:TRP:CH2	14:2:171:GLY:HA2	2.51	0.46
6:T:32:GLU:HB3	6:T:169:ARG:NH2	2.30	0.46
7:U:8:TYR:C	7:U:10:ARG:N	2.67	0.46
8:V:175:VAL:HG12	8:V:176:CYS:N	2.31	0.46
9:W:174:VAL:HG21	9:W:186:LYS:HE3	1.97	0.46
7:G:151:THR:HG22	7:G:157:TYR:CB	2.46	0.46
7:G:228:ASN:HD22	7:G:228:ASN:N	2.14	0.46
12:L:140:ASN:O	12:L:144:PHE:HA	2.15	0.46
13:M:8:TYR:CE2	13:M:148:VAL:HG22	2.49	0.46
1:A:51:GLU:OE1	1:A:202:VAL:HG22	2.16	0.46
9:I:29:ASN:C	9:I:29:ASN:HD22	2.19	0.46
11:K:37:ILE:HB	11:K:41:LEU:HB2	1.97	0.46
12:L:164:GLU:CD	8:V:197:ARG:HG3	2.36	0.46
13:M:14(A):VAL:O	13:M:14(A):VAL:HG23	2.16	0.46
2:P:121:GLN:CG	3:Q:83:ALA:HB1	2.46	0.46
3:Q:206:GLY:HA3	3:Q:209:ASN:HB2	1.98	0.46
5:S:194:VAL:HG13	5:S:207:LEU:HD11	1.97	0.46
5:S:15:PHE:HB2	6:T:23:GLN:NE2	2.31	0.46
2:B:6:ARG:NH1	4:D:12(B):GLU:OE2	2.49	0.46
6:F:192:GLN:NE2	6:F:195:LYS:CE	2.79	0.46
7:G:177:GLU:O	7:G:17(B):LYS:HG3	2.16	0.46
9:I:29:ASN:HD22	9:I:30:LYS:HG3	1.79	0.46
11:K:4:LEU:HD11	11:K:159:ILE:HG12	1.97	0.46
12:L:-7:ASN:HD22	12:L:-6:PRO:HD2	1.80	0.46
13:M:171:ARG:HG3	13:M:192:VAL:HB	1.97	0.46
14:N:161:GLN:HE21	14:2:136:GLY:CA	2.04	0.46
4:R:67:ILE:HD12	4:R:211:GLN:HE21	1.80	0.46
2:B:101:LYS:HZ2	10:J:85:GLN:NE2	2.14	0.46
4:D:86:ARG:HD3	4:D:86:ARG:HA	1.86	0.46
7:G:158:VAL:HG22	7:G:159:GLY:N	2.31	0.46
7:G:39:ALA:HB2	7:G:48:VAL:HG12	1.96	0.46
3:Q:163:GLN:HA	3:Q:163:GLN:NE2	2.30	0.46
4:R:86:ARG:HD3	4:R:86:ARG:HA	1.84	0.46
12:Z:140:ASN:O	12:Z:144:PHE:HA	2.15	0.46
1:A:62:GLU:C	1:A:64:LEU:H	2.18	0.46
8:H:207:PRO:HG2	8:H:210:THR:OG1	2.16	0.46
10:J:168:MET:CE	10:X:168:MET:HG2	2.45	0.46
6:T:175:GLU:HB3	6:T:196:ILE:CD1	2.45	0.46
7:U:34(A):ASN:HA	7:U:167:PRO:HG2	1.97	0.46

Continued on next page...

Continued from previous page...

Atom-1	Atom-2	Interatomic distance (Å)	Clash overlap (Å)
9:W:137:MET:HE3	9:W:141:LEU:HD11	1.97	0.46
10:X:161:GLU:OE2	10:X:161:GLU:HA	2.15	0.46
11:Y:85:ASN:ND2	16:Y:215:HOH:O	2.49	0.46
2:B:141:TYR:CE2	2:B:145:GLY:HA2	2.51	0.46
3:C:36:CYS:N	3:C:51:GLU:HG2	2.31	0.46
8:H:9:ASN:OD1	8:H:10:ASN:N	2.49	0.46
1:O:110:LYS:HG2	16:O:376:HOH:O	2.15	0.46
8:V:4:VAL:HG12	8:V:126:SER:CB	2.46	0.46
7:U:105:TYR:OH	8:V:66:HIS:HE1	1.98	0.46
2:P:101:LYS:HZ1	10:X:85:GLN:NE2	2.13	0.46
2:B:234:VAL:HA	2:B:239:THR:HA	1.98	0.45
3:C:206:GLY:HA3	3:C:209:ASN:HB2	1.98	0.45
8:H:113:ILE:HG12	8:H:119:THR:HG22	1.98	0.45
10:J:168:MET:HE1	10:X:167:PRO:CB	2.46	0.45
5:S:18(D):ILE:HG23	5:S:18(E):LYS:HG3	1.97	0.45
6:T:203:GLU:OE1	6:T:203:GLU:HA	2.15	0.45
8:V:112:SER:HB3	8:V:125:LEU:HD13	1.98	0.45
2:B:147:GLN:HG2	3:C:62(A):ILE:HG21	1.99	0.45
2:B:6:ARG:HG2	3:C:10:ARG:HH21	1.81	0.45
12:L:33:LYS:HD2	12:L:46:ASN:ND2	2.25	0.45
14:N:18(G):TYR:HA	14:N:18(J):LEU:HG	1.98	0.45
12:Z:17:ASP:HA	12:Z:172:GLY:O	2.17	0.45
3:C:175:PHE:O	3:C:179:ASN:HB2	2.17	0.45
5:E:231:LYS:HD2	5:E:231:LYS:H	1.81	0.45
7:G:67:ILE:CD1	7:G:211:GLU:HG2	2.46	0.45
14:N:14:LEU:O	14:N:175:MET:HA	2.17	0.45
5:S:175:TYR:CD2	5:S:196:ALA:HA	2.51	0.45
8:V:197:ARG:NH2	9:W:139:GLU:O	2.50	0.45
8:V:207:PRO:HG2	8:V:210:THR:OG1	2.15	0.45
11:Y:5:ALA:HA	11:Y:13:ILE:O	2.17	0.45
1:A:97:HIS:CD2	8:H:61:SER:OG	2.68	0.45
12:L:93:PHE:N	12:L:94:PRO:HD3	2.30	0.45
14:N:112:THR:HG22	14:N:120:HIS:HB2	1.98	0.45
2:P:186:VAL:O	2:P:190:ILE:HG13	2.17	0.45
2:P:228:GLU:O	2:P:232:ILE:HG22	2.15	0.45
4:R:140:GLY:HA2	4:R:215:ILE:HD12	1.99	0.45
6:T:40:ILE:HD12	6:T:193:ALA:HB2	1.99	0.45
9:W:33:LYS:O	9:W:44:GLY:HA2	2.15	0.45
1:A:210:ILE:HD12	1:A:210:ILE:N	2.32	0.45
4:D:59:LEU:C	4:D:59:LEU:HD13	2.36	0.45
5:E:18(D):ILE:HG23	5:E:18(E):LYS:HG3	1.97	0.45

Continued on next page...

Continued from previous page...

Atom-1	Atom-2	Interatomic distance (Å)	Clash overlap (Å)
7:G:170:GLN:NE2	7:G:174:THR:HG23	2.26	0.45
9:I:174:VAL:HG21	9:I:186:LYS:HE3	1.98	0.45
12:L:-9:GLN:HE21	13:M:-8:THR:HG21	1.81	0.45
14:N:18(E):ASP:OD2	16:N:232:HOH:O	2.21	0.45
2:P:163:ILE:HD13	2:P:164:SER:H	1.81	0.45
5:S:49:VAL:HG12	5:S:197:ILE:HD13	1.97	0.45
5:S:64:GLN:NE2	5:S:82:ALA:HB2	2.32	0.45
7:U:203:THR:HG22	7:U:204:GLU:O	2.17	0.45
7:U:78:VAL:HG11	7:U:85:ALA:CB	2.47	0.45
9:W:66:TYR:CZ	9:W:70:GLU:HG3	2.52	0.45
10:X:18:LYS:HG2	10:X:174:ILE:HG13	1.98	0.45
13:1:17:ASP:HA	13:1:173:PHE:CB	2.46	0.45
1:A:110:LYS:HG2	16:A:285:HOH:O	2.16	0.45
2:B:39:GLY:O	2:B:162:ALA:HA	2.16	0.45
5:E:136:LEU:HB2	5:E:151:PHE:HB3	1.99	0.45
5:E:175:TYR:CD2	5:E:196:ALA:HA	2.52	0.45
6:F:35:THR:CG2	6:F:51:GLU:O	2.59	0.45
3:Q:241:GLN:O	3:Q:243:GLN:N	2.47	0.45
5:S:2(C):VAL:HG13	5:S:2(D):ASP:N	2.32	0.45
8:V:3:ILE:O	8:V:126:SER:HA	2.17	0.45
9:W:101:VAL:O	9:W:110:ILE:HA	2.16	0.45
10:X:17:SER:HB2	10:X:170:PHE:HB2	1.97	0.45
10:X:90(B):ARG:NH1	16:X:266:HOH:O	2.42	0.45
1:A:38:LEU:HD12	1:A:38:LEU:C	2.37	0.45
8:H:175:VAL:HG12	8:H:176:CYS:N	2.31	0.45
8:H:197:ARG:HG3	12:Z:164:GLU:CD	2.37	0.45
8:H:3:ILE:O	8:H:126:SER:HA	2.17	0.45
6:T:95:GLU:HG3	6:T:115:ARG:HH11	1.82	0.45
6:T:35:THR:CG2	6:T:36:THR:N	2.80	0.45
9:W:106:GLY:HA2	9:W:181:LYS:HD3	1.99	0.45
11:Y:37:ILE:HB	11:Y:41:LEU:HB2	1.99	0.45
12:Z:129:ALA:HB1	12:Z:166:HIS:NE2	2.31	0.45
5:E:160:LEU:HD23	6:F:59:LEU:HA	1.98	0.45
9:I:66:TYR:CE1	9:I:70:GLU:HG3	2.52	0.45
10:J:152:LEU:HD13	10:J:193:GLN:HE22	1.82	0.45
1:O:186:LEU:O	1:O:190:ILE:HG13	2.17	0.45
4:D:12:VAL:CG2	4:D:12(A):GLY:HA2	2.47	0.45
6:F:114:ASP:O	6:F:118:GLN:HG2	2.17	0.45
8:H:4:VAL:HG12	8:H:126:SER:CB	2.47	0.45
9:I:101:VAL:O	9:I:110:ILE:HA	2.17	0.45
6:T:203:GLU:C	6:T:205:ASN:H	2.20	0.45

Continued on next page...

Continued from previous page...

Atom-1	Atom-2	Interatomic distance (Å)	Clash overlap (Å)
7:U:78:VAL:HG11	7:U:85:ALA:HB2	1.99	0.45
14:2:18(G):TYR:HA	14:2:18(J):LEU:HG	1.98	0.45
3:C:225:SER:OG	3:C:228:GLU:HG3	2.17	0.45
7:G:136:LEU:O	7:G:150:LYS:HA	2.17	0.45
7:G:217:LYS:CE	7:G:217:LYS:HA	2.45	0.45
14:N:163:ILE:HG23	14:N:170:GLY:HA2	1.98	0.45
3:Q:58:LEU:HD12	3:Q:58:LEU:HA	1.85	0.45
13:1:130:GLY:O	13:1:134:ALA:HB3	2.17	0.44
13:1:157:ASN:HB3	16:1:558:HOH:O	2.16	0.44
13:1:4:ILE:CD1	13:1:159:MET:SD	3.05	0.44
14:2:3:ILE:HB	14:2:44:CYS:HB3	2.00	0.44
5:E:194:VAL:HG13	5:E:207:LEU:HD11	1.97	0.44
6:F:175:GLU:HB3	6:F:196:ILE:CD1	2.45	0.44
12:L:5:GLY:O	12:L:124:CYS:HA	2.16	0.44
14:N:3:ILE:HB	14:N:44:CYS:HB3	1.99	0.44
1:O:210:ILE:N	1:O:210:ILE:HD12	2.32	0.44
3:Q:177:GLU:OE2	4:R:57:PRO:HD2	2.17	0.44
3:Q:17:PRO:HA	4:R:26:TYR:CD1	2.52	0.44
3:Q:201:VAL:HG21	3:Q:210:ILE:HD11	1.98	0.44
7:U:158:VAL:HG22	7:U:159:GLY:N	2.32	0.44
8:V:163:ILE:HG23	8:V:170:GLY:HA2	1.99	0.44
12:Z:5:GLY:O	12:Z:124:CYS:HA	2.18	0.44
1:A:118:LYS:HE2	1:A:122:GLU:OE1	2.17	0.44
5:E:54:ASN:ND2	5:E:56:ASP:O	2.51	0.44
13:M:40:ASN:ND2	13:M:40:ASN:N	2.61	0.44
1:O:67:VAL:HG11	1:O:213:ALA:CB	2.47	0.44
2:P:234:VAL:HA	2:P:239:THR:HA	1.98	0.44
5:S:52:LYS:O	5:S:63:TYR:HD2	2.00	0.44
7:U:151:THR:HG22	7:U:157:TYR:CB	2.48	0.44
9:W:29:ASN:H	9:W:29:ASN:ND2	2.15	0.44
14:2:14:LEU:O	14:2:175:MET:HA	2.17	0.44
5:E:186:PRO:O	5:E:190:ILE:HD12	2.17	0.44
7:G:87:ASN:ND2	7:G:87:ASN:C	2.71	0.44
2:P:39:GLY:O	2:P:162:ALA:HA	2.16	0.44
5:S:148:LEU:HD23	5:S:162:GLY:HA2	1.99	0.44
9:W:20:LEU:C	9:W:20:LEU:HD13	2.38	0.44
12:Z:99:THR:CG2	16:Z:231:HOH:O	2.64	0.44
4:R:45:GLY:HA2	4:R:146:TYR:CD1	2.52	0.44
5:S:194:VAL:O	5:S:197:ILE:HG22	2.17	0.44
6:T:192:GLN:NE2	6:T:195:LYS:CE	2.80	0.44
13:1:184:LEU:C	13:1:184:LEU:HD23	2.38	0.44

Continued on next page...

Continued from previous page...

Atom-1	Atom-2	Interatomic distance (Å)	Clash overlap (Å)
3:C:241:GLN:O	3:C:243:GLN:N	2.47	0.44
3:C:58:LEU:HA	3:C:58:LEU:HD12	1.84	0.44
4:D:12(G):GLU:HG2	4:D:125:GLU:H	1.82	0.44
6:F:203:GLU:C	6:F:205:ASN:H	2.19	0.44
10:J:168:MET:HE2	10:X:168:MET:HE2	1.99	0.44
4:R:194:LEU:HA	4:R:194:LEU:HD12	1.88	0.44
9:W:66:TYR:CE1	9:W:70:GLU:HG3	2.53	0.44
3:C:226:SER:HB2	3:C:227:GLU:OE1	2.18	0.44
4:D:45:GLY:HA2	4:D:146:TYR:CD1	2.53	0.44
6:F:95:GLU:HG3	6:F:115:ARG:HH11	1.81	0.44
13:M:40:ASN:ND2	13:M:40:ASN:H	2.10	0.44
3:Q:175:PHE:O	3:Q:179:ASN:HB2	2.18	0.44
4:R:12:VAL:CG2	4:R:12(A):GLY:HA2	2.48	0.44
5:S:177:GLU:OE1	6:T:56:SER:HB2	2.17	0.44
12:Z:14(I):THR:HG21	12:Z:14(M):VAL:HB	2.00	0.44
12:Z:-7:ASN:HD22	12:Z:-6:PRO:HD2	1.83	0.44
14:2:106:ASN:O	14:2:107:LYS:HB3	2.18	0.44
5:E:142:ASP:HB2	16:M:885:HOH:O	2.17	0.44
12:L:17:ASP:HA	12:L:172:GLY:O	2.18	0.44
1:O:47:VAL:HG23	1:O:212:LEU:HD21	1.99	0.44
4:R:67:ILE:HG22	4:R:221:PHE:HZ	1.83	0.44
5:S:5:ARG:HG3	5:S:22:PHE:CZ	2.53	0.44
6:T:103:TYR:O	6:T:104:LYS:HB3	2.16	0.44
6:T:114:ASP:O	6:T:118:GLN:HG2	2.17	0.44
3:C:235:GLN:O	3:C:239:GLU:HG2	2.17	0.44
4:D:67:ILE:HD12	4:D:211:GLN:HE21	1.83	0.44
16:E:574:HOH:O	6:F:12:ASN:HB2	2.17	0.44
6:F:43:ASN:N	6:F:43:ASN:HD22	2.16	0.44
9:I:29:ASN:H	9:I:29:ASN:ND2	2.15	0.44
13:M:205:GLY:HA3	13:M:209:GLN:HB3	1.99	0.44
3:Q:158:SER:HB2	4:R:59:LEU:HD21	1.99	0.44
10:X:12:VAL:CG2	10:X:108:PRO:HB2	2.48	0.44
10:X:52:THR:HG23	10:X:53:VAL:N	2.32	0.44
8:H:195:ASN:HB3	12:Z:192:LYS:HE3	1.99	0.44
13:I:14(C):ARG:CG	13:I:14(C):ARG:HH11	2.30	0.44
1:A:186:LEU:O	1:A:190:ILE:HG13	2.17	0.44
4:D:179:GLU:HG3	4:D:192:LEU:HD11	2.00	0.44
7:G:82:ILE:CG2	7:G:83:PRO:HD3	2.47	0.44
14:N:106:ASN:O	14:N:107:LYS:HB3	2.18	0.44
3:Q:33:ARG:HH11	3:Q:33:ARG:HB3	1.81	0.44
4:R:68:VAL:HG21	4:R:89:ILE:HD12	2.00	0.44

Continued on next page...

Continued from previous page...

Atom-1	Atom-2	Interatomic distance (Å)	Clash overlap (Å)
6:T:35:THR:CG2	6:T:51:GLU:O	2.59	0.44
12:L:192:LYS:HE3	8:V:195:ASN:HB3	2.00	0.44
10:X:76:PRO:HD2	16:X:275:HOH:O	2.17	0.44
11:Y:174:ASN:HD21	11:Y:189:ASN:HD22	1.66	0.44
13:1:113:VAL:HA	13:1:118:VAL:O	2.18	0.43
14:2:19:ARG:NE	14:2:26:ILE:HD13	2.32	0.43
5:E:2(C):VAL:HG13	5:E:2(D):ASP:N	2.32	0.43
7:G:152:ASP:HB2	7:G:153:PRO:HD2	2.00	0.43
7:G:172:ILE:HD11	7:G:201:LEU:CD2	2.48	0.43
8:H:105:ASP:HB2	8:H:10(A):PRO:CD	2.47	0.43
12:L:177:ILE:HD12	12:L:177:ILE:N	2.33	0.43
13:M:14(G):ILE:HB	13:M:144:PRO:CD	2.48	0.43
1:O:137:LEU:HG	1:O:165:ILE:HD13	2.00	0.43
3:Q:226:SER:HB2	3:Q:227:GLU:OE1	2.18	0.43
4:R:160:TYR:CE2	4:R:163:LYS:HD3	2.53	0.43
5:S:231:LYS:HD2	5:S:231:LYS:H	1.83	0.43
8:V:105:ASP:HB2	8:V:10(A):PRO:CD	2.48	0.43
13:1:14(A):VAL:O	13:1:14(A):VAL:HG23	2.18	0.43
6:F:50:VAL:HG22	6:F:51:GLU:N	2.33	0.43
7:G:203:THR:HG22	7:G:204:GLU:O	2.18	0.43
10:J:18:LYS:HD3	10:J:174:ILE:HG13	2.00	0.43
13:M:184:LEU:HD23	13:M:184:LEU:C	2.39	0.43
1:O:21(I):TYR:HE2	1:O:21(L):ILE:HD12	1.83	0.43
1:O:5:THR:O	1:O:7:ARG:HG3	2.18	0.43
4:R:15:PHE:HB2	5:S:23:GLN:OE1	2.18	0.43
9:W:29:ASN:HD22	9:W:30:LYS:HG3	1.82	0.43
10:X:35:ARG:NH1	10:X:57:GLU:OE2	2.51	0.43
13:1:8:TYR:CE2	13:1:148:VAL:HG22	2.53	0.43
13:1:4:ILE:HD12	13:1:159:MET:SD	2.59	0.43
9:I:106:GLY:HA2	9:I:181:LYS:HD3	1.99	0.43
10:J:44:SER:OG	10:J:100:LEU:HB2	2.17	0.43
2:P:112:LEU:HD23	2:P:112:LEU:O	2.18	0.43
3:Q:14:ILE:C	3:Q:14:ILE:CD1	2.85	0.43
3:Q:79:SER:OG	3:Q:165:ILE:HG13	2.18	0.43
5:S:76:LEU:O	5:S:76:LEU:HD23	2.18	0.43
7:U:82:ILE:CG2	7:U:83:PRO:HD3	2.47	0.43
12:Z:13:VAL:HG12	12:Z:177:ILE:HG13	2.01	0.43
13:1:19:LEU:HD12	13:1:28:PHE:O	2.18	0.43
1:A:67:VAL:HG11	1:A:213:ALA:CB	2.49	0.43
5:E:148:LEU:HD23	5:E:162:GLY:HA2	2.00	0.43
9:I:159:LEU:HD21	9:I:173:ALA:HB1	2.00	0.43

Continued on next page...

Continued from previous page...

Atom-1	Atom-2	Interatomic distance (Å)	Clash overlap (Å)
10:J:18:LYS:CG	10:J:174:ILE:HG13	2.48	0.43
10:J:52:THR:HG22	10:J:53:VAL:H	1.84	0.43
1:O:212:LEU:HD23	1:O:213:ALA:N	2.33	0.43
3:Q:169:SER:HA	3:Q:172:VAL:HG13	2.01	0.43
3:Q:241:GLN:C	3:Q:243:GLN:N	2.71	0.43
13:1:171:ARG:HG3	13:1:192:VAL:HB	2.00	0.43
3:C:14:ILE:CD1	3:C:14:ILE:C	2.87	0.43
4:D:90:GLU:OE2	11:K:69:ARG:NH1	2.52	0.43
5:E:194:VAL:O	5:E:197:ILE:HG22	2.19	0.43
10:J:12:VAL:CG2	10:J:108:PRO:HB2	2.48	0.43
1:O:38:LEU:HD12	1:O:38:LEU:C	2.39	0.43
3:Q:225:SER:OG	3:Q:228:GLU:HG3	2.17	0.43
3:Q:36:CYS:H	3:Q:51:GLU:HG2	1.83	0.43
9:W:113:PHE:HA	9:W:118:CYS:O	2.19	0.43
1:A:5:THR:O	1:A:7:ARG:HG3	2.18	0.43
2:B:112:LEU:O	2:B:112:LEU:HD23	2.19	0.43
2:B:11:ARG:HD2	3:C:10:ARG:CZ	2.48	0.43
3:C:97:GLN:NE2	16:C:6:HOH:O	2.46	0.43
7:G:225:SER:OG	7:G:228:ASN:ND2	2.51	0.43
11:Y:20:ALA:HB2	11:Y:31:VAL:HG21	2.00	0.43
13:1:14(G):ILE:HB	13:1:144:PRO:CD	2.48	0.43
9:I:20:LEU:C	9:I:20:LEU:HD13	2.39	0.43
12:L:13:VAL:HG12	12:L:177:ILE:HG13	2.00	0.43
3:Q:47:VAL:HG23	3:Q:189:CYS:SG	2.59	0.43
4:R:12(D):ALA:HA	5:S:129:GLY:HA2	2.01	0.43
5:S:160:LEU:CD2	6:T:59:LEU:HD12	2.49	0.43
7:U:136:LEU:O	7:U:150:LYS:HA	2.17	0.43
11:Y:142:TYR:C	11:Y:143:LYS:HD2	2.39	0.43
2:B:232:ILE:O	2:B:232:ILE:HG13	2.19	0.43
3:C:168:ASN:CB	3:C:200:VAL:HG11	2.46	0.43
13:M:13:ILE:HD13	13:M:177:ILE:HG12	2.00	0.43
7:U:172:ILE:HD11	7:U:201:LEU:CD2	2.48	0.43
7:U:217:LYS:HA	7:U:217:LYS:CE	2.44	0.43
4:D:67:ILE:HG22	4:D:221:PHE:HZ	1.83	0.43
5:E:77:SER:OG	5:E:137:LEU:HB2	2.17	0.43
11:K:142:TYR:C	11:K:143:LYS:HD2	2.39	0.43
1:O:15:PHE:N	2:P:23:GLN:HE22	1.98	0.43
3:Q:168:ASN:CB	3:Q:200:VAL:HG11	2.45	0.43
6:T:158:TRP:CZ3	7:U:64:VAL:HA	2.54	0.43
12:Z:9:GLN:HE21	13:1:8:THR:HG21	1.83	0.43
1:A:212:LEU:HD23	1:A:213:ALA:N	2.33	0.43

Continued on next page...

Continued from previous page...

Atom-1	Atom-2	Interatomic distance (Å)	Clash overlap (Å)
3:C:21:ILE:N	3:C:21:ILE:HD13	2.34	0.43
3:C:241:GLN:C	3:C:243:GLN:N	2.71	0.43
3:C:36:CYS:H	3:C:51:GLU:HG2	1.84	0.43
7:G:18(G):GLU:CG	7:G:188:LYS:HB2	2.44	0.43
9:I:14:ILE:HG12	9:I:34:ILE:HD12	2.00	0.43
1:O:51:GLU:OE1	1:O:202:VAL:HG22	2.19	0.43
6:T:51:GLU:OE1	6:T:53:LEU:HD21	2.18	0.43
9:W:155:ILE:HG23	9:W:156:SER:N	2.34	0.43
10:X:18:LYS:CG	10:X:174:ILE:HG13	2.49	0.43
10:X:52:THR:HG22	10:X:53:VAL:H	1.84	0.43
13:1:13:ILE:HD13	13:1:177:ILE:HG12	2.01	0.42
14:N:171:GLY:HA2	13:1:197:TRP:CH2	2.54	0.42
1:A:21(I):TYR:HE2	1:A:21(L):ILE:HD12	1.83	0.42
7:G:67:ILE:HD13	7:G:211:GLU:HG2	2.00	0.42
12:L:99:THR:HG23	12:L:113:PHE:HB2	2.01	0.42
8:V:59:ILE:HG12	8:V:83:LEU:HD23	2.00	0.42
10:X:18:LYS:HD3	10:X:174:ILE:HG13	2.00	0.42
12:Z:99:THR:HG22	16:Z:231:HOH:O	2.18	0.42
5:S:104:ASN:HB2	13:1:81:GLU:HG2	2.01	0.42
2:B:101:LYS:HG3	9:I:57:GLU:HB3	2.00	0.42
4:D:53:ARG:HG2	4:D:53:ARG:O	2.18	0.42
1:A:130:ARG:NH2	7:G:124:THR:HG22	2.21	0.42
11:K:10(A):ARG:HG2	11:K:10(A):ARG:NH1	2.34	0.42
13:M:113:VAL:HA	13:M:118:VAL:O	2.19	0.42
2:P:232:ILE:HG13	2:P:232:ILE:O	2.19	0.42
3:Q:125:GLN:HG3	3:Q:125:GLN:O	2.18	0.42
3:Q:169:SER:HA	3:Q:172:VAL:CG1	2.49	0.42
6:T:43:ASN:HD22	6:T:43:ASN:N	2.16	0.42
6:T:50:VAL:HG22	6:T:51:GLU:N	2.34	0.42
10:X:166:MET:CE	10:X:168:MET:HB2	2.49	0.42
12:L:113:PHE:CD1	12:L:113:PHE:N	2.86	0.42
14:N:107:LYS:CG	14:N:108:GLY:H	2.16	0.42
3:Q:14:ILE:H	3:Q:14:ILE:HD12	1.85	0.42
8:V:81:GLN:O	8:V:85:GLN:HG3	2.19	0.42
9:W:159:LEU:HD21	9:W:173:ALA:HB1	2.01	0.42
9:W:61:TYR:C	9:W:61:TYR:CD1	2.92	0.42
13:1:112:TYR:O	13:1:119:THR:HA	2.19	0.42
14:2:161:GLN:NE2	14:2:165:TRP:HE1	2.17	0.42
5:E:49:VAL:HG12	5:E:197:ILE:HD13	2.01	0.42
5:E:64:GLN:NE2	5:E:82:ALA:HB2	2.35	0.42
6:F:51:GLU:OE1	6:F:53:LEU:HD21	2.20	0.42

Continued on next page...

Continued from previous page...

Atom-1	Atom-2	Interatomic distance (Å)	Clash overlap (Å)
7:G:188:LYS:HD3	7:G:191:GLU:OE2	2.19	0.42
10:J:166:MET:CE	10:J:168:MET:HB2	2.49	0.42
14:N:116:GLY:HA3	16:N:195:HOH:O	2.18	0.42
14:N:161:GLN:HE22	14:N:165:TRP:HE1	1.66	0.42
2:P:69:LYS:HG3	2:P:221:GLN:OE1	2.19	0.42
5:S:137:LEU:CD2	5:S:150:GLU:HG3	2.48	0.42
6:T:107:ILE:HA	6:T:108:PRO:HD3	1.84	0.42
6:T:194:ALA:O	6:T:198:TYR:HD1	2.03	0.42
7:U:67:ILE:HD13	7:U:211:GLU:HG2	2.02	0.42
8:V:113:ILE:HG12	8:V:119:THR:HG22	2.02	0.42
3:C:75:VAL:HG13	3:C:221:ILE:HD13	2.02	0.42
8:H:59:ILE:HG12	8:H:83:LEU:HD23	2.02	0.42
10:J:161:GLU:HA	10:J:161:GLU:OE2	2.19	0.42
13:M:14(G):ILE:N	13:M:144:PRO:HD2	2.35	0.42
14:N:159:LEU:O	14:N:163:ILE:HG13	2.19	0.42
3:Q:13:SER:O	4:R:130:ARG:HD3	2.19	0.42
5:S:35:SER:HB3	5:S:66:LYS:NZ	2.35	0.42
10:X:113:ILE:HG12	10:X:119:LYS:HG3	2.01	0.42
13:1:112:TYR:CD2	13:1:112:TYR:C	2.92	0.42
2:B:69:LYS:HG3	2:B:221:GLN:OE1	2.19	0.42
3:C:66:LYS:HE2	3:C:78:PHE:CZ	2.54	0.42
7:G:143:GLU:HA	7:G:217:LYS:NZ	2.35	0.42
7:G:172:ILE:HD12	7:G:197:MET:CE	2.49	0.42
8:H:72:ARG:HH11	8:H:72:ARG:HG3	1.83	0.42
9:I:155:ILE:HG23	9:I:156:SER:N	2.35	0.42
12:L:137:PHE:CE1	12:L:141:GLN:HG3	2.55	0.42
2:P:136:PHE:O	2:P:150:THR:HA	2.20	0.42
2:P:225:LYS:HG3	2:P:228:GLU:OE1	2.19	0.42
4:R:150:HIS:O	4:R:157:PHE:HA	2.19	0.42
5:S:41:ARG:NH1	5:S:42:SER:O	2.51	0.42
6:T:78:TYR:CE1	6:T:85:GLY:HA3	2.54	0.42
7:U:228:ASN:HD22	7:U:228:ASN:N	2.16	0.42
13:1:14(G):ILE:N	13:1:144:PRO:HD2	2.33	0.42
13:1:1:THR:OG1	13:1:2:SER:N	2.52	0.42
14:2:105:ASP:HB3	14:2:106:ASN:HB2	2.01	0.42
5:E:137:LEU:CD2	5:E:150:GLU:HG3	2.50	0.42
6:F:192:GLN:NE2	6:F:195:LYS:HE3	2.33	0.42
6:F:53:LEU:HD13	6:F:20(C):LYS:HD2	2.02	0.42
9:I:107:LYS:HA	9:I:108:PRO:HD3	1.83	0.42
9:I:12(A):LYS:HB2	9:I:12(A):LYS:HE3	1.88	0.42
13:M:112:TYR:O	13:M:119:THR:HA	2.20	0.42

Continued on next page...

Continued from previous page...

Atom-1	Atom-2	Interatomic distance (Å)	Clash overlap (Å)
13:M:130:GLY:O	13:M:134:ALA:HB3	2.19	0.42
14:N:105:ASP:HB3	14:N:106:ASN:HB2	2.01	0.42
1:O:49:ALA:HB2	1:O:212:LEU:HG	2.00	0.42
2:P:44:ASP:N	2:P:44:ASP:OD2	2.52	0.42
10:X:10(B):LYS:HB2	10:X:10(B):LYS:HZ3	1.84	0.42
12:Z:137:PHE:CE1	12:Z:141:GLN:HG3	2.55	0.42
12:Z:40:ASN:ND2	16:Z:799:HOH:O	2.49	0.42
2:B:95:HIS:CD2	2:B:115:ARG:HG2	2.54	0.42
4:D:150:HIS:O	4:D:157:PHE:HA	2.19	0.42
12:L:-7:ASN:HD22	12:L:-6:PRO:CD	2.32	0.42
13:M:112:TYR:C	13:M:112:TYR:CD2	2.93	0.42
2:P:27:ALA:O	2:P:30:SER:HB3	2.20	0.42
13:1:49:ILE:O	13:1:53:GLN:HG3	2.20	0.42
2:B:218:ASN:O	2:B:21(C):ASP:HB2	2.19	0.42
3:C:201:VAL:HG21	3:C:210:ILE:HD11	2.01	0.42
5:E:76:LEU:O	5:E:76:LEU:HD23	2.20	0.42
6:F:20(B):GLU:HG3	6:F:20(C):LYS:N	2.35	0.42
8:H:163:ILE:HG23	8:H:170:GLY:HA2	2.01	0.42
11:K:196:PHE:HB3	16:K:214:HOH:O	2.18	0.42
14:N:3:ILE:HG22	14:N:16:ALA:HB2	2.02	0.42
14:N:156:LYS:HG2	14:N:18(J):LEU:HD11	2.02	0.42
2:P:218:ASN:O	2:P:21(C):ASP:HB2	2.20	0.42
3:Q:35:THR:HB	3:Q:51:GLU:CG	2.49	0.42
7:U:121:GLN:NE2	7:U:122:ILE:HD13	2.35	0.42
8:V:34:LEU:HB2	16:V:578:HOH:O	2.19	0.42
10:X:52:THR:CG2	10:X:53:VAL:H	2.33	0.42
4:D:160:TYR:CE2	4:D:163:LYS:HD3	2.55	0.42
7:G:121:GLN:NE2	7:G:122:ILE:HD13	2.35	0.42
12:L:14(I):THR:HG21	12:L:14(M):VAL:HB	2.02	0.42
14:N:20:THR:HG22	15:N:224:GPT:C10	2.49	0.42
1:O:179:ARG:HB3	1:O:192:ILE:HD13	2.02	0.42
2:P:95:HIS:CD2	2:P:115:ARG:HG2	2.54	0.42
7:U:143:GLU:HA	7:U:217:LYS:NZ	2.35	0.42
7:U:87:ASN:ND2	7:U:87:ASN:C	2.72	0.42
13:1:3:VAL:O	13:1:126:ALA:HA	2.20	0.41
4:D:75:GLY:HA3	4:D:221:PHE:CE2	2.56	0.41
5:E:18(C):PHE:CA	5:E:18(F):ILE:HG13	2.43	0.41
5:E:5:ARG:HG3	5:E:22:PHE:CZ	2.55	0.41
6:F:43:ASN:HD22	6:F:44:ASP:N	2.18	0.41
13:M:19:LEU:HD12	13:M:28:PHE:O	2.21	0.41
13:M:80:PHE:CE1	13:M:111:ARG:HD3	2.55	0.41

Continued on next page...

Continued from previous page...

Atom-1	Atom-2	Interatomic distance (Å)	Clash overlap (Å)
7:U:31:THR:HG21	7:U:135:ILE:HG13	2.02	0.41
8:V:105:ASP:HB2	8:V:10(A):PRO:HD2	2.02	0.41
11:Y:32:LYS:O	11:Y:45:MET:CE	2.68	0.41
1:A:117:ALA:HB1	1:A:155:GLY:O	2.20	0.41
2:B:191:GLU:O	2:B:195:LYS:HG2	2.20	0.41
3:C:152:GLU:HB2	3:C:153:PRO:HD2	2.03	0.41
6:F:78:TYR:CE1	6:F:85:GLY:HA3	2.54	0.41
7:G:78:VAL:HG11	7:G:85:ALA:CB	2.50	0.41
11:K:40:PHE:HB3	11:K:73:ARG:NH2	2.35	0.41
3:Q:38:VAL:HG22	3:Q:39:GLY:N	2.35	0.41
5:S:160:LEU:HD23	6:T:59:LEU:HA	2.01	0.41
7:U:152:ASP:HB2	7:U:153:PRO:HD2	2.01	0.41
12:Z:177:ILE:HD12	12:Z:177:ILE:N	2.34	0.41
16:A:245:HOH:O	2:B:10:SER:HB2	2.20	0.41
3:C:125:GLN:HG3	3:C:125:GLN:O	2.20	0.41
4:D:32:LYS:O	4:D:167:SER:HA	2.21	0.41
5:E:185:ASN:OD1	5:E:188:GLU:HG2	2.21	0.41
6:F:127:ASN:ND2	6:F:127:ASN:C	2.73	0.41
6:F:35:THR:CG2	6:F:36:THR:N	2.81	0.41
11:K:12:ILE:HB	11:K:178:VAL:HB	2.03	0.41
12:L:-7:ASN:HD22	12:L:-6:PRO:N	2.18	0.41
2:P:21(A):LYS:O	2:P:21(B):GLY:C	2.59	0.41
3:Q:75:VAL:HG13	3:Q:221:ILE:HD13	2.01	0.41
6:T:18:ASP:N	6:T:18:ASP:OD2	2.40	0.41
7:U:172:ILE:HD12	7:U:197:MET:CE	2.49	0.41
14:2:20:THR:OG1	14:2:28:ASN:HB3	2.21	0.41
2:B:225:LYS:HG3	2:B:228:GLU:OE1	2.20	0.41
3:C:20:HIS:C	3:C:21:ILE:HD13	2.41	0.41
10:J:35:ARG:NH2	16:J:875:HOH:O	2.52	0.41
11:K:126:CYS:HB2	11:K:135:TYR:CE1	2.55	0.41
4:R:177:LEU:HA	5:S:58:LEU:HD11	2.02	0.41
6:T:192:GLN:NE2	6:T:195:LYS:HE3	2.34	0.41
7:U:12:ILE:HG13	7:U:14:ILE:HD12	2.01	0.41
8:V:72:ARG:HH11	8:V:72:ARG:HG3	1.86	0.41
1:A:179:ARG:HB3	1:A:192:ILE:HD13	2.02	0.41
8:H:159:ILE:O	8:H:163:ILE:HD12	2.21	0.41
6:T:20(B):GLU:HG3	6:T:20(C):LYS:N	2.35	0.41
7:U:18(G):GLU:CG	7:U:188:LYS:HB2	2.46	0.41
12:L:165:ARG:NH2	8:V:29:LYS:HE2	2.34	0.41
2:B:136:PHE:O	2:B:150:THR:HA	2.21	0.41
2:B:186:VAL:O	2:B:190:ILE:HG13	2.21	0.41

Continued on next page...

Continued from previous page...

Atom-1	Atom-2	Interatomic distance (Å)	Clash overlap (Å)
2:P:122:GLY:C	2:P:124:THR:H	2.23	0.41
6:T:157:TYR:C	6:T:157:TYR:CD1	2.93	0.41
7:U:225:SER:OG	7:U:228:ASN:ND2	2.54	0.41
9:W:45:ILE:HB	9:W:52:VAL:HG13	2.02	0.41
11:Y:38:ASN:OD1	11:Y:38:ASN:C	2.59	0.41
12:Z:58:ARG:NH2	16:Z:1275:HOH:O	2.52	0.41
13:1:83:LEU:O	13:1:87:MET:HG2	2.20	0.41
14:2:15:GLY:HA2	14:2:174:ARG:O	2.21	0.41
2:B:213:ALA:HA	2:B:222:LYS:O	2.20	0.41
4:R:175:GLU:HA	4:R:175:GLU:OE1	2.20	0.41
5:S:18(C):PHE:CA	5:S:18(F):ILE:HG13	2.42	0.41
5:S:5:ARG:HG3	5:S:22:PHE:CE1	2.56	0.41
6:T:53:LEU:HD13	6:T:20(C):LYS:HD2	2.02	0.41
11:Y:10(A):ARG:HG2	11:Y:10(A):ARG:NH1	2.33	0.41
12:Z:113:PHE:CD1	12:Z:113:PHE:N	2.88	0.41
13:1:191:GLN:HB3	13:1:191:GLN:HE21	1.60	0.41
14:2:156:LYS:HG2	14:2:18(J):LEU:HD11	2.02	0.41
14:2:20:THR:HG22	15:2:224:GPT:C10	2.51	0.41
1:A:232:ARG:HG3	1:A:232:ARG:NH1	2.36	0.41
4:D:177:LEU:HD13	5:E:58:LEU:HD11	2.03	0.41
3:C:17:PRO:HA	4:D:26:TYR:CD1	2.56	0.41
7:G:69:CYS:HB3	16:G:840:HOH:O	2.19	0.41
2:B:97:GLN:NE2	9:I:64:ASN:HD22	2.16	0.41
11:K:174:ASN:ND2	11:K:189:ASN:HD22	2.19	0.41
5:S:35:SER:HB3	5:S:66:LYS:HZ3	1.85	0.41
1:A:67:VAL:HG11	1:A:213:ALA:HB3	2.02	0.41
5:E:76:LEU:C	5:E:76:LEU:HD23	2.41	0.41
6:F:49:ALA:HA	6:F:211:GLU:O	2.21	0.41
3:Q:197:LEU:O	3:Q:201:VAL:HG23	2.21	0.41
5:S:185:ASN:OD1	5:S:188:GLU:HG2	2.21	0.41
5:S:90:ASN:O	5:S:94:GLN:HG3	2.20	0.41
6:T:127:ASN:ND2	6:T:127:ASN:C	2.74	0.41
7:U:188:LYS:HD3	7:U:191:GLU:OE2	2.21	0.41
11:Y:10(A):ARG:HD3	11:Y:180:GLU:OE1	2.21	0.41
12:Z:29:ARG:NH1	12:Z:193:ARG:HB3	2.36	0.41
13:1:46:SER:OG	13:1:98:ALA:HB3	2.21	0.41
1:A:47:VAL:HG23	1:A:212:LEU:HD21	2.02	0.41
3:C:33:ARG:HH11	3:C:33:ARG:HB3	1.83	0.41
9:I:6:MET:HE3	9:I:155:ILE:HA	2.03	0.41
10:J:52:THR:CG2	10:J:53:VAL:H	2.33	0.41
11:K:20:ALA:HB2	11:K:31:VAL:HG21	2.03	0.41

Continued on next page...

Continued from previous page...

Atom-1	Atom-2	Interatomic distance (Å)	Clash overlap (Å)
3:Q:136:THR:O	3:Q:150:GLN:HA	2.21	0.41
5:S:136:LEU:HB2	5:S:151:PHE:HB3	2.02	0.41
7:U:14:ILE:N	7:U:14:ILE:HD13	2.35	0.41
11:Y:126:CYS:HB2	11:Y:135:TYR:CE1	2.56	0.41
12:Z:33:LYS:HE2	12:Z:33:LYS:HB3	1.87	0.41
7:G:78:VAL:HG11	7:G:85:ALA:HB2	2.03	0.41
3:Q:46:VAL:HB	3:Q:215:VAL:CG1	2.50	0.41
4:R:75:GLY:HA3	4:R:221:PHE:CE2	2.56	0.41
5:S:76:LEU:HD23	5:S:76:LEU:C	2.41	0.41
7:U:177:GLU:O	7:U:17(B):LYS:HG3	2.21	0.41
13:1:146:THR:HA	16:1:323:HOH:O	2.22	0.40
2:B:21(A):LYS:O	2:B:21(B):GLY:C	2.58	0.40
6:F:107:ILE:HA	6:F:108:PRO:HD3	1.82	0.40
6:F:95:GLU:CG	6:F:115:ARG:HB3	2.37	0.40
2:B:101:LYS:HZ2	10:J:85:GLN:HE21	1.68	0.40
1:O:232:ARG:HG3	1:O:232:ARG:NH1	2.35	0.40
9:W:130:ALA:HB2	9:W:166:ASP:CB	2.51	0.40
1:A:27:ALA:O	1:A:31:VAL:HG23	2.21	0.40
2:B:67:LEU:HD22	2:B:211:GLU:HB3	2.03	0.40
4:D:215:ILE:HA	4:D:220:GLY:O	2.20	0.40
6:F:32:GLU:HB3	6:F:169:ARG:NH2	2.35	0.40
1:A:130:ARG:HG2	7:G:125:GLN:HG3	2.03	0.40
7:G:55:PRO:HG2	7:G:56:ASP:H	1.86	0.40
5:E:104:ASN:HB2	13:M:81:GLU:HG2	2.03	0.40
3:Q:212:ILE:HD13	3:Q:212:ILE:N	2.37	0.40
4:R:215:ILE:HA	4:R:220:GLY:O	2.22	0.40
10:X:4:LEU:HD23	10:X:126:ALA:HB2	2.02	0.40
10:X:7:ARG:NE	16:X:194:HOH:O	2.40	0.40
2:B:53:LYS:HG2	2:B:54:VAL:HG23	2.03	0.40
6:F:12:ASN:OD1	6:F:12:ASN:O	2.39	0.40
12:L:114:ASP:CB	12:L:118:SER:HB3	2.46	0.40
14:N:147:SER:OG	14:N:150:GLU:HG3	2.22	0.40
3:Q:77:SER:OG	3:Q:137:LEU:HB2	2.22	0.40
5:S:52:LYS:CB	5:S:63:TYR:HB3	2.52	0.40
7:U:107:MET:HA	7:U:108:PRO:HD3	1.90	0.40
7:U:72:ARG:CB	7:U:72:ARG:HH11	2.34	0.40
9:W:80:THR:HG23	9:W:113:PHE:CZ	2.56	0.40
14:2:107:LYS:CG	14:2:108:GLY:H	2.17	0.40
14:2:146:MET:CE	14:2:150:GLU:HB3	2.51	0.40
3:C:169:SER:HA	3:C:172:VAL:HG13	2.02	0.40
8:H:105:ASP:HB2	8:H:10(A):PRO:HD2	2.02	0.40

Continued on next page...

Continued from previous page...

Atom-1	Atom-2	Interatomic distance (Å)	Clash overlap (Å)
8:H:22:GLN:CG	8:H:27:ALA:HB2	2.44	0.40
13:M:4:ILE:CD1	13:M:159:MET:SD	3.09	0.40
14:N:157:HIS:HD2	14:2:140:LYS:NZ	2.19	0.40
14:N:48:SER:O	14:N:52:THR:HG23	2.21	0.40
1:O:124:THR:HG22	2:P:130:ARG:NH2	2.20	0.40
2:P:53:LYS:HG2	2:P:54:VAL:HG23	2.03	0.40
6:T:12:ASN:OD1	6:T:12:ASN:O	2.39	0.40
12:Z:-7:ASN:HD22	12:Z:-6:PRO:CD	2.34	0.40
13:1:80:PHE:CE1	13:1:111:ARG:HD3	2.57	0.40
2:B:81:LEU:HD23	2:B:133:GLY:HA3	2.04	0.40
3:C:169:SER:HA	3:C:172:VAL:CG1	2.52	0.40
9:I:80:THR:HG23	9:I:113:PHE:CZ	2.57	0.40
11:K:10(A):ARG:HD3	11:K:180:GLU:OE1	2.22	0.40
12:L:113:PHE:CD2	12:L:119:TYR:HB3	2.57	0.40
14:N:19:ARG:NE	14:N:26:ILE:HD13	2.36	0.40
5:S:214:ILE:HG12	5:S:215:VAL:N	2.36	0.40
7:U:39:ALA:CB	7:U:48:VAL:HG12	2.51	0.40
7:U:55:PRO:HG2	7:U:56:ASP:H	1.87	0.40
12:Z:113:PHE:CD2	12:Z:119:TYR:HB3	2.56	0.40
11:Y:25:TRP:CH2	12:Z:132:SER:HA	2.56	0.40
12:Z:14(E):GLU:OE2	12:Z:14(P):PRO:HD2	2.22	0.40

There are no symmetry-related clashes.

5.3 Torsion angles [i](#)

5.3.1 Protein backbone [i](#)

In the following table, the Percentiles column shows the percent Ramachandran outliers of the chain as a percentile score with respect to all X-ray entries followed by that with respect to entries of similar resolution.

The Analysed column shows the number of residues for which the backbone conformation was analysed, and the total number of residues.

Mol	Chain	Analysed	Favoured	Allowed	Outliers	Percentiles	
1	A	248/250 (99%)	234 (94%)	11 (4%)	3 (1%)	13	17
1	O	248/250 (99%)	235 (95%)	10 (4%)	3 (1%)	13	17
2	B	242/244 (99%)	219 (90%)	19 (8%)	4 (2%)	9	11
2	P	242/244 (99%)	219 (90%)	19 (8%)	4 (2%)	9	11

Continued on next page...

Continued from previous page...

Mol	Chain	Analysed	Favoured	Allowed	Outliers	Percentiles	
3	C	239/241 (99%)	226 (95%)	8 (3%)	5 (2%)	7	7
3	Q	239/241 (99%)	225 (94%)	9 (4%)	5 (2%)	7	7
4	D	240/242 (99%)	232 (97%)	4 (2%)	4 (2%)	9	11
4	R	240/242 (99%)	232 (97%)	4 (2%)	4 (2%)	9	11
5	E	231/233 (99%)	209 (90%)	16 (7%)	6 (3%)	5	5
5	S	231/233 (99%)	209 (90%)	16 (7%)	6 (3%)	5	5
6	F	242/244 (99%)	229 (95%)	12 (5%)	1 (0%)	34	47
6	T	242/244 (99%)	228 (94%)	12 (5%)	2 (1%)	19	27
7	G	241/243 (99%)	230 (95%)	11 (5%)	0	100	100
7	U	241/243 (99%)	231 (96%)	10 (4%)	0	100	100
8	H	220/222 (99%)	211 (96%)	9 (4%)	0	100	100
8	V	220/222 (99%)	211 (96%)	9 (4%)	0	100	100
9	I	202/204 (99%)	197 (98%)	5 (2%)	0	100	100
9	W	202/204 (99%)	197 (98%)	5 (2%)	0	100	100
10	J	196/198 (99%)	189 (96%)	5 (3%)	2 (1%)	15	22
10	X	196/198 (99%)	190 (97%)	4 (2%)	2 (1%)	15	22
11	K	210/212 (99%)	208 (99%)	2 (1%)	0	100	100
11	Y	210/212 (99%)	208 (99%)	2 (1%)	0	100	100
12	L	220/222 (99%)	212 (96%)	8 (4%)	0	100	100
12	Z	220/222 (99%)	210 (96%)	10 (4%)	0	100	100
13	1	231/233 (99%)	219 (95%)	12 (5%)	0	100	100
13	M	231/233 (99%)	218 (94%)	13 (6%)	0	100	100
14	2	194/196 (99%)	186 (96%)	8 (4%)	0	100	100
14	N	194/196 (99%)	185 (95%)	9 (5%)	0	100	100
All	All	6312/6368 (99%)	5999 (95%)	262 (4%)	51 (1%)	19	27

All (51) Ramachandran outliers are listed below:

Mol	Chain	Res	Type
3	C	58	LEU
3	C	203	THR
4	D	12(G)	GLU
3	Q	58	LEU
4	R	12(G)	GLU

Continued on next page...

Continued from previous page...

Mol	Chain	Res	Type
5	S	217	LYS
1	A	5	THR
2	B	54	VAL
2	B	21(B)	GLY
2	B	21(C)	ASP
5	E	202	ARG
5	E	217	LYS
10	J	192	ALA
1	O	5	THR
2	P	54	VAL
2	P	21(B)	GLY
2	P	21(C)	ASP
3	Q	203	THR
5	S	202	ARG
10	X	192	ALA
1	A	167	LYS
2	B	20(A)	SER
3	C	183	PRO
4	D	12(F)	GLY
5	E	5	ARG
5	E	180	LEU
1	O	63	THR
1	O	167	LYS
2	P	20(A)	SER
3	Q	183	PRO
4	R	12(F)	GLY
5	S	5	ARG
5	S	180	LEU
1	A	63	THR
3	C	242	GLU
3	Q	242	GLU
6	T	143	LYS
4	D	12(E)	SER
5	E	203	ASP
5	E	231	LYS
4	R	12(E)	SER
5	S	203	ASP
6	T	205	ASN
3	C	202	GLN
6	F	205	ASN
3	Q	202	GLN
5	S	231	LYS

Continued on next page...

Continued from previous page...

Mol	Chain	Res	Type
4	D	12(C)	GLY
4	R	12(C)	GLY
10	X	8	VAL
10	J	8	VAL

5.3.2 Protein sidechains ⓘ

In the following table, the Percentiles column shows the percent sidechain outliers of the chain as a percentile score with respect to all X-ray entries followed by that with respect to entries of similar resolution.

The Analysed column shows the number of residues for which the sidechain conformation was analysed, and the total number of residues.

Mol	Chain	Analysed	Rotameric	Outliers	Percentiles	
1	A	209/209 (100%)	204 (98%)	5 (2%)	49	67
1	O	209/209 (100%)	204 (98%)	5 (2%)	49	67
2	B	203/203 (100%)	188 (93%)	15 (7%)	13	21
2	P	203/203 (100%)	188 (93%)	15 (7%)	13	21
3	C	213/213 (100%)	199 (93%)	14 (7%)	16	25
3	Q	213/213 (100%)	199 (93%)	14 (7%)	16	25
4	D	198/198 (100%)	185 (93%)	13 (7%)	16	25
4	R	198/198 (100%)	185 (93%)	13 (7%)	16	25
5	E	192/192 (100%)	176 (92%)	16 (8%)	11	16
5	S	192/192 (100%)	176 (92%)	16 (8%)	11	16
6	F	201/201 (100%)	186 (92%)	15 (8%)	13	20
6	T	201/201 (100%)	184 (92%)	17 (8%)	10	15
7	G	207/207 (100%)	196 (95%)	11 (5%)	22	36
7	U	207/207 (100%)	195 (94%)	12 (6%)	20	31
8	H	181/181 (100%)	172 (95%)	9 (5%)	24	38
8	V	181/181 (100%)	172 (95%)	9 (5%)	24	38
9	I	172/172 (100%)	164 (95%)	8 (5%)	26	41
9	W	172/172 (100%)	165 (96%)	7 (4%)	30	47
10	J	175/175 (100%)	169 (97%)	6 (3%)	37	54
10	X	175/175 (100%)	170 (97%)	5 (3%)	42	61

Continued on next page...

Continued from previous page...

Mol	Chain	Analysed	Rotameric	Outliers	Percentiles	
11	K	169/169 (100%)	162 (96%)	7 (4%)	30	47
11	Y	169/169 (100%)	162 (96%)	7 (4%)	30	47
12	L	185/185 (100%)	177 (96%)	8 (4%)	29	44
12	Z	185/185 (100%)	176 (95%)	9 (5%)	25	39
13	1	199/199 (100%)	189 (95%)	10 (5%)	24	38
13	M	199/199 (100%)	189 (95%)	10 (5%)	24	38
14	2	162/162 (100%)	154 (95%)	8 (5%)	25	39
14	N	162/162 (100%)	154 (95%)	8 (5%)	25	39
All	All	5332/5332 (100%)	5040 (94%)	292 (6%)	21	33

All (292) residues with a non-rotameric sidechain are listed below:

Mol	Chain	Res	Type
1	A	33	GLN
1	A	64	LEU
1	A	158	PHE
1	A	179	ARG
1	A	214	ILE
2	B	14	ILE
2	B	58	LEU
2	B	71	ASN
2	B	91	THR
2	B	116	LEU
2	B	121	GLN
2	B	150	THR
2	B	163	ILE
2	B	185	LYS
2	B	187	ASP
2	B	192	LEU
2	B	212	PHE
2	B	218	ASN
2	B	223	ILE
2	B	224	PHE
3	C	10	ARG
3	C	14	ILE
3	C	25	GLU
3	C	57	LYS
3	C	66	LYS
3	C	89	ILE

Continued on next page...

Continued from previous page...

Mol	Chain	Res	Type
3	C	121	GLN
3	C	135	SER
3	C	150	GLN
3	C	163	GLN
3	C	172	VAL
3	C	174	GLU
3	C	208	LYS
3	C	212	ILE
4	D	28	LEU
4	D	48	LEU
4	D	76	CYS
4	D	110	GLU
4	D	126	ARG
4	D	170	GLU
4	D	177	LEU
4	D	18(E)	SER
4	D	191	LEU
4	D	194	LEU
4	D	215	ILE
4	D	237	LEU
4	D	244	GLU
5	E	12	THR
5	E	32	LYS
5	E	57	GLU
5	E	76	LEU
5	E	97	ASN
5	E	104	ASN
5	E	111	ARG
5	E	117	CYS
5	E	121	GLN
5	E	185	ASN
5	E	189	LEU
5	E	199	GLN
5	E	207	LEU
5	E	2(D)	ASP
5	E	227	GLU
5	E	231	LYS
6	F	43	ASN
6	F	54	ILE
6	F	56	SER
6	F	121	GLN
6	F	127	ASN

Continued on next page...

Continued from previous page...

Mol	Chain	Res	Type
6	F	144	ASN
6	F	176	LEU
6	F	18(E)	GLU
6	F	187	ARG
6	F	203	GLU
6	F	204	ASP
6	F	205	ASN
6	F	214	TRP
6	F	21(C)	ASN
6	F	233	ILE
7	G	14	ILE
7	G	72	ARG
7	G	87	ASN
7	G	119	LEU
7	G	121	GLN
7	G	124	THR
7	G	169	GLN
7	G	184	ASN
7	G	197	MET
7	G	232	ARG
7	G	233	LEU
8	H	30	ASN
8	H	34	LEU
8	H	55	VAL
8	H	56	THR
8	H	63	ILE
8	H	68	LEU
8	H	121	VAL
8	H	144	GLN
8	H	197	ARG
9	I	-3	ILE
9	I	22	SER
9	I	29	ASN
9	I	61	TYR
9	I	104	ILE
9	I	125	ILE
9	I	160	LEU
9	I	192	ARG
10	J	34	THR
10	J	52	THR
10	J	70	GLU
10	J	77	GLN

Continued on next page...

Continued from previous page...

Mol	Chain	Res	Type
10	J	121	GLU
10	J	177	ILE
11	K	4	LEU
11	K	9	GLN
11	K	65	LEU
11	K	87	VAL
11	K	104	TYR
11	K	10(B)	LYS
11	K	138	LEU
12	L	-7	ASN
12	L	14	LEU
12	L	40	ASN
12	L	58	ARG
12	L	82	ASN
12	L	98	HIS
12	L	99	THR
12	L	145	TYR
13	M	4	ILE
13	M	13	ILE
13	M	40	ASN
13	M	62	LEU
13	M	91	ARG
13	M	112	TYR
13	M	129	PHE
13	M	14(C)	ARG
13	M	149	GLN
13	M	204	LYS
14	N	26	ILE
14	N	36	ARG
14	N	70	TYR
14	N	84	LYS
14	N	89	GLU
14	N	10(A)	ASP
14	N	10(B)	LYS
14	N	119	VAL
1	O	33	GLN
1	O	64	LEU
1	O	158	PHE
1	O	179	ARG
1	O	214	ILE
2	P	14	ILE
2	P	58	LEU

Continued on next page...

Continued from previous page...

Mol	Chain	Res	Type
2	P	71	ASN
2	P	91	THR
2	P	116	LEU
2	P	121	GLN
2	P	150	THR
2	P	163	ILE
2	P	185	LYS
2	P	187	ASP
2	P	192	LEU
2	P	212	PHE
2	P	218	ASN
2	P	223	ILE
2	P	224	PHE
3	Q	10	ARG
3	Q	14	ILE
3	Q	25	GLU
3	Q	57	LYS
3	Q	66	LYS
3	Q	89	ILE
3	Q	121	GLN
3	Q	135	SER
3	Q	150	GLN
3	Q	163	GLN
3	Q	172	VAL
3	Q	174	GLU
3	Q	208	LYS
3	Q	212	ILE
4	R	28	LEU
4	R	48	LEU
4	R	76	CYS
4	R	110	GLU
4	R	126	ARG
4	R	170	GLU
4	R	177	LEU
4	R	18(E)	SER
4	R	191	LEU
4	R	194	LEU
4	R	215	ILE
4	R	237	LEU
4	R	244	GLU
5	S	12	THR
5	S	32	LYS

Continued on next page...

Continued from previous page...

Mol	Chain	Res	Type
5	S	57	GLU
5	S	76	LEU
5	S	97	ASN
5	S	104	ASN
5	S	111	ARG
5	S	117	CYS
5	S	121	GLN
5	S	185	ASN
5	S	189	LEU
5	S	199	GLN
5	S	207	LEU
5	S	2(D)	ASP
5	S	227	GLU
5	S	231	LYS
6	T	43	ASN
6	T	54	ILE
6	T	56	SER
6	T	98	SER
6	T	121	GLN
6	T	127	ASN
6	T	144	ASN
6	T	176	LEU
6	T	18(E)	GLU
6	T	187	ARG
6	T	197	ILE
6	T	203	GLU
6	T	204	ASP
6	T	205	ASN
6	T	214	TRP
6	T	21(C)	ASN
6	T	233	ILE
7	U	14	ILE
7	U	35	ILE
7	U	72	ARG
7	U	87	ASN
7	U	119	LEU
7	U	121	GLN
7	U	124	THR
7	U	169	GLN
7	U	184	ASN
7	U	197	MET
7	U	232	ARG

Continued on next page...

Continued from previous page...

Mol	Chain	Res	Type
7	U	233	LEU
8	V	30	ASN
8	V	34	LEU
8	V	55	VAL
8	V	56	THR
8	V	63	ILE
8	V	68	LEU
8	V	121	VAL
8	V	144	GLN
8	V	197	ARG
9	W	-3	ILE
9	W	22	SER
9	W	29	ASN
9	W	61	TYR
9	W	104	ILE
9	W	160	LEU
9	W	192	ARG
10	X	34	THR
10	X	52	THR
10	X	70	GLU
10	X	121	GLU
10	X	177	ILE
11	Y	4	LEU
11	Y	9	GLN
11	Y	65	LEU
11	Y	87	VAL
11	Y	104	TYR
11	Y	10(B)	LYS
11	Y	138	LEU
12	Z	-7	ASN
12	Z	14	LEU
12	Z	21	ILE
12	Z	40	ASN
12	Z	58	ARG
12	Z	82	ASN
12	Z	98	HIS
12	Z	99	THR
12	Z	145	TYR
13	1	4	ILE
13	1	13	ILE
13	1	40	ASN
13	1	62	LEU

Continued on next page...

Continued from previous page...

Mol	Chain	Res	Type
13	1	91	ARG
13	1	112	TYR
13	1	129	PHE
13	1	14(C)	ARG
13	1	149	GLN
13	1	204	LYS
14	2	26	ILE
14	2	36	ARG
14	2	70	TYR
14	2	84	LYS
14	2	89	GLU
14	2	10(A)	ASP
14	2	10(B)	LYS
14	2	119	VAL

Some sidechains can be flipped to improve hydrogen bonding and reduce clashes. All (197) such sidechains are listed below:

Mol	Chain	Res	Type
1	A	33	GLN
1	A	97	HIS
2	B	23	GLN
2	B	71	ASN
2	B	95	HIS
2	B	97	GLN
2	B	121	GLN
2	B	125	GLN
2	B	156	ASN
2	B	177	GLN
2	B	218	ASN
3	C	23	GLN
3	C	82	ASN
3	C	97	GLN
3	C	121	GLN
3	C	125	GLN
3	C	150	GLN
3	C	163	GLN
3	C	209	ASN
3	C	243	GLN
4	D	23	GLN
4	D	108	ASN
4	D	114	GLN
4	D	147	GLN

Continued on next page...

Continued from previous page...

Mol	Chain	Res	Type
4	D	161	ASN
4	D	211	GLN
4	D	218	GLN
4	D	226	ASN
5	E	7	ASN
5	E	33	GLN
5	E	64	GLN
5	E	73	HIS
5	E	104	ASN
5	E	121	GLN
5	E	123	ASN
5	E	125	GLN
5	E	185	ASN
5	E	199	GLN
5	E	2(E)	ASN
6	F	23	GLN
6	F	43	ASN
6	F	90	ASN
6	F	121	GLN
6	F	127	ASN
6	F	192	GLN
7	G	34(A)	ASN
7	G	87	ASN
7	G	118	ASN
7	G	121	GLN
7	G	125	GLN
7	G	169	GLN
7	G	170	GLN
7	G	178	ASN
7	G	184	ASN
7	G	228	ASN
8	H	30	ASN
8	H	66	HIS
8	H	144	GLN
8	H	165	ASN
8	H	172	ASN
8	H	190	ASN
9	I	29	ASN
10	J	36	GLN
10	J	54	GLN
10	J	85	GLN
10	J	112	GLN

Continued on next page...

Continued from previous page...

Mol	Chain	Res	Type
10	J	141	HIS
10	J	186	GLN
11	K	85	ASN
11	K	131	GLN
11	K	174	ASN
11	K	207	ASN
12	L	-9	GLN
12	L	-7	ASN
12	L	40	ASN
12	L	46	ASN
12	L	61	ASN
12	L	70	HIS
12	L	70(A)	ASN
12	L	82	ASN
12	L	85	HIS
12	L	98	HIS
12	L	14(B)	ASN
12	L	1(I)	ASN
12	L	166	HIS
13	M	10	ASN
13	M	40	ASN
13	M	89	GLN
13	M	93	ASN
13	M	149	GLN
13	M	157	ASN
13	M	172	ASN
13	M	191	GLN
14	N	69	GLN
14	N	145	ASN
14	N	157	HIS
14	N	161	GLN
1	O	33	GLN
1	O	97	HIS
2	P	23	GLN
2	P	71	ASN
2	P	95	HIS
2	P	97	GLN
2	P	121	GLN
2	P	125	GLN
2	P	156	ASN
2	P	177	GLN
2	P	218	ASN

Continued on next page...

Continued from previous page...

Mol	Chain	Res	Type
3	Q	23	GLN
3	Q	82	ASN
3	Q	121	GLN
3	Q	125	GLN
3	Q	150	GLN
3	Q	163	GLN
3	Q	209	ASN
3	Q	243	GLN
4	R	23	GLN
4	R	108	ASN
4	R	114	GLN
4	R	147	GLN
4	R	161	ASN
4	R	211	GLN
4	R	218	GLN
4	R	226	ASN
5	S	7	ASN
5	S	33	GLN
5	S	64	GLN
5	S	73	HIS
5	S	104	ASN
5	S	121	GLN
5	S	123	ASN
5	S	125	GLN
5	S	156	ASN
5	S	170	GLN
5	S	185	ASN
5	S	199	GLN
5	S	2(E)	ASN
6	T	23	GLN
6	T	43	ASN
6	T	90	ASN
6	T	121	GLN
6	T	127	ASN
6	T	147	HIS
6	T	192	GLN
7	U	34(A)	ASN
7	U	87	ASN
7	U	118	ASN
7	U	121	GLN
7	U	125	GLN
7	U	169	GLN

Continued on next page...

Continued from previous page...

Mol	Chain	Res	Type
7	U	170	GLN
7	U	178	ASN
7	U	184	ASN
7	U	228	ASN
8	V	30	ASN
8	V	66	HIS
8	V	144	GLN
8	V	165	ASN
8	V	172	ASN
8	V	190	ASN
9	W	29	ASN
9	W	81	GLN
10	X	36	GLN
10	X	54	GLN
10	X	85	GLN
10	X	112	GLN
10	X	141	HIS
10	X	186	GLN
10	X	193	GLN
11	Y	85	ASN
11	Y	131	GLN
11	Y	174	ASN
11	Y	207	ASN
12	Z	-9	GLN
12	Z	-7	ASN
12	Z	40	ASN
12	Z	46	ASN
12	Z	61	ASN
12	Z	70	HIS
12	Z	70(A)	ASN
12	Z	82	ASN
12	Z	85	HIS
12	Z	14(B)	ASN
12	Z	1(I)	ASN
12	Z	166	HIS
13	1	10	ASN
13	1	40	ASN
13	1	89	GLN
13	1	93	ASN
13	1	149	GLN
13	1	157	ASN
13	1	172	ASN

Continued on next page...

Continued from previous page...

Mol	Chain	Res	Type
13	1	191	GLN
14	2	69	GLN
14	2	145	ASN
14	2	157	HIS
14	2	161	GLN

5.3.3 RNA ⓘ

There are no RNA molecules in this entry.

5.4 Non-standard residues in protein, DNA, RNA chains ⓘ

There are no non-standard protein/DNA/RNA residues in this entry.

5.5 Carbohydrates ⓘ

There are no carbohydrates in this entry.

5.6 Ligand geometry ⓘ

6 ligands are modelled in this entry.

In the following table, the Counts columns list the number of bonds (or angles) for which Mogul statistics could be retrieved, the number of bonds (or angles) that are observed in the model and the number of bonds (or angles) that are defined in the Chemical Component Dictionary. The Link column lists molecule types, if any, to which the group is linked. The Z score for a bond length (or angle) is the number of standard deviations the observed value is removed from the expected value. A bond length (or angle) with $|Z| > 2$ is considered an outlier worth inspection. RMSZ is the root-mean-square of all Z scores of the bond lengths (or angles).

Mol	Type	Chain	Res	Link	Bond lengths			Bond angles		
					Counts	RMSZ	$\# Z > 2$	Counts	RMSZ	$\# Z > 2$
15	GPT	2	224	14	18,22,22	1.79	4 (22%)	24,33,33	1.63	3 (12%)
15	GPT	Y	224	11	18,22,22	2.00	4 (22%)	24,33,33	1.57	8 (33%)
15	GPT	V	224	8	18,22,22	1.88	5 (27%)	24,33,33	1.55	3 (12%)
15	GPT	N	224	14	18,22,22	2.11	5 (27%)	24,33,33	1.66	3 (12%)
15	GPT	H	224	8	18,22,22	2.15	5 (27%)	24,33,33	1.63	3 (12%)
15	GPT	K	224	11	18,22,22	2.08	5 (27%)	24,33,33	1.54	4 (16%)

In the following table, the Chirals column lists the number of chiral outliers, the number of chiral centers analysed, the number of these observed in the model and the number defined in the Chemical Component Dictionary. Similar counts are reported in the Torsion and Rings columns. '-' means no outliers of that kind were identified.

Mol	Type	Chain	Res	Link	Chirals	Torsions	Rings
15	GPT	2	224	14	-	1/6/48/48	0/2/2/2
15	GPT	Y	224	11	-	1/6/48/48	0/2/2/2
15	GPT	V	224	8	-	1/6/48/48	0/2/2/2
15	GPT	N	224	14	-	1/6/48/48	0/2/2/2
15	GPT	H	224	8	-	1/6/48/48	0/2/2/2
15	GPT	K	224	11	-	1/6/48/48	0/2/2/2

All (28) bond length outliers are listed below:

Mol	Chain	Res	Type	Atoms	Z	Observed(Å)	Ideal(Å)
15	K	224	GPT	C4-C3	5.25	1.60	1.55
15	H	224	GPT	C14-C9	4.74	1.62	1.53
15	Y	224	GPT	C6-C4	4.67	1.58	1.52
15	N	224	GPT	C6-C4	4.63	1.58	1.52
15	H	224	GPT	C6-C4	4.59	1.58	1.52
15	N	224	GPT	C14-C9	4.51	1.62	1.53
15	Y	224	GPT	C14-C9	4.10	1.61	1.53
15	V	224	GPT	C4-C3	4.08	1.59	1.55
15	N	224	GPT	C9-C8	3.97	1.60	1.54
15	H	224	GPT	C9-C8	3.96	1.60	1.54
15	2	224	GPT	C9-C8	3.53	1.60	1.54
15	K	224	GPT	C6-C4	3.44	1.56	1.52
15	2	224	GPT	C14-C9	3.39	1.60	1.53
15	Y	224	GPT	C9-C8	3.25	1.59	1.54
15	K	224	GPT	C14-C9	3.03	1.59	1.53
15	2	224	GPT	C6-C4	3.02	1.56	1.52
15	V	224	GPT	C14-C9	2.95	1.59	1.53
15	K	224	GPT	C9-C10	2.94	1.55	1.50
15	V	224	GPT	C9-C8	2.94	1.59	1.54
15	V	224	GPT	C9-C10	2.89	1.54	1.50
15	V	224	GPT	C6-C4	2.76	1.56	1.52
15	2	224	GPT	C4-C3	2.49	1.57	1.55
15	K	224	GPT	C9-C8	2.39	1.58	1.54
15	Y	224	GPT	C9-C10	2.35	1.54	1.50
15	H	224	GPT	C9-C10	2.35	1.54	1.50
15	N	224	GPT	C2-C3	2.16	1.59	1.54
15	H	224	GPT	C2-C3	2.08	1.59	1.54
15	N	224	GPT	C9-C10	2.04	1.53	1.50

All (24) bond angle outliers are listed below:

Mol	Chain	Res	Type	Atoms	Z	Observed(°)	Ideal(°)
15	2	224	GPT	C4-C3-C19	-4.72	100.23	104.23
15	N	224	GPT	C4-C3-C19	-4.62	100.32	104.23
15	H	224	GPT	C4-C3-C19	-4.33	100.56	104.23
15	V	224	GPT	C7-C8-C9	4.02	119.13	114.09
15	V	224	GPT	C4-C3-C19	-3.96	100.88	104.23
15	K	224	GPT	C4-C3-C19	-3.50	101.26	104.23
15	2	224	GPT	C7-C8-C9	3.46	118.44	114.09
15	Y	224	GPT	C4-C3-C19	-3.41	101.34	104.23
15	H	224	GPT	C7-C8-C9	3.39	118.34	114.09
15	K	224	GPT	C7-C8-C9	3.31	118.24	114.09
15	N	224	GPT	C7-C8-C9	3.18	118.08	114.09
15	H	224	GPT	C1-C2-C3	2.99	118.04	112.37
15	Y	224	GPT	C7-C8-C9	2.78	117.57	114.09
15	V	224	GPT	C1-C2-C3	2.56	117.23	112.37
15	K	224	GPT	C7-N18-C19	2.54	118.03	115.42
15	Y	224	GPT	C7-N18-C19	2.44	117.93	115.42
15	N	224	GPT	O15-C8-C9	-2.22	104.98	109.98
15	Y	224	GPT	C2-C3-C4	2.11	118.45	115.45
15	Y	224	GPT	C1-C2-C3	2.10	116.37	112.37
15	Y	224	GPT	O5-C4-C6	-2.10	103.40	108.32
15	K	224	GPT	C2-C3-C4	2.08	118.42	115.45
15	Y	224	GPT	C7-C4-C3	2.04	107.44	104.14
15	2	224	GPT	C7-N18-C19	2.02	117.50	115.42
15	Y	224	GPT	O15-C8-C9	-2.01	105.44	109.98

There are no chirality outliers.

All (6) torsion outliers are listed below:

Mol	Chain	Res	Type	Atoms
15	V	224	GPT	C1-C2-C3-C19
15	H	224	GPT	C1-C2-C3-C19
15	2	224	GPT	C1-C2-C3-C19
15	Y	224	GPT	C1-C2-C3-C19
15	N	224	GPT	C1-C2-C3-C19
15	K	224	GPT	C1-C2-C3-C19

There are no ring outliers.

6 monomers are involved in 10 short contacts:

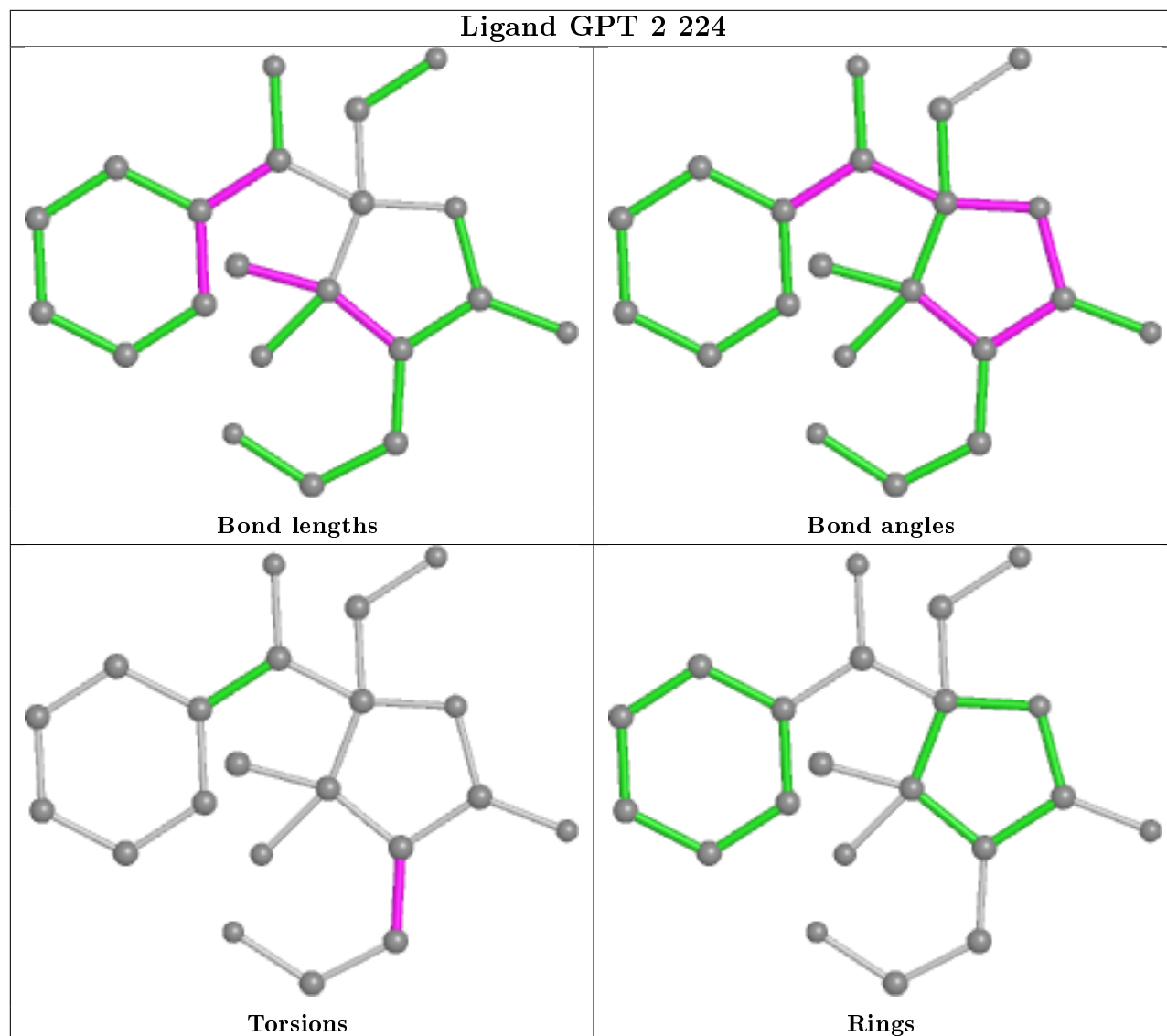
Mol	Chain	Res	Type	Clashes	Symm-Clashes
15	2	224	GPT	2	0

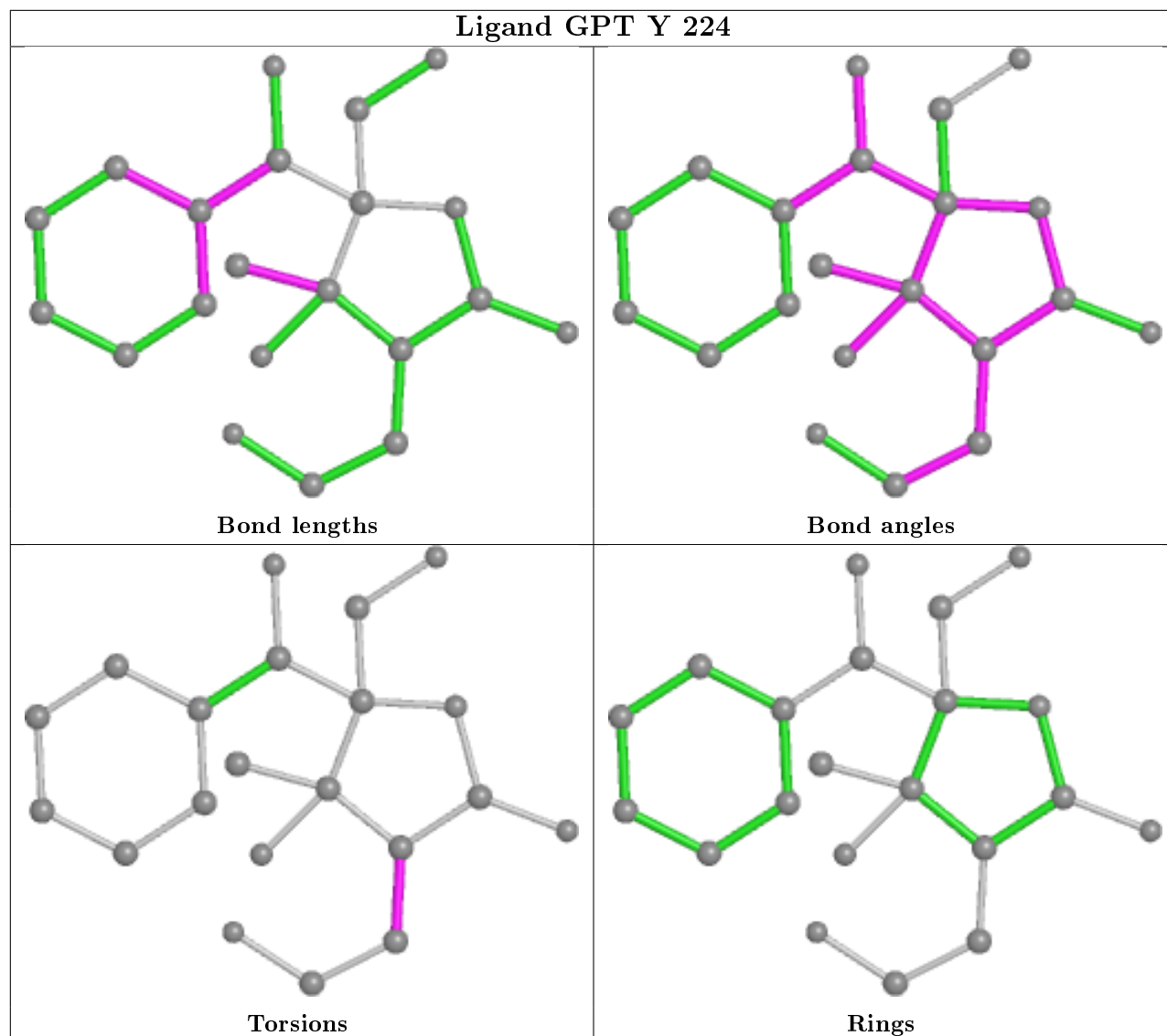
Continued on next page...

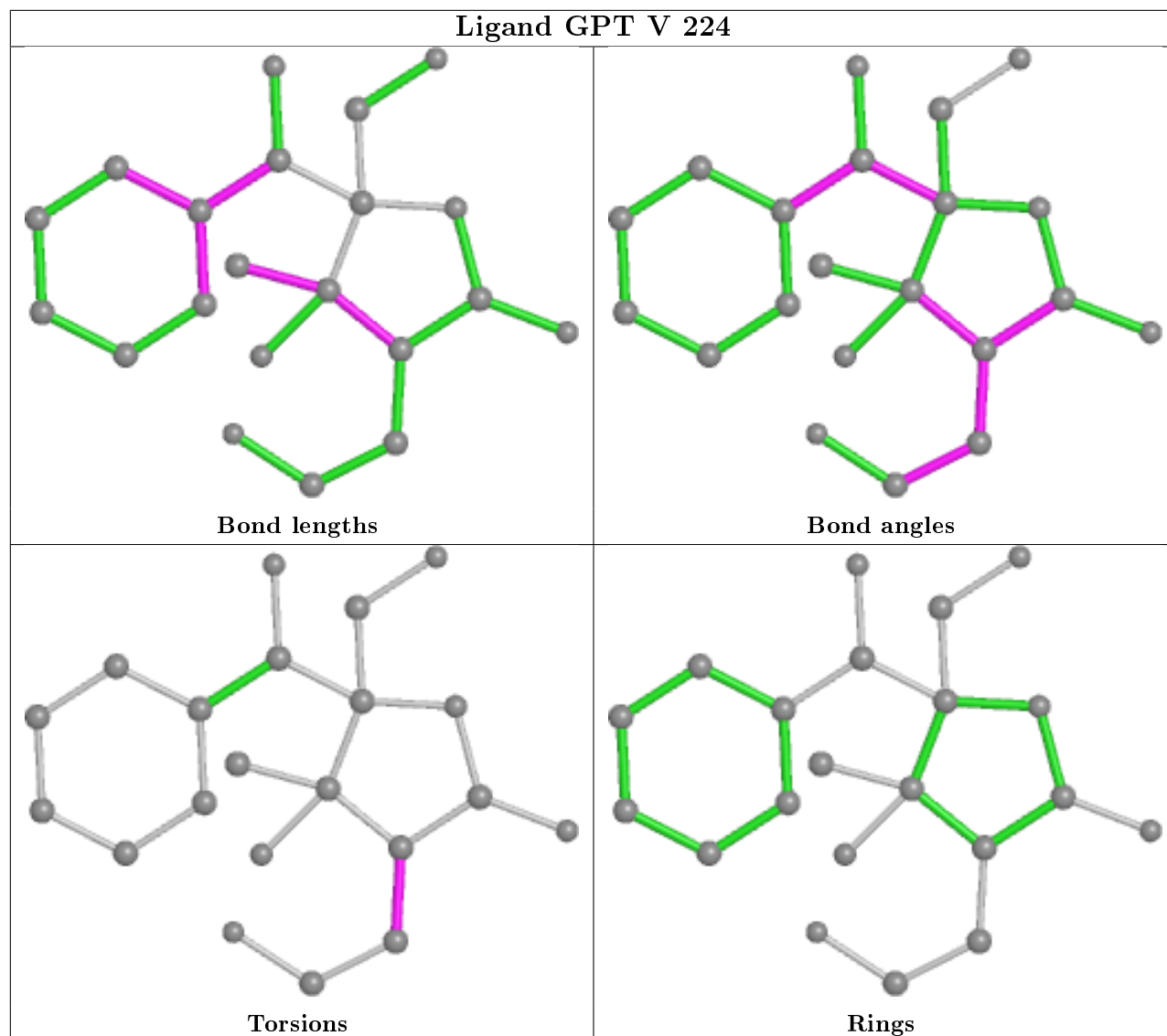
Continued from previous page...

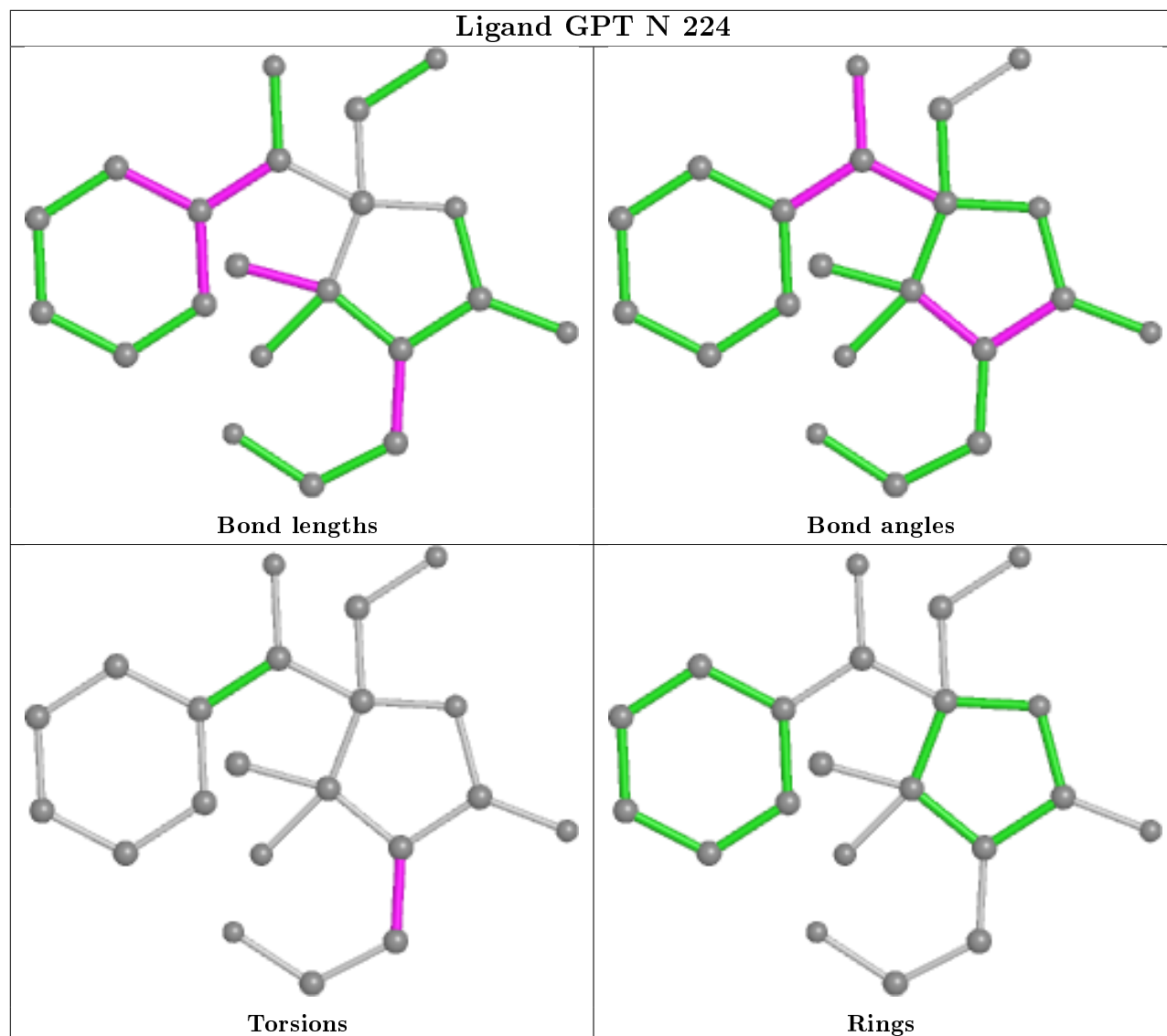
Mol	Chain	Res	Type	Clashes	Symm-Clashes
15	Y	224	GPT	2	0
15	V	224	GPT	1	0
15	N	224	GPT	2	0
15	H	224	GPT	1	0
15	K	224	GPT	2	0

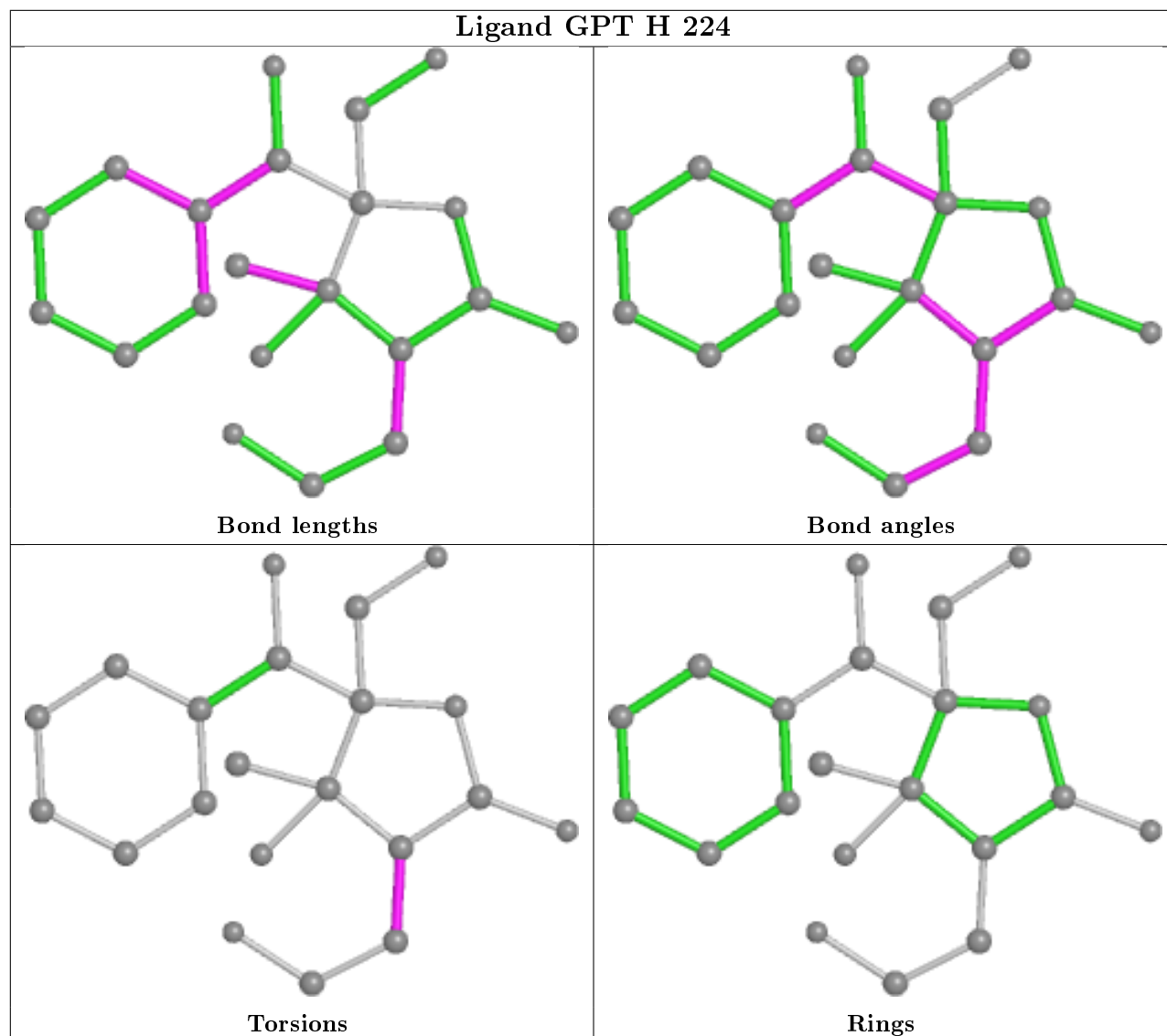
The following is a two-dimensional graphical depiction of Mogul quality analysis of bond lengths, bond angles, torsion angles, and ring geometry for all instances of the Ligand of Interest. In addition, ligands with molecular weight > 250 and outliers as shown on the validation Tables will also be included. For torsion angles, if less than 5% of the Mogul distribution of torsion angles is within 10 degrees of the torsion angle in question, then that torsion angle is considered an outlier. Any bond that is central to one or more torsion angles identified as an outlier by Mogul will be highlighted in the graph. For rings, the root-mean-square deviation (RMSD) between the ring in question and similar rings identified by Mogul is calculated over all ring torsion angles. If the average RMSD is greater than 60 degrees and the minimal RMSD between the ring in question and any Mogul-identified rings is also greater than 60 degrees, then that ring is considered an outlier. The outliers are highlighted in purple. The color gray indicates Mogul did not find sufficient equivalents in the CSD to analyse the geometry.

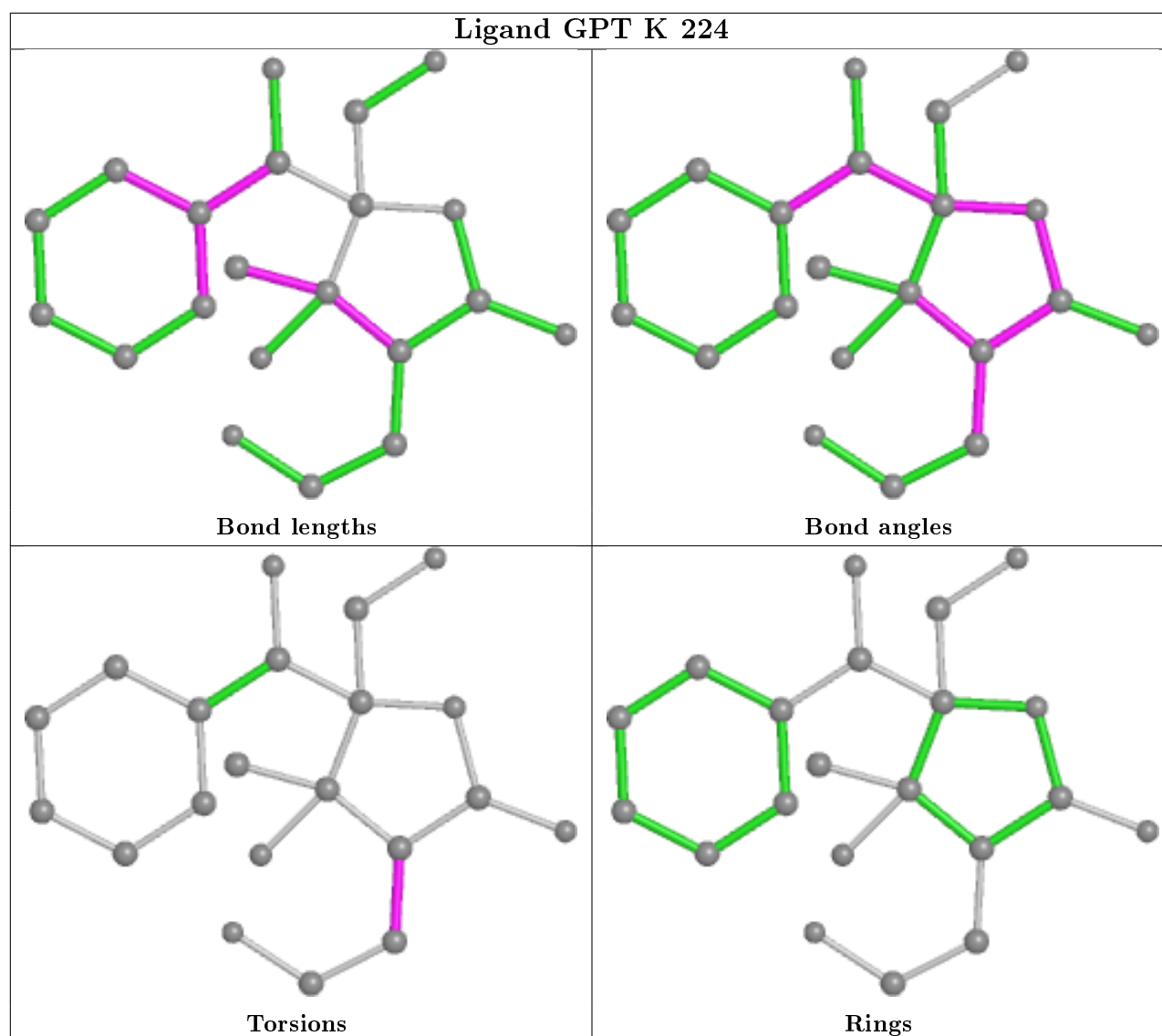












5.7 Other polymers [i](#)

There are no such residues in this entry.

5.8 Polymer linkage issues [i](#)

There are no chain breaks in this entry.

6 Fit of model and data ⓘ

6.1 Protein, DNA and RNA chains ⓘ

In the following table, the column labelled ‘#RSRZ> 2’ contains the number (and percentage) of RSRZ outliers, followed by percent RSRZ outliers for the chain as percentile scores relative to all X-ray entries and entries of similar resolution. The OWAB column contains the minimum, median, 95th percentile and maximum values of the occupancy-weighted average B-factor per residue. The column labelled ‘Q< 0.9’ lists the number of (and percentage) of residues with an average occupancy less than 0.9.

Mol	Chain	Analysed	<RSRZ>	#RSRZ>2	OWAB(Å ²)	Q<0.9
1	A	250/250 (100%)	-0.24	3 (1%) 79 76	32, 43, 73, 101	0
1	O	250/250 (100%)	-0.11	4 (1%) 72 69	34, 48, 76, 101	0
2	B	244/244 (100%)	0.02	10 (4%) 37 35	32, 49, 85, 113	0
2	P	244/244 (100%)	0.07	8 (3%) 46 44	30, 49, 86, 113	0
3	C	241/241 (100%)	0.03	11 (4%) 32 30	30, 50, 104, 117	0
3	Q	241/241 (100%)	0.41	34 (14%) 2 2	36, 56, 106, 117	0
4	D	242/242 (100%)	0.04	9 (3%) 41 40	33, 52, 85, 116	0
4	R	242/242 (100%)	0.18	11 (4%) 33 31	36, 56, 86, 117	0
5	E	233/233 (100%)	0.24	22 (9%) 8 7	39, 55, 83, 106	0
5	S	233/233 (100%)	0.52	28 (12%) 4 3	39, 59, 84, 104	0
6	F	244/244 (100%)	-0.04	10 (4%) 37 35	34, 50, 85, 102	0
6	T	244/244 (100%)	0.10	9 (3%) 41 40	32, 52, 87, 103	0
7	G	243/243 (100%)	-0.20	7 (2%) 51 49	31, 44, 72, 108	0
7	U	243/243 (100%)	-0.11	3 (1%) 79 76	31, 47, 73, 108	0
8	H	222/222 (100%)	-0.33	1 (0%) 91 89	26, 40, 61, 91	0
8	V	222/222 (100%)	-0.36	2 (0%) 84 82	26, 43, 61, 92	0
9	I	204/204 (100%)	-0.37	1 (0%) 91 89	27, 40, 56, 73	0
9	W	204/204 (100%)	-0.24	1 (0%) 91 89	29, 39, 58, 75	0
10	J	198/198 (100%)	-0.24	4 (2%) 65 62	28, 42, 59, 113	0
10	X	198/198 (100%)	-0.29	5 (2%) 57 54	29, 42, 60, 115	0
11	K	212/212 (100%)	-0.42	0 100 100	24, 39, 57, 64	0
11	Y	212/212 (100%)	-0.32	0 100 100	28, 43, 60, 69	0
12	L	222/222 (100%)	-0.34	3 (1%) 75 73	26, 41, 63, 82	0
12	Z	222/222 (100%)	-0.29	3 (1%) 75 73	31, 43, 65, 85	0

Continued on next page...

Continued from previous page...

Mol	Chain	Analysed	<RSRZ>	#RSRZ>2			OWAB(Å ²)	Q<0.9
13	1	233/233 (100%)	-0.40	1 (0%)	92	91	28, 42, 57, 64	0
13	M	233/233 (100%)	-0.33	1 (0%)	92	91	29, 43, 58, 65	0
14	2	196/196 (100%)	-0.29	1 (0%)	91	89	27, 40, 60, 75	0
14	N	196/196 (100%)	-0.41	1 (0%)	91	89	29, 39, 59, 74	0
All	All	6368/6368 (100%)	-0.12	193 (3%)	50	48	24, 46, 78, 117	0

All (193) RSRZ outliers are listed below:

Mol	Chain	Res	Type	RSRZ
4	R	12(D)	ALA	11.8
4	R	12(F)	GLY	11.8
4	D	12(D)	ALA	11.0
3	C	55	THR	10.3
4	R	12(C)	GLY	10.2
4	D	12(C)	GLY	9.8
4	D	12(E)	SER	9.5
2	P	217	ALA	9.1
10	J	192	ALA	9.0
4	R	12(E)	SER	8.9
2	B	217	ALA	8.5
3	C	56	LEU	8.1
2	P	218	ASN	7.6
2	B	218	ASN	7.5
10	X	192	ALA	7.3
7	U	240	ASP	7.1
1	O	236	LEU	7.0
7	U	6	ALA	6.9
4	D	126	ARG	6.7
5	S	127	TYR	6.3
5	S	5	ARG	6.3
3	Q	236	ILE	6.2
3	Q	203	THR	5.9
5	E	4	PHE	5.9
4	D	12(F)	GLY	5.8
7	G	6	ALA	5.8
4	R	126	ARG	5.6
3	Q	240	LYS	5.6
1	A	4	MET	5.4
5	S	4	PHE	5.2
10	X	193	GLN	5.1
1	A	236	LEU	5.1

Continued on next page...

Continued from previous page...

Mol	Chain	Res	Type	RSRZ
5	E	203	ASP	5.0
5	S	203	ASP	4.9
5	S	233	ILE	4.9
6	F	5	GLY	4.9
4	D	127	LEU	4.9
7	G	240	ASP	4.7
3	Q	56	LEU	4.6
1	O	4	MET	4.6
3	Q	241	GLN	4.6
5	E	233	ILE	4.5
2	P	21(B)	GLY	4.5
4	R	9	ASP	4.4
3	Q	206	GLY	4.4
10	J	193	GLN	4.3
5	S	51	LEU	4.3
5	S	210	LEU	4.3
5	E	127	TYR	4.1
5	S	178	ARG	4.1
1	O	235	ALA	4.0
12	Z	145	TYR	4.0
4	R	12(G)	GLU	4.0
2	B	239	THR	4.0
3	C	240	LYS	4.0
3	Q	243	GLN	3.9
3	Q	239	GLU	3.9
2	P	239	THR	3.9
8	V	223	ASP	3.8
8	H	223	ASP	3.8
3	Q	233	VAL	3.8
10	J	191	GLN	3.8
3	Q	238	GLN	3.7
3	Q	242	GLU	3.7
3	Q	235	GLN	3.7
13	M	-8	THR	3.6
5	E	5	ARG	3.6
2	B	21(B)	GLY	3.6
2	P	21(C)	ASP	3.4
2	B	54	VAL	3.4
10	X	-1	MET	3.3
6	T	240	ILE	3.3
5	E	189	LEU	3.3
3	C	237	GLU	3.2

Continued on next page...

Continued from previous page...

Mol	Chain	Res	Type	RSRZ
13	1	-8	THR	3.2
6	F	240	ILE	3.2
12	L	145	TYR	3.2
5	S	18(C)	PHE	3.2
5	S	206	SER	3.2
3	Q	198	LEU	3.2
4	R	127	LEU	3.2
3	Q	201	VAL	3.1
7	G	239	GLN	3.1
2	P	21(A)	LYS	3.1
4	D	9	ASP	3.1
5	S	195	GLU	3.1
5	E	193	GLY	3.1
5	E	198	SER	3.1
4	D	12(G)	GLU	3.0
4	R	10	ARG	3.0
5	S	197	ILE	3.0
3	Q	54	SER	3.0
3	Q	200	VAL	2.9
7	G	236	ILE	2.9
2	P	219	GLU	2.9
5	S	188	GLU	2.9
5	S	201	LEU	2.9
3	Q	202	GLN	2.9
6	T	199	LEU	2.9
2	P	54	VAL	2.8
3	Q	187	GLU	2.8
3	Q	43	LYS	2.8
5	E	204	GLU	2.8
6	T	18(B)	HIS	2.8
5	S	232	TYR	2.8
3	Q	55	THR	2.8
7	G	7	GLY	2.8
6	F	238	LYS	2.8
12	Z	-9	GLN	2.7
10	J	189	ASP	2.7
3	Q	196	SER	2.7
4	D	10	ARG	2.6
12	Z	14(W)	LYS	2.6
3	C	203	THR	2.6
5	S	189	LEU	2.6
6	T	5	GLY	2.6

Continued on next page...

Continued from previous page...

Mol	Chain	Res	Type	RSRZ
7	G	237	ALA	2.6
3	Q	234	THR	2.6
3	Q	237	GLU	2.6
3	Q	207	ALA	2.5
3	Q	175	PHE	2.5
4	R	12(B)	GLU	2.5
5	S	174	THR	2.5
6	T	203	GLU	2.5
10	X	189	ASP	2.5
8	V	222	CYS	2.5
3	Q	210	ILE	2.5
2	B	232	ILE	2.5
6	F	180	VAL	2.5
5	S	198	SER	2.5
6	F	18(E)	GLU	2.5
3	C	241	GLN	2.4
5	E	58	LEU	2.4
5	E	175	TYR	2.4
5	E	6	ASN	2.4
3	C	54	SER	2.4
6	T	43	ASN	2.4
5	E	231	LYS	2.4
10	X	191	GLN	2.4
5	S	192	ALA	2.3
5	E	18(E)	LYS	2.3
6	T	232	ALA	2.3
6	F	6	THR	2.3
6	F	241	ASN	2.3
5	E	202	ARG	2.3
12	L	14(W)	LYS	2.3
5	E	195	GLU	2.3
1	O	21(P)	LYS	2.3
3	C	233	VAL	2.3
2	B	21(A)	LYS	2.3
2	B	234	VAL	2.3
5	S	196	ALA	2.3
5	E	232	TYR	2.3
3	C	242	GLU	2.2
1	A	5	THR	2.2
3	Q	195	ARG	2.2
5	S	58	LEU	2.2
3	C	243	GLN	2.2

Continued on next page...

Continued from previous page...

Mol	Chain	Res	Type	RSRZ
6	T	198	TYR	2.2
7	U	239	GLN	2.2
3	Q	52	ARG	2.2
3	C	239	GLU	2.2
3	Q	44	ASN	2.2
7	G	8	TYR	2.2
4	R	125	GLU	2.2
5	E	18(C)	PHE	2.2
6	T	241	ASN	2.2
3	Q	229	ILE	2.2
14	N	9	LYS	2.2
9	I	182	ASP	2.2
9	W	-8	SER	2.2
14	2	107	LYS	2.2
3	Q	57	LYS	2.1
5	S	180	LEU	2.1
5	S	199	GLN	2.1
5	S	184	GLY	2.1
5	E	191	LYS	2.1
5	S	176	LEU	2.1
6	F	199	LEU	2.1
5	E	178	ARG	2.1
3	Q	208	LYS	2.1
3	Q	63	THR	2.1
5	S	18(B)	THR	2.1
2	B	186	VAL	2.1
5	E	212	ILE	2.1
2	B	219	GLU	2.1
3	Q	178	LYS	2.1
5	E	201	LEU	2.1
5	S	207	LEU	2.1
6	F	18(F)	GLY	2.1
5	S	18(E)	LYS	2.0
6	F	204	ASP	2.0
12	L	-9	GLN	2.0

6.2 Non-standard residues in protein, DNA, RNA chains ⓘ

There are no non-standard protein/DNA/RNA residues in this entry.

6.3 Carbohydrates ⓘ

There are no carbohydrates in this entry.

6.4 Ligands ⓘ

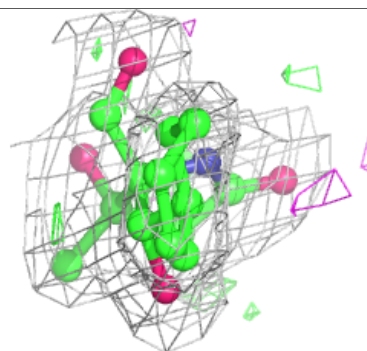
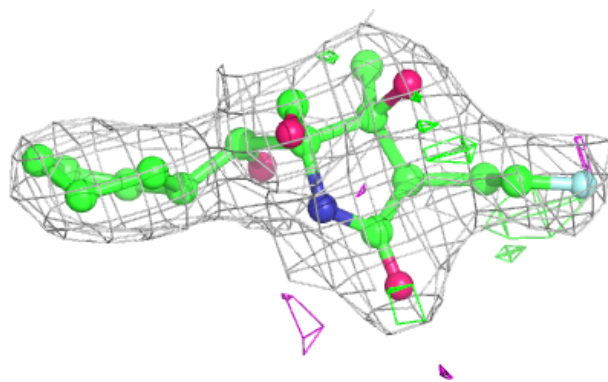
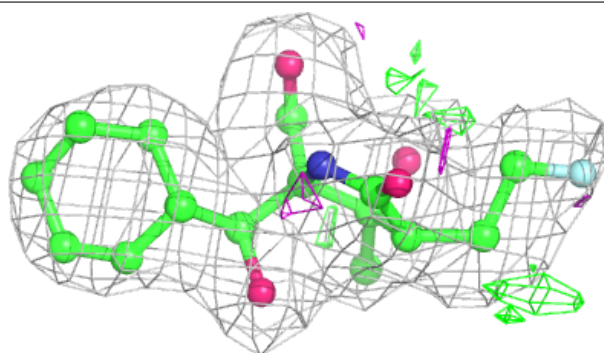
In the following table, the Atoms column lists the number of modelled atoms in the group and the number defined in the chemical component dictionary. The B-factors column lists the minimum, median, 95th percentile and maximum values of B factors of atoms in the group. The column labelled 'Q< 0.9' lists the number of atoms with occupancy less than 0.9.

Mol	Type	Chain	Res	Atoms	RSCC	RSR	B-factors(Å ²)	Q<0.9
15	GPT	2	224	21/21	0.95	0.18	33,36,44,54	0
15	GPT	V	224	21/21	0.95	0.15	41,43,48,54	0
15	GPT	H	224	21/21	0.95	0.17	37,41,45,53	0
15	GPT	K	224	21/21	0.95	0.17	29,32,36,44	0
15	GPT	Y	224	21/21	0.96	0.14	32,36,39,49	0
15	GPT	N	224	21/21	0.96	0.16	30,32,41,53	0

The following is a graphical depiction of the model fit to experimental electron density of all instances of the Ligand of Interest. In addition, ligands with molecular weight > 250 and outliers as shown on the geometry validation Tables will also be included. Each fit is shown from different orientation to approximate a three-dimensional view.

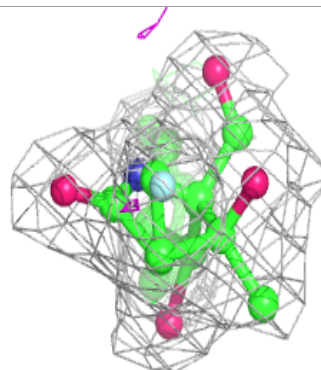
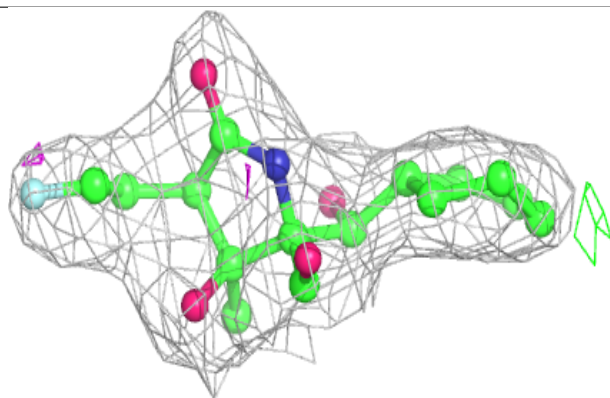
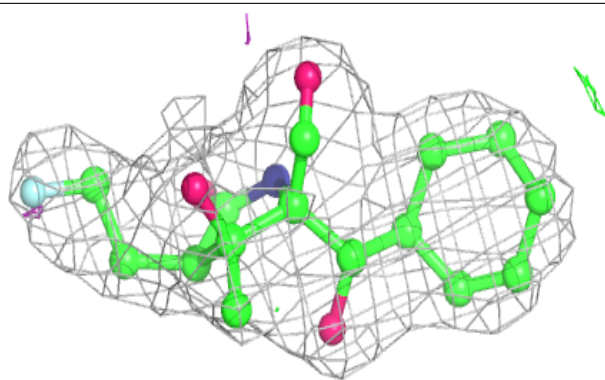
Electron density around GPT 2 224:

2mF_o-DF_c (at 0.7 rmsd) in gray
mF_o-DF_c (at 3 rmsd) in purple (negative)
and green (positive)

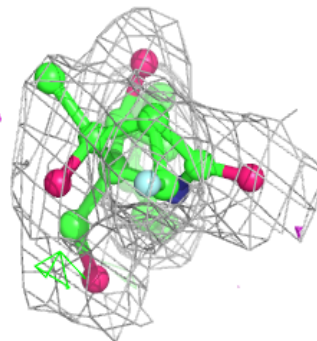
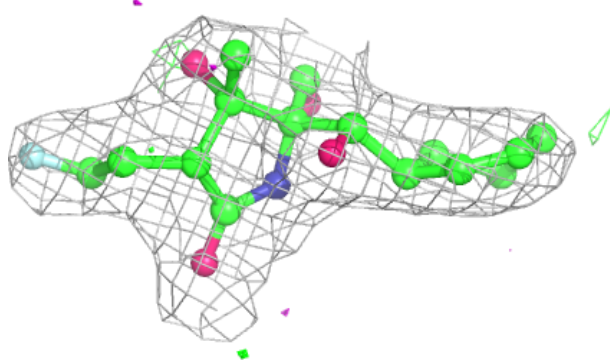
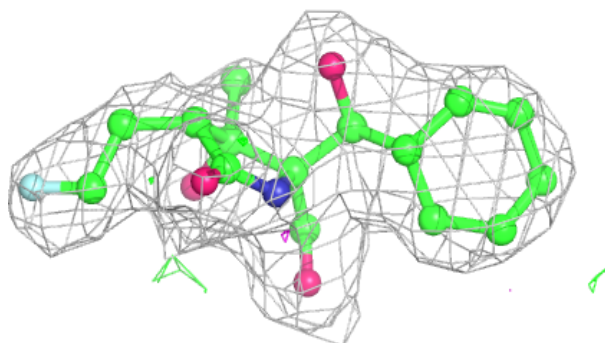


Electron density around GPT V 224:

$2mF_o-DF_c$ (at 0.7 rmsd) in gray
 mF_o-DF_c (at 3 rmsd) in purple (negative)
and green (positive)

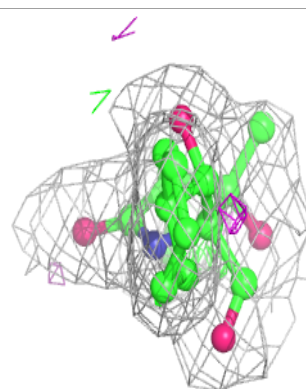
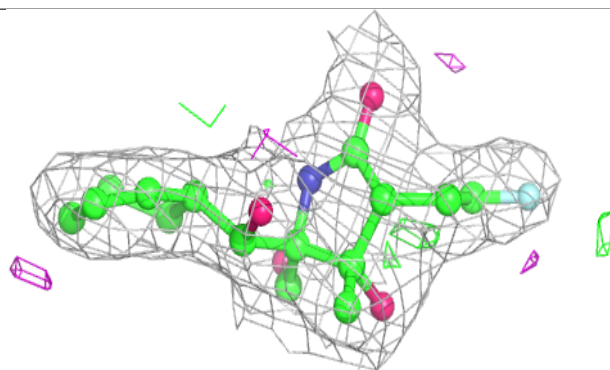
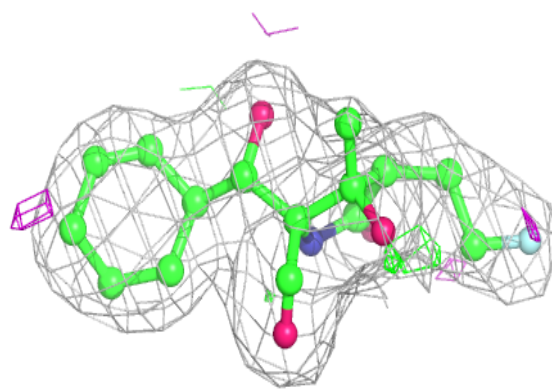
**Electron density around GPT H 224:**

$2mF_o-DF_c$ (at 0.7 rmsd) in gray
 mF_o-DF_c (at 3 rmsd) in purple (negative)
and green (positive)

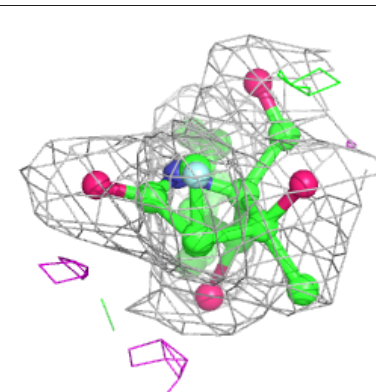
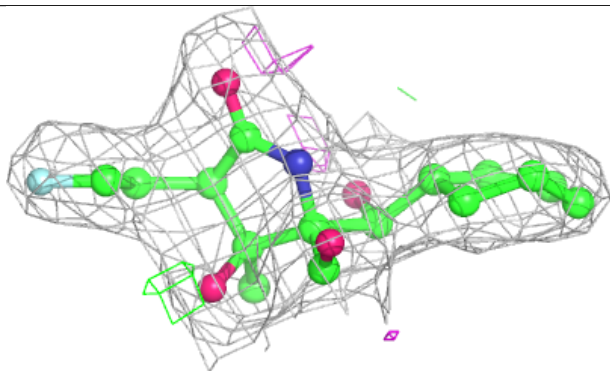
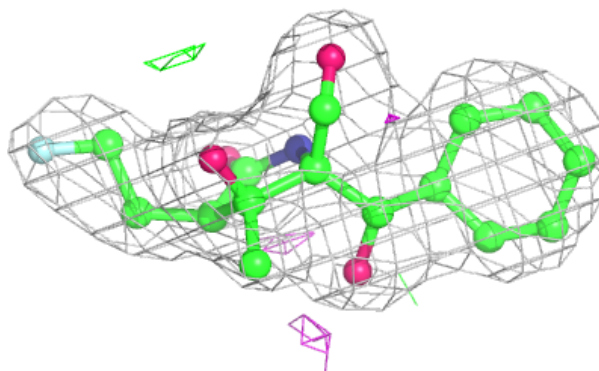


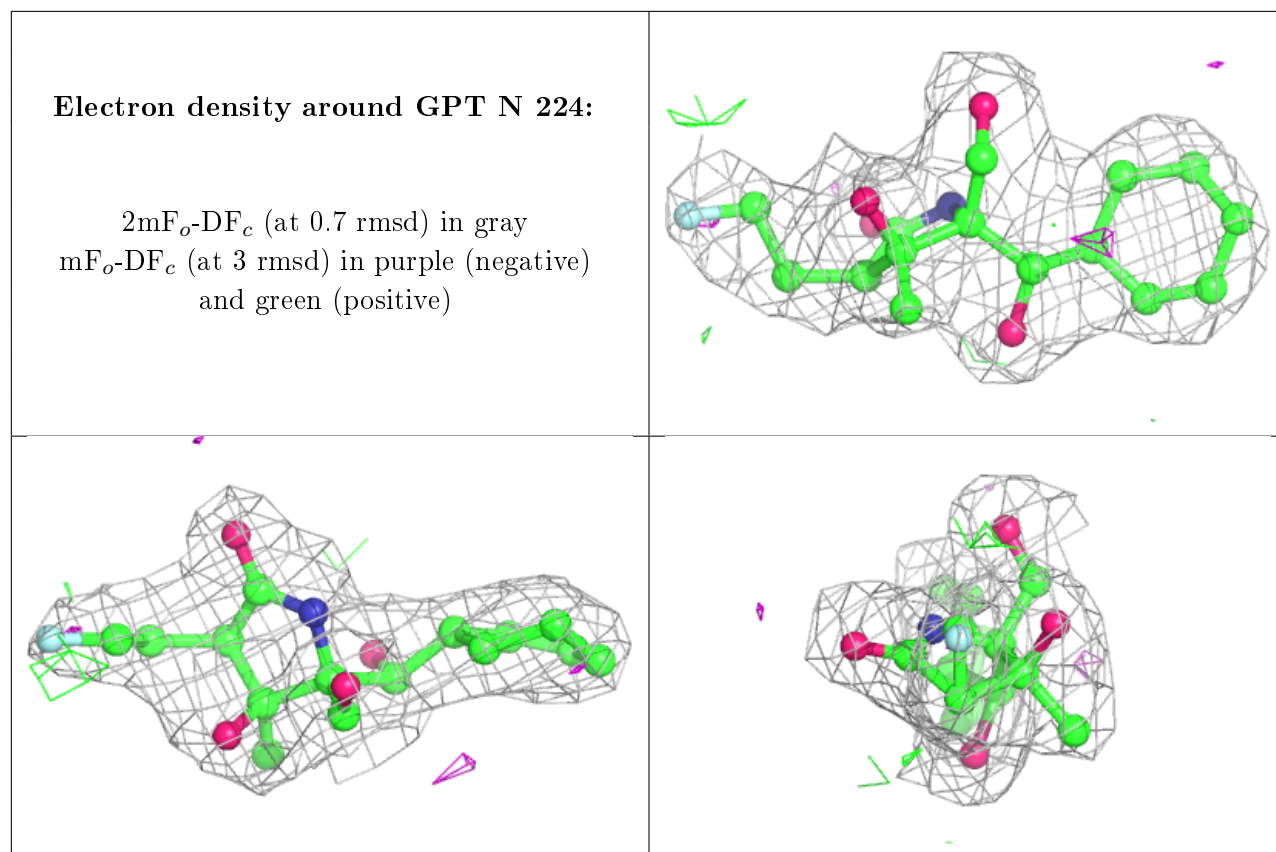
Electron density around GPT K 224:

$2mF_o-DF_c$ (at 0.7 rmsd) in gray
 mF_o-DF_c (at 3 rmsd) in purple (negative)
and green (positive)

**Electron density around GPT Y 224:**

$2mF_o-DF_c$ (at 0.7 rmsd) in gray
 mF_o-DF_c (at 3 rmsd) in purple (negative)
and green (positive)





6.5 Other polymers [i](#)

There are no such residues in this entry.