



# Full wwPDB X-ray Structure Validation Report ⓘ

May 29, 2020 – 02:55 am BST

PDB ID : 3H0G  
Title : RNA Polymerase II from Schizosaccharomyces pombe  
Authors : Spahr, H.; Calero, G.; Bushnell, D.A.; Kornberg, R.D.  
Deposited on : 2009-04-09  
Resolution : 3.65 Å(reported)

This is a Full wwPDB X-ray Structure Validation Report for a publicly released PDB entry.

We welcome your comments at [validation@mail.wwpdb.org](mailto:validation@mail.wwpdb.org)

A user guide is available at

<https://www.wwpdb.org/validation/2017/XrayValidationReportHelp>

with specific help available everywhere you see the ⓘ symbol.

---

The following versions of software and data (see [references ⓘ](#)) were used in the production of this report:

MolProbity	:	4.02b-467
Xtriage (Phenix)	:	1.13
EDS	:	2.11
Percentile statistics	:	20191225.v01 (using entries in the PDB archive December 25th 2019)
Refmac	:	5.8.0158
CCP4	:	7.0.044 (Gargrove)
Ideal geometry (proteins)	:	Engh & Huber (2001)
Ideal geometry (DNA, RNA)	:	Parkinson et al. (1996)
Validation Pipeline (wwPDB-VP)	:	2.11

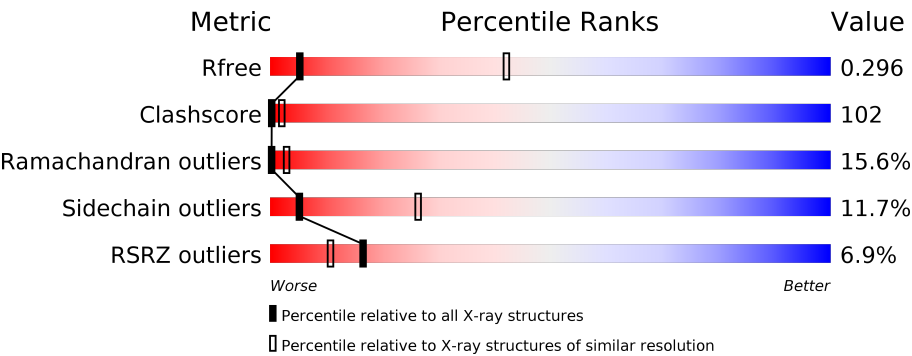
# 1 Overall quality at a glance i

The following experimental techniques were used to determine the structure:

*X-RAY DIFFRACTION*

The reported resolution of this entry is 3.65 Å.

Percentile scores (ranging between 0-100) for global validation metrics of the entry are shown in the following graphic. The table shows the number of entries on which the scores are based.



Metric	Whole archive (#Entries)	Similar resolution (#Entries, resolution range(Å))
$R_{free}$	130704	1557 (3.82-3.50)
Clashscore	141614	1037 (3.80-3.52)
Ramachandran outliers	138981	1004 (3.80-3.52)
Sidechain outliers	138945	1002 (3.80-3.52)
RSRZ outliers	127900	1441 (3.82-3.50)

The table below summarises the geometric issues observed across the polymeric chains and their fit to the electron density. The red, orange, yellow and green segments on the lower bar indicate the fraction of residues that contain outliers for  $\geq 3$ , 2, 1 and 0 types of geometric quality criteria respectively. A grey segment represents the fraction of residues that are not modelled. The numeric value for each fraction is indicated below the corresponding segment, with a dot representing fractions  $\leq 5\%$ . The upper red bar (where present) indicates the fraction of residues that have poor fit to the electron density. The numeric value is given above the bar.

Mol	Chain	Length	Quality of chain
1	A	1752	
1	M	1752	
2	B	1210	
2	N	1210	
3	C	297	
3	O	297	

Continued on next page...

Continued from previous page...

Mol	Chain	Length	Quality of chain
4	D	135	
4	P	135	
5	E	210	
5	Q	210	
6	F	142	
6	R	142	
7	G	172	
7	S	172	
8	H	125	
8	T	125	
9	I	113	
9	U	113	
10	J	71	
10	V	71	
11	K	123	
11	W	123	
12	L	63	
12	X	63	

The following table lists non-polymeric compounds, carbohydrate monomers and non-standard residues in protein, DNA, RNA chains that are outliers for geometric or electron-density-fit criteria:

Mol	Type	Chain	Res	Chirality	Geometry	Clashes	Electron density
14	MG	A	2458	-	-	-	X

## 2 Entry composition

There are 14 unique types of molecules in this entry. The entry contains 62870 atoms, of which 0 are hydrogens and 0 are deuteriums.

In the tables below, the ZeroOcc column contains the number of atoms modelled with zero occupancy, the AltConf column contains the number of residues with at least one atom in alternate conformation and the Trace column contains the number of residues modelled with at most 2 atoms.

- Molecule 1 is a protein called DNA-directed RNA polymerase II subunit rpb1.

Mol	Chain	Residues	Atoms					ZeroOcc	AltConf	Trace
1	A	1496	Total	C	N	O	S	0	0	0
			11802	7415	2071	2246	70			
1	M	1476	Total	C	N	O	S	0	0	0
			11666	7334	2047	2216	69			

- Molecule 2 is a protein called DNA-directed RNA polymerase II subunit RPB2.

Mol	Chain	Residues	Atoms					ZeroOcc	AltConf	Trace
2	B	1150	Total	C	N	O	S	0	0	0
			9180	5772	1630	1716	62			
2	N	1150	Total	C	N	O	S	0	0	0
			9180	5772	1630	1716	62			

- Molecule 3 is a protein called DNA-directed RNA polymerase II subunit RPB3.

Mol	Chain	Residues	Atoms					ZeroOcc	AltConf	Trace
3	C	263	Total	C	N	O	S	0	0	0
			2088	1315	355	406	12			
3	O	263	Total	C	N	O	S	0	0	0
			2088	1315	355	406	12			

- Molecule 4 is a protein called DNA-directed RNA polymerase II subunit rpb4.

Mol	Chain	Residues	Atoms					ZeroOcc	AltConf	Trace
4	D	130	Total	C	N	O	S	0	0	0
			1036	649	176	205	6			
4	P	130	Total	C	N	O	S	0	0	0
			1036	649	176	205	6			

- Molecule 5 is a protein called DNA-directed RNA polymerases I, II, and III subunit RPABC1.

Mol	Chain	Residues	Atoms					ZeroOcc	AltConf	Trace
5	E	207	Total	C	N	O	S	0	0	0
			1663	1050	301	306	6			
5	Q	207	Total	C	N	O	S	0	0	0
			1663	1050	301	306	6			

- Molecule 6 is a protein called DNA-directed RNA polymerases I, II, and III subunit RPABC2.

Mol	Chain	Residues	Atoms					ZeroOcc	AltConf	Trace
6	F	83	Total	C	N	O	S	0	0	0
			656	416	112	125	3			
6	R	83	Total	C	N	O	S	0	0	0
			656	416	112	125	3			

- Molecule 7 is a protein called DNA-directed RNA polymerase II subunit rpb7.

Mol	Chain	Residues	Atoms					ZeroOcc	AltConf	Trace
7	G	170	Total	C	N	O	S	0	0	0
			1330	860	217	247	6			
7	S	170	Total	C	N	O	S	0	0	0
			1330	860	217	247	6			

- Molecule 8 is a protein called DNA-directed RNA polymerases I, II, and III subunit RPABC3.

Mol	Chain	Residues	Atoms					ZeroOcc	AltConf	Trace
8	H	124	Total	C	N	O	S	0	0	0
			996	631	167	195	3			
8	T	124	Total	C	N	O	S	0	0	0
			996	631	167	195	3			

- Molecule 9 is a protein called DNA-directed RNA polymerase II subunit RPB9.

Mol	Chain	Residues	Atoms					ZeroOcc	AltConf	Trace
9	I	111	Total	C	N	O	S	0	0	0
			902	551	164	176	11			
9	U	111	Total	C	N	O	S	0	0	0
			902	551	164	176	11			

- Molecule 10 is a protein called DNA-directed RNA polymerases I, II, and III subunit RPABC5.

Mol	Chain	Residues	Atoms					ZeroOcc	AltConf	Trace
10	J	64	Total	C	N	O	S	0	0	0
			518	330	87	94	7			

*Continued on next page...*

*Continued from previous page...*

Mol	Chain	Residues	Atoms					ZeroOcc	AltConf	Trace
10	V	64	Total	C	N	O	S	0	0	0
			518	330	87	94	7			

- Molecule 11 is a protein called DNA-directed RNA polymerase II subunit RPB11.

Mol	Chain	Residues	Atoms					ZeroOcc	AltConf	Trace
11	K	119	Total	C	N	O	S	0	0	0
			955	608	159	182	6			
11	W	119	Total	C	N	O	S	0	0	0
			955	608	159	182	6			

- Molecule 12 is a protein called DNA-directed RNA polymerases I, II, and III subunit RPABC4.

Mol	Chain	Residues	Atoms					ZeroOcc	AltConf	Trace
12	L	45	Total	C	N	O	S	0	0	0
			368	225	74	61	8			
12	X	45	Total	C	N	O	S	0	0	0
			368	225	74	61	8			

- Molecule 13 is ZINC ION (three-letter code: ZN) (formula: Zn).

Mol	Chain	Residues	Atoms		ZeroOcc	AltConf
13	J	1	Total	Zn	0	0
			1	1		
13	B	1	Total	Zn	0	0
			1	1		
13	I	2	Total	Zn	0	0
			2	2		
13	C	1	Total	Zn	0	0
			1	1		
13	V	1	Total	Zn	0	0
			1	1		
13	A	2	Total	Zn	0	0
			2	2		
13	N	1	Total	Zn	0	0
			1	1		
13	U	2	Total	Zn	0	0
			2	2		
13	X	1	Total	Zn	0	0
			1	1		
13	O	1	Total	Zn	0	0
			1	1		

*Continued on next page...*

*Continued from previous page...*

Mol	Chain	Residues	Atoms		ZeroOcc	AltConf
13	L	1	Total 1	Zn 1	0	0
13	M	2	Total 2	Zn 2	0	0

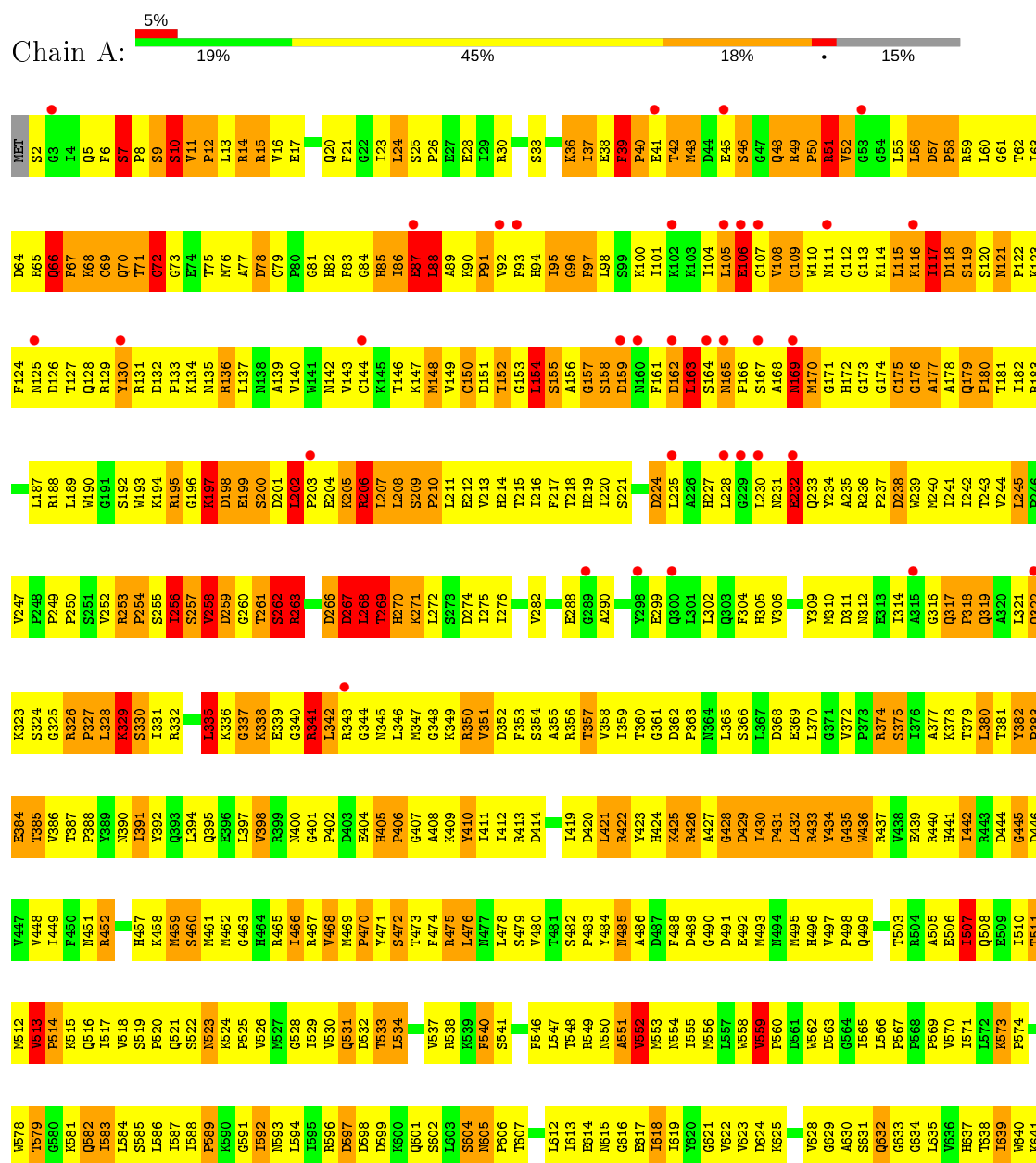
- Molecule 14 is MAGNESIUM ION (three-letter code: MG) (formula: Mg).

Mol	Chain	Residues	Atoms		ZeroOcc	AltConf
14	A	1	Total 1	Mg 1	0	0
14	M	1	Total 1	Mg 1	0	0

### 3 Residue-property plots

These plots are drawn for all protein, RNA and DNA chains in the entry. The first graphic for a chain summarises the proportions of the various outlier classes displayed in the second graphic. The second graphic shows the sequence view annotated by issues in geometry and electron density. Residues are color-coded according to the number of geometric quality criteria for which they contain at least one outlier: green = 0, yellow = 1, orange = 2 and red = 3 or more. A red dot above a residue indicates a poor fit to the electron density ( $RSRZ > 2$ ). Stretches of 2 or more consecutive residues without any outlier are shown as a green connector. Residues present in the sample, but not in the model, are shown in grey.

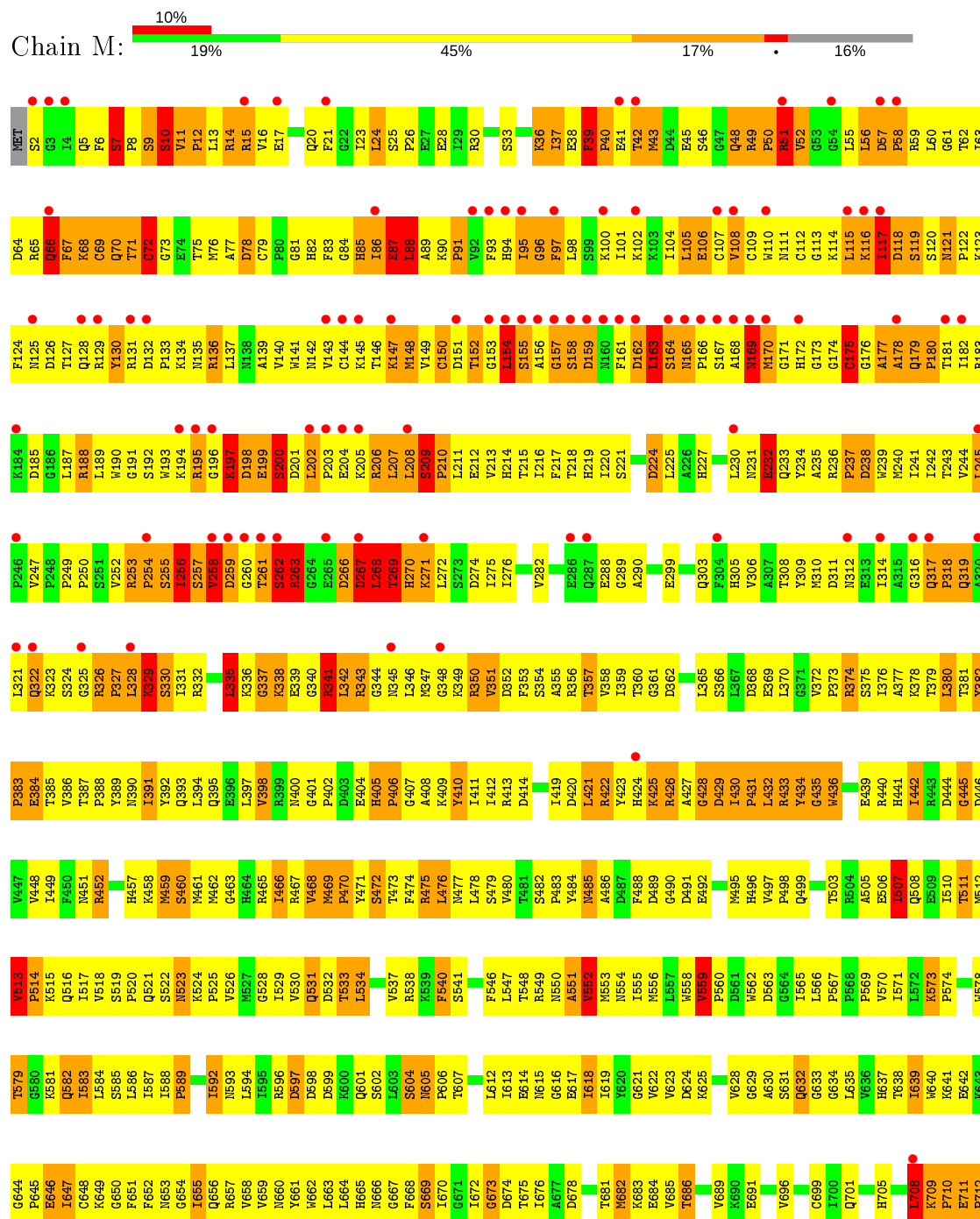
- Molecule 1: DNA-directed RNA polymerase II subunit rpb1



SER	M1435	H1373	E1309	R1244	A1175	K1115	M1049	T982	R919	R846	P782	P712	E642
SER	L1436	L1374	W1310	I1245	F1176	T1116	G1050	D983	S920	L847	F783	G713	K643
PRO	Q1437	A1375	V1311	I1246	A1177	S1118	V1051	I1984	I921	V848	G784	M714	G644
GLY	Q1438	L1376	L1312	R1247	A1178	S1118	E1053	L1985	E922	R849	F785	T715	P645
THR	L1439	L1377	E1313	D1248	I1179	L1120	E1053	P986	N923	A850	K786	R716	E646
SER	A1440	G1378	T1314	D1249	P1180	T1120	E1053	S987	D924	R851	Y787	L717	I647
PRO	P1441	D1379	D1315	D1250	D1181	I1121	V1061	D988	S925	E852	R788	F720	C648
LEU	M1442	T1382	G1316	R1251	E1182	Y1122	S1063	I989	S926	D853	T789	F720	K649
SER	M1443	T1382	I1317	K1252	E1183	L1123	P1063	I990	S927	H854	L790	E721	G650
ALA	T1444	S1383	N1318	A1253	E1184	M1124	E1064	L1123	Q928	V856	A722	K723	F651
THR	L1445	L1384	L1319	E1254	E1185	P1125	E1065	L1123	Q928	R857	H792	K723	F652
GLY	I1449	G1385	T1320	D1255	E1186	W1126	M1066	L1126	D929	R858	F793	W724	N653
PRO	L1450	H1386	E1321	D1256	N1187	I1127	V1067	L986	E933	D859	W725	S726	G654
SER	D1452	L1387	A1322	D1257	L1188	A1128	G1068	I987	E934	R860	R726	R726	I655
GLY	M1455	A1388	M1323	M1258	Y1189	A1129	T1069	A988	Q937	T861	I727	I727	Q656
GLY	M1455	T1390	V1326	M1259	A1130	M1130	L1070	K999	Q937	R860	I728	L728	R657
THR	N1458	L1391	E1326	E1261	Q1191	M1131	A1071	L1000	R938	V862	N729	V658	V659
PRO	T1459	R1392	G1327	E1262	S1192	D1132	A1072	T1001	R939	R863	Q730	W659	W659
GLY	T1460	H1393	V1328	D1263	P1193	A1133	Q1073	I1002	Q941	R864	R732	A731	Y661
THR	S1460	G1394	D1329	D1264	W1194	A1134	S1074	F1003	D941	A865	D733	D733	W662
ASP	L1461	I1395	A1330	F1265	L1196	M1136	G1076	R1004	E943	D868	L806	L663	L663
PRO	G1462	T1396	T1331	L1266	R1197	V1137	E1077	S1006	L944	I869	E807	L664	L664
GLY	T1463	R1397	R1332	L1266	L1198	Q1138	A1078	D1007	L945	I870	N808	H665	H665
LEU	A1464	A1398	T1333	L1269	E1199	T1139	P1079	R1008	C946	R871	S809	H741	N866
SER	V1465	E1399	Y1384	I1277	L1200	Q1140	T1080	I1009	R947	F872	Y810	S742	G667
PRO	T1466	T1400	S1335	M1273	D1201	F1141	Q1081	T1010	F948	A873	L811	V749	D674
THR	A1467	G1401	L1342	L1274	R1202	E1142	M1082	R1011	R949	I874	R812	K744	S669
SER	L1468	A1402	V1338	E1275	A1203	H1143	T1083	L1019	F950	G875	L813	D746	L670
PRO	A1469	L1403	F1339	S1276	K1204	L1144	L1084	L1020	P951	E876	D745	S746	G671
THR	G1470	M1404	E1340	I1277	M1205	T1145	N1085	L1020	K952	D877	N747	N747	D672
SER	S1471	R1405	I1341	S1278	L1206	L1146	T1086	M1016	G953	C878	P816	N748	G673
GLY	L1472	C1406	L1342	L1279	K1209	S1147	F1087	A1017	D954	L879	Q817	V749	D674
VAL	M1473	S1407	L1345	L1280	S1211	T1148	H1088	L1018	A955	D880	F819	M752	T675
THR	T1474	F1408	L1346	G1281	S1212	V1149	D1089	L1019	R956	A881	F820	A677	D678
SER	T1475	E1409	G1346	V1282	M1212	T1150	A1090	F1021	P958	L883	F821	S757	D678
PRO	E1410	N1284	E1348	N1285	V1215	S1151	G1091	Q1022	L959	V884	H822	K758	K758
GLY	Q1477	I1286	A1349	G1217	A1216	L1153	S1093	I1023	P960	E885	A823	G759	G759
THR	L1478	T1286	T1350	G1217	E1154	E1154	S1094	L1024	Y961	V886	M824	S760	M882
PRO	E1480	R1287	R1351	K1218	H1155	H1156	K1095	L1025	N962	Q887	G826	I762	K683
THR	G1481	V1288	L1415	I1219	H1157	H1157	N1096	S1027	N964	V888	G827	N763	E884
SER	A1482	Y1289	L1355	A1220	E1221	D1158	T1097	K1028	N965	F889	E827	I764	V685
PRO	D1417	M1290	L1356	E1221	S1222	P1159	L1099	F1029	N966	S895	G829	T686	T686
SER	A1418	E1292	E1357	F1223	L1228	D1160	L1099	A1030	Q968	Q898	L830	M767	V689
ALA	A1419	H1293	L1358	F1223	I1228	P1161	G1100	V1031	Q969	T833	L830	A769	K690
SER	A1420	K1294	M1360	I1229	I1230	P1162	P1102	K1032	A970	A834	T833	V771	E691
ALA	S1421	L1295	V1361	I1230	I1230	D1164	R1103	Y1038	L971	Y903	V835	G772	V696
THR	G1422	I1299	E1363	I1230	I1230	V1165	K1105	R1039	Q972	R904	K836	G772	G772
PRO	D1425	E1300	F1364	A1236	A1236	I1166	E1106	L1040	Q973	Y905	T837	Q773	Q701
GLY	D1426	D1301	D1365	A1237	E1167	E1167	I1107	N1041	Y974	D906	A838	Q774	Q774
LEU	G1428	G1302	G1366	D1237	E1168	K1042	L1108	K1042	H975	L907	E839	I775	H705
THR	D1493	T1303	S1367	K1238	D1169	T1109	V1043	N1041	L976	N908	T840	V776	N706
PRO	G1429	F1304	E1305	L1239	K1170	V1110	E1044	A1044	E977	E909	G841	E777	E707
THR	L1430	E1305	E1305	I1240	D1171	A1111	F1045	F1045	L978	Y842	Y842	G778	L708
SER	S1431	R1306	N1370	I1241	F1172	M1112	E1046	E1046	R979	Y916	T843	R779	K709
PRO	G1432	A1307	R1307	I1242	Y1173	N1113	W1047	W1047	K980	R843	Q844	R779	P710
SER	SER	PRO	R1372	C1243	E1174	I1114	I1048	I1048	P981	E918	R845	I781	E711

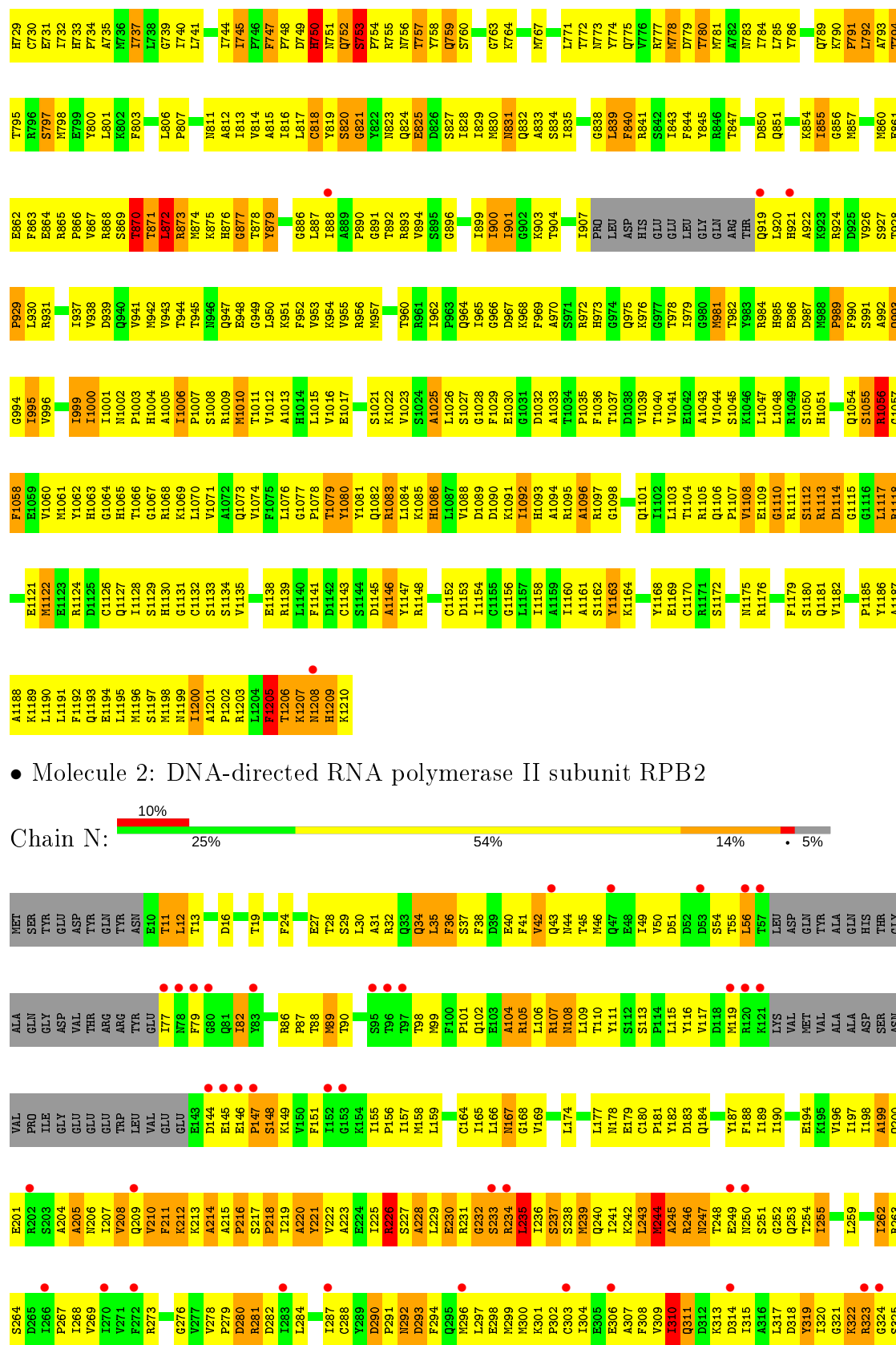
[illegible]

- Molecule 1: DNA-directed RNA polymerase II subunit rpb1





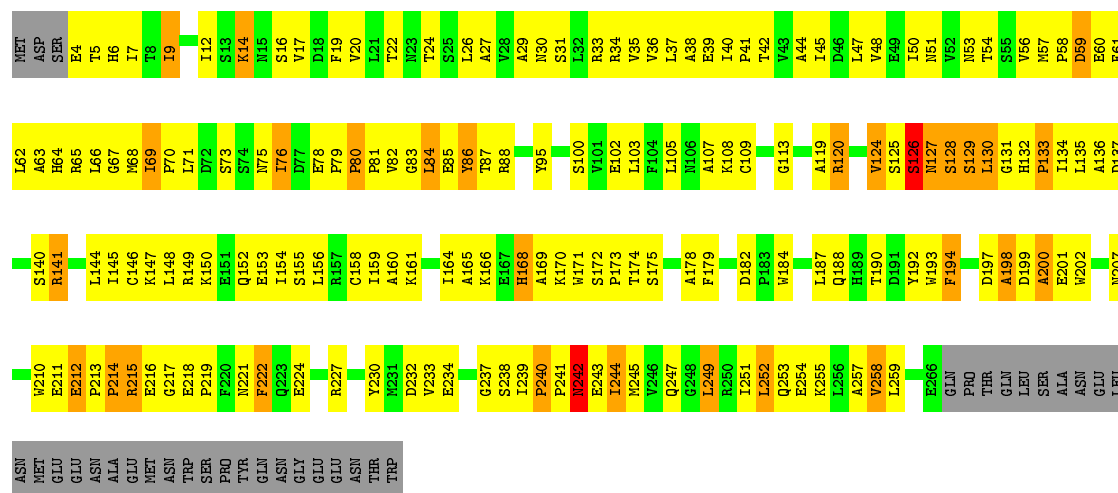






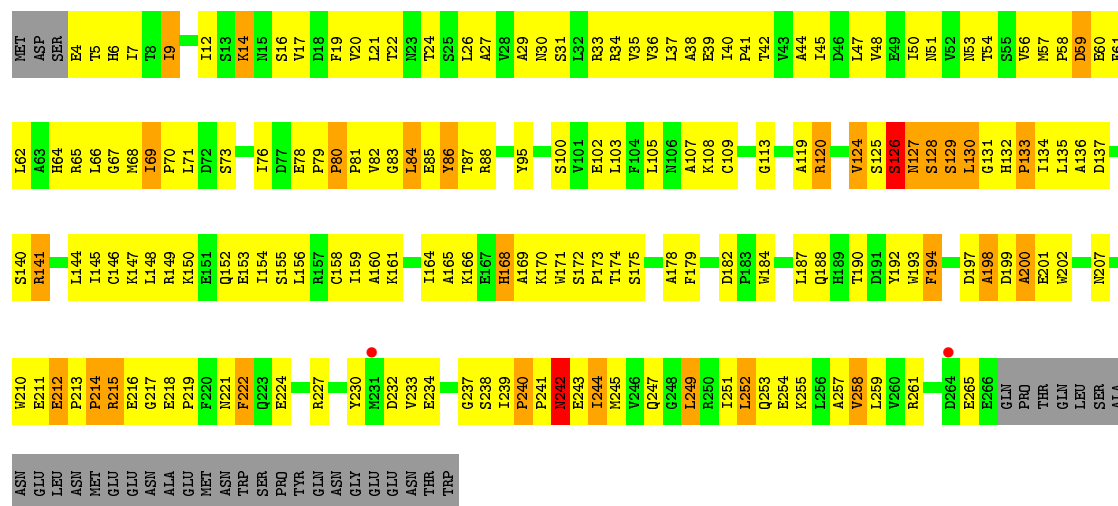
• Molecule 3: DNA-directed RNA polymerase II subunit RPB3

Chain C: 



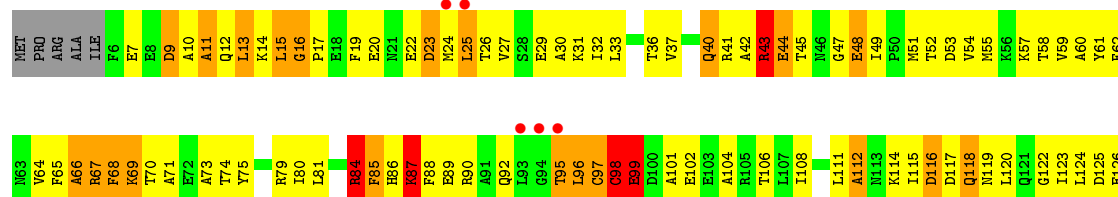
• Molecule 3: DNA-directed RNA polymerase II subunit RPB3

Chain O: 



• Molecule 4: DNA-directed RNA polymerase II subunit rpb4

Chain D: 



L127  
S128  
T129  
L130  
R131  
K132  
F133  
Q134  
D135

- Molecule 4: DNA-directed RNA polymerase II subunit rpb4

Chain P: 

MET PRO ARG ALA ILE F6 E7 E8 D9 A10 A11 Q12 Q13 K14 L15 G16 F17 F18 F19 E20 E21 E22 E23 M24 L25 T26 V27 S28 E29 A30 A31 K32 L33 L34 E35 E36 T36 V37 L38 A39 Q40 R41 A42 A43 R44 E44 T45 R46 G47 E48 I49 F50 M51 T52 D53 V54 M55 M56 K57 T58 V59 A60

Y61 F62 R63 F64 F65 A66 A67 R68 R69 T70 A71 E72 A73 T74 T75 R76 R77 R78 R79 R80 L81 R84 R85 R86 R87 R88 R89 R90 R91 Q92 T95 T96 C97 C98 C99 D100 A101 E102 E103 A104 R105 T106 R107 I108 L111 A112 R113 K114 I115 D116 D117 Q118 Q119 M120 Q121 G122 T123 L124

D125 E126 S127 T129 L130 R131 K132 F133 Q134 D135

- Molecule 5: DNA-directed RNA polymerases I, II, and III subunit RPABC1

Chain E: 

MET SER ALA E4 E5 E6 E7 E8 E9 V9 A14 A15 K16 K17 T17 A18 A19 H19 Q20 Q21 L21 Y22 H23 H24 R25 G26 G27 Y27 G28 V29 S30 Q31 A32 E33 K42 A43 A44 H45 C46 G47 R48 G49 R50 N51 L52 D53 B54 T55 T56 L57 S58 F59 Y60 A61 R62 P63 S64 M65 D66 S67 M68 K69 G70

T71 I72 Y73 I74 E75 E76 E77 E78 E79 P80 V82 G83 I84 K85 K86 T89 F90 V91 L94 H97 H98 H99 K100 K101 G102 L103 L104 I105 I106 A107 N108 N109 S113 A114 A115 I117 I118 A119 T120 V121 Q124 T125 T126 I127 E128 F129 F130 S131 Q132 S133 D134 L135 I136

I139 T140 H141 H142 E143 E144 V145 H148 A149 L150 L151 E155 K156 K157 E158 L159 L160 D161 R162 L165 R166 E167 T168 Q169 L170 L171 Q174 L175 A176 D177 P178 R181 Y182 R187 V190 I193 V194 R195 S196 S197 E198 T199 S200 G201 M202 Y206 R207 I208 K209 A210

- Molecule 5: DNA-directed RNA polymerases I, II, and III subunit RPABC1

Chain Q: 


MET SER ALA E4 E5 E6 E7 E8 E9 V9 A14 A15 K16 K17 T17 A18 A19 H19 Q20 Q21 L21 Y22 H23 H24 R25 G26 G27 Y27 G28 V29 S30 Q31 A32 E33 K42 A43 A44 H45 C46 G47 R48 G49 R50 N51 L52 D53 B54 T55 T56 L57 S58 F59 Y60 A61 R62 P63 S64 M65 D66 S67 M68 K69 G70

T71 I72 Y73 I74 E75 E76 E77 E78 E79 P80 S81 I84 K85 K86 T89 F90 V91 L94 H97 H98 H99 K100 K101 G102 L103 L104 I105 I106 A107 N108 N109 S113 A114 A115 I117 I118 A119 T120 V121 Q124 T125 T126 I127 E128 F129 F130 S131 Q132 S133 D134 L135 I136

I139 T140 H141 H142 E143 E144 V145 H148 A149 L150 L151 E155 K156 K157 E158 L159 L160 D161 R162 L165 R166 E167 T168 Q169 L170 L171 Q174 L175 A176 D177 P178 R181 Y182 R187 V190 I193 V194 R195 S196 S197 E198 T199 S200 G201 M202 Y206 R207 I208

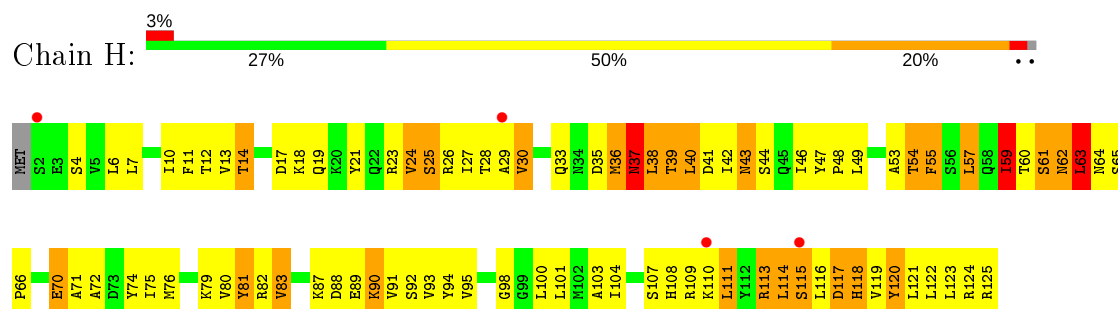
C209 A210

- Molecule 6: DNA-directed RNA polymerases I, II, and III subunit RPABC2

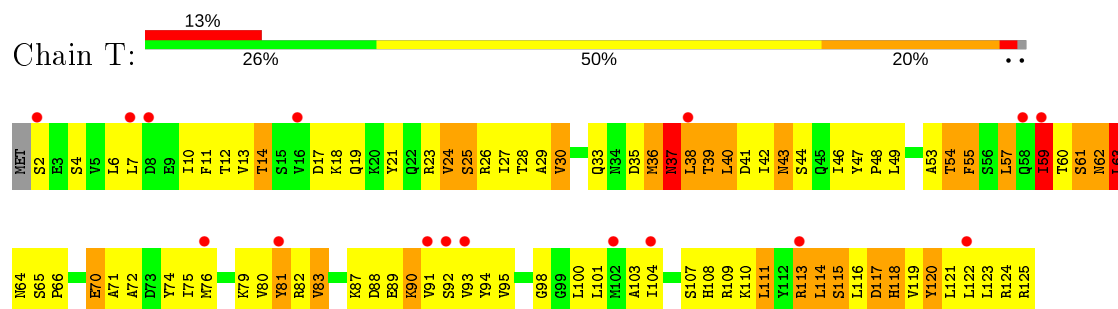
Chain F: 



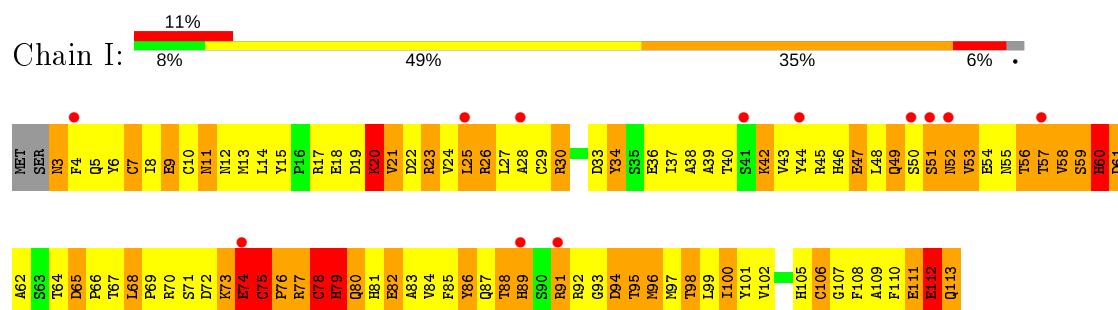
- Molecule 8: DNA-directed RNA polymerases I, II, and III subunit RPABC3



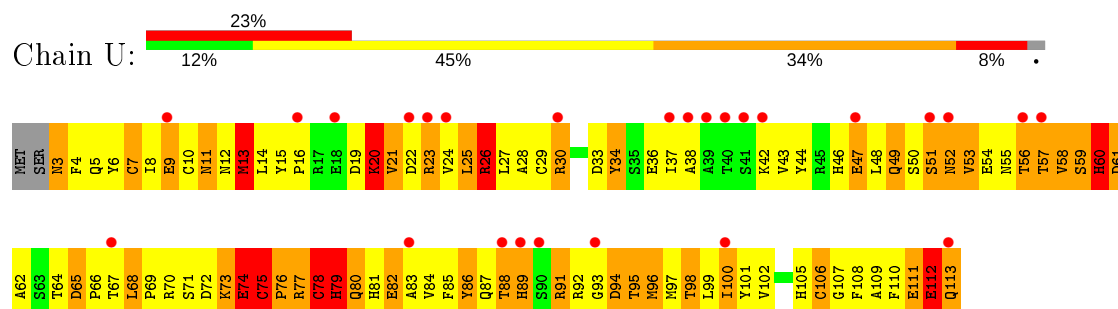
- Molecule 8: DNA-directed RNA polymerases I, II, and III subunit RPABC3



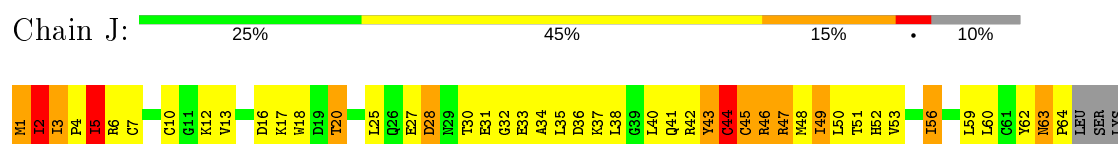
- Molecule 9: DNA-directed RNA polymerase II subunit RPB9



- Molecule 9: DNA-directed RNA polymerase II subunit RPB9



- Molecule 10: DNA-directed RNA polymerases I, II, and III subunit RPABC5



GLN  
LYS  
ASN  
LEU

- Molecule 10: DNA-directed RNA polymerases I, II, and III subunit RPABC5

Chain V: 27% 42% 17% • 10%

M1 I2 I3 P4 I5 R6 C7 C10 G11 G12 K13 V13 D16 K17 W18 D19 T20 L25 Q26 E27 D28 N29 T30 E31 G32 E33 A34 L35 D36 K37 L38 G39 L40 Q41 R42 Y43 C44 R46 R47 M48 I49 L50 T51 H52 V53 I56 L59 Y62 M63 P64 L60 SER LYS GLN

LYS  
ASN  
LEU

- Molecule 11: DNA-directed RNA polymerase II subunit RPB11

Chain K: 30% 57% 10% •

M1 N2 L9 I10 E11 L12 M13 G14 T16 L15 P16 V17 K18 T19 Y20 E21 D22 D23 K25 K26 S26 A29 A30 I31 V32 T33 G34 L34 E35 K36 E37 I100 D38 H39 T40 L41 A42 M43 M44 L46 A48 N47 Q48 L49 L50 S51 D52 E53 R54 V55 L56 F57 A58 G59 Y60 K61 H64 P65 L66 M67

H68 M69 F70 I71 R73 V74 Q75 T76 V77 E78 C80 S81 P82 K83 Q84 V85 I86 V87 K91 S92 L93 I94 T95 H96 E98 E99 I100 K101 V102 N103 F104 M108 E109 L110 K111 M112 I113 G117 V118 E119 MET GLU PHE SER

- Molecule 11: DNA-directed RNA polymerase II subunit RPB11

Chain W: 2% 33% 54% 10% •

M1 N2 P4 L9 I10 E11 L12 M13 G14 L15 P16 K17 V18 T19 Y20 E21 L22 D23 K25 S24 K26 A29 A30 I31 V32 T33 G34 L34 E35 K36 E37 I100 D38 H39 T40 L41 A42 M43 M44 L46 A48 N47 Q48 L49 L50 S51 D52 E53 R54 V55 L56 F57 A58 G59 Y60 K61 H64 P65 L66

M67 H68 M69 F70 I71 R73 V74 Q75 T76 V77 E78 C80 S81 P82 K83 Q84 V85 I86 K91 S92 L93 I94 T95 H96 E98 E99 I100 K101 V102 N103 F104 M108 E109 L110 K111 M112 I113 V118 E119 MET GLU PHE SER

- Molecule 12: DNA-directed RNA polymerases I, II, and III subunit RPABC4

Chain L: 2% 19% 41% 8% • 29%

MET ASN HIS PRO THR SER THR GLY THR THR ALA PHE ASN PRO ARG ARG ALA T19 M20 L21 Y22 L23 C24 A25 D26 C27 G28 A29 R30 N31 T32 A35 K36 E37 V38 I39 R40 C41 R42 E43 C44 R47 V48 M49 Y50 K51 M52 R53 K55 R56 M57 Q59 F60 A62

R63

- Molecule 12: DNA-directed RNA polymerases I, II, and III subunit RPABC4

Chain X: 17% 19% 41% 8% • 29%

MET ASN HIS PRO THR SER THR GLY THR THR ALA PHE ASN PRO ARG ARG ALA T19 M20 L21 Y22 L23 C24 A25 D26 C27 G28 A29 R30 N31 T32 A35 K36 E37 V38 I39 R40 C41 R42 E43 C44 R47 V48 M49 Y50 K51 M52 R53 K55 R56 M57 Q59 F60



## 4 Data and refinement statistics

Property	Value	Source
Space group	P 21 21 21	Depositor
Cell constants a, b, c, $\alpha$ , $\beta$ , $\gamma$	163.03Å 202.68Å 391.26Å 90.00° 90.00° 90.00°	Depositor
Resolution (Å)	48.70 – 3.65 48.69 – 3.65	Depositor EDS
% Data completeness (in resolution range)	92.8 (48.70-3.65) 96.2 (48.69-3.65)	Depositor EDS
$R_{merge}$	0.09	Depositor
$R_{sym}$	0.09	Depositor
$\langle I/\sigma(I) \rangle$ <sup>1</sup>	1.66 (at 3.67Å)	Xtriage
Refinement program	PHENIX ?	Depositor
R, $R_{free}$	0.297 , 0.321 0.292 , 0.296	Depositor DCC
$R_{free}$ test set	6932 reflections (4.99%)	wwPDB-VP
Wilson B-factor (Å <sup>2</sup> )	125.6	Xtriage
Anisotropy	0.296	Xtriage
Bulk solvent $k_{sol}$ (e/Å <sup>3</sup> ), $B_{sol}$ (Å <sup>2</sup> )	0.26 , 139.6	EDS
L-test for twinning <sup>2</sup>	$\langle  L  \rangle = 0.39$ , $\langle L^2 \rangle = 0.22$	Xtriage
Estimated twinning fraction	No twinning to report.	Xtriage
$F_o, F_c$ correlation	0.88	EDS
Total number of atoms	62870	wwPDB-VP
Average B, all atoms (Å <sup>2</sup> )	203.0	wwPDB-VP

Xtriage's analysis on translational NCS is as follows: *The largest off-origin peak in the Patterson function is 1.85% of the height of the origin peak. No significant pseudotranslation is detected.*

<sup>1</sup>Intensities estimated from amplitudes.

<sup>2</sup>Theoretical values of  $\langle |L| \rangle$ ,  $\langle L^2 \rangle$  for acentric reflections are 0.5, 0.333 respectively for untwinned datasets, and 0.375, 0.2 for perfectly twinned datasets.

## 5 Model quality

### 5.1 Standard geometry

Bond lengths and bond angles in the following residue types are not validated in this section: ZN, MG

The Z score for a bond length (or angle) is the number of standard deviations the observed value is removed from the expected value. A bond length (or angle) with  $|Z| > 5$  is considered an outlier worth inspection. RMSZ is the root-mean-square of all Z scores of the bond lengths (or angles).

Mol	Chain	Bond lengths		Bond angles	
		RMSZ	# $ Z  > 5$	RMSZ	# $ Z  > 5$
1	A	0.41	0/12026	0.57	1/16260 (0.0%)
1	M	0.42	0/11887	0.56	1/16069 (0.0%)
2	B	0.44	0/9360	0.60	5/12643 (0.0%)
2	N	0.43	0/9360	0.59	5/12643 (0.0%)
3	C	0.44	0/2135	0.60	0/2904
3	O	0.44	0/2135	0.59	0/2904
4	D	0.24	0/1049	0.38	0/1412
4	P	0.24	0/1049	0.38	0/1412
5	E	0.38	0/1695	0.60	0/2287
5	Q	0.39	0/1695	0.60	0/2287
6	F	0.50	0/666	0.67	0/901
6	R	0.50	0/666	0.67	0/901
7	G	0.26	0/1361	0.57	3/1847 (0.2%)
7	S	0.26	0/1361	0.57	3/1847 (0.2%)
8	H	0.42	0/1010	0.65	0/1363
8	T	0.42	0/1010	0.65	0/1363
9	I	0.22	0/921	0.37	0/1246
9	U	0.24	0/921	0.37	0/1246
10	J	0.57	0/526	0.77	0/709
10	V	0.57	0/526	0.76	0/709
11	K	0.47	0/972	0.61	0/1317
11	W	0.47	0/972	0.61	0/1317
12	L	0.36	0/371	0.57	0/491
12	X	0.37	0/371	0.57	0/491
All	All	0.41	0/64045	0.58	18/86569 (0.0%)

There are no bond length outliers.

All (18) bond angle outliers are listed below:

*Continued on next page...*

*Continued from previous page...*

Mol	Chain	Res	Type	Atoms	Z	Observed(°)	Ideal(°)
2	B	992	ALA	N-CA-C	-5.71	95.59	111.00
2	N	992	ALA	N-CA-C	-5.69	95.65	111.00
7	G	167	ASP	CB-CG-OD2	5.38	123.14	118.30
7	S	167	ASP	CB-CG-OD2	5.35	123.12	118.30
2	N	711	ASP	CB-CG-OD2	5.30	123.07	118.30
1	M	224	ASP	CB-CG-OD2	5.22	123.00	118.30
1	A	224	ASP	CB-CG-OD2	5.22	123.00	118.30
2	N	491	ASP	CB-CG-OD2	5.21	122.99	118.30
2	B	314	ASP	CB-CG-OD2	5.21	122.99	118.30
2	B	711	ASP	CB-CG-OD2	5.20	122.98	118.30
7	G	34	ASP	CB-CG-OD2	5.18	122.97	118.30
2	N	314	ASP	CB-CG-OD2	5.17	122.96	118.30
7	S	34	ASP	CB-CG-OD2	5.17	122.95	118.30
7	S	89	ASP	CB-CG-OD2	5.15	122.93	118.30
2	B	340	ASP	CB-CG-OD2	5.14	122.92	118.30
2	B	491	ASP	CB-CG-OD2	5.12	122.90	118.30
2	N	340	ASP	CB-CG-OD2	5.12	122.90	118.30
7	G	89	ASP	CB-CG-OD2	5.09	122.88	118.30

There are no chirality outliers.

There are no planarity outliers.

## 5.2 Too-close contacts

In the following table, the Non-H and H(model) columns list the number of non-hydrogen atoms and hydrogen atoms in the chain respectively. The H(added) column lists the number of hydrogen atoms added and optimized by MolProbity. The Clashes column lists the number of clashes within the asymmetric unit, whereas Symm-Clashes lists symmetry related clashes.

Mol	Chain	Non-H	H(model)	H(added)	Clashes	Symm-Clashes
1	A	11802	0	11784	3283	0
1	M	11666	0	11647	3212	0
2	B	9180	0	9163	1630	0
2	N	9180	0	9164	1653	0
3	C	2088	0	2045	267	0
3	O	2088	0	2045	269	0
4	D	1036	0	1025	349	0
4	P	1036	0	1025	318	0
5	E	1663	0	1684	205	0

*Continued on next page...*

*Continued from previous page...*

Mol	Chain	Non-H	H(model)	H(added)	Clashes	Symm-Clashes
5	Q	1663	0	1684	209	0
6	F	656	0	679	75	0
6	R	656	0	679	82	0
7	G	1330	0	1329	424	0
7	S	1330	0	1329	425	0
8	H	996	0	1006	168	0
8	T	996	0	1006	178	0
9	I	902	0	840	282	0
9	U	902	0	839	268	0
10	J	518	0	529	90	0
10	V	518	0	529	90	0
11	K	955	0	968	120	0
11	W	955	0	968	113	0
12	L	368	0	380	38	0
12	X	368	0	380	38	0
13	A	2	0	0	0	0
13	B	1	0	0	0	0
13	C	1	0	0	0	0
13	I	2	0	0	0	0
13	J	1	0	0	0	0
13	L	1	0	0	0	0
13	M	2	0	0	0	0
13	N	1	0	0	0	0
13	O	1	0	0	0	0
13	U	2	0	0	0	0
13	V	1	0	0	0	0
13	X	1	0	0	0	0
14	A	1	0	0	0	0
14	M	1	0	0	0	0
All	All	62870	0	62727	12749	0

The all-atom clashscore is defined as the number of clashes found per 1000 atoms (including hydrogen atoms). The all-atom clashscore for this structure is 102.

All (12749) close contacts within the same asymmetric unit are listed below, sorted by their clash magnitude.

Atom-1	Atom-2	Interatomic distance (Å)	Clash overlap (Å)
1:M:1161:PRO:HG2	1:M:1190:LYS:CG	1.29	1.62
1:A:1161:PRO:HG2	1:A:1190:LYS:CG	1.29	1.58
1:M:1161:PRO:CG	1:M:1190:LYS:HG2	1.33	1.57
1:M:1091:GLY:HA3	1:M:1092:VAL:CG1	1.35	1.56

*Continued on next page...*

*Continued from previous page...*

Atom-1	Atom-2	Interatomic distance (Å)	Clash overlap (Å)
1:M:267:ASP:CB	1:M:268:LEU:HB2	1.35	1.54
7:S:100:PHE:HB2	7:S:111:VAL:CG1	1.34	1.54
1:A:1161:PRO:CG	1:A:1190:LYS:HG2	1.33	1.53
7:G:100:PHE:HB2	7:G:111:VAL:CG1	1.34	1.53
1:A:267:ASP:CB	1:A:268:LEU:HB2	1.35	1.52
1:M:1276:SER:HA	1:M:1277:ILE:CG2	1.38	1.51
4:P:32:ILE:CD1	4:P:74:THR:HG21	1.38	1.51
1:A:1276:SER:HA	1:A:1277:ILE:CG2	1.39	1.51
1:A:236:ARG:HB2	1:A:239:TRP:CE3	1.45	1.50
2:B:273:ARG:CD	2:B:310:ILE:HD12	1.42	1.49
4:D:32:ILE:CD1	4:D:74:THR:HG21	1.38	1.49
1:M:236:ARG:HB2	1:M:239:TRP:CE3	1.45	1.48
1:A:64:ASP:HB3	1:A:67:PHE:CZ	1.45	1.48
1:M:1276:SER:CB	1:M:1277:ILE:HG12	1.44	1.47
2:B:273:ARG:HD2	2:B:310:ILE:CD1	1.42	1.47
2:N:273:ARG:CD	2:N:310:ILE:HD12	1.42	1.47
1:M:236:ARG:HB2	1:M:239:TRP:CZ3	1.46	1.47
1:M:64:ASP:HB3	1:M:67:PHE:CZ	1.46	1.46
2:N:273:ARG:HD2	2:N:310:ILE:CD1	1.42	1.46
1:A:236:ARG:HB2	1:A:239:TRP:CZ3	1.46	1.46
1:M:708:LEU:HB3	1:M:709:LYS:CA	1.42	1.46
1:M:64:ASP:HB3	1:M:67:PHE:CE1	1.49	1.46
2:B:292:ASN:CA	2:B:293:ASP:HB2	1.42	1.45
1:M:167:SER:N	1:M:168:ALA:HB3	1.30	1.43
1:A:1395:ILE:CD1	1:A:1397:ARG:HB3	1.47	1.43
1:A:64:ASP:HB3	1:A:67:PHE:CE1	1.49	1.43
2:B:229:LEU:HA	2:B:230:GLU:CB	1.41	1.43
1:M:1498:GLY:CA	1:M:1500:PRO:HD3	1.46	1.43
1:A:1173:VAL:HG12	1:A:1177:PHE:CE2	1.52	1.43
4:D:58:THR:HB	4:D:62:PHE:CE2	1.54	1.42
2:N:292:ASN:CA	2:N:293:ASP:HB2	1.42	1.42
4:P:58:THR:HB	4:P:62:PHE:CE2	1.54	1.42
1:M:1166:ILE:CA	1:M:1167:GLU:HB3	1.49	1.42
1:A:517:ILE:HD11	1:A:640:TRP:CD1	1.54	1.42
1:A:1276:SER:CB	1:A:1277:ILE:HG12	1.47	1.41
1:A:106:GLU:HB3	1:A:144:CYS:SG	1.58	1.41
1:A:381:THR:HA	1:A:382:TYR:CB	1.45	1.41
1:M:1173:VAL:HG12	1:M:1177:PHE:CE2	1.51	1.41
1:M:381:THR:HA	1:M:382:TYR:CB	1.44	1.41
1:M:517:ILE:HD11	1:M:640:TRP:CD1	1.54	1.41
1:A:167:SER:N	1:A:168:ALA:HB3	1.31	1.41

*Continued on next page...*

*Continued from previous page...*

Atom-1	Atom-2	Interatomic distance (Å)	Clash overlap (Å)
1:M:107:CYS:SG	1:M:140:VAL:HG11	1.61	1.40
1:A:708:LEU:HB3	1:A:709:LYS:CA	1.42	1.40
1:M:419:ILE:CG2	1:M:425:LYS:HD2	1.49	1.40
1:A:1166:ILE:CA	1:A:1167:GLU:HB3	1.49	1.40
1:M:1395:ILE:CD1	1:M:1397:ARG:HB3	1.50	1.40
2:N:310:ILE:HB	2:N:311:GLN:CA	1.52	1.39
1:M:1166:ILE:HA	1:M:1167:GLU:CB	1.46	1.39
7:S:133:GLY:HA3	7:S:134:GLU:CB	1.50	1.38
1:A:419:ILE:CG2	1:A:425:LYS:HD2	1.49	1.38
1:M:781:ILE:HG12	1:M:821:PHE:CD2	1.57	1.37
2:B:323:ARG:HB3	2:B:324:GLY:CA	1.50	1.37
1:M:42:THR:HG21	1:M:55:LEU:CB	1.53	1.37
1:A:42:THR:HG21	1:A:55:LEU:CB	1.53	1.37
1:M:120:SER:CB	1:M:121:ASN:HB2	1.54	1.37
1:A:107:CYS:SG	1:A:140:VAL:HG11	1.64	1.36
2:B:310:ILE:HB	2:B:311:GLN:CA	1.53	1.36
5:E:49:GLY:CA	5:E:50:ARG:HB2	1.55	1.36
1:A:271:LYS:HE2	1:A:328:LEU:CG	1.55	1.36
4:D:132:LYS:HA	4:D:133:PHE:C	1.41	1.36
1:M:781:ILE:HG12	1:M:821:PHE:CE2	1.59	1.36
2:B:488:ILE:CG2	2:B:489:GLY:HA3	1.54	1.36
1:M:165:ASN:CB	1:M:166:PRO:HA	1.52	1.36
5:Q:49:GLY:CA	5:Q:50:ARG:HB2	1.55	1.36
1:A:120:SER:CB	1:A:121:ASN:HB2	1.53	1.35
1:A:1166:ILE:HA	1:A:1167:GLU:CB	1.46	1.35
1:M:1403:LEU:HD22	1:M:1432:GLU:CG	1.56	1.35
1:M:15:ARG:NH2	7:S:64:PRO:HG2	1.41	1.35
1:M:271:LYS:HE2	1:M:328:LEU:CG	1.55	1.35
2:N:488:ILE:CG2	2:N:489:GLY:HA3	1.54	1.34
4:P:26:THR:OG1	4:P:29:GLU:HB3	1.25	1.34
1:A:846:ARG:NH1	1:A:1391:THR:HA	1.42	1.34
7:G:46:ILE:HA	7:G:79:LEU:CD2	1.58	1.34
2:B:296:MET:HE3	2:B:372:LEU:CB	1.56	1.34
4:D:51:MET:CE	4:D:55:MET:HE2	1.56	1.34
4:P:132:LYS:HA	4:P:133:PHE:C	1.41	1.34
4:D:26:THR:OG1	4:D:29:GLU:HB3	1.25	1.33
8:H:62:ASN:CB	8:H:63:LEU:HB3	1.58	1.33
5:Q:101:THR:HG21	5:Q:126:THR:CG2	1.58	1.33
4:P:51:MET:CE	4:P:55:MET:HE2	1.56	1.33
2:N:229:LEU:HA	2:N:230:GLU:CB	1.41	1.33
4:D:24:MET:SD	4:D:88:PHE:HD1	1.52	1.32

*Continued on next page...*

*Continued from previous page...*

Atom-1	Atom-2	Interatomic distance (Å)	Clash overlap (Å)
3:O:137:ASP:CG	3:O:140:SER:HB2	1.50	1.32
1:A:1403:LEU:HD22	1:A:1432:GLU:CG	1.56	1.32
2:N:296:MET:HE3	2:N:372:LEU:CB	1.60	1.32
2:N:907:ILE:HD13	2:N:924:ARG:NH2	1.43	1.32
7:S:46:ILE:HA	7:S:79:LEU:CD2	1.58	1.32
1:M:40:PRO:CG	1:M:276:ILE:HG22	1.60	1.32
5:E:101:THR:HG21	5:E:126:THR:CG2	1.58	1.32
4:P:51:MET:HE3	4:P:55:MET:CE	1.60	1.32
4:P:24:MET:SD	4:P:88:PHE:HD1	1.52	1.32
2:N:291:PRO:HA	2:N:292:ASN:CB	1.51	1.31
8:T:62:ASN:CB	8:T:63:LEU:HB3	1.58	1.31
1:A:40:PRO:CG	1:A:276:ILE:HG22	1.60	1.31
2:B:907:ILE:HD13	2:B:924:ARG:NH2	1.43	1.31
4:D:51:MET:HE3	4:D:55:MET:CE	1.59	1.31
1:M:177:ALA:CB	1:M:179:GLN:HG3	1.57	1.31
1:M:846:ARG:NH1	1:M:1391:THR:HA	1.44	1.30
9:I:4:PHE:CE1	9:I:27:LEU:HD21	1.66	1.30
4:D:99:GLU:CG	4:D:124:LEU:HD21	1.60	1.30
1:M:177:ALA:CB	1:M:178:ALA:HB3	1.60	1.30
1:A:1091:GLY:CA	1:A:1092:VAL:HB	1.55	1.30
1:A:1191:GLN:HB3	1:A:1246:ILE:CG2	1.60	1.30
9:U:4:PHE:CE1	9:U:27:LEU:HD21	1.66	1.30
7:G:5:LEU:CD1	7:G:50:LEU:HD11	1.61	1.29
1:M:708:LEU:CB	1:M:709:LYS:HA	1.59	1.29
1:A:708:LEU:CB	1:A:709:LYS:HA	1.59	1.29
7:G:5:LEU:HD11	7:G:50:LEU:CD1	1.60	1.29
1:A:1276:SER:CA	1:A:1277:ILE:HG12	1.62	1.29
1:M:1091:GLY:HA3	1:M:1092:VAL:CB	1.59	1.29
3:C:137:ASP:CG	3:C:140:SER:HB2	1.50	1.29
4:P:99:GLU:CG	4:P:124:LEU:HD21	1.61	1.29
1:A:1489:SER:HB3	1:A:1490:PRO:CD	1.61	1.29
1:M:1498:GLY:HA3	1:M:1500:PRO:CD	1.61	1.28
7:S:5:LEU:HD11	7:S:50:LEU:CD1	1.60	1.28
1:A:1089:TYR:CA	1:A:1090:ALA:HB3	1.62	1.28
2:B:291:PRO:HA	2:B:292:ASN:CB	1.51	1.28
1:M:1089:TYR:CA	1:M:1090:ALA:HB3	1.62	1.28
1:M:1191:GLN:HB3	1:M:1246:ILE:CG2	1.60	1.28
1:M:1276:SER:CA	1:M:1277:ILE:HG12	1.62	1.28
1:A:1276:SER:CA	1:A:1277:ILE:HG23	1.61	1.28
1:M:1276:SER:CA	1:M:1277:ILE:HG23	1.60	1.27
2:N:215:ALA:C	2:N:217:SER:HB3	1.54	1.27

*Continued on next page...*

*Continued from previous page...*

Atom-1	Atom-2	Interatomic distance (Å)	Clash overlap (Å)
1:A:165:ASN:CB	1:A:166:PRO:HA	1.51	1.27
7:G:133:GLY:HA3	7:G:134:GLU:CB	1.50	1.27
7:S:5:LEU:CD1	7:S:50:LEU:HD11	1.62	1.27
7:S:93:THR:HG22	7:S:101:PHE:O	1.33	1.27
1:A:108:VAL:CG1	1:A:113:GLY:HA2	1.63	1.27
2:B:215:ALA:C	2:B:217:SER:HB3	1.54	1.27
1:M:90:LYS:NZ	1:M:282:VAL:HG11	1.50	1.26
1:A:166:PRO:C	1:A:168:ALA:HB3	1.55	1.26
1:A:81:GLY:HA3	1:A:249:PRO:CG	1.64	1.26
1:M:165:ASN:HB3	1:M:166:PRO:CA	1.65	1.26
9:I:53:VAL:CG1	9:I:56:THR:HB	1.66	1.26
2:B:290:ASP:CA	2:B:292:ASN:HB2	1.64	1.26
1:A:177:ALA:HB1	1:A:178:ALA:C	1.54	1.26
1:M:102:LYS:CG	1:M:189:LEU:HD21	1.63	1.26
9:U:53:VAL:CG1	9:U:56:THR:HB	1.66	1.26
1:A:50:PRO:O	1:A:51:ARG:HG2	1.25	1.25
1:M:166:PRO:C	1:M:168:ALA:HB3	1.55	1.25
1:M:81:GLY:HA3	1:M:249:PRO:CG	1.64	1.25
1:A:95:ILE:HG13	1:A:314:ILE:CD1	1.65	1.25
2:B:296:MET:CE	2:B:372:LEU:HB3	1.65	1.25
1:M:150:CYS:HB2	1:M:176:GLY:CA	1.66	1.25
7:G:51:ASP:CA	7:G:55:ILE:HD11	1.65	1.25
2:B:488:ILE:CB	2:B:489:GLY:HA3	1.61	1.25
1:M:177:ALA:HB1	1:M:178:ALA:CB	1.64	1.25
2:B:310:ILE:CB	2:B:311:GLN:HA	1.54	1.25
1:A:120:SER:HB3	1:A:121:ASN:CB	1.67	1.25
2:N:296:MET:CE	2:N:372:LEU:HB3	1.65	1.25
1:A:90:LYS:NZ	1:A:282:VAL:HG11	1.50	1.25
2:N:290:ASP:HB2	2:N:292:ASN:CG	1.54	1.25
2:B:290:ASP:HB2	2:B:292:ASN:CG	1.54	1.24
7:S:51:ASP:CA	7:S:55:ILE:HD11	1.65	1.24
2:N:290:ASP:CA	2:N:292:ASN:HB2	1.64	1.24
1:A:40:PRO:HG3	1:A:276:ILE:CG2	1.67	1.24
7:G:93:THR:HG22	7:G:101:PHE:O	1.33	1.24
2:N:310:ILE:CB	2:N:311:GLN:HA	1.54	1.24
4:D:24:MET:SD	4:D:88:PHE:CD1	2.30	1.24
1:M:120:SER:HB3	1:M:121:ASN:CB	1.67	1.24
1:A:1403:LEU:CD2	1:A:1432:GLU:HG3	1.68	1.24
2:B:454:ASP:CG	2:B:455:GLN:HA	1.57	1.24
1:M:362:ASP:OD1	1:M:365:LEU:HG	1.38	1.24
1:M:153:GLY:HA2	1:M:174:GLY:CA	1.66	1.24

*Continued on next page...*

*Continued from previous page...*

Atom-1	Atom-2	Interatomic distance (Å)	Clash overlap (Å)
1:A:1167:GLU:O	1:A:1168:GLU:HG3	1.12	1.23
1:A:147:LYS:O	1:A:148:MET:HG3	1.09	1.23
1:M:1167:GLU:O	1:M:1168:GLU:HG3	1.12	1.23
1:A:1101:VAL:HG12	1:A:1102:PRO:CD	1.68	1.23
1:A:165:ASN:HB3	1:A:166:PRO:CA	1.65	1.23
1:A:71:THR:HG22	1:A:72:CYS:SG	1.79	1.23
4:P:25:LEU:CD1	7:S:5:LEU:HB2	1.68	1.23
1:M:1403:LEU:CD2	1:M:1432:GLU:HG3	1.68	1.23
1:M:379:THR:O	1:M:380:LEU:HD23	1.38	1.23
1:A:1195:LEU:CD1	1:A:1242:ARG:HD3	1.67	1.23
2:B:292:ASN:HA	2:B:293:ASP:CB	1.67	1.23
2:N:229:LEU:CA	2:N:230:GLU:HB3	1.69	1.23
1:A:201:ASP:HB3	1:A:206:ARG:NH1	1.50	1.23
1:M:1195:LEU:CD1	1:M:1242:ARG:HD3	1.67	1.23
1:M:40:PRO:HG3	1:M:276:ILE:CG2	1.67	1.23
2:N:454:ASP:CG	2:N:455:GLN:HA	1.57	1.23
4:P:24:MET:SD	4:P:88:PHE:CD1	2.30	1.23
1:A:266:ASP:CB	1:A:267:ASP:HB2	1.68	1.23
1:M:71:THR:HG22	1:M:72:CYS:SG	1.79	1.22
1:A:177:ALA:CB	1:A:178:ALA:HB3	1.68	1.22
1:A:946:CYS:HB2	1:A:949:ILE:CD1	1.69	1.22
1:M:266:ASP:CB	1:M:267:ASP:HB2	1.68	1.22
1:A:23:ILE:CD1	1:A:1420:ALA:HA	1.69	1.22
1:M:177:ALA:HB1	1:M:178:ALA:C	1.58	1.22
1:A:205:LYS:O	1:A:206:ARG:HD2	1.07	1.22
2:N:488:ILE:CB	2:N:489:GLY:HA3	1.61	1.21
4:D:25:LEU:CD1	7:G:5:LEU:HB2	1.68	1.21
1:M:338:LYS:HG3	1:M:343:ARG:CD	1.69	1.21
1:A:83:PHE:CZ	2:B:1196:MET:HB2	1.76	1.21
1:M:1101:VAL:HG12	1:M:1102:PRO:CD	1.68	1.21
1:A:429:ASP:O	1:A:430:ILE:HD13	1.41	1.21
1:A:846:ARG:HH11	1:A:1391:THR:CA	1.53	1.21
1:M:1492:VAL:HG12	1:M:1496:PHE:CE2	1.76	1.21
1:M:368:ASP:CG	1:M:649:LYS:HE3	1.61	1.21
5:Q:100:LYS:O	5:Q:101:THR:HG23	1.38	1.21
1:A:517:ILE:CD1	1:A:640:TRP:CD1	2.24	1.21
2:B:229:LEU:CA	2:B:230:GLU:HB3	1.69	1.21
1:A:83:PHE:CE2	2:B:1196:MET:HB2	1.76	1.20
7:G:10:LEU:HD22	7:G:35:VAL:CG2	1.72	1.20
1:A:1406:CYS:SG	1:A:1415:LEU:HD21	1.81	1.20
1:A:57:ASP:HB3	1:A:58:PRO:CD	1.67	1.20

*Continued on next page...*

*Continued from previous page...*

Atom-1	Atom-2	Interatomic distance (Å)	Clash overlap (Å)
2:B:290:ASP:HB2	2:B:292:ASN:ND2	1.54	1.20
1:M:119:SER:H	1:M:120:SER:CA	1.54	1.20
7:S:10:LEU:HD22	7:S:35:VAL:CG2	1.72	1.20
1:M:517:ILE:CD1	1:M:640:TRP:CD1	2.24	1.20
1:M:83:PHE:CE2	2:N:1196:MET:HB2	1.76	1.20
1:M:335:LEU:HD23	1:M:335:LEU:H	1.07	1.20
2:B:329:VAL:HA	2:B:330:THR:CG2	1.71	1.19
1:M:1100:GLY:C	1:M:1102:PRO:HD2	1.62	1.19
1:M:946:CYS:HB2	1:M:949:ILE:CD1	1.69	1.19
2:B:199:ALA:O	2:B:200:GLN:HG2	1.41	1.19
1:M:1397:ARG:HG3	1:M:1398:ALA:H	1.02	1.19
1:M:83:PHE:CZ	2:N:1196:MET:HB2	1.76	1.19
1:A:1100:GLY:C	1:A:1102:PRO:HD2	1.63	1.19
2:N:290:ASP:HB2	2:N:292:ASN:ND2	1.54	1.19
1:A:379:THR:O	1:A:380:LEU:HD23	1.38	1.19
1:M:1406:CYS:SG	1:M:1415:LEU:HD21	1.81	1.19
1:M:380:LEU:O	1:M:381:THR:HG22	1.03	1.19
1:A:1170:LYS:HE2	1:A:1240:ILE:HD11	1.20	1.19
2:N:199:ALA:O	2:N:200:GLN:HG2	1.41	1.19
3:C:84:LEU:HD23	3:C:84:LEU:O	1.42	1.19
1:A:108:VAL:HG12	1:A:113:GLY:CA	1.71	1.19
1:M:429:ASP:O	1:M:430:ILE:HD13	1.41	1.19
1:M:822:HIS:NE2	2:N:753:SER:HB2	1.58	1.19
1:A:207:LEU:HD22	1:A:207:LEU:H	1.03	1.18
1:M:806:ILE:HD13	1:M:814:LEU:CG	1.73	1.18
1:M:23:ILE:CD1	1:M:1420:ALA:HA	1.71	1.18
2:N:454:ASP:OD1	2:N:455:GLN:HA	1.43	1.18
1:M:1503:ALA:O	1:M:1507:PRO:HD3	1.42	1.18
1:M:775:ILE:O	1:M:776:VAL:HG12	1.42	1.18
1:A:177:ALA:HB1	1:A:178:ALA:CB	1.74	1.18
1:A:362:ASP:OD1	1:A:365:LEU:HG	1.38	1.18
2:N:1108:VAL:HG13	2:N:1115:GLY:O	1.42	1.18
1:M:1276:SER:HA	1:M:1277:ILE:CB	1.61	1.18
1:M:846:ARG:HH11	1:M:1391:THR:CA	1.54	1.18
5:Q:27:TYR:CD2	5:Q:63:PRO:HG3	1.79	1.18
3:O:84:LEU:O	3:O:84:LEU:HD23	1.42	1.18
2:B:454:ASP:OD1	2:B:455:GLN:HA	1.43	1.18
5:E:27:TYR:CD2	5:E:63:PRO:HG3	1.79	1.18
2:N:292:ASN:HA	2:N:293:ASP:CB	1.67	1.18
7:S:52:SER:H	7:S:55:ILE:CD1	1.57	1.18
1:M:153:GLY:HA2	1:M:174:GLY:HA3	1.19	1.18

*Continued on next page...*

*Continued from previous page...*

Atom-1	Atom-2	Interatomic distance (Å)	Clash overlap (Å)
1:A:380:LEU:O	1:A:381:THR:HG22	1.03	1.17
1:A:62:THR:HG21	1:A:75:THR:CG2	1.73	1.17
1:M:50:PRO:O	1:M:51:ARG:HG2	1.37	1.17
5:E:100:LYS:O	5:E:101:THR:HG23	1.38	1.17
2:B:1108:VAL:HG13	2:B:1115:GLY:O	1.42	1.17
4:D:57:LYS:HB3	7:G:105:GLY:O	1.44	1.17
2:N:659:PRO:HA	2:N:660:GLU:C	1.59	1.17
1:A:23:ILE:HD11	1:A:1420:ALA:CA	1.72	1.17
2:B:659:PRO:HA	2:B:660:GLU:C	1.59	1.17
1:M:208:LEU:HD22	1:M:213:VAL:CG2	1.73	1.17
1:M:62:THR:HG21	1:M:75:THR:CG2	1.73	1.17
1:A:343:ARG:HG3	1:A:1409:GLU:OE2	1.42	1.17
1:M:177:ALA:CA	1:M:178:ALA:HB3	1.74	1.17
1:M:177:ALA:HB1	1:M:178:ALA:CA	1.72	1.17
7:S:164:MET:CE	7:S:170:GLY:HA2	1.73	1.17
1:M:208:LEU:HD22	1:M:213:VAL:HG21	1.25	1.17
9:U:73:LYS:CG	9:U:81:HIS:HD2	1.58	1.17
1:A:106:GLU:CB	1:A:144:CYS:SG	2.32	1.17
1:A:177:ALA:CB	1:A:179:GLN:HG3	1.72	1.17
1:A:1397:ARG:HG3	1:A:1398:ALA:H	1.02	1.17
6:F:123:LEU:CD2	6:F:137:SER:HA	1.75	1.17
1:M:48:GLN:HG3	1:M:50:PRO:HG3	1.23	1.17
1:A:1276:SER:HA	1:A:1277:ILE:CB	1.60	1.17
7:G:164:MET:CE	7:G:170:GLY:HA2	1.73	1.17
1:M:23:ILE:HD11	1:M:1420:ALA:CA	1.74	1.17
1:A:1192:SER:H	1:A:1193:PRO:HD3	1.04	1.16
1:A:775:ILE:O	1:A:776:VAL:HG12	1.42	1.16
1:A:260:GLY:HA3	2:B:924:ARG:NE	1.59	1.16
9:I:20:LYS:HD2	9:I:21:VAL:N	1.58	1.16
1:M:1091:GLY:CA	1:M:1092:VAL:HG12	1.75	1.16
1:M:1173:VAL:CG1	1:M:1177:PHE:HE2	1.58	1.16
2:N:200:GLN:HE21	2:N:465:VAL:CG2	1.59	1.16
1:A:1091:GLY:HA3	1:A:1092:VAL:CB	1.69	1.16
1:A:119:SER:H	1:A:120:SER:CA	1.54	1.16
1:A:161:PHE:O	1:A:166:PRO:HB3	1.45	1.16
1:A:312:ASN:ND2	1:A:330:SER:HB3	1.60	1.16
1:A:380:LEU:O	1:A:381:THR:CG2	1.94	1.16
1:A:815:THR:HG22	2:B:715:ARG:HB3	1.23	1.16
9:I:73:LYS:CG	9:I:81:HIS:HD2	1.58	1.16
1:M:1195:LEU:HD11	1:M:1242:ARG:CD	1.76	1.16
1:M:57:ASP:HB3	1:M:58:PRO:CD	1.67	1.16

*Continued on next page...*

*Continued from previous page...*

Atom-1	Atom-2	Interatomic distance (Å)	Clash overlap (Å)
1:A:1290:MET:CE	1:A:1312:LEU:CD2	2.23	1.16
1:A:147:LYS:O	1:A:148:MET:CG	1.92	1.16
1:A:177:ALA:HB1	1:A:178:ALA:CA	1.76	1.16
1:M:1395:ILE:HD11	1:M:1397:ARG:HD2	1.20	1.16
2:B:200:GLN:HE21	2:B:465:VAL:CG2	1.59	1.16
1:M:312:ASN:ND2	1:M:330:SER:HB3	1.60	1.16
1:A:335:LEU:HD23	1:A:335:LEU:H	1.07	1.16
1:M:1492:VAL:CG1	1:M:1496:PHE:HE2	1.59	1.16
7:S:59:LYS:HB3	7:S:60:GLY:CA	1.73	1.16
1:M:192:SER:HB3	1:M:202:LEU:O	1.45	1.16
1:A:1465:VAL:HG13	1:A:1466:PRO:HA	1.28	1.16
1:M:208:LEU:CD2	1:M:213:VAL:CG2	2.22	1.16
1:M:380:LEU:O	1:M:381:THR:CG2	1.94	1.16
1:A:432:LEU:HA	1:A:436:TRP:CZ2	1.81	1.15
1:M:1119:LEU:HG	1:M:1314:THR:HB	1.27	1.15
1:A:177:ALA:CA	1:A:178:ALA:HB3	1.75	1.15
1:M:1074:SER:O	1:M:1078:PRO:HD3	1.47	1.15
1:M:806:ILE:HD13	1:M:814:LEU:HG	1.18	1.15
7:G:52:SER:H	7:G:55:ILE:CD1	1.57	1.15
10:V:43:TYR:HB2	10:V:44:CYS:HA	1.27	1.15
4:D:99:GLU:O	4:D:124:LEU:HD22	1.46	1.15
1:M:374:ARG:HH11	1:M:374:ARG:HB2	0.99	1.15
1:A:1101:VAL:CG1	1:A:1102:PRO:HD3	1.76	1.15
1:M:161:PHE:O	1:M:166:PRO:HB3	1.45	1.15
4:P:99:GLU:O	4:P:124:LEU:HD22	1.45	1.15
4:D:99:GLU:CB	4:D:124:LEU:HD21	1.77	1.15
1:M:432:LEU:HA	1:M:436:TRP:CZ2	1.81	1.15
1:A:193:TRP:O	1:A:200:SER:HB3	1.46	1.15
1:A:336:LYS:HG2	1:A:336:LYS:O	1.46	1.15
1:M:1167:GLU:O	1:M:1168:GLU:CG	1.93	1.15
6:R:123:LEU:CD2	6:R:137:SER:HA	1.75	1.15
1:A:1167:GLU:O	1:A:1168:GLU:CG	1.93	1.15
1:A:1478:LEU:HD12	1:A:1479:PRO:HD2	1.28	1.15
1:M:1411:THR:O	1:M:1412:VAL:HG12	1.46	1.15
2:N:654:ARG:HB3	2:N:655:TYR:CA	1.77	1.15
1:A:1195:LEU:HD11	1:A:1242:ARG:CD	1.76	1.15
1:M:105:LEU:HD12	1:M:105:LEU:O	1.42	1.15
1:M:202:LEU:HB3	1:M:203:PRO:CD	1.77	1.15
1:A:1173:VAL:CG1	1:A:1177:PHE:HE2	1.58	1.15
1:A:1412:VAL:HG13	1:A:1413:GLU:N	1.59	1.15
2:N:423:GLU:HG2	2:N:424:THR:HG23	1.22	1.15

*Continued on next page...*

*Continued from previous page...*

Atom-1	Atom-2	Interatomic distance (Å)	Clash overlap (Å)
1:A:1115:LYS:O	1:A:1117:PRO:HD3	1.47	1.14
7:G:147:LYS:CD	7:G:169:LEU:HD11	1.77	1.14
1:M:1101:VAL:CG1	1:M:1102:PRO:HD3	1.76	1.14
4:P:57:LYS:HB3	7:S:105:GLY:O	1.44	1.14
2:B:654:ARG:HB3	2:B:655:TYR:CA	1.77	1.14
1:M:381:THR:HA	1:M:382:TYR:HB2	1.14	1.14
1:A:236:ARG:CB	1:A:239:TRP:CE3	2.30	1.14
1:A:64:ASP:CB	1:A:67:PHE:CE1	2.30	1.14
1:A:1480:GLU:CD	4:D:44:GLU:HG2	1.67	1.14
2:N:212:LYS:HG3	2:N:213:LYS:N	1.55	1.14
2:N:425:ASN:O	2:N:426:ARG:HB2	1.47	1.14
9:U:111:GLU:HG2	9:U:112:GLU:H	0.98	1.14
1:A:1465:VAL:CG1	1:A:1466:PRO:HB3	1.78	1.14
1:M:1115:LYS:O	1:M:1117:PRO:HD3	1.47	1.14
2:N:656:ASP:O	2:N:657:ILE:HG23	1.46	1.14
4:P:32:ILE:CD1	4:P:74:THR:CG2	2.24	1.14
1:A:1176:PHE:O	1:A:1180:PRO:HD3	1.47	1.14
2:B:656:ASP:O	2:B:657:ILE:HG23	1.46	1.14
11:K:118:VAL:HG22	11:K:119:GLU:N	1.61	1.14
1:A:366:SER:OG	1:A:369:GLU:HG3	1.43	1.14
2:B:212:LYS:HG3	2:B:213:LYS:H	1.03	1.14
7:G:46:ILE:HG12	7:G:79:LEU:HD21	1.30	1.14
1:A:1150:THR:CG2	9:I:48:LEU:HD22	1.78	1.14
2:N:1054:GLN:HB3	2:N:1056:ARG:NE	1.62	1.14
4:P:99:GLU:CB	4:P:124:LEU:HD21	1.77	1.14
2:N:605:ILE:HB	9:U:61:ASP:HB2	1.18	1.14
5:E:49:GLY:HA3	5:E:50:ARG:HB2	1.28	1.14
1:M:836:LYS:HG2	1:M:840:THR:HG21	1.25	1.14
7:S:133:GLY:CA	7:S:134:GLU:HB3	1.77	1.14
1:M:267:ASP:CA	1:M:268:LEU:HB2	1.78	1.14
1:A:1074:SER:O	1:A:1078:PRO:HD3	1.47	1.13
1:A:1170:LYS:HE2	1:A:1240:ILE:CD1	1.77	1.13
1:A:25:SER:HB2	1:A:239:TRP:NE1	1.61	1.13
4:D:32:ILE:CD1	4:D:74:THR:CG2	2.24	1.13
1:A:1395:ILE:HD11	1:A:1397:ARG:HD2	1.18	1.13
1:M:149:VAL:HA	1:M:179:GLN:HG2	1.25	1.13
1:M:328:LEU:O	1:M:328:LEU:HD13	1.49	1.13
2:N:323:ARG:HB3	2:N:324:GLY:CA	1.75	1.13
1:A:42:THR:HG22	1:A:43:MET:N	1.59	1.13
1:M:1146:LEU:HD12	1:M:1274:LEU:HD23	1.30	1.13
5:Q:49:GLY:HA3	5:Q:50:ARG:HB2	1.28	1.13

*Continued on next page...*

*Continued from previous page...*

Atom-1	Atom-2	Interatomic distance (Å)	Clash overlap (Å)
1:A:108:VAL:CG1	1:A:113:GLY:CA	2.23	1.13
4:D:69:LYS:O	4:D:70:THR:HG23	1.48	1.13
1:M:271:LYS:CE	1:M:328:LEU:HG	1.79	1.13
1:M:42:THR:HG22	1:M:43:MET:N	1.59	1.13
1:M:467:ARG:HA	1:M:468:VAL:HB	1.28	1.13
1:M:646:GLU:H	1:M:648:CYS:CB	1.61	1.13
1:M:64:ASP:CB	1:M:67:PHE:CE1	2.30	1.13
2:B:290:ASP:HA	2:B:292:ASN:CB	1.79	1.13
7:G:133:GLY:CA	7:G:134:GLU:HB3	1.77	1.13
1:M:25:SER:HB2	1:M:239:TRP:NE1	1.61	1.13
7:S:153:THR:HG22	7:S:158:ILE:HG12	1.29	1.13
1:A:95:ILE:HG13	1:A:314:ILE:HD13	1.31	1.13
4:P:11:ALA:CA	4:P:12:GLN:HB3	1.79	1.13
7:S:147:LYS:CD	7:S:169:LEU:HD11	1.77	1.13
1:M:1412:VAL:HG13	1:M:1413:GLU:H	1.01	1.13
2:N:290:ASP:HA	2:N:292:ASN:CB	1.79	1.13
1:M:236:ARG:CB	1:M:239:TRP:CE3	2.30	1.13
1:A:1411:THR:O	1:A:1412:VAL:HG12	1.46	1.12
2:B:1062:TYR:HE2	2:B:1069:LYS:HG2	1.11	1.12
9:I:25:LEU:HB3	9:I:38:ALA:CB	1.79	1.12
1:A:202:LEU:HB2	1:A:203:PRO:HD2	1.31	1.12
1:A:205:LYS:O	1:A:206:ARG:CD	1.98	1.12
2:B:307:ALA:HB1	2:B:310:ILE:HD11	1.18	1.12
7:G:153:THR:HG22	7:G:158:ILE:HG12	1.29	1.12
1:M:1192:SER:H	1:M:1193:PRO:HD3	1.05	1.12
4:P:24:MET:HG2	7:S:4:PHE:CE1	1.84	1.12
1:A:646:GLU:H	1:A:648:CYS:CB	1.61	1.12
1:M:1170:LYS:HE2	1:M:1240:ILE:HD11	1.20	1.12
1:M:775:ILE:HG13	1:M:1089:TYR:CD2	1.83	1.12
1:A:1119:LEU:HG	1:A:1314:THR:HB	1.27	1.12
7:G:59:LYS:CB	7:G:60:GLY:HA2	1.77	1.12
7:G:59:LYS:HB3	7:G:60:GLY:CA	1.73	1.12
1:A:230:LEU:CD1	1:A:237:PRO:HG3	1.79	1.12
2:B:1054:GLN:HB3	2:B:1056:ARG:NE	1.62	1.12
2:B:508:VAL:HA	2:B:509:CYS:HB2	1.29	1.12
1:M:202:LEU:CB	1:M:203:PRO:HD2	1.80	1.12
1:A:1071:ALA:HB2	1:A:1373:HIS:HD2	1.14	1.12
1:M:208:LEU:CD2	1:M:213:VAL:HG21	1.77	1.12
1:A:1146:LEU:HD12	1:A:1274:LEU:HD23	1.24	1.12
1:M:230:LEU:CD1	1:M:237:PRO:HG3	1.79	1.12
3:O:80:PRO:HB2	3:O:81:PRO:HD3	1.12	1.12

*Continued on next page...*

*Continued from previous page...*

Atom-1	Atom-2	Interatomic distance (Å)	Clash overlap (Å)
7:S:116:VAL:HG13	7:S:117:PRO:HD2	1.19	1.12
1:A:15:ARG:NH2	7:G:64:PRO:HG2	1.65	1.11
1:A:328:LEU:HD13	1:A:328:LEU:O	1.49	1.11
1:M:1194:TRP:CH2	1:M:1262:GLU:CB	2.32	1.11
10:J:7:CYS:CB	10:J:45:CYS:HB3	1.80	1.11
1:M:646:GLU:H	1:M:648:CYS:HB3	1.11	1.11
1:A:1194:TRP:CH2	1:A:1262:GLU:CB	2.32	1.11
1:A:271:LYS:HE2	1:A:328:LEU:HG	1.16	1.11
11:K:14:GLY:HA3	1:M:429:ASP:HB2	1.14	1.11
1:M:1170:LYS:HE2	1:M:1240:ILE:CD1	1.77	1.11
4:P:69:LYS:O	4:P:70:THR:HG23	1.48	1.11
7:S:116:VAL:CG1	7:S:117:PRO:HD2	1.78	1.11
4:P:25:LEU:HD11	7:S:5:LEU:HB2	1.17	1.11
1:A:101:ILE:HD11	1:A:217:PHE:CE2	1.84	1.11
1:A:267:ASP:CA	1:A:268:LEU:HB2	1.78	1.11
4:D:11:ALA:HB1	4:D:12:GLN:C	1.71	1.11
1:M:230:LEU:HD11	1:M:237:PRO:HG3	1.19	1.11
1:M:267:ASP:HB3	1:M:268:LEU:HB2	1.32	1.11
1:M:947:LYS:HA	1:M:948:PHE:O	1.50	1.11
2:N:387:PHE:CD2	2:N:503:THR:HG22	1.85	1.11
7:S:59:LYS:CB	7:S:60:GLY:HA2	1.78	1.11
1:A:1150:THR:CG2	9:I:48:LEU:CD2	2.29	1.11
1:A:267:ASP:HB3	1:A:268:LEU:HB2	1.32	1.11
1:A:709:LYS:HB3	1:A:710:PRO:HD2	1.16	1.11
1:A:836:LYS:HG2	1:A:840:THR:HG21	1.27	1.11
3:C:130:LEU:HB3	3:C:131:GLY:HA3	1.32	1.11
1:M:1176:PHE:O	1:M:1180:PRO:HD3	1.47	1.11
1:M:150:CYS:HB2	1:M:176:GLY:HA2	1.29	1.11
1:A:381:THR:HA	1:A:382:TYR:HB3	1.26	1.11
1:M:709:LYS:HB3	1:M:710:PRO:HD2	1.16	1.11
1:A:271:LYS:CE	1:A:328:LEU:HG	1.79	1.11
4:D:24:MET:HG2	7:G:4:PHE:CE1	1.84	1.11
9:I:25:LEU:HB3	9:I:38:ALA:HB2	1.11	1.11
1:M:120:SER:H	1:M:122:PRO:N	1.49	1.11
1:M:90:LYS:HZ1	1:M:282:VAL:HG11	0.96	1.11
1:M:405:HIS:HB3	1:M:406:PRO:CD	1.80	1.11
3:C:212:GLU:HB2	3:C:213:PRO:HA	1.29	1.11
4:D:11:ALA:CA	4:D:12:GLN:HB3	1.79	1.11
7:G:116:VAL:CG1	7:G:117:PRO:HD2	1.78	1.11
1:M:1165:VAL:HG12	1:M:1166:ILE:N	1.54	1.11
10:V:7:CYS:CB	10:V:45:CYS:HB3	1.80	1.11

*Continued on next page...*

*Continued from previous page...*

Atom-1	Atom-2	Interatomic distance (Å)	Clash overlap (Å)
1:A:1282:VAL:CB	1:A:1285:ILE:HD12	1.81	1.11
1:A:105:LEU:HD13	1:A:182:ILE:HD12	1.16	1.11
8:H:62:ASN:HA	8:H:63:LEU:HB2	1.12	1.11
9:U:111:GLU:CG	9:U:112:GLU:H	1.62	1.11
9:U:20:LYS:HD2	9:U:21:VAL:H	1.10	1.11
1:A:1150:THR:HB	9:I:48:LEU:HD23	1.17	1.10
1:M:267:ASP:HB2	1:M:268:LEU:HB2	1.29	1.10
3:O:212:GLU:HB2	3:O:213:PRO:HA	1.29	1.10
1:A:1260:ILE:O	1:A:1260:ILE:HG13	1.48	1.10
1:A:521:GLN:HG3	1:A:1074:SER:HB2	1.13	1.10
4:D:11:ALA:HA	4:D:12:GLN:HB3	1.33	1.10
1:M:42:THR:HG22	1:M:43:MET:H	0.99	1.10
1:M:521:GLN:HG3	1:M:1074:SER:HB2	1.30	1.10
2:N:386:HIS:HB3	2:N:389:LYS:H	1.06	1.10
4:P:11:ALA:HB1	4:P:12:GLN:C	1.71	1.10
1:A:1290:MET:CE	1:A:1312:LEU:HD21	1.81	1.10
1:A:62:THR:CG2	1:A:75:THR:HG21	1.82	1.10
9:I:20:LYS:HD2	9:I:21:VAL:H	1.01	1.10
4:P:84:ARG:HG2	4:P:85:PHE:H	1.15	1.10
1:A:120:SER:H	1:A:122:PRO:N	1.49	1.10
1:A:177:ALA:HB3	1:A:179:GLN:HE21	1.16	1.10
1:A:381:THR:HA	1:A:382:TYR:HB2	1.15	1.10
2:B:219:ILE:HG22	2:B:220:ALA:H	1.02	1.10
1:A:1150:THR:HG22	9:I:48:LEU:HD22	1.14	1.10
1:M:271:LYS:HE2	1:M:328:LEU:HG	1.16	1.10
1:A:1089:TYR:HA	1:A:1090:ALA:CB	1.79	1.10
1:M:1247:ARG:HD3	1:M:1250:ASP:OD2	1.51	1.10
1:M:381:THR:HA	1:M:382:TYR:HB3	1.26	1.10
1:A:1101:VAL:CG1	1:A:1102:PRO:CD	2.30	1.10
7:G:151:THR:HA	7:G:160:ALA:HB2	1.33	1.10
1:M:1101:VAL:CG1	1:M:1102:PRO:CD	2.30	1.10
1:M:525:PRO:HD3	1:M:637:HIS:ND1	1.66	1.10
7:S:100:PHE:CB	7:S:111:VAL:CG1	2.30	1.10
2:B:423:GLU:HG2	2:B:424:THR:HG23	1.22	1.10
4:D:11:ALA:CB	4:D:12:GLN:HB3	1.80	1.10
7:G:10:LEU:HD23	7:G:31:LEU:HD12	1.34	1.10
1:M:812:ARG:HD3	2:N:714:GLN:O	1.48	1.10
8:H:59:ILE:O	8:H:60:THR:HG22	1.50	1.10
9:I:4:PHE:HE1	9:I:27:LEU:HD21	0.99	1.10
1:M:1395:ILE:HD12	1:M:1397:ARG:HB3	1.11	1.10
1:M:109:CYS:HB2	1:M:178:ALA:HB2	1.15	1.10

*Continued on next page...*

*Continued from previous page...*

Atom-1	Atom-2	Interatomic distance (Å)	Clash overlap (Å)
1:A:467:ARG:HA	1:A:468:VAL:HB	1.28	1.10
2:B:605:ILE:HB	9:I:61:ASP:HB2	1.18	1.10
4:P:11:ALA:HA	4:P:12:GLN:HB3	1.33	1.10
1:A:1247:ARG:HD3	1:A:1250:ASP:OD2	1.51	1.09
1:A:48:GLN:HG3	1:A:50:PRO:HG3	1.22	1.09
1:M:1089:TYR:HA	1:M:1090:ALA:CB	1.80	1.09
1:M:62:THR:CG2	1:M:75:THR:HG21	1.82	1.09
2:N:267:PRO:HB3	2:N:306:GLU:OE1	1.52	1.09
9:U:20:LYS:HD2	9:U:21:VAL:N	1.64	1.09
1:A:128:GLN:HG2	1:A:139:ALA:HB1	1.13	1.09
1:A:12:PRO:O	1:A:13:LEU:HD23	1.52	1.09
1:A:1412:VAL:HG13	1:A:1413:GLU:H	1.01	1.09
2:B:254:THR:CG2	2:B:302:PRO:HB2	1.82	1.09
2:B:343:GLN:O	2:B:344:LYS:HG3	1.51	1.09
2:N:290:ASP:HB2	2:N:292:ASN:CB	1.82	1.09
4:P:27:VAL:CG2	4:P:95:THR:HG22	1.82	1.09
7:S:151:THR:HA	7:S:160:ALA:HB2	1.32	1.09
1:A:267:ASP:CB	1:A:268:LEU:CB	2.30	1.09
1:A:95:ILE:CG1	1:A:314:ILE:HD13	1.82	1.09
1:M:202:LEU:CB	1:M:203:PRO:CD	2.30	1.09
4:P:11:ALA:CB	4:P:12:GLN:HB3	1.80	1.09
1:A:405:HIS:HB3	1:A:406:PRO:CD	1.80	1.09
1:A:525:PRO:HD3	1:A:637:HIS:ND1	1.66	1.09
2:B:386:HIS:HB3	2:B:389:LYS:H	1.06	1.09
1:M:381:THR:CA	1:M:382:TYR:CB	2.30	1.09
2:N:246:ARG:CG	2:N:247:ASN:H	1.66	1.09
2:N:343:GLN:O	2:N:344:LYS:HG3	1.51	1.09
2:N:488:ILE:HG22	2:N:489:GLY:HA3	1.17	1.09
3:O:130:LEU:HB3	3:O:131:GLY:HA3	1.32	1.09
1:A:380:LEU:HD13	1:A:497:VAL:HG21	1.33	1.09
7:G:116:VAL:HG13	7:G:117:PRO:HD2	1.19	1.09
1:M:1091:GLY:CA	1:M:1092:VAL:CG1	2.30	1.09
2:N:254:THR:CG2	2:N:302:PRO:HB2	1.82	1.09
1:A:230:LEU:HD13	1:A:237:PRO:HD3	1.34	1.09
1:A:822:HIS:NE2	2:B:753:SER:HB2	1.66	1.09
4:D:11:ALA:HA	4:D:12:GLN:CB	1.83	1.09
1:M:102:LYS:HG2	1:M:189:LEU:CD2	1.81	1.09
1:M:205:LYS:HG2	1:M:206:ARG:N	1.63	1.09
1:A:950:PHE:CB	1:A:951:PRO:HD3	1.82	1.09
2:B:267:PRO:HB3	2:B:306:GLU:OE1	1.52	1.09
2:B:429:ASN:O	2:B:430:LEU:HB2	1.51	1.09

*Continued on next page...*

*Continued from previous page...*

Atom-1	Atom-2	Interatomic distance (Å)	Clash overlap (Å)
4:D:99:GLU:HG2	4:D:124:LEU:HD21	1.16	1.09
1:M:195:ARG:HG3	1:M:196:GLY:HA2	1.24	1.09
2:N:219:ILE:HG22	2:N:220:ALA:H	1.02	1.09
7:S:100:PHE:HB2	7:S:111:VAL:HG11	1.18	1.09
1:A:230:LEU:HD11	1:A:237:PRO:HG3	1.18	1.09
2:B:290:ASP:HB2	2:B:292:ASN:CB	1.82	1.09
4:D:27:VAL:CG2	4:D:95:THR:HG22	1.82	1.09
8:H:62:ASN:CA	8:H:63:LEU:CB	2.30	1.09
10:J:43:TYR:CB	10:J:44:CYS:HA	1.81	1.09
1:M:1091:GLY:CA	1:M:1092:VAL:CB	2.30	1.09
1:M:947:LYS:HB3	1:M:951:PRO:HD2	1.28	1.09
2:N:307:ALA:HB1	2:N:310:ILE:HD11	1.18	1.09
7:S:46:ILE:HG12	7:S:79:LEU:HD21	1.30	1.09
1:A:236:ARG:CB	1:A:239:TRP:CZ3	2.36	1.09
1:A:947:LYS:HB3	1:A:951:PRO:HD2	1.28	1.09
2:B:292:ASN:N	2:B:293:ASP:HB2	1.67	1.09
2:B:488:ILE:HB	2:B:489:GLY:CA	1.82	1.09
8:T:62:ASN:CA	8:T:63:LEU:CB	2.30	1.09
1:A:1276:SER:CA	1:A:1277:ILE:CG1	2.30	1.09
1:A:266:ASP:HB3	1:A:267:ASP:HB2	1.09	1.09
1:A:513:VAL:HG23	1:A:514:PRO:HD3	1.09	1.09
1:A:646:GLU:H	1:A:648:CYS:HB3	1.12	1.09
4:D:25:LEU:HD11	7:G:5:LEU:HB2	1.17	1.09
1:M:85:HIS:HB2	1:M:244:VAL:HG12	1.34	1.09
2:N:391:ARG:HE	2:N:618:ARG:NH2	1.49	1.09
4:P:11:ALA:HA	4:P:12:GLN:CB	1.83	1.09
7:S:10:LEU:HD23	7:S:31:LEU:HD12	1.34	1.09
1:A:1165:VAL:HG12	1:A:1166:ILE:N	1.54	1.08
1:A:1452:ASP:OD1	6:F:123:LEU:HD11	1.51	1.08
1:M:12:PRO:O	1:M:13:LEU:HD23	1.53	1.08
2:N:659:PRO:HB3	2:N:661:GLN:HE21	1.18	1.08
8:H:62:ASN:CB	8:H:63:LEU:CB	2.30	1.08
1:M:336:LYS:O	1:M:336:LYS:HG2	1.46	1.08
2:N:323:ARG:HB3	2:N:324:GLY:HA2	1.19	1.08
1:A:1395:ILE:HD12	1:A:1397:ARG:HB3	1.09	1.08
1:A:419:ILE:CG2	1:A:425:LYS:CD	2.30	1.08
7:G:100:PHE:CB	7:G:111:VAL:CG1	2.30	1.08
1:M:208:LEU:CD1	1:M:208:LEU:H	1.61	1.08
1:M:267:ASP:CB	1:M:268:LEU:CB	2.30	1.08
1:A:119:SER:H	1:A:120:SER:HA	1.11	1.08
1:M:950:PHE:CB	1:M:951:PRO:HD3	1.82	1.08

*Continued on next page...*

*Continued from previous page...*

Atom-1	Atom-2	Interatomic distance (Å)	Clash overlap (Å)
8:T:59:ILE:O	8:T:60:THR:HG22	1.50	1.08
8:T:62:ASN:CB	8:T:63:LEU:CB	2.30	1.08
1:M:1276:SER:CA	1:M:1277:ILE:CG1	2.30	1.08
1:M:419:ILE:CG2	1:M:425:LYS:CD	2.30	1.08
4:D:24:MET:CG	7:G:4:PHE:CE1	2.37	1.08
1:M:192:SER:HB3	1:M:202:LEU:C	1.73	1.08
9:U:25:LEU:HB3	9:U:38:ALA:HB2	1.12	1.08
1:M:1191:GLN:HB3	1:M:1246:ILE:HG23	1.25	1.08
1:M:150:CYS:HB2	1:M:176:GLY:C	1.71	1.08
1:M:230:LEU:HD13	1:M:237:PRO:CD	1.84	1.08
4:P:99:GLU:HG2	4:P:124:LEU:HD21	1.18	1.08
1:A:196:GLY:O	1:A:197:LYS:HB2	1.46	1.08
1:A:202:LEU:CB	1:A:203:PRO:HD2	1.83	1.08
1:A:90:LYS:HZ1	1:A:282:VAL:HG11	0.92	1.08
1:A:947:LYS:HA	1:A:948:PHE:O	1.50	1.08
2:B:281:ARG:HG3	9:I:6:TYR:CZ	1.88	1.08
8:H:63:LEU:O	8:H:63:LEU:HD23	1.53	1.08
1:M:1260:ILE:O	1:M:1260:ILE:HG13	1.48	1.08
1:M:85:HIS:HB2	1:M:244:VAL:CG1	1.82	1.08
2:N:292:ASN:N	2:N:293:ASP:HB2	1.67	1.08
1:A:374:ARG:HH11	1:A:374:ARG:HB2	1.02	1.08
2:B:425:ASN:O	2:B:426:ARG:HB2	1.47	1.08
3:C:80:PRO:HB2	3:C:81:PRO:HD3	1.12	1.08
1:M:1071:ALA:HB2	1:M:1373:HIS:HD2	1.14	1.08
8:T:62:ASN:HA	8:T:63:LEU:HB2	1.12	1.08
1:A:375:SER:HB3	11:K:2:ASN:HD21	1.12	1.08
2:B:264:SER:HB2	2:B:322:LYS:NZ	1.68	1.08
2:B:323:ARG:CB	2:B:324:GLY:CA	2.30	1.08
4:P:98:CYS:HA	4:P:99:GLU:HG3	1.35	1.08
2:N:281:ARG:HG3	9:U:6:TYR:CZ	1.89	1.08
1:A:64:ASP:CB	1:A:67:PHE:CZ	2.37	1.07
9:I:20:LYS:CD	9:I:21:VAL:HG23	1.83	1.07
1:M:106:GLU:CB	1:M:144:CYS:HB3	1.84	1.07
1:M:178:ALA:C	1:M:180:PRO:HD2	1.73	1.07
1:M:33:SER:HB2	1:M:84:GLY:HA2	1.32	1.07
2:N:508:VAL:HA	2:N:509:CYS:HB2	1.29	1.07
1:A:1255:ASP:O	1:A:1256:ASP:HB2	1.45	1.07
1:A:85:HIS:HB2	1:A:244:VAL:CG1	1.84	1.07
1:A:1496:PHE:CD2	4:D:33:LEU:HG	1.90	1.07
1:M:128:GLN:HG2	1:M:139:ALA:HB1	1.13	1.07
2:N:235:LEU:HD22	2:N:235:LEU:O	1.54	1.07

*Continued on next page...*

*Continued from previous page...*

Atom-1	Atom-2	Interatomic distance (Å)	Clash overlap (Å)
1:A:428:GLY:O	1:A:430:ILE:HD12	1.54	1.07
2:B:212:LYS:HG3	2:B:213:LYS:N	1.67	1.07
1:M:71:THR:HG23	2:N:1160:ILE:HG23	1.35	1.07
3:O:129:SER:CB	3:O:130:LEU:HA	1.80	1.07
1:A:1165:VAL:HG12	1:A:1166:ILE:H	1.00	1.07
1:A:162:ASP:HA	1:A:165:ASN:HB2	1.35	1.07
1:A:71:THR:HG23	2:B:1160:ILE:HG23	1.35	1.07
2:B:235:LEU:HD22	2:B:235:LEU:O	1.54	1.07
1:M:380:LEU:HD13	1:M:497:VAL:HG21	1.29	1.07
2:N:234:ARG:HH21	2:N:408:ARG:NH2	1.53	1.07
10:V:43:TYR:CB	10:V:44:CYS:HA	1.81	1.07
1:A:1290:MET:HE2	1:A:1312:LEU:CD2	1.83	1.07
1:A:230:LEU:HD13	1:A:237:PRO:CD	1.84	1.07
1:A:24:LEU:HB2	2:B:1199:ASN:O	1.52	1.07
3:C:129:SER:OG	3:C:130:LEU:HA	1.54	1.07
4:D:47:GLY:O	4:D:48:GLU:HB2	1.53	1.07
1:M:1165:VAL:HG12	1:M:1166:ILE:H	1.00	1.07
1:M:177:ALA:HB3	1:M:179:GLN:HG3	1.17	1.07
1:M:571:ILE:HG12	1:M:573:LYS:HE3	1.30	1.07
2:N:1062:TYR:HE2	2:N:1069:LYS:HG2	1.11	1.07
2:N:254:THR:HG22	2:N:302:PRO:CB	1.84	1.07
3:O:130:LEU:HD12	3:O:130:LEU:N	1.70	1.07
4:P:47:GLY:O	4:P:48:GLU:HB2	1.53	1.07
1:A:1465:VAL:CG1	1:A:1466:PRO:CA	2.32	1.07
7:G:35:VAL:HG12	7:G:46:ILE:HG21	1.37	1.07
9:I:111:GLU:HG2	9:I:112:GLU:H	0.98	1.07
2:N:387:PHE:HD2	2:N:503:THR:CG2	1.68	1.07
2:B:254:THR:HG22	2:B:302:PRO:CB	1.84	1.07
1:M:558:TRP:O	1:M:559:VAL:HG13	1.54	1.07
11:W:118:VAL:CG2	11:W:119:GLU:H	1.66	1.07
1:A:57:ASP:CB	1:A:58:PRO:HD3	1.84	1.07
2:B:488:ILE:HG22	2:B:489:GLY:HA3	1.17	1.07
1:M:236:ARG:CB	1:M:239:TRP:CZ3	2.36	1.07
1:M:260:GLY:HA3	2:N:924:ARG:NE	1.70	1.07
4:P:24:MET:HG2	7:S:4:PHE:CZ	1.89	1.07
1:A:1089:TYR:CA	1:A:1090:ALA:CB	2.30	1.07
2:B:246:ARG:CG	2:B:247:ASN:H	1.66	1.07
4:D:98:CYS:HA	4:D:99:GLU:HG3	1.35	1.07
7:S:52:SER:N	7:S:55:ILE:HD12	1.70	1.07
1:A:42:THR:HG22	1:A:43:MET:H	0.99	1.07
1:M:208:LEU:HD12	1:M:208:LEU:N	1.64	1.07

*Continued on next page...*

*Continued from previous page...*

Atom-1	Atom-2	Interatomic distance (Å)	Clash overlap (Å)
1:M:405:HIS:HB3	1:M:406:PRO:HD3	1.12	1.07
1:A:1282:VAL:HG11	1:A:1285:ILE:CD1	1.85	1.06
3:C:129:SER:CB	3:C:130:LEU:HA	1.80	1.06
9:I:111:GLU:CG	9:I:112:GLU:H	1.62	1.06
1:M:1151:SER:HA	1:M:1152:ALA:HB2	1.08	1.06
1:M:205:LYS:CG	1:M:206:ARG:H	1.64	1.06
1:M:428:GLY:O	1:M:430:ILE:HD12	1.54	1.06
4:P:24:MET:CG	7:S:4:PHE:CE1	2.37	1.06
1:A:419:ILE:HG21	1:A:425:LYS:HD2	1.35	1.06
1:A:57:ASP:CB	1:A:58:PRO:CD	2.32	1.06
1:M:81:GLY:HA3	1:M:249:PRO:HG3	1.36	1.06
1:M:419:ILE:HG21	1:M:425:LYS:HD2	1.35	1.06
1:M:709:LYS:HB3	1:M:710:PRO:CD	1.84	1.06
1:A:33:SER:HB2	1:A:84:GLY:HA2	1.27	1.06
4:D:99:GLU:C	4:D:124:LEU:HD22	1.75	1.06
1:M:266:ASP:HB3	1:M:267:ASP:HB2	1.09	1.06
2:N:155:ILE:HD11	2:N:403:PHE:HE1	1.17	1.06
4:P:99:GLU:C	4:P:124:LEU:HD22	1.74	1.06
1:A:105:LEU:O	1:A:106:GLU:HB2	1.45	1.06
1:A:1191:GLN:HB3	1:A:1246:ILE:HG23	1.24	1.06
2:B:215:ALA:CA	2:B:217:SER:HB3	1.84	1.06
7:G:46:ILE:HA	7:G:79:LEU:HD23	1.06	1.06
9:I:53:VAL:HG12	9:I:56:THR:HB	1.33	1.06
1:M:64:ASP:CB	1:M:67:PHE:CZ	2.37	1.06
1:A:107:CYS:SG	1:A:140:VAL:CG1	2.44	1.06
1:A:81:GLY:HA3	1:A:249:PRO:HG3	1.36	1.06
4:D:99:GLU:HG3	4:D:124:LEU:HD11	1.37	1.06
7:G:100:PHE:HB2	7:G:111:VAL:HG11	1.18	1.06
11:K:118:VAL:CG2	11:K:119:GLU:H	1.67	1.06
1:M:1119:LEU:HG	1:M:1314:THR:CB	1.84	1.06
4:P:32:ILE:HD12	4:P:74:THR:HG21	1.07	1.06
1:A:117:ILE:HG21	1:A:125:ASN:HB2	1.09	1.06
1:A:267:ASP:HB2	1:A:268:LEU:HB2	1.29	1.06
4:D:24:MET:HG2	7:G:4:PHE:CZ	1.89	1.06
1:M:1412:VAL:HG13	1:M:1413:GLU:N	1.59	1.06
1:M:57:ASP:CB	1:M:58:PRO:HD3	1.84	1.06
1:A:405:HIS:HB3	1:A:406:PRO:HD3	1.12	1.06
3:C:130:LEU:HD12	3:C:130:LEU:N	1.70	1.06
1:M:106:GLU:HG3	1:M:144:CYS:HB2	1.35	1.06
1:M:155:SER:HB3	1:M:169:ASN:HB2	1.37	1.06
2:N:429:ASN:O	2:N:430:LEU:HB2	1.51	1.06

*Continued on next page...*

*Continued from previous page...*

Atom-1	Atom-2	Interatomic distance (Å)	Clash overlap (Å)
11:W:118:VAL:HG22	11:W:119:GLU:N	1.61	1.06
1:A:1119:LEU:HG	1:A:1314:THR:CB	1.84	1.06
2:B:659:PRO:HB3	2:B:661:GLN:HE21	1.18	1.06
1:M:1089:TYR:CA	1:M:1090:ALA:CB	2.31	1.06
1:A:1282:VAL:HB	1:A:1285:ILE:HD12	1.31	1.05
1:A:728:LEU:HD13	1:A:805:PHE:CD1	1.91	1.05
1:M:1091:GLY:CA	1:M:1092:VAL:HB	1.86	1.05
1:M:1255:ASP:O	1:M:1256:ASP:HB2	1.46	1.05
3:O:129:SER:OG	3:O:130:LEU:HA	1.54	1.05
7:S:46:ILE:HA	7:S:79:LEU:HD23	1.06	1.05
2:B:386:HIS:HD2	2:B:388:GLY:HA3	1.19	1.05
7:G:52:SER:N	7:G:55:ILE:HD12	1.70	1.05
1:M:1276:SER:HB2	1:M:1277:ILE:CG1	1.85	1.05
2:N:215:ALA:CA	2:N:217:SER:HB3	1.84	1.05
2:N:264:SER:HB2	2:N:322:LYS:NZ	1.71	1.05
8:T:62:ASN:CA	8:T:63:LEU:HB2	1.85	1.05
1:A:1276:SER:HA	1:A:1277:ILE:CG1	1.86	1.05
1:A:266:ASP:HB3	1:A:267:ASP:CB	1.86	1.05
1:A:398:VAL:HG11	1:A:411:ILE:HD11	1.38	1.05
3:O:249:LEU:HD12	3:O:249:LEU:H	1.21	1.05
7:S:150:GLY:O	7:S:160:ALA:HB1	1.55	1.05
1:A:381:THR:CA	1:A:382:TYR:CB	2.30	1.05
1:A:651:PHE:CE2	1:A:655:ILE:HD11	1.92	1.05
1:A:1496:PHE:CD2	4:D:33:LEU:HD21	1.91	1.05
4:D:80:ILE:HD11	4:D:130:LEU:HD11	1.37	1.05
7:G:100:PHE:HB2	7:G:111:VAL:HG12	1.35	1.05
1:A:1450:TYR:HD1	7:G:60:GLY:C	1.59	1.05
8:H:62:ASN:HA	8:H:63:LEU:CB	1.86	1.05
11:K:118:VAL:O	11:K:119:GLU:HG2	1.56	1.05
1:M:1150:THR:HB	9:U:48:LEU:CD2	1.87	1.05
1:M:119:SER:H	1:M:120:SER:HA	1.12	1.05
8:T:63:LEU:O	8:T:63:LEU:HD23	1.53	1.05
1:A:1290:MET:HE2	1:A:1312:LEU:HD21	1.34	1.05
1:A:558:TRP:O	1:A:559:VAL:HG13	1.54	1.05
1:A:709:LYS:HB3	1:A:710:PRO:CD	1.84	1.05
4:D:27:VAL:HG23	4:D:95:THR:HG22	1.36	1.05
9:I:79:HIS:O	9:I:80:GLN:HB2	1.55	1.05
1:M:196:GLY:O	1:M:197:LYS:HB2	1.55	1.05
2:N:386:HIS:HD2	2:N:388:GLY:HA3	1.19	1.05
7:S:145:ARG:HG3	7:S:172:LEU:CD2	1.86	1.05
1:A:263:ARG:HD3	1:A:263:ARG:O	1.55	1.05

*Continued on next page...*

*Continued from previous page...*

Atom-1	Atom-2	Interatomic distance (Å)	Clash overlap (Å)
1:A:425:LYS:NZ	1:A:430:ILE:HG13	1.70	1.05
7:G:145:ARG:CG	7:G:172:LEU:HD21	1.86	1.05
1:M:517:ILE:CD1	1:M:640:TRP:HD1	1.65	1.05
2:N:246:ARG:HG3	2:N:247:ASN:H	1.20	1.05
1:A:1146:LEU:CD1	1:A:1274:LEU:HD23	1.87	1.05
1:A:177:ALA:HA	1:A:178:ALA:HB3	1.38	1.05
1:A:85:HIS:HB2	1:A:244:VAL:HG12	1.38	1.05
1:M:1395:ILE:HD11	1:M:1397:ARG:HB3	1.38	1.05
1:M:263:ARG:HD3	1:M:263:ARG:O	1.55	1.05
1:A:230:LEU:CD1	1:A:237:PRO:CG	2.33	1.05
7:G:145:ARG:HG3	7:G:172:LEU:CD2	1.86	1.05
10:J:43:TYR:HB2	10:J:44:CYS:HA	1.27	1.05
1:M:195:ARG:CG	1:M:196:GLY:HA2	1.87	1.05
1:M:425:LYS:NZ	1:M:430:ILE:HG13	1.70	1.05
1:A:1461:LEU:HB3	1:A:1462:GLY:CA	1.87	1.05
1:A:40:PRO:CB	1:A:276:ILE:HG22	1.85	1.05
1:A:95:ILE:O	1:A:98:LEU:HB2	1.57	1.05
8:H:62:ASN:HB2	8:H:63:LEU:HB3	1.38	1.05
1:A:154:LEU:H	1:A:173:GLY:C	1.58	1.05
1:M:162:ASP:HA	1:M:165:ASN:HB2	1.35	1.05
1:M:230:LEU:CD1	1:M:237:PRO:CG	2.33	1.05
1:M:40:PRO:CB	1:M:276:ILE:HG22	1.85	1.05
1:M:513:VAL:HG23	1:M:514:PRO:HD3	1.09	1.05
9:U:20:LYS:CD	9:U:21:VAL:HG23	1.85	1.05
1:A:205:LYS:HG3	1:A:206:ARG:HE	1.18	1.04
1:A:571:ILE:HG12	1:A:573:LYS:HE3	1.30	1.04
2:B:291:PRO:CA	2:B:292:ASN:HB2	1.85	1.04
7:G:94:THR:HG22	8:T:2:SER:HA	1.38	1.04
9:I:20:LYS:CD	9:I:21:VAL:H	1.69	1.04
1:M:1452:ASP:OD1	6:R:123:LEU:HD11	1.57	1.04
1:M:338:LYS:HG3	1:M:343:ARG:HD3	1.32	1.04
1:M:651:PHE:CE2	1:M:655:ILE:HD11	1.92	1.04
2:N:212:LYS:HG3	2:N:213:LYS:H	0.92	1.04
1:M:1492:VAL:HG12	1:M:1496:PHE:HE2	0.93	1.04
1:M:398:VAL:HG11	1:M:411:ILE:HD11	1.39	1.04
2:N:1026:LEU:HB3	2:N:1051:HIS:HD2	1.22	1.04
5:Q:58:SER:HB2	5:Q:75:GLU:HA	1.37	1.04
5:E:49:GLY:HA2	5:E:50:ARG:HB2	1.36	1.04
1:M:261:THR:O	1:M:262:SER:HB2	1.53	1.04
2:N:869:SER:O	2:N:870:THR:HG22	1.57	1.04
4:P:27:VAL:HG23	4:P:95:THR:HG22	1.36	1.04

*Continued on next page...*

*Continued from previous page...*

Atom-1	Atom-2	Interatomic distance (Å)	Clash overlap (Å)
5:Q:49:GLY:HA3	5:Q:50:ARG:CB	1.86	1.04
3:O:68:MET:HB3	10:V:6:ARG:HD2	1.39	1.04
2:B:200:GLN:HE21	2:B:465:VAL:HG23	1.22	1.04
2:B:488:ILE:CB	2:B:489:GLY:CA	2.34	1.04
7:G:150:GLY:O	7:G:160:ALA:HB1	1.55	1.04
8:H:62:ASN:CA	8:H:63:LEU:HB2	1.85	1.04
1:M:343:ARG:CG	1:M:343:ARG:HH11	1.70	1.04
1:A:1496:PHE:CD2	4:D:33:LEU:CG	2.41	1.04
1:A:846:ARG:HH11	1:A:1391:THR:HA	0.93	1.04
1:M:117:ILE:HG21	1:M:125:ASN:HB2	1.09	1.04
1:M:232:GLU:HG2	1:M:232:GLU:O	1.56	1.04
1:M:266:ASP:HB3	1:M:267:ASP:CB	1.86	1.04
1:M:728:LEU:HD13	1:M:805:PHE:CD1	1.92	1.04
1:A:1151:SER:HA	1:A:1152:ALA:HB2	1.08	1.04
1:A:1496:PHE:HD2	4:D:33:LEU:CG	1.71	1.04
1:M:1110:VAL:HG11	1:M:1387:LEU:HD13	1.39	1.04
1:M:781:ILE:CG1	1:M:821:PHE:CE2	2.39	1.04
1:M:806:ILE:CD1	1:M:814:LEU:CD2	2.35	1.04
1:M:558:TRP:CH2	11:W:61:LYS:HG2	1.93	1.04
1:A:1112:LYS:HD3	1:A:1112:LYS:H	1.18	1.04
1:A:1465:VAL:HG13	1:A:1466:PRO:CA	1.86	1.04
1:A:24:LEU:HB2	2:B:1199:ASN:C	1.76	1.04
4:P:131:ARG:O	4:P:132:LYS:HB2	1.56	1.04
9:U:53:VAL:HG12	9:U:56:THR:HB	1.33	1.04
1:M:1140:GLN:O	1:M:1280:ARG:HB3	1.57	1.04
1:M:167:SER:N	1:M:168:ALA:CB	2.20	1.04
1:M:263:ARG:HH21	1:M:263:ARG:HG3	0.90	1.04
2:N:323:ARG:CB	2:N:324:GLY:CA	2.30	1.04
1:A:263:ARG:HH21	1:A:263:ARG:HG3	0.90	1.04
1:A:345:ASN:O	1:A:349:LYS:HE2	1.57	1.04
7:G:127:ASN:CB	7:G:128:PRO:HD3	1.88	1.04
1:M:71:THR:HG23	2:N:1160:ILE:CG2	1.88	1.04
1:M:846:ARG:HD2	1:M:1390:ILE:O	1.55	1.04
7:S:145:ARG:CG	7:S:172:LEU:HD21	1.87	1.04
1:A:1110:VAL:HG11	1:A:1387:LEU:HD13	1.39	1.03
1:A:368:ASP:CG	1:A:649:LYS:HE3	1.77	1.03
2:B:488:ILE:HD13	2:B:490:ARG:HG2	1.40	1.03
1:M:120:SER:HB3	1:M:121:ASN:O	1.58	1.03
1:M:107:CYS:SG	1:M:140:VAL:CG1	2.46	1.03
1:M:198:ASP:O	1:M:199:GLU:HB2	1.56	1.03
1:M:24:LEU:HB2	2:N:1199:ASN:O	1.56	1.03

*Continued on next page...*

*Continued from previous page...*

Atom-1	Atom-2	Interatomic distance (Å)	Clash overlap (Å)
1:M:380:LEU:HD12	1:M:442:ILE:CD1	1.88	1.03
2:N:488:ILE:HB	2:N:489:GLY:CA	1.82	1.03
7:S:35:VAL:HG12	7:S:46:ILE:HG21	1.37	1.03
1:A:167:SER:N	1:A:168:ALA:CB	2.20	1.03
1:M:101:ILE:HB	1:M:240:MET:SD	1.97	1.03
1:M:806:ILE:CD1	1:M:814:LEU:HD21	1.85	1.03
2:N:211:PHE:CE2	2:N:384:ARG:HD3	1.93	1.03
11:W:118:VAL:O	11:W:119:GLU:HG2	1.56	1.03
1:A:337:GLY:HA3	1:A:338:LYS:O	1.56	1.03
1:A:405:HIS:CB	1:A:406:PRO:HD3	1.88	1.03
1:A:558:TRP:CH2	11:K:61:LYS:HG2	1.93	1.03
2:B:869:SER:O	2:B:870:THR:HG22	1.57	1.03
1:M:51:ARG:O	1:M:52:VAL:HB	1.54	1.03
1:M:645:PRO:O	1:M:646:GLU:HG2	1.57	1.03
7:S:127:ASN:CB	7:S:128:PRO:HD3	1.88	1.03
8:T:62:ASN:HB2	8:T:63:LEU:HB3	1.38	1.03
1:A:1142:GLU:O	1:A:1281:GLY:HA2	1.59	1.03
1:A:846:ARG:HD2	1:A:1390:ILE:O	1.57	1.03
1:A:177:ALA:HB3	1:A:179:GLN:NE2	1.73	1.03
4:D:131:ARG:O	4:D:132:LYS:HB2	1.56	1.03
1:M:177:ALA:CB	1:M:178:ALA:CB	2.30	1.03
2:N:488:ILE:CB	2:N:489:GLY:CA	2.34	1.03
2:N:654:ARG:CB	2:N:655:TYR:HA	1.89	1.03
4:P:99:GLU:CA	4:P:124:LEU:HD22	1.88	1.03
5:Q:49:GLY:HA2	5:Q:50:ARG:HB2	1.36	1.03
1:A:120:SER:CB	1:A:121:ASN:CB	2.30	1.03
1:A:517:ILE:CD1	1:A:640:TRP:HD1	1.65	1.03
1:A:1276:SER:HB2	1:A:1277:ILE:HG12	1.07	1.03
1:A:128:GLN:O	1:A:136:ARG:HG2	1.57	1.03
1:M:1146:LEU:CD1	1:M:1274:LEU:HD23	1.89	1.03
1:M:120:SER:CB	1:M:121:ASN:CB	2.30	1.03
1:M:120:SER:HB3	1:M:121:ASN:HB2	1.07	1.03
1:M:95:ILE:O	1:M:98:LEU:HB2	1.59	1.03
2:N:291:PRO:CA	2:N:292:ASN:HB2	1.85	1.03
1:A:40:PRO:HG3	1:A:276:ILE:HG22	1.04	1.03
1:M:1276:SER:HB2	1:M:1277:ILE:HG12	1.03	1.03
1:M:128:GLN:O	1:M:136:ARG:HG2	1.57	1.03
4:P:80:ILE:HD11	4:P:130:LEU:HD11	1.36	1.03
1:A:1162:GLN:NE2	1:A:1162:GLN:HA	1.73	1.03
2:B:654:ARG:CB	2:B:655:TYR:HA	1.89	1.03
4:D:99:GLU:CA	4:D:124:LEU:HD22	1.88	1.03

*Continued on next page...*

*Continued from previous page...*

Atom-1	Atom-2	Interatomic distance (Å)	Clash overlap (Å)
1:M:154:LEU:HA	1:M:173:GLY:HA2	1.40	1.03
4:D:32:ILE:HD12	4:D:74:THR:HG21	1.07	1.03
1:M:507:ILE:HA	1:M:511:THR:HG23	1.40	1.03
1:M:730:GLN:HA	1:M:733:ASP:OD1	1.59	1.03
1:A:120:SER:HB3	1:A:121:ASN:O	1.58	1.03
1:A:730:GLN:HA	1:A:733:ASP:OD1	1.59	1.03
2:N:378:ARG:HG2	9:U:52:ASN:ND2	1.73	1.03
4:P:58:THR:CB	4:P:62:PHE:HE2	1.70	1.03
2:B:669:VAL:HG22	2:B:674:ILE:HD11	1.40	1.02
7:G:51:ASP:HA	7:G:55:ILE:HD11	1.03	1.02
1:M:1403:LEU:HD22	1:M:1432:GLU:HG3	1.08	1.02
1:M:163:LEU:HG	1:M:163:LEU:O	1.58	1.02
2:N:200:GLN:HE21	2:N:465:VAL:HG23	1.22	1.02
1:A:1150:THR:HB	9:I:48:LEU:CD2	1.89	1.02
1:A:1403:LEU:HD22	1:A:1432:GLU:HG3	1.08	1.02
1:A:1489:SER:CB	1:A:1490:PRO:HD3	1.89	1.02
2:B:993:GLN:N	2:B:994:GLY:HA2	1.74	1.02
4:D:58:THR:CB	4:D:62:PHE:HE2	1.71	1.02
1:M:1119:LEU:N	1:M:1314:THR:HG22	1.74	1.02
8:T:62:ASN:HA	8:T:63:LEU:CB	1.86	1.02
1:A:57:ASP:HB3	1:A:58:PRO:HD3	1.05	1.02
7:G:147:LYS:HD2	7:G:169:LEU:CD1	1.88	1.02
1:M:405:HIS:CB	1:M:406:PRO:HD3	1.88	1.02
2:N:488:ILE:HD13	2:N:490:ARG:HG2	1.40	1.02
1:A:343:ARG:HD3	2:B:1121:GLU:OE1	1.57	1.02
1:A:1496:PHE:CD2	4:D:33:LEU:CD2	2.42	1.02
7:G:127:ASN:CB	7:G:128:PRO:CD	2.37	1.02
1:M:230:LEU:HD13	1:M:237:PRO:HD3	1.34	1.02
1:M:792:HIS:CB	1:M:817:GLN:HE21	1.73	1.02
7:S:100:PHE:HB2	7:S:111:VAL:HG12	1.35	1.02
1:M:110:TRP:HZ2	1:M:193:TRP:NE1	1.56	1.02
1:M:335:LEU:HD23	1:M:335:LEU:N	1.72	1.02
1:A:778:GLY:C	1:A:1092:VAL:HG23	1.78	1.02
1:A:1474:GLY:O	1:A:1475:THR:HG23	1.59	1.02
1:M:337:GLY:HA3	1:M:338:LYS:O	1.56	1.02
2:N:328:GLY:O	2:N:329:VAL:HG22	1.59	1.02
5:Q:101:THR:CG2	5:Q:126:THR:HG22	1.89	1.02
1:A:1119:LEU:N	1:A:1314:THR:HG22	1.74	1.02
1:A:71:THR:HG23	2:B:1160:ILE:CG2	1.88	1.02
5:E:58:SER:HB2	5:E:75:GLU:HA	1.37	1.02
3:C:68:MET:HB3	10:J:6:ARG:HD2	1.39	1.02

*Continued on next page...*

*Continued from previous page...*

Atom-1	Atom-2	Interatomic distance (Å)	Clash overlap (Å)
1:M:25:SER:CB	1:M:239:TRP:NE1	2.23	1.02
1:A:1071:ALA:HB2	1:A:1373:HIS:CD2	1.94	1.02
1:A:261:THR:O	1:A:262:SER:HB2	1.52	1.02
3:C:249:LEU:HD12	3:C:249:LEU:H	1.21	1.02
1:M:177:ALA:HA	1:M:178:ALA:HB3	1.42	1.02
1:M:581:LYS:HB3	1:M:618:ILE:HD11	1.39	1.02
5:E:101:THR:CG2	5:E:126:THR:HG22	1.89	1.02
4:D:85:PHE:CZ	4:D:115:ILE:HG12	1.95	1.02
1:A:1276:SER:HB2	1:A:1277:ILE:CG1	1.89	1.01
1:M:120:SER:HB3	1:M:121:ASN:C	1.80	1.01
1:M:192:SER:CB	1:M:202:LEU:HA	1.90	1.01
2:N:1054:GLN:HB3	2:N:1056:ARG:HE	0.86	1.01
1:A:1071:ALA:CB	1:A:1373:HIS:CD2	2.43	1.01
1:A:263:ARG:HH21	1:A:263:ARG:CG	1.74	1.01
1:M:263:ARG:HH21	1:M:263:ARG:CG	1.73	1.01
9:U:25:LEU:HB3	9:U:38:ALA:CB	1.89	1.01
1:A:155:SER:CA	1:A:169:ASN:HA	1.91	1.01
1:A:155:SER:HB3	1:A:169:ASN:HB2	1.37	1.01
1:A:88:LEU:HB2	1:A:243:THR:O	1.60	1.01
7:G:127:ASN:HB2	7:G:128:PRO:CD	1.91	1.01
1:M:1112:LYS:HD3	1:M:1112:LYS:H	1.18	1.01
1:M:193:TRP:HH2	1:M:206:ARG:HB3	1.25	1.01
7:S:127:ASN:CB	7:S:128:PRO:CD	2.37	1.01
7:S:147:LYS:HD2	7:S:169:LEU:CD1	1.89	1.01
2:B:1026:LEU:HB3	2:B:1051:HIS:HD2	1.23	1.01
2:B:659:PRO:HB3	2:B:661:GLN:NE2	1.75	1.01
2:N:669:VAL:HG22	2:N:674:ILE:HD11	1.40	1.01
1:A:1195:LEU:HD21	1:A:1242:ARG:NE	1.76	1.01
1:A:177:ALA:HB3	1:A:179:GLN:HG3	1.38	1.01
1:A:581:LYS:HB3	1:A:618:ILE:HD11	1.39	1.01
2:B:246:ARG:HG3	2:B:247:ASN:H	1.20	1.01
1:A:822:HIS:CE1	2:B:753:SER:HB2	1.93	1.01
8:H:17:ASP:HB3	8:H:19:GLN:HG3	1.41	1.01
1:M:1192:SER:HA	1:M:1245:ILE:O	1.61	1.01
1:M:1195:LEU:HD21	1:M:1242:ARG:NE	1.76	1.01
9:U:68:LEU:HD23	9:U:69:PRO:HD2	1.43	1.01
1:A:335:LEU:N	1:A:335:LEU:HD23	1.72	1.01
1:A:645:PRO:O	1:A:646:GLU:HG2	1.57	1.01
1:A:1150:THR:CB	9:I:48:LEU:HD23	1.89	1.01
1:M:1071:ALA:CB	1:M:1373:HIS:CD2	2.43	1.01
1:M:155:SER:CA	1:M:169:ASN:HA	1.90	1.01

*Continued on next page...*

*Continued from previous page...*

Atom-1	Atom-2	Interatomic distance (Å)	Clash overlap (Å)
1:M:645:PRO:HA	1:M:648:CYS:HB3	1.42	1.01
1:M:1260:ILE:HD12	9:U:30:ARG:NH2	1.73	1.01
1:A:1282:VAL:HG11	1:A:1285:ILE:HD11	1.43	1.01
1:A:1465:VAL:CG1	1:A:1466:PRO:CB	2.37	1.01
2:B:229:LEU:HD11	2:B:231:ARG:NH2	1.75	1.01
1:M:1101:VAL:HG13	1:M:1102:PRO:N	1.74	1.01
1:M:1194:TRP:CH2	1:M:1262:GLU:HB2	1.95	1.01
1:M:425:LYS:HZ1	1:M:430:ILE:HG13	1.22	1.01
1:M:432:LEU:HA	1:M:436:TRP:HZ2	1.23	1.01
7:S:127:ASN:HB2	7:S:128:PRO:CD	1.91	1.01
2:B:246:ARG:CG	2:B:247:ASN:N	2.21	1.01
2:B:291:PRO:HA	2:B:292:ASN:HB2	1.16	1.01
1:A:1260:ILE:HD12	9:I:30:ARG:NH2	1.74	1.01
1:M:105:LEU:HD22	1:M:182:ILE:HB	1.39	1.01
1:M:57:ASP:HB3	1:M:58:PRO:HD3	1.05	1.01
5:Q:199:THR:H	5:Q:200:SER:C	1.64	1.01
1:A:25:SER:CB	1:A:239:TRP:NE1	2.23	1.01
1:A:25:SER:HB2	1:A:239:TRP:HE1	1.18	1.01
1:M:1071:ALA:HB2	1:M:1373:HIS:CD2	1.95	1.01
1:M:1450:TYR:HD1	7:S:61:ARG:HA	1.25	1.01
1:M:573:LYS:CB	1:M:574:PRO:HD2	1.91	1.01
2:N:229:LEU:HD11	2:N:231:ARG:NH2	1.75	1.01
2:N:659:PRO:HB3	2:N:661:GLN:NE2	1.75	1.01
4:P:99:GLU:HG3	4:P:124:LEU:HD11	1.37	1.01
1:A:321:LEU:HB3	1:A:325:GLY:HA2	1.38	1.01
1:A:781:ILE:HG12	1:A:821:PHE:CE2	1.96	1.01
1:M:150:CYS:CB	1:M:176:GLY:CA	2.39	1.01
1:M:40:PRO:HG3	1:M:276:ILE:HG22	1.04	1.01
1:M:38:GLU:O	1:M:40:PRO:HD3	1.61	1.01
1:M:646:GLU:N	1:M:648:CYS:HB3	1.75	1.01
1:A:120:SER:HB3	1:A:121:ASN:HB2	1.07	1.00
1:M:343:ARG:HG2	1:M:343:ARG:NH1	1.60	1.00
8:T:17:ASP:HB3	8:T:19:GLN:HG3	1.41	1.00
2:N:328:GLY:O	2:N:329:VAL:HG13	1.61	1.00
1:M:388:PRO:HG2	6:R:94:ASN:ND2	1.76	1.00
7:S:51:ASP:HA	7:S:55:ILE:CD1	1.91	1.00
1:A:1194:TRP:CH2	1:A:1262:GLU:HB2	1.95	1.00
1:A:202:LEU:CB	1:A:203:PRO:CD	2.38	1.00
1:A:38:GLU:O	1:A:40:PRO:HD3	1.61	1.00
2:B:329:VAL:HA	2:B:330:THR:HG22	1.40	1.00
1:M:1151:SER:CA	1:M:1152:ALA:HB2	1.90	1.00

*Continued on next page...*

*Continued from previous page...*

Atom-1	Atom-2	Interatomic distance (Å)	Clash overlap (Å)
1:A:507:ILE:HA	1:A:511:THR:HG23	1.40	1.00
1:M:1162:GLN:NE2	1:M:1162:GLN:HA	1.73	1.00
1:M:83:PHE:CE2	2:N:1196:MET:CB	2.44	1.00
2:N:879:TYR:HA	2:N:899:ILE:HD11	1.43	1.00
1:A:21:PHE:O	1:A:1422:GLY:HA2	1.62	1.00
1:A:1461:LEU:HB3	1:A:1462:GLY:O	1.60	1.00
1:A:359:ILE:HD13	1:A:488:PHE:HD2	1.26	1.00
2:B:823:ASN:HB3	2:B:829:ILE:HG23	1.43	1.00
1:M:48:GLN:HG3	1:M:50:PRO:CG	1.91	1.00
2:N:246:ARG:CG	2:N:247:ASN:N	2.21	1.00
1:A:1191:GLN:HB3	1:A:1246:ILE:HG22	1.42	1.00
1:A:1465:VAL:HG12	1:A:1466:PRO:CB	1.91	1.00
2:B:879:TYR:HA	2:B:899:ILE:HD11	1.43	1.00
9:I:20:LYS:HD3	9:I:21:VAL:HG23	1.44	1.00
1:M:106:GLU:CG	1:M:144:CYS:HB2	1.92	1.00
1:M:119:SER:H	1:M:120:SER:CB	1.75	1.00
1:M:321:LEU:HB3	1:M:325:GLY:HA2	1.38	1.00
2:N:290:ASP:CB	2:N:292:ASN:CG	2.30	1.00
4:P:45:THR:HG21	4:P:49:ILE:CD1	1.92	1.00
9:U:111:GLU:HG2	9:U:112:GLU:N	1.76	1.00
1:A:1151:SER:CA	1:A:1152:ALA:HB2	1.90	1.00
1:A:120:SER:OG	1:A:121:ASN:HB2	1.62	1.00
1:M:1282:VAL:HB	1:M:1285:ILE:HD12	1.42	1.00
2:N:1062:TYR:CE2	2:N:1069:LYS:HG2	1.97	1.00
4:P:61:TYR:HE1	7:S:103:ASN:O	1.44	1.00
1:A:111:ASN:OD1	1:A:216:ILE:HG12	1.62	1.00
3:C:137:ASP:CG	3:C:140:SER:CB	2.30	1.00
3:O:137:ASP:CG	3:O:140:SER:CB	2.30	1.00
7:S:91:ILE:HG12	7:S:143:ASN:OD1	1.61	1.00
1:A:163:LEU:HG	1:A:163:LEU:O	1.58	1.00
9:I:73:LYS:N	9:I:81:HIS:CD2	2.30	1.00
1:M:433:ARG:N	1:M:436:TRP:CZ2	2.30	1.00
1:M:670:ILE:HG22	1:M:748:ASN:HB3	1.43	1.00
1:M:771:VAL:HG23	1:M:809:SER:HA	1.42	1.00
1:M:806:ILE:HD11	1:M:814:LEU:CD2	1.90	1.00
1:M:879:LEU:CD1	1:M:960:PRO:HG3	1.91	1.00
9:U:73:LYS:N	9:U:81:HIS:CD2	2.30	1.00
1:A:119:SER:H	1:A:120:SER:CB	1.75	1.00
1:A:48:GLN:HG3	1:A:50:PRO:CG	1.91	1.00
4:D:45:THR:HG21	4:D:49:ILE:CD1	1.92	1.00
5:E:199:THR:H	5:E:200:SER:C	1.64	1.00

*Continued on next page...*

*Continued from previous page...*

Atom-1	Atom-2	Interatomic distance (Å)	Clash overlap (Å)
1:M:177:ALA:CB	1:M:178:ALA:C	2.30	1.00
1:M:57:ASP:CB	1:M:58:PRO:CD	2.32	1.00
2:N:219:ILE:HG22	2:N:220:ALA:N	1.77	1.00
1:A:120:SER:HB3	1:A:121:ASN:CA	1.91	0.99
2:B:703:GLY:O	2:B:704:TYR:HD1	1.45	0.99
1:A:646:GLU:N	1:A:648:CYS:HB3	1.75	0.99
2:B:1062:TYR:CE2	2:B:1069:LYS:HG2	1.97	0.99
1:M:1397:ARG:HG3	1:M:1398:ALA:N	1.76	0.99
1:M:178:ALA:C	1:M:180:PRO:CD	2.30	0.99
1:M:359:ILE:HD13	1:M:488:PHE:HD2	1.25	0.99
1:A:177:ALA:CB	1:A:178:ALA:C	2.30	0.99
1:A:879:LEU:CD1	1:A:960:PRO:HG3	1.91	0.99
4:D:132:LYS:CA	4:D:133:PHE:C	2.30	0.99
5:E:100:LYS:O	5:E:101:THR:CG2	2.10	0.99
7:G:93:THR:O	7:G:140:LYS:HG3	1.62	0.99
1:M:1276:SER:HA	1:M:1277:ILE:CG1	1.89	0.99
2:N:215:ALA:C	2:N:217:SER:CB	2.30	0.99
7:G:51:ASP:HA	7:G:55:ILE:CD1	1.91	0.99
1:M:374:ARG:HH11	1:M:374:ARG:CB	1.74	0.99
4:P:84:ARG:HH21	4:P:87:LYS:HE3	1.20	0.99
9:U:4:PHE:CE1	9:U:27:LEU:CD2	2.45	0.99
1:A:108:VAL:CG1	1:A:113:GLY:C	2.30	0.99
1:A:232:GLU:HG2	1:A:232:GLU:O	1.56	0.99
1:A:432:LEU:HA	1:A:436:TRP:HZ2	1.23	0.99
2:B:290:ASP:CB	2:B:292:ASN:CG	2.30	0.99
1:M:266:ASP:O	1:M:269:THR:HG23	1.61	0.99
4:P:85:PHE:CZ	4:P:115:ILE:HG12	1.95	0.99
7:S:10:LEU:HD23	7:S:31:LEU:CD1	1.92	0.99
1:A:120:SER:HB3	1:A:121:ASN:C	1.80	0.99
1:A:161:PHE:CE2	1:A:165:ASN:ND2	2.31	0.99
1:A:428:GLY:O	1:A:430:ILE:HG23	1.63	0.99
1:A:81:GLY:CA	1:A:249:PRO:HG3	1.92	0.99
2:B:87:PRO:HG3	2:B:157:ILE:HD12	1.43	0.99
4:D:85:PHE:CZ	4:D:115:ILE:CG1	2.46	0.99
2:N:703:GLY:O	2:N:704:TYR:HD1	1.44	0.99
7:S:93:THR:O	7:S:140:LYS:HG3	1.62	0.99
1:A:101:ILE:HD11	1:A:217:PHE:CZ	1.97	0.99
2:B:1095:ARG:HE	2:B:1115:GLY:HA3	1.26	0.99
5:E:198:GLU:HB2	5:E:199:THR:HA	1.44	0.99
1:M:161:PHE:CE2	1:M:165:ASN:ND2	2.31	0.99
1:M:808:ASN:HB2	1:M:813:GLY:O	1.62	0.99

*Continued on next page...*

*Continued from previous page...*

Atom-1	Atom-2	Interatomic distance (Å)	Clash overlap (Å)
2:N:288:CYS:HB3	2:N:297:LEU:HD21	1.45	0.99
7:S:146:LEU:CD1	7:S:164:MET:SD	2.50	0.99
1:A:108:VAL:HG13	1:A:113:GLY:C	1.83	0.99
1:A:198:ASP:O	1:A:199:GLU:HB2	1.60	0.99
1:A:83:PHE:CE2	2:B:1196:MET:CB	2.44	0.99
1:M:120:SER:HB3	1:M:121:ASN:CA	1.91	0.99
1:M:775:ILE:C	1:M:776:VAL:HG12	1.81	0.99
5:Q:100:LYS:O	5:Q:101:THR:CG2	2.10	0.99
9:U:79:HIS:O	9:U:80:GLN:HB2	1.55	0.99
2:B:307:ALA:HB1	2:B:310:ILE:CD1	1.93	0.99
7:G:52:SER:H	7:G:55:ILE:HD12	0.84	0.99
9:I:68:LEU:HD23	9:I:69:PRO:HD2	1.42	0.99
1:M:192:SER:HB2	1:M:202:LEU:HA	1.39	0.99
3:O:82:VAL:O	3:O:82:VAL:HG12	1.61	0.99
2:B:1054:GLN:HB3	2:B:1056:ARG:HE	0.86	0.99
2:B:155:ILE:HD11	2:B:403:PHE:HE1	1.23	0.99
2:B:659:PRO:CB	2:B:661:GLN:HE21	1.76	0.99
5:E:49:GLY:CA	5:E:50:ARG:CB	2.38	0.99
7:G:10:LEU:HD23	7:G:31:LEU:CD1	1.92	0.99
1:M:1191:GLN:HB3	1:M:1246:ILE:HG22	1.42	0.99
6:R:123:LEU:HD22	6:R:137:SER:HA	1.42	0.99
1:A:1397:ARG:CG	1:A:1398:ALA:H	1.74	0.98
1:A:161:PHE:HE2	1:A:165:ASN:HD22	1.04	0.98
4:D:19:PHE:HD1	7:G:81:ARG:HH11	1.09	0.98
9:I:4:PHE:CE1	9:I:27:LEU:CD2	2.45	0.98
2:N:307:ALA:HB1	2:N:310:ILE:CD1	1.93	0.98
4:P:132:LYS:CA	4:P:133:PHE:C	2.30	0.98
7:S:151:THR:HA	7:S:160:ALA:CB	1.92	0.98
1:A:1151:SER:HA	1:A:1152:ALA:CB	1.93	0.98
1:A:1331:THR:HG23	1:A:1332:ARG:HG3	1.45	0.98
2:B:288:CYS:HB3	2:B:297:LEU:HD21	1.45	0.98
6:F:96:PRO:HG3	7:G:19:PHE:HB2	1.42	0.98
7:G:146:LEU:CD1	7:G:164:MET:SD	2.50	0.98
7:G:91:ILE:HG12	7:G:143:ASN:OD1	1.61	0.98
10:J:2:ILE:H	10:J:56:ILE:HD11	1.27	0.98
11:K:76:THR:HA	11:K:77:VAL:HB	1.45	0.98
2:N:659:PRO:CB	2:N:661:GLN:HE21	1.76	0.98
1:A:1117:PRO:O	1:A:1118:SER:O	1.81	0.98
1:A:192:SER:HB2	1:A:202:LEU:HA	1.44	0.98
1:A:50:PRO:O	1:A:51:ARG:CG	2.10	0.98
1:A:645:PRO:HA	1:A:648:CYS:HB3	1.42	0.98

*Continued on next page...*

*Continued from previous page...*

Atom-1	Atom-2	Interatomic distance (Å)	Clash overlap (Å)
1:A:775:ILE:C	1:A:776:VAL:HG12	1.81	0.98
2:B:215:ALA:C	2:B:217:SER:CB	2.30	0.98
1:M:62:THR:HG21	1:M:75:THR:HG21	1.00	0.98
2:N:330:THR:O	2:N:334:ARG:HB2	1.61	0.98
4:P:80:ILE:CD1	4:P:130:LEU:HD11	1.93	0.98
1:A:1290:MET:HE1	1:A:1312:LEU:CD2	1.92	0.98
1:A:573:LYS:CB	1:A:574:PRO:HD2	1.91	0.98
2:B:291:PRO:CA	2:B:292:ASN:CB	2.40	0.98
1:M:1276:SER:CB	1:M:1277:ILE:CG1	2.41	0.98
1:M:428:GLY:O	1:M:430:ILE:HG23	1.63	0.98
2:N:1095:ARG:HE	2:N:1115:GLY:HA3	1.26	0.98
2:N:907:ILE:CD1	2:N:924:ARG:NH2	2.26	0.98
7:S:51:ASP:HA	7:S:55:ILE:HD11	1.03	0.98
1:A:1192:SER:HA	1:A:1245:ILE:O	1.61	0.98
1:A:381:THR:OG1	1:A:382:TYR:O	1.82	0.98
1:M:24:LEU:HB2	2:N:1199:ASN:C	1.82	0.98
4:P:85:PHE:CZ	4:P:115:ILE:CG1	2.46	0.98
2:B:219:ILE:HG22	2:B:220:ALA:N	1.77	0.98
8:H:72:ALA:HB1	8:H:123:LEU:O	1.64	0.98
1:M:1173:VAL:CG1	1:M:1177:PHE:CE2	2.38	0.98
1:M:101:ILE:HD11	1:M:217:PHE:CE2	1.98	0.98
8:T:70:GLU:OE1	8:T:70:GLU:HA	1.62	0.98
1:A:266:ASP:O	1:A:269:THR:HG23	1.61	0.98
1:A:42:THR:HG21	1:A:55:LEU:HB3	1.01	0.98
2:B:907:ILE:CD1	2:B:924:ARG:CZ	2.42	0.98
4:D:61:TYR:HE1	7:G:103:ASN:O	1.44	0.98
11:K:118:VAL:HG22	11:K:119:GLU:H	0.83	0.98
2:N:291:PRO:HA	2:N:292:ASN:HB2	1.16	0.98
2:N:993:GLN:N	2:N:994:GLY:HA2	1.74	0.98
11:W:118:VAL:HG22	11:W:119:GLU:H	0.83	0.98
1:A:1397:ARG:HG3	1:A:1398:ALA:N	1.78	0.98
1:M:230:LEU:HD13	1:M:237:PRO:CG	1.94	0.98
2:N:387:PHE:CD2	2:N:503:THR:CG2	2.46	0.98
4:P:19:PHE:HD1	7:S:81:ARG:HH11	1.09	0.98
1:A:708:LEU:CB	1:A:709:LYS:CA	2.30	0.98
1:A:62:THR:HG21	1:A:75:THR:HG21	1.00	0.98
2:B:102:GLN:HG2	2:B:105:ARG:CZ	1.94	0.98
2:B:907:ILE:CD1	2:B:924:ARG:NH2	2.26	0.98
7:G:151:THR:HA	7:G:160:ALA:CB	1.93	0.98
1:M:81:GLY:CA	1:M:249:PRO:HG3	1.92	0.98
2:N:292:ASN:CA	2:N:293:ASP:CB	2.30	0.98

*Continued on next page...*

*Continued from previous page...*

Atom-1	Atom-2	Interatomic distance (Å)	Clash overlap (Å)
7:S:80:TRP:HZ3	7:S:107:LEU:CB	1.76	0.98
1:A:1140:GLN:O	1:A:1280:ARG:HB3	1.64	0.97
1:A:119:SER:N	1:A:120:SER:HA	1.75	0.97
1:A:1395:ILE:CD1	1:A:1397:ARG:CB	2.41	0.97
1:A:51:ARG:O	1:A:52:VAL:HB	1.61	0.97
6:F:123:LEU:HD22	6:F:137:SER:HA	1.42	0.97
1:M:21:PHE:O	1:M:1422:GLY:HA2	1.63	0.97
1:M:42:THR:HG21	1:M:55:LEU:HB3	1.01	0.97
7:S:52:SER:H	7:S:55:ILE:HD12	0.84	0.97
1:A:1465:VAL:HG12	1:A:1466:PRO:HB3	1.45	0.97
1:A:419:ILE:HG21	1:A:425:LYS:CD	1.93	0.97
1:A:429:ASP:C	1:A:430:ILE:HD13	1.85	0.97
3:C:140:SER:O	3:C:141:ARG:HG3	1.64	0.97
4:D:27:VAL:HG23	4:D:95:THR:CG2	1.94	0.97
1:M:193:TRP:CH2	1:M:206:ARG:HB3	1.98	0.97
11:W:76:THR:HA	11:W:77:VAL:HB	1.45	0.97
1:A:1395:ILE:HD11	1:A:1397:ARG:HB3	1.37	0.97
7:G:80:TRP:HZ3	7:G:107:LEU:CB	1.76	0.97
7:G:94:THR:CG2	8:T:2:SER:HA	1.94	0.97
2:N:291:PRO:HA	2:N:292:ASN:HB3	1.46	0.97
2:N:200:GLN:NE2	2:N:465:VAL:CG2	2.27	0.97
4:P:32:ILE:HD11	4:P:74:THR:HG21	1.45	0.97
5:Q:198:GLU:HB2	5:Q:199:THR:HA	1.44	0.97
8:T:72:ALA:HB1	8:T:123:LEU:O	1.63	0.97
1:A:433:ARG:N	1:A:436:TRP:CZ2	2.30	0.97
1:A:517:ILE:CG1	1:A:640:TRP:HE1	1.77	0.97
2:B:292:ASN:CA	2:B:293:ASP:CB	2.30	0.97
2:B:329:VAL:HA	2:B:330:THR:HG23	1.45	0.97
1:M:1146:LEU:HD12	1:M:1274:LEU:HA	1.45	0.97
1:M:1276:SER:HA	1:M:1277:ILE:HG23	0.98	0.97
4:P:45:THR:HG21	4:P:49:ILE:HD11	0.98	0.97
9:U:78:CYS:O	9:U:79:HIS:HB3	1.65	0.97
1:A:195:ARG:CB	1:A:196:GLY:HA2	1.95	0.97
4:D:45:THR:CG2	4:D:49:ILE:HD11	1.94	0.97
1:M:1379:ASP:O	1:M:1383:SER:HB3	1.65	0.97
1:M:177:ALA:HB3	1:M:179:GLN:CG	1.93	0.97
1:M:263:ARG:HG3	1:M:263:ARG:NH2	1.73	0.97
1:M:775:ILE:CD1	1:M:775:ILE:C	2.30	0.97
1:M:1496:PHE:HZ	4:P:75:TYR:CZ	1.82	0.97
9:U:20:LYS:CD	9:U:21:VAL:H	1.76	0.97
1:A:1101:VAL:HG13	1:A:1102:PRO:N	1.74	0.97

*Continued on next page...*

*Continued from previous page...*

Atom-1	Atom-2	Interatomic distance (Å)	Clash overlap (Å)
7:G:122:PHE:HB3	7:G:131:TYR:CE1	2.00	0.97
8:H:63:LEU:C	8:H:63:LEU:CD2	2.32	0.97
9:I:111:GLU:HG2	9:I:112:GLU:N	1.77	0.97
1:M:1164:THR:O	1:M:1165:VAL:HG23	1.64	0.97
1:M:1397:ARG:CG	1:M:1398:ALA:H	1.77	0.97
1:M:267:ASP:H	1:M:268:LEU:C	1.67	0.97
9:U:73:LYS:CG	9:U:81:HIS:CD2	2.46	0.97
1:A:1489:SER:HB3	1:A:1490:PRO:HD3	0.98	0.97
1:A:155:SER:HB3	1:A:169:ASN:CB	1.95	0.97
7:G:120:MET:CE	7:G:138:ILE:HD12	1.94	0.97
1:M:1117:PRO:O	1:M:1118:SER:O	1.81	0.97
1:M:120:SER:OG	1:M:121:ASN:HB2	1.62	0.97
1:M:254:PRO:HG2	1:M:266:ASP:CG	1.83	0.97
1:M:381:THR:OG1	1:M:382:TYR:O	1.82	0.97
1:M:708:LEU:HB3	1:M:709:LYS:C	1.85	0.97
1:M:95:ILE:CD1	1:M:187:LEU:HD22	1.94	0.97
1:A:267:ASP:H	1:A:268:LEU:C	1.67	0.97
4:D:80:ILE:CD1	4:D:130:LEU:HD11	1.94	0.97
1:M:517:ILE:CG1	1:M:640:TRP:HE1	1.77	0.97
2:N:87:PRO:HG3	2:N:157:ILE:HD12	1.43	0.97
2:N:292:ASN:HA	2:N:293:ASP:HB2	0.97	0.97
7:S:8:LEU:HD11	7:S:79:LEU:HD11	1.42	0.97
1:A:1119:LEU:CB	1:A:1314:THR:HG21	1.95	0.97
1:A:1379:ASP:O	1:A:1383:SER:HB3	1.64	0.97
8:H:62:ASN:HB3	8:H:63:LEU:HB3	1.45	0.97
9:I:73:LYS:CG	9:I:81:HIS:CD2	2.47	0.97
7:S:59:LYS:HB3	7:S:60:GLY:HA2	1.37	0.97
10:V:2:ILE:H	10:V:56:ILE:HD11	1.27	0.97
1:A:1194:TRP:CH2	1:A:1262:GLU:HB3	2.00	0.97
1:A:1276:SER:HA	1:A:1277:ILE:HG23	0.99	0.97
1:M:195:ARG:HG3	1:M:196:GLY:CA	1.94	0.97
1:M:271:LYS:HE2	1:M:328:LEU:CD1	1.94	0.97
2:N:839:LEU:HD13	2:N:840:PHE:HE1	1.27	0.97
4:P:45:THR:CG2	4:P:49:ILE:HD11	1.94	0.97
7:S:120:MET:CE	7:S:138:ILE:HD12	1.94	0.97
1:A:1164:THR:O	1:A:1165:VAL:HG23	1.65	0.96
1:A:123:LYS:O	1:A:127:THR:HG23	1.64	0.96
1:A:513:VAL:CG2	1:A:514:PRO:HD3	1.94	0.96
1:M:419:ILE:HG21	1:M:425:LYS:CD	1.93	0.96
1:M:380:LEU:HD12	1:M:442:ILE:HD13	1.44	0.96
7:S:80:TRP:CZ3	7:S:107:LEU:HB3	1.99	0.96

*Continued on next page...*

*Continued from previous page...*

Atom-1	Atom-2	Interatomic distance (Å)	Clash overlap (Å)
1:A:1191:GLN:O	1:A:1246:ILE:HG23	1.65	0.96
1:A:1392:ARG:O	1:A:1393:HIS:CG	2.18	0.96
1:A:271:LYS:HE2	1:A:328:LEU:CD1	1.94	0.96
2:B:200:GLN:NE2	2:B:465:VAL:CG2	2.27	0.96
7:G:164:MET:HE1	7:G:170:GLY:HA2	1.47	0.96
12:L:55:LYS:HB2	12:L:56:ARG:HA	1.47	0.96
1:M:1403:LEU:HD22	1:M:1432:GLU:HG2	1.44	0.96
1:M:792:HIS:HB3	1:M:817:GLN:HE21	1.30	0.96
2:N:102:GLN:HG2	2:N:105:ARG:CZ	1.94	0.96
1:A:201:ASP:HB3	1:A:206:ARG:HH11	1.14	0.96
1:A:230:LEU:HD13	1:A:237:PRO:CG	1.94	0.96
1:A:42:THR:CG2	1:A:55:LEU:CB	2.42	0.96
1:A:670:ILE:HG22	1:A:748:ASN:HB3	1.43	0.96
7:G:80:TRP:CZ3	7:G:107:LEU:CB	2.49	0.96
1:M:155:SER:HA	1:M:169:ASN:HA	1.47	0.96
1:M:95:ILE:HG13	1:M:314:ILE:CD1	1.95	0.96
2:N:907:ILE:CD1	2:N:924:ARG:CZ	2.42	0.96
1:A:1395:ILE:HD11	1:A:1397:ARG:CD	1.94	0.96
1:A:166:PRO:HB2	1:A:168:ALA:CB	1.95	0.96
2:B:263:ARG:HB3	2:B:322:LYS:HD2	1.46	0.96
7:G:80:TRP:CZ3	7:G:107:LEU:HB3	1.99	0.96
1:M:42:THR:CG2	1:M:55:LEU:CB	2.42	0.96
1:M:513:VAL:CG2	1:M:514:PRO:HD3	1.94	0.96
7:S:122:PHE:HB3	7:S:131:TYR:CE1	2.00	0.96
1:A:1282:VAL:CG1	1:A:1285:ILE:CD1	2.42	0.96
3:C:82:VAL:O	3:C:82:VAL:HG12	1.61	0.96
1:M:1091:GLY:HA3	1:M:1092:VAL:HG12	0.96	0.96
2:N:263:ARG:HD3	2:N:323:ARG:O	1.66	0.96
1:A:517:ILE:CG1	1:A:640:TRP:NE1	2.28	0.96
1:A:775:ILE:C	1:A:775:ILE:CD1	2.30	0.96
7:G:47:ILE:HD12	7:G:78:VAL:HG12	1.46	0.96
7:G:8:LEU:HD11	7:G:79:LEU:HD11	1.42	0.96
1:M:1191:GLN:O	1:M:1246:ILE:HG23	1.65	0.96
1:M:123:LYS:O	1:M:127:THR:HG23	1.64	0.96
1:M:1331:THR:HG23	1:M:1332:ARG:HG3	1.45	0.96
1:M:1395:ILE:HD11	1:M:1397:ARG:CD	1.96	0.96
1:M:1498:GLY:HA2	1:M:1500:PRO:HD3	1.48	0.96
4:P:27:VAL:HG23	4:P:95:THR:CG2	1.94	0.96
1:A:1066:MET:HE1	1:A:1442:MET:HA	1.47	0.96
1:A:1465:VAL:CG1	1:A:1466:PRO:HA	1.93	0.96
1:A:708:LEU:HB3	1:A:709:LYS:C	1.85	0.96

*Continued on next page...*

*Continued from previous page...*

Atom-1	Atom-2	Interatomic distance (Å)	Clash overlap (Å)
1:M:1195:LEU:HD11	1:M:1242:ARG:HD3	0.97	0.96
1:M:155:SER:HB3	1:M:169:ASN:CB	1.95	0.96
1:M:255:SER:O	1:M:256:ILE:HB	1.63	0.96
7:S:164:MET:HE1	7:S:170:GLY:HA2	1.48	0.96
1:A:770:CYS:O	1:A:771:VAL:HG23	1.66	0.96
1:A:94:HIS:O	1:A:98:LEU:HG	1.66	0.96
7:G:10:LEU:HD22	7:G:35:VAL:HG23	1.48	0.96
1:M:1119:LEU:CB	1:M:1314:THR:HG21	1.95	0.96
1:M:154:LEU:H	1:M:173:GLY:C	1.69	0.96
8:T:63:LEU:CD2	8:T:63:LEU:C	2.32	0.96
1:A:1162:GLN:CA	1:A:1162:GLN:HE21	1.79	0.96
1:A:425:LYS:HZ1	1:A:430:ILE:HG13	1.20	0.96
4:D:99:GLU:CA	4:D:124:LEU:CD2	2.44	0.96
4:D:57:LYS:O	4:D:61:TYR:HD2	1.49	0.96
4:D:32:ILE:HD11	4:D:74:THR:HG21	1.45	0.96
1:M:154:LEU:CA	1:M:173:GLY:HA2	1.95	0.96
1:M:205:LYS:HG2	1:M:206:ARG:H	0.79	0.96
1:M:254:PRO:HB3	2:N:1103:LEU:HD21	1.47	0.96
1:M:314:ILE:O	1:M:314:ILE:HG22	1.65	0.96
1:M:517:ILE:CG1	1:M:640:TRP:NE1	2.28	0.96
7:S:10:LEU:HD22	7:S:35:VAL:HG23	1.48	0.96
1:A:1191:GLN:CB	1:A:1246:ILE:HG23	1.95	0.96
1:M:192:SER:HB2	1:M:202:LEU:CA	1.96	0.96
1:M:242:ILE:HD13	1:M:245:LEU:CD1	1.96	0.96
1:M:429:ASP:C	1:M:430:ILE:HD13	1.85	0.96
1:M:770:CYS:O	1:M:771:VAL:HG23	1.66	0.96
2:N:654:ARG:HB3	2:N:655:TYR:HA	0.98	0.96
2:N:823:ASN:HB3	2:N:829:ILE:HG23	1.43	0.96
1:A:255:SER:O	1:A:256:ILE:HB	1.65	0.95
2:B:290:ASP:HA	2:B:292:ASN:HB2	0.97	0.95
8:H:70:GLU:HA	8:H:70:GLU:OE1	1.62	0.95
1:M:124:PHE:O	1:M:128:GLN:HG3	1.66	0.95
1:M:781:ILE:CG1	1:M:821:PHE:CD2	2.49	0.95
2:N:394:LEU:HG	2:N:531:VAL:HG11	1.48	0.95
2:B:1205:PHE:CE2	2:B:1210:LYS:HB2	2.02	0.95
2:B:972:ARG:CZ	2:B:1080:TYR:HE1	1.79	0.95
3:C:125:SER:O	3:C:126:SER:HB2	1.62	0.95
8:H:60:THR:HG23	8:H:61:SER:N	1.80	0.95
1:M:111:ASN:OD1	1:M:216:ILE:HG12	1.64	0.95
1:M:1151:SER:HA	1:M:1152:ALA:CB	1.93	0.95
1:M:95:ILE:HD11	1:M:187:LEU:HD13	1.48	0.95

*Continued on next page...*

*Continued from previous page...*

Atom-1	Atom-2	Interatomic distance (Å)	Clash overlap (Å)
2:N:1205:PHE:CE2	2:N:1210:LYS:HB2	2.02	0.95
3:O:140:SER:O	3:O:141:ARG:HG3	1.64	0.95
1:A:1070:LEU:HD12	1:A:1071:ALA:N	1.81	0.95
1:A:128:GLN:HG2	1:A:139:ALA:CB	1.95	0.95
2:B:839:LEU:HD13	2:B:840:PHE:HE1	1.27	0.95
3:C:130:LEU:HD23	3:C:132:HIS:HD2	1.30	0.95
1:M:207:LEU:HD22	1:M:207:LEU:H	1.27	0.95
8:T:62:ASN:HB3	8:T:63:LEU:HB3	1.45	0.95
1:A:773:GLN:NE2	1:A:780:ARG:HB2	1.81	0.95
2:B:200:GLN:NE2	2:B:465:VAL:HG23	1.81	0.95
2:B:264:SER:CB	2:B:322:LYS:HZ2	1.79	0.95
2:B:654:ARG:HB3	2:B:655:TYR:HA	0.97	0.95
4:D:45:THR:HG21	4:D:49:ILE:HD11	0.98	0.95
1:M:1089:TYR:HA	1:M:1090:ALA:HB3	0.96	0.95
1:M:398:VAL:CG1	1:M:421:LEU:HD11	1.96	0.95
3:O:125:SER:O	3:O:126:SER:HB2	1.62	0.95
1:A:1089:TYR:HA	1:A:1090:ALA:HB3	0.96	0.95
1:A:124:PHE:O	1:A:128:GLN:HG3	1.66	0.95
1:A:1066:MET:HE1	1:A:1442:MET:CA	1.96	0.95
1:A:94:HIS:C	1:A:98:LEU:HG	1.87	0.95
5:E:49:GLY:HA3	5:E:50:ARG:CB	1.86	0.95
1:M:1070:LEU:HD12	1:M:1071:ALA:N	1.81	0.95
1:M:208:LEU:HD12	1:M:208:LEU:H	0.81	0.95
1:M:236:ARG:H	1:M:239:TRP:HE3	1.15	0.95
7:S:145:ARG:HG3	7:S:172:LEU:HD21	0.97	0.95
8:T:60:THR:HG23	8:T:61:SER:N	1.80	0.95
1:A:1162:GLN:C	1:A:1162:GLN:HE21	1.70	0.95
1:A:208:LEU:HD22	1:A:209:SER:H	1.30	0.95
1:M:1191:GLN:CB	1:M:1246:ILE:HG23	1.95	0.95
1:M:1276:SER:CA	1:M:1277:ILE:CG2	2.30	0.95
1:M:773:GLN:NE2	1:M:780:ARG:HB2	1.82	0.95
1:M:792:HIS:CB	1:M:817:GLN:NE2	2.29	0.95
3:O:253:GLN:HE22	11:W:98:GLU:HG3	1.32	0.95
4:P:129:THR:O	4:P:133:PHE:HB2	1.66	0.95
7:S:80:TRP:CZ3	7:S:107:LEU:CB	2.49	0.95
1:A:77:ALA:HB2	2:B:1105:ARG:HH22	1.30	0.95
4:D:16:GLY:O	4:D:20:GLU:HG3	1.67	0.95
1:M:1194:TRP:CH2	1:M:1262:GLU:HB3	2.00	0.95
2:N:264:SER:HB2	2:N:322:LYS:HZ1	1.26	0.95
9:U:20:LYS:HD3	9:U:21:VAL:HG23	1.46	0.95
1:A:106:GLU:OE1	1:A:144:CYS:HB3	1.65	0.95

*Continued on next page...*

*Continued from previous page...*

Atom-1	Atom-2	Interatomic distance (Å)	Clash overlap (Å)
4:D:32:ILE:HD11	4:D:74:THR:CG2	1.94	0.95
1:M:1098:THR:O	1:M:1099:LEU:HB2	1.65	0.95
1:M:1492:VAL:CG1	1:M:1496:PHE:CE2	2.43	0.95
1:M:15:ARG:NH2	7:S:64:PRO:CG	2.30	0.95
1:A:341:ARG:HH22	2:B:1190:LEU:HD13	1.31	0.95
1:A:646:GLU:CA	1:A:648:CYS:N	2.30	0.95
1:A:775:ILE:HD13	1:A:775:ILE:C	1.85	0.95
1:A:254:PRO:HB3	2:B:1103:LEU:HD21	1.49	0.95
2:B:291:PRO:HA	2:B:292:ASN:HB3	1.46	0.95
5:E:199:THR:H	5:E:200:SER:CA	1.80	0.95
1:M:1162:GLN:HE21	1:M:1162:GLN:CA	1.79	0.95
1:M:128:GLN:HG2	1:M:139:ALA:CB	1.95	0.95
1:M:202:LEU:HB2	1:M:203:PRO:HD2	1.48	0.95
1:M:30:ARG:HE	1:M:244:VAL:HG22	1.30	0.95
1:M:267:ASP:N	1:M:268:LEU:CB	2.30	0.95
1:M:646:GLU:CA	1:M:648:CYS:N	2.30	0.95
2:N:1054:GLN:CB	2:N:1056:ARG:HE	1.80	0.95
2:N:972:ARG:CZ	2:N:1080:TYR:HE1	1.79	0.95
4:P:57:LYS:O	4:P:61:TYR:HD2	1.49	0.95
4:P:99:GLU:CA	4:P:124:LEU:CD2	2.44	0.95
7:S:127:ASN:HB2	7:S:128:PRO:HD2	1.48	0.95
7:S:47:ILE:HD12	7:S:78:VAL:HG12	1.45	0.95
12:X:55:LYS:HB2	12:X:56:ARG:HA	1.47	0.95
1:A:1101:VAL:CG1	1:A:1102:PRO:N	2.30	0.94
2:B:243:LEU:O	2:B:244:MET:HG2	1.67	0.94
2:B:292:ASN:HA	2:B:293:ASP:HB2	0.97	0.94
1:M:109:CYS:CB	1:M:178:ALA:HB2	1.95	0.94
1:M:1434:ILE:O	2:N:1141:PHE:CZ	2.20	0.94
1:M:208:LEU:HD13	1:M:209:SER:H	1.31	0.94
1:M:775:ILE:HD13	1:M:775:ILE:C	1.85	0.94
2:N:290:ASP:HA	2:N:292:ASN:HB2	0.97	0.94
1:A:17:GLU:OE1	2:B:1207:LYS:HA	1.67	0.94
1:A:254:PRO:HG2	1:A:266:ASP:CG	1.86	0.94
9:I:25:LEU:CB	9:I:38:ALA:CB	2.45	0.94
1:M:166:PRO:HB2	1:M:168:ALA:CB	1.95	0.94
1:M:40:PRO:CB	1:M:276:ILE:CG2	2.46	0.94
2:B:323:ARG:HB3	2:B:324:GLY:HA2	0.96	0.94
7:G:145:ARG:HG3	7:G:172:LEU:HD21	0.97	0.94
2:N:216:PRO:HB2	2:N:217:SER:HA	1.49	0.94
3:O:130:LEU:HD23	3:O:132:HIS:HD2	1.30	0.94
4:P:32:ILE:HD11	4:P:74:THR:CG2	1.94	0.94

*Continued on next page...*

*Continued from previous page...*

Atom-1	Atom-2	Interatomic distance (Å)	Clash overlap (Å)
1:A:1165:VAL:CG1	1:A:1166:ILE:N	2.30	0.94
1:A:1195:LEU:HD11	1:A:1242:ARG:HD3	0.97	0.94
1:A:242:ILE:HD13	1:A:245:LEU:CD1	1.96	0.94
1:A:30:ARG:HE	1:A:244:VAL:HG22	1.30	0.94
1:A:398:VAL:CG1	1:A:421:LEU:HD11	1.96	0.94
1:A:42:THR:CG2	1:A:55:LEU:HB3	1.97	0.94
1:M:1162:GLN:HE21	1:M:1162:GLN:C	1.70	0.94
1:A:1290:MET:CE	1:A:1312:LEU:HD23	1.94	0.94
1:A:15:ARG:HD3	1:A:1438:GLN:HE21	1.32	0.94
1:A:81:GLY:CA	1:A:249:PRO:CG	2.45	0.94
4:D:10:ALA:HB1	7:G:85:GLY:HA3	1.49	0.94
7:G:127:ASN:HB2	7:G:128:PRO:HD2	1.48	0.94
7:G:146:LEU:HG	7:G:164:MET:SD	2.08	0.94
1:M:10:SER:HB3	2:N:1168:TYR:OH	1.67	0.94
1:M:1119:LEU:HB3	1:M:1314:THR:HG21	1.48	0.94
1:M:1395:ILE:CD1	1:M:1397:ARG:CB	2.44	0.94
2:B:229:LEU:CA	2:B:230:GLU:CB	2.30	0.94
9:I:67:THR:HG23	9:I:67:THR:O	1.67	0.94
1:M:117:ILE:HG21	1:M:125:ASN:CB	1.97	0.94
1:M:17:GLU:OE1	2:N:1207:LYS:HA	1.67	0.94
1:A:90:LYS:NZ	1:A:282:VAL:CG1	2.31	0.94
7:G:127:ASN:HB3	7:G:128:PRO:HD3	1.47	0.94
1:M:106:GLU:O	1:M:116:LYS:HD2	1.66	0.94
3:O:80:PRO:HB2	3:O:81:PRO:CD	1.98	0.94
1:M:15:ARG:HH11	1:M:1438:GLN:NE2	1.66	0.94
1:M:378:LYS:HA	1:M:441:HIS:CD2	2.02	0.94
2:N:1206:THR:HG23	2:N:1209:HIS:HB2	1.48	0.94
3:O:130:LEU:CD1	3:O:130:LEU:N	2.30	0.94
4:P:10:ALA:HB1	7:S:85:GLY:HA3	1.49	0.94
5:Q:58:SER:CB	5:Q:75:GLU:HA	1.97	0.94
1:A:1098:THR:O	1:A:1099:LEU:HB2	1.65	0.94
1:A:1119:LEU:HB3	1:A:1314:THR:HG21	1.47	0.94
1:A:1146:LEU:HD12	1:A:1274:LEU:HA	1.49	0.94
5:E:58:SER:CB	5:E:75:GLU:HA	1.97	0.94
9:I:6:TYR:O	9:I:14:LEU:HD21	1.67	0.94
1:M:94:HIS:HD2	1:M:97:PHE:HB2	1.32	0.94
2:N:212:LYS:CG	2:N:213:LYS:N	2.26	0.94
7:S:127:ASN:HB3	7:S:128:PRO:HD3	1.47	0.94
1:A:1150:THR:CB	9:I:48:LEU:CD2	2.45	0.94
1:A:1403:LEU:HD22	1:A:1432:GLU:HG2	1.44	0.94
1:A:155:SER:HA	1:A:169:ASN:HA	1.47	0.94

*Continued on next page...*

*Continued from previous page...*

Atom-1	Atom-2	Interatomic distance (Å)	Clash overlap (Å)
1:A:267:ASP:N	1:A:268:LEU:CB	2.30	0.94
8:H:80:VAL:HA	8:H:95:VAL:HG22	1.50	0.94
1:M:26:PRO:HD2	1:M:239:TRP:CD1	2.03	0.94
1:A:1094:SER:O	1:A:1095:LYS:HG3	1.68	0.94
2:B:1080:TYR:H	2:B:1080:TYR:HD2	1.14	0.94
2:B:1206:THR:HG23	2:B:1209:HIS:HB2	1.48	0.94
1:M:101:ILE:HD13	1:M:240:MET:CE	1.96	0.94
1:M:102:LYS:HG2	1:M:189:LEU:HD21	0.94	0.94
1:M:95:ILE:CG1	1:M:314:ILE:HD13	1.98	0.94
5:Q:49:GLY:CA	5:Q:50:ARG:CB	2.38	0.94
1:A:15:ARG:HH11	1:A:1438:GLN:NE2	1.66	0.93
1:A:30:ARG:HE	1:A:244:VAL:CG2	1.81	0.93
1:A:341:ARG:NH2	2:B:1190:LEU:HD13	1.83	0.93
1:A:721:GLU:OE2	1:A:780:ARG:HD3	1.69	0.93
1:M:208:LEU:HD23	1:M:213:VAL:CG2	1.96	0.93
1:M:30:ARG:HE	1:M:244:VAL:CG2	1.81	0.93
1:M:40:PRO:CG	1:M:276:ILE:CG2	2.36	0.93
2:N:246:ARG:HG2	2:N:247:ASN:N	1.81	0.93
2:N:291:PRO:CA	2:N:292:ASN:CB	2.40	0.93
2:N:200:GLN:NE2	2:N:465:VAL:HG23	1.81	0.93
5:Q:199:THR:H	5:Q:200:SER:CA	1.80	0.93
7:S:146:LEU:HG	7:S:164:MET:SD	2.08	0.93
1:A:775:ILE:HG13	1:A:1089:TYR:CD2	2.03	0.93
1:A:1150:THR:HG22	9:I:48:LEU:CD2	1.94	0.93
1:A:1485:PRO:HD2	4:D:43:ARG:NH1	1.81	0.93
2:N:562:ASN:HD21	2:N:608:LYS:HG2	1.32	0.93
2:N:659:PRO:HA	2:N:661:GLN:HG2	1.50	0.93
4:P:16:GLY:O	4:P:20:GLU:HG3	1.67	0.93
1:A:646:GLU:HA	1:A:647:ILE:C	1.86	0.93
2:B:214:ALA:HB1	2:B:215:ALA:HB2	1.49	0.93
2:B:216:PRO:HB2	2:B:217:SER:HA	1.49	0.93
9:I:78:CYS:O	9:I:79:HIS:HB3	1.65	0.93
1:M:127:THR:HA	1:M:130:TYR:HD2	1.32	0.93
2:N:1080:TYR:HD2	2:N:1080:TYR:H	1.14	0.93
1:A:177:ALA:CB	1:A:178:ALA:CB	2.37	0.93
1:M:1412:VAL:CG1	1:M:1413:GLU:H	1.80	0.93
1:M:15:ARG:HH21	7:S:64:PRO:HG2	0.99	0.93
1:M:90:LYS:NZ	1:M:282:VAL:CG1	2.31	0.93
3:O:9:ILE:HD11	11:W:111:LYS:HG3	1.50	0.93
1:A:263:ARG:NH2	1:A:263:ARG:HG3	1.73	0.93
1:A:946:CYS:HB2	1:A:949:ILE:HD11	1.48	0.93

*Continued on next page...*

*Continued from previous page...*

Atom-1	Atom-2	Interatomic distance (Å)	Clash overlap (Å)
1:A:1478:LEU:HD23	4:D:45:THR:O	1.68	0.93
5:E:199:THR:H	5:E:201:GLY:N	1.66	0.93
1:M:81:GLY:CA	1:M:249:PRO:CG	2.45	0.93
1:M:946:CYS:HB2	1:M:949:ILE:HD11	1.48	0.93
1:A:1173:VAL:CG1	1:A:1177:PHE:CE2	2.38	0.93
1:A:154:LEU:HA	1:A:173:GLY:HA2	1.49	0.93
1:A:40:PRO:CB	1:A:276:ILE:CG2	2.46	0.93
2:B:246:ARG:HG2	2:B:247:ASN:N	1.81	0.93
2:B:254:THR:HG22	2:B:302:PRO:HB2	0.94	0.93
1:M:708:LEU:CB	1:M:709:LYS:CA	2.30	0.93
2:B:705:GLU:OE1	2:B:707:LYS:HE2	1.69	0.93
1:M:23:ILE:HG13	1:M:1419:ALA:O	1.69	0.93
1:M:341:ARG:HH22	2:N:1190:LEU:HD13	1.32	0.93
1:M:341:ARG:NH2	2:N:1190:LEU:HD13	1.84	0.93
1:M:781:ILE:HG12	1:M:821:PHE:HD2	1.34	0.93
2:N:654:ARG:HA	2:N:655:TYR:O	1.69	0.93
5:Q:101:THR:HG21	5:Q:126:THR:HG22	0.93	0.93
1:A:26:PRO:HD2	1:A:239:TRP:CD1	2.03	0.93
1:A:381:THR:CA	1:A:382:TYR:HB2	1.97	0.93
2:B:219:ILE:CG2	2:B:220:ALA:H	1.82	0.93
4:D:129:THR:O	4:D:133:PHE:HB2	1.66	0.93
1:M:110:TRP:CZ2	1:M:193:TRP:NE1	2.32	0.93
2:N:290:ASP:CB	2:N:292:ASN:CB	2.47	0.93
5:Q:199:THR:H	5:Q:201:GLY:N	1.66	0.93
2:B:212:LYS:CG	2:B:213:LYS:N	2.30	0.93
2:B:659:PRO:CA	2:B:661:GLN:HG2	1.99	0.93
3:C:253:GLN:HE22	11:K:98:GLU:HG3	1.32	0.93
1:M:21:PHE:CZ	1:M:1403:LEU:HD12	2.03	0.93
1:M:1496:PHE:CZ	4:P:75:TYR:CZ	2.56	0.93
1:M:15:ARG:HD3	1:M:1438:GLN:HE21	1.32	0.93
1:A:1081:GLN:HE22	1:A:1368:TYR:HE2	1.14	0.93
1:A:10:SER:HB3	2:B:1168:TYR:OH	1.68	0.93
1:A:314:ILE:O	1:A:314:ILE:HG22	1.66	0.93
3:C:80:PRO:CB	3:C:81:PRO:HD3	1.98	0.93
1:M:106:GLU:HG3	1:M:144:CYS:CB	1.99	0.93
7:S:151:THR:HG22	7:S:160:ALA:CB	1.99	0.93
8:T:80:VAL:HA	8:T:95:VAL:HG22	1.50	0.93
9:U:73:LYS:O	9:U:74:GLU:HB2	1.68	0.93
1:A:236:ARG:H	1:A:239:TRP:HE3	1.15	0.92
1:A:93:PHE:HB3	1:A:98:LEU:HD11	1.49	0.92
1:M:192:SER:CB	1:M:202:LEU:CA	2.47	0.92

*Continued on next page...*

*Continued from previous page...*

Atom-1	Atom-2	Interatomic distance (Å)	Clash overlap (Å)
1:M:646:GLU:HA	1:M:647:ILE:C	1.86	0.92
1:M:72:CYS:HB3	2:N:1161:ALA:O	1.69	0.92
2:N:243:LEU:O	2:N:244:MET:HG2	1.67	0.92
2:N:488:ILE:HG22	2:N:489:GLY:CA	1.99	0.92
2:N:659:PRO:CA	2:N:661:GLN:HG2	1.99	0.92
2:N:705:GLU:OE1	2:N:707:LYS:HE2	1.69	0.92
1:A:117:ILE:HG21	1:A:125:ASN:CB	1.97	0.92
2:B:323:ARG:CB	2:B:324:GLY:HA2	1.93	0.92
1:M:119:SER:N	1:M:120:SER:CA	2.30	0.92
1:M:640:TRP:O	1:M:644:GLY:HA2	1.68	0.92
2:N:488:ILE:CD1	2:N:490:ARG:HG2	1.99	0.92
2:N:659:PRO:CB	2:N:661:GLN:HG2	2.00	0.92
7:S:14:LEU:HD22	7:S:27:LEU:HD21	1.48	0.92
1:A:50:PRO:C	1:A:51:ARG:HG2	1.89	0.92
2:B:488:ILE:HG22	2:B:489:GLY:CA	1.99	0.92
3:C:130:LEU:N	3:C:130:LEU:CD1	2.30	0.92
3:C:80:PRO:HB2	3:C:81:PRO:CD	1.98	0.92
1:M:101:ILE:HD13	1:M:240:MET:SD	2.10	0.92
1:M:1165:VAL:CG1	1:M:1166:ILE:N	2.30	0.92
1:M:846:ARG:HH11	1:M:1391:THR:HA	0.96	0.92
2:N:488:ILE:HB	2:N:489:GLY:HA3	1.45	0.92
2:N:659:PRO:HB3	2:N:661:GLN:CG	1.99	0.92
7:S:46:ILE:CA	7:S:79:LEU:CD2	2.47	0.92
10:V:42:ARG:HH11	10:V:42:ARG:HG3	1.32	0.92
1:A:419:ILE:HG22	1:A:425:LYS:HD2	1.51	0.92
2:B:562:ASN:HD21	2:B:608:LYS:HG2	1.32	0.92
3:C:9:ILE:HD11	11:K:111:LYS:HG3	1.50	0.92
1:M:161:PHE:HE2	1:M:165:ASN:HD22	1.04	0.92
1:A:1101:VAL:HG12	1:A:1102:PRO:HD3	0.92	0.92
1:A:1276:SER:N	1:A:1277:ILE:HG23	1.82	0.92
1:A:1406:CYS:HG	1:A:1415:LEU:HD21	1.29	0.92
7:G:97:LYS:HA	7:G:131:TYR:OH	1.70	0.92
7:G:46:ILE:CA	7:G:79:LEU:CD2	2.47	0.92
10:V:4:PRO:O	10:V:5:ILE:HG22	1.70	0.92
1:A:1104:LEU:HD12	1:A:1104:LEU:C	1.89	0.92
2:B:290:ASP:CB	2:B:292:ASN:CB	2.47	0.92
2:B:659:PRO:HB3	2:B:661:GLN:CG	1.99	0.92
1:M:105:LEU:O	1:M:106:GLU:HB2	1.67	0.92
2:N:214:ALA:HB1	2:N:215:ALA:HB2	1.49	0.92
2:N:155:ILE:HD11	2:N:403:PHE:CE1	2.04	0.92
1:A:127:THR:HA	1:A:130:TYR:HD2	1.32	0.92

*Continued on next page...*

*Continued from previous page...*

Atom-1	Atom-2	Interatomic distance (Å)	Clash overlap (Å)
1:A:1461:LEU:HB3	1:A:1462:GLY:HA3	1.51	0.92
1:A:378:LYS:HA	1:A:441:HIS:CD2	2.05	0.92
2:B:654:ARG:HA	2:B:655:TYR:O	1.69	0.92
5:E:199:THR:N	5:E:200:SER:HA	1.85	0.92
1:M:1104:LEU:HD12	1:M:1104:LEU:C	1.89	0.92
1:M:119:SER:N	1:M:120:SER:HA	1.75	0.92
1:M:59:ARG:H	1:M:60:LEU:HA	1.33	0.92
1:M:721:GLU:OE2	1:M:780:ARG:HD3	1.69	0.92
2:N:263:ARG:HB3	2:N:322:LYS:HE3	1.49	0.92
2:N:296:MET:HE3	2:N:372:LEU:HB3	0.92	0.92
2:N:753:SER:HB3	2:N:754:PRO:HD3	1.52	0.92
1:A:23:ILE:HG13	1:A:1419:ALA:O	1.70	0.92
7:G:59:LYS:HB3	7:G:60:GLY:HA2	1.37	0.92
10:J:4:PRO:O	10:J:5:ILE:HG22	1.70	0.92
1:M:236:ARG:N	1:M:239:TRP:HE3	1.67	0.92
1:M:25:SER:HB2	1:M:239:TRP:HE1	1.18	0.92
1:A:42:THR:CG2	1:A:43:MET:H	1.78	0.92
9:I:73:LYS:O	9:I:74:GLU:HB2	1.68	0.92
1:M:1094:SER:O	1:M:1095:LYS:HG3	1.68	0.92
1:M:117:ILE:CG2	1:M:125:ASN:HB2	2.00	0.92
1:M:1442:MET:HA	1:M:1442:MET:HE3	1.49	0.92
1:M:419:ILE:HG22	1:M:425:LYS:HD2	1.51	0.92
4:P:84:ARG:CG	4:P:85:PHE:H	1.83	0.92
5:Q:199:THR:N	5:Q:200:SER:HA	1.85	0.92
1:A:640:TRP:O	1:A:644:GLY:HA2	1.68	0.92
1:A:64:ASP:C	1:A:67:PHE:CE1	2.43	0.92
4:D:99:GLU:HG2	4:D:124:LEU:CD2	1.99	0.92
7:G:39:CYS:SG	7:G:45:TYR:CG	2.63	0.92
9:I:73:LYS:HG3	9:I:81:HIS:HD2	1.34	0.92
1:M:116:LYS:H	1:M:116:LYS:HD3	1.34	0.92
1:A:808:ASN:HB2	1:A:813:GLY:O	1.68	0.91
2:B:488:ILE:CD1	2:B:490:ARG:HG2	1.99	0.91
1:M:1101:VAL:HG12	1:M:1102:PRO:HD3	0.92	0.91
1:M:211:LEU:O	1:M:215:THR:HG23	1.70	0.91
1:M:95:ILE:HD12	1:M:187:LEU:CD2	2.00	0.91
2:N:219:ILE:CG2	2:N:220:ALA:H	1.82	0.91
7:S:97:LYS:HA	7:S:131:TYR:OH	1.70	0.91
9:U:67:THR:HG23	9:U:67:THR:O	1.68	0.91
1:A:1125:PRO:HB3	1:A:1128:ALA:C	1.91	0.91
1:A:1496:PHE:HD2	4:D:33:LEU:CD2	1.81	0.91
2:B:1054:GLN:CB	2:B:1056:ARG:HE	1.80	0.91

*Continued on next page...*

*Continued from previous page...*

Atom-1	Atom-2	Interatomic distance (Å)	Clash overlap (Å)
2:B:1113:ARG:HA	2:B:1114:ASP:HB2	1.52	0.91
3:C:129:SER:C	3:C:130:LEU:HD12	1.89	0.91
7:G:114:HIS:CD2	7:G:114:HIS:C	2.44	0.91
1:A:236:ARG:N	1:A:239:TRP:HE3	1.67	0.91
1:A:5:GLN:O	1:A:8:PRO:HD3	1.70	0.91
2:B:753:SER:HB3	2:B:754:PRO:HD3	1.52	0.91
7:G:120:MET:HE1	7:G:138:ILE:HD12	1.51	0.91
1:M:1162:GLN:NE2	1:M:1162:GLN:CA	2.33	0.91
2:N:264:SER:CB	2:N:322:LYS:NZ	2.33	0.91
3:O:129:SER:C	3:O:130:LEU:HD12	1.89	0.91
7:S:39:CYS:SG	7:S:45:TYR:CG	2.63	0.91
1:A:1493:ASP:OD1	4:D:33:LEU:HD22	1.68	0.91
1:A:170:MET:O	1:A:170:MET:HG3	1.71	0.91
1:A:174:GLY:O	1:A:175:CYS:HB2	1.67	0.91
1:A:72:CYS:HB3	2:B:1161:ALA:O	1.69	0.91
2:B:715:ARG:HH11	2:B:715:ARG:HG2	1.36	0.91
7:G:14:LEU:HD22	7:G:27:LEU:HD21	1.48	0.91
9:I:53:VAL:HG13	9:I:56:THR:HB	1.53	0.91
1:M:1125:PRO:HB3	1:M:1128:ALA:C	1.91	0.91
1:M:189:LEU:O	1:M:190:TRP:HD1	1.53	0.91
2:N:101:PRO:HG3	2:N:111:TYR:CE1	2.05	0.91
7:S:35:VAL:CG1	7:S:46:ILE:HD13	2.01	0.91
1:A:108:VAL:HG13	1:A:114:LYS:N	1.86	0.91
1:A:1119:LEU:CG	1:A:1314:THR:HG21	2.01	0.91
1:A:646:GLU:HA	1:A:648:CYS:N	1.85	0.91
2:B:1180:SER:HB3	2:B:1209:HIS:HD2	1.33	0.91
7:G:35:VAL:CG1	7:G:46:ILE:HD13	2.01	0.91
1:M:189:LEU:HB2	1:M:208:LEU:HD11	1.52	0.91
1:M:5:GLN:O	1:M:8:PRO:HD3	1.70	0.91
4:P:84:ARG:CG	4:P:85:PHE:N	2.32	0.91
1:A:195:ARG:CG	1:A:196:GLY:HA2	2.01	0.91
1:A:374:ARG:CB	1:A:374:ARG:HH11	1.84	0.91
1:A:59:ARG:H	1:A:60:LEU:HA	1.33	0.91
1:A:638:THR:HG23	1:A:965:ARG:NH2	1.85	0.91
5:E:101:THR:HG21	5:E:126:THR:HG22	0.93	0.91
7:G:133:GLY:CA	7:G:134:GLU:CB	2.37	0.91
1:M:1119:LEU:CG	1:M:1314:THR:HG21	2.01	0.91
1:M:70:GLN:O	1:M:71:THR:HB	1.69	0.91
1:M:1434:ILE:O	2:N:1141:PHE:HZ	1.53	0.91
2:N:278:VAL:N	2:N:279:PRO:HD2	1.86	0.91
2:N:391:ARG:HE	2:N:618:ARG:HH21	1.11	0.91

*Continued on next page...*

*Continued from previous page...*

Atom-1	Atom-2	Interatomic distance (Å)	Clash overlap (Å)
2:N:486:THR:H	2:N:487:PRO:HD3	1.35	0.91
9:U:25:LEU:CB	9:U:38:ALA:HB2	1.98	0.91
1:A:207:LEU:HD22	1:A:207:LEU:N	1.86	0.91
2:B:281:ARG:HG3	9:I:6:TYR:CE1	2.05	0.91
1:M:846:ARG:NH1	1:M:1391:THR:CA	2.24	0.91
1:M:165:ASN:CB	1:M:166:PRO:CA	2.33	0.91
1:M:806:ILE:HD11	1:M:814:LEU:HD21	1.50	0.91
2:N:281:ARG:HG3	9:U:6:TYR:CE1	2.06	0.91
7:S:6:LYS:NZ	7:S:43:TYR:HE1	1.68	0.91
1:A:1461:LEU:HB3	1:A:1462:GLY:C	1.91	0.91
2:B:278:VAL:N	2:B:279:PRO:HD2	1.86	0.91
2:B:712:PRO:O	2:B:714:GLN:HG3	1.71	0.91
1:A:1162:GLN:NE2	1:A:1162:GLN:CA	2.33	0.91
4:D:98:CYS:HA	4:D:99:GLU:CG	2.00	0.91
7:G:151:THR:HG22	7:G:160:ALA:CB	1.99	0.91
1:M:1101:VAL:CG1	1:M:1102:PRO:N	2.30	0.91
1:M:1397:ARG:CG	1:M:1398:ALA:N	2.30	0.91
1:M:646:GLU:HA	1:M:648:CYS:N	1.85	0.91
2:N:287:ILE:HG12	2:N:368:ILE:HD11	1.53	0.91
2:N:454:ASP:CG	2:N:455:GLN:CA	2.39	0.91
4:P:98:CYS:HA	4:P:99:GLU:CG	2.00	0.91
9:U:5:GLN:C	9:U:14:LEU:HD12	1.91	0.91
4:D:132:LYS:HG2	4:D:133:PHE:O	1.71	0.91
10:J:42:ARG:HG3	10:J:42:ARG:HH11	1.32	0.91
1:M:106:GLU:CB	1:M:144:CYS:CB	2.49	0.91
2:N:320:ILE:HG22	2:N:320:ILE:O	1.69	0.91
2:N:386:HIS:HB3	2:N:389:LYS:N	1.85	0.91
7:S:147:LYS:HD2	7:S:169:LEU:HD11	0.94	0.91
1:A:116:LYS:H	1:A:116:LYS:HD3	1.34	0.90
1:A:1192:SER:N	1:A:1193:PRO:HD3	1.86	0.90
1:A:1194:TRP:HH2	1:A:1262:GLU:HB2	1.34	0.90
1:A:128:GLN:CG	1:A:139:ALA:HB1	2.01	0.90
1:M:1276:SER:N	1:M:1277:ILE:HG23	1.84	0.90
1:M:141:TRP:O	1:M:144:CYS:SG	2.29	0.90
1:M:271:LYS:CD	1:M:328:LEU:HG	2.01	0.90
4:P:99:GLU:HG2	4:P:124:LEU:CD2	2.00	0.90
7:S:114:HIS:C	7:S:114:HIS:CD2	2.44	0.90
7:S:164:MET:CE	7:S:170:GLY:CA	2.49	0.90
9:U:53:VAL:HG13	9:U:56:THR:HB	1.53	0.90
2:B:273:ARG:NE	2:B:310:ILE:HD12	1.87	0.90
1:M:1081:GLN:HE22	1:M:1368:TYR:HE2	1.14	0.90

*Continued on next page...*

*Continued from previous page...*

Atom-1	Atom-2	Interatomic distance (Å)	Clash overlap (Å)
1:M:1142:GLU:O	1:M:1281:GLY:HA2	1.71	0.90
1:M:1219:ILE:HD12	1:M:1229:THR:HG21	1.53	0.90
2:N:1113:ARG:HA	2:N:1114:ASP:HB2	1.52	0.90
2:N:817:LEU:HD22	2:N:819:TYR:HB2	1.52	0.90
1:A:368:ASP:HA	1:A:513:VAL:HG21	1.51	0.90
1:M:432:LEU:HD23	1:M:436:TRP:CZ2	2.07	0.90
1:M:792:HIS:HB3	1:M:817:GLN:NE2	1.84	0.90
1:A:95:ILE:HG21	1:A:314:ILE:CD1	2.01	0.90
1:A:271:LYS:CD	1:A:328:LEU:HG	2.01	0.90
1:M:1077:GLU:N	1:M:1078:PRO:HD2	1.85	0.90
1:M:1191:GLN:C	1:M:1246:ILE:HG23	1.91	0.90
1:M:88:LEU:HB2	1:M:243:THR:O	1.71	0.90
1:M:343:ARG:HG2	1:M:343:ARG:HH11	0.78	0.90
1:M:359:ILE:HD13	1:M:488:PHE:CD2	2.06	0.90
2:N:1180:SER:HB3	2:N:1209:HIS:HD2	1.33	0.90
2:N:712:PRO:O	2:N:714:GLN:HG3	1.71	0.90
7:S:35:VAL:HG13	7:S:46:ILE:HD13	1.51	0.90
1:A:1219:ILE:HD12	1:A:1229:THR:HG21	1.53	0.90
1:A:178:ALA:C	1:A:180:PRO:HD2	1.92	0.90
7:G:6:LYS:NZ	7:G:43:TYR:HE1	1.68	0.90
1:M:1282:VAL:CB	1:M:1285:ILE:HD12	2.01	0.90
1:M:167:SER:CA	1:M:168:ALA:HB3	2.02	0.90
1:M:64:ASP:C	1:M:67:PHE:CE1	2.43	0.90
2:N:1066:THR:C	3:O:30:ASN:HD22	1.75	0.90
9:U:73:LYS:HG3	9:U:81:HIS:HD2	1.33	0.90
2:B:386:HIS:HB3	2:B:389:LYS:N	1.85	0.90
2:B:1066:THR:C	3:C:30:ASN:HD22	1.75	0.90
10:J:43:TYR:O	10:J:46:ARG:HG2	1.71	0.90
1:M:1164:THR:HG22	1:M:1242:ARG:HH22	1.35	0.90
1:M:150:CYS:CB	1:M:176:GLY:HA2	1.99	0.90
1:M:517:ILE:HG13	1:M:640:TRP:NE1	1.87	0.90
2:N:273:ARG:NE	2:N:310:ILE:HD12	1.87	0.90
4:P:58:THR:CB	4:P:62:PHE:CE2	2.50	0.90
1:A:106:GLU:HB3	1:A:144:CYS:HG	1.20	0.90
1:A:192:SER:HB2	1:A:201:ASP:O	1.72	0.90
1:A:359:ILE:HD13	1:A:488:PHE:CD2	2.06	0.90
1:A:75:THR:HB	1:A:76:MET:HA	1.52	0.90
2:B:101:PRO:HG3	2:B:111:TYR:CE1	2.05	0.90
2:B:659:PRO:CB	2:B:661:GLN:HG2	2.00	0.90
7:G:164:MET:CE	7:G:170:GLY:CA	2.49	0.90
9:I:73:LYS:HG2	9:I:81:HIS:CD2	2.06	0.90

*Continued on next page...*

*Continued from previous page...*

Atom-1	Atom-2	Interatomic distance (Å)	Clash overlap (Å)
1:M:208:LEU:HD23	1:M:213:VAL:HG22	1.53	0.90
2:N:216:PRO:CB	2:N:217:SER:HA	2.00	0.90
1:A:1320:THR:HG23	1:A:1321:GLU:H	1.37	0.90
2:B:287:ILE:HG12	2:B:368:ILE:HD11	1.53	0.90
8:H:63:LEU:C	8:H:63:LEU:HD23	1.93	0.90
9:I:25:LEU:CB	9:I:38:ALA:HB2	2.01	0.90
1:M:374:ARG:NH1	1:M:374:ARG:HB2	1.85	0.90
1:M:42:THR:CG2	1:M:55:LEU:HB3	1.97	0.90
1:M:75:THR:HB	1:M:76:MET:HA	1.52	0.90
2:N:391:ARG:CG	2:N:618:ARG:HH21	1.84	0.90
2:N:715:ARG:HH11	2:N:715:ARG:HG2	1.36	0.90
2:N:830:MET:HG3	2:N:999:ILE:HG22	1.54	0.90
4:P:96:LEU:O	4:P:97:CYS:SG	2.30	0.90
7:S:80:TRP:HZ3	7:S:107:LEU:HB2	1.37	0.90
9:U:75:CYS:SG	9:U:75:CYS:O	2.30	0.90
1:A:48:GLN:CG	1:A:50:PRO:HG3	2.02	0.90
2:B:817:LEU:HD22	2:B:819:TYR:HB2	1.52	0.90
1:M:128:GLN:CG	1:M:139:ALA:HB1	2.00	0.90
1:M:155:SER:CB	1:M:169:ASN:CB	2.50	0.90
1:M:202:LEU:HB3	1:M:203:PRO:HD3	1.54	0.90
1:M:95:ILE:HG13	1:M:314:ILE:HD13	1.50	0.90
3:O:80:PRO:CB	3:O:81:PRO:HD3	1.98	0.90
4:P:85:PHE:HE1	4:P:114:LYS:HB3	1.36	0.90
9:U:73:LYS:HG2	9:U:81:HIS:CD2	2.06	0.90
1:A:1191:GLN:C	1:A:1246:ILE:HG23	1.91	0.90
1:A:154:LEU:CA	1:A:173:GLY:HA2	2.02	0.90
1:A:155:SER:CB	1:A:169:ASN:CB	2.50	0.90
1:A:587:ILE:HD13	1:A:655:ILE:HG12	1.54	0.90
2:B:486:THR:H	2:B:487:PRO:HD3	1.36	0.90
1:M:1498:GLY:HA3	1:M:1500:PRO:HD3	0.90	0.90
4:P:97:CYS:O	4:P:98:CYS:SG	2.30	0.90
10:V:43:TYR:O	10:V:46:ARG:HG2	1.71	0.90
1:A:1091:GLY:CA	1:A:1092:VAL:CB	2.33	0.89
1:A:1412:VAL:CG1	1:A:1413:GLU:N	2.34	0.89
1:A:70:GLN:O	1:A:71:THR:HB	1.69	0.89
1:A:94:HIS:HD2	1:A:97:PHE:HB2	1.34	0.89
2:B:464:GLY:HA2	2:B:465:VAL:HB	1.54	0.89
2:B:659:PRO:HA	2:B:661:GLN:HG2	1.50	0.89
7:G:35:VAL:HG13	7:G:46:ILE:HD13	1.51	0.89
7:G:66:GLN:O	7:G:68:PHE:CE1	2.25	0.89
2:N:229:LEU:CA	2:N:230:GLU:CB	2.30	0.89

*Continued on next page...*

*Continued from previous page...*

Atom-1	Atom-2	Interatomic distance (Å)	Clash overlap (Å)
2:N:508:VAL:O	2:N:526:SER:HB3	1.71	0.89
1:A:350:ARG:O	1:A:351:VAL:HB	1.70	0.89
1:M:162:ASP:HB3	1:M:166:PRO:HD3	1.54	0.89
1:M:587:ILE:HD13	1:M:655:ILE:HG12	1.54	0.89
1:A:380:LEU:HD12	1:A:442:ILE:CD1	2.02	0.89
5:E:171:PRO:HB2	5:E:207:ARG:HG2	1.54	0.89
1:M:1191:GLN:CB	1:M:1246:ILE:CG2	2.49	0.89
1:M:152:THR:O	1:M:174:GLY:HA2	1.72	0.89
1:M:381:THR:HB	1:M:440:ARG:O	1.70	0.89
1:M:94:HIS:O	1:M:98:LEU:HG	1.73	0.89
2:N:674:ILE:O	2:N:674:ILE:HD12	1.72	0.89
3:O:130:LEU:HD23	3:O:132:HIS:CD2	2.07	0.89
1:A:211:LEU:O	1:A:215:THR:HG23	1.72	0.89
1:A:90:LYS:HE3	1:A:299:GLU:HG2	1.53	0.89
1:A:1496:PHE:CE2	4:D:33:LEU:HG	2.07	0.89
4:D:96:LEU:O	4:D:97:CYS:SG	2.30	0.89
2:B:605:ILE:CB	9:I:61:ASP:HB2	2.02	0.89
1:M:161:PHE:HE2	1:M:165:ASN:ND2	1.68	0.89
1:M:95:ILE:HD11	1:M:187:LEU:CD1	2.03	0.89
2:N:323:ARG:CB	2:N:324:GLY:HA3	2.00	0.89
2:N:752:GLN:O	2:N:754:PRO:HD2	1.72	0.89
7:S:130:ASN:HB3	7:S:139:GLU:HG3	1.54	0.89
2:B:830:MET:HG3	2:B:999:ILE:HG22	1.54	0.89
1:M:214:HIS:HB2	1:M:241:ILE:HD13	1.55	0.89
1:M:381:THR:CA	1:M:382:TYR:HB2	1.96	0.89
1:A:432:LEU:HD23	1:A:436:TRP:CZ2	2.07	0.89
1:A:71:THR:O	1:A:72:CYS:SG	2.30	0.89
2:B:236:ILE:O	2:B:237:SER:HB3	1.71	0.89
2:B:454:ASP:CG	2:B:455:GLN:CA	2.39	0.89
4:D:85:PHE:HE1	4:D:114:LYS:HB3	1.36	0.89
1:M:48:GLN:CG	1:M:50:PRO:HG3	2.02	0.89
1:M:781:ILE:CG1	1:M:821:PHE:HE2	1.84	0.89
1:A:1077:GLU:N	1:A:1078:PRO:HD2	1.85	0.89
2:B:1205:PHE:HE2	2:B:1210:LYS:HB2	1.37	0.89
2:B:207:ILE:HA	2:B:208:VAL:HB	1.53	0.89
2:B:508:VAL:O	2:B:526:SER:HB3	1.72	0.89
7:G:151:THR:CA	7:G:160:ALA:HB2	2.03	0.89
9:I:75:CYS:O	9:I:75:CYS:SG	2.30	0.89
10:J:43:TYR:HB2	10:J:44:CYS:CA	2.02	0.89
1:M:1504:ALA:O	1:M:1507:PRO:HG2	1.73	0.89
2:N:254:THR:HG22	2:N:302:PRO:HB2	0.94	0.89

*Continued on next page...*

*Continued from previous page...*

Atom-1	Atom-2	Interatomic distance (Å)	Clash overlap (Å)
2:N:264:SER:CB	2:N:322:LYS:HZ2	1.86	0.89
4:P:132:LYS:HA	4:P:134:GLN:N	1.88	0.89
4:P:99:GLU:CG	4:P:124:LEU:CD2	2.50	0.89
1:A:374:ARG:NH1	1:A:374:ARG:HB2	1.87	0.89
2:B:674:ILE:HD12	2:B:674:ILE:O	1.72	0.89
1:M:43:MET:HG2	1:M:43:MET:O	1.72	0.89
1:M:71:THR:O	1:M:72:CYS:SG	2.30	0.89
1:M:947:LYS:HB3	1:M:951:PRO:CD	2.03	0.89
7:S:151:THR:CA	7:S:160:ALA:HB2	2.03	0.89
1:A:946:CYS:HB2	1:A:949:ILE:HD13	1.53	0.89
9:I:22:ASP:O	9:I:23:ARG:HB2	1.71	0.89
1:M:95:ILE:CD1	1:M:187:LEU:CD2	2.51	0.89
2:B:273:ARG:HD2	2:B:310:ILE:HD13	1.55	0.89
2:B:752:GLN:O	2:B:754:PRO:HD2	1.72	0.89
1:M:778:GLY:HA3	1:M:1091:GLY:C	1.93	0.89
1:M:1506:SER:N	1:M:1507:PRO:HD2	1.87	0.89
1:M:368:ASP:CG	1:M:649:LYS:CE	2.42	0.89
1:M:946:CYS:HB2	1:M:949:ILE:HD13	1.53	0.89
2:N:1205:PHE:HE2	2:N:1210:LYS:HB2	1.37	0.89
8:T:39:THR:HG23	8:T:103:ALA:HB3	1.55	0.89
3:C:173:PRO:HB2	3:C:244:ILE:HD11	1.55	0.88
1:M:1412:VAL:CG1	1:M:1413:GLU:N	2.34	0.88
1:M:204:GLU:HG2	1:M:205:LYS:H	1.36	0.88
7:S:66:GLN:O	7:S:68:PHE:CE1	2.25	0.88
1:A:90:LYS:HZ1	1:A:282:VAL:CG1	1.82	0.88
9:I:64:THR:O	9:I:66:PRO:HD3	1.74	0.88
10:J:43:TYR:CB	10:J:44:CYS:CA	2.52	0.88
1:M:170:MET:O	1:M:170:MET:HG3	1.71	0.88
1:M:271:LYS:HD3	1:M:322:GLN:NE2	1.89	0.88
2:N:991:SER:HB2	2:N:1062:TYR:H	1.38	0.88
2:N:290:ASP:CB	2:N:292:ASN:ND2	2.37	0.88
2:N:486:THR:HG21	2:N:521:LEU:HB3	1.55	0.88
8:T:63:LEU:C	8:T:63:LEU:HD23	1.92	0.88
1:A:98:LEU:O	1:A:101:ILE:HG22	1.72	0.88
1:A:1496:PHE:HB3	4:D:29:GLU:OE2	1.73	0.88
1:A:157:GLY:HA2	1:A:168:ALA:HB1	1.54	0.88
1:A:167:SER:CA	1:A:168:ALA:HB3	2.02	0.88
2:B:199:ALA:HB3	2:B:484:THR:HB	1.56	0.88
2:B:991:SER:HB2	2:B:1062:TYR:H	1.38	0.88
3:C:130:LEU:HD23	3:C:132:HIS:CD2	2.07	0.88
1:M:432:LEU:CA	1:M:436:TRP:CZ2	2.56	0.88

*Continued on next page...*

*Continued from previous page...*

Atom-1	Atom-2	Interatomic distance (Å)	Clash overlap (Å)
1:M:90:LYS:HE3	1:M:299:GLU:HG2	1.53	0.88
2:N:464:GLY:HA2	2:N:465:VAL:HB	1.54	0.88
2:N:391:ARG:NE	2:N:618:ARG:HH21	1.70	0.88
4:P:132:LYS:HG2	4:P:133:PHE:O	1.71	0.88
9:U:64:THR:O	9:U:66:PRO:HD3	1.74	0.88
1:A:177:ALA:HB3	1:A:179:GLN:CG	2.03	0.88
2:B:155:ILE:HD11	2:B:403:PHE:CE1	2.08	0.88
7:G:52:SER:N	7:G:55:ILE:CD1	2.32	0.88
1:M:177:ALA:HB3	1:M:179:GLN:HE21	1.35	0.88
7:S:149:VAL:HG21	7:S:163:THR:HG23	1.56	0.88
1:A:161:PHE:HE2	1:A:165:ASN:ND2	1.68	0.88
7:G:147:LYS:HD2	7:G:169:LEU:HD11	0.94	0.88
1:M:1150:THR:HB	9:U:48:LEU:HD22	1.51	0.88
2:N:659:PRO:HA	2:N:660:GLU:O	1.73	0.88
10:V:43:TYR:HB2	10:V:44:CYS:CA	2.02	0.88
1:A:1450:TYR:HD1	7:G:60:GLY:O	1.55	0.88
1:A:162:ASP:HA	1:A:165:ASN:CB	2.03	0.88
1:A:208:LEU:H	1:A:208:LEU:CD1	1.87	0.88
1:A:322:GLN:OE1	1:A:328:LEU:CG	2.22	0.88
1:A:651:PHE:CZ	1:A:655:ILE:HD11	2.08	0.88
2:B:427:GLU:O	2:B:428:PHE:HB2	1.73	0.88
2:B:659:PRO:HA	2:B:660:GLU:O	1.73	0.88
4:D:97:CYS:O	4:D:98:CYS:SG	2.30	0.88
1:M:1404:MET:SD	1:M:1429:GLY:HA3	2.12	0.88
1:M:202:LEU:HB3	1:M:203:PRO:HD2	1.43	0.88
9:U:22:ASP:O	9:U:23:ARG:HB2	1.71	0.88
9:U:25:LEU:CB	9:U:38:ALA:CB	2.51	0.88
1:A:1404:MET:SD	1:A:1429:GLY:HA3	2.12	0.88
1:A:195:ARG:HB3	1:A:196:GLY:HA2	1.53	0.88
9:I:65:ASP:OD2	9:I:68:LEU:HD12	1.74	0.88
1:M:1165:VAL:CG1	1:M:1166:ILE:H	1.81	0.88
1:M:162:ASP:HA	1:M:165:ASN:CB	2.03	0.88
1:M:322:GLN:OE1	1:M:328:LEU:CG	2.22	0.88
2:N:605:ILE:CB	9:U:61:ASP:HB2	2.02	0.88
1:A:1164:THR:HG22	1:A:1242:ARG:HH22	1.35	0.88
1:A:117:ILE:CG2	1:A:125:ASN:HB2	2.00	0.88
1:A:1276:SER:CB	1:A:1277:ILE:CG1	2.44	0.88
1:A:166:PRO:C	1:A:168:ALA:CB	2.42	0.88
1:A:432:LEU:CA	1:A:436:TRP:CZ2	2.56	0.88
1:A:947:LYS:HB3	1:A:951:PRO:CD	2.03	0.88
2:B:287:ILE:CD1	2:B:368:ILE:HD11	2.04	0.88

*Continued on next page...*

*Continued from previous page...*

Atom-1	Atom-2	Interatomic distance (Å)	Clash overlap (Å)
8:H:39:THR:HG23	8:H:103:ALA:HB3	1.55	0.88
1:M:605:ASN:HB2	1:M:606:PRO:C	1.94	0.88
2:N:655:TYR:HD2	2:N:655:TYR:H	1.17	0.88
1:A:1472:GLY:O	1:A:1473:MET:HG2	1.74	0.88
1:A:150:CYS:HB2	1:A:176:GLY:CA	2.04	0.88
1:A:605:ASN:HB2	1:A:606:PRO:C	1.94	0.88
4:D:132:LYS:HA	4:D:134:GLN:N	1.88	0.88
5:E:14:ALA:HA	5:E:17:THR:HG22	1.53	0.88
1:M:350:ARG:O	1:M:351:VAL:HB	1.71	0.88
2:N:207:ILE:HA	2:N:208:VAL:HB	1.53	0.88
4:P:132:LYS:HA	4:P:133:PHE:O	1.74	0.88
1:A:457:HIS:CG	1:A:1077:GLU:OE2	2.27	0.88
1:A:1299:ILE:HD11	1:A:1305:GLU:HG3	1.54	0.88
2:B:1113:ARG:O	2:B:1113:ARG:HG3	1.73	0.88
2:B:290:ASP:CB	2:B:292:ASN:ND2	2.37	0.88
4:D:58:THR:CB	4:D:62:PHE:CE2	2.50	0.88
1:M:1450:TYR:CE1	7:S:61:ARG:HB2	2.07	0.88
1:M:193:TRP:O	1:M:200:SER:HB3	1.74	0.88
2:N:1108:VAL:HG22	2:N:1109:GLU:H	1.37	0.88
2:N:287:ILE:CD1	2:N:368:ILE:HD11	2.04	0.88
9:U:73:LYS:H	9:U:81:HIS:CD2	1.90	0.88
1:M:375:SER:HB3	11:W:2:ASN:HD21	1.36	0.88
1:A:119:SER:N	1:A:120:SER:CA	2.30	0.87
1:A:507:ILE:HA	1:A:511:THR:CG2	2.04	0.87
2:B:815:ALA:O	2:B:1000:ILE:HB	1.75	0.87
2:B:1108:VAL:HG22	2:B:1109:GLU:N	1.89	0.87
1:M:651:PHE:CZ	1:M:655:ILE:HD11	2.08	0.87
1:A:1094:SER:C	1:A:1095:LYS:HG3	1.92	0.87
2:B:290:ASP:CA	2:B:292:ASN:CB	2.46	0.87
4:D:132:LYS:HA	4:D:133:PHE:O	1.74	0.87
7:G:133:GLY:HA3	7:G:134:GLU:HB3	0.88	0.87
1:M:350:ARG:HD3	2:N:1117:LEU:O	1.74	0.87
2:N:27:GLU:OE1	2:N:666:THR:HB	1.74	0.87
3:O:173:PRO:HB2	3:O:244:ILE:HD11	1.55	0.87
7:S:133:GLY:CA	7:S:134:GLU:CB	2.37	0.87
1:A:1282:VAL:CG1	1:A:1285:ILE:HD12	2.04	0.87
1:A:708:LEU:HB3	1:A:709:LYS:HA	0.89	0.87
5:E:190:VAL:HG22	5:E:208:ILE:HG22	1.56	0.87
1:M:177:ALA:CA	1:M:178:ALA:CB	2.47	0.87
1:M:236:ARG:N	1:M:239:TRP:CE3	2.42	0.87
1:A:162:ASP:HB3	1:A:166:PRO:HD3	1.55	0.87

*Continued on next page...*

*Continued from previous page...*

Atom-1	Atom-2	Interatomic distance (Å)	Clash overlap (Å)
1:A:205:LYS:C	1:A:206:ARG:HD2	1.93	0.87
1:A:517:ILE:HG13	1:A:640:TRP:NE1	1.87	0.87
1:A:781:ILE:HG21	1:A:803:ARG:HA	1.54	0.87
2:B:287:ILE:CG1	2:B:368:ILE:HD11	2.04	0.87
4:D:99:GLU:CG	4:D:124:LEU:CD2	2.49	0.87
1:M:1194:TRP:HH2	1:M:1262:GLU:HB2	1.34	0.87
1:M:507:ILE:HA	1:M:511:THR:CG2	2.05	0.87
2:N:287:ILE:CG1	2:N:368:ILE:HD11	2.05	0.87
2:N:538:ALA:HB3	2:N:539:PRO:HD3	1.55	0.87
5:Q:171:PRO:HB2	5:Q:207:ARG:HG2	1.54	0.87
9:U:85:PHE:O	9:U:86:TYR:HB3	1.73	0.87
1:A:81:GLY:C	1:A:249:PRO:HG3	1.94	0.87
2:B:943:VAL:HG22	2:B:953:VAL:HG13	1.56	0.87
1:M:1081:GLN:NE2	1:M:1368:TYR:CE2	2.42	0.87
1:M:174:GLY:O	1:M:175:CYS:HB2	1.71	0.87
10:V:43:TYR:CB	10:V:44:CYS:CA	2.51	0.87
1:A:1100:GLY:O	1:A:1102:PRO:HD2	1.73	0.87
1:A:846:ARG:CG	1:A:1390:ILE:HG22	2.05	0.87
7:G:130:ASN:HB3	7:G:139:GLU:HG3	1.54	0.87
7:G:149:VAL:HG21	7:G:163:THR:HG23	1.56	0.87
1:M:50:PRO:O	1:M:51:ARG:CG	2.20	0.87
1:M:708:LEU:HB3	1:M:709:LYS:HA	0.88	0.87
2:N:328:GLY:C	2:N:329:VAL:HG22	1.94	0.87
9:U:4:PHE:HE1	9:U:27:LEU:HD21	0.99	0.87
1:A:1397:ARG:CG	1:A:1398:ALA:N	2.29	0.87
1:A:230:LEU:HD11	1:A:237:PRO:CG	2.01	0.87
1:A:214:HIS:HB2	1:A:241:ILE:HD13	1.56	0.87
1:A:260:GLY:CA	2:B:924:ARG:NE	2.38	0.87
7:G:46:ILE:O	7:G:46:ILE:HG22	1.75	0.87
1:M:1100:GLY:O	1:M:1102:PRO:HD2	1.73	0.87
1:M:338:LYS:CG	1:M:343:ARG:CD	2.53	0.87
1:M:42:THR:HG21	1:M:55:LEU:CG	2.05	0.87
1:M:950:PHE:HB2	1:M:951:PRO:HD3	1.55	0.87
2:N:1113:ARG:O	2:N:1113:ARG:HG3	1.73	0.87
2:N:508:VAL:HA	2:N:509:CYS:CB	2.03	0.87
2:N:907:ILE:HD13	2:N:924:ARG:CZ	2.04	0.87
4:P:97:CYS:SG	4:P:131:ARG:NH2	2.48	0.87
7:S:133:GLY:HA3	7:S:134:GLU:HB3	0.88	0.87
1:A:1075:ILE:O	1:A:1078:PRO:HG2	1.75	0.87
1:A:108:VAL:HG12	1:A:113:GLY:HA2	0.90	0.87
1:A:95:ILE:CG1	1:A:314:ILE:CD1	2.47	0.87

*Continued on next page...*

*Continued from previous page...*

Atom-1	Atom-2	Interatomic distance (Å)	Clash overlap (Å)
1:A:43:MET:O	1:A:43:MET:HG2	1.72	0.87
3:C:137:ASP:OD1	3:C:140:SER:HB2	1.74	0.87
3:C:87:THR:HG21	3:C:161:LYS:HD3	1.57	0.87
1:M:1320:THR:HG23	1:M:1321:GLU:H	1.37	0.87
1:M:1450:TYR:HD1	7:S:61:ARG:CA	1.86	0.87
8:T:62:ASN:HB3	8:T:63:LEU:CB	2.02	0.87
9:U:65:ASP:OD2	9:U:68:LEU:HD12	1.74	0.87
1:A:1191:GLN:CB	1:A:1246:ILE:CG2	2.50	0.87
1:A:1081:GLN:NE2	1:A:1368:TYR:CE2	2.42	0.87
1:A:42:THR:HG21	1:A:55:LEU:CG	2.05	0.87
1:A:950:PHE:HB2	1:A:951:PRO:HD3	1.55	0.87
1:M:195:ARG:CB	1:M:196:GLY:HA2	2.04	0.87
1:M:81:GLY:C	1:M:249:PRO:HG3	1.94	0.87
1:M:822:HIS:CE1	2:N:753:SER:HB2	2.09	0.87
2:N:180:CYS:SG	2:N:772:THR:HG22	2.15	0.87
9:U:111:GLU:O	9:U:112:GLU:HB2	1.75	0.87
1:A:740:GLU:OE2	1:A:764:ILE:HB	1.74	0.86
2:B:488:ILE:CG2	2:B:489:GLY:CA	2.49	0.86
2:B:180:CYS:SG	2:B:772:THR:HG22	2.15	0.86
4:D:32:ILE:HD12	4:D:74:THR:CG2	2.00	0.86
7:G:80:TRP:HZ3	7:G:107:LEU:HB2	1.37	0.86
1:M:260:GLY:HA3	2:N:924:ARG:HE	1.40	0.86
1:M:728:LEU:HD22	1:M:805:PHE:CE1	2.10	0.86
2:N:386:HIS:CD2	2:N:388:GLY:HA3	2.08	0.86
3:O:137:ASP:OD1	3:O:140:SER:HB2	1.74	0.86
1:A:1192:SER:H	1:A:1193:PRO:CD	1.88	0.86
1:A:1406:CYS:SG	1:A:1415:LEU:CD2	2.64	0.86
1:A:728:LEU:HD22	1:A:805:PHE:CE1	2.10	0.86
2:B:819:TYR:O	2:B:820:SER:HB3	1.75	0.86
1:M:107:CYS:O	1:M:108:VAL:HG13	1.73	0.86
1:M:1119:LEU:HG	1:M:1314:THR:CG2	2.04	0.86
1:M:775:ILE:C	1:M:776:VAL:CG1	2.43	0.86
2:N:273:ARG:HD2	2:N:310:ILE:HD13	1.55	0.86
1:A:192:SER:CB	1:A:202:LEU:HA	2.05	0.86
1:A:49:ARG:N	1:A:50:PRO:CD	2.38	0.86
4:D:97:CYS:SG	4:D:131:ARG:NH2	2.48	0.86
9:I:73:LYS:HG2	9:I:81:HIS:HD2	1.38	0.86
1:M:1075:ILE:O	1:M:1078:PRO:HG2	1.75	0.86
1:M:1150:THR:HB	9:U:48:LEU:HD23	1.55	0.86
1:M:778:GLY:CA	1:M:1091:GLY:C	2.44	0.86
2:N:815:ALA:O	2:N:1000:ILE:HB	1.75	0.86

*Continued on next page...*

*Continued from previous page...*

Atom-1	Atom-2	Interatomic distance (Å)	Clash overlap (Å)
6:R:96:PRO:HG3	7:S:19:PHE:HB2	1.57	0.86
1:A:1119:LEU:HG	1:A:1314:THR:CG2	2.04	0.86
1:A:1462:GLY:O	1:A:1463:THR:HG22	1.74	0.86
2:B:263:ARG:HB3	2:B:322:LYS:CD	2.04	0.86
1:M:157:GLY:HA2	1:M:168:ALA:HB1	1.54	0.86
1:M:267:ASP:HB2	1:M:268:LEU:CB	1.99	0.86
1:M:368:ASP:HA	1:M:513:VAL:HG21	1.56	0.86
1:M:781:ILE:HG21	1:M:803:ARG:HA	1.54	0.86
5:Q:14:ALA:HA	5:Q:17:THR:HG22	1.53	0.86
5:Q:190:VAL:HG22	5:Q:208:ILE:HG22	1.56	0.86
7:S:100:PHE:HB2	7:S:111:VAL:HG13	1.57	0.86
9:U:6:TYR:O	9:U:14:LEU:HD11	1.75	0.86
1:A:1295:ILE:HG22	1:A:1307:ALA:O	1.74	0.86
2:B:296:MET:CE	2:B:372:LEU:CB	2.36	0.86
2:B:655:TYR:HD2	2:B:655:TYR:H	1.17	0.86
1:M:1406:CYS:SG	1:M:1415:LEU:CD2	2.64	0.86
1:M:166:PRO:C	1:M:168:ALA:CB	2.42	0.86
2:N:907:ILE:HD11	2:N:924:ARG:CZ	2.05	0.86
3:O:129:SER:CB	3:O:130:LEU:CA	2.53	0.86
1:A:271:LYS:HD3	1:A:322:GLN:NE2	1.89	0.86
1:A:40:PRO:CG	1:A:276:ILE:CG2	2.35	0.86
1:A:353:PHE:CE2	1:A:381:THR:O	2.29	0.86
1:A:517:ILE:HD11	1:A:640:TRP:HD1	0.97	0.86
4:D:43:ARG:O	4:D:44:GLU:HG3	1.75	0.86
1:M:1179:ILE:N	1:M:1180:PRO:HD2	1.91	0.86
1:M:945:LEU:O	1:M:949:ILE:HG23	1.76	0.86
2:N:199:ALA:HB3	2:N:484:THR:HB	1.57	0.86
1:A:153:GLY:HA2	1:A:174:GLY:HA3	1.57	0.86
1:A:922:GLU:CB	1:A:923:ASN:HA	2.06	0.86
2:B:486:THR:HG21	2:B:521:LEU:HB3	1.56	0.86
9:I:53:VAL:HG12	9:I:56:THR:CB	2.06	0.86
1:M:1192:SER:N	1:M:1193:PRO:HD3	1.86	0.86
4:P:43:ARG:O	4:P:44:GLU:HG3	1.75	0.86
1:A:316:GLY:O	1:A:317:GLN:HB2	1.76	0.86
4:D:24:MET:HG3	7:G:4:PHE:CE1	2.08	0.86
1:M:1089:TYR:N	1:M:1090:ALA:CB	2.38	0.86
1:M:1290:MET:HG3	1:M:1310:TRP:HE3	1.41	0.86
1:M:193:TRP:O	1:M:200:SER:CB	2.24	0.86
1:M:775:ILE:HD13	1:M:776:VAL:N	1.89	0.86
1:M:806:ILE:CD1	1:M:814:LEU:HG	2.04	0.86
2:N:1108:VAL:HG22	2:N:1109:GLU:N	1.89	0.86

*Continued on next page...*

*Continued from previous page...*

Atom-1	Atom-2	Interatomic distance (Å)	Clash overlap (Å)
2:N:236:ILE:O	2:N:237:SER:HB3	1.71	0.86
4:P:24:MET:HG3	7:S:4:PHE:CE1	2.08	0.86
1:A:1223:PHE:CE2	1:A:1273:MET:SD	2.68	0.86
1:A:350:ARG:HD3	2:B:1117:LEU:O	1.75	0.86
1:A:573:LYS:HB3	1:A:574:PRO:HD2	1.56	0.86
1:A:775:ILE:C	1:A:776:VAL:CG1	2.43	0.86
2:B:907:ILE:HD11	2:B:924:ARG:CZ	2.05	0.86
4:D:24:MET:SD	4:D:88:PHE:HA	2.15	0.86
9:I:85:PHE:O	9:I:86:TYR:HB3	1.73	0.86
1:M:98:LEU:O	1:M:101:ILE:HG22	1.76	0.86
1:M:1110:VAL:HG11	1:M:1387:LEU:CD1	2.04	0.86
2:N:296:MET:CE	2:N:372:LEU:CB	2.36	0.86
2:N:427:GLU:O	2:N:428:PHE:HB2	1.73	0.86
4:P:26:THR:OG1	4:P:29:GLU:CB	2.20	0.86
7:S:52:SER:N	7:S:55:ILE:CD1	2.32	0.86
1:A:15:ARG:HH21	7:G:64:PRO:HG2	1.32	0.86
1:A:236:ARG:N	1:A:239:TRP:CE3	2.42	0.86
1:A:721:GLU:OE2	1:A:780:ARG:CD	2.24	0.86
2:B:27:GLU:OE1	2:B:666:THR:HB	1.75	0.86
2:B:538:ALA:HB3	2:B:539:PRO:HD3	1.55	0.86
2:B:907:ILE:HD13	2:B:924:ARG:CZ	2.05	0.86
9:I:111:GLU:O	9:I:112:GLU:HB2	1.75	0.86
9:I:4:PHE:HE1	9:I:27:LEU:CD2	1.84	0.86
1:M:153:GLY:CA	1:M:174:GLY:HA3	2.03	0.86
1:M:30:ARG:HG3	1:M:244:VAL:HG21	1.58	0.86
4:P:99:GLU:CB	4:P:124:LEU:CD2	2.54	0.86
7:S:120:MET:HE1	7:S:138:ILE:HD12	1.56	0.86
1:A:1165:VAL:CG1	1:A:1166:ILE:H	1.81	0.85
1:A:945:LEU:O	1:A:949:ILE:HG23	1.76	0.85
5:E:119:ALA:HB2	5:E:127:ILE:HD11	1.58	0.85
1:M:846:ARG:CG	1:M:1390:ILE:HG22	2.06	0.85
1:M:740:GLU:OE2	1:M:764:ILE:HB	1.75	0.85
1:M:90:LYS:HZ1	1:M:282:VAL:CG1	1.87	0.85
2:N:307:ALA:O	2:N:310:ILE:HG13	1.76	0.85
2:N:943:VAL:HG22	2:N:953:VAL:HG13	1.56	0.85
7:S:46:ILE:O	7:S:46:ILE:HG22	1.75	0.85
1:A:1085:ASN:OD1	1:A:1088:HIS:CD2	2.29	0.85
1:M:780:ARG:HH11	1:M:803:ARG:NH2	1.73	0.85
2:N:819:TYR:O	2:N:820:SER:HB3	1.75	0.85
1:A:1110:VAL:HG11	1:A:1387:LEU:CD1	2.04	0.85
1:A:260:GLY:HA3	2:B:924:ARG:HE	1.41	0.85

*Continued on next page...*

*Continued from previous page...*

Atom-1	Atom-2	Interatomic distance (Å)	Clash overlap (Å)
1:A:778:GLY:HA2	1:A:1091:GLY:C	1.97	0.85
2:B:216:PRO:CB	2:B:217:SER:HA	2.00	0.85
4:D:22:GLU:CD	7:G:6:LYS:HB2	1.96	0.85
1:M:573:LYS:HB3	1:M:574:PRO:HD2	1.56	0.85
1:A:21:PHE:CZ	1:A:1403:LEU:HD12	2.12	0.85
1:A:267:ASP:HB2	1:A:268:LEU:CB	1.99	0.85
2:B:281:ARG:HG3	9:I:6:TYR:CE2	2.11	0.85
1:M:1094:SER:C	1:M:1095:LYS:HG3	1.92	0.85
1:A:1089:TYR:N	1:A:1090:ALA:CB	2.37	0.85
1:A:1179:ILE:N	1:A:1180:PRO:HD2	1.91	0.85
1:A:1485:PRO:O	1:A:1486:TYR:HB2	1.74	0.85
1:A:30:ARG:HG3	1:A:244:VAL:HG21	1.58	0.85
3:C:129:SER:CB	3:C:130:LEU:CA	2.53	0.85
7:G:138:ILE:CG1	7:G:171:VAL:HG22	2.06	0.85
1:M:1085:ASN:HA	1:M:1088:HIS:CD2	2.11	0.85
1:M:1140:GLN:O	1:M:1280:ARG:CB	2.23	0.85
1:M:179:GLN:N	1:M:180:PRO:HD2	1.90	0.85
1:M:419:ILE:HG23	1:M:425:LYS:HD2	1.59	0.85
1:M:728:LEU:HD13	1:M:805:PHE:HD1	1.38	0.85
1:A:208:LEU:N	1:A:208:LEU:CD1	2.38	0.85
1:A:432:LEU:CA	1:A:436:TRP:HZ2	1.89	0.85
2:B:220:ALA:O	2:B:221:TYR:HB2	1.76	0.85
2:B:703:GLY:O	2:B:704:TYR:CD1	2.30	0.85
3:C:249:LEU:HD12	3:C:249:LEU:N	1.90	0.85
4:D:70:THR:OG1	4:D:73:ALA:HB2	1.76	0.85
5:E:27:TYR:CE2	5:E:63:PRO:HG3	2.10	0.85
8:H:62:ASN:HB3	8:H:63:LEU:CB	2.02	0.85
1:M:120:SER:N	1:M:121:ASN:C	2.30	0.85
1:M:1223:PHE:CE2	1:M:1273:MET:SD	2.69	0.85
1:M:721:GLU:OE2	1:M:780:ARG:CD	2.24	0.85
1:M:869:ILE:HD11	1:M:872:PHE:CE2	2.11	0.85
1:A:42:THR:CG2	1:A:43:MET:N	2.35	0.85
1:A:780:ARG:HH11	1:A:803:ARG:NH2	1.74	0.85
2:B:264:SER:HB2	2:B:322:LYS:HZ2	1.31	0.85
4:D:99:GLU:CB	4:D:124:LEU:CD2	2.53	0.85
9:I:69:PRO:HB2	9:I:85:PHE:CZ	2.12	0.85
1:M:1146:LEU:CD1	1:M:1274:LEU:HA	2.05	0.85
1:M:1450:TYR:CE2	6:R:125:ARG:HG3	2.11	0.85
1:M:316:GLY:O	1:M:317:GLN:HB2	1.75	0.85
1:M:812:ARG:HB2	1:M:813:GLY:HA2	1.56	0.85
2:N:839:LEU:HD13	2:N:840:PHE:CE1	2.12	0.85

*Continued on next page...*

*Continued from previous page...*

Atom-1	Atom-2	Interatomic distance (Å)	Clash overlap (Å)
9:U:53:VAL:HG12	9:U:56:THR:CB	2.06	0.85
1:A:107:CYS:HG	1:A:140:VAL:HG11	1.41	0.85
1:A:775:ILE:HD13	1:A:776:VAL:N	1.89	0.85
2:B:1207:LYS:HG2	2:B:1208:ASN:H	1.42	0.85
2:B:307:ALA:O	2:B:310:ILE:HG13	1.76	0.85
2:N:1058:PHE:CE1	3:O:193:TRP:HD1	1.95	0.85
2:N:220:ALA:O	2:N:221:TYR:HB2	1.75	0.85
2:N:816:ILE:HG12	2:N:1001:ILE:HD11	1.58	0.85
6:F:137:SER:OG	6:F:140:GLU:HB2	1.77	0.85
7:G:87:VAL:HG22	7:G:147:LYS:HG2	1.59	0.85
1:M:180:PRO:CB	1:M:192:SER:O	2.25	0.85
1:M:49:ARG:N	1:M:50:PRO:CD	2.38	0.85
2:N:1108:VAL:CG1	2:N:1115:GLY:O	2.23	0.85
3:O:87:THR:HG21	3:O:161:LYS:HD3	1.57	0.85
4:P:70:THR:OG1	4:P:73:ALA:HB2	1.76	0.85
1:A:869:ILE:HD11	1:A:872:PHE:CE2	2.11	0.85
2:B:1058:PHE:CE1	3:C:193:TRP:HD1	1.95	0.85
2:B:386:HIS:CD2	2:B:388:GLY:HA3	2.08	0.85
1:M:506:GLU:OE2	1:M:1444:THR:HG21	1.77	0.85
1:M:42:THR:CG2	1:M:43:MET:H	1.78	0.85
2:N:387:PHE:HD2	2:N:503:THR:HG21	1.40	0.85
3:O:249:LEU:HD12	3:O:249:LEU:N	1.90	0.85
4:P:22:GLU:CD	7:S:6:LYS:HB2	1.96	0.85
9:U:69:PRO:HB2	9:U:85:PHE:CZ	2.12	0.85
1:A:1085:ASN:HA	1:A:1088:HIS:CD2	2.11	0.84
1:A:1172:PHE:O	1:A:1176:PHE:CD2	2.30	0.84
1:A:257:SER:HA	1:A:263:ARG:HA	1.57	0.84
1:A:810:TYR:HE2	2:B:751:ASN:O	1.59	0.84
2:B:189:ILE:O	2:B:189:ILE:HG13	1.76	0.84
2:B:320:ILE:O	2:B:320:ILE:HG22	1.74	0.84
1:A:810:TYR:CE2	2:B:751:ASN:O	2.29	0.84
1:M:462:MET:HE2	1:M:513:VAL:HA	1.58	0.84
2:N:867:VAL:HG22	2:N:869:SER:OG	1.77	0.84
1:A:208:LEU:HD12	1:A:208:LEU:N	1.92	0.84
1:A:728:LEU:HD13	1:A:805:PHE:HD1	1.37	0.84
2:B:867:VAL:HG22	2:B:869:SER:OG	1.77	0.84
4:D:67:ARG:NH1	4:D:97:CYS:SG	2.50	0.84
1:M:106:GLU:HB2	1:M:144:CYS:HB3	1.57	0.84
1:M:810:TYR:CE2	2:N:752:GLN:HA	2.12	0.84
1:M:857:ARG:HH11	1:M:857:ARG:CG	1.90	0.84
4:P:24:MET:SD	4:P:88:PHE:HA	2.15	0.84

*Continued on next page...*

*Continued from previous page...*

Atom-1	Atom-2	Interatomic distance (Å)	Clash overlap (Å)
5:Q:27:TYR:CE2	5:Q:63:PRO:HG3	2.10	0.84
7:S:46:ILE:CG1	7:S:79:LEU:HD21	2.07	0.84
4:P:25:LEU:HD12	7:S:5:LEU:HB2	1.57	0.84
1:A:345:ASN:O	1:A:349:LYS:CE	2.25	0.84
1:M:126:ASP:O	1:M:130:TYR:CD2	2.30	0.84
1:M:1392:ARG:O	1:M:1393:HIS:CG	2.30	0.84
2:N:659:PRO:HB3	2:N:661:GLN:HG2	1.57	0.84
1:A:1173:VAL:O	1:A:1177:PHE:CD2	2.30	0.84
2:B:1108:VAL:CG1	2:B:1115:GLY:O	2.23	0.84
2:B:166:LEU:O	2:B:169:VAL:HG23	1.77	0.84
7:G:5:LEU:HD11	7:G:50:LEU:HD11	0.88	0.84
1:M:1085:ASN:OD1	1:M:1088:HIS:CD2	2.30	0.84
1:M:1144:THR:OG1	1:M:1279:LEU:HB2	1.78	0.84
1:M:1144:THR:HB	1:M:1279:LEU:HD12	1.58	0.84
1:M:266:ASP:CA	1:M:267:ASP:HB2	2.07	0.84
1:M:922:GLU:CB	1:M:923:ASN:HA	2.06	0.84
2:N:1026:LEU:HB3	2:N:1051:HIS:CD2	2.11	0.84
5:Q:119:ALA:HB2	5:Q:127:ILE:HD11	1.59	0.84
1:A:1395:ILE:HD12	1:A:1397:ARG:CB	2.02	0.84
1:A:271:LYS:HE2	1:A:328:LEU:CB	2.08	0.84
2:B:839:LEU:HD13	2:B:840:PHE:CE1	2.12	0.84
8:H:93:VAL:HG21	8:H:113:ARG:HD2	1.59	0.84
1:M:271:LYS:HD3	1:M:328:LEU:HG	1.59	0.84
1:A:205:LYS:HG3	1:A:206:ARG:NE	1.91	0.84
1:A:266:ASP:CA	1:A:267:ASP:HB2	2.07	0.84
1:A:781:ILE:HG12	1:A:821:PHE:CD2	2.12	0.84
1:A:780:ARG:NH1	1:A:803:ARG:HH21	1.75	0.84
2:B:508:VAL:HA	2:B:509:CYS:CB	2.03	0.84
1:M:106:GLU:HB3	1:M:144:CYS:HB3	1.58	0.84
1:M:780:ARG:NH1	1:M:803:ARG:HH21	1.75	0.84
7:S:138:ILE:CG1	7:S:171:VAL:HG22	2.06	0.84
9:U:4:PHE:CD1	9:U:27:LEU:HD21	2.13	0.84
9:U:4:PHE:CE2	9:U:43:VAL:HG13	2.12	0.84
1:A:201:ASP:CB	1:A:206:ARG:NH1	2.40	0.84
9:I:4:PHE:CD1	9:I:27:LEU:HD21	2.13	0.84
1:M:342:LEU:HD11	1:M:1409:GLU:HG2	1.58	0.84
1:M:775:ILE:HG13	1:M:1089:TYR:CG	2.13	0.84
2:N:703:GLY:O	2:N:704:TYR:CD1	2.30	0.84
1:A:271:LYS:HB2	1:A:322:GLN:HE22	1.42	0.84
1:A:380:LEU:HD12	1:A:442:ILE:HD13	1.60	0.84
1:A:857:ARG:CG	1:A:857:ARG:HH11	1.90	0.84

*Continued on next page...*

*Continued from previous page...*

Atom-1	Atom-2	Interatomic distance (Å)	Clash overlap (Å)
1:M:778:GLY:HA2	1:M:1091:GLY:HA2	1.59	0.84
1:M:1170:LYS:CE	1:M:1240:ILE:HD11	2.07	0.84
4:P:67:ARG:NH1	4:P:97:CYS:SG	2.50	0.84
2:N:281:ARG:HG3	9:U:6:TYR:CE2	2.12	0.84
1:A:1450:TYR:O	1:A:1451:LEU:HD23	1.76	0.84
1:A:551:ALA:HA	1:A:553:MET:N	1.93	0.84
7:G:46:ILE:CG1	7:G:79:LEU:HD21	2.07	0.84
1:M:257:SER:HA	1:M:263:ARG:HA	1.57	0.84
1:M:517:ILE:HD11	1:M:640:TRP:HD1	0.96	0.84
1:M:551:ALA:HA	1:M:553:MET:N	1.93	0.84
1:M:42:THR:CG2	1:M:55:LEU:HG	2.08	0.84
1:A:1161:PRO:HG2	1:A:1190:LYS:CD	2.08	0.84
1:A:342:LEU:HD11	1:A:1409:GLU:HG2	1.60	0.84
1:A:351:VAL:CG1	1:A:352:ASP:N	2.40	0.84
2:B:659:PRO:HB3	2:B:661:GLN:HG2	1.57	0.84
4:D:129:THR:O	4:D:133:PHE:CD2	2.31	0.84
7:G:122:PHE:HB3	7:G:131:TYR:HE1	1.41	0.84
5:Q:45:HIS:CE1	5:Q:57:LEU:CD1	2.60	0.84
1:A:1195:LEU:HD21	1:A:1242:ARG:CZ	2.07	0.83
1:A:95:ILE:HG13	1:A:314:ILE:HD11	1.58	0.83
1:A:322:GLN:OE1	1:A:328:LEU:HB2	1.77	0.83
2:B:1108:VAL:HG22	2:B:1109:GLU:H	1.37	0.83
4:D:22:GLU:OE2	7:G:6:LYS:HB2	1.78	0.83
5:E:45:HIS:CE1	5:E:57:LEU:CD1	2.60	0.83
4:D:25:LEU:HD12	7:G:5:LEU:HB2	1.57	0.83
1:M:342:LEU:HD12	1:M:343:ARG:HG3	1.59	0.83
1:M:846:ARG:HH11	1:M:1391:THR:C	1.81	0.83
2:N:166:LEU:O	2:N:169:VAL:HG23	1.77	0.83
6:R:137:SER:OG	6:R:140:GLU:HB2	1.77	0.83
1:A:1174:GLU:OE2	1:A:1242:ARG:CZ	2.26	0.83
2:B:1026:LEU:HB3	2:B:1051:HIS:CD2	2.11	0.83
4:D:67:ARG:NH1	4:D:97:CYS:HG	1.75	0.83
7:G:115:LEU:HD13	7:G:163:THR:HG22	1.60	0.83
1:M:106:GLU:CG	1:M:144:CYS:CB	2.56	0.83
1:M:1089:TYR:N	1:M:1090:ALA:HB3	1.93	0.83
1:M:1083:THR:OG1	1:M:1101:VAL:HG11	1.78	0.83
1:M:150:CYS:CB	1:M:176:GLY:C	2.46	0.83
1:M:338:LYS:CG	1:M:339:GLU:H	1.90	0.83
2:N:363:PHE:CZ	2:N:572:TRP:HB3	2.12	0.83
4:P:99:GLU:O	4:P:124:LEU:CD2	2.27	0.83
7:S:115:LEU:HD13	7:S:163:THR:HG22	1.60	0.83

*Continued on next page...*

*Continued from previous page...*

Atom-1	Atom-2	Interatomic distance (Å)	Clash overlap (Å)
7:S:5:LEU:HD11	7:S:50:LEU:HD11	0.88	0.83
1:A:120:SER:N	1:A:121:ASN:C	2.30	0.83
1:A:126:ASP:O	1:A:130:TYR:CD2	2.30	0.83
1:A:1496:PHE:CG	4:D:29:GLU:HG2	2.12	0.83
1:A:341:ARG:HA	1:A:345:ASN:HB2	1.58	0.83
1:A:419:ILE:HG23	1:A:425:LYS:HD2	1.59	0.83
1:M:775:ILE:CG1	1:M:1089:TYR:CD2	2.61	0.83
1:M:1183:GLU:O	1:M:1186:GLU:HG2	1.77	0.83
1:M:1276:SER:CA	1:M:1277:ILE:CB	2.46	0.83
7:S:10:LEU:CD2	7:S:35:VAL:HG23	2.08	0.83
7:S:164:MET:HE1	7:S:170:GLY:CA	2.06	0.83
1:M:1450:TYR:CD1	7:S:61:ARG:HA	2.12	0.83
9:U:85:PHE:HB2	9:U:99:LEU:HD21	1.60	0.83
1:A:1412:VAL:CG1	1:A:1413:GLU:H	1.80	0.83
1:A:1485:PRO:HD2	4:D:43:ARG:HH12	1.41	0.83
1:A:338:LYS:CG	1:A:339:GLU:H	1.90	0.83
1:A:939:VAL:O	1:A:943:GLU:HG3	1.78	0.83
1:A:24:LEU:HD12	2:B:1199:ASN:HA	1.61	0.83
7:G:164:MET:HE1	7:G:170:GLY:CA	2.07	0.83
9:I:73:LYS:H	9:I:81:HIS:CD2	1.90	0.83
1:M:1195:LEU:HD21	1:M:1242:ARG:CZ	2.07	0.83
1:M:1450:TYR:O	1:M:1451:LEU:HD23	1.76	0.83
1:M:836:LYS:HG2	1:M:840:THR:CG2	2.07	0.83
1:M:870:ILE:HD12	1:M:871:GLN:N	1.94	0.83
4:P:99:GLU:HA	4:P:124:LEU:HD22	1.60	0.83
7:S:6:LYS:HZ3	7:S:43:TYR:HE1	0.84	0.83
1:A:1146:LEU:HD12	1:A:1274:LEU:CD2	2.08	0.83
1:A:40:PRO:HB3	1:A:276:ILE:HG22	1.60	0.83
1:A:42:THR:CG2	1:A:55:LEU:HG	2.08	0.83
1:A:521:GLN:HG3	1:A:1074:SER:CB	2.03	0.83
1:A:966:ILE:HD13	1:A:1052:VAL:HG22	1.60	0.83
9:I:74:GLU:O	9:I:76:PRO:HD3	1.78	0.83
1:M:1192:SER:H	1:M:1193:PRO:CD	1.88	0.83
1:M:1395:ILE:HD11	1:M:1397:ARG:CB	2.08	0.83
1:M:208:LEU:O	1:M:209:SER:HB3	1.77	0.83
4:P:129:THR:O	4:P:133:PHE:CD2	2.31	0.83
7:S:87:VAL:HG22	7:S:147:LYS:HG2	1.59	0.83
1:A:1183:GLU:O	1:A:1186:GLU:HG2	1.77	0.83
1:A:1451:LEU:HD21	7:G:62:VAL:CG2	2.07	0.83
1:A:785:PHE:H	1:A:785:PHE:HD1	1.23	0.83
4:D:99:GLU:HA	4:D:124:LEU:HD22	1.59	0.83

*Continued on next page...*

*Continued from previous page...*

Atom-1	Atom-2	Interatomic distance (Å)	Clash overlap (Å)
4:D:57:LYS:O	4:D:61:TYR:CD2	2.32	0.83
7:G:10:LEU:CD2	7:G:35:VAL:HG23	2.08	0.83
1:M:321:LEU:HD22	1:M:325:GLY:CA	2.09	0.83
1:M:345:ASN:O	1:M:349:LYS:HE3	1.77	0.83
2:N:189:ILE:O	2:N:189:ILE:HG13	1.76	0.83
2:N:290:ASP:CA	2:N:292:ASN:CB	2.46	0.83
5:Q:101:THR:HG22	5:Q:126:THR:H	1.44	0.83
1:A:1089:TYR:CD2	1:A:1089:TYR:O	2.31	0.83
1:A:1089:TYR:N	1:A:1090:ALA:HB3	1.93	0.83
1:A:1403:LEU:HB2	1:A:1425:ASP:OD2	1.79	0.83
1:A:26:PRO:CD	1:A:239:TRP:HD1	1.92	0.83
1:A:271:LYS:HD3	1:A:328:LEU:HG	1.58	0.83
1:A:375:SER:HB3	11:K:2:ASN:ND2	1.91	0.83
1:A:383:PRO:O	1:A:384:GLU:HB3	1.78	0.83
1:A:95:ILE:HG21	1:A:314:ILE:HG12	1.58	0.83
2:B:89:MET:HE2	2:B:90:THR:H	1.43	0.83
4:D:11:ALA:HB1	4:D:12:GLN:HB3	1.60	0.83
1:M:1173:VAL:O	1:M:1177:PHE:CD2	2.30	0.83
1:M:1174:GLU:OE2	1:M:1242:ARG:CZ	2.26	0.83
1:M:939:VAL:O	1:M:943:GLU:HG3	1.78	0.83
4:P:26:THR:HG1	4:P:29:GLU:HB3	1.38	0.83
4:P:57:LYS:O	4:P:61:TYR:CD2	2.32	0.83
1:A:1450:TYR:CD1	7:G:60:GLY:O	2.31	0.83
1:A:33:SER:CB	1:A:84:GLY:HA2	2.09	0.83
1:A:812:ARG:HD3	2:B:714:GLN:O	1.79	0.83
1:A:870:ILE:HD12	1:A:871:GLN:N	1.93	0.83
1:M:351:VAL:CG1	1:M:352:ASP:N	2.40	0.83
1:M:383:PRO:O	1:M:384:GLU:HB3	1.78	0.83
1:M:517:ILE:HG12	1:M:640:TRP:HE1	1.44	0.83
2:N:1207:LYS:HG2	2:N:1208:ASN:H	1.42	0.83
11:W:24:SER:HB3	11:W:25:LYS:HB2	1.60	0.83
1:A:183:ARG:CZ	1:A:203:PRO:HB2	2.08	0.83
1:A:321:LEU:HD22	1:A:325:GLY:CA	2.09	0.83
1:A:395:GLN:HG3	1:A:432:LEU:HD12	1.59	0.83
9:I:65:ASP:CG	9:I:68:LEU:HD12	1.99	0.83
9:I:85:PHE:HB2	9:I:99:LEU:HD21	1.60	0.83
1:M:271:LYS:HE2	1:M:328:LEU:CB	2.07	0.83
1:M:432:LEU:CA	1:M:436:TRP:HZ2	1.89	0.83
1:M:770:CYS:O	1:M:771:VAL:CG2	2.26	0.83
2:N:490:ARG:HG3	2:N:490:ARG:O	1.79	0.83
2:N:715:ARG:O	2:N:717:LYS:HD2	1.79	0.83

*Continued on next page...*

*Continued from previous page...*

Atom-1	Atom-2	Interatomic distance (Å)	Clash overlap (Å)
1:A:1089:TYR:CG	1:A:1089:TYR:O	2.31	0.83
2:B:816:ILE:HG12	2:B:1001:ILE:HD11	1.58	0.83
2:B:296:MET:SD	2:B:376:LEU:HD13	2.19	0.83
2:B:323:ARG:CB	2:B:324:GLY:HA3	2.08	0.83
1:M:1104:LEU:HD11	1:M:1108:LEU:CD1	2.09	0.83
1:M:322:GLN:OE1	1:M:328:LEU:HB2	1.77	0.83
2:N:1061:MET:HE3	2:N:1074:VAL:HG11	1.61	0.83
4:P:19:PHE:CD1	7:S:81:ARG:NH1	2.46	0.83
1:A:846:ARG:NH1	1:A:1391:THR:CA	2.23	0.82
1:A:343:ARG:HE	1:A:1409:GLU:CD	1.82	0.82
1:A:6:PHE:CD2	1:A:78:ASP:OD2	2.32	0.82
1:M:1395:ILE:HD12	1:M:1397:ARG:CB	2.05	0.82
1:M:1395:ILE:HG13	1:M:1395:ILE:O	1.76	0.82
1:M:709:LYS:CB	1:M:710:PRO:HD2	2.06	0.82
1:M:785:PHE:HD1	1:M:785:PHE:H	1.23	0.82
2:N:310:ILE:O	2:N:315:ILE:HB	1.79	0.82
6:R:125:ARG:HG2	6:R:135:ASP:OD1	1.78	0.82
1:A:1083:THR:HG23	1:A:1084:LEU:N	1.94	0.82
2:B:310:ILE:O	2:B:315:ILE:HB	1.79	0.82
2:B:34:GLN:HB3	2:B:35:LEU:HB2	1.61	0.82
4:D:99:GLU:O	4:D:124:LEU:CD2	2.28	0.82
11:K:24:SER:HB3	11:K:25:LYS:HB2	1.60	0.82
1:M:1039:ARG:H	1:M:1039:ARG:HD2	1.44	0.82
1:M:41:GLU:HG3	1:M:41:GLU:O	1.77	0.82
1:M:66:GLN:O	1:M:67:PHE:CG	2.32	0.82
2:N:387:PHE:CE2	2:N:503:THR:HG22	2.14	0.82
7:S:122:PHE:HB3	7:S:131:TYR:HE1	1.41	0.82
9:U:65:ASP:CG	9:U:68:LEU:HD12	1.99	0.82
9:U:73:LYS:HG2	9:U:81:HIS:HD2	1.38	0.82
1:A:1282:VAL:HG12	1:A:1282:VAL:O	1.78	0.82
1:A:1398:ALA:HB1	1:A:1405:ARG:NH2	1.94	0.82
1:A:157:GLY:HA2	1:A:168:ALA:CB	2.10	0.82
1:A:770:CYS:O	1:A:771:VAL:CG2	2.26	0.82
2:B:310:ILE:O	2:B:315:ILE:CG2	2.27	0.82
4:D:26:THR:HG1	4:D:29:GLU:HB3	1.38	0.82
1:M:10:SER:CB	2:N:1168:TYR:OH	2.27	0.82
1:M:1103:ARG:HG3	1:M:1104:LEU:N	1.93	0.82
1:M:1403:LEU:HB2	1:M:1425:ASP:OD2	1.79	0.82
1:M:451:ASN:HB3	1:M:461:MET:HG2	1.60	0.82
2:N:323:ARG:CB	2:N:324:GLY:HA2	2.01	0.82
2:N:34:GLN:HB3	2:N:35:LEU:HB2	1.60	0.82

*Continued on next page...*

*Continued from previous page...*

Atom-1	Atom-2	Interatomic distance (Å)	Clash overlap (Å)
2:N:296:MET:SD	2:N:376:LEU:HD13	2.19	0.82
2:N:401:SER:HA	2:N:404:ARG:NH1	1.93	0.82
2:N:423:GLU:HG2	2:N:424:THR:CG2	2.08	0.82
8:T:93:VAL:HG21	8:T:113:ARG:HD2	1.59	0.82
1:A:806:ILE:HD13	1:A:814:LEU:HG	1.61	0.82
2:B:296:MET:HE3	2:B:372:LEU:HB3	0.85	0.82
4:D:19:PHE:CD1	7:G:81:ARG:NH1	2.46	0.82
1:M:1083:THR:HG23	1:M:1084:LEU:N	1.94	0.82
1:M:110:TRP:CZ2	1:M:180:PRO:HG3	2.15	0.82
2:N:437:ASN:OD1	2:N:441:ASN:HB2	1.79	0.82
3:O:58:PRO:HD2	3:O:61:PHE:CB	2.09	0.82
1:A:709:LYS:CB	1:A:710:PRO:HD2	2.06	0.82
2:B:658:ASP:HB3	2:B:659:PRO:HD2	1.60	0.82
1:M:771:VAL:CG2	1:M:809:SER:HA	2.09	0.82
4:P:11:ALA:HB1	4:P:12:GLN:HB3	1.60	0.82
4:P:84:ARG:HH21	4:P:87:LYS:CE	1.92	0.82
7:S:146:LEU:HD11	7:S:164:MET:SD	2.19	0.82
9:U:74:GLU:O	9:U:76:PRO:HD3	1.79	0.82
1:A:1404:MET:HG2	1:A:1432:GLU:OE2	1.80	0.82
1:A:148:MET:O	1:A:179:GLN:HA	1.79	0.82
1:A:26:PRO:CD	1:A:239:TRP:CD1	2.62	0.82
1:A:66:GLN:O	1:A:67:PHE:CG	2.33	0.82
1:M:1398:ALA:HB1	1:M:1405:ARG:NH2	1.95	0.82
1:M:382:TYR:CE1	1:M:446:ASP:OD1	2.33	0.82
2:N:310:ILE:O	2:N:315:ILE:CG2	2.27	0.82
1:A:1170:LYS:CE	1:A:1240:ILE:HD11	2.07	0.82
1:A:95:ILE:HG21	1:A:314:ILE:CG1	2.10	0.82
1:A:41:GLU:HG3	1:A:41:GLU:O	1.77	0.82
1:A:462:MET:HE2	1:A:513:VAL:HA	1.60	0.82
2:B:660:GLU:O	2:B:661:GLN:HG2	1.79	0.82
1:M:1161:PRO:HG2	1:M:1190:LYS:CD	2.08	0.82
1:M:368:ASP:OD2	1:M:649:LYS:HE3	1.80	0.82
4:P:85:PHE:O	4:P:86:HIS:CG	2.33	0.82
8:T:74:TYR:CE2	8:T:76:MET:HG3	2.14	0.82
9:U:79:HIS:HD2	9:U:80:GLN:HE21	1.28	0.82
1:A:343:ARG:CD	2:B:1121:GLU:OE1	2.26	0.82
2:B:715:ARG:O	2:B:717:LYS:HD2	1.79	0.82
4:D:97:CYS:C	4:D:98:CYS:SG	2.58	0.82
7:G:95:VAL:HG13	7:G:131:TYR:CE2	2.15	0.82
8:H:74:TYR:CE2	8:H:76:MET:HG3	2.14	0.82
4:P:97:CYS:C	4:P:98:CYS:SG	2.58	0.82

*Continued on next page...*

*Continued from previous page...*

Atom-1	Atom-2	Interatomic distance (Å)	Clash overlap (Å)
4:P:22:GLU:OE2	7:S:6:LYS:HB2	1.79	0.82
1:A:1444:THR:HG22	2:B:1133:SER:H	1.43	0.82
1:A:193:TRP:HZ3	1:A:206:ARG:CB	1.92	0.82
1:A:64:ASP:C	1:A:67:PHE:CD1	2.53	0.82
2:B:106:LEU:HD22	2:B:106:LEU:H	1.44	0.82
2:B:490:ARG:HG3	2:B:490:ARG:O	1.79	0.82
3:C:58:PRO:HD2	3:C:61:PHE:CB	2.09	0.82
1:M:2:SER:HB3	7:S:65:GLY:O	1.78	0.82
1:M:792:HIS:HB2	1:M:817:GLN:NE2	1.93	0.82
2:N:899:ILE:HD12	2:N:899:ILE:O	1.80	0.82
7:S:95:VAL:HG13	7:S:131:TYR:CE2	2.15	0.82
9:U:4:PHE:HE1	9:U:27:LEU:CD2	1.84	0.82
1:A:1110:VAL:O	1:A:1110:VAL:HG12	1.78	0.82
1:A:50:PRO:C	1:A:51:ARG:CG	2.48	0.82
1:A:836:LYS:HG2	1:A:840:THR:CG2	2.08	0.82
1:A:86:ILE:HG23	1:A:86:ILE:O	1.79	0.82
2:B:437:ASN:OD1	2:B:441:ASN:HB2	1.79	0.82
1:M:266:ASP:CA	1:M:267:ASP:CB	2.58	0.82
1:M:26:PRO:CD	1:M:239:TRP:CD1	2.62	0.82
2:N:206:ASN:H	2:N:227:SER:HB3	1.42	0.82
2:N:215:ALA:HA	2:N:217:SER:HB3	1.60	0.82
2:N:296:MET:HE3	2:N:372:LEU:C	2.01	0.82
1:M:1020:LEU:HB3	5:Q:200:SER:HB3	1.62	0.82
1:A:1104:LEU:HD11	1:A:1108:LEU:CD1	2.09	0.81
1:A:154:LEU:H	1:A:173:GLY:CA	1.93	0.81
1:A:950:PHE:HB3	1:A:951:PRO:HD3	1.62	0.81
5:E:101:THR:HG22	5:E:126:THR:H	1.44	0.81
1:M:26:PRO:CD	1:M:239:TRP:HD1	1.92	0.81
1:M:64:ASP:C	1:M:67:PHE:CD1	2.53	0.81
2:N:229:LEU:HD11	2:N:231:ARG:CZ	2.10	0.81
2:N:745:ILE:O	2:N:748:PRO:HD3	1.80	0.81
1:A:1083:THR:OG1	1:A:1101:VAL:HG11	1.78	0.81
1:A:10:SER:CB	2:B:1168:TYR:OH	2.27	0.81
1:A:1103:ARG:HG3	1:A:1104:LEU:N	1.93	0.81
1:A:949:ILE:HG13	1:A:950:PHE:HD2	1.45	0.81
2:B:659:PRO:CA	2:B:660:GLU:C	2.48	0.81
4:D:85:PHE:O	4:D:86:HIS:CG	2.33	0.81
5:E:101:THR:CG2	5:E:126:THR:CG2	2.51	0.81
8:H:25:SER:OG	8:H:44:SER:HB3	1.80	0.81
8:H:7:LEU:HG	8:H:59:ILE:HD11	1.62	0.81
1:M:1089:TYR:O	1:M:1089:TYR:CD2	2.33	0.81

*Continued on next page...*

*Continued from previous page...*

Atom-1	Atom-2	Interatomic distance (Å)	Clash overlap (Å)
1:M:1089:TYR:O	1:M:1089:TYR:CG	2.31	0.81
1:M:271:LYS:HB2	1:M:322:GLN:HE22	1.42	0.81
1:M:966:ILE:HD13	1:M:1052:VAL:HG22	1.60	0.81
2:N:945:THR:HB	12:X:39:ILE:HD13	1.62	0.81
1:A:120:SER:H	1:A:121:ASN:C	1.83	0.81
1:A:322:GLN:OE1	1:A:328:LEU:HD23	1.80	0.81
1:A:517:ILE:HG12	1:A:640:TRP:HE1	1.44	0.81
2:B:307:ALA:CB	2:B:310:ILE:HD11	2.08	0.81
1:M:118:ASP:HB2	1:M:120:SER:OG	1.80	0.81
1:M:1404:MET:HG2	1:M:1432:GLU:OE2	1.80	0.81
1:M:318:PRO:O	1:M:319:GLN:HG3	1.80	0.81
1:M:6:PHE:CD2	1:M:78:ASP:OD2	2.32	0.81
1:A:1020:LEU:HB3	5:E:200:SER:HB3	1.62	0.81
1:A:1082:MET:HE3	1:A:1364:PHE:O	1.81	0.81
9:I:73:LYS:HG3	9:I:81:HIS:CD2	2.13	0.81
1:M:1142:GLU:O	1:M:1144:THR:HG23	1.80	0.81
1:M:1260:ILE:CD1	9:U:30:ARG:NH2	2.44	0.81
2:N:1141:PHE:HD1	2:N:1185:PRO:CG	1.93	0.81
2:N:658:ASP:HB3	2:N:659:PRO:HD2	1.60	0.81
2:N:686:MET:H	2:N:728:THR:HG21	1.45	0.81
9:U:6:TYR:O	9:U:14:LEU:CG	2.28	0.81
1:A:381:THR:CA	1:A:382:TYR:HB3	2.03	0.81
3:C:65:ARG:HH12	3:C:145:ILE:HA	1.45	0.81
4:D:11:ALA:HB1	4:D:12:GLN:CA	2.10	0.81
7:G:146:LEU:HD11	7:G:164:MET:SD	2.19	0.81
1:M:1150:THR:CB	9:U:48:LEU:HD22	2.11	0.81
1:M:120:SER:H	1:M:121:ASN:C	1.83	0.81
1:M:886:TYR:HA	1:M:958:PRO:HA	1.61	0.81
2:N:220:ALA:O	2:N:221:TYR:HD2	1.63	0.81
2:N:660:GLU:O	2:N:661:GLN:HG2	1.79	0.81
1:A:1119:LEU:CB	1:A:1314:THR:CG2	2.59	0.81
1:A:148:MET:O	1:A:149:VAL:HG23	1.79	0.81
1:A:778:GLY:O	1:A:1092:VAL:CG2	2.29	0.81
1:A:260:GLY:N	2:B:924:ARG:HD3	1.94	0.81
8:H:17:ASP:HA	8:H:18:LYS:HB2	1.63	0.81
1:M:192:SER:HB2	1:M:201:ASP:O	1.80	0.81
2:N:1141:PHE:CD1	2:N:1185:PRO:CG	2.64	0.81
1:M:1450:TYR:HE2	6:R:125:ARG:NE	1.78	0.81
7:S:146:LEU:CG	7:S:164:MET:SD	2.68	0.81
1:A:1282:VAL:HG12	1:A:1285:ILE:HG13	1.61	0.81
1:A:806:ILE:CD1	1:A:814:LEU:HD21	2.11	0.81

*Continued on next page...*

*Continued from previous page...*

Atom-1	Atom-2	Interatomic distance (Å)	Clash overlap (Å)
2:B:423:GLU:HG2	2:B:424:THR:CG2	2.08	0.81
4:D:129:THR:O	4:D:133:PHE:HD2	1.63	0.81
7:G:146:LEU:CG	7:G:164:MET:SD	2.68	0.81
10:J:35:LEU:HA	10:J:38:LEU:HD13	1.62	0.81
1:M:157:GLY:HA2	1:M:168:ALA:CB	2.10	0.81
1:M:949:ILE:HG13	1:M:950:PHE:HD2	1.45	0.81
8:T:17:ASP:HA	8:T:18:LYS:HB2	1.63	0.81
1:A:398:VAL:HG13	1:A:421:LEU:HD11	1.62	0.81
1:M:1282:VAL:HG11	1:M:1285:ILE:CD1	2.11	0.81
1:M:49:ARG:N	1:M:50:PRO:HD3	1.95	0.81
1:M:86:ILE:O	1:M:86:ILE:HG23	1.79	0.81
1:M:95:ILE:HD12	1:M:187:LEU:HD21	1.60	0.81
1:M:260:GLY:CA	2:N:924:ARG:NE	2.43	0.81
3:O:65:ARG:HH12	3:O:145:ILE:HA	1.45	0.81
1:A:118:ASP:HB2	1:A:120:SER:OG	1.80	0.81
1:A:318:PRO:O	1:A:319:GLN:HG3	1.80	0.81
1:M:1253:ALA:HB1	1:M:1254:GLU:HA	1.63	0.81
1:M:275:ILE:HG12	1:M:305:HIS:HB3	1.63	0.81
1:M:806:ILE:HD13	1:M:814:LEU:CD2	2.06	0.81
1:M:922:GLU:HB2	1:M:923:ASN:HA	1.63	0.81
2:N:1141:PHE:HD1	2:N:1185:PRO:HG3	1.46	0.81
2:N:1148:ARG:HD2	2:N:1181:GLN:HE21	1.44	0.81
2:N:296:MET:HE3	2:N:372:LEU:CA	2.09	0.81
8:T:25:SER:OG	8:T:44:SER:HB3	1.80	0.81
1:A:180:PRO:HB3	1:A:193:TRP:CD1	2.16	0.81
1:A:193:TRP:O	1:A:200:SER:CB	2.29	0.81
1:A:266:ASP:CA	1:A:267:ASP:CB	2.58	0.81
1:A:42:THR:O	1:A:43:MET:SD	2.39	0.81
1:A:451:ASN:HB3	1:A:461:MET:HG2	1.60	0.81
2:B:292:ASN:OD1	2:B:297:LEU:HD11	1.80	0.81
1:A:2:SER:HB3	7:G:65:GLY:O	1.81	0.81
9:I:79:HIS:HD2	9:I:80:GLN:HE21	1.28	0.81
1:M:1434:ILE:C	2:N:1141:PHE:HZ	1.85	0.81
1:M:322:GLN:OE1	1:M:328:LEU:HD23	1.80	0.81
1:A:1146:LEU:CD1	1:A:1274:LEU:HA	2.09	0.81
1:A:886:TYR:HA	1:A:958:PRO:HA	1.61	0.81
2:B:229:LEU:HA	2:B:230:GLU:HB2	1.61	0.81
4:D:26:THR:OG1	4:D:29:GLU:CB	2.20	0.81
4:D:61:TYR:CE1	7:G:103:ASN:O	2.33	0.81
5:E:199:THR:H	5:E:200:SER:HA	1.40	0.81
10:J:45:CYS:O	10:J:48:MET:HB2	1.80	0.81

*Continued on next page...*

*Continued from previous page...*

Atom-1	Atom-2	Interatomic distance (Å)	Clash overlap (Å)
1:M:822:HIS:NE2	2:N:753:SER:CB	2.42	0.81
2:N:328:GLY:O	2:N:329:VAL:CG2	2.29	0.81
5:Q:199:THR:H	5:Q:200:SER:HA	1.41	0.81
7:S:164:MET:HE2	7:S:170:GLY:HA2	1.60	0.81
7:S:95:VAL:HG13	7:S:131:TYR:CD2	2.16	0.81
10:V:35:LEU:HA	10:V:38:LEU:HD13	1.62	0.81
1:A:1039:ARG:H	1:A:1039:ARG:HD2	1.44	0.80
1:A:1091:GLY:HA3	1:A:1092:VAL:HB	0.84	0.80
1:A:846:ARG:HH11	1:A:1391:THR:C	1.84	0.80
1:A:353:PHE:CD2	1:A:381:THR:O	2.33	0.80
2:B:752:GLN:O	2:B:753:SER:HB2	1.80	0.80
1:M:1112:LYS:H	1:M:1112:LYS:CD	1.94	0.80
1:M:1351:ARG:HB2	1:M:1382:THR:HG21	1.63	0.80
1:M:42:THR:O	1:M:43:MET:SD	2.39	0.80
2:N:292:ASN:H	2:N:293:ASP:HB2	1.46	0.80
2:N:323:ARG:HB2	2:N:324:GLY:HA3	1.62	0.80
9:U:8:ILE:HG22	9:U:9:GLU:N	1.97	0.80
1:A:1177:PHE:O	1:A:1180:PRO:HG2	1.81	0.80
1:A:1260:ILE:CD1	9:I:30:ARG:NH2	2.44	0.80
1:A:856:VAL:HG22	1:A:1067:VAL:CG2	2.12	0.80
2:B:212:LYS:HZ2	2:B:381:PRO:HG2	1.45	0.80
2:B:310:ILE:O	2:B:315:ILE:HG21	1.81	0.80
2:B:745:ILE:O	2:B:748:PRO:HD3	1.80	0.80
7:G:133:GLY:HA3	7:G:134:GLU:HB2	1.63	0.80
1:M:963:VAL:HG13	1:M:966:ILE:HD11	1.63	0.80
2:N:292:ASN:OD1	2:N:297:LEU:HD11	1.81	0.80
2:N:406:LEU:HD13	2:N:439:ILE:HG22	1.60	0.80
7:S:14:LEU:HD12	7:S:30:LYS:HZ3	1.45	0.80
1:A:1253:ALA:HB1	1:A:1254:GLU:HA	1.63	0.80
1:A:275:ILE:HG12	1:A:305:HIS:HB3	1.63	0.80
2:B:31:ALA:H	2:B:482:ARG:HH21	1.27	0.80
2:B:855:ILE:HG13	2:B:856:GLY:H	1.46	0.80
4:D:98:CYS:HB3	4:D:99:GLU:OE1	1.81	0.80
1:M:810:TYR:CE2	2:N:751:ASN:O	2.35	0.80
1:M:856:VAL:HG22	1:M:1067:VAL:CG2	2.12	0.80
4:P:11:ALA:HB1	4:P:12:GLN:CA	2.10	0.80
1:A:1156:HIS:HE1	9:I:42:LYS:HG2	1.46	0.80
1:A:1281:GLY:O	1:A:1283:PRO:HD3	1.81	0.80
1:A:202:LEU:HB3	1:A:203:PRO:CD	2.11	0.80
1:A:318:PRO:O	1:A:319:GLN:CG	2.30	0.80
1:A:49:ARG:N	1:A:50:PRO:HD3	1.95	0.80

*Continued on next page...*

*Continued from previous page...*

Atom-1	Atom-2	Interatomic distance (Å)	Clash overlap (Å)
1:A:921:ILE:O	1:A:922:GLU:HB2	1.81	0.80
2:B:945:THR:HB	12:L:39:ILE:HD13	1.62	0.80
3:C:168:HIS:HD2	3:C:170:LYS:H	1.29	0.80
7:G:6:LYS:HZ3	7:G:43:TYR:HE1	0.84	0.80
1:M:102:LYS:O	1:M:105:LEU:HD23	1.81	0.80
1:M:1253:ALA:HB1	1:M:1254:GLU:CA	2.12	0.80
2:N:378:ARG:HA	9:U:52:ASN:HD21	1.44	0.80
2:N:752:GLN:O	2:N:753:SER:HB2	1.80	0.80
3:O:67:GLY:HA3	3:O:170:LYS:HZ1	1.47	0.80
1:A:120:SER:N	1:A:122:PRO:N	2.30	0.80
1:A:1465:VAL:HG12	1:A:1466:PRO:CA	2.09	0.80
1:A:646:GLU:H	1:A:648:CYS:CA	1.93	0.80
2:B:220:ALA:O	2:B:221:TYR:HD2	1.63	0.80
2:B:323:ARG:HB3	2:B:324:GLY:HA3	1.62	0.80
1:A:810:TYR:HB3	2:B:750:HIS:O	1.82	0.80
2:B:899:ILE:O	2:B:899:ILE:HD12	1.80	0.80
1:M:1119:LEU:CB	1:M:1314:THR:CG2	2.59	0.80
1:M:94:HIS:O	1:M:98:LEU:CG	2.30	0.80
4:P:98:CYS:HB3	4:P:99:GLU:OE1	1.82	0.80
5:Q:101:THR:CG2	5:Q:126:THR:CG2	2.51	0.80
8:T:7:LEU:HG	8:T:59:ILE:HD11	1.62	0.80
1:A:181:THR:HG22	1:A:182:ILE:H	1.44	0.80
1:A:66:GLN:C	1:A:67:PHE:CD1	2.55	0.80
1:A:785:PHE:CZ	1:A:791:PRO:HG3	2.17	0.80
1:M:1119:LEU:CG	1:M:1314:THR:CG2	2.59	0.80
1:M:50:PRO:C	1:M:51:ARG:HG2	1.98	0.80
1:M:1450:TYR:CD1	7:S:60:GLY:O	2.35	0.80
8:T:93:VAL:HB	8:T:104:ILE:HD11	1.64	0.80
1:A:177:ALA:CA	1:A:178:ALA:CB	2.48	0.80
2:B:229:LEU:HD11	2:B:231:ARG:CZ	2.10	0.80
8:H:7:LEU:HB2	8:H:59:ILE:HG12	1.63	0.80
1:M:40:PRO:HB3	1:M:276:ILE:HG22	1.60	0.80
10:V:45:CYS:O	10:V:48:MET:HB2	1.80	0.80
1:A:1166:ILE:HD13	1:A:1171:ASP:OD2	1.82	0.80
1:A:1119:LEU:CG	1:A:1314:THR:CG2	2.59	0.80
2:B:991:SER:OG	2:B:1061:MET:HA	1.81	0.80
5:E:27:TYR:HA	5:E:63:PRO:HA	1.62	0.80
6:F:125:ARG:HG2	6:F:135:ASP:OD1	1.82	0.80
7:G:3:PHE:CE1	7:G:80:TRP:CD1	2.70	0.80
1:M:1164:THR:O	1:M:1165:VAL:CG2	2.30	0.80
1:M:266:ASP:O	1:M:269:THR:CG2	2.30	0.80

*Continued on next page...*

*Continued from previous page...*

Atom-1	Atom-2	Interatomic distance (Å)	Clash overlap (Å)
2:N:231:ARG:HH12	2:N:234:ARG:HD2	1.47	0.80
5:Q:27:TYR:HA	5:Q:63:PRO:HA	1.62	0.80
1:A:1100:GLY:O	1:A:1102:PRO:CD	2.30	0.80
1:A:1112:LYS:HD3	1:A:1112:LYS:N	1.96	0.80
1:A:1115:LYS:O	1:A:1117:PRO:CD	2.30	0.80
1:A:1228:PHE:CD2	1:A:1246:ILE:HD11	2.17	0.80
1:A:1351:ARG:HB2	1:A:1382:THR:HG21	1.63	0.80
1:A:1462:GLY:O	1:A:1463:THR:CG2	2.30	0.80
2:B:215:ALA:HA	2:B:217:SER:HB3	1.60	0.80
2:B:686:MET:H	2:B:728:THR:HG21	1.45	0.80
4:D:13:LEU:O	4:D:14:LYS:HG2	1.81	0.80
4:D:19:PHE:HD1	7:G:81:ARG:NH1	1.80	0.80
4:D:27:VAL:HG21	4:D:95:THR:HG22	1.62	0.80
7:G:164:MET:HE2	7:G:170:GLY:HA2	1.62	0.80
1:M:646:GLU:H	1:M:648:CYS:CA	1.93	0.80
2:N:752:GLN:O	2:N:754:PRO:CD	2.30	0.80
4:P:69:LYS:O	4:P:70:THR:CG2	2.30	0.80
4:P:96:LEU:C	4:P:97:CYS:SG	2.60	0.80
1:A:836:LYS:HD2	1:A:1084:LEU:HD11	1.63	0.80
1:A:419:ILE:HG22	1:A:425:LYS:CD	2.10	0.80
1:A:645:PRO:O	1:A:646:GLU:CG	2.30	0.80
1:A:343:ARG:HG2	2:B:1121:GLU:OE1	1.80	0.80
7:G:59:LYS:CB	7:G:60:GLY:CA	2.44	0.80
8:H:93:VAL:HB	8:H:104:ILE:HD11	1.64	0.80
1:M:1228:PHE:CD2	1:M:1246:ILE:HD11	2.17	0.80
1:M:1281:GLY:O	1:M:1283:PRO:HD3	1.81	0.80
1:M:177:ALA:HB3	1:M:179:GLN:NE2	1.96	0.80
1:M:645:PRO:CA	1:M:648:CYS:HB3	2.12	0.80
2:N:855:ILE:HG13	2:N:856:GLY:H	1.46	0.80
4:P:80:ILE:CD1	4:P:130:LEU:CD1	2.59	0.80
7:S:59:LYS:CG	7:S:60:GLY:HA2	2.12	0.80
9:U:101:TYR:CB	9:U:110:PHE:CZ	2.65	0.80
11:W:118:VAL:O	11:W:119:GLU:CG	2.30	0.80
1:A:1283:PRO:O	1:A:1284:ASN:HB2	1.80	0.79
1:A:178:ALA:O	1:A:179:GLN:CG	2.30	0.79
1:A:263:ARG:CD	1:A:263:ARG:O	2.30	0.79
1:A:266:ASP:O	1:A:269:THR:CG2	2.30	0.79
2:B:310:ILE:O	2:B:315:ILE:CB	2.30	0.79
2:B:660:GLU:O	2:B:661:GLN:CG	2.30	0.79
4:D:24:MET:CG	7:G:4:PHE:CZ	2.64	0.79
7:G:59:LYS:CG	7:G:60:GLY:HA2	2.12	0.79

*Continued on next page...*

*Continued from previous page...*

Atom-1	Atom-2	Interatomic distance (Å)	Clash overlap (Å)
10:J:56:ILE:HD12	10:J:56:ILE:H	1.46	0.79
1:M:101:ILE:HD13	1:M:240:MET:HE3	1.64	0.79
1:M:1112:LYS:HD3	1:M:1112:LYS:N	1.96	0.79
1:M:118:ASP:CB	1:M:120:SER:OG	2.30	0.79
1:M:318:PRO:O	1:M:319:GLN:CG	2.30	0.79
1:M:66:GLN:C	1:M:67:PHE:CD1	2.55	0.79
2:N:310:ILE:O	2:N:315:ILE:HG21	1.81	0.79
2:N:89:MET:HA	2:N:89:MET:HE3	1.64	0.79
3:O:168:HIS:HD2	3:O:170:LYS:H	1.28	0.79
4:P:129:THR:O	4:P:133:PHE:HD2	1.63	0.79
1:A:120:SER:CB	1:A:121:ASN:O	2.30	0.79
1:A:1278:SER:O	1:A:1279:LEU:HB2	1.80	0.79
1:A:1081:GLN:NE2	1:A:1368:TYR:HE2	1.80	0.79
2:B:784:ILE:HD11	2:B:843:ILE:HD12	1.65	0.79
4:D:43:ARG:O	4:D:44:GLU:CG	2.30	0.79
1:M:1110:VAL:HG12	1:M:1110:VAL:O	1.78	0.79
1:M:15:ARG:CD	1:M:1438:GLN:HE21	1.95	0.79
1:M:1450:TYR:CE1	7:S:61:ARG:CB	2.64	0.79
1:M:148:MET:O	1:M:149:VAL:CG2	2.30	0.79
1:M:48:GLN:C	1:M:50:PRO:HD2	2.03	0.79
1:M:94:HIS:O	1:M:98:LEU:CB	2.30	0.79
2:N:991:SER:OG	2:N:1061:MET:HA	1.81	0.79
1:A:1253:ALA:HB1	1:A:1254:GLU:CA	2.12	0.79
1:A:1390:ILE:HD13	1:A:1395:ILE:HG22	1.64	0.79
1:A:242:ILE:HD13	1:A:245:LEU:HD12	1.64	0.79
1:A:430:ILE:O	1:A:430:ILE:HG12	1.82	0.79
4:D:25:LEU:HD23	4:D:29:GLU:OE1	1.83	0.79
9:I:101:TYR:CB	9:I:110:PHE:CZ	2.65	0.79
1:M:1018:THR:O	1:M:1022:GLN:HG3	1.82	0.79
1:M:1177:PHE:O	1:M:1180:PRO:HG2	1.81	0.79
1:M:2:SER:CB	7:S:65:GLY:O	2.28	0.79
2:N:106:LEU:HD22	2:N:106:LEU:H	1.44	0.79
4:P:11:ALA:CB	4:P:12:GLN:CB	2.60	0.79
4:P:27:VAL:HG21	4:P:95:THR:HG22	1.62	0.79
10:V:56:ILE:H	10:V:56:ILE:HD12	1.46	0.79
1:A:1018:THR:O	1:A:1022:GLN:HG3	1.82	0.79
1:A:195:ARG:CB	1:A:196:GLY:CA	2.61	0.79
1:A:645:PRO:CA	1:A:648:CYS:HB3	2.12	0.79
1:A:710:PRO:O	1:A:711:GLU:HB2	1.83	0.79
2:B:343:GLN:O	2:B:344:LYS:CG	2.30	0.79
2:B:752:GLN:O	2:B:754:PRO:CD	2.30	0.79

*Continued on next page...*

*Continued from previous page...*

Atom-1	Atom-2	Interatomic distance (Å)	Clash overlap (Å)
3:C:130:LEU:CB	3:C:131:GLY:HA3	2.00	0.79
5:E:199:THR:N	5:E:200:SER:CA	2.41	0.79
7:G:95:VAL:HG13	7:G:131:TYR:CD2	2.16	0.79
1:M:1260:ILE:O	1:M:1260:ILE:CG1	2.30	0.79
1:M:1282:VAL:HG12	1:M:1282:VAL:O	1.82	0.79
1:M:311:ASP:HB3	1:M:314:ILE:HG13	1.64	0.79
1:M:950:PHE:HB3	1:M:951:PRO:HD3	1.62	0.79
1:M:664:LEU:HG	2:N:1063:HIS:HE1	1.47	0.79
2:N:307:ALA:CB	2:N:310:ILE:HD11	2.08	0.79
1:A:148:MET:O	1:A:149:VAL:CG2	2.30	0.79
1:A:368:ASP:OD2	1:A:649:LYS:HE3	1.82	0.79
9:I:6:TYR:O	9:I:14:LEU:CD2	2.30	0.79
1:M:856:VAL:CG2	1:M:1067:VAL:CG2	2.61	0.79
1:M:1100:GLY:O	1:M:1102:PRO:CD	2.30	0.79
1:M:573:LYS:HB2	1:M:574:PRO:HD2	1.65	0.79
1:M:785:PHE:CZ	1:M:791:PRO:HG3	2.17	0.79
2:N:343:GLN:O	2:N:344:LYS:CG	2.30	0.79
2:N:401:SER:O	2:N:405:MET:HG2	1.82	0.79
2:N:660:GLU:O	2:N:661:GLN:CG	2.30	0.79
4:P:13:LEU:O	4:P:14:LYS:HG2	1.81	0.79
1:A:1094:SER:O	1:A:1095:LYS:CG	2.31	0.79
1:A:1112:LYS:H	1:A:1112:LYS:CD	1.94	0.79
1:A:250:PRO:HA	1:A:253:ARG:HG3	1.64	0.79
1:A:335:LEU:CD2	1:A:335:LEU:N	2.45	0.79
1:A:64:ASP:O	1:A:67:PHE:CD1	2.36	0.79
1:A:922:GLU:HB2	1:A:923:ASN:HA	1.63	0.79
2:B:290:ASP:CB	2:B:292:ASN:HB2	2.10	0.79
1:M:1094:SER:O	1:M:1095:LYS:CG	2.30	0.79
1:M:1504:ALA:O	1:M:1507:PRO:CG	2.30	0.79
1:M:178:ALA:O	1:M:180:PRO:HD3	1.82	0.79
1:M:192:SER:CB	1:M:202:LEU:O	2.29	0.79
1:M:81:GLY:HA3	1:M:249:PRO:CB	2.12	0.79
2:N:31:ALA:H	2:N:482:ARG:HH21	1.27	0.79
2:N:508:VAL:HG13	2:N:510:PRO:CA	2.13	0.79
4:P:26:THR:O	4:P:30:ALA:HB2	1.83	0.79
7:S:3:PHE:CE1	7:S:80:TRP:CD1	2.70	0.79
1:A:120:SER:CB	1:A:121:ASN:C	2.51	0.79
1:A:1442:MET:HG3	2:B:1128:ILE:HG23	1.63	0.79
1:A:254:PRO:CB	2:B:1103:LEU:HD21	2.13	0.79
1:A:311:ASP:HB3	1:A:314:ILE:HG13	1.65	0.79
1:A:48:GLN:C	1:A:50:PRO:HD2	2.03	0.79

*Continued on next page...*

*Continued from previous page...*

Atom-1	Atom-2	Interatomic distance (Å)	Clash overlap (Å)
2:B:220:ALA:O	2:B:221:TYR:CD2	2.35	0.79
1:M:179:GLN:N	1:M:180:PRO:CD	2.38	0.79
1:M:59:ARG:N	1:M:60:LEU:HA	1.93	0.79
1:M:368:ASP:OD2	1:M:649:LYS:CE	2.31	0.79
2:N:341:ILE:HG22	2:N:346:LEU:HD23	1.64	0.79
2:N:921:HIS:HB3	2:N:922:ALA:HB2	1.64	0.79
1:M:1450:TYR:HE1	7:S:61:ARG:CB	1.95	0.79
1:A:177:ALA:HA	1:A:178:ALA:CB	2.12	0.79
2:B:341:ILE:HG22	2:B:346:LEU:HD23	1.64	0.79
3:C:130:LEU:HB3	3:C:131:GLY:CA	2.13	0.79
9:I:72:ASP:HA	9:I:81:HIS:NE2	1.98	0.79
1:M:250:PRO:HA	1:M:253:ARG:HG3	1.64	0.79
1:M:592:ILE:HG21	1:M:639:ILE:HG22	1.64	0.79
1:M:645:PRO:O	1:M:646:GLU:CG	2.30	0.79
1:M:714:MET:HB3	1:M:715:THR:HA	1.64	0.79
9:U:73:LYS:HG3	9:U:81:HIS:CD2	2.12	0.79
1:A:1164:THR:O	1:A:1165:VAL:CG2	2.30	0.79
1:A:161:PHE:CD2	1:A:165:ASN:ND2	2.51	0.79
1:A:314:ILE:O	1:A:314:ILE:CG2	2.31	0.79
1:A:42:THR:CG2	1:A:55:LEU:CG	2.61	0.79
1:A:94:HIS:O	1:A:98:LEU:CB	2.30	0.79
4:D:125:ASP:O	4:D:129:THR:HG23	1.82	0.79
4:D:58:THR:O	4:D:62:PHE:CD2	2.36	0.79
7:G:150:GLY:O	7:G:160:ALA:CB	2.30	0.79
11:K:118:VAL:O	11:K:119:GLU:CG	2.30	0.79
1:M:1146:LEU:HD12	1:M:1274:LEU:CA	2.13	0.79
1:M:12:PRO:O	1:M:13:LEU:CD2	2.31	0.79
1:M:342:LEU:O	1:M:347:MET:HG2	1.82	0.79
1:M:81:GLY:HA3	1:M:249:PRO:HG2	1.62	0.79
1:M:83:PHE:CZ	2:N:1196:MET:CB	2.63	0.79
3:O:82:VAL:O	3:O:82:VAL:CG1	2.31	0.79
4:P:58:THR:O	4:P:62:PHE:CD2	2.36	0.79
1:A:846:ARG:HG3	1:A:1390:ILE:HG22	1.64	0.79
1:A:1496:PHE:CG	4:D:29:GLU:CG	2.65	0.79
7:G:138:ILE:HG12	7:G:171:VAL:HG22	1.65	0.79
9:I:8:ILE:HG22	9:I:9:GLU:N	1.96	0.79
1:M:120:SER:N	1:M:122:PRO:N	2.30	0.79
1:M:314:ILE:O	1:M:314:ILE:CG2	2.31	0.79
1:M:335:LEU:N	1:M:335:LEU:CD2	2.45	0.79
1:M:398:VAL:HG13	1:M:421:LEU:HD11	1.62	0.79
2:N:229:LEU:HA	2:N:230:GLU:HB2	1.61	0.79

*Continued on next page...*

*Continued from previous page...*

Atom-1	Atom-2	Interatomic distance (Å)	Clash overlap (Å)
5:Q:45:HIS:CE1	5:Q:57:LEU:HD12	2.18	0.79
7:S:133:GLY:HA3	7:S:134:GLU:HB2	1.64	0.79
8:T:70:GLU:CA	8:T:70:GLU:OE1	2.30	0.79
1:A:1082:MET:CE	1:A:1364:PHE:O	2.31	0.78
1:A:1474:GLY:O	1:A:1475:THR:CG2	2.31	0.78
1:A:26:PRO:HD3	1:A:239:TRP:HD1	1.47	0.78
1:A:331:ILE:O	1:A:335:LEU:CD2	2.32	0.78
1:A:336:LYS:CG	1:A:336:LYS:O	2.30	0.78
1:M:149:VAL:CA	1:M:179:GLN:HG2	2.11	0.78
1:M:242:ILE:HD13	1:M:245:LEU:HD12	1.64	0.78
1:M:836:LYS:HD2	1:M:1084:LEU:HD11	1.64	0.78
1:M:1434:ILE:C	2:N:1141:PHE:CZ	2.56	0.78
2:N:281:ARG:HA	9:U:6:TYR:CE1	2.19	0.78
2:N:155:ILE:CD1	2:N:403:PHE:HE1	1.94	0.78
4:P:47:GLY:O	4:P:48:GLU:CB	2.31	0.78
7:S:138:ILE:HG12	7:S:171:VAL:HG22	1.65	0.78
7:S:59:LYS:HB3	7:S:60:GLY:HA3	1.65	0.78
1:A:1395:ILE:HG13	1:A:1395:ILE:O	1.83	0.78
1:A:15:ARG:CD	1:A:1438:GLN:HE21	1.95	0.78
1:M:1082:MET:CE	1:M:1364:PHE:O	2.31	0.78
1:M:120:SER:CB	1:M:121:ASN:O	2.30	0.78
1:M:263:ARG:CD	1:M:263:ARG:O	2.30	0.78
2:N:206:ASN:H	2:N:227:SER:CB	1.96	0.78
2:N:220:ALA:O	2:N:221:TYR:CD2	2.35	0.78
4:P:25:LEU:HD23	4:P:29:GLU:OE1	1.83	0.78
4:P:43:ARG:O	4:P:44:GLU:CG	2.30	0.78
8:T:7:LEU:HB2	8:T:59:ILE:HG12	1.63	0.78
1:A:180:PRO:HG3	1:A:193:TRP:NE1	1.98	0.78
1:A:592:ILE:H	1:A:592:ILE:HD13	1.49	0.78
1:A:94:HIS:O	1:A:98:LEU:CG	2.30	0.78
1:A:963:VAL:HG13	1:A:966:ILE:HD11	1.64	0.78
2:B:633:GLU:HG3	2:B:641:ARG:HH22	1.48	0.78
1:M:664:LEU:HD23	1:M:665:HIS:CE1	2.18	0.78
2:N:1180:SER:HB3	2:N:1209:HIS:CD2	2.17	0.78
7:S:151:THR:HG22	7:S:160:ALA:HB2	1.65	0.78
7:S:150:GLY:O	7:S:160:ALA:CB	2.30	0.78
1:A:1065:GLU:O	1:A:1066:MET:HB2	1.83	0.78
1:A:118:ASP:CB	1:A:120:SER:OG	2.30	0.78
2:B:231:ARG:HH12	2:B:234:ARG:HD2	1.47	0.78
2:B:281:ARG:HA	9:I:6:TYR:CE1	2.18	0.78
2:B:408:ARG:O	2:B:412:ARG:HG3	1.82	0.78

*Continued on next page...*

*Continued from previous page...*

Atom-1	Atom-2	Interatomic distance (Å)	Clash overlap (Å)
2:B:508:VAL:HG13	2:B:510:PRO:CA	2.13	0.78
3:C:82:VAL:O	3:C:82:VAL:CG1	2.31	0.78
5:E:45:HIS:CE1	5:E:57:LEU:HD12	2.18	0.78
1:M:1150:THR:O	1:M:1151:SER:CB	2.32	0.78
1:M:161:PHE:CD2	1:M:165:ASN:ND2	2.51	0.78
1:M:176:GLY:O	1:M:177:ALA:CB	2.32	0.78
1:M:26:PRO:HD3	1:M:239:TRP:HD1	1.47	0.78
2:N:328:GLY:O	2:N:329:VAL:CG1	2.30	0.78
3:O:212:GLU:HB2	3:O:213:PRO:CA	2.13	0.78
1:A:183:ARG:NH1	1:A:203:PRO:HB2	1.96	0.78
1:A:664:LEU:HD23	1:A:665:HIS:CE1	2.18	0.78
1:A:714:MET:HB3	1:A:715:THR:HA	1.64	0.78
1:A:775:ILE:O	1:A:776:VAL:CG1	2.30	0.78
1:A:778:GLY:CA	1:A:1091:GLY:C	2.51	0.78
2:B:273:ARG:HD2	2:B:310:ILE:HD12	0.78	0.78
1:A:1153:THR:OG1	9:I:46:HIS:HB2	1.83	0.78
1:M:23:ILE:HD11	1:M:1420:ALA:HA	0.85	0.78
1:M:331:ILE:O	1:M:335:LEU:CD2	2.32	0.78
1:M:380:LEU:HD13	1:M:497:VAL:CG2	2.13	0.78
1:M:710:PRO:O	1:M:711:GLU:HB2	1.83	0.78
1:M:730:GLN:CA	1:M:733:ASP:OD1	2.31	0.78
1:M:921:ILE:O	1:M:922:GLU:HB2	1.81	0.78
1:A:856:VAL:CG2	1:A:1067:VAL:CG2	2.61	0.78
1:A:1157:TYR:HD2	9:I:43:VAL:HG21	1.49	0.78
3:C:212:GLU:HB2	3:C:213:PRO:CA	2.13	0.78
4:D:96:LEU:C	4:D:97:CYS:SG	2.60	0.78
1:M:110:TRP:CZ2	1:M:180:PRO:CG	2.67	0.78
1:M:1121:ILE:HG23	1:M:1333:THR:HG22	1.65	0.78
1:M:592:ILE:H	1:M:592:ILE:HD13	1.49	0.78
1:M:857:ARG:HH11	1:M:857:ARG:HG3	1.48	0.78
4:P:99:GLU:HA	4:P:124:LEU:CD2	2.13	0.78
4:P:125:ASP:O	4:P:129:THR:HG23	1.82	0.78
1:A:1121:ILE:HG23	1:A:1333:THR:HG22	1.66	0.78
1:A:195:ARG:HG3	1:A:196:GLY:HA2	1.63	0.78
1:A:40:PRO:HB3	1:A:276:ILE:CG2	2.13	0.78
2:B:655:TYR:O	2:B:656:ASP:HB2	1.84	0.78
4:D:80:ILE:CD1	4:D:130:LEU:CD1	2.60	0.78
1:M:120:SER:CB	1:M:121:ASN:C	2.51	0.78
1:M:311:ASP:CB	1:M:314:ILE:HG13	2.13	0.78
1:M:342:LEU:HD12	1:M:343:ARG:CG	2.12	0.78
11:K:14:GLY:CA	1:M:429:ASP:HB2	2.07	0.78

*Continued on next page...*

*Continued from previous page...*

Atom-1	Atom-2	Interatomic distance (Å)	Clash overlap (Å)
2:N:1005:ALA:O	2:N:1006:ILE:HD13	1.84	0.78
9:U:72:ASP:HA	9:U:81:HIS:NE2	1.98	0.78
1:A:161:PHE:O	1:A:166:PRO:CB	2.30	0.78
1:A:351:VAL:HG12	1:A:352:ASP:N	1.99	0.78
8:H:63:LEU:O	8:H:63:LEU:CD2	2.30	0.78
1:M:1139:THR:OG1	1:M:1208:LYS:HG2	1.82	0.78
1:M:1328:VAL:HG13	1:M:1329:ASP:HA	1.66	0.78
1:M:1082:MET:HG3	1:M:1362:ILE:HA	1.66	0.78
2:N:273:ARG:HD2	2:N:310:ILE:HD12	0.78	0.78
1:A:117:ILE:HG22	1:A:118:ASP:N	1.98	0.78
1:A:12:PRO:O	1:A:13:LEU:CD2	2.31	0.78
1:A:558:TRP:HH2	11:K:61:LYS:HE2	1.48	0.78
1:A:573:LYS:HB2	1:A:574:PRO:HD2	1.65	0.78
1:A:664:LEU:HG	2:B:1063:HIS:HE1	1.47	0.78
1:A:81:GLY:HA3	1:A:249:PRO:CB	2.13	0.78
2:B:1005:ALA:O	2:B:1006:ILE:HD13	1.84	0.78
2:B:1180:SER:HB3	2:B:1209:HIS:CD2	2.17	0.78
2:B:296:MET:CE	2:B:372:LEU:C	2.52	0.78
2:B:660:GLU:O	2:B:661:GLN:CB	2.31	0.78
3:C:210:TRP:O	3:C:211:GLU:HG3	1.84	0.78
5:E:175:LEU:HD11	5:E:187:ARG:HE	1.49	0.78
1:M:1115:LYS:O	1:M:1117:PRO:CD	2.30	0.78
1:M:336:LYS:O	1:M:336:LYS:CG	2.30	0.78
1:M:64:ASP:O	1:M:67:PHE:CD1	2.36	0.78
2:N:660:GLU:O	2:N:661:GLN:CB	2.31	0.78
4:P:84:ARG:NH2	4:P:87:LYS:HE3	1.98	0.78
1:A:395:GLN:CG	1:A:432:LEU:HD12	2.13	0.78
1:A:585:SER:HB2	1:A:617:GLU:HA	1.65	0.78
2:B:921:HIS:HB3	2:B:922:ALA:HB2	1.64	0.78
4:D:11:ALA:HB1	4:D:12:GLN:CB	2.14	0.78
7:G:151:THR:HG22	7:G:160:ALA:HB2	1.66	0.78
7:G:115:LEU:HD22	7:G:163:THR:HG22	1.66	0.78
1:M:585:SER:HB2	1:M:617:GLU:HA	1.65	0.78
2:N:310:ILE:O	2:N:315:ILE:CB	2.31	0.78
2:N:429:ASN:O	2:N:430:LEU:CB	2.32	0.78
2:N:633:GLU:HG3	2:N:641:ARG:HH22	1.48	0.78
4:P:61:TYR:CE1	7:S:103:ASN:O	2.33	0.78
1:A:919:ASN:H	1:A:919:ASN:ND2	1.82	0.77
4:D:69:LYS:O	4:D:70:THR:CG2	2.30	0.77
1:M:1165:VAL:O	1:M:1166:ILE:CG1	2.33	0.77
1:M:207:LEU:HD22	1:M:207:LEU:N	1.97	0.77

*Continued on next page...*

*Continued from previous page...*

Atom-1	Atom-2	Interatomic distance (Å)	Clash overlap (Å)
1:M:457:HIS:CG	1:M:1077:GLU:OE2	2.36	0.77
2:N:378:ARG:HG2	9:U:52:ASN:HD22	1.45	0.77
1:A:1165:VAL:O	1:A:1166:ILE:CG1	2.33	0.77
1:A:2:SER:HB2	7:G:65:GLY:HA3	1.63	0.77
1:A:311:ASP:CB	1:A:314:ILE:HG13	2.14	0.77
1:A:48:GLN:CG	1:A:50:PRO:CG	2.61	0.77
1:A:579:THR:HG23	1:A:582:GLN:HB2	1.65	0.77
2:B:296:MET:HE3	2:B:372:LEU:CA	2.13	0.77
2:B:329:VAL:H	2:B:330:THR:HA	1.47	0.77
2:B:655:TYR:O	2:B:656:ASP:CB	2.31	0.77
7:G:100:PHE:HB2	7:G:111:VAL:HG13	1.57	0.77
1:M:1166:ILE:HD13	1:M:1171:ASP:OD2	1.82	0.77
1:M:267:ASP:N	1:M:268:LEU:C	2.38	0.77
1:M:337:GLY:CA	1:M:338:LYS:O	2.32	0.77
2:N:454:ASP:OD1	2:N:455:GLN:CA	2.30	0.77
2:N:488:ILE:CG2	2:N:489:GLY:CA	2.49	0.77
1:A:33:SER:HB2	1:A:84:GLY:CA	2.12	0.77
1:A:81:GLY:HA3	1:A:249:PRO:HG2	1.62	0.77
1:A:857:ARG:HG3	1:A:857:ARG:HH11	1.48	0.77
7:G:100:PHE:CB	7:G:111:VAL:HG11	2.07	0.77
9:I:79:HIS:O	9:I:80:GLN:CB	2.31	0.77
1:M:2:SER:HB2	7:S:65:GLY:HA3	1.66	0.77
1:M:351:VAL:HG12	1:M:352:ASP:N	1.99	0.77
2:N:296:MET:CE	2:N:372:LEU:C	2.52	0.77
2:N:641:ARG:H	2:N:644:HIS:HD2	1.30	0.77
5:Q:175:LEU:HD11	5:Q:187:ARG:HE	1.49	0.77
1:A:1176:PHE:O	1:A:1180:PRO:CD	2.30	0.77
1:A:1071:ALA:CB	1:A:1373:HIS:HD2	1.85	0.77
1:A:1496:PHE:CE2	4:D:33:LEU:CD2	2.68	0.77
1:A:785:PHE:HZ	1:A:791:PRO:HG3	1.49	0.77
4:D:26:THR:O	4:D:30:ALA:HB2	1.83	0.77
5:E:198:GLU:CB	5:E:199:THR:HA	2.10	0.77
7:G:144:VAL:CG1	7:G:164:MET:HE1	2.15	0.77
1:M:1074:SER:O	1:M:1078:PRO:CD	2.30	0.77
1:M:155:SER:CB	1:M:169:ASN:HA	2.15	0.77
1:M:102:LYS:CD	1:M:189:LEU:HD21	2.14	0.77
1:M:42:THR:CG2	1:M:55:LEU:CG	2.61	0.77
1:M:48:GLN:CG	1:M:50:PRO:CD	2.63	0.77
1:M:97:PHE:HZ	2:N:1200:ILE:CG2	1.97	0.77
2:N:211:PHE:CZ	2:N:384:ARG:NH1	2.51	0.77
4:P:51:MET:CE	4:P:55:MET:CE	2.38	0.77

*Continued on next page...*

*Continued from previous page...*

Atom-1	Atom-2	Interatomic distance (Å)	Clash overlap (Å)
1:A:1082:MET:HG3	1:A:1362:ILE:HA	1.66	0.77
1:A:120:SER:OG	1:A:121:ASN:CB	2.30	0.77
1:A:1466:PRO:O	1:A:1469:ALA:HB3	1.84	0.77
1:A:59:ARG:N	1:A:60:LEU:HA	1.93	0.77
1:A:672:ILE:O	1:A:675:THR:HG22	1.84	0.77
7:G:80:TRP:CZ3	7:G:107:LEU:HB2	2.18	0.77
8:H:70:GLU:CA	8:H:70:GLU:OE1	2.30	0.77
10:J:42:ARG:NH1	10:J:42:ARG:HG3	1.95	0.77
1:M:177:ALA:CB	1:M:179:GLN:CG	2.51	0.77
1:M:338:LYS:HG3	1:M:343:ARG:NE	1.98	0.77
1:M:714:MET:CB	1:M:715:THR:HA	2.14	0.77
1:M:919:ASN:H	1:M:919:ASN:ND2	1.82	0.77
2:N:330:THR:O	2:N:334:ARG:CB	2.32	0.77
9:U:50:SER:O	9:U:51:SER:HB3	1.84	0.77
1:A:101:ILE:HD11	1:A:217:PHE:HE2	1.49	0.77
1:A:1290:MET:HG3	1:A:1310:TRP:HE3	1.49	0.77
1:A:267:ASP:N	1:A:268:LEU:C	2.38	0.77
1:M:182:ILE:HG23	1:M:190:TRP:O	1.84	0.77
1:M:56:LEU:HD12	1:M:56:LEU:C	2.05	0.77
1:M:341:ARG:HH12	2:N:1190:LEU:HB3	1.48	0.77
2:N:655:TYR:O	2:N:656:ASP:HB2	1.84	0.77
2:N:656:ASP:O	2:N:657:ILE:CG2	2.32	0.77
4:P:19:PHE:HD1	7:S:81:ARG:NH1	1.80	0.77
1:A:1083:THR:HG23	1:A:1084:LEU:H	1.50	0.77
1:A:350:ARG:HA	2:B:1118:ARG:HA	1.66	0.77
1:M:105:LEU:O	1:M:106:GLU:CB	2.33	0.77
1:M:1065:GLU:O	1:M:1066:MET:HB2	1.83	0.77
1:M:1170:LYS:CE	1:M:1240:ILE:CD1	2.60	0.77
2:N:871:THR:O	2:N:872:LEU:HD23	1.85	0.77
3:O:249:LEU:CD1	3:O:249:LEU:H	1.98	0.77
4:P:58:THR:O	4:P:62:PHE:HD2	1.68	0.77
1:A:1461:LEU:CB	1:A:1462:GLY:O	2.33	0.77
1:A:6:PHE:C	1:A:8:PRO:HD3	2.05	0.77
1:A:83:PHE:CZ	2:B:1196:MET:CB	2.63	0.77
1:A:573:LYS:HE2	8:H:74:TYR:CZ	2.20	0.77
9:I:50:SER:O	9:I:51:SER:HB3	1.84	0.77
1:M:1081:GLN:NE2	1:M:1368:TYR:HE2	1.80	0.77
1:M:208:LEU:N	1:M:208:LEU:CD1	2.30	0.77
1:M:40:PRO:HB3	1:M:276:ILE:CG2	2.13	0.77
2:N:512:GLU:O	2:N:512:GLU:HG2	1.85	0.77
2:N:907:ILE:HD13	2:N:924:ARG:HH21	1.49	0.77

*Continued on next page...*

*Continued from previous page...*

Atom-1	Atom-2	Interatomic distance (Å)	Clash overlap (Å)
4:P:80:ILE:HD11	4:P:130:LEU:CD1	2.15	0.77
1:M:1450:TYR:CD1	7:S:61:ARG:CA	2.67	0.77
1:A:1328:VAL:HG13	1:A:1329:ASP:HA	1.66	0.77
1:A:714:MET:CB	1:A:715:THR:HA	2.14	0.77
2:B:871:THR:O	2:B:872:LEU:HD23	1.85	0.77
1:M:1283:PRO:O	1:M:1284:ASN:HB2	1.84	0.77
1:M:244:VAL:HG12	1:M:244:VAL:O	1.84	0.77
1:M:558:TRP:HH2	11:W:61:LYS:HE2	1.48	0.77
2:N:232:GLY:O	2:N:233:SER:HB3	1.84	0.77
2:N:290:ASP:CB	2:N:292:ASN:HB2	2.10	0.77
1:A:1140:GLN:O	1:A:1280:ARG:CB	2.33	0.77
1:A:23:ILE:HD11	1:A:1420:ALA:HA	0.83	0.77
1:A:242:ILE:HG21	1:A:245:LEU:HD13	1.67	0.77
1:A:730:GLN:CA	1:A:733:ASP:OD1	2.31	0.77
2:B:1061:MET:HE3	2:B:1074:VAL:HG11	1.67	0.77
4:D:99:GLU:HA	4:D:124:LEU:CD2	2.13	0.77
5:E:21:LEU:HD21	5:E:25:ARG:HE	1.50	0.77
9:I:51:SER:O	9:I:52:ASN:CB	2.33	0.77
1:M:381:THR:CA	1:M:382:TYR:HB3	2.03	0.77
1:M:672:ILE:O	1:M:675:THR:HG22	1.84	0.77
1:A:1074:SER:O	1:A:1078:PRO:CD	2.30	0.76
1:A:48:GLN:CG	1:A:50:PRO:CD	2.63	0.76
1:A:581:LYS:CB	1:A:618:ILE:HD11	2.16	0.76
1:A:836:LYS:CG	1:A:840:THR:HG21	2.12	0.76
2:B:211:PHE:CE2	2:B:384:ARG:HD3	2.20	0.76
2:B:512:GLU:HG2	2:B:512:GLU:O	1.85	0.76
4:D:47:GLY:O	4:D:48:GLU:CB	2.31	0.76
4:D:58:THR:O	4:D:62:PHE:HD2	1.68	0.76
1:M:117:ILE:HG22	1:M:118:ASP:N	1.98	0.76
1:M:48:GLN:CG	1:M:50:PRO:CG	2.61	0.76
1:M:889:PHE:CZ	1:M:1020:LEU:HD21	2.20	0.76
2:N:1068:ARG:HG3	2:N:1069:LYS:O	1.86	0.76
2:N:427:GLU:O	2:N:428:PHE:CB	2.33	0.76
2:N:488:ILE:HB	2:N:489:GLY:C	2.05	0.76
2:N:640:ILE:HD13	2:N:673:LEU:HD22	1.65	0.76
2:N:784:ILE:HD11	2:N:843:ILE:HD12	1.65	0.76
3:O:130:LEU:CB	3:O:131:GLY:HA3	2.00	0.76
4:P:68:PHE:HD1	4:P:73:ALA:HB1	1.50	0.76
1:A:889:PHE:CZ	1:A:1020:LEU:HD21	2.20	0.76
1:A:1085:ASN:OD1	1:A:1088:HIS:HD2	1.68	0.76
1:A:812:ARG:HB2	1:A:813:GLY:HA2	1.65	0.76

*Continued on next page...*

*Continued from previous page...*

Atom-1	Atom-2	Interatomic distance (Å)	Clash overlap (Å)
7:G:149:VAL:HG21	7:G:163:THR:CG2	2.14	0.76
1:M:1450:TYR:O	1:M:1451:LEU:CD2	2.33	0.76
1:M:154:LEU:H	1:M:173:GLY:CA	1.98	0.76
1:M:94:HIS:O	1:M:98:LEU:HB2	1.84	0.76
2:N:453:GLY:O	2:N:456:LYS:HB2	1.86	0.76
3:O:233:VAL:HG21	3:O:245:MET:HE2	1.68	0.76
4:P:11:ALA:HB1	4:P:12:GLN:CB	2.14	0.76
1:A:1191:GLN:O	1:A:1246:ILE:CG2	2.34	0.76
1:A:1260:ILE:CG1	1:A:1260:ILE:O	2.30	0.76
1:A:116:LYS:HE3	1:A:140:VAL:HG13	1.67	0.76
1:A:1444:THR:HG23	1:A:1444:THR:O	1.86	0.76
1:A:155:SER:CB	1:A:169:ASN:HA	2.15	0.76
1:A:271:LYS:CE	1:A:328:LEU:CG	2.45	0.76
1:A:388:PRO:HB3	1:A:434:TYR:OH	1.85	0.76
1:A:780:ARG:NH1	1:A:803:ARG:HE	1.83	0.76
2:B:972:ARG:CZ	2:B:1080:TYR:CE1	2.67	0.76
2:B:640:ILE:HD13	2:B:673:LEU:HD22	1.65	0.76
1:A:260:GLY:HA3	2:B:924:ARG:CD	2.14	0.76
3:C:58:PRO:HD2	3:C:61:PHE:HB3	1.68	0.76
1:M:1259:MET:O	1:M:1260:ILE:CG1	2.33	0.76
1:M:1290:MET:HE2	1:M:1312:LEU:HD21	1.65	0.76
1:M:674:ASP:OD2	1:M:748:ASN:HB2	1.85	0.76
1:M:827:ARG:CG	1:M:827:ARG:HH11	1.98	0.76
2:N:508:VAL:HG13	2:N:510:PRO:N	1.99	0.76
2:N:655:TYR:O	2:N:656:ASP:CB	2.31	0.76
2:N:734:PRO:O	2:N:737:ILE:HG13	1.85	0.76
7:S:149:VAL:HG21	7:S:163:THR:CG2	2.15	0.76
7:S:144:VAL:HG13	7:S:170:GLY:C	2.05	0.76
1:A:1150:THR:O	1:A:1151:SER:CB	2.31	0.76
1:A:1259:MET:O	1:A:1260:ILE:CG1	2.33	0.76
1:A:1450:TYR:O	1:A:1451:LEU:CD2	2.33	0.76
2:B:488:ILE:HB	2:B:489:GLY:C	2.05	0.76
2:B:508:VAL:HG13	2:B:510:PRO:N	1.99	0.76
4:D:19:PHE:CE1	7:G:42:GLN:O	2.39	0.76
9:I:6:TYR:O	9:I:14:LEU:CG	2.34	0.76
1:M:1397:ARG:O	1:M:1398:ALA:HB2	1.85	0.76
2:N:43:GLN:N	2:N:44:ASN:HB2	2.01	0.76
1:A:117:ILE:HD11	1:A:143:VAL:HG21	1.66	0.76
1:A:1395:ILE:HD11	1:A:1397:ARG:CB	2.07	0.76
1:A:592:ILE:HG21	1:A:639:ILE:HG22	1.65	0.76
1:A:674:ASP:OD2	1:A:748:ASN:HB2	1.85	0.76

*Continued on next page...*

*Continued from previous page...*

Atom-1	Atom-2	Interatomic distance (Å)	Clash overlap (Å)
1:A:815:THR:HG22	2:B:715:ARG:CB	2.10	0.76
1:A:81:GLY:CA	1:A:249:PRO:CB	2.63	0.76
1:A:827:ARG:CG	1:A:827:ARG:HH11	1.98	0.76
1:A:895:SER:H	1:A:898:GLN:HE21	1.33	0.76
2:B:427:GLU:O	2:B:428:PHE:CB	2.33	0.76
9:I:111:GLU:CG	9:I:112:GLU:N	2.36	0.76
9:I:5:GLN:C	9:I:14:LEU:HD12	2.06	0.76
1:M:242:ILE:HG21	1:M:245:LEU:HD13	1.67	0.76
1:M:322:GLN:OE1	1:M:328:LEU:CB	2.34	0.76
1:M:366:SER:OG	1:M:369:GLU:HG3	1.85	0.76
1:M:579:THR:HG23	1:M:582:GLN:HB2	1.65	0.76
1:M:785:PHE:HZ	1:M:791:PRO:HG3	1.50	0.76
1:M:81:GLY:CA	1:M:249:PRO:CB	2.63	0.76
3:O:210:TRP:O	3:O:211:GLU:HG3	1.84	0.76
3:O:58:PRO:HD2	3:O:61:PHE:HB3	1.68	0.76
1:A:1392:ARG:O	1:A:1393:HIS:ND1	2.19	0.76
1:A:62:THR:HG21	1:A:75:THR:CB	2.14	0.76
1:A:904:ARG:HG3	1:A:937:GLN:HE22	1.49	0.76
1:A:972:GLN:NE2	1:A:973:ILE:HD13	2.01	0.76
2:B:1068:ARG:HG3	2:B:1069:LYS:O	1.86	0.76
1:A:341:ARG:HH12	2:B:1190:LEU:HB3	1.48	0.76
2:B:273:ARG:CD	2:B:310:ILE:CD1	2.26	0.76
2:B:328:GLY:O	2:B:329:VAL:HB	1.85	0.76
4:D:96:LEU:HD23	4:D:96:LEU:N	2.01	0.76
10:J:56:ILE:HD12	10:J:56:ILE:N	2.00	0.76
1:M:120:SER:OG	1:M:121:ASN:CB	2.30	0.76
1:M:1191:GLN:O	1:M:1246:ILE:CG2	2.34	0.76
1:M:419:ILE:HG22	1:M:425:LYS:CD	2.10	0.76
1:M:71:THR:C	1:M:72:CYS:SG	2.63	0.76
1:M:62:THR:HG21	1:M:75:THR:CB	2.14	0.76
1:M:762:ILE:HG12	1:M:762:ILE:O	1.85	0.76
1:M:904:ARG:HG3	1:M:937:GLN:HE22	1.49	0.76
5:Q:21:LEU:HD21	5:Q:25:ARG:HE	1.50	0.76
2:B:43:GLN:N	2:B:44:ASN:HB2	2.00	0.76
2:B:454:ASP:OD1	2:B:455:GLN:CA	2.30	0.76
2:B:907:ILE:HD13	2:B:924:ARG:HH21	1.49	0.76
2:B:985:HIS:CE1	2:B:996:VAL:HG11	2.20	0.76
1:A:2:SER:CB	7:G:65:GLY:O	2.33	0.76
1:M:1290:MET:CE	1:M:1312:LEU:CD2	2.64	0.76
1:M:254:PRO:CB	2:N:1103:LEU:HD21	2.15	0.76
1:M:709:LYS:CB	1:M:710:PRO:CD	2.56	0.76

*Continued on next page...*

*Continued from previous page...*

Atom-1	Atom-2	Interatomic distance (Å)	Clash overlap (Å)
1:M:94:HIS:CD2	1:M:97:PHE:HB2	2.20	0.76
2:N:105:ARG:HH12	2:N:777:ARG:NH2	1.84	0.76
2:N:838:GLY:HA2	2:N:841:ARG:HD2	1.68	0.76
1:A:1170:LYS:CE	1:A:1240:ILE:CD1	2.60	0.76
1:A:387:THR:O	1:A:391:ILE:HD12	1.86	0.76
7:G:14:LEU:HD12	7:G:30:LYS:NZ	2.00	0.76
1:M:116:LYS:HE3	1:M:140:VAL:HG13	1.67	0.76
1:M:386:VAL:HG21	1:M:436:TRP:HE1	1.51	0.76
1:M:430:ILE:O	1:M:430:ILE:HG12	1.82	0.76
1:M:573:LYS:HE2	8:T:74:TYR:CZ	2.20	0.76
1:M:808:ASN:ND2	1:M:812:ARG:HD2	2.01	0.76
1:M:846:ARG:CD	1:M:1390:ILE:O	2.33	0.76
2:N:216:PRO:HB2	2:N:218:PRO:HD3	1.67	0.76
7:S:14:LEU:HD12	7:S:30:LYS:NZ	2.01	0.76
10:V:56:ILE:N	10:V:56:ILE:HD12	2.00	0.76
1:A:1101:VAL:N	1:A:1102:PRO:HD2	1.95	0.76
1:A:1104:LEU:CD1	1:A:1104:LEU:C	2.54	0.76
1:A:205:LYS:CG	1:A:206:ARG:HE	1.96	0.76
1:A:244:VAL:O	1:A:244:VAL:HG12	1.84	0.76
1:A:337:GLY:CA	1:A:338:LYS:O	2.32	0.76
4:D:99:GLU:C	4:D:124:LEU:CD2	2.53	0.76
1:M:338:LYS:CG	1:M:343:ARG:HD3	2.13	0.76
3:O:31:SER:O	3:O:35:VAL:HG23	1.86	0.76
1:A:380:LEU:HD13	1:A:497:VAL:CG2	2.14	0.76
2:B:1205:PHE:CE2	2:B:1210:LYS:CB	2.69	0.76
2:B:292:ASN:H	2:B:293:ASP:HB2	1.46	0.76
2:B:287:ILE:HD11	2:B:368:ILE:HD11	1.68	0.76
2:B:453:GLY:O	2:B:456:LYS:HB2	1.86	0.76
2:B:641:ARG:H	2:B:644:HIS:HD2	1.30	0.76
4:D:68:PHE:HD1	4:D:73:ALA:HB1	1.50	0.76
7:G:144:VAL:HG13	7:G:170:GLY:C	2.05	0.76
10:J:7:CYS:CB	10:J:45:CYS:CB	2.63	0.76
1:M:108:VAL:O	1:M:109:CYS:SG	2.44	0.76
1:M:1176:PHE:O	1:M:1180:PRO:CD	2.30	0.76
1:M:1295:ILE:CG2	1:M:1309:GLU:HG2	2.16	0.76
1:M:166:PRO:HB2	1:M:168:ALA:HB1	1.69	0.76
1:M:571:ILE:CG1	1:M:573:LYS:HE3	2.15	0.76
4:P:14:LYS:O	4:P:15:LEU:HB2	1.85	0.76
4:P:96:LEU:N	4:P:96:LEU:HD23	2.01	0.76
9:U:4:PHE:CD1	9:U:27:LEU:CD2	2.69	0.76
1:A:1076:GLY:C	1:A:1078:PRO:HD2	2.06	0.75

*Continued on next page...*

*Continued from previous page...*

Atom-1	Atom-2	Interatomic distance (Å)	Clash overlap (Å)
1:A:1161:PRO:CB	1:A:1190:LYS:HG2	2.16	0.75
1:A:1252:LYS:O	1:A:1253:ALA:HB3	1.86	0.75
1:A:1144:THR:HB	1:A:1279:LEU:HD12	1.69	0.75
1:A:1465:VAL:HG13	1:A:1466:PRO:CB	2.09	0.75
1:A:166:PRO:HB2	1:A:168:ALA:HB1	1.68	0.75
1:A:513:VAL:HG23	1:A:514:PRO:CD	2.04	0.75
2:B:443:LEU:HA	2:B:446:SER:OG	1.86	0.75
8:H:80:VAL:HG13	8:H:95:VAL:HG23	1.68	0.75
9:I:4:PHE:CD1	9:I:27:LEU:CD2	2.69	0.75
1:M:1066:MET:HE3	1:M:1442:MET:HG3	1.68	0.75
1:M:1503:ALA:O	1:M:1507:PRO:CD	2.30	0.75
2:N:1205:PHE:CE2	2:N:1210:LYS:CB	2.69	0.75
2:N:335:LEU:O	2:N:339:HIS:CD2	2.39	0.75
4:P:131:ARG:C	4:P:134:GLN:HB2	2.07	0.75
4:P:14:LYS:O	4:P:15:LEU:CB	2.34	0.75
1:A:1228:PHE:HD2	1:A:1246:ILE:HD11	1.50	0.75
1:A:343:ARG:CG	1:A:1409:GLU:OE2	2.32	0.75
1:A:162:ASP:CA	1:A:165:ASN:HB2	2.16	0.75
1:A:179:GLN:N	1:A:180:PRO:CD	2.49	0.75
1:A:70:GLN:O	1:A:71:THR:CB	2.35	0.75
1:A:71:THR:C	1:A:72:CYS:SG	2.63	0.75
4:D:131:ARG:C	4:D:134:GLN:HB2	2.07	0.75
1:M:117:ILE:HD11	1:M:143:VAL:HG21	1.66	0.75
1:M:1290:MET:HE2	1:M:1312:LEU:CD2	2.16	0.75
1:M:1367:SER:O	1:M:1369:VAL:HG23	1.86	0.75
1:M:506:GLU:OE2	1:M:1444:THR:CG2	2.33	0.75
1:M:375:SER:CB	11:W:2:ASN:HD21	1.98	0.75
1:M:581:LYS:CB	1:M:618:ILE:HD11	2.15	0.75
1:M:6:PHE:C	1:M:8:PRO:HD3	2.05	0.75
1:M:972:GLN:NE2	1:M:973:ILE:HD13	2.01	0.75
2:N:102:GLN:HB3	2:N:105:ARG:HD2	1.68	0.75
3:O:130:LEU:HB3	3:O:131:GLY:CA	2.13	0.75
1:A:1496:PHE:HD2	4:D:33:LEU:HD21	1.40	0.75
1:A:322:GLN:OE1	1:A:328:LEU:CB	2.34	0.75
1:A:65:ARG:N	1:A:67:PHE:HE1	1.84	0.75
1:A:762:ILE:O	1:A:762:ILE:HG12	1.85	0.75
2:B:1095:ARG:HD3	2:B:1096:ALA:H	1.52	0.75
2:B:734:PRO:O	2:B:737:ILE:HG13	1.85	0.75
3:C:242:ASN:HA	3:C:243:GLU:C	2.07	0.75
1:M:1083:THR:HG23	1:M:1084:LEU:H	1.50	0.75
1:M:1282:VAL:HG11	1:M:1285:ILE:HD11	1.68	0.75

*Continued on next page...*

*Continued from previous page...*

Atom-1	Atom-2	Interatomic distance (Å)	Clash overlap (Å)
1:M:70:GLN:O	1:M:71:THR:CB	2.34	0.75
1:M:775:ILE:O	1:M:776:VAL:CG1	2.30	0.75
1:M:780:ARG:NH1	1:M:803:ARG:HE	1.84	0.75
4:P:32:ILE:HD12	4:P:74:THR:CG2	2.00	0.75
9:U:51:SER:O	9:U:52:ASN:CB	2.33	0.75
1:A:205:LYS:C	1:A:206:ARG:CD	2.53	0.75
1:A:350:ARG:NH1	2:B:1118:ARG:HB2	2.02	0.75
2:B:838:GLY:HA2	2:B:841:ARG:HD2	1.68	0.75
7:G:88:VAL:HG11	7:G:104:ILE:HG21	1.67	0.75
1:M:350:ARG:HA	2:N:1118:ARG:HA	1.67	0.75
1:M:42:THR:CG2	1:M:43:MET:N	2.35	0.75
1:M:895:SER:H	1:M:898:GLN:HE21	1.33	0.75
1:M:24:LEU:HD23	2:N:1201:ALA:HB2	1.68	0.75
2:N:871:THR:O	2:N:872:LEU:CG	2.35	0.75
7:S:115:LEU:HD22	7:S:163:THR:HG22	1.66	0.75
8:T:80:VAL:HG13	8:T:95:VAL:HG23	1.68	0.75
8:T:79:LYS:HD3	8:T:81:TYR:HE1	1.51	0.75
2:B:335:LEU:O	2:B:339:HIS:CD2	2.39	0.75
4:D:14:LYS:O	4:D:15:LEU:HB2	1.84	0.75
4:D:61:TYR:OH	7:G:103:ASN:HB3	1.87	0.75
8:H:60:THR:HG23	8:H:61:SER:H	1.50	0.75
1:M:119:SER:N	1:M:120:SER:CB	2.49	0.75
1:M:266:ASP:CB	1:M:267:ASP:CB	2.54	0.75
1:M:708:LEU:HG	1:M:709:LYS:O	1.87	0.75
1:M:836:LYS:CG	1:M:840:THR:HG21	2.12	0.75
2:N:443:LEU:HA	2:N:446:SER:OG	1.86	0.75
10:V:7:CYS:CB	10:V:45:CYS:CB	2.63	0.75
1:A:645:PRO:HA	1:A:648:CYS:CB	2.17	0.75
2:B:871:THR:O	2:B:872:LEU:CG	2.35	0.75
8:H:79:LYS:HD3	8:H:81:TYR:HE1	1.50	0.75
1:M:119:SER:N	1:M:120:SER:HB2	2.01	0.75
1:M:1252:LYS:O	1:M:1253:ALA:HB3	1.86	0.75
1:M:846:ARG:HG3	1:M:1390:ILE:HG22	1.68	0.75
1:M:350:ARG:O	1:M:351:VAL:CB	2.34	0.75
1:M:65:ARG:N	1:M:67:PHE:HE1	1.84	0.75
2:N:1095:ARG:HD3	2:N:1096:ALA:H	1.52	0.75
1:M:1450:TYR:HE1	7:S:61:ARG:HB2	1.51	0.75
1:A:1223:PHE:CZ	1:A:1273:MET:SD	2.80	0.75
1:A:15:ARG:NH1	1:A:1438:GLN:NE2	2.33	0.75
3:C:4:GLU:N	3:C:5:THR:HA	1.99	0.75
9:I:6:TYR:O	9:I:7:CYS:HB3	1.87	0.75

*Continued on next page...*

*Continued from previous page...*

Atom-1	Atom-2	Interatomic distance (Å)	Clash overlap (Å)
1:M:1077:GLU:N	1:M:1078:PRO:CD	2.50	0.75
1:M:1283:PRO:O	1:M:1284:ASN:CB	2.34	0.75
1:M:1411:THR:O	1:M:1412:VAL:CG1	2.33	0.75
1:M:763:ASN:O	1:M:767:MET:HG3	1.87	0.75
4:P:10:ALA:HA	7:S:84:ARG:O	1.87	0.75
5:Q:199:THR:HG22	5:Q:200:SER:O	1.87	0.75
1:A:1248:ASP:HA	1:A:1250:ASP:H	1.52	0.75
1:A:176:GLY:O	1:A:177:ALA:HB2	1.87	0.75
1:A:331:ILE:O	1:A:335:LEU:HD21	1.86	0.75
1:A:350:ARG:O	1:A:351:VAL:CB	2.34	0.75
1:A:887:GLN:HG3	1:A:888:VAL:N	2.02	0.75
1:A:905:ILE:HD13	1:A:905:ILE:N	2.02	0.75
3:C:125:SER:O	3:C:126:SER:CB	2.35	0.75
3:C:67:GLY:HA3	3:C:170:LYS:NZ	2.02	0.75
3:C:31:SER:O	3:C:35:VAL:HG23	1.86	0.75
4:D:71:ALA:O	4:D:75:TYR:CD2	2.40	0.75
7:G:14:LEU:HD12	7:G:30:LYS:HZ3	1.52	0.75
1:M:856:VAL:HG22	1:M:1067:VAL:HG21	1.67	0.75
1:M:118:ASP:CG	1:M:120:SER:OG	2.25	0.75
1:M:120:SER:H	1:M:122:PRO:CA	1.99	0.75
1:M:312:ASN:HD21	1:M:330:SER:N	1.85	0.75
3:O:67:GLY:HA3	3:O:170:LYS:NZ	2.02	0.75
4:P:43:ARG:O	4:P:44:GLU:CB	2.34	0.75
4:P:71:ALA:O	4:P:75:TYR:CD2	2.40	0.75
1:A:106:GLU:CB	1:A:144:CYS:CB	2.65	0.75
1:A:1085:ASN:HA	1:A:1088:HIS:HD2	1.50	0.75
1:A:193:TRP:CZ3	1:A:206:ARG:HB3	2.22	0.75
1:A:231:ASN:HB3	1:A:235:ALA:H	1.52	0.75
1:M:922:GLU:CB	1:M:923:ASN:CA	2.64	0.75
1:M:950:PHE:CB	1:M:951:PRO:CD	2.64	0.75
2:N:972:ARG:CZ	2:N:1080:TYR:CE1	2.67	0.75
2:N:985:HIS:CE1	2:N:996:VAL:HG11	2.20	0.75
9:U:6:TYR:O	9:U:14:LEU:CD1	2.34	0.75
1:A:192:SER:HB2	1:A:202:LEU:CA	2.15	0.74
1:A:56:LEU:HD12	1:A:56:LEU:C	2.05	0.74
1:A:922:GLU:CB	1:A:923:ASN:CA	2.64	0.74
2:B:1108:VAL:CG2	2:B:1109:GLU:H	2.00	0.74
4:D:43:ARG:O	4:D:44:GLU:CB	2.34	0.74
4:D:10:ALA:HA	7:G:84:ARG:O	1.87	0.74
1:M:1076:GLY:C	1:M:1078:PRO:HD2	2.07	0.74
1:M:1104:LEU:CD1	1:M:1104:LEU:C	2.54	0.74

*Continued on next page...*

*Continued from previous page...*

Atom-1	Atom-2	Interatomic distance (Å)	Clash overlap (Å)
1:M:1146:LEU:HD12	1:M:1274:LEU:CD2	2.12	0.74
1:M:1150:THR:CG2	9:U:48:LEU:HD22	2.17	0.74
1:M:1228:PHE:CE2	1:M:1246:ILE:CD1	2.70	0.74
2:N:1106:GLN:HB3	2:N:1107:PRO:CD	2.17	0.74
2:N:605:ILE:HB	9:U:61:ASP:CB	2.09	0.74
2:N:995:ILE:H	2:N:995:ILE:HD13	1.52	0.74
7:S:88:VAL:HG11	7:S:104:ILE:HG21	1.67	0.74
4:P:19:PHE:CE1	7:S:42:GLN:O	2.39	0.74
1:A:119:SER:N	1:A:120:SER:HB2	2.01	0.74
1:A:118:ASP:CG	1:A:120:SER:OG	2.25	0.74
1:A:1367:SER:O	1:A:1369:VAL:HG23	1.86	0.74
1:A:151:ASP:CG	1:A:152:THR:H	1.89	0.74
1:A:312:ASN:HD21	1:A:330:SER:N	1.85	0.74
2:B:102:GLN:HB3	2:B:105:ARG:HD2	1.68	0.74
2:B:1095:ARG:CD	2:B:1096:ALA:H	2.00	0.74
2:B:232:GLY:O	2:B:233:SER:HB3	1.84	0.74
2:B:226:ARG:HA	2:B:238:SER:HA	1.68	0.74
2:B:488:ILE:CD1	2:B:490:ARG:CG	2.65	0.74
2:B:759:GLN:NE2	2:B:1082:GLN:OE1	2.20	0.74
5:E:199:THR:HG22	5:E:200:SER:O	1.87	0.74
11:K:118:VAL:CG2	11:K:119:GLU:N	2.37	0.74
1:M:1085:ASN:OD1	1:M:1088:HIS:HD2	1.68	0.74
1:M:24:LEU:HD12	2:N:1199:ASN:HA	1.69	0.74
1:M:341:ARG:HA	1:M:345:ASN:HB2	1.68	0.74
1:M:95:ILE:HG21	1:M:314:ILE:HD13	1.69	0.74
2:N:715:ARG:NH1	2:N:715:ARG:HG2	1.97	0.74
4:P:67:ARG:NH1	4:P:97:CYS:HG	1.85	0.74
1:A:66:GLN:C	1:A:67:PHE:CG	2.61	0.74
1:A:664:LEU:HG	2:B:1063:HIS:CE1	2.22	0.74
2:B:105:ARG:HH12	2:B:777:ARG:NH2	1.84	0.74
4:D:19:PHE:CZ	7:G:42:GLN:O	2.41	0.74
4:D:24:MET:HG3	7:G:4:PHE:HE1	1.50	0.74
1:M:101:ILE:CB	1:M:240:MET:SD	2.74	0.74
1:M:1161:PRO:CB	1:M:1190:LYS:HG2	2.16	0.74
1:M:1259:MET:C	1:M:1260:ILE:HG23	2.08	0.74
1:M:1359:ARG:NH2	1:M:1371:TYR:HD1	1.85	0.74
1:M:161:PHE:O	1:M:166:PRO:CB	2.30	0.74
1:M:820:PHE:CZ	2:N:500:LEU:HD11	2.22	0.74
1:A:1228:PHE:CE2	1:A:1246:ILE:CD1	2.70	0.74
1:A:179:GLN:N	1:A:180:PRO:HD2	2.02	0.74
1:A:950:PHE:CB	1:A:951:PRO:CD	2.64	0.74

*Continued on next page...*

*Continued from previous page...*

Atom-1	Atom-2	Interatomic distance (Å)	Clash overlap (Å)
1:M:15:ARG:NH1	1:M:1438:GLN:NE2	2.33	0.74
1:M:195:ARG:CB	1:M:196:GLY:CA	2.65	0.74
1:M:773:GLN:HE22	1:M:780:ARG:HB2	1.53	0.74
1:M:780:ARG:NH1	1:M:803:ARG:NH2	2.34	0.74
2:N:1095:ARG:CD	2:N:1096:ALA:H	2.00	0.74
3:O:242:ASN:HA	3:O:243:GLU:C	2.07	0.74
3:O:4:GLU:N	3:O:5:THR:HA	1.99	0.74
1:A:8:PRO:HG3	2:B:1148:ARG:HE	1.50	0.74
2:B:1106:GLN:HB3	2:B:1107:PRO:CD	2.17	0.74
4:D:14:LYS:O	4:D:15:LEU:CB	2.34	0.74
1:M:1228:PHE:HD2	1:M:1246:ILE:HD11	1.50	0.74
2:N:1093:HIS:CE1	2:N:1114:ASP:O	2.41	0.74
1:M:816:PRO:HG2	2:N:689:MET:HE1	1.68	0.74
1:A:1125:PRO:HG2	1:A:1129:ALA:HB2	1.69	0.74
1:A:559:VAL:HG21	1:A:562:TRP:HB2	1.70	0.74
1:A:810:TYR:CE2	2:B:752:GLN:HA	2.23	0.74
2:B:995:ILE:HD13	2:B:995:ILE:H	1.52	0.74
1:M:1085:ASN:HA	1:M:1088:HIS:HD2	1.49	0.74
1:M:1165:VAL:O	1:M:1166:ILE:HG12	1.88	0.74
1:M:846:ARG:NH1	1:M:1392:ARG:N	2.34	0.74
1:M:153:GLY:HA2	1:M:174:GLY:N	2.01	0.74
1:M:90:LYS:CE	1:M:282:VAL:HG11	2.18	0.74
1:M:5:GLN:O	1:M:8:PRO:CD	2.35	0.74
1:M:87:GLU:O	1:M:88:LEU:HD23	1.87	0.74
2:N:1141:PHE:CD1	2:N:1185:PRO:HG3	2.23	0.74
4:P:99:GLU:C	4:P:124:LEU:CD2	2.52	0.74
8:T:72:ALA:HA	8:T:124:ARG:HA	1.70	0.74
1:A:778:GLY:O	1:A:1092:VAL:HG23	1.88	0.74
1:A:1165:VAL:O	1:A:1166:ILE:HG12	1.88	0.74
1:A:5:GLN:O	1:A:8:PRO:CD	2.35	0.74
2:B:715:ARG:HG2	2:B:715:ARG:NH1	1.97	0.74
7:G:39:CYS:SG	7:G:45:TYR:CD1	2.81	0.74
7:G:46:ILE:HG12	7:G:79:LEU:CD2	2.14	0.74
1:M:905:ILE:HD13	1:M:905:ILE:N	2.02	0.74
2:N:263:ARG:HB3	2:N:322:LYS:CE	2.16	0.74
4:P:131:ARG:O	4:P:132:LYS:CB	2.36	0.74
4:P:61:TYR:OH	7:S:103:ASN:HB3	1.87	0.74
9:U:6:TYR:O	9:U:14:LEU:HD21	1.88	0.74
1:A:120:SER:H	1:A:122:PRO:CA	1.99	0.74
1:A:105:LEU:CD1	1:A:182:ILE:HD12	2.07	0.74
1:A:918:GLU:OE1	1:A:981:PRO:HG2	1.88	0.74

*Continued on next page...*

*Continued from previous page...*

Atom-1	Atom-2	Interatomic distance (Å)	Clash overlap (Å)
1:A:95:ILE:CG2	1:A:314:ILE:HD13	2.17	0.74
2:B:401:SER:O	2:B:405:MET:HG2	1.87	0.74
5:E:135:LEU:HD11	5:E:178:PRO:HB3	1.70	0.74
1:M:105:LEU:CD1	1:M:105:LEU:O	2.32	0.74
1:M:1101:VAL:N	1:M:1102:PRO:HD2	1.95	0.74
1:M:1192:SER:HB3	1:M:1246:ILE:HG13	1.70	0.74
1:M:887:GLN:HG3	1:M:888:VAL:N	2.02	0.74
2:N:587:ARG:HH21	2:N:601:ILE:HD11	1.53	0.74
7:S:39:CYS:SG	7:S:45:TYR:CD2	2.81	0.74
1:A:1077:GLU:N	1:A:1078:PRO:CD	2.50	0.74
1:A:1397:ARG:O	1:A:1398:ALA:HB2	1.85	0.74
1:A:355:ALA:HB1	2:B:1093:HIS:O	1.88	0.74
1:A:8:PRO:HG3	2:B:1148:ARG:NE	2.02	0.74
5:E:28:GLY:N	5:E:62:LYS:O	2.21	0.74
7:G:10:LEU:CD2	7:G:35:VAL:CG2	2.59	0.74
1:M:1506:SER:N	1:M:1507:PRO:CD	2.50	0.74
1:M:918:GLU:OE1	1:M:981:PRO:HG2	1.88	0.74
2:N:226:ARG:HA	2:N:238:SER:HA	1.68	0.74
4:P:11:ALA:HA	4:P:12:GLN:HB2	1.69	0.74
7:S:80:TRP:CZ3	7:S:107:LEU:HB2	2.18	0.74
7:S:39:CYS:SG	7:S:45:TYR:CD1	2.81	0.74
11:W:24:SER:CB	11:W:25:LYS:HB2	2.18	0.74
1:A:517:ILE:CG1	1:A:640:TRP:CD1	2.71	0.74
4:D:99:GLU:CG	4:D:124:LEU:HD11	2.17	0.74
7:G:59:LYS:HB3	7:G:60:GLY:HA3	1.65	0.74
8:H:113:ARG:HG2	8:H:114:LEU:N	2.02	0.74
1:A:375:SER:CB	11:K:2:ASN:HD21	1.95	0.74
1:M:778:GLY:HA2	1:M:1091:GLY:CA	2.17	0.74
1:M:154:LEU:N	1:M:173:GLY:HA2	2.03	0.74
1:M:198:ASP:O	1:M:199:GLU:CB	2.33	0.74
1:M:91:PRO:HB3	1:M:210:PRO:HG2	1.67	0.74
1:M:90:LYS:HD3	1:M:282:VAL:HG12	1.70	0.74
1:M:350:ARG:NH1	2:N:1118:ARG:HB2	2.02	0.74
1:M:388:PRO:HG3	1:M:434:TYR:HE2	1.53	0.74
1:M:66:GLN:C	1:M:67:PHE:CG	2.61	0.74
1:M:355:ALA:HB1	2:N:1093:HIS:O	1.88	0.74
9:U:48:LEU:O	9:U:49:GLN:CB	2.36	0.74
1:A:1089:TYR:N	1:A:1090:ALA:HB2	2.03	0.73
2:B:1093:HIS:CE1	2:B:1114:ASP:O	2.41	0.73
2:B:754:PRO:O	2:B:758:TYR:CD2	2.41	0.73
5:E:5:GLU:O	5:E:8:ILE:HG12	1.88	0.73

*Continued on next page...*

*Continued from previous page...*

Atom-1	Atom-2	Interatomic distance (Å)	Clash overlap (Å)
3:C:219:PRO:HG2	8:H:48:PRO:HG2	1.70	0.73
1:M:827:ARG:HB2	1:M:827:ARG:HH11	1.53	0.73
1:M:850:ALA:HB1	1:M:1395:ILE:HG23	1.68	0.73
2:N:752:GLN:HG3	2:N:1010:MET:HE1	1.70	0.73
2:N:388:GLY:N	2:N:503:THR:HG21	2.03	0.73
2:N:754:PRO:O	2:N:758:TYR:CD2	2.41	0.73
4:P:84:ARG:HG2	4:P:85:PHE:N	1.90	0.73
9:U:15:TYR:N	9:U:28:ALA:O	2.21	0.73
1:A:1192:SER:HB3	1:A:1246:ILE:HG13	1.70	0.73
1:A:1284:ASN:HB3	1:A:1317:ILE:HD12	1.69	0.73
1:A:167:SER:HA	1:A:168:ALA:O	1.87	0.73
1:A:208:LEU:HD12	1:A:208:LEU:H	1.50	0.73
1:A:271:LYS:HE2	1:A:328:LEU:HD12	1.70	0.73
3:C:233:VAL:HG21	3:C:245:MET:HE2	1.70	0.73
1:M:107:CYS:O	1:M:108:VAL:CG1	2.36	0.73
1:M:1248:ASP:HA	1:M:1250:ASP:H	1.52	0.73
1:M:196:GLY:O	1:M:197:LYS:CB	2.34	0.73
1:M:101:ILE:HD11	1:M:217:PHE:CZ	2.23	0.73
1:M:654:GLY:O	1:M:658:VAL:HG23	1.88	0.73
2:N:287:ILE:HD11	2:N:368:ILE:HD11	1.68	0.73
2:N:658:ASP:O	2:N:660:GLU:HB2	1.89	0.73
1:A:708:LEU:HG	1:A:709:LYS:O	1.87	0.73
1:A:763:ASN:O	1:A:767:MET:HG3	1.87	0.73
1:A:856:VAL:HG22	1:A:1067:VAL:HG21	1.68	0.73
2:B:587:ARG:HH21	2:B:601:ILE:CD1	2.01	0.73
3:C:120:ARG:HB2	3:C:141:ARG:HB3	1.71	0.73
1:M:101:ILE:CD1	1:M:240:MET:CE	2.64	0.73
1:M:1223:PHE:CZ	1:M:1273:MET:SD	2.80	0.73
1:M:1444:THR:O	1:M:1444:THR:HG23	1.86	0.73
2:N:220:ALA:O	2:N:221:TYR:CB	2.35	0.73
5:Q:202:ARG:HG3	5:Q:202:ARG:O	1.88	0.73
1:A:331:ILE:CD1	2:B:1198:MET:SD	2.76	0.73
1:A:780:ARG:NH1	1:A:803:ARG:NH2	2.35	0.73
1:A:887:GLN:HG3	1:A:888:VAL:H	1.53	0.73
1:A:946:CYS:CB	1:A:949:ILE:HD11	2.18	0.73
2:B:220:ALA:O	2:B:221:TYR:CB	2.35	0.73
2:B:350:ILE:HG22	2:B:351:THR:HG22	1.70	0.73
2:B:655:TYR:N	2:B:655:TYR:CD2	2.56	0.73
1:A:816:PRO:HB2	2:B:689:MET:CE	2.18	0.73
1:A:1450:TYR:CD1	7:G:60:GLY:C	2.51	0.73
1:M:1178:ALA:C	1:M:1180:PRO:HD2	2.09	0.73

*Continued on next page...*

*Continued from previous page...*

Atom-1	Atom-2	Interatomic distance (Å)	Clash overlap (Å)
1:M:167:SER:HA	1:M:168:ALA:O	1.87	0.73
1:M:432:LEU:HA	1:M:436:TRP:CH2	2.23	0.73
1:M:887:GLN:HG3	1:M:888:VAL:H	1.53	0.73
1:M:664:LEU:HG	2:N:1063:HIS:CE1	2.22	0.73
4:P:19:PHE:CZ	7:S:42:GLN:O	2.41	0.73
11:W:20:TYR:OH	11:W:82:PRO:HD2	1.88	0.73
1:A:1170:LYS:HE2	1:A:1240:ILE:HD12	1.70	0.73
1:A:86:ILE:HG22	1:A:245:LEU:O	1.88	0.73
2:B:24:PHE:HD2	2:B:665:TRP:CE2	2.07	0.73
2:B:429:ASN:O	2:B:430:LEU:CB	2.32	0.73
4:D:131:ARG:O	4:D:132:LYS:CB	2.36	0.73
5:E:101:THR:HG21	5:E:126:THR:HG23	1.66	0.73
7:G:111:VAL:O	7:G:111:VAL:HG13	1.88	0.73
1:M:1125:PRO:HG2	1:M:1129:ALA:HB2	1.69	0.73
1:M:1191:GLN:CA	1:M:1246:ILE:HG23	2.18	0.73
1:M:318:PRO:O	1:M:319:GLN:CB	2.36	0.73
1:M:559:VAL:HG21	1:M:562:TRP:HB2	1.70	0.73
2:N:1108:VAL:CG2	2:N:1109:GLU:H	2.01	0.73
1:M:331:ILE:CD1	2:N:1198:MET:SD	2.76	0.73
2:N:402:LEU:HD22	2:N:452:TRP:CE3	2.24	0.73
3:O:38:ALA:HA	3:O:165:ALA:HB3	1.70	0.73
9:U:51:SER:O	9:U:52:ASN:HB3	1.88	0.73
1:A:1359:ARG:NH2	1:A:1371:TYR:HD1	1.85	0.73
1:A:195:ARG:HG3	1:A:196:GLY:CA	2.18	0.73
1:A:322:GLN:OE1	1:A:328:LEU:CD2	2.36	0.73
1:A:321:LEU:HD22	1:A:325:GLY:C	2.09	0.73
1:A:351:VAL:HG13	1:A:352:ASP:H	1.54	0.73
1:A:614:GLU:O	1:A:616:GLY:N	2.21	0.73
2:B:605:ILE:HB	9:I:61:ASP:CB	2.10	0.73
3:C:212:GLU:CB	3:C:213:PRO:HA	2.15	0.73
3:C:249:LEU:H	3:C:249:LEU:CD1	1.97	0.73
11:K:24:SER:CB	11:K:25:LYS:HB2	2.18	0.73
11:K:20:TYR:OH	11:K:82:PRO:HD2	1.88	0.73
1:M:889:PHE:HZ	1:M:1020:LEU:HD21	1.54	0.73
1:M:947:LYS:HE3	1:M:1023:ILE:HD12	1.70	0.73
1:M:1295:ILE:HG21	1:M:1309:GLU:HG2	1.68	0.73
1:M:91:PRO:CB	1:M:210:PRO:HG2	2.18	0.73
1:M:516:GLN:HE22	2:N:1130:HIS:CD2	2.06	0.73
2:N:391:ARG:HE	2:N:618:ARG:CZ	2.02	0.73
2:N:655:TYR:CD2	2:N:655:TYR:N	2.56	0.73
6:R:61:GLY:O	6:R:62:LYS:CG	2.37	0.73

*Continued on next page...*

*Continued from previous page...*

Atom-1	Atom-2	Interatomic distance (Å)	Clash overlap (Å)
1:A:1142:GLU:O	1:A:1281:GLY:CA	2.37	0.73
1:A:267:ASP:N	1:A:268:LEU:CA	2.51	0.73
1:A:432:LEU:HA	1:A:436:TRP:CH2	2.23	0.73
1:A:48:GLN:HG3	1:A:50:PRO:CD	2.17	0.73
2:B:656:ASP:O	2:B:657:ILE:CG2	2.32	0.73
5:E:72:ILE:HA	5:E:101:THR:O	1.89	0.73
5:E:202:ARG:HG3	5:E:202:ARG:O	1.87	0.73
1:M:1191:GLN:O	1:M:1246:ILE:CG1	2.37	0.73
1:M:21:PHE:HZ	1:M:1403:LEU:HD12	1.48	0.73
1:M:267:ASP:N	1:M:268:LEU:CA	2.51	0.73
1:M:1439:LEU:HA	2:N:1137:ARG:HD2	1.70	0.73
2:N:1207:LYS:CG	2:N:1208:ASN:H	2.01	0.73
2:N:255:ILE:HD11	2:N:268:ILE:HD13	1.71	0.73
4:P:68:PHE:CD1	4:P:73:ALA:HB1	2.23	0.73
1:A:147:LYS:HG2	1:A:148:MET:H	1.52	0.73
1:A:271:LYS:HD3	1:A:322:GLN:CD	2.09	0.73
1:A:444:ASP:O	1:A:446:ASP:HB2	1.89	0.73
2:B:229:LEU:HA	2:B:230:GLU:HB3	0.75	0.73
2:B:587:ARG:HH21	2:B:601:ILE:HD11	1.53	0.73
2:B:695:GLU:O	2:B:699:GLN:HG3	1.89	0.73
4:D:68:PHE:CD1	4:D:73:ALA:HB1	2.23	0.73
8:H:71:ALA:HB1	8:H:124:ARG:HD3	1.71	0.73
1:M:567:PRO:O	1:M:578:TRP:CZ3	2.41	0.73
2:N:1148:ARG:CD	2:N:1181:GLN:HE21	2.00	0.73
2:N:213:LYS:O	2:N:214:ALA:HB2	1.89	0.73
5:Q:135:LEU:HD11	5:Q:178:PRO:HB3	1.70	0.73
7:S:46:ILE:HG12	7:S:79:LEU:CD2	2.14	0.73
8:T:71:ALA:HB1	8:T:124:ARG:HD3	1.71	0.73
1:A:846:ARG:CD	1:A:1390:ILE:O	2.36	0.73
1:A:846:ARG:NH1	1:A:1392:ARG:N	2.37	0.73
1:A:90:LYS:CE	1:A:282:VAL:HG11	2.18	0.73
1:A:318:PRO:O	1:A:319:GLN:CB	2.36	0.73
2:B:328:GLY:O	2:B:329:VAL:CB	2.35	0.73
6:F:123:LEU:HD22	6:F:137:SER:CA	2.17	0.73
1:A:1157:TYR:CD2	9:I:43:VAL:HG21	2.23	0.73
1:M:336:LYS:HB2	1:M:1410:GLU:OE1	1.89	0.73
1:M:645:PRO:HA	1:M:648:CYS:CB	2.17	0.73
2:N:488:ILE:CD1	2:N:490:ARG:CG	2.65	0.73
2:N:391:ARG:NE	2:N:618:ARG:NH2	2.28	0.73
3:O:219:PRO:HG2	8:T:48:PRO:HG2	1.70	0.73
7:S:100:PHE:CB	7:S:111:VAL:HG12	2.10	0.73

*Continued on next page...*

*Continued from previous page...*

Atom-1	Atom-2	Interatomic distance (Å)	Clash overlap (Å)
8:T:113:ARG:HG2	8:T:114:LEU:N	2.02	0.73
9:U:8:ILE:O	9:U:9:GLU:HB2	1.89	0.73
10:V:42:ARG:NH1	10:V:42:ARG:HG3	1.96	0.73
1:A:1388:MET:CE	1:A:1395:ILE:HD13	2.18	0.73
1:A:178:ALA:O	1:A:179:GLN:CB	2.36	0.73
1:A:71:THR:HG21	1:A:82:HIS:NE2	2.02	0.73
1:A:806:ILE:CD1	1:A:814:LEU:CD2	2.67	0.73
1:A:806:ILE:HD13	1:A:814:LEU:CG	2.19	0.73
1:A:260:GLY:CA	2:B:924:ARG:CD	2.67	0.73
9:I:39:ALA:O	9:I:40:THR:HG23	1.87	0.73
1:M:1395:ILE:CD1	1:M:1397:ARG:HD2	2.11	0.73
1:M:101:ILE:CD1	1:M:240:MET:SD	2.77	0.73
1:M:331:ILE:O	1:M:335:LEU:HD21	1.86	0.73
1:M:573:LYS:CB	1:M:574:PRO:CD	2.66	0.73
1:M:653:ASN:O	1:M:657:ARG:HB2	1.89	0.73
6:R:123:LEU:HD23	6:R:137:SER:HA	1.70	0.73
9:U:25:LEU:HD12	9:U:38:ALA:HB1	1.71	0.73
9:U:79:HIS:O	9:U:80:GLN:CB	2.31	0.73
1:A:1146:LEU:HD12	1:A:1274:LEU:CA	2.19	0.72
1:A:573:LYS:CB	1:A:574:PRO:CD	2.66	0.72
1:A:696:VAL:HG22	1:A:727:ILE:HD11	1.71	0.72
2:B:264:SER:CB	2:B:322:LYS:NZ	2.43	0.72
2:B:568:VAL:HG22	2:B:612:LEU:HB2	1.70	0.72
2:B:658:ASP:O	2:B:660:GLU:HB2	1.89	0.72
2:B:993:GLN:N	2:B:994:GLY:CA	2.50	0.72
3:C:137:ASP:CB	3:C:140:SER:HB2	2.19	0.72
7:G:39:CYS:SG	7:G:45:TYR:CD2	2.81	0.72
1:M:517:ILE:CG1	1:M:640:TRP:CD1	2.71	0.72
2:N:587:ARG:HH21	2:N:601:ILE:CD1	2.01	0.72
3:O:120:ARG:HB2	3:O:141:ARG:HB3	1.71	0.72
4:P:108:ILE:CG2	4:P:111:LEU:HG	2.19	0.72
4:P:58:THR:C	4:P:62:PHE:HD2	1.93	0.72
5:Q:28:GLY:N	5:Q:62:LYS:O	2.20	0.72
9:U:111:GLU:CG	9:U:112:GLU:N	2.36	0.72
1:A:388:PRO:HA	1:A:434:TYR:CE2	2.24	0.72
1:A:827:ARG:HB2	1:A:827:ARG:HH11	1.53	0.72
2:B:435:LYS:HB3	2:B:438:ILE:CG2	2.19	0.72
8:H:72:ALA:HA	8:H:124:ARG:HA	1.70	0.72
9:I:48:LEU:O	9:I:49:GLN:CB	2.36	0.72
9:I:65:ASP:CB	9:I:68:LEU:HD12	2.19	0.72
1:M:169:ASN:O	1:M:170:MET:HG2	1.89	0.72

*Continued on next page...*

*Continued from previous page...*

Atom-1	Atom-2	Interatomic distance (Å)	Clash overlap (Å)
1:M:178:ALA:C	1:M:180:PRO:HD3	2.09	0.72
1:M:467:ARG:HA	1:M:468:VAL:CB	2.06	0.72
4:P:84:ARG:HA	4:P:90:ARG:HD2	1.71	0.72
5:Q:5:GLU:O	5:Q:8:ILE:HG12	1.88	0.72
1:M:573:LYS:HG2	8:T:75:ILE:H	1.55	0.72
1:A:1395:ILE:CD1	1:A:1397:ARG:HD2	2.09	0.72
1:A:159:ASP:O	1:A:161:PHE:CE1	2.42	0.72
1:A:202:LEU:HB3	1:A:203:PRO:HD2	1.66	0.72
1:A:558:TRP:CH2	11:K:61:LYS:CG	2.70	0.72
1:A:592:ILE:N	1:A:592:ILE:HD13	2.03	0.72
2:B:216:PRO:HB2	2:B:218:PRO:HD3	1.71	0.72
2:B:538:ALA:O	2:B:540:ILE:N	2.22	0.72
3:C:67:GLY:HA3	3:C:170:LYS:HZ1	1.53	0.72
4:D:84:ARG:HA	4:D:90:ARG:HD2	1.71	0.72
6:F:61:GLY:O	6:F:62:LYS:CG	2.37	0.72
8:H:108:HIS:HD2	8:H:111:LEU:HD13	1.54	0.72
11:K:82:PRO:HA	11:K:85:VAL:HG23	1.70	0.72
1:M:1092:VAL:CG1	1:M:1092:VAL:O	2.37	0.72
1:M:1161:PRO:HG2	1:M:1190:LYS:CB	2.18	0.72
1:M:159:ASP:O	1:M:161:PHE:CE1	2.42	0.72
1:M:322:GLN:OE1	1:M:328:LEU:CD2	2.36	0.72
1:M:351:VAL:CG1	1:M:352:ASP:H	2.02	0.72
1:M:398:VAL:CG1	1:M:411:ILE:HD11	2.17	0.72
1:M:592:ILE:N	1:M:592:ILE:HD13	2.03	0.72
1:M:71:THR:HG21	1:M:82:HIS:NE2	2.03	0.72
1:M:728:LEU:HD13	1:M:805:PHE:CE1	2.25	0.72
1:M:71:THR:CG2	1:M:72:CYS:SG	2.71	0.72
1:M:864:ASN:ND2	1:M:865:ALA:H	1.87	0.72
2:N:568:VAL:HG22	2:N:612:LEU:HB2	1.70	0.72
6:R:123:LEU:HD22	6:R:137:SER:CA	2.17	0.72
7:S:111:VAL:O	7:S:111:VAL:HG13	1.88	0.72
1:A:1178:ALA:C	1:A:1180:PRO:HD2	2.08	0.72
1:A:1259:MET:C	1:A:1260:ILE:HG23	2.08	0.72
1:A:654:GLY:O	1:A:658:VAL:HG23	1.88	0.72
1:A:822:HIS:NE2	2:B:753:SER:CB	2.49	0.72
1:A:90:LYS:HD3	1:A:282:VAL:HG12	1.70	0.72
1:A:919:ASN:O	1:A:920:SER:CB	2.37	0.72
2:B:255:ILE:HD11	2:B:268:ILE:HD13	1.71	0.72
2:B:296:MET:HE3	2:B:372:LEU:C	2.09	0.72
1:M:1320:THR:HG23	1:M:1321:GLU:N	2.04	0.72
1:M:271:LYS:HD3	1:M:322:GLN:CD	2.09	0.72

*Continued on next page...*

*Continued from previous page...*

Atom-1	Atom-2	Interatomic distance (Å)	Clash overlap (Å)
1:M:558:TRP:CH2	11:W:61:LYS:CG	2.70	0.72
1:M:55:LEU:C	1:M:55:LEU:HD13	2.10	0.72
1:M:94:HIS:H	1:M:98:LEU:HD11	1.53	0.72
2:N:164:CYS:SG	2:N:165:ILE:N	2.62	0.72
2:N:753:SER:CB	2:N:754:PRO:HD3	2.17	0.72
9:U:65:ASP:CB	9:U:68:LEU:HD12	2.19	0.72
9:U:6:TYR:O	9:U:7:CYS:HB3	1.87	0.72
1:A:120:SER:HG	1:A:121:ASN:HB2	1.53	0.72
1:A:30:ARG:CG	1:A:244:VAL:HG11	2.20	0.72
1:A:266:ASP:HA	1:A:267:ASP:CB	2.18	0.72
1:A:36:LYS:O	1:A:37:ILE:HB	1.89	0.72
1:A:905:ILE:HD13	1:A:905:ILE:H	1.55	0.72
4:D:108:ILE:CG2	4:D:111:LEU:HG	2.19	0.72
1:A:1160:ASP:OD1	9:I:23:ARG:HD3	1.89	0.72
1:M:117:ILE:CG2	1:M:118:ASP:N	2.52	0.72
1:M:119:SER:O	1:M:122:PRO:HA	1.89	0.72
1:M:30:ARG:CG	1:M:244:VAL:HG11	2.20	0.72
1:M:559:VAL:H	1:M:560:PRO:HA	1.54	0.72
2:N:229:LEU:HA	2:N:230:GLU:HB3	0.75	0.72
2:N:452:TRP:HB2	2:N:461:ASN:ND2	2.04	0.72
2:N:538:ALA:O	2:N:540:ILE:N	2.22	0.72
1:A:1191:GLN:O	1:A:1246:ILE:CG1	2.37	0.72
1:A:1191:GLN:O	1:A:1246:ILE:HG12	1.89	0.72
1:A:1170:LYS:HG2	1:A:1240:ILE:HD12	1.71	0.72
1:A:231:ASN:ND2	1:A:234:TYR:HD2	1.87	0.72
1:A:55:LEU:C	1:A:55:LEU:HD13	2.10	0.72
1:A:516:GLN:HE22	2:B:1130:HIS:CD2	2.06	0.72
2:B:206:ASN:H	2:B:227:SER:HB3	1.54	0.72
2:B:472:TYR:CD2	2:B:1085:LYS:HE2	2.25	0.72
7:G:114:HIS:HD2	7:G:114:HIS:C	1.90	0.72
1:M:1170:LYS:HE2	1:M:1240:ILE:HD12	1.70	0.72
1:M:30:ARG:NE	1:M:244:VAL:CG2	2.53	0.72
1:M:853:ASP:HB3	1:M:864:ASN:ND2	2.04	0.72
2:N:412:ARG:O	2:N:416:LYS:HG3	1.89	0.72
2:N:832:GLN:HB2	2:N:982:THR:OG1	1.90	0.72
3:O:165:ALA:HB2	3:O:172:SER:HB3	1.71	0.72
8:T:108:HIS:HD2	8:T:111:LEU:HD13	1.54	0.72
1:A:117:ILE:CG2	1:A:118:ASP:N	2.52	0.72
1:A:1317:ILE:HB	1:A:1318:ASN:HB3	1.71	0.72
1:A:398:VAL:CG1	1:A:411:ILE:HD11	2.17	0.72
1:A:433:ARG:HB2	1:A:436:TRP:CE3	2.25	0.72

*Continued on next page...*

*Continued from previous page...*

Atom-1	Atom-2	Interatomic distance (Å)	Clash overlap (Å)
1:A:567:PRO:O	1:A:578:TRP:CZ3	2.41	0.72
1:A:861:THR:HG21	1:A:863:ARG:HE	1.55	0.72
1:A:87:GLU:O	1:A:88:LEU:HD23	1.87	0.72
2:B:391:ARG:NH1	2:B:615:ASP:HB3	2.05	0.72
1:A:573:LYS:HG2	8:H:75:ILE:H	1.55	0.72
1:M:359:ILE:O	1:M:359:ILE:HD12	1.90	0.72
1:M:48:GLN:HG3	1:M:50:PRO:CD	2.17	0.72
1:M:824:MET:HB3	2:N:500:LEU:HD12	1.70	0.72
1:M:863:ARG:HG2	1:M:869:ILE:HG22	1.72	0.72
1:M:919:ASN:O	1:M:920:SER:CB	2.37	0.72
2:N:695:GLU:O	2:N:699:GLN:HG3	1.89	0.72
5:Q:72:ILE:HD12	5:Q:72:ILE:O	1.89	0.72
8:T:63:LEU:CD2	8:T:63:LEU:O	2.30	0.72
11:W:59:GLY:O	11:W:60:TYR:HB3	1.88	0.72
1:A:398:VAL:HG12	1:A:421:LEU:HD11	1.71	0.72
1:A:728:LEU:HD13	1:A:805:PHE:CE1	2.25	0.72
1:A:778:GLY:C	1:A:1092:VAL:CG2	2.57	0.72
2:B:101:PRO:CG	2:B:111:TYR:CE1	2.72	0.72
2:B:452:TRP:HB2	2:B:461:ASN:ND2	2.04	0.72
2:B:767:MET:HB2	2:B:1083:ARG:O	1.90	0.72
3:C:38:ALA:HA	3:C:165:ALA:HB3	1.70	0.72
4:D:58:THR:C	4:D:62:PHE:HD2	1.93	0.72
5:E:199:THR:N	5:E:201:GLY:N	2.38	0.72
9:I:101:TYR:HB3	9:I:110:PHE:CZ	2.24	0.72
1:M:1191:GLN:O	1:M:1246:ILE:HG12	1.89	0.72
1:M:155:SER:HB2	1:M:169:ASN:HB3	1.72	0.72
1:M:95:ILE:HD13	1:M:187:LEU:HD22	1.70	0.72
1:M:231:ASN:HB3	1:M:235:ALA:H	1.52	0.72
1:M:905:ILE:HD13	1:M:905:ILE:H	1.55	0.72
7:S:10:LEU:HD22	7:S:35:VAL:HG21	1.69	0.72
7:S:122:PHE:CB	7:S:131:TYR:CE1	2.73	0.72
8:T:63:LEU:C	8:T:63:LEU:HD22	2.10	0.72
1:A:1191:GLN:CA	1:A:1246:ILE:HG23	2.18	0.72
1:A:201:ASP:HB3	1:A:206:ARG:HH12	1.50	0.72
1:A:947:LYS:HE3	1:A:1023:ILE:HD12	1.70	0.72
2:B:200:GLN:OE1	2:B:487:PRO:HG2	1.90	0.72
1:A:1348:GLU:HG3	5:E:193:ILE:HD12	1.72	0.72
7:G:79:LEU:HD12	7:G:81:ARG:HH21	1.55	0.72
1:M:231:ASN:ND2	1:M:234:TYR:HD2	1.87	0.72
1:M:271:LYS:HE2	1:M:328:LEU:HD12	1.70	0.72
1:M:639:ILE:HA	1:M:642:GLU:O	1.90	0.72

*Continued on next page...*

*Continued from previous page...*

Atom-1	Atom-2	Interatomic distance (Å)	Clash overlap (Å)
2:N:109:LEU:HD23	2:N:110:THR:O	1.90	0.72
2:N:435:LYS:HB3	2:N:438:ILE:CG2	2.19	0.72
4:P:24:MET:CG	7:S:4:PHE:CZ	2.64	0.72
7:S:144:VAL:CG1	7:S:164:MET:HE1	2.20	0.72
1:A:106:GLU:HB3	1:A:144:CYS:CB	2.20	0.72
1:A:169:ASN:O	1:A:170:MET:HG2	1.90	0.72
1:A:178:ALA:C	1:A:180:PRO:CD	2.58	0.72
1:A:177:ALA:CB	1:A:179:GLN:HE21	2.01	0.72
1:A:863:ARG:HG2	1:A:869:ILE:HG22	1.72	0.72
2:B:1145:ASP:O	2:B:1147:TYR:N	2.22	0.72
2:B:164:CYS:SG	2:B:165:ILE:N	2.62	0.72
2:B:753:SER:CB	2:B:754:PRO:HD3	2.18	0.72
3:C:165:ALA:HB2	3:C:172:SER:HB3	1.71	0.72
1:M:1122:TYR:O	1:M:1123:LEU:HD13	1.90	0.72
1:M:1170:LYS:HG2	1:M:1240:ILE:HD12	1.71	0.72
1:M:1260:ILE:HD12	9:U:30:ARG:HH21	1.55	0.72
1:M:372:VAL:HG21	1:M:466:ILE:HG22	1.72	0.72
1:M:605:ASN:H	1:M:606:PRO:HA	1.54	0.72
1:M:614:GLU:O	1:M:616:GLY:N	2.21	0.72
4:P:61:TYR:CE2	7:S:105:GLY:O	2.43	0.72
1:M:15:ARG:HH22	7:S:64:PRO:HG2	1.51	0.72
8:T:116:LEU:O	8:T:118:HIS:N	2.23	0.72
1:M:1160:ASP:OD1	9:U:23:ARG:HD3	1.89	0.72
1:A:1320:THR:HG23	1:A:1321:GLU:N	2.04	0.71
1:A:559:VAL:H	1:A:560:PRO:HA	1.54	0.71
1:A:653:ASN:O	1:A:657:ARG:HB2	1.89	0.71
1:A:94:HIS:H	1:A:98:LEU:CD1	2.03	0.71
2:B:213:LYS:O	2:B:214:ALA:HB2	1.89	0.71
2:B:329:VAL:CA	2:B:330:THR:CG2	2.61	0.71
2:B:399:LEU:HD23	2:B:402:LEU:HD12	1.71	0.71
4:D:11:ALA:HA	4:D:12:GLN:HB2	1.69	0.71
5:E:22:VAL:HG21	5:E:29:VAL:HG21	1.72	0.71
9:I:39:ALA:O	9:I:40:THR:CG2	2.38	0.71
11:K:59:GLY:O	11:K:60:TYR:HB3	1.88	0.71
2:B:841:ARG:HH22	12:L:63:ARG:C	1.94	0.71
1:M:154:LEU:H	1:M:174:GLY:N	1.86	0.71
1:M:182:ILE:CG2	1:M:190:TRP:O	2.37	0.71
1:M:190:TRP:CE3	1:M:204:GLU:O	2.43	0.71
1:M:232:GLU:O	1:M:232:GLU:CG	2.36	0.71
1:M:433:ARG:HB2	1:M:436:TRP:CE3	2.25	0.71
1:M:444:ASP:O	1:M:446:ASP:HB2	1.89	0.71

*Continued on next page...*

*Continued from previous page...*

Atom-1	Atom-2	Interatomic distance (Å)	Clash overlap (Å)
1:M:812:ARG:HH11	2:N:716:VAL:HG23	1.53	0.71
3:O:168:HIS:HD2	3:O:170:LYS:N	1.87	0.71
5:Q:72:ILE:HA	5:Q:101:THR:O	1.89	0.71
8:T:60:THR:HG23	8:T:61:SER:H	1.50	0.71
1:A:1156:HIS:CE1	9:I:42:LYS:HG2	2.26	0.71
1:A:260:GLY:N	2:B:924:ARG:CD	2.53	0.71
1:A:30:ARG:NE	1:A:244:VAL:CG2	2.53	0.71
1:A:571:ILE:CG1	1:A:573:LYS:HE3	2.15	0.71
1:A:889:PHE:HZ	1:A:1020:LEU:HD21	1.54	0.71
1:M:778:GLY:HA3	1:M:1091:GLY:O	1.90	0.71
1:M:310:MET:HE3	2:N:1198:MET:HG2	1.72	0.71
1:M:341:ARG:NH2	2:N:1190:LEU:CD1	2.53	0.71
1:M:379:THR:O	1:M:380:LEU:CD2	2.30	0.71
1:M:40:PRO:HB3	1:M:276:ILE:CB	2.20	0.71
1:M:352:ASP:HA	2:N:1095:ARG:HG2	1.72	0.71
1:M:824:MET:HB2	2:N:500:LEU:HB3	1.72	0.71
3:O:137:ASP:CB	3:O:140:SER:HB2	2.19	0.71
5:Q:56:THR:O	5:Q:56:THR:HG23	1.91	0.71
7:S:51:ASP:CB	7:S:55:ILE:HD11	2.20	0.71
1:A:773:GLN:HE22	1:A:780:ARG:HB2	1.52	0.71
2:B:278:VAL:N	2:B:279:PRO:CD	2.53	0.71
4:D:51:MET:O	4:D:55:MET:HB2	1.91	0.71
9:I:51:SER:O	9:I:52:ASN:HB3	1.88	0.71
1:M:1061:VAL:HG22	1:M:1062:SER:HB3	1.72	0.71
1:M:1317:ILE:HB	1:M:1318:ASN:HB3	1.71	0.71
1:M:321:LEU:HD22	1:M:325:GLY:C	2.09	0.71
2:N:1205:PHE:CE2	2:N:1210:LYS:CA	2.73	0.71
7:S:79:LEU:HD12	7:S:81:ARG:HH21	1.55	0.71
1:A:1192:SER:HB2	1:A:1244:ARG:HB3	1.71	0.71
1:A:1246:ILE:O	1:A:1247:ARG:HG2	1.90	0.71
1:A:1484:THR:HG23	1:A:1484:THR:O	1.89	0.71
1:A:853:ASP:HB3	1:A:864:ASN:ND2	2.04	0.71
2:B:109:LEU:HD23	2:B:110:THR:O	1.90	0.71
2:B:1205:PHE:CE2	2:B:1210:LYS:CA	2.73	0.71
2:B:329:VAL:O	2:B:329:VAL:HG13	1.89	0.71
7:G:51:ASP:CB	7:G:55:ILE:HD11	2.20	0.71
1:M:1091:GLY:HA2	1:M:1092:VAL:HB	1.68	0.71
1:M:1280:ARG:NH1	5:Q:6:LYS:HZ1	1.89	0.71
1:M:1284:ASN:HB3	1:M:1317:ILE:HD12	1.72	0.71
1:M:877:ASP:CB	1:M:1372:ARG:HH22	2.03	0.71
1:M:23:ILE:CG1	1:M:1419:ALA:O	2.38	0.71

*Continued on next page...*

*Continued from previous page...*

Atom-1	Atom-2	Interatomic distance (Å)	Clash overlap (Å)
1:M:77:ALA:C	1:M:79:CYS:H	1.94	0.71
1:M:84:GLY:O	1:M:247:VAL:N	2.24	0.71
2:N:101:PRO:CG	2:N:111:TYR:CE1	2.72	0.71
2:N:24:PHE:HD2	2:N:665:TRP:CE2	2.07	0.71
2:N:841:ARG:HH22	12:X:63:ARG:C	1.94	0.71
5:Q:101:THR:HG21	5:Q:126:THR:HG23	1.66	0.71
5:Q:199:THR:N	5:Q:201:GLY:N	2.38	0.71
4:P:24:MET:HG3	7:S:4:PHE:HE1	1.50	0.71
8:T:38:LEU:HD23	8:T:104:ILE:CG2	2.20	0.71
8:T:57:LEU:C	8:T:57:LEU:HD12	2.11	0.71
1:A:1122:TYR:O	1:A:1123:LEU:HD13	1.91	0.71
1:A:119:SER:O	1:A:122:PRO:HA	1.89	0.71
1:A:1253:ALA:HB1	1:A:1254:GLU:CB	2.20	0.71
1:A:359:ILE:O	1:A:359:ILE:HD12	1.90	0.71
1:A:372:VAL:HG21	1:A:466:ILE:HG22	1.72	0.71
1:A:381:THR:OG1	1:A:382:TYR:C	2.29	0.71
1:A:848:VAL:O	1:A:852:GLU:HG3	1.90	0.71
5:E:72:ILE:HD12	5:E:72:ILE:O	1.89	0.71
9:I:25:LEU:CB	9:I:38:ALA:HB3	2.20	0.71
9:I:8:ILE:O	9:I:9:GLU:HB2	1.90	0.71
1:M:1290:MET:SD	1:M:1310:TRP:HB3	2.30	0.71
1:M:1348:GLU:HG3	5:Q:193:ILE:HD12	1.71	0.71
1:M:36:LYS:O	1:M:37:ILE:HB	1.89	0.71
2:N:350:ILE:HG22	2:N:351:THR:HG22	1.70	0.71
2:B:1207:LYS:CG	2:B:1208:ASN:H	2.01	0.71
2:B:273:ARG:CZ	2:B:310:ILE:HD12	2.20	0.71
2:B:869:SER:C	2:B:870:THR:CG2	2.58	0.71
2:B:944:THR:HA	12:L:39:ILE:HG21	1.73	0.71
4:D:84:ARG:O	4:D:90:ARG:HD2	1.90	0.71
7:G:122:PHE:CB	7:G:131:TYR:CE1	2.73	0.71
1:A:1450:TYR:HB3	7:G:60:GLY:O	1.89	0.71
8:H:38:LEU:HD23	8:H:104:ILE:CG2	2.20	0.71
9:I:53:VAL:CG1	9:I:56:THR:CB	2.58	0.71
1:M:506:GLU:CD	1:M:1444:THR:HG21	2.11	0.71
2:N:273:ARG:CD	2:N:310:ILE:CD1	2.26	0.71
2:N:273:ARG:CZ	2:N:310:ILE:HD12	2.20	0.71
7:S:80:TRP:CH2	7:S:107:LEU:HB3	2.24	0.71
8:T:80:VAL:HG22	8:T:95:VAL:CG2	2.21	0.71
11:W:82:PRO:HA	11:W:85:VAL:HG23	1.70	0.71
1:A:1125:PRO:HB3	1:A:1129:ALA:N	2.05	0.71
1:A:1173:VAL:HG12	1:A:1177:PHE:HE2	0.66	0.71

*Continued on next page...*

*Continued from previous page...*

Atom-1	Atom-2	Interatomic distance (Å)	Clash overlap (Å)
1:A:352:ASP:HA	2:B:1095:ARG:HG2	1.72	0.71
1:A:864:ASN:ND2	1:A:865:ALA:H	1.87	0.71
1:A:95:ILE:CD1	1:A:314:ILE:HD13	2.20	0.71
4:D:25:LEU:CD1	7:G:5:LEU:CB	2.61	0.71
7:G:101:PHE:CE1	7:G:110:PHE:CD1	2.79	0.71
1:M:696:VAL:HG22	1:M:727:ILE:HD11	1.71	0.71
1:M:75:THR:CB	1:M:76:MET:HA	2.17	0.71
2:N:767:MET:HB2	2:N:1083:ARG:O	1.90	0.71
2:N:659:PRO:CA	2:N:660:GLU:C	2.48	0.71
4:P:108:ILE:HG22	4:P:111:LEU:HG	1.72	0.71
4:P:84:ARG:O	4:P:90:ARG:HD2	1.91	0.71
7:S:101:PHE:CE1	7:S:110:PHE:CD1	2.79	0.71
7:S:100:PHE:CB	7:S:111:VAL:HG11	2.07	0.71
1:A:40:PRO:HB3	1:A:276:ILE:CB	2.20	0.71
1:A:94:HIS:H	1:A:98:LEU:HD11	1.53	0.71
2:B:212:LYS:NZ	2:B:381:PRO:HG2	2.05	0.71
3:C:168:HIS:HD2	3:C:170:LYS:N	1.87	0.71
6:F:123:LEU:HD23	6:F:137:SER:HA	1.70	0.71
1:M:1192:SER:HB2	1:M:1244:ARG:HB3	1.71	0.71
1:M:1146:LEU:CG	1:M:1274:LEU:HA	2.21	0.71
1:M:1290:MET:CE	1:M:1312:LEU:HD21	2.20	0.71
1:M:230:LEU:HD11	1:M:237:PRO:CG	2.01	0.71
1:M:351:VAL:HG13	1:M:352:ASP:H	1.54	0.71
1:M:398:VAL:HG12	1:M:421:LEU:HD11	1.71	0.71
1:M:848:VAL:O	1:M:852:GLU:HG3	1.90	0.71
2:N:229:LEU:HD12	2:N:231:ARG:NE	2.06	0.71
2:N:273:ARG:NH1	2:N:310:ILE:HG13	2.06	0.71
2:N:378:ARG:CG	9:U:52:ASN:ND2	2.53	0.71
4:P:58:THR:HB	4:P:62:PHE:CD2	2.25	0.71
9:U:101:TYR:HB3	9:U:110:PHE:CZ	2.24	0.71
1:A:341:ARG:NH2	2:B:1190:LEU:CD1	2.53	0.71
1:A:605:ASN:H	1:A:606:PRO:HA	1.54	0.71
2:B:832:GLN:HB2	2:B:982:THR:OG1	1.90	0.71
5:E:97:HIS:HB2	5:E:99:HIS:CE1	2.26	0.71
7:G:10:LEU:HD22	7:G:35:VAL:HG21	1.69	0.71
7:G:115:LEU:HD22	7:G:163:THR:CG2	2.21	0.71
7:G:80:TRP:CH2	7:G:107:LEU:HB3	2.24	0.71
9:I:19:ASP:OD2	9:I:26:ARG:HG3	1.90	0.71
1:M:1504:ALA:C	1:M:1507:PRO:HD2	2.11	0.71
1:M:150:CYS:HB2	1:M:176:GLY:O	1.90	0.71
1:M:195:ARG:HD2	1:M:195:ARG:C	2.11	0.71

*Continued on next page...*

*Continued from previous page...*

Atom-1	Atom-2	Interatomic distance (Å)	Clash overlap (Å)
1:M:382:TYR:CE2	1:M:440:ARG:NE	2.59	0.71
1:M:50:PRO:C	1:M:51:ARG:CG	2.58	0.71
2:N:472:TYR:CD2	2:N:1085:LYS:HE2	2.25	0.71
1:M:1502:ALA:H	4:P:84:ARG:HD2	1.53	0.71
8:T:59:ILE:O	8:T:60:THR:CG2	2.36	0.71
1:A:1061:VAL:HG22	1:A:1062:SER:HB3	1.72	0.71
1:A:1293:HIS:HD2	1:A:1311:VAL:HB	1.56	0.71
1:A:639:ILE:HA	1:A:642:GLU:O	1.90	0.71
1:A:65:ARG:N	1:A:67:PHE:CE1	2.59	0.71
1:A:94:HIS:O	1:A:98:LEU:HB2	1.91	0.71
1:M:1253:ALA:HB1	1:M:1254:GLU:CB	2.20	0.71
1:M:1450:TYR:CB	7:S:60:GLY:O	2.39	0.71
1:M:419:ILE:HG21	1:M:425:LYS:CE	2.21	0.71
1:M:652:PHE:O	1:M:656:GLN:HB3	1.91	0.71
5:Q:22:VAL:HG13	5:Q:27:TYR:HB2	1.73	0.71
2:N:281:ARG:HB2	9:U:6:TYR:CD1	2.26	0.71
1:A:180:PRO:HG3	1:A:193:TRP:HE1	1.55	0.70
1:A:250:PRO:O	1:A:253:ARG:N	2.23	0.70
1:A:445:GLY:HA3	1:A:465:ARG:HB3	1.72	0.70
2:B:752:GLN:HG3	2:B:1010:MET:HE1	1.70	0.70
1:A:343:ARG:CG	2:B:1121:GLU:OE1	2.38	0.70
4:D:61:TYR:CE2	7:G:105:GLY:O	2.43	0.70
1:M:1009:ILE:HG22	5:Q:162:ARG:NH2	2.06	0.70
1:M:250:PRO:O	1:M:253:ARG:N	2.23	0.70
1:M:267:ASP:N	1:M:268:LEU:HB3	2.04	0.70
1:A:433:ARG:CB	1:A:436:TRP:CD2	2.74	0.70
1:A:382:TYR:CE1	1:A:446:ASP:OD1	2.44	0.70
2:B:229:LEU:CD1	2:B:231:ARG:CZ	2.69	0.70
2:B:407:PHE:O	2:B:410:MET:HB2	1.90	0.70
4:D:108:ILE:HG22	4:D:111:LEU:HG	1.72	0.70
8:H:57:LEU:HD12	8:H:57:LEU:C	2.11	0.70
1:M:1246:ILE:O	1:M:1247:ARG:HG2	1.90	0.70
1:M:1282:VAL:CG1	1:M:1285:ILE:CD1	2.68	0.70
2:N:42:VAL:C	2:N:44:ASN:HB2	2.12	0.70
3:O:125:SER:O	3:O:126:SER:CB	2.35	0.70
7:S:114:HIS:C	7:S:114:HIS:HD2	1.90	0.70
1:A:336:LYS:HB2	1:A:1410:GLU:OE1	1.89	0.70
1:A:150:CYS:HB2	1:A:176:GLY:C	2.11	0.70
1:A:267:ASP:N	1:A:268:LEU:HB3	2.04	0.70
2:B:329:VAL:CA	2:B:330:THR:HG23	2.19	0.70
2:B:686:MET:H	2:B:728:THR:CG2	2.05	0.70

*Continued on next page...*

*Continued from previous page...*

Atom-1	Atom-2	Interatomic distance (Å)	Clash overlap (Å)
2:B:754:PRO:O	2:B:758:TYR:CE2	2.45	0.70
7:G:96:ASN:C	7:G:98:MET:H	1.95	0.70
8:H:116:LEU:O	8:H:118:HIS:N	2.23	0.70
8:H:63:LEU:C	8:H:63:LEU:HD22	2.11	0.70
9:I:7:CYS:HB2	9:I:34:TYR:CD2	2.26	0.70
1:M:1125:PRO:HB3	1:M:1129:ALA:N	2.05	0.70
1:M:1107:ILE:HG23	1:M:1338:PHE:HE1	1.56	0.70
1:M:1402:ALA:HA	1:M:1405:ARG:HD2	1.73	0.70
1:M:382:TYR:HE2	1:M:440:ARG:NE	1.88	0.70
1:M:861:THR:HG21	1:M:863:ARG:HE	1.55	0.70
2:N:388:GLY:H	2:N:503:THR:HG21	1.57	0.70
2:N:944:THR:HA	12:X:39:ILE:HG21	1.73	0.70
1:A:1071:ALA:HA	1:A:1373:HIS:CD2	2.27	0.70
1:A:419:ILE:HG21	1:A:425:LYS:CE	2.21	0.70
1:A:432:LEU:HD23	1:A:436:TRP:HZ2	1.57	0.70
1:A:77:ALA:C	1:A:79:CYS:H	1.94	0.70
1:A:84:GLY:O	1:A:247:VAL:N	2.24	0.70
2:B:741:LEU:HD22	2:B:760:SER:HA	1.73	0.70
7:G:144:VAL:HG13	7:G:170:GLY:O	1.91	0.70
8:H:80:VAL:HG22	8:H:95:VAL:CG2	2.21	0.70
2:B:281:ARG:HB2	9:I:6:TYR:CD1	2.25	0.70
1:M:152:THR:O	1:M:174:GLY:CA	2.39	0.70
3:O:212:GLU:CB	3:O:213:PRO:HA	2.15	0.70
5:Q:97:HIS:HB2	5:Q:99:HIS:CE1	2.26	0.70
7:S:120:MET:HE3	7:S:138:ILE:HD12	1.73	0.70
1:A:108:VAL:CG1	1:A:114:LYS:N	2.52	0.70
1:A:1402:ALA:HA	1:A:1405:ARG:HD2	1.73	0.70
1:A:155:SER:HB2	1:A:169:ASN:HB3	1.72	0.70
1:A:207:LEU:CD2	1:A:207:LEU:H	1.87	0.70
1:A:213:VAL:HG12	1:A:217:PHE:CE2	2.26	0.70
1:A:921:ILE:O	1:A:922:GLU:CB	2.40	0.70
1:M:1338:PHE:HA	1:M:1341:ILE:HG13	1.73	0.70
1:M:100:LYS:NZ	1:M:1420:ALA:O	2.23	0.70
1:M:189:LEU:O	1:M:190:TRP:CD1	2.43	0.70
1:M:311:ASP:HB2	1:M:314:ILE:CG1	2.22	0.70
1:M:428:GLY:O	1:M:430:ILE:CD1	2.37	0.70
1:M:467:ARG:CA	1:M:468:VAL:HB	2.15	0.70
1:M:946:CYS:CB	1:M:949:ILE:HD11	2.19	0.70
2:N:486:THR:CG2	2:N:521:LEU:HB3	2.22	0.70
5:Q:22:VAL:HG21	5:Q:29:VAL:HG21	1.72	0.70
9:U:53:VAL:CG1	9:U:56:THR:CB	2.58	0.70

*Continued on next page...*

*Continued from previous page...*

Atom-1	Atom-2	Interatomic distance (Å)	Clash overlap (Å)
1:A:1161:PRO:HG2	1:A:1190:LYS:CB	2.18	0.70
1:A:420:ASP:OD1	1:A:422:ARG:HB2	1.92	0.70
1:A:860:GLY:HA2	1:A:874:TYR:CE2	2.26	0.70
2:B:421:CYS:O	2:B:426:ARG:N	2.25	0.70
2:B:728:THR:HG23	2:B:729:HIS:ND1	2.06	0.70
2:B:947:GLN:HA	2:B:948:GLU:C	2.11	0.70
1:M:1075:ILE:O	1:M:1078:PRO:CG	2.39	0.70
1:M:1089:TYR:N	1:M:1090:ALA:HB2	2.06	0.70
1:M:266:ASP:HA	1:M:267:ASP:CB	2.18	0.70
1:M:581:LYS:NZ	1:M:621:GLY:O	2.20	0.70
1:M:646:GLU:N	1:M:648:CYS:CB	2.42	0.70
1:M:793:PHE:CE1	1:M:817:GLN:OE1	2.44	0.70
2:N:200:GLN:OE1	2:N:487:PRO:HG2	1.91	0.70
2:N:278:VAL:N	2:N:279:PRO:CD	2.53	0.70
2:N:728:THR:HG23	2:N:729:HIS:ND1	2.06	0.70
1:M:810:TYR:HB3	2:N:750:HIS:O	1.92	0.70
4:P:88:PHE:CZ	7:S:86:GLU:HG2	2.27	0.70
1:A:1338:PHE:HA	1:A:1341:ILE:HG13	1.73	0.70
1:A:877:ASP:CB	1:A:1372:ARG:HH22	2.03	0.70
1:A:1484:THR:H	1:A:1485:PRO:HD3	1.55	0.70
1:A:208:LEU:HD22	1:A:209:SER:N	2.05	0.70
1:A:269:THR:O	1:A:272:LEU:N	2.24	0.70
1:A:356:ARG:HH21	1:A:492:GLU:HB2	1.57	0.70
1:A:963:VAL:HA	1:A:966:ILE:HG12	1.73	0.70
2:B:1205:PHE:CE2	2:B:1210:LYS:O	2.45	0.70
2:B:229:LEU:HD12	2:B:231:ARG:NE	2.06	0.70
3:C:27:ALA:HB2	11:K:47:ASN:HB2	1.73	0.70
1:M:1071:ALA:HA	1:M:1373:HIS:CD2	2.27	0.70
1:M:1263:ASP:HA	1:M:1266:LEU:HD12	1.74	0.70
1:M:318:PRO:C	1:M:319:GLN:HG3	2.12	0.70
1:M:94:HIS:H	1:M:98:LEU:CD1	2.05	0.70
2:N:211:PHE:HZ	2:N:384:ARG:NH1	1.90	0.70
2:N:229:LEU:CD1	2:N:231:ARG:CZ	2.69	0.70
2:N:685:VAL:CG1	2:N:728:THR:HG21	2.22	0.70
3:O:27:ALA:HB2	11:W:47:ASN:HB2	1.73	0.70
10:V:16:ASP:OD2	10:V:17:LYS:HG3	1.92	0.70
1:A:196:GLY:O	1:A:197:LYS:CB	2.32	0.70
1:A:208:LEU:CD2	1:A:209:SER:H	2.02	0.70
1:A:550:ASN:O	1:A:551:ALA:HB2	1.92	0.70
1:A:776:VAL:O	1:A:776:VAL:HG22	1.90	0.70
1:M:162:ASP:CA	1:M:165:ASN:HB2	2.16	0.70

*Continued on next page...*

*Continued from previous page...*

Atom-1	Atom-2	Interatomic distance (Å)	Clash overlap (Å)
1:M:550:ASN:O	1:M:551:ALA:HB2	1.92	0.70
2:N:759:GLN:HG3	2:N:972:ARG:C	2.11	0.70
10:V:49:ILE:HD12	10:V:50:LEU:N	2.07	0.70
1:A:1179:ILE:N	1:A:1180:PRO:CD	2.54	0.70
1:A:165:ASN:CB	1:A:166:PRO:CA	2.33	0.70
1:A:187:LEU:HD12	1:A:304:PHE:CE1	2.27	0.70
1:A:351:VAL:CG1	1:A:352:ASP:H	2.02	0.70
1:A:368:ASP:OD2	1:A:649:LYS:CE	2.40	0.70
1:A:523:ASN:O	1:A:523:ASN:ND2	2.24	0.70
4:D:85:PHE:CZ	4:D:115:ILE:HG13	2.26	0.70
10:J:16:ASP:OD2	10:J:17:LYS:HG3	1.92	0.70
1:M:1275:GLU:C	1:M:1277:ILE:HG23	2.11	0.70
2:N:1205:PHE:CE2	2:N:1210:LYS:O	2.45	0.70
2:N:556:ASN:CG	2:N:557:PRO:HD3	2.12	0.70
2:N:869:SER:C	2:N:870:THR:CG2	2.58	0.70
3:O:130:LEU:CB	3:O:131:GLY:CA	2.70	0.70
4:P:51:MET:O	4:P:55:MET:HB2	1.91	0.70
7:S:96:ASN:C	7:S:98:MET:H	1.95	0.70
1:A:110:TRP:CH2	1:A:180:PRO:HG2	2.27	0.70
1:A:1390:ILE:CD1	1:A:1395:ILE:HG22	2.22	0.70
1:A:512:MET:HB3	1:A:514:PRO:HD2	1.74	0.70
1:A:8:PRO:CG	2:B:1148:ARG:NE	2.54	0.70
2:B:486:THR:CG2	2:B:521:LEU:HB3	2.22	0.70
2:B:831:ASN:HD22	2:B:832:GLN:N	1.89	0.70
3:C:130:LEU:CB	3:C:131:GLY:CA	2.70	0.70
4:D:88:PHE:CZ	7:G:86:GLU:HG2	2.27	0.70
7:G:100:PHE:CB	7:G:111:VAL:HG12	2.10	0.70
7:G:47:ILE:HD12	7:G:78:VAL:CG1	2.22	0.70
1:M:778:GLY:HA2	1:M:1091:GLY:C	2.12	0.70
1:M:116:LYS:HG2	1:M:117:ILE:H	1.57	0.70
1:M:260:GLY:O	1:M:261:THR:C	2.30	0.70
1:M:433:ARG:CB	1:M:436:TRP:CD2	2.74	0.70
1:M:512:MET:HB3	1:M:514:PRO:HD2	1.74	0.70
1:M:921:ILE:O	1:M:922:GLU:CB	2.40	0.70
7:S:102:ALA:O	7:S:103:ASN:CG	2.30	0.70
1:A:1228:PHE:CE2	1:A:1246:ILE:HD13	2.27	0.69
1:A:154:LEU:N	1:A:173:GLY:HA2	2.07	0.69
1:A:193:TRP:CZ3	1:A:206:ARG:CB	2.75	0.69
1:A:88:LEU:CB	1:A:243:THR:O	2.36	0.69
1:A:672:ILE:O	1:A:675:THR:N	2.25	0.69
1:A:727:ILE:HG13	1:A:728:LEU:N	2.06	0.69

*Continued on next page...*

*Continued from previous page...*

Atom-1	Atom-2	Interatomic distance (Å)	Clash overlap (Å)
2:B:42:VAL:C	2:B:44:ASN:HB2	2.12	0.69
2:B:872:LEU:O	2:B:872:LEU:HG	1.91	0.69
4:D:80:ILE:HD11	4:D:130:LEU:CD1	2.16	0.69
5:E:56:THR:O	5:E:56:THR:HG23	1.91	0.69
12:L:48:VAL:O	12:L:49:MET:HB2	1.92	0.69
1:M:1295:ILE:HG22	1:M:1307:ALA:O	1.92	0.69
1:M:192:SER:CB	1:M:202:LEU:C	2.53	0.69
1:M:269:THR:O	1:M:272:LEU:N	2.24	0.69
1:M:860:GLY:HA2	1:M:874:TYR:CE2	2.26	0.69
2:N:754:PRO:O	2:N:758:TYR:CE2	2.45	0.69
2:N:872:LEU:O	2:N:872:LEU:HG	1.91	0.69
7:S:115:LEU:HD22	7:S:163:THR:CG2	2.21	0.69
8:T:75:ILE:HG12	8:T:122:LEU:HD23	1.74	0.69
1:A:1009:ILE:HG22	5:E:162:ARG:NH2	2.06	0.69
1:A:480:VAL:O	1:A:480:VAL:HG12	1.93	0.69
1:A:652:PHE:O	1:A:656:GLN:HB3	1.91	0.69
1:A:516:GLN:NE2	2:B:1130:HIS:CD2	2.60	0.69
2:B:412:ARG:O	2:B:416:LYS:HG3	1.92	0.69
7:G:59:LYS:HG3	7:G:60:GLY:HA2	1.74	0.69
1:M:1094:SER:O	1:M:1095:LYS:HD2	1.91	0.69
1:M:338:LYS:CD	1:M:339:GLU:H	2.05	0.69
1:M:381:THR:OG1	1:M:382:TYR:C	2.29	0.69
1:M:420:ASP:OD1	1:M:422:ARG:HB2	1.92	0.69
2:N:262:ILE:CG2	2:N:323:ARG:O	2.40	0.69
2:N:551:THR:O	2:N:575:VAL:HG12	1.91	0.69
7:S:149:VAL:CG2	7:S:163:THR:HG23	2.22	0.69
9:U:5:GLN:O	9:U:14:LEU:HD12	1.91	0.69
1:A:1094:SER:O	1:A:1095:LYS:HD2	1.91	0.69
1:A:116:LYS:HG2	1:A:117:ILE:H	1.57	0.69
1:A:106:GLU:HB2	1:A:144:CYS:SG	2.28	0.69
1:A:1466:PRO:O	1:A:1469:ALA:CB	2.40	0.69
1:A:1478:LEU:CD2	4:D:45:THR:HB	2.22	0.69
1:A:260:GLY:O	1:A:261:THR:C	2.30	0.69
1:A:467:ARG:CA	1:A:468:VAL:HB	2.14	0.69
1:A:646:GLU:N	1:A:648:CYS:CB	2.42	0.69
1:A:73:GLY:O	2:B:1163:TYR:CE2	2.45	0.69
2:B:216:PRO:HB2	2:B:217:SER:CA	2.23	0.69
2:B:273:ARG:NH1	2:B:310:ILE:HG13	2.06	0.69
2:B:262:ILE:CG2	2:B:323:ARG:O	2.40	0.69
2:B:703:GLY:C	2:B:704:TYR:HD1	1.95	0.69
1:M:120:SER:CA	1:M:121:ASN:C	2.61	0.69

*Continued on next page...*

*Continued from previous page...*

Atom-1	Atom-2	Interatomic distance (Å)	Clash overlap (Å)
1:M:328:LEU:CD1	1:M:328:LEU:O	2.36	0.69
1:M:445:GLY:HA3	1:M:465:ARG:HB3	1.72	0.69
1:M:356:ARG:HH21	1:M:492:GLU:HB2	1.57	0.69
1:M:510:ILE:HD11	2:N:1132:CYS:SG	2.32	0.69
1:M:71:THR:CG2	2:N:1160:ILE:HG23	2.18	0.69
2:N:947:GLN:HA	2:N:948:GLU:C	2.11	0.69
1:A:195:ARG:HB3	1:A:196:GLY:CA	2.23	0.69
1:A:318:PRO:C	1:A:319:GLN:HG3	2.12	0.69
1:A:59:ARG:N	1:A:60:LEU:HG	2.07	0.69
1:A:605:ASN:HD22	1:A:605:ASN:N	1.90	0.69
1:A:781:ILE:HG12	1:A:821:PHE:HE2	1.51	0.69
2:B:116:TYR:CE1	2:B:151:PHE:HB2	2.28	0.69
2:B:427:GLU:O	2:B:428:PHE:CD1	2.46	0.69
1:A:816:PRO:CB	2:B:689:MET:HE1	2.21	0.69
7:G:51:ASP:CA	7:G:55:ILE:CD1	2.59	0.69
9:I:25:LEU:HB2	9:I:38:ALA:HB3	1.73	0.69
10:J:49:ILE:HD12	10:J:50:LEU:N	2.07	0.69
1:M:1290:MET:HG3	1:M:1310:TRP:CE3	2.26	0.69
1:M:59:ARG:N	1:M:60:LEU:HG	2.07	0.69
1:M:776:VAL:O	1:M:776:VAL:HG22	1.90	0.69
2:N:741:LEU:HD22	2:N:760:SER:HA	1.73	0.69
7:S:144:VAL:HG13	7:S:170:GLY:O	1.91	0.69
9:U:6:TYR:O	9:U:7:CYS:CB	2.40	0.69
1:A:120:SER:CA	1:A:121:ASN:C	2.61	0.69
1:A:15:ARG:HH11	1:A:1438:GLN:HE21	1.40	0.69
1:A:338:LYS:CD	1:A:339:GLU:H	2.05	0.69
1:A:517:ILE:HD11	1:A:640:TRP:NE1	2.05	0.69
2:B:551:THR:O	2:B:575:VAL:HG12	1.91	0.69
2:B:556:ASN:CG	2:B:557:PRO:HD3	2.12	0.69
2:B:831:ASN:C	2:B:831:ASN:HD22	1.94	0.69
7:G:35:VAL:HG13	7:G:46:ILE:CD1	2.22	0.69
1:M:1228:PHE:CE2	1:M:1246:ILE:HD13	2.27	0.69
1:M:646:GLU:N	1:M:648:CYS:N	2.41	0.69
2:N:1105:ARG:NH1	2:N:1186:TYR:CE1	2.60	0.69
2:N:421:CYS:O	2:N:426:ARG:N	2.25	0.69
4:P:85:PHE:CZ	4:P:115:ILE:HG13	2.26	0.69
9:U:19:ASP:OD2	9:U:26:ARG:HG3	1.92	0.69
1:A:105:LEU:HD13	1:A:182:ILE:CD1	2.08	0.69
1:A:510:ILE:HD11	2:B:1132:CYS:SG	2.32	0.69
2:B:685:VAL:CG1	2:B:728:THR:HG21	2.22	0.69
2:B:1058:PHE:CE1	3:C:193:TRP:CD1	2.80	0.69

*Continued on next page...*

*Continued from previous page...*

Atom-1	Atom-2	Interatomic distance (Å)	Clash overlap (Å)
6:F:61:GLY:O	6:F:62:LYS:HG2	1.93	0.69
8:H:75:ILE:HG12	8:H:122:LEU:HD23	1.74	0.69
9:I:58:VAL:O	9:I:60:HIS:N	2.26	0.69
1:M:1144:THR:O	1:M:1145:THR:HG22	1.93	0.69
1:M:1179:ILE:N	1:M:1180:PRO:CD	2.54	0.69
1:M:1412:VAL:HG13	1:M:1413:GLU:CG	2.22	0.69
1:M:727:ILE:HG13	1:M:728:LEU:N	2.06	0.69
2:N:427:GLU:O	2:N:428:PHE:CD1	2.46	0.69
2:N:831:ASN:HD22	2:N:831:ASN:C	1.94	0.69
1:M:260:GLY:N	2:N:924:ARG:HD3	2.07	0.69
2:N:941:VAL:HG12	2:N:955:VAL:HG13	1.75	0.69
9:U:3:ASN:ND2	9:U:3:ASN:N	2.40	0.69
9:U:48:LEU:O	9:U:49:GLN:HB3	1.93	0.69
9:U:7:CYS:HB2	9:U:34:TYR:CD2	2.27	0.69
12:X:48:VAL:O	12:X:49:MET:HB2	1.92	0.69
1:A:1075:ILE:O	1:A:1078:PRO:CG	2.39	0.69
1:A:1166:ILE:CB	1:A:1167:GLU:HB3	2.23	0.69
1:A:1177:PHE:O	1:A:1180:PRO:CG	2.40	0.69
1:A:1107:ILE:HG23	1:A:1338:PHE:CE1	2.28	0.69
1:A:1411:THR:O	1:A:1412:VAL:CG1	2.33	0.69
1:A:1412:VAL:HG13	1:A:1413:GLU:CG	2.22	0.69
1:A:386:VAL:HG21	1:A:436:TRP:HE1	1.58	0.69
2:B:941:VAL:HG12	2:B:955:VAL:HG13	1.75	0.69
7:G:149:VAL:CG2	7:G:163:THR:HG23	2.22	0.69
1:A:1450:TYR:CE1	7:G:61:ARG:CB	2.76	0.69
8:H:38:LEU:HD23	8:H:104:ILE:HG22	1.74	0.69
1:M:1265:PHE:O	1:M:1269:ILE:HG13	1.92	0.69
1:M:141:TRP:HA	1:M:144:CYS:SG	2.33	0.69
1:M:177:ALA:HB2	1:M:179:GLN:HG3	1.71	0.69
3:O:129:SER:HB2	3:O:130:LEU:CA	2.23	0.69
7:S:119:ASP:O	7:S:133:GLY:HA2	1.92	0.69
7:S:10:LEU:CD2	7:S:35:VAL:CG2	2.59	0.69
10:V:47:ARG:O	10:V:51:THR:HG22	1.93	0.69
1:A:1228:PHE:HE2	1:A:1246:ILE:HD13	1.56	0.69
1:A:177:ALA:CB	1:A:178:ALA:O	2.39	0.69
2:B:330:THR:O	2:B:334:ARG:HG3	1.92	0.69
2:B:694:LEU:HD23	2:B:727:TRP:CD1	2.28	0.69
1:A:815:THR:CG2	2:B:715:ARG:HB3	2.13	0.69
1:A:1348:GLU:HG2	5:E:207:ARG:HH12	1.58	0.69
9:I:6:TYR:O	9:I:7:CYS:CB	2.41	0.69
1:M:1177:PHE:O	1:M:1180:PRO:CG	2.40	0.69

*Continued on next page...*

*Continued from previous page...*

Atom-1	Atom-2	Interatomic distance (Å)	Clash overlap (Å)
1:M:1248:ASP:HA	1:M:1250:ASP:N	2.08	0.69
1:M:271:LYS:HD3	1:M:322:GLN:HE22	1.55	0.69
1:M:395:GLN:HG3	1:M:432:LEU:HD12	1.73	0.69
1:M:419:ILE:O	1:M:419:ILE:HG22	1.92	0.69
1:M:605:ASN:HD22	1:M:605:ASN:N	1.90	0.69
1:M:516:GLN:NE2	2:N:1130:HIS:CD2	2.60	0.69
2:N:216:PRO:HB2	2:N:217:SER:CA	2.23	0.69
2:N:229:LEU:HD11	2:N:231:ARG:HH21	1.58	0.69
2:N:753:SER:HB3	2:N:754:PRO:CD	2.22	0.69
4:P:102:GLU:O	4:P:106:THR:HG23	1.92	0.69
8:T:38:LEU:HD23	8:T:104:ILE:HG22	1.74	0.69
1:A:1228:PHE:CD2	1:A:1246:ILE:CD1	2.75	0.69
1:A:868:ASP:OD2	1:A:1384:ARG:NH1	2.26	0.69
1:A:379:THR:O	1:A:380:LEU:CD2	2.30	0.69
1:A:428:GLY:O	1:A:430:ILE:CD1	2.37	0.69
1:A:386:VAL:HG21	1:A:436:TRP:NE1	2.07	0.69
4:D:102:GLU:O	4:D:106:THR:HG23	1.92	0.69
5:E:22:VAL:HG13	5:E:27:TYR:HB2	1.73	0.69
1:M:192:SER:HB3	1:M:202:LEU:CA	2.20	0.69
1:M:338:LYS:HG2	1:M:339:GLU:H	1.58	0.69
1:M:73:GLY:O	2:N:1163:TYR:CE2	2.45	0.69
2:N:116:TYR:CE1	2:N:151:PHE:HB2	2.28	0.69
2:N:694:LEU:HD23	2:N:727:TRP:CD1	2.28	0.69
2:N:869:SER:O	2:N:870:THR:CG2	2.37	0.69
4:P:99:GLU:CG	4:P:124:LEU:HD11	2.18	0.69
7:S:116:VAL:CG1	7:S:117:PRO:CD	2.66	0.69
7:S:35:VAL:HG13	7:S:46:ILE:CD1	2.22	0.69
1:A:1107:ILE:HG23	1:A:1338:PHE:HE1	1.56	0.69
1:A:119:SER:N	1:A:120:SER:CB	2.49	0.69
1:A:1265:PHE:O	1:A:1269:ILE:HG13	1.92	0.69
1:A:147:LYS:HG2	1:A:148:MET:N	2.07	0.69
1:A:25:SER:HB3	1:A:239:TRP:CE2	2.28	0.69
1:A:261:THR:O	1:A:262:SER:CB	2.33	0.69
1:A:6:PHE:CE2	1:A:78:ASP:OD2	2.46	0.69
1:A:836:LYS:HA	1:A:840:THR:HG23	1.74	0.69
2:B:243:LEU:C	2:B:244:MET:HG2	2.13	0.69
7:G:102:ALA:O	7:G:103:ASN:CG	2.30	0.69
8:H:7:LEU:HD21	8:H:110:LYS:HD3	1.75	0.69
10:J:47:ARG:O	10:J:51:THR:HG22	1.93	0.69
1:M:1348:GLU:HG2	5:Q:207:ARG:HH12	1.58	0.69
1:M:95:ILE:HG21	1:M:314:ILE:CD1	2.23	0.69

*Continued on next page...*

*Continued from previous page...*

Atom-1	Atom-2	Interatomic distance (Å)	Clash overlap (Å)
1:M:773:GLN:NE2	1:M:780:ARG:CB	2.55	0.69
2:N:391:ARG:HG2	2:N:618:ARG:HH21	1.57	0.69
1:A:1485:PRO:O	1:A:1486:TYR:CB	2.38	0.69
1:A:646:GLU:CA	1:A:648:CYS:H	2.05	0.69
1:A:713:GLY:C	1:A:714:MET:HG2	2.13	0.69
2:B:1061:MET:HE1	2:B:1076:LEU:HD12	1.74	0.69
8:H:60:THR:CG2	8:H:61:SER:N	2.53	0.69
9:I:24:VAL:CG1	9:I:25:LEU:N	2.55	0.69
9:I:65:ASP:OD1	9:I:67:THR:HG22	1.93	0.69
1:M:1228:PHE:CD2	1:M:1246:ILE:CD1	2.75	0.69
1:M:1259:MET:O	1:M:1260:ILE:HG23	1.93	0.69
1:M:15:ARG:HH11	1:M:1438:GLN:HE21	1.40	0.69
1:M:177:ALA:HA	1:M:178:ALA:CB	2.15	0.69
2:N:622:PRO:HG3	2:N:676:TYR:CE2	2.28	0.69
2:N:831:ASN:HD22	2:N:832:GLN:N	1.90	0.69
2:N:993:GLN:N	2:N:994:GLY:CA	2.50	0.69
4:P:71:ALA:O	4:P:75:TYR:CE2	2.46	0.69
10:V:1:MET:O	10:V:2:ILE:HG12	1.93	0.69
1:A:1127:ILE:HB	1:A:1133:LEU:HD22	1.76	0.68
1:A:1464:ALA:O	1:A:1465:VAL:HB	1.93	0.68
1:A:30:ARG:HG3	1:A:244:VAL:HG11	1.74	0.68
1:A:381:THR:HB	1:A:440:ARG:O	1.92	0.68
1:A:467:ARG:HA	1:A:468:VAL:CB	2.06	0.68
1:A:717:ARG:HD3	1:A:717:ARG:O	1.93	0.68
1:A:71:THR:CG2	1:A:72:CYS:SG	2.71	0.68
1:A:71:THR:CG2	2:B:1160:ILE:HG23	2.18	0.68
2:B:847:THR:HG22	2:B:956:ARG:HB2	1.75	0.68
1:M:1167:GLU:O	1:M:1168:GLU:CB	2.41	0.68
1:M:1200:LEU:HD11	1:M:1215:VAL:HG11	1.75	0.68
1:M:1450:TYR:HE2	6:R:125:ARG:CD	2.05	0.68
1:M:65:ARG:N	1:M:67:PHE:CE1	2.59	0.68
1:M:717:ARG:HD3	1:M:717:ARG:O	1.93	0.68
2:N:1054:GLN:C	2:N:1056:ARG:HD3	2.13	0.68
2:N:16:ASP:HA	2:N:19:THR:HG22	1.74	0.68
2:N:510:PRO:HG3	2:N:739:GLY:H	1.58	0.68
9:U:59:SER:C	9:U:61:ASP:H	1.97	0.68
1:A:17:GLU:OE1	2:B:1207:LYS:CA	2.42	0.68
2:B:1108:VAL:CG2	2:B:1109:GLU:N	2.57	0.68
2:B:753:SER:HB3	2:B:754:PRO:CD	2.22	0.68
4:D:71:ALA:O	4:D:75:TYR:CE2	2.46	0.68
7:G:119:ASP:O	7:G:133:GLY:HA2	1.92	0.68

*Continued on next page...*

*Continued from previous page...*

Atom-1	Atom-2	Interatomic distance (Å)	Clash overlap (Å)
12:L:56:ARG:O	12:L:56:ARG:HD3	1.93	0.68
1:M:1028:LYS:NZ	1:M:1028:LYS:HB2	2.09	0.68
1:M:1228:PHE:HE2	1:M:1246:ILE:HD13	1.56	0.68
1:M:1107:ILE:HG23	1:M:1338:PHE:CE1	2.28	0.68
1:M:1397:ARG:O	1:M:1398:ALA:CB	2.41	0.68
1:M:148:MET:HA	1:M:179:GLN:HA	1.74	0.68
1:M:17:GLU:OE1	2:N:1207:LYS:CA	2.41	0.68
2:N:206:ASN:N	2:N:227:SER:HB3	2.08	0.68
2:N:741:LEU:CD2	2:N:760:SER:HA	2.23	0.68
2:N:847:THR:HG22	2:N:956:ARG:HB2	1.75	0.68
8:T:7:LEU:HG	8:T:59:ILE:CD1	2.24	0.68
9:U:20:LYS:HD2	9:U:21:VAL:HG23	1.74	0.68
9:U:58:VAL:O	9:U:60:HIS:N	2.26	0.68
10:V:43:TYR:HB3	10:V:44:CYS:HA	1.75	0.68
1:A:1167:GLU:O	1:A:1168:GLU:CB	2.41	0.68
1:A:1450:TYR:C	1:A:1451:LEU:HG	2.14	0.68
1:A:311:ASP:HB2	1:A:314:ILE:CG1	2.23	0.68
2:B:1148:ARG:HD2	2:B:1181:GLN:NE2	2.09	0.68
1:A:341:ARG:NH1	2:B:1190:LEU:HB3	2.08	0.68
2:B:235:LEU:CD2	2:B:235:LEU:O	2.39	0.68
2:B:287:ILE:HG12	2:B:368:ILE:CD1	2.24	0.68
2:B:659:PRO:CG	2:B:661:GLN:HE21	2.05	0.68
2:B:741:LEU:CD2	2:B:760:SER:HA	2.23	0.68
4:D:25:LEU:CD2	4:D:29:GLU:OE2	2.41	0.68
8:H:59:ILE:O	8:H:60:THR:CG2	2.36	0.68
9:I:69:PRO:CG	9:I:85:PHE:CE1	2.76	0.68
9:I:81:HIS:ND1	9:I:82:GLU:N	2.41	0.68
1:M:517:ILE:CD1	1:M:640:TRP:NE1	2.55	0.68
1:M:963:VAL:HA	1:M:966:ILE:HG12	1.73	0.68
2:N:777:ARG:HD3	2:N:779:ASP:OD1	1.93	0.68
3:O:51:ASN:HB2	3:O:155:SER:OG	1.92	0.68
4:P:85:PHE:CE1	4:P:114:LYS:HB3	2.26	0.68
1:A:822:HIS:CE1	2:B:752:GLN:O	2.46	0.68
1:M:192:SER:HB2	1:M:201:ASP:C	2.13	0.68
1:M:349:LYS:HE2	2:N:1106:GLN:NE2	2.08	0.68
1:M:646:GLU:CA	1:M:648:CYS:H	2.05	0.68
2:N:659:PRO:CG	2:N:661:GLN:HE21	2.05	0.68
2:N:54:SER:HA	2:N:79:PHE:HD1	1.59	0.68
2:N:995:ILE:HG22	10:V:42:ARG:HD2	1.76	0.68
1:A:521:GLN:CG	1:A:1074:SER:HB2	2.08	0.68
1:A:1263:ASP:HA	1:A:1266:LEU:HD12	1.74	0.68

*Continued on next page...*

*Continued from previous page...*

Atom-1	Atom-2	Interatomic distance (Å)	Clash overlap (Å)
1:A:773:GLN:NE2	1:A:780:ARG:CB	2.55	0.68
9:I:59:SER:C	9:I:61:ASP:H	1.97	0.68
9:I:91:ARG:HG2	9:I:92:ARG:N	2.08	0.68
10:J:43:TYR:HB3	10:J:44:CYS:HA	1.75	0.68
1:M:1170:LYS:HD2	1:M:1170:LYS:N	2.08	0.68
1:M:120:SER:HG	1:M:121:ASN:HB2	1.58	0.68
2:N:243:LEU:C	2:N:244:MET:HG2	2.13	0.68
2:N:686:MET:H	2:N:728:THR:CG2	2.05	0.68
6:R:93:MET:CE	7:S:66:GLN:O	2.42	0.68
7:S:164:MET:HE1	7:S:170:GLY:N	2.08	0.68
8:T:7:LEU:HD21	8:T:110:LYS:CD	2.24	0.68
3:O:7:ILE:HD13	11:W:104:PHE:HA	1.74	0.68
1:A:1405:ARG:HA	1:A:1408:PHE:HD1	1.59	0.68
1:A:154:LEU:N	1:A:173:GLY:C	2.42	0.68
1:A:419:ILE:HG22	1:A:419:ILE:O	1.92	0.68
2:B:1054:GLN:C	2:B:1056:ARG:HD3	2.13	0.68
8:H:114:LEU:O	8:H:116:LEU:HD12	1.93	0.68
8:H:7:LEU:HG	8:H:59:ILE:CD1	2.24	0.68
9:I:3:ASN:ND2	9:I:3:ASN:N	2.40	0.68
1:M:1104:LEU:HD11	1:M:1108:LEU:HD11	1.74	0.68
1:M:180:PRO:HG3	1:M:193:TRP:CD1	2.28	0.68
1:M:507:ILE:HG12	1:M:507:ILE:O	1.93	0.68
1:M:793:PHE:CZ	1:M:817:GLN:OE1	2.47	0.68
1:M:827:ARG:CB	1:M:827:ARG:HH11	2.06	0.68
1:M:918:GLU:HB2	1:M:981:PRO:HG2	1.76	0.68
2:N:394:LEU:CG	2:N:531:VAL:HG11	2.23	0.68
2:N:417:TYR:CE2	2:N:421:CYS:SG	2.86	0.68
2:N:703:GLY:C	2:N:704:TYR:HD1	1.95	0.68
8:T:74:TYR:OH	8:T:76:MET:SD	2.48	0.68
8:T:7:LEU:HD21	8:T:110:LYS:HD3	1.75	0.68
9:U:69:PRO:CG	9:U:85:PHE:CE1	2.77	0.68
1:A:1082:MET:O	1:A:1086:THR:HG23	1.94	0.68
1:A:1200:LEU:HD11	1:A:1215:VAL:HG11	1.76	0.68
1:A:1174:GLU:OE2	1:A:1242:ARG:NE	2.27	0.68
1:A:127:THR:HA	1:A:130:TYR:CD2	2.23	0.68
1:A:155:SER:CB	1:A:169:ASN:CA	2.72	0.68
1:A:194:LYS:HG3	1:A:195:ARG:H	1.57	0.68
1:A:232:GLU:CG	1:A:232:GLU:O	2.36	0.68
1:A:879:LEU:HD12	1:A:960:PRO:HG3	1.76	0.68
2:B:875:LYS:HG3	3:O:265:GLU:OE2	1.94	0.68
7:G:104:ILE:HD12	7:G:109:VAL:HG21	1.76	0.68

*Continued on next page...*

*Continued from previous page...*

Atom-1	Atom-2	Interatomic distance (Å)	Clash overlap (Å)
8:H:7:LEU:HD21	8:H:110:LYS:CD	2.24	0.68
1:M:1164:THR:O	1:M:1165:VAL:CB	2.41	0.68
1:M:1174:GLU:OE2	1:M:1242:ARG:NE	2.27	0.68
1:M:1498:GLY:CA	1:M:1500:PRO:CD	2.39	0.68
1:M:150:CYS:SG	1:M:176:GLY:C	2.72	0.68
1:M:236:ARG:CA	1:M:239:TRP:CE3	2.77	0.68
1:M:966:ILE:O	1:M:970:ALA:HB2	1.94	0.68
2:N:16:ASP:HB3	2:N:645:ILE:HD13	1.76	0.68
7:S:104:ILE:HD12	7:S:109:VAL:HG21	1.76	0.68
9:U:81:HIS:ND1	9:U:82:GLU:N	2.41	0.68
1:A:1170:LYS:HD2	1:A:1170:LYS:N	2.08	0.68
1:A:1248:ASP:HA	1:A:1250:ASP:N	2.08	0.68
1:A:236:ARG:CA	1:A:239:TRP:CE3	2.77	0.68
1:A:26:PRO:HD2	1:A:239:TRP:NE1	2.09	0.68
1:A:37:ILE:HD13	1:A:247:VAL:HG21	1.76	0.68
1:A:94:HIS:C	1:A:98:LEU:CG	2.61	0.68
2:B:660:GLU:O	2:B:661:GLN:HB2	1.94	0.68
9:I:8:ILE:HG22	9:I:9:GLU:H	1.57	0.68
1:M:1252:LYS:O	1:M:1253:ALA:CB	2.42	0.68
1:M:155:SER:HB2	1:M:169:ASN:CB	2.24	0.68
1:M:6:PHE:CE2	1:M:78:ASP:OD2	2.46	0.68
2:N:434:VAL:HG12	2:N:434:VAL:O	1.93	0.68
1:M:810:TYR:HE2	2:N:751:ASN:O	1.73	0.68
8:T:114:LEU:O	8:T:116:LEU:HD12	1.93	0.68
9:U:24:VAL:CG1	9:U:25:LEU:N	2.57	0.68
1:M:558:TRP:CZ3	11:W:61:LYS:HG2	2.29	0.68
1:A:1394:GLY:O	1:A:1395:ILE:C	2.32	0.68
1:A:271:LYS:HD3	1:A:322:GLN:HE22	1.55	0.68
1:A:322:GLN:OE1	1:A:328:LEU:HG	1.93	0.68
2:B:622:PRO:HG3	2:B:676:TYR:CE2	2.28	0.68
2:B:16:ASP:HB3	2:B:645:ILE:HD13	1.76	0.68
2:B:869:SER:O	2:B:870:THR:CG2	2.37	0.68
2:B:995:ILE:HG22	10:J:42:ARG:HD2	1.76	0.68
4:D:58:THR:HB	4:D:62:PHE:CD2	2.25	0.68
5:E:14:ALA:HA	5:E:17:THR:CG2	2.24	0.68
10:J:1:MET:O	10:J:2:ILE:HG12	1.93	0.68
1:M:1071:ALA:CA	1:M:1373:HIS:CD2	2.77	0.68
1:M:1433:ASN:ND2	1:M:1441:PRO:HD3	2.09	0.68
1:M:806:ILE:HD11	1:M:814:LEU:HD23	1.76	0.68
1:M:341:ARG:NH1	2:N:1190:LEU:HB3	2.08	0.68
2:N:320:ILE:CG2	2:N:320:ILE:O	2.40	0.68

*Continued on next page...*

*Continued from previous page...*

Atom-1	Atom-2	Interatomic distance (Å)	Clash overlap (Å)
1:M:820:PHE:CZ	2:N:500:LEU:CD1	2.77	0.68
9:U:65:ASP:OD1	9:U:67:THR:HG22	1.93	0.68
1:A:1252:LYS:O	1:A:1253:ALA:CB	2.42	0.68
1:A:1478:LEU:CD1	1:A:1479:PRO:HD2	2.16	0.68
1:A:147:LYS:O	1:A:148:MET:CB	2.42	0.68
1:A:1496:PHE:HD2	4:D:33:LEU:CD1	2.07	0.68
1:A:177:ALA:HB3	1:A:178:ALA:O	1.93	0.68
1:A:267:ASP:CA	1:A:268:LEU:CB	2.49	0.68
1:A:62:THR:OG1	1:A:69:CYS:HB3	1.94	0.68
1:A:780:ARG:NH1	1:A:803:ARG:NE	2.42	0.68
2:B:1205:PHE:CD2	2:B:1210:LYS:CB	2.77	0.68
2:B:16:ASP:HA	2:B:19:THR:HG22	1.74	0.68
5:E:54:ARG:O	5:E:55:THR:CB	2.42	0.68
7:G:35:VAL:CG1	7:G:46:ILE:HG21	2.21	0.68
9:I:69:PRO:CB	9:I:85:PHE:CZ	2.77	0.68
3:C:7:ILE:HD13	11:K:104:PHE:HA	1.74	0.68
1:M:1194:TRP:CZ2	1:M:1262:GLU:HG3	2.29	0.68
1:M:153:GLY:C	1:M:154:LEU:HG	2.12	0.68
1:M:30:ARG:HG3	1:M:244:VAL:HG11	1.75	0.68
1:M:85:HIS:ND1	1:M:244:VAL:HG13	2.09	0.68
1:M:25:SER:HB3	1:M:239:TRP:CE2	2.28	0.68
1:M:581:LYS:HB3	1:M:618:ILE:CD1	2.22	0.68
2:N:287:ILE:HG12	2:N:368:ILE:CD1	2.24	0.68
6:R:61:GLY:O	6:R:62:LYS:HG2	1.93	0.68
7:S:61:ARG:O	7:S:61:ARG:HG2	1.94	0.68
9:U:91:ARG:HG2	9:U:92:ARG:N	2.08	0.68
1:A:1066:MET:HE1	1:A:1442:MET:CB	2.23	0.67
1:A:1183:GLU:O	1:A:1186:GLU:CG	2.42	0.67
1:A:1450:TYR:CD1	7:G:61:ARG:CA	2.78	0.67
1:A:433:ARG:N	1:A:436:TRP:CE2	2.62	0.67
2:B:320:ILE:O	2:B:320:ILE:CG2	2.42	0.67
2:B:1058:PHE:HE1	3:C:193:TRP:HD1	1.42	0.67
3:C:51:ASN:HB2	3:C:155:SER:OG	1.92	0.67
1:M:1405:ARG:HA	1:M:1408:PHE:HD1	1.58	0.67
1:M:1450:TYR:C	1:M:1451:LEU:HG	2.14	0.67
1:M:713:GLY:C	1:M:714:MET:HG2	2.13	0.67
1:M:33:SER:CB	1:M:84:GLY:HA2	2.16	0.67
1:M:861:THR:CG2	1:M:863:ARG:HE	2.07	0.67
2:N:831:ASN:ND2	2:N:833:ALA:H	1.92	0.67
4:P:96:LEU:CD2	4:P:96:LEU:N	2.57	0.67
7:S:93:THR:O	7:S:140:LYS:HE3	1.95	0.67

*Continued on next page...*

*Continued from previous page...*

Atom-1	Atom-2	Interatomic distance (Å)	Clash overlap (Å)
12:X:56:ARG:HD3	12:X:56:ARG:O	1.93	0.67
1:A:1028:LYS:NZ	1:A:1028:LYS:HB2	2.09	0.67
1:A:1397:ARG:O	1:A:1398:ALA:CB	2.41	0.67
1:A:646:GLU:N	1:A:648:CYS:N	2.41	0.67
1:A:587:ILE:CD1	1:A:655:ILE:HG12	2.22	0.67
1:A:95:ILE:O	1:A:98:LEU:CB	2.41	0.67
2:B:434:VAL:HG12	2:B:434:VAL:O	1.93	0.67
2:B:54:SER:HA	2:B:79:PHE:HD1	1.59	0.67
2:B:831:ASN:ND2	2:B:833:ALA:H	1.92	0.67
3:C:53:ASN:HA	3:C:154:ILE:HG22	1.76	0.67
7:G:61:ARG:HG2	7:G:61:ARG:O	1.94	0.67
1:M:1183:GLU:O	1:M:1186:GLU:CG	2.42	0.67
1:M:261:THR:O	1:M:262:SER:CB	2.33	0.67
1:M:386:VAL:HG12	1:M:386:VAL:O	1.93	0.67
1:M:517:ILE:HD11	1:M:640:TRP:NE1	2.05	0.67
2:N:986:GLU:H	2:N:986:GLU:CD	1.98	0.67
9:U:8:ILE:HG22	9:U:9:GLU:H	1.57	0.67
1:A:1104:LEU:HD11	1:A:1108:LEU:HD11	1.74	0.67
1:A:1164:THR:O	1:A:1165:VAL:CB	2.41	0.67
1:A:11:VAL:CG1	2:B:1179:PHE:HB2	2.24	0.67
1:A:507:ILE:HG12	1:A:507:ILE:O	1.93	0.67
1:A:666:ASN:OD1	2:B:1071:VAL:HG21	1.94	0.67
2:B:777:ARG:HD3	2:B:779:ASP:OD1	1.93	0.67
7:G:93:THR:O	7:G:140:LYS:HE3	1.95	0.67
1:M:433:ARG:N	1:M:436:TRP:CE2	2.62	0.67
2:N:752:GLN:C	2:N:754:PRO:HD2	2.14	0.67
4:P:25:LEU:CD2	4:P:29:GLU:OE2	2.41	0.67
7:S:59:LYS:HG3	7:S:60:GLY:HA2	1.74	0.67
1:A:1260:ILE:HD12	9:I:30:ARG:HH21	1.55	0.67
1:A:177:ALA:HB3	1:A:179:GLN:CD	2.14	0.67
1:A:193:TRP:HZ3	1:A:206:ARG:HB3	1.57	0.67
1:A:827:ARG:HH11	1:A:827:ARG:CB	2.06	0.67
2:B:417:TYR:CE2	2:B:421:CYS:SG	2.86	0.67
9:I:15:TYR:N	9:I:28:ALA:O	2.25	0.67
9:I:79:HIS:CD2	9:I:80:GLN:HE21	2.12	0.67
11:K:64:HIS:HD2	11:K:66:LEU:HB2	1.60	0.67
1:M:1276:SER:C	1:M:1277:ILE:CG1	2.61	0.67
1:M:1282:VAL:HG12	1:M:1285:ILE:HG13	1.76	0.67
1:M:148:MET:O	1:M:149:VAL:HG22	1.94	0.67
1:M:271:LYS:CE	1:M:328:LEU:CD1	2.71	0.67
1:M:523:ASN:O	1:M:523:ASN:ND2	2.24	0.67

*Continued on next page...*

*Continued from previous page...*

Atom-1	Atom-2	Interatomic distance (Å)	Clash overlap (Å)
1:M:587:ILE:CD1	1:M:655:ILE:HG12	2.22	0.67
1:M:62:THR:OG1	1:M:69:CYS:HB3	1.94	0.67
1:M:827:ARG:HG3	1:M:827:ARG:HH11	1.60	0.67
1:M:1437:GLY:HA2	2:N:1141:PHE:CG	2.29	0.67
1:M:11:VAL:CG1	2:N:1179:PHE:HB2	2.23	0.67
2:N:28:THR:O	2:N:32:ARG:HB2	1.95	0.67
2:N:659:PRO:HB3	2:N:661:GLN:CD	2.14	0.67
4:P:67:ARG:O	4:P:68:PHE:CG	2.47	0.67
5:Q:54:ARG:O	5:Q:55:THR:CB	2.42	0.67
6:R:76:THR:HG23	6:R:79:GLU:OE2	1.95	0.67
7:S:47:ILE:HD12	7:S:78:VAL:CG1	2.22	0.67
8:T:80:VAL:CA	8:T:95:VAL:HG22	2.23	0.67
8:T:80:VAL:HG22	8:T:95:VAL:HG22	1.76	0.67
1:A:1071:ALA:CA	1:A:1373:HIS:CD2	2.77	0.67
1:A:1283:PRO:O	1:A:1284:ASN:CB	2.41	0.67
1:A:861:THR:CG2	1:A:863:ARG:HE	2.07	0.67
1:A:95:ILE:HG21	1:A:314:ILE:HD13	1.74	0.67
2:B:263:ARG:HB2	2:B:322:LYS:O	1.95	0.67
2:B:417:TYR:CZ	2:B:421:CYS:SG	2.87	0.67
4:D:85:PHE:CE1	4:D:114:LYS:HB3	2.26	0.67
5:E:57:LEU:O	5:E:58:SER:CB	2.43	0.67
8:H:80:VAL:CA	8:H:95:VAL:HG22	2.23	0.67
8:H:80:VAL:HG22	8:H:95:VAL:HG22	1.76	0.67
9:I:48:LEU:O	9:I:49:GLN:HB3	1.93	0.67
9:I:65:ASP:HB3	9:I:68:LEU:HD12	1.77	0.67
1:M:1082:MET:O	1:M:1086:THR:HG23	1.94	0.67
1:M:1125:PRO:HB3	1:M:1128:ALA:CA	2.24	0.67
1:M:1082:MET:HE3	1:M:1364:PHE:O	1.94	0.67
1:M:1449:ILE:H	1:M:1449:ILE:HD12	1.59	0.67
1:M:432:LEU:HD23	1:M:436:TRP:HZ2	1.56	0.67
1:M:868:ASP:OD2	1:M:1384:ARG:NH1	2.26	0.67
2:N:641:ARG:H	2:N:644:HIS:CD2	2.13	0.67
2:N:993:GLN:H	2:N:994:GLY:HA2	1.58	0.67
4:P:25:LEU:CD1	7:S:5:LEU:CB	2.61	0.67
9:U:69:PRO:CB	9:U:85:PHE:CZ	2.77	0.67
1:A:1259:MET:O	1:A:1260:ILE:HG23	1.94	0.67
1:A:1276:SER:C	1:A:1277:ILE:CG1	2.61	0.67
1:A:1433:ASN:ND2	1:A:1441:PRO:HD3	2.09	0.67
1:A:1442:MET:HA	1:A:1442:MET:HE2	1.75	0.67
1:A:1465:VAL:HG13	1:A:1466:PRO:HB3	1.72	0.67
1:A:362:ASP:OD1	1:A:365:LEU:CG	2.32	0.67

*Continued on next page...*

*Continued from previous page...*

Atom-1	Atom-2	Interatomic distance (Å)	Clash overlap (Å)
1:A:65:ARG:C	1:A:67:PHE:CD1	2.68	0.67
1:A:966:ILE:O	1:A:970:ALA:HB2	1.94	0.67
2:B:986:GLU:CD	2:B:986:GLU:H	1.98	0.67
3:C:129:SER:HB2	3:C:130:LEU:CA	2.22	0.67
4:D:51:MET:CE	4:D:55:MET:CE	2.38	0.67
1:A:1490:PRO:HG3	7:G:53:ASN:HD22	1.59	0.67
7:G:31:LEU:HD22	7:G:73:VAL:HG11	1.77	0.67
9:I:25:LEU:HD12	9:I:38:ALA:HB1	1.76	0.67
9:I:94:ASP:O	9:I:96:MET:SD	2.52	0.67
1:M:1166:ILE:CB	1:M:1167:GLU:HB3	2.23	0.67
1:M:180:PRO:HB3	1:M:193:TRP:HA	1.76	0.67
1:M:195:ARG:C	1:M:195:ARG:CD	2.61	0.67
1:M:254:PRO:HB3	2:N:1103:LEU:CD2	2.24	0.67
1:M:48:GLN:C	1:M:50:PRO:CD	2.63	0.67
1:M:836:LYS:HA	1:M:840:THR:HG23	1.75	0.67
2:N:1058:PHE:CE1	3:O:193:TRP:CD1	2.80	0.67
2:N:194:GLU:HB2	2:N:469:LEU:HB2	1.76	0.67
2:N:660:GLU:O	2:N:661:GLN:HB2	1.94	0.67
4:P:14:LYS:O	4:P:15:LEU:HG	1.95	0.67
8:T:12:THR:O	8:T:29:ALA:HA	1.95	0.67
9:U:101:TYR:HB2	9:U:110:PHE:CZ	2.30	0.67
9:U:46:HIS:O	9:U:47:GLU:HB2	1.93	0.67
9:U:65:ASP:HB3	9:U:68:LEU:HD12	1.77	0.67
1:A:1194:TRP:CZ2	1:A:1262:GLU:HG3	2.29	0.67
1:A:208:LEU:H	1:A:208:LEU:HD13	1.60	0.67
2:B:207:ILE:HD13	2:B:209:GLN:HB3	1.76	0.67
2:B:752:GLN:C	2:B:754:PRO:HD2	2.14	0.67
4:D:84:ARG:HG3	4:D:85:PHE:H	1.59	0.67
1:M:404:GLU:O	1:M:405:HIS:C	2.33	0.67
1:M:429:ASP:C	1:M:430:ILE:CD1	2.63	0.67
1:M:815:THR:OG1	1:M:818:GLU:HG3	1.94	0.67
5:Q:57:LEU:O	5:Q:58:SER:CB	2.43	0.67
1:A:1146:LEU:CG	1:A:1274:LEU:HA	2.24	0.67
1:A:23:ILE:CG1	1:A:1419:ALA:O	2.42	0.67
1:A:24:LEU:HD23	2:B:1201:ALA:HB2	1.76	0.67
1:A:839:GLU:HA	1:A:842:TYR:HD2	1.60	0.67
2:B:752:GLN:HG3	2:B:1010:MET:CE	2.24	0.67
2:B:1205:PHE:CD2	2:B:1210:LYS:HA	2.30	0.67
4:D:67:ARG:O	4:D:68:PHE:CG	2.47	0.67
5:E:23:HIS:HA	5:E:24:ASP:C	2.15	0.67
6:F:76:THR:HG23	6:F:79:GLU:OE2	1.95	0.67

*Continued on next page...*

*Continued from previous page...*

Atom-1	Atom-2	Interatomic distance (Å)	Clash overlap (Å)
7:G:116:VAL:CG1	7:G:117:PRO:CD	2.66	0.67
1:M:480:VAL:O	1:M:480:VAL:HG12	1.93	0.67
2:N:1108:VAL:CG2	2:N:1109:GLU:N	2.57	0.67
2:N:1205:PHE:CD2	2:N:1210:LYS:CB	2.77	0.67
2:N:325:SER:O	2:N:326:THR:CB	2.42	0.67
3:O:53:ASN:HA	3:O:154:ILE:HG22	1.76	0.67
5:Q:23:HIS:HA	5:Q:24:ASP:C	2.15	0.67
9:U:94:ASP:O	9:U:96:MET:SD	2.52	0.67
1:A:155:SER:HB2	1:A:169:ASN:CB	2.24	0.67
1:A:263:ARG:NH2	1:A:263:ARG:CG	2.43	0.67
1:A:338:LYS:HG2	1:A:339:GLU:H	1.58	0.67
1:A:581:LYS:NZ	1:A:621:GLY:O	2.20	0.67
1:A:651:PHE:CZ	1:A:655:ILE:CD1	2.78	0.67
1:A:827:ARG:HG3	1:A:827:ARG:HH11	1.59	0.67
2:B:102:GLN:HG2	2:B:105:ARG:NH2	2.10	0.67
2:B:229:LEU:HD11	2:B:231:ARG:HH21	1.58	0.67
2:B:510:PRO:HG3	2:B:739:GLY:H	1.58	0.67
2:B:651:ASP:CG	2:B:662:ARG:HB3	2.15	0.67
2:B:867:VAL:CG2	2:B:869:SER:OG	2.42	0.67
1:M:1290:MET:CG	1:M:1310:TRP:HE3	2.08	0.67
1:M:1082:MET:HE1	1:M:1364:PHE:O	1.94	0.67
1:M:780:ARG:NH1	1:M:803:ARG:NE	2.42	0.67
1:A:1478:LEU:HD12	1:A:1479:PRO:CD	2.18	0.67
1:A:187:LEU:HD12	1:A:304:PHE:HE1	1.59	0.67
1:A:48:GLN:C	1:A:50:PRO:CD	2.63	0.67
2:B:816:ILE:CG1	2:B:1001:ILE:HD11	2.24	0.67
1:A:83:PHE:HZ	2:B:1193:GLN:O	1.78	0.67
2:B:212:LYS:NZ	2:B:381:PRO:CG	2.57	0.67
10:J:44:CYS:SG	10:J:45:CYS:N	2.69	0.67
1:M:1259:MET:O	1:M:1260:ILE:HG12	1.94	0.67
1:M:155:SER:CB	1:M:169:ASN:CA	2.72	0.67
1:M:65:ARG:C	1:M:67:PHE:CD1	2.68	0.67
2:N:417:TYR:CZ	2:N:421:CYS:SG	2.88	0.67
4:P:26:THR:O	4:P:30:ALA:CB	2.43	0.67
7:S:130:ASN:CB	7:S:139:GLU:HG3	2.24	0.67
1:A:1484:THR:N	1:A:1485:PRO:CD	2.58	0.66
1:A:404:GLU:O	1:A:405:HIS:C	2.33	0.66
1:A:948:PHE:C	1:A:950:PHE:H	1.99	0.66
2:B:401:SER:HA	2:B:404:ARG:NH1	2.10	0.66
2:B:576:HIS:HD2	2:B:577:ARG:O	1.78	0.66
2:B:659:PRO:HB3	2:B:661:GLN:CD	2.14	0.66

*Continued on next page...*

*Continued from previous page...*

Atom-1	Atom-2	Interatomic distance (Å)	Clash overlap (Å)
9:I:58:VAL:O	9:I:58:VAL:HG13	1.95	0.66
1:M:836:LYS:HE3	1:M:1080:THR:HB	1.76	0.66
1:M:1100:GLY:C	1:M:1102:PRO:CD	2.53	0.66
1:M:110:TRP:HZ2	1:M:180:PRO:HG3	1.59	0.66
1:M:1071:ALA:CB	1:M:1373:HIS:HD2	1.85	0.66
1:M:195:ARG:HB3	1:M:196:GLY:HA2	1.77	0.66
1:M:236:ARG:HB3	1:M:238:ASP:OD1	1.95	0.66
1:M:321:LEU:CB	1:M:325:GLY:HA2	2.21	0.66
1:M:788:ARG:NH2	1:M:791:PRO:HA	2.10	0.66
2:N:43:GLN:HB2	2:N:44:ASN:HA	1.77	0.66
2:N:752:GLN:HG3	2:N:1010:MET:CE	2.24	0.66
7:S:101:PHE:CE1	7:S:110:PHE:HD1	2.12	0.66
9:U:65:ASP:OD2	9:U:68:LEU:CD1	2.42	0.66
11:W:64:HIS:HD2	11:W:66:LEU:HB2	1.60	0.66
1:A:88:LEU:HG	1:A:243:THR:O	1.96	0.66
1:A:271:LYS:CE	1:A:328:LEU:CD1	2.71	0.66
1:A:646:GLU:H	1:A:648:CYS:N	1.93	0.66
1:A:788:ARG:NH2	1:A:791:PRO:HA	2.10	0.66
2:B:43:GLN:HB2	2:B:44:ASN:HA	1.77	0.66
2:B:465:VAL:O	2:B:465:VAL:HG12	1.95	0.66
7:G:39:CYS:O	7:G:156:THR:HB	1.95	0.66
1:M:26:PRO:HD2	1:M:239:TRP:NE1	2.09	0.66
1:M:271:LYS:CE	1:M:328:LEU:CG	2.45	0.66
1:M:513:VAL:HG23	1:M:514:PRO:CD	2.04	0.66
2:N:235:LEU:CD2	2:N:235:LEU:O	2.39	0.66
2:N:713:ALA:O	2:N:714:GLN:CG	2.44	0.66
2:N:773:ASN:HB3	10:V:62:TYR:CZ	2.30	0.66
2:N:867:VAL:CG2	2:N:869:SER:OG	2.42	0.66
9:U:4:PHE:CZ	9:U:43:VAL:HG13	2.29	0.66
1:A:1259:MET:O	1:A:1260:ILE:HG12	1.93	0.66
1:A:1328:VAL:H	1:A:1329:ASP:HA	1.59	0.66
1:A:266:ASP:C	1:A:268:LEU:HB3	2.16	0.66
1:A:75:THR:CB	1:A:76:MET:HA	2.17	0.66
2:B:345:GLU:O	2:B:348:PRO:HD3	1.96	0.66
2:B:234:ARG:HH21	2:B:408:ARG:NH2	1.92	0.66
3:C:130:LEU:CD2	3:C:132:HIS:HD2	2.07	0.66
4:D:96:LEU:CD2	4:D:96:LEU:N	2.57	0.66
1:M:433:ARG:NH1	1:M:435:GLY:HA3	2.11	0.66
1:M:949:ILE:HG13	1:M:950:PHE:CD2	2.30	0.66
5:Q:14:ALA:HA	5:Q:17:THR:CG2	2.24	0.66
1:A:434:TYR:HE1	6:R:101:LEU:O	1.77	0.66

*Continued on next page...*

*Continued from previous page...*

Atom-1	Atom-2	Interatomic distance (Å)	Clash overlap (Å)
7:S:6:LYS:HG2	7:S:7:GLU:N	2.11	0.66
1:A:1119:LEU:N	1:A:1314:THR:CG2	2.57	0.66
1:A:1170:LYS:HD2	1:A:1170:LYS:H	1.61	0.66
1:A:1289:TYR:O	1:A:1312:LEU:HA	1.96	0.66
1:A:349:LYS:NZ	2:B:1187:ALA:CB	2.59	0.66
1:A:822:HIS:NE2	2:B:752:GLN:C	2.49	0.66
1:A:849:LYS:O	1:A:1408:PHE:HE2	1.77	0.66
1:A:918:GLU:HB2	1:A:981:PRO:HG2	1.76	0.66
2:B:215:ALA:O	2:B:217:SER:CB	2.44	0.66
2:B:28:THR:O	2:B:32:ARG:HB2	1.95	0.66
7:G:130:ASN:CB	7:G:139:GLU:HG3	2.24	0.66
6:F:96:PRO:CG	7:G:19:PHE:HB2	2.21	0.66
9:I:65:ASP:OD2	9:I:68:LEU:CD1	2.42	0.66
3:C:234:GLU:OE2	10:J:12:LYS:HE2	1.95	0.66
1:M:221:SER:HB2	1:M:224:ASP:OD2	1.96	0.66
1:M:37:ILE:HD13	1:M:247:VAL:HG21	1.76	0.66
1:M:666:ASN:OD1	2:N:1071:VAL:HG21	1.94	0.66
2:N:1205:PHE:CD2	2:N:1210:LYS:HA	2.30	0.66
2:N:576:HIS:HD2	2:N:577:ARG:O	1.78	0.66
4:P:24:MET:HE1	4:P:88:PHE:CE1	2.30	0.66
1:A:1100:GLY:C	1:A:1102:PRO:CD	2.54	0.66
1:A:1118:SER:O	1:A:1119:LEU:HB3	1.96	0.66
1:A:1449:ILE:HD12	1:A:1449:ILE:H	1.59	0.66
1:A:1485:PRO:CD	4:D:43:ARG:NH1	2.57	0.66
1:A:183:ARG:CZ	1:A:203:PRO:CB	2.73	0.66
1:A:558:TRP:CZ3	11:K:61:LYS:HG2	2.29	0.66
2:B:402:LEU:HD22	2:B:452:TRP:CE3	2.30	0.66
2:B:713:ALA:O	2:B:714:GLN:CG	2.44	0.66
1:A:1450:TYR:HE2	6:F:125:ARG:CG	2.08	0.66
7:G:101:PHE:CE1	7:G:110:PHE:HD1	2.12	0.66
1:M:839:GLU:HA	1:M:842:TYR:HD2	1.60	0.66
2:N:398:LEU:O	2:N:402:LEU:HG	1.95	0.66
1:A:1083:THR:CG2	1:A:1084:LEU:H	2.09	0.66
1:A:189:LEU:O	1:A:190:TRP:HD1	1.78	0.66
1:A:236:ARG:HB3	1:A:238:ASP:OD1	1.95	0.66
1:A:269:THR:O	1:A:270:HIS:C	2.34	0.66
1:A:288:GLU:HB3	1:A:290:ALA:H	1.61	0.66
1:A:386:VAL:HG21	1:A:436:TRP:CD1	2.31	0.66
1:A:947:LYS:CB	1:A:948:PHE:HA	2.26	0.66
2:B:664:GLY:O	2:B:665:TRP:HB3	1.96	0.66
4:D:98:CYS:HA	4:D:99:GLU:CB	2.24	0.66

*Continued on next page...*

*Continued from previous page...*

Atom-1	Atom-2	Interatomic distance (Å)	Clash overlap (Å)
7:G:151:THR:CG2	7:G:160:ALA:HB2	2.26	0.66
9:I:46:HIS:O	9:I:47:GLU:HB2	1.93	0.66
1:M:154:LEU:HA	1:M:173:GLY:CA	2.23	0.66
1:M:193:TRP:O	1:M:200:SER:HB2	1.95	0.66
1:M:244:VAL:O	1:M:245:LEU:C	2.34	0.66
1:M:266:ASP:C	1:M:268:LEU:HB3	2.16	0.66
1:M:269:THR:O	1:M:270:HIS:C	2.34	0.66
1:M:28:GLU:OE1	2:N:1203:ARG:NH2	2.28	0.66
1:M:390:ASN:O	1:M:391:ILE:C	2.34	0.66
1:M:395:GLN:CG	1:M:432:LEU:HD12	2.25	0.66
1:M:651:PHE:CZ	1:M:655:ILE:CD1	2.78	0.66
2:N:102:GLN:HG2	2:N:105:ARG:NH2	2.10	0.66
7:S:101:PHE:CD1	7:S:110:PHE:HD1	2.14	0.66
8:T:36:MET:HA	8:T:36:MET:CE	2.26	0.66
1:A:115:LEU:HD21	1:A:227:HIS:CB	2.26	0.66
1:A:581:LYS:HB3	1:A:618:ILE:CD1	2.22	0.66
1:A:33:SER:CB	1:A:85:HIS:H	2.09	0.66
2:B:296:MET:HE1	2:B:372:LEU:C	2.16	0.66
4:D:26:THR:O	4:D:30:ALA:CB	2.43	0.66
5:E:27:TYR:HD2	5:E:63:PRO:HG3	1.57	0.66
7:G:84:ARG:HA	7:G:148:ILE:HG22	1.78	0.66
7:G:6:LYS:HG2	7:G:7:GLU:N	2.11	0.66
1:M:1118:SER:O	1:M:1119:LEU:HB3	1.96	0.66
1:M:110:TRP:CH2	1:M:180:PRO:HG2	2.31	0.66
1:M:462:MET:CE	1:M:513:VAL:HA	2.26	0.66
2:N:207:ILE:HD13	2:N:209:GLN:HB3	1.76	0.66
2:N:664:GLY:O	2:N:665:TRP:HB3	1.96	0.66
2:N:831:ASN:ND2	2:N:831:ASN:C	2.48	0.66
4:P:111:LEU:O	4:P:112:ALA:C	2.33	0.66
7:S:151:THR:CG2	7:S:160:ALA:HB2	2.25	0.66
1:M:1451:LEU:HD21	7:S:62:VAL:CG2	2.25	0.66
1:A:1211:SER:O	1:A:1215:VAL:HG23	1.96	0.66
1:A:1342:LEU:HD23	1:A:1350:THR:HG21	1.78	0.66
1:A:21:PHE:HZ	1:A:1403:LEU:HD12	1.58	0.66
1:A:1496:PHE:CE2	4:D:33:LEU:CG	2.76	0.66
1:A:221:SER:HB2	1:A:224:ASP:OD2	1.96	0.66
1:A:328:LEU:CD1	1:A:328:LEU:O	2.36	0.66
1:A:38:GLU:C	1:A:40:PRO:HD3	2.15	0.66
2:B:317:LEU:HB3	2:B:335:LEU:HD23	1.77	0.66
2:B:874:MET:CG	2:B:879:TYR:OH	2.44	0.66
5:E:5:GLU:HB3	5:E:8:ILE:HD13	1.77	0.66

*Continued on next page...*

*Continued from previous page...*

Atom-1	Atom-2	Interatomic distance (Å)	Clash overlap (Å)
1:A:1450:TYR:CE2	6:F:125:ARG:HG3	2.31	0.66
7:G:43:TYR:HB3	7:G:79:LEU:HD13	1.78	0.66
8:H:12:THR:O	8:H:29:ALA:HA	1.95	0.66
1:M:1087:PHE:O	1:M:1088:HIS:C	2.34	0.66
1:M:1100:GLY:O	1:M:1101:VAL:C	2.34	0.66
1:M:1289:TYR:O	1:M:1312:LEU:HA	1.96	0.66
1:M:780:ARG:O	1:M:781:ILE:C	2.34	0.66
1:M:83:PHE:HZ	2:N:1193:GLN:O	1.78	0.66
2:N:263:ARG:HB3	2:N:322:LYS:CD	2.26	0.66
1:M:807:GLU:OE1	2:N:716:VAL:HG11	1.96	0.66
4:P:25:LEU:HD23	4:P:29:GLU:CD	2.16	0.66
1:A:1125:PRO:HB3	1:A:1128:ALA:CA	2.24	0.66
1:A:108:VAL:HG11	1:A:113:GLY:CA	2.25	0.66
1:A:268:LEU:O	1:A:269:THR:C	2.34	0.66
1:A:462:MET:CE	1:A:513:VAL:HA	2.26	0.66
1:A:584:LEU:HD23	1:A:584:LEU:O	1.96	0.66
1:A:368:ASP:OD1	1:A:649:LYS:HE3	1.95	0.66
1:A:778:GLY:O	1:A:1092:VAL:HG22	1.94	0.66
2:B:1080:TYR:N	2:B:1080:TYR:HD2	1.91	0.66
2:B:194:GLU:HB2	2:B:469:LEU:HB2	1.76	0.66
2:B:900:ILE:HD13	2:B:900:ILE:N	2.11	0.66
4:D:84:ARG:O	4:D:85:PHE:HB2	1.95	0.66
7:G:120:MET:HE3	7:G:138:ILE:HD12	1.78	0.66
1:M:1170:LYS:H	1:M:1170:LYS:HD2	1.60	0.66
1:M:1170:LYS:O	1:M:1172:PHE:N	2.29	0.66
2:N:200:GLN:NE2	2:N:465:VAL:HG21	2.11	0.66
2:N:234:ARG:NH2	2:N:408:ARG:NH2	2.35	0.66
2:N:657:ILE:N	2:N:657:ILE:HD12	2.11	0.66
2:N:874:MET:CG	2:N:879:TYR:OH	2.44	0.66
7:S:43:TYR:HB3	7:S:79:LEU:HD13	1.78	0.66
9:U:19:ASP:O	9:U:20:LYS:C	2.34	0.66
1:A:1288:VAL:HG12	1:A:1289:TYR:N	2.10	0.66
1:A:244:VAL:O	1:A:245:LEU:C	2.34	0.66
1:A:816:PRO:O	1:A:818:GLU:N	2.29	0.66
1:A:60:LEU:O	1:A:82:HIS:HD2	1.79	0.66
1:A:946:CYS:HB2	1:A:949:ILE:CG1	2.26	0.66
2:B:199:ALA:C	2:B:200:GLN:HG2	2.16	0.66
1:A:1459:TYR:CE2	6:F:98:LEU:HD22	2.31	0.66
7:G:151:THR:CB	7:G:160:ALA:HB2	2.25	0.66
1:M:775:ILE:HG23	1:M:1089:TYR:CE2	2.31	0.66
1:M:180:PRO:HB2	1:M:192:SER:O	1.95	0.66

*Continued on next page...*

*Continued from previous page...*

Atom-1	Atom-2	Interatomic distance (Å)	Clash overlap (Å)
1:M:25:SER:HB3	1:M:239:TRP:NE1	2.12	0.66
1:M:859:ASP:OD1	1:M:861:THR:HB	1.96	0.66
2:N:345:GLU:O	2:N:348:PRO:HD3	1.96	0.66
2:N:465:VAL:O	2:N:465:VAL:HG12	1.95	0.66
2:N:712:PRO:O	2:N:713:ALA:C	2.34	0.66
2:N:510:PRO:HG3	2:N:739:GLY:N	2.11	0.66
3:O:234:GLU:OE2	10:V:12:LYS:HE2	1.95	0.66
4:P:32:ILE:HD13	4:P:74:THR:HG21	1.69	0.66
9:U:53:VAL:O	9:U:55:ASN:N	2.29	0.66
1:A:877:ASP:HB2	1:A:1372:ARG:HH22	1.60	0.65
2:B:207:ILE:HD12	2:B:207:ILE:O	1.96	0.65
2:B:328:GLY:O	2:B:329:VAL:HG12	1.96	0.65
2:B:856:GLY:HA3	2:B:857:MET:C	2.16	0.65
7:G:134:GLU:O	7:G:135:ASP:C	2.34	0.65
8:H:111:LEU:C	8:H:113:ARG:H	1.99	0.65
9:I:101:TYR:HB2	9:I:110:PHE:CZ	2.30	0.65
1:M:104:ILE:O	1:M:105:LEU:C	2.34	0.65
1:M:605:ASN:N	1:M:606:PRO:HA	2.11	0.65
1:M:789:THR:HG1	1:M:821:PHE:HZ	1.40	0.65
1:M:95:ILE:O	1:M:98:LEU:CB	2.41	0.65
2:N:651:ASP:CG	2:N:662:ARG:HB3	2.15	0.65
2:N:777:ARG:HG2	2:N:779:ASP:HB2	1.78	0.65
2:N:816:ILE:CG1	2:N:1001:ILE:HD11	2.24	0.65
3:O:9:ILE:HD11	11:W:111:LYS:CG	2.25	0.65
5:Q:130:PHE:CE1	5:Q:181:ARG:HB3	2.31	0.65
7:S:151:THR:CB	7:S:160:ALA:HB2	2.25	0.65
7:S:39:CYS:O	7:S:156:THR:HB	1.95	0.65
8:T:111:LEU:C	8:T:113:ARG:H	1.99	0.65
1:A:106:GLU:CB	1:A:144:CYS:HB3	2.26	0.65
1:A:135:ASN:O	1:A:137:LEU:N	2.30	0.65
1:A:153:GLY:HA2	1:A:174:GLY:CA	2.26	0.65
2:B:510:PRO:HG3	2:B:739:GLY:N	2.11	0.65
3:C:48:VAL:HG12	3:C:158:CYS:SG	2.37	0.65
3:C:45:ILE:HD11	3:C:66:LEU:HB3	1.79	0.65
9:I:20:LYS:HD2	9:I:21:VAL:HG23	1.76	0.65
3:C:9:ILE:HD11	11:K:111:LYS:CG	2.25	0.65
1:M:1211:SER:O	1:M:1215:VAL:HG23	1.96	0.65
1:M:1328:VAL:H	1:M:1329:ASP:HA	1.60	0.65
1:M:877:ASP:HB2	1:M:1372:ARG:HH22	1.60	0.65
1:M:268:LEU:O	1:M:269:THR:C	2.34	0.65
1:M:388:PRO:HA	1:M:434:TYR:CE2	2.31	0.65

*Continued on next page...*

*Continued from previous page...*

Atom-1	Atom-2	Interatomic distance (Å)	Clash overlap (Å)
1:M:60:LEU:O	1:M:82:HIS:HD2	1.79	0.65
2:N:16:ASP:O	2:N:19:THR:HG22	1.95	0.65
7:S:51:ASP:CA	7:S:55:ILE:CD1	2.59	0.65
9:U:58:VAL:HG13	9:U:58:VAL:O	1.95	0.65
10:V:42:ARG:HB3	10:V:44:CYS:CB	2.26	0.65
10:V:44:CYS:SG	10:V:45:CYS:N	2.69	0.65
10:V:4:PRO:HG2	10:V:48:MET:CE	2.26	0.65
1:A:104:ILE:O	1:A:105:LEU:C	2.35	0.65
1:A:1137:VAL:HA	1:A:1140:GLN:HB2	1.78	0.65
1:A:194:LYS:CG	1:A:195:ARG:N	2.59	0.65
1:A:194:LYS:HG3	1:A:195:ARG:N	2.10	0.65
1:A:429:ASP:C	1:A:430:ILE:CD1	2.63	0.65
1:A:879:LEU:HD13	1:A:960:PRO:HG3	1.78	0.65
2:B:16:ASP:O	2:B:19:THR:HG22	1.96	0.65
2:B:273:ARG:NH1	2:B:310:ILE:HD12	2.12	0.65
2:B:287:ILE:CD1	2:B:368:ILE:CD1	2.74	0.65
2:B:871:THR:O	2:B:872:LEU:CD2	2.44	0.65
4:D:14:LYS:O	4:D:15:LEU:HG	1.95	0.65
7:G:101:PHE:CD1	7:G:110:PHE:HD1	2.14	0.65
10:J:4:PRO:HG2	10:J:48:MET:CE	2.26	0.65
1:M:1320:THR:CG2	1:M:1321:GLU:H	2.10	0.65
1:M:150:CYS:SG	1:M:177:ALA:N	2.70	0.65
1:M:478:LEU:HD13	2:N:824:GLN:NE2	2.12	0.65
1:M:524:LYS:HD2	1:M:632:GLN:HA	1.78	0.65
1:M:69:CYS:O	1:M:69:CYS:SG	2.55	0.65
2:N:1185:PRO:HB2	2:N:1187:ALA:HB3	1.77	0.65
2:N:317:LEU:HB3	2:N:335:LEU:HD23	1.77	0.65
2:N:871:THR:O	2:N:872:LEU:CD2	2.44	0.65
3:O:45:ILE:HD11	3:O:66:LEU:HB3	1.78	0.65
7:S:31:LEU:HD22	7:S:73:VAL:HG11	1.77	0.65
1:A:433:ARG:NH1	1:A:435:GLY:HA3	2.11	0.65
1:A:457:HIS:CD2	1:A:1077:GLU:OE2	2.49	0.65
1:A:678:ASP:HB3	1:A:681:THR:OG1	1.96	0.65
1:A:69:CYS:O	1:A:69:CYS:SG	2.54	0.65
2:B:1002:ASN:HD21	2:B:1004:HIS:HB2	1.62	0.65
2:B:211:PHE:CZ	2:B:384:ARG:NH1	2.64	0.65
2:B:402:LEU:HD13	2:B:452:TRP:CZ3	2.31	0.65
5:E:130:PHE:CE1	5:E:181:ARG:HB3	2.32	0.65
5:E:51:ASN:O	5:E:52:LEU:C	2.34	0.65
7:G:164:MET:CE	7:G:170:GLY:N	2.59	0.65
1:M:1083:THR:CG2	1:M:1084:LEU:H	2.09	0.65

*Continued on next page...*

*Continued from previous page...*

Atom-1	Atom-2	Interatomic distance (Å)	Clash overlap (Å)
1:M:1119:LEU:N	1:M:1314:THR:CG2	2.57	0.65
1:M:57:ASP:O	1:M:59:ARG:C	2.35	0.65
1:M:83:PHE:CE2	2:N:1196:MET:HB3	2.31	0.65
3:O:48:VAL:HG12	3:O:158:CYS:SG	2.37	0.65
5:Q:51:ASN:O	5:Q:52:LEU:C	2.34	0.65
6:R:104:GLU:HG3	6:R:105:THR:H	1.61	0.65
9:U:71:SER:OG	9:U:83:ALA:HB3	1.97	0.65
1:A:1100:GLY:O	1:A:1101:VAL:C	2.34	0.65
1:A:1395:ILE:CG1	1:A:1395:ILE:O	2.45	0.65
1:A:38:GLU:O	1:A:40:PRO:CD	2.42	0.65
1:A:407:GLY:C	1:A:441:HIS:HD1	1.99	0.65
1:A:65:ARG:O	1:A:67:PHE:N	2.30	0.65
2:B:1185:PRO:HB2	2:B:1187:ALA:HB3	1.77	0.65
2:B:712:PRO:O	2:B:713:ALA:C	2.34	0.65
4:D:57:LYS:CD	7:G:106:PRO:HA	2.26	0.65
9:I:71:SER:OG	9:I:83:ALA:HB3	1.97	0.65
1:M:1119:LEU:CA	1:M:1314:THR:HG22	2.27	0.65
1:M:176:GLY:O	1:M:177:ALA:HB2	1.96	0.65
1:M:255:SER:O	1:M:256:ILE:CB	2.40	0.65
1:M:269:THR:O	1:M:271:LYS:N	2.30	0.65
1:M:322:GLN:OE1	1:M:328:LEU:HG	1.93	0.65
1:M:391:ILE:HG22	1:M:392:TYR:N	2.12	0.65
1:M:38:GLU:C	1:M:40:PRO:HD3	2.15	0.65
1:M:386:VAL:HG21	1:M:436:TRP:NE1	2.12	0.65
1:M:948:PHE:C	1:M:950:PHE:H	1.99	0.65
2:N:315:ILE:O	2:N:318:ASP:HB2	1.97	0.65
2:N:457:ARG:O	2:N:459:MET:N	2.30	0.65
5:Q:100:LYS:C	5:Q:101:THR:HG23	2.16	0.65
6:R:95:ALA:HB1	6:R:96:PRO:HD2	1.78	0.65
7:S:84:ARG:HA	7:S:148:ILE:HG22	1.78	0.65
8:T:38:LEU:HD22	8:T:39:THR:H	1.62	0.65
10:V:7:CYS:HB2	10:V:45:CYS:HB3	1.60	0.65
1:A:338:LYS:CG	1:A:339:GLU:N	2.60	0.65
1:A:605:ASN:N	1:A:606:PRO:HA	2.10	0.65
1:A:640:TRP:H	1:A:641:LYS:C	2.00	0.65
2:B:1206:THR:OG1	2:B:1207:LYS:N	2.30	0.65
2:B:200:GLN:NE2	2:B:465:VAL:HG21	2.11	0.65
2:B:657:ILE:HD12	2:B:657:ILE:N	2.11	0.65
2:B:831:ASN:C	2:B:831:ASN:ND2	2.48	0.65
4:D:43:ARG:C	4:D:44:GLU:HG3	2.17	0.65
1:M:1279:LEU:O	1:M:1281:GLY:N	2.30	0.65

*Continued on next page...*

*Continued from previous page...*

Atom-1	Atom-2	Interatomic distance (Å)	Clash overlap (Å)
1:M:148:MET:O	1:M:149:VAL:HG23	1.97	0.65
1:M:1501:ASP:O	1:M:1503:ALA:N	2.30	0.65
1:M:331:ILE:HD13	2:N:1198:MET:SD	2.37	0.65
1:M:512:MET:O	1:M:514:PRO:N	2.30	0.65
1:M:592:ILE:HG21	1:M:639:ILE:CG2	2.27	0.65
1:M:712:PRO:C	1:M:714:MET:H	2.00	0.65
1:M:835:VAL:O	1:M:837:THR:N	2.30	0.65
2:N:215:ALA:O	2:N:217:SER:CB	2.44	0.65
4:P:84:ARG:O	4:P:85:PHE:HB2	1.94	0.65
7:S:94:THR:OG1	7:S:101:PHE:HB2	1.96	0.65
8:T:74:TYR:HE2	8:T:76:MET:HG3	1.61	0.65
8:T:83:VAL:HG22	8:T:93:VAL:HG22	1.79	0.65
1:A:1195:LEU:CD2	1:A:1242:ARG:CZ	2.75	0.65
1:A:1261:GLU:O	1:A:1262:GLU:C	2.34	0.65
1:A:1388:MET:HE2	1:A:1395:ILE:HD13	1.77	0.65
1:A:1484:THR:N	1:A:1485:PRO:HD3	2.11	0.65
1:A:1490:PRO:O	1:A:1493:ASP:N	2.30	0.65
1:A:6:PHE:O	1:A:8:PRO:N	2.30	0.65
2:B:1163:TYR:O	2:B:1163:TYR:CD1	2.50	0.65
2:B:264:SER:HB2	2:B:322:LYS:HZ1	1.58	0.65
2:B:376:LEU:HD23	2:B:376:LEU:O	1.97	0.65
2:B:641:ARG:H	2:B:644:HIS:CD2	2.13	0.65
3:C:87:THR:HG21	3:C:161:LYS:CD	2.26	0.65
4:D:24:MET:HE1	4:D:88:PHE:CE1	2.32	0.65
1:M:1138:GLN:HG2	1:M:1312:LEU:HD21	1.78	0.65
1:M:1191:GLN:O	1:M:1192:SER:CB	2.44	0.65
1:M:120:SER:OG	1:M:121:ASN:ND2	2.30	0.65
1:M:1288:VAL:HG12	1:M:1289:TYR:N	2.10	0.65
1:M:148:MET:C	1:M:149:VAL:HG23	2.17	0.65
1:M:1500:PRO:O	1:M:1501:ASP:C	2.35	0.65
1:M:269:THR:OG1	1:M:270:HIS:N	2.30	0.65
1:M:433:ARG:HB3	1:M:436:TRP:CD2	2.31	0.65
1:M:646:GLU:H	1:M:648:CYS:N	1.93	0.65
1:M:947:LYS:CB	1:M:948:PHE:HA	2.26	0.65
1:M:948:PHE:O	1:M:950:PHE:N	2.30	0.65
1:M:20:GLN:OE1	2:N:1205:PHE:CD1	2.49	0.65
2:N:207:ILE:HD12	2:N:207:ILE:O	1.96	0.65
2:N:658:ASP:O	2:N:661:GLN:N	2.30	0.65
2:N:856:GLY:HA3	2:N:857:MET:C	2.16	0.65
4:P:117:ASP:O	4:P:120:LEU:N	2.30	0.65
1:M:1496:PHE:CZ	4:P:75:TYR:CE1	2.85	0.65

*Continued on next page...*

*Continued from previous page...*

Atom-1	Atom-2	Interatomic distance (Å)	Clash overlap (Å)
5:Q:5:GLU:HB3	5:Q:8:ILE:HD13	1.77	0.65
7:S:46:ILE:CA	7:S:79:LEU:HD23	2.03	0.65
7:S:96:ASN:O	7:S:98:MET:N	2.30	0.65
2:N:378:ARG:CG	9:U:52:ASN:HD22	2.09	0.65
9:U:6:TYR:O	9:U:14:LEU:CD2	2.44	0.65
1:A:142:ASN:O	1:A:146:THR:HG23	1.97	0.65
1:A:775:ILE:HG13	1:A:1089:TYR:CG	2.31	0.65
1:A:780:ARG:O	1:A:781:ILE:C	2.34	0.65
1:A:846:ARG:NH1	1:A:1392:ARG:H	1.95	0.65
2:B:1054:GLN:HG2	3:C:202:TRP:CZ3	2.32	0.65
1:A:310:MET:HE3	2:B:1198:MET:HG2	1.78	0.65
2:B:440:THR:HG23	2:B:441:ASN:H	1.62	0.65
2:B:654:ARG:CA	2:B:655:TYR:O	2.44	0.65
2:B:759:GLN:HG2	2:B:972:ARG:HA	1.79	0.65
1:A:1493:ASP:OD1	4:D:33:LEU:CD2	2.43	0.65
4:D:42:ALA:O	4:D:44:GLU:N	2.30	0.65
4:D:70:THR:OG1	4:D:73:ALA:CB	2.45	0.65
5:E:198:GLU:HB2	5:E:199:THR:CA	2.25	0.65
5:E:58:SER:HB3	5:E:76:PHE:H	1.62	0.65
7:G:94:THR:OG1	7:G:101:PHE:HB2	1.96	0.65
8:H:36:MET:HA	8:H:36:MET:CE	2.26	0.65
2:B:773:ASN:HB3	10:J:62:TYR:CZ	2.30	0.65
1:M:142:ASN:O	1:M:146:THR:HG23	1.97	0.65
1:M:213:VAL:HG12	1:M:217:PHE:CE2	2.32	0.65
1:M:266:ASP:OD2	1:M:266:ASP:N	2.30	0.65
1:M:77:ALA:O	1:M:79:CYS:N	2.30	0.65
2:N:1163:TYR:O	2:N:1163:TYR:CD1	2.50	0.65
2:N:199:ALA:C	2:N:200:GLN:HG2	2.16	0.65
2:N:287:ILE:CD1	2:N:368:ILE:CD1	2.74	0.65
2:N:425:ASN:O	2:N:426:ARG:CB	2.34	0.65
2:N:888:ILE:HD11	2:N:938:VAL:HG21	1.78	0.65
7:S:138:ILE:HD11	7:S:171:VAL:HG23	1.79	0.65
1:A:1006:SER:HA	1:A:1007:ASP:C	2.17	0.65
1:A:1087:PHE:O	1:A:1088:HIS:C	2.34	0.65
1:A:1119:LEU:HB3	1:A:1314:THR:CG2	2.24	0.65
1:A:100:LYS:HZ3	1:A:1420:ALA:HB1	1.62	0.65
1:A:433:ARG:HB3	1:A:436:TRP:CD2	2.31	0.65
1:A:43:MET:SD	1:A:45:GLU:HB2	2.37	0.65
1:A:57:ASP:O	1:A:58:PRO:C	2.36	0.65
1:A:949:ILE:HG13	1:A:950:PHE:CD2	2.30	0.65
2:B:325:SER:C	2:B:326:THR:HG23	2.17	0.65

*Continued on next page...*

*Continued from previous page...*

Atom-1	Atom-2	Interatomic distance (Å)	Clash overlap (Å)
2:B:486:THR:H	2:B:487:PRO:CD	2.08	0.65
2:B:662:ARG:O	2:B:664:GLY:N	2.30	0.65
2:B:888:ILE:HD11	2:B:938:VAL:HG21	1.78	0.65
2:B:993:GLN:H	2:B:994:GLY:HA2	1.58	0.65
4:D:53:ASP:OD1	4:D:54:VAL:N	2.30	0.65
9:I:19:ASP:O	9:I:20:LYS:C	2.36	0.65
1:M:1127:ILE:HB	1:M:1133:LEU:HD22	1.76	0.65
1:M:1261:GLU:O	1:M:1262:GLU:C	2.34	0.65
1:M:347:MET:HE1	1:M:1407:SER:HA	1.77	0.65
1:M:288:GLU:HB3	1:M:290:ALA:H	1.61	0.65
1:M:353:PHE:CE2	1:M:381:THR:O	2.50	0.65
1:M:407:GLY:C	1:M:441:HIS:HD1	2.00	0.65
1:M:43:MET:SD	1:M:45:GLU:HB2	2.37	0.65
1:M:678:ASP:HB3	1:M:681:THR:OG1	1.96	0.65
2:N:165:ILE:O	2:N:165:ILE:HG22	1.97	0.65
2:N:423:GLU:C	2:N:424:THR:HG23	2.17	0.65
2:N:565:LYS:HB2	2:N:572:TRP:NE1	2.12	0.65
2:N:391:ARG:CD	2:N:618:ARG:HH21	2.10	0.65
2:N:662:ARG:O	2:N:664:GLY:N	2.30	0.65
3:O:168:HIS:CD2	3:O:170:LYS:H	2.14	0.65
7:S:93:THR:O	7:S:140:LYS:CG	2.43	0.65
1:A:1191:GLN:O	1:A:1192:SER:CB	2.44	0.65
1:A:1282:VAL:CG1	1:A:1285:ILE:HG13	2.27	0.65
1:A:1490:PRO:O	1:A:1491:MET:C	2.36	0.65
1:A:268:LEU:O	1:A:270:HIS:N	2.30	0.65
1:A:835:VAL:O	1:A:837:THR:N	2.30	0.65
1:A:859:ASP:OD1	1:A:861:THR:HB	1.96	0.65
1:A:948:PHE:O	1:A:950:PHE:N	2.30	0.65
2:B:1207:LYS:O	2:B:1209:HIS:N	2.30	0.65
2:B:425:ASN:O	2:B:426:ARG:CB	2.34	0.65
2:B:565:LYS:HB2	2:B:572:TRP:NE1	2.12	0.65
3:C:33:ARG:NE	3:C:179:PHE:CG	2.65	0.65
6:F:104:GLU:HG3	6:F:105:THR:H	1.61	0.65
1:M:1402:ALA:O	1:M:1404:MET:N	2.30	0.65
1:M:177:ALA:HB1	1:M:179:GLN:N	2.11	0.65
2:N:1206:THR:CG2	2:N:1209:HIS:HB2	2.26	0.65
3:O:36:VAL:O	3:O:174:THR:HG21	1.97	0.65
4:P:53:ASP:OD1	4:P:54:VAL:N	2.30	0.65
4:P:57:LYS:CD	7:S:106:PRO:HA	2.26	0.65
1:A:85:HIS:ND1	1:A:244:VAL:HG13	2.13	0.64
1:A:343:ARG:NE	1:A:1409:GLU:OE1	2.27	0.64

*Continued on next page...*

*Continued from previous page...*

Atom-1	Atom-2	Interatomic distance (Å)	Clash overlap (Å)
1:A:349:LYS:HZ1	2:B:1187:ALA:CB	2.10	0.64
1:A:77:ALA:O	1:A:79:CYS:N	2.30	0.64
2:B:207:ILE:HA	2:B:208:VAL:CB	2.27	0.64
2:B:430:LEU:C	2:B:432:LEU:H	2.01	0.64
1:A:822:HIS:NE2	2:B:752:GLN:O	2.30	0.64
3:C:168:HIS:CD2	3:C:170:LYS:H	2.14	0.64
3:C:36:VAL:O	3:C:174:THR:HG21	1.97	0.64
3:C:218:GLU:HB3	3:C:219:PRO:O	1.97	0.64
4:D:25:LEU:HD23	4:D:29:GLU:CD	2.17	0.64
2:B:281:ARG:CG	9:I:6:TYR:CE1	2.79	0.64
1:M:1092:VAL:HG13	1:M:1092:VAL:O	1.95	0.64
1:M:1101:VAL:O	1:M:1103:ARG:N	2.30	0.64
1:M:236:ARG:O	1:M:239:TRP:N	2.30	0.64
1:M:268:LEU:O	1:M:270:HIS:N	2.30	0.64
1:M:337:GLY:HA3	1:M:338:LYS:C	2.07	0.64
1:M:368:ASP:OD1	1:M:649:LYS:HE3	1.98	0.64
1:M:712:PRO:O	1:M:714:MET:N	2.30	0.64
2:N:273:ARG:NH1	2:N:310:ILE:CD1	2.60	0.64
2:N:900:ILE:N	2:N:900:ILE:HD13	2.11	0.64
4:P:43:ARG:C	4:P:44:GLU:HG3	2.17	0.64
8:T:39:THR:CG2	8:T:103:ALA:HB3	2.25	0.64
1:A:1064:GLY:HA3	1:A:1065:GLU:HB2	1.79	0.64
1:A:159:ASP:O	1:A:161:PHE:CD1	2.50	0.64
1:A:192:SER:HB3	1:A:202:LEU:C	2.18	0.64
1:A:337:GLY:HA3	1:A:338:LYS:C	2.07	0.64
1:A:433:ARG:HB3	1:A:436:TRP:CG	2.31	0.64
1:A:524:LYS:HD2	1:A:632:GLN:HA	1.78	0.64
1:A:806:ILE:HD13	1:A:814:LEU:CD2	2.27	0.64
1:A:24:LEU:CB	2:B:1199:ASN:O	2.38	0.64
2:B:820:SER:OG	2:B:821:GLY:N	2.31	0.64
4:D:111:LEU:O	4:D:112:ALA:C	2.33	0.64
4:D:32:ILE:HD13	4:D:74:THR:HG21	1.69	0.64
8:H:39:THR:CG2	8:H:103:ALA:HB3	2.25	0.64
8:H:74:TYR:HE2	8:H:76:MET:HG3	1.61	0.64
10:J:42:ARG:HB3	10:J:44:CYS:CB	2.26	0.64
1:M:1161:PRO:CG	1:M:1190:LYS:CG	2.22	0.64
1:M:267:ASP:CA	1:M:268:LEU:CB	2.49	0.64
1:M:311:ASP:HB2	1:M:314:ILE:HD11	1.80	0.64
1:M:433:ARG:HB2	1:M:436:TRP:CD2	2.32	0.64
4:P:42:ALA:O	4:P:44:GLU:N	2.30	0.64
8:T:59:ILE:HD12	8:T:113:ARG:HH12	1.62	0.64

*Continued on next page...*

*Continued from previous page...*

Atom-1	Atom-2	Interatomic distance (Å)	Clash overlap (Å)
9:U:78:CYS:O	9:U:79:HIS:CB	2.44	0.64
9:U:81:HIS:CG	9:U:82:GLU:N	2.65	0.64
1:A:1104:LEU:O	1:A:1104:LEU:HD12	1.96	0.64
1:A:1219:ILE:CG2	1:A:1273:MET:HE1	2.27	0.64
1:A:154:LEU:H	1:A:173:GLY:HA2	1.62	0.64
1:A:236:ARG:O	1:A:239:TRP:N	2.30	0.64
1:A:37:ILE:CD1	1:A:247:VAL:HG21	2.28	0.64
1:A:394:LEU:O	1:A:394:LEU:HD23	1.97	0.64
1:A:712:PRO:O	1:A:714:MET:N	2.30	0.64
2:B:497:PRO:O	2:B:499:GLN:N	2.30	0.64
3:C:137:ASP:OD2	3:C:140:SER:CB	2.46	0.64
4:D:64:VAL:O	4:D:64:VAL:HG12	1.96	0.64
9:I:81:HIS:CG	9:I:82:GLU:N	2.65	0.64
1:M:1104:LEU:HD12	1:M:1104:LEU:O	1.96	0.64
1:M:127:THR:HA	1:M:130:TYR:CD2	2.23	0.64
1:M:159:ASP:O	1:M:161:PHE:CD1	2.51	0.64
1:M:430:ILE:O	1:M:431:PRO:C	2.36	0.64
1:M:559:VAL:N	1:M:560:PRO:HA	2.12	0.64
1:M:57:ASP:O	1:M:59:ARG:N	2.30	0.64
1:M:812:ARG:CB	1:M:813:GLY:HA2	2.20	0.64
5:Q:195:ARG:C	5:Q:197:SER:H	2.01	0.64
11:W:38:ASP:HB3	11:W:70:PHE:HD2	1.61	0.64
1:A:874:TYR:HB3	1:A:1061:VAL:HG11	1.78	0.64
1:A:117:ILE:HD13	1:A:143:VAL:HG11	1.80	0.64
1:A:120:SER:OG	1:A:121:ASN:ND2	2.30	0.64
1:A:1275:GLU:O	1:A:1276:SER:HB3	1.96	0.64
1:A:1119:LEU:CA	1:A:1314:THR:HG22	2.27	0.64
1:A:1412:VAL:O	1:A:1413:GLU:C	2.35	0.64
1:A:1462:GLY:C	1:A:1463:THR:CG2	2.66	0.64
1:A:15:ARG:HD3	1:A:1438:GLN:NE2	2.11	0.64
1:A:57:ASP:O	1:A:59:ARG:C	2.35	0.64
1:A:773:GLN:HA	1:A:805:PHE:HA	1.78	0.64
2:B:1026:LEU:CB	2:B:1051:HIS:HD2	2.06	0.64
2:B:244:MET:HG2	2:B:254:THR:O	1.98	0.64
2:B:486:THR:N	2:B:487:PRO:HD3	2.09	0.64
2:B:581:HIS:O	2:B:585:THR:HG22	1.97	0.64
1:A:1450:TYR:CB	7:G:60:GLY:O	2.45	0.64
1:M:1145:THR:HG23	1:M:1146:LEU:N	2.13	0.64
1:M:1449:ILE:HG22	6:R:123:LEU:O	1.97	0.64
1:M:185:ASP:OD2	1:M:190:TRP:CZ3	2.51	0.64
1:M:390:ASN:O	1:M:392:TYR:N	2.30	0.64

*Continued on next page...*

*Continued from previous page...*

Atom-1	Atom-2	Interatomic distance (Å)	Clash overlap (Å)
1:M:366:SER:HA	1:M:653:ASN:OD1	1.97	0.64
1:M:670:ILE:O	1:M:670:ILE:HG13	1.95	0.64
1:M:946:CYS:HB2	1:M:949:ILE:CG1	2.26	0.64
2:N:1002:ASN:HD21	2:N:1004:HIS:HB2	1.62	0.64
2:N:1022:LYS:NZ	2:N:1057:GLY:O	2.31	0.64
1:M:816:PRO:HG3	2:N:1036:PHE:CD2	2.32	0.64
2:N:1207:LYS:O	2:N:1209:HIS:N	2.30	0.64
2:N:262:ILE:HG22	2:N:323:ARG:O	1.98	0.64
2:N:581:HIS:O	2:N:585:THR:HG22	1.97	0.64
2:N:888:ILE:CD1	2:N:938:VAL:HG21	2.27	0.64
4:P:64:VAL:O	4:P:64:VAL:HG12	1.96	0.64
9:U:79:HIS:CD2	9:U:80:GLN:HE21	2.13	0.64
9:U:95:THR:O	9:U:96:MET:C	2.36	0.64
1:A:1402:ALA:O	1:A:1404:MET:N	2.30	0.64
1:A:269:THR:O	1:A:271:LYS:N	2.30	0.64
1:A:385:THR:HG23	1:A:437:ARG:CG	2.28	0.64
1:A:512:MET:O	1:A:514:PRO:N	2.30	0.64
1:A:366:SER:HA	1:A:653:ASN:OD1	1.97	0.64
1:A:670:ILE:HG13	1:A:670:ILE:O	1.95	0.64
2:B:423:GLU:C	2:B:424:THR:HG23	2.17	0.64
1:A:478:LEU:HD13	2:B:824:GLN:NE2	2.12	0.64
7:G:96:ASN:O	7:G:98:MET:N	2.30	0.64
9:I:53:VAL:O	9:I:55:ASN:N	2.29	0.64
9:I:69:PRO:HB2	9:I:85:PHE:CE2	2.33	0.64
1:M:1006:SER:HA	1:M:1007:ASP:C	2.17	0.64
1:M:11:VAL:O	1:M:12:PRO:C	2.36	0.64
1:M:1391:THR:O	1:M:1393:HIS:N	2.30	0.64
1:M:40:PRO:HB3	1:M:276:ILE:HB	1.79	0.64
1:M:433:ARG:HB3	1:M:436:TRP:CG	2.31	0.64
1:M:66:GLN:O	1:M:67:PHE:CD2	2.50	0.64
2:N:207:ILE:HA	2:N:208:VAL:CB	2.28	0.64
2:N:211:PHE:CE2	2:N:384:ARG:CD	2.79	0.64
2:N:244:MET:HG2	2:N:254:THR:O	1.98	0.64
2:N:273:ARG:NH1	2:N:310:ILE:HD12	2.12	0.64
2:N:486:THR:N	2:N:487:PRO:HD3	2.09	0.64
3:O:218:GLU:HB3	3:O:219:PRO:O	1.97	0.64
1:A:117:ILE:CG2	1:A:118:ASP:H	2.11	0.64
1:A:11:VAL:O	1:A:12:PRO:C	2.36	0.64
1:A:57:ASP:O	1:A:59:ARG:N	2.30	0.64
1:A:712:PRO:C	1:A:714:MET:H	2.00	0.64
1:A:916:TYR:O	1:A:918:GLU:N	2.30	0.64

*Continued on next page...*

*Continued from previous page...*

Atom-1	Atom-2	Interatomic distance (Å)	Clash overlap (Å)
1:A:331:ILE:HD13	2:B:1198:MET:SD	2.37	0.64
2:B:200:GLN:OE1	2:B:487:PRO:CG	2.46	0.64
2:B:658:ASP:O	2:B:661:GLN:N	2.30	0.64
2:B:777:ARG:HG2	2:B:779:ASP:HB2	1.78	0.64
4:D:22:GLU:OE2	7:G:4:PHE:HB3	1.98	0.64
8:H:83:VAL:HG22	8:H:93:VAL:HG22	1.79	0.64
9:I:95:THR:O	9:I:96:MET:C	2.36	0.64
1:M:1124:MET:HG2	1:M:1327:GLY:O	1.97	0.64
1:M:1195:LEU:CD2	1:M:1242:ARG:CZ	2.75	0.64
1:M:1219:ILE:CG2	1:M:1273:MET:HE1	2.28	0.64
1:M:135:ASN:O	1:M:137:LEU:N	2.30	0.64
1:M:1390:ILE:HG22	1:M:1390:ILE:O	1.96	0.64
1:M:185:ASP:CG	1:M:190:TRP:CZ3	2.71	0.64
1:M:846:ARG:NH1	1:M:1392:ARG:H	1.95	0.64
1:M:916:TYR:O	1:M:918:GLU:N	2.30	0.64
2:N:1054:GLN:HG2	3:O:202:TRP:CZ3	2.32	0.64
2:N:1206:THR:OG1	2:N:1207:LYS:N	2.30	0.64
2:N:290:ASP:OD2	2:N:290:ASP:C	2.35	0.64
2:N:430:LEU:C	2:N:432:LEU:H	2.01	0.64
3:O:33:ARG:NE	3:O:179:PHE:CG	2.65	0.64
1:A:1083:THR:CG2	1:A:1084:LEU:N	2.61	0.64
1:A:1320:THR:CG2	1:A:1321:GLU:H	2.10	0.64
1:A:1461:LEU:CB	1:A:1462:GLY:HA3	2.16	0.64
1:A:180:PRO:HG3	1:A:193:TRP:CD1	2.32	0.64
1:A:559:VAL:N	1:A:560:PRO:HA	2.12	0.64
1:A:66:GLN:O	1:A:67:PHE:CD2	2.50	0.64
1:A:724:VAL:HA	1:A:727:ILE:HG12	1.80	0.64
1:A:770:CYS:C	1:A:771:VAL:HG23	2.18	0.64
1:A:816:PRO:HG3	2:B:1036:PHE:CD2	2.33	0.64
2:B:273:ARG:NH1	2:B:310:ILE:CD1	2.60	0.64
2:B:457:ARG:O	2:B:459:MET:N	2.30	0.64
2:B:772:THR:HG23	10:J:62:TYR:OH	1.98	0.64
2:B:869:SER:C	2:B:870:THR:HG22	2.18	0.64
1:A:1348:GLU:HG2	5:E:207:ARG:NH1	2.13	0.64
6:F:95:ALA:HB1	6:F:96:PRO:HD2	1.78	0.64
7:G:138:ILE:HD11	7:G:171:VAL:HG23	1.78	0.64
7:G:10:LEU:CD2	7:G:31:LEU:HD12	2.21	0.64
1:A:1154:GLU:HG2	9:I:45:ARG:HG3	1.79	0.64
12:L:21:ILE:HD12	12:L:32:THR:HB	1.80	0.64
1:M:116:LYS:HB2	1:M:147:LYS:HD2	1.80	0.64
1:M:176:GLY:O	1:M:179:GLN:NE2	2.30	0.64

*Continued on next page...*

*Continued from previous page...*

Atom-1	Atom-2	Interatomic distance (Å)	Clash overlap (Å)
1:M:208:LEU:HD22	1:M:213:VAL:HG23	1.73	0.64
1:M:213:VAL:CG1	1:M:217:PHE:CE2	2.81	0.64
1:M:242:ILE:HD13	1:M:245:LEU:HD13	1.78	0.64
1:M:57:ASP:O	1:M:58:PRO:C	2.36	0.64
2:N:328:GLY:O	2:N:329:VAL:CB	2.46	0.64
2:N:376:LEU:HD23	2:N:376:LEU:O	1.97	0.64
2:N:486:THR:H	2:N:487:PRO:CD	2.08	0.64
2:N:497:PRO:O	2:N:499:GLN:N	2.30	0.64
5:Q:76:PHE:CD2	5:Q:105:ILE:HG12	2.33	0.64
7:S:100:PHE:O	7:S:111:VAL:HG12	1.98	0.64
7:S:134:GLU:O	7:S:135:ASP:C	2.35	0.64
7:S:35:VAL:CG1	7:S:46:ILE:HG21	2.21	0.64
1:A:1071:ALA:HB1	1:A:1373:HIS:CB	2.28	0.64
1:A:1489:SER:O	1:A:1490:PRO:C	2.36	0.64
1:A:166:PRO:HB2	1:A:168:ALA:HB2	1.78	0.64
1:A:202:LEU:HB2	1:A:203:PRO:CD	2.01	0.64
1:A:269:THR:OG1	1:A:270:HIS:N	2.30	0.64
1:A:90:LYS:CE	1:A:299:GLU:HG2	2.27	0.64
1:A:388:PRO:HG3	1:A:434:TYR:HE2	1.63	0.64
1:A:778:GLY:CA	1:A:1091:GLY:O	2.45	0.64
1:A:812:ARG:CB	1:A:813:GLY:HA2	2.25	0.64
2:B:1206:THR:CG2	2:B:1209:HIS:HB2	2.26	0.64
2:B:430:LEU:O	2:B:432:LEU:N	2.30	0.64
5:E:76:PHE:CD2	5:E:105:ILE:HG12	2.33	0.64
7:G:164:MET:HE1	7:G:170:GLY:N	2.13	0.64
8:H:59:ILE:HD12	8:H:113:ARG:HH12	1.62	0.64
1:M:1150:THR:CB	9:U:48:LEU:CD2	2.68	0.64
1:M:86:ILE:HG22	1:M:245:LEU:HB3	1.79	0.64
1:M:567:PRO:O	1:M:578:TRP:HZ3	1.80	0.64
2:N:869:SER:C	2:N:870:THR:HG22	2.18	0.64
4:P:70:THR:OG1	4:P:73:ALA:CB	2.45	0.64
4:P:99:GLU:HG3	4:P:124:LEU:CD1	2.22	0.64
4:P:57:LYS:CB	7:S:105:GLY:O	2.34	0.64
7:S:164:MET:CE	7:S:170:GLY:N	2.59	0.64
7:S:46:ILE:CG1	7:S:79:LEU:CD2	2.74	0.64
1:A:1124:MET:HG2	1:A:1327:GLY:O	1.97	0.64
1:A:115:LEU:CD1	1:A:115:LEU:H	2.11	0.64
1:A:1403:LEU:HB3	1:A:1432:GLU:CD	2.19	0.64
1:A:153:GLY:C	1:A:154:LEU:HG	2.17	0.64
1:A:433:ARG:HB2	1:A:436:TRP:CD2	2.32	0.64
1:A:526:VAL:O	1:A:526:VAL:HG12	1.98	0.64

*Continued on next page...*

*Continued from previous page...*

Atom-1	Atom-2	Interatomic distance (Å)	Clash overlap (Å)
1:A:592:ILE:HG21	1:A:639:ILE:CG2	2.27	0.64
1:A:640:TRP:O	1:A:644:GLY:CA	2.46	0.64
2:B:1022:LYS:NZ	2:B:1057:GLY:O	2.31	0.64
2:B:296:MET:O	2:B:372:LEU:HD13	1.97	0.64
2:B:625:ILE:HD11	2:B:672:GLY:O	1.98	0.64
2:B:888:ILE:CD1	2:B:938:VAL:HG21	2.27	0.64
3:C:47:LEU:HD11	12:L:59:GLN:HE22	1.63	0.64
5:E:77:ALA:HB3	5:E:78:LYS:HA	1.80	0.64
7:G:63:VAL:HG11	7:G:66:GLN:HB2	1.80	0.64
8:H:38:LEU:HD22	8:H:39:THR:H	1.62	0.64
9:I:8:ILE:CG2	9:I:9:GLU:N	2.61	0.64
1:M:1064:GLY:HA3	1:M:1065:GLU:HB2	1.79	0.64
1:M:1167:GLU:C	1:M:1168:GLU:HG3	2.11	0.64
1:M:1342:LEU:HD23	1:M:1350:THR:HG21	1.77	0.64
1:M:1403:LEU:HB3	1:M:1432:GLU:CD	2.19	0.64
1:M:388:PRO:HB3	1:M:434:TYR:OH	1.97	0.64
1:M:38:GLU:O	1:M:40:PRO:CD	2.42	0.64
1:M:388:PRO:CG	1:M:434:TYR:HE2	2.11	0.64
1:M:451:ASN:HA	1:M:460:SER:O	1.98	0.64
1:M:770:CYS:C	1:M:771:VAL:HG23	2.18	0.64
1:M:881:ALA:HB2	1:M:1372:ARG:HD2	1.80	0.64
7:S:10:LEU:CD2	7:S:31:LEU:HD12	2.21	0.64
7:S:5:LEU:HD11	7:S:50:LEU:HD12	1.75	0.64
1:M:1450:TYR:CD1	7:S:60:GLY:C	2.71	0.64
1:A:1391:THR:O	1:A:1393:HIS:N	2.31	0.64
1:A:266:ASP:N	1:A:266:ASP:OD2	2.30	0.64
1:A:40:PRO:HB3	1:A:276:ILE:HB	1.79	0.64
1:A:775:ILE:C	1:A:775:ILE:HD12	2.18	0.64
1:A:778:GLY:CA	1:A:1092:VAL:HG23	2.28	0.64
2:B:309:VAL:O	2:B:310:ILE:C	2.35	0.64
2:B:315:ILE:O	2:B:318:ASP:HB2	1.97	0.64
2:B:759:GLN:O	2:B:763:GLY:N	2.30	0.64
4:D:99:GLU:HB3	4:D:124:LEU:HD21	1.78	0.64
4:D:86:HIS:O	4:D:87:LYS:C	2.36	0.64
1:M:117:ILE:HD13	1:M:143:VAL:HG11	1.80	0.64
1:M:1348:GLU:HG2	5:Q:207:ARG:NH1	2.13	0.64
1:M:1403:LEU:HD23	1:M:1432:GLU:HG3	1.77	0.64
1:M:271:LYS:CE	1:M:328:LEU:HD12	2.28	0.64
2:N:292:ASN:H	2:N:293:ASP:CB	2.11	0.64
2:N:651:ASP:HA	2:N:654:ARG:HG3	1.80	0.64
7:S:135:ASP:O	7:S:137:VAL:HG23	1.98	0.64

*Continued on next page...*

*Continued from previous page...*

Atom-1	Atom-2	Interatomic distance (Å)	Clash overlap (Å)
7:S:63:VAL:HG23	7:S:68:PHE:O	1.98	0.64
1:A:1101:VAL:O	1:A:1103:ARG:N	2.30	0.63
1:A:1103:ARG:O	1:A:1106:GLU:N	2.30	0.63
1:A:1125:PRO:HB3	1:A:1128:ALA:HA	1.79	0.63
1:A:1433:ASN:HD22	1:A:1441:PRO:HD3	1.64	0.63
1:A:1459:TYR:HD1	1:A:1460:SER:N	1.94	0.63
1:A:231:ASN:HD22	1:A:234:TYR:H	1.46	0.63
1:A:271:LYS:CE	1:A:328:LEU:HD12	2.28	0.63
1:A:430:ILE:O	1:A:431:PRO:C	2.36	0.63
2:B:87:PRO:CG	2:B:157:ILE:HD12	2.25	0.63
2:B:280:ASP:O	2:B:282:ASP:N	2.30	0.63
2:B:376:LEU:HD22	2:B:378:ARG:HG3	1.80	0.63
3:C:137:ASP:OD2	3:C:140:SER:HB3	1.98	0.63
1:A:1450:TYR:CE2	6:F:125:ARG:CD	2.81	0.63
7:G:62:VAL:HG22	7:G:69:ALA:HB2	1.80	0.63
11:K:38:ASP:HB3	11:K:70:PHE:HD2	1.61	0.63
1:M:874:TYR:HB3	1:M:1061:VAL:HG11	1.78	0.63
1:M:1459:TYR:CE2	6:R:98:LEU:HD22	2.32	0.63
1:M:724:VAL:HA	1:M:727:ILE:HG12	1.80	0.63
1:M:87:GLU:O	1:M:88:LEU:CG	2.47	0.63
1:M:349:LYS:NZ	2:N:1145:ASP:OD1	2.22	0.63
2:N:440:THR:HG23	2:N:441:ASN:H	1.62	0.63
5:Q:77:ALA:HB3	5:Q:78:LYS:HA	1.80	0.63
12:X:21:ILE:HD12	12:X:32:THR:HB	1.80	0.63
1:A:881:ALA:HB2	1:A:1372:ARG:HD2	1.80	0.63
1:A:178:ALA:C	1:A:179:GLN:HG3	2.18	0.63
1:A:258:VAL:O	1:A:259:ASP:C	2.36	0.63
1:A:321:LEU:CB	1:A:325:GLY:HA2	2.20	0.63
1:A:72:CYS:CB	2:B:1161:ALA:O	2.44	0.63
1:A:783:PHE:CE2	1:A:803:ARG:NH1	2.66	0.63
1:A:87:GLU:O	1:A:88:LEU:CG	2.47	0.63
2:B:290:ASP:C	2:B:290:ASP:OD2	2.35	0.63
3:C:108:LYS:HA	3:C:153:GLU:HG2	1.80	0.63
6:F:69:ARG:HD3	6:F:136:TRP:CH2	2.34	0.63
8:H:7:LEU:HD13	8:H:57:LEU:HD11	1.79	0.63
1:M:1083:THR:CG2	1:M:1084:LEU:N	2.61	0.63
1:M:1125:PRO:HB3	1:M:1128:ALA:HA	1.79	0.63
1:M:16:VAL:HG22	2:N:1182:VAL:HG21	1.80	0.63
1:M:260:GLY:N	2:N:924:ARG:CD	2.60	0.63
1:M:266:ASP:HA	1:M:267:ASP:CG	2.19	0.63
1:M:311:ASP:CB	1:M:314:ILE:CG1	2.77	0.63

*Continued on next page...*

*Continued from previous page...*

Atom-1	Atom-2	Interatomic distance (Å)	Clash overlap (Å)
1:M:512:MET:C	1:M:514:PRO:HD2	2.19	0.63
1:M:65:ARG:O	1:M:67:PHE:N	2.30	0.63
1:M:6:PHE:O	1:M:8:PRO:N	2.30	0.63
2:N:87:PRO:CG	2:N:157:ILE:HD12	2.25	0.63
2:N:262:ILE:HD13	2:N:262:ILE:N	2.13	0.63
7:S:62:VAL:HG22	7:S:69:ALA:HB2	1.80	0.63
2:N:281:ARG:CG	9:U:6:TYR:CE1	2.80	0.63
1:A:1091:GLY:HA2	1:A:1092:VAL:HB	1.71	0.63
1:A:1172:PHE:O	1:A:1176:PHE:HD2	1.78	0.63
1:A:1450:TYR:CE1	7:G:61:ARG:HB2	2.33	0.63
1:A:168:ALA:O	1:A:169:ASN:HB3	1.99	0.63
1:A:30:ARG:NE	1:A:244:VAL:HG21	2.14	0.63
1:A:357:THR:HG22	1:A:474:PHE:CD2	2.34	0.63
2:B:102:GLN:HB3	2:B:105:ARG:CD	2.28	0.63
2:B:488:ILE:HB	2:B:490:ARG:N	2.13	0.63
3:C:84:LEU:CD2	3:C:84:LEU:O	2.35	0.63
4:D:68:PHE:O	4:D:70:THR:N	2.31	0.63
6:F:98:LEU:HD12	6:F:121:PRO:HD3	1.80	0.63
1:M:1192:SER:CA	1:M:1245:ILE:O	2.43	0.63
1:M:154:LEU:H	1:M:173:GLY:HA2	1.61	0.63
1:M:258:VAL:O	1:M:259:ASP:C	2.36	0.63
1:M:58:PRO:C	1:M:60:LEU:HG	2.17	0.63
1:M:773:GLN:HA	1:M:805:PHE:HA	1.80	0.63
1:M:789:THR:OG1	1:M:821:PHE:CZ	2.52	0.63
1:M:90:LYS:CE	1:M:299:GLU:HG2	2.27	0.63
2:N:232:GLY:O	2:N:233:SER:CB	2.46	0.63
2:N:278:VAL:H	2:N:279:PRO:HD2	1.61	0.63
2:N:310:ILE:CB	2:N:311:GLN:CA	2.37	0.63
3:O:137:ASP:OD2	3:O:140:SER:HB3	1.98	0.63
8:T:110:LYS:HD2	8:T:113:ARG:HH21	1.63	0.63
8:T:113:ARG:O	8:T:115:SER:N	2.31	0.63
10:V:12:LYS:HE3	10:V:42:ARG:NH2	2.13	0.63
1:A:1180:PRO:O	1:A:1181:ASP:C	2.36	0.63
1:A:1295:ILE:HG21	1:A:1309:GLU:HG2	1.80	0.63
1:A:1461:LEU:H	1:A:1461:LEU:HD12	1.63	0.63
1:A:215:THR:O	1:A:219:HIS:CD2	2.51	0.63
1:A:451:ASN:HA	1:A:460:SER:O	1.98	0.63
1:A:512:MET:C	1:A:514:PRO:HD2	2.19	0.63
1:A:71:THR:HG23	2:B:1160:ILE:HG22	1.79	0.63
2:B:278:VAL:H	2:B:279:PRO:HD2	1.61	0.63
2:B:292:ASN:H	2:B:293:ASP:CB	2.12	0.63

*Continued on next page...*

*Continued from previous page...*

Atom-1	Atom-2	Interatomic distance (Å)	Clash overlap (Å)
7:G:12:ILE:HD11	7:G:31:LEU:HB2	1.80	0.63
8:H:110:LYS:HD2	8:H:113:ARG:HH21	1.63	0.63
3:C:222:PHE:CD2	8:H:46:ILE:HG22	2.34	0.63
1:M:1281:GLY:O	1:M:1283:PRO:CD	2.46	0.63
1:M:1071:ALA:HB1	1:M:1373:HIS:CB	2.28	0.63
1:M:640:TRP:H	1:M:641:LYS:C	2.00	0.63
2:N:552:LEU:HD23	2:N:553:GLU:HG3	1.81	0.63
3:O:84:LEU:HD23	3:O:84:LEU:C	2.17	0.63
4:P:84:ARG:HG3	4:P:85:PHE:N	2.13	0.63
7:S:126:ALA:O	7:S:127:ASN:C	2.37	0.63
9:U:4:PHE:HE2	9:U:43:VAL:HG13	1.61	0.63
1:A:213:VAL:CG1	1:A:217:PHE:CE2	2.81	0.63
1:A:413:ARG:HD2	1:A:419:ILE:CD1	2.29	0.63
1:A:413:ARG:HD2	1:A:419:ILE:HD11	1.80	0.63
1:A:971:LEU:HD11	1:A:1038:TYR:HB2	1.80	0.63
2:B:232:GLY:O	2:B:233:SER:CB	2.46	0.63
2:B:298:GLU:O	2:B:300:MET:N	2.32	0.63
2:B:317:LEU:HD21	2:B:339:HIS:CE1	2.34	0.63
2:B:391:ARG:HG2	2:B:618:ARG:HH21	1.64	0.63
2:B:651:ASP:HA	2:B:654:ARG:HG3	1.80	0.63
4:D:117:ASP:O	4:D:120:LEU:N	2.30	0.63
9:I:99:LEU:HD23	9:I:100:ILE:N	2.13	0.63
10:J:12:LYS:HE3	10:J:42:ARG:NH2	2.14	0.63
10:J:4:PRO:HG2	10:J:48:MET:HE2	1.80	0.63
1:M:1166:ILE:HD12	1:M:1169:ASP:O	1.99	0.63
1:M:254:PRO:HG2	1:M:266:ASP:CB	2.27	0.63
1:M:37:ILE:CD1	1:M:247:VAL:HG21	2.28	0.63
1:M:68:LYS:O	1:M:69:CYS:C	2.36	0.63
1:M:971:LEU:HD11	1:M:1038:TYR:HB2	1.80	0.63
2:N:1080:TYR:HD2	2:N:1080:TYR:N	1.91	0.63
2:N:300:MET:O	2:N:303:CYS:N	2.32	0.63
2:N:309:VAL:O	2:N:310:ILE:C	2.35	0.63
2:N:507:MET:HG3	2:N:619:ILE:HD12	1.81	0.63
3:O:137:ASP:OD2	3:O:140:SER:CB	2.46	0.63
3:O:87:THR:HG21	3:O:161:LYS:CD	2.26	0.63
4:P:86:HIS:O	4:P:87:LYS:C	2.36	0.63
4:P:98:CYS:HA	4:P:99:GLU:CB	2.24	0.63
9:U:67:THR:CG2	9:U:67:THR:O	2.41	0.63
1:A:1395:ILE:HD11	1:A:1397:ARG:CG	2.29	0.63
1:A:176:GLY:O	1:A:177:ALA:CB	2.47	0.63
1:A:64:ASP:O	1:A:67:PHE:HD1	1.82	0.63

*Continued on next page...*

*Continued from previous page...*

Atom-1	Atom-2	Interatomic distance (Å)	Clash overlap (Å)
1:A:77:ALA:HB2	2:B:1105:ARG:NH2	2.09	0.63
1:A:800:PRO:C	1:A:802:SER:H	2.00	0.63
2:B:262:ILE:N	2:B:262:ILE:HD13	2.13	0.63
2:B:307:ALA:HB1	2:B:310:ILE:CG1	2.29	0.63
2:B:658:ASP:HB3	2:B:659:PRO:CD	2.29	0.63
7:G:82:PRO:HG3	7:G:107:LEU:HD22	1.80	0.63
7:G:135:ASP:O	7:G:137:VAL:HG23	1.99	0.63
7:G:63:VAL:HG23	7:G:68:PHE:O	1.98	0.63
8:H:113:ARG:O	8:H:115:SER:N	2.31	0.63
9:I:97:MET:O	9:I:99:LEU:N	2.30	0.63
1:M:1103:ARG:O	1:M:1106:GLU:N	2.30	0.63
1:M:312:ASN:HD21	1:M:330:SER:H	1.47	0.63
1:M:56:LEU:HD12	1:M:56:LEU:O	1.98	0.63
1:M:584:LEU:O	1:M:584:LEU:HD23	1.96	0.63
1:M:800:PRO:C	1:M:802:SER:H	2.01	0.63
1:M:885:GLU:OE2	1:M:962:ASN:HB2	1.99	0.63
2:N:259:LEU:HD22	2:N:346:LEU:HD11	1.80	0.63
2:N:430:LEU:O	2:N:432:LEU:N	2.30	0.63
2:N:485:ASN:HB3	2:N:487:PRO:HD3	1.80	0.63
2:N:200:GLN:OE1	2:N:487:PRO:CG	2.46	0.63
6:R:98:LEU:HD12	6:R:121:PRO:HD3	1.80	0.63
6:R:69:ARG:HD3	6:R:136:TRP:CH2	2.34	0.63
7:S:3:PHE:CD1	7:S:80:TRP:HD1	2.17	0.63
1:A:101:ILE:CD1	1:A:217:PHE:CE2	2.72	0.63
1:A:342:LEU:O	1:A:347:MET:HG2	1.99	0.63
1:A:836:LYS:HE3	1:A:1080:THR:HB	1.80	0.63
2:B:165:ILE:HG22	2:B:165:ILE:O	1.97	0.63
2:B:199:ALA:HB3	2:B:484:THR:CB	2.28	0.63
2:B:497:PRO:O	2:B:498:ARG:C	2.37	0.63
5:E:195:ARG:C	5:E:197:SER:H	2.01	0.63
7:G:100:PHE:O	7:G:111:VAL:HG12	1.98	0.63
9:I:69:PRO:HG3	9:I:85:PHE:CE1	2.34	0.63
1:M:95:ILE:CD1	1:M:314:ILE:HD13	2.29	0.63
1:M:413:ARG:HD2	1:M:419:ILE:HD11	1.80	0.63
1:M:558:TRP:O	1:M:559:VAL:CG1	2.40	0.63
1:M:827:ARG:HG3	1:M:827:ARG:NH1	2.12	0.63
1:M:86:ILE:HG22	1:M:245:LEU:O	1.99	0.63
1:M:874:TYR:HB2	1:M:878:GLY:HA2	1.81	0.63
1:M:94:HIS:C	1:M:98:LEU:HG	2.19	0.63
2:N:1148:ARG:CD	2:N:1181:GLN:NE2	2.61	0.63
2:N:1150:ILE:HD12	2:N:1150:ILE:N	2.13	0.63

*Continued on next page...*

*Continued from previous page...*

Atom-1	Atom-2	Interatomic distance (Å)	Clash overlap (Å)
2:N:759:GLN:O	2:N:763:GLY:N	2.29	0.63
5:Q:58:SER:HB3	5:Q:76:PHE:H	1.62	0.63
8:T:7:LEU:HD13	8:T:57:LEU:HD11	1.79	0.63
1:A:178:ALA:O	1:A:179:GLN:HG3	1.98	0.63
1:A:195:ARG:HG3	1:A:196:GLY:N	2.14	0.63
1:A:221:SER:O	1:A:224:ASP:HB2	1.99	0.63
1:A:266:ASP:HA	1:A:267:ASP:CG	2.19	0.63
1:A:321:LEU:HD22	1:A:325:GLY:HA2	1.81	0.63
1:A:83:PHE:CE2	2:B:1196:MET:HB3	2.31	0.63
2:B:207:ILE:HB	2:B:209:GLN:HB2	1.81	0.63
2:B:259:LEU:HD22	2:B:346:LEU:HD11	1.80	0.63
2:B:576:HIS:CD2	2:B:577:ARG:N	2.67	0.63
2:B:562:ASN:ND2	2:B:608:LYS:HG2	2.09	0.63
1:M:1431:SER:HA	1:M:1434:ILE:CG1	2.29	0.63
1:M:1450:TYR:O	1:M:1451:LEU:HG	1.99	0.63
1:M:231:ASN:HD22	1:M:234:TYR:H	1.46	0.63
1:M:402:PRO:HA	1:M:441:HIS:HE1	1.64	0.63
1:M:507:ILE:CA	1:M:511:THR:HG23	2.23	0.63
1:M:526:VAL:HG12	1:M:526:VAL:O	1.98	0.63
1:M:803:ARG:O	1:M:804:GLY:C	2.37	0.63
1:M:879:LEU:HD12	1:M:960:PRO:HG3	1.76	0.63
2:N:207:ILE:HB	2:N:209:GLN:HB2	1.81	0.63
2:N:24:PHE:CZ	2:N:28:THR:HG21	2.34	0.63
2:N:280:ASP:O	2:N:282:ASP:N	2.30	0.63
2:N:296:MET:O	2:N:372:LEU:HD13	1.98	0.63
2:N:576:HIS:CD2	2:N:577:ARG:N	2.67	0.63
2:N:867:VAL:O	2:N:871:THR:HG23	1.99	0.63
2:N:986:GLU:HB2	3:O:34:ARG:HH21	1.64	0.63
5:Q:198:GLU:HB2	5:Q:199:THR:CA	2.25	0.63
7:S:82:PRO:HG3	7:S:107:LEU:HD22	1.80	0.63
1:A:1016:ASN:HA	1:A:1019:LEU:HB2	1.80	0.63
1:A:1255:ASP:O	1:A:1256:ASP:CB	2.32	0.63
1:A:1466:PRO:O	1:A:1469:ALA:N	2.32	0.63
1:A:312:ASN:HD21	1:A:330:SER:H	1.47	0.63
1:A:56:LEU:HD12	1:A:56:LEU:O	1.98	0.63
1:A:827:ARG:NH1	1:A:827:ARG:HG3	2.12	0.63
1:A:874:TYR:HB2	1:A:878:GLY:HA2	1.81	0.63
1:A:90:LYS:O	1:A:91:PRO:C	2.37	0.63
2:B:1058:PHE:HE1	3:C:193:TRP:CD1	2.17	0.63
4:D:68:PHE:HB3	4:D:73:ALA:HB3	1.80	0.63
4:D:99:GLU:HG3	4:D:124:LEU:CD1	2.21	0.63

*Continued on next page...*

*Continued from previous page...*

Atom-1	Atom-2	Interatomic distance (Å)	Clash overlap (Å)
11:K:52:ASP:O	11:K:55:VAL:HG23	1.99	0.63
1:M:413:ARG:HD2	1:M:419:ILE:CD1	2.29	0.63
1:M:51:ARG:O	1:M:52:VAL:CB	2.38	0.63
2:N:658:ASP:HB3	2:N:659:PRO:CD	2.29	0.63
2:N:686:MET:O	2:N:728:THR:HG22	1.98	0.63
2:N:741:LEU:HD23	2:N:741:LEU:O	1.99	0.63
2:N:752:GLN:O	2:N:753:SER:CB	2.45	0.63
9:U:69:PRO:HB2	9:U:85:PHE:CE2	2.33	0.63
9:U:8:ILE:CG2	9:U:9:GLU:N	2.61	0.63
2:N:772:THR:HG23	10:V:62:TYR:OH	1.98	0.63
1:A:24:LEU:HB2	2:B:1199:ASN:CA	2.29	0.62
1:A:58:PRO:C	1:A:60:LEU:HG	2.18	0.62
1:A:68:LYS:O	1:A:69:CYS:C	2.37	0.62
2:B:426:ARG:O	2:B:428:PHE:N	2.31	0.62
2:B:741:LEU:HD23	2:B:741:LEU:O	1.99	0.62
1:M:1173:VAL:HG12	1:M:1177:PHE:HE2	0.66	0.62
1:M:1121:ILE:O	1:M:1311:VAL:HG13	1.99	0.62
1:M:110:TRP:CZ2	1:M:180:PRO:HG2	2.33	0.62
1:M:221:SER:O	1:M:224:ASP:HB2	1.99	0.62
1:M:383:PRO:O	1:M:384:GLU:CB	2.47	0.62
2:N:376:LEU:HD22	2:N:378:ARG:HG3	1.80	0.62
2:N:629:ASN:HB3	2:N:630:PRO:C	2.20	0.62
2:N:820:SER:OG	2:N:821:GLY:N	2.31	0.62
2:N:899:ILE:HD12	2:N:899:ILE:C	2.19	0.62
5:Q:23:HIS:N	5:Q:24:ASP:HB2	2.14	0.62
7:S:12:ILE:HD11	7:S:31:LEU:HB2	1.80	0.62
3:O:47:LEU:HD11	12:X:59:GLN:HE22	1.63	0.62
1:A:1181:ASP:HA	1:A:1184:VAL:HG23	1.81	0.62
1:A:36:LYS:O	1:A:37:ILE:CB	2.47	0.62
1:A:5:GLN:O	1:A:8:PRO:CG	2.47	0.62
1:A:709:LYS:CB	1:A:710:PRO:CD	2.56	0.62
2:B:310:ILE:CB	2:B:311:GLN:CA	2.37	0.62
2:B:507:MET:HG3	2:B:619:ILE:HD12	1.81	0.62
3:C:168:HIS:CD2	3:C:170:LYS:CB	2.82	0.62
4:D:57:LYS:CB	7:G:105:GLY:O	2.34	0.62
7:G:126:ALA:O	7:G:127:ASN:C	2.37	0.62
7:G:155:ALA:O	7:G:157:GLU:N	2.30	0.62
7:G:3:PHE:CD1	7:G:80:TRP:HD1	2.17	0.62
7:G:93:THR:O	7:G:140:LYS:CG	2.43	0.62
9:I:39:ALA:C	9:I:40:THR:HG23	2.20	0.62
9:I:59:SER:O	9:I:61:ASP:N	2.32	0.62

*Continued on next page...*

*Continued from previous page...*

Atom-1	Atom-2	Interatomic distance (Å)	Clash overlap (Å)
1:M:1150:THR:O	1:M:1151:SER:OG	2.17	0.62
1:M:1392:ARG:O	1:M:1393:HIS:ND1	2.32	0.62
1:M:1395:ILE:CG1	1:M:1395:ILE:O	2.45	0.62
1:M:40:PRO:CA	1:M:276:ILE:CG2	2.78	0.62
1:M:378:LYS:HA	1:M:441:HIS:HD2	1.64	0.62
1:M:520:PRO:HB3	1:M:882:THR:N	2.14	0.62
1:M:24:LEU:CD2	2:N:1201:ALA:HB2	2.29	0.62
2:N:229:LEU:CD1	2:N:231:ARG:NE	2.62	0.62
2:N:298:GLU:O	2:N:300:MET:N	2.32	0.62
2:N:307:ALA:HB1	2:N:310:ILE:CG1	2.29	0.62
2:N:317:LEU:HD21	2:N:339:HIS:CE1	2.34	0.62
2:N:263:ARG:HB2	2:N:322:LYS:O	1.98	0.62
2:N:625:ILE:HD11	2:N:672:GLY:O	1.98	0.62
2:N:758:TYR:O	2:N:760:SER:N	2.30	0.62
2:N:854:LYS:HZ2	2:N:950:LEU:HD11	1.63	0.62
3:O:222:PHE:CD2	8:T:46:ILE:HG22	2.34	0.62
4:P:68:PHE:O	4:P:70:THR:N	2.31	0.62
1:A:104:ILE:HG23	1:A:107:CYS:HB2	1.81	0.62
1:A:1094:SER:O	1:A:1095:LYS:CD	2.46	0.62
1:A:1462:GLY:C	1:A:1463:THR:HG23	2.20	0.62
2:B:24:PHE:HD2	2:B:665:TRP:CZ2	2.17	0.62
1:A:820:PHE:CZ	2:B:500:LEU:HD11	2.34	0.62
2:B:624:PHE:O	2:B:729:HIS:HB3	2.00	0.62
2:B:986:GLU:HB2	3:C:34:ARG:HH21	1.64	0.62
3:C:17:VAL:O	3:C:17:VAL:HG12	1.98	0.62
1:A:1160:ASP:OD1	9:I:23:ARG:CD	2.47	0.62
1:M:1412:VAL:O	1:M:1413:GLU:C	2.35	0.62
1:M:1450:TYR:HB3	7:S:60:GLY:O	1.99	0.62
1:M:1450:TYR:O	1:M:1451:LEU:CG	2.47	0.62
1:M:195:ARG:CG	1:M:196:GLY:CA	2.62	0.62
1:M:95:ILE:CG2	1:M:314:ILE:HD13	2.29	0.62
1:M:43:MET:O	1:M:43:MET:CG	2.47	0.62
1:M:458:LYS:HE2	2:N:1130:HIS:HD2	1.63	0.62
2:N:222:VAL:HG12	2:N:223:ALA:N	2.15	0.62
2:N:349:HIS:O	2:N:350:ILE:HB	2.00	0.62
2:N:497:PRO:O	2:N:498:ARG:C	2.38	0.62
2:N:753:SER:CB	2:N:754:PRO:CD	2.77	0.62
3:O:130:LEU:CD2	3:O:132:HIS:HD2	2.07	0.62
3:O:17:VAL:O	3:O:17:VAL:HG12	1.98	0.62
9:U:59:SER:O	9:U:61:ASP:N	2.32	0.62
1:A:1458:ASN:O	1:A:1459:TYR:O	2.18	0.62

*Continued on next page...*

*Continued from previous page...*

Atom-1	Atom-2	Interatomic distance (Å)	Clash overlap (Å)
1:A:148:MET:C	1:A:149:VAL:HG23	2.19	0.62
1:A:402:PRO:HA	1:A:441:HIS:HE1	1.64	0.62
1:A:59:ARG:N	1:A:60:LEU:CA	2.62	0.62
1:A:691:GLU:HG2	1:A:691:GLU:O	1.99	0.62
1:A:803:ARG:O	1:A:804:GLY:C	2.37	0.62
2:B:1170:CYS:SG	2:B:1179:PHE:HE1	2.22	0.62
2:B:1148:ARG:HD2	2:B:1181:GLN:HE21	1.63	0.62
2:B:1205:PHE:HE2	2:B:1210:LYS:O	1.82	0.62
2:B:1205:PHE:CD2	2:B:1210:LYS:HB2	2.35	0.62
2:B:229:LEU:CD1	2:B:231:ARG:NE	2.62	0.62
2:B:318:ASP:O	2:B:320:ILE:N	2.31	0.62
2:B:485:ASN:HB3	2:B:487:PRO:HD3	1.80	0.62
3:C:42:THR:HG22	3:C:171:TRP:HB3	1.82	0.62
4:D:43:ARG:O	4:D:44:GLU:HB2	1.99	0.62
5:E:5:GLU:HB3	5:E:8:ILE:CD1	2.29	0.62
7:G:155:ALA:C	7:G:157:GLU:H	2.02	0.62
1:M:1016:ASN:HA	1:M:1019:LEU:HB2	1.80	0.62
1:M:1149:VAL:O	1:M:1150:THR:C	2.38	0.62
1:M:115:LEU:CD1	1:M:115:LEU:H	2.11	0.62
1:M:1183:GLU:O	1:M:1184:VAL:C	2.38	0.62
1:M:30:ARG:NE	1:M:244:VAL:HG21	2.14	0.62
1:M:357:THR:HG22	1:M:474:PHE:CD2	2.34	0.62
1:M:51:ARG:HD2	1:M:57:ASP:OD1	1.99	0.62
1:M:678:ASP:O	1:M:682:MET:HB2	2.00	0.62
2:N:1205:PHE:HE2	2:N:1210:LYS:O	1.82	0.62
2:N:488:ILE:HB	2:N:490:ARG:N	2.13	0.62
2:N:24:PHE:HD2	2:N:665:TRP:CZ2	2.17	0.62
2:N:685:VAL:HG12	2:N:728:THR:HG21	1.82	0.62
3:O:242:ASN:HA	3:O:244:ILE:N	2.13	0.62
4:P:22:GLU:OE2	7:S:4:PHE:HB3	1.98	0.62
7:S:63:VAL:HG11	7:S:66:GLN:HB2	1.80	0.62
9:U:37:ILE:HG22	9:U:38:ALA:N	2.14	0.62
1:A:1485:PRO:C	1:A:1486:TYR:HD1	2.03	0.62
1:A:567:PRO:O	1:A:578:TRP:HZ3	1.80	0.62
1:A:852:GLU:HB3	1:A:1430:ILE:HD11	1.80	0.62
2:B:1006:ILE:HB	2:B:1007:PRO:HD3	1.81	0.62
1:A:458:LYS:HE2	2:B:1130:HIS:HD2	1.63	0.62
2:B:24:PHE:CZ	2:B:28:THR:HG21	2.34	0.62
2:B:713:ALA:O	2:B:714:GLN:HG2	1.99	0.62
4:D:58:THR:C	4:D:62:PHE:CD2	2.73	0.62
5:E:100:LYS:C	5:E:101:THR:HG23	2.16	0.62

*Continued on next page...*

*Continued from previous page...*

Atom-1	Atom-2	Interatomic distance (Å)	Clash overlap (Å)
7:G:46:ILE:CG1	7:G:79:LEU:CD2	2.74	0.62
9:I:24:VAL:HG12	9:I:25:LEU:N	2.14	0.62
9:I:58:VAL:C	9:I:60:HIS:H	2.03	0.62
1:M:889:PHE:HZ	1:M:1020:LEU:CD2	2.12	0.62
1:M:1255:ASP:O	1:M:1256:ASP:CB	2.32	0.62
1:M:1430:ILE:HD12	1:M:1431:SER:N	2.15	0.62
1:M:775:ILE:C	1:M:775:ILE:HD12	2.18	0.62
1:M:5:GLN:O	1:M:8:PRO:CG	2.47	0.62
2:N:486:THR:HG21	2:N:521:LEU:CB	2.29	0.62
2:N:624:PHE:O	2:N:729:HIS:HB3	2.00	0.62
3:O:73:SER:HB2	3:O:239:ILE:CG2	2.29	0.62
4:P:98:CYS:HB3	4:P:99:GLU:CD	2.20	0.62
5:Q:198:GLU:CB	5:Q:199:THR:HA	2.10	0.62
5:Q:5:GLU:HB3	5:Q:8:ILE:CD1	2.29	0.62
7:S:146:LEU:HD12	7:S:164:MET:SD	2.39	0.62
10:V:49:ILE:HD12	10:V:50:LEU:H	1.64	0.62
1:A:1403:LEU:HD23	1:A:1432:GLU:HG3	1.77	0.62
1:A:1490:PRO:O	1:A:1492:VAL:N	2.32	0.62
1:A:192:SER:CB	1:A:202:LEU:CA	2.75	0.62
1:A:255:SER:O	1:A:256:ILE:CB	2.41	0.62
1:A:781:ILE:HG21	1:A:803:ARG:CA	2.29	0.62
1:A:885:GLU:OE2	1:A:962:ASN:HB2	1.99	0.62
1:A:946:CYS:HA	1:A:949:ILE:HG12	1.81	0.62
1:A:354:SER:OG	2:B:1117:LEU:HB2	2.00	0.62
2:B:301:LYS:HB2	2:B:302:PRO:HD3	1.82	0.62
2:B:629:ASN:HB3	2:B:630:PRO:C	2.20	0.62
2:B:686:MET:O	2:B:728:THR:HG22	1.98	0.62
5:E:23:HIS:N	5:E:24:ASP:HB2	2.15	0.62
1:M:1094:SER:O	1:M:1095:LYS:CD	2.46	0.62
1:M:1180:PRO:O	1:M:1181:ASP:C	2.36	0.62
1:M:1363:GLU:O	1:M:1365:ASP:HA	2.00	0.62
1:M:275:ILE:CG1	1:M:305:HIS:HB3	2.30	0.62
1:M:558:TRP:CH2	11:W:61:LYS:HE2	2.33	0.62
1:M:672:ILE:O	1:M:675:THR:N	2.25	0.62
1:M:64:ASP:O	1:M:67:PHE:HD1	1.82	0.62
2:N:102:GLN:HB3	2:N:105:ARG:CD	2.28	0.62
2:N:1205:PHE:CD2	2:N:1210:LYS:HB2	2.35	0.62
2:N:663:PHE:O	2:N:663:PHE:CG	2.51	0.62
1:M:810:TYR:CD2	2:N:751:ASN:O	2.52	0.62
4:P:58:THR:C	4:P:62:PHE:CD2	2.73	0.62
9:U:20:LYS:O	9:U:21:VAL:C	2.38	0.62

*Continued on next page...*

*Continued from previous page...*

Atom-1	Atom-2	Interatomic distance (Å)	Clash overlap (Å)
9:U:81:HIS:CG	9:U:82:GLU:H	2.18	0.62
1:A:1183:GLU:O	1:A:1184:VAL:C	2.38	0.62
1:A:1450:TYR:O	1:A:1451:LEU:CG	2.47	0.62
1:A:1451:LEU:HD21	7:G:62:VAL:HG21	1.79	0.62
1:A:180:PRO:CB	1:A:193:TRP:CD1	2.82	0.62
1:A:275:ILE:CG1	1:A:305:HIS:HB3	2.30	0.62
1:A:571:ILE:HG12	1:A:573:LYS:CE	2.20	0.62
2:B:222:VAL:HG12	2:B:223:ALA:N	2.15	0.62
2:B:300:MET:O	2:B:303:CYS:N	2.32	0.62
2:B:663:PHE:CG	2:B:663:PHE:O	2.51	0.62
2:B:778:MET:SD	2:B:778:MET:C	2.78	0.62
3:C:242:ASN:HA	3:C:244:ILE:N	2.13	0.62
4:D:117:ASP:O	4:D:118:GLN:C	2.38	0.62
4:D:24:MET:CE	4:D:88:PHE:CD1	2.83	0.62
9:I:112:GLU:O	9:I:113:GLN:C	2.37	0.62
1:M:1276:SER:HB2	1:M:1277:ILE:CD1	2.29	0.62
1:M:1395:ILE:HD11	1:M:1397:ARG:CG	2.29	0.62
1:M:1505:PHE:C	1:M:1507:PRO:HD2	2.19	0.62
1:M:524:LYS:HZ3	1:M:632:GLN:HB3	1.65	0.62
2:N:204:ALA:O	2:N:205:ALA:HB3	1.98	0.62
2:N:391:ARG:CG	2:N:618:ARG:NH2	2.62	0.62
4:P:24:MET:CE	4:P:88:PHE:CD1	2.83	0.62
5:Q:57:LEU:O	5:Q:58:SER:HB3	2.00	0.62
7:S:155:ALA:C	7:S:157:GLU:H	2.02	0.62
9:U:69:PRO:HG3	9:U:85:PHE:CE1	2.34	0.62
9:U:8:ILE:CG2	9:U:9:GLU:H	2.12	0.62
3:O:253:GLN:NE2	11:W:98:GLU:HG3	2.11	0.62
1:A:1089:TYR:C	1:A:1089:TYR:CD2	2.73	0.62
1:A:852:GLU:OE1	1:A:1430:ILE:HD11	2.00	0.62
1:A:946:CYS:O	1:A:946:CYS:SG	2.58	0.62
1:A:16:VAL:HG22	2:B:1182:VAL:HG21	1.80	0.62
2:B:663:PHE:HB2	2:B:667:ALA:HB3	1.82	0.62
2:B:899:ILE:C	2:B:899:ILE:HD12	2.19	0.62
5:E:57:LEU:O	5:E:58:SER:HB3	2.00	0.62
9:I:6:TYR:HA	9:I:12:ASN:O	2.00	0.62
1:M:120:SER:CB	1:M:121:ASN:CA	2.57	0.62
1:M:1402:ALA:O	1:M:1403:LEU:C	2.38	0.62
1:M:1425:ASP:HB3	1:M:1432:GLU:OE1	1.99	0.62
1:M:156:ALA:O	1:M:157:GLY:C	2.38	0.62
1:M:191:GLY:O	1:M:193:TRP:CZ3	2.53	0.62
1:M:338:LYS:CG	1:M:339:GLU:N	2.60	0.62

*Continued on next page...*

*Continued from previous page...*

Atom-1	Atom-2	Interatomic distance (Å)	Clash overlap (Å)
1:M:33:SER:HB2	1:M:84:GLY:CA	2.20	0.62
1:M:783:PHE:CE2	1:M:803:ARG:NH1	2.67	0.62
2:N:1170:CYS:SG	2:N:1179:PHE:HE1	2.22	0.62
3:O:108:LYS:HA	3:O:153:GLU:HG2	1.80	0.62
9:U:112:GLU:O	9:U:113:GLN:C	2.37	0.62
9:U:15:TYR:CE2	9:U:30:ARG:HB2	2.34	0.62
9:U:6:TYR:O	9:U:14:LEU:HG	2.00	0.62
9:U:88:THR:OG1	9:U:89:HIS:N	2.30	0.62
1:A:1166:ILE:HD12	1:A:1169:ASP:O	1.99	0.62
1:A:126:ASP:HB3	1:A:130:TYR:CE2	2.34	0.62
1:A:1282:VAL:O	1:A:1283:PRO:C	2.37	0.62
1:A:383:PRO:O	1:A:384:GLU:CB	2.47	0.62
1:A:806:ILE:HD11	1:A:814:LEU:CD2	2.30	0.62
2:B:204:ALA:O	2:B:205:ALA:HB3	1.98	0.62
3:C:73:SER:HB2	3:C:239:ILE:CG2	2.29	0.62
9:I:8:ILE:CG2	9:I:9:GLU:H	2.12	0.62
1:M:117:ILE:CG2	1:M:118:ASP:H	2.11	0.62
1:M:1071:ALA:HB1	1:M:1373:HIS:HB3	1.81	0.62
1:M:691:GLU:HG2	1:M:691:GLU:O	1.99	0.62
2:N:1055:SER:N	2:N:1056:ARG:HD3	2.15	0.62
1:M:97:PHE:CZ	2:N:1200:ILE:CG2	2.81	0.62
2:N:512:GLU:O	2:N:512:GLU:CG	2.48	0.62
2:N:562:ASN:ND2	2:N:608:LYS:HG2	2.09	0.62
2:N:778:MET:C	2:N:778:MET:SD	2.78	0.62
3:O:127:ASN:O	3:O:128:SER:C	2.38	0.62
3:O:207:ASN:ND2	3:O:230:TYR:HB3	2.15	0.62
4:P:117:ASP:O	4:P:118:GLN:C	2.38	0.62
4:P:25:LEU:HD23	4:P:29:GLU:OE2	2.00	0.62
7:S:90:ALA:O	7:S:143:ASN:HB3	2.00	0.62
8:T:108:HIS:HA	8:T:111:LEU:HB2	1.80	0.62
1:A:1363:GLU:O	1:A:1365:ASP:HA	1.99	0.62
1:A:1431:SER:HA	1:A:1434:ILE:CG1	2.29	0.62
1:A:1450:TYR:O	1:A:1451:LEU:HG	1.99	0.62
1:A:1480:GLU:CG	4:D:44:GLU:HG2	2.30	0.62
1:A:156:ALA:O	1:A:157:GLY:C	2.38	0.62
1:A:678:ASP:O	1:A:682:MET:HB2	1.99	0.62
1:A:792:HIS:CB	1:A:817:GLN:HE21	2.13	0.62
1:A:9:SER:O	1:A:10:SER:C	2.38	0.62
1:A:807:GLU:OE1	2:B:716:VAL:HG11	2.00	0.62
7:G:90:ALA:O	7:G:143:ASN:HB3	1.99	0.62
7:G:3:PHE:CE1	7:G:80:TRP:HD1	2.18	0.62

*Continued on next page...*

*Continued from previous page...*

Atom-1	Atom-2	Interatomic distance (Å)	Clash overlap (Å)
1:A:1150:THR:CB	9:I:48:LEU:HD22	2.22	0.62
9:I:81:HIS:CG	9:I:82:GLU:H	2.18	0.62
1:M:1089:TYR:C	1:M:1089:TYR:CD2	2.74	0.62
1:M:1181:ASP:HA	1:M:1184:VAL:HG23	1.81	0.62
1:M:126:ASP:HB3	1:M:130:TYR:CE2	2.35	0.62
1:M:1456:LEU:O	7:S:21:PRO:HB3	2.00	0.62
1:M:345:ASN:O	1:M:349:LYS:CE	2.47	0.62
1:M:77:ALA:HB2	2:N:1105:ARG:HH22	1.65	0.62
1:M:946:CYS:HA	1:M:949:ILE:HG12	1.81	0.62
2:N:530:TYR:HB3	2:N:620:CYS:HB2	1.82	0.62
1:M:812:ARG:NH1	2:N:716:VAL:HG23	2.14	0.62
2:N:87:PRO:HA	2:N:113:SER:HB3	1.81	0.62
4:P:68:PHE:HB3	4:P:73:ALA:HB3	1.80	0.62
7:S:54:THR:HB	7:S:76:ARG:HD2	1.82	0.62
1:A:1123:LEU:HB3	1:A:1127:ILE:O	2.00	0.61
1:A:123:LYS:HG3	1:A:124:PHE:N	2.15	0.61
1:A:1282:VAL:CG1	1:A:1285:ILE:CG1	2.78	0.61
1:A:148:MET:CE	1:A:181:THR:OG1	2.48	0.61
1:A:154:LEU:N	1:A:173:GLY:CA	2.63	0.61
1:A:254:PRO:HB3	2:B:1103:LEU:CD2	2.26	0.61
1:A:341:ARG:O	1:A:343:ARG:N	2.33	0.61
2:B:398:LEU:O	2:B:402:LEU:HG	1.99	0.61
2:B:552:LEU:HD23	2:B:553:GLU:HG3	1.81	0.61
3:C:79:PRO:HB3	3:C:80:PRO:HA	1.82	0.61
7:G:46:ILE:CA	7:G:79:LEU:HD23	2.03	0.61
8:H:108:HIS:HA	8:H:111:LEU:HB2	1.80	0.61
8:H:72:ALA:CB	8:H:123:LEU:O	2.44	0.61
1:M:1123:LEU:HB3	1:M:1127:ILE:O	2.00	0.61
1:M:208:LEU:HD13	1:M:209:SER:N	2.10	0.61
1:M:188:ARG:NH2	1:M:303:GLN:OE1	2.33	0.61
1:M:84:GLY:O	1:M:247:VAL:HG23	1.99	0.61
1:M:946:CYS:O	1:M:946:CYS:SG	2.58	0.61
1:M:1437:GLY:HA2	2:N:1141:PHE:CD2	2.35	0.61
2:N:654:ARG:CA	2:N:655:TYR:O	2.44	0.61
7:S:114:HIS:CD2	7:S:115:LEU:HD23	2.35	0.61
9:U:87:GLN:NE2	9:U:97:MET:CE	2.62	0.61
1:A:1165:VAL:O	1:A:1166:ILE:HD13	1.99	0.61
1:A:1402:ALA:O	1:A:1403:LEU:C	2.38	0.61
1:A:1430:ILE:HD12	1:A:1431:SER:N	2.15	0.61
1:A:1489:SER:CB	1:A:1490:PRO:CD	2.40	0.61
1:A:154:LEU:HA	1:A:173:GLY:CA	2.28	0.61

*Continued on next page...*

*Continued from previous page...*

Atom-1	Atom-2	Interatomic distance (Å)	Clash overlap (Å)
1:A:689:VAL:HG11	1:A:807:GLU:HG2	1.82	0.61
1:A:895:SER:HB3	1:A:898:GLN:HG2	1.82	0.61
2:B:87:PRO:HA	2:B:113:SER:HB3	1.81	0.61
7:G:32:LEU:HD22	7:G:36:GLU:OE2	2.00	0.61
9:I:88:THR:OG1	9:I:89:HIS:N	2.30	0.61
9:I:87:GLN:NE2	9:I:97:MET:CE	2.62	0.61
1:M:457:HIS:HA	1:M:1077:GLU:OE2	2.00	0.61
1:M:1165:VAL:O	1:M:1166:ILE:HD13	1.99	0.61
1:M:123:LYS:HG3	1:M:124:PHE:H	1.64	0.61
1:M:123:LYS:HG3	1:M:124:PHE:N	2.15	0.61
1:M:178:ALA:CA	1:M:180:PRO:HD2	2.30	0.61
1:M:36:LYS:O	1:M:37:ILE:CB	2.47	0.61
1:M:59:ARG:N	1:M:60:LEU:CA	2.62	0.61
1:M:90:LYS:O	1:M:91:PRO:C	2.37	0.61
2:N:301:LYS:HB2	2:N:302:PRO:HD3	1.82	0.61
2:N:663:PHE:HB2	2:N:667:ALA:HB3	1.82	0.61
4:P:27:VAL:CG2	4:P:95:THR:CG2	2.61	0.61
7:S:138:ILE:CG1	7:S:171:VAL:CG2	2.78	0.61
9:U:99:LEU:HD23	9:U:100:ILE:N	2.13	0.61
1:A:1357:GLU:O	1:A:1361:VAL:HG23	2.01	0.61
1:A:1425:ASP:HB3	1:A:1432:GLU:OE1	1.99	0.61
1:A:873:ALA:HB3	1:A:876:GLU:H	1.65	0.61
1:A:947:LYS:HB2	1:A:948:PHE:HA	1.82	0.61
2:B:292:ASN:OD1	2:B:297:LEU:CD1	2.48	0.61
2:B:752:GLN:O	2:B:753:SER:CB	2.46	0.61
4:D:129:THR:O	4:D:133:PHE:CB	2.45	0.61
7:G:95:VAL:CG1	7:G:131:TYR:CD2	2.83	0.61
7:G:54:THR:HB	7:G:76:ARG:HD2	1.82	0.61
1:M:110:TRP:HZ2	1:M:193:TRP:CD1	2.17	0.61
1:M:1290:MET:CE	1:M:1312:LEU:HD23	2.29	0.61
1:M:1357:GLU:O	1:M:1361:VAL:HG23	2.00	0.61
1:M:166:PRO:HB2	1:M:168:ALA:HB2	1.78	0.61
1:M:95:ILE:HG21	1:M:314:ILE:CG1	2.31	0.61
2:N:273:ARG:NH1	2:N:310:ILE:CG1	2.64	0.61
3:O:168:HIS:CD2	3:O:170:LYS:CB	2.82	0.61
7:S:3:PHE:CZ	7:S:80:TRP:CD1	2.89	0.61
1:A:1487:GLU:OE2	4:D:43:ARG:HG3	2.00	0.61
1:A:342:LEU:HD23	1:A:1411:THR:OG1	2.00	0.61
1:A:40:PRO:CA	1:A:276:ILE:CG2	2.77	0.61
1:A:59:ARG:H	1:A:60:LEU:CA	2.10	0.61
2:B:685:VAL:HG12	2:B:728:THR:HG21	1.82	0.61

*Continued on next page...*

*Continued from previous page...*

Atom-1	Atom-2	Interatomic distance (Å)	Clash overlap (Å)
2:B:56:LEU:HD22	2:B:77:ILE:HD12	1.83	0.61
7:G:91:ILE:CG1	7:G:143:ASN:OD1	2.45	0.61
7:G:115:LEU:CD1	7:G:163:THR:HG22	2.30	0.61
1:M:168:ALA:O	1:M:169:ASN:HB3	1.99	0.61
1:M:256:ILE:O	1:M:263:ARG:HG2	2.01	0.61
1:M:321:LEU:HD22	1:M:325:GLY:HA2	1.81	0.61
1:M:640:TRP:O	1:M:644:GLY:CA	2.46	0.61
1:M:947:LYS:HB2	1:M:948:PHE:HA	1.82	0.61
2:N:426:ARG:O	2:N:428:PHE:N	2.31	0.61
2:N:700:MET:C	2:N:702:ALA:H	2.03	0.61
7:S:155:ALA:O	7:S:157:GLU:N	2.30	0.61
1:M:1160:ASP:OD1	9:U:23:ARG:CD	2.47	0.61
9:U:58:VAL:C	9:U:60:HIS:H	2.03	0.61
9:U:87:GLN:HE22	9:U:97:MET:HE3	1.65	0.61
11:W:52:ASP:O	11:W:55:VAL:HG23	1.99	0.61
1:A:107:CYS:O	1:A:108:VAL:HG23	1.99	0.61
1:A:1149:VAL:O	1:A:1150:THR:C	2.38	0.61
1:A:115:LEU:HD21	1:A:227:HIS:CG	2.35	0.61
1:A:1167:GLU:C	1:A:1168:GLU:HG3	2.11	0.61
1:A:1192:SER:CA	1:A:1245:ILE:O	2.43	0.61
1:A:1405:ARG:HA	1:A:1408:PHE:CD1	2.35	0.61
1:A:388:PRO:HA	1:A:434:TYR:CZ	2.35	0.61
1:A:806:ILE:HD11	1:A:814:LEU:HD21	1.82	0.61
1:A:816:PRO:C	1:A:818:GLU:H	2.03	0.61
2:B:1055:SER:N	2:B:1056:ARG:HD3	2.15	0.61
2:B:180:CYS:O	2:B:182:TYR:N	2.33	0.61
2:B:328:GLY:O	2:B:329:VAL:CG1	2.48	0.61
2:B:540:ILE:HG13	2:B:541:ILE:N	2.16	0.61
7:G:14:LEU:CD2	7:G:27:LEU:HD21	2.29	0.61
9:I:105:HIS:O	9:I:106:CYS:SG	2.57	0.61
9:I:6:TYR:O	9:I:14:LEU:HD11	1.99	0.61
1:M:778:GLY:CA	1:M:1091:GLY:O	2.48	0.61
1:M:169:ASN:O	1:M:170:MET:CG	2.48	0.61
1:M:204:GLU:HG2	1:M:205:LYS:N	2.14	0.61
1:M:465:ARG:O	1:M:466:ILE:O	2.18	0.61
1:M:64:ASP:CA	1:M:67:PHE:CE1	2.83	0.61
1:M:886:TYR:HE2	1:M:956:ARG:HD2	1.66	0.61
1:M:879:LEU:HD13	1:M:960:PRO:HG3	1.78	0.61
2:N:1006:ILE:HB	2:N:1007:PRO:HD3	1.81	0.61
2:N:562:ASN:HA	2:N:563:ALA:O	2.01	0.61
4:P:7:GLU:HG3	4:P:15:LEU:CD2	2.30	0.61

*Continued on next page...*

*Continued from previous page...*

Atom-1	Atom-2	Interatomic distance (Å)	Clash overlap (Å)
8:T:30:VAL:H	8:T:37:ASN:HA	1.66	0.61
1:A:1064:GLY:C	1:A:1443:GLY:HA2	2.21	0.61
1:A:84:GLY:O	1:A:247:VAL:HG23	2.00	0.61
1:A:388:PRO:CA	1:A:434:TYR:CE2	2.82	0.61
1:A:507:ILE:CA	1:A:511:THR:HG23	2.22	0.61
2:B:1185:PRO:C	2:B:1187:ALA:N	2.52	0.61
2:B:290:ASP:HB2	2:B:292:ASN:HD22	1.57	0.61
2:B:512:GLU:O	2:B:512:GLU:CG	2.48	0.61
2:B:681:GLU:O	2:B:685:VAL:HG23	2.00	0.61
2:B:867:VAL:O	2:B:871:THR:HG23	1.99	0.61
7:G:114:HIS:HD2	7:G:115:LEU:N	1.99	0.61
1:M:143:VAL:O	1:M:147:LYS:HB3	2.01	0.61
1:M:1433:ASN:HD22	1:M:1441:PRO:HD3	1.63	0.61
1:M:72:CYS:CB	2:N:1161:ALA:O	2.44	0.61
2:N:713:ALA:O	2:N:714:GLN:HG2	1.99	0.61
3:O:173:PRO:HB3	3:O:238:SER:OG	2.01	0.61
3:O:42:THR:HG22	3:O:171:TRP:HB3	1.82	0.61
5:Q:118:ILE:C	5:Q:120:THR:H	2.04	0.61
9:U:105:HIS:O	9:U:106:CYS:SG	2.57	0.61
1:M:1152:ALA:HB1	9:U:46:HIS:HB3	1.82	0.61
10:V:42:ARG:CG	10:V:42:ARG:HH11	2.11	0.61
1:A:123:LYS:HG3	1:A:124:PHE:H	1.64	0.61
1:A:40:PRO:CA	1:A:276:ILE:HG21	2.30	0.61
1:A:77:ALA:CB	2:B:1105:ARG:HH22	2.11	0.61
6:F:87:ARG:HG2	6:F:91:ILE:HD11	1.83	0.61
9:I:99:LEU:HD23	9:I:100:ILE:O	2.00	0.61
1:M:1150:THR:O	1:M:1151:SER:HB3	2.00	0.61
1:M:51:ARG:HD2	1:M:57:ASP:CG	2.20	0.61
1:M:895:SER:HB3	1:M:898:GLN:HG2	1.82	0.61
2:N:1153:ASP:HB3	2:N:1209:HIS:O	2.00	0.61
4:P:43:ARG:O	4:P:44:GLU:HB2	2.00	0.61
7:S:32:LEU:HD22	7:S:36:GLU:OE2	2.00	0.61
1:A:213:VAL:CG1	1:A:217:PHE:CZ	2.83	0.61
1:A:311:ASP:HB2	1:A:314:ILE:HD11	1.81	0.61
1:A:465:ARG:O	1:A:466:ILE:O	2.18	0.61
1:A:484:TYR:O	1:A:485:ASN:C	2.39	0.61
2:B:273:ARG:CZ	2:B:310:ILE:CD1	2.78	0.61
2:B:331:ARG:O	2:B:334:ARG:N	2.34	0.61
2:B:379:ARG:CZ	2:B:607:GLU:HG2	2.31	0.61
3:C:127:ASN:O	3:C:128:SER:C	2.38	0.61
1:A:1496:PHE:CD2	4:D:29:GLU:HG2	2.35	0.61

*Continued on next page...*

*Continued from previous page...*

Atom-1	Atom-2	Interatomic distance (Å)	Clash overlap (Å)
5:E:17:THR:HG21	5:E:136:ILE:HA	1.83	0.61
5:E:91:VAL:HA	5:E:94:LEU:HD12	1.82	0.61
7:G:3:PHE:CZ	7:G:80:TRP:CD1	2.89	0.61
8:H:30:VAL:H	8:H:37:ASN:HA	1.66	0.61
10:J:49:ILE:HD12	10:J:50:LEU:H	1.65	0.61
1:M:1405:ARG:HA	1:M:1408:PHE:CD1	2.35	0.61
1:M:342:LEU:HD23	1:M:1411:THR:OG1	2.00	0.61
1:M:86:ILE:CG2	1:M:245:LEU:HB3	2.31	0.61
1:M:40:PRO:CA	1:M:276:ILE:HG21	2.30	0.61
1:M:9:SER:O	1:M:10:SER:C	2.38	0.61
2:N:1058:PHE:HE1	3:O:193:TRP:CD1	2.17	0.61
2:N:1189:LYS:HE2	2:N:1193:GLN:NE2	2.16	0.61
2:N:1205:PHE:HE2	2:N:1210:LYS:CB	2.10	0.61
2:N:180:CYS:O	2:N:182:TYR:N	2.33	0.61
2:N:359:ARG:HD3	2:N:573:LEU:HD23	1.83	0.61
2:N:402:LEU:HD13	2:N:452:TRP:CZ3	2.35	0.61
5:Q:22:VAL:O	5:Q:25:ARG:HB2	2.01	0.61
7:S:114:HIS:HD2	7:S:115:LEU:N	1.99	0.61
7:S:3:PHE:CE1	7:S:80:TRP:HD1	2.18	0.61
1:A:120:SER:N	1:A:122:PRO:CA	2.64	0.61
1:A:1290:MET:HE1	1:A:1312:LEU:CG	2.30	0.61
1:A:25:SER:HB3	1:A:239:TRP:NE1	2.11	0.61
1:A:311:ASP:CB	1:A:314:ILE:CG1	2.78	0.61
1:A:357:THR:HG23	1:A:358:VAL:N	2.15	0.61
1:A:388:PRO:CB	1:A:434:TYR:HE2	2.14	0.61
1:A:64:ASP:CA	1:A:67:PHE:CE1	2.83	0.61
1:A:870:ILE:HD12	1:A:870:ILE:C	2.21	0.61
2:B:839:LEU:HB3	2:B:840:PHE:HD1	1.64	0.61
2:B:947:GLN:N	2:B:948:GLU:HB2	2.16	0.61
3:C:173:PRO:HB3	3:C:238:SER:OG	2.01	0.61
4:D:7:GLU:HG3	4:D:15:LEU:CD2	2.30	0.61
1:M:1091:GLY:N	1:M:1092:VAL:HG12	2.16	0.61
1:M:151:ASP:CG	1:M:152:THR:H	2.05	0.61
1:M:641:LYS:HE3	1:M:885:GLU:OE1	2.01	0.61
1:M:97:PHE:HZ	2:N:1200:ILE:HG21	1.65	0.61
5:Q:159:LEU:HD23	5:Q:162:ARG:HD3	1.83	0.61
6:R:87:ARG:HG2	6:R:91:ILE:HD11	1.83	0.61
11:W:69:ASN:O	11:W:70:PHE:HB3	2.00	0.61
1:A:159:ASP:N	1:A:159:ASP:OD1	2.34	0.61
1:A:169:ASN:O	1:A:170:MET:CG	2.48	0.61
1:A:242:ILE:HD13	1:A:245:LEU:HD13	1.78	0.61

*Continued on next page...*

*Continued from previous page...*

Atom-1	Atom-2	Interatomic distance (Å)	Clash overlap (Å)
1:A:349:LYS:HZ1	2:B:1187:ALA:HB3	1.64	0.61
1:A:458:LYS:HE2	2:B:1130:HIS:CD2	2.36	0.61
1:A:808:ASN:CB	1:A:813:GLY:O	2.47	0.61
1:A:889:PHE:HZ	1:A:1020:LEU:CD2	2.12	0.61
2:B:1176:ARG:C	2:B:1179:PHE:HE2	2.05	0.61
2:B:190:ILE:HG21	2:B:447:LEU:HD13	1.83	0.61
2:B:273:ARG:NH1	2:B:310:ILE:CG1	2.64	0.61
4:D:98:CYS:HB3	4:D:99:GLU:CD	2.20	0.61
5:E:118:ILE:C	5:E:120:THR:H	2.04	0.61
9:I:20:LYS:O	9:I:21:VAL:C	2.39	0.61
9:I:87:GLN:HE22	9:I:97:MET:HE3	1.65	0.61
1:M:1403:LEU:HB3	1:M:1432:GLU:HG3	1.82	0.61
1:M:1450:TYR:CE2	6:R:125:ARG:CG	2.84	0.61
1:M:159:ASP:OD1	1:M:159:ASP:N	2.34	0.61
1:M:341:ARG:O	1:M:343:ARG:N	2.34	0.61
1:M:90:LYS:HZ2	1:M:282:VAL:CG1	2.14	0.61
2:N:394:LEU:HD11	2:N:531:VAL:HB	1.82	0.61
2:N:839:LEU:HB3	2:N:840:PHE:HD1	1.65	0.61
2:N:888:ILE:HD13	2:N:900:ILE:HG22	1.83	0.61
3:O:134:ILE:HG21	3:O:237:GLY:O	2.01	0.61
5:Q:58:SER:HB3	5:Q:75:GLU:HA	1.83	0.61
7:S:95:VAL:CG1	7:S:131:TYR:CD2	2.83	0.61
4:P:25:LEU:HD12	7:S:5:LEU:CB	2.26	0.61
1:A:1071:ALA:HB1	1:A:1373:HIS:HB3	1.81	0.60
1:A:107:CYS:O	1:A:108:VAL:CG2	2.49	0.60
1:A:1157:TYR:HE1	1:A:1194:TRP:CZ3	2.19	0.60
1:A:1290:MET:HE1	1:A:1312:LEU:HD21	1.63	0.60
1:A:110:TRP:CZ2	1:A:180:PRO:HG2	2.36	0.60
1:A:82:HIS:N	1:A:249:PRO:HB3	2.16	0.60
1:A:905:ILE:N	1:A:905:ILE:CD1	2.64	0.60
1:A:886:TYR:HE2	1:A:956:ARG:HD2	1.65	0.60
2:B:1189:LYS:HE2	2:B:1193:GLN:NE2	2.16	0.60
2:B:386:HIS:HD2	2:B:388:GLY:CA	2.06	0.60
2:B:767:MET:SD	2:B:1083:ARG:HD2	2.41	0.60
2:B:817:LEU:HD23	2:B:818:CYS:N	2.16	0.60
3:C:207:ASN:ND2	3:C:230:TYR:HB3	2.15	0.60
5:E:47:GLY:O	5:E:48:MET:C	2.40	0.60
7:G:146:LEU:HD12	7:G:164:MET:SD	2.39	0.60
7:G:93:THR:HG23	7:G:94:THR:N	2.16	0.60
10:J:27:GLU:O	10:J:28:ASP:HB2	2.01	0.60
1:M:1126:TRP:HA	1:M:1128:ALA:HA	1.83	0.60

*Continued on next page...*

*Continued from previous page...*

Atom-1	Atom-2	Interatomic distance (Å)	Clash overlap (Å)
1:M:1157:TYR:HE1	1:M:1194:TRP:CZ3	2.19	0.60
1:M:1406:CYS:HB3	1:M:1411:THR:HG22	1.82	0.60
1:M:342:LEU:HD11	1:M:1409:GLU:CG	2.29	0.60
1:M:117:ILE:HD11	1:M:143:VAL:CG2	2.31	0.60
1:M:338:LYS:HG2	1:M:339:GLU:N	2.16	0.60
1:M:789:THR:OG1	1:M:821:PHE:CE2	2.54	0.60
2:N:817:LEU:HD23	2:N:818:CYS:N	2.16	0.60
4:P:55:MET:O	4:P:59:VAL:HG23	2.01	0.60
4:P:96:LEU:C	4:P:97:CYS:HG	1.98	0.60
5:Q:101:THR:HG22	5:Q:126:THR:N	2.15	0.60
5:Q:27:TYR:HD2	5:Q:63:PRO:HG3	1.57	0.60
9:U:25:LEU:HB2	9:U:38:ALA:HB3	1.81	0.60
1:A:177:ALA:HB1	1:A:179:GLN:HG3	1.80	0.60
1:A:267:ASP:HB3	1:A:268:LEU:CB	2.19	0.60
1:A:395:GLN:HG3	1:A:432:LEU:CD1	2.29	0.60
1:A:558:TRP:O	1:A:559:VAL:CG1	2.40	0.60
1:A:661:TYR:HE1	11:K:61:LYS:HD3	1.67	0.60
1:A:812:ARG:N	1:A:813:GLY:HA2	2.16	0.60
1:A:641:LYS:HE3	1:A:885:GLU:OE1	2.01	0.60
2:B:349:HIS:O	2:B:350:ILE:HB	2.00	0.60
2:B:700:MET:C	2:B:702:ALA:H	2.03	0.60
3:C:134:ILE:HG21	3:C:237:GLY:O	2.01	0.60
7:G:138:ILE:HD11	7:G:171:VAL:CG2	2.31	0.60
4:D:25:LEU:HD12	7:G:5:LEU:CB	2.26	0.60
11:K:69:ASN:O	11:K:70:PHE:HB3	2.00	0.60
1:M:1020:LEU:HB2	5:Q:201:GLY:N	2.16	0.60
1:M:1293:HIS:HD2	1:M:1311:VAL:HB	1.66	0.60
1:M:1404:MET:SD	1:M:1432:GLU:HB2	2.41	0.60
1:M:25:SER:CB	1:M:239:TRP:CE2	2.84	0.60
1:M:664:LEU:HD23	1:M:665:HIS:HE1	1.66	0.60
2:N:972:ARG:NH1	2:N:1080:TYR:HE1	1.99	0.60
2:N:759:GLN:NE2	2:N:1082:GLN:OE1	2.34	0.60
11:W:76:THR:HA	11:W:77:VAL:CB	2.20	0.60
1:A:338:LYS:HG2	1:A:339:GLU:N	2.16	0.60
1:A:672:ILE:HG12	2:B:1015:LEU:HB3	1.83	0.60
2:B:562:ASN:HA	2:B:563:ALA:O	2.01	0.60
2:B:601:ILE:HA	2:B:612:LEU:HD23	1.83	0.60
3:C:187:LEU:HD11	3:C:224:GLU:O	2.01	0.60
4:D:36:THR:O	4:D:40:GLN:HG3	2.01	0.60
11:K:46:ALA:C	11:K:48:GLN:H	2.04	0.60
1:A:558:TRP:CH2	11:K:61:LYS:HE2	2.33	0.60

*Continued on next page...*

*Continued from previous page...*

Atom-1	Atom-2	Interatomic distance (Å)	Clash overlap (Å)
1:M:106:GLU:HB2	1:M:144:CYS:CB	2.26	0.60
1:M:1458:ASN:O	1:M:1459:TYR:O	2.18	0.60
1:M:178:ALA:C	1:M:179:GLN:HG3	2.22	0.60
1:M:592:ILE:HG12	1:M:592:ILE:O	2.01	0.60
1:M:629:GLY:O	1:M:631:SER:N	2.30	0.60
2:N:1103:LEU:O	2:N:1190:LEU:HD11	2.02	0.60
2:N:273:ARG:CZ	2:N:310:ILE:CD1	2.78	0.60
2:N:56:LEU:HD22	2:N:77:ILE:HD12	1.83	0.60
2:N:681:GLU:O	2:N:685:VAL:HG23	2.00	0.60
3:O:84:LEU:O	3:O:84:LEU:CD2	2.34	0.60
7:S:115:LEU:CD1	7:S:163:THR:HG22	2.31	0.60
9:U:101:TYR:HB2	9:U:110:PHE:CE1	2.36	0.60
9:U:99:LEU:HD23	9:U:100:ILE:O	2.00	0.60
1:A:1363:GLU:HA	1:A:1367:SER:HB2	1.83	0.60
1:A:165:ASN:HB3	1:A:166:PRO:HA	0.69	0.60
1:A:368:ASP:CG	1:A:649:LYS:CE	2.62	0.60
1:A:94:HIS:CA	1:A:98:LEU:HG	2.31	0.60
2:B:399:LEU:HA	2:B:402:LEU:HD12	1.84	0.60
3:C:58:PRO:HD2	3:C:61:PHE:HB2	1.82	0.60
10:J:7:CYS:HB2	10:J:45:CYS:HB3	1.60	0.60
1:M:153:GLY:CA	1:M:174:GLY:CA	2.61	0.60
1:M:178:ALA:O	1:M:179:GLN:CB	2.49	0.60
1:M:217:PHE:HA	1:M:220:ILE:HG13	1.84	0.60
1:M:382:TYR:H	1:M:383:PRO:HD3	1.67	0.60
1:M:405:HIS:CG	1:M:406:PRO:HD3	2.35	0.60
1:M:445:GLY:HA2	1:M:446:ASP:C	2.22	0.60
1:M:514:PRO:O	1:M:517:ILE:HG12	2.01	0.60
1:M:661:TYR:HE1	11:W:61:LYS:HD3	1.67	0.60
2:N:216:PRO:CD	2:N:217:SER:HA	2.32	0.60
2:N:856:GLY:HA2	2:N:857:MET:HB2	1.83	0.60
2:N:778:MET:SD	2:N:954:LYS:HD3	2.42	0.60
4:P:129:THR:O	4:P:133:PHE:CB	2.45	0.60
6:R:120:ILE:HG23	6:R:138:VAL:HG11	1.84	0.60
1:A:1192:SER:N	1:A:1193:PRO:CD	2.57	0.60
1:A:1403:LEU:HB3	1:A:1432:GLU:HG3	1.82	0.60
1:A:1496:PHE:CD1	4:D:29:GLU:CG	2.84	0.60
1:A:178:ALA:O	1:A:179:GLN:NE2	2.34	0.60
1:A:217:PHE:HA	1:A:220:ILE:HG13	1.82	0.60
1:A:405:HIS:CG	1:A:406:PRO:HD3	2.35	0.60
1:A:541:SER:OG	1:A:622:VAL:HG13	2.01	0.60
1:A:945:LEU:HD23	1:A:945:LEU:O	2.01	0.60

*Continued on next page...*

*Continued from previous page...*

Atom-1	Atom-2	Interatomic distance (Å)	Clash overlap (Å)
2:B:1112:SER:O	2:B:1113:ARG:HB3	2.02	0.60
2:B:871:THR:O	2:B:872:LEU:HG	2.01	0.60
3:C:33:ARG:HH21	3:C:179:PHE:HB2	1.65	0.60
4:D:25:LEU:HD23	4:D:29:GLU:OE2	2.00	0.60
4:D:55:MET:O	4:D:59:VAL:HG23	2.02	0.60
5:E:116:LYS:C	5:E:118:ILE:H	2.04	0.60
7:G:14:LEU:CD1	7:G:30:LYS:NZ	2.64	0.60
1:M:1119:LEU:HD11	1:M:1121:ILE:HG13	1.83	0.60
1:M:1407:SER:O	1:M:1409:GLU:HG3	2.01	0.60
1:M:357:THR:HG23	1:M:358:VAL:N	2.15	0.60
1:M:484:TYR:O	1:M:485:ASN:C	2.39	0.60
1:M:71:THR:HG23	2:N:1160:ILE:HG22	1.79	0.60
1:M:873:ALA:HB3	1:M:876:GLU:H	1.65	0.60
2:N:1148:ARG:HD3	2:N:1181:GLN:NE2	2.16	0.60
3:O:33:ARG:HH21	3:O:179:PHE:HB2	1.65	0.60
4:P:58:THR:HB	4:P:62:PHE:HE2	0.76	0.60
5:Q:91:VAL:HA	5:Q:94:LEU:HD12	1.82	0.60
9:U:5:GLN:O	9:U:14:LEU:HB2	2.00	0.60
1:A:108:VAL:O	1:A:109:CYS:SG	2.59	0.60
1:A:1127:ILE:HB	1:A:1128:ALA:HB2	1.83	0.60
1:A:1150:THR:O	1:A:1151:SER:HB3	2.00	0.60
1:A:1328:VAL:H	1:A:1329:ASP:CA	2.15	0.60
1:A:317:GLN:N	1:A:318:PRO:CD	2.65	0.60
2:B:317:LEU:CB	2:B:335:LEU:HD23	2.32	0.60
2:B:42:VAL:N	2:B:43:GLN:C	2.55	0.60
2:B:530:TYR:HB3	2:B:620:CYS:HB2	1.82	0.60
2:B:753:SER:CB	2:B:754:PRO:CD	2.76	0.60
2:B:778:MET:SD	2:B:954:LYS:HD3	2.41	0.60
1:A:1489:SER:OG	4:D:40:GLN:NE2	2.34	0.60
1:A:1020:LEU:HB2	5:E:201:GLY:N	2.16	0.60
5:E:58:SER:HB3	5:E:75:GLU:HA	1.83	0.60
7:G:114:HIS:CD2	7:G:115:LEU:HD23	2.35	0.60
9:I:87:GLN:NE2	9:I:97:MET:HE2	2.17	0.60
11:K:52:ASP:HB3	11:K:54:ARG:HG3	1.84	0.60
1:M:1114:ILE:O	1:M:1114:ILE:HG12	2.00	0.60
1:M:1173:VAL:O	1:M:1177:PHE:HD2	1.83	0.60
1:M:146:THR:O	1:M:148:MET:HG2	2.02	0.60
1:M:187:LEU:C	1:M:188:ARG:HG2	2.21	0.60
1:M:317:GLN:N	1:M:318:PRO:CD	2.65	0.60
1:M:374:ARG:NH1	1:M:374:ARG:CB	2.55	0.60
1:M:380:LEU:CD1	1:M:442:ILE:HD13	2.25	0.60

*Continued on next page...*

*Continued from previous page...*

Atom-1	Atom-2	Interatomic distance (Å)	Clash overlap (Å)
1:M:490:GLY:HA3	2:N:968:LYS:HE2	1.84	0.60
1:M:635:LEU:HD23	1:M:635:LEU:O	2.01	0.60
2:N:1185:PRO:O	2:N:1188:ALA:N	2.35	0.60
2:N:540:ILE:HG13	2:N:541:ILE:N	2.16	0.60
2:N:685:VAL:HG12	2:N:686:MET:H	1.67	0.60
3:O:79:PRO:HB3	3:O:80:PRO:HA	1.82	0.60
4:P:71:ALA:O	4:P:75:TYR:HD2	1.84	0.60
5:Q:17:THR:HG21	5:Q:136:ILE:HA	1.83	0.60
1:A:1404:MET:SD	1:A:1432:GLU:HB2	2.41	0.60
1:A:166:PRO:CB	1:A:168:ALA:CB	2.78	0.60
1:A:37:ILE:HD12	1:A:85:HIS:O	2.01	0.60
1:A:638:THR:HG23	1:A:965:ARG:CZ	2.31	0.60
2:B:1061:MET:HG3	2:B:1074:VAL:HB	1.83	0.60
2:B:438:ILE:HG12	2:B:439:ILE:N	2.16	0.60
2:B:960:THR:HB	3:C:60:GLU:OE1	2.02	0.60
9:I:73:LYS:O	9:I:74:GLU:CB	2.48	0.60
1:M:1191:GLN:O	1:M:1192:SER:HB3	2.01	0.60
2:N:1026:LEU:CB	2:N:1051:HIS:HD2	2.06	0.60
2:N:1061:MET:HG3	2:N:1074:VAL:HB	1.84	0.60
2:N:767:MET:SD	2:N:1083:ARG:HD2	2.41	0.60
2:N:190:ILE:HG21	2:N:447:LEU:HD13	1.83	0.60
2:N:243:LEU:C	2:N:244:MET:CG	2.70	0.60
2:N:290:ASP:HB2	2:N:292:ASN:HD22	1.57	0.60
5:Q:116:LYS:C	5:Q:118:ILE:H	2.04	0.60
6:R:106:ASP:O	6:R:108:LEU:N	2.35	0.60
7:S:93:THR:HG23	7:S:94:THR:N	2.16	0.60
9:U:50:SER:O	9:U:51:SER:CB	2.50	0.60
1:A:1114:ILE:O	1:A:1114:ILE:HG12	2.00	0.60
1:A:1150:THR:O	1:A:1151:SER:OG	2.17	0.60
1:A:1395:ILE:O	1:A:1397:ARG:N	2.33	0.60
1:A:1406:CYS:HB3	1:A:1411:THR:CG2	2.32	0.60
1:A:147:LYS:C	1:A:148:MET:HG3	2.11	0.60
1:A:256:ILE:O	1:A:263:ARG:HG2	2.01	0.60
1:A:604:SER:OG	1:A:605:ASN:N	2.35	0.60
1:A:664:LEU:HD23	1:A:665:HIS:HE1	1.66	0.60
1:A:968:GLN:HG3	1:A:968:GLN:O	2.02	0.60
2:B:1153:ASP:HB3	2:B:1209:HIS:O	2.00	0.60
7:G:112:SER:OG	7:G:115:LEU:HG	2.02	0.60
7:G:147:LYS:CG	7:G:169:LEU:HD11	2.32	0.60
9:I:101:TYR:HB2	9:I:110:PHE:CE1	2.36	0.60
1:M:870:ILE:HD12	1:M:870:ILE:C	2.22	0.60

*Continued on next page...*

*Continued from previous page...*

Atom-1	Atom-2	Interatomic distance (Å)	Clash overlap (Å)
1:M:672:ILE:HG12	2:N:1015:LEU:HB3	1.83	0.60
7:S:140:LYS:O	7:S:140:LYS:HG2	2.02	0.60
8:T:6:LEU:HB2	8:T:59:ILE:CD1	2.32	0.60
8:T:60:THR:CG2	8:T:61:SER:N	2.53	0.60
12:X:21:ILE:HG23	12:X:30:ARG:HG3	1.84	0.60
1:A:1183:GLU:O	1:A:1186:GLU:N	2.35	0.60
1:A:1140:GLN:C	1:A:1280:ARG:HB3	2.22	0.60
1:A:1293:HIS:CD2	1:A:1311:VAL:HB	2.36	0.60
1:A:846:ARG:HG2	1:A:1390:ILE:HG22	1.83	0.60
1:A:1406:CYS:HB3	1:A:1411:THR:HG22	1.82	0.60
1:A:117:ILE:HD11	1:A:143:VAL:CG2	2.31	0.60
1:A:262:SER:O	1:A:263:ARG:HB2	2.02	0.60
1:A:268:LEU:HD22	1:A:329:LYS:CB	2.32	0.60
1:A:43:MET:CG	1:A:43:MET:O	2.47	0.60
1:A:740:GLU:CG	1:A:764:ILE:HD12	2.31	0.60
1:A:778:GLY:HA3	1:A:1091:GLY:C	2.22	0.60
1:A:810:TYR:C	2:B:750:HIS:HD2	2.04	0.60
1:A:993:LEU:O	1:A:996:LEU:N	2.32	0.60
2:B:216:PRO:CD	2:B:217:SER:HA	2.32	0.60
2:B:307:ALA:O	2:B:310:ILE:CG1	2.49	0.60
2:B:435:LYS:O	2:B:438:ILE:HD12	2.01	0.60
2:B:685:VAL:HG12	2:B:686:MET:H	1.67	0.60
5:E:22:VAL:O	5:E:25:ARG:HB2	2.00	0.60
5:E:89:THR:HG23	5:E:90:PHE:CD1	2.36	0.60
1:M:1062:SER:HB2	1:M:1063:PRO:C	2.22	0.60
1:M:1390:ILE:CD1	1:M:1395:ILE:HG22	2.31	0.60
1:M:193:TRP:CH2	1:M:206:ARG:CB	2.80	0.60
1:M:347:MET:CE	1:M:1407:SER:HA	2.32	0.60
1:M:549:ARG:HH22	11:W:50:LEU:HG	1.65	0.60
1:M:740:GLU:CG	1:M:764:ILE:HD12	2.31	0.60
1:M:6:PHE:O	1:M:7:SER:C	2.39	0.60
2:N:318:ASP:O	2:N:320:ILE:N	2.31	0.60
2:N:341:ILE:HG23	2:N:345:GLU:HB2	1.84	0.60
2:N:778:MET:HA	2:N:956:ARG:HH21	1.67	0.60
2:N:960:THR:HB	3:O:60:GLU:OE1	2.02	0.60
4:P:57:LYS:HD2	7:S:106:PRO:HA	1.84	0.60
1:A:1191:GLN:O	1:A:1192:SER:HB3	2.01	0.60
1:A:1407:SER:O	1:A:1409:GLU:HG3	2.01	0.60
1:A:152:THR:O	1:A:174:GLY:CA	2.50	0.60
1:A:256:ILE:HG23	1:A:257:SER:N	2.16	0.60
1:A:312:ASN:ND2	1:A:330:SER:CB	2.52	0.60

*Continued on next page...*

*Continued from previous page...*

Atom-1	Atom-2	Interatomic distance (Å)	Clash overlap (Å)
1:A:514:PRO:O	1:A:517:ILE:HG12	2.01	0.60
1:A:592:ILE:O	1:A:592:ILE:HG12	2.01	0.60
1:A:728:LEU:HD22	1:A:805:PHE:HE1	1.64	0.60
1:A:804:GLY:O	1:A:805:PHE:HB2	2.02	0.60
1:A:815:THR:O	1:A:818:GLU:HB2	2.01	0.60
1:A:946:CYS:N	1:A:947:LYS:O	2.35	0.60
1:A:969:ASN:H	1:A:969:ASN:HD22	1.49	0.60
2:B:532:SER:HB2	2:B:618:ARG:HB2	1.84	0.60
3:C:37:LEU:HA	3:C:174:THR:HG21	1.84	0.60
5:E:159:LEU:HD23	5:E:162:ARG:HD3	1.83	0.60
1:M:1183:GLU:O	1:M:1186:GLU:N	2.35	0.60
1:M:1282:VAL:O	1:M:1283:PRO:C	2.39	0.60
1:M:242:ILE:CD1	1:M:245:LEU:CD1	2.78	0.60
1:M:905:ILE:N	1:M:905:ILE:CD1	2.64	0.60
2:N:1176:ARG:C	2:N:1179:PHE:HE2	2.05	0.60
2:N:211:PHE:HE2	2:N:384:ARG:HD3	1.64	0.60
2:N:42:VAL:N	2:N:43:GLN:C	2.55	0.60
4:P:32:ILE:HD11	4:P:74:THR:HG23	1.83	0.60
5:Q:89:THR:HG23	5:Q:90:PHE:CD1	2.36	0.60
9:U:87:GLN:NE2	9:U:97:MET:HE2	2.17	0.60
11:W:76:THR:CA	11:W:77:VAL:HB	2.28	0.60
1:A:1465:VAL:HG12	1:A:1466:PRO:N	2.17	0.59
1:A:1474:GLY:O	1:A:1475:THR:CB	2.50	0.59
1:A:388:PRO:CG	1:A:434:TYR:HE2	2.15	0.59
1:A:613:ILE:HG22	1:A:618:ILE:HG22	1.84	0.59
1:A:62:THR:CG2	1:A:75:THR:CG2	2.60	0.59
2:B:1205:PHE:CE2	2:B:1210:LYS:HA	2.37	0.59
2:B:1205:PHE:HE2	2:B:1210:LYS:CB	2.10	0.59
2:B:243:LEU:C	2:B:244:MET:CG	2.70	0.59
2:B:705:GLU:OE1	2:B:707:LYS:CE	2.48	0.59
3:C:66:LEU:O	3:C:69:ILE:HG23	2.02	0.59
1:A:876:GLU:HB3	5:E:199:THR:OG1	2.02	0.59
1:M:262:SER:O	1:M:263:ARG:HB2	2.02	0.59
1:M:328:LEU:HD22	1:M:328:LEU:C	2.22	0.59
1:M:268:LEU:HD22	1:M:329:LYS:CB	2.32	0.59
1:M:37:ILE:HD12	1:M:85:HIS:O	2.01	0.59
2:N:435:LYS:O	2:N:438:ILE:HD12	2.01	0.59
2:N:873:ARG:HG2	2:N:874:MET:N	2.17	0.59
2:N:947:GLN:N	2:N:948:GLU:HB2	2.16	0.59
5:Q:151:LEU:HB2	5:Q:190:VAL:O	2.01	0.59
7:S:138:ILE:HD11	7:S:171:VAL:CG2	2.31	0.59

*Continued on next page...*

*Continued from previous page...*

Atom-1	Atom-2	Interatomic distance (Å)	Clash overlap (Å)
7:S:14:LEU:CD1	7:S:30:LYS:NZ	2.64	0.59
9:U:99:LEU:HD23	9:U:99:LEU:C	2.22	0.59
1:A:1165:VAL:C	1:A:1166:ILE:HG23	2.22	0.59
1:A:1459:TYR:HE2	6:F:98:LEU:HD22	1.66	0.59
1:A:254:PRO:HG2	1:A:266:ASP:CB	2.31	0.59
1:A:382:TYR:H	1:A:383:PRO:HD3	1.67	0.59
1:A:457:HIS:HA	1:A:1077:GLU:OE2	2.02	0.59
1:A:549:ARG:HH22	11:K:50:LEU:HG	1.66	0.59
1:A:635:LEU:HD23	1:A:635:LEU:O	2.01	0.59
2:B:972:ARG:NH1	2:B:1080:TYR:HE1	1.99	0.59
2:B:234:ARG:HE	2:B:408:ARG:HH22	1.49	0.59
2:B:41:PHE:HB3	2:B:42:VAL:HB	1.83	0.59
4:D:11:ALA:HB1	4:D:13:LEU:N	2.17	0.59
7:G:5:LEU:HD13	7:G:50:LEU:HD11	1.77	0.59
10:J:2:ILE:H	10:J:56:ILE:CD1	2.09	0.59
1:M:1177:PHE:C	1:M:1180:PRO:HD2	2.23	0.59
1:M:1406:CYS:HB3	1:M:1411:THR:CG2	2.32	0.59
1:M:271:LYS:HD3	1:M:322:GLN:OE1	2.02	0.59
1:M:723:LYS:O	1:M:727:ILE:HG23	2.02	0.59
1:M:993:LEU:O	1:M:996:LEU:N	2.32	0.59
2:N:1205:PHE:CE2	2:N:1210:LYS:HA	2.37	0.59
2:N:532:SER:HB2	2:N:618:ARG:HB2	1.84	0.59
3:O:37:LEU:HA	3:O:174:THR:HG21	1.84	0.59
4:P:11:ALA:HB1	4:P:13:LEU:N	2.17	0.59
9:U:68:LEU:CD2	9:U:69:PRO:HD2	2.26	0.59
1:A:1177:PHE:C	1:A:1180:PRO:HD2	2.22	0.59
1:A:95:ILE:CG2	1:A:314:ILE:CD1	2.73	0.59
1:A:524:LYS:HZ3	1:A:632:GLN:HB3	1.66	0.59
1:A:773:GLN:HE22	1:A:780:ARG:CB	2.14	0.59
2:B:288:CYS:CB	2:B:297:LEU:HD21	2.27	0.59
2:B:319:TYR:CD2	2:B:319:TYR:O	2.56	0.59
1:A:824:MET:HB3	2:B:500:LEU:HD12	1.83	0.59
4:D:127:LEU:HA	4:D:130:LEU:HD12	1.85	0.59
9:I:20:LYS:NZ	9:I:21:VAL:CG2	2.65	0.59
9:I:72:ASP:CA	9:I:81:HIS:NE2	2.65	0.59
1:M:267:ASP:HB3	1:M:268:LEU:HD23	1.84	0.59
1:M:60:LEU:O	1:M:82:HIS:CD2	2.55	0.59
2:N:290:ASP:OD2	2:N:291:PRO:CD	2.50	0.59
2:N:292:ASN:OD1	2:N:297:LEU:CD1	2.49	0.59
2:N:41:PHE:HB3	2:N:42:VAL:HB	1.83	0.59
2:N:565:LYS:HB2	2:N:572:TRP:HE1	1.67	0.59

*Continued on next page...*

*Continued from previous page...*

Atom-1	Atom-2	Interatomic distance (Å)	Clash overlap (Å)
9:U:24:VAL:HG12	9:U:25:LEU:N	2.17	0.59
11:W:64:HIS:CD2	11:W:66:LEU:HB2	2.38	0.59
1:A:1110:VAL:CG1	1:A:1110:VAL:O	2.50	0.59
1:A:1329:ASP:O	1:A:1333:THR:HG23	2.02	0.59
1:A:267:ASP:HB3	1:A:268:LEU:HD23	1.84	0.59
1:A:398:VAL:HG12	1:A:421:LEU:CD1	2.33	0.59
1:A:533:THR:HG21	1:A:656:GLN:HG3	1.85	0.59
2:B:1185:PRO:O	2:B:1188:ALA:N	2.35	0.59
2:B:856:GLY:HA2	2:B:857:MET:HB2	1.83	0.59
1:A:1478:LEU:CD2	4:D:45:THR:O	2.47	0.59
6:F:106:ASP:O	6:F:108:LEU:N	2.35	0.59
8:H:33:GLN:C	8:H:35:ASP:H	2.06	0.59
9:I:5:GLN:O	9:I:14:LEU:HD12	2.03	0.59
9:I:67:THR:O	9:I:67:THR:CG2	2.41	0.59
1:M:775:ILE:CG2	1:M:1089:TYR:CE2	2.86	0.59
1:M:1127:ILE:HB	1:M:1128:ALA:HB2	1.83	0.59
1:M:1165:VAL:C	1:M:1166:ILE:HG23	2.22	0.59
1:M:1165:VAL:O	1:M:1166:ILE:CD1	2.50	0.59
1:M:458:LYS:HE2	2:N:1130:HIS:CD2	2.36	0.59
1:M:541:SER:OG	1:M:622:VAL:HG13	2.01	0.59
1:M:846:ARG:HG2	1:M:1390:ILE:HG22	1.81	0.59
2:N:317:LEU:CB	2:N:335:LEU:HD23	2.32	0.59
2:N:440:THR:HG23	2:N:441:ASN:N	2.17	0.59
2:N:754:PRO:O	2:N:757:THR:HG22	2.02	0.59
1:A:1126:TRP:HA	1:A:1128:ALA:HA	1.83	0.59
1:A:1170:LYS:O	1:A:1172:PHE:N	2.29	0.59
1:A:1281:GLY:O	1:A:1283:PRO:CD	2.50	0.59
1:A:1490:PRO:HG3	7:G:53:ASN:ND2	2.17	0.59
1:A:86:ILE:CG2	1:A:245:LEU:HB3	2.31	0.59
9:I:75:CYS:O	9:I:76:PRO:C	2.40	0.59
11:K:76:THR:CA	11:K:77:VAL:HB	2.28	0.59
1:M:1047:TRP:CH2	1:M:1051:GLU:HG3	2.37	0.59
1:M:775:ILE:HG12	1:M:1089:TYR:HB2	1.85	0.59
1:M:55:LEU:HD13	1:M:56:LEU:N	2.18	0.59
1:M:613:ILE:HG22	1:M:618:ILE:HG22	1.84	0.59
1:M:728:LEU:HD12	1:M:773:GLN:OE1	2.02	0.59
1:M:354:SER:OG	2:N:1117:LEU:HB2	2.00	0.59
2:N:438:ILE:HG12	2:N:439:ILE:N	2.17	0.59
2:N:199:ALA:HB3	2:N:484:THR:CB	2.29	0.59
2:N:724:VAL:O	2:N:724:VAL:HG12	2.02	0.59
4:P:61:TYR:O	4:P:65:PHE:HD2	1.85	0.59

*Continued on next page...*

*Continued from previous page...*

Atom-1	Atom-2	Interatomic distance (Å)	Clash overlap (Å)
7:S:112:SER:OG	7:S:115:LEU:HG	2.02	0.59
9:U:34:TYR:OH	9:U:36:GLU:HB2	2.02	0.59
11:W:52:ASP:HB3	11:W:54:ARG:HG3	1.84	0.59
1:A:1047:TRP:CH2	1:A:1051:GLU:HG3	2.37	0.59
1:A:198:ASP:O	1:A:199:GLU:CB	2.42	0.59
1:A:644:GLY:O	1:A:648:CYS:HB2	2.03	0.59
2:B:290:ASP:OD2	2:B:291:PRO:CD	2.50	0.59
2:B:758:TYR:O	2:B:760:SER:N	2.30	0.59
1:A:1450:TYR:CE2	6:F:125:ARG:CG	2.85	0.59
7:G:140:LYS:O	7:G:140:LYS:HG2	2.02	0.59
1:M:1409:GLU:HB3	1:M:1410:GLU:HA	1.85	0.59
1:M:781:ILE:HG21	1:M:803:ARG:CA	2.29	0.59
1:M:82:HIS:N	1:M:249:PRO:HB3	2.16	0.59
1:M:876:GLU:HB3	5:Q:199:THR:OG1	2.02	0.59
2:N:1185:PRO:C	2:N:1187:ALA:N	2.53	0.59
2:N:307:ALA:O	2:N:310:ILE:CG1	2.49	0.59
2:N:401:SER:HA	2:N:404:ARG:HH11	1.65	0.59
2:N:461:ASN:O	2:N:462:ARG:O	2.21	0.59
2:N:54:SER:HA	2:N:79:PHE:CD1	2.38	0.59
3:O:136:ALA:HB3	10:V:16:ASP:OD1	2.03	0.59
5:Q:76:PHE:HA	5:Q:105:ILE:HG13	1.84	0.59
7:S:51:ASP:O	7:S:52:SER:HB3	2.03	0.59
7:S:68:PHE:N	7:S:68:PHE:CD1	2.68	0.59
1:A:1165:VAL:O	1:A:1166:ILE:CD1	2.50	0.59
1:A:150:CYS:HB2	1:A:176:GLY:N	2.18	0.59
1:A:271:LYS:HD3	1:A:322:GLN:OE1	2.02	0.59
1:A:328:LEU:C	1:A:328:LEU:HD22	2.23	0.59
1:A:382:TYR:HE2	1:A:440:ARG:NE	2.00	0.59
1:A:51:ARG:O	1:A:52:VAL:CB	2.43	0.59
1:A:646:GLU:C	1:A:648:CYS:H	2.04	0.59
1:A:6:PHE:O	1:A:7:SER:C	2.39	0.59
1:A:728:LEU:HD12	1:A:773:GLN:OE1	2.02	0.59
2:B:640:ILE:HD11	2:B:673:LEU:HB3	1.84	0.59
2:B:654:ARG:CD	2:B:657:ILE:HG13	2.33	0.59
2:B:888:ILE:HD13	2:B:900:ILE:HG22	1.83	0.59
3:C:198:ALA:O	3:C:200:ALA:N	2.36	0.59
1:A:1496:PHE:CD1	4:D:29:GLU:HG2	2.38	0.59
4:D:57:LYS:HD2	7:G:106:PRO:HA	1.84	0.59
5:E:101:THR:HG22	5:E:126:THR:N	2.15	0.59
6:F:120:ILE:HG23	6:F:138:VAL:HG11	1.84	0.59
8:H:42:ILE:HG13	8:H:42:ILE:O	2.02	0.59

*Continued on next page...*

*Continued from previous page...*

Atom-1	Atom-2	Interatomic distance (Å)	Clash overlap (Å)
2:B:281:ARG:CB	9:I:6:TYR:CE1	2.85	0.59
1:M:1097:VAL:O	1:M:1098:THR:HG23	2.03	0.59
1:M:1119:LEU:HB3	1:M:1314:THR:CG2	2.24	0.59
1:M:969:ASN:H	1:M:969:ASN:HD22	1.49	0.59
2:N:872:LEU:CG	2:N:872:LEU:O	2.51	0.59
2:N:871:THR:O	2:N:872:LEU:HG	2.01	0.59
2:N:995:ILE:CG2	10:V:42:ARG:HD2	2.33	0.59
3:O:182:ASP:C	3:O:182:ASP:OD1	2.41	0.59
3:O:198:ALA:O	3:O:200:ALA:N	2.35	0.59
1:M:1280:ARG:NH1	5:Q:6:LYS:NZ	2.50	0.59
7:S:147:LYS:CG	7:S:169:LEU:HD11	2.32	0.59
10:V:7:CYS:HB3	10:V:45:CYS:CB	2.32	0.59
1:A:118:ASP:HB2	1:A:120:SER:CB	2.33	0.59
1:A:1248:ASP:OD1	1:A:1249:ASP:HA	2.02	0.59
1:A:1319:LEU:O	1:A:1321:GLU:N	2.36	0.59
1:A:1472:GLY:O	1:A:1473:MET:CG	2.49	0.59
1:A:567:PRO:O	1:A:578:TRP:CH2	2.56	0.59
1:A:1437:GLY:HA2	2:B:1141:PHE:CG	2.38	0.59
2:B:228:ALA:HB2	2:B:237:SER:OG	2.03	0.59
2:B:556:ASN:OD1	2:B:557:PRO:HD3	2.03	0.59
2:B:871:THR:O	2:B:872:LEU:CB	2.50	0.59
5:E:60:TYR:HB3	5:E:73:TYR:HD1	1.67	0.59
7:G:138:ILE:CG1	7:G:171:VAL:CG2	2.78	0.59
7:G:51:ASP:O	7:G:52:SER:HB3	2.03	0.59
8:H:59:ILE:HG13	8:H:60:THR:H	1.68	0.59
9:I:37:ILE:HG22	9:I:38:ALA:N	2.18	0.59
1:A:549:ARG:NH2	11:K:50:LEU:HD21	2.18	0.59
1:M:118:ASP:HB2	1:M:120:SER:CB	2.33	0.59
1:M:1325:VAL:HG12	1:M:1326:GLU:N	2.18	0.59
1:M:1402:ALA:O	1:M:1405:ARG:N	2.36	0.59
1:M:362:ASP:OD1	1:M:365:LEU:CG	2.32	0.59
1:M:646:GLU:C	1:M:648:CYS:H	2.04	0.59
1:M:945:LEU:HD23	1:M:945:LEU:O	2.01	0.59
1:M:946:CYS:N	1:M:947:LYS:O	2.36	0.59
2:N:601:ILE:HA	2:N:612:LEU:HD23	1.83	0.59
3:O:187:LEU:HD11	3:O:224:GLU:O	2.02	0.59
3:O:66:LEU:O	3:O:69:ILE:HG23	2.02	0.59
4:P:101:ALA:O	4:P:104:ALA:N	2.35	0.59
4:P:16:GLY:O	4:P:20:GLU:CG	2.47	0.59
4:P:36:THR:O	4:P:40:GLN:HG3	2.01	0.59
5:Q:60:TYR:HB3	5:Q:73:TYR:HD1	1.67	0.59

*Continued on next page...*

*Continued from previous page...*

Atom-1	Atom-2	Interatomic distance (Å)	Clash overlap (Å)
8:T:108:HIS:CD2	8:T:111:LEU:HD13	2.37	0.59
9:U:75:CYS:O	9:U:76:PRO:C	2.40	0.59
1:A:1110:VAL:CG1	1:A:1387:LEU:HD13	2.26	0.59
1:A:25:SER:HA	1:A:239:TRP:CD1	2.38	0.59
1:A:342:LEU:HD11	1:A:1409:GLU:CG	2.31	0.59
1:A:388:PRO:CB	1:A:434:TYR:CE2	2.86	0.59
1:A:723:LYS:O	1:A:727:ILE:HG23	2.02	0.59
1:A:792:HIS:HB3	1:A:817:GLN:HE21	1.68	0.59
1:A:60:LEU:O	1:A:82:HIS:CD2	2.55	0.59
1:A:520:PRO:HB3	1:A:882:THR:N	2.17	0.59
2:B:754:PRO:O	2:B:757:THR:HG22	2.02	0.59
2:B:816:ILE:HG23	2:B:1001:ILE:HD12	1.85	0.59
2:B:872:LEU:CG	2:B:872:LEU:O	2.51	0.59
5:E:151:LEU:HB2	5:E:190:VAL:O	2.01	0.59
7:G:63:VAL:CG1	7:G:66:GLN:HB2	2.32	0.59
8:H:6:LEU:HB2	8:H:59:ILE:CD1	2.32	0.59
1:M:401:GLY:O	1:M:407:GLY:HA3	2.03	0.59
1:M:573:LYS:HB2	1:M:574:PRO:CD	2.33	0.59
1:M:816:PRO:CG	2:N:689:MET:HE1	2.32	0.59
2:N:1061:MET:HE1	2:N:1076:LEU:HD12	1.84	0.59
3:O:144:LEU:HD23	3:O:145:ILE:N	2.18	0.59
7:S:63:VAL:CG1	7:S:66:GLN:HB2	2.32	0.59
9:U:97:MET:O	9:U:99:LEU:N	2.30	0.59
10:V:27:GLU:O	10:V:28:ASP:HB2	2.01	0.59
1:A:1098:THR:HA	1:A:1116:THR:HG21	1.84	0.59
1:A:1150:THR:HG21	9:I:48:LEU:CD2	2.29	0.59
1:A:1409:GLU:HB3	1:A:1410:GLU:HA	1.85	0.59
1:A:401:GLY:O	1:A:407:GLY:HA3	2.03	0.59
1:A:439:GLU:OE2	2:B:1097:ARG:NH2	2.36	0.59
1:A:810:TYR:HE2	2:B:752:GLN:HA	1.67	0.59
1:A:918:GLU:OE1	1:A:981:PRO:CG	2.51	0.59
2:B:263:ARG:HD3	2:B:323:ARG:O	2.03	0.59
9:I:99:LEU:HD23	9:I:99:LEU:C	2.22	0.59
3:C:136:ALA:HB3	10:J:16:ASP:OD1	2.03	0.59
1:M:1216:ALA:HA	1:M:1219:ILE:HD11	1.85	0.59
1:M:1280:ARG:HH12	5:Q:6:LYS:HZ1	1.50	0.59
1:M:1319:LEU:O	1:M:1321:GLU:N	2.36	0.59
1:M:1328:VAL:H	1:M:1329:ASP:CA	2.15	0.59
1:M:151:ASP:HB2	1:M:172:HIS:NE2	2.18	0.59
1:M:257:SER:C	1:M:259:ASP:H	2.06	0.59
1:M:533:THR:HG21	1:M:656:GLN:HG3	1.85	0.59

*Continued on next page...*

*Continued from previous page...*

Atom-1	Atom-2	Interatomic distance (Å)	Clash overlap (Å)
2:N:211:PHE:CE1	2:N:213:LYS:HE3	2.38	0.59
2:N:319:TYR:O	2:N:319:TYR:CD2	2.55	0.59
3:O:44:ALA:HA	3:O:71:LEU:HD13	1.85	0.59
4:P:122:GLY:O	4:P:126:GLU:HG3	2.03	0.59
5:Q:47:GLY:O	5:Q:48:MET:C	2.40	0.59
1:M:1459:TYR:HE2	6:R:98:LEU:HD22	1.65	0.59
1:M:2:SER:HB2	7:S:65:GLY:O	2.02	0.59
8:T:59:ILE:HG13	8:T:60:THR:H	1.68	0.59
1:A:105:LEU:O	1:A:106:GLU:CB	2.32	0.58
1:A:1062:SER:HB2	1:A:1063:PRO:C	2.23	0.58
1:A:1279:LEU:O	1:A:1281:GLY:N	2.30	0.58
1:A:1140:GLN:O	1:A:1280:ARG:HG2	2.02	0.58
1:A:257:SER:C	1:A:259:ASP:H	2.06	0.58
1:A:425:LYS:CE	1:A:430:ILE:HG13	2.33	0.58
1:A:445:GLY:HA2	1:A:446:ASP:C	2.22	0.58
1:A:747:ASN:O	1:A:748:ASN:O	2.21	0.58
1:A:87:GLU:O	1:A:88:LEU:CD2	2.51	0.58
2:B:1106:GLN:HB3	2:B:1107:PRO:HD2	1.84	0.58
2:B:440:THR:HG23	2:B:441:ASN:N	2.17	0.58
7:G:50:LEU:HD12	7:G:76:ARG:HB3	1.84	0.58
8:H:41:ASP:HB2	8:H:100:LEU:HB3	1.83	0.58
9:I:34:TYR:OH	9:I:36:GLU:HB2	2.03	0.58
11:K:64:HIS:CD2	11:K:66:LEU:HB2	2.38	0.58
1:M:256:ILE:HG23	1:M:257:SER:N	2.16	0.58
1:M:260:GLY:HA3	2:N:924:ARG:CD	2.33	0.58
1:M:398:VAL:HG12	1:M:421:LEU:CD1	2.33	0.58
1:M:668:PHE:CZ	1:M:752:MET:HE2	2.38	0.58
1:M:804:GLY:O	1:M:805:PHE:HB2	2.02	0.58
1:M:808:ASN:HD21	2:N:716:VAL:CG2	2.16	0.58
2:N:228:ALA:HB2	2:N:237:SER:OG	2.03	0.58
2:N:685:VAL:HG12	2:N:686:MET:N	2.19	0.58
7:S:15:HIS:ND1	7:S:16:PRO:HD2	2.17	0.58
8:T:33:GLN:C	8:T:35:ASP:H	2.06	0.58
1:A:1075:ILE:C	1:A:1078:PRO:HD2	2.23	0.58
1:A:1080:THR:O	1:A:1083:THR:HG22	2.04	0.58
1:A:1119:LEU:HD11	1:A:1121:ILE:HG13	1.83	0.58
1:A:28:GLU:OE1	2:B:1203:ARG:NH2	2.37	0.58
1:A:385:THR:HG23	1:A:437:ARG:HG2	1.84	0.58
2:B:281:ARG:CA	9:I:6:TYR:CE1	2.86	0.58
2:B:54:SER:HA	2:B:79:PHE:CD1	2.38	0.58
4:D:101:ALA:O	4:D:104:ALA:N	2.35	0.58

*Continued on next page...*

*Continued from previous page...*

Atom-1	Atom-2	Interatomic distance (Å)	Clash overlap (Å)
1:M:1397:ARG:NH1	1:M:1400:THR:OG1	2.36	0.58
1:M:14:ARG:NH1	2:N:1207:LYS:HD3	2.19	0.58
1:M:644:GLY:O	1:M:648:CYS:HB2	2.03	0.58
1:M:968:GLN:HG3	1:M:968:GLN:O	2.02	0.58
1:M:1066:MET:HG2	2:N:1128:ILE:HG22	1.84	0.58
2:N:700:MET:O	2:N:702:ALA:N	2.36	0.58
4:P:132:LYS:CG	4:P:133:PHE:O	2.49	0.58
7:S:12:ILE:HG22	7:S:14:LEU:HD13	1.86	0.58
7:S:151:THR:CG2	7:S:160:ALA:CB	2.78	0.58
8:T:41:ASP:HB2	8:T:100:LEU:HB3	1.83	0.58
12:X:48:VAL:O	12:X:49:MET:CB	2.51	0.58
1:A:116:LYS:HG2	1:A:117:ILE:N	2.18	0.58
1:A:668:PHE:CZ	1:A:752:MET:HE2	2.38	0.58
1:A:800:PRO:O	1:A:802:SER:N	2.36	0.58
2:B:30:LEU:HB2	2:B:184:GLN:OE1	2.03	0.58
9:I:55:ASN:O	9:I:56:THR:C	2.42	0.58
1:M:1098:THR:HA	1:M:1116:THR:HG21	1.85	0.58
1:M:1363:GLU:HA	1:M:1367:SER:HB2	1.83	0.58
1:M:781:ILE:HD12	1:M:782:PRO:HD2	1.85	0.58
2:N:1112:SER:O	2:N:1113:ARG:HB3	2.02	0.58
4:P:68:PHE:HB3	4:P:73:ALA:CB	2.34	0.58
5:Q:27:TYR:CE2	5:Q:72:ILE:HG13	2.39	0.58
7:S:82:PRO:HG3	7:S:107:LEU:CD2	2.33	0.58
12:X:39:ILE:HD12	12:X:39:ILE:N	2.18	0.58
1:A:1216:ALA:HA	1:A:1219:ILE:HD11	1.85	0.58
1:A:780:ARG:HH11	1:A:803:ARG:CZ	2.16	0.58
2:B:229:LEU:N	2:B:229:LEU:HD23	2.18	0.58
2:B:391:ARG:HE	2:B:618:ARG:HH21	1.50	0.58
2:B:89:MET:HE3	2:B:89:MET:HA	1.86	0.58
3:C:218:GLU:N	3:C:219:PRO:HA	2.18	0.58
7:G:12:ILE:HG22	7:G:14:LEU:HD13	1.86	0.58
7:G:15:HIS:ND1	7:G:16:PRO:HD2	2.17	0.58
1:A:1450:TYR:CD1	7:G:61:ARG:HA	2.37	0.58
9:I:20:LYS:NZ	9:I:21:VAL:HG23	2.18	0.58
12:L:21:ILE:HG23	12:L:30:ARG:HG3	1.84	0.58
1:M:1260:ILE:HA	1:M:1261:GLU:CB	2.33	0.58
1:M:1329:ASP:O	1:M:1333:THR:HG23	2.02	0.58
1:M:15:ARG:HD3	1:M:1438:GLN:NE2	2.11	0.58
1:M:169:ASN:HD22	1:M:169:ASN:C	2.06	0.58
1:M:88:LEU:CB	1:M:243:THR:O	2.49	0.58
1:M:425:LYS:CE	1:M:430:ILE:HG13	2.33	0.58

*Continued on next page...*

*Continued from previous page...*

Atom-1	Atom-2	Interatomic distance (Å)	Clash overlap (Å)
1:M:747:ASN:O	1:M:748:ASN:O	2.21	0.58
1:M:810:TYR:HE2	2:N:752:GLN:HA	1.62	0.58
2:N:1095:ARG:O	2:N:1096:ALA:HB2	2.04	0.58
1:M:11:VAL:HG11	2:N:1179:PHE:HB2	1.85	0.58
1:M:11:VAL:HG23	2:N:1181:GLN:HB2	1.85	0.58
1:M:260:GLY:CA	2:N:924:ARG:CD	2.81	0.58
3:O:58:PRO:HD2	3:O:61:PHE:HB2	1.82	0.58
10:V:2:ILE:H	10:V:56:ILE:CD1	2.09	0.58
1:A:1097:VAL:O	1:A:1098:THR:HG23	2.03	0.58
1:A:1397:ARG:NH1	1:A:1400:THR:OG1	2.36	0.58
1:A:25:SER:CB	1:A:239:TRP:CE2	2.84	0.58
1:A:318:PRO:O	1:A:319:GLN:HB2	2.04	0.58
1:A:513:VAL:N	1:A:514:PRO:CD	2.66	0.58
1:A:781:ILE:HD12	1:A:782:PRO:HD2	1.85	0.58
2:B:268:ILE:HG13	2:B:269:VAL:N	2.19	0.58
2:B:391:ARG:HE	2:B:618:ARG:NH2	2.01	0.58
2:B:778:MET:HA	2:B:956:ARG:HH21	1.67	0.58
5:E:22:VAL:HG21	5:E:29:VAL:CG2	2.33	0.58
7:G:68:PHE:N	7:G:68:PHE:CD1	2.68	0.58
7:G:82:PRO:HG3	7:G:107:LEU:CD2	2.33	0.58
8:H:111:LEU:C	8:H:113:ARG:N	2.56	0.58
1:M:1075:ILE:C	1:M:1078:PRO:HD2	2.24	0.58
1:M:1136:ASN:O	1:M:1140:GLN:HB2	2.03	0.58
1:M:1253:ALA:CB	1:M:1254:GLU:HA	2.23	0.58
1:M:21:PHE:CE2	1:M:1403:LEU:HD12	2.37	0.58
1:M:439:GLU:OE2	2:N:1097:ARG:NH2	2.36	0.58
1:M:773:GLN:HE22	1:M:780:ARG:CB	2.14	0.58
2:N:508:VAL:HG13	2:N:510:PRO:HA	1.85	0.58
2:N:871:THR:O	2:N:872:LEU:CB	2.50	0.58
3:O:147:LYS:O	3:O:148:LEU:HD23	2.03	0.58
3:O:69:ILE:HD12	3:O:70:PRO:HD2	1.85	0.58
1:M:388:PRO:HD3	6:R:94:ASN:HB2	1.86	0.58
8:T:42:ILE:O	8:T:42:ILE:HG13	2.02	0.58
1:A:846:ARG:HH12	1:A:1391:THR:HA	1.59	0.58
1:A:629:GLY:O	1:A:631:SER:N	2.30	0.58
2:B:582:LEU:O	2:B:586:LEU:HD13	2.04	0.58
2:B:700:MET:O	2:B:702:ALA:N	2.36	0.58
1:A:810:TYR:C	2:B:750:HIS:CD2	2.77	0.58
4:D:23:ASP:HB3	4:D:87:LYS:HD3	1.85	0.58
4:D:61:TYR:O	4:D:65:PHE:HD2	1.85	0.58
10:J:31:GLU:HB3	10:J:33:GLU:H	1.68	0.58

*Continued on next page...*

*Continued from previous page...*

Atom-1	Atom-2	Interatomic distance (Å)	Clash overlap (Å)
3:C:253:GLN:NE2	11:K:98:GLU:HG3	2.11	0.58
1:M:1080:THR:O	1:M:1083:THR:HG22	2.03	0.58
1:M:1164:THR:CG2	1:M:1242:ARG:HH22	2.12	0.58
1:M:689:VAL:HG11	1:M:807:GLU:HG2	1.85	0.58
2:N:213:LYS:O	2:N:214:ALA:CB	2.52	0.58
2:N:685:VAL:HG12	2:N:728:THR:CG2	2.34	0.58
2:N:637:GLU:OE1	2:N:698:ARG:HD2	2.04	0.58
2:N:701:GLN:NE2	2:N:725:HIS:O	2.37	0.58
2:N:89:MET:HE2	2:N:90:THR:H	1.69	0.58
4:P:99:GLU:HB3	4:P:124:LEU:HD21	1.78	0.58
9:U:110:PHE:CD1	9:U:110:PHE:O	2.56	0.58
9:U:72:ASP:CA	9:U:81:HIS:NE2	2.65	0.58
1:A:86:ILE:HG22	1:A:245:LEU:HB3	1.84	0.58
1:A:11:VAL:HG23	2:B:1181:GLN:HB2	1.85	0.58
1:A:20:GLN:OE1	2:B:1205:PHE:CD1	2.57	0.58
2:B:211:PHE:CE1	2:B:213:LYS:HE3	2.38	0.58
2:B:292:ASN:N	2:B:293:ASP:CB	2.55	0.58
2:B:225:ILE:HD11	2:B:367:MET:SD	2.43	0.58
2:B:426:ARG:C	2:B:428:PHE:H	2.07	0.58
2:B:565:LYS:HB2	2:B:572:TRP:HE1	1.67	0.58
2:B:873:ARG:HG3	3:O:265:GLU:CD	2.24	0.58
2:B:942:MET:HB2	12:L:50:TYR:CE2	2.39	0.58
2:B:995:ILE:CG2	10:J:42:ARG:HD2	2.33	0.58
5:E:76:PHE:HA	5:E:105:ILE:HG13	1.84	0.58
7:G:84:ARG:HG2	7:G:150:GLY:HA2	1.86	0.58
10:J:7:CYS:HB3	10:J:45:CYS:CB	2.32	0.58
1:M:1098:THR:HG22	1:M:1116:THR:OG1	2.04	0.58
1:M:1248:ASP:OD1	1:M:1249:ASP:HA	2.02	0.58
1:M:165:ASN:HB3	1:M:166:PRO:HA	0.69	0.58
1:M:380:LEU:CD1	1:M:442:ILE:CD1	2.75	0.58
1:M:567:PRO:O	1:M:578:TRP:CH2	2.56	0.58
1:M:816:PRO:HG2	2:N:689:MET:CE	2.33	0.58
2:N:30:LEU:HB2	2:N:184:GLN:OE1	2.03	0.58
2:N:654:ARG:CD	2:N:657:ILE:HG13	2.33	0.58
5:Q:22:VAL:HG21	5:Q:29:VAL:CG2	2.33	0.58
7:S:50:LEU:HD12	7:S:76:ARG:HB3	1.84	0.58
3:O:259:LEU:CD1	11:W:34:LEU:HD21	2.34	0.58
1:A:1253:ALA:CB	1:A:1254:GLU:HA	2.23	0.58
1:A:1260:ILE:HA	1:A:1261:GLU:CB	2.33	0.58
1:A:1320:THR:C	1:A:1322:ALA:H	2.06	0.58
1:A:490:GLY:HA3	2:B:968:LYS:HE2	1.84	0.58

*Continued on next page...*

*Continued from previous page...*

Atom-1	Atom-2	Interatomic distance (Å)	Clash overlap (Å)
1:A:950:PHE:HB2	1:A:951:PRO:CD	2.31	0.58
1:A:11:VAL:HG11	2:B:1179:PHE:HB2	1.85	0.58
2:B:685:VAL:HG12	2:B:686:MET:N	2.19	0.58
2:B:847:THR:HG22	2:B:956:ARG:CB	2.34	0.58
4:D:122:GLY:O	4:D:126:GLU:HG3	2.03	0.58
9:I:50:SER:O	9:I:51:SER:CB	2.50	0.58
12:L:24:CYS:HA	12:L:49:MET:HG2	1.86	0.58
1:M:120:SER:N	1:M:122:PRO:CA	2.64	0.58
1:M:1504:ALA:C	1:M:1507:PRO:CD	2.72	0.58
1:M:452:ARG:HH11	1:M:486:ALA:HB2	1.68	0.58
1:M:918:GLU:OE1	1:M:981:PRO:CG	2.51	0.58
2:N:1106:GLN:HG2	2:N:1145:ASP:OD2	2.03	0.58
1:M:20:GLN:N	2:N:1203:ARG:O	2.34	0.58
2:N:426:ARG:C	2:N:428:PHE:H	2.06	0.58
2:N:640:ILE:HD11	2:N:673:LEU:HB3	1.84	0.58
3:O:42:THR:HG21	3:O:171:TRP:O	2.04	0.58
4:P:66:ALA:HB1	4:P:69:LYS:HG2	1.85	0.58
7:S:46:ILE:O	7:S:46:ILE:CG2	2.48	0.58
11:W:46:ALA:C	11:W:48:GLN:H	2.04	0.58
1:M:549:ARG:NH2	11:W:50:LEU:HD21	2.18	0.58
1:A:1195:LEU:HD11	1:A:1242:ARG:CG	2.33	0.58
1:A:573:LYS:CE	8:H:74:TYR:CZ	2.87	0.58
2:B:341:ILE:HG23	2:B:345:GLU:HB2	1.84	0.58
2:B:386:HIS:HA	2:B:387:PHE:HB3	1.86	0.58
8:H:79:LYS:HA	8:H:118:HIS:HA	1.86	0.58
2:B:378:ARG:HG2	9:I:52:ASN:ND2	2.19	0.58
9:I:68:LEU:CD2	9:I:69:PRO:HD2	2.26	0.58
11:K:91:LYS:HA	11:K:94:ILE:HD11	1.86	0.58
1:M:40:PRO:HA	1:M:276:ILE:HG21	1.86	0.58
2:N:225:ILE:HD11	2:N:367:MET:SD	2.43	0.58
3:O:218:GLU:N	3:O:219:PRO:HA	2.18	0.58
8:T:113:ARG:CG	8:T:114:LEU:N	2.64	0.58
9:U:37:ILE:CG2	9:U:38:ALA:N	2.66	0.58
1:A:1402:ALA:O	1:A:1405:ARG:N	2.36	0.58
1:A:1466:PRO:O	1:A:1467:THR:C	2.42	0.58
1:A:55:LEU:HD13	1:A:56:LEU:N	2.18	0.58
1:A:589:PRO:O	1:A:592:ILE:HD11	2.03	0.58
2:B:461:ASN:O	2:B:462:ARG:O	2.21	0.58
2:B:688:ALA:HB3	2:B:730:CYS:HB2	1.86	0.58
2:B:941:VAL:CG1	2:B:955:VAL:HG13	2.34	0.58
3:C:182:ASP:OD1	3:C:182:ASP:C	2.41	0.58

*Continued on next page...*

*Continued from previous page...*

Atom-1	Atom-2	Interatomic distance (Å)	Clash overlap (Å)
3:C:35:VAL:HG21	3:C:252:LEU:CD1	2.34	0.58
4:D:132:LYS:CG	4:D:133:PHE:O	2.49	0.58
2:B:281:ARG:CB	9:I:6:TYR:CD1	2.87	0.58
12:L:48:VAL:O	12:L:49:MET:CB	2.51	0.58
12:L:55:LYS:HB2	12:L:56:ARG:CA	2.28	0.58
1:M:1246:ILE:O	1:M:1247:ARG:CG	2.52	0.58
1:M:115:LEU:HD21	1:M:227:HIS:CB	2.34	0.58
1:M:25:SER:HA	1:M:239:TRP:CD1	2.38	0.58
1:M:800:PRO:O	1:M:802:SER:N	2.37	0.58
1:M:824:MET:CB	2:N:500:LEU:HB3	2.33	0.58
1:M:350:ARG:CD	2:N:1117:LEU:O	2.51	0.58
2:N:741:LEU:O	2:N:744:ILE:HG12	2.04	0.58
2:N:867:VAL:O	2:N:869:SER:N	2.33	0.58
1:A:1390:ILE:HG22	1:A:1390:ILE:O	2.02	0.57
1:A:14:ARG:NH1	2:B:1207:LYS:HD3	2.18	0.57
1:A:405:HIS:O	1:A:407:GLY:N	2.30	0.57
1:A:432:LEU:C	1:A:436:TRP:CZ2	2.77	0.57
1:A:452:ARG:HH11	1:A:486:ALA:HB2	1.68	0.57
1:A:1444:THR:HB	2:B:1131:GLY:O	2.04	0.57
2:B:213:LYS:O	2:B:214:ALA:CB	2.52	0.57
2:B:637:GLU:OE1	2:B:698:ARG:HD2	2.04	0.57
2:B:685:VAL:HG12	2:B:728:THR:CG2	2.34	0.57
2:B:741:LEU:O	2:B:744:ILE:HG12	2.04	0.57
3:C:69:ILE:HD12	3:C:70:PRO:HD2	1.85	0.57
4:D:36:THR:O	4:D:40:GLN:CG	2.52	0.57
4:D:27:VAL:CG2	4:D:95:THR:CG2	2.61	0.57
7:G:114:HIS:NE2	7:G:115:LEU:CD2	2.67	0.57
9:I:110:PHE:CD1	9:I:110:PHE:O	2.56	0.57
1:M:312:ASN:ND2	1:M:330:SER:CB	2.52	0.57
1:M:780:ARG:HH11	1:M:803:ARG:CZ	2.16	0.57
1:M:816:PRO:C	1:M:818:GLU:H	2.06	0.57
1:M:947:LYS:HD2	1:M:947:LYS:H	1.69	0.57
2:N:310:ILE:HB	2:N:311:GLN:HA	0.67	0.57
2:N:831:ASN:ND2	2:N:833:ALA:N	2.52	0.57
7:S:84:ARG:HG2	7:S:150:GLY:HA2	1.86	0.57
8:T:79:LYS:HA	8:T:118:HIS:HA	1.86	0.57
10:V:31:GLU:HB3	10:V:33:GLU:H	1.68	0.57
1:A:111:ASN:CG	1:A:216:ILE:HG12	2.23	0.57
1:A:1172:PHE:HB3	1:A:1176:PHE:HE2	1.69	0.57
1:A:1295:ILE:CG2	1:A:1307:ALA:O	2.49	0.57
1:A:1450:TYR:HD1	7:G:61:ARG:N	2.00	0.57

*Continued on next page...*

*Continued from previous page...*

Atom-1	Atom-2	Interatomic distance (Å)	Clash overlap (Å)
1:A:231:ASN:C	1:A:233:GLN:H	2.07	0.57
1:A:267:ASP:H	1:A:268:LEU:CA	2.16	0.57
1:A:40:PRO:HA	1:A:276:ILE:HG21	1.86	0.57
1:A:645:PRO:O	1:A:646:GLU:CB	2.52	0.57
1:A:946:CYS:SG	1:A:949:ILE:HD11	2.45	0.57
2:B:281:ARG:HA	9:I:6:TYR:HE1	1.68	0.57
2:B:701:GLN:NE2	2:B:725:HIS:O	2.37	0.57
2:B:82:ILE:HB	2:B:117:VAL:HG22	1.86	0.57
3:C:144:LEU:HD23	3:C:145:ILE:N	2.18	0.57
4:D:14:LYS:O	4:D:15:LEU:CG	2.52	0.57
5:E:27:TYR:CE2	5:E:72:ILE:HG13	2.38	0.57
7:G:114:HIS:CD2	7:G:114:HIS:O	2.56	0.57
8:H:80:VAL:HG13	8:H:95:VAL:CG2	2.34	0.57
3:C:259:LEU:CD1	11:K:34:LEU:HD21	2.34	0.57
1:M:104:ILE:HG23	1:M:107:CYS:SG	2.43	0.57
1:M:311:ASP:HB2	1:M:314:ILE:CD1	2.34	0.57
1:M:380:LEU:C	1:M:381:THR:HG22	2.09	0.57
2:N:1106:GLN:HB3	2:N:1107:PRO:HD2	1.84	0.57
2:N:82:ILE:HB	2:N:117:VAL:HG22	1.86	0.57
2:N:281:ARG:CB	9:U:6:TYR:CE1	2.86	0.57
2:N:41:PHE:HB3	2:N:42:VAL:CG2	2.35	0.57
2:N:387:PHE:CE1	2:N:504:HIS:CD2	2.91	0.57
2:N:694:LEU:CD2	2:N:727:TRP:CD1	2.87	0.57
3:O:140:SER:O	3:O:141:ARG:CG	2.48	0.57
4:P:127:LEU:HA	4:P:130:LEU:HD12	1.85	0.57
1:A:1325:VAL:HG12	1:A:1326:GLU:N	2.18	0.57
1:A:242:ILE:CD1	1:A:245:LEU:CD1	2.78	0.57
1:A:771:VAL:HG23	1:A:809:SER:HA	1.85	0.57
1:A:969:ASN:N	1:A:969:ASN:HD22	2.02	0.57
2:B:1037:THR:HG23	2:B:1039:VAL:H	1.69	0.57
2:B:236:ILE:O	2:B:237:SER:CB	2.50	0.57
2:B:716:VAL:O	2:B:716:VAL:HG12	2.04	0.57
3:C:44:ALA:HA	3:C:71:LEU:HD13	1.85	0.57
4:D:71:ALA:O	4:D:75:TYR:HD2	1.84	0.57
1:A:573:LYS:HB3	8:H:74:TYR:HA	1.86	0.57
12:L:39:ILE:N	12:L:39:ILE:HD12	2.18	0.57
1:M:1195:LEU:HD11	1:M:1242:ARG:CG	2.33	0.57
1:M:1146:LEU:HD13	1:M:1274:LEU:HD23	1.83	0.57
1:M:1412:VAL:HG13	1:M:1413:GLU:HG3	1.86	0.57
1:M:1434:ILE:O	2:N:1141:PHE:CE2	2.58	0.57
1:M:1458:ASN:O	1:M:1459:TYR:C	2.42	0.57

*Continued on next page...*

*Continued from previous page...*

Atom-1	Atom-2	Interatomic distance (Å)	Clash overlap (Å)
1:M:59:ARG:HB2	1:M:60:LEU:HA	1.86	0.57
1:M:775:ILE:CG2	1:M:1089:TYR:CD2	2.87	0.57
1:M:87:GLU:O	1:M:88:LEU:CD2	2.51	0.57
2:N:229:LEU:HD23	2:N:229:LEU:N	2.19	0.57
2:N:359:ARG:NE	2:N:573:LEU:HD21	2.20	0.57
2:N:399:LEU:HA	2:N:402:LEU:HD12	1.86	0.57
2:N:556:ASN:OD1	2:N:557:PRO:HD3	2.03	0.57
2:N:861:GLU:HG3	2:N:904:THR:O	2.05	0.57
3:O:35:VAL:HG21	3:O:252:LEU:CD1	2.34	0.57
7:S:114:HIS:NE2	7:S:115:LEU:CD2	2.67	0.57
7:S:115:LEU:CD2	7:S:163:THR:HG22	2.34	0.57
1:A:115:LEU:HD21	1:A:227:HIS:CD2	2.38	0.57
1:A:116:LYS:H	1:A:116:LYS:CD	2.12	0.57
1:A:263:ARG:O	1:A:263:ARG:CG	2.52	0.57
1:A:378:LYS:HA	1:A:441:HIS:HD2	1.62	0.57
1:A:785:PHE:HZ	1:A:791:PRO:CG	2.17	0.57
1:A:331:ILE:HD11	2:B:1198:MET:SD	2.45	0.57
2:B:41:PHE:HB3	2:B:42:VAL:CG2	2.35	0.57
2:B:724:VAL:O	2:B:724:VAL:HG12	2.02	0.57
2:B:685:VAL:HG13	2:B:728:THR:HG21	1.87	0.57
2:B:831:ASN:ND2	2:B:833:ALA:N	2.52	0.57
2:B:861:GLU:HG3	2:B:904:THR:O	2.05	0.57
3:C:42:THR:HG21	3:C:171:TRP:O	2.04	0.57
2:B:1067:GLY:N	3:C:30:ASN:HD22	2.03	0.57
4:D:66:ALA:CB	4:D:69:LYS:HG2	2.35	0.57
5:E:74:ILE:HA	5:E:103:ILE:HG13	1.85	0.57
5:E:42:LYS:O	5:E:45:HIS:O	2.21	0.57
1:M:1009:ILE:HG22	5:Q:162:ARG:HH21	1.67	0.57
1:M:1062:SER:HA	1:M:1063:PRO:O	2.04	0.57
1:M:215:THR:O	1:M:219:HIS:CD2	2.56	0.57
1:M:317:GLN:N	1:M:318:PRO:HD3	2.19	0.57
1:M:59:ARG:H	1:M:60:LEU:CA	2.10	0.57
2:N:1037:THR:HG23	2:N:1039:VAL:H	1.69	0.57
2:N:480:HIS:HD2	2:N:483:ARG:CZ	2.18	0.57
2:N:582:LEU:O	2:N:586:LEU:HD13	2.04	0.57
5:Q:42:LYS:O	5:Q:45:HIS:O	2.21	0.57
8:T:72:ALA:CB	8:T:123:LEU:O	2.44	0.57
11:W:91:LYS:HA	11:W:94:ILE:HD11	1.86	0.57
1:A:1085:ASN:O	1:A:1087:PHE:N	2.38	0.57
1:A:11:VAL:HG11	2:B:1179:PHE:CB	2.34	0.57
1:A:1282:VAL:HB	1:A:1285:ILE:CD1	2.21	0.57

*Continued on next page...*

*Continued from previous page...*

Atom-1	Atom-2	Interatomic distance (Å)	Clash overlap (Å)
1:A:849:LYS:O	1:A:1408:PHE:CE2	2.56	0.57
1:A:1450:TYR:HE2	6:F:125:ARG:CD	2.17	0.57
1:A:597:ASP:HA	1:A:601:GLN:OE1	2.05	0.57
1:A:945:LEU:HD23	1:A:945:LEU:C	2.25	0.57
2:B:1061:MET:CE	2:B:1076:LEU:HD12	2.35	0.57
2:B:538:ALA:C	2:B:540:ILE:H	2.08	0.57
2:B:774:TYR:CE1	2:B:775:GLN:HG2	2.40	0.57
4:D:68:PHE:HB3	4:D:73:ALA:CB	2.33	0.57
1:A:1450:TYR:CD1	7:G:61:ARG:N	2.72	0.57
7:G:79:LEU:HD12	7:G:81:ARG:NH2	2.20	0.57
1:M:1188:LEU:O	1:M:1189:TYR:HB3	2.04	0.57
1:M:128:GLN:CG	1:M:139:ALA:CB	2.73	0.57
1:M:116:LYS:CE	1:M:140:VAL:HG13	2.35	0.57
1:M:343:ARG:NH1	1:M:343:ARG:CG	2.41	0.57
1:M:589:PRO:O	1:M:592:ILE:HD11	2.03	0.57
2:N:1110:GLY:O	2:N:1111:ARG:HB2	2.04	0.57
2:N:206:ASN:OD1	2:N:227:SER:HB2	2.04	0.57
2:N:538:ALA:C	2:N:540:ILE:H	2.08	0.57
4:P:130:LEU:C	4:P:132:LYS:H	2.08	0.57
5:Q:97:HIS:HB2	5:Q:99:HIS:HE1	1.69	0.57
7:S:114:HIS:CD2	7:S:114:HIS:O	2.56	0.57
1:A:1188:LEU:O	1:A:1189:TYR:HB3	2.04	0.57
1:A:370:LEU:HD12	1:A:475:ARG:O	2.05	0.57
1:A:33:SER:CB	1:A:85:HIS:N	2.68	0.57
2:B:1163:TYR:O	2:B:1163:TYR:HD1	1.87	0.57
1:A:816:PRO:HG2	2:B:689:MET:HE1	1.85	0.57
2:B:694:LEU:CD2	2:B:727:TRP:CD1	2.87	0.57
2:B:887:LEU:HD13	2:B:953:VAL:HG11	1.87	0.57
3:C:147:LYS:O	3:C:148:LEU:HD23	2.03	0.57
11:K:76:THR:HG21	11:K:85:VAL:HG21	1.87	0.57
1:M:1085:ASN:O	1:M:1087:PHE:N	2.38	0.57
1:M:1320:THR:C	1:M:1322:ALA:H	2.06	0.57
1:M:192:SER:HB2	1:M:202:LEU:N	2.19	0.57
1:M:368:ASP:OD1	1:M:649:LYS:NZ	2.35	0.57
1:M:812:ARG:HB2	1:M:813:GLY:CA	2.32	0.57
2:N:221:TYR:CB	2:N:243:LEU:HD13	2.35	0.57
2:N:790:LYS:O	2:N:792:LEU:N	2.37	0.57
5:Q:21:LEU:CD2	5:Q:25:ARG:HE	2.16	0.57
9:U:49:GLN:NE2	9:U:51:SER:O	2.38	0.57
1:A:104:ILE:HG23	1:A:107:CYS:SG	2.45	0.57
1:A:1098:THR:HG22	1:A:1116:THR:OG1	2.04	0.57

*Continued on next page...*

*Continued from previous page...*

Atom-1	Atom-2	Interatomic distance (Å)	Clash overlap (Å)
1:A:1166:ILE:CA	1:A:1167:GLU:CB	2.30	0.57
1:A:1496:PHE:HZ	4:D:32:ILE:HG21	1.69	0.57
1:A:275:ILE:HG12	1:A:305:HIS:CB	2.35	0.57
1:A:275:ILE:HD13	1:A:306:VAL:HG23	1.86	0.57
1:A:317:GLN:N	1:A:318:PRO:HD3	2.19	0.57
1:A:71:THR:CG2	1:A:82:HIS:NE2	2.68	0.57
2:B:991:SER:CB	2:B:1062:TYR:H	2.14	0.57
2:B:1110:GLY:O	2:B:1111:ARG:HB2	2.03	0.57
1:A:13:LEU:O	2:B:1181:GLN:O	2.22	0.57
1:A:24:LEU:N	2:B:1199:ASN:O	2.38	0.57
1:M:1290:MET:SD	1:M:1311:VAL:N	2.78	0.57
1:M:331:ILE:HD11	2:N:1198:MET:SD	2.45	0.57
1:M:605:ASN:CG	8:T:26:ARG:HH22	2.08	0.57
1:M:645:PRO:O	1:M:646:GLU:CB	2.51	0.57
1:M:728:LEU:HD22	1:M:805:PHE:HE1	1.64	0.57
2:N:386:HIS:HA	2:N:387:PHE:HB3	1.86	0.57
2:N:942:MET:HB2	12:X:50:TYR:CE2	2.39	0.57
4:P:14:LYS:O	4:P:15:LEU:CG	2.52	0.57
4:P:36:THR:O	4:P:40:GLN:CG	2.52	0.57
5:Q:74:ILE:HA	5:Q:103:ILE:HG13	1.85	0.57
1:M:1452:ASP:CG	6:R:123:LEU:HD11	2.24	0.57
1:M:549:ARG:HH22	11:W:50:LEU:CG	2.18	0.57
12:X:54:THR:OG1	12:X:56:ARG:HG3	2.04	0.57
1:A:1246:ILE:O	1:A:1247:ARG:CG	2.52	0.57
1:A:1276:SER:HB2	1:A:1277:ILE:CD1	2.35	0.57
1:A:1412:VAL:HG13	1:A:1413:GLU:HG3	1.86	0.57
1:A:466:ILE:O	1:A:467:ARG:HB3	2.04	0.57
1:A:652:PHE:O	1:A:656:GLN:CB	2.53	0.57
1:A:947:LYS:HD2	1:A:947:LYS:H	1.69	0.57
2:B:102:GLN:HG2	2:B:105:ARG:NE	2.20	0.57
2:B:1061:MET:HG3	2:B:1074:VAL:CG2	2.34	0.57
2:B:1095:ARG:O	2:B:1096:ALA:HB2	2.04	0.57
2:B:658:ASP:CB	2:B:659:PRO:CD	2.83	0.57
1:A:1478:LEU:HD23	4:D:45:THR:H	1.70	0.57
5:E:21:LEU:CD2	5:E:25:ARG:HE	2.16	0.57
6:F:65:ALA:C	6:F:67:GLU:H	2.07	0.57
8:H:92:SER:HA	8:H:104:ILE:O	2.05	0.57
1:M:1282:VAL:CG1	1:M:1285:ILE:HG13	2.34	0.57
1:M:189:LEU:C	1:M:190:TRP:CD1	2.78	0.57
1:M:573:LYS:HB3	8:T:74:TYR:HA	1.86	0.57
2:N:268:ILE:HG13	2:N:269:VAL:N	2.19	0.57

*Continued on next page...*

*Continued from previous page...*

Atom-1	Atom-2	Interatomic distance (Å)	Clash overlap (Å)
3:O:73:SER:HB2	3:O:239:ILE:HG22	1.87	0.57
6:R:65:ALA:C	6:R:67:GLU:H	2.07	0.57
7:S:143:ASN:O	7:S:172:LEU:HB2	2.05	0.57
7:S:5:LEU:HD13	7:S:50:LEU:HD11	1.77	0.57
1:A:1119:LEU:CD2	1:A:1314:THR:HG21	2.35	0.57
1:A:25:SER:CB	1:A:239:TRP:CD1	2.87	0.57
1:A:59:ARG:HB2	1:A:60:LEU:HA	1.86	0.57
2:B:480:HIS:HD2	2:B:483:ARG:CZ	2.18	0.57
4:D:32:ILE:HD11	4:D:74:THR:HG23	1.83	0.57
4:D:66:ALA:HB1	4:D:69:LYS:HG2	1.85	0.57
4:D:84:ARG:HH21	4:D:87:LYS:CE	2.18	0.57
7:G:94:THR:CG2	8:T:2:SER:CA	2.78	0.57
9:I:49:GLN:NE2	9:I:51:SER:O	2.38	0.57
1:M:1492:VAL:CG1	4:P:75:TYR:OH	2.53	0.57
1:M:263:ARG:NH2	1:M:263:ARG:CG	2.43	0.57
1:M:48:GLN:CG	1:M:50:PRO:HD3	2.35	0.57
1:M:513:VAL:N	1:M:514:PRO:CD	2.66	0.57
1:M:597:ASP:HA	1:M:601:GLN:OE1	2.05	0.57
1:M:975:HIS:CE1	1:M:977:GLU:OE2	2.58	0.57
2:N:1061:MET:CE	2:N:1076:LEU:HD12	2.35	0.57
2:N:486:THR:N	2:N:487:PRO:CD	2.68	0.57
5:Q:60:TYR:HB3	5:Q:73:TYR:CD1	2.40	0.57
5:Q:59:PHE:O	5:Q:74:ILE:HG13	2.05	0.57
8:T:114:LEU:O	8:T:115:SER:C	2.43	0.57
1:A:252:VAL:HG22	2:B:1193:GLN:OE1	2.05	0.57
2:B:1073:GLN:CA	2:B:1073:GLN:OE1	2.53	0.57
2:B:221:TYR:CB	2:B:243:LEU:HD13	2.35	0.57
2:B:331:ARG:O	2:B:332:GLU:C	2.43	0.57
2:B:508:VAL:HG13	2:B:510:PRO:HA	1.85	0.57
2:B:658:ASP:C	2:B:660:GLU:HB2	2.26	0.57
3:C:255:LYS:HD2	11:K:37:GLU:OE2	2.05	0.57
3:C:73:SER:HB2	3:C:239:ILE:HG22	1.87	0.57
4:D:51:MET:O	4:D:55:MET:CG	2.53	0.57
5:E:97:HIS:HB2	5:E:99:HIS:HE1	1.69	0.57
7:G:151:THR:CA	7:G:160:ALA:CB	2.73	0.57
9:I:51:SER:O	9:I:52:ASN:CG	2.43	0.57
10:J:3:ILE:HD11	10:J:18:TRP:CD1	2.40	0.57
1:M:107:CYS:C	1:M:108:VAL:HG13	2.25	0.57
1:M:263:ARG:O	1:M:263:ARG:CG	2.52	0.57
1:M:466:ILE:O	1:M:467:ARG:HB3	2.04	0.57
1:M:368:ASP:OD1	1:M:649:LYS:CE	2.51	0.57

*Continued on next page...*

*Continued from previous page...*

Atom-1	Atom-2	Interatomic distance (Å)	Clash overlap (Å)
1:M:652:PHE:O	1:M:656:GLN:CB	2.53	0.57
2:N:216:PRO:N	2:N:217:SER:HB3	2.18	0.57
2:N:659:PRO:CA	2:N:660:GLU:O	2.50	0.57
1:M:816:PRO:HB2	2:N:689:MET:CE	2.34	0.57
2:N:705:GLU:OE1	2:N:707:LYS:CE	2.48	0.57
2:N:778:MET:SD	2:N:778:MET:O	2.63	0.57
8:T:7:LEU:HD21	8:T:110:LYS:HZ3	1.68	0.57
9:U:55:ASN:O	9:U:56:THR:C	2.42	0.57
1:A:1458:ASN:O	1:A:1459:TYR:C	2.42	0.56
1:A:312:ASN:HD21	1:A:330:SER:HB3	1.63	0.56
1:A:828:GLU:C	1:A:830:LEU:H	2.07	0.56
1:A:843:ILE:C	1:A:843:ILE:HD13	2.25	0.56
2:B:901:ILE:HD13	2:B:901:ILE:H	1.70	0.56
3:C:247:GLN:O	3:C:247:GLN:HG3	2.05	0.56
4:D:16:GLY:O	4:D:20:GLU:CG	2.47	0.56
7:G:58:ASP:O	7:G:59:LYS:HB2	2.05	0.56
9:I:108:PHE:O	9:I:110:PHE:N	2.37	0.56
1:A:566:LEU:HD13	11:K:57:PHE:HE1	1.70	0.56
12:L:54:THR:OG1	12:L:56:ARG:HG3	2.04	0.56
1:M:116:LYS:HG2	1:M:117:ILE:N	2.18	0.56
1:M:1119:LEU:CD2	1:M:1314:THR:HG21	2.35	0.56
1:M:13:LEU:O	2:N:1181:GLN:O	2.22	0.56
1:M:1497:VAL:O	1:M:1497:VAL:HG12	2.04	0.56
1:M:231:ASN:C	1:M:233:GLN:H	2.07	0.56
1:M:275:ILE:HG12	1:M:305:HIS:CB	2.35	0.56
1:M:328:LEU:O	1:M:329:LYS:C	2.44	0.56
1:M:312:ASN:HD21	1:M:330:SER:HB3	1.63	0.56
1:M:843:ILE:C	1:M:843:ILE:HD13	2.25	0.56
2:N:1061:MET:HG3	2:N:1074:VAL:CG2	2.34	0.56
2:N:1073:GLN:CA	2:N:1073:GLN:OE1	2.53	0.56
2:N:552:LEU:N	2:N:552:LEU:HD13	2.20	0.56
2:N:816:ILE:HG23	2:N:1001:ILE:HD12	1.85	0.56
2:N:831:ASN:HD21	2:N:833:ALA:H	1.52	0.56
2:N:847:THR:HG22	2:N:956:ARG:CB	2.34	0.56
1:M:605:ASN:ND2	8:T:26:ARG:HH12	2.03	0.56
1:A:151:ASP:CG	1:A:152:THR:N	2.58	0.56
1:A:430:ILE:O	1:A:430:ILE:CG1	2.49	0.56
1:A:549:ARG:HH22	11:K:50:LEU:CG	2.18	0.56
1:A:350:ARG:HH11	2:B:1118:ARG:HB2	1.70	0.56
2:B:215:ALA:O	2:B:216:PRO:C	2.43	0.56
1:A:824:MET:HB2	2:B:500:LEU:HB3	1.87	0.56

*Continued on next page...*

*Continued from previous page...*

Atom-1	Atom-2	Interatomic distance (Å)	Clash overlap (Å)
2:B:564:THR:O	2:B:575:VAL:O	2.23	0.56
3:C:78:GLU:N	3:C:79:PRO:HD3	2.20	0.56
1:M:155:SER:HA	1:M:169:ASN:CA	2.29	0.56
1:M:205:LYS:CG	1:M:206:ARG:N	2.37	0.56
1:M:638:THR:HG23	1:M:965:ARG:NH2	2.20	0.56
1:M:945:LEU:O	1:M:949:ILE:CG2	2.52	0.56
1:M:946:CYS:SG	1:M:949:ILE:HD11	2.45	0.56
2:N:211:PHE:CD2	2:N:384:ARG:HD3	2.41	0.56
4:P:61:TYR:CD2	7:S:105:GLY:HA2	2.40	0.56
2:N:1178:ARG:HE	7:S:42:GLN:HE22	1.50	0.56
10:V:4:PRO:HG2	10:V:48:MET:HE2	1.87	0.56
1:A:100:LYS:NZ	1:A:1420:ALA:HB1	2.19	0.56
1:A:1103:ARG:O	1:A:1106:GLU:HB2	2.05	0.56
1:A:62:THR:CB	1:A:75:THR:HG21	2.35	0.56
1:A:975:HIS:CE1	1:A:977:GLU:OE2	2.58	0.56
1:A:8:PRO:HG2	2:B:1148:ARG:CD	2.35	0.56
2:B:31:ALA:N	2:B:482:ARG:HH21	2.02	0.56
2:B:486:THR:HG21	2:B:521:LEU:CB	2.30	0.56
7:G:143:ASN:O	7:G:172:LEU:HB2	2.05	0.56
7:G:46:ILE:O	7:G:46:ILE:CG2	2.49	0.56
8:H:36:MET:HA	8:H:36:MET:HE3	1.87	0.56
8:H:74:TYR:HB3	8:H:123:LEU:HB2	1.87	0.56
1:M:775:ILE:HG21	1:M:1089:TYR:CD2	2.39	0.56
1:M:1103:ARG:O	1:M:1106:GLU:HB2	2.05	0.56
1:M:1228:PHE:HE2	1:M:1246:ILE:CD1	2.13	0.56
1:M:468:VAL:O	1:M:468:VAL:HG22	2.05	0.56
1:M:773:GLN:HE21	1:M:780:ARG:HB2	1.69	0.56
1:M:809:SER:O	1:M:811:LEU:N	2.30	0.56
1:M:857:ARG:CG	1:M:857:ARG:NH1	2.58	0.56
1:M:948:PHE:C	1:M:950:PHE:N	2.59	0.56
1:M:11:VAL:HG11	2:N:1179:PHE:CB	2.34	0.56
2:N:234:ARG:HH21	2:N:408:ARG:HH22	1.47	0.56
2:N:273:ARG:NE	2:N:310:ILE:CD1	2.60	0.56
2:N:281:ARG:CB	9:U:6:TYR:CD1	2.88	0.56
2:N:269:VAL:HB	2:N:307:ALA:HB2	1.88	0.56
2:N:421:CYS:HA	2:N:425:ASN:HB2	1.87	0.56
2:N:774:TYR:CE1	2:N:775:GLN:HG2	2.40	0.56
2:B:875:LYS:HE3	3:O:265:GLU:OE2	2.05	0.56
4:P:129:THR:C	4:P:133:PHE:HD2	2.09	0.56
4:P:66:ALA:CB	4:P:69:LYS:HG2	2.35	0.56
7:S:90:ALA:HB2	7:S:104:ILE:CG1	2.35	0.56

*Continued on next page...*

*Continued from previous page...*

Atom-1	Atom-2	Interatomic distance (Å)	Clash overlap (Å)
1:A:1145:THR:HG23	1:A:1146:LEU:N	2.20	0.56
1:A:1180:PRO:O	1:A:1182:GLU:N	2.38	0.56
1:A:521:GLN:O	1:A:1370:ASN:HB2	2.06	0.56
1:A:147:LYS:CG	1:A:148:MET:H	2.16	0.56
1:A:169:ASN:C	1:A:169:ASN:HD22	2.06	0.56
1:A:148:MET:C	1:A:179:GLN:HA	2.25	0.56
1:A:567:PRO:CG	1:A:586:LEU:HD11	2.36	0.56
1:A:675:THR:O	1:A:768:SER:HB3	2.05	0.56
2:B:1054:GLN:O	2:B:1056:ARG:N	2.38	0.56
2:B:659:PRO:CA	2:B:660:GLU:O	2.50	0.56
2:B:845:TYR:CD2	2:B:956:ARG:HD3	2.40	0.56
5:E:199:THR:HG22	5:E:200:SER:C	2.25	0.56
5:E:21:LEU:HD21	5:E:25:ARG:NE	2.21	0.56
7:G:51:ASP:C	7:G:55:ILE:HD11	2.26	0.56
1:M:1283:PRO:O	1:M:1284:ASN:ND2	2.39	0.56
1:M:1394:GLY:O	1:M:1395:ILE:C	2.43	0.56
1:M:25:SER:CB	1:M:239:TRP:CD1	2.87	0.56
1:M:645:PRO:C	1:M:648:CYS:HB3	2.24	0.56
2:N:281:ARG:HG3	9:U:6:TYR:CD1	2.41	0.56
2:N:296:MET:HE1	2:N:372:LEU:C	2.25	0.56
2:N:32:ARG:HA	2:N:35:LEU:HD12	1.88	0.56
2:N:488:ILE:HG21	2:N:490:ARG:H	1.70	0.56
2:N:658:ASP:CB	2:N:659:PRO:CD	2.83	0.56
2:N:901:ILE:HD11	2:N:928:THR:OG1	2.05	0.56
2:N:845:TYR:CD2	2:N:956:ARG:HD3	2.40	0.56
3:O:65:ARG:NH1	3:O:145:ILE:HA	2.18	0.56
4:P:23:ASP:HB3	4:P:87:LYS:HD3	1.86	0.56
1:M:1450:TYR:CE2	6:R:125:ARG:CD	2.87	0.56
7:S:114:HIS:CD2	7:S:115:LEU:HG	2.40	0.56
12:X:24:CYS:HA	12:X:49:MET:HG2	1.86	0.56
1:A:1166:ILE:HA	1:A:1167:GLU:HB3	0.63	0.56
1:A:311:ASP:HB2	1:A:314:ILE:CD1	2.36	0.56
1:A:42:THR:HG21	1:A:55:LEU:HB2	1.73	0.56
1:A:645:PRO:C	1:A:648:CYS:HB3	2.24	0.56
1:A:773:GLN:HB2	1:A:805:PHE:CB	2.34	0.56
2:B:34:GLN:HB3	2:B:35:LEU:CB	2.35	0.56
2:B:552:LEU:N	2:B:552:LEU:HD13	2.20	0.56
2:B:790:LYS:O	2:B:792:LEU:N	2.37	0.56
2:B:797:SER:O	2:B:801:LEU:HD12	2.06	0.56
1:A:1009:ILE:O	5:E:162:ARG:NH2	2.39	0.56
5:E:60:TYR:HB3	5:E:73:TYR:CD1	2.40	0.56

*Continued on next page...*

*Continued from previous page...*

Atom-1	Atom-2	Interatomic distance (Å)	Clash overlap (Å)
7:G:97:LYS:NZ	7:G:124:PRO:HG3	2.20	0.56
8:H:36:MET:O	8:H:37:ASN:O	2.24	0.56
1:M:162:ASP:HA	1:M:165:ASN:CA	2.36	0.56
1:M:166:PRO:CB	1:M:168:ALA:CB	2.78	0.56
1:M:388:PRO:HG3	1:M:434:TYR:CE2	2.38	0.56
1:M:517:ILE:HG13	1:M:640:TRP:CD1	2.38	0.56
2:N:105:ARG:HB2	2:N:106:LEU:HD22	1.86	0.56
1:M:16:VAL:CG2	2:N:1182:VAL:CG2	2.84	0.56
2:N:212:LYS:NZ	2:N:381:PRO:HG2	2.20	0.56
2:N:49:ILE:HD11	2:N:403:PHE:CD2	2.40	0.56
2:N:605:ILE:CG2	9:U:61:ASP:HB3	2.36	0.56
1:M:472:SER:OG	2:N:964:GLN:NE2	2.39	0.56
3:O:240:PRO:O	3:O:243:GLU:HB2	2.05	0.56
5:Q:199:THR:HG22	5:Q:200:SER:C	2.25	0.56
4:P:22:GLU:OE2	7:S:5:LEU:C	2.44	0.56
7:S:79:LEU:HD12	7:S:81:ARG:NH2	2.19	0.56
8:T:48:PRO:O	8:T:49:LEU:HD23	2.05	0.56
8:T:80:VAL:HG13	8:T:95:VAL:CG2	2.34	0.56
1:A:116:LYS:CE	1:A:140:VAL:HG13	2.35	0.56
1:A:605:ASN:ND2	8:H:26:ARG:HH12	2.03	0.56
1:A:972:GLN:HE21	1:A:973:ILE:HD13	1.71	0.56
2:B:1073:GLN:HE21	3:C:192:TYR:HA	1.70	0.56
2:B:576:HIS:CD2	2:B:577:ARG:O	2.58	0.56
5:E:142:HIS:CD2	5:E:144:LEU:HB2	2.40	0.56
5:E:59:PHE:O	5:E:74:ILE:HG13	2.05	0.56
7:G:5:LEU:HD11	7:G:50:LEU:HD12	1.74	0.56
9:I:81:HIS:HD1	9:I:82:GLU:HG3	1.71	0.56
1:M:1009:ILE:O	5:Q:162:ARG:NH2	2.39	0.56
1:M:1299:ILE:HG22	1:M:1300:GLU:N	2.20	0.56
1:M:148:MET:C	1:M:149:VAL:CG2	2.74	0.56
1:M:275:ILE:HD13	1:M:306:VAL:HG23	1.86	0.56
1:M:521:GLN:HG3	1:M:1074:SER:CB	2.20	0.56
1:M:571:ILE:HG12	1:M:573:LYS:CE	2.20	0.56
1:M:816:PRO:CB	2:N:689:MET:HE1	2.36	0.56
2:N:685:VAL:HG13	2:N:728:THR:HG21	1.86	0.56
7:S:97:LYS:NZ	7:S:124:PRO:HG3	2.20	0.56
8:T:92:SER:HA	8:T:104:ILE:O	2.05	0.56
9:U:51:SER:O	9:U:52:ASN:CG	2.43	0.56
1:A:989:ILE:HD11	1:A:1031:VAL:HG22	1.88	0.56
1:A:1276:SER:CA	1:A:1277:ILE:CG2	2.30	0.56
1:A:1465:VAL:HG12	1:A:1466:PRO:CD	2.35	0.56

*Continued on next page...*

*Continued from previous page...*

Atom-1	Atom-2	Interatomic distance (Å)	Clash overlap (Å)
1:A:178:ALA:O	1:A:179:GLN:HB2	2.04	0.56
1:A:816:PRO:C	1:A:818:GLU:N	2.59	0.56
2:B:1073:GLN:OE1	2:B:1073:GLN:HA	2.06	0.56
2:B:488:ILE:HD12	2:B:490:ARG:CG	2.36	0.56
7:G:115:LEU:CD2	7:G:163:THR:HG22	2.35	0.56
8:H:48:PRO:O	8:H:49:LEU:HD23	2.05	0.56
1:M:1119:LEU:CG	1:M:1314:THR:CB	2.74	0.56
1:M:255:SER:OG	1:M:256:ILE:N	2.38	0.56
1:M:318:PRO:O	1:M:319:GLN:HB2	2.04	0.56
1:M:62:THR:HG22	1:M:63:ILE:N	2.21	0.56
1:M:969:ASN:N	1:M:969:ASN:HD22	2.02	0.56
2:N:472:TYR:CG	2:N:1085:LYS:HE2	2.41	0.56
2:N:716:VAL:O	2:N:716:VAL:HG12	2.04	0.56
3:O:255:LYS:HD2	11:W:37:GLU:OE2	2.05	0.56
4:P:51:MET:O	4:P:55:MET:CG	2.53	0.56
7:S:50:LEU:O	7:S:54:THR:OG1	2.24	0.56
7:S:95:VAL:CG1	7:S:131:TYR:CE2	2.88	0.56
9:U:58:VAL:C	9:U:60:HIS:N	2.58	0.56
10:V:3:ILE:HD11	10:V:18:TRP:CD1	2.40	0.56
1:M:566:LEU:HD13	11:W:57:PHE:HE1	1.70	0.56
1:A:1062:SER:HA	1:A:1063:PRO:O	2.04	0.56
1:A:114:LYS:O	1:A:115:LEU:C	2.44	0.56
2:B:105:ARG:HB2	2:B:106:LEU:HD22	1.86	0.56
2:B:245:ALA:HA	2:B:253:GLN:HG3	1.88	0.56
2:B:269:VAL:HB	2:B:307:ALA:HB2	1.88	0.56
2:B:605:ILE:CG2	9:I:61:ASP:HB3	2.36	0.56
9:I:97:MET:C	9:I:99:LEU:H	2.09	0.56
1:M:1150:THR:HG22	9:U:48:LEU:HD22	1.87	0.56
1:M:217:PHE:O	1:M:220:ILE:HG13	2.06	0.56
1:M:429:ASP:O	1:M:430:ILE:C	2.44	0.56
1:M:414:ASP:OD1	1:M:433:ARG:NE	2.39	0.56
1:M:567:PRO:CG	1:M:586:LEU:HD11	2.36	0.56
1:M:976:LEU:HD22	1:M:980:LYS:HG3	1.88	0.56
2:N:1022:LYS:O	2:N:1025:ALA:N	2.39	0.56
2:N:1163:TYR:O	2:N:1163:TYR:HD1	1.87	0.56
1:M:252:VAL:HG22	2:N:1193:GLN:OE1	2.05	0.56
2:N:215:ALA:O	2:N:216:PRO:C	2.43	0.56
2:N:288:CYS:CB	2:N:297:LEU:HD21	2.27	0.56
2:N:654:ARG:NH1	2:N:657:ILE:HG21	2.21	0.56
2:N:752:GLN:O	2:N:752:GLN:HG2	2.06	0.56
6:R:125:ARG:HD3	6:R:133:TYR:CD1	2.41	0.56

*Continued on next page...*

*Continued from previous page...*

Atom-1	Atom-2	Interatomic distance (Å)	Clash overlap (Å)
11:W:29:ALA:HB2	11:W:75:GLN:HA	1.87	0.56
1:A:1013:VAL:O	1:A:1017:ALA:HB2	2.06	0.56
1:A:855:MET:HG3	1:A:1066:MET:H	1.70	0.56
1:A:778:GLY:HA2	1:A:1091:GLY:O	2.06	0.56
1:A:1371:TYR:O	1:A:1371:TYR:CD2	2.59	0.56
1:A:328:LEU:O	1:A:329:LYS:C	2.44	0.56
1:A:468:VAL:HG22	1:A:468:VAL:O	2.05	0.56
1:A:48:GLN:CB	1:A:50:PRO:HD3	2.36	0.56
1:A:780:ARG:NH1	1:A:803:ARG:CZ	2.69	0.56
1:A:781:ILE:HG23	1:A:781:ILE:O	2.05	0.56
1:A:835:VAL:C	1:A:837:THR:H	2.09	0.56
1:A:95:ILE:O	1:A:98:LEU:N	2.38	0.56
2:B:605:ILE:HG22	9:I:61:ASP:HB3	1.86	0.56
2:B:778:MET:SD	2:B:778:MET:O	2.63	0.56
2:B:854:LYS:HZ2	2:B:950:LEU:HD11	1.70	0.56
7:G:90:ALA:HB2	7:G:104:ILE:CG1	2.36	0.56
7:G:145:ARG:C	7:G:146:LEU:HD12	2.27	0.56
9:I:6:TYR:O	9:I:14:LEU:HG	2.06	0.56
1:M:846:ARG:HH12	1:M:1391:THR:HA	1.60	0.56
1:M:1492:VAL:O	1:M:1496:PHE:CD2	2.59	0.56
1:M:488:PHE:C	1:M:490:GLY:H	2.09	0.56
1:M:573:LYS:CE	8:T:74:TYR:CZ	2.87	0.56
1:M:780:ARG:NH1	1:M:803:ARG:CZ	2.69	0.56
2:N:1054:GLN:HB3	2:N:1056:ARG:CD	2.36	0.56
2:N:1073:GLN:HA	2:N:1073:GLN:OE1	2.06	0.56
2:N:296:MET:SD	2:N:376:LEU:CD1	2.94	0.56
2:N:488:ILE:HD12	2:N:490:ARG:CG	2.35	0.56
2:N:688:ALA:HB3	2:N:730:CYS:HB2	1.86	0.56
2:N:792:LEU:HD13	2:N:1021:SER:HB2	1.88	0.56
2:N:797:SER:O	2:N:801:LEU:HD12	2.06	0.56
2:N:887:LEU:HD13	2:N:953:VAL:HG11	1.87	0.56
2:N:759:GLN:CG	2:N:972:ARG:HA	2.35	0.56
3:O:168:HIS:O	3:O:170:LYS:N	2.39	0.56
5:Q:142:HIS:CD2	5:Q:144:LEU:HB2	2.40	0.56
1:A:1164:THR:CG2	1:A:1242:ARG:HH22	2.12	0.56
1:A:1278:SER:O	1:A:1279:LEU:CB	2.50	0.56
1:A:852:GLU:HB3	1:A:1430:ILE:CD1	2.36	0.56
1:A:350:ARG:CD	2:B:1117:LEU:O	2.51	0.56
2:B:1054:GLN:HB3	2:B:1056:ARG:CD	2.36	0.56
2:B:552:LEU:H	2:B:552:LEU:HD13	1.70	0.56
7:G:114:HIS:CD2	7:G:115:LEU:HG	2.40	0.56

*Continued on next page...*

*Continued from previous page...*

Atom-1	Atom-2	Interatomic distance (Å)	Clash overlap (Å)
7:G:144:VAL:HG12	7:G:145:ARG:N	2.20	0.56
9:I:58:VAL:C	9:I:60:HIS:N	2.58	0.56
11:K:29:ALA:HB2	11:K:75:GLN:HA	1.87	0.56
1:M:1371:TYR:O	1:M:1371:TYR:CD2	2.59	0.56
1:M:390:ASN:O	1:M:393:GLN:N	2.39	0.56
1:M:512:MET:C	1:M:514:PRO:CD	2.75	0.56
1:M:828:GLU:C	1:M:830:LEU:H	2.07	0.56
1:M:945:LEU:HD23	1:M:945:LEU:C	2.25	0.56
2:N:281:ARG:CA	9:U:6:TYR:CE1	2.87	0.56
2:N:190:ILE:HD13	2:N:447:LEU:HD13	1.88	0.56
2:N:633:GLU:HG3	2:N:641:ARG:NH2	2.19	0.56
2:N:941:VAL:CG1	2:N:955:VAL:HG13	2.34	0.56
4:P:85:PHE:HZ	4:P:115:ILE:HG12	1.63	0.56
7:S:93:THR:CG2	7:S:101:PHE:O	2.29	0.56
7:S:58:ASP:O	7:S:59:LYS:HB2	2.05	0.56
8:T:79:LYS:HD3	8:T:81:TYR:CE1	2.39	0.56
1:A:1387:LEU:HD12	1:A:1387:LEU:O	2.06	0.56
1:A:1388:MET:HE1	1:A:1395:ILE:HD13	1.87	0.56
1:A:343:ARG:NE	1:A:1409:GLU:OE2	2.39	0.56
1:A:16:VAL:HG23	2:B:1182:VAL:HG22	1.87	0.56
1:A:152:THR:O	1:A:174:GLY:HA3	2.06	0.56
1:A:62:THR:HG22	1:A:63:ILE:N	2.21	0.56
1:A:781:ILE:CG1	1:A:821:PHE:HE2	2.18	0.56
2:B:159:LEU:HD12	2:B:187:TYR:CE1	2.40	0.56
2:B:42:VAL:H	2:B:43:GLN:C	2.09	0.56
2:B:472:TYR:CG	2:B:1085:LYS:HE2	2.41	0.56
2:B:715:ARG:HH11	2:B:715:ARG:CG	2.13	0.56
2:B:901:ILE:HD11	2:B:928:THR:OG1	2.05	0.56
3:C:168:HIS:C	3:C:170:LYS:H	2.09	0.56
4:D:61:TYR:CD2	7:G:105:GLY:HA2	2.40	0.56
1:A:1009:ILE:HG22	5:E:162:ARG:HH21	1.67	0.56
8:H:114:LEU:O	8:H:115:SER:C	2.43	0.56
1:M:1139:THR:OG1	1:M:1208:LYS:CG	2.53	0.56
1:M:1387:LEU:HD12	1:M:1387:LEU:O	2.06	0.56
1:M:167:SER:CA	1:M:168:ALA:CB	2.72	0.56
1:M:177:ALA:HB3	1:M:179:GLN:CD	2.27	0.56
1:M:375:SER:HB3	11:W:2:ASN:ND2	2.14	0.56
1:M:378:LYS:CA	1:M:441:HIS:CD2	2.82	0.56
1:M:67:PHE:N	1:M:67:PHE:CD1	2.74	0.56
1:M:71:THR:CG2	1:M:82:HIS:NE2	2.68	0.56
2:N:1085:LYS:O	2:N:1086:HIS:CG	2.59	0.56

*Continued on next page...*

*Continued from previous page...*

Atom-1	Atom-2	Interatomic distance (Å)	Clash overlap (Å)
2:N:106:LEU:C	2:N:108:ASN:H	2.10	0.56
2:N:159:LEU:HD12	2:N:187:TYR:CE1	2.40	0.56
2:N:317:LEU:HD22	2:N:335:LEU:HD22	1.88	0.56
2:N:391:ARG:NH1	2:N:615:ASP:HB3	2.20	0.56
2:N:552:LEU:H	2:N:552:LEU:HD13	1.70	0.56
2:N:866:PRO:HG2	2:N:879:TYR:CE1	2.41	0.56
7:S:114:HIS:CD2	7:S:115:LEU:CD2	2.89	0.56
7:S:144:VAL:HG12	7:S:145:ARG:N	2.20	0.56
8:T:36:MET:HA	8:T:36:MET:HE3	1.87	0.56
10:V:10:CYS:SG	10:V:44:CYS:SG	3.04	0.56
11:W:76:THR:HG21	11:W:85:VAL:HG21	1.87	0.56
1:A:1119:LEU:CD1	1:A:1121:ILE:HG13	2.36	0.55
1:A:1261:GLU:O	1:A:1263:ASP:HB2	2.06	0.55
1:A:1299:ILE:HG22	1:A:1300:GLU:N	2.20	0.55
1:A:510:ILE:HG13	1:A:511:THR:HG22	1.88	0.55
1:A:605:ASN:CG	8:H:26:ARG:HH22	2.08	0.55
1:A:594:LEU:O	1:A:612:LEU:HA	2.07	0.55
1:A:728:LEU:HB3	1:A:805:PHE:HE1	1.71	0.55
1:A:810:TYR:HD2	2:B:750:HIS:O	1.89	0.55
1:A:948:PHE:C	1:A:950:PHE:N	2.59	0.55
2:B:1022:LYS:O	2:B:1025:ALA:N	2.39	0.55
2:B:329:VAL:N	2:B:330:THR:HA	2.11	0.55
2:B:654:ARG:NH1	2:B:657:ILE:HG21	2.21	0.55
1:A:816:PRO:CG	2:B:689:MET:HE1	2.37	0.55
2:B:814:VAL:HG22	2:B:999:ILE:HG12	1.87	0.55
2:B:831:ASN:HD21	2:B:833:ALA:H	1.52	0.55
4:D:130:LEU:C	4:D:132:LYS:H	2.08	0.55
7:G:90:ALA:O	7:G:143:ASN:HA	2.06	0.55
7:G:152:ARG:N	7:G:159:PHE:O	2.39	0.55
7:G:151:THR:CG2	7:G:160:ALA:CB	2.78	0.55
8:H:60:THR:HG23	8:H:62:ASN:H	1.71	0.55
9:I:78:CYS:O	9:I:79:HIS:CB	2.44	0.55
11:K:118:VAL:C	11:K:119:GLU:CG	2.74	0.55
11:K:81:SER:HB3	11:K:84:GLN:H	1.70	0.55
1:M:855:MET:HG3	1:M:1066:MET:H	1.70	0.55
1:M:1105:LYS:O	1:M:1109:ASN:ND2	2.39	0.55
1:M:145:LYS:O	1:M:148:MET:HE1	2.05	0.55
1:M:201:ASP:HB3	1:M:204:GLU:OE2	2.06	0.55
1:M:432:LEU:C	1:M:436:TRP:CZ2	2.77	0.55
1:M:675:THR:O	1:M:768:SER:HB3	2.05	0.55
1:M:835:VAL:C	1:M:837:THR:H	2.09	0.55

*Continued on next page...*

*Continued from previous page...*

Atom-1	Atom-2	Interatomic distance (Å)	Clash overlap (Å)
2:N:245:ALA:HA	2:N:253:GLN:HG3	1.88	0.55
2:N:561:PRO:HA	2:N:563:ALA:HB3	1.88	0.55
2:N:562:ASN:HA	2:N:563:ALA:HB3	1.88	0.55
2:N:901:ILE:H	2:N:901:ILE:HD13	1.70	0.55
4:P:57:LYS:HD3	7:S:106:PRO:HA	1.88	0.55
5:Q:118:ILE:O	5:Q:120:THR:N	2.36	0.55
7:S:147:LYS:HG3	7:S:169:LEU:HD21	1.88	0.55
1:A:1105:LYS:O	1:A:1109:ASN:ND2	2.39	0.55
1:A:1496:PHE:CG	4:D:29:GLU:HG3	2.42	0.55
1:A:67:PHE:CD1	1:A:67:PHE:N	2.74	0.55
1:A:809:SER:O	1:A:811:LEU:N	2.30	0.55
2:B:207:ILE:HD13	2:B:209:GLN:CB	2.36	0.55
2:B:561:PRO:HA	2:B:563:ALA:HB3	1.88	0.55
2:B:562:ASN:HA	2:B:563:ALA:HB3	1.88	0.55
4:D:10:ALA:HB1	7:G:85:GLY:CA	2.31	0.55
7:G:14:LEU:HD22	7:G:27:LEU:CD2	2.30	0.55
9:I:10:CYS:O	9:I:11:ASN:C	2.44	0.55
9:I:37:ILE:CG2	9:I:38:ALA:N	2.69	0.55
1:M:1013:VAL:O	1:M:1017:ALA:HB2	2.06	0.55
1:M:116:LYS:N	1:M:116:LYS:HD3	2.15	0.55
1:M:1146:LEU:HG	1:M:1274:LEU:HA	1.89	0.55
1:M:571:ILE:HG23	1:M:573:LYS:HG3	1.89	0.55
1:M:781:ILE:HG22	1:M:803:ARG:HB3	1.88	0.55
1:M:88:LEU:HG	1:M:243:THR:O	2.06	0.55
1:M:989:ILE:HD11	1:M:1031:VAL:HG22	1.88	0.55
1:M:95:ILE:O	1:M:98:LEU:N	2.39	0.55
2:N:273:ARG:HH11	2:N:310:ILE:CG1	2.20	0.55
3:O:78:GLU:N	3:O:79:PRO:HD3	2.20	0.55
4:P:25:LEU:N	7:S:3:PHE:O	2.39	0.55
5:Q:101:THR:CG2	5:Q:126:THR:H	2.19	0.55
8:T:36:MET:O	8:T:37:ASN:O	2.23	0.55
2:N:605:ILE:HG22	9:U:61:ASP:HB3	1.86	0.55
1:A:1043:VAL:HG13	1:A:1044:ALA:N	2.21	0.55
1:A:1173:VAL:O	1:A:1177:PHE:HD2	1.83	0.55
1:A:129:ARG:C	1:A:131:ARG:H	2.10	0.55
1:A:132:ASP:HB3	1:A:133:PRO:HD2	1.88	0.55
1:A:1459:TYR:O	1:A:1460:SER:O	2.24	0.55
1:A:605:ASN:HB2	1:A:606:PRO:O	2.06	0.55
2:B:1207:LYS:HG2	2:B:1208:ASN:N	2.19	0.55
2:B:273:ARG:HH11	2:B:310:ILE:HD12	1.72	0.55
3:C:240:PRO:O	3:C:243:GLU:HB2	2.05	0.55

*Continued on next page...*

*Continued from previous page...*

Atom-1	Atom-2	Interatomic distance (Å)	Clash overlap (Å)
7:G:134:GLU:O	7:G:136:GLN:N	2.39	0.55
1:M:457:HIS:CD2	1:M:1077:GLU:OE2	2.59	0.55
1:M:114:LYS:O	1:M:115:LEU:C	2.44	0.55
1:M:39:PHE:O	1:M:40:PRO:C	2.45	0.55
1:M:927:VAL:O	1:M:929:ASP:N	2.40	0.55
2:N:243:LEU:O	2:N:254:THR:O	2.25	0.55
2:N:576:HIS:CD2	2:N:577:ARG:O	2.58	0.55
2:N:814:VAL:HG22	2:N:999:ILE:HG12	1.87	0.55
3:O:247:GLN:HG3	3:O:247:GLN:O	2.05	0.55
2:N:1067:GLY:N	3:O:30:ASN:HD22	2.03	0.55
7:S:14:LEU:HD22	7:S:27:LEU:CD2	2.30	0.55
7:S:90:ALA:O	7:S:143:ASN:HA	2.06	0.55
1:A:1020:LEU:O	1:A:1023:ILE:HG12	2.07	0.55
1:A:512:MET:C	1:A:514:PRO:CD	2.75	0.55
1:A:532:ASP:HB2	2:B:818:CYS:SG	2.47	0.55
1:A:573:LYS:HB2	1:A:574:PRO:CD	2.33	0.55
1:A:7:SER:N	1:A:8:PRO:HD3	2.20	0.55
1:A:88:LEU:CG	1:A:243:THR:O	2.54	0.55
2:B:158:MET:HB2	2:B:188:PHE:CE2	2.42	0.55
3:C:65:ARG:NH1	3:C:145:ILE:HA	2.18	0.55
4:D:22:GLU:CD	7:G:4:PHE:HB3	2.27	0.55
1:A:1496:PHE:HD2	4:D:33:LEU:HD11	1.71	0.55
5:E:118:ILE:O	5:E:120:THR:N	2.36	0.55
5:E:101:THR:CG2	5:E:126:THR:N	2.70	0.55
5:E:79:GLU:HB2	5:E:86:GLU:OE1	2.06	0.55
7:G:147:LYS:HZ3	7:G:166:GLU:HG3	1.71	0.55
9:I:6:TYR:O	9:I:14:LEU:CD1	2.55	0.55
1:M:1119:LEU:CD1	1:M:1121:ILE:HG13	2.36	0.55
1:M:112:CYS:HB3	1:M:175:CYS:SG	2.47	0.55
1:M:405:HIS:O	1:M:407:GLY:N	2.30	0.55
1:M:48:GLN:CB	1:M:50:PRO:HD3	2.36	0.55
1:M:62:THR:CG2	1:M:75:THR:CG2	2.60	0.55
1:M:7:SER:N	1:M:8:PRO:HD3	2.20	0.55
2:N:1054:GLN:O	2:N:1056:ARG:N	2.39	0.55
2:N:991:SER:CB	2:N:1062:TYR:H	2.14	0.55
2:N:212:LYS:HZ2	2:N:381:PRO:HG2	1.70	0.55
3:O:215:ARG:O	3:O:216:GLU:HB2	2.06	0.55
8:T:60:THR:HG23	8:T:62:ASN:H	1.71	0.55
1:A:1146:LEU:HG	1:A:1274:LEU:HA	1.89	0.55
1:A:1403:LEU:HB3	1:A:1432:GLU:CG	2.37	0.55
1:A:1425:ASP:C	1:A:1427:CYS:H	2.10	0.55

*Continued on next page...*

*Continued from previous page...*

Atom-1	Atom-2	Interatomic distance (Å)	Clash overlap (Å)
1:A:1467:THR:OG1	1:A:1468:LEU:N	2.35	0.55
1:A:162:ASP:HA	1:A:165:ASN:CA	2.36	0.55
1:A:24:LEU:CD2	2:B:1201:ALA:HB2	2.37	0.55
1:A:873:ALA:HB3	1:A:876:GLU:N	2.22	0.55
2:B:1085:LYS:O	2:B:1086:HIS:CG	2.59	0.55
2:B:1095:ARG:CG	2:B:1096:ALA:N	2.70	0.55
2:B:273:ARG:HH11	2:B:310:ILE:CG1	2.20	0.55
2:B:281:ARG:HG3	9:I:6:TYR:CD1	2.40	0.55
2:B:481:LEU:O	2:B:482:ARG:HG2	2.07	0.55
3:C:221:ASN:ND2	3:C:224:GLU:HG3	2.22	0.55
4:D:86:HIS:O	4:D:88:PHE:N	2.40	0.55
7:G:14:LEU:CD1	7:G:30:LYS:HZ2	2.20	0.55
1:A:2:SER:HB2	7:G:65:GLY:O	2.04	0.55
9:I:59:SER:C	9:I:61:ASP:N	2.60	0.55
11:K:48:GLN:HG3	11:K:93:LEU:HD21	1.89	0.55
1:M:1170:LYS:CD	1:M:1170:LYS:N	2.69	0.55
1:M:1180:PRO:O	1:M:1182:GLU:N	2.38	0.55
1:M:1253:ALA:CB	1:M:1254:GLU:CA	2.81	0.55
1:M:1496:PHE:HZ	4:P:75:TYR:CE2	2.23	0.55
1:M:236:ARG:HD2	1:M:239:TRP:CH2	2.42	0.55
1:M:30:ARG:CG	1:M:244:VAL:HG21	2.34	0.55
1:M:338:LYS:CG	1:M:343:ARG:HD2	2.35	0.55
1:M:922:GLU:HB3	1:M:923:ASN:C	2.27	0.55
1:M:972:GLN:HE21	1:M:973:ILE:HD13	1.71	0.55
2:N:747:PHE:CE2	2:N:1016:VAL:HG11	2.42	0.55
2:N:82:ILE:HD11	2:N:115:LEU:HG	1.88	0.55
1:M:16:VAL:HG23	2:N:1182:VAL:HG22	1.87	0.55
2:N:34:GLN:HB3	2:N:35:LEU:CB	2.35	0.55
3:O:221:ASN:ND2	3:O:224:GLU:HG3	2.22	0.55
4:P:132:LYS:N	4:P:134:GLN:HB2	2.21	0.55
5:Q:79:GLU:HB2	5:Q:86:GLU:OE1	2.06	0.55
7:S:134:GLU:O	7:S:136:GLN:N	2.39	0.55
7:S:6:LYS:HG2	7:S:7:GLU:H	1.71	0.55
8:T:111:LEU:C	8:T:113:ARG:N	2.56	0.55
8:T:74:TYR:HB3	8:T:123:LEU:HB2	1.87	0.55
9:U:23:ARG:O	9:U:24:VAL:HG23	2.06	0.55
10:V:35:LEU:HD12	10:V:36:ASP:N	2.21	0.55
11:W:118:VAL:CG2	11:W:119:GLU:N	2.37	0.55
1:A:1461:LEU:HD12	1:A:1461:LEU:N	2.21	0.55
1:A:16:VAL:CG2	2:B:1182:VAL:CG2	2.84	0.55
1:A:414:ASP:OD1	1:A:433:ARG:NE	2.39	0.55

*Continued on next page...*

*Continued from previous page...*

Atom-1	Atom-2	Interatomic distance (Å)	Clash overlap (Å)
1:A:605:ASN:OD1	8:H:101:LEU:HB2	2.07	0.55
1:A:776:VAL:HA	1:A:828:GLU:OE2	2.05	0.55
2:B:1103:LEU:O	2:B:1190:LEU:HD11	2.05	0.55
2:B:301:LYS:N	2:B:302:PRO:HD2	2.22	0.55
2:B:421:CYS:HA	2:B:425:ASN:HB2	1.87	0.55
2:B:406:LEU:HD13	2:B:439:ILE:HG22	1.89	0.55
4:D:22:GLU:OE1	7:G:6:LYS:HB2	2.06	0.55
4:D:25:LEU:N	7:G:3:PHE:O	2.39	0.55
7:G:146:LEU:HD23	7:G:162:ALA:HB3	1.88	0.55
7:G:50:LEU:O	7:G:54:THR:OG1	2.24	0.55
7:G:6:LYS:HG2	7:G:7:GLU:H	1.72	0.55
10:J:35:LEU:HD12	10:J:36:ASP:N	2.21	0.55
12:L:55:LYS:N	12:L:56:ARG:HB2	2.22	0.55
1:M:1126:TRP:HB2	1:M:1127:ILE:HG22	1.87	0.55
1:M:1282:VAL:HB	1:M:1285:ILE:CD1	2.28	0.55
1:M:1338:PHE:O	1:M:1339:VAL:C	2.45	0.55
1:M:433:ARG:HH11	1:M:435:GLY:CA	2.19	0.55
1:M:522:SER:O	1:M:524:LYS:HG2	2.06	0.55
1:M:785:PHE:HZ	1:M:791:PRO:CG	2.17	0.55
1:M:781:ILE:HG13	1:M:821:PHE:HE2	1.70	0.55
2:N:247:ASN:C	2:N:249:GLU:H	2.10	0.55
2:N:564:THR:O	2:N:575:VAL:O	2.24	0.55
2:N:391:ARG:HG2	2:N:618:ARG:NH2	2.19	0.55
2:N:658:ASP:C	2:N:660:GLU:HB2	2.26	0.55
3:O:34:ARG:NH1	11:W:39:HIS:HB2	2.22	0.55
7:S:146:LEU:HD23	7:S:162:ALA:HB3	1.89	0.55
8:T:108:HIS:HB3	8:T:111:LEU:HD22	1.88	0.55
9:U:81:HIS:HD1	9:U:82:GLU:HG3	1.71	0.55
9:U:97:MET:C	9:U:99:LEU:H	2.09	0.55
11:W:44:MET:O	11:W:46:ALA:N	2.36	0.55
1:A:1142:GLU:O	1:A:1144:THR:HG23	2.07	0.55
1:A:1442:MET:HA	1:A:1442:MET:CE	2.37	0.55
1:A:237:PRO:C	1:A:239:TRP:H	2.10	0.55
1:A:429:ASP:O	1:A:430:ILE:C	2.44	0.55
1:A:395:GLN:NE2	1:A:431:PRO:O	2.40	0.55
1:A:846:ARG:HH11	1:A:1392:ARG:N	2.02	0.55
1:A:918:GLU:O	1:A:981:PRO:HB2	2.07	0.55
1:A:922:GLU:HB3	1:A:923:ASN:C	2.27	0.55
1:A:94:HIS:H	1:A:98:LEU:CG	2.19	0.55
2:B:792:LEU:HD13	2:B:1021:SER:HB2	1.88	0.55
2:B:406:LEU:HB3	2:B:439:ILE:HG22	1.87	0.55

*Continued on next page...*

*Continued from previous page...*

Atom-1	Atom-2	Interatomic distance (Å)	Clash overlap (Å)
2:B:752:GLN:HG2	2:B:752:GLN:O	2.06	0.55
1:A:472:SER:OG	2:B:964:GLN:NE2	2.39	0.55
5:E:89:THR:HG23	5:E:90:PHE:HD1	1.72	0.55
7:G:93:THR:CG2	7:G:101:PHE:O	2.29	0.55
8:H:108:HIS:HB3	8:H:111:LEU:HD22	1.88	0.55
3:C:34:ARG:NH1	11:K:39:HIS:HB2	2.22	0.55
1:M:1403:LEU:HB3	1:M:1432:GLU:CG	2.37	0.55
1:M:1403:LEU:CD2	1:M:1432:GLU:CG	2.44	0.55
1:M:213:VAL:CG1	1:M:217:PHE:CZ	2.89	0.55
1:M:37:ILE:HG22	1:M:37:ILE:O	2.07	0.55
1:M:516:GLN:NE2	2:N:1130:HIS:NE2	2.55	0.55
1:M:781:ILE:HG23	1:M:781:ILE:O	2.06	0.55
1:M:77:ALA:C	1:M:79:CYS:N	2.60	0.55
1:M:806:ILE:CD1	1:M:814:LEU:CG	2.54	0.55
2:N:158:MET:HB2	2:N:188:PHE:CE2	2.42	0.55
2:N:46:MET:CG	2:N:403:PHE:CE2	2.90	0.55
1:M:810:TYR:C	2:N:750:HIS:HD2	2.10	0.55
4:P:86:HIS:O	4:P:88:PHE:N	2.40	0.55
7:S:145:ARG:C	7:S:146:LEU:HD12	2.27	0.55
7:S:51:ASP:C	7:S:55:ILE:HD11	2.26	0.55
1:M:1450:TYR:CG	7:S:60:GLY:O	2.59	0.55
9:U:108:PHE:O	9:U:110:PHE:N	2.37	0.55
1:A:1140:GLN:O	1:A:1280:ARG:CG	2.54	0.55
1:A:1275:GLU:C	1:A:1277:ILE:HG23	2.26	0.55
1:A:1290:MET:HE1	1:A:1312:LEU:HG	1.87	0.55
1:A:128:GLN:CG	1:A:139:ALA:CB	2.74	0.55
1:A:550:ASN:O	1:A:551:ALA:CB	2.55	0.55
1:A:781:ILE:HG22	1:A:803:ARG:HB3	1.89	0.55
1:A:863:ARG:NH2	5:E:165:LEU:HD21	2.22	0.55
2:B:1207:LYS:CG	2:B:1208:ASN:N	2.70	0.55
3:C:71:LEU:HA	3:C:133:PRO:HA	1.88	0.55
4:D:132:LYS:N	4:D:134:GLN:HB2	2.20	0.55
4:D:57:LYS:HD3	7:G:106:PRO:HA	1.88	0.55
7:G:146:LEU:HB3	7:G:162:ALA:HB1	1.88	0.55
4:D:22:GLU:OE2	7:G:5:LEU:C	2.44	0.55
11:K:82:PRO:CA	11:K:85:VAL:HG23	2.37	0.55
1:M:1020:LEU:O	1:M:1023:ILE:HG12	2.07	0.55
1:M:1261:GLU:O	1:M:1263:ASP:HB2	2.07	0.55
1:M:1425:ASP:C	1:M:1427:CYS:H	2.10	0.55
1:M:148:MET:CA	1:M:179:GLN:HA	2.36	0.55
1:M:510:ILE:HG13	1:M:511:THR:HG22	1.88	0.55

*Continued on next page...*

*Continued from previous page...*

Atom-1	Atom-2	Interatomic distance (Å)	Clash overlap (Å)
1:M:607:THR:O	1:M:607:THR:HG23	2.07	0.55
1:M:918:GLU:O	1:M:981:PRO:HB2	2.07	0.55
2:N:225:ILE:HG22	2:N:227:SER:H	1.72	0.55
2:N:642:LYS:HE2	2:N:646:GLN:HE21	1.72	0.55
2:N:1073:GLN:HE21	3:O:192:TYR:HA	1.71	0.55
2:N:1058:PHE:HE1	3:O:193:TRP:HD1	1.43	0.55
1:M:1450:TYR:CE2	6:R:125:ARG:NE	2.68	0.55
10:V:4:PRO:O	10:V:5:ILE:CG2	2.51	0.55
11:W:36:LYS:HA	11:W:68:HIS:HD2	1.72	0.55
11:W:81:SER:HB3	11:W:84:GLN:H	1.72	0.55
1:A:51:ARG:HD3	1:A:56:LEU:HG	1.87	0.55
1:A:812:ARG:N	1:A:813:GLY:CA	2.69	0.55
1:A:71:THR:HG21	1:A:82:HIS:CE1	2.41	0.55
2:B:310:ILE:HB	2:B:311:GLN:HA	0.67	0.55
2:B:264:SER:H	2:B:322:LYS:HE3	1.72	0.55
2:B:32:ARG:HA	2:B:35:LEU:HD12	1.88	0.55
2:B:387:PHE:CD2	2:B:503:THR:HG22	2.42	0.55
2:B:488:ILE:HG21	2:B:490:ARG:H	1.70	0.55
2:B:841:ARG:CZ	3:C:64:HIS:ND1	2.70	0.55
2:B:866:PRO:HG2	2:B:879:TYR:CE1	2.41	0.55
3:C:168:HIS:O	3:C:170:LYS:N	2.39	0.55
1:A:1496:PHE:CD1	4:D:29:GLU:HG3	2.42	0.55
7:G:114:HIS:CD2	7:G:115:LEU:CD2	2.89	0.55
7:G:97:LYS:CA	7:G:131:TYR:OH	2.50	0.55
11:K:24:SER:HB3	11:K:25:LYS:O	2.07	0.55
1:M:129:ARG:C	1:M:131:ARG:H	2.10	0.55
1:M:852:GLU:HB3	1:M:1430:ILE:HD11	1.87	0.55
1:M:237:PRO:C	1:M:239:TRP:H	2.10	0.55
1:M:411:ILE:HG13	1:M:421:LEU:HD21	1.89	0.55
1:M:605:ASN:HB2	1:M:606:PRO:CA	2.37	0.55
1:M:71:THR:HG21	1:M:82:HIS:CE1	2.41	0.55
2:N:207:ILE:HD13	2:N:209:GLN:CB	2.36	0.55
4:P:22:GLU:OE1	7:S:6:LYS:HB2	2.06	0.55
5:Q:101:THR:CG2	5:Q:126:THR:N	2.70	0.55
1:M:605:ASN:OD1	8:T:101:LEU:HB2	2.07	0.55
1:A:30:ARG:CG	1:A:244:VAL:HG21	2.35	0.55
1:A:2:SER:HB2	7:G:65:GLY:CA	2.36	0.55
1:A:30:ARG:HG2	1:A:244:VAL:HG11	1.89	0.55
1:A:605:ASN:HB2	1:A:606:PRO:CA	2.37	0.55
1:A:65:ARG:C	1:A:67:PHE:HD1	2.09	0.55
1:A:946:CYS:CB	1:A:949:ILE:CD1	2.62	0.55

*Continued on next page...*

*Continued from previous page...*

Atom-1	Atom-2	Interatomic distance (Å)	Clash overlap (Å)
1:A:516:GLN:NE2	2:B:1130:HIS:NE2	2.55	0.55
2:B:212:LYS:HZ2	2:B:381:PRO:CG	2.17	0.55
1:A:816:PRO:CB	2:B:689:MET:CE	2.82	0.55
4:D:85:PHE:CE1	4:D:115:ILE:HG13	2.42	0.55
4:D:129:THR:C	4:D:133:PHE:HD2	2.09	0.55
8:H:108:HIS:CD2	8:H:111:LEU:HD13	2.37	0.55
1:M:109:CYS:HB2	1:M:178:ALA:CB	2.10	0.55
1:M:1144:THR:OG1	1:M:1145:THR:N	2.36	0.55
1:M:121:ASN:ND2	1:M:121:ASN:N	2.55	0.55
1:M:1431:SER:HA	1:M:1434:ILE:HG12	1.88	0.55
1:M:116:LYS:HA	1:M:147:LYS:HZ2	1.70	0.55
1:M:728:LEU:HB3	1:M:805:PHE:HE1	1.71	0.55
1:M:62:THR:CB	1:M:75:THR:HG21	2.35	0.55
2:N:42:VAL:H	2:N:43:GLN:C	2.08	0.55
2:N:481:LEU:O	2:N:482:ARG:HG2	2.07	0.55
2:N:972:ARG:NE	2:N:1080:TYR:CE1	2.75	0.55
4:P:33:LEU:O	4:P:37:VAL:HG23	2.07	0.55
1:M:863:ARG:NH2	5:Q:165:LEU:HD21	2.22	0.55
3:O:259:LEU:HD13	11:W:34:LEU:HD21	1.89	0.55
1:A:1437:GLY:HA2	2:B:1141:PHE:CD1	2.42	0.54
1:A:236:ARG:HD2	1:A:239:TRP:CH2	2.42	0.54
1:A:312:ASN:HD22	1:A:330:SER:HB3	1.65	0.54
1:A:336:LYS:HG3	1:A:1410:GLU:OE1	2.07	0.54
1:A:342:LEU:C	1:A:342:LEU:HD13	2.28	0.54
2:B:436:SER:O	2:B:438:ILE:HD13	2.07	0.54
2:B:402:LEU:CD1	2:B:452:TRP:CZ3	2.90	0.54
2:B:647:GLN:HB3	2:B:663:PHE:HZ	1.72	0.54
2:B:747:PHE:CE2	2:B:1016:VAL:HG11	2.42	0.54
3:C:179:PHE:HA	3:C:230:TYR:O	2.07	0.54
1:M:353:PHE:CD2	1:M:381:THR:O	2.60	0.54
1:M:594:LEU:O	1:M:612:LEU:HA	2.07	0.54
1:M:792:HIS:HB2	1:M:817:GLN:HE21	1.59	0.54
1:M:6:PHE:C	1:M:8:PRO:CD	2.76	0.54
2:N:1095:ARG:CG	2:N:1096:ALA:N	2.70	0.54
1:M:815:THR:HG22	2:N:715:ARG:HB3	1.90	0.54
3:O:168:HIS:C	3:O:170:LYS:H	2.09	0.54
3:O:233:VAL:HG21	3:O:245:MET:CE	2.37	0.54
4:P:10:ALA:HB1	7:S:85:GLY:CA	2.31	0.54
5:Q:89:THR:HG23	5:Q:90:PHE:HD1	1.72	0.54
7:S:152:ARG:N	7:S:159:PHE:O	2.39	0.54
7:S:14:LEU:CD2	7:S:27:LEU:HD21	2.29	0.54

*Continued on next page...*

*Continued from previous page...*

Atom-1	Atom-2	Interatomic distance (Å)	Clash overlap (Å)
1:A:1161:PRO:CG	1:A:1190:LYS:CB	2.84	0.54
1:A:183:ARG:NH2	1:A:203:PRO:C	2.61	0.54
1:A:255:SER:OG	1:A:256:ILE:N	2.39	0.54
1:A:470:PRO:O	1:A:471:TYR:HB2	2.07	0.54
1:A:488:PHE:C	1:A:490:GLY:H	2.09	0.54
1:A:522:SER:O	1:A:524:LYS:HG2	2.06	0.54
2:B:1037:THR:HG23	2:B:1039:VAL:HB	1.88	0.54
2:B:243:LEU:O	2:B:254:THR:O	2.25	0.54
2:B:301:LYS:HB2	2:B:302:PRO:CD	2.38	0.54
2:B:317:LEU:HD22	2:B:335:LEU:HD22	1.88	0.54
2:B:659:PRO:CB	2:B:661:GLN:CG	2.70	0.54
5:E:150:LEU:O	5:E:151:LEU:HD23	2.07	0.54
7:G:147:LYS:HG3	7:G:169:LEU:HD21	1.88	0.54
9:I:79:HIS:CD2	9:I:79:HIS:C	2.81	0.54
9:I:81:HIS:O	9:I:82:GLU:HB2	2.08	0.54
1:M:150:CYS:SG	1:M:176:GLY:N	2.81	0.54
1:M:167:SER:HA	1:M:168:ALA:C	2.28	0.54
2:N:1063:HIS:HD2	2:N:1065:HIS:H	1.54	0.54
1:M:97:PHE:CZ	2:N:1200:ILE:HG23	2.43	0.54
2:N:116:TYR:HE1	2:N:151:PHE:HB2	1.73	0.54
2:N:281:ARG:HA	9:U:6:TYR:HE1	1.69	0.54
2:N:212:LYS:NZ	2:N:381:PRO:CG	2.70	0.54
2:N:550:GLU:HG2	2:N:576:HIS:HB2	1.90	0.54
2:N:605:ILE:HD12	2:N:606:ARG:HG3	1.89	0.54
2:N:791:PRO:O	2:N:793:ALA:N	2.41	0.54
2:N:824:GLN:O	2:N:825:GLU:C	2.45	0.54
3:O:179:PHE:HA	3:O:230:TYR:O	2.07	0.54
3:O:254:GLU:O	3:O:258:VAL:HG23	2.07	0.54
5:Q:150:LEU:O	5:Q:151:LEU:HD23	2.08	0.54
7:S:51:ASP:O	7:S:52:SER:CB	2.55	0.54
1:A:1126:TRP:HB2	1:A:1127:ILE:HG22	1.87	0.54
1:A:21:PHE:CE2	1:A:1403:LEU:HD12	2.41	0.54
1:A:1431:SER:HA	1:A:1434:ILE:HG12	1.88	0.54
1:A:217:PHE:O	1:A:220:ILE:HG13	2.06	0.54
1:A:39:PHE:O	1:A:40:PRO:C	2.45	0.54
1:A:433:ARG:HH11	1:A:435:GLY:CA	2.19	0.54
2:B:106:LEU:C	2:B:108:ASN:H	2.10	0.54
2:B:190:ILE:HD13	2:B:447:LEU:HD13	1.88	0.54
1:A:488:PHE:O	2:B:978:THR:HG22	2.08	0.54
1:M:1043:VAL:HG13	1:M:1044:ALA:N	2.21	0.54
1:M:430:ILE:O	1:M:430:ILE:CG1	2.49	0.54

*Continued on next page...*

*Continued from previous page...*

Atom-1	Atom-2	Interatomic distance (Å)	Clash overlap (Å)
2:N:301:LYS:N	2:N:302:PRO:HD2	2.22	0.54
1:M:532:ASP:HB2	2:N:818:CYS:SG	2.47	0.54
4:P:22:GLU:CD	7:S:4:PHE:HB3	2.27	0.54
4:P:97:CYS:CB	4:P:131:ARG:NH2	2.70	0.54
11:W:118:VAL:C	11:W:119:GLU:CG	2.74	0.54
12:X:55:LYS:HB2	12:X:56:ARG:CA	2.28	0.54
1:A:1390:ILE:HD13	1:A:1395:ILE:CG2	2.36	0.54
1:A:37:ILE:O	1:A:37:ILE:HG22	2.07	0.54
1:A:386:VAL:CG2	1:A:436:TRP:CD1	2.91	0.54
1:A:48:GLN:CG	1:A:50:PRO:HD3	2.35	0.54
1:A:916:TYR:C	1:A:918:GLU:N	2.61	0.54
2:B:290:ASP:CA	2:B:292:ASN:CG	2.75	0.54
2:B:486:THR:N	2:B:487:PRO:CD	2.68	0.54
2:B:391:ARG:CZ	2:B:615:ASP:HB3	2.37	0.54
3:C:215:ARG:O	3:C:216:GLU:HB2	2.06	0.54
7:G:116:VAL:HG12	7:G:117:PRO:HD2	1.81	0.54
8:H:79:LYS:CD	8:H:81:TYR:HE1	2.18	0.54
9:I:101:TYR:CB	9:I:110:PHE:CE1	2.90	0.54
1:M:106:GLU:HG3	1:M:144:CYS:CA	2.37	0.54
1:M:193:TRP:CZ3	1:M:206:ARG:CB	2.90	0.54
1:M:2:SER:HB2	7:S:65:GLY:CA	2.36	0.54
1:M:605:ASN:HB2	1:M:606:PRO:O	2.06	0.54
1:M:815:THR:OG1	1:M:818:GLU:CG	2.56	0.54
2:N:102:GLN:HG2	2:N:105:ARG:NE	2.20	0.54
2:N:510:PRO:CG	2:N:739:GLY:H	2.20	0.54
5:Q:45:HIS:HE1	5:Q:57:LEU:HD12	1.71	0.54
9:U:59:SER:C	9:U:61:ASP:N	2.60	0.54
12:X:55:LYS:CB	12:X:56:ARG:HA	2.31	0.54
1:A:1082:MET:O	1:A:1083:THR:C	2.46	0.54
1:A:1153:THR:OG1	9:I:46:HIS:CB	2.53	0.54
1:A:1170:LYS:N	1:A:1170:LYS:CD	2.69	0.54
1:A:15:ARG:HH11	1:A:1438:GLN:HE22	1.51	0.54
1:A:356:ARG:NH2	1:A:492:GLU:HB2	2.23	0.54
1:A:871:GLN:OE1	1:A:875:GLY:HA2	2.08	0.54
2:B:105:ARG:HH12	2:B:777:ARG:CZ	2.20	0.54
2:B:211:PHE:HZ	2:B:384:ARG:NH1	2.06	0.54
2:B:216:PRO:N	2:B:217:SER:HB3	2.18	0.54
2:B:273:ARG:NE	2:B:310:ILE:CD1	2.60	0.54
2:B:847:THR:CG2	2:B:956:ARG:HG3	2.38	0.54
7:G:100:PHE:HZ	7:G:131:TYR:CB	2.21	0.54
11:K:38:ASP:O	11:K:39:HIS:CG	2.61	0.54

*Continued on next page...*

*Continued from previous page...*

Atom-1	Atom-2	Interatomic distance (Å)	Clash overlap (Å)
1:M:1149:VAL:HG22	1:M:1200:LEU:CD2	2.38	0.54
1:M:1247:ARG:O	1:M:1248:ASP:C	2.46	0.54
1:M:541:SER:O	1:M:581:LYS:HE2	2.08	0.54
1:M:69:CYS:SG	1:M:79:CYS:SG	3.06	0.54
2:N:1037:THR:HG23	2:N:1039:VAL:HB	1.88	0.54
2:N:290:ASP:CA	2:N:292:ASN:CG	2.75	0.54
2:N:297:LEU:O	2:N:298:GLU:C	2.46	0.54
7:S:84:ARG:NE	7:S:150:GLY:HA2	2.22	0.54
7:S:147:LYS:HZ3	7:S:166:GLU:HG3	1.73	0.54
11:W:82:PRO:CA	11:W:85:VAL:HG23	2.37	0.54
1:A:101:ILE:HB	1:A:240:MET:SD	2.48	0.54
1:A:121:ASN:N	1:A:121:ASN:ND2	2.55	0.54
1:A:1295:ILE:CG2	1:A:1309:GLU:HG2	2.36	0.54
1:A:1290:MET:HE2	1:A:1312:LEU:HD23	1.66	0.54
1:A:1082:MET:HE1	1:A:1364:PHE:O	2.08	0.54
1:A:266:ASP:HB3	1:A:267:ASP:CG	2.27	0.54
1:A:773:GLN:HB2	1:A:805:PHE:HB2	1.88	0.54
1:A:927:VAL:O	1:A:929:ASP:N	2.40	0.54
2:B:1063:HIS:HD2	2:B:1065:HIS:H	1.54	0.54
2:B:972:ARG:NE	2:B:1080:TYR:CE1	2.75	0.54
2:B:620:CYS:O	2:B:621:ARG:HB2	2.08	0.54
2:B:688:ALA:HB2	2:B:694:LEU:HD21	1.89	0.54
2:B:82:ILE:HD11	2:B:115:LEU:HG	1.88	0.54
3:C:254:GLU:O	3:C:258:VAL:HG23	2.07	0.54
4:D:33:LEU:O	4:D:37:VAL:HG23	2.07	0.54
7:G:95:VAL:CG1	7:G:131:TYR:CE2	2.88	0.54
7:G:51:ASP:O	7:G:52:SER:CB	2.55	0.54
7:G:79:LEU:CD1	7:G:81:ARG:HH21	2.21	0.54
10:J:10:CYS:SG	10:J:44:CYS:SG	3.04	0.54
1:M:1406:CYS:O	1:M:1411:THR:HG23	2.08	0.54
1:M:266:ASP:HB3	1:M:267:ASP:CG	2.27	0.54
1:M:452:ARG:NH1	1:M:486:ALA:CB	2.71	0.54
2:N:1076:LEU:C	2:N:1076:LEU:HD23	2.28	0.54
2:N:34:GLN:CB	2:N:35:LEU:HB2	2.36	0.54
3:O:71:LEU:HA	3:O:133:PRO:HA	1.88	0.54
7:S:100:PHE:HZ	7:S:131:TYR:CB	2.21	0.54
1:M:1450:TYR:HD1	7:S:60:GLY:O	1.85	0.54
8:T:89:GLU:HG3	8:T:90:LYS:H	1.73	0.54
9:U:81:HIS:O	9:U:82:GLU:HB2	2.08	0.54
9:U:96:MET:N	9:U:96:MET:SD	2.79	0.54
10:V:4:PRO:HG2	10:V:48:MET:HE1	1.89	0.54

*Continued on next page...*

*Continued from previous page...*

Atom-1	Atom-2	Interatomic distance (Å)	Clash overlap (Å)
12:X:55:LYS:N	12:X:56:ARG:HB2	2.22	0.54
1:A:1328:VAL:N	1:A:1329:ASP:HA	2.21	0.54
1:A:1485:PRO:C	1:A:1486:TYR:CD1	2.81	0.54
1:A:433:ARG:HG2	1:A:434:TYR:H	1.73	0.54
1:A:846:ARG:HG3	1:A:1390:ILE:CG2	2.35	0.54
1:A:86:ILE:O	1:A:87:GLU:C	2.46	0.54
1:A:976:LEU:HD22	1:A:980:LYS:HG3	1.88	0.54
2:B:284:LEU:HD11	2:B:300:MET:HE3	1.90	0.54
2:B:41:PHE:H	2:B:42:VAL:C	2.10	0.54
2:B:391:ARG:CG	2:B:618:ARG:HH21	2.20	0.54
2:B:633:GLU:HG3	2:B:641:ARG:NH2	2.19	0.54
2:B:791:PRO:O	2:B:793:ALA:N	2.41	0.54
2:B:972:ARG:HG2	2:B:1082:GLN:OE1	2.08	0.54
3:C:194:PHE:O	3:C:201:GLU:HG3	2.08	0.54
4:D:67:ARG:O	4:D:68:PHE:CD2	2.61	0.54
7:G:144:VAL:HG12	7:G:146:LEU:HD12	1.89	0.54
7:G:84:ARG:NE	7:G:150:GLY:HA2	2.22	0.54
11:K:36:LYS:HA	11:K:68:HIS:HD2	1.72	0.54
1:M:1110:VAL:CG1	1:M:1387:LEU:HD13	2.26	0.54
1:M:202:LEU:HB2	1:M:203:PRO:CD	2.19	0.54
1:M:267:ASP:HB3	1:M:268:LEU:CB	2.19	0.54
1:M:873:ALA:HB3	1:M:876:GLU:N	2.22	0.54
2:N:1061:MET:CE	2:N:1074:VAL:HG11	2.35	0.54
2:N:1207:LYS:CG	2:N:1208:ASN:N	2.70	0.54
2:N:301:LYS:HB2	2:N:302:PRO:CD	2.38	0.54
2:N:328:GLY:C	2:N:329:VAL:CG2	2.67	0.54
2:N:747:PHE:N	2:N:747:PHE:CD1	2.76	0.54
4:P:85:PHE:CE2	4:P:115:ILE:HG12	2.42	0.54
1:A:1161:PRO:CG	1:A:1190:LYS:CG	2.22	0.54
1:A:1195:LEU:HD13	1:A:1242:ARG:HD3	1.78	0.54
1:A:1247:ARG:O	1:A:1248:ASP:C	2.46	0.54
1:A:1403:LEU:CD2	1:A:1432:GLU:CG	2.44	0.54
1:A:541:SER:O	1:A:581:LYS:HE2	2.08	0.54
1:A:937:GLN:O	1:A:941:ASP:HB3	2.08	0.54
2:B:225:ILE:HG22	2:B:227:SER:H	1.72	0.54
2:B:247:ASN:C	2:B:249:GLU:H	2.10	0.54
2:B:296:MET:SD	2:B:376:LEU:CD1	2.94	0.54
2:B:610:LEU:HD23	2:B:612:LEU:HG	1.90	0.54
3:C:103:LEU:N	3:C:158:CYS:O	2.36	0.54
4:D:24:MET:HA	7:G:4:PHE:CD1	2.43	0.54
1:M:1103:ARG:O	1:M:1104:LEU:C	2.46	0.54

*Continued on next page...*

*Continued from previous page...*

Atom-1	Atom-2	Interatomic distance (Å)	Clash overlap (Å)
1:M:1170:LYS:CE	1:M:1240:ILE:HD12	2.35	0.54
1:M:135:ASN:C	1:M:137:LEU:H	2.10	0.54
1:M:135:ASN:C	1:M:137:LEU:N	2.60	0.54
1:M:150:CYS:CB	1:M:176:GLY:N	2.71	0.54
1:M:30:ARG:HG2	1:M:244:VAL:HG11	1.89	0.54
1:M:540:PHE:CD2	1:M:662:TRP:CD1	2.95	0.54
1:M:696:VAL:CG2	1:M:727:ILE:HD11	2.35	0.54
1:M:889:PHE:CZ	1:M:1020:LEU:CD2	2.89	0.54
2:N:1095:ARG:CD	2:N:1096:ALA:N	2.69	0.54
2:N:290:ASP:OD2	2:N:291:PRO:HD3	2.08	0.54
2:N:49:ILE:HD11	2:N:403:PHE:HD2	1.73	0.54
2:N:554:ASP:O	2:N:555:TYR:HB2	2.08	0.54
2:N:610:LEU:HD23	2:N:612:LEU:HG	1.90	0.54
2:N:841:ARG:CZ	3:O:64:HIS:ND1	2.70	0.54
4:P:67:ARG:O	4:P:68:PHE:CD2	2.61	0.54
7:S:146:LEU:HB3	7:S:162:ALA:HB1	1.88	0.54
11:W:48:GLN:HG3	11:W:93:LEU:HD21	1.89	0.54
1:A:1149:VAL:HG22	1:A:1200:LEU:CD2	2.38	0.54
1:A:1338:PHE:O	1:A:1339:VAL:C	2.45	0.54
1:A:349:LYS:NZ	2:B:1187:ALA:HB3	2.22	0.54
1:A:571:ILE:HG23	1:A:573:LYS:HG3	1.89	0.54
1:A:77:ALA:C	1:A:79:CYS:N	2.60	0.54
1:A:802:SER:OG	1:A:803:ARG:N	2.41	0.54
2:B:262:ILE:HG22	2:B:323:ARG:O	2.08	0.54
2:B:34:GLN:CB	2:B:35:LEU:HB2	2.36	0.54
2:B:554:ASP:O	2:B:555:TYR:HB2	2.08	0.54
2:B:747:PHE:CD1	2:B:747:PHE:N	2.76	0.54
1:A:810:TYR:CE2	2:B:751:ASN:C	2.81	0.54
2:B:851:GLN:HG2	2:B:952:PHE:CD1	2.43	0.54
2:B:819:TYR:CE1	2:B:989:PRO:HG3	2.43	0.54
1:M:105:LEU:HD22	1:M:182:ILE:CB	2.26	0.54
1:M:95:ILE:HG21	1:M:314:ILE:HG12	1.89	0.54
1:M:336:LYS:HG3	1:M:1410:GLU:OE1	2.07	0.54
1:M:548:THR:HG23	1:M:550:ASN:HB2	1.90	0.54
1:M:558:TRP:HH2	11:W:61:LYS:CE	2.20	0.54
1:M:57:ASP:C	1:M:59:ARG:C	2.67	0.54
1:M:916:TYR:C	1:M:918:GLU:H	2.11	0.54
1:M:947:LYS:HA	1:M:948:PHE:C	2.23	0.54
5:Q:77:ALA:HB3	5:Q:78:LYS:CA	2.38	0.54
7:S:91:ILE:CG1	7:S:143:ASN:OD1	2.45	0.54
11:W:24:SER:HB3	11:W:25:LYS:O	2.07	0.54

*Continued on next page...*

*Continued from previous page...*

Atom-1	Atom-2	Interatomic distance (Å)	Clash overlap (Å)
1:A:118:ASP:CG	1:A:172:HIS:ND1	2.62	0.54
1:A:1290:MET:SD	1:A:1311:VAL:C	2.86	0.54
1:A:1406:CYS:O	1:A:1411:THR:HG23	2.08	0.54
1:A:268:LEU:HD22	1:A:329:LYS:HB3	1.90	0.54
1:A:411:ILE:HG13	1:A:421:LEU:HD21	1.89	0.54
1:A:382:TYR:CE2	1:A:440:ARG:NE	2.75	0.54
1:A:480:VAL:HG12	1:A:484:TYR:HE1	1.73	0.54
1:A:69:CYS:SG	1:A:79:CYS:SG	3.06	0.54
1:A:916:TYR:C	1:A:918:GLU:H	2.11	0.54
2:B:262:ILE:HG21	2:B:323:ARG:O	2.06	0.54
2:B:550:GLU:HG2	2:B:576:HIS:HB2	1.90	0.54
2:B:661:GLN:O	2:B:663:PHE:N	2.41	0.54
4:D:51:MET:O	4:D:55:MET:CB	2.56	0.54
10:J:4:PRO:O	10:J:5:ILE:CG2	2.51	0.54
3:C:259:LEU:HD13	11:K:34:LEU:HD21	1.89	0.54
1:M:1164:THR:O	1:M:1165:VAL:HB	2.08	0.54
1:M:118:ASP:HB3	1:M:172:HIS:H	1.73	0.54
1:M:1149:VAL:HG22	1:M:1200:LEU:HD23	1.90	0.54
1:M:132:ASP:HB3	1:M:133:PRO:HD2	1.88	0.54
1:M:310:MET:CE	2:N:1198:MET:HG2	2.38	0.54
1:M:370:LEU:HD12	1:M:475:ARG:O	2.08	0.54
1:M:488:PHE:O	2:N:978:THR:HG22	2.08	0.54
1:M:57:ASP:CB	1:M:58:PRO:HD2	2.36	0.54
1:M:982:THR:OG1	1:M:984:LEU:HB2	2.08	0.54
2:N:688:ALA:HB2	2:N:694:LEU:HD21	1.89	0.54
2:N:105:ARG:HH12	2:N:777:ARG:CZ	2.20	0.54
7:S:97:LYS:HE3	7:S:124:PRO:HB3	1.89	0.54
7:S:144:VAL:CG1	7:S:164:MET:CE	2.86	0.54
10:V:32:GLY:O	10:V:35:LEU:HG	2.08	0.54
1:A:1194:TRP:CZ2	1:A:1262:GLU:CB	2.91	0.53
1:A:1263:ASP:O	1:A:1266:LEU:N	2.30	0.53
1:A:1461:LEU:H	1:A:1461:LEU:CD1	2.22	0.53
1:A:51:ARG:HD2	1:A:57:ASP:CG	2.27	0.53
1:A:584:LEU:C	1:A:584:LEU:HD23	2.29	0.53
1:A:696:VAL:CG2	1:A:727:ILE:HD11	2.35	0.53
2:B:1036:PHE:CD1	2:B:1036:PHE:N	2.77	0.53
2:B:322:LYS:HG3	2:B:322:LYS:O	2.07	0.53
2:B:568:VAL:O	2:B:569:ASN:HB2	2.08	0.53
2:B:510:PRO:CG	2:B:739:GLY:H	2.20	0.53
4:D:37:VAL:HA	4:D:40:GLN:OE1	2.08	0.53
9:I:20:LYS:CE	9:I:21:VAL:HG23	2.38	0.53

*Continued on next page...*

*Continued from previous page...*

Atom-1	Atom-2	Interatomic distance (Å)	Clash overlap (Å)
1:M:1442:MET:HB2	2:N:1133:SER:HA	1.89	0.53
1:M:145:LYS:O	1:M:148:MET:CE	2.56	0.53
1:M:21:PHE:HZ	1:M:1403:LEU:CD1	2.19	0.53
1:M:350:ARG:HH11	2:N:1118:ARG:HB2	1.71	0.53
1:M:65:ARG:C	1:M:67:PHE:HD1	2.09	0.53
2:N:1021:SER:OG	2:N:1022:LYS:N	2.40	0.53
2:N:972:ARG:HG2	2:N:1082:GLN:OE1	2.08	0.53
2:N:350:ILE:HA	2:N:571:VAL:HG13	1.89	0.53
2:N:378:ARG:HA	9:U:52:ASN:ND2	2.20	0.53
2:N:41:PHE:H	2:N:42:VAL:C	2.10	0.53
2:N:753:SER:O	2:N:756:ASN:HB2	2.08	0.53
4:P:133:PHE:C	4:P:135:ASP:H	2.11	0.53
4:P:24:MET:HA	7:S:4:PHE:CD1	2.43	0.53
9:U:79:HIS:CD2	9:U:79:HIS:C	2.81	0.53
11:W:38:ASP:O	11:W:39:HIS:CG	2.61	0.53
1:A:408:ALA:HB1	1:A:439:GLU:O	2.08	0.53
1:A:452:ARG:NH1	1:A:486:ALA:CB	2.71	0.53
1:A:537:VAL:HG12	1:A:538:ARG:N	2.23	0.53
1:A:56:LEU:CD1	1:A:56:LEU:C	2.77	0.53
1:A:640:TRP:N	1:A:641:LYS:O	2.35	0.53
1:A:540:PHE:CD2	1:A:662:TRP:CD1	2.95	0.53
1:A:857:ARG:CG	1:A:857:ARG:NH1	2.58	0.53
1:A:947:LYS:HA	1:A:948:PHE:C	2.23	0.53
2:B:973:HIS:HD2	2:B:1013:ALA:HB3	1.73	0.53
2:B:38:PHE:HB3	2:B:158:MET:HE1	1.91	0.53
2:B:605:ILE:HD12	2:B:606:ARG:HG3	1.89	0.53
2:B:642:LYS:HE2	2:B:646:GLN:HE21	1.72	0.53
2:B:999:ILE:HD11	2:B:1081:TYR:CD1	2.43	0.53
5:E:105:ILE:HD12	5:E:105:ILE:C	2.28	0.53
5:E:166:ARG:C	5:E:168:THR:H	2.12	0.53
7:G:97:LYS:HE3	7:G:124:PRO:HB3	1.89	0.53
1:M:976:LEU:CD1	1:M:1041:ASN:ND2	2.72	0.53
1:M:1127:ILE:HG12	1:M:1127:ILE:O	2.08	0.53
1:M:1290:MET:HE1	1:M:1312:LEU:CD2	2.37	0.53
1:M:148:MET:C	1:M:179:GLN:HA	2.28	0.53
1:M:773:GLN:HB2	1:M:805:PHE:CB	2.38	0.53
2:N:104:ALA:O	2:N:106:LEU:N	2.40	0.53
2:N:46:MET:O	2:N:49:ILE:HG12	2.08	0.53
2:N:568:VAL:O	2:N:569:ASN:HB2	2.08	0.53
2:N:700:MET:C	2:N:702:ALA:N	2.62	0.53
4:P:88:PHE:HZ	7:S:86:GLU:HG2	1.71	0.53

*Continued on next page...*

*Continued from previous page...*

Atom-1	Atom-2	Interatomic distance (Å)	Clash overlap (Å)
9:U:10:CYS:O	9:U:11:ASN:C	2.46	0.53
1:A:1095:LYS:C	1:A:1097:VAL:H	2.11	0.53
1:A:106:GLU:O	1:A:116:LYS:HD2	2.07	0.53
1:A:119:SER:C	1:A:122:PRO:HA	2.29	0.53
1:A:1140:GLN:NE2	1:A:1280:ARG:NH1	2.56	0.53
1:A:1450:TYR:OH	6:F:125:ARG:NH1	2.41	0.53
1:A:150:CYS:N	1:A:176:GLY:O	2.42	0.53
1:A:42:THR:CB	1:A:55:LEU:HB2	2.39	0.53
2:B:1061:MET:CE	2:B:1074:VAL:HG11	2.36	0.53
2:B:1076:LEU:HD23	2:B:1076:LEU:C	2.28	0.53
2:B:46:MET:O	2:B:49:ILE:HG12	2.08	0.53
2:B:610:LEU:O	2:B:610:LEU:HD23	2.09	0.53
2:B:732:ILE:HG13	2:B:733:HIS:H	1.74	0.53
3:C:68:MET:HB3	10:J:6:ARG:CD	2.27	0.53
9:I:69:PRO:CG	9:I:85:PHE:CZ	2.91	0.53
1:M:1406:CYS:CB	1:M:1411:THR:HG22	2.39	0.53
1:M:382:TYR:HE1	1:M:446:ASP:OD1	1.88	0.53
2:N:661:GLN:O	2:N:663:PHE:N	2.41	0.53
2:N:819:TYR:CE1	2:N:989:PRO:HG3	2.43	0.53
3:O:68:MET:HB3	10:V:6:ARG:CD	2.27	0.53
1:M:1348:GLU:CG	5:Q:193:ILE:HD12	2.38	0.53
1:M:388:PRO:CG	6:R:94:ASN:ND2	2.61	0.53
9:U:3:ASN:N	9:U:3:ASN:HD22	2.05	0.53
11:W:46:ALA:C	11:W:48:GLN:N	2.62	0.53
1:A:976:LEU:CD1	1:A:1041:ASN:ND2	2.72	0.53
1:A:1103:ARG:O	1:A:1104:LEU:C	2.46	0.53
1:A:1254:GLU:O	1:A:1255:ASP:C	2.47	0.53
1:A:135:ASN:C	1:A:137:LEU:H	2.10	0.53
1:A:1406:CYS:CB	1:A:1411:THR:HG22	2.39	0.53
1:A:15:ARG:HD3	1:A:1438:GLN:HG2	1.91	0.53
1:A:205:LYS:O	1:A:206:ARG:CB	2.55	0.53
1:A:50:PRO:O	1:A:51:ARG:CB	2.57	0.53
1:A:61:GLY:O	1:A:62:THR:HB	2.08	0.53
1:A:792:HIS:CB	1:A:817:GLN:NE2	2.71	0.53
1:A:793:PHE:CZ	1:A:817:GLN:OE1	2.61	0.53
1:A:780:ARG:HH11	1:A:803:ARG:HH21	1.37	0.53
1:A:918:GLU:HB2	1:A:981:PRO:HB2	1.90	0.53
2:B:297:LEU:O	2:B:298:GLU:C	2.46	0.53
2:B:824:GLN:O	2:B:825:GLU:C	2.45	0.53
2:B:900:ILE:HD13	2:B:900:ILE:H	1.73	0.53
2:B:990:PHE:HD1	3:C:179:PHE:HE2	1.56	0.53

*Continued on next page...*

*Continued from previous page...*

Atom-1	Atom-2	Interatomic distance (Å)	Clash overlap (Å)
4:D:85:PHE:HZ	4:D:115:ILE:HG12	1.63	0.53
4:D:132:LYS:CA	4:D:133:PHE:O	2.51	0.53
1:A:1478:LEU:HD23	4:D:45:THR:C	2.29	0.53
9:I:5:GLN:O	9:I:14:LEU:CG	2.56	0.53
1:M:1008:ARG:HG2	1:M:1011:ARG:HH12	1.74	0.53
1:M:118:ASP:CG	1:M:172:HIS:ND1	2.62	0.53
1:M:111:ASN:CG	1:M:216:ILE:HG12	2.26	0.53
1:M:408:ALA:HB1	1:M:439:GLU:O	2.08	0.53
1:M:463:GLY:O	1:M:512:MET:SD	2.67	0.53
1:M:846:ARG:HG3	1:M:1390:ILE:CG2	2.38	0.53
1:M:871:GLN:OE1	1:M:875:GLY:HA2	2.08	0.53
1:M:904:ARG:CG	1:M:937:GLN:HE22	2.21	0.53
2:N:1205:PHE:CD2	2:N:1210:LYS:CA	2.91	0.53
2:N:732:ILE:HG13	2:N:733:HIS:H	1.74	0.53
2:N:847:THR:CG2	2:N:956:ARG:HG3	2.38	0.53
3:O:207:ASN:HD22	3:O:230:TYR:HB3	1.74	0.53
4:P:85:PHE:CE1	4:P:115:ILE:HG13	2.42	0.53
5:Q:54:ARG:O	5:Q:55:THR:HB	2.09	0.53
7:S:79:LEU:CD1	7:S:81:ARG:HH21	2.20	0.53
9:U:69:PRO:CG	9:U:85:PHE:CZ	2.91	0.53
1:A:1269:ILE:O	1:A:1273:MET:HG2	2.09	0.53
1:A:1118:SER:C	1:A:1314:THR:CG2	2.77	0.53
1:A:1476:SER:O	1:A:1478:LEU:N	2.42	0.53
1:A:95:ILE:HD12	1:A:314:ILE:HD13	1.91	0.53
1:A:927:VAL:HG23	1:A:928:GLN:HG3	1.91	0.53
1:A:982:THR:OG1	1:A:984:LEU:HB2	2.09	0.53
2:B:104:ALA:O	2:B:106:LEU:N	2.40	0.53
1:A:10:SER:HB2	2:B:1168:TYR:OH	2.07	0.53
4:D:11:ALA:CB	4:D:12:GLN:CB	2.60	0.53
4:D:97:CYS:CB	4:D:131:ARG:NH2	2.71	0.53
1:A:1348:GLU:CG	5:E:193:ILE:HD12	2.39	0.53
7:G:95:VAL:HG13	7:G:131:TYR:HE2	1.69	0.53
1:M:1151:SER:H	1:M:1152:ALA:HA	1.74	0.53
1:M:195:ARG:HG3	1:M:196:GLY:N	2.22	0.53
1:M:332:ARG:HA	1:M:335:LEU:HG	1.91	0.53
1:M:368:ASP:HA	1:M:513:VAL:CG2	2.33	0.53
1:M:382:TYR:N	1:M:383:PRO:HD3	2.23	0.53
1:M:411:ILE:HD12	1:M:425:LYS:NZ	2.24	0.53
1:M:538:ARG:O	1:M:540:PHE:N	2.41	0.53
1:M:835:VAL:C	1:M:837:THR:N	2.60	0.53
1:M:95:ILE:O	1:M:96:GLY:C	2.46	0.53

*Continued on next page...*

*Continued from previous page...*

Atom-1	Atom-2	Interatomic distance (Å)	Clash overlap (Å)
2:N:973:HIS:HD2	2:N:1013:ALA:HB3	1.74	0.53
2:N:387:PHE:CD2	2:N:503:THR:HG21	2.31	0.53
4:P:37:VAL:HA	4:P:40:GLN:OE1	2.08	0.53
5:Q:105:ILE:C	5:Q:105:ILE:HD12	2.28	0.53
7:S:116:VAL:HG12	7:S:117:PRO:HD2	1.81	0.53
7:S:144:VAL:HG12	7:S:146:LEU:HD12	1.88	0.53
1:A:1151:SER:H	1:A:1152:ALA:HA	1.74	0.53
1:A:115:LEU:CD2	1:A:227:HIS:CD2	2.92	0.53
1:A:147:LYS:CG	1:A:148:MET:N	2.72	0.53
1:A:236:ARG:CG	1:A:239:TRP:CZ3	2.92	0.53
1:A:411:ILE:HD12	1:A:425:LYS:NZ	2.24	0.53
1:A:388:PRO:CB	1:A:434:TYR:OH	2.56	0.53
1:A:48:GLN:HG3	1:A:50:PRO:HD3	1.91	0.53
1:A:761:PHE:HA	1:A:764:ILE:HD11	1.91	0.53
1:A:835:VAL:C	1:A:837:THR:N	2.60	0.53
10:J:32:GLY:O	10:J:35:LEU:HG	2.08	0.53
1:M:1082:MET:O	1:M:1083:THR:C	2.46	0.53
1:M:1118:SER:C	1:M:1314:THR:HG22	2.29	0.53
1:M:388:PRO:CB	1:M:434:TYR:HE2	2.22	0.53
2:N:610:LEU:O	2:N:610:LEU:HD23	2.09	0.53
2:N:620:CYS:O	2:N:621:ARG:HB2	2.08	0.53
1:M:822:HIS:CD2	2:N:753:SER:OG	2.62	0.53
2:N:851:GLN:HG2	2:N:952:PHE:CD1	2.43	0.53
5:Q:198:GLU:CB	5:Q:199:THR:CA	2.86	0.53
7:S:10:LEU:HD22	7:S:35:VAL:HG22	1.83	0.53
8:T:7:LEU:HD21	8:T:110:LYS:NZ	2.23	0.53
10:V:59:LEU:O	10:V:59:LEU:HD23	2.09	0.53
1:A:1066:MET:SD	1:A:1442:MET:HE2	2.48	0.53
1:A:1149:VAL:HG22	1:A:1200:LEU:HD23	1.91	0.53
1:A:1158:ASP:HB3	1:A:1163:ASP:HB2	1.90	0.53
1:A:194:LYS:HA	1:A:200:SER:HB3	1.91	0.53
1:A:332:ARG:HA	1:A:335:LEU:HG	1.91	0.53
1:A:549:ARG:CZ	11:K:50:LEU:HD11	2.39	0.53
1:A:781:ILE:CG2	1:A:803:ARG:HA	2.34	0.53
1:A:310:MET:CE	2:B:1198:MET:HG2	2.38	0.53
2:B:116:TYR:HE1	2:B:151:PHE:HB2	1.73	0.53
2:B:290:ASP:OD2	2:B:291:PRO:HD3	2.08	0.53
2:B:402:LEU:HD13	2:B:452:TRP:HZ3	1.72	0.53
2:B:753:SER:O	2:B:756:ASN:HB2	2.08	0.53
4:D:130:LEU:O	4:D:132:LYS:N	2.42	0.53
4:D:133:PHE:C	4:D:135:ASP:H	2.11	0.53

*Continued on next page...*

*Continued from previous page...*

Atom-1	Atom-2	Interatomic distance (Å)	Clash overlap (Å)
4:D:133:PHE:O	4:D:135:ASP:N	2.42	0.53
5:E:73:TYR:HE2	5:E:75:GLU:OE2	1.91	0.53
7:G:154:ASP:O	7:G:155:ALA:HB3	2.08	0.53
7:G:6:LYS:CG	7:G:7:GLU:N	2.72	0.53
8:H:89:GLU:HG3	8:H:90:LYS:H	1.73	0.53
1:M:1444:THR:O	1:M:1444:THR:CG2	2.56	0.53
1:M:332:ARG:HG2	1:M:332:ARG:NH1	2.24	0.53
2:N:715:ARG:HH11	2:N:715:ARG:CG	2.13	0.53
2:N:728:THR:HG23	2:N:729:HIS:N	2.23	0.53
2:N:741:LEU:HD22	2:N:760:SER:CA	2.39	0.53
2:N:900:ILE:H	2:N:900:ILE:HD13	1.73	0.53
2:N:990:PHE:HD1	3:O:179:PHE:HE2	1.56	0.53
7:S:96:ASN:C	7:S:98:MET:N	2.62	0.53
9:U:4:PHE:CD1	9:U:27:LEU:HD22	2.43	0.53
10:V:12:LYS:HE3	10:V:42:ARG:HH22	1.72	0.53
1:A:1163:ASP:O	1:A:1164:THR:CG2	2.57	0.53
1:A:1174:GLU:CD	1:A:1242:ARG:CZ	2.77	0.53
1:A:510:ILE:HG13	1:A:511:THR:N	2.24	0.53
1:A:57:ASP:C	1:A:59:ARG:C	2.67	0.53
1:A:839:GLU:HA	1:A:842:TYR:CD2	2.43	0.53
1:A:95:ILE:C	1:A:98:LEU:HB2	2.28	0.53
2:B:1095:ARG:CD	2:B:1096:ALA:N	2.69	0.53
2:B:728:THR:HG23	2:B:729:HIS:N	2.23	0.53
3:C:207:ASN:HD22	3:C:230:TYR:HB3	1.73	0.53
1:M:1095:LYS:C	1:M:1097:VAL:H	2.11	0.53
1:M:1158:ASP:HB3	1:M:1163:ASP:HB2	1.90	0.53
1:M:1254:GLU:O	1:M:1255:ASP:C	2.47	0.53
1:M:1295:ILE:HG22	1:M:1309:GLU:HG2	1.89	0.53
1:M:510:ILE:HG13	1:M:511:THR:N	2.24	0.53
1:M:806:ILE:HD13	1:M:814:LEU:CD1	2.37	0.53
1:M:856:VAL:HG11	1:M:874:TYR:HD2	1.74	0.53
1:M:91:PRO:HB2	1:M:210:PRO:HG2	1.90	0.53
1:M:937:GLN:O	1:M:941:ASP:HB3	2.08	0.53
2:N:1036:PHE:N	2:N:1036:PHE:CD1	2.77	0.53
2:N:436:SER:O	2:N:438:ILE:HD13	2.07	0.53
2:N:647:GLN:HB3	2:N:663:PHE:HZ	1.72	0.53
2:N:685:VAL:CG1	2:N:728:THR:CG2	2.86	0.53
2:N:817:LEU:HD23	2:N:818:CYS:H	1.74	0.53
2:N:874:MET:HG2	2:N:879:TYR:OH	2.09	0.53
3:O:257:ALA:O	3:O:258:VAL:C	2.47	0.53
4:P:132:LYS:CA	4:P:133:PHE:O	2.51	0.53

*Continued on next page...*

*Continued from previous page...*

Atom-1	Atom-2	Interatomic distance (Å)	Clash overlap (Å)
5:Q:159:LEU:HD11	5:Q:206:TYR:CD2	2.44	0.53
7:S:154:ASP:O	7:S:155:ALA:HB3	2.08	0.53
1:M:1450:TYR:CD1	7:S:61:ARG:CB	2.92	0.53
8:T:10:ILE:O	8:T:10:ILE:HG13	2.09	0.53
1:A:1164:THR:O	1:A:1165:VAL:HB	2.08	0.53
1:A:116:LYS:HD3	1:A:116:LYS:N	2.14	0.53
1:A:1299:ILE:HD11	1:A:1305:GLU:CG	2.34	0.53
1:A:1461:LEU:CB	1:A:1462:GLY:CA	2.64	0.53
1:A:167:SER:HA	1:A:168:ALA:C	2.27	0.53
1:A:819:PHE:HB2	2:B:749:ASP:OD2	2.09	0.53
1:A:919:ASN:O	1:A:920:SER:HB3	2.07	0.53
2:B:538:ALA:HB3	2:B:539:PRO:CD	2.33	0.53
4:D:84:ARG:CA	4:D:90:ARG:HD2	2.37	0.53
5:E:142:HIS:O	5:E:143:GLU:C	2.47	0.53
1:A:1349:ALA:HA	5:E:144:LEU:O	2.09	0.53
1:M:119:SER:C	1:M:122:PRO:HA	2.29	0.53
1:M:1118:SER:C	1:M:1314:THR:CG2	2.77	0.53
1:M:15:ARG:HD3	1:M:1438:GLN:HG2	1.91	0.53
1:M:163:LEU:CG	1:M:163:LEU:O	2.41	0.53
1:M:177:ALA:HB3	1:M:178:ALA:O	2.09	0.53
1:M:342:LEU:C	1:M:342:LEU:HD13	2.29	0.53
1:M:513:VAL:O	1:M:517:ILE:HG23	2.09	0.53
1:M:950:PHE:HB2	1:M:951:PRO:CD	2.31	0.53
1:M:94:HIS:C	1:M:98:LEU:CG	2.77	0.53
1:M:98:LEU:O	1:M:101:ILE:CG2	2.55	0.53
1:M:749:VAL:HG22	2:N:1007:PRO:HG3	1.90	0.53
2:N:273:ARG:HD2	2:N:310:ILE:HG21	1.91	0.53
3:O:194:PHE:O	3:O:201:GLU:HG3	2.08	0.53
3:O:71:LEU:N	3:O:71:LEU:HD12	2.24	0.53
5:Q:166:ARG:C	5:Q:168:THR:H	2.12	0.53
9:U:94:ASP:O	9:U:96:MET:N	2.40	0.53
1:A:1008:ARG:HG2	1:A:1011:ARG:HH12	1.73	0.53
1:A:1191:GLN:OE1	1:A:1192:SER:N	2.42	0.53
1:A:1290:MET:SD	1:A:1311:VAL:N	2.82	0.53
1:A:193:TRP:HZ3	1:A:206:ARG:CG	2.21	0.53
1:A:58:PRO:O	1:A:60:LEU:HG	2.09	0.53
1:A:607:THR:HG23	1:A:607:THR:O	2.07	0.53
1:A:950:PHE:CE1	5:E:196:ARG:HA	2.44	0.53
2:B:823:ASN:O	2:B:1002:ASN:HB2	2.09	0.53
1:A:8:PRO:HG2	2:B:1148:ARG:NE	2.24	0.53
2:B:1180:SER:CB	2:B:1209:HIS:HD2	2.14	0.53

*Continued on next page...*

*Continued from previous page...*

Atom-1	Atom-2	Interatomic distance (Å)	Clash overlap (Å)
2:B:287:ILE:HD11	2:B:368:ILE:CD1	2.36	0.53
2:B:654:ARG:CB	2:B:655:TYR:CA	2.56	0.53
1:A:819:PHE:HB2	2:B:749:ASP:CG	2.28	0.53
3:C:12:ILE:HD12	3:C:12:ILE:O	2.09	0.53
3:C:233:VAL:HG21	3:C:245:MET:CE	2.37	0.53
1:A:1480:GLU:OE1	4:D:44:GLU:HG2	2.07	0.53
7:G:97:LYS:HE2	7:G:122:PHE:CD1	2.44	0.53
10:J:59:LEU:O	10:J:59:LEU:HD23	2.09	0.53
11:K:46:ALA:C	11:K:48:GLN:N	2.62	0.53
1:M:1191:GLN:OE1	1:M:1192:SER:N	2.42	0.53
1:M:1263:ASP:O	1:M:1266:LEU:HB2	2.09	0.53
1:M:189:LEU:C	1:M:190:TRP:HD1	2.12	0.53
1:M:470:PRO:O	1:M:471:TYR:HB2	2.08	0.53
1:M:646:GLU:N	1:M:649:LYS:H	2.07	0.53
1:M:918:GLU:HB2	1:M:981:PRO:HB2	1.90	0.53
2:N:1141:PHE:CD1	2:N:1185:PRO:HG2	2.43	0.53
2:N:287:ILE:HD11	2:N:368:ILE:CD1	2.37	0.53
5:Q:142:HIS:O	5:Q:143:GLU:C	2.47	0.53
5:Q:73:TYR:HE2	5:Q:75:GLU:OE2	1.91	0.53
7:G:94:THR:HG21	8:T:2:SER:HA	1.87	0.53
8:T:79:LYS:CD	8:T:81:TYR:HE1	2.18	0.53
1:A:1228:PHE:HE2	1:A:1246:ILE:CD1	2.13	0.52
1:A:157:GLY:O	1:A:168:ALA:HA	2.09	0.52
1:A:90:LYS:HZ2	1:A:282:VAL:CG1	2.18	0.52
1:A:434:TYR:CE1	6:R:101:LEU:O	2.62	0.52
1:A:57:ASP:O	1:A:60:LEU:HG	2.09	0.52
1:A:778:GLY:HA3	1:A:1091:GLY:O	2.08	0.52
1:A:800:PRO:C	1:A:802:SER:N	2.62	0.52
1:A:771:VAL:CG2	1:A:809:SER:HA	2.40	0.52
1:A:904:ARG:HB2	1:A:937:GLN:OE1	2.09	0.52
2:B:24:PHE:O	2:B:28:THR:HB	2.09	0.52
2:B:640:ILE:CD1	2:B:673:LEU:HD22	2.38	0.52
2:B:899:ILE:HG22	2:B:929:PRO:HA	1.91	0.52
5:E:77:ALA:HB3	5:E:78:LYS:CA	2.38	0.52
11:K:83:LYS:O	11:K:87:VAL:HG23	2.10	0.52
1:M:1114:ILE:O	1:M:1115:LYS:C	2.47	0.52
1:M:268:LEU:HD22	1:M:329:LYS:HB3	1.90	0.52
1:M:33:SER:CB	1:M:85:HIS:H	2.21	0.52
1:M:927:VAL:HG23	1:M:928:GLN:HG3	1.91	0.52
2:N:1063:HIS:CD2	2:N:1065:HIS:H	2.27	0.52
2:N:273:ARG:HH11	2:N:310:ILE:HD12	1.72	0.52

*Continued on next page...*

*Continued from previous page...*

Atom-1	Atom-2	Interatomic distance (Å)	Clash overlap (Å)
2:N:31:ALA:N	2:N:482:ARG:HH21	2.02	0.52
2:N:899:ILE:HG22	2:N:929:PRO:HA	1.91	0.52
4:P:130:LEU:O	4:P:132:LYS:N	2.42	0.52
7:S:97:LYS:HE2	7:S:122:PHE:CD1	2.44	0.52
9:U:99:LEU:CD2	9:U:100:ILE:O	2.57	0.52
1:A:135:ASN:C	1:A:137:LEU:N	2.60	0.52
1:A:148:MET:HE1	1:A:181:THR:OG1	2.08	0.52
1:A:360:THR:HB	1:A:475:ARG:HD3	1.91	0.52
2:B:1021:SER:OG	2:B:1022:LYS:N	2.40	0.52
2:B:330:THR:O	2:B:334:ARG:CG	2.57	0.52
2:B:685:VAL:CG1	2:B:728:THR:CG2	2.87	0.52
7:G:95:VAL:HG13	7:G:131:TYR:HD2	1.72	0.52
9:I:77:ARG:O	9:I:78:CYS:C	2.48	0.52
1:A:661:TYR:CE1	11:K:61:LYS:HD3	2.43	0.52
2:B:107:ARG:NH1	12:L:47:ARG:O	2.42	0.52
1:M:85:HIS:CB	1:M:244:VAL:CG1	2.72	0.52
1:M:48:GLN:HB2	1:M:50:PRO:HD3	1.91	0.52
1:M:593:ASN:O	1:M:594:LEU:HD23	2.08	0.52
1:M:922:GLU:HB3	1:M:923:ASN:CA	2.39	0.52
3:O:12:ILE:HD12	3:O:12:ILE:O	2.09	0.52
4:P:85:PHE:O	4:P:86:HIS:CD2	2.63	0.52
7:S:97:LYS:CA	7:S:131:TYR:OH	2.50	0.52
9:U:101:TYR:CB	9:U:110:PHE:CE1	2.90	0.52
1:A:1150:THR:CG2	9:I:48:LEU:HD23	2.18	0.52
1:A:1263:ASP:O	1:A:1266:LEU:HB2	2.09	0.52
1:A:195:ARG:CG	1:A:196:GLY:CA	2.76	0.52
1:A:463:GLY:O	1:A:512:MET:SD	2.67	0.52
1:A:517:ILE:HG13	1:A:640:TRP:CD1	2.37	0.52
1:A:513:VAL:O	1:A:517:ILE:HG23	2.09	0.52
1:A:89:ALA:O	1:A:90:LYS:HG2	2.10	0.52
1:A:95:ILE:O	1:A:96:GLY:C	2.47	0.52
1:A:749:VAL:HG22	2:B:1007:PRO:HG3	1.91	0.52
2:B:50:VAL:HG23	2:B:51:ASP:OD1	2.09	0.52
2:B:866:PRO:HG2	2:B:879:TYR:HE1	1.74	0.52
2:B:874:MET:HG2	2:B:879:TYR:OH	2.09	0.52
8:H:33:GLN:O	8:H:35:ASP:N	2.41	0.52
1:M:10:SER:HB2	2:N:1168:TYR:OH	2.07	0.52
1:M:1163:ASP:O	1:M:1164:THR:CG2	2.57	0.52
1:M:1269:ILE:O	1:M:1273:MET:HG2	2.10	0.52
1:M:1328:VAL:N	1:M:1329:ASP:HA	2.22	0.52
1:M:1347:ILE:O	1:M:1350:THR:HG23	2.08	0.52

*Continued on next page...*

*Continued from previous page...*

Atom-1	Atom-2	Interatomic distance (Å)	Clash overlap (Å)
1:M:158:SER:N	1:M:159:ASP:C	2.63	0.52
1:M:118:ASP:OD1	1:M:172:HIS:HB3	2.08	0.52
1:M:231:ASN:HD22	1:M:234:TYR:N	2.07	0.52
1:M:558:TRP:C	1:M:559:VAL:HG22	2.30	0.52
1:M:57:ASP:O	1:M:60:LEU:HG	2.09	0.52
2:N:999:ILE:HD11	2:N:1081:TYR:CD1	2.43	0.52
2:N:1127:GLN:HA	2:N:1127:GLN:NE2	2.24	0.52
2:N:1145:ASP:HB2	2:N:1185:PRO:HB3	1.91	0.52
2:N:298:GLU:C	2:N:300:MET:N	2.62	0.52
2:N:325:SER:O	2:N:326:THR:HB	2.09	0.52
4:P:115:ILE:HG22	4:P:116:ASP:N	2.24	0.52
5:Q:139:ILE:HG12	5:Q:140:THR:N	2.25	0.52
5:Q:15:TRP:CD2	5:Q:19:HIS:CE1	2.98	0.52
5:Q:71:THR:HG23	5:Q:99:HIS:CD2	2.45	0.52
6:R:61:GLY:HA2	6:R:131:GLY:O	2.09	0.52
9:U:71:SER:N	9:U:83:ALA:O	2.38	0.52
10:V:31:GLU:C	10:V:33:GLU:N	2.61	0.52
1:A:1118:SER:C	1:A:1314:THR:HG22	2.29	0.52
1:A:1329:ASP:OD1	1:A:1331:THR:HG22	2.10	0.52
1:A:148:MET:HE2	1:A:181:THR:OG1	2.10	0.52
1:A:155:SER:HA	1:A:169:ASN:CA	2.29	0.52
1:A:385:THR:HG23	1:A:437:ARG:HG3	1.91	0.52
1:A:538:ARG:O	1:A:540:PHE:N	2.41	0.52
1:A:548:THR:HG23	1:A:550:ASN:HB2	1.90	0.52
1:A:809:SER:C	1:A:811:LEU:H	2.12	0.52
1:A:975:HIS:CE1	1:A:977:GLU:HG2	2.44	0.52
1:A:996:LEU:HB2	1:A:1049:MET:CE	2.40	0.52
2:B:1124:ARG:O	2:B:1128:ILE:HG13	2.10	0.52
2:B:817:LEU:HD23	2:B:818:CYS:H	1.75	0.52
2:B:973:HIS:CD2	2:B:1013:ALA:HB3	2.45	0.52
3:C:257:ALA:O	3:C:258:VAL:C	2.47	0.52
5:E:170:LEU:HD22	5:E:171:PRO:HD2	1.90	0.52
5:E:22:VAL:HG12	5:E:23:HIS:ND1	2.25	0.52
5:E:8:ILE:HG13	5:E:9:VAL:N	2.24	0.52
8:H:79:LYS:HD3	8:H:81:TYR:CE1	2.38	0.52
8:H:7:LEU:HD21	8:H:110:LYS:NZ	2.23	0.52
10:J:31:GLU:C	10:J:33:GLU:N	2.61	0.52
11:K:57:PHE:HD2	11:K:73:ARG:HG2	1.74	0.52
1:M:1075:ILE:HD13	1:M:1377:LEU:HD12	1.91	0.52
1:M:1119:LEU:HD23	1:M:1314:THR:HG21	1.91	0.52
1:M:133:PRO:O	1:M:134:LYS:HB3	2.09	0.52

*Continued on next page...*

*Continued from previous page...*

Atom-1	Atom-2	Interatomic distance (Å)	Clash overlap (Å)
1:M:1430:ILE:O	1:M:1434:ILE:HG12	2.09	0.52
1:M:178:ALA:O	1:M:179:GLN:HB2	2.09	0.52
1:M:115:LEU:HD11	1:M:224:ASP:HB3	1.92	0.52
1:M:312:ASN:HD22	1:M:330:SER:HB3	1.65	0.52
1:M:720:PHE:O	1:M:724:VAL:HG23	2.09	0.52
1:M:802:SER:OG	1:M:803:ARG:N	2.41	0.52
1:M:86:ILE:O	1:M:87:GLU:C	2.46	0.52
1:M:919:ASN:O	1:M:920:SER:HB3	2.07	0.52
2:N:823:ASN:O	2:N:1002:ASN:HB2	2.09	0.52
2:N:866:PRO:HG2	2:N:879:TYR:HE1	1.74	0.52
6:R:72:THR:O	6:R:72:THR:HG23	2.09	0.52
7:S:14:LEU:CD1	7:S:27:LEU:HD23	2.40	0.52
7:S:6:LYS:CG	7:S:7:GLU:N	2.72	0.52
7:S:95:VAL:HG13	7:S:131:TYR:HD2	1.72	0.52
8:T:38:LEU:HD22	8:T:39:THR:N	2.25	0.52
8:T:57:LEU:C	8:T:57:LEU:CD1	2.77	0.52
9:U:25:LEU:HD12	9:U:38:ALA:CB	2.38	0.52
12:X:21:ILE:CG2	12:X:30:ARG:HG3	2.39	0.52
1:A:521:GLN:OE1	1:A:1077:GLU:OE1	2.27	0.52
1:A:1144:THR:OG1	1:A:1279:LEU:HB2	2.08	0.52
1:A:1449:ILE:HD12	1:A:1449:ILE:N	2.25	0.52
1:A:405:HIS:CB	1:A:406:PRO:CD	2.54	0.52
2:B:1063:HIS:CD2	2:B:1065:HIS:H	2.28	0.52
2:B:552:LEU:H	2:B:552:LEU:HD22	1.75	0.52
2:B:752:GLN:O	2:B:754:PRO:HD3	2.09	0.52
2:B:775:GLN:HE22	3:C:56:VAL:HG13	1.74	0.52
7:G:14:LEU:CD1	7:G:27:LEU:HD23	2.39	0.52
8:H:38:LEU:HD22	8:H:39:THR:N	2.25	0.52
8:H:57:LEU:C	8:H:57:LEU:CD1	2.77	0.52
11:K:59:GLY:HA3	11:K:73:ARG:H	1.75	0.52
1:M:338:LYS:HD3	1:M:339:GLU:H	1.75	0.52
1:M:360:THR:HB	1:M:475:ARG:HD3	1.91	0.52
1:M:550:ASN:O	1:M:551:ALA:CB	2.55	0.52
1:M:42:THR:CB	1:M:55:LEU:HB2	2.39	0.52
1:M:812:ARG:N	1:M:813:GLY:HA2	2.23	0.52
1:M:975:HIS:CE1	1:M:977:GLU:HG2	2.45	0.52
2:N:107:ARG:NH1	12:X:47:ARG:O	2.42	0.52
2:N:35:LEU:H	2:N:158:MET:CE	2.22	0.52
1:M:812:ARG:NH1	2:N:716:VAL:CG2	2.72	0.52
2:N:87:PRO:HG3	2:N:157:ILE:CD1	2.29	0.52
2:N:968:LYS:HD2	2:N:1086:HIS:CE1	2.44	0.52

*Continued on next page...*

*Continued from previous page...*

Atom-1	Atom-2	Interatomic distance (Å)	Clash overlap (Å)
4:P:133:PHE:O	4:P:135:ASP:N	2.42	0.52
5:Q:8:ILE:HG13	5:Q:9:VAL:N	2.24	0.52
7:S:119:ASP:HB3	7:S:134:GLU:OE1	2.10	0.52
11:W:24:SER:HB3	11:W:25:LYS:CB	2.35	0.52
1:M:661:TYR:CE1	11:W:61:LYS:HD3	2.43	0.52
1:A:1194:TRP:CZ2	1:A:1262:GLU:HB3	2.44	0.52
1:A:1430:ILE:HD12	1:A:1430:ILE:C	2.30	0.52
1:A:1430:ILE:O	1:A:1434:ILE:HG12	2.10	0.52
1:A:42:THR:HG22	1:A:55:LEU:HG	1.89	0.52
2:B:323:ARG:HG3	2:B:337:TYR:HE2	1.75	0.52
2:B:343:GLN:O	2:B:344:LYS:CB	2.58	0.52
2:B:867:VAL:O	2:B:869:SER:N	2.33	0.52
1:A:260:GLY:CA	2:B:924:ARG:HD3	2.38	0.52
4:D:85:PHE:O	4:D:86:HIS:CD2	2.63	0.52
5:E:159:LEU:HD11	5:E:206:TYR:CD2	2.44	0.52
7:G:119:ASP:HB3	7:G:134:GLU:OE1	2.10	0.52
10:J:40:LEU:HD13	10:J:46:ARG:HB2	1.91	0.52
1:M:775:ILE:CG1	1:M:1089:TYR:CG	2.87	0.52
1:M:236:ARG:CG	1:M:239:TRP:CZ3	2.92	0.52
1:M:800:PRO:C	1:M:802:SER:N	2.62	0.52
1:M:768:SER:HA	1:M:811:LEU:HD12	1.91	0.52
2:N:1180:SER:CB	2:N:1209:HIS:HD2	2.14	0.52
2:N:386:HIS:HD2	2:N:388:GLY:CA	2.06	0.52
3:O:103:LEU:N	3:O:158:CYS:O	2.36	0.52
7:S:84:ARG:HA	7:S:148:ILE:CG2	2.40	0.52
8:T:59:ILE:CD1	8:T:113:ARG:HH22	2.23	0.52
10:V:40:LEU:HD13	10:V:46:ARG:HB2	1.90	0.52
1:A:107:CYS:C	1:A:108:VAL:HG23	2.30	0.52
1:A:1376:LEU:HD23	1:A:1376:LEU:O	2.10	0.52
1:A:158:SER:N	1:A:159:ASP:C	2.63	0.52
1:A:332:ARG:HG2	1:A:332:ARG:NH1	2.23	0.52
1:A:428:GLY:O	1:A:430:ILE:N	2.43	0.52
1:A:51:ARG:HD2	1:A:57:ASP:OD1	2.10	0.52
1:A:823:ALA:HA	2:B:753:SER:OG	2.10	0.52
2:B:1009:ARG:O	2:B:1010:MET:C	2.48	0.52
2:B:1056:ARG:NH1	3:C:201:GLU:HB3	2.25	0.52
4:D:115:ILE:HG22	4:D:116:ASP:N	2.24	0.52
5:E:54:ARG:O	5:E:55:THR:HB	2.09	0.52
9:I:55:ASN:O	9:I:57:THR:N	2.43	0.52
10:J:12:LYS:HE3	10:J:42:ARG:HH22	1.72	0.52
1:M:1290:MET:CG	1:M:1310:TRP:CE3	2.91	0.52

*Continued on next page...*

*Continued from previous page...*

Atom-1	Atom-2	Interatomic distance (Å)	Clash overlap (Å)
1:M:157:GLY:O	1:M:168:ALA:HA	2.10	0.52
1:M:95:ILE:HD12	1:M:314:ILE:HD13	1.92	0.52
1:M:459:MET:HE1	1:M:519:SER:HB2	1.92	0.52
1:M:61:GLY:O	1:M:62:THR:HB	2.08	0.52
1:M:355:ALA:CB	2:N:1093:HIS:O	2.56	0.52
2:N:507:MET:O	2:N:509:CYS:SG	2.55	0.52
1:M:1495:GLY:O	4:P:78:GLU:OE2	2.27	0.52
1:M:950:PHE:HE1	5:Q:196:ARG:HA	1.75	0.52
5:Q:198:GLU:N	5:Q:199:THR:HA	2.24	0.52
7:G:94:THR:HG21	8:T:2:SER:N	2.25	0.52
9:U:86:TYR:CZ	9:U:100:ILE:HD11	2.45	0.52
9:U:20:LYS:NZ	9:U:21:VAL:CG2	2.73	0.52
3:O:7:ILE:CD1	11:W:104:PHE:HA	2.39	0.52
1:A:1075:ILE:HD13	1:A:1377:LEU:HD12	1.91	0.52
1:A:1452:ASP:CG	6:F:123:LEU:HD21	2.29	0.52
1:A:202:LEU:HB3	1:A:203:PRO:HD3	1.91	0.52
1:A:262:SER:O	1:A:263:ARG:CB	2.58	0.52
1:A:457:HIS:CD2	1:A:1077:GLU:CD	2.83	0.52
1:A:55:LEU:CD1	1:A:56:LEU:N	2.73	0.52
1:A:720:PHE:O	1:A:724:VAL:HG23	2.09	0.52
2:B:219:ILE:CG2	2:B:220:ALA:N	2.50	0.52
2:B:273:ARG:HD2	2:B:310:ILE:HG21	1.91	0.52
2:B:544:LEU:HD21	2:B:566:VAL:HG11	1.92	0.52
2:B:867:VAL:O	2:B:867:VAL:HG13	2.10	0.52
3:C:7:ILE:CD1	11:K:104:PHE:HA	2.39	0.52
6:F:61:GLY:HA2	6:F:131:GLY:O	2.09	0.52
8:H:79:LYS:HE2	8:H:118:HIS:NE2	2.25	0.52
9:I:99:LEU:CD2	9:I:100:ILE:O	2.57	0.52
9:I:101:TYR:CG	9:I:110:PHE:CE1	2.98	0.52
12:L:39:ILE:HD12	12:L:39:ILE:H	1.74	0.52
1:M:161:PHE:HD2	1:M:165:ASN:CG	2.13	0.52
1:M:356:ARG:NH2	1:M:492:GLU:HB2	2.23	0.52
1:M:584:LEU:C	1:M:584:LEU:HD23	2.29	0.52
1:M:809:SER:C	1:M:811:LEU:H	2.10	0.52
3:O:45:ILE:HD11	3:O:66:LEU:O	2.10	0.52
5:Q:170:LEU:HD22	5:Q:171:PRO:HD2	1.90	0.52
7:S:151:THR:CA	7:S:160:ALA:CB	2.73	0.52
1:M:549:ARG:CZ	11:W:50:LEU:HD11	2.39	0.52
1:A:1127:ILE:O	1:A:1127:ILE:HG12	2.08	0.52
1:A:1164:THR:OG1	1:A:1165:VAL:N	2.43	0.52
1:A:1259:MET:HG3	1:A:1259:MET:O	2.10	0.52

*Continued on next page...*

*Continued from previous page...*

Atom-1	Atom-2	Interatomic distance (Å)	Clash overlap (Å)
1:A:1328:VAL:CG1	1:A:1329:ASP:HA	2.38	0.52
1:A:209:SER:OG	1:A:212:GLU:CD	2.48	0.52
1:A:382:TYR:N	1:A:383:PRO:HD3	2.24	0.52
1:A:390:ASN:HB3	1:A:394:LEU:HB2	1.92	0.52
1:A:48:GLN:HB2	1:A:50:PRO:HD3	1.92	0.52
1:A:593:ASN:O	1:A:594:LEU:HD23	2.08	0.52
2:B:221:TYR:HB2	2:B:243:LEU:HD13	1.92	0.52
2:B:449:THR:HG23	2:B:451:ASN:H	1.75	0.52
2:B:625:ILE:HG22	2:B:729:HIS:CD2	2.45	0.52
3:C:164:ILE:HD11	11:K:10:ILE:HD13	1.92	0.52
3:C:207:ASN:HD22	3:C:230:TYR:CB	2.23	0.52
1:M:1174:GLU:CD	1:M:1242:ARG:CZ	2.77	0.52
1:M:1194:TRP:HZ2	1:M:1262:GLU:HG3	1.75	0.52
1:M:1329:ASP:OD1	1:M:1331:THR:HG22	2.10	0.52
1:M:1425:ASP:O	1:M:1427:CYS:N	2.43	0.52
1:M:177:ALA:CB	1:M:178:ALA:O	2.58	0.52
1:M:537:VAL:HG12	1:M:538:ARG:N	2.23	0.52
1:M:58:PRO:O	1:M:60:LEU:HG	2.09	0.52
1:M:996:LEU:HB2	1:M:1049:MET:CE	2.40	0.52
2:N:144:ASP:O	2:N:146:GLU:N	2.43	0.52
2:N:38:PHE:HB3	2:N:158:MET:HE1	1.91	0.52
2:N:485:ASN:O	2:N:486:THR:HB	2.10	0.52
2:N:544:LEU:HD21	2:N:566:VAL:HG11	1.92	0.52
3:O:168:HIS:CD2	3:O:170:LYS:HB2	2.45	0.52
3:O:212:GLU:C	3:O:214:PRO:HD3	2.30	0.52
4:P:11:ALA:CB	4:P:12:GLN:C	2.63	0.52
9:U:20:LYS:O	9:U:23:ARG:N	2.43	0.52
11:W:81:SER:H	11:W:82:PRO:HA	1.75	0.52
1:A:1219:ILE:HG23	1:A:1273:MET:HE1	1.91	0.52
1:A:1288:VAL:CG1	1:A:1289:TYR:N	2.73	0.52
1:A:1290:MET:SD	1:A:1310:TRP:HB3	2.50	0.52
1:A:1347:ILE:O	1:A:1350:THR:HG23	2.08	0.52
1:A:110:TRP:HH2	1:A:180:PRO:HG2	1.73	0.52
1:A:668:PHE:CE2	1:A:752:MET:HE2	2.44	0.52
1:A:812:ARG:HB2	1:A:813:GLY:CA	2.38	0.52
1:A:856:VAL:HG11	1:A:874:TYR:HD2	1.74	0.52
1:A:916:TYR:CE1	1:A:1039:ARG:NH2	2.78	0.52
1:A:918:GLU:HB2	1:A:981:PRO:CG	2.40	0.52
1:A:947:LYS:CA	1:A:948:PHE:O	2.41	0.52
2:B:987:ASP:OD1	3:C:34:ARG:NH2	2.42	0.52
3:C:140:SER:O	3:C:141:ARG:CG	2.48	0.52

*Continued on next page...*

*Continued from previous page...*

Atom-1	Atom-2	Interatomic distance (Å)	Clash overlap (Å)
3:C:216:GLU:HB3	3:C:217:GLY:C	2.31	0.52
3:C:45:ILE:HD11	3:C:66:LEU:O	2.10	0.52
4:D:85:PHE:CE2	4:D:115:ILE:HG12	2.42	0.52
5:E:15:TRP:CD2	5:E:19:HIS:CE1	2.98	0.52
6:F:72:THR:HG23	6:F:72:THR:O	2.09	0.52
6:F:96:PRO:HG3	7:G:19:PHE:CB	2.30	0.52
9:I:4:PHE:CD1	9:I:27:LEU:HD22	2.43	0.52
1:M:1376:LEU:O	1:M:1376:LEU:HD23	2.09	0.52
1:M:24:LEU:HB2	2:N:1199:ASN:CA	2.39	0.52
1:M:812:ARG:N	1:M:813:GLY:CA	2.73	0.52
1:M:904:ARG:HB2	1:M:937:GLN:OE1	2.09	0.52
1:M:916:TYR:CE1	1:M:1039:ARG:NH2	2.78	0.52
1:M:95:ILE:HG13	1:M:314:ILE:HD11	1.87	0.52
2:N:973:HIS:CD2	2:N:1013:ALA:HB3	2.45	0.52
2:N:263:ARG:HB3	2:N:322:LYS:HD2	1.92	0.52
2:N:449:THR:HG23	2:N:451:ASN:H	1.75	0.52
2:N:747:PHE:CD1	2:N:1033:ALA:HB1	2.45	0.52
2:N:907:ILE:CD1	2:N:924:ARG:NE	2.72	0.52
3:O:103:LEU:HD23	3:O:124:VAL:HA	1.92	0.52
3:O:207:ASN:HD22	3:O:230:TYR:CB	2.23	0.52
2:N:775:GLN:HE22	3:O:56:VAL:HG13	1.75	0.52
3:O:84:LEU:HD22	3:O:84:LEU:H	1.74	0.52
4:P:11:ALA:CA	4:P:12:GLN:CB	2.40	0.52
4:P:84:ARG:CA	4:P:90:ARG:HD2	2.37	0.52
8:T:7:LEU:CD2	8:T:110:LYS:HD3	2.40	0.52
1:A:1085:ASN:C	1:A:1087:PHE:N	2.64	0.51
1:A:1290:MET:O	1:A:1291:MET:SD	2.69	0.51
1:A:1425:ASP:O	1:A:1427:CYS:N	2.43	0.51
1:A:106:GLU:CD	1:A:144:CYS:HB3	2.30	0.51
1:A:1489:SER:HB3	1:A:1490:PRO:HD2	1.79	0.51
1:A:152:THR:O	1:A:174:GLY:HA2	2.11	0.51
1:A:569:PRO:HG3	1:A:578:TRP:CZ2	2.45	0.51
2:B:747:PHE:CD1	2:B:1033:ALA:HB1	2.45	0.51
2:B:1205:PHE:CD2	2:B:1210:LYS:CA	2.91	0.51
3:C:71:LEU:HD12	3:C:71:LEU:N	2.24	0.51
5:E:139:ILE:HG12	5:E:140:THR:N	2.25	0.51
1:A:950:PHE:HE1	5:E:196:ARG:HA	1.75	0.51
5:E:198:GLU:CB	5:E:199:THR:CA	2.86	0.51
7:G:144:VAL:CG1	7:G:164:MET:CE	2.86	0.51
7:G:87:VAL:CG2	7:G:147:LYS:HG2	2.37	0.51
9:I:86:TYR:CZ	9:I:100:ILE:HD11	2.44	0.51

*Continued on next page...*

*Continued from previous page...*

Atom-1	Atom-2	Interatomic distance (Å)	Clash overlap (Å)
1:M:1151:SER:O	1:M:1199:GLU:HB2	2.10	0.51
1:M:1195:LEU:HD13	1:M:1242:ARG:HD3	1.78	0.51
1:M:1430:ILE:C	1:M:1430:ILE:HD12	2.30	0.51
1:M:1433:ASN:C	1:M:1435:MET:H	2.14	0.51
1:M:195:ARG:CG	1:M:196:GLY:N	2.72	0.51
1:M:262:SER:O	1:M:263:ARG:CB	2.58	0.51
1:M:388:PRO:HA	1:M:434:TYR:CZ	2.46	0.51
1:M:844:GLN:HG2	2:N:1122:MET:CE	2.40	0.51
2:N:1124:ARG:O	2:N:1128:ILE:HG13	2.09	0.51
2:N:294:PHE:O	2:N:298:GLU:HG3	2.10	0.51
2:N:321:GLY:O	2:N:322:LYS:HB3	2.10	0.51
2:N:363:PHE:HZ	2:N:572:TRP:H	1.58	0.51
2:N:867:VAL:O	2:N:867:VAL:HG13	2.11	0.51
2:N:987:ASP:OD1	3:O:34:ARG:NH2	2.42	0.51
7:S:46:ILE:O	7:S:47:ILE:C	2.48	0.51
8:T:79:LYS:HE2	8:T:118:HIS:NE2	2.25	0.51
2:N:380:GLU:OE2	9:U:91:ARG:HA	2.11	0.51
1:A:1155:ILE:O	9:I:43:VAL:HB	2.10	0.51
1:A:120:SER:C	1:A:121:ASN:HD22	2.14	0.51
1:A:149:VAL:HG12	1:A:150:CYS:N	2.25	0.51
1:A:115:LEU:HD11	1:A:224:ASP:HB3	1.92	0.51
1:A:95:ILE:CB	1:A:314:ILE:HD13	2.38	0.51
1:A:326:ARG:O	1:A:327:PRO:C	2.49	0.51
1:A:24:LEU:CB	2:B:1199:ASN:C	2.65	0.51
2:B:35:LEU:H	2:B:158:MET:CE	2.22	0.51
2:B:194:GLU:CB	2:B:469:LEU:HB2	2.41	0.51
2:B:212:LYS:NZ	2:B:381:PRO:HG3	2.25	0.51
2:B:968:LYS:HD2	2:B:1086:HIS:CE1	2.44	0.51
4:D:24:MET:SD	4:D:88:PHE:CA	2.96	0.51
5:E:14:ALA:CA	5:E:17:THR:HG22	2.33	0.51
7:G:10:LEU:HD22	7:G:35:VAL:HG22	1.83	0.51
7:G:90:ALA:O	7:G:143:ASN:CB	2.58	0.51
11:K:91:LYS:O	11:K:95:THR:HG22	2.11	0.51
1:M:1006:SER:HA	1:M:1007:ASP:O	2.11	0.51
1:M:102:LYS:O	1:M:105:LEU:CD2	2.54	0.51
1:M:1064:GLY:CA	1:M:1065:GLU:HB2	2.39	0.51
1:M:1259:MET:HG3	1:M:1259:MET:O	2.10	0.51
1:M:326:ARG:O	1:M:327:PRO:C	2.49	0.51
1:M:480:VAL:HG12	1:M:484:TYR:HE1	1.73	0.51
1:M:569:PRO:HG3	1:M:578:TRP:CZ2	2.44	0.51
1:M:776:VAL:O	1:M:777:GLU:C	2.49	0.51

*Continued on next page...*

*Continued from previous page...*

Atom-1	Atom-2	Interatomic distance (Å)	Clash overlap (Å)
1:M:839:GLU:HA	1:M:842:TYR:CD2	2.43	0.51
1:M:91:PRO:CB	1:M:210:PRO:CG	2.87	0.51
2:N:1009:ARG:O	2:N:1010:MET:C	2.48	0.51
2:N:1208:ASN:C	2:N:1210:LYS:H	2.13	0.51
2:N:24:PHE:O	2:N:28:THR:HB	2.09	0.51
2:N:538:ALA:CB	2:N:539:PRO:HD3	2.35	0.51
3:O:216:GLU:HB3	3:O:217:GLY:C	2.31	0.51
4:P:24:MET:HE1	4:P:88:PHE:CD1	2.46	0.51
1:M:950:PHE:CE1	5:Q:196:ARG:HA	2.44	0.51
1:A:1006:SER:HA	1:A:1007:ASP:O	2.11	0.51
1:A:1177:PHE:CD2	1:A:1230:ILE:CG2	2.93	0.51
1:A:1290:MET:HG3	1:A:1310:TRP:CE3	2.38	0.51
1:A:180:PRO:CG	1:A:193:TRP:NE1	2.70	0.51
1:A:91:PRO:CB	1:A:210:PRO:HG2	2.41	0.51
1:A:231:ASN:ND2	1:A:234:TYR:CD2	2.75	0.51
1:A:431:PRO:O	1:A:432:LEU:CB	2.58	0.51
1:A:6:PHE:C	1:A:8:PRO:CD	2.76	0.51
1:A:918:GLU:HB2	1:A:981:PRO:CB	2.40	0.51
2:B:35:LEU:O	2:B:35:LEU:HD13	2.10	0.51
2:B:700:MET:C	2:B:702:ALA:N	2.62	0.51
8:H:74:TYR:OH	8:H:76:MET:SD	2.48	0.51
9:I:3:ASN:N	9:I:3:ASN:HD22	2.05	0.51
10:J:52:HIS:CD2	10:J:53:VAL:N	2.78	0.51
11:K:24:SER:HB3	11:K:25:LYS:CB	2.35	0.51
12:L:21:ILE:CG2	12:L:30:ARG:HG3	2.39	0.51
1:M:1185:GLU:HG3	1:M:1186:GLU:H	1.76	0.51
1:M:1349:ALA:HA	5:Q:144:LEU:O	2.09	0.51
1:M:1395:ILE:O	1:M:1397:ARG:N	2.38	0.51
1:M:342:LEU:CD1	1:M:1409:GLU:OE2	2.58	0.51
1:M:520:PRO:HG3	1:M:882:THR:HB	1.91	0.51
1:M:59:ARG:CB	1:M:60:LEU:HA	2.41	0.51
1:M:916:TYR:C	1:M:918:GLU:N	2.61	0.51
1:M:918:GLU:HB2	1:M:981:PRO:CG	2.40	0.51
1:M:91:PRO:HB3	1:M:210:PRO:CG	2.37	0.51
1:M:93:PHE:HB3	1:M:98:LEU:HD11	1.91	0.51
2:N:1141:PHE:CE1	2:N:1185:PRO:HG2	2.46	0.51
2:N:204:ALA:O	2:N:205:ALA:CB	2.58	0.51
4:P:24:MET:SD	4:P:88:PHE:CA	2.96	0.51
7:S:95:VAL:HG13	7:S:131:TYR:HE2	1.69	0.51
9:U:55:ASN:O	9:U:57:THR:N	2.43	0.51
9:U:77:ARG:O	9:U:78:CYS:C	2.48	0.51

*Continued on next page...*

*Continued from previous page...*

Atom-1	Atom-2	Interatomic distance (Å)	Clash overlap (Å)
1:A:1085:ASN:C	1:A:1087:PHE:H	2.13	0.51
1:A:1480:GLU:HG2	1:A:1481:GLY:N	2.25	0.51
1:A:183:ARG:NH2	1:A:203:PRO:HB2	2.24	0.51
1:A:381:THR:CB	1:A:382:TYR:HB3	2.41	0.51
1:A:59:ARG:H	1:A:60:LEU:CG	2.23	0.51
1:A:646:GLU:N	1:A:649:LYS:H	2.07	0.51
1:A:98:LEU:O	1:A:101:ILE:CG2	2.54	0.51
2:B:1148:ARG:NH2	2:B:1163:TYR:CD2	2.79	0.51
2:B:538:ALA:CB	2:B:539:PRO:HD3	2.35	0.51
2:B:876:HIS:O	2:B:877:GLY:O	2.29	0.51
4:D:7:GLU:HG3	4:D:15:LEU:HD23	1.93	0.51
1:A:1496:PHE:CE2	4:D:33:LEU:HD23	2.45	0.51
1:M:1085:ASN:C	1:M:1087:PHE:N	2.64	0.51
1:M:110:TRP:O	1:M:110:TRP:CD1	2.63	0.51
1:M:1288:VAL:CG1	1:M:1289:TYR:N	2.73	0.51
1:M:55:LEU:CD1	1:M:56:LEU:N	2.73	0.51
1:M:653:ASN:O	1:M:657:ARG:CB	2.58	0.51
1:M:761:PHE:HA	1:M:764:ILE:HD11	1.90	0.51
1:M:89:ALA:O	1:M:90:LYS:HG2	2.10	0.51
2:N:220:ALA:C	2:N:221:TYR:CD2	2.83	0.51
2:N:907:ILE:HD11	2:N:924:ARG:NE	2.25	0.51
4:P:65:PHE:HD1	4:P:67:ARG:HH21	1.59	0.51
5:Q:64:SER:C	5:Q:66:ASP:H	2.14	0.51
9:U:101:TYR:CG	9:U:110:PHE:CE1	2.98	0.51
12:X:39:ILE:H	12:X:39:ILE:HD12	1.74	0.51
1:A:1101:VAL:O	1:A:1104:LEU:N	2.43	0.51
1:A:1276:SER:C	1:A:1277:ILE:HG12	2.25	0.51
1:A:189:LEU:HB2	1:A:208:LEU:HD11	1.93	0.51
1:A:271:LYS:CB	1:A:322:GLN:HE22	2.20	0.51
1:A:338:LYS:HD3	1:A:339:GLU:H	1.75	0.51
1:A:412:ILE:O	1:A:436:TRP:HB2	2.11	0.51
1:A:449:ILE:HG12	1:A:496:HIS:O	2.11	0.51
1:A:558:TRP:HH2	11:K:61:LYS:CE	2.20	0.51
1:A:945:LEU:O	1:A:949:ILE:CG2	2.52	0.51
1:A:94:HIS:O	1:A:98:LEU:N	2.43	0.51
2:B:190:ILE:CD1	2:B:447:LEU:HB3	2.40	0.51
2:B:220:ALA:C	2:B:221:TYR:CD2	2.83	0.51
2:B:532:SER:HB3	2:B:617:GLY:H	1.75	0.51
3:C:221:ASN:HD22	3:C:224:GLU:HG3	1.76	0.51
3:C:48:VAL:O	12:L:60:PHE:HB2	2.11	0.51
5:E:198:GLU:N	5:E:199:THR:HA	2.25	0.51

*Continued on next page...*

*Continued from previous page...*

Atom-1	Atom-2	Interatomic distance (Å)	Clash overlap (Å)
1:M:1133:LEU:O	1:M:1133:LEU:HD23	2.10	0.51
1:M:1169:ASP:O	1:M:1170:LYS:C	2.49	0.51
1:M:120:SER:C	1:M:121:ASN:HD22	2.14	0.51
1:M:1177:PHE:CD2	1:M:1230:ILE:CG2	2.93	0.51
1:M:336:LYS:CB	1:M:1410:GLU:OE1	2.58	0.51
1:M:388:PRO:CA	1:M:434:TYR:CE2	2.92	0.51
1:M:653:ASN:O	1:M:657:ARG:CG	2.59	0.51
1:M:710:PRO:HB3	1:M:716:LEU:HA	1.91	0.51
2:N:1056:ARG:NH1	3:O:201:GLU:HB3	2.25	0.51
2:N:264:SER:H	2:N:322:LYS:HE3	1.76	0.51
2:N:591:ARG:HB3	2:N:672:GLY:HA3	1.91	0.51
2:N:696:ALA:O	2:N:700:MET:HG2	2.11	0.51
3:O:221:ASN:HD22	3:O:224:GLU:HG3	1.76	0.51
3:O:48:VAL:O	12:X:60:PHE:HB2	2.10	0.51
3:O:80:PRO:CB	3:O:81:PRO:CD	2.69	0.51
3:O:79:PRO:CB	3:O:80:PRO:HA	2.40	0.51
4:P:25:LEU:HD12	7:S:5:LEU:N	2.25	0.51
4:P:84:ARG:O	4:P:85:PHE:CB	2.58	0.51
5:Q:128:GLU:CB	5:Q:129:THR:HB	2.40	0.51
6:R:71:THR:HG22	6:R:134:GLU:OE1	2.11	0.51
10:V:52:HIS:CD2	10:V:53:VAL:N	2.78	0.51
11:W:59:GLY:HA3	11:W:73:ARG:H	1.75	0.51
1:A:1161:PRO:HG2	1:A:1190:LYS:HG2	0.54	0.51
1:A:120:SER:OG	1:A:121:ASN:CG	2.49	0.51
1:A:1119:LEU:HD23	1:A:1314:THR:HG21	1.91	0.51
1:A:133:PRO:O	1:A:134:LYS:HB3	2.09	0.51
1:A:106:GLU:HB2	1:A:144:CYS:HB3	1.92	0.51
1:A:117:ILE:O	1:A:172:HIS:HB3	2.11	0.51
1:A:214:HIS:O	1:A:218:THR:HG23	2.10	0.51
1:A:311:ASP:OD1	1:A:332:ARG:HD3	2.11	0.51
1:A:355:ALA:CB	2:B:1093:HIS:O	2.56	0.51
1:A:388:PRO:HB3	1:A:434:TYR:CE2	2.45	0.51
1:A:402:PRO:HB3	1:A:408:ALA:O	2.10	0.51
1:A:605:ASN:ND2	1:A:605:ASN:N	2.59	0.51
1:A:525:PRO:CD	1:A:637:HIS:ND1	2.57	0.51
1:A:847:LEU:HB3	1:A:1072:ALA:HB1	1.93	0.51
2:B:1017:GLU:OE2	2:B:1080:TYR:CE2	2.63	0.51
2:B:1127:GLN:HA	2:B:1127:GLN:NE2	2.24	0.51
2:B:1208:ASN:C	2:B:1210:LYS:H	2.13	0.51
2:B:12:LEU:C	2:B:12:LEU:HD13	2.30	0.51
2:B:238:SER:O	2:B:239:MET:HG2	2.10	0.51

*Continued on next page...*

*Continued from previous page...*

Atom-1	Atom-2	Interatomic distance (Å)	Clash overlap (Å)
2:B:812:ALA:O	2:B:814:VAL:N	2.44	0.51
2:B:847:THR:HG23	2:B:956:ARG:HG3	1.93	0.51
2:B:879:TYR:CD2	2:B:879:TYR:N	2.78	0.51
3:C:103:LEU:HD23	3:C:124:VAL:HA	1.92	0.51
4:D:25:LEU:HD12	7:G:5:LEU:N	2.26	0.51
1:A:1452:ASP:CG	6:F:123:LEU:HD11	2.28	0.51
6:F:71:THR:HG22	6:F:134:GLU:OE1	2.11	0.51
8:H:10:ILE:HG13	8:H:10:ILE:O	2.09	0.51
8:H:59:ILE:CD1	8:H:113:ARG:HH22	2.23	0.51
10:J:30:THR:HB	10:J:34:ALA:HB2	1.93	0.51
10:J:42:ARG:CG	10:J:42:ARG:HH11	2.11	0.51
1:M:1101:VAL:O	1:M:1104:LEU:N	2.43	0.51
1:M:1166:ILE:HA	1:M:1167:GLU:HB3	0.63	0.51
1:M:1384:ARG:HD2	1:M:1388:MET:SD	2.51	0.51
1:M:95:ILE:CD1	1:M:187:LEU:CD1	2.84	0.51
1:M:412:ILE:O	1:M:436:TRP:HB2	2.11	0.51
1:M:428:GLY:O	1:M:430:ILE:N	2.43	0.51
1:M:537:VAL:HG11	1:M:623:VAL:HG12	1.93	0.51
1:M:56:LEU:CD1	1:M:56:LEU:C	2.77	0.51
1:M:701:GLN:O	1:M:705:HIS:HD2	1.94	0.51
1:M:918:GLU:HB2	1:M:981:PRO:CB	2.40	0.51
1:M:963:VAL:CG1	1:M:966:ILE:HD11	2.39	0.51
2:N:221:TYR:HB2	2:N:243:LEU:HD13	1.93	0.51
2:N:30:LEU:HD23	2:N:482:ARG:HH22	1.75	0.51
2:N:35:LEU:O	2:N:35:LEU:HD13	2.10	0.51
2:N:37:SER:OG	2:N:396:GLY:HA3	2.09	0.51
2:N:552:LEU:H	2:N:552:LEU:HD22	1.75	0.51
2:N:532:SER:HB3	2:N:617:GLY:H	1.75	0.51
2:N:812:ALA:O	2:N:814:VAL:N	2.44	0.51
2:N:823:ASN:HB3	2:N:829:ILE:CG2	2.30	0.51
5:Q:22:VAL:HG12	5:Q:23:HIS:ND1	2.25	0.51
1:M:1450:TYR:HA	7:S:60:GLY:O	2.11	0.51
11:W:57:PHE:HD2	11:W:73:ARG:HG2	1.74	0.51
11:W:78:GLU:O	11:W:79:ASP:HB3	2.11	0.51
11:W:91:LYS:O	11:W:95:THR:HG22	2.11	0.51
1:A:1104:LEU:CD1	1:A:1108:LEU:CD1	2.88	0.51
1:A:1071:ALA:HB1	1:A:1373:HIS:CD2	2.42	0.51
1:A:459:MET:HE1	1:A:519:SER:HB2	1.92	0.51
1:A:537:VAL:HG11	1:A:623:VAL:HG12	1.93	0.51
1:A:581:LYS:O	1:A:582:GLN:C	2.48	0.51
1:A:82:HIS:H	1:A:249:PRO:HB3	1.76	0.51

*Continued on next page...*

*Continued from previous page...*

Atom-1	Atom-2	Interatomic distance (Å)	Clash overlap (Å)
1:A:922:GLU:HB3	1:A:923:ASN:CA	2.39	0.51
2:B:427:GLU:O	2:B:428:PHE:HD1	1.92	0.51
2:B:391:ARG:HH12	2:B:615:ASP:HB3	1.73	0.51
1:A:810:TYR:CD2	2:B:751:ASN:O	2.63	0.51
2:B:854:LYS:NZ	2:B:950:LEU:HD11	2.25	0.51
3:C:79:PRO:CB	3:C:80:PRO:HA	2.40	0.51
5:E:128:GLU:CB	5:E:129:THR:HB	2.40	0.51
1:M:594:LEU:HB2	1:M:613:ILE:HG12	1.92	0.51
2:N:190:ILE:HD13	2:N:447:LEU:HB3	1.92	0.51
2:N:238:SER:O	2:N:239:MET:HG2	2.10	0.51
2:N:50:VAL:HG23	2:N:51:ASP:OD1	2.09	0.51
2:N:625:ILE:HG22	2:N:729:HIS:CD2	2.45	0.51
2:N:847:THR:HG23	2:N:956:ARG:HG3	1.93	0.51
4:P:7:GLU:HG3	4:P:15:LEU:HD23	1.93	0.51
6:R:64:VAL:HB	6:R:133:TYR:O	2.11	0.51
7:S:100:PHE:CE1	7:S:131:TYR:CD2	2.99	0.51
4:P:10:ALA:CA	7:S:84:ARG:O	2.58	0.51
8:T:62:ASN:CB	8:T:63:LEU:HB2	2.24	0.51
1:A:1114:ILE:O	1:A:1116:THR:N	2.44	0.51
1:A:1185:GLU:HG3	1:A:1186:GLU:H	1.75	0.51
1:A:1485:PRO:O	1:A:1486:TYR:CD1	2.63	0.51
1:A:520:PRO:HG3	1:A:882:THR:HB	1.92	0.51
2:B:1124:ARG:HD3	2:B:1128:ILE:HD11	1.93	0.51
2:B:294:PHE:O	2:B:298:GLU:HG3	2.11	0.51
2:B:696:ALA:O	2:B:700:MET:HG2	2.11	0.51
2:B:741:LEU:HD22	2:B:760:SER:CA	2.39	0.51
2:B:899:ILE:C	2:B:899:ILE:CD1	2.79	0.51
3:C:212:GLU:C	3:C:214:PRO:HD3	2.30	0.51
1:A:1480:GLU:OE2	4:D:44:GLU:HG2	2.06	0.51
11:K:81:SER:H	11:K:82:PRO:HA	1.75	0.51
1:M:1085:ASN:C	1:M:1087:PHE:H	2.13	0.51
1:M:1291:MET:HA	1:M:1291:MET:HE3	1.93	0.51
1:M:1295:ILE:HD13	1:M:1309:GLU:OE2	2.10	0.51
1:M:1404:MET:SD	1:M:1429:GLY:CA	2.95	0.51
1:M:180:PRO:CA	1:M:192:SER:O	2.59	0.51
1:M:231:ASN:ND2	1:M:234:TYR:CD2	2.74	0.51
1:M:552:VAL:O	1:M:553:MET:C	2.49	0.51
1:M:812:ARG:O	2:N:715:ARG:NE	2.43	0.51
2:N:879:TYR:N	2:N:879:TYR:CD2	2.78	0.51
5:Q:14:ALA:CA	5:Q:17:THR:HG22	2.33	0.51
8:T:13:VAL:HA	8:T:28:THR:O	2.11	0.51

*Continued on next page...*

*Continued from previous page...*

Atom-1	Atom-2	Interatomic distance (Å)	Clash overlap (Å)
10:V:42:ARG:HB3	10:V:44:CYS:HB2	1.93	0.51
1:A:971:LEU:HD11	1:A:1038:TYR:CB	2.41	0.51
1:A:1114:ILE:O	1:A:1115:LYS:C	2.47	0.51
1:A:1290:MET:SD	1:A:1312:LEU:HD23	2.50	0.51
1:A:1496:PHE:HB3	4:D:29:GLU:CD	2.30	0.51
1:A:62:THR:CG2	1:A:63:ILE:N	2.74	0.51
1:A:820:PHE:CZ	2:B:500:LEU:CD1	2.94	0.51
1:A:94:HIS:CD2	1:A:97:PHE:CD2	2.98	0.51
1:A:963:VAL:CG1	1:A:966:ILE:HD11	2.39	0.51
2:B:11:THR:O	2:B:12:LEU:HB3	2.11	0.51
2:B:300:MET:O	2:B:301:LYS:C	2.49	0.51
2:B:342:LEU:HA	2:B:346:LEU:HB2	1.93	0.51
2:B:591:ARG:HB3	2:B:672:GLY:HA3	1.91	0.51
2:B:907:ILE:CD1	2:B:924:ARG:NE	2.73	0.51
3:C:95:TYR:HE2	3:C:161:LYS:HE2	1.76	0.51
4:D:10:ALA:CA	7:G:84:ARG:O	2.58	0.51
8:H:37:ASN:C	8:H:37:ASN:OD1	2.49	0.51
9:I:25:LEU:CD1	9:I:38:ALA:HB1	2.39	0.51
1:M:118:ASP:OD1	1:M:118:ASP:N	2.41	0.51
1:M:120:SER:OG	1:M:121:ASN:CG	2.49	0.51
1:M:1194:TRP:CZ2	1:M:1262:GLU:CB	2.91	0.51
1:M:1290:MET:O	1:M:1291:MET:SD	2.68	0.51
1:M:1328:VAL:CG1	1:M:1329:ASP:HA	2.38	0.51
1:M:1412:VAL:O	1:M:1414:ILE:N	2.44	0.51
1:M:271:LYS:CB	1:M:322:GLN:HE22	2.20	0.51
1:M:480:VAL:HG12	1:M:484:TYR:CE1	2.46	0.51
1:M:449:ILE:HG12	1:M:496:HIS:O	2.11	0.51
1:M:551:ALA:HA	1:M:552:VAL:C	2.31	0.51
1:M:42:THR:HG22	1:M:55:LEU:HG	1.89	0.51
1:M:668:PHE:CE2	1:M:752:MET:HE2	2.45	0.51
1:M:773:GLN:HB2	1:M:805:PHE:HB2	1.93	0.51
1:M:919:ASN:N	1:M:919:ASN:ND2	2.54	0.51
2:N:322:LYS:O	2:N:322:LYS:HG3	2.11	0.51
2:N:343:GLN:O	2:N:344:LYS:CB	2.58	0.51
3:O:168:HIS:CD2	3:O:170:LYS:HB3	2.46	0.51
4:P:51:MET:O	4:P:55:MET:CB	2.56	0.51
7:S:87:VAL:CG2	7:S:147:LYS:HG2	2.37	0.51
7:S:23:MET:SD	7:S:71:PHE:CZ	3.04	0.51
10:V:30:THR:HB	10:V:34:ALA:HB2	1.93	0.51
1:A:1064:GLY:CA	1:A:1065:GLU:HB2	2.39	0.51
1:A:161:PHE:HD2	1:A:165:ASN:CG	2.13	0.51

*Continued on next page...*

*Continued from previous page...*

Atom-1	Atom-2	Interatomic distance (Å)	Clash overlap (Å)
1:A:118:ASP:OD1	1:A:172:HIS:HB3	2.10	0.51
1:A:352:ASP:O	1:A:353:PHE:C	2.49	0.51
1:A:42:THR:HB	1:A:55:LEU:HG	1.93	0.51
1:A:646:GLU:N	1:A:648:CYS:H	2.09	0.51
1:A:653:ASN:O	1:A:657:ARG:CB	2.58	0.51
1:A:33:SER:HB2	1:A:85:HIS:H	1.75	0.51
2:B:297:LEU:O	2:B:300:MET:HG2	2.11	0.51
2:B:401:SER:HA	2:B:404:ARG:HH11	1.74	0.51
2:B:525:LEU:HB3	2:B:529:SER:OG	2.11	0.51
2:B:568:VAL:HG12	2:B:568:VAL:O	2.11	0.51
2:B:699:GLN:HB3	2:B:704:TYR:HB2	1.93	0.51
5:E:45:HIS:HE1	5:E:57:LEU:HD12	1.71	0.51
5:E:64:SER:C	5:E:66:ASP:H	2.14	0.51
5:E:71:THR:HG23	5:E:99:HIS:CD2	2.45	0.51
7:G:39:CYS:SG	7:G:45:TYR:HA	2.51	0.51
10:J:42:ARG:O	10:J:43:TYR:C	2.49	0.51
1:A:558:TRP:HH2	11:K:61:LYS:CG	2.22	0.51
1:M:1227:LEU:HD23	1:M:1244:ARG:O	2.11	0.51
1:M:1263:ASP:O	1:M:1266:LEU:N	2.30	0.51
1:M:1504:ALA:O	1:M:1507:PRO:HD2	2.11	0.51
1:M:257:SER:O	1:M:259:ASP:N	2.43	0.51
1:M:311:ASP:OD1	1:M:332:ARG:HD3	2.11	0.51
1:M:581:LYS:O	1:M:582:GLN:C	2.48	0.51
2:N:1206:THR:O	2:N:1207:LYS:O	2.29	0.51
2:N:229:LEU:HD12	2:N:231:ARG:HB3	1.93	0.51
2:N:313:LYS:O	2:N:317:LEU:HD13	2.11	0.51
2:N:190:ILE:CD1	2:N:447:LEU:HB3	2.40	0.51
2:N:699:GLN:HB3	2:N:704:TYR:HB2	1.93	0.51
2:N:816:ILE:HG23	2:N:1001:ILE:CD1	2.41	0.51
4:P:130:LEU:C	4:P:132:LYS:N	2.64	0.51
7:S:39:CYS:SG	7:S:45:TYR:HA	2.51	0.51
7:S:90:ALA:O	7:S:143:ASN:CB	2.58	0.51
8:T:54:THR:HG23	8:T:55:PHE:CD2	2.46	0.51
10:V:42:ARG:O	10:V:43:TYR:C	2.49	0.51
1:A:1185:GLU:HG3	1:A:1186:GLU:N	2.26	0.50
1:A:118:ASP:N	1:A:118:ASP:OD1	2.41	0.50
1:A:1227:LEU:HD23	1:A:1244:ARG:O	2.12	0.50
1:A:231:ASN:HD22	1:A:234:TYR:N	2.07	0.50
1:A:85:HIS:CB	1:A:244:VAL:CG1	2.74	0.50
1:A:42:THR:CB	1:A:55:LEU:HG	2.40	0.50
2:B:204:ALA:O	2:B:205:ALA:CB	2.58	0.50

*Continued on next page...*

*Continued from previous page...*

Atom-1	Atom-2	Interatomic distance (Å)	Clash overlap (Å)
2:B:298:GLU:C	2:B:300:MET:N	2.62	0.50
2:B:469:LEU:HD23	2:B:469:LEU:O	2.12	0.50
1:A:816:PRO:HG2	2:B:689:MET:CE	2.41	0.50
3:C:168:HIS:CD2	3:C:170:LYS:HB2	2.45	0.50
7:G:100:PHE:CE1	7:G:131:TYR:CD2	2.99	0.50
7:G:147:LYS:HD2	7:G:166:GLU:HB2	1.93	0.50
7:G:46:ILE:O	7:G:47:ILE:C	2.48	0.50
1:M:1070:LEU:CD1	1:M:1071:ALA:N	2.67	0.50
1:M:1144:THR:O	1:M:1145:THR:CG2	2.58	0.50
1:M:117:ILE:O	1:M:172:HIS:HB3	2.11	0.50
1:M:11:VAL:HG12	2:N:1179:PHE:HB2	1.92	0.50
1:M:387:THR:C	1:M:389:TYR:H	2.13	0.50
1:M:59:ARG:H	1:M:60:LEU:CG	2.24	0.50
1:M:59:ARG:N	1:M:60:LEU:CG	2.74	0.50
1:M:855:MET:HG3	1:M:1066:MET:N	2.26	0.50
1:M:87:GLU:O	1:M:88:LEU:CB	2.59	0.50
1:M:95:ILE:C	1:M:98:LEU:HB2	2.28	0.50
1:M:352:ASP:HA	2:N:1095:ARG:CG	2.41	0.50
2:N:229:LEU:H	2:N:229:LEU:HD23	1.76	0.50
2:N:297:LEU:O	2:N:300:MET:HG2	2.11	0.50
2:N:525:LEU:HB3	2:N:529:SER:OG	2.11	0.50
1:M:822:HIS:NE2	2:N:752:GLN:O	2.44	0.50
4:P:54:VAL:O	4:P:58:THR:HG23	2.12	0.50
9:U:57:THR:HA	9:U:58:VAL:CB	2.40	0.50
1:A:134:LYS:O	1:A:134:LYS:HG2	2.11	0.50
1:A:1412:VAL:O	1:A:1414:ILE:N	2.43	0.50
1:A:547:LEU:HB2	1:A:578:TRP:HB2	1.94	0.50
1:A:551:ALA:HA	1:A:552:VAL:C	2.31	0.50
1:A:558:TRP:C	1:A:559:VAL:HG22	2.30	0.50
1:A:368:ASP:OD1	1:A:649:LYS:CE	2.60	0.50
1:A:710:PRO:HB3	1:A:716:LEU:HA	1.91	0.50
1:A:785:PHE:CD1	1:A:785:PHE:N	2.60	0.50
1:A:792:HIS:HB3	1:A:817:GLN:NE2	2.26	0.50
1:A:869:ILE:CD1	1:A:872:PHE:CE2	2.91	0.50
1:A:879:LEU:CD1	1:A:960:PRO:CG	2.79	0.50
2:B:16:ASP:CA	2:B:19:THR:HG22	2.41	0.50
2:B:229:LEU:HB2	2:B:231:ARG:H	1.76	0.50
2:B:212:LYS:HZ1	2:B:381:PRO:CG	2.22	0.50
2:B:190:ILE:HD13	2:B:447:LEU:HB3	1.92	0.50
2:B:651:ASP:OD2	2:B:662:ARG:CA	2.59	0.50
3:C:80:PRO:CB	3:C:81:PRO:CD	2.69	0.50

*Continued on next page...*

*Continued from previous page...*

Atom-1	Atom-2	Interatomic distance (Å)	Clash overlap (Å)
4:D:54:VAL:O	4:D:58:THR:HG23	2.11	0.50
5:E:74:ILE:HA	5:E:103:ILE:CG1	2.41	0.50
6:F:75:MET:HB2	6:F:141:LEU:HB3	1.93	0.50
7:G:128:PRO:O	7:G:129:PRO:C	2.49	0.50
9:I:23:ARG:O	9:I:24:VAL:HG23	2.11	0.50
9:I:33:ASP:O	9:I:34:TYR:C	2.49	0.50
9:I:79:HIS:HD2	9:I:80:GLN:NE2	2.05	0.50
9:I:8:ILE:O	9:I:9:GLU:CB	2.60	0.50
1:M:1071:ALA:CB	1:M:1373:HIS:CG	2.94	0.50
1:M:1179:ILE:C	1:M:1181:ASP:H	2.14	0.50
1:M:1185:GLU:HG3	1:M:1186:GLU:N	2.27	0.50
1:M:1242:ARG:O	1:M:1243:CYS:SG	2.68	0.50
1:M:1425:ASP:C	1:M:1427:CYS:N	2.65	0.50
1:M:1498:GLY:HA3	1:M:1500:PRO:HD2	1.79	0.50
1:M:402:PRO:HB3	1:M:408:ALA:O	2.10	0.50
1:M:587:ILE:HD12	1:M:587:ILE:C	2.32	0.50
2:N:1017:GLU:OE2	2:N:1080:TYR:CE2	2.63	0.50
2:N:149:LYS:O	2:N:149:LYS:HG3	2.12	0.50
2:N:16:ASP:O	2:N:19:THR:CG2	2.60	0.50
2:N:229:LEU:HB2	2:N:231:ARG:H	1.76	0.50
2:N:229:LEU:HB2	2:N:231:ARG:N	2.26	0.50
2:N:297:LEU:O	2:N:300:MET:N	2.32	0.50
2:N:438:ILE:HG12	2:N:439:ILE:HG12	1.94	0.50
2:N:469:LEU:O	2:N:469:LEU:HD23	2.11	0.50
2:N:651:ASP:OD2	2:N:662:ARG:CA	2.60	0.50
2:N:990:PHE:CD1	3:O:179:PHE:HE2	2.29	0.50
7:S:144:VAL:HG13	7:S:170:GLY:CA	2.41	0.50
8:T:14:THR:HG23	8:T:28:THR:OG1	2.11	0.50
9:U:20:LYS:NZ	9:U:21:VAL:HG23	2.26	0.50
3:O:164:ILE:HD11	11:W:10:ILE:HD13	1.92	0.50
1:A:1169:ASP:O	1:A:1170:LYS:C	2.49	0.50
1:A:1179:ILE:C	1:A:1181:ASP:H	2.14	0.50
1:A:342:LEU:CD1	1:A:1409:GLU:OE2	2.59	0.50
1:A:1425:ASP:C	1:A:1427:CYS:N	2.65	0.50
1:A:16:VAL:CG2	2:B:1182:VAL:HG21	2.42	0.50
1:A:178:ALA:C	1:A:179:GLN:CG	2.79	0.50
1:A:110:TRP:CZ2	1:A:180:PRO:CG	2.94	0.50
1:A:25:SER:HB2	1:A:26:PRO:HD2	1.94	0.50
1:A:506:GLU:O	1:A:508:GLN:N	2.45	0.50
1:A:552:VAL:O	1:A:553:MET:C	2.49	0.50
1:A:94:HIS:O	1:A:95:ILE:C	2.50	0.50

*Continued on next page...*

*Continued from previous page...*

Atom-1	Atom-2	Interatomic distance (Å)	Clash overlap (Å)
1:A:94:HIS:NE2	1:A:97:PHE:CD2	2.79	0.50
2:B:1066:THR:HG23	2:B:1068:ARG:H	1.77	0.50
1:A:11:VAL:HG12	2:B:1179:PHE:HB2	1.93	0.50
2:B:229:LEU:HB2	2:B:231:ARG:N	2.27	0.50
2:B:269:VAL:HG21	2:B:304:ILE:HA	1.94	0.50
2:B:41:PHE:HD2	2:B:42:VAL:HG23	1.76	0.50
2:B:485:ASN:O	2:B:486:THR:HB	2.10	0.50
2:B:970:ALA:HB2	2:B:976:LYS:HA	1.93	0.50
1:M:1164:THR:OG1	1:M:1165:VAL:N	2.43	0.50
1:M:168:ALA:O	1:M:169:ASN:CB	2.58	0.50
1:M:352:ASP:O	1:M:353:PHE:C	2.49	0.50
1:M:381:THR:CB	1:M:382:TYR:HB3	2.40	0.50
1:M:387:THR:O	1:M:391:ILE:HD12	2.11	0.50
1:M:42:THR:HG21	1:M:55:LEU:HB2	1.73	0.50
1:M:48:GLN:HG3	1:M:50:PRO:HD3	1.91	0.50
1:M:547:LEU:HB2	1:M:578:TRP:HB2	1.94	0.50
1:M:62:THR:CG2	1:M:63:ILE:N	2.74	0.50
4:P:117:ASP:O	4:P:119:ASN:N	2.44	0.50
9:U:5:GLN:O	9:U:14:LEU:CD1	2.59	0.50
1:A:1151:SER:O	1:A:1199:GLU:HB2	2.10	0.50
1:A:1433:ASN:C	1:A:1435:MET:H	2.14	0.50
1:A:349:LYS:HE2	2:B:1106:GLN:NE2	2.27	0.50
1:A:793:PHE:CE1	1:A:817:GLN:OE1	2.65	0.50
1:A:5:GLN:C	1:A:8:PRO:HD3	2.31	0.50
2:B:1206:THR:O	2:B:1207:LYS:O	2.29	0.50
2:B:144:ASP:O	2:B:146:GLU:N	2.43	0.50
3:C:130:LEU:H	3:C:130:LEU:CD1	2.21	0.50
3:C:168:HIS:CD2	3:C:170:LYS:HB3	2.46	0.50
4:D:11:ALA:CB	4:D:12:GLN:C	2.63	0.50
4:D:130:LEU:C	4:D:132:LYS:N	2.64	0.50
7:G:164:MET:HE3	7:G:170:GLY:N	2.26	0.50
7:G:84:ARG:HA	7:G:148:ILE:CG2	2.40	0.50
9:I:96:MET:N	9:I:96:MET:SD	2.79	0.50
12:L:23:LEU:O	12:L:49:MET:HA	2.12	0.50
1:M:1142:GLU:O	1:M:1281:GLY:CA	2.53	0.50
1:M:117:ILE:CD1	1:M:143:VAL:HG11	2.42	0.50
1:M:162:ASP:OD1	1:M:162:ASP:N	2.45	0.50
1:M:311:ASP:HB2	1:M:314:ILE:HG13	1.84	0.50
1:M:42:THR:HB	1:M:55:LEU:HG	1.93	0.50
1:M:728:LEU:HD11	1:M:800:PRO:HG3	1.94	0.50
1:M:947:LYS:CA	1:M:948:PHE:O	2.41	0.50

*Continued on next page...*

*Continued from previous page...*

Atom-1	Atom-2	Interatomic distance (Å)	Clash overlap (Å)
2:N:208:VAL:O	2:N:208:VAL:HG12	2.11	0.50
2:N:284:LEU:HD11	2:N:300:MET:HE2	1.94	0.50
2:N:300:MET:O	2:N:301:LYS:C	2.49	0.50
2:N:537:SER:O	2:N:540:ILE:HG12	2.11	0.50
2:N:605:ILE:CB	9:U:61:ASP:CB	2.81	0.50
2:N:605:ILE:CG2	9:U:61:ASP:CB	2.90	0.50
2:N:838:GLY:HA2	2:N:841:ARG:CD	2.41	0.50
2:N:840:PHE:CD1	2:N:840:PHE:N	2.79	0.50
2:N:854:LYS:NZ	2:N:950:LEU:HD11	2.25	0.50
5:Q:199:THR:N	5:Q:200:SER:C	2.48	0.50
1:M:1280:ARG:CZ	5:Q:6:LYS:NZ	2.74	0.50
7:S:128:PRO:O	7:S:129:PRO:C	2.49	0.50
7:S:130:ASN:HB3	7:S:139:GLU:CG	2.35	0.50
9:U:25:LEU:CB	9:U:38:ALA:HB3	2.33	0.50
1:A:1071:ALA:CB	1:A:1373:HIS:CG	2.94	0.50
1:A:1066:MET:CE	1:A:1442:MET:HA	2.31	0.50
1:A:1459:TYR:O	1:A:1460:SER:C	2.50	0.50
1:A:729:ASN:O	1:A:733:ASP:OD1	2.30	0.50
1:A:743:LEU:O	1:A:744:LYS:C	2.50	0.50
1:A:461:MET:HE2	2:B:1126:CYS:HB2	1.93	0.50
2:B:149:LYS:O	2:B:149:LYS:HG3	2.12	0.50
3:C:84:LEU:H	3:C:84:LEU:HD22	1.75	0.50
4:D:88:PHE:HZ	7:G:86:GLU:HG2	1.72	0.50
4:D:92:GLN:O	4:D:96:LEU:HD23	2.11	0.50
5:E:21:LEU:O	5:E:22:VAL:HG23	2.11	0.50
1:A:1449:ILE:HG22	6:F:123:LEU:O	2.12	0.50
7:G:23:MET:SD	7:G:71:PHE:CZ	3.04	0.50
10:J:42:ARG:HB3	10:J:44:CYS:HB2	1.93	0.50
1:M:1083:THR:HB	1:M:1101:VAL:HB	1.94	0.50
1:M:605:ASN:N	1:M:605:ASN:ND2	2.58	0.50
1:M:780:ARG:O	1:M:781:ILE:O	2.30	0.50
1:M:858:TYR:CD2	1:M:1063:PRO:HG2	2.46	0.50
1:M:16:VAL:CG2	2:N:1182:VAL:HG21	2.42	0.50
2:N:12:LEU:C	2:N:12:LEU:HD13	2.30	0.50
2:N:13:THR:HG22	2:N:16:ASP:OD2	2.12	0.50
2:N:288:CYS:HB3	2:N:297:LEU:CD2	2.32	0.50
2:N:341:ILE:HG22	2:N:346:LEU:CD2	2.38	0.50
2:N:296:MET:HE2	2:N:372:LEU:HB3	1.80	0.50
2:N:194:GLU:CB	2:N:469:LEU:HB2	2.41	0.50
4:P:92:GLN:O	4:P:96:LEU:HD23	2.11	0.50
5:Q:118:ILE:N	5:Q:118:ILE:HD12	2.27	0.50

*Continued on next page...*

*Continued from previous page...*

Atom-1	Atom-2	Interatomic distance (Å)	Clash overlap (Å)
7:S:144:VAL:HG12	7:S:146:LEU:CD1	2.42	0.50
9:U:58:VAL:CG1	9:U:60:HIS:HB2	2.42	0.50
10:V:2:ILE:CG2	10:V:56:ILE:HG12	2.42	0.50
1:A:1149:VAL:O	1:A:1151:SER:N	2.45	0.50
1:A:1082:MET:CG	1:A:1362:ILE:HA	2.40	0.50
1:A:1474:GLY:O	1:A:1475:THR:OG1	2.30	0.50
1:A:181:THR:HG22	1:A:182:ILE:N	2.22	0.50
1:A:40:PRO:CG	1:A:276:ILE:HG21	2.37	0.50
1:A:512:MET:O	1:A:513:VAL:C	2.50	0.50
1:A:653:ASN:O	1:A:657:ARG:CG	2.59	0.50
1:A:812:ARG:H	1:A:813:GLY:HA2	1.75	0.50
1:A:947:LYS:HD2	1:A:947:LYS:N	2.26	0.50
2:B:816:ILE:HG23	2:B:1001:ILE:CD1	2.41	0.50
2:B:310:ILE:HB	2:B:311:GLN:C	2.26	0.50
2:B:234:ARG:HH21	2:B:408:ARG:CZ	2.25	0.50
2:B:840:PHE:CD1	2:B:840:PHE:N	2.79	0.50
3:C:80:PRO:O	3:C:83:GLY:O	2.30	0.50
4:D:117:ASP:O	4:D:119:ASN:N	2.44	0.50
7:G:130:ASN:HB3	7:G:139:GLU:CG	2.35	0.50
8:H:14:THR:HG23	8:H:28:THR:OG1	2.11	0.50
9:I:57:THR:HA	9:I:58:VAL:CB	2.41	0.50
1:M:1065:GLU:O	1:M:1066:MET:CB	2.57	0.50
1:M:1219:ILE:HG23	1:M:1273:MET:HE1	1.92	0.50
1:M:134:LYS:O	1:M:134:LYS:HG2	2.11	0.50
1:M:1492:VAL:HG11	4:P:75:TYR:OH	2.12	0.50
1:M:15:ARG:HH11	1:M:1438:GLN:HE22	1.51	0.50
1:M:40:PRO:CG	1:M:276:ILE:HG21	2.37	0.50
1:M:431:PRO:O	1:M:432:LEU:CB	2.58	0.50
1:M:488:PHE:O	2:N:978:THR:CG2	2.60	0.50
1:M:520:PRO:HB3	1:M:882:THR:HB	1.92	0.50
1:M:522:SER:O	1:M:523:ASN:ND2	2.44	0.50
4:P:133:PHE:C	4:P:135:ASP:N	2.65	0.50
5:Q:21:LEU:HD21	5:Q:25:ARG:NE	2.21	0.50
5:Q:21:LEU:O	5:Q:22:VAL:HG23	2.11	0.50
1:M:1450:TYR:HE2	6:R:125:ARG:CG	2.23	0.50
1:A:1106:GLU:CD	1:A:1114:ILE:HA	2.31	0.50
1:A:30:ARG:HG3	1:A:244:VAL:CG2	2.36	0.50
1:A:432:LEU:O	1:A:433:ARG:O	2.30	0.50
1:A:587:ILE:HD12	1:A:587:ILE:C	2.32	0.50
1:A:701:GLN:O	1:A:705:HIS:HD2	1.94	0.50
1:A:728:LEU:HD11	1:A:800:PRO:HG3	1.94	0.50

*Continued on next page...*

*Continued from previous page...*

Atom-1	Atom-2	Interatomic distance (Å)	Clash overlap (Å)
1:A:81:GLY:CA	1:A:249:PRO:HB2	2.40	0.50
1:A:902:LYS:HB3	1:A:903:TYR:CD1	2.47	0.50
2:B:229:LEU:H	2:B:229:LEU:HD23	1.76	0.50
2:B:298:GLU:C	2:B:300:MET:H	2.15	0.50
1:A:488:PHE:O	2:B:978:THR:CG2	2.60	0.50
2:B:990:PHE:CD1	3:C:179:PHE:HE2	2.29	0.50
8:H:117:ASP:O	8:H:118:HIS:O	2.30	0.50
1:A:553:MET:CE	11:K:58:ALA:HB3	2.42	0.50
1:M:1149:VAL:O	1:M:1151:SER:N	2.45	0.50
1:M:390:ASN:HB3	1:M:394:LEU:HB2	1.92	0.50
1:M:803:ARG:O	1:M:804:GLY:O	2.30	0.50
1:M:5:GLN:C	1:M:8:PRO:HD3	2.31	0.50
2:N:1066:THR:HG23	2:N:1068:ARG:H	1.76	0.50
2:N:1124:ARG:HD3	2:N:1128:ILE:HD11	1.93	0.50
5:Q:74:ILE:HA	5:Q:103:ILE:CG1	2.41	0.50
7:S:19:PHE:O	7:S:20:GLY:O	2.30	0.50
8:T:33:GLN:O	8:T:35:ASP:N	2.41	0.50
9:U:75:CYS:O	9:U:76:PRO:O	2.30	0.50
10:V:2:ILE:HG23	10:V:56:ILE:HG12	1.94	0.50
1:A:116:LYS:O	1:A:117:ILE:O	2.30	0.50
1:A:1216:ALA:HA	1:A:1219:ILE:CD1	2.42	0.50
1:A:126:ASP:C	1:A:130:TYR:CE2	2.85	0.50
1:A:457:HIS:CA	1:A:1077:GLU:OE2	2.59	0.50
1:A:919:ASN:H	1:A:919:ASN:HD22	1.59	0.50
2:B:537:SER:O	2:B:540:ILE:HG12	2.11	0.50
2:B:869:SER:O	3:O:261:ARG:NH2	2.45	0.50
4:D:111:LEU:O	4:D:112:ALA:O	2.30	0.50
4:D:86:HIS:O	4:D:89:GLU:N	2.45	0.50
6:F:60:SER:O	6:F:61:GLY:O	2.30	0.50
7:G:6:LYS:CG	7:G:7:GLU:H	2.25	0.50
12:L:31:ASN:O	12:L:32:THR:C	2.50	0.50
1:M:1114:ILE:O	1:M:1116:THR:N	2.44	0.50
1:M:114:LYS:O	1:M:115:LEU:O	2.30	0.50
1:M:1161:PRO:HG2	1:M:1190:LYS:HG2	0.54	0.50
1:M:151:ASP:O	1:M:152:THR:O	2.30	0.50
1:M:461:MET:HE2	2:N:1126:CYS:HB2	1.93	0.50
1:M:506:GLU:O	1:M:508:GLN:N	2.45	0.50
1:M:42:THR:CB	1:M:55:LEU:HG	2.41	0.50
2:N:220:ALA:C	2:N:221:TYR:HD2	2.15	0.50
2:N:775:GLN:NE2	3:O:56:VAL:HG13	2.27	0.50
8:T:57:LEU:O	8:T:57:LEU:HD12	2.11	0.50

*Continued on next page...*

*Continued from previous page...*

Atom-1	Atom-2	Interatomic distance (Å)	Clash overlap (Å)
10:V:37:LYS:C	10:V:38:LEU:HD12	2.32	0.50
11:W:34:LEU:HD12	11:W:70:PHE:CZ	2.47	0.50
1:A:11:VAL:O	1:A:12:PRO:O	2.30	0.50
1:A:1146:LEU:HD13	1:A:1274:LEU:HD23	1.86	0.50
1:A:1384:ARG:HD2	1:A:1388:MET:SD	2.51	0.50
1:A:268:LEU:H	1:A:328:LEU:CD2	2.25	0.50
1:A:522:SER:O	1:A:523:ASN:ND2	2.44	0.50
1:A:528:GLY:O	1:A:530:VAL:HG23	2.12	0.50
1:A:594:LEU:HB2	1:A:613:ILE:HG12	1.92	0.50
1:A:588:ILE:HD11	1:A:616:GLY:HA2	1.94	0.50
1:A:780:ARG:O	1:A:781:ILE:O	2.30	0.50
2:B:1086:HIS:HB2	2:B:1091:LYS:HE3	1.93	0.50
2:B:281:ARG:HG3	9:I:6:TYR:CD2	2.46	0.50
2:B:669:VAL:HG22	2:B:674:ILE:CD1	2.29	0.50
3:C:242:ASN:HB3	3:C:245:MET:HB3	1.94	0.50
8:H:13:VAL:HA	8:H:28:THR:O	2.11	0.50
9:I:12:ASN:CG	9:I:13:MET:H	2.15	0.50
9:I:94:ASP:O	9:I:96:MET:N	2.40	0.50
10:J:37:LYS:C	10:J:38:LEU:HD12	2.32	0.50
1:M:1106:GLU:CD	1:M:1114:ILE:HA	2.32	0.50
1:M:25:SER:HB2	1:M:26:PRO:HD2	1.94	0.50
1:M:326:ARG:O	1:M:327:PRO:O	2.30	0.50
1:M:411:ILE:HD12	1:M:425:LYS:HZ2	1.76	0.50
1:M:425:LYS:HZ1	1:M:430:ILE:CG1	2.10	0.50
1:M:440:ARG:HG3	1:M:441:HIS:O	2.12	0.50
1:M:567:PRO:HG3	1:M:586:LEU:HD11	1.94	0.50
1:M:86:ILE:HD11	1:M:276:ILE:HG12	1.94	0.50
1:M:902:LYS:HB3	1:M:903:TYR:CD1	2.47	0.50
2:N:991:SER:HG	2:N:1061:MET:HA	1.75	0.50
2:N:1066:THR:C	3:O:30:ASN:ND2	2.56	0.50
2:N:11:THR:O	2:N:12:LEU:HB3	2.11	0.50
2:N:298:GLU:C	2:N:300:MET:H	2.15	0.50
2:N:41:PHE:HB3	2:N:42:VAL:CB	2.42	0.50
2:N:41:PHE:N	2:N:42:VAL:HB	2.27	0.50
2:N:435:LYS:HB3	2:N:438:ILE:HG22	1.92	0.50
2:N:538:ALA:HB3	2:N:539:PRO:CD	2.33	0.50
2:N:706:VAL:HG13	2:N:707:LYS:N	2.27	0.50
2:N:876:HIS:O	2:N:877:GLY:O	2.29	0.50
2:N:899:ILE:CD1	2:N:899:ILE:C	2.79	0.50
2:N:987:ASP:O	2:N:1064:GLY:HA3	2.12	0.50
3:O:95:TYR:HE2	3:O:161:LYS:HE2	1.75	0.50

*Continued on next page...*

*Continued from previous page...*

Atom-1	Atom-2	Interatomic distance (Å)	Clash overlap (Å)
4:P:86:HIS:O	4:P:89:GLU:N	2.45	0.50
8:T:38:LEU:HD23	8:T:104:ILE:HG23	1.94	0.50
9:U:111:GLU:O	9:U:112:GLU:CB	2.52	0.50
9:U:72:ASP:HA	9:U:81:HIS:CE1	2.46	0.50
1:A:855:MET:HG3	1:A:1066:MET:N	2.26	0.49
1:A:1194:TRP:CH2	1:A:1262:GLU:CG	2.95	0.49
1:A:1259:MET:O	1:A:1260:ILE:CG2	2.60	0.49
1:A:126:ASP:C	1:A:130:TYR:CD2	2.85	0.49
1:A:153:GLY:O	1:A:154:LEU:O	2.30	0.49
1:A:388:PRO:HB3	1:A:434:TYR:CZ	2.47	0.49
1:A:503:THR:C	1:A:505:ALA:N	2.64	0.49
1:A:772:GLY:HA3	1:A:806:ILE:H	1.77	0.49
1:A:853:ASP:HB3	1:A:864:ASN:HD21	1.75	0.49
1:A:904:ARG:CG	1:A:937:GLN:HE22	2.21	0.49
2:B:16:ASP:O	2:B:19:THR:CG2	2.60	0.49
2:B:41:PHE:HB3	2:B:42:VAL:CB	2.42	0.49
2:B:41:PHE:N	2:B:42:VAL:HB	2.27	0.49
2:B:435:LYS:HB3	2:B:438:ILE:HG22	1.92	0.49
2:B:625:ILE:HG21	2:B:675:GLU:HG3	1.94	0.49
2:B:873:ARG:HG3	3:O:265:GLU:OE1	2.12	0.49
3:C:212:GLU:CB	3:C:213:PRO:CA	2.85	0.49
3:C:73:SER:HB2	3:C:239:ILE:HG21	1.94	0.49
4:D:24:MET:HE1	4:D:88:PHE:CD1	2.47	0.49
5:E:118:ILE:HD12	5:E:118:ILE:N	2.27	0.49
7:G:103:ASN:OD1	7:G:108:ASN:OD1	2.30	0.49
10:J:42:ARG:HB3	10:J:44:CYS:HB3	1.94	0.49
11:K:34:LEU:HD12	11:K:70:PHE:CZ	2.47	0.49
1:M:107:CYS:HA	1:M:116:LYS:HD2	1.94	0.49
1:M:116:LYS:H	1:M:116:LYS:CD	2.12	0.49
1:M:122:PRO:O	1:M:126:ASP:CG	2.51	0.49
1:M:126:ASP:C	1:M:130:TYR:CE2	2.85	0.49
1:M:1314:THR:HG23	1:M:1315:ASP:N	2.27	0.49
1:M:1450:TYR:HE1	7:S:61:ARG:HB3	1.72	0.49
1:M:185:ASP:OD1	1:M:185:ASP:O	2.30	0.49
1:M:81:GLY:CA	1:M:249:PRO:HB2	2.40	0.49
1:M:267:ASP:H	1:M:268:LEU:CA	2.16	0.49
1:M:360:THR:HG22	1:M:361:GLY:N	2.27	0.49
1:M:51:ARG:HD3	1:M:56:LEU:HG	1.93	0.49
1:M:729:ASN:O	1:M:733:ASP:OD1	2.30	0.49
1:M:919:ASN:HD22	1:M:919:ASN:H	1.59	0.49
1:M:947:LYS:HD2	1:M:947:LYS:N	2.26	0.49

*Continued on next page...*

*Continued from previous page...*

Atom-1	Atom-2	Interatomic distance (Å)	Clash overlap (Å)
1:M:8:PRO:C	1:M:9:SER:HG	2.13	0.49
2:N:427:GLU:O	2:N:428:PHE:HD1	1.92	0.49
9:U:33:ASP:O	9:U:34:TYR:C	2.49	0.49
2:N:984:ARG:HH22	11:W:39:HIS:CE1	2.30	0.49
1:A:858:TYR:CD2	1:A:1063:PRO:HG2	2.46	0.49
1:A:1393:HIS:O	1:A:1408:PHE:HB3	2.11	0.49
1:A:326:ARG:O	1:A:327:PRO:O	2.30	0.49
1:A:776:VAL:O	1:A:777:GLU:C	2.49	0.49
1:A:94:HIS:N	1:A:98:LEU:HG	2.27	0.49
1:A:349:LYS:HE2	2:B:1106:GLN:HE22	1.77	0.49
2:B:220:ALA:C	2:B:221:TYR:HD2	2.15	0.49
2:B:225:ILE:HB	2:B:239:MET:HB2	1.94	0.49
2:B:229:LEU:O	2:B:234:ARG:O	2.30	0.49
2:B:308:PHE:O	2:B:308:PHE:CD2	2.66	0.49
2:B:605:ILE:CG2	9:I:61:ASP:CB	2.90	0.49
1:A:478:LEU:HD13	2:B:824:GLN:CD	2.33	0.49
2:B:907:ILE:HD11	2:B:924:ARG:NE	2.25	0.49
3:C:240:PRO:HB2	3:C:243:GLU:CG	2.42	0.49
4:D:64:VAL:O	4:D:64:VAL:CG1	2.60	0.49
9:I:58:VAL:CG1	9:I:60:HIS:HB2	2.42	0.49
9:I:71:SER:N	9:I:83:ALA:O	2.38	0.49
9:I:87:GLN:NE2	9:I:97:MET:HE3	2.26	0.49
10:J:45:CYS:O	10:J:48:MET:CB	2.56	0.49
1:M:1259:MET:O	1:M:1260:ILE:CG2	2.60	0.49
1:M:1504:ALA:O	1:M:1507:PRO:CD	2.59	0.49
1:M:180:PRO:HB3	1:M:192:SER:O	2.10	0.49
1:M:210:PRO:HG2	1:M:211:LEU:H	1.77	0.49
1:M:208:LEU:O	1:M:212:GLU:OE1	2.31	0.49
1:M:260:GLY:O	1:M:261:THR:O	2.30	0.49
1:M:268:LEU:H	1:M:328:LEU:CD2	2.25	0.49
1:M:323:LYS:O	1:M:326:ARG:HG3	2.12	0.49
1:M:347:MET:HE1	1:M:1407:SER:CA	2.42	0.49
1:M:921:ILE:O	1:M:922:GLU:OE1	2.30	0.49
1:M:971:LEU:HD11	1:M:1038:TYR:CB	2.41	0.49
2:N:180:CYS:C	2:N:182:TYR:H	2.16	0.49
2:N:386:HIS:HA	2:N:388:GLY:H	1.77	0.49
2:N:494:LEU:O	2:N:495:ALA:O	2.30	0.49
2:N:568:VAL:HG12	2:N:568:VAL:O	2.11	0.49
2:N:625:ILE:HG21	2:N:675:GLU:HG3	1.94	0.49
2:N:862:GLU:HB3	2:N:864:GLU:HG3	1.94	0.49
3:O:9:ILE:O	3:O:9:ILE:HD13	2.12	0.49

*Continued on next page...*

*Continued from previous page...*

Atom-1	Atom-2	Interatomic distance (Å)	Clash overlap (Å)
5:Q:54:ARG:O	5:Q:55:THR:OG1	2.30	0.49
8:T:117:ASP:O	8:T:118:HIS:O	2.30	0.49
1:M:553:MET:CE	11:W:58:ALA:HB3	2.42	0.49
11:W:75:GLN:O	11:W:76:THR:HB	2.11	0.49
1:A:1263:ASP:O	1:A:1264:VAL:C	2.51	0.49
1:A:1412:VAL:CG1	1:A:1413:GLU:HG3	2.42	0.49
1:A:117:ILE:CD1	1:A:143:VAL:HG11	2.42	0.49
1:A:150:CYS:CB	1:A:176:GLY:N	2.75	0.49
1:A:181:THR:C	1:A:182:ILE:HG13	2.32	0.49
1:A:444:ASP:HA	1:A:467:ARG:HB2	1.94	0.49
1:A:730:GLN:O	1:A:733:ASP:OD1	2.30	0.49
1:A:803:ARG:O	1:A:804:GLY:O	2.30	0.49
1:A:87:GLU:O	1:A:88:LEU:CB	2.59	0.49
2:B:233:SER:O	2:B:234:ARG:O	2.30	0.49
2:B:363:PHE:CZ	2:B:572:TRP:HB3	2.47	0.49
2:B:986:GLU:HB3	3:C:34:ARG:HE	1.78	0.49
6:F:64:VAL:HB	6:F:133:TYR:O	2.11	0.49
7:G:144:VAL:HG12	7:G:146:LEU:CD1	2.42	0.49
7:G:144:VAL:HG13	7:G:170:GLY:CA	2.41	0.49
8:H:54:THR:HG23	8:H:55:PHE:CD2	2.46	0.49
10:J:1:MET:O	10:J:2:ILE:O	2.31	0.49
1:M:1216:ALA:HA	1:M:1219:ILE:CD1	2.42	0.49
1:M:1313:GLU:O	1:M:1314:THR:O	2.30	0.49
1:M:154:LEU:N	1:M:174:GLY:N	2.59	0.49
1:M:161:PHE:CD2	1:M:165:ASN:CG	2.85	0.49
1:M:762:ILE:CG1	1:M:762:ILE:O	2.59	0.49
1:M:781:ILE:CG1	1:M:821:PHE:HD2	2.05	0.49
1:M:919:ASN:O	1:M:920:SER:HB2	2.11	0.49
2:N:1095:ARG:HG3	2:N:1096:ALA:N	2.27	0.49
2:N:269:VAL:HG21	2:N:304:ILE:HA	1.94	0.49
2:N:308:PHE:CD2	2:N:308:PHE:O	2.66	0.49
2:N:41:PHE:HD2	2:N:42:VAL:HG23	1.76	0.49
3:O:26:LEU:O	3:O:27:ALA:C	2.51	0.49
3:O:54:THR:CG2	3:O:152:GLN:HA	2.43	0.49
7:S:114:HIS:NE2	7:S:115:LEU:HD23	2.27	0.49
7:S:147:LYS:HD2	7:S:166:GLU:HB2	1.93	0.49
11:W:18:VAL:HG22	11:W:34:LEU:CD2	2.43	0.49
1:A:1075:ILE:C	1:A:1078:PRO:CD	2.81	0.49
1:A:114:LYS:O	1:A:115:LEU:O	2.30	0.49
1:A:122:PRO:O	1:A:126:ASP:CG	2.51	0.49
1:A:150:CYS:HB2	1:A:176:GLY:HA2	1.90	0.49

*Continued on next page...*

*Continued from previous page...*

Atom-1	Atom-2	Interatomic distance (Å)	Clash overlap (Å)
1:A:162:ASP:OD1	1:A:162:ASP:N	2.45	0.49
1:A:168:ALA:O	1:A:169:ASN:CB	2.58	0.49
1:A:583:ILE:N	1:A:583:ILE:HD13	2.27	0.49
2:B:229:LEU:HD12	2:B:231:ARG:HB3	1.93	0.49
2:B:243:LEU:O	2:B:244:MET:O	2.30	0.49
2:B:664:GLY:O	2:B:665:TRP:CB	2.59	0.49
2:B:706:VAL:HG13	2:B:707:LYS:N	2.27	0.49
2:B:982:THR:HG23	2:B:982:THR:O	2.13	0.49
4:D:29:GLU:OE2	4:D:33:LEU:HD11	2.12	0.49
5:E:171:PRO:CB	5:E:207:ARG:HG2	2.36	0.49
1:A:573:LYS:HE2	8:H:74:TYR:CE2	2.47	0.49
11:K:75:GLN:O	11:K:76:THR:HB	2.11	0.49
1:M:98:LEU:HA	1:M:101:ILE:HG22	1.93	0.49
1:M:1075:ILE:C	1:M:1078:PRO:CD	2.81	0.49
1:M:11:VAL:O	1:M:12:PRO:O	2.30	0.49
1:M:1212:MET:HE3	1:M:1241:ILE:HD11	1.94	0.49
1:M:120:SER:N	1:M:122:PRO:HA	2.28	0.49
1:M:1412:VAL:CG1	1:M:1413:GLU:HG3	2.42	0.49
1:M:231:ASN:O	1:M:235:ALA:O	2.30	0.49
1:M:254:PRO:HG2	1:M:266:ASP:HB2	1.93	0.49
1:M:444:ASP:HA	1:M:467:ARG:HB2	1.94	0.49
1:M:457:HIS:CA	1:M:1077:GLU:OE2	2.60	0.49
1:M:588:ILE:HD11	1:M:616:GLY:HA2	1.94	0.49
1:M:743:LEU:O	1:M:744:LYS:C	2.50	0.49
1:M:848:VAL:HG11	2:N:1125:ASP:CG	2.33	0.49
2:N:1150:ILE:HG22	2:N:1151:VAL:N	2.27	0.49
2:N:16:ASP:CA	2:N:19:THR:HG22	2.41	0.49
2:N:187:TYR:CD1	2:N:194:GLU:OE1	2.65	0.49
2:N:216:PRO:N	2:N:217:SER:CA	2.76	0.49
2:N:229:LEU:O	2:N:234:ARG:O	2.30	0.49
2:N:752:GLN:O	2:N:754:PRO:HD3	2.09	0.49
1:A:1064:GLY:CA	1:A:1065:GLU:CB	2.91	0.49
1:A:1242:ARG:O	1:A:1243:CYS:SG	2.68	0.49
1:A:177:ALA:CB	1:A:179:GLN:CG	2.62	0.49
1:A:86:ILE:HD11	1:A:276:ILE:HG12	1.94	0.49
1:A:360:THR:HG22	1:A:361:GLY:N	2.26	0.49
1:A:452:ARG:HH11	1:A:486:ALA:CB	2.26	0.49
1:A:480:VAL:HG12	1:A:484:TYR:CE1	2.46	0.49
1:A:559:VAL:HG23	1:A:560:PRO:C	2.33	0.49
2:B:1057:GLY:O	2:B:1058:PHE:O	2.31	0.49
2:B:1095:ARG:HG3	2:B:1096:ALA:N	2.27	0.49

*Continued on next page...*

*Continued from previous page...*

Atom-1	Atom-2	Interatomic distance (Å)	Clash overlap (Å)
2:B:208:VAL:HG12	2:B:208:VAL:O	2.11	0.49
2:B:438:ILE:HG12	2:B:439:ILE:HG12	1.94	0.49
2:B:30:LEU:HD23	2:B:482:ARG:HH22	1.76	0.49
2:B:862:GLU:HB3	2:B:864:GLU:HG3	1.93	0.49
2:B:984:ARG:HH22	11:K:39:HIS:CE1	2.30	0.49
3:C:54:THR:CG2	3:C:152:GLN:HA	2.43	0.49
4:D:65:PHE:HD1	4:D:67:ARG:HH21	1.59	0.49
1:A:1450:TYR:CE2	6:F:125:ARG:HD2	2.47	0.49
6:F:84:LEU:HD13	6:F:112:MET:HG2	1.94	0.49
9:I:19:ASP:O	9:I:20:LYS:O	2.30	0.49
11:K:78:GLU:O	11:K:79:ASP:HB3	2.11	0.49
1:M:1061:VAL:O	1:M:1061:VAL:HG13	2.12	0.49
1:M:115:LEU:HD13	1:M:115:LEU:H	1.77	0.49
1:M:1163:ASP:C	1:M:1164:THR:HG23	2.33	0.49
1:M:1181:ASP:HA	1:M:1184:VAL:CG2	2.43	0.49
1:M:1161:PRO:CG	1:M:1190:LYS:CB	2.84	0.49
1:M:1280:ARG:CZ	5:Q:6:LYS:HZ3	2.24	0.49
1:M:178:ALA:O	1:M:179:GLN:CG	2.60	0.49
1:M:40:PRO:HA	1:M:276:ILE:CG2	2.42	0.49
1:M:528:GLY:O	1:M:530:VAL:HG23	2.12	0.49
1:M:525:PRO:CD	1:M:637:HIS:ND1	2.57	0.49
1:M:843:ILE:O	1:M:843:ILE:HD13	2.12	0.49
1:M:947:LYS:HG2	1:M:951:PRO:HG2	1.94	0.49
2:N:1086:HIS:HB2	2:N:1091:LYS:HE3	1.93	0.49
2:N:308:PHE:CG	2:N:308:PHE:O	2.65	0.49
2:N:485:ASN:O	2:N:521:LEU:O	2.31	0.49
1:M:478:LEU:HD13	2:N:824:GLN:CD	2.32	0.49
3:O:80:PRO:O	3:O:83:GLY:O	2.30	0.49
7:S:14:LEU:HD13	7:S:27:LEU:HD23	1.94	0.49
8:T:37:ASN:OD1	8:T:37:ASN:C	2.50	0.49
9:U:79:HIS:HD2	9:U:80:GLN:NE2	2.05	0.49
12:X:31:ASN:O	12:X:32:THR:C	2.50	0.49
1:A:1293:HIS:HD2	1:A:1311:VAL:CB	2.23	0.49
1:A:1313:GLU:O	1:A:1314:THR:O	2.30	0.49
1:A:16:VAL:HG23	2:B:1182:VAL:CG2	2.43	0.49
1:A:192:SER:HB2	1:A:201:ASP:C	2.33	0.49
1:A:213:VAL:HG13	1:A:217:PHE:CZ	2.47	0.49
1:A:254:PRO:HG2	1:A:266:ASP:OD1	2.11	0.49
1:A:323:LYS:O	1:A:326:ARG:HG3	2.13	0.49
1:A:336:LYS:CB	1:A:1410:GLU:OE1	2.58	0.49
1:A:440:ARG:HG3	1:A:441:HIS:O	2.12	0.49

*Continued on next page...*

*Continued from previous page...*

Atom-1	Atom-2	Interatomic distance (Å)	Clash overlap (Å)
1:A:551:ALA:CB	1:A:554:ASN:H	2.26	0.49
1:A:862:VAL:HB	1:A:870:ILE:HD11	1.94	0.49
1:A:875:GLY:C	1:A:877:ASP:H	2.16	0.49
2:B:987:ASP:O	2:B:1064:GLY:HA3	2.12	0.49
2:B:13:THR:HG22	2:B:16:ASP:OD2	2.12	0.49
2:B:180:CYS:C	2:B:182:TYR:H	2.16	0.49
2:B:31:ALA:H	2:B:482:ARG:NH2	2.04	0.49
2:B:494:LEU:O	2:B:495:ALA:O	2.30	0.49
3:C:35:VAL:HG21	3:C:252:LEU:HD12	1.95	0.49
1:A:1386:HIS:HA	5:E:174:GLN:NE2	2.28	0.49
7:G:102:ALA:O	7:G:103:ASN:OD1	2.30	0.49
7:G:114:HIS:NE2	7:G:115:LEU:HD23	2.27	0.49
9:I:5:GLN:O	9:I:14:LEU:HG	2.12	0.49
9:I:72:ASP:HA	9:I:81:HIS:CE1	2.46	0.49
1:M:116:LYS:O	1:M:117:ILE:O	2.30	0.49
1:M:382:TYR:HE2	1:M:440:ARG:CZ	2.26	0.49
1:M:592:ILE:C	1:M:593:ASN:HD22	2.16	0.49
1:M:885:GLU:O	1:M:886:TYR:C	2.50	0.49
1:M:94:HIS:C	1:M:98:LEU:HD12	2.32	0.49
2:N:243:LEU:O	2:N:244:MET:O	2.30	0.49
2:N:319:TYR:O	2:N:319:TYR:CG	2.65	0.49
2:N:88:THR:HA	2:N:98:THR:HA	1.94	0.49
3:O:242:ASN:HB3	3:O:245:MET:HB3	1.94	0.49
5:Q:178:PRO:O	5:Q:182:TYR:HB2	2.13	0.49
6:R:75:MET:HB2	6:R:141:LEU:HB3	1.93	0.49
6:R:79:GLU:O	6:R:80:ARG:C	2.51	0.49
7:S:6:LYS:CG	7:S:7:GLU:H	2.24	0.49
1:A:1276:SER:CA	1:A:1277:ILE:CB	2.46	0.49
1:A:194:LYS:HA	1:A:200:SER:CB	2.42	0.49
1:A:236:ARG:O	1:A:237:PRO:C	2.51	0.49
1:A:257:SER:O	1:A:259:ASP:N	2.43	0.49
1:A:260:GLY:O	1:A:261:THR:O	2.30	0.49
1:A:444:ASP:O	1:A:445:GLY:C	2.51	0.49
1:A:485:ASN:O	1:A:485:ASN:OD1	2.31	0.49
1:A:921:ILE:O	1:A:922:GLU:CD	2.51	0.49
2:B:816:ILE:HG22	2:B:1003:PRO:HG3	1.95	0.49
2:B:1191:LEU:HD23	2:B:1191:LEU:C	2.33	0.49
2:B:165:ILE:CG2	2:B:165:ILE:O	2.60	0.49
2:B:187:TYR:CD1	2:B:194:GLU:OE1	2.65	0.49
9:I:75:CYS:O	9:I:76:PRO:O	2.30	0.49
9:I:91:ARG:HG2	9:I:92:ARG:H	1.77	0.49

*Continued on next page...*

*Continued from previous page...*

Atom-1	Atom-2	Interatomic distance (Å)	Clash overlap (Å)
11:K:44:MET:O	11:K:46:ALA:N	2.36	0.49
2:N:281:ARG:HG3	9:U:6:TYR:CD2	2.46	0.49
2:N:34:GLN:N	2:N:35:LEU:HB3	2.28	0.49
2:N:450:GLY:HA3	2:N:464:GLY:H	1.78	0.49
2:N:970:ALA:HB2	2:N:976:LYS:HA	1.93	0.49
2:N:986:GLU:HB3	3:O:34:ARG:HE	1.78	0.49
5:Q:103:ILE:HA	5:Q:128:GLU:O	2.13	0.49
1:M:1386:HIS:HA	5:Q:174:GLN:NE2	2.28	0.49
5:Q:27:TYR:CD2	5:Q:63:PRO:CG	2.73	0.49
6:R:60:SER:O	6:R:61:GLY:O	2.30	0.49
9:U:5:GLN:O	9:U:14:LEU:CG	2.60	0.49
9:U:8:ILE:O	9:U:9:GLU:CB	2.59	0.49
1:A:1170:LYS:CE	1:A:1240:ILE:HD12	2.34	0.49
1:A:556:MET:HE3	1:A:562:TRP:CE2	2.47	0.49
1:A:775:ILE:HG12	1:A:1089:TYR:HB2	1.95	0.49
1:A:811:LEU:CD2	2:B:1041:VAL:HG21	2.42	0.49
1:A:8:PRO:CG	2:B:1148:ARG:HE	2.16	0.49
2:B:308:PHE:O	2:B:308:PHE:CG	2.65	0.49
2:B:30:LEU:CD2	2:B:482:ARG:HH22	2.26	0.49
2:B:341:ILE:HG22	2:B:346:LEU:CD2	2.38	0.49
2:B:775:GLN:NE2	3:C:56:VAL:HG13	2.27	0.49
3:C:9:ILE:O	3:C:9:ILE:HD13	2.12	0.49
1:A:1496:PHE:HZ	4:D:32:ILE:CG2	2.26	0.49
5:E:84:ILE:HG23	5:E:114:ALA:HB2	1.95	0.49
1:M:104:ILE:O	1:M:105:LEU:O	2.30	0.49
1:M:106:GLU:OE1	1:M:147:LYS:HD3	2.12	0.49
1:M:1194:TRP:CZ2	1:M:1262:GLU:HB3	2.44	0.49
1:M:126:ASP:C	1:M:130:TYR:CD2	2.85	0.49
1:M:780:ARG:HH11	1:M:803:ARG:HH21	1.37	0.49
1:M:816:PRO:C	1:M:818:GLU:N	2.66	0.49
2:N:654:ARG:CZ	2:N:657:ILE:HG21	2.43	0.49
2:N:845:TYR:HD2	2:N:956:ARG:HD3	1.77	0.49
7:S:144:VAL:CG1	7:S:145:ARG:N	2.75	0.49
9:U:12:ASN:O	9:U:13:MET:O	2.30	0.49
9:U:25:LEU:CD1	9:U:38:ALA:HB1	2.42	0.49
11:W:31:VAL:HG12	11:W:31:VAL:O	2.13	0.49
12:X:23:LEU:O	12:X:49:MET:HA	2.12	0.49
1:A:1083:THR:HB	1:A:1101:VAL:HB	1.94	0.49
1:A:115:LEU:HD13	1:A:115:LEU:H	1.77	0.49
1:A:1291:MET:HE3	1:A:1291:MET:HA	1.95	0.49
1:A:180:PRO:CG	1:A:193:TRP:CD1	2.95	0.49

*Continued on next page...*

*Continued from previous page...*

Atom-1	Atom-2	Interatomic distance (Å)	Clash overlap (Å)
1:A:352:ASP:HA	2:B:1095:ARG:CG	2.41	0.49
1:A:378:LYS:CA	1:A:441:HIS:CD2	2.89	0.49
1:A:747:ASN:O	1:A:748:ASN:C	2.51	0.49
1:A:843:ILE:HD13	1:A:843:ILE:O	2.12	0.49
1:A:874:TYR:HB3	1:A:1061:VAL:CG1	2.43	0.49
1:A:923:ASN:C	1:A:925:SER:H	2.15	0.49
2:B:268:ILE:HG13	2:B:269:VAL:H	1.78	0.49
2:B:654:ARG:CZ	2:B:657:ILE:HG21	2.43	0.49
2:B:780:THR:HA	2:B:847:THR:OG1	2.13	0.49
4:D:10:ALA:CB	7:G:84:ARG:O	2.61	0.49
9:I:57:THR:CA	9:I:58:VAL:HB	2.42	0.49
12:L:43:GLU:C	12:L:44:CYS:SG	2.90	0.49
1:M:101:ILE:HD11	1:M:217:PHE:HE2	1.70	0.49
1:M:1075:ILE:HA	1:M:1078:PRO:HG3	1.94	0.49
1:M:1403:LEU:HB3	1:M:1432:GLU:OE1	2.12	0.49
1:M:82:HIS:H	1:M:249:PRO:HB3	1.76	0.49
1:M:432:LEU:O	1:M:433:ARG:O	2.30	0.49
1:M:512:MET:O	1:M:513:VAL:C	2.50	0.49
1:M:847:LEU:HB3	1:M:1072:ALA:HB1	1.93	0.49
2:N:165:ILE:O	2:N:166:LEU:HD23	2.13	0.49
3:O:35:VAL:HG21	3:O:252:LEU:HD12	1.95	0.49
9:U:91:ARG:HG2	9:U:92:ARG:H	1.77	0.49
2:N:773:ASN:HB3	10:V:62:TYR:CE2	2.48	0.49
1:A:1061:VAL:HG13	1:A:1061:VAL:O	2.12	0.49
1:A:1081:GLN:OE1	1:A:1368:TYR:HD2	1.96	0.49
1:A:775:ILE:CG1	1:A:1089:TYR:HB2	2.43	0.49
1:A:1167:GLU:O	1:A:1167:GLU:CD	2.51	0.49
1:A:121:ASN:HD22	1:A:121:ASN:N	2.10	0.49
1:A:1410:GLU:O	1:A:1411:THR:O	2.30	0.49
1:A:1066:MET:HE1	1:A:1442:MET:CG	2.43	0.49
1:A:1481:GLY:O	1:A:1482:ALA:HB3	2.13	0.49
1:A:459:MET:HE1	1:A:519:SER:CB	2.43	0.49
1:A:569:PRO:HG3	1:A:578:TRP:CH2	2.48	0.49
1:A:730:GLN:C	1:A:733:ASP:OD1	2.51	0.49
2:B:991:SER:HG	2:B:1061:MET:HA	1.74	0.49
2:B:1113:ARG:N	2:B:1114:ASP:HA	2.28	0.49
2:B:165:ILE:O	2:B:166:LEU:HD23	2.13	0.49
2:B:216:PRO:N	2:B:217:SER:CA	2.76	0.49
2:B:313:LYS:O	2:B:317:LEU:HD13	2.11	0.49
2:B:34:GLN:N	2:B:35:LEU:HB3	2.28	0.49
2:B:450:GLY:HA3	2:B:464:GLY:H	1.78	0.49

*Continued on next page...*

*Continued from previous page...*

Atom-1	Atom-2	Interatomic distance (Å)	Clash overlap (Å)
2:B:476:SER:O	2:B:477:THR:C	2.52	0.49
3:C:188:GLN:C	3:C:190:THR:H	2.15	0.49
4:D:133:PHE:C	4:D:135:ASP:N	2.65	0.49
4:D:37:VAL:O	4:D:41:ARG:HG3	2.13	0.49
1:A:1451:LEU:HD23	6:F:122:LEU:HD23	1.95	0.49
7:G:144:VAL:CG1	7:G:145:ARG:N	2.75	0.49
9:I:7:CYS:CB	9:I:34:TYR:CD2	2.96	0.49
9:I:85:PHE:O	9:I:86:TYR:CB	2.51	0.49
10:J:2:ILE:HG23	10:J:56:ILE:HG12	1.94	0.49
11:K:98:GLU:HA	11:K:101:LYS:HB3	1.95	0.49
1:M:1194:TRP:CZ2	1:M:1262:GLU:CG	2.96	0.49
1:M:118:ASP:CG	1:M:120:SER:HG	2.17	0.49
1:M:1283:PRO:O	1:M:1284:ASN:CG	2.52	0.49
1:M:345:ASN:O	1:M:346:LEU:HD23	2.13	0.49
1:M:604:SER:OG	1:M:605:ASN:N	2.35	0.49
1:M:730:GLN:O	1:M:733:ASP:OD1	2.30	0.49
1:M:86:ILE:O	1:M:86:ILE:CG2	2.52	0.49
1:M:95:ILE:N	1:M:98:LEU:HD12	2.28	0.49
2:N:1150:ILE:CD1	2:N:1150:ILE:N	2.76	0.49
1:M:16:VAL:HG22	2:N:1182:VAL:CG2	2.43	0.49
2:N:233:SER:O	2:N:234:ARG:O	2.30	0.49
2:N:225:ILE:HB	2:N:239:MET:HB2	1.94	0.49
2:N:342:LEU:HA	2:N:346:LEU:HB2	1.93	0.49
2:N:404:ARG:HH11	2:N:404:ARG:HG2	1.77	0.49
2:N:1054:GLN:HG2	3:O:202:TRP:CE3	2.48	0.49
3:O:240:PRO:HB2	3:O:243:GLU:CG	2.42	0.49
4:P:10:ALA:CB	7:S:84:ARG:O	2.60	0.49
4:P:25:LEU:HD21	4:P:29:GLU:OE2	2.12	0.49
4:P:29:GLU:OE2	4:P:33:LEU:HD11	2.12	0.49
4:P:85:PHE:O	4:P:86:HIS:ND1	2.46	0.49
7:S:100:PHE:CZ	7:S:131:TYR:CD2	3.01	0.49
7:S:103:ASN:OD1	7:S:108:ASN:OD1	2.30	0.49
11:W:98:GLU:HA	11:W:101:LYS:HB3	1.95	0.49
1:A:1062:SER:CA	1:A:1063:PRO:O	2.61	0.48
1:A:1075:ILE:HA	1:A:1078:PRO:HG3	1.94	0.48
1:A:1259:MET:O	1:A:1260:ILE:CB	2.60	0.48
1:A:182:ILE:HG23	1:A:190:TRP:O	2.13	0.48
1:A:231:ASN:O	1:A:235:ALA:O	2.30	0.48
1:A:773:GLN:HE21	1:A:780:ARG:HB2	1.70	0.48
1:A:8:PRO:C	1:A:9:SER:HG	2.14	0.48
2:B:972:ARG:NE	2:B:1080:TYR:HE1	2.11	0.48

*Continued on next page...*

*Continued from previous page...*

Atom-1	Atom-2	Interatomic distance (Å)	Clash overlap (Å)
2:B:290:ASP:OD2	2:B:291:PRO:N	2.46	0.48
2:B:366:TYR:CZ	2:B:567:PHE:HZ	2.31	0.48
2:B:54:SER:HB2	2:B:79:PHE:H	1.78	0.48
2:B:831:ASN:HD21	2:B:833:ALA:HB3	1.78	0.48
2:B:851:GLN:HG2	2:B:952:PHE:CE1	2.48	0.48
2:B:888:ILE:CG2	2:B:900:ILE:HA	2.43	0.48
1:A:573:LYS:NZ	8:H:74:TYR:CE1	2.81	0.48
8:H:89:GLU:HG3	8:H:90:LYS:N	2.28	0.48
11:K:76:THR:HA	11:K:77:VAL:CB	2.20	0.48
1:M:1062:SER:CA	1:M:1063:PRO:O	2.61	0.48
1:M:1117:PRO:HG2	1:M:1316:GLY:HA2	1.95	0.48
1:M:111:ASN:OD1	1:M:216:ILE:CG1	2.51	0.48
1:M:1167:GLU:CD	1:M:1167:GLU:O	2.51	0.48
1:M:1410:GLU:O	1:M:1411:THR:O	2.30	0.48
1:M:155:SER:CB	1:M:169:ASN:HB3	2.31	0.48
1:M:26:PRO:HD2	1:M:239:TRP:HE1	1.78	0.48
1:M:583:ILE:HD13	1:M:583:ILE:N	2.27	0.48
1:M:806:ILE:CG2	1:M:808:ASN:O	2.61	0.48
1:M:810:TYR:C	2:N:750:HIS:CD2	2.87	0.48
1:M:874:TYR:HB3	1:M:1061:VAL:CG1	2.43	0.48
2:N:967:ASP:OD1	2:N:1088:VAL:HG23	2.13	0.48
2:N:1207:LYS:C	2:N:1209:HIS:N	2.66	0.48
2:N:215:ALA:O	2:N:217:SER:OG	2.30	0.48
2:N:292:ASN:N	2:N:293:ASP:CB	2.55	0.48
2:N:30:LEU:CD2	2:N:482:ARG:HH22	2.26	0.48
2:N:816:ILE:HG12	2:N:1001:ILE:CD1	2.39	0.48
4:P:111:LEU:O	4:P:112:ALA:O	2.30	0.48
4:P:11:ALA:CB	4:P:12:GLN:CA	2.80	0.48
5:Q:76:PHE:HD2	5:Q:105:ILE:HG12	1.77	0.48
1:A:889:PHE:CZ	1:A:1020:LEU:CD2	2.89	0.48
1:A:1117:PRO:HG2	1:A:1316:GLY:HA2	1.95	0.48
1:A:1163:ASP:C	1:A:1164:THR:HG23	2.33	0.48
1:A:1390:ILE:CD1	1:A:1395:ILE:CG2	2.90	0.48
1:A:161:PHE:CD2	1:A:165:ASN:CG	2.86	0.48
1:A:101:ILE:HD13	1:A:240:MET:SD	2.52	0.48
1:A:366:SER:O	1:A:369:GLU:HB2	2.13	0.48
1:A:556:MET:HE3	1:A:562:TRP:NE1	2.29	0.48
1:A:567:PRO:HG3	1:A:586:LEU:HD11	1.94	0.48
1:A:94:HIS:NE2	1:A:97:PHE:HD2	2.11	0.48
2:B:386:HIS:HA	2:B:388:GLY:H	1.77	0.48
2:B:469:LEU:O	2:B:470:ASN:CB	2.61	0.48

*Continued on next page...*

*Continued from previous page...*

Atom-1	Atom-2	Interatomic distance (Å)	Clash overlap (Å)
2:B:845:TYR:HD2	2:B:956:ARG:HD3	1.78	0.48
3:C:26:LEU:O	3:C:27:ALA:C	2.51	0.48
1:A:1485:PRO:CD	4:D:43:ARG:HH11	2.25	0.48
5:E:103:ILE:HA	5:E:128:GLU:O	2.13	0.48
5:E:178:PRO:O	5:E:182:TYR:HB2	2.13	0.48
7:G:100:PHE:CZ	7:G:131:TYR:CD2	3.01	0.48
8:H:57:LEU:HD12	8:H:57:LEU:O	2.12	0.48
9:I:20:LYS:HZ2	9:I:21:VAL:CG2	2.26	0.48
9:I:93:GLY:HA3	9:I:94:ASP:HA	1.58	0.48
11:K:18:VAL:HG22	11:K:34:LEU:CD2	2.42	0.48
1:M:1194:TRP:CH2	1:M:1262:GLU:CG	2.95	0.48
1:M:551:ALA:CB	1:M:554:ASN:H	2.26	0.48
1:M:559:VAL:HG23	1:M:560:PRO:C	2.33	0.48
1:M:573:LYS:HE2	8:T:74:TYR:CE2	2.47	0.48
1:M:573:LYS:HG2	8:T:75:ILE:N	2.27	0.48
1:M:650:GLY:HA2	1:M:653:ASN:HD22	1.78	0.48
1:M:781:ILE:CG2	1:M:803:ARG:CA	2.91	0.48
1:M:816:PRO:O	1:M:818:GLU:N	2.46	0.48
1:M:95:ILE:O	1:M:96:GLY:O	2.30	0.48
2:N:469:LEU:O	2:N:470:ASN:CB	2.61	0.48
2:N:476:SER:O	2:N:477:THR:C	2.52	0.48
2:N:780:THR:HA	2:N:847:THR:OG1	2.13	0.48
1:M:1009:ILE:C	5:Q:162:ARG:HH21	2.17	0.48
7:S:100:PHE:CZ	7:S:131:TYR:CG	3.01	0.48
7:S:47:ILE:HB	7:S:78:VAL:O	2.13	0.48
9:U:19:ASP:O	9:U:20:LYS:O	2.30	0.48
12:X:43:GLU:C	12:X:44:CYS:SG	2.90	0.48
1:A:111:ASN:OD1	1:A:216:ILE:CG1	2.47	0.48
1:A:1412:VAL:O	1:A:1415:LEU:N	2.47	0.48
1:A:1476:SER:O	1:A:1477:GLN:C	2.52	0.48
1:A:16:VAL:HG22	2:B:1182:VAL:CG2	2.43	0.48
1:A:40:PRO:HA	1:A:276:ILE:CG2	2.42	0.48
1:A:570:VAL:O	1:A:570:VAL:HG12	2.14	0.48
1:A:650:GLY:HA2	1:A:653:ASN:HD22	1.78	0.48
1:A:66:GLN:N	1:A:67:PHE:CE1	2.81	0.48
1:A:885:GLU:O	1:A:886:TYR:C	2.50	0.48
2:B:505:TRP:CH2	2:B:731:GLU:OE1	2.66	0.48
2:B:715:ARG:HH22	2:B:1036:PHE:HA	1.77	0.48
6:F:79:GLU:O	6:F:80:ARG:C	2.51	0.48
7:G:100:PHE:CZ	7:G:131:TYR:CG	3.01	0.48
8:H:40:LEU:HA	8:H:101:LEU:O	2.13	0.48

*Continued on next page...*

*Continued from previous page...*

Atom-1	Atom-2	Interatomic distance (Å)	Clash overlap (Å)
9:I:111:GLU:O	9:I:112:GLU:CB	2.52	0.48
10:J:25:LEU:HD21	10:J:32:GLY:HA2	1.96	0.48
1:M:1064:GLY:CA	1:M:1065:GLU:CB	2.91	0.48
1:M:1081:GLN:OE1	1:M:1368:TYR:HD2	1.96	0.48
1:M:1209:LYS:O	1:M:1210:LEU:HD23	2.13	0.48
1:M:1259:MET:C	1:M:1260:ILE:CG2	2.78	0.48
1:M:1411:THR:HB	1:M:1412:VAL:H	1.52	0.48
1:M:50:PRO:O	1:M:51:ARG:CB	2.61	0.48
1:M:66:GLN:N	1:M:67:PHE:CE1	2.81	0.48
2:N:325:SER:O	2:N:326:THR:OG1	2.31	0.48
5:Q:84:ILE:HG23	5:Q:114:ALA:HB2	1.95	0.48
10:V:25:LEU:HD21	10:V:32:GLY:HA2	1.95	0.48
1:A:1155:ILE:HG12	1:A:1196:LEU:CD2	2.43	0.48
1:A:1319:LEU:HD11	1:A:1335:SER:HB3	1.95	0.48
1:A:1323:MET:HA	1:A:1328:VAL:HG21	1.95	0.48
1:A:397:LEU:O	1:A:400:ASN:HB2	2.13	0.48
1:A:433:ARG:HH11	1:A:435:GLY:HA3	1.76	0.48
1:A:712:PRO:C	1:A:714:MET:N	2.67	0.48
1:A:775:ILE:HD12	1:A:775:ILE:H	1.78	0.48
1:A:947:LYS:HG2	1:A:951:PRO:HG2	1.95	0.48
2:B:1207:LYS:C	2:B:1209:HIS:N	2.66	0.48
2:B:343:GLN:NE2	2:B:354:GLU:HA	2.28	0.48
2:B:344:LYS:O	2:B:348:PRO:HB3	2.13	0.48
2:B:41:PHE:H	2:B:42:VAL:HB	1.79	0.48
2:B:747:PHE:CE1	2:B:1033:ALA:HB1	2.49	0.48
3:C:34:ARG:CZ	11:K:39:HIS:CD2	2.97	0.48
4:D:15:LEU:O	4:D:16:GLY:C	2.52	0.48
4:D:57:LYS:C	4:D:61:TYR:HD2	2.16	0.48
7:G:14:LEU:HD13	7:G:27:LEU:HD23	1.94	0.48
7:G:19:PHE:O	7:G:20:GLY:O	2.30	0.48
7:G:83:PHE:HD2	7:G:86:GLU:OE2	1.97	0.48
8:H:119:VAL:O	8:H:120:TYR:HB2	2.14	0.48
1:A:546:PHE:CE1	8:H:43:ASN:ND2	2.82	0.48
8:H:83:VAL:CG2	8:H:93:VAL:HG22	2.43	0.48
10:J:48:MET:CE	10:J:48:MET:HA	2.44	0.48
10:J:2:ILE:CG2	10:J:56:ILE:HG12	2.42	0.48
1:M:121:ASN:HD22	1:M:121:ASN:N	2.10	0.48
1:M:1319:LEU:HD11	1:M:1335:SER:HB3	1.95	0.48
1:M:1501:ASP:C	1:M:1503:ALA:N	2.66	0.48
1:M:16:VAL:HG23	2:N:1182:VAL:CG2	2.43	0.48
1:M:205:LYS:O	1:M:206:ARG:HB2	2.12	0.48

*Continued on next page...*

*Continued from previous page...*

Atom-1	Atom-2	Interatomic distance (Å)	Clash overlap (Å)
1:M:395:GLN:NE2	1:M:431:PRO:O	2.46	0.48
1:M:446:ASP:HB3	1:M:466:ILE:HD11	1.95	0.48
1:M:853:ASP:HB3	1:M:864:ASN:HD21	1.75	0.48
1:M:875:GLY:C	1:M:877:ASP:H	2.16	0.48
1:M:90:LYS:HE3	1:M:299:GLU:CG	2.35	0.48
1:M:923:ASN:C	1:M:925:SER:H	2.15	0.48
2:N:99:MET:SD	2:N:109:LEU:HD22	2.53	0.48
2:N:1192:PHE:O	2:N:1196:MET:HG2	2.13	0.48
2:N:24:PHE:CD2	2:N:665:TRP:CZ2	3.01	0.48
2:N:41:PHE:H	2:N:42:VAL:HB	1.79	0.48
2:N:741:LEU:CD1	2:N:764:LYS:HG2	2.44	0.48
2:N:89:MET:CE	2:N:90:THR:H	2.26	0.48
3:O:242:ASN:OD1	3:O:242:ASN:N	2.46	0.48
1:M:1450:TYR:CA	7:S:60:GLY:O	2.61	0.48
8:T:108:HIS:HD2	8:T:111:LEU:CD1	2.23	0.48
9:U:69:PRO:HG2	9:U:85:PHE:CE1	2.49	0.48
10:V:42:ARG:HB3	10:V:44:CYS:HB3	1.93	0.48
1:A:1009:ILE:C	5:E:162:ARG:HH21	2.17	0.48
1:A:1028:LYS:HZ3	1:A:1028:LYS:HB2	1.78	0.48
1:A:1403:LEU:HB3	1:A:1432:GLU:OE1	2.12	0.48
1:A:148:MET:O	1:A:149:VAL:HG22	2.12	0.48
1:A:411:ILE:HD12	1:A:425:LYS:HZ2	1.79	0.48
1:A:419:ILE:HG22	1:A:425:LYS:HD3	1.91	0.48
2:B:294:PHE:O	2:B:298:GLU:N	2.33	0.48
2:B:24:PHE:CD2	2:B:665:TRP:CZ2	3.01	0.48
3:C:65:ARG:HG2	3:C:65:ARG:NH1	2.28	0.48
3:C:85:GLU:O	3:C:86:TYR:C	2.51	0.48
4:D:84:ARG:O	4:D:85:PHE:CB	2.58	0.48
9:I:72:ASP:O	9:I:73:LYS:O	2.31	0.48
1:M:1345:LEU:HD22	5:Q:145:VAL:HG21	1.94	0.48
1:M:176:GLY:O	1:M:177:ALA:HB3	2.13	0.48
1:M:419:ILE:HG22	1:M:425:LYS:HD3	1.91	0.48
1:M:578:TRP:CD1	1:M:578:TRP:N	2.82	0.48
1:M:730:GLN:C	1:M:733:ASP:OD1	2.51	0.48
1:M:862:VAL:HB	1:M:870:ILE:HD11	1.94	0.48
2:N:268:ILE:HD11	2:N:300:MET:HE3	1.95	0.48
2:N:359:ARG:CZ	2:N:573:LEU:HD21	2.44	0.48
2:N:485:ASN:O	2:N:486:THR:CB	2.61	0.48
2:N:505:TRP:CH2	2:N:731:GLU:OE1	2.66	0.48
2:N:625:ILE:HG12	2:N:639:CYS:SG	2.53	0.48
2:N:851:GLN:HG2	2:N:952:PHE:CE1	2.48	0.48

*Continued on next page...*

*Continued from previous page...*

Atom-1	Atom-2	Interatomic distance (Å)	Clash overlap (Å)
5:Q:58:SER:HB2	5:Q:75:GLU:CA	2.27	0.48
6:R:84:LEU:HD13	6:R:112:MET:HG2	1.94	0.48
9:U:57:THR:CA	9:U:58:VAL:HB	2.42	0.48
1:A:1181:ASP:HA	1:A:1184:VAL:CG2	2.43	0.48
1:A:1345:LEU:HD22	5:E:145:VAL:HG21	1.94	0.48
1:A:205:LYS:H	1:A:206:ARG:NE	2.11	0.48
1:A:377:ALA:HA	1:A:442:ILE:HD11	1.95	0.48
1:A:51:ARG:NH1	1:A:57:ASP:OD1	2.30	0.48
1:A:877:ASP:HB3	1:A:1372:ARG:HH12	1.78	0.48
1:A:921:ILE:O	1:A:922:GLU:OE1	2.30	0.48
2:B:967:ASP:OD1	2:B:1088:VAL:HG23	2.13	0.48
2:B:1096:ALA:O	2:B:1097:ARG:HB2	2.14	0.48
1:A:73:GLY:O	2:B:1163:TYR:CZ	2.67	0.48
2:B:428:PHE:O	2:B:429:ASN:CG	2.52	0.48
2:B:561:PRO:HB3	2:B:562:ASN:HB2	1.96	0.48
2:B:741:LEU:CD1	2:B:764:LYS:HG2	2.44	0.48
2:B:88:THR:HA	2:B:98:THR:HA	1.94	0.48
4:D:88:PHE:O	4:D:92:GLN:HG2	2.14	0.48
7:G:47:ILE:HB	7:G:78:VAL:O	2.14	0.48
8:H:40:LEU:HG	8:H:42:ILE:HG23	1.96	0.48
9:I:34:TYR:CZ	9:I:36:GLU:HB2	2.49	0.48
10:J:49:ILE:CD1	10:J:50:LEU:N	2.76	0.48
12:L:19:THR:HG21	12:L:35:ALA:H	1.78	0.48
1:M:1259:MET:O	1:M:1260:ILE:CB	2.60	0.48
1:M:521:GLN:O	1:M:1370:ASN:HB2	2.13	0.48
1:M:747:ASN:O	1:M:748:ASN:C	2.51	0.48
1:M:766:GLN:O	1:M:809:SER:HB2	2.13	0.48
1:M:849:LYS:O	1:M:1408:PHE:CE2	2.67	0.48
1:M:921:ILE:O	1:M:922:GLU:CD	2.51	0.48
2:N:1191:LEU:HD23	2:N:1191:LEU:C	2.33	0.48
2:N:1207:LYS:HG2	2:N:1208:ASN:N	2.19	0.48
2:N:12:LEU:HD22	2:N:13:THR:N	2.29	0.48
2:N:576:HIS:C	2:N:576:HIS:CD2	2.87	0.48
2:N:747:PHE:CE1	2:N:1033:ALA:HB1	2.49	0.48
2:N:831:ASN:HD21	2:N:833:ALA:HB3	1.77	0.48
4:P:7:GLU:HG3	4:P:15:LEU:HD22	1.95	0.48
4:P:88:PHE:O	4:P:92:GLN:HG2	2.14	0.48
7:S:83:PHE:HD2	7:S:86:GLU:OE2	1.96	0.48
1:A:39:PHE:HB3	1:A:42:THR:OG1	2.14	0.48
1:A:414:ASP:OD2	1:A:433:ARG:CZ	2.61	0.48
1:A:446:ASP:HB3	1:A:466:ILE:HD11	1.95	0.48

*Continued on next page...*

*Continued from previous page...*

Atom-1	Atom-2	Interatomic distance (Å)	Clash overlap (Å)
1:A:42:THR:CB	1:A:55:LEU:CB	2.92	0.48
1:A:592:ILE:C	1:A:593:ASN:HD22	2.16	0.48
1:A:59:ARG:N	1:A:60:LEU:CG	2.74	0.48
1:A:864:ASN:ND2	1:A:865:ALA:N	2.60	0.48
1:A:919:ASN:O	1:A:920:SER:HB2	2.11	0.48
2:B:273:ARG:HH11	2:B:310:ILE:CD1	2.26	0.48
2:B:281:ARG:CG	9:I:6:TYR:CD1	2.96	0.48
2:B:919:GLN:HA	2:B:920:LEU:HA	1.59	0.48
1:M:115:LEU:HD21	1:M:227:HIS:CG	2.48	0.48
1:M:156:ALA:O	1:M:157:GLY:O	2.32	0.48
1:M:148:MET:O	1:M:179:GLN:HB3	2.14	0.48
1:M:202:LEU:N	1:M:204:GLU:OE2	2.45	0.48
1:M:236:ARG:O	1:M:237:PRO:C	2.51	0.48
1:M:855:MET:CG	1:M:1065:GLU:H	2.27	0.48
2:N:165:ILE:CG2	2:N:165:ILE:O	2.60	0.48
2:N:216:PRO:HB2	2:N:218:PRO:CD	2.40	0.48
2:N:426:ARG:HB3	2:N:427:GLU:H	1.52	0.48
2:N:715:ARG:HH22	2:N:1036:PHE:HA	1.77	0.48
2:N:819:TYR:O	2:N:820:SER:CB	2.55	0.48
2:N:888:ILE:CG2	2:N:900:ILE:HA	2.43	0.48
3:O:34:ARG:CZ	11:W:39:HIS:CD2	2.97	0.48
7:S:102:ALA:O	7:S:103:ASN:OD1	2.30	0.48
1:A:1043:VAL:CG1	1:A:1044:ALA:N	2.76	0.48
1:A:1167:GLU:CG	1:A:1167:GLU:O	2.62	0.48
1:A:1209:LYS:O	1:A:1210:LEU:HD23	2.13	0.48
1:A:1463:THR:O	1:A:1464:ALA:HB2	2.14	0.48
1:A:359:ILE:HD11	1:A:488:PHE:HA	1.95	0.48
1:A:553:MET:O	1:A:554:ASN:C	2.52	0.48
1:A:559:VAL:H	1:A:560:PRO:CA	2.25	0.48
1:A:578:TRP:N	1:A:578:TRP:CD1	2.82	0.48
1:A:822:HIS:CE1	2:B:753:SER:CB	2.83	0.48
2:B:1066:THR:C	3:C:30:ASN:ND2	2.56	0.48
2:B:1088:VAL:O	2:B:1090:ASP:N	2.47	0.48
2:B:297:LEU:O	2:B:300:MET:N	2.32	0.48
2:B:576:HIS:C	2:B:576:HIS:CD2	2.87	0.48
2:B:87:PRO:HG3	2:B:157:ILE:CD1	2.29	0.48
2:B:99:MET:SD	2:B:109:LEU:HD22	2.53	0.48
4:D:25:LEU:HD21	4:D:29:GLU:OE2	2.12	0.48
9:I:69:PRO:HG2	9:I:85:PHE:CE1	2.49	0.48
11:K:76:THR:HG23	11:K:76:THR:O	2.14	0.48
1:M:1028:LYS:HZ3	1:M:1028:LYS:HB2	1.78	0.48

*Continued on next page...*

*Continued from previous page...*

Atom-1	Atom-2	Interatomic distance (Å)	Clash overlap (Å)
1:M:1390:ILE:HD13	1:M:1395:ILE:HG22	1.95	0.48
1:M:242:ILE:HG21	1:M:245:LEU:CD1	2.41	0.48
1:M:395:GLN:HA	1:M:432:LEU:CD1	2.44	0.48
1:M:397:LEU:O	1:M:400:ASN:HB2	2.13	0.48
1:M:569:PRO:HG3	1:M:578:TRP:CH2	2.48	0.48
1:M:717:ARG:HD3	1:M:717:ARG:C	2.34	0.48
2:N:1037:THR:CG2	2:N:1039:VAL:HB	2.44	0.48
2:N:1061:MET:HG3	2:N:1074:VAL:CB	2.44	0.48
1:M:20:GLN:O	2:N:1203:ARG:N	2.46	0.48
2:N:196:VAL:HG12	2:N:197:ILE:O	2.13	0.48
2:N:310:ILE:HB	2:N:311:GLN:C	2.26	0.48
2:N:440:THR:CG2	2:N:441:ASN:H	2.25	0.48
2:N:508:VAL:CA	2:N:509:CYS:CB	2.86	0.48
2:N:626:VAL:HG13	2:N:637:GLU:O	2.14	0.48
2:N:816:ILE:HG22	2:N:1003:PRO:HG3	1.95	0.48
1:M:1450:TYR:HD1	7:S:60:GLY:C	2.17	0.48
7:S:27:LEU:HD21	7:S:71:PHE:CD2	2.49	0.48
1:M:558:TRP:HH2	11:W:61:LYS:CG	2.22	0.48
1:A:1218:LYS:HD2	1:A:1278:SER:HB3	1.94	0.48
1:A:1394:GLY:O	1:A:1395:ILE:O	2.32	0.48
1:A:425:LYS:HZ1	1:A:430:ILE:CG1	2.08	0.48
1:A:717:ARG:HD3	1:A:717:ARG:C	2.34	0.48
1:A:873:ALA:HA	1:A:1003:PHE:HZ	1.79	0.48
1:A:90:LYS:HE3	1:A:299:GLU:CG	2.35	0.48
1:A:947:LYS:HB3	1:A:951:PRO:CG	2.44	0.48
2:B:1037:THR:CG2	2:B:1039:VAL:HB	2.44	0.48
1:A:357:THR:OG1	2:B:1092:ILE:HG22	2.14	0.48
2:B:206:ASN:H	2:B:227:SER:CB	2.25	0.48
2:B:427:GLU:O	2:B:428:PHE:CG	2.67	0.48
2:B:430:LEU:C	2:B:432:LEU:N	2.67	0.48
2:B:485:ASN:O	2:B:486:THR:CB	2.61	0.48
2:B:485:ASN:O	2:B:521:LEU:O	2.32	0.48
2:B:626:VAL:HG13	2:B:637:GLU:O	2.14	0.48
2:B:625:ILE:HG12	2:B:639:CYS:SG	2.53	0.48
2:B:660:GLU:C	2:B:661:GLN:HG2	2.34	0.48
2:B:773:ASN:HB3	10:J:62:TYR:CE2	2.48	0.48
2:B:941:VAL:HG12	2:B:955:VAL:HA	1.96	0.48
5:E:71:THR:HG23	5:E:99:HIS:HD2	1.79	0.48
7:G:14:LEU:HD11	7:G:30:LYS:HD2	1.96	0.48
8:H:7:LEU:CD2	8:H:110:LYS:HD3	2.41	0.48
9:I:24:VAL:HG13	9:I:25:LEU:H	1.79	0.48

*Continued on next page...*

*Continued from previous page...*

Atom-1	Atom-2	Interatomic distance (Å)	Clash overlap (Å)
1:M:1043:VAL:CG1	1:M:1044:ALA:N	2.76	0.48
1:M:1281:GLY:O	1:M:1283:PRO:N	2.47	0.48
1:M:1412:VAL:O	1:M:1415:LEU:N	2.47	0.48
1:M:193:TRP:HE3	1:M:201:ASP:HB2	1.79	0.48
1:M:485:ASN:OD1	1:M:485:ASN:O	2.31	0.48
1:M:559:VAL:H	1:M:560:PRO:CA	2.25	0.48
2:N:1096:ALA:O	2:N:1097:ARG:HB2	2.14	0.48
2:N:268:ILE:HG13	2:N:269:VAL:H	1.78	0.48
2:N:640:ILE:CD1	2:N:673:LEU:HD22	2.38	0.48
3:O:73:SER:HB2	3:O:239:ILE:HG21	1.94	0.48
4:P:85:PHE:C	4:P:86:HIS:CG	2.87	0.48
1:M:1500:PRO:HB2	4:P:90:ARG:HH12	1.78	0.48
7:S:14:LEU:CD1	7:S:30:LYS:HZ2	2.27	0.48
9:U:72:ASP:O	9:U:73:LYS:O	2.31	0.48
10:V:40:LEU:HB3	10:V:46:ARG:HB2	1.95	0.48
1:A:390:ASN:O	1:A:391:ILE:C	2.52	0.48
1:A:874:TYR:HB2	1:A:878:GLY:CA	2.44	0.48
2:B:1061:MET:HG3	2:B:1074:VAL:CB	2.44	0.48
2:B:605:ILE:CB	9:I:61:ASP:CB	2.82	0.48
2:B:569:ASN:OD1	2:B:614:THR:HG22	2.14	0.48
2:B:838:GLY:HA2	2:B:841:ARG:CD	2.41	0.48
3:C:135:LEU:HD22	3:C:141:ARG:C	2.34	0.48
4:D:7:GLU:HG3	4:D:15:LEU:HD22	1.95	0.48
9:I:64:THR:C	9:I:66:PRO:HD3	2.33	0.48
1:M:1109:ASN:O	1:M:1111:ALA:N	2.47	0.48
1:M:1155:ILE:HG12	1:M:1196:LEU:CD2	2.43	0.48
1:M:1299:ILE:HD11	1:M:1305:GLU:HG3	1.95	0.48
1:M:877:ASP:HB3	1:M:1372:ARG:HH12	1.79	0.48
1:M:194:LYS:CG	1:M:195:ARG:N	2.77	0.48
1:M:254:PRO:CG	1:M:266:ASP:CG	2.69	0.48
1:M:414:ASP:OD2	1:M:433:ARG:CZ	2.61	0.48
1:M:444:ASP:O	1:M:445:GLY:C	2.51	0.48
1:M:503:THR:C	1:M:505:ALA:N	2.64	0.48
1:M:96:GLY:O	1:M:98:LEU:N	2.46	0.48
2:N:1057:GLY:O	2:N:1058:PHE:O	2.31	0.48
2:N:1079:THR:OG1	2:N:1080:TYR:N	2.46	0.48
2:N:1088:VAL:O	2:N:1090:ASP:N	2.47	0.48
1:M:24:LEU:CB	2:N:1199:ASN:O	2.44	0.48
2:N:330:THR:O	2:N:334:ARG:CG	2.62	0.48
2:N:471:ARG:NH1	2:N:771:LEU:HD11	2.29	0.48
4:P:97:CYS:CB	4:P:131:ARG:HH22	2.27	0.48

*Continued on next page...*

*Continued from previous page...*

Atom-1	Atom-2	Interatomic distance (Å)	Clash overlap (Å)
4:P:37:VAL:O	4:P:41:ARG:HG3	2.13	0.48
5:Q:67:SER:C	5:Q:69:LYS:H	2.18	0.48
5:Q:71:THR:HG23	5:Q:99:HIS:HD2	1.79	0.48
7:S:164:MET:HE1	7:S:170:GLY:H	1.79	0.48
3:O:137:ASP:HB3	10:V:16:ASP:HB2	1.95	0.48
10:V:63:ASN:HA	10:V:64:PRO:HD3	1.71	0.48
1:A:1109:ASN:O	1:A:1111:ALA:N	2.47	0.47
1:A:1236:ALA:HB3	1:A:1239:LEU:HD23	1.96	0.47
1:A:999:LYS:HD3	1:A:1053:GLU:HG3	1.96	0.47
2:B:212:LYS:HZ1	2:B:381:PRO:HG3	1.78	0.47
2:B:366:TYR:CZ	2:B:567:PHE:CZ	3.02	0.47
2:B:402:LEU:O	2:B:405:MET:N	2.47	0.47
2:B:651:ASP:CB	2:B:662:ARG:HB3	2.44	0.47
2:B:654:ARG:CZ	2:B:657:ILE:CG2	2.91	0.47
4:D:126:GLU:O	4:D:130:LEU:HG	2.14	0.47
6:F:93:MET:CE	7:G:66:GLN:O	2.61	0.47
10:J:40:LEU:HB3	10:J:46:ARG:HB2	1.94	0.47
1:M:1263:ASP:O	1:M:1264:VAL:C	2.51	0.47
1:M:177:ALA:HB1	1:M:179:GLN:HG3	1.78	0.47
1:M:328:LEU:C	1:M:328:LEU:HD13	2.30	0.47
1:M:452:ARG:HH11	1:M:486:ALA:CB	2.26	0.47
1:M:556:MET:HE3	1:M:562:TRP:NE1	2.29	0.47
1:M:570:VAL:O	1:M:570:VAL:HG12	2.14	0.47
1:M:812:ARG:HH11	2:N:716:VAL:CG2	2.25	0.47
2:N:1067:GLY:N	3:O:30:ASN:ND2	2.62	0.47
2:N:1113:ARG:N	2:N:1114:ASP:HA	2.28	0.47
2:N:87:PRO:CA	2:N:113:SER:HB3	2.44	0.47
2:N:1147:TYR:O	2:N:1184:LEU:O	2.32	0.47
2:N:290:ASP:OD2	2:N:291:PRO:N	2.47	0.47
2:N:450:GLY:CA	2:N:464:GLY:H	2.27	0.47
2:N:561:PRO:HB3	2:N:562:ASN:HB2	1.96	0.47
2:N:654:ARG:CZ	2:N:657:ILE:CG2	2.92	0.47
2:N:664:GLY:O	2:N:665:TRP:CB	2.59	0.47
2:N:712:PRO:O	2:N:713:ALA:O	2.32	0.47
2:N:982:THR:HG23	2:N:982:THR:O	2.13	0.47
3:O:188:GLN:C	3:O:190:THR:H	2.15	0.47
3:O:85:GLU:O	3:O:86:TYR:C	2.51	0.47
5:Q:103:ILE:O	5:Q:103:ILE:HD12	2.13	0.47
1:M:546:PHE:CE1	8:T:43:ASN:ND2	2.82	0.47
9:U:20:LYS:CD	9:U:21:VAL:N	2.49	0.47
9:U:99:LEU:CD2	9:U:99:LEU:C	2.82	0.47

*Continued on next page...*

*Continued from previous page...*

Atom-1	Atom-2	Interatomic distance (Å)	Clash overlap (Å)
1:A:1070:LEU:CD1	1:A:1071:ALA:N	2.67	0.47
1:A:1093:SER:O	1:A:1094:SER:OG	2.30	0.47
1:A:110:TRP:HA	1:A:111:ASN:HA	1.51	0.47
1:A:120:SER:N	1:A:122:PRO:HA	2.27	0.47
1:A:347:MET:CE	1:A:1407:SER:HA	2.44	0.47
1:A:214:HIS:CE1	1:A:238:ASP:O	2.67	0.47
1:A:388:PRO:HA	1:A:391:ILE:CD1	2.44	0.47
1:A:683:LYS:O	1:A:686:THR:HG22	2.15	0.47
2:B:533:VAL:O	2:B:616:ALA:HB2	2.13	0.47
2:B:657:ILE:CD1	2:B:657:ILE:C	2.82	0.47
1:A:810:TYR:CD2	2:B:750:HIS:O	2.66	0.47
3:C:84:LEU:H	3:C:84:LEU:CD2	2.27	0.47
5:E:132:GLU:O	5:E:133:SER:C	2.52	0.47
7:G:147:LYS:HG3	7:G:169:LEU:CD2	2.43	0.47
9:I:20:LYS:O	9:I:23:ARG:N	2.47	0.47
11:K:80:CYS:HA	11:K:81:SER:HA	1.64	0.47
11:K:81:SER:HB2	11:K:84:GLN:HB2	1.96	0.47
1:M:1167:GLU:CG	1:M:1167:GLU:O	2.62	0.47
1:M:1192:SER:N	1:M:1193:PRO:CD	2.57	0.47
1:M:39:PHE:HB3	1:M:42:THR:OG1	2.13	0.47
1:M:556:MET:HE3	1:M:562:TRP:CE2	2.49	0.47
1:M:670:ILE:HG22	1:M:748:ASN:CB	2.30	0.47
1:M:68:LYS:O	1:M:70:GLN:N	2.47	0.47
1:M:793:PHE:CZ	1:M:817:GLN:CD	2.88	0.47
1:M:948:PHE:O	1:M:949:ILE:HG12	2.14	0.47
2:N:1095:ARG:HH11	2:N:1098:GLY:H	1.63	0.47
2:N:1111:ARG:C	2:N:1112:SER:OG	2.52	0.47
2:N:215:ALA:CA	2:N:217:SER:CB	2.76	0.47
2:N:329:VAL:HG12	2:N:330:THR:HG22	1.97	0.47
2:N:343:GLN:NE2	2:N:354:GLU:HA	2.28	0.47
2:N:287:ILE:HG12	2:N:368:ILE:CG1	2.44	0.47
2:N:428:PHE:O	2:N:429:ASN:CG	2.52	0.47
3:O:33:ARG:O	3:O:37:LEU:HG	2.14	0.47
3:O:65:ARG:HG2	3:O:65:ARG:NH1	2.28	0.47
4:P:64:VAL:O	4:P:64:VAL:CG1	2.60	0.47
6:R:106:ASP:C	6:R:108:LEU:H	2.18	0.47
8:T:40:LEU:HG	8:T:42:ILE:HG23	1.96	0.47
8:T:7:LEU:HD23	8:T:7:LEU:HA	1.73	0.47
9:U:25:LEU:CD1	9:U:38:ALA:CB	2.92	0.47
9:U:62:ALA:HB3	9:U:102:VAL:HG21	1.96	0.47
1:A:118:ASP:HB3	1:A:172:HIS:H	1.78	0.47

*Continued on next page...*

*Continued from previous page...*

Atom-1	Atom-2	Interatomic distance (Å)	Clash overlap (Å)
1:A:1290:MET:HA	1:A:1311:VAL:O	2.14	0.47
1:A:1342:LEU:HD23	1:A:1347:ILE:HA	1.96	0.47
1:A:1066:MET:HE1	1:A:1442:MET:HE2	1.96	0.47
1:A:155:SER:HB3	1:A:169:ASN:CA	2.40	0.47
1:A:156:ALA:O	1:A:157:GLY:O	2.32	0.47
1:A:177:ALA:HB2	1:A:179:GLN:HG3	1.84	0.47
1:A:20:GLN:O	2:B:1203:ARG:N	2.46	0.47
1:A:778:GLY:HA2	1:A:1091:GLY:CA	2.45	0.47
1:A:781:ILE:CG2	1:A:803:ARG:CA	2.91	0.47
2:B:1079:THR:OG1	2:B:1080:TYR:N	2.46	0.47
2:B:189:ILE:O	2:B:189:ILE:CG1	2.52	0.47
2:B:215:ALA:C	2:B:217:SER:CA	2.83	0.47
2:B:247:ASN:C	2:B:249:GLU:N	2.67	0.47
2:B:450:GLY:CA	2:B:464:GLY:H	2.27	0.47
3:C:45:ILE:HA	3:C:160:ALA:HA	1.97	0.47
3:C:65:ARG:HG2	3:C:65:ARG:HH11	1.80	0.47
4:D:85:PHE:O	4:D:86:HIS:ND1	2.46	0.47
7:G:93:THR:CG2	7:G:94:THR:N	2.77	0.47
9:I:57:THR:HA	9:I:58:VAL:HB	1.96	0.47
11:K:31:VAL:HG12	11:K:31:VAL:O	2.13	0.47
1:M:999:LYS:HD3	1:M:1053:GLU:HG3	1.96	0.47
1:M:155:SER:HB3	1:M:169:ASN:CA	2.40	0.47
1:M:589:PRO:HB2	1:M:592:ILE:HD12	1.96	0.47
1:M:605:ASN:N	1:M:606:PRO:CA	2.77	0.47
1:M:73:GLY:O	2:N:1163:TYR:CZ	2.67	0.47
1:M:947:LYS:HB3	1:M:951:PRO:CG	2.44	0.47
2:N:1208:ASN:C	2:N:1210:LYS:N	2.68	0.47
2:N:1205:PHE:HD2	2:N:1210:LYS:CB	2.26	0.47
2:N:504:HIS:O	2:N:508:VAL:HG23	2.14	0.47
5:Q:198:GLU:N	5:Q:199:THR:CA	2.77	0.47
7:S:80:TRP:CZ3	7:S:107:LEU:CD2	2.98	0.47
7:S:147:LYS:HG3	7:S:169:LEU:CD2	2.44	0.47
6:R:96:PRO:CG	7:S:19:PHE:HB2	2.36	0.47
9:U:34:TYR:CZ	9:U:36:GLU:HB2	2.49	0.47
12:X:19:THR:HG21	12:X:35:ALA:H	1.78	0.47
1:A:1314:THR:HG23	1:A:1315:ASP:N	2.28	0.47
1:A:332:ARG:HG2	1:A:332:ARG:HH11	1.78	0.47
1:A:503:THR:C	1:A:505:ALA:H	2.18	0.47
1:A:518:VAL:HG12	1:A:518:VAL:O	2.14	0.47
1:A:594:LEU:O	1:A:612:LEU:HD12	2.15	0.47
1:A:94:HIS:H	1:A:98:LEU:HG	1.79	0.47

*Continued on next page...*

*Continued from previous page...*

Atom-1	Atom-2	Interatomic distance (Å)	Clash overlap (Å)
2:B:1095:ARG:HH21	2:B:1115:GLY:C	2.18	0.47
2:B:1192:PHE:O	2:B:1196:MET:HG2	2.13	0.47
2:B:196:VAL:HG12	2:B:197:ILE:O	2.13	0.47
2:B:498:ARG:O	2:B:499:GLN:C	2.53	0.47
2:B:930:LEU:C	2:B:930:LEU:HD23	2.35	0.47
2:B:985:HIS:HE1	2:B:996:VAL:HG11	1.76	0.47
4:D:96:LEU:O	4:D:97:CYS:CB	2.62	0.47
5:E:120:THR:HG23	5:E:121:VAL:N	2.30	0.47
2:B:951:LYS:NZ	12:L:36:LYS:H	2.13	0.47
1:M:98:LEU:C	1:M:101:ILE:HG22	2.35	0.47
1:M:1236:ALA:HB3	1:M:1239:LEU:HD23	1.96	0.47
1:M:1071:ALA:HB1	1:M:1373:HIS:CD2	2.42	0.47
1:M:378:LYS:CA	1:M:441:HIS:HD2	2.25	0.47
1:M:553:MET:O	1:M:554:ASN:C	2.52	0.47
1:M:42:THR:CB	1:M:55:LEU:CB	2.92	0.47
1:M:758:LYS:HA	1:M:758:LYS:HE3	1.97	0.47
1:M:775:ILE:H	1:M:775:ILE:HD12	1.78	0.47
2:N:1095:ARG:HH21	2:N:1115:GLY:C	2.18	0.47
2:N:455:GLN:HG3	2:N:455:GLN:O	2.14	0.47
2:N:463:VAL:HG12	2:N:464:GLY:O	2.15	0.47
3:O:45:ILE:HA	3:O:160:ALA:HA	1.97	0.47
8:T:40:LEU:HA	8:T:101:LEU:O	2.13	0.47
8:T:89:GLU:HG3	8:T:90:LYS:N	2.29	0.47
9:U:33:ASP:O	9:U:34:TYR:O	2.33	0.47
10:V:1:MET:O	10:V:2:ILE:O	2.31	0.47
1:A:1103:ARG:HD3	1:A:1107:ILE:HD11	1.97	0.47
1:A:116:LYS:HA	1:A:147:LYS:HZ2	1.78	0.47
1:A:170:MET:O	1:A:170:MET:CG	2.53	0.47
1:A:640:TRP:N	1:A:641:LYS:C	2.68	0.47
2:B:576:HIS:CE1	2:B:582:LEU:HB2	2.49	0.47
2:B:1054:GLN:HG2	3:C:202:TRP:CE3	2.48	0.47
6:F:106:ASP:C	6:F:108:LEU:H	2.18	0.47
7:G:27:LEU:HD21	7:G:71:PHE:CD2	2.49	0.47
8:H:63:LEU:HD22	8:H:64:ASN:N	2.29	0.47
9:I:33:ASP:O	9:I:34:TYR:O	2.33	0.47
9:I:70:ARG:HG3	9:I:84:VAL:CG2	2.44	0.47
2:B:981:MET:HE3	11:K:66:LEU:HD21	1.97	0.47
1:M:1163:ASP:O	1:M:1164:THR:HG22	2.15	0.47
1:M:388:PRO:CB	1:M:434:TYR:CE2	2.97	0.47
1:M:359:ILE:HD11	1:M:488:PHE:HA	1.94	0.47
1:M:59:ARG:H	1:M:60:LEU:HD23	1.80	0.47

*Continued on next page...*

*Continued from previous page...*

Atom-1	Atom-2	Interatomic distance (Å)	Clash overlap (Å)
1:M:640:TRP:HE3	1:M:641:LYS:HB2	1.80	0.47
1:M:712:PRO:C	1:M:714:MET:N	2.67	0.47
1:M:822:HIS:CE1	2:N:753:SER:CB	2.92	0.47
1:M:87:GLU:O	1:M:88:LEU:HG	2.15	0.47
1:M:947:LYS:CB	1:M:948:PHE:CA	2.92	0.47
2:N:105:ARG:HG2	2:N:189:ILE:HD12	1.96	0.47
2:N:344:LYS:O	2:N:348:PRO:HB3	2.13	0.47
2:N:651:ASP:CB	2:N:662:ARG:HB3	2.44	0.47
2:N:844:PHE:O	2:N:844:PHE:CD1	2.68	0.47
5:Q:198:GLU:H	5:Q:199:THR:HA	1.79	0.47
7:S:93:THR:CG2	7:S:94:THR:N	2.77	0.47
9:U:93:GLY:HA3	9:U:94:ASP:HA	1.58	0.47
1:A:1299:ILE:HG22	1:A:1301:ASP:H	1.78	0.47
1:A:126:ASP:O	1:A:130:TYR:CE2	2.67	0.47
1:A:343:ARG:NH2	1:A:1409:GLU:OE1	2.44	0.47
1:A:1450:TYR:C	1:A:1451:LEU:CG	2.83	0.47
1:A:1480:GLU:CD	4:D:44:GLU:CG	2.60	0.47
1:A:23:ILE:O	1:A:24:LEU:C	2.52	0.47
1:A:57:ASP:CB	1:A:58:PRO:HD2	2.36	0.47
1:A:68:LYS:O	1:A:70:GLN:N	2.47	0.47
1:A:710:PRO:O	1:A:711:GLU:CB	2.58	0.47
1:A:740:GLU:HG2	1:A:764:ILE:HD12	1.97	0.47
1:A:922:GLU:N	1:A:923:ASN:HA	2.29	0.47
2:B:1070:LEU:N	2:B:1070:LEU:HD23	2.30	0.47
2:B:1162:SER:O	2:B:1164:LYS:HG3	2.14	0.47
2:B:263:ARG:HB3	2:B:322:LYS:CE	2.44	0.47
2:B:440:THR:CG2	2:B:441:ASN:H	2.25	0.47
2:B:488:ILE:CG2	2:B:490:ARG:H	2.28	0.47
3:C:137:ASP:HB3	10:J:16:ASP:HB2	1.95	0.47
3:C:168:HIS:C	3:C:170:LYS:N	2.68	0.47
5:E:54:ARG:O	5:E:55:THR:OG1	2.30	0.47
6:F:71:THR:CG2	6:F:126:ARG:HH11	2.27	0.47
7:G:89:ASP:OD1	7:G:145:ARG:HG2	2.15	0.47
7:G:97:LYS:CE	7:G:124:PRO:HG3	2.44	0.47
9:I:99:LEU:C	9:I:99:LEU:CD2	2.82	0.47
1:M:1342:LEU:HD23	1:M:1347:ILE:HA	1.96	0.47
1:M:372:VAL:HG21	1:M:466:ILE:CG2	2.43	0.47
1:M:640:TRP:N	1:M:641:LYS:O	2.35	0.47
1:M:90:LYS:HD3	1:M:282:VAL:CG1	2.44	0.47
2:N:1056:ARG:HD3	2:N:1056:ARG:N	2.30	0.47
2:N:281:ARG:CG	9:U:6:TYR:CD1	2.97	0.47

*Continued on next page...*

*Continued from previous page...*

Atom-1	Atom-2	Interatomic distance (Å)	Clash overlap (Å)
2:N:657:ILE:C	2:N:657:ILE:CD1	2.82	0.47
1:M:822:HIS:CD2	2:N:753:SER:CB	2.97	0.47
2:N:755:ARG:N	2:N:755:ARG:HD2	2.29	0.47
2:N:890:PRO:HA	2:N:891:GLY:HA2	1.54	0.47
2:N:930:LEU:HD23	2:N:930:LEU:C	2.35	0.47
2:N:951:LYS:NZ	12:X:36:LYS:H	2.13	0.47
3:O:135:LEU:HD22	3:O:141:ARG:C	2.34	0.47
3:O:4:GLU:N	3:O:5:THR:CA	2.74	0.47
3:O:65:ARG:HG2	3:O:65:ARG:HH11	1.80	0.47
4:P:126:GLU:O	4:P:130:LEU:HG	2.15	0.47
4:P:131:ARG:O	4:P:134:GLN:HB2	2.13	0.47
7:S:97:LYS:CE	7:S:124:PRO:HG3	2.44	0.47
7:S:145:ARG:O	7:S:146:LEU:HD12	2.15	0.47
8:T:83:VAL:CG2	8:T:93:VAL:HG22	2.43	0.47
9:U:70:ARG:HG3	9:U:84:VAL:CG2	2.44	0.47
2:N:981:MET:HE3	11:W:66:LEU:HD21	1.97	0.47
11:W:76:THR:HG23	11:W:76:THR:O	2.14	0.47
1:A:855:MET:CG	1:A:1065:GLU:H	2.26	0.47
1:A:106:GLU:CG	1:A:144:CYS:HB3	2.44	0.47
1:A:1194:TRP:CZ2	1:A:1262:GLU:CG	2.96	0.47
1:A:1201:ASP:O	1:A:1205:MET:HG2	2.15	0.47
1:A:625:LYS:O	1:A:625:LYS:HG2	2.13	0.47
1:A:63:ILE:HG12	1:A:63:ILE:O	2.14	0.47
2:B:1067:GLY:N	3:C:30:ASN:ND2	2.62	0.47
2:B:12:LEU:HD22	2:B:13:THR:N	2.29	0.47
2:B:105:ARG:HG2	2:B:189:ILE:HD12	1.96	0.47
2:B:844:PHE:CD1	2:B:844:PHE:O	2.68	0.47
3:C:159:ILE:HG13	3:C:159:ILE:O	2.14	0.47
4:D:29:GLU:OE2	4:D:33:LEU:CD1	2.62	0.47
4:D:51:MET:HE3	4:D:55:MET:HE2	0.65	0.47
1:M:1071:ALA:HB1	1:M:1373:HIS:CG	2.50	0.47
1:M:846:ARG:HD2	1:M:1391:THR:C	2.35	0.47
1:M:23:ILE:O	1:M:24:LEU:C	2.52	0.47
1:M:772:GLY:HA3	1:M:806:ILE:H	1.80	0.47
1:M:959:LEU:HD23	1:M:1024:LEU:HD12	1.95	0.47
2:N:212:LYS:HZ1	2:N:381:PRO:CG	2.28	0.47
2:N:427:GLU:O	2:N:428:PHE:CG	2.67	0.47
2:N:533:VAL:O	2:N:616:ALA:HB2	2.13	0.47
2:N:569:ASN:OD1	2:N:614:THR:HG22	2.14	0.47
2:N:576:HIS:CE1	2:N:582:LEU:HB2	2.49	0.47
2:N:747:PHE:HD1	2:N:747:PHE:N	2.13	0.47

*Continued on next page...*

*Continued from previous page...*

Atom-1	Atom-2	Interatomic distance (Å)	Clash overlap (Å)
4:P:99:GLU:HA	4:P:124:LEU:CD1	2.45	0.47
5:Q:136:ILE:HD12	5:Q:136:ILE:O	2.14	0.47
7:S:89:ASP:OD1	7:S:145:ARG:HG2	2.15	0.47
8:T:119:VAL:O	8:T:120:TYR:HB2	2.14	0.47
9:U:12:ASN:CG	9:U:13:MET:N	2.67	0.47
10:V:7:CYS:HB2	10:V:45:CYS:CB	2.39	0.47
1:A:388:PRO:HA	1:A:391:ILE:HD13	1.96	0.47
1:A:762:ILE:CG1	1:A:762:ILE:O	2.59	0.47
1:A:781:ILE:HD12	1:A:782:PRO:CD	2.45	0.47
1:A:1066:MET:HG2	2:B:1128:ILE:HG22	1.96	0.47
2:B:1208:ASN:C	2:B:1210:LYS:N	2.67	0.47
2:B:215:ALA:CA	2:B:217:SER:CB	2.76	0.47
2:B:216:PRO:N	2:B:217:SER:HA	2.30	0.47
2:B:262:ILE:HA	2:B:263:ARG:HA	1.61	0.47
2:B:268:ILE:HD11	2:B:300:MET:HE1	1.96	0.47
2:B:463:VAL:HG12	2:B:464:GLY:O	2.15	0.47
5:E:103:ILE:HD12	5:E:103:ILE:O	2.13	0.47
5:E:198:GLU:N	5:E:199:THR:CA	2.78	0.47
7:G:130:ASN:ND2	7:G:139:GLU:OE2	2.40	0.47
9:I:12:ASN:CG	9:I:13:MET:N	2.67	0.47
1:M:1103:ARG:HD3	1:M:1107:ILE:HD11	1.97	0.47
1:M:1110:VAL:O	1:M:1110:VAL:CG1	2.50	0.47
1:M:1299:ILE:HG22	1:M:1301:ASP:H	1.78	0.47
1:M:126:ASP:O	1:M:130:TYR:CE2	2.67	0.47
1:M:1317:ILE:HA	1:M:1318:ASN:HA	1.74	0.47
1:M:213:VAL:HG13	1:M:217:PHE:CZ	2.50	0.47
1:M:237:PRO:HA	1:M:240:MET:CE	2.44	0.47
1:M:431:PRO:O	1:M:432:LEU:CG	2.63	0.47
1:M:484:TYR:O	1:M:486:ALA:N	2.48	0.47
1:M:683:LYS:O	1:M:686:THR:HG22	2.15	0.47
1:M:254:PRO:CG	2:N:1103:LEU:HD21	2.44	0.47
2:N:1150:ILE:CG2	2:N:1151:VAL:N	2.78	0.47
2:N:498:ARG:O	2:N:499:GLN:C	2.53	0.47
2:N:54:SER:HB2	2:N:79:PHE:H	1.78	0.47
2:N:941:VAL:HG12	2:N:955:VAL:HA	1.96	0.47
3:O:168:HIS:C	3:O:170:LYS:N	2.68	0.47
3:O:84:LEU:CD2	3:O:84:LEU:H	2.27	0.47
4:P:29:GLU:OE2	4:P:33:LEU:CD1	2.62	0.47
4:P:96:LEU:O	4:P:97:CYS:CB	2.62	0.47
5:Q:170:LEU:CD2	5:Q:171:PRO:HD2	2.45	0.47
6:R:71:THR:CG2	6:R:126:ARG:HH11	2.27	0.47

*Continued on next page...*

*Continued from previous page...*

Atom-1	Atom-2	Interatomic distance (Å)	Clash overlap (Å)
9:U:57:THR:HA	9:U:58:VAL:HB	1.96	0.47
9:U:79:HIS:CD2	9:U:80:GLN:NE2	2.82	0.47
10:V:49:ILE:CD1	10:V:50:LEU:N	2.76	0.47
1:A:1071:ALA:HB1	1:A:1373:HIS:CG	2.50	0.47
1:A:107:CYS:HA	1:A:116:LYS:HD2	1.97	0.47
1:A:104:ILE:CG2	1:A:107:CYS:HB2	2.44	0.47
1:A:1317:ILE:HA	1:A:1318:ASN:HA	1.74	0.47
1:A:1411:THR:HB	1:A:1412:VAL:H	1.52	0.47
1:A:148:MET:C	1:A:149:VAL:CG2	2.82	0.47
1:A:237:PRO:HA	1:A:240:MET:CE	2.44	0.47
1:A:242:ILE:HG21	1:A:245:LEU:CD1	2.41	0.47
1:A:266:ASP:O	1:A:269:THR:OG1	2.30	0.47
2:B:255:ILE:HG23	2:B:303:CYS:SG	2.55	0.47
2:B:471:ARG:NH1	2:B:771:LEU:HD11	2.29	0.47
2:B:938:VAL:HG12	2:B:938:VAL:O	2.15	0.47
3:C:242:ASN:N	3:C:242:ASN:OD1	2.46	0.47
5:E:195:ARG:C	5:E:197:SER:N	2.66	0.47
7:G:14:LEU:CD2	7:G:27:LEU:CD2	2.92	0.47
12:L:31:ASN:ND2	12:L:41:CYS:HA	2.30	0.47
1:M:1247:ARG:O	1:M:1248:ASP:O	2.33	0.47
1:M:30:ARG:HG3	1:M:244:VAL:CG2	2.36	0.47
1:M:388:PRO:CG	6:R:94:ASN:CG	2.82	0.47
1:M:625:LYS:HG2	1:M:625:LYS:O	2.13	0.47
1:M:682:MET:HA	1:M:685:VAL:HG23	1.96	0.47
1:M:855:MET:HG2	1:M:856:VAL:N	2.30	0.47
1:M:873:ALA:HA	1:M:1003:PHE:HZ	1.79	0.47
2:N:438:ILE:HD13	2:N:438:ILE:H	1.79	0.47
2:N:485:ASN:HB3	2:N:486:THR:H	1.47	0.47
2:N:686:MET:C	2:N:728:THR:HG22	2.35	0.47
7:S:14:LEU:HD11	7:S:30:LYS:HD2	1.96	0.47
9:U:15:TYR:HE2	9:U:30:ARG:HB2	1.75	0.47
9:U:64:THR:C	9:U:66:PRO:HD3	2.33	0.47
10:V:45:CYS:O	10:V:48:MET:CB	2.56	0.47
11:W:81:SER:HB2	11:W:84:GLN:HB2	1.97	0.47
1:A:104:ILE:HG23	1:A:107:CYS:CB	2.44	0.47
1:A:1119:LEU:HD13	1:A:1319:LEU:HD21	1.96	0.47
1:A:15:ARG:NH1	1:A:1438:GLN:HE21	2.05	0.47
1:A:431:PRO:O	1:A:432:LEU:CG	2.63	0.47
1:A:484:TYR:O	1:A:486:ALA:N	2.48	0.47
1:A:589:PRO:HB2	1:A:592:ILE:HD12	1.96	0.47
1:A:558:TRP:CD1	1:A:657:ARG:HD3	2.50	0.47

*Continued on next page...*

*Continued from previous page...*

Atom-1	Atom-2	Interatomic distance (Å)	Clash overlap (Å)
1:A:792:HIS:HB2	1:A:817:GLN:NE2	2.30	0.47
1:A:90:LYS:HB3	1:A:90:LYS:HE2	1.61	0.47
2:B:87:PRO:CA	2:B:113:SER:HB3	2.45	0.47
2:B:264:SER:H	2:B:322:LYS:CE	2.27	0.47
2:B:405:MET:O	2:B:406:LEU:HD23	2.15	0.47
2:B:651:ASP:OD2	2:B:662:ARG:CB	2.63	0.47
2:B:712:PRO:O	2:B:713:ALA:O	2.32	0.47
3:C:6:HIS:HA	3:C:22:THR:HB	1.97	0.47
7:G:155:ALA:C	7:G:157:GLU:N	2.68	0.47
9:I:62:ALA:HB3	9:I:102:VAL:HG21	1.96	0.47
9:I:76:PRO:HG2	9:I:110:PHE:HB2	1.95	0.47
12:L:59:GLN:OE1	12:L:59:GLN:HA	2.14	0.47
1:M:1070:LEU:HD12	1:M:1071:ALA:CA	2.44	0.47
1:M:1275:GLU:O	1:M:1277:ILE:HG23	2.15	0.47
1:M:1119:LEU:HD13	1:M:1319:LEU:HD21	1.96	0.47
1:M:1359:ARG:HH22	1:M:1371:TYR:HD1	1.61	0.47
1:M:1501:ASP:O	1:M:1502:ALA:C	2.54	0.47
1:M:254:PRO:HG2	1:M:266:ASP:OD1	2.12	0.47
1:M:266:ASP:O	1:M:269:THR:OG1	2.30	0.47
1:M:761:PHE:O	1:M:764:ILE:HG13	2.15	0.47
1:M:850:ALA:HB1	1:M:1395:ILE:CG2	2.43	0.47
2:N:1070:LEU:N	2:N:1070:LEU:HD23	2.29	0.47
2:N:317:LEU:HB2	2:N:335:LEU:CD2	2.45	0.47
2:N:759:GLN:HG3	2:N:972:ARG:CA	2.45	0.47
2:N:943:VAL:CG2	2:N:953:VAL:HG13	2.36	0.47
3:O:159:ILE:HG13	3:O:159:ILE:O	2.14	0.47
4:P:51:MET:HE3	4:P:55:MET:HE2	0.66	0.47
5:Q:195:ARG:C	5:Q:197:SER:N	2.67	0.47
1:A:1070:LEU:HD12	1:A:1071:ALA:CA	2.44	0.47
1:A:1404:MET:SD	1:A:1429:GLY:CA	2.95	0.47
1:A:268:LEU:HD22	1:A:329:LYS:HB2	1.97	0.47
1:A:312:ASN:OD1	1:A:328:LEU:O	2.32	0.47
1:A:948:PHE:O	1:A:949:ILE:HG12	2.15	0.47
2:B:215:ALA:O	2:B:217:SER:OG	2.30	0.47
2:B:288:CYS:HB3	2:B:297:LEU:CD2	2.32	0.47
2:B:438:ILE:HD13	2:B:438:ILE:H	1.79	0.47
2:B:455:GLN:O	2:B:455:GLN:HG3	2.14	0.47
2:B:504:HIS:O	2:B:508:VAL:HG23	2.14	0.47
3:C:109:CYS:SG	3:C:149:ARG:O	2.66	0.47
3:C:33:ARG:O	3:C:37:LEU:HG	2.14	0.47
3:C:84:LEU:HD23	3:C:84:LEU:C	2.17	0.47

*Continued on next page...*

*Continued from previous page...*

Atom-1	Atom-2	Interatomic distance (Å)	Clash overlap (Å)
5:E:170:LEU:CD2	5:E:171:PRO:HD2	2.45	0.47
5:E:198:GLU:H	5:E:199:THR:HA	1.80	0.47
6:F:113:LYS:HD3	6:F:113:LYS:HA	1.77	0.47
7:G:145:ARG:O	7:G:146:LEU:HD12	2.15	0.47
1:A:553:MET:HE1	11:K:58:ALA:HB3	1.97	0.47
1:M:1101:VAL:C	1:M:1103:ARG:N	2.69	0.47
1:M:1124:MET:HB2	1:M:1126:TRP:C	2.36	0.47
1:M:1271:GLY:O	1:M:1275:GLU:HB2	2.15	0.47
1:M:1276:SER:C	1:M:1277:ILE:HG12	2.25	0.47
1:M:1434:ILE:C	2:N:1141:PHE:CE2	2.88	0.47
1:M:174:GLY:O	1:M:175:CYS:CB	2.50	0.47
1:M:382:TYR:CZ	1:M:446:ASP:OD1	2.67	0.47
1:M:521:GLN:OE1	1:M:1077:GLU:OE1	2.32	0.47
1:M:357:THR:OG1	2:N:1092:ILE:HG22	2.14	0.47
2:N:222:VAL:HG12	2:N:223:ALA:H	1.80	0.47
2:N:247:ASN:C	2:N:249:GLU:N	2.67	0.47
2:N:273:ARG:HH11	2:N:310:ILE:CD1	2.26	0.47
2:N:225:ILE:CD1	2:N:367:MET:SD	3.03	0.47
2:N:879:TYR:HD2	2:N:879:TYR:N	2.13	0.47
2:N:907:ILE:HG12	2:N:924:ARG:HE	1.80	0.47
3:O:109:CYS:SG	3:O:149:ARG:O	2.66	0.47
5:Q:132:GLU:O	5:Q:133:SER:C	2.52	0.47
7:S:14:LEU:CD2	7:S:27:LEU:CD2	2.92	0.47
7:S:51:ASP:OD1	7:S:55:ILE:CD1	2.63	0.47
7:S:54:THR:CB	7:S:76:ARG:HD2	2.46	0.47
8:T:108:HIS:O	8:T:109:ARG:HB3	2.15	0.47
1:M:573:LYS:NZ	8:T:74:TYR:CZ	2.83	0.47
1:A:1359:ARG:HH22	1:A:1371:TYR:HD1	1.61	0.46
1:A:208:LEU:O	1:A:209:SER:CB	2.63	0.46
1:A:775:ILE:CD1	1:A:776:VAL:N	2.65	0.46
1:A:92:VAL:HG23	1:A:242:ILE:HB	1.97	0.46
1:A:959:LEU:HD23	1:A:1024:LEU:HD12	1.95	0.46
2:B:877:GLY:HA3	2:B:878:THR:HA	1.51	0.46
2:B:879:TYR:N	2:B:879:TYR:HD2	2.13	0.46
4:D:131:ARG:O	4:D:134:GLN:HB2	2.13	0.46
4:D:99:GLU:HA	4:D:124:LEU:CD1	2.45	0.46
4:D:9:ASP:OD1	4:D:9:ASP:N	2.47	0.46
5:E:136:ILE:O	5:E:136:ILE:HD12	2.14	0.46
6:F:123:LEU:CD2	6:F:137:SER:CA	2.68	0.46
7:G:51:ASP:OD1	7:G:55:ILE:CD1	2.63	0.46
8:H:108:HIS:O	8:H:109:ARG:HB3	2.15	0.46

*Continued on next page...*

*Continued from previous page...*

Atom-1	Atom-2	Interatomic distance (Å)	Clash overlap (Å)
10:J:18:TRP:C	10:J:20:THR:N	2.68	0.46
1:M:268:LEU:HD22	1:M:329:LYS:HB2	1.97	0.46
1:M:338:LYS:HG3	1:M:343:ARG:HE	1.74	0.46
1:M:781:ILE:HD12	1:M:782:PRO:CD	2.45	0.46
2:N:233:SER:O	2:N:234:ARG:C	2.54	0.46
2:N:255:ILE:HG23	2:N:303:CYS:SG	2.55	0.46
2:N:660:GLU:C	2:N:661:GLN:HG2	2.34	0.46
2:N:651:ASP:OD2	2:N:662:ARG:CB	2.63	0.46
1:M:811:LEU:C	2:N:750:HIS:NE2	2.69	0.46
3:O:216:GLU:OE1	3:O:216:GLU:HA	2.15	0.46
6:R:61:GLY:O	6:R:62:LYS:HG3	2.13	0.46
7:S:155:ALA:C	7:S:157:GLU:N	2.67	0.46
7:S:19:PHE:O	7:S:20:GLY:C	2.54	0.46
8:T:63:LEU:HD22	8:T:64:ASN:N	2.29	0.46
1:M:573:LYS:CE	8:T:74:TYR:CE1	2.98	0.46
8:T:83:VAL:HG12	8:T:83:VAL:O	2.14	0.46
1:A:1135:LYS:O	1:A:1139:THR:HG22	2.15	0.46
1:A:1254:GLU:O	1:A:1256:ASP:N	2.48	0.46
1:A:1459:TYR:HD1	1:A:1460:SER:H	1.61	0.46
1:A:154:LEU:N	1:A:173:GLY:O	2.48	0.46
1:A:358:VAL:HA	1:A:491:ASP:O	2.15	0.46
1:A:498:PRO:C	1:A:499:GLN:HE21	2.19	0.46
1:A:6:PHE:CE2	1:A:78:ASP:CG	2.89	0.46
1:A:946:CYS:HB2	1:A:949:ILE:HG12	1.97	0.46
2:B:1088:VAL:C	2:B:1090:ASP:H	2.19	0.46
2:B:317:LEU:HB2	2:B:335:LEU:CD2	2.45	0.46
2:B:733:HIS:HD2	2:B:735:ALA:HB3	1.81	0.46
5:E:101:THR:CG2	5:E:126:THR:H	2.19	0.46
5:E:67:SER:C	5:E:69:LYS:H	2.18	0.46
7:G:115:LEU:HD13	7:G:163:THR:CG2	2.37	0.46
7:G:90:ALA:O	7:G:143:ASN:CA	2.63	0.46
8:H:108:HIS:HD2	8:H:111:LEU:CD1	2.23	0.46
1:M:1288:VAL:CG1	1:M:1312:LEU:HB3	2.45	0.46
1:M:1323:MET:HA	1:M:1328:VAL:HG21	1.95	0.46
1:M:1390:ILE:HD11	1:M:1395:ILE:HG22	1.97	0.46
1:M:1442:MET:HE3	1:M:1442:MET:CA	2.33	0.46
1:M:242:ILE:CD1	1:M:245:LEU:HD13	2.44	0.46
1:M:518:VAL:HG12	1:M:518:VAL:O	2.14	0.46
1:M:6:PHE:CE2	1:M:78:ASP:CG	2.89	0.46
1:M:855:MET:HG3	1:M:1065:GLU:H	1.79	0.46
1:M:880:ASP:O	1:M:881:ALA:C	2.53	0.46

*Continued on next page...*

*Continued from previous page...*

Atom-1	Atom-2	Interatomic distance (Å)	Clash overlap (Å)
1:M:946:CYS:HB2	1:M:949:ILE:HG12	1.97	0.46
2:N:749:ASP:OD2	2:N:1036:PHE:CE2	2.68	0.46
1:M:83:PHE:CZ	2:N:1193:GLN:O	2.64	0.46
2:N:216:PRO:CG	2:N:217:SER:HA	2.45	0.46
2:N:215:ALA:O	2:N:217:SER:N	2.48	0.46
2:N:456:LYS:HA	2:N:456:LYS:HD3	1.46	0.46
2:N:480:HIS:C	2:N:482:ARG:H	2.19	0.46
2:N:747:PHE:CE1	2:N:1033:ALA:HA	2.50	0.46
2:N:789:GLN:HB3	10:V:51:THR:O	2.15	0.46
4:P:15:LEU:O	4:P:20:GLU:OE2	2.33	0.46
4:P:98:CYS:CA	4:P:99:GLU:CB	2.93	0.46
9:U:53:VAL:HG12	9:U:56:THR:CG2	2.45	0.46
10:V:2:ILE:N	10:V:56:ILE:HD11	2.12	0.46
11:W:29:ALA:CB	11:W:75:GLN:HA	2.45	0.46
1:A:1157:TYR:CD1	9:I:18:GLU:OE2	2.68	0.46
1:A:1142:GLU:C	1:A:1281:GLY:HA2	2.31	0.46
1:A:518:VAL:HG22	1:A:525:PRO:HA	1.97	0.46
1:A:879:LEU:HD13	1:A:960:PRO:CG	2.44	0.46
1:A:24:LEU:H	2:B:1200:ILE:HA	1.80	0.46
2:B:225:ILE:CD1	2:B:367:MET:SD	3.03	0.46
2:B:234:ARG:NH2	2:B:408:ARG:NH2	2.63	0.46
2:B:749:ASP:OD2	2:B:1036:PHE:CE2	2.68	0.46
2:B:741:LEU:HD13	2:B:764:LYS:HG2	1.97	0.46
2:B:966:GLY:O	2:B:1088:VAL:HG22	2.16	0.46
5:E:199:THR:N	5:E:200:SER:C	2.48	0.46
6:F:79:GLU:O	6:F:82:ARG:N	2.47	0.46
1:A:573:LYS:NZ	8:H:74:TYR:CZ	2.83	0.46
9:I:5:GLN:C	9:I:14:LEU:CD1	2.80	0.46
2:B:281:ARG:HD2	9:I:6:TYR:CG	2.49	0.46
10:J:4:PRO:HG2	10:J:48:MET:HE1	1.97	0.46
11:K:20:TYR:CZ	11:K:83:LYS:HB3	2.50	0.46
1:M:9:SER:O	1:M:10:SER:O	2.33	0.46
1:M:1492:VAL:HG13	1:M:1496:PHE:CE2	2.45	0.46
1:M:254:PRO:CG	1:M:266:ASP:OD1	2.63	0.46
1:M:272:LEU:HD21	1:M:309:TYR:CZ	2.50	0.46
1:M:322:GLN:CD	1:M:328:LEU:HD23	2.35	0.46
1:M:332:ARG:HH11	1:M:332:ARG:HG2	1.79	0.46
1:M:340:GLY:O	1:M:341:ARG:O	2.33	0.46
1:M:375:SER:H	11:W:2:ASN:HD21	1.62	0.46
1:M:558:TRP:CD1	1:M:657:ARG:HD3	2.50	0.46
2:N:227:SER:O	2:N:228:ALA:HB2	2.15	0.46

*Continued on next page...*

*Continued from previous page...*

Atom-1	Atom-2	Interatomic distance (Å)	Clash overlap (Å)
2:N:394:LEU:CD1	2:N:531:VAL:HG11	2.46	0.46
2:N:733:HIS:HD2	2:N:735:ALA:HB3	1.81	0.46
3:O:108:LYS:CA	3:O:153:GLU:HG2	2.46	0.46
3:O:40:ILE:HD12	3:O:173:PRO:HD2	1.98	0.46
3:O:6:HIS:HA	3:O:22:THR:HB	1.97	0.46
1:M:1492:VAL:HG13	4:P:75:TYR:OH	2.15	0.46
7:S:138:ILE:HG13	7:S:171:VAL:CG2	2.45	0.46
8:T:107:SER:O	8:T:108:HIS:C	2.54	0.46
8:T:110:LYS:HD2	8:T:113:ARG:NH2	2.29	0.46
9:U:29:CYS:SG	9:U:30:ARG:N	2.88	0.46
1:M:375:SER:H	11:W:2:ASN:ND2	2.14	0.46
12:X:31:ASN:ND2	12:X:41:CYS:HA	2.30	0.46
1:A:1075:ILE:C	1:A:1078:PRO:CG	2.83	0.46
1:A:214:HIS:HB2	1:A:241:ILE:CD1	2.35	0.46
1:A:272:LEU:HD21	1:A:309:TYR:CZ	2.50	0.46
1:A:380:LEU:O	1:A:381:THR:CB	2.61	0.46
1:A:404:GLU:O	1:A:406:PRO:N	2.48	0.46
1:A:573:LYS:CE	8:H:74:TYR:CE1	2.99	0.46
1:A:970:ALA:C	1:A:972:GLN:H	2.19	0.46
2:B:1048:LEU:C	2:B:1050:SER:N	2.69	0.46
2:B:1085:LYS:HB2	2:B:1085:LYS:NZ	2.31	0.46
2:B:1145:ASP:O	2:B:1146:ALA:C	2.52	0.46
2:B:287:ILE:HG12	2:B:368:ILE:CG1	2.44	0.46
2:B:325:SER:O	2:B:326:THR:HG23	2.15	0.46
2:B:562:ASN:C	2:B:562:ASN:OD1	2.54	0.46
2:B:685:VAL:CG1	2:B:729:HIS:CE1	2.99	0.46
3:C:107:ALA:O	3:C:153:GLU:HA	2.16	0.46
4:D:99:GLU:CG	4:D:124:LEU:CD1	2.90	0.46
5:E:69:LYS:HA	5:E:70:GLY:HA2	1.75	0.46
1:M:1075:ILE:C	1:M:1078:PRO:CG	2.83	0.46
1:M:1450:TYR:C	1:M:1451:LEU:CG	2.83	0.46
1:M:146:THR:O	1:M:148:MET:CE	2.64	0.46
1:M:55:LEU:CD1	1:M:55:LEU:C	2.80	0.46
1:M:62:THR:HG1	1:M:69:CYS:HB3	1.81	0.46
1:M:869:ILE:CD1	1:M:872:PHE:CE2	2.91	0.46
2:N:1088:VAL:C	2:N:1090:ASP:H	2.19	0.46
2:N:115:LEU:HD21	2:N:155:ILE:HD12	1.97	0.46
2:N:1208:ASN:O	2:N:1210:LYS:N	2.49	0.46
2:N:215:ALA:C	2:N:217:SER:CA	2.83	0.46
2:N:311:GLN:O	2:N:311:GLN:CG	2.64	0.46
2:N:223:ALA:HB2	2:N:371:MET:SD	2.56	0.46

*Continued on next page...*

*Continued from previous page...*

Atom-1	Atom-2	Interatomic distance (Å)	Clash overlap (Å)
2:N:733:HIS:HD2	2:N:735:ALA:H	1.64	0.46
2:N:831:ASN:HD21	2:N:833:ALA:CB	2.28	0.46
2:N:919:GLN:HA	2:N:920:LEU:HA	1.59	0.46
4:P:15:LEU:O	4:P:16:GLY:C	2.52	0.46
5:Q:120:THR:HG23	5:Q:121:VAL:N	2.30	0.46
9:U:7:CYS:CB	9:U:34:TYR:CD2	2.96	0.46
12:X:59:GLN:HA	12:X:59:GLN:OE1	2.14	0.46
1:A:1160:ASP:C	1:A:1162:GLN:H	2.18	0.46
1:A:1163:ASP:O	1:A:1164:THR:HG22	2.15	0.46
1:A:431:PRO:O	1:A:432:LEU:HG	2.16	0.46
1:A:55:LEU:CD1	1:A:55:LEU:C	2.81	0.46
1:A:651:PHE:O	1:A:655:ILE:HG13	2.16	0.46
1:A:758:LYS:HA	1:A:758:LYS:HE3	1.97	0.46
1:A:7:SER:N	1:A:8:PRO:CD	2.79	0.46
1:A:855:MET:HG2	1:A:856:VAL:N	2.30	0.46
2:B:1001:ILE:HD12	2:B:1001:ILE:C	2.36	0.46
2:B:747:PHE:CE1	2:B:1033:ALA:HA	2.50	0.46
2:B:1095:ARG:HH11	2:B:1098:GLY:H	1.62	0.46
2:B:227:SER:O	2:B:228:ALA:HB2	2.15	0.46
2:B:296:MET:CE	2:B:372:LEU:O	2.64	0.46
2:B:890:PRO:HA	2:B:891:GLY:HA2	1.54	0.46
2:B:759:GLN:CG	2:B:972:ARG:HA	2.44	0.46
5:E:101:THR:CG2	5:E:126:THR:HG23	2.35	0.46
7:G:80:TRP:CZ3	7:G:107:LEU:CD2	2.98	0.46
9:I:29:CYS:SG	9:I:30:ARG:N	2.88	0.46
1:A:1152:ALA:HB1	9:I:47:GLU:H	1.80	0.46
9:I:53:VAL:HG12	9:I:56:THR:CG2	2.45	0.46
11:K:60:TYR:O	11:K:61:LYS:HB2	2.16	0.46
1:M:1254:GLU:O	1:M:1256:ASP:N	2.48	0.46
1:M:312:ASN:OD1	1:M:328:LEU:O	2.32	0.46
1:M:516:GLN:HE22	2:N:1130:HIS:HD2	1.60	0.46
1:M:518:VAL:HG22	1:M:525:PRO:HA	1.97	0.46
1:M:63:ILE:O	1:M:63:ILE:HG12	2.14	0.46
1:M:970:ALA:C	1:M:972:GLN:H	2.19	0.46
2:N:1162:SER:O	2:N:1164:LYS:HG3	2.14	0.46
2:N:593:LEU:HD12	2:N:670:SER:HB2	1.98	0.46
2:N:281:ARG:HD2	9:U:6:TYR:CG	2.50	0.46
9:U:86:TYR:CD1	9:U:87:GLN:O	2.68	0.46
1:A:855:MET:HG3	1:A:1065:GLU:H	1.79	0.46
1:A:1065:GLU:O	1:A:1066:MET:CB	2.56	0.46
1:A:110:TRP:HZ2	1:A:180:PRO:CG	2.29	0.46

*Continued on next page...*

*Continued from previous page...*

Atom-1	Atom-2	Interatomic distance (Å)	Clash overlap (Å)
1:A:1444:THR:HG22	2:B:1133:SER:N	2.21	0.46
1:A:1464:ALA:O	1:A:1465:VAL:CB	2.61	0.46
1:A:1476:SER:O	1:A:1478:LEU:O	2.32	0.46
1:A:682:MET:HA	1:A:685:VAL:HG23	1.96	0.46
1:A:785:PHE:CE2	1:A:791:PRO:HG3	2.51	0.46
1:A:728:LEU:CD2	1:A:805:PHE:CE1	2.94	0.46
1:A:822:HIS:CD2	2:B:753:SER:CB	2.99	0.46
1:A:884:VAL:HG13	1:A:959:LEU:O	2.15	0.46
2:B:326:THR:OG1	2:B:326:THR:O	2.30	0.46
2:B:480:HIS:C	2:B:482:ARG:H	2.19	0.46
2:B:547:TRP:HA	2:B:548:GLY:HA3	1.77	0.46
2:B:747:PHE:HD1	2:B:747:PHE:N	2.13	0.46
2:B:907:ILE:HG12	2:B:924:ARG:HE	1.80	0.46
3:C:216:GLU:HA	3:C:216:GLU:OE1	2.16	0.46
4:D:84:ARG:HH21	4:D:87:LYS:HE3	1.79	0.46
9:I:25:LEU:CD1	9:I:38:ALA:CB	2.93	0.46
1:A:1152:ALA:HB1	9:I:46:HIS:HB3	1.98	0.46
1:M:1062:SER:CB	1:M:1063:PRO:CA	2.93	0.46
1:M:1131:MET:HG3	1:M:1132:ASP:N	2.31	0.46
1:M:1137:VAL:HA	1:M:1140:GLN:HB2	1.97	0.46
1:M:1195:LEU:CD2	1:M:1242:ARG:NE	2.64	0.46
1:M:95:ILE:CB	1:M:314:ILE:HD13	2.44	0.46
1:M:594:LEU:O	1:M:612:LEU:HD12	2.15	0.46
1:M:732:ARG:CG	1:M:733:ASP:N	2.79	0.46
1:M:884:VAL:HG13	1:M:959:LEU:O	2.15	0.46
1:M:24:LEU:N	2:N:1199:ASN:O	2.49	0.46
2:N:928:THR:HA	2:N:929:PRO:HD3	1.76	0.46
4:P:9:ASP:N	4:P:9:ASP:OD1	2.48	0.46
6:R:99:VAL:CG1	6:R:100:ASP:N	2.78	0.46
7:S:88:VAL:HG12	7:S:89:ASP:N	2.30	0.46
1:A:266:ASP:CB	1:A:267:ASP:CB	2.54	0.46
1:A:388:PRO:CA	1:A:434:TYR:HE2	2.29	0.46
1:A:382:TYR:CZ	1:A:446:ASP:OD1	2.68	0.46
1:A:548:THR:CG2	1:A:550:ASN:HB2	2.46	0.46
1:A:591:GLY:O	1:A:969:ASN:OD1	2.34	0.46
1:A:605:ASN:N	1:A:606:PRO:CA	2.77	0.46
1:A:809:SER:O	1:A:813:GLY:HA3	2.16	0.46
1:A:855:MET:HE2	1:A:855:MET:HB2	1.76	0.46
1:A:1444:THR:CG2	2:B:1133:SER:OG	2.64	0.46
2:B:222:VAL:HG12	2:B:223:ALA:H	1.80	0.46
2:B:601:ILE:C	2:B:601:ILE:HD12	2.36	0.46

*Continued on next page...*

*Continued from previous page...*

Atom-1	Atom-2	Interatomic distance (Å)	Clash overlap (Å)
2:B:831:ASN:HD21	2:B:833:ALA:N	2.14	0.46
3:C:105:LEU:HD13	3:C:156:LEU:HD12	1.97	0.46
4:D:15:LEU:O	4:D:20:GLU:OE2	2.33	0.46
4:D:97:CYS:CB	4:D:131:ARG:HH22	2.28	0.46
4:D:98:CYS:CA	4:D:99:GLU:CB	2.93	0.46
5:E:160:LEU:HD23	5:E:160:LEU:N	2.31	0.46
8:H:7:LEU:HD21	8:H:110:LYS:HZ3	1.81	0.46
1:M:1066:MET:HE1	1:M:1442:MET:HA	1.98	0.46
1:M:1260:ILE:HA	1:M:1261:GLU:HB3	1.98	0.46
1:M:1082:MET:CG	1:M:1362:ILE:HA	2.41	0.46
1:M:181:THR:O	1:M:191:GLY:CA	2.64	0.46
1:M:195:ARG:H	1:M:196:GLY:HA3	1.81	0.46
1:M:236:ARG:CA	1:M:239:TRP:HE3	2.24	0.46
1:M:348:GLY:O	2:N:1118:ARG:NH1	2.48	0.46
1:M:51:ARG:NH1	1:M:57:ASP:OD1	2.32	0.46
1:M:602:SER:OG	1:M:606:PRO:HG3	2.16	0.46
1:M:781:ILE:CG2	1:M:803:ARG:HA	2.34	0.46
1:M:874:TYR:HB2	1:M:878:GLY:CA	2.43	0.46
1:M:763:ASN:ND2	2:N:1008:SER:HA	2.31	0.46
2:N:155:ILE:HA	2:N:156:PRO:HD3	1.79	0.46
2:N:874:MET:HG3	2:N:879:TYR:OH	2.16	0.46
2:N:938:VAL:HG12	2:N:938:VAL:O	2.15	0.46
3:O:105:LEU:HD13	3:O:156:LEU:HD12	1.97	0.46
3:O:87:THR:HG21	3:O:161:LYS:CG	2.46	0.46
3:O:251:ILE:HD12	3:O:251:ILE:C	2.36	0.46
4:P:57:LYS:HB3	4:P:61:TYR:HE2	1.81	0.46
7:S:150:GLY:O	7:S:160:ALA:CA	2.64	0.46
7:S:3:PHE:CD1	7:S:80:TRP:CD1	2.99	0.46
10:V:48:MET:CE	10:V:48:MET:HA	2.44	0.46
10:V:51:THR:O	10:V:51:THR:HG23	2.16	0.46
11:W:60:TYR:O	11:W:61:LYS:HB2	2.16	0.46
1:A:1101:VAL:C	1:A:1103:ARG:N	2.69	0.46
1:A:1194:TRP:HZ2	1:A:1262:GLU:HG3	1.75	0.46
1:A:10:SER:O	1:A:12:PRO:N	2.49	0.46
1:A:116:LYS:HB2	1:A:147:LYS:HD2	1.97	0.46
1:A:747:ASN:C	1:A:748:ASN:O	2.54	0.46
1:A:816:PRO:HD3	2:B:1036:PHE:HD2	1.79	0.46
1:A:907:LEU:H	1:A:907:LEU:HD23	1.79	0.46
2:B:1138:GLU:HG2	2:B:1143:CYS:HG	1.81	0.46
2:B:32:ARG:CA	2:B:35:LEU:HD12	2.46	0.46
2:B:688:ALA:CB	2:B:694:LEU:HD21	2.46	0.46

*Continued on next page...*

*Continued from previous page...*

Atom-1	Atom-2	Interatomic distance (Å)	Clash overlap (Å)
3:C:218:GLU:HB3	3:C:219:PRO:C	2.36	0.46
3:C:40:ILE:HD12	3:C:173:PRO:HD2	1.98	0.46
3:C:87:THR:HG21	3:C:161:LYS:CG	2.46	0.46
4:D:57:LYS:HB3	4:D:61:TYR:CE2	2.51	0.46
4:D:99:GLU:HG2	4:D:124:LEU:CG	2.46	0.46
11:K:29:ALA:CB	11:K:75:GLN:HA	2.45	0.46
1:M:1104:LEU:CD1	1:M:1108:LEU:CD1	2.88	0.46
1:M:11:VAL:HG23	1:M:11:VAL:O	2.16	0.46
1:M:199:GLU:C	1:M:200:SER:OG	2.54	0.46
1:M:459:MET:HE1	1:M:519:SER:CB	2.45	0.46
1:M:358:VAL:HA	1:M:491:ASP:O	2.15	0.46
1:M:7:SER:N	1:M:8:PRO:CD	2.79	0.46
1:M:806:ILE:HG22	1:M:808:ASN:O	2.16	0.46
1:M:90:LYS:HB3	1:M:90:LYS:HE2	1.60	0.46
1:M:98:LEU:HD23	1:M:101:ILE:HG21	1.98	0.46
2:N:1045:SER:O	2:N:1048:LEU:HB2	2.15	0.46
3:O:164:ILE:O	3:O:165:ALA:C	2.54	0.46
5:Q:128:GLU:HB3	5:Q:129:THR:HB	1.97	0.46
9:U:20:LYS:CE	9:U:21:VAL:HG23	2.44	0.46
11:W:25:LYS:HA	11:W:26:SER:HA	1.61	0.46
1:A:1264:VAL:O	1:A:1266:LEU:N	2.49	0.46
1:A:179:GLN:HB2	1:A:180:PRO:HD3	1.97	0.46
1:A:676:ILE:O	1:A:676:ILE:HG13	2.16	0.46
1:A:87:GLU:O	1:A:88:LEU:HG	2.15	0.46
1:A:880:ASP:O	1:A:881:ALA:C	2.53	0.46
1:A:5:GLN:O	1:A:8:PRO:HG3	2.16	0.46
2:B:115:LEU:HD21	2:B:155:ILE:HD12	1.97	0.46
2:B:556:ASN:H	2:B:557:PRO:CD	2.29	0.46
2:B:686:MET:C	2:B:728:THR:HG22	2.35	0.46
2:B:699:GLN:HB3	2:B:704:TYR:CB	2.46	0.46
5:E:128:GLU:HB3	5:E:129:THR:HB	1.97	0.46
8:H:107:SER:O	8:H:108:HIS:C	2.54	0.46
1:M:131:ARG:O	1:M:136:ARG:NE	2.49	0.46
1:M:498:PRO:C	1:M:499:GLN:HE21	2.19	0.46
1:M:512:MET:C	1:M:514:PRO:N	2.68	0.46
2:N:1048:LEU:C	2:N:1050:SER:N	2.69	0.46
2:N:250:ASN:OD1	2:N:251:SER:HB3	2.16	0.46
2:N:669:VAL:HG22	2:N:674:ILE:CD1	2.29	0.46
2:N:685:VAL:CG1	2:N:729:HIS:CE1	2.99	0.46
4:P:57:LYS:HB3	4:P:61:TYR:CE2	2.51	0.46
1:A:1062:SER:CB	1:A:1063:PRO:CA	2.93	0.46

*Continued on next page...*

*Continued from previous page...*

Atom-1	Atom-2	Interatomic distance (Å)	Clash overlap (Å)
1:A:115:LEU:CD1	1:A:115:LEU:N	2.76	0.46
1:A:1295:ILE:HG23	1:A:1295:ILE:O	2.15	0.46
1:A:1496:PHE:CD2	4:D:33:LEU:CD1	2.92	0.46
1:A:244:VAL:O	1:A:244:VAL:CG1	2.56	0.46
1:A:340:GLY:O	1:A:341:ARG:O	2.34	0.46
1:A:594:LEU:HD23	1:A:594:LEU:HA	1.75	0.46
1:A:59:ARG:H	1:A:60:LEU:HD23	1.79	0.46
1:A:69:CYS:O	1:A:70:GLN:C	2.55	0.46
1:A:761:PHE:O	1:A:764:ILE:HG13	2.15	0.46
1:A:775:ILE:O	1:A:775:ILE:CD1	2.63	0.46
1:A:836:LYS:CG	1:A:840:THR:CG2	2.84	0.46
1:A:9:SER:O	1:A:10:SER:O	2.34	0.46
2:B:1027:SER:OG	2:B:1028:GLY:N	2.49	0.46
2:B:1056:ARG:N	2:B:1056:ARG:HD3	2.30	0.46
2:B:215:ALA:O	2:B:217:SER:N	2.48	0.46
2:B:311:GLN:CG	2:B:311:GLN:O	2.64	0.46
2:B:789:GLN:HB3	10:J:51:THR:O	2.16	0.46
7:G:101:PHE:HE1	7:G:110:PHE:CD1	2.31	0.46
7:G:46:ILE:HA	7:G:79:LEU:HD22	1.79	0.46
8:H:37:ASN:O	8:H:37:ASN:OD1	2.34	0.46
9:I:86:TYR:CD1	9:I:87:GLN:O	2.68	0.46
1:M:10:SER:O	1:M:12:PRO:N	2.49	0.46
1:M:1119:LEU:C	1:M:1119:LEU:HD12	2.36	0.46
1:M:1166:ILE:HD13	1:M:1171:ASP:CG	2.36	0.46
1:M:1388:MET:CE	1:M:1395:ILE:HD13	2.46	0.46
1:M:15:ARG:NH1	1:M:1438:GLN:HE21	2.05	0.46
1:M:244:VAL:CG1	1:M:244:VAL:O	2.56	0.46
1:M:377:ALA:HA	1:M:442:ILE:HD11	1.98	0.46
1:M:584:LEU:C	1:M:586:LEU:H	2.20	0.46
1:M:640:TRP:N	1:M:641:LYS:C	2.68	0.46
2:N:1027:SER:OG	2:N:1028:GLY:N	2.49	0.46
2:N:216:PRO:N	2:N:217:SER:HA	2.30	0.46
2:N:247:ASN:O	2:N:249:GLU:N	2.49	0.46
2:N:759:GLN:HG2	2:N:972:ARG:HA	1.98	0.46
2:N:865:ARG:O	2:N:865:ARG:HG3	2.16	0.46
2:N:930:LEU:HD23	2:N:931:ARG:N	2.31	0.46
3:O:95:TYR:CE2	3:O:161:LYS:HE2	2.51	0.46
3:O:14:LYS:O	3:O:241:PRO:HG3	2.16	0.46
3:O:257:ALA:HB1	3:O:261:ARG:CZ	2.46	0.46
5:Q:75:GLU:H	5:Q:103:ILE:CD1	2.29	0.46
5:Q:116:LYS:O	5:Q:118:ILE:N	2.49	0.46

*Continued on next page...*

*Continued from previous page...*

Atom-1	Atom-2	Interatomic distance (Å)	Clash overlap (Å)
6:R:65:ALA:C	6:R:67:GLU:N	2.69	0.46
7:S:15:HIS:CG	7:S:16:PRO:HD2	2.51	0.46
9:U:76:PRO:HG2	9:U:110:PHE:HB2	1.96	0.46
9:U:12:ASN:ND2	9:U:29:CYS:SG	2.85	0.46
1:A:1136:ASN:O	1:A:1140:GLN:HB2	2.16	0.45
1:A:1166:ILE:CD1	1:A:1169:ASP:O	2.63	0.45
1:A:1455:MET:O	1:A:1459:TYR:HB2	2.16	0.45
1:A:21:PHE:HZ	1:A:1403:LEU:CD1	2.27	0.45
1:A:254:PRO:CG	1:A:266:ASP:OD1	2.64	0.45
1:A:312:ASN:ND2	1:A:330:SER:H	2.11	0.45
1:A:41:GLU:CG	1:A:41:GLU:O	2.52	0.45
1:A:484:TYR:CD2	1:A:493:MET:HE3	2.51	0.45
1:A:856:VAL:HG23	1:A:1065:GLU:HB3	1.98	0.45
1:A:857:ARG:HG3	1:A:863:ARG:HD2	1.98	0.45
1:A:87:GLU:OE1	1:A:88:LEU:N	2.50	0.45
2:B:1045:SER:O	2:B:1048:LEU:HB2	2.16	0.45
2:B:1208:ASN:O	2:B:1210:LYS:N	2.49	0.45
2:B:379:ARG:NH1	2:B:607:GLU:HG2	2.30	0.45
2:B:428:PHE:C	2:B:429:ASN:CG	2.75	0.45
2:B:508:VAL:O	2:B:508:VAL:HG12	2.15	0.45
3:C:108:LYS:CA	3:C:153:GLU:HG2	2.46	0.45
4:D:84:ARG:C	4:D:90:ARG:HD2	2.37	0.45
6:F:99:VAL:CG1	6:F:100:ASP:N	2.78	0.45
1:M:1191:GLN:OE1	1:M:1246:ILE:HA	2.17	0.45
1:M:1264:VAL:O	1:M:1266:LEU:N	2.49	0.45
1:M:1282:VAL:CG1	1:M:1285:ILE:CG1	2.93	0.45
1:M:1295:ILE:O	1:M:1295:ILE:HG23	2.15	0.45
1:M:1430:ILE:CG2	1:M:1442:MET:HE1	2.47	0.45
1:M:171:GLY:O	1:M:172:HIS:C	2.54	0.45
1:M:312:ASN:ND2	1:M:330:SER:H	2.11	0.45
1:M:506:GLU:OE2	1:M:1444:THR:HG23	2.16	0.45
1:M:548:THR:CG2	1:M:550:ASN:HB2	2.46	0.45
1:M:740:GLU:HG2	1:M:764:ILE:HD12	1.97	0.45
1:M:820:PHE:O	1:M:821:PHE:C	2.54	0.45
2:N:1017:GLU:OE2	2:N:1080:TYR:HE2	1.98	0.45
2:N:794:THR:O	2:N:1032:ASP:HA	2.15	0.45
2:N:1205:PHE:CE2	2:N:1210:LYS:C	2.89	0.45
2:N:262:ILE:HA	2:N:263:ARG:HA	1.61	0.45
2:N:267:PRO:CB	2:N:306:GLU:OE1	2.44	0.45
2:N:562:ASN:C	2:N:562:ASN:OD1	2.54	0.45
2:N:601:ILE:C	2:N:601:ILE:HD12	2.36	0.45

*Continued on next page...*

*Continued from previous page...*

Atom-1	Atom-2	Interatomic distance (Å)	Clash overlap (Å)
2:N:688:ALA:CB	2:N:694:LEU:HD21	2.46	0.45
2:N:829:ILE:O	2:N:829:ILE:CG1	2.64	0.45
2:N:856:GLY:CA	2:N:857:MET:C	2.85	0.45
3:O:240:PRO:HB2	3:O:243:GLU:HG2	1.98	0.45
3:O:70:PRO:C	3:O:71:LEU:HD12	2.37	0.45
6:R:99:VAL:HG22	6:R:119:LYS:HD2	1.98	0.45
7:S:144:VAL:HG11	7:S:164:MET:CE	2.46	0.45
7:S:90:ALA:O	7:S:143:ASN:CA	2.63	0.45
8:T:37:ASN:OD1	8:T:37:ASN:O	2.34	0.45
11:W:13:MET:O	11:W:15:LEU:HG	2.17	0.45
1:A:1124:MET:HB2	1:A:1126:TRP:C	2.36	0.45
1:A:117:ILE:HG23	1:A:118:ASP:H	1.81	0.45
1:A:1119:LEU:CA	1:A:1314:THR:CG2	2.92	0.45
1:A:1397:ARG:HG2	1:A:1398:ALA:N	2.28	0.45
1:A:162:ASP:HA	1:A:165:ASN:N	2.31	0.45
1:A:163:LEU:N	1:A:165:ASN:H	2.15	0.45
1:A:26:PRO:HD2	1:A:239:TRP:HE1	1.78	0.45
1:A:510:ILE:HG13	1:A:511:THR:H	1.81	0.45
1:A:763:ASN:ND2	2:B:1008:SER:HA	2.31	0.45
1:A:839:GLU:CA	1:A:842:TYR:HD2	2.29	0.45
2:B:203:SER:HB2	2:B:226:ARG:HE	1.80	0.45
2:B:319:TYR:CG	2:B:319:TYR:O	2.65	0.45
2:B:485:ASN:C	2:B:486:THR:HG22	2.37	0.45
2:B:778:MET:HG3	2:B:954:LYS:HD3	1.98	0.45
2:B:942:MET:HB2	12:L:50:TYR:CD2	2.51	0.45
4:D:129:THR:O	4:D:133:PHE:CG	2.70	0.45
5:E:142:HIS:HB3	5:E:145:VAL:HG23	1.97	0.45
7:G:144:VAL:HG11	7:G:164:MET:CE	2.46	0.45
7:G:115:LEU:CG	7:G:163:THR:HG22	2.47	0.45
8:H:110:LYS:HD2	8:H:113:ARG:NH2	2.29	0.45
8:H:104:ILE:CD1	8:H:110:LYS:HE3	2.47	0.45
8:H:83:VAL:HG12	8:H:83:VAL:O	2.14	0.45
9:I:5:GLN:O	9:I:14:LEU:CD1	2.64	0.45
1:A:1152:ALA:CB	9:I:47:GLU:H	2.29	0.45
1:M:162:ASP:HA	1:M:165:ASN:N	2.31	0.45
1:M:193:TRP:CZ3	1:M:206:ARG:HB3	2.44	0.45
1:M:23:ILE:HD12	1:M:235:ALA:CB	2.46	0.45
1:M:355:ALA:HB2	2:N:1094:ALA:HA	1.99	0.45
1:M:651:PHE:O	1:M:655:ILE:HG13	2.15	0.45
1:M:676:ILE:O	1:M:676:ILE:HG13	2.15	0.45
1:M:856:VAL:HG23	1:M:1065:GLU:HB3	1.98	0.45

*Continued on next page...*

*Continued from previous page...*

Atom-1	Atom-2	Interatomic distance (Å)	Clash overlap (Å)
1:M:879:LEU:HD13	1:M:960:PRO:CG	2.44	0.45
1:M:86:ILE:O	1:M:87:GLU:O	2.35	0.45
1:M:5:GLN:O	1:M:8:PRO:HG3	2.15	0.45
2:N:364:LEU:HD23	2:N:367:MET:HE2	1.98	0.45
2:N:386:HIS:CD2	2:N:388:GLY:CA	2.88	0.45
2:N:423:GLU:O	2:N:424:THR:HG23	2.16	0.45
2:N:488:ILE:CG2	2:N:490:ARG:H	2.27	0.45
2:N:502:ASN:N	2:N:502:ASN:OD1	2.44	0.45
2:N:823:ASN:CG	2:N:823:ASN:O	2.54	0.45
5:Q:69:LYS:HA	5:Q:70:GLY:HA2	1.75	0.45
1:A:392:TYR:HE1	6:R:101:LEU:HD13	1.81	0.45
6:R:123:LEU:CD2	6:R:137:SER:CA	2.68	0.45
6:R:83:ILE:O	6:R:86:THR:N	2.50	0.45
7:S:115:LEU:HD13	7:S:163:THR:CG2	2.37	0.45
10:V:18:TRP:C	10:V:20:THR:N	2.68	0.45
1:A:997:ILE:HA	1:A:1000:LEU:HG	1.99	0.45
1:A:1087:PHE:O	1:A:1090:ALA:CB	2.64	0.45
1:A:1135:LYS:HA	1:A:1138:GLN:CG	2.47	0.45
1:A:11:VAL:HG23	1:A:11:VAL:O	2.16	0.45
1:A:1218:LYS:HD2	1:A:1278:SER:CB	2.46	0.45
1:A:1282:VAL:O	1:A:1282:VAL:CG1	2.51	0.45
1:A:1409:GLU:CB	1:A:1410:GLU:HA	2.45	0.45
1:A:254:PRO:CG	1:A:266:ASP:CG	2.73	0.45
1:A:347:MET:HE1	1:A:1407:SER:HA	1.97	0.45
1:A:374:ARG:CB	1:A:374:ARG:NH1	2.62	0.45
1:A:448:VAL:HG23	1:A:497:VAL:HA	1.98	0.45
1:A:838:ALA:HB1	1:A:842:TYR:HE2	1.81	0.45
2:B:794:THR:O	2:B:1032:ASP:HA	2.15	0.45
2:B:1111:ARG:O	2:B:1112:SER:OG	2.34	0.45
2:B:1205:PHE:CE2	2:B:1210:LYS:C	2.89	0.45
2:B:310:ILE:O	2:B:315:ILE:CD1	2.64	0.45
2:B:386:HIS:CD2	2:B:388:GLY:CA	2.88	0.45
2:B:585:THR:O	2:B:589:LEU:HG	2.16	0.45
2:B:839:LEU:O	2:B:840:PHE:C	2.55	0.45
3:C:240:PRO:HB2	3:C:243:GLU:HG2	1.98	0.45
4:D:85:PHE:CE2	4:D:115:ILE:HD11	2.51	0.45
6:F:83:ILE:O	6:F:86:THR:N	2.50	0.45
7:G:135:ASP:O	7:G:136:GLN:C	2.55	0.45
7:G:138:ILE:HG13	7:G:171:VAL:CG2	2.45	0.45
7:G:19:PHE:O	7:G:20:GLY:C	2.54	0.45
7:G:80:TRP:CH2	7:G:107:LEU:HD23	2.52	0.45

*Continued on next page...*

*Continued from previous page...*

Atom-1	Atom-2	Interatomic distance (Å)	Clash overlap (Å)
9:I:20:LYS:HZ2	9:I:21:VAL:HG21	1.82	0.45
9:I:98:THR:O	9:I:99:LEU:C	2.55	0.45
11:K:13:MET:O	11:K:15:LEU:HG	2.16	0.45
1:M:1150:THR:CG2	9:U:48:LEU:CD2	2.90	0.45
1:M:434:TYR:HD2	1:M:434:TYR:O	1.99	0.45
1:M:45:GLU:HG2	1:M:45:GLU:O	2.17	0.45
1:M:503:THR:C	1:M:505:ALA:H	2.18	0.45
1:M:783:PHE:O	1:M:784:GLY:O	2.34	0.45
1:M:857:ARG:HH11	1:M:857:ARG:HG2	1.78	0.45
1:M:907:LEU:HD23	1:M:907:LEU:H	1.79	0.45
2:N:1001:ILE:HD12	2:N:1001:ILE:C	2.36	0.45
2:N:1085:LYS:HB2	2:N:1085:LYS:NZ	2.31	0.45
2:N:1138:GLU:HG2	2:N:1143:CYS:HG	1.81	0.45
1:M:1437:GLY:CA	2:N:1141:PHE:CG	2.99	0.45
2:N:315:ILE:O	2:N:318:ASP:N	2.50	0.45
2:N:496:LYS:HA	2:N:497:PRO:HA	1.65	0.45
2:N:585:THR:O	2:N:589:LEU:HG	2.16	0.45
2:N:608:LYS:HD2	2:N:608:LYS:N	2.32	0.45
2:N:658:ASP:CB	2:N:659:PRO:HD2	2.37	0.45
3:O:107:ALA:O	3:O:153:GLU:HA	2.16	0.45
3:O:40:ILE:CD1	3:O:173:PRO:HD2	2.47	0.45
8:T:104:ILE:CD1	8:T:110:LYS:HE3	2.47	0.45
1:A:1069:THR:O	1:A:1073:GLN:HG3	2.16	0.45
1:A:1247:ARG:O	1:A:1248:ASP:O	2.33	0.45
1:A:1345:LEU:HA	1:A:1345:LEU:HD23	1.87	0.45
1:A:1347:ILE:O	1:A:1347:ILE:HG12	2.17	0.45
1:A:1359:ARG:NH2	1:A:1371:TYR:CD1	2.76	0.45
1:A:23:ILE:O	1:A:24:LEU:O	2.35	0.45
1:A:480:VAL:O	1:A:480:VAL:CG1	2.63	0.45
1:A:573:LYS:HG3	1:A:573:LYS:H	1.42	0.45
1:A:778:GLY:HA3	1:A:1092:VAL:N	2.31	0.45
1:A:94:HIS:CD2	1:A:97:PHE:HD2	2.35	0.45
2:B:315:ILE:O	2:B:318:ASP:N	2.49	0.45
2:B:651:ASP:HB3	2:B:662:ARG:HB3	1.99	0.45
2:B:755:ARG:N	2:B:755:ARG:HD2	2.30	0.45
2:B:831:ASN:HD21	2:B:833:ALA:CB	2.29	0.45
2:B:930:LEU:HD23	2:B:931:ARG:N	2.31	0.45
3:C:251:ILE:C	3:C:251:ILE:HD12	2.36	0.45
4:D:70:THR:HG1	4:D:73:ALA:HB2	1.76	0.45
5:E:118:ILE:C	5:E:120:THR:N	2.70	0.45
7:G:88:VAL:HG12	7:G:89:ASP:N	2.30	0.45

*Continued on next page...*

*Continued from previous page...*

Atom-1	Atom-2	Interatomic distance (Å)	Clash overlap (Å)
9:I:7:CYS:HB3	9:I:14:LEU:HD21	1.99	0.45
10:J:63:ASN:HA	10:J:64:PRO:HD3	1.71	0.45
11:K:16:PRO:O	11:K:17:LYS:C	2.55	0.45
11:K:76:THR:CA	11:K:77:VAL:CB	2.92	0.45
11:K:9:LEU:HD21	11:K:68:HIS:CE1	2.51	0.45
1:M:23:ILE:O	1:M:24:LEU:O	2.35	0.45
1:M:466:ILE:HB	1:M:467:ARG:H	1.55	0.45
1:M:747:ASN:C	1:M:748:ASN:O	2.54	0.45
1:M:775:ILE:O	1:M:775:ILE:CD1	2.63	0.45
1:M:785:PHE:CD1	1:M:785:PHE:N	2.60	0.45
1:M:809:SER:O	1:M:813:GLY:HA3	2.16	0.45
1:M:856:VAL:CG2	1:M:1067:VAL:HG23	2.45	0.45
1:M:87:GLU:OE1	1:M:88:LEU:N	2.50	0.45
2:N:1148:ARG:HD2	2:N:1181:GLN:NE2	2.22	0.45
2:N:1170:CYS:SG	2:N:1179:PHE:CE1	3.08	0.45
2:N:32:ARG:CA	2:N:35:LEU:HD12	2.46	0.45
2:N:556:ASN:H	2:N:557:PRO:CD	2.29	0.45
2:N:741:LEU:HD22	2:N:760:SER:O	2.17	0.45
2:N:54:SER:CA	2:N:79:PHE:HD1	2.28	0.45
2:N:886:GLY:O	2:N:887:LEU:HD23	2.17	0.45
2:N:903:LYS:HD2	2:N:926:VAL:O	2.16	0.45
3:O:193:TRP:CE3	3:O:194:PHE:N	2.83	0.45
5:Q:101:THR:CG2	5:Q:126:THR:HG23	2.35	0.45
5:Q:175:LEU:C	5:Q:177:ASP:H	2.19	0.45
6:R:113:LYS:HD3	6:R:113:LYS:HA	1.77	0.45
9:U:72:ASP:OD1	9:U:81:HIS:CE1	2.70	0.45
1:A:1112:LYS:O	1:A:1114:ILE:HD13	2.17	0.45
1:A:1124:MET:HB2	1:A:1126:TRP:O	2.17	0.45
1:A:1295:ILE:HG21	1:A:1309:GLU:CG	2.45	0.45
1:A:1066:MET:HE1	1:A:1442:MET:HG3	1.98	0.45
1:A:434:TYR:HD2	1:A:434:TYR:O	1.99	0.45
1:A:602:SER:OG	1:A:606:PRO:HG3	2.16	0.45
2:B:1000:ILE:CG1	2:B:1000:ILE:O	2.65	0.45
2:B:216:PRO:CG	2:B:217:SER:HA	2.45	0.45
2:B:206:ASN:OD1	2:B:227:SER:HB2	2.16	0.45
2:B:41:PHE:HB3	2:B:42:VAL:HG23	1.98	0.45
2:B:534:GLY:CA	2:B:616:ALA:HB2	2.47	0.45
2:B:862:GLU:HG2	2:B:863:PHE:N	2.32	0.45
2:B:865:ARG:O	2:B:865:ARG:HG3	2.16	0.45
2:B:875:LYS:C	2:B:876:HIS:CD2	2.90	0.45
2:B:975:GLN:O	2:B:976:LYS:C	2.54	0.45

*Continued on next page...*

*Continued from previous page...*

Atom-1	Atom-2	Interatomic distance (Å)	Clash overlap (Å)
1:A:1478:LEU:HD22	4:D:45:THR:HB	1.95	0.45
6:F:61:GLY:O	6:F:62:LYS:HG3	2.13	0.45
1:M:1101:VAL:O	1:M:1102:PRO:C	2.54	0.45
1:M:1201:ASP:O	1:M:1205:MET:HG2	2.15	0.45
1:M:1449:ILE:N	1:M:1449:ILE:HD12	2.25	0.45
1:M:170:MET:O	1:M:170:MET:CG	2.53	0.45
1:M:209:SER:OG	1:M:210:PRO:HD2	2.17	0.45
1:M:404:GLU:O	1:M:406:PRO:N	2.48	0.45
1:M:368:ASP:CG	1:M:649:LYS:NZ	2.69	0.45
1:M:659:VAL:O	1:M:660:ASN:C	2.55	0.45
1:M:876:GLU:CD	5:Q:195:ARG:HH22	2.20	0.45
2:N:1000:ILE:CG1	2:N:1000:ILE:O	2.65	0.45
2:N:966:GLY:O	2:N:1088:VAL:HG22	2.16	0.45
2:N:534:GLY:CA	2:N:616:ALA:HB2	2.47	0.45
2:N:741:LEU:HD13	2:N:764:LYS:HG2	1.97	0.45
2:N:938:VAL:HA	2:N:957:MET:HA	1.98	0.45
11:W:39:HIS:CD2	11:W:39:HIS:O	2.70	0.45
11:W:9:LEU:O	11:W:9:LEU:HD23	2.16	0.45
1:A:1094:SER:O	1:A:1095:LYS:O	2.35	0.45
1:A:1134:ALA:O	1:A:1138:GLN:HG3	2.16	0.45
1:A:16:VAL:CG2	2:B:1182:VAL:HG22	2.47	0.45
1:A:116:LYS:NZ	1:A:228:LEU:HD21	2.31	0.45
1:A:23:ILE:HD12	1:A:235:ALA:CB	2.46	0.45
1:A:311:ASP:HB2	1:A:314:ILE:HG13	1.85	0.45
1:A:760:SER:O	1:A:763:ASN:HB2	2.17	0.45
1:A:967:ILE:O	1:A:970:ALA:HB3	2.17	0.45
2:B:1080:TYR:CD2	2:B:1080:TYR:N	2.60	0.45
2:B:250:ASN:OD1	2:B:251:SER:HB3	2.16	0.45
2:B:423:GLU:O	2:B:424:THR:HG23	2.16	0.45
2:B:501:HIS:CD2	2:B:503:THR:OG1	2.69	0.45
2:B:608:LYS:HD2	2:B:608:LYS:N	2.32	0.45
1:A:822:HIS:CD2	2:B:753:SER:HB2	2.48	0.45
4:D:85:PHE:C	4:D:86:HIS:CG	2.87	0.45
5:E:76:PHE:HD2	5:E:105:ILE:HG12	1.77	0.45
5:E:116:LYS:O	5:E:118:ILE:N	2.49	0.45
7:G:111:VAL:CG1	7:G:111:VAL:O	2.60	0.45
7:G:15:HIS:CG	7:G:16:PRO:HD2	2.51	0.45
8:H:80:VAL:O	8:H:94:TYR:O	2.35	0.45
11:K:39:HIS:O	11:K:39:HIS:CD2	2.70	0.45
11:K:9:LEU:O	11:K:9:LEU:HD23	2.16	0.45
1:M:1062:SER:HB2	1:M:1063:PRO:CA	2.47	0.45

*Continued on next page...*

*Continued from previous page...*

Atom-1	Atom-2	Interatomic distance (Å)	Clash overlap (Å)
1:M:1069:THR:O	1:M:1073:GLN:HG3	2.16	0.45
1:M:778:GLY:HA3	1:M:1092:VAL:N	2.29	0.45
1:M:1101:VAL:N	1:M:1102:PRO:CD	2.73	0.45
1:M:1295:ILE:CD1	1:M:1309:GLU:OE2	2.65	0.45
1:M:1293:HIS:CD2	1:M:1311:VAL:HB	2.50	0.45
1:M:1431:SER:HA	1:M:1434:ILE:HD11	1.99	0.45
1:M:1455:MET:O	1:M:1459:TYR:HB2	2.16	0.45
1:M:69:CYS:O	1:M:70:GLN:C	2.55	0.45
1:M:864:ASN:ND2	1:M:865:ALA:N	2.60	0.45
1:M:960:PRO:O	1:M:961:VAL:HB	2.17	0.45
2:N:222:VAL:CG1	2:N:223:ALA:N	2.80	0.45
2:N:501:HIS:CD2	2:N:503:THR:OG1	2.69	0.45
2:N:975:GLN:O	2:N:976:LYS:C	2.54	0.45
3:O:218:GLU:HB3	3:O:219:PRO:C	2.36	0.45
5:Q:190:VAL:HG22	5:Q:208:ILE:CG2	2.39	0.45
7:S:23:MET:O	7:S:24:GLN:C	2.55	0.45
11:W:15:LEU:HA	11:W:16:PRO:HD3	1.80	0.45
11:W:97:LEU:O	11:W:100:ILE:HG12	2.16	0.45
1:A:1101:VAL:O	1:A:1102:PRO:C	2.54	0.45
1:A:342:LEU:HD11	1:A:1409:GLU:OE2	2.17	0.45
1:A:1431:SER:HA	1:A:1434:ILE:HD11	1.98	0.45
1:A:91:PRO:HB3	1:A:210:PRO:HG2	1.97	0.45
1:A:249:PRO:HB2	1:A:250:PRO:HD2	1.99	0.45
1:A:355:ALA:HB2	2:B:1094:ALA:HA	1.98	0.45
1:A:405:HIS:C	1:A:407:GLY:H	2.19	0.45
1:A:640:TRP:HE3	1:A:641:LYS:HB2	1.80	0.45
1:A:793:PHE:CZ	1:A:817:GLN:CD	2.90	0.45
1:A:8:PRO:HG2	2:B:1148:ARG:HD3	1.97	0.45
2:B:214:ALA:HA	2:B:215:ALA:HA	1.67	0.45
2:B:223:ALA:HB2	2:B:371:MET:SD	2.56	0.45
2:B:538:ALA:C	2:B:540:ILE:N	2.70	0.45
3:C:9:ILE:HA	3:C:19:PHE:HA	1.99	0.45
1:M:1109:ASN:C	1:M:1111:ALA:N	2.70	0.45
1:M:1119:LEU:HD11	1:M:1121:ILE:CG1	2.47	0.45
1:M:155:SER:C	1:M:169:ASN:HA	2.37	0.45
1:M:431:PRO:O	1:M:432:LEU:HG	2.16	0.45
1:M:646:GLU:N	1:M:648:CYS:H	2.09	0.45
1:M:922:GLU:N	1:M:923:ASN:HA	2.29	0.45
2:N:310:ILE:O	2:N:315:ILE:CD1	2.65	0.45
2:N:487:PRO:HA	2:N:488:ILE:HA	1.60	0.45
2:N:855:ILE:HG13	2:N:856:GLY:N	2.23	0.45

*Continued on next page...*

*Continued from previous page...*

Atom-1	Atom-2	Interatomic distance (Å)	Clash overlap (Å)
2:N:862:GLU:HG2	2:N:863:PHE:N	2.32	0.45
2:N:875:LYS:C	2:N:876:HIS:CD2	2.90	0.45
3:O:222:PHE:C	3:O:224:GLU:H	2.19	0.45
4:P:85:PHE:CE2	4:P:115:ILE:HD11	2.51	0.45
1:M:1386:HIS:ND1	5:Q:174:GLN:NE2	2.65	0.45
7:S:115:LEU:CG	7:S:163:THR:HG22	2.46	0.45
7:S:122:PHE:CD1	7:S:122:PHE:O	2.69	0.45
9:U:7:CYS:HB2	9:U:34:TYR:CE2	2.51	0.45
1:A:1062:SER:HB2	1:A:1063:PRO:CA	2.47	0.45
1:A:109:CYS:SG	1:A:112:CYS:SG	3.13	0.45
1:A:1372:ARG:O	1:A:1375:ALA:HB3	2.17	0.45
1:A:267:ASP:HB3	1:A:268:LEU:CD2	2.47	0.45
1:A:740:GLU:C	1:A:742:SER:H	2.20	0.45
1:A:783:PHE:O	1:A:784:GLY:O	2.34	0.45
2:B:1022:LYS:HE2	10:J:43:TYR:OH	2.17	0.45
2:B:1022:LYS:O	2:B:1025:ALA:HB2	2.17	0.45
2:B:1040:THR:HG22	2:B:1043:ALA:HB2	1.99	0.45
2:B:1095:ARG:HD3	2:B:1096:ALA:N	2.28	0.45
2:B:1111:ARG:C	2:B:1112:SER:OG	2.52	0.45
2:B:212:LYS:HB3	2:B:212:LYS:HE3	1.54	0.45
2:B:534:GLY:HA3	2:B:616:ALA:HB2	1.98	0.45
2:B:823:ASN:CG	2:B:823:ASN:O	2.54	0.45
3:C:24:THR:O	3:C:227:ARG:HG2	2.17	0.45
3:C:207:ASN:ND2	3:C:230:TYR:CD2	2.85	0.45
7:G:150:GLY:O	7:G:160:ALA:CA	2.64	0.45
7:G:23:MET:O	7:G:24:GLN:C	2.55	0.45
8:H:90:LYS:HG2	8:H:91:VAL:N	2.32	0.45
1:M:1040:LEU:HD13	1:M:1048:ILE:HD12	1.99	0.45
1:M:1092:VAL:O	1:M:1093:SER:CB	2.65	0.45
1:M:1094:SER:O	1:M:1095:LYS:O	2.35	0.45
1:M:1126:TRP:HA	1:M:1127:ILE:HA	1.75	0.45
1:M:1413:GLU:O	1:M:1414:ILE:C	2.55	0.45
1:M:426:ARG:HA	1:M:426:ARG:HD2	1.68	0.45
1:M:428:GLY:O	1:M:429:ASP:C	2.54	0.45
1:M:525:PRO:HD3	1:M:637:HIS:CE1	2.46	0.45
2:N:174:LEU:HD22	2:N:179:GLU:OE1	2.17	0.45
2:N:534:GLY:HA3	2:N:616:ALA:HB2	1.98	0.45
3:O:130:LEU:CD1	3:O:130:LEU:H	2.21	0.45
3:O:171:TRP:O	3:O:172:SER:C	2.56	0.45
4:P:61:TYR:O	4:P:65:PHE:CD2	2.69	0.45
4:P:99:GLU:HG2	4:P:124:LEU:CG	2.47	0.45

*Continued on next page...*

*Continued from previous page...*

Atom-1	Atom-2	Interatomic distance (Å)	Clash overlap (Å)
1:M:573:LYS:NZ	8:T:74:TYR:CE1	2.81	0.45
9:U:4:PHE:HE2	9:U:43:VAL:CG1	2.30	0.45
3:O:255:LYS:HB3	11:W:41:LEU:HD11	1.99	0.45
1:A:1070:LEU:HD12	1:A:1070:LEU:C	2.34	0.45
1:A:343:ARG:NE	1:A:1409:GLU:CD	2.62	0.45
1:A:1460:SER:O	1:A:1461:LEU:O	2.35	0.45
1:A:1478:LEU:HD23	4:D:45:THR:CA	2.47	0.45
1:A:181:THR:C	1:A:182:ILE:CG1	2.85	0.45
1:A:466:ILE:HB	1:A:467:ARG:H	1.55	0.45
1:A:638:THR:HG23	1:A:965:ARG:HH21	1.74	0.45
1:A:820:PHE:HE1	2:B:508:VAL:HG21	1.82	0.45
1:A:86:ILE:O	1:A:87:GLU:O	2.35	0.45
1:A:922:GLU:CB	1:A:924:ASP:N	2.80	0.45
2:B:1185:PRO:C	2:B:1187:ALA:H	2.20	0.45
2:B:174:LEU:HD22	2:B:179:GLU:OE1	2.17	0.45
2:B:222:VAL:CG1	2:B:223:ALA:N	2.80	0.45
2:B:233:SER:O	2:B:234:ARG:C	2.54	0.45
2:B:733:HIS:CD2	2:B:735:ALA:HB3	2.52	0.45
2:B:901:ILE:HD13	2:B:901:ILE:N	2.32	0.45
2:B:969:PHE:CE2	2:B:1083:ARG:HG2	2.52	0.45
4:D:24:MET:CE	4:D:88:PHE:HD1	2.21	0.45
9:I:73:LYS:CA	9:I:81:HIS:CD2	3.00	0.45
1:M:117:ILE:HG23	1:M:118:ASP:H	1.81	0.45
1:M:120:SER:H	1:M:122:PRO:CD	2.28	0.45
1:M:100:LYS:HZ3	1:M:1420:ALA:HB1	1.81	0.45
1:M:208:LEU:CD2	1:M:213:VAL:HG22	2.16	0.45
1:M:256:ILE:CG2	1:M:257:SER:N	2.79	0.45
1:M:380:LEU:O	1:M:381:THR:CB	2.61	0.45
1:M:547:LEU:HA	1:M:547:LEU:HD23	1.58	0.45
1:M:596:ARG:HG2	1:M:598:ASP:OD1	2.17	0.45
1:M:632:GLN:C	1:M:634:GLY:H	2.20	0.45
1:M:836:LYS:CG	1:M:840:THR:CG2	2.84	0.45
1:M:922:GLU:CB	1:M:924:ASP:N	2.80	0.45
2:N:1023:VAL:CG1	2:N:1023:VAL:O	2.65	0.45
2:N:1040:THR:HG23	2:N:1043:ALA:H	1.82	0.45
2:N:1076:LEU:HD23	2:N:1077:GLY:N	2.31	0.45
2:N:292:ASN:H	2:N:293:ASP:CG	2.20	0.45
2:N:469:LEU:HD13	2:N:471:ARG:NE	2.32	0.45
2:N:699:GLN:HB3	2:N:704:TYR:CB	2.46	0.45
2:N:505:TRP:CE2	2:N:737:ILE:HD13	2.52	0.45
2:N:839:LEU:O	2:N:840:PHE:C	2.55	0.45

*Continued on next page...*

*Continued from previous page...*

Atom-1	Atom-2	Interatomic distance (Å)	Clash overlap (Å)
5:Q:166:ARG:C	5:Q:168:THR:N	2.71	0.45
1:M:1451:LEU:HD12	7:S:71:PHE:CZ	2.52	0.45
11:W:9:LEU:HD21	11:W:68:HIS:CE1	2.51	0.45
1:A:1006:SER:HA	1:A:1007:ASP:HB3	1.99	0.45
1:A:1138:GLN:HG2	1:A:1312:LEU:HD21	1.98	0.45
1:A:1282:VAL:CG2	1:A:1285:ILE:HD12	2.45	0.45
1:A:1081:GLN:NE2	1:A:1368:TYR:CD2	2.78	0.45
1:A:1403:LEU:CB	1:A:1432:GLU:HG3	2.47	0.45
1:A:419:ILE:CG2	1:A:419:ILE:O	2.63	0.45
1:A:445:GLY:HA2	1:A:446:ASP:O	2.17	0.45
1:A:512:MET:C	1:A:514:PRO:N	2.68	0.45
1:A:563:ASP:HB3	1:A:565:ILE:HG12	1.99	0.45
1:A:740:GLU:OE2	1:A:764:ILE:CB	2.57	0.45
1:A:947:LYS:CB	1:A:948:PHE:CA	2.92	0.45
1:A:1442:MET:CG	2:B:1128:ILE:HG23	2.41	0.45
2:B:220:ALA:O	2:B:221:TYR:CG	2.70	0.45
2:B:404:ARG:HG2	2:B:404:ARG:HH11	1.82	0.45
2:B:426:ARG:C	2:B:428:PHE:N	2.70	0.45
2:B:654:ARG:CB	2:B:662:ARG:HD3	2.47	0.45
2:B:593:LEU:HD12	2:B:670:SER:HB2	1.98	0.45
2:B:741:LEU:HD22	2:B:760:SER:O	2.17	0.45
2:B:783:ASN:HD22	2:B:1085:LYS:HG2	1.82	0.45
2:B:829:ILE:CG1	2:B:829:ILE:O	2.64	0.45
2:B:886:GLY:O	2:B:887:LEU:HD23	2.17	0.45
3:C:14:LYS:O	3:C:241:PRO:HG3	2.16	0.45
3:C:222:PHE:C	3:C:224:GLU:H	2.19	0.45
3:C:59:ASP:OD1	3:C:59:ASP:N	2.50	0.45
1:A:1478:LEU:HD23	4:D:45:THR:N	2.30	0.45
4:D:61:TYR:O	4:D:65:PHE:CD2	2.68	0.45
5:E:116:LYS:C	5:E:118:ILE:N	2.70	0.45
7:G:93:THR:HG23	7:G:94:THR:HG23	1.99	0.45
8:H:4:SER:O	8:H:6:LEU:HG	2.17	0.45
1:M:1124:MET:HB2	1:M:1126:TRP:O	2.17	0.45
1:M:1160:ASP:C	1:M:1162:GLN:H	2.18	0.45
1:M:146:THR:HA	1:M:148:MET:HE3	1.98	0.45
1:M:452:ARG:NH1	1:M:486:ALA:HB2	2.30	0.45
1:M:510:ILE:HG13	1:M:511:THR:H	1.82	0.45
1:M:826:GLY:O	1:M:830:LEU:HB2	2.17	0.45
1:M:839:GLU:CA	1:M:842:TYR:HD2	2.29	0.45
2:N:1022:LYS:O	2:N:1025:ALA:HB2	2.17	0.45
2:N:1026:LEU:HA	10:V:46:ARG:NH1	2.32	0.45

*Continued on next page...*

*Continued from previous page...*

Atom-1	Atom-2	Interatomic distance (Å)	Clash overlap (Å)
2:N:16:ASP:HA	2:N:19:THR:CG2	2.46	0.45
2:N:290:ASP:HA	2:N:292:ASN:CG	2.36	0.45
2:N:733:HIS:CD2	2:N:735:ALA:HB3	2.52	0.45
2:N:969:PHE:CE2	2:N:1083:ARG:HG2	2.52	0.45
5:Q:142:HIS:HB3	5:Q:145:VAL:HG23	1.98	0.45
5:Q:57:LEU:HD12	5:Q:57:LEU:HA	1.87	0.45
7:S:14:LEU:CD1	7:S:30:LYS:HD2	2.47	0.45
7:S:80:TRP:CH2	7:S:107:LEU:HD23	2.51	0.45
9:U:98:THR:O	9:U:99:LEU:C	2.54	0.45
1:A:778:GLY:HA2	1:A:1092:VAL:HG23	1.99	0.44
1:A:110:TRP:CH2	1:A:178:ALA:HA	2.53	0.44
1:A:1119:LEU:C	1:A:1119:LEU:HD12	2.36	0.44
1:A:1166:ILE:HD13	1:A:1171:ASP:CG	2.36	0.44
1:A:1260:ILE:HA	1:A:1261:GLU:HB3	1.98	0.44
1:A:1317:ILE:HB	1:A:1318:ASN:CB	2.43	0.44
1:A:254:PRO:HG2	1:A:266:ASP:HB2	1.97	0.44
1:A:452:ARG:NH1	1:A:486:ALA:HB2	2.30	0.44
2:B:1040:THR:HG23	2:B:1043:ALA:H	1.82	0.44
2:B:1017:GLU:OE2	2:B:1080:TYR:HE2	1.99	0.44
2:B:254:THR:HB	2:B:306:GLU:OE2	2.17	0.44
2:B:296:MET:HE1	2:B:373:LEU:N	2.32	0.44
2:B:325:SER:O	2:B:326:THR:OG1	2.34	0.44
2:B:745:ILE:HG12	2:B:748:PRO:HG3	1.99	0.44
2:B:791:PRO:HB2	2:B:794:THR:HB	2.00	0.44
2:B:943:VAL:CG2	2:B:953:VAL:HG13	2.36	0.44
3:C:40:ILE:CD1	3:C:173:PRO:HD2	2.47	0.44
5:E:75:GLU:H	5:E:103:ILE:CD1	2.29	0.44
5:E:58:SER:HB2	5:E:75:GLU:CA	2.27	0.44
7:G:122:PHE:O	7:G:122:PHE:CD1	2.70	0.44
9:I:72:ASP:OD1	9:I:81:HIS:CE1	2.70	0.44
10:J:51:THR:O	10:J:51:THR:HG23	2.16	0.44
11:K:42:ALA:HB1	11:K:60:TYR:CD1	2.53	0.44
1:M:1048:ILE:C	1:M:1050:GLY:H	2.20	0.44
1:M:1087:PHE:O	1:M:1090:ALA:CB	2.65	0.44
1:M:1121:ILE:CG2	1:M:1328:VAL:O	2.66	0.44
1:M:1288:VAL:HG12	1:M:1289:TYR:H	1.82	0.44
1:M:1327:GLY:HA3	1:M:1328:VAL:HA	1.66	0.44
1:M:1345:LEU:HD23	1:M:1345:LEU:HA	1.87	0.44
1:M:214:HIS:O	1:M:218:THR:HG23	2.17	0.44
1:M:506:GLU:O	1:M:510:ILE:HG12	2.18	0.44
1:M:618:ILE:HD13	1:M:618:ILE:O	2.17	0.44

*Continued on next page...*

*Continued from previous page...*

Atom-1	Atom-2	Interatomic distance (Å)	Clash overlap (Å)
2:N:278:VAL:H	2:N:279:PRO:CD	2.24	0.44
2:N:254:THR:HB	2:N:306:GLU:OE2	2.17	0.44
2:N:296:MET:CE	2:N:372:LEU:O	2.64	0.44
2:N:459:MET:HB3	2:N:460:VAL:H	1.69	0.44
2:N:651:ASP:HB3	2:N:662:ARG:HB3	1.98	0.44
2:N:892:THR:O	2:N:894:VAL:HG23	2.17	0.44
2:N:778:MET:HG3	2:N:954:LYS:HD3	1.98	0.44
2:N:985:HIS:HE1	2:N:996:VAL:HG11	1.76	0.44
4:P:84:ARG:C	4:P:90:ARG:HD2	2.37	0.44
5:Q:160:LEU:HD23	5:Q:160:LEU:N	2.31	0.44
7:S:138:ILE:CD1	7:S:171:VAL:HG22	2.47	0.44
10:V:41:GLN:HG3	10:V:41:GLN:H	1.66	0.44
3:O:59:ASP:OD2	12:X:53:ARG:NH1	2.50	0.44
1:A:1125:PRO:CG	1:A:1129:ALA:HB2	2.45	0.44
1:A:1386:HIS:ND1	5:E:174:GLN:NE2	2.64	0.44
1:A:732:ARG:CG	1:A:733:ASP:N	2.79	0.44
1:A:876:GLU:CD	5:E:195:ARG:HH22	2.20	0.44
1:A:960:PRO:O	1:A:961:VAL:HB	2.17	0.44
2:B:1023:VAL:O	2:B:1023:VAL:CG1	2.65	0.44
2:B:247:ASN:O	2:B:249:GLU:N	2.48	0.44
2:B:433:ALA:O	2:B:434:VAL:C	2.55	0.44
2:B:579:PRO:O	2:B:580:ALA:C	2.56	0.44
2:B:685:VAL:CG1	2:B:729:HIS:ND1	2.80	0.44
2:B:892:THR:O	2:B:894:VAL:HG23	2.17	0.44
2:B:903:LYS:HD2	2:B:926:VAL:O	2.16	0.44
2:B:939:ASP:OD2	2:B:956:ARG:NH1	2.49	0.44
3:C:135:LEU:CD2	3:C:141:ARG:C	2.86	0.44
3:C:164:ILE:O	3:C:165:ALA:C	2.54	0.44
3:C:171:TRP:O	3:C:172:SER:C	2.56	0.44
3:C:242:ASN:H	3:C:243:GLU:HB2	1.82	0.44
3:C:70:PRO:C	3:C:71:LEU:HD12	2.37	0.44
4:D:84:ARG:NH2	4:D:87:LYS:HE3	2.32	0.44
5:E:49:GLY:HA3	5:E:51:ASN:H	1.82	0.44
9:I:7:CYS:HB2	9:I:34:TYR:CE2	2.52	0.44
12:L:23:LEU:HD22	12:L:28:GLY:O	2.18	0.44
2:B:942:MET:HB2	12:L:50:TYR:HE2	1.81	0.44
3:C:59:ASP:OD2	12:L:53:ARG:NH1	2.50	0.44
1:M:1126:TRP:HE3	1:M:1127:ILE:HG23	1.83	0.44
1:M:1166:ILE:CA	1:M:1167:GLU:CB	2.30	0.44
1:M:342:LEU:HD11	1:M:1409:GLU:OE2	2.17	0.44
1:M:154:LEU:N	1:M:173:GLY:CA	2.65	0.44

*Continued on next page...*

*Continued from previous page...*

Atom-1	Atom-2	Interatomic distance (Å)	Clash overlap (Å)
1:M:195:ARG:HB3	1:M:196:GLY:CA	2.39	0.44
1:M:857:ARG:HG3	1:M:863:ARG:HD2	1.98	0.44
1:M:967:ILE:O	1:M:970:ALA:HB3	2.17	0.44
2:N:105:ARG:O	2:N:108:ASN:N	2.50	0.44
2:N:211:PHE:CE2	2:N:384:ARG:NH1	2.85	0.44
2:N:685:VAL:CG1	2:N:729:HIS:ND1	2.80	0.44
2:N:973:HIS:HE1	2:N:1017:GLU:OE1	2.01	0.44
3:O:135:LEU:CD2	3:O:141:ARG:C	2.86	0.44
4:P:87:LYS:H	4:P:87:LYS:HG2	1.59	0.44
6:R:125:ARG:NE	6:R:133:TYR:CE1	2.86	0.44
8:T:6:LEU:HB2	8:T:59:ILE:HG13	1.99	0.44
10:V:43:TYR:HB2	10:V:44:CYS:CB	2.47	0.44
12:X:23:LEU:HD22	12:X:28:GLY:O	2.18	0.44
1:A:1098:THR:O	1:A:1099:LEU:CB	2.48	0.44
1:A:1191:GLN:OE1	1:A:1246:ILE:HA	2.17	0.44
1:A:161:PHE:HD2	1:A:165:ASN:ND2	2.11	0.44
1:A:244:VAL:O	1:A:245:LEU:O	2.36	0.44
1:A:33:SER:HB2	1:A:85:HIS:N	2.30	0.44
1:A:584:LEU:C	1:A:586:LEU:H	2.20	0.44
1:A:618:ILE:HD13	1:A:618:ILE:O	2.17	0.44
1:A:820:PHE:O	1:A:821:PHE:C	2.54	0.44
2:B:269:VAL:O	2:B:273:ARG:HG3	2.17	0.44
2:B:300:MET:C	2:B:302:PRO:HD2	2.38	0.44
2:B:56:LEU:HG	2:B:415:TYR:HD1	1.83	0.44
2:B:654:ARG:HD2	2:B:657:ILE:HG13	1.99	0.44
1:A:811:LEU:C	2:B:750:HIS:NE2	2.70	0.44
2:B:88:THR:OG1	2:B:89:MET:N	2.51	0.44
2:B:106:LEU:HA	2:B:954:LYS:HZ2	1.83	0.44
3:C:4:GLU:N	3:C:5:THR:CA	2.74	0.44
3:C:95:TYR:CE2	3:C:161:LYS:HE2	2.51	0.44
4:D:19:PHE:HE1	7:G:42:GLN:O	1.98	0.44
7:G:6:LYS:NZ	7:G:43:TYR:CE1	2.57	0.44
8:H:93:VAL:H	8:H:104:ILE:HG13	1.83	0.44
8:H:121:LEU:HD23	8:H:122:LEU:N	2.33	0.44
1:M:1026:ARG:O	1:M:1030:ALA:HB2	2.18	0.44
1:M:1409:GLU:CB	1:M:1410:GLU:HA	2.45	0.44
1:M:23:ILE:O	1:M:23:ILE:HG22	2.17	0.44
1:M:267:ASP:N	1:M:268:LEU:HB2	2.09	0.44
1:M:445:GLY:HA2	1:M:446:ASP:O	2.17	0.44
1:M:760:SER:O	1:M:763:ASN:HB2	2.17	0.44
1:M:784:GLY:HA2	1:M:785:PHE:C	2.37	0.44

*Continued on next page...*

*Continued from previous page...*

Atom-1	Atom-2	Interatomic distance (Å)	Clash overlap (Å)
1:M:773:GLN:HB2	1:M:804:GLY:O	2.17	0.44
1:M:985:LEU:HD22	1:M:986:PRO:HD2	2.00	0.44
2:N:218:PRO:HG2	2:N:219:ILE:H	1.82	0.44
2:N:350:ILE:HG22	2:N:351:THR:N	2.33	0.44
2:N:538:ALA:C	2:N:540:ILE:N	2.70	0.44
2:N:654:ARG:HB3	2:N:655:TYR:C	2.36	0.44
2:N:831:ASN:HD21	2:N:833:ALA:N	2.14	0.44
3:O:54:THR:HG23	3:O:152:GLN:HA	2.00	0.44
3:O:24:THR:O	3:O:227:ARG:HG2	2.17	0.44
3:O:39:GLU:OE2	3:O:166:LYS:NZ	2.49	0.44
3:O:9:ILE:HA	3:O:19:PHE:HA	1.99	0.44
5:Q:197:SER:HB3	5:Q:199:THR:HB	1.99	0.44
5:Q:171:PRO:CB	5:Q:207:ARG:HG2	2.36	0.44
5:Q:53:ASP:O	5:Q:54:ARG:C	2.56	0.44
10:V:49:ILE:N	10:V:49:ILE:HD12	2.33	0.44
2:N:942:MET:HB2	12:X:50:TYR:CD2	2.51	0.44
1:A:1048:ILE:C	1:A:1050:GLY:H	2.20	0.44
1:A:1121:ILE:CG2	1:A:1328:VAL:O	2.65	0.44
1:A:131:ARG:O	1:A:136:ARG:NE	2.49	0.44
1:A:236:ARG:O	1:A:239:TRP:HB2	2.18	0.44
1:A:45:GLU:HG2	1:A:45:GLU:O	2.17	0.44
1:A:522:SER:O	1:A:523:ASN:C	2.56	0.44
1:A:88:LEU:HD22	1:A:88:LEU:HA	1.88	0.44
2:B:101:PRO:HG3	2:B:111:TYR:CD1	2.51	0.44
2:B:1023:VAL:C	2:B:1025:ALA:H	2.20	0.44
2:B:1076:LEU:HD23	2:B:1077:GLY:N	2.32	0.44
2:B:364:LEU:HD23	2:B:367:MET:HE2	1.98	0.44
2:B:469:LEU:HD13	2:B:471:ARG:NE	2.32	0.44
2:B:474:PHE:CE2	2:B:478:LEU:HD11	2.53	0.44
2:B:552:LEU:HB3	2:B:573:LEU:HD13	1.99	0.44
2:B:677:LEU:HB3	2:B:682:GLU:OE1	2.17	0.44
2:B:924:ARG:HH11	2:B:924:ARG:HG2	1.83	0.44
3:C:54:THR:HG23	3:C:152:GLN:HA	1.99	0.44
3:C:45:ILE:HD11	3:C:66:LEU:C	2.38	0.44
5:E:175:LEU:C	5:E:177:ASP:H	2.19	0.44
5:E:53:ASP:O	5:E:54:ARG:C	2.56	0.44
7:G:14:LEU:CD1	7:G:30:LYS:HD2	2.47	0.44
8:H:80:VAL:HA	8:H:95:VAL:CG2	2.36	0.44
11:K:76:THR:OG1	11:K:77:VAL:O	2.30	0.44
1:M:1083:THR:HB	1:M:1101:VAL:CB	2.48	0.44
1:M:115:LEU:HD21	1:M:227:HIS:CD2	2.51	0.44

*Continued on next page...*

*Continued from previous page...*

Atom-1	Atom-2	Interatomic distance (Å)	Clash overlap (Å)
1:M:1277:ILE:O	1:M:1278:SER:O	2.35	0.44
1:M:151:ASP:HB2	1:M:172:HIS:CE1	2.52	0.44
1:M:271:LYS:HZ2	1:M:308:THR:CB	2.30	0.44
2:N:1154:ILE:O	2:N:1205:PHE:CE1	2.71	0.44
2:N:485:ASN:C	2:N:486:THR:HG22	2.37	0.44
2:N:654:ARG:CB	2:N:662:ARG:HD3	2.48	0.44
2:N:621:ARG:NH2	2:N:682:GLU:CD	2.71	0.44
3:O:129:SER:HB2	3:O:130:LEU:C	2.38	0.44
4:P:129:THR:O	4:P:133:PHE:CG	2.70	0.44
6:R:71:THR:HG21	6:R:126:ARG:HD2	2.00	0.44
1:M:1450:TYR:CD1	7:S:61:ARG:HB2	2.48	0.44
1:M:1450:TYR:CD1	7:S:61:ARG:N	2.85	0.44
8:T:88:ASP:O	8:T:89:GLU:C	2.56	0.44
9:U:6:TYR:HA	9:U:12:ASN:O	2.16	0.44
1:A:1083:THR:HB	1:A:1101:VAL:CB	2.48	0.44
1:A:1083:THR:HB	1:A:1101:VAL:HG21	1.99	0.44
1:A:1459:TYR:CD1	1:A:1460:SER:N	2.82	0.44
1:A:148:MET:CA	1:A:179:GLN:HA	2.48	0.44
1:A:271:LYS:HE2	1:A:328:LEU:HB3	1.95	0.44
1:A:432:LEU:HD23	1:A:436:TRP:CE2	2.52	0.44
1:A:520:PRO:HB3	1:A:882:THR:HB	2.00	0.44
1:A:985:LEU:HD22	1:A:986:PRO:HD2	2.00	0.44
2:B:1026:LEU:HA	10:J:46:ARG:NH1	2.32	0.44
2:B:106:LEU:HD22	2:B:106:LEU:N	2.21	0.44
2:B:1135:VAL:O	2:B:1139:ARG:HG2	2.17	0.44
2:B:685:VAL:HG11	2:B:729:HIS:CE1	2.53	0.44
2:B:505:TRP:CE2	2:B:737:ILE:HD13	2.52	0.44
3:C:129:SER:HB2	3:C:130:LEU:C	2.38	0.44
6:F:71:THR:HG21	6:F:126:ARG:HD2	2.00	0.44
7:G:14:LEU:HD22	7:G:71:PHE:CE2	2.53	0.44
1:A:1450:TYR:CD1	7:G:61:ARG:CB	3.00	0.44
8:H:38:LEU:HD23	8:H:104:ILE:HG23	1.94	0.44
1:M:1286:THR:HB	1:M:1287:ARG:H	1.59	0.44
1:M:1372:ARG:O	1:M:1375:ALA:HB3	2.17	0.44
1:M:1412:VAL:HG13	1:M:1413:GLU:HG2	1.99	0.44
1:M:95:ILE:CG2	1:M:314:ILE:HG21	2.47	0.44
1:M:425:LYS:HE3	1:M:430:ILE:HG21	2.00	0.44
1:M:65:ARG:O	1:M:67:PHE:HD1	2.01	0.44
1:M:815:THR:OG1	1:M:818:GLU:CD	2.56	0.44
1:M:838:ALA:HB1	1:M:842:TYR:HE2	1.81	0.44
2:N:106:LEU:HD22	2:N:106:LEU:N	2.21	0.44

*Continued on next page...*

*Continued from previous page...*

Atom-1	Atom-2	Interatomic distance (Å)	Clash overlap (Å)
2:N:1170:CYS:HB2	2:N:1175:ASN:H	1.83	0.44
2:N:428:PHE:C	2:N:429:ASN:CG	2.75	0.44
2:N:41:PHE:HB3	2:N:42:VAL:HG23	1.98	0.44
2:N:455:GLN:O	2:N:456:LYS:O	2.36	0.44
2:N:579:PRO:O	2:N:580:ALA:C	2.56	0.44
2:N:703:GLY:C	2:N:704:TYR:CD1	2.84	0.44
2:N:745:ILE:HG12	2:N:748:PRO:HG3	1.99	0.44
2:N:791:PRO:HB2	2:N:794:THR:HB	2.00	0.44
4:P:57:LYS:C	4:P:61:TYR:HD2	2.16	0.44
5:Q:49:GLY:HA3	5:Q:51:ASN:H	1.82	0.44
7:S:147:LYS:HZ2	7:S:166:GLU:HB3	1.83	0.44
7:G:94:THR:HG21	8:T:2:SER:CA	2.45	0.44
1:A:1048:ILE:C	1:A:1050:GLY:N	2.71	0.44
1:A:1183:GLU:O	1:A:1185:GLU:N	2.51	0.44
1:A:171:GLY:O	1:A:172:HIS:C	2.55	0.44
1:A:322:GLN:CD	1:A:328:LEU:HD23	2.35	0.44
1:A:425:LYS:HE3	1:A:430:ILE:HG21	2.00	0.44
1:A:94:HIS:O	1:A:95:ILE:O	2.36	0.44
1:A:94:HIS:CD2	1:A:97:PHE:HB2	2.27	0.44
2:B:1154:ILE:O	2:B:1205:PHE:CE1	2.71	0.44
2:B:1176:ARG:C	2:B:1179:PHE:CE2	2.89	0.44
2:B:317:LEU:CB	2:B:335:LEU:CD2	2.95	0.44
2:B:41:PHE:H	2:B:42:VAL:CA	2.30	0.44
2:B:456:LYS:HD3	2:B:456:LYS:HA	1.46	0.44
2:B:856:GLY:CA	2:B:857:MET:C	2.85	0.44
2:B:990:PHE:CD1	3:C:179:PHE:CE2	3.06	0.44
4:D:132:LYS:CA	4:D:134:GLN:HB2	2.48	0.44
4:D:45:THR:HG22	4:D:47:GLY:H	1.83	0.44
4:D:57:LYS:HB3	4:D:61:TYR:HE2	1.81	0.44
4:D:65:PHE:O	4:D:67:ARG:N	2.50	0.44
5:E:197:SER:HB3	5:E:199:THR:HB	1.98	0.44
6:F:99:VAL:HG22	6:F:119:LYS:HD2	1.98	0.44
11:K:97:LEU:O	11:K:100:ILE:HG12	2.16	0.44
3:C:255:LYS:HB3	11:K:41:LEU:HD11	1.99	0.44
1:A:549:ARG:NH2	11:K:50:LEU:HD11	2.33	0.44
1:M:1096:ASN:O	1:M:1097:VAL:C	2.56	0.44
1:M:1104:LEU:CD1	1:M:1108:LEU:HG	2.48	0.44
1:M:1119:LEU:CA	1:M:1314:THR:CG2	2.92	0.44
1:M:1504:ALA:HA	1:M:1507:PRO:HG3	1.99	0.44
1:M:176:GLY:O	1:M:179:GLN:CD	2.56	0.44
1:M:368:ASP:OD2	1:M:649:LYS:NZ	2.50	0.44

*Continued on next page...*

*Continued from previous page...*

Atom-1	Atom-2	Interatomic distance (Å)	Clash overlap (Å)
1:M:522:SER:O	1:M:523:ASN:C	2.56	0.44
2:N:158:MET:HB3	2:N:158:MET:HE2	1.73	0.44
2:N:183:ASP:OD1	2:N:771:LEU:HD22	2.18	0.44
2:N:198:ILE:O	2:N:199:ALA:O	2.36	0.44
2:N:234:ARG:HE	2:N:408:ARG:HH22	1.66	0.44
2:N:269:VAL:O	2:N:273:ARG:HG3	2.17	0.44
2:N:387:PHE:CZ	2:N:504:HIS:HA	2.52	0.44
2:N:433:ALA:O	2:N:434:VAL:C	2.55	0.44
2:N:474:PHE:CE2	2:N:478:LEU:HD11	2.53	0.44
2:N:508:VAL:HG12	2:N:508:VAL:O	2.15	0.44
2:N:552:LEU:HB3	2:N:573:LEU:HD13	1.99	0.44
2:N:901:ILE:N	2:N:901:ILE:HD13	2.32	0.44
2:N:990:PHE:CD1	3:O:179:PHE:CE2	3.06	0.44
3:O:59:ASP:OD1	3:O:59:ASP:N	2.50	0.44
4:P:65:PHE:O	4:P:67:ARG:N	2.50	0.44
5:Q:148:HIS:HA	5:Q:193:ILE:HG22	2.00	0.44
1:M:1450:TYR:CD2	6:R:125:ARG:HG3	2.50	0.44
7:S:164:MET:HE3	7:S:170:GLY:N	2.30	0.44
11:W:80:CYS:HA	11:W:81:SER:HA	1.64	0.44
1:A:106:GLU:HG2	1:A:144:CYS:HA	2.00	0.44
1:A:1184:VAL:O	1:A:1186:GLU:HG3	2.17	0.44
1:A:1484:THR:CG2	1:A:1484:THR:O	2.60	0.44
1:A:383:PRO:HB2	1:A:384:GLU:H	1.62	0.44
1:A:48:GLN:HG2	1:A:50:PRO:CD	2.46	0.44
1:A:585:SER:HB3	1:A:618:ILE:HD12	1.99	0.44
1:A:596:ARG:HG2	1:A:598:ASP:OD1	2.17	0.44
2:B:166:LEU:O	2:B:168:GLY:N	2.51	0.44
2:B:183:ASP:OD1	2:B:771:LEU:HD22	2.18	0.44
2:B:292:ASN:H	2:B:293:ASP:CG	2.20	0.44
2:B:733:HIS:HD2	2:B:735:ALA:H	1.64	0.44
2:B:792:LEU:HG	2:B:811:ASN:OD1	2.18	0.44
2:B:816:ILE:HG12	2:B:1001:ILE:CD1	2.39	0.44
2:B:786:TYR:HE2	2:B:843:ILE:HG12	1.83	0.44
2:B:938:VAL:HA	2:B:957:MET:HA	1.98	0.44
4:D:24:MET:SD	4:D:88:PHE:CG	3.04	0.44
7:G:138:ILE:CD1	7:G:171:VAL:CG2	2.95	0.44
1:M:1083:THR:HB	1:M:1101:VAL:HG21	1.99	0.44
1:M:1098:THR:O	1:M:1099:LEU:CB	2.48	0.44
1:M:1295:ILE:CG2	1:M:1307:ALA:O	2.65	0.44
1:M:237:PRO:C	1:M:239:TRP:N	2.71	0.44
1:M:237:PRO:HA	1:M:240:MET:HE2	1.99	0.44

*Continued on next page...*

*Continued from previous page...*

Atom-1	Atom-2	Interatomic distance (Å)	Clash overlap (Å)
1:M:214:HIS:CE1	1:M:238:ASP:O	2.71	0.44
1:M:386:VAL:HG21	1:M:436:TRP:CD1	2.53	0.44
1:M:425:LYS:CE	1:M:430:ILE:HG21	2.48	0.44
1:M:815:THR:O	1:M:818:GLU:N	2.44	0.44
2:N:1135:VAL:O	2:N:1139:ARG:HG2	2.17	0.44
2:N:177:LEU:O	2:N:178:ASN:HB2	2.18	0.44
2:N:41:PHE:CD2	2:N:42:VAL:HG23	2.53	0.44
2:N:783:ASN:HD22	2:N:1085:LYS:HG2	1.82	0.44
2:N:88:THR:OG1	2:N:89:MET:N	2.51	0.44
7:S:14:LEU:HD22	7:S:71:PHE:CE2	2.53	0.44
8:T:100:LEU:O	8:T:101:LEU:HD23	2.17	0.44
8:T:17:ASP:CA	8:T:18:LYS:HB2	2.42	0.44
8:T:62:ASN:HB3	8:T:63:LEU:CD1	2.48	0.44
8:T:4:SER:O	8:T:6:LEU:HG	2.17	0.44
11:W:24:SER:OG	11:W:25:LYS:HB2	2.17	0.44
1:A:1122:TYR:C	1:A:1123:LEU:HD13	2.37	0.44
1:A:1166:ILE:O	1:A:1166:ILE:HG12	2.17	0.44
1:A:1188:LEU:O	1:A:1189:TYR:CB	2.66	0.44
1:A:336:LYS:CG	1:A:1410:GLU:OE1	2.66	0.44
1:A:372:VAL:HG21	1:A:466:ILE:CG2	2.41	0.44
1:A:55:LEU:O	1:A:60:LEU:HD12	2.18	0.44
1:A:784:GLY:HA2	1:A:785:PHE:C	2.37	0.44
1:A:826:GLY:O	1:A:830:LEU:HB2	2.17	0.44
2:B:106:LEU:H	2:B:106:LEU:CD2	2.21	0.44
2:B:198:ILE:O	2:B:199:ALA:O	2.36	0.44
2:B:350:ILE:HG22	2:B:351:THR:N	2.33	0.44
2:B:404:ARG:HG2	2:B:404:ARG:NH1	2.32	0.44
2:B:944:THR:HG23	2:B:945:THR:N	2.32	0.44
3:C:193:TRP:CE3	3:C:194:PHE:N	2.83	0.44
4:D:69:LYS:C	4:D:70:THR:HG23	2.32	0.44
5:E:148:HIS:HA	5:E:193:ILE:HG22	2.00	0.44
6:F:95:ALA:CB	6:F:96:PRO:HD2	2.42	0.44
7:G:100:PHE:CZ	7:G:131:TYR:HB2	2.53	0.44
8:H:6:LEU:HB2	8:H:59:ILE:HG13	1.99	0.44
9:I:39:ALA:C	9:I:40:THR:CG2	2.83	0.44
1:M:1112:LYS:O	1:M:1114:ILE:HD13	2.17	0.44
1:M:1188:LEU:O	1:M:1189:TYR:CB	2.66	0.44
1:M:1362:ILE:O	1:M:1362:ILE:HG13	2.17	0.44
1:M:151:ASP:HB2	1:M:172:HIS:HE2	1.81	0.44
1:M:448:VAL:HG23	1:M:497:VAL:HA	1.98	0.44
1:M:48:GLN:HG2	1:M:50:PRO:CG	2.47	0.44

*Continued on next page...*

*Continued from previous page...*

Atom-1	Atom-2	Interatomic distance (Å)	Clash overlap (Å)
1:M:585:SER:HB3	1:M:618:ILE:HD12	1.99	0.44
1:M:769:ALA:C	1:M:809:SER:HB3	2.38	0.44
1:M:863:ARG:HG2	1:M:869:ILE:CG2	2.46	0.44
1:M:863:ARG:HH11	1:M:863:ARG:HD3	1.68	0.44
1:M:997:ILE:HA	1:M:1000:LEU:HG	1.99	0.44
2:N:1111:ARG:O	2:N:1112:SER:OG	2.34	0.44
2:N:41:PHE:H	2:N:42:VAL:CA	2.31	0.44
2:N:654:ARG:HD2	2:N:657:ILE:HG13	1.99	0.44
4:P:45:THR:HG22	4:P:47:GLY:H	1.83	0.44
7:S:93:THR:HG23	7:S:94:THR:HG23	1.99	0.44
8:T:80:VAL:O	8:T:94:TYR:O	2.35	0.44
9:U:77:ARG:HG3	9:U:108:PHE:CE2	2.53	0.44
11:W:54:ARG:HB3	11:W:54:ARG:HE	1.61	0.44
1:A:1104:LEU:CD1	1:A:1108:LEU:HG	2.48	0.44
1:A:1119:LEU:HD11	1:A:1121:ILE:CG1	2.47	0.44
1:A:1164:THR:HG22	1:A:1242:ARG:NH2	2.18	0.44
1:A:1260:ILE:HD12	9:I:30:ARG:HH22	1.75	0.44
1:A:1492:VAL:HG12	1:A:1496:PHE:CE2	2.52	0.44
1:A:177:ALA:HB1	1:A:179:GLN:N	2.22	0.44
1:A:261:THR:O	1:A:261:THR:OG1	2.30	0.44
1:A:316:GLY:O	1:A:317:GLN:CB	2.55	0.44
1:A:428:GLY:O	1:A:429:ASP:C	2.54	0.44
1:A:506:GLU:O	1:A:510:ILE:HG12	2.17	0.44
1:A:62:THR:HG23	1:A:67:PHE:HB2	2.00	0.44
1:A:857:ARG:NH1	1:A:857:ARG:HG2	2.32	0.44
1:A:919:ASN:ND2	1:A:919:ASN:N	2.54	0.44
2:B:1189:LYS:HE2	2:B:1193:GLN:CD	2.38	0.44
2:B:480:HIS:CD2	2:B:483:ARG:NH1	2.86	0.44
2:B:829:ILE:HG13	2:B:829:ILE:O	2.18	0.44
3:C:197:ASP:O	3:C:200:ALA:HB3	2.18	0.44
9:I:24:VAL:CG1	9:I:25:LEU:H	2.28	0.44
1:M:1070:LEU:C	1:M:1070:LEU:HD12	2.34	0.44
1:M:1177:PHE:C	1:M:1180:PRO:CD	2.86	0.44
1:M:1184:VAL:O	1:M:1186:GLU:HG3	2.17	0.44
1:M:1347:ILE:O	1:M:1347:ILE:HG12	2.17	0.44
1:M:163:LEU:N	1:M:165:ASN:H	2.15	0.44
1:M:236:ARG:O	1:M:239:TRP:HB2	2.18	0.44
1:M:879:LEU:CD1	1:M:960:PRO:CG	2.79	0.44
1:M:908:MET:HG3	1:M:909:GLU:HG3	2.00	0.44
2:N:1022:LYS:HE2	10:V:43:TYR:OH	2.17	0.44
2:N:1040:THR:HG22	2:N:1043:ALA:HB2	1.99	0.44

*Continued on next page...*

*Continued from previous page...*

Atom-1	Atom-2	Interatomic distance (Å)	Clash overlap (Å)
2:N:214:ALA:HA	2:N:215:ALA:HA	1.67	0.44
2:N:46:MET:HG3	2:N:403:PHE:CE2	2.53	0.44
2:N:480:HIS:CD2	2:N:483:ARG:NH1	2.85	0.44
7:S:101:PHE:HE1	7:S:110:PHE:CD1	2.31	0.44
7:S:54:THR:HB	7:S:76:ARG:CD	2.48	0.44
8:T:121:LEU:HD23	8:T:122:LEU:N	2.32	0.44
8:T:71:ALA:O	8:T:72:ALA:HB3	2.18	0.44
9:U:24:VAL:HG13	9:U:25:LEU:H	1.81	0.44
12:X:44:CYS:HB2	12:X:45:GLY:H	1.53	0.44
1:A:1040:LEU:HD13	1:A:1048:ILE:HD12	1.99	0.43
1:A:118:ASP:CG	1:A:120:SER:HG	2.21	0.43
1:A:1413:GLU:O	1:A:1414:ILE:C	2.55	0.43
1:A:378:LYS:CA	1:A:441:HIS:HD2	2.30	0.43
1:A:566:LEU:HA	1:A:567:PRO:HD3	1.82	0.43
1:A:856:VAL:CG2	1:A:1067:VAL:HG21	2.37	0.43
1:A:95:ILE:O	1:A:96:GLY:O	2.36	0.43
2:B:747:PHE:CE1	2:B:1033:ALA:CB	3.01	0.43
2:B:1170:CYS:SG	2:B:1179:PHE:CE1	3.08	0.43
2:B:16:ASP:HA	2:B:19:THR:CG2	2.46	0.43
2:B:455:GLN:O	2:B:456:LYS:O	2.36	0.43
2:B:790:LYS:HA	2:B:791:PRO:HD3	1.92	0.43
2:B:855:ILE:HG13	2:B:856:GLY:N	2.23	0.43
3:C:69:ILE:HA	3:C:70:PRO:HD3	1.82	0.43
4:D:101:ALA:O	4:D:102:GLU:C	2.57	0.43
6:F:99:VAL:O	6:F:100:ASP:C	2.57	0.43
10:J:7:CYS:HB2	10:J:45:CYS:CB	2.39	0.43
11:K:117:GLY:HA3	11:K:118:VAL:HA	1.51	0.43
1:M:153:GLY:O	1:M:154:LEU:HG	2.17	0.43
1:M:225:LEU:O	1:M:230:LEU:HB2	2.18	0.43
1:M:866:MET:SD	1:M:1400:THR:HG23	2.58	0.43
2:N:1039:VAL:O	2:N:1039:VAL:HG12	2.18	0.43
2:N:579:PRO:HB2	2:N:603:ARG:NH2	2.33	0.43
2:N:786:TYR:HE2	2:N:843:ILE:HG12	1.83	0.43
2:N:792:LEU:HG	2:N:811:ASN:OD1	2.18	0.43
2:N:944:THR:HG23	2:N:945:THR:N	2.31	0.43
3:O:242:ASN:H	3:O:243:GLU:HB2	1.82	0.43
3:O:34:ARG:HH12	11:W:39:HIS:HB2	1.83	0.43
3:O:50:ILE:HG22	3:O:156:LEU:HD22	2.00	0.43
4:P:71:ALA:O	4:P:75:TYR:HE2	1.99	0.43
6:R:99:VAL:O	6:R:100:ASP:C	2.57	0.43
7:S:12:ILE:HD13	7:S:27:LEU:O	2.18	0.43

*Continued on next page...*

*Continued from previous page...*

Atom-1	Atom-2	Interatomic distance (Å)	Clash overlap (Å)
8:T:89:GLU:O	8:T:90:LYS:O	2.36	0.43
1:A:966:ILE:HD12	1:A:1048:ILE:HG23	1.99	0.43
1:A:1126:TRP:HE3	1:A:1127:ILE:HG23	1.83	0.43
1:A:1119:LEU:CG	1:A:1314:THR:CB	2.74	0.43
1:A:1362:ILE:HG13	1:A:1362:ILE:O	2.17	0.43
1:A:1401:GLY:O	1:A:1405:ARG:NE	2.51	0.43
1:A:148:MET:O	1:A:179:GLN:CA	2.58	0.43
1:A:324:SER:O	1:A:326:ARG:HG2	2.18	0.43
1:A:506:GLU:C	1:A:508:GLN:H	2.22	0.43
1:A:593:ASN:N	1:A:593:ASN:HD22	2.16	0.43
1:A:632:GLN:C	1:A:634:GLY:H	2.20	0.43
2:B:105:ARG:O	2:B:108:ASN:N	2.50	0.43
2:B:480:HIS:HD2	2:B:483:ARG:NH1	2.17	0.43
2:B:562:ASN:HD21	2:B:608:LYS:CG	2.17	0.43
2:B:753:SER:O	2:B:756:ASN:N	2.51	0.43
3:C:47:LEU:HD11	12:L:59:GLN:NE2	2.32	0.43
5:E:177:ASP:C	5:E:177:ASP:OD1	2.56	0.43
7:G:12:ILE:HD13	7:G:27:LEU:O	2.18	0.43
1:A:1450:TYR:CE1	7:G:61:ARG:HB3	2.49	0.43
7:G:54:THR:CB	7:G:76:ARG:HD2	2.46	0.43
9:I:77:ARG:HG3	9:I:108:PHE:CE2	2.53	0.43
10:J:46:ARG:C	10:J:48:MET:H	2.21	0.43
1:M:1042:LYS:O	1:M:1046:GLU:HG2	2.18	0.43
1:M:1166:ILE:O	1:M:1166:ILE:HG12	2.17	0.43
1:M:1382:THR:HG23	1:M:1382:THR:O	2.18	0.43
1:M:785:PHE:CE2	1:M:791:PRO:HG3	2.51	0.43
1:M:849:LYS:O	1:M:1408:PHE:HE2	2.01	0.43
1:M:33:SER:CB	1:M:85:HIS:N	2.81	0.43
1:M:94:HIS:O	1:M:95:ILE:C	2.56	0.43
2:N:1023:VAL:C	2:N:1025:ALA:H	2.20	0.43
2:N:1185:PRO:C	2:N:1187:ALA:H	2.20	0.43
2:N:166:LEU:O	2:N:168:GLY:N	2.51	0.43
2:N:317:LEU:CB	2:N:335:LEU:CD2	2.95	0.43
2:N:399:LEU:HD23	2:N:402:LEU:HD12	1.99	0.43
2:N:38:PHE:C	2:N:40:GLU:H	2.20	0.43
2:N:517:GLN:HB3	2:N:518:ALA:H	1.64	0.43
2:N:888:ILE:HD13	2:N:900:ILE:CG2	2.48	0.43
3:O:45:ILE:HD11	3:O:66:LEU:C	2.38	0.43
5:Q:118:ILE:C	5:Q:120:THR:N	2.70	0.43
1:A:434:TYR:HD1	6:R:102:GLU:O	2.01	0.43
1:A:392:TYR:HE2	6:R:104:GLU:O	2.00	0.43

*Continued on next page...*

*Continued from previous page...*

Atom-1	Atom-2	Interatomic distance (Å)	Clash overlap (Å)
6:R:93:MET:HE1	7:S:66:GLN:O	2.15	0.43
8:T:80:VAL:HA	8:T:95:VAL:CG2	2.36	0.43
8:T:90:LYS:HG2	8:T:91:VAL:N	2.32	0.43
1:A:1026:ARG:O	1:A:1030:ALA:HB2	2.18	0.43
1:A:1042:LYS:O	1:A:1046:GLU:HG2	2.18	0.43
1:A:1163:ASP:C	1:A:1164:THR:CG2	2.86	0.43
1:A:425:LYS:CE	1:A:430:ILE:HG21	2.48	0.43
1:A:476:LEU:HD12	1:A:476:LEU:C	2.39	0.43
1:A:65:ARG:O	1:A:67:PHE:HD1	2.01	0.43
1:A:853:ASP:HB3	1:A:864:ASN:HD22	1.81	0.43
2:B:1002:ASN:OD1	2:B:1003:PRO:HD2	2.18	0.43
2:B:1044:VAL:O	2:B:1047:LEU:HB2	2.19	0.43
2:B:38:PHE:C	2:B:40:GLU:H	2.20	0.43
2:B:41:PHE:CD2	2:B:42:VAL:HG23	2.53	0.43
2:B:391:ARG:NE	2:B:618:ARG:HH21	2.16	0.43
2:B:621:ARG:NH2	2:B:682:GLU:CD	2.71	0.43
2:B:54:SER:CA	2:B:79:PHE:HD1	2.28	0.43
2:B:874:MET:HG3	2:B:879:TYR:OH	2.15	0.43
3:C:50:ILE:O	3:C:50:ILE:HD12	2.19	0.43
5:E:166:ARG:C	5:E:168:THR:N	2.71	0.43
5:E:156:LYS:HG3	5:E:190:VAL:HG21	2.00	0.43
7:G:100:PHE:CA	7:G:111:VAL:HG12	2.48	0.43
7:G:150:GLY:C	7:G:160:ALA:HB1	2.32	0.43
4:D:25:LEU:HD12	7:G:5:LEU:CA	2.48	0.43
10:J:43:TYR:HB2	10:J:44:CYS:CB	2.47	0.43
1:M:1006:SER:HA	1:M:1007:ASP:HB3	1.99	0.43
1:M:1388:MET:HE1	1:M:1395:ILE:HD13	2.00	0.43
1:M:146:THR:O	1:M:148:MET:HE3	2.18	0.43
1:M:1497:VAL:O	1:M:1500:PRO:CD	2.65	0.43
1:M:324:SER:O	1:M:326:ARG:HG2	2.18	0.43
1:M:605:ASN:ND2	8:T:26:ARG:NH1	2.66	0.43
1:M:537:VAL:HG12	1:M:623:VAL:O	2.18	0.43
1:M:684:GLU:O	1:M:684:GLU:HG2	2.19	0.43
1:M:740:GLU:C	1:M:742:SER:H	2.20	0.43
1:M:764:ILE:H	1:M:764:ILE:HG12	1.58	0.43
2:N:1113:ARG:CA	2:N:1114:ASP:HB2	2.38	0.43
2:N:220:ALA:O	2:N:221:TYR:CG	2.70	0.43
2:N:396:GLY:O	2:N:398:LEU:N	2.50	0.43
2:N:423:GLU:C	2:N:424:THR:CG2	2.87	0.43
2:N:391:ARG:HH12	2:N:615:ASP:HB3	1.83	0.43
2:N:1073:GLN:NE2	3:O:192:TYR:HA	2.33	0.43

*Continued on next page...*

*Continued from previous page...*

Atom-1	Atom-2	Interatomic distance (Å)	Clash overlap (Å)
3:O:241:PRO:O	3:O:242:ASN:CB	2.66	0.43
3:O:69:ILE:HA	3:O:70:PRO:HD3	1.82	0.43
6:R:106:ASP:O	6:R:110:ILE:HG22	2.18	0.43
7:S:24:GLN:O	7:S:28:LYS:HG3	2.18	0.43
9:U:49:GLN:HE21	9:U:51:SER:H	1.66	0.43
1:A:775:ILE:CG1	1:A:1089:TYR:CD2	2.91	0.43
1:A:1109:ASN:C	1:A:1111:ALA:N	2.70	0.43
1:A:121:ASN:HB3	1:A:124:PHE:HD2	1.83	0.43
1:A:151:ASP:HB2	1:A:172:HIS:NE2	2.33	0.43
1:A:764:ILE:H	1:A:764:ILE:HG12	1.59	0.43
1:A:793:PHE:O	1:A:794:PRO:O	2.36	0.43
6:F:65:ALA:C	6:F:67:GLU:N	2.69	0.43
7:G:24:GLN:O	7:G:28:LYS:HG3	2.18	0.43
8:H:100:LEU:O	8:H:101:LEU:HD23	2.17	0.43
9:I:49:GLN:HE21	9:I:51:SER:H	1.66	0.43
10:J:46:ARG:HG3	10:J:46:ARG:O	2.13	0.43
3:C:34:ARG:HH12	11:K:39:HIS:HB2	1.83	0.43
1:M:1048:ILE:C	1:M:1050:GLY:N	2.71	0.43
1:M:1122:TYR:C	1:M:1123:LEU:HD13	2.37	0.43
1:M:1183:GLU:O	1:M:1185:GLU:N	2.51	0.43
1:M:141:TRP:C	1:M:144:CYS:SG	2.96	0.43
1:M:336:LYS:CG	1:M:1410:GLU:OE1	2.66	0.43
1:M:359:ILE:C	1:M:359:ILE:HD12	2.39	0.43
1:M:433:ARG:HG2	1:M:434:TYR:H	1.83	0.43
1:M:506:GLU:C	1:M:508:GLN:H	2.22	0.43
1:M:593:ASN:HD22	1:M:593:ASN:N	2.15	0.43
1:M:63:ILE:CG1	1:M:63:ILE:O	2.66	0.43
1:M:740:GLU:OE2	1:M:764:ILE:CB	2.57	0.43
1:M:966:ILE:HD12	1:M:1048:ILE:HG23	1.99	0.43
2:N:1027:SER:HB2	2:N:1029:PHE:HD1	1.82	0.43
1:M:1439:LEU:CA	2:N:1137:ARG:HD2	2.44	0.43
2:N:1189:LYS:HE2	2:N:1193:GLN:HE22	1.83	0.43
2:N:402:LEU:HD13	2:N:452:TRP:HZ3	1.79	0.43
2:N:840:PHE:HB3	2:N:1083:ARG:HG3	2.01	0.43
3:O:50:ILE:O	3:O:50:ILE:HD12	2.19	0.43
7:S:135:ASP:N	7:S:135:ASP:OD2	2.51	0.43
11:W:42:ALA:HB1	11:W:60:TYR:CD1	2.53	0.43
1:A:1177:PHE:C	1:A:1180:PRO:CD	2.85	0.43
1:A:1195:LEU:CD2	1:A:1242:ARG:NE	2.64	0.43
1:A:1066:MET:CE	1:A:1442:MET:CA	2.84	0.43
1:A:225:LEU:O	1:A:230:LEU:HB2	2.18	0.43

*Continued on next page...*

*Continued from previous page...*

Atom-1	Atom-2	Interatomic distance (Å)	Clash overlap (Å)
1:A:59:ARG:CB	1:A:60:LEU:HA	2.40	0.43
1:A:62:THR:HG1	1:A:69:CYS:HB3	1.83	0.43
1:A:956:ARG:HE	1:A:956:ARG:HB2	1.57	0.43
1:A:96:GLY:O	1:A:98:LEU:N	2.52	0.43
2:B:1012:VAL:HG12	2:B:1012:VAL:O	2.18	0.43
1:A:83:PHE:CZ	2:B:1193:GLN:O	2.65	0.43
2:B:1205:PHE:HD2	2:B:1210:LYS:CB	2.26	0.43
2:B:353:MET:HB2	2:B:356:PHE:CD1	2.53	0.43
2:B:363:PHE:HZ	2:B:572:TRP:H	1.66	0.43
2:B:89:MET:CE	2:B:89:MET:HA	2.48	0.43
2:B:921:HIS:HA	2:B:922:ALA:HA	1.69	0.43
4:D:11:ALA:CB	4:D:13:LEU:N	2.81	0.43
7:G:45:TYR:O	7:G:79:LEU:HA	2.19	0.43
8:H:47:TYR:OH	8:H:125:ARG:HB2	2.18	0.43
11:K:54:ARG:HE	11:K:54:ARG:HB3	1.61	0.43
1:M:100:LYS:NZ	1:M:1420:ALA:HB1	2.34	0.43
1:M:1071:ALA:HA	1:M:1373:HIS:CG	2.54	0.43
1:M:110:TRP:HA	1:M:111:ASN:HA	1.51	0.43
1:M:1166:ILE:CD1	1:M:1169:ASP:O	2.63	0.43
1:M:1320:THR:C	1:M:1322:ALA:N	2.72	0.43
1:M:459:MET:HB3	1:M:459:MET:HE3	1.89	0.43
1:M:476:LEU:C	1:M:476:LEU:HD12	2.38	0.43
1:M:775:ILE:N	1:M:775:ILE:HD12	2.33	0.43
1:M:793:PHE:O	1:M:794:PRO:O	2.36	0.43
2:N:1012:VAL:HG12	2:N:1012:VAL:O	2.18	0.43
2:N:1189:LYS:HE2	2:N:1193:GLN:CD	2.38	0.43
2:N:401:SER:HA	2:N:404:ARG:HH12	1.77	0.43
2:N:56:LEU:HG	2:N:415:TYR:HD1	1.84	0.43
2:N:492:GLY:HA3	2:N:493:LYS:HA	1.49	0.43
2:N:685:VAL:HG11	2:N:729:HIS:CE1	2.53	0.43
2:N:829:ILE:O	2:N:829:ILE:HG13	2.18	0.43
4:P:101:ALA:O	4:P:102:GLU:C	2.57	0.43
4:P:25:LEU:HD12	7:S:5:LEU:CA	2.48	0.43
5:Q:30:SER:C	5:Q:32:ALA:N	2.72	0.43
7:S:135:ASP:O	7:S:136:GLN:C	2.55	0.43
7:S:66:GLN:O	7:S:68:PHE:CD1	2.71	0.43
8:T:93:VAL:H	8:T:104:ILE:HG13	1.83	0.43
8:T:80:VAL:CG2	8:T:95:VAL:HG22	2.45	0.43
9:U:97:MET:C	9:U:99:LEU:N	2.71	0.43
1:A:1071:ALA:HA	1:A:1373:HIS:CG	2.54	0.43
1:A:1167:GLU:OE2	1:A:1167:GLU:O	2.37	0.43

*Continued on next page...*

*Continued from previous page...*

Atom-1	Atom-2	Interatomic distance (Å)	Clash overlap (Å)
1:A:1218:LYS:HG2	1:A:1221:GLU:OE1	2.19	0.43
1:A:1442:MET:O	1:A:1444:THR:N	2.49	0.43
1:A:359:ILE:C	1:A:359:ILE:HD12	2.39	0.43
1:A:39:PHE:HA	1:A:39:PHE:HD1	1.71	0.43
1:A:462:MET:HG2	1:A:484:TYR:OH	2.19	0.43
1:A:537:VAL:HG12	1:A:623:VAL:O	2.18	0.43
1:A:724:VAL:C	1:A:726:ARG:N	2.72	0.43
1:A:9:SER:HG	1:A:10:SER:H	1.66	0.43
1:A:254:PRO:CG	2:B:1103:LEU:HD21	2.48	0.43
1:A:348:GLY:O	2:B:1118:ARG:NH1	2.52	0.43
2:B:1170:CYS:HB2	2:B:1175:ASN:H	1.83	0.43
2:B:177:LEU:O	2:B:178:ASN:HB2	2.18	0.43
2:B:194:GLU:HG2	2:B:194:GLU:H	1.62	0.43
2:B:218:PRO:HG2	2:B:219:ILE:H	1.82	0.43
2:B:328:GLY:C	2:B:329:VAL:HG12	2.38	0.43
2:B:399:LEU:HD23	2:B:402:LEU:CD1	2.45	0.43
2:B:40:GLU:HA	2:B:42:VAL:O	2.19	0.43
5:E:78:LYS:O	5:E:80:PRO:HD3	2.19	0.43
7:G:135:ASP:OD2	7:G:135:ASP:N	2.51	0.43
8:H:62:ASN:HB3	8:H:63:LEU:CD1	2.48	0.43
8:H:80:VAL:CG2	8:H:95:VAL:HG22	2.45	0.43
12:L:55:LYS:CB	12:L:56:ARG:HA	2.31	0.43
1:M:1140:GLN:HG2	1:M:1280:ARG:HD3	1.99	0.43
1:M:1163:ASP:C	1:M:1164:THR:CG2	2.86	0.43
1:M:1504:ALA:C	1:M:1507:PRO:CG	2.87	0.43
1:M:181:THR:O	1:M:191:GLY:HA2	2.18	0.43
1:M:244:VAL:O	1:M:245:LEU:O	2.35	0.43
1:M:432:LEU:HD23	1:M:436:TRP:CE2	2.52	0.43
1:M:48:GLN:HG2	1:M:50:PRO:CD	2.46	0.43
1:M:532:ASP:OD2	2:N:824:GLN:NE2	2.51	0.43
1:M:563:ASP:HB3	1:M:565:ILE:HG12	1.99	0.43
1:M:602:SER:C	1:M:604:SER:N	2.71	0.43
1:M:55:LEU:O	1:M:60:LEU:HD12	2.18	0.43
2:N:747:PHE:CE1	2:N:1033:ALA:CB	3.01	0.43
2:N:233:SER:OG	2:N:234:ARG:N	2.52	0.43
2:N:353:MET:HB2	2:N:356:PHE:CD1	2.53	0.43
2:N:406:LEU:HA	2:N:406:LEU:HD23	1.86	0.43
2:N:587:ARG:HH21	2:N:601:ILE:HD13	1.82	0.43
2:N:888:ILE:HG23	2:N:900:ILE:O	2.19	0.43
2:N:924:ARG:HH11	2:N:924:ARG:HG2	1.83	0.43
2:N:986:GLU:N	2:N:986:GLU:CD	2.69	0.43

*Continued on next page...*

*Continued from previous page...*

Atom-1	Atom-2	Interatomic distance (Å)	Clash overlap (Å)
3:O:21:LEU:HD23	3:O:21:LEU:HA	1.84	0.43
5:Q:80:PRO:O	5:Q:81:SER:O	2.36	0.43
8:T:109:ARG:HA	8:T:110:LYS:HA	1.85	0.43
8:T:43:ASN:CG	8:T:46:ILE:HG12	2.39	0.43
10:V:46:ARG:C	10:V:48:MET:H	2.21	0.43
1:A:1440:ALA:HA	1:A:1441:PRO:HD3	1.84	0.43
1:A:237:PRO:C	1:A:239:TRP:N	2.71	0.43
1:A:23:ILE:HG22	1:A:23:ILE:O	2.17	0.43
1:A:428:GLY:C	1:A:430:ILE:HG23	2.36	0.43
1:A:383:PRO:HA	1:A:439:GLU:HG2	2.01	0.43
1:A:684:GLU:O	1:A:684:GLU:HG2	2.19	0.43
1:A:775:ILE:HD13	1:A:776:VAL:CA	2.47	0.43
1:A:775:ILE:HD12	1:A:775:ILE:N	2.33	0.43
2:B:1185:PRO:O	2:B:1187:ALA:N	2.51	0.43
2:B:644:HIS:O	2:B:647:GLN:HB2	2.19	0.43
2:B:758:TYR:C	2:B:760:SER:H	2.18	0.43
2:B:901:ILE:HD11	2:B:928:THR:H	1.84	0.43
3:C:119:ALA:HA	3:C:145:ILE:HD11	2.01	0.43
4:D:99:GLU:HA	4:D:124:LEU:HD13	2.01	0.43
5:E:23:HIS:HA	5:E:25:ARG:N	2.34	0.43
5:E:82:VAL:HA	5:E:83:GLY:HA3	1.70	0.43
7:G:12:ILE:CG2	7:G:14:LEU:HD13	2.49	0.43
8:H:74:TYR:CE2	8:H:76:MET:CG	2.95	0.43
8:H:89:GLU:O	8:H:90:LYS:O	2.36	0.43
11:K:24:SER:OG	11:K:25:LYS:HB2	2.17	0.43
1:M:1167:GLU:OE2	1:M:1167:GLU:O	2.37	0.43
1:M:1218:LYS:HG2	1:M:1221:GLU:OE1	2.19	0.43
1:M:129:ARG:O	1:M:131:ARG:N	2.50	0.43
1:M:1403:LEU:CB	1:M:1432:GLU:HG3	2.47	0.43
1:M:175:CYS:HB3	1:M:176:GLY:H	1.59	0.43
1:M:249:PRO:HB2	1:M:250:PRO:HD2	1.99	0.43
1:M:267:ASP:HB3	1:M:268:LEU:CD2	2.47	0.43
1:M:42:THR:CG2	1:M:55:LEU:HB2	2.39	0.43
1:M:429:ASP:O	1:M:431:PRO:N	2.52	0.43
1:M:62:THR:HG23	1:M:67:PHE:HB2	1.99	0.43
1:M:95:ILE:HG21	1:M:314:ILE:HG21	2.01	0.43
1:M:96:GLY:C	1:M:98:LEU:N	2.70	0.43
2:N:1002:ASN:OD1	2:N:1003:PRO:HD2	2.18	0.43
2:N:1185:PRO:O	2:N:1187:ALA:N	2.51	0.43
2:N:225:ILE:O	2:N:227:SER:N	2.52	0.43
2:N:40:GLU:HA	2:N:42:VAL:O	2.19	0.43

*Continued on next page...*

*Continued from previous page...*

Atom-1	Atom-2	Interatomic distance (Å)	Clash overlap (Å)
2:N:562:ASN:CA	2:N:563:ALA:HB3	2.49	0.43
2:N:659:PRO:CD	2:N:661:GLN:HE21	2.32	0.43
2:N:677:LEU:HB3	2:N:682:GLU:OE1	2.17	0.43
2:N:106:LEU:HA	2:N:954:LYS:HZ2	1.84	0.43
3:O:69:ILE:HD12	3:O:70:PRO:CD	2.49	0.43
4:P:80:ILE:HD13	4:P:130:LEU:HD11	1.90	0.43
4:P:132:LYS:CA	4:P:134:GLN:HB2	2.48	0.43
5:Q:23:HIS:HA	5:Q:25:ARG:N	2.34	0.43
6:R:115:LEU:HD22	6:R:115:LEU:HA	1.89	0.43
7:S:147:LYS:O	7:S:148:ILE:C	2.57	0.43
4:P:19:PHE:HE1	7:S:42:GLN:O	1.98	0.43
1:A:997:ILE:O	1:A:1000:LEU:HG	2.19	0.43
1:A:341:ARG:NH1	2:B:1194:GLU:OE1	2.51	0.43
1:A:39:PHE:O	1:A:42:THR:N	2.52	0.43
1:A:708:LEU:HA	1:A:708:LEU:HD12	1.83	0.43
1:A:1434:ILE:C	2:B:1141:PHE:HZ	2.22	0.43
2:B:659:PRO:HA	2:B:661:GLN:N	2.26	0.43
2:B:713:ALA:O	2:B:714:GLN:HG3	2.19	0.43
2:B:888:ILE:HD13	2:B:900:ILE:CG2	2.48	0.43
2:B:888:ILE:HG23	2:B:900:ILE:O	2.19	0.43
2:B:973:HIS:HE1	2:B:1017:GLU:OE1	2.00	0.43
4:D:97:CYS:HB2	4:D:131:ARG:HH22	1.84	0.43
5:E:128:GLU:CA	5:E:129:THR:HB	2.48	0.43
7:G:54:THR:HB	7:G:76:ARG:CD	2.48	0.43
9:I:97:MET:C	9:I:99:LEU:N	2.72	0.43
11:K:70:PHE:CD1	11:K:70:PHE:C	2.92	0.43
1:M:121:ASN:HB3	1:M:124:PHE:HD2	1.83	0.43
1:M:1264:VAL:C	1:M:1266:LEU:N	2.72	0.43
1:M:1317:ILE:HB	1:M:1318:ASN:CB	2.43	0.43
1:M:1449:ILE:O	7:S:61:ARG:HA	2.19	0.43
1:M:579:THR:CG2	1:M:582:GLN:HB2	2.42	0.43
2:N:147:PRO:HB2	2:N:148:SER:H	1.68	0.43
2:N:644:HIS:O	2:N:647:GLN:HB2	2.19	0.43
2:N:828:ILE:O	2:N:979:ILE:HA	2.19	0.43
4:P:51:MET:HE1	4:P:55:MET:CE	2.42	0.43
5:Q:128:GLU:CA	5:Q:129:THR:HB	2.48	0.43
6:R:137:SER:HG	6:R:140:GLU:HB2	1.81	0.43
8:T:47:TYR:OH	8:T:125:ARG:HB2	2.18	0.43
9:U:96:MET:O	9:U:97:MET:HG3	2.18	0.43
1:A:1052:VAL:O	1:A:1053:GLU:C	2.57	0.43
1:A:1188:LEU:C	1:A:1189:TYR:HD1	2.22	0.43

*Continued on next page...*

*Continued from previous page...*

Atom-1	Atom-2	Interatomic distance (Å)	Clash overlap (Å)
1:A:1327:GLY:HA3	1:A:1328:VAL:HA	1.66	0.43
1:A:249:PRO:CB	1:A:250:PRO:HD2	2.49	0.43
1:A:266:ASP:O	1:A:269:THR:CB	2.66	0.43
1:A:863:ARG:HG2	1:A:869:ILE:CG2	2.46	0.43
1:A:880:ASP:CA	1:A:1061:VAL:HB	2.49	0.43
1:A:934:GLU:O	1:A:938:LEU:HG	2.19	0.43
1:A:96:GLY:C	1:A:98:LEU:N	2.73	0.43
2:B:687:ILE:HA	2:B:729:HIS:O	2.19	0.43
2:B:757:THR:HG22	2:B:758:TYR:CD2	2.54	0.43
2:B:798:MET:C	2:B:800:TYR:N	2.72	0.43
2:B:888:ILE:HD12	2:B:938:VAL:HG21	2.01	0.43
3:C:241:PRO:O	3:C:242:ASN:CB	2.66	0.43
5:E:107:ALA:HA	5:E:108:ASN:HA	1.41	0.43
5:E:132:GLU:O	5:E:134:ASP:N	2.52	0.43
6:F:141:LEU:C	6:F:142:ILE:HG12	2.39	0.43
6:F:64:VAL:HG23	6:F:132:SER:HB2	2.00	0.43
8:H:11:PHE:HB3	8:H:29:ALA:HB1	2.01	0.43
8:H:72:ALA:HB1	8:H:123:LEU:C	2.35	0.43
8:H:71:ALA:O	8:H:72:ALA:HB3	2.18	0.43
9:I:20:LYS:CD	9:I:21:VAL:N	2.44	0.43
10:J:49:ILE:HD12	10:J:49:ILE:N	2.33	0.43
1:M:1170:LYS:HZ3	1:M:1238:LYS:HG3	1.83	0.43
1:M:317:GLN:H	1:M:318:PRO:CD	2.32	0.43
1:M:380:LEU:HB3	1:M:381:THR:H	1.63	0.43
1:M:467:ARG:HD3	1:M:467:ARG:O	2.18	0.43
1:M:549:ARG:NH2	11:W:50:LEU:HD11	2.33	0.43
1:M:553:MET:HE1	11:W:58:ALA:HB3	2.01	0.43
1:M:775:ILE:CD1	1:M:776:VAL:N	2.65	0.43
1:M:520:PRO:HB3	1:M:882:THR:CA	2.48	0.43
1:M:510:ILE:CD1	2:N:1132:CYS:SG	3.05	0.43
2:N:300:MET:C	2:N:302:PRO:HD2	2.38	0.43
2:N:721:ASN:HA	2:N:722:PRO:HD3	1.85	0.43
2:N:942:MET:HB2	12:X:50:TYR:HE2	1.81	0.43
5:Q:113:SER:O	5:Q:117:ILE:HG12	2.19	0.43
5:Q:78:LYS:O	5:Q:80:PRO:HD3	2.19	0.43
8:T:11:PHE:HB3	8:T:29:ALA:HB1	2.01	0.43
1:A:1338:PHE:CA	1:A:1341:ILE:HG13	2.45	0.43
1:A:91:PRO:HB2	1:A:210:PRO:HG2	2.01	0.43
1:A:467:ARG:HD3	1:A:467:ARG:O	2.18	0.43
1:A:549:ARG:NH1	11:K:50:LEU:HD11	2.34	0.43
1:A:563:ASP:CB	1:A:565:ILE:HG12	2.49	0.43

*Continued on next page...*

*Continued from previous page...*

Atom-1	Atom-2	Interatomic distance (Å)	Clash overlap (Å)
2:B:1027:SER:HB2	2:B:1029:PHE:HD1	1.82	0.43
2:B:198:ILE:HG23	2:B:483:ARG:O	2.19	0.43
2:B:225:ILE:O	2:B:227:SER:N	2.52	0.43
2:B:495:ALA:O	2:B:496:LYS:O	2.37	0.43
2:B:387:PHE:HD2	2:B:503:THR:CG2	2.32	0.43
3:C:103:LEU:HB2	3:C:158:CYS:HB2	2.01	0.43
3:C:69:ILE:HG13	3:C:69:ILE:O	2.19	0.43
4:D:84:ARG:HA	4:D:90:ARG:NH1	2.34	0.43
5:E:30:SER:C	5:E:32:ALA:H	2.22	0.43
6:F:106:ASP:O	6:F:110:ILE:HG22	2.18	0.43
11:K:55:VAL:HG12	11:K:57:PHE:H	1.84	0.43
1:M:1338:PHE:CA	1:M:1341:ILE:HG13	2.45	0.43
1:M:158:SER:OG	1:M:158:SER:O	2.33	0.43
1:M:163:LEU:HA	1:M:164:SER:HA	1.88	0.43
1:M:199:GLU:O	1:M:200:SER:OG	2.36	0.43
1:M:341:ARG:NH1	2:N:1194:GLU:OE1	2.51	0.43
1:M:39:PHE:O	1:M:42:THR:N	2.52	0.43
1:M:395:GLN:HA	1:M:432:LEU:HD11	2.00	0.43
1:M:462:MET:HG2	1:M:484:TYR:OH	2.19	0.43
1:M:880:ASP:CA	1:M:1061:VAL:HB	2.49	0.43
1:M:9:SER:HG	1:M:10:SER:H	1.67	0.43
1:M:24:LEU:H	2:N:1200:ILE:HA	1.84	0.43
2:N:968:LYS:HD2	2:N:1086:HIS:HE1	1.84	0.43
2:N:985:HIS:CE1	2:N:996:VAL:CG1	2.98	0.43
3:O:212:GLU:CB	3:O:213:PRO:CA	2.85	0.43
4:P:84:ARG:HA	4:P:90:ARG:NH1	2.34	0.43
5:Q:77:ALA:CB	5:Q:78:LYS:CA	2.97	0.43
7:S:138:ILE:CD1	7:S:171:VAL:CG2	2.95	0.43
9:U:5:GLN:C	9:U:14:LEU:CD1	2.77	0.43
1:A:108:VAL:HG11	1:A:113:GLY:HA2	1.81	0.42
1:A:129:ARG:O	1:A:131:ARG:N	2.50	0.42
1:A:317:GLN:H	1:A:318:PRO:CD	2.32	0.42
1:A:43:MET:H	1:A:55:LEU:HG	1.84	0.42
1:A:728:LEU:HB3	1:A:805:PHE:CE1	2.54	0.42
1:A:773:GLN:HB2	1:A:804:GLY:O	2.19	0.42
1:A:1444:THR:HG23	2:B:1133:SER:OG	2.18	0.42
2:B:398:LEU:HA	2:B:398:LEU:HD23	1.81	0.42
2:B:387:PHE:HD2	2:B:503:THR:HG22	1.83	0.42
7:G:114:HIS:CD2	7:G:115:LEU:CG	3.02	0.42
8:H:19:GLN:O	8:H:21:TYR:HD1	2.02	0.42
3:C:136:ALA:CB	10:J:16:ASP:OD1	2.67	0.42

*Continued on next page...*

*Continued from previous page...*

Atom-1	Atom-2	Interatomic distance (Å)	Clash overlap (Å)
1:M:102:LYS:HE2	1:M:189:LEU:HG	2.01	0.42
1:M:1052:VAL:O	1:M:1053:GLU:C	2.57	0.42
1:M:1076:GLY:N	1:M:1078:PRO:HD2	2.34	0.42
1:M:1083:THR:HB	1:M:1101:VAL:CG2	2.49	0.42
1:M:1401:GLY:O	1:M:1405:ARG:NE	2.51	0.42
1:M:141:TRP:CA	1:M:144:CYS:SG	3.04	0.42
1:M:178:ALA:HA	1:M:180:PRO:HD2	1.99	0.42
1:M:256:ILE:HD13	1:M:256:ILE:HA	1.73	0.42
1:M:266:ASP:O	1:M:269:THR:CB	2.66	0.42
1:M:350:ARG:O	1:M:351:VAL:CG2	2.67	0.42
1:M:395:GLN:HG3	1:M:432:LEU:CD1	2.45	0.42
1:M:442:ILE:HG12	1:M:442:ILE:H	1.51	0.42
1:M:827:ARG:HG2	1:M:827:ARG:O	2.19	0.42
1:M:853:ASP:HB3	1:M:864:ASN:HD22	1.81	0.42
1:M:997:ILE:O	1:M:1000:LEU:HG	2.19	0.42
2:N:1105:ARG:HG3	2:N:1186:TYR:CE2	2.54	0.42
2:N:242:LYS:HB3	2:N:244:MET:SD	2.59	0.42
2:N:30:LEU:CD2	2:N:482:ARG:NH2	2.82	0.42
2:N:753:SER:O	2:N:756:ASN:N	2.51	0.42
2:N:757:THR:HG22	2:N:758:TYR:CD2	2.54	0.42
2:N:812:ALA:O	2:N:814:VAL:HG23	2.19	0.42
2:N:814:VAL:CG1	2:N:815:ALA:N	2.82	0.42
3:O:207:ASN:ND2	3:O:230:TYR:CD2	2.85	0.42
4:P:69:LYS:C	4:P:70:THR:HG23	2.32	0.42
5:Q:30:SER:C	5:Q:32:ALA:H	2.22	0.42
6:R:106:ASP:HB3	6:R:109:GLN:HB2	2.01	0.42
6:R:64:VAL:HG23	6:R:132:SER:HB2	2.00	0.42
6:R:66:LYS:O	6:R:69:ARG:NH1	2.50	0.42
7:S:100:PHE:CZ	7:S:131:TYR:HB2	2.53	0.42
7:S:100:PHE:CA	7:S:111:VAL:HG12	2.48	0.42
1:A:1020:LEU:HD23	1:A:1023:ILE:HD11	2.01	0.42
1:A:1091:GLY:CA	1:A:1092:VAL:CG2	2.95	0.42
1:A:1096:ASN:O	1:A:1097:VAL:C	2.56	0.42
1:A:1104:LEU:HD11	1:A:1108:LEU:CG	2.49	0.42
1:A:1117:PRO:O	1:A:1118:SER:C	2.53	0.42
1:A:1295:ILE:CG2	1:A:1309:GLU:CG	2.97	0.42
1:A:1382:THR:HG23	1:A:1382:THR:O	2.18	0.42
1:A:155:SER:C	1:A:169:ASN:HA	2.36	0.42
1:A:193:TRP:CH2	1:A:206:ARG:HB3	2.53	0.42
1:A:230:LEU:CD1	1:A:237:PRO:HG2	2.39	0.42
1:A:391:ILE:HD13	1:A:434:TYR:CZ	2.55	0.42

*Continued on next page...*

*Continued from previous page...*

Atom-1	Atom-2	Interatomic distance (Å)	Clash overlap (Å)
1:A:532:ASP:OD2	2:B:824:GLN:NE2	2.51	0.42
1:A:558:TRP:CZ3	1:A:661:TYR:CD1	3.08	0.42
1:A:559:VAL:N	1:A:560:PRO:CA	2.82	0.42
1:A:605:ASN:ND2	8:H:26:ARG:NH1	2.66	0.42
1:A:773:GLN:HB2	1:A:805:PHE:HA	2.01	0.42
1:A:887:GLN:HG2	1:A:1024:LEU:HD11	2.00	0.42
1:A:963:VAL:O	1:A:965:ARG:N	2.52	0.42
2:B:216:PRO:CD	2:B:217:SER:HB3	2.49	0.42
2:B:465:VAL:O	2:B:466:SER:CB	2.67	0.42
2:B:579:PRO:HB2	2:B:603:ARG:NH2	2.33	0.42
2:B:641:ARG:N	2:B:644:HIS:HD2	2.08	0.42
2:B:721:ASN:HA	2:B:722:PRO:HD3	1.85	0.42
2:B:728:THR:HG23	2:B:729:HIS:H	1.84	0.42
2:B:795:THR:C	2:B:797:SER:H	2.22	0.42
3:C:33:ARG:HH21	3:C:179:PHE:CB	2.30	0.42
1:A:1348:GLU:CG	5:E:207:ARG:HH12	2.28	0.42
6:F:66:LYS:O	6:F:69:ARG:NH1	2.50	0.42
7:G:147:LYS:O	7:G:148:ILE:C	2.57	0.42
8:H:62:ASN:CB	8:H:63:LEU:HB2	2.24	0.42
9:I:65:ASP:O	9:I:67:THR:N	2.52	0.42
1:M:1125:PRO:CG	1:M:1129:ALA:HB2	2.45	0.42
1:M:1188:LEU:C	1:M:1189:TYR:HD1	2.22	0.42
1:M:1359:ARG:NH2	1:M:1371:TYR:CD1	2.76	0.42
1:M:23:ILE:CD1	1:M:1419:ALA:O	2.67	0.42
1:M:236:ARG:N	1:M:239:TRP:CZ3	2.85	0.42
1:M:259:ASP:HA	1:M:260:GLY:HA2	1.54	0.42
1:M:563:ASP:CB	1:M:565:ILE:HG12	2.50	0.42
1:M:57:ASP:O	1:M:59:ARG:CA	2.67	0.42
1:M:839:GLU:O	1:M:842:TYR:N	2.52	0.42
1:M:922:GLU:HB2	1:M:924:ASP:N	2.34	0.42
2:N:1141:PHE:HD1	2:N:1185:PRO:CD	2.33	0.42
2:N:216:PRO:CD	2:N:217:SER:HB3	2.48	0.42
2:N:35:LEU:H	2:N:158:MET:HE1	1.84	0.42
2:N:38:PHE:HD1	2:N:399:LEU:HD12	1.84	0.42
2:N:426:ARG:C	2:N:428:PHE:N	2.70	0.42
2:N:488:ILE:CD1	2:N:490:ARG:HG3	2.48	0.42
2:N:488:ILE:HD12	2:N:490:ARG:HG3	2.01	0.42
2:N:687:ILE:HA	2:N:729:HIS:O	2.19	0.42
1:M:810:TYR:O	2:N:750:HIS:HD2	2.01	0.42
2:N:869:SER:C	2:N:870:THR:HG23	2.38	0.42
3:O:172:SER:HB2	3:O:174:THR:HG22	2.01	0.42

*Continued on next page...*

*Continued from previous page...*

Atom-1	Atom-2	Interatomic distance (Å)	Clash overlap (Å)
3:O:243:GLU:O	3:O:244:ILE:C	2.57	0.42
3:O:47:LEU:HD11	12:X:59:GLN:NE2	2.32	0.42
3:O:69:ILE:O	3:O:69:ILE:HG13	2.19	0.42
5:Q:128:GLU:HA	5:Q:129:THR:HB	2.01	0.42
5:Q:156:LYS:HG3	5:Q:190:VAL:HG21	2.00	0.42
5:Q:49:GLY:HA3	5:Q:51:ASN:N	2.34	0.42
6:R:141:LEU:C	6:R:142:ILE:HG12	2.40	0.42
7:S:52:SER:O	7:S:54:THR:N	2.43	0.42
9:U:95:THR:O	9:U:96:MET:O	2.37	0.42
1:A:1320:THR:C	1:A:1322:ALA:N	2.72	0.42
1:A:328:LEU:HD13	1:A:328:LEU:C	2.30	0.42
1:A:40:PRO:HB3	1:A:276:ILE:C	2.40	0.42
1:A:429:ASP:O	1:A:431:PRO:N	2.52	0.42
1:A:516:GLN:HE22	2:B:1130:HIS:HD2	1.60	0.42
1:A:602:SER:C	1:A:604:SER:N	2.72	0.42
1:A:63:ILE:O	1:A:63:ILE:CG1	2.66	0.42
1:A:642:GLU:HA	1:A:643:LYS:HA	1.68	0.42
1:A:795:LYS:HG3	9:I:68:LEU:HA	2.01	0.42
1:A:805:PHE:CD2	1:A:805:PHE:C	2.92	0.42
1:A:845:ARG:O	1:A:846:ARG:C	2.57	0.42
1:A:857:ARG:HG2	1:A:857:ARG:HH11	1.78	0.42
1:A:882:THR:HG23	1:A:883:LEU:HG	2.01	0.42
1:A:94:HIS:HE2	1:A:97:PHE:HD2	1.64	0.42
2:B:242:LYS:HB3	2:B:244:MET:SD	2.59	0.42
2:B:812:ALA:O	2:B:814:VAL:HG23	2.19	0.42
3:C:7:ILE:HA	3:C:20:VAL:O	2.19	0.42
4:D:52:THR:OG1	4:D:53:ASP:N	2.51	0.42
5:E:15:TRP:CE3	5:E:19:HIS:CE1	3.08	0.42
5:E:15:TRP:CE2	5:E:19:HIS:CE1	3.07	0.42
7:G:100:PHE:HZ	7:G:131:TYR:HB2	1.84	0.42
4:D:65:PHE:CE1	7:G:89:ASP:HB3	2.54	0.42
1:M:1010:THR:HA	5:Q:162:ARG:NH2	2.35	0.42
1:M:176:GLY:C	1:M:179:GLN:NE2	2.72	0.42
1:M:405:HIS:C	1:M:407:GLY:H	2.19	0.42
1:M:381:THR:CB	1:M:440:ARG:O	2.53	0.42
1:M:446:ASP:O	1:M:466:ILE:HG12	2.20	0.42
1:M:558:TRP:HD1	1:M:657:ARG:HD3	1.84	0.42
1:M:724:VAL:C	1:M:726:ARG:N	2.72	0.42
1:M:934:GLU:O	1:M:938:LEU:HG	2.19	0.42
2:N:465:VAL:O	2:N:466:SER:CB	2.67	0.42
2:N:697:SER:HB3	2:N:721:ASN:HD22	1.84	0.42

*Continued on next page...*

*Continued from previous page...*

Atom-1	Atom-2	Interatomic distance (Å)	Clash overlap (Å)
2:N:901:ILE:HD11	2:N:928:THR:H	1.84	0.42
3:O:103:LEU:HB2	3:O:158:CYS:HB2	2.01	0.42
3:O:197:ASP:O	3:O:200:ALA:HB3	2.18	0.42
3:O:26:LEU:O	3:O:29:ALA:HB3	2.19	0.42
3:O:61:PHE:O	3:O:61:PHE:CD2	2.73	0.42
4:P:86:HIS:HD2	4:P:89:GLU:OE1	2.02	0.42
5:Q:132:GLU:O	5:Q:134:ASP:N	2.52	0.42
7:S:100:PHE:HZ	7:S:131:TYR:HB2	1.85	0.42
7:S:114:HIS:CD2	7:S:115:LEU:CG	3.02	0.42
8:T:33:GLN:C	8:T:35:ASP:N	2.72	0.42
11:W:57:PHE:CD2	11:W:73:ARG:HG2	2.53	0.42
1:A:1004:ARG:HA	1:A:1005:GLY:HA2	1.59	0.42
1:A:1076:GLY:N	1:A:1078:PRO:HD2	2.34	0.42
1:A:1091:GLY:HA2	1:A:1092:VAL:CB	2.39	0.42
1:A:1083:THR:HB	1:A:1101:VAL:CG2	2.49	0.42
1:A:1170:LYS:HZ1	1:A:1238:LYS:CG	2.33	0.42
1:A:118:ASP:HB2	1:A:120:SER:CA	2.50	0.42
1:A:1487:GLU:OE2	4:D:43:ARG:CG	2.67	0.42
1:A:163:LEU:N	1:A:165:ASN:N	2.68	0.42
1:A:88:LEU:HG	1:A:243:THR:C	2.38	0.42
1:A:431:PRO:HB2	1:A:432:LEU:H	1.63	0.42
1:A:446:ASP:O	1:A:466:ILE:HG12	2.20	0.42
1:A:478:LEU:HG	1:A:478:LEU:H	1.68	0.42
1:A:526:VAL:CG1	1:A:526:VAL:O	2.67	0.42
1:A:529:ILE:HG22	1:A:534:LEU:HG	2.01	0.42
1:A:558:TRP:HD1	1:A:657:ARG:HD3	1.84	0.42
1:A:670:ILE:HG22	1:A:748:ASN:CB	2.30	0.42
1:A:846:ARG:HD2	1:A:1391:THR:C	2.40	0.42
1:A:86:ILE:CG2	1:A:86:ILE:O	2.52	0.42
1:A:908:MET:HG3	1:A:909:GLU:HG3	2.00	0.42
2:B:840:PHE:HB3	2:B:1083:ARG:HG3	2.01	0.42
1:A:492:GLU:OE2	2:B:1091:LYS:HD3	2.19	0.42
2:B:1158:ILE:O	2:B:1158:ILE:HG13	2.18	0.42
2:B:1192:PHE:CD2	2:B:1202:PRO:HB2	2.55	0.42
2:B:35:LEU:H	2:B:158:MET:HE1	1.84	0.42
2:B:388:GLY:H	2:B:503:THR:HG21	1.84	0.42
2:B:510:PRO:HB2	2:B:511:ALA:H	1.47	0.42
2:B:532:SER:O	2:B:616:ALA:HB1	2.20	0.42
2:B:508:VAL:CG1	2:B:737:ILE:HG22	2.50	0.42
2:B:1073:GLN:NE2	3:C:192:TYR:HA	2.33	0.42
3:C:210:TRP:O	3:C:211:GLU:CG	2.62	0.42

*Continued on next page...*

*Continued from previous page...*

Atom-1	Atom-2	Interatomic distance (Å)	Clash overlap (Å)
4:D:80:ILE:HD13	4:D:130:LEU:HD11	1.91	0.42
5:E:113:SER:O	5:E:117:ILE:HG12	2.19	0.42
5:E:49:GLY:HA3	5:E:51:ASN:N	2.34	0.42
9:I:12:ASN:ND2	9:I:29:CYS:SG	2.83	0.42
9:I:91:ARG:CG	9:I:92:ARG:N	2.73	0.42
9:I:96:MET:O	9:I:97:MET:HG3	2.18	0.42
1:M:108:VAL:HB	1:M:113:GLY:HA2	2.01	0.42
1:M:1290:MET:HA	1:M:1311:VAL:O	2.20	0.42
1:M:846:ARG:HD3	1:M:1392:ARG:HA	2.02	0.42
1:M:194:LYS:NZ	1:M:202:LEU:HD21	2.34	0.42
1:M:271:LYS:O	1:M:274:ASP:N	2.52	0.42
1:M:376:ILE:O	1:M:379:THR:N	2.49	0.42
1:M:377:ALA:HA	1:M:442:ILE:CG1	2.49	0.42
1:M:480:VAL:CG1	1:M:484:TYR:HE1	2.32	0.42
1:M:589:PRO:O	1:M:592:ILE:CD1	2.67	0.42
1:M:770:CYS:C	1:M:771:VAL:CG2	2.84	0.42
1:M:964:GLN:HG2	1:M:964:GLN:O	2.19	0.42
2:N:1158:ILE:HG13	2:N:1158:ILE:O	2.18	0.42
2:N:1199:ASN:ND2	2:N:1199:ASN:N	2.67	0.42
2:N:155:ILE:CD1	2:N:403:PHE:CE1	2.85	0.42
2:N:380:GLU:OE2	9:U:91:ARG:N	2.52	0.42
2:N:394:LEU:CD1	2:N:531:VAL:HB	2.47	0.42
2:N:562:ASN:HA	2:N:563:ALA:CB	2.49	0.42
2:N:591:ARG:HB3	2:N:672:GLY:CA	2.50	0.42
2:N:587:ARG:NH2	2:N:601:ILE:HD11	2.28	0.42
2:N:795:THR:C	2:N:797:SER:H	2.22	0.42
4:P:99:GLU:HA	4:P:124:LEU:HD13	2.01	0.42
5:Q:177:ASP:C	5:Q:177:ASP:OD1	2.57	0.42
4:P:65:PHE:CE1	7:S:89:ASP:HB3	2.54	0.42
9:U:24:VAL:CG1	9:U:25:LEU:H	2.31	0.42
11:W:16:PRO:O	11:W:17:LYS:C	2.54	0.42
11:W:24:SER:H	11:W:25:LYS:C	2.22	0.42
11:W:57:PHE:O	11:W:74:VAL:HG13	2.20	0.42
1:A:1083:THR:CB	1:A:1101:VAL:HB	2.49	0.42
1:A:1104:LEU:O	1:A:1104:LEU:CD1	2.64	0.42
1:A:1126:TRP:HA	1:A:1127:ILE:HA	1.75	0.42
1:A:1140:GLN:HG2	1:A:1280:ARG:HD3	2.01	0.42
1:A:1465:VAL:HG12	1:A:1466:PRO:CG	2.49	0.42
1:A:1496:PHE:CD2	4:D:33:LEU:HD11	2.51	0.42
1:A:101:ILE:CD1	1:A:217:PHE:HE2	2.22	0.42
1:A:25:SER:CA	1:A:239:TRP:CD1	3.03	0.42

*Continued on next page...*

*Continued from previous page...*

Atom-1	Atom-2	Interatomic distance (Å)	Clash overlap (Å)
1:A:425:LYS:HB3	1:A:426:ARG:H	1.62	0.42
1:A:480:VAL:CG1	1:A:484:TYR:HE1	2.32	0.42
1:A:452:ARG:NH1	1:A:486:ALA:HB1	2.35	0.42
1:A:506:GLU:OE2	2:B:1134:SER:HB2	2.20	0.42
1:A:666:ASN:OD1	2:B:1071:VAL:CG2	2.66	0.42
1:A:773:GLN:HB2	1:A:805:PHE:CA	2.49	0.42
1:A:921:ILE:HG12	1:A:921:ILE:H	1.72	0.42
1:A:816:PRO:HD3	2:B:1036:PHE:CD2	2.54	0.42
2:B:262:ILE:N	2:B:262:ILE:CD1	2.82	0.42
2:B:396:GLY:O	2:B:398:LEU:N	2.52	0.42
2:B:443:LEU:HA	2:B:443:LEU:HD23	1.77	0.42
2:B:30:LEU:CD2	2:B:482:ARG:NH2	2.83	0.42
2:B:532:SER:HB3	2:B:618:ARG:H	1.85	0.42
2:B:648:LEU:HA	2:B:648:LEU:HD23	1.83	0.42
2:B:839:LEU:HD23	2:B:839:LEU:HA	1.54	0.42
3:C:243:GLU:O	3:C:244:ILE:C	2.57	0.42
3:C:39:GLU:OE2	3:C:166:LYS:NZ	2.49	0.42
5:E:15:TRP:CE2	5:E:19:HIS:HE1	2.38	0.42
7:G:15:HIS:CE1	7:G:16:PRO:HD2	2.55	0.42
8:H:43:ASN:CG	8:H:46:ILE:HG12	2.39	0.42
11:K:24:SER:H	11:K:25:LYS:C	2.22	0.42
11:K:25:LYS:HA	11:K:26:SER:HA	1.61	0.42
11:K:64:HIS:HA	11:K:65:PRO:HD3	1.82	0.42
11:K:57:PHE:CD2	11:K:73:ARG:HG2	2.53	0.42
1:M:121:ASN:N	1:M:122:PRO:CD	2.83	0.42
1:M:1328:VAL:N	1:M:1329:ASP:CA	2.80	0.42
1:M:182:ILE:HA	1:M:191:GLY:HA2	2.01	0.42
1:M:25:SER:CA	1:M:239:TRP:CD1	3.03	0.42
1:M:288:GLU:HA	1:M:289:GLY:HA3	1.55	0.42
1:M:359:ILE:C	1:M:359:ILE:CD1	2.88	0.42
1:M:529:ILE:HG22	1:M:534:LEU:HG	2.01	0.42
1:M:795:LYS:HG3	9:U:68:LEU:HA	2.02	0.42
1:M:809:SER:C	1:M:811:LEU:N	2.72	0.42
1:M:844:GLN:HG2	2:N:1122:MET:HE2	2.02	0.42
1:M:887:GLN:HG2	1:M:1024:LEU:HD11	2.00	0.42
2:N:1095:ARG:HD3	2:N:1096:ALA:N	2.28	0.42
2:N:329:VAL:HA	2:N:330:THR:HA	1.49	0.42
2:N:243:LEU:HD12	2:N:371:MET:HE3	2.02	0.42
2:N:659:PRO:HA	2:N:661:GLN:N	2.26	0.42
2:N:505:TRP:CZ2	2:N:737:ILE:CD1	3.02	0.42
3:O:124:VAL:HB	3:O:125:SER:H	1.58	0.42

*Continued on next page...*

*Continued from previous page...*

Atom-1	Atom-2	Interatomic distance (Å)	Clash overlap (Å)
5:Q:15:TRP:CE2	5:Q:19:HIS:CE1	3.07	0.42
6:R:106:ASP:C	6:R:108:LEU:N	2.72	0.42
6:R:71:THR:HG21	6:R:126:ARG:HH11	1.84	0.42
6:R:75:MET:H	6:R:142:ILE:C	2.23	0.42
6:R:87:ARG:NH1	6:R:121:PRO:HD2	2.35	0.42
8:T:116:LEU:N	8:T:116:LEU:HD12	2.35	0.42
8:T:93:VAL:HB	8:T:104:ILE:CD1	2.43	0.42
1:A:1131:MET:O	1:A:1134:ALA:N	2.52	0.42
1:A:11:VAL:HG11	2:B:1179:PHE:HB3	2.02	0.42
1:A:1288:VAL:CG1	1:A:1289:TYR:H	2.33	0.42
1:A:198:ASP:N	1:A:198:ASP:OD1	2.51	0.42
1:A:395:GLN:HA	1:A:432:LEU:CD1	2.50	0.42
1:A:448:VAL:HG22	1:A:449:ILE:N	2.35	0.42
1:A:457:HIS:HB3	1:A:459:MET:SD	2.60	0.42
1:A:839:GLU:O	1:A:842:TYR:N	2.52	0.42
1:A:922:GLU:HB2	1:A:924:ASP:N	2.35	0.42
1:A:947:LYS:CD	1:A:947:LYS:N	2.81	0.42
2:B:180:CYS:C	2:B:182:TYR:N	2.73	0.42
2:B:505:TRP:CZ2	2:B:737:ILE:CD1	3.02	0.42
2:B:903:LYS:H	2:B:927:SER:HB3	1.84	0.42
3:C:67:GLY:HA3	3:C:170:LYS:HZ2	1.83	0.42
5:E:68:ASN:O	5:E:69:LYS:HG2	2.19	0.42
5:E:80:PRO:O	5:E:81:SER:O	2.36	0.42
7:G:46:ILE:HA	7:G:79:LEU:HD21	1.81	0.42
7:G:66:GLN:O	7:G:68:PHE:CD1	2.71	0.42
9:I:20:LYS:NZ	9:I:21:VAL:HG21	2.33	0.42
1:M:775:ILE:CG1	1:M:1089:TYR:HB2	2.48	0.42
1:M:118:ASP:HB2	1:M:120:SER:CA	2.50	0.42
1:M:212:GLU:O	1:M:215:THR:OG1	2.30	0.42
1:M:214:HIS:HE1	1:M:238:ASP:O	2.03	0.42
1:M:30:ARG:HG3	1:M:244:VAL:CG1	2.47	0.42
1:M:332:ARG:HH11	1:M:332:ARG:CG	2.33	0.42
1:M:457:HIS:HB3	1:M:459:MET:SD	2.60	0.42
1:M:549:ARG:NH1	11:W:50:LEU:HD11	2.34	0.42
1:M:585:SER:HB3	1:M:618:ILE:H	1.85	0.42
1:M:605:ASN:CG	8:T:26:ARG:HH12	2.23	0.42
2:N:1192:PHE:CD2	2:N:1202:PRO:HB2	2.55	0.42
2:N:327:THR:HB	2:N:328:GLY:H	1.58	0.42
2:N:198:ILE:HG23	2:N:483:ARG:O	2.19	0.42
2:N:657:ILE:N	2:N:657:ILE:CD1	2.81	0.42
2:N:767:MET:HE3	2:N:783:ASN:CG	2.40	0.42

*Continued on next page...*

*Continued from previous page...*

Atom-1	Atom-2	Interatomic distance (Å)	Clash overlap (Å)
2:N:839:LEU:HB3	2:N:840:PHE:CD1	2.52	0.42
4:P:97:CYS:HB2	4:P:131:ARG:HH22	1.83	0.42
8:T:116:LEU:N	8:T:116:LEU:CD1	2.83	0.42
8:T:60:THR:CG2	8:T:61:SER:H	2.19	0.42
11:W:76:THR:CA	11:W:77:VAL:CB	2.92	0.42
1:A:1212:MET:HE3	1:A:1241:ILE:HD11	2.01	0.42
1:A:1295:ILE:HD13	1:A:1309:GLU:OE2	2.19	0.42
1:A:205:LYS:O	1:A:206:ARG:HB2	2.18	0.42
1:A:242:ILE:CD1	1:A:245:LEU:HD13	2.44	0.42
1:A:271:LYS:O	1:A:274:ASP:N	2.52	0.42
1:A:781:ILE:O	1:A:781:ILE:CG2	2.68	0.42
1:A:946:CYS:CA	1:A:947:LYS:C	2.88	0.42
2:B:828:ILE:O	2:B:979:ILE:HA	2.19	0.42
3:C:50:ILE:HG22	3:C:156:LEU:HD22	2.00	0.42
1:A:1483:GLY:HA2	4:D:43:ARG:NH1	2.35	0.42
5:E:198:GLU:H	5:E:199:THR:CA	2.33	0.42
5:E:27:TYR:CD2	5:E:63:PRO:CG	2.73	0.42
7:G:3:PHE:CD1	7:G:80:TRP:CD1	2.99	0.42
11:K:36:LYS:HA	11:K:68:HIS:CD2	2.53	0.42
1:M:976:LEU:HD12	1:M:1041:ASN:ND2	2.35	0.42
1:M:1082:MET:C	1:M:1086:THR:HG23	2.39	0.42
1:M:1104:LEU:CD1	1:M:1104:LEU:O	2.64	0.42
1:M:128:GLN:HB3	1:M:139:ALA:HB3	2.02	0.42
1:M:208:LEU:O	1:M:212:GLU:HB2	2.19	0.42
1:M:249:PRO:CB	1:M:250:PRO:HD2	2.49	0.42
1:M:40:PRO:HB3	1:M:276:ILE:C	2.40	0.42
1:M:566:LEU:HA	1:M:567:PRO:HD3	1.83	0.42
1:M:584:LEU:C	1:M:586:LEU:N	2.73	0.42
1:M:744:LYS:HD2	1:M:746:SER:OG	2.20	0.42
1:M:769:ALA:O	1:M:809:SER:HB3	2.20	0.42
1:M:946:CYS:CA	1:M:947:LYS:C	2.88	0.42
1:M:963:VAL:O	1:M:965:ARG:N	2.52	0.42
1:M:969:ASN:ND2	1:M:969:ASN:H	2.16	0.42
1:M:1444:THR:HG22	2:N:1133:SER:H	1.82	0.42
2:N:562:ASN:HD21	2:N:608:LYS:CG	2.17	0.42
3:O:33:ARG:HH21	3:O:179:PHE:CB	2.30	0.42
4:P:52:THR:OG1	4:P:53:ASP:N	2.51	0.42
5:Q:68:ASN:O	5:Q:69:LYS:HG2	2.19	0.42
6:R:128:LEU:HB3	6:R:129:PRO:CD	2.50	0.42
7:S:150:GLY:C	7:S:160:ALA:HB1	2.32	0.42
8:T:113:ARG:CG	8:T:114:LEU:H	2.32	0.42

*Continued on next page...*

*Continued from previous page...*

Atom-1	Atom-2	Interatomic distance (Å)	Clash overlap (Å)
8:T:89:GLU:CG	8:T:90:LYS:H	2.31	0.42
11:W:55:VAL:HG12	11:W:57:PHE:H	1.84	0.42
1:A:1170:LYS:HZ3	1:A:1238:LYS:HG3	1.85	0.42
1:A:1201:ASP:C	1:A:1203:ALA:H	2.23	0.42
1:A:17:GLU:CD	2:B:1207:LYS:HB2	2.40	0.42
1:A:214:HIS:CE1	1:A:238:ASP:HB2	2.55	0.42
1:A:321:LEU:CD2	1:A:325:GLY:HA2	2.48	0.42
1:A:59:ARG:HB2	1:A:60:LEU:CA	2.49	0.42
1:A:641:LYS:HE3	1:A:885:GLU:CD	2.40	0.42
2:B:376:LEU:O	2:B:377:GLU:HB3	2.20	0.42
2:B:426:ARG:HB3	2:B:427:GLU:H	1.52	0.42
2:B:45:THR:O	2:B:49:ILE:HG23	2.20	0.42
2:B:591:ARG:HB3	2:B:672:GLY:CA	2.50	0.42
2:B:697:SER:HB3	2:B:721:ASN:HD22	1.84	0.42
2:B:875:LYS:O	2:B:876:HIS:C	2.58	0.42
3:C:42:THR:CG2	3:C:171:TRP:HB3	2.49	0.42
5:E:175:LEU:O	5:E:177:ASP:N	2.52	0.42
5:E:21:LEU:CD2	5:E:25:ARG:NE	2.82	0.42
6:F:71:THR:HG21	6:F:126:ARG:HH11	1.83	0.42
6:F:128:LEU:HB3	6:F:129:PRO:CD	2.50	0.42
6:F:125:ARG:HA	6:F:134:GLU:O	2.20	0.42
7:G:138:ILE:CD1	7:G:171:VAL:HG22	2.47	0.42
8:H:116:LEU:CD1	8:H:116:LEU:N	2.83	0.42
8:H:116:LEU:HD12	8:H:116:LEU:N	2.34	0.42
10:J:35:LEU:O	10:J:38:LEU:N	2.52	0.42
11:K:57:PHE:O	11:K:74:VAL:HG13	2.20	0.42
1:M:1083:THR:CB	1:M:1101:VAL:HB	2.49	0.42
1:M:116:LYS:HG3	1:M:143:VAL:CG1	2.50	0.42
1:M:1495:GLY:O	1:M:1498:GLY:O	2.38	0.42
1:M:1500:PRO:HG2	1:M:1501:ASP:H	1.83	0.42
1:M:261:THR:OG1	1:M:261:THR:O	2.30	0.42
1:M:482:SER:HB2	1:M:483:PRO:HD3	2.02	0.42
1:M:511:THR:O	1:M:512:MET:HG2	2.19	0.42
1:M:90:LYS:CE	1:M:282:VAL:CG1	2.92	0.42
2:N:1088:VAL:C	2:N:1090:ASP:N	2.73	0.42
2:N:1122:MET:HE3	2:N:1122:MET:HA	2.02	0.42
2:N:250:ASN:HA	2:N:251:SER:HA	1.63	0.42
2:N:330:THR:OG1	2:N:331:ARG:N	2.51	0.42
2:N:212:LYS:HZ1	2:N:381:PRO:HG3	1.84	0.42
2:N:402:LEU:HD22	2:N:452:TRP:CZ3	2.55	0.42
2:N:856:GLY:CA	2:N:857:MET:HB2	2.49	0.42

*Continued on next page...*

*Continued from previous page...*

Atom-1	Atom-2	Interatomic distance (Å)	Clash overlap (Å)
2:N:854:LYS:NZ	2:N:860:MET:SD	2.92	0.42
3:O:238:SER:OG	3:O:239:ILE:N	2.52	0.42
5:Q:116:LYS:C	5:Q:118:ILE:N	2.70	0.42
5:Q:175:LEU:O	5:Q:177:ASP:N	2.52	0.42
7:S:12:ILE:CG2	7:S:14:LEU:HD13	2.49	0.42
9:U:65:ASP:O	9:U:67:THR:N	2.52	0.42
9:U:73:LYS:CA	9:U:81:HIS:CD2	3.00	0.42
3:O:88:ARG:HD3	11:W:11:GLU:OE1	2.20	0.42
1:A:978:ALA:HA	1:A:1039:ARG:NH1	2.35	0.42
1:A:1127:ILE:HA	1:A:1128:ALA:HA	1.71	0.42
1:A:1351:ARG:CB	1:A:1382:THR:HG21	2.42	0.42
1:A:1450:TYR:HE2	6:F:125:ARG:HD2	1.83	0.42
1:A:178:ALA:O	1:A:179:GLN:CD	2.58	0.42
1:A:332:ARG:HH11	1:A:332:ARG:CG	2.32	0.42
1:A:390:ASN:O	1:A:392:TYR:N	2.53	0.42
1:A:482:SER:HB2	1:A:483:PRO:HD3	2.02	0.42
1:A:66:GLN:N	1:A:67:PHE:CD1	2.88	0.42
1:A:816:PRO:HB2	2:B:689:MET:HE2	2.01	0.42
1:A:964:GLN:O	1:A:964:GLN:HG2	2.19	0.42
1:A:985:LEU:HD13	1:A:987:SER:H	1.85	0.42
2:B:1039:VAL:HG12	2:B:1039:VAL:O	2.18	0.42
2:B:1101:GLN:HB2	2:B:1104:THR:HG23	2.02	0.42
2:B:1195:LEU:HD12	2:B:1202:PRO:HG3	2.02	0.42
2:B:1207:LYS:C	2:B:1209:HIS:H	2.24	0.42
2:B:264:SER:H	2:B:322:LYS:NZ	2.17	0.42
2:B:654:ARG:HB3	2:B:655:TYR:C	2.36	0.42
2:B:659:PRO:CD	2:B:661:GLN:HE21	2.32	0.42
2:B:838:GLY:O	2:B:839:LEU:C	2.55	0.42
4:D:108:ILE:HG22	4:D:108:ILE:O	2.20	0.42
5:E:30:SER:C	5:E:32:ALA:N	2.72	0.42
6:F:91:ILE:H	6:F:91:ILE:HG13	1.56	0.42
8:H:113:ARG:CG	8:H:114:LEU:H	2.32	0.42
9:I:79:HIS:CD2	9:I:80:GLN:NE2	2.82	0.42
9:I:95:THR:O	9:I:96:MET:O	2.37	0.42
9:I:96:MET:HB2	9:I:97:MET:H	1.59	0.42
1:M:1020:LEU:HD23	1:M:1023:ILE:HD11	2.01	0.42
1:M:1104:LEU:HD11	1:M:1108:LEU:CG	2.49	0.42
1:M:1202:ARG:HA	1:M:1205:MET:HB2	2.02	0.42
1:M:1081:GLN:NE2	1:M:1368:TYR:CD2	2.78	0.42
1:M:506:GLU:OE2	2:N:1134:SER:HB2	2.20	0.42
1:M:708:LEU:CG	1:M:709:LYS:O	2.64	0.42

*Continued on next page...*

*Continued from previous page...*

Atom-1	Atom-2	Interatomic distance (Å)	Clash overlap (Å)
1:M:739:ALA:O	1:M:743:LEU:HG	2.19	0.42
1:M:772:GLY:HA3	1:M:773:GLN:HA	1.90	0.42
1:M:810:TYR:O	2:N:750:HIS:CD2	2.72	0.42
2:N:1101:GLN:HB2	2:N:1104:THR:HG23	2.02	0.42
2:N:294:PHE:O	2:N:298:GLU:N	2.33	0.42
2:N:362:PHE:O	2:N:365:GLY:N	2.53	0.42
2:N:212:LYS:NZ	2:N:381:PRO:HG3	2.34	0.42
2:N:532:SER:O	2:N:616:ALA:HB1	2.20	0.42
2:N:747:PHE:N	2:N:748:PRO:HD3	2.35	0.42
2:N:875:LYS:O	2:N:876:HIS:C	2.58	0.42
2:N:778:MET:CA	2:N:956:ARG:HH21	2.32	0.42
3:O:119:ALA:HA	3:O:145:ILE:HD11	2.01	0.42
3:O:45:ILE:HG21	3:O:45:ILE:HD13	1.80	0.42
5:Q:101:THR:CB	5:Q:126:THR:HG23	2.50	0.42
5:Q:166:ARG:O	5:Q:168:THR:N	2.53	0.42
6:R:80:ARG:HB2	6:R:80:ARG:HE	1.69	0.42
7:S:45:TYR:O	7:S:79:LEU:HA	2.18	0.42
1:M:2:SER:CB	7:S:65:GLY:HA3	2.44	0.42
8:T:72:ALA:HB1	8:T:123:LEU:C	2.35	0.42
10:V:44:CYS:H	10:V:46:ARG:H	1.68	0.42
1:A:1028:LYS:HZ2	1:A:1028:LYS:HB2	1.82	0.42
1:A:1119:LEU:O	1:A:1314:THR:N	2.51	0.42
1:A:115:LEU:H	1:A:115:LEU:HD12	1.85	0.42
1:A:1182:GLU:O	1:A:1183:GLU:HB2	2.18	0.42
1:A:1188:LEU:C	1:A:1189:TYR:CD1	2.94	0.42
1:A:1253:ALA:CB	1:A:1254:GLU:CA	2.81	0.42
1:A:1261:GLU:O	1:A:1263:ASP:N	2.53	0.42
1:A:128:GLN:HB3	1:A:139:ALA:HB3	2.02	0.42
1:A:48:GLN:HG2	1:A:50:PRO:CG	2.47	0.42
1:A:517:ILE:CD1	1:A:640:TRP:NE1	2.55	0.42
1:A:567:PRO:HG2	1:A:586:LEU:HD11	2.02	0.42
1:A:592:ILE:HG12	1:A:613:ILE:HD12	2.02	0.42
1:A:963:VAL:C	1:A:965:ARG:N	2.74	0.42
2:B:1088:VAL:C	2:B:1090:ASP:N	2.73	0.42
1:A:510:ILE:CD1	2:B:1132:CYS:SG	3.05	0.42
2:B:331:ARG:HB2	2:B:332:GLU:H	1.75	0.42
2:B:349:HIS:O	2:B:350:ILE:CB	2.68	0.42
2:B:440:THR:CG2	2:B:441:ASN:N	2.81	0.42
2:B:488:ILE:HD12	2:B:490:ARG:HG3	2.01	0.42
2:B:492:GLY:HA3	2:B:493:LYS:HA	1.49	0.42
2:B:501:HIS:O	2:B:502:ASN:C	2.58	0.42

*Continued on next page...*

*Continued from previous page...*

Atom-1	Atom-2	Interatomic distance (Å)	Clash overlap (Å)
2:B:587:ARG:NH2	2:B:601:ILE:HD11	2.28	0.42
2:B:767:MET:HE3	2:B:783:ASN:CG	2.40	0.42
3:C:178:ALA:HB3	3:C:232:ASP:HB3	2.02	0.42
5:E:144:LEU:HA	5:E:144:LEU:HD23	1.78	0.42
5:E:98:ASN:HD22	5:E:98:ASN:N	2.18	0.42
7:G:126:ALA:O	7:G:128:PRO:N	2.53	0.42
7:G:119:ASP:CB	7:G:134:GLU:OE1	2.68	0.42
7:G:95:VAL:HG11	7:G:130:ASN:HA	2.02	0.42
1:A:605:ASN:CG	8:H:26:ARG:HH12	2.23	0.42
8:H:13:VAL:HG23	8:H:53:ALA:HB3	2.00	0.42
8:H:88:ASP:O	8:H:89:GLU:C	2.56	0.42
11:K:109:GLU:O	11:K:113:ILE:HG13	2.20	0.42
3:C:88:ARG:HD3	11:K:11:GLU:OE1	2.19	0.42
1:M:1342:LEU:HD23	1:M:1350:THR:CG2	2.47	0.42
1:M:163:LEU:N	1:M:165:ASN:N	2.68	0.42
1:M:405:HIS:CD2	1:M:406:PRO:HD3	2.54	0.42
1:M:422:ARG:O	1:M:423:TYR:C	2.59	0.42
1:M:43:MET:H	1:M:55:LEU:HG	1.84	0.42
1:M:558:TRP:CZ3	1:M:661:TYR:CD1	3.08	0.42
1:M:602:SER:OG	1:M:604:SER:HB3	2.19	0.42
1:M:533:THR:HG22	1:M:660:ASN:OD1	2.20	0.42
1:M:66:GLN:N	1:M:67:PHE:CD1	2.88	0.42
1:M:793:PHE:CE2	1:M:802:SER:HB2	2.55	0.42
1:M:847:LEU:H	1:M:847:LEU:HD22	1.85	0.42
2:N:229:LEU:H	2:N:229:LEU:CD2	2.33	0.42
2:N:376:LEU:O	2:N:377:GLU:HB3	2.20	0.42
2:N:526:SER:OG	2:N:529:SER:HB3	2.20	0.42
2:N:838:GLY:O	2:N:839:LEU:C	2.55	0.42
2:N:991:SER:HA	2:N:992:ALA:HA	1.78	0.42
3:O:36:VAL:HG13	3:O:244:ILE:CG2	2.49	0.42
3:O:7:ILE:HA	3:O:20:VAL:O	2.19	0.42
5:Q:15:TRP:CE3	5:Q:19:HIS:CE1	3.08	0.42
7:S:15:HIS:CE1	7:S:16:PRO:HD2	2.55	0.42
4:P:19:PHE:HD1	7:S:81:ARG:CD	2.33	0.42
7:S:90:ALA:CB	7:S:104:ILE:HG13	2.50	0.42
8:T:19:GLN:O	8:T:21:TYR:HD1	2.02	0.42
8:T:36:MET:HA	8:T:36:MET:HE2	2.00	0.42
9:U:100:ILE:HG12	9:U:100:ILE:H	1.75	0.42
1:A:104:ILE:O	1:A:105:LEU:O	2.37	0.41
1:A:1092:VAL:O	1:A:1093:SER:CB	2.68	0.41
1:A:120:SER:H	1:A:122:PRO:CD	2.28	0.41

*Continued on next page...*

*Continued from previous page...*

Atom-1	Atom-2	Interatomic distance (Å)	Clash overlap (Å)
1:A:1364:PHE:HA	1:A:1365:ASP:HA	1.42	0.41
1:A:1463:THR:OG1	1:A:1463:THR:O	2.30	0.41
1:A:183:ARG:NH1	1:A:203:PRO:CB	2.76	0.41
1:A:201:ASP:CB	1:A:206:ARG:HH12	2.21	0.41
1:A:359:ILE:CD1	1:A:359:ILE:C	2.88	0.41
1:A:659:VAL:O	1:A:660:ASN:C	2.55	0.41
1:A:533:THR:HG22	1:A:660:ASN:OD1	2.20	0.41
2:B:1138:GLU:HG2	2:B:1143:CYS:SG	2.60	0.41
2:B:229:LEU:CD2	2:B:229:LEU:H	2.33	0.41
2:B:526:SER:OG	2:B:529:SER:HB3	2.20	0.41
2:B:839:LEU:HB3	2:B:840:PHE:CD1	2.51	0.41
2:B:926:VAL:HG12	2:B:926:VAL:O	2.20	0.41
3:C:36:VAL:HG13	3:C:244:ILE:CG2	2.49	0.41
7:G:93:THR:O	7:G:140:LYS:CE	2.66	0.41
9:I:100:ILE:C	9:I:101:TYR:CD1	2.93	0.41
10:J:47:ARG:O	10:J:51:THR:CG2	2.65	0.41
10:J:52:HIS:CD2	10:J:53:VAL:H	2.38	0.41
1:M:1182:GLU:O	1:M:1183:GLU:HB2	2.19	0.41
1:M:1188:LEU:C	1:M:1189:TYR:CD1	2.93	0.41
1:M:1253:ALA:HB1	1:M:1254:GLU:HB2	2.01	0.41
1:M:1290:MET:C	1:M:1291:MET:SD	2.98	0.41
1:M:151:ASP:CG	1:M:152:THR:N	2.73	0.41
1:M:210:PRO:O	1:M:211:LEU:C	2.58	0.41
1:M:548:THR:O	1:M:552:VAL:HG23	2.20	0.41
1:M:585:SER:HB3	1:M:618:ILE:HG23	2.02	0.41
1:M:632:GLN:HB2	1:M:633:GLY:H	1.68	0.41
1:M:646:GLU:C	1:M:648:CYS:N	2.62	0.41
1:M:882:THR:HG23	1:M:883:LEU:HG	2.01	0.41
1:M:905:ILE:HG12	1:M:933:GLU:HB3	2.02	0.41
2:N:1044:VAL:O	2:N:1047:LEU:HB2	2.19	0.41
1:M:16:VAL:CG2	2:N:1182:VAL:HG22	2.47	0.41
2:N:474:PHE:O	2:N:475:ALA:C	2.59	0.41
2:N:792:LEU:HD23	2:N:792:LEU:HA	1.81	0.41
3:O:136:ALA:CB	10:V:16:ASP:OD1	2.67	0.41
3:O:165:ALA:O	3:O:166:LYS:C	2.57	0.41
4:P:108:ILE:O	4:P:108:ILE:HG22	2.20	0.41
5:Q:180:ALA:O	5:Q:184:GLY:N	2.51	0.41
5:Q:77:ALA:CB	5:Q:78:LYS:HA	2.48	0.41
7:S:95:VAL:HG11	7:S:130:ASN:HA	2.02	0.41
7:S:119:ASP:CB	7:S:134:GLU:OE1	2.68	0.41
8:T:74:TYR:CE2	8:T:76:MET:CG	2.95	0.41

*Continued on next page...*

*Continued from previous page...*

Atom-1	Atom-2	Interatomic distance (Å)	Clash overlap (Å)
9:U:100:ILE:C	9:U:101:TYR:CD1	2.93	0.41
1:A:1049:MET:HE3	1:A:1049:MET:HB3	1.81	0.41
1:A:1264:VAL:C	1:A:1266:LEU:N	2.72	0.41
1:A:116:LYS:HG3	1:A:143:VAL:CG1	2.50	0.41
1:A:181:THR:O	1:A:182:ILE:HG12	2.20	0.41
1:A:231:ASN:C	1:A:233:GLN:N	2.73	0.41
1:A:231:ASN:HD21	1:A:234:TYR:HD2	1.67	0.41
1:A:426:ARG:HA	1:A:426:ARG:HD2	1.69	0.41
1:A:573:LYS:HG2	8:H:75:ILE:N	2.27	0.41
1:A:585:SER:HB3	1:A:618:ILE:HG23	2.02	0.41
1:A:624:ASP:OD1	1:A:624:ASP:N	2.52	0.41
1:A:744:LYS:HD2	1:A:746:SER:OG	2.20	0.41
1:A:81:GLY:C	1:A:249:PRO:CG	2.76	0.41
1:A:947:LYS:CG	1:A:951:PRO:HG2	2.50	0.41
1:A:887:GLN:HE22	1:A:964:GLN:HB2	1.86	0.41
1:A:976:LEU:HD12	1:A:1041:ASN:ND2	2.35	0.41
1:A:979:LYS:O	1:A:981:PRO:HD3	2.20	0.41
2:B:111:TYR:HB2	2:B:189:ILE:CG1	2.51	0.41
2:B:1199:ASN:N	2:B:1199:ASN:ND2	2.67	0.41
2:B:158:MET:HE2	2:B:158:MET:HB3	1.73	0.41
2:B:362:PHE:O	2:B:365:GLY:N	2.53	0.41
2:B:522:VAL:C	2:B:523:LYS:HG3	2.41	0.41
2:B:747:PHE:CD2	2:B:1016:VAL:HG11	2.55	0.41
2:B:747:PHE:N	2:B:748:PRO:HD3	2.35	0.41
2:B:814:VAL:CG1	2:B:815:ALA:N	2.83	0.41
2:B:824:GLN:O	2:B:827:SER:HB3	2.20	0.41
3:C:61:PHE:O	3:C:61:PHE:CD2	2.73	0.41
2:B:841:ARG:NH2	3:C:64:HIS:ND1	2.68	0.41
7:G:23:MET:O	7:G:26:TYR:N	2.53	0.41
8:H:111:LEU:O	8:H:113:ARG:N	2.53	0.41
10:J:48:MET:HA	10:J:48:MET:HE3	2.01	0.41
11:K:38:ASP:HB3	11:K:70:PHE:CD2	2.48	0.41
1:M:1442:MET:O	1:M:1444:THR:N	2.49	0.41
1:M:1445:GLY:HA3	2:N:1133:SER:CB	2.50	0.41
1:M:1492:VAL:O	1:M:1496:PHE:HD2	2.02	0.41
1:M:88:LEU:CG	1:M:243:THR:O	2.67	0.41
1:M:856:VAL:CG2	1:M:1065:GLU:HG2	2.50	0.41
2:N:106:LEU:CD2	2:N:106:LEU:H	2.21	0.41
2:N:1124:ARG:CD	2:N:1128:ILE:HD11	2.50	0.41
2:N:1195:LEU:HD12	2:N:1202:PRO:HG3	2.02	0.41
2:N:1207:LYS:O	2:N:1208:ASN:C	2.58	0.41

*Continued on next page...*

*Continued from previous page...*

Atom-1	Atom-2	Interatomic distance (Å)	Clash overlap (Å)
2:N:30:LEU:C	2:N:32:ARG:H	2.24	0.41
2:N:440:THR:CG2	2:N:441:ASN:N	2.81	0.41
2:N:480:HIS:HD2	2:N:483:ARG:NH1	2.16	0.41
2:N:45:THR:O	2:N:49:ILE:HG23	2.20	0.41
2:N:501:HIS:O	2:N:502:ASN:C	2.59	0.41
2:N:532:SER:HB3	2:N:618:ARG:H	1.85	0.41
2:N:824:GLN:O	2:N:827:SER:HB3	2.20	0.41
3:O:42:THR:CG2	3:O:171:TRP:HB3	2.49	0.41
4:P:123:ILE:O	4:P:127:LEU:HG	2.20	0.41
4:P:92:GLN:HA	4:P:95:THR:OG1	2.20	0.41
7:S:23:MET:O	7:S:26:TYR:N	2.53	0.41
8:T:104:ILE:HD13	8:T:110:LYS:HE3	2.02	0.41
8:T:13:VAL:HG23	8:T:53:ALA:HB3	2.00	0.41
11:W:109:GLU:O	11:W:113:ILE:HG13	2.20	0.41
12:X:40:ARG:HB3	12:X:47:ARG:HG2	2.02	0.41
1:A:1082:MET:C	1:A:1086:THR:HG23	2.39	0.41
1:A:1290:MET:C	1:A:1291:MET:SD	2.98	0.41
1:A:850:ALA:CB	1:A:1390:ILE:HD12	2.51	0.41
1:A:852:GLU:CB	1:A:1430:ILE:HD11	2.50	0.41
1:A:271:LYS:CD	1:A:322:GLN:NE2	2.74	0.41
1:A:525:PRO:HD3	1:A:637:HIS:CE1	2.46	0.41
1:A:584:LEU:C	1:A:586:LEU:N	2.73	0.41
1:A:739:ALA:O	1:A:743:LEU:HG	2.19	0.41
1:A:856:VAL:CG2	1:A:1065:GLU:HG2	2.50	0.41
2:B:1006:ILE:HD13	2:B:1006:ILE:HA	1.80	0.41
2:B:1084:LEU:HD23	2:B:1084:LEU:HA	1.64	0.41
2:B:572:TRP:O	2:B:572:TRP:CG	2.71	0.41
1:A:801:GLU:HB3	2:B:718:PRO:HB3	2.02	0.41
3:C:69:ILE:HD12	3:C:70:PRO:CD	2.49	0.41
4:D:86:HIS:HD2	4:D:89:GLU:OE1	2.02	0.41
4:D:92:GLN:HA	4:D:95:THR:OG1	2.20	0.41
5:E:128:GLU:HA	5:E:129:THR:HB	2.01	0.41
5:E:166:ARG:O	5:E:168:THR:N	2.53	0.41
6:F:106:ASP:HB3	6:F:109:GLN:HB2	2.01	0.41
6:F:75:MET:H	6:F:142:ILE:C	2.23	0.41
10:J:44:CYS:H	10:J:46:ARG:H	1.68	0.41
1:M:1093:SER:O	1:M:1094:SER:OG	2.34	0.41
1:M:194:LYS:HE3	1:M:194:LYS:HB2	1.88	0.41
1:M:271:LYS:CD	1:M:322:GLN:NE2	2.74	0.41
1:M:480:VAL:O	1:M:480:VAL:CG1	2.63	0.41
1:M:492:GLU:OE2	2:N:1091:LYS:HD3	2.19	0.41

*Continued on next page...*

*Continued from previous page...*

Atom-1	Atom-2	Interatomic distance (Å)	Clash overlap (Å)
1:M:816:PRO:HB2	2:N:689:MET:HE1	2.01	0.41
2:N:1138:GLU:HG2	2:N:1143:CYS:SG	2.60	0.41
2:N:281:ARG:HD3	9:U:11:ASN:HB3	2.02	0.41
2:N:495:ALA:O	2:N:496:LYS:O	2.39	0.41
2:N:694:LEU:HD11	2:N:730:CYS:HB2	2.02	0.41
4:P:11:ALA:CB	4:P:13:LEU:N	2.81	0.41
4:P:24:MET:SD	4:P:88:PHE:CG	3.04	0.41
5:Q:91:VAL:O	5:Q:94:LEU:N	2.54	0.41
7:S:126:ALA:O	7:S:128:PRO:N	2.53	0.41
7:S:92:VAL:HA	7:S:102:ALA:HA	2.03	0.41
9:U:6:TYR:HB2	9:U:7:CYS:H	1.73	0.41
1:A:1238:LYS:HD3	1:A:1238:LYS:HA	1.83	0.41
1:A:1251:ARG:O	1:A:1252:LYS:HB2	2.20	0.41
1:A:1412:VAL:HG13	1:A:1413:GLU:HG2	1.99	0.41
1:A:584:LEU:CD2	1:A:584:LEU:C	2.88	0.41
1:A:585:SER:HB3	1:A:618:ILE:H	1.85	0.41
1:A:672:ILE:O	1:A:673:GLY:C	2.59	0.41
1:A:793:PHE:CE2	1:A:802:SER:HB2	2.55	0.41
1:A:827:ARG:HG2	1:A:827:ARG:O	2.19	0.41
2:B:1207:LYS:O	2:B:1208:ASN:C	2.58	0.41
2:B:694:LEU:HD11	2:B:730:CYS:HB2	2.02	0.41
2:B:867:VAL:C	2:B:869:SER:H	2.21	0.41
3:C:65:ARG:HH12	3:C:145:ILE:CA	2.23	0.41
4:D:123:ILE:O	4:D:127:LEU:HG	2.21	0.41
5:E:132:GLU:C	5:E:134:ASP:N	2.73	0.41
5:E:30:SER:OG	5:E:33:GLU:HG3	2.20	0.41
6:F:106:ASP:C	6:F:108:LEU:N	2.72	0.41
6:F:87:ARG:NH1	6:F:121:PRO:HD2	2.35	0.41
7:G:52:SER:O	7:G:54:THR:N	2.43	0.41
9:I:57:THR:HA	9:I:58:VAL:HA	1.86	0.41
1:M:978:ALA:HA	1:M:1039:ARG:NH1	2.35	0.41
1:M:1219:ILE:HG23	1:M:1273:MET:CE	2.51	0.41
1:M:1261:GLU:O	1:M:1263:ASP:N	2.53	0.41
1:M:230:LEU:CD1	1:M:237:PRO:HG2	2.39	0.41
1:M:257:SER:C	1:M:259:ASP:N	2.72	0.41
1:M:448:VAL:HG22	1:M:449:ILE:N	2.35	0.41
1:M:559:VAL:N	1:M:560:PRO:CA	2.82	0.41
1:M:58:PRO:HA	1:M:59:ARG:HA	1.85	0.41
1:M:857:ARG:HG2	1:M:857:ARG:NH1	2.31	0.41
1:M:926:SER:O	1:M:927:VAL:C	2.59	0.41
2:N:101:PRO:HG3	2:N:111:TYR:CD1	2.51	0.41

*Continued on next page...*

*Continued from previous page...*

Atom-1	Atom-2	Interatomic distance (Å)	Clash overlap (Å)
2:N:111:TYR:HB2	2:N:189:ILE:CG1	2.51	0.41
2:N:1121:GLU:O	2:N:1122:MET:C	2.58	0.41
2:N:578:ASP:HA	2:N:579:PRO:HD3	1.91	0.41
2:N:651:ASP:OD2	2:N:662:ARG:HB3	2.21	0.41
2:N:900:ILE:N	2:N:900:ILE:CD1	2.80	0.41
2:N:926:VAL:HG12	2:N:926:VAL:O	2.20	0.41
5:Q:15:TRP:CE2	5:Q:19:HIS:HE1	2.38	0.41
7:S:46:ILE:HA	7:S:79:LEU:HD22	1.78	0.41
8:T:111:LEU:O	8:T:113:ARG:N	2.53	0.41
10:V:35:LEU:O	10:V:38:LEU:N	2.52	0.41
11:W:3:GLN:HA	11:W:4:PRO:HD3	1.95	0.41
1:A:1106:GLU:OE1	1:A:1114:ILE:HB	2.20	0.41
1:A:115:LEU:N	1:A:115:LEU:HD12	2.36	0.41
1:A:1259:MET:C	1:A:1260:ILE:CG2	2.79	0.41
1:A:259:ASP:HA	1:A:260:GLY:HA2	1.54	0.41
1:A:380:LEU:HB3	1:A:381:THR:H	1.63	0.41
1:A:570:VAL:O	1:A:570:VAL:CG1	2.68	0.41
1:A:57:ASP:O	1:A:59:ARG:CA	2.67	0.41
1:A:602:SER:OG	1:A:604:SER:HB3	2.20	0.41
1:A:628:VAL:O	1:A:628:VAL:HG23	2.20	0.41
1:A:632:GLN:HB2	1:A:633:GLY:H	1.68	0.41
2:B:108:ASN:HA	2:B:192:GLY:HA3	2.03	0.41
2:B:278:VAL:H	2:B:279:PRO:CD	2.24	0.41
2:B:298:GLU:O	2:B:301:LYS:N	2.53	0.41
2:B:263:ARG:CB	2:B:322:LYS:HD2	2.33	0.41
2:B:379:ARG:HB3	2:B:380:GLU:H	1.74	0.41
2:B:385:ASP:O	2:B:386:HIS:C	2.59	0.41
2:B:556:ASN:HA	2:B:560:SER:O	2.21	0.41
2:B:621:ARG:NH2	2:B:682:GLU:OE2	2.53	0.41
2:B:870:THR:OG1	2:B:870:THR:O	2.35	0.41
2:B:986:GLU:CD	2:B:986:GLU:N	2.69	0.41
3:C:172:SER:HB2	3:C:174:THR:HG22	2.01	0.41
3:C:45:ILE:HG21	3:C:45:ILE:HD13	1.80	0.41
5:E:156:LYS:HG3	5:E:190:VAL:CG2	2.50	0.41
6:F:128:LEU:HB3	6:F:129:PRO:HD2	2.02	0.41
7:G:107:LEU:HD12	7:G:108:ASN:H	1.85	0.41
7:G:114:HIS:NE2	7:G:115:LEU:HD21	2.36	0.41
7:G:147:LYS:NZ	7:G:166:GLU:CB	2.84	0.41
7:G:54:THR:CG2	7:G:76:ARG:HD2	2.50	0.41
9:I:24:VAL:HG12	9:I:25:LEU:O	2.20	0.41
1:M:1155:ILE:HG12	1:M:1196:LEU:HD22	2.02	0.41

*Continued on next page...*

*Continued from previous page...*

Atom-1	Atom-2	Interatomic distance (Å)	Clash overlap (Å)
1:M:115:LEU:CD1	1:M:115:LEU:N	2.76	0.41
1:M:178:ALA:O	1:M:179:GLN:HG3	2.19	0.41
1:M:271:LYS:HE2	1:M:328:LEU:HB3	1.95	0.41
1:M:581:LYS:O	1:M:582:GLN:O	2.39	0.41
1:M:672:ILE:O	1:M:673:GLY:C	2.59	0.41
1:M:696:VAL:O	1:M:699:CYS:N	2.50	0.41
1:M:836:LYS:HD2	1:M:1084:LEU:CD1	2.42	0.41
1:M:947:LYS:CG	1:M:951:PRO:HG2	2.50	0.41
2:N:811:ASN:HA	2:N:1080:TYR:HA	2.03	0.41
2:N:1142:ASP:O	2:N:1146:ALA:HB2	2.20	0.41
1:M:11:VAL:HG11	2:N:1179:PHE:HB3	2.02	0.41
2:N:491:ASP:N	2:N:491:ASP:OD1	2.54	0.41
2:N:640:ILE:HG22	2:N:641:ARG:N	2.35	0.41
1:M:811:LEU:O	2:N:750:HIS:NE2	2.54	0.41
2:N:77:ILE:HD11	2:N:418:MET:SD	2.60	0.41
2:N:841:ARG:NH2	3:O:64:HIS:ND1	2.68	0.41
2:N:901:ILE:CD1	2:N:928:THR:O	2.68	0.41
5:Q:156:LYS:HG3	5:Q:190:VAL:CG2	2.50	0.41
10:V:43:TYR:N	10:V:44:CYS:CB	2.84	0.41
10:V:5:ILE:HG23	10:V:5:ILE:HD13	1.86	0.41
1:A:858:TYR:HA	1:A:1063:PRO:CG	2.51	0.41
1:A:1118:SER:O	1:A:1119:LEU:CB	2.67	0.41
1:A:121:ASN:N	1:A:122:PRO:CD	2.83	0.41
1:A:92:VAL:CG2	1:A:242:ILE:HB	2.51	0.41
1:A:405:HIS:CD2	1:A:406:PRO:HD3	2.54	0.41
1:A:511:THR:O	1:A:512:MET:HG2	2.20	0.41
1:A:537:VAL:O	1:A:538:ARG:C	2.58	0.41
1:A:548:THR:O	1:A:552:VAL:HG23	2.20	0.41
1:A:524:LYS:NZ	1:A:632:GLN:HB3	2.34	0.41
1:A:789:THR:CG2	1:A:793:PHE:HD2	2.33	0.41
1:A:968:GLN:HA	1:A:969:ASN:HA	1.80	0.41
1:A:989:ILE:HD11	1:A:990:ILE:HG23	2.03	0.41
2:B:1061:MET:O	2:B:1070:LEU:HG	2.21	0.41
2:B:1095:ARG:NH1	2:B:1098:GLY:H	2.19	0.41
2:B:391:ARG:HB3	2:B:617:GLY:HA3	2.02	0.41
2:B:703:GLY:C	2:B:704:TYR:CD1	2.85	0.41
5:E:155:GLU:O	5:E:158:GLU:HB2	2.20	0.41
7:G:90:ALA:CB	7:G:104:ILE:CG1	2.99	0.41
7:G:111:VAL:HB	7:G:146:LEU:HD21	2.02	0.41
7:G:147:LYS:HZ2	7:G:166:GLU:HB3	1.85	0.41
7:G:62:VAL:HA	7:G:69:ALA:HA	2.01	0.41

*Continued on next page...*

*Continued from previous page...*

Atom-1	Atom-2	Interatomic distance (Å)	Clash overlap (Å)
8:H:76:MET:O	8:H:120:TYR:HA	2.20	0.41
10:J:43:TYR:N	10:J:44:CYS:CB	2.84	0.41
12:L:25:ALA:HB2	12:L:48:VAL:HG21	2.02	0.41
1:M:1024:LEU:HA	1:M:1024:LEU:HD23	1.67	0.41
1:M:1106:GLU:OE1	1:M:1114:ILE:HB	2.20	0.41
1:M:118:ASP:HB2	1:M:120:SER:HA	2.03	0.41
1:M:1288:VAL:CG1	1:M:1289:TYR:H	2.33	0.41
1:M:1440:ALA:HA	1:M:1441:PRO:HD3	1.84	0.41
1:M:17:GLU:CD	2:N:1207:LYS:HB2	2.40	0.41
1:M:23:ILE:HD12	1:M:235:ALA:HB1	2.03	0.41
1:M:672:ILE:O	1:M:674:ASP:N	2.54	0.41
1:M:773:GLN:HB2	1:M:805:PHE:HA	2.03	0.41
1:M:860:GLY:HA2	1:M:874:TYR:CZ	2.55	0.41
1:M:922:GLU:CB	1:M:923:ASN:C	2.89	0.41
1:M:952:LYS:HD2	1:M:952:LYS:HA	1.94	0.41
2:N:1176:ARG:C	2:N:1179:PHE:CE2	2.89	0.41
2:N:1207:LYS:C	2:N:1209:HIS:H	2.23	0.41
2:N:349:HIS:O	2:N:350:ILE:CB	2.68	0.41
2:N:522:VAL:C	2:N:523:LYS:HG3	2.41	0.41
1:M:816:PRO:CB	2:N:689:MET:CE	2.97	0.41
1:M:801:GLU:HB3	2:N:718:PRO:HB3	2.02	0.41
2:N:508:VAL:CG1	2:N:737:ILE:HG22	2.50	0.41
2:N:747:PHE:CD2	2:N:1016:VAL:HG11	2.55	0.41
2:N:806:LEU:N	2:N:807:PRO:HD3	2.35	0.41
2:N:903:LYS:H	2:N:927:SER:HB3	1.85	0.41
1:M:574:PRO:HB2	3:O:222:PHE:CE1	2.56	0.41
3:O:240:PRO:HB2	3:O:243:GLU:HG3	2.02	0.41
3:O:62:LEU:HD23	3:O:62:LEU:HA	1.72	0.41
3:O:66:LEU:HD23	3:O:66:LEU:HA	1.87	0.41
4:P:60:ALA:O	4:P:64:VAL:HG23	2.20	0.41
5:Q:198:GLU:H	5:Q:199:THR:CA	2.33	0.41
5:Q:62:LYS:HA	5:Q:63:PRO:HD3	1.73	0.41
6:R:120:ILE:HA	6:R:121:PRO:HD3	1.88	0.41
6:R:79:GLU:O	6:R:82:ARG:N	2.47	0.41
7:S:111:VAL:HB	7:S:146:LEU:HD21	2.02	0.41
7:S:93:THR:O	7:S:140:LYS:CE	2.66	0.41
10:V:52:HIS:CD2	10:V:53:VAL:H	2.38	0.41
12:X:25:ALA:HB2	12:X:48:VAL:HG21	2.02	0.41
1:A:1041:ASN:O	1:A:1042:LYS:C	2.59	0.41
1:A:189:LEU:O	1:A:190:TRP:CD1	2.67	0.41
1:A:208:LEU:O	1:A:209:SER:HB3	2.21	0.41

*Continued on next page...*

*Continued from previous page...*

Atom-1	Atom-2	Interatomic distance (Å)	Clash overlap (Å)
1:A:23:ILE:HD12	1:A:235:ALA:HB1	2.03	0.41
1:A:749:VAL:O	1:A:749:VAL:CG1	2.66	0.41
1:A:836:LYS:HD2	1:A:1084:LEU:CD1	2.41	0.41
1:A:952:LYS:HA	1:A:952:LYS:HD2	1.93	0.41
2:B:233:SER:OG	2:B:234:ARG:N	2.52	0.41
2:B:32:ARG:O	2:B:36:PHE:HB2	2.20	0.41
2:B:38:PHE:C	2:B:40:GLU:N	2.74	0.41
2:B:513:THR:HB	2:B:514:PRO:CD	2.50	0.41
2:B:562:ASN:CA	2:B:563:ALA:HB3	2.49	0.41
2:B:626:VAL:HG23	2:B:728:THR:O	2.21	0.41
2:B:901:ILE:CD1	2:B:928:THR:O	2.68	0.41
3:C:165:ALA:O	3:C:166:LYS:C	2.57	0.41
3:C:16:SER:HB3	3:C:234:GLU:HG3	2.02	0.41
1:A:1450:TYR:CG	7:G:60:GLY:O	2.73	0.41
7:G:66:GLN:CG	7:G:68:PHE:CE2	3.04	0.41
10:J:35:LEU:C	10:J:37:LYS:N	2.73	0.41
1:M:1347:ILE:HA	1:M:1350:THR:HG22	2.03	0.41
1:M:150:CYS:SG	1:M:176:GLY:CA	3.08	0.41
1:M:421:LEU:O	1:M:422:ARG:O	2.39	0.41
1:M:425:LYS:HB3	1:M:426:ARG:H	1.62	0.41
1:M:805:PHE:CD2	1:M:805:PHE:C	2.94	0.41
1:M:845:ARG:O	1:M:846:ARG:C	2.57	0.41
2:N:1021:SER:O	2:N:1022:LYS:C	2.59	0.41
2:N:415:TYR:HE2	2:N:419:GLN:NE2	2.19	0.41
2:N:728:THR:CG2	2:N:729:HIS:N	2.84	0.41
2:N:888:ILE:HD12	2:N:938:VAL:HG21	2.01	0.41
5:Q:107:ALA:HA	5:Q:108:ASN:HA	1.41	0.41
7:S:54:THR:CG2	7:S:76:ARG:HD2	2.50	0.41
10:V:3:ILE:HG13	10:V:3:ILE:H	1.33	0.41
2:N:887:LEU:HB2	12:X:51:LYS:NZ	2.35	0.41
1:A:1010:THR:HA	5:E:162:ARG:NH2	2.35	0.41
1:A:1223:PHE:CE2	1:A:1273:MET:CE	3.03	0.41
1:A:127:THR:CA	1:A:130:TYR:HD2	2.18	0.41
1:A:194:LYS:HE3	1:A:194:LYS:HB2	1.73	0.41
1:A:409:LYS:O	1:A:410:TYR:O	2.39	0.41
1:A:421:LEU:O	1:A:422:ARG:O	2.39	0.41
1:A:571:ILE:HD11	1:A:573:LYS:HZ1	1.85	0.41
1:A:708:LEU:CG	1:A:709:LYS:O	2.64	0.41
1:A:668:PHE:HZ	1:A:752:MET:HE2	1.84	0.41
1:A:781:ILE:CG1	1:A:821:PHE:CE2	2.83	0.41
1:A:86:ILE:O	1:A:88:LEU:HD23	2.20	0.41

*Continued on next page...*

*Continued from previous page...*

Atom-1	Atom-2	Interatomic distance (Å)	Clash overlap (Å)
1:A:886:TYR:CE2	1:A:956:ARG:HD2	2.50	0.41
2:B:1095:ARG:O	2:B:1096:ALA:CB	2.69	0.41
1:A:20:GLN:N	2:B:1203:ARG:O	2.34	0.41
2:B:166:LEU:O	2:B:167:ASN:C	2.58	0.41
2:B:474:PHE:O	2:B:475:ALA:C	2.58	0.41
2:B:479:SER:OG	2:B:524:ASN:ND2	2.54	0.41
2:B:538:ALA:CB	2:B:539:PRO:CD	2.98	0.41
2:B:651:ASP:O	2:B:654:ARG:HB2	2.21	0.41
2:B:887:LEU:HB2	12:L:51:LYS:NZ	2.35	0.41
2:B:888:ILE:HD13	2:B:888:ILE:HG21	1.84	0.41
3:C:137:ASP:O	3:C:137:ASP:OD1	2.39	0.41
3:C:48:VAL:HG23	12:L:60:PHE:HB2	2.03	0.41
3:C:62:LEU:HD23	3:C:62:LEU:HA	1.72	0.41
4:D:19:PHE:HD1	7:G:81:ARG:CD	2.33	0.41
4:D:22:GLU:OE1	7:G:6:LYS:HD2	2.20	0.41
5:E:101:THR:CB	5:E:126:THR:HG23	2.50	0.41
1:A:1450:TYR:CE2	6:F:125:ARG:NE	2.88	0.41
7:G:92:VAL:HA	7:G:102:ALA:HA	2.03	0.41
7:G:90:ALA:CB	7:G:104:ILE:HG13	2.50	0.41
8:H:117:ASP:C	8:H:118:HIS:O	2.59	0.41
1:A:1157:TYR:HD1	9:I:18:GLU:OE2	2.04	0.41
9:I:71:SER:O	9:I:72:ASP:OD1	2.38	0.41
1:M:1010:THR:HG22	1:M:1010:THR:O	2.21	0.41
1:M:1177:PHE:CD2	1:M:1230:ILE:HG21	2.55	0.41
1:M:1201:ASP:C	1:M:1203:ALA:H	2.23	0.41
1:M:850:ALA:CB	1:M:1395:ILE:HG23	2.43	0.41
1:M:584:LEU:C	1:M:584:LEU:CD2	2.88	0.41
1:M:477:ASN:ND2	1:M:656:GLN:OE1	2.50	0.41
1:M:856:VAL:HG22	1:M:1067:VAL:HG23	1.98	0.41
1:M:858:TYR:HA	1:M:1063:PRO:CG	2.51	0.41
1:M:33:SER:HB2	1:M:85:HIS:H	1.85	0.41
2:N:1048:LEU:HA	2:N:1048:LEU:HD23	1.88	0.41
2:N:158:MET:HB2	2:N:188:PHE:CZ	2.56	0.41
2:N:484:THR:O	2:N:485:ASN:O	2.39	0.41
2:N:55:THR:O	2:N:56:LEU:HB2	2.21	0.41
2:N:86:ARG:HA	2:N:87:PRO:HD3	1.82	0.41
2:N:870:THR:O	2:N:870:THR:OG1	2.35	0.41
3:O:178:ALA:HB3	3:O:232:ASP:HB3	2.02	0.41
2:N:1056:ARG:HH12	3:O:201:GLU:HB3	1.86	0.41
4:P:48:GLU:HB3	4:P:49:ILE:H	1.65	0.41
5:Q:199:THR:N	5:Q:201:GLY:H	2.16	0.41

*Continued on next page...*

*Continued from previous page...*

Atom-1	Atom-2	Interatomic distance (Å)	Clash overlap (Å)
7:S:107:LEU:HD12	7:S:108:ASN:H	1.85	0.41
7:S:84:ARG:CD	7:S:150:GLY:HA2	2.51	0.41
4:P:65:PHE:CE1	7:S:89:ASP:CB	3.04	0.41
8:T:113:ARG:HG3	8:T:113:ARG:HH11	1.85	0.41
8:T:76:MET:O	8:T:120:TYR:HA	2.20	0.41
8:T:87:LYS:O	8:T:88:ASP:HB2	2.21	0.41
9:U:65:ASP:HB3	9:U:68:LEU:CD1	2.48	0.41
10:V:7:CYS:SG	10:V:10:CYS:HB2	2.61	0.41
1:A:1165:VAL:O	1:A:1166:ILE:CB	2.69	0.41
1:A:1219:ILE:HG23	1:A:1273:MET:CE	2.50	0.41
1:A:1140:GLN:NE2	1:A:1280:ARG:CZ	2.84	0.41
1:A:1371:TYR:CG	1:A:1371:TYR:O	2.74	0.41
1:A:850:ALA:HB1	1:A:1395:ILE:HG23	2.01	0.41
1:A:1431:SER:HA	1:A:1434:ILE:CD1	2.51	0.41
1:A:1467:THR:O	1:A:1468:LEU:C	2.60	0.41
1:A:350:ARG:O	1:A:351:VAL:CG2	2.68	0.41
1:A:428:GLY:C	1:A:430:ILE:N	2.74	0.41
1:A:669:SER:HA	2:B:1003:PRO:CG	2.51	0.41
1:A:789:THR:CG2	1:A:793:PHE:CD2	3.04	0.41
1:A:847:LEU:HD22	1:A:847:LEU:H	1.85	0.41
1:A:907:LEU:H	1:A:907:LEU:CD2	2.34	0.41
1:A:905:ILE:HG12	1:A:933:GLU:HB3	2.02	0.41
1:A:944:LEU:O	1:A:944:LEU:HD22	2.21	0.41
1:A:98:LEU:HD23	1:A:98:LEU:HA	1.87	0.41
1:A:757:SER:HG	2:B:1004:HIS:CD2	2.38	0.41
2:B:1121:GLU:O	2:B:1122:MET:C	2.58	0.41
2:B:240:GLN:O	2:B:241:ILE:HG22	2.21	0.41
2:B:252:GLY:O	2:B:253:GLN:HB2	2.20	0.41
2:B:43:GLN:N	2:B:44:ASN:CB	2.79	0.41
2:B:484:THR:O	2:B:485:ASN:O	2.39	0.41
2:B:754:PRO:O	2:B:758:TYR:HD2	1.98	0.41
2:B:811:ASN:HA	2:B:1080:TYR:HA	2.03	0.41
1:A:574:PRO:HB2	3:C:222:PHE:CE1	2.56	0.41
5:E:77:ALA:CB	5:E:78:LYS:CA	2.97	0.41
7:G:84:ARG:HG2	7:G:150:GLY:CA	2.51	0.41
9:I:70:ARG:HG3	9:I:84:VAL:HG22	2.02	0.41
3:C:147:LYS:HB2	10:J:60:LEU:HD11	2.03	0.41
1:M:115:LEU:N	1:M:115:LEU:HD12	2.36	0.41
1:M:1165:VAL:O	1:M:1166:ILE:HG23	2.21	0.41
1:M:1371:TYR:O	1:M:1371:TYR:CG	2.74	0.41
1:M:850:ALA:CB	1:M:1390:ILE:HD12	2.51	0.41

*Continued on next page...*

*Continued from previous page...*

Atom-1	Atom-2	Interatomic distance (Å)	Clash overlap (Å)
1:M:189:LEU:CB	1:M:208:LEU:HD11	2.37	0.41
1:M:110:TRP:HB3	1:M:216:ILE:HD13	2.02	0.41
1:M:221:SER:HB2	1:M:224:ASP:CG	2.41	0.41
1:M:428:GLY:C	1:M:430:ILE:N	2.74	0.41
1:M:587:ILE:HD13	1:M:655:ILE:CG1	2.36	0.41
1:M:749:VAL:O	1:M:749:VAL:CG1	2.66	0.41
1:M:781:ILE:CG2	1:M:781:ILE:O	2.68	0.41
1:M:776:VAL:HA	1:M:828:GLU:OE2	2.21	0.41
1:M:94:HIS:C	1:M:98:LEU:CD1	2.89	0.41
2:N:166:LEU:O	2:N:167:ASN:C	2.58	0.41
2:N:210:VAL:HG11	2:N:381:PRO:HA	2.02	0.41
2:N:38:PHE:C	2:N:40:GLU:N	2.74	0.41
2:N:42:VAL:CA	2:N:43:GLN:C	2.89	0.41
2:N:659:PRO:CB	2:N:661:GLN:CG	2.70	0.41
2:N:747:PHE:HE1	2:N:1033:ALA:CB	2.34	0.41
2:N:850:ASP:OD2	2:N:903:LYS:HE3	2.21	0.41
2:N:965:ILE:HD11	2:N:981:MET:CE	2.51	0.41
2:N:965:ILE:HD11	2:N:981:MET:HA	2.03	0.41
3:O:33:ARG:HE	3:O:179:PHE:CB	2.33	0.41
3:O:65:ARG:HH12	3:O:145:ILE:CA	2.23	0.41
3:O:7:ILE:HD11	11:W:103:ASN:O	2.20	0.41
10:V:5:ILE:HG21	10:V:5:ILE:HD12	1.89	0.41
11:W:94:ILE:HG13	11:W:95:THR:N	2.36	0.41
1:A:1088:HIS:HB3	1:A:1089:TYR:H	1.65	0.41
1:A:1165:VAL:O	1:A:1166:ILE:HG23	2.21	0.41
1:A:1155:ILE:HG12	1:A:1196:LEU:HD22	2.02	0.41
1:A:1320:THR:CG2	1:A:1321:GLU:N	2.72	0.41
1:A:1328:VAL:H	1:A:1329:ASP:HB2	1.86	0.41
1:A:214:HIS:HE1	1:A:238:ASP:O	2.04	0.41
1:A:95:ILE:CB	1:A:314:ILE:CD1	2.99	0.41
1:A:312:ASN:ND2	1:A:330:SER:N	2.63	0.41
1:A:345:ASN:O	1:A:346:LEU:HD23	2.21	0.41
1:A:432:LEU:CD2	1:A:436:TRP:HZ2	2.30	0.41
1:A:442:ILE:HG12	1:A:442:ILE:H	1.51	0.41
1:A:551:ALA:HB1	1:A:554:ASN:CB	2.50	0.41
1:A:786:LYS:HA	1:A:786:LYS:HD2	1.93	0.41
1:A:860:GLY:HA2	1:A:874:TYR:CZ	2.55	0.41
2:B:41:PHE:N	2:B:42:VAL:O	2.46	0.41
2:B:487:PRO:HA	2:B:488:ILE:HA	1.60	0.41
2:B:77:ILE:HD11	2:B:418:MET:SD	2.61	0.41
3:C:26:LEU:O	3:C:29:ALA:HB3	2.20	0.41

*Continued on next page...*

*Continued from previous page...*

Atom-1	Atom-2	Interatomic distance (Å)	Clash overlap (Å)
3:C:7:ILE:HD11	11:K:103:ASN:O	2.20	0.41
4:D:61:TYR:CE1	7:G:105:GLY:N	2.89	0.41
5:E:198:GLU:H	5:E:199:THR:CB	2.34	0.41
7:G:151:THR:HA	7:G:160:ALA:CA	2.47	0.41
8:H:100:LEU:C	8:H:101:LEU:HD23	2.42	0.41
8:H:104:ILE:HD13	8:H:110:LYS:HE3	2.02	0.41
8:H:25:SER:HG	8:H:44:SER:HB3	1.81	0.41
3:C:63:ALA:HB1	12:L:62:ALA:HA	2.02	0.41
1:M:1004:ARG:HA	1:M:1005:GLY:HA2	1.59	0.41
1:M:1118:SER:OG	1:M:1119:LEU:N	2.53	0.41
1:M:1364:PHE:HA	1:M:1365:ASP:HA	1.42	0.41
1:M:881:ALA:HB1	1:M:1370:ASN:ND2	2.36	0.41
1:M:321:LEU:CD2	1:M:325:GLY:HA2	2.47	0.41
1:M:409:LYS:O	1:M:410:TYR:O	2.39	0.41
1:M:452:ARG:NH1	1:M:486:ALA:HB1	2.35	0.41
1:M:570:VAL:CG1	1:M:570:VAL:O	2.68	0.41
1:M:624:ASP:OD1	1:M:624:ASP:N	2.52	0.41
1:M:628:VAL:O	1:M:628:VAL:HG23	2.20	0.41
1:M:670:ILE:HD11	2:N:1006:ILE:HG21	2.03	0.41
1:M:714:MET:CB	1:M:715:THR:CA	2.94	0.41
1:M:922:GLU:HB2	1:M:924:ASP:H	1.86	0.41
1:M:979:LYS:O	1:M:981:PRO:HD3	2.20	0.41
2:N:119:MET:HB3	2:N:119:MET:HE2	1.87	0.41
2:N:99:MET:O	2:N:165:ILE:HD13	2.21	0.41
2:N:180:CYS:C	2:N:182:TYR:N	2.73	0.41
2:N:386:HIS:HA	2:N:388:GLY:N	2.36	0.41
2:N:513:THR:HB	2:N:514:PRO:CD	2.50	0.41
2:N:562:ASN:HA	2:N:563:ALA:C	2.40	0.41
2:N:759:GLN:HG3	2:N:972:ARG:O	2.19	0.41
3:O:102:GLU:HA	3:O:159:ILE:HG22	2.03	0.41
3:O:33:ARG:CZ	3:O:179:PHE:CD1	3.04	0.41
5:Q:30:SER:OG	5:Q:33:GLU:HG3	2.20	0.41
7:S:88:VAL:CG1	7:S:89:ASP:N	2.84	0.41
8:T:93:VAL:HG11	8:T:113:ARG:HD3	2.03	0.41
9:U:6:TYR:C	9:U:14:LEU:HD11	2.38	0.41
9:U:87:GLN:NE2	9:U:97:MET:HE3	2.26	0.41
2:N:1028:GLY:HA2	10:V:50:LEU:HD11	2.02	0.41
1:A:1347:ILE:HG23	1:A:1348:GLU:N	2.36	0.41
1:A:1371:TYR:CD2	1:A:1371:TYR:C	2.94	0.41
1:A:30:ARG:HG3	1:A:244:VAL:CG1	2.47	0.41
1:A:359:ILE:CD1	1:A:359:ILE:O	2.66	0.41

*Continued on next page...*

*Continued from previous page...*

Atom-1	Atom-2	Interatomic distance (Å)	Clash overlap (Å)
1:A:512:MET:O	1:A:515:LYS:N	2.54	0.41
1:A:778:GLY:CA	1:A:1092:VAL:N	2.84	0.41
1:A:254:PRO:CD	2:B:1103:LEU:HD21	2.51	0.41
2:B:1141:PHE:HD2	2:B:1185:PRO:HG3	1.87	0.41
2:B:110:THR:HG23	2:B:190:ILE:HA	2.03	0.41
2:B:640:ILE:HG22	2:B:641:ARG:N	2.35	0.41
2:B:641:ARG:O	2:B:642:LYS:C	2.58	0.41
2:B:806:LEU:N	2:B:807:PRO:HD3	2.35	0.41
2:B:856:GLY:CA	2:B:857:MET:HB2	2.49	0.41
2:B:950:LEU:HB3	2:B:951:LYS:H	1.67	0.41
2:B:778:MET:CA	2:B:956:ARG:HH21	2.32	0.41
2:B:975:GLN:HA	2:B:975:GLN:HE21	1.86	0.41
2:B:965:ILE:HD11	2:B:981:MET:HA	2.03	0.41
3:C:215:ARG:O	3:C:215:ARG:HG3	2.20	0.41
3:C:33:ARG:HE	3:C:179:PHE:CB	2.33	0.41
4:D:75:TYR:O	4:D:79:ARG:HG3	2.22	0.41
5:E:57:LEU:HD12	5:E:57:LEU:HA	1.87	0.41
6:F:125:ARG:CG	6:F:135:ASP:OD1	2.61	0.41
8:H:113:ARG:HH11	8:H:113:ARG:HG3	1.86	0.41
8:H:23:ARG:O	8:H:24:VAL:HB	2.21	0.41
8:H:87:LYS:O	8:H:88:ASP:HB2	2.21	0.41
9:I:25:LEU:HD12	9:I:38:ALA:CB	2.45	0.41
10:J:7:CYS:SG	10:J:10:CYS:HB2	2.61	0.41
11:K:19:THR:OG1	11:K:33:THR:HB	2.21	0.41
1:A:661:TYR:HE1	11:K:61:LYS:HZ3	1.67	0.41
1:M:1161:PRO:CG	1:M:1190:LYS:HB3	2.51	0.41
1:M:312:ASN:ND2	1:M:330:SER:N	2.63	0.41
1:M:388:PRO:HG2	6:R:94:ASN:CG	2.34	0.41
1:M:556:MET:HE2	1:M:562:TRP:CZ2	2.56	0.41
1:M:728:LEU:CB	1:M:805:PHE:HE1	2.34	0.41
2:N:1061:MET:O	2:N:1070:LEU:HG	2.21	0.41
2:N:641:ARG:N	2:N:644:HIS:HD2	2.08	0.41
2:N:798:MET:C	2:N:800:TYR:N	2.72	0.41
2:N:867:VAL:C	2:N:869:SER:H	2.21	0.41
3:O:222:PHE:C	3:O:224:GLU:N	2.75	0.41
4:P:51:MET:HB3	4:P:55:MET:CB	2.52	0.41
5:Q:155:GLU:O	5:Q:158:GLU:HB2	2.20	0.41
7:S:111:VAL:O	7:S:111:VAL:CG1	2.60	0.41
7:S:147:LYS:NZ	7:S:166:GLU:CB	2.84	0.41
7:S:66:GLN:CG	7:S:68:PHE:CE2	3.04	0.41
9:U:71:SER:O	9:U:72:ASP:OD1	2.38	0.41

*Continued on next page...*

*Continued from previous page...*

Atom-1	Atom-2	Interatomic distance (Å)	Clash overlap (Å)
10:V:35:LEU:C	10:V:37:LYS:N	2.73	0.41
2:N:945:THR:CB	12:X:39:ILE:HD13	2.43	0.41
1:A:1127:ILE:CB	1:A:1133:LEU:HD22	2.49	0.40
1:A:1492:VAL:HG22	4:D:75:TYR:OH	2.21	0.40
1:A:231:ASN:O	1:A:233:GLN:N	2.54	0.40
1:A:275:ILE:HG23	1:A:302:LEU:HD22	2.03	0.40
1:A:358:VAL:O	1:A:473:THR:HB	2.21	0.40
1:A:36:LYS:H	1:A:36:LYS:HD2	1.86	0.40
1:A:422:ARG:O	1:A:423:TYR:C	2.59	0.40
1:A:388:PRO:CA	1:A:434:TYR:OH	2.69	0.40
1:A:510:ILE:CG1	1:A:511:THR:N	2.84	0.40
1:A:587:ILE:HD13	1:A:655:ILE:CG1	2.36	0.40
1:A:589:PRO:O	1:A:592:ILE:CD1	2.67	0.40
1:A:793:PHE:CZ	1:A:802:SER:HB2	2.57	0.40
1:A:856:VAL:CG2	1:A:1067:VAL:HG23	2.45	0.40
1:A:881:ALA:HB1	1:A:1370:ASN:ND2	2.36	0.40
2:B:1124:ARG:CD	2:B:1128:ILE:HD11	2.50	0.40
2:B:99:MET:O	2:B:165:ILE:HD13	2.21	0.40
2:B:402:LEU:O	2:B:403:PHE:C	2.59	0.40
2:B:415:TYR:HE2	2:B:419:GLN:NE2	2.19	0.40
2:B:488:ILE:CD1	2:B:490:ARG:HG3	2.48	0.40
2:B:704:TYR:O	2:B:705:GLU:C	2.60	0.40
2:B:968:LYS:HD2	2:B:1086:HIS:HE1	1.85	0.40
3:C:33:ARG:HE	3:C:179:PHE:HB3	1.86	0.40
4:D:11:ALA:HB2	4:D:14:LYS:HG3	2.04	0.40
4:D:60:ALA:O	4:D:64:VAL:HG23	2.20	0.40
6:F:99:VAL:HG12	6:F:100:ASP:N	2.36	0.40
8:H:7:LEU:HA	8:H:7:LEU:HD23	1.73	0.40
10:J:45:CYS:O	10:J:48:MET:N	2.55	0.40
1:M:1041:ASN:O	1:M:1042:LYS:C	2.59	0.40
1:M:1145:THR:CG2	1:M:1146:LEU:N	2.78	0.40
1:M:1238:LYS:HD3	1:M:1238:LYS:HA	1.83	0.40
1:M:1197:ARG:HD3	1:M:1240:ILE:HG21	2.03	0.40
1:M:1371:TYR:CD2	1:M:1371:TYR:C	2.94	0.40
1:M:162:ASP:HA	1:M:165:ASN:H	1.86	0.40
1:M:331:ILE:O	1:M:335:LEU:HD23	2.19	0.40
1:M:358:VAL:O	1:M:473:THR:HB	2.21	0.40
1:M:512:MET:O	1:M:515:LYS:N	2.54	0.40
1:M:537:VAL:O	1:M:538:ARG:C	2.58	0.40
1:M:552:VAL:HB	1:M:553:MET:H	1.73	0.40
1:M:592:ILE:CG2	1:M:639:ILE:HG22	2.43	0.40

*Continued on next page...*

*Continued from previous page...*

Atom-1	Atom-2	Interatomic distance (Å)	Clash overlap (Å)
1:M:944:LEU:O	1:M:944:LEU:HD22	2.21	0.40
1:M:971:LEU:N	1:M:971:LEU:HD23	2.37	0.40
1:M:989:ILE:HD11	1:M:990:ILE:HG23	2.03	0.40
2:N:207:ILE:HG13	2:N:207:ILE:H	1.64	0.40
2:N:252:GLY:O	2:N:253:GLN:HB2	2.20	0.40
2:N:31:ALA:H	2:N:482:ARG:NH2	2.05	0.40
2:N:621:ARG:NH2	2:N:682:GLU:OE2	2.53	0.40
3:O:16:SER:HB3	3:O:234:GLU:HG3	2.02	0.40
5:Q:198:GLU:H	5:Q:199:THR:CB	2.35	0.40
6:R:128:LEU:HB3	6:R:129:PRO:HD2	2.03	0.40
4:P:22:GLU:OE1	7:S:6:LYS:HD2	2.20	0.40
7:S:84:ARG:HG2	7:S:150:GLY:CA	2.51	0.40
1:A:1160:ASP:C	1:A:1162:GLN:N	2.74	0.40
1:A:1288:VAL:HG12	1:A:1289:TYR:H	1.82	0.40
1:A:1347:ILE:O	1:A:1350:THR:CG2	2.69	0.40
1:A:1413:GLU:O	1:A:1417:ASP:N	2.54	0.40
1:A:236:ARG:N	1:A:239:TRP:CZ3	2.85	0.40
1:A:462:MET:HB2	1:A:462:MET:HE3	1.99	0.40
1:A:59:ARG:H	1:A:60:LEU:CD2	2.34	0.40
1:A:672:ILE:O	1:A:674:ASP:N	2.54	0.40
1:A:87:GLU:HB2	1:A:88:LEU:H	1.63	0.40
1:A:670:ILE:HD11	2:B:1006:ILE:HG21	2.03	0.40
2:B:158:MET:HB2	2:B:188:PHE:CZ	2.56	0.40
2:B:161:SER:H	2:B:164:CYS:HB3	1.86	0.40
2:B:540:ILE:CG1	2:B:541:ILE:N	2.84	0.40
3:C:102:GLU:HA	3:C:159:ILE:HG22	2.03	0.40
3:C:240:PRO:HB2	3:C:243:GLU:HG3	2.02	0.40
3:C:64:HIS:CD2	3:C:64:HIS:O	2.74	0.40
4:D:51:MET:HE1	4:D:55:MET:CE	2.42	0.40
8:H:93:VAL:HG11	8:H:113:ARG:HD3	2.03	0.40
2:B:281:ARG:HD3	9:I:11:ASN:HB3	2.03	0.40
9:I:79:HIS:CD2	9:I:79:HIS:O	2.75	0.40
12:L:40:ARG:HB3	12:L:47:ARG:HG2	2.03	0.40
1:M:1066:MET:HE1	1:M:1442:MET:CA	2.51	0.40
1:M:1119:LEU:O	1:M:1314:THR:N	2.51	0.40
1:M:373:PRO:HA	1:M:469:MET:O	2.22	0.40
1:M:394:LEU:O	1:M:394:LEU:HD23	2.21	0.40
1:M:592:ILE:HG12	1:M:613:ILE:HD12	2.02	0.40
1:M:653:ASN:O	1:M:657:ARG:HG3	2.21	0.40
1:M:668:PHE:HZ	1:M:752:MET:HE2	1.83	0.40
1:M:775:ILE:HD13	1:M:776:VAL:CA	2.47	0.40

*Continued on next page...*

*Continued from previous page...*

Atom-1	Atom-2	Interatomic distance (Å)	Clash overlap (Å)
1:M:789:THR:CG2	1:M:793:PHE:HD2	2.33	0.40
1:M:907:LEU:H	1:M:907:LEU:CD2	2.34	0.40
1:M:966:ILE:HD13	1:M:1052:VAL:CG2	2.40	0.40
2:N:1200:ILE:O	2:N:1202:PRO:HD3	2.21	0.40
2:N:399:LEU:HA	2:N:402:LEU:CD1	2.49	0.40
2:N:479:SER:OG	2:N:524:ASN:ND2	2.54	0.40
2:N:641:ARG:O	2:N:642:LYS:C	2.58	0.40
2:N:839:LEU:HD23	2:N:839:LEU:HA	1.54	0.40
2:N:939:ASP:OD2	2:N:956:ARG:NH1	2.49	0.40
2:N:975:GLN:NE2	2:N:975:GLN:HA	2.36	0.40
3:O:33:ARG:HE	3:O:179:PHE:HB3	1.86	0.40
8:T:23:ARG:O	8:T:24:VAL:HB	2.21	0.40
11:W:70:PHE:CD1	11:W:70:PHE:C	2.93	0.40
1:A:902:LYS:C	1:A:1032:LYS:HD3	2.42	0.40
1:A:1039:ARG:HD2	1:A:1039:ARG:N	2.25	0.40
1:A:1103:ARG:HG3	1:A:1104:LEU:H	1.81	0.40
1:A:205:LYS:C	1:A:206:ARG:CG	2.87	0.40
1:A:346:LEU:HA	1:A:349:LYS:HE3	2.03	0.40
1:A:46:SER:OG	1:A:48:GLN:OE1	2.39	0.40
1:A:649:LYS:O	1:A:649:LYS:HG2	2.21	0.40
1:A:771:VAL:HG23	1:A:808:ASN:O	2.21	0.40
1:A:811:LEU:HD23	2:B:1041:VAL:HG21	2.03	0.40
2:B:55:THR:O	2:B:56:LEU:HB2	2.21	0.40
2:B:561:PRO:CB	2:B:562:ASN:HB2	2.51	0.40
2:B:682:GLU:O	2:B:683:GLU:C	2.60	0.40
1:A:793:PHE:C	2:B:686:MET:HE3	2.41	0.40
2:B:89:MET:HE2	2:B:90:THR:N	2.23	0.40
3:C:7:ILE:O	3:C:7:ILE:HG13	2.21	0.40
5:E:139:ILE:CG1	5:E:140:THR:N	2.85	0.40
7:G:80:TRP:HZ3	7:G:107:LEU:CD2	2.34	0.40
4:D:65:PHE:CE1	7:G:89:ASP:CB	3.04	0.40
1:M:902:LYS:C	1:M:1032:LYS:HD3	2.42	0.40
1:M:115:LEU:H	1:M:115:LEU:HD12	1.85	0.40
1:M:1165:VAL:O	1:M:1166:ILE:CB	2.69	0.40
1:M:1170:LYS:NZ	1:M:1238:LYS:CG	2.84	0.40
1:M:1388:MET:CE	1:M:1395:ILE:CD1	2.99	0.40
1:M:1505:PHE:N	1:M:1507:PRO:HD2	2.37	0.40
1:M:387:THR:C	1:M:389:TYR:N	2.73	0.40
1:M:526:VAL:O	1:M:526:VAL:CG1	2.67	0.40
1:M:530:VAL:HG12	1:M:531:GLN:H	1.86	0.40
1:M:588:ILE:HD11	1:M:616:GLY:C	2.42	0.40

*Continued on next page...*

*Continued from previous page...*

Atom-1	Atom-2	Interatomic distance (Å)	Clash overlap (Å)
1:M:59:ARG:HB2	1:M:60:LEU:CA	2.49	0.40
1:M:59:ARG:H	1:M:60:LEU:CD2	2.34	0.40
1:M:656:GLN:HG2	1:M:656:GLN:O	2.21	0.40
1:M:711:GLU:HA	1:M:712:PRO:HA	1.71	0.40
1:M:781:ILE:HG21	1:M:821:PHE:CE2	2.56	0.40
2:N:30:LEU:HD22	2:N:482:ARG:NH2	2.37	0.40
2:N:32:ARG:O	2:N:36:PHE:HB2	2.20	0.40
2:N:385:ASP:O	2:N:386:HIS:C	2.59	0.40
2:N:572:TRP:CG	2:N:572:TRP:O	2.71	0.40
2:N:626:VAL:HG23	2:N:728:THR:O	2.21	0.40
2:N:803:PHE:HZ	2:N:972:ARG:NH2	2.19	0.40
3:O:137:ASP:OD1	3:O:137:ASP:O	2.39	0.40
3:O:155:SER:O	3:O:156:LEU:HD23	2.21	0.40
3:O:215:ARG:O	3:O:215:ARG:HG3	2.20	0.40
1:M:876:GLU:OE1	5:Q:199:THR:OG1	2.40	0.40
5:Q:98:ASN:HD22	5:Q:98:ASN:N	2.18	0.40
7:S:62:VAL:HA	7:S:69:ALA:HA	2.02	0.40
9:U:70:ARG:HG3	9:U:84:VAL:HG22	2.03	0.40
1:A:1010:THR:O	1:A:1010:THR:HG22	2.21	0.40
1:A:1161:PRO:CG	1:A:1190:LYS:HB3	2.51	0.40
1:A:1182:GLU:O	1:A:1183:GLU:CB	2.70	0.40
1:A:118:ASP:HB2	1:A:120:SER:HA	2.02	0.40
1:A:151:ASP:HB2	1:A:172:HIS:HE2	1.87	0.40
1:A:91:PRO:CG	1:A:211:LEU:HB2	2.51	0.40
1:A:221:SER:HB2	1:A:224:ASP:CG	2.41	0.40
1:A:530:VAL:HG12	1:A:531:GLN:H	1.86	0.40
1:A:922:GLU:CB	1:A:923:ASN:C	2.89	0.40
2:B:991:SER:CB	2:B:1061:MET:HA	2.51	0.40
2:B:386:HIS:HA	2:B:388:GLY:N	2.36	0.40
2:B:42:VAL:CA	2:B:43:GLN:C	2.89	0.40
2:B:728:THR:CG2	2:B:729:HIS:N	2.84	0.40
2:B:758:TYR:C	2:B:760:SER:N	2.75	0.40
2:B:803:PHE:HZ	2:B:972:ARG:NH2	2.19	0.40
2:B:823:ASN:HB3	2:B:829:ILE:CG2	2.30	0.40
2:B:841:ARG:NE	3:C:64:HIS:CE1	2.90	0.40
3:C:222:PHE:C	3:C:224:GLU:N	2.75	0.40
3:C:75:ASN:C	3:C:76:ILE:HG13	2.41	0.40
5:E:196:ARG:O	5:E:197:SER:O	2.39	0.40
10:J:35:LEU:HB2	10:J:40:LEU:HD12	2.03	0.40
11:K:108:TRP:CZ3	11:K:112:MET:HG3	2.56	0.40
1:M:104:ILE:HG23	1:M:107:CYS:HB2	2.04	0.40

*Continued on next page...*

*Continued from previous page...*

Atom-1	Atom-2	Interatomic distance (Å)	Clash overlap (Å)
1:M:1160:ASP:C	1:M:1162:GLN:N	2.75	0.40
1:M:1191:GLN:O	1:M:1246:ILE:CB	2.70	0.40
1:M:1347:ILE:HG23	1:M:1348:GLU:N	2.36	0.40
1:M:1347:ILE:O	1:M:1350:THR:CG2	2.69	0.40
1:M:190:TRP:CZ3	1:M:204:GLU:O	2.74	0.40
1:M:242:ILE:HG12	2:N:1199:ASN:OD1	2.22	0.40
1:M:425:LYS:HZ3	1:M:430:ILE:HG13	1.74	0.40
1:M:551:ALA:HB1	1:M:554:ASN:CB	2.51	0.40
1:M:669:SER:HA	2:N:1003:PRO:CG	2.51	0.40
1:M:770:CYS:O	1:M:771:VAL:HG22	2.18	0.40
1:M:773:GLN:HB2	1:M:805:PHE:CA	2.51	0.40
1:M:963:VAL:C	1:M:965:ARG:N	2.74	0.40
1:M:985:LEU:HD13	1:M:987:SER:H	1.85	0.40
2:N:991:SER:CB	2:N:1061:MET:HA	2.51	0.40
2:N:37:SER:O	2:N:396:GLY:HA2	2.22	0.40
2:N:561:PRO:CB	2:N:562:ASN:HB2	2.51	0.40
2:N:576:HIS:CD2	2:N:577:ARG:C	2.95	0.40
2:N:704:TYR:O	2:N:705:GLU:C	2.60	0.40
1:M:808:ASN:OD1	2:N:716:VAL:N	2.55	0.40
3:O:131:GLY:O	3:O:132:HIS:C	2.60	0.40
5:Q:51:ASN:O	5:Q:52:LEU:O	2.40	0.40
4:P:61:TYR:CE1	7:S:105:GLY:N	2.89	0.40
11:W:96:HIS:CD2	11:W:96:HIS:O	2.75	0.40
1:A:1170:LYS:NZ	1:A:1238:LYS:CG	2.84	0.40
1:A:1413:GLU:O	1:A:1416:MET:N	2.55	0.40
1:A:1465:VAL:HA	1:A:1466:PRO:HA	1.89	0.40
1:A:257:SER:C	1:A:259:ASP:N	2.72	0.40
1:A:306:VAL:O	1:A:306:VAL:CG1	2.69	0.40
1:A:581:LYS:O	1:A:582:GLN:O	2.39	0.40
1:A:846:ARG:HD2	1:A:1390:ILE:C	2.34	0.40
1:A:926:SER:O	1:A:927:VAL:C	2.59	0.40
1:A:971:LEU:N	1:A:971:LEU:HD23	2.37	0.40
2:B:747:PHE:HE1	2:B:1033:ALA:CB	2.34	0.40
1:A:816:PRO:CD	2:B:1036:PHE:CD2	3.05	0.40
2:B:1189:LYS:HE2	2:B:1193:GLN:HE22	1.83	0.40
2:B:850:ASP:OD2	2:B:903:LYS:HE3	2.21	0.40
2:B:854:LYS:NZ	2:B:860:MET:SD	2.92	0.40
2:B:937:ILE:HB	2:B:938:VAL:H	1.78	0.40
2:B:975:GLN:NE2	2:B:975:GLN:HA	2.36	0.40
3:C:174:THR:O	3:C:174:THR:HG23	2.21	0.40
2:B:1056:ARG:HH12	3:C:201:GLU:HB3	1.86	0.40

*Continued on next page...*

*Continued from previous page...*

Atom-1	Atom-2	Interatomic distance (Å)	Clash overlap (Å)
3:C:238:SER:OG	3:C:239:ILE:N	2.52	0.40
4:D:132:LYS:CA	4:D:134:GLN:CB	3.00	0.40
5:E:47:GLY:O	5:E:49:GLY:O	2.39	0.40
6:F:72:THR:HA	6:F:73:PRO:HD3	1.86	0.40
6:F:98:LEU:HD23	6:F:98:LEU:HA	1.88	0.40
7:G:140:LYS:O	7:G:140:LYS:CG	2.70	0.40
8:H:109:ARG:HA	8:H:110:LYS:HA	1.85	0.40
8:H:23:ARG:N	8:H:23:ARG:HD2	2.37	0.40
9:I:56:THR:O	9:I:57:THR:C	2.60	0.40
2:B:1028:GLY:HA2	10:J:50:LEU:HD11	2.02	0.40
11:K:44:MET:C	11:K:46:ALA:H	2.23	0.40
11:K:94:ILE:HG13	11:K:95:THR:N	2.36	0.40
1:M:10:SER:HB2	1:M:11:VAL:H	1.50	0.40
1:M:1337:SER:O	1:M:1341:ILE:HG13	2.22	0.40
1:M:153:GLY:O	1:M:154:LEU:O	2.39	0.40
1:M:388:PRO:CA	1:M:434:TYR:HE2	2.34	0.40
1:M:422:ARG:HB3	1:M:423:TYR:H	1.71	0.40
1:M:793:PHE:CZ	1:M:802:SER:HB2	2.57	0.40
1:M:86:ILE:O	1:M:88:LEU:HD23	2.20	0.40
1:M:887:GLN:HE22	1:M:964:GLN:HB2	1.86	0.40
1:M:959:LEU:HD21	1:M:1020:LEU:HD22	2.03	0.40
2:N:1084:LEU:HA	2:N:1084:LEU:HD23	1.64	0.40
2:N:1095:ARG:NH1	2:N:1098:GLY:H	2.19	0.40
2:N:307:ALA:C	2:N:309:VAL:H	2.25	0.40
2:N:540:ILE:CG1	2:N:541:ILE:N	2.84	0.40
2:N:975:GLN:HE21	2:N:975:GLN:HA	1.86	0.40
4:P:132:LYS:CB	4:P:134:GLN:HB3	2.52	0.40
4:P:34:ILE:O	4:P:38:LEU:HG	2.22	0.40
4:P:61:TYR:CD2	7:S:105:GLY:CA	3.05	0.40
6:R:74:TYR:N	6:R:74:TYR:CD1	2.90	0.40
7:S:20:GLY:HA2	7:S:21:PRO:HD3	1.96	0.40
8:T:117:ASP:C	8:T:118:HIS:O	2.59	0.40
9:U:79:HIS:CD2	9:U:79:HIS:O	2.75	0.40
10:V:45:CYS:O	10:V:48:MET:N	2.55	0.40
11:W:108:TRP:CZ3	11:W:112:MET:HG3	2.56	0.40

There are no symmetry-related clashes.

## 5.3 Torsion angles ⓘ

### 5.3.1 Protein backbone ⓘ

In the following table, the Percentiles column shows the percent Ramachandran outliers of the chain as a percentile score with respect to all X-ray entries followed by that with respect to entries of similar resolution.

The Analysed column shows the number of residues for which the backbone conformation was analysed, and the total number of residues.

Mol	Chain	Analysed	Favoured	Allowed	Outliers	Percentiles	
1	A	1494/1752 (85%)	939 (63%)	280 (19%)	275 (18%)	0	1
1	M	1472/1752 (84%)	932 (63%)	281 (19%)	259 (18%)	0	2
2	B	1142/1210 (94%)	735 (64%)	245 (22%)	162 (14%)	0	3
2	N	1142/1210 (94%)	738 (65%)	243 (21%)	161 (14%)	0	3
3	C	261/297 (88%)	178 (68%)	56 (22%)	27 (10%)	0	7
3	O	261/297 (88%)	178 (68%)	56 (22%)	27 (10%)	0	7
4	D	128/135 (95%)	86 (67%)	20 (16%)	22 (17%)	0	2
4	P	128/135 (95%)	86 (67%)	20 (16%)	22 (17%)	0	2
5	E	205/210 (98%)	137 (67%)	43 (21%)	25 (12%)	0	5
5	Q	205/210 (98%)	137 (67%)	43 (21%)	25 (12%)	0	5
6	F	81/142 (57%)	58 (72%)	15 (18%)	8 (10%)	0	8
6	R	81/142 (57%)	57 (70%)	16 (20%)	8 (10%)	0	8
7	G	168/172 (98%)	128 (76%)	24 (14%)	16 (10%)	0	8
7	S	168/172 (98%)	128 (76%)	24 (14%)	16 (10%)	0	8
8	H	122/125 (98%)	73 (60%)	27 (22%)	22 (18%)	0	1
8	T	122/125 (98%)	73 (60%)	27 (22%)	22 (18%)	0	1
9	I	109/113 (96%)	46 (42%)	27 (25%)	36 (33%)	0	0
9	U	109/113 (96%)	45 (41%)	25 (23%)	39 (36%)	0	0
10	J	62/71 (87%)	41 (66%)	15 (24%)	6 (10%)	0	8
10	V	62/71 (87%)	41 (66%)	15 (24%)	6 (10%)	0	8
11	K	117/123 (95%)	80 (68%)	24 (20%)	13 (11%)	0	5
11	W	117/123 (95%)	80 (68%)	24 (20%)	13 (11%)	0	5
12	L	43/63 (68%)	23 (54%)	12 (28%)	8 (19%)	0	1
12	X	43/63 (68%)	23 (54%)	12 (28%)	8 (19%)	0	1
All	All	7842/8826 (89%)	5042 (64%)	1574 (20%)	1226 (16%)	0	3

All (1226) Ramachandran outliers are listed below:

Mol	Chain	Res	Type
1	A	10	SER
1	A	12	PRO
1	A	37	ILE
1	A	42	THR
1	A	50	PRO
1	A	52	VAL
1	A	57	ASP
1	A	58	PRO
1	A	66	GLN
1	A	69	CYS
1	A	87	GLU
1	A	88	LEU
1	A	91	PRO
1	A	95	ILE
1	A	105	LEU
1	A	106	GLU
1	A	117	ILE
1	A	148	MET
1	A	152	THR
1	A	154	LEU
1	A	169	ASN
1	A	175	CYS
1	A	177	ALA
1	A	179	GLN
1	A	197	LYS
1	A	199	GLU
1	A	202	LEU
1	A	256	ILE
1	A	258	VAL
1	A	261	THR
1	A	262	SER
1	A	263	ARG
1	A	267	ASP
1	A	269	THR
1	A	270	HIS
1	A	319	GLN
1	A	338	LYS
1	A	341	ARG
1	A	342	LEU
1	A	350	ARG
1	A	351	VAL
1	A	383	PRO

*Continued on next page...*

*Continued from previous page...*

Mol	Chain	Res	Type
1	A	405	HIS
1	A	410	TYR
1	A	422	ARG
1	A	424	HIS
1	A	425	LYS
1	A	431	PRO
1	A	432	LEU
1	A	433	ARG
1	A	466	ILE
1	A	468	VAL
1	A	469	MET
1	A	507	ILE
1	A	540	PHE
1	A	551	ALA
1	A	559	VAL
1	A	573	LYS
1	A	582	GLN
1	A	599	ASP
1	A	630	ALA
1	A	632	GLN
1	A	709	LYS
1	A	771	VAL
1	A	776	VAL
1	A	794	PRO
1	A	804	GLY
1	A	922	GLU
1	A	948	PHE
1	A	952	LYS
1	A	1088	HIS
1	A	1089	TYR
1	A	1101	VAL
1	A	1115	LYS
1	A	1118	SER
1	A	1151	SER
1	A	1152	ALA
1	A	1159	PRO
1	A	1165	VAL
1	A	1168	GLU
1	A	1181	ASP
1	A	1183	GLU
1	A	1184	VAL
1	A	1189	TYR

*Continued on next page...*

*Continued from previous page...*

Mol	Chain	Res	Type
1	A	1192	SER
1	A	1256	ASP
1	A	1277	ILE
1	A	1282	VAL
1	A	1283	PRO
1	A	1284	ASN
1	A	1314	THR
1	A	1320	THR
1	A	1368	TYR
1	A	1392	ARG
1	A	1393	HIS
1	A	1395	ILE
1	A	1396	ASN
1	A	1398	ALA
1	A	1403	LEU
1	A	1411	THR
1	A	1413	GLU
1	A	1459	TYR
1	A	1460	SER
1	A	1461	LEU
1	A	1464	ALA
1	A	1466	PRO
1	A	1467	THR
1	A	1486	TYR
1	A	1489	SER
1	A	1490	PRO
1	A	1491	MET
2	B	147	PRO
2	B	199	ALA
2	B	210	VAL
2	B	218	PRO
2	B	221	TYR
2	B	233	SER
2	B	234	ARG
2	B	235	LEU
2	B	244	MET
2	B	310	ILE
2	B	329	VAL
2	B	344	LYS
2	B	353	MET
2	B	426	ARG
2	B	428	PHE

*Continued on next page...*

*Continued from previous page...*

Mol	Chain	Res	Type
2	B	430	LEU
2	B	456	LYS
2	B	458	SER
2	B	462	ARG
2	B	466	SER
2	B	485	ASN
2	B	486	THR
2	B	498	ARG
2	B	526	SER
2	B	554	ASP
2	B	576	HIS
2	B	580	ALA
2	B	656	ASP
2	B	657	ILE
2	B	659	PRO
2	B	661	GLN
2	B	662	ARG
2	B	663	PHE
2	B	716	VAL
2	B	720	PRO
2	B	750	HIS
2	B	753	SER
2	B	791	PRO
2	B	820	SER
2	B	870	THR
2	B	1010	MET
2	B	1058	PHE
2	B	1096	ALA
2	B	1113	ARG
2	B	1146	ALA
2	B	1207	LYS
2	B	1208	ASN
3	C	124	VAL
3	C	126	SER
3	C	133	PRO
3	C	194	PHE
3	C	198	ALA
3	C	212	GLU
3	C	215	ARG
4	D	15	LEU
4	D	43	ARG
4	D	44	GLU

*Continued on next page...*

*Continued from previous page...*

Mol	Chain	Res	Type
4	D	48	GLU
4	D	69	LYS
4	D	87	LYS
4	D	112	ALA
4	D	132	LYS
5	E	52	LEU
5	E	55	THR
5	E	58	SER
5	E	76	PHE
5	E	81	SER
5	E	197	SER
6	F	121	PRO
6	F	122	LEU
7	G	20	GLY
7	G	47	ILE
7	G	97	LYS
7	G	127	ASN
7	G	135	ASP
8	H	24	VAL
8	H	37	ASN
8	H	66	PRO
8	H	82	ARG
8	H	114	LEU
8	H	117	ASP
8	H	118	HIS
9	I	7	CYS
9	I	20	LYS
9	I	21	VAL
9	I	23	ARG
9	I	49	GLN
9	I	51	SER
9	I	52	ASN
9	I	54	GLU
9	I	58	VAL
9	I	59	SER
9	I	74	GLU
9	I	79	HIS
9	I	80	GLN
9	I	96	MET
9	I	111	GLU
9	I	112	GLU
10	J	2	ILE

*Continued on next page...*

*Continued from previous page...*

Mol	Chain	Res	Type
10	J	28	ASP
11	K	79	ASP
12	L	44	CYS
12	L	49	MET
1	M	10	SER
1	M	12	PRO
1	M	37	ILE
1	M	42	THR
1	M	50	PRO
1	M	52	VAL
1	M	57	ASP
1	M	58	PRO
1	M	66	GLN
1	M	69	CYS
1	M	87	GLU
1	M	88	LEU
1	M	91	PRO
1	M	95	ILE
1	M	105	LEU
1	M	106	GLU
1	M	117	ILE
1	M	152	THR
1	M	169	ASN
1	M	175	CYS
1	M	177	ALA
1	M	179	GLN
1	M	197	LYS
1	M	198	ASP
1	M	199	GLU
1	M	202	LEU
1	M	256	ILE
1	M	258	VAL
1	M	261	THR
1	M	262	SER
1	M	263	ARG
1	M	267	ASP
1	M	269	THR
1	M	270	HIS
1	M	319	GLN
1	M	338	LYS
1	M	341	ARG
1	M	350	ARG

*Continued on next page...*

*Continued from previous page...*

Mol	Chain	Res	Type
1	M	351	VAL
1	M	383	PRO
1	M	391	ILE
1	M	405	HIS
1	M	410	TYR
1	M	422	ARG
1	M	424	HIS
1	M	425	LYS
1	M	431	PRO
1	M	432	LEU
1	M	433	ARG
1	M	466	ILE
1	M	468	VAL
1	M	469	MET
1	M	507	ILE
1	M	540	PHE
1	M	551	ALA
1	M	559	VAL
1	M	573	LYS
1	M	582	GLN
1	M	599	ASP
1	M	630	ALA
1	M	632	GLN
1	M	709	LYS
1	M	771	VAL
1	M	776	VAL
1	M	794	PRO
1	M	804	GLY
1	M	922	GLU
1	M	948	PHE
1	M	952	LYS
1	M	1088	HIS
1	M	1101	VAL
1	M	1115	LYS
1	M	1118	SER
1	M	1131	MET
1	M	1151	SER
1	M	1152	ALA
1	M	1159	PRO
1	M	1165	VAL
1	M	1168	GLU
1	M	1181	ASP

*Continued on next page...*

*Continued from previous page...*

Mol	Chain	Res	Type
1	M	1183	GLU
1	M	1184	VAL
1	M	1189	TYR
1	M	1192	SER
1	M	1256	ASP
1	M	1277	ILE
1	M	1278	SER
1	M	1280	ARG
1	M	1282	VAL
1	M	1284	ASN
1	M	1314	THR
1	M	1320	THR
1	M	1368	TYR
1	M	1392	ARG
1	M	1395	ILE
1	M	1398	ALA
1	M	1403	LEU
1	M	1411	THR
1	M	1413	GLU
1	M	1500	PRO
2	N	147	PRO
2	N	199	ALA
2	N	210	VAL
2	N	218	PRO
2	N	221	TYR
2	N	233	SER
2	N	234	ARG
2	N	235	LEU
2	N	244	MET
2	N	310	ILE
2	N	322	LYS
2	N	323	ARG
2	N	326	THR
2	N	329	VAL
2	N	344	LYS
2	N	353	MET
2	N	426	ARG
2	N	428	PHE
2	N	430	LEU
2	N	456	LYS
2	N	458	SER
2	N	462	ARG

*Continued on next page...*

*Continued from previous page...*

Mol	Chain	Res	Type
2	N	466	SER
2	N	485	ASN
2	N	486	THR
2	N	498	ARG
2	N	526	SER
2	N	554	ASP
2	N	576	HIS
2	N	580	ALA
2	N	656	ASP
2	N	657	ILE
2	N	659	PRO
2	N	661	GLN
2	N	662	ARG
2	N	663	PHE
2	N	716	VAL
2	N	720	PRO
2	N	750	HIS
2	N	753	SER
2	N	791	PRO
2	N	820	SER
2	N	870	THR
2	N	1010	MET
2	N	1058	PHE
2	N	1096	ALA
2	N	1113	ARG
2	N	1207	LYS
2	N	1208	ASN
3	O	124	VAL
3	O	126	SER
3	O	133	PRO
3	O	194	PHE
3	O	198	ALA
3	O	212	GLU
3	O	215	ARG
4	P	15	LEU
4	P	43	ARG
4	P	44	GLU
4	P	48	GLU
4	P	69	LYS
4	P	87	LYS
4	P	112	ALA
4	P	132	LYS

*Continued on next page...*

*Continued from previous page...*

Mol	Chain	Res	Type
5	Q	52	LEU
5	Q	55	THR
5	Q	58	SER
5	Q	76	PHE
5	Q	81	SER
5	Q	197	SER
6	R	121	PRO
6	R	122	LEU
7	S	47	ILE
7	S	97	LYS
7	S	127	ASN
7	S	135	ASP
8	T	24	VAL
8	T	37	ASN
8	T	66	PRO
8	T	82	ARG
8	T	114	LEU
8	T	117	ASP
8	T	118	HIS
9	U	7	CYS
9	U	13	MET
9	U	20	LYS
9	U	21	VAL
9	U	49	GLN
9	U	51	SER
9	U	52	ASN
9	U	54	GLU
9	U	58	VAL
9	U	59	SER
9	U	74	GLU
9	U	79	HIS
9	U	80	GLN
9	U	96	MET
9	U	111	GLU
9	U	112	GLU
10	V	2	ILE
10	V	28	ASP
11	W	79	ASP
12	X	44	CYS
12	X	49	MET
1	A	14	ARG
1	A	24	LEU

*Continued on next page...*

*Continued from previous page...*

Mol	Chain	Res	Type
1	A	51	ARG
1	A	71	THR
1	A	72	CYS
1	A	78	ASP
1	A	96	GLY
1	A	108	VAL
1	A	115	LEU
1	A	136	ARG
1	A	157	GLY
1	A	162	ASP
1	A	163	LEU
1	A	180	PRO
1	A	198	ASP
1	A	232	GLU
1	A	327	PRO
1	A	329	LYS
1	A	335	LEU
1	A	337	GLY
1	A	428	GLY
1	A	429	ASP
1	A	445	GLY
1	A	485	ASN
1	A	552	VAL
1	A	604	SER
1	A	647	ILE
1	A	710	PRO
1	A	748	ASN
1	A	749	VAL
1	A	784	GLY
1	A	801	GLU
1	A	805	PHE
1	A	810	TYR
1	A	817	GLN
1	A	836	LYS
1	A	909	GLU
1	A	917	MET
1	A	920	SER
1	A	927	VAL
1	A	928	GLN
1	A	949	ILE
1	A	976	LEU
1	A	1062	SER

*Continued on next page...*

*Continued from previous page...*

Mol	Chain	Res	Type
1	A	1066	MET
1	A	1086	THR
1	A	1092	VAL
1	A	1095	LYS
1	A	1097	VAL
1	A	1119	LEU
1	A	1131	MET
1	A	1150	THR
1	A	1166	ILE
1	A	1170	LYS
1	A	1209	LYS
1	A	1247	ARG
1	A	1248	ASP
1	A	1253	ALA
1	A	1255	ASP
1	A	1262	GLU
1	A	1276	SER
1	A	1280	ARG
1	A	1366	GLY
1	A	1412	VAL
1	A	1475	THR
1	A	1477	GLN
1	A	1480	GLU
1	A	1483	GLY
2	B	105	ARG
2	B	108	ASN
2	B	148	SER
2	B	181	PRO
2	B	214	ALA
2	B	226	ARG
2	B	237	SER
2	B	280	ASP
2	B	293	ASP
2	B	299	MET
2	B	319	TYR
2	B	323	ARG
2	B	331	ARG
2	B	350	ILE
2	B	431	THR
2	B	470	ASN
2	B	481	LEU
2	B	491	ASP

*Continued on next page...*

*Continued from previous page...*

Mol	Chain	Res	Type
2	B	495	ALA
2	B	499	GLN
2	B	510	PRO
2	B	655	TYR
2	B	701	GLN
2	B	705	GLU
2	B	713	ALA
2	B	781	MET
2	B	792	LEU
2	B	813	ILE
2	B	825	GLU
2	B	868	ARG
2	B	871	THR
2	B	877	GLY
2	B	896	GLY
2	B	1006	ILE
2	B	1055	SER
2	B	1056	ARG
2	B	1086	HIS
2	B	1089	ASP
2	B	1110	GLY
2	B	1118	ARG
2	B	1172	SER
2	B	1205	PHE
3	C	128	SER
3	C	141	ARG
3	C	150	LYS
3	C	199	ASP
3	C	200	ALA
3	C	244	ILE
4	D	66	ALA
4	D	81	LEU
4	D	118	GLN
4	D	134	GLN
5	E	22	VAL
5	E	25	ARG
5	E	48	MET
5	E	50	ARG
5	E	67	SER
5	E	69	LYS
5	E	98	ASN
5	E	119	ALA

*Continued on next page...*

*Continued from previous page...*

Mol	Chain	Res	Type
5	E	129	THR
5	E	176	ALA
6	F	61	GLY
6	F	62	LYS
6	F	63	ALA
6	F	94	ASN
7	G	128	PRO
7	G	134	GLU
8	H	55	PHE
8	H	63	LEU
8	H	90	LYS
8	H	111	LEU
9	I	34	TYR
9	I	56	THR
9	I	60	HIS
9	I	73	LYS
9	I	76	PRO
9	I	86	TYR
9	I	98	THR
9	I	106	CYS
9	I	109	ALA
10	J	43	TYR
10	J	44	CYS
11	K	59	GLY
11	K	76	THR
12	L	36	LYS
12	L	48	VAL
12	L	57	MET
1	M	14	ARG
1	M	24	LEU
1	M	71	THR
1	M	72	CYS
1	M	78	ASP
1	M	96	GLY
1	M	108	VAL
1	M	115	LEU
1	M	136	ARG
1	M	154	LEU
1	M	157	GLY
1	M	162	ASP
1	M	163	LEU
1	M	232	GLU

*Continued on next page...*

*Continued from previous page...*

Mol	Chain	Res	Type
1	M	254	PRO
1	M	327	PRO
1	M	329	LYS
1	M	335	LEU
1	M	337	GLY
1	M	342	LEU
1	M	428	GLY
1	M	445	GLY
1	M	485	ASN
1	M	552	VAL
1	M	604	SER
1	M	647	ILE
1	M	710	PRO
1	M	748	ASN
1	M	749	VAL
1	M	784	GLY
1	M	801	GLU
1	M	805	PHE
1	M	810	TYR
1	M	836	LYS
1	M	909	GLU
1	M	917	MET
1	M	920	SER
1	M	927	VAL
1	M	928	GLN
1	M	949	ILE
1	M	976	LEU
1	M	1062	SER
1	M	1066	MET
1	M	1086	THR
1	M	1089	TYR
1	M	1092	VAL
1	M	1093	SER
1	M	1095	LYS
1	M	1097	VAL
1	M	1119	LEU
1	M	1150	THR
1	M	1166	ILE
1	M	1170	LYS
1	M	1209	LYS
1	M	1247	ARG
1	M	1248	ASP

*Continued on next page...*

*Continued from previous page...*

Mol	Chain	Res	Type
1	M	1253	ALA
1	M	1255	ASP
1	M	1262	GLU
1	M	1283	PRO
1	M	1366	GLY
1	M	1393	HIS
1	M	1396	ASN
1	M	1412	VAL
1	M	1501	ASP
1	M	1502	ALA
2	N	105	ARG
2	N	108	ASN
2	N	148	SER
2	N	181	PRO
2	N	214	ALA
2	N	226	ARG
2	N	237	SER
2	N	280	ASP
2	N	293	ASP
2	N	299	MET
2	N	319	TYR
2	N	350	ILE
2	N	431	THR
2	N	470	ASN
2	N	481	LEU
2	N	491	ASP
2	N	495	ALA
2	N	499	GLN
2	N	510	PRO
2	N	655	TYR
2	N	701	GLN
2	N	705	GLU
2	N	713	ALA
2	N	781	MET
2	N	792	LEU
2	N	813	ILE
2	N	825	GLU
2	N	868	ARG
2	N	871	THR
2	N	877	GLY
2	N	893	ARG
2	N	896	GLY

*Continued on next page...*

*Continued from previous page...*

Mol	Chain	Res	Type
2	N	1006	ILE
2	N	1055	SER
2	N	1056	ARG
2	N	1086	HIS
2	N	1089	ASP
2	N	1110	GLY
2	N	1118	ARG
2	N	1172	SER
2	N	1205	PHE
3	O	128	SER
3	O	141	ARG
3	O	150	LYS
3	O	199	ASP
3	O	200	ALA
3	O	244	ILE
4	P	66	ALA
4	P	81	LEU
4	P	118	GLN
4	P	134	GLN
5	Q	22	VAL
5	Q	25	ARG
5	Q	48	MET
5	Q	50	ARG
5	Q	67	SER
5	Q	69	LYS
5	Q	98	ASN
5	Q	119	ALA
5	Q	129	THR
5	Q	176	ALA
6	R	61	GLY
6	R	62	LYS
6	R	94	ASN
7	S	20	GLY
7	S	128	PRO
7	S	134	GLU
8	T	55	PHE
8	T	63	LEU
8	T	90	LYS
8	T	111	LEU
9	U	23	ARG
9	U	34	TYR
9	U	56	THR

*Continued on next page...*

*Continued from previous page...*

Mol	Chain	Res	Type
9	U	60	HIS
9	U	73	LYS
9	U	76	PRO
9	U	86	TYR
9	U	98	THR
9	U	106	CYS
9	U	109	ALA
10	V	43	TYR
10	V	44	CYS
11	W	59	GLY
11	W	76	THR
12	X	36	LYS
12	X	48	VAL
12	X	57	MET
1	A	39	PHE
1	A	40	PRO
1	A	109	CYS
1	A	130	TYR
1	A	165	ASN
1	A	210	PRO
1	A	254	PRO
1	A	259	ASP
1	A	382	TYR
1	A	384	GLU
1	A	391	ILE
1	A	427	ALA
1	A	489	ASP
1	A	513	VAL
1	A	615	ASN
1	A	708	LEU
1	A	713	GLY
1	A	875	GLY
1	A	950	PHE
1	A	954	ASP
1	A	1042	LYS
1	A	1065	GLU
1	A	1090	ALA
1	A	1093	SER
1	A	1098	THR
1	A	1099	LEU
1	A	1102	PRO
1	A	1164	THR

*Continued on next page...*

*Continued from previous page...*

Mol	Chain	Res	Type
1	A	1186	GLU
1	A	1239	LEU
1	A	1260	ILE
1	A	1264	VAL
1	A	1265	PHE
1	A	1286	THR
1	A	1294	LYS
1	A	1339	VAL
1	A	1409	GLU
1	A	1426	ASP
1	A	1472	GLY
1	A	1473	MET
2	B	11	THR
2	B	34	GLN
2	B	167	ASN
2	B	211	PHE
2	B	220	ALA
2	B	240	GLN
2	B	243	LEU
2	B	245	ALA
2	B	248	THR
2	B	276	GLY
2	B	292	ASN
2	B	387	PHE
2	B	394	LEU
2	B	467	GLN
2	B	496	LYS
2	B	539	PRO
2	B	556	ASN
2	B	614	THR
2	B	621	ARG
2	B	627	ASP
2	B	660	GLU
2	B	712	PRO
2	B	821	GLY
2	B	872	LEU
2	B	893	ARG
2	B	1025	ALA
2	B	1078	PRO
2	B	1163	TYR
2	B	1206	THR
3	C	41	PRO

*Continued on next page...*

*Continued from previous page...*

Mol	Chain	Res	Type
3	C	184	TRP
3	C	240	PRO
3	C	242	ASN
4	D	11	ALA
4	D	84	ARG
4	D	99	GLU
4	D	131	ARG
4	D	133	PHE
5	E	54	ARG
5	E	65	ASN
5	E	86	GLU
5	E	109	SER
5	E	117	ILE
5	E	167	GLU
6	F	107	PRO
7	G	66	GLN
7	G	102	ALA
7	G	103	ASN
7	G	106	PRO
8	H	81	TYR
8	H	115	SER
9	I	9	GLU
9	I	11	ASN
9	I	78	CYS
9	I	89	HIS
9	I	95	THR
10	J	5	ILE
11	K	47	ASN
11	K	81	SER
1	M	39	PHE
1	M	40	PRO
1	M	51	ARG
1	M	97	PHE
1	M	130	TYR
1	M	165	ASN
1	M	180	PRO
1	M	245	LEU
1	M	259	ASP
1	M	382	TYR
1	M	384	GLU
1	M	427	ALA
1	M	429	ASP

*Continued on next page...*

*Continued from previous page...*

Mol	Chain	Res	Type
1	M	489	ASP
1	M	513	VAL
1	M	597	ASP
1	M	615	ASN
1	M	713	GLY
1	M	817	GLN
1	M	875	GLY
1	M	950	PHE
1	M	954	ASP
1	M	1042	LYS
1	M	1065	GLU
1	M	1090	ALA
1	M	1098	THR
1	M	1099	LEU
1	M	1102	PRO
1	M	1164	THR
1	M	1186	GLU
1	M	1239	LEU
1	M	1260	ILE
1	M	1264	VAL
1	M	1265	PHE
1	M	1279	LEU
1	M	1286	THR
1	M	1294	LYS
1	M	1308	ASP
1	M	1339	VAL
1	M	1409	GLU
1	M	1426	ASP
2	N	11	THR
2	N	34	GLN
2	N	167	ASN
2	N	211	PHE
2	N	220	ALA
2	N	240	GLN
2	N	243	LEU
2	N	245	ALA
2	N	248	THR
2	N	276	GLY
2	N	292	ASN
2	N	387	PHE
2	N	394	LEU
2	N	467	GLN

*Continued on next page...*

*Continued from previous page...*

Mol	Chain	Res	Type
2	N	496	LYS
2	N	539	PRO
2	N	556	ASN
2	N	614	THR
2	N	621	ARG
2	N	627	ASP
2	N	658	ASP
2	N	660	GLU
2	N	712	PRO
2	N	821	GLY
2	N	872	LEU
2	N	1025	ALA
2	N	1078	PRO
2	N	1163	TYR
2	N	1206	THR
3	O	41	PRO
3	O	113	GLY
3	O	184	TRP
3	O	240	PRO
3	O	242	ASN
4	P	11	ALA
4	P	16	GLY
4	P	84	ARG
4	P	99	GLU
4	P	131	ARG
4	P	133	PHE
5	Q	54	ARG
5	Q	65	ASN
5	Q	86	GLU
5	Q	109	SER
5	Q	117	ILE
6	R	63	ALA
6	R	107	PRO
7	S	66	GLN
7	S	102	ALA
7	S	103	ASN
7	S	106	PRO
8	T	81	TYR
8	T	115	SER
9	U	9	GLU
9	U	78	CYS
9	U	89	HIS

*Continued on next page...*

*Continued from previous page...*

Mol	Chain	Res	Type
9	U	95	THR
10	V	5	ILE
11	W	47	ASN
11	W	81	SER
1	A	9	SER
1	A	70	GLN
1	A	170	MET
1	A	206	ARG
1	A	238	ASP
1	A	245	LEU
1	A	318	PRO
1	A	380	LEU
1	A	435	GLY
1	A	531	GLN
1	A	597	ASP
1	A	619	ILE
1	A	646	GLU
1	A	781	ILE
1	A	858	TYR
1	A	1144	THR
1	A	1167	GLU
1	A	1263	ASP
1	A	1279	LEU
1	A	1303	THR
1	A	1327	GLY
1	A	1479	PRO
2	B	29	SER
2	B	36	PHE
2	B	104	ALA
2	B	205	ALA
2	B	216	PRO
2	B	230	GLU
2	B	239	MET
2	B	281	ARG
2	B	332	GLU
2	B	382	ASP
2	B	459	MET
2	B	631	ASN
2	B	658	ASP
2	B	724	VAL
2	B	1114	ASP
2	B	1156	GLY

*Continued on next page...*

*Continued from previous page...*

Mol	Chain	Res	Type
2	B	1186	TYR
2	B	1209	HIS
3	C	113	GLY
3	C	168	HIS
3	C	175	SER
4	D	16	GLY
5	E	26	GLY
5	E	49	GLY
5	E	133	SER
7	G	21	PRO
7	G	52	SER
7	G	129	PRO
8	H	43	ASN
8	H	54	THR
8	H	59	ILE
9	I	82	GLU
9	I	91	ARG
9	I	107	GLY
11	K	22	LEU
11	K	36	LYS
11	K	40	THR
11	K	45	LEU
12	L	37	GLU
12	L	55	LYS
1	M	9	SER
1	M	70	GLN
1	M	170	MET
1	M	178	ALA
1	M	200	SER
1	M	238	ASP
1	M	317	GLN
1	M	318	PRO
1	M	344	GLY
1	M	380	LEU
1	M	435	GLY
1	M	531	GLN
1	M	619	ILE
1	M	646	GLU
1	M	708	LEU
1	M	781	ILE
1	M	858	TYR
1	M	1167	GLU

*Continued on next page...*

*Continued from previous page...*

Mol	Chain	Res	Type
1	M	1263	ASP
1	M	1303	THR
1	M	1327	GLY
2	N	29	SER
2	N	36	PHE
2	N	104	ALA
2	N	205	ALA
2	N	216	PRO
2	N	230	GLU
2	N	239	MET
2	N	281	ARG
2	N	382	ASP
2	N	459	MET
2	N	631	ASN
2	N	724	VAL
2	N	1114	ASP
2	N	1156	GLY
2	N	1186	TYR
2	N	1209	HIS
3	O	168	HIS
3	O	175	SER
5	Q	26	GLY
5	Q	49	GLY
5	Q	133	SER
5	Q	167	GLU
7	S	21	PRO
7	S	52	SER
7	S	129	PRO
8	T	43	ASN
8	T	54	THR
8	T	59	ILE
9	U	11	ASN
9	U	26	ARG
9	U	82	GLU
9	U	91	ARG
9	U	107	GLY
11	W	22	LEU
11	W	36	LYS
11	W	40	THR
11	W	45	LEU
12	X	37	GLU
12	X	55	LYS

*Continued on next page...*

*Continued from previous page...*

Mol	Chain	Res	Type
1	A	11	VAL
1	A	97	PHE
1	A	268	LEU
1	A	317	GLN
1	A	344	GLY
1	A	667	GLY
1	A	673	GLY
1	A	711	GLU
1	A	783	PHE
1	A	1038	TYR
1	A	1116	THR
1	A	1130	ASN
1	A	1145	THR
1	A	1308	ASP
1	A	1421	SER
2	B	12	LEU
2	B	56	LEU
2	B	107	ARG
2	B	228	ALA
2	B	429	ASN
2	B	487	PRO
2	B	538	ALA
2	B	605	ILE
2	B	737	ILE
2	B	929	PRO
2	B	949	GLY
2	B	989	PRO
2	B	1030	GLU
2	B	1169	GLU
3	C	86	TYR
3	C	100	SER
3	C	169	ALA
3	C	214	PRO
3	C	222	PHE
4	D	68	PHE
4	D	116	ASP
7	G	64	PRO
8	H	30	VAL
8	H	113	ARG
8	H	120	TYR
9	I	75	CYS
10	J	63	ASN

*Continued on next page...*

*Continued from previous page...*

Mol	Chain	Res	Type
11	K	60	TYR
11	K	70	PHE
11	K	77	VAL
1	M	11	VAL
1	M	255	SER
1	M	268	LEU
1	M	667	GLY
1	M	673	GLY
1	M	711	GLU
1	M	783	PHE
1	M	1038	TYR
1	M	1116	THR
1	M	1130	ASN
1	M	1421	SER
2	N	12	LEU
2	N	56	LEU
2	N	107	ARG
2	N	228	ALA
2	N	429	ASN
2	N	487	PRO
2	N	538	ALA
2	N	737	ILE
2	N	929	PRO
2	N	949	GLY
2	N	989	PRO
2	N	1030	GLU
2	N	1169	GLU
3	O	86	TYR
3	O	100	SER
3	O	169	ALA
3	O	214	PRO
3	O	222	PHE
4	P	68	PHE
4	P	116	ASP
7	S	64	PRO
8	T	30	VAL
8	T	113	ARG
8	T	120	TYR
9	U	75	CYS
10	V	63	ASN
11	W	60	TYR
11	W	70	PHE

*Continued on next page...*

*Continued from previous page...*

Mol	Chain	Res	Type
11	W	77	VAL
1	A	7	SER
1	A	209	SER
1	A	813	GLY
1	A	816	PRO
1	A	961	VAL
1	A	1009	ILE
1	A	1434	ILE
2	B	145	GLU
2	B	247	ASN
2	B	550	GLU
4	D	98	CYS
8	H	61	SER
12	L	32	THR
1	M	7	SER
1	M	209	SER
1	M	210	PRO
1	M	813	GLY
1	M	961	VAL
1	M	1009	ILE
1	M	1276	SER
1	M	1434	ILE
2	N	145	GLU
2	N	247	ASN
2	N	550	GLU
2	N	605	ILE
4	P	98	CYS
8	T	61	SER
12	X	32	THR
1	A	406	PRO
1	A	514	PRO
1	A	589	PRO
1	A	1052	VAL
1	A	1110	VAL
1	A	1124	MET
2	B	42	VAL
2	B	232	GLY
2	B	434	VAL
2	B	560	SER
11	K	118	VAL
1	M	406	PRO
1	M	514	PRO

*Continued on next page...*

*Continued from previous page...*

Mol	Chain	Res	Type
1	M	589	PRO
1	M	1052	VAL
1	M	1110	VAL
1	M	1124	MET
2	N	42	VAL
2	N	232	GLY
2	N	397	PRO
2	N	434	VAL
2	N	560	SER
11	W	118	VAL
1	A	176	GLY
2	B	453	GLY
2	B	855	ILE
2	B	1108	VAL
3	C	258	VAL
2	N	453	GLY
2	N	855	ILE
2	N	1108	VAL
3	O	258	VAL
9	U	65	ASP
1	A	1414	ILE
2	B	397	PRO
9	I	65	ASP
1	M	1414	ILE
1	A	470	PRO
1	A	1180	PRO
4	D	17	PRO
7	G	148	ILE
8	H	83	VAL
9	I	53	VAL
1	M	470	PRO
1	M	1180	PRO
2	N	208	VAL
4	P	17	PRO
7	S	148	ILE
8	T	83	VAL
8	T	98	GLY
9	U	16	PRO
9	U	53	VAL
2	B	208	VAL
6	F	96	PRO
8	H	98	GLY

*Continued on next page...*

*Continued from previous page...*

Mol	Chain	Res	Type
1	M	237	PRO
6	R	96	PRO
3	C	80	PRO
3	O	80	PRO
1	A	712	PRO
1	M	712	PRO
1	M	1063	PRO
1	A	1063	PRO

### 5.3.2 Protein sidechains ⓘ

In the following table, the Percentiles column shows the percent sidechain outliers of the chain as a percentile score with respect to all X-ray entries followed by that with respect to entries of similar resolution.

The Analysed column shows the number of residues for which the sidechain conformation was analysed, and the total number of residues.

Mol	Chain	Analysed	Rotameric	Outliers	Percentiles	
1	A	1301/1536 (85%)	1113 (86%)	188 (14%)	3	18
1	M	1286/1536 (84%)	1097 (85%)	189 (15%)	3	18
2	B	1012/1064 (95%)	914 (90%)	98 (10%)	8	33
2	N	1012/1064 (95%)	914 (90%)	98 (10%)	8	33
3	C	236/267 (88%)	220 (93%)	16 (7%)	16	47
3	O	236/267 (88%)	220 (93%)	16 (7%)	16	47
4	D	111/115 (96%)	94 (85%)	17 (15%)	2	17
4	P	111/115 (96%)	94 (85%)	17 (15%)	2	17
5	E	182/184 (99%)	169 (93%)	13 (7%)	14	45
5	Q	182/184 (99%)	169 (93%)	13 (7%)	14	45
6	F	71/121 (59%)	64 (90%)	7 (10%)	8	32
6	R	71/121 (59%)	64 (90%)	7 (10%)	8	32
7	G	146/148 (99%)	139 (95%)	7 (5%)	25	56
7	S	146/148 (99%)	139 (95%)	7 (5%)	25	56
8	H	113/114 (99%)	99 (88%)	14 (12%)	4	23
8	T	113/114 (99%)	99 (88%)	14 (12%)	4	23
9	I	103/105 (98%)	80 (78%)	23 (22%)	1	6

*Continued on next page...*

*Continued from previous page...*

Mol	Chain	Analysed	Rotameric	Outliers	Percentiles	
9	U	103/105 (98%)	80 (78%)	23 (22%)	1	6
10	J	59/66 (89%)	46 (78%)	13 (22%)	1	6
10	V	59/66 (89%)	46 (78%)	13 (22%)	1	6
11	K	109/113 (96%)	104 (95%)	5 (5%)	27	57
11	W	109/113 (96%)	103 (94%)	6 (6%)	21	53
12	L	39/53 (74%)	34 (87%)	5 (13%)	4	22
12	X	39/53 (74%)	34 (87%)	5 (13%)	4	22
All	All	6949/7772 (89%)	6135 (88%)	814 (12%)	5	26

All (814) residues with a non-rotameric sidechain are listed below:

Mol	Chain	Res	Type
1	A	7	SER
1	A	10	SER
1	A	15	ARG
1	A	36	LYS
1	A	39	PHE
1	A	43	MET
1	A	46	SER
1	A	48	GLN
1	A	49	ARG
1	A	51	ARG
1	A	56	LEU
1	A	66	GLN
1	A	67	PHE
1	A	68	LYS
1	A	72	CYS
1	A	85	HIS
1	A	86	ILE
1	A	87	GLU
1	A	88	LEU
1	A	106	GLU
1	A	116	LYS
1	A	117	ILE
1	A	118	ASP
1	A	119	SER
1	A	121	ASN
1	A	150	CYS
1	A	154	LEU
1	A	155	SER

*Continued on next page...*

*Continued from previous page...*

Mol	Chain	Res	Type
1	A	158	SER
1	A	159	ASP
1	A	163	LEU
1	A	164	SER
1	A	169	ASN
1	A	188	ARG
1	A	195	ARG
1	A	197	LYS
1	A	200	SER
1	A	202	LEU
1	A	204	GLU
1	A	205	LYS
1	A	206	ARG
1	A	207	LEU
1	A	208	LEU
1	A	232	GLU
1	A	253	ARG
1	A	256	ILE
1	A	257	SER
1	A	258	VAL
1	A	262	SER
1	A	263	ARG
1	A	266	ASP
1	A	267	ASP
1	A	268	LEU
1	A	269	THR
1	A	271	LYS
1	A	322	GLN
1	A	326	ARG
1	A	328	LEU
1	A	329	LYS
1	A	330	SER
1	A	335	LEU
1	A	341	ARG
1	A	357	THR
1	A	363	PRO
1	A	374	ARG
1	A	375	SER
1	A	385	THR
1	A	398	VAL
1	A	421	LEU
1	A	426	ARG

*Continued on next page...*

*Continued from previous page...*

Mol	Chain	Res	Type
1	A	430	ILE
1	A	434	TYR
1	A	436	TRP
1	A	442	ILE
1	A	452	ARG
1	A	459	MET
1	A	460	SER
1	A	472	SER
1	A	475	ARG
1	A	476	LEU
1	A	479	SER
1	A	495	MET
1	A	507	ILE
1	A	511	THR
1	A	513	VAL
1	A	523	ASN
1	A	533	THR
1	A	534	LEU
1	A	552	VAL
1	A	555	ILE
1	A	559	VAL
1	A	579	THR
1	A	583	ILE
1	A	592	ILE
1	A	605	ASN
1	A	618	ILE
1	A	639	ILE
1	A	655	ILE
1	A	663	LEU
1	A	669	SER
1	A	682	MET
1	A	686	THR
1	A	707	ARG
1	A	708	LEU
1	A	717	ARG
1	A	730	GLN
1	A	732	ARG
1	A	733	ASP
1	A	758	LYS
1	A	762	ILE
1	A	764	ILE
1	A	770	CYS

*Continued on next page...*

*Continued from previous page...*

Mol	Chain	Res	Type
1	A	773	GLN
1	A	775	ILE
1	A	776	VAL
1	A	781	ILE
1	A	785	PHE
1	A	801	GLU
1	A	802	SER
1	A	817	GLN
1	A	827	ARG
1	A	833	THR
1	A	837	THR
1	A	843	ILE
1	A	846	ARG
1	A	857	ARG
1	A	861	THR
1	A	864	ASN
1	A	869	ILE
1	A	886	TYR
1	A	905	ILE
1	A	919	ASN
1	A	921	ILE
1	A	922	GLU
1	A	946	CYS
1	A	947	LYS
1	A	948	PHE
1	A	969	ASN
1	A	985	LEU
1	A	989	ILE
1	A	1001	THR
1	A	1086	THR
1	A	1087	PHE
1	A	1089	TYR
1	A	1093	SER
1	A	1095	LYS
1	A	1097	VAL
1	A	1098	THR
1	A	1103	ARG
1	A	1104	LEU
1	A	1112	LYS
1	A	1114	ILE
1	A	1119	LEU
1	A	1127	ILE

*Continued on next page...*

*Continued from previous page...*

Mol	Chain	Res	Type
1	A	1140	GLN
1	A	1160	ASP
1	A	1162	GLN
1	A	1166	ILE
1	A	1169	ASP
1	A	1183	GLU
1	A	1246	ILE
1	A	1248	ASP
1	A	1250	ASP
1	A	1260	ILE
1	A	1261	GLU
1	A	1277	ILE
1	A	1309	GLU
1	A	1314	THR
1	A	1323	MET
1	A	1328	VAL
1	A	1341	ILE
1	A	1347	ILE
1	A	1350	THR
1	A	1351	ARG
1	A	1355	LEU
1	A	1374	LEU
1	A	1387	LEU
1	A	1395	ILE
1	A	1397	ARG
1	A	1399	GLU
1	A	1400	THR
1	A	1403	LEU
1	A	1411	THR
1	A	1442	MET
1	A	1444	THR
1	A	1449	ILE
1	A	1459	TYR
1	A	1473	MET
2	B	35	LEU
2	B	82	ILE
2	B	89	MET
2	B	201	GLU
2	B	212	LYS
2	B	226	ARG
2	B	235	LEU
2	B	241	ILE

*Continued on next page...*

*Continued from previous page...*

Mol	Chain	Res	Type
2	B	244	MET
2	B	246	ARG
2	B	255	ILE
2	B	262	ILE
2	B	290	ASP
2	B	310	ILE
2	B	311	GLN
2	B	323	ARG
2	B	327	THR
2	B	331	ARG
2	B	337	TYR
2	B	352	THR
2	B	404	ARG
2	B	426	ARG
2	B	427	GLU
2	B	429	ASN
2	B	430	LEU
2	B	438	ILE
2	B	439	ILE
2	B	447	LEU
2	B	456	LYS
2	B	459	MET
2	B	469	LEU
2	B	485	ASN
2	B	488	ILE
2	B	493	LYS
2	B	500	LEU
2	B	502	ASN
2	B	507	MET
2	B	524	ASN
2	B	550	GLU
2	B	552	LEU
2	B	565	LYS
2	B	573	LEU
2	B	619	ILE
2	B	654	ARG
2	B	655	TYR
2	B	657	ILE
2	B	662	ARG
2	B	663	PHE
2	B	668	LEU
2	B	690	SER

*Continued on next page...*

*Continued from previous page...*

Mol	Chain	Res	Type
2	B	715	ARG
2	B	740	ILE
2	B	745	ILE
2	B	747	PHE
2	B	750	HIS
2	B	752	GLN
2	B	753	SER
2	B	757	THR
2	B	759	GLN
2	B	778	MET
2	B	780	THR
2	B	785	LEU
2	B	794	THR
2	B	797	SER
2	B	818	CYS
2	B	831	ASN
2	B	834	SER
2	B	835	ILE
2	B	839	LEU
2	B	840	PHE
2	B	870	THR
2	B	872	LEU
2	B	873	ARG
2	B	879	TYR
2	B	900	ILE
2	B	901	ILE
2	B	962	ILE
2	B	981	MET
2	B	993	GLN
2	B	995	ILE
2	B	999	ILE
2	B	1000	ILE
2	B	1011	THR
2	B	1035	PRO
2	B	1056	ARG
2	B	1060	VAL
2	B	1079	THR
2	B	1080	TYR
2	B	1083	ARG
2	B	1092	ILE
2	B	1112	SER
2	B	1117	LEU

*Continued on next page...*

*Continued from previous page...*

Mol	Chain	Res	Type
2	B	1122	MET
2	B	1129	SER
2	B	1152	CYS
2	B	1197	SER
2	B	1200	ILE
2	B	1205	PHE
3	C	9	ILE
3	C	14	LYS
3	C	57	MET
3	C	59	ASP
3	C	69	ILE
3	C	76	ILE
3	C	84	LEU
3	C	120	ARG
3	C	126	SER
3	C	127	ASN
3	C	129	SER
3	C	130	LEU
3	C	146	CYS
3	C	242	ASN
3	C	249	LEU
3	C	252	LEU
4	D	9	ASP
4	D	13	LEU
4	D	23	ASP
4	D	25	LEU
4	D	31	LYS
4	D	40	GLN
4	D	43	ARG
4	D	67	ARG
4	D	84	ARG
4	D	85	PHE
4	D	87	LYS
4	D	95	THR
4	D	96	LEU
4	D	97	CYS
4	D	98	CYS
4	D	99	GLU
4	D	132	LYS
5	E	7	ASN
5	E	44	MET
5	E	48	MET

*Continued on next page...*

*Continued from previous page...*

Mol	Chain	Res	Type
5	E	52	LEU
5	E	84	ILE
5	E	139	ILE
5	E	148	HIS
5	E	162	ARG
5	E	168	THR
5	E	174	GLN
5	E	195	ARG
5	E	200	SER
5	E	209	CYS
6	F	60	SER
6	F	74	TYR
6	F	82	ARG
6	F	115	LEU
6	F	120	ILE
6	F	128	LEU
6	F	142	ILE
7	G	51	ASP
7	G	59	LYS
7	G	61	ARG
7	G	66	GLN
7	G	68	PHE
7	G	101	PHE
7	G	114	HIS
8	H	14	THR
8	H	25	SER
8	H	27	ILE
8	H	36	MET
8	H	37	ASN
8	H	38	LEU
8	H	39	THR
8	H	40	LEU
8	H	57	LEU
8	H	59	ILE
8	H	62	ASN
8	H	63	LEU
8	H	65	SER
8	H	70	GLU
9	I	3	ASN
9	I	17	ARG
9	I	20	LYS
9	I	25	LEU

*Continued on next page...*

*Continued from previous page...*

Mol	Chain	Res	Type
9	I	26	ARG
9	I	30	ARG
9	I	42	LYS
9	I	44	TYR
9	I	47	GLU
9	I	57	THR
9	I	60	HIS
9	I	61	ASP
9	I	68	LEU
9	I	74	GLU
9	I	75	CYS
9	I	77	ARG
9	I	78	CYS
9	I	79	HIS
9	I	88	THR
9	I	94	ASP
9	I	100	ILE
9	I	112	GLU
9	I	113	GLN
10	J	1	MET
10	J	2	ILE
10	J	3	ILE
10	J	5	ILE
10	J	13	VAL
10	J	20	THR
10	J	41	GLN
10	J	44	CYS
10	J	45	CYS
10	J	46	ARG
10	J	47	ARG
10	J	49	ILE
10	J	56	ILE
11	K	12	LEU
11	K	54	ARG
11	K	72	LEU
11	K	73	ARG
11	K	86	ILE
12	L	20	MET
12	L	24	CYS
12	L	27	CYS
12	L	44	CYS
12	L	48	VAL

*Continued on next page...*

*Continued from previous page...*

Mol	Chain	Res	Type
1	M	7	SER
1	M	10	SER
1	M	15	ARG
1	M	36	LYS
1	M	39	PHE
1	M	43	MET
1	M	46	SER
1	M	48	GLN
1	M	49	ARG
1	M	51	ARG
1	M	56	LEU
1	M	66	GLN
1	M	67	PHE
1	M	68	LYS
1	M	72	CYS
1	M	85	HIS
1	M	86	ILE
1	M	87	GLU
1	M	88	LEU
1	M	116	LYS
1	M	117	ILE
1	M	118	ASP
1	M	119	SER
1	M	121	ASN
1	M	147	LYS
1	M	148	MET
1	M	150	CYS
1	M	154	LEU
1	M	155	SER
1	M	158	SER
1	M	159	ASP
1	M	163	LEU
1	M	164	SER
1	M	169	ASN
1	M	175	CYS
1	M	183	ARG
1	M	188	ARG
1	M	195	ARG
1	M	197	LYS
1	M	200	SER
1	M	206	ARG
1	M	207	LEU

*Continued on next page...*

*Continued from previous page...*

Mol	Chain	Res	Type
1	M	208	LEU
1	M	209	SER
1	M	232	GLU
1	M	253	ARG
1	M	256	ILE
1	M	257	SER
1	M	258	VAL
1	M	262	SER
1	M	263	ARG
1	M	266	ASP
1	M	267	ASP
1	M	268	LEU
1	M	269	THR
1	M	271	LYS
1	M	322	GLN
1	M	326	ARG
1	M	328	LEU
1	M	329	LYS
1	M	330	SER
1	M	335	LEU
1	M	341	ARG
1	M	343	ARG
1	M	357	THR
1	M	374	ARG
1	M	385	THR
1	M	398	VAL
1	M	421	LEU
1	M	426	ARG
1	M	430	ILE
1	M	434	TYR
1	M	436	TRP
1	M	442	ILE
1	M	452	ARG
1	M	459	MET
1	M	460	SER
1	M	472	SER
1	M	475	ARG
1	M	476	LEU
1	M	479	SER
1	M	495	MET
1	M	507	ILE
1	M	511	THR

*Continued on next page...*

*Continued from previous page...*

Mol	Chain	Res	Type
1	M	513	VAL
1	M	523	ASN
1	M	533	THR
1	M	534	LEU
1	M	552	VAL
1	M	555	ILE
1	M	559	VAL
1	M	579	THR
1	M	583	ILE
1	M	592	ILE
1	M	605	ASN
1	M	618	ILE
1	M	639	ILE
1	M	655	ILE
1	M	663	LEU
1	M	669	SER
1	M	682	MET
1	M	686	THR
1	M	708	LEU
1	M	717	ARG
1	M	730	GLN
1	M	732	ARG
1	M	733	ASP
1	M	758	LYS
1	M	762	ILE
1	M	764	ILE
1	M	770	CYS
1	M	773	GLN
1	M	775	ILE
1	M	776	VAL
1	M	781	ILE
1	M	785	PHE
1	M	801	GLU
1	M	802	SER
1	M	814	LEU
1	M	817	GLN
1	M	827	ARG
1	M	833	THR
1	M	837	THR
1	M	843	ILE
1	M	846	ARG
1	M	857	ARG

*Continued on next page...*

*Continued from previous page...*

Mol	Chain	Res	Type
1	M	861	THR
1	M	864	ASN
1	M	869	ILE
1	M	886	TYR
1	M	905	ILE
1	M	919	ASN
1	M	921	ILE
1	M	922	GLU
1	M	946	CYS
1	M	947	LYS
1	M	948	PHE
1	M	969	ASN
1	M	985	LEU
1	M	989	ILE
1	M	1001	THR
1	M	1086	THR
1	M	1087	PHE
1	M	1089	TYR
1	M	1092	VAL
1	M	1093	SER
1	M	1095	LYS
1	M	1097	VAL
1	M	1098	THR
1	M	1103	ARG
1	M	1104	LEU
1	M	1112	LYS
1	M	1114	ILE
1	M	1119	LEU
1	M	1127	ILE
1	M	1140	GLN
1	M	1160	ASP
1	M	1162	GLN
1	M	1166	ILE
1	M	1169	ASP
1	M	1183	GLU
1	M	1246	ILE
1	M	1248	ASP
1	M	1250	ASP
1	M	1260	ILE
1	M	1261	GLU
1	M	1277	ILE
1	M	1278	SER

*Continued on next page...*

*Continued from previous page...*

Mol	Chain	Res	Type
1	M	1309	GLU
1	M	1314	THR
1	M	1323	MET
1	M	1328	VAL
1	M	1341	ILE
1	M	1347	ILE
1	M	1350	THR
1	M	1351	ARG
1	M	1355	LEU
1	M	1374	LEU
1	M	1387	LEU
1	M	1395	ILE
1	M	1397	ARG
1	M	1399	GLU
1	M	1400	THR
1	M	1403	LEU
1	M	1411	THR
1	M	1442	MET
1	M	1444	THR
1	M	1449	ILE
1	M	1459	TYR
2	N	35	LEU
2	N	82	ILE
2	N	89	MET
2	N	201	GLU
2	N	212	LYS
2	N	226	ARG
2	N	235	LEU
2	N	241	ILE
2	N	244	MET
2	N	246	ARG
2	N	255	ILE
2	N	262	ILE
2	N	290	ASP
2	N	310	ILE
2	N	311	GLN
2	N	327	THR
2	N	329	VAL
2	N	332	GLU
2	N	337	TYR
2	N	352	THR
2	N	402	LEU

*Continued on next page...*

*Continued from previous page...*

Mol	Chain	Res	Type
2	N	426	ARG
2	N	427	GLU
2	N	429	ASN
2	N	430	LEU
2	N	438	ILE
2	N	439	ILE
2	N	447	LEU
2	N	456	LYS
2	N	459	MET
2	N	469	LEU
2	N	485	ASN
2	N	488	ILE
2	N	493	LYS
2	N	500	LEU
2	N	502	ASN
2	N	507	MET
2	N	524	ASN
2	N	550	GLU
2	N	552	LEU
2	N	565	LYS
2	N	573	LEU
2	N	619	ILE
2	N	654	ARG
2	N	655	TYR
2	N	657	ILE
2	N	662	ARG
2	N	663	PHE
2	N	668	LEU
2	N	669	VAL
2	N	690	SER
2	N	715	ARG
2	N	740	ILE
2	N	745	ILE
2	N	747	PHE
2	N	750	HIS
2	N	752	GLN
2	N	753	SER
2	N	757	THR
2	N	778	MET
2	N	780	THR
2	N	785	LEU
2	N	794	THR

*Continued on next page...*

*Continued from previous page...*

Mol	Chain	Res	Type
2	N	797	SER
2	N	818	CYS
2	N	831	ASN
2	N	834	SER
2	N	835	ILE
2	N	839	LEU
2	N	840	PHE
2	N	870	THR
2	N	872	LEU
2	N	879	TYR
2	N	900	ILE
2	N	901	ILE
2	N	962	ILE
2	N	981	MET
2	N	993	GLN
2	N	995	ILE
2	N	999	ILE
2	N	1000	ILE
2	N	1011	THR
2	N	1035	PRO
2	N	1056	ARG
2	N	1060	VAL
2	N	1079	THR
2	N	1080	TYR
2	N	1083	ARG
2	N	1092	ILE
2	N	1112	SER
2	N	1117	LEU
2	N	1122	MET
2	N	1129	SER
2	N	1145	ASP
2	N	1152	CYS
2	N	1197	SER
2	N	1200	ILE
2	N	1205	PHE
3	O	9	ILE
3	O	14	LYS
3	O	57	MET
3	O	59	ASP
3	O	69	ILE
3	O	76	ILE
3	O	84	LEU

*Continued on next page...*

*Continued from previous page...*

Mol	Chain	Res	Type
3	O	120	ARG
3	O	126	SER
3	O	127	ASN
3	O	129	SER
3	O	130	LEU
3	O	146	CYS
3	O	242	ASN
3	O	249	LEU
3	O	252	LEU
4	P	9	ASP
4	P	13	LEU
4	P	23	ASP
4	P	25	LEU
4	P	31	LYS
4	P	40	GLN
4	P	43	ARG
4	P	67	ARG
4	P	84	ARG
4	P	85	PHE
4	P	87	LYS
4	P	95	THR
4	P	96	LEU
4	P	97	CYS
4	P	98	CYS
4	P	99	GLU
4	P	132	LYS
5	Q	7	ASN
5	Q	44	MET
5	Q	48	MET
5	Q	52	LEU
5	Q	84	ILE
5	Q	139	ILE
5	Q	148	HIS
5	Q	162	ARG
5	Q	168	THR
5	Q	174	GLN
5	Q	195	ARG
5	Q	200	SER
5	Q	209	CYS
6	R	60	SER
6	R	74	TYR
6	R	82	ARG

*Continued on next page...*

*Continued from previous page...*

Mol	Chain	Res	Type
6	R	115	LEU
6	R	120	ILE
6	R	128	LEU
6	R	142	ILE
7	S	51	ASP
7	S	59	LYS
7	S	61	ARG
7	S	66	GLN
7	S	68	PHE
7	S	101	PHE
7	S	114	HIS
8	T	14	THR
8	T	25	SER
8	T	27	ILE
8	T	36	MET
8	T	37	ASN
8	T	38	LEU
8	T	39	THR
8	T	40	LEU
8	T	57	LEU
8	T	59	ILE
8	T	62	ASN
8	T	63	LEU
8	T	65	SER
8	T	70	GLU
9	U	3	ASN
9	U	13	MET
9	U	20	LYS
9	U	25	LEU
9	U	26	ARG
9	U	30	ARG
9	U	42	LYS
9	U	44	TYR
9	U	47	GLU
9	U	57	THR
9	U	60	HIS
9	U	61	ASP
9	U	68	LEU
9	U	74	GLU
9	U	75	CYS
9	U	77	ARG
9	U	78	CYS

*Continued on next page...*

*Continued from previous page...*

Mol	Chain	Res	Type
9	U	79	HIS
9	U	88	THR
9	U	94	ASP
9	U	100	ILE
9	U	112	GLU
9	U	113	GLN
10	V	1	MET
10	V	2	ILE
10	V	3	ILE
10	V	5	ILE
10	V	13	VAL
10	V	20	THR
10	V	41	GLN
10	V	44	CYS
10	V	45	CYS
10	V	46	ARG
10	V	47	ARG
10	V	49	ILE
10	V	56	ILE
11	W	12	LEU
11	W	54	ARG
11	W	72	LEU
11	W	73	ARG
11	W	83	LYS
11	W	86	ILE
12	X	20	MET
12	X	24	CYS
12	X	27	CYS
12	X	44	CYS
12	X	48	VAL

Some sidechains can be flipped to improve hydrogen bonding and reduce clashes. All (225) such sidechains are listed below:

Mol	Chain	Res	Type
1	A	48	GLN
1	A	82	HIS
1	A	94	HIS
1	A	121	ASN
1	A	128	GLN
1	A	179	GLN
1	A	214	HIS
1	A	219	HIS

*Continued on next page...*

*Continued from previous page...*

Mol	Chain	Res	Type
1	A	227	HIS
1	A	231	ASN
1	A	312	ASN
1	A	393	GLN
1	A	395	GLN
1	A	457	HIS
1	A	477	ASN
1	A	496	HIS
1	A	516	GLN
1	A	521	GLN
1	A	545	ASN
1	A	550	ASN
1	A	582	GLN
1	A	593	ASN
1	A	656	GLN
1	A	705	HIS
1	A	763	ASN
1	A	773	GLN
1	A	817	GLN
1	A	864	ASN
1	A	887	GLN
1	A	898	GLN
1	A	919	ASN
1	A	937	GLN
1	A	969	ASN
1	A	972	GLN
1	A	1014	GLN
1	A	1088	HIS
1	A	1109	ASN
1	A	1156	HIS
1	A	1162	GLN
1	A	1293	HIS
1	A	1373	HIS
1	A	1438	GLN
1	A	1477	GLN
2	B	34	GLN
2	B	108	ASN
2	B	200	GLN
2	B	339	HIS
2	B	386	HIS
2	B	419	GLN
2	B	441	ASN

*Continued on next page...*

*Continued from previous page...*

Mol	Chain	Res	Type
2	B	455	GLN
2	B	485	ASN
2	B	501	HIS
2	B	576	HIS
2	B	581	HIS
2	B	644	HIS
2	B	646	GLN
2	B	661	GLN
2	B	725	HIS
2	B	733	HIS
2	B	752	GLN
2	B	765	GLN
2	B	783	ASN
2	B	824	GLN
2	B	831	ASN
2	B	876	HIS
2	B	940	GLN
2	B	964	GLN
2	B	973	HIS
2	B	975	GLN
2	B	985	HIS
2	B	993	GLN
2	B	1051	HIS
2	B	1063	HIS
2	B	1086	HIS
2	B	1093	HIS
2	B	1106	GLN
2	B	1130	HIS
2	B	1181	GLN
2	B	1209	HIS
3	C	30	ASN
3	C	132	HIS
3	C	168	HIS
3	C	188	GLN
3	C	189	HIS
3	C	253	GLN
4	D	40	GLN
4	D	86	HIS
4	D	92	GLN
5	E	19	HIS
5	E	45	HIS
5	E	68	ASN

*Continued on next page...*

*Continued from previous page...*

Mol	Chain	Res	Type
5	E	98	ASN
5	E	99	HIS
5	E	124	GLN
5	E	141	HIS
5	E	142	HIS
5	E	174	GLN
6	F	94	ASN
7	G	53	ASN
7	G	114	HIS
8	H	33	GLN
8	H	108	HIS
9	I	49	GLN
9	I	55	ASN
9	I	79	HIS
9	I	80	GLN
9	I	81	HIS
9	I	87	GLN
10	J	52	HIS
11	K	39	HIS
11	K	64	HIS
11	K	68	HIS
11	K	96	HIS
1	M	48	GLN
1	M	82	HIS
1	M	94	HIS
1	M	121	ASN
1	M	128	GLN
1	M	179	GLN
1	M	214	HIS
1	M	219	HIS
1	M	227	HIS
1	M	231	ASN
1	M	312	ASN
1	M	395	GLN
1	M	457	HIS
1	M	477	ASN
1	M	496	HIS
1	M	499	GLN
1	M	516	GLN
1	M	545	ASN
1	M	550	ASN
1	M	582	GLN

*Continued on next page...*

*Continued from previous page...*

Mol	Chain	Res	Type
1	M	593	ASN
1	M	656	GLN
1	M	665	HIS
1	M	705	HIS
1	M	763	ASN
1	M	773	GLN
1	M	817	GLN
1	M	864	ASN
1	M	887	GLN
1	M	898	GLN
1	M	919	ASN
1	M	937	GLN
1	M	969	ASN
1	M	972	GLN
1	M	1014	GLN
1	M	1088	HIS
1	M	1109	ASN
1	M	1162	GLN
1	M	1293	HIS
1	M	1373	HIS
1	M	1438	GLN
2	N	34	GLN
2	N	108	ASN
2	N	200	GLN
2	N	339	HIS
2	N	386	HIS
2	N	419	GLN
2	N	441	ASN
2	N	455	GLN
2	N	485	ASN
2	N	501	HIS
2	N	576	HIS
2	N	581	HIS
2	N	644	HIS
2	N	646	GLN
2	N	661	GLN
2	N	733	HIS
2	N	752	GLN
2	N	765	GLN
2	N	783	ASN
2	N	824	GLN
2	N	831	ASN

*Continued on next page...*

*Continued from previous page...*

Mol	Chain	Res	Type
2	N	876	HIS
2	N	940	GLN
2	N	964	GLN
2	N	973	HIS
2	N	975	GLN
2	N	985	HIS
2	N	993	GLN
2	N	1051	HIS
2	N	1063	HIS
2	N	1086	HIS
2	N	1093	HIS
2	N	1106	GLN
2	N	1130	HIS
2	N	1181	GLN
2	N	1209	HIS
3	O	30	ASN
3	O	132	HIS
3	O	168	HIS
3	O	188	GLN
3	O	189	HIS
3	O	253	GLN
4	P	86	HIS
4	P	92	GLN
5	Q	19	HIS
5	Q	45	HIS
5	Q	68	ASN
5	Q	98	ASN
5	Q	99	HIS
5	Q	124	GLN
5	Q	142	HIS
5	Q	174	GLN
6	R	94	ASN
7	S	42	GLN
7	S	114	HIS
8	T	33	GLN
8	T	108	HIS
9	U	49	GLN
9	U	52	ASN
9	U	55	ASN
9	U	79	HIS
9	U	80	GLN
9	U	81	HIS

*Continued on next page...*

*Continued from previous page...*

Mol	Chain	Res	Type
9	U	87	GLN
10	V	52	HIS
11	W	2	ASN
11	W	39	HIS
11	W	64	HIS
11	W	68	HIS
11	W	96	HIS

### 5.3.3 RNA [i](#)

There are no RNA molecules in this entry.

### 5.4 Non-standard residues in protein, DNA, RNA chains [i](#)

There are no non-standard protein/DNA/RNA residues in this entry.

### 5.5 Carbohydrates [i](#)

There are no carbohydrates in this entry.

### 5.6 Ligand geometry [i](#)

Of 18 ligands modelled in this entry, 18 are monoatomic - leaving 0 for Mogul analysis.

There are no bond length outliers.

There are no bond angle outliers.

There are no chirality outliers.

There are no torsion outliers.

There are no ring outliers.

No monomer is involved in short contacts.

### 5.7 Other polymers [i](#)

There are no such residues in this entry.

## 5.8 Polymer linkage issues

There are no chain breaks in this entry.

## 6 Fit of model and data ⓘ

### 6.1 Protein, DNA and RNA chains ⓘ

In the following table, the column labelled ‘#RSRZ> 2’ contains the number (and percentage) of RSRZ outliers, followed by percent RSRZ outliers for the chain as percentile scores relative to all X-ray entries and entries of similar resolution. The OWAB column contains the minimum, median, 95<sup>th</sup> percentile and maximum values of the occupancy-weighted average B-factor per residue. The column labelled ‘Q< 0.9’ lists the number of (and percentage) of residues with an average occupancy less than 0.9.

Mol	Chain	Analysed	<RSRZ>	#RSRZ>2	OWAB(Å <sup>2</sup> )	Q<0.9
1	A	1496/1752 (85%)	0.16	84 (5%) 24 16	51, 150, 385, 628	0
1	M	1476/1752 (84%)	0.53	174 (11%) 4 3	83, 199, 449, 672	0
2	B	1150/1210 (95%)	0.05	27 (2%) 60 46	69, 143, 314, 580	0
2	N	1150/1210 (95%)	0.55	118 (10%) 6 4	85, 222, 419, 618	0
3	C	263/297 (88%)	-0.18	0 100 100	80, 126, 252, 477	0
3	O	263/297 (88%)	0.08	2 (0%) 86 77	125, 190, 350, 511	0
4	D	130/135 (96%)	0.32	5 (3%) 40 28	128, 240, 360, 596	0
4	P	130/135 (96%)	0.55	8 (6%) 20 13	152, 287, 414, 545	0
5	E	207/210 (98%)	-0.15	5 (2%) 59 45	70, 164, 293, 516	0
5	Q	207/210 (98%)	-0.05	4 (1%) 66 53	119, 181, 373, 501	0
6	F	83/142 (58%)	-0.49	0 100 100	70, 97, 170, 232	0
6	R	83/142 (58%)	-0.35	1 (1%) 79 68	111, 126, 200, 335	0
7	G	170/172 (98%)	0.35	9 (5%) 26 18	92, 199, 323, 514	0
7	S	170/172 (98%)	1.07	39 (22%) 0 0	122, 240, 388, 494	0
8	H	124/125 (99%)	0.14	4 (3%) 47 34	82, 138, 298, 408	0
8	T	124/125 (99%)	0.60	16 (12%) 3 3	115, 197, 344, 429	0
9	I	111/113 (98%)	0.50	12 (10%) 5 4	98, 239, 367, 549	0
9	U	111/113 (98%)	1.63	26 (23%) 0 0	151, 330, 482, 585	0
10	J	64/71 (90%)	-0.20	0 100 100	85, 108, 220, 304	0
10	V	64/71 (90%)	0.04	0 100 100	137, 203, 326, 373	0
11	K	119/123 (96%)	-0.34	0 100 100	60, 126, 221, 319	0
11	W	119/123 (96%)	0.15	3 (2%) 57 43	76, 168, 295, 470	0
12	L	45/63 (71%)	-0.02	1 (2%) 62 48	93, 177, 299, 481	0
12	X	45/63 (71%)	1.00	11 (24%) 0 0	153, 277, 425, 580	0

*Continued on next page...*

*Continued from previous page...*

Mol	Chain	Analysed	<RSRZ>	#RSRZ>2			OWAB(Å <sup>2</sup> )	Q<0.9
All	All	7904/8826 (89%)	0.29	549 (6%)	16	11	51, 181, 397, 672	0

All (549) RSRZ outliers are listed below:

Mol	Chain	Res	Type	RSRZ
9	U	41	SER	21.8
9	U	40	THR	16.2
9	U	39	ALA	14.8
11	W	119	GLU	14.5
1	A	107	CYS	12.1
1	M	1239	LEU	12.1
1	A	1195	LEU	11.8
1	M	195	ARG	10.4
1	M	1207	ASP	10.3
2	N	919	GLN	9.5
1	M	1168	GLU	8.7
1	M	1242	ARG	8.7
1	M	317	GLN	8.3
1	M	1206	LEU	8.1
1	M	261	THR	7.9
1	M	204	GLU	7.7
1	M	1246	ILE	7.6
9	U	42	LYS	7.5
2	N	921	HIS	7.3
1	M	156	ALA	7.1
1	M	157	GLY	7.0
2	N	96	THR	6.9
1	M	322	GLN	6.8
1	M	1195	LEU	6.8
1	M	316	GLY	6.7
4	P	46	ASN	6.6
11	W	118	VAL	6.6
9	U	22	ASP	6.5
1	M	1158	ASP	6.3
1	M	1127	ILE	6.3
2	N	152	ILE	6.3
1	M	1265	PHE	6.2
1	M	1191	GLN	6.2
2	N	429	ASN	6.2
1	M	1090	ALA	6.1
1	M	1086	THR	6.0
9	U	57	THR	6.0

*Continued on next page...*

*Continued from previous page...*

Mol	Chain	Res	Type	RSRZ
7	S	163	THR	6.0
9	U	83	ALA	6.0
8	T	2	SER	5.9
1	M	1157	TYR	5.9
2	N	907	ILE	5.9
1	A	1156	HIS	5.9
1	M	155	SER	5.9
2	N	860	MET	5.9
2	N	77	ILE	5.9
1	M	314	ILE	5.7
1	A	1170	LYS	5.7
1	M	158	SER	5.7
1	M	1253	ALA	5.6
2	N	153	GLY	5.6
1	M	259	ASP	5.5
1	M	1317	ILE	5.5
1	M	116	LYS	5.4
1	A	1464	ALA	5.4
4	P	97	CYS	5.3
1	M	1148	THR	5.3
1	M	1192	SER	5.2
2	N	328	GLY	5.2
7	S	151	THR	5.2
1	M	260	GLY	5.1
1	M	128	GLN	5.1
1	A	1242	ARG	5.1
9	U	93	GLY	5.1
2	N	434	VAL	5.0
1	M	203	PRO	5.0
1	M	1261	GLU	4.9
9	U	113	GLN	4.9
2	N	327	THR	4.8
2	N	884	ASP	4.8
1	M	1202	ARG	4.8
1	M	328	LEU	4.7
9	U	23	ARG	4.7
1	M	93	PHE	4.7
8	T	8	ASP	4.7
9	U	37	ILE	4.7
1	M	1169	ASP	4.7
1	A	106	GLU	4.7
12	X	34	GLN	4.7

*Continued on next page...*

*Continued from previous page...*

Mol	Chain	Res	Type	RSRZ
7	S	81	ARG	4.6
7	S	158	ILE	4.6
2	N	922	ALA	4.5
2	N	1199	ASN	4.5
2	N	920	LEU	4.5
1	M	169	ASN	4.5
2	N	427	GLU	4.5
7	S	106	PRO	4.4
1	M	166	PRO	4.4
2	N	906	PRO	4.4
1	M	3	GLY	4.4
1	M	196	GLY	4.4
2	N	56	LEU	4.4
1	A	1197	ARG	4.3
2	N	457	ARG	4.3
1	M	922	GLU	4.3
1	M	1256	ASP	4.3
2	N	323	ARG	4.3
8	T	58	GLN	4.3
8	T	7	LEU	4.3
9	U	24	VAL	4.3
1	M	51	ARG	4.2
1	M	1238	LYS	4.2
1	M	165	ASN	4.1
1	A	1484	THR	4.1
2	N	901	ILE	4.1
1	M	286	GLU	4.1
1	A	1168	GLU	4.1
8	T	91	VAL	4.1
1	M	1089	TYR	4.1
1	M	164	SER	4.0
7	S	43	TYR	4.0
2	N	234	ARG	4.0
1	M	145	LYS	4.0
1	M	923	ASN	4.0
1	M	95	ILE	4.0
7	S	125	THR	4.0
1	M	1161	PRO	4.0
9	I	51	SER	4.0
2	N	490	ARG	3.9
9	U	52	ASN	3.9
1	M	1170	LYS	3.9

*Continued on next page...*

*Continued from previous page...*

Mol	Chain	Res	Type	RSRZ
1	M	194	LYS	3.9
9	U	90	SER	3.9
12	X	32	THR	3.9
1	M	160	ASN	3.9
7	S	162	ALA	3.9
1	M	1252	LYS	3.9
1	M	1167	GLU	3.9
9	U	38	ALA	3.9
1	A	144	CYS	3.9
4	D	24	MET	3.9
7	S	90	ALA	3.9
1	A	1475	THR	3.8
2	N	345	GLU	3.8
9	I	4	PHE	3.8
7	G	77	ALA	3.8
12	X	19	THR	3.8
1	A	1229	THR	3.7
1	M	267	ASP	3.7
1	A	1480	GLU	3.7
1	M	1190	LYS	3.7
2	N	119	MET	3.7
1	M	1162	GLN	3.7
1	A	1154	GLU	3.7
1	M	162	ASP	3.7
2	N	324	GLY	3.7
8	H	2	SER	3.7
9	U	51	SER	3.7
2	N	78	ASN	3.7
1	A	1243	CYS	3.7
7	G	81	ARG	3.7
1	M	205	LYS	3.7
1	M	1194	TRP	3.7
2	N	943	VAL	3.7
1	M	58	PRO	3.6
2	N	145	GLU	3.6
1	A	1483	GLY	3.6
1	A	1159	PRO	3.6
7	G	76	ARG	3.6
1	M	258	VAL	3.6
1	A	1177	PHE	3.6
1	M	159	ASP	3.6
1	M	1260	ILE	3.6

*Continued on next page...*

*Continued from previous page...*

Mol	Chain	Res	Type	RSRZ
1	M	1243	CYS	3.6
1	M	125	ASN	3.6
7	S	154	ASP	3.6
2	N	57	THR	3.6
12	X	39	ILE	3.5
2	N	853	LYS	3.5
1	A	1253	ALA	3.5
1	A	1465	VAL	3.5
1	M	1250	ASP	3.5
7	S	12	ILE	3.5
1	M	1245	ILE	3.5
4	P	96	LEU	3.5
1	M	144	CYS	3.5
1	A	1200	LEU	3.5
1	M	320	ALA	3.5
7	S	138	ILE	3.5
9	U	30	ARG	3.5
1	M	246	PRO	3.4
1	M	1088	HIS	3.4
1	M	1263	ASP	3.4
2	B	306	GLU	3.4
2	N	340	ASP	3.4
1	A	1160	ASP	3.4
1	M	41	GLU	3.4
7	G	158	ILE	3.4
1	M	1227	LEU	3.4
9	I	28	ALA	3.4
1	A	130	TYR	3.4
1	M	107	CYS	3.4
1	M	1083	THR	3.3
2	N	270	ILE	3.3
8	T	81	TYR	3.3
1	M	1156	HIS	3.3
2	B	413	ASP	3.3
7	S	172	LEU	3.3
1	A	116	LYS	3.3
1	M	86	ILE	3.3
1	M	1249	ASP	3.3
1	M	184	LYS	3.3
1	M	1095	LYS	3.3
1	A	45	GLU	3.3
12	X	48	VAL	3.3

*Continued on next page...*

*Continued from previous page...*

Mol	Chain	Res	Type	RSRZ
7	S	150	GLY	3.2
1	A	125	ASN	3.2
7	S	80	TRP	3.2
2	N	80	GLY	3.2
1	A	167	SER	3.2
5	E	46	CYS	3.2
9	U	88	THR	3.2
1	M	1234	ASP	3.2
1	M	202	LEU	3.2
1	M	1197	ARG	3.2
7	S	107	LEU	3.2
2	B	709	GLU	3.2
7	S	89	ASP	3.2
7	S	108	ASN	3.2
1	M	325	GLY	3.2
1	A	164	SER	3.2
1	M	1264	VAL	3.2
2	N	249	GLU	3.2
1	M	115	LEU	3.1
1	M	167	SER	3.1
2	N	53	ASP	3.1
1	A	923	ASN	3.1
4	D	95	THR	3.1
2	B	328	GLY	3.1
1	M	1216	ALA	3.1
1	M	117	ILE	3.1
1	M	4	ILE	3.1
2	N	266	ILE	3.1
2	N	563	ALA	3.1
9	I	57	THR	3.1
5	E	129	THR	3.1
1	M	17	GLU	3.1
1	M	271	LYS	3.1
1	A	229	GLY	3.1
1	M	143	VAL	3.1
1	A	1466	PRO	3.1
2	N	551	THR	3.1
1	M	172	HIS	3.0
4	P	19	PHE	3.0
9	U	16	PRO	3.0
1	A	162	ASP	3.0
1	A	225	LEU	3.0

*Continued on next page...*

*Continued from previous page...*

Mol	Chain	Res	Type	RSRZ
2	N	852	GLU	3.0
7	S	105	GLY	3.0
1	A	87	GLU	3.0
8	H	29	ALA	3.0
2	N	869	SER	3.0
1	M	1215	VAL	3.0
5	Q	117	ILE	2.9
1	M	348	GLY	2.9
2	N	47	GLN	2.9
2	N	637	GLU	2.9
1	A	203	PRO	2.9
8	H	115	SER	2.9
2	N	202	ARG	2.9
1	A	1477	GLN	2.9
2	N	380	GLU	2.9
1	M	1386	HIS	2.9
2	N	430	LEU	2.9
2	N	79	PHE	2.9
9	U	18	GLU	2.9
1	M	170	MET	2.9
1	M	1244	ARG	2.9
7	G	43	TYR	2.9
12	X	49	MET	2.9
2	N	83	TYR	2.9
2	N	415	TYR	2.9
2	N	863	PHE	2.9
2	N	432	LEU	2.8
2	N	97	THR	2.8
9	U	56	THR	2.8
1	M	1228	PHE	2.8
1	M	1318	ASN	2.8
1	M	2	SER	2.8
2	N	472	TYR	2.8
1	A	315	ALA	2.8
11	W	41	LEU	2.8
1	A	343	ARG	2.8
1	A	1153	THR	2.8
1	M	1225	ARG	2.8
1	M	92	VAL	2.8
1	M	1087	PHE	2.8
1	M	1499	SER	2.8
1	A	1169	ASP	2.8

*Continued on next page...*

*Continued from previous page...*

Mol	Chain	Res	Type	RSRZ
1	M	1138	GLN	2.8
4	P	98	CYS	2.8
2	N	574	GLY	2.8
7	G	100	PHE	2.8
1	M	321	LEU	2.7
1	M	1040	LEU	2.7
7	S	115	LEU	2.7
1	M	424	HIS	2.7
2	N	233	SER	2.7
9	I	74	GLU	2.7
8	T	104	ILE	2.7
1	A	289	GLY	2.7
2	N	495	ALA	2.7
1	M	287	GLN	2.7
2	N	431	THR	2.7
1	A	1245	ILE	2.7
9	U	100	ILE	2.7
2	N	407	PHE	2.7
1	A	169	ASN	2.7
4	P	99	GLU	2.7
1	A	1198	LEU	2.7
2	N	346	LEU	2.7
1	M	1091	GLY	2.7
1	A	111	ASN	2.7
1	M	94	HIS	2.7
2	N	575	VAL	2.7
1	M	153	GLY	2.7
7	S	27	LEU	2.7
2	N	421	CYS	2.7
7	S	112	SER	2.7
4	P	18	GLU	2.6
7	G	56	ASP	2.6
2	N	944	THR	2.6
8	T	38	LEU	2.6
9	I	50	SER	2.6
1	M	245	LEU	2.6
1	A	41	GLU	2.6
2	B	411	THR	2.6
2	N	314	ASP	2.6
9	I	44	TYR	2.6
1	M	1258	ASN	2.6
1	M	21	PHE	2.6

*Continued on next page...*

*Continued from previous page...*

Mol	Chain	Res	Type	RSRZ
2	N	146	GLU	2.6
2	N	43	GLN	2.6
4	D	93	LEU	2.6
1	M	102	LYS	2.6
2	N	287	ILE	2.6
2	N	306	GLU	2.6
2	N	418	MET	2.6
2	N	433	ALA	2.6
2	N	831	ASN	2.6
2	N	850	ASP	2.6
1	A	1240	ILE	2.6
7	S	149	VAL	2.6
1	M	1257	ASP	2.6
2	N	866	PRO	2.6
1	M	108	VAL	2.6
2	N	414	VAL	2.6
1	M	181	THR	2.6
7	S	140	LYS	2.6
9	U	9	GLU	2.6
12	X	22	TYR	2.5
1	M	66	GLN	2.5
8	T	113	ARG	2.5
1	A	105	LEU	2.5
1	M	1235	ASN	2.5
2	B	150	VAL	2.5
5	Q	108	ASN	2.5
2	B	310	ILE	2.5
1	A	1199	GLU	2.5
2	N	749	ASP	2.5
12	X	30	ARG	2.5
1	M	57	ASP	2.5
2	N	953	VAL	2.5
2	N	120	ARG	2.5
1	A	1246	ILE	2.5
3	O	264	ASP	2.5
2	B	1208	ASN	2.5
2	N	1145	ASP	2.5
1	A	1158	ASP	2.5
2	B	296	MET	2.5
7	S	165	LYS	2.5
1	A	1481	GLY	2.5
7	S	139	GLU	2.5

*Continued on next page...*

*Continued from previous page...*

Mol	Chain	Res	Type	RSRZ
1	M	1251	ARG	2.5
2	N	417	TYR	2.5
1	M	154	LEU	2.5
8	T	102	MET	2.5
1	A	1489	SER	2.5
7	G	71	PHE	2.5
1	A	228	LEU	2.4
2	B	430	LEU	2.4
2	N	710	LEU	2.4
9	I	41	SER	2.4
8	H	110	LYS	2.4
2	N	709	GLU	2.4
2	B	699	GLN	2.4
12	L	32	THR	2.4
2	N	606	ARG	2.4
1	A	1163	ASP	2.4
1	A	1476	SER	2.4
2	N	1093	HIS	2.4
1	A	1194	TRP	2.4
8	T	92	SER	2.4
1	A	160	ASN	2.4
8	T	59	ILE	2.4
2	B	325	SER	2.4
2	B	562	ASN	2.4
2	N	329	VAL	2.4
4	P	25	LEU	2.4
2	N	455	GLN	2.4
1	A	807	GLU	2.4
2	N	957	MET	2.4
1	M	1212	MET	2.4
1	A	232	GLU	2.4
2	B	919	GLN	2.4
1	M	178	ALA	2.4
2	B	424	THR	2.4
2	B	491	ASP	2.4
1	A	1462	GLY	2.3
7	S	137	VAL	2.3
9	I	25	LEU	2.3
2	N	121	LYS	2.3
2	B	379	ARG	2.3
1	A	1463	THR	2.3
7	S	8	LEU	2.3

*Continued on next page...*

*Continued from previous page...*

Mol	Chain	Res	Type	RSRZ
1	A	1258	ASN	2.3
2	B	303	CYS	2.3
1	A	230	LEU	2.3
2	B	346	LEU	2.3
5	Q	124	GLN	2.3
7	S	109	VAL	2.3
1	M	147	LYS	2.3
1	A	93	PHE	2.3
1	A	1244	ARG	2.3
1	A	1486	TYR	2.3
2	N	549	LEU	2.3
2	N	856	GLY	2.3
5	E	124	GLN	2.3
5	E	132	GLU	2.3
7	S	86	GLU	2.3
2	N	576	HIS	2.3
9	U	89	HIS	2.3
2	B	295	GLN	2.3
1	M	1255	ASP	2.3
1	M	54	GLY	2.3
1	A	92	VAL	2.3
1	M	262	SER	2.3
1	M	1254	GLU	2.3
7	S	153	THR	2.3
1	M	1176	PHE	2.3
2	N	95	SER	2.2
2	B	152	ILE	2.2
1	A	298	TYR	2.2
2	N	209	GLN	2.2
1	M	168	ALA	2.2
1	M	208	LEU	2.2
2	N	862	GLU	2.2
2	N	147	PRO	2.2
2	N	303	CYS	2.2
1	M	1505	PHE	2.2
5	Q	50	ARG	2.2
2	N	708	GLU	2.2
1	A	300	GLN	2.2
1	M	345	ASN	2.2
1	A	322	GLN	2.2
1	M	254	PRO	2.2
7	S	4	PHE	2.2

*Continued on next page...*

*Continued from previous page...*

Mol	Chain	Res	Type	RSRZ
1	A	1471	SER	2.2
1	M	131	ARG	2.2
1	M	304	PHE	2.2
1	M	1438	GLN	2.2
2	N	272	PHE	2.2
7	S	124	PRO	2.2
1	M	1182	GLU	2.2
2	B	653	ASP	2.2
8	T	16	VAL	2.2
12	X	46	HIS	2.2
2	N	509	CYS	2.2
1	A	165	ASN	2.2
2	N	413	ASP	2.2
12	X	23	LEU	2.2
2	N	820	SER	2.2
1	A	1148	THR	2.2
2	B	429	ASN	2.2
1	M	97	PHE	2.2
1	M	1459	TYR	2.2
8	T	122	LEU	2.2
2	B	921	HIS	2.2
1	M	110	TRP	2.2
9	I	91	ARG	2.2
1	M	265	GLU	2.2
2	N	952	PHE	2.2
7	S	147	LYS	2.1
1	M	903	TYR	2.1
2	N	250	ASN	2.1
2	N	678	ASP	2.1
2	N	945	THR	2.1
1	M	182	ILE	2.1
1	A	3	GLY	2.1
1	M	151	ASP	2.1
1	M	925	SER	2.1
9	I	52	ASN	2.1
2	N	734	PRO	2.1
4	D	25	LEU	2.1
2	N	144	ASP	2.1
2	N	296	MET	2.1
2	N	473	THR	2.1
9	U	67	THR	2.1
2	N	796	ARG	2.1

*Continued on next page...*

*Continued from previous page...*

Mol	Chain	Res	Type	RSRZ
7	S	94	THR	2.1
12	X	25	ALA	2.1
1	M	161	PHE	2.1
1	M	312	ASN	2.1
7	S	100	PHE	2.1
1	A	159	ASP	2.1
2	N	403	PHE	2.1
2	N	888	ILE	2.1
1	M	1453	GLN	2.1
1	A	1241	ILE	2.1
1	A	1467	THR	2.1
1	M	132	ASP	2.1
7	G	49	VAL	2.1
1	M	100	LYS	2.1
1	A	1228	PHE	2.1
2	N	951	LYS	2.1
9	U	47	GLU	2.1
3	O	231	MET	2.1
2	N	283	ILE	2.1
7	S	142	SER	2.1
2	N	595	ILE	2.1
9	I	89	HIS	2.1
1	M	1248	ASP	2.1
2	N	679	ALA	2.1
8	T	93	VAL	2.1
1	A	53	GLY	2.1
1	A	1174	GLU	2.1
2	B	642	LYS	2.0
4	D	94	GLY	2.1
6	R	119	LYS	2.0
2	N	809	GLY	2.0
2	N	1146	ALA	2.0
1	M	874	TYR	2.0
1	M	708	LEU	2.0
7	S	35	VAL	2.0
1	A	1155	ILE	2.0
1	M	808	ASN	2.0
1	A	102	LYS	2.0
1	M	230	LEU	2.0
1	M	42	THR	2.0
1	M	840	THR	2.0
7	S	58	ASP	2.0

*Continued on next page...*

*Continued from previous page...*

Mol	Chain	Res	Type	RSRZ
5	E	117	ILE	2.0
8	T	76	MET	2.0
1	M	1153	THR	2.0
2	B	435	LYS	2.0
1	M	129	ARG	2.0
2	B	888	ILE	2.0
1	M	15	ARG	2.0
2	N	902	GLY	2.0

## 6.2 Non-standard residues in protein, DNA, RNA chains ⓘ

There are no non-standard protein/DNA/RNA residues in this entry.

## 6.3 Carbohydrates ⓘ

There are no carbohydrates in this entry.

## 6.4 Ligands ⓘ

In the following table, the Atoms column lists the number of modelled atoms in the group and the number defined in the chemical component dictionary. The B-factors column lists the minimum, median, 95<sup>th</sup> percentile and maximum values of B factors of atoms in the group. The column labelled 'Q< 0.9' lists the number of atoms with occupancy less than 0.9.

Mol	Type	Chain	Res	Atoms	RSCC	RSR	B-factors(Å <sup>2</sup> )	Q<0.9
14	MG	M	2458	1/1	0.27	0.39	197,197,197,197	0
14	MG	A	2458	1/1	0.54	1.81	109,109,109,109	0
13	ZN	M	2456	1/1	0.63	0.26	432,432,432,432	0
13	ZN	A	2456	1/1	0.68	0.06	245,245,245,245	0
13	ZN	O	1269	1/1	0.70	0.11	189,189,189,189	0
13	ZN	U	1122	1/1	0.80	0.06	240,240,240,240	0
13	ZN	N	2225	1/1	0.80	0.22	180,180,180,180	0
13	ZN	I	1121	1/1	0.83	0.06	160,160,160,160	0
13	ZN	I	1122	1/1	0.83	0.10	126,126,126,126	0
13	ZN	X	1071	1/1	0.83	0.05	195,195,195,195	0
13	ZN	M	2457	1/1	0.83	0.14	172,172,172,172	0
13	ZN	L	1071	1/1	0.87	0.09	123,123,123,123	0
13	ZN	U	1121	1/1	0.90	0.06	284,284,284,284	0
13	ZN	C	1269	1/1	0.91	0.07	122,122,122,122	0
13	ZN	A	2457	1/1	0.94	0.20	122,122,122,122	0

*Continued on next page...*

*Continued from previous page...*

Mol	Type	Chain	Res	Atoms	RSCC	RSR	B-factors( $\text{\AA}^2$ )	Q<0.9
13	ZN	B	2225	1/1	0.94	0.17	149,149,149,149	0
13	ZN	V	1066	1/1	0.96	0.20	155,155,155,155	0
13	ZN	J	1066	1/1	0.97	0.22	87,87,87,87	0

## 6.5 Other polymers [i](#)

There are no such residues in this entry.