



Full wwPDB X-ray Structure Validation Report ⓘ

Oct 11, 2021 – 02:57 PM EDT

PDB ID : 2H6J
Title : Crystal Structure of the Beta F145A Rhodococcus Proteasome
Authors : Kwon, Y.D.
Deposited on : 2006-05-31
Resolution : 3.20 Å(reported)

This is a Full wwPDB X-ray Structure Validation Report for a publicly released PDB entry.

We welcome your comments at validation@mail.wwpdb.org

A user guide is available at

<https://www.wwpdb.org/validation/2017/XrayValidationReportHelp>

with specific help available everywhere you see the ⓘ symbol.

The following versions of software and data (see [references ⓘ](#)) were used in the production of this report:

MolProbity	:	4.02b-467
Xtriage (Phenix)	:	1.13
EDS	:	2.23.2
Percentile statistics	:	20191225.v01 (using entries in the PDB archive December 25th 2019)
Refmac	:	5.8.0158
CCP4	:	7.0.044 (Gargrove)
Ideal geometry (proteins)	:	Engh & Huber (2001)
Ideal geometry (DNA, RNA)	:	Parkinson et al. (1996)
Validation Pipeline (wwPDB-VP)	:	2.23.2

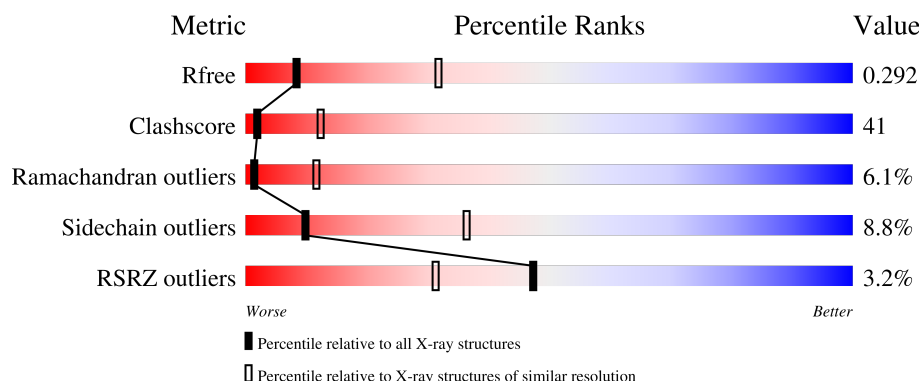
1 Overall quality at a glance

The following experimental techniques were used to determine the structure:

X-RAY DIFFRACTION

The reported resolution of this entry is 3.20 Å.

Percentile scores (ranging between 0-100) for global validation metrics of the entry are shown in the following graphic. The table shows the number of entries on which the scores are based.



Metric	Whole archive (#Entries)	Similar resolution (#Entries, resolution range(Å))
R_{free}	130704	1133 (3.20-3.20)
Clashscore	141614	1253 (3.20-3.20)
Ramachandran outliers	138981	1234 (3.20-3.20)
Sidechain outliers	138945	1233 (3.20-3.20)
RSRZ outliers	127900	1095 (3.20-3.20)

The table below summarises the geometric issues observed across the polymeric chains and their fit to the electron density. The red, orange, yellow and green segments of the lower bar indicate the fraction of residues that contain outliers for ≥ 3 , 2, 1 and 0 types of geometric quality criteria respectively. A grey segment represents the fraction of residues that are not modelled. The numeric value for each fraction is indicated below the corresponding segment, with a dot representing fractions $\leq 5\%$. The upper red bar (where present) indicates the fraction of residues that have poor fit to the electron density. The numeric value is given above the bar.

Mol	Chain	Length	Quality of chain
1	A	259	
1	B	259	
1	C	259	
1	D	259	
1	E	259	

Continued on next page...

Continued from previous page...

Mol	Chain	Length	Quality of chain				
1	F	259	<div><div></div><div></div><div></div><div></div><div></div></div> <div>2%34%44%7%15%</div>				
1	G	259	<div><div></div><div></div><div></div><div></div><div></div></div> <div>5%32%46%6%15%</div>				
2	H	294	<div><div></div><div></div><div></div><div></div><div></div></div> <div>3%42%33%7%18%</div>				
2	I	294	<div><div></div><div></div><div></div><div></div><div></div></div> <div>2%43%34%. .18%</div>				
2	J	294	<div><div></div><div></div><div></div><div></div><div></div></div> <div>2%41%35%5%18%</div>				
2	K	294	<div><div></div><div></div><div></div><div></div><div></div></div> <div>2%39%37%6%18%</div>				
2	L	294	<div><div></div><div></div><div></div><div></div><div></div></div> <div>3%41%35%5%18%</div>				
2	M	294	<div><div></div><div></div><div></div><div></div><div></div></div> <div>4%43%33%6%18%</div>				
2	N	294	<div><div></div><div></div><div></div><div></div><div></div></div> <div>5%41%34%7%18%</div>				

2 Entry composition

There are 3 unique types of molecules in this entry. The entry contains 22218 atoms, of which 0 are hydrogens and 0 are deuteriums.

In the tables below, the ZeroOcc column contains the number of atoms modelled with zero occupancy, the AltConf column contains the number of residues with at least one atom in alternate conformation and the Trace column contains the number of residues modelled with at most 2 atoms.

- Molecule 1 is a protein called Proteasome alpha-type subunit 1.

Mol	Chain	Residues	Atoms					ZeroOcc	AltConf	Trace
1	A	219	Total	C	N	O	S	0	0	0
			1523	960	264	294	5			
1	B	219	Total	C	N	O	S	0	0	0
			1523	960	264	294	5			
1	C	219	Total	C	N	O	S	0	0	0
			1523	960	264	294	5			
1	D	219	Total	C	N	O	S	0	0	0
			1523	960	264	294	5			
1	E	219	Total	C	N	O	S	0	0	0
			1523	960	264	294	5			
1	F	219	Total	C	N	O	S	0	0	0
			1523	960	264	294	5			
1	G	219	Total	C	N	O	S	0	0	0
			1523	960	264	294	5			

- Molecule 2 is a protein called Proteasome beta-type subunit 1.


Mol	Chain	Residues	Atoms					ZeroOcc	AltConf	Trace
2	H	242	Total	C	N	O	S	0	0	0
			1601	1004	273	322	2			
2	I	242	Total	C	N	O	S	0	0	0
			1601	1004	273	322	2			
2	J	242	Total	C	N	O	S	0	0	0
			1601	1004	273	322	2			
2	K	242	Total	C	N	O	S	0	0	0
			1601	1004	273	322	2			
2	L	242	Total	C	N	O	S	0	0	0
			1601	1004	273	322	2			
2	M	242	Total	C	N	O	S	0	0	0
			1601	1004	273	322	2			
2	N	242	Total	C	N	O	S	0	0	0
			1601	1004	273	322	2			

There are 7 discrepancies between the modelled and reference sequences:

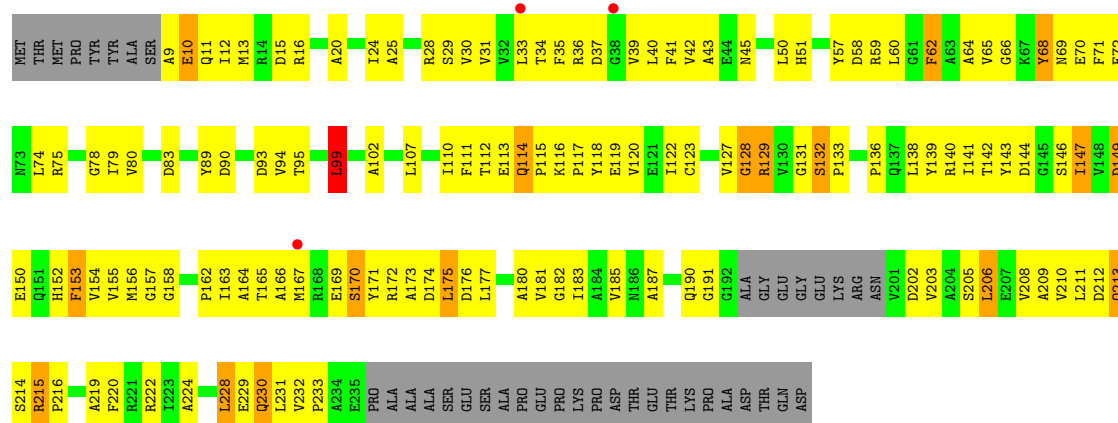
Chain	Residue	Modelled	Actual	Comment	Reference
H	145	ALA	PHE	engineered mutation	UNP Q53079
I	145	ALA	PHE	engineered mutation	UNP Q53079
J	145	ALA	PHE	engineered mutation	UNP Q53079
K	145	ALA	PHE	engineered mutation	UNP Q53079
L	145	ALA	PHE	engineered mutation	UNP Q53079
M	145	ALA	PHE	engineered mutation	UNP Q53079
N	145	ALA	PHE	engineered mutation	UNP Q53079

- Molecule 3 is water.

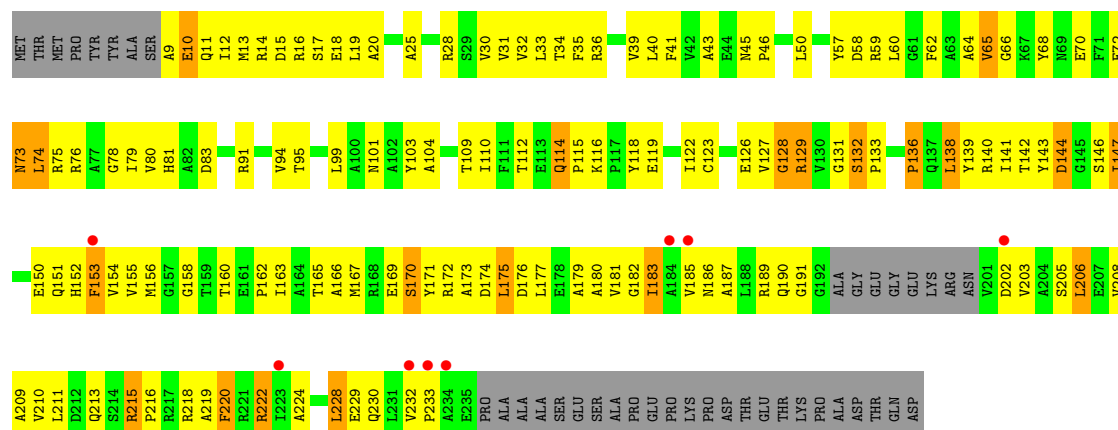
Mol	Chain	Residues	Atoms	ZeroOcc	AltConf
3	A	17	Total O 17 17	0	0
3	B	25	Total O 25 25	0	0
3	C	31	Total O 31 31	0	0
3	D	29	Total O 29 29	0	0
3	E	27	Total O 27 27	0	0
3	F	21	Total O 21 21	0	0
3	G	21	Total O 21 21	0	0
3	H	25	Total O 25 25	0	0
3	I	30	Total O 30 30	0	0
3	J	24	Total O 24 24	0	0
3	K	26	Total O 26 26	0	0
3	L	24	Total O 24 24	0	0
3	M	34	Total O 34 34	0	0
3	N	16	Total O 16 16	0	0



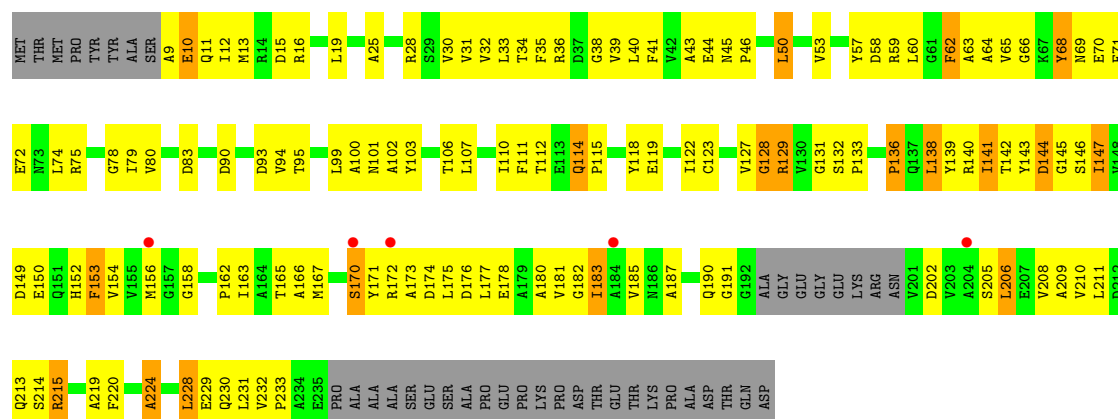
• Molecule 1: Proteasome alpha-type subunit 1



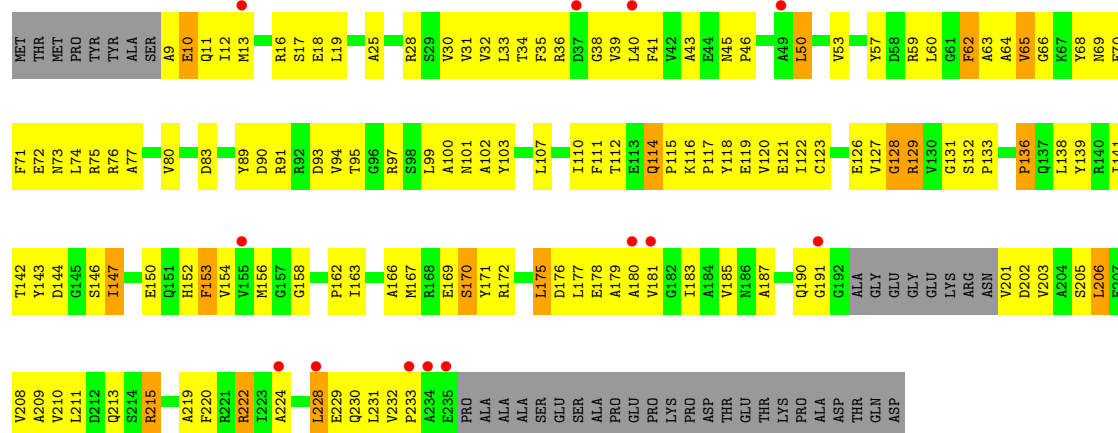
• Molecule 1: Proteasome alpha-type subunit 1



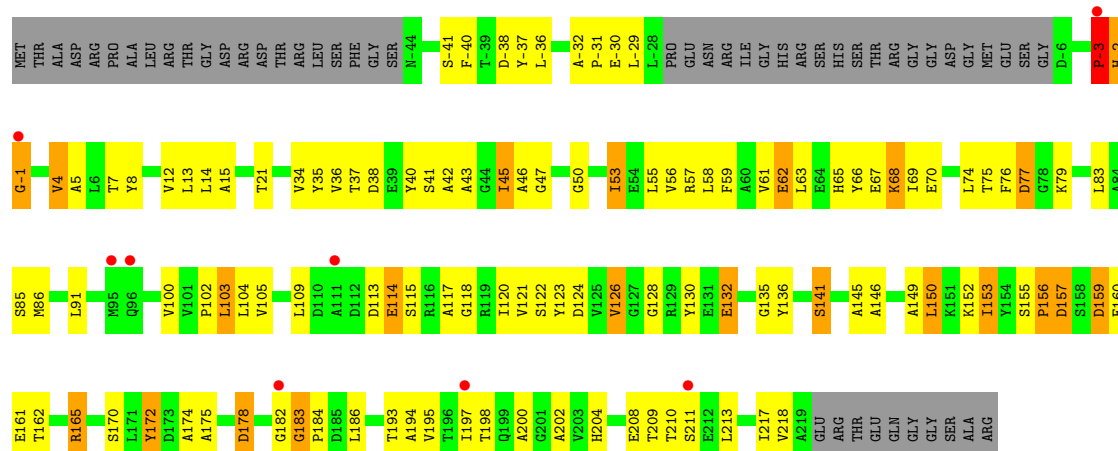
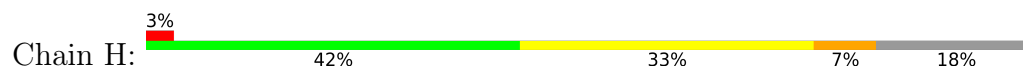
• Molecule 1: Proteasome alpha-type subunit 1



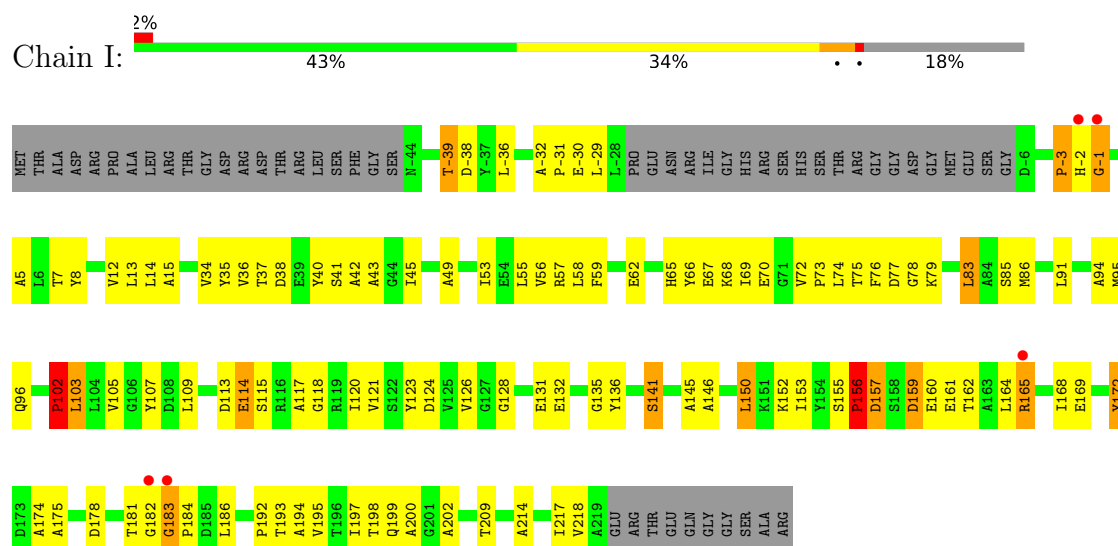
• Molecule 1: Proteasome alpha-type subunit 1



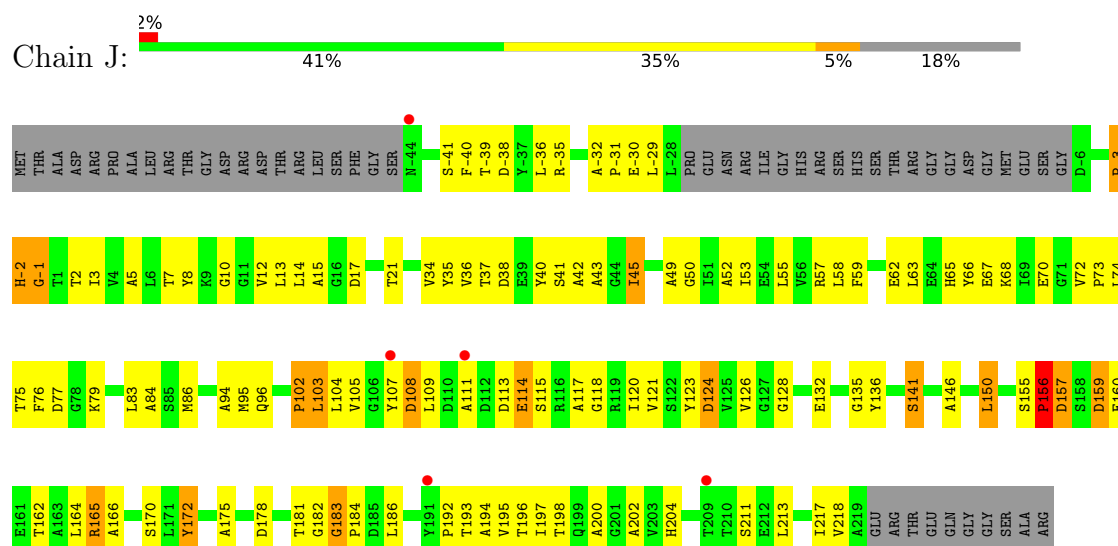
• Molecule 2: Proteasome beta-type subunit 1



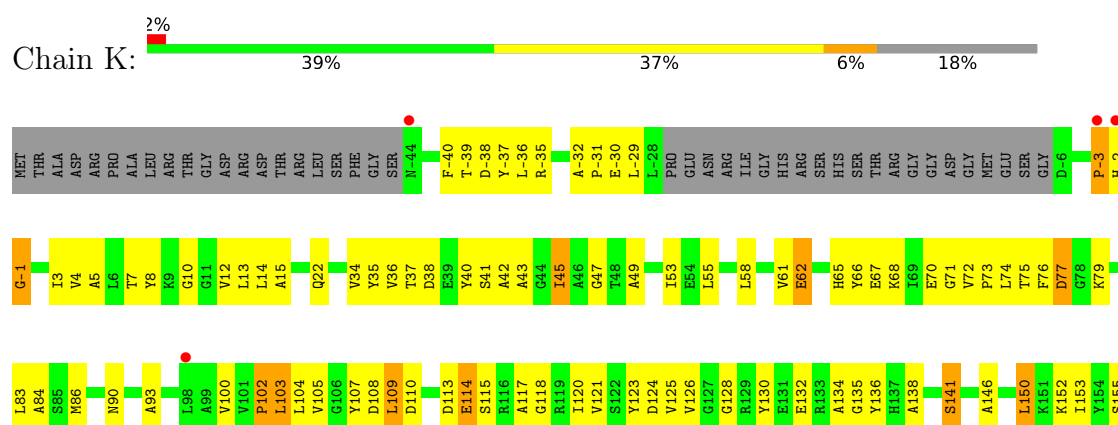
- Molecule 2: Proteasome beta-type subunit 1

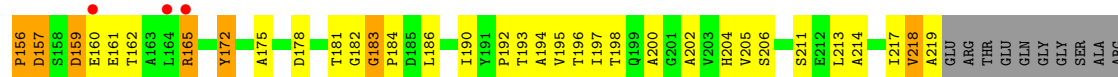


- Molecule 2: Proteasome beta-type subunit 1

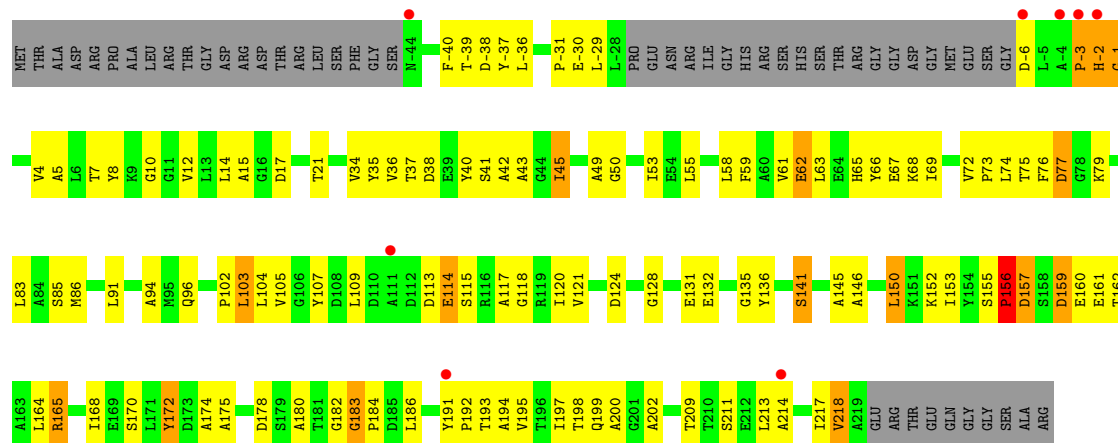


- Molecule 2: Proteasome beta-type subunit 1

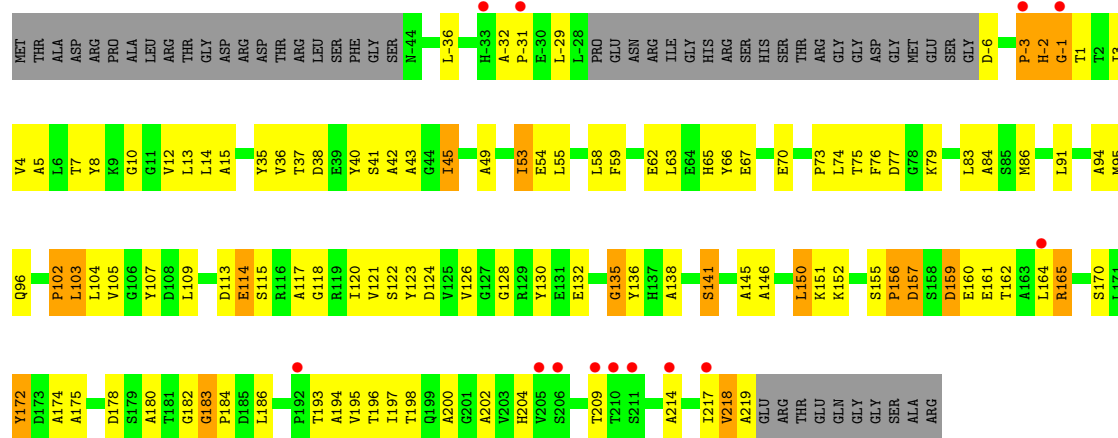




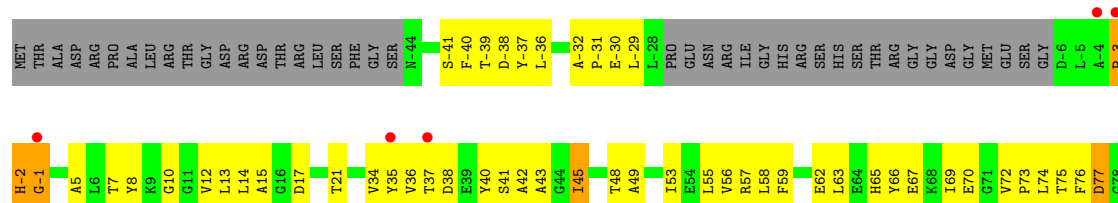
• Molecule 2: Proteasome beta-type subunit 1

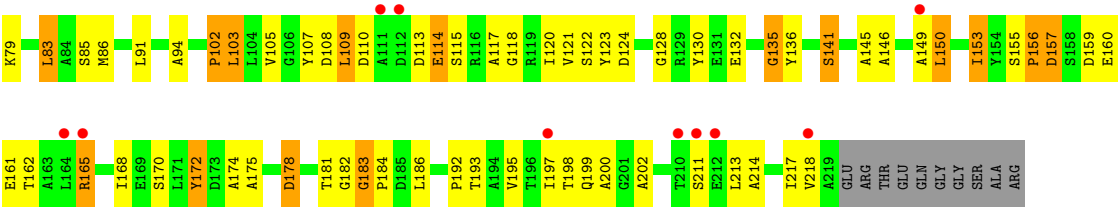


• Molecule 2: Proteasome beta-type subunit 1



• Molecule 2: Proteasome beta-type subunit 1





4 Data and refinement statistics

Property	Value	Source
Space group	C 2 2 21	Depositor
Cell constants a, b, c, α , β , γ	149.44Å 210.71Å 248.13Å 90.00° 90.00° 90.00°	Depositor
Resolution (Å)	19.98 – 3.20 49.06 – 3.11	Depositor EDS
% Data completeness (in resolution range)	76.9 (19.98-3.20) 83.0 (49.06-3.11)	Depositor EDS
R_{merge}	(Not available)	Depositor
R_{sym}	(Not available)	Depositor
$\langle I/\sigma(I) \rangle$ ¹	1.34 (at 3.12Å)	Xtriage
Refinement program	CNS	Depositor
R, R_{free}	0.262 , 0.290 0.264 , 0.292	Depositor DCC
R_{free} test set	3368 reflections (5.07%)	wwPDB-VP
Wilson B-factor (Å ²)	89.2	Xtriage
Anisotropy	0.222	Xtriage
Bulk solvent k_{sol} (e/Å ³), B_{sol} (Å ²)	0.29 , 100.3	EDS
L-test for twinning ²	$\langle L \rangle = 0.48$, $\langle L^2 \rangle = 0.32$	Xtriage
Estimated twinning fraction	No twinning to report.	Xtriage
F_o, F_c correlation	0.90	EDS
Total number of atoms	22218	wwPDB-VP
Average B, all atoms (Å ²)	78.0	wwPDB-VP

Xtriage's analysis on translational NCS is as follows: *The largest off-origin peak in the Patterson function is 4.36% of the height of the origin peak. No significant pseudotranslation is detected.*

¹Intensities estimated from amplitudes.

²Theoretical values of $\langle |L| \rangle$, $\langle L^2 \rangle$ for acentric reflections are 0.5, 0.333 respectively for untwinned datasets, and 0.375, 0.2 for perfectly twinned datasets.

5 Model quality

5.1 Standard geometry

The Z score for a bond length (or angle) is the number of standard deviations the observed value is removed from the expected value. A bond length (or angle) with $|Z| > 5$ is considered an outlier worth inspection. RMSZ is the root-mean-square of all Z scores of the bond lengths (or angles).

Mol	Chain	Bond lengths		Bond angles	
		RMSZ	# Z >5	RMSZ	# Z >5
1	A	0.56	0/1547	0.78	0/2116
1	B	0.63	0/1547	0.82	0/2116
1	C	0.63	0/1547	0.82	0/2116
1	D	0.61	0/1547	0.80	1/2116 (0.0%)
1	E	0.59	0/1547	0.79	0/2116
1	F	0.51	0/1547	0.75	0/2116
1	G	0.50	0/1547	0.75	0/2116
2	H	0.62	2/1622 (0.1%)	0.78	1/2223 (0.0%)
2	I	0.68	2/1622 (0.1%)	0.81	2/2223 (0.1%)
2	J	0.67	2/1622 (0.1%)	0.80	1/2223 (0.0%)
2	K	0.67	2/1622 (0.1%)	0.81	1/2223 (0.0%)
2	L	0.63	2/1622 (0.1%)	0.80	1/2223 (0.0%)
2	M	0.64	2/1622 (0.1%)	0.80	1/2223 (0.0%)
2	N	0.59	2/1622 (0.1%)	0.76	1/2223 (0.0%)
All	All	0.61	14/22183 (0.1%)	0.79	9/30373 (0.0%)

Chiral center outliers are detected by calculating the chiral volume of a chiral center and verifying if the center is modelled as a planar moiety or with the opposite hand. A planarity outlier is detected by checking planarity of atoms in a peptide group, atoms in a mainchain group or atoms of a sidechain that are expected to be planar.

Mol	Chain	#Chirality outliers	#Planarity outliers
1	C	0	1
1	D	0	1
1	G	0	1
2	H	0	2
2	I	0	2
2	J	0	2
2	K	0	1
2	L	0	2
2	N	0	1
All	All	0	13

All (14) bond length outliers are listed below:

Mol	Chain	Res	Type	Atoms	Z	Observed(Å)	Ideal(Å)
2	M	-1	GLY	C-N	14.62	1.67	1.34
2	J	-1	GLY	C-N	13.26	1.64	1.34
2	H	-1	GLY	C-N	12.49	1.62	1.34
2	N	-1	GLY	C-N	12.18	1.62	1.34
2	K	-1	GLY	C-N	11.96	1.61	1.34
2	L	-1	GLY	C-N	10.70	1.58	1.34
2	I	-1	GLY	C-N	10.63	1.58	1.34
2	L	-3	PRO	N-CA	5.18	1.56	1.47
2	I	-3	PRO	N-CA	5.17	1.56	1.47
2	J	-3	PRO	N-CA	5.16	1.56	1.47
2	N	-3	PRO	N-CA	5.16	1.56	1.47
2	H	-3	PRO	N-CA	5.15	1.55	1.47
2	K	-3	PRO	N-CA	5.13	1.55	1.47
2	M	-3	PRO	N-CA	5.11	1.55	1.47

All (9) bond angle outliers are listed below:

Mol	Chain	Res	Type	Atoms	Z	Observed(°)	Ideal(°)
2	N	-1	GLY	CA-C-N	-9.02	97.35	117.20
2	H	-1	GLY	CA-C-N	-8.37	98.78	117.20
2	K	-1	GLY	CA-C-N	-8.19	99.18	117.20
2	M	-1	GLY	CA-C-N	-8.17	99.22	117.20
2	L	-1	GLY	CA-C-N	-7.93	99.75	117.20
2	J	-1	GLY	CA-C-N	-7.30	101.14	117.20
2	I	-1	GLY	CA-C-N	-6.62	102.63	117.20
2	I	91	LEU	CA-CB-CG	5.52	128.00	115.30
1	D	99	LEU	CA-CB-CG	-5.29	103.14	115.30

There are no chirality outliers.

All (13) planarity outliers are listed below:

Mol	Chain	Res	Type	Group
1	C	89	TYR	Sidechain
1	D	89	TYR	Sidechain
1	G	89	TYR	Sidechain
2	H	-1	GLY	Mainchain,Peptide
2	I	-1	GLY	Mainchain,Peptide
2	J	-1	GLY	Mainchain,Peptide
2	K	-1	GLY	Mainchain
2	L	-1	GLY	Mainchain,Peptide
2	N	-1	GLY	Mainchain

5.2 Too-close contacts ⓘ

In the following table, the Non-H and H(model) columns list the number of non-hydrogen atoms and hydrogen atoms in the chain respectively. The H(added) column lists the number of hydrogen atoms added and optimized by MolProbity. The Clashes column lists the number of clashes within the asymmetric unit, whereas Symm-Clashes lists symmetry-related clashes.

Mol	Chain	Non-H	H(model)	H(added)	Clashes	Symm-Clashes
1	A	1523	0	1395	147	0
1	B	1523	0	1395	142	0
1	C	1523	0	1395	155	0
1	D	1523	0	1395	167	0
1	E	1523	0	1395	173	0
1	F	1523	0	1395	154	0
1	G	1523	0	1395	153	0
2	H	1601	0	1449	100	0
2	I	1601	0	1449	103	0
2	J	1601	0	1449	104	0
2	K	1601	0	1449	102	0
2	L	1601	0	1449	104	0
2	M	1601	0	1449	108	0
2	N	1601	0	1449	107	0
3	A	17	0	0	1	0
3	B	25	0	0	5	0
3	C	31	0	0	10	0
3	D	29	0	0	5	0
3	E	27	0	0	14	0
3	F	21	0	0	5	0
3	G	21	0	0	4	0
3	H	25	0	0	2	0
3	I	30	0	0	3	0
3	J	24	0	0	3	0
3	K	26	0	0	6	0
3	L	24	0	0	3	0
3	M	34	0	0	10	0
3	N	16	0	0	1	0
All	All	22218	0	19908	1733	0

The all-atom clashscore is defined as the number of clashes found per 1000 atoms (including hydrogen atoms). The all-atom clashscore for this structure is 41.

All (1733) close contacts within the same asymmetric unit are listed below, sorted by their clash magnitude.

Atom-1	Atom-2	Interatomic distance (Å)	Clash overlap (Å)
2:M:-1:GLY:C	2:M:1:THR:N	1.67	1.45
1:G:114:GLN:HG3	1:G:115:PRO:HD2	1.29	1.11
2:J:124:ASP:HB2	2:J:128:GLY:H	1.14	1.11
2:J:175:ALA:HB2	2:J:183:GLY:H	1.18	1.09
1:E:114:GLN:HG3	1:E:115:PRO:HD2	1.34	1.07
1:F:114:GLN:HG3	1:F:115:PRO:HD2	1.34	1.05
2:I:175:ALA:HB2	2:I:183:GLY:H	1.20	1.03
2:H:124:ASP:HB2	2:H:128:GLY:H	1.23	1.01
1:E:30:VAL:HG13	1:E:43:ALA:HB2	1.41	1.00
2:H:-3:PRO:CB	3:I:232:HOH:O	2.09	1.00
2:L:175:ALA:HB2	2:L:183:GLY:H	1.26	1.00
1:C:185:VAL:HG11	1:C:233:PRO:HD2	1.45	0.99
2:K:175:ALA:HB2	2:K:183:GLY:H	1.20	0.98
1:E:33:LEU:HD11	1:E:40:LEU:HB3	1.46	0.97
2:H:175:ALA:HB2	2:H:183:GLY:H	1.26	0.97
1:D:33:LEU:HD11	1:D:40:LEU:HB3	1.47	0.97
2:N:124:ASP:HB2	2:N:128:GLY:H	1.29	0.97
1:A:185:VAL:HG11	1:A:233:PRO:HD2	1.44	0.97
2:L:124:ASP:HB2	2:L:128:GLY:H	1.27	0.96
1:D:127:VAL:HG21	1:D:211:LEU:HB3	1.48	0.95
2:J:150:LEU:HD12	3:J:252:HOH:O	1.66	0.95
1:D:114:GLN:HG3	1:D:115:PRO:HD2	1.45	0.95
2:M:124:ASP:HB2	2:M:128:GLY:H	1.31	0.94
2:N:175:ALA:HB2	2:N:183:GLY:H	1.30	0.94
2:J:166:ALA:HB1	3:J:252:HOH:O	1.64	0.94
1:E:127:VAL:HG23	1:E:211:LEU:HD23	1.49	0.94
1:F:185:VAL:HG11	1:F:233:PRO:HD2	1.49	0.94
1:E:147:ILE:HD11	1:F:68:TYR:HD2	1.29	0.93
1:B:114:GLN:HG3	1:B:115:PRO:HD2	1.51	0.93
1:E:127:VAL:HG21	1:E:211:LEU:HB3	1.50	0.92
1:D:185:VAL:HG11	1:D:233:PRO:HD2	1.51	0.92
1:E:185:VAL:HG11	1:E:233:PRO:HD2	1.50	0.92
1:C:33:LEU:HD11	1:C:40:LEU:HB3	1.50	0.92
2:M:175:ALA:HB2	2:M:183:GLY:H	1.30	0.92
1:B:30:VAL:HG22	1:B:43:ALA:HB1	1.51	0.91
2:H:-36:LEU:HD22	2:H:-29:LEU:HD12	1.52	0.91
2:I:197:ILE:HG12	2:I:202:ALA:HB2	1.53	0.91
1:D:147:ILE:HD11	1:E:68:TYR:HD2	1.36	0.91
1:F:147:ILE:HD13	1:F:147:ILE:H	1.35	0.90
2:M:-2:HIS:CB	3:M:242:HOH:O	2.19	0.90
1:A:185:VAL:HG21	1:A:232:VAL:HG23	1.51	0.90
2:J:58:LEU:HD23	2:J:86:MET:SD	2.12	0.90

Continued on next page...

Continued from previous page...

Atom-1	Atom-2	Interatomic distance (Å)	Clash overlap (Å)
2:I:198:THR:HG23	2:I:200:ALA:H	1.37	0.89
1:G:33:LEU:HD11	1:G:40:LEU:HB3	1.53	0.88
1:B:185:VAL:HG11	1:B:233:PRO:HD2	1.54	0.88
1:D:30:VAL:HG13	1:D:43:ALA:HB2	1.54	0.88
1:A:114:GLN:HG3	1:A:115:PRO:HD2	1.55	0.88
1:E:183:ILE:HG21	3:E:262:HOH:O	1.72	0.88
1:B:30:VAL:HG13	1:B:43:ALA:HB2	1.55	0.88
2:M:172:TYR:CE1	2:M:184:PRO:HB2	2.09	0.88
1:A:33:LEU:HD11	1:A:40:LEU:HB3	1.53	0.87
2:J:40:TYR:CD2	2:J:109:LEU:HD11	2.09	0.87
2:I:186:LEU:HD11	2:I:218:VAL:HG21	1.55	0.87
2:J:197:ILE:HG12	2:J:202:ALA:HB2	1.55	0.87
1:F:33:LEU:HD11	1:F:40:LEU:HB3	1.56	0.87
2:I:165:ARG:NH1	2:I:165:ARG:HA	1.90	0.87
1:A:68:TYR:HD2	1:G:147:ILE:HD11	1.39	0.87
1:B:19:LEU:HD23	1:B:19:LEU:O	1.75	0.86
2:I:124:ASP:HB2	2:I:128:GLY:H	1.41	0.86
2:M:165:ARG:NH1	2:M:165:ARG:HA	1.90	0.86
2:J:165:ARG:HA	2:J:165:ARG:NH1	1.91	0.86
1:D:138:LEU:HD23	1:D:154:VAL:HG23	1.57	0.86
1:F:147:ILE:HD13	1:F:147:ILE:N	1.91	0.86
2:L:197:ILE:HG12	2:L:202:ALA:HB2	1.57	0.86
2:K:124:ASP:HB2	2:K:128:GLY:H	1.41	0.85
1:C:212:ASP:HB3	3:C:263:HOH:O	1.76	0.85
1:D:127:VAL:HG23	1:D:211:LEU:HD23	1.57	0.85
2:L:58:LEU:HD23	2:L:86:MET:SD	2.17	0.85
1:A:138:LEU:HD23	1:A:154:VAL:HG23	1.56	0.85
1:B:127:VAL:HG21	1:B:211:LEU:HB3	1.57	0.85
2:J:186:LEU:HD11	2:J:218:VAL:HG21	1.57	0.85
2:J:198:THR:HG23	2:J:200:ALA:H	1.42	0.85
2:K:172:TYR:CE1	2:K:184:PRO:HB2	2.12	0.85
2:L:165:ARG:NH1	2:L:165:ARG:HA	1.91	0.85
2:M:162:THR:O	2:M:165:ARG:HB3	1.77	0.85
1:C:138:LEU:HD23	1:C:154:VAL:HG23	1.59	0.84
2:M:40:TYR:CD2	2:M:109:LEU:HD11	2.12	0.84
1:C:112:THR:HG22	1:D:115:PRO:HG2	1.58	0.84
2:M:43:ALA:HB2	2:M:104:LEU:HD12	1.58	0.84
1:G:147:ILE:N	1:G:147:ILE:HD13	1.92	0.84
1:D:205:SER:O	1:D:206:LEU:HD23	1.77	0.84
1:F:64:ALA:HA	1:F:156:MET:HE3	1.59	0.84
1:E:147:ILE:H	1:E:147:ILE:HD13	1.41	0.83

Continued on next page...

Continued from previous page...

Atom-1	Atom-2	Interatomic distance (Å)	Clash overlap (Å)
1:F:127:VAL:HG21	1:F:211:LEU:HB3	1.60	0.83
1:G:30:VAL:HG13	1:G:43:ALA:HB2	1.57	0.83
1:B:147:ILE:H	1:B:147:ILE:HD13	1.43	0.83
1:E:185:VAL:HG21	1:E:232:VAL:HG23	1.59	0.83
1:F:30:VAL:HG22	1:F:43:ALA:HB1	1.59	0.83
2:K:198:THR:HG23	2:K:200:ALA:H	1.43	0.83
1:D:30:VAL:HG22	1:D:43:ALA:HB1	1.61	0.83
1:E:138:LEU:HD23	1:E:154:VAL:HG23	1.59	0.83
1:G:45:ASN:H	1:G:206:LEU:HA	1.44	0.82
2:M:120:ILE:HB	2:M:132:GLU:CB	2.09	0.82
2:I:172:TYR:CE1	2:I:184:PRO:HB2	2.14	0.82
2:H:59:PHE:HA	2:H:86:MET:HE1	1.62	0.82
2:L:-36:LEU:HD22	2:L:-29:LEU:HD12	1.59	0.82
1:D:112:THR:HG22	1:E:115:PRO:HG2	1.61	0.82
2:N:172:TYR:CE1	2:N:184:PRO:HB2	2.14	0.82
1:B:138:LEU:HD23	1:B:154:VAL:HG23	1.61	0.82
2:I:175:ALA:CB	2:I:183:GLY:H	1.92	0.82
2:N:165:ARG:NH1	2:N:165:ARG:HA	1.94	0.82
2:H:197:ILE:HG12	2:H:202:ALA:HB2	1.62	0.82
2:L:186:LEU:HD11	2:L:218:VAL:HG21	1.61	0.82
1:A:147:ILE:HD13	1:A:147:ILE:N	1.93	0.81
1:C:30:VAL:HG22	1:C:43:ALA:HB1	1.62	0.81
1:F:185:VAL:HG21	1:F:232:VAL:HG23	1.61	0.81
1:A:30:VAL:HG22	1:A:43:ALA:HB1	1.61	0.81
2:N:186:LEU:HD11	2:N:218:VAL:HG21	1.62	0.81
2:J:-36:LEU:HD22	2:J:-29:LEU:HD12	1.59	0.81
1:A:30:VAL:HG13	1:A:43:ALA:HB2	1.62	0.81
2:M:-1:GLY:CA	2:M:1:THR:N	2.43	0.81
1:B:147:ILE:HD13	1:B:147:ILE:N	1.96	0.81
1:G:185:VAL:HG11	1:G:233:PRO:HD2	1.61	0.81
1:G:127:VAL:HG21	1:G:211:LEU:HB3	1.60	0.81
1:F:30:VAL:HG13	1:F:43:ALA:HB2	1.62	0.80
2:I:45:ILE:HG22	2:I:102:PRO:HB3	1.63	0.80
2:H:165:ARG:NH1	2:H:165:ARG:HA	1.96	0.80
2:K:186:LEU:HD11	2:K:218:VAL:HG21	1.63	0.80
1:G:30:VAL:HG22	1:G:43:ALA:HB1	1.63	0.80
1:A:25:ALA:O	1:A:158:GLY:HA2	1.82	0.80
1:C:141:ILE:HG13	1:C:147:ILE:HG22	1.63	0.80
1:E:147:ILE:HD13	1:E:147:ILE:N	1.97	0.80
1:E:30:VAL:HG22	1:E:43:ALA:HB1	1.62	0.79
1:A:147:ILE:HD13	1:A:147:ILE:H	1.46	0.79

Continued on next page...

Continued from previous page...

Atom-1	Atom-2	Interatomic distance (Å)	Clash overlap (Å)
1:B:33:LEU:HD11	1:B:40:LEU:HB3	1.62	0.79
2:J:172:TYR:CE1	2:J:184:PRO:HB2	2.18	0.79
1:C:114:GLN:HG3	1:C:115:PRO:HD2	1.64	0.79
2:J:175:ALA:CB	2:J:183:GLY:H	1.92	0.79
2:M:58:LEU:HD23	2:M:86:MET:SD	2.23	0.79
1:D:152:HIS:HB3	1:D:153:PHE:CD1	2.18	0.78
1:E:173:ALA:HB2	3:E:274:HOH:O	1.82	0.78
2:M:218:VAL:HG12	3:M:249:HOH:O	1.84	0.78
1:B:83:ASP:OD1	2:I:65:HIS:CD2	2.37	0.78
1:A:172:ARG:O	1:A:175:LEU:HB2	1.82	0.78
1:B:205:SER:O	1:B:206:LEU:HD23	1.82	0.78
1:D:147:ILE:HD13	1:D:147:ILE:N	1.99	0.78
1:E:33:LEU:CD1	1:E:40:LEU:HB3	2.13	0.78
2:K:35:TYR:O	2:K:42:ALA:HB1	1.83	0.78
2:M:7:THR:HA	2:M:12:VAL:HG12	1.66	0.78
1:A:98:SER:HA	3:B:269:HOH:O	1.84	0.77
2:L:40:TYR:CD2	2:L:109:LEU:HD11	2.19	0.77
1:C:64:ALA:HA	1:C:156:MET:HE3	1.67	0.77
1:D:25:ALA:O	1:D:158:GLY:HA2	1.84	0.77
1:D:33:LEU:CD1	1:D:40:LEU:HB3	2.13	0.77
2:H:40:TYR:CD2	2:H:109:LEU:HD11	2.20	0.77
1:F:152:HIS:HB3	1:F:153:PHE:CD1	2.19	0.76
2:J:141:SER:HB2	2:J:178:ASP:OD1	1.85	0.76
2:K:165:ARG:NH1	2:K:165:ARG:HA	1.99	0.76
1:A:127:VAL:HG21	1:A:211:LEU:HB3	1.66	0.76
1:C:205:SER:O	1:C:206:LEU:HD23	1.86	0.76
1:E:112:THR:HG22	1:F:115:PRO:HG2	1.66	0.76
2:M:193:THR:HG21	3:M:230:HOH:O	1.84	0.76
1:E:19:LEU:HD23	1:E:19:LEU:O	1.84	0.76
1:C:30:VAL:HG22	1:C:43:ALA:CB	2.15	0.76
1:F:19:LEU:O	1:F:19:LEU:HD23	1.85	0.76
1:C:147:ILE:HD13	1:C:147:ILE:N	2.00	0.76
1:C:152:HIS:HB3	1:C:153:PHE:CD1	2.21	0.76
1:A:152:HIS:HB3	1:A:153:PHE:CD1	2.20	0.76
1:A:112:THR:HG22	1:B:115:PRO:HG2	1.68	0.76
1:D:51:HIS:HB3	3:D:264:HOH:O	1.86	0.76
1:B:83:ASP:OD1	2:I:65:HIS:HD2	1.69	0.75
1:A:141:ILE:HG13	1:A:147:ILE:HG22	1.68	0.75
1:B:30:VAL:HG22	1:B:43:ALA:CB	2.15	0.75
1:C:33:LEU:CD1	1:C:40:LEU:HB3	2.17	0.75
2:H:162:THR:O	2:H:165:ARG:HB3	1.87	0.75

Continued on next page...

Continued from previous page...

Atom-1	Atom-2	Interatomic distance (Å)	Clash overlap (Å)
1:B:185:VAL:HG21	1:B:232:VAL:HG23	1.67	0.75
2:L:175:ALA:CB	2:L:183:GLY:H	1.99	0.75
2:H:12:VAL:HG13	2:H:118:GLY:HA3	1.68	0.75
2:K:197:ILE:HG12	2:K:202:ALA:HB2	1.68	0.75
2:M:-6:ASP:N	3:M:260:HOH:O	2.18	0.74
1:G:181:VAL:O	1:G:185:VAL:HG12	1.87	0.74
2:J:-2:HIS:CB	3:J:243:HOH:O	2.34	0.74
2:K:40:TYR:CD2	2:K:109:LEU:HD11	2.21	0.74
1:F:138:LEU:HD23	1:F:154:VAL:HG23	1.69	0.74
1:E:147:ILE:HD11	1:F:68:TYR:CD2	2.18	0.74
2:N:175:ALA:CB	2:N:183:GLY:H	2.00	0.74
1:G:147:ILE:HD13	1:G:147:ILE:H	1.51	0.74
1:F:30:VAL:HG22	1:F:43:ALA:CB	2.16	0.74
2:L:120:ILE:HB	2:L:132:GLU:CB	2.17	0.74
2:M:197:ILE:HG12	2:M:202:ALA:HB2	1.70	0.74
2:N:41:SER:HA	2:N:197:ILE:HD13	1.70	0.74
1:A:34:THR:HG23	1:A:136:PRO:HG2	1.68	0.74
1:G:114:GLN:CG	1:G:115:PRO:HD2	2.13	0.74
1:E:25:ALA:O	1:E:158:GLY:HA2	1.88	0.74
2:K:-36:LEU:HD22	2:K:-29:LEU:HD12	1.70	0.74
1:B:112:THR:HG22	1:C:115:PRO:HG2	1.70	0.74
1:C:11:GLN:HA	3:C:275:HOH:O	1.88	0.73
2:M:14:LEU:HG	2:M:105:VAL:HG21	1.69	0.73
2:N:40:TYR:CD2	2:N:109:LEU:HD11	2.22	0.73
1:A:116:LYS:HD3	1:G:13:MET:HE1	1.68	0.73
1:A:115:PRO:HG2	1:G:112:THR:HG22	1.70	0.73
2:J:124:ASP:HB2	2:J:128:GLY:N	1.97	0.73
1:E:57:TYR:CE2	1:E:94:VAL:HG21	2.23	0.73
2:M:175:ALA:CB	2:M:183:GLY:H	2.01	0.73
2:I:175:ALA:HB1	2:I:182:GLY:HA2	1.71	0.73
1:E:205:SER:O	1:E:206:LEU:HD23	1.87	0.73
2:L:197:ILE:HG12	2:L:202:ALA:CB	2.18	0.73
2:M:8:TYR:OH	2:M:160:GLU:HG3	1.89	0.73
1:D:127:VAL:CG2	1:D:211:LEU:HB3	2.17	0.73
1:G:141:ILE:HG13	1:G:147:ILE:HG22	1.71	0.73
2:N:197:ILE:HG12	2:N:202:ALA:HB2	1.71	0.73
1:D:147:ILE:HD11	1:E:68:TYR:CD2	2.22	0.72
2:N:-36:LEU:HD22	2:N:-29:LEU:HD12	1.71	0.72
2:N:141:SER:HB2	2:N:178:ASP:OD1	1.89	0.72
2:J:55:LEU:HD11	2:J:86:MET:HB3	1.71	0.72
2:M:-36:LEU:HD22	2:M:-29:LEU:HD12	1.70	0.72

Continued on next page...

Continued from previous page...

Atom-1	Atom-2	Interatomic distance (Å)	Clash overlap (Å)
2:K:172:TYR:HE1	2:K:184:PRO:HB2	1.52	0.72
1:C:141:ILE:N	1:C:141:ILE:HD12	2.04	0.72
1:F:172:ARG:O	1:F:175:LEU:HB2	1.89	0.72
2:I:172:TYR:HE1	2:I:184:PRO:HB2	1.54	0.72
1:A:33:LEU:CD1	1:A:40:LEU:HB3	2.19	0.72
2:K:141:SER:HB2	2:K:178:ASP:OD1	1.90	0.72
1:A:170:SER:O	1:A:183:ILE:HD12	1.89	0.72
1:C:185:VAL:HG21	1:C:232:VAL:HG23	1.72	0.72
1:A:45:ASN:H	1:A:206:LEU:HA	1.54	0.71
1:E:162:PRO:HB2	1:E:190:GLN:O	1.90	0.71
2:K:146:ALA:O	2:K:150:LEU:HD22	1.90	0.71
1:E:127:VAL:CG2	1:E:211:LEU:HB3	2.19	0.71
1:F:175:LEU:HD11	1:F:183:ILE:HG13	1.72	0.71
1:G:205:SER:O	1:G:206:LEU:HD23	1.90	0.71
2:H:186:LEU:HD11	2:H:218:VAL:HG21	1.70	0.71
2:L:7:THR:HA	2:L:12:VAL:HG12	1.72	0.71
2:J:197:ILE:HG12	2:J:202:ALA:CB	2.20	0.71
1:B:162:PRO:HB2	1:B:190:GLN:O	1.90	0.71
1:D:172:ARG:O	1:D:175:LEU:HB2	1.90	0.71
2:K:175:ALA:CB	2:K:183:GLY:H	1.98	0.71
1:C:150:GLU:HG2	1:C:153:PHE:O	1.90	0.71
1:F:33:LEU:CD1	1:F:40:LEU:HB3	2.21	0.71
2:H:124:ASP:HB2	2:H:128:GLY:N	2.01	0.71
1:B:147:ILE:HD11	1:C:68:TYR:HD2	1.55	0.71
1:D:162:PRO:HB2	1:D:190:GLN:O	1.91	0.71
1:E:153:PHE:CZ	3:E:267:HOH:O	2.44	0.71
1:E:210:VAL:HG12	3:E:276:HOH:O	1.89	0.71
2:M:141:SER:HB2	2:M:178:ASP:OD1	1.90	0.71
2:M:186:LEU:HD11	2:M:218:VAL:HG21	1.73	0.71
2:H:58:LEU:HD23	2:H:86:MET:SD	2.30	0.71
1:A:64:ALA:HA	1:A:156:MET:HE3	1.73	0.70
1:C:127:VAL:O	1:C:128:GLY:O	2.09	0.70
1:D:147:ILE:HD13	1:D:147:ILE:H	1.54	0.70
1:F:127:VAL:HG23	1:F:211:LEU:HD23	1.72	0.70
2:H:175:ALA:CB	2:H:183:GLY:H	2.01	0.70
1:A:19:LEU:O	1:A:19:LEU:HD23	1.89	0.70
2:I:35:TYR:O	2:I:42:ALA:HB1	1.91	0.70
2:N:146:ALA:O	2:N:150:LEU:HD22	1.91	0.70
1:F:112:THR:HG22	1:G:115:PRO:HG2	1.71	0.70
1:F:142:THR:O	1:F:144:ASP:N	2.24	0.70
2:I:45:ILE:CG2	2:I:102:PRO:HB3	2.21	0.70

Continued on next page...

Continued from previous page...

Atom-1	Atom-2	Interatomic distance (Å)	Clash overlap (Å)
1:C:172:ARG:O	1:C:175:LEU:HB2	1.91	0.70
1:E:150:GLU:HG2	1:E:154:VAL:HG22	1.73	0.70
2:M:49:ALA:O	2:M:53:ILE:HG12	1.91	0.70
1:B:25:ALA:O	1:B:158:GLY:HA2	1.90	0.70
1:G:152:HIS:HB3	1:G:153:PHE:CD1	2.26	0.70
1:D:39:VAL:O	1:D:210:VAL:HG23	1.92	0.70
1:A:30:VAL:HG22	1:A:43:ALA:CB	2.21	0.70
1:G:33:LEU:CD1	1:G:40:LEU:HB3	2.22	0.69
1:G:172:ARG:O	1:G:175:LEU:HB2	1.92	0.69
1:A:68:TYR:CD2	1:G:147:ILE:HD11	2.25	0.69
1:D:64:ALA:HA	1:D:156:MET:HE3	1.75	0.69
1:D:150:GLU:HG2	1:D:154:VAL:HG22	1.73	0.69
2:I:12:VAL:HG13	2:I:118:GLY:HA3	1.73	0.69
2:M:200:ALA:HB3	3:M:235:HOH:O	1.90	0.69
2:N:162:THR:O	2:N:165:ARG:HB3	1.90	0.69
1:E:211:LEU:HD12	3:E:283:HOH:O	1.91	0.69
2:L:141:SER:HB2	2:L:178:ASP:OD1	1.92	0.69
1:G:19:LEU:HD23	1:G:19:LEU:O	1.93	0.69
2:I:175:ALA:HB2	2:I:183:GLY:N	2.02	0.69
1:A:175:LEU:HD11	1:A:183:ILE:HG13	1.73	0.69
1:G:30:VAL:HG22	1:G:43:ALA:CB	2.22	0.69
1:A:162:PRO:HB2	1:A:190:GLN:O	1.92	0.69
1:B:127:VAL:HG23	1:B:211:LEU:HD23	1.74	0.69
1:B:204:ALA:HA	3:B:283:HOH:O	1.92	0.69
1:E:128:GLY:O	1:E:129:ARG:O	2.10	0.69
2:H:46:ALA:HA	3:H:245:HOH:O	1.92	0.69
1:A:147:ILE:HD11	1:B:68:TYR:HD2	1.55	0.69
1:C:45:ASN:H	1:C:206:LEU:HA	1.57	0.69
1:B:57:TYR:CE2	1:B:94:VAL:HG21	2.28	0.68
1:G:34:THR:HG23	1:G:136:PRO:HG2	1.73	0.68
2:I:55:LEU:HD11	2:I:86:MET:HB3	1.75	0.68
2:J:120:ILE:HB	2:J:132:GLU:CB	2.22	0.68
1:D:45:ASN:H	1:D:206:LEU:HA	1.58	0.68
1:F:25:ALA:O	1:F:158:GLY:HA2	1.92	0.68
1:G:127:VAL:O	1:G:128:GLY:O	2.11	0.68
1:G:13:MET:O	1:G:17:SER:HB3	1.92	0.68
1:E:66:GLY:HA3	1:E:119:GLU:O	1.93	0.68
1:C:19:LEU:O	1:C:19:LEU:HD23	1.94	0.68
1:B:152:HIS:HB3	1:B:153:PHE:CD1	2.27	0.68
1:F:150:GLU:HG2	1:F:154:VAL:HG22	1.75	0.68
1:A:39:VAL:O	1:A:210:VAL:HG23	1.94	0.68

Continued on next page...

Continued from previous page...

Atom-1	Atom-2	Interatomic distance (Å)	Clash overlap (Å)
1:A:205:SER:O	1:A:206:LEU:HD23	1.94	0.68
1:D:141:ILE:HA	1:D:146:SER:O	1.93	0.68
2:K:7:THR:HA	2:K:12:VAL:HG12	1.76	0.68
2:L:55:LEU:HD11	2:L:86:MET:HB3	1.76	0.68
2:L:124:ASP:HB2	2:L:128:GLY:N	2.07	0.68
2:L:172:TYR:CE1	2:L:184:PRO:HB2	2.29	0.68
1:D:185:VAL:HG21	1:D:232:VAL:HG23	1.75	0.67
1:E:152:HIS:HB3	1:E:153:PHE:CD1	2.28	0.67
1:C:147:ILE:HD11	1:D:68:TYR:HD2	1.57	0.67
2:H:15:ALA:HA	2:H:193:THR:O	1.94	0.67
2:K:45:ILE:H	2:K:45:ILE:HD12	1.58	0.67
1:B:33:LEU:CD1	1:B:40:LEU:HB3	2.25	0.67
2:H:172:TYR:CE1	2:H:184:PRO:HB2	2.30	0.67
2:I:146:ALA:O	2:I:150:LEU:HD22	1.94	0.67
1:B:139:TYR:HE2	1:C:50:LEU:HD21	1.59	0.67
1:C:34:THR:HG23	1:C:136:PRO:CG	2.23	0.67
2:K:175:ALA:HB1	2:K:182:GLY:HA2	1.74	0.67
2:N:120:ILE:HB	2:N:132:GLU:CB	2.24	0.67
1:C:34:THR:HG23	1:C:136:PRO:HG2	1.75	0.67
2:N:8:TYR:OH	2:N:160:GLU:HG3	1.95	0.67
1:C:30:VAL:HG13	1:C:43:ALA:HB2	1.77	0.67
1:E:39:VAL:HG23	1:E:127:VAL:HG22	1.77	0.67
2:I:120:ILE:HB	2:I:132:GLU:CB	2.25	0.67
2:J:45:ILE:HG22	2:J:102:PRO:HB3	1.77	0.67
2:K:132:GLU:HA	3:K:234:HOH:O	1.94	0.67
1:E:57:TYR:CD2	1:E:94:VAL:HG11	2.30	0.67
1:G:138:LEU:HD23	1:G:154:VAL:HG23	1.77	0.67
1:A:141:ILE:HD12	1:A:141:ILE:N	2.10	0.66
1:E:39:VAL:O	1:E:210:VAL:HG23	1.96	0.66
2:K:49:ALA:O	2:K:53:ILE:HG12	1.94	0.66
1:A:72:GLU:CD	1:A:75:ARG:HH21	1.98	0.66
1:E:33:LEU:HB3	1:E:153:PHE:HD2	1.60	0.66
1:E:80:VAL:HG22	2:L:65:HIS:NE2	2.11	0.66
1:G:25:ALA:O	1:G:158:GLY:HA2	1.95	0.66
2:N:7:THR:HA	2:N:12:VAL:HG12	1.78	0.66
1:B:149:ASP:OD2	1:C:47:SER:HA	1.95	0.66
1:C:107:LEU:HA	1:C:110:ILE:HD12	1.78	0.66
1:D:141:ILE:HG13	1:D:147:ILE:HG22	1.77	0.66
1:F:150:GLU:HG3	3:F:272:HOH:O	1.94	0.66
2:I:197:ILE:HG12	2:I:202:ALA:CB	2.24	0.66
2:J:45:ILE:CG2	2:J:102:PRO:HB3	2.25	0.66

Continued on next page...

Continued from previous page...

Atom-1	Atom-2	Interatomic distance (Å)	Clash overlap (Å)
2:J:175:ALA:HB2	2:J:183:GLY:N	2.02	0.66
1:G:185:VAL:HG21	1:G:232:VAL:HG23	1.76	0.66
2:M:172:TYR:HE1	2:M:184:PRO:HB2	1.59	0.66
2:N:155:SER:O	2:N:156:PRO:O	2.13	0.66
1:D:30:VAL:HG22	1:D:43:ALA:CB	2.24	0.66
2:L:45:ILE:HG22	2:L:102:PRO:HB3	1.78	0.66
1:C:127:VAL:HG21	1:C:211:LEU:HB3	1.76	0.65
2:K:58:LEU:HD23	2:K:86:MET:SD	2.35	0.65
2:M:45:ILE:HG22	2:M:102:PRO:HB3	1.78	0.65
1:E:141:ILE:HA	1:E:146:SER:O	1.96	0.65
1:C:205:SER:O	3:C:271:HOH:O	2.14	0.65
1:A:19:LEU:HD23	1:A:19:LEU:C	2.16	0.65
2:J:175:ALA:HB1	2:J:182:GLY:HA2	1.78	0.65
2:N:124:ASP:HB2	2:N:128:GLY:N	2.08	0.65
1:B:230:GLN:O	1:B:231:LEU:HG	1.96	0.65
1:C:140:ARG:O	1:C:147:ILE:HA	1.97	0.65
1:G:127:VAL:CG2	1:G:211:LEU:HB3	2.26	0.65
2:M:198:THR:HG23	2:M:200:ALA:H	1.61	0.65
1:C:175:LEU:HD11	1:C:183:ILE:HG13	1.78	0.65
2:J:146:ALA:O	2:J:150:LEU:HD22	1.97	0.65
2:K:162:THR:O	2:K:165:ARG:HB3	1.97	0.65
1:C:162:PRO:HD3	3:C:276:HOH:O	1.97	0.65
1:F:39:VAL:O	1:F:210:VAL:HG23	1.97	0.65
1:G:33:LEU:HB3	1:G:153:PHE:HD2	1.62	0.65
2:I:36:VAL:HA	2:I:42:ALA:HB2	1.77	0.65
2:J:150:LEU:HD13	2:J:170:SER:HB3	1.78	0.65
2:L:45:ILE:CG2	2:L:102:PRO:HB3	2.27	0.65
1:B:147:ILE:HD11	1:C:68:TYR:CD2	2.31	0.64
1:F:53:VAL:HG22	1:F:63:ALA:CB	2.27	0.64
1:F:141:ILE:HA	1:F:146:SER:O	1.97	0.64
2:J:8:TYR:OH	2:J:160:GLU:HG3	1.97	0.64
2:J:12:VAL:HG13	2:J:118:GLY:HA3	1.79	0.64
1:D:66:GLY:HA3	1:D:119:GLU:O	1.97	0.64
1:F:70:GLU:OE1	1:F:118:TYR:HA	1.97	0.64
1:G:60:LEU:HD13	1:G:99:LEU:HD13	1.79	0.64
2:I:37:THR:H	2:I:42:ALA:HA	1.63	0.64
2:M:150:LEU:HD13	2:M:170:SER:HB3	1.79	0.64
1:F:205:SER:O	1:F:206:LEU:HD23	1.98	0.64
1:D:31:VAL:HG22	1:D:155:VAL:HG22	1.79	0.64
1:B:176:ASP:OD2	1:B:177:LEU:N	2.31	0.64
1:E:30:VAL:CG1	1:E:43:ALA:HB2	2.23	0.64

Continued on next page...

Continued from previous page...

Atom-1	Atom-2	Interatomic distance (Å)	Clash overlap (Å)
1:F:147:ILE:HD11	1:G:68:TYR:HD2	1.63	0.64
1:F:181:VAL:O	1:F:185:VAL:HG12	1.97	0.64
1:A:57:TYR:CE2	1:A:94:VAL:HG21	2.32	0.64
1:A:150:GLU:HG2	1:A:153:PHE:O	1.97	0.64
1:D:175:LEU:HD11	1:D:183:ILE:HG13	1.79	0.64
2:J:162:THR:O	2:J:165:ARG:HB3	1.97	0.64
2:L:14:LEU:HG	2:L:105:VAL:HG21	1.79	0.64
2:M:91:LEU:C	2:M:91:LEU:HD13	2.18	0.64
1:D:136:PRO:HD3	3:D:277:HOH:O	1.97	0.64
2:H:155:SER:O	2:H:156:PRO:O	2.16	0.64
1:B:127:VAL:CG2	1:B:211:LEU:HB3	2.27	0.63
1:C:181:VAL:O	1:C:185:VAL:HG12	1.98	0.63
1:D:112:THR:HG21	3:E:278:HOH:O	1.98	0.63
2:J:84:ALA:HB2	2:J:123:TYR:HE2	1.63	0.63
1:B:215:ARG:HG2	1:B:215:ARG:HH11	1.63	0.63
2:J:35:TYR:O	2:J:42:ALA:HB1	1.98	0.63
1:D:163:ILE:HG23	1:D:187:ALA:O	1.99	0.63
1:E:95:THR:O	1:E:99:LEU:HD12	1.99	0.63
2:K:41:SER:HA	2:K:197:ILE:HD13	1.79	0.63
1:D:39:VAL:HG23	1:D:127:VAL:HG22	1.79	0.63
1:D:141:ILE:HD12	1:D:141:ILE:N	2.13	0.63
2:H:14:LEU:HG	2:H:105:VAL:HG21	1.80	0.63
1:F:64:ALA:HA	1:F:156:MET:CE	2.29	0.63
2:I:15:ALA:HA	2:I:193:THR:O	1.99	0.63
1:F:152:HIS:HB3	1:F:153:PHE:CE1	2.33	0.63
2:I:75:THR:HG22	2:I:77:ASP:H	1.64	0.63
2:M:95:MET:HA	3:M:232:HOH:O	1.99	0.63
1:C:57:TYR:CE2	1:C:94:VAL:HG21	2.34	0.63
1:D:64:ALA:HA	1:D:156:MET:CE	2.27	0.63
1:E:30:VAL:HG22	1:E:43:ALA:CB	2.29	0.63
1:G:39:VAL:O	1:G:210:VAL:HG23	1.99	0.63
2:H:45:ILE:H	2:H:45:ILE:HD12	1.63	0.63
1:C:147:ILE:HD13	1:C:147:ILE:H	1.62	0.62
1:E:114:GLN:CG	1:E:115:PRO:HD2	2.21	0.62
1:F:57:TYR:CE2	1:F:94:VAL:HG21	2.33	0.62
2:H:35:TYR:O	2:H:42:ALA:HB1	1.99	0.62
1:C:39:VAL:HG23	1:C:127:VAL:HG22	1.80	0.62
2:N:35:TYR:O	2:N:42:ALA:HB1	1.99	0.62
1:F:114:GLN:CG	1:F:115:PRO:HD2	2.21	0.62
1:G:175:LEU:HD11	1:G:183:ILE:HG13	1.81	0.62
1:B:127:VAL:O	1:B:128:GLY:O	2.17	0.62

Continued on next page...

Continued from previous page...

Atom-1	Atom-2	Interatomic distance (Å)	Clash overlap (Å)
1:D:72:GLU:CD	1:D:75:ARG:HH21	2.02	0.62
1:A:141:ILE:HA	1:A:146:SER:O	1.99	0.62
1:F:53:VAL:HG22	1:F:63:ALA:HB2	1.81	0.62
1:F:45:ASN:H	1:F:206:LEU:HA	1.65	0.62
1:G:150:GLU:HG2	1:G:154:VAL:HG22	1.81	0.62
2:M:45:ILE:CG2	2:M:102:PRO:HB3	2.29	0.62
1:B:51:HIS:HB3	3:B:265:HOH:O	2.00	0.62
1:A:127:VAL:HG23	1:A:211:LEU:HD23	1.82	0.61
1:B:141:ILE:HA	1:B:146:SER:O	2.00	0.61
1:B:141:ILE:HG13	1:B:147:ILE:HG22	1.82	0.61
1:F:16:ARG:NH2	1:F:114:GLN:O	2.32	0.61
2:I:155:SER:O	2:I:156:PRO:O	2.18	0.61
1:A:57:TYR:HB3	1:A:60:LEU:HD12	1.80	0.61
1:D:13:MET:HE1	1:E:116:LYS:HD3	1.82	0.61
1:G:209:ALA:HA	1:G:222:ARG:HA	1.82	0.61
1:D:112:THR:HG22	1:E:115:PRO:CG	2.30	0.61
1:F:127:VAL:CG2	1:F:211:LEU:HB3	2.28	0.61
1:G:162:PRO:HB2	1:G:190:GLN:O	2.00	0.61
1:D:41:PHE:O	1:D:208:VAL:HA	1.99	0.61
2:N:45:ILE:CG2	2:N:102:PRO:HB3	2.31	0.61
2:I:40:TYR:CD2	2:I:109:LEU:HD11	2.36	0.61
2:I:49:ALA:O	2:I:53:ILE:HG12	2.01	0.61
1:B:215:ARG:HG2	1:B:215:ARG:NH1	2.15	0.61
1:C:72:GLU:CD	1:C:75:ARG:HH21	2.03	0.61
2:J:59:PHE:HA	2:J:86:MET:HE1	1.82	0.61
1:D:152:HIS:HB3	1:D:153:PHE:HD1	1.65	0.61
2:M:59:PHE:HD1	2:M:86:MET:HE3	1.66	0.61
1:C:163:ILE:HG23	1:C:187:ALA:O	2.00	0.61
1:E:172:ARG:O	1:E:175:LEU:HB2	2.01	0.61
1:F:128:GLY:O	1:F:129:ARG:O	2.18	0.61
2:H:91:LEU:O	2:H:91:LEU:HD22	1.99	0.61
2:I:41:SER:HA	2:I:197:ILE:HD13	1.82	0.61
2:J:57:ARG:HH11	2:J:57:ARG:HG3	1.66	0.61
2:N:172:TYR:HE1	2:N:184:PRO:HB2	1.66	0.61
1:B:39:VAL:HG23	1:B:127:VAL:HG22	1.82	0.60
1:B:45:ASN:H	1:B:206:LEU:HA	1.65	0.60
2:K:12:VAL:HG13	2:K:118:GLY:HA3	1.82	0.60
1:B:19:LEU:HD23	1:B:19:LEU:C	2.21	0.60
1:B:114:GLN:CG	1:B:115:PRO:HD2	2.28	0.60
1:D:34:THR:HG23	1:D:136:PRO:HG2	1.82	0.60
2:H:53:ILE:O	2:H:56:VAL:HG12	2.00	0.60

Continued on next page...

Continued from previous page...

Atom-1	Atom-2	Interatomic distance (Å)	Clash overlap (Å)
2:H:120:ILE:HB	2:H:132:GLU:CB	2.31	0.60
2:M:55:LEU:HD11	2:M:86:MET:HB3	1.84	0.60
2:M:91:LEU:HD13	2:M:91:LEU:O	2.02	0.60
1:A:57:TYR:CB	1:A:60:LEU:HD12	2.31	0.60
2:L:75:THR:HG22	2:L:76:PHE:N	2.16	0.60
2:H:66:TYR:CZ	2:H:70:GLU:HG3	2.36	0.60
1:E:141:ILE:N	1:E:141:ILE:HD12	2.16	0.60
1:A:58:ASP:O	1:A:59:ARG:HD2	2.01	0.60
1:C:33:LEU:HB3	1:C:153:PHE:HD2	1.66	0.60
1:C:215:ARG:HB2	3:C:263:HOH:O	2.02	0.60
1:E:80:VAL:CG2	2:L:65:HIS:NE2	2.64	0.60
1:E:150:GLU:HG2	1:E:153:PHE:O	2.02	0.60
2:J:155:SER:O	2:J:156:PRO:O	2.19	0.60
2:I:8:TYR:OH	2:I:160:GLU:HG3	2.01	0.60
2:L:67:GLU:HA	2:L:72:VAL:O	2.02	0.60
1:E:19:LEU:HD23	1:E:19:LEU:C	2.22	0.60
1:E:127:VAL:HG23	1:E:211:LEU:CD2	2.28	0.60
2:I:36:VAL:HA	2:I:42:ALA:CB	2.32	0.60
1:B:62:PHE:CE1	1:B:75:ARG:HG3	2.36	0.59
2:H:7:THR:HA	2:H:12:VAL:HG12	1.84	0.59
2:H:8:TYR:OH	2:H:160:GLU:HG3	2.01	0.59
2:I:-32:ALA:N	2:I:-31:PRO:HD3	2.17	0.59
1:C:147:ILE:HD11	1:D:68:TYR:CD2	2.37	0.59
1:E:57:TYR:HB3	1:E:60:LEU:HD12	1.84	0.59
1:G:66:GLY:HA3	1:G:119:GLU:O	2.02	0.59
2:N:14:LEU:HG	2:N:105:VAL:HG21	1.84	0.59
1:G:117:PRO:HB2	3:G:262:HOH:O	2.01	0.59
2:J:43:ALA:HB2	2:J:104:LEU:HD12	1.82	0.59
1:D:127:VAL:O	1:D:128:GLY:O	2.20	0.59
2:J:5:ALA:O	2:J:136:TYR:HA	2.02	0.59
2:J:164:LEU:HD12	2:J:164:LEU:O	2.01	0.59
2:N:113:ASP:C	2:N:115:SER:H	2.04	0.59
1:A:152:HIS:HB3	1:A:153:PHE:HD1	1.65	0.59
1:E:112:THR:HG22	1:F:115:PRO:CG	2.31	0.59
1:F:162:PRO:HB2	1:F:190:GLN:O	2.02	0.59
1:B:211:LEU:HA	1:B:219:ALA:O	2.02	0.59
1:C:152:HIS:HB3	1:C:153:PHE:HD1	1.66	0.59
2:I:194:ALA:O	2:I:195:VAL:HG23	2.03	0.59
2:M:155:SER:O	2:M:156:PRO:O	2.19	0.59
2:N:181:THR:HG22	2:N:182:GLY:N	2.18	0.59
1:A:127:VAL:O	1:A:128:GLY:O	2.20	0.59

Continued on next page...

Continued from previous page...

Atom-1	Atom-2	Interatomic distance (Å)	Clash overlap (Å)
1:F:147:ILE:N	1:F:147:ILE:CD1	2.63	0.59
2:H:175:ALA:HB1	2:H:182:GLY:HA2	1.84	0.59
2:K:45:ILE:CG2	2:K:102:PRO:HB3	2.32	0.59
2:N:45:ILE:H	2:N:45:ILE:HD12	1.68	0.59
1:C:101:ASN:O	1:C:104:ALA:HB3	2.03	0.59
1:C:175:LEU:HD22	1:C:180:ALA:HB2	1.84	0.59
1:C:211:LEU:HA	1:C:219:ALA:O	2.03	0.59
1:E:58:ASP:O	1:E:219:ALA:HB3	2.02	0.59
2:N:198:THR:HG23	2:N:200:ALA:H	1.66	0.59
1:D:64:ALA:HB2	1:D:122:ILE:HG12	1.84	0.59
2:I:59:PHE:HD1	2:I:86:MET:HE3	1.68	0.59
2:N:197:ILE:HG12	2:N:202:ALA:CB	2.33	0.59
1:B:34:THR:HG23	1:B:136:PRO:HG2	1.84	0.58
1:B:39:VAL:O	1:B:210:VAL:HG23	2.03	0.58
1:E:151:GLN:HG3	3:E:260:HOH:O	2.02	0.58
2:K:75:THR:HG22	2:K:76:PHE:N	2.18	0.58
1:F:152:HIS:HB2	3:F:272:HOH:O	2.03	0.58
2:J:7:THR:HA	2:J:12:VAL:HG12	1.84	0.58
2:M:41:SER:HA	2:M:197:ILE:HD13	1.84	0.58
1:G:128:GLY:O	1:G:129:ARG:O	2.22	0.58
1:G:141:ILE:HA	1:G:146:SER:O	2.02	0.58
1:G:211:LEU:HA	1:G:219:ALA:O	2.03	0.58
2:J:194:ALA:O	2:J:195:VAL:HG23	2.04	0.58
1:D:175:LEU:HD22	1:D:180:ALA:CA	2.33	0.58
1:E:33:LEU:HD11	1:E:40:LEU:CB	2.30	0.58
2:M:15:ALA:HA	2:M:193:THR:O	2.04	0.58
1:B:62:PHE:C	1:B:62:PHE:CD1	2.77	0.58
1:E:45:ASN:H	1:E:206:LEU:HA	1.68	0.58
2:J:165:ARG:HH21	2:J:217:ILE:CB	2.17	0.58
2:K:107:TYR:CE1	2:K:117:ALA:HB3	2.38	0.58
2:K:197:ILE:HG12	2:K:202:ALA:CB	2.33	0.58
1:C:163:ILE:HG23	1:C:187:ALA:C	2.24	0.58
1:E:83:ASP:OD1	2:L:65:HIS:HD2	1.86	0.58
1:E:153:PHE:HZ	3:E:267:HOH:O	1.85	0.58
1:G:147:ILE:N	1:G:147:ILE:CD1	2.65	0.58
1:G:176:ASP:OD2	1:G:177:LEU:N	2.37	0.58
1:D:181:VAL:O	1:D:185:VAL:HG12	2.03	0.58
1:F:176:ASP:OD2	1:F:177:LEU:N	2.37	0.58
1:G:64:ALA:HA	1:G:156:MET:HE3	1.85	0.58
2:H:-32:ALA:N	2:H:-31:PRO:HD3	2.18	0.58
2:M:146:ALA:O	2:M:150:LEU:HD22	2.04	0.58

Continued on next page...

Continued from previous page...

Atom-1	Atom-2	Interatomic distance (Å)	Clash overlap (Å)
1:C:19:LEU:HD23	1:C:19:LEU:C	2.23	0.58
1:C:30:VAL:HG12	1:C:31:VAL:N	2.19	0.58
1:E:209:ALA:HA	1:E:222:ARG:HA	1.85	0.58
1:G:34:THR:HG22	3:G:263:HOH:O	2.03	0.58
2:H:55:LEU:HD11	2:H:86:MET:HB3	1.85	0.58
2:J:75:THR:HG22	2:J:76:PHE:N	2.19	0.58
2:K:165:ARG:HH21	2:K:217:ILE:CB	2.16	0.58
2:M:45:ILE:H	2:M:45:ILE:HD12	1.69	0.58
1:G:170:SER:O	1:G:183:ILE:HD12	2.04	0.58
2:M:75:THR:HG22	2:M:76:PHE:N	2.19	0.58
1:F:33:LEU:HD12	1:F:33:LEU:O	2.04	0.58
1:F:215:ARG:HG2	1:F:215:ARG:HH11	1.69	0.58
2:H:197:ILE:HG12	2:H:202:ALA:CB	2.33	0.58
1:C:25:ALA:O	1:C:158:GLY:HA2	2.04	0.57
1:C:176:ASP:OD2	1:C:177:LEU:N	2.37	0.57
2:K:120:ILE:HB	2:K:132:GLU:CB	2.34	0.57
1:D:211:LEU:HA	1:D:219:ALA:O	2.04	0.57
1:G:19:LEU:HD23	1:G:19:LEU:C	2.25	0.57
2:M:7:THR:HB	2:M:135:GLY:HA2	1.86	0.57
1:C:12:ILE:HD13	3:C:270:HOH:O	2.04	0.57
1:G:59:ARG:O	1:G:126:GLU:HA	2.04	0.57
2:N:75:THR:HG22	2:N:76:PHE:N	2.19	0.57
1:B:169:GLU:O	1:B:170:SER:HB2	2.05	0.57
1:G:83:ASP:OD1	2:N:65:HIS:HD2	1.88	0.57
2:I:14:LEU:HB3	2:I:34:VAL:HG11	1.87	0.57
1:C:141:ILE:HA	1:C:146:SER:O	2.04	0.57
1:E:211:LEU:HA	1:E:219:ALA:O	2.04	0.57
1:F:211:LEU:HA	1:F:219:ALA:O	2.05	0.57
2:J:14:LEU:HG	2:J:105:VAL:HG21	1.86	0.57
1:B:68:TYR:HA	1:B:71:PHE:CZ	2.39	0.57
2:H:194:ALA:O	2:H:195:VAL:HG23	2.03	0.57
2:L:41:SER:HA	2:L:197:ILE:HD13	1.84	0.57
1:A:33:LEU:HB2	1:A:153:PHE:CD2	2.40	0.57
1:E:210:VAL:C	3:E:283:HOH:O	2.43	0.57
2:H:66:TYR:CD2	2:H:74:LEU:HG	2.39	0.57
1:B:97:ARG:O	1:B:100:ALA:HB3	2.04	0.57
2:H:41:SER:HA	2:H:197:ILE:HD13	1.87	0.57
2:K:155:SER:O	2:K:156:PRO:O	2.23	0.57
2:K:156:PRO:O	2:K:157:ASP:C	2.42	0.57
2:L:35:TYR:O	2:L:42:ALA:HB1	2.05	0.57
2:M:156:PRO:O	2:M:157:ASP:C	2.43	0.57

Continued on next page...

Continued from previous page...

Atom-1	Atom-2	Interatomic distance (Å)	Clash overlap (Å)
1:B:224:ALA:O	1:B:228:LEU:HB2	2.05	0.57
1:E:141:ILE:HG13	1:E:147:ILE:HG22	1.87	0.57
1:E:170:SER:O	1:E:183:ILE:HD12	2.05	0.57
1:F:32:VAL:HG12	1:F:138:LEU:HD21	1.86	0.57
2:J:15:ALA:HA	2:J:193:THR:O	2.04	0.56
2:M:198:THR:HG22	3:M:240:HOH:O	2.04	0.56
2:N:7:THR:HB	2:N:135:GLY:HA2	1.86	0.56
1:A:176:ASP:OD2	1:A:177:LEU:N	2.38	0.56
1:B:41:PHE:O	1:B:208:VAL:HA	2.05	0.56
1:D:176:ASP:OD2	1:D:177:LEU:N	2.37	0.56
1:F:127:VAL:O	1:F:128:GLY:O	2.23	0.56
1:G:16:ARG:NH2	1:G:114:GLN:O	2.39	0.56
1:G:40:LEU:HD11	1:G:208:VAL:CG1	2.35	0.56
2:H:37:THR:H	2:H:42:ALA:HA	1.70	0.56
2:J:8:TYR:CZ	2:J:160:GLU:HG3	2.39	0.56
2:J:156:PRO:O	2:J:157:ASP:C	2.42	0.56
2:K:175:ALA:HB2	2:K:183:GLY:N	2.04	0.56
2:M:8:TYR:CZ	2:M:160:GLU:HG3	2.40	0.56
1:A:33:LEU:HB3	1:A:153:PHE:HD2	1.69	0.56
1:B:33:LEU:HB3	1:B:153:PHE:HD2	1.69	0.56
1:G:11:GLN:HA	1:G:11:GLN:OE1	2.06	0.56
2:N:165:ARG:HH21	2:N:217:ILE:CB	2.19	0.56
1:A:211:LEU:HA	1:A:219:ALA:O	2.05	0.56
1:D:62:PHE:CE1	1:D:75:ARG:HG3	2.41	0.56
2:K:194:ALA:O	2:K:195:VAL:HG23	2.06	0.56
1:B:57:TYR:HB3	1:B:60:LEU:HD12	1.86	0.56
1:D:112:THR:CG2	1:E:115:PRO:HG2	2.34	0.56
2:L:146:ALA:O	2:L:150:LEU:HD22	2.06	0.56
2:N:15:ALA:HA	2:N:193:THR:O	2.06	0.56
1:A:127:VAL:CG2	1:A:211:LEU:HB3	2.34	0.56
1:C:50:LEU:N	1:C:50:LEU:HD23	2.21	0.56
1:D:209:ALA:HA	1:D:222:ARG:HA	1.87	0.56
1:F:165:THR:C	1:F:167:MET:H	2.08	0.56
2:L:198:THR:HG23	2:L:200:ALA:H	1.69	0.56
1:E:32:VAL:HG12	1:E:138:LEU:HD21	1.88	0.56
1:E:64:ALA:HA	1:E:156:MET:HE3	1.88	0.56
1:F:150:GLU:HG2	1:F:153:PHE:O	2.05	0.56
1:G:95:THR:O	1:G:99:LEU:HD12	2.06	0.56
2:K:36:VAL:HA	2:K:42:ALA:HB2	1.87	0.56
2:N:12:VAL:HG13	2:N:118:GLY:HA3	1.86	0.56
1:A:41:PHE:O	1:A:208:VAL:HG13	2.06	0.56

Continued on next page...

Continued from previous page...

Atom-1	Atom-2	Interatomic distance (Å)	Clash overlap (Å)
1:D:163:ILE:HG23	1:D:187:ALA:C	2.25	0.56
2:H:113:ASP:C	2:H:115:SER:H	2.10	0.56
2:K:7:THR:HB	2:K:135:GLY:HA2	1.88	0.56
2:M:113:ASP:C	2:M:115:SER:H	2.07	0.56
2:N:5:ALA:O	2:N:136:TYR:HA	2.06	0.56
1:C:213:GLN:O	1:C:213:GLN:HG2	2.06	0.56
1:F:19:LEU:HD23	1:F:19:LEU:C	2.26	0.56
2:L:12:VAL:HG13	2:L:118:GLY:HA3	1.88	0.56
2:L:63:LEU:HD22	2:L:79:LYS:HG2	1.87	0.56
2:L:66:TYR:CD2	2:L:74:LEU:HG	2.41	0.56
2:N:160:GLU:O	2:N:160:GLU:HG2	2.05	0.56
1:A:13:MET:HE1	1:B:116:LYS:HD3	1.88	0.55
1:F:141:ILE:HD12	1:F:141:ILE:N	2.22	0.55
2:H:104:LEU:HB3	2:H:121:VAL:HB	1.88	0.55
2:H:141:SER:HB2	2:H:178:ASP:OD1	2.07	0.55
2:M:12:VAL:HG13	2:M:118:GLY:HA3	1.87	0.55
1:E:112:THR:CG2	1:F:115:PRO:HG2	2.35	0.55
1:D:83:ASP:OD1	2:K:65:HIS:CD2	2.59	0.55
1:E:72:GLU:CD	1:E:75:ARG:HH21	2.10	0.55
2:J:59:PHE:HD1	2:J:86:MET:HE3	1.71	0.55
2:K:160:GLU:HG2	2:K:160:GLU:O	2.07	0.55
1:B:79:ILE:HB	2:I:69:ILE:HD11	1.87	0.55
2:N:59:PHE:HD1	2:N:86:MET:HE3	1.71	0.55
1:F:141:ILE:HG13	1:F:147:ILE:HG22	1.87	0.55
2:H:14:LEU:O	2:H:194:ALA:HA	2.06	0.55
2:M:124:ASP:HB2	2:M:128:GLY:N	2.11	0.55
1:A:33:LEU:CB	1:A:153:PHE:CD2	2.89	0.55
1:A:59:ARG:NH1	1:A:219:ALA:HB2	2.22	0.55
1:G:127:VAL:HG23	1:G:211:LEU:HD23	1.89	0.55
2:I:75:THR:HG22	2:I:76:PHE:N	2.21	0.55
2:L:162:THR:O	2:L:165:ARG:HB3	2.06	0.55
2:N:65:HIS:CE1	2:N:69:ILE:HG13	2.42	0.55
1:B:181:VAL:O	1:B:185:VAL:HG12	2.06	0.55
1:E:33:LEU:HD12	1:E:33:LEU:O	2.07	0.55
1:E:153:PHE:CE1	1:E:171:TYR:CB	2.90	0.55
2:N:55:LEU:HD11	2:N:86:MET:HB3	1.89	0.55
1:G:50:LEU:HD23	1:G:50:LEU:N	2.22	0.55
2:I:156:PRO:O	2:I:157:ASP:C	2.45	0.55
2:K:66:TYR:CZ	2:K:70:GLU:HG3	2.41	0.55
1:A:80:VAL:HG22	2:H:65:HIS:NE2	2.21	0.55
1:C:33:LEU:O	1:C:33:LEU:HD12	2.07	0.55

Continued on next page...

Continued from previous page...

Atom-1	Atom-2	Interatomic distance (Å)	Clash overlap (Å)
2:I:7:THR:HA	2:I:12:VAL:HG12	1.88	0.55
1:E:165:THR:C	1:E:167:MET:H	2.10	0.54
1:F:33:LEU:HB3	1:F:153:PHE:HD2	1.72	0.54
1:G:33:LEU:CB	1:G:153:PHE:CD2	2.90	0.54
2:M:159:ASP:C	2:M:161:GLU:H	2.09	0.54
1:C:60:LEU:HD13	1:C:99:LEU:HD13	1.89	0.54
1:E:81:HIS:HE1	3:M:234:HOH:O	1.90	0.54
1:F:215:ARG:HG2	1:F:215:ARG:NH1	2.21	0.54
1:G:132:SER:HB2	1:G:133:PRO:HD2	1.89	0.54
1:F:32:VAL:HG21	1:F:123:CYS:SG	2.46	0.54
2:I:8:TYR:CZ	2:I:160:GLU:HG3	2.43	0.54
2:I:159:ASP:C	2:I:161:GLU:H	2.10	0.54
1:D:57:TYR:CD2	1:D:94:VAL:HG11	2.42	0.54
1:G:68:TYR:HA	1:G:71:PHE:CZ	2.42	0.54
2:K:-32:ALA:N	2:K:-31:PRO:HD3	2.22	0.54
2:K:14:LEU:HG	2:K:105:VAL:HG21	1.89	0.54
2:K:37:THR:H	2:K:42:ALA:HA	1.73	0.54
2:N:153:ILE:HG21	3:N:235:HOH:O	2.06	0.54
1:A:132:SER:HB2	1:A:133:PRO:HD2	1.88	0.54
1:B:73:ASN:O	1:B:75:ARG:N	2.41	0.54
1:C:66:GLY:HA3	1:C:119:GLU:O	2.08	0.54
2:M:14:LEU:O	2:M:194:ALA:HA	2.08	0.54
2:N:45:ILE:HG22	2:N:102:PRO:HB3	1.88	0.54
1:A:74:LEU:O	1:A:103:TYR:OH	2.22	0.54
1:A:147:ILE:HD11	1:B:68:TYR:CD2	2.40	0.54
1:C:114:GLN:NE2	3:C:273:HOH:O	2.39	0.54
1:C:127:VAL:CG2	1:C:211:LEU:HB3	2.37	0.54
1:E:83:ASP:OD1	2:L:65:HIS:CD2	2.59	0.54
2:N:66:TYR:CZ	2:N:70:GLU:HG3	2.42	0.54
1:A:64:ALA:HB2	1:A:122:ILE:HG12	1.90	0.54
1:A:147:ILE:N	1:A:147:ILE:CD1	2.66	0.54
1:C:215:ARG:HD3	3:C:263:HOH:O	2.08	0.54
2:H:-36:LEU:HD22	2:H:-29:LEU:CD1	2.33	0.54
2:I:-36:LEU:HD22	2:I:-29:LEU:HD12	1.90	0.54
2:K:219:ALA:HB2	3:K:248:HOH:O	2.06	0.54
1:A:150:GLU:HG2	1:A:154:VAL:HG22	1.90	0.54
1:D:30:VAL:CG1	1:D:43:ALA:HB2	2.31	0.54
1:D:33:LEU:HB3	1:D:153:PHE:HD2	1.73	0.54
1:D:83:ASP:OD1	2:K:65:HIS:HB2	2.08	0.54
1:B:175:LEU:HD11	1:B:183:ILE:HG13	1.89	0.54
1:B:203:VAL:C	1:B:205:SER:H	2.10	0.54

Continued on next page...

Continued from previous page...

Atom-1	Atom-2	Interatomic distance (Å)	Clash overlap (Å)
1:D:90:ASP:O	1:D:93:ASP:N	2.29	0.54
1:E:175:LEU:HD11	1:E:183:ILE:HG13	1.89	0.54
1:F:175:LEU:HD22	1:F:180:ALA:N	2.23	0.54
2:L:91:LEU:HD13	2:L:91:LEU:O	2.07	0.54
2:M:43:ALA:HB2	2:M:104:LEU:CD1	2.35	0.54
2:M:63:LEU:HD22	2:M:79:LYS:HG2	1.90	0.54
2:N:67:GLU:HA	2:N:72:VAL:O	2.08	0.54
1:C:33:LEU:CB	1:C:153:PHE:CD2	2.91	0.54
2:H:160:GLU:HG2	2:H:160:GLU:O	2.07	0.54
2:K:190:ILE:HA	3:K:246:HOH:O	2.08	0.54
1:D:147:ILE:N	1:D:147:ILE:CD1	2.71	0.53
1:E:13:MET:O	1:E:17:SER:HB2	2.09	0.53
2:I:165:ARG:HG2	3:I:253:HOH:O	2.07	0.53
2:J:57:ARG:HG3	2:J:57:ARG:NH1	2.23	0.53
2:L:8:TYR:OH	2:L:160:GLU:HG3	2.08	0.53
1:A:177:LEU:O	1:A:181:VAL:HG23	2.08	0.53
1:C:175:LEU:HD22	1:C:180:ALA:CA	2.39	0.53
1:E:64:ALA:HA	1:E:156:MET:CE	2.38	0.53
1:F:33:LEU:HB2	1:F:153:PHE:CD2	2.43	0.53
2:I:113:ASP:C	2:I:115:SER:H	2.10	0.53
2:K:67:GLU:O	2:K:71:GLY:N	2.40	0.53
1:A:153:PHE:CD1	1:A:153:PHE:N	2.76	0.53
1:B:150:GLU:HG2	1:B:153:PHE:O	2.08	0.53
1:C:64:ALA:O	1:C:65:VAL:HG13	2.08	0.53
1:D:20:ALA:O	1:D:24:ILE:HG13	2.07	0.53
1:F:83:ASP:OD1	2:M:65:HIS:HD2	1.91	0.53
1:A:112:THR:HG23	1:B:116:LYS:HB3	1.91	0.53
1:C:170:SER:O	1:C:183:ILE:HD12	2.08	0.53
1:E:203:VAL:C	1:E:205:SER:H	2.12	0.53
1:G:72:GLU:CD	1:G:75:ARG:HH21	2.12	0.53
1:G:175:LEU:HD22	1:G:180:ALA:CA	2.38	0.53
2:H:156:PRO:O	2:H:157:ASP:C	2.46	0.53
2:J:36:VAL:HA	2:J:42:ALA:HB2	1.91	0.53
2:M:-32:ALA:N	2:M:-31:PRO:HD3	2.23	0.53
1:B:68:TYR:HA	1:B:71:PHE:CE2	2.43	0.53
2:H:45:ILE:CG2	2:H:102:PRO:HB3	2.38	0.53
2:K:108:ASP:O	2:K:110:ASP:N	2.41	0.53
2:L:45:ILE:HD12	2:L:45:ILE:H	1.74	0.53
2:M:14:LEU:HG	2:M:105:VAL:CG2	2.38	0.53
2:N:59:PHE:HD1	2:N:86:MET:CE	2.21	0.53
1:A:215:ARG:HG2	1:A:215:ARG:NH1	2.24	0.53

Continued on next page...

Continued from previous page...

Atom-1	Atom-2	Interatomic distance (Å)	Clash overlap (Å)
1:B:175:LEU:HD22	1:B:180:ALA:N	2.24	0.53
1:G:215:ARG:NH1	1:G:215:ARG:HG2	2.24	0.53
2:N:113:ASP:O	2:N:115:SER:N	2.42	0.53
1:F:132:SER:HB2	1:F:133:PRO:HD2	1.91	0.53
1:G:53:VAL:HG22	1:G:63:ALA:HB2	1.91	0.53
2:H:103:LEU:HD23	2:H:121:VAL:O	2.08	0.53
2:I:67:GLU:HA	2:I:72:VAL:O	2.09	0.53
2:K:13:LEU:HB3	2:K:196:THR:HG22	1.91	0.53
1:A:59:ARG:O	1:A:126:GLU:HA	2.09	0.53
1:A:175:LEU:HD22	1:A:180:ALA:CA	2.38	0.53
1:D:12:ILE:HD13	3:D:262:HOH:O	2.08	0.53
1:F:13:MET:HE1	1:G:116:LYS:HD3	1.90	0.53
2:I:184:PRO:HG3	2:I:192:PRO:CG	2.38	0.53
2:K:22:GLN:CB	3:K:235:HOH:O	2.57	0.53
2:K:45:ILE:HG22	2:K:102:PRO:HB3	1.89	0.53
2:L:156:PRO:O	2:L:157:ASP:C	2.46	0.53
1:C:62:PHE:CE1	1:C:75:ARG:HG3	2.43	0.53
1:E:142:THR:O	1:E:144:ASP:N	2.42	0.53
1:G:177:LEU:O	1:G:181:VAL:HG23	2.08	0.53
2:H:38:ASP:OD2	2:H:38:ASP:C	2.46	0.53
2:K:66:TYR:CD2	2:K:74:LEU:HG	2.44	0.53
2:N:14:LEU:HB3	2:N:34:VAL:HG11	1.91	0.53
1:C:127:VAL:CG1	1:C:213:GLN:HB2	2.38	0.53
1:E:34:THR:HG23	1:E:136:PRO:HG2	1.90	0.53
1:E:116:LYS:HE3	3:E:269:HOH:O	2.09	0.53
1:E:147:ILE:N	1:E:147:ILE:CD1	2.68	0.53
1:F:64:ALA:O	1:F:65:VAL:HG13	2.08	0.53
2:H:165:ARG:HH21	2:H:217:ILE:CB	2.22	0.53
2:I:160:GLU:O	2:I:160:GLU:HG2	2.08	0.53
1:A:123:CYS:HA	1:A:139:TYR:O	2.08	0.52
1:A:181:VAL:O	1:A:185:VAL:HG12	2.09	0.52
1:C:64:ALA:HA	1:C:156:MET:CE	2.37	0.52
1:E:33:LEU:CB	1:E:153:PHE:CD2	2.92	0.52
1:E:62:PHE:CE1	1:E:75:ARG:HG3	2.44	0.52
1:F:175:LEU:HD22	1:F:180:ALA:CA	2.39	0.52
1:G:53:VAL:HG22	1:G:63:ALA:CB	2.39	0.52
2:I:66:TYR:CZ	2:I:70:GLU:HG3	2.44	0.52
2:I:165:ARG:HH21	2:I:217:ILE:CB	2.23	0.52
2:K:61:VAL:O	2:K:62:GLU:C	2.45	0.52
2:M:59:PHE:HD1	2:M:86:MET:CE	2.21	0.52
1:A:33:LEU:CB	1:A:153:PHE:HD2	2.22	0.52

Continued on next page...

Continued from previous page...

Atom-1	Atom-2	Interatomic distance (Å)	Clash overlap (Å)
1:A:34:THR:HG23	1:A:136:PRO:CG	2.39	0.52
1:B:153:PHE:CD1	1:B:153:PHE:N	2.76	0.52
1:D:11:GLN:HA	1:D:11:GLN:OE1	2.10	0.52
1:D:83:ASP:OD1	2:K:65:HIS:HD2	1.92	0.52
1:G:30:VAL:HG12	1:G:31:VAL:N	2.24	0.52
2:H:14:LEU:HD11	2:H:43:ALA:HA	1.90	0.52
2:L:15:ALA:HA	2:L:193:THR:O	2.09	0.52
1:D:68:TYR:O	1:D:69:ASN:C	2.47	0.52
1:D:128:GLY:O	1:D:129:ARG:O	2.26	0.52
1:F:80:VAL:HG22	2:M:65:HIS:NE2	2.25	0.52
1:G:83:ASP:OD1	2:N:65:HIS:CD2	2.62	0.52
1:G:138:LEU:HB2	1:G:150:GLU:O	2.10	0.52
2:H:159:ASP:C	2:H:161:GLU:H	2.11	0.52
2:J:113:ASP:C	2:J:115:SER:H	2.13	0.52
2:N:-32:ALA:N	2:N:-31:PRO:HD3	2.24	0.52
1:B:20:ALA:HA	1:B:119:GLU:HG2	1.92	0.52
1:E:30:VAL:HG12	1:E:31:VAL:N	2.24	0.52
1:F:83:ASP:OD1	2:M:65:HIS:CD2	2.63	0.52
2:H:91:LEU:C	2:H:91:LEU:HD13	2.29	0.52
2:N:63:LEU:HD22	2:N:79:LYS:HG2	1.91	0.52
2:N:108:ASP:C	2:N:110:ASP:H	2.13	0.52
1:C:33:LEU:CB	1:C:153:PHE:HD2	2.23	0.52
1:E:215:ARG:NH1	1:E:215:ARG:HG2	2.25	0.52
1:F:30:VAL:HG12	1:F:31:VAL:N	2.24	0.52
1:F:90:ASP:O	1:F:93:ASP:N	2.28	0.52
1:C:33:LEU:HB2	1:C:153:PHE:CD2	2.45	0.52
1:C:35:PHE:CD2	1:C:36:ARG:N	2.77	0.52
1:E:140:ARG:O	1:E:147:ILE:HA	2.09	0.52
1:G:152:HIS:HB3	1:G:153:PHE:HD1	1.71	0.52
2:N:108:ASP:O	2:N:110:ASP:N	2.43	0.52
1:A:9:ALA:O	1:A:10:GLU:CB	2.57	0.52
1:A:178:GLU:HA	1:A:231:LEU:HD22	1.91	0.52
1:C:70:GLU:OE1	1:C:118:TYR:HA	2.10	0.52
1:D:30:VAL:HG12	1:D:31:VAL:N	2.24	0.52
1:E:74:LEU:HB3	1:E:103:TYR:HE2	1.74	0.52
2:N:159:ASP:C	2:N:161:GLU:H	2.13	0.52
1:A:101:ASN:O	1:A:102:ALA:C	2.49	0.52
1:A:203:VAL:C	1:A:205:SER:H	2.12	0.52
1:E:64:ALA:O	1:E:65:VAL:HG13	2.10	0.52
2:I:105:VAL:HG12	2:I:120:ILE:HG12	1.92	0.52
2:N:13:LEU:HB2	2:N:195:VAL:O	2.09	0.52

Continued on next page...

Continued from previous page...

Atom-1	Atom-2	Interatomic distance (Å)	Clash overlap (Å)
1:A:64:ALA:O	1:A:65:VAL:HG13	2.10	0.52
1:B:152:HIS:HB3	1:B:153:PHE:HD1	1.71	0.52
1:E:33:LEU:CB	1:E:153:PHE:HD2	2.21	0.52
1:F:78:GLY:O	1:F:79:ILE:C	2.49	0.52
2:H:195:VAL:HG22	2:H:204:HIS:HA	1.91	0.52
1:C:178:GLU:HA	1:C:231:LEU:HD22	1.92	0.52
1:D:170:SER:O	1:D:183:ILE:HD12	2.09	0.52
2:N:8:TYR:CZ	2:N:160:GLU:HG3	2.45	0.52
1:D:213:GLN:OE1	3:D:277:HOH:O	2.19	0.51
1:G:33:LEU:HB3	1:G:153:PHE:CD2	2.43	0.51
2:H:198:THR:HG23	2:H:200:ALA:H	1.75	0.51
2:L:91:LEU:HD13	2:L:91:LEU:C	2.30	0.51
2:M:35:TYR:O	2:M:42:ALA:HB1	2.10	0.51
2:M:197:ILE:HG12	2:M:202:ALA:CB	2.39	0.51
1:A:116:LYS:HD3	1:G:13:MET:CE	2.37	0.51
1:F:101:ASN:O	1:F:102:ALA:C	2.48	0.51
1:G:175:LEU:HD22	1:G:180:ALA:N	2.25	0.51
2:I:59:PHE:HD1	2:I:86:MET:CE	2.23	0.51
2:K:159:ASP:C	2:K:161:GLU:H	2.14	0.51
2:L:43:ALA:HB2	2:L:104:LEU:HD12	1.92	0.51
2:M:5:ALA:O	2:M:136:TYR:HA	2.10	0.51
1:C:83:ASP:OD1	2:J:65:HIS:CD2	2.64	0.51
2:L:159:ASP:C	2:L:161:GLU:H	2.11	0.51
2:L:194:ALA:O	2:L:195:VAL:HG23	2.10	0.51
1:A:95:THR:O	1:A:99:LEU:HD12	2.10	0.51
1:D:112:THR:HG23	1:E:116:LYS:HB3	1.93	0.51
1:F:66:GLY:HA3	1:F:119:GLU:O	2.10	0.51
1:G:70:GLU:OE1	1:G:118:TYR:HA	2.11	0.51
2:J:172:TYR:HE1	2:J:184:PRO:HB2	1.72	0.51
2:M:113:ASP:O	2:M:115:SER:N	2.42	0.51
1:B:35:PHE:CD2	1:B:36:ARG:N	2.78	0.51
1:D:138:LEU:HB2	1:D:150:GLU:O	2.10	0.51
1:E:127:VAL:O	1:E:128:GLY:O	2.28	0.51
1:F:153:PHE:CD1	1:F:153:PHE:N	2.79	0.51
2:H:4:VAL:HG11	2:H:150:LEU:HD21	1.92	0.51
2:H:43:ALA:HB2	2:H:104:LEU:HD12	1.93	0.51
2:N:149:ALA:O	2:N:153:ILE:HG12	2.10	0.51
1:D:80:VAL:HG22	2:K:65:HIS:NE2	2.25	0.51
2:K:113:ASP:C	2:K:115:SER:H	2.13	0.51
2:M:175:ALA:HB1	2:M:182:GLY:HA2	1.92	0.51
1:C:13:MET:HB2	3:C:275:HOH:O	2.10	0.51

Continued on next page...

Continued from previous page...

Atom-1	Atom-2	Interatomic distance (Å)	Clash overlap (Å)
1:D:57:TYR:CE2	1:D:94:VAL:HG21	2.46	0.51
1:D:152:HIS:HB3	1:D:153:PHE:CE1	2.46	0.51
1:E:41:PHE:O	1:E:208:VAL:HA	2.11	0.51
1:E:213:GLN:OE1	3:E:270:HOH:O	2.18	0.51
2:I:55:LEU:CD1	2:I:86:MET:HB3	2.41	0.51
2:N:37:THR:H	2:N:42:ALA:HA	1.76	0.51
1:C:162:PRO:HB2	1:C:190:GLN:O	2.10	0.51
1:D:58:ASP:O	1:D:219:ALA:HB3	2.10	0.51
1:D:140:ARG:O	1:D:147:ILE:HA	2.11	0.51
1:E:153:PHE:CD1	1:E:153:PHE:N	2.78	0.51
1:F:214:SER:OG	1:F:215:ARG:N	2.44	0.51
2:I:59:PHE:CD1	2:I:86:MET:HE3	2.46	0.51
2:L:59:PHE:HD1	2:L:86:MET:CE	2.23	0.51
2:N:53:ILE:O	2:N:56:VAL:HG12	2.11	0.51
1:C:13:MET:HE1	1:D:116:LYS:HD3	1.92	0.51
1:C:182:GLY:HA2	1:C:185:VAL:HG12	1.93	0.51
2:I:141:SER:HB2	2:I:178:ASP:OD1	2.11	0.51
2:I:145:ALA:HB3	2:I:174:ALA:HA	1.91	0.51
1:C:60:LEU:HD13	1:C:99:LEU:CD1	2.41	0.51
1:C:153:PHE:CE1	1:C:171:TYR:CB	2.94	0.51
1:D:165:THR:C	1:D:167:MET:H	2.15	0.51
1:E:215:ARG:HG2	1:E:215:ARG:HH11	1.76	0.51
1:F:33:LEU:CB	1:F:153:PHE:CD2	2.94	0.51
1:F:224:ALA:HB1	3:F:280:HOH:O	2.11	0.51
1:G:30:VAL:CG1	1:G:43:ALA:HB2	2.37	0.51
1:G:215:ARG:HG2	1:G:215:ARG:HH11	1.76	0.51
2:J:94:ALA:C	2:J:96:GLN:H	2.14	0.51
2:L:-40:PHE:O	2:L:-37:TYR:HB3	2.10	0.51
2:L:67:GLU:OE2	2:L:73:PRO:HB3	2.11	0.51
2:M:66:TYR:CD2	2:M:74:LEU:HG	2.45	0.51
2:N:49:ALA:O	2:N:53:ILE:HG12	2.11	0.51
2:N:67:GLU:OE2	2:N:73:PRO:HB3	2.11	0.51
1:A:50:LEU:N	1:A:50:LEU:HD23	2.26	0.50
1:C:220:PHE:CD1	1:C:220:PHE:C	2.85	0.50
1:D:149:ASP:OD1	1:D:149:ASP:N	2.40	0.50
1:F:35:PHE:CD2	1:F:36:ARG:N	2.79	0.50
1:F:68:TYR:O	1:F:69:ASN:C	2.50	0.50
1:G:211:LEU:CD1	1:G:220:PHE:HD2	2.24	0.50
2:H:102:PRO:HG2	2:H:123:TYR:CD1	2.45	0.50
2:I:-39:THR:HG22	2:I:-38:ASP:N	2.26	0.50
2:I:67:GLU:OE2	2:I:73:PRO:HB3	2.11	0.50

Continued on next page...

Continued from previous page...

Atom-1	Atom-2	Interatomic distance (Å)	Clash overlap (Å)
1:A:170:SER:OG	1:A:183:ILE:HD12	2.11	0.50
1:D:203:VAL:C	1:D:205:SER:H	2.15	0.50
1:E:9:ALA:O	1:E:10:GLU:CB	2.59	0.50
1:E:59:ARG:O	1:E:126:GLU:HA	2.11	0.50
1:F:33:LEU:CB	1:F:153:PHE:HD2	2.25	0.50
1:G:68:TYR:HD1	1:G:71:PHE:CZ	2.29	0.50
2:K:8:TYR:OH	2:K:160:GLU:HG3	2.10	0.50
2:L:113:ASP:C	2:L:115:SER:H	2.14	0.50
2:M:194:ALA:O	2:M:195:VAL:HG23	2.10	0.50
1:B:142:THR:O	1:B:144:ASP:N	2.45	0.50
1:C:185:VAL:HG11	1:C:233:PRO:CD	2.29	0.50
1:D:175:LEU:HD22	1:D:180:ALA:N	2.27	0.50
2:K:105:VAL:HG12	2:K:120:ILE:HG12	1.94	0.50
2:L:165:ARG:HH21	2:L:217:ILE:CB	2.24	0.50
1:E:182:GLY:HA2	1:E:185:VAL:HG12	1.94	0.50
1:F:142:THR:C	1:F:144:ASP:N	2.65	0.50
2:I:165:ARG:CG	3:I:253:HOH:O	2.60	0.50
2:K:14:LEU:HD13	2:K:34:VAL:HG12	1.94	0.50
2:K:84:ALA:HB2	2:K:123:TYR:HE2	1.76	0.50
2:L:145:ALA:HB3	2:L:174:ALA:HA	1.94	0.50
2:M:37:THR:H	2:M:42:ALA:HA	1.76	0.50
1:A:60:LEU:HD21	3:A:271:HOH:O	2.10	0.50
1:A:215:ARG:HG2	1:A:215:ARG:HH11	1.77	0.50
1:D:132:SER:HB2	1:D:133:PRO:HD2	1.93	0.50
1:F:33:LEU:HD11	1:F:40:LEU:CB	2.37	0.50
1:G:153:PHE:CD1	1:G:153:PHE:N	2.79	0.50
2:I:13:LEU:HB2	2:I:195:VAL:O	2.10	0.50
2:J:159:ASP:HB2	2:J:162:THR:H	1.75	0.50
2:L:-39:THR:HG22	2:L:-38:ASP:N	2.27	0.50
1:A:13:MET:CE	1:B:116:LYS:HD3	2.42	0.50
1:B:72:GLU:OE1	1:B:72:GLU:HA	2.12	0.50
1:B:153:PHE:CE1	1:B:171:TYR:CB	2.94	0.50
1:D:95:THR:O	1:D:99:LEU:HD12	2.11	0.50
1:D:205:SER:C	1:D:206:LEU:HD23	2.32	0.50
2:H:59:PHE:HD1	2:H:86:MET:HE3	1.77	0.50
2:K:214:ALA:O	2:K:218:VAL:HG23	2.12	0.50
1:C:107:LEU:HD23	1:C:110:ILE:HD12	1.92	0.50
1:G:93:ASP:HA	3:G:278:HOH:O	2.12	0.50
2:J:103:LEU:HD23	2:J:121:VAL:O	2.12	0.50
2:L:-31:PRO:C	2:L:-29:LEU:H	2.15	0.50
2:L:-31:PRO:O	2:L:-29:LEU:N	2.43	0.50

Continued on next page...

Continued from previous page...

Atom-1	Atom-2	Interatomic distance (Å)	Clash overlap (Å)
2:N:156:PRO:O	2:N:157:ASP:C	2.49	0.50
1:A:182:GLY:HA2	1:A:185:VAL:HG12	1.94	0.50
1:C:128:GLY:O	1:C:129:ARG:O	2.30	0.50
1:E:205:SER:C	1:E:206:LEU:HD23	2.31	0.50
1:E:215:ARG:HG3	1:E:216:PRO:HD2	1.93	0.50
1:G:11:GLN:OE1	1:G:11:GLN:CA	2.60	0.50
2:H:8:TYR:CZ	2:H:160:GLU:HG3	2.46	0.50
2:H:61:VAL:O	2:H:62:GLU:C	2.49	0.50
2:H:91:LEU:O	2:H:91:LEU:HD13	2.12	0.50
1:A:40:LEU:HD12	1:A:41:PHE:H	1.76	0.50
1:F:165:THR:O	1:F:167:MET:N	2.45	0.50
2:L:114:GLU:HA	2:L:117:ALA:HB2	1.93	0.50
2:N:103:LEU:HD23	2:N:121:VAL:O	2.11	0.50
2:N:211:SER:C	2:N:213:LEU:H	2.15	0.50
1:D:57:TYR:HB3	1:D:60:LEU:HD12	1.94	0.49
2:N:14:LEU:HD11	2:N:43:ALA:HA	1.94	0.49
1:A:141:ILE:HG13	1:A:147:ILE:CG2	2.39	0.49
1:C:215:ARG:HG2	1:C:215:ARG:NH1	2.27	0.49
1:D:169:GLU:O	1:D:170:SER:HB2	2.11	0.49
1:G:127:VAL:CG1	1:G:213:GLN:HB2	2.42	0.49
2:I:38:ASP:C	2:I:38:ASP:OD2	2.51	0.49
2:K:38:ASP:C	2:K:38:ASP:OD2	2.48	0.49
2:L:-2:HIS:CB	2:L:21:THR:O	2.60	0.49
2:L:180:ALA:HB1	3:L:234:HOH:O	2.12	0.49
2:M:36:VAL:HA	2:M:42:ALA:HB2	1.94	0.49
2:N:-31:PRO:C	2:N:-29:LEU:H	2.15	0.49
1:A:138:LEU:HB2	1:A:150:GLU:O	2.12	0.49
1:F:11:GLN:OE1	1:F:11:GLN:HA	2.12	0.49
1:F:167:MET:HA	1:F:170:SER:HB3	1.94	0.49
2:H:-31:PRO:C	2:H:-29:LEU:H	2.15	0.49
1:A:170:SER:OG	1:A:183:ILE:HG23	2.12	0.49
1:C:80:VAL:HG22	2:J:65:HIS:NE2	2.27	0.49
1:F:178:GLU:HA	1:F:231:LEU:CD2	2.42	0.49
1:F:228:LEU:O	1:F:229:GLU:C	2.50	0.49
2:I:164:LEU:O	2:I:168:ILE:HG12	2.12	0.49
2:K:43:ALA:HB2	2:K:104:LEU:HD12	1.93	0.49
2:K:90:ASN:OD1	2:K:93:ALA:HB3	2.11	0.49
2:L:38:ASP:C	2:L:38:ASP:OD2	2.50	0.49
2:L:155:SER:O	2:L:156:PRO:O	2.30	0.49
2:M:67:GLU:OE2	2:M:73:PRO:HB3	2.11	0.49
2:N:114:GLU:HA	2:N:117:ALA:HB2	1.95	0.49

Continued on next page...

Continued from previous page...

Atom-1	Atom-2	Interatomic distance (Å)	Clash overlap (Å)
1:A:68:TYR:HA	1:A:71:PHE:CZ	2.48	0.49
1:B:150:GLU:HG2	1:B:154:VAL:HG22	1.94	0.49
1:G:153:PHE:CE1	1:G:171:TYR:CB	2.96	0.49
2:H:59:PHE:HD1	2:H:86:MET:CE	2.26	0.49
2:I:162:THR:O	2:I:165:ARG:HB3	2.11	0.49
1:A:141:ILE:HD12	1:A:141:ILE:H	1.78	0.49
1:A:178:GLU:HA	1:A:231:LEU:CD2	2.42	0.49
1:F:74:LEU:HD11	1:F:107:LEU:HD21	1.95	0.49
2:K:34:VAL:CG2	2:K:193:THR:HG22	2.42	0.49
1:A:152:HIS:HB3	1:A:153:PHE:CE1	2.48	0.49
1:B:19:LEU:C	1:B:19:LEU:CD2	2.81	0.49
1:B:128:GLY:O	1:B:129:ARG:O	2.31	0.49
1:C:69:ASN:N	1:C:69:ASN:OD1	2.45	0.49
1:E:175:LEU:CD2	1:E:179:ALA:HB3	2.43	0.49
1:E:220:PHE:CD1	1:E:220:PHE:C	2.84	0.49
1:F:57:TYR:CD2	1:F:94:VAL:HG11	2.47	0.49
1:F:112:THR:HG22	1:G:115:PRO:CG	2.42	0.49
1:F:206:LEU:HB2	3:F:262:HOH:O	2.12	0.49
1:G:33:LEU:HB2	1:G:153:PHE:CD2	2.48	0.49
2:H:5:ALA:O	2:H:136:TYR:HA	2.12	0.49
2:M:66:TYR:CD2	2:M:66:TYR:O	2.66	0.49
2:H:145:ALA:CB	2:H:174:ALA:HA	2.43	0.49
2:J:41:SER:HA	2:J:197:ILE:HD13	1.94	0.49
2:L:5:ALA:O	2:L:136:TYR:HA	2.13	0.49
1:B:95:THR:O	1:B:99:LEU:HD12	2.12	0.49
1:E:132:SER:HB2	1:E:133:PRO:HD2	1.95	0.49
1:E:175:LEU:HD22	1:E:180:ALA:N	2.28	0.49
1:G:203:VAL:C	1:G:205:SER:H	2.15	0.49
2:N:102:PRO:HG2	2:N:123:TYR:CD1	2.48	0.49
1:B:116:LYS:CG	1:B:117:PRO:HD2	2.43	0.49
1:D:35:PHE:CD2	1:D:36:ARG:N	2.80	0.49
2:I:56:VAL:HG13	2:I:57:ARG:N	2.27	0.49
2:I:102:PRO:HD2	2:I:123:TYR:HB2	1.95	0.49
1:A:40:LEU:HD11	1:A:208:VAL:CG1	2.44	0.48
1:F:142:THR:C	1:F:144:ASP:H	2.16	0.48
2:J:34:VAL:HG23	2:J:34:VAL:O	2.12	0.48
2:K:204:HIS:CB	3:K:231:HOH:O	2.61	0.48
1:A:128:GLY:O	1:A:129:ARG:O	2.31	0.48
1:A:175:LEU:HD22	1:A:180:ALA:N	2.28	0.48
1:B:132:SER:HB2	1:B:133:PRO:HD2	1.94	0.48
1:E:139:TYR:HE2	1:F:50:LEU:HD21	1.79	0.48

Continued on next page...

Continued from previous page...

Atom-1	Atom-2	Interatomic distance (Å)	Clash overlap (Å)
1:G:59:ARG:NH1	1:G:219:ALA:HB2	2.28	0.48
1:G:65:VAL:O	1:G:120:VAL:HA	2.14	0.48
2:J:50:GLY:HA3	2:K:126:VAL:CG2	2.43	0.48
2:N:14:LEU:HG	2:N:105:VAL:CG2	2.43	0.48
1:C:205:SER:C	1:C:206:LEU:HD23	2.34	0.48
1:D:113:GLU:CG	1:E:115:PRO:HG3	2.43	0.48
1:G:68:TYR:HD1	1:G:71:PHE:CE1	2.30	0.48
2:H:45:ILE:HG22	2:H:102:PRO:HB3	1.95	0.48
2:H:50:GLY:HA3	2:I:126:VAL:CG2	2.42	0.48
2:H:122:SER:OG	2:H:130:TYR:HB2	2.13	0.48
2:I:14:LEU:HG	2:I:105:VAL:HG21	1.95	0.48
2:I:145:ALA:CB	2:I:174:ALA:HA	2.43	0.48
2:J:45:ILE:HD12	2:J:45:ILE:O	2.13	0.48
2:M:13:LEU:HB3	2:M:196:THR:HG22	1.95	0.48
2:M:55:LEU:O	2:M:55:LEU:HG	2.13	0.48
2:N:14:LEU:HD13	2:N:34:VAL:HG12	1.95	0.48
1:A:60:LEU:HD13	1:A:99:LEU:HD13	1.95	0.48
1:D:11:GLN:OE1	1:D:11:GLN:CA	2.61	0.48
2:J:66:TYR:CZ	2:J:70:GLU:HG3	2.47	0.48
2:L:-36:LEU:HD22	2:L:-29:LEU:CD1	2.38	0.48
2:L:94:ALA:C	2:L:96:GLN:H	2.16	0.48
1:B:205:SER:C	1:B:206:LEU:HD23	2.33	0.48
1:F:41:PHE:O	1:F:208:VAL:HA	2.12	0.48
1:F:140:ARG:O	1:F:147:ILE:HA	2.14	0.48
2:N:145:ALA:HB3	2:N:174:ALA:HA	1.95	0.48
1:B:39:VAL:CG2	1:B:127:VAL:HG22	2.43	0.48
1:D:33:LEU:HB2	1:D:153:PHE:CD2	2.49	0.48
1:D:211:LEU:HD12	1:D:220:PHE:HB2	1.96	0.48
2:L:107:TYR:CE1	2:L:117:ALA:HB3	2.49	0.48
2:N:75:THR:HG22	2:N:77:ASP:H	1.79	0.48
1:B:101:ASN:O	1:B:104:ALA:HB3	2.13	0.48
1:B:106:THR:O	1:B:110:ILE:HG13	2.12	0.48
1:C:41:PHE:O	1:C:208:VAL:HA	2.13	0.48
1:D:173:ALA:O	1:D:175:LEU:N	2.47	0.48
1:E:142:THR:C	1:E:144:ASP:H	2.17	0.48
1:G:33:LEU:CB	1:G:153:PHE:HD2	2.24	0.48
1:A:114:GLN:CG	1:A:115:PRO:HD2	2.35	0.48
1:B:30:VAL:CG1	1:B:43:ALA:HB2	2.34	0.48
1:C:12:ILE:HG22	1:C:16:ARG:HG3	1.95	0.48
1:C:30:VAL:HG22	1:C:43:ALA:HB2	1.96	0.48
1:C:165:THR:C	1:C:167:MET:H	2.17	0.48

Continued on next page...

Continued from previous page...

Atom-1	Atom-2	Interatomic distance (Å)	Clash overlap (Å)
1:D:12:ILE:HG22	1:D:16:ARG:HG3	1.96	0.48
1:D:153:PHE:CD1	1:D:153:PHE:N	2.81	0.48
1:E:20:ALA:HA	1:E:119:GLU:HG2	1.96	0.48
1:E:39:VAL:CG2	1:E:127:VAL:HG22	2.44	0.48
2:M:214:ALA:O	2:M:218:VAL:HG23	2.14	0.48
1:D:65:VAL:O	1:D:120:VAL:HA	2.13	0.48
1:F:68:TYR:HA	1:F:71:PHE:CZ	2.49	0.48
1:F:163:ILE:HG23	1:F:187:ALA:C	2.34	0.48
1:G:205:SER:C	1:G:206:LEU:HD23	2.34	0.48
2:H:7:THR:HB	2:H:135:GLY:HA2	1.95	0.48
2:H:36:VAL:HA	2:H:42:ALA:HB2	1.95	0.48
2:M:59:PHE:CD1	2:M:86:MET:HE3	2.47	0.48
1:A:74:LEU:HD11	1:A:107:LEU:HD21	1.95	0.48
1:A:83:ASP:OD1	2:H:65:HIS:CD2	2.67	0.48
1:B:66:GLY:HA3	1:B:119:GLU:O	2.14	0.48
1:D:220:PHE:CD1	1:D:220:PHE:C	2.87	0.48
1:F:211:LEU:CD1	1:F:220:PHE:HD2	2.27	0.48
1:G:167:MET:HA	1:G:170:SER:HB3	1.96	0.48
2:H:75:THR:HG22	2:H:77:ASP:H	1.78	0.48
2:L:184:PRO:HG3	2:L:192:PRO:CG	2.44	0.48
1:A:72:GLU:OE1	1:A:72:GLU:HA	2.13	0.47
1:B:33:LEU:CB	1:B:153:PHE:CD2	2.96	0.47
1:E:101:ASN:O	1:E:104:ALA:HB3	2.14	0.47
1:E:138:LEU:HD23	1:E:154:VAL:CG2	2.37	0.47
1:F:50:LEU:N	1:F:50:LEU:HD23	2.28	0.47
2:H:126:VAL:HG23	2:H:126:VAL:O	2.13	0.47
2:L:50:GLY:HA3	2:M:126:VAL:CG2	2.44	0.47
1:C:112:THR:HG23	1:D:116:LYS:HB3	1.96	0.47
1:C:167:MET:HA	1:C:170:SER:HB3	1.95	0.47
1:D:33:LEU:CB	1:D:153:PHE:CD2	2.97	0.47
1:D:150:GLU:HG2	1:D:153:PHE:O	2.14	0.47
1:G:32:VAL:HG12	1:G:138:LEU:HD21	1.96	0.47
2:J:37:THR:H	2:J:42:ALA:HA	1.79	0.47
2:K:36:VAL:HA	2:K:42:ALA:CB	2.44	0.47
2:L:159:ASP:HB2	2:L:162:THR:H	1.78	0.47
2:M:38:ASP:OD2	2:M:38:ASP:C	2.52	0.47
2:N:198:THR:OG1	2:N:199:GLN:N	2.47	0.47
1:B:182:GLY:HA2	1:B:185:VAL:HG12	1.95	0.47
1:C:9:ALA:O	1:C:10:GLU:CB	2.61	0.47
1:C:30:VAL:CG1	1:C:31:VAL:N	2.77	0.47
1:C:83:ASP:OD1	2:J:65:HIS:HD2	1.97	0.47

Continued on next page...

Continued from previous page...

Atom-1	Atom-2	Interatomic distance (Å)	Clash overlap (Å)
1:D:33:LEU:CB	1:D:153:PHE:HD2	2.27	0.47
2:M:121:VAL:HA	2:M:130:TYR:O	2.14	0.47
1:A:45:ASN:HA	1:A:46:PRO:HD2	1.83	0.47
1:A:80:VAL:HG12	1:A:81:HIS:N	2.30	0.47
2:I:113:ASP:O	2:I:115:SER:N	2.48	0.47
2:J:-32:ALA:N	2:J:-31:PRO:HD3	2.29	0.47
2:J:49:ALA:O	2:J:53:ILE:HG12	2.14	0.47
2:K:184:PRO:HG3	2:K:192:PRO:CG	2.44	0.47
1:C:215:ARG:HG2	1:C:215:ARG:HH11	1.79	0.47
1:F:114:GLN:HG3	1:F:115:PRO:CD	2.25	0.47
1:G:150:GLU:HG2	1:G:153:PHE:O	2.14	0.47
2:H:102:PRO:HD2	2:H:123:TYR:HB2	1.96	0.47
2:H:209:THR:O	2:H:209:THR:HG22	2.15	0.47
3:H:235:HOH:O	2:N:48:THR:HG22	2.13	0.47
2:N:-40:PHE:O	2:N:-37:TYR:HB3	2.15	0.47
1:G:57:TYR:CE2	1:G:94:VAL:HG21	2.49	0.47
1:G:64:ALA:HA	1:G:156:MET:CE	2.43	0.47
2:H:63:LEU:HD22	2:H:79:LYS:HG2	1.97	0.47
2:J:184:PRO:HG3	2:J:192:PRO:CG	2.45	0.47
2:L:164:LEU:HD12	2:L:164:LEU:O	2.15	0.47
1:C:11:GLN:HA	1:C:11:GLN:OE1	2.15	0.47
1:C:16:ARG:NH2	1:C:114:GLN:O	2.48	0.47
1:C:203:VAL:C	1:C:205:SER:H	2.17	0.47
1:D:34:THR:HG23	1:D:136:PRO:CG	2.45	0.47
1:D:62:PHE:C	1:D:62:PHE:CD1	2.87	0.47
1:D:175:LEU:HD22	1:D:180:ALA:HB2	1.97	0.47
1:D:230:GLN:O	1:D:231:LEU:HG	2.15	0.47
1:E:14:ARG:O	1:E:17:SER:HB3	2.14	0.47
1:G:9:ALA:O	1:G:10:GLU:CB	2.63	0.47
2:I:66:TYR:CD2	2:I:74:LEU:HG	2.49	0.47
2:I:67:GLU:HG3	2:I:72:VAL:O	2.15	0.47
1:F:12:ILE:HG22	1:F:16:ARG:HG3	1.96	0.47
1:F:62:PHE:CE1	1:F:75:ARG:HG3	2.50	0.47
1:F:72:GLU:CD	1:F:75:ARG:HH21	2.18	0.47
1:G:40:LEU:HD12	1:G:209:ALA:O	2.15	0.47
2:H:-41:SER:HB3	2:H:-38:ASP:HB3	1.97	0.47
2:K:67:GLU:HA	2:K:72:VAL:O	2.15	0.47
2:K:114:GLU:HA	2:K:117:ALA:HB2	1.97	0.47
1:D:116:LYS:HG2	1:D:117:PRO:O	2.14	0.47
1:E:228:LEU:O	1:E:229:GLU:C	2.53	0.47
2:L:178:ASP:OD2	2:L:180:ALA:N	2.45	0.47

Continued on next page...

Continued from previous page...

Atom-1	Atom-2	Interatomic distance (Å)	Clash overlap (Å)
2:M:45:ILE:HA	2:M:102:PRO:HA	1.97	0.47
2:N:66:TYR:CD2	2:N:74:LEU:HG	2.50	0.47
1:E:79:ILE:HG23	2:L:68:LYS:HE2	1.97	0.47
1:F:177:LEU:O	1:F:181:VAL:HG23	2.15	0.47
1:G:80:VAL:HG22	2:N:65:HIS:NE2	2.30	0.47
2:H:145:ALA:HB3	2:H:174:ALA:HA	1.97	0.47
2:H:172:TYR:HE1	2:H:184:PRO:HB2	1.75	0.47
2:J:184:PRO:HG3	2:J:192:PRO:HG2	1.97	0.47
2:M:180:ALA:HB1	3:M:254:HOH:O	2.15	0.47
2:N:59:PHE:CD1	2:N:86:MET:HE3	2.50	0.47
2:N:145:ALA:CB	2:N:174:ALA:HA	2.45	0.47
1:B:35:PHE:HD2	1:B:36:ARG:H	1.59	0.46
1:B:50:LEU:N	1:B:50:LEU:HD23	2.30	0.46
1:B:75:ARG:O	1:B:79:ILE:HG12	2.15	0.46
1:D:70:GLU:OE1	1:D:118:TYR:HA	2.15	0.46
1:D:74:LEU:HD11	1:D:107:LEU:HD21	1.97	0.46
1:D:215:ARG:HG3	1:D:216:PRO:HD2	1.97	0.46
1:E:123:CYS:HA	1:E:139:TYR:O	2.15	0.46
1:F:74:LEU:HD13	1:F:122:ILE:HD11	1.97	0.46
2:M:103:LEU:HD23	2:M:103:LEU:HA	1.61	0.46
1:B:9:ALA:O	1:B:10:GLU:CB	2.63	0.46
1:B:165:THR:C	1:B:167:MET:H	2.18	0.46
1:D:29:SER:OG	1:D:157:GLY:C	2.53	0.46
1:E:171:TYR:HA	3:E:262:HOH:O	2.15	0.46
1:F:10:GLU:C	1:F:12:ILE:H	2.19	0.46
1:F:57:TYR:CZ	1:F:94:VAL:HG21	2.50	0.46
2:I:114:GLU:HA	2:I:117:ALA:HB2	1.97	0.46
2:N:150:LEU:HD13	2:N:170:SER:HB3	1.96	0.46
1:A:80:VAL:O	1:A:82:ALA:N	2.48	0.46
1:E:35:PHE:CD2	1:E:36:ARG:N	2.83	0.46
1:G:120:VAL:HG12	1:G:121:GLU:N	2.30	0.46
2:J:7:THR:HB	2:J:135:GLY:HA2	1.97	0.46
2:K:75:THR:HG22	2:K:77:ASP:H	1.80	0.46
1:B:99:LEU:O	1:B:103:TYR:CD1	2.69	0.46
2:K:14:LEU:HB3	2:K:34:VAL:HG11	1.96	0.46
2:K:75:THR:HG22	2:K:76:PHE:H	1.79	0.46
1:A:40:LEU:HD12	1:A:209:ALA:O	2.15	0.46
1:C:53:VAL:HG22	1:C:63:ALA:CB	2.46	0.46
1:D:59:ARG:NH1	1:D:219:ALA:HB2	2.31	0.46
1:E:57:TYR:CZ	1:E:94:VAL:HG21	2.51	0.46
1:F:106:THR:O	1:F:110:ILE:HG13	2.15	0.46

Continued on next page...

Continued from previous page...

Atom-1	Atom-2	Interatomic distance (Å)	Clash overlap (Å)
2:I:94:ALA:C	2:I:96:GLN:H	2.18	0.46
2:K:-39:THR:HG22	2:K:-38:ASP:N	2.31	0.46
2:L:55:LEU:CD1	2:L:86:MET:HB3	2.44	0.46
2:M:165:ARG:HH21	2:M:217:ILE:CB	2.28	0.46
1:B:40:LEU:HD11	1:B:208:VAL:CG1	2.46	0.46
1:F:95:THR:O	1:F:99:LEU:HD12	2.15	0.46
1:B:165:THR:C	1:B:167:MET:N	2.68	0.46
1:E:72:GLU:OE1	1:E:72:GLU:HA	2.16	0.46
2:L:160:GLU:O	2:L:160:GLU:HG2	2.15	0.46
2:M:107:TYR:HB2	2:M:197:ILE:HG22	1.98	0.46
1:A:16:ARG:NH1	1:A:111:PHE:O	2.48	0.46
1:A:211:LEU:CD1	1:A:220:PHE:HD2	2.29	0.46
1:C:33:LEU:HB3	1:C:153:PHE:CD2	2.49	0.46
1:C:112:THR:HG22	1:D:115:PRO:CG	2.38	0.46
1:D:33:LEU:HD12	1:D:33:LEU:O	2.16	0.46
1:D:173:ALA:C	1:D:175:LEU:N	2.69	0.46
1:E:177:LEU:O	1:E:181:VAL:HG23	2.15	0.46
2:L:36:VAL:HA	2:L:42:ALA:HB2	1.96	0.46
1:D:15:ASP:O	1:D:16:ARG:C	2.54	0.46
2:K:8:TYR:CZ	2:K:160:GLU:HG3	2.51	0.46
2:K:15:ALA:HA	2:K:193:THR:O	2.16	0.46
2:L:150:LEU:HD13	2:L:170:SER:HB3	1.97	0.46
2:M:107:TYR:CE1	2:M:117:ALA:HB3	2.51	0.46
1:A:40:LEU:HD12	1:A:41:PHE:N	2.31	0.46
1:B:83:ASP:OD1	2:I:65:HIS:HB2	2.16	0.46
1:C:34:THR:HG23	1:C:136:PRO:HG3	1.94	0.46
1:C:35:PHE:HD2	1:C:36:ARG:H	1.63	0.46
1:C:90:ASP:O	1:C:91:ARG:C	2.54	0.46
1:C:175:LEU:HD22	1:C:180:ALA:CB	2.46	0.46
1:D:177:LEU:O	1:D:181:VAL:HG23	2.15	0.46
2:I:5:ALA:O	2:I:136:TYR:HA	2.15	0.46
2:I:103:LEU:HD23	2:I:121:VAL:O	2.16	0.46
2:I:150:LEU:C	2:I:152:LYS:N	2.67	0.46
2:J:-39:THR:HG22	2:J:-38:ASP:N	2.31	0.46
2:L:37:THR:H	2:L:42:ALA:HA	1.80	0.46
2:L:59:PHE:HD1	2:L:86:MET:HE3	1.81	0.46
2:M:3:ILE:O	2:M:138:ALA:HA	2.16	0.46
2:N:91:LEU:O	2:N:94:ALA:HB3	2.16	0.46
1:C:53:VAL:HG22	1:C:63:ALA:HB2	1.98	0.45
1:E:33:LEU:HB2	1:E:153:PHE:CD2	2.50	0.45
1:E:40:LEU:HD12	1:E:209:ALA:O	2.14	0.45

Continued on next page...

Continued from previous page...

Atom-1	Atom-2	Interatomic distance (Å)	Clash overlap (Å)
1:E:181:VAL:O	1:E:185:VAL:HG12	2.16	0.45
2:J:63:LEU:HD22	2:J:79:LYS:HG2	1.97	0.45
2:L:214:ALA:O	2:L:218:VAL:HG23	2.16	0.45
2:M:66:TYR:CZ	2:M:70:GLU:HG3	2.51	0.45
2:N:168:ILE:O	2:N:168:ILE:HG22	2.16	0.45
1:A:106:THR:O	1:A:110:ILE:HG13	2.16	0.45
1:B:57:TYR:CB	1:B:60:LEU:HD12	2.45	0.45
1:D:39:VAL:CG2	1:D:127:VAL:HG22	2.44	0.45
1:D:60:LEU:HD13	1:D:99:LEU:HD13	1.98	0.45
1:D:64:ALA:O	1:D:65:VAL:HG13	2.16	0.45
1:F:165:THR:C	1:F:167:MET:N	2.69	0.45
1:G:120:VAL:CG1	1:G:121:GLU:N	2.79	0.45
2:J:160:GLU:O	2:J:160:GLU:HG2	2.16	0.45
2:K:5:ALA:O	2:K:136:TYR:HA	2.15	0.45
2:N:105:VAL:HG12	2:N:120:ILE:HG12	1.97	0.45
2:N:122:SER:OG	2:N:130:TYR:HB2	2.16	0.45
1:B:186:ASN:O	1:B:189:ARG:N	2.47	0.45
1:D:57:TYR:CB	1:D:60:LEU:HD12	2.46	0.45
1:D:152:HIS:C	1:D:153:PHE:CD1	2.90	0.45
1:D:175:LEU:CD2	1:D:180:ALA:N	2.80	0.45
2:I:53:ILE:O	2:I:56:VAL:HG12	2.16	0.45
1:A:19:LEU:C	1:A:19:LEU:CD2	2.84	0.45
1:C:57:TYR:CZ	1:C:94:VAL:HG21	2.52	0.45
1:D:110:ILE:O	1:D:111:PHE:C	2.55	0.45
1:D:142:THR:O	1:D:144:ASP:N	2.49	0.45
1:E:13:MET:O	1:E:17:SER:CB	2.65	0.45
1:E:152:HIS:HB3	1:E:153:PHE:CE1	2.51	0.45
1:F:163:ILE:H	1:F:163:ILE:HG13	1.53	0.45
2:I:75:THR:O	2:I:79:LYS:HG3	2.16	0.45
2:L:75:THR:HG22	2:L:76:PHE:H	1.82	0.45
2:M:122:SER:OG	2:M:130:TYR:HB2	2.15	0.45
1:A:215:ARG:HG3	1:A:216:PRO:HD2	1.99	0.45
1:B:33:LEU:HB2	1:B:153:PHE:CD2	2.52	0.45
1:B:68:TYR:HD1	1:B:71:PHE:CZ	2.35	0.45
1:B:123:CYS:HA	1:B:139:TYR:O	2.15	0.45
1:B:209:ALA:HA	1:B:222:ARG:HA	1.98	0.45
1:F:182:GLY:HA2	1:F:185:VAL:HG12	1.99	0.45
1:G:68:TYR:O	1:G:69:ASN:C	2.55	0.45
1:G:72:GLU:OE1	1:G:72:GLU:HA	2.17	0.45
1:G:114:GLN:HG3	1:G:115:PRO:CD	2.21	0.45
2:H:105:VAL:HG12	2:H:120:ILE:HG12	1.99	0.45

Continued on next page...

Continued from previous page...

Atom-1	Atom-2	Interatomic distance (Å)	Clash overlap (Å)
2:H:149:ALA:O	2:H:153:ILE:HG12	2.15	0.45
2:I:159:ASP:HB2	2:I:162:THR:H	1.81	0.45
1:C:78:GLY:O	1:C:79:ILE:C	2.55	0.45
1:D:153:PHE:CE1	1:D:171:TYR:CB	3.00	0.45
1:E:176:ASP:OD2	1:E:177:LEU:N	2.50	0.45
1:F:142:THR:O	1:F:145:GLY:N	2.35	0.45
1:G:76:ARG:HD3	2:N:69:ILE:HG23	1.97	0.45
1:G:141:ILE:HD12	1:G:141:ILE:N	2.32	0.45
2:K:14:LEU:O	2:K:194:ALA:HA	2.16	0.45
2:N:38:ASP:OD1	2:N:79:LYS:HE2	2.16	0.45
1:A:38:GLY:O	1:A:39:VAL:HG23	2.17	0.45
1:A:74:LEU:HB3	1:A:103:TYR:HE2	1.81	0.45
1:A:173:ALA:C	1:A:175:LEU:H	2.19	0.45
1:A:205:SER:C	1:A:206:LEU:HD23	2.37	0.45
1:D:173:ALA:C	1:D:175:LEU:H	2.20	0.45
1:G:142:THR:O	1:G:144:ASP:N	2.50	0.45
1:G:169:GLU:O	1:G:170:SER:HB2	2.17	0.45
1:G:228:LEU:O	1:G:229:GLU:C	2.55	0.45
2:H:45:ILE:HD12	2:H:45:ILE:O	2.17	0.45
2:I:107:TYR:CE2	2:I:199:GLN:HA	2.52	0.45
2:I:124:ASP:HB2	2:I:128:GLY:N	2.21	0.45
2:J:-2:HIS:CB	2:J:21:THR:O	2.65	0.45
2:J:36:VAL:HA	2:J:42:ALA:CB	2.46	0.45
2:N:36:VAL:HA	2:N:42:ALA:HB2	1.98	0.45
1:E:186:ASN:O	1:E:189:ARG:N	2.49	0.45
1:F:39:VAL:HG23	1:F:127:VAL:HG22	1.98	0.45
2:K:4:VAL:HG12	2:K:5:ALA:N	2.31	0.45
2:N:113:ASP:C	2:N:115:SER:N	2.69	0.45
1:C:59:ARG:O	1:C:126:GLU:HA	2.16	0.45
1:D:116:LYS:HG3	1:D:117:PRO:HD2	1.99	0.45
1:D:182:GLY:HA2	1:D:185:VAL:HG12	1.98	0.45
1:F:16:ARG:NH1	1:F:111:PHE:O	2.50	0.45
1:F:34:THR:HG23	1:F:136:PRO:HG2	1.99	0.45
1:G:62:PHE:C	1:G:62:PHE:CD1	2.90	0.45
2:H:14:LEU:HB3	2:H:34:VAL:HG11	1.99	0.45
2:I:169:GLU:O	2:I:172:TYR:N	2.42	0.45
2:K:150:LEU:C	2:K:152:LYS:N	2.71	0.45
2:L:49:ALA:O	2:L:53:ILE:HG12	2.17	0.45
2:M:36:VAL:HA	2:M:42:ALA:CB	2.47	0.45
2:M:45:ILE:HD12	2:M:45:ILE:O	2.16	0.45
2:N:59:PHE:HA	2:N:86:MET:HE1	1.99	0.45

Continued on next page...

Continued from previous page...

Atom-1	Atom-2	Interatomic distance (Å)	Clash overlap (Å)
1:A:35:PHE:CD2	1:A:36:ARG:N	2.86	0.45
1:D:228:LEU:O	1:D:229:GLU:C	2.56	0.45
1:E:74:LEU:HB3	1:E:103:TYR:CE2	2.52	0.45
1:E:165:THR:C	1:E:167:MET:N	2.69	0.45
1:G:34:THR:HG23	1:G:136:PRO:CG	2.43	0.45
1:G:45:ASN:HA	1:G:46:PRO:HD2	1.82	0.45
1:G:64:ALA:HB2	1:G:122:ILE:HG12	1.99	0.45
1:G:178:GLU:HA	1:G:231:LEU:CD2	2.47	0.45
2:J:45:ILE:O	2:J:45:ILE:CD1	2.65	0.45
2:M:150:LEU:C	2:M:152:LYS:N	2.70	0.45
1:A:83:ASP:OD1	2:H:65:HIS:HD2	1.99	0.44
1:B:33:LEU:HD12	1:B:33:LEU:O	2.17	0.44
1:C:153:PHE:CD1	1:C:153:PHE:N	2.85	0.44
1:D:68:TYR:HA	1:D:71:PHE:CZ	2.52	0.44
1:F:62:PHE:CE1	1:F:75:ARG:CG	3.00	0.44
2:I:-31:PRO:C	2:I:-29:LEU:H	2.21	0.44
2:K:47:GLY:HA3	2:K:100:VAL:HA	1.99	0.44
2:K:75:THR:O	2:K:79:LYS:HG3	2.17	0.44
2:N:107:TYR:CE1	2:N:117:ALA:HB3	2.52	0.44
1:A:68:TYR:HA	1:A:71:PHE:CE2	2.52	0.44
1:A:105:GLN:HB2	3:B:267:HOH:O	2.17	0.44
1:B:120:VAL:HG12	1:B:121:GLU:N	2.32	0.44
1:B:138:LEU:HD23	1:B:154:VAL:CG2	2.40	0.44
1:C:127:VAL:HG11	1:C:213:GLN:HB2	1.99	0.44
1:C:141:ILE:N	1:C:141:ILE:CD1	2.74	0.44
1:E:50:LEU:N	1:E:50:LEU:HD23	2.31	0.44
1:E:64:ALA:HB2	1:E:122:ILE:HG12	1.99	0.44
1:F:152:HIS:HB3	1:F:153:PHE:HD1	1.78	0.44
1:G:101:ASN:O	1:G:102:ALA:C	2.53	0.44
1:G:220:PHE:CD1	1:G:220:PHE:C	2.91	0.44
2:I:184:PRO:HG3	2:I:192:PRO:HG2	1.99	0.44
1:A:66:GLY:HA3	1:A:119:GLU:O	2.17	0.44
1:B:169:GLU:O	1:B:170:SER:CB	2.66	0.44
2:H:67:GLU:O	2:H:69:ILE:N	2.51	0.44
2:H:113:ASP:O	2:H:115:SER:N	2.51	0.44
2:I:7:THR:HB	2:I:135:GLY:HA2	1.99	0.44
2:I:209:THR:O	2:I:209:THR:HG22	2.17	0.44
2:J:211:SER:C	2:J:213:LEU:H	2.19	0.44
2:L:34:VAL:HG23	2:L:34:VAL:O	2.18	0.44
2:L:165:ARG:NH1	2:L:165:ARG:CA	2.73	0.44
1:C:173:ALA:O	1:C:175:LEU:N	2.51	0.44

Continued on next page...

Continued from previous page...

Atom-1	Atom-2	Interatomic distance (Å)	Clash overlap (Å)
1:E:11:GLN:OE1	1:E:11:GLN:HA	2.16	0.44
1:E:152:HIS:HB3	1:E:153:PHE:HD1	1.80	0.44
1:F:33:LEU:HD12	1:F:33:LEU:C	2.38	0.44
2:H:114:GLU:HA	2:H:117:ALA:HB2	1.99	0.44
2:J:-41:SER:O	2:J:-40:PHE:C	2.53	0.44
2:L:75:THR:HG22	2:L:77:ASP:H	1.83	0.44
2:L:76:PHE:HA	2:L:79:LYS:HD2	1.99	0.44
2:M:14:LEU:HD11	2:M:43:ALA:HA	1.98	0.44
1:C:57:TYR:CB	1:C:60:LEU:HD12	2.48	0.44
1:C:141:ILE:HG13	1:C:147:ILE:CG2	2.40	0.44
1:D:113:GLU:HG3	1:E:115:PRO:HG3	2.00	0.44
1:E:182:GLY:O	1:E:185:VAL:HG12	2.18	0.44
1:F:100:ALA:O	1:F:101:ASN:C	2.56	0.44
1:F:220:PHE:C	1:F:220:PHE:CD1	2.91	0.44
2:J:113:ASP:O	2:J:115:SER:N	2.51	0.44
2:M:159:ASP:HB2	2:M:162:THR:H	1.82	0.44
1:A:81:HIS:CE1	1:A:85:ARG:HE	2.35	0.44
1:B:33:LEU:CB	1:B:153:PHE:HD2	2.29	0.44
1:F:45:ASN:HA	1:F:46:PRO:HD2	1.81	0.44
1:F:152:HIS:C	1:F:153:PHE:CD1	2.90	0.44
1:F:182:GLY:O	1:F:183:ILE:C	2.56	0.44
1:G:40:LEU:HD11	1:G:208:VAL:HG13	1.98	0.44
1:G:209:ALA:CB	1:G:222:ARG:HA	2.48	0.44
2:H:75:THR:HG22	2:H:76:PHE:N	2.33	0.44
2:I:150:LEU:C	2:I:152:LYS:H	2.21	0.44
2:J:67:GLU:OE2	2:J:73:PRO:HB3	2.17	0.44
2:L:8:TYR:CZ	2:L:160:GLU:HG3	2.53	0.44
1:A:35:PHE:CE2	1:A:37:ASP:HB2	2.53	0.44
1:B:228:LEU:O	1:B:229:GLU:C	2.55	0.44
1:C:169:GLU:O	1:C:170:SER:HB2	2.17	0.44
1:D:9:ALA:O	1:D:10:GLU:CB	2.65	0.44
1:E:40:LEU:HD11	1:E:208:VAL:CG1	2.48	0.44
1:E:79:ILE:HG21	2:L:69:ILE:CD1	2.48	0.44
1:F:60:LEU:HD13	1:F:99:LEU:CD1	2.47	0.44
1:G:33:LEU:HD12	1:G:33:LEU:O	2.16	0.44
2:H:-2:HIS:CB	2:H:21:THR:O	2.65	0.44
2:L:-6:ASP:N	3:L:244:HOH:O	2.49	0.44
2:N:102:PRO:HD2	2:N:123:TYR:HB2	2.00	0.44
1:B:140:ARG:O	1:B:147:ILE:HA	2.17	0.44
1:B:147:ILE:N	1:B:147:ILE:CD1	2.68	0.44
1:B:153:PHE:CE1	3:B:262:HOH:O	2.65	0.44

Continued on next page...

Continued from previous page...

Atom-1	Atom-2	Interatomic distance (Å)	Clash overlap (Å)
1:C:59:ARG:NH1	1:C:219:ALA:HB2	2.32	0.44
1:C:132:SER:HB2	1:C:133:PRO:HD2	1.98	0.44
1:D:35:PHE:CG	1:D:36:ARG:N	2.86	0.44
1:E:127:VAL:CG2	1:E:211:LEU:HD23	2.34	0.44
1:F:59:ARG:NH1	1:F:219:ALA:HB2	2.33	0.44
1:G:68:TYR:CD1	1:G:71:PHE:CE1	3.06	0.44
2:I:59:PHE:HA	2:I:86:MET:HE1	1.99	0.44
2:I:67:GLU:O	2:I:68:LYS:C	2.56	0.44
2:J:34:VAL:CG2	2:J:193:THR:HG22	2.48	0.44
2:M:53:ILE:O	2:M:54:GLU:C	2.55	0.44
1:B:64:ALA:HA	1:B:156:MET:HE3	2.00	0.44
1:C:57:TYR:HB3	1:C:60:LEU:HD12	2.00	0.44
1:G:17:SER:OG	1:G:18:GLU:N	2.51	0.44
2:J:13:LEU:HB3	2:J:196:THR:HG22	1.99	0.44
2:K:-40:PHE:O	2:K:-37:TYR:HB3	2.18	0.44
2:N:184:PRO:HG3	2:N:192:PRO:CG	2.48	0.44
1:A:62:PHE:CE1	1:A:75:ARG:HG3	2.52	0.43
1:A:65:VAL:O	1:A:120:VAL:HA	2.17	0.43
1:A:228:LEU:O	1:A:229:GLU:C	2.56	0.43
1:B:57:TYR:CD2	1:B:94:VAL:HG11	2.53	0.43
1:E:33:LEU:HB3	1:E:153:PHE:CD2	2.46	0.43
1:E:62:PHE:CE1	1:E:75:ARG:CG	3.01	0.43
1:E:175:LEU:HD23	1:E:176:ASP:N	2.33	0.43
1:F:123:CYS:HA	1:F:139:TYR:O	2.18	0.43
2:H:175:ALA:HB2	2:H:183:GLY:N	2.11	0.43
2:I:197:ILE:HA	2:I:202:ALA:HA	1.99	0.43
2:J:-41:SER:HB3	2:J:-38:ASP:HB3	2.00	0.43
2:L:175:ALA:HB1	2:L:182:GLY:HA2	2.00	0.43
2:N:58:LEU:HD23	2:N:86:MET:SD	2.57	0.43
1:A:173:ALA:C	1:A:175:LEU:N	2.72	0.43
1:D:127:VAL:CG1	1:D:213:GLN:HB2	2.48	0.43
1:E:78:GLY:O	1:E:79:ILE:C	2.56	0.43
1:E:142:THR:C	1:E:144:ASP:N	2.72	0.43
1:F:153:PHE:CE1	1:F:171:TYR:CB	3.01	0.43
1:B:73:ASN:O	1:B:74:LEU:C	2.55	0.43
1:B:230:GLN:C	1:B:231:LEU:HG	2.37	0.43
1:D:72:GLU:OE1	1:D:75:ARG:NH2	2.47	0.43
1:F:58:ASP:O	1:F:219:ALA:HB3	2.18	0.43
2:N:56:VAL:HG13	2:N:57:ARG:N	2.34	0.43
1:A:76:ARG:O	1:A:77:ALA:C	2.57	0.43
1:B:57:TYR:CG	1:B:58:ASP:N	2.86	0.43

Continued on next page...

Continued from previous page...

Atom-1	Atom-2	Interatomic distance (Å)	Clash overlap (Å)
1:C:13:MET:CE	1:D:116:LYS:HD3	2.49	0.43
1:D:13:MET:HE3	1:D:111:PHE:CE2	2.53	0.43
1:F:146:SER:HA	3:F:261:HOH:O	2.17	0.43
2:N:38:ASP:C	2:N:38:ASP:OD2	2.56	0.43
1:D:78:GLY:O	1:D:79:ILE:C	2.56	0.43
1:F:62:PHE:CD1	1:F:62:PHE:C	2.92	0.43
1:F:99:LEU:O	1:F:103:TYR:HD1	2.01	0.43
2:J:103:LEU:HD23	2:J:103:LEU:HA	1.75	0.43
2:J:165:ARG:NH1	2:J:165:ARG:CA	2.74	0.43
2:J:195:VAL:HG22	2:J:204:HIS:HA	1.99	0.43
2:K:205:VAL:HG12	2:K:206:SER:N	2.34	0.43
1:A:152:HIS:C	1:A:153:PHE:CD1	2.92	0.43
1:B:11:GLN:OE1	1:B:11:GLN:HA	2.18	0.43
1:D:214:SER:OG	1:D:215:ARG:N	2.51	0.43
1:F:173:ALA:O	1:F:175:LEU:N	2.51	0.43
2:J:107:TYR:CE1	2:J:117:ALA:HB3	2.53	0.43
2:N:-2:HIS:CB	2:N:21:THR:O	2.67	0.43
1:A:10:GLU:C	1:A:12:ILE:H	2.21	0.43
1:A:62:PHE:CD1	1:A:62:PHE:C	2.92	0.43
1:B:203:VAL:C	1:B:205:SER:N	2.72	0.43
1:B:229:GLU:O	1:B:231:LEU:N	2.43	0.43
1:E:175:LEU:HD23	1:E:179:ALA:HB3	2.01	0.43
1:G:201:VAL:HG22	3:G:268:HOH:O	2.19	0.43
2:I:78:GLY:O	2:I:79:LYS:C	2.57	0.43
2:J:45:ILE:HD12	2:J:45:ILE:H	1.84	0.43
2:K:3:ILE:O	2:K:138:ALA:HA	2.19	0.43
2:K:121:VAL:HA	2:K:130:TYR:O	2.18	0.43
2:K:181:THR:HG22	2:K:182:GLY:N	2.33	0.43
1:A:112:THR:HG22	1:B:115:PRO:CG	2.44	0.43
1:A:167:MET:O	1:A:168:ARG:C	2.56	0.43
1:B:114:GLN:CA	1:B:114:GLN:HE21	2.32	0.43
1:B:138:LEU:HB2	1:B:150:GLU:O	2.19	0.43
1:B:228:LEU:HA	1:B:231:LEU:HD12	2.00	0.43
1:F:178:GLU:HA	1:F:231:LEU:HD22	2.00	0.43
1:G:152:HIS:HB3	1:G:153:PHE:CE1	2.53	0.43
2:J:75:THR:HG22	2:J:76:PHE:H	1.84	0.43
2:K:67:GLU:OE2	2:K:73:PRO:HB3	2.19	0.43
2:L:45:ILE:HD12	2:L:45:ILE:O	2.19	0.43
1:A:213:GLN:HG2	1:A:213:GLN:O	2.19	0.43
1:C:213:GLN:O	1:C:213:GLN:CG	2.67	0.43
1:D:212:ASP:O	1:D:214:SER:N	2.51	0.43

Continued on next page...

Continued from previous page...

Atom-1	Atom-2	Interatomic distance (Å)	Clash overlap (Å)
1:E:19:LEU:C	1:E:19:LEU:CD2	2.87	0.43
1:G:41:PHE:O	1:G:208:VAL:HA	2.19	0.43
2:H:47:GLY:HA3	2:H:100:VAL:HA	2.01	0.43
2:J:67:GLU:HA	2:J:72:VAL:O	2.18	0.43
2:L:103:LEU:HD23	2:L:121:VAL:O	2.19	0.43
2:M:94:ALA:C	2:M:96:GLN:H	2.21	0.43
1:A:79:ILE:HG23	2:H:68:LYS:HE2	2.01	0.43
1:D:149:ASP:HB2	3:D:265:HOH:O	2.19	0.43
1:F:57:TYR:HB3	1:F:60:LEU:HD12	1.99	0.43
2:J:102:PRO:HG2	2:J:123:TYR:CD1	2.54	0.43
2:N:91:LEU:O	2:N:91:LEU:HD22	2.19	0.43
1:B:112:THR:CG2	1:C:115:PRO:HG2	2.45	0.42
1:C:147:ILE:N	1:C:147:ILE:CD1	2.73	0.42
1:C:173:ALA:C	1:C:175:LEU:N	2.72	0.42
1:E:58:ASP:O	1:E:218:ARG:O	2.36	0.42
1:G:76:ARG:O	1:G:77:ALA:C	2.57	0.42
2:J:124:ASP:CB	2:J:128:GLY:H	2.05	0.42
2:L:113:ASP:O	2:L:115:SER:N	2.52	0.42
2:L:164:LEU:O	2:L:168:ILE:HG12	2.19	0.42
2:M:209:THR:HG22	2:M:209:THR:O	2.19	0.42
1:C:34:THR:CG2	1:C:136:PRO:HG2	2.46	0.42
1:D:16:ARG:NH2	1:D:115:PRO:O	2.52	0.42
1:D:165:THR:C	1:D:167:MET:N	2.72	0.42
1:E:45:ASN:HA	1:E:46:PRO:HD2	1.89	0.42
2:J:126:VAL:O	2:J:126:VAL:HG23	2.19	0.42
2:N:55:LEU:O	2:N:55:LEU:HG	2.17	0.42
2:N:108:ASP:C	2:N:110:ASP:N	2.71	0.42
1:C:99:LEU:O	1:C:103:TYR:CD1	2.72	0.42
1:D:139:TYR:HE2	1:E:50:LEU:HD21	1.84	0.42
1:E:15:ASP:O	1:E:16:ARG:C	2.57	0.42
1:E:169:GLU:O	1:E:170:SER:HB2	2.20	0.42
1:E:222:ARG:HG2	1:E:222:ARG:HH11	1.84	0.42
1:G:114:GLN:HE21	1:G:114:GLN:CA	2.31	0.42
2:H:150:LEU:HD13	2:H:170:SER:HB3	2.00	0.42
2:I:83:LEU:HD23	2:I:83:LEU:HA	1.78	0.42
2:K:108:ASP:C	2:K:110:ASP:H	2.22	0.42
2:M:102:PRO:HD2	2:M:123:TYR:HB2	2.00	0.42
2:M:195:VAL:HG22	2:M:204:HIS:HA	2.01	0.42
1:A:112:THR:CG2	1:B:115:PRO:HG2	2.43	0.42
1:A:209:ALA:HA	1:A:222:ARG:HA	2.00	0.42
1:C:107:LEU:HA	1:C:107:LEU:HD23	1.84	0.42

Continued on next page...

Continued from previous page...

Atom-1	Atom-2	Interatomic distance (Å)	Clash overlap (Å)
1:D:72:GLU:OE1	1:D:72:GLU:HA	2.20	0.42
1:F:9:ALA:O	1:F:10:GLU:CB	2.67	0.42
1:G:107:LEU:HD23	1:G:110:ILE:HD12	2.01	0.42
1:C:138:LEU:HB2	1:C:150:GLU:O	2.19	0.42
2:J:59:PHE:HD1	2:J:86:MET:CE	2.33	0.42
2:L:165:ARG:HB2	2:L:165:ARG:HH11	1.85	0.42
1:B:63:ALA:O	1:B:156:MET:HE1	2.19	0.42
1:B:167:MET:O	1:B:168:ARG:C	2.57	0.42
1:B:213:GLN:O	1:B:213:GLN:HG2	2.19	0.42
1:C:99:LEU:O	1:C:103:TYR:HD1	2.02	0.42
1:D:142:THR:OG1	1:D:144:ASP:OD1	2.36	0.42
1:F:13:MET:CE	1:G:116:LYS:HD3	2.48	0.42
1:F:90:ASP:OD1	2:N:77:ASP:HB2	2.20	0.42
1:F:152:HIS:CB	1:F:153:PHE:CD1	2.99	0.42
1:G:166:ALA:HB3	1:G:187:ALA:HB1	2.02	0.42
2:H:150:LEU:C	2:H:152:LYS:N	2.72	0.42
2:K:55:LEU:O	2:K:55:LEU:HD12	2.20	0.42
2:K:124:ASP:HB3	2:K:125:VAL:H	1.73	0.42
2:M:76:PHE:HA	2:M:79:LYS:HD2	2.02	0.42
2:N:214:ALA:O	2:N:218:VAL:HG23	2.19	0.42
1:B:68:TYR:O	1:B:69:ASN:C	2.58	0.42
1:C:127:VAL:HG23	1:C:211:LEU:HD23	2.01	0.42
1:D:50:LEU:N	1:D:50:LEU:HD23	2.34	0.42
1:D:90:ASP:OD1	2:L:77:ASP:HB2	2.19	0.42
1:E:12:ILE:HG22	1:E:16:ARG:HG3	2.01	0.42
1:F:173:ALA:C	1:F:175:LEU:N	2.72	0.42
1:G:74:LEU:HD11	1:G:107:LEU:HD21	2.02	0.42
2:L:61:VAL:O	2:L:62:GLU:C	2.57	0.42
2:M:159:ASP:C	2:M:161:GLU:N	2.73	0.42
1:C:116:LYS:HG2	1:C:117:PRO:O	2.20	0.42
1:C:175:LEU:CD2	1:C:180:ALA:N	2.83	0.42
1:F:53:VAL:HG22	1:F:63:ALA:HB1	1.98	0.42
1:G:99:LEU:O	1:G:103:TYR:HD1	2.01	0.42
2:I:43:ALA:HB1	2:I:103:LEU:O	2.19	0.42
2:L:36:VAL:HA	2:L:42:ALA:CB	2.50	0.42
2:L:191:TYR:HA	2:L:192:PRO:HD3	1.87	0.42
1:A:11:GLN:OE1	1:A:11:GLN:HA	2.20	0.42
1:B:20:ALA:O	1:B:21:ARG:C	2.58	0.42
1:C:9:ALA:HA	1:C:12:ILE:HD11	2.02	0.42
1:C:65:VAL:HG22	1:C:156:MET:HE2	2.00	0.42
1:C:98:SER:HA	3:K:240:HOH:O	2.20	0.42

Continued on next page...

Continued from previous page...

Atom-1	Atom-2	Interatomic distance (Å)	Clash overlap (Å)
1:F:40:LEU:HD12	1:F:209:ALA:O	2.19	0.42
2:M:164:LEU:HD12	2:M:164:LEU:O	2.20	0.42
1:B:11:GLN:OE1	1:B:11:GLN:CA	2.67	0.42
1:B:100:ALA:O	1:B:101:ASN:C	2.57	0.42
1:C:35:PHE:CE2	1:C:37:ASP:HB2	2.54	0.42
1:C:152:HIS:HB3	1:C:153:PHE:CE1	2.55	0.42
2:L:94:ALA:C	2:L:96:GLN:N	2.73	0.42
2:N:211:SER:C	2:N:213:LEU:N	2.73	0.42
1:A:173:ALA:O	1:A:175:LEU:N	2.53	0.41
1:B:13:MET:O	1:B:17:SER:HB2	2.20	0.41
1:C:178:GLU:HA	1:C:231:LEU:CD2	2.50	0.41
1:D:110:ILE:HG23	1:D:114:GLN:HB2	2.01	0.41
1:D:203:VAL:C	1:D:205:SER:N	2.73	0.41
1:E:57:TYR:CB	1:E:60:LEU:HD12	2.49	0.41
1:F:57:TYR:CE2	1:F:94:VAL:CG2	3.01	0.41
2:J:197:ILE:HA	2:J:202:ALA:HA	2.01	0.41
2:L:14:LEU:O	2:L:194:ALA:HA	2.20	0.41
2:L:107:TYR:CE2	2:L:199:GLN:HA	2.55	0.41
2:L:209:THR:HA	3:L:239:HOH:O	2.20	0.41
1:A:220:PHE:C	1:A:220:PHE:CD1	2.93	0.41
1:B:175:LEU:HD22	1:B:180:ALA:CA	2.50	0.41
1:D:215:ARG:NH1	1:D:215:ARG:HG2	2.35	0.41
1:E:33:LEU:HD12	1:E:33:LEU:C	2.39	0.41
1:F:30:VAL:CG1	1:F:31:VAL:N	2.82	0.41
1:F:35:PHE:HD2	1:F:36:ARG:H	1.64	0.41
1:G:213:GLN:HG2	1:G:213:GLN:O	2.19	0.41
2:L:150:LEU:C	2:L:152:LYS:N	2.72	0.41
2:M:160:GLU:HG2	2:M:160:GLU:O	2.19	0.41
1:B:143:TYR:CD1	1:B:143:TYR:N	2.89	0.41
2:M:145:ALA:CB	2:M:174:ALA:HA	2.51	0.41
1:A:50:LEU:HD21	1:G:139:TYR:HE2	1.85	0.41
1:C:91:ARG:NH1	3:C:274:HOH:O	2.53	0.41
1:D:42:VAL:HA	1:D:208:VAL:HG22	2.01	0.41
1:F:30:VAL:CG1	1:F:43:ALA:HB2	2.40	0.41
1:F:127:VAL:CG1	1:F:213:GLN:HB2	2.51	0.41
1:G:99:LEU:O	1:G:103:TYR:CD1	2.73	0.41
1:G:122:ILE:CG2	1:G:123:CYS:N	2.82	0.41
2:H:5:ALA:HB2	2:H:103:LEU:HD13	2.01	0.41
2:I:45:ILE:HA	2:I:102:PRO:HA	2.02	0.41
2:K:103:LEU:HD23	2:K:103:LEU:HA	1.84	0.41
1:A:33:LEU:HB3	1:A:153:PHE:CD2	2.52	0.41

Continued on next page...

Continued from previous page...

Atom-1	Atom-2	Interatomic distance (Å)	Clash overlap (Å)
1:D:212:ASP:C	1:D:214:SER:H	2.24	0.41
1:G:57:TYR:CD2	1:G:94:VAL:HG11	2.55	0.41
1:G:74:LEU:O	1:G:103:TYR:CE2	2.73	0.41
1:G:90:ASP:O	1:G:91:ARG:C	2.59	0.41
2:H:56:VAL:HG13	2:H:57:ARG:N	2.35	0.41
2:H:146:ALA:O	2:H:150:LEU:HD22	2.20	0.41
2:I:181:THR:HG22	2:I:182:GLY:N	2.36	0.41
2:J:38:ASP:OD2	2:J:38:ASP:C	2.57	0.41
2:J:114:GLU:HA	2:J:117:ALA:HB2	2.02	0.41
2:J:181:THR:HG22	2:J:182:GLY:N	2.35	0.41
2:K:113:ASP:O	2:K:115:SER:N	2.53	0.41
2:L:59:PHE:HA	2:L:86:MET:HE1	2.01	0.41
1:A:209:ALA:CB	1:A:222:ARG:HA	2.51	0.41
1:B:139:TYR:CE2	1:C:50:LEU:HD21	2.47	0.41
1:E:163:ILE:HG23	1:E:187:ALA:C	2.41	0.41
1:G:35:PHE:CD2	1:G:36:ARG:N	2.88	0.41
2:H:211:SER:C	2:H:213:LEU:H	2.23	0.41
2:I:56:VAL:CG1	2:I:57:ARG:N	2.83	0.41
2:I:58:LEU:HD23	2:I:86:MET:SD	2.60	0.41
2:I:113:ASP:C	2:I:115:SER:N	2.74	0.41
2:K:-35:ARG:O	2:K:-31:PRO:HG3	2.21	0.41
2:L:75:THR:CG2	2:L:76:PHE:N	2.83	0.41
2:M:4:VAL:HG11	2:M:150:LEU:HD21	2.03	0.41
1:C:137:GLN:O	1:C:138:LEU:HD12	2.21	0.41
1:C:142:THR:O	1:C:144:ASP:N	2.54	0.41
1:E:114:GLN:HG2	3:E:278:HOH:O	2.20	0.41
1:E:173:ALA:O	1:E:175:LEU:N	2.54	0.41
1:F:149:ASP:OD1	1:F:149:ASP:N	2.50	0.41
2:J:-36:LEU:O	2:J:-35:ARG:C	2.59	0.41
2:M:66:TYR:O	2:M:66:TYR:CG	2.73	0.41
1:A:163:ILE:HG23	1:A:187:ALA:C	2.41	0.41
1:B:90:ASP:O	1:B:91:ARG:C	2.59	0.41
1:C:62:PHE:CD1	1:C:62:PHE:C	2.94	0.41
1:C:68:TYR:HA	1:C:71:PHE:CZ	2.56	0.41
1:D:164:ALA:O	1:D:167:MET:HB2	2.20	0.41
1:E:73:ASN:O	1:E:76:ARG:N	2.54	0.41
1:E:114:GLN:CG	3:E:278:HOH:O	2.67	0.41
1:E:122:ILE:CG2	1:E:123:CYS:N	2.84	0.41
1:F:19:LEU:C	1:F:19:LEU:CD2	2.88	0.41
2:J:66:TYR:CD2	2:J:74:LEU:HG	2.56	0.41
2:M:165:ARG:HA	2:M:165:ARG:CZ	2.49	0.41

Continued on next page...

Continued from previous page...

Atom-1	Atom-2	Interatomic distance (Å)	Clash overlap (Å)
2:N:-41:SER:HB3	2:N:-38:ASP:HB3	2.01	0.41
1:A:14:ARG:O	1:A:17:SER:HB2	2.20	0.41
1:B:57:TYR:CE2	1:B:94:VAL:CG2	3.01	0.41
1:B:186:ASN:O	1:B:187:ALA:C	2.59	0.41
1:C:106:THR:O	1:C:110:ILE:HG13	2.21	0.41
1:E:15:ASP:O	1:E:18:GLU:N	2.54	0.41
1:E:40:LEU:HD12	1:E:41:PHE:H	1.85	0.41
1:E:70:GLU:OE1	1:E:118:TYR:HA	2.21	0.41
1:E:109:THR:O	1:E:110:ILE:C	2.58	0.41
1:E:153:PHE:CZ	1:E:171:TYR:CB	3.04	0.41
2:I:45:ILE:HD12	2:I:45:ILE:O	2.20	0.41
2:I:165:ARG:HA	2:I:165:ARG:CZ	2.49	0.41
2:J:67:GLU:O	2:J:68:LYS:C	2.59	0.41
2:J:175:ALA:CB	2:J:183:GLY:N	2.72	0.41
2:K:159:ASP:HB2	2:K:162:THR:H	1.86	0.41
2:L:4:VAL:HG12	2:L:5:ALA:N	2.36	0.41
2:L:165:ARG:HA	2:L:165:ARG:CZ	2.49	0.41
2:L:211:SER:C	2:L:213:LEU:H	2.23	0.41
2:M:84:ALA:HB2	2:M:123:TYR:HE2	1.86	0.41
2:M:114:GLU:HA	2:M:117:ALA:HB2	2.02	0.41
2:N:63:LEU:CD2	2:N:79:LYS:HG2	2.50	0.41
2:N:83:LEU:HD23	2:N:83:LEU:HA	1.90	0.41
1:A:114:GLN:CA	1:A:114:GLN:HE21	2.34	0.41
1:C:163:ILE:H	1:C:163:ILE:HG13	1.59	0.41
1:D:79:ILE:HG23	2:K:68:LYS:HE2	2.03	0.41
1:D:114:GLN:HG3	1:D:115:PRO:CD	2.33	0.41
1:G:16:ARG:NH1	1:G:111:PHE:O	2.54	0.41
1:G:127:VAL:O	1:G:128:GLY:C	2.59	0.41
1:G:163:ILE:HG23	1:G:187:ALA:C	2.42	0.41
1:G:175:LEU:HD23	1:G:179:ALA:HB3	2.03	0.41
2:K:-36:LEU:O	2:K:-35:ARG:C	2.59	0.41
2:K:126:VAL:O	2:K:126:VAL:HG23	2.21	0.41
1:A:57:TYR:CG	1:A:58:ASP:N	2.88	0.40
1:B:33:LEU:HB3	1:B:153:PHE:CD2	2.53	0.40
1:D:113:GLU:HG2	1:E:115:PRO:HG3	2.03	0.40
1:E:57:TYR:CE2	1:E:94:VAL:CG2	2.99	0.40
1:E:59:ARG:NH1	1:E:219:ALA:HB2	2.36	0.40
1:E:80:VAL:HG23	2:L:65:HIS:NE2	2.36	0.40
1:E:155:VAL:HG12	1:E:160:THR:HG22	2.03	0.40
1:E:203:VAL:C	1:E:205:SER:N	2.74	0.40
2:J:2:THR:HG22	2:J:3:ILE:N	2.36	0.40

Continued on next page...

Continued from previous page...

Atom-1	Atom-2	Interatomic distance (Å)	Clash overlap (Å)
2:J:45:ILE:HD13	2:J:52:ALA:HB1	2.03	0.40
2:N:55:LEU:CD1	2:N:86:MET:HB3	2.51	0.40
2:N:150:LEU:HD21	2:N:170:SER:OG	2.21	0.40
1:B:72:GLU:CD	1:B:75:ARG:HH21	2.25	0.40
1:D:35:PHE:CZ	1:D:37:ASP:HB2	2.56	0.40
1:D:215:ARG:HG2	1:D:215:ARG:HH11	1.85	0.40
1:F:163:ILE:HG23	1:F:187:ALA:O	2.21	0.40
1:F:205:SER:C	1:F:206:LEU:HD23	2.41	0.40
1:G:12:ILE:O	1:G:16:ARG:HG3	2.22	0.40
1:G:30:VAL:CG1	1:G:31:VAL:N	2.84	0.40
1:G:74:LEU:HD11	1:G:118:TYR:HD2	1.86	0.40
2:H:-40:PHE:O	2:H:-37:TYR:HB3	2.21	0.40
2:J:-36:LEU:HD22	2:J:-29:LEU:CD1	2.40	0.40
2:J:59:PHE:CD1	2:J:86:MET:HE3	2.55	0.40
2:K:14:LEU:HD11	2:K:43:ALA:HA	2.02	0.40
2:K:182:GLY:O	2:K:183:GLY:O	2.38	0.40
2:K:195:VAL:HG22	2:K:204:HIS:HA	2.03	0.40
1:C:45:ASN:HA	1:C:46:PRO:HD2	1.82	0.40
1:C:112:THR:CG2	1:D:115:PRO:HG2	2.41	0.40
1:E:144:ASP:OD1	1:E:144:ASP:C	2.58	0.40
1:G:60:LEU:HD13	1:G:99:LEU:CD1	2.48	0.40
1:G:65:VAL:HG23	1:G:121:GLU:CB	2.51	0.40
1:G:97:ARG:O	1:G:100:ALA:HB3	2.22	0.40
2:H:113:ASP:C	2:H:115:SER:N	2.73	0.40
2:I:164:LEU:O	2:I:164:LEU:HD12	2.22	0.40
2:I:175:ALA:HB1	2:I:182:GLY:CA	2.47	0.40
2:J:108:ASP:HB3	2:J:111:ALA:HB2	2.04	0.40
2:K:211:SER:C	2:K:213:LEU:H	2.23	0.40
2:L:7:THR:HB	2:L:135:GLY:HA2	2.03	0.40
2:N:-39:THR:HG22	2:N:-38:ASP:N	2.35	0.40
2:N:159:ASP:HB2	2:N:162:THR:H	1.85	0.40
1:A:72:GLU:OE2	1:A:75:ARG:NH2	2.54	0.40
1:A:165:THR:C	1:A:167:MET:H	2.25	0.40
1:D:68:TYR:HD1	1:D:71:PHE:CZ	2.40	0.40
1:F:15:ASP:O	1:F:16:ARG:C	2.60	0.40
1:G:127:VAL:HG11	1:G:213:GLN:HB2	2.04	0.40
2:H:14:LEU:HG	2:H:105:VAL:CG2	2.48	0.40
2:M:150:LEU:O	2:M:151:LYS:C	2.57	0.40
2:M:150:LEU:O	2:M:152:LYS:N	2.54	0.40
2:M:219:ALA:HB3	3:M:249:HOH:O	2.21	0.40
2:N:91:LEU:HD13	2:N:91:LEU:C	2.42	0.40

Continued on next page...

Continued from previous page...

Atom-1	Atom-2	Interatomic distance (Å)	Clash overlap (Å)
1:A:101:ASN:O	1:A:104:ALA:HB3	2.21	0.40
1:B:209:ALA:CB	1:B:222:ARG:HA	2.52	0.40
1:D:114:GLN:CA	1:D:114:GLN:HE21	2.35	0.40
1:D:123:CYS:HA	1:D:139:TYR:O	2.21	0.40
1:D:211:LEU:CD1	1:D:220:PHE:HD2	2.34	0.40
1:G:122:ILE:HG22	1:G:123:CYS:N	2.36	0.40
1:G:141:ILE:HG13	1:G:147:ILE:CG2	2.47	0.40
2:H:208:GLU:O	2:H:210:THR:N	2.55	0.40
2:I:214:ALA:O	2:I:218:VAL:HG23	2.21	0.40
2:J:178:ASP:OD2	2:J:178:ASP:C	2.57	0.40

There are no symmetry-related clashes.

5.3 Torsion angles

5.3.1 Protein backbone

In the following table, the Percentiles column shows the percent Ramachandran outliers of the chain as a percentile score with respect to all X-ray entries followed by that with respect to entries of similar resolution.

The Analysed column shows the number of residues for which the backbone conformation was analysed, and the total number of residues.

Mol	Chain	Analysed	Favoured	Allowed	Outliers	Percentiles	
1	A	215/259 (83%)	150 (70%)	47 (22%)	18 (8%)	1	5
1	B	215/259 (83%)	155 (72%)	42 (20%)	18 (8%)	1	5
1	C	215/259 (83%)	155 (72%)	45 (21%)	15 (7%)	1	8
1	D	215/259 (83%)	158 (74%)	41 (19%)	16 (7%)	1	7
1	E	215/259 (83%)	151 (70%)	46 (21%)	18 (8%)	1	5
1	F	215/259 (83%)	149 (69%)	49 (23%)	17 (8%)	1	6
1	G	215/259 (83%)	151 (70%)	51 (24%)	13 (6%)	1	12
2	H	238/294 (81%)	192 (81%)	34 (14%)	12 (5%)	2	16
2	I	238/294 (81%)	189 (79%)	39 (16%)	10 (4%)	3	20
2	J	238/294 (81%)	191 (80%)	36 (15%)	11 (5%)	2	18
2	K	238/294 (81%)	192 (81%)	34 (14%)	12 (5%)	2	16
2	L	238/294 (81%)	193 (81%)	34 (14%)	11 (5%)	2	18

Continued on next page...

Continued from previous page...

Mol	Chain	Analysed	Favoured	Allowed	Outliers	Percentiles	
2	M	238/294 (81%)	195 (82%)	33 (14%)	10 (4%)	3	20
2	N	238/294 (81%)	190 (80%)	35 (15%)	13 (6%)	2	14
All	All	3171/3871 (82%)	2411 (76%)	566 (18%)	194 (6%)	1	12

All (194) Ramachandran outliers are listed below:

Mol	Chain	Res	Type
1	A	128	GLY
1	A	129	ARG
1	A	170	SER
1	A	224	ALA
1	B	128	GLY
1	B	129	ARG
1	B	170	SER
1	B	224	ALA
1	C	128	GLY
1	C	129	ARG
1	C	170	SER
1	C	224	ALA
1	D	128	GLY
1	D	129	ARG
1	D	170	SER
1	D	224	ALA
1	E	128	GLY
1	E	129	ARG
1	E	170	SER
1	F	128	GLY
1	F	129	ARG
1	F	143	TYR
1	F	170	SER
1	F	224	ALA
1	G	128	GLY
1	G	129	ARG
1	G	170	SER
2	H	156	PRO
2	H	183	GLY
2	I	156	PRO
2	I	183	GLY
2	J	156	PRO
2	J	183	GLY
2	K	156	PRO

Continued on next page...

Continued from previous page...

Mol	Chain	Res	Type
2	K	183	GLY
2	L	17	ASP
2	L	156	PRO
2	L	183	GLY
2	M	114	GLU
2	M	156	PRO
2	M	183	GLY
2	N	17	ASP
2	N	114	GLU
2	N	156	PRO
2	N	183	GLY
1	A	10	GLU
1	A	28	ARG
1	A	81	HIS
1	A	230	GLN
1	B	10	GLU
1	B	74	LEU
1	B	143	TYR
1	B	230	GLN
1	C	10	GLU
1	C	28	ARG
1	D	10	GLU
1	D	28	ARG
1	D	143	TYR
1	E	10	GLU
1	E	28	ARG
1	E	73	ASN
1	E	143	TYR
1	E	224	ALA
1	E	230	GLN
1	F	10	GLU
1	F	44	GLU
1	F	68	TYR
1	G	10	GLU
1	G	28	ARG
1	G	143	TYR
1	G	224	ALA
2	H	-30	GLU
2	H	-3	PRO
2	H	114	GLU
2	H	157	ASP
2	I	-30	GLU

Continued on next page...

Continued from previous page...

Mol	Chain	Res	Type
2	I	-3	PRO
2	I	95	MET
2	I	114	GLU
2	J	-3	PRO
2	J	114	GLU
2	K	-3	PRO
2	K	109	LEU
2	K	114	GLU
2	L	-30	GLU
2	L	-3	PRO
2	L	114	GLU
2	L	157	ASP
2	M	-3	PRO
2	N	-30	GLU
2	N	-3	PRO
2	N	109	LEU
1	A	68	TYR
1	A	136	PRO
1	A	143	TYR
1	B	191	GLY
1	C	191	GLY
1	D	68	TYR
1	D	174	ASP
1	E	74	LEU
1	E	174	ASP
1	F	28	ARG
1	F	166	ALA
1	G	191	GLY
1	G	230	GLN
2	I	157	ASP
2	J	-30	GLU
2	J	95	MET
2	J	157	ASP
2	K	153	ILE
2	K	157	ASP
2	M	157	ASP
2	N	157	ASP
1	A	44	GLU
1	A	191	GLY
1	B	73	ASN
1	B	136	PRO
1	C	143	TYR

Continued on next page...

Continued from previous page...

Mol	Chain	Res	Type
1	C	213	GLN
1	C	226	THR
1	C	234	ALA
1	D	166	ALA
1	D	213	GLN
1	D	230	GLN
1	E	166	ALA
1	F	191	GLY
1	F	230	GLN
1	G	136	PRO
2	H	68	LYS
2	K	-30	GLU
2	M	53	ILE
2	N	178	ASP
1	B	28	ARG
1	B	68	TYR
1	C	174	ASP
1	C	230	GLN
1	D	102	ALA
1	D	191	GLY
1	E	91	ARG
1	E	136	PRO
1	E	191	GLY
1	F	174	ASP
1	F	183	ILE
1	G	73	ASN
2	H	132	GLU
2	H	178	ASP
2	J	17	ASP
1	A	15	ASP
1	A	174	ASP
1	A	218	ARG
1	B	226	THR
1	B	229	GLU
1	C	136	PRO
1	D	132	SER
2	H	-2	HIS
2	I	-2	HIS
2	J	-2	HIS
2	J	108	ASP
2	K	-2	HIS
2	K	10	GLY

Continued on next page...

Continued from previous page...

Mol	Chain	Res	Type
2	K	134	ALA
2	L	-2	HIS
2	L	153	ILE
2	L	218	VAL
2	M	-2	HIS
2	N	-2	HIS
1	E	132	SER
2	N	135	GLY
1	A	131	GLY
1	B	183	ILE
1	F	136	PRO
2	H	53	ILE
2	I	102	PRO
2	M	218	VAL
2	N	10	GLY
1	B	131	GLY
1	D	131	GLY
1	E	131	GLY
1	G	131	GLY
2	H	153	ILE
2	K	218	VAL
2	L	10	GLY
2	M	10	GLY
2	M	135	GLY
1	B	132	SER
1	C	79	ILE
1	F	38	GLY
1	F	131	GLY
1	G	38	GLY
2	I	153	ILE
2	N	153	ILE
1	A	132	SER
1	E	183	ILE
2	J	10	GLY

5.3.2 Protein sidechains ⓘ

In the following table, the Percentiles column shows the percent sidechain outliers of the chain as a percentile score with respect to all X-ray entries followed by that with respect to entries of similar resolution.

The Analysed column shows the number of residues for which the sidechain conformation was analysed, and the total number of residues.

Mol	Chain	Analysed	Rotameric	Outliers	Percentiles	
1	A	137/205 (67%)	126 (92%)	11 (8%)	12	42
1	B	137/205 (67%)	124 (90%)	13 (10%)	8	32
1	C	137/205 (67%)	128 (93%)	9 (7%)	16	51
1	D	137/205 (67%)	126 (92%)	11 (8%)	12	42
1	E	137/205 (67%)	124 (90%)	13 (10%)	8	32
1	F	137/205 (67%)	125 (91%)	12 (9%)	10	36
1	G	137/205 (67%)	125 (91%)	12 (9%)	10	36
2	H	133/222 (60%)	119 (90%)	14 (10%)	7	28
2	I	133/222 (60%)	120 (90%)	13 (10%)	8	31
2	J	133/222 (60%)	120 (90%)	13 (10%)	8	31
2	K	133/222 (60%)	122 (92%)	11 (8%)	11	40
2	L	133/222 (60%)	120 (90%)	13 (10%)	8	31
2	M	133/222 (60%)	122 (92%)	11 (8%)	11	40
2	N	133/222 (60%)	122 (92%)	11 (8%)	11	40
All	All	1890/2989 (63%)	1723 (91%)	167 (9%)	10	36

All (167) residues with a non-rotameric sidechain are listed below:

Mol	Chain	Res	Type
1	A	65	VAL
1	A	99	LEU
1	A	114	GLN
1	A	138	LEU
1	A	147	ILE
1	A	153	PHE
1	A	202	ASP
1	A	206	LEU
1	A	215	ARG
1	A	222	ARG
1	A	228	LEU
1	B	50	LEU
1	B	62	PHE
1	B	65	VAL
1	B	99	LEU
1	B	114	GLN
1	B	147	ILE
1	B	153	PHE
1	B	175	LEU

Continued on next page...

Continued from previous page...

Mol	Chain	Res	Type
1	B	202	ASP
1	B	206	LEU
1	B	210	VAL
1	B	215	ARG
1	B	228	LEU
1	C	50	LEU
1	C	62	PHE
1	C	65	VAL
1	C	114	GLN
1	C	147	ILE
1	C	202	ASP
1	C	206	LEU
1	C	215	ARG
1	C	228	LEU
1	D	62	PHE
1	D	99	LEU
1	D	114	GLN
1	D	147	ILE
1	D	149	ASP
1	D	153	PHE
1	D	175	LEU
1	D	202	ASP
1	D	206	LEU
1	D	215	ARG
1	D	228	LEU
1	E	65	VAL
1	E	114	GLN
1	E	138	LEU
1	E	144	ASP
1	E	147	ILE
1	E	153	PHE
1	E	175	LEU
1	E	202	ASP
1	E	206	LEU
1	E	215	ARG
1	E	220	PHE
1	E	222	ARG
1	E	228	LEU
1	F	50	LEU
1	F	62	PHE
1	F	114	GLN
1	F	138	LEU

Continued on next page...

Continued from previous page...

Mol	Chain	Res	Type
1	F	141	ILE
1	F	144	ASP
1	F	147	ILE
1	F	153	PHE
1	F	202	ASP
1	F	206	LEU
1	F	215	ARG
1	F	228	LEU
1	G	50	LEU
1	G	62	PHE
1	G	65	VAL
1	G	114	GLN
1	G	147	ILE
1	G	153	PHE
1	G	175	LEU
1	G	202	ASP
1	G	206	LEU
1	G	215	ARG
1	G	222	ARG
1	G	228	LEU
2	H	4	VAL
2	H	13	LEU
2	H	45	ILE
2	H	62	GLU
2	H	77	ASP
2	H	83	LEU
2	H	85	SER
2	H	103	LEU
2	H	126	VAL
2	H	141	SER
2	H	150	LEU
2	H	159	ASP
2	H	165	ARG
2	H	172	TYR
2	I	-39	THR
2	I	62	GLU
2	I	83	LEU
2	I	85	SER
2	I	102	PRO
2	I	103	LEU
2	I	131	GLU
2	I	141	SER

Continued on next page...

Continued from previous page...

Mol	Chain	Res	Type
2	I	150	LEU
2	I	156	PRO
2	I	159	ASP
2	I	165	ARG
2	I	172	TYR
2	J	45	ILE
2	J	62	GLU
2	J	77	ASP
2	J	83	LEU
2	J	102	PRO
2	J	103	LEU
2	J	124	ASP
2	J	141	SER
2	J	150	LEU
2	J	156	PRO
2	J	159	ASP
2	J	165	ARG
2	J	172	TYR
2	K	45	ILE
2	K	62	GLU
2	K	77	ASP
2	K	83	LEU
2	K	102	PRO
2	K	103	LEU
2	K	141	SER
2	K	150	LEU
2	K	159	ASP
2	K	165	ARG
2	K	172	TYR
2	L	45	ILE
2	L	62	GLU
2	L	77	ASP
2	L	83	LEU
2	L	85	SER
2	L	103	LEU
2	L	131	GLU
2	L	141	SER
2	L	150	LEU
2	L	156	PRO
2	L	159	ASP
2	L	165	ARG
2	L	172	TYR

Continued on next page...

Continued from previous page...

Mol	Chain	Res	Type
2	M	45	ILE
2	M	62	GLU
2	M	77	ASP
2	M	83	LEU
2	M	102	PRO
2	M	103	LEU
2	M	141	SER
2	M	150	LEU
2	M	159	ASP
2	M	165	ARG
2	M	172	TYR
2	N	45	ILE
2	N	62	GLU
2	N	77	ASP
2	N	83	LEU
2	N	85	SER
2	N	102	PRO
2	N	103	LEU
2	N	141	SER
2	N	150	LEU
2	N	165	ARG
2	N	172	TYR

Sometimes sidechains can be flipped to improve hydrogen bonding and reduce clashes. All (18) such sidechains are listed below:

Mol	Chain	Res	Type
1	A	114	GLN
1	B	114	GLN
1	C	114	GLN
1	D	101	ASN
1	D	114	GLN
1	E	101	ASN
1	E	114	GLN
1	F	101	ASN
1	F	114	GLN
1	G	114	GLN
2	H	-33	HIS
2	I	65	HIS
2	J	-33	HIS
2	J	81	ASN
2	K	-33	HIS
2	K	81	ASN

Continued on next page...

Continued from previous page...

Mol	Chain	Res	Type
2	L	-33	HIS
2	N	-33	HIS

5.3.3 RNA [i](#)

There are no RNA molecules in this entry.

5.4 Non-standard residues in protein, DNA, RNA chains [i](#)

There are no non-standard protein/DNA/RNA residues in this entry.

5.5 Carbohydrates [i](#)

There are no monosaccharides in this entry.

5.6 Ligand geometry [i](#)

There are no ligands in this entry.

5.7 Other polymers [i](#)

There are no such residues in this entry.

5.8 Polymer linkage issues [i](#)

The following chains have linkage breaks:

Mol	Chain	Number of breaks
2	M	1
2	J	1
2	H	1
2	N	1
2	K	1

All chain breaks are listed below:

Model	Chain	Residue-1	Atom-1	Residue-2	Atom-2	Distance (Å)
1	M	-1:GLY	C	1:THR	N	1.67

Continued on next page...

Continued from previous page...

Model	Chain	Residue-1	Atom-1	Residue-2	Atom-2	Distance (Å)
1	J	-1:GLY	C	1:THR	N	1.64
1	H	-1:GLY	C	1:THR	N	1.62
1	N	-1:GLY	C	1:THR	N	1.62
1	K	-1:GLY	C	1:THR	N	1.61

6 Fit of model and data ⓘ

6.1 Protein, DNA and RNA chains ⓘ

In the following table, the column labelled ‘#RSRZ > 2’ contains the number (and percentage) of RSRZ outliers, followed by percent RSRZ outliers for the chain as percentile scores relative to all X-ray entries and entries of similar resolution. The OWAB column contains the minimum, median, 95th percentile and maximum values of the occupancy-weighted average B-factor per residue. The column labelled ‘Q < 0.9’ lists the number of (and percentage) of residues with an average occupancy less than 0.9.

Mol	Chain	Analysed	<RSRZ>	#RSRZ>2	OWAB(Å ²)	Q<0.9
1	A	219/259 (84%)	-0.01	9 (4%) 37 24	28, 77, 133, 187	0
1	B	219/259 (84%)	-0.24	2 (0%) 84 75	18, 62, 122, 157	0
1	C	219/259 (84%)	-0.28	1 (0%) 91 86	13, 60, 121, 168	0
1	D	219/259 (84%)	-0.17	3 (1%) 75 63	17, 72, 136, 170	0
1	E	219/259 (84%)	-0.09	8 (3%) 41 26	23, 73, 128, 156	0
1	F	219/259 (84%)	0.05	5 (2%) 60 47	34, 90, 152, 194	0
1	G	219/259 (84%)	0.20	13 (5%) 22 13	39, 92, 148, 179	0
2	H	242/294 (82%)	0.05	8 (3%) 46 30	38, 86, 144, 192	0
2	I	242/294 (82%)	-0.05	5 (2%) 63 49	22, 69, 141, 177	0
2	J	242/294 (82%)	-0.13	5 (2%) 63 49	17, 66, 139, 194	0
2	K	242/294 (82%)	-0.13	7 (2%) 51 36	20, 67, 134, 177	0
2	L	242/294 (82%)	0.01	8 (3%) 46 30	22, 71, 129, 177	0
2	M	242/294 (82%)	0.11	13 (5%) 25 14	31, 81, 142, 181	0
2	N	242/294 (82%)	0.25	15 (6%) 20 11	31, 92, 154, 185	0
All	All	3227/3871 (83%)	-0.03	102 (3%) 47 31	13, 76, 141, 194	0

All (102) RSRZ outliers are listed below:

Mol	Chain	Res	Type	RSRZ
1	G	224	ALA	5.3
1	G	37	ASP	4.8
2	N	112	ASP	4.3
1	G	234	ALA	4.1
1	F	156	MET	3.9
1	A	224	ALA	3.9
2	I	-1	GLY	3.8
1	G	235	GLU	3.8

Continued on next page...

Continued from previous page...

Mol	Chain	Res	Type	RSRZ
1	G	233	PRO	3.7
2	M	210	THR	3.7
2	M	192	PRO	3.6
2	M	-3	PRO	3.6
1	D	33	LEU	3.6
1	F	184	ALA	3.6
2	L	-4	ALA	3.5
1	F	172	ARG	3.5
1	A	223	ILE	3.4
2	I	183	GLY	3.3
2	N	197	ILE	3.3
2	H	-1	GLY	3.3
2	M	206	SER	3.3
2	M	164	LEU	3.2
1	B	192	GLY	3.2
2	N	211	SER	3.2
2	N	164	LEU	3.2
1	A	228	LEU	3.1
2	L	-44	ASN	3.1
1	F	170	SER	3.1
2	J	111	ALA	3.1
2	L	-3	PRO	3.0
2	N	212	GLU	3.0
2	H	-3	PRO	3.0
2	H	111	ALA	2.9
2	M	211	SER	2.9
2	H	96	GLN	2.9
2	N	210	THR	2.9
1	G	180	ALA	2.8
2	K	-3	PRO	2.8
2	N	35	TYR	2.8
2	J	-44	ASN	2.8
2	M	209	THR	2.7
2	M	205	VAL	2.7
2	M	217	ILE	2.7
2	M	-1	GLY	2.6
1	E	223	ILE	2.6
2	L	-6	ASP	2.5
1	D	38	GLY	2.5
1	C	228	LEU	2.5
1	G	13	MET	2.5
1	A	192	GLY	2.5

Continued on next page...

Continued from previous page...

Mol	Chain	Res	Type	RSRZ
1	G	181	VAL	2.5
2	N	165	ARG	2.5
1	E	233	PRO	2.5
2	M	214	ALA	2.4
2	H	197	ILE	2.4
2	I	-2	HIS	2.4
1	E	232	VAL	2.4
1	E	184	ALA	2.4
1	A	181	VAL	2.4
2	J	107	TYR	2.3
2	N	37	THR	2.3
2	I	165	ARG	2.3
2	J	209	THR	2.3
1	E	202	ASP	2.3
2	M	-33	HIS	2.3
1	E	185	VAL	2.3
1	A	38	GLY	2.3
2	H	211	SER	2.3
1	G	191	GLY	2.3
2	I	182	GLY	2.3
2	K	160	GLU	2.3
2	N	111	ALA	2.2
1	A	13	MET	2.2
1	G	49	ALA	2.2
2	N	-4	ALA	2.2
2	N	149	ALA	2.2
2	L	191	TYR	2.2
2	K	164	LEU	2.2
2	L	214	ALA	2.2
2	N	218	VAL	2.2
1	D	167	MET	2.2
2	N	-1	GLY	2.2
1	B	233	PRO	2.2
2	H	182	GLY	2.2
1	A	187	ALA	2.1
1	G	155	VAL	2.1
2	K	98	LEU	2.1
1	G	40	LEU	2.1
1	F	204	ALA	2.1
2	M	-31	PRO	2.1
2	L	111	ALA	2.1
2	L	-2	HIS	2.1

Continued on next page...

Continued from previous page...

Mol	Chain	Res	Type	RSRZ
1	A	180	ALA	2.1
1	E	234	ALA	2.1
2	K	165	ARG	2.1
2	K	-44	ASN	2.1
1	E	153	PHE	2.1
2	K	-2	HIS	2.1
2	J	191	TYR	2.0
1	G	228	LEU	2.0
2	H	95	MET	2.0
2	N	-3	PRO	2.0

6.2 Non-standard residues in protein, DNA, RNA chains [i](#)

There are no non-standard protein/DNA/RNA residues in this entry.

6.3 Carbohydrates [i](#)

There are no monosaccharides in this entry.

6.4 Ligands [i](#)

There are no ligands in this entry.

6.5 Other polymers [i](#)

There are no such residues in this entry.