



# Full wwPDB X-ray Structure Validation Report ⓘ

Sep 7, 2020 – 02:18 PM BST

PDB ID : 5HK8  
Title : Crystal structure of a methylesterase protein MES16 from Arabidopsis  
Authors : Li, H.; Pu, H.  
Deposited on : 2016-01-13  
Resolution : 2.80 Å(reported)

This is a Full wwPDB X-ray Structure Validation Report for a publicly released PDB entry.

We welcome your comments at [validation@mail.wwpdb.org](mailto:validation@mail.wwpdb.org)

A user guide is available at

<https://www.wwpdb.org/validation/2017/XrayValidationReportHelp>

with specific help available everywhere you see the ⓘ symbol.

---

The following versions of software and data (see [references ⓘ](#)) were used in the production of this report:

MolProbity : 4.02b-467  
Xtriage (Phenix) : 1.13  
EDS : 2.14.2  
Percentile statistics : 20191225.v01 (using entries in the PDB archive December 25th 2019)  
Refmac : 5.8.0158  
CCP4 : 7.0.044 (Gargrove)  
Ideal geometry (proteins) : Engh & Huber (2001)  
Ideal geometry (DNA, RNA) : Parkinson et al. (1996)  
Validation Pipeline (wwPDB-VP) : 2.14.2

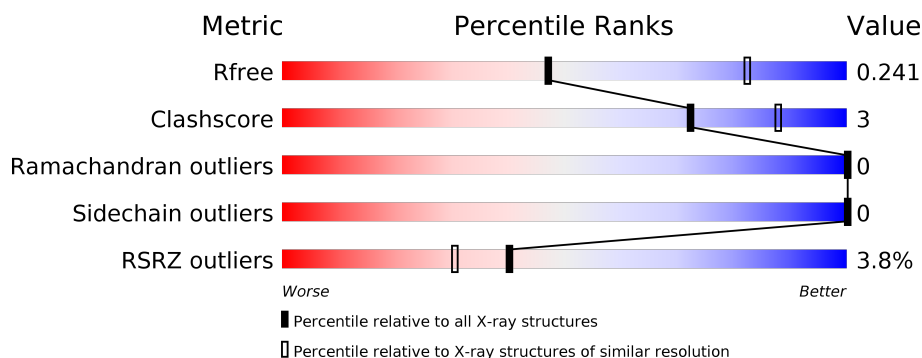
# 1 Overall quality at a glance

The following experimental techniques were used to determine the structure:

*X-RAY DIFFRACTION*

The reported resolution of this entry is 2.80 Å.

Percentile scores (ranging between 0-100) for global validation metrics of the entry are shown in the following graphic. The table shows the number of entries on which the scores are based.



Metric	Whole archive (#Entries)	Similar resolution (#Entries, resolution range(Å))
$R_{free}$	130704	3140 (2.80-2.80)
Clashscore	141614	3569 (2.80-2.80)
Ramachandran outliers	138981	3498 (2.80-2.80)
Sidechain outliers	138945	3500 (2.80-2.80)
RSRZ outliers	127900	3078 (2.80-2.80)

The table below summarises the geometric issues observed across the polymeric chains and their fit to the electron density. The red, orange, yellow and green segments on the lower bar indicate the fraction of residues that contain outliers for  $\geq 3$ , 2, 1 and 0 types of geometric quality criteria respectively. A grey segment represents the fraction of residues that are not modelled. The numeric value for each fraction is indicated below the corresponding segment, with a dot representing fractions  $\leq 5\%$ . The upper red bar (where present) indicates the fraction of residues that have poor fit to the electron density. The numeric value is given above the bar.

Mol	Chain	Length	Quality of chain
1	A	298	<div> <div></div> <div>72% 7% 21%</div> </div>
1	B	298	<div> <div></div> <div>73% 6% 21%</div> </div>
1	C	298	<div> <div>2%</div> <div>71% 8% 21%</div> </div>
1	D	298	<div> <div>3%</div> <div>71% 8% 21%</div> </div>
1	E	298	<div> <div>3%</div> <div>71% 8% 21%</div> </div>
1	F	298	<div> <div>9%</div> <div>74% 5% 21%</div> </div>

## 2 Entry composition

There are 2 unique types of molecules in this entry. The entry contains 11383 atoms, of which 0 are hydrogens and 0 are deuteriums.

In the tables below, the ZeroOcc column contains the number of atoms modelled with zero occupancy, the AltConf column contains the number of residues with at least one atom in alternate conformation and the Trace column contains the number of residues modelled with at most 2 atoms.

- Molecule 1 is a protein called Probable pheophorbide.

Mol	Chain	Residues	Atoms					ZeroOcc	AltConf	Trace
1	A	236	Total	C	N	O	S	0	0	0
			1861	1211	300	344	6			
1	B	236	Total	C	N	O	S	0	0	0
			1861	1211	300	344	6			
1	C	236	Total	C	N	O	S	0	0	0
			1861	1211	300	344	6			
1	D	236	Total	C	N	O	S	0	0	0
			1861	1211	300	344	6			
1	E	236	Total	C	N	O	S	0	0	0
			1861	1211	300	344	6			
1	F	236	Total	C	N	O	S	0	0	0
			1861	1211	300	344	6			

There are 216 discrepancies between the modelled and reference sequences:

Chain	Residue	Modelled	Actual	Comment	Reference
A	-35	MET	-	expression tag	UNP O23512
A	-34	GLY	-	expression tag	UNP O23512
A	-33	SER	-	expression tag	UNP O23512
A	-32	SER	-	expression tag	UNP O23512
A	-31	HIS	-	expression tag	UNP O23512
A	-30	HIS	-	expression tag	UNP O23512
A	-29	HIS	-	expression tag	UNP O23512
A	-28	HIS	-	expression tag	UNP O23512
A	-27	HIS	-	expression tag	UNP O23512
A	-26	HIS	-	expression tag	UNP O23512
A	-25	SER	-	expression tag	UNP O23512
A	-24	SER	-	expression tag	UNP O23512
A	-23	GLY	-	expression tag	UNP O23512
A	-22	LEU	-	expression tag	UNP O23512
A	-21	VAL	-	expression tag	UNP O23512
A	-20	PRO	-	expression tag	UNP O23512
A	-19	ARG	-	expression tag	UNP O23512

*Continued on next page...*

*Continued from previous page...*

Chain	Residue	Modelled	Actual	Comment	Reference
A	-18	GLY	-	expression tag	UNP O23512
A	-17	SER	-	expression tag	UNP O23512
A	-16	HIS	-	expression tag	UNP O23512
A	-15	MET	-	expression tag	UNP O23512
A	-14	ALA	-	expression tag	UNP O23512
A	-13	SER	-	expression tag	UNP O23512
A	-12	MET	-	expression tag	UNP O23512
A	-11	THR	-	expression tag	UNP O23512
A	-10	GLY	-	expression tag	UNP O23512
A	-9	GLY	-	expression tag	UNP O23512
A	-8	GLN	-	expression tag	UNP O23512
A	-7	GLN	-	expression tag	UNP O23512
A	-6	MET	-	expression tag	UNP O23512
A	-5	GLY	-	expression tag	UNP O23512
A	-4	ARG	-	expression tag	UNP O23512
A	-3	GLY	-	expression tag	UNP O23512
A	-2	SER	-	expression tag	UNP O23512
A	-1	GLU	-	expression tag	UNP O23512
A	0	PHE	-	expression tag	UNP O23512
B	-35	MET	-	expression tag	UNP O23512
B	-34	GLY	-	expression tag	UNP O23512
B	-33	SER	-	expression tag	UNP O23512
B	-32	SER	-	expression tag	UNP O23512
B	-31	HIS	-	expression tag	UNP O23512
B	-30	HIS	-	expression tag	UNP O23512
B	-29	HIS	-	expression tag	UNP O23512
B	-28	HIS	-	expression tag	UNP O23512
B	-27	HIS	-	expression tag	UNP O23512
B	-26	HIS	-	expression tag	UNP O23512
B	-25	SER	-	expression tag	UNP O23512
B	-24	SER	-	expression tag	UNP O23512
B	-23	GLY	-	expression tag	UNP O23512
B	-22	LEU	-	expression tag	UNP O23512
B	-21	VAL	-	expression tag	UNP O23512
B	-20	PRO	-	expression tag	UNP O23512
B	-19	ARG	-	expression tag	UNP O23512
B	-18	GLY	-	expression tag	UNP O23512
B	-17	SER	-	expression tag	UNP O23512
B	-16	HIS	-	expression tag	UNP O23512
B	-15	MET	-	expression tag	UNP O23512
B	-14	ALA	-	expression tag	UNP O23512
B	-13	SER	-	expression tag	UNP O23512

*Continued on next page...*

*Continued from previous page...*

Chain	Residue	Modelled	Actual	Comment	Reference
B	-12	MET	-	expression tag	UNP O23512
B	-11	THR	-	expression tag	UNP O23512
B	-10	GLY	-	expression tag	UNP O23512
B	-9	GLY	-	expression tag	UNP O23512
B	-8	GLN	-	expression tag	UNP O23512
B	-7	GLN	-	expression tag	UNP O23512
B	-6	MET	-	expression tag	UNP O23512
B	-5	GLY	-	expression tag	UNP O23512
B	-4	ARG	-	expression tag	UNP O23512
B	-3	GLY	-	expression tag	UNP O23512
B	-2	SER	-	expression tag	UNP O23512
B	-1	GLU	-	expression tag	UNP O23512
B	0	PHE	-	expression tag	UNP O23512
C	-35	MET	-	expression tag	UNP O23512
C	-34	GLY	-	expression tag	UNP O23512
C	-33	SER	-	expression tag	UNP O23512
C	-32	SER	-	expression tag	UNP O23512
C	-31	HIS	-	expression tag	UNP O23512
C	-30	HIS	-	expression tag	UNP O23512
C	-29	HIS	-	expression tag	UNP O23512
C	-28	HIS	-	expression tag	UNP O23512
C	-27	HIS	-	expression tag	UNP O23512
C	-26	HIS	-	expression tag	UNP O23512
C	-25	SER	-	expression tag	UNP O23512
C	-24	SER	-	expression tag	UNP O23512
C	-23	GLY	-	expression tag	UNP O23512
C	-22	LEU	-	expression tag	UNP O23512
C	-21	VAL	-	expression tag	UNP O23512
C	-20	PRO	-	expression tag	UNP O23512
C	-19	ARG	-	expression tag	UNP O23512
C	-18	GLY	-	expression tag	UNP O23512
C	-17	SER	-	expression tag	UNP O23512
C	-16	HIS	-	expression tag	UNP O23512
C	-15	MET	-	expression tag	UNP O23512
C	-14	ALA	-	expression tag	UNP O23512
C	-13	SER	-	expression tag	UNP O23512
C	-12	MET	-	expression tag	UNP O23512
C	-11	THR	-	expression tag	UNP O23512
C	-10	GLY	-	expression tag	UNP O23512
C	-9	GLY	-	expression tag	UNP O23512
C	-8	GLN	-	expression tag	UNP O23512
C	-7	GLN	-	expression tag	UNP O23512

*Continued on next page...*

*Continued from previous page...*

Chain	Residue	Modelled	Actual	Comment	Reference
C	-6	MET	-	expression tag	UNP O23512
C	-5	GLY	-	expression tag	UNP O23512
C	-4	ARG	-	expression tag	UNP O23512
C	-3	GLY	-	expression tag	UNP O23512
C	-2	SER	-	expression tag	UNP O23512
C	-1	GLU	-	expression tag	UNP O23512
C	0	PHE	-	expression tag	UNP O23512
D	-35	MET	-	expression tag	UNP O23512
D	-34	GLY	-	expression tag	UNP O23512
D	-33	SER	-	expression tag	UNP O23512
D	-32	SER	-	expression tag	UNP O23512
D	-31	HIS	-	expression tag	UNP O23512
D	-30	HIS	-	expression tag	UNP O23512
D	-29	HIS	-	expression tag	UNP O23512
D	-28	HIS	-	expression tag	UNP O23512
D	-27	HIS	-	expression tag	UNP O23512
D	-26	HIS	-	expression tag	UNP O23512
D	-25	SER	-	expression tag	UNP O23512
D	-24	SER	-	expression tag	UNP O23512
D	-23	GLY	-	expression tag	UNP O23512
D	-22	LEU	-	expression tag	UNP O23512
D	-21	VAL	-	expression tag	UNP O23512
D	-20	PRO	-	expression tag	UNP O23512
D	-19	ARG	-	expression tag	UNP O23512
D	-18	GLY	-	expression tag	UNP O23512
D	-17	SER	-	expression tag	UNP O23512
D	-16	HIS	-	expression tag	UNP O23512
D	-15	MET	-	expression tag	UNP O23512
D	-14	ALA	-	expression tag	UNP O23512
D	-13	SER	-	expression tag	UNP O23512
D	-12	MET	-	expression tag	UNP O23512
D	-11	THR	-	expression tag	UNP O23512
D	-10	GLY	-	expression tag	UNP O23512
D	-9	GLY	-	expression tag	UNP O23512
D	-8	GLN	-	expression tag	UNP O23512
D	-7	GLN	-	expression tag	UNP O23512
D	-6	MET	-	expression tag	UNP O23512
D	-5	GLY	-	expression tag	UNP O23512
D	-4	ARG	-	expression tag	UNP O23512
D	-3	GLY	-	expression tag	UNP O23512
D	-2	SER	-	expression tag	UNP O23512
D	-1	GLU	-	expression tag	UNP O23512

*Continued on next page...*

*Continued from previous page...*

Chain	Residue	Modelled	Actual	Comment	Reference
D	0	PHE	-	expression tag	UNP O23512
E	-35	MET	-	expression tag	UNP O23512
E	-34	GLY	-	expression tag	UNP O23512
E	-33	SER	-	expression tag	UNP O23512
E	-32	SER	-	expression tag	UNP O23512
E	-31	HIS	-	expression tag	UNP O23512
E	-30	HIS	-	expression tag	UNP O23512
E	-29	HIS	-	expression tag	UNP O23512
E	-28	HIS	-	expression tag	UNP O23512
E	-27	HIS	-	expression tag	UNP O23512
E	-26	HIS	-	expression tag	UNP O23512
E	-25	SER	-	expression tag	UNP O23512
E	-24	SER	-	expression tag	UNP O23512
E	-23	GLY	-	expression tag	UNP O23512
E	-22	LEU	-	expression tag	UNP O23512
E	-21	VAL	-	expression tag	UNP O23512
E	-20	PRO	-	expression tag	UNP O23512
E	-19	ARG	-	expression tag	UNP O23512
E	-18	GLY	-	expression tag	UNP O23512
E	-17	SER	-	expression tag	UNP O23512
E	-16	HIS	-	expression tag	UNP O23512
E	-15	MET	-	expression tag	UNP O23512
E	-14	ALA	-	expression tag	UNP O23512
E	-13	SER	-	expression tag	UNP O23512
E	-12	MET	-	expression tag	UNP O23512
E	-11	THR	-	expression tag	UNP O23512
E	-10	GLY	-	expression tag	UNP O23512
E	-9	GLY	-	expression tag	UNP O23512
E	-8	GLN	-	expression tag	UNP O23512
E	-7	GLN	-	expression tag	UNP O23512
E	-6	MET	-	expression tag	UNP O23512
E	-5	GLY	-	expression tag	UNP O23512
E	-4	ARG	-	expression tag	UNP O23512
E	-3	GLY	-	expression tag	UNP O23512
E	-2	SER	-	expression tag	UNP O23512
E	-1	GLU	-	expression tag	UNP O23512
E	0	PHE	-	expression tag	UNP O23512
F	-35	MET	-	expression tag	UNP O23512
F	-34	GLY	-	expression tag	UNP O23512
F	-33	SER	-	expression tag	UNP O23512
F	-32	SER	-	expression tag	UNP O23512
F	-31	HIS	-	expression tag	UNP O23512

*Continued on next page...*

*Continued from previous page...*

Chain	Residue	Modelled	Actual	Comment	Reference
F	-30	HIS	-	expression tag	UNP O23512
F	-29	HIS	-	expression tag	UNP O23512
F	-28	HIS	-	expression tag	UNP O23512
F	-27	HIS	-	expression tag	UNP O23512
F	-26	HIS	-	expression tag	UNP O23512
F	-25	SER	-	expression tag	UNP O23512
F	-24	SER	-	expression tag	UNP O23512
F	-23	GLY	-	expression tag	UNP O23512
F	-22	LEU	-	expression tag	UNP O23512
F	-21	VAL	-	expression tag	UNP O23512
F	-20	PRO	-	expression tag	UNP O23512
F	-19	ARG	-	expression tag	UNP O23512
F	-18	GLY	-	expression tag	UNP O23512
F	-17	SER	-	expression tag	UNP O23512
F	-16	HIS	-	expression tag	UNP O23512
F	-15	MET	-	expression tag	UNP O23512
F	-14	ALA	-	expression tag	UNP O23512
F	-13	SER	-	expression tag	UNP O23512
F	-12	MET	-	expression tag	UNP O23512
F	-11	THR	-	expression tag	UNP O23512
F	-10	GLY	-	expression tag	UNP O23512
F	-9	GLY	-	expression tag	UNP O23512
F	-8	GLN	-	expression tag	UNP O23512
F	-7	GLN	-	expression tag	UNP O23512
F	-6	MET	-	expression tag	UNP O23512
F	-5	GLY	-	expression tag	UNP O23512
F	-4	ARG	-	expression tag	UNP O23512
F	-3	GLY	-	expression tag	UNP O23512
F	-2	SER	-	expression tag	UNP O23512
F	-1	GLU	-	expression tag	UNP O23512
F	0	PHE	-	expression tag	UNP O23512

- Molecule 2 is water.

Mol	Chain	Residues	Atoms	ZeroOcc	AltConf
2	A	59	Total O 59 59	0	0
2	B	55	Total O 55 55	0	0
2	C	36	Total O 36 36	0	0
2	D	29	Total O 29 29	0	0

*Continued on next page...*



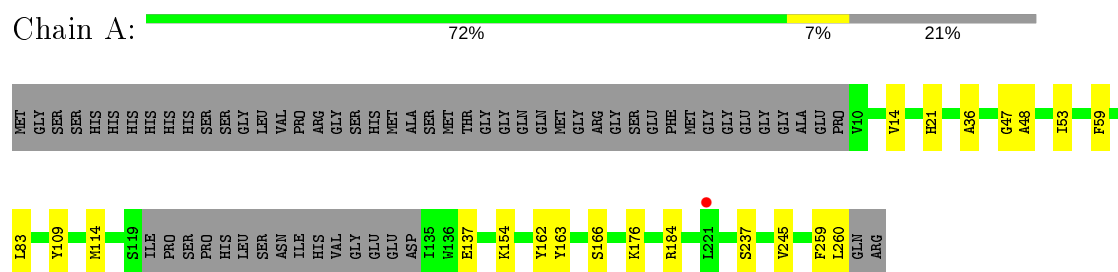
*Continued from previous page...*

Mol	Chain	Residues	Atoms		ZeroOcc	AltConf
2	E	18	Total	O	0	0
			18	18		
2	F	20	Total	O	0	0
			20	20		

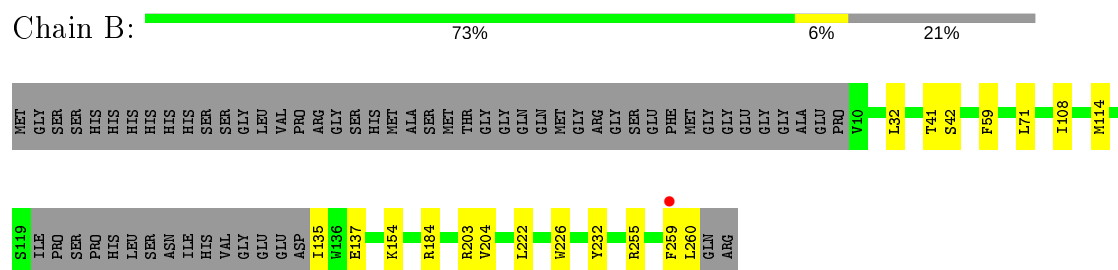
### 3 Residue-property plots [i](#)

These plots are drawn for all protein, RNA, DNA and oligosaccharide chains in the entry. The first graphic for a chain summarises the proportions of the various outlier classes displayed in the second graphic. The second graphic shows the sequence view annotated by issues in geometry and electron density. Residues are color-coded according to the number of geometric quality criteria for which they contain at least one outlier: green = 0, yellow = 1, orange = 2 and red = 3 or more. A red dot above a residue indicates a poor fit to the electron density ( $RSRZ > 2$ ). Stretches of 2 or more consecutive residues without any outlier are shown as a green connector. Residues present in the sample, but not in the model, are shown in grey.

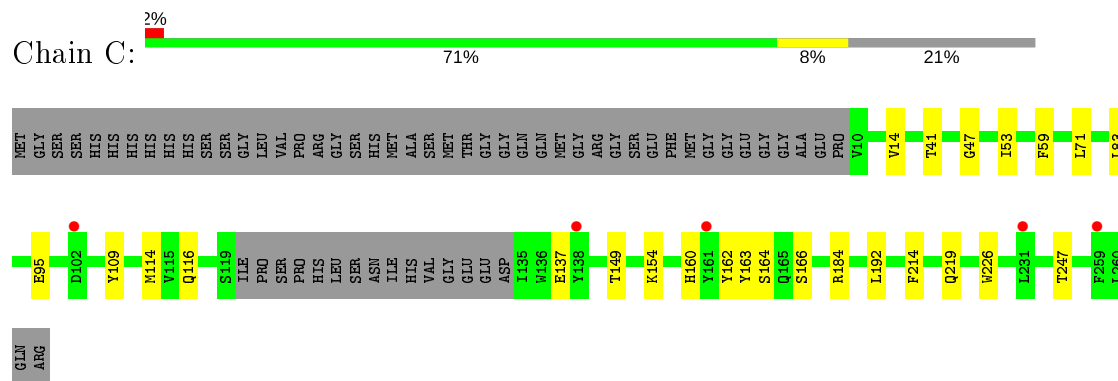
- Molecule 1: Probable pheophorbide



- Molecule 1: Probable pheophorbide




- Molecule 1: Probable pheophorbide

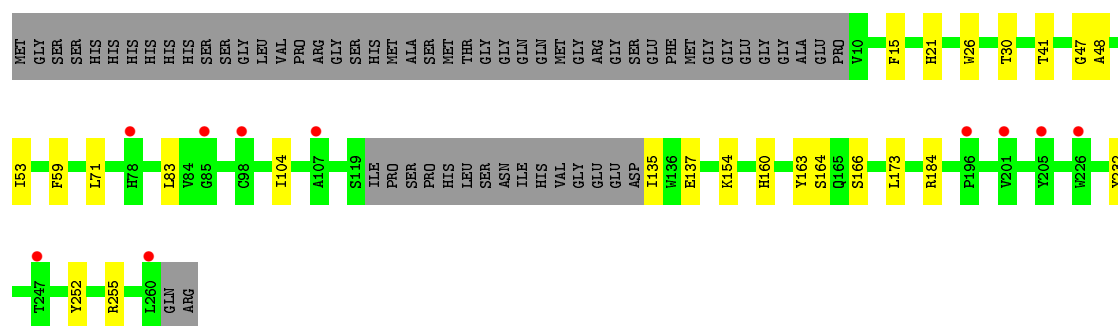


- Molecule 1: Probable pheophorbide

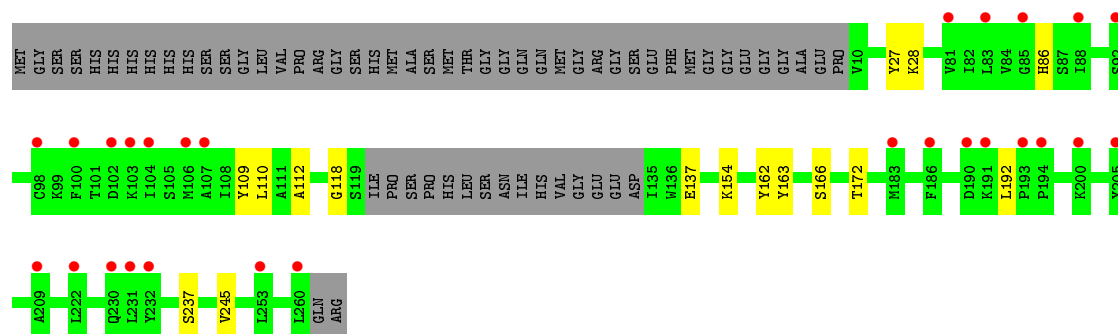




- Molecule 1: Probable pheophorbidase



- Molecule 1: Probable pheophorbidase



## 4 Data and refinement statistics

Property	Value	Source
Space group	C 2 2 21	Depositor
Cell constants a, b, c, $\alpha$ , $\beta$ , $\gamma$	149.64Å 176.36Å 168.44Å 90.00° 90.00° 90.00°	Depositor
Resolution (Å)	48.00 – 2.80 48.00 – 2.80	Depositor EDS
% Data completeness (in resolution range)	99.8 (48.00-2.80) 95.3 (48.00-2.80)	Depositor EDS
$R_{merge}$	0.07	Depositor
$R_{sym}$	(Not available)	Depositor
$\langle I/\sigma(I) \rangle$ <sup>1</sup>	3.66 (at 2.81Å)	Xtriage
Refinement program	PHENIX 1.8.1_1168	Depositor
R, $R_{free}$	0.206 , 0.246 0.206 , 0.241	Depositor DCC
$R_{free}$ test set	2789 reflections (5.08%)	wwPDB-VP
Wilson B-factor (Å <sup>2</sup> )	70.5	Xtriage
Anisotropy	0.122	Xtriage
Bulk solvent $k_{sol}$ (e/Å <sup>3</sup> ), $B_{sol}$ (Å <sup>2</sup> )	0.32 , 46.9	EDS
L-test for twinning <sup>2</sup>	$\langle  L  \rangle = 0.49$ , $\langle L^2 \rangle = 0.33$	Xtriage
Estimated twinning fraction	No twinning to report.	Xtriage
$F_o, F_c$ correlation	0.94	EDS
Total number of atoms	11383	wwPDB-VP
Average B, all atoms (Å <sup>2</sup> )	59.0	wwPDB-VP

Xtriage's analysis on translational NCS is as follows: *The largest off-origin peak in the Patterson function is 3.32% of the height of the origin peak. No significant pseudotranslation is detected.*

<sup>1</sup>Intensities estimated from amplitudes.

<sup>2</sup>Theoretical values of  $\langle |L| \rangle$ ,  $\langle L^2 \rangle$  for acentric reflections are 0.5, 0.333 respectively for untwinned datasets, and 0.375, 0.2 for perfectly twinned datasets.

## 5 Model quality

### 5.1 Standard geometry

The Z score for a bond length (or angle) is the number of standard deviations the observed value is removed from the expected value. A bond length (or angle) with  $|Z| > 5$  is considered an outlier worth inspection. RMSZ is the root-mean-square of all Z scores of the bond lengths (or angles).

Mol	Chain	Bond lengths		Bond angles	
		RMSZ	# Z  >5	RMSZ	# Z  >5
1	A	0.30	0/1916	0.50	0/2613
1	B	0.32	0/1916	0.51	0/2613
1	C	0.29	0/1916	0.50	0/2613
1	D	0.28	0/1916	0.47	0/2613
1	E	0.28	0/1916	0.47	0/2613
1	F	0.28	0/1916	0.49	0/2613
All	All	0.29	0/11496	0.49	0/15678

There are no bond length outliers.

There are no bond angle outliers.

There are no chirality outliers.

There are no planarity outliers.

### 5.2 Too-close contacts

In the following table, the Non-H and H(model) columns list the number of non-hydrogen atoms and hydrogen atoms in the chain respectively. The H(added) column lists the number of hydrogen atoms added and optimized by MolProbity. The Clashes column lists the number of clashes within the asymmetric unit, whereas Symm-Clashes lists symmetry related clashes.

Mol	Chain	Non-H	H(model)	H(added)	Clashes	Symm-Clashes
1	A	1861	0	1834	13	0
1	B	1861	0	1834	13	0
1	C	1861	0	1834	15	0
1	D	1861	0	1834	14	0
1	E	1861	0	1834	14	0
1	F	1861	0	1834	11	0
2	A	59	0	0	0	0
2	B	55	0	0	1	0
2	C	36	0	0	0	0
2	D	29	0	0	1	0

*Continued on next page...*

*Continued from previous page...*

Mol	Chain	Non-H	H(model)	H(added)	Clashes	Symm-Clashes
2	E	18	0	0	1	0
2	F	20	0	0	1	0
All	All	11383	0	11004	75	0

The all-atom clashscore is defined as the number of clashes found per 1000 atoms (including hydrogen atoms). The all-atom clashscore for this structure is 3.

All (75) close contacts within the same asymmetric unit are listed below, sorted by their clash magnitude.

Atom-1	Atom-2	Interatomic distance (Å)	Clash overlap (Å)
1:A:36:ALA:HA	1:D:255:ARG:HD2	1.58	0.85
1:F:137:GLU:HG3	1:F:154:LYS:HG2	1.68	0.73
1:C:59:PHE:HD1	1:C:184:ARG:HG3	1.54	0.72
1:E:232:TYR:HE2	1:E:255:ARG:HD3	1.57	0.69
1:C:137:GLU:HG3	1:C:154:LYS:HG2	1.77	0.66
1:A:137:GLU:HG3	1:A:154:LYS:HG2	1.82	0.62
1:E:137:GLU:HG3	1:E:154:LYS:HG2	1.85	0.58
1:B:137:GLU:HG3	1:B:154:LYS:HG2	1.84	0.58
1:D:137:GLU:HG3	1:D:154:LYS:HG2	1.86	0.57
1:E:135:ILE:N	2:E:302:HOH:O	2.36	0.57
1:E:41:THR:HG21	1:E:71:LEU:HD11	1.87	0.56
1:E:59:PHE:HA	1:E:184:ARG:HB2	1.88	0.56
1:C:59:PHE:HA	1:C:184:ARG:HB2	1.87	0.55
1:F:86:HIS:HD2	1:F:110:LEU:HD12	1.72	0.54
1:A:109:TYR:CD2	1:A:114:MET:HB3	2.42	0.54
1:A:59:PHE:HD1	1:A:184:ARG:HG3	1.72	0.54
1:D:159:ARG:NH1	2:D:302:HOH:O	2.40	0.54
1:B:259:PHE:O	1:B:260:LEU:HB2	2.07	0.53
1:A:176:LYS:HE2	1:B:42:SER:HB2	1.92	0.52
1:B:59:PHE:HD1	1:B:184:ARG:HG3	1.74	0.51
1:E:83:LEU:HG	1:E:104:ILE:HD12	1.93	0.50
1:B:59:PHE:HA	1:B:184:ARG:HB2	1.92	0.50
1:A:163:TYR:HB3	1:A:166:SER:HB2	1.93	0.50
1:D:32:LEU:HD21	1:D:247:THR:HG22	1.94	0.50
1:A:59:PHE:HA	1:A:184:ARG:HB2	1.93	0.50
1:F:163:TYR:HB3	1:F:166:SER:HB2	1.94	0.49
1:E:163:TYR:HB3	1:E:166:SER:HB2	1.94	0.49
1:C:163:TYR:HB3	1:C:166:SER:HB2	1.95	0.49
1:C:95:GLU:HA	1:C:192:LEU:HD11	1.95	0.49
1:D:41:THR:HG21	1:D:71:LEU:HD11	1.94	0.48
1:B:32:LEU:HD22	1:C:247:THR:HG21	1.95	0.48

*Continued on next page...*

*Continued from previous page...*

Atom-1	Atom-2	Interatomic distance (Å)	Clash overlap (Å)
1:D:214:PHE:CE2	1:D:219:GLN:HG2	2.50	0.47
1:E:47:GLY:HA2	1:E:53:ILE:O	2.15	0.47
1:A:14:VAL:HB	1:A:83:LEU:HD23	1.96	0.47
1:B:135:ILE:N	1:B:154:LYS:HZ2	2.13	0.47
1:F:118:GLY:N	1:F:192:LEU:O	2.48	0.46
1:B:41:THR:HG21	1:B:71:LEU:HD11	1.97	0.46
1:C:47:GLY:HA2	1:C:53:ILE:O	2.15	0.46
1:C:14:VAL:HB	1:C:83:LEU:HD23	1.98	0.46
1:F:109:TYR:HB3	1:F:112:ALA:HB3	1.96	0.46
1:F:86:HIS:CD2	1:F:110:LEU:HD12	2.49	0.46
1:A:259:PHE:O	1:A:260:LEU:HG	2.16	0.46
1:D:109:TYR:CD1	1:D:114:MET:HB3	2.51	0.45
1:D:21:HIS:O	1:D:48:ALA:HB1	2.17	0.45
1:E:173:LEU:HB2	1:F:27:TYR:CD2	2.51	0.45
1:D:14:VAL:HB	1:D:83:LEU:HD23	1.99	0.45
1:D:135:ILE:N	1:D:154:LYS:HZ2	2.15	0.45
1:A:47:GLY:HA2	1:A:53:ILE:O	2.17	0.44
1:C:160:HIS:O	1:C:164:SER:HB3	2.17	0.44
1:F:28:LYS:NZ	2:F:310:HOH:O	2.49	0.44
1:F:162:TYR:HB3	1:F:163:TYR:CE1	2.53	0.44
1:E:15:PHE:HB3	1:E:26:TRP:CE2	2.53	0.44
1:D:59:PHE:HA	1:D:184:ARG:HB2	1.99	0.43
1:D:66:ARG:HB3	1:D:67:PRO:HD3	2.01	0.43
1:B:232:TYR:HE2	1:B:255:ARG:HD3	1.83	0.43
1:C:41:THR:HG21	1:C:71:LEU:HD11	2.00	0.43
1:E:21:HIS:O	1:E:48:ALA:HB1	2.19	0.43
1:B:203:ARG:NH2	1:B:226:TRP:O	2.52	0.43
1:B:114:MET:H	1:B:222:LEU:HD13	1.83	0.42
1:C:162:TYR:HB3	1:C:163:TYR:CE1	2.55	0.42
1:D:109:TYR:CG	1:D:114:MET:HB3	2.55	0.42
1:F:237:SER:HB2	1:F:245:VAL:HG21	2.01	0.42
1:C:214:PHE:CE2	1:C:219:GLN:HG2	2.55	0.41
1:E:232:TYR:HB3	1:E:252:TYR:CD2	2.55	0.41
1:E:160:HIS:O	1:E:164:SER:HB3	2.19	0.41
1:C:109:TYR:CD1	1:C:114:MET:HB3	2.55	0.41
1:C:116:GLN:HB2	1:C:226:TRP:CG	2.56	0.41
1:A:21:HIS:O	1:A:48:ALA:HB1	2.21	0.41
1:B:108:ILE:HG12	1:B:204:VAL:HB	2.03	0.41
1:E:30:THR:OG1	1:F:172:THR:HG21	2.21	0.41
1:D:90:GLY:HA3	1:D:112:ALA:HB1	2.03	0.41
1:A:237:SER:HB2	1:A:245:VAL:HG21	2.03	0.40

*Continued on next page...*

*Continued from previous page...*

Atom-1	Atom-2	Interatomic distance (Å)	Clash overlap (Å)
1:B:203:ARG:NH1	2:B:310:HOH:O	2.53	0.40
1:A:162:TYR:HB3	1:A:163:TYR:CE1	2.57	0.40
1:C:59:PHE:HE1	1:C:149:THR:HG22	1.87	0.40

There are no symmetry-related clashes.

## 5.3 Torsion angles [i](#)

### 5.3.1 Protein backbone [i](#)

In the following table, the Percentiles column shows the percent Ramachandran outliers of the chain as a percentile score with respect to all X-ray entries followed by that with respect to entries of similar resolution.

The Analysed column shows the number of residues for which the backbone conformation was analysed, and the total number of residues.

Mol	Chain	Analysed	Favoured	Allowed	Outliers	Percentiles	
1	A	232/298 (78%)	224 (97%)	8 (3%)	0	100	100
1	B	232/298 (78%)	223 (96%)	9 (4%)	0	100	100
1	C	232/298 (78%)	224 (97%)	8 (3%)	0	100	100
1	D	232/298 (78%)	223 (96%)	9 (4%)	0	100	100
1	E	232/298 (78%)	223 (96%)	9 (4%)	0	100	100
1	F	232/298 (78%)	222 (96%)	10 (4%)	0	100	100
All	All	1392/1788 (78%)	1339 (96%)	53 (4%)	0	100	100

There are no Ramachandran outliers to report.

### 5.3.2 Protein sidechains [i](#)

In the following table, the Percentiles column shows the percent sidechain outliers of the chain as a percentile score with respect to all X-ray entries followed by that with respect to entries of similar resolution.

The Analysed column shows the number of residues for which the sidechain conformation was analysed, and the total number of residues.



Mol	Chain	Analysed	Rotameric	Outliers	Percentiles	
1	A	207/255 (81%)	207 (100%)	0	100	100
1	B	207/255 (81%)	207 (100%)	0	100	100
1	C	207/255 (81%)	207 (100%)	0	100	100
1	D	207/255 (81%)	207 (100%)	0	100	100
1	E	207/255 (81%)	207 (100%)	0	100	100
1	F	207/255 (81%)	207 (100%)	0	100	100
All	All	1242/1530 (81%)	1242 (100%)	0	100	100

There are no protein residues with a non-rotameric sidechain to report.

Some sidechains can be flipped to improve hydrogen bonding and reduce clashes. There are no such sidechains identified.

### 5.3.3 RNA [i](#)

There are no RNA molecules in this entry.

## 5.4 Non-standard residues in protein, DNA, RNA chains [i](#)

There are no non-standard protein/DNA/RNA residues in this entry.

## 5.5 Carbohydrates [i](#)

There are no monosaccharides in this entry.

## 5.6 Ligand geometry [i](#)

There are no ligands in this entry.

## 5.7 Other polymers [i](#)

There are no such residues in this entry.

## 5.8 Polymer linkage issues [i](#)

There are no chain breaks in this entry.

## 6 Fit of model and data ⓘ

### 6.1 Protein, DNA and RNA chains ⓘ

In the following table, the column labelled ‘#RSRZ> 2’ contains the number (and percentage) of RSRZ outliers, followed by percent RSRZ outliers for the chain as percentile scores relative to all X-ray entries and entries of similar resolution. The OWAB column contains the minimum, median, 95<sup>th</sup> percentile and maximum values of the occupancy-weighted average B-factor per residue. The column labelled ‘Q< 0.9’ lists the number of (and percentage) of residues with an average occupancy less than 0.9.

Mol	Chain	Analysed	<RSRZ>	#RSRZ>2		OWAB(Å <sup>2</sup> )	Q<0.9
1	A	236/298 (79%)	-0.07	1 (0%)	92 91	20, 45, 80, 133	0
1	B	236/298 (79%)	-0.01	1 (0%)	92 91	18, 34, 74, 151	0
1	C	236/298 (79%)	0.03	5 (2%)	63 54	31, 53, 87, 107	0
1	D	236/298 (79%)	0.18	10 (4%)	36 26	27, 62, 111, 137	0
1	E	236/298 (79%)	0.37	10 (4%)	36 26	39, 66, 104, 182	0
1	F	236/298 (79%)	0.60	27 (11%)	5 3	25, 72, 120, 165	0
All	All	1416/1788 (79%)	0.19	54 (3%)	40 30	18, 55, 102, 182	0

All (54) RSRZ outliers are listed below:

Mol	Chain	Res	Type	RSRZ
1	F	107	ALA	4.8
1	F	103	LYS	4.6
1	F	102	ASP	4.4
1	D	189	LEU	4.1
1	E	260	LEU	4.0
1	F	260	LEU	4.0
1	F	92	SER	3.5
1	D	260	LEU	3.4
1	D	186	PHE	3.3
1	F	205	TYR	3.3
1	F	194	PRO	3.1
1	F	104	ILE	3.0
1	D	198	ALA	3.0
1	E	226	TRP	2.9
1	D	59	PHE	2.8
1	F	98	CYS	2.8
1	F	83	LEU	2.8
1	D	93	VAL	2.8
1	D	68	LEU	2.8

*Continued on next page...*

*Continued from previous page...*

Mol	Chain	Res	Type	RSRZ
1	F	191	LYS	2.8
1	F	81	VAL	2.8
1	F	106	MET	2.7
1	F	222	LEU	2.7
1	C	138	TYR	2.6
1	C	161	TYR	2.6
1	E	98	CYS	2.6
1	F	231	LEU	2.5
1	F	100	PHE	2.5
1	E	196	PRO	2.4
1	F	190	ASP	2.4
1	F	232	TYR	2.4
1	F	186	PHE	2.3
1	E	247	THR	2.3
1	D	188	ASP	2.3
1	F	209	ALA	2.3
1	E	205	TYR	2.3
1	F	230	GLN	2.3
1	E	85	GLY	2.2
1	C	231	LEU	2.2
1	F	183	MET	2.2
1	F	200	LYS	2.2
1	F	85	GLY	2.1
1	E	107	ALA	2.1
1	F	193	PRO	2.1
1	E	78	HIS	2.1
1	D	97	LEU	2.1
1	C	259	PHE	2.1
1	F	253	LEU	2.1
1	C	102	ASP	2.1
1	F	88	ILE	2.1
1	B	259	PHE	2.0
1	D	187	GLN	2.0
1	A	221	LEU	2.0
1	E	201	VAL	2.0

## 6.2 Non-standard residues in protein, DNA, RNA chains ⓘ

There are no non-standard protein/DNA/RNA residues in this entry.

### 6.3 Carbohydrates [i](#)

There are no monosaccharides in this entry.

### 6.4 Ligands [i](#)

There are no ligands in this entry.

### 6.5 Other polymers [i](#)

There are no such residues in this entry.