



# Full wwPDB X-ray Structure Validation Report ⓘ

Jun 19, 2020 – 05:30 am BST

PDB ID : 1HTQ  
Title : Multicopy crystallographic structure of a relaxed glutamine synthetase from Mycobacterium tuberculosis  
Authors : Gill, H.S.; Pfluegl, G.M.; Eisenberg, D.; TB Structural Genomics Consortium (TBSGC)  
Deposited on : 2001-01-01  
Resolution : 2.40 Å(reported)

This is a Full wwPDB X-ray Structure Validation Report for a publicly released PDB entry.

We welcome your comments at [validation@mail.wwpdb.org](mailto:validation@mail.wwpdb.org)

A user guide is available at

<https://www.wwpdb.org/validation/2017/XrayValidationReportHelp>

with specific help available everywhere you see the ⓘ symbol.

---

The following versions of software and data (see [references ⓘ](#)) were used in the production of this report:

MolProbity	:	4.02b-467
Mogul	:	1.8.5 (274361), CSD as541be (2020)
Xtriage (Phenix)	:	1.13
EDS	:	2.11
buster-report	:	1.1.7 (2018)
Percentile statistics	:	20191225.v01 (using entries in the PDB archive December 25th 2019)
Refmac	:	5.8.0158
CCP4	:	7.0.044 (Gargrove)
Ideal geometry (proteins)	:	Engh & Huber (2001)
Ideal geometry (DNA, RNA)	:	Parkinson et al. (1996)
Validation Pipeline (wwPDB-VP)	:	2.11

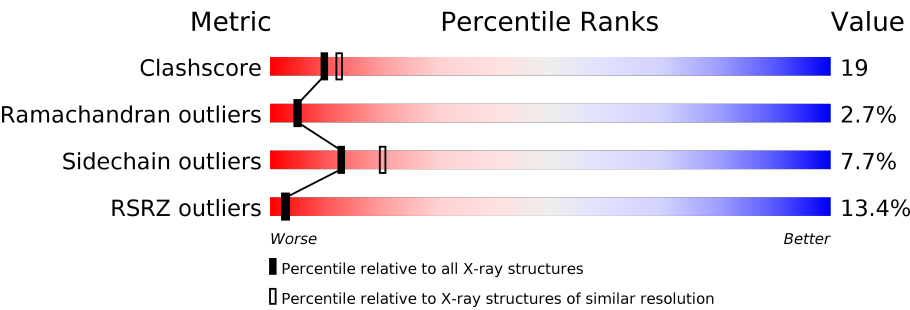
# 1 Overall quality at a glance i

The following experimental techniques were used to determine the structure:

*X-RAY DIFFRACTION*

The reported resolution of this entry is 2.40 Å.

Percentile scores (ranging between 0-100) for global validation metrics of the entry are shown in the following graphic. The table shows the number of entries on which the scores are based.



Metric	Whole archive (#Entries)	Similar resolution (#Entries, resolution range(Å))
Clashscore	141614	4398 (2.40-2.40)
Ramachandran outliers	138981	4318 (2.40-2.40)
Sidechain outliers	138945	4319 (2.40-2.40)
RSRZ outliers	127900	3811 (2.40-2.40)

The table below summarises the geometric issues observed across the polymeric chains and their fit to the electron density. The red, orange, yellow and green segments on the lower bar indicate the fraction of residues that contain outliers for  $\geq 3$ , 2, 1 and 0 types of geometric quality criteria respectively. A grey segment represents the fraction of residues that are not modelled. The numeric value for each fraction is indicated below the corresponding segment, with a dot representing fractions  $\leq 5\%$ . The upper red bar (where present) indicates the fraction of residues that have poor fit to the electron density. The numeric value is given above the bar.

Mol	Chain	Length	Quality of chain
1	1-A	477	<div><div>14%</div><div><div></div><div>64%</div><div>31%</div><div>5%</div></div></div>
1	1-B	477	<div><div>13%</div><div><div></div><div>64%</div><div>30%</div><div>5%</div></div></div>
1	1-C	477	<div><div>18%</div><div><div></div><div>65%</div><div>30%</div><div>5%</div></div></div>
1	1-D	477	<div><div>15%</div><div><div></div><div>63%</div><div>31%</div><div>5%</div></div></div>
1	1-E	477	<div><div>16%</div><div><div></div><div>62%</div><div>32%</div><div>6%</div></div></div>
1	1-F	477	<div><div>12%</div><div><div></div><div>64%</div><div>31%</div><div>5%</div></div></div>
1	1-G	477	<div><div>13%</div><div><div></div><div>63%</div><div>31%</div><div>5%</div></div></div>

Continued on next page...

*Continued from previous page...*

Mol	Chain	Length	Quality of chain			
1	1-H	477	14%	64%	31%	5%
1	1-I	477	17%	64%	31%	5%
1	1-J	477	12%	64%	31%	5%
1	1-K	477	14%	62%	32%	5%
1	1-L	477	13%	63%	31%	5%
1	1-M	477	15%	64%	31%	5%
1	1-N	477	14%	64%	30%	5%
1	1-O	477	16%	65%	30%	5%
1	1-P	477	15%	63%	31%	5%
1	1-Q	477	15%	62%	32%	5%
1	1-R	477	12%	64%	31%	5%
1	1-S	477	11%	64%	31%	5%
1	1-T	477	13%	64%	30%	5%
1	1-U	477	17%	65%	30%	5%
1	1-V	477	13%	64%	31%	5%
1	1-W	477	12%	63%	31%	5%
1	1-X	477	14%	63%	31%	5%
1	10-A	477	14%	64%	30%	6%
1	10-B	477	13%	65%	30%	5%
1	10-C	477	18%	65%	30%	5%
1	10-D	477	15%	64%	30%	6%
1	10-E	477	16%	62%	32%	5%
1	10-F	477	12%	63%	31%	6%
1	10-G	477	13%	64%	30%	5%
1	10-H	477	14%	64%	30%	6%

*Continued on next page...*

*Continued from previous page...*

Mol	Chain	Length	Quality of chain
1	10-I	477	
1	10-J	477	
1	10-K	477	
1	10-L	477	
1	10-M	477	
1	10-N	477	
1	10-O	477	
1	10-P	477	
1	10-Q	477	
1	10-R	477	
1	10-S	477	
1	10-T	477	
1	10-U	477	
1	10-V	477	
1	10-W	477	
1	10-X	477	
1	2-A	477	
1	2-B	477	
1	2-C	477	
1	2-D	477	
1	2-E	477	
1	2-F	477	
1	2-G	477	
1	2-H	477	
1	2-I	477	

*Continued on next page...*



Continued from previous page...

Mol	Chain	Length	Quality of chain
1	2-J	477	
1	2-K	477	
1	2-L	477	
1	2-M	477	
1	2-N	477	
1	2-O	477	
1	2-P	477	
1	2-Q	477	
1	2-R	477	
1	2-S	477	
1	2-T	477	
1	2-U	477	
1	2-V	477	
1	2-W	477	
1	2-X	477	
1	3-A	477	
1	3-B	477	
1	3-C	477	
1	3-D	477	
1	3-E	477	
1	3-F	477	
1	3-G	477	
1	3-H	477	
1	3-I	477	
1	3-J	477	

Continued on next page...

Continued from previous page...

Mol	Chain	Length	Quality of chain
1	3-K	477	
1	3-L	477	
1	3-M	477	
1	3-N	477	
1	3-O	477	
1	3-P	477	
1	3-Q	477	
1	3-R	477	
1	3-S	477	
1	3-T	477	
1	3-U	477	
1	3-V	477	
1	3-W	477	
1	3-X	477	
1	4-A	477	
1	4-B	477	
1	4-C	477	
1	4-D	477	
1	4-E	477	
1	4-F	477	
1	4-G	477	
1	4-H	477	
1	4-I	477	
1	4-J	477	
1	4-K	477	

Continued on next page...

Continued from previous page...

Mol	Chain	Length	Quality of chain
1	4-L	477	<div> <div>13%</div> <div>65%</div> <div>31%</div> <div>..</div> </div>
1	4-M	477	<div> <div>15%</div> <div>66%</div> <div>30%</div> <div>..</div> </div>
1	4-N	477	<div> <div>14%</div> <div>64%</div> <div>31%</div> <div>..</div> </div>
1	4-O	477	<div> <div>16%</div> <div>65%</div> <div>31%</div> <div>..</div> </div>
1	4-P	477	<div> <div>15%</div> <div>64%</div> <div>32%</div> <div>.</div> </div>
1	4-Q	477	<div> <div>15%</div> <div>64%</div> <div>31%</div> <div>..</div> </div>
1	4-R	477	<div> <div>12%</div> <div>65%</div> <div>30%</div> <div>..</div> </div>
1	4-S	477	<div> <div>11%</div> <div>65%</div> <div>31%</div> <div>..</div> </div>
1	4-T	477	<div> <div>13%</div> <div>64%</div> <div>31%</div> <div>..</div> </div>
1	4-U	477	<div> <div>17%</div> <div>66%</div> <div>30%</div> <div>..</div> </div>
1	4-V	477	<div> <div>13%</div> <div>65%</div> <div>30%</div> <div>.</div> </div>
1	4-W	477	<div> <div>12%</div> <div>64%</div> <div>31%</div> <div>..</div> </div>
1	4-X	477	<div> <div>14%</div> <div>66%</div> <div>30%</div> <div>.</div> </div>
1	5-A	477	<div> <div>14%</div> <div>63%</div> <div>32%</div> <div>.</div> </div>
1	5-B	477	<div> <div>13%</div> <div>65%</div> <div>31%</div> <div>.</div> </div>
1	5-C	477	<div> <div>18%</div> <div>65%</div> <div>30%</div> <div>..</div> </div>
1	5-D	477	<div> <div>15%</div> <div>63%</div> <div>33%</div> <div>.</div> </div>
1	5-E	477	<div> <div>16%</div> <div>62%</div> <div>33%</div> <div>.</div> </div>
1	5-F	477	<div> <div>12%</div> <div>65%</div> <div>30%</div> <div>.</div> </div>
1	5-G	477	<div> <div>13%</div> <div>64%</div> <div>31%</div> <div>.</div> </div>
1	5-H	477	<div> <div>14%</div> <div>65%</div> <div>30%</div> <div>..</div> </div>
1	5-I	477	<div> <div>17%</div> <div>65%</div> <div>30%</div> <div>.</div> </div>
1	5-J	477	<div> <div>12%</div> <div>64%</div> <div>31%</div> <div>.</div> </div>
1	5-K	477	<div> <div>14%</div> <div>63%</div> <div>32%</div> <div>.</div> </div>
1	5-L	477	<div> <div>13%</div> <div>63%</div> <div>32%</div> <div>5%</div> </div>

Continued on next page...

Continued from previous page...

Mol	Chain	Length	Quality of chain
1	5-M	477	
1	5-N	477	
1	5-O	477	
1	5-P	477	
1	5-Q	477	
1	5-R	477	
1	5-S	477	
1	5-T	477	
1	5-U	477	
1	5-V	477	
1	5-W	477	
1	5-X	477	
1	6-A	477	
1	6-B	477	
1	6-C	477	
1	6-D	477	
1	6-E	477	
1	6-F	477	
1	6-G	477	
1	6-H	477	
1	6-I	477	
1	6-J	477	
1	6-K	477	
1	6-L	477	
1	6-M	477	

Continued on next page...

Continued from previous page...

Mol	Chain	Length	Quality of chain
1	6-N	477	
1	6-O	477	
1	6-P	477	
1	6-Q	477	
1	6-R	477	
1	6-S	477	
1	6-T	477	
1	6-U	477	
1	6-V	477	
1	6-W	477	
1	6-X	477	
1	7-A	477	
1	7-B	477	
1	7-C	477	
1	7-D	477	
1	7-E	477	
1	7-F	477	
1	7-G	477	
1	7-H	477	
1	7-I	477	
1	7-J	477	
1	7-K	477	
1	7-L	477	
1	7-M	477	
1	7-N	477	

Continued on next page...

Continued from previous page...

Mol	Chain	Length	Quality of chain
1	7-O	477	
1	7-P	477	
1	7-Q	477	
1	7-R	477	
1	7-S	477	
1	7-T	477	
1	7-U	477	
1	7-V	477	
1	7-W	477	
1	7-X	477	
1	8-A	477	
1	8-B	477	
1	8-C	477	
1	8-D	477	
1	8-E	477	
1	8-F	477	
1	8-G	477	
1	8-H	477	
1	8-I	477	
1	8-J	477	
1	8-K	477	
1	8-L	477	
1	8-M	477	
1	8-N	477	
1	8-O	477	

Continued on next page...

Continued from previous page...

Mol	Chain	Length	Quality of chain
1	8-P	477	<div> <div>15%</div> <div>66%</div> <div>29%</div> <div>5%</div> </div>
1	8-Q	477	<div> <div>15%</div> <div>65%</div> <div>30%</div> <div>5%</div> </div>
1	8-R	477	<div> <div>12%</div> <div>66%</div> <div>30%</div> <div>.</div> </div>
1	8-S	477	<div> <div>11%</div> <div>66%</div> <div>29%</div> <div>5%</div> </div>
1	8-T	477	<div> <div>13%</div> <div>67%</div> <div>29%</div> <div>.</div> </div>
1	8-U	477	<div> <div>17%</div> <div>67%</div> <div>29%</div> <div>.</div> </div>
1	8-V	477	<div> <div>13%</div> <div>66%</div> <div>30%</div> <div>.</div> </div>
1	8-W	477	<div> <div>12%</div> <div>66%</div> <div>29%</div> <div>5%</div> </div>
1	8-X	477	<div> <div>14%</div> <div>67%</div> <div>29%</div> <div>.</div> </div>
1	9-A	477	<div> <div>14%</div> <div>62%</div> <div>33%</div> <div>..</div> </div>
1	9-B	477	<div> <div>13%</div> <div>62%</div> <div>33%</div> <div>..</div> </div>
1	9-C	477	<div> <div>18%</div> <div>63%</div> <div>33%</div> <div>..</div> </div>
1	9-D	477	<div> <div>15%</div> <div>61%</div> <div>34%</div> <div>..</div> </div>
1	9-E	477	<div> <div>16%</div> <div>61%</div> <div>34%</div> <div>..</div> </div>
1	9-F	477	<div> <div>12%</div> <div>63%</div> <div>32%</div> <div>5% .</div> </div>
1	9-G	477	<div> <div>13%</div> <div>61%</div> <div>35%</div> <div>..</div> </div>
1	9-H	477	<div> <div>14%</div> <div>63%</div> <div>32%</div> <div>..</div> </div>
1	9-I	477	<div> <div>17%</div> <div>63%</div> <div>32%</div> <div>..</div> </div>
1	9-J	477	<div> <div>12%</div> <div>62%</div> <div>33%</div> <div>..</div> </div>
1	9-K	477	<div> <div>14%</div> <div>61%</div> <div>34%</div> <div>..</div> </div>
1	9-L	477	<div> <div>13%</div> <div>62%</div> <div>33%</div> <div>..</div> </div>
1	9-M	477	<div> <div>15%</div> <div>63%</div> <div>32%</div> <div>..</div> </div>
1	9-N	477	<div> <div>14%</div> <div>62%</div> <div>33%</div> <div>..</div> </div>
1	9-O	477	<div> <div>16%</div> <div>63%</div> <div>32%</div> <div>..</div> </div>
1	9-P	477	<div> <div>15%</div> <div>61%</div> <div>34%</div> <div>..</div> </div>

Continued on next page...

Continued from previous page...

Mol	Chain	Length	Quality of chain
1	9-Q	477	
1	9-R	477	
1	9-S	477	
1	9-T	477	
1	9-U	477	
1	9-V	477	
1	9-W	477	
1	9-X	477	

The following table lists non-polymeric compounds, carbohydrate monomers and non-standard residues in protein, DNA, RNA chains that are outliers for geometric or electron-density-fit criteria:

Mol	Type	Chain	Res	Chirality	Geometry	Clashes	Electron density
2	MN	1-A	470	-	-	-	X
2	MN	1-E	470	-	-	-	X
2	MN	1-I	470	-	-	-	X
2	MN	1-L	470	-	-	-	X
2	MN	1-N	470	-	-	-	X
2	MN	1-O	470	-	-	-	X
2	MN	1-R	470	-	-	-	X
2	MN	10-A	470	-	-	-	X
2	MN	10-E	470	-	-	-	X
2	MN	10-I	470	-	-	-	X
2	MN	10-L	470	-	-	-	X
2	MN	10-N	470	-	-	-	X
2	MN	10-O	470	-	-	-	X
2	MN	10-R	470	-	-	-	X
2	MN	2-A	470	-	-	-	X
2	MN	2-E	470	-	-	-	X
2	MN	2-I	470	-	-	-	X
2	MN	2-L	470	-	-	-	X
2	MN	2-N	470	-	-	-	X
2	MN	2-O	470	-	-	-	X
2	MN	2-R	470	-	-	-	X
2	MN	3-A	470	-	-	-	X
2	MN	3-E	470	-	-	-	X

Continued on next page...



*Continued from previous page...*

Mol	Type	Chain	Res	Chirality	Geometry	Clashes	Electron density
2	MN	3-I	470	-	-	-	X
2	MN	3-L	470	-	-	-	X
2	MN	3-N	470	-	-	-	X
2	MN	3-O	470	-	-	-	X
2	MN	3-R	470	-	-	-	X
2	MN	4-A	470	-	-	-	X
2	MN	4-E	470	-	-	-	X
2	MN	4-I	470	-	-	-	X
2	MN	4-L	470	-	-	-	X
2	MN	4-N	470	-	-	-	X
2	MN	4-O	470	-	-	-	X
2	MN	4-R	470	-	-	-	X
2	MN	5-A	470	-	-	-	X
2	MN	5-E	470	-	-	-	X
2	MN	5-I	470	-	-	-	X
2	MN	5-L	470	-	-	-	X
2	MN	5-N	470	-	-	-	X
2	MN	5-O	470	-	-	-	X
2	MN	5-R	470	-	-	-	X
2	MN	6-A	470	-	-	-	X
2	MN	6-E	470	-	-	-	X
2	MN	6-I	470	-	-	-	X
2	MN	6-L	470	-	-	-	X
2	MN	6-N	470	-	-	-	X
2	MN	6-O	470	-	-	-	X
2	MN	6-R	470	-	-	-	X
2	MN	7-A	470	-	-	-	X
2	MN	7-E	470	-	-	-	X
2	MN	7-I	470	-	-	-	X
2	MN	7-L	470	-	-	-	X
2	MN	7-N	470	-	-	-	X
2	MN	7-O	470	-	-	-	X
2	MN	7-R	470	-	-	-	X
2	MN	8-A	470	-	-	-	X
2	MN	8-E	470	-	-	-	X
2	MN	8-I	470	-	-	-	X
2	MN	8-L	470	-	-	-	X
2	MN	8-N	470	-	-	-	X
2	MN	8-O	470	-	-	-	X
2	MN	8-R	470	-	-	-	X
2	MN	9-A	470	-	-	-	X
2	MN	9-E	470	-	-	-	X

*Continued on next page...*

*Continued from previous page...*

Mol	Type	Chain	Res	Chirality	Geometry	Clashes	Electron density
2	MN	9-I	470	-	-	-	X
2	MN	9-L	470	-	-	-	X
2	MN	9-N	470	-	-	-	X
2	MN	9-O	470	-	-	-	X
2	MN	9-R	470	-	-	-	X
3	AMP	1-A	7475	-	-	-	X
3	AMP	1-B	7477	-	-	-	X
3	AMP	1-C	7479	-	-	-	X
3	AMP	1-D	7481	-	-	-	X
3	AMP	1-E	7483	-	-	-	X
3	AMP	1-F	7485	-	-	-	X
3	AMP	1-G	7487	-	-	-	X
3	AMP	1-H	7489	-	-	-	X
3	AMP	1-I	7491	-	-	-	X
3	AMP	1-J	7493	-	-	-	X
3	AMP	1-K	7495	-	-	-	X
3	AMP	1-L	7497	-	-	-	X
3	AMP	1-M	7499	-	-	-	X
3	AMP	1-N	7501	-	-	-	X
3	AMP	1-O	7503	-	-	-	X
3	AMP	1-P	7505	-	-	-	X
3	AMP	1-Q	7507	-	-	-	X
3	AMP	1-R	7509	-	-	-	X
3	AMP	1-S	7511	-	-	-	X
3	AMP	1-T	7513	-	-	-	X
3	AMP	1-U	7515	-	-	-	X
3	AMP	1-V	7517	-	-	-	X
3	AMP	1-W	7519	-	-	-	X
3	AMP	1-X	7521	-	-	-	X
3	AMP	10-A	7475	-	-	-	X
3	AMP	10-B	7477	-	-	-	X
3	AMP	10-C	7479	-	-	-	X
3	AMP	10-D	7481	-	-	-	X
3	AMP	10-E	7483	-	-	-	X
3	AMP	10-F	7485	-	-	-	X
3	AMP	10-G	7487	-	-	-	X
3	AMP	10-H	7489	-	-	-	X
3	AMP	10-I	7491	-	-	-	X
3	AMP	10-J	7493	-	-	-	X
3	AMP	10-K	7495	-	-	X	X
3	AMP	10-L	7497	-	-	-	X
3	AMP	10-M	7499	-	-	-	X

*Continued on next page...*

*Continued from previous page...*

Mol	Type	Chain	Res	Chirality	Geometry	Clashes	Electron density
3	AMP	10-N	7501	-	-	-	X
3	AMP	10-O	7503	-	-	-	X
3	AMP	10-P	7505	-	-	-	X
3	AMP	10-Q	7507	-	-	-	X
3	AMP	10-R	7509	-	-	-	X
3	AMP	10-S	7511	-	-	-	X
3	AMP	10-T	7513	-	-	-	X
3	AMP	10-U	7515	-	-	-	X
3	AMP	10-V	7517	-	-	-	X
3	AMP	10-W	7519	-	-	-	X
3	AMP	10-X	7521	-	-	-	X
3	AMP	2-A	7475	-	-	X	X
3	AMP	2-B	7477	-	-	-	X
3	AMP	2-C	7479	-	-	X	X
3	AMP	2-D	7481	-	-	X	X
3	AMP	2-E	7483	-	-	X	X
3	AMP	2-F	7485	-	-	X	X
3	AMP	2-G	7487	-	-	X	X
3	AMP	2-H	7489	-	-	X	X
3	AMP	2-I	7491	-	-	X	X
3	AMP	2-J	7493	-	-	-	X
3	AMP	2-K	7495	-	-	X	X
3	AMP	2-L	7497	-	-	X	X
3	AMP	2-M	7499	-	-	X	X
3	AMP	2-N	7501	-	-	-	X
3	AMP	2-O	7503	-	-	X	X
3	AMP	2-P	7505	-	-	X	X
3	AMP	2-Q	7507	-	-	X	X
3	AMP	2-R	7509	-	-	X	X
3	AMP	2-S	7511	-	-	-	X
3	AMP	2-T	7513	-	-	X	X
3	AMP	2-U	7515	-	-	-	X
3	AMP	2-V	7517	-	-	-	X
3	AMP	2-W	7519	-	-	-	X
3	AMP	2-X	7521	-	-	X	X
3	AMP	3-A	7475	-	-	X	X
3	AMP	3-B	7477	-	-	X	X
3	AMP	3-C	7479	-	-	X	X
3	AMP	3-D	7481	-	-	X	X
3	AMP	3-E	7483	-	-	X	X
3	AMP	3-F	7485	-	-	X	X
3	AMP	3-G	7487	-	-	X	X

*Continued on next page...*

*Continued from previous page...*

Mol	Type	Chain	Res	Chirality	Geometry	Clashes	Electron density
3	AMP	3-H	7489	-	-	X	X
3	AMP	3-I	7491	-	-	X	X
3	AMP	3-J	7493	-	-	X	X
3	AMP	3-K	7495	-	-	X	X
3	AMP	3-L	7497	-	-	X	X
3	AMP	3-M	7499	-	-	X	X
3	AMP	3-N	7501	-	-	X	X
3	AMP	3-O	7503	-	-	X	X
3	AMP	3-P	7505	-	-	X	X
3	AMP	3-Q	7507	-	-	X	X
3	AMP	3-R	7509	-	-	X	X
3	AMP	3-S	7511	-	-	X	X
3	AMP	3-T	7513	-	-	X	X
3	AMP	3-U	7515	-	-	X	X
3	AMP	3-V	7517	-	-	X	X
3	AMP	3-W	7519	-	-	X	X
3	AMP	3-X	7521	-	-	X	X
3	AMP	4-A	7475	-	-	X	X
3	AMP	4-B	7477	-	-	X	X
3	AMP	4-C	7479	-	-	X	X
3	AMP	4-D	7481	-	-	X	X
3	AMP	4-E	7483	-	-	X	X
3	AMP	4-F	7485	-	-	X	X
3	AMP	4-G	7487	-	-	X	X
3	AMP	4-H	7489	-	-	X	X
3	AMP	4-I	7491	-	-	X	X
3	AMP	4-J	7493	-	-	X	X
3	AMP	4-K	7495	-	-	X	X
3	AMP	4-L	7497	-	-	X	X
3	AMP	4-M	7499	-	-	X	X
3	AMP	4-N	7501	-	-	X	X
3	AMP	4-O	7503	-	-	X	X
3	AMP	4-P	7505	-	-	X	X
3	AMP	4-Q	7507	-	-	X	X
3	AMP	4-R	7509	-	-	X	X
3	AMP	4-S	7511	-	-	X	X
3	AMP	4-T	7513	-	-	X	X
3	AMP	4-U	7515	-	-	X	X
3	AMP	4-V	7517	-	-	X	X
3	AMP	4-W	7519	-	-	X	X
3	AMP	4-X	7521	-	-	X	X
3	AMP	5-A	7475	-	-	X	X

*Continued on next page...*

*Continued from previous page...*

Mol	Type	Chain	Res	Chirality	Geometry	Clashes	Electron density
3	AMP	5-B	7477	-	-	X	X
3	AMP	5-C	7479	-	-	X	X
3	AMP	5-D	7481	-	-	X	X
3	AMP	5-E	7483	-	-	X	X
3	AMP	5-F	7485	-	-	X	X
3	AMP	5-G	7487	-	-	X	X
3	AMP	5-H	7489	-	-	X	X
3	AMP	5-I	7491	-	-	X	X
3	AMP	5-J	7493	-	-	X	X
3	AMP	5-K	7495	-	-	X	X
3	AMP	5-L	7497	-	-	X	X
3	AMP	5-M	7499	-	-	X	X
3	AMP	5-N	7501	-	-	X	X
3	AMP	5-O	7503	-	-	X	X
3	AMP	5-P	7505	-	-	X	X
3	AMP	5-Q	7507	-	-	X	X
3	AMP	5-R	7509	-	-	X	X
3	AMP	5-S	7511	-	-	X	X
3	AMP	5-T	7513	-	-	X	X
3	AMP	5-U	7515	-	-	X	X
3	AMP	5-V	7517	-	-	X	X
3	AMP	5-W	7519	-	-	X	X
3	AMP	5-X	7521	-	-	X	X
3	AMP	6-A	7475	-	-	-	X
3	AMP	6-B	7477	-	-	X	X
3	AMP	6-C	7479	-	-	X	X
3	AMP	6-D	7481	-	-	X	X
3	AMP	6-E	7483	-	-	X	X
3	AMP	6-F	7485	-	-	X	X
3	AMP	6-G	7487	-	-	X	X
3	AMP	6-H	7489	-	-	X	X
3	AMP	6-I	7491	-	-	X	X
3	AMP	6-J	7493	-	-	X	X
3	AMP	6-K	7495	-	-	X	X
3	AMP	6-L	7497	-	-	X	X
3	AMP	6-M	7499	-	-	-	X
3	AMP	6-N	7501	-	-	X	X
3	AMP	6-O	7503	-	-	X	X
3	AMP	6-P	7505	-	-	X	X
3	AMP	6-Q	7507	-	-	X	X
3	AMP	6-R	7509	-	-	X	X
3	AMP	6-S	7511	-	-	X	X

*Continued on next page...*

*Continued from previous page...*

Mol	Type	Chain	Res	Chirality	Geometry	Clashes	Electron density
3	AMP	6-T	7513	-	-	X	X
3	AMP	6-U	7515	-	-	X	X
3	AMP	6-V	7517	-	-	X	X
3	AMP	6-W	7519	-	-	X	X
3	AMP	6-X	7521	-	-	X	X
3	AMP	7-A	7475	-	-	-	X
3	AMP	7-B	7477	-	-	-	X
3	AMP	7-C	7479	-	-	-	X
3	AMP	7-D	7481	-	-	-	X
3	AMP	7-E	7483	-	-	-	X
3	AMP	7-F	7485	-	-	-	X
3	AMP	7-G	7487	-	-	-	X
3	AMP	7-H	7489	-	-	-	X
3	AMP	7-I	7491	-	-	-	X
3	AMP	7-J	7493	-	-	-	X
3	AMP	7-K	7495	-	-	-	X
3	AMP	7-L	7497	-	-	-	X
3	AMP	7-M	7499	-	-	-	X
3	AMP	7-N	7501	-	-	-	X
3	AMP	7-O	7503	-	-	-	X
3	AMP	7-P	7505	-	-	-	X
3	AMP	7-Q	7507	-	-	-	X
3	AMP	7-R	7509	-	-	-	X
3	AMP	7-S	7511	-	-	-	X
3	AMP	7-T	7513	-	-	-	X
3	AMP	7-U	7515	-	-	-	X
3	AMP	7-V	7517	-	-	-	X
3	AMP	7-W	7519	-	-	-	X
3	AMP	7-X	7521	-	-	-	X
3	AMP	8-A	7475	-	-	-	X
3	AMP	8-B	7477	-	-	-	X
3	AMP	8-C	7479	-	-	-	X
3	AMP	8-D	7481	-	-	-	X
3	AMP	8-E	7483	-	-	-	X
3	AMP	8-F	7485	-	-	-	X
3	AMP	8-G	7487	-	-	-	X
3	AMP	8-H	7489	-	-	-	X
3	AMP	8-I	7491	-	-	-	X
3	AMP	8-J	7493	-	-	-	X
3	AMP	8-K	7495	-	-	X	X
3	AMP	8-L	7497	-	-	-	X
3	AMP	8-M	7499	-	-	-	X

*Continued on next page...*

*Continued from previous page...*

Mol	Type	Chain	Res	Chirality	Geometry	Clashes	Electron density
3	AMP	8-N	7501	-	-	-	X
3	AMP	8-O	7503	-	-	-	X
3	AMP	8-P	7505	-	-	-	X
3	AMP	8-Q	7507	-	-	-	X
3	AMP	8-R	7509	-	-	-	X
3	AMP	8-S	7511	-	-	-	X
3	AMP	8-T	7513	-	-	-	X
3	AMP	8-U	7515	-	-	-	X
3	AMP	8-V	7517	-	-	-	X
3	AMP	8-W	7519	-	-	-	X
3	AMP	8-X	7521	-	-	-	X
3	AMP	9-A	7475	-	-	X	X
3	AMP	9-B	7477	-	-	X	X
3	AMP	9-C	7479	-	-	X	X
3	AMP	9-D	7481	-	-	X	X
3	AMP	9-E	7483	-	-	X	X
3	AMP	9-F	7485	-	-	X	X
3	AMP	9-G	7487	-	-	X	X
3	AMP	9-H	7489	-	-	X	X
3	AMP	9-I	7491	-	-	X	X
3	AMP	9-J	7493	-	-	X	X
3	AMP	9-K	7495	-	-	X	X
3	AMP	9-L	7497	-	-	X	X
3	AMP	9-M	7499	-	-	X	X
3	AMP	9-N	7501	-	-	X	X
3	AMP	9-O	7503	-	-	X	X
3	AMP	9-P	7505	-	-	X	X
3	AMP	9-Q	7507	-	-	X	X
3	AMP	9-R	7509	-	-	X	X
3	AMP	9-S	7511	-	-	X	X
3	AMP	9-T	7513	-	-	X	X
3	AMP	9-U	7515	-	-	X	X
3	AMP	9-V	7517	-	-	X	X
3	AMP	9-W	7519	-	-	X	X
3	AMP	9-X	7521	-	-	X	X
4	CIT	1-C	7480	-	-	-	X
4	CIT	1-D	7482	-	-	-	X
4	CIT	1-E	7484	-	-	-	X
4	CIT	1-F	7486	-	-	-	X
4	CIT	1-G	7488	-	-	-	X
4	CIT	1-H	7490	-	-	-	X
4	CIT	1-J	7494	-	-	-	X

*Continued on next page...*

*Continued from previous page...*

Mol	Type	Chain	Res	Chirality	Geometry	Clashes	Electron density
4	CIT	1-K	7496	-	-	-	X
4	CIT	1-L	7498	-	-	-	X
4	CIT	1-M	7500	-	-	-	X
4	CIT	1-N	7502	-	-	-	X
4	CIT	1-O	7504	-	-	-	X
4	CIT	1-P	7506	-	-	-	X
4	CIT	1-Q	7508	-	-	-	X
4	CIT	1-R	7510	-	-	-	X
4	CIT	1-T	7514	-	-	-	X
4	CIT	1-U	7516	-	-	-	X
4	CIT	1-V	7518	-	-	-	X
4	CIT	1-W	7520	-	-	-	X
4	CIT	10-C	7480	-	-	-	X
4	CIT	10-D	7482	-	-	-	X
4	CIT	10-E	7484	-	-	-	X
4	CIT	10-F	7486	-	-	-	X
4	CIT	10-G	7488	-	-	-	X
4	CIT	10-H	7490	-	-	-	X
4	CIT	10-J	7494	-	-	-	X
4	CIT	10-K	7496	-	-	-	X
4	CIT	10-L	7498	-	-	-	X
4	CIT	10-M	7500	-	-	-	X
4	CIT	10-N	7502	-	-	-	X
4	CIT	10-O	7504	-	-	-	X
4	CIT	10-P	7506	-	-	-	X
4	CIT	10-Q	7508	-	-	-	X
4	CIT	10-R	7510	-	-	-	X
4	CIT	10-T	7514	-	-	-	X
4	CIT	10-U	7516	-	-	-	X
4	CIT	10-V	7518	-	-	-	X
4	CIT	10-W	7520	-	-	-	X
4	CIT	2-C	7480	-	-	-	X
4	CIT	2-D	7482	-	-	-	X
4	CIT	2-E	7484	-	-	-	X
4	CIT	2-F	7486	-	-	-	X
4	CIT	2-G	7488	-	-	-	X
4	CIT	2-H	7490	-	-	-	X
4	CIT	2-J	7494	-	-	-	X
4	CIT	2-K	7496	-	-	-	X
4	CIT	2-L	7498	-	-	-	X
4	CIT	2-M	7500	-	-	-	X
4	CIT	2-N	7502	-	-	-	X

*Continued on next page...*



*Continued from previous page...*

Mol	Type	Chain	Res	Chirality	Geometry	Clashes	Electron density
4	CIT	2-O	7504	-	-	-	X
4	CIT	2-P	7506	-	-	-	X
4	CIT	2-Q	7508	-	-	-	X
4	CIT	2-R	7510	-	-	-	X
4	CIT	2-T	7514	-	-	-	X
4	CIT	2-U	7516	-	-	-	X
4	CIT	2-V	7518	-	-	-	X
4	CIT	2-W	7520	-	-	-	X
4	CIT	3-C	7480	-	-	-	X
4	CIT	3-D	7482	-	-	-	X
4	CIT	3-E	7484	-	-	-	X
4	CIT	3-F	7486	-	-	-	X
4	CIT	3-G	7488	-	-	-	X
4	CIT	3-H	7490	-	-	-	X
4	CIT	3-J	7494	-	-	-	X
4	CIT	3-K	7496	-	-	-	X
4	CIT	3-L	7498	-	-	-	X
4	CIT	3-M	7500	-	-	-	X
4	CIT	3-N	7502	-	-	-	X
4	CIT	3-O	7504	-	-	-	X
4	CIT	3-P	7506	-	-	-	X
4	CIT	3-Q	7508	-	-	-	X
4	CIT	3-R	7510	-	-	-	X
4	CIT	3-T	7514	-	-	-	X
4	CIT	3-U	7516	-	-	-	X
4	CIT	3-V	7518	-	-	-	X
4	CIT	3-W	7520	-	-	-	X
4	CIT	4-C	7480	-	-	-	X
4	CIT	4-D	7482	-	-	-	X
4	CIT	4-E	7484	-	-	-	X
4	CIT	4-F	7486	-	-	-	X
4	CIT	4-G	7488	-	-	-	X
4	CIT	4-H	7490	-	-	-	X
4	CIT	4-J	7494	-	-	-	X
4	CIT	4-K	7496	-	-	-	X
4	CIT	4-L	7498	-	-	-	X
4	CIT	4-M	7500	-	-	-	X
4	CIT	4-N	7502	-	-	-	X
4	CIT	4-O	7504	-	-	-	X
4	CIT	4-P	7506	-	-	-	X
4	CIT	4-Q	7508	-	-	-	X
4	CIT	4-R	7510	-	-	-	X

*Continued on next page...*

*Continued from previous page...*

Mol	Type	Chain	Res	Chirality	Geometry	Clashes	Electron density
4	CIT	4-T	7514	-	-	-	X
4	CIT	4-U	7516	-	-	-	X
4	CIT	4-V	7518	-	-	-	X
4	CIT	4-W	7520	-	-	-	X
4	CIT	5-C	7480	-	-	-	X
4	CIT	5-D	7482	-	-	-	X
4	CIT	5-E	7484	-	-	-	X
4	CIT	5-F	7486	-	-	-	X
4	CIT	5-G	7488	-	-	-	X
4	CIT	5-H	7490	-	-	-	X
4	CIT	5-J	7494	-	-	-	X
4	CIT	5-K	7496	-	-	-	X
4	CIT	5-L	7498	-	-	-	X
4	CIT	5-M	7500	-	-	-	X
4	CIT	5-N	7502	-	-	-	X
4	CIT	5-O	7504	-	-	-	X
4	CIT	5-P	7506	-	-	-	X
4	CIT	5-Q	7508	-	-	-	X
4	CIT	5-R	7510	-	-	-	X
4	CIT	5-T	7514	-	-	-	X
4	CIT	5-U	7516	-	-	-	X
4	CIT	5-V	7518	-	-	-	X
4	CIT	5-W	7520	-	-	-	X
4	CIT	6-C	7480	-	-	-	X
4	CIT	6-D	7482	-	-	-	X
4	CIT	6-E	7484	-	-	-	X
4	CIT	6-F	7486	-	-	-	X
4	CIT	6-G	7488	-	-	-	X
4	CIT	6-H	7490	-	-	-	X
4	CIT	6-J	7494	-	-	-	X
4	CIT	6-K	7496	-	-	-	X
4	CIT	6-L	7498	-	-	-	X
4	CIT	6-M	7500	-	-	-	X
4	CIT	6-N	7502	-	-	-	X
4	CIT	6-O	7504	-	-	-	X
4	CIT	6-P	7506	-	-	-	X
4	CIT	6-Q	7508	-	-	-	X
4	CIT	6-R	7510	-	-	-	X
4	CIT	6-T	7514	-	-	-	X
4	CIT	6-U	7516	-	-	-	X
4	CIT	6-V	7518	-	-	-	X
4	CIT	6-W	7520	-	-	-	X

*Continued on next page...*

*Continued from previous page...*

Mol	Type	Chain	Res	Chirality	Geometry	Clashes	Electron density
4	CIT	7-A	7476	-	-	X	-
4	CIT	7-C	7480	-	-	X	X
4	CIT	7-D	7482	-	-	X	X
4	CIT	7-E	7484	-	-	X	X
4	CIT	7-F	7486	-	-	X	X
4	CIT	7-G	7488	-	-	X	X
4	CIT	7-H	7490	-	-	X	X
4	CIT	7-I	7492	-	-	X	-
4	CIT	7-J	7494	-	-	X	X
4	CIT	7-K	7496	-	-	X	X
4	CIT	7-L	7498	-	-	-	X
4	CIT	7-M	7500	-	-	X	X
4	CIT	7-N	7502	-	-	-	X
4	CIT	7-O	7504	-	-	X	X
4	CIT	7-P	7506	-	-	X	X
4	CIT	7-Q	7508	-	-	X	X
4	CIT	7-R	7510	-	-	X	X
4	CIT	7-S	7512	-	-	X	-
4	CIT	7-T	7514	-	-	X	X
4	CIT	7-U	7516	-	-	X	X
4	CIT	7-V	7518	-	-	X	X
4	CIT	7-W	7520	-	-	X	X
4	CIT	8-C	7480	-	-	-	X
4	CIT	8-D	7482	-	-	-	X
4	CIT	8-E	7484	-	-	-	X
4	CIT	8-F	7486	-	-	-	X
4	CIT	8-G	7488	-	-	-	X
4	CIT	8-H	7490	-	-	-	X
4	CIT	8-J	7494	-	-	-	X
4	CIT	8-K	7496	-	-	-	X
4	CIT	8-L	7498	-	-	-	X
4	CIT	8-M	7500	-	-	-	X
4	CIT	8-N	7502	-	-	-	X
4	CIT	8-O	7504	-	-	-	X
4	CIT	8-P	7506	-	-	-	X
4	CIT	8-Q	7508	-	-	-	X
4	CIT	8-R	7510	-	-	-	X
4	CIT	8-T	7514	-	-	-	X
4	CIT	8-U	7516	-	-	-	X
4	CIT	8-V	7518	-	-	-	X
4	CIT	8-W	7520	-	-	-	X
4	CIT	9-C	7480	-	-	-	X

*Continued on next page...*

*Continued from previous page...*

Mol	Type	Chain	Res	Chirality	Geometry	Clashes	Electron density
4	CIT	9-D	7482	-	-	-	X
4	CIT	9-E	7484	-	-	-	X
4	CIT	9-F	7486	-	-	-	X
4	CIT	9-G	7488	-	-	-	X
4	CIT	9-H	7490	-	-	-	X
4	CIT	9-J	7494	-	-	-	X
4	CIT	9-K	7496	-	-	-	X
4	CIT	9-L	7498	-	-	-	X
4	CIT	9-M	7500	-	-	-	X
4	CIT	9-N	7502	-	-	-	X
4	CIT	9-O	7504	-	-	-	X
4	CIT	9-P	7506	-	-	-	X
4	CIT	9-Q	7508	-	-	-	X
4	CIT	9-R	7510	-	-	-	X
4	CIT	9-T	7514	-	-	-	X
4	CIT	9-U	7516	-	-	-	X
4	CIT	9-V	7518	-	-	-	X
4	CIT	9-W	7520	-	-	-	X

## 2 Entry composition

There are 5 unique types of molecules in this entry. The entry contains 978720 atoms, of which 0 are hydrogens and 0 are deuteriums.

In the tables below, the ZeroOcc column contains the number of atoms modelled with zero occupancy, the AltConf column contains the number of residues with at least one atom in alternate conformation and the Trace column contains the number of residues modelled with at most 2 atoms.

- Molecule 1 is a protein called glutamine synthetase.

Mol	Chain	Residues	Atoms					ZeroOcc	AltConf	Trace
1	1-A	477	Total	C	N	O	S	0	0	0
			3778	2406	633	727	12			
1	2-A	477	Total	C	N	O	S	0	0	0
			3778	2406	633	727	12			
1	3-A	477	Total	C	N	O	S	0	0	0
			3778	2406	633	727	12			
1	4-A	477	Total	C	N	O	S	0	0	0
			3778	2406	633	727	12			
1	5-A	477	Total	C	N	O	S	0	0	0
			3778	2406	633	727	12			
1	6-A	477	Total	C	N	O	S	0	0	0
			3778	2406	633	727	12			
1	7-A	477	Total	C	N	O	S	0	0	0
			3778	2406	633	727	12			
1	8-A	477	Total	C	N	O	S	0	0	0
			3778	2406	633	727	12			
1	9-A	477	Total	C	N	O	S	0	0	0
			3778	2406	633	727	12			
1	10-A	477	Total	C	N	O	S	0	0	0
			3778	2406	633	727	12			
1	1-B	477	Total	C	N	O	S	0	0	0
			3778	2406	633	727	12			
1	2-B	477	Total	C	N	O	S	0	0	0
			3778	2406	633	727	12			
1	3-B	477	Total	C	N	O	S	0	0	0
			3778	2406	633	727	12			
1	4-B	477	Total	C	N	O	S	0	0	0
			3778	2406	633	727	12			
1	5-B	477	Total	C	N	O	S	0	0	0
			3778	2406	633	727	12			
1	6-B	477	Total	C	N	O	S	0	0	0
			3778	2406	633	727	12			

*Continued on next page...*

*Continued from previous page...*

Mol	Chain	Residues	Atoms					ZeroOcc	AltConf	Trace
1	7-B	477	Total	C	N	O	S	0	0	0
			3778	2406	633	727	12			
1	8-B	477	Total	C	N	O	S	0	0	0
			3778	2406	633	727	12			
1	9-B	477	Total	C	N	O	S	0	0	0
			3778	2406	633	727	12			
1	10-B	477	Total	C	N	O	S	0	0	0
			3778	2406	633	727	12			
1	1-C	477	Total	C	N	O	S	0	0	0
			3778	2406	633	727	12			
1	2-C	477	Total	C	N	O	S	0	0	0
			3778	2406	633	727	12			
1	3-C	477	Total	C	N	O	S	0	0	0
			3778	2406	633	727	12			
1	4-C	477	Total	C	N	O	S	0	0	0
			3778	2406	633	727	12			
1	5-C	477	Total	C	N	O	S	0	0	0
			3778	2406	633	727	12			
1	6-C	477	Total	C	N	O	S	0	0	0
			3778	2406	633	727	12			
1	7-C	477	Total	C	N	O	S	0	0	0
			3778	2406	633	727	12			
1	8-C	477	Total	C	N	O	S	0	0	0
			3778	2406	633	727	12			
1	9-C	477	Total	C	N	O	S	0	0	0
			3778	2406	633	727	12			
1	10-C	477	Total	C	N	O	S	0	0	0
			3778	2406	633	727	12			
1	1-D	477	Total	C	N	O	S	0	0	0
			3778	2406	633	727	12			
1	2-D	477	Total	C	N	O	S	0	0	0
			3778	2406	633	727	12			
1	3-D	477	Total	C	N	O	S	0	0	0
			3778	2406	633	727	12			
1	4-D	477	Total	C	N	O	S	0	0	0
			3778	2406	633	727	12			
1	5-D	477	Total	C	N	O	S	0	0	0
			3778	2406	633	727	12			
1	6-D	477	Total	C	N	O	S	0	0	0
			3778	2406	633	727	12			
1	7-D	477	Total	C	N	O	S	0	0	0
			3778	2406	633	727	12			

*Continued on next page...*

*Continued from previous page...*

Mol	Chain	Residues	Atoms					ZeroOcc	AltConf	Trace
1	8-D	477	Total	C	N	O	S	0	0	0
			3778	2406	633	727	12			
1	9-D	477	Total	C	N	O	S	0	0	0
			3778	2406	633	727	12			
1	10-D	477	Total	C	N	O	S	0	0	0
			3778	2406	633	727	12			
1	1-E	477	Total	C	N	O	S	0	0	0
			3778	2406	633	727	12			
1	2-E	477	Total	C	N	O	S	0	0	0
			3778	2406	633	727	12			
1	3-E	477	Total	C	N	O	S	0	0	0
			3778	2406	633	727	12			
1	4-E	477	Total	C	N	O	S	0	0	0
			3778	2406	633	727	12			
1	5-E	477	Total	C	N	O	S	0	0	0
			3778	2406	633	727	12			
1	6-E	477	Total	C	N	O	S	0	0	0
			3778	2406	633	727	12			
1	7-E	477	Total	C	N	O	S	0	0	0
			3778	2406	633	727	12			
1	8-E	477	Total	C	N	O	S	0	0	0
			3778	2406	633	727	12			
1	9-E	477	Total	C	N	O	S	0	0	0
			3778	2406	633	727	12			
1	10-E	477	Total	C	N	O	S	0	0	0
			3778	2406	633	727	12			
1	1-F	477	Total	C	N	O	S	0	0	0
			3778	2406	633	727	12			
1	2-F	477	Total	C	N	O	S	0	0	0
			3778	2406	633	727	12			
1	3-F	477	Total	C	N	O	S	0	0	0
			3778	2406	633	727	12			
1	4-F	477	Total	C	N	O	S	0	0	0
			3778	2406	633	727	12			
1	5-F	477	Total	C	N	O	S	0	0	0
			3778	2406	633	727	12			
1	6-F	477	Total	C	N	O	S	0	0	0
			3778	2406	633	727	12			
1	7-F	477	Total	C	N	O	S	0	0	0
			3778	2406	633	727	12			
1	8-F	477	Total	C	N	O	S	0	0	0
			3778	2406	633	727	12			

*Continued on next page...*

*Continued from previous page...*

Mol	Chain	Residues	Atoms					ZeroOcc	AltConf	Trace
1	9-F	477	Total	C	N	O	S	0	0	0
			3778	2406	633	727	12			
1	10-F	477	Total	C	N	O	S	0	0	0
			3778	2406	633	727	12			
1	1-G	477	Total	C	N	O	S	0	0	0
			3778	2406	633	727	12			
1	2-G	477	Total	C	N	O	S	0	0	0
			3778	2406	633	727	12			
1	3-G	477	Total	C	N	O	S	0	0	0
			3778	2406	633	727	12			
1	4-G	477	Total	C	N	O	S	0	0	0
			3778	2406	633	727	12			
1	5-G	477	Total	C	N	O	S	0	0	0
			3778	2406	633	727	12			
1	6-G	477	Total	C	N	O	S	0	0	0
			3778	2406	633	727	12			
1	7-G	477	Total	C	N	O	S	0	0	0
			3778	2406	633	727	12			
1	8-G	477	Total	C	N	O	S	0	0	0
			3778	2406	633	727	12			
1	9-G	477	Total	C	N	O	S	0	0	0
			3778	2406	633	727	12			
1	10-G	477	Total	C	N	O	S	0	0	0
			3778	2406	633	727	12			
1	1-H	477	Total	C	N	O	S	0	0	0
			3778	2406	633	727	12			
1	2-H	477	Total	C	N	O	S	0	0	0
			3778	2406	633	727	12			
1	3-H	477	Total	C	N	O	S	0	0	0
			3778	2406	633	727	12			
1	4-H	477	Total	C	N	O	S	0	0	0
			3778	2406	633	727	12			
1	5-H	477	Total	C	N	O	S	0	0	0
			3778	2406	633	727	12			
1	6-H	477	Total	C	N	O	S	0	0	0
			3778	2406	633	727	12			
1	7-H	477	Total	C	N	O	S	0	0	0
			3778	2406	633	727	12			
1	8-H	477	Total	C	N	O	S	0	0	0
			3778	2406	633	727	12			
1	9-H	477	Total	C	N	O	S	0	0	0
			3778	2406	633	727	12			

*Continued on next page...*



*Continued from previous page...*

Mol	Chain	Residues	Atoms					ZeroOcc	AltConf	Trace
1	10-H	477	Total	C	N	O	S	0	0	0
			3778	2406	633	727	12			
1	1-I	477	Total	C	N	O	S	0	0	0
			3778	2406	633	727	12			
1	2-I	477	Total	C	N	O	S	0	0	0
			3778	2406	633	727	12			
1	3-I	477	Total	C	N	O	S	0	0	0
			3778	2406	633	727	12			
1	4-I	477	Total	C	N	O	S	0	0	0
			3778	2406	633	727	12			
1	5-I	477	Total	C	N	O	S	0	0	0
			3778	2406	633	727	12			
1	6-I	477	Total	C	N	O	S	0	0	0
			3778	2406	633	727	12			
1	7-I	477	Total	C	N	O	S	0	0	0
			3778	2406	633	727	12			
1	8-I	477	Total	C	N	O	S	0	0	0
			3778	2406	633	727	12			
1	9-I	477	Total	C	N	O	S	0	0	0
			3778	2406	633	727	12			
1	10-I	477	Total	C	N	O	S	0	0	0
			3778	2406	633	727	12			
1	1-J	477	Total	C	N	O	S	0	0	0
			3778	2406	633	727	12			
1	2-J	477	Total	C	N	O	S	0	0	0
			3778	2406	633	727	12			
1	3-J	477	Total	C	N	O	S	0	0	0
			3778	2406	633	727	12			
1	4-J	477	Total	C	N	O	S	0	0	0
			3778	2406	633	727	12			
1	5-J	477	Total	C	N	O	S	0	0	0
			3778	2406	633	727	12			
1	6-J	477	Total	C	N	O	S	0	0	0
			3778	2406	633	727	12			
1	7-J	477	Total	C	N	O	S	0	0	0
			3778	2406	633	727	12			
1	8-J	477	Total	C	N	O	S	0	0	0
			3778	2406	633	727	12			
1	9-J	477	Total	C	N	O	S	0	0	0
			3778	2406	633	727	12			
1	10-J	477	Total	C	N	O	S	0	0	0
			3778	2406	633	727	12			

*Continued on next page...*

*Continued from previous page...*

Mol	Chain	Residues	Atoms					ZeroOcc	AltConf	Trace
1	1-K	477	Total	C	N	O	S	0	0	0
			3778	2406	633	727	12			
1	2-K	477	Total	C	N	O	S	0	0	0
			3778	2406	633	727	12			
1	3-K	477	Total	C	N	O	S	0	0	0
			3778	2406	633	727	12			
1	4-K	477	Total	C	N	O	S	0	0	0
			3778	2406	633	727	12			
1	5-K	477	Total	C	N	O	S	0	0	0
			3778	2406	633	727	12			
1	6-K	477	Total	C	N	O	S	0	0	0
			3778	2406	633	727	12			
1	7-K	477	Total	C	N	O	S	0	0	0
			3778	2406	633	727	12			
1	8-K	477	Total	C	N	O	S	0	0	0
			3778	2406	633	727	12			
1	9-K	477	Total	C	N	O	S	0	0	0
			3778	2406	633	727	12			
1	10-K	477	Total	C	N	O	S	0	0	0
			3778	2406	633	727	12			
1	1-L	477	Total	C	N	O	S	0	0	0
			3778	2406	633	727	12			
1	2-L	477	Total	C	N	O	S	0	0	0
			3778	2406	633	727	12			
1	3-L	477	Total	C	N	O	S	0	0	0
			3778	2406	633	727	12			
1	4-L	477	Total	C	N	O	S	0	0	0
			3778	2406	633	727	12			
1	5-L	477	Total	C	N	O	S	0	0	0
			3778	2406	633	727	12			
1	6-L	477	Total	C	N	O	S	0	0	0
			3778	2406	633	727	12			
1	7-L	477	Total	C	N	O	S	0	0	0
			3778	2406	633	727	12			
1	8-L	477	Total	C	N	O	S	0	0	0
			3778	2406	633	727	12			
1	9-L	477	Total	C	N	O	S	0	0	0
			3778	2406	633	727	12			
1	10-L	477	Total	C	N	O	S	0	0	0
			3778	2406	633	727	12			
1	1-M	477	Total	C	N	O	S	0	0	0
			3778	2406	633	727	12			

*Continued on next page...*

*Continued from previous page...*

Mol	Chain	Residues	Atoms					ZeroOcc	AltConf	Trace
1	2-M	477	Total	C	N	O	S	0	0	0
			3778	2406	633	727	12			
1	3-M	477	Total	C	N	O	S	0	0	0
			3778	2406	633	727	12			
1	4-M	477	Total	C	N	O	S	0	0	0
			3778	2406	633	727	12			
1	5-M	477	Total	C	N	O	S	0	0	0
			3778	2406	633	727	12			
1	6-M	477	Total	C	N	O	S	0	0	0
			3778	2406	633	727	12			
1	7-M	477	Total	C	N	O	S	0	0	0
			3778	2406	633	727	12			
1	8-M	477	Total	C	N	O	S	0	0	0
			3778	2406	633	727	12			
1	9-M	477	Total	C	N	O	S	0	0	0
			3778	2406	633	727	12			
1	10-M	477	Total	C	N	O	S	0	0	0
			3778	2406	633	727	12			
1	1-N	477	Total	C	N	O	S	0	0	0
			3778	2406	633	727	12			
1	2-N	477	Total	C	N	O	S	0	0	0
			3778	2406	633	727	12			
1	3-N	477	Total	C	N	O	S	0	0	0
			3778	2406	633	727	12			
1	4-N	477	Total	C	N	O	S	0	0	0
			3778	2406	633	727	12			
1	5-N	477	Total	C	N	O	S	0	0	0
			3778	2406	633	727	12			
1	6-N	477	Total	C	N	O	S	0	0	0
			3778	2406	633	727	12			
1	7-N	477	Total	C	N	O	S	0	0	0
			3778	2406	633	727	12			
1	8-N	477	Total	C	N	O	S	0	0	0
			3778	2406	633	727	12			
1	9-N	477	Total	C	N	O	S	0	0	0
			3778	2406	633	727	12			
1	10-N	477	Total	C	N	O	S	0	0	0
			3778	2406	633	727	12			
1	1-O	477	Total	C	N	O	S	0	0	0
			3778	2406	633	727	12			
1	2-O	477	Total	C	N	O	S	0	0	0
			3778	2406	633	727	12			

*Continued on next page...*

*Continued from previous page...*

Mol	Chain	Residues	Atoms					ZeroOcc	AltConf	Trace
1	3-O	477	Total	C	N	O	S	0	0	0
			3778	2406	633	727	12			
1	4-O	477	Total	C	N	O	S	0	0	0
			3778	2406	633	727	12			
1	5-O	477	Total	C	N	O	S	0	0	0
			3778	2406	633	727	12			
1	6-O	477	Total	C	N	O	S	0	0	0
			3778	2406	633	727	12			
1	7-O	477	Total	C	N	O	S	0	0	0
			3778	2406	633	727	12			
1	8-O	477	Total	C	N	O	S	0	0	0
			3778	2406	633	727	12			
1	9-O	477	Total	C	N	O	S	0	0	0
			3778	2406	633	727	12			
1	10-O	477	Total	C	N	O	S	0	0	0
			3778	2406	633	727	12			
1	1-P	477	Total	C	N	O	S	0	0	0
			3778	2406	633	727	12			
1	2-P	477	Total	C	N	O	S	0	0	0
			3778	2406	633	727	12			
1	3-P	477	Total	C	N	O	S	0	0	0
			3778	2406	633	727	12			
1	4-P	477	Total	C	N	O	S	0	0	0
			3778	2406	633	727	12			
1	5-P	477	Total	C	N	O	S	0	0	0
			3778	2406	633	727	12			
1	6-P	477	Total	C	N	O	S	0	0	0
			3778	2406	633	727	12			
1	7-P	477	Total	C	N	O	S	0	0	0
			3778	2406	633	727	12			
1	8-P	477	Total	C	N	O	S	0	0	0
			3778	2406	633	727	12			
1	9-P	477	Total	C	N	O	S	0	0	0
			3778	2406	633	727	12			
1	10-P	477	Total	C	N	O	S	0	0	0
			3778	2406	633	727	12			
1	1-Q	477	Total	C	N	O	S	0	0	0
			3778	2406	633	727	12			
1	2-Q	477	Total	C	N	O	S	0	0	0
			3778	2406	633	727	12			
1	3-Q	477	Total	C	N	O	S	0	0	0
			3778	2406	633	727	12			

*Continued on next page...*

*Continued from previous page...*

Mol	Chain	Residues	Atoms					ZeroOcc	AltConf	Trace
1	4-Q	477	Total	C	N	O	S	0	0	0
			3778	2406	633	727	12			
1	5-Q	477	Total	C	N	O	S	0	0	0
			3778	2406	633	727	12			
1	6-Q	477	Total	C	N	O	S	0	0	0
			3778	2406	633	727	12			
1	7-Q	477	Total	C	N	O	S	0	0	0
			3778	2406	633	727	12			
1	8-Q	477	Total	C	N	O	S	0	0	0
			3778	2406	633	727	12			
1	9-Q	477	Total	C	N	O	S	0	0	0
			3778	2406	633	727	12			
1	10-Q	477	Total	C	N	O	S	0	0	0
			3778	2406	633	727	12			
1	1-R	477	Total	C	N	O	S	0	0	0
			3778	2406	633	727	12			
1	2-R	477	Total	C	N	O	S	0	0	0
			3778	2406	633	727	12			
1	3-R	477	Total	C	N	O	S	0	0	0
			3778	2406	633	727	12			
1	4-R	477	Total	C	N	O	S	0	0	0
			3778	2406	633	727	12			
1	5-R	477	Total	C	N	O	S	0	0	0
			3778	2406	633	727	12			
1	6-R	477	Total	C	N	O	S	0	0	0
			3778	2406	633	727	12			
1	7-R	477	Total	C	N	O	S	0	0	0
			3778	2406	633	727	12			
1	8-R	477	Total	C	N	O	S	0	0	0
			3778	2406	633	727	12			
1	9-R	477	Total	C	N	O	S	0	0	0
			3778	2406	633	727	12			
1	10-R	477	Total	C	N	O	S	0	0	0
			3778	2406	633	727	12			
1	1-S	477	Total	C	N	O	S	0	0	0
			3778	2406	633	727	12			
1	2-S	477	Total	C	N	O	S	0	0	0
			3778	2406	633	727	12			
1	3-S	477	Total	C	N	O	S	0	0	0
			3778	2406	633	727	12			
1	4-S	477	Total	C	N	O	S	0	0	0
			3778	2406	633	727	12			

*Continued on next page...*

*Continued from previous page...*

Mol	Chain	Residues	Atoms					ZeroOcc	AltConf	Trace
1	5-S	477	Total	C	N	O	S	0	0	0
			3778	2406	633	727	12			
1	6-S	477	Total	C	N	O	S	0	0	0
			3778	2406	633	727	12			
1	7-S	477	Total	C	N	O	S	0	0	0
			3778	2406	633	727	12			
1	8-S	477	Total	C	N	O	S	0	0	0
			3778	2406	633	727	12			
1	9-S	477	Total	C	N	O	S	0	0	0
			3778	2406	633	727	12			
1	10-S	477	Total	C	N	O	S	0	0	0
			3778	2406	633	727	12			
1	1-T	477	Total	C	N	O	S	0	0	0
			3778	2406	633	727	12			
1	2-T	477	Total	C	N	O	S	0	0	0
			3778	2406	633	727	12			
1	3-T	477	Total	C	N	O	S	0	0	0
			3778	2406	633	727	12			
1	4-T	477	Total	C	N	O	S	0	0	0
			3778	2406	633	727	12			
1	5-T	477	Total	C	N	O	S	0	0	0
			3778	2406	633	727	12			
1	6-T	477	Total	C	N	O	S	0	0	0
			3778	2406	633	727	12			
1	7-T	477	Total	C	N	O	S	0	0	0
			3778	2406	633	727	12			
1	8-T	477	Total	C	N	O	S	0	0	0
			3778	2406	633	727	12			
1	9-T	477	Total	C	N	O	S	0	0	0
			3778	2406	633	727	12			
1	10-T	477	Total	C	N	O	S	0	0	0
			3778	2406	633	727	12			
1	1-U	477	Total	C	N	O	S	0	0	0
			3778	2406	633	727	12			
1	2-U	477	Total	C	N	O	S	0	0	0
			3778	2406	633	727	12			
1	3-U	477	Total	C	N	O	S	0	0	0
			3778	2406	633	727	12			
1	4-U	477	Total	C	N	O	S	0	0	0
			3778	2406	633	727	12			
1	5-U	477	Total	C	N	O	S	0	0	0
			3778	2406	633	727	12			

*Continued on next page...*

*Continued from previous page...*

Mol	Chain	Residues	Atoms					ZeroOcc	AltConf	Trace
1	6-U	477	Total	C	N	O	S	0	0	0
			3778	2406	633	727	12			
1	7-U	477	Total	C	N	O	S	0	0	0
			3778	2406	633	727	12			
1	8-U	477	Total	C	N	O	S	0	0	0
			3778	2406	633	727	12			
1	9-U	477	Total	C	N	O	S	0	0	0
			3778	2406	633	727	12			
1	10-U	477	Total	C	N	O	S	0	0	0
			3778	2406	633	727	12			
1	1-V	477	Total	C	N	O	S	0	0	0
			3778	2406	633	727	12			
1	2-V	477	Total	C	N	O	S	0	0	0
			3778	2406	633	727	12			
1	3-V	477	Total	C	N	O	S	0	0	0
			3778	2406	633	727	12			
1	4-V	477	Total	C	N	O	S	0	0	0
			3778	2406	633	727	12			
1	5-V	477	Total	C	N	O	S	0	0	0
			3778	2406	633	727	12			
1	6-V	477	Total	C	N	O	S	0	0	0
			3778	2406	633	727	12			
1	7-V	477	Total	C	N	O	S	0	0	0
			3778	2406	633	727	12			
1	8-V	477	Total	C	N	O	S	0	0	0
			3778	2406	633	727	12			
1	9-V	477	Total	C	N	O	S	0	0	0
			3778	2406	633	727	12			
1	10-V	477	Total	C	N	O	S	0	0	0
			3778	2406	633	727	12			
1	1-W	477	Total	C	N	O	S	0	0	0
			3778	2406	633	727	12			
1	2-W	477	Total	C	N	O	S	0	0	0
			3778	2406	633	727	12			
1	3-W	477	Total	C	N	O	S	0	0	0
			3778	2406	633	727	12			
1	4-W	477	Total	C	N	O	S	0	0	0
			3778	2406	633	727	12			
1	5-W	477	Total	C	N	O	S	0	0	0
			3778	2406	633	727	12			
1	6-W	477	Total	C	N	O	S	0	0	0
			3778	2406	633	727	12			

*Continued on next page...*

*Continued from previous page...*

Mol	Chain	Residues	Atoms					ZeroOcc	AltConf	Trace
1	7-W	477	Total	C	N	O	S	0	0	0
			3778	2406	633	727	12			
1	8-W	477	Total	C	N	O	S	0	0	0
			3778	2406	633	727	12			
1	9-W	477	Total	C	N	O	S	0	0	0
			3778	2406	633	727	12			
1	10-W	477	Total	C	N	O	S	0	0	0
			3778	2406	633	727	12			
1	1-X	477	Total	C	N	O	S	0	0	0
			3778	2406	633	727	12			
1	2-X	477	Total	C	N	O	S	0	0	0
			3778	2406	633	727	12			
1	3-X	477	Total	C	N	O	S	0	0	0
			3778	2406	633	727	12			
1	4-X	477	Total	C	N	O	S	0	0	0
			3778	2406	633	727	12			
1	5-X	477	Total	C	N	O	S	0	0	0
			3778	2406	633	727	12			
1	6-X	477	Total	C	N	O	S	0	0	0
			3778	2406	633	727	12			
1	7-X	477	Total	C	N	O	S	0	0	0
			3778	2406	633	727	12			
1	8-X	477	Total	C	N	O	S	0	0	0
			3778	2406	633	727	12			
1	9-X	477	Total	C	N	O	S	0	0	0
			3778	2406	633	727	12			
1	10-X	477	Total	C	N	O	S	0	0	0
			3778	2406	633	727	12			

- Molecule 2 is MANGANESE (II) ION (three-letter code: MN) (formula: Mn).

Mol	Chain	Residues	Atoms		ZeroOcc	AltConf
2	3-V	1	Total	Mn	0	0
			1	1		
2	7-U	1	Total	Mn	0	0
			1	1		
2	6-J	1	Total	Mn	0	0
			1	1		
2	3-D	1	Total	Mn	0	0
			1	1		
2	8-R	1	Total	Mn	0	0
			1	1		

*Continued on next page...*



*Continued from previous page...*

Mol	Chain	Residues	Atoms		ZeroOcc	AltConf
2	6-C	1	Total 1	Mn 1	0	0
2	7-O	1	Total 1	Mn 1	0	0
2	10-I	1	Total 1	Mn 1	0	0
2	6-T	1	Total 1	Mn 1	0	0
2	10-F	1	Total 1	Mn 1	0	0
2	4-M	1	Total 1	Mn 1	0	0
2	5-E	1	Total 1	Mn 1	0	0
2	3-U	1	Total 1	Mn 1	0	0
2	5-L	1	Total 1	Mn 1	0	0
2	10-T	1	Total 1	Mn 1	0	0
2	5-W	1	Total 1	Mn 1	0	0
2	2-G	1	Total 1	Mn 1	0	0
2	3-C	1	Total 1	Mn 1	0	0
2	8-S	1	Total 1	Mn 1	0	0
2	9-G	1	Total 1	Mn 1	0	0
2	2-P	1	Total 1	Mn 1	0	0
2	7-N	1	Total 1	Mn 1	0	0
2	9-N	1	Total 1	Mn 1	0	0
2	1-A	1	Total 1	Mn 1	0	0
2	4-J	1	Total 1	Mn 1	0	0
2	1-V	1	Total 1	Mn 1	0	0

*Continued on next page...*

*Continued from previous page...*

Mol	Chain	Residues	Atoms		ZeroOcc	AltConf
2	3-T	1	Total 1	Mn 1	0	0
2	8-B	1	Total 1	Mn 1	0	0
2	4-X	1	Total 1	Mn 1	0	0
2	6-D	1	Total 1	Mn 1	0	0
2	3-B	1	Total 1	Mn 1	0	0
2	8-P	1	Total 1	Mn 1	0	0
2	7-M	1	Total 1	Mn 1	0	0
2	10-O	1	Total 1	Mn 1	0	0
2	6-V	1	Total 1	Mn 1	0	0
2	10-D	1	Total 1	Mn 1	0	0
2	1-Q	1	Total 1	Mn 1	0	0
2	4-K	1	Total 1	Mn 1	0	0
2	5-G	1	Total 1	Mn 1	0	0
2	3-S	1	Total 1	Mn 1	0	0
2	8-C	1	Total 1	Mn 1	0	0
2	5-N	1	Total 1	Mn 1	0	0
2	1-R	1	Total 1	Mn 1	0	0
2	5-Q	1	Total 1	Mn 1	0	0
2	2-I	1	Total 1	Mn 1	0	0
2	3-A	1	Total 1	Mn 1	0	0
2	8-Q	1	Total 1	Mn 1	0	0

*Continued on next page...*

*Continued from previous page...*

Mol	Chain	Residues	Atoms		ZeroOcc	AltConf
2	9-I	1	Total 1	Mn 1	0	0
2	5-X	1	Total 1	Mn 1	0	0
2	2-R	1	Total 1	Mn 1	0	0
2	7-L	1	Total 1	Mn 1	0	0
2	1-W	1	Total 1	Mn 1	0	0
2	1-H	1	Total 1	Mn 1	0	0
2	1-C	1	Total 1	Mn 1	0	0
2	7-R	1	Total 1	Mn 1	0	0
2	4-H	1	Total 1	Mn 1	0	0
2	3-R	1	Total 1	Mn 1	0	0
2	6-M	1	Total 1	Mn 1	0	0
2	9-U	1	Total 1	Mn 1	0	0
2	6-F	1	Total 1	Mn 1	0	0
2	8-V	1	Total 1	Mn 1	0	0
2	7-C	1	Total 1	Mn 1	0	0
2	9-S	1	Total 1	Mn 1	0	0
2	9-V	1	Total 1	Mn 1	0	0
2	10-M	1	Total 1	Mn 1	0	0
2	6-P	1	Total 1	Mn 1	0	0
2	7-Q	1	Total 1	Mn 1	0	0
2	4-I	1	Total 1	Mn 1	0	0

*Continued on next page...*

*Continued from previous page...*

Mol	Chain	Residues	Atoms		ZeroOcc	AltConf
2	5-A	1	Total 1	Mn 1	0	0
2	10-S	1	Total 1	Mn 1	0	0
2	3-Q	1	Total 1	Mn 1	0	0
2	8-A	1	Total 1	Mn 1	0	0
2	5-H	1	Total 1	Mn 1	0	0
2	2-B	1	Total 1	Mn 1	0	0
2	1-X	1	Total 1	Mn 1	0	0
2	5-S	1	Total 1	Mn 1	0	0
2	2-K	1	Total 1	Mn 1	0	0
2	8-W	1	Total 1	Mn 1	0	0
2	9-K	1	Total 1	Mn 1	0	0
2	2-T	1	Total 1	Mn 1	0	0
2	7-B	1	Total 1	Mn 1	0	0
2	1-J	1	Total 1	Mn 1	0	0
2	1-E	1	Total 1	Mn 1	0	0
2	7-P	1	Total 1	Mn 1	0	0
2	4-V	1	Total 1	Mn 1	0	0
2	3-P	1	Total 1	Mn 1	0	0
2	8-F	1	Total 1	Mn 1	0	0
2	6-O	1	Total 1	Mn 1	0	0
2	8-T	1	Total 1	Mn 1	0	0

*Continued on next page...*

*Continued from previous page...*

Mol	Chain	Residues	Atoms		ZeroOcc	AltConf
2	10-J	1	Total 1	Mn 1	0	0
2	7-A	1	Total 1	Mn 1	0	0
2	10-C	1	Total 1	Mn 1	0	0
2	6-R	1	Total 1	Mn 1	0	0
2	10-X	1	Total 1	Mn 1	0	0
2	7-W	1	Total 1	Mn 1	0	0
2	4-W	1	Total 1	Mn 1	0	0
2	5-C	1	Total 1	Mn 1	0	0
2	10-Q	1	Total 1	Mn 1	0	0
2	3-O	1	Total 1	Mn 1	0	0
2	8-G	1	Total 1	Mn 1	0	0
2	5-J	1	Total 1	Mn 1	0	0
2	2-D	1	Total 1	Mn 1	0	0
2	9-B	1	Total 1	Mn 1	0	0
2	2-M	1	Total 1	Mn 1	0	0
2	8-U	1	Total 1	Mn 1	0	0
2	9-M	1	Total 1	Mn 1	0	0
2	2-V	1	Total 1	Mn 1	0	0
2	4-F	1	Total 1	Mn 1	0	0
2	1-L	1	Total 1	Mn 1	0	0
2	1-G	1	Total 1	Mn 1	0	0

*Continued on next page...*

*Continued from previous page...*

Mol	Chain	Residues	Atoms		ZeroOcc	AltConf
2	7-V	1	Total 1	Mn 1	0	0
2	4-T	1	Total 1	Mn 1	0	0
2	3-N	1	Total 1	Mn 1	0	0
2	8-D	1	Total 1	Mn 1	0	0
2	6-I	1	Total 1	Mn 1	0	0
2	6-B	1	Total 1	Mn 1	0	0
2	10-H	1	Total 1	Mn 1	0	0
2	7-G	1	Total 1	Mn 1	0	0
2	4-G	1	Total 1	Mn 1	0	0
2	10-A	1	Total 1	Mn 1	0	0
2	1-P	1	Total 1	Mn 1	0	0
2	4-U	1	Total 1	Mn 1	0	0
2	5-M	1	Total 1	Mn 1	0	0
2	10-W	1	Total 1	Mn 1	0	0
2	3-M	1	Total 1	Mn 1	0	0
2	8-E	1	Total 1	Mn 1	0	0
2	5-T	1	Total 1	Mn 1	0	0
2	2-F	1	Total 1	Mn 1	0	0
2	1-U	1	Total 1	Mn 1	0	0
2	9-D	1	Total 1	Mn 1	0	0
2	2-O	1	Total 1	Mn 1	0	0

*Continued on next page...*

*Continued from previous page...*

Mol	Chain	Residues	Atoms		ZeroOcc	AltConf
2	9-O	1	Total 1	Mn 1	0	0
2	2-X	1	Total 1	Mn 1	0	0
2	7-F	1	Total 1	Mn 1	0	0
2	4-D	1	Total 1	Mn 1	0	0
2	1-N	1	Total 1	Mn 1	0	0
2	7-T	1	Total 1	Mn 1	0	0
2	4-R	1	Total 1	Mn 1	0	0
2	3-L	1	Total 1	Mn 1	0	0
2	8-J	1	Total 1	Mn 1	0	0
2	6-K	1	Total 1	Mn 1	0	0
2	9-T	1	Total 1	Mn 1	0	0
2	8-X	1	Total 1	Mn 1	0	0
2	10-N	1	Total 1	Mn 1	0	0
2	6-U	1	Total 1	Mn 1	0	0
2	7-E	1	Total 1	Mn 1	0	0
2	4-E	1	Total 1	Mn 1	0	0
2	10-G	1	Total 1	Mn 1	0	0
2	5-D	1	Total 1	Mn 1	0	0
2	4-S	1	Total 1	Mn 1	0	0
2	5-O	1	Total 1	Mn 1	0	0
2	10-U	1	Total 1	Mn 1	0	0

*Continued on next page...*

*Continued from previous page...*

Mol	Chain	Residues	Atoms		ZeroOcc	AltConf
2	3-K	1	Total 1	Mn 1	0	0
2	8-K	1	Total 1	Mn 1	0	0
2	5-V	1	Total 1	Mn 1	0	0
2	2-H	1	Total 1	Mn 1	0	0
2	9-F	1	Total 1	Mn 1	0	0
2	2-Q	1	Total 1	Mn 1	0	0
2	9-Q	1	Total 1	Mn 1	0	0
2	1-I	1	Total 1	Mn 1	0	0
2	7-D	1	Total 1	Mn 1	0	0
2	4-B	1	Total 1	Mn 1	0	0
2	9-X	1	Total 1	Mn 1	0	0
2	4-P	1	Total 1	Mn 1	0	0
2	6-L	1	Total 1	Mn 1	0	0
2	3-J	1	Total 1	Mn 1	0	0
2	8-H	1	Total 1	Mn 1	0	0
2	6-E	1	Total 1	Mn 1	0	0
2	10-L	1	Total 1	Mn 1	0	0
2	6-W	1	Total 1	Mn 1	0	0
2	4-C	1	Total 1	Mn 1	0	0
2	10-E	1	Total 1	Mn 1	0	0
2	5-F	1	Total 1	Mn 1	0	0

*Continued on next page...*



*Continued from previous page...*

Mol	Chain	Residues	Atoms		ZeroOcc	AltConf
2	10-R	1	Total 1	Mn 1	0	0
2	4-Q	1	Total 1	Mn 1	0	0
2	5-I	1	Total 1	Mn 1	0	0
2	2-A	1	Total 1	Mn 1	0	0
2	3-I	1	Total 1	Mn 1	0	0
2	8-I	1	Total 1	Mn 1	0	0
2	9-A	1	Total 1	Mn 1	0	0
2	5-P	1	Total 1	Mn 1	0	0
2	2-J	1	Total 1	Mn 1	0	0
2	9-P	1	Total 1	Mn 1	0	0
2	9-H	1	Total 1	Mn 1	0	0
2	2-S	1	Total 1	Mn 1	0	0
2	1-K	1	Total 1	Mn 1	0	0
2	1-B	1	Total 1	Mn 1	0	0
2	6-N	1	Total 1	Mn 1	0	0
2	3-H	1	Total 1	Mn 1	0	0
2	8-N	1	Total 1	Mn 1	0	0
2	6-G	1	Total 1	Mn 1	0	0
2	7-K	1	Total 1	Mn 1	0	0
2	6-X	1	Total 1	Mn 1	0	0
2	10-B	1	Total 1	Mn 1	0	0

*Continued on next page...*

*Continued from previous page...*

Mol	Chain	Residues	Atoms		ZeroOcc	AltConf
2	6-Q	1	Total 1	Mn 1	0	0
2	4-A	1	Total 1	Mn 1	0	0
2	10-P	1	Total 1	Mn 1	0	0
2	1-S	1	Total 1	Mn 1	0	0
2	5-K	1	Total 1	Mn 1	0	0
2	2-C	1	Total 1	Mn 1	0	0
2	3-G	1	Total 1	Mn 1	0	0
2	8-O	1	Total 1	Mn 1	0	0
2	9-C	1	Total 1	Mn 1	0	0
2	5-R	1	Total 1	Mn 1	0	0
2	2-L	1	Total 1	Mn 1	0	0
2	7-J	1	Total 1	Mn 1	0	0
2	1-T	1	Total 1	Mn 1	0	0
2	9-J	1	Total 1	Mn 1	0	0
2	2-U	1	Total 1	Mn 1	0	0
2	1-M	1	Total 1	Mn 1	0	0
2	7-X	1	Total 1	Mn 1	0	0
2	4-N	1	Total 1	Mn 1	0	0
2	1-D	1	Total 1	Mn 1	0	0
2	3-X	1	Total 1	Mn 1	0	0
2	9-R	1	Total 1	Mn 1	0	0

*Continued on next page...*

*Continued from previous page...*

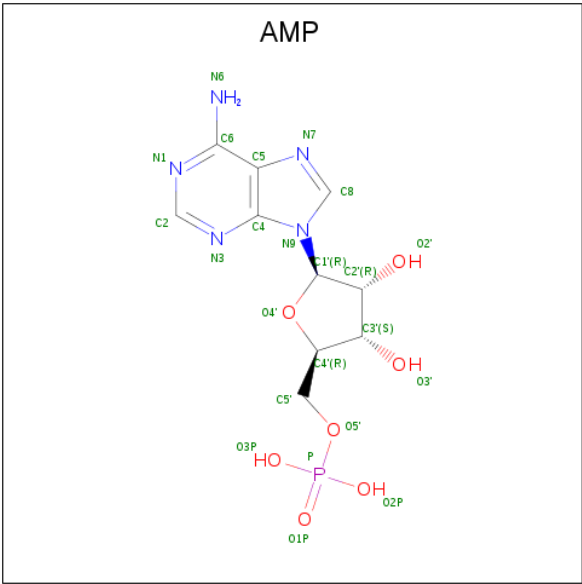
Mol	Chain	Residues	Atoms		ZeroOcc	AltConf
2	6-H	1	Total 1	Mn 1	0	0
2	3-F	1	Total 1	Mn 1	0	0
2	8-L	1	Total 1	Mn 1	0	0
2	6-A	1	Total 1	Mn 1	0	0
2	7-I	1	Total 1	Mn 1	0	0
2	9-W	1	Total 1	Mn 1	0	0
2	10-K	1	Total 1	Mn 1	0	0
2	6-S	1	Total 1	Mn 1	0	0
2	4-O	1	Total 1	Mn 1	0	0
2	3-W	1	Total 1	Mn 1	0	0
2	5-B	1	Total 1	Mn 1	0	0
2	10-V	1	Total 1	Mn 1	0	0
2	5-U	1	Total 1	Mn 1	0	0
2	2-E	1	Total 1	Mn 1	0	0
2	3-E	1	Total 1	Mn 1	0	0
2	8-M	1	Total 1	Mn 1	0	0
2	9-E	1	Total 1	Mn 1	0	0
2	2-N	1	Total 1	Mn 1	0	0
2	7-H	1	Total 1	Mn 1	0	0
2	7-S	1	Total 1	Mn 1	0	0
2	9-L	1	Total 1	Mn 1	0	0

*Continued on next page...*

Continued from previous page...

Mol	Chain	Residues	Atoms		ZeroOcc	AltConf
2	2-W	1	Total	Mn	0	0
			1	1		
2	1-O	1	Total	Mn	0	0
			1	1		
2	4-L	1	Total	Mn	0	0
			1	1		
2	1-F	1	Total	Mn	0	0
			1	1		

- Molecule 3 is ADENOSINE MONOPHOSPHATE (three-letter code: AMP) (formula: C<sub>10</sub>H<sub>14</sub>N<sub>5</sub>O<sub>7</sub>P).



Mol	Chain	Residues	Atoms					ZeroOcc	AltConf
3	1-A	1	Total	C	N	O	P	0	0
			23	10	5	7	1		
3	2-A	1	Total	C	N	O	P	0	0
			23	10	5	7	1		
3	3-A	1	Total	C	N	O	P	0	0
			23	10	5	7	1		
3	4-A	1	Total	C	N	O	P	0	0
			23	10	5	7	1		
3	5-A	1	Total	C	N	O	P	0	0
			23	10	5	7	1		
3	6-A	1	Total	C	N	O	P	0	0
			23	10	5	7	1		
3	7-A	1	Total	C	N	O	P	0	0
			23	10	5	7	1		

Continued on next page...

*Continued from previous page...*

Mol	Chain	Residues	Atoms					ZeroOcc	AltConf
3	8-A	1	Total 23	C 10	N 5	O 7	P 1	0	0
3	9-A	1	Total 23	C 10	N 5	O 7	P 1	0	0
3	10-A	1	Total 23	C 10	N 5	O 7	P 1	0	0
3	1-B	1	Total 23	C 10	N 5	O 7	P 1	0	0
3	2-B	1	Total 23	C 10	N 5	O 7	P 1	0	0
3	3-B	1	Total 23	C 10	N 5	O 7	P 1	0	0
3	4-B	1	Total 23	C 10	N 5	O 7	P 1	0	0
3	5-B	1	Total 23	C 10	N 5	O 7	P 1	0	0
3	6-B	1	Total 23	C 10	N 5	O 7	P 1	0	0
3	7-B	1	Total 23	C 10	N 5	O 7	P 1	0	0
3	8-B	1	Total 23	C 10	N 5	O 7	P 1	0	0
3	9-B	1	Total 23	C 10	N 5	O 7	P 1	0	0
3	10-B	1	Total 23	C 10	N 5	O 7	P 1	0	0
3	1-C	1	Total 23	C 10	N 5	O 7	P 1	0	0
3	2-C	1	Total 23	C 10	N 5	O 7	P 1	0	0
3	3-C	1	Total 23	C 10	N 5	O 7	P 1	0	0
3	4-C	1	Total 23	C 10	N 5	O 7	P 1	0	0
3	5-C	1	Total 23	C 10	N 5	O 7	P 1	0	0
3	6-C	1	Total 23	C 10	N 5	O 7	P 1	0	0
3	7-C	1	Total 23	C 10	N 5	O 7	P 1	0	0
3	8-C	1	Total 23	C 10	N 5	O 7	P 1	0	0

*Continued on next page...*

*Continued from previous page...*

Mol	Chain	Residues	Atoms					ZeroOcc	AltConf
3	9-C	1	Total 23	C 10	N 5	O 7	P 1	0	0
3	10-C	1	Total 23	C 10	N 5	O 7	P 1	0	0
3	1-D	1	Total 23	C 10	N 5	O 7	P 1	0	0
3	2-D	1	Total 23	C 10	N 5	O 7	P 1	0	0
3	3-D	1	Total 23	C 10	N 5	O 7	P 1	0	0
3	4-D	1	Total 23	C 10	N 5	O 7	P 1	0	0
3	5-D	1	Total 23	C 10	N 5	O 7	P 1	0	0
3	6-D	1	Total 23	C 10	N 5	O 7	P 1	0	0
3	7-D	1	Total 23	C 10	N 5	O 7	P 1	0	0
3	8-D	1	Total 23	C 10	N 5	O 7	P 1	0	0
3	9-D	1	Total 23	C 10	N 5	O 7	P 1	0	0
3	10-D	1	Total 23	C 10	N 5	O 7	P 1	0	0
3	1-E	1	Total 23	C 10	N 5	O 7	P 1	0	0
3	2-E	1	Total 23	C 10	N 5	O 7	P 1	0	0
3	3-E	1	Total 23	C 10	N 5	O 7	P 1	0	0
3	4-E	1	Total 23	C 10	N 5	O 7	P 1	0	0
3	5-E	1	Total 23	C 10	N 5	O 7	P 1	0	0
3	6-E	1	Total 23	C 10	N 5	O 7	P 1	0	0
3	7-E	1	Total 23	C 10	N 5	O 7	P 1	0	0
3	8-E	1	Total 23	C 10	N 5	O 7	P 1	0	0
3	9-E	1	Total 23	C 10	N 5	O 7	P 1	0	0

*Continued on next page...*

*Continued from previous page...*

Mol	Chain	Residues	Atoms					ZeroOcc	AltConf
3	10-E	1	Total 23	C 10	N 5	O 7	P 1	0	0
3	1-F	1	Total 23	C 10	N 5	O 7	P 1	0	0
3	2-F	1	Total 23	C 10	N 5	O 7	P 1	0	0
3	3-F	1	Total 23	C 10	N 5	O 7	P 1	0	0
3	4-F	1	Total 23	C 10	N 5	O 7	P 1	0	0
3	5-F	1	Total 23	C 10	N 5	O 7	P 1	0	0
3	6-F	1	Total 23	C 10	N 5	O 7	P 1	0	0
3	7-F	1	Total 23	C 10	N 5	O 7	P 1	0	0
3	8-F	1	Total 23	C 10	N 5	O 7	P 1	0	0
3	9-F	1	Total 23	C 10	N 5	O 7	P 1	0	0
3	10-F	1	Total 23	C 10	N 5	O 7	P 1	0	0
3	1-G	1	Total 23	C 10	N 5	O 7	P 1	0	0
3	2-G	1	Total 23	C 10	N 5	O 7	P 1	0	0
3	3-G	1	Total 23	C 10	N 5	O 7	P 1	0	0
3	4-G	1	Total 23	C 10	N 5	O 7	P 1	0	0
3	5-G	1	Total 23	C 10	N 5	O 7	P 1	0	0
3	6-G	1	Total 23	C 10	N 5	O 7	P 1	0	0
3	7-G	1	Total 23	C 10	N 5	O 7	P 1	0	0
3	8-G	1	Total 23	C 10	N 5	O 7	P 1	0	0
3	9-G	1	Total 23	C 10	N 5	O 7	P 1	0	0
3	10-G	1	Total 23	C 10	N 5	O 7	P 1	0	0

*Continued on next page...*

*Continued from previous page...*

Mol	Chain	Residues	Atoms					ZeroOcc	AltConf
3	1-H	1	Total 23	C 10	N 5	O 7	P 1	0	0
3	2-H	1	Total 23	C 10	N 5	O 7	P 1	0	0
3	3-H	1	Total 23	C 10	N 5	O 7	P 1	0	0
3	4-H	1	Total 23	C 10	N 5	O 7	P 1	0	0
3	5-H	1	Total 23	C 10	N 5	O 7	P 1	0	0
3	6-H	1	Total 23	C 10	N 5	O 7	P 1	0	0
3	7-H	1	Total 23	C 10	N 5	O 7	P 1	0	0
3	8-H	1	Total 23	C 10	N 5	O 7	P 1	0	0
3	9-H	1	Total 23	C 10	N 5	O 7	P 1	0	0
3	10-H	1	Total 23	C 10	N 5	O 7	P 1	0	0
3	1-I	1	Total 23	C 10	N 5	O 7	P 1	0	0
3	2-I	1	Total 23	C 10	N 5	O 7	P 1	0	0
3	3-I	1	Total 23	C 10	N 5	O 7	P 1	0	0
3	4-I	1	Total 23	C 10	N 5	O 7	P 1	0	0
3	5-I	1	Total 23	C 10	N 5	O 7	P 1	0	0
3	6-I	1	Total 23	C 10	N 5	O 7	P 1	0	0
3	7-I	1	Total 23	C 10	N 5	O 7	P 1	0	0
3	8-I	1	Total 23	C 10	N 5	O 7	P 1	0	0
3	9-I	1	Total 23	C 10	N 5	O 7	P 1	0	0
3	10-I	1	Total 23	C 10	N 5	O 7	P 1	0	0
3	1-J	1	Total 23	C 10	N 5	O 7	P 1	0	0

*Continued on next page...*



*Continued from previous page...*

Mol	Chain	Residues	Atoms					ZeroOcc	AltConf
3	2-J	1	Total 23	C 10	N 5	O 7	P 1	0	0
3	3-J	1	Total 23	C 10	N 5	O 7	P 1	0	0
3	4-J	1	Total 23	C 10	N 5	O 7	P 1	0	0
3	5-J	1	Total 23	C 10	N 5	O 7	P 1	0	0
3	6-J	1	Total 23	C 10	N 5	O 7	P 1	0	0
3	7-J	1	Total 23	C 10	N 5	O 7	P 1	0	0
3	8-J	1	Total 23	C 10	N 5	O 7	P 1	0	0
3	9-J	1	Total 23	C 10	N 5	O 7	P 1	0	0
3	10-J	1	Total 23	C 10	N 5	O 7	P 1	0	0
3	1-K	1	Total 23	C 10	N 5	O 7	P 1	0	0
3	2-K	1	Total 23	C 10	N 5	O 7	P 1	0	0
3	3-K	1	Total 23	C 10	N 5	O 7	P 1	0	0
3	4-K	1	Total 23	C 10	N 5	O 7	P 1	0	0
3	5-K	1	Total 23	C 10	N 5	O 7	P 1	0	0
3	6-K	1	Total 23	C 10	N 5	O 7	P 1	0	0
3	7-K	1	Total 23	C 10	N 5	O 7	P 1	0	0
3	8-K	1	Total 23	C 10	N 5	O 7	P 1	0	0
3	9-K	1	Total 23	C 10	N 5	O 7	P 1	0	0
3	10-K	1	Total 23	C 10	N 5	O 7	P 1	0	0
3	1-L	1	Total 23	C 10	N 5	O 7	P 1	0	0
3	2-L	1	Total 23	C 10	N 5	O 7	P 1	0	0

*Continued on next page...*

*Continued from previous page...*

Mol	Chain	Residues	Atoms					ZeroOcc	AltConf
3	3-L	1	Total 23	C 10	N 5	O 7	P 1	0	0
3	4-L	1	Total 23	C 10	N 5	O 7	P 1	0	0
3	5-L	1	Total 23	C 10	N 5	O 7	P 1	0	0
3	6-L	1	Total 23	C 10	N 5	O 7	P 1	0	0
3	7-L	1	Total 23	C 10	N 5	O 7	P 1	0	0
3	8-L	1	Total 23	C 10	N 5	O 7	P 1	0	0
3	9-L	1	Total 23	C 10	N 5	O 7	P 1	0	0
3	10-L	1	Total 23	C 10	N 5	O 7	P 1	0	0
3	1-M	1	Total 23	C 10	N 5	O 7	P 1	0	0
3	2-M	1	Total 23	C 10	N 5	O 7	P 1	0	0
3	3-M	1	Total 23	C 10	N 5	O 7	P 1	0	0
3	4-M	1	Total 23	C 10	N 5	O 7	P 1	0	0
3	5-M	1	Total 23	C 10	N 5	O 7	P 1	0	0
3	6-M	1	Total 23	C 10	N 5	O 7	P 1	0	0
3	7-M	1	Total 23	C 10	N 5	O 7	P 1	0	0
3	8-M	1	Total 23	C 10	N 5	O 7	P 1	0	0
3	9-M	1	Total 23	C 10	N 5	O 7	P 1	0	0
3	10-M	1	Total 23	C 10	N 5	O 7	P 1	0	0
3	1-N	1	Total 23	C 10	N 5	O 7	P 1	0	0
3	2-N	1	Total 23	C 10	N 5	O 7	P 1	0	0
3	3-N	1	Total 23	C 10	N 5	O 7	P 1	0	0

*Continued on next page...*

*Continued from previous page...*

Mol	Chain	Residues	Atoms					ZeroOcc	AltConf
3	4-N	1	Total 23	C 10	N 5	O 7	P 1	0	0
3	5-N	1	Total 23	C 10	N 5	O 7	P 1	0	0
3	6-N	1	Total 23	C 10	N 5	O 7	P 1	0	0
3	7-N	1	Total 23	C 10	N 5	O 7	P 1	0	0
3	8-N	1	Total 23	C 10	N 5	O 7	P 1	0	0
3	9-N	1	Total 23	C 10	N 5	O 7	P 1	0	0
3	10-N	1	Total 23	C 10	N 5	O 7	P 1	0	0
3	1-O	1	Total 23	C 10	N 5	O 7	P 1	0	0
3	2-O	1	Total 23	C 10	N 5	O 7	P 1	0	0
3	3-O	1	Total 23	C 10	N 5	O 7	P 1	0	0
3	4-O	1	Total 23	C 10	N 5	O 7	P 1	0	0
3	5-O	1	Total 23	C 10	N 5	O 7	P 1	0	0
3	6-O	1	Total 23	C 10	N 5	O 7	P 1	0	0
3	7-O	1	Total 23	C 10	N 5	O 7	P 1	0	0
3	8-O	1	Total 23	C 10	N 5	O 7	P 1	0	0
3	9-O	1	Total 23	C 10	N 5	O 7	P 1	0	0
3	10-O	1	Total 23	C 10	N 5	O 7	P 1	0	0
3	1-P	1	Total 23	C 10	N 5	O 7	P 1	0	0
3	2-P	1	Total 23	C 10	N 5	O 7	P 1	0	0
3	3-P	1	Total 23	C 10	N 5	O 7	P 1	0	0
3	4-P	1	Total 23	C 10	N 5	O 7	P 1	0	0

*Continued on next page...*

*Continued from previous page...*

Mol	Chain	Residues	Atoms					ZeroOcc	AltConf
3	5-P	1	Total 23	C 10	N 5	O 7	P 1	0	0
3	6-P	1	Total 23	C 10	N 5	O 7	P 1	0	0
3	7-P	1	Total 23	C 10	N 5	O 7	P 1	0	0
3	8-P	1	Total 23	C 10	N 5	O 7	P 1	0	0
3	9-P	1	Total 23	C 10	N 5	O 7	P 1	0	0
3	10-P	1	Total 23	C 10	N 5	O 7	P 1	0	0
3	1-Q	1	Total 23	C 10	N 5	O 7	P 1	0	0
3	2-Q	1	Total 23	C 10	N 5	O 7	P 1	0	0
3	3-Q	1	Total 23	C 10	N 5	O 7	P 1	0	0
3	4-Q	1	Total 23	C 10	N 5	O 7	P 1	0	0
3	5-Q	1	Total 23	C 10	N 5	O 7	P 1	0	0
3	6-Q	1	Total 23	C 10	N 5	O 7	P 1	0	0
3	7-Q	1	Total 23	C 10	N 5	O 7	P 1	0	0
3	8-Q	1	Total 23	C 10	N 5	O 7	P 1	0	0
3	9-Q	1	Total 23	C 10	N 5	O 7	P 1	0	0
3	10-Q	1	Total 23	C 10	N 5	O 7	P 1	0	0
3	1-R	1	Total 23	C 10	N 5	O 7	P 1	0	0
3	2-R	1	Total 23	C 10	N 5	O 7	P 1	0	0
3	3-R	1	Total 23	C 10	N 5	O 7	P 1	0	0
3	4-R	1	Total 23	C 10	N 5	O 7	P 1	0	0
3	5-R	1	Total 23	C 10	N 5	O 7	P 1	0	0

*Continued on next page...*

*Continued from previous page...*

Mol	Chain	Residues	Atoms					ZeroOcc	AltConf
3	6-R	1	Total 23	C 10	N 5	O 7	P 1	0	0
3	7-R	1	Total 23	C 10	N 5	O 7	P 1	0	0
3	8-R	1	Total 23	C 10	N 5	O 7	P 1	0	0
3	9-R	1	Total 23	C 10	N 5	O 7	P 1	0	0
3	10-R	1	Total 23	C 10	N 5	O 7	P 1	0	0
3	1-S	1	Total 23	C 10	N 5	O 7	P 1	0	0
3	2-S	1	Total 23	C 10	N 5	O 7	P 1	0	0
3	3-S	1	Total 23	C 10	N 5	O 7	P 1	0	0
3	4-S	1	Total 23	C 10	N 5	O 7	P 1	0	0
3	5-S	1	Total 23	C 10	N 5	O 7	P 1	0	0
3	6-S	1	Total 23	C 10	N 5	O 7	P 1	0	0
3	7-S	1	Total 23	C 10	N 5	O 7	P 1	0	0
3	8-S	1	Total 23	C 10	N 5	O 7	P 1	0	0
3	9-S	1	Total 23	C 10	N 5	O 7	P 1	0	0
3	10-S	1	Total 23	C 10	N 5	O 7	P 1	0	0
3	1-T	1	Total 23	C 10	N 5	O 7	P 1	0	0
3	2-T	1	Total 23	C 10	N 5	O 7	P 1	0	0
3	3-T	1	Total 23	C 10	N 5	O 7	P 1	0	0
3	4-T	1	Total 23	C 10	N 5	O 7	P 1	0	0
3	5-T	1	Total 23	C 10	N 5	O 7	P 1	0	0
3	6-T	1	Total 23	C 10	N 5	O 7	P 1	0	0

*Continued on next page...*

*Continued from previous page...*

Mol	Chain	Residues	Atoms					ZeroOcc	AltConf
3	7-T	1	Total 23	C 10	N 5	O 7	P 1	0	0
3	8-T	1	Total 23	C 10	N 5	O 7	P 1	0	0
3	9-T	1	Total 23	C 10	N 5	O 7	P 1	0	0
3	10-T	1	Total 23	C 10	N 5	O 7	P 1	0	0
3	1-U	1	Total 23	C 10	N 5	O 7	P 1	0	0
3	2-U	1	Total 23	C 10	N 5	O 7	P 1	0	0
3	3-U	1	Total 23	C 10	N 5	O 7	P 1	0	0
3	4-U	1	Total 23	C 10	N 5	O 7	P 1	0	0
3	5-U	1	Total 23	C 10	N 5	O 7	P 1	0	0
3	6-U	1	Total 23	C 10	N 5	O 7	P 1	0	0
3	7-U	1	Total 23	C 10	N 5	O 7	P 1	0	0
3	8-U	1	Total 23	C 10	N 5	O 7	P 1	0	0
3	9-U	1	Total 23	C 10	N 5	O 7	P 1	0	0
3	10-U	1	Total 23	C 10	N 5	O 7	P 1	0	0
3	1-V	1	Total 23	C 10	N 5	O 7	P 1	0	0
3	2-V	1	Total 23	C 10	N 5	O 7	P 1	0	0
3	3-V	1	Total 23	C 10	N 5	O 7	P 1	0	0
3	4-V	1	Total 23	C 10	N 5	O 7	P 1	0	0
3	5-V	1	Total 23	C 10	N 5	O 7	P 1	0	0
3	6-V	1	Total 23	C 10	N 5	O 7	P 1	0	0
3	7-V	1	Total 23	C 10	N 5	O 7	P 1	0	0

*Continued on next page...*

*Continued from previous page...*

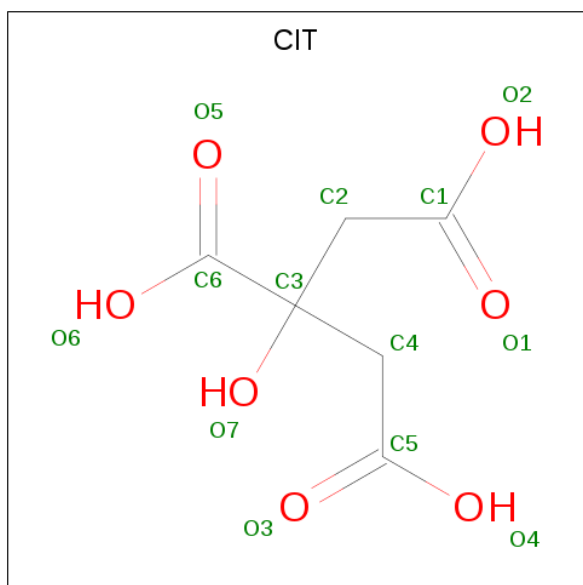
Mol	Chain	Residues	Atoms					ZeroOcc	AltConf
3	8-V	1	Total 23	C 10	N 5	O 7	P 1	0	0
3	9-V	1	Total 23	C 10	N 5	O 7	P 1	0	0
3	10-V	1	Total 23	C 10	N 5	O 7	P 1	0	0
3	1-W	1	Total 23	C 10	N 5	O 7	P 1	0	0
3	2-W	1	Total 23	C 10	N 5	O 7	P 1	0	0
3	3-W	1	Total 23	C 10	N 5	O 7	P 1	0	0
3	4-W	1	Total 23	C 10	N 5	O 7	P 1	0	0
3	5-W	1	Total 23	C 10	N 5	O 7	P 1	0	0
3	6-W	1	Total 23	C 10	N 5	O 7	P 1	0	0
3	7-W	1	Total 23	C 10	N 5	O 7	P 1	0	0
3	8-W	1	Total 23	C 10	N 5	O 7	P 1	0	0
3	9-W	1	Total 23	C 10	N 5	O 7	P 1	0	0
3	10-W	1	Total 23	C 10	N 5	O 7	P 1	0	0
3	1-X	1	Total 23	C 10	N 5	O 7	P 1	0	0
3	2-X	1	Total 23	C 10	N 5	O 7	P 1	0	0
3	3-X	1	Total 23	C 10	N 5	O 7	P 1	0	0
3	4-X	1	Total 23	C 10	N 5	O 7	P 1	0	0
3	5-X	1	Total 23	C 10	N 5	O 7	P 1	0	0
3	6-X	1	Total 23	C 10	N 5	O 7	P 1	0	0
3	7-X	1	Total 23	C 10	N 5	O 7	P 1	0	0
3	8-X	1	Total 23	C 10	N 5	O 7	P 1	0	0

*Continued on next page...*

Continued from previous page...

Mol	Chain	Residues	Atoms					ZeroOcc	AltConf
3	9-X	1	Total	C	N	O	P	0	0
			23	10	5	7	1		
3	10-X	1	Total	C	N	O	P	0	0
			23	10	5	7	1		

- Molecule 4 is CITRIC ACID (three-letter code: CIT) (formula:  $C_6H_8O_7$ ).



Mol	Chain	Residues	Atoms			ZeroOcc	AltConf
4	1-A	1	Total	C	O	0	0
			13	6	7		
4	2-A	1	Total	C	O	0	0
			13	6	7		
4	3-A	1	Total	C	O	0	0
			13	6	7		
4	4-A	1	Total	C	O	0	0
			13	6	7		
4	5-A	1	Total	C	O	0	0
			13	6	7		
4	6-A	1	Total	C	O	0	0
			13	6	7		
4	7-A	1	Total	C	O	0	0
			13	6	7		
4	8-A	1	Total	C	O	0	0
			13	6	7		
4	9-A	1	Total	C	O	0	0
			13	6	7		

Continued on next page...



*Continued from previous page...*

Mol	Chain	Residues	Atoms			ZeroOcc	AltConf
4	10-A	1	Total	C	O	0	0
			13	6	7		
4	1-B	1	Total	C	O	0	0
			13	6	7		
4	2-B	1	Total	C	O	0	0
			13	6	7		
4	3-B	1	Total	C	O	0	0
			13	6	7		
4	4-B	1	Total	C	O	0	0
			13	6	7		
4	5-B	1	Total	C	O	0	0
			13	6	7		
4	6-B	1	Total	C	O	0	0
			13	6	7		
4	7-B	1	Total	C	O	0	0
			13	6	7		
4	8-B	1	Total	C	O	0	0
			13	6	7		
4	9-B	1	Total	C	O	0	0
			13	6	7		
4	10-B	1	Total	C	O	0	0
			13	6	7		
4	1-C	1	Total	C	O	0	0
			13	6	7		
4	2-C	1	Total	C	O	0	0
			13	6	7		
4	3-C	1	Total	C	O	0	0
			13	6	7		
4	4-C	1	Total	C	O	0	0
			13	6	7		
4	5-C	1	Total	C	O	0	0
			13	6	7		
4	6-C	1	Total	C	O	0	0
			13	6	7		
4	7-C	1	Total	C	O	0	0
			13	6	7		
4	8-C	1	Total	C	O	0	0
			13	6	7		
4	9-C	1	Total	C	O	0	0
			13	6	7		
4	10-C	1	Total	C	O	0	0
			13	6	7		

*Continued on next page...*

*Continued from previous page...*

Mol	Chain	Residues	Atoms			ZeroOcc	AltConf
4	1-D	1	Total	C	O	0	0
			13	6	7		
4	2-D	1	Total	C	O	0	0
			13	6	7		
4	3-D	1	Total	C	O	0	0
			13	6	7		
4	4-D	1	Total	C	O	0	0
			13	6	7		
4	5-D	1	Total	C	O	0	0
			13	6	7		
4	6-D	1	Total	C	O	0	0
			13	6	7		
4	7-D	1	Total	C	O	0	0
			13	6	7		
4	8-D	1	Total	C	O	0	0
			13	6	7		
4	9-D	1	Total	C	O	0	0
			13	6	7		
4	10-D	1	Total	C	O	0	0
			13	6	7		
4	1-E	1	Total	C	O	0	0
			13	6	7		
4	2-E	1	Total	C	O	0	0
			13	6	7		
4	3-E	1	Total	C	O	0	0
			13	6	7		
4	4-E	1	Total	C	O	0	0
			13	6	7		
4	5-E	1	Total	C	O	0	0
			13	6	7		
4	6-E	1	Total	C	O	0	0
			13	6	7		
4	7-E	1	Total	C	O	0	0
			13	6	7		
4	8-E	1	Total	C	O	0	0
			13	6	7		
4	9-E	1	Total	C	O	0	0
			13	6	7		
4	10-E	1	Total	C	O	0	0
			13	6	7		
4	1-F	1	Total	C	O	0	0
			13	6	7		

*Continued on next page...*

*Continued from previous page...*

Mol	Chain	Residues	Atoms			ZeroOcc	AltConf
4	2-F	1	Total	C	O	0	0
			13	6	7		
4	3-F	1	Total	C	O	0	0
			13	6	7		
4	4-F	1	Total	C	O	0	0
			13	6	7		
4	5-F	1	Total	C	O	0	0
			13	6	7		
4	6-F	1	Total	C	O	0	0
			13	6	7		
4	7-F	1	Total	C	O	0	0
			13	6	7		
4	8-F	1	Total	C	O	0	0
			13	6	7		
4	9-F	1	Total	C	O	0	0
			13	6	7		
4	10-F	1	Total	C	O	0	0
			13	6	7		
4	1-G	1	Total	C	O	0	0
			13	6	7		
4	2-G	1	Total	C	O	0	0
			13	6	7		
4	3-G	1	Total	C	O	0	0
			13	6	7		
4	4-G	1	Total	C	O	0	0
			13	6	7		
4	5-G	1	Total	C	O	0	0
			13	6	7		
4	6-G	1	Total	C	O	0	0
			13	6	7		
4	7-G	1	Total	C	O	0	0
			13	6	7		
4	8-G	1	Total	C	O	0	0
			13	6	7		
4	9-G	1	Total	C	O	0	0
			13	6	7		
4	10-G	1	Total	C	O	0	0
			13	6	7		
4	1-H	1	Total	C	O	0	0
			13	6	7		
4	2-H	1	Total	C	O	0	0
			13	6	7		

*Continued on next page...*

*Continued from previous page...*

Mol	Chain	Residues	Atoms			ZeroOcc	AltConf
4	3-H	1	Total	C	O	0	0
			13	6	7		
4	4-H	1	Total	C	O	0	0
			13	6	7		
4	5-H	1	Total	C	O	0	0
			13	6	7		
4	6-H	1	Total	C	O	0	0
			13	6	7		
4	7-H	1	Total	C	O	0	0
			13	6	7		
4	8-H	1	Total	C	O	0	0
			13	6	7		
4	9-H	1	Total	C	O	0	0
			13	6	7		
4	10-H	1	Total	C	O	0	0
			13	6	7		
4	1-I	1	Total	C	O	0	0
			13	6	7		
4	2-I	1	Total	C	O	0	0
			13	6	7		
4	3-I	1	Total	C	O	0	0
			13	6	7		
4	4-I	1	Total	C	O	0	0
			13	6	7		
4	5-I	1	Total	C	O	0	0
			13	6	7		
4	6-I	1	Total	C	O	0	0
			13	6	7		
4	7-I	1	Total	C	O	0	0
			13	6	7		
4	8-I	1	Total	C	O	0	0
			13	6	7		
4	9-I	1	Total	C	O	0	0
			13	6	7		
4	10-I	1	Total	C	O	0	0
			13	6	7		
4	1-J	1	Total	C	O	0	0
			13	6	7		
4	2-J	1	Total	C	O	0	0
			13	6	7		
4	3-J	1	Total	C	O	0	0
			13	6	7		

*Continued on next page...*

*Continued from previous page...*

Mol	Chain	Residues	Atoms			ZeroOcc	AltConf
4	4-J	1	Total	C	O	0	0
			13	6	7		
4	5-J	1	Total	C	O	0	0
			13	6	7		
4	6-J	1	Total	C	O	0	0
			13	6	7		
4	7-J	1	Total	C	O	0	0
			13	6	7		
4	8-J	1	Total	C	O	0	0
			13	6	7		
4	9-J	1	Total	C	O	0	0
			13	6	7		
4	10-J	1	Total	C	O	0	0
			13	6	7		
4	1-K	1	Total	C	O	0	0
			13	6	7		
4	2-K	1	Total	C	O	0	0
			13	6	7		
4	3-K	1	Total	C	O	0	0
			13	6	7		
4	4-K	1	Total	C	O	0	0
			13	6	7		
4	5-K	1	Total	C	O	0	0
			13	6	7		
4	6-K	1	Total	C	O	0	0
			13	6	7		
4	7-K	1	Total	C	O	0	0
			13	6	7		
4	8-K	1	Total	C	O	0	0
			13	6	7		
4	9-K	1	Total	C	O	0	0
			13	6	7		
4	10-K	1	Total	C	O	0	0
			13	6	7		
4	1-L	1	Total	C	O	0	0
			13	6	7		
4	2-L	1	Total	C	O	0	0
			13	6	7		
4	3-L	1	Total	C	O	0	0
			13	6	7		
4	4-L	1	Total	C	O	0	0
			13	6	7		

*Continued on next page...*

*Continued from previous page...*

Mol	Chain	Residues	Atoms			ZeroOcc	AltConf
4	5-L	1	Total	C	O	0	0
			13	6	7		
4	6-L	1	Total	C	O	0	0
			13	6	7		
4	7-L	1	Total	C	O	0	0
			13	6	7		
4	8-L	1	Total	C	O	0	0
			13	6	7		
4	9-L	1	Total	C	O	0	0
			13	6	7		
4	10-L	1	Total	C	O	0	0
			13	6	7		
4	1-M	1	Total	C	O	0	0
			13	6	7		
4	2-M	1	Total	C	O	0	0
			13	6	7		
4	3-M	1	Total	C	O	0	0
			13	6	7		
4	4-M	1	Total	C	O	0	0
			13	6	7		
4	5-M	1	Total	C	O	0	0
			13	6	7		
4	6-M	1	Total	C	O	0	0
			13	6	7		
4	7-M	1	Total	C	O	0	0
			13	6	7		
4	8-M	1	Total	C	O	0	0
			13	6	7		
4	9-M	1	Total	C	O	0	0
			13	6	7		
4	10-M	1	Total	C	O	0	0
			13	6	7		
4	1-N	1	Total	C	O	0	0
			13	6	7		
4	2-N	1	Total	C	O	0	0
			13	6	7		
4	3-N	1	Total	C	O	0	0
			13	6	7		
4	4-N	1	Total	C	O	0	0
			13	6	7		
4	5-N	1	Total	C	O	0	0
			13	6	7		

*Continued on next page...*

*Continued from previous page...*

Mol	Chain	Residues	Atoms			ZeroOcc	AltConf
4	6-N	1	Total	C	O	0	0
			13	6	7		
4	7-N	1	Total	C	O	0	0
			13	6	7		
4	8-N	1	Total	C	O	0	0
			13	6	7		
4	9-N	1	Total	C	O	0	0
			13	6	7		
4	10-N	1	Total	C	O	0	0
			13	6	7		
4	1-O	1	Total	C	O	0	0
			13	6	7		
4	2-O	1	Total	C	O	0	0
			13	6	7		
4	3-O	1	Total	C	O	0	0
			13	6	7		
4	4-O	1	Total	C	O	0	0
			13	6	7		
4	5-O	1	Total	C	O	0	0
			13	6	7		
4	6-O	1	Total	C	O	0	0
			13	6	7		
4	7-O	1	Total	C	O	0	0
			13	6	7		
4	8-O	1	Total	C	O	0	0
			13	6	7		
4	9-O	1	Total	C	O	0	0
			13	6	7		
4	10-O	1	Total	C	O	0	0
			13	6	7		
4	1-P	1	Total	C	O	0	0
			13	6	7		
4	2-P	1	Total	C	O	0	0
			13	6	7		
4	3-P	1	Total	C	O	0	0
			13	6	7		
4	4-P	1	Total	C	O	0	0
			13	6	7		
4	5-P	1	Total	C	O	0	0
			13	6	7		
4	6-P	1	Total	C	O	0	0
			13	6	7		

*Continued on next page...*

*Continued from previous page...*

Mol	Chain	Residues	Atoms			ZeroOcc	AltConf
4	7-P	1	Total	C	O	0	0
			13	6	7		
4	8-P	1	Total	C	O	0	0
			13	6	7		
4	9-P	1	Total	C	O	0	0
			13	6	7		
4	10-P	1	Total	C	O	0	0
			13	6	7		
4	1-Q	1	Total	C	O	0	0
			13	6	7		
4	2-Q	1	Total	C	O	0	0
			13	6	7		
4	3-Q	1	Total	C	O	0	0
			13	6	7		
4	4-Q	1	Total	C	O	0	0
			13	6	7		
4	5-Q	1	Total	C	O	0	0
			13	6	7		
4	6-Q	1	Total	C	O	0	0
			13	6	7		
4	7-Q	1	Total	C	O	0	0
			13	6	7		
4	8-Q	1	Total	C	O	0	0
			13	6	7		
4	9-Q	1	Total	C	O	0	0
			13	6	7		
4	10-Q	1	Total	C	O	0	0
			13	6	7		
4	1-R	1	Total	C	O	0	0
			13	6	7		
4	2-R	1	Total	C	O	0	0
			13	6	7		
4	3-R	1	Total	C	O	0	0
			13	6	7		
4	4-R	1	Total	C	O	0	0
			13	6	7		
4	5-R	1	Total	C	O	0	0
			13	6	7		
4	6-R	1	Total	C	O	0	0
			13	6	7		
4	7-R	1	Total	C	O	0	0
			13	6	7		

*Continued on next page...*



*Continued from previous page...*

Mol	Chain	Residues	Atoms			ZeroOcc	AltConf
4	8-R	1	Total	C	O	0	0
			13	6	7		
4	9-R	1	Total	C	O	0	0
			13	6	7		
4	10-R	1	Total	C	O	0	0
			13	6	7		
4	1-S	1	Total	C	O	0	0
			13	6	7		
4	2-S	1	Total	C	O	0	0
			13	6	7		
4	3-S	1	Total	C	O	0	0
			13	6	7		
4	4-S	1	Total	C	O	0	0
			13	6	7		
4	5-S	1	Total	C	O	0	0
			13	6	7		
4	6-S	1	Total	C	O	0	0
			13	6	7		
4	7-S	1	Total	C	O	0	0
			13	6	7		
4	8-S	1	Total	C	O	0	0
			13	6	7		
4	9-S	1	Total	C	O	0	0
			13	6	7		
4	10-S	1	Total	C	O	0	0
			13	6	7		
4	1-T	1	Total	C	O	0	0
			13	6	7		
4	2-T	1	Total	C	O	0	0
			13	6	7		
4	3-T	1	Total	C	O	0	0
			13	6	7		
4	4-T	1	Total	C	O	0	0
			13	6	7		
4	5-T	1	Total	C	O	0	0
			13	6	7		
4	6-T	1	Total	C	O	0	0
			13	6	7		
4	7-T	1	Total	C	O	0	0
			13	6	7		
4	8-T	1	Total	C	O	0	0
			13	6	7		

*Continued on next page...*

*Continued from previous page...*

Mol	Chain	Residues	Atoms			ZeroOcc	AltConf
4	9-T	1	Total	C	O	0	0
			13	6	7		
4	10-T	1	Total	C	O	0	0
			13	6	7		
4	1-U	1	Total	C	O	0	0
			13	6	7		
4	2-U	1	Total	C	O	0	0
			13	6	7		
4	3-U	1	Total	C	O	0	0
			13	6	7		
4	4-U	1	Total	C	O	0	0
			13	6	7		
4	5-U	1	Total	C	O	0	0
			13	6	7		
4	6-U	1	Total	C	O	0	0
			13	6	7		
4	7-U	1	Total	C	O	0	0
			13	6	7		
4	8-U	1	Total	C	O	0	0
			13	6	7		
4	9-U	1	Total	C	O	0	0
			13	6	7		
4	10-U	1	Total	C	O	0	0
			13	6	7		
4	1-V	1	Total	C	O	0	0
			13	6	7		
4	2-V	1	Total	C	O	0	0
			13	6	7		
4	3-V	1	Total	C	O	0	0
			13	6	7		
4	4-V	1	Total	C	O	0	0
			13	6	7		
4	5-V	1	Total	C	O	0	0
			13	6	7		
4	6-V	1	Total	C	O	0	0
			13	6	7		
4	7-V	1	Total	C	O	0	0
			13	6	7		
4	8-V	1	Total	C	O	0	0
			13	6	7		
4	9-V	1	Total	C	O	0	0
			13	6	7		

*Continued on next page...*

*Continued from previous page...*

Mol	Chain	Residues	Atoms			ZeroOcc	AltConf
4	10-V	1	Total	C	O	0	0
			13	6	7		
4	1-W	1	Total	C	O	0	0
			13	6	7		
4	2-W	1	Total	C	O	0	0
			13	6	7		
4	3-W	1	Total	C	O	0	0
			13	6	7		
4	4-W	1	Total	C	O	0	0
			13	6	7		
4	5-W	1	Total	C	O	0	0
			13	6	7		
4	6-W	1	Total	C	O	0	0
			13	6	7		
4	7-W	1	Total	C	O	0	0
			13	6	7		
4	8-W	1	Total	C	O	0	0
			13	6	7		
4	9-W	1	Total	C	O	0	0
			13	6	7		
4	10-W	1	Total	C	O	0	0
			13	6	7		
4	1-X	1	Total	C	O	0	0
			13	6	7		
4	2-X	1	Total	C	O	0	0
			13	6	7		
4	3-X	1	Total	C	O	0	0
			13	6	7		
4	4-X	1	Total	C	O	0	0
			13	6	7		
4	5-X	1	Total	C	O	0	0
			13	6	7		
4	6-X	1	Total	C	O	0	0
			13	6	7		
4	7-X	1	Total	C	O	0	0
			13	6	7		
4	8-X	1	Total	C	O	0	0
			13	6	7		
4	9-X	1	Total	C	O	0	0
			13	6	7		
4	10-X	1	Total	C	O	0	0
			13	6	7		

- Molecule 5 is water.

Mol	Chain	Residues	Atoms	ZeroOcc	AltConf
5	1-A	261	Total O 261 261	0	0
5	2-A	262	Total O 262 262	0	0
5	3-A	261	Total O 261 261	0	0
5	4-A	263	Total O 263 263	0	0
5	5-A	261	Total O 261 261	0	0
5	6-A	257	Total O 257 257	0	0
5	7-A	265	Total O 265 265	0	0
5	8-A	259	Total O 259 259	0	0
5	9-A	265	Total O 265 265	0	0
5	10-A	262	Total O 262 262	0	0
5	1-B	264	Total O 264 264	0	0
5	2-B	261	Total O 261 261	0	0
5	3-B	263	Total O 263 263	0	0
5	4-B	262	Total O 262 262	0	0
5	5-B	261	Total O 261 261	0	0
5	6-B	265	Total O 265 265	0	0
5	7-B	264	Total O 264 264	0	0
5	8-B	264	Total O 264 264	0	0
5	9-B	258	Total O 258 258	0	0
5	10-B	263	Total O 263 263	0	0
5	1-C	261	Total O 261 261	0	0

*Continued on next page...*

*Continued from previous page...*

Mol	Chain	Residues	Atoms		ZeroOcc	AltConf
5	2-C	264	Total 264	O 264	0	0
5	3-C	265	Total 265	O 265	0	0
5	4-C	261	Total 261	O 261	0	0
5	5-C	263	Total 263	O 263	0	0
5	6-C	262	Total 262	O 262	0	0
5	7-C	262	Total 262	O 262	0	0
5	8-C	263	Total 263	O 263	0	0
5	9-C	261	Total 261	O 261	0	0
5	10-C	262	Total 262	O 262	0	0
5	1-D	260	Total 260	O 260	0	0
5	2-D	269	Total 269	O 269	0	0
5	3-D	260	Total 260	O 260	0	0
5	4-D	263	Total 263	O 263	0	0
5	5-D	262	Total 262	O 262	0	0
5	6-D	265	Total 265	O 265	0	0
5	7-D	261	Total 261	O 261	0	0
5	8-D	265	Total 265	O 265	0	0
5	9-D	266	Total 266	O 266	0	0
5	10-D	262	Total 262	O 262	0	0
5	1-E	261	Total 261	O 261	0	0
5	2-E	254	Total 254	O 254	0	0

*Continued on next page...*

*Continued from previous page...*

Mol	Chain	Residues	Atoms		ZeroOcc	AltConf
5	3-E	257	Total 257	O 257	0	0
5	4-E	263	Total 263	O 263	0	0
5	5-E	259	Total 259	O 259	0	0
5	6-E	262	Total 262	O 262	0	0
5	7-E	265	Total 265	O 265	0	0
5	8-E	257	Total 257	O 257	0	0
5	9-E	262	Total 262	O 262	0	0
5	10-E	257	Total 257	O 257	0	0
5	1-F	262	Total 262	O 262	0	0
5	2-F	263	Total 263	O 263	0	0
5	3-F	272	Total 272	O 272	0	0
5	4-F	264	Total 264	O 264	0	0
5	5-F	266	Total 266	O 266	0	0
5	6-F	263	Total 263	O 263	0	0
5	7-F	262	Total 262	O 262	0	0
5	8-F	268	Total 268	O 268	0	0
5	9-F	262	Total 262	O 262	0	0
5	10-F	261	Total 261	O 261	0	0
5	1-G	265	Total 265	O 265	0	0
5	2-G	262	Total 262	O 262	0	0
5	3-G	257	Total 257	O 257	0	0

*Continued on next page...*

*Continued from previous page...*

Mol	Chain	Residues	Atoms		ZeroOcc	AltConf
5	4-G	261	Total 261	O 261	0	0
5	5-G	263	Total 263	O 263	0	0
5	6-G	267	Total 267	O 267	0	0
5	7-G	259	Total 259	O 259	0	0
5	8-G	265	Total 265	O 265	0	0
5	9-G	263	Total 263	O 263	0	0
5	10-G	264	Total 264	O 264	0	0
5	1-H	262	Total 262	O 262	0	0
5	2-H	263	Total 263	O 263	0	0
5	3-H	261	Total 261	O 261	0	0
5	4-H	266	Total 266	O 266	0	0
5	5-H	270	Total 270	O 270	0	0
5	6-H	263	Total 263	O 263	0	0
5	7-H	262	Total 262	O 262	0	0
5	8-H	261	Total 261	O 261	0	0
5	9-H	268	Total 268	O 268	0	0
5	10-H	264	Total 264	O 264	0	0
5	1-I	265	Total 265	O 265	0	0
5	2-I	265	Total 265	O 265	0	0
5	3-I	266	Total 266	O 266	0	0
5	4-I	263	Total 263	O 263	0	0

*Continued on next page...*

*Continued from previous page...*

Mol	Chain	Residues	Atoms		ZeroOcc	AltConf
5	5-I	260	Total 260	O 260	0	0
5	6-I	263	Total 263	O 263	0	0
5	7-I	261	Total 261	O 261	0	0
5	8-I	265	Total 265	O 265	0	0
5	9-I	262	Total 262	O 262	0	0
5	10-I	263	Total 263	O 263	0	0
5	1-J	262	Total 262	O 262	0	0
5	2-J	258	Total 258	O 258	0	0
5	3-J	260	Total 260	O 260	0	0
5	4-J	260	Total 260	O 260	0	0
5	5-J	263	Total 263	O 263	0	0
5	6-J	259	Total 259	O 259	0	0
5	7-J	266	Total 266	O 266	0	0
5	8-J	263	Total 263	O 263	0	0
5	9-J	260	Total 260	O 260	0	0
5	10-J	264	Total 264	O 264	0	0
5	1-K	272	Total 272	O 272	0	0
5	2-K	271	Total 271	O 271	0	0
5	3-K	268	Total 268	O 268	0	0
5	4-K	267	Total 267	O 267	0	0
5	5-K	268	Total 268	O 268	0	0

*Continued on next page...*



*Continued from previous page...*

Mol	Chain	Residues	Atoms	ZeroOcc	AltConf
5	6-K	270	Total O 270 270	0	0
5	7-K	263	Total O 263 263	0	0
5	8-K	264	Total O 264 264	0	0
5	9-K	269	Total O 269 269	0	0
5	10-K	271	Total O 271 271	0	0
5	1-L	261	Total O 261 261	0	0
5	2-L	264	Total O 264 264	0	0
5	3-L	266	Total O 266 266	0	0
5	4-L	263	Total O 263 263	0	0
5	5-L	260	Total O 260 260	0	0
5	6-L	260	Total O 260 260	0	0
5	7-L	266	Total O 266 266	0	0
5	8-L	262	Total O 262 262	0	0
5	9-L	260	Total O 260 260	0	0
5	10-L	263	Total O 263 263	0	0
5	1-M	261	Total O 261 261	0	0
5	2-M	264	Total O 264 264	0	0
5	3-M	259	Total O 259 259	0	0
5	4-M	264	Total O 264 264	0	0
5	5-M	264	Total O 264 264	0	0
5	6-M	262	Total O 262 262	0	0

*Continued on next page...*

*Continued from previous page...*

Mol	Chain	Residues	Atoms		ZeroOcc	AltConf
5	7-M	260	Total 260	O 260	0	0
5	8-M	260	Total 260	O 260	0	0
5	9-M	265	Total 265	O 265	0	0
5	10-M	263	Total 263	O 263	0	0
5	1-N	263	Total 263	O 263	0	0
5	2-N	261	Total 261	O 261	0	0
5	3-N	263	Total 263	O 263	0	0
5	4-N	263	Total 263	O 263	0	0
5	5-N	265	Total 265	O 265	0	0
5	6-N	260	Total 260	O 260	0	0
5	7-N	266	Total 266	O 266	0	0
5	8-N	263	Total 263	O 263	0	0
5	9-N	261	Total 261	O 261	0	0
5	10-N	259	Total 259	O 259	0	0
5	1-O	263	Total 263	O 263	0	0
5	2-O	267	Total 267	O 267	0	0
5	3-O	265	Total 265	O 265	0	0
5	4-O	263	Total 263	O 263	0	0
5	5-O	267	Total 267	O 267	0	0
5	6-O	265	Total 265	O 265	0	0
5	7-O	262	Total 262	O 262	0	0

*Continued on next page...*

*Continued from previous page...*

Mol	Chain	Residues	Atoms		ZeroOcc	AltConf
5	8-O	265	Total 265	O 265	0	0
5	9-O	263	Total 263	O 263	0	0
5	10-O	263	Total 263	O 263	0	0
5	1-P	261	Total 261	O 261	0	0
5	2-P	264	Total 264	O 264	0	0
5	3-P	260	Total 260	O 260	0	0
5	4-P	259	Total 259	O 259	0	0
5	5-P	262	Total 262	O 262	0	0
5	6-P	262	Total 262	O 262	0	0
5	7-P	261	Total 261	O 261	0	0
5	8-P	263	Total 263	O 263	0	0
5	9-P	265	Total 265	O 265	0	0
5	10-P	264	Total 264	O 264	0	0
5	1-Q	260	Total 260	O 260	0	0
5	2-Q	257	Total 257	O 257	0	0
5	3-Q	259	Total 259	O 259	0	0
5	4-Q	264	Total 264	O 264	0	0
5	5-Q	261	Total 261	O 261	0	0
5	6-Q	260	Total 260	O 260	0	0
5	7-Q	264	Total 264	O 264	0	0
5	8-Q	257	Total 257	O 257	0	0

*Continued on next page...*

*Continued from previous page...*

Mol	Chain	Residues	Atoms		ZeroOcc	AltConf
5	9-Q	263	Total 263	O 263	0	0
5	10-Q	257	Total 257	O 257	0	0
5	1-R	261	Total 261	O 261	0	0
5	2-R	265	Total 265	O 265	0	0
5	3-R	268	Total 268	O 268	0	0
5	4-R	263	Total 263	O 263	0	0
5	5-R	265	Total 265	O 265	0	0
5	6-R	266	Total 266	O 266	0	0
5	7-R	264	Total 264	O 264	0	0
5	8-R	265	Total 265	O 265	0	0
5	9-R	264	Total 264	O 264	0	0
5	10-R	262	Total 262	O 262	0	0
5	1-S	265	Total 265	O 265	0	0
5	2-S	259	Total 259	O 259	0	0
5	3-S	264	Total 264	O 264	0	0
5	4-S	260	Total 260	O 260	0	0
5	5-S	263	Total 263	O 263	0	0
5	6-S	266	Total 266	O 266	0	0
5	7-S	263	Total 263	O 263	0	0
5	8-S	269	Total 269	O 269	0	0
5	9-S	259	Total 259	O 259	0	0

*Continued on next page...*

*Continued from previous page...*

Mol	Chain	Residues	Atoms		ZeroOcc	AltConf
5	10-S	266	Total 266	O 266	0	0
5	1-T	261	Total 261	O 261	0	0
5	2-T	259	Total 259	O 259	0	0
5	3-T	262	Total 262	O 262	0	0
5	4-T	262	Total 262	O 262	0	0
5	5-T	258	Total 258	O 258	0	0
5	6-T	257	Total 257	O 257	0	0
5	7-T	263	Total 263	O 263	0	0
5	8-T	259	Total 259	O 259	0	0
5	9-T	265	Total 265	O 265	0	0
5	10-T	262	Total 262	O 262	0	0
5	1-U	263	Total 263	O 263	0	0
5	2-U	267	Total 267	O 267	0	0
5	3-U	267	Total 267	O 267	0	0
5	4-U	264	Total 264	O 264	0	0
5	5-U	263	Total 263	O 263	0	0
5	6-U	265	Total 265	O 265	0	0
5	7-U	262	Total 262	O 262	0	0
5	8-U	263	Total 263	O 263	0	0
5	9-U	265	Total 265	O 265	0	0
5	10-U	264	Total 264	O 264	0	0

*Continued on next page...*

*Continued from previous page...*

Mol	Chain	Residues	Atoms		ZeroOcc	AltConf
5	1-V	265	Total 265	O 265	0	0
5	2-V	260	Total 260	O 260	0	0
5	3-V	258	Total 258	O 258	0	0
5	4-V	266	Total 266	O 266	0	0
5	5-V	261	Total 261	O 261	0	0
5	6-V	265	Total 265	O 265	0	0
5	7-V	265	Total 265	O 265	0	0
5	8-V	264	Total 264	O 264	0	0
5	9-V	259	Total 259	O 259	0	0
5	10-V	265	Total 265	O 265	0	0
5	1-W	269	Total 269	O 269	0	0
5	2-W	266	Total 266	O 266	0	0
5	3-W	266	Total 266	O 266	0	0
5	4-W	263	Total 263	O 263	0	0
5	5-W	262	Total 262	O 262	0	0
5	6-W	264	Total 264	O 264	0	0
5	7-W	265	Total 265	O 265	0	0
5	8-W	263	Total 263	O 263	0	0
5	9-W	261	Total 261	O 261	0	0
5	10-W	265	Total 265	O 265	0	0
5	1-X	264	Total 264	O 264	0	0

*Continued on next page...*

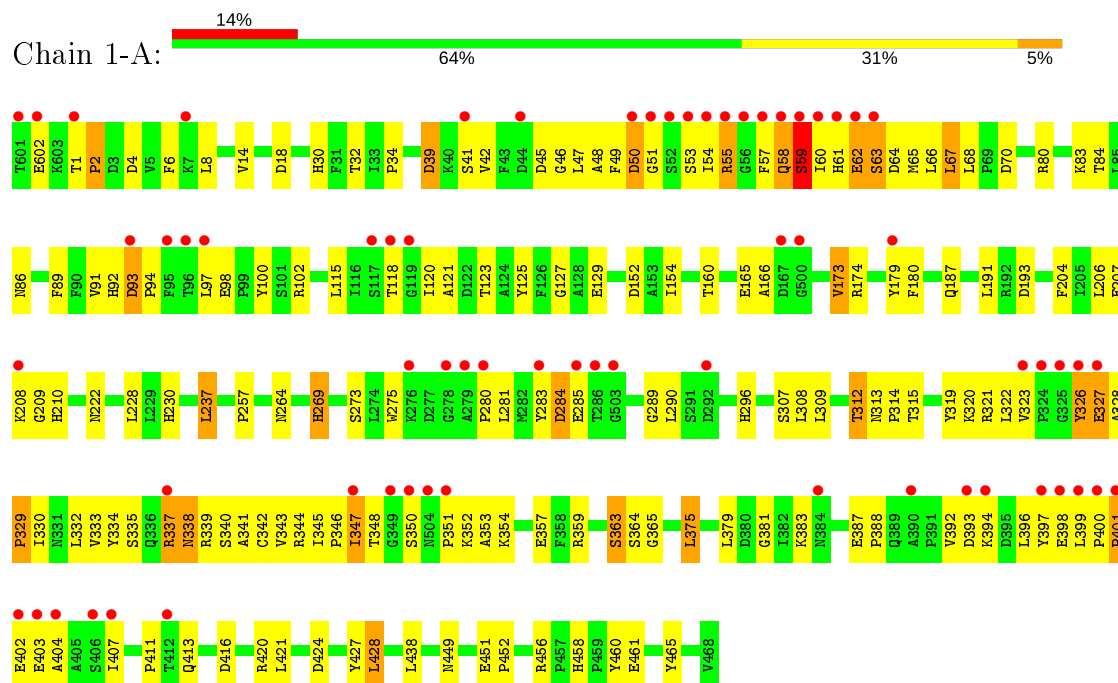
*Continued from previous page...*

Mol	Chain	Residues	Atoms		ZeroOcc	AltConf
5	2-X	267	Total	O	0	0
			267	267		
5	3-X	265	Total	O	0	0
			265	265		
5	4-X	265	Total	O	0	0
			265	265		
5	5-X	265	Total	O	0	0
			265	265		
5	6-X	264	Total	O	0	0
			264	264		
5	7-X	261	Total	O	0	0
			261	261		
5	8-X	265	Total	O	0	0
			265	265		
5	9-X	266	Total	O	0	0
			266	266		
5	10-X	266	Total	O	0	0
			266	266		

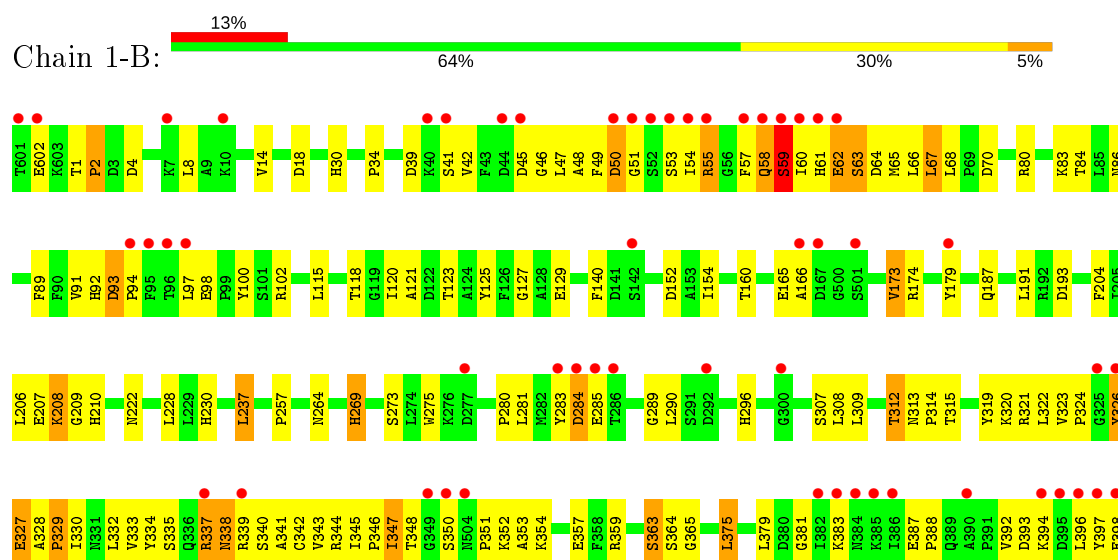
### 3 Residue-property plots

These plots are drawn for all protein, RNA and DNA chains in the entry. The first graphic for a chain summarises the proportions of the various outlier classes displayed in the second graphic. The second graphic shows the sequence view annotated by issues in geometry and electron density. Residues are color-coded according to the number of geometric quality criteria for which they contain at least one outlier: green = 0, yellow = 1, orange = 2 and red = 3 or more. A red dot above a residue indicates a poor fit to the electron density ( $RSRZ > 2$ ). Stretches of 2 or more consecutive residues without any outlier are shown as a green connector. Residues present in the sample, but not in the model, are shown in grey.

- Molecule 1: glutamine synthetase



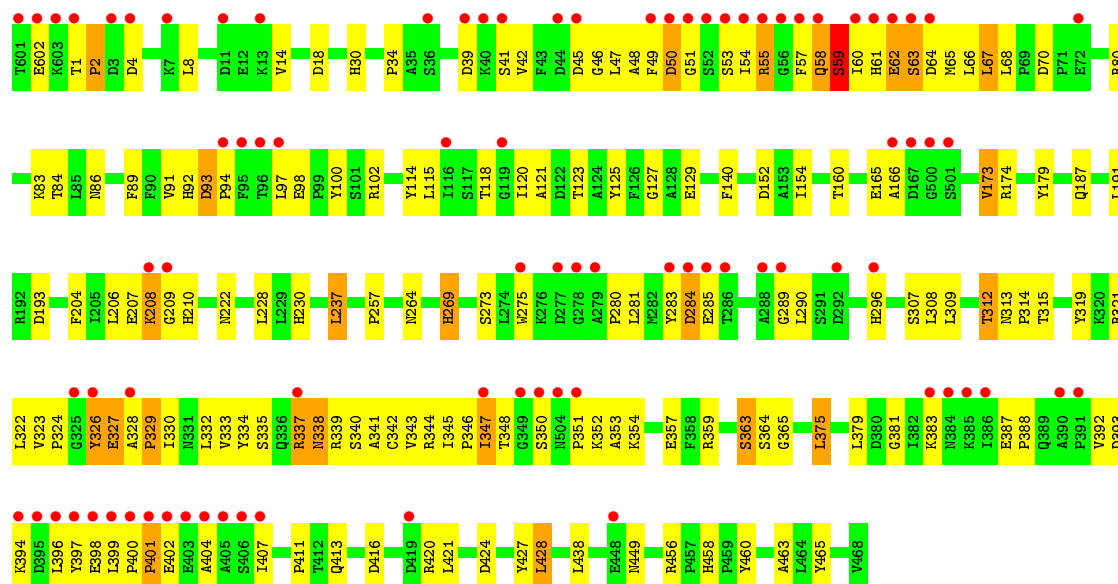
- Molecule 1: glutamine synthetase



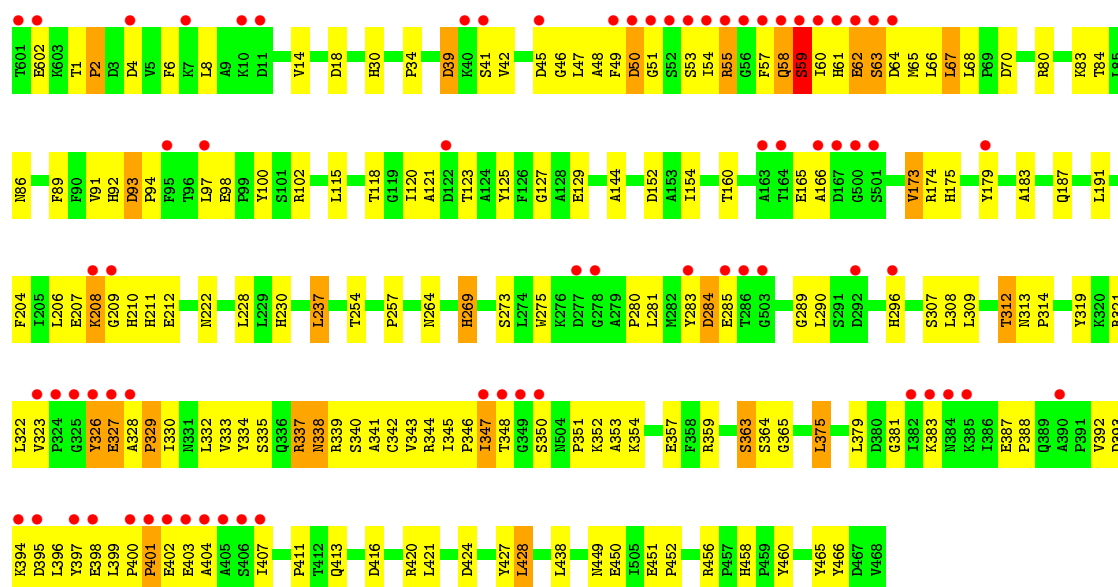




• Molecule 1: glutamine synthetase

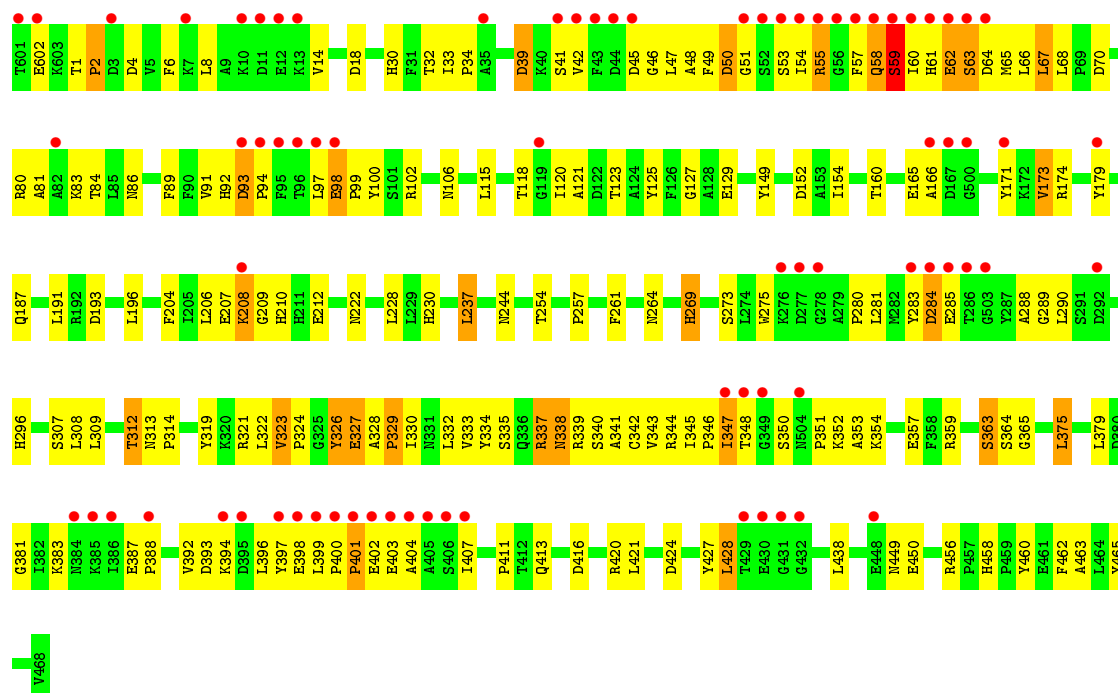


• Molecule 1: glutamine synthetase

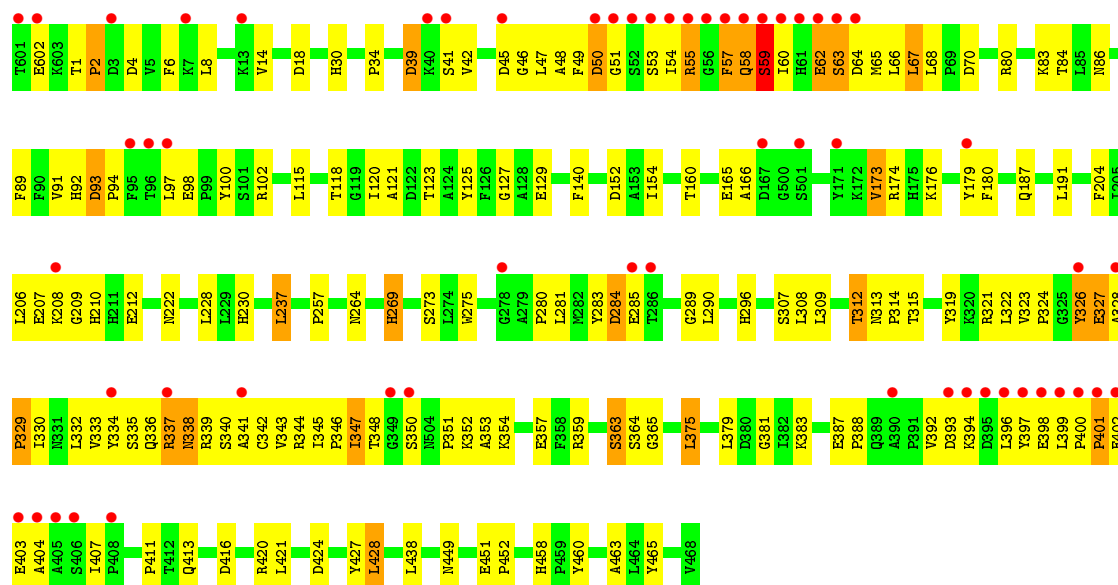


• Molecule 1: glutamine synthetase

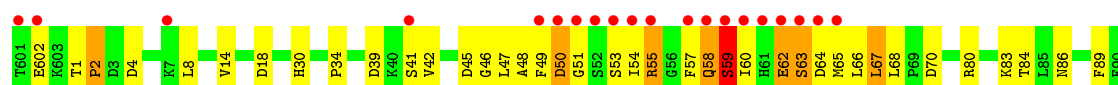


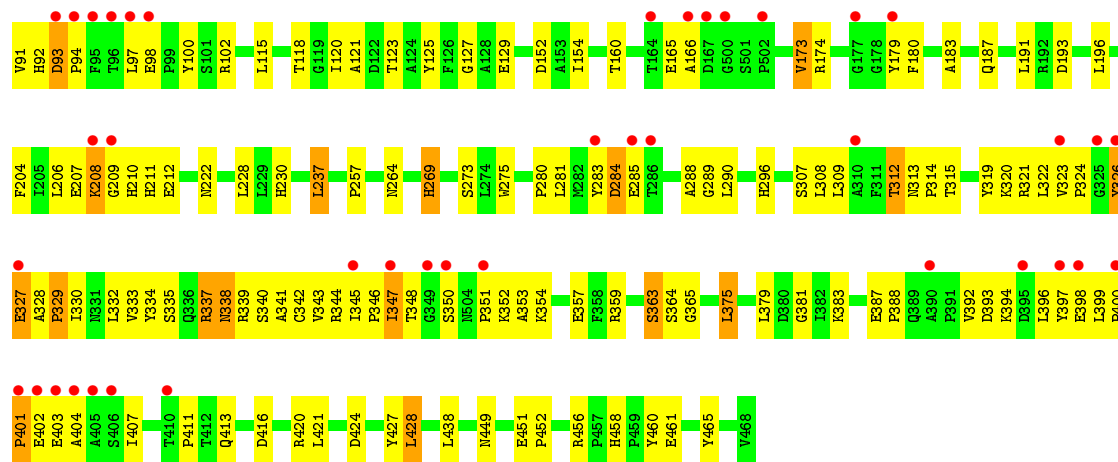


- Molecule 1: glutamine synthetase

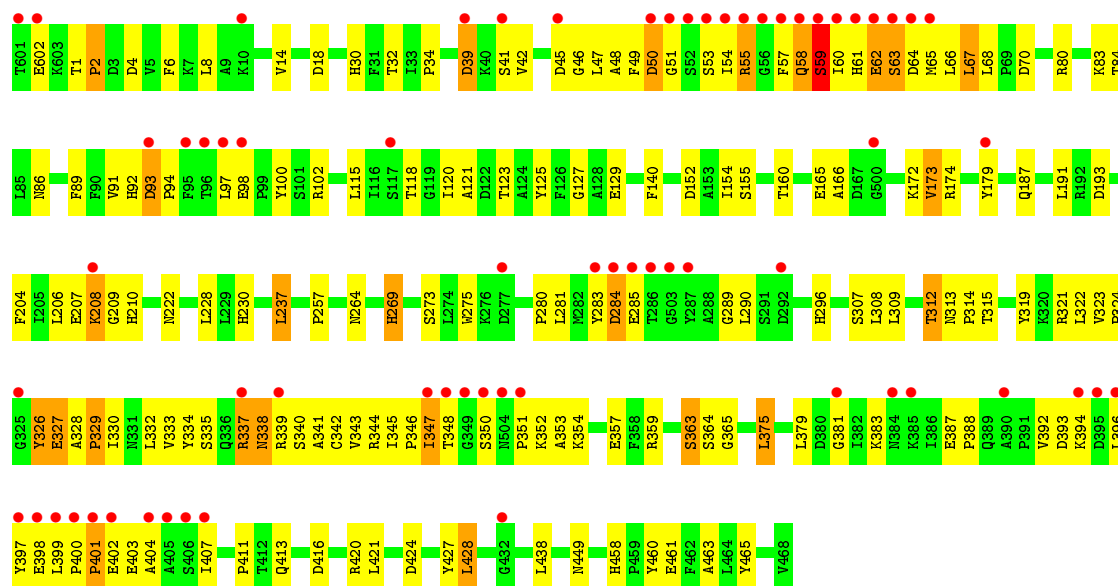


- Molecule 1: glutamine synthetase

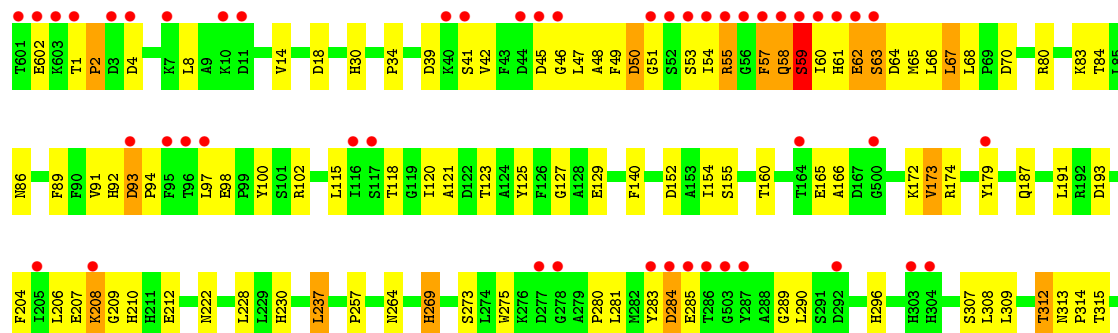


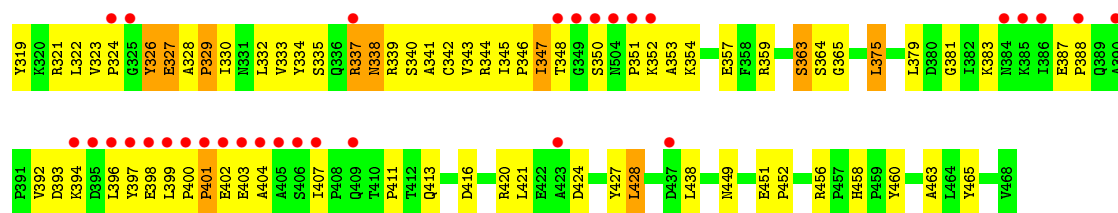


• Molecule 1: glutamine synthetase

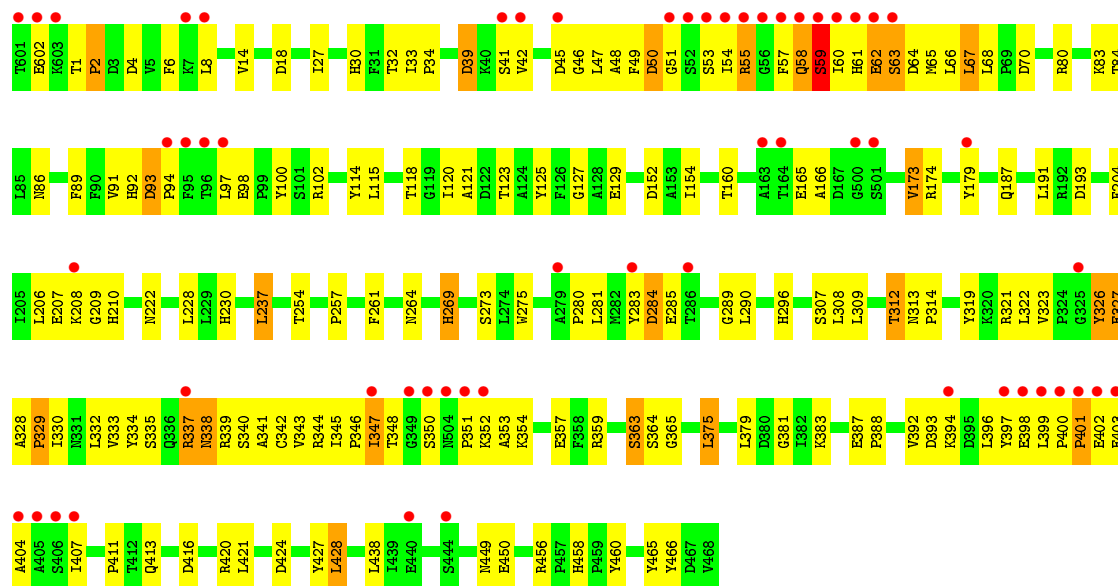


• Molecule 1: glutamine synthetase

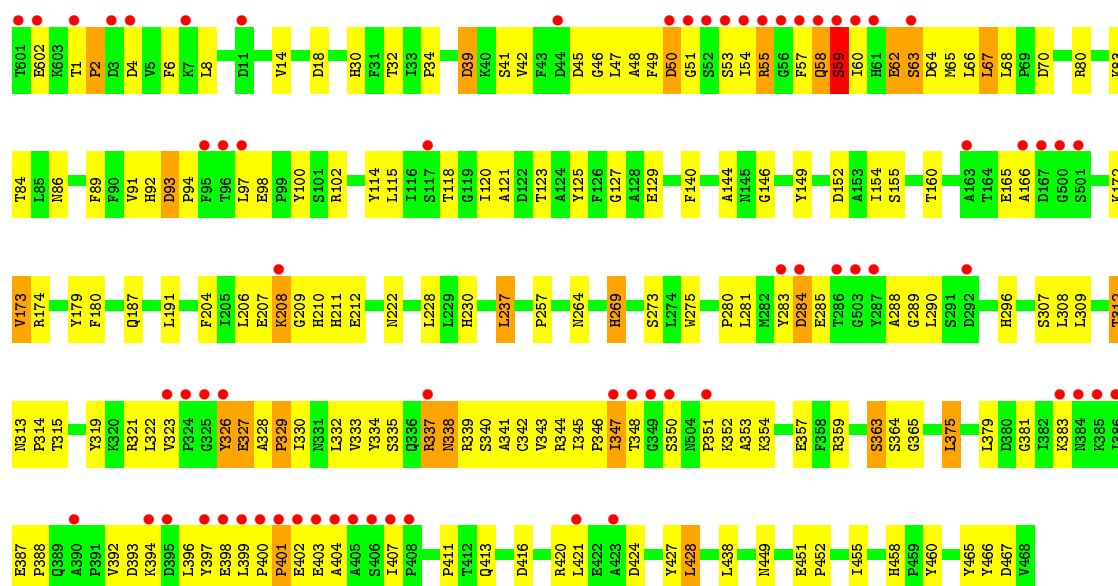




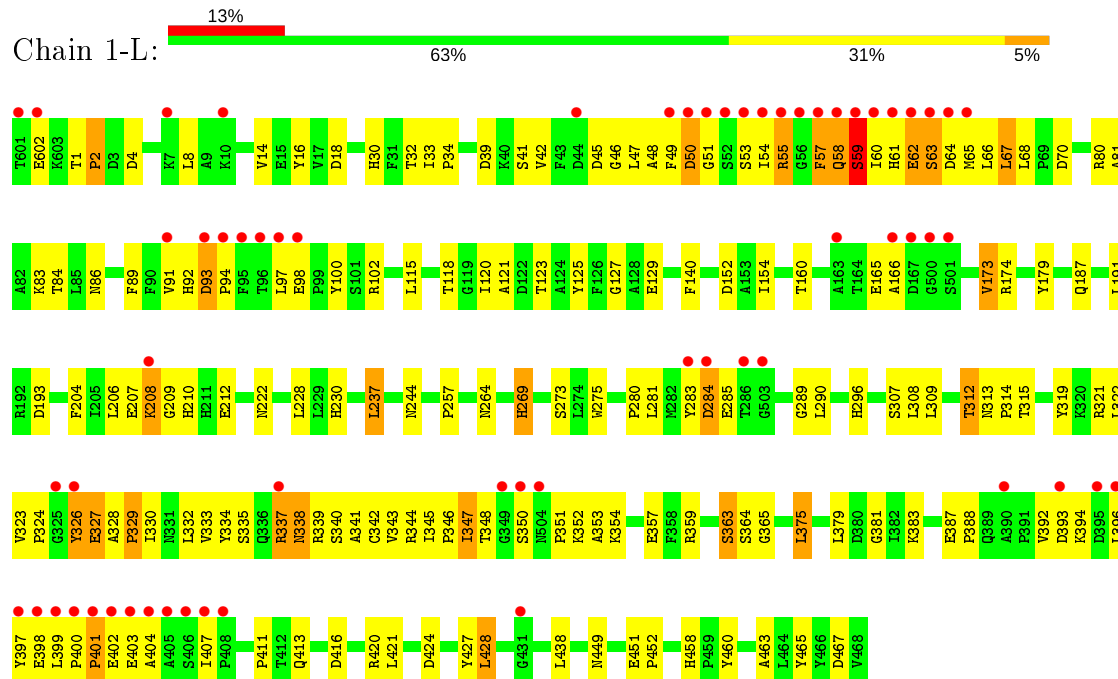
• Molecule 1: glutamine synthetase



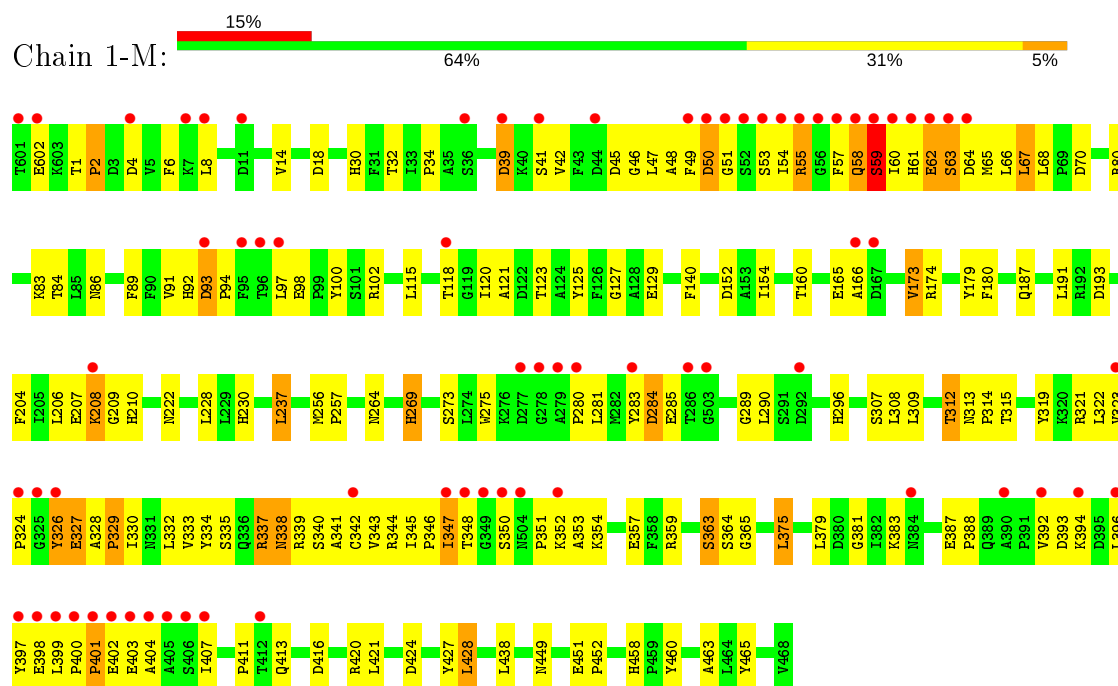
• Molecule 1: glutamine synthetase



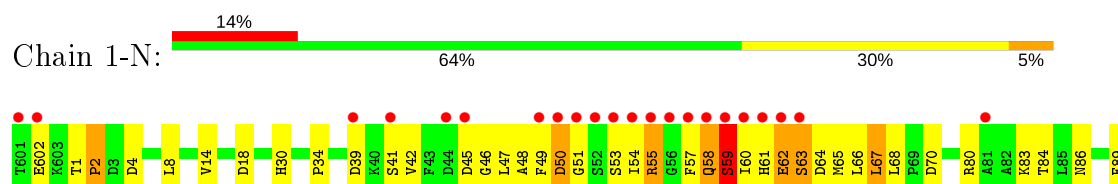
- Molecule 1: glutamine synthetase

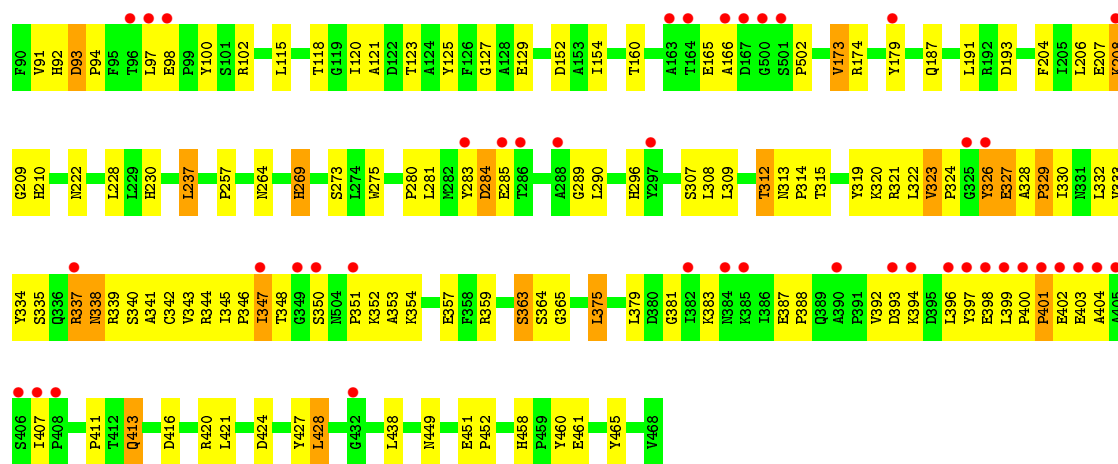


- Molecule 1: glutamine synthetase

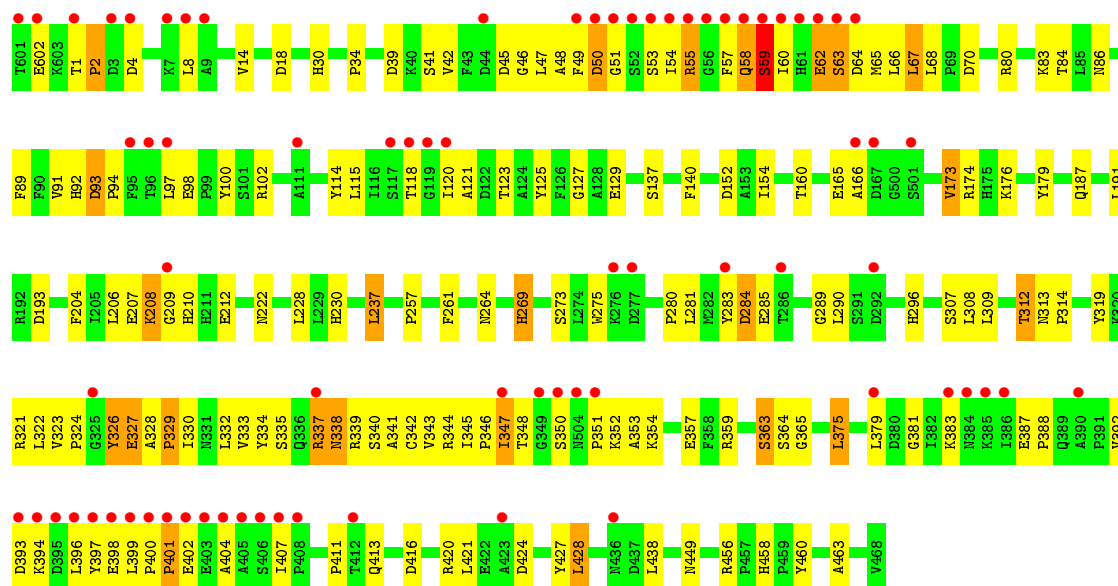


- Molecule 1: glutamine synthetase

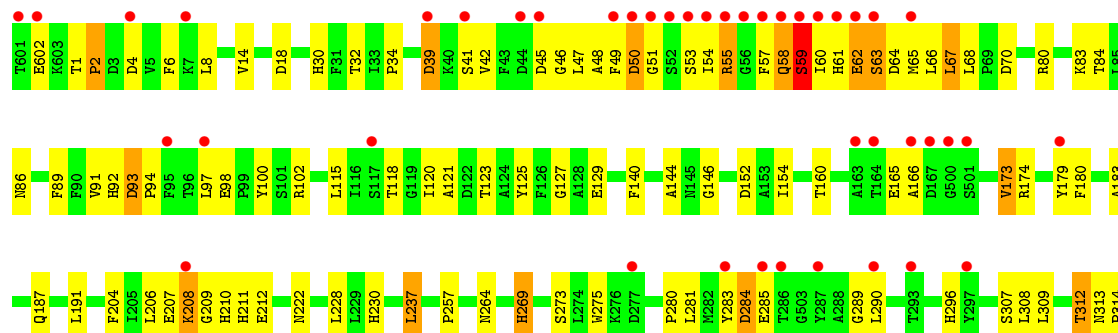


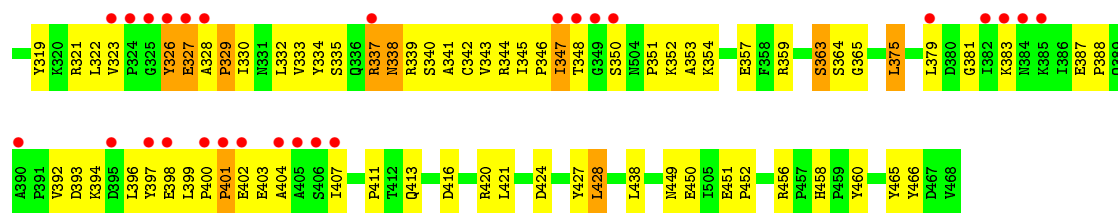


• Molecule 1: glutamine synthetase

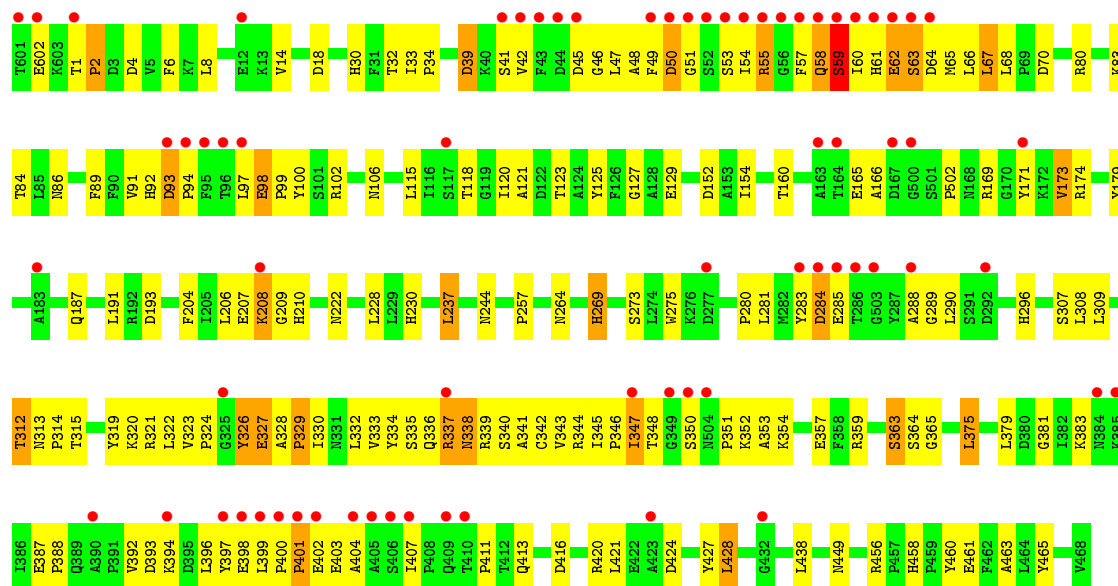


• Molecule 1: glutamine synthetase

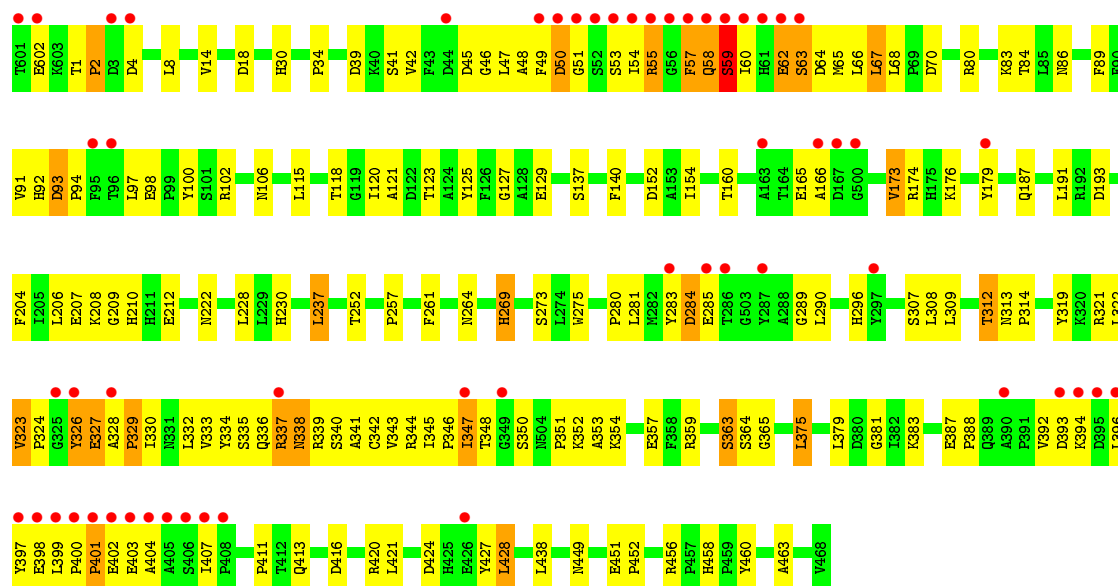




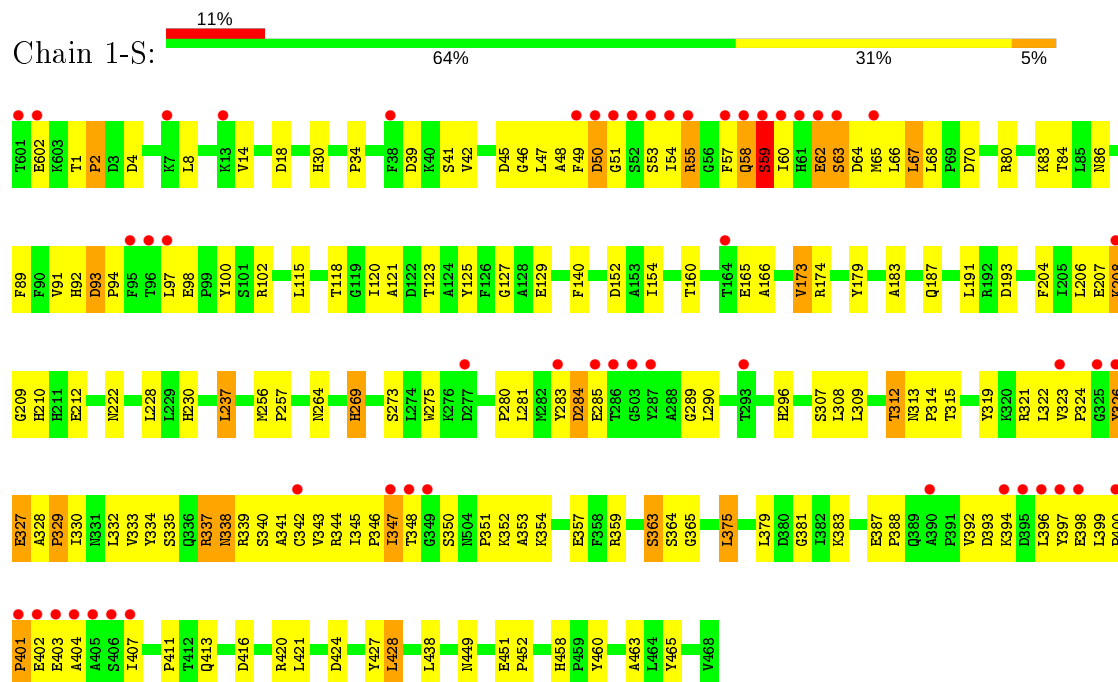
• Molecule 1: glutamine synthetase



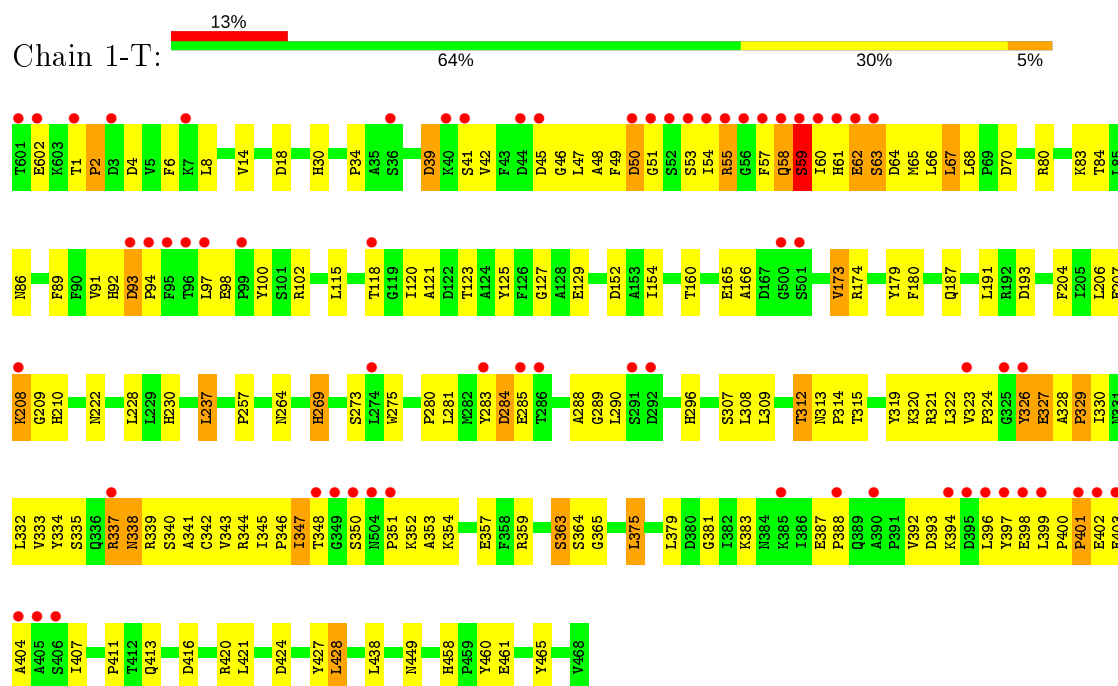
• Molecule 1: glutamine synthetase



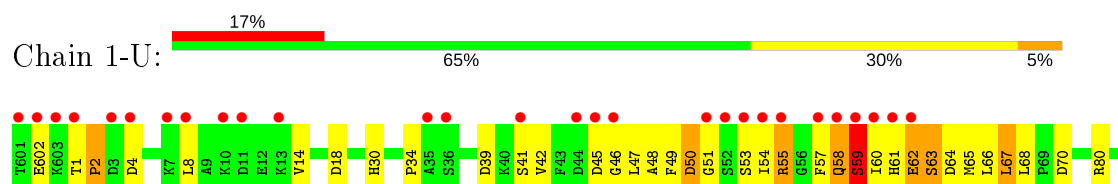
- Molecule 1: glutamine synthetase



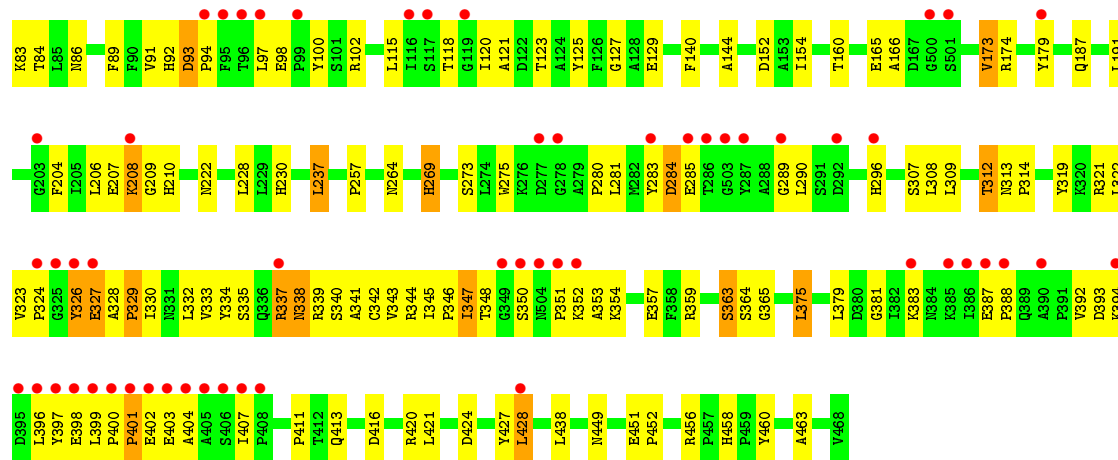
- Molecule 1: glutamine synthetase



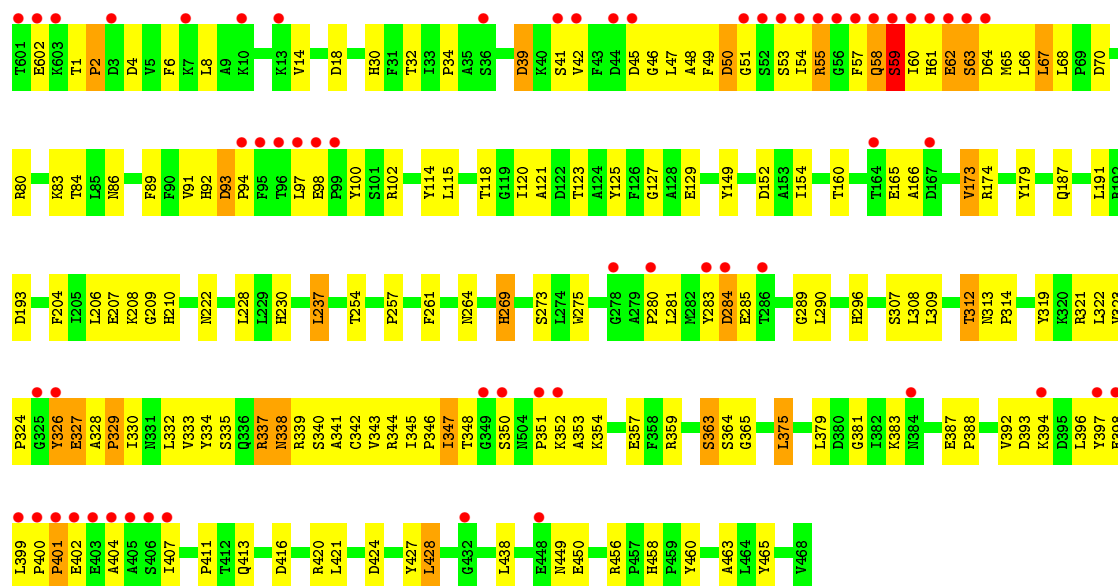
- Molecule 1: glutamine synthetase



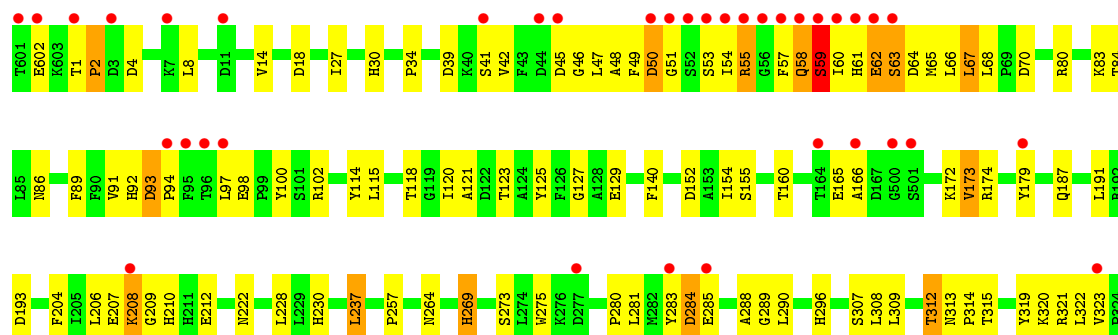


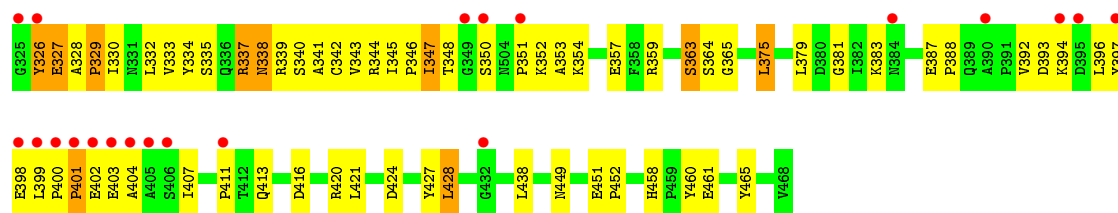


• Molecule 1: glutamine synthetase

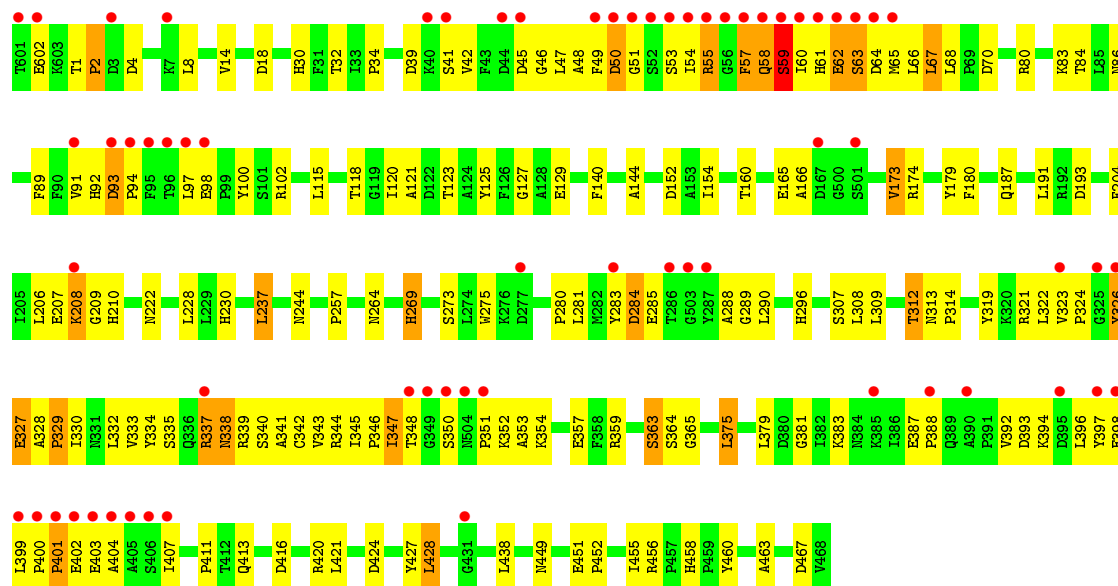


• Molecule 1: glutamine synthetase

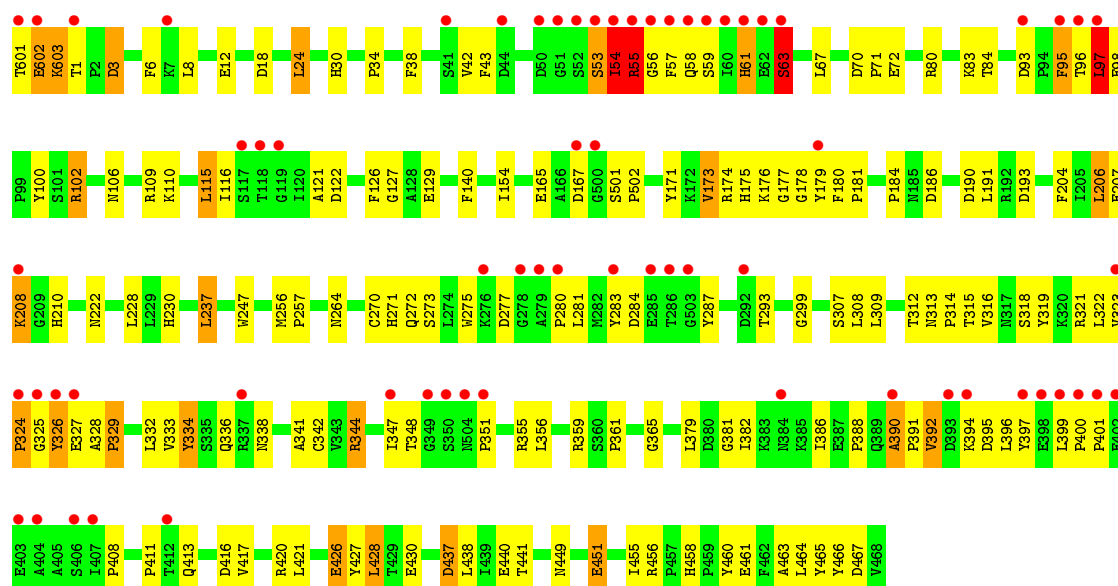




• Molecule 1: glutamine synthetase

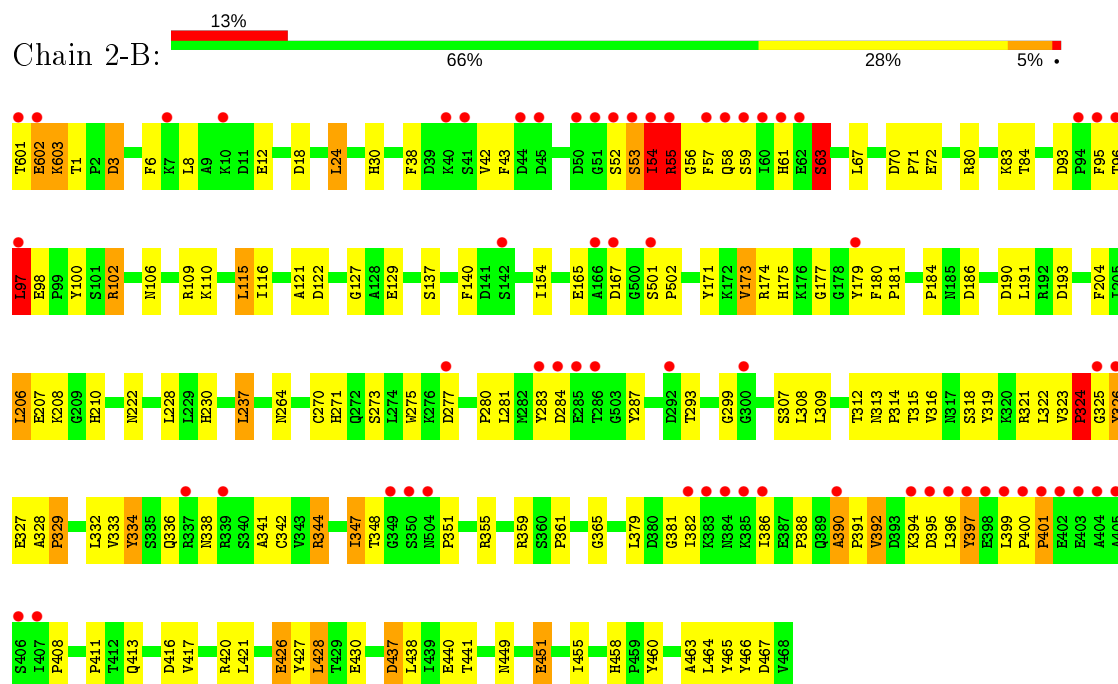


• Molecule 1: glutamine synthetase



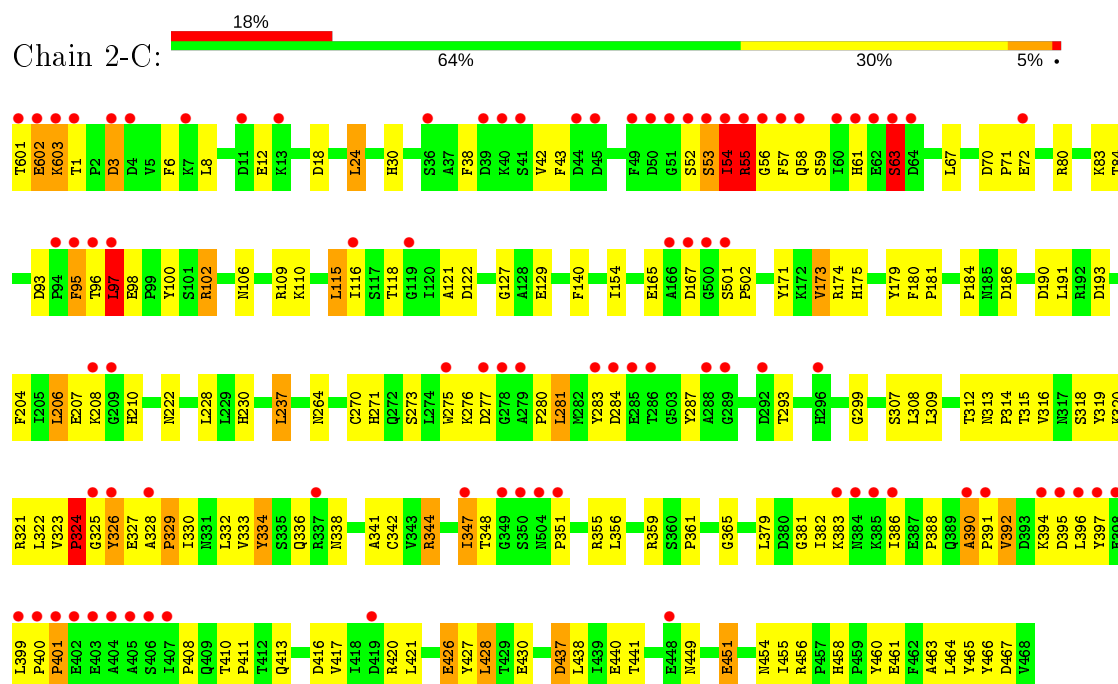
• Molecule 1: glutamine synthetase

Chain 2-B:



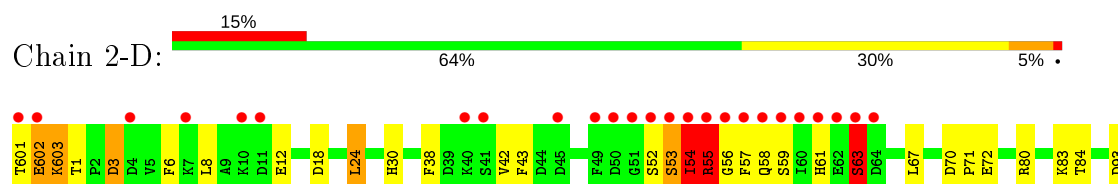
• Molecule 1: glutamine synthetase

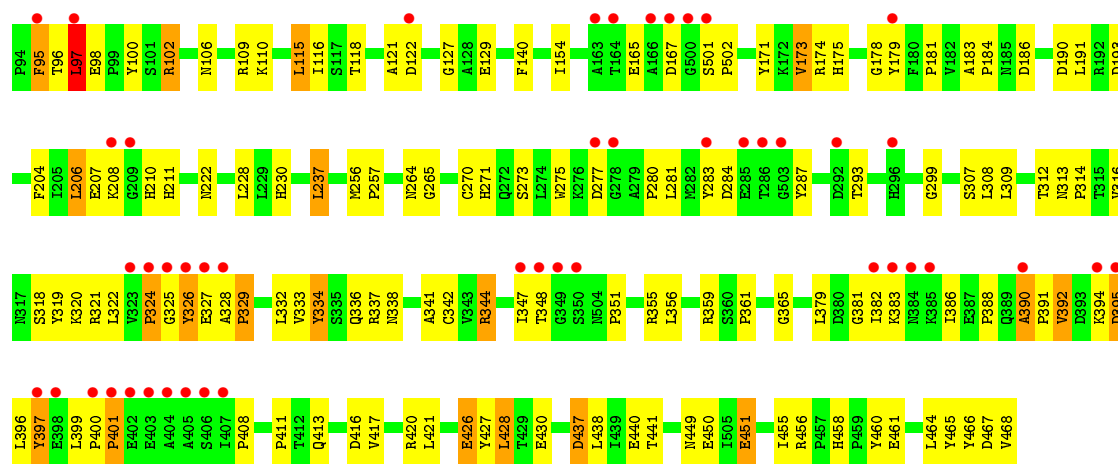
Chain 2-C:



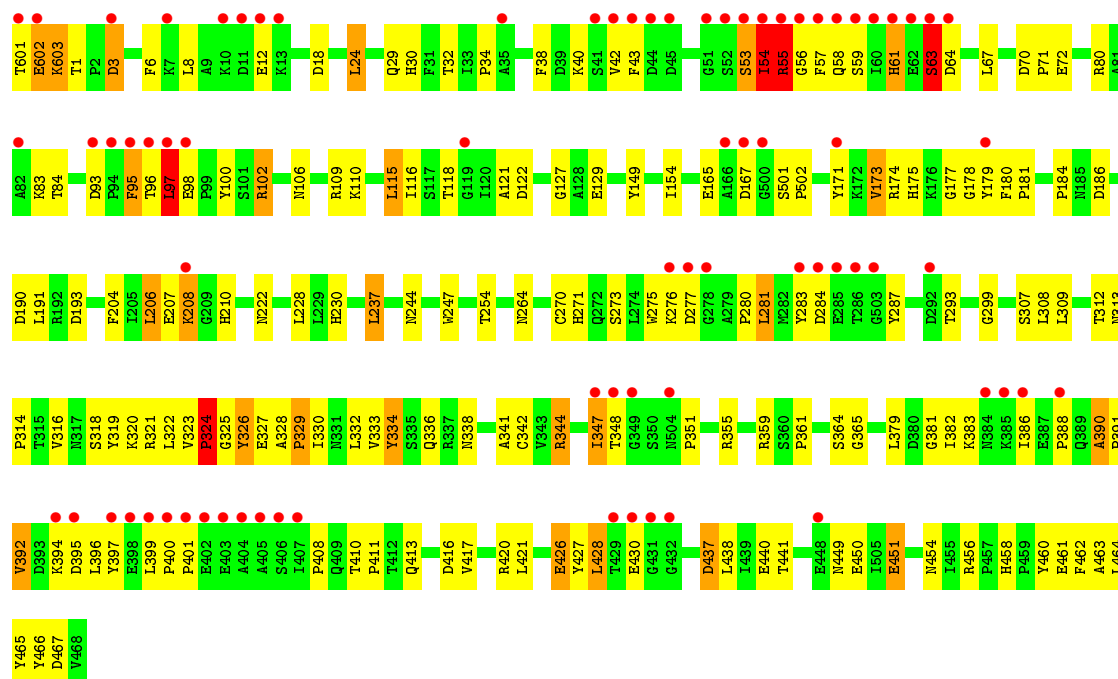
• Molecule 1: glutamine synthetase

Chain 2-D:

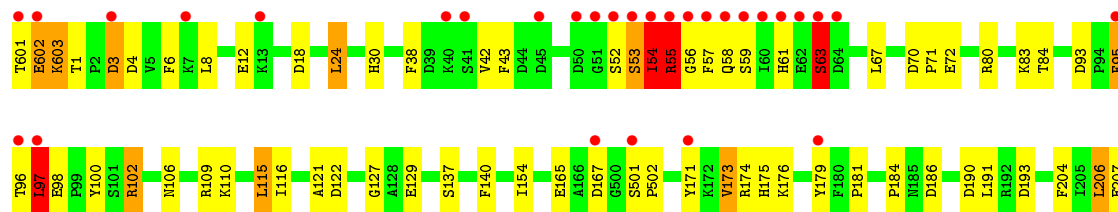


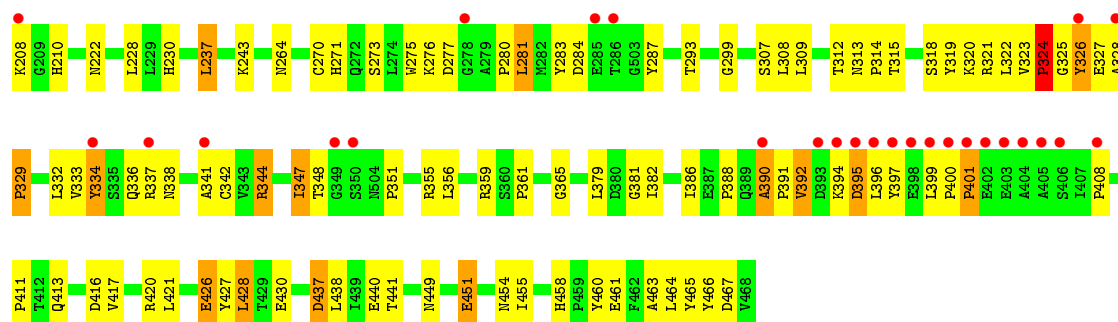


- Molecule 1: glutamine synthetase

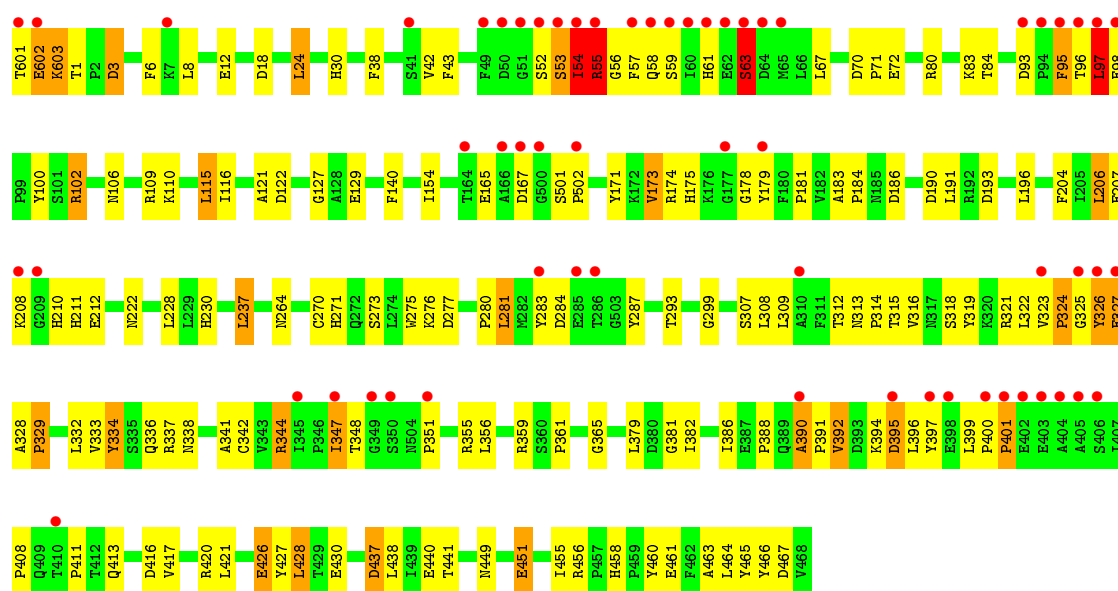


- Molecule 1: glutamine synthetase

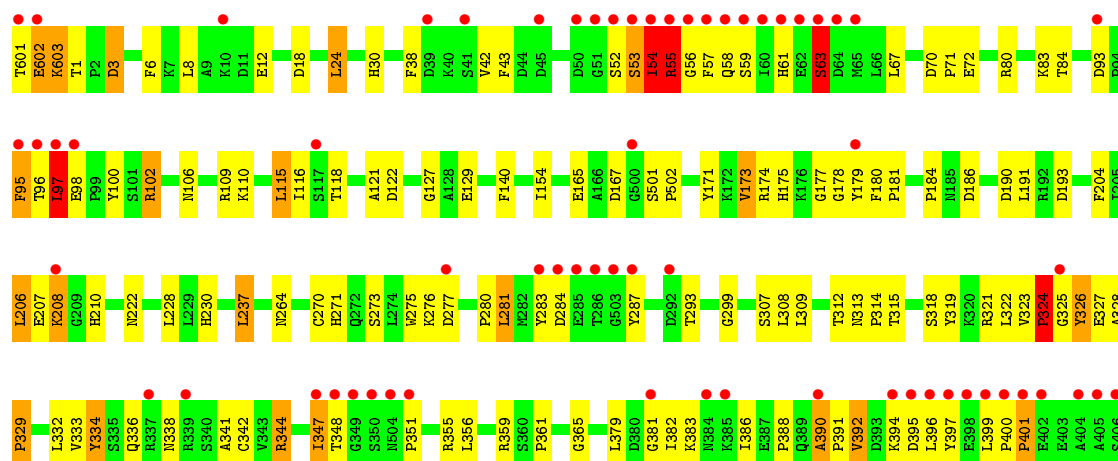


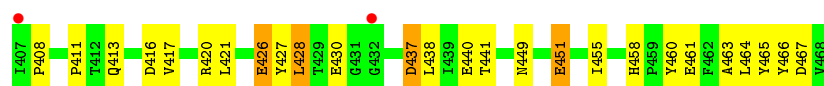


• Molecule 1: glutamine synthetase

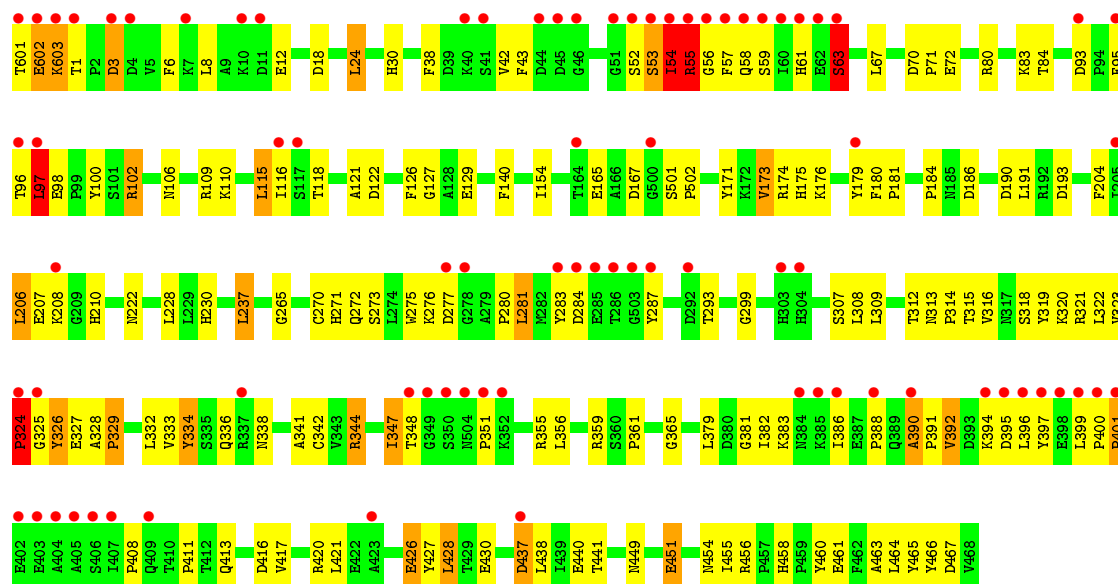


• Molecule 1: glutamine synthetase

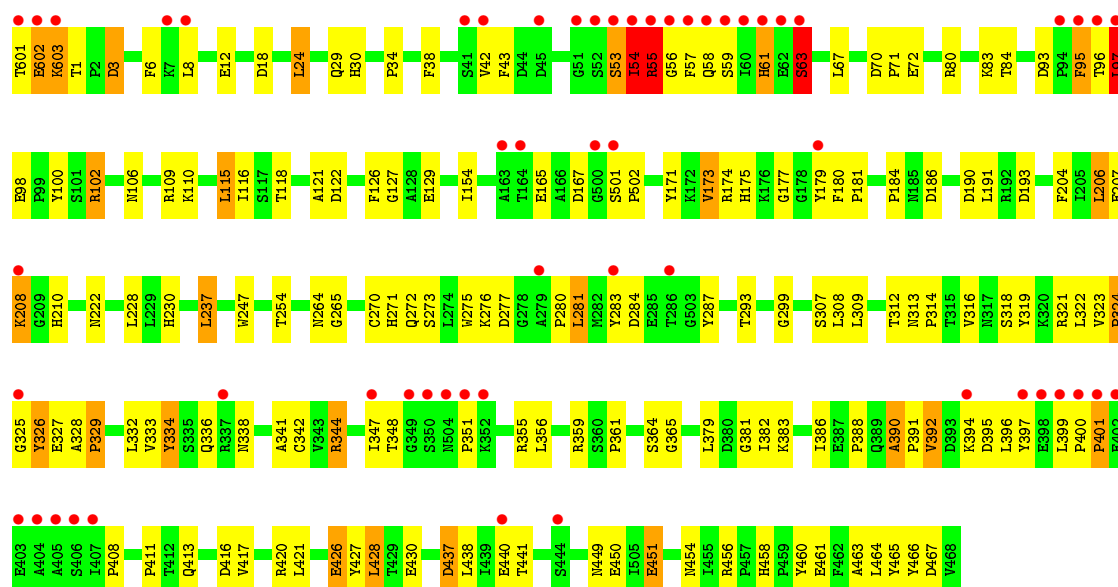




- Molecule 1: glutamine synthetase

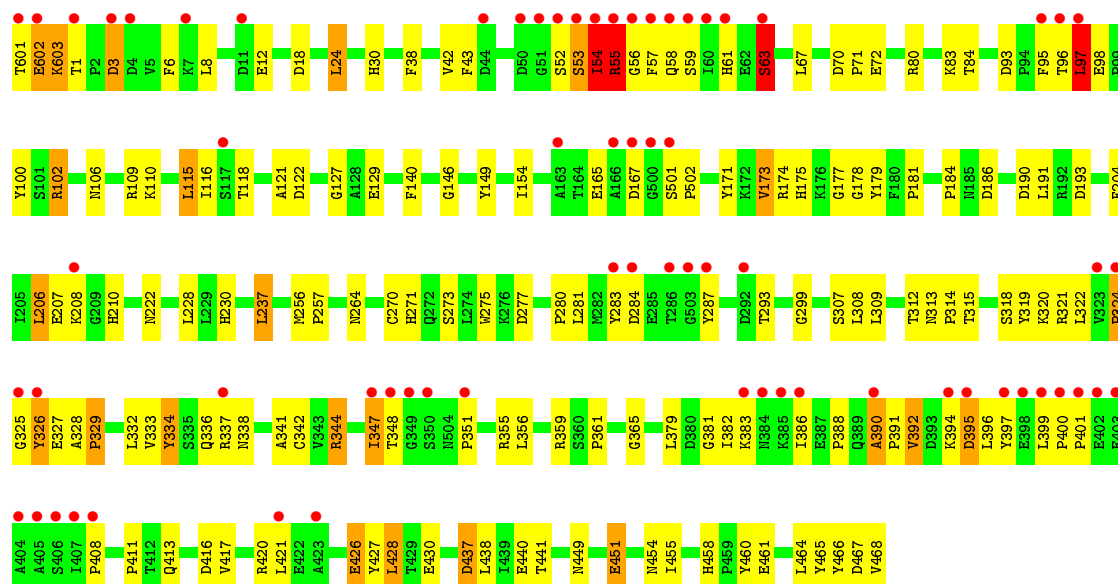


- Molecule 1: glutamine synthetase

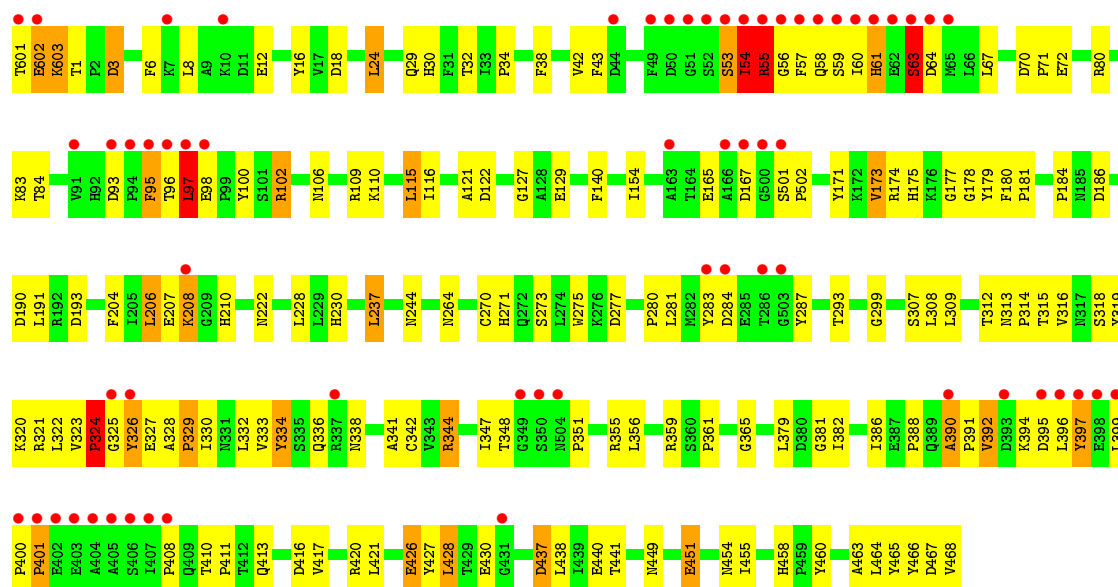


- Molecule 1: glutamine synthetase

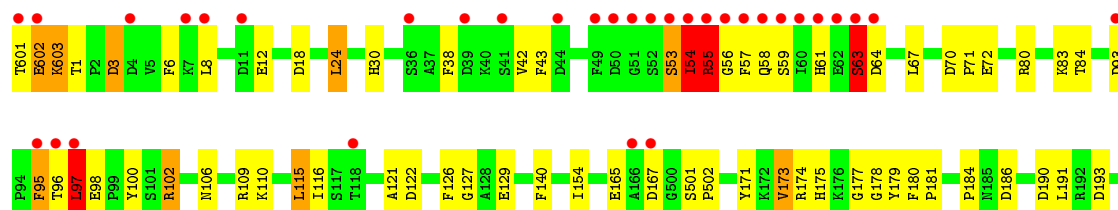


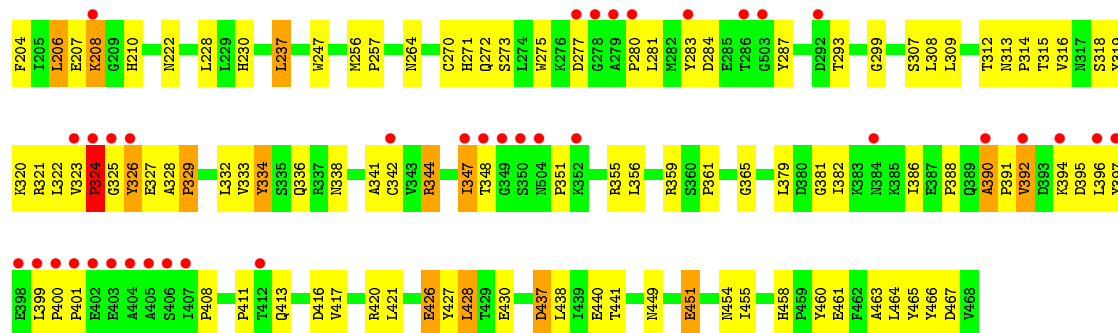


• Molecule 1: glutamine synthetase

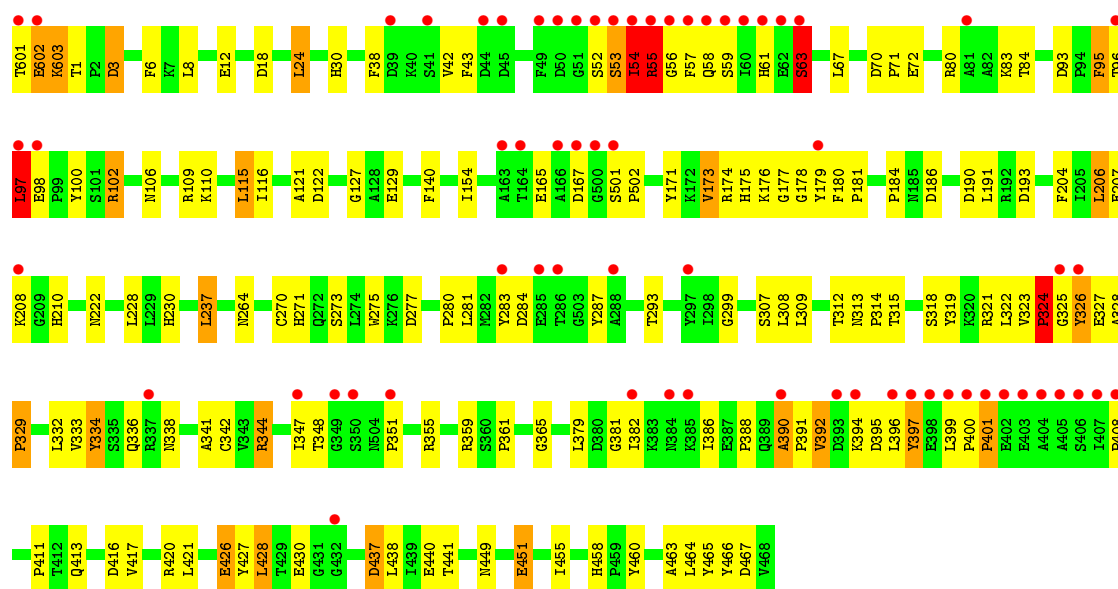


• Molecule 1: glutamine synthetase

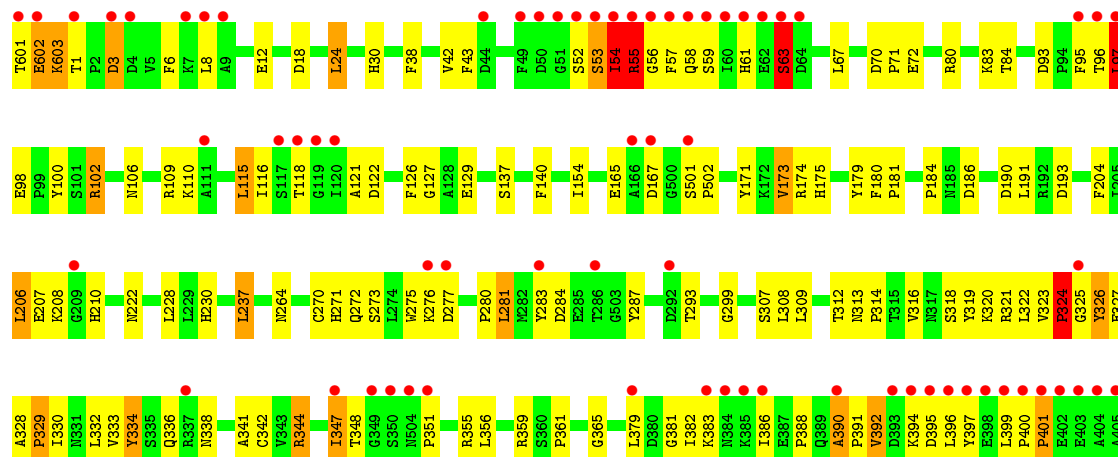




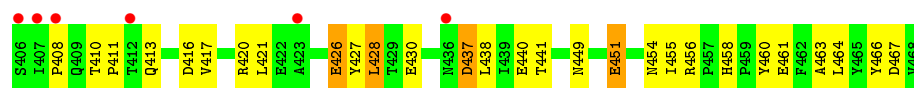
• Molecule 1: glutamine synthetase



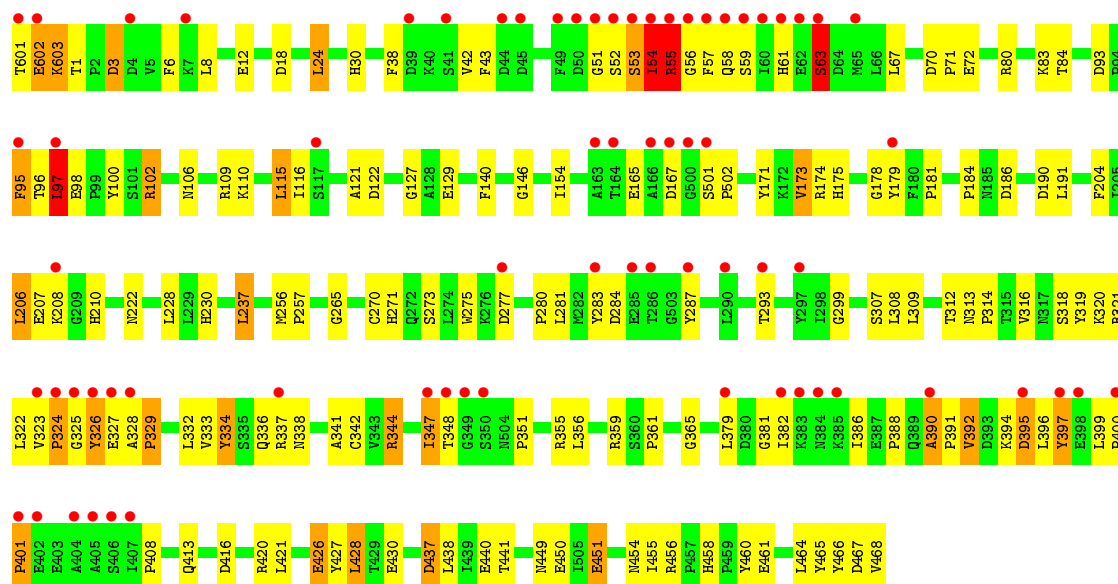
• Molecule 1: glutamine synthetase



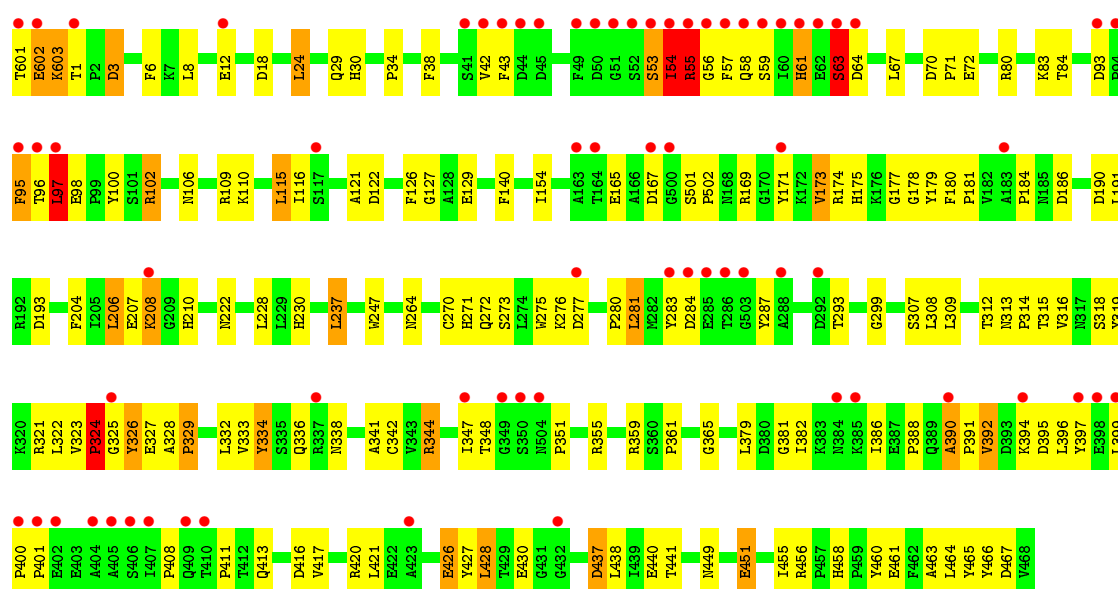




- Molecule 1: glutamine synthetase

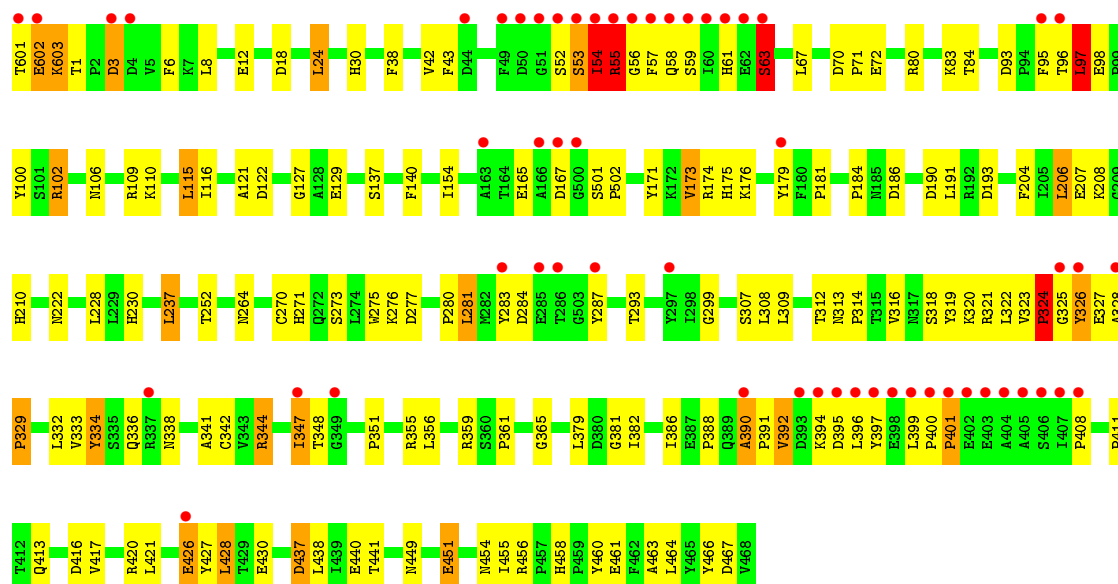


- Molecule 1: glutamine synthetase

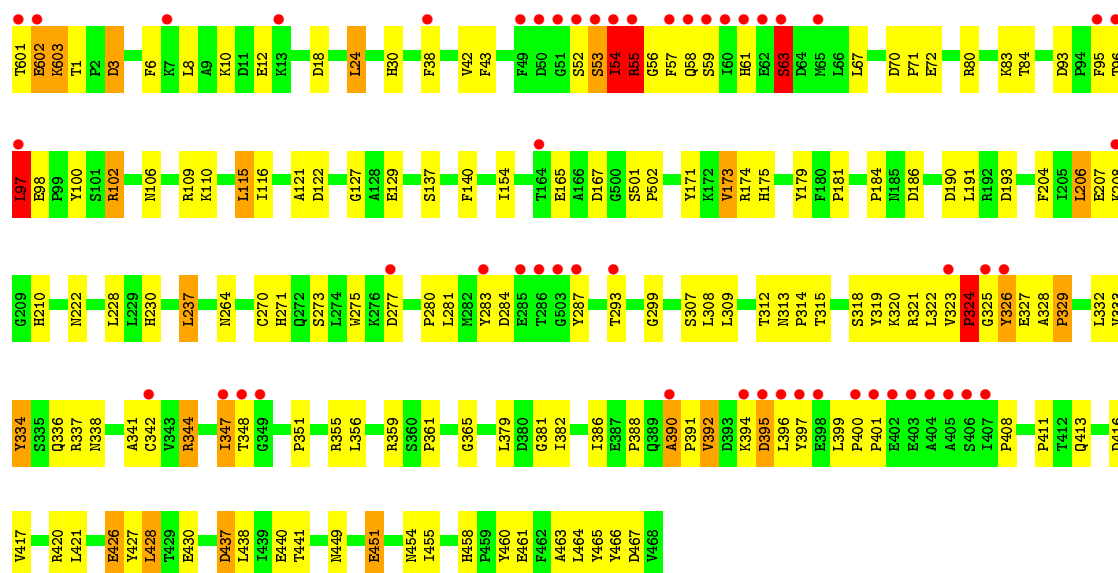


- Molecule 1: glutamine synthetase

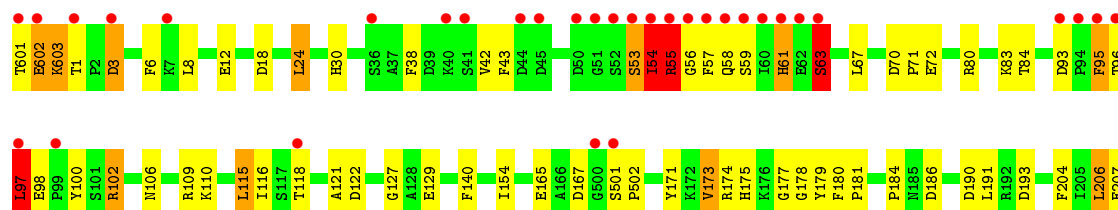


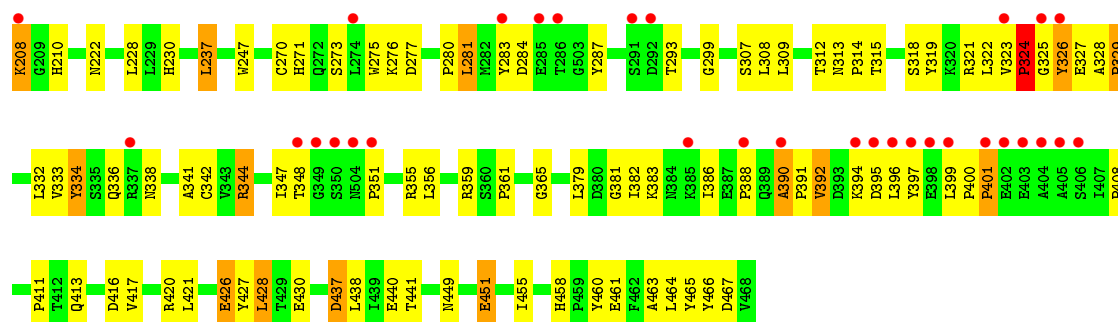


• Molecule 1: glutamine synthetase

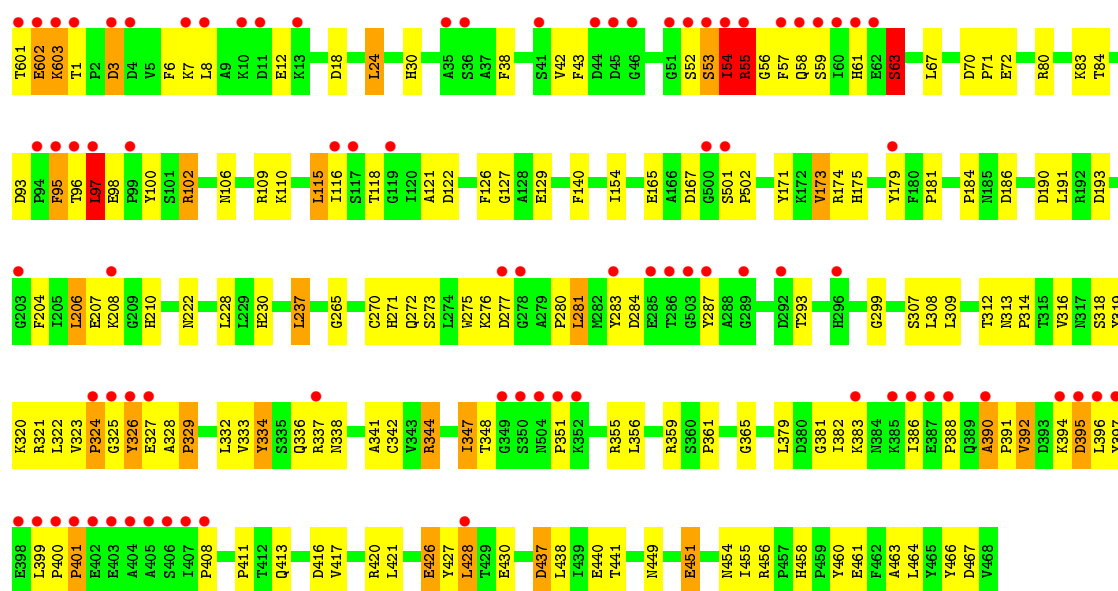


• Molecule 1: glutamine synthetase

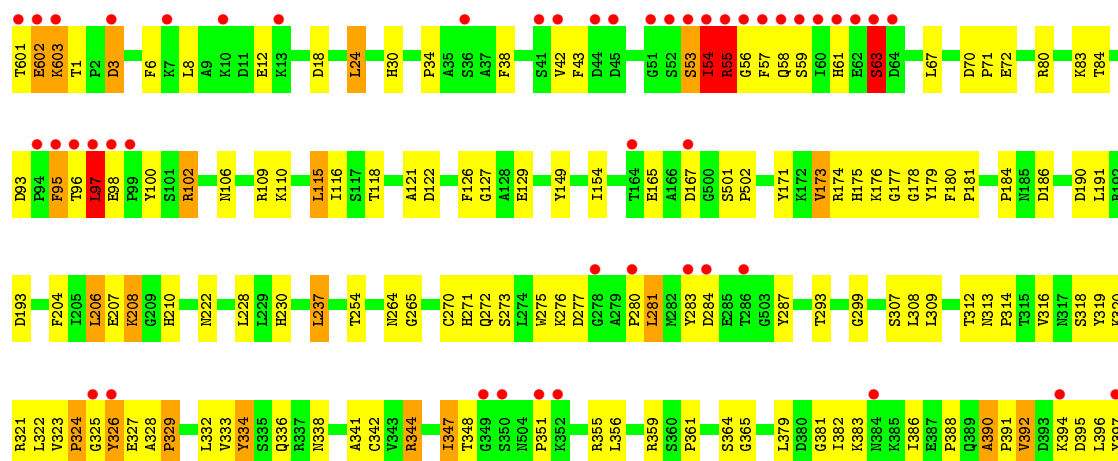


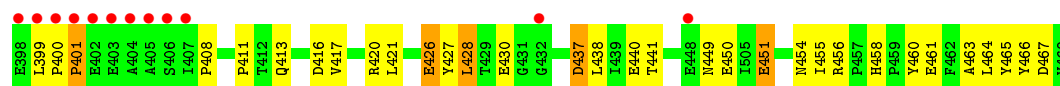


• Molecule 1: glutamine synthetase

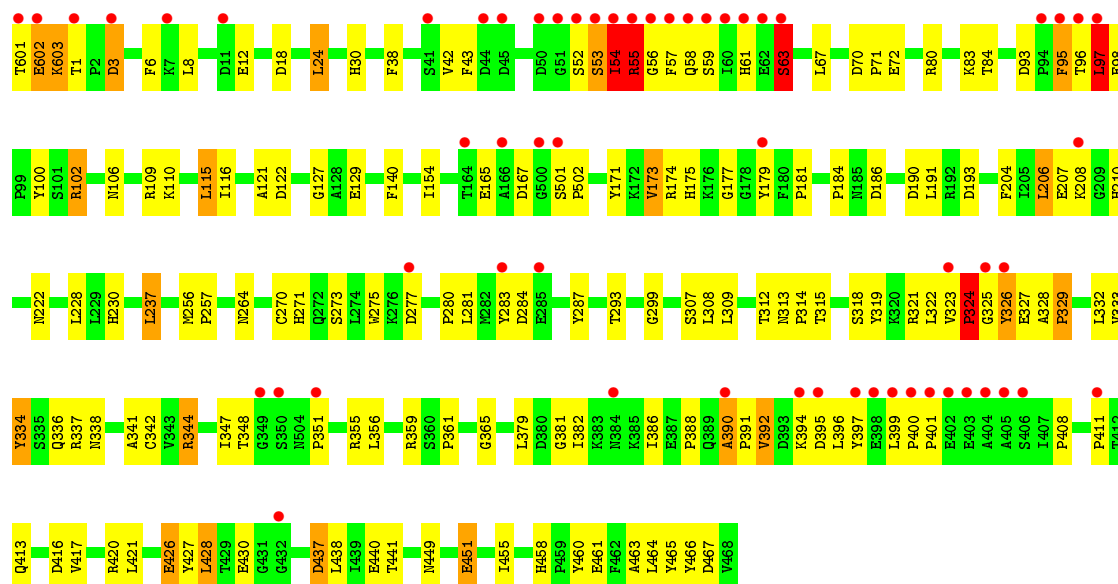


• Molecule 1: glutamine synthetase

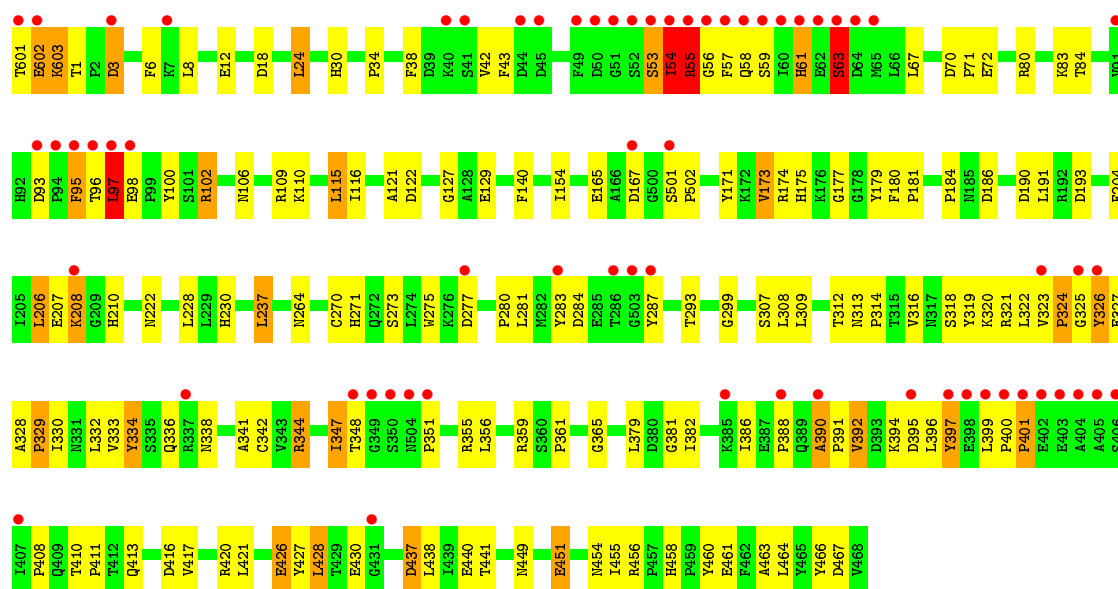




- Molecule 1: glutamine synthetase

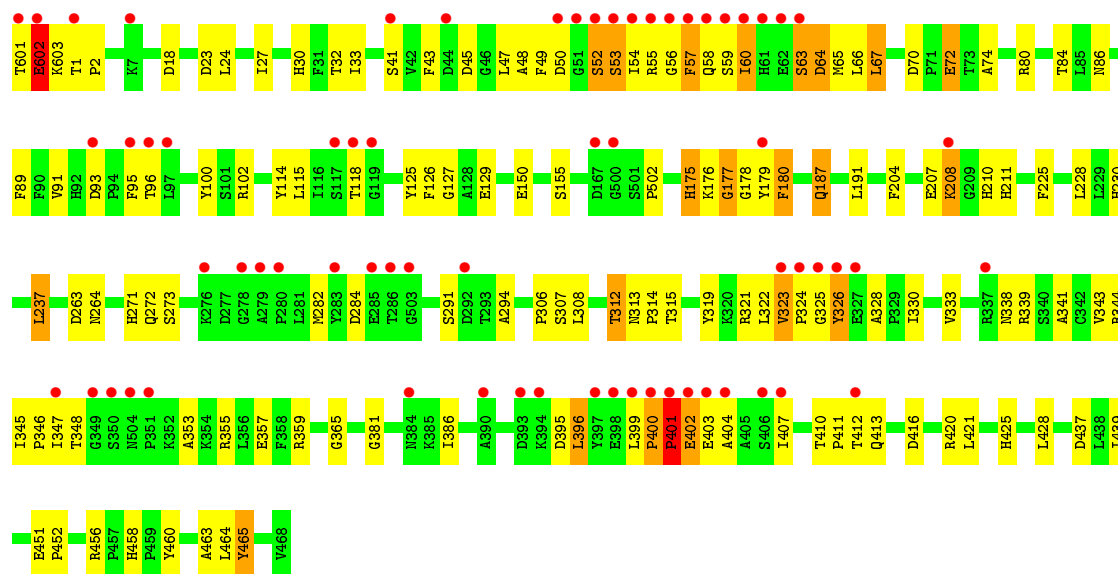


- Molecule 1: glutamine synthetase

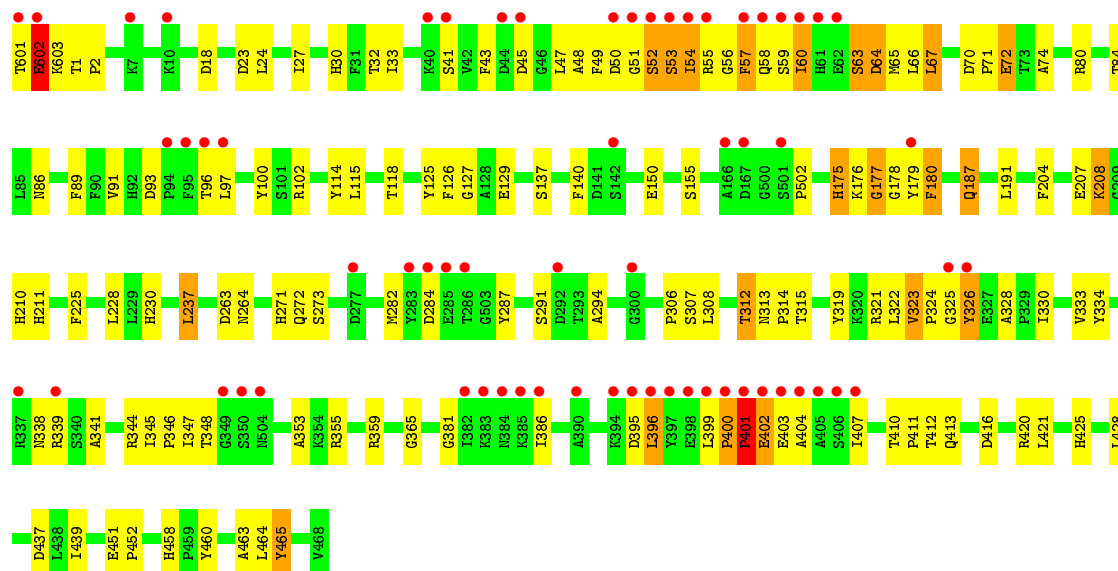
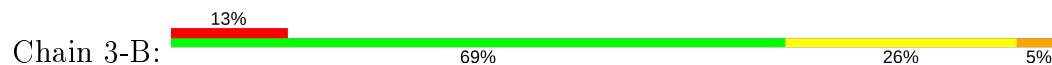


- Molecule 1: glutamine synthetase

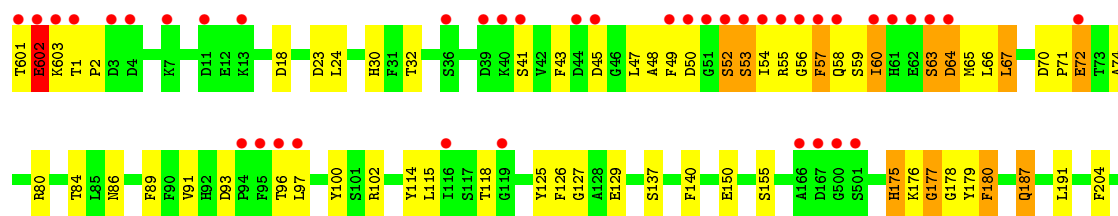


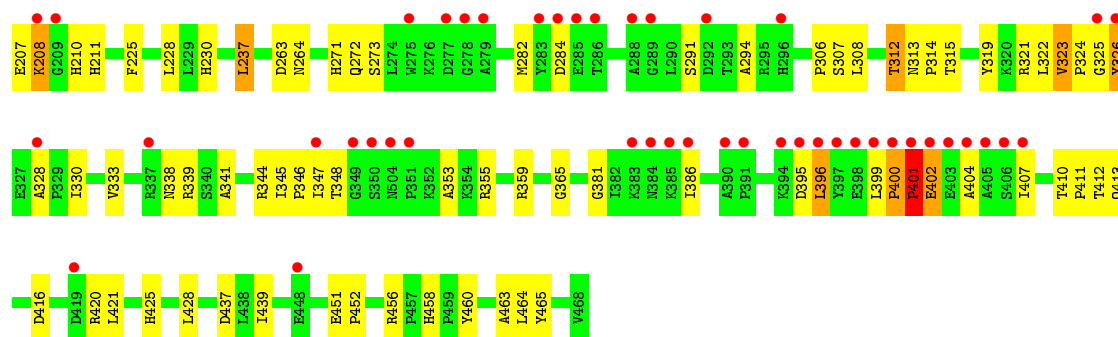


• Molecule 1: glutamine synthetase

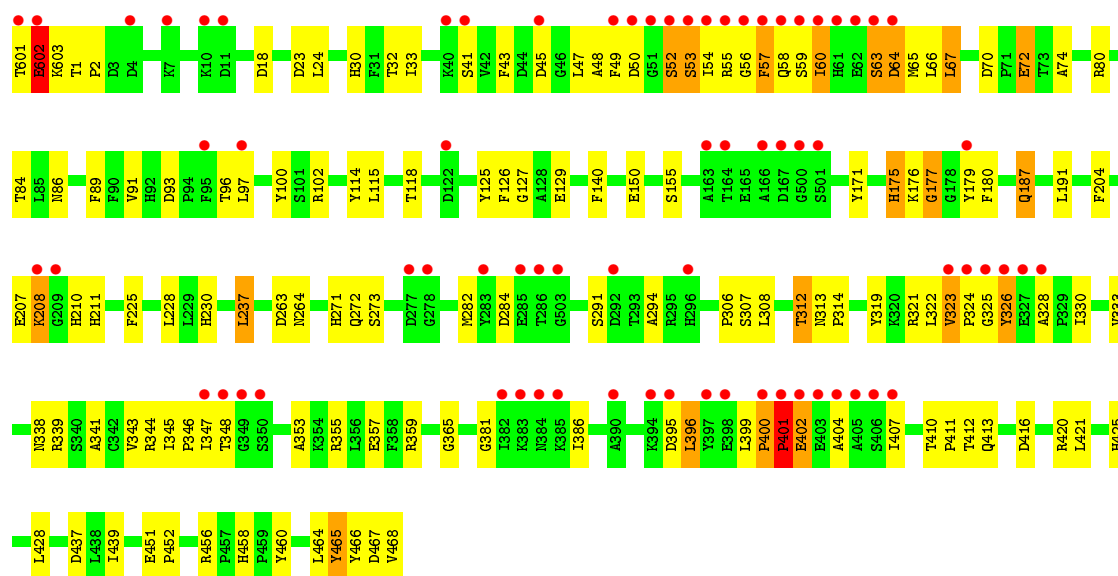


• Molecule 1: glutamine synthetase

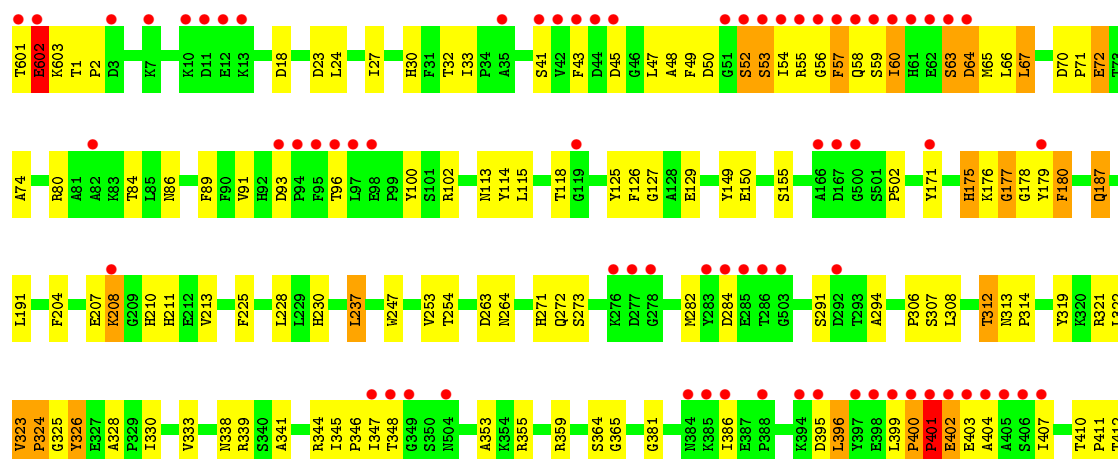


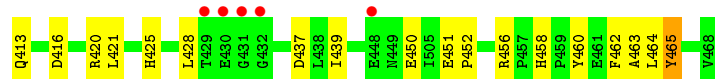


• Molecule 1: glutamine synthetase

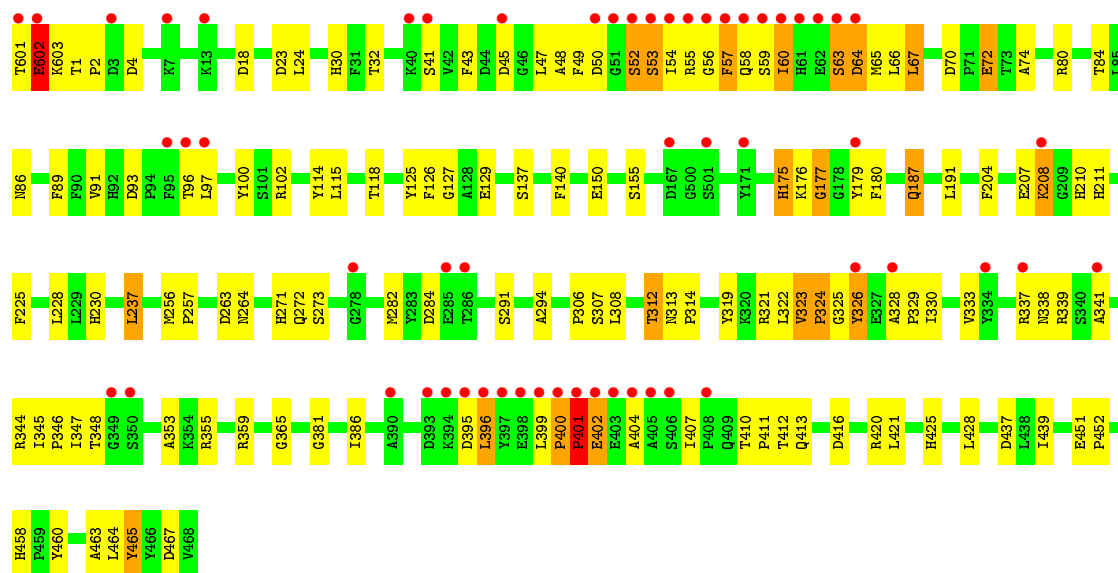
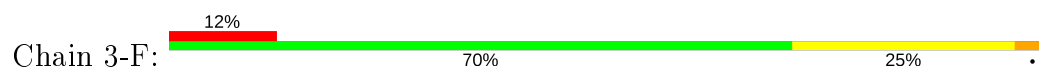


• Molecule 1: glutamine synthetase

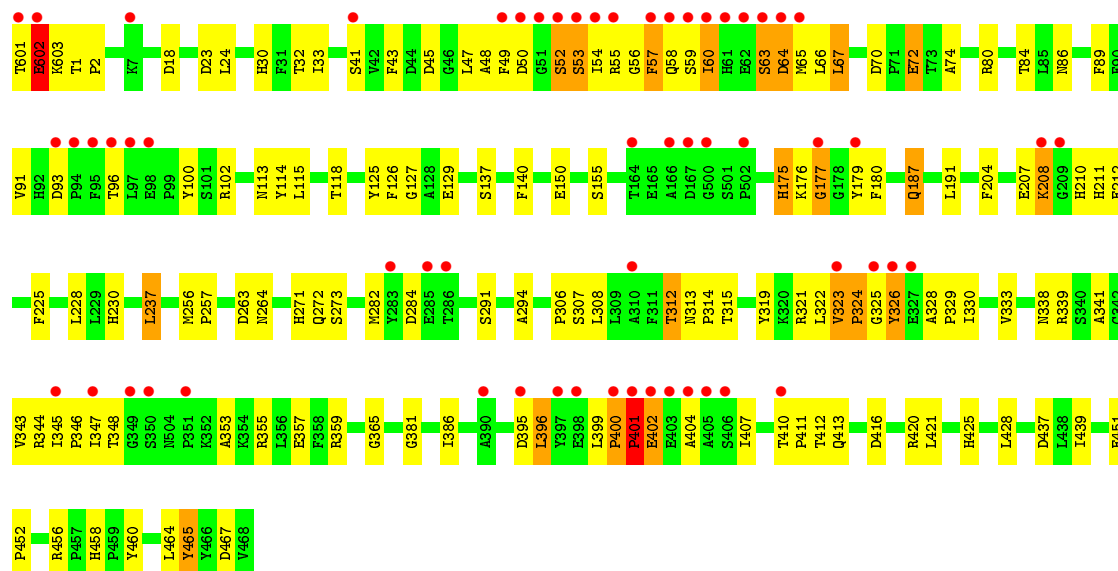




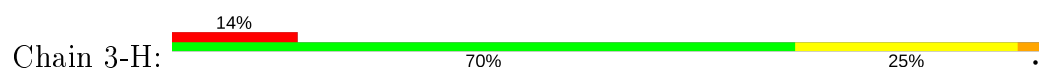
- Molecule 1: glutamine synthetase

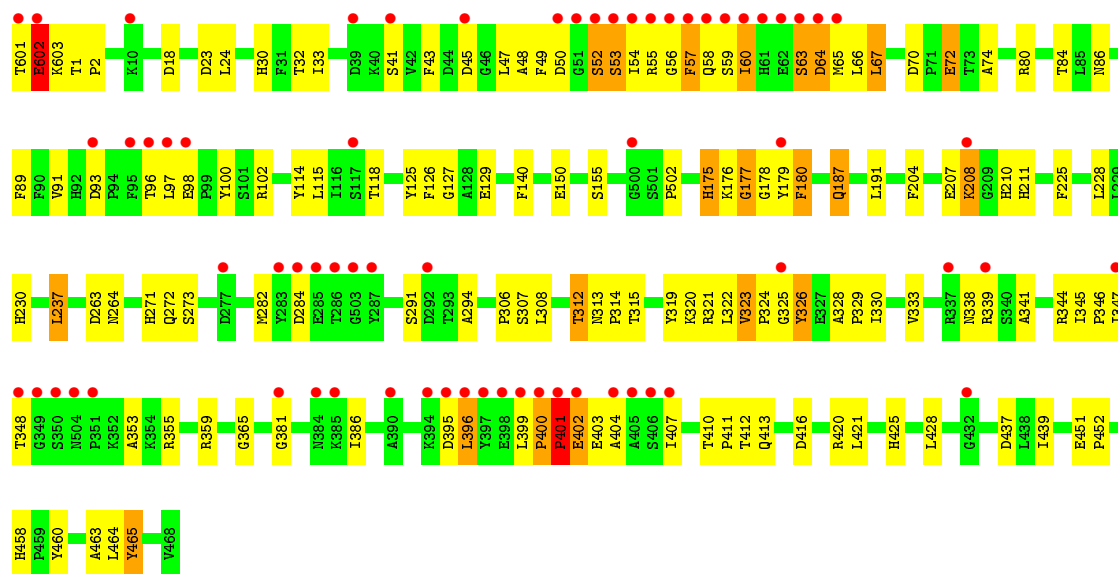


- Molecule 1: glutamine synthetase

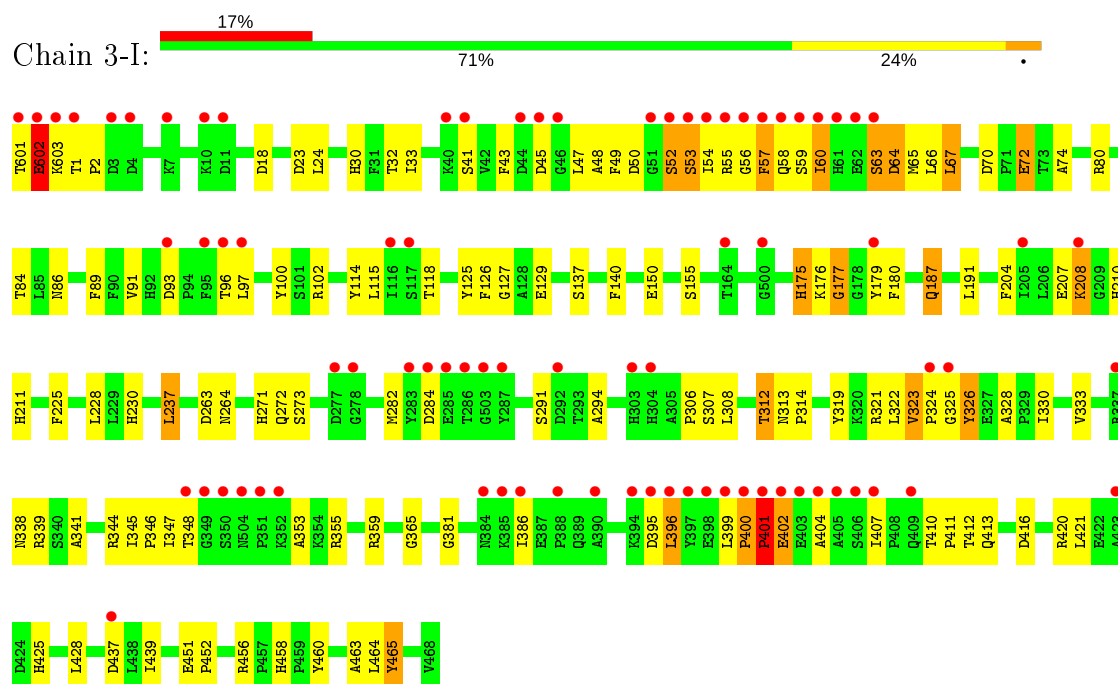


- Molecule 1: glutamine synthetase

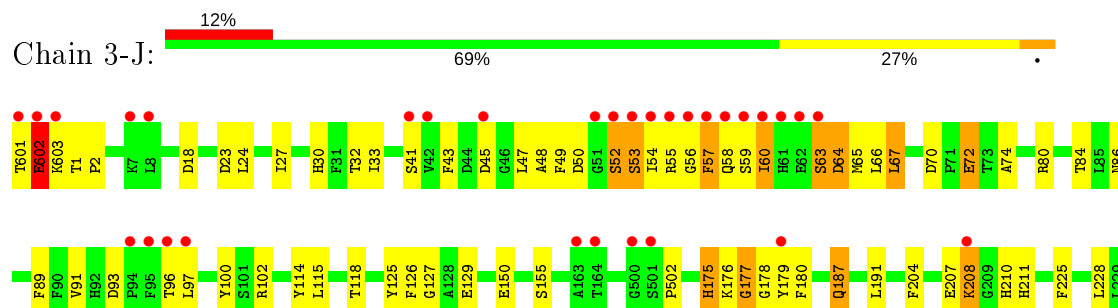




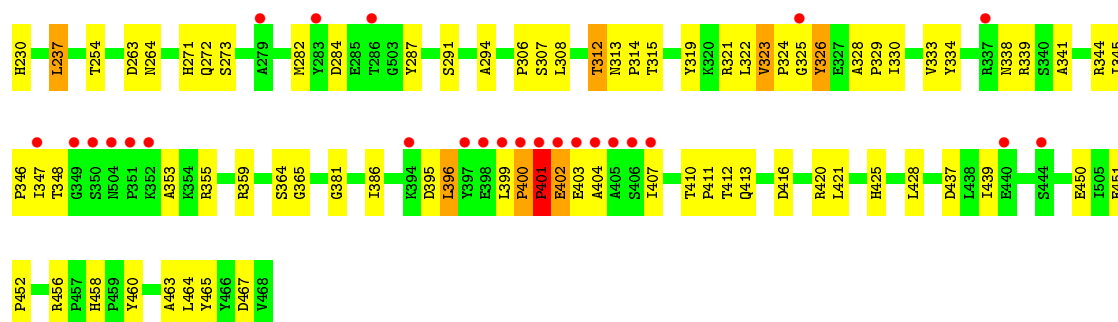
- Molecule 1: glutamine synthetase



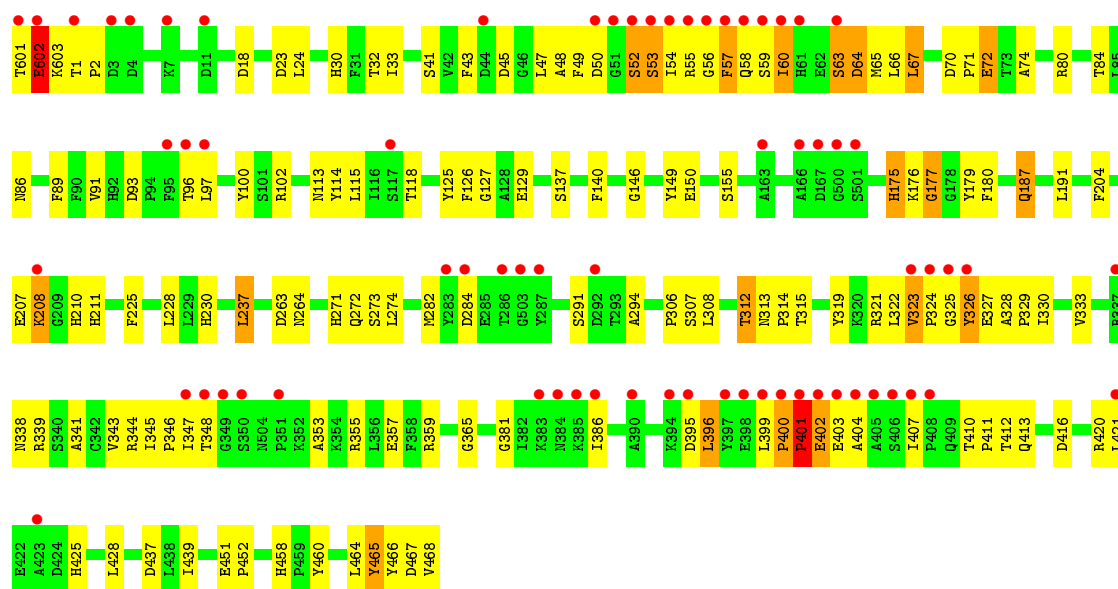
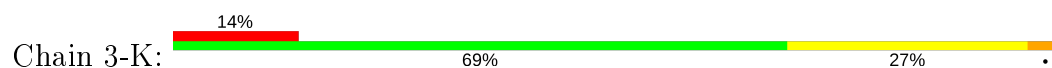
- Molecule 1: glutamine synthetase



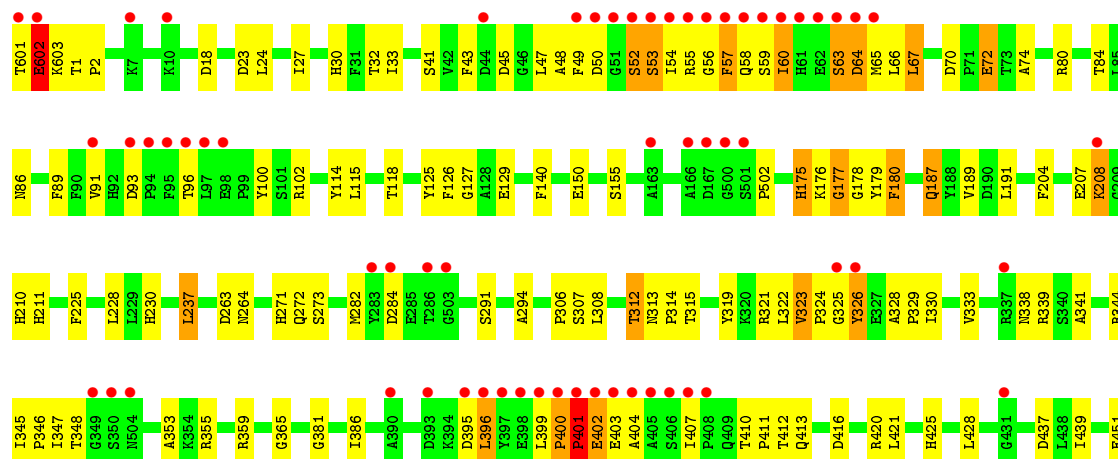
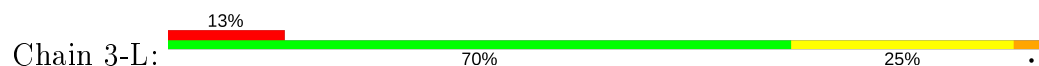




• Molecule 1: glutamine synthetase

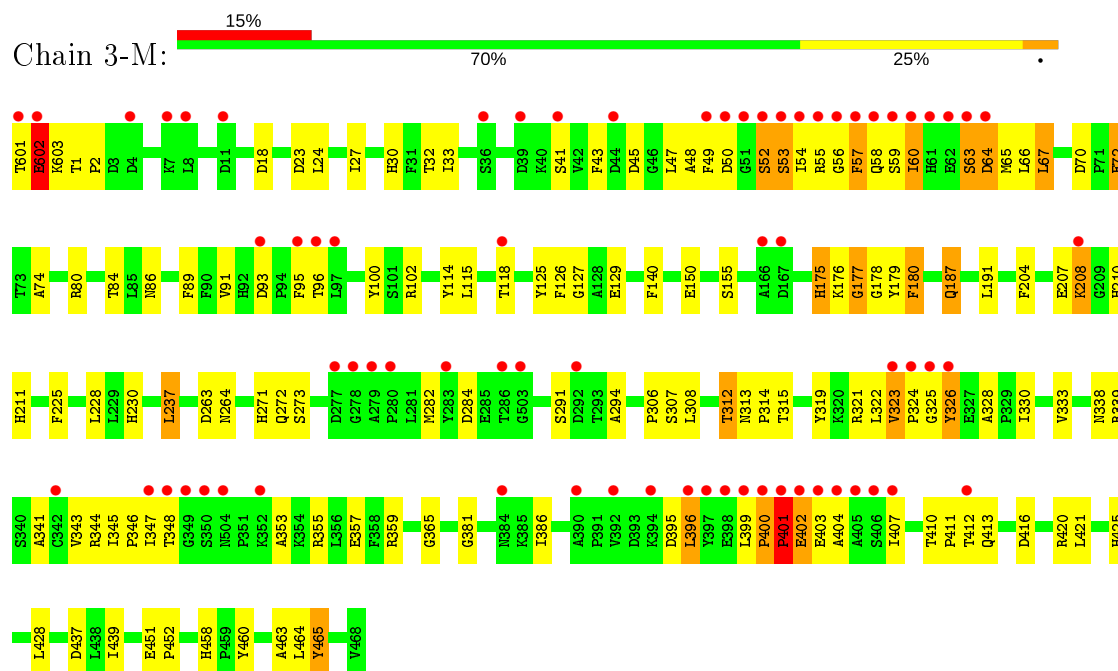


• Molecule 1: glutamine synthetase

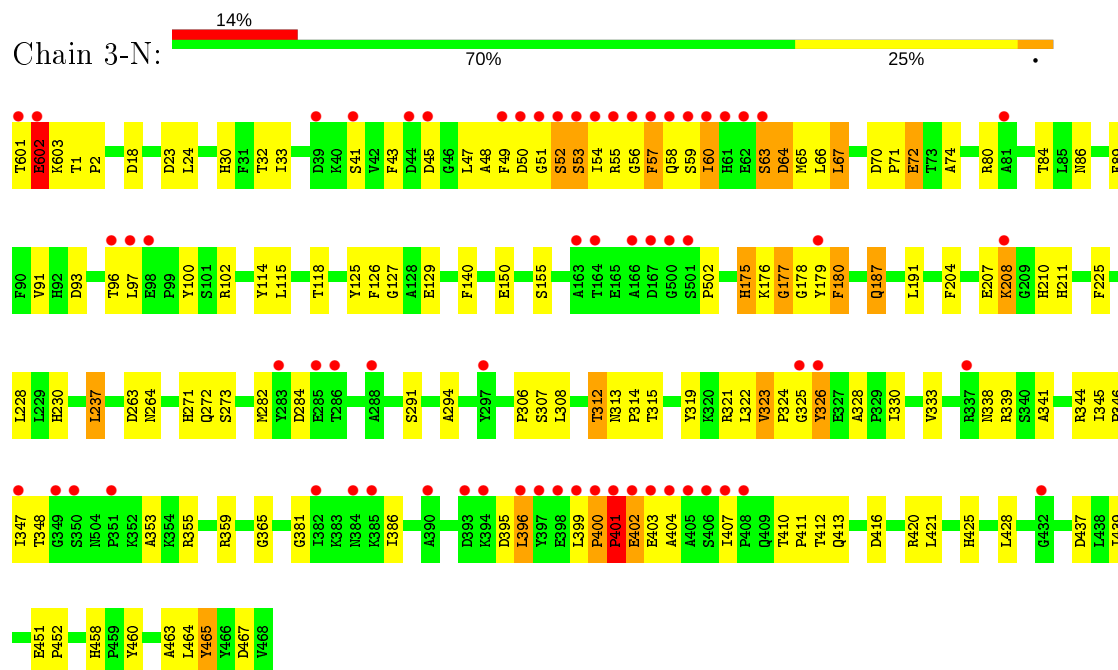




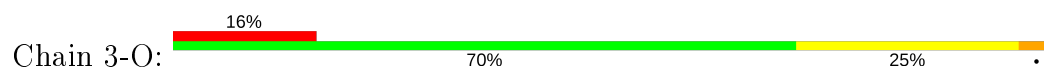
- Molecule 1: glutamine synthetase

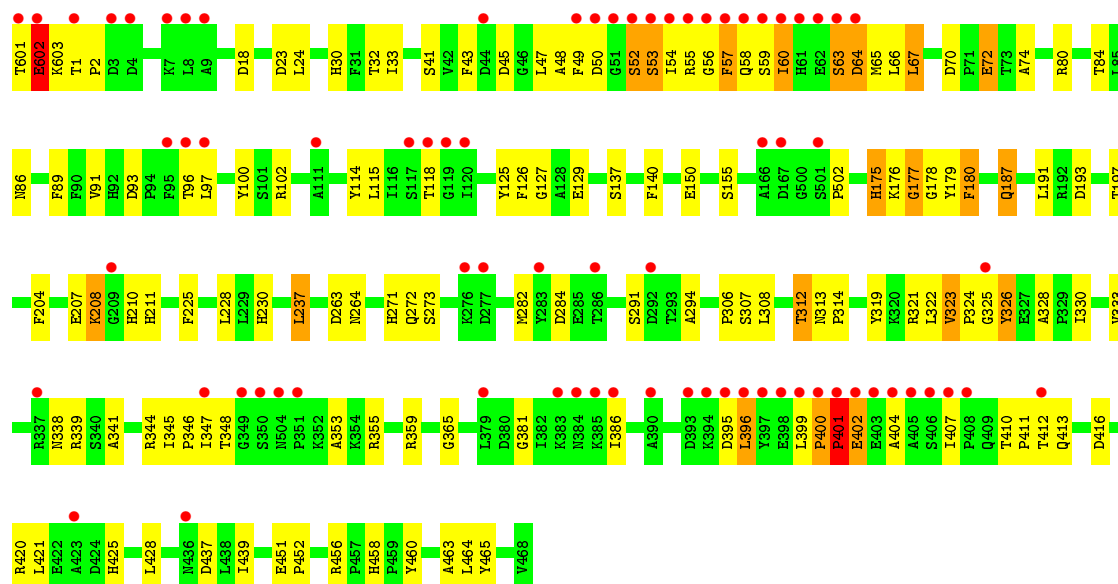


- Molecule 1: glutamine synthetase

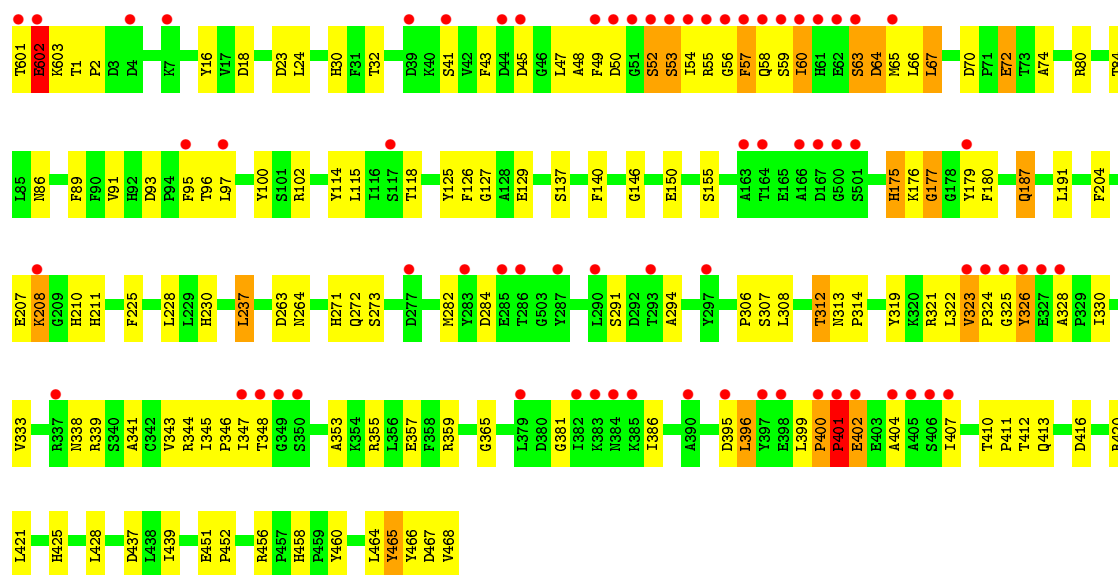
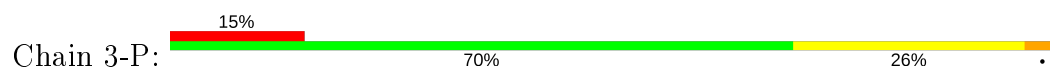


- Molecule 1: glutamine synthetase

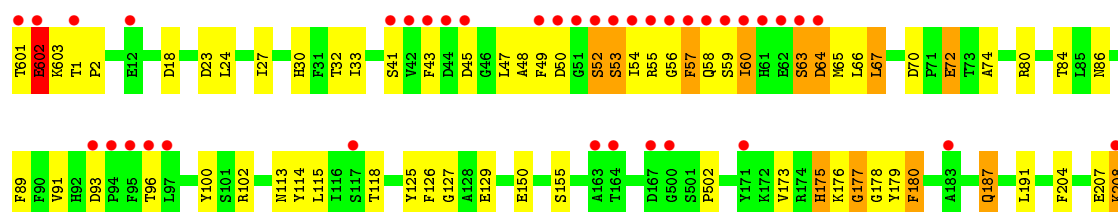
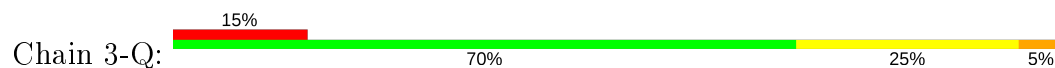


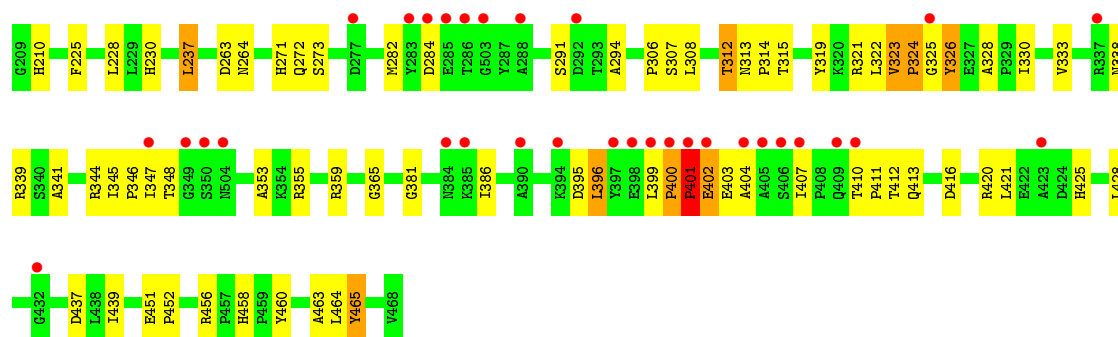


- Molecule 1: glutamine synthetase

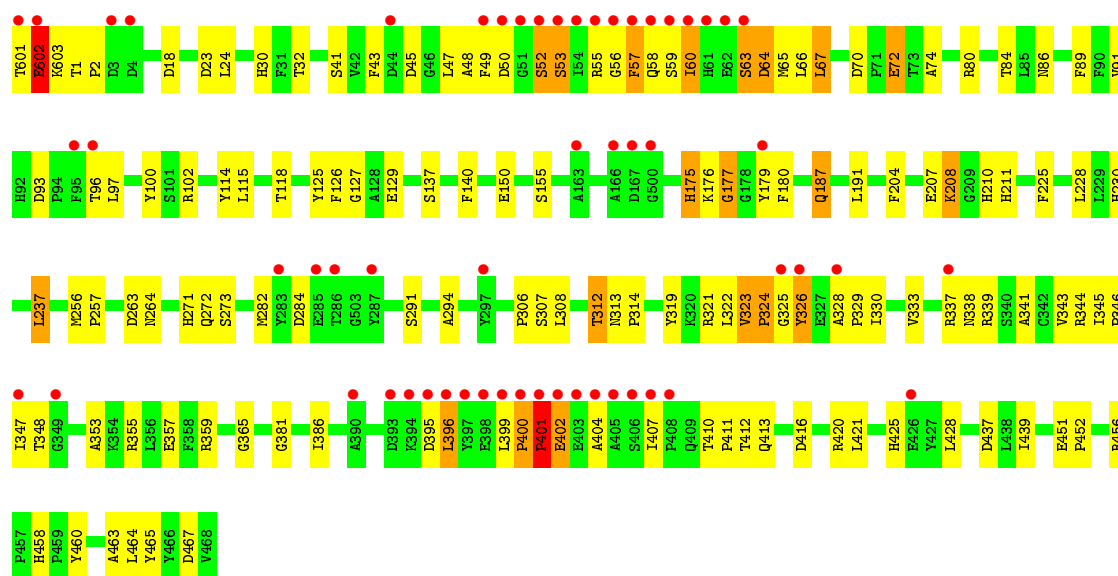


- Molecule 1: glutamine synthetase

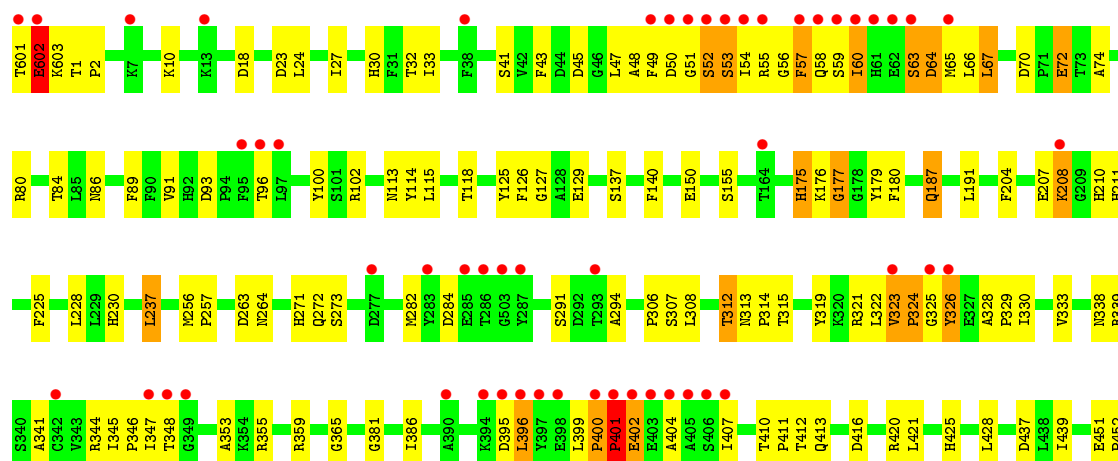


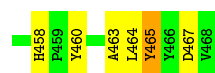


- Molecule 1: glutamine synthetase

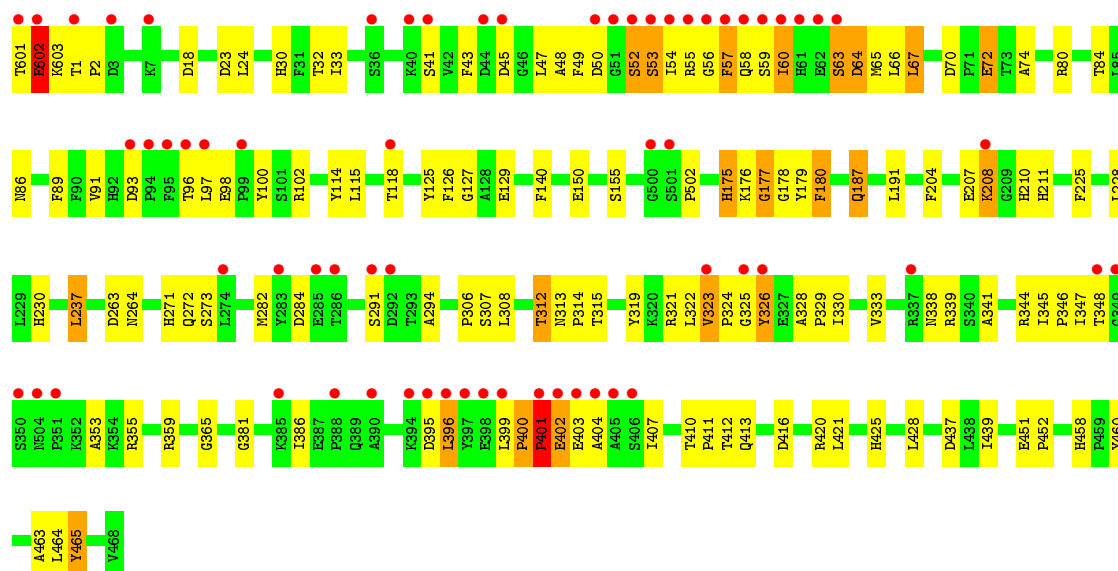
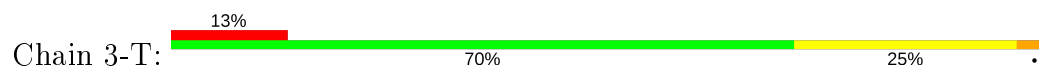


- Molecule 1: glutamine synthetase

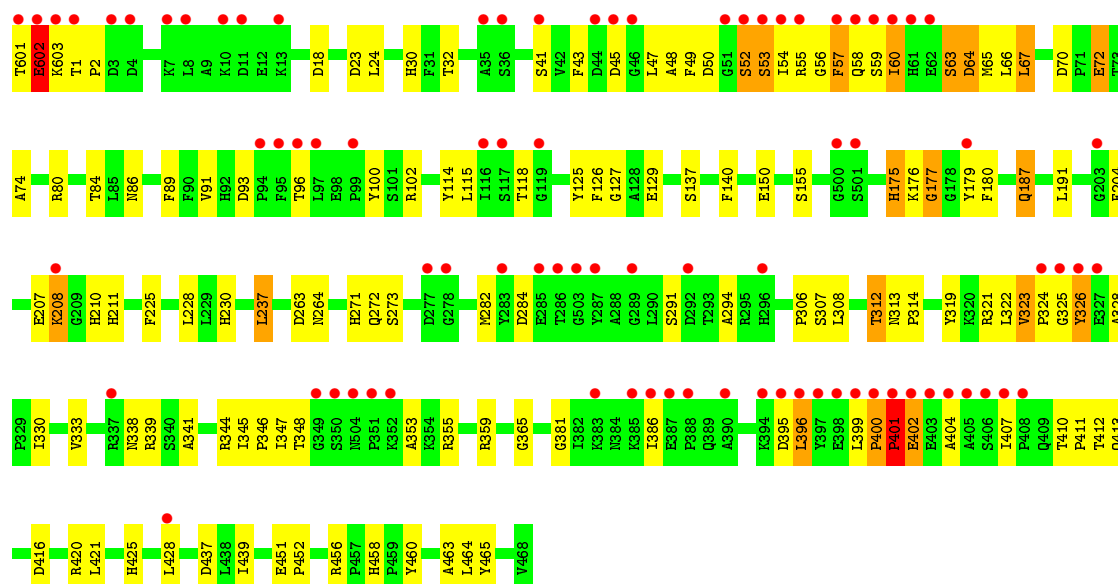
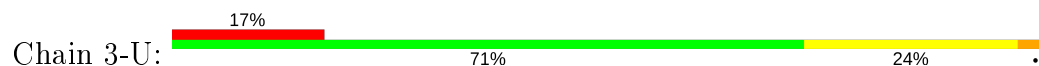




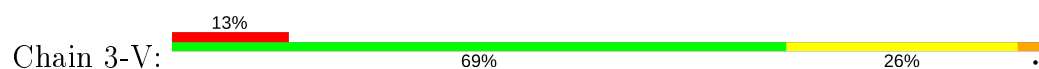
- Molecule 1: glutamine synthetase

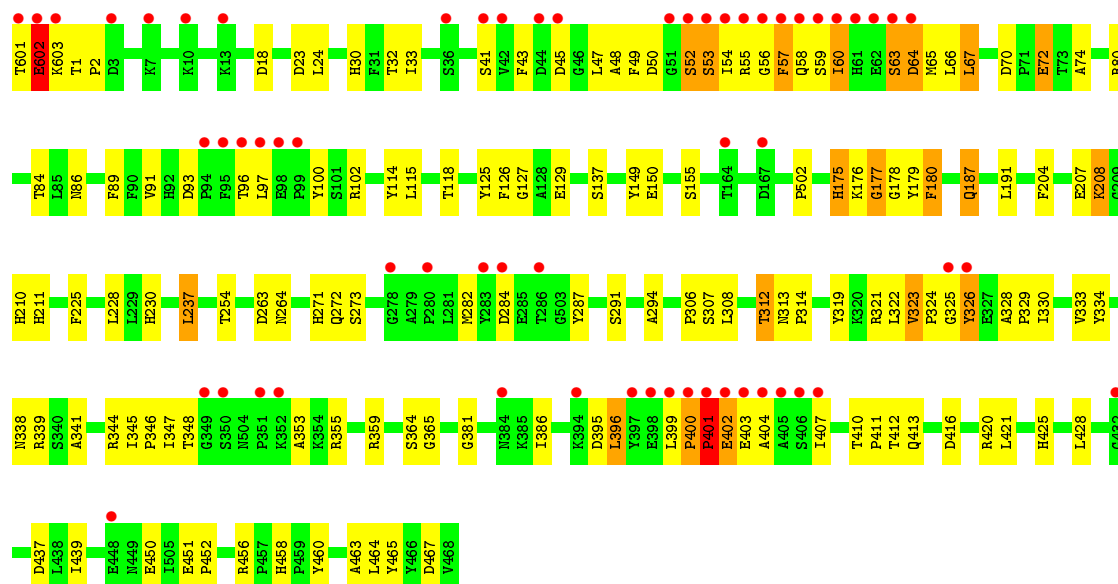


- Molecule 1: glutamine synthetase

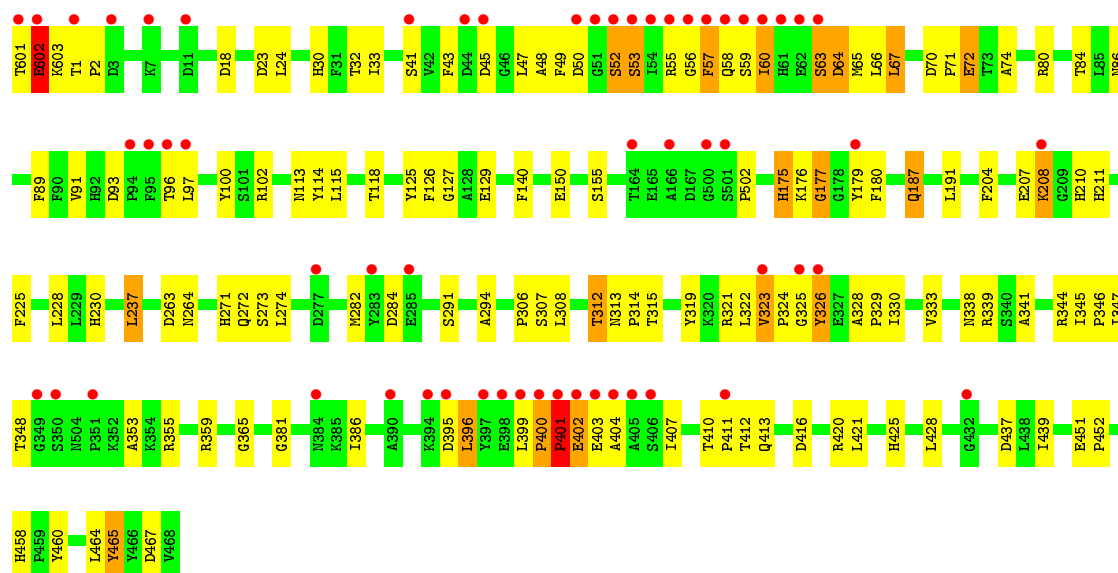


- Molecule 1: glutamine synthetase

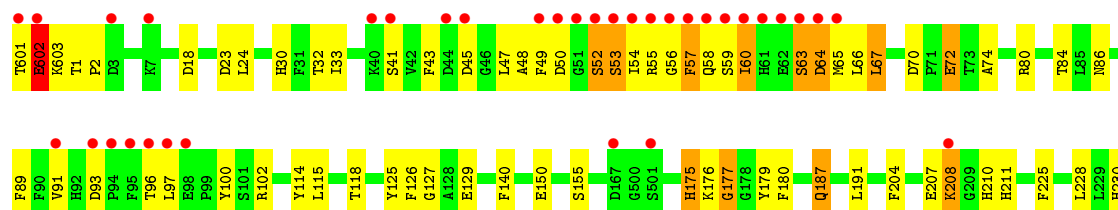
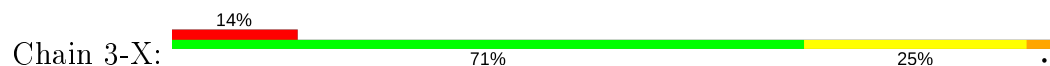


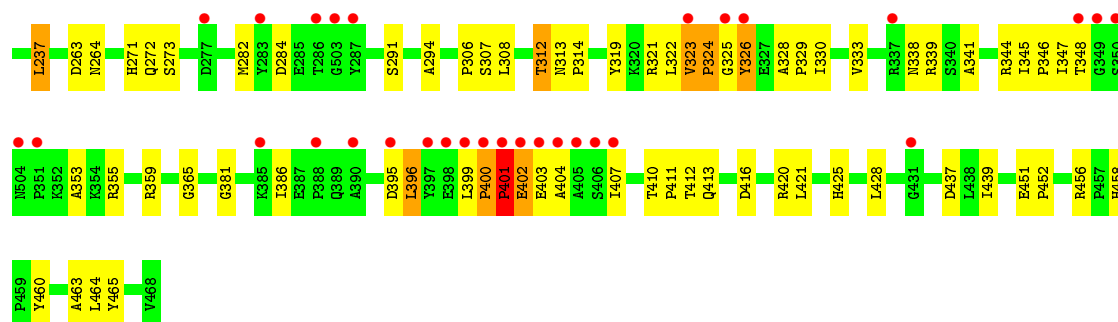


• Molecule 1: glutamine synthetase

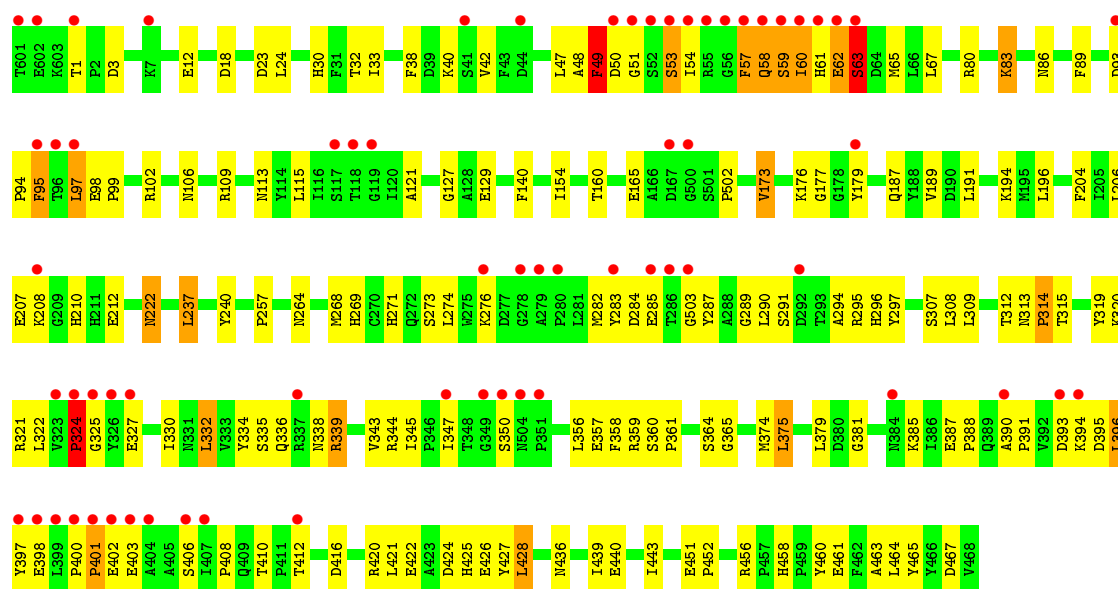


• Molecule 1: glutamine synthetase

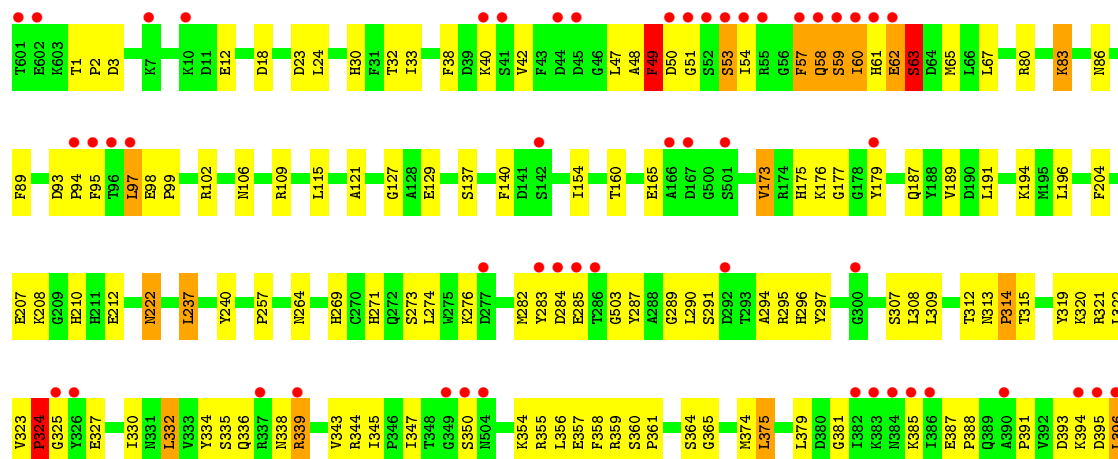





• Molecule 1: glutamine synthetase

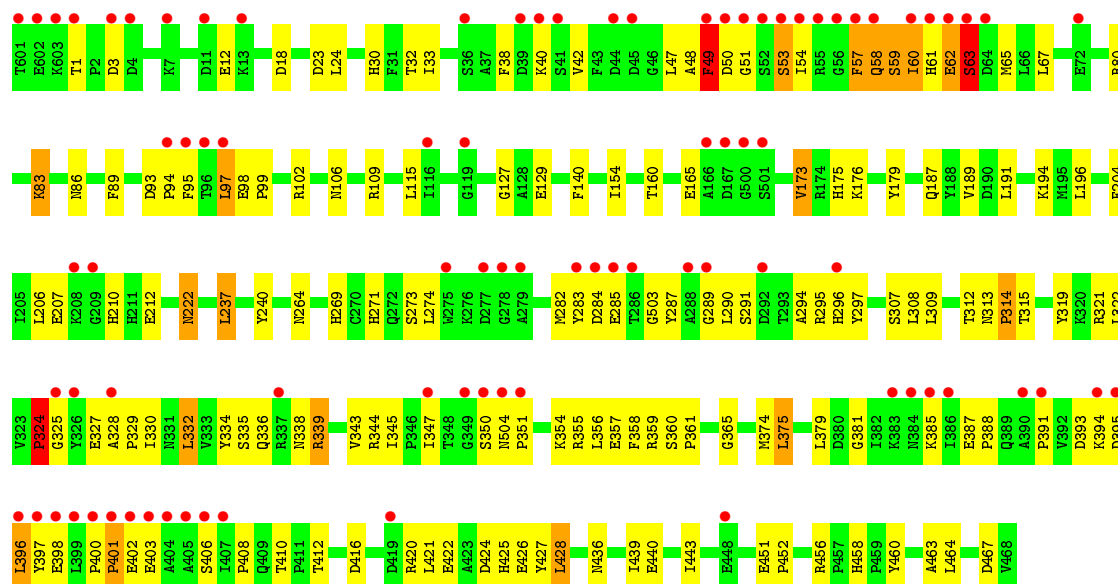


• Molecule 1: glutamine synthetase

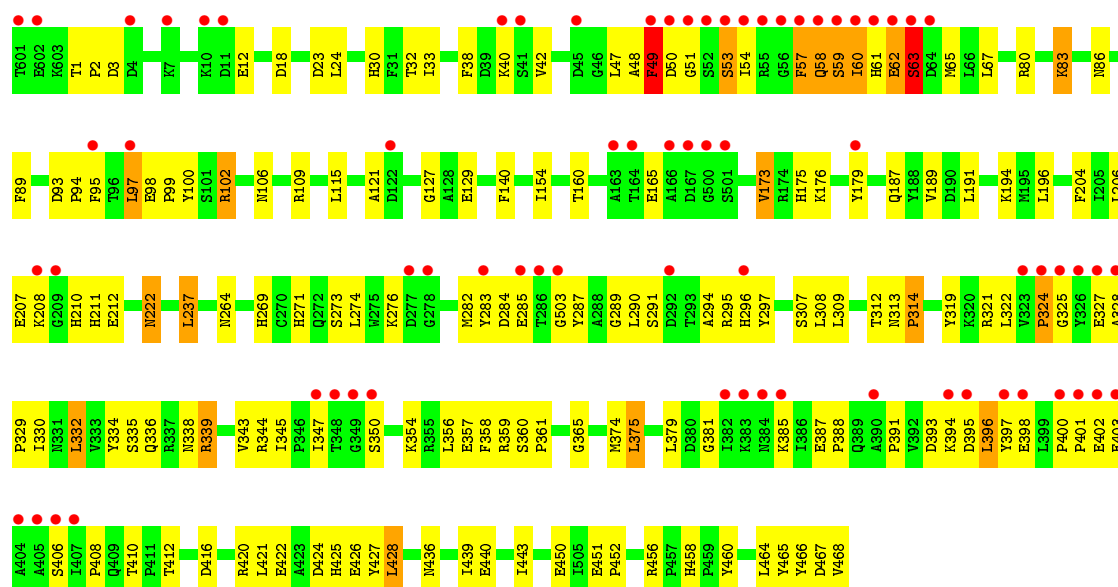




• Molecule 1: glutamine synthetase



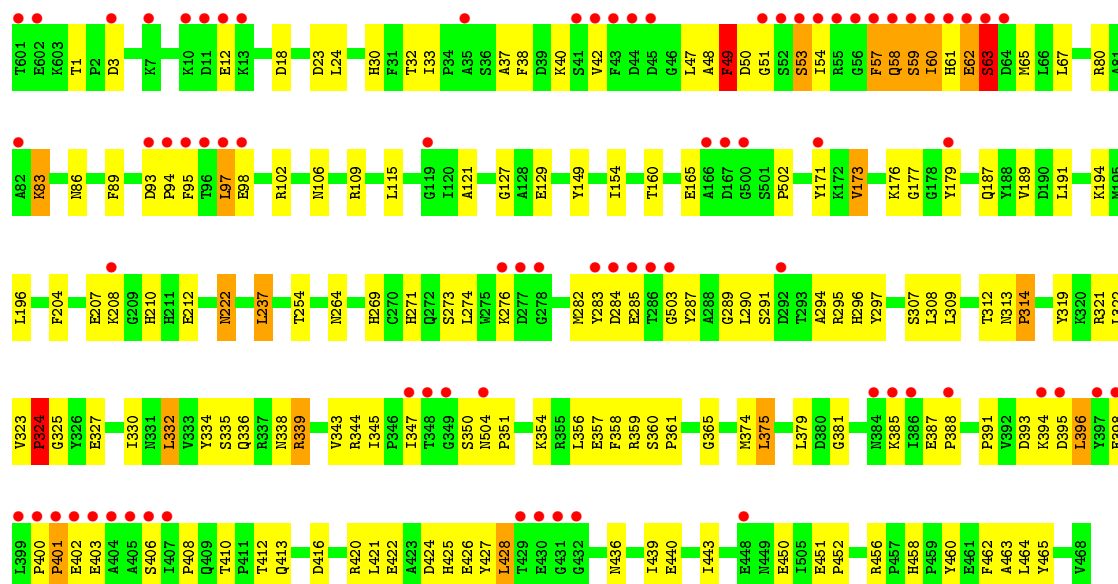
• Molecule 1: glutamine synthetase



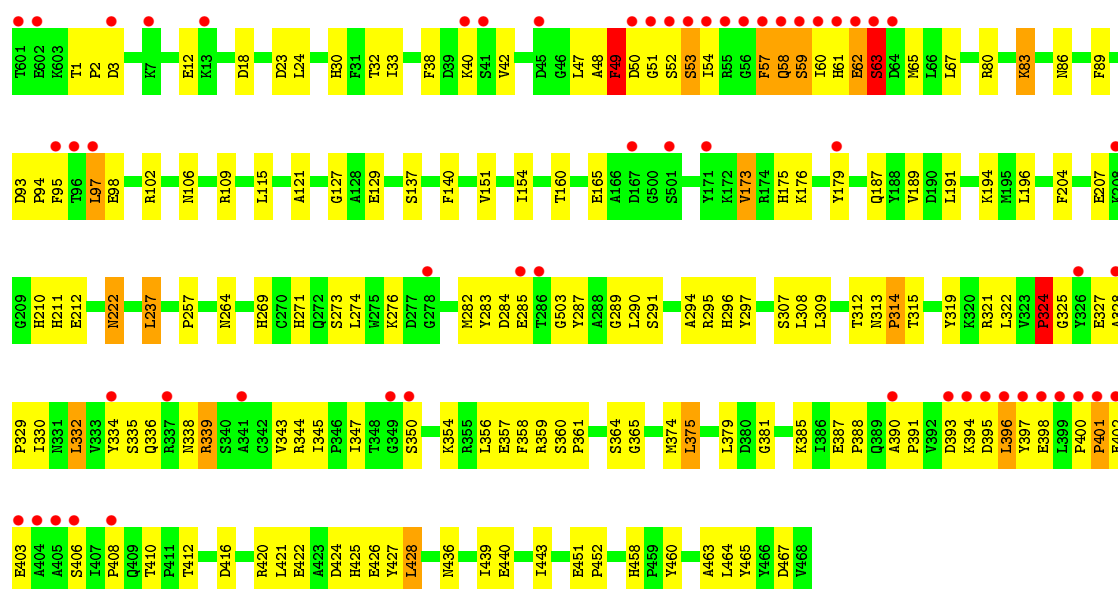
• Molecule 1: glutamine synthetase



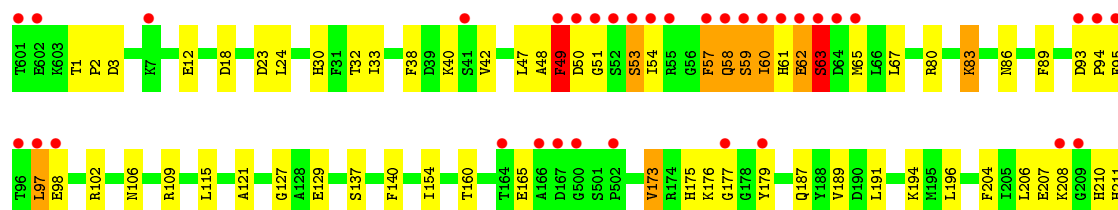


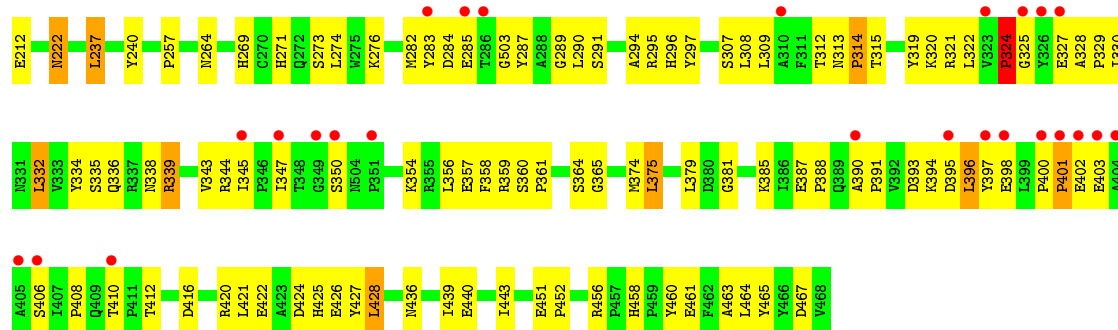


• Molecule 1: glutamine synthetase

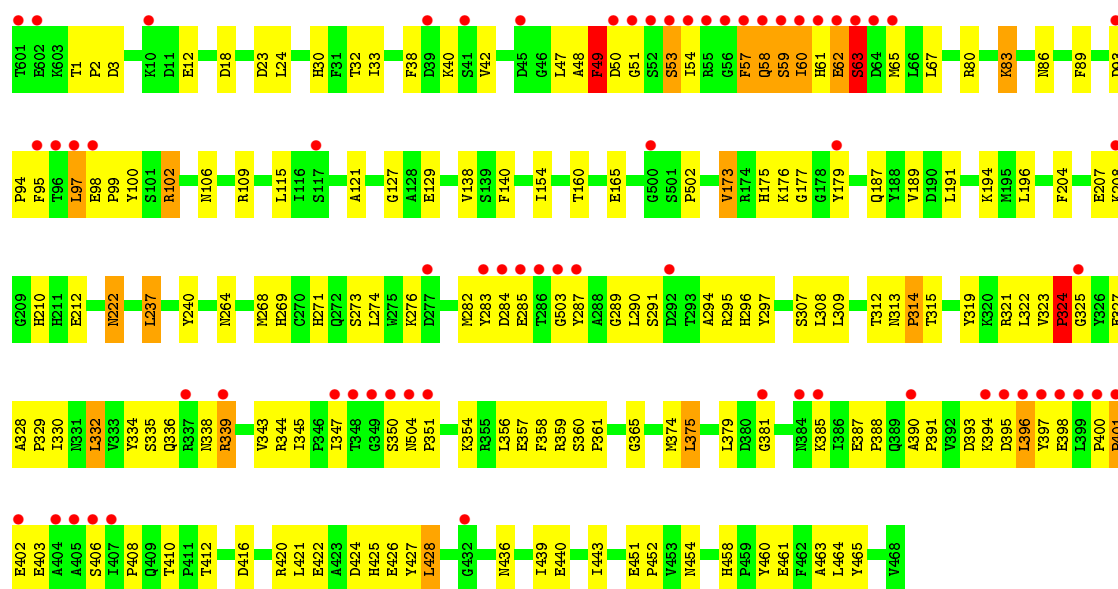


• Molecule 1: glutamine synthetase

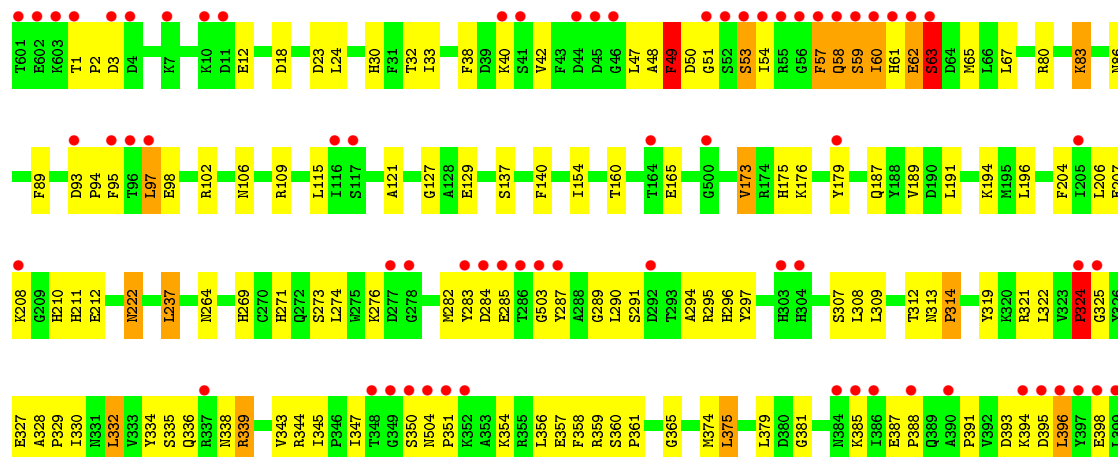


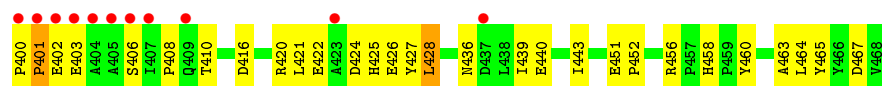


• Molecule 1: glutamine synthetase

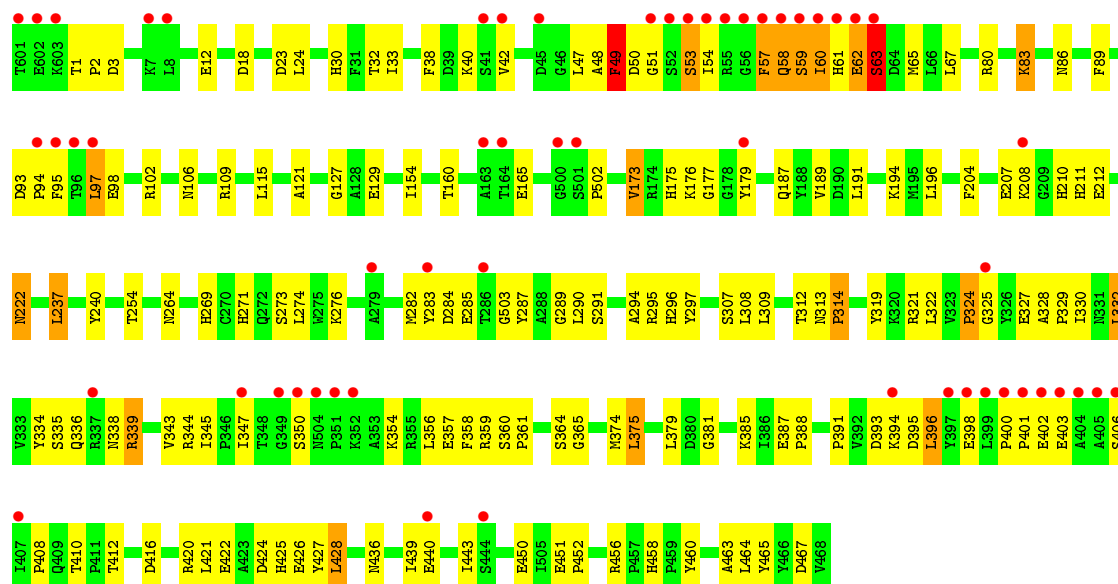


• Molecule 1: glutamine synthetase

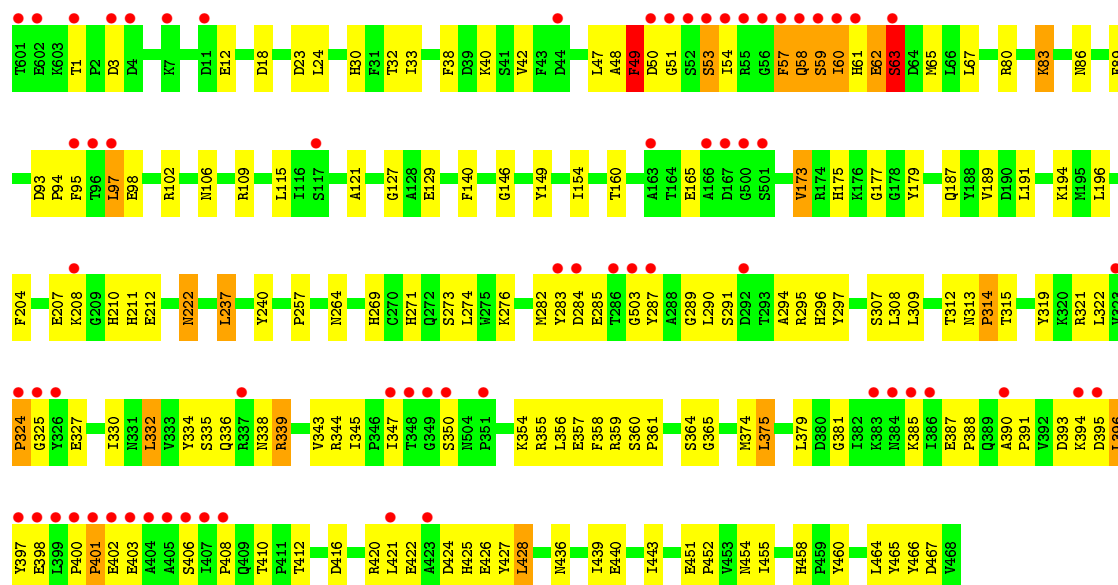




• Molecule 1: glutamine synthetase

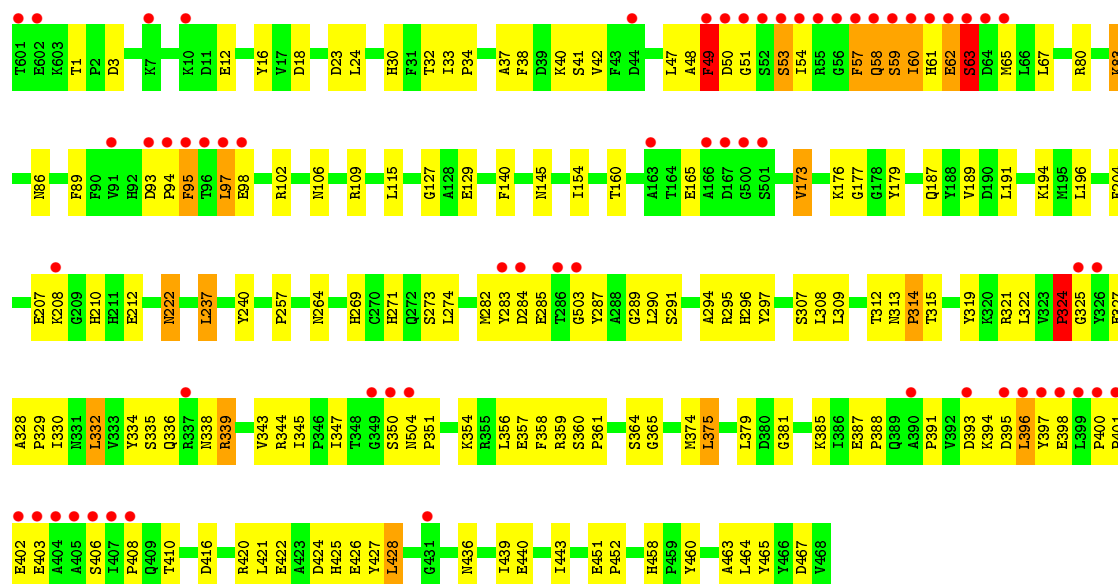


• Molecule 1: glutamine synthetase

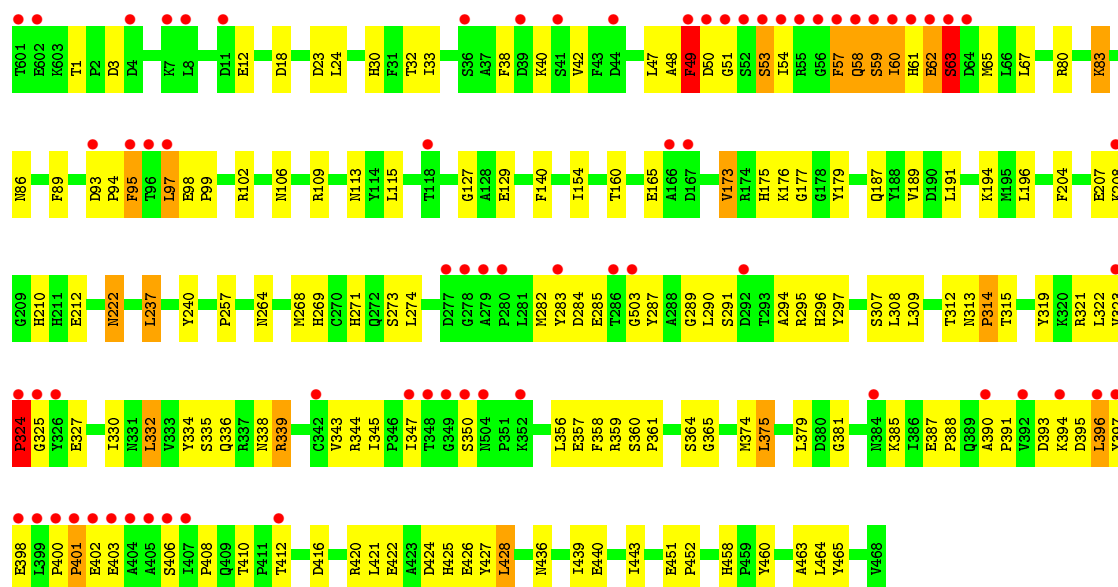


• Molecule 1: glutamine synthetase

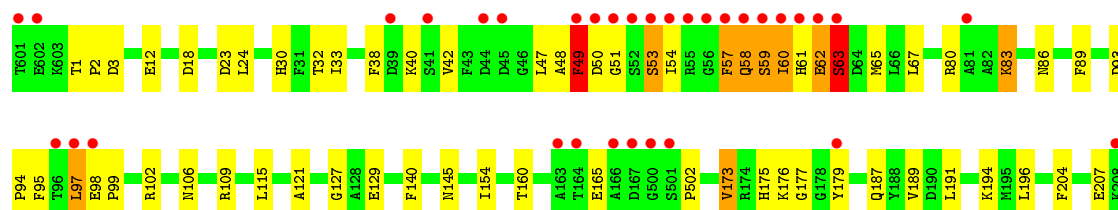


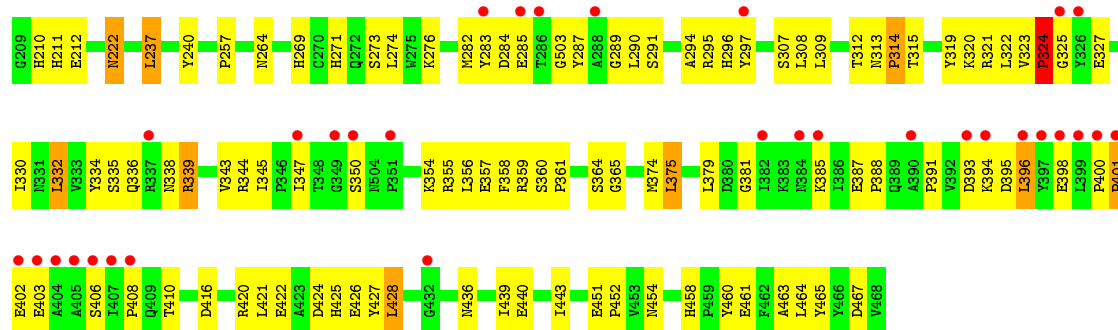


• Molecule 1: glutamine synthetase

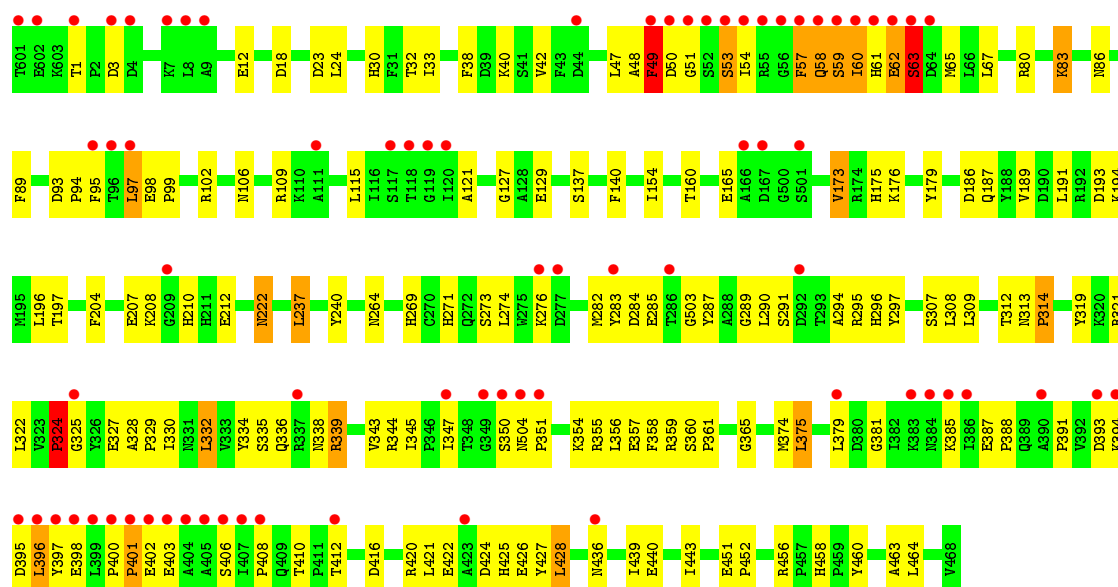


• Molecule 1: glutamine synthetase

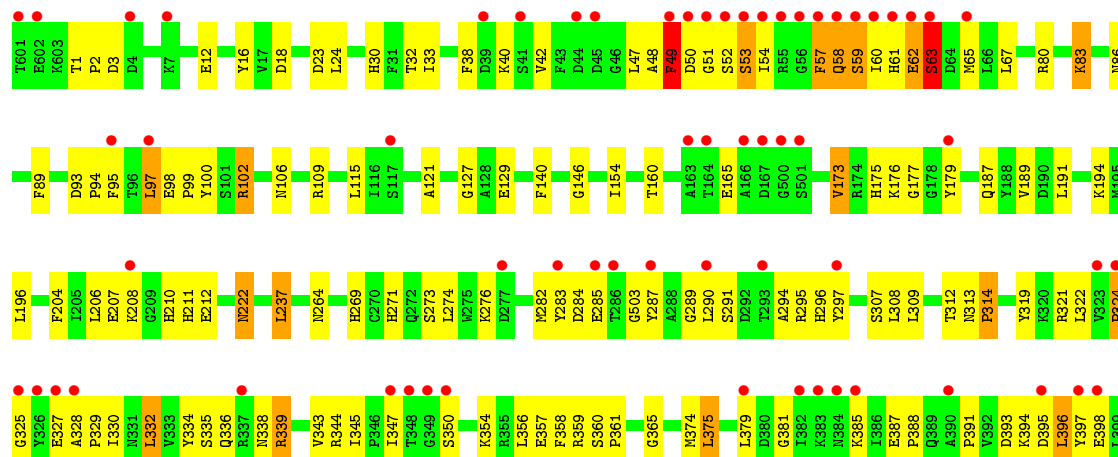




• Molecule 1: glutamine synthetase

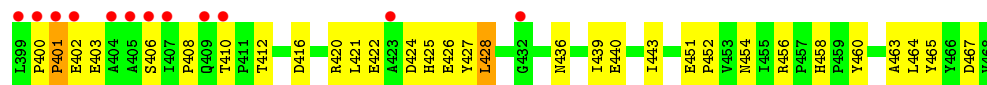

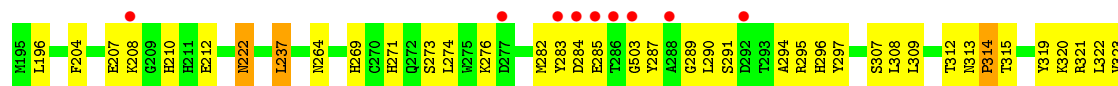
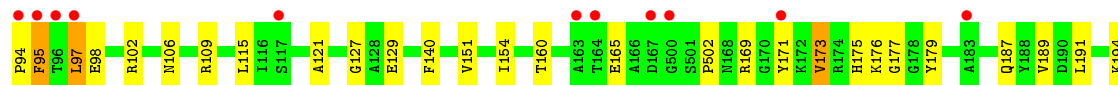


• Molecule 1: glutamine synthetase

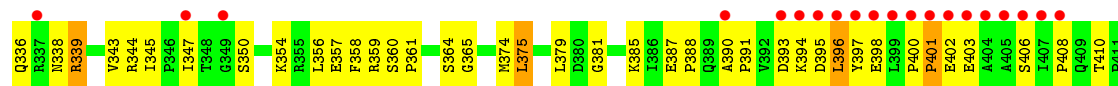
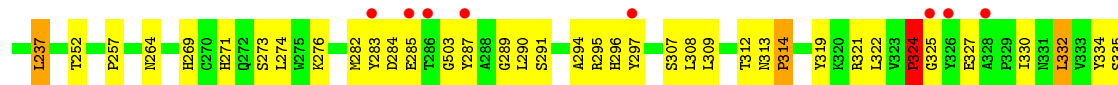
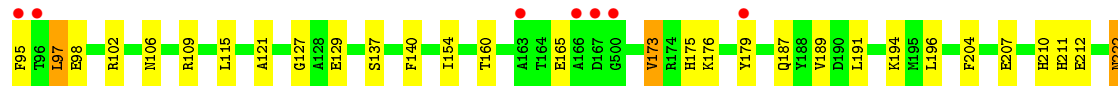
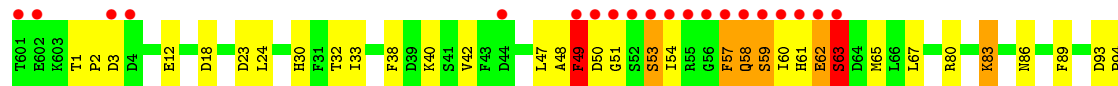




• Molecule 1: glutamine synthetase

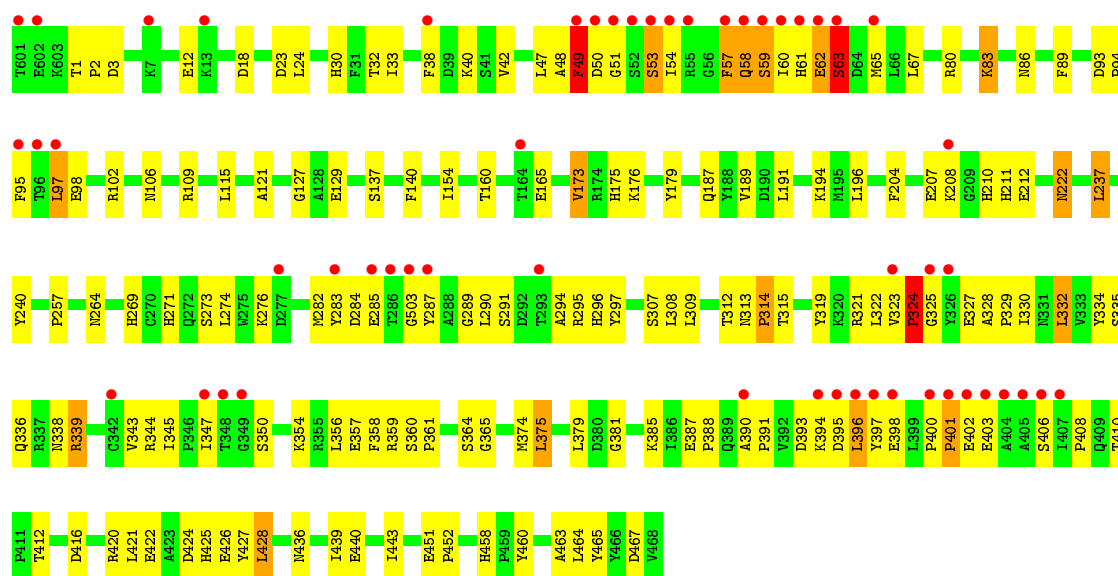


• Molecule 1: glutamine synthetase

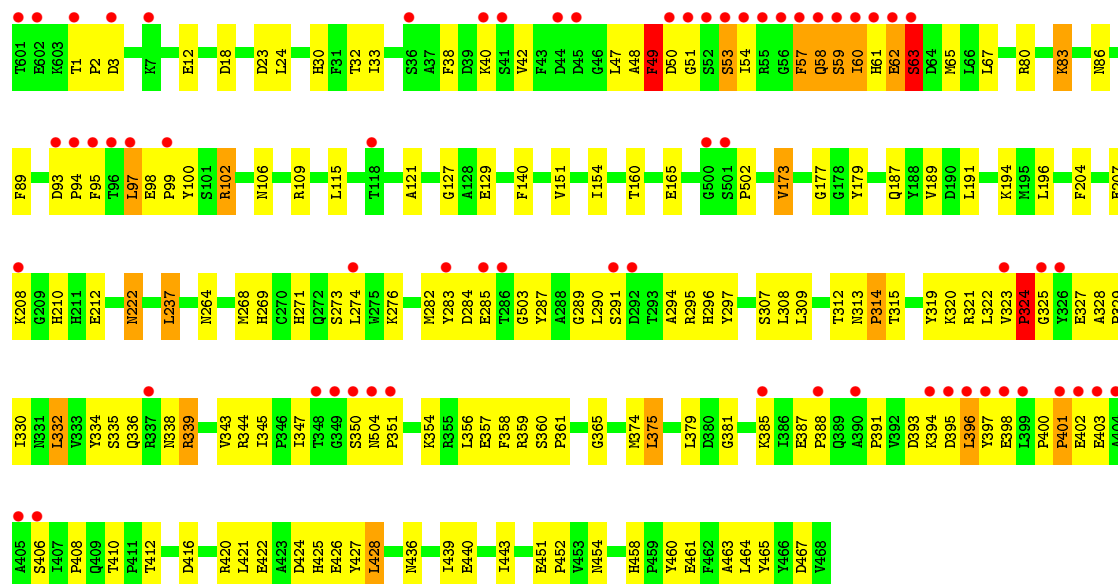


• Molecule 1: glutamine synthetase

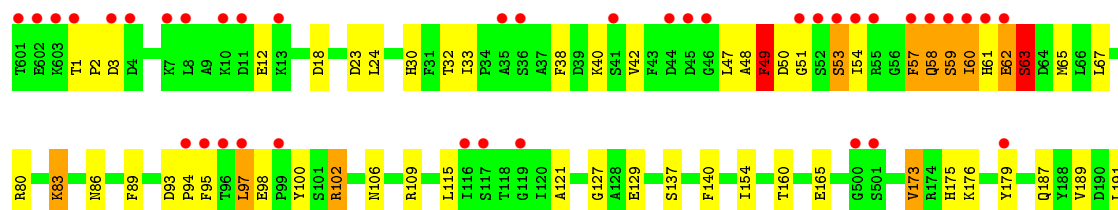


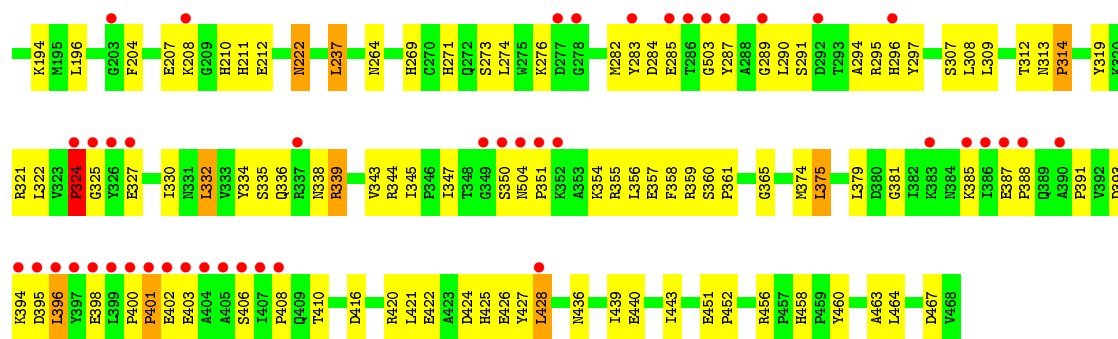


• Molecule 1: glutamine synthetase

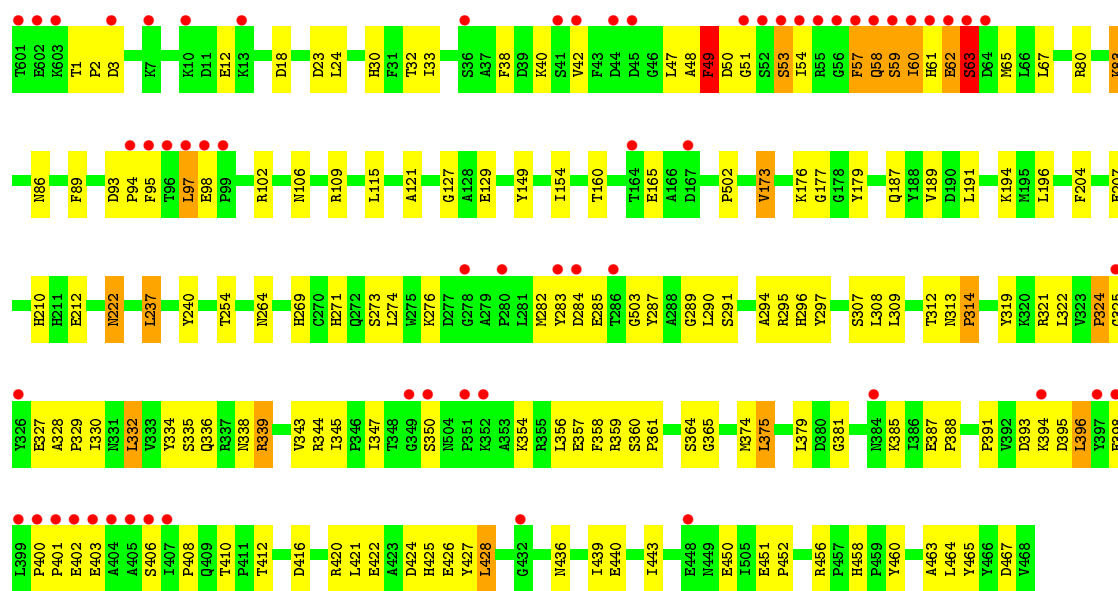


• Molecule 1: glutamine synthetase

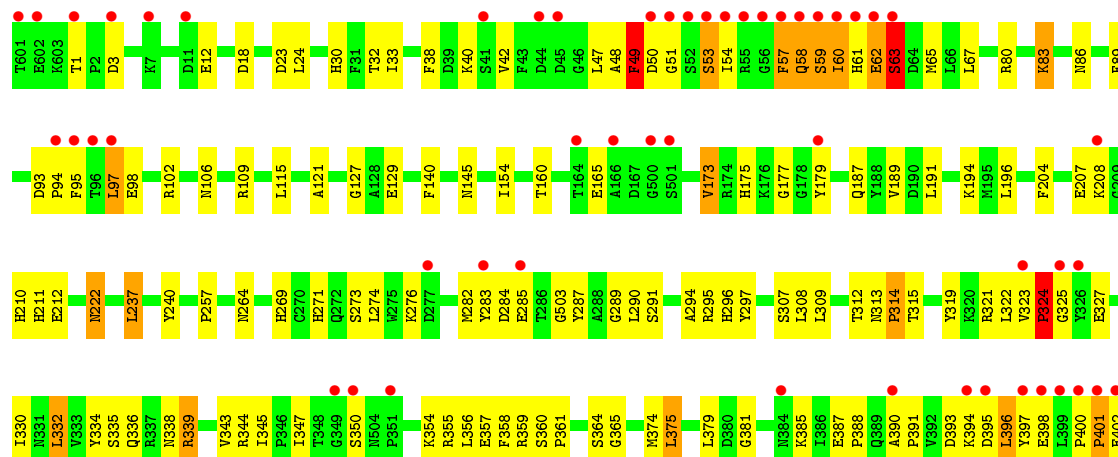




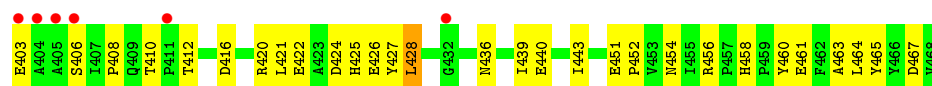
• Molecule 1: glutamine synthetase



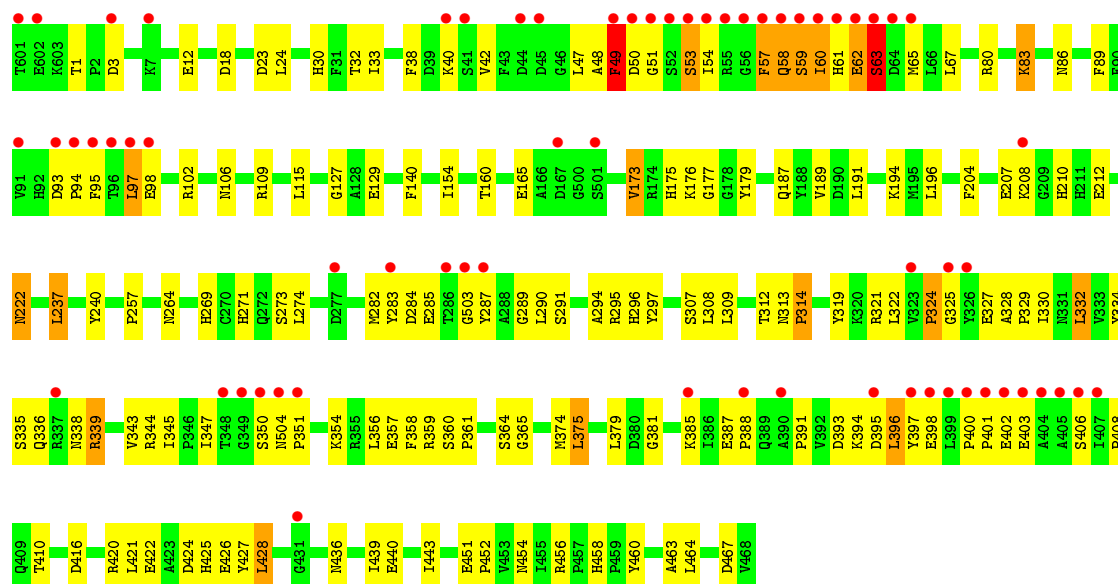
• Molecule 1: glutamine synthetase



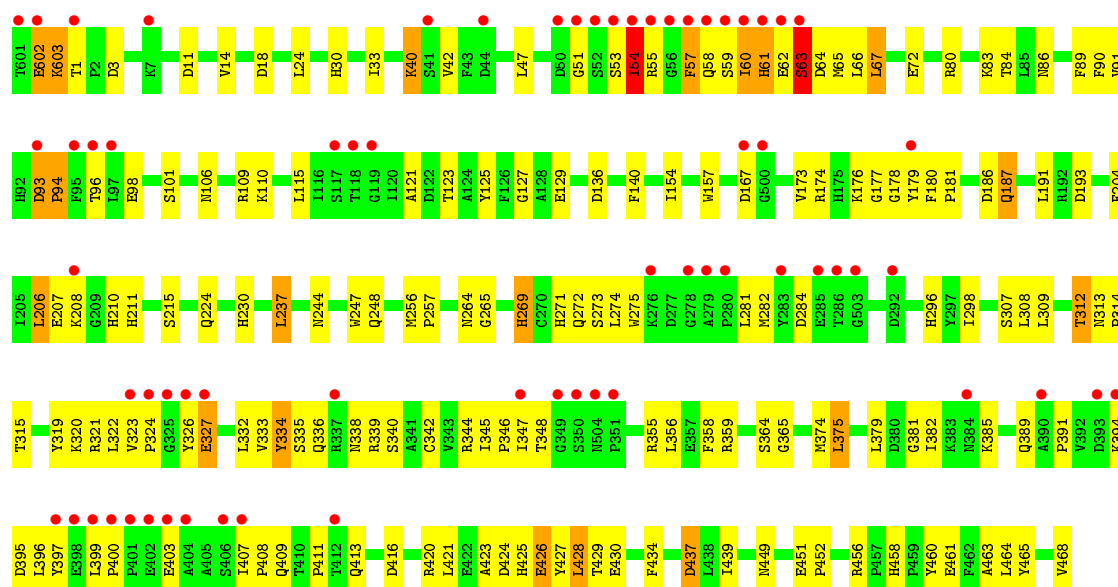




- Molecule 1: glutamine synthetase

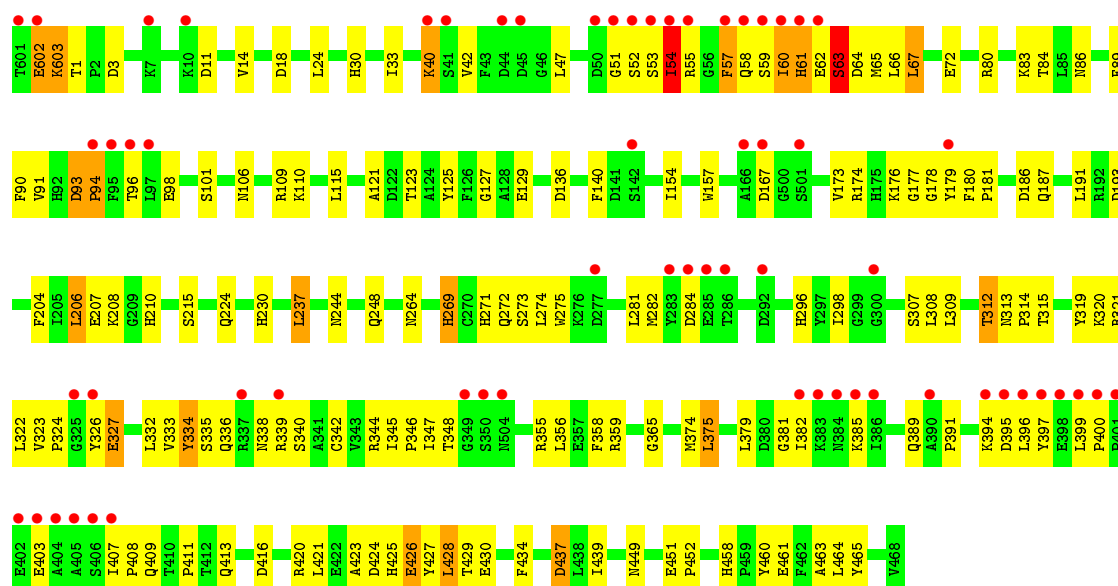


- Molecule 1: glutamine synthetase

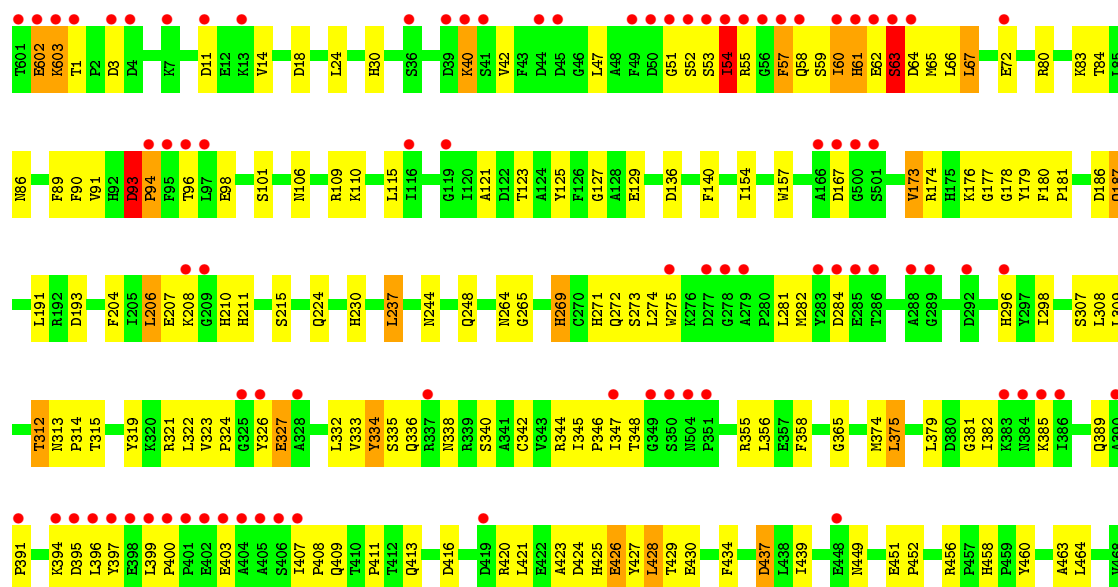


- Molecule 1: glutamine synthetase

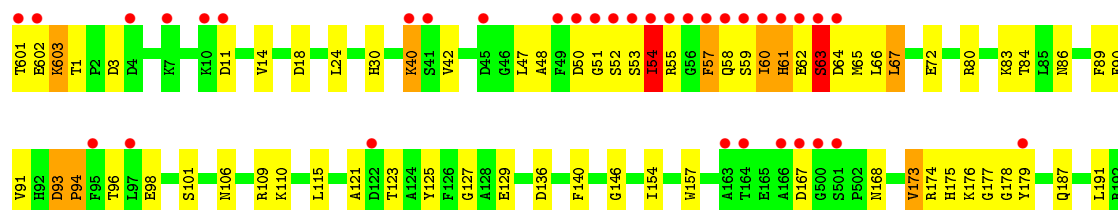


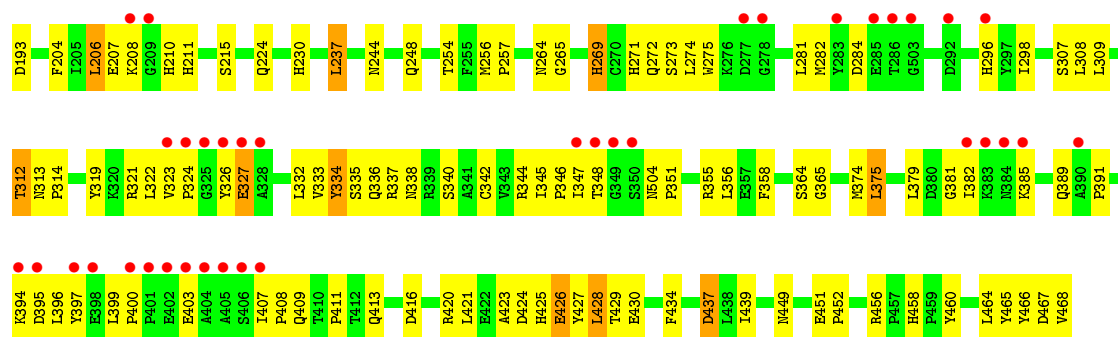


• Molecule 1: glutamine synthetase

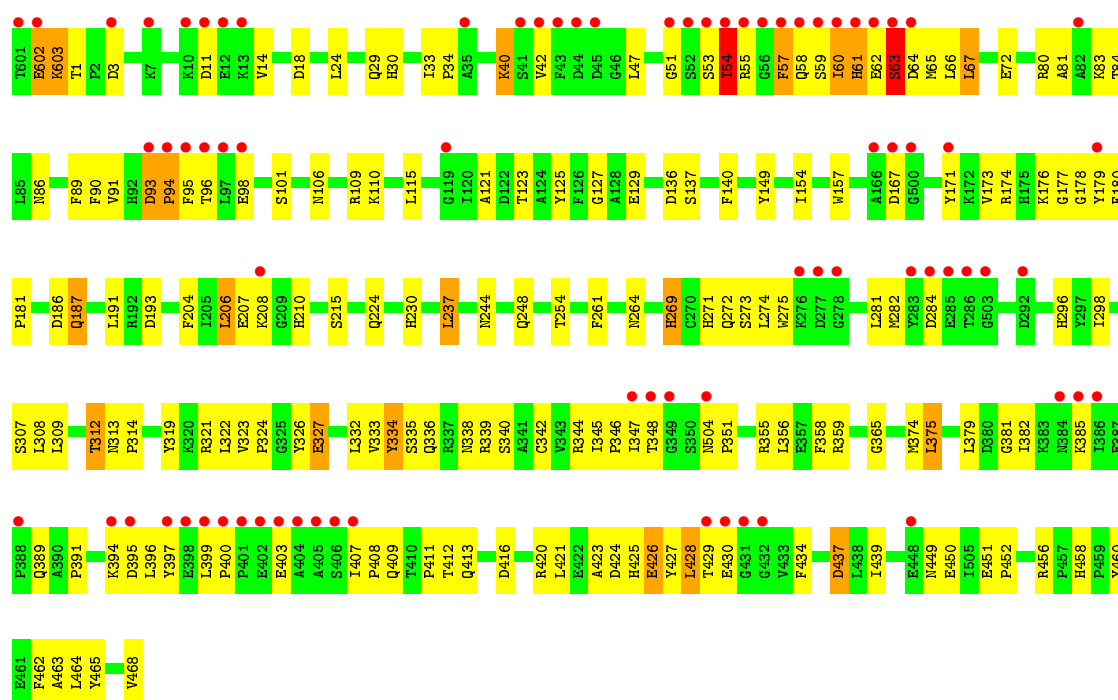


• Molecule 1: glutamine synthetase

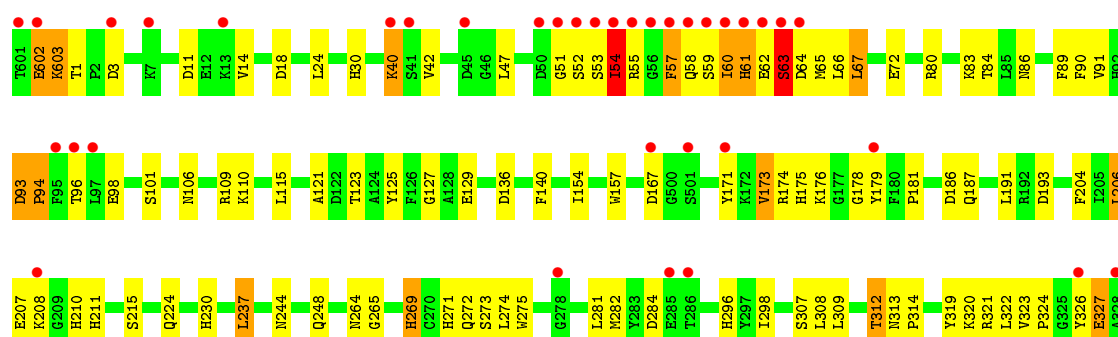


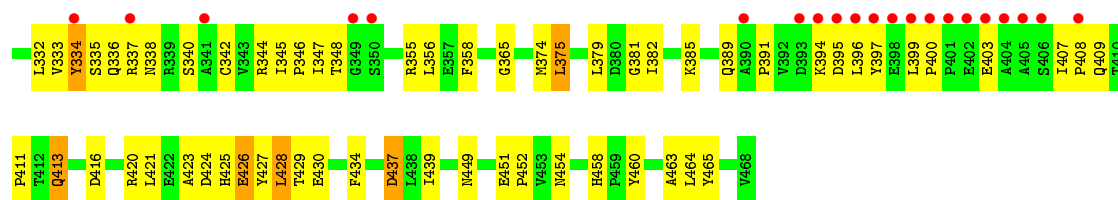


• Molecule 1: glutamine synthetase

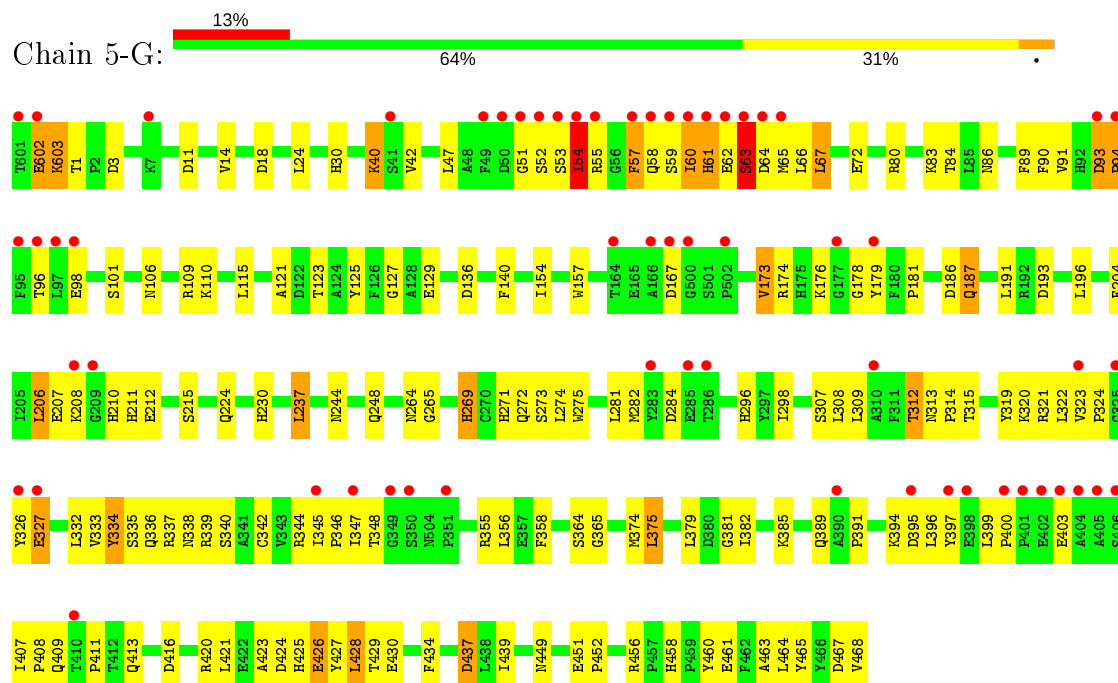


• Molecule 1: glutamine synthetase





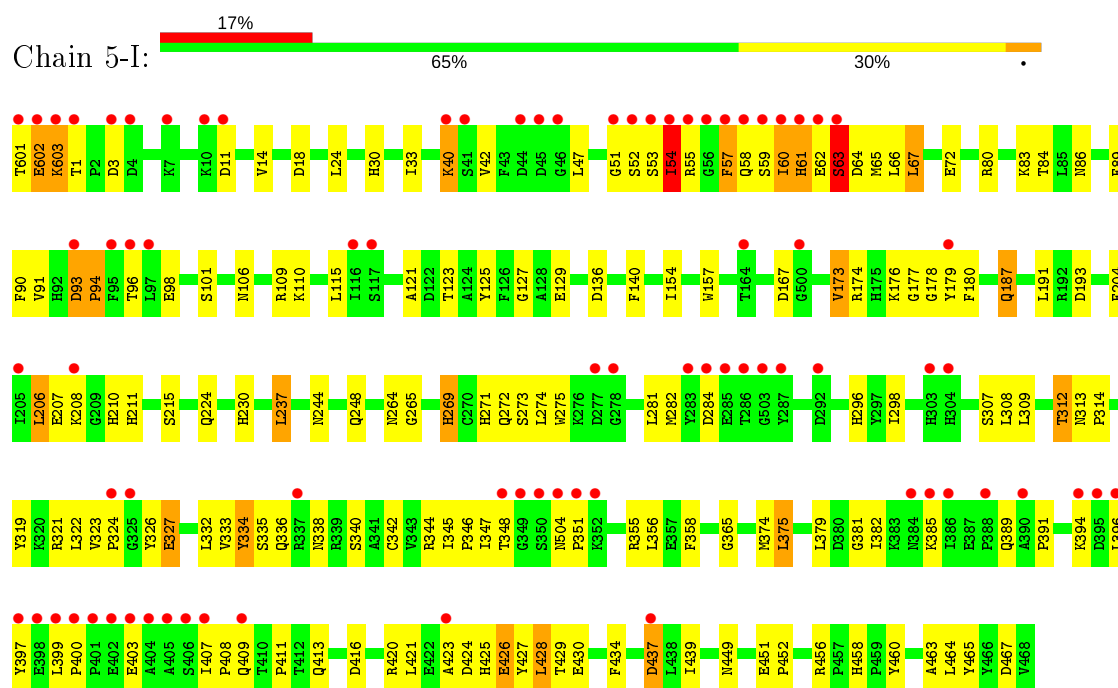
• Molecule 1: glutamine synthetase



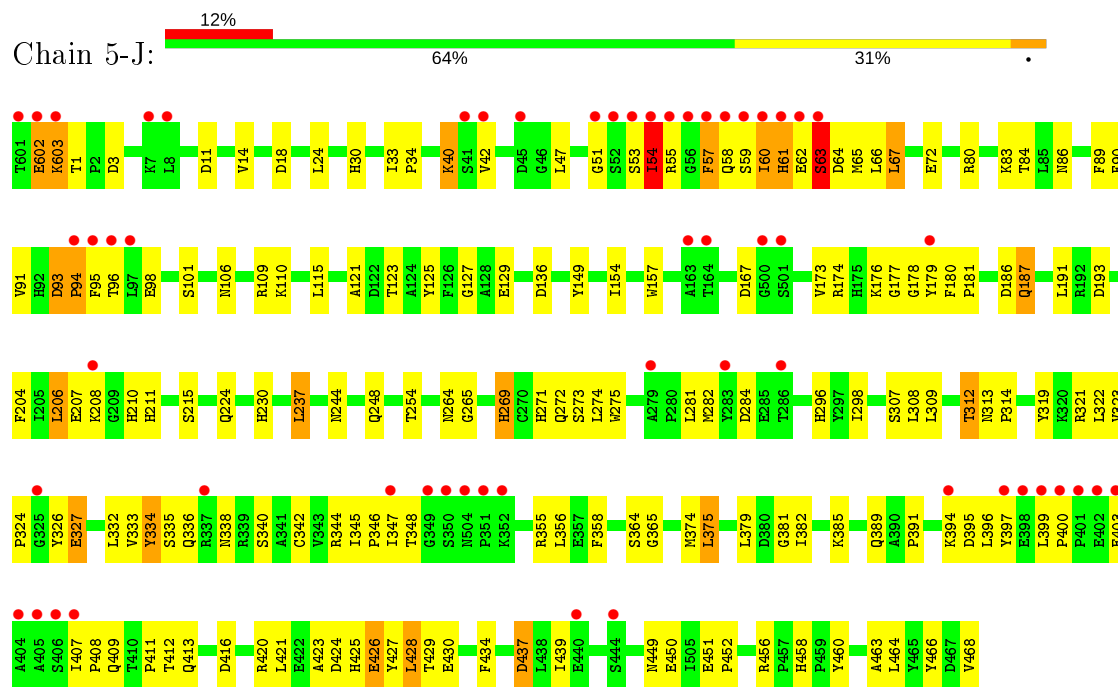
• Molecule 1: glutamine synthetase



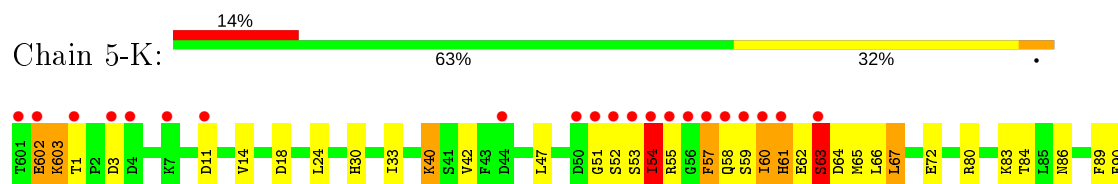
• Molecule 1: glutamine synthetase

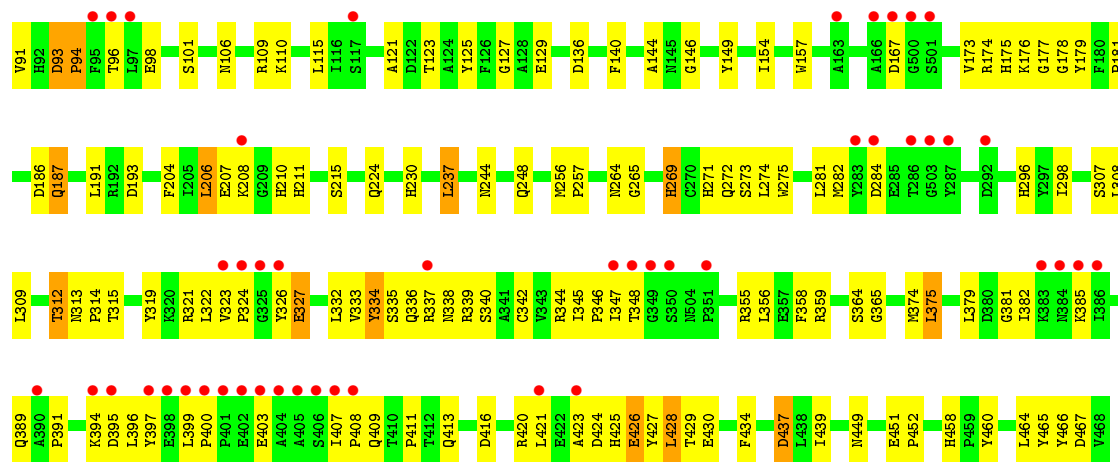


• Molecule 1: glutamine synthetase

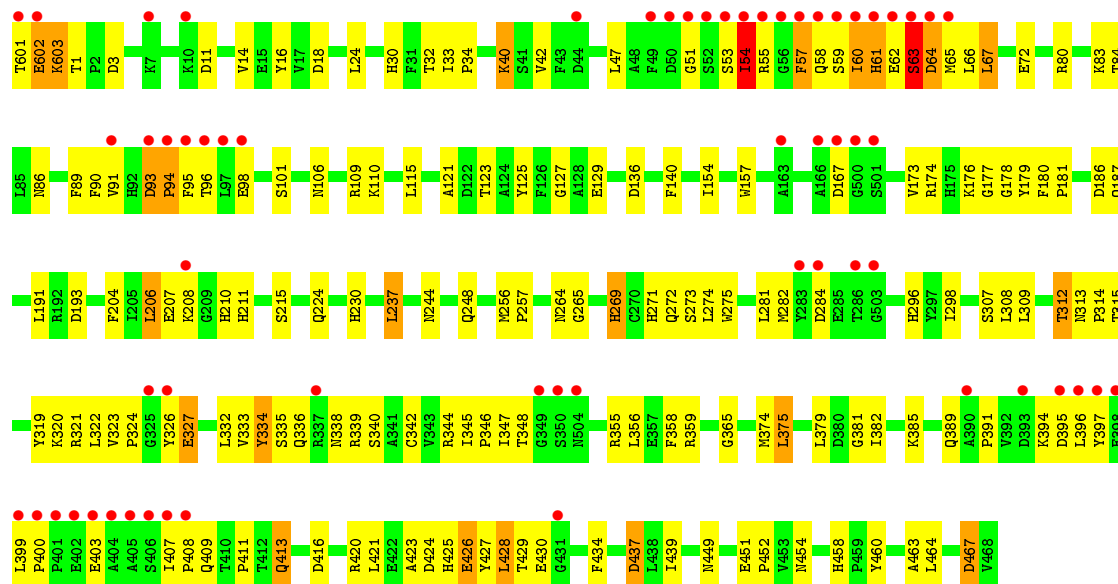


• Molecule 1: glutamine synthetase

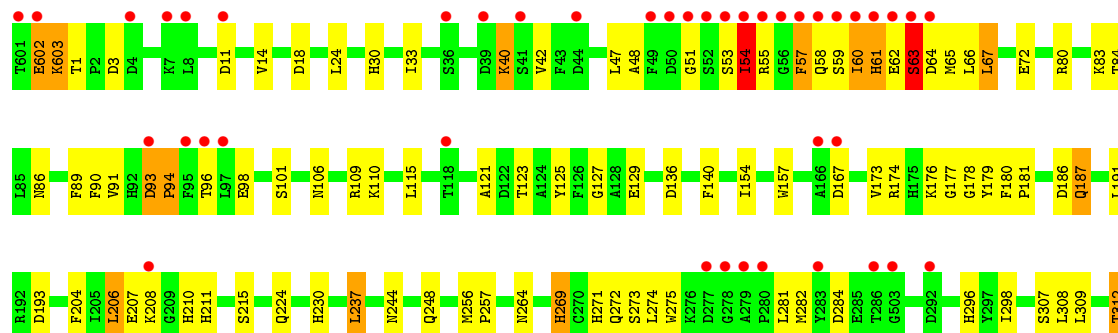


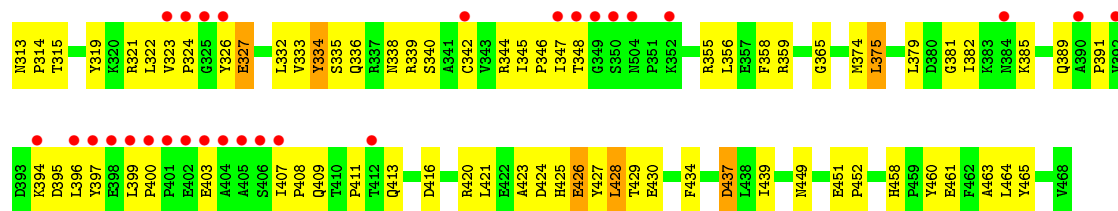


• Molecule 1: glutamine synthetase

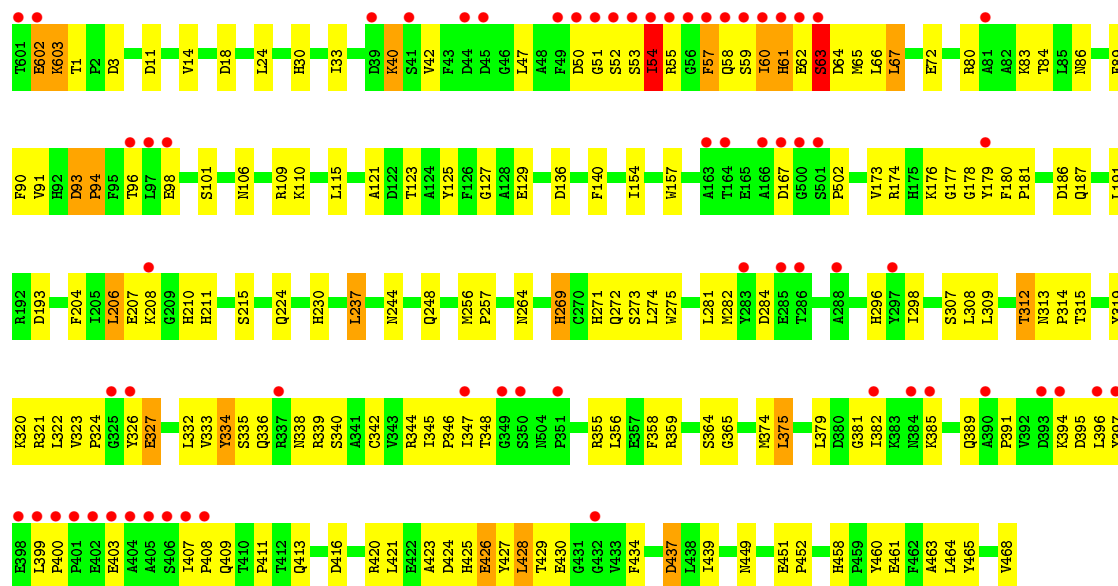


• Molecule 1: glutamine synthetase

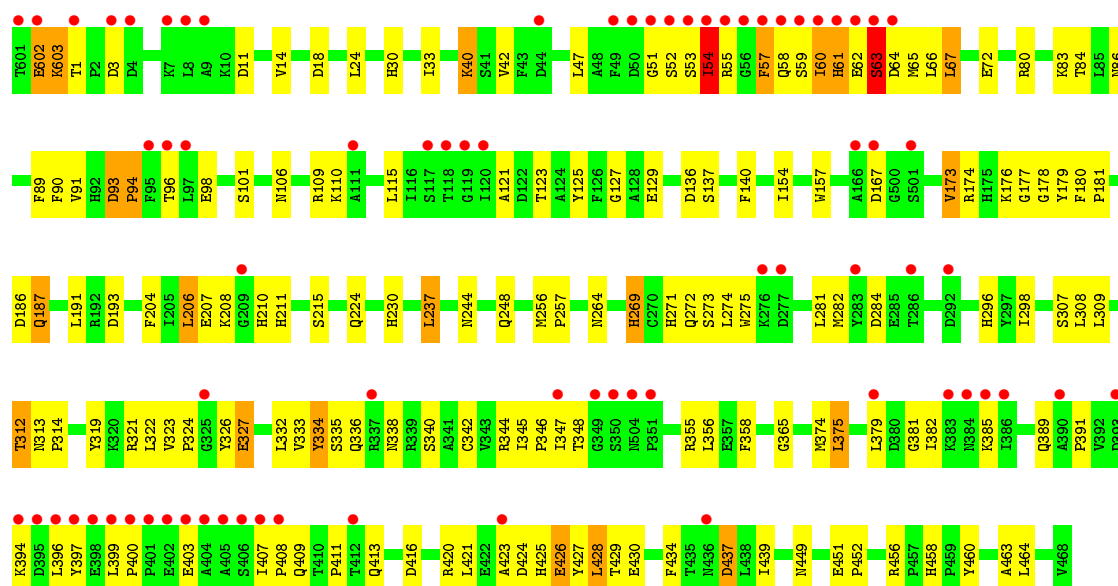




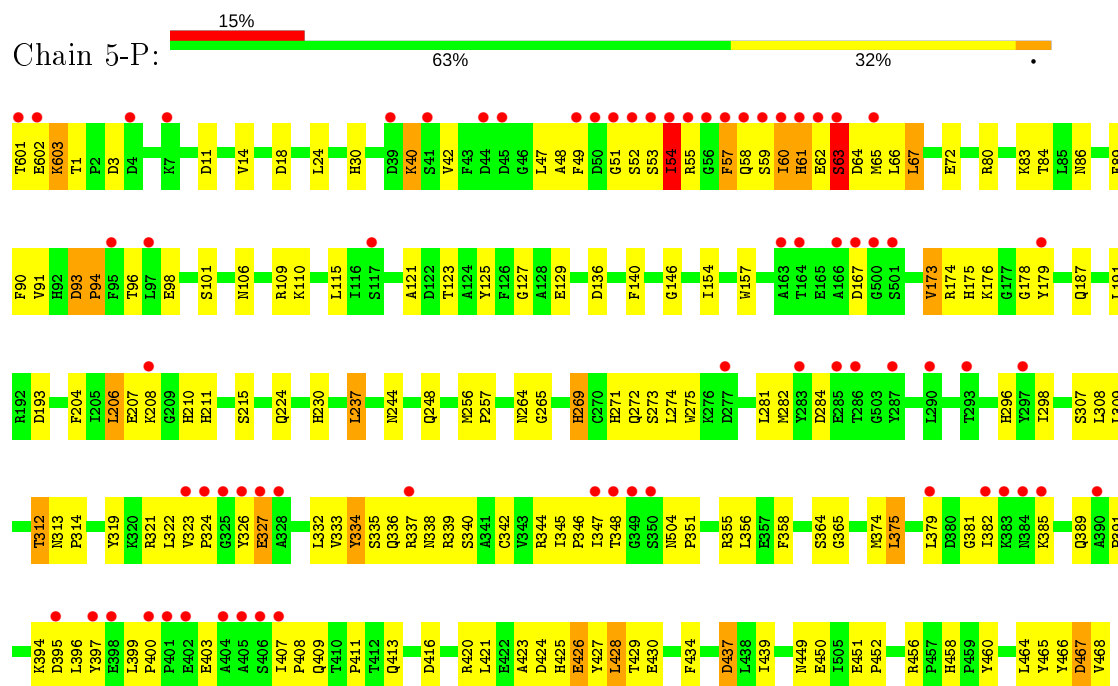
• Molecule 1: glutamine synthetase



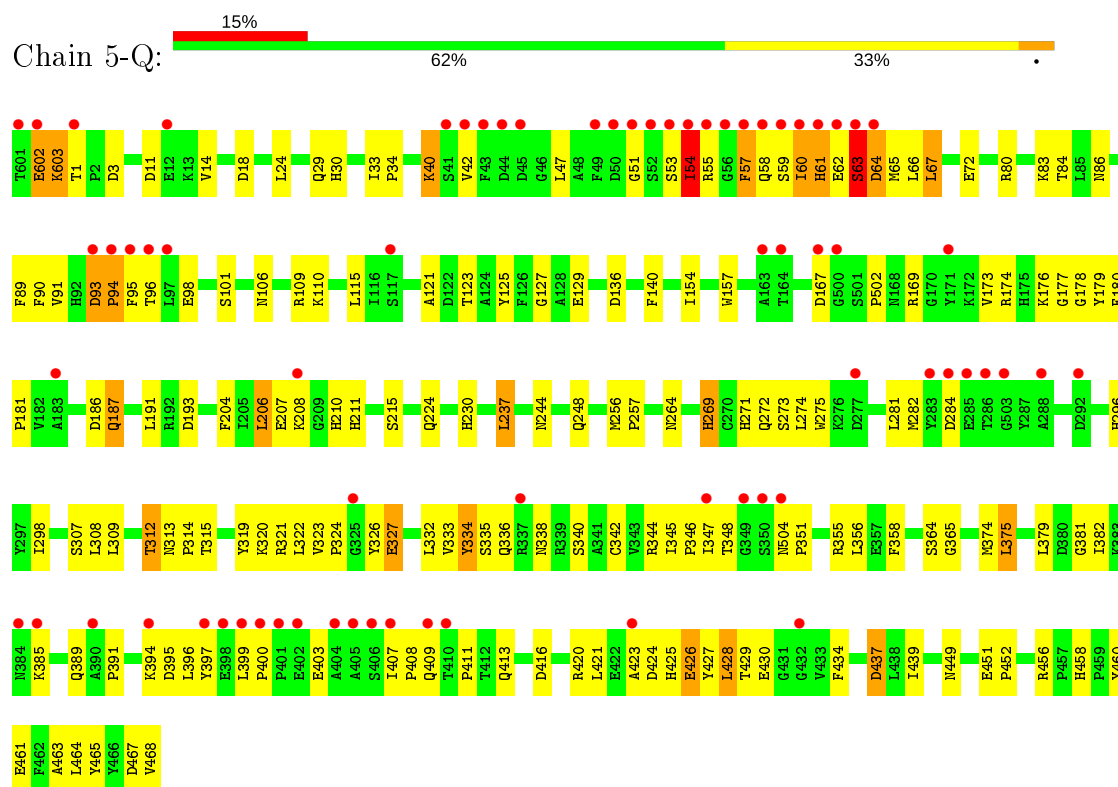
• Molecule 1: glutamine synthetase



- Molecule 1: glutamine synthetase



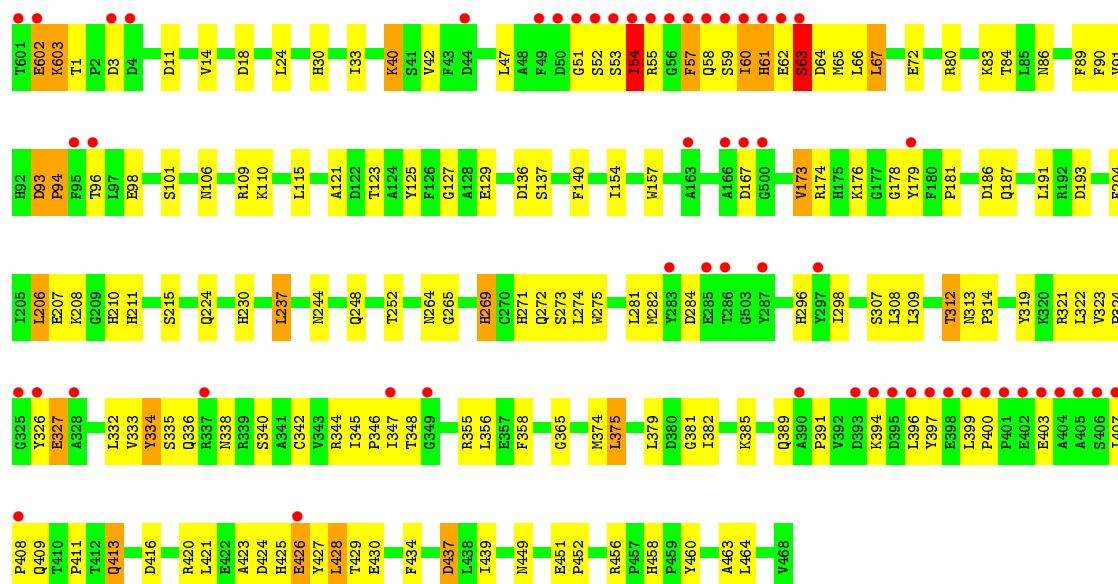
- Molecule 1: glutamine synthetase



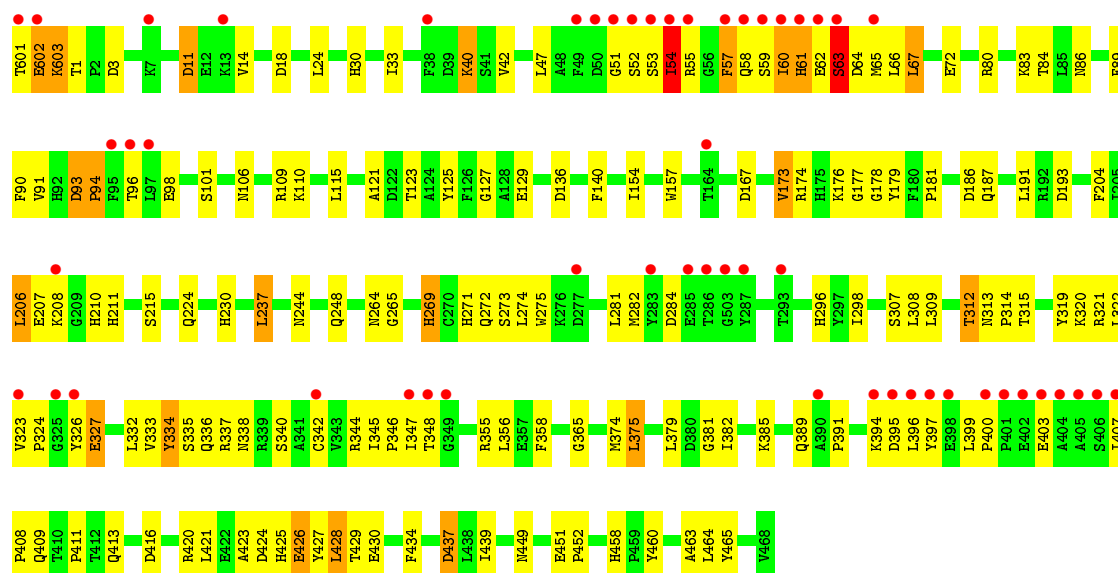
- Molecule 1: glutamine synthetase



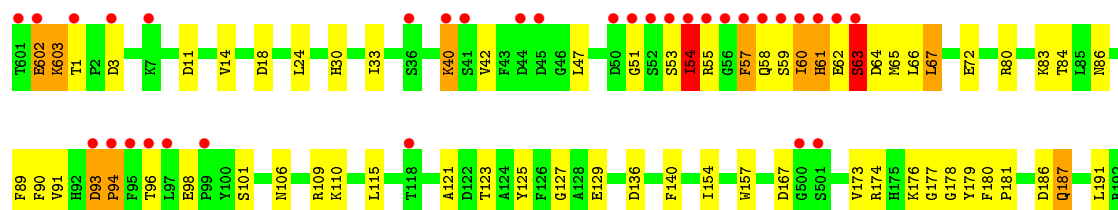


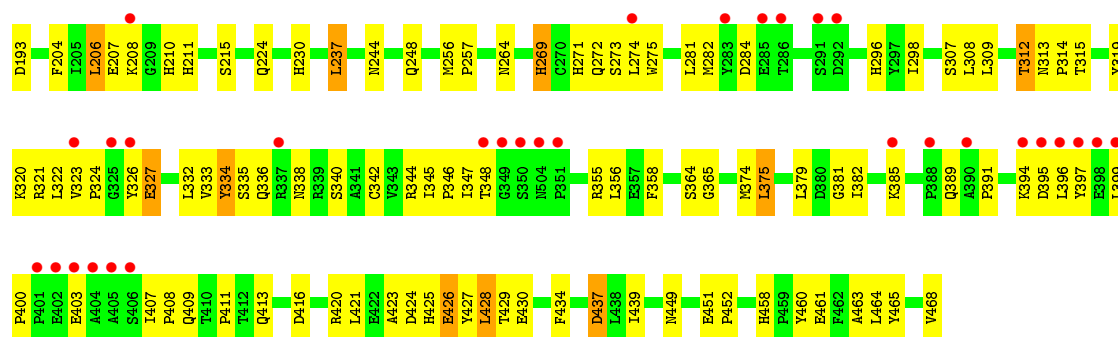


• Molecule 1: glutamine synthetase

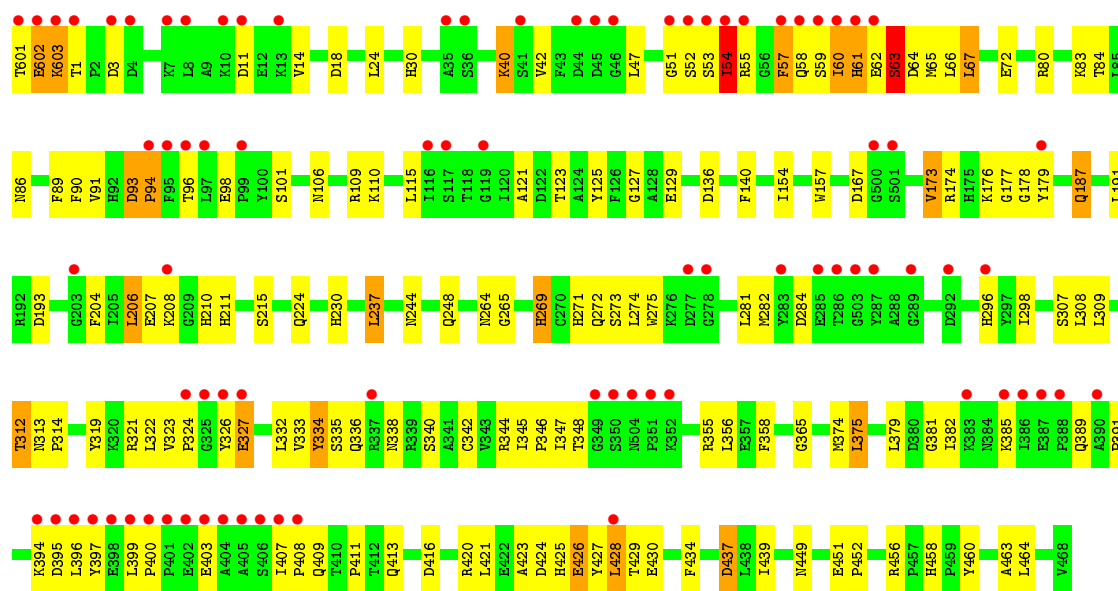


• Molecule 1: glutamine synthetase

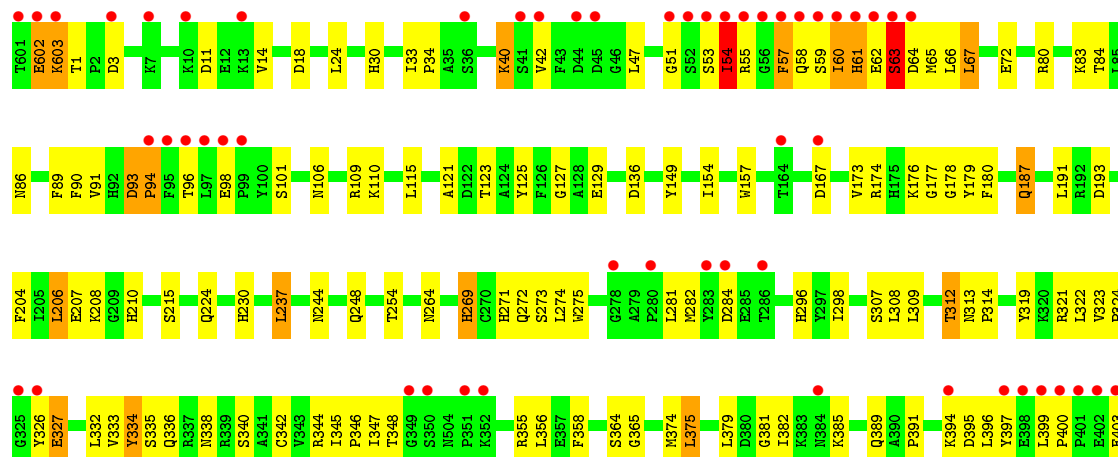


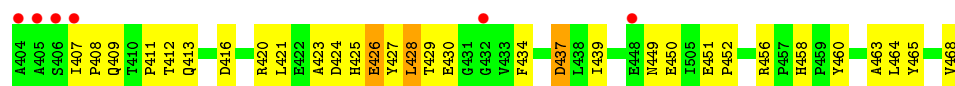


• Molecule 1: glutamine synthetase

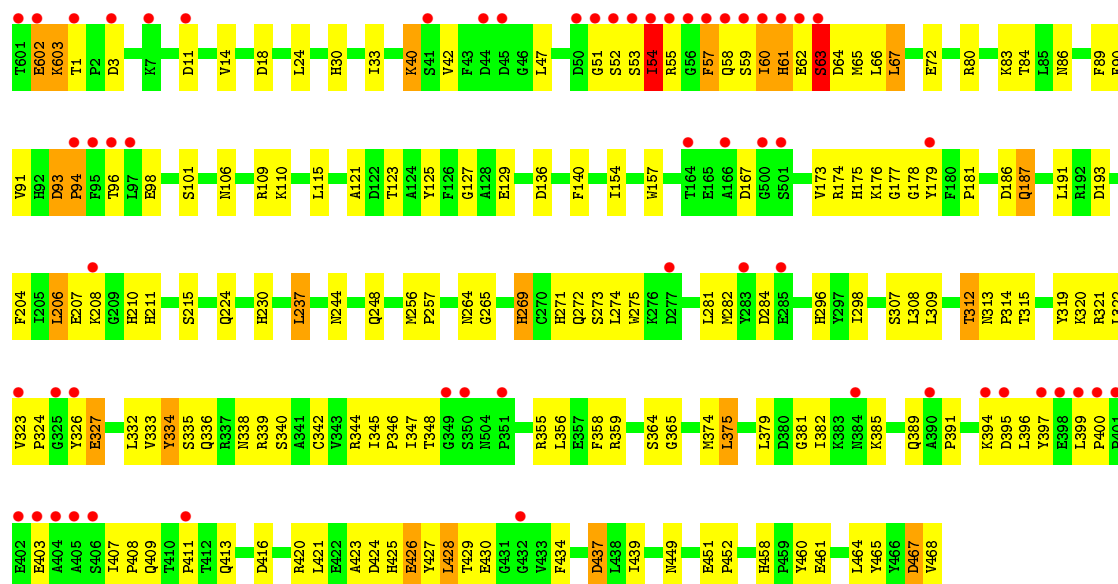


• Molecule 1: glutamine synthetase

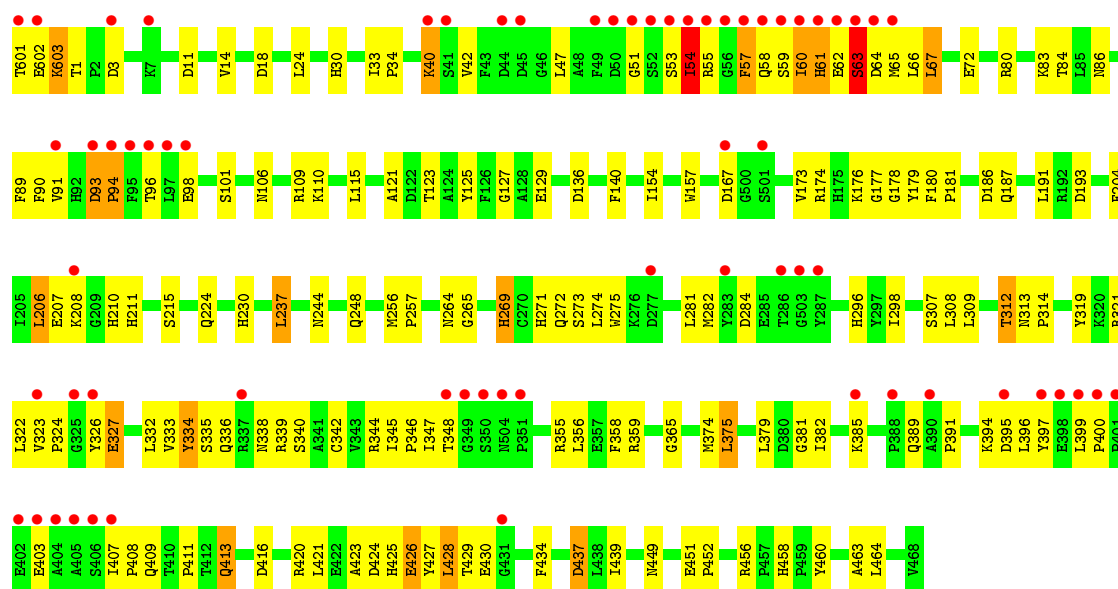




- Molecule 1: glutamine synthetase

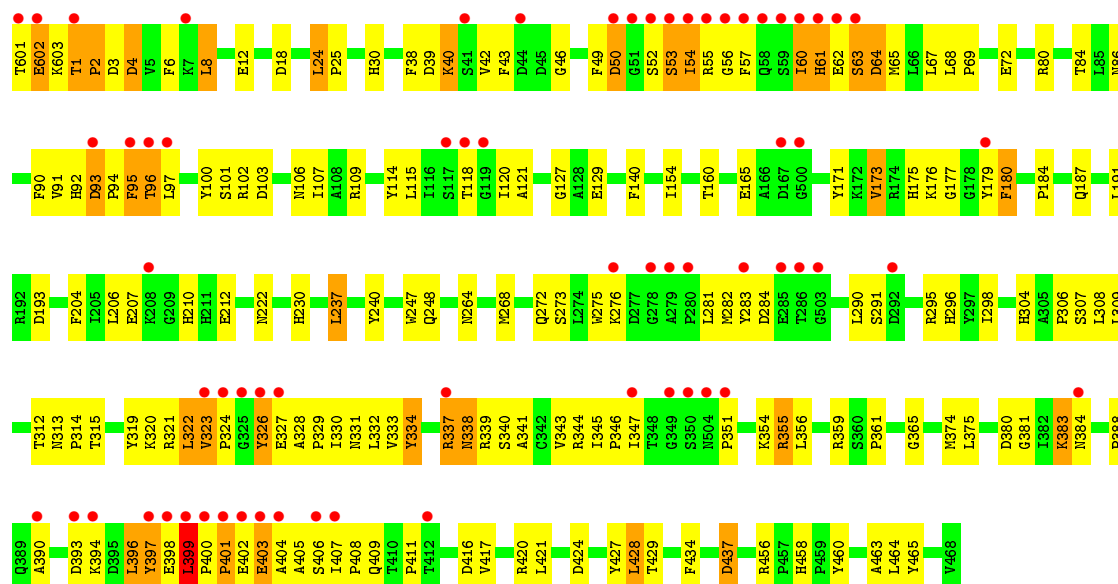


- Molecule 1: glutamine synthetase

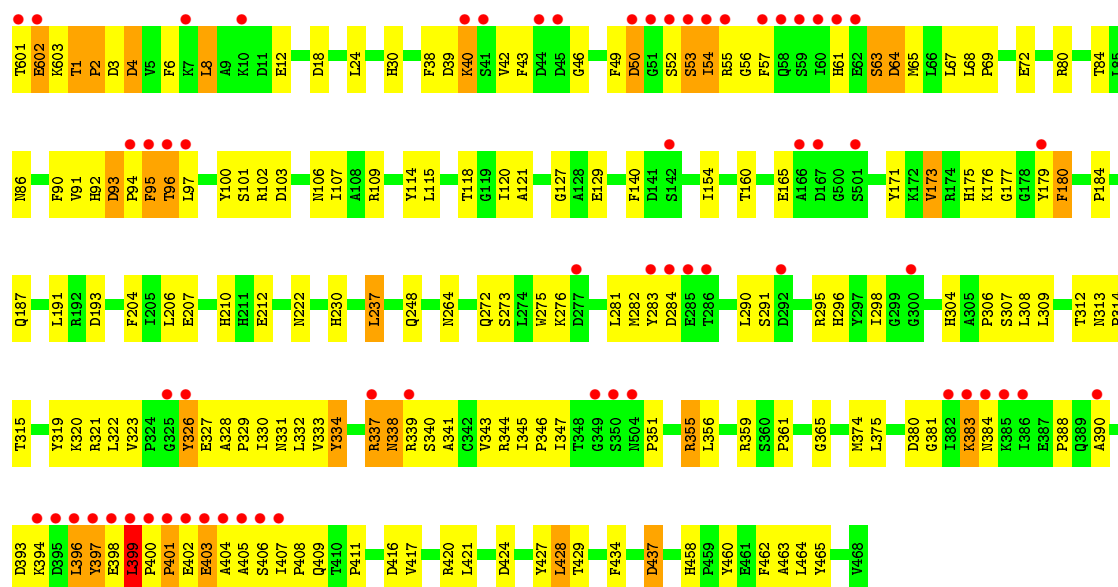


- Molecule 1: glutamine synthetase

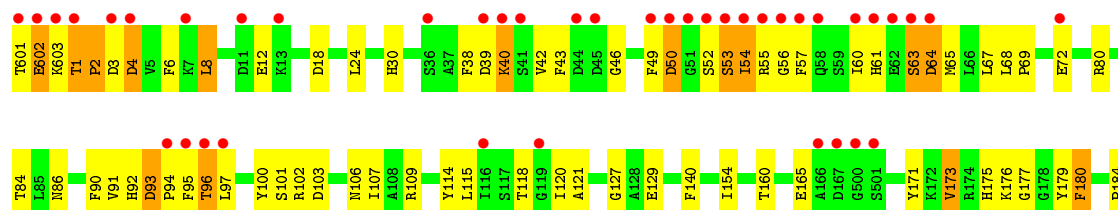


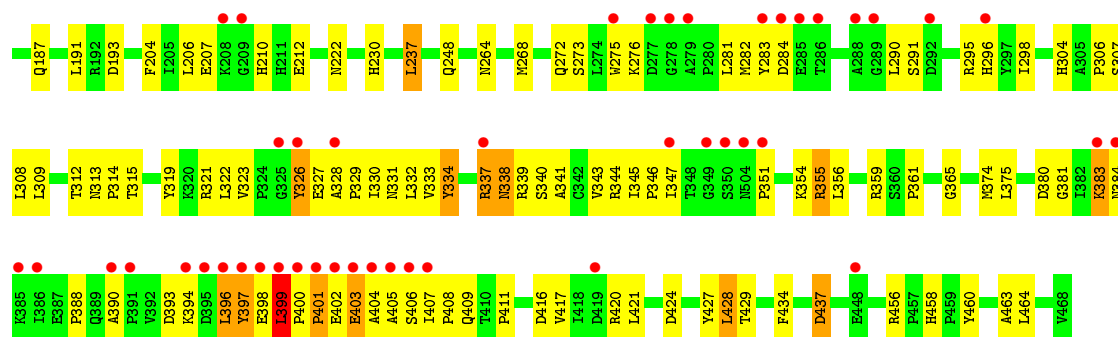


• Molecule 1: glutamine synthetase

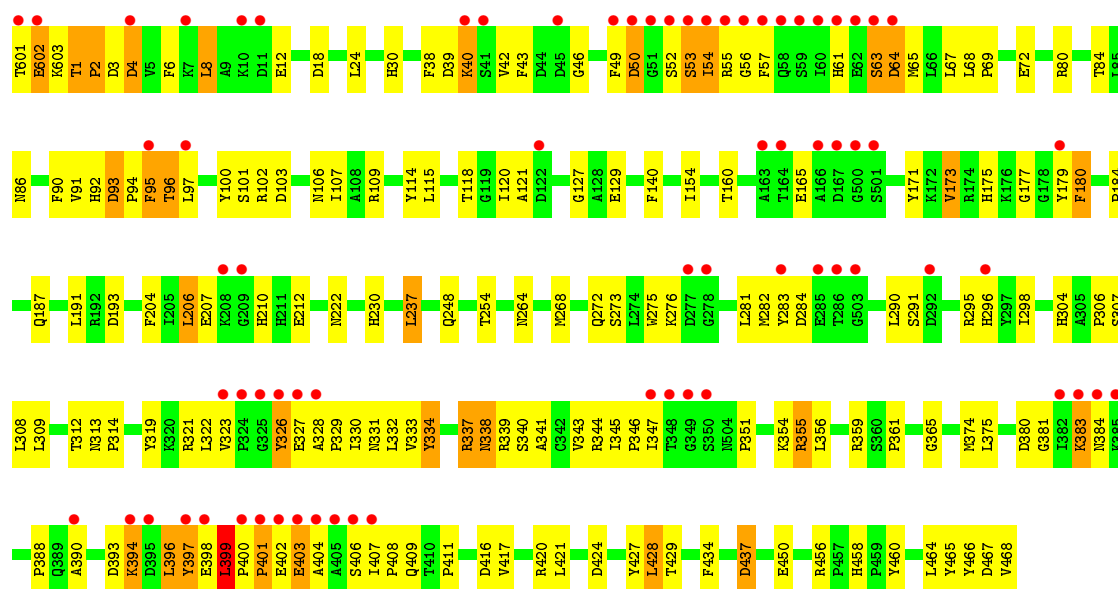


• Molecule 1: glutamine synthetase

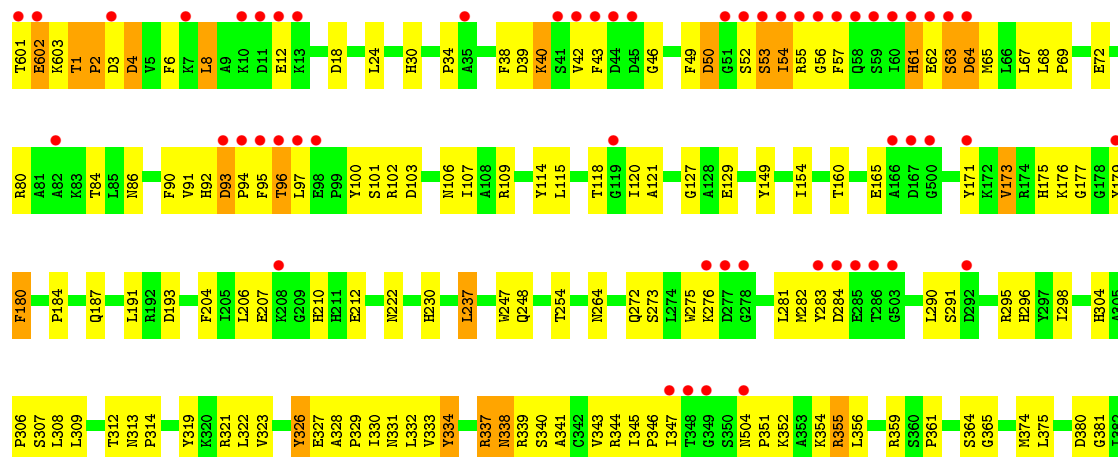




• Molecule 1: glutamine synthetase

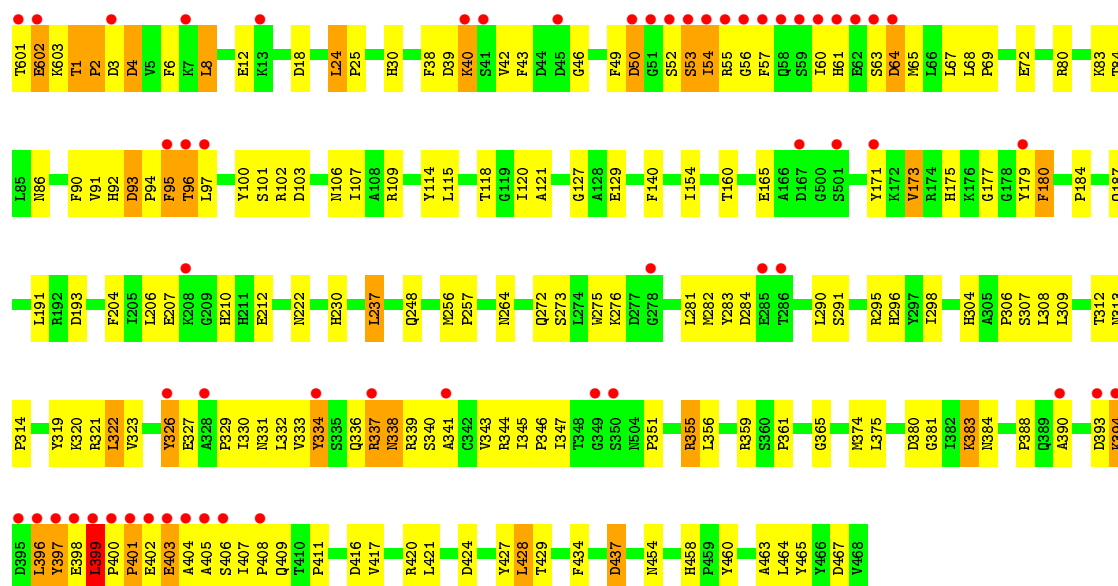


• Molecule 1: glutamine synthetase

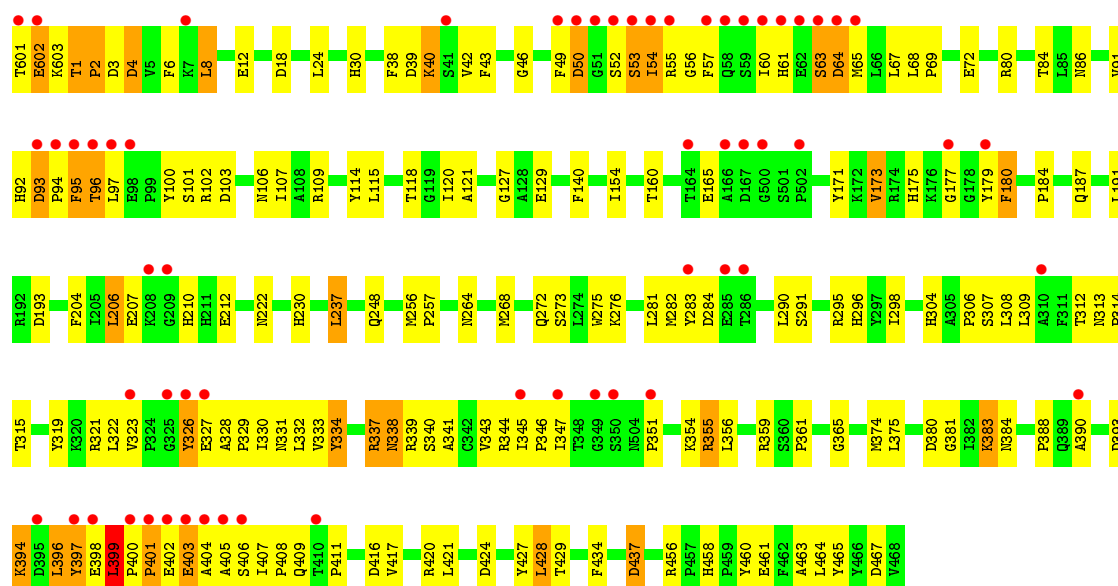




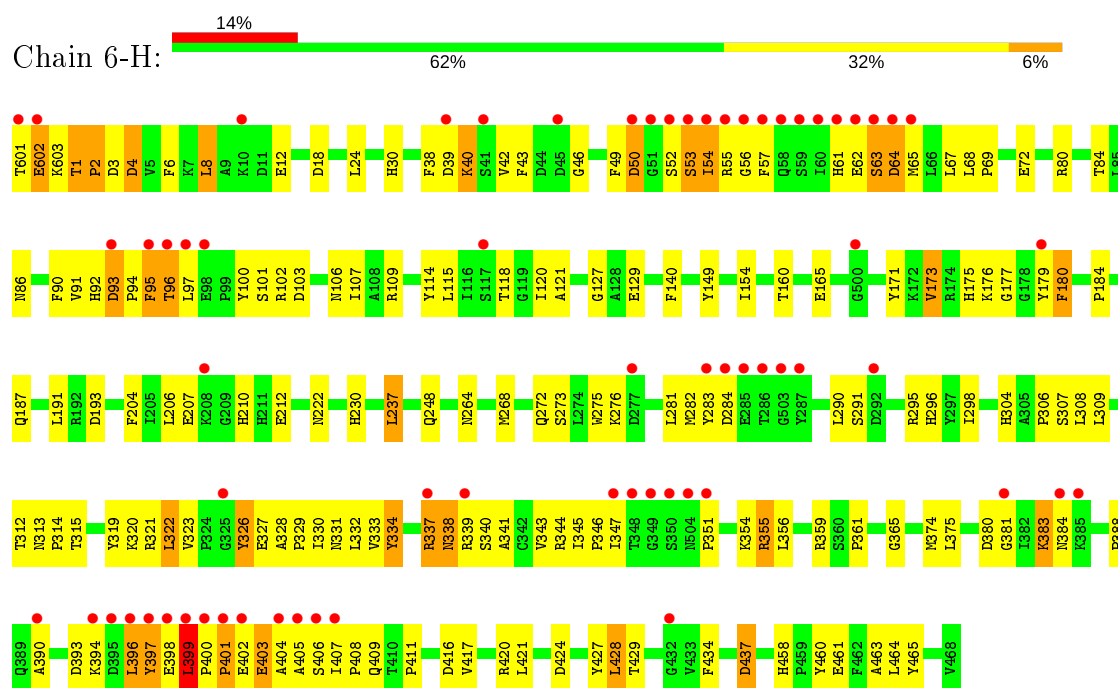
• Molecule 1: glutamine synthetase



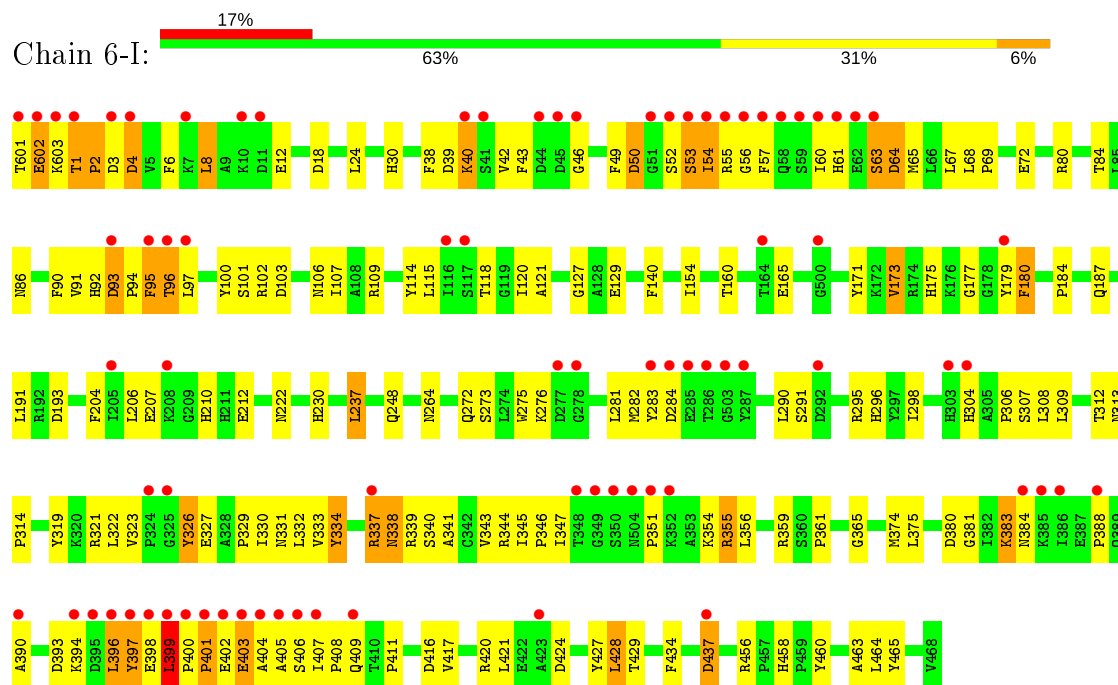
• Molecule 1: glutamine synthetase



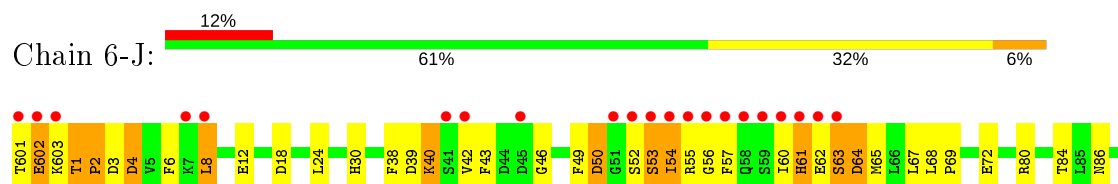
• Molecule 1: glutamine synthetase

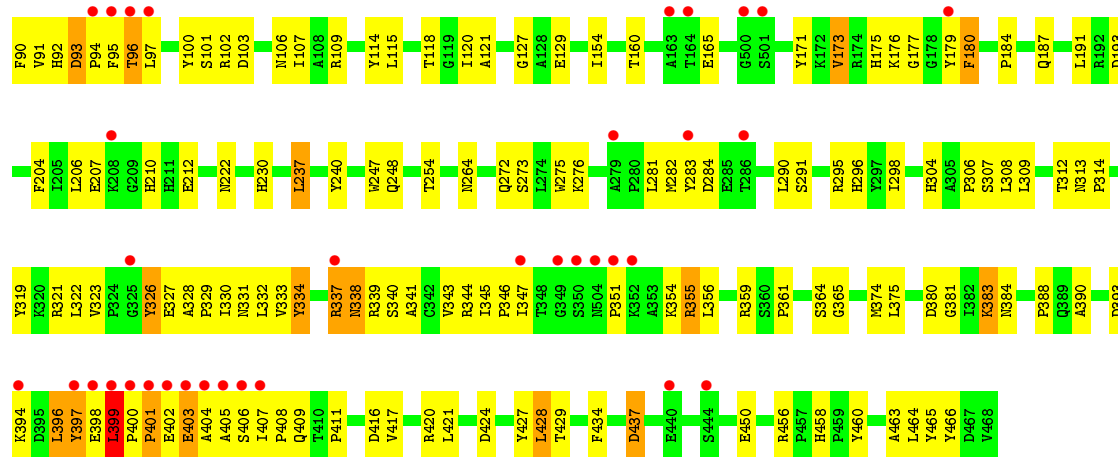


• Molecule 1: glutamine synthetase

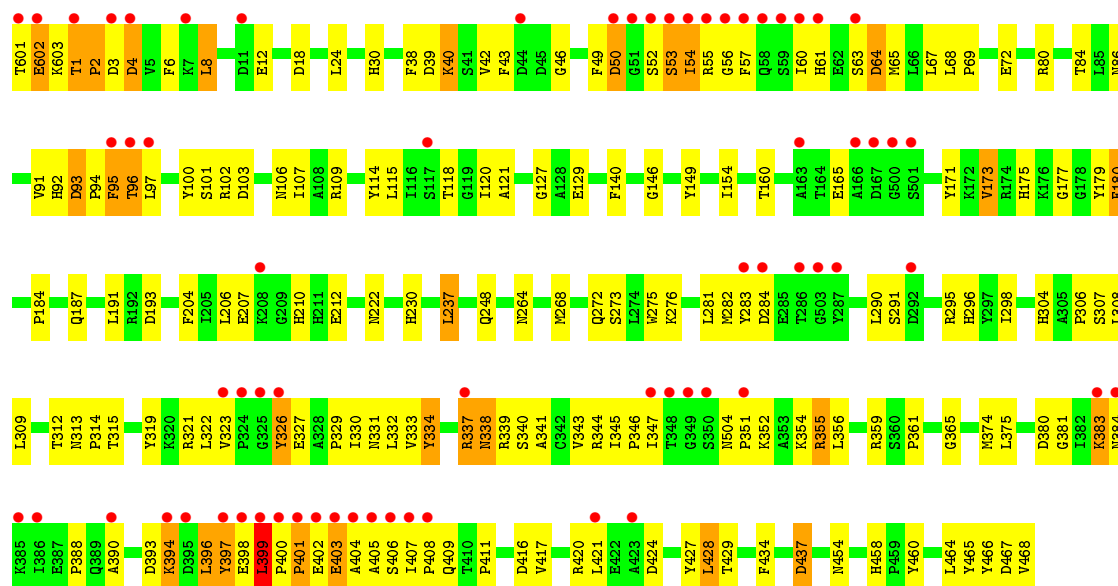


• Molecule 1: glutamine synthetase

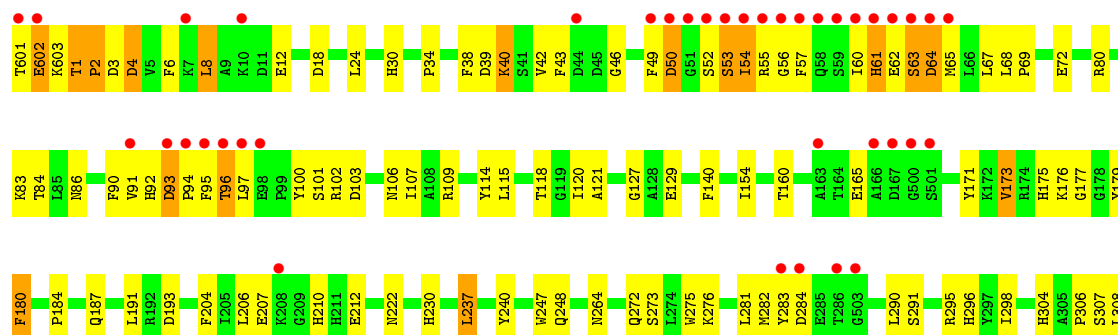




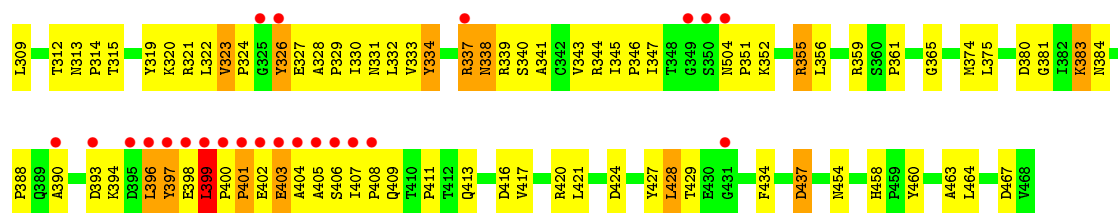
• Molecule 1: glutamine synthetase



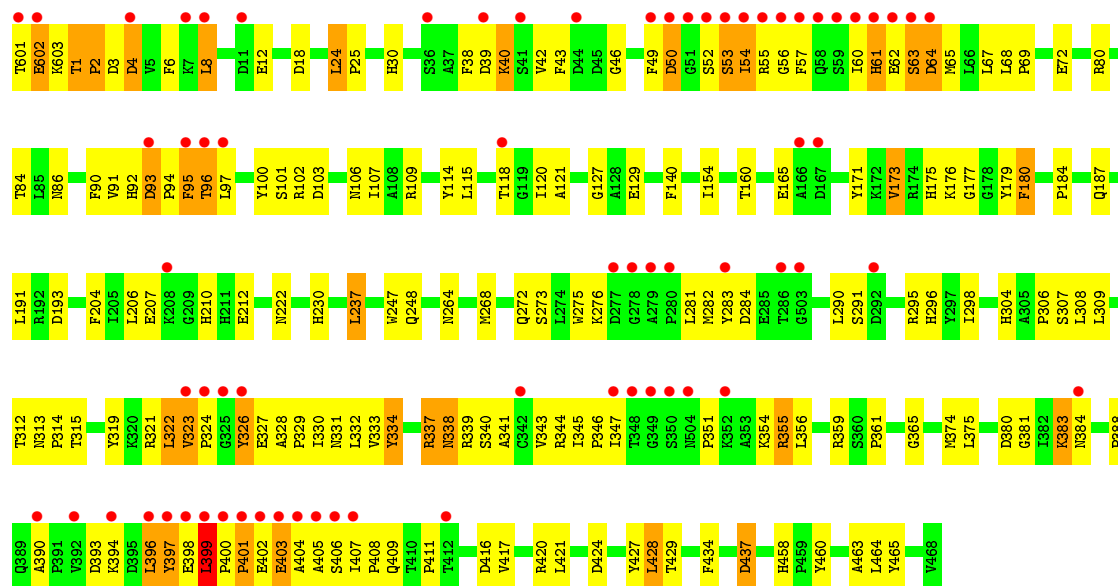
• Molecule 1: glutamine synthetase



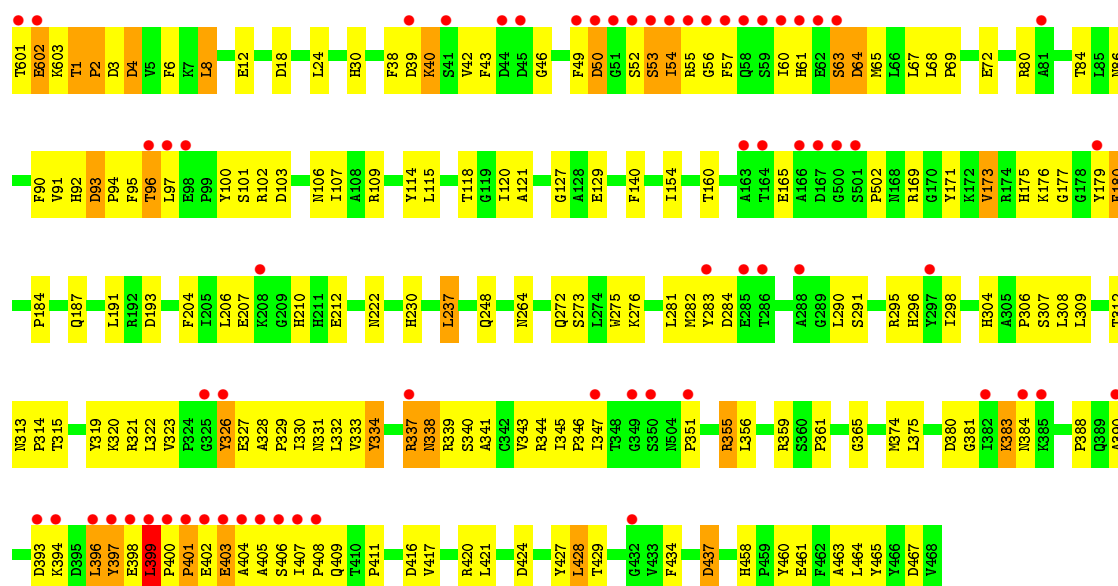




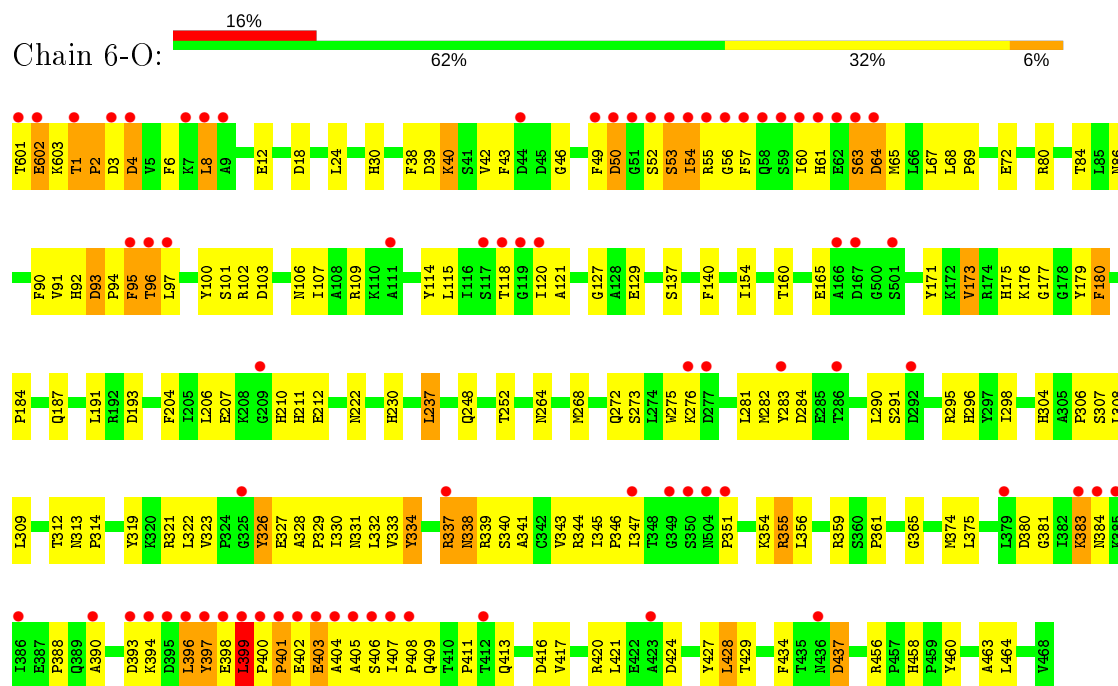
• Molecule 1: glutamine synthetase



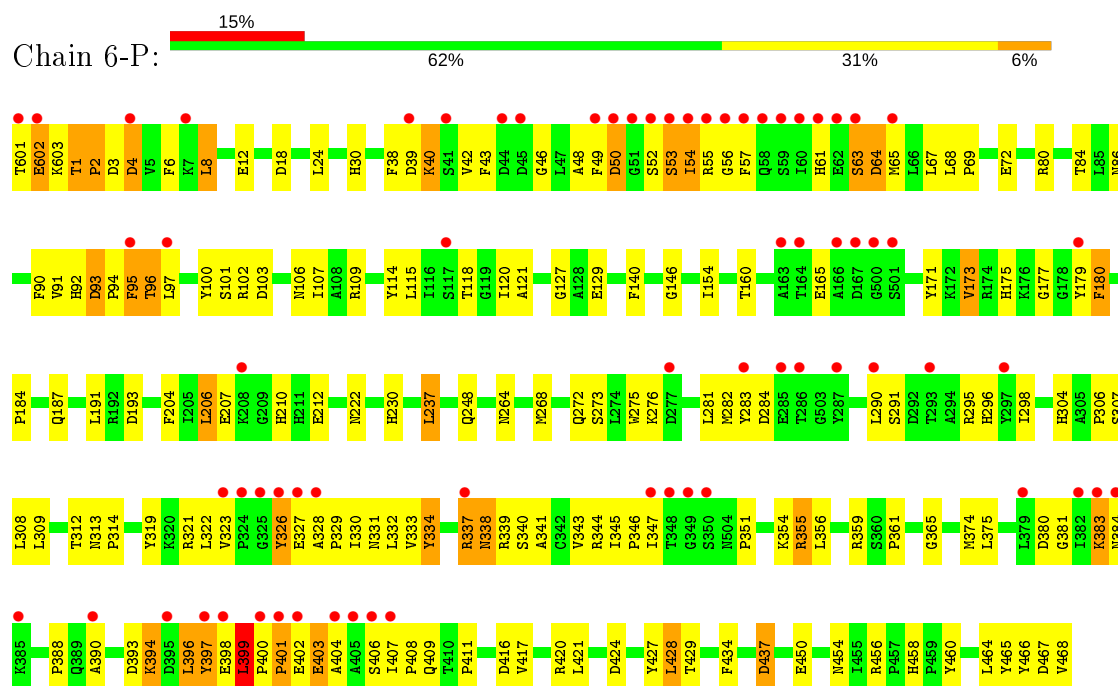
• Molecule 1: glutamine synthetase



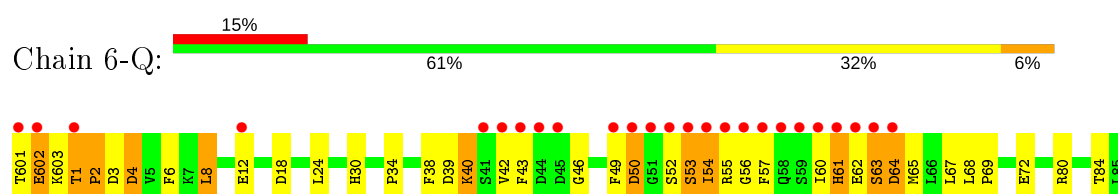
- Molecule 1: glutamine synthetase

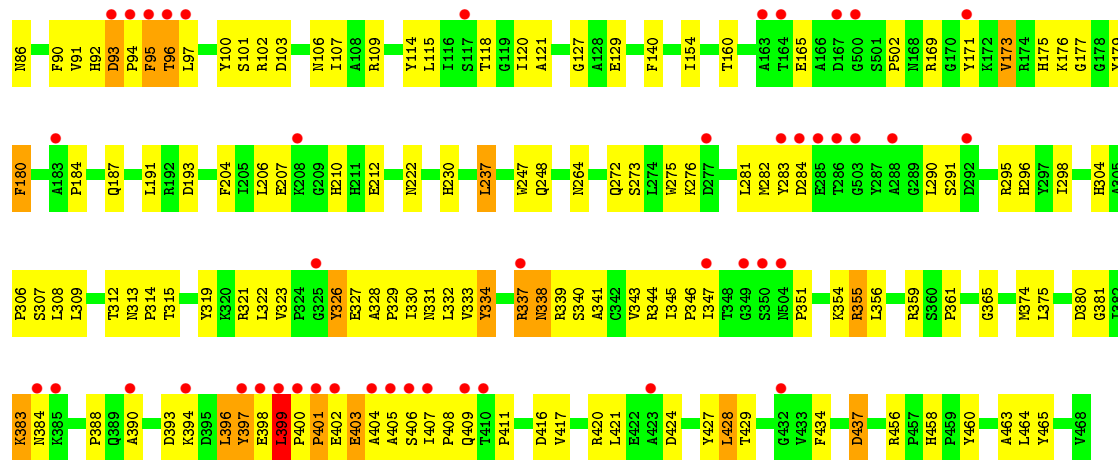


- Molecule 1: glutamine synthetase

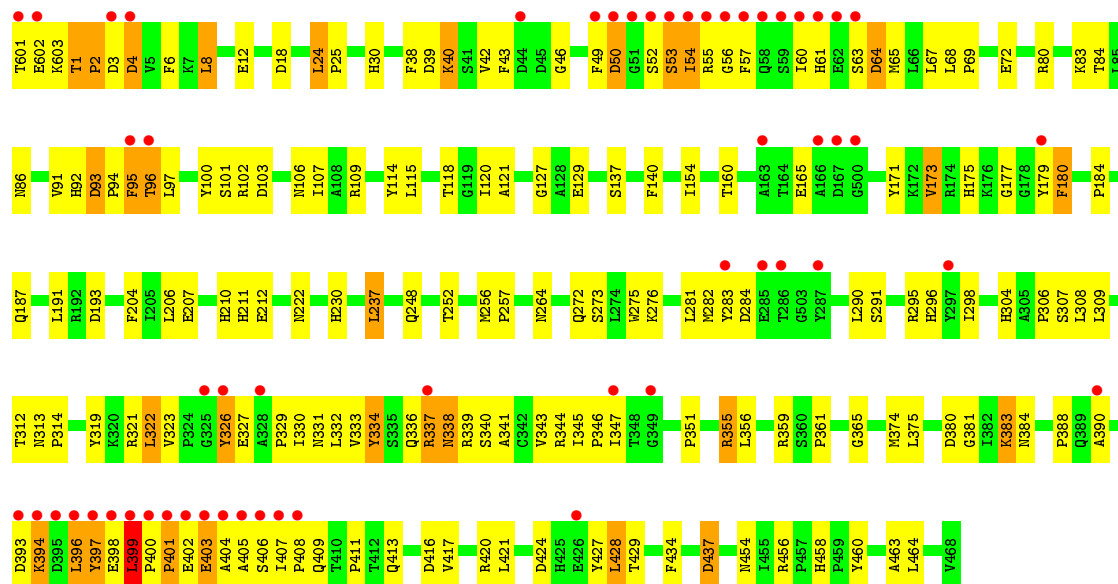


- Molecule 1: glutamine synthetase

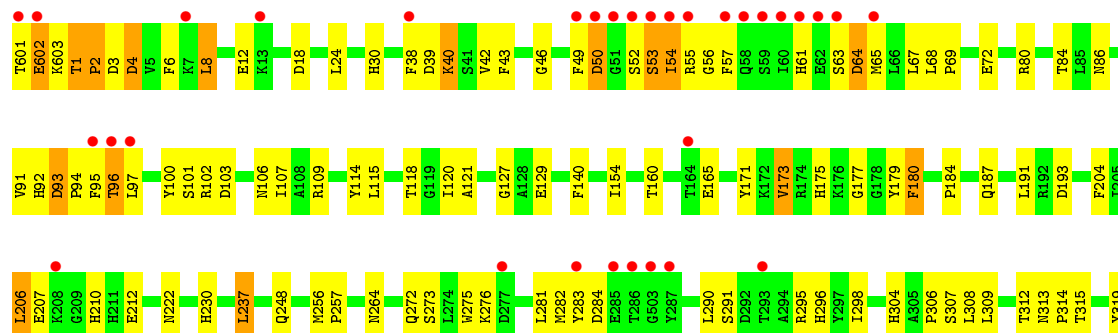


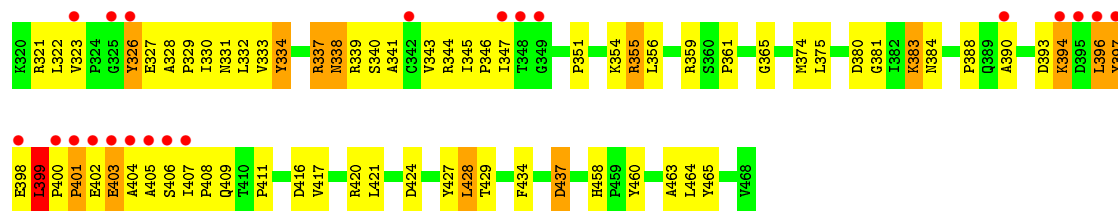


• Molecule 1: glutamine synthetase

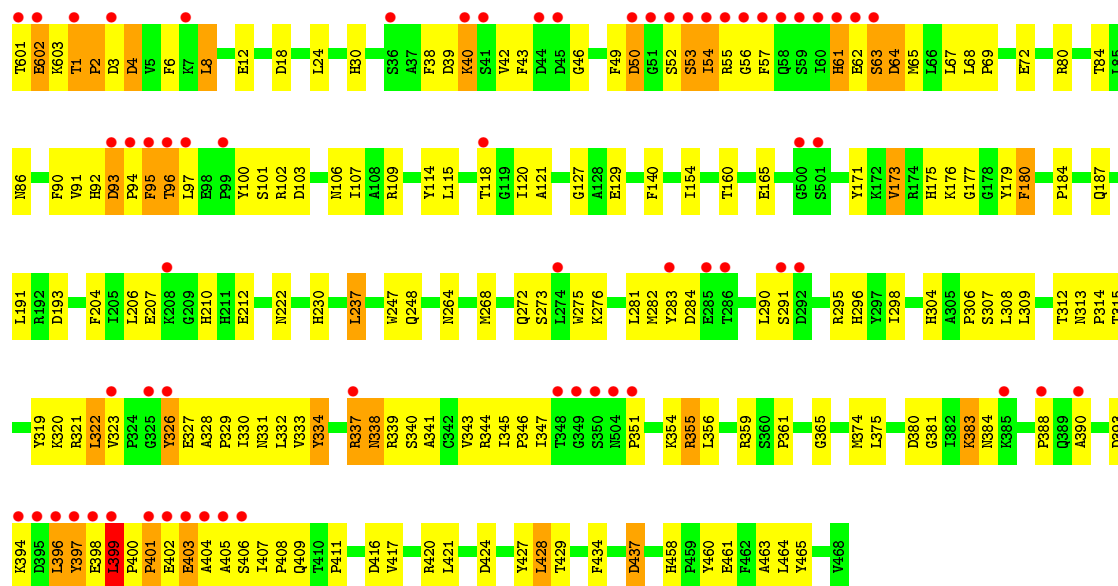


• Molecule 1: glutamine synthetase

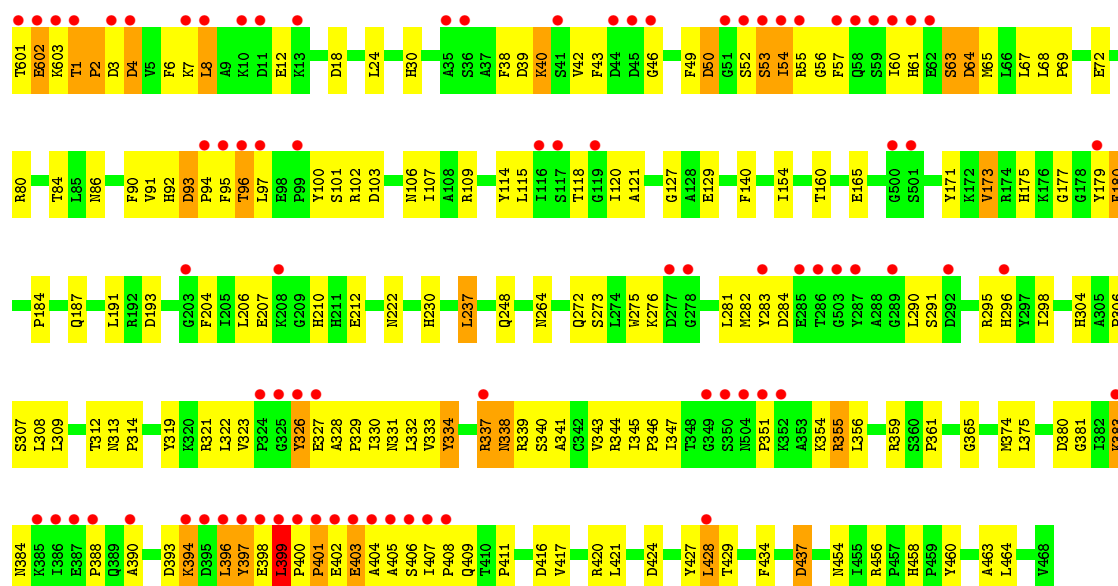




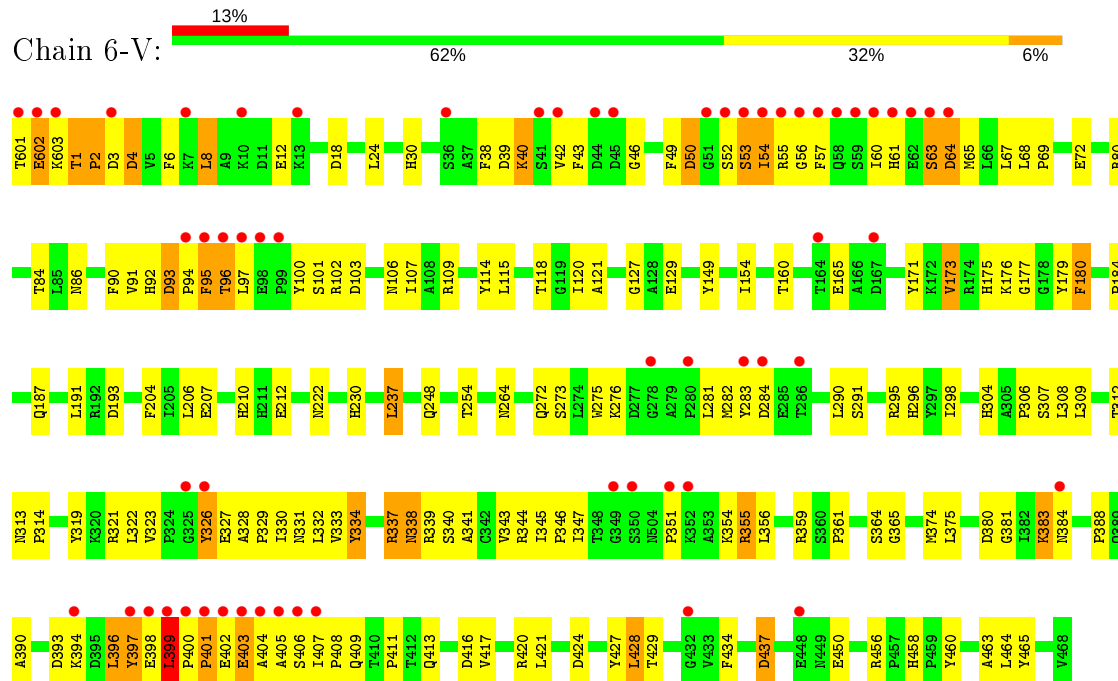
● Molecule 1: glutamine synthetase



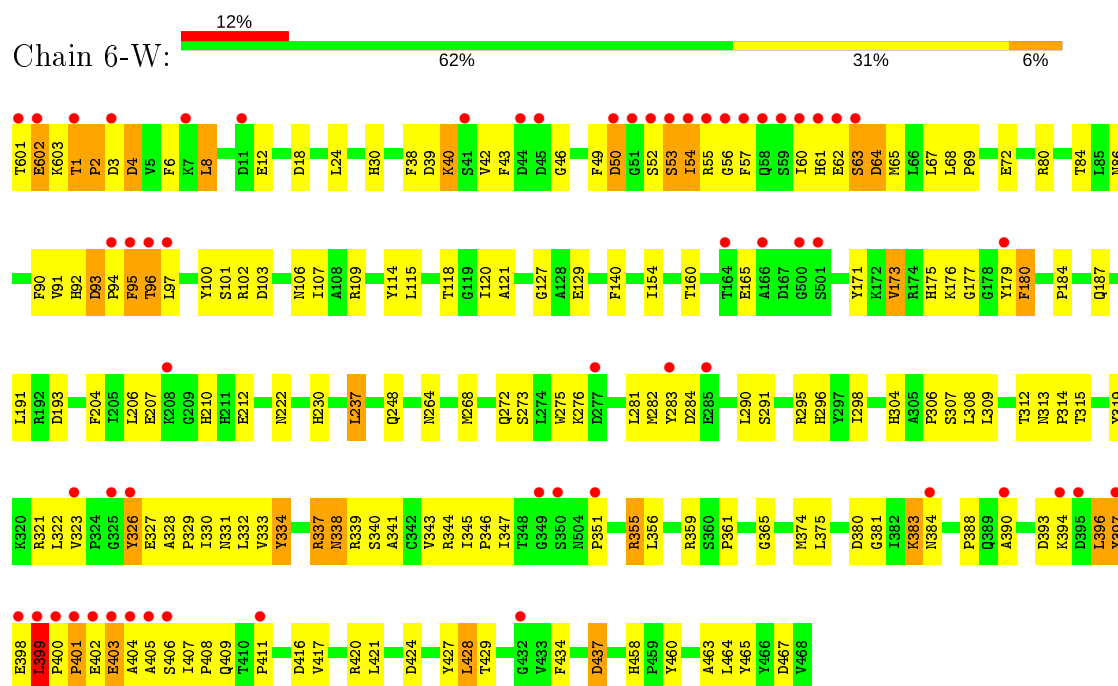
● Molecule 1: glutamine synthetase



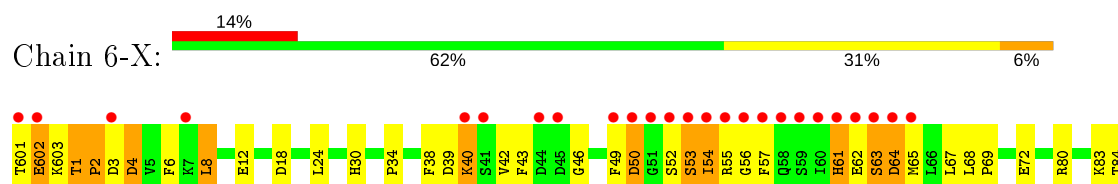
- Molecule 1: glutamine synthetase

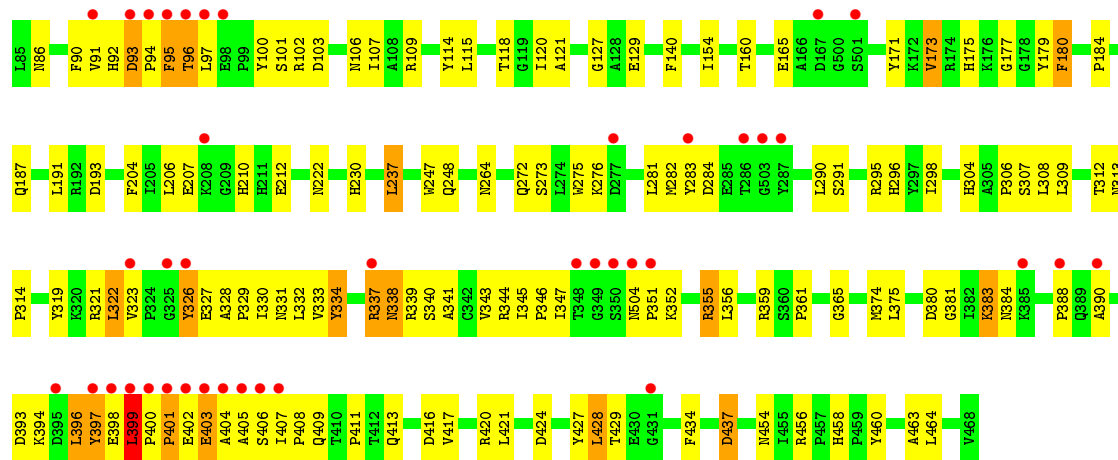


- Molecule 1: glutamine synthetase

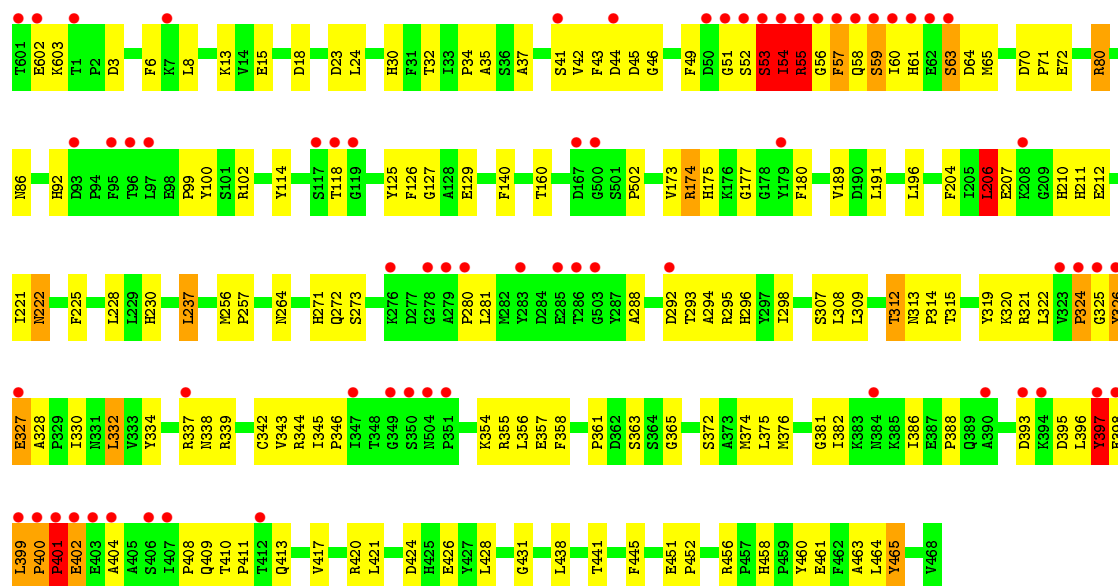


- Molecule 1: glutamine synthetase

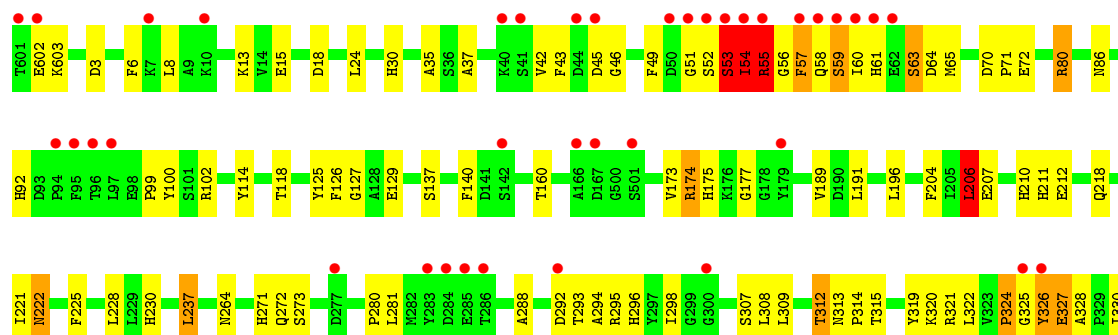


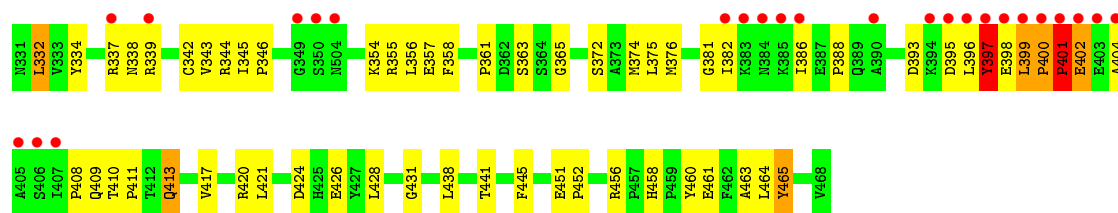


• Molecule 1: glutamine synthetase

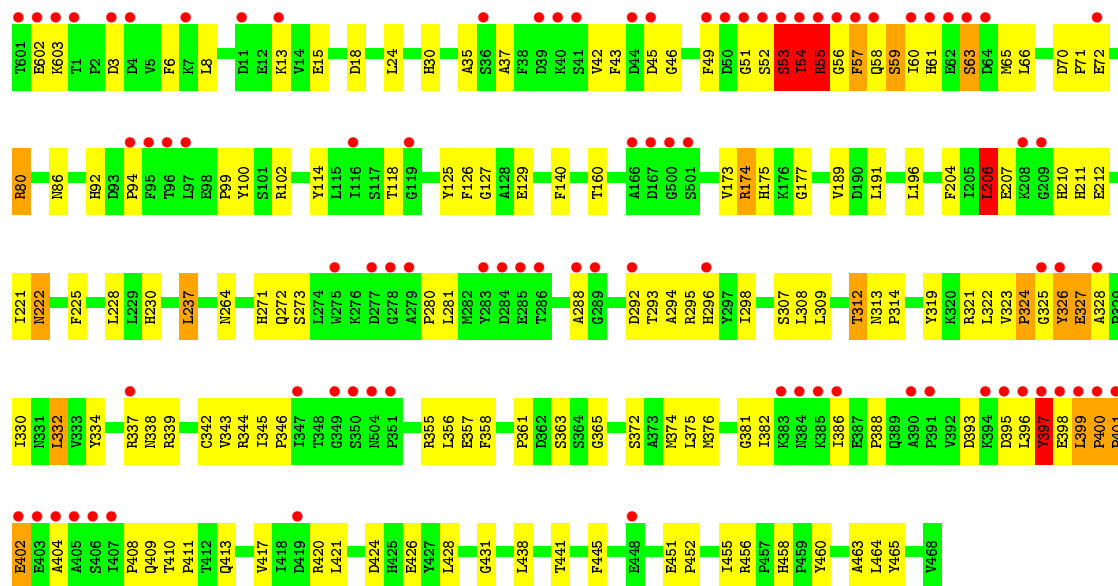


• Molecule 1: glutamine synthetase

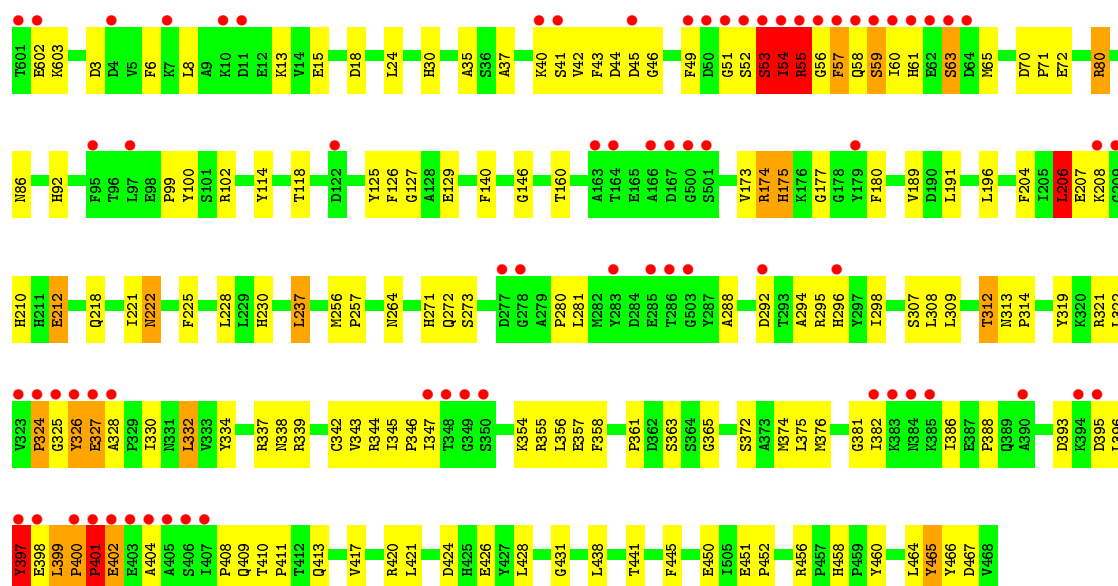




• Molecule 1: glutamine synthetase

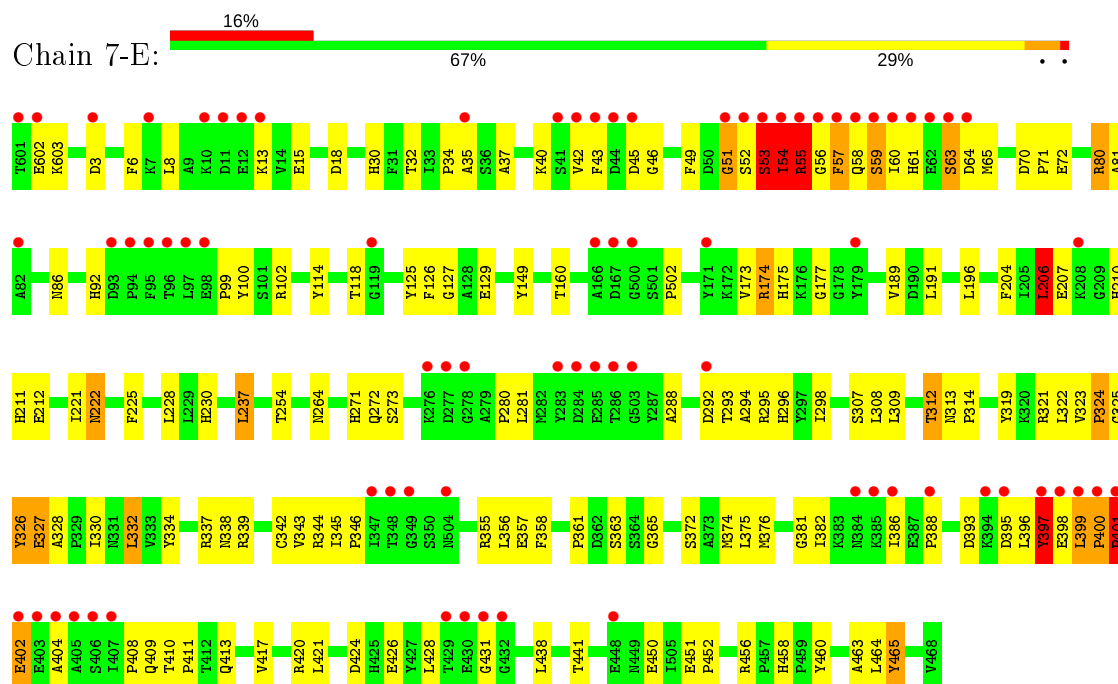


• Molecule 1: glutamine synthetase



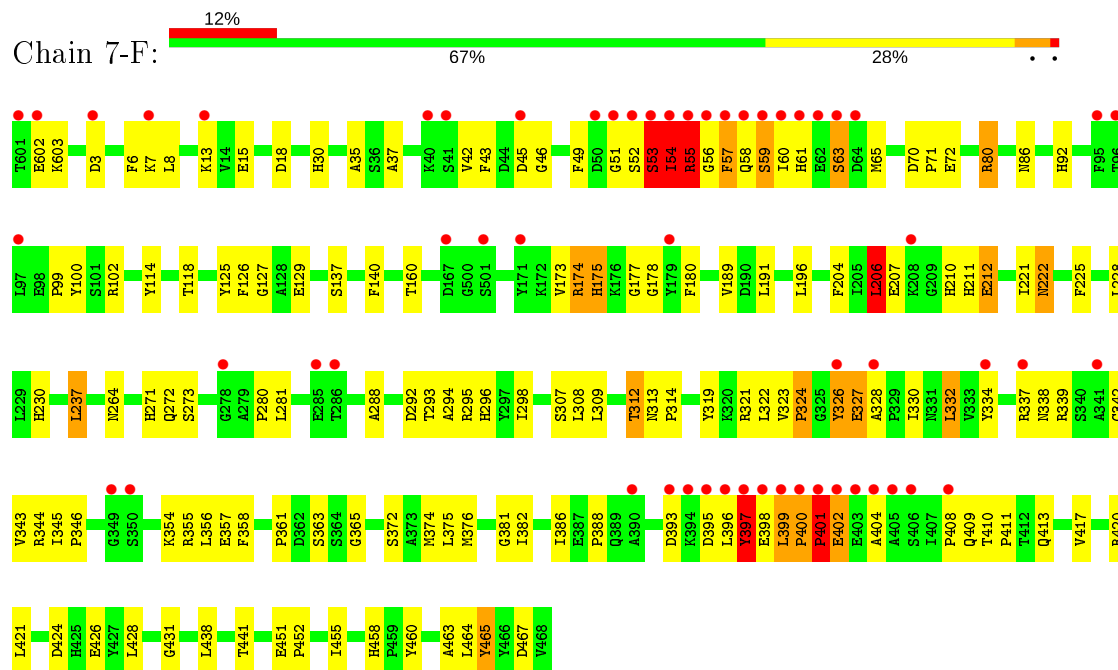
- Molecule 1: glutamine synthetase

Chain 7-E:



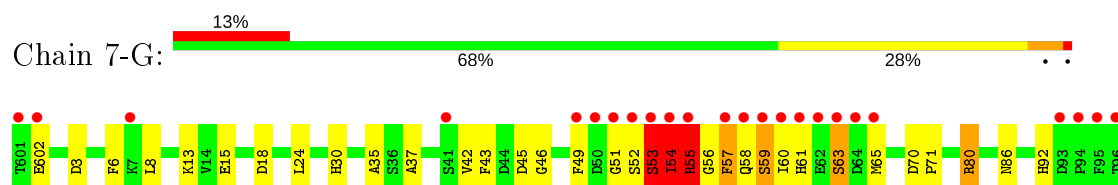
- Molecule 1: glutamine synthetase

Chain 7-F:

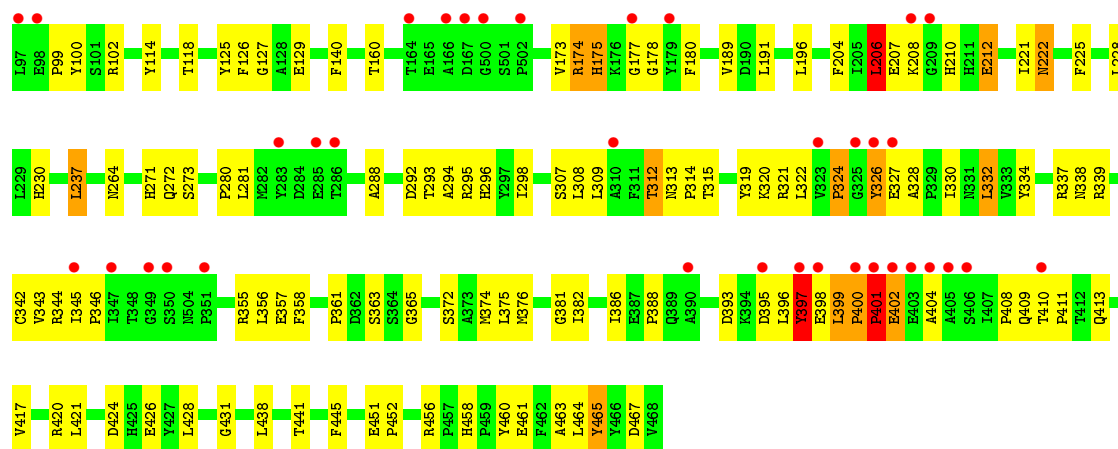


- Molecule 1: glutamine synthetase

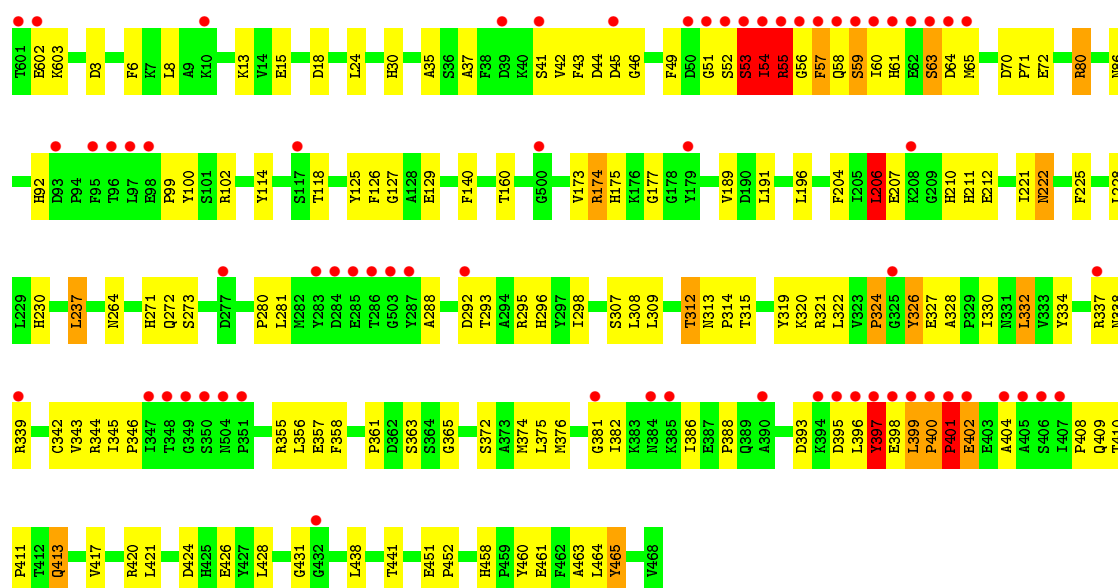
Chain 7-G:



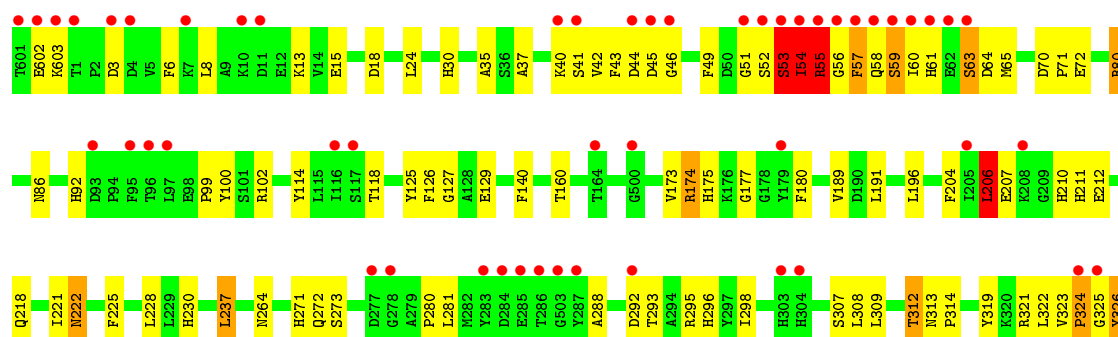


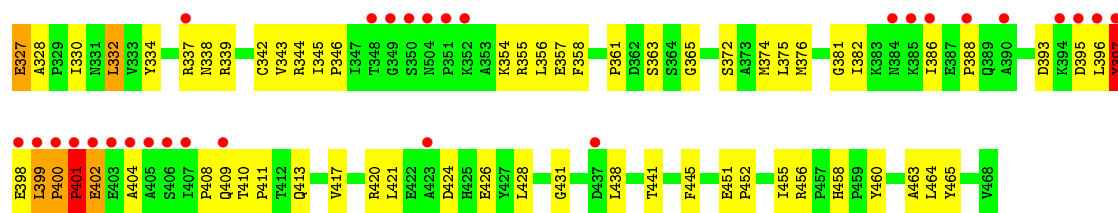


- Molecule 1: glutamine synthetase

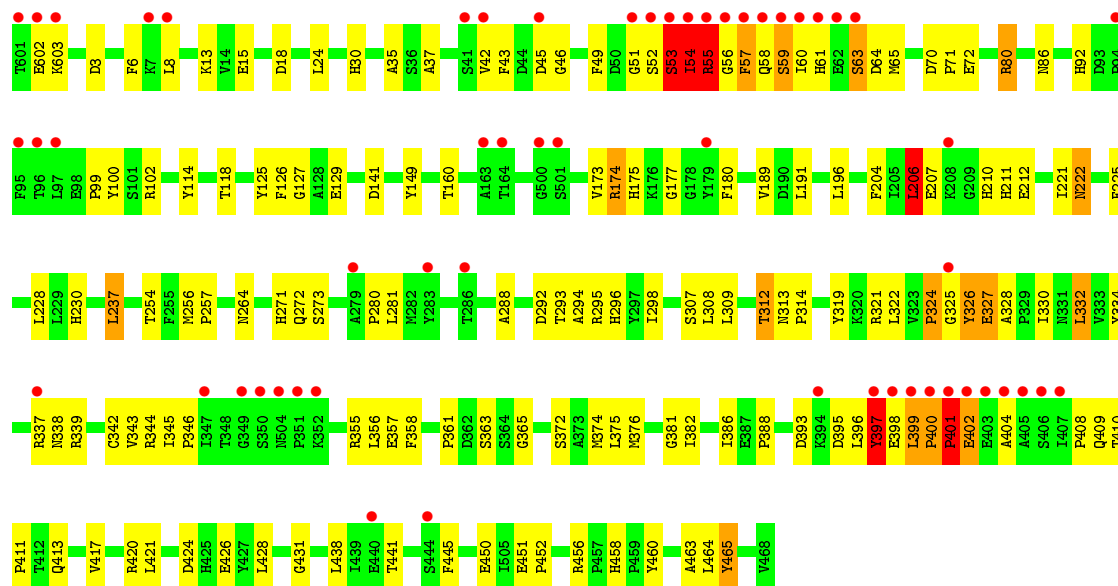


- Molecule 1: glutamine synthetase

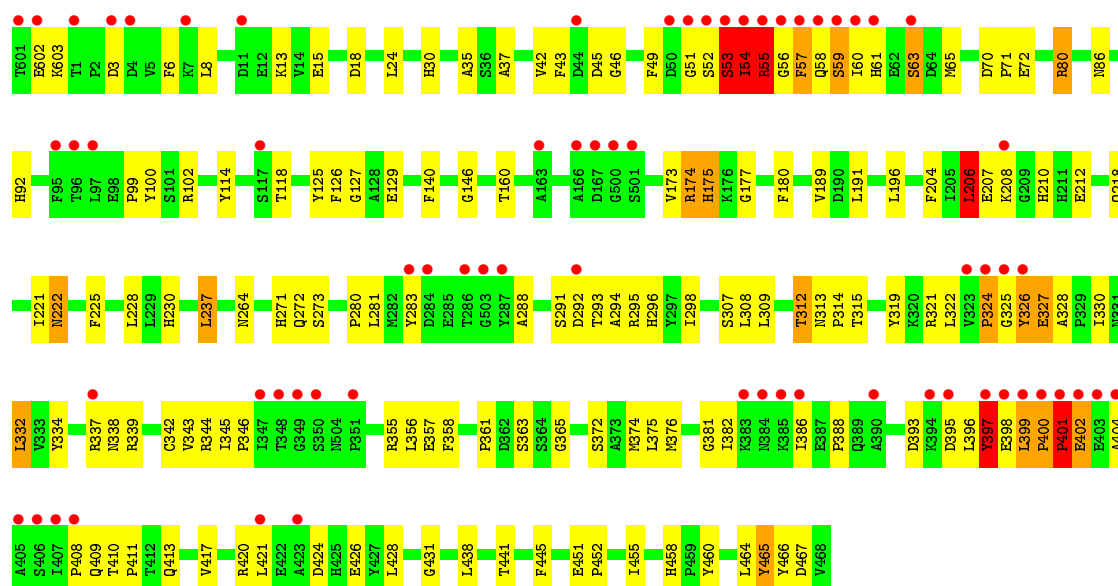




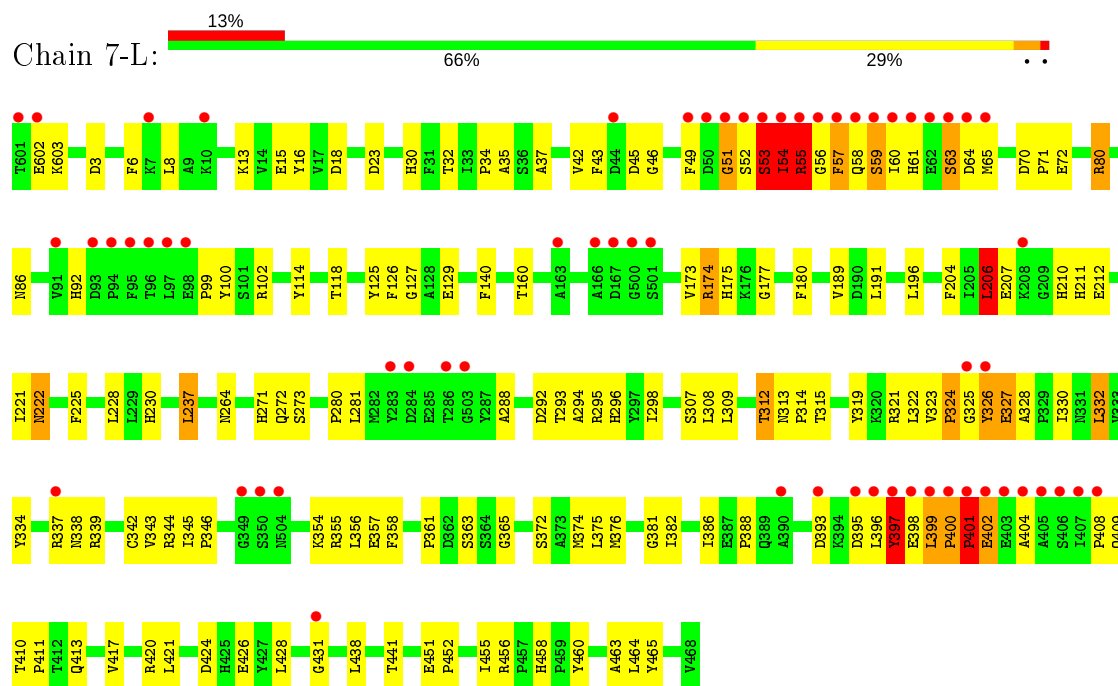
• Molecule 1: glutamine synthetase



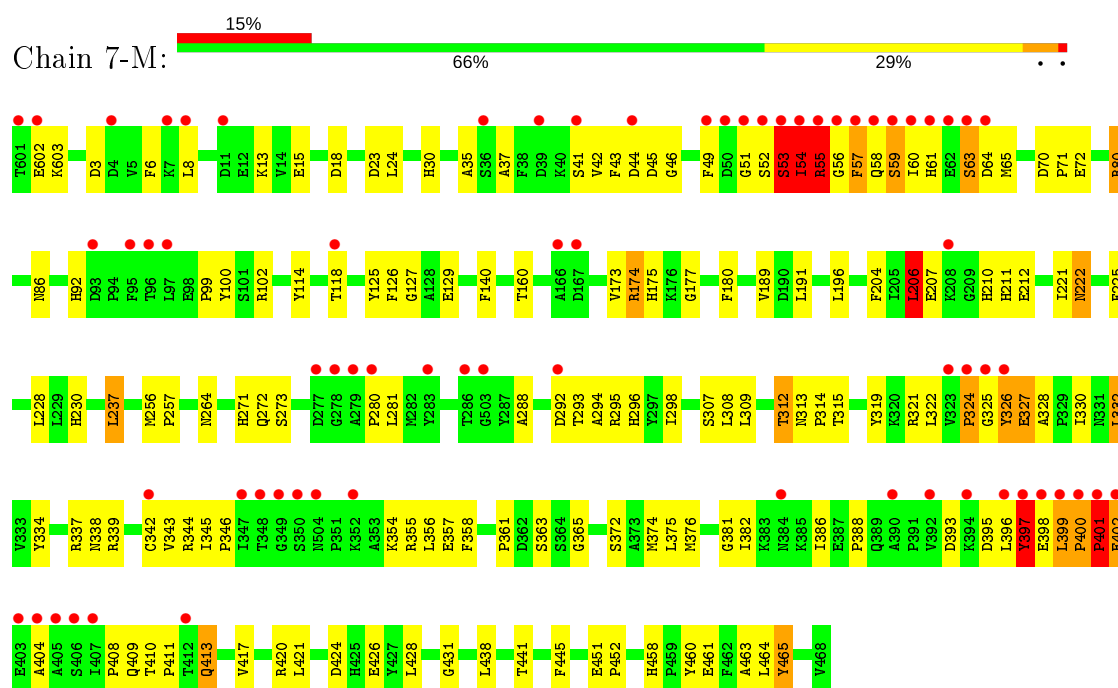
• Molecule 1: glutamine synthetase



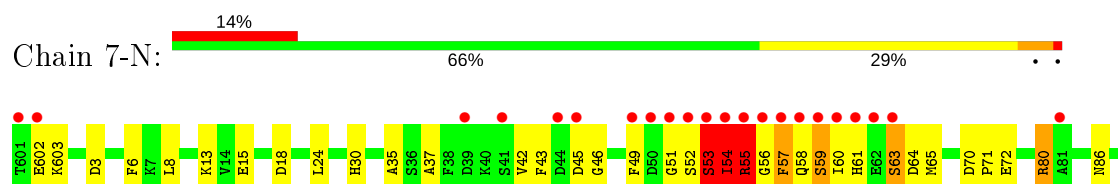
- Molecule 1: glutamine synthetase

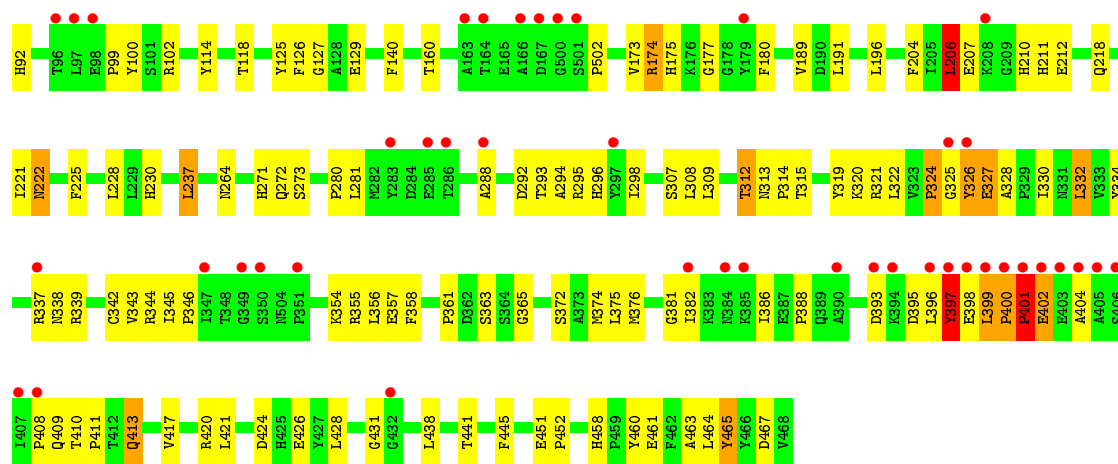


- Molecule 1: glutamine synthetase

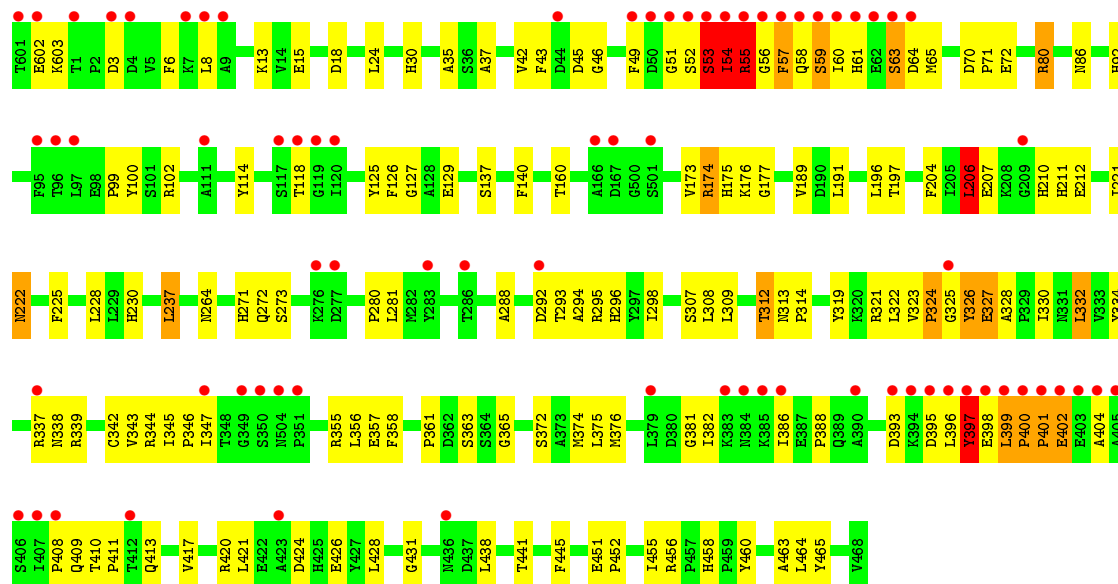


- Molecule 1: glutamine synthetase

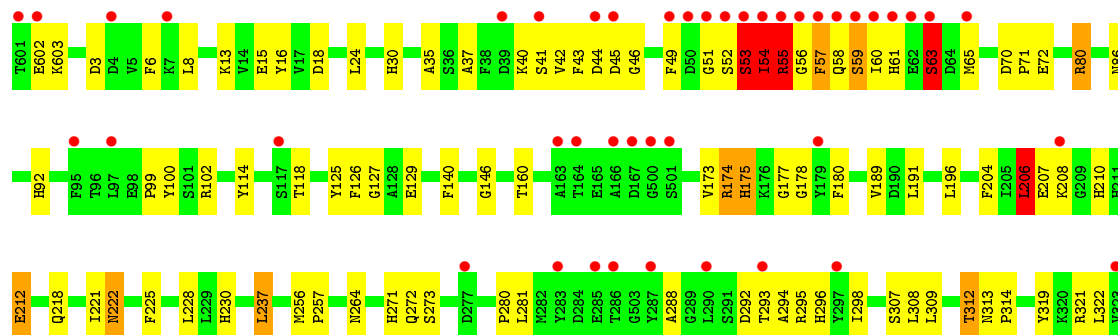


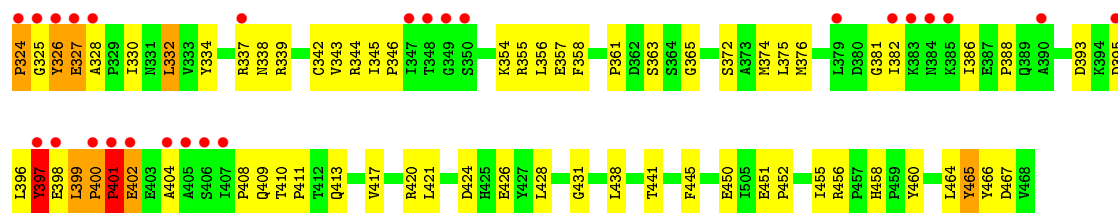


• Molecule 1: glutamine synthetase

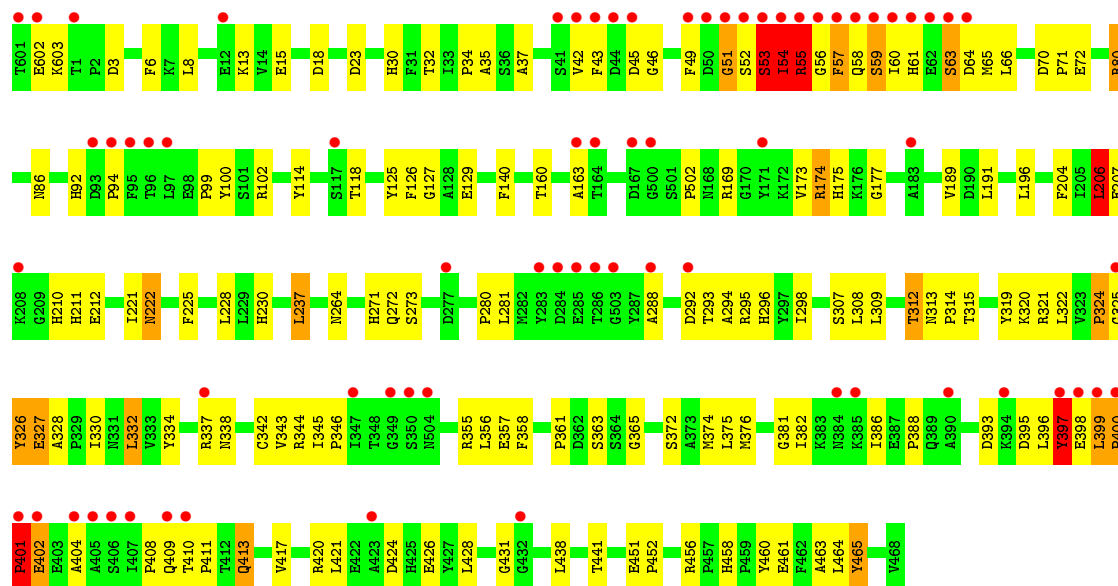


• Molecule 1: glutamine synthetase

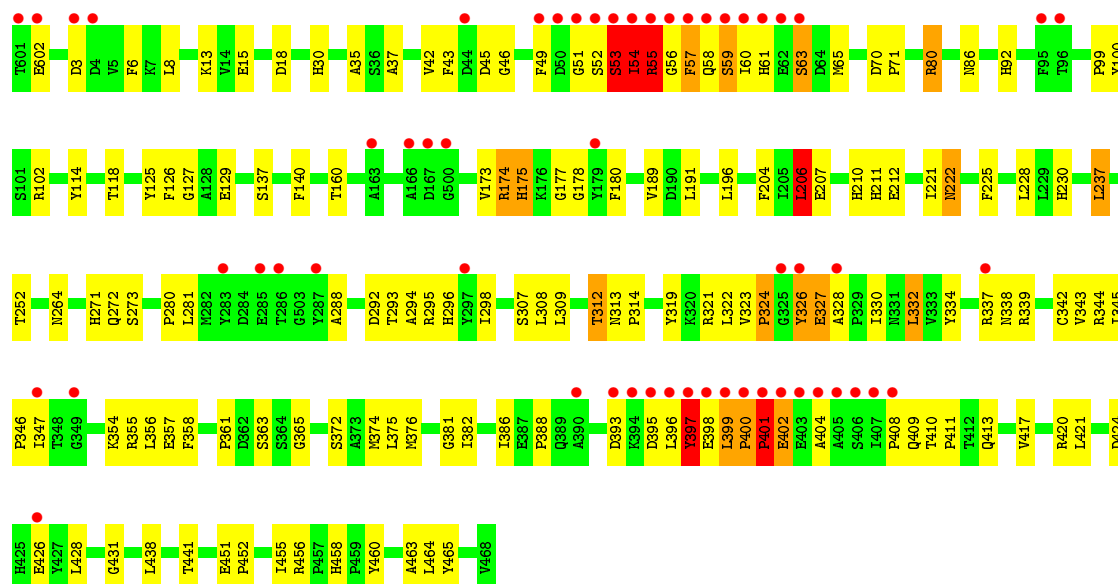




• Molecule 1: glutamine synthetase



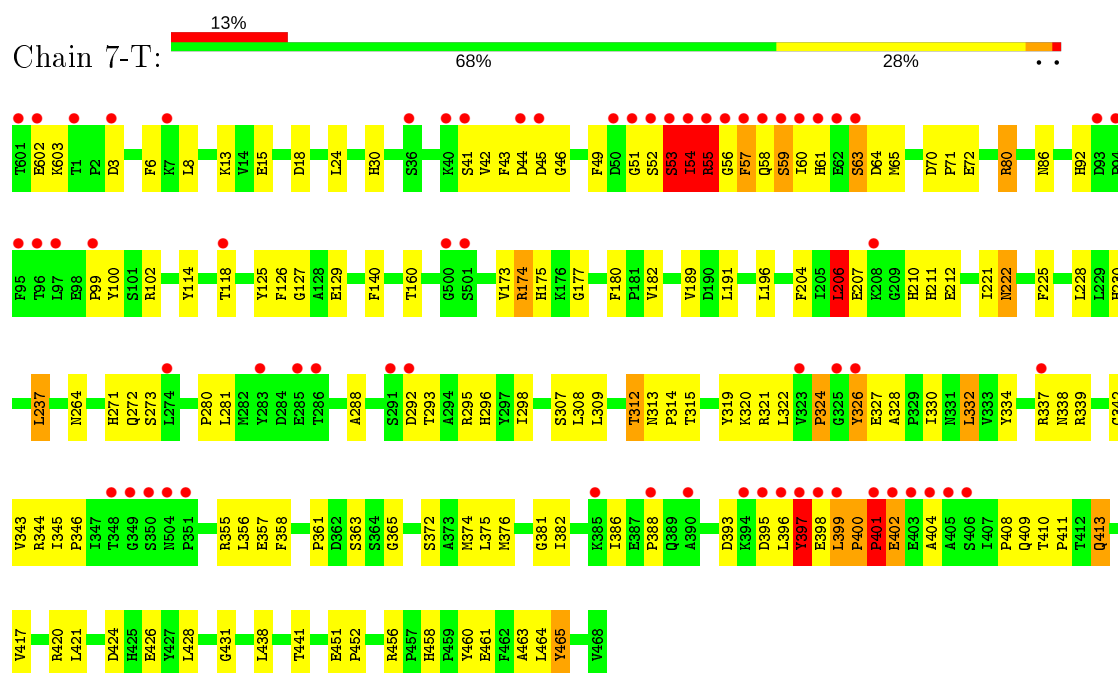
• Molecule 1: glutamine synthetase



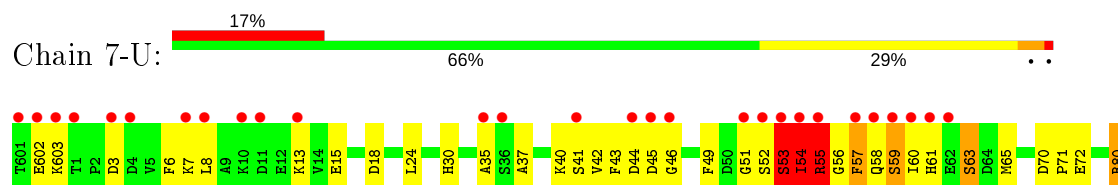
- Molecule 1: glutamine synthetase

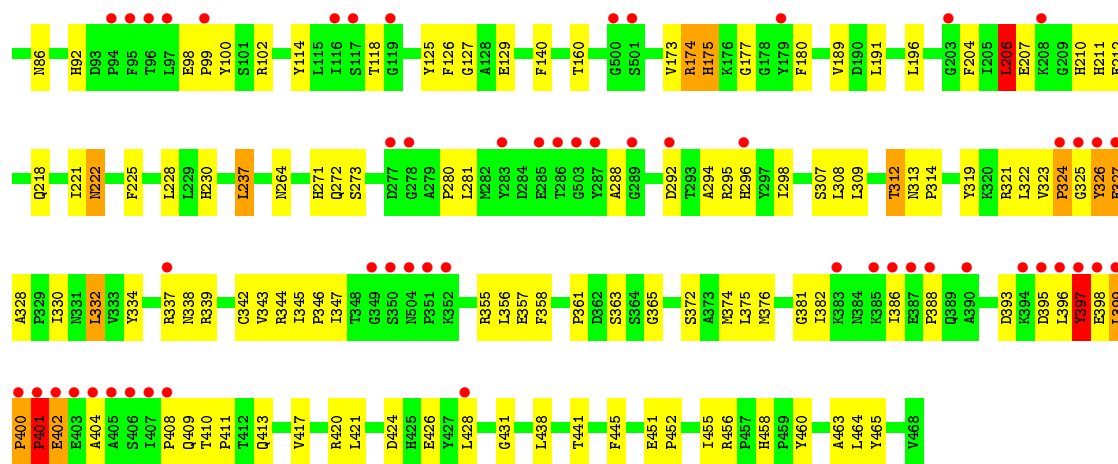


- Molecule 1: glutamine synthetase

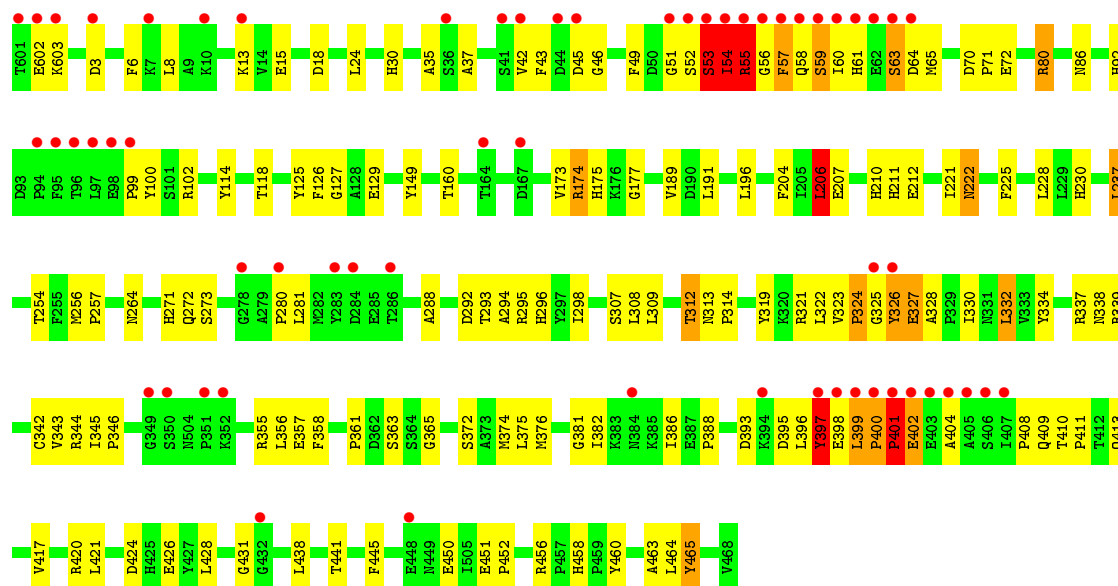


- Molecule 1: glutamine synthetase

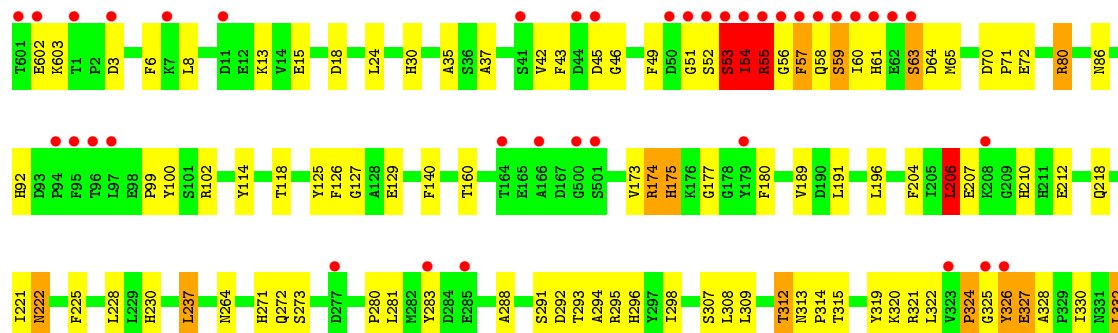


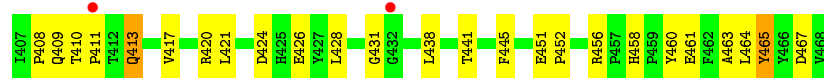


• Molecule 1: glutamine synthetase

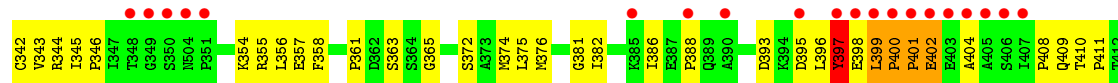
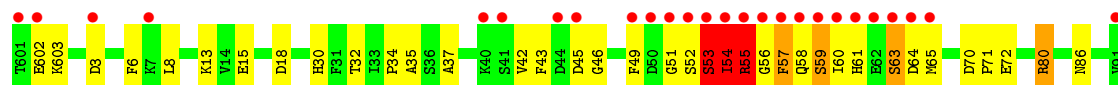


• Molecule 1: glutamine synthetase

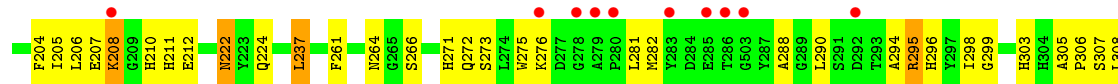
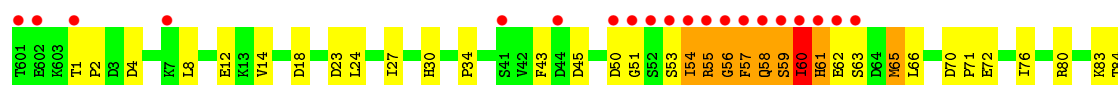




• Molecule 1: glutamine synthetase



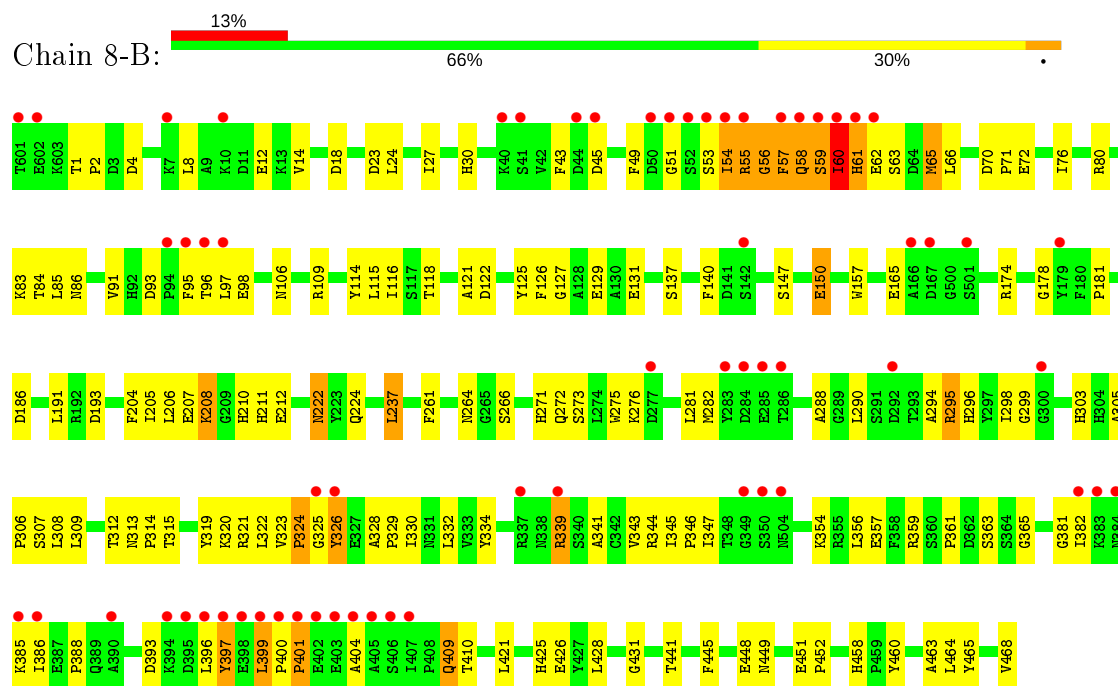
• Molecule 1: glutamine synthetase





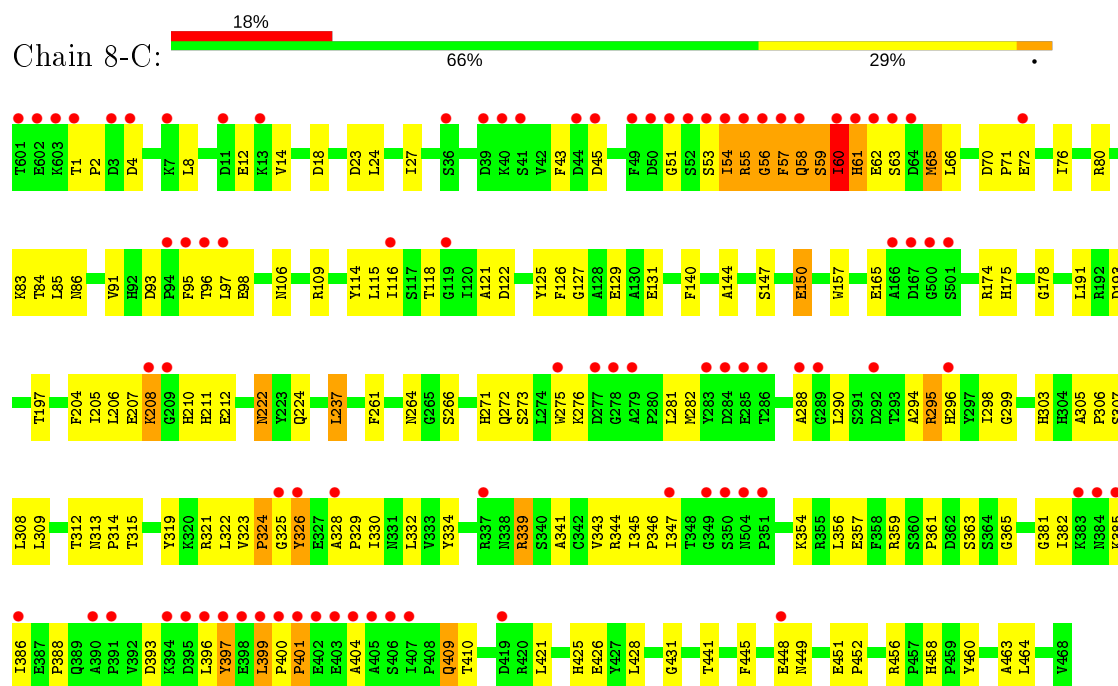
• Molecule 1: glutamine synthetase

Chain 8-B:



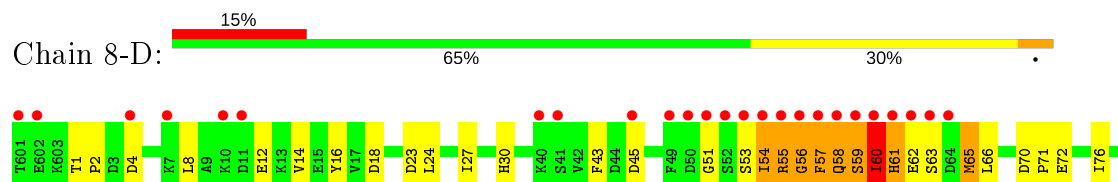
• Molecule 1: glutamine synthetase

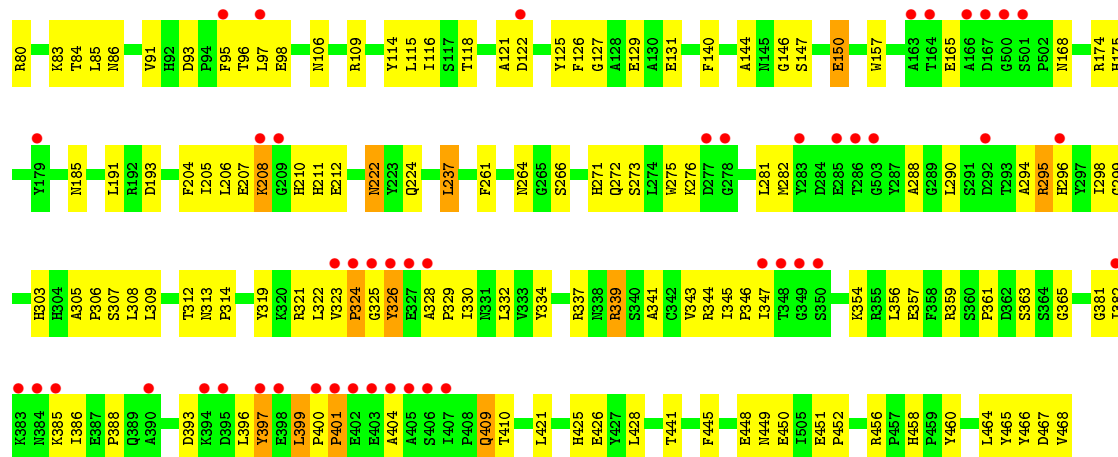
Chain 8-C:



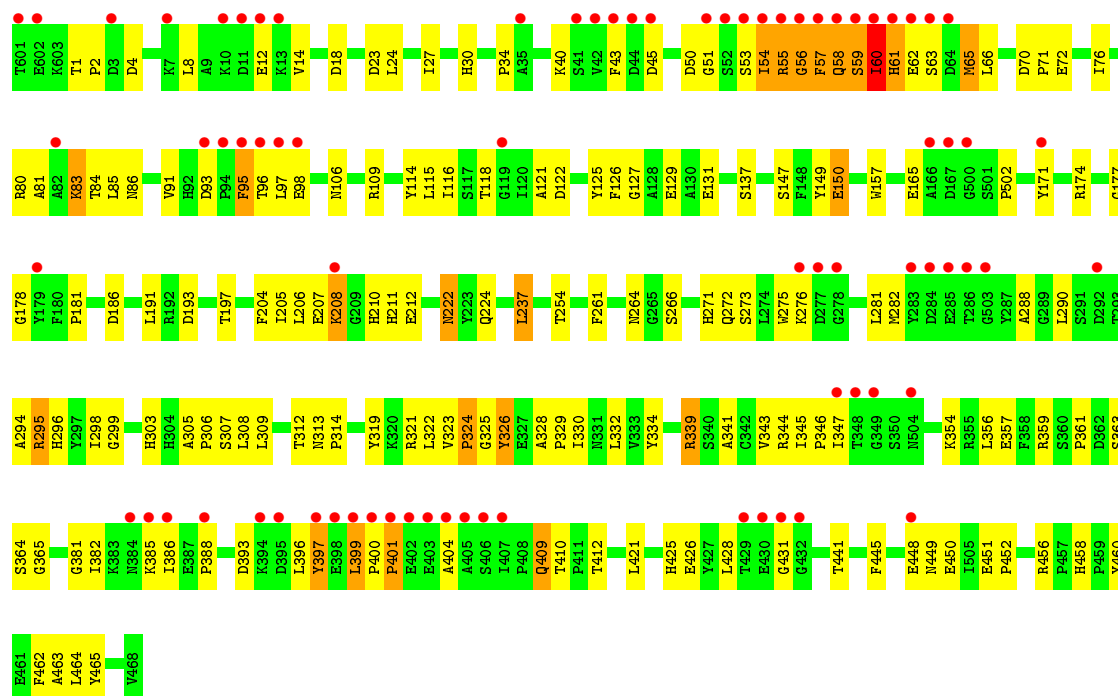
• Molecule 1: glutamine synthetase

Chain 8-D:

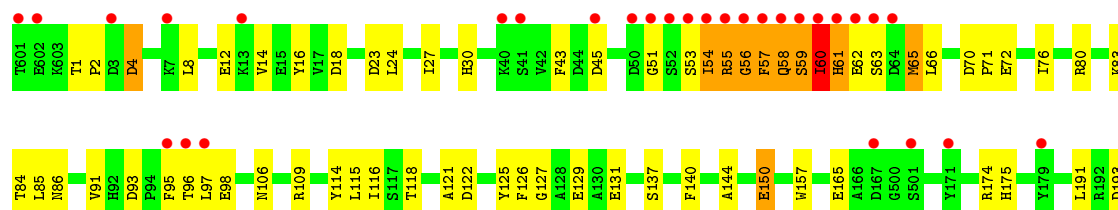


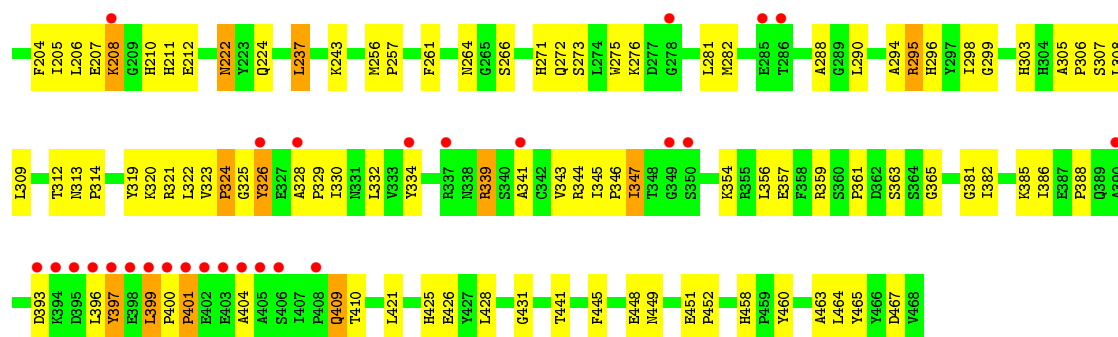


• Molecule 1: glutamine synthetase

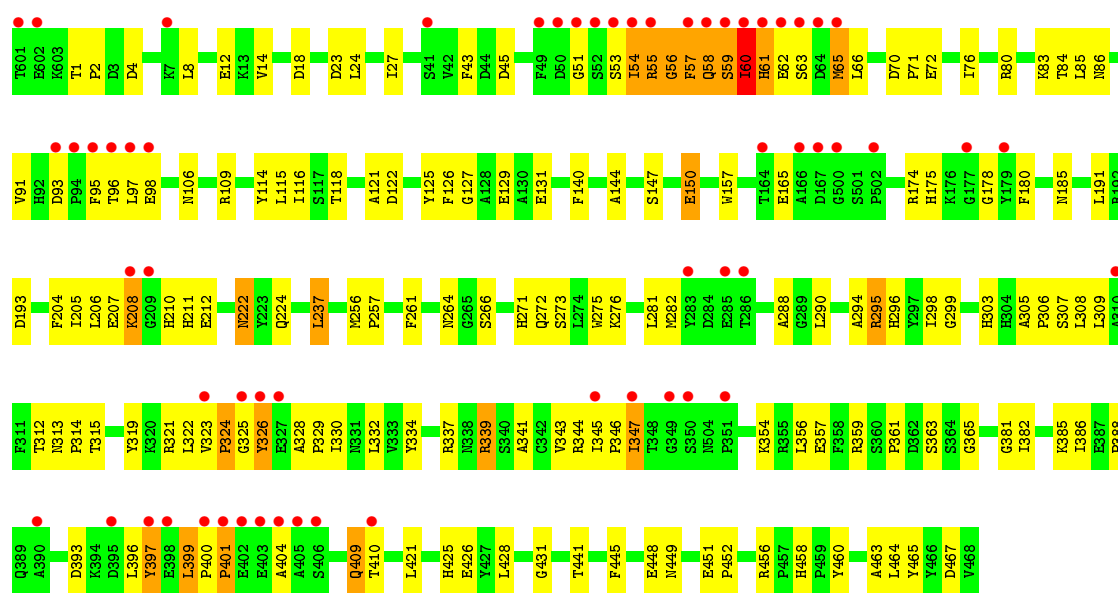


• Molecule 1: glutamine synthetase

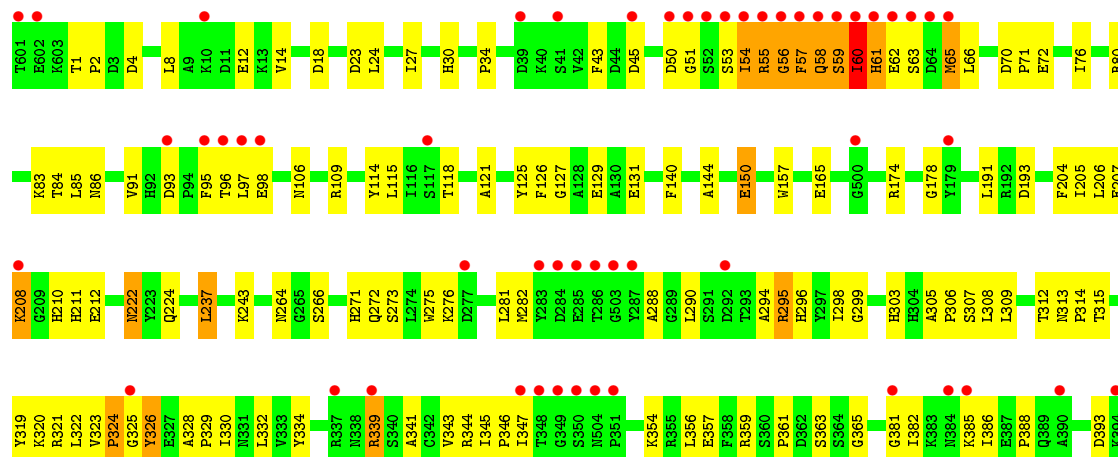


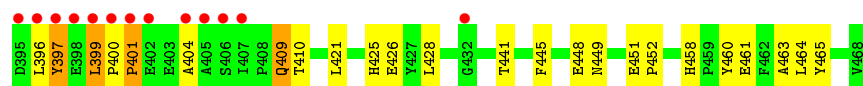


• Molecule 1: glutamine synthetase

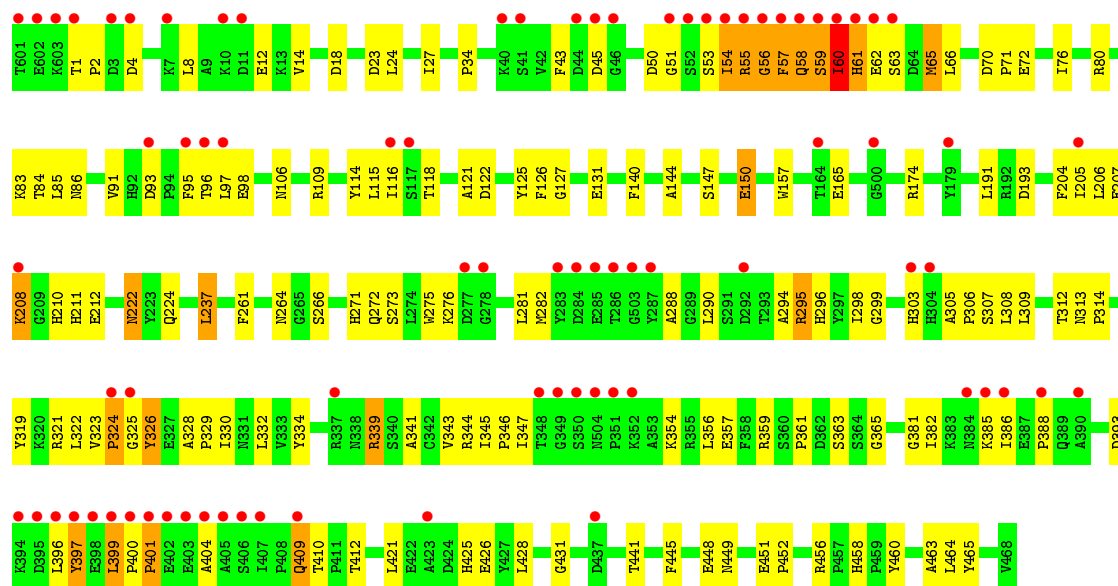


• Molecule 1: glutamine synthetase

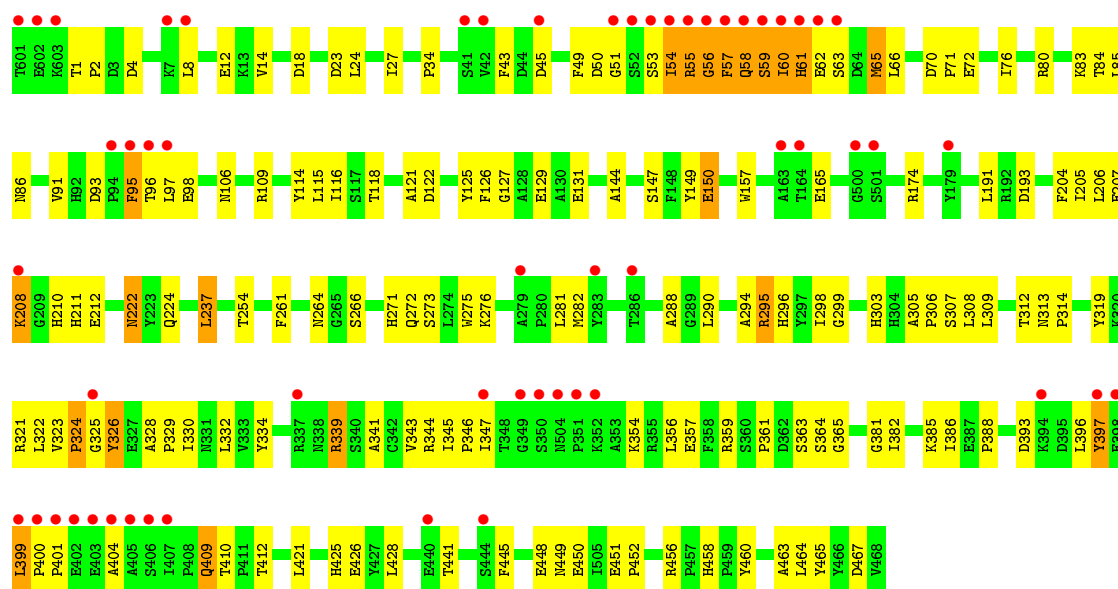




- Molecule 1: glutamine synthetase

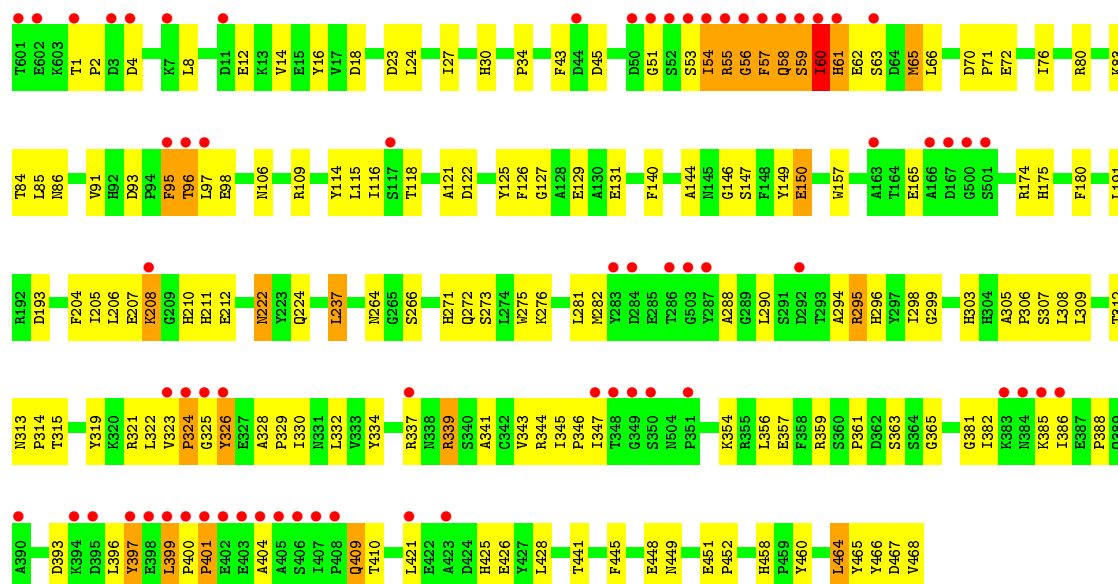


- Molecule 1: glutamine synthetase

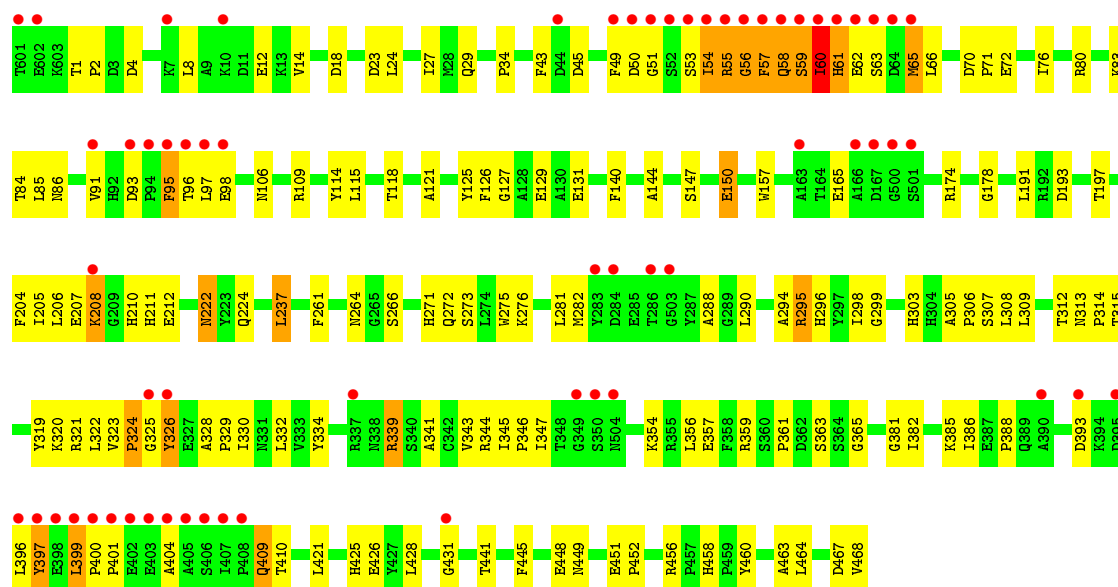


- Molecule 1: glutamine synthetase

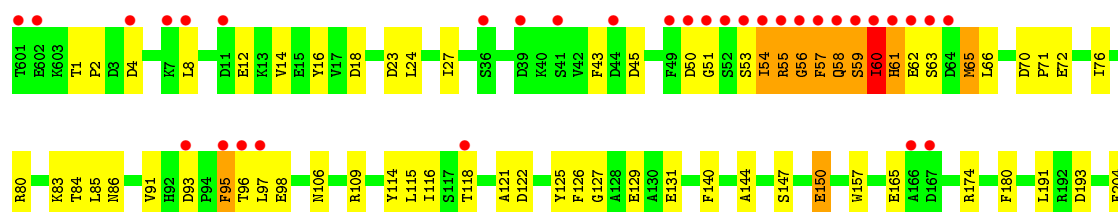


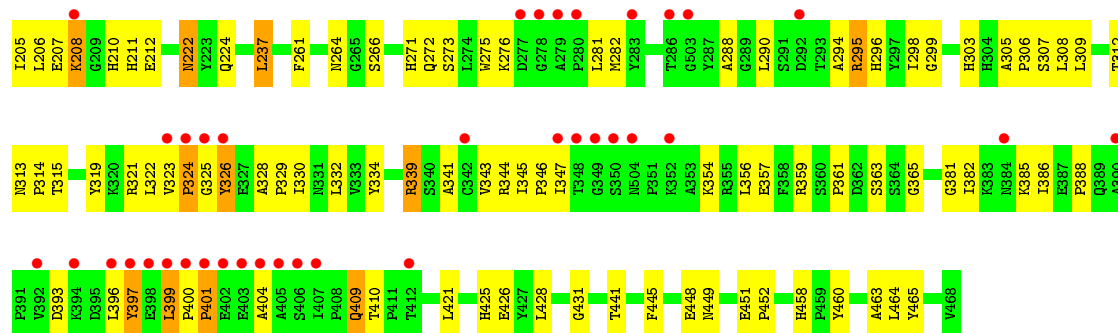


• Molecule 1: glutamine synthetase

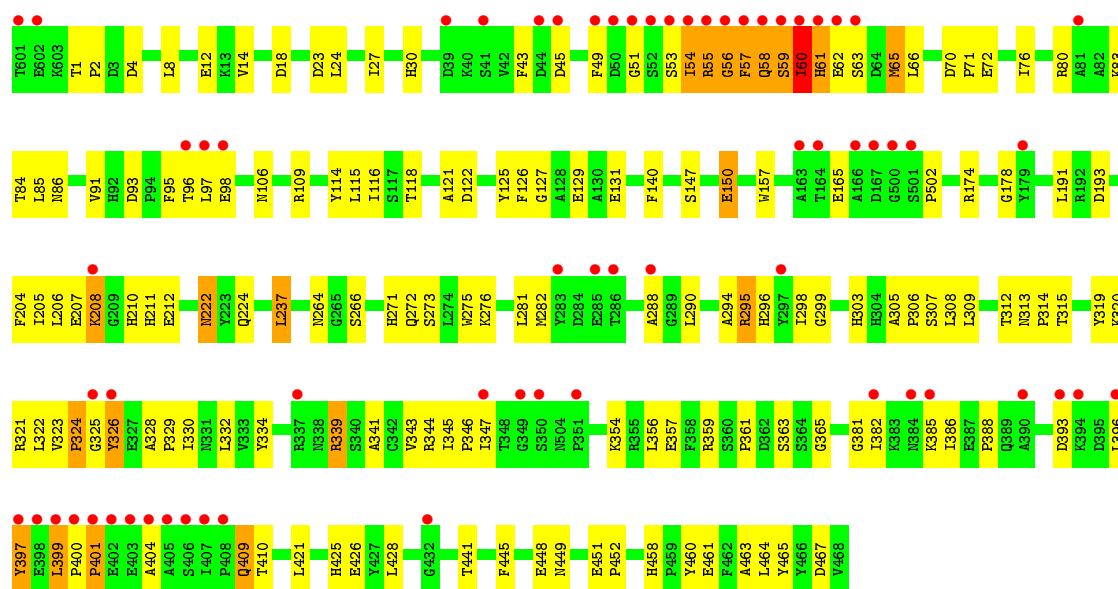


• Molecule 1: glutamine synthetase

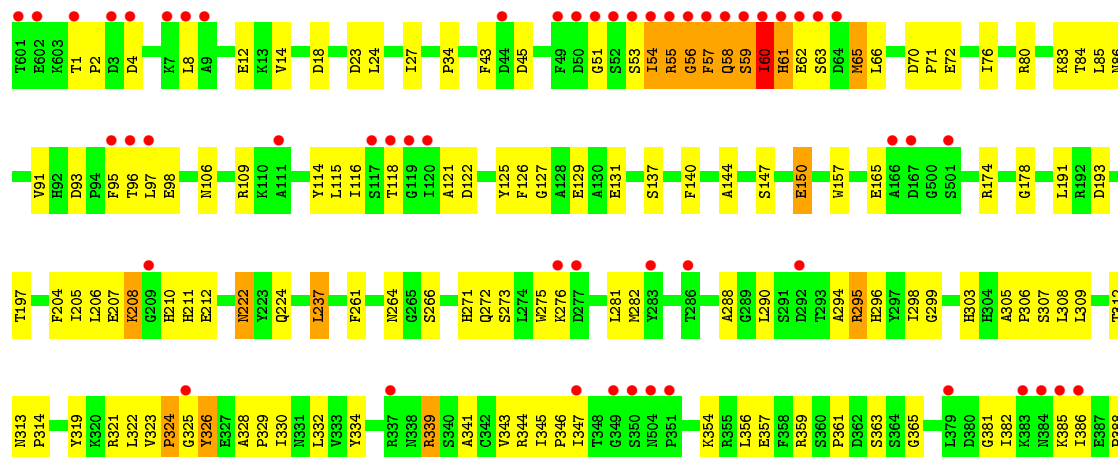


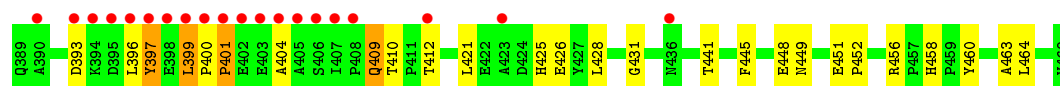


• Molecule 1: glutamine synthetase

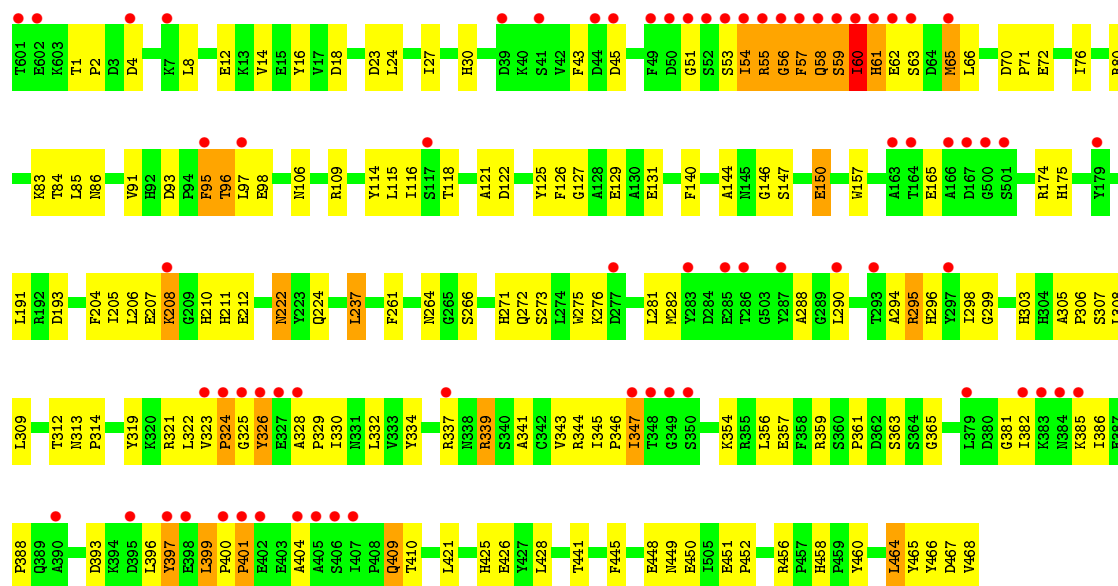


• Molecule 1: glutamine synthetase

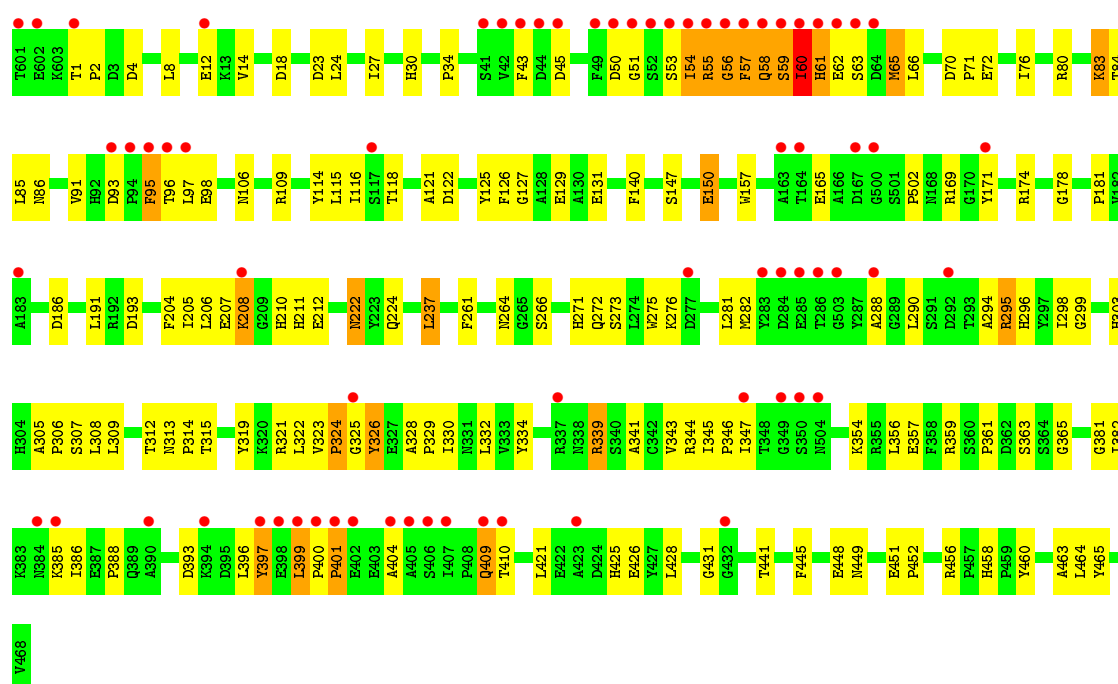




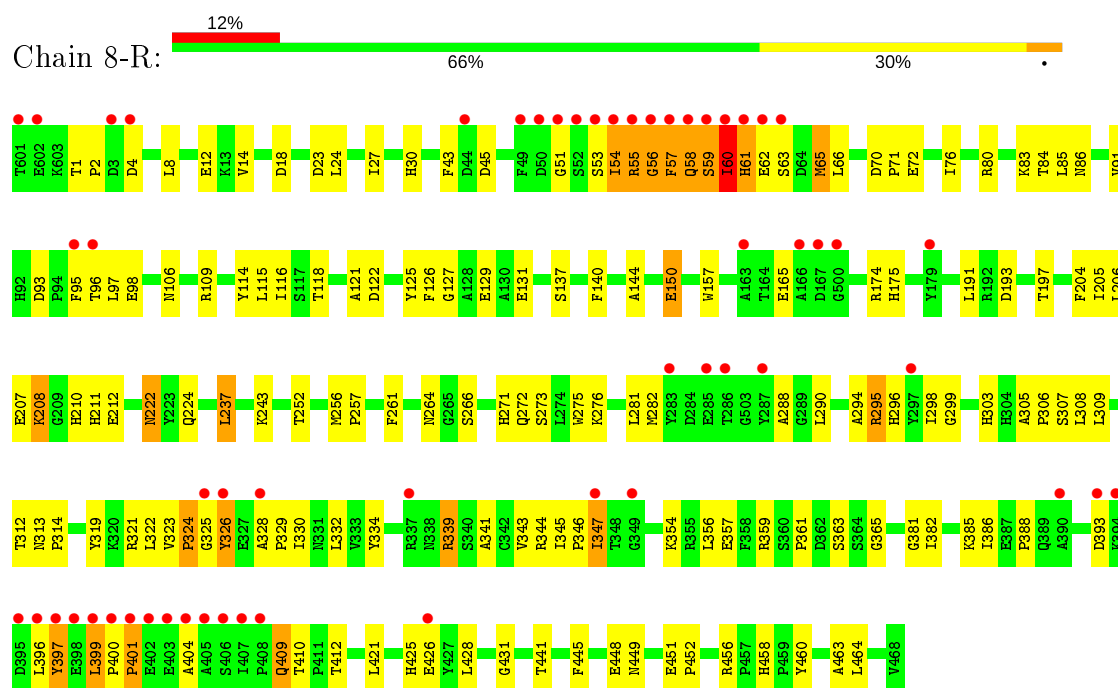
- Molecule 1: glutamine synthetase



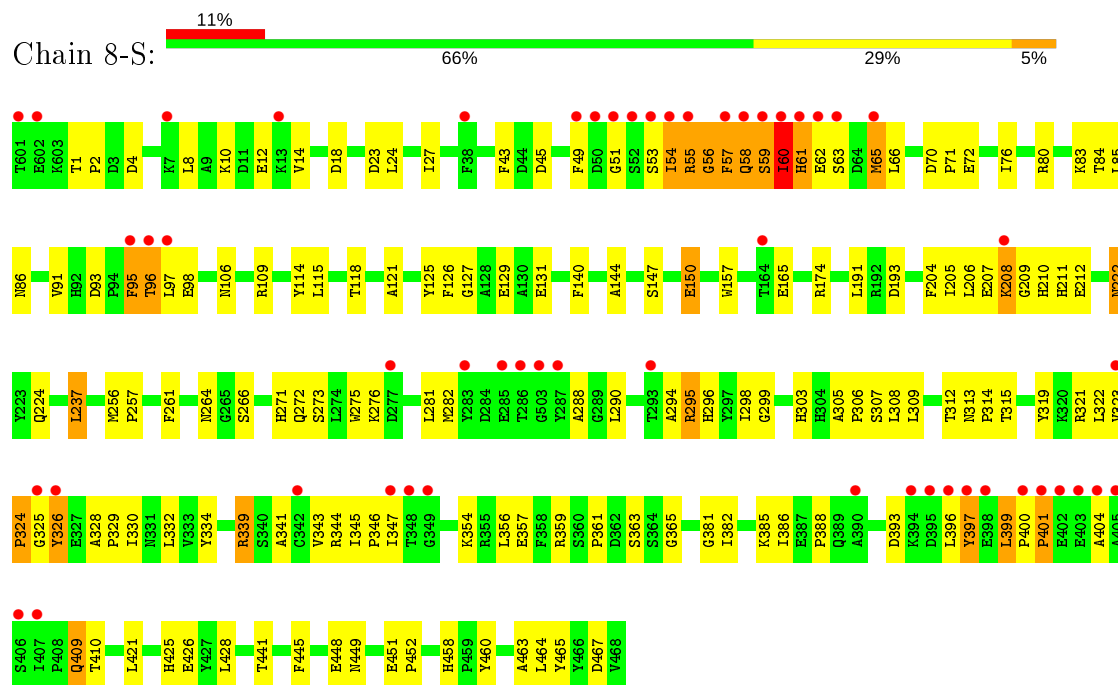
- Molecule 1: glutamine synthetase



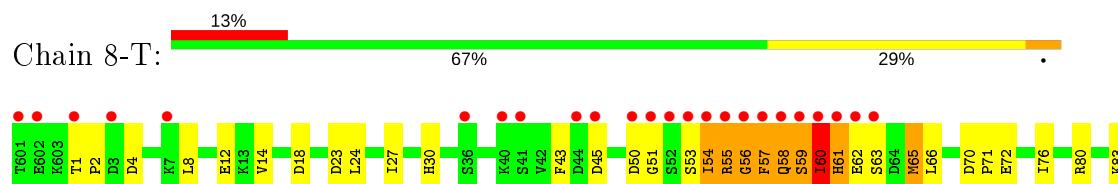
- Molecule 1: glutamine synthetase



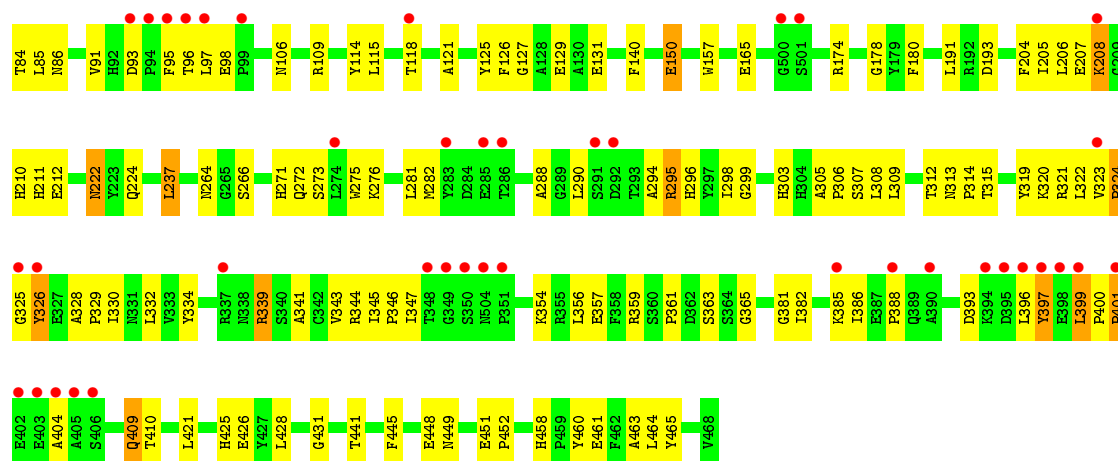
• Molecule 1: glutamine synthetase



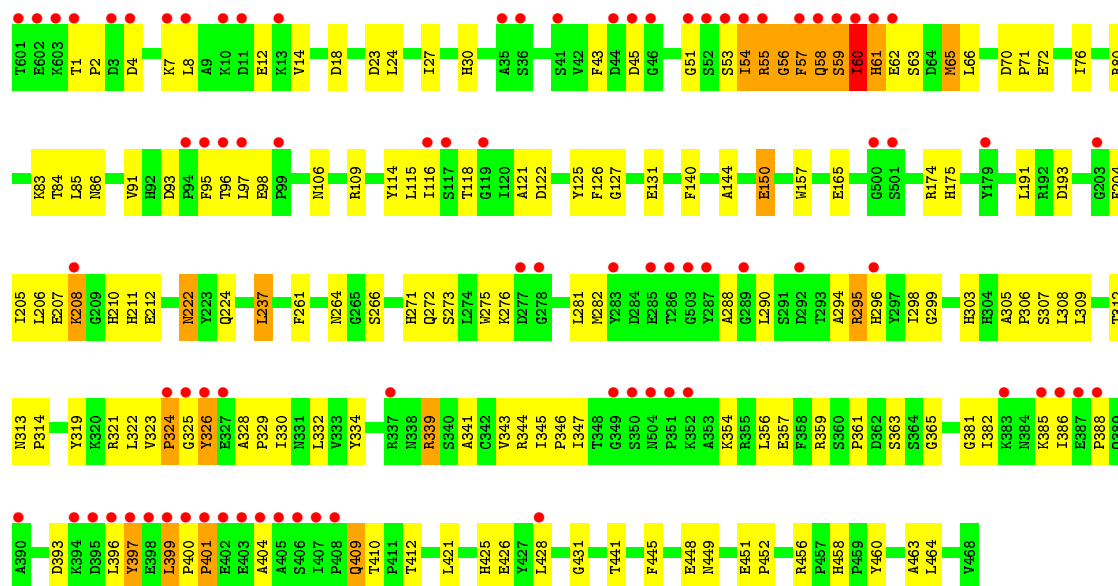
• Molecule 1: glutamine synthetase



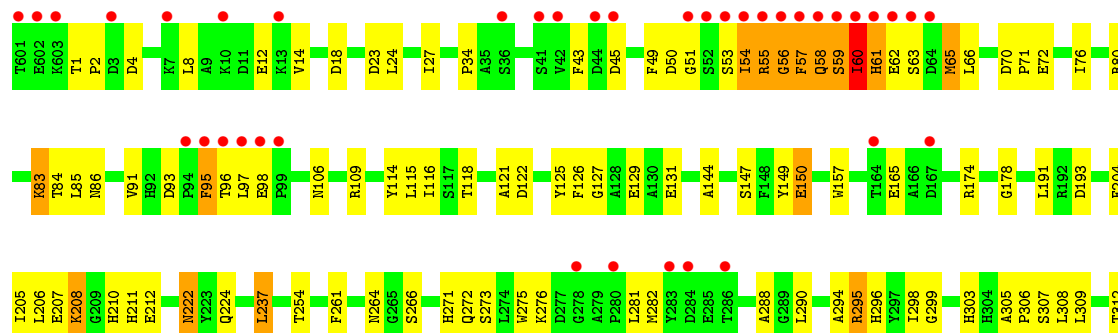


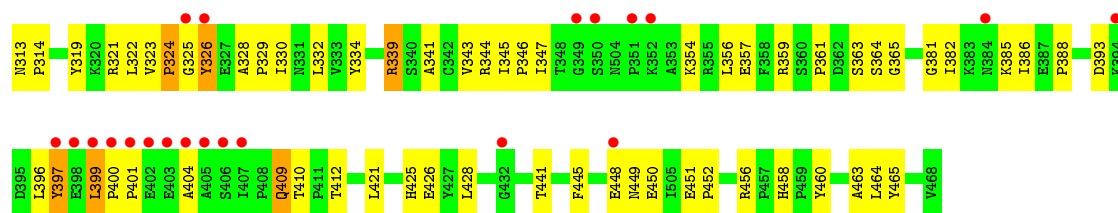


• Molecule 1: glutamine synthetase

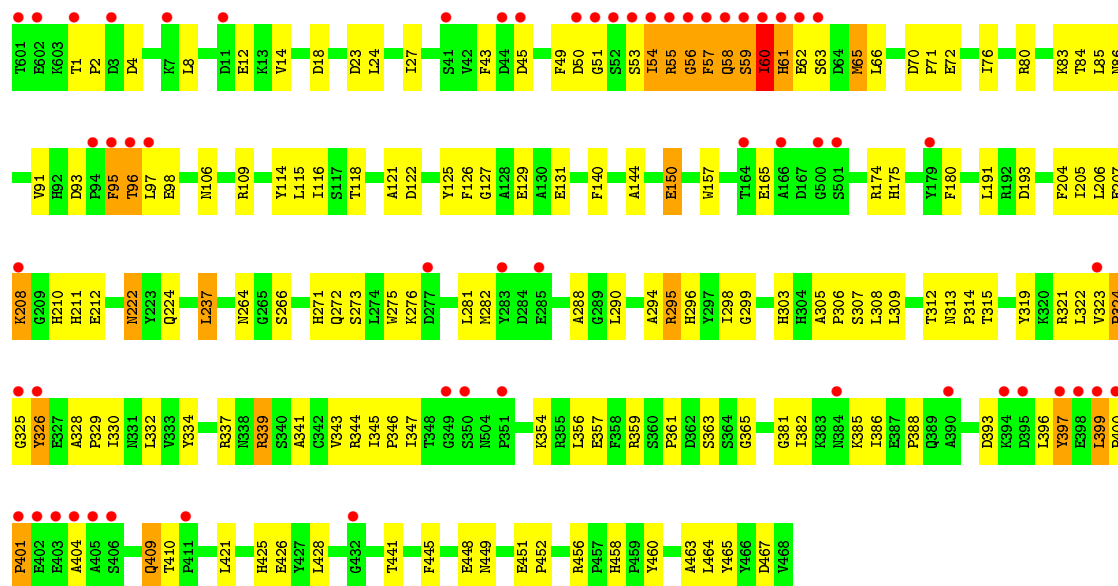


• Molecule 1: glutamine synthetase

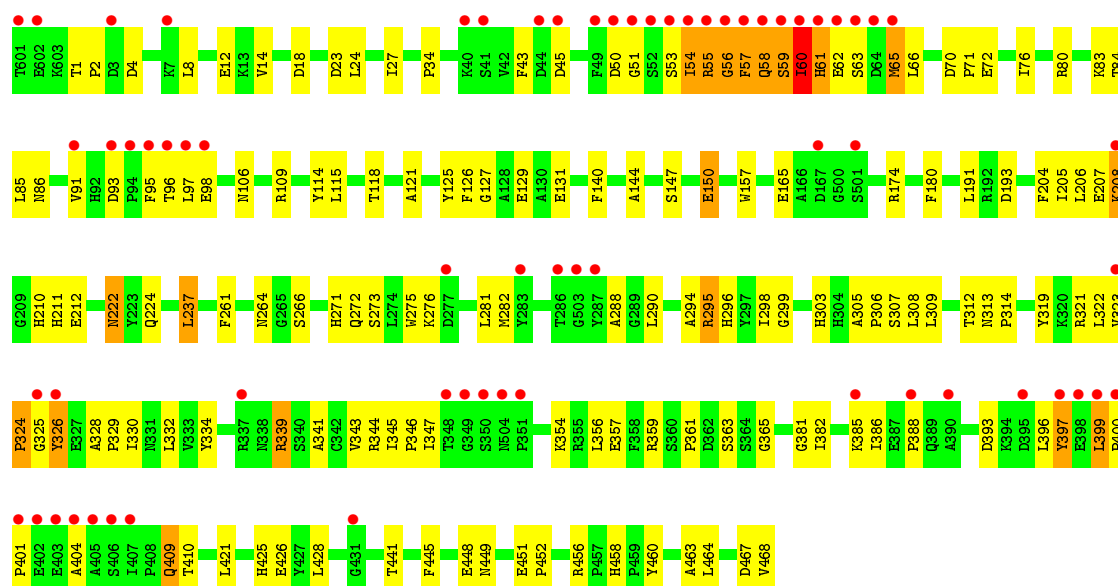




● Molecule 1: glutamine synthetase

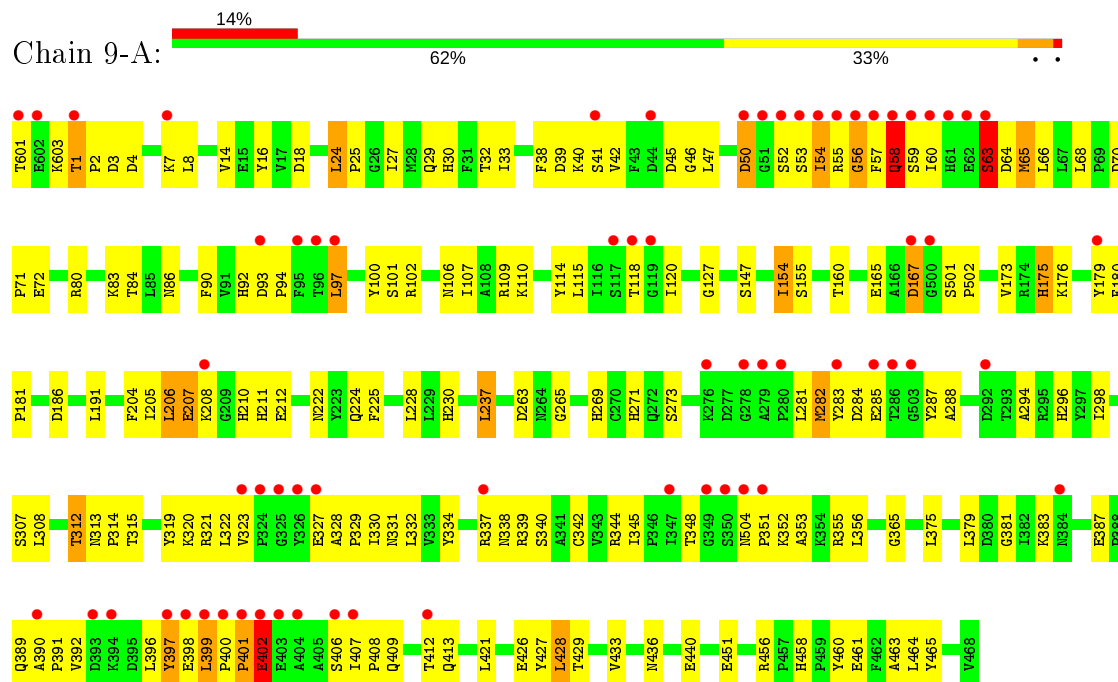


● Molecule 1: glutamine synthetase



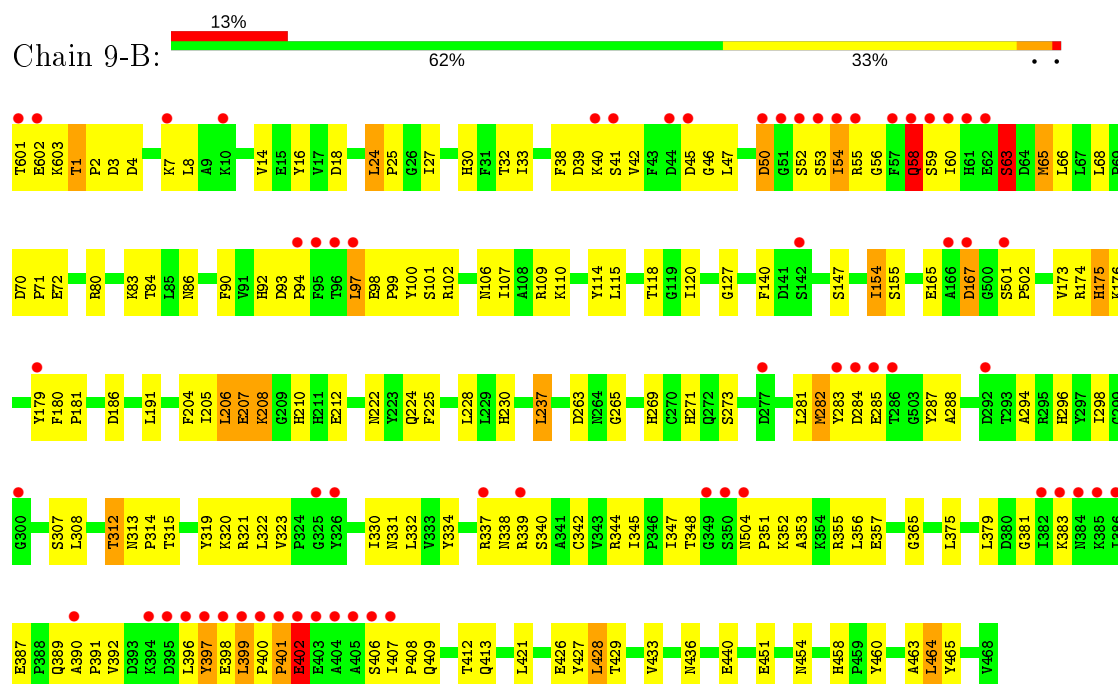
• Molecule 1: glutamine synthetase

Chain 9-A:



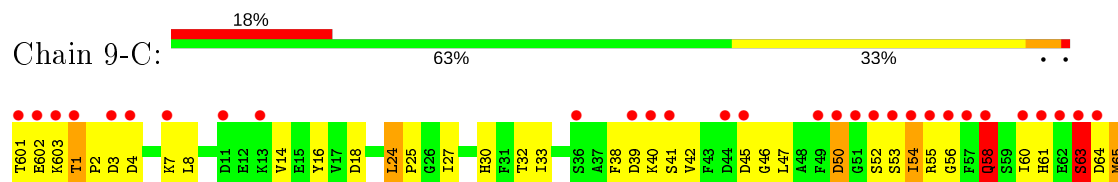
• Molecule 1: glutamine synthetase

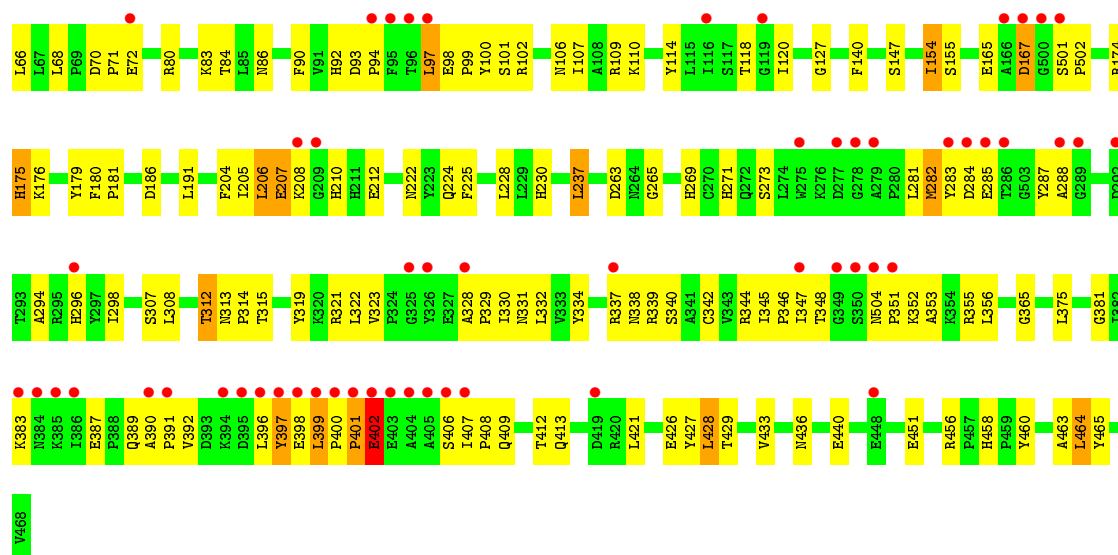
Chain 9-B:



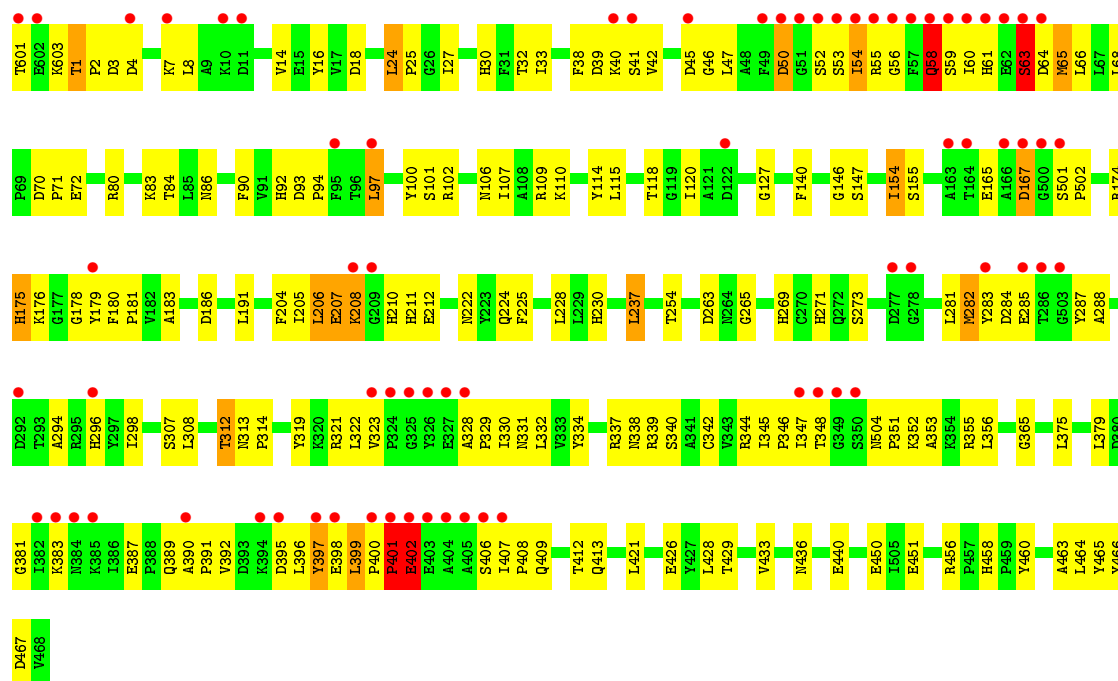
• Molecule 1: glutamine synthetase

Chain 9-C:



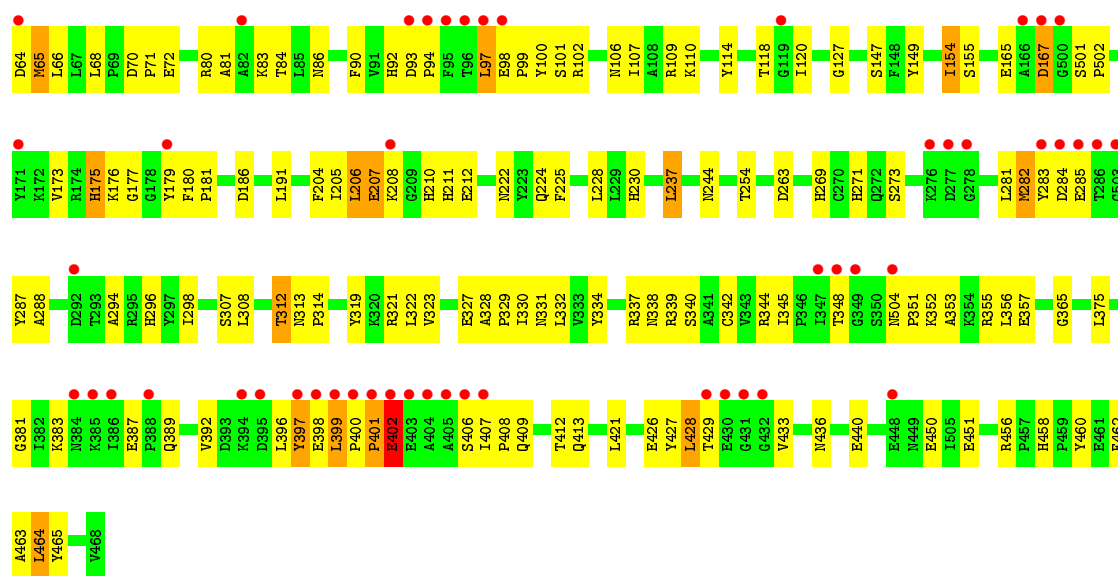


- Molecule 1: glutamine synthetase

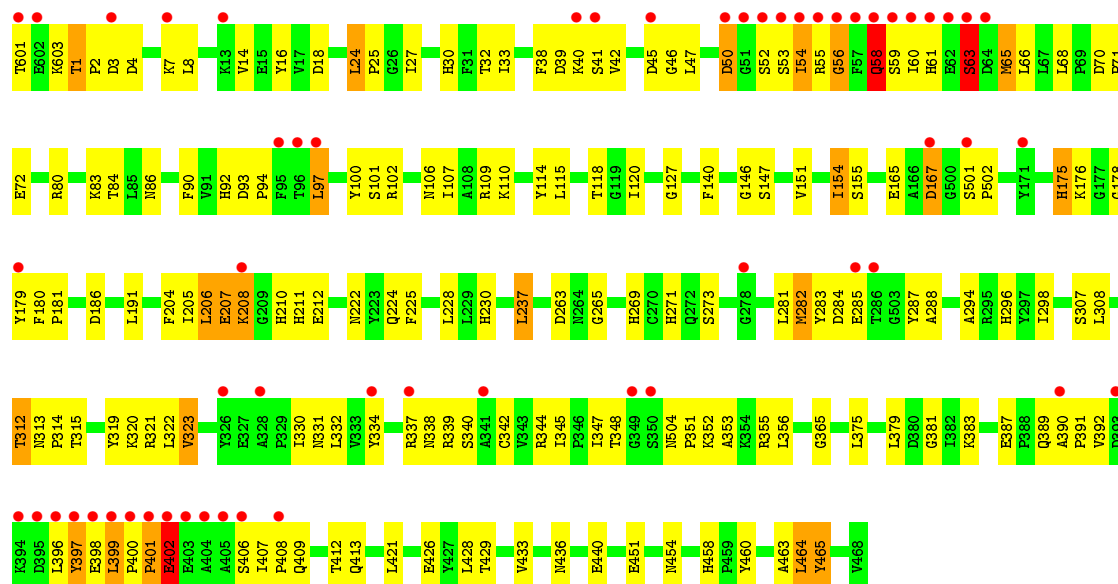


- Molecule 1: glutamine synthetase

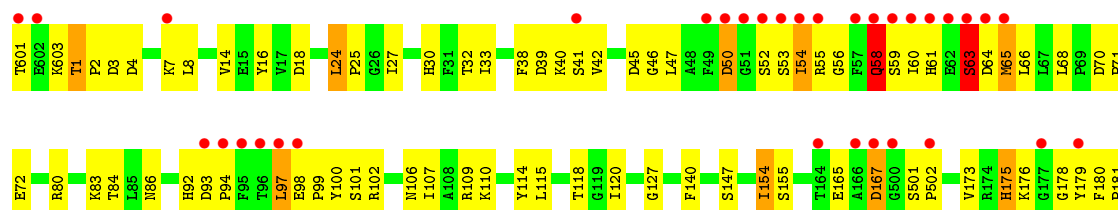


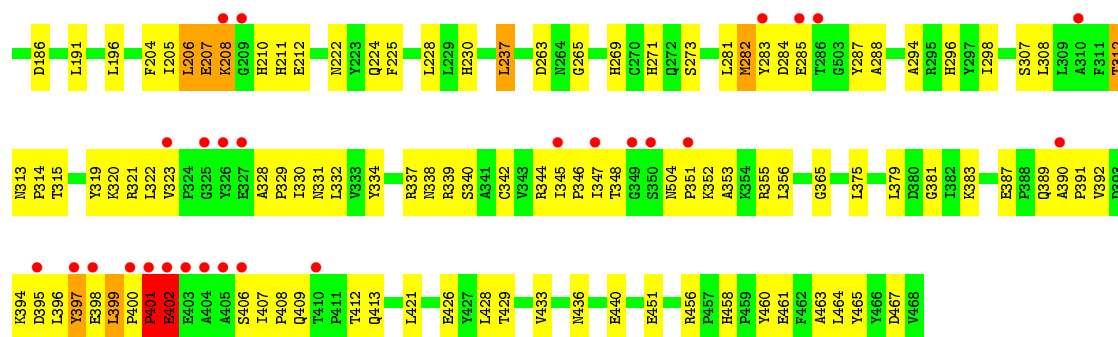


• Molecule 1: glutamine synthetase

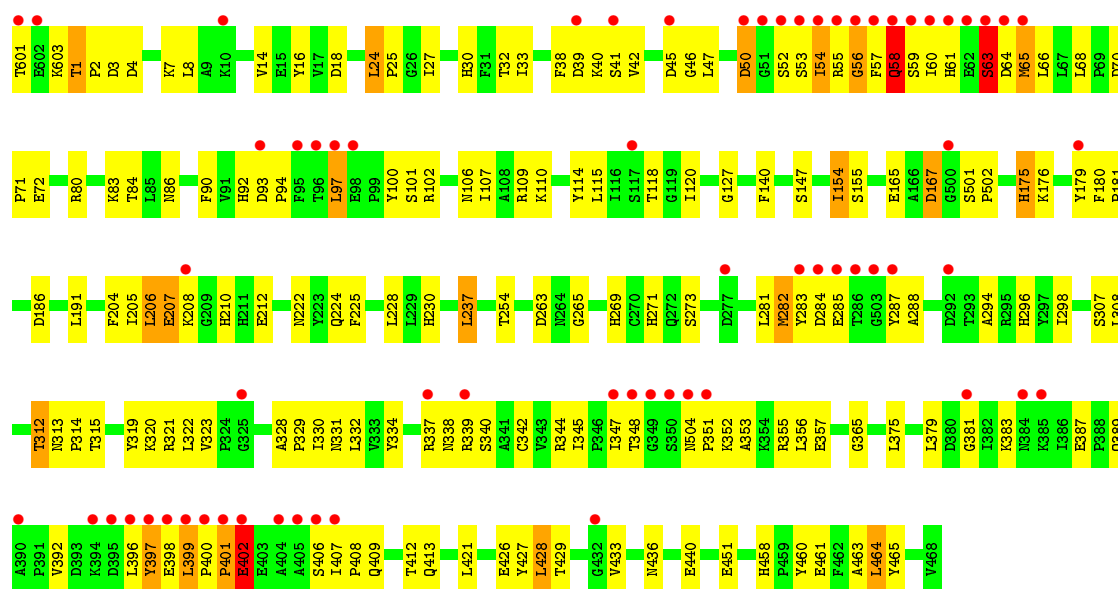


• Molecule 1: glutamine synthetase

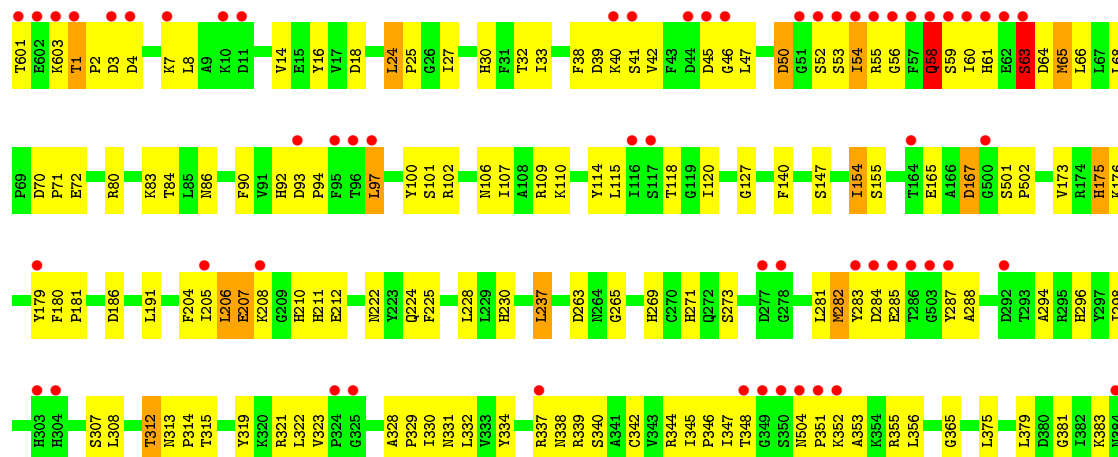




• Molecule 1: glutamine synthetase

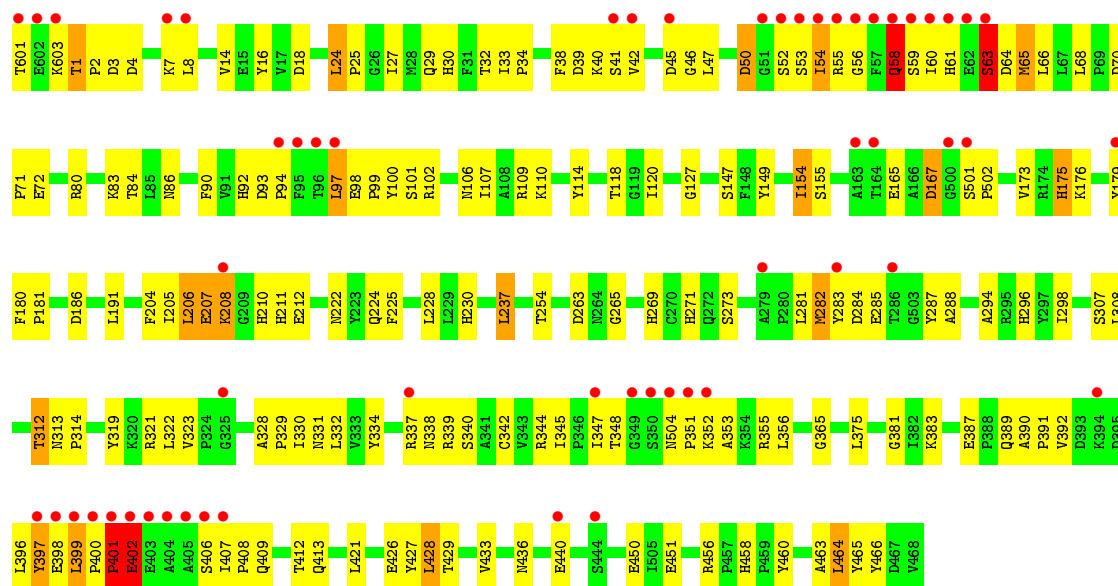


• Molecule 1: glutamine synthetase

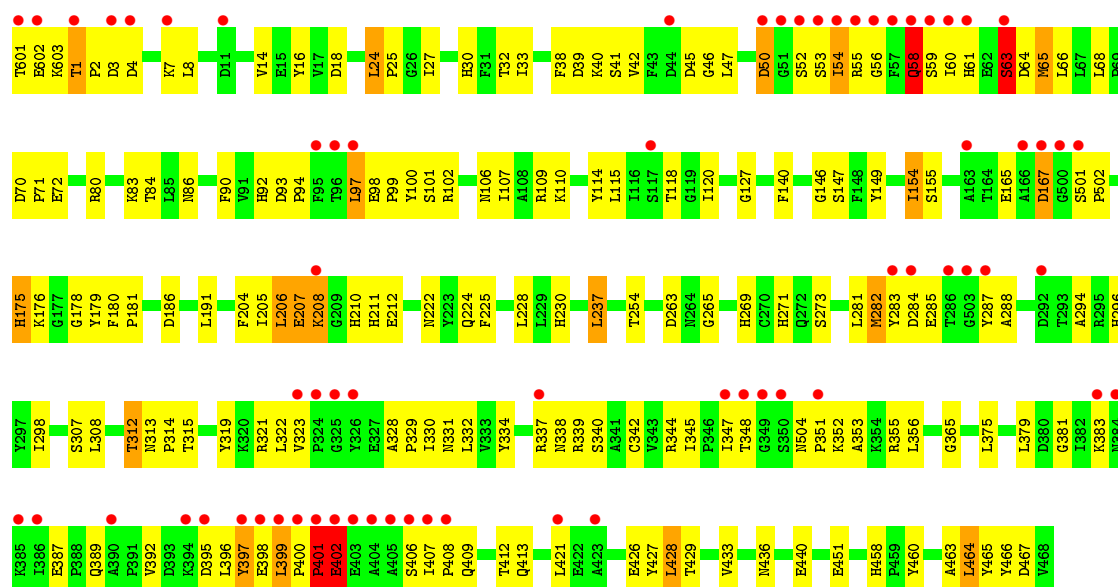




- Molecule 1: glutamine synthetase

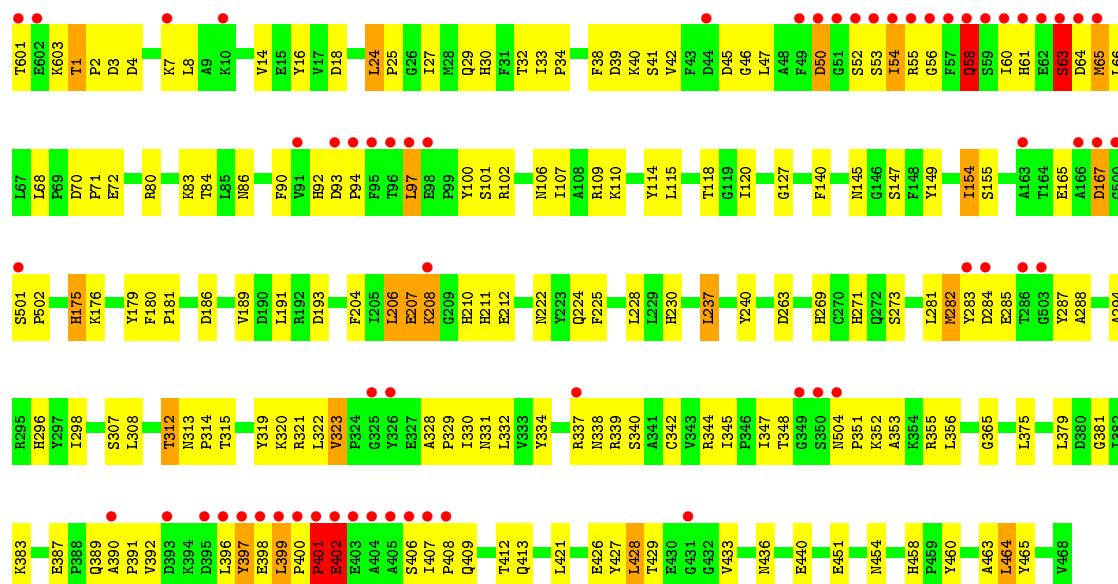


- Molecule 1: glutamine synthetase

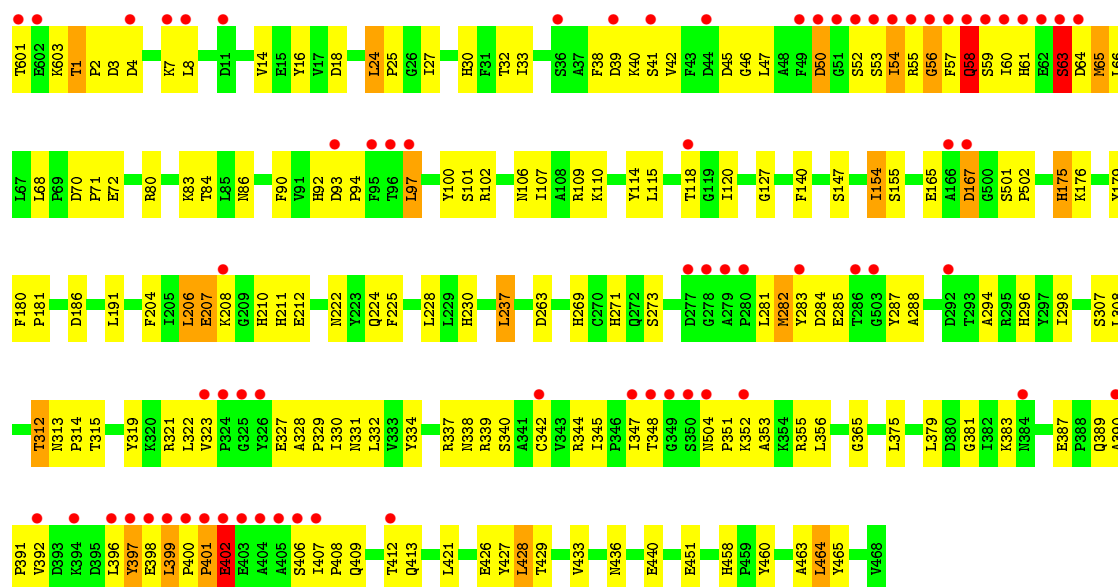


- Molecule 1: glutamine synthetase

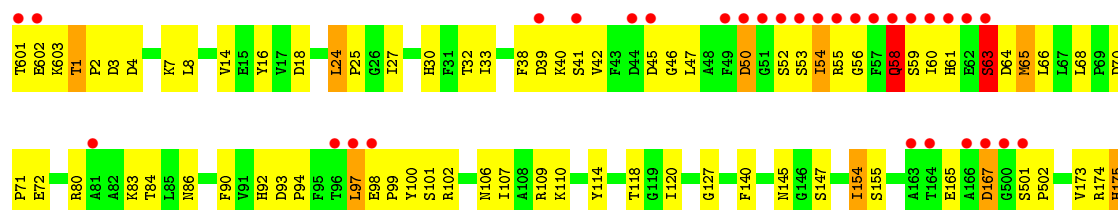




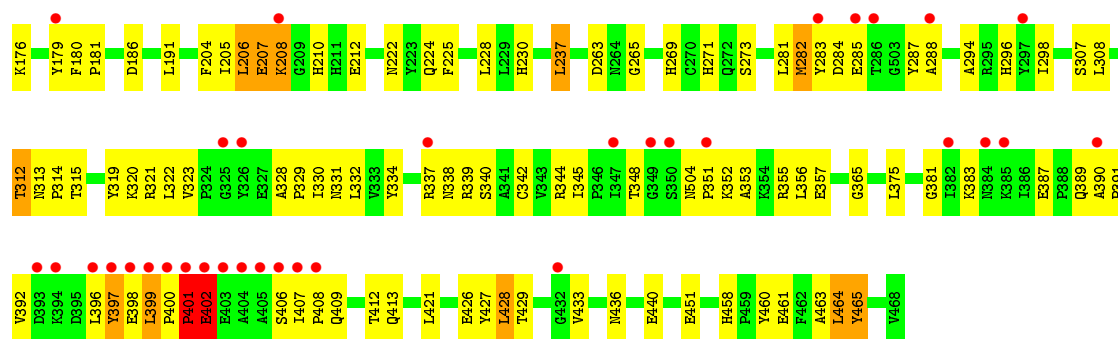
• Molecule 1: glutamine synthetase



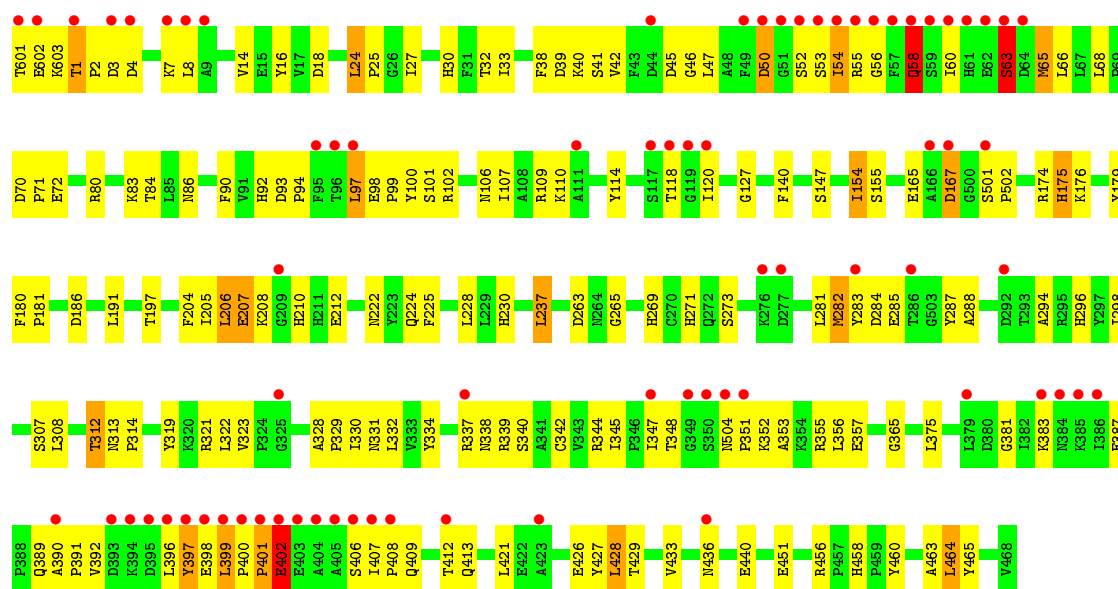
• Molecule 1: glutamine synthetase



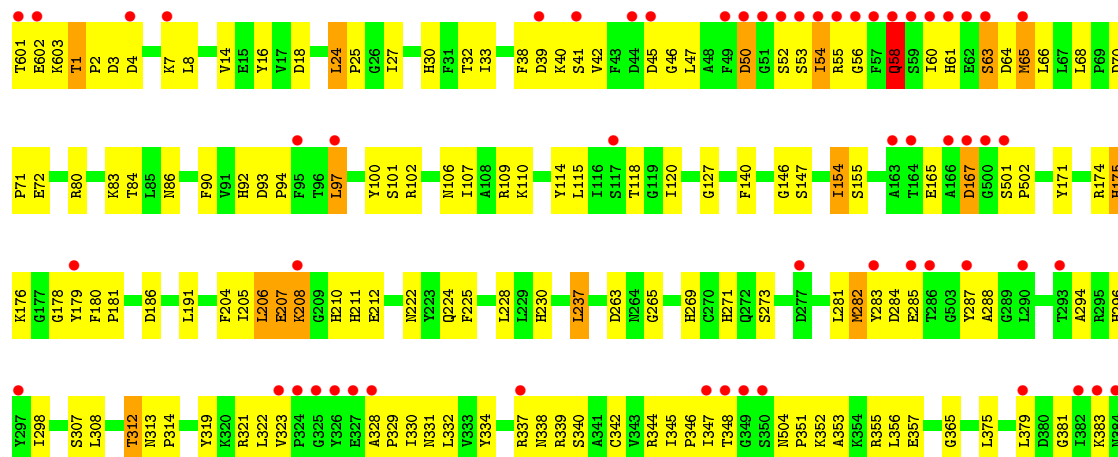




• Molecule 1: glutamine synthetase

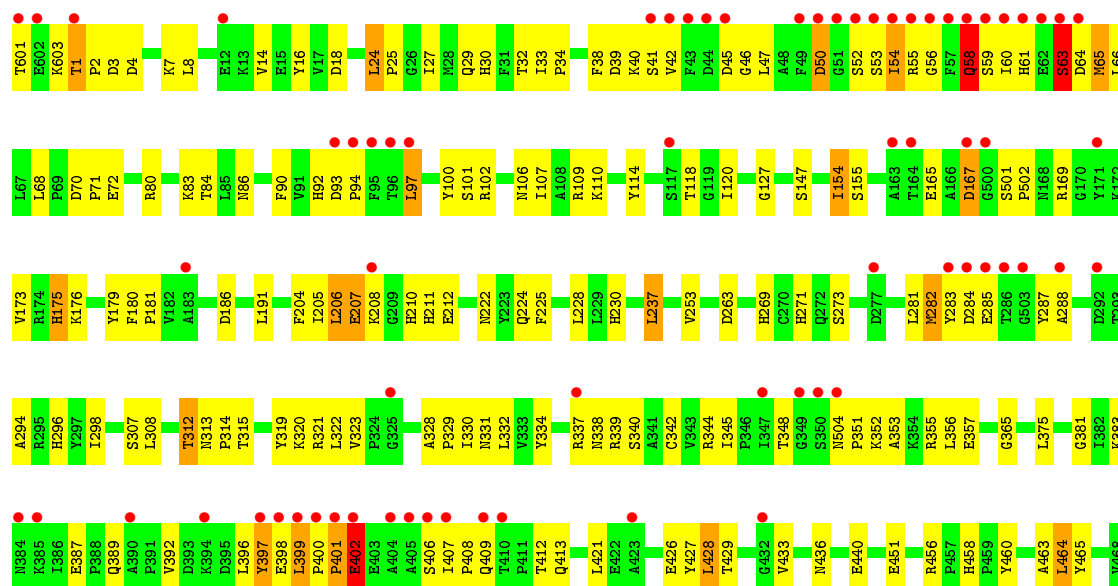


• Molecule 1: glutamine synthetase

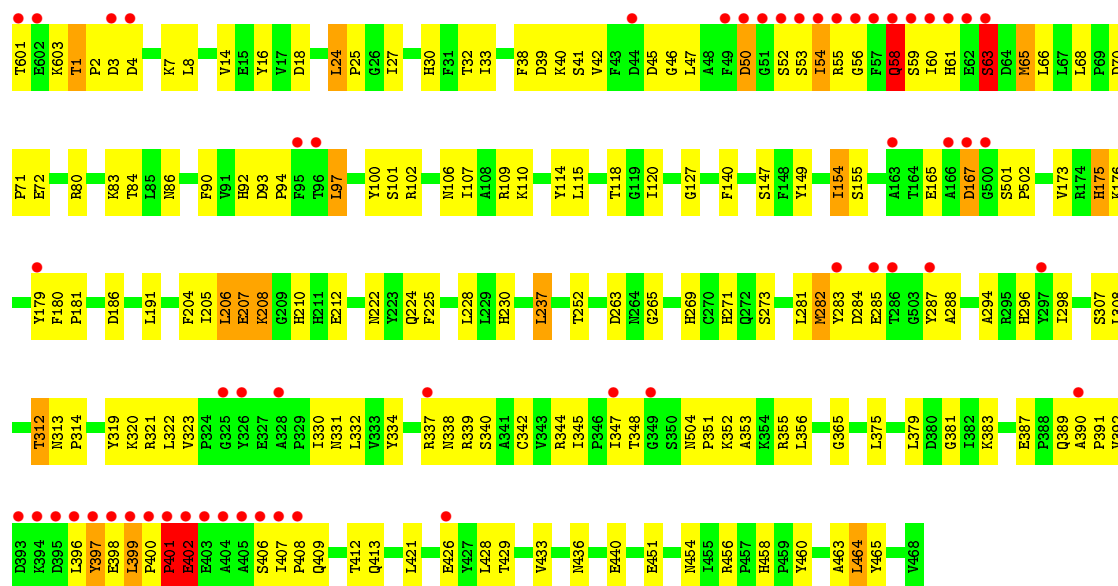




• Molecule 1: glutamine synthetase

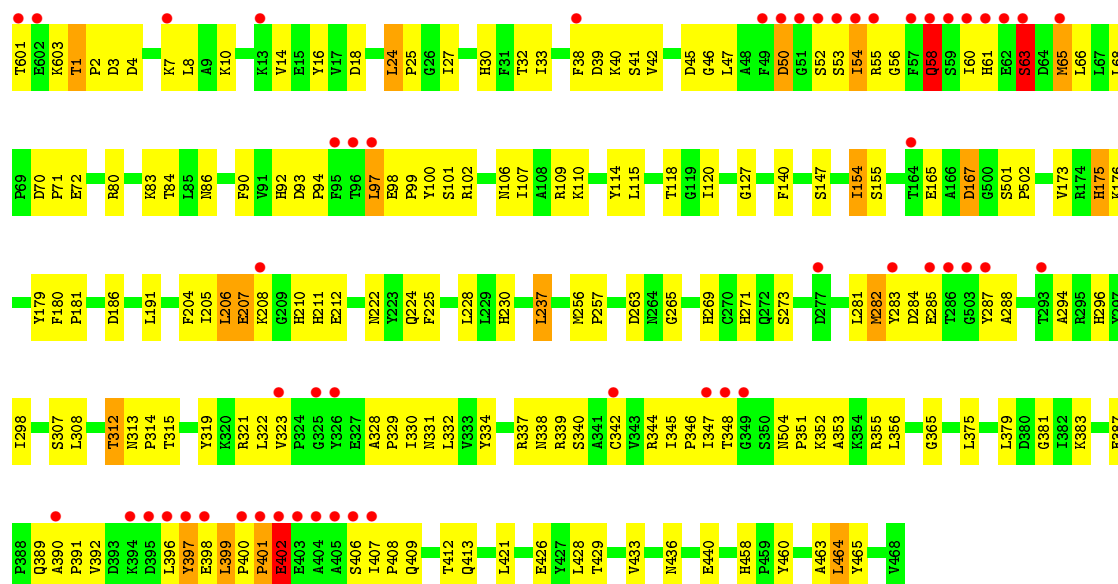


• Molecule 1: glutamine synthetase

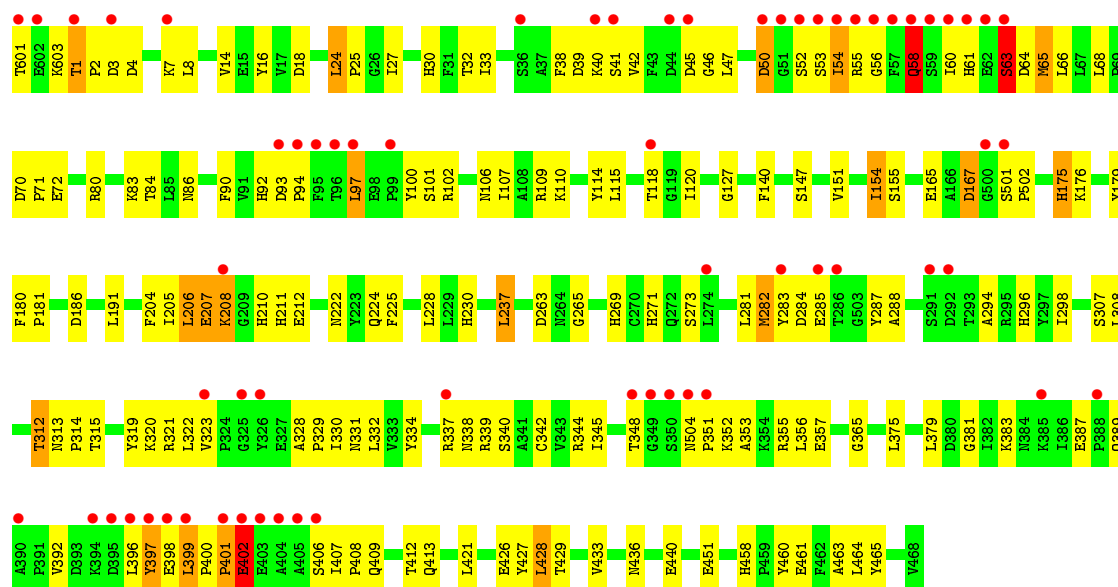


• Molecule 1: glutamine synthetase

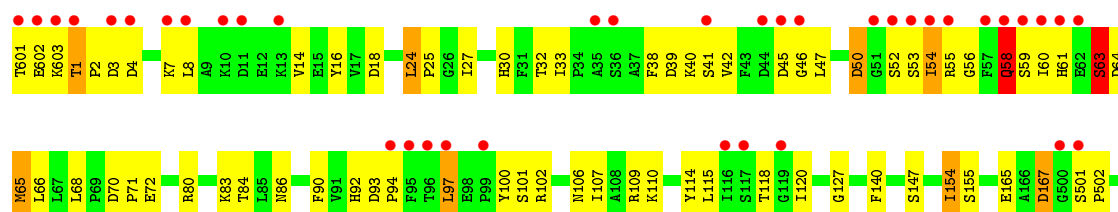


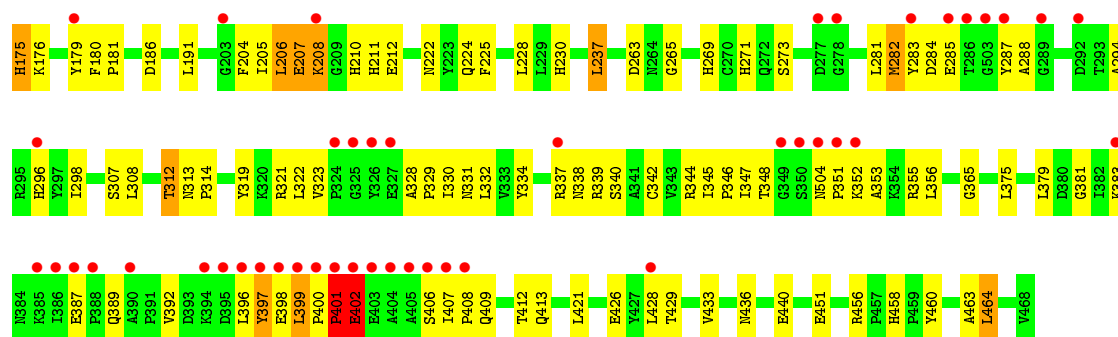


• Molecule 1: glutamine synthetase

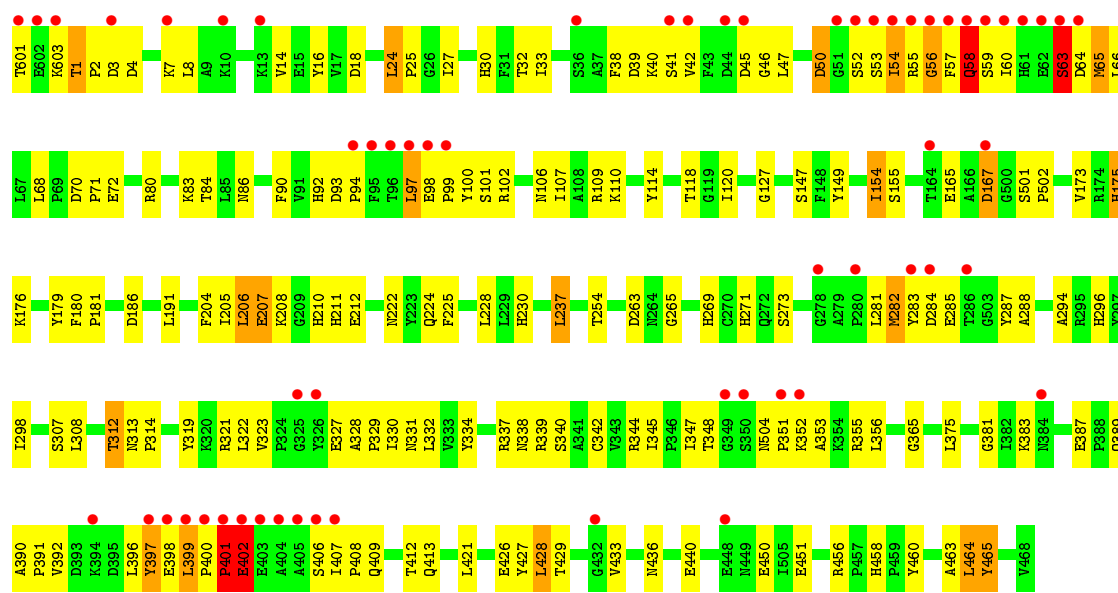


• Molecule 1: glutamine synthetase

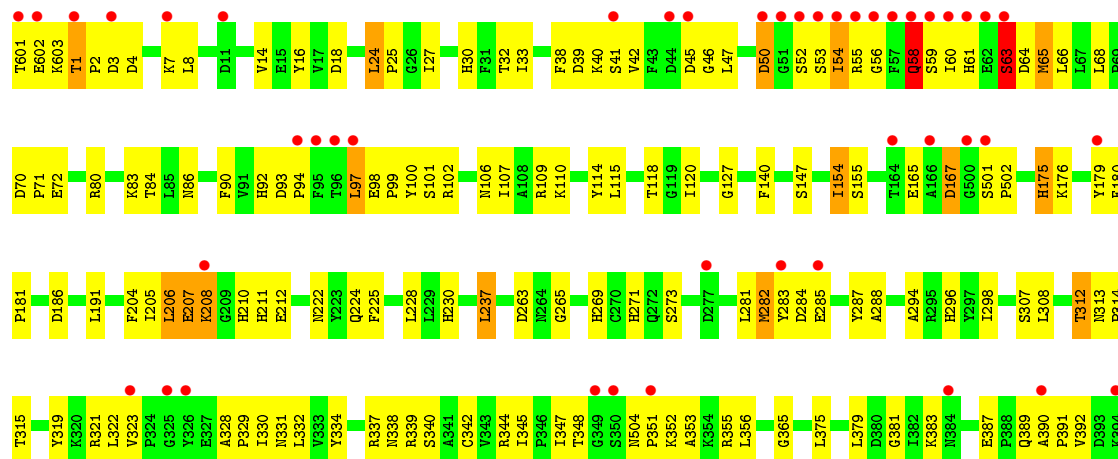


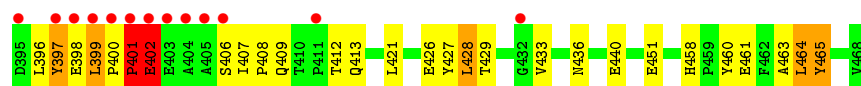


• Molecule 1: glutamine synthetase

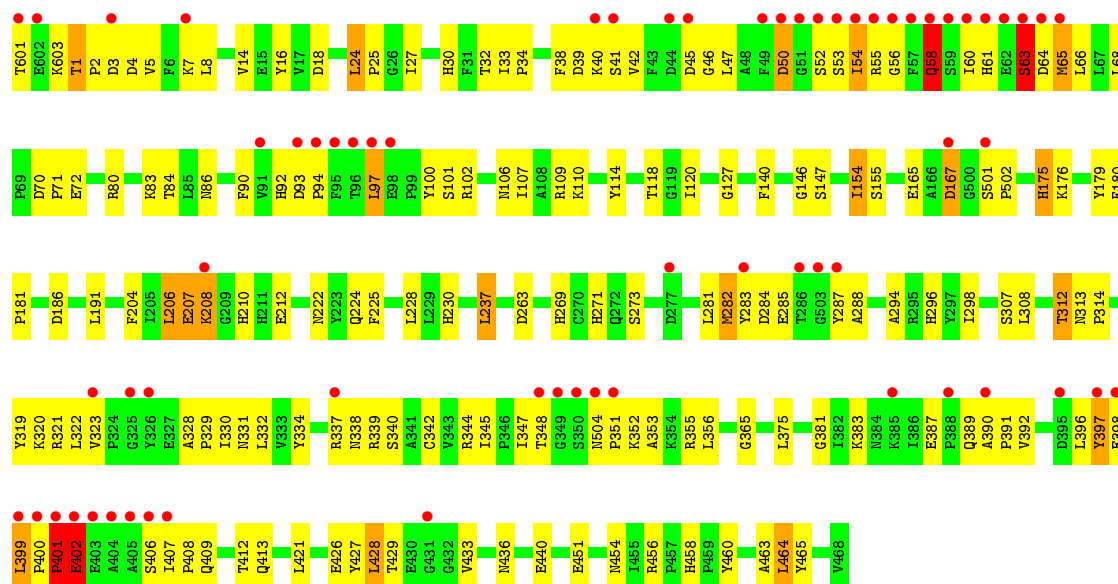


• Molecule 1: glutamine synthetase

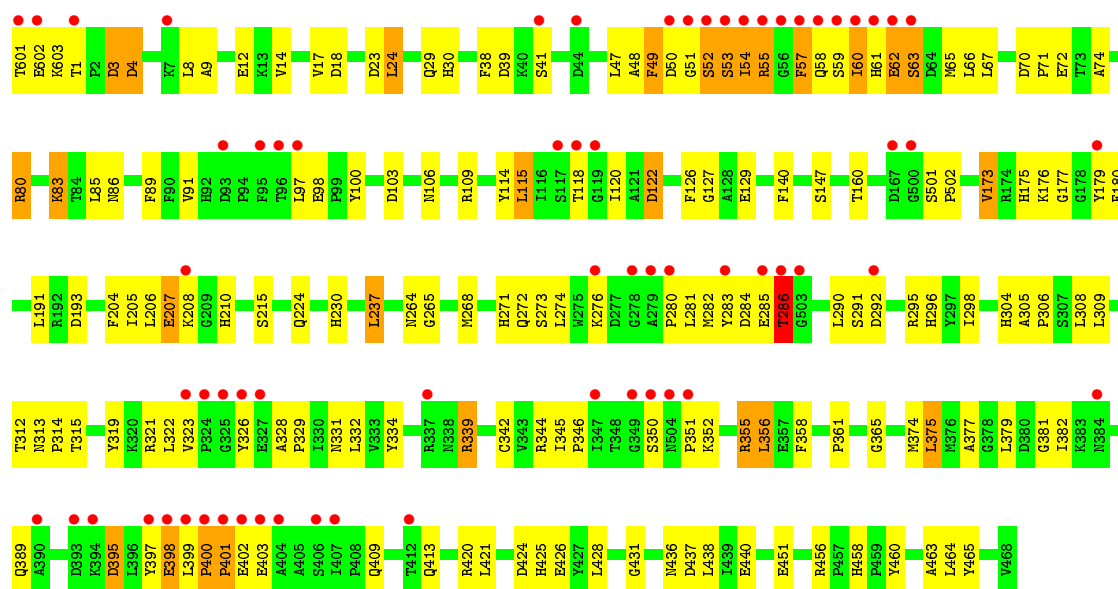




- Molecule 1: glutamine synthetase

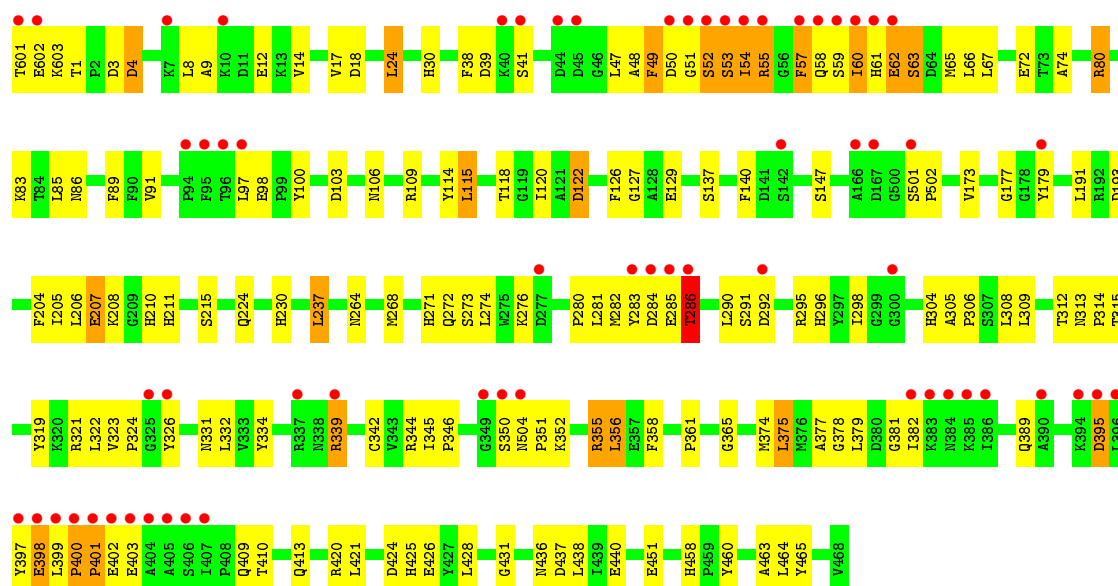


- Molecule 1: glutamine synthetase

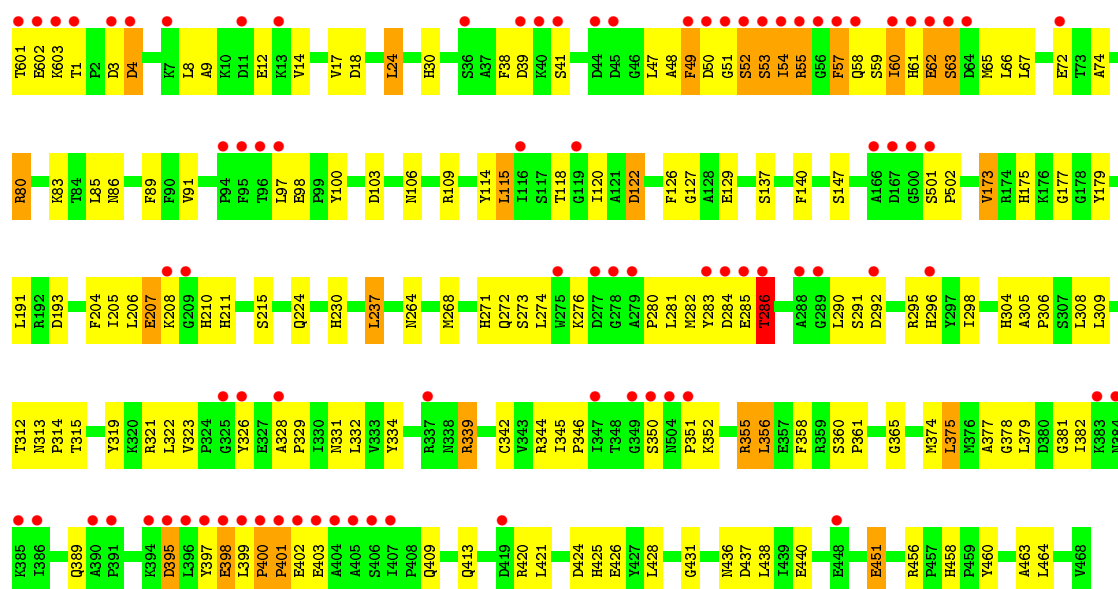


- Molecule 1: glutamine synthetase

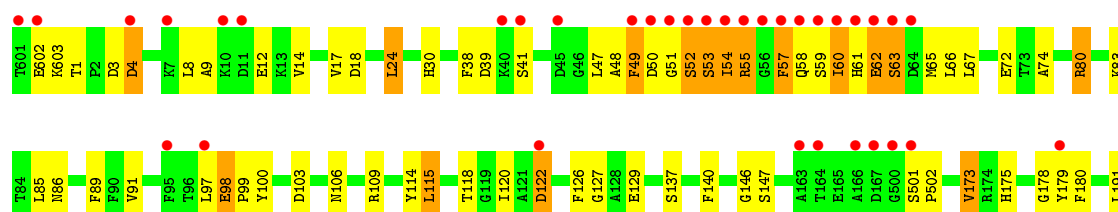


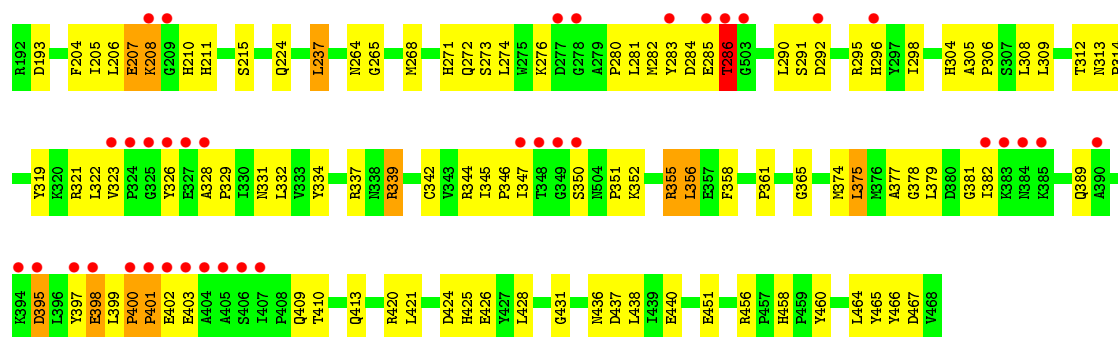


• Molecule 1: glutamine synthetase

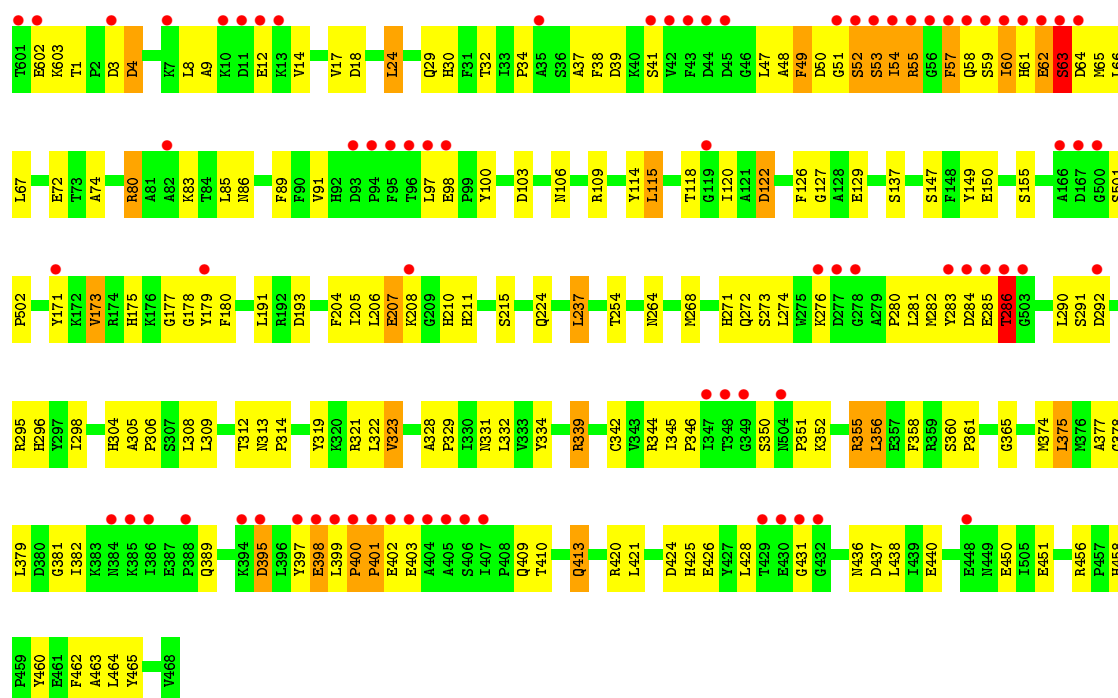


• Molecule 1: glutamine synthetase

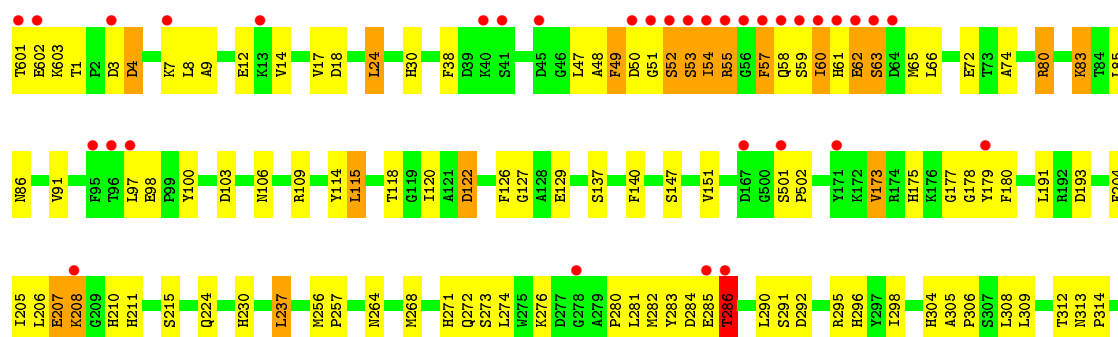


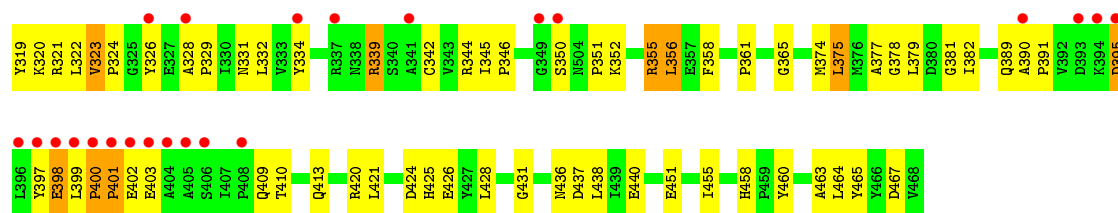


- Molecule 1: glutamine synthetase

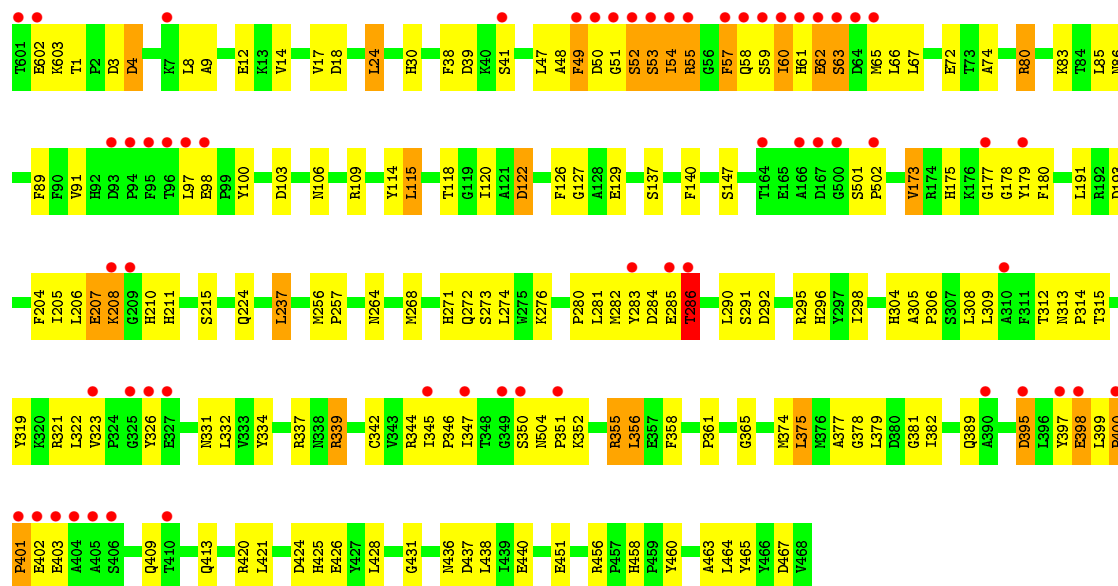


- Molecule 1: glutamine synthetase

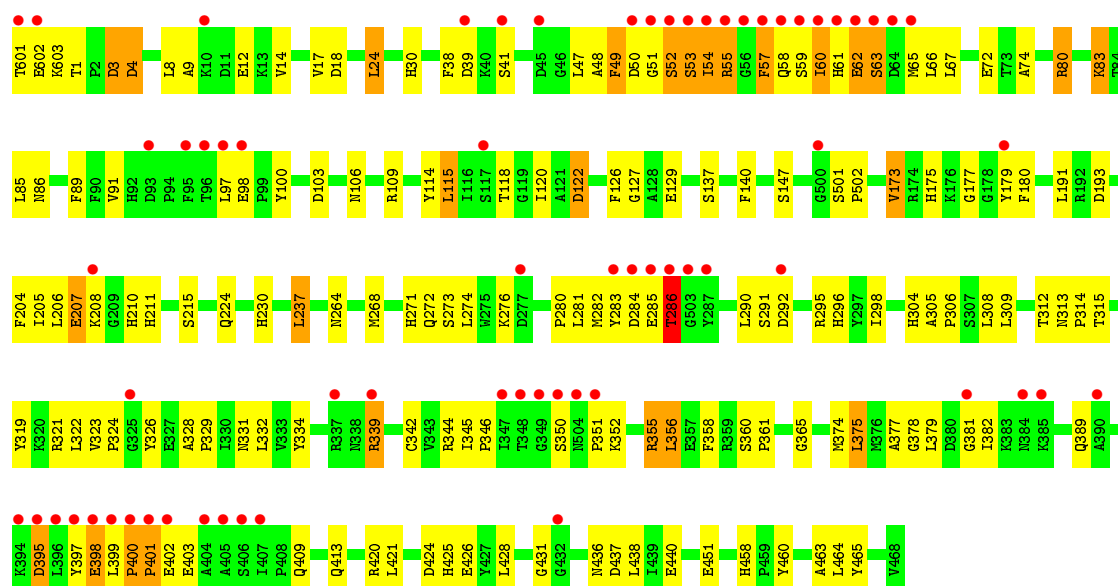




• Molecule 1: glutamine synthetase



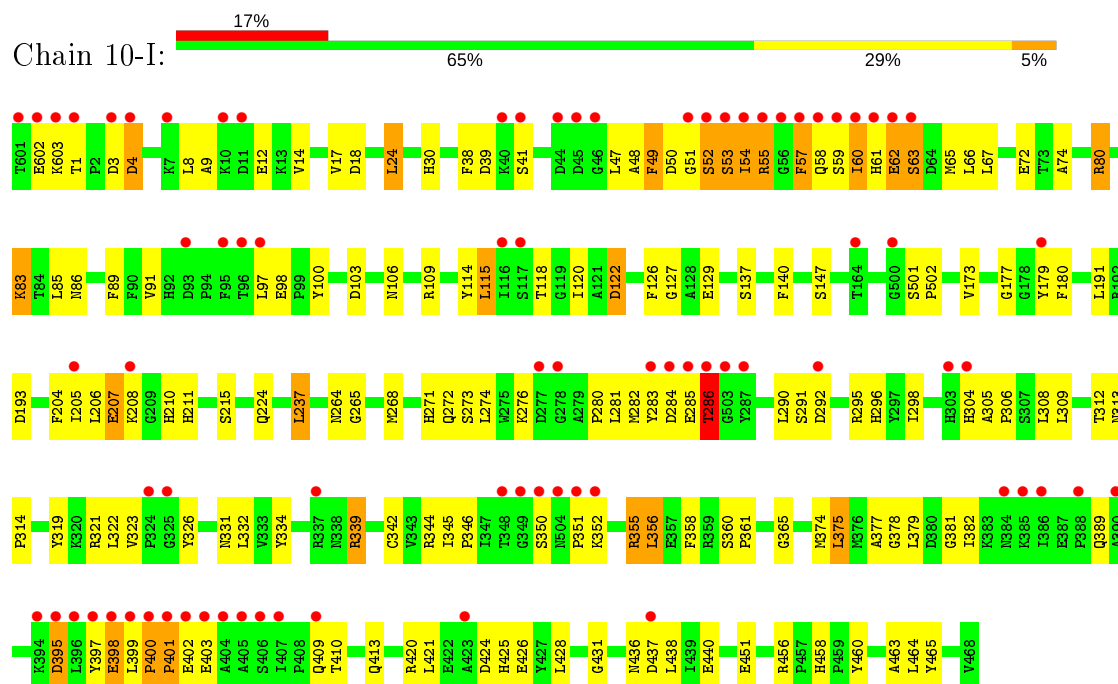
• Molecule 1: glutamine synthetase





- Molecule 1: glutamine synthetase

Chain 10-I:



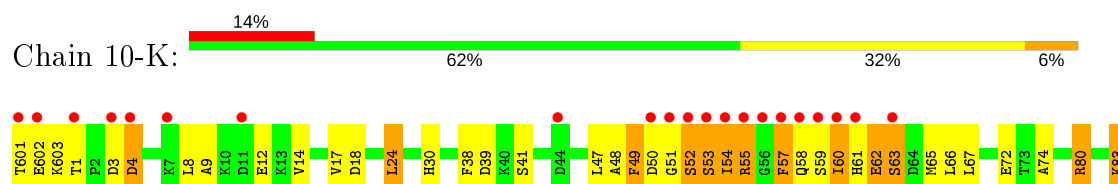
- Molecule 1: glutamine synthetase

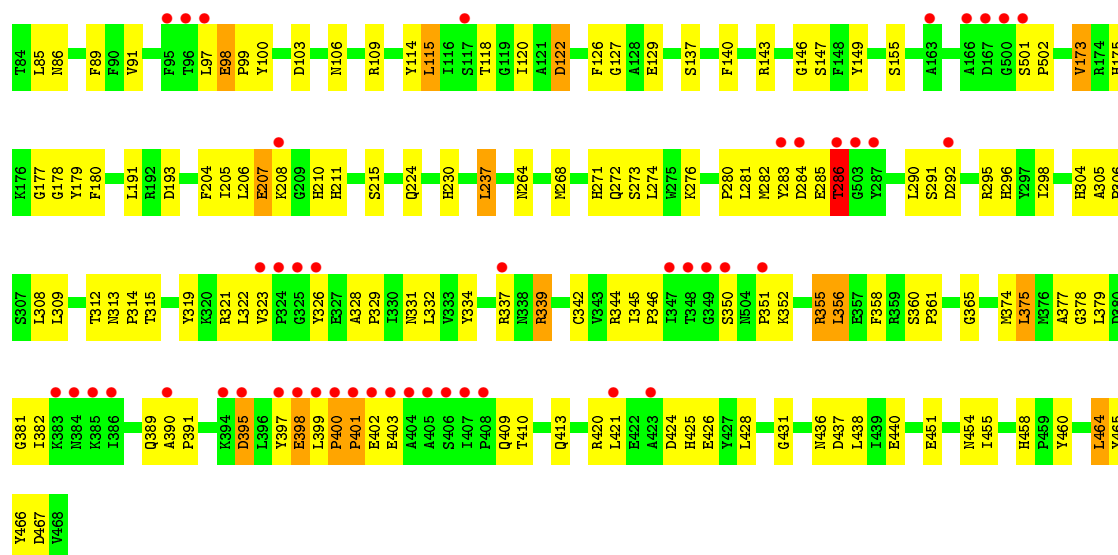
Chain 10-J:



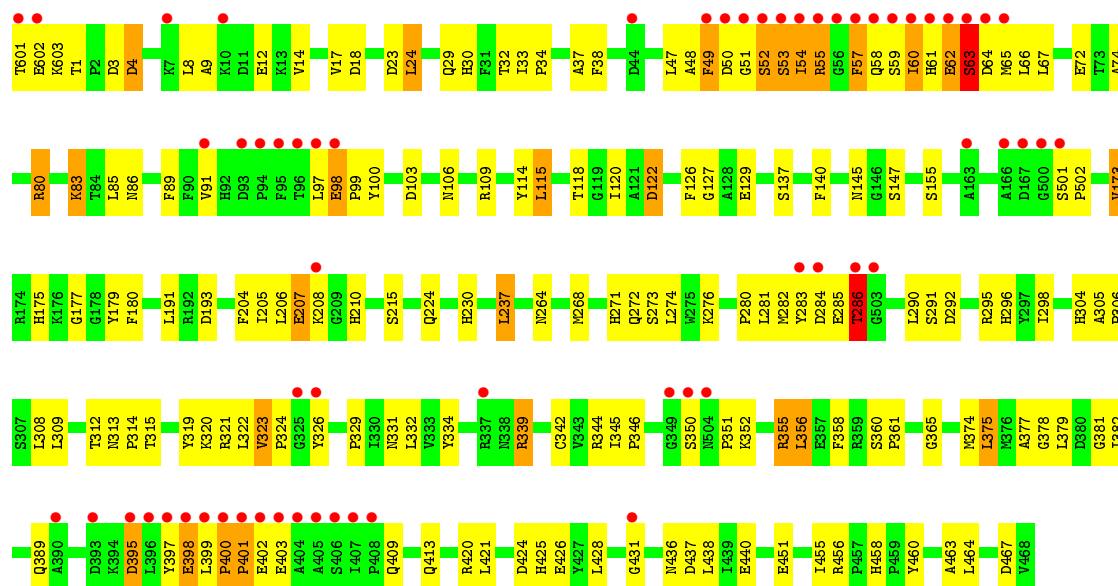
- Molecule 1: glutamine synthetase

Chain 10-K:

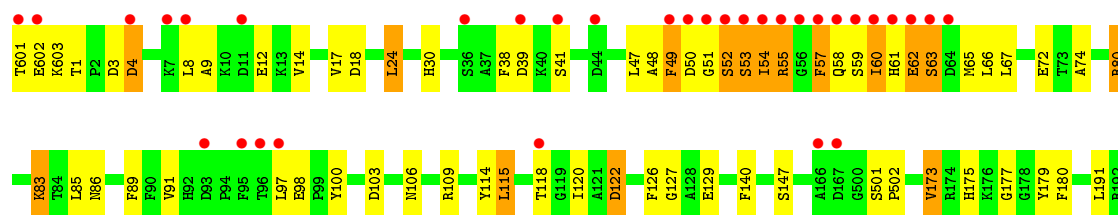


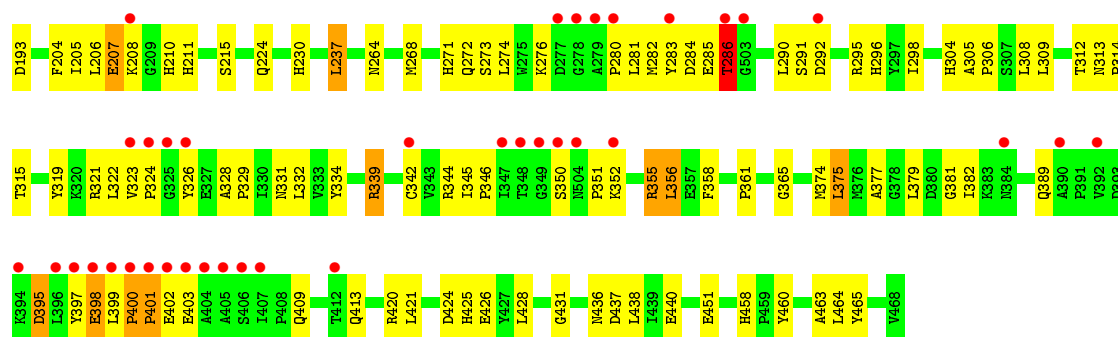


• Molecule 1: glutamine synthetase

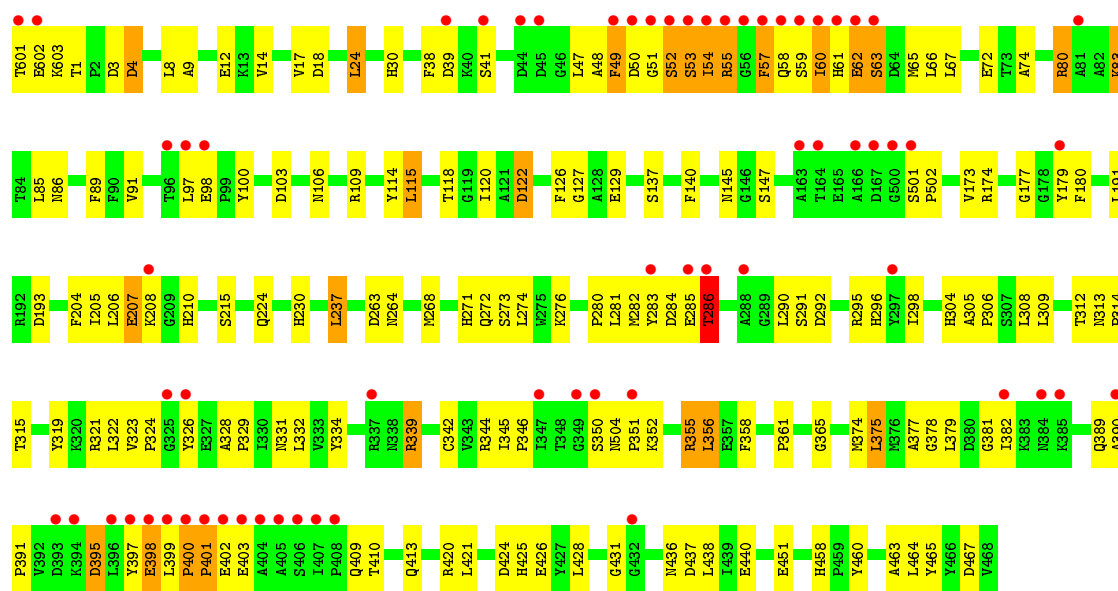


• Molecule 1: glutamine synthetase

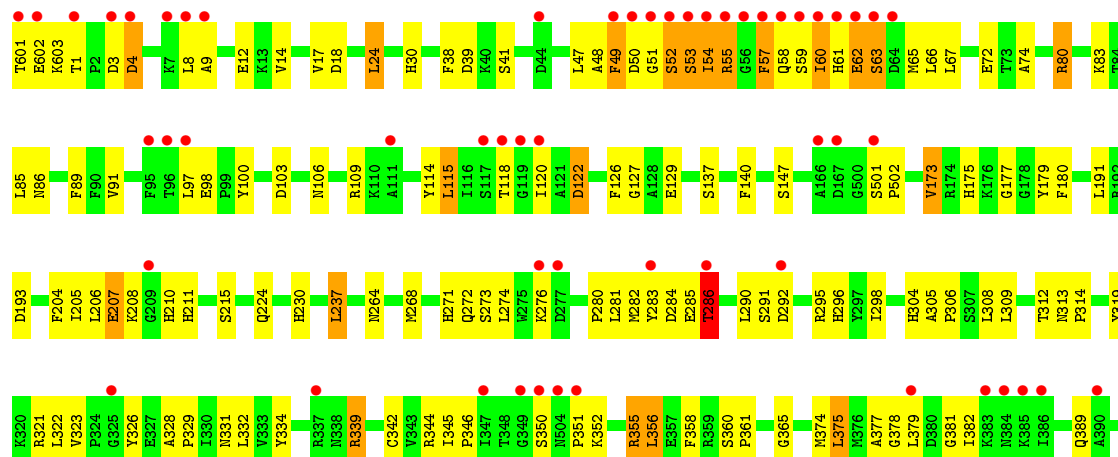


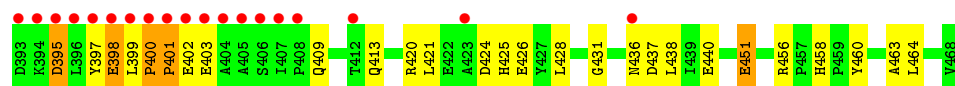


• Molecule 1: glutamine synthetase

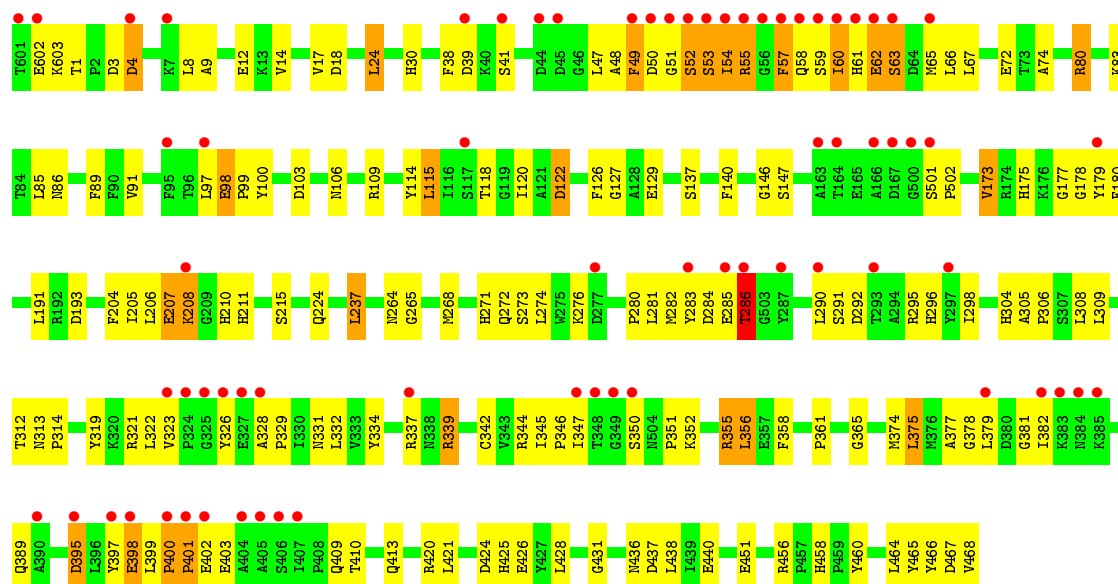


• Molecule 1: glutamine synthetase

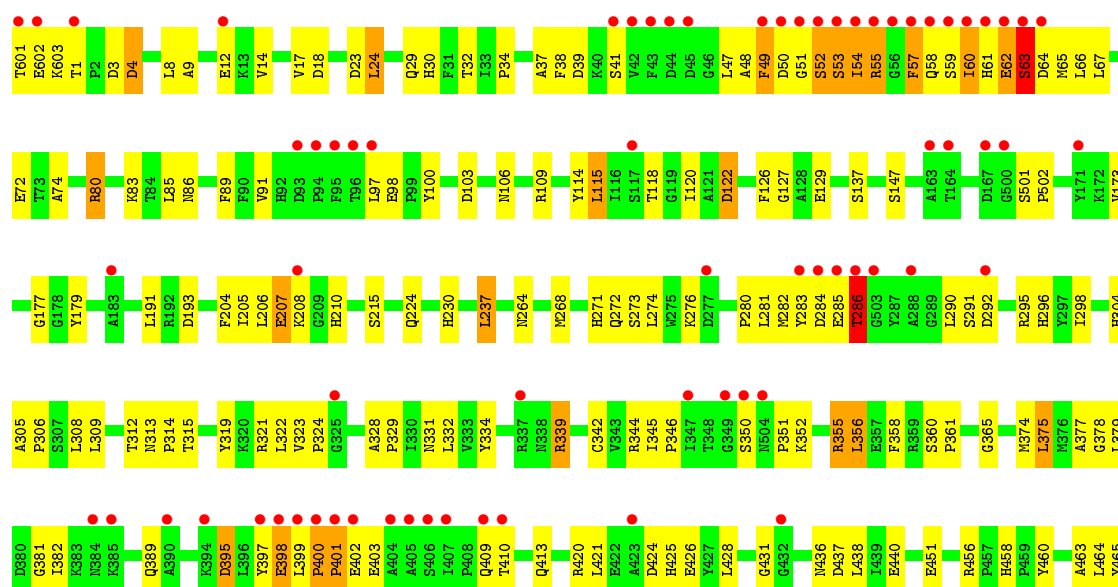




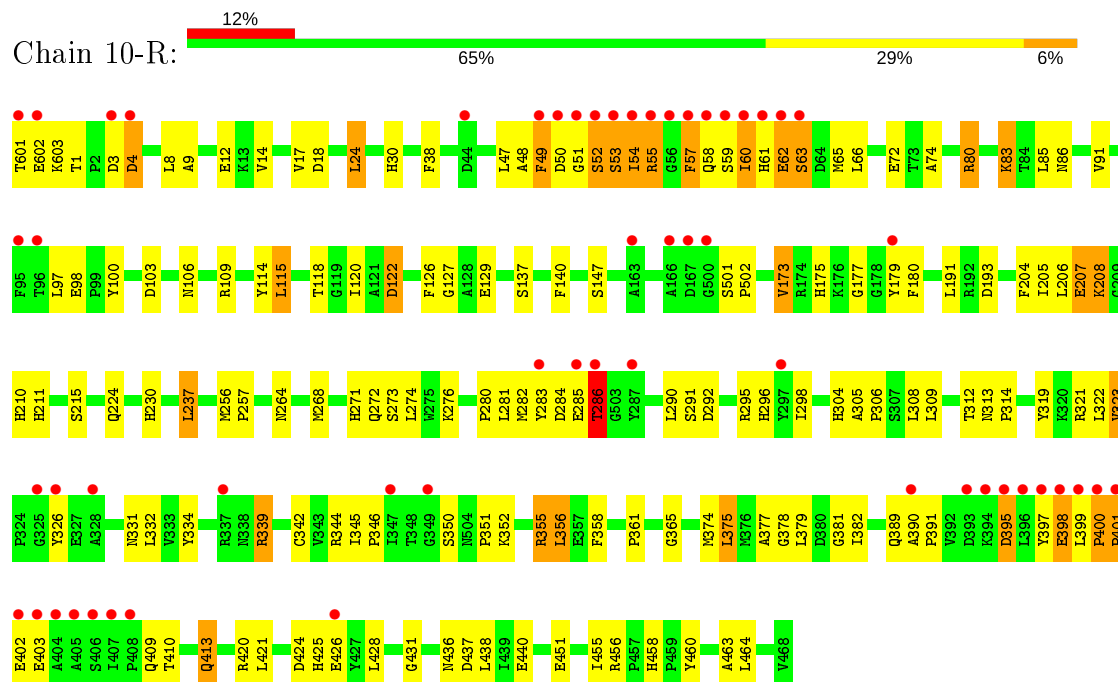
• Molecule 1: glutamine synthetase



• Molecule 1: glutamine synthetase



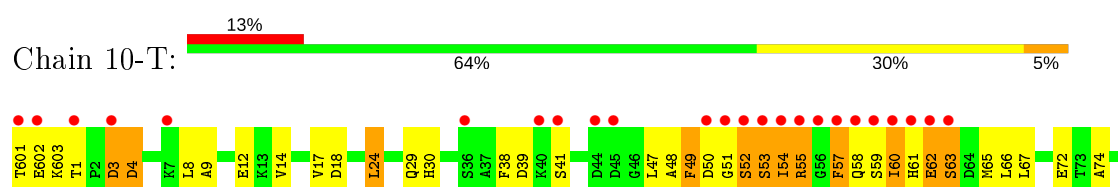
- Molecule 1: glutamine synthetase

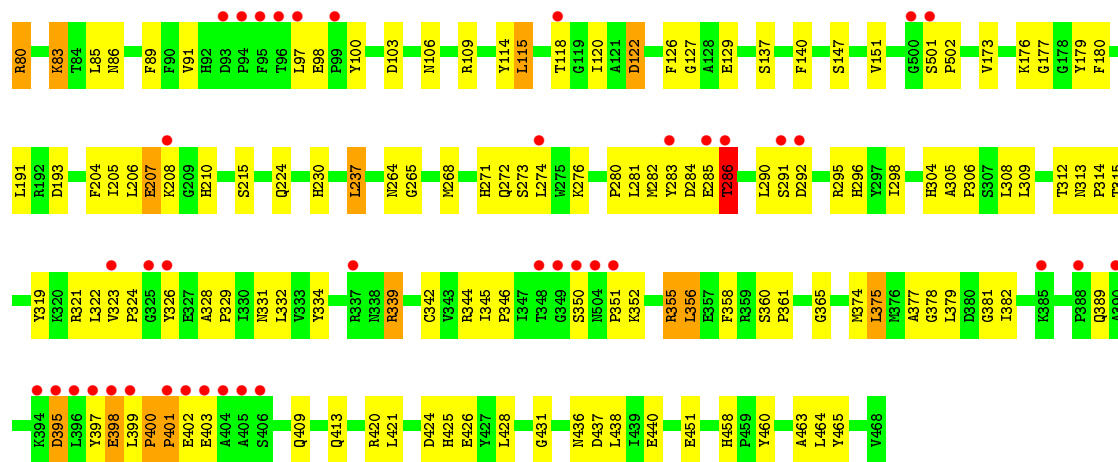


- Molecule 1: glutamine synthetase

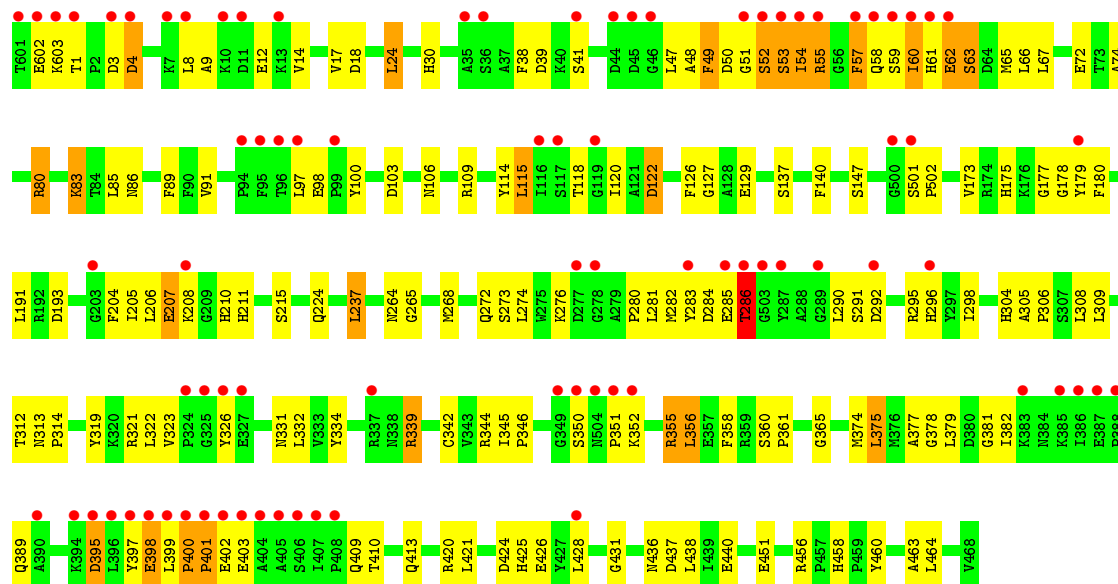


- Molecule 1: glutamine synthetase

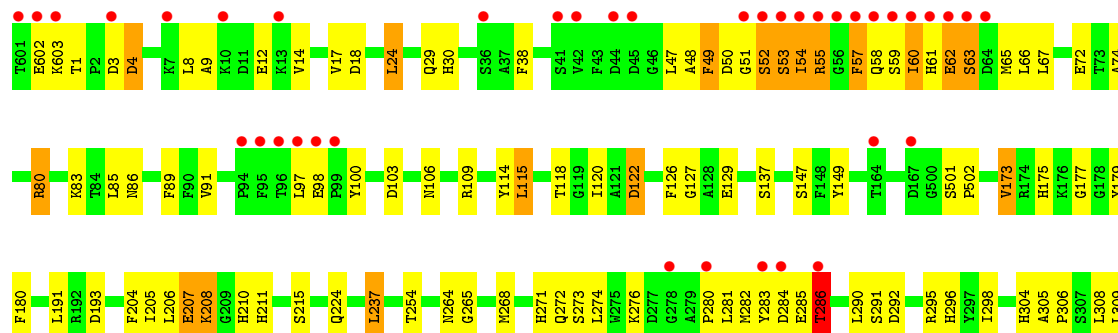


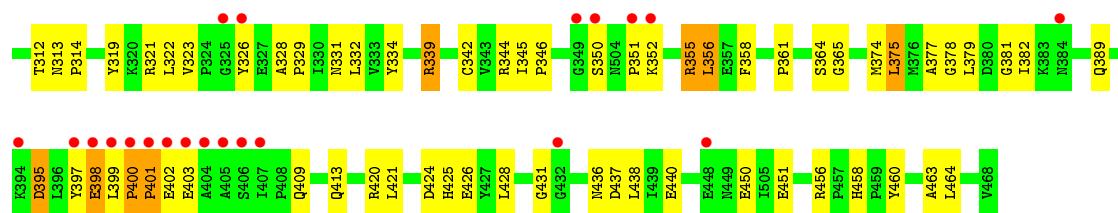


• Molecule 1: glutamine synthetase

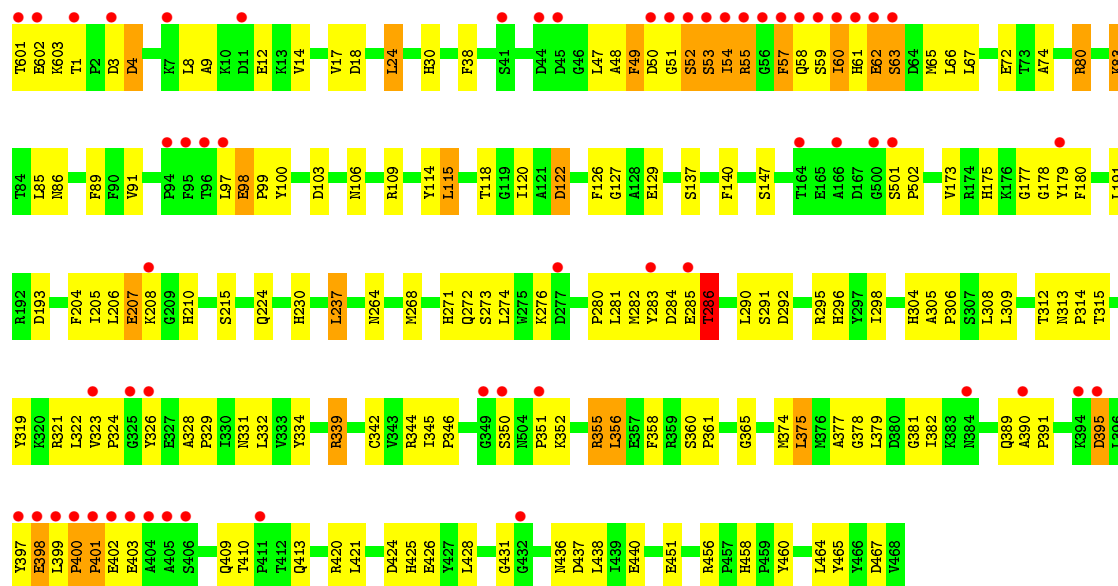


• Molecule 1: glutamine synthetase

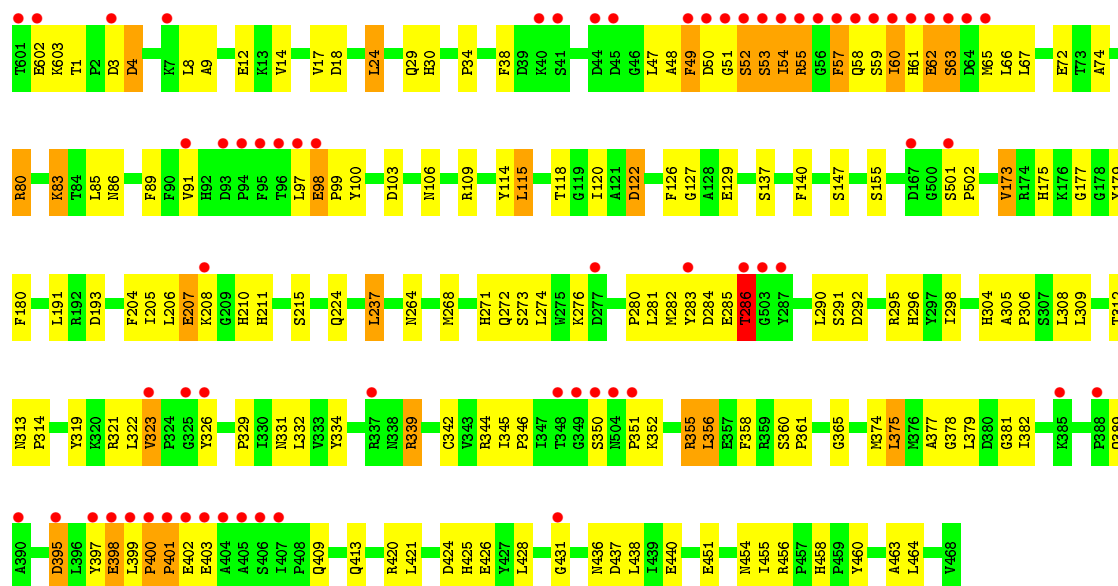




• Molecule 1: glutamine synthetase



• Molecule 1: glutamine synthetase



## 4 Data and refinement statistics

Property	Value	Source
Space group	P 21 21 21	Depositor
Cell constants a, b, c, $\alpha$ , $\beta$ , $\gamma$	207.72Å 257.69Å 274.50Å 90.00° 90.00° 90.00°	Depositor
Resolution (Å)	20.00 – 2.40 20.00 – 2.40	Depositor EDS
% Data completeness (in resolution range)	99.6 (20.00-2.40) 99.7 (20.00-2.40)	Depositor EDS
$R_{merge}$	0.07	Depositor
$R_{sym}$	(Not available)	Depositor
$\langle I/\sigma(I) \rangle$ <sup>1</sup>	6.38 (at 2.41Å)	Xtriage
Refinement program	X-PLOR 3.843	Depositor
R, $R_{free}$	0.204 , 0.223 0.219 , (Not available)	Depositor DCC
$R_{free}$ test set	No test flags present.	wwPDB-VP
Wilson B-factor (Å <sup>2</sup> )	28.4	Xtriage
Anisotropy	0.287	Xtriage
Bulk solvent $k_{sol}$ (e/Å <sup>3</sup> ), $B_{sol}$ (Å <sup>2</sup> )	0.22 , 91.3	EDS
L-test for twinning <sup>2</sup>	$\langle  L  \rangle = 0.49$ , $\langle L^2 \rangle = 0.33$	Xtriage
Estimated twinning fraction	No twinning to report.	Xtriage
$F_o, F_c$ correlation	0.92	EDS
Total number of atoms	978720	wwPDB-VP
Average B, all atoms (Å <sup>2</sup> )	25.0	wwPDB-VP

Xtriage's analysis on translational NCS is as follows: *The analyses of the Patterson function reveals a significant off-origin peak that is 36.31 % of the origin peak, indicating pseudo-translational symmetry. The chance of finding a peak of this or larger height randomly in a structure without pseudo-translational symmetry is equal to 5.0949e-04. The detected translational NCS is most likely also responsible for the elevated intensity ratio.*

<sup>1</sup>Intensities estimated from amplitudes.

<sup>2</sup>Theoretical values of  $\langle |L| \rangle$ ,  $\langle L^2 \rangle$  for acentric reflections are 0.5, 0.333 respectively for untwinned datasets, and 0.375, 0.2 for perfectly twinned datasets.



## 5 Model quality ⓘ

### 5.1 Standard geometry ⓘ

Bond lengths and bond angles in the following residue types are not validated in this section: AMP, MN, CIT

The Z score for a bond length (or angle) is the number of standard deviations the observed value is removed from the expected value. A bond length (or angle) with  $|Z| > 5$  is considered an outlier worth inspection. RMSZ is the root-mean-square of all Z scores of the bond lengths (or angles).

Mol	Chain	Bond lengths		Bond angles	
		RMSZ	$\# Z  > 5$	RMSZ	$\# Z  > 5$
1	1-A	0.45	0/3884	0.71	1/5279 (0.0%)
1	1-B	0.45	0/3884	0.71	1/5279 (0.0%)
1	1-C	0.45	0/3884	0.71	1/5279 (0.0%)
1	1-D	0.45	0/3884	0.71	1/5279 (0.0%)
1	1-E	0.45	0/3884	0.71	1/5279 (0.0%)
1	1-F	0.45	0/3884	0.71	1/5279 (0.0%)
1	1-G	0.45	0/3884	0.71	1/5279 (0.0%)
1	1-H	0.45	0/3884	0.71	1/5279 (0.0%)
1	1-I	0.45	0/3884	0.71	1/5279 (0.0%)
1	1-J	0.45	0/3884	0.71	1/5279 (0.0%)
1	1-K	0.45	0/3884	0.71	1/5279 (0.0%)
1	1-L	0.45	0/3884	0.71	1/5279 (0.0%)
1	1-M	0.45	0/3884	0.71	1/5279 (0.0%)
1	1-N	0.45	0/3884	0.71	1/5279 (0.0%)
1	1-O	0.45	0/3884	0.71	1/5279 (0.0%)
1	1-P	0.45	0/3884	0.71	1/5279 (0.0%)
1	1-Q	0.45	0/3884	0.71	1/5279 (0.0%)
1	1-R	0.45	0/3884	0.71	1/5279 (0.0%)
1	1-S	0.45	0/3884	0.71	1/5279 (0.0%)
1	1-T	0.45	0/3884	0.71	1/5279 (0.0%)
1	1-U	0.45	0/3884	0.71	1/5279 (0.0%)
1	1-V	0.45	0/3884	0.71	1/5279 (0.0%)
1	1-W	0.45	0/3884	0.71	1/5279 (0.0%)
1	1-X	0.45	0/3884	0.71	1/5279 (0.0%)
1	2-A	0.46	0/3884	0.72	3/5279 (0.1%)
1	2-B	0.46	0/3884	0.72	3/5279 (0.1%)
1	2-C	0.46	0/3884	0.72	3/5279 (0.1%)
1	2-D	0.46	0/3884	0.72	3/5279 (0.1%)
1	2-E	0.46	0/3884	0.72	3/5279 (0.1%)
1	2-F	0.46	0/3884	0.72	3/5279 (0.1%)
1	2-G	0.46	0/3884	0.72	3/5279 (0.1%)
1	2-H	0.46	0/3884	0.72	3/5279 (0.1%)

Mol	Chain	Bond lengths		Bond angles	
		RMSZ	# Z  >5	RMSZ	# Z  >5
1	2-I	0.46	0/3884	0.72	3/5279 (0.1%)
1	2-J	0.46	0/3884	0.72	3/5279 (0.1%)
1	2-K	0.46	0/3884	0.72	3/5279 (0.1%)
1	2-L	0.46	0/3884	0.72	3/5279 (0.1%)
1	2-M	0.46	0/3884	0.72	3/5279 (0.1%)
1	2-N	0.46	0/3884	0.72	3/5279 (0.1%)
1	2-O	0.46	0/3884	0.72	3/5279 (0.1%)
1	2-P	0.46	0/3884	0.72	3/5279 (0.1%)
1	2-Q	0.46	0/3884	0.72	3/5279 (0.1%)
1	2-R	0.46	0/3884	0.72	3/5279 (0.1%)
1	2-S	0.46	0/3884	0.72	3/5279 (0.1%)
1	2-T	0.46	0/3884	0.72	3/5279 (0.1%)
1	2-U	0.46	0/3884	0.72	3/5279 (0.1%)
1	2-V	0.46	0/3884	0.72	3/5279 (0.1%)
1	2-W	0.46	0/3884	0.72	3/5279 (0.1%)
1	2-X	0.46	0/3884	0.72	3/5279 (0.1%)
1	3-A	0.46	0/3884	0.71	3/5279 (0.1%)
1	3-B	0.46	0/3884	0.71	3/5279 (0.1%)
1	3-C	0.46	0/3884	0.71	3/5279 (0.1%)
1	3-D	0.46	0/3884	0.71	3/5279 (0.1%)
1	3-E	0.46	0/3884	0.71	3/5279 (0.1%)
1	3-F	0.46	0/3884	0.71	3/5279 (0.1%)
1	3-G	0.46	0/3884	0.71	3/5279 (0.1%)
1	3-H	0.46	0/3884	0.71	3/5279 (0.1%)
1	3-I	0.46	0/3884	0.71	3/5279 (0.1%)
1	3-J	0.46	0/3884	0.71	3/5279 (0.1%)
1	3-K	0.46	0/3884	0.71	3/5279 (0.1%)
1	3-L	0.46	0/3884	0.71	3/5279 (0.1%)
1	3-M	0.46	0/3884	0.71	3/5279 (0.1%)
1	3-N	0.46	0/3884	0.71	3/5279 (0.1%)
1	3-O	0.46	0/3884	0.71	3/5279 (0.1%)
1	3-P	0.46	0/3884	0.71	3/5279 (0.1%)
1	3-Q	0.46	0/3884	0.71	3/5279 (0.1%)
1	3-R	0.46	0/3884	0.71	3/5279 (0.1%)
1	3-S	0.46	0/3884	0.71	3/5279 (0.1%)
1	3-T	0.46	0/3884	0.71	3/5279 (0.1%)
1	3-U	0.46	0/3884	0.71	3/5279 (0.1%)
1	3-V	0.46	0/3884	0.71	3/5279 (0.1%)
1	3-W	0.46	0/3884	0.71	3/5279 (0.1%)
1	3-X	0.46	0/3884	0.71	3/5279 (0.1%)
1	4-A	0.46	0/3884	0.71	1/5279 (0.0%)
1	4-B	0.46	0/3884	0.71	1/5279 (0.0%)
1	4-C	0.46	0/3884	0.71	1/5279 (0.0%)

Mol	Chain	Bond lengths		Bond angles	
		RMSZ	# Z  >5	RMSZ	# Z  >5
1	4-D	0.46	0/3884	0.71	1/5279 (0.0%)
1	4-E	0.46	0/3884	0.71	1/5279 (0.0%)
1	4-F	0.46	0/3884	0.71	1/5279 (0.0%)
1	4-G	0.46	0/3884	0.71	1/5279 (0.0%)
1	4-H	0.46	0/3884	0.71	1/5279 (0.0%)
1	4-I	0.46	0/3884	0.71	1/5279 (0.0%)
1	4-J	0.46	0/3884	0.71	1/5279 (0.0%)
1	4-K	0.46	0/3884	0.71	1/5279 (0.0%)
1	4-L	0.46	0/3884	0.71	1/5279 (0.0%)
1	4-M	0.46	0/3884	0.71	1/5279 (0.0%)
1	4-N	0.46	0/3884	0.71	1/5279 (0.0%)
1	4-O	0.46	0/3884	0.71	1/5279 (0.0%)
1	4-P	0.46	0/3884	0.71	1/5279 (0.0%)
1	4-Q	0.46	0/3884	0.71	1/5279 (0.0%)
1	4-R	0.46	0/3884	0.71	1/5279 (0.0%)
1	4-S	0.46	0/3884	0.71	1/5279 (0.0%)
1	4-T	0.46	0/3884	0.71	1/5279 (0.0%)
1	4-U	0.46	0/3884	0.71	1/5279 (0.0%)
1	4-V	0.46	0/3884	0.71	1/5279 (0.0%)
1	4-W	0.46	0/3884	0.71	1/5279 (0.0%)
1	4-X	0.46	0/3884	0.71	1/5279 (0.0%)
1	5-A	0.46	0/3884	0.71	2/5279 (0.0%)
1	5-B	0.46	0/3884	0.71	2/5279 (0.0%)
1	5-C	0.46	0/3884	0.71	2/5279 (0.0%)
1	5-D	0.46	0/3884	0.71	2/5279 (0.0%)
1	5-E	0.46	0/3884	0.71	2/5279 (0.0%)
1	5-F	0.46	0/3884	0.71	2/5279 (0.0%)
1	5-G	0.46	0/3884	0.71	2/5279 (0.0%)
1	5-H	0.46	0/3884	0.71	2/5279 (0.0%)
1	5-I	0.46	0/3884	0.71	2/5279 (0.0%)
1	5-J	0.46	0/3884	0.71	2/5279 (0.0%)
1	5-K	0.46	0/3884	0.71	2/5279 (0.0%)
1	5-L	0.46	0/3884	0.71	2/5279 (0.0%)
1	5-M	0.46	0/3884	0.71	2/5279 (0.0%)
1	5-N	0.46	0/3884	0.71	2/5279 (0.0%)
1	5-O	0.46	0/3884	0.71	2/5279 (0.0%)
1	5-P	0.46	0/3884	0.71	2/5279 (0.0%)
1	5-Q	0.46	0/3884	0.71	2/5279 (0.0%)
1	5-R	0.46	0/3884	0.71	2/5279 (0.0%)
1	5-S	0.46	0/3884	0.71	2/5279 (0.0%)
1	5-T	0.46	0/3884	0.71	2/5279 (0.0%)
1	5-U	0.46	0/3884	0.71	2/5279 (0.0%)
1	5-V	0.46	0/3884	0.71	2/5279 (0.0%)

Mol	Chain	Bond lengths		Bond angles	
		RMSZ	# Z  >5	RMSZ	# Z  >5
1	5-W	0.46	0/3884	0.71	2/5279 (0.0%)
1	5-X	0.46	0/3884	0.71	2/5279 (0.0%)
1	6-A	0.45	0/3884	0.72	3/5279 (0.1%)
1	6-B	0.46	0/3884	0.72	3/5279 (0.1%)
1	6-C	0.46	0/3884	0.72	3/5279 (0.1%)
1	6-D	0.46	0/3884	0.72	3/5279 (0.1%)
1	6-E	0.46	0/3884	0.72	3/5279 (0.1%)
1	6-F	0.46	0/3884	0.72	3/5279 (0.1%)
1	6-G	0.46	0/3884	0.72	3/5279 (0.1%)
1	6-H	0.45	0/3884	0.72	3/5279 (0.1%)
1	6-I	0.45	0/3884	0.72	3/5279 (0.1%)
1	6-J	0.46	0/3884	0.72	3/5279 (0.1%)
1	6-K	0.46	0/3884	0.72	3/5279 (0.1%)
1	6-L	0.45	0/3884	0.72	3/5279 (0.1%)
1	6-M	0.45	0/3884	0.72	3/5279 (0.1%)
1	6-N	0.46	0/3884	0.72	3/5279 (0.1%)
1	6-O	0.46	0/3884	0.72	3/5279 (0.1%)
1	6-P	0.46	0/3884	0.72	3/5279 (0.1%)
1	6-Q	0.46	0/3884	0.72	3/5279 (0.1%)
1	6-R	0.45	0/3884	0.72	3/5279 (0.1%)
1	6-S	0.46	0/3884	0.72	3/5279 (0.1%)
1	6-T	0.46	0/3884	0.72	3/5279 (0.1%)
1	6-U	0.46	0/3884	0.72	3/5279 (0.1%)
1	6-V	0.46	0/3884	0.72	3/5279 (0.1%)
1	6-W	0.45	0/3884	0.72	3/5279 (0.1%)
1	6-X	0.45	0/3884	0.72	3/5279 (0.1%)
1	7-A	0.47	0/3884	0.74	5/5279 (0.1%)
1	7-B	0.47	0/3884	0.74	5/5279 (0.1%)
1	7-C	0.47	0/3884	0.74	5/5279 (0.1%)
1	7-D	0.47	0/3884	0.74	5/5279 (0.1%)
1	7-E	0.47	0/3884	0.74	5/5279 (0.1%)
1	7-F	0.47	0/3884	0.74	5/5279 (0.1%)
1	7-G	0.47	0/3884	0.74	5/5279 (0.1%)
1	7-H	0.47	0/3884	0.74	5/5279 (0.1%)
1	7-I	0.47	0/3884	0.74	5/5279 (0.1%)
1	7-J	0.47	0/3884	0.74	6/5279 (0.1%)
1	7-K	0.47	0/3884	0.74	5/5279 (0.1%)
1	7-L	0.47	0/3884	0.74	5/5279 (0.1%)
1	7-M	0.47	0/3884	0.74	5/5279 (0.1%)
1	7-N	0.47	0/3884	0.74	5/5279 (0.1%)
1	7-O	0.47	0/3884	0.74	5/5279 (0.1%)
1	7-P	0.47	0/3884	0.74	5/5279 (0.1%)
1	7-Q	0.47	0/3884	0.74	5/5279 (0.1%)

Mol	Chain	Bond lengths		Bond angles	
		RMSZ	# Z  >5	RMSZ	# Z  >5
1	7-R	0.47	0/3884	0.74	5/5279 (0.1%)
1	7-S	0.47	0/3884	0.74	5/5279 (0.1%)
1	7-T	0.47	0/3884	0.74	5/5279 (0.1%)
1	7-U	0.47	0/3884	0.74	5/5279 (0.1%)
1	7-V	0.47	0/3884	0.74	5/5279 (0.1%)
1	7-W	0.47	0/3884	0.74	5/5279 (0.1%)
1	7-X	0.47	0/3884	0.74	5/5279 (0.1%)
1	8-A	0.46	0/3884	0.69	0/5279
1	8-B	0.46	0/3884	0.69	0/5279
1	8-C	0.46	0/3884	0.69	0/5279
1	8-D	0.46	0/3884	0.69	0/5279
1	8-E	0.46	0/3884	0.69	0/5279
1	8-F	0.46	0/3884	0.69	0/5279
1	8-G	0.46	0/3884	0.69	0/5279
1	8-H	0.46	0/3884	0.69	0/5279
1	8-I	0.46	0/3884	0.69	0/5279
1	8-J	0.46	0/3884	0.69	0/5279
1	8-K	0.46	0/3884	0.69	0/5279
1	8-L	0.46	0/3884	0.69	0/5279
1	8-M	0.46	0/3884	0.69	0/5279
1	8-N	0.46	0/3884	0.69	0/5279
1	8-O	0.46	0/3884	0.69	0/5279
1	8-P	0.46	0/3884	0.69	0/5279
1	8-Q	0.46	0/3884	0.69	0/5279
1	8-R	0.46	0/3884	0.69	0/5279
1	8-S	0.46	0/3884	0.69	0/5279
1	8-T	0.46	0/3884	0.69	0/5279
1	8-U	0.46	0/3884	0.69	0/5279
1	8-V	0.46	0/3884	0.69	0/5279
1	8-W	0.46	0/3884	0.69	0/5279
1	8-X	0.46	0/3884	0.69	0/5279
1	9-A	0.46	0/3884	0.74	2/5279 (0.0%)
1	9-B	0.46	0/3884	0.74	2/5279 (0.0%)
1	9-C	0.46	0/3884	0.74	2/5279 (0.0%)
1	9-D	0.46	0/3884	0.74	2/5279 (0.0%)
1	9-E	0.46	0/3884	0.74	2/5279 (0.0%)
1	9-F	0.46	0/3884	0.74	3/5279 (0.1%)
1	9-G	0.46	0/3884	0.74	2/5279 (0.0%)
1	9-H	0.46	0/3884	0.74	2/5279 (0.0%)
1	9-I	0.46	0/3884	0.74	2/5279 (0.0%)
1	9-J	0.46	0/3884	0.74	2/5279 (0.0%)
1	9-K	0.46	0/3884	0.74	2/5279 (0.0%)
1	9-L	0.46	0/3884	0.74	2/5279 (0.0%)

Mol	Chain	Bond lengths		Bond angles	
		RMSZ	# Z  >5	RMSZ	# Z  >5
1	9-M	0.46	0/3884	0.74	2/5279 (0.0%)
1	9-N	0.46	0/3884	0.74	3/5279 (0.1%)
1	9-O	0.46	0/3884	0.74	3/5279 (0.1%)
1	9-P	0.46	0/3884	0.74	3/5279 (0.1%)
1	9-Q	0.46	0/3884	0.74	2/5279 (0.0%)
1	9-R	0.46	0/3884	0.74	3/5279 (0.1%)
1	9-S	0.46	0/3884	0.74	2/5279 (0.0%)
1	9-T	0.46	0/3884	0.74	2/5279 (0.0%)
1	9-U	0.46	0/3884	0.74	2/5279 (0.0%)
1	9-V	0.46	0/3884	0.74	3/5279 (0.1%)
1	9-W	0.46	0/3884	0.74	3/5279 (0.1%)
1	9-X	0.46	0/3884	0.74	3/5279 (0.1%)
1	10-A	0.46	0/3884	0.71	2/5279 (0.0%)
1	10-B	0.46	0/3884	0.71	2/5279 (0.0%)
1	10-C	0.46	0/3884	0.71	2/5279 (0.0%)
1	10-D	0.46	0/3884	0.71	2/5279 (0.0%)
1	10-E	0.46	0/3884	0.71	2/5279 (0.0%)
1	10-F	0.46	0/3884	0.71	2/5279 (0.0%)
1	10-G	0.46	0/3884	0.71	2/5279 (0.0%)
1	10-H	0.46	0/3884	0.71	2/5279 (0.0%)
1	10-I	0.46	0/3884	0.71	2/5279 (0.0%)
1	10-J	0.46	0/3884	0.71	2/5279 (0.0%)
1	10-K	0.46	0/3884	0.71	2/5279 (0.0%)
1	10-L	0.46	0/3884	0.71	2/5279 (0.0%)
1	10-M	0.46	0/3884	0.71	2/5279 (0.0%)
1	10-N	0.46	0/3884	0.71	2/5279 (0.0%)
1	10-O	0.46	0/3884	0.71	2/5279 (0.0%)
1	10-P	0.46	0/3884	0.71	2/5279 (0.0%)
1	10-Q	0.46	0/3884	0.71	2/5279 (0.0%)
1	10-R	0.46	0/3884	0.71	2/5279 (0.0%)
1	10-S	0.46	0/3884	0.71	2/5279 (0.0%)
1	10-T	0.46	0/3884	0.71	2/5279 (0.0%)
1	10-U	0.46	0/3884	0.71	2/5279 (0.0%)
1	10-V	0.46	0/3884	0.71	2/5279 (0.0%)
1	10-W	0.46	0/3884	0.71	2/5279 (0.0%)
1	10-X	0.46	0/3884	0.71	2/5279 (0.0%)
All	All	0.46	0/932160	0.72	537/1266960 (0.0%)

Chiral center outliers are detected by calculating the chiral volume of a chiral center and verifying if the center is modelled as a planar moiety or with the opposite hand. A planarity outlier is detected by checking planarity of atoms in a peptide group, atoms in a mainchain group or atoms of a sidechain that are expected to be planar.

Mol	Chain	#Chirality outliers	#Planarity outliers
1	1-A	0	1
1	1-B	0	1
1	1-C	0	1
1	1-D	0	1
1	1-E	0	1
1	1-F	0	1
1	1-G	0	1
1	1-H	0	1
1	1-I	0	1
1	1-J	0	1
1	1-K	0	1
1	1-L	0	1
1	1-M	0	1
1	1-N	0	1
1	1-O	0	1
1	1-P	0	1
1	1-Q	0	1
1	1-R	0	1
1	1-S	0	1
1	1-T	0	1
1	1-U	0	1
1	1-V	0	1
1	1-W	0	1
1	1-X	0	1
1	2-A	0	1
1	2-B	0	1
1	2-C	0	1
1	2-D	0	1
1	2-E	0	1
1	2-F	0	1
1	2-G	0	1
1	2-H	0	1
1	2-I	0	1
1	2-J	0	1
1	2-K	0	1
1	2-L	0	1
1	2-M	0	1
1	2-N	0	1
1	2-O	0	1
1	2-P	0	1
1	2-Q	0	1
1	2-R	0	1
1	2-S	0	1

*Continued on next page...*

*Continued from previous page...*

Mol	Chain	#Chirality outliers	#Planarity outliers
1	2-T	0	1
1	2-U	0	1
1	2-V	0	1
1	2-W	0	1
1	2-X	0	1
1	3-A	0	1
1	3-B	0	1
1	3-C	0	1
1	3-D	0	1
1	3-E	0	1
1	3-F	0	1
1	3-G	0	1
1	3-H	0	1
1	3-I	0	1
1	3-J	0	1
1	3-K	0	1
1	3-L	0	1
1	3-M	0	1
1	3-N	0	1
1	3-O	0	1
1	3-P	0	1
1	3-Q	0	1
1	3-R	0	1
1	3-S	0	1
1	3-T	0	1
1	3-U	0	1
1	3-V	0	1
1	3-W	0	1
1	3-X	0	1
1	4-A	0	1
1	4-B	0	1
1	4-C	0	1
1	4-D	0	1
1	4-E	0	1
1	4-F	0	1
1	4-G	0	1
1	4-H	0	1
1	4-I	0	1
1	4-J	0	1
1	4-K	0	1
1	4-L	0	1
1	4-M	0	1

*Continued on next page...*



*Continued from previous page...*

Mol	Chain	#Chirality outliers	#Planarity outliers
1	4-N	0	1
1	4-O	0	1
1	4-P	0	1
1	4-Q	0	1
1	4-R	0	1
1	4-S	0	1
1	4-T	0	1
1	4-U	0	1
1	4-V	0	1
1	4-W	0	1
1	4-X	0	1
1	5-A	0	1
1	5-B	0	1
1	5-C	0	1
1	5-D	0	1
1	5-E	0	1
1	5-F	0	1
1	5-G	0	1
1	5-H	0	1
1	5-I	0	1
1	5-J	0	1
1	5-K	0	1
1	5-L	0	1
1	5-M	0	1
1	5-N	0	1
1	5-O	0	1
1	5-P	0	1
1	5-Q	0	1
1	5-R	0	1
1	5-S	0	1
1	5-T	0	1
1	5-U	0	1
1	5-V	0	1
1	5-W	0	1
1	5-X	0	1
1	6-A	0	1
1	6-B	0	1
1	6-C	0	1
1	6-D	0	1
1	6-E	0	1
1	6-F	0	1
1	6-G	0	1

*Continued on next page...*

*Continued from previous page...*

Mol	Chain	#Chirality outliers	#Planarity outliers
1	6-H	0	1
1	6-I	0	1
1	6-J	0	1
1	6-K	0	1
1	6-L	0	1
1	6-M	0	1
1	6-N	0	1
1	6-O	0	1
1	6-P	0	1
1	6-Q	0	1
1	6-R	0	1
1	6-S	0	1
1	6-T	0	1
1	6-U	0	1
1	6-V	0	1
1	6-W	0	1
1	6-X	0	1
1	7-A	0	1
1	7-B	0	1
1	7-C	0	1
1	7-D	0	1
1	7-E	0	1
1	7-F	0	1
1	7-G	0	1
1	7-H	0	1
1	7-I	0	1
1	7-J	0	1
1	7-K	0	1
1	7-L	0	1
1	7-M	0	1
1	7-N	0	1
1	7-O	0	1
1	7-P	0	1
1	7-Q	0	1
1	7-R	0	1
1	7-S	0	1
1	7-T	0	1
1	7-U	0	1
1	7-V	0	1
1	7-W	0	1
1	7-X	0	1
1	8-A	0	1

*Continued on next page...*

*Continued from previous page...*

Mol	Chain	#Chirality outliers	#Planarity outliers
1	8-B	0	1
1	8-C	0	1
1	8-D	0	1
1	8-E	0	1
1	8-F	0	1
1	8-G	0	1
1	8-H	0	1
1	8-I	0	1
1	8-J	0	1
1	8-K	0	1
1	8-L	0	1
1	8-M	0	1
1	8-N	0	1
1	8-O	0	1
1	8-P	0	1
1	8-Q	0	1
1	8-R	0	1
1	8-S	0	1
1	8-T	0	1
1	8-U	0	1
1	8-V	0	1
1	8-W	0	1
1	8-X	0	1
1	9-A	0	1
1	9-B	0	1
1	9-C	0	1
1	9-D	0	1
1	9-E	0	1
1	9-F	0	1
1	9-G	0	1
1	9-H	0	1
1	9-I	0	1
1	9-J	0	1
1	9-K	0	1
1	9-L	0	1
1	9-M	0	1
1	9-N	0	1
1	9-O	0	1
1	9-P	0	1
1	9-Q	0	1
1	9-R	0	1
1	9-S	0	1

*Continued on next page...*

*Continued from previous page...*

Mol	Chain	#Chirality outliers	#Planarity outliers
1	9-T	0	1
1	9-U	0	1
1	9-V	0	1
1	9-W	0	1
1	9-X	0	1
1	10-A	0	1
1	10-B	0	1
1	10-C	0	1
1	10-D	0	1
1	10-E	0	1
1	10-F	0	1
1	10-G	0	1
1	10-H	0	1
1	10-I	0	1
1	10-J	0	1
1	10-K	0	1
1	10-L	0	1
1	10-M	0	1
1	10-N	0	1
1	10-O	0	1
1	10-P	0	1
1	10-Q	0	1
1	10-R	0	1
1	10-S	0	1
1	10-T	0	1
1	10-U	0	1
1	10-V	0	1
1	10-W	0	1
1	10-X	0	1
All	All	0	240

There are no bond length outliers.

All (537) bond angle outliers are listed below:

Mol	Chain	Res	Type	Atoms	Z	Observed(°)	Ideal(°)
1	9-P	402	GLU	N-CA-C	6.62	128.89	111.00
1	9-B	402	GLU	N-CA-C	6.62	128.88	111.00
1	9-F	402	GLU	N-CA-C	6.62	128.88	111.00
1	9-N	402	GLU	N-CA-C	6.62	128.88	111.00
1	9-T	402	GLU	N-CA-C	6.62	128.87	111.00
1	9-D	402	GLU	N-CA-C	6.62	128.87	111.00
1	9-G	402	GLU	N-CA-C	6.62	128.87	111.00

*Continued on next page...*

*Continued from previous page...*

Mol	Chain	Res	Type	Atoms	Z	Observed(°)	Ideal(°)
1	9-X	402	GLU	N-CA-C	6.62	128.87	111.00
1	9-C	402	GLU	N-CA-C	6.62	128.86	111.00
1	9-J	402	GLU	N-CA-C	6.62	128.86	111.00
1	9-H	402	GLU	N-CA-C	6.61	128.86	111.00
1	9-K	402	GLU	N-CA-C	6.61	128.86	111.00
1	9-O	402	GLU	N-CA-C	6.61	128.85	111.00
1	9-A	402	GLU	N-CA-C	6.61	128.85	111.00
1	9-Q	402	GLU	N-CA-C	6.61	128.85	111.00
1	9-M	402	GLU	N-CA-C	6.61	128.84	111.00
1	9-R	402	GLU	N-CA-C	6.61	128.84	111.00
1	9-V	402	GLU	N-CA-C	6.61	128.84	111.00
1	9-W	402	GLU	N-CA-C	6.61	128.84	111.00
1	9-E	402	GLU	N-CA-C	6.61	128.84	111.00
1	9-I	402	GLU	N-CA-C	6.61	128.83	111.00
1	9-S	402	GLU	N-CA-C	6.60	128.82	111.00
1	9-U	402	GLU	N-CA-C	6.60	128.82	111.00
1	9-L	402	GLU	N-CA-C	6.59	128.80	111.00
1	7-V	54	ILE	N-CA-C	6.59	128.80	111.00
1	7-X	54	ILE	N-CA-C	6.59	128.78	111.00
1	7-C	54	ILE	N-CA-C	6.58	128.77	111.00
1	7-N	54	ILE	N-CA-C	6.58	128.77	111.00
1	7-Q	54	ILE	N-CA-C	6.58	128.77	111.00
1	7-M	54	ILE	N-CA-C	6.58	128.76	111.00
1	7-P	54	ILE	N-CA-C	6.57	128.74	111.00
1	7-B	54	ILE	N-CA-C	6.57	128.74	111.00
1	7-R	54	ILE	N-CA-C	6.57	128.73	111.00
1	7-K	54	ILE	N-CA-C	6.57	128.73	111.00
1	7-L	54	ILE	N-CA-C	6.56	128.72	111.00
1	7-A	54	ILE	N-CA-C	6.56	128.72	111.00
1	7-E	54	ILE	N-CA-C	6.56	128.72	111.00
1	7-S	54	ILE	N-CA-C	6.56	128.71	111.00
1	7-W	54	ILE	N-CA-C	6.55	128.69	111.00
1	7-G	54	ILE	N-CA-C	6.55	128.69	111.00
1	7-H	54	ILE	N-CA-C	6.55	128.69	111.00
1	7-I	54	ILE	N-CA-C	6.55	128.69	111.00
1	7-D	54	ILE	N-CA-C	6.55	128.68	111.00
1	7-T	54	ILE	N-CA-C	6.55	128.69	111.00
1	7-O	54	ILE	N-CA-C	6.55	128.68	111.00
1	7-U	54	ILE	N-CA-C	6.55	128.68	111.00
1	7-F	54	ILE	N-CA-C	6.54	128.67	111.00
1	7-J	54	ILE	N-CA-C	6.54	128.66	111.00
1	7-I	206	LEU	CA-CB-CG	6.45	130.14	115.30

*Continued on next page...*

*Continued from previous page...*

Mol	Chain	Res	Type	Atoms	Z	Observed(°)	Ideal(°)
1	7-X	206	LEU	CA-CB-CG	6.45	130.14	115.30
1	7-W	206	LEU	CA-CB-CG	6.45	130.13	115.30
1	7-H	206	LEU	CA-CB-CG	6.44	130.12	115.30
1	7-J	206	LEU	CA-CB-CG	6.44	130.12	115.30
1	7-P	206	LEU	CA-CB-CG	6.44	130.12	115.30
1	7-T	206	LEU	CA-CB-CG	6.44	130.12	115.30
1	7-E	206	LEU	CA-CB-CG	6.44	130.11	115.30
1	7-K	206	LEU	CA-CB-CG	6.44	130.11	115.30
1	7-S	206	LEU	CA-CB-CG	6.44	130.11	115.30
1	7-C	206	LEU	CA-CB-CG	6.43	130.10	115.30
1	7-G	206	LEU	CA-CB-CG	6.43	130.10	115.30
1	7-M	206	LEU	CA-CB-CG	6.43	130.10	115.30
1	7-A	206	LEU	CA-CB-CG	6.43	130.10	115.30
1	7-O	206	LEU	CA-CB-CG	6.43	130.09	115.30
1	7-Q	206	LEU	CA-CB-CG	6.43	130.09	115.30
1	7-F	206	LEU	CA-CB-CG	6.43	130.08	115.30
1	7-B	206	LEU	CA-CB-CG	6.42	130.08	115.30
1	7-D	206	LEU	CA-CB-CG	6.42	130.08	115.30
1	7-L	206	LEU	CA-CB-CG	6.42	130.08	115.30
1	7-U	206	LEU	CA-CB-CG	6.42	130.07	115.30
1	7-N	206	LEU	CA-CB-CG	6.42	130.07	115.30
1	7-V	206	LEU	CA-CB-CG	6.42	130.07	115.30
1	7-R	206	LEU	CA-CB-CG	6.42	130.07	115.30
1	9-O	58	GLN	N-CA-C	6.14	127.59	111.00
1	9-V	58	GLN	N-CA-C	6.14	127.59	111.00
1	9-B	58	GLN	N-CA-C	6.14	127.58	111.00
1	9-N	58	GLN	N-CA-C	6.14	127.57	111.00
1	9-S	58	GLN	N-CA-C	6.14	127.57	111.00
1	9-U	58	GLN	N-CA-C	6.14	127.57	111.00
1	9-C	58	GLN	N-CA-C	6.13	127.56	111.00
1	9-G	58	GLN	N-CA-C	6.13	127.56	111.00
1	9-M	58	GLN	N-CA-C	6.13	127.55	111.00
1	9-J	58	GLN	N-CA-C	6.13	127.54	111.00
1	9-X	58	GLN	N-CA-C	6.13	127.55	111.00
1	9-R	58	GLN	N-CA-C	6.13	127.54	111.00
1	9-A	58	GLN	N-CA-C	6.12	127.54	111.00
1	9-I	58	GLN	N-CA-C	6.12	127.53	111.00
1	9-Q	58	GLN	N-CA-C	6.12	127.53	111.00
1	9-E	58	GLN	N-CA-C	6.12	127.53	111.00
1	9-H	58	GLN	N-CA-C	6.12	127.52	111.00
1	9-K	58	GLN	N-CA-C	6.12	127.52	111.00
1	9-P	58	GLN	N-CA-C	6.12	127.52	111.00

*Continued on next page...*

*Continued from previous page...*

Mol	Chain	Res	Type	Atoms	Z	Observed(°)	Ideal(°)
1	9-L	58	GLN	N-CA-C	6.12	127.51	111.00
1	9-D	58	GLN	N-CA-C	6.11	127.50	111.00
1	9-T	58	GLN	N-CA-C	6.11	127.50	111.00
1	9-F	58	GLN	N-CA-C	6.11	127.48	111.00
1	9-W	58	GLN	N-CA-C	6.11	127.48	111.00
1	2-G	54	ILE	N-CA-C	6.01	127.23	111.00
1	2-D	54	ILE	N-CA-C	6.00	127.21	111.00
1	2-S	54	ILE	N-CA-C	6.00	127.20	111.00
1	2-K	54	ILE	N-CA-C	6.00	127.20	111.00
1	2-N	54	ILE	N-CA-C	6.00	127.19	111.00
1	2-V	54	ILE	N-CA-C	6.00	127.20	111.00
1	2-H	54	ILE	N-CA-C	6.00	127.19	111.00
1	2-A	54	ILE	N-CA-C	6.00	127.19	111.00
1	2-X	54	ILE	N-CA-C	6.00	127.19	111.00
1	2-I	54	ILE	N-CA-C	5.99	127.18	111.00
1	2-P	54	ILE	N-CA-C	5.99	127.18	111.00
1	2-R	54	ILE	N-CA-C	5.99	127.18	111.00
1	2-B	54	ILE	N-CA-C	5.99	127.18	111.00
1	2-F	54	ILE	N-CA-C	5.99	127.18	111.00
1	2-L	54	ILE	N-CA-C	5.99	127.18	111.00
1	2-M	54	ILE	N-CA-C	5.99	127.17	111.00
1	2-E	54	ILE	N-CA-C	5.99	127.17	111.00
1	2-Q	54	ILE	N-CA-C	5.99	127.17	111.00
1	2-U	54	ILE	N-CA-C	5.99	127.17	111.00
1	2-C	54	ILE	N-CA-C	5.99	127.17	111.00
1	2-T	54	ILE	N-CA-C	5.98	127.16	111.00
1	2-O	54	ILE	N-CA-C	5.98	127.15	111.00
1	2-J	54	ILE	N-CA-C	5.98	127.14	111.00
1	2-W	54	ILE	N-CA-C	5.97	127.13	111.00
1	3-J	602	GLU	N-CA-C	5.92	126.99	111.00
1	3-F	602	GLU	N-CA-C	5.92	126.99	111.00
1	3-U	602	GLU	N-CA-C	5.92	126.99	111.00
1	3-C	602	GLU	N-CA-C	5.92	126.98	111.00
1	3-V	602	GLU	N-CA-C	5.92	126.98	111.00
1	3-G	602	GLU	N-CA-C	5.92	126.97	111.00
1	3-K	602	GLU	N-CA-C	5.91	126.96	111.00
1	3-H	602	GLU	N-CA-C	5.91	126.96	111.00
1	3-D	602	GLU	N-CA-C	5.91	126.95	111.00
1	3-I	602	GLU	N-CA-C	5.91	126.95	111.00
1	3-Q	602	GLU	N-CA-C	5.91	126.95	111.00
1	3-A	602	GLU	N-CA-C	5.91	126.95	111.00
1	3-N	602	GLU	N-CA-C	5.91	126.95	111.00

*Continued on next page...*

*Continued from previous page...*

Mol	Chain	Res	Type	Atoms	Z	Observed(°)	Ideal(°)
1	3-M	602	GLU	N-CA-C	5.90	126.93	111.00
1	3-T	602	GLU	N-CA-C	5.90	126.94	111.00
1	3-E	602	GLU	N-CA-C	5.90	126.93	111.00
1	3-O	602	GLU	N-CA-C	5.90	126.93	111.00
1	3-B	602	GLU	N-CA-C	5.90	126.93	111.00
1	3-L	602	GLU	N-CA-C	5.90	126.93	111.00
1	3-W	602	GLU	N-CA-C	5.90	126.93	111.00
1	3-R	602	GLU	N-CA-C	5.90	126.92	111.00
1	3-P	602	GLU	N-CA-C	5.90	126.92	111.00
1	3-X	602	GLU	N-CA-C	5.90	126.92	111.00
1	3-S	602	GLU	N-CA-C	5.89	126.91	111.00
1	7-L	63	SER	N-CA-C	5.76	126.56	111.00
1	7-N	63	SER	N-CA-C	5.76	126.55	111.00
1	7-O	63	SER	N-CA-C	5.76	126.55	111.00
1	7-U	63	SER	N-CA-C	5.76	126.55	111.00
1	7-D	63	SER	N-CA-C	5.76	126.55	111.00
1	7-S	63	SER	N-CA-C	5.76	126.55	111.00
1	7-G	63	SER	N-CA-C	5.75	126.54	111.00
1	7-C	63	SER	N-CA-C	5.75	126.53	111.00
1	7-M	63	SER	N-CA-C	5.75	126.53	111.00
1	7-X	63	SER	N-CA-C	5.75	126.53	111.00
1	7-P	63	SER	N-CA-C	5.75	126.53	111.00
1	7-R	63	SER	N-CA-C	5.75	126.53	111.00
1	7-A	63	SER	N-CA-C	5.75	126.52	111.00
1	7-E	63	SER	N-CA-C	5.75	126.52	111.00
1	7-V	63	SER	N-CA-C	5.75	126.51	111.00
1	7-W	63	SER	N-CA-C	5.75	126.51	111.00
1	7-Q	63	SER	N-CA-C	5.74	126.51	111.00
1	7-H	63	SER	N-CA-C	5.74	126.50	111.00
1	7-T	63	SER	N-CA-C	5.74	126.50	111.00
1	7-J	63	SER	N-CA-C	5.74	126.50	111.00
1	7-K	63	SER	N-CA-C	5.74	126.49	111.00
1	7-B	63	SER	N-CA-C	5.73	126.48	111.00
1	7-F	63	SER	N-CA-C	5.73	126.47	111.00
1	7-I	63	SER	N-CA-C	5.73	126.47	111.00
1	5-R	93	ASP	N-CA-C	-5.69	95.64	111.00
1	5-U	93	ASP	N-CA-C	-5.68	95.66	111.00
1	5-W	93	ASP	N-CA-C	-5.68	95.66	111.00
1	5-K	93	ASP	N-CA-C	-5.68	95.66	111.00
1	5-S	93	ASP	N-CA-C	-5.68	95.67	111.00
1	5-E	93	ASP	N-CA-C	-5.68	95.67	111.00
1	5-F	93	ASP	N-CA-C	-5.68	95.67	111.00

*Continued on next page...*



*Continued from previous page...*

Mol	Chain	Res	Type	Atoms	Z	Observed(°)	Ideal(°)
1	5-H	93	ASP	N-CA-C	-5.68	95.67	111.00
1	5-L	93	ASP	N-CA-C	-5.68	95.67	111.00
1	5-G	93	ASP	N-CA-C	-5.67	95.68	111.00
1	5-P	93	ASP	N-CA-C	-5.67	95.68	111.00
1	5-T	93	ASP	N-CA-C	-5.67	95.68	111.00
1	5-A	93	ASP	N-CA-C	-5.67	95.68	111.00
1	5-O	93	ASP	N-CA-C	-5.67	95.68	111.00
1	5-Q	93	ASP	N-CA-C	-5.67	95.68	111.00
1	5-B	93	ASP	N-CA-C	-5.67	95.70	111.00
1	5-I	93	ASP	N-CA-C	-5.67	95.69	111.00
1	5-M	93	ASP	N-CA-C	-5.67	95.70	111.00
1	5-J	93	ASP	N-CA-C	-5.67	95.70	111.00
1	5-C	93	ASP	N-CA-C	-5.66	95.71	111.00
1	5-N	93	ASP	N-CA-C	-5.66	95.71	111.00
1	5-V	93	ASP	N-CA-C	-5.66	95.71	111.00
1	5-X	93	ASP	N-CA-C	-5.66	95.71	111.00
1	5-D	93	ASP	N-CA-C	-5.66	95.72	111.00
1	6-H	399	LEU	CA-CB-CG	5.64	128.28	115.30
1	6-Q	399	LEU	CA-CB-CG	5.64	128.27	115.30
1	6-K	399	LEU	CA-CB-CG	5.63	128.25	115.30
1	6-W	399	LEU	CA-CB-CG	5.63	128.26	115.30
1	6-L	399	LEU	CA-CB-CG	5.63	128.24	115.30
1	6-J	399	LEU	CA-CB-CG	5.63	128.24	115.30
1	6-S	399	LEU	CA-CB-CG	5.63	128.24	115.30
1	6-X	399	LEU	CA-CB-CG	5.62	128.24	115.30
1	6-E	399	LEU	CA-CB-CG	5.62	128.23	115.30
1	6-P	399	LEU	CA-CB-CG	5.62	128.23	115.30
1	6-U	399	LEU	CA-CB-CG	5.62	128.23	115.30
1	6-D	399	LEU	CA-CB-CG	5.62	128.22	115.30
1	6-G	399	LEU	CA-CB-CG	5.62	128.22	115.30
1	6-R	399	LEU	CA-CB-CG	5.62	128.22	115.30
1	6-V	399	LEU	CA-CB-CG	5.62	128.22	115.30
1	6-A	399	LEU	CA-CB-CG	5.62	128.22	115.30
1	6-B	399	LEU	CA-CB-CG	5.62	128.21	115.30
1	6-C	399	LEU	CA-CB-CG	5.62	128.21	115.30
1	6-N	399	LEU	CA-CB-CG	5.62	128.22	115.30
1	6-O	399	LEU	CA-CB-CG	5.61	128.21	115.30
1	6-T	399	LEU	CA-CB-CG	5.61	128.21	115.30
1	6-F	399	LEU	CA-CB-CG	5.61	128.20	115.30
1	6-I	399	LEU	CA-CB-CG	5.60	128.19	115.30
1	6-M	399	LEU	CA-CB-CG	5.60	128.18	115.30
1	10-V	57	PHE	N-CA-C	5.48	125.79	111.00

*Continued on next page...*

*Continued from previous page...*

Mol	Chain	Res	Type	Atoms	Z	Observed(°)	Ideal(°)
1	10-X	57	PHE	N-CA-C	5.48	125.79	111.00
1	10-U	57	PHE	N-CA-C	5.47	125.77	111.00
1	10-L	57	PHE	N-CA-C	5.47	125.77	111.00
1	10-R	57	PHE	N-CA-C	5.47	125.77	111.00
1	10-M	57	PHE	N-CA-C	5.47	125.76	111.00
1	10-B	57	PHE	N-CA-C	5.47	125.76	111.00
1	10-I	57	PHE	N-CA-C	5.47	125.76	111.00
1	10-E	57	PHE	N-CA-C	5.46	125.75	111.00
1	10-F	57	PHE	N-CA-C	5.46	125.75	111.00
1	10-K	57	PHE	N-CA-C	5.46	125.75	111.00
1	10-A	57	PHE	N-CA-C	5.46	125.74	111.00
1	10-G	57	PHE	N-CA-C	5.46	125.74	111.00
1	10-T	57	PHE	N-CA-C	5.46	125.75	111.00
1	10-S	57	PHE	N-CA-C	5.46	125.74	111.00
1	10-D	57	PHE	N-CA-C	5.46	125.73	111.00
1	10-N	57	PHE	N-CA-C	5.46	125.74	111.00
1	10-P	57	PHE	N-CA-C	5.46	125.74	111.00
1	10-Q	57	PHE	N-CA-C	5.46	125.74	111.00
1	10-O	57	PHE	N-CA-C	5.46	125.73	111.00
1	10-C	57	PHE	N-CA-C	5.45	125.72	111.00
1	10-W	57	PHE	N-CA-C	5.45	125.72	111.00
1	10-J	57	PHE	N-CA-C	5.45	125.71	111.00
1	10-H	57	PHE	N-CA-C	5.45	125.70	111.00
1	1-P	179	TYR	N-CA-C	5.34	125.42	111.00
1	10-C	63	SER	N-CA-C	5.34	125.42	111.00
1	10-Q	63	SER	N-CA-C	5.34	125.42	111.00
1	10-O	63	SER	N-CA-C	5.34	125.41	111.00
1	10-E	63	SER	N-CA-C	5.34	125.41	111.00
1	10-L	63	SER	N-CA-C	5.33	125.40	111.00
1	1-J	179	TYR	N-CA-C	5.33	125.40	111.00
1	10-T	63	SER	N-CA-C	5.33	125.40	111.00
1	10-B	63	SER	N-CA-C	5.33	125.39	111.00
1	10-K	63	SER	N-CA-C	5.33	125.39	111.00
1	10-P	63	SER	N-CA-C	5.33	125.39	111.00
1	10-V	63	SER	N-CA-C	5.33	125.40	111.00
1	10-D	63	SER	N-CA-C	5.33	125.39	111.00
1	1-K	179	TYR	N-CA-C	5.33	125.39	111.00
1	1-Q	179	TYR	N-CA-C	5.33	125.39	111.00
1	10-G	63	SER	N-CA-C	5.33	125.39	111.00
1	10-X	63	SER	N-CA-C	5.33	125.39	111.00
1	1-I	179	TYR	N-CA-C	5.33	125.38	111.00
1	1-X	179	TYR	N-CA-C	5.33	125.38	111.00

*Continued on next page...*

*Continued from previous page...*

Mol	Chain	Res	Type	Atoms	Z	Observed(°)	Ideal(°)
1	2-U	603	LYS	N-CA-C	5.33	125.38	111.00
1	2-X	603	LYS	N-CA-C	5.33	125.38	111.00
1	10-A	63	SER	N-CA-C	5.33	125.38	111.00
1	10-H	63	SER	N-CA-C	5.33	125.38	111.00
1	1-F	179	TYR	N-CA-C	5.32	125.38	111.00
1	1-H	179	TYR	N-CA-C	5.32	125.37	111.00
1	1-O	179	TYR	N-CA-C	5.32	125.37	111.00
1	1-T	179	TYR	N-CA-C	5.32	125.37	111.00
1	10-W	63	SER	N-CA-C	5.32	125.37	111.00
1	1-S	179	TYR	N-CA-C	5.32	125.37	111.00
1	2-G	603	LYS	N-CA-C	5.32	125.37	111.00
1	10-U	63	SER	N-CA-C	5.32	125.37	111.00
1	1-A	179	TYR	N-CA-C	5.32	125.36	111.00
1	2-I	603	LYS	N-CA-C	5.32	125.37	111.00
1	2-O	603	LYS	N-CA-C	5.32	125.36	111.00
1	10-F	63	SER	N-CA-C	5.32	125.37	111.00
1	10-J	63	SER	N-CA-C	5.32	125.37	111.00
1	1-M	179	TYR	N-CA-C	5.32	125.36	111.00
1	1-R	179	TYR	N-CA-C	5.32	125.36	111.00
1	2-B	603	LYS	N-CA-C	5.32	125.36	111.00
1	2-F	603	LYS	N-CA-C	5.32	125.36	111.00
1	2-T	603	LYS	N-CA-C	5.32	125.36	111.00
1	1-B	179	TYR	N-CA-C	5.32	125.35	111.00
1	1-C	179	TYR	N-CA-C	5.32	125.35	111.00
1	1-E	179	TYR	N-CA-C	5.32	125.35	111.00
1	2-E	603	LYS	N-CA-C	5.32	125.35	111.00
1	2-W	603	LYS	N-CA-C	5.32	125.35	111.00
1	10-I	63	SER	N-CA-C	5.32	125.35	111.00
1	1-U	179	TYR	N-CA-C	5.31	125.35	111.00
1	1-L	179	TYR	N-CA-C	5.31	125.35	111.00
1	1-N	179	TYR	N-CA-C	5.31	125.34	111.00
1	2-C	603	LYS	N-CA-C	5.31	125.35	111.00
1	2-V	603	LYS	N-CA-C	5.31	125.34	111.00
1	10-M	63	SER	N-CA-C	5.31	125.34	111.00
1	10-R	63	SER	N-CA-C	5.31	125.34	111.00
1	10-S	63	SER	N-CA-C	5.31	125.34	111.00
1	2-A	603	LYS	N-CA-C	5.31	125.34	111.00
1	2-S	603	LYS	N-CA-C	5.31	125.34	111.00
1	1-D	179	TYR	N-CA-C	5.31	125.34	111.00
1	1-G	179	TYR	N-CA-C	5.31	125.34	111.00
1	1-W	179	TYR	N-CA-C	5.31	125.34	111.00
1	2-K	603	LYS	N-CA-C	5.31	125.34	111.00

*Continued on next page...*

*Continued from previous page...*

Mol	Chain	Res	Type	Atoms	Z	Observed(°)	Ideal(°)
1	2-L	603	LYS	N-CA-C	5.31	125.33	111.00
1	2-M	603	LYS	N-CA-C	5.31	125.34	111.00
1	10-N	63	SER	N-CA-C	5.31	125.33	111.00
1	2-D	603	LYS	N-CA-C	5.31	125.33	111.00
1	2-J	603	LYS	N-CA-C	5.31	125.33	111.00
1	2-P	603	LYS	N-CA-C	5.31	125.33	111.00
1	2-Q	603	LYS	N-CA-C	5.31	125.33	111.00
1	1-V	179	TYR	N-CA-C	5.30	125.32	111.00
1	2-H	603	LYS	N-CA-C	5.30	125.31	111.00
1	2-N	603	LYS	N-CA-C	5.30	125.30	111.00
1	2-R	603	LYS	N-CA-C	5.29	125.29	111.00
1	5-H	63	SER	N-CA-C	5.29	125.29	111.00
1	5-C	63	SER	N-CA-C	5.28	125.25	111.00
1	5-X	63	SER	N-CA-C	5.27	125.24	111.00
1	5-M	63	SER	N-CA-C	5.27	125.23	111.00
1	5-N	63	SER	N-CA-C	5.27	125.24	111.00
1	5-L	63	SER	N-CA-C	5.27	125.23	111.00
1	5-B	63	SER	N-CA-C	5.27	125.23	111.00
1	5-E	63	SER	N-CA-C	5.27	125.23	111.00
1	5-K	63	SER	N-CA-C	5.26	125.21	111.00
1	5-S	63	SER	N-CA-C	5.26	125.21	111.00
1	5-A	63	SER	N-CA-C	5.26	125.21	111.00
1	5-W	63	SER	N-CA-C	5.26	125.21	111.00
1	5-D	63	SER	N-CA-C	5.26	125.20	111.00
1	5-F	63	SER	N-CA-C	5.26	125.20	111.00
1	5-P	63	SER	N-CA-C	5.26	125.20	111.00
1	5-R	63	SER	N-CA-C	5.26	125.20	111.00
1	5-O	63	SER	N-CA-C	5.26	125.19	111.00
1	5-I	63	SER	N-CA-C	5.25	125.18	111.00
1	5-T	63	SER	N-CA-C	5.25	125.18	111.00
1	5-G	63	SER	N-CA-C	5.25	125.18	111.00
1	5-J	63	SER	N-CA-C	5.25	125.18	111.00
1	5-U	63	SER	N-CA-C	5.25	125.18	111.00
1	5-V	63	SER	N-CA-C	5.25	125.18	111.00
1	5-Q	63	SER	N-CA-C	5.25	125.16	111.00
1	3-X	177	GLY	N-CA-C	-5.23	100.02	113.10
1	3-J	177	GLY	N-CA-C	-5.23	100.03	113.10
1	3-V	177	GLY	N-CA-C	-5.23	100.03	113.10
1	3-O	177	GLY	N-CA-C	-5.23	100.03	113.10
1	3-S	177	GLY	N-CA-C	-5.23	100.03	113.10
1	3-W	177	GLY	N-CA-C	-5.23	100.03	113.10
1	3-H	177	GLY	N-CA-C	-5.22	100.04	113.10

*Continued on next page...*

*Continued from previous page...*

Mol	Chain	Res	Type	Atoms	Z	Observed(°)	Ideal(°)
1	3-I	177	GLY	N-CA-C	-5.22	100.05	113.10
1	3-P	177	GLY	N-CA-C	-5.22	100.05	113.10
1	3-U	177	GLY	N-CA-C	-5.22	100.04	113.10
1	3-G	177	GLY	N-CA-C	-5.22	100.05	113.10
1	7-V	465	TYR	N-CA-C	5.22	125.08	111.00
1	7-X	465	TYR	N-CA-C	5.22	125.09	111.00
1	3-A	177	GLY	N-CA-C	-5.21	100.06	113.10
1	3-L	177	GLY	N-CA-C	-5.21	100.06	113.10
1	7-T	465	TYR	N-CA-C	5.21	125.07	111.00
1	3-B	177	GLY	N-CA-C	-5.21	100.07	113.10
1	3-F	177	GLY	N-CA-C	-5.21	100.07	113.10
1	3-T	177	GLY	N-CA-C	-5.21	100.07	113.10
1	7-M	465	TYR	N-CA-C	5.21	125.07	111.00
1	3-C	177	GLY	N-CA-C	-5.21	100.09	113.10
1	3-D	177	GLY	N-CA-C	-5.21	100.08	113.10
1	3-E	177	GLY	N-CA-C	-5.21	100.08	113.10
1	3-M	177	GLY	N-CA-C	-5.21	100.08	113.10
1	3-Q	177	GLY	N-CA-C	-5.21	100.08	113.10
1	6-I	96	THR	N-CA-C	5.21	125.06	111.00
1	7-L	212	GLU	N-CA-C	-5.21	96.94	111.00
1	3-R	177	GLY	N-CA-C	-5.21	100.09	113.10
1	7-B	465	TYR	N-CA-C	5.21	125.05	111.00
1	3-K	177	GLY	N-CA-C	-5.20	100.09	113.10
1	3-N	177	GLY	N-CA-C	-5.20	100.09	113.10
1	6-H	96	THR	N-CA-C	5.20	125.05	111.00
1	7-J	465	TYR	N-CA-C	5.20	125.05	111.00
1	7-O	212	GLU	N-CA-C	-5.20	96.95	111.00
1	7-U	212	GLU	N-CA-C	-5.20	96.95	111.00
1	3-K	465	TYR	N-CA-C	5.20	125.04	111.00
1	3-M	465	TYR	N-CA-C	5.20	125.04	111.00
1	6-R	96	THR	N-CA-C	5.20	125.04	111.00
1	7-E	212	GLU	N-CA-C	-5.20	96.96	111.00
1	7-F	465	TYR	N-CA-C	5.20	125.04	111.00
1	7-Q	465	TYR	N-CA-C	5.20	125.04	111.00
1	7-W	465	TYR	N-CA-C	5.20	125.04	111.00
1	3-Q	465	TYR	N-CA-C	5.20	125.04	111.00
1	6-B	96	THR	N-CA-C	5.20	125.04	111.00
1	7-H	465	TYR	N-CA-C	5.20	125.04	111.00
1	7-R	212	GLU	N-CA-C	-5.20	96.97	111.00
1	3-D	465	TYR	N-CA-C	5.20	125.03	111.00
1	6-C	96	THR	N-CA-C	5.20	125.03	111.00
1	6-T	96	THR	N-CA-C	5.20	125.03	111.00

*Continued on next page...*

*Continued from previous page...*

Mol	Chain	Res	Type	Atoms	Z	Observed(°)	Ideal(°)
1	7-C	465	TYR	N-CA-C	5.20	125.03	111.00
1	7-O	465	TYR	N-CA-C	5.20	125.03	111.00
1	7-U	465	TYR	N-CA-C	5.20	125.03	111.00
1	3-C	465	TYR	N-CA-C	5.20	125.03	111.00
1	3-J	465	TYR	N-CA-C	5.20	125.03	111.00
1	3-X	465	TYR	N-CA-C	5.20	125.03	111.00
1	6-F	96	THR	N-CA-C	5.20	125.03	111.00
1	6-K	96	THR	N-CA-C	5.20	125.03	111.00
1	6-L	96	THR	N-CA-C	5.20	125.03	111.00
1	6-Q	96	THR	N-CA-C	5.20	125.03	111.00
1	7-A	465	TYR	N-CA-C	5.20	125.03	111.00
1	7-E	465	TYR	N-CA-C	5.20	125.03	111.00
1	7-H	212	GLU	N-CA-C	-5.20	96.97	111.00
1	7-L	465	TYR	N-CA-C	5.20	125.03	111.00
1	3-P	465	TYR	N-CA-C	5.19	125.02	111.00
1	6-D	96	THR	N-CA-C	5.19	125.03	111.00
1	6-S	96	THR	N-CA-C	5.19	125.02	111.00
1	6-W	96	THR	N-CA-C	5.19	125.02	111.00
1	6-X	96	THR	N-CA-C	5.19	125.02	111.00
1	7-A	212	GLU	N-CA-C	-5.19	96.98	111.00
1	7-D	212	GLU	N-CA-C	-5.19	96.98	111.00
1	7-N	465	TYR	N-CA-C	5.19	125.02	111.00
1	7-Q	212	GLU	N-CA-C	-5.19	96.98	111.00
1	3-O	465	TYR	N-CA-C	5.19	125.02	111.00
1	3-W	465	TYR	N-CA-C	5.19	125.01	111.00
1	6-A	96	THR	N-CA-C	5.19	125.02	111.00
1	6-E	96	THR	N-CA-C	5.19	125.01	111.00
1	7-B	212	GLU	N-CA-C	-5.19	96.99	111.00
1	7-K	212	GLU	N-CA-C	-5.19	96.99	111.00
1	7-K	465	TYR	N-CA-C	5.19	125.01	111.00
1	7-S	465	TYR	N-CA-C	5.19	125.01	111.00
1	3-A	465	TYR	N-CA-C	5.19	125.01	111.00
1	7-G	465	TYR	N-CA-C	5.19	125.01	111.00
1	7-T	212	GLU	N-CA-C	-5.19	96.99	111.00
1	3-R	465	TYR	N-CA-C	5.19	125.01	111.00
1	6-U	96	THR	N-CA-C	5.19	125.01	111.00
1	7-F	212	GLU	N-CA-C	-5.19	96.99	111.00
1	7-I	212	GLU	N-CA-C	-5.19	97.00	111.00
1	3-B	465	TYR	N-CA-C	5.19	125.00	111.00
1	6-G	96	THR	N-CA-C	5.19	125.00	111.00
1	6-J	96	THR	N-CA-C	5.19	125.00	111.00
1	7-D	465	TYR	N-CA-C	5.19	125.00	111.00

*Continued on next page...*

*Continued from previous page...*

Mol	Chain	Res	Type	Atoms	Z	Observed(°)	Ideal(°)
1	7-J	212	GLU	N-CA-C	-5.19	97.00	111.00
1	7-R	465	TYR	N-CA-C	5.19	125.00	111.00
1	6-O	96	THR	N-CA-C	5.18	125.00	111.00
1	7-C	212	GLU	N-CA-C	-5.18	97.00	111.00
1	7-M	212	GLU	N-CA-C	-5.18	97.00	111.00
1	7-V	212	GLU	N-CA-C	-5.18	97.00	111.00
1	7-X	212	GLU	N-CA-C	-5.18	97.00	111.00
1	3-F	465	TYR	N-CA-C	5.18	124.99	111.00
1	3-I	465	TYR	N-CA-C	5.18	124.99	111.00
1	3-S	465	TYR	N-CA-C	5.18	124.99	111.00
1	3-T	465	TYR	N-CA-C	5.18	125.00	111.00
1	3-U	465	TYR	N-CA-C	5.18	124.99	111.00
1	7-G	212	GLU	N-CA-C	-5.18	97.00	111.00
1	7-I	465	TYR	N-CA-C	5.18	125.00	111.00
1	7-P	212	GLU	N-CA-C	-5.18	97.01	111.00
1	7-W	212	GLU	N-CA-C	-5.18	97.01	111.00
1	3-E	465	TYR	N-CA-C	5.18	124.99	111.00
1	3-L	465	TYR	N-CA-C	5.18	124.99	111.00
1	7-N	212	GLU	N-CA-C	-5.18	97.01	111.00
1	7-P	465	TYR	N-CA-C	5.18	124.99	111.00
1	3-H	465	TYR	N-CA-C	5.18	124.98	111.00
1	3-N	465	TYR	N-CA-C	5.18	124.98	111.00
1	6-M	96	THR	N-CA-C	5.18	124.99	111.00
1	6-N	96	THR	N-CA-C	5.18	124.98	111.00
1	7-S	212	GLU	N-CA-C	-5.18	97.01	111.00
1	6-V	96	THR	N-CA-C	5.18	124.98	111.00
1	3-V	465	TYR	N-CA-C	5.18	124.98	111.00
1	3-G	465	TYR	N-CA-C	5.17	124.97	111.00
1	6-P	96	THR	N-CA-C	5.17	124.97	111.00
1	2-U	63	SER	N-CA-C	5.14	124.89	111.00
1	2-J	63	SER	N-CA-C	5.14	124.88	111.00
1	2-S	63	SER	N-CA-C	5.14	124.88	111.00
1	2-P	63	SER	N-CA-C	5.14	124.87	111.00
1	2-Q	63	SER	N-CA-C	5.14	124.87	111.00
1	2-R	63	SER	N-CA-C	5.14	124.87	111.00
1	2-I	63	SER	N-CA-C	5.13	124.86	111.00
1	2-W	63	SER	N-CA-C	5.13	124.86	111.00
1	2-H	63	SER	N-CA-C	5.13	124.86	111.00
1	2-N	63	SER	N-CA-C	5.13	124.86	111.00
1	2-A	63	SER	N-CA-C	5.13	124.86	111.00
1	2-E	63	SER	N-CA-C	5.13	124.86	111.00
1	4-I	63	SER	N-CA-C	5.13	124.85	111.00

*Continued on next page...*

*Continued from previous page...*

Mol	Chain	Res	Type	Atoms	Z	Observed(°)	Ideal(°)
1	2-K	63	SER	N-CA-C	5.13	124.85	111.00
1	4-C	63	SER	N-CA-C	5.13	124.84	111.00
1	2-B	63	SER	N-CA-C	5.13	124.84	111.00
1	2-C	63	SER	N-CA-C	5.13	124.84	111.00
1	2-F	63	SER	N-CA-C	5.13	124.84	111.00
1	2-M	63	SER	N-CA-C	5.13	124.84	111.00
1	2-X	63	SER	N-CA-C	5.13	124.84	111.00
1	2-L	63	SER	N-CA-C	5.12	124.83	111.00
1	2-V	63	SER	N-CA-C	5.12	124.83	111.00
1	2-D	63	SER	N-CA-C	5.12	124.83	111.00
1	4-G	63	SER	N-CA-C	5.12	124.83	111.00
1	2-O	63	SER	N-CA-C	5.12	124.82	111.00
1	4-E	63	SER	N-CA-C	5.12	124.82	111.00
1	2-G	63	SER	N-CA-C	5.12	124.81	111.00
1	4-J	63	SER	N-CA-C	5.12	124.81	111.00
1	4-L	63	SER	N-CA-C	5.12	124.81	111.00
1	4-P	63	SER	N-CA-C	5.12	124.81	111.00
1	4-X	63	SER	N-CA-C	5.12	124.81	111.00
1	2-T	63	SER	N-CA-C	5.11	124.80	111.00
1	4-U	63	SER	N-CA-C	5.11	124.80	111.00
1	4-W	63	SER	N-CA-C	5.11	124.80	111.00
1	4-A	63	SER	N-CA-C	5.11	124.80	111.00
1	4-T	63	SER	N-CA-C	5.11	124.80	111.00
1	4-B	63	SER	N-CA-C	5.11	124.79	111.00
1	4-D	63	SER	N-CA-C	5.11	124.79	111.00
1	4-N	63	SER	N-CA-C	5.11	124.79	111.00
1	4-R	63	SER	N-CA-C	5.11	124.78	111.00
1	4-K	63	SER	N-CA-C	5.10	124.77	111.00
1	4-O	63	SER	N-CA-C	5.10	124.77	111.00
1	4-M	63	SER	N-CA-C	5.10	124.77	111.00
1	4-Q	63	SER	N-CA-C	5.10	124.77	111.00
1	4-S	63	SER	N-CA-C	5.10	124.77	111.00
1	4-H	63	SER	N-CA-C	5.10	124.76	111.00
1	4-V	63	SER	N-CA-C	5.10	124.76	111.00
1	4-F	63	SER	N-CA-C	5.09	124.75	111.00
1	6-W	93	ASP	N-CA-C	-5.04	97.39	111.00
1	6-F	93	ASP	N-CA-C	-5.04	97.40	111.00
1	6-H	93	ASP	N-CA-C	-5.04	97.40	111.00
1	6-R	93	ASP	N-CA-C	-5.04	97.40	111.00
1	6-U	93	ASP	N-CA-C	-5.04	97.41	111.00
1	6-G	93	ASP	N-CA-C	-5.03	97.41	111.00
1	6-L	93	ASP	N-CA-C	-5.03	97.41	111.00

*Continued on next page...*



*Continued from previous page...*

Mol	Chain	Res	Type	Atoms	Z	Observed(°)	Ideal(°)
1	6-D	93	ASP	N-CA-C	-5.03	97.41	111.00
1	6-O	93	ASP	N-CA-C	-5.03	97.42	111.00
1	6-T	93	ASP	N-CA-C	-5.03	97.42	111.00
1	6-E	93	ASP	N-CA-C	-5.03	97.43	111.00
1	6-I	93	ASP	N-CA-C	-5.03	97.43	111.00
1	6-M	93	ASP	N-CA-C	-5.03	97.43	111.00
1	6-A	93	ASP	N-CA-C	-5.02	97.44	111.00
1	6-S	93	ASP	N-CA-C	-5.02	97.43	111.00
1	6-B	93	ASP	N-CA-C	-5.02	97.44	111.00
1	6-P	93	ASP	N-CA-C	-5.02	97.44	111.00
1	6-N	93	ASP	N-CA-C	-5.02	97.44	111.00
1	6-C	93	ASP	N-CA-C	-5.02	97.45	111.00
1	6-K	93	ASP	N-CA-C	-5.02	97.45	111.00
1	9-X	465	TYR	N-CA-C	5.02	124.54	111.00
1	6-V	93	ASP	N-CA-C	-5.01	97.46	111.00
1	9-P	465	TYR	N-CA-C	5.01	124.53	111.00
1	6-J	93	ASP	N-CA-C	-5.01	97.47	111.00
1	6-Q	93	ASP	N-CA-C	-5.01	97.48	111.00
1	6-X	93	ASP	N-CA-C	-5.01	97.48	111.00
1	9-W	465	TYR	N-CA-C	5.01	124.52	111.00
1	9-O	465	TYR	N-CA-C	5.00	124.51	111.00
1	7-J	141	ASP	CB-CG-OD1	5.00	122.80	118.30
1	9-N	465	TYR	N-CA-C	5.00	124.51	111.00
1	9-R	465	TYR	N-CA-C	5.00	124.51	111.00
1	9-V	465	TYR	N-CA-C	5.00	124.51	111.00
1	9-F	465	TYR	N-CA-C	5.00	124.50	111.00

There are no chirality outliers.

All (240) planarity outliers are listed below:

Mol	Chain	Res	Type	Group
1	1-A	319	TYR	Sidechain
1	1-B	319	TYR	Sidechain
1	1-C	319	TYR	Sidechain
1	1-D	319	TYR	Sidechain
1	1-E	319	TYR	Sidechain
1	1-F	319	TYR	Sidechain
1	1-G	319	TYR	Sidechain
1	1-H	319	TYR	Sidechain
1	1-I	319	TYR	Sidechain
1	1-J	319	TYR	Sidechain
1	1-K	319	TYR	Sidechain

*Continued on next page...*

*Continued from previous page...*

Mol	Chain	Res	Type	Group
1	1-L	319	TYR	Sidechain
1	1-M	319	TYR	Sidechain
1	1-N	319	TYR	Sidechain
1	1-O	319	TYR	Sidechain
1	1-P	319	TYR	Sidechain
1	1-Q	319	TYR	Sidechain
1	1-R	319	TYR	Sidechain
1	1-S	319	TYR	Sidechain
1	1-T	319	TYR	Sidechain
1	1-U	319	TYR	Sidechain
1	1-V	319	TYR	Sidechain
1	1-W	319	TYR	Sidechain
1	1-X	319	TYR	Sidechain
1	10-A	319	TYR	Sidechain
1	10-B	319	TYR	Sidechain
1	10-C	319	TYR	Sidechain
1	10-D	319	TYR	Sidechain
1	10-E	319	TYR	Sidechain
1	10-F	319	TYR	Sidechain
1	10-G	319	TYR	Sidechain
1	10-H	319	TYR	Sidechain
1	10-I	319	TYR	Sidechain
1	10-J	319	TYR	Sidechain
1	10-K	319	TYR	Sidechain
1	10-L	319	TYR	Sidechain
1	10-M	319	TYR	Sidechain
1	10-N	319	TYR	Sidechain
1	10-O	319	TYR	Sidechain
1	10-P	319	TYR	Sidechain
1	10-Q	319	TYR	Sidechain
1	10-R	319	TYR	Sidechain
1	10-S	319	TYR	Sidechain
1	10-T	319	TYR	Sidechain
1	10-U	319	TYR	Sidechain
1	10-V	319	TYR	Sidechain
1	10-W	319	TYR	Sidechain
1	10-X	319	TYR	Sidechain
1	2-A	319	TYR	Sidechain
1	2-B	319	TYR	Sidechain
1	2-C	319	TYR	Sidechain
1	2-D	319	TYR	Sidechain
1	2-E	319	TYR	Sidechain

*Continued on next page...*

*Continued from previous page...*

Mol	Chain	Res	Type	Group
1	2-F	319	TYR	Sidechain
1	2-G	319	TYR	Sidechain
1	2-H	319	TYR	Sidechain
1	2-I	319	TYR	Sidechain
1	2-J	319	TYR	Sidechain
1	2-K	319	TYR	Sidechain
1	2-L	319	TYR	Sidechain
1	2-M	319	TYR	Sidechain
1	2-N	319	TYR	Sidechain
1	2-O	319	TYR	Sidechain
1	2-P	319	TYR	Sidechain
1	2-Q	319	TYR	Sidechain
1	2-R	319	TYR	Sidechain
1	2-S	319	TYR	Sidechain
1	2-T	319	TYR	Sidechain
1	2-U	319	TYR	Sidechain
1	2-V	319	TYR	Sidechain
1	2-W	319	TYR	Sidechain
1	2-X	319	TYR	Sidechain
1	3-A	319	TYR	Sidechain
1	3-B	319	TYR	Sidechain
1	3-C	319	TYR	Sidechain
1	3-D	319	TYR	Sidechain
1	3-E	319	TYR	Sidechain
1	3-F	319	TYR	Sidechain
1	3-G	319	TYR	Sidechain
1	3-H	319	TYR	Sidechain
1	3-I	319	TYR	Sidechain
1	3-J	319	TYR	Sidechain
1	3-K	319	TYR	Sidechain
1	3-L	319	TYR	Sidechain
1	3-M	319	TYR	Sidechain
1	3-N	319	TYR	Sidechain
1	3-O	319	TYR	Sidechain
1	3-P	319	TYR	Sidechain
1	3-Q	319	TYR	Sidechain
1	3-R	319	TYR	Sidechain
1	3-S	319	TYR	Sidechain
1	3-T	319	TYR	Sidechain
1	3-U	319	TYR	Sidechain
1	3-V	319	TYR	Sidechain
1	3-W	319	TYR	Sidechain

*Continued on next page...*

*Continued from previous page...*

Mol	Chain	Res	Type	Group
1	3-X	319	TYR	Sidechain
1	4-A	319	TYR	Sidechain
1	4-B	319	TYR	Sidechain
1	4-C	319	TYR	Sidechain
1	4-D	319	TYR	Sidechain
1	4-E	319	TYR	Sidechain
1	4-F	319	TYR	Sidechain
1	4-G	319	TYR	Sidechain
1	4-H	319	TYR	Sidechain
1	4-I	319	TYR	Sidechain
1	4-J	319	TYR	Sidechain
1	4-K	319	TYR	Sidechain
1	4-L	319	TYR	Sidechain
1	4-M	319	TYR	Sidechain
1	4-N	319	TYR	Sidechain
1	4-O	319	TYR	Sidechain
1	4-P	319	TYR	Sidechain
1	4-Q	319	TYR	Sidechain
1	4-R	319	TYR	Sidechain
1	4-S	319	TYR	Sidechain
1	4-T	319	TYR	Sidechain
1	4-U	319	TYR	Sidechain
1	4-V	319	TYR	Sidechain
1	4-W	319	TYR	Sidechain
1	4-X	319	TYR	Sidechain
1	5-A	319	TYR	Sidechain
1	5-B	319	TYR	Sidechain
1	5-C	319	TYR	Sidechain
1	5-D	319	TYR	Sidechain
1	5-E	319	TYR	Sidechain
1	5-F	319	TYR	Sidechain
1	5-G	319	TYR	Sidechain
1	5-H	319	TYR	Sidechain
1	5-I	319	TYR	Sidechain
1	5-J	319	TYR	Sidechain
1	5-K	319	TYR	Sidechain
1	5-L	319	TYR	Sidechain
1	5-M	319	TYR	Sidechain
1	5-N	319	TYR	Sidechain
1	5-O	319	TYR	Sidechain
1	5-P	319	TYR	Sidechain
1	5-Q	319	TYR	Sidechain

*Continued on next page...*

*Continued from previous page...*

Mol	Chain	Res	Type	Group
1	5-R	319	TYR	Sidechain
1	5-S	319	TYR	Sidechain
1	5-T	319	TYR	Sidechain
1	5-U	319	TYR	Sidechain
1	5-V	319	TYR	Sidechain
1	5-W	319	TYR	Sidechain
1	5-X	319	TYR	Sidechain
1	6-A	319	TYR	Sidechain
1	6-B	319	TYR	Sidechain
1	6-C	319	TYR	Sidechain
1	6-D	319	TYR	Sidechain
1	6-E	319	TYR	Sidechain
1	6-F	319	TYR	Sidechain
1	6-G	319	TYR	Sidechain
1	6-H	319	TYR	Sidechain
1	6-I	319	TYR	Sidechain
1	6-J	319	TYR	Sidechain
1	6-K	319	TYR	Sidechain
1	6-L	319	TYR	Sidechain
1	6-M	319	TYR	Sidechain
1	6-N	319	TYR	Sidechain
1	6-O	319	TYR	Sidechain
1	6-P	319	TYR	Sidechain
1	6-Q	319	TYR	Sidechain
1	6-R	319	TYR	Sidechain
1	6-S	319	TYR	Sidechain
1	6-T	319	TYR	Sidechain
1	6-U	319	TYR	Sidechain
1	6-V	319	TYR	Sidechain
1	6-W	319	TYR	Sidechain
1	6-X	319	TYR	Sidechain
1	7-A	319	TYR	Sidechain
1	7-B	319	TYR	Sidechain
1	7-C	319	TYR	Sidechain
1	7-D	319	TYR	Sidechain
1	7-E	319	TYR	Sidechain
1	7-F	319	TYR	Sidechain
1	7-G	319	TYR	Sidechain
1	7-H	319	TYR	Sidechain
1	7-I	319	TYR	Sidechain
1	7-J	319	TYR	Sidechain
1	7-K	319	TYR	Sidechain

*Continued on next page...*

*Continued from previous page...*

Mol	Chain	Res	Type	Group
1	7-L	319	TYR	Sidechain
1	7-M	319	TYR	Sidechain
1	7-N	319	TYR	Sidechain
1	7-O	319	TYR	Sidechain
1	7-P	319	TYR	Sidechain
1	7-Q	319	TYR	Sidechain
1	7-R	319	TYR	Sidechain
1	7-S	319	TYR	Sidechain
1	7-T	319	TYR	Sidechain
1	7-U	319	TYR	Sidechain
1	7-V	319	TYR	Sidechain
1	7-W	319	TYR	Sidechain
1	7-X	319	TYR	Sidechain
1	8-A	319	TYR	Sidechain
1	8-B	319	TYR	Sidechain
1	8-C	319	TYR	Sidechain
1	8-D	319	TYR	Sidechain
1	8-E	319	TYR	Sidechain
1	8-F	319	TYR	Sidechain
1	8-G	319	TYR	Sidechain
1	8-H	319	TYR	Sidechain
1	8-I	319	TYR	Sidechain
1	8-J	319	TYR	Sidechain
1	8-K	319	TYR	Sidechain
1	8-L	319	TYR	Sidechain
1	8-M	319	TYR	Sidechain
1	8-N	319	TYR	Sidechain
1	8-O	319	TYR	Sidechain
1	8-P	319	TYR	Sidechain
1	8-Q	319	TYR	Sidechain
1	8-R	319	TYR	Sidechain
1	8-S	319	TYR	Sidechain
1	8-T	319	TYR	Sidechain
1	8-U	319	TYR	Sidechain
1	8-V	319	TYR	Sidechain
1	8-W	319	TYR	Sidechain
1	8-X	319	TYR	Sidechain
1	9-A	319	TYR	Sidechain
1	9-B	319	TYR	Sidechain
1	9-C	319	TYR	Sidechain
1	9-D	319	TYR	Sidechain
1	9-E	319	TYR	Sidechain

*Continued on next page...*

*Continued from previous page...*

Mol	Chain	Res	Type	Group
1	9-F	319	TYR	Sidechain
1	9-G	319	TYR	Sidechain
1	9-H	319	TYR	Sidechain
1	9-I	319	TYR	Sidechain
1	9-J	319	TYR	Sidechain
1	9-K	319	TYR	Sidechain
1	9-L	319	TYR	Sidechain
1	9-M	319	TYR	Sidechain
1	9-N	319	TYR	Sidechain
1	9-O	319	TYR	Sidechain
1	9-P	319	TYR	Sidechain
1	9-Q	319	TYR	Sidechain
1	9-R	319	TYR	Sidechain
1	9-S	319	TYR	Sidechain
1	9-T	319	TYR	Sidechain
1	9-U	319	TYR	Sidechain
1	9-V	319	TYR	Sidechain
1	9-W	319	TYR	Sidechain
1	9-X	319	TYR	Sidechain

## 5.2 Too-close contacts

In the following table, the Non-H and H(model) columns list the number of non-hydrogen atoms and hydrogen atoms in the chain respectively. The H(added) column lists the number of hydrogen atoms added and optimized by MolProbity. The Clashes column lists the number of clashes within the asymmetric unit, whereas Symm-Clashes lists symmetry related clashes.

Mol	Chain	Non-H	H(model)	H(added)	Clashes	Symm-Clashes
1	1-A	3778	0	3604	158	0
1	1-B	3778	0	3604	152	0
1	1-C	3778	0	3604	150	0
1	1-D	3778	0	3604	159	0
1	1-E	3778	0	3604	165	0
1	1-F	3778	0	3604	153	0
1	1-G	3778	0	3604	162	0
1	1-H	3778	0	3604	150	0
1	1-I	3778	0	3604	153	0
1	1-J	3778	0	3604	154	0
1	1-K	3778	0	3604	161	0
1	1-L	3778	0	3604	157	0
1	1-M	3778	0	3604	159	0
1	1-N	3778	0	3604	152	0

*Continued on next page...*

*Continued from previous page...*

Mol	Chain	Non-H	H(model)	H(added)	Clashes	Symm-Clashes
1	1-O	3778	0	3604	148	0
1	1-P	3778	0	3604	164	0
1	1-Q	3778	0	3604	164	0
1	1-R	3778	0	3604	157	0
1	1-S	3778	0	3604	153	0
1	1-T	3778	0	3604	150	0
1	1-U	3778	0	3604	152	0
1	1-V	3778	0	3604	151	0
1	1-W	3778	0	3604	155	0
1	1-X	3778	0	3604	159	0
1	2-A	3778	0	3604	142	0
1	2-B	3778	0	3604	130	0
1	2-C	3778	0	3604	133	0
1	2-D	3778	0	3604	142	0
1	2-E	3778	0	3604	152	0
1	2-F	3778	0	3604	149	0
1	2-G	3778	0	3604	144	0
1	2-H	3778	0	3604	132	0
1	2-I	3778	0	3604	135	0
1	2-J	3778	0	3604	140	0
1	2-K	3778	0	3604	143	0
1	2-L	3778	0	3604	150	0
1	2-M	3778	0	3604	136	0
1	2-N	3778	0	3604	129	0
1	2-O	3778	0	3604	140	0
1	2-P	3778	0	3604	147	0
1	2-Q	3778	0	3604	145	0
1	2-R	3778	0	3604	141	0
1	2-S	3778	0	3604	132	0
1	2-T	3778	0	3604	132	0
1	2-U	3778	0	3604	136	0
1	2-V	3778	0	3604	146	0
1	2-W	3778	0	3604	130	0
1	2-X	3778	0	3604	136	0
1	3-A	3778	0	3604	149	0
1	3-B	3778	0	3604	157	0
1	3-C	3778	0	3604	150	0
1	3-D	3778	0	3604	153	0
1	3-E	3778	0	3604	150	0
1	3-F	3778	0	3604	155	0
1	3-G	3778	0	3604	153	0
1	3-H	3778	0	3604	147	0

*Continued on next page...*



*Continued from previous page...*

Mol	Chain	Non-H	H(model)	H(added)	Clashes	Symm-Clashes
1	3-I	3778	0	3604	134	0
1	3-J	3778	0	3604	147	0
1	3-K	3778	0	3604	158	0
1	3-L	3778	0	3604	141	0
1	3-M	3778	0	3604	148	0
1	3-N	3778	0	3604	152	0
1	3-O	3778	0	3604	154	0
1	3-P	3778	0	3604	161	0
1	3-Q	3778	0	3604	140	0
1	3-R	3778	0	3604	149	0
1	3-S	3778	0	3604	152	0
1	3-T	3778	0	3604	144	0
1	3-U	3778	0	3602	135	0
1	3-V	3778	0	3604	152	0
1	3-W	3778	0	3604	146	0
1	3-X	3778	0	3604	138	0
1	4-A	3778	0	3604	165	0
1	4-B	3778	0	3604	149	0
1	4-C	3778	0	3604	146	0
1	4-D	3778	0	3604	165	0
1	4-E	3778	0	3604	159	0
1	4-F	3778	0	3604	157	0
1	4-G	3778	0	3604	175	0
1	4-H	3778	0	3604	160	0
1	4-I	3778	0	3604	145	0
1	4-J	3778	0	3604	158	0
1	4-K	3778	0	3604	167	0
1	4-L	3778	0	3604	159	0
1	4-M	3778	0	3604	151	0
1	4-N	3778	0	3604	152	0
1	4-O	3778	0	3604	150	0
1	4-P	3778	0	3604	171	0
1	4-Q	3778	0	3604	167	0
1	4-R	3778	0	3604	148	0
1	4-S	3778	0	3602	153	0
1	4-T	3778	0	3604	154	0
1	4-U	3778	0	3604	148	0
1	4-V	3778	0	3604	149	0
1	4-W	3778	0	3604	159	0
1	4-X	3778	0	3604	145	0
1	5-A	3778	0	3604	187	0
1	5-B	3778	0	3604	187	0

*Continued on next page...*

*Continued from previous page...*

Mol	Chain	Non-H	H(model)	H(added)	Clashes	Symm-Clashes
1	5-C	3778	0	3604	173	0
1	5-D	3778	0	3604	191	0
1	5-E	3778	0	3604	200	0
1	5-F	3778	0	3604	183	0
1	5-G	3778	0	3604	194	0
1	5-H	3778	0	3604	173	0
1	5-I	3778	0	3604	177	0
1	5-J	3778	0	3604	185	0
1	5-K	3778	0	3604	195	0
1	5-L	3778	0	3604	193	0
1	5-M	3778	0	3604	168	0
1	5-N	3778	0	3604	191	0
1	5-O	3778	0	3604	190	0
1	5-P	3778	0	3604	202	0
1	5-Q	3778	0	3604	194	0
1	5-R	3778	0	3604	173	0
1	5-S	3778	0	3604	181	0
1	5-T	3778	0	3604	185	0
1	5-U	3778	0	3604	172	0
1	5-V	3778	0	3604	183	0
1	5-W	3778	0	3604	188	0
1	5-X	3778	0	3604	174	0
1	6-A	3778	0	3604	196	0
1	6-B	3778	0	3604	183	0
1	6-C	3778	0	3604	182	0
1	6-D	3778	0	3604	198	0
1	6-E	3778	0	3604	212	0
1	6-F	3778	0	3604	197	0
1	6-G	3778	0	3604	196	0
1	6-H	3778	0	3604	184	0
1	6-I	3778	0	3604	179	0
1	6-J	3778	0	3604	188	0
1	6-K	3778	0	3604	198	0
1	6-L	3778	0	3604	192	0
1	6-M	3778	0	3604	189	0
1	6-N	3778	0	3604	186	0
1	6-O	3778	0	3604	189	0
1	6-P	3778	0	3604	211	0
1	6-Q	3778	0	3604	196	0
1	6-R	3778	0	3604	193	0
1	6-S	3778	0	3604	182	0
1	6-T	3778	0	3604	184	0

*Continued on next page...*

*Continued from previous page...*

Mol	Chain	Non-H	H(model)	H(added)	Clashes	Symm-Clashes
1	6-U	3778	0	3604	202	0
1	6-V	3778	0	3604	188	0
1	6-W	3778	0	3604	187	0
1	6-X	3778	0	3604	188	0
1	7-A	3778	0	3604	146	0
1	7-B	3778	0	3604	143	0
1	7-C	3778	0	3604	134	0
1	7-D	3778	0	3604	157	0
1	7-E	3778	0	3604	160	0
1	7-F	3778	0	3604	149	0
1	7-G	3778	0	3604	147	0
1	7-H	3778	0	3604	138	0
1	7-I	3778	0	3604	138	0
1	7-J	3778	0	3604	137	0
1	7-K	3778	0	3604	152	0
1	7-L	3778	0	3604	144	0
1	7-M	3778	0	3604	141	0
1	7-N	3778	0	3604	148	0
1	7-O	3778	0	3604	146	0
1	7-P	3778	0	3604	161	0
1	7-Q	3778	0	3604	148	0
1	7-R	3778	0	3604	141	0
1	7-S	3778	0	3601	143	0
1	7-T	3778	0	3604	143	0
1	7-U	3778	0	3604	150	0
1	7-V	3778	0	3604	142	0
1	7-W	3778	0	3604	148	0
1	7-X	3778	0	3604	133	0
1	8-A	3778	0	3604	162	0
1	8-B	3778	0	3604	154	0
1	8-C	3778	0	3604	153	0
1	8-D	3778	0	3604	182	0
1	8-E	3778	0	3604	201	0
1	8-F	3778	0	3604	166	0
1	8-G	3778	0	3604	174	0
1	8-H	3778	0	3604	152	0
1	8-I	3778	0	3604	154	0
1	8-J	3778	0	3604	171	0
1	8-K	3778	0	3604	180	0
1	8-L	3778	0	3604	168	0
1	8-M	3778	0	3604	159	0
1	8-N	3778	0	3604	154	0

*Continued on next page...*

*Continued from previous page...*

Mol	Chain	Non-H	H(model)	H(added)	Clashes	Symm-Clashes
1	8-O	3778	0	3604	154	0
1	8-P	3778	0	3604	181	0
1	8-Q	3778	0	3604	175	0
1	8-R	3778	0	3604	163	0
1	8-S	3778	0	3604	159	0
1	8-T	3778	0	3604	150	0
1	8-U	3778	0	3604	169	0
1	8-V	3778	0	3604	160	0
1	8-W	3778	0	3604	163	0
1	8-X	3778	0	3604	154	0
1	9-A	3778	0	3604	144	0
1	9-B	3778	0	3604	145	0
1	9-C	3778	0	3604	141	0
1	9-D	3778	0	3604	162	0
1	9-E	3778	0	3604	161	0
1	9-F	3778	0	3604	159	0
1	9-G	3778	0	3604	162	0
1	9-H	3778	0	3604	137	0
1	9-I	3778	0	3604	143	0
1	9-J	3778	0	3604	154	0
1	9-K	3778	0	3604	152	0
1	9-L	3778	0	3604	157	0
1	9-M	3778	0	3604	138	0
1	9-N	3778	0	3604	146	0
1	9-O	3778	0	3604	144	0
1	9-P	3778	0	3604	169	0
1	9-Q	3778	0	3604	157	0
1	9-R	3778	0	3604	149	0
1	9-S	3778	0	3602	162	0
1	9-T	3778	0	3604	144	0
1	9-U	3778	0	3604	145	0
1	9-V	3778	0	3604	152	0
1	9-W	3778	0	3604	148	0
1	9-X	3778	0	3604	147	0
1	10-A	3778	0	3604	156	0
1	10-B	3778	0	3604	159	0
1	10-C	3778	0	3604	153	0
1	10-D	3778	0	3604	165	0
1	10-E	3778	0	3604	169	0
1	10-F	3778	0	3604	169	0
1	10-G	3778	0	3604	167	0
1	10-H	3778	0	3604	159	0

*Continued on next page...*

*Continued from previous page...*

Mol	Chain	Non-H	H(model)	H(added)	Clashes	Symm-Clashes
1	10-I	3778	0	3604	154	0
1	10-J	3778	0	3604	157	0
1	10-K	3778	0	3604	178	0
1	10-L	3778	0	3604	172	0
1	10-M	3778	0	3604	149	0
1	10-N	3778	0	3604	165	0
1	10-O	3778	0	3604	157	0
1	10-P	3778	0	3604	168	0
1	10-Q	3778	0	3604	162	0
1	10-R	3778	0	3604	159	0
1	10-S	3778	0	3604	157	0
1	10-T	3778	0	3604	161	0
1	10-U	3778	0	3604	154	0
1	10-V	3778	0	3604	156	0
1	10-W	3778	0	3604	163	0
1	10-X	3778	0	3604	152	0
2	1-A	1	0	0	0	0
2	1-B	1	0	0	0	0
2	1-C	1	0	0	0	0
2	1-D	1	0	0	0	0
2	1-E	1	0	0	0	0
2	1-F	1	0	0	0	0
2	1-G	1	0	0	0	0
2	1-H	1	0	0	0	0
2	1-I	1	0	0	0	0
2	1-J	1	0	0	0	0
2	1-K	1	0	0	0	0
2	1-L	1	0	0	0	0
2	1-M	1	0	0	0	0
2	1-N	1	0	0	0	0
2	1-O	1	0	0	0	0
2	1-P	1	0	0	0	0
2	1-Q	1	0	0	0	0
2	1-R	1	0	0	0	0
2	1-S	1	0	0	0	0
2	1-T	1	0	0	0	0
2	1-U	1	0	0	0	0
2	1-V	1	0	0	0	0
2	1-W	1	0	0	0	0
2	1-X	1	0	0	0	0
2	2-A	1	0	0	0	0
2	2-B	1	0	0	0	0

*Continued on next page...*

*Continued from previous page...*

Mol	Chain	Non-H	H(model)	H(added)	Clashes	Symm-Clashes
2	2-C	1	0	0	0	0
2	2-D	1	0	0	0	0
2	2-E	1	0	0	0	0
2	2-F	1	0	0	0	0
2	2-G	1	0	0	0	0
2	2-H	1	0	0	0	0
2	2-I	1	0	0	0	0
2	2-J	1	0	0	0	0
2	2-K	1	0	0	0	0
2	2-L	1	0	0	0	0
2	2-M	1	0	0	0	0
2	2-N	1	0	0	0	0
2	2-O	1	0	0	0	0
2	2-P	1	0	0	0	0
2	2-Q	1	0	0	0	0
2	2-R	1	0	0	0	0
2	2-S	1	0	0	0	0
2	2-T	1	0	0	0	0
2	2-U	1	0	0	0	0
2	2-V	1	0	0	0	0
2	2-W	1	0	0	0	0
2	2-X	1	0	0	0	0
2	3-A	1	0	0	0	0
2	3-B	1	0	0	0	0
2	3-C	1	0	0	0	0
2	3-D	1	0	0	0	0
2	3-E	1	0	0	0	0
2	3-F	1	0	0	0	0
2	3-G	1	0	0	0	0
2	3-H	1	0	0	0	0
2	3-I	1	0	0	0	0
2	3-J	1	0	0	0	0
2	3-K	1	0	0	0	0
2	3-L	1	0	0	0	0
2	3-M	1	0	0	0	0
2	3-N	1	0	0	0	0
2	3-O	1	0	0	0	0
2	3-P	1	0	0	0	0
2	3-Q	1	0	0	0	0
2	3-R	1	0	0	0	0
2	3-S	1	0	0	0	0
2	3-T	1	0	0	0	0

*Continued on next page...*

*Continued from previous page...*

Mol	Chain	Non-H	H(model)	H(added)	Clashes	Symm-Clashes
2	3-U	1	0	0	0	0
2	3-V	1	0	0	0	0
2	3-W	1	0	0	0	0
2	3-X	1	0	0	0	0
2	4-A	1	0	0	0	0
2	4-B	1	0	0	0	0
2	4-C	1	0	0	0	0
2	4-D	1	0	0	0	0
2	4-E	1	0	0	0	0
2	4-F	1	0	0	0	0
2	4-G	1	0	0	0	0
2	4-H	1	0	0	0	0
2	4-I	1	0	0	0	0
2	4-J	1	0	0	0	0
2	4-K	1	0	0	0	0
2	4-L	1	0	0	0	0
2	4-M	1	0	0	0	0
2	4-N	1	0	0	0	0
2	4-O	1	0	0	0	0
2	4-P	1	0	0	0	0
2	4-Q	1	0	0	0	0
2	4-R	1	0	0	0	0
2	4-S	1	0	0	0	0
2	4-T	1	0	0	0	0
2	4-U	1	0	0	0	0
2	4-V	1	0	0	0	0
2	4-W	1	0	0	0	0
2	4-X	1	0	0	0	0
2	5-A	1	0	0	0	0
2	5-B	1	0	0	0	0
2	5-C	1	0	0	0	0
2	5-D	1	0	0	0	0
2	5-E	1	0	0	0	0
2	5-F	1	0	0	0	0
2	5-G	1	0	0	0	0
2	5-H	1	0	0	0	0
2	5-I	1	0	0	0	0
2	5-J	1	0	0	0	0
2	5-K	1	0	0	0	0
2	5-L	1	0	0	0	0
2	5-M	1	0	0	0	0
2	5-N	1	0	0	0	0

*Continued on next page...*

*Continued from previous page...*

Mol	Chain	Non-H	H(model)	H(added)	Clashes	Symm-Clashes
2	5-O	1	0	0	0	0
2	5-P	1	0	0	0	0
2	5-Q	1	0	0	0	0
2	5-R	1	0	0	0	0
2	5-S	1	0	0	0	0
2	5-T	1	0	0	0	0
2	5-U	1	0	0	0	0
2	5-V	1	0	0	0	0
2	5-W	1	0	0	0	0
2	5-X	1	0	0	0	0
2	6-A	1	0	0	0	0
2	6-B	1	0	0	0	0
2	6-C	1	0	0	0	0
2	6-D	1	0	0	0	0
2	6-E	1	0	0	0	0
2	6-F	1	0	0	0	0
2	6-G	1	0	0	0	0
2	6-H	1	0	0	0	0
2	6-I	1	0	0	0	0
2	6-J	1	0	0	0	0
2	6-K	1	0	0	0	0
2	6-L	1	0	0	0	0
2	6-M	1	0	0	0	0
2	6-N	1	0	0	0	0
2	6-O	1	0	0	0	0
2	6-P	1	0	0	0	0
2	6-Q	1	0	0	0	0
2	6-R	1	0	0	0	0
2	6-S	1	0	0	0	0
2	6-T	1	0	0	0	0
2	6-U	1	0	0	0	0
2	6-V	1	0	0	0	0
2	6-W	1	0	0	0	0
2	6-X	1	0	0	0	0
2	7-A	1	0	0	0	0
2	7-B	1	0	0	0	0
2	7-C	1	0	0	0	0
2	7-D	1	0	0	0	0
2	7-E	1	0	0	0	0
2	7-F	1	0	0	0	0
2	7-G	1	0	0	0	0
2	7-H	1	0	0	0	0

*Continued on next page...*



*Continued from previous page...*

Mol	Chain	Non-H	H(model)	H(added)	Clashes	Symm-Clashes
2	7-I	1	0	0	0	0
2	7-J	1	0	0	0	0
2	7-K	1	0	0	0	0
2	7-L	1	0	0	0	0
2	7-M	1	0	0	0	0
2	7-N	1	0	0	0	0
2	7-O	1	0	0	0	0
2	7-P	1	0	0	0	0
2	7-Q	1	0	0	0	0
2	7-R	1	0	0	0	0
2	7-S	1	0	0	0	0
2	7-T	1	0	0	0	0
2	7-U	1	0	0	0	0
2	7-V	1	0	0	0	0
2	7-W	1	0	0	0	0
2	7-X	1	0	0	0	0
2	8-A	1	0	0	0	0
2	8-B	1	0	0	0	0
2	8-C	1	0	0	0	0
2	8-D	1	0	0	0	0
2	8-E	1	0	0	0	0
2	8-F	1	0	0	0	0
2	8-G	1	0	0	0	0
2	8-H	1	0	0	0	0
2	8-I	1	0	0	0	0
2	8-J	1	0	0	0	0
2	8-K	1	0	0	0	0
2	8-L	1	0	0	0	0
2	8-M	1	0	0	0	0
2	8-N	1	0	0	0	0
2	8-O	1	0	0	0	0
2	8-P	1	0	0	0	0
2	8-Q	1	0	0	0	0
2	8-R	1	0	0	0	0
2	8-S	1	0	0	0	0
2	8-T	1	0	0	0	0
2	8-U	1	0	0	0	0
2	8-V	1	0	0	0	0
2	8-W	1	0	0	0	0
2	8-X	1	0	0	0	0
2	9-A	1	0	0	0	0
2	9-B	1	0	0	0	0

*Continued on next page...*

*Continued from previous page...*

Mol	Chain	Non-H	H(model)	H(added)	Clashes	Symm-Clashes
2	9-C	1	0	0	0	0
2	9-D	1	0	0	0	0
2	9-E	1	0	0	0	0
2	9-F	1	0	0	0	0
2	9-G	1	0	0	0	0
2	9-H	1	0	0	0	0
2	9-I	1	0	0	0	0
2	9-J	1	0	0	0	0
2	9-K	1	0	0	0	0
2	9-L	1	0	0	0	0
2	9-M	1	0	0	0	0
2	9-N	1	0	0	0	0
2	9-O	1	0	0	0	0
2	9-P	1	0	0	0	0
2	9-Q	1	0	0	0	0
2	9-R	1	0	0	0	0
2	9-S	1	0	0	0	0
2	9-T	1	0	0	0	0
2	9-U	1	0	0	0	0
2	9-V	1	0	0	0	0
2	9-W	1	0	0	0	0
2	9-X	1	0	0	0	0
2	10-A	1	0	0	0	0
2	10-B	1	0	0	0	0
2	10-C	1	0	0	0	0
2	10-D	1	0	0	0	0
2	10-E	1	0	0	0	0
2	10-F	1	0	0	0	0
2	10-G	1	0	0	0	0
2	10-H	1	0	0	0	0
2	10-I	1	0	0	0	0
2	10-J	1	0	0	0	0
2	10-K	1	0	0	0	0
2	10-L	1	0	0	0	0
2	10-M	1	0	0	0	0
2	10-N	1	0	0	0	0
2	10-O	1	0	0	0	0
2	10-P	1	0	0	0	0
2	10-Q	1	0	0	0	0
2	10-R	1	0	0	0	0
2	10-S	1	0	0	0	0
2	10-T	1	0	0	0	0

*Continued on next page...*

*Continued from previous page...*

Mol	Chain	Non-H	H(model)	H(added)	Clashes	Symm-Clashes
2	10-U	1	0	0	0	0
2	10-V	1	0	0	0	0
2	10-W	1	0	0	0	0
2	10-X	1	0	0	0	0
3	1-A	23	0	10	4	0
3	1-B	23	0	10	4	0
3	1-C	23	0	10	4	0
3	1-D	23	0	10	4	0
3	1-E	23	0	10	4	0
3	1-F	23	0	10	4	0
3	1-G	23	0	10	4	0
3	1-H	23	0	10	4	0
3	1-I	23	0	10	4	0
3	1-J	23	0	10	4	0
3	1-K	23	0	10	5	0
3	1-L	23	0	10	4	0
3	1-M	23	0	10	4	0
3	1-N	23	0	10	4	0
3	1-O	23	0	10	4	0
3	1-P	23	0	10	4	0
3	1-Q	23	0	10	4	0
3	1-R	23	0	10	4	0
3	1-S	23	0	10	4	0
3	1-T	23	0	10	4	0
3	1-U	23	0	10	4	0
3	1-V	23	0	10	4	0
3	1-W	23	0	10	4	0
3	1-X	23	0	10	4	0
3	2-A	23	0	10	7	0
3	2-B	23	0	10	6	0
3	2-C	23	0	10	7	0
3	2-D	23	0	10	7	0
3	2-E	23	0	10	7	0
3	2-F	23	0	10	7	0
3	2-G	23	0	10	7	0
3	2-H	23	0	10	7	0
3	2-I	23	0	10	7	0
3	2-J	23	0	10	6	0
3	2-K	23	0	10	7	0
3	2-L	23	0	10	7	0
3	2-M	23	0	10	7	0
3	2-N	23	0	10	6	0

*Continued on next page...*

*Continued from previous page...*

Mol	Chain	Non-H	H(model)	H(added)	Clashes	Symm-Clashes
3	2-O	23	0	10	7	0
3	2-P	23	0	10	7	0
3	2-Q	23	0	10	7	0
3	2-R	23	0	10	7	0
3	2-S	23	0	10	6	0
3	2-T	23	0	10	7	0
3	2-U	23	0	10	6	0
3	2-V	23	0	10	6	0
3	2-W	23	0	10	6	0
3	2-X	23	0	10	7	0
3	3-A	23	0	10	10	0
3	3-B	23	0	10	10	0
3	3-C	23	0	10	10	0
3	3-D	23	0	10	10	0
3	3-E	23	0	10	10	0
3	3-F	23	0	10	10	0
3	3-G	23	0	10	10	0
3	3-H	23	0	10	10	0
3	3-I	23	0	10	10	0
3	3-J	23	0	10	10	0
3	3-K	23	0	10	11	0
3	3-L	23	0	10	10	0
3	3-M	23	0	10	10	0
3	3-N	23	0	10	10	0
3	3-O	23	0	10	10	0
3	3-P	23	0	10	10	0
3	3-Q	23	0	10	10	0
3	3-R	23	0	10	10	0
3	3-S	23	0	10	10	0
3	3-T	23	0	10	10	0
3	3-U	23	0	10	10	0
3	3-V	23	0	10	10	0
3	3-W	23	0	10	10	0
3	3-X	23	0	10	10	0
3	4-A	23	0	10	10	0
3	4-B	23	0	10	9	0
3	4-C	23	0	10	10	0
3	4-D	23	0	10	10	0
3	4-E	23	0	10	10	0
3	4-F	23	0	10	9	0
3	4-G	23	0	10	10	0
3	4-H	23	0	10	10	0

*Continued on next page...*

*Continued from previous page...*

Mol	Chain	Non-H	H(model)	H(added)	Clashes	Symm-Clashes
3	4-I	23	0	10	9	0
3	4-J	23	0	10	9	0
3	4-K	23	0	10	10	0
3	4-L	23	0	10	9	0
3	4-M	23	0	10	10	0
3	4-N	23	0	10	10	0
3	4-O	23	0	10	10	0
3	4-P	23	0	10	10	0
3	4-Q	23	0	10	10	0
3	4-R	23	0	10	9	0
3	4-S	23	0	10	10	0
3	4-T	23	0	10	10	0
3	4-U	23	0	10	9	0
3	4-V	23	0	10	9	0
3	4-W	23	0	10	10	0
3	4-X	23	0	10	9	0
3	5-A	23	0	10	7	0
3	5-B	23	0	10	8	0
3	5-C	23	0	10	7	0
3	5-D	23	0	10	7	0
3	5-E	23	0	10	7	0
3	5-F	23	0	10	7	0
3	5-G	23	0	10	7	0
3	5-H	23	0	10	7	0
3	5-I	23	0	10	7	0
3	5-J	23	0	10	7	0
3	5-K	23	0	10	8	0
3	5-L	23	0	10	7	0
3	5-M	23	0	10	7	0
3	5-N	23	0	10	7	0
3	5-O	23	0	10	7	0
3	5-P	23	0	10	7	0
3	5-Q	23	0	10	7	0
3	5-R	23	0	10	7	0
3	5-S	23	0	10	7	0
3	5-T	23	0	10	7	0
3	5-U	23	0	10	7	0
3	5-V	23	0	10	7	0
3	5-W	23	0	10	7	0
3	5-X	23	0	10	7	0
3	6-A	23	0	10	6	0
3	6-B	23	0	10	7	0

*Continued on next page...*

*Continued from previous page...*

Mol	Chain	Non-H	H(model)	H(added)	Clashes	Symm-Clashes
3	6-C	23	0	10	7	0
3	6-D	23	0	10	7	0
3	6-E	23	0	10	7	0
3	6-F	23	0	10	7	0
3	6-G	23	0	10	7	0
3	6-H	23	0	10	7	0
3	6-I	23	0	10	7	0
3	6-J	23	0	10	7	0
3	6-K	23	0	10	8	0
3	6-L	23	0	10	7	0
3	6-M	23	0	10	6	0
3	6-N	23	0	10	7	0
3	6-O	23	0	10	7	0
3	6-P	23	0	10	7	0
3	6-Q	23	0	10	7	0
3	6-R	23	0	10	7	0
3	6-S	23	0	10	7	0
3	6-T	23	0	10	7	0
3	6-U	23	0	10	7	0
3	6-V	23	0	10	7	0
3	6-W	23	0	10	7	0
3	6-X	23	0	10	7	0
3	7-A	23	0	10	5	0
3	7-B	23	0	10	5	0
3	7-C	23	0	10	5	0
3	7-D	23	0	10	5	0
3	7-E	23	0	10	5	0
3	7-F	23	0	10	5	0
3	7-G	23	0	10	5	0
3	7-H	23	0	10	5	0
3	7-I	23	0	10	5	0
3	7-J	23	0	10	5	0
3	7-K	23	0	10	6	0
3	7-L	23	0	10	5	0
3	7-M	23	0	10	5	0
3	7-N	23	0	10	5	0
3	7-O	23	0	10	5	0
3	7-P	23	0	10	5	0
3	7-Q	23	0	10	5	0
3	7-R	23	0	10	5	0
3	7-S	23	0	10	5	0
3	7-T	23	0	10	5	0

*Continued on next page...*

*Continued from previous page...*

Mol	Chain	Non-H	H(model)	H(added)	Clashes	Symm-Clashes
3	7-U	23	0	10	5	0
3	7-V	23	0	10	5	0
3	7-W	23	0	10	5	0
3	7-X	23	0	10	5	0
3	8-A	23	0	10	6	0
3	8-B	23	0	10	6	0
3	8-C	23	0	10	6	0
3	8-D	23	0	10	5	0
3	8-E	23	0	10	6	0
3	8-F	23	0	10	5	0
3	8-G	23	0	10	5	0
3	8-H	23	0	10	5	0
3	8-I	23	0	10	5	0
3	8-J	23	0	10	6	0
3	8-K	23	0	10	7	0
3	8-L	23	0	10	6	0
3	8-M	23	0	10	6	0
3	8-N	23	0	10	6	0
3	8-O	23	0	10	6	0
3	8-P	23	0	10	5	0
3	8-Q	23	0	10	6	0
3	8-R	23	0	10	5	0
3	8-S	23	0	10	5	0
3	8-T	23	0	10	5	0
3	8-U	23	0	10	5	0
3	8-V	23	0	10	6	0
3	8-W	23	0	10	6	0
3	8-X	23	0	10	6	0
3	9-A	23	0	10	7	0
3	9-B	23	0	10	8	0
3	9-C	23	0	10	8	0
3	9-D	23	0	10	8	0
3	9-E	23	0	10	8	0
3	9-F	23	0	10	8	0
3	9-G	23	0	10	8	0
3	9-H	23	0	10	8	0
3	9-I	23	0	10	8	0
3	9-J	23	0	10	8	0
3	9-K	23	0	10	9	0
3	9-L	23	0	10	7	0
3	9-M	23	0	10	7	0
3	9-N	23	0	10	7	0

*Continued on next page...*

*Continued from previous page...*

Mol	Chain	Non-H	H(model)	H(added)	Clashes	Symm-Clashes
3	9-O	23	0	10	7	0
3	9-P	23	0	10	8	0
3	9-Q	23	0	10	8	0
3	9-R	23	0	10	8	0
3	9-S	23	0	10	8	0
3	9-T	23	0	10	8	0
3	9-U	23	0	10	8	0
3	9-V	23	0	10	8	0
3	9-W	23	0	10	8	0
3	9-X	23	0	10	7	0
3	10-A	23	0	10	6	0
3	10-B	23	0	10	6	0
3	10-C	23	0	10	6	0
3	10-D	23	0	10	6	0
3	10-E	23	0	10	6	0
3	10-F	23	0	10	6	0
3	10-G	23	0	10	6	0
3	10-H	23	0	10	6	0
3	10-I	23	0	10	6	0
3	10-J	23	0	10	6	0
3	10-K	23	0	10	7	0
3	10-L	23	0	10	6	0
3	10-M	23	0	10	6	0
3	10-N	23	0	10	6	0
3	10-O	23	0	10	6	0
3	10-P	23	0	10	6	0
3	10-Q	23	0	10	6	0
3	10-R	23	0	10	6	0
3	10-S	23	0	10	6	0
3	10-T	23	0	10	6	0
3	10-U	23	0	10	5	0
3	10-V	23	0	10	6	0
3	10-W	23	0	10	6	0
3	10-X	23	0	10	6	0
4	1-A	13	0	5	5	0
4	1-B	13	0	5	5	0
4	1-C	13	0	5	5	0
4	1-D	13	0	5	5	0
4	1-E	13	0	5	5	0
4	1-F	13	0	5	5	0
4	1-G	13	0	5	5	0
4	1-H	13	0	5	5	0

*Continued on next page...*



*Continued from previous page...*

Mol	Chain	Non-H	H(model)	H(added)	Clashes	Symm-Clashes
4	1-I	13	0	5	5	0
4	1-J	13	0	5	5	0
4	1-K	13	0	5	5	0
4	1-L	13	0	5	5	0
4	1-M	13	0	5	5	0
4	1-N	13	0	5	5	0
4	1-O	13	0	5	5	0
4	1-P	13	0	5	5	0
4	1-Q	13	0	5	5	0
4	1-R	13	0	5	5	0
4	1-S	13	0	5	5	0
4	1-T	13	0	5	5	0
4	1-U	13	0	5	5	0
4	1-V	13	0	5	5	0
4	1-W	13	0	5	5	0
4	1-X	13	0	5	5	0
4	2-A	13	0	5	3	0
4	2-B	13	0	5	3	0
4	2-C	13	0	5	3	0
4	2-D	13	0	5	3	0
4	2-E	13	0	5	3	0
4	2-F	13	0	5	2	0
4	2-G	13	0	5	2	0
4	2-H	13	0	5	2	0
4	2-I	13	0	5	3	0
4	2-J	13	0	5	4	0
4	2-K	13	0	5	3	0
4	2-L	13	0	5	2	0
4	2-M	13	0	5	3	0
4	2-N	13	0	5	3	0
4	2-O	13	0	5	3	0
4	2-P	13	0	5	2	0
4	2-Q	13	0	5	3	0
4	2-R	13	0	5	2	0
4	2-S	13	0	5	2	0
4	2-T	13	0	5	1	0
4	2-U	13	0	5	3	0
4	2-V	13	0	5	4	0
4	2-W	13	0	5	3	0
4	2-X	13	0	5	3	0
4	3-A	13	0	5	4	0
4	3-B	13	0	5	4	0

*Continued on next page...*

*Continued from previous page...*

Mol	Chain	Non-H	H(model)	H(added)	Clashes	Symm-Clashes
4	3-C	13	0	5	4	0
4	3-D	13	0	5	4	0
4	3-E	13	0	5	4	0
4	3-F	13	0	5	4	0
4	3-G	13	0	5	4	0
4	3-H	13	0	5	4	0
4	3-I	13	0	5	4	0
4	3-J	13	0	5	4	0
4	3-K	13	0	5	4	0
4	3-L	13	0	5	4	0
4	3-M	13	0	5	4	0
4	3-N	13	0	5	4	0
4	3-O	13	0	5	4	0
4	3-P	13	0	5	4	0
4	3-Q	13	0	5	4	0
4	3-R	13	0	5	4	0
4	3-S	13	0	5	4	0
4	3-T	13	0	5	4	0
4	3-U	13	0	5	4	0
4	3-V	13	0	5	4	0
4	3-W	13	0	5	4	0
4	3-X	13	0	5	4	0
4	4-A	13	0	5	5	0
4	4-B	13	0	5	4	0
4	4-C	13	0	5	4	0
4	4-D	13	0	5	3	0
4	4-E	13	0	5	5	0
4	4-F	13	0	5	3	0
4	4-G	13	0	5	4	0
4	4-H	13	0	5	4	0
4	4-I	13	0	5	5	0
4	4-J	13	0	5	4	0
4	4-K	13	0	5	3	0
4	4-L	13	0	5	3	0
4	4-M	13	0	5	5	0
4	4-N	13	0	5	4	0
4	4-O	13	0	5	4	0
4	4-P	13	0	5	4	0
4	4-Q	13	0	5	5	0
4	4-R	13	0	5	3	0
4	4-S	13	0	5	4	0
4	4-T	13	0	5	4	0

*Continued on next page...*

*Continued from previous page...*

Mol	Chain	Non-H	H(model)	H(added)	Clashes	Symm-Clashes
4	4-U	13	0	5	5	0
4	4-V	13	0	5	4	0
4	4-W	13	0	5	3	0
4	4-X	13	0	5	3	0
4	5-A	13	0	5	4	0
4	5-B	13	0	5	3	0
4	5-C	13	0	5	4	0
4	5-D	13	0	5	3	0
4	5-E	13	0	5	3	0
4	5-F	13	0	5	4	0
4	5-G	13	0	5	4	0
4	5-H	13	0	5	3	0
4	5-I	13	0	5	4	0
4	5-J	13	0	5	4	0
4	5-K	13	0	5	4	0
4	5-L	13	0	5	4	0
4	5-M	13	0	5	3	0
4	5-N	13	0	5	3	0
4	5-O	13	0	5	3	0
4	5-P	13	0	5	3	0
4	5-Q	13	0	5	3	0
4	5-R	13	0	5	4	0
4	5-S	13	0	5	4	0
4	5-T	13	0	5	3	0
4	5-U	13	0	5	4	0
4	5-V	13	0	5	3	0
4	5-W	13	0	5	4	0
4	5-X	13	0	5	4	0
4	6-A	13	0	5	3	0
4	6-B	13	0	5	2	0
4	6-C	13	0	5	3	0
4	6-D	13	0	5	2	0
4	6-E	13	0	5	3	0
4	6-F	13	0	5	2	0
4	6-G	13	0	5	2	0
4	6-H	13	0	5	2	0
4	6-I	13	0	5	3	0
4	6-J	13	0	5	3	0
4	6-K	13	0	5	3	0
4	6-L	13	0	5	3	0
4	6-M	13	0	5	3	0
4	6-N	13	0	5	2	0

*Continued on next page...*

*Continued from previous page...*

Mol	Chain	Non-H	H(model)	H(added)	Clashes	Symm-Clashes
4	6-O	13	0	5	3	0
4	6-P	13	0	5	2	0
4	6-Q	13	0	5	3	0
4	6-R	13	0	5	2	0
4	6-S	13	0	5	2	0
4	6-T	13	0	5	2	0
4	6-U	13	0	5	3	0
4	6-V	13	0	5	3	0
4	6-W	13	0	5	3	0
4	6-X	13	0	5	3	0
4	7-A	13	0	5	6	0
4	7-B	13	0	5	5	0
4	7-C	13	0	5	6	0
4	7-D	13	0	5	6	0
4	7-E	13	0	5	6	0
4	7-F	13	0	5	6	0
4	7-G	13	0	5	6	0
4	7-H	13	0	5	6	0
4	7-I	13	0	5	6	0
4	7-J	13	0	5	6	0
4	7-K	13	0	5	6	0
4	7-L	13	0	5	5	0
4	7-M	13	0	5	6	0
4	7-N	13	0	5	5	0
4	7-O	13	0	5	6	0
4	7-P	13	0	5	6	0
4	7-Q	13	0	5	6	0
4	7-R	13	0	5	6	0
4	7-S	13	0	5	6	0
4	7-T	13	0	5	6	0
4	7-U	13	0	5	6	0
4	7-V	13	0	5	6	0
4	7-W	13	0	5	6	0
4	7-X	13	0	5	5	0
4	8-A	13	0	5	4	0
4	8-B	13	0	5	4	0
4	8-C	13	0	5	4	0
4	8-D	13	0	5	4	0
4	8-E	13	0	5	4	0
4	8-F	13	0	5	4	0
4	8-G	13	0	5	4	0
4	8-H	13	0	5	4	0

*Continued on next page...*

*Continued from previous page...*

Mol	Chain	Non-H	H(model)	H(added)	Clashes	Symm-Clashes
4	8-I	13	0	5	4	0
4	8-J	13	0	5	4	0
4	8-K	13	0	5	4	0
4	8-L	13	0	5	4	0
4	8-M	13	0	5	4	0
4	8-N	13	0	5	4	0
4	8-O	13	0	5	4	0
4	8-P	13	0	5	4	0
4	8-Q	13	0	5	4	0
4	8-R	13	0	5	4	0
4	8-S	13	0	5	4	0
4	8-T	13	0	5	4	0
4	8-U	13	0	5	4	0
4	8-V	13	0	5	4	0
4	8-W	13	0	5	4	0
4	8-X	13	0	5	4	0
4	9-A	13	0	5	3	0
4	9-B	13	0	5	3	0
4	9-C	13	0	5	3	0
4	9-D	13	0	5	3	0
4	9-E	13	0	5	1	0
4	9-F	13	0	5	3	0
4	9-G	13	0	5	3	0
4	9-H	13	0	5	3	0
4	9-I	13	0	5	3	0
4	9-J	13	0	5	2	0
4	9-K	13	0	5	3	0
4	9-L	13	0	5	1	0
4	9-M	13	0	5	2	0
4	9-N	13	0	5	3	0
4	9-O	13	0	5	3	0
4	9-P	13	0	5	3	0
4	9-Q	13	0	5	1	0
4	9-R	13	0	5	3	0
4	9-S	13	0	5	3	0
4	9-T	13	0	5	3	0
4	9-U	13	0	5	3	0
4	9-V	13	0	5	2	0
4	9-W	13	0	5	3	0
4	9-X	13	0	5	1	0
4	10-A	13	0	5	5	0
4	10-B	13	0	5	4	0

*Continued on next page...*

*Continued from previous page...*

Mol	Chain	Non-H	H(model)	H(added)	Clashes	Symm-Clashes
4	10-C	13	0	5	4	0
4	10-D	13	0	5	4	0
4	10-E	13	0	5	3	0
4	10-F	13	0	5	4	0
4	10-G	13	0	5	4	0
4	10-H	13	0	5	3	0
4	10-I	13	0	5	5	0
4	10-J	13	0	5	4	0
4	10-K	13	0	5	4	0
4	10-L	13	0	5	3	0
4	10-M	13	0	5	4	0
4	10-N	13	0	5	4	0
4	10-O	13	0	5	4	0
4	10-P	13	0	5	4	0
4	10-Q	13	0	5	3	0
4	10-R	13	0	5	3	0
4	10-S	13	0	5	3	0
4	10-T	13	0	5	5	0
4	10-U	13	0	5	5	0
4	10-V	13	0	5	4	0
4	10-W	13	0	5	4	0
4	10-X	13	0	5	3	0
5	1-A	261	0	0	6	0
5	1-B	264	0	0	5	0
5	1-C	261	0	0	5	0
5	1-D	260	0	0	5	0
5	1-E	261	0	0	4	0
5	1-F	262	0	0	5	0
5	1-G	265	0	0	5	0
5	1-H	262	0	0	5	0
5	1-I	265	0	0	5	0
5	1-J	262	0	0	4	0
5	1-K	272	0	0	6	0
5	1-L	261	0	0	5	0
5	1-M	261	0	0	6	0
5	1-N	263	0	0	7	0
5	1-O	263	0	0	5	0
5	1-P	261	0	0	6	0
5	1-Q	260	0	0	4	0
5	1-R	261	0	0	5	0
5	1-S	265	0	0	5	0
5	1-T	261	0	0	5	0

*Continued on next page...*

*Continued from previous page...*

Mol	Chain	Non-H	H(model)	H(added)	Clashes	Symm-Clashes
5	1-U	263	0	0	5	0
5	1-V	265	0	0	4	0
5	1-W	269	0	0	5	0
5	1-X	264	0	0	6	0
5	2-A	262	0	0	7	0
5	2-B	261	0	0	6	0
5	2-C	264	0	0	5	0
5	2-D	269	0	0	6	0
5	2-E	254	0	0	4	0
5	2-F	263	0	0	6	0
5	2-G	262	0	0	4	0
5	2-H	263	0	0	6	0
5	2-I	265	0	0	5	0
5	2-J	258	0	0	5	0
5	2-K	271	0	0	6	0
5	2-L	264	0	0	7	0
5	2-M	264	0	0	8	0
5	2-N	261	0	0	6	0
5	2-O	267	0	0	5	0
5	2-P	264	0	0	5	0
5	2-Q	257	0	0	5	0
5	2-R	265	0	0	4	0
5	2-S	259	0	0	6	0
5	2-T	259	0	0	6	0
5	2-U	267	0	0	5	0
5	2-V	260	0	0	5	0
5	2-W	266	0	0	7	0
5	2-X	267	0	0	6	0
5	3-A	261	0	0	2	0
5	3-B	263	0	0	3	0
5	3-C	265	0	0	2	0
5	3-D	260	0	0	4	0
5	3-E	257	0	0	2	0
5	3-F	272	0	0	3	0
5	3-G	257	0	0	2	0
5	3-H	261	0	0	3	0
5	3-I	266	0	0	1	0
5	3-J	260	0	0	2	0
5	3-K	268	0	0	3	0
5	3-L	266	0	0	2	0
5	3-M	259	0	0	3	0
5	3-N	263	0	0	2	0

*Continued on next page...*

*Continued from previous page...*

Mol	Chain	Non-H	H(model)	H(added)	Clashes	Symm-Clashes
5	3-O	265	0	0	2	0
5	3-P	260	0	0	3	0
5	3-Q	259	0	0	2	0
5	3-R	268	0	0	3	0
5	3-S	264	0	0	2	0
5	3-T	262	0	0	2	0
5	3-U	267	0	0	1	0
5	3-V	258	0	0	2	0
5	3-W	266	0	0	2	0
5	3-X	265	0	0	1	0
5	4-A	263	0	0	11	0
5	4-B	262	0	0	12	0
5	4-C	261	0	0	11	0
5	4-D	263	0	0	9	0
5	4-E	263	0	0	11	0
5	4-F	264	0	0	14	0
5	4-G	261	0	0	11	0
5	4-H	266	0	0	13	0
5	4-I	263	0	0	11	0
5	4-J	260	0	0	9	0
5	4-K	267	0	0	12	0
5	4-L	263	0	0	12	0
5	4-M	264	0	0	12	0
5	4-N	263	0	0	12	0
5	4-O	263	0	0	12	0
5	4-P	259	0	0	10	0
5	4-Q	264	0	0	13	0
5	4-R	263	0	0	12	0
5	4-S	260	0	0	12	0
5	4-T	262	0	0	13	0
5	4-U	264	0	0	10	0
5	4-V	266	0	0	9	0
5	4-W	263	0	0	13	0
5	4-X	265	0	0	11	0
5	5-A	261	0	0	7	0
5	5-B	261	0	0	9	0
5	5-C	263	0	0	7	0
5	5-D	262	0	0	11	0
5	5-E	259	0	0	10	0
5	5-F	266	0	0	7	0
5	5-G	263	0	0	8	0
5	5-H	270	0	0	9	0

*Continued on next page...*



*Continued from previous page...*

Mol	Chain	Non-H	H(model)	H(added)	Clashes	Symm-Clashes
5	5-I	260	0	0	7	0
5	5-J	263	0	0	8	0
5	5-K	268	0	0	10	0
5	5-L	260	0	0	9	0
5	5-M	264	0	0	7	0
5	5-N	265	0	0	7	0
5	5-O	267	0	0	8	0
5	5-P	262	0	0	9	0
5	5-Q	261	0	0	7	0
5	5-R	265	0	0	9	0
5	5-S	263	0	0	7	0
5	5-T	258	0	0	8	0
5	5-U	263	0	0	7	0
5	5-V	261	0	0	9	0
5	5-W	262	0	0	6	0
5	5-X	265	0	0	8	0
5	6-A	257	0	0	4	0
5	6-B	265	0	0	6	0
5	6-C	262	0	0	4	0
5	6-D	265	0	0	6	0
5	6-E	262	0	0	4	0
5	6-F	263	0	0	7	0
5	6-G	267	0	0	7	0
5	6-H	263	0	0	5	0
5	6-I	263	0	0	4	0
5	6-J	259	0	0	4	0
5	6-K	270	0	0	7	0
5	6-L	260	0	0	5	0
5	6-M	262	0	0	4	0
5	6-N	260	0	0	4	0
5	6-O	265	0	0	5	0
5	6-P	262	0	0	9	0
5	6-Q	260	0	0	4	0
5	6-R	266	0	0	5	0
5	6-S	266	0	0	5	0
5	6-T	257	0	0	4	0
5	6-U	265	0	0	5	0
5	6-V	265	0	0	4	0
5	6-W	264	0	0	4	0
5	6-X	264	0	0	4	0
5	7-A	265	0	0	2	0
5	7-B	264	0	0	3	0

*Continued on next page...*

*Continued from previous page...*

Mol	Chain	Non-H	H(model)	H(added)	Clashes	Symm-Clashes
5	7-C	262	0	0	1	0
5	7-D	261	0	0	4	0
5	7-E	265	0	0	1	0
5	7-F	262	0	0	2	0
5	7-G	259	0	0	2	0
5	7-H	262	0	0	2	0
5	7-I	261	0	0	2	0
5	7-J	266	0	0	1	0
5	7-K	263	0	0	2	0
5	7-L	266	0	0	2	0
5	7-M	260	0	0	3	0
5	7-N	266	0	0	3	0
5	7-O	262	0	0	1	0
5	7-P	261	0	0	4	0
5	7-Q	264	0	0	2	0
5	7-R	264	0	0	3	0
5	7-S	263	0	0	2	0
5	7-T	263	0	0	2	0
5	7-U	262	0	0	1	0
5	7-V	265	0	0	1	0
5	7-W	265	0	0	3	0
5	7-X	261	0	0	2	0
5	8-A	259	0	0	3	0
5	8-B	264	0	0	3	0
5	8-C	263	0	0	3	0
5	8-D	265	0	0	6	0
5	8-E	257	0	0	4	0
5	8-F	268	0	0	4	0
5	8-G	265	0	0	4	0
5	8-H	261	0	0	3	0
5	8-I	265	0	0	4	0
5	8-J	263	0	0	4	0
5	8-K	264	0	0	4	0
5	8-L	262	0	0	5	0
5	8-M	260	0	0	3	0
5	8-N	263	0	0	3	0
5	8-O	265	0	0	4	0
5	8-P	263	0	0	4	0
5	8-Q	257	0	0	3	0
5	8-R	265	0	0	5	0
5	8-S	269	0	0	3	0
5	8-T	259	0	0	2	0

*Continued on next page...*

*Continued from previous page...*

Mol	Chain	Non-H	H(model)	H(added)	Clashes	Symm-Clashes
5	8-U	263	0	0	3	0
5	8-V	264	0	0	4	0
5	8-W	263	0	0	3	0
5	8-X	265	0	0	3	0
5	9-A	265	0	0	8	0
5	9-B	258	0	0	11	0
5	9-C	261	0	0	9	0
5	9-D	266	0	0	11	0
5	9-E	262	0	0	9	0
5	9-F	262	0	0	10	0
5	9-G	263	0	0	11	0
5	9-H	268	0	0	9	0
5	9-I	262	0	0	9	0
5	9-J	260	0	0	8	0
5	9-K	269	0	0	10	0
5	9-L	260	0	0	11	0
5	9-M	265	0	0	8	0
5	9-N	261	0	0	8	0
5	9-O	263	0	0	10	0
5	9-P	265	0	0	10	0
5	9-Q	263	0	0	8	0
5	9-R	264	0	0	11	0
5	9-S	259	0	0	8	0
5	9-T	265	0	0	8	0
5	9-U	265	0	0	9	0
5	9-V	259	0	0	9	0
5	9-W	261	0	0	8	0
5	9-X	266	0	0	9	0
5	10-A	262	0	0	4	0
5	10-B	263	0	0	5	0
5	10-C	262	0	0	5	0
5	10-D	262	0	0	6	0
5	10-E	257	0	0	5	0
5	10-F	261	0	0	9	0
5	10-G	264	0	0	5	0
5	10-H	264	0	0	5	0
5	10-I	263	0	0	4	0
5	10-J	264	0	0	4	0
5	10-K	271	0	0	7	0
5	10-L	263	0	0	8	0
5	10-M	263	0	0	6	0
5	10-N	259	0	0	5	0

*Continued on next page...*

*Continued from previous page...*

Mol	Chain	Non-H	H(model)	H(added)	Clashes	Symm-Clashes
5	10-O	263	0	0	5	0
5	10-P	264	0	0	6	0
5	10-Q	257	0	0	5	0
5	10-R	262	0	0	6	0
5	10-S	266	0	0	6	0
5	10-T	262	0	0	5	0
5	10-U	264	0	0	5	0
5	10-V	265	0	0	4	0
5	10-W	265	0	0	6	0
5	10-X	266	0	0	6	0
All	All	978720	0	868551	34637	0

The all-atom clashscore is defined as the number of clashes found per 1000 atoms (including hydrogen atoms). The all-atom clashscore for this structure is 19.

All (34637) close contacts within the same asymmetric unit are listed below, sorted by their clash magnitude.

Atom-1	Atom-2	Interatomic distance (Å)	Clash overlap (Å)
1:E:40:LYS:HG2	1:U:7:LYS:CE	1.19	1.55
3:L:7497:AMP:N9	3:L:7497:AMP:C1'	1.76	1.49
3:X:7521:AMP:C1'	3:X:7521:AMP:N9	1.76	1.49
3:L:7497:AMP:C1'	3:L:7497:AMP:N9	1.76	1.49
3:X:7521:AMP:N9	3:X:7521:AMP:C1'	1.76	1.49
3:L:7497:AMP:C1'	3:L:7497:AMP:N9	1.76	1.49
3:X:7521:AMP:N9	3:X:7521:AMP:C1'	1.76	1.49
3:L:7497:AMP:N9	3:L:7497:AMP:C1'	1.76	1.49
3:X:7521:AMP:N9	3:X:7521:AMP:C1'	1.76	1.49
3:L:7497:AMP:N9	3:L:7497:AMP:C1'	1.76	1.49
3:X:7521:AMP:C1'	3:X:7521:AMP:N9	1.76	1.49
3:L:7497:AMP:N9	3:L:7497:AMP:C1'	1.76	1.49
3:X:7521:AMP:N9	3:X:7521:AMP:C1'	1.76	1.49
3:L:7497:AMP:C1'	3:L:7497:AMP:N9	1.76	1.49
3:X:7521:AMP:C1'	3:X:7521:AMP:N9	1.76	1.49
3:L:7497:AMP:C1'	3:L:7497:AMP:N9	1.76	1.49
3:X:7521:AMP:C1'	3:X:7521:AMP:N9	1.76	1.49
3:L:7497:AMP:N9	3:L:7497:AMP:C1'	1.76	1.49
3:X:7521:AMP:N9	3:X:7521:AMP:C1'	1.76	1.49
3:L:7497:AMP:C1'	3:L:7497:AMP:N9	1.76	1.49
3:X:7521:AMP:C1'	3:X:7521:AMP:N9	1.76	1.49
3:S:7511:AMP:N9	3:S:7511:AMP:C1'	1.76	1.49
3:M:7499:AMP:N9	3:M:7499:AMP:C1'	1.76	1.49

*Continued on next page...*

Continued from previous page...

[illegible]

*Continued on next page...*

*Continued from previous page...*

Atom-1	Atom-2	Interatomic distance (Å)	Clash overlap (Å)
3:J:7493:AMP:C1'	3:J:7493:AMP:N9	1.76	1.48
3:V:7517:AMP:N9	3:V:7517:AMP:C1'	1.76	1.48
3:G:7487:AMP:N9	3:G:7487:AMP:C1'	1.76	1.48
3:J:7493:AMP:C1'	3:J:7493:AMP:N9	1.76	1.48
3:V:7517:AMP:C1'	3:V:7517:AMP:N9	1.76	1.48
3:G:7487:AMP:C1'	3:G:7487:AMP:N9	1.76	1.48
3:J:7493:AMP:C1'	3:J:7493:AMP:N9	1.76	1.48
3:V:7517:AMP:N9	3:V:7517:AMP:C1'	1.76	1.48
3:G:7487:AMP:C1'	3:G:7487:AMP:N9	1.76	1.48
3:J:7493:AMP:N9	3:J:7493:AMP:C1'	1.76	1.48
3:V:7517:AMP:N9	3:V:7517:AMP:C1'	1.76	1.48
3:G:7487:AMP:N9	3:G:7487:AMP:C1'	1.76	1.48
3:J:7493:AMP:C1'	3:J:7493:AMP:N9	1.76	1.48
3:V:7517:AMP:C1'	3:V:7517:AMP:N9	1.76	1.48
3:G:7487:AMP:C1'	3:G:7487:AMP:N9	1.76	1.48
3:J:7493:AMP:N9	3:J:7493:AMP:C1'	1.76	1.48
3:V:7517:AMP:N9	3:V:7517:AMP:C1'	1.76	1.48
3:G:7487:AMP:N9	3:G:7487:AMP:C1'	1.76	1.48
3:J:7493:AMP:N9	3:J:7493:AMP:C1'	1.76	1.48
3:V:7517:AMP:N9	3:V:7517:AMP:C1'	1.76	1.48
3:G:7487:AMP:N9	3:G:7487:AMP:C1'	1.76	1.48
3:J:7493:AMP:C1'	3:J:7493:AMP:N9	1.76	1.48
3:V:7517:AMP:C1'	3:V:7517:AMP:N9	1.76	1.48
3:G:7487:AMP:N9	3:G:7487:AMP:C1'	1.76	1.48
3:J:7493:AMP:C1'	3:J:7493:AMP:N9	1.76	1.48
3:V:7517:AMP:C1'	3:V:7517:AMP:N9	1.76	1.48
3:G:7487:AMP:C1'	3:G:7487:AMP:N9	1.76	1.48
3:A:7475:AMP:C1'	3:A:7475:AMP:N9	1.76	1.48
3:Q:7507:AMP:C1'	3:Q:7507:AMP:N9	1.76	1.48
3:A:7475:AMP:N9	3:A:7475:AMP:C1'	1.76	1.48
3:Q:7507:AMP:N9	3:Q:7507:AMP:C1'	1.76	1.48
3:A:7475:AMP:C1'	3:A:7475:AMP:N9	1.76	1.48
3:Q:7507:AMP:C1'	3:Q:7507:AMP:N9	1.76	1.48
3:A:7475:AMP:N9	3:A:7475:AMP:C1'	1.76	1.48
3:Q:7507:AMP:C1'	3:Q:7507:AMP:N9	1.76	1.48
3:A:7475:AMP:N9	3:A:7475:AMP:C1'	1.76	1.48
3:Q:7507:AMP:N9	3:Q:7507:AMP:C1'	1.76	1.48
3:A:7475:AMP:C1'	3:A:7475:AMP:N9	1.76	1.48
3:Q:7507:AMP:N9	3:Q:7507:AMP:C1'	1.76	1.48
3:A:7475:AMP:C1'	3:A:7475:AMP:N9	1.76	1.48
3:Q:7507:AMP:C1'	3:Q:7507:AMP:N9	1.76	1.48

*Continued on next page...*

*Continued from previous page...*

Atom-1	Atom-2	Interatomic distance (Å)	Clash overlap (Å)
3:A:7475:AMP:N9	3:A:7475:AMP:C1'	1.76	1.48
3:Q:7507:AMP:N9	3:Q:7507:AMP:C1'	1.76	1.48
3:A:7475:AMP:C1'	3:A:7475:AMP:N9	1.76	1.48
3:Q:7507:AMP:C1'	3:Q:7507:AMP:N9	1.76	1.48
3:A:7475:AMP:N9	3:A:7475:AMP:C1'	1.76	1.48
3:Q:7507:AMP:N9	3:Q:7507:AMP:C1'	1.76	1.48
3:E:7483:AMP:C1'	3:E:7483:AMP:N9	1.76	1.48
3:E:7483:AMP:N9	3:E:7483:AMP:C1'	1.76	1.48
3:E:7483:AMP:C1'	3:E:7483:AMP:N9	1.76	1.48
3:E:7483:AMP:N9	3:E:7483:AMP:C1'	1.76	1.48
3:E:7483:AMP:C1'	3:E:7483:AMP:N9	1.76	1.48
3:E:7483:AMP:N9	3:E:7483:AMP:C1'	1.76	1.48
3:E:7483:AMP:C1'	3:E:7483:AMP:N9	1.76	1.48
3:E:7483:AMP:N9	3:E:7483:AMP:C1'	1.76	1.48
3:E:7483:AMP:C1'	3:E:7483:AMP:N9	1.76	1.48
3:E:7483:AMP:N9	3:E:7483:AMP:C1'	1.76	1.48
3:D:7481:AMP:N9	3:D:7481:AMP:C1'	1.76	1.48
3:D:7481:AMP:C1'	3:D:7481:AMP:N9	1.76	1.48
3:D:7481:AMP:C1'	3:D:7481:AMP:N9	1.76	1.48
3:D:7481:AMP:N9	3:D:7481:AMP:C1'	1.76	1.48
3:D:7481:AMP:N9	3:D:7481:AMP:C1'	1.76	1.48
3:D:7481:AMP:N9	3:D:7481:AMP:C1'	1.76	1.48
3:D:7481:AMP:N9	3:D:7481:AMP:C1'	1.76	1.48
3:D:7481:AMP:N9	3:D:7481:AMP:C1'	1.76	1.48
3:D:7481:AMP:N9	3:D:7481:AMP:C1'	1.76	1.48
3:D:7481:AMP:N9	3:D:7481:AMP:C1'	1.76	1.48
3:D:7481:AMP:N9	3:D:7481:AMP:C1'	1.76	1.48
3:D:7481:AMP:N9	3:D:7481:AMP:C1'	1.76	1.48
3:D:7481:AMP:N9	3:D:7481:AMP:C1'	1.76	1.48
3:D:7481:AMP:N9	3:D:7481:AMP:C1'	1.76	1.48
3:P:7505:AMP:C1'	3:P:7505:AMP:N9	1.76	1.48
3:P:7505:AMP:C1'	3:P:7505:AMP:N9	1.76	1.48
3:P:7505:AMP:N9	3:P:7505:AMP:C1'	1.76	1.48
3:P:7505:AMP:N9	3:P:7505:AMP:C1'	1.76	1.48
3:P:7505:AMP:C1'	3:P:7505:AMP:N9	1.76	1.48
3:P:7505:AMP:N9	3:P:7505:AMP:C1'	1.76	1.48
3:P:7505:AMP:N9	3:P:7505:AMP:C1'	1.76	1.48
3:P:7505:AMP:N9	3:P:7505:AMP:C1'	1.76	1.48
3:P:7505:AMP:N9	3:P:7505:AMP:C1'	1.76	1.48
3:P:7505:AMP:N9	3:P:7505:AMP:C1'	1.76	1.48
3:P:7505:AMP:N9	3:P:7505:AMP:C1'	1.76	1.48
3:N:7501:AMP:N9	3:N:7501:AMP:C1'	1.76	1.47
3:N:7501:AMP:C1'	3:N:7501:AMP:N9	1.76	1.47
3:N:7501:AMP:N9	3:N:7501:AMP:C1'	1.76	1.47
3:N:7501:AMP:C1'	3:N:7501:AMP:N9	1.76	1.47
3:N:7501:AMP:C1'	3:N:7501:AMP:N9	1.76	1.47

*Continued on next page...*

*Continued from previous page...*

Atom-1	Atom-2	Interatomic distance (Å)	Clash overlap (Å)
3:N:7501:AMP:N9	3:N:7501:AMP:C1'	1.76	1.47
3:N:7501:AMP:N9	3:N:7501:AMP:C1'	1.76	1.47
3:N:7501:AMP:C1'	3:N:7501:AMP:N9	1.76	1.47
3:N:7501:AMP:N9	3:N:7501:AMP:C1'	1.76	1.47
3:N:7501:AMP:N9	3:N:7501:AMP:C1'	1.76	1.47
3:O:7503:AMP:C1'	3:O:7503:AMP:N9	1.76	1.47
3:O:7503:AMP:C1'	3:O:7503:AMP:N9	1.76	1.47
3:O:7503:AMP:N9	3:O:7503:AMP:C1'	1.76	1.47
3:O:7503:AMP:C1'	3:O:7503:AMP:N9	1.76	1.47
3:O:7503:AMP:N9	3:O:7503:AMP:C1'	1.76	1.47
3:O:7503:AMP:C1'	3:O:7503:AMP:N9	1.76	1.47
3:O:7503:AMP:N9	3:O:7503:AMP:C1'	1.76	1.47
3:O:7503:AMP:C1'	3:O:7503:AMP:N9	1.76	1.47
3:O:7503:AMP:N9	3:O:7503:AMP:C1'	1.76	1.47
3:O:7503:AMP:C1'	3:O:7503:AMP:N9	1.76	1.47
3:O:7503:AMP:N9	3:O:7503:AMP:C1'	1.76	1.47
3:C:7479:AMP:C1'	3:C:7479:AMP:N9	1.76	1.47
3:C:7479:AMP:C1'	3:C:7479:AMP:N9	1.76	1.47
3:C:7479:AMP:C1'	3:C:7479:AMP:N9	1.76	1.47
3:C:7479:AMP:C1'	3:C:7479:AMP:N9	1.76	1.47
3:C:7479:AMP:C1'	3:C:7479:AMP:N9	1.76	1.47
3:C:7479:AMP:N9	3:C:7479:AMP:C1'	1.76	1.47
3:C:7479:AMP:N9	3:C:7479:AMP:C1'	1.76	1.47
3:C:7479:AMP:C1'	3:C:7479:AMP:N9	1.76	1.47
3:C:7479:AMP:N9	3:C:7479:AMP:C1'	1.76	1.47
3:C:7479:AMP:C1'	3:C:7479:AMP:N9	1.76	1.47
3:C:7479:AMP:N9	3:C:7479:AMP:C1'	1.76	1.47
3:C:7479:AMP:C1'	3:C:7479:AMP:N9	1.76	1.47
3:C:7479:AMP:N9	3:C:7479:AMP:C1'	1.76	1.47
3:C:7479:AMP:C1'	3:C:7479:AMP:N9	1.76	1.47
3:B:7477:AMP:C1'	3:B:7477:AMP:N9	1.76	1.46
3:B:7477:AMP:C1'	3:B:7477:AMP:N9	1.76	1.46
3:B:7477:AMP:N9	3:B:7477:AMP:C1'	1.76	1.46
3:B:7477:AMP:N9	3:B:7477:AMP:C1'	1.76	1.46
3:B:7477:AMP:N9	3:B:7477:AMP:C1'	1.76	1.46
3:B:7477:AMP:N9	3:B:7477:AMP:C1'	1.76	1.46
3:B:7477:AMP:N9	3:B:7477:AMP:C1'	1.76	1.46
3:B:7477:AMP:N9	3:B:7477:AMP:C1'	1.76	1.46
3:B:7477:AMP:N9	3:B:7477:AMP:C1'	1.76	1.46
3:B:7477:AMP:N9	3:B:7477:AMP:C1'	1.76	1.46
3:B:7477:AMP:N9	3:B:7477:AMP:C1'	1.76	1.46
1:E:40:LYS:CG	1:U:7:LYS:HE2	1.46	1.45
3:F:7485:AMP:N9	3:F:7485:AMP:C1'	1.76	1.45
3:F:7485:AMP:N9	3:F:7485:AMP:C1'	1.76	1.45
3:F:7485:AMP:N9	3:F:7485:AMP:C1'	1.76	1.45
3:F:7485:AMP:C1'	3:F:7485:AMP:N9	1.76	1.45
3:F:7485:AMP:C1'	3:F:7485:AMP:N9	1.76	1.45

*Continued on next page...*



Continued from previous page...

Atom-1	Atom-2	Interatomic distance (Å)	Clash overlap (Å)
3:F:7485:AMP:N9	3:F:7485:AMP:C1'	1.76	1.45
3:F:7485:AMP:C1'	3:F:7485:AMP:N9	1.76	1.45
3:F:7485:AMP:C1'	3:F:7485:AMP:N9	1.76	1.45
3:F:7485:AMP:C1'	3:F:7485:AMP:N9	1.76	1.45
3:F:7485:AMP:N9	3:F:7485:AMP:C1'	1.76	1.45
3:I:7491:AMP:N9	3:I:7491:AMP:C1'	1.76	1.45
3:K:7495:AMP:C1'	3:K:7495:AMP:N9	1.76	1.45
3:I:7491:AMP:C1'	3:I:7491:AMP:N9	1.76	1.45
3:K:7495:AMP:C1'	3:K:7495:AMP:N9	1.76	1.45
3:I:7491:AMP:N9	3:I:7491:AMP:C1'	1.76	1.45
3:K:7495:AMP:N9	3:K:7495:AMP:C1'	1.76	1.45
3:I:7491:AMP:N9	3:I:7491:AMP:C1'	1.76	1.45
3:K:7495:AMP:N9	3:K:7495:AMP:C1'	1.76	1.45
3:I:7491:AMP:N9	3:I:7491:AMP:C1'	1.76	1.45
3:K:7495:AMP:N9	3:K:7495:AMP:C1'	1.76	1.45
3:I:7491:AMP:N9	3:I:7491:AMP:C1'	1.76	1.45
3:K:7495:AMP:C1'	3:K:7495:AMP:N9	1.76	1.45
3:I:7491:AMP:N9	3:I:7491:AMP:C1'	1.76	1.45
3:K:7495:AMP:C1'	3:K:7495:AMP:N9	1.76	1.45
3:I:7491:AMP:C1'	3:I:7491:AMP:N9	1.76	1.45
3:K:7495:AMP:N9	3:K:7495:AMP:C1'	1.76	1.45
3:I:7491:AMP:C1'	3:I:7491:AMP:N9	1.76	1.45
3:K:7495:AMP:C1'	3:K:7495:AMP:N9	1.76	1.45
3:I:7491:AMP:N9	3:I:7491:AMP:C1'	1.76	1.45
3:K:7495:AMP:C1'	3:K:7495:AMP:N9	1.76	1.45
3:I:7491:AMP:N9	3:I:7491:AMP:C1'	1.76	1.45
3:K:7495:AMP:C1'	3:K:7495:AMP:N9	1.76	1.45
3:I:7491:AMP:N9	3:I:7491:AMP:C1'	1.76	1.45
3:K:7495:AMP:C1'	3:K:7495:AMP:N9	1.76	1.45
3:R:7509:AMP:N9	3:R:7509:AMP:C1'	1.76	1.45
3:R:7509:AMP:N9	3:R:7509:AMP:C1'	1.76	1.45
3:R:7509:AMP:N9	3:R:7509:AMP:C1'	1.76	1.45
3:R:7509:AMP:C1'	3:R:7509:AMP:N9	1.76	1.45
3:R:7509:AMP:N9	3:R:7509:AMP:C1'	1.76	1.45
3:R:7509:AMP:N9	3:R:7509:AMP:C1'	1.76	1.45
3:R:7509:AMP:C1'	3:R:7509:AMP:N9	1.76	1.45
3:R:7509:AMP:N9	3:R:7509:AMP:C1'	1.76	1.45
3:R:7509:AMP:N9	3:R:7509:AMP:C1'	1.76	1.45
3:R:7509:AMP:C1'	3:R:7509:AMP:N9	1.76	1.45
3:U:7515:AMP:N9	3:U:7515:AMP:C1'	1.76	1.44
3:U:7515:AMP:C1'	3:U:7515:AMP:N9	1.76	1.44
3:U:7515:AMP:C1'	3:U:7515:AMP:N9	1.76	1.44
3:U:7515:AMP:N9	3:U:7515:AMP:C1'	1.76	1.44
3:U:7515:AMP:N9	3:U:7515:AMP:C1'	1.76	1.44
3:U:7515:AMP:C1'	3:U:7515:AMP:N9	1.76	1.44

*Continued on next page...*

*Continued from previous page...*

Atom-1	Atom-2	Interatomic distance (Å)	Clash overlap (Å)
3:U:7515:AMP:C1'	3:U:7515:AMP:N9	1.76	1.44
3:U:7515:AMP:N9	3:U:7515:AMP:C1'	1.76	1.44
3:U:7515:AMP:N9	3:U:7515:AMP:C1'	1.76	1.44
3:U:7515:AMP:N9	3:U:7515:AMP:C1'	1.76	1.44
3:W:7519:AMP:N9	3:W:7519:AMP:C1'	1.76	1.43
3:W:7519:AMP:N9	3:W:7519:AMP:C1'	1.76	1.43
3:W:7519:AMP:C1'	3:W:7519:AMP:N9	1.76	1.43
3:W:7519:AMP:C1'	3:W:7519:AMP:N9	1.76	1.43
3:W:7519:AMP:N9	3:W:7519:AMP:C1'	1.76	1.43
3:W:7519:AMP:C1'	3:W:7519:AMP:N9	1.76	1.43
3:W:7519:AMP:C1'	3:W:7519:AMP:N9	1.76	1.43
3:W:7519:AMP:C1'	3:W:7519:AMP:N9	1.76	1.43
3:W:7519:AMP:N9	3:W:7519:AMP:C1'	1.76	1.43
3:W:7519:AMP:N9	3:W:7519:AMP:C1'	1.76	1.43
1:F:7:LYS:CD	1:S:10:LYS:HE2	1.47	1.43
1:Q:179:TYR:OH	1:R:54:ILE:HG22	1.23	1.30
1:S:54:ILE:HG22	1:T:179:TYR:OH	1.32	1.28
1:U:54:ILE:HG22	1:V:179:TYR:OH	1.24	1.28
1:E:179:TYR:OH	1:F:54:ILE:HG22	1.12	1.28
1:O:179:TYR:OH	1:P:54:ILE:HG22	1.21	1.26
1:E:177:GLY:HA2	1:F:55:ARG:CB	1.63	1.26
1:E:40:LYS:CG	1:U:7:LYS:CE	2.03	1.25
1:F:7:LYS:CE	1:S:10:LYS:HE2	1.66	1.25
1:B:179:TYR:OH	1:C:54:ILE:HG22	1.33	1.25
1:E:40:LYS:HG2	1:U:7:LYS:NZ	1.50	1.24
1:E:40:LYS:HG2	1:U:7:LYS:NZ	1.50	1.24
1:C:179:TYR:OH	1:D:54:ILE:HG22	1.33	1.24
1:D:175:HIS:HE1	1:K:467:ASP:OD2	1.12	1.23
1:N:179:TYR:OH	1:O:54:ILE:HG22	1.34	1.23
1:A:179:TYR:OH	1:B:54:ILE:HG22	1.37	1.21
1:G:54:ILE:HG22	1:H:179:TYR:OH	1.33	1.20
1:K:54:ILE:HG22	1:L:179:TYR:OH	1.37	1.19
1:I:54:ILE:HG22	1:J:179:TYR:OH	1.39	1.18
1:S:55:ARG:NH2	1:T:176:LYS:HD2	1.57	1.18
1:J:65:MET:HA	1:J:94:PRO:HG3	1.19	1.18
1:V:65:MET:HA	1:V:94:PRO:HG3	1.19	1.18
1:G:65:MET:HA	1:G:94:PRO:HG3	1.19	1.16
1:O:65:MET:HA	1:O:94:PRO:HG3	1.19	1.16
1:V:55:ARG:HB2	1:W:177:GLY:HA2	1.19	1.16
1:C:65:MET:HA	1:C:94:PRO:HG3	1.19	1.16
1:O:337:ARG:NH1	1:P:61:HIS:O	1.76	1.16

*Continued on next page...*

*Continued from previous page...*

Atom-1	Atom-2	Interatomic distance (Å)	Clash overlap (Å)
1:M:179:TYR:OH	1:N:54:ILE:HG22	1.43	1.15
1:Q:177:GLY:HA2	1:R:55:ARG:CB	1.74	1.15
1:H:55:ARG:HB2	1:I:177:GLY:HA2	1.18	1.15
1:E:65:MET:HA	1:E:94:PRO:HG3	1.19	1.15
1:O:177:GLY:HA2	1:P:55:ARG:CB	1.75	1.15
1:S:65:MET:HA	1:S:94:PRO:HG3	1.19	1.14
1:G:337:ARG:HD2	1:L:63:SER:HB3	1.24	1.14
1:B:65:MET:HA	1:B:94:PRO:HG3	1.19	1.14
1:E:177:GLY:CA	1:F:55:ARG:HB2	1.76	1.14
1:Q:65:MET:HA	1:Q:94:PRO:HG3	1.19	1.14
1:E:176:LYS:HD2	1:F:55:ARG:NH2	1.61	1.14
1:N:65:MET:HA	1:N:94:PRO:HG3	1.19	1.14
1:W:55:ARG:HB2	1:X:177:GLY:HA2	1.17	1.14
1:P:337:ARG:HD2	1:Q:63:SER:HB3	1.19	1.13
1:D:175:HIS:CE1	1:K:467:ASP:OD2	2.00	1.13
1:N:176:LYS:HD2	1:O:55:ARG:NH2	1.63	1.13
1:F:65:MET:HA	1:F:94:PRO:HG3	1.19	1.13
1:H:65:MET:HA	1:H:94:PRO:HG3	1.19	1.13
1:P:65:MET:HA	1:P:94:PRO:HG3	1.19	1.13
1:D:65:MET:HA	1:D:94:PRO:HG3	1.19	1.12
1:T:65:MET:HA	1:T:94:PRO:HG3	1.19	1.12
1:R:65:MET:HA	1:R:94:PRO:HG3	1.19	1.12
1:M:60:ILE:HG22	1:R:339:ARG:HD3	1.28	1.12
1:U:55:ARG:CB	1:V:177:GLY:HA2	1.79	1.12
1:F:127:GLY:HA3	3:F:7485:AMP:H1'	1.30	1.12
1:L:65:MET:HA	1:L:94:PRO:HG3	1.19	1.12
1:I:65:MET:HA	1:I:94:PRO:HG3	1.19	1.12
1:R:127:GLY:HA3	3:R:7509:AMP:H1'	1.30	1.12
1:P:337:ARG:CD	1:Q:63:SER:HB3	1.80	1.12
1:K:65:MET:HA	1:K:94:PRO:HG3	1.19	1.12
1:P:127:GLY:HA3	3:P:7505:AMP:H1'	1.30	1.12
1:D:127:GLY:HA3	3:D:7481:AMP:H1'	1.30	1.12
1:A:176:LYS:HD2	1:B:55:ARG:NH2	1.63	1.11
1:E:177:GLY:HA2	1:F:55:ARG:N	1.64	1.11
1:X:65:MET:HA	1:X:94:PRO:HG3	1.19	1.11
1:P:337:ARG:HG3	1:Q:61:HIS:HA	1.28	1.11
1:P:337:ARG:HA	1:Q:63:SER:HB3	1.12	1.11
1:X:127:GLY:HA3	3:X:7521:AMP:H1'	1.33	1.11
1:G:337:ARG:HA	1:L:63:SER:HB3	1.14	1.11
1:S:127:GLY:HA3	3:S:7511:AMP:H1'	1.30	1.11
1:M:65:MET:HA	1:M:94:PRO:HG3	1.19	1.11

*Continued on next page...*

*Continued from previous page...*

Atom-1	Atom-2	Interatomic distance (Å)	Clash overlap (Å)
1:G:127:GLY:HA3	3:G:7487:AMP:H1'	1.30	1.11
1:L:127:GLY:HA3	3:L:7497:AMP:H1'	1.33	1.11
1:W:65:MET:HA	1:W:94:PRO:HG3	1.19	1.10
1:Q:127:GLY:HA3	3:Q:7507:AMP:H1'	1.33	1.10
1:E:127:GLY:HA3	3:E:7483:AMP:H1'	1.33	1.10
1:U:65:MET:HA	1:U:94:PRO:HG3	1.19	1.10
1:Q:502:PRO:HB2	1:R:137:SER:HB3	1.33	1.10
1:A:65:MET:HA	1:A:94:PRO:HG3	1.19	1.10
1:Q:127:GLY:HA3	3:Q:7507:AMP:H1'	1.30	1.10
1:A:127:GLY:HA3	3:A:7475:AMP:H1'	1.33	1.10
1:M:127:GLY:HA3	3:M:7499:AMP:H1'	1.33	1.10
1:U:127:GLY:HA3	3:U:7515:AMP:H1'	1.34	1.10
1:E:127:GLY:HA3	3:E:7483:AMP:H1'	1.30	1.10
1:I:127:GLY:HA3	3:I:7491:AMP:H1'	1.34	1.10
1:W:127:GLY:HA3	3:W:7519:AMP:H1'	1.34	1.10
1:O:127:GLY:HA3	3:O:7503:AMP:H1'	1.30	1.09
1:K:127:GLY:HA3	3:K:7495:AMP:H1'	1.30	1.09
1:U:127:GLY:HA3	3:U:7515:AMP:H1'	1.30	1.09
1:K:127:GLY:HA3	3:K:7495:AMP:H1'	1.34	1.09
1:C:127:GLY:HA3	3:C:7479:AMP:H1'	1.30	1.09
1:F:7:LYS:HD3	1:S:10:LYS:HE2	1.24	1.09
1:F:127:GLY:HA3	3:F:7485:AMP:H1'	1.33	1.09
1:R:127:GLY:HA3	3:R:7509:AMP:H1'	1.33	1.09
1:S:56:GLY:HA2	1:T:177:GLY:HA2	1.31	1.09
1:A:61:HIS:HA	1:F:337:ARG:HG3	1.20	1.09
1:I:127:GLY:HA3	3:I:7491:AMP:H1'	1.30	1.09
1:H:54:ILE:HG22	1:I:179:TYR:OH	1.50	1.09
1:A:177:GLY:HA2	1:B:56:GLY:HA2	1.34	1.09
1:E:179:TYR:HB2	1:F:53:SER:OG	1.51	1.09
1:B:127:GLY:HA3	3:B:7477:AMP:H1'	1.34	1.09
1:Q:176:LYS:HD2	1:R:55:ARG:NH2	1.65	1.09
1:T:127:GLY:HA3	3:T:7513:AMP:H1'	1.30	1.09
1:B:127:GLY:HA3	3:B:7477:AMP:H1'	1.33	1.09
1:N:127:GLY:HA3	3:N:7501:AMP:H1'	1.33	1.09
1:J:127:GLY:HA3	3:J:7493:AMP:H1'	1.33	1.09
1:V:127:GLY:HA3	3:V:7517:AMP:H1'	1.33	1.09
1:D:337:ARG:HA	1:E:63:SER:HB3	1.25	1.08
1:H:127:GLY:HA3	3:H:7489:AMP:H1'	1.33	1.08
1:I:127:GLY:HA3	3:I:7491:AMP:H1'	1.33	1.08
1:D:127:GLY:HA3	3:D:7481:AMP:H1'	1.34	1.08
1:P:127:GLY:HA3	3:P:7505:AMP:H1'	1.34	1.08

*Continued on next page...*

*Continued from previous page...*

Atom-1	Atom-2	Interatomic distance (Å)	Clash overlap (Å)
1:N:127:GLY:HA3	3:N:7501:AMP:H1'	1.34	1.08
1:S:127:GLY:HA3	3:S:7511:AMP:H1'	1.34	1.08
1:U:127:GLY:HA3	3:U:7515:AMP:H1'	1.33	1.08
1:E:127:GLY:HA3	3:E:7483:AMP:H1'	1.35	1.08
1:Q:127:GLY:HA3	3:Q:7507:AMP:H1'	1.35	1.08
1:G:127:GLY:HA3	3:G:7487:AMP:H1'	1.34	1.08
1:F:127:GLY:HA3	3:F:7485:AMP:H1'	1.34	1.08
1:W:127:GLY:HA3	3:W:7519:AMP:H1'	1.30	1.08
1:S:127:GLY:HA3	3:S:7511:AMP:H1'	1.33	1.08
1:T:127:GLY:HA3	3:T:7513:AMP:H1'	1.35	1.08
1:R:127:GLY:HA3	3:R:7509:AMP:H1'	1.34	1.08
1:X:127:GLY:HA3	3:X:7521:AMP:H1'	1.35	1.08
1:E:177:GLY:CA	1:F:55:ARG:H	1.66	1.08
1:H:127:GLY:HA3	3:H:7489:AMP:H1'	1.30	1.08
1:M:127:GLY:HA3	3:M:7499:AMP:H1'	1.35	1.08
1:S:55:ARG:CB	1:T:177:GLY:HA2	1.82	1.08
1:G:127:GLY:HA3	3:G:7487:AMP:H1'	1.33	1.08
1:H:127:GLY:HA3	3:H:7489:AMP:H1'	1.35	1.07
1:R:127:GLY:HA3	3:R:7509:AMP:H1'	1.35	1.07
1:A:127:GLY:HA3	3:A:7475:AMP:H1'	1.35	1.07
1:B:127:GLY:HA3	3:B:7477:AMP:H1'	1.35	1.07
1:F:127:GLY:HA3	3:F:7485:AMP:H1'	1.35	1.07
1:N:127:GLY:HA3	3:N:7501:AMP:H1'	1.35	1.07
1:T:127:GLY:HA3	3:T:7513:AMP:H1'	1.33	1.07
1:F:127:GLY:HA3	3:F:7485:AMP:H1'	1.35	1.07
1:R:127:GLY:HA3	3:R:7509:AMP:H1'	1.35	1.07
1:D:127:GLY:HA3	3:D:7481:AMP:H1'	1.34	1.07
1:L:127:GLY:HA3	3:L:7497:AMP:H1'	1.36	1.07
1:N:127:GLY:HA3	3:N:7501:AMP:H1'	1.30	1.07
1:W:127:GLY:HA3	3:W:7519:AMP:H1'	1.33	1.07
1:F:127:GLY:HA3	3:F:7485:AMP:H1'	1.35	1.07
1:S:127:GLY:HA3	3:S:7511:AMP:H1'	1.35	1.07
1:L:127:GLY:HA3	3:L:7497:AMP:H1'	1.35	1.07
1:A:127:GLY:HA3	3:A:7475:AMP:H1'	1.35	1.07
1:P:127:GLY:HA3	3:P:7505:AMP:H1'	1.34	1.07
1:X:127:GLY:HA3	3:X:7521:AMP:H1'	1.34	1.07
1:Q:127:GLY:HA3	3:Q:7507:AMP:H1'	1.35	1.07
1:E:127:GLY:HA3	3:E:7483:AMP:H1'	1.35	1.07
1:I:127:GLY:HA3	3:I:7491:AMP:H1'	1.35	1.07
1:O:127:GLY:HA3	3:O:7503:AMP:H1'	1.33	1.07
1:G:127:GLY:HA3	3:G:7487:AMP:H1'	1.34	1.07

*Continued on next page...*

*Continued from previous page...*

Atom-1	Atom-2	Interatomic distance (Å)	Clash overlap (Å)
1:U:127:GLY:HA3	3:U:7515:AMP:H1'	1.35	1.07
1:M:127:GLY:HA3	3:M:7499:AMP:H1'	1.34	1.07
1:U:127:GLY:HA3	3:U:7515:AMP:H1'	1.35	1.07
1:B:127:GLY:HA3	3:B:7477:AMP:H1'	1.30	1.07
1:C:127:GLY:HA3	3:C:7479:AMP:H1'	1.33	1.07
1:D:127:GLY:HA3	3:D:7481:AMP:H1'	1.37	1.07
1:R:127:GLY:HA3	3:R:7509:AMP:H1'	1.35	1.07
1:M:127:GLY:HA3	3:M:7499:AMP:H1'	1.35	1.07
1:W:127:GLY:HA3	3:W:7519:AMP:H1'	1.35	1.07
1:F:127:GLY:HA3	3:F:7485:AMP:H1'	1.37	1.07
1:R:127:GLY:HA3	3:R:7509:AMP:H1'	1.37	1.07
1:S:127:GLY:HA3	3:S:7511:AMP:H1'	1.37	1.07
1:F:7:LYS:HD3	1:S:10:LYS:CE	1.83	1.07
1:J:127:GLY:HA3	3:J:7493:AMP:H1'	1.30	1.07
1:K:80:ARG:HE	1:L:189:VAL:HG13	1.20	1.07
1:P:127:GLY:HA3	3:P:7505:AMP:H1'	1.37	1.07
1:E:177:GLY:HA2	1:F:56:GLY:HA2	1.32	1.07
1:C:127:GLY:HA3	3:C:7479:AMP:H1'	1.35	1.07
1:K:127:GLY:HA3	3:K:7495:AMP:H1'	1.34	1.07
1:A:127:GLY:HA3	3:A:7475:AMP:H1'	1.34	1.06
1:S:127:GLY:HA3	3:S:7511:AMP:H1'	1.35	1.06
1:G:127:GLY:HA3	3:G:7487:AMP:H1'	1.35	1.06
1:G:127:GLY:HA3	3:G:7487:AMP:H1'	1.37	1.06
1:G:55:ARG:CB	1:H:177:GLY:HA2	1.85	1.06
1:P:127:GLY:HA3	3:P:7505:AMP:H1'	1.37	1.06
1:X:127:GLY:HA3	3:X:7521:AMP:H1'	1.30	1.06
1:Q:127:GLY:HA3	3:Q:7507:AMP:H1'	1.34	1.06
1:M:61:HIS:HA	1:R:337:ARG:HG3	1.28	1.06
1:X:127:GLY:HA3	3:X:7521:AMP:H1'	1.34	1.06
1:I:127:GLY:HA3	3:I:7491:AMP:H1'	1.35	1.06
1:X:127:GLY:HA3	3:X:7521:AMP:H1'	1.35	1.06
1:D:127:GLY:HA3	3:D:7481:AMP:H1'	1.37	1.06
1:L:127:GLY:HA3	3:L:7497:AMP:H1'	1.30	1.06
1:V:127:GLY:HA3	3:V:7517:AMP:H1'	1.30	1.06
1:O:127:GLY:HA3	3:O:7503:AMP:H1'	1.35	1.06
1:P:127:GLY:HA3	3:P:7505:AMP:H1'	1.35	1.06
1:L:127:GLY:HA3	3:L:7497:AMP:H1'	1.34	1.06
1:H:127:GLY:HA3	3:H:7489:AMP:H1'	1.35	1.06
1:S:177:GLY:HA2	1:X:55:ARG:HB2	1.36	1.06
1:K:127:GLY:HA3	3:K:7495:AMP:H1'	1.33	1.06
1:F:7:LYS:CD	1:S:10:LYS:HE2	1.86	1.06

*Continued on next page...*

*Continued from previous page...*

Atom-1	Atom-2	Interatomic distance (Å)	Clash overlap (Å)
1:M:60:ILE:HD12	1:R:339:ARG:H	1.16	1.06
1:E:127:GLY:HA3	3:E:7483:AMP:H1'	1.35	1.06
1:G:337:ARG:HG3	1:L:61:HIS:HA	1.35	1.06
1:S:127:GLY:HA3	3:S:7511:AMP:H1'	1.35	1.06
1:O:127:GLY:HA3	3:O:7503:AMP:H1'	1.37	1.06
1:C:127:GLY:HA3	3:C:7479:AMP:H1'	1.37	1.06
1:S:127:GLY:HA3	3:S:7511:AMP:H1'	1.37	1.06
1:V:54:ILE:HG22	1:W:179:TYR:OH	1.54	1.06
1:W:127:GLY:HA3	3:W:7519:AMP:H1'	1.34	1.06
1:G:127:GLY:HA3	3:G:7487:AMP:H1'	1.35	1.06
1:D:127:GLY:HA3	3:D:7481:AMP:H1'	1.35	1.06
1:K:127:GLY:HA3	3:K:7495:AMP:H1'	1.35	1.06
1:Q:127:GLY:HA3	3:Q:7507:AMP:H1'	1.37	1.06
1:T:127:GLY:HA3	3:T:7513:AMP:H1'	1.37	1.06
1:E:127:GLY:HA3	3:E:7483:AMP:H1'	1.37	1.06
1:F:127:GLY:HA3	3:F:7485:AMP:H1'	1.37	1.06
1:G:127:GLY:HA3	3:G:7487:AMP:H1'	1.37	1.06
1:C:127:GLY:HA3	3:C:7479:AMP:H1'	1.34	1.05
1:R:127:GLY:HA3	3:R:7509:AMP:H1'	1.37	1.05
1:L:127:GLY:HA3	3:L:7497:AMP:H1'	1.35	1.05
1:E:127:GLY:HA3	3:E:7483:AMP:H1'	1.34	1.05
1:O:127:GLY:HA3	3:O:7503:AMP:H1'	1.34	1.05
1:Q:127:GLY:HA3	3:Q:7507:AMP:H1'	1.34	1.05
1:E:40:LYS:CG	1:U:7:LYS:NZ	2.12	1.05
1:H:127:GLY:HA3	3:H:7489:AMP:H1'	1.37	1.05
1:J:63:SER:HB3	1:K:337:ARG:HA	1.35	1.05
1:N:177:GLY:HA2	1:O:55:ARG:CB	1.85	1.05
1:N:127:GLY:HA3	3:N:7501:AMP:H1'	1.37	1.05
1:G:337:ARG:CD	1:L:63:SER:HB3	1.85	1.05
1:K:127:GLY:HA3	3:K:7495:AMP:H1'	1.35	1.05
1:T:127:GLY:HA3	3:T:7513:AMP:H1'	1.35	1.05
1:B:127:GLY:HA3	3:B:7477:AMP:H1'	1.37	1.05
1:C:127:GLY:HA3	3:C:7479:AMP:H1'	1.37	1.05
1:Q:127:GLY:HA3	3:Q:7507:AMP:H1'	1.37	1.05
1:J:127:GLY:HA3	3:J:7493:AMP:H1'	1.34	1.05
1:H:127:GLY:HA3	3:H:7489:AMP:H1'	1.34	1.05
1:J:127:GLY:HA3	3:J:7493:AMP:H1'	1.35	1.05
1:V:127:GLY:HA3	3:V:7517:AMP:H1'	1.35	1.05
1:O:127:GLY:HA3	3:O:7503:AMP:H1'	1.37	1.05
1:W:54:ILE:HG22	1:X:179:TYR:OH	1.54	1.05
1:V:127:GLY:HA3	3:V:7517:AMP:H1'	1.35	1.05

*Continued on next page...*

*Continued from previous page...*

Atom-1	Atom-2	Interatomic distance (Å)	Clash overlap (Å)
1:E:127:GLY:HA3	3:E:7483:AMP:H1'	1.37	1.05
1:D:467:ASP:OD2	1:K:175:HIS:HE1	1.39	1.05
1:W:127:GLY:HA3	3:W:7519:AMP:H1'	1.35	1.04
1:M:177:GLY:HA2	1:N:55:ARG:HB2	1.06	1.04
1:Q:177:GLY:CA	1:R:55:ARG:HB2	1.86	1.04
1:X:127:GLY:HA3	3:X:7521:AMP:H1'	1.37	1.04
1:T:127:GLY:HA3	3:T:7513:AMP:H1'	1.34	1.04
1:U:127:GLY:HA3	3:U:7515:AMP:H1'	1.34	1.04
1:J:127:GLY:HA3	3:J:7493:AMP:H1'	1.37	1.04
1:B:177:GLY:HA2	1:C:55:ARG:CB	1.87	1.04
1:A:127:GLY:HA3	3:A:7475:AMP:H1'	1.30	1.04
1:M:127:GLY:HA3	3:M:7499:AMP:H1'	1.30	1.04
1:J:127:GLY:HA3	3:J:7493:AMP:H1'	1.37	1.04
1:N:127:GLY:HA3	3:N:7501:AMP:H1'	1.35	1.04
1:H:127:GLY:HA3	3:H:7489:AMP:H1'	1.34	1.04
1:V:127:GLY:HA3	3:V:7517:AMP:H1'	1.34	1.04
1:J:127:GLY:HA3	3:J:7493:AMP:H1'	1.34	1.04
1:S:53:SER:HB3	1:T:178:GLY:HA2	1.35	1.04
1:V:127:GLY:HA3	3:V:7517:AMP:H1'	1.37	1.04
1:D:337:ARG:HD2	1:E:63:SER:HB3	1.36	1.04
1:N:177:GLY:HA2	1:O:56:GLY:HA2	1.36	1.04
1:I:127:GLY:HA3	3:I:7491:AMP:H1'	1.34	1.04
1:Q:177:GLY:HA2	1:R:55:ARG:H	1.22	1.04
1:S:55:ARG:HB2	1:T:177:GLY:CA	1.87	1.04
1:J:55:ARG:HB2	1:K:177:GLY:HA2	1.37	1.04
1:V:127:GLY:HA3	3:V:7517:AMP:H1'	1.37	1.04
1:B:127:GLY:HA3	3:B:7477:AMP:H1'	1.34	1.04
1:B:127:GLY:HA3	3:B:7477:AMP:H1'	1.35	1.04
1:N:127:GLY:HA3	3:N:7501:AMP:H1'	1.35	1.04
1:T:127:GLY:HA3	3:T:7513:AMP:H1'	1.34	1.04
1:V:55:ARG:NH2	1:W:176:LYS:HD2	1.73	1.04
1:K:127:GLY:HA3	3:K:7495:AMP:H1'	1.37	1.04
1:L:127:GLY:HA3	3:L:7497:AMP:H1'	1.37	1.04
1:N:127:GLY:HA3	3:N:7501:AMP:H1'	1.37	1.04
1:M:127:GLY:HA3	3:M:7499:AMP:H1'	1.34	1.04
1:W:127:GLY:HA3	3:W:7519:AMP:H1'	1.37	1.03
1:K:55:ARG:CB	1:L:177:GLY:HA2	1.87	1.03
1:F:7:LYS:CD	1:S:10:LYS:CE	2.37	1.03
1:T:127:GLY:HA3	3:T:7513:AMP:H1'	1.37	1.03
1:H:127:GLY:HA3	3:H:7489:AMP:H1'	1.37	1.03
1:K:55:ARG:NH2	1:L:176:LYS:HD2	1.72	1.03

*Continued on next page...*



*Continued from previous page...*

Atom-1	Atom-2	Interatomic distance (Å)	Clash overlap (Å)
1:D:127:GLY:HA3	3:D:7481:AMP:H1'	1.35	1.03
1:E:177:GLY:H	1:F:55:ARG:HG3	1.18	1.03
1:I:127:GLY:HA3	3:I:7491:AMP:H1'	1.37	1.03
1:B:127:GLY:HA3	3:B:7477:AMP:H1'	1.37	1.03
1:O:127:GLY:HA3	3:O:7503:AMP:H1'	1.35	1.03
1:U:336:GLN:HB3	1:U:347:ILE:HD11	1.41	1.03
1:C:127:GLY:HA3	3:C:7479:AMP:H1'	1.35	1.03
1:A:177:GLY:HA2	1:B:55:ARG:CB	1.88	1.03
1:U:127:GLY:HA3	3:U:7515:AMP:H1'	1.37	1.03
1:A:127:GLY:HA3	3:A:7475:AMP:H1'	1.35	1.03
1:J:127:GLY:HA3	3:J:7493:AMP:H1'	1.35	1.03
1:P:127:GLY:HA3	3:P:7505:AMP:H1'	1.35	1.03
1:I:336:GLN:HB3	1:I:347:ILE:HD11	1.41	1.03
1:A:177:GLY:CA	1:B:55:ARG:HB2	1.89	1.03
1:I:55:ARG:HB2	1:J:177:GLY:HA2	1.06	1.03
1:T:55:ARG:HB2	1:U:177:GLY:HA2	1.36	1.03
1:D:127:GLY:HA3	3:D:7481:AMP:H1'	1.33	1.03
1:W:127:GLY:HA3	3:W:7519:AMP:H1'	1.37	1.03
1:X:290:LEU:HD11	1:X:345:ILE:HG12	1.41	1.03
1:A:178:GLY:HA2	1:B:53:SER:HB3	1.40	1.03
1:I:55:ARG:NH2	1:J:176:LYS:HD2	1.74	1.03
1:C:177:GLY:HA2	1:D:55:ARG:CB	1.87	1.03
1:D:337:ARG:CD	1:E:63:SER:HB3	1.88	1.03
1:R:290:LEU:HD11	1:R:345:ILE:HG12	1.41	1.02
1:V:127:GLY:HA3	3:V:7517:AMP:H1'	1.35	1.02
1:F:290:LEU:HD11	1:F:345:ILE:HG12	1.41	1.02
1:E:177:GLY:HA2	1:F:55:ARG:H	1.17	1.02
1:Q:336:GLN:HB3	1:Q:347:ILE:HD11	1.41	1.02
1:K:127:GLY:HA3	3:K:7495:AMP:H1'	1.37	1.02
1:L:127:GLY:HA3	3:L:7497:AMP:H1'	1.37	1.02
1:P:127:GLY:HA3	3:P:7505:AMP:H1'	1.33	1.02
1:O:179:TYR:HB2	1:P:53:SER:OG	1.58	1.02
1:L:290:LEU:HD11	1:L:345:ILE:HG12	1.41	1.02
1:E:312:THR:HG23	1:E:313:ASN:HD22	1.25	1.02
1:Q:312:THR:HG23	1:Q:313:ASN:HD22	1.25	1.02
1:X:312:THR:HG23	1:X:313:ASN:HD22	1.25	1.02
1:E:336:GLN:HB3	1:E:347:ILE:HD11	1.41	1.02
1:C:177:GLY:HA2	1:D:55:ARG:HB2	1.06	1.02
1:Q:177:GLY:HA2	1:R:56:GLY:HA2	1.38	1.02
1:E:290:LEU:HD11	1:E:345:ILE:HG12	1.41	1.02
1:L:312:THR:HG23	1:L:313:ASN:HD22	1.25	1.02

*Continued on next page...*

*Continued from previous page...*

Atom-1	Atom-2	Interatomic distance (Å)	Clash overlap (Å)
1:A:336:GLN:HB3	1:A:347:ILE:HD11	1.41	1.02
1:M:336:GLN:HB3	1:M:347:ILE:HD11	1.41	1.02
1:P:336:GLN:HB3	1:P:347:ILE:HD11	1.41	1.02
1:D:336:GLN:HB3	1:D:347:ILE:HD11	1.41	1.02
1:N:177:GLY:CA	1:O:55:ARG:HB2	1.90	1.02
1:I:127:GLY:HA3	3:I:7491:AMP:H1'	1.37	1.02
1:Q:290:LEU:HD11	1:Q:345:ILE:HG12	1.41	1.02
1:S:290:LEU:HD11	1:S:345:ILE:HG12	1.41	1.02
1:G:290:LEU:HD11	1:G:345:ILE:HG12	1.41	1.02
1:H:336:GLN:HB3	1:H:347:ILE:HD11	1.41	1.02
1:G:336:GLN:HB3	1:G:347:ILE:HD11	1.41	1.02
1:Q:177:GLY:HA2	1:R:55:ARG:N	1.72	1.02
1:V:336:GLN:HB3	1:V:347:ILE:HD11	1.41	1.02
1:X:127:GLY:HA3	3:X:7521:AMP:H1'	1.37	1.02
1:U:127:GLY:HA3	3:U:7515:AMP:H1'	1.37	1.02
1:J:336:GLN:HB3	1:J:347:ILE:HD11	1.41	1.02
1:L:336:GLN:HB3	1:L:347:ILE:HD11	1.40	1.02
1:A:127:GLY:HA3	3:A:7475:AMP:H1'	1.37	1.02
1:O:127:GLY:HA3	3:O:7503:AMP:H1'	1.35	1.01
1:C:336:GLN:HB3	1:C:347:ILE:HD11	1.41	1.01
1:T:336:GLN:HB3	1:T:347:ILE:HD11	1.41	1.01
1:E:176:LYS:HB3	1:F:55:ARG:NE	1.76	1.01
1:O:336:GLN:HB3	1:O:347:ILE:HD11	1.41	1.01
1:M:127:GLY:HA3	3:M:7499:AMP:H1'	1.37	1.01
1:P:175:HIS:HE1	1:W:467:ASP:OD2	1.39	1.01
1:J:312:THR:HG23	1:J:313:ASN:HD22	1.25	1.01
1:V:312:THR:HG23	1:V:313:ASN:HD22	1.25	1.01
1:A:55:ARG:HD2	1:A:449:ASN:HD21	1.25	1.01
1:C:127:GLY:HA3	3:C:7479:AMP:H1'	1.35	1.01
1:M:290:LEU:HD11	1:M:345:ILE:HG12	1.41	1.01
1:S:336:GLN:HB3	1:S:347:ILE:HD11	1.40	1.01
1:M:176:LYS:HD2	1:N:55:ARG:NH2	1.75	1.01
1:M:55:ARG:HD2	1:M:449:ASN:HD21	1.25	1.01
1:B:290:LEU:HD11	1:B:345:ILE:HG12	1.41	1.01
1:N:290:LEU:HD11	1:N:345:ILE:HG12	1.41	1.01
1:O:290:LEU:HD11	1:O:345:ILE:HG12	1.41	1.01
1:F:336:GLN:HB3	1:F:347:ILE:HD11	1.41	1.01
1:X:336:GLN:HB3	1:X:347:ILE:HD11	1.41	1.01
1:E:178:GLY:HA2	1:F:53:SER:HB3	1.36	1.01
1:G:211:HIS:HD2	1:L:33:ILE:HG22	1.19	1.01
1:O:177:GLY:HA2	1:P:55:ARG:HB2	1.03	1.01

*Continued on next page...*

*Continued from previous page...*

Atom-1	Atom-2	Interatomic distance (Å)	Clash overlap (Å)
1:M:127:GLY:HA3	3:M:7499:AMP:H1'	1.37	1.01
1:O:55:ARG:HD2	1:O:449:ASN:HD21	1.25	1.01
1:C:55:ARG:HD2	1:C:449:ASN:HD21	1.25	1.01
1:R:55:ARG:HD2	1:R:449:ASN:HD21	1.25	1.01
1:A:290:LEU:HD11	1:A:345:ILE:HG12	1.41	1.01
1:C:290:LEU:HD11	1:C:345:ILE:HG12	1.41	1.01
1:T:290:LEU:HD11	1:T:345:ILE:HG12	1.41	1.01
1:D:175:HIS:HE1	1:K:467:ASP:OD2	1.43	1.01
1:M:312:THR:HG23	1:M:313:ASN:HD22	1.25	1.01
1:R:336:GLN:HB3	1:R:347:ILE:HD11	1.41	1.01
1:F:55:ARG:HD2	1:F:449:ASN:HD21	1.25	1.01
1:P:290:LEU:HD11	1:P:345:ILE:HG12	1.41	1.00
1:D:290:LEU:HD11	1:D:345:ILE:HG12	1.41	1.00
1:H:290:LEU:HD11	1:H:345:ILE:HG12	1.41	1.00
1:A:312:THR:HG23	1:A:313:ASN:HD22	1.25	1.00
1:M:55:ARG:HB2	1:R:177:GLY:HA2	1.40	1.00
1:E:40:LYS:CD	1:U:7:LYS:HE2	1.91	1.00
1:I:61:HIS:CD2	1:I:62:GLU:H	1.80	1.00
1:K:55:ARG:HB2	1:L:177:GLY:HA2	1.02	1.00
1:A:127:GLY:HA3	3:A:7475:AMP:H1'	1.37	1.00
1:E:179:TYR:OH	1:F:54:ILE:CG2	2.08	1.00
1:D:175:HIS:HE1	1:K:467:ASP:HB2	1.20	1.00
1:D:61:HIS:CD2	1:D:62:GLU:H	1.80	1.00
1:P:61:HIS:CD2	1:P:62:GLU:H	1.80	1.00
1:U:61:HIS:CD2	1:U:62:GLU:H	1.80	1.00
1:E:177:GLY:N	1:F:55:ARG:HG3	1.75	1.00
1:I:127:GLY:HA3	3:I:7491:AMP:H1'	1.44	1.00
1:U:127:GLY:HA3	3:U:7515:AMP:H1'	1.44	1.00
1:K:127:GLY:HA3	3:K:7495:AMP:H1'	1.44	1.00
1:F:7:LYS:HE2	1:S:10:LYS:HE2	1.42	1.00
1:H:61:HIS:CD2	1:H:62:GLU:H	1.80	1.00
1:K:61:HIS:CD2	1:K:62:GLU:H	1.80	1.00
1:W:61:HIS:CD2	1:W:62:GLU:H	1.80	1.00
1:G:312:THR:HG23	1:G:313:ASN:HD22	1.25	1.00
1:K:336:GLN:HB3	1:K:347:ILE:HD11	1.41	1.00
1:W:127:GLY:HA3	3:W:7519:AMP:H1'	1.44	1.00
1:H:312:THR:HG23	1:H:313:ASN:HD22	1.25	1.00
1:W:336:GLN:HB3	1:W:347:ILE:HD11	1.41	1.00
1:A:60:ILE:HG22	1:F:339:ARG:HD3	1.41	1.00
1:I:290:LEU:HD11	1:I:345:ILE:HG12	1.41	1.00
1:W:290:LEU:HD11	1:W:345:ILE:HG12	1.41	1.00

*Continued on next page...*

*Continued from previous page...*

Atom-1	Atom-2	Interatomic distance (Å)	Clash overlap (Å)
1:N:178:GLY:HA2	1:O:53:SER:HB3	1.43	1.00
1:E:177:GLY:HA2	1:F:55:ARG:HB2	1.42	1.00
1:K:80:ARG:HH21	1:L:189:VAL:HG13	1.23	1.00
1:L:55:ARG:HD2	1:L:449:ASN:HD21	1.25	1.00
1:U:55:ARG:HD2	1:U:449:ASN:HD21	1.25	1.00
1:I:338:ASN:HD21	1:I:396:LEU:H	1.08	1.00
1:T:61:HIS:CD2	1:T:62:GLU:H	1.80	0.99
1:M:189:VAL:HG13	1:N:80:ARG:HH21	1.27	0.99
1:I:55:ARG:HD2	1:I:449:ASN:HD21	1.25	0.99
1:F:61:HIS:CD2	1:F:62:GLU:H	1.80	0.99
1:G:61:HIS:CD2	1:G:62:GLU:H	1.80	0.99
1:S:61:HIS:CD2	1:S:62:GLU:H	1.80	0.99
1:U:55:ARG:HB2	1:V:177:GLY:CA	1.92	0.99
1:A:60:ILE:HD12	1:F:339:ARG:H	1.26	0.99
1:T:312:THR:HG23	1:T:313:ASN:HD22	1.25	0.99
1:Q:177:GLY:CA	1:R:55:ARG:H	1.75	0.99
1:J:55:ARG:HD2	1:J:449:ASN:HD21	1.25	0.99
1:V:55:ARG:HD2	1:V:449:ASN:HD21	1.25	0.99
1:A:127:GLY:HA3	3:A:7475:AMP:H1'	1.45	0.99
1:J:61:HIS:CD2	1:J:62:GLU:H	1.80	0.99
1:R:61:HIS:CD2	1:R:62:GLU:H	1.80	0.99
1:F:7:LYS:HD3	1:S:10:LYS:CE	1.92	0.99
1:M:127:GLY:HA3	3:M:7499:AMP:H1'	1.45	0.99
1:E:40:LYS:HD3	1:U:7:LYS:CD	1.91	0.99
1:V:61:HIS:CD2	1:V:62:GLU:H	1.80	0.99
1:D:338:ASN:HD21	1:D:396:LEU:H	1.08	0.99
1:E:127:GLY:HA3	3:E:7483:AMP:H1'	1.45	0.99
1:L:127:GLY:HA3	3:L:7497:AMP:H1'	1.45	0.99
1:P:338:ASN:HD21	1:P:396:LEU:H	1.09	0.99
1:Q:127:GLY:HA3	3:Q:7507:AMP:H1'	1.45	0.99
1:X:127:GLY:HA3	3:X:7521:AMP:H1'	1.45	0.99
1:O:339:ARG:CD	1:P:60:ILE:HG22	1.91	0.99
1:U:290:LEU:HD11	1:U:345:ILE:HG12	1.41	0.99
1:N:336:GLN:HB3	1:N:347:ILE:HD11	1.41	0.99
1:D:55:ARG:HD2	1:D:449:ASN:HD21	1.25	0.99
1:X:55:ARG:HD2	1:X:449:ASN:HD21	1.25	0.99
1:C:61:HIS:CD2	1:C:62:GLU:H	1.80	0.99
1:E:40:LYS:CD	1:U:7:LYS:HE2	1.92	0.99
1:X:61:HIS:CD2	1:X:62:GLU:H	1.80	0.99
1:B:312:THR:HG23	1:B:313:ASN:HD22	1.25	0.99
1:S:312:THR:HG23	1:S:313:ASN:HD22	1.25	0.99

*Continued on next page...*

*Continued from previous page...*

Atom-1	Atom-2	Interatomic distance (Å)	Clash overlap (Å)
1:F:127:GLY:HA3	3:F:7485:AMP:H1'	1.45	0.99
1:A:61:HIS:CD2	1:A:62:GLU:H	1.80	0.99
1:K:290:LEU:HD11	1:K:345:ILE:HG12	1.41	0.99
1:O:61:HIS:CD2	1:O:62:GLU:H	1.80	0.99
1:U:55:ARG:NH2	1:V:176:LYS:HD2	1.77	0.99
1:G:55:ARG:HB2	1:H:177:GLY:HA2	0.99	0.99
1:S:80:ARG:HH21	1:T:189:VAL:HG13	1.28	0.99
1:D:127:GLY:HA3	3:D:7481:AMP:H1'	1.44	0.99
1:P:55:ARG:HD2	1:P:449:ASN:HD21	1.25	0.99
1:H:127:GLY:HA3	3:H:7489:AMP:H1'	1.45	0.99
1:R:127:GLY:HA3	3:R:7509:AMP:H1'	1.45	0.99
1:L:61:HIS:CD2	1:L:62:GLU:H	1.80	0.99
1:N:61:HIS:CD2	1:N:62:GLU:H	1.80	0.99
1:P:127:GLY:HA3	3:P:7505:AMP:H1'	1.44	0.99
1:F:312:THR:HG23	1:F:313:ASN:HD22	1.25	0.99
1:R:312:THR:HG23	1:R:313:ASN:HD22	1.25	0.99
1:S:338:ASN:HD21	1:S:396:LEU:H	1.08	0.99
1:B:61:HIS:CD2	1:B:62:GLU:H	1.80	0.98
1:H:312:THR:HG22	1:H:313:ASN:ND2	1.78	0.98
1:M:61:HIS:CD2	1:M:62:GLU:H	1.80	0.98
1:O:312:THR:HG23	1:O:313:ASN:HD22	1.25	0.98
1:A:312:THR:HG23	1:A:313:ASN:HD22	1.28	0.98
1:S:312:THR:HG23	1:S:313:ASN:HD22	1.28	0.98
1:T:127:GLY:HA3	3:T:7513:AMP:H1'	1.45	0.98
1:C:312:THR:HG22	1:C:313:ASN:ND2	1.78	0.98
1:T:312:THR:HG22	1:T:313:ASN:ND2	1.78	0.98
1:G:312:THR:HG23	1:G:313:ASN:HD22	1.28	0.98
1:N:312:THR:HG23	1:N:313:ASN:HD22	1.28	0.98
1:B:127:GLY:HA3	3:B:7477:AMP:H1'	1.44	0.98
1:J:127:GLY:HA3	3:J:7493:AMP:H1'	1.44	0.98
1:N:127:GLY:HA3	3:N:7501:AMP:H1'	1.44	0.98
1:V:127:GLY:HA3	3:V:7517:AMP:H1'	1.44	0.98
1:B:127:GLY:HA3	3:B:7477:AMP:H1'	1.45	0.98
1:N:127:GLY:HA3	3:N:7501:AMP:H1'	1.45	0.98
1:S:127:GLY:HA3	3:S:7511:AMP:H1'	1.45	0.98
1:A:312:THR:HG22	1:A:313:ASN:ND2	1.78	0.98
1:N:312:THR:HG23	1:N:313:ASN:HD22	1.25	0.98
1:C:312:THR:HG23	1:C:313:ASN:HD22	1.28	0.98
1:M:312:THR:HG23	1:M:313:ASN:HD22	1.28	0.98
1:U:338:ASN:HD21	1:U:396:LEU:H	1.09	0.98
1:M:63:SER:HB2	1:R:339:ARG:HH12	1.26	0.98

*Continued on next page...*

*Continued from previous page...*

Atom-1	Atom-2	Interatomic distance (Å)	Clash overlap (Å)
1:E:61:HIS:CD2	1:E:62:GLU:H	1.80	0.98
1:J:290:LEU:HD11	1:J:345:ILE:HG12	1.41	0.98
1:M:312:THR:HG22	1:M:313:ASN:ND2	1.79	0.98
1:O:312:THR:HG22	1:O:313:ASN:ND2	1.78	0.98
1:V:290:LEU:HD11	1:V:345:ILE:HG12	1.41	0.98
1:B:336:GLN:HB3	1:B:347:ILE:HD11	1.40	0.98
1:K:312:THR:HG23	1:K:313:ASN:HD22	1.28	0.98
1:C:338:ASN:HD21	1:C:396:LEU:H	1.08	0.98
1:G:127:GLY:HA3	3:G:7487:AMP:H1'	1.45	0.98
1:Q:61:HIS:CD2	1:Q:62:GLU:H	1.80	0.98
1:O:312:THR:HG23	1:O:313:ASN:HD22	1.28	0.98
1:W:312:THR:HG23	1:W:313:ASN:HD22	1.28	0.98
1:G:211:HIS:CD2	1:L:33:ILE:HG22	1.99	0.98
1:F:127:GLY:HA3	3:F:7485:AMP:H1'	1.44	0.98
1:R:127:GLY:HA3	3:R:7509:AMP:H1'	1.44	0.98
1:O:338:ASN:HD21	1:O:396:LEU:H	1.08	0.98
1:C:312:THR:HG23	1:C:313:ASN:HD22	1.25	0.98
1:E:179:TYR:H	1:F:53:SER:CB	1.77	0.98
1:S:55:ARG:N	1:T:177:GLY:HA2	1.78	0.98
1:T:312:THR:HG23	1:T:313:ASN:HD22	1.28	0.98
1:K:312:THR:HG22	1:K:313:ASN:ND2	1.78	0.98
1:Q:312:THR:HG22	1:Q:313:ASN:ND2	1.78	0.98
1:W:312:THR:HG22	1:W:313:ASN:ND2	1.78	0.98
1:B:312:THR:HG23	1:B:313:ASN:HD22	1.28	0.98
1:C:127:GLY:HA3	3:C:7479:AMP:H1'	1.44	0.98
1:S:127:GLY:HA3	3:S:7511:AMP:H1'	1.44	0.98
1:J:338:ASN:HD21	1:J:396:LEU:H	1.08	0.98
1:L:312:THR:HG22	1:L:313:ASN:ND2	1.78	0.98
1:D:312:THR:HG23	1:D:313:ASN:HD22	1.25	0.98
1:P:312:THR:HG23	1:P:313:ASN:HD22	1.25	0.98
1:E:312:THR:HG22	1:E:313:ASN:ND2	1.79	0.98
1:H:312:THR:HG23	1:H:313:ASN:HD22	1.28	0.98
1:S:55:ARG:HD2	1:S:449:ASN:HD21	1.25	0.98
1:R:338:ASN:HD21	1:R:396:LEU:H	1.09	0.98
1:X:312:THR:HG22	1:X:313:ASN:ND2	1.79	0.98
1:I:312:THR:HG23	1:I:313:ASN:HD22	1.25	0.98
1:B:177:GLY:HA2	1:C:55:ARG:HB2	1.02	0.98
1:Q:177:GLY:H	1:R:55:ARG:HG3	1.27	0.98
1:O:127:GLY:HA3	3:O:7503:AMP:H1'	1.44	0.98
1:X:127:GLY:HA3	3:X:7521:AMP:H1'	1.44	0.98
1:F:338:ASN:HD21	1:F:396:LEU:H	1.08	0.98

*Continued on next page...*

*Continued from previous page...*

Atom-1	Atom-2	Interatomic distance (Å)	Clash overlap (Å)
1:U:53:SER:OG	1:V:179:TYR:HB2	1.62	0.98
1:T:61:HIS:HA	1:U:337:ARG:HG3	1.46	0.98
1:E:40:LYS:HD3	1:U:7:LYS:HE2	1.43	0.97
1:E:290:LEU:HD11	1:E:345:ILE:HG12	1.46	0.97
1:G:127:GLY:HA3	3:G:7487:AMP:H1'	1.44	0.97
1:G:338:ASN:HD21	1:G:396:LEU:H	1.08	0.97
1:V:338:ASN:HD21	1:V:396:LEU:H	1.08	0.97
1:U:312:THR:HG23	1:U:313:ASN:HD22	1.25	0.97
1:D:290:LEU:HD11	1:D:345:ILE:HG12	1.46	0.97
1:Q:290:LEU:HD11	1:Q:345:ILE:HG12	1.47	0.97
1:J:312:THR:HG22	1:J:313:ASN:ND2	1.78	0.97
1:V:312:THR:HG22	1:V:313:ASN:ND2	1.78	0.97
1:G:55:ARG:NH2	1:H:176:LYS:HD2	1.79	0.97
1:O:312:THR:HG22	1:O:313:ASN:ND2	1.80	0.97
1:F:175:HIS:HE1	1:G:467:ASP:OD2	1.47	0.97
1:D:312:THR:HG22	1:D:313:ASN:ND2	1.79	0.97
1:P:312:THR:HG22	1:P:313:ASN:ND2	1.78	0.97
1:I:290:LEU:HD11	1:I:345:ILE:HG12	1.47	0.97
1:P:290:LEU:HD11	1:P:345:ILE:HG12	1.47	0.97
1:W:80:ARG:HH21	1:X:189:VAL:HG13	1.27	0.97
1:U:290:LEU:HD11	1:U:345:ILE:HG12	1.46	0.97
1:C:312:THR:HG22	1:C:313:ASN:ND2	1.80	0.97
1:J:264:ASN:HD21	4:J:7494:CIT:H22	1.30	0.97
1:V:264:ASN:HD21	4:V:7518:CIT:H22	1.30	0.97
1:S:160:THR:HG21	1:S:173:VAL:HG13	1.47	0.97
1:G:55:ARG:HD2	1:G:449:ASN:HD21	1.25	0.97
1:K:55:ARG:HD2	1:K:449:ASN:HD21	1.25	0.97
1:C:264:ASN:HD21	4:C:7480:CIT:H22	1.30	0.97
1:E:312:THR:HG22	1:E:313:ASN:ND2	1.80	0.97
1:Q:312:THR:HG22	1:Q:313:ASN:ND2	1.80	0.97
1:F:160:THR:HG21	1:F:173:VAL:HG13	1.47	0.97
1:V:160:THR:HG21	1:V:173:VAL:HG13	1.47	0.97
1:E:312:THR:HG23	1:E:313:ASN:HD22	1.28	0.97
1:Q:312:THR:HG23	1:Q:313:ASN:HD22	1.28	0.97
1:D:211:HIS:CD2	1:E:33:ILE:HG22	1.99	0.97
1:J:160:THR:HG21	1:J:173:VAL:HG13	1.47	0.97
1:O:160:THR:HG21	1:O:173:VAL:HG13	1.47	0.97
1:L:127:GLY:HA3	3:L:7497:AMP:H1'	1.44	0.97
1:K:338:ASN:HD21	1:K:396:LEU:H	1.08	0.97
1:D:264:ASN:HD21	4:D:7482:CIT:H22	1.30	0.97
1:O:264:ASN:HD21	4:O:7504:CIT:H22	1.30	0.97

*Continued on next page...*

*Continued from previous page...*

Atom-1	Atom-2	Interatomic distance (Å)	Clash overlap (Å)
1:P:264:ASN:HD21	4:P:7506:CIT:H22	1.30	0.97
1:G:160:THR:HG21	1:G:173:VAL:HG13	1.47	0.97
1:R:160:THR:HG21	1:R:173:VAL:HG13	1.47	0.97
1:W:55:ARG:HD2	1:W:449:ASN:HD21	1.25	0.97
1:W:127:GLY:HA3	3:W:7519:AMP:H1'	1.45	0.97
1:K:312:THR:HG23	1:K:313:ASN:HD22	1.25	0.97
1:D:312:THR:HG22	1:D:313:ASN:ND2	1.80	0.97
1:P:312:THR:HG22	1:P:313:ASN:ND2	1.80	0.97
1:W:312:THR:HG23	1:W:313:ASN:HD22	1.25	0.97
1:D:312:THR:HG23	1:D:313:ASN:HD22	1.28	0.97
1:P:312:THR:HG23	1:P:313:ASN:HD22	1.28	0.97
1:T:290:LEU:HD11	1:T:345:ILE:HG12	1.47	0.97
1:L:312:THR:HG22	1:L:313:ASN:ND2	1.80	0.97
1:M:312:THR:HG22	1:M:313:ASN:ND2	1.80	0.97
1:X:312:THR:HG22	1:X:313:ASN:ND2	1.80	0.97
1:C:160:THR:HG21	1:C:173:VAL:HG13	1.47	0.97
1:U:160:THR:HG21	1:U:173:VAL:HG13	1.47	0.97
1:I:127:GLY:HA3	3:I:7491:AMP:H1'	1.45	0.97
1:A:63:SER:HB3	1:F:337:ARG:HA	1.43	0.96
1:A:312:THR:HG22	1:A:313:ASN:ND2	1.80	0.96
1:H:264:ASN:HD21	4:H:7490:CIT:H22	1.30	0.96
1:J:312:THR:HG22	1:J:313:ASN:ND2	1.80	0.96
1:T:312:THR:HG22	1:T:313:ASN:ND2	1.80	0.96
1:V:312:THR:HG22	1:V:313:ASN:ND2	1.80	0.96
1:H:290:LEU:HD11	1:H:345:ILE:HG12	1.47	0.96
1:J:290:LEU:HD11	1:J:345:ILE:HG12	1.47	0.96
1:V:290:LEU:HD11	1:V:345:ILE:HG12	1.47	0.96
1:N:312:THR:HG22	1:N:313:ASN:ND2	1.80	0.96
1:P:467:ASP:OD2	1:W:175:HIS:HE1	1.46	0.96
1:J:127:GLY:HA3	3:J:7493:AMP:H1'	1.45	0.96
1:U:127:GLY:HA3	3:U:7515:AMP:H1'	1.45	0.96
1:P:211:HIS:HD2	1:Q:33:ILE:HG22	1.26	0.96
1:B:264:ASN:HD21	4:B:7478:CIT:H22	1.30	0.96
1:I:160:THR:HG21	1:I:173:VAL:HG13	1.47	0.96
1:V:127:GLY:HA3	3:V:7517:AMP:H1'	1.45	0.96
1:E:40:LYS:HD3	1:U:7:LYS:CE	1.96	0.96
1:H:312:THR:HG22	1:H:313:ASN:ND2	1.80	0.96
1:K:312:THR:HG22	1:K:313:ASN:ND2	1.80	0.96
1:T:264:ASN:HD21	4:T:7514:CIT:H22	1.30	0.96
1:Q:55:ARG:HD2	1:Q:449:ASN:HD21	1.25	0.96
1:X:207:GLU:H	1:X:210:HIS:HD2	0.97	0.96

*Continued on next page...*



*Continued from previous page...*

Atom-1	Atom-2	Interatomic distance (Å)	Clash overlap (Å)
1:D:211:HIS:HD2	1:E:33:ILE:HG22	1.28	0.96
1:E:40:LYS:HE3	1:U:7:LYS:CE	1.95	0.96
1:K:160:THR:HG21	1:K:173:VAL:HG13	1.47	0.96
1:P:211:HIS:CD2	1:Q:33:ILE:HG22	2.00	0.96
1:C:207:GLU:H	1:C:210:HIS:HD2	0.96	0.96
1:G:177:GLY:HA2	1:L:55:ARG:HB2	1.46	0.96
1:B:312:THR:HG22	1:B:313:ASN:ND2	1.80	0.96
1:E:264:ASN:HD21	4:E:7484:CIT:H22	1.30	0.96
1:W:312:THR:HG22	1:W:313:ASN:ND2	1.80	0.96
1:I:344:ARG:HG2	1:I:344:ARG:HH21	1.31	0.96
1:T:127:GLY:HA3	3:T:7513:AMP:H1'	1.44	0.96
1:B:337:ARG:HB2	1:B:393:ASP:HA	1.48	0.96
1:B:312:THR:HG22	1:B:313:ASN:ND2	1.79	0.96
1:H:127:GLY:HA3	3:H:7489:AMP:H1'	1.44	0.96
1:N:337:ARG:HB2	1:N:393:ASP:HA	1.48	0.96
1:U:337:ARG:HB2	1:U:393:ASP:HA	1.48	0.96
1:G:312:THR:HG22	1:G:313:ASN:ND2	1.78	0.96
1:R:312:THR:HG22	1:R:313:ASN:ND2	1.79	0.96
1:E:177:GLY:HA2	1:F:55:ARG:CA	1.96	0.96
1:Q:264:ASN:HD21	4:Q:7508:CIT:H22	1.30	0.96
1:T:160:THR:HG21	1:T:173:VAL:HG13	1.47	0.96
1:W:160:THR:HG21	1:W:173:VAL:HG13	1.47	0.96
1:E:55:ARG:HD2	1:E:449:ASN:HD21	1.25	0.96
1:M:127:GLY:HA3	3:M:7499:AMP:H1'	1.44	0.96
1:T:55:ARG:HD2	1:T:449:ASN:HD21	1.25	0.96
1:K:127:GLY:HA3	3:K:7495:AMP:H1'	1.45	0.96
1:I:337:ARG:HB2	1:I:393:ASP:HA	1.48	0.96
1:F:312:THR:HG22	1:F:313:ASN:ND2	1.78	0.96
1:U:312:THR:HG22	1:U:313:ASN:ND2	1.78	0.96
1:K:53:SER:HB3	1:L:178:GLY:HA2	1.47	0.96
1:E:40:LYS:CE	1:U:7:LYS:HE2	1.94	0.96
1:N:264:ASN:HD21	4:N:7502:CIT:H22	1.30	0.96
1:F:344:ARG:HH21	1:F:344:ARG:HG2	1.31	0.96
1:G:344:ARG:HG2	1:G:344:ARG:HH21	1.31	0.96
1:R:344:ARG:HG2	1:R:344:ARG:HH21	1.31	0.96
1:W:338:ASN:HD21	1:W:396:LEU:H	1.09	0.96
1:B:207:GLU:H	1:B:210:HIS:HD2	0.96	0.96
1:O:207:GLU:H	1:O:210:HIS:HD2	0.96	0.96
1:S:312:THR:HG22	1:S:313:ASN:ND2	1.79	0.96
1:Q:178:GLY:HA2	1:R:53:SER:HB3	1.45	0.96
1:S:55:ARG:HG3	1:T:177:GLY:H	1.29	0.96

*Continued on next page...*

*Continued from previous page...*

Atom-1	Atom-2	Interatomic distance (Å)	Clash overlap (Å)
1:H:160:THR:HG21	1:H:173:VAL:HG13	1.47	0.96
1:B:55:ARG:HD2	1:B:449:ASN:HD21	1.25	0.96
1:F:4:ASP:OD2	1:S:10:LYS:HE2	1.66	0.96
1:U:344:ARG:HH21	1:U:344:ARG:HG2	1.31	0.96
1:D:337:ARG:HG3	1:E:61:HIS:HA	1.45	0.96
1:L:207:GLU:H	1:L:210:HIS:HD2	0.96	0.95
1:G:211:HIS:CD2	1:L:33:ILE:HG22	2.00	0.95
1:O:177:GLY:HA2	1:P:55:ARG:H	1.31	0.95
1:D:160:THR:HG21	1:D:173:VAL:HG13	1.47	0.95
1:P:160:THR:HG21	1:P:173:VAL:HG13	1.47	0.95
1:H:344:ARG:HH21	1:H:344:ARG:HG2	1.31	0.95
1:N:55:ARG:HD2	1:N:449:ASN:HD21	1.25	0.95
1:N:312:THR:HG22	1:N:313:ASN:ND2	1.79	0.95
1:A:264:ASN:HD21	4:A:7476:CIT:H22	1.30	0.95
1:E:127:GLY:HA3	3:E:7483:AMP:H1'	1.44	0.95
1:Q:127:GLY:HA3	3:Q:7507:AMP:H1'	1.44	0.95
1:S:344:ARG:HH21	1:S:344:ARG:HG2	1.31	0.95
1:E:338:ASN:HD21	1:E:396:LEU:H	1.09	0.95
1:Q:179:TYR:HB2	1:R:53:SER:OG	1.65	0.95
1:I:312:THR:HG22	1:I:313:ASN:ND2	1.78	0.95
1:V:312:THR:HG23	1:V:313:ASN:HD22	1.28	0.95
1:R:312:THR:HG22	1:R:313:ASN:ND2	1.80	0.95
1:A:160:THR:HG21	1:A:173:VAL:HG13	1.47	0.95
1:M:160:THR:HG21	1:M:173:VAL:HG13	1.47	0.95
1:N:160:THR:HG21	1:N:173:VAL:HG13	1.47	0.95
1:H:55:ARG:HD2	1:H:449:ASN:HD21	1.25	0.95
1:M:177:GLY:HA2	1:N:56:GLY:HA2	1.49	0.95
1:Q:338:ASN:HD21	1:Q:396:LEU:H	1.09	0.95
1:P:337:ARG:HB2	1:P:393:ASP:HA	1.48	0.95
1:R:264:ASN:HD21	4:R:7510:CIT:H22	1.30	0.95
1:S:312:THR:HG22	1:S:313:ASN:ND2	1.80	0.95
1:B:160:THR:HG21	1:B:173:VAL:HG13	1.47	0.95
1:A:127:GLY:HA3	3:A:7475:AMP:H1'	1.44	0.95
1:T:344:ARG:HG2	1:T:344:ARG:HH21	1.31	0.95
1:N:338:ASN:HD21	1:N:396:LEU:H	1.08	0.95
1:D:337:ARG:HB2	1:D:393:ASP:HA	1.48	0.95
1:F:312:THR:HG23	1:F:313:ASN:HD22	1.28	0.95
1:J:312:THR:HG23	1:J:313:ASN:HD22	1.28	0.95
1:O:290:LEU:HD11	1:O:345:ILE:HG12	1.47	0.95
1:F:312:THR:HG22	1:F:313:ASN:ND2	1.80	0.95
1:I:312:THR:HG22	1:I:313:ASN:ND2	1.80	0.95

*Continued on next page...*

*Continued from previous page...*

Atom-1	Atom-2	Interatomic distance (Å)	Clash overlap (Å)
1:M:264:ASN:HD21	4:M:7500:CIT:H22	1.30	0.95
1:W:33:ILE:HD11	1:W:38:PHE:HB2	1.49	0.95
1:O:127:GLY:HA3	3:O:7503:AMP:H1'	1.45	0.95
1:J:207:GLU:H	1:J:210:HIS:HD2	0.96	0.95
1:D:175:HIS:HE1	1:K:467:ASP:OD2	1.49	0.95
1:I:55:ARG:CB	1:J:177:GLY:HA2	1.94	0.95
1:K:290:LEU:HD11	1:K:345:ILE:HG12	1.47	0.95
1:F:264:ASN:HD21	4:F:7486:CIT:H22	1.30	0.95
1:T:338:ASN:HD21	1:T:396:LEU:H	1.08	0.95
1:N:207:GLU:H	1:N:210:HIS:HD2	0.96	0.95
1:V:207:GLU:H	1:V:210:HIS:HD2	0.96	0.95
1:W:207:GLU:H	1:W:210:HIS:HD2	0.96	0.95
1:F:290:LEU:HD11	1:F:345:ILE:HG12	1.47	0.95
1:L:312:THR:HG23	1:L:313:ASN:HD22	1.28	0.95
1:R:312:THR:HG23	1:R:313:ASN:HD22	1.28	0.95
1:X:312:THR:HG23	1:X:313:ASN:HD22	1.28	0.95
1:J:63:SER:HB3	1:K:337:ARG:HD2	1.45	0.95
1:F:4:ASP:OD2	1:S:10:LYS:NZ	2.00	0.95
1:K:337:ARG:HB2	1:K:393:ASP:HA	1.48	0.95
1:K:207:GLU:H	1:K:210:HIS:HD2	0.96	0.95
1:A:177:GLY:H	1:B:55:ARG:HG3	1.31	0.95
1:C:290:LEU:HD11	1:C:345:ILE:HG12	1.47	0.95
1:L:290:LEU:HD11	1:L:345:ILE:HG12	1.47	0.95
1:R:290:LEU:HD11	1:R:345:ILE:HG12	1.47	0.95
1:U:264:ASN:HD21	4:U:7516:CIT:H22	1.30	0.95
1:K:33:ILE:HD11	1:K:38:PHE:HB2	1.49	0.95
1:D:344:ARG:HH21	1:D:344:ARG:HG2	1.31	0.95
1:N:344:ARG:HG2	1:N:344:ARG:HH21	1.31	0.95
1:C:127:GLY:HA3	3:C:7479:AMP:H1'	1.45	0.95
1:G:312:THR:HG22	1:G:313:ASN:ND2	1.80	0.95
1:S:179:TYR:OH	1:X:54:ILE:HG22	1.66	0.95
1:X:338:ASN:HD21	1:X:396:LEU:H	1.09	0.95
1:J:337:ARG:HB2	1:J:393:ASP:HA	1.48	0.95
1:A:207:GLU:H	1:A:210:HIS:HD2	0.96	0.95
1:M:207:GLU:H	1:M:210:HIS:HD2	0.96	0.95
1:B:344:ARG:HG2	1:B:344:ARG:HH21	1.31	0.95
1:P:344:ARG:HG2	1:P:344:ARG:HH21	1.30	0.95
1:V:337:ARG:HB2	1:V:393:ASP:HA	1.48	0.95
1:K:55:ARG:H	1:L:177:GLY:HA2	1.27	0.94
1:U:312:THR:HG22	1:U:313:ASN:ND2	1.80	0.94
1:G:33:ILE:HD11	1:G:38:PHE:HB2	1.49	0.94

*Continued on next page...*

*Continued from previous page...*

Atom-1	Atom-2	Interatomic distance (Å)	Clash overlap (Å)
1:W:344:ARG:HH21	1:W:344:ARG:HG2	1.31	0.94
1:B:338:ASN:HD21	1:B:396:LEU:H	1.09	0.94
1:C:337:ARG:HB2	1:C:393:ASP:HA	1.48	0.94
1:S:55:ARG:H	1:T:177:GLY:HA2	1.30	0.94
1:A:62:GLU:HA	1:F:337:ARG:HD2	1.49	0.94
1:B:290:LEU:HD11	1:B:345:ILE:HG12	1.46	0.94
1:U:55:ARG:HB2	1:V:177:GLY:HA2	0.96	0.94
1:W:290:LEU:HD11	1:W:345:ILE:HG12	1.47	0.94
1:X:290:LEU:HD11	1:X:345:ILE:HG12	1.47	0.94
1:W:337:ARG:HB2	1:W:393:ASP:HA	1.48	0.94
1:I:264:ASN:HD21	4:I:7492:CIT:H22	1.30	0.94
1:N:33:ILE:HD11	1:N:38:PHE:HB2	1.49	0.94
1:P:127:GLY:HA3	3:P:7505:AMP:H1'	1.45	0.94
1:O:337:ARG:HB2	1:O:393:ASP:HA	1.48	0.94
1:D:467:ASP:OD2	1:K:175:HIS:CE1	2.19	0.94
1:F:33:ILE:HD11	1:F:38:PHE:HB2	1.49	0.94
1:R:33:ILE:HD11	1:R:38:PHE:HB2	1.49	0.94
1:S:80:ARG:HE	1:T:189:VAL:HG13	1.31	0.94
1:A:337:ARG:HB2	1:A:393:ASP:HA	1.48	0.94
1:G:321:ARG:HE	4:G:7488:CIT:H42	1.32	0.94
1:P:321:ARG:HE	4:P:7506:CIT:H42	1.32	0.94
1:Q:176:LYS:HB3	1:R:55:ARG:NE	1.82	0.94
1:N:290:LEU:HD11	1:N:345:ILE:HG12	1.47	0.94
1:M:54:ILE:HG22	1:R:179:TYR:OH	1.68	0.94
1:K:344:ARG:HH21	1:K:344:ARG:HG2	1.31	0.94
1:X:344:ARG:HG2	1:X:344:ARG:HH21	1.31	0.94
1:S:321:ARG:HE	4:S:7512:CIT:H42	1.32	0.94
1:E:177:GLY:H	1:F:54:ILE:HG22	1.31	0.94
1:A:63:SER:HB3	1:F:337:ARG:HD2	1.50	0.94
1:B:33:ILE:HD11	1:B:38:PHE:HB2	1.49	0.94
1:L:160:THR:HG21	1:L:173:VAL:HG13	1.47	0.94
1:T:54:ILE:HG22	1:U:179:TYR:OH	1.66	0.94
1:D:127:GLY:HA3	3:D:7481:AMP:H1'	1.45	0.94
1:N:502:PRO:HB2	1:O:137:SER:HB3	1.48	0.94
1:O:211:HIS:HE1	1:P:49:PHE:CD2	1.84	0.94
1:D:395:ASP:HA	1:E:60:ILE:HB	1.46	0.94
1:G:80:ARG:HE	1:H:189:VAL:HG13	1.33	0.94
1:S:33:ILE:HD11	1:S:38:PHE:HB2	1.49	0.94
1:D:321:ARG:HE	4:D:7482:CIT:H42	1.33	0.94
1:M:321:ARG:HE	4:M:7500:CIT:H42	1.32	0.94
1:J:55:ARG:NH2	1:K:176:LYS:HD2	1.83	0.94

*Continued on next page...*

*Continued from previous page...*

Atom-1	Atom-2	Interatomic distance (Å)	Clash overlap (Å)
1:A:177:GLY:HA2	1:B:55:ARG:HB2	0.95	0.94
1:M:290:LEU:HD11	1:M:345:ILE:HG12	1.47	0.94
1:Q:177:GLY:HA2	1:R:55:ARG:HB2	1.49	0.94
1:X:160:THR:HG21	1:X:173:VAL:HG13	1.47	0.94
1:U:33:ILE:HD11	1:U:38:PHE:HB2	1.49	0.94
1:E:344:ARG:HG2	1:E:344:ARG:HH21	1.31	0.94
1:C:344:ARG:HH21	1:C:344:ARG:HG2	1.30	0.94
1:L:338:ASN:HD21	1:L:396:LEU:H	1.08	0.94
1:H:338:ASN:HD21	1:H:396:LEU:H	1.09	0.94
1:L:337:ARG:HB2	1:L:393:ASP:HA	1.48	0.94
1:M:337:ARG:HB2	1:M:393:ASP:HA	1.48	0.94
1:A:321:ARG:HE	4:A:7476:CIT:H42	1.32	0.94
1:F:321:ARG:HE	4:F:7486:CIT:H42	1.32	0.94
1:R:321:ARG:HE	4:R:7510:CIT:H42	1.32	0.94
1:G:80:ARG:HH21	1:H:189:VAL:HG13	1.31	0.94
1:E:160:THR:HG21	1:E:173:VAL:HG13	1.47	0.94
1:K:80:ARG:HE	1:L:189:VAL:CG1	1.80	0.94
1:Q:160:THR:HG21	1:Q:173:VAL:HG13	1.47	0.94
1:L:344:ARG:HG2	1:L:344:ARG:HH21	1.31	0.94
1:O:344:ARG:HH21	1:O:344:ARG:HG2	1.31	0.94
1:Q:344:ARG:HH21	1:Q:344:ARG:HG2	1.31	0.94
1:A:290:LEU:HD11	1:A:345:ILE:HG12	1.47	0.94
1:U:312:THR:HG23	1:U:313:ASN:HD22	1.28	0.94
1:A:344:ARG:HG2	1:A:344:ARG:HH21	1.31	0.93
1:X:337:ARG:HB2	1:X:393:ASP:HA	1.48	0.93
1:A:189:VAL:HG13	1:B:80:ARG:HH21	1.33	0.93
1:L:264:ASN:HD21	4:L:7498:CIT:H22	1.30	0.93
1:M:344:ARG:HH21	1:M:344:ARG:HG2	1.31	0.93
1:G:264:ASN:HD21	4:G:7488:CIT:H22	1.30	0.93
1:X:264:ASN:HD21	4:X:7522:CIT:H22	1.30	0.93
1:I:33:ILE:HD11	1:I:38:PHE:HB2	1.49	0.93
1:S:337:ARG:HB2	1:S:393:ASP:HA	1.48	0.93
1:K:321:ARG:HE	4:K:7496:CIT:H42	1.33	0.93
1:G:290:LEU:HD11	1:G:345:ILE:HG12	1.47	0.93
1:S:290:LEU:HD11	1:S:345:ILE:HG12	1.47	0.93
1:G:337:ARG:HB2	1:G:393:ASP:HA	1.48	0.93
1:K:55:ARG:N	1:L:177:GLY:HA2	1.82	0.93
1:I:312:THR:HG23	1:I:313:ASN:HD22	1.28	0.93
1:W:264:ASN:HD21	4:W:7520:CIT:H22	1.30	0.93
1:E:177:GLY:C	1:F:56:GLY:HA3	1.89	0.93
1:I:321:ARG:HE	4:I:7492:CIT:H42	1.32	0.93

*Continued on next page...*

*Continued from previous page...*

Atom-1	Atom-2	Interatomic distance (Å)	Clash overlap (Å)
1:S:55:ARG:NE	1:T:176:LYS:HB3	1.83	0.93
1:D:175:HIS:HE1	1:K:463:ALA:O	1.51	0.93
1:Q:33:ILE:HD11	1:Q:38:PHE:HB2	1.49	0.93
1:R:337:ARG:HB2	1:R:393:ASP:HA	1.48	0.93
1:L:321:ARG:HE	4:L:7498:CIT:H42	1.32	0.93
1:N:321:ARG:HE	4:N:7502:CIT:H42	1.32	0.93
1:X:321:ARG:HE	4:X:7522:CIT:H42	1.32	0.93
1:A:309:LEU:HA	1:A:312:THR:HG22	1.51	0.93
1:P:177:GLY:HA2	1:Q:55:ARG:HB2	1.50	0.93
1:E:33:ILE:HD11	1:E:38:PHE:HB2	1.49	0.93
1:J:33:ILE:HD11	1:J:38:PHE:HB2	1.49	0.93
1:K:56:GLY:HA2	1:L:177:GLY:HA2	1.48	0.93
1:U:321:ARG:HE	4:U:7516:CIT:H42	1.32	0.93
1:W:321:ARG:HE	4:W:7520:CIT:H42	1.32	0.93
1:M:309:LEU:HA	1:M:312:THR:HG22	1.51	0.93
1:V:33:ILE:HD11	1:V:38:PHE:HB2	1.49	0.93
1:A:177:GLY:HA2	1:B:55:ARG:HB2	1.50	0.93
1:G:337:ARG:HH22	1:L:95:PHE:HE1	1.14	0.93
1:E:337:ARG:HB2	1:E:393:ASP:HA	1.48	0.93
1:F:337:ARG:HB2	1:F:393:ASP:HA	1.48	0.93
1:Q:337:ARG:HB2	1:Q:393:ASP:HA	1.48	0.93
1:B:309:LEU:HA	1:B:312:THR:HG22	1.51	0.93
1:C:33:ILE:HD11	1:C:38:PHE:HB2	1.49	0.93
1:M:338:ASN:HD21	1:M:396:LEU:H	1.08	0.93
1:T:337:ARG:HB2	1:T:393:ASP:HA	1.48	0.93
1:O:344:ARG:HH12	1:O:346:PRO:HG3	1.35	0.92
1:O:339:ARG:HD2	1:P:60:ILE:HG22	1.49	0.92
1:N:177:GLY:HA2	1:O:55:ARG:HB2	0.94	0.92
1:W:309:LEU:HA	1:W:312:THR:HG22	1.51	0.92
1:C:189:VAL:HG13	1:D:80:ARG:HH21	1.34	0.92
1:B:189:VAL:HG13	1:C:80:ARG:HH21	1.35	0.92
1:K:264:ASN:HD21	4:K:7496:CIT:H22	1.30	0.92
1:B:321:ARG:HE	4:B:7478:CIT:H42	1.32	0.92
1:C:344:ARG:HH12	1:C:346:PRO:HG3	1.35	0.92
1:M:178:GLY:HA2	1:N:53:SER:HB3	1.51	0.92
1:U:55:ARG:N	1:V:177:GLY:HA2	1.85	0.92
1:O:309:LEU:HA	1:O:312:THR:HG22	1.51	0.92
1:O:179:TYR:OH	1:P:54:ILE:CG2	2.15	0.92
1:O:33:ILE:HD11	1:O:38:PHE:HB2	1.49	0.92
1:W:80:ARG:HE	1:X:189:VAL:HG13	1.33	0.92
1:M:60:ILE:HG22	1:R:339:ARG:CD	1.99	0.92

*Continued on next page...*

*Continued from previous page...*

Atom-1	Atom-2	Interatomic distance (Å)	Clash overlap (Å)
1:T:321:ARG:HE	4:T:7514:CIT:H42	1.32	0.92
1:M:177:GLY:HA2	1:N:55:ARG:CB	1.96	0.92
1:G:211:HIS:CD2	1:L:33:ILE:HG22	2.04	0.92
1:O:179:TYR:HH	1:P:54:ILE:HG22	1.11	0.92
1:A:338:ASN:HD21	1:A:396:LEU:H	1.08	0.92
1:U:56:GLY:HA2	1:V:177:GLY:HA2	1.50	0.92
1:H:207:GLU:H	1:H:210:HIS:CD2	1.88	0.92
1:I:207:GLU:H	1:I:210:HIS:CD2	1.88	0.92
1:U:207:GLU:H	1:U:210:HIS:CD2	1.88	0.92
1:S:55:ARG:H	1:T:177:GLY:CA	1.81	0.92
1:C:309:LEU:HA	1:C:312:THR:HG22	1.51	0.92
1:N:309:LEU:HA	1:N:312:THR:HG22	1.51	0.92
1:N:177:GLY:HA2	1:O:55:ARG:HB2	1.51	0.92
1:X:33:ILE:HD11	1:X:38:PHE:HB2	1.49	0.92
1:C:179:TYR:HB2	1:D:53:SER:OG	1.69	0.92
1:H:337:ARG:HB2	1:H:393:ASP:HA	1.48	0.92
1:H:321:ARG:HE	4:H:7490:CIT:H42	1.32	0.92
1:T:207:GLU:H	1:T:210:HIS:CD2	1.88	0.92
1:A:55:ARG:HB2	1:F:177:GLY:HA2	1.49	0.92
1:B:179:TYR:HB2	1:C:53:SER:OG	1.69	0.92
1:S:53:SER:OG	1:T:179:TYR:HB2	1.69	0.92
1:D:175:HIS:CE1	1:K:467:ASP:OD2	2.22	0.92
1:S:207:GLU:H	1:S:210:HIS:HD2	0.96	0.92
1:B:176:LYS:HD2	1:C:55:ARG:NH2	1.83	0.92
1:G:53:SER:HB3	1:H:178:GLY:HA2	1.52	0.92
1:K:309:LEU:HA	1:K:312:THR:HG22	1.51	0.92
1:X:309:LEU:HA	1:X:312:THR:HG22	1.51	0.92
1:X:396:LEU:HD21	1:X:407:ILE:HG21	1.52	0.92
1:S:264:ASN:HD21	4:S:7512:CIT:H22	1.30	0.92
1:D:33:ILE:HD11	1:D:38:PHE:HB2	1.49	0.92
1:L:339:ARG:HG2	1:L:344:ARG:HD3	1.52	0.92
1:G:339:ARG:HE	1:L:50:ASP:HB2	1.31	0.92
1:L:309:LEU:HA	1:L:312:THR:HG22	1.51	0.92
1:L:396:LEU:HD21	1:L:407:ILE:HG21	1.52	0.92
1:P:33:ILE:HD11	1:P:38:PHE:HB2	1.49	0.92
1:V:339:ARG:HG2	1:V:344:ARG:HD3	1.52	0.92
1:X:339:ARG:HG2	1:X:344:ARG:HD3	1.52	0.92
1:D:207:GLU:H	1:D:210:HIS:HD2	0.96	0.92
1:H:207:GLU:H	1:H:210:HIS:HD2	0.96	0.92
1:I:344:ARG:HH12	1:I:346:PRO:HG3	1.34	0.92
1:Q:207:GLU:H	1:Q:210:HIS:CD2	1.88	0.92

*Continued on next page...*

*Continued from previous page...*

Atom-1	Atom-2	Interatomic distance (Å)	Clash overlap (Å)
1:F:7:LYS:HD3	1:S:10:LYS:HE2	0.96	0.92
1:U:55:ARG:HB2	1:V:177:GLY:HA2	1.51	0.92
1:P:395:ASP:HA	1:Q:60:ILE:HB	1.52	0.92
1:J:339:ARG:HG2	1:J:344:ARG:HD3	1.52	0.92
1:E:207:GLU:H	1:E:210:HIS:CD2	1.88	0.92
1:R:207:GLU:H	1:R:210:HIS:HD2	0.96	0.92
1:U:344:ARG:HH12	1:U:346:PRO:HG3	1.34	0.92
1:U:55:ARG:H	1:V:177:GLY:HA2	1.33	0.92
1:R:309:LEU:HA	1:R:312:THR:HG22	1.51	0.92
1:R:396:LEU:HD21	1:R:407:ILE:HG21	1.52	0.92
1:N:312:THR:HG23	1:N:313:ASN:ND2	1.85	0.92
1:W:264:ASN:HD21	4:W:7520:CIT:H22	1.35	0.92
1:P:337:ARG:HH22	1:Q:95:PHE:HE1	1.12	0.92
1:F:344:ARG:HH12	1:F:346:PRO:HG3	1.35	0.92
1:F:309:LEU:HA	1:F:312:THR:HG22	1.51	0.92
1:F:396:LEU:HD21	1:F:407:ILE:HG21	1.52	0.92
1:K:312:THR:HG23	1:K:313:ASN:ND2	1.85	0.92
1:S:264:ASN:HD21	4:S:7512:CIT:H22	1.35	0.92
1:W:312:THR:HG23	1:W:313:ASN:ND2	1.85	0.92
1:V:344:ARG:HG2	1:V:344:ARG:HH21	1.31	0.92
1:O:339:ARG:HG2	1:O:344:ARG:HD3	1.52	0.92
1:I:207:GLU:H	1:I:210:HIS:HD2	0.96	0.91
1:R:344:ARG:HH12	1:R:346:PRO:HG3	1.34	0.91
1:G:339:ARG:HH12	1:L:64:ASP:CG	1.73	0.91
1:B:312:THR:HG23	1:B:313:ASN:ND2	1.85	0.91
1:G:264:ASN:HD21	4:G:7488:CIT:H22	1.35	0.91
1:L:312:THR:HG23	1:L:313:ASN:ND2	1.85	0.91
1:L:33:ILE:HD11	1:L:38:PHE:HB2	1.49	0.91
1:T:33:ILE:HD11	1:T:38:PHE:HB2	1.49	0.91
1:X:312:THR:HG23	1:X:313:ASN:ND2	1.85	0.91
1:A:176:LYS:HG3	1:B:55:ARG:HD2	1.50	0.91
1:I:56:GLY:HA2	1:J:177:GLY:HA2	1.51	0.91
1:A:344:ARG:HH12	1:A:346:PRO:HG3	1.35	0.91
1:M:344:ARG:HH12	1:M:346:PRO:HG3	1.35	0.91
1:T:207:GLU:H	1:T:210:HIS:HD2	0.96	0.91
1:M:396:LEU:HD21	1:M:407:ILE:HG21	1.52	0.91
1:P:321:ARG:HE	4:P:7506:CIT:H42	1.35	0.91
1:D:264:ASN:HD21	4:D:7482:CIT:H22	1.35	0.91
1:K:264:ASN:HD21	4:K:7496:CIT:H22	1.36	0.91
1:J:344:ARG:HH21	1:J:344:ARG:HG2	1.31	0.91
1:C:339:ARG:HG2	1:C:344:ARG:HD3	1.52	0.91

*Continued on next page...*



*Continued from previous page...*

Atom-1	Atom-2	Interatomic distance (Å)	Clash overlap (Å)
1:D:207:GLU:H	1:D:210:HIS:CD2	1.88	0.91
1:F:207:GLU:H	1:F:210:HIS:HD2	0.96	0.91
1:P:207:GLU:H	1:P:210:HIS:CD2	1.88	0.91
1:P:207:GLU:H	1:P:210:HIS:HD2	0.96	0.91
1:S:344:ARG:HH12	1:S:346:PRO:HG3	1.35	0.91
1:V:321:ARG:HE	4:V:7518:CIT:H42	1.32	0.91
1:O:177:GLY:HA2	1:P:55:ARG:N	1.85	0.91
1:A:396:LEU:HD21	1:A:407:ILE:HG21	1.52	0.91
1:D:321:ARG:HE	4:D:7482:CIT:H42	1.35	0.91
1:N:321:ARG:HE	4:N:7502:CIT:H42	1.35	0.91
1:D:312:THR:HG23	1:D:313:ASN:ND2	1.85	0.91
1:H:33:ILE:HD11	1:H:38:PHE:HB2	1.49	0.91
1:I:264:ASN:HD21	4:I:7492:CIT:H22	1.35	0.91
1:P:264:ASN:HD21	4:P:7506:CIT:H22	1.35	0.91
1:E:321:ARG:HE	4:E:7484:CIT:H42	1.36	0.91
1:Q:321:ARG:HE	4:Q:7508:CIT:H42	1.36	0.91
1:G:207:GLU:H	1:G:210:HIS:HD2	0.96	0.91
1:N:177:GLY:H	1:O:55:ARG:HG3	1.31	0.91
1:J:207:GLU:H	1:J:210:HIS:HD2	1.19	0.91
1:V:207:GLU:H	1:V:210:HIS:HD2	1.19	0.91
1:M:33:ILE:HD11	1:M:38:PHE:HB2	1.49	0.91
1:P:312:THR:HG23	1:P:313:ASN:ND2	1.85	0.91
1:P:395:ASP:OD2	1:Q:61:HIS:HB3	1.70	0.91
1:C:207:GLU:H	1:C:210:HIS:CD2	1.88	0.91
1:V:396:LEU:HD21	1:V:407:ILE:HG21	1.52	0.91
1:O:207:GLU:H	1:O:210:HIS:HD2	1.19	0.91
1:F:312:THR:HG23	1:F:313:ASN:ND2	1.85	0.91
1:D:344:ARG:HH12	1:D:346:PRO:HG3	1.35	0.91
1:J:321:ARG:HE	4:J:7494:CIT:H42	1.32	0.91
1:O:207:GLU:H	1:O:210:HIS:CD2	1.88	0.91
1:I:309:LEU:HA	1:I:312:THR:HG22	1.51	0.91
1:J:396:LEU:HD21	1:J:407:ILE:HG21	1.52	0.91
1:S:309:LEU:HA	1:S:312:THR:HG22	1.51	0.91
1:U:396:LEU:HD21	1:U:407:ILE:HG21	1.52	0.91
1:A:312:THR:HG23	1:A:313:ASN:ND2	1.85	0.91
1:A:33:ILE:HD11	1:A:38:PHE:HB2	1.49	0.91
1:R:312:THR:HG23	1:R:313:ASN:ND2	1.85	0.91
1:U:264:ASN:HD21	4:U:7516:CIT:H22	1.35	0.91
1:G:53:SER:OG	1:H:179:TYR:HB2	1.70	0.91
1:T:339:ARG:HG2	1:T:344:ARG:HD3	1.52	0.91
1:C:321:ARG:HE	4:C:7480:CIT:H42	1.32	0.91

*Continued on next page...*

*Continued from previous page...*

Atom-1	Atom-2	Interatomic distance (Å)	Clash overlap (Å)
1:O:321:ARG:HE	4:O:7504:CIT:H42	1.32	0.91
1:P:344:ARG:HH12	1:P:346:PRO:HG3	1.35	0.91
1:U:207:GLU:H	1:U:210:HIS:HD2	0.96	0.91
1:F:321:ARG:HE	4:F:7486:CIT:H42	1.36	0.91
1:R:321:ARG:HE	4:R:7510:CIT:H42	1.36	0.91
1:S:337:ARG:HA	1:X:63:SER:HB3	1.53	0.91
1:B:321:ARG:HE	4:B:7478:CIT:H42	1.35	0.91
1:C:207:GLU:H	1:C:210:HIS:HD2	1.19	0.91
1:M:312:THR:HG23	1:M:313:ASN:ND2	1.85	0.91
1:A:339:ARG:HG2	1:A:344:ARG:HD3	1.52	0.91
1:E:339:ARG:HG2	1:E:344:ARG:HD3	1.52	0.91
1:H:339:ARG:HG2	1:H:344:ARG:HD3	1.52	0.91
1:K:321:ARG:HE	4:K:7496:CIT:H42	1.36	0.91
1:M:339:ARG:HG2	1:M:344:ARG:HD3	1.52	0.91
1:Q:339:ARG:HG2	1:Q:344:ARG:HD3	1.52	0.91
1:W:321:ARG:HE	4:W:7520:CIT:H42	1.36	0.91
1:D:177:GLY:HA2	1:E:55:ARG:HB2	1.49	0.91
1:I:396:LEU:HD21	1:I:407:ILE:HG21	1.52	0.91
1:K:396:LEU:HD21	1:K:407:ILE:HG21	1.52	0.91
1:Q:177:GLY:N	1:R:55:ARG:HG3	1.85	0.91
1:M:321:ARG:HE	4:M:7500:CIT:H42	1.35	0.91
1:V:312:THR:HG23	1:V:313:ASN:ND2	1.85	0.91
1:C:207:GLU:H	1:C:210:HIS:HD2	1.19	0.91
1:G:56:GLY:HA2	1:H:177:GLY:HA2	1.49	0.91
1:B:321:ARG:HE	4:B:7478:CIT:H42	1.36	0.91
1:G:344:ARG:HH12	1:G:346:PRO:HG3	1.35	0.91
1:A:321:ARG:HE	4:A:7476:CIT:H42	1.35	0.91
1:B:458:HIS:HD2	1:B:460:TYR:H	1.19	0.91
1:J:312:THR:HG23	1:J:313:ASN:ND2	1.85	0.91
1:O:189:VAL:HG13	1:P:80:ARG:HE	1.36	0.91
1:T:207:GLU:H	1:T:210:HIS:HD2	1.19	0.91
1:B:344:ARG:HH12	1:B:346:PRO:HG3	1.35	0.91
1:N:344:ARG:HH12	1:N:346:PRO:HG3	1.35	0.91
1:G:321:ARG:HE	4:G:7488:CIT:H42	1.36	0.91
1:S:55:ARG:HE	1:T:176:LYS:HB3	1.33	0.91
1:U:309:LEU:HA	1:U:312:THR:HG22	1.51	0.91
1:R:207:GLU:H	1:R:210:HIS:HD2	1.19	0.91
1:L:321:ARG:HE	4:L:7498:CIT:H42	1.35	0.91
1:X:321:ARG:HE	4:X:7522:CIT:H42	1.35	0.91
1:O:458:HIS:HD2	1:O:460:TYR:H	1.19	0.91
1:H:207:GLU:H	1:H:210:HIS:HD2	1.19	0.91

*Continued on next page...*

*Continued from previous page...*

Atom-1	Atom-2	Interatomic distance (Å)	Clash overlap (Å)
1:Q:321:ARG:HE	4:Q:7508:CIT:H42	1.32	0.90
1:S:321:ARG:HE	4:S:7512:CIT:H42	1.36	0.90
1:F:207:GLU:H	1:F:210:HIS:HD2	1.19	0.90
1:S:321:ARG:HE	4:S:7512:CIT:H42	1.35	0.90
1:A:458:HIS:HD2	1:A:460:TYR:H	1.19	0.90
1:A:264:ASN:HD21	4:A:7476:CIT:H22	1.35	0.90
1:M:458:HIS:HD2	1:M:460:TYR:H	1.19	0.90
1:N:458:HIS:HD2	1:N:460:TYR:H	1.19	0.90
1:V:458:HIS:HD2	1:V:460:TYR:H	1.19	0.90
1:O:207:GLU:H	1:O:210:HIS:HD2	1.19	0.90
1:N:321:ARG:HE	4:N:7502:CIT:H42	1.36	0.90
1:S:337:ARG:HG3	1:X:61:HIS:HA	1.49	0.90
1:E:321:ARG:HE	4:E:7484:CIT:H42	1.32	0.90
1:W:207:GLU:H	1:W:210:HIS:CD2	1.88	0.90
1:D:309:LEU:HA	1:D:312:THR:HG22	1.51	0.90
1:G:309:LEU:HA	1:G:312:THR:HG22	1.51	0.90
1:G:55:ARG:HB2	1:H:177:GLY:CA	1.96	0.90
1:E:207:GLU:H	1:E:210:HIS:HD2	1.19	0.90
1:G:321:ARG:HE	4:G:7488:CIT:H42	1.35	0.90
1:Q:207:GLU:H	1:Q:210:HIS:HD2	1.19	0.90
1:W:321:ARG:HE	4:W:7520:CIT:H42	1.35	0.90
1:G:312:THR:HG23	1:G:313:ASN:ND2	1.85	0.90
1:M:264:ASN:HD21	4:M:7500:CIT:H22	1.35	0.90
1:F:321:ARG:HE	4:F:7486:CIT:H42	1.36	0.90
1:R:321:ARG:HE	4:R:7510:CIT:H42	1.36	0.90
1:U:321:ARG:HE	4:U:7516:CIT:H42	1.36	0.90
1:K:207:GLU:H	1:K:210:HIS:CD2	1.88	0.90
1:B:321:ARG:HE	4:B:7478:CIT:H42	1.36	0.90
1:E:321:ARG:HE	4:E:7484:CIT:H42	1.36	0.90
1:N:177:GLY:HA2	1:O:55:ARG:N	1.85	0.90
1:Q:321:ARG:HE	4:Q:7508:CIT:H42	1.36	0.90
1:W:55:ARG:NH2	1:X:176:LYS:HD2	1.86	0.90
1:E:396:LEU:HD21	1:E:407:ILE:HG21	1.52	0.90
1:J:309:LEU:HA	1:J:312:THR:HG22	1.51	0.90
1:Q:396:LEU:HD21	1:Q:407:ILE:HG21	1.52	0.90
1:C:458:HIS:HD2	1:C:460:TYR:H	1.19	0.90
1:J:458:HIS:HD2	1:J:460:TYR:H	1.19	0.90
1:Q:312:THR:HG23	1:Q:313:ASN:ND2	1.85	0.90
1:E:309:LEU:HA	1:E:312:THR:HB	1.53	0.90
1:F:321:ARG:HE	4:F:7486:CIT:H42	1.36	0.90
1:Q:309:LEU:HA	1:Q:312:THR:HB	1.53	0.90

*Continued on next page...*

*Continued from previous page...*

Atom-1	Atom-2	Interatomic distance (Å)	Clash overlap (Å)
1:R:321:ARG:HE	4:R:7510:CIT:H42	1.36	0.90
1:H:321:ARG:HE	4:H:7490:CIT:H42	1.36	0.90
1:N:321:ARG:HE	4:N:7502:CIT:H42	1.36	0.90
1:P:211:HIS:CD2	1:Q:33:ILE:HG22	2.05	0.90
1:D:396:LEU:HD21	1:D:407:ILE:HG21	1.52	0.90
1:P:309:LEU:HA	1:P:312:THR:HG22	1.51	0.90
1:P:396:LEU:HD21	1:P:407:ILE:HG21	1.52	0.90
1:V:309:LEU:HA	1:V:312:THR:HG22	1.51	0.90
1:E:312:THR:HG23	1:E:313:ASN:ND2	1.85	0.90
1:O:312:THR:HG23	1:O:313:ASN:ND2	1.85	0.90
1:G:321:ARG:HE	4:G:7488:CIT:H42	1.36	0.90
1:E:207:GLU:H	1:E:210:HIS:HD2	1.19	0.90
1:Q:207:GLU:H	1:Q:210:HIS:HD2	1.19	0.90
1:D:339:ARG:HG2	1:D:344:ARG:HD3	1.52	0.90
1:I:321:ARG:HE	4:I:7492:CIT:H42	1.36	0.90
1:P:339:ARG:HG2	1:P:344:ARG:HD3	1.52	0.90
1:Q:344:ARG:HH12	1:Q:346:PRO:HG3	1.35	0.90
1:D:211:HIS:CD2	1:E:33:ILE:HG22	2.06	0.90
1:Q:309:LEU:HA	1:Q:312:THR:HG22	1.51	0.90
1:W:396:LEU:HD21	1:W:407:ILE:HG21	1.52	0.90
1:D:207:GLU:H	1:D:210:HIS:HD2	1.18	0.90
1:M:80:ARG:HH21	1:R:189:VAL:HG13	1.36	0.90
1:I:312:THR:HG23	1:I:313:ASN:ND2	1.85	0.90
1:J:264:ASN:HD21	4:J:7494:CIT:H22	1.35	0.90
1:H:321:ARG:HE	4:H:7490:CIT:H42	1.36	0.90
1:V:309:LEU:HA	1:V:312:THR:HB	1.54	0.90
1:J:207:GLU:H	1:J:210:HIS:HD2	1.19	0.90
1:G:207:GLU:H	1:G:210:HIS:CD2	1.88	0.90
1:F:321:ARG:HE	4:F:7486:CIT:H42	1.37	0.90
1:G:321:ARG:HE	4:G:7488:CIT:H42	1.37	0.90
1:S:321:ARG:HE	4:S:7512:CIT:H42	1.37	0.90
1:T:321:ARG:HE	4:T:7514:CIT:H42	1.36	0.90
1:E:309:LEU:HA	1:E:312:THR:HG22	1.51	0.90
1:T:396:LEU:HD21	1:T:407:ILE:HG21	1.52	0.90
1:K:207:GLU:H	1:K:210:HIS:HD2	1.18	0.90
1:K:321:ARG:HE	4:K:7496:CIT:H42	1.35	0.90
1:C:189:VAL:HG13	1:D:80:ARG:HE	1.35	0.90
1:C:312:THR:HG23	1:C:313:ASN:ND2	1.85	0.90
1:U:312:THR:HG23	1:U:313:ASN:ND2	1.85	0.90
1:V:264:ASN:HD21	4:V:7518:CIT:H22	1.36	0.90
1:J:309:LEU:HA	1:J:312:THR:HB	1.54	0.90

*Continued on next page...*

*Continued from previous page...*

Atom-1	Atom-2	Interatomic distance (Å)	Clash overlap (Å)
1:B:177:GLY:HA2	1:C:56:GLY:HA2	1.53	0.90
1:X:207:GLU:H	1:X:210:HIS:HD2	1.19	0.90
1:X:207:GLU:H	1:X:210:HIS:CD2	1.88	0.90
1:R:321:ARG:HE	4:R:7510:CIT:H42	1.37	0.90
1:T:321:ARG:HE	4:T:7514:CIT:H42	1.37	0.90
1:W:321:ARG:HE	4:W:7520:CIT:H42	1.36	0.90
1:E:207:GLU:H	1:E:210:HIS:HD2	1.19	0.90
1:T:207:GLU:H	1:T:210:HIS:HD2	1.19	0.90
1:I:207:GLU:H	1:I:210:HIS:HD2	1.19	0.90
1:G:458:HIS:HD2	1:G:460:TYR:H	1.19	0.90
1:B:321:ARG:HE	4:B:7478:CIT:H42	1.36	0.90
1:N:321:ARG:HE	4:N:7502:CIT:H42	1.36	0.90
1:S:321:ARG:HE	4:S:7512:CIT:H42	1.36	0.90
1:T:309:LEU:HA	1:T:312:THR:HB	1.54	0.90
1:L:207:GLU:H	1:L:210:HIS:HD2	1.19	0.90
1:N:458:HIS:HD2	1:N:460:TYR:H	1.20	0.90
1:V:207:GLU:H	1:V:210:HIS:HD2	1.19	0.90
1:U:53:SER:HB3	1:V:178:GLY:HA2	1.53	0.90
1:G:321:ARG:HE	4:G:7488:CIT:H42	1.37	0.90
1:H:309:LEU:HA	1:H:312:THR:HG22	1.51	0.90
1:S:396:LEU:HD21	1:S:407:ILE:HG21	1.52	0.90
1:S:321:ARG:HE	4:S:7512:CIT:H42	1.37	0.90
1:Q:207:GLU:H	1:Q:210:HIS:HD2	1.19	0.90
1:S:207:GLU:H	1:S:210:HIS:HD2	1.19	0.90
1:K:80:ARG:HD3	1:L:189:VAL:CG1	2.01	0.90
1:P:207:GLU:H	1:P:210:HIS:HD2	1.19	0.90
1:R:321:ARG:HE	4:R:7510:CIT:H42	1.35	0.90
1:C:309:LEU:HA	1:C:312:THR:HB	1.54	0.90
1:H:309:LEU:HA	1:H:312:THR:HB	1.54	0.90
1:L:309:LEU:HA	1:L:312:THR:HB	1.54	0.90
1:O:309:LEU:HA	1:O:312:THR:HB	1.54	0.90
1:P:309:LEU:HA	1:P:312:THR:HB	1.54	0.90
1:T:321:ARG:HE	4:T:7514:CIT:H42	1.36	0.90
1:W:321:ARG:HE	4:W:7520:CIT:H42	1.36	0.90
1:C:458:HIS:HD2	1:C:460:TYR:H	1.20	0.90
1:O:458:HIS:HD2	1:O:460:TYR:H	1.20	0.90
1:G:321:ARG:HE	4:G:7488:CIT:H42	1.36	0.90
1:N:339:ARG:HG2	1:N:344:ARG:HD3	1.52	0.90
1:E:344:ARG:HH12	1:E:346:PRO:HG3	1.34	0.90
1:F:207:GLU:H	1:F:210:HIS:CD2	1.88	0.90
1:L:207:GLU:H	1:L:210:HIS:CD2	1.88	0.90

*Continued on next page...*

*Continued from previous page...*

Atom-1	Atom-2	Interatomic distance (Å)	Clash overlap (Å)
1:R:207:GLU:H	1:R:210:HIS:CD2	1.88	0.90
1:E:177:GLY:C	1:F:54:ILE:O	2.10	0.90
1:H:321:ARG:HE	4:H:7490:CIT:H42	1.37	0.90
1:C:176:LYS:HD2	1:D:55:ARG:NH2	1.87	0.90
1:H:396:LEU:HD21	1:H:407:ILE:HG21	1.52	0.90
1:D:207:GLU:H	1:D:210:HIS:HD2	1.19	0.90
1:F:321:ARG:HE	4:F:7486:CIT:H42	1.35	0.90
1:E:189:VAL:HG13	1:F:80:ARG:HH21	1.35	0.90
1:S:312:THR:HG23	1:S:313:ASN:ND2	1.85	0.90
1:W:458:HIS:HD2	1:W:460:TYR:H	1.19	0.90
1:M:309:LEU:HA	1:M:312:THR:HB	1.53	0.90
1:B:458:HIS:HD2	1:B:460:TYR:H	1.20	0.90
1:G:458:HIS:HD2	1:G:460:TYR:H	1.20	0.90
1:P:321:ARG:HE	4:P:7506:CIT:H42	1.36	0.90
1:S:321:ARG:HE	4:S:7512:CIT:H42	1.36	0.90
1:S:207:GLU:H	1:S:210:HIS:CD2	1.88	0.90
1:F:321:ARG:HE	4:F:7486:CIT:H42	1.37	0.90
1:G:396:LEU:HD21	1:G:407:ILE:HG21	1.52	0.90
1:R:321:ARG:HE	4:R:7510:CIT:H42	1.37	0.90
1:H:207:GLU:H	1:H:210:HIS:HD2	1.19	0.90
1:W:207:GLU:H	1:W:210:HIS:HD2	1.19	0.90
1:D:309:LEU:HA	1:D:312:THR:HB	1.54	0.90
1:E:321:ARG:HE	4:E:7484:CIT:H42	1.36	0.90
1:Q:321:ARG:HE	4:Q:7508:CIT:H42	1.36	0.90
1:J:321:ARG:HE	4:J:7494:CIT:H42	1.36	0.90
1:R:339:ARG:HG2	1:R:344:ARG:HD3	1.52	0.90
1:S:458:HIS:HD2	1:S:460:TYR:H	1.20	0.90
1:V:321:ARG:HE	4:V:7518:CIT:H42	1.35	0.90
1:H:344:ARG:HH12	1:H:346:PRO:HG3	1.35	0.89
1:E:502:PRO:HB2	1:F:137:SER:HB3	1.54	0.89
1:W:321:ARG:HE	4:W:7520:CIT:H42	1.37	0.89
1:L:321:ARG:HE	4:L:7498:CIT:H42	1.36	0.89
1:U:207:GLU:H	1:U:210:HIS:HD2	1.18	0.89
1:E:179:TYR:HH	1:F:54:ILE:HG22	1.37	0.89
1:K:458:HIS:HD2	1:K:460:TYR:H	1.19	0.89
1:A:309:LEU:HA	1:A:312:THR:HB	1.54	0.89
1:I:309:LEU:HA	1:I:312:THR:HB	1.54	0.89
1:X:309:LEU:HA	1:X:312:THR:HB	1.53	0.89
1:G:206:LEU:HB3	1:L:34:PRO:HG3	1.54	0.89
1:T:344:ARG:HH12	1:T:346:PRO:HG3	1.34	0.89
1:W:344:ARG:HH12	1:W:346:PRO:HG3	1.34	0.89

*Continued on next page...*

*Continued from previous page...*

Atom-1	Atom-2	Interatomic distance (Å)	Clash overlap (Å)
1:K:321:ARG:HE	4:K:7496:CIT:H42	1.37	0.89
1:L:321:ARG:HE	4:L:7498:CIT:H42	1.37	0.89
1:K:321:ARG:HE	4:K:7496:CIT:H42	1.36	0.89
1:K:321:ARG:HE	4:K:7496:CIT:H42	1.37	0.89
1:M:321:ARG:HE	4:M:7500:CIT:H42	1.37	0.89
1:T:309:LEU:HA	1:T:312:THR:HG22	1.51	0.89
1:U:321:ARG:HE	4:U:7516:CIT:H42	1.35	0.89
1:M:189:VAL:HG13	1:N:80:ARG:HE	1.35	0.89
1:D:321:ARG:HE	4:D:7482:CIT:H42	1.36	0.89
1:F:339:ARG:HG2	1:F:344:ARG:HD3	1.52	0.89
1:H:321:ARG:HE	4:H:7490:CIT:H42	1.36	0.89
1:A:321:ARG:HE	4:A:7476:CIT:H42	1.37	0.89
1:P:321:ARG:HE	4:P:7506:CIT:H42	1.37	0.89
1:U:55:ARG:HG3	1:V:177:GLY:H	1.33	0.89
1:G:207:GLU:H	1:G:210:HIS:HD2	1.19	0.89
1:P:207:GLU:H	1:P:210:HIS:HD2	1.20	0.89
1:B:271:HIS:HB3	1:B:355:ARG:HD2	1.55	0.89
1:N:271:HIS:HB3	1:N:355:ARG:HD2	1.55	0.89
1:Q:321:ARG:HE	4:Q:7508:CIT:H42	1.35	0.89
1:F:264:ASN:HD21	4:F:7486:CIT:H22	1.35	0.89
1:H:312:THR:HG23	1:H:313:ASN:ND2	1.85	0.89
1:R:264:ASN:HD21	4:R:7510:CIT:H22	1.35	0.89
1:T:312:THR:HG23	1:T:313:ASN:ND2	1.85	0.89
1:X:458:HIS:HD2	1:X:460:TYR:H	1.19	0.89
1:K:321:ARG:HE	4:K:7496:CIT:H42	1.36	0.89
1:K:458:HIS:HD2	1:K:460:TYR:H	1.20	0.89
1:M:207:GLU:H	1:M:210:HIS:HD2	1.19	0.89
1:N:179:TYR:HB2	1:O:53:SER:OG	1.73	0.89
1:Q:207:GLU:H	1:Q:210:HIS:HD2	0.96	0.89
1:D:321:ARG:HE	4:D:7482:CIT:H42	1.37	0.89
1:T:321:ARG:HE	4:T:7514:CIT:H42	1.37	0.89
1:A:321:ARG:HE	4:A:7476:CIT:H42	1.38	0.89
1:M:321:ARG:HE	4:M:7500:CIT:H42	1.38	0.89
1:S:321:ARG:HE	4:S:7512:CIT:H42	1.38	0.89
1:E:321:ARG:HE	4:E:7484:CIT:H42	1.35	0.89
1:J:321:ARG:HE	4:J:7494:CIT:H42	1.35	0.89
1:B:264:ASN:HD21	4:B:7478:CIT:H22	1.35	0.89
1:N:264:ASN:HD21	4:N:7502:CIT:H22	1.35	0.89
1:S:458:HIS:HD2	1:S:460:TYR:H	1.19	0.89
1:U:309:LEU:HA	1:U:312:THR:HB	1.54	0.89
1:A:458:HIS:HD2	1:A:460:TYR:H	1.20	0.89

*Continued on next page...*

*Continued from previous page...*

Atom-1	Atom-2	Interatomic distance (Å)	Clash overlap (Å)
1:T:321:ARG:HE	4:T:7514:CIT:H42	1.36	0.89
1:E:207:GLU:H	1:E:210:HIS:HD2	0.97	0.89
1:M:207:GLU:H	1:M:210:HIS:CD2	1.88	0.89
1:A:321:ARG:HE	4:A:7476:CIT:H42	1.37	0.89
1:M:321:ARG:HE	4:M:7500:CIT:H42	1.37	0.89
1:X:321:ARG:HE	4:X:7522:CIT:H42	1.37	0.89
1:G:58:GLN:HE21	1:G:62:GLU:HB3	1.37	0.89
1:W:321:ARG:HE	4:W:7520:CIT:H42	1.37	0.89
1:C:337:ARG:NH1	1:D:61:HIS:O	2.04	0.89
1:G:321:ARG:HE	4:G:7488:CIT:H42	1.38	0.89
1:I:321:ARG:HE	4:I:7492:CIT:H42	1.35	0.89
1:O:189:VAL:HG13	1:P:80:ARG:HH21	1.38	0.89
1:T:207:GLU:H	1:T:210:HIS:HD2	1.19	0.89
1:V:321:ARG:HE	4:V:7518:CIT:H42	1.35	0.89
1:B:339:ARG:HG2	1:B:344:ARG:HD3	1.52	0.89
1:F:458:HIS:HD2	1:F:460:TYR:H	1.20	0.89
1:M:458:HIS:HD2	1:M:460:TYR:H	1.20	0.89
1:R:458:HIS:HD2	1:R:460:TYR:H	1.20	0.89
1:K:344:ARG:HH12	1:K:346:PRO:HG3	1.34	0.89
1:X:321:ARG:HE	4:X:7522:CIT:H42	1.36	0.89
1:H:321:ARG:HE	4:H:7490:CIT:H42	1.37	0.89
1:R:321:ARG:HE	4:R:7510:CIT:H42	1.38	0.89
1:E:40:LYS:HG2	1:U:7:LYS:HZ3	1.09	0.89
1:L:458:HIS:HD2	1:L:460:TYR:H	1.19	0.89
1:U:54:ILE:HG22	1:V:179:TYR:HH	1.12	0.89
1:A:179:TYR:HB2	1:B:53:SER:OG	1.72	0.89
1:V:458:HIS:HD2	1:V:460:TYR:H	1.20	0.89
1:W:458:HIS:HD2	1:W:460:TYR:H	1.20	0.89
1:A:207:GLU:H	1:A:210:HIS:CD2	1.88	0.89
1:U:321:ARG:HE	4:U:7516:CIT:H42	1.36	0.89
1:B:396:LEU:HD21	1:B:407:ILE:HG21	1.52	0.89
1:I:321:ARG:HE	4:I:7492:CIT:H42	1.37	0.89
1:F:321:ARG:HE	4:F:7486:CIT:H42	1.38	0.89
1:B:458:HIS:HD2	1:B:460:TYR:H	1.21	0.89
1:I:271:HIS:HB3	1:I:355:ARG:HD2	1.55	0.89
1:T:321:ARG:HE	4:T:7514:CIT:H42	1.35	0.89
1:A:207:GLU:H	1:A:210:HIS:HD2	1.19	0.89
1:J:458:HIS:HD2	1:J:460:TYR:H	1.20	0.89
1:G:339:ARG:HG2	1:G:344:ARG:HD3	1.52	0.89
1:I:339:ARG:HG2	1:I:344:ARG:HD3	1.52	0.89
1:L:321:ARG:HE	4:L:7498:CIT:H42	1.36	0.89

*Continued on next page...*



*Continued from previous page...*

Atom-1	Atom-2	Interatomic distance (Å)	Clash overlap (Å)
1:I:321:ARG:HE	4:I:7492:CIT:H42	1.37	0.89
1:A:321:ARG:HE	4:A:7476:CIT:H42	1.36	0.89
1:M:321:ARG:HE	4:M:7500:CIT:H42	1.36	0.89
1:N:58:GLN:HE21	1:N:62:GLU:HB3	1.38	0.89
1:U:321:ARG:HE	4:U:7516:CIT:H42	1.37	0.89
1:H:321:ARG:HE	4:H:7490:CIT:H42	1.38	0.89
1:T:60:ILE:HG22	1:U:339:ARG:HD3	1.54	0.89
1:T:264:ASN:HD21	4:T:7514:CIT:H22	1.36	0.89
1:I:321:ARG:HE	4:I:7492:CIT:H42	1.36	0.89
1:B:458:HIS:HD2	1:B:460:TYR:H	1.20	0.89
1:I:321:ARG:HE	4:I:7492:CIT:H42	1.36	0.89
1:N:177:GLY:HA2	1:O:55:ARG:H	1.38	0.89
1:S:58:GLN:HE21	1:S:62:GLU:HB3	1.37	0.89
1:I:312:THR:HG23	1:I:313:ASN:ND2	1.88	0.89
1:U:312:THR:HG23	1:U:313:ASN:ND2	1.88	0.89
1:T:321:ARG:HE	4:T:7514:CIT:H42	1.38	0.89
1:U:207:GLU:H	1:U:210:HIS:HD2	1.19	0.89
1:C:321:ARG:HE	4:C:7480:CIT:H42	1.35	0.89
1:G:55:ARG:HB2	1:H:177:GLY:HA2	1.55	0.89
1:N:458:HIS:HD2	1:N:460:TYR:H	1.21	0.89
1:S:271:HIS:HB3	1:S:355:ARG:HD2	1.55	0.89
1:U:271:HIS:HB3	1:U:355:ARG:HD2	1.55	0.89
1:E:264:ASN:HD21	4:E:7484:CIT:H22	1.35	0.89
1:F:321:ARG:HE	4:F:7486:CIT:H42	1.38	0.89
1:R:321:ARG:HE	4:R:7510:CIT:H42	1.38	0.89
1:S:339:ARG:HG2	1:S:344:ARG:HD3	1.52	0.89
1:S:53:SER:CB	1:T:179:TYR:H	1.86	0.89
1:N:396:LEU:HD21	1:N:407:ILE:HG21	1.52	0.89
1:B:207:GLU:H	1:B:210:HIS:HD2	1.18	0.89
1:H:207:GLU:H	1:H:210:HIS:HD2	1.19	0.89
1:O:321:ARG:HE	4:O:7504:CIT:H42	1.35	0.89
1:C:264:ASN:HD21	4:C:7480:CIT:H22	1.36	0.89
1:G:321:ARG:HE	4:G:7488:CIT:H42	1.38	0.89
1:F:309:LEU:HA	1:F:312:THR:HB	1.54	0.89
1:G:309:LEU:HA	1:G:312:THR:HB	1.54	0.89
1:U:339:ARG:HG2	1:U:344:ARG:HD3	1.52	0.89
1:W:458:HIS:HD2	1:W:460:TYR:H	1.20	0.89
1:X:321:ARG:HE	4:X:7522:CIT:H42	1.36	0.89
1:V:207:GLU:H	1:V:210:HIS:CD2	1.88	0.88
1:U:321:ARG:HE	4:U:7516:CIT:H42	1.37	0.88
1:B:58:GLN:HE21	1:B:62:GLU:HB3	1.38	0.88

*Continued on next page...*

*Continued from previous page...*

Atom-1	Atom-2	Interatomic distance (Å)	Clash overlap (Å)
1:D:175:HIS:HE1	1:K:467:ASP:OD2	1.56	0.88
1:I:207:GLU:H	1:I:210:HIS:HD2	1.19	0.88
1:M:458:HIS:HD2	1:M:460:TYR:H	1.21	0.88
1:W:271:HIS:HB3	1:W:355:ARG:HD2	1.55	0.88
1:W:321:ARG:HE	4:W:7520:CIT:H42	1.38	0.88
1:U:321:ARG:HE	4:U:7516:CIT:H42	1.36	0.88
1:D:175:HIS:CE1	1:K:467:ASP:HB2	2.07	0.88
1:X:458:HIS:HD2	1:X:460:TYR:H	1.20	0.88
1:C:58:GLN:HE21	1:C:62:GLU:HB3	1.37	0.88
1:K:58:GLN:HE21	1:K:62:GLU:HB3	1.37	0.88
1:V:321:ARG:HE	4:V:7518:CIT:H42	1.36	0.88
1:G:312:THR:HG23	1:G:313:ASN:ND2	1.88	0.88
1:S:312:THR:HG23	1:S:313:ASN:ND2	1.88	0.88
1:X:321:ARG:HE	4:X:7522:CIT:H42	1.38	0.88
1:G:458:HIS:HD2	1:G:460:TYR:H	1.21	0.88
1:H:321:ARG:HE	4:H:7490:CIT:H42	1.35	0.88
1:O:458:HIS:HD2	1:O:460:TYR:H	1.21	0.88
1:L:321:ARG:HE	4:L:7498:CIT:H42	1.36	0.88
1:O:321:ARG:HE	4:O:7504:CIT:H42	1.36	0.88
1:R:309:LEU:HA	1:R:312:THR:HB	1.54	0.88
1:M:458:HIS:HD2	1:M:460:TYR:H	1.20	0.88
1:K:458:HIS:HD2	1:K:460:TYR:H	1.20	0.88
1:N:458:HIS:HD2	1:N:460:TYR:H	1.20	0.88
1:W:339:ARG:HG2	1:W:344:ARG:HD3	1.52	0.88
1:E:409:GLN:HA	1:E:409:GLN:HE21	1.38	0.88
1:J:207:GLU:H	1:J:210:HIS:CD2	1.88	0.88
1:Q:409:GLN:HA	1:Q:409:GLN:HE21	1.38	0.88
1:J:321:ARG:HE	4:J:7494:CIT:H42	1.36	0.88
1:L:321:ARG:HE	4:L:7498:CIT:H42	1.38	0.88
1:A:458:HIS:HD2	1:A:460:TYR:H	1.21	0.88
1:G:271:HIS:HB3	1:G:355:ARG:HD2	1.55	0.88
1:J:64:ASP:CG	1:K:339:ARG:HH12	1.76	0.88
1:K:271:HIS:HB3	1:K:355:ARG:HD2	1.55	0.88
1:A:60:ILE:HG22	1:F:338:ASN:HD22	1.38	0.88
1:O:264:ASN:HD21	4:O:7504:CIT:H22	1.35	0.88
1:Q:264:ASN:HD21	4:Q:7508:CIT:H22	1.35	0.88
1:S:321:ARG:HE	4:S:7512:CIT:H42	1.38	0.88
1:G:458:HIS:HD2	1:G:460:TYR:H	1.20	0.88
1:K:339:ARG:HG2	1:K:344:ARG:HD3	1.52	0.88
1:L:458:HIS:HD2	1:L:460:TYR:H	1.20	0.88
1:C:409:GLN:HE21	1:C:409:GLN:HA	1.38	0.88

*Continued on next page...*

*Continued from previous page...*

Atom-1	Atom-2	Interatomic distance (Å)	Clash overlap (Å)
1:O:409:GLN:HE21	1:O:409:GLN:HA	1.38	0.88
1:W:409:GLN:HE21	1:W:409:GLN:HA	1.38	0.88
1:P:321:ARG:HE	4:P:7506:CIT:H42	1.37	0.88
1:O:58:GLN:HE21	1:O:62:GLU:HB3	1.38	0.88
1:Q:1:THR:HG22	1:Q:3:ASP:H	1.39	0.88
1:X:321:ARG:HE	4:X:7522:CIT:H42	1.37	0.88
1:D:211:HIS:CD2	1:E:33:ILE:HG22	2.07	0.88
1:P:211:HIS:CD2	1:Q:33:ILE:HG22	2.07	0.88
1:C:458:HIS:HD2	1:C:460:TYR:H	1.21	0.88
1:J:80:ARG:HH21	1:K:189:VAL:HG13	1.38	0.88
1:K:458:HIS:HD2	1:K:460:TYR:H	1.21	0.88
1:N:207:GLU:H	1:N:210:HIS:HD2	1.19	0.88
1:S:55:ARG:HB2	1:T:177:GLY:HA2	1.52	0.88
1:H:264:ASN:HD21	4:H:7490:CIT:H22	1.35	0.88
1:C:321:ARG:HE	4:C:7480:CIT:H42	1.36	0.88
1:S:458:HIS:HD2	1:S:460:TYR:H	1.20	0.88
1:A:321:ARG:HE	4:A:7476:CIT:H42	1.36	0.88
1:K:409:GLN:HA	1:K:409:GLN:HE21	1.38	0.88
1:L:344:ARG:HH12	1:L:346:PRO:HG3	1.34	0.88
1:R:409:GLN:HE21	1:R:409:GLN:HA	1.38	0.88
1:D:321:ARG:HE	4:D:7482:CIT:H42	1.37	0.88
1:E:1:THR:HG22	1:E:3:ASP:H	1.39	0.88
1:L:321:ARG:HE	4:L:7498:CIT:H42	1.37	0.88
1:N:321:ARG:HE	4:N:7502:CIT:H42	1.37	0.88
1:F:7:LYS:CE	1:S:10:LYS:CE	2.52	0.88
1:F:458:HIS:HD2	1:F:460:TYR:H	1.19	0.88
1:H:321:ARG:HE	4:H:7490:CIT:H42	1.38	0.88
1:P:175:HIS:CE1	1:W:467:ASP:OD2	2.27	0.88
1:A:321:ARG:HE	4:A:7476:CIT:H42	1.36	0.88
1:A:458:HIS:HD2	1:A:460:TYR:H	1.20	0.88
1:C:321:ARG:HE	4:C:7480:CIT:H42	1.39	0.88
1:O:321:ARG:HE	4:O:7504:CIT:H42	1.39	0.88
1:U:207:GLU:H	1:U:210:HIS:HD2	1.19	0.88
1:C:321:ARG:HE	4:C:7480:CIT:H42	1.36	0.88
1:M:321:ARG:HE	4:M:7500:CIT:H42	1.36	0.88
1:B:207:GLU:H	1:B:210:HIS:CD2	1.88	0.88
1:F:409:GLN:HE21	1:F:409:GLN:HA	1.38	0.88
1:N:207:GLU:H	1:N:210:HIS:CD2	1.88	0.88
1:X:344:ARG:HH12	1:X:346:PRO:HG3	1.35	0.88
1:A:458:HIS:HD2	1:A:460:TYR:H	1.22	0.88
1:C:321:ARG:HE	4:C:7480:CIT:H42	1.36	0.88

*Continued on next page...*

*Continued from previous page...*

Atom-1	Atom-2	Interatomic distance (Å)	Clash overlap (Å)
1:D:321:ARG:HE	4:D:7482:CIT:H42	1.36	0.88
1:F:58:GLN:HE21	1:F:62:GLU:HB3	1.37	0.88
1:O:346:PRO:HG2	1:O:355:ARG:HH22	1.39	0.88
1:O:321:ARG:HE	4:O:7504:CIT:H42	1.36	0.88
1:C:312:THR:HG23	1:C:313:ASN:ND2	1.88	0.88
1:P:394:LYS:O	1:Q:61:HIS:HB3	1.74	0.88
1:P:321:ARG:HE	4:P:7506:CIT:H42	1.38	0.88
1:V:207:GLU:H	1:V:210:HIS:HD2	1.19	0.88
1:J:271:HIS:HB3	1:J:355:ARG:HD2	1.55	0.88
1:W:458:HIS:HD2	1:W:460:TYR:H	1.21	0.88
1:K:321:ARG:HE	4:K:7496:CIT:H42	1.38	0.88
1:M:321:ARG:HE	4:M:7500:CIT:H42	1.36	0.88
1:O:321:ARG:HE	4:O:7504:CIT:H42	1.35	0.88
1:V:344:ARG:HH12	1:V:346:PRO:HG3	1.34	0.88
1:A:1:THR:HG22	1:A:3:ASP:H	1.39	0.88
1:D:58:GLN:HE21	1:D:62:GLU:HB3	1.38	0.88
1:L:458:HIS:HD2	1:L:460:TYR:H	1.22	0.88
1:N:176:LYS:HB3	1:O:55:ARG:NE	1.88	0.88
1:P:321:ARG:HE	4:P:7506:CIT:H42	1.36	0.88
1:T:1:THR:HG22	1:T:3:ASP:H	1.39	0.88
1:U:55:ARG:H	1:V:177:GLY:CA	1.86	0.88
1:W:58:GLN:HE21	1:W:62:GLU:HB3	1.37	0.88
1:X:458:HIS:HD2	1:X:460:TYR:H	1.22	0.88
1:O:312:THR:HG23	1:O:313:ASN:ND2	1.88	0.88
1:D:321:ARG:HE	4:D:7482:CIT:H42	1.38	0.88
1:K:458:HIS:HD2	1:K:460:TYR:H	1.22	0.88
1:N:321:ARG:HE	4:N:7502:CIT:H42	1.38	0.88
1:J:458:HIS:HD2	1:J:460:TYR:H	1.21	0.88
1:V:271:HIS:HB3	1:V:355:ARG:HD2	1.55	0.88
1:P:321:ARG:HE	4:P:7506:CIT:H42	1.39	0.88
1:R:458:HIS:HD2	1:R:460:TYR:H	1.20	0.88
1:J:344:ARG:HH12	1:J:346:PRO:HG3	1.35	0.88
1:C:346:PRO:HG2	1:C:355:ARG:HH22	1.39	0.88
1:M:458:HIS:HD2	1:M:460:TYR:H	1.22	0.88
1:R:58:GLN:HE21	1:R:62:GLU:HB3	1.37	0.88
1:J:207:GLU:H	1:J:210:HIS:HD2	1.19	0.88
1:W:458:HIS:HD2	1:W:460:TYR:H	1.22	0.88
1:F:271:HIS:HB3	1:F:355:ARG:HD2	1.55	0.88
1:R:271:HIS:HB3	1:R:355:ARG:HD2	1.55	0.88
1:S:458:HIS:HD2	1:S:460:TYR:H	1.21	0.88
1:V:458:HIS:HD2	1:V:460:TYR:H	1.21	0.88

*Continued on next page...*

*Continued from previous page...*

Atom-1	Atom-2	Interatomic distance (Å)	Clash overlap (Å)
1:V:80:ARG:HH21	1:W:189:VAL:HG13	1.38	0.88
1:B:321:ARG:HE	4:B:7478:CIT:H42	1.38	0.88
1:I:321:ARG:HE	4:I:7492:CIT:H42	1.38	0.88
1:N:321:ARG:HE	4:N:7502:CIT:H42	1.38	0.88
1:T:321:ARG:HE	4:T:7514:CIT:H42	1.38	0.88
1:G:312:THR:HG22	1:G:313:ASN:ND2	1.89	0.88
1:R:312:THR:HG22	1:R:313:ASN:ND2	1.89	0.88
1:S:309:LEU:HA	1:S:312:THR:HB	1.54	0.88
1:V:321:ARG:HE	4:V:7518:CIT:H42	1.36	0.88
1:X:321:ARG:HE	4:X:7522:CIT:H42	1.36	0.88
1:D:321:ARG:HE	4:D:7482:CIT:H42	1.39	0.88
1:F:458:HIS:HD2	1:F:460:TYR:H	1.20	0.88
1:G:458:HIS:HD2	1:G:460:TYR:H	1.22	0.88
1:H:1:THR:HG22	1:H:3:ASP:H	1.39	0.88
1:M:1:THR:HG22	1:M:3:ASP:H	1.39	0.88
1:P:58:GLN:HE21	1:P:62:GLU:HB3	1.37	0.88
1:R:1:THR:HG22	1:R:3:ASP:H	1.39	0.88
1:S:458:HIS:HD2	1:S:460:TYR:H	1.22	0.88
1:C:396:LEU:HD21	1:C:407:ILE:HG21	1.52	0.88
1:P:312:THR:HG23	1:P:313:ASN:ND2	1.88	0.88
1:S:55:ARG:HG3	1:T:177:GLY:N	1.89	0.88
1:K:321:ARG:HE	4:K:7496:CIT:H42	1.38	0.88
1:X:271:HIS:HB3	1:X:355:ARG:HD2	1.55	0.88
1:Q:321:ARG:HE	4:Q:7508:CIT:H42	1.38	0.88
1:R:458:HIS:HD2	1:R:460:TYR:H	1.19	0.88
1:A:312:THR:HG22	1:A:313:ASN:ND2	1.89	0.88
1:D:321:ARG:HE	4:D:7482:CIT:H42	1.36	0.88
1:F:312:THR:HG22	1:F:313:ASN:ND2	1.89	0.88
1:L:312:THR:HG22	1:L:313:ASN:ND2	1.89	0.88
1:M:312:THR:HG22	1:M:313:ASN:ND2	1.89	0.88
1:N:309:LEU:HA	1:N:312:THR:HB	1.54	0.88
1:S:312:THR:HG22	1:S:313:ASN:ND2	1.89	0.88
1:T:312:THR:HG22	1:T:313:ASN:ND2	1.89	0.88
1:X:312:THR:HG22	1:X:313:ASN:ND2	1.89	0.88
1:A:321:ARG:HE	4:A:7476:CIT:H42	1.39	0.88
1:F:1:THR:HG22	1:F:3:ASP:H	1.39	0.88
1:K:1:THR:HG22	1:K:3:ASP:H	1.39	0.88
1:D:271:HIS:HB3	1:D:355:ARG:HD2	1.55	0.88
1:A:60:ILE:HB	1:F:395:ASP:HA	1.54	0.88
1:J:321:ARG:HE	4:J:7494:CIT:H42	1.36	0.88
1:P:321:ARG:HE	4:P:7506:CIT:H42	1.36	0.88

*Continued on next page...*

*Continued from previous page...*

Atom-1	Atom-2	Interatomic distance (Å)	Clash overlap (Å)
1:F:207:GLU:H	1:F:210:HIS:HD2	1.19	0.88
1:I:207:GLU:H	1:I:210:HIS:HD2	1.19	0.88
1:M:321:ARG:HE	4:M:7500:CIT:H42	1.39	0.88
1:E:321:ARG:HE	4:E:7484:CIT:H42	1.37	0.87
1:A:176:LYS:HD2	1:B:55:ARG:CZ	2.05	0.87
1:B:321:ARG:HE	4:B:7478:CIT:H42	1.37	0.87
1:D:312:THR:HG23	1:D:313:ASN:ND2	1.88	0.87
1:O:396:LEU:HD21	1:O:407:ILE:HG21	1.52	0.87
1:V:312:THR:HG23	1:V:313:ASN:ND2	1.88	0.87
1:B:321:ARG:HE	4:B:7478:CIT:H42	1.38	0.87
1:C:321:ARG:HE	4:C:7480:CIT:H42	1.38	0.87
1:F:7:LYS:HE2	1:S:10:LYS:CE	2.04	0.87
1:O:321:ARG:HE	4:O:7504:CIT:H42	1.38	0.87
1:L:271:HIS:HB3	1:L:355:ARG:HD2	1.55	0.87
1:P:271:HIS:HB3	1:P:355:ARG:HD2	1.55	0.87
1:E:321:ARG:HE	4:E:7484:CIT:H42	1.38	0.87
1:U:321:ARG:HE	4:U:7516:CIT:H42	1.38	0.87
1:K:309:LEU:HA	1:K:312:THR:HB	1.54	0.87
1:W:309:LEU:HA	1:W:312:THR:HB	1.54	0.87
1:J:321:ARG:HE	4:J:7494:CIT:H42	1.39	0.87
1:S:56:GLY:HA3	1:T:177:GLY:C	1.94	0.87
1:V:321:ARG:HE	4:V:7518:CIT:H42	1.39	0.87
1:Q:321:ARG:HE	4:Q:7508:CIT:H42	1.37	0.87
1:F:458:HIS:HD2	1:F:460:TYR:H	1.22	0.87
1:N:177:GLY:CA	1:O:55:ARG:H	1.88	0.87
1:T:346:PRO:HG2	1:T:355:ARG:HH22	1.39	0.87
1:K:312:THR:HG23	1:K:313:ASN:ND2	1.88	0.87
1:W:312:THR:HG23	1:W:313:ASN:ND2	1.88	0.87
1:N:458:HIS:HD2	1:N:460:TYR:H	1.22	0.87
1:W:321:ARG:HE	4:W:7520:CIT:H42	1.38	0.87
1:G:395:ASP:HA	1:L:60:ILE:HB	1.54	0.87
1:J:54:ILE:HG22	1:K:179:TYR:OH	1.73	0.87
1:X:321:ARG:HE	4:X:7522:CIT:H42	1.39	0.87
1:B:409:GLN:HE21	1:B:409:GLN:HA	1.38	0.87
1:N:409:GLN:HE21	1:N:409:GLN:HA	1.38	0.87
1:A:502:PRO:HB2	1:B:137:SER:HB3	1.54	0.87
1:B:321:ARG:HE	4:B:7478:CIT:H42	1.37	0.87
1:C:321:ARG:HE	4:C:7480:CIT:H42	1.37	0.87
1:J:321:ARG:HE	4:J:7494:CIT:H42	1.37	0.87
1:N:321:ARG:HE	4:N:7502:CIT:H42	1.37	0.87
1:G:1:THR:HG22	1:G:3:ASP:H	1.39	0.87

*Continued on next page...*

*Continued from previous page...*

Atom-1	Atom-2	Interatomic distance (Å)	Clash overlap (Å)
1:R:458:HIS:HD2	1:R:460:TYR:H	1.22	0.87
1:W:1:THR:HG22	1:W:3:ASP:H	1.39	0.87
1:J:312:THR:HG23	1:J:313:ASN:ND2	1.88	0.87
1:B:458:HIS:HD2	1:B:460:TYR:H	1.22	0.87
1:C:207:GLU:H	1:C:210:HIS:HD2	1.19	0.87
1:X:207:GLU:H	1:X:210:HIS:HD2	1.19	0.87
1:H:312:THR:HG22	1:H:313:ASN:ND2	1.89	0.87
1:L:458:HIS:HD2	1:L:460:TYR:H	1.20	0.87
1:X:458:HIS:HD2	1:X:460:TYR:H	1.20	0.87
1:T:409:GLN:HE21	1:T:409:GLN:HA	1.38	0.87
1:O:321:ARG:HE	4:O:7504:CIT:H42	1.37	0.87
1:V:321:ARG:HE	4:V:7518:CIT:H42	1.37	0.87
1:D:1:THR:HG22	1:D:3:ASP:H	1.39	0.87
1:G:55:ARG:N	1:H:177:GLY:HA2	1.89	0.87
1:H:346:PRO:HG2	1:H:355:ARG:HH22	1.39	0.87
1:O:207:GLU:H	1:O:210:HIS:HD2	1.19	0.87
1:U:321:ARG:HE	4:U:7516:CIT:H42	1.38	0.87
1:R:207:GLU:H	1:R:210:HIS:HD2	1.19	0.87
1:H:458:HIS:HD2	1:H:460:TYR:H	1.20	0.87
1:O:458:HIS:HD2	1:O:460:TYR:H	1.20	0.87
1:P:339:ARG:HE	1:Q:50:ASP:HB2	1.35	0.87
1:M:60:ILE:HG22	1:R:339:ARG:HD2	1.55	0.87
1:S:409:GLN:HA	1:S:409:GLN:HE21	1.38	0.87
1:A:346:PRO:HG2	1:A:355:ARG:HH22	1.39	0.87
1:H:58:GLN:HE21	1:H:62:GLU:HB3	1.37	0.87
1:K:55:ARG:H	1:L:177:GLY:CA	1.86	0.87
1:P:1:THR:HG22	1:P:3:ASP:H	1.39	0.87
1:X:58:GLN:HE21	1:X:62:GLU:HB3	1.38	0.87
1:O:177:GLY:CA	1:P:55:ARG:HB2	1.98	0.87
1:V:321:ARG:HE	4:V:7518:CIT:H42	1.37	0.87
1:C:271:HIS:HB3	1:C:355:ARG:HD2	1.55	0.87
1:G:55:ARG:HH11	1:G:55:ARG:HG3	1.40	0.87
1:S:55:ARG:HH11	1:S:55:ARG:HG3	1.40	0.87
1:R:321:ARG:HE	4:R:7510:CIT:H42	1.39	0.87
1:V:409:GLN:HA	1:V:409:GLN:HE21	1.38	0.87
1:M:346:PRO:HG2	1:M:355:ARG:HH22	1.39	0.87
1:V:1:THR:HG22	1:V:3:ASP:H	1.39	0.87
1:A:312:THR:HG23	1:A:313:ASN:ND2	1.88	0.87
1:H:312:THR:HG23	1:H:313:ASN:ND2	1.88	0.87
1:R:312:THR:HG23	1:R:313:ASN:ND2	1.88	0.87
1:I:321:ARG:HE	4:I:7492:CIT:H42	1.38	0.87

*Continued on next page...*

*Continued from previous page...*

Atom-1	Atom-2	Interatomic distance (Å)	Clash overlap (Å)
1:H:271:HIS:HB3	1:H:355:ARG:HD2	1.55	0.87
1:L:55:ARG:HG3	1:L:55:ARG:HH11	1.40	0.87
1:R:207:GLU:H	1:R:210:HIS:HD2	1.19	0.87
1:X:55:ARG:HG3	1:X:55:ARG:HH11	1.40	0.87
1:L:321:ARG:HE	4:L:7498:CIT:H42	1.38	0.87
1:J:312:THR:HG22	1:J:313:ASN:ND2	1.89	0.87
1:F:321:ARG:HE	4:F:7486:CIT:H42	1.39	0.87
1:K:207:GLU:H	1:K:210:HIS:HD2	1.19	0.87
1:L:321:ARG:HE	4:L:7498:CIT:H42	1.39	0.87
1:S:321:ARG:HE	4:S:7512:CIT:H42	1.39	0.87
1:S:55:ARG:HB3	1:T:176:LYS:HD2	1.57	0.87
1:C:458:HIS:HD2	1:C:460:TYR:H	1.20	0.87
1:J:409:GLN:HA	1:J:409:GLN:HE21	1.38	0.87
1:X:409:GLN:HA	1:X:409:GLN:HE21	1.38	0.87
1:L:58:GLN:HE21	1:L:62:GLU:HB3	1.37	0.87
1:Q:346:PRO:HG2	1:Q:355:ARG:HH22	1.39	0.87
1:Q:58:GLN:HE21	1:Q:62:GLU:HB3	1.37	0.87
1:C:321:ARG:HE	4:C:7480:CIT:H42	1.37	0.87
1:E:312:THR:HG23	1:E:313:ASN:ND2	1.88	0.87
1:F:312:THR:HG23	1:F:313:ASN:ND2	1.88	0.87
1:T:312:THR:HG23	1:T:313:ASN:ND2	1.88	0.87
1:F:458:HIS:HD2	1:F:460:TYR:H	1.22	0.87
1:G:458:HIS:HD2	1:G:460:TYR:H	1.22	0.87
1:R:458:HIS:HD2	1:R:460:TYR:H	1.22	0.87
1:S:458:HIS:HD2	1:S:460:TYR:H	1.22	0.87
1:L:458:HIS:HD2	1:L:460:TYR:H	1.21	0.87
1:O:271:HIS:HB3	1:O:355:ARG:HD2	1.55	0.87
1:X:458:HIS:HD2	1:X:460:TYR:H	1.21	0.87
1:M:80:ARG:HE	1:R:189:VAL:HG13	1.40	0.87
1:B:309:LEU:HA	1:B:312:THR:HB	1.54	0.87
1:P:207:GLU:H	1:P:210:HIS:HD2	1.19	0.87
1:T:458:HIS:HD2	1:T:460:TYR:H	1.20	0.87
1:U:409:GLN:HA	1:U:409:GLN:HE21	1.38	0.87
1:E:346:PRO:HG2	1:E:355:ARG:HH22	1.39	0.87
1:E:58:GLN:HE21	1:E:62:GLU:HB3	1.37	0.87
1:J:1:THR:HG22	1:J:3:ASP:H	1.39	0.87
1:O:177:GLY:CA	1:P:55:ARG:H	1.87	0.87
1:S:1:THR:HG22	1:S:3:ASP:H	1.39	0.87
1:W:346:PRO:HG2	1:W:355:ARG:HH22	1.39	0.87
1:A:180:PHE:CE2	1:B:52:SER:HB3	2.09	0.87
1:M:312:THR:HG23	1:M:313:ASN:ND2	1.88	0.87

*Continued on next page...*



*Continued from previous page...*

Atom-1	Atom-2	Interatomic distance (Å)	Clash overlap (Å)
1:N:312:THR:HG23	1:N:313:ASN:ND2	1.88	0.87
1:O:321:ARG:HE	4:O:7504:CIT:H42	1.37	0.87
1:Q:312:THR:HG23	1:Q:313:ASN:ND2	1.88	0.87
1:J:63:SER:HB3	1:K:337:ARG:CD	2.05	0.87
1:P:337:ARG:HD2	1:Q:63:SER:CB	2.05	0.87
1:D:55:ARG:HH11	1:D:55:ARG:HG3	1.40	0.87
1:P:55:ARG:HG3	1:P:55:ARG:HH11	1.40	0.87
1:T:271:HIS:HB3	1:T:355:ARG:HD2	1.55	0.87
1:L:264:ASN:HD21	4:L:7498:CIT:H22	1.35	0.87
1:N:189:VAL:HG13	1:O:80:ARG:HE	1.39	0.87
1:Q:458:HIS:HD2	1:Q:460:TYR:H	1.19	0.87
1:E:312:THR:HG22	1:E:313:ASN:ND2	1.89	0.87
1:Q:312:THR:HG22	1:Q:313:ASN:ND2	1.89	0.87
1:V:312:THR:HG22	1:V:313:ASN:ND2	1.89	0.87
1:B:321:ARG:HE	4:B:7478:CIT:H42	1.39	0.87
1:G:321:ARG:HE	4:G:7488:CIT:H42	1.39	0.87
1:N:176:LYS:HG3	1:O:55:ARG:HD2	1.56	0.87
1:J:61:HIS:HA	1:K:337:ARG:HG3	1.55	0.87
1:V:458:HIS:HD2	1:V:460:TYR:H	1.20	0.87
1:L:409:GLN:HE21	1:L:409:GLN:HA	1.38	0.87
1:B:458:HIS:HD2	1:B:460:TYR:H	1.22	0.87
1:I:53:SER:HB3	1:J:178:GLY:HA2	1.56	0.87
1:K:346:PRO:HG2	1:K:355:ARG:HH22	1.39	0.87
1:B:312:THR:HG23	1:B:313:ASN:ND2	1.88	0.87
1:J:321:ARG:HE	4:J:7494:CIT:H42	1.37	0.87
1:J:321:ARG:HE	4:J:7494:CIT:H42	1.38	0.87
1:V:321:ARG:HE	4:V:7518:CIT:H42	1.38	0.87
1:F:458:HIS:HD2	1:F:460:TYR:H	1.21	0.87
1:L:207:GLU:H	1:L:210:HIS:HD2	1.19	0.87
1:S:207:GLU:H	1:S:210:HIS:HD2	1.19	0.87
1:C:321:ARG:HE	4:C:7480:CIT:H42	1.38	0.87
1:E:458:HIS:HD2	1:E:460:TYR:H	1.19	0.87
1:E:323:VAL:HG21	1:K:455:ILE:HG22	1.56	0.87
1:K:312:THR:HG22	1:K:313:ASN:ND2	1.89	0.87
1:W:312:THR:HG22	1:W:313:ASN:ND2	1.89	0.87
1:H:321:ARG:HE	4:H:7490:CIT:H42	1.39	0.87
1:K:53:SER:OG	1:L:179:TYR:HB2	1.74	0.87
1:J:458:HIS:HD2	1:J:460:TYR:H	1.20	0.87
5:F:7633:HOH:O	1:L:324:PRO:HD2	1.74	0.87
1:R:324:PRO:HD2	5:X:6201:HOH:O	1.73	0.87
1:G:409:GLN:HE21	1:G:409:GLN:HA	1.38	0.86

*Continued on next page...*

*Continued from previous page...*

Atom-1	Atom-2	Interatomic distance (Å)	Clash overlap (Å)
1:A:176:LYS:HB3	1:B:55:ARG:NE	1.90	0.86
1:B:177:GLY:H	1:C:55:ARG:HG3	1.40	0.86
1:L:312:THR:HG23	1:L:313:ASN:ND2	1.88	0.86
1:A:207:GLU:H	1:A:210:HIS:HD2	1.19	0.86
1:Q:321:ARG:HE	4:Q:7508:CIT:H42	1.37	0.86
1:F:207:GLU:H	1:F:210:HIS:HD2	1.19	0.86
1:Q:271:HIS:HB3	1:Q:355:ARG:HD2	1.55	0.86
1:Q:55:ARG:HH11	1:Q:55:ARG:HG3	1.40	0.86
1:A:189:VAL:HG13	1:B:80:ARG:HE	1.40	0.86
1:A:321:ARG:HE	4:A:7476:CIT:H42	1.38	0.86
1:M:321:ARG:HE	4:M:7500:CIT:H42	1.38	0.86
1:O:321:ARG:HE	4:O:7504:CIT:H42	1.38	0.86
1:X:321:ARG:HE	4:X:7522:CIT:H42	1.38	0.86
1:A:177:GLY:C	1:B:56:GLY:HA3	1.95	0.86
1:D:207:GLU:H	1:D:210:HIS:HD2	1.19	0.86
1:I:409:GLN:HE21	1:I:409:GLN:HA	1.38	0.86
1:D:346:PRO:HG2	1:D:355:ARG:HH22	1.39	0.86
1:H:458:HIS:HD2	1:H:460:TYR:H	1.22	0.86
1:Q:458:HIS:HD2	1:Q:460:TYR:H	1.22	0.86
1:T:58:GLN:HE21	1:T:62:GLU:HB3	1.37	0.86
1:X:1:THR:HG22	1:X:3:ASP:H	1.39	0.86
1:D:175:HIS:CE1	1:K:467:ASP:OD2	2.27	0.86
1:X:312:THR:HG23	1:X:313:ASN:ND2	1.88	0.86
1:N:207:GLU:H	1:N:210:HIS:HD2	1.19	0.86
1:U:458:HIS:HD2	1:U:460:TYR:H	1.22	0.86
1:A:207:GLU:H	1:A:210:HIS:HD2	1.19	0.86
1:A:271:HIS:HB3	1:A:355:ARG:HD2	1.55	0.86
1:A:55:ARG:HH11	1:A:55:ARG:HG3	1.40	0.86
1:E:271:HIS:HB3	1:E:355:ARG:HD2	1.55	0.86
1:E:55:ARG:HH11	1:E:55:ARG:HG3	1.40	0.86
1:G:207:GLU:H	1:G:210:HIS:HD2	1.18	0.86
1:D:321:ARG:HE	4:D:7482:CIT:H42	1.38	0.86
1:D:339:ARG:HE	1:E:50:ASP:HB2	1.39	0.86
1:D:409:GLN:HA	1:D:409:GLN:HE21	1.38	0.86
1:H:409:GLN:HA	1:H:409:GLN:HE21	1.38	0.86
1:S:137:SER:HB3	1:T:502:PRO:HB2	1.57	0.86
1:B:178:GLY:HA2	1:C:53:SER:HB3	1.55	0.86
1:C:177:GLY:HA2	1:D:55:ARG:H	1.38	0.86
1:E:458:HIS:HD2	1:E:460:TYR:H	1.22	0.86
1:J:58:GLN:HE21	1:J:62:GLU:HB3	1.37	0.86
1:B:207:GLU:H	1:B:210:HIS:HD2	1.19	0.86

*Continued on next page...*

*Continued from previous page...*

Atom-1	Atom-2	Interatomic distance (Å)	Clash overlap (Å)
1:I:458:HIS:HD2	1:I:460:TYR:H	1.22	0.86
1:M:207:GLU:H	1:M:210:HIS:HD2	1.19	0.86
1:M:271:HIS:HB3	1:M:355:ARG:HD2	1.55	0.86
1:M:55:ARG:HH11	1:M:55:ARG:HG3	1.40	0.86
1:R:458:HIS:HD2	1:R:460:TYR:H	1.21	0.86
1:P:321:ARG:HE	4:P:7506:CIT:H42	1.38	0.86
1:V:321:ARG:HE	4:V:7518:CIT:H42	1.38	0.86
1:X:264:ASN:HD21	4:X:7522:CIT:H22	1.35	0.86
1:N:207:GLU:H	1:N:210:HIS:HD2	1.19	0.86
1:I:458:HIS:HD2	1:I:460:TYR:H	1.20	0.86
1:B:458:HIS:HD2	1:B:460:TYR:H	1.24	0.86
1:K:458:HIS:HD2	1:K:460:TYR:H	1.24	0.86
1:W:458:HIS:HD2	1:W:460:TYR:H	1.24	0.86
1:E:179:TYR:H	1:F:53:SER:HB3	1.39	0.86
1:C:458:HIS:HD2	1:C:460:TYR:H	1.22	0.86
1:L:346:PRO:HG2	1:L:355:ARG:HH22	1.39	0.86
1:N:458:HIS:HD2	1:N:460:TYR:H	1.22	0.86
1:P:346:PRO:HG2	1:P:355:ARG:HH22	1.39	0.86
1:T:458:HIS:HD2	1:T:460:TYR:H	1.22	0.86
1:U:58:GLN:HE21	1:U:62:GLU:HB3	1.38	0.86
1:V:58:GLN:HE21	1:V:62:GLU:HB3	1.38	0.86
1:E:321:ARG:HE	4:E:7484:CIT:H42	1.38	0.86
1:J:321:ARG:HE	4:J:7494:CIT:H42	1.38	0.86
1:P:467:ASP:OD2	1:W:175:HIS:CE1	2.28	0.86
1:N:312:THR:HG22	1:N:313:ASN:ND2	1.89	0.86
1:B:207:GLU:H	1:B:210:HIS:HD2	1.19	0.86
1:G:207:GLU:H	1:G:210:HIS:HD2	1.19	0.86
1:N:321:ARG:HE	4:N:7502:CIT:H42	1.39	0.86
1:T:321:ARG:HE	4:T:7514:CIT:H42	1.39	0.86
1:U:458:HIS:HD2	1:U:460:TYR:H	1.20	0.86
1:Q:458:HIS:HD2	1:Q:460:TYR:H	1.20	0.86
1:U:458:HIS:HD2	1:U:460:TYR:H	1.20	0.86
1:N:458:HIS:HD2	1:N:460:TYR:H	1.24	0.86
1:A:58:GLN:HE21	1:A:62:GLU:HB3	1.37	0.86
1:G:55:ARG:H	1:H:177:GLY:HA2	1.38	0.86
1:E:321:ARG:HE	4:E:7484:CIT:H42	1.37	0.86
1:C:458:HIS:HD2	1:C:460:TYR:H	1.22	0.86
1:O:458:HIS:HD2	1:O:460:TYR:H	1.22	0.86
1:R:55:ARG:HH11	1:R:55:ARG:HG3	1.40	0.86
1:D:458:HIS:HD2	1:D:460:TYR:H	1.19	0.86
1:P:458:HIS:HD2	1:P:460:TYR:H	1.19	0.86

*Continued on next page...*

*Continued from previous page...*

Atom-1	Atom-2	Interatomic distance (Å)	Clash overlap (Å)
1:B:312:THR:HG22	1:B:313:ASN:ND2	1.89	0.86
1:D:312:THR:HG22	1:D:313:ASN:ND2	1.89	0.86
1:P:312:THR:HG22	1:P:313:ASN:ND2	1.89	0.86
1:U:312:THR:HG22	1:U:313:ASN:ND2	1.89	0.86
1:S:56:GLY:CA	1:T:177:GLY:HA2	2.04	0.86
1:U:321:ARG:HE	4:U:7516:CIT:H42	1.39	0.86
1:E:458:HIS:HD2	1:E:460:TYR:H	1.20	0.86
1:P:409:GLN:HE21	1:P:409:GLN:HA	1.38	0.86
1:Q:502:PRO:CB	1:R:137:SER:HB3	2.05	0.86
1:J:346:PRO:HG2	1:J:355:ARG:HH22	1.39	0.86
1:M:58:GLN:HE21	1:M:62:GLU:HB3	1.37	0.86
1:O:458:HIS:HD2	1:O:460:TYR:H	1.22	0.86
1:V:346:PRO:HG2	1:V:355:ARG:HH22	1.39	0.86
1:X:346:PRO:HG2	1:X:355:ARG:HH22	1.39	0.86
1:Q:321:ARG:HE	4:Q:7508:CIT:H42	1.37	0.86
1:T:63:SER:HB3	1:U:337:ARG:HA	1.57	0.86
1:F:55:ARG:HH11	1:F:55:ARG:HG3	1.40	0.86
1:M:207:GLU:H	1:M:210:HIS:HD2	1.19	0.86
1:N:189:VAL:HG13	1:O:80:ARG:HH21	1.39	0.86
1:O:189:VAL:CG1	1:P:80:ARG:HE	1.87	0.86
1:E:458:HIS:HD2	1:E:460:TYR:H	1.20	0.86
1:S:55:ARG:HD2	1:T:176:LYS:HG3	1.58	0.86
1:L:1:THR:HG22	1:L:3:ASP:H	1.39	0.86
1:Q:332:LEU:HB2	1:Q:408:PRO:HB2	1.58	0.86
1:R:332:LEU:HB2	1:R:408:PRO:HB2	1.58	0.86
1:S:332:LEU:HB2	1:S:408:PRO:HB2	1.58	0.86
1:T:332:LEU:HB2	1:T:408:PRO:HB2	1.58	0.86
1:U:312:THR:HG23	1:U:313:ASN:HD22	1.41	0.86
1:G:395:ASP:OD2	1:L:61:HIS:HB3	1.75	0.86
1:I:312:THR:HG22	1:I:313:ASN:ND2	1.89	0.86
1:I:321:ARG:HE	4:I:7492:CIT:H42	1.39	0.86
1:S:207:GLU:H	1:S:210:HIS:HD2	1.19	0.86
1:W:207:GLU:H	1:W:210:HIS:HD2	1.19	0.86
1:G:458:HIS:HD2	1:G:460:TYR:H	1.24	0.86
1:K:458:HIS:HD2	1:K:460:TYR:H	1.24	0.86
1:W:458:HIS:HD2	1:W:460:TYR:H	1.24	0.86
1:U:346:PRO:HG2	1:U:355:ARG:HH22	1.39	0.86
1:V:458:HIS:HD2	1:V:460:TYR:H	1.22	0.86
1:D:332:LEU:HB2	1:D:408:PRO:HB2	1.58	0.86
1:E:332:LEU:HB2	1:E:408:PRO:HB2	1.58	0.86
1:F:332:LEU:HB2	1:F:408:PRO:HB2	1.58	0.86

*Continued on next page...*

*Continued from previous page...*

Atom-1	Atom-2	Interatomic distance (Å)	Clash overlap (Å)
1:S:52:SER:HB3	1:T:180:PHE:CE2	2.10	0.86
1:E:40:LYS:CG	1:U:7:LYS:HZ1	1.88	0.86
1:P:339:ARG:HH12	1:Q:64:ASP:CG	1.78	0.86
1:U:458:HIS:HD2	1:U:460:TYR:H	1.19	0.86
1:A:177:GLY:HA2	1:B:55:ARG:N	1.90	0.86
1:I:58:GLN:HE21	1:I:62:GLU:HB3	1.37	0.86
1:J:458:HIS:HD2	1:J:460:TYR:H	1.22	0.86
1:K:458:HIS:HD2	1:K:460:TYR:H	1.22	0.86
1:R:346:PRO:HG2	1:R:355:ARG:HH22	1.39	0.86
1:S:346:PRO:HG2	1:S:355:ARG:HH22	1.39	0.86
1:W:458:HIS:HD2	1:W:460:TYR:H	1.22	0.86
1:G:332:LEU:HB2	1:G:408:PRO:HB2	1.58	0.86
1:G:55:ARG:HG3	1:H:177:GLY:H	1.38	0.86
1:H:55:ARG:CB	1:I:177:GLY:HA2	2.04	0.86
1:M:458:HIS:HD2	1:M:460:TYR:H	1.22	0.86
1:H:458:HIS:HD2	1:H:460:TYR:H	1.19	0.86
1:T:458:HIS:HD2	1:T:460:TYR:H	1.19	0.86
1:O:312:THR:HG22	1:O:313:ASN:ND2	1.89	0.86
1:I:458:HIS:HD2	1:I:460:TYR:H	1.20	0.86
1:K:321:ARG:HE	4:K:7496:CIT:H42	1.39	0.86
1:B:458:HIS:HD2	1:B:460:TYR:H	1.24	0.86
1:N:458:HIS:HD2	1:N:460:TYR:H	1.24	0.86
1:I:346:PRO:HG2	1:I:355:ARG:HH22	1.39	0.86
1:G:458:HIS:HD2	1:G:460:TYR:H	1.24	0.86
1:H:332:LEU:HB2	1:H:408:PRO:HB2	1.58	0.86
1:P:332:LEU:HB2	1:P:408:PRO:HB2	1.58	0.86
1:Q:177:GLY:HA2	1:R:55:ARG:HB2	0.89	0.86
1:A:458:HIS:HD2	1:A:460:TYR:H	1.22	0.86
1:I:458:HIS:HD2	1:I:460:TYR:H	1.19	0.86
1:S:80:ARG:HE	1:T:189:VAL:CG1	1.89	0.86
1:E:177:GLY:HA2	1:F:56:GLY:CA	2.05	0.86
1:M:179:TYR:HB2	1:N:53:SER:OG	1.76	0.86
1:Q:458:HIS:HD2	1:Q:460:TYR:H	1.20	0.86
1:W:56:GLY:HA2	1:X:177:GLY:HA2	1.58	0.86
1:M:207:GLU:H	1:M:210:HIS:HD2	1.24	0.85
1:U:332:LEU:HB2	1:U:408:PRO:HB2	1.58	0.85
1:X:207:GLU:H	1:X:210:HIS:HD2	1.19	0.85
1:E:40:LYS:HG2	1:U:7:LYS:HZ1	1.38	0.85
1:H:55:ARG:HG3	1:H:55:ARG:HH11	1.40	0.85
1:T:55:ARG:HG3	1:T:55:ARG:HH11	1.40	0.85
1:F:346:PRO:HG2	1:F:355:ARG:HH22	1.39	0.85

*Continued on next page...*

*Continued from previous page...*

Atom-1	Atom-2	Interatomic distance (Å)	Clash overlap (Å)
1:N:1:THR:HG22	1:N:3:ASP:H	1.39	0.85
1:A:207:GLU:H	1:A:210:HIS:HD2	1.24	0.85
1:I:332:LEU:HB2	1:I:408:PRO:HB2	1.58	0.85
1:J:1:THR:HG22	1:J:2:PRO:HD2	1.59	0.85
1:K:55:ARG:HG3	1:L:177:GLY:H	1.42	0.85
1:M:180:PHE:CE2	1:N:52:SER:HB3	2.11	0.85
1:S:458:HIS:HD2	1:S:460:TYR:H	1.24	0.85
1:U:207:GLU:H	1:U:210:HIS:HD2	1.24	0.85
1:V:1:THR:HG22	1:V:2:PRO:HD2	1.59	0.85
1:W:458:HIS:HD2	1:W:460:TYR:H	1.24	0.85
1:J:55:ARG:HH11	1:J:55:ARG:HG3	1.40	0.85
1:U:55:ARG:HH11	1:U:55:ARG:HG3	1.40	0.85
1:V:55:ARG:HG3	1:V:55:ARG:HH11	1.40	0.85
1:E:189:VAL:HG13	1:F:80:ARG:HE	1.39	0.85
1:R:312:THR:HG23	1:R:313:ASN:HD22	1.41	0.85
1:C:312:THR:HG22	1:C:313:ASN:ND2	1.89	0.85
1:S:458:HIS:HD2	1:S:460:TYR:H	1.24	0.85
1:J:207:GLU:H	1:J:210:HIS:HD2	1.24	0.85
1:K:458:HIS:HD2	1:K:460:TYR:H	1.24	0.85
1:O:207:GLU:H	1:O:210:HIS:HD2	1.24	0.85
1:V:207:GLU:H	1:V:210:HIS:HD2	1.24	0.85
1:D:458:HIS:HD2	1:D:460:TYR:H	1.22	0.85
1:P:458:HIS:HD2	1:P:460:TYR:H	1.22	0.85
1:M:64:ASP:HB2	1:R:347:ILE:HD12	1.57	0.85
1:B:177:GLY:HA2	1:C:55:ARG:HB2	1.56	0.85
1:K:55:ARG:HG3	1:K:55:ARG:HH11	1.40	0.85
1:M:177:GLY:HA2	1:N:55:ARG:HB2	1.58	0.85
1:U:458:HIS:HD2	1:U:460:TYR:H	1.21	0.85
1:F:312:THR:HG23	1:F:313:ASN:HD22	1.41	0.85
1:S:395:ASP:HA	1:X:60:ILE:HB	1.58	0.85
1:E:321:ARG:HE	4:E:7484:CIT:H42	1.39	0.85
1:F:338:ASN:ND2	1:F:396:LEU:H	1.75	0.85
1:W:321:ARG:HE	4:W:7520:CIT:H42	1.39	0.85
1:R:458:HIS:HD2	1:R:460:TYR:H	1.24	0.85
1:S:458:HIS:HD2	1:S:460:TYR:H	1.24	0.85
1:B:1:THR:HG22	1:B:3:ASP:H	1.39	0.85
1:V:53:SER:HB3	1:W:178:GLY:HA2	1.56	0.85
1:B:458:HIS:HD2	1:B:460:TYR:H	1.24	0.85
1:C:1:THR:HG22	1:C:2:PRO:HD2	1.59	0.85
1:I:207:GLU:H	1:I:210:HIS:HD2	1.24	0.85
1:X:332:LEU:HB2	1:X:408:PRO:HB2	1.58	0.85

*Continued on next page...*

*Continued from previous page...*

Atom-1	Atom-2	Interatomic distance (Å)	Clash overlap (Å)
1:I:55:ARG:HH11	1:I:55:ARG:HG3	1.40	0.85
1:R:338:ASN:ND2	1:R:396:LEU:H	1.75	0.85
1:G:339:ARG:HH22	1:L:63:SER:HB2	1.41	0.85
1:M:458:HIS:HD2	1:M:460:TYR:H	1.24	0.85
1:R:458:HIS:HD2	1:R:460:TYR:H	1.24	0.85
1:G:458:HIS:HD2	1:G:460:TYR:H	1.24	0.85
1:I:1:THR:HG22	1:I:3:ASP:H	1.39	0.85
1:U:312:THR:HG22	1:U:313:ASN:ND2	1.92	0.85
1:C:207:GLU:H	1:C:210:HIS:HD2	1.24	0.85
1:D:207:GLU:H	1:D:210:HIS:HD2	1.24	0.85
1:K:207:GLU:H	1:K:210:HIS:HD2	1.24	0.85
1:M:62:GLU:HA	1:R:337:ARG:HD2	1.56	0.85
1:O:1:THR:HG22	1:O:2:PRO:HD2	1.59	0.85
1:P:207:GLU:H	1:P:210:HIS:HD2	1.24	0.85
1:T:1:THR:HG22	1:T:2:PRO:HD2	1.59	0.85
1:A:80:ARG:HH21	1:F:189:VAL:HG13	1.41	0.85
1:I:458:HIS:HD2	1:I:460:TYR:H	1.21	0.85
1:W:55:ARG:HG3	1:W:55:ARG:HH11	1.40	0.85
1:H:80:ARG:HE	1:I:189:VAL:HG13	1.40	0.85
1:Q:321:ARG:HE	4:Q:7508:CIT:H42	1.39	0.85
1:T:338:ASN:ND2	1:T:396:LEU:H	1.75	0.85
1:F:458:HIS:HD2	1:F:460:TYR:H	1.24	0.85
1:C:312:THR:HG23	1:C:313:ASN:ND2	1.92	0.85
1:F:458:HIS:HD2	1:F:460:TYR:H	1.24	0.85
1:I:312:THR:HG22	1:I:313:ASN:ND2	1.92	0.85
1:K:312:THR:HG22	1:K:313:ASN:ND2	1.92	0.85
1:Q:177:GLY:HA2	1:R:55:ARG:CA	2.06	0.85
1:W:312:THR:HG22	1:W:313:ASN:ND2	1.92	0.85
1:E:1:THR:HG22	1:E:2:PRO:HD2	1.59	0.85
1:Q:1:THR:HG22	1:Q:2:PRO:HD2	1.59	0.85
1:J:458:HIS:HD2	1:J:460:TYR:H	1.22	0.85
1:V:458:HIS:HD2	1:V:460:TYR:H	1.22	0.85
1:L:338:ASN:ND2	1:L:396:LEU:H	1.75	0.85
1:Q:502:PRO:HB2	1:R:137:SER:HB3	1.57	0.85
1:A:458:HIS:HD2	1:A:460:TYR:H	1.24	0.85
1:U:458:HIS:HD2	1:U:460:TYR:H	1.23	0.85
1:I:312:THR:HG23	1:I:313:ASN:ND2	1.92	0.85
1:U:312:THR:HG23	1:U:313:ASN:ND2	1.92	0.85
1:V:312:THR:HG23	1:V:313:ASN:ND2	1.92	0.85
1:C:1:THR:HG22	1:C:3:ASP:H	1.39	0.85
1:O:1:THR:HG22	1:O:3:ASP:H	1.39	0.85

*Continued on next page...*

*Continued from previous page...*

Atom-1	Atom-2	Interatomic distance (Å)	Clash overlap (Å)
1:N:176:LYS:HB3	1:O:55:ARG:HE	1.39	0.85
1:U:1:THR:HG22	1:U:3:ASP:H	1.39	0.85
1:H:1:THR:HG22	1:H:2:PRO:HD2	1.59	0.85
1:L:207:GLU:H	1:L:210:HIS:HD2	1.24	0.85
1:M:332:LEU:HB2	1:M:408:PRO:HB2	1.58	0.85
1:N:458:HIS:HD2	1:N:460:TYR:H	1.24	0.85
1:M:177:GLY:CA	1:N:55:ARG:HB2	2.01	0.85
1:H:338:ASN:ND2	1:H:396:LEU:H	1.75	0.85
1:N:338:ASN:ND2	1:N:396:LEU:H	1.75	0.85
1:X:338:ASN:ND2	1:X:396:LEU:H	1.75	0.85
1:C:458:HIS:HD2	1:C:460:TYR:H	1.24	0.85
1:J:312:THR:HG23	1:J:313:ASN:ND2	1.92	0.85
1:O:312:THR:HG23	1:O:313:ASN:ND2	1.92	0.85
1:D:312:THR:HG22	1:D:313:ASN:ND2	1.92	0.85
1:N:312:THR:HG22	1:N:313:ASN:ND2	1.92	0.85
1:N:346:PRO:HG2	1:N:355:ARG:HH22	1.39	0.85
1:P:312:THR:HG22	1:P:313:ASN:ND2	1.92	0.85
1:F:458:HIS:HD2	1:F:460:TYR:H	1.24	0.85
1:L:332:LEU:HB2	1:L:408:PRO:HB2	1.58	0.85
1:Q:458:HIS:HD2	1:Q:460:TYR:H	1.21	0.85
1:E:338:ASN:ND2	1:E:396:LEU:H	1.75	0.85
1:P:458:HIS:HD2	1:P:460:TYR:H	1.20	0.85
1:Q:338:ASN:ND2	1:Q:396:LEU:H	1.75	0.85
1:M:409:GLN:HE21	1:M:409:GLN:HA	1.38	0.85
1:O:458:HIS:HD2	1:O:460:TYR:H	1.24	0.85
1:P:312:THR:HG23	1:P:313:ASN:ND2	1.92	0.85
1:B:312:THR:HG22	1:B:313:ASN:ND2	1.92	0.85
1:Q:176:LYS:HB3	1:R:55:ARG:HE	1.39	0.85
1:A:1:THR:HG22	1:A:2:PRO:HD2	1.59	0.85
1:M:1:THR:HG22	1:M:2:PRO:HD2	1.59	0.85
1:M:177:GLY:H	1:N:55:ARG:HG3	1.42	0.85
1:P:337:ARG:CA	1:Q:63:SER:HB3	2.03	0.85
1:R:458:HIS:HD2	1:R:460:TYR:H	1.24	0.85
1:S:55:ARG:HB2	1:T:177:GLY:HA2	0.91	0.85
1:W:207:GLU:H	1:W:210:HIS:HD2	1.24	0.85
1:X:207:GLU:H	1:X:210:HIS:HD2	1.24	0.85
1:L:207:GLU:H	1:L:210:HIS:HD2	1.19	0.85
1:F:4:ASP:OD2	1:S:10:LYS:CE	2.25	0.85
1:V:56:GLY:HA2	1:W:177:GLY:HA2	1.55	0.85
1:P:458:HIS:HD2	1:P:460:TYR:H	1.20	0.85
1:A:409:GLN:HE21	1:A:409:GLN:HA	1.38	0.85

*Continued on next page...*



*Continued from previous page...*

Atom-1	Atom-2	Interatomic distance (Å)	Clash overlap (Å)
1:I:458:HIS:HD2	1:I:460:TYR:H	1.24	0.85
1:C:458:HIS:HD2	1:C:460:TYR:H	1.24	0.85
1:U:458:HIS:HD2	1:U:460:TYR:H	1.24	0.85
1:D:458:HIS:HD2	1:D:460:TYR:H	1.22	0.85
1:G:346:PRO:HG2	1:G:355:ARG:HH22	1.39	0.85
1:A:332:LEU:HB2	1:A:408:PRO:HB2	1.58	0.85
1:B:177:GLY:CA	1:C:55:ARG:HB2	1.98	0.85
1:E:189:VAL:CG1	1:F:80:ARG:HE	1.90	0.85
1:X:312:THR:HG23	1:X:313:ASN:HD22	1.41	0.85
1:B:338:ASN:ND2	1:B:396:LEU:H	1.75	0.85
1:D:458:HIS:HD2	1:D:460:TYR:H	1.20	0.85
1:D:458:HIS:HD2	1:D:460:TYR:H	1.20	0.85
1:D:312:THR:HG23	1:D:313:ASN:ND2	1.92	0.84
1:G:312:THR:HG23	1:G:313:ASN:ND2	1.92	0.84
1:O:458:HIS:HD2	1:O:460:TYR:H	1.24	0.84
1:J:264:ASN:OD1	4:J:7494:CIT:H22	1.77	0.84
1:P:458:HIS:HD2	1:P:460:TYR:H	1.22	0.84
1:C:312:THR:HG22	1:C:313:ASN:HD22	1.42	0.84
1:E:458:HIS:HD2	1:E:460:TYR:H	1.21	0.84
1:E:312:THR:HG23	1:E:313:ASN:ND2	1.92	0.84
1:H:312:THR:HG23	1:H:313:ASN:ND2	1.92	0.84
1:I:458:HIS:HD2	1:I:460:TYR:H	1.24	0.84
1:Q:312:THR:HG23	1:Q:313:ASN:ND2	1.92	0.84
1:L:264:ASN:OD1	4:L:7498:CIT:H22	1.77	0.84
1:Q:177:GLY:H	1:R:54:ILE:HG22	1.40	0.84
1:V:264:ASN:OD1	4:V:7518:CIT:H22	1.78	0.84
1:W:264:ASN:OD1	4:W:7520:CIT:H22	1.77	0.84
1:X:264:ASN:OD1	4:X:7522:CIT:H22	1.78	0.84
1:A:458:HIS:HD2	1:A:460:TYR:H	1.24	0.84
1:L:1:THR:HG22	1:L:2:PRO:HD2	1.59	0.84
1:M:458:HIS:HD2	1:M:460:TYR:H	1.24	0.84
1:A:312:THR:HG22	1:A:313:ASN:HD22	1.42	0.84
1:O:312:THR:HG22	1:O:313:ASN:HD22	1.43	0.84
1:B:189:VAL:HG13	1:C:80:ARG:HE	1.40	0.84
1:S:312:THR:HG23	1:S:313:ASN:ND2	1.92	0.84
1:B:177:GLY:HA2	1:C:55:ARG:H	1.40	0.84
1:K:264:ASN:OD1	4:K:7496:CIT:H22	1.78	0.84
1:O:312:THR:HG22	1:O:313:ASN:ND2	1.92	0.84
1:A:176:LYS:HD2	1:B:55:ARG:HB3	1.58	0.84
1:O:193:ASP:OD2	1:P:80:ARG:HD3	1.77	0.84
1:T:312:THR:HG23	1:T:313:ASN:ND2	1.92	0.84

*Continued on next page...*

*Continued from previous page...*

Atom-1	Atom-2	Interatomic distance (Å)	Clash overlap (Å)
1:B:346:PRO:HG2	1:B:355:ARG:HH22	1.39	0.84
1:D:264:ASN:OD1	4:D:7482:CIT:H22	1.77	0.84
1:E:176:LYS:HB3	1:F:55:ARG:HE	1.36	0.84
1:P:1:THR:HG22	1:P:2:PRO:HD2	1.59	0.84
1:P:337:ARG:HD2	1:Q:62:GLU:HA	1.58	0.84
1:X:1:THR:HG22	1:X:2:PRO:HD2	1.59	0.84
1:G:312:THR:HG22	1:G:313:ASN:HD22	1.42	0.84
1:M:312:THR:HG22	1:M:313:ASN:HD22	1.43	0.84
1:S:312:THR:HG22	1:S:313:ASN:HD22	1.42	0.84
1:N:55:ARG:HH11	1:N:55:ARG:HG3	1.40	0.84
1:O:177:GLY:HA2	1:P:55:ARG:HB2	1.56	0.84
1:D:179:TYR:OH	1:E:54:ILE:HG22	1.77	0.84
1:L:312:THR:HG23	1:L:313:ASN:HD22	1.41	0.84
1:R:323:VAL:HG21	1:X:455:ILE:HG22	1.57	0.84
1:O:338:ASN:ND2	1:O:396:LEU:H	1.75	0.84
1:M:458:HIS:HD2	1:M:460:TYR:H	1.24	0.84
1:A:176:LYS:HB3	1:B:55:ARG:HE	1.40	0.84
1:C:312:THR:HG22	1:C:313:ASN:ND2	1.92	0.84
1:C:177:GLY:HA2	1:D:55:ARG:N	1.92	0.84
1:N:264:ASN:OD1	4:N:7502:CIT:H22	1.78	0.84
1:P:264:ASN:OD1	4:P:7506:CIT:H22	1.78	0.84
1:V:312:THR:HG22	1:V:313:ASN:ND2	1.92	0.84
1:I:458:HIS:HD2	1:I:460:TYR:H	1.24	0.84
1:U:458:HIS:HD2	1:U:460:TYR:H	1.24	0.84
1:B:55:ARG:HH11	1:B:55:ARG:HG3	1.40	0.84
1:G:458:HIS:HD2	1:G:460:TYR:H	1.26	0.84
1:C:338:ASN:ND2	1:C:396:LEU:H	1.75	0.84
1:M:60:ILE:HG21	1:R:339:ARG:HB2	1.59	0.84
1:V:458:HIS:HD2	1:V:460:TYR:H	1.24	0.84
1:A:458:HIS:HD2	1:A:460:TYR:H	1.24	0.84
1:A:312:THR:HG22	1:A:313:ASN:ND2	1.92	0.84
1:A:264:ASN:OD1	4:A:7476:CIT:H22	1.77	0.84
1:B:264:ASN:OD1	4:B:7478:CIT:H22	1.77	0.84
1:J:312:THR:HG22	1:J:313:ASN:ND2	1.92	0.84
1:M:312:THR:HG22	1:M:313:ASN:ND2	1.92	0.84
1:S:312:THR:HG22	1:S:313:ASN:ND2	1.92	0.84
1:D:1:THR:HG22	1:D:2:PRO:HD2	1.59	0.84
1:I:1:THR:HG22	1:I:2:PRO:HD2	1.59	0.84
1:X:458:HIS:HD2	1:X:460:TYR:H	1.22	0.84
1:H:458:HIS:HD2	1:H:460:TYR:H	1.21	0.84
1:T:458:HIS:HD2	1:T:460:TYR:H	1.21	0.84

*Continued on next page...*

*Continued from previous page...*

Atom-1	Atom-2	Interatomic distance (Å)	Clash overlap (Å)
1:F:175:HIS:CE1	1:G:467:ASP:OD2	2.30	0.84
1:G:80:ARG:HE	1:H:189:VAL:CG1	1.90	0.84
1:P:179:TYR:OH	1:Q:54:ILE:HG22	1.78	0.84
1:S:458:HIS:HD2	1:S:460:TYR:H	1.26	0.84
1:A:338:ASN:ND2	1:A:396:LEU:H	1.75	0.84
1:J:458:HIS:HD2	1:J:460:TYR:H	1.24	0.84
1:A:179:TYR:H	1:B:53:SER:CB	1.90	0.84
1:G:312:THR:HG22	1:G:313:ASN:ND2	1.92	0.84
1:I:264:ASN:OD1	4:I:7492:CIT:H22	1.77	0.84
1:M:264:ASN:OD1	4:M:7500:CIT:H22	1.78	0.84
1:U:264:ASN:OD1	4:U:7516:CIT:H22	1.77	0.84
1:C:332:LEU:HB2	1:C:408:PRO:HB2	1.58	0.84
1:O:332:LEU:HB2	1:O:408:PRO:HB2	1.58	0.84
1:U:1:THR:HG22	1:U:2:PRO:HD2	1.59	0.84
1:K:207:GLU:H	1:K:210:HIS:HD2	1.19	0.84
1:N:312:THR:HG22	1:N:313:ASN:HD22	1.42	0.84
1:A:54:ILE:HG22	1:F:179:TYR:OH	1.77	0.84
1:M:60:ILE:HG22	1:R:338:ASN:HD22	1.42	0.84
1:M:338:ASN:ND2	1:M:396:LEU:H	1.75	0.84
1:S:338:ASN:ND2	1:S:396:LEU:H	1.75	0.84
1:U:338:ASN:ND2	1:U:396:LEU:H	1.75	0.84
1:A:312:THR:HG23	1:A:313:ASN:ND2	1.92	0.84
1:K:312:THR:HG23	1:K:313:ASN:ND2	1.92	0.84
1:F:312:THR:HG22	1:F:313:ASN:ND2	1.92	0.84
1:R:312:THR:HG22	1:R:313:ASN:ND2	1.92	0.84
1:E:312:THR:HG22	1:E:313:ASN:HD22	1.43	0.84
1:K:312:THR:HG22	1:K:313:ASN:HD22	1.42	0.84
1:L:458:HIS:HD2	1:L:460:TYR:H	1.22	0.84
1:Q:458:HIS:HD2	1:Q:460:TYR:H	1.22	0.84
1:W:207:GLU:H	1:W:210:HIS:HD2	1.19	0.84
1:W:312:THR:HG22	1:W:313:ASN:HD22	1.42	0.84
1:G:312:THR:HG23	1:G:313:ASN:HD22	1.41	0.84
1:I:338:ASN:ND2	1:I:396:LEU:H	1.75	0.84
1:X:458:HIS:HD2	1:X:460:TYR:H	1.24	0.84
1:M:312:THR:HG23	1:M:313:ASN:ND2	1.92	0.84
1:E:264:ASN:OD1	4:E:7484:CIT:H22	1.77	0.84
1:Q:312:THR:HG22	1:Q:313:ASN:ND2	1.92	0.84
1:N:332:LEU:HB2	1:N:408:PRO:HB2	1.58	0.84
1:T:207:GLU:H	1:T:210:HIS:HD2	1.24	0.84
1:A:603:LYS:HB2	1:A:72:GLU:HA	1.60	0.84
1:E:458:HIS:HD2	1:E:460:TYR:H	1.22	0.84

*Continued on next page...*

*Continued from previous page...*

Atom-1	Atom-2	Interatomic distance (Å)	Clash overlap (Å)
1:A:64:ASP:HB2	1:F:347:ILE:HD12	1.59	0.84
1:M:603:LYS:HB2	1:M:72:GLU:HA	1.60	0.84
1:Q:312:THR:HG22	1:Q:313:ASN:HD22	1.43	0.84
1:D:458:HIS:HD2	1:D:460:TYR:H	1.21	0.84
1:P:458:HIS:HD2	1:P:460:TYR:H	1.21	0.84
1:V:80:ARG:HE	1:W:189:VAL:HG13	1.42	0.84
1:D:458:HIS:HD2	1:D:460:TYR:H	1.24	0.84
1:P:458:HIS:HD2	1:P:460:TYR:H	1.24	0.84
1:D:458:HIS:HD2	1:D:460:TYR:H	1.24	0.84
1:P:458:HIS:HD2	1:P:460:TYR:H	1.24	0.84
1:V:458:HIS:HD2	1:V:460:TYR:H	1.24	0.84
1:W:312:THR:HG23	1:W:313:ASN:ND2	1.92	0.84
1:H:312:THR:HG22	1:H:313:ASN:ND2	1.92	0.84
1:Q:264:ASN:OD1	4:Q:7508:CIT:H22	1.78	0.84
1:Q:207:GLU:H	1:Q:210:HIS:HD2	1.24	0.84
1:R:1:THR:HG22	1:R:2:PRO:HD2	1.59	0.84
1:B:312:THR:HG22	1:B:313:ASN:HD22	1.42	0.84
1:H:80:ARG:HH21	1:I:189:VAL:HG13	1.39	0.84
1:A:179:TYR:CD2	1:B:53:SER:HA	2.13	0.84
1:S:312:THR:HG23	1:S:313:ASN:HD22	1.41	0.84
1:F:458:HIS:HD2	1:F:460:TYR:H	1.26	0.84
1:R:207:GLU:H	1:R:210:HIS:HD2	1.26	0.84
1:J:458:HIS:HD2	1:J:460:TYR:H	1.24	0.83
1:B:177:GLY:HA2	1:C:55:ARG:N	1.92	0.83
1:E:207:GLU:H	1:E:210:HIS:HD2	1.24	0.83
1:F:1:THR:HG22	1:F:2:PRO:HD2	1.59	0.83
1:H:207:GLU:H	1:H:210:HIS:HD2	1.24	0.83
1:L:458:HIS:HD2	1:L:460:TYR:H	1.24	0.83
1:T:312:THR:HG22	1:T:313:ASN:HD22	1.43	0.83
1:D:312:THR:HG23	1:D:313:ASN:HD22	1.41	0.83
1:F:207:GLU:H	1:F:210:HIS:HD2	1.27	0.83
1:K:458:HIS:HD2	1:K:460:TYR:H	1.26	0.83
1:W:458:HIS:HD2	1:W:460:TYR:H	1.26	0.83
1:G:338:ASN:ND2	1:G:396:LEU:H	1.75	0.83
1:L:458:HIS:HD2	1:L:460:TYR:H	1.24	0.83
1:O:339:ARG:HD3	1:P:60:ILE:HG22	1.60	0.83
1:Q:179:TYR:H	1:R:53:SER:CB	1.91	0.83
1:R:312:THR:HG23	1:R:313:ASN:ND2	1.92	0.83
1:A:177:GLY:CA	1:B:55:ARG:H	1.91	0.83
1:E:312:THR:HG22	1:E:313:ASN:ND2	1.92	0.83
1:I:458:HIS:HD2	1:I:460:TYR:H	1.22	0.83

*Continued on next page...*

*Continued from previous page...*

Atom-1	Atom-2	Interatomic distance (Å)	Clash overlap (Å)
1:T:312:THR:HG22	1:T:313:ASN:ND2	1.92	0.83
1:J:332:LEU:HB2	1:J:408:PRO:HB2	1.58	0.83
1:O:458:HIS:HD2	1:O:460:TYR:H	1.24	0.83
1:X:458:HIS:HD2	1:X:460:TYR:H	1.24	0.83
1:D:312:THR:HG22	1:D:313:ASN:HD22	1.42	0.83
1:H:312:THR:HG22	1:H:313:ASN:HD22	1.42	0.83
1:S:339:ARG:HD3	1:X:60:ILE:HG22	1.60	0.83
1:B:458:HIS:HD2	1:B:460:TYR:H	1.26	0.83
1:R:458:HIS:HD2	1:R:460:TYR:H	1.26	0.83
1:E:179:TYR:CB	1:F:53:SER:OG	2.25	0.83
1:H:264:ASN:OD1	4:H:7490:CIT:H22	1.77	0.83
1:L:312:THR:HG22	1:L:313:ASN:ND2	1.92	0.83
1:O:264:ASN:OD1	4:O:7504:CIT:H22	1.78	0.83
1:K:1:THR:HG22	1:K:2:PRO:HD2	1.59	0.83
1:W:332:LEU:HB2	1:W:408:PRO:HB2	1.58	0.83
1:L:603:LYS:HB2	1:L:72:GLU:HA	1.60	0.83
1:X:603:LYS:HB2	1:X:72:GLU:HA	1.60	0.83
1:P:312:THR:HG23	1:P:313:ASN:HD22	1.41	0.83
1:S:207:GLU:H	1:S:210:HIS:HD2	1.26	0.83
1:T:207:GLU:H	1:T:210:HIS:HD2	1.26	0.83
1:F:312:THR:HG23	1:F:313:ASN:ND2	1.92	0.83
1:C:178:GLY:HA2	1:D:53:SER:HB3	1.60	0.83
1:T:264:ASN:OD1	4:T:7514:CIT:H22	1.78	0.83
1:U:458:HIS:HD2	1:U:460:TYR:H	1.22	0.83
1:C:458:HIS:HD2	1:C:460:TYR:H	1.24	0.83
1:G:337:ARG:CA	1:L:63:SER:HB3	2.04	0.83
1:O:177:GLY:H	1:P:55:ARG:HG3	1.40	0.83
1:H:603:LYS:HB2	1:H:72:GLU:HA	1.60	0.83
1:O:603:LYS:HB2	1:O:72:GLU:HA	1.60	0.83
1:P:312:THR:HG22	1:P:313:ASN:HD22	1.43	0.83
1:C:312:THR:HG23	1:C:313:ASN:HD22	1.41	0.83
1:N:176:LYS:HD2	1:O:55:ARG:CZ	2.08	0.83
1:X:312:THR:HG22	1:X:313:ASN:ND2	1.92	0.83
1:I:55:ARG:HG3	1:J:177:GLY:H	1.42	0.83
1:K:332:LEU:HB2	1:K:408:PRO:HB2	1.58	0.83
1:P:458:HIS:HD2	1:P:460:TYR:H	1.24	0.83
1:V:332:LEU:HB2	1:V:408:PRO:HB2	1.58	0.83
1:C:603:LYS:HB2	1:C:72:GLU:HA	1.60	0.83
1:A:458:HIS:HD2	1:A:460:TYR:H	1.26	0.83
1:G:207:GLU:H	1:G:210:HIS:HD2	1.27	0.83
1:H:207:GLU:H	1:H:210:HIS:HD2	1.26	0.83

*Continued on next page...*

*Continued from previous page...*

Atom-1	Atom-2	Interatomic distance (Å)	Clash overlap (Å)
1:F:455:ILE:HG22	1:L:323:VAL:HG21	1.59	0.83
1:P:339:ARG:HH22	1:Q:63:SER:HB2	1.43	0.83
1:C:264:ASN:OD1	4:C:7480:CIT:H22	1.78	0.83
1:G:264:ASN:OD1	4:G:7488:CIT:H22	1.78	0.83
1:B:1:THR:HG22	1:B:2:PRO:HD2	1.59	0.83
1:B:332:LEU:HB2	1:B:408:PRO:HB2	1.58	0.83
1:D:175:HIS:CE1	1:K:463:ALA:O	2.31	0.83
1:J:312:THR:HG22	1:J:313:ASN:HD22	1.42	0.83
1:V:312:THR:HG22	1:V:313:ASN:HD22	1.42	0.83
1:I:312:THR:HG23	1:I:313:ASN:HD22	1.41	0.83
1:O:312:THR:HG23	1:O:313:ASN:HD22	1.41	0.83
1:E:207:GLU:H	1:E:210:HIS:HD2	1.26	0.83
1:M:458:HIS:HD2	1:M:460:TYR:H	1.26	0.83
1:I:53:SER:OG	1:J:179:TYR:HB2	1.78	0.83
1:W:338:ASN:ND2	1:W:396:LEU:H	1.75	0.83
1:F:264:ASN:OD1	4:F:7486:CIT:H22	1.77	0.83
1:R:264:ASN:OD1	4:R:7510:CIT:H22	1.78	0.83
1:N:1:THR:HG22	1:N:2:PRO:HD2	1.59	0.83
1:S:1:THR:HG22	1:S:2:PRO:HD2	1.59	0.83
1:E:603:LYS:HB2	1:E:72:GLU:HA	1.60	0.83
1:J:603:LYS:HB2	1:J:72:GLU:HA	1.60	0.83
1:Q:603:LYS:HB2	1:Q:72:GLU:HA	1.60	0.83
1:O:55:ARG:HH11	1:O:55:ARG:HG3	1.40	0.83
1:F:309:LEU:HA	1:F:312:THR:HG22	1.61	0.83
1:G:309:LEU:HA	1:G:312:THR:HG22	1.61	0.83
1:N:467:ASP:OD2	1:U:175:HIS:HE1	1.60	0.83
1:Q:312:THR:HG23	1:Q:313:ASN:HD22	1.41	0.83
1:D:207:GLU:H	1:D:210:HIS:HD2	1.26	0.83
1:N:458:HIS:HD2	1:N:460:TYR:H	1.26	0.83
1:Q:207:GLU:H	1:Q:210:HIS:HD2	1.26	0.83
1:H:458:HIS:HD2	1:H:460:TYR:H	1.20	0.83
1:C:339:ARG:CD	1:D:60:ILE:HG22	2.09	0.83
1:I:137:SER:HB3	1:J:502:PRO:HB2	1.61	0.83
1:S:55:ARG:CZ	1:T:176:LYS:HD2	2.08	0.83
1:D:458:HIS:HD2	1:D:460:TYR:H	1.24	0.83
1:W:1:THR:HG22	1:W:2:PRO:HD2	1.59	0.83
1:T:603:LYS:HB2	1:T:72:GLU:HA	1.60	0.83
1:V:603:LYS:HB2	1:V:72:GLU:HA	1.60	0.83
1:E:312:THR:HG23	1:E:313:ASN:HD22	1.41	0.83
1:P:309:LEU:HA	1:P:312:THR:HG22	1.61	0.83
1:R:309:LEU:HA	1:R:312:THR:HG22	1.61	0.83

*Continued on next page...*

*Continued from previous page...*

Atom-1	Atom-2	Interatomic distance (Å)	Clash overlap (Å)
1:P:207:GLU:H	1:P:210:HIS:HD2	1.26	0.83
1:K:338:ASN:ND2	1:K:396:LEU:H	1.75	0.83
1:P:338:ASN:ND2	1:P:396:LEU:H	1.75	0.83
1:T:60:ILE:HD12	1:U:339:ARG:H	1.44	0.83
1:B:312:THR:HG23	1:B:313:ASN:ND2	1.92	0.83
1:N:312:THR:HG23	1:N:313:ASN:ND2	1.92	0.83
1:G:55:ARG:H	1:H:177:GLY:CA	1.92	0.83
1:G:1:THR:HG22	1:G:2:PRO:HD2	1.59	0.83
1:J:458:HIS:HD2	1:J:460:TYR:H	1.24	0.83
1:D:309:LEU:HA	1:D:312:THR:HG22	1.61	0.83
1:D:338:ASN:ND2	1:D:396:LEU:H	1.75	0.83
1:Q:177:GLY:C	1:R:56:GLY:HA3	1.99	0.83
1:G:329:PRO:HG2	1:G:359:ARG:HB2	1.61	0.83
1:S:329:PRO:HG2	1:S:359:ARG:HB2	1.61	0.83
1:W:329:PRO:HG2	1:W:359:ARG:HB2	1.61	0.83
1:S:264:ASN:OD1	4:S:7512:CIT:H22	1.78	0.83
1:I:55:ARG:HB2	1:J:177:GLY:CA	2.02	0.83
1:V:458:HIS:HD2	1:V:460:TYR:H	1.24	0.83
1:L:312:THR:HG22	1:L:313:ASN:HD22	1.43	0.83
1:C:55:ARG:HG3	1:C:55:ARG:HH11	1.40	0.83
1:B:312:THR:HG23	1:B:313:ASN:HD22	1.41	0.83
1:V:338:ASN:ND2	1:V:396:LEU:H	1.75	0.83
1:K:80:ARG:HD3	1:L:193:ASP:OD2	1.78	0.82
1:N:179:TYR:H	1:O:53:SER:CB	1.92	0.82
1:T:458:HIS:HD2	1:T:460:TYR:H	1.22	0.82
1:X:312:THR:HG22	1:X:313:ASN:HD22	1.43	0.82
1:H:60:ILE:HG22	1:I:339:ARG:HD3	1.58	0.82
1:N:309:LEU:HA	1:N:312:THR:HG22	1.61	0.82
1:T:312:THR:HG23	1:T:313:ASN:HD22	1.41	0.82
1:J:338:ASN:ND2	1:J:396:LEU:H	1.75	0.82
1:T:458:HIS:HD2	1:T:460:TYR:H	1.20	0.82
1:B:329:PRO:HG2	1:B:359:ARG:HB2	1.61	0.82
1:E:458:HIS:HD2	1:E:460:TYR:H	1.24	0.82
1:L:458:HIS:HD2	1:L:460:TYR:H	1.24	0.82
1:X:458:HIS:HD2	1:X:460:TYR:H	1.24	0.82
1:E:40:LYS:CE	1:U:7:LYS:CE	2.57	0.82
1:H:458:HIS:HD2	1:H:460:TYR:H	1.24	0.82
1:I:55:ARG:HB2	1:J:177:GLY:HA2	1.59	0.82
1:I:309:LEU:HA	1:I:312:THR:HG22	1.61	0.82
1:S:309:LEU:HA	1:S:312:THR:HG22	1.61	0.82
1:U:309:LEU:HA	1:U:312:THR:HG22	1.61	0.82

*Continued on next page...*

*Continued from previous page...*

Atom-1	Atom-2	Interatomic distance (Å)	Clash overlap (Å)
1:V:312:THR:HG23	1:V:313:ASN:HD22	1.41	0.82
1:I:458:HIS:HD2	1:I:460:TYR:H	1.26	0.82
1:L:458:HIS:HD2	1:L:460:TYR:H	1.26	0.82
1:F:4:ASP:OD2	1:S:10:LYS:HE2	1.78	0.82
1:A:63:SER:HB2	1:F:339:ARG:HH12	1.43	0.82
1:F:329:PRO:HG2	1:F:359:ARG:HB2	1.61	0.82
1:K:329:PRO:HG2	1:K:359:ARG:HB2	1.61	0.82
1:R:329:PRO:HG2	1:R:359:ARG:HB2	1.61	0.82
1:J:50:ASP:HB2	1:K:339:ARG:HE	1.44	0.82
1:D:175:HIS:CE1	1:K:467:ASP:OD2	2.32	0.82
1:X:312:THR:HG23	1:X:313:ASN:ND2	1.92	0.82
1:F:603:LYS:HB2	1:F:72:GLU:HA	1.60	0.82
1:J:312:THR:HG23	1:J:313:ASN:HD22	1.41	0.82
1:M:189:VAL:CG1	1:N:80:ARG:HE	1.92	0.82
1:U:207:GLU:H	1:U:210:HIS:HD2	1.26	0.82
1:X:458:HIS:HD2	1:X:460:TYR:H	1.26	0.82
1:N:329:PRO:HG2	1:N:359:ARG:HB2	1.61	0.82
1:D:339:ARG:HH11	1:E:50:ASP:CB	1.92	0.82
1:L:312:THR:HG23	1:L:313:ASN:ND2	1.92	0.82
1:I:55:ARG:H	1:J:177:GLY:HA2	1.44	0.82
1:P:337:ARG:HA	1:Q:63:SER:CB	2.04	0.82
1:G:603:LYS:HB2	1:G:72:GLU:HA	1.60	0.82
1:W:312:THR:HG23	1:W:313:ASN:HD22	1.41	0.82
1:U:458:HIS:HD2	1:U:460:TYR:H	1.26	0.82
1:P:329:PRO:HG2	1:P:359:ARG:HB2	1.61	0.82
1:Q:458:HIS:HD2	1:Q:460:TYR:H	1.24	0.82
1:N:207:GLU:H	1:N:210:HIS:HD2	1.24	0.82
1:N:180:PHE:CE2	1:O:52:SER:HB3	2.15	0.82
1:T:458:HIS:HD2	1:T:460:TYR:H	1.24	0.82
1:H:458:HIS:HD2	1:H:460:TYR:H	1.22	0.82
1:A:312:THR:HG23	1:A:313:ASN:HD22	1.41	0.82
1:B:309:LEU:HA	1:B:312:THR:HG22	1.61	0.82
1:K:312:THR:HG23	1:K:313:ASN:HD22	1.41	0.82
1:I:207:GLU:H	1:I:210:HIS:HD2	1.26	0.82
1:D:329:PRO:HG2	1:D:359:ARG:HB2	1.61	0.82
1:U:55:ARG:HG3	1:V:177:GLY:N	1.93	0.82
1:R:603:LYS:HB2	1:R:72:GLU:HA	1.60	0.82
1:E:309:LEU:HA	1:E:312:THR:HG22	1.61	0.82
1:H:312:THR:HG23	1:H:313:ASN:HD22	1.41	0.82
1:N:312:THR:HG23	1:N:313:ASN:HD22	1.41	0.82
1:N:177:GLY:C	1:O:56:GLY:HA3	1.98	0.82

*Continued on next page...*



*Continued from previous page...*

Atom-1	Atom-2	Interatomic distance (Å)	Clash overlap (Å)
1:E:458:HIS:HD2	1:E:460:TYR:H	1.24	0.82
1:H:55:ARG:NH2	1:I:176:LYS:HD2	1.95	0.82
1:W:53:SER:HB3	1:X:178:GLY:HA2	1.60	0.82
1:G:207:GLU:H	1:G:210:HIS:HD2	1.24	0.82
1:S:603:LYS:HB2	1:S:72:GLU:HA	1.60	0.82
1:A:309:LEU:HA	1:A:312:THR:HG22	1.61	0.82
1:L:309:LEU:HA	1:L:312:THR:HG22	1.61	0.82
1:Q:309:LEU:HA	1:Q:312:THR:HG22	1.61	0.82
1:S:189:VAL:HG13	1:X:80:ARG:HE	1.42	0.82
1:C:207:GLU:H	1:C:210:HIS:CD2	1.98	0.82
1:U:53:SER:CB	1:V:179:TYR:H	1.93	0.82
1:F:207:GLU:H	1:F:210:HIS:HD2	1.24	0.82
1:C:177:GLY:HA2	1:D:55:ARG:HB2	1.60	0.82
1:M:312:THR:HG23	1:M:313:ASN:HD22	1.41	0.82
1:O:458:HIS:HD2	1:O:460:TYR:H	1.26	0.82
1:A:207:GLU:H	1:A:210:HIS:CD2	1.98	0.82
1:E:207:GLU:H	1:E:210:HIS:CD2	1.98	0.82
1:M:207:GLU:H	1:M:210:HIS:CD2	1.98	0.82
1:O:207:GLU:H	1:O:210:HIS:CD2	1.98	0.82
1:Q:207:GLU:H	1:Q:210:HIS:CD2	1.98	0.82
1:H:458:HIS:HD2	1:H:460:TYR:H	1.24	0.82
1:Q:458:HIS:HD2	1:Q:460:TYR:H	1.24	0.82
1:E:458:HIS:HD2	1:E:460:TYR:H	1.24	0.82
1:Q:458:HIS:HD2	1:Q:460:TYR:H	1.24	0.82
1:A:63:SER:HB3	1:F:337:ARG:CD	2.08	0.82
1:D:207:GLU:H	1:D:210:HIS:CD2	1.98	0.82
1:P:207:GLU:H	1:P:210:HIS:CD2	1.98	0.82
1:F:324:PRO:HD2	5:L:3045:HOH:O	1.79	0.82
1:L:329:PRO:HG2	1:L:359:ARG:HB2	1.61	0.82
1:T:458:HIS:HD2	1:T:460:TYR:H	1.24	0.82
1:U:55:ARG:NE	1:V:176:LYS:HB3	1.95	0.82
1:R:207:GLU:H	1:R:210:HIS:HD2	1.24	0.82
1:E:40:LYS:HE3	1:U:7:LYS:HE2	1.62	0.82
1:B:603:LYS:HB2	1:B:72:GLU:HA	1.60	0.82
1:K:309:LEU:HA	1:K:312:THR:HG22	1.61	0.82
1:M:309:LEU:HA	1:M:312:THR:HG22	1.61	0.82
1:E:176:LYS:HD2	1:F:55:ARG:CZ	2.09	0.81
1:O:193:ASP:OD2	1:P:80:ARG:HD3	1.80	0.81
1:G:179:TYR:OH	1:L:54:ILE:HG22	1.79	0.81
1:C:458:HIS:HD2	1:C:460:TYR:H	1.26	0.81
1:H:458:HIS:HD2	1:H:460:TYR:H	1.26	0.81

*Continued on next page...*

*Continued from previous page...*

Atom-1	Atom-2	Interatomic distance (Å)	Clash overlap (Å)
1:B:207:GLU:H	1:B:210:HIS:HD2	1.24	0.81
1:F:312:THR:HG22	1:F:313:ASN:HD22	1.42	0.81
1:N:603:LYS:HB2	1:N:72:GLU:HA	1.60	0.81
1:H:309:LEU:HA	1:H:312:THR:HG22	1.61	0.81
1:X:309:LEU:HA	1:X:312:THR:HG22	1.61	0.81
1:I:329:PRO:HG2	1:I:359:ARG:HB2	1.61	0.81
1:A:177:GLY:HA2	1:B:55:ARG:H	1.45	0.81
1:O:177:GLY:HA2	1:P:55:ARG:CA	2.11	0.81
1:D:603:LYS:HB2	1:D:72:GLU:HA	1.60	0.81
1:D:337:ARG:NH2	1:E:63:SER:OG	2.13	0.81
1:R:312:THR:HG22	1:R:313:ASN:HD22	1.43	0.81
1:U:603:LYS:HB2	1:U:72:GLU:HA	1.60	0.81
1:T:309:LEU:HA	1:T:312:THR:HG22	1.61	0.81
1:W:309:LEU:HA	1:W:312:THR:HG22	1.61	0.81
1:W:80:ARG:HE	1:X:189:VAL:CG1	1.93	0.81
1:P:458:HIS:HD2	1:P:460:TYR:H	1.26	0.81
1:T:458:HIS:HD2	1:T:460:TYR:H	1.26	0.81
1:V:458:HIS:HD2	1:V:460:TYR:H	1.26	0.81
1:X:329:PRO:HG2	1:X:359:ARG:HB2	1.61	0.81
1:E:324:PRO:HD2	5:K:2782:HOH:O	1.79	0.81
1:S:207:GLU:H	1:S:210:HIS:HD2	1.24	0.81
1:W:55:ARG:CB	1:X:177:GLY:HA2	2.07	0.81
1:I:603:LYS:HB2	1:I:72:GLU:HA	1.60	0.81
1:A:207:GLU:H	1:A:210:HIS:HD2	1.26	0.81
1:D:458:HIS:HD2	1:D:460:TYR:H	1.26	0.81
1:J:458:HIS:HD2	1:J:460:TYR:H	1.26	0.81
1:V:207:GLU:H	1:V:210:HIS:HD2	1.26	0.81
1:J:207:GLU:H	1:J:210:HIS:CD2	1.98	0.81
1:P:175:HIS:HE1	1:W:467:ASP:HB2	1.45	0.81
1:C:339:ARG:HD2	1:D:60:ILE:HG22	1.63	0.81
1:P:603:LYS:HB2	1:P:72:GLU:HA	1.60	0.81
1:C:189:VAL:CG1	1:D:80:ARG:HE	1.92	0.81
1:C:309:LEU:HA	1:C:312:THR:HG22	1.61	0.81
1:V:309:LEU:HA	1:V:312:THR:HG22	1.61	0.81
1:E:458:HIS:HD2	1:E:460:TYR:H	1.26	0.81
1:Q:458:HIS:HD2	1:Q:460:TYR:H	1.26	0.81
1:L:118:THR:HB	1:L:383:LYS:HE3	1.63	0.81
1:U:329:PRO:HG2	1:U:359:ARG:HB2	1.61	0.81
1:X:118:THR:HB	1:X:383:LYS:HE3	1.63	0.81
1:T:458:HIS:HD2	1:T:460:TYR:H	1.24	0.81
1:I:55:ARG:N	1:J:177:GLY:HA2	1.96	0.81

*Continued on next page...*

*Continued from previous page...*

Atom-1	Atom-2	Interatomic distance (Å)	Clash overlap (Å)
1:N:177:GLY:N	1:O:55:ARG:HG3	1.94	0.81
1:J:309:LEU:HA	1:J:312:THR:HG22	1.61	0.81
1:O:309:LEU:HA	1:O:312:THR:HG22	1.61	0.81
1:Q:189:VAL:HG13	1:R:80:ARG:HE	1.43	0.81
1:M:207:GLU:H	1:M:210:HIS:HD2	1.26	0.81
1:N:177:GLY:HA2	1:O:56:GLY:CA	2.11	0.81
1:V:207:GLU:H	1:V:210:HIS:CD2	1.98	0.81
1:E:118:THR:HB	1:E:383:LYS:HE3	1.63	0.81
1:C:264:ASN:OD1	4:C:7480:CIT:H22	1.81	0.81
1:C:177:GLY:H	1:D:55:ARG:HG3	1.44	0.81
1:J:207:GLU:H	1:J:210:HIS:HD2	1.26	0.81
1:C:177:GLY:HA2	1:D:56:GLY:HA2	1.60	0.81
1:N:207:GLU:H	1:N:210:HIS:CD2	1.98	0.81
1:Q:118:THR:HB	1:Q:383:LYS:HE3	1.63	0.81
1:O:264:ASN:OD1	4:O:7504:CIT:H22	1.81	0.81
1:J:80:ARG:HE	1:K:189:VAL:HG13	1.45	0.81
1:T:60:ILE:HB	1:U:395:ASP:HA	1.61	0.81
1:H:118:THR:HB	1:H:383:LYS:HE3	1.63	0.81
1:L:264:ASN:OD1	4:L:7498:CIT:H22	1.81	0.81
1:R:264:ASN:OD1	4:R:7510:CIT:H22	1.81	0.81
1:X:264:ASN:OD1	4:X:7522:CIT:H22	1.81	0.81
1:K:55:ARG:HB2	1:L:177:GLY:HA2	1.63	0.81
1:H:207:GLU:H	1:H:210:HIS:CD2	1.98	0.81
1:F:264:ASN:OD1	4:F:7486:CIT:H22	1.81	0.81
1:H:458:HIS:HD2	1:H:460:TYR:H	1.24	0.81
1:U:137:SER:HB3	1:V:502:PRO:HB2	1.63	0.81
1:W:52:SER:HB3	1:X:180:PHE:CE2	2.16	0.81
1:G:337:ARG:HD2	1:L:63:SER:CB	2.09	0.81
1:U:312:THR:HG22	1:U:313:ASN:HD22	1.43	0.81
1:P:337:ARG:NH2	1:Q:95:PHE:CE1	2.49	0.81
1:B:207:GLU:H	1:B:210:HIS:CD2	1.98	0.81
1:N:176:LYS:HD2	1:O:55:ARG:HB3	1.61	0.81
1:Q:208:LYS:HD3	1:Q:208:LYS:H	1.46	0.81
1:U:208:LYS:HD3	1:U:208:LYS:H	1.47	0.81
1:J:329:PRO:HG2	1:J:359:ARG:HB2	1.61	0.81
1:V:329:PRO:HG2	1:V:359:ARG:HB2	1.61	0.81
1:D:264:ASN:OD1	4:D:7482:CIT:H22	1.81	0.80
1:P:264:ASN:OD1	4:P:7506:CIT:H22	1.81	0.80
1:W:264:ASN:OD1	4:W:7520:CIT:H22	1.81	0.80
1:E:180:PHE:CE2	1:F:52:SER:HB3	2.16	0.80
1:P:175:HIS:HE1	1:W:463:ALA:O	1.62	0.80

*Continued on next page...*

*Continued from previous page...*

Atom-1	Atom-2	Interatomic distance (Å)	Clash overlap (Å)
1:E:40:LYS:HE3	1:U:7:LYS:HE2	1.63	0.80
1:C:207:GLU:H	1:C:210:HIS:HD2	1.26	0.80
1:G:337:ARG:NH2	1:L:95:PHE:CE1	2.49	0.80
1:E:338:ASN:HD21	1:E:396:LEU:N	1.79	0.80
1:I:208:LYS:HD3	1:I:208:LYS:H	1.47	0.80
1:T:207:GLU:H	1:T:210:HIS:CD2	1.98	0.80
1:G:54:ILE:HG13	1:G:55:ARG:H	1.47	0.80
1:T:54:ILE:HG13	1:T:55:ARG:H	1.47	0.80
1:Q:338:ASN:HD21	1:Q:396:LEU:N	1.79	0.80
1:T:118:THR:HB	1:T:383:LYS:HE3	1.63	0.80
1:E:264:ASN:OD1	4:E:7484:CIT:H22	1.81	0.80
1:G:264:ASN:OD1	4:G:7488:CIT:H22	1.81	0.80
1:K:264:ASN:OD1	4:K:7496:CIT:H22	1.81	0.80
1:S:264:ASN:OD1	4:S:7512:CIT:H22	1.81	0.80
1:J:54:ILE:HG13	1:J:55:ARG:H	1.47	0.80
1:R:54:ILE:HG13	1:R:55:ARG:H	1.47	0.80
1:V:54:ILE:HG13	1:V:55:ARG:H	1.47	0.80
1:O:176:LYS:HD2	1:P:55:ARG:NH2	1.95	0.80
1:Q:193:ASP:OD2	1:R:80:ARG:HD3	1.81	0.80
1:T:80:ARG:HH21	1:U:189:VAL:HG13	1.45	0.80
1:O:207:GLU:H	1:O:210:HIS:HD2	1.26	0.80
1:A:208:LYS:H	1:A:208:LYS:HD3	1.46	0.80
1:E:208:LYS:HD3	1:E:208:LYS:H	1.47	0.80
1:G:338:ASN:HD21	1:G:396:LEU:N	1.79	0.80
1:L:207:GLU:H	1:L:210:HIS:CD2	1.98	0.80
1:M:338:ASN:HD21	1:M:396:LEU:N	1.79	0.80
1:P:273:SER:HB3	3:P:7505:AMP:N6	1.97	0.80
1:U:207:GLU:H	1:U:210:HIS:CD2	1.98	0.80
1:A:329:PRO:HG2	1:A:359:ARG:HB2	1.61	0.80
1:C:329:PRO:HG2	1:C:359:ARG:HB2	1.61	0.80
1:H:54:ILE:HG13	1:H:55:ARG:H	1.47	0.80
1:S:54:ILE:HG13	1:S:55:ARG:H	1.47	0.80
1:I:312:THR:HG22	1:I:313:ASN:HD22	1.42	0.80
1:K:603:LYS:HB2	1:K:72:GLU:HA	1.60	0.80
1:W:603:LYS:HB2	1:W:72:GLU:HA	1.60	0.80
1:O:193:ASP:OD2	1:P:80:ARG:HD3	1.80	0.80
1:A:338:ASN:HD21	1:A:396:LEU:N	1.79	0.80
1:D:273:SER:HB3	3:D:7481:AMP:N6	1.97	0.80
1:I:207:GLU:H	1:I:210:HIS:CD2	1.98	0.80
1:I:273:SER:HB3	3:I:7491:AMP:N6	1.97	0.80
1:K:207:GLU:H	1:K:210:HIS:CD2	1.98	0.80

*Continued on next page...*

*Continued from previous page...*

Atom-1	Atom-2	Interatomic distance (Å)	Clash overlap (Å)
1:M:208:LYS:H	1:M:208:LYS:HD3	1.47	0.80
1:Q:177:GLY:HA2	1:R:56:GLY:CA	2.11	0.80
1:U:273:SER:HB3	3:U:7515:AMP:N6	1.97	0.80
1:X:207:GLU:H	1:X:210:HIS:CD2	1.98	0.80
1:A:118:THR:HB	1:A:383:LYS:HE3	1.63	0.80
1:H:154:ILE:HG12	1:H:166:ALA:HB2	1.64	0.80
1:O:329:PRO:HG2	1:O:359:ARG:HB2	1.61	0.80
1:T:154:ILE:HG12	1:T:166:ALA:HB2	1.64	0.80
1:I:264:ASN:OD1	4:I:7492:CIT:H22	1.81	0.80
1:J:264:ASN:OD1	4:J:7494:CIT:H22	1.81	0.80
1:Q:264:ASN:OD1	4:Q:7508:CIT:H22	1.81	0.80
1:C:54:ILE:HG13	1:C:55:ARG:H	1.47	0.80
1:F:54:ILE:HG13	1:F:55:ARG:H	1.47	0.80
1:L:54:ILE:HG13	1:L:55:ARG:H	1.47	0.80
1:O:54:ILE:HG13	1:O:55:ARG:H	1.47	0.80
1:B:177:GLY:CA	1:C:55:ARG:H	1.94	0.80
1:C:177:GLY:CA	1:D:55:ARG:H	1.95	0.80
1:R:207:GLU:H	1:R:210:HIS:HD2	1.30	0.80
1:S:54:ILE:HG22	1:T:177:GLY:H	1.46	0.80
1:U:80:ARG:HH21	1:V:189:VAL:HG13	1.45	0.80
1:A:80:ARG:HE	1:F:189:VAL:HG13	1.45	0.80
1:B:208:LYS:HD3	1:B:208:LYS:H	1.46	0.80
1:F:273:SER:HB3	3:F:7485:AMP:N6	1.97	0.80
1:G:273:SER:HB3	3:G:7487:AMP:N6	1.97	0.80
1:R:273:SER:HB3	3:R:7509:AMP:N6	1.97	0.80
1:S:208:LYS:HD3	1:S:208:LYS:H	1.46	0.80
1:X:208:LYS:HD3	1:X:208:LYS:H	1.46	0.80
1:M:329:PRO:HG2	1:M:359:ARG:HB2	1.61	0.80
1:M:118:THR:HB	1:M:383:LYS:HE3	1.63	0.80
1:V:264:ASN:OD1	4:V:7518:CIT:H22	1.81	0.80
1:E:54:ILE:HG13	1:E:55:ARG:H	1.47	0.80
1:Q:54:ILE:HG13	1:Q:55:ARG:H	1.47	0.80
1:D:337:ARG:HH22	1:E:95:PHE:HE1	1.28	0.80
1:L:208:LYS:HD3	1:L:208:LYS:H	1.47	0.80
1:L:338:ASN:HD21	1:L:396:LEU:N	1.79	0.80
1:F:4:ASP:CG	1:S:10:LYS:NZ	2.34	0.80
1:S:338:ASN:HD21	1:S:396:LEU:N	1.79	0.80
1:E:329:PRO:HG2	1:E:359:ARG:HB2	1.61	0.80
1:H:61:HIS:HA	1:I:337:ARG:HG3	1.64	0.80
1:T:329:PRO:HG2	1:T:359:ARG:HB2	1.61	0.80
1:M:264:ASN:OD1	4:M:7500:CIT:H22	1.81	0.80

*Continued on next page...*

*Continued from previous page...*

Atom-1	Atom-2	Interatomic distance (Å)	Clash overlap (Å)
1:X:54:ILE:HG13	1:X:55:ARG:H	1.47	0.80
1:F:207:GLU:H	1:F:210:HIS:HD2	1.30	0.80
1:G:176:LYS:HD2	1:L:55:ARG:NH2	1.96	0.80
1:S:207:GLU:H	1:S:210:HIS:HD2	1.30	0.80
1:B:207:GLU:H	1:B:210:HIS:HD2	1.26	0.80
1:A:177:GLY:HA2	1:B:56:GLY:CA	2.09	0.80
1:N:208:LYS:H	1:N:208:LYS:HD3	1.47	0.80
1:S:273:SER:HB3	3:S:7511:AMP:N6	1.97	0.80
1:V:208:LYS:H	1:V:208:LYS:HD3	1.46	0.80
1:A:154:ILE:HG12	1:A:166:ALA:HB2	1.64	0.80
1:Q:329:PRO:HG2	1:Q:359:ARG:HB2	1.61	0.80
1:A:264:ASN:OD1	4:A:7476:CIT:H22	1.81	0.80
1:B:264:ASN:OD1	4:B:7478:CIT:H22	1.81	0.80
1:U:264:ASN:OD1	4:U:7516:CIT:H22	1.81	0.80
1:E:207:GLU:H	1:E:210:HIS:HD2	1.30	0.80
1:T:207:GLU:H	1:T:210:HIS:HD2	1.30	0.80
1:J:208:LYS:HD3	1:J:208:LYS:H	1.46	0.80
1:Q:273:SER:HB3	3:Q:7507:AMP:N6	1.97	0.80
1:V:338:ASN:HD21	1:V:396:LEU:N	1.79	0.80
1:W:207:GLU:H	1:W:210:HIS:CD2	1.98	0.80
1:X:338:ASN:HD21	1:X:396:LEU:N	1.79	0.80
1:M:154:ILE:HG12	1:M:166:ALA:HB2	1.64	0.80
1:M:61:HIS:HA	1:R:337:ARG:CG	2.11	0.80
1:H:264:ASN:OD1	4:H:7490:CIT:H22	1.81	0.80
1:H:207:GLU:H	1:H:210:HIS:HD2	1.30	0.80
1:G:339:ARG:NH1	1:L:64:ASP:OD1	2.14	0.80
1:E:40:LYS:HG3	1:U:7:LYS:HZ1	1.46	0.80
1:C:273:SER:HB3	3:C:7479:AMP:N6	1.97	0.80
1:D:338:ASN:HD21	1:D:396:LEU:N	1.79	0.80
1:E:273:SER:HB3	3:E:7483:AMP:N6	1.97	0.80
1:G:208:LYS:HD3	1:G:208:LYS:H	1.46	0.80
1:T:273:SER:HB3	3:T:7513:AMP:N6	1.97	0.80
1:V:273:SER:HB3	3:V:7517:AMP:N6	1.97	0.80
1:V:60:ILE:HD11	1:W:395:ASP:OD2	1.82	0.80
1:A:61:HIS:HA	1:F:337:ARG:CG	2.07	0.80
1:T:264:ASN:OD1	4:T:7514:CIT:H22	1.81	0.80
1:B:54:ILE:HG13	1:B:55:ARG:H	1.47	0.80
1:N:54:ILE:HG13	1:N:55:ARG:H	1.47	0.80
1:O:179:TYR:H	1:P:53:SER:CB	1.95	0.80
1:K:80:ARG:HD3	1:L:193:ASP:OD2	1.82	0.80
1:Q:207:GLU:H	1:Q:210:HIS:HD2	1.30	0.80

*Continued on next page...*

*Continued from previous page...*

Atom-1	Atom-2	Interatomic distance (Å)	Clash overlap (Å)
1:A:177:GLY:N	1:B:55:ARG:HG3	1.96	0.80
1:O:339:ARG:HD3	1:P:60:ILE:HG22	1.62	0.80
1:X:207:GLU:H	1:X:210:HIS:HD2	1.26	0.80
1:A:60:ILE:HG21	1:F:339:ARG:HB2	1.62	0.80
1:G:207:GLU:H	1:G:210:HIS:CD2	1.98	0.80
1:H:273:SER:HB3	3:H:7489:AMP:N6	1.97	0.80
1:J:338:ASN:HD21	1:J:396:LEU:N	1.79	0.80
1:O:273:SER:HB3	3:O:7503:AMP:N6	1.97	0.80
1:P:338:ASN:HD21	1:P:396:LEU:N	1.79	0.80
1:S:207:GLU:H	1:S:210:HIS:CD2	1.98	0.80
1:H:329:PRO:HG2	1:H:359:ARG:HB2	1.61	0.80
1:S:118:THR:HB	1:S:383:LYS:HE3	1.63	0.80
1:Q:193:ASP:OD2	1:R:80:ARG:HD3	1.81	0.79
1:M:179:TYR:CD2	1:N:53:SER:HA	2.17	0.79
1:J:273:SER:HB3	3:J:7493:AMP:N6	1.97	0.79
1:L:154:ILE:HG12	1:L:166:ALA:HB2	1.64	0.79
1:O:118:THR:HB	1:O:383:LYS:HE3	1.63	0.79
1:V:154:ILE:HG12	1:V:166:ALA:HB2	1.64	0.79
1:X:154:ILE:HG12	1:X:166:ALA:HB2	1.64	0.79
1:N:264:ASN:OD1	4:N:7502:CIT:H22	1.81	0.79
1:G:207:GLU:H	1:G:210:HIS:HD2	1.30	0.79
1:D:337:ARG:HD2	1:E:62:GLU:HA	1.64	0.79
1:F:175:HIS:HE1	1:G:463:ALA:O	1.66	0.79
1:S:54:ILE:HG22	1:T:179:TYR:HH	1.45	0.79
1:K:312:THR:HG22	1:K:313:ASN:HD22	1.48	0.79
1:U:338:ASN:HD21	1:U:396:LEU:N	1.79	0.79
1:W:312:THR:HG22	1:W:313:ASN:HD22	1.48	0.79
1:J:154:ILE:HG12	1:J:166:ALA:HB2	1.64	0.79
1:U:54:ILE:HG13	1:U:55:ARG:H	1.47	0.79
1:U:55:ARG:CA	1:V:177:GLY:HA2	2.11	0.79
1:J:52:SER:HB3	1:K:180:PHE:CE2	2.17	0.79
1:L:207:GLU:H	1:L:210:HIS:HD2	1.26	0.79
1:N:207:GLU:H	1:N:210:HIS:HD2	1.27	0.79
1:B:312:THR:HG22	1:B:313:ASN:HD22	1.48	0.79
1:I:312:THR:HG22	1:I:313:ASN:ND2	1.98	0.79
1:I:338:ASN:HD21	1:I:396:LEU:N	1.79	0.79
1:L:312:THR:HG22	1:L:313:ASN:HD22	1.48	0.79
1:N:312:THR:HG22	1:N:313:ASN:HD22	1.48	0.79
1:O:338:ASN:HD21	1:O:396:LEU:N	1.79	0.79
1:U:312:THR:HG22	1:U:313:ASN:ND2	1.98	0.79
1:W:208:LYS:HD3	1:W:208:LYS:H	1.47	0.79

*Continued on next page...*

*Continued from previous page...*

Atom-1	Atom-2	Interatomic distance (Å)	Clash overlap (Å)
1:X:312:THR:HG22	1:X:313:ASN:HD22	1.48	0.79
1:X:273:SER:HB3	3:X:7521:AMP:N6	1.97	0.79
1:C:118:THR:HB	1:C:383:LYS:HE3	1.63	0.79
1:F:118:THR:HB	1:F:383:LYS:HE3	1.63	0.79
1:R:118:THR:HB	1:R:383:LYS:HE3	1.63	0.79
1:G:53:SER:CB	1:H:179:TYR:H	1.95	0.79
1:D:175:HIS:ND1	1:K:467:ASP:OD2	2.14	0.79
1:F:338:ASN:HD21	1:F:396:LEU:N	1.79	0.79
1:O:177:GLY:HA2	1:P:56:GLY:HA2	1.65	0.79
1:R:208:LYS:HD3	1:R:208:LYS:H	1.47	0.79
1:R:338:ASN:HD21	1:R:396:LEU:N	1.79	0.79
1:I:207:GLU:H	1:I:210:HIS:HD2	1.31	0.79
1:I:54:ILE:HG13	1:I:55:ARG:H	1.47	0.79
1:O:179:TYR:H	1:P:53:SER:HB3	1.48	0.79
1:K:55:ARG:HG3	1:L:177:GLY:N	1.98	0.79
1:O:177:GLY:N	1:P:55:ARG:HG3	1.96	0.79
1:C:338:ASN:HD21	1:C:396:LEU:N	1.79	0.79
1:E:312:THR:HG22	1:E:313:ASN:ND2	1.98	0.79
1:F:208:LYS:H	1:F:208:LYS:HD3	1.47	0.79
1:H:312:THR:HG22	1:H:313:ASN:ND2	1.98	0.79
1:K:338:ASN:HD21	1:K:396:LEU:N	1.79	0.79
1:K:273:SER:HB3	3:K:7495:AMP:N6	1.97	0.79
1:P:312:THR:HG22	1:P:313:ASN:ND2	1.98	0.79
1:T:312:THR:HG22	1:T:313:ASN:ND2	1.98	0.79
1:I:118:THR:HB	1:I:383:LYS:HE3	1.63	0.79
1:U:118:THR:HB	1:U:383:LYS:HE3	1.63	0.79
1:C:207:GLU:H	1:C:210:HIS:HD2	1.31	0.79
1:P:207:GLU:H	1:P:210:HIS:HD2	1.31	0.79
1:U:207:GLU:H	1:U:210:HIS:HD2	1.31	0.79
1:F:52:SER:O	5:F:7490:HOH:O	2.00	0.79
1:Q:179:TYR:OH	1:R:54:ILE:CG2	2.20	0.79
1:D:312:THR:HG22	1:D:313:ASN:ND2	1.98	0.79
1:H:208:LYS:HD3	1:H:208:LYS:H	1.47	0.79
1:J:312:THR:HG22	1:J:313:ASN:ND2	1.98	0.79
1:K:208:LYS:H	1:K:208:LYS:HD3	1.47	0.79
1:Q:312:THR:HG22	1:Q:313:ASN:ND2	1.98	0.79
1:V:312:THR:HG22	1:V:313:ASN:ND2	1.98	0.79
1:A:54:ILE:HG13	1:A:55:ARG:H	1.47	0.79
1:D:207:GLU:H	1:D:210:HIS:HD2	1.31	0.79
1:K:53:SER:CB	1:L:179:TYR:H	1.96	0.79
1:E:177:GLY:CA	1:F:55:ARG:HB2	2.11	0.79

*Continued on next page...*



*Continued from previous page...*

Atom-1	Atom-2	Interatomic distance (Å)	Clash overlap (Å)
1:L:273:SER:HB3	3:L:7497:AMP:N6	1.97	0.79
1:R:207:GLU:H	1:R:210:HIS:CD2	1.98	0.79
1:T:208:LYS:H	1:T:208:LYS:HD3	1.46	0.79
1:T:338:ASN:HD21	1:T:396:LEU:N	1.79	0.79
1:M:63:SER:HB2	1:R:339:ARG:NH1	1.98	0.79
1:S:154:ILE:HG12	1:S:166:ALA:HB2	1.64	0.79
1:A:207:GLU:H	1:A:210:HIS:HD2	1.31	0.79
1:J:207:GLU:H	1:J:210:HIS:HD2	1.31	0.79
1:V:207:GLU:H	1:V:210:HIS:HD2	1.31	0.79
1:S:211:HIS:HD2	1:X:33:ILE:HG22	1.48	0.79
1:S:55:ARG:CA	1:T:177:GLY:HA2	2.12	0.79
1:G:337:ARG:HD2	1:L:62:GLU:HA	1.65	0.79
1:E:176:LYS:HD2	1:F:55:ARG:HB3	1.64	0.79
1:F:207:GLU:H	1:F:210:HIS:CD2	1.98	0.79
1:F:312:THR:HG22	1:F:313:ASN:HD22	1.48	0.79
1:F:312:THR:HG22	1:F:313:ASN:ND2	1.98	0.79
1:R:312:THR:HG22	1:R:313:ASN:ND2	1.98	0.79
1:R:312:THR:HG22	1:R:313:ASN:HD22	1.48	0.79
1:W:273:SER:HB3	3:W:7519:AMP:N6	1.97	0.79
1:B:118:THR:HB	1:B:383:LYS:HE3	1.63	0.79
1:G:118:THR:HB	1:G:383:LYS:HE3	1.63	0.79
1:L:207:GLU:H	1:L:210:HIS:HD2	1.31	0.79
1:M:207:GLU:H	1:M:210:HIS:HD2	1.31	0.79
1:M:54:ILE:HG13	1:M:55:ARG:H	1.47	0.79
1:O:207:GLU:H	1:O:210:HIS:HD2	1.31	0.79
1:J:33:ILE:HG22	1:K:211:HIS:HD2	1.46	0.79
1:D:337:ARG:CA	1:E:63:SER:HB3	2.11	0.79
1:D:467:ASP:OD2	1:K:175:HIS:ND1	2.16	0.79
1:W:312:THR:HG22	1:W:313:ASN:HD22	1.48	0.79
1:I:80:ARG:HE	1:J:189:VAL:HG13	1.48	0.79
1:F:323:VAL:HG21	1:L:455:ILE:HG22	1.65	0.79
1:C:312:THR:HG22	1:C:313:ASN:HD22	1.48	0.79
1:J:312:THR:HG22	1:J:313:ASN:HD22	1.48	0.79
1:S:312:THR:HG22	1:S:313:ASN:ND2	1.98	0.79
1:V:312:THR:HG22	1:V:313:ASN:HD22	1.48	0.79
1:W:338:ASN:HD21	1:W:396:LEU:N	1.79	0.79
1:C:154:ILE:HG12	1:C:166:ALA:HB2	1.64	0.79
1:J:118:THR:HB	1:J:383:LYS:HE3	1.63	0.79
1:K:154:ILE:HG12	1:K:166:ALA:HB2	1.64	0.79
1:P:118:THR:HB	1:P:383:LYS:HE3	1.63	0.79
1:W:118:THR:HB	1:W:383:LYS:HE3	1.63	0.79

*Continued on next page...*

*Continued from previous page...*

Atom-1	Atom-2	Interatomic distance (Å)	Clash overlap (Å)
1:K:207:GLU:H	1:K:210:HIS:HD2	1.31	0.79
1:K:55:ARG:NE	1:L:176:LYS:HB3	1.96	0.79
1:E:40:LYS:HG2	1:U:7:LYS:HE2	0.80	0.79
1:O:175:HIS:HE1	1:V:463:ALA:O	1.66	0.79
1:U:54:ILE:CG2	1:V:179:TYR:OH	2.20	0.79
1:A:273:SER:HB3	3:A:7475:AMP:N6	1.97	0.79
1:D:467:ASP:HB2	1:K:175:HIS:HE1	1.48	0.79
1:N:264:ASN:HD21	4:N:7502:CIT:H22	1.48	0.79
1:O:312:THR:HG22	1:O:313:ASN:ND2	1.98	0.79
1:V:118:THR:HB	1:V:383:LYS:HE3	1.63	0.79
1:X:207:GLU:H	1:X:210:HIS:HD2	1.31	0.78
1:X:207:GLU:H	1:X:210:HIS:HD2	1.30	0.78
1:S:189:VAL:HG13	1:X:80:ARG:HH21	1.47	0.78
1:B:189:VAL:CG1	1:C:80:ARG:HE	1.95	0.78
1:C:312:THR:HG22	1:C:313:ASN:ND2	1.98	0.78
1:H:338:ASN:HD21	1:H:396:LEU:N	1.79	0.78
1:L:312:THR:HG22	1:L:313:ASN:ND2	1.98	0.78
1:M:273:SER:HB3	3:M:7499:AMP:N6	1.97	0.78
1:O:312:THR:HG22	1:O:313:ASN:HD22	1.48	0.78
1:W:264:ASN:HD21	4:W:7520:CIT:H22	1.48	0.78
1:X:312:THR:HG22	1:X:313:ASN:ND2	1.98	0.78
1:Q:154:ILE:HG12	1:Q:166:ALA:HB2	1.64	0.78
1:Q:177:GLY:C	1:R:54:ILE:O	2.21	0.78
1:W:207:GLU:H	1:W:210:HIS:HD2	1.31	0.78
1:K:207:GLU:H	1:K:210:HIS:HD2	1.30	0.78
1:Q:40:LYS:H	1:Q:40:LYS:HD2	1.49	0.78
1:G:394:LYS:O	1:L:61:HIS:HB3	1.84	0.78
1:Q:65:MET:HA	1:Q:94:PRO:CG	2.10	0.78
1:K:312:THR:HG22	1:K:313:ASN:HD22	1.49	0.78
1:S:80:ARG:HD3	1:T:189:VAL:CG1	2.12	0.78
1:V:312:THR:HG22	1:V:313:ASN:HD22	1.48	0.78
1:W:80:ARG:HD3	1:X:189:VAL:CG1	2.12	0.78
1:B:264:ASN:HD21	4:B:7478:CIT:H22	1.48	0.78
1:K:264:ASN:HD21	4:K:7496:CIT:H22	1.48	0.78
1:N:118:THR:HB	1:N:383:LYS:HE3	1.63	0.78
1:U:154:ILE:HG12	1:U:166:ALA:HB2	1.64	0.78
1:I:40:LYS:HD2	1:I:40:LYS:H	1.49	0.78
1:L:40:LYS:H	1:L:40:LYS:HD2	1.49	0.78
1:O:178:GLY:HA2	1:P:53:SER:HB3	1.64	0.78
1:V:40:LYS:H	1:V:40:LYS:HD2	1.49	0.78
1:X:40:LYS:H	1:X:40:LYS:HD2	1.49	0.78

*Continued on next page...*

*Continued from previous page...*

Atom-1	Atom-2	Interatomic distance (Å)	Clash overlap (Å)
1:J:312:THR:HG22	1:J:313:ASN:HD22	1.48	0.78
1:M:312:THR:HG22	1:M:313:ASN:HD22	1.48	0.78
1:D:118:THR:HB	1:D:383:LYS:HE3	1.63	0.78
1:E:154:ILE:HG12	1:E:166:ALA:HB2	1.64	0.78
1:G:154:ILE:HG12	1:G:166:ALA:HB2	1.64	0.78
1:W:154:ILE:HG12	1:W:166:ALA:HB2	1.64	0.78
1:N:207:GLU:H	1:N:210:HIS:HD2	1.31	0.78
1:E:40:LYS:HD2	1:E:40:LYS:H	1.49	0.78
1:U:40:LYS:HD2	1:U:40:LYS:H	1.49	0.78
1:A:65:MET:HA	1:A:94:PRO:CG	2.10	0.78
1:E:65:MET:HA	1:E:94:PRO:CG	2.10	0.78
1:N:65:MET:HA	1:N:94:PRO:CG	2.10	0.78
1:A:312:THR:HG22	1:A:313:ASN:HD22	1.48	0.78
1:B:338:ASN:HD21	1:B:396:LEU:N	1.79	0.78
1:B:273:SER:HB3	3:B:7477:AMP:N6	1.97	0.78
1:G:312:THR:HG22	1:G:313:ASN:ND2	1.98	0.78
1:N:338:ASN:HD21	1:N:396:LEU:N	1.79	0.78
1:D:307:SER:HB2	1:D:421:LEU:HA	1.66	0.78
1:J:307:SER:HB2	1:J:421:LEU:HA	1.66	0.78
1:K:118:THR:HB	1:K:383:LYS:HE3	1.63	0.78
1:P:307:SER:HB2	1:P:421:LEU:HA	1.66	0.78
1:V:307:SER:HB2	1:V:421:LEU:HA	1.66	0.78
1:J:40:LYS:HD2	1:J:40:LYS:H	1.49	0.78
1:L:207:GLU:H	1:L:210:HIS:HD2	1.30	0.78
1:J:53:SER:HA	1:K:179:TYR:CE2	2.18	0.78
1:K:312:THR:HG22	1:K:313:ASN:ND2	1.98	0.78
1:N:273:SER:HB3	3:N:7501:AMP:N6	1.97	0.78
1:R:264:ASN:HD21	4:R:7510:CIT:H22	1.48	0.78
1:F:154:ILE:HG12	1:F:166:ALA:HB2	1.64	0.78
1:G:206:LEU:HB3	1:L:34:PRO:HG3	1.65	0.78
1:D:54:ILE:HG13	1:D:55:ARG:H	1.47	0.78
1:P:54:ILE:HG13	1:P:55:ARG:H	1.47	0.78
1:K:55:ARG:HE	1:L:176:LYS:HB3	1.48	0.78
1:S:40:LYS:HD2	1:S:40:LYS:H	1.49	0.78
1:W:207:GLU:H	1:W:210:HIS:HD2	1.30	0.78
1:A:61:HIS:HB3	1:F:394:LYS:O	1.84	0.78
1:B:65:MET:HA	1:B:94:PRO:CG	2.10	0.78
1:M:65:MET:HA	1:M:94:PRO:CG	2.10	0.78
1:T:65:MET:HA	1:T:94:PRO:CG	2.10	0.78
1:H:207:GLU:H	1:H:210:HIS:CD2	2.02	0.78
1:T:63:SER:HB3	1:U:337:ARG:HD2	1.66	0.78

*Continued on next page...*

*Continued from previous page...*

Atom-1	Atom-2	Interatomic distance (Å)	Clash overlap (Å)
1:F:467:ASP:OD2	1:G:175:HIS:HE1	1.67	0.78
1:Q:179:TYR:HH	1:R:54:ILE:HG22	1.49	0.78
1:L:264:ASN:HD21	4:L:7498:CIT:H22	1.49	0.78
1:M:312:THR:HG22	1:M:313:ASN:ND2	1.98	0.78
1:W:312:THR:HG22	1:W:313:ASN:ND2	1.98	0.78
1:I:154:ILE:HG12	1:I:166:ALA:HB2	1.64	0.78
1:O:154:ILE:HG12	1:O:166:ALA:HB2	1.64	0.78
1:B:207:GLU:H	1:B:210:HIS:HD2	1.31	0.78
1:D:207:GLU:H	1:D:210:HIS:HD2	1.30	0.78
1:D:65:MET:HA	1:D:94:PRO:CG	2.10	0.78
1:T:207:GLU:H	1:T:210:HIS:CD2	2.02	0.78
1:D:312:THR:HG22	1:D:313:ASN:HD22	1.49	0.78
1:A:312:THR:HG22	1:A:313:ASN:ND2	1.98	0.78
1:B:312:THR:HG22	1:B:313:ASN:ND2	1.98	0.78
1:F:264:ASN:HD21	4:F:7486:CIT:H22	1.48	0.78
1:N:312:THR:HG22	1:N:313:ASN:ND2	1.98	0.78
1:Q:312:THR:HG22	1:Q:313:ASN:HD22	1.48	0.78
1:X:264:ASN:HD21	4:X:7522:CIT:H22	1.48	0.78
1:O:329:PRO:HG2	1:O:359:ARG:CB	2.14	0.78
1:R:154:ILE:HG12	1:R:166:ALA:HB2	1.64	0.78
1:P:337:ARG:NH1	1:Q:95:PHE:CE1	2.51	0.78
1:B:40:LYS:H	1:B:40:LYS:HD2	1.49	0.78
1:F:332:LEU:HD23	1:F:342:CYS:SG	2.24	0.78
1:P:312:THR:HG22	1:P:313:ASN:HD22	1.49	0.78
1:E:312:THR:HG22	1:E:313:ASN:HD22	1.48	0.78
1:B:329:PRO:HG2	1:B:359:ARG:CB	2.14	0.78
1:C:329:PRO:HG2	1:C:359:ARG:CB	2.14	0.78
1:F:312:THR:HG22	1:F:313:ASN:ND2	1.99	0.78
1:R:312:THR:HG22	1:R:313:ASN:ND2	1.99	0.78
1:M:61:HIS:CA	1:R:337:ARG:HG3	2.11	0.78
1:E:180:PHE:CE2	1:F:52:SER:HB2	2.19	0.78
1:E:332:LEU:HD23	1:E:342:CYS:SG	2.24	0.78
1:G:332:LEU:HD23	1:G:342:CYS:SG	2.24	0.78
1:G:40:LYS:HD2	1:G:40:LYS:H	1.49	0.78
1:I:332:LEU:HD23	1:I:342:CYS:SG	2.24	0.78
1:R:40:LYS:HD2	1:R:40:LYS:H	1.49	0.78
1:H:65:MET:HA	1:H:94:PRO:CG	2.10	0.78
1:P:337:ARG:NH2	1:Q:63:SER:OG	2.17	0.78
1:Q:24:LEU:HG	1:Q:57:PHE:HE1	1.49	0.78
1:R:24:LEU:HG	1:R:57:PHE:HE1	1.49	0.78
1:E:264:ASN:HD21	4:E:7484:CIT:H22	1.48	0.78

*Continued on next page...*

*Continued from previous page...*

Atom-1	Atom-2	Interatomic distance (Å)	Clash overlap (Å)
1:H:312:THR:HG22	1:H:313:ASN:HD22	1.48	0.78
1:I:264:ASN:HD21	4:I:7492:CIT:H22	1.48	0.78
1:Q:264:ASN:HD21	4:Q:7508:CIT:H22	1.48	0.78
1:A:329:PRO:HG2	1:A:359:ARG:CB	2.14	0.78
1:C:307:SER:HB2	1:C:421:LEU:HA	1.66	0.78
1:L:329:PRO:HG2	1:L:359:ARG:CB	2.14	0.78
1:M:329:PRO:HG2	1:M:359:ARG:CB	2.14	0.78
1:N:154:ILE:HG12	1:N:166:ALA:HB2	1.64	0.78
1:O:307:SER:HB2	1:O:421:LEU:HA	1.66	0.78
1:P:154:ILE:HG12	1:P:166:ALA:HB2	1.64	0.78
1:U:307:SER:HB2	1:U:421:LEU:HA	1.66	0.78
1:X:329:PRO:HG2	1:X:359:ARG:CB	2.14	0.78
1:W:54:ILE:HG13	1:W:55:ARG:H	1.46	0.78
1:F:40:LYS:HD2	1:F:40:LYS:H	1.49	0.78
1:P:207:GLU:H	1:P:210:HIS:HD2	1.30	0.78
1:Q:332:LEU:HD23	1:Q:342:CYS:SG	2.24	0.78
1:R:332:LEU:HD23	1:R:342:CYS:SG	2.24	0.78
1:T:332:LEU:HD23	1:T:342:CYS:SG	2.24	0.78
1:U:332:LEU:HD23	1:U:342:CYS:SG	2.24	0.78
1:C:207:GLU:H	1:C:210:HIS:CD2	2.02	0.78
1:O:207:GLU:H	1:O:210:HIS:CD2	2.02	0.78
1:P:65:MET:HA	1:P:94:PRO:CG	2.10	0.78
1:D:207:GLU:H	1:D:210:HIS:CD2	2.02	0.78
1:K:207:GLU:H	1:K:210:HIS:CD2	2.02	0.78
1:G:189:VAL:HG13	1:L:80:ARG:HE	1.49	0.78
1:C:208:LYS:HD3	1:C:208:LYS:H	1.47	0.78
1:S:312:THR:HG22	1:S:313:ASN:HD22	1.48	0.78
1:U:264:ASN:HD21	4:U:7516:CIT:H22	1.48	0.78
1:I:307:SER:HB2	1:I:421:LEU:HA	1.66	0.78
1:N:329:PRO:HG2	1:N:359:ARG:CB	2.14	0.78
1:A:40:LYS:H	1:A:40:LYS:HD2	1.49	0.77
1:H:332:LEU:HD23	1:H:342:CYS:SG	2.24	0.77
1:M:207:GLU:H	1:M:210:HIS:HD2	1.30	0.77
1:N:40:LYS:H	1:N:40:LYS:HD2	1.49	0.77
1:P:207:GLU:H	1:P:210:HIS:CD2	2.02	0.77
1:G:207:GLU:H	1:G:210:HIS:CD2	2.02	0.77
1:P:207:GLU:H	1:P:210:HIS:CD2	2.02	0.77
1:W:207:GLU:H	1:W:210:HIS:CD2	2.02	0.77
1:N:312:THR:HG22	1:N:313:ASN:HD22	1.48	0.77
1:U:312:THR:HG22	1:U:313:ASN:HD22	1.48	0.77
1:E:24:LEU:HG	1:E:57:PHE:HE1	1.49	0.77

*Continued on next page...*

*Continued from previous page...*

Atom-1	Atom-2	Interatomic distance (Å)	Clash overlap (Å)
1:F:24:LEU:HG	1:F:57:PHE:HE1	1.49	0.77
1:W:207:GLU:H	1:W:210:HIS:HD2	1.27	0.77
1:M:264:ASN:HD21	4:M:7500:CIT:H22	1.49	0.77
1:B:312:THR:HG22	1:B:313:ASN:ND2	1.99	0.77
1:D:154:ILE:HG12	1:D:166:ALA:HB2	1.64	0.77
1:K:307:SER:HB2	1:K:421:LEU:HA	1.66	0.77
1:Q:307:SER:HB2	1:Q:421:LEU:HA	1.66	0.77
1:D:332:LEU:HD23	1:D:342:CYS:SG	2.24	0.77
1:M:40:LYS:HD2	1:M:40:LYS:H	1.49	0.77
1:P:332:LEU:HD23	1:P:342:CYS:SG	2.24	0.77
1:S:332:LEU:HD23	1:S:342:CYS:SG	2.24	0.77
1:D:207:GLU:H	1:D:210:HIS:CD2	2.02	0.77
1:I:207:GLU:H	1:I:210:HIS:CD2	2.02	0.77
1:R:207:GLU:H	1:R:210:HIS:CD2	2.02	0.77
1:S:207:GLU:H	1:S:210:HIS:CD2	2.02	0.77
1:A:312:THR:HG22	1:A:313:ASN:HD22	1.48	0.77
1:M:312:THR:HG22	1:M:313:ASN:HD22	1.48	0.77
1:Q:189:VAL:HG13	1:R:80:ARG:HH21	1.48	0.77
1:U:80:ARG:HE	1:V:189:VAL:HG13	1.48	0.77
1:K:207:GLU:H	1:K:210:HIS:HD2	1.26	0.77
1:A:264:ASN:HD21	4:A:7476:CIT:H22	1.48	0.77
1:H:56:GLY:HA2	1:I:177:GLY:HA2	1.66	0.77
1:T:312:THR:HG22	1:T:313:ASN:HD22	1.48	0.77
1:B:154:ILE:HG12	1:B:166:ALA:HB2	1.64	0.77
1:E:307:SER:HB2	1:E:421:LEU:HA	1.66	0.77
1:I:312:THR:HG22	1:I:313:ASN:ND2	1.99	0.77
1:I:329:PRO:HG2	1:I:359:ARG:CB	2.14	0.77
1:J:329:PRO:HG2	1:J:359:ARG:CB	2.14	0.77
1:P:312:THR:HG22	1:P:313:ASN:ND2	1.99	0.77
1:X:312:THR:HG22	1:X:313:ASN:ND2	1.99	0.77
1:C:207:GLU:H	1:C:210:HIS:HD2	1.30	0.77
1:O:207:GLU:H	1:O:210:HIS:HD2	1.30	0.77
1:G:337:ARG:HA	1:L:63:SER:CB	2.05	0.77
1:B:337:ARG:NH1	1:C:61:HIS:O	2.17	0.77
1:E:207:GLU:H	1:E:210:HIS:CD2	2.02	0.77
1:F:207:GLU:H	1:F:210:HIS:CD2	2.02	0.77
1:Q:207:GLU:H	1:Q:210:HIS:CD2	2.02	0.77
1:P:420:ARG:HH22	1:P:424:ASP:HB3	1.50	0.77
1:D:208:LYS:H	1:D:208:LYS:HD3	1.47	0.77
1:H:264:ASN:HD21	4:H:7490:CIT:H22	1.48	0.77
1:I:312:THR:HG22	1:I:313:ASN:HD22	1.48	0.77

*Continued on next page...*

*Continued from previous page...*

Atom-1	Atom-2	Interatomic distance (Å)	Clash overlap (Å)
1:O:208:LYS:HD3	1:O:208:LYS:H	1.46	0.77
1:D:312:THR:HG22	1:D:313:ASN:ND2	1.99	0.77
1:L:312:THR:HG22	1:L:313:ASN:ND2	1.99	0.77
1:T:312:THR:HG22	1:T:313:ASN:ND2	1.99	0.77
1:B:179:TYR:H	1:C:53:SER:CB	1.97	0.77
1:A:207:GLU:H	1:A:210:HIS:HD2	1.30	0.77
1:L:332:LEU:HD23	1:L:342:CYS:SG	2.24	0.77
1:A:207:GLU:H	1:A:210:HIS:CD2	2.02	0.77
1:E:207:GLU:H	1:E:210:HIS:CD2	2.02	0.77
1:K:52:SER:HB3	1:L:180:PHE:CE2	2.19	0.77
1:N:207:GLU:H	1:N:210:HIS:CD2	2.02	0.77
1:Q:207:GLU:H	1:Q:210:HIS:CD2	2.02	0.77
1:C:207:GLU:H	1:C:210:HIS:CD2	2.02	0.77
1:O:207:GLU:H	1:O:210:HIS:CD2	2.02	0.77
1:S:347:ILE:HD12	1:X:64:ASP:HB2	1.66	0.77
1:U:207:GLU:H	1:U:210:HIS:CD2	2.02	0.77
1:X:207:GLU:H	1:X:210:HIS:CD2	2.02	0.77
1:B:312:THR:HG22	1:B:313:ASN:HD22	1.49	0.77
1:B:420:ARG:HH22	1:B:424:ASP:HB3	1.50	0.77
1:D:339:ARG:HH12	1:E:64:ASP:CG	1.88	0.77
1:D:420:ARG:HH22	1:D:424:ASP:HB3	1.50	0.77
1:K:80:ARG:HD3	1:L:193:ASP:OD2	1.84	0.77
1:D:264:ASN:HD21	4:D:7482:CIT:H22	1.48	0.77
1:G:312:THR:HG22	1:G:313:ASN:HD22	1.48	0.77
1:P:208:LYS:H	1:P:208:LYS:HD3	1.47	0.77
1:P:264:ASN:HD21	4:P:7506:CIT:H22	1.48	0.77
1:U:312:THR:HG22	1:U:313:ASN:HD22	1.48	0.77
1:F:329:PRO:HG2	1:F:359:ARG:CB	2.14	0.77
1:N:312:THR:HG22	1:N:313:ASN:ND2	1.99	0.77
1:R:329:PRO:HG2	1:R:359:ARG:CB	2.14	0.77
1:U:312:THR:HG22	1:U:313:ASN:ND2	1.99	0.77
1:V:329:PRO:HG2	1:V:359:ARG:CB	2.14	0.77
1:I:55:ARG:H	1:J:177:GLY:CA	1.98	0.77
1:J:332:LEU:HD23	1:J:342:CYS:SG	2.24	0.77
1:N:332:LEU:HD23	1:N:342:CYS:SG	2.24	0.77
1:P:40:LYS:H	1:P:40:LYS:HD2	1.49	0.77
1:U:207:GLU:H	1:U:210:HIS:HD2	1.30	0.77
1:V:332:LEU:HD23	1:V:342:CYS:SG	2.24	0.77
1:X:332:LEU:HD23	1:X:342:CYS:SG	2.24	0.77
1:M:207:GLU:H	1:M:210:HIS:CD2	2.02	0.77
1:I:312:THR:HG22	1:I:313:ASN:HD22	1.48	0.77

*Continued on next page...*

*Continued from previous page...*

Atom-1	Atom-2	Interatomic distance (Å)	Clash overlap (Å)
1:I:80:ARG:HH21	1:J:189:VAL:HG13	1.48	0.77
1:K:80:ARG:NH2	1:L:189:VAL:HG13	1.98	0.77
1:U:420:ARG:HH22	1:U:424:ASP:HB3	1.50	0.77
1:J:24:LEU:HG	1:J:57:PHE:HE1	1.49	0.77
1:H:312:THR:HG22	1:H:313:ASN:ND2	1.99	0.77
1:K:312:THR:HG22	1:K:313:ASN:ND2	1.99	0.77
1:U:329:PRO:HG2	1:U:359:ARG:CB	2.14	0.77
1:W:312:THR:HG22	1:W:313:ASN:ND2	1.99	0.77
1:W:307:SER:HB2	1:W:421:LEU:HA	1.66	0.77
1:U:54:ILE:HG22	1:V:177:GLY:H	1.50	0.77
1:B:207:GLU:H	1:B:210:HIS:CD2	2.02	0.77
1:C:65:MET:HA	1:C:94:PRO:CG	2.10	0.77
1:O:399:LEU:HG	1:O:400:PRO:HD2	1.67	0.77
1:M:60:ILE:HA	1:R:337:ARG:O	1.83	0.77
1:I:420:ARG:HH22	1:I:424:ASP:HB3	1.50	0.77
1:B:24:LEU:HG	1:B:57:PHE:HE1	1.49	0.77
1:M:24:LEU:HG	1:M:57:PHE:HE1	1.49	0.77
1:V:24:LEU:HG	1:V:57:PHE:HE1	1.49	0.77
1:T:264:ASN:HD21	4:T:7514:CIT:H22	1.49	0.77
1:E:312:THR:HG22	1:E:313:ASN:ND2	1.99	0.77
1:E:329:PRO:HG2	1:E:359:ARG:CB	2.14	0.77
1:S:206:LEU:HB3	1:X:34:PRO:HG3	1.66	0.77
1:S:329:PRO:HG2	1:S:359:ARG:CB	2.14	0.77
1:K:54:ILE:HG13	1:K:55:ARG:H	1.47	0.77
1:C:40:LYS:H	1:C:40:LYS:HD2	1.49	0.77
1:D:40:LYS:H	1:D:40:LYS:HD2	1.49	0.77
1:I:207:GLU:H	1:I:210:HIS:HD2	1.30	0.77
1:O:180:PHE:CE2	1:P:52:SER:HB2	2.20	0.77
1:V:55:ARG:CB	1:W:177:GLY:HA2	2.10	0.77
1:C:399:LEU:HG	1:C:400:PRO:HD2	1.67	0.77
1:L:207:GLU:H	1:L:210:HIS:CD2	2.02	0.77
1:E:312:THR:HG22	1:E:313:ASN:HD22	1.48	0.77
1:N:420:ARG:HH22	1:N:424:ASP:HB3	1.50	0.77
1:J:60:ILE:HB	1:K:395:ASP:HA	1.66	0.77
1:J:95:PHE:HE1	1:K:337:ARG:HH22	1.30	0.77
1:P:24:LEU:HG	1:P:57:PHE:HE1	1.49	0.77
1:H:53:SER:OG	1:I:179:TYR:HB2	1.85	0.77
1:M:60:ILE:HD12	1:R:339:ARG:N	1.99	0.77
1:U:56:GLY:HA3	1:V:177:GLY:C	2.05	0.77
1:J:312:THR:HG22	1:J:313:ASN:ND2	1.99	0.77
1:Q:312:THR:HG22	1:Q:313:ASN:ND2	1.99	0.77

*Continued on next page...*



*Continued from previous page...*

Atom-1	Atom-2	Interatomic distance (Å)	Clash overlap (Å)
1:Q:329:PRO:HG2	1:Q:359:ARG:CB	2.14	0.77
1:V:312:THR:HG22	1:V:313:ASN:ND2	1.99	0.77
1:W:329:PRO:HG2	1:W:359:ARG:CB	2.14	0.77
1:P:339:ARG:HH11	1:Q:50:ASP:CB	1.98	0.77
1:G:207:GLU:H	1:G:210:HIS:HD2	1.31	0.77
1:M:179:TYR:H	1:N:53:SER:CB	1.97	0.77
1:Q:207:GLU:H	1:Q:210:HIS:HD2	1.31	0.77
1:U:53:SER:HB3	1:V:179:TYR:H	1.50	0.77
1:O:40:LYS:H	1:O:40:LYS:HD2	1.49	0.77
1:O:65:MET:HA	1:O:94:PRO:CG	2.10	0.77
1:V:399:LEU:HG	1:V:400:PRO:HD2	1.67	0.77
1:Q:312:THR:HG22	1:Q:313:ASN:HD22	1.48	0.77
1:T:420:ARG:HH22	1:T:424:ASP:HB3	1.50	0.77
1:Q:502:PRO:HB2	1:R:137:SER:HB3	1.67	0.77
1:R:175:HIS:HE1	1:S:467:ASP:OD2	1.67	0.77
1:A:24:LEU:HG	1:A:57:PHE:HE1	1.49	0.77
1:D:24:LEU:HG	1:D:57:PHE:HE1	1.50	0.77
1:P:461:GLU:OE1	1:V:316:VAL:HG12	1.85	0.77
1:A:307:SER:HB2	1:A:421:LEU:HA	1.66	0.77
1:C:312:THR:HG22	1:C:313:ASN:ND2	1.99	0.77
1:G:329:PRO:HG2	1:G:359:ARG:CB	2.14	0.77
1:H:329:PRO:HG2	1:H:359:ARG:CB	2.14	0.77
1:K:329:PRO:HG2	1:K:359:ARG:CB	2.14	0.77
1:C:193:ASP:OD2	1:D:80:ARG:HD3	1.85	0.77
1:F:207:GLU:H	1:F:210:HIS:HD2	1.31	0.77
1:U:207:GLU:H	1:U:210:HIS:CD2	2.02	0.77
1:J:399:LEU:HG	1:J:400:PRO:HD2	1.67	0.77
1:E:420:ARG:HH22	1:E:424:ASP:HB3	1.50	0.77
1:H:420:ARG:HH22	1:H:424:ASP:HB3	1.50	0.77
1:H:55:ARG:HB2	1:I:177:GLY:HA2	1.65	0.77
1:C:175:HIS:HE1	1:J:467:ASP:OD2	1.67	0.77
1:M:60:ILE:HB	1:R:395:ASP:HA	1.67	0.77
1:N:24:LEU:HG	1:N:57:PHE:HE1	1.49	0.77
1:G:264:ASN:HD21	4:G:7488:CIT:H22	1.48	0.77
1:G:307:SER:HB2	1:G:421:LEU:HA	1.66	0.77
1:I:392:VAL:HG12	1:I:394:LYS:O	1.85	0.77
1:M:307:SER:HB2	1:M:421:LEU:HA	1.66	0.77
1:T:329:PRO:HG2	1:T:359:ARG:CB	2.14	0.77
1:U:392:VAL:HG12	1:U:394:LYS:O	1.85	0.77
1:E:207:GLU:H	1:E:210:HIS:HD2	1.31	0.77
1:S:207:GLU:H	1:S:210:HIS:HD2	1.31	0.77

*Continued on next page...*

*Continued from previous page...*

Atom-1	Atom-2	Interatomic distance (Å)	Clash overlap (Å)
1:B:332:LEU:HD23	1:B:342:CYS:SG	2.24	0.77
1:Q:176:LYS:HD2	1:R:55:ARG:CZ	2.15	0.77
1:G:179:TYR:CD2	1:L:53:SER:HA	2.20	0.77
1:J:65:MET:HA	1:J:94:PRO:CG	2.10	0.77
1:P:48:ALA:O	5:P:3881:HOH:O	2.03	0.77
1:W:65:MET:HA	1:W:94:PRO:CG	2.10	0.77
1:A:399:LEU:HG	1:A:400:PRO:HD2	1.67	0.77
1:H:399:LEU:HG	1:H:400:PRO:HD2	1.67	0.77
1:K:61:HIS:O	1:L:337:ARG:NH1	2.17	0.77
1:J:53:SER:HA	1:K:179:TYR:CD2	2.20	0.77
1:M:176:LYS:HG3	1:N:55:ARG:HD2	1.65	0.77
1:O:312:THR:HG22	1:O:313:ASN:ND2	1.99	0.77
1:R:392:VAL:HG12	1:R:394:LYS:O	1.85	0.77
1:T:307:SER:HB2	1:T:421:LEU:HA	1.66	0.77
1:X:392:VAL:HG12	1:X:394:LYS:O	1.85	0.77
1:B:339:ARG:CD	1:C:60:ILE:HG22	2.15	0.76
1:G:55:ARG:NE	1:H:176:LYS:HB3	2.01	0.76
1:I:55:ARG:NE	1:J:176:LYS:HB3	2.00	0.76
1:J:207:GLU:H	1:J:210:HIS:HD2	1.30	0.76
1:N:207:GLU:H	1:N:210:HIS:HD2	1.30	0.76
1:I:207:GLU:H	1:I:210:HIS:CD2	2.02	0.76
1:V:65:MET:HA	1:V:94:PRO:CG	2.10	0.76
1:V:52:SER:HB3	1:W:180:PHE:CE2	2.20	0.76
1:M:399:LEU:HG	1:M:400:PRO:HD2	1.67	0.76
1:T:399:LEU:HG	1:T:400:PRO:HD2	1.67	0.76
1:O:312:THR:HG22	1:O:313:ASN:HD22	1.48	0.76
1:Q:420:ARG:HH22	1:Q:424:ASP:HB3	1.50	0.76
1:B:324:PRO:HB2	5:H:7644:HOH:O	1.85	0.76
1:B:392:VAL:HG12	1:B:394:LYS:O	1.85	0.76
1:F:392:VAL:HG12	1:F:394:LYS:O	1.85	0.76
1:H:307:SER:HB2	1:H:421:LEU:HA	1.66	0.76
1:K:392:VAL:HG12	1:K:394:LYS:O	1.85	0.76
1:L:392:VAL:HG12	1:L:394:LYS:O	1.85	0.76
1:N:392:VAL:HG12	1:N:394:LYS:O	1.85	0.76
1:S:307:SER:HB2	1:S:421:LEU:HA	1.66	0.76
1:R:207:GLU:H	1:R:210:HIS:HD2	1.31	0.76
1:M:177:GLY:HA2	1:N:55:ARG:N	2.01	0.76
1:P:176:LYS:HD2	1:Q:55:ARG:NH2	2.01	0.76
1:T:40:LYS:HD2	1:T:40:LYS:H	1.49	0.76
1:F:207:GLU:H	1:F:210:HIS:CD2	2.02	0.76
1:F:65:MET:HA	1:F:94:PRO:CG	2.10	0.76

*Continued on next page...*

*Continued from previous page...*

Atom-1	Atom-2	Interatomic distance (Å)	Clash overlap (Å)
1:R:207:GLU:H	1:R:210:HIS:CD2	2.02	0.76
1:E:40:LYS:NZ	1:U:7:LYS:HE3	1.99	0.76
1:A:207:GLU:H	1:A:210:HIS:CD2	2.02	0.76
1:M:207:GLU:H	1:M:210:HIS:CD2	2.02	0.76
1:G:392:VAL:HG12	1:G:394:LYS:O	1.85	0.76
1:W:392:VAL:HG12	1:W:394:LYS:O	1.85	0.76
1:J:399:LEU:HG	1:J:400:PRO:HD2	1.68	0.76
1:O:399:LEU:HG	1:O:400:PRO:HD2	1.68	0.76
1:V:399:LEU:HG	1:V:400:PRO:HD2	1.68	0.76
1:W:23:ASP:HA	1:W:57:PHE:HE1	1.51	0.76
1:A:332:LEU:HD23	1:A:342:CYS:SG	2.24	0.76
1:M:332:LEU:HD23	1:M:342:CYS:SG	2.24	0.76
1:V:207:GLU:H	1:V:210:HIS:HD2	1.30	0.76
1:B:207:GLU:H	1:B:210:HIS:CD2	2.02	0.76
1:H:312:THR:HG22	1:H:313:ASN:HD22	1.48	0.76
1:R:312:THR:HG22	1:R:313:ASN:HD22	1.48	0.76
5:M:3330:HOH:O	1:R:176:LYS:HE3	1.83	0.76
5:N:3571:HOH:O	1:T:324:PRO:HB2	1.85	0.76
1:O:264:ASN:HD21	4:O:7504:CIT:H22	1.48	0.76
1:S:264:ASN:HD21	4:S:7512:CIT:H22	1.48	0.76
1:J:392:VAL:HG12	1:J:394:LYS:O	1.85	0.76
1:S:312:THR:HG22	1:S:313:ASN:ND2	1.99	0.76
1:S:392:VAL:HG12	1:S:394:LYS:O	1.85	0.76
1:C:399:LEU:HG	1:C:400:PRO:HD2	1.68	0.76
1:E:23:ASP:HA	1:E:57:PHE:HE1	1.51	0.76
1:G:23:ASP:HA	1:G:57:PHE:HE1	1.51	0.76
1:H:23:ASP:HA	1:H:57:PHE:HE1	1.51	0.76
1:L:399:LEU:HG	1:L:400:PRO:HD2	1.68	0.76
1:Q:23:ASP:HA	1:Q:57:PHE:HE1	1.51	0.76
1:S:23:ASP:HA	1:S:57:PHE:HE1	1.51	0.76
1:T:23:ASP:HA	1:T:57:PHE:HE1	1.51	0.76
1:F:7:LYS:HE2	1:S:10:LYS:HG3	1.68	0.76
1:K:207:GLU:H	1:K:210:HIS:CD2	2.02	0.76
1:K:65:MET:HA	1:K:94:PRO:CG	2.10	0.76
1:L:65:MET:HA	1:L:94:PRO:CG	2.10	0.76
1:P:339:ARG:NH1	1:Q:64:ASP:OD1	2.18	0.76
1:L:399:LEU:HG	1:L:400:PRO:HD2	1.67	0.76
1:N:207:GLU:H	1:N:210:HIS:CD2	2.02	0.76
1:R:464:LEU:HA	1:S:175:HIS:CE1	2.20	0.76
1:X:399:LEU:HG	1:X:400:PRO:HD2	1.67	0.76
1:S:312:THR:HG22	1:S:313:ASN:HD22	1.48	0.76

*Continued on next page...*

*Continued from previous page...*

Atom-1	Atom-2	Interatomic distance (Å)	Clash overlap (Å)
1:W:420:ARG:HH22	1:W:424:ASP:HB3	1.50	0.76
1:A:189:VAL:CG1	1:B:80:ARG:HE	1.98	0.76
1:T:24:LEU:HG	1:T:57:PHE:HE1	1.49	0.76
1:Q:193:ASP:OD2	1:R:80:ARG:HD3	1.85	0.76
1:C:332:LEU:HD23	1:C:342:CYS:SG	2.24	0.76
1:K:40:LYS:H	1:K:40:LYS:HD2	1.49	0.76
1:J:207:GLU:H	1:J:210:HIS:CD2	2.02	0.76
1:R:65:MET:HA	1:R:94:PRO:CG	2.10	0.76
1:V:207:GLU:H	1:V:210:HIS:CD2	2.02	0.76
1:S:337:ARG:HD2	1:X:63:SER:HB3	1.65	0.76
1:F:312:THR:HG22	1:F:313:ASN:HD22	1.48	0.76
1:T:312:THR:HG22	1:T:313:ASN:HD22	1.49	0.76
1:E:178:GLY:N	1:F:56:GLY:HA3	2.00	0.76
1:D:329:PRO:HG2	1:D:359:ARG:CB	2.14	0.76
1:L:307:SER:HB2	1:L:421:LEU:HA	1.66	0.76
1:V:392:VAL:HG12	1:V:394:LYS:O	1.85	0.76
1:H:60:ILE:HG22	1:I:339:ARG:CD	2.15	0.76
1:K:23:ASP:HA	1:K:57:PHE:HE1	1.51	0.76
1:X:23:ASP:HA	1:X:57:PHE:HE1	1.51	0.76
1:B:207:GLU:H	1:B:210:HIS:HD2	1.30	0.76
1:H:40:LYS:H	1:H:40:LYS:HD2	1.49	0.76
1:K:332:LEU:HD23	1:K:342:CYS:SG	2.24	0.76
1:O:332:LEU:HD23	1:O:342:CYS:SG	2.24	0.76
1:H:207:GLU:H	1:H:210:HIS:CD2	2.02	0.76
1:L:207:GLU:H	1:L:210:HIS:CD2	2.02	0.76
1:A:273:SER:HB3	3:A:7475:AMP:N6	2.01	0.76
1:H:273:SER:HB3	3:H:7489:AMP:N6	2.01	0.76
1:M:273:SER:HB3	3:M:7499:AMP:N6	2.01	0.76
1:T:273:SER:HB3	3:T:7513:AMP:N6	2.01	0.76
1:K:420:ARG:HH22	1:K:424:ASP:HB3	1.50	0.76
1:V:207:GLU:H	1:V:210:HIS:CD2	2.04	0.76
1:C:264:ASN:HD21	4:C:7480:CIT:H22	1.49	0.76
1:G:312:THR:HG22	1:G:313:ASN:ND2	1.99	0.76
1:P:329:PRO:HG2	1:P:359:ARG:CB	2.14	0.76
1:A:399:LEU:HG	1:A:400:PRO:HD2	1.68	0.76
1:L:23:ASP:HA	1:L:57:PHE:HE1	1.51	0.76
1:R:23:ASP:HA	1:R:57:PHE:HE1	1.51	0.76
1:X:399:LEU:HG	1:X:400:PRO:HD2	1.68	0.76
1:T:207:GLU:H	1:T:210:HIS:HD2	1.31	0.76
1:G:52:SER:HB3	1:H:180:PHE:CE2	2.21	0.76
1:W:207:GLU:H	1:W:210:HIS:CD2	2.02	0.76

*Continued on next page...*

*Continued from previous page...*

Atom-1	Atom-2	Interatomic distance (Å)	Clash overlap (Å)
1:X:207:GLU:H	1:X:210:HIS:CD2	2.02	0.76
1:D:399:LEU:HG	1:D:400:PRO:HD2	1.67	0.76
1:I:399:LEU:HG	1:I:400:PRO:HD2	1.67	0.76
1:P:399:LEU:HG	1:P:400:PRO:HD2	1.67	0.76
1:U:399:LEU:HG	1:U:400:PRO:HD2	1.67	0.76
1:V:207:GLU:H	1:V:210:HIS:CD2	2.02	0.76
1:W:273:SER:HB3	3:W:7519:AMP:N6	2.01	0.76
1:C:312:THR:HG22	1:C:313:ASN:HD22	1.48	0.76
1:C:339:ARG:HD3	1:D:60:ILE:HG22	1.68	0.76
1:G:80:ARG:HD3	1:H:189:VAL:CG1	2.15	0.76
1:J:207:GLU:H	1:J:210:HIS:CD2	2.04	0.76
1:W:55:ARG:HB2	1:X:177:GLY:HA2	1.66	0.76
1:N:179:TYR:CD2	1:O:53:SER:HA	2.20	0.76
1:X:24:LEU:HG	1:X:57:PHE:HE1	1.49	0.76
1:E:176:LYS:HG3	1:F:55:ARG:HD2	1.65	0.76
1:G:56:GLY:HA3	1:H:177:GLY:C	2.06	0.76
1:J:264:ASN:HD21	4:J:7494:CIT:H22	1.48	0.76
1:V:264:ASN:HD21	4:V:7518:CIT:H22	1.49	0.76
1:B:23:ASP:HA	1:B:57:PHE:HE1	1.51	0.76
1:F:23:ASP:HA	1:F:57:PHE:HE1	1.51	0.76
1:I:23:ASP:HA	1:I:57:PHE:HE1	1.51	0.76
1:M:399:LEU:HG	1:M:400:PRO:HD2	1.68	0.76
1:W:332:LEU:HD23	1:W:342:CYS:SG	2.24	0.76
1:W:40:LYS:H	1:W:40:LYS:HD2	1.49	0.76
1:T:207:GLU:H	1:T:210:HIS:CD2	2.02	0.76
1:X:65:MET:HA	1:X:94:PRO:CG	2.10	0.76
1:F:399:LEU:HG	1:F:400:PRO:HD2	1.67	0.76
1:F:273:SER:HB3	3:F:7485:AMP:N6	2.01	0.76
1:K:273:SER:HB3	3:K:7495:AMP:N6	2.01	0.76
1:R:273:SER:HB3	3:R:7509:AMP:N6	2.01	0.76
1:G:206:LEU:HB3	1:L:34:PRO:HG3	1.67	0.76
1:D:23:ASP:HA	1:D:57:PHE:HE1	1.51	0.76
1:U:23:ASP:HA	1:U:57:PHE:HE1	1.51	0.76
1:N:177:GLY:HA2	1:O:55:ARG:CA	2.15	0.76
1:O:193:ASP:OD2	1:P:80:ARG:HD3	1.84	0.76
1:J:207:GLU:H	1:J:210:HIS:CD2	2.02	0.76
1:R:399:LEU:HG	1:R:400:PRO:HD2	1.67	0.76
1:S:273:SER:HB3	3:S:7511:AMP:N6	2.01	0.76
1:G:312:THR:HG22	1:G:313:ASN:HD22	1.48	0.76
1:L:207:GLU:H	1:L:210:HIS:CD2	2.04	0.76
1:S:420:ARG:HH22	1:S:424:ASP:HB3	1.50	0.76

*Continued on next page...*

*Continued from previous page...*

Atom-1	Atom-2	Interatomic distance (Å)	Clash overlap (Å)
1:X:207:GLU:H	1:X:210:HIS:CD2	2.04	0.76
1:D:175:HIS:CE1	1:K:467:ASP:HB2	2.19	0.76
1:W:53:SER:HA	1:X:179:TYR:CD2	2.21	0.76
1:H:24:LEU:HG	1:H:57:PHE:HE1	1.49	0.76
1:B:307:SER:HB2	1:B:421:LEU:HA	1.66	0.76
1:E:392:VAL:HG12	1:E:394:LYS:O	1.85	0.76
1:F:307:SER:HB2	1:F:421:LEU:HA	1.66	0.76
1:N:307:SER:HB2	1:N:421:LEU:HA	1.66	0.76
1:P:392:VAL:HG12	1:P:394:LYS:O	1.85	0.76
1:Q:392:VAL:HG12	1:Q:394:LYS:O	1.85	0.76
1:R:307:SER:HB2	1:R:421:LEU:HA	1.66	0.76
1:T:392:VAL:HG12	1:T:394:LYS:O	1.85	0.76
1:H:399:LEU:HG	1:H:400:PRO:HD2	1.68	0.76
1:P:23:ASP:HA	1:P:57:PHE:HE1	1.51	0.76
1:O:177:GLY:H	1:P:54:ILE:HG22	1.51	0.76
1:V:60:ILE:HG12	1:W:395:ASP:OD2	1.86	0.76
1:A:53:SER:HA	1:F:179:TYR:CD2	2.21	0.76
1:K:55:ARG:HB2	1:L:177:GLY:CA	1.99	0.76
1:M:63:SER:HB3	1:R:337:ARG:HA	1.66	0.76
1:G:273:SER:HB3	3:G:7487:AMP:N6	2.01	0.76
1:N:463:ALA:O	1:U:175:HIS:HE1	1.68	0.76
1:B:207:GLU:H	1:B:210:HIS:CD2	2.04	0.76
1:C:24:LEU:HG	1:C:57:PHE:HE1	1.49	0.76
1:L:24:LEU:HG	1:L:57:PHE:HE1	1.50	0.76
1:Q:176:LYS:HG3	1:R:55:ARG:HD2	1.67	0.76
1:D:392:VAL:HG12	1:D:394:LYS:O	1.85	0.76
1:H:392:VAL:HG12	1:H:394:LYS:O	1.85	0.76
1:X:307:SER:HB2	1:X:421:LEU:HA	1.66	0.76
1:H:207:GLU:H	1:H:210:HIS:HD2	1.31	0.75
1:F:420:ARG:HH22	1:F:424:ASP:HB3	1.50	0.75
1:G:420:ARG:HH22	1:G:424:ASP:HB3	1.50	0.75
1:J:420:ARG:HH22	1:J:424:ASP:HB3	1.50	0.75
1:V:420:ARG:HH22	1:V:424:ASP:HB3	1.50	0.75
1:A:312:THR:HG22	1:A:313:ASN:ND2	1.99	0.75
1:M:312:THR:HG22	1:M:313:ASN:ND2	1.99	0.75
1:A:23:ASP:HA	1:A:57:PHE:HE1	1.51	0.75
1:M:23:ASP:HA	1:M:57:PHE:HE1	1.51	0.75
1:N:23:ASP:HA	1:N:57:PHE:HE1	1.51	0.75
1:U:312:THR:HG22	1:U:313:ASN:HD22	1.52	0.75
1:U:65:MET:HA	1:U:94:PRO:CG	2.10	0.75
1:C:273:SER:HB3	3:C:7479:AMP:N6	2.01	0.75

*Continued on next page...*

*Continued from previous page...*

Atom-1	Atom-2	Interatomic distance (Å)	Clash overlap (Å)
1:L:273:SER:HB3	3:L:7497:AMP:N6	2.01	0.75
1:X:273:SER:HB3	3:X:7521:AMP:N6	2.01	0.75
1:R:420:ARG:HH22	1:R:424:ASP:HB3	1.50	0.75
1:T:80:ARG:HE	1:U:189:VAL:HG13	1.51	0.75
1:I:24:LEU:HG	1:I:57:PHE:HE1	1.49	0.75
1:E:316:VAL:HG12	1:K:461:GLU:OE1	1.85	0.75
1:S:24:LEU:HG	1:S:57:PHE:HE1	1.49	0.75
1:P:312:THR:HG22	1:P:313:ASN:HD22	1.48	0.75
1:A:392:VAL:HG12	1:A:394:LYS:O	1.85	0.75
1:B:312:THR:HG22	1:B:313:ASN:HD22	1.52	0.75
1:J:23:ASP:HA	1:J:57:PHE:HE1	1.51	0.75
1:Q:399:LEU:HG	1:Q:400:PRO:HD2	1.68	0.75
1:S:399:LEU:HG	1:S:400:PRO:HD2	1.67	0.75
1:U:60:ILE:HG22	1:V:339:ARG:CD	2.16	0.75
1:W:399:LEU:HG	1:W:400:PRO:HD2	1.68	0.75
1:I:65:MET:HA	1:I:94:PRO:CG	2.10	0.75
1:Q:601:THR:N	1:Q:230:HIS:HE2	1.85	0.75
1:E:399:LEU:HG	1:E:400:PRO:HD2	1.67	0.75
1:G:399:LEU:HG	1:G:400:PRO:HD2	1.67	0.75
1:O:273:SER:HB3	3:O:7503:AMP:N6	2.01	0.75
1:Q:175:HIS:CE1	1:X:464:LEU:HA	2.21	0.75
1:N:207:GLU:H	1:N:210:HIS:CD2	2.04	0.75
1:S:53:SER:HA	1:T:179:TYR:CD2	2.21	0.75
1:V:395:ASP:HB3	1:V:398:GLU:HG2	1.69	0.75
1:K:24:LEU:HG	1:K:57:PHE:HE1	1.49	0.75
1:D:312:THR:HG22	1:D:313:ASN:HD22	1.48	0.75
1:M:392:VAL:HG12	1:M:394:LYS:O	1.85	0.75
1:B:399:LEU:HG	1:B:400:PRO:HD2	1.68	0.75
1:I:312:THR:HG22	1:I:313:ASN:HD22	1.52	0.75
1:N:312:THR:HG22	1:N:313:ASN:HD22	1.52	0.75
1:R:399:LEU:HG	1:R:400:PRO:HD2	1.68	0.75
1:V:23:ASP:HA	1:V:57:PHE:HE1	1.51	0.75
1:J:53:SER:HB3	1:K:178:GLY:HA2	1.67	0.75
1:B:601:THR:N	1:B:230:HIS:HE2	1.85	0.75
1:E:601:THR:N	1:E:230:HIS:HE2	1.85	0.75
1:G:55:ARG:HG3	1:H:177:GLY:N	1.99	0.75
1:H:601:THR:N	1:H:230:HIS:HE2	1.85	0.75
1:S:207:GLU:H	1:S:210:HIS:CD2	2.02	0.75
1:T:601:THR:N	1:T:230:HIS:HE2	1.85	0.75
1:V:601:THR:N	1:V:230:HIS:HE2	1.85	0.75
1:G:61:HIS:O	1:H:337:ARG:NH1	2.19	0.75

*Continued on next page...*

*Continued from previous page...*

Atom-1	Atom-2	Interatomic distance (Å)	Clash overlap (Å)
1:N:399:LEU:HG	1:N:400:PRO:HD2	1.67	0.75
1:A:420:ARG:HH22	1:A:424:ASP:HB3	1.50	0.75
1:M:420:ARG:HH22	1:M:424:ASP:HB3	1.50	0.75
1:W:207:GLU:H	1:W:210:HIS:CD2	2.04	0.75
1:X:312:THR:HG22	1:X:313:ASN:HD22	1.48	0.75
1:C:395:ASP:HB3	1:C:398:GLU:HG2	1.69	0.75
1:J:395:ASP:HB3	1:J:398:GLU:HG2	1.69	0.75
1:G:24:LEU:HG	1:G:57:PHE:HE1	1.49	0.75
1:O:24:LEU:HG	1:O:57:PHE:HE1	1.49	0.75
1:U:24:LEU:HG	1:U:57:PHE:HE1	1.49	0.75
1:A:60:ILE:HG22	1:F:339:ARG:CD	2.17	0.75
1:C:23:ASP:HA	1:C:57:PHE:HE1	1.51	0.75
1:E:399:LEU:HG	1:E:400:PRO:HD2	1.68	0.75
1:A:60:ILE:HG22	1:F:339:ARG:HD2	1.69	0.75
1:O:23:ASP:HA	1:O:57:PHE:HE1	1.51	0.75
1:J:601:THR:N	1:J:230:HIS:HE2	1.85	0.75
1:L:601:THR:N	1:L:230:HIS:HE2	1.85	0.75
1:X:601:THR:N	1:X:230:HIS:HE2	1.85	0.75
1:F:58:GLN:CD	1:F:65:MET:SD	2.65	0.75
1:G:58:GLN:CD	1:G:65:MET:SD	2.65	0.75
1:K:207:GLU:H	1:K:210:HIS:CD2	2.04	0.75
1:O:180:PHE:CE2	1:P:52:SER:HB2	2.21	0.75
1:F:399:LEU:HG	1:F:400:PRO:HD2	1.68	0.75
1:K:399:LEU:HG	1:K:400:PRO:HD2	1.68	0.75
1:T:399:LEU:HG	1:T:400:PRO:HD2	1.68	0.75
1:G:207:GLU:H	1:G:210:HIS:CD2	2.02	0.75
1:K:80:ARG:HD3	1:L:193:ASP:OD2	1.86	0.75
1:N:601:THR:N	1:N:230:HIS:HE2	1.85	0.75
1:B:58:GLN:CD	1:B:65:MET:SD	2.65	0.75
1:K:399:LEU:HG	1:K:400:PRO:HD2	1.67	0.75
1:N:58:GLN:CD	1:N:65:MET:SD	2.65	0.75
1:Q:399:LEU:HG	1:Q:400:PRO:HD2	1.67	0.75
1:R:58:GLN:CD	1:R:65:MET:SD	2.65	0.75
1:S:399:LEU:HG	1:S:400:PRO:HD2	1.67	0.75
1:X:58:GLN:CD	1:X:65:MET:SD	2.65	0.75
1:L:395:ASP:HB3	1:L:398:GLU:HG2	1.69	0.75
1:O:395:ASP:HB3	1:O:398:GLU:HG2	1.69	0.75
1:X:395:ASP:HB3	1:X:398:GLU:HG2	1.69	0.75
1:O:323:VAL:HG21	1:U:455:ILE:HG22	1.69	0.75
1:W:24:LEU:HG	1:W:57:PHE:HE1	1.49	0.75
1:V:55:ARG:H	1:W:177:GLY:HA2	1.51	0.75

*Continued on next page...*



*Continued from previous page...*

Atom-1	Atom-2	Interatomic distance (Å)	Clash overlap (Å)
1:A:601:THR:N	1:A:230:HIS:HE2	1.85	0.75
1:M:601:THR:N	1:M:230:HIS:HE2	1.85	0.75
1:L:58:GLN:CD	1:L:65:MET:SD	2.65	0.75
1:N:273:SER:HB3	3:N:7501:AMP:N6	2.01	0.75
1:S:58:GLN:CD	1:S:65:MET:SD	2.65	0.75
1:E:207:GLU:H	1:E:210:HIS:CD2	2.04	0.75
1:Q:296:HIS:HB3	1:Q:382:ILE:HA	1.68	0.75
1:V:296:HIS:HB3	1:V:382:ILE:HA	1.68	0.75
1:Q:193:ASP:OD2	1:R:80:ARG:HD3	1.86	0.75
1:G:399:LEU:HG	1:G:400:PRO:HD2	1.68	0.75
1:N:399:LEU:HG	1:N:400:PRO:HD2	1.68	0.75
1:A:177:GLY:HA2	1:B:55:ARG:CA	2.17	0.75
1:A:58:GLN:CD	1:A:65:MET:SD	2.65	0.75
1:B:399:LEU:HG	1:B:400:PRO:HD2	1.67	0.75
1:E:58:GLN:CD	1:E:65:MET:SD	2.65	0.75
1:H:58:GLN:CD	1:H:65:MET:SD	2.65	0.75
1:J:273:SER:HB3	3:J:7493:AMP:N6	2.01	0.75
1:M:58:GLN:CD	1:M:65:MET:SD	2.65	0.75
1:Q:58:GLN:CD	1:Q:65:MET:SD	2.65	0.75
1:V:273:SER:HB3	3:V:7517:AMP:N6	2.01	0.75
1:J:296:HIS:HB3	1:J:382:ILE:HA	1.68	0.75
1:L:312:THR:HG22	1:L:313:ASN:HD22	1.48	0.75
1:Q:207:GLU:H	1:Q:210:HIS:CD2	2.04	0.75
1:M:177:GLY:C	1:N:56:GLY:HA3	2.07	0.75
1:D:399:LEU:HG	1:D:400:PRO:HD2	1.68	0.75
1:I:93:ASP:O	1:I:97:LEU:HA	1.87	0.75
1:P:399:LEU:HG	1:P:400:PRO:HD2	1.68	0.75
1:U:93:ASP:O	1:U:97:LEU:HA	1.87	0.75
1:C:338:ASN:ND2	1:C:396:LEU:HG	2.02	0.75
1:X:338:ASN:ND2	1:X:396:LEU:HG	2.02	0.75
1:B:273:SER:HB3	3:B:7477:AMP:N6	2.01	0.75
1:G:337:ARG:NH2	1:L:63:SER:OG	2.20	0.75
1:T:58:GLN:CD	1:T:65:MET:SD	2.65	0.75
1:E:296:HIS:HB3	1:E:382:ILE:HA	1.68	0.75
1:Q:395:ASP:HB3	1:Q:398:GLU:HG2	1.69	0.75
1:U:399:LEU:HG	1:U:400:PRO:HD2	1.68	0.74
1:W:312:THR:HG22	1:W:313:ASN:HD22	1.52	0.74
1:G:137:SER:HB3	1:H:502:PRO:HB2	1.69	0.74
1:A:338:ASN:ND2	1:A:396:LEU:HG	2.02	0.74
1:L:338:ASN:ND2	1:L:396:LEU:HG	2.02	0.74
1:O:338:ASN:ND2	1:O:396:LEU:HG	2.02	0.74

*Continued on next page...*

*Continued from previous page...*

Atom-1	Atom-2	Interatomic distance (Å)	Clash overlap (Å)
1:G:65:MET:HA	1:G:94:PRO:CG	2.10	0.74
1:P:601:THR:N	1:P:230:HIS:HE2	1.85	0.74
1:S:65:MET:HA	1:S:94:PRO:CG	2.10	0.74
1:V:63:SER:HB3	1:W:337:ARG:HA	1.69	0.74
1:R:175:HIS:HE1	1:S:463:ALA:O	1.67	0.74
1:F:296:HIS:HB3	1:F:382:ILE:HA	1.68	0.74
1:O:207:GLU:H	1:O:210:HIS:CD2	2.04	0.74
1:G:211:HIS:CD2	1:L:33:ILE:CG2	2.69	0.74
1:M:395:ASP:HB3	1:M:398:GLU:HG2	1.69	0.74
1:B:59:SER:O	1:B:63:SER:HB3	1.87	0.74
1:W:53:SER:OG	1:X:179:TYR:HB2	1.87	0.74
1:B:339:ARG:HD2	1:C:60:ILE:HG22	1.69	0.74
1:K:312:THR:HG22	1:K:313:ASN:HD22	1.52	0.74
1:K:93:ASP:O	1:K:97:LEU:HA	1.87	0.74
1:P:93:ASP:O	1:P:97:LEU:HA	1.87	0.74
1:T:93:ASP:O	1:T:97:LEU:HA	1.87	0.74
1:O:193:ASP:OD2	1:P:80:ARG:HD3	1.86	0.74
1:D:601:THR:N	1:D:230:HIS:HE2	1.85	0.74
1:G:339:ARG:NH2	1:L:63:SER:HB2	2.01	0.74
1:D:273:SER:HB3	3:D:7481:AMP:N6	2.01	0.74
1:W:399:LEU:HG	1:W:400:PRO:HD2	1.67	0.74
1:W:58:GLN:CD	1:W:65:MET:SD	2.65	0.74
1:B:296:HIS:HB3	1:B:382:ILE:HA	1.68	0.74
1:C:207:GLU:H	1:C:210:HIS:CD2	2.04	0.74
1:M:60:ILE:HG22	1:R:339:ARG:CD	2.14	0.74
1:W:296:HIS:HB3	1:W:382:ILE:HA	1.68	0.74
1:E:395:ASP:HB3	1:E:398:GLU:HG2	1.69	0.74
1:L:59:SER:O	1:L:63:SER:HB3	1.87	0.74
1:N:59:SER:O	1:N:63:SER:HB3	1.88	0.74
1:D:93:ASP:O	1:D:97:LEU:HA	1.87	0.74
1:G:337:ARG:NH1	1:L:95:PHE:CE1	2.56	0.74
1:H:93:ASP:O	1:H:97:LEU:HA	1.87	0.74
1:H:60:ILE:HG22	1:I:339:ARG:HD2	1.69	0.74
1:I:399:LEU:HG	1:I:400:PRO:HD2	1.68	0.74
1:W:93:ASP:O	1:W:97:LEU:HA	1.87	0.74
1:S:54:ILE:O	1:T:177:GLY:C	2.25	0.74
1:G:206:LEU:HB3	1:L:34:PRO:HG3	1.69	0.74
1:J:33:ILE:HG22	1:K:211:HIS:CD2	2.20	0.74
1:M:338:ASN:ND2	1:M:396:LEU:HG	2.02	0.74
1:V:55:ARG:HE	1:W:176:LYS:HB3	1.52	0.74
1:I:601:THR:N	1:I:230:HIS:HE2	1.85	0.74

*Continued on next page...*

*Continued from previous page...*

Atom-1	Atom-2	Interatomic distance (Å)	Clash overlap (Å)
1:C:58:GLN:CD	1:C:65:MET:SD	2.65	0.74
1:E:273:SER:HB3	3:E:7483:AMP:N6	2.01	0.74
1:K:58:GLN:CD	1:K:65:MET:SD	2.65	0.74
1:G:296:HIS:HB3	1:G:382:ILE:HA	1.68	0.74
1:I:207:GLU:H	1:I:210:HIS:CD2	2.04	0.74
1:N:296:HIS:HB3	1:N:382:ILE:HA	1.68	0.74
1:M:189:VAL:CG1	1:N:80:ARG:HD3	2.16	0.74
1:F:59:SER:O	1:F:63:SER:HB3	1.87	0.74
1:Q:59:SER:O	1:Q:63:SER:HB3	1.87	0.74
1:X:59:SER:O	1:X:63:SER:HB3	1.87	0.74
1:E:338:ASN:ND2	1:E:396:LEU:HG	2.02	0.74
1:H:338:ASN:ND2	1:H:396:LEU:HG	2.02	0.74
1:J:338:ASN:ND2	1:J:396:LEU:HG	2.02	0.74
1:Q:338:ASN:ND2	1:Q:396:LEU:HG	2.02	0.74
1:V:338:ASN:ND2	1:V:396:LEU:HG	2.02	0.74
1:C:601:THR:N	1:C:230:HIS:HE2	1.85	0.74
1:F:601:THR:N	1:F:230:HIS:HE2	1.85	0.74
1:S:601:THR:N	1:S:230:HIS:HE2	1.85	0.74
1:U:601:THR:N	1:U:230:HIS:HE2	1.85	0.74
1:O:58:GLN:CD	1:O:65:MET:SD	2.65	0.74
1:P:273:SER:HB3	3:P:7505:AMP:N6	2.01	0.74
1:Q:273:SER:HB3	3:Q:7507:AMP:N6	2.01	0.74
1:R:207:GLU:H	1:R:210:HIS:CD2	2.04	0.74
1:R:296:HIS:HB3	1:R:382:ILE:HA	1.68	0.74
1:S:207:GLU:H	1:S:210:HIS:CD2	2.04	0.74
1:U:207:GLU:H	1:U:210:HIS:CD2	2.04	0.74
1:A:395:ASP:HB3	1:A:398:GLU:HG2	1.69	0.74
1:C:59:SER:O	1:C:63:SER:HB3	1.88	0.74
1:E:59:SER:O	1:E:63:SER:HB3	1.88	0.74
1:O:59:SER:O	1:O:63:SER:HB3	1.88	0.74
1:R:59:SER:O	1:R:63:SER:HB3	1.87	0.74
1:S:59:SER:O	1:S:63:SER:HB3	1.88	0.74
1:O:392:VAL:HG12	1:O:394:LYS:O	1.85	0.74
1:D:312:THR:HG22	1:D:313:ASN:HD22	1.52	0.74
1:P:312:THR:HG22	1:P:313:ASN:HD22	1.52	0.74
1:C:179:TYR:H	1:D:53:SER:CB	2.00	0.74
1:D:176:LYS:HD2	1:E:55:ARG:NH2	2.03	0.74
1:T:338:ASN:ND2	1:T:396:LEU:HG	2.02	0.74
1:O:601:THR:N	1:O:230:HIS:HE2	1.85	0.74
1:P:179:TYR:CD2	1:Q:53:SER:HA	2.23	0.74
1:R:601:THR:N	1:R:230:HIS:HE2	1.85	0.74

*Continued on next page...*

*Continued from previous page...*

Atom-1	Atom-2	Interatomic distance (Å)	Clash overlap (Å)
1:C:175:HIS:HE1	1:J:463:ALA:O	1.69	0.74
1:D:58:GLN:CD	1:D:65:MET:SD	2.65	0.74
1:F:207:GLU:H	1:F:210:HIS:CD2	2.04	0.74
1:G:207:GLU:H	1:G:210:HIS:CD2	2.04	0.74
1:K:296:HIS:HB3	1:K:382:ILE:HA	1.68	0.74
1:F:395:ASP:HB3	1:F:398:GLU:HG2	1.69	0.74
1:R:395:ASP:HB3	1:R:398:GLU:HG2	1.69	0.74
1:T:59:SER:O	1:T:63:SER:HB3	1.88	0.74
1:C:392:VAL:HG12	1:C:394:LYS:O	1.85	0.74
1:G:312:THR:HG22	1:G:313:ASN:HD22	1.52	0.74
1:J:312:THR:HG22	1:J:313:ASN:HD22	1.52	0.74
1:D:175:HIS:ND1	1:K:467:ASP:OD2	2.21	0.74
1:F:338:ASN:ND2	1:F:396:LEU:HG	2.02	0.74
1:M:177:GLY:HA2	1:N:55:ARG:H	1.51	0.74
1:P:58:GLN:CD	1:P:65:MET:SD	2.65	0.74
1:A:296:HIS:HB3	1:A:382:ILE:HA	1.68	0.74
1:S:296:HIS:HB3	1:S:382:ILE:HA	1.68	0.74
1:G:59:SER:O	1:G:63:SER:HB3	1.87	0.74
1:H:59:SER:O	1:H:63:SER:HB3	1.87	0.74
1:M:95:PHE:CE2	1:R:347:ILE:HG21	2.23	0.74
1:L:93:ASP:O	1:L:97:LEU:HA	1.87	0.74
1:V:312:THR:HG22	1:V:313:ASN:HD22	1.52	0.74
1:K:54:ILE:HG22	1:L:177:GLY:H	1.50	0.74
1:R:338:ASN:ND2	1:R:396:LEU:HG	2.02	0.74
1:G:601:THR:N	1:G:230:HIS:HE2	1.85	0.74
1:M:53:SER:HA	1:R:179:TYR:CD2	2.22	0.74
1:W:55:ARG:HG3	1:X:177:GLY:H	1.53	0.74
1:D:337:ARG:HD2	1:E:63:SER:CB	2.17	0.74
1:K:58:GLN:NE2	1:K:65:MET:HB3	2.03	0.74
1:O:58:GLN:NE2	1:O:65:MET:HB3	2.03	0.74
1:U:58:GLN:CD	1:U:65:MET:SD	2.65	0.74
1:W:58:GLN:NE2	1:W:65:MET:HB3	2.03	0.74
1:C:189:VAL:CG1	1:D:80:ARG:HD3	2.18	0.74
1:M:296:HIS:HB3	1:M:382:ILE:HA	1.68	0.74
1:M:189:VAL:HG13	1:N:80:ARG:NH2	2.03	0.74
1:U:296:HIS:HB3	1:U:382:ILE:HA	1.68	0.74
1:S:60:ILE:HD11	1:T:395:ASP:OD2	1.87	0.74
1:A:61:HIS:CA	1:F:337:ARG:HG3	2.09	0.74
1:L:61:HIS:CG	1:L:62:GLU:H	2.06	0.74
1:M:93:ASP:O	1:M:97:LEU:HA	1.87	0.74
1:Q:93:ASP:O	1:Q:97:LEU:HA	1.87	0.74

*Continued on next page...*

*Continued from previous page...*

Atom-1	Atom-2	Interatomic distance (Å)	Clash overlap (Å)
1:X:61:HIS:CG	1:X:62:GLU:H	2.06	0.74
1:X:93:ASP:O	1:X:97:LEU:HA	1.87	0.74
1:B:177:GLY:N	1:C:55:ARG:HG3	2.02	0.74
1:W:601:THR:N	1:W:230:HIS:HE2	1.85	0.74
1:C:58:GLN:NE2	1:C:65:MET:HB3	2.03	0.74
1:H:296:HIS:HB3	1:H:382:ILE:HA	1.68	0.74
1:T:296:HIS:HB3	1:T:382:ILE:HA	1.68	0.74
1:D:395:ASP:HB3	1:D:398:GLU:HG2	1.69	0.74
1:P:395:ASP:HB3	1:P:398:GLU:HG2	1.69	0.74
1:S:395:ASP:HB3	1:S:398:GLU:HG2	1.69	0.74
1:G:339:ARG:HH12	1:L:50:ASP:CG	1.91	0.74
1:B:93:ASP:O	1:B:97:LEU:HA	1.87	0.74
1:E:193:ASP:OD2	1:F:80:ARG:HD3	1.87	0.74
1:N:93:ASP:O	1:N:97:LEU:HA	1.87	0.74
1:K:601:THR:N	1:K:230:HIS:HE2	1.85	0.74
1:I:58:GLN:CD	1:I:65:MET:SD	2.65	0.74
1:I:273:SER:HB3	3:I:7491:AMP:N6	2.01	0.74
1:U:273:SER:HB3	3:U:7515:AMP:N6	2.01	0.74
1:V:58:GLN:NE2	1:V:65:MET:HB3	2.03	0.74
1:V:58:GLN:CD	1:V:65:MET:SD	2.65	0.74
1:D:296:HIS:HB3	1:D:382:ILE:HA	1.68	0.74
1:I:296:HIS:HB3	1:I:382:ILE:HA	1.68	0.74
1:E:40:LYS:CG	1:U:7:LYS:HZ3	1.97	0.74
1:H:395:ASP:HB3	1:H:398:GLU:HG2	1.69	0.74
1:H:60:ILE:HD12	1:I:339:ARG:H	1.51	0.74
1:V:55:ARG:HD2	1:W:176:LYS:HG3	1.70	0.74
1:E:93:ASP:O	1:E:97:LEU:HA	1.87	0.74
1:F:93:ASP:O	1:F:97:LEU:HA	1.87	0.74
1:G:80:ARG:HD3	1:H:193:ASP:OD2	1.88	0.74
1:R:93:ASP:O	1:R:97:LEU:HA	1.87	0.74
1:J:58:GLN:NE2	1:J:65:MET:HB3	2.03	0.74
1:J:58:GLN:CD	1:J:65:MET:SD	2.65	0.74
1:L:58:GLN:NE2	1:L:65:MET:HB3	2.03	0.74
1:J:60:ILE:HD11	1:K:395:ASP:OD2	1.87	0.74
1:A:93:ASP:O	1:A:97:LEU:HA	1.87	0.73
1:E:61:HIS:CG	1:E:62:GLU:H	2.06	0.73
1:Q:61:HIS:CG	1:Q:62:GLU:H	2.06	0.73
1:H:290:LEU:HD11	1:H:345:ILE:HG12	1.70	0.73
1:T:290:LEU:HD11	1:T:345:ILE:HG12	1.71	0.73
1:C:296:HIS:HB3	1:C:382:ILE:HA	1.68	0.73
1:D:207:GLU:H	1:D:210:HIS:CD2	2.04	0.73

*Continued on next page...*

*Continued from previous page...*

Atom-1	Atom-2	Interatomic distance (Å)	Clash overlap (Å)
1:K:80:ARG:HH21	1:L:189:VAL:CG1	2.00	0.73
1:O:296:HIS:HB3	1:O:382:ILE:HA	1.68	0.73
1:O:420:ARG:HH22	1:O:424:ASP:HB3	1.50	0.73
1:P:296:HIS:HB3	1:P:382:ILE:HA	1.68	0.73
1:T:399:LEU:CB	1:T:404:ALA:HB2	2.18	0.73
1:G:395:ASP:HB3	1:G:398:GLU:HG2	1.69	0.73
1:N:189:VAL:CG1	1:O:80:ARG:HE	2.01	0.73
5:R:4623:HOH:O	1:X:324:PRO:HD2	1.86	0.73
1:G:61:HIS:CG	1:G:62:GLU:H	2.06	0.73
1:J:61:HIS:CG	1:J:62:GLU:H	2.06	0.73
1:V:61:HIS:CG	1:V:62:GLU:H	2.06	0.73
1:I:55:ARG:HE	1:J:176:LYS:HB3	1.52	0.73
1:S:176:LYS:HD2	1:X:55:ARG:NH2	2.02	0.73
1:E:176:LYS:HD2	1:F:55:ARG:NH2	2.04	0.73
1:I:52:SER:HB3	1:J:180:PHE:CE2	2.23	0.73
1:T:62:GLU:HA	1:U:337:ARG:HD2	1.70	0.73
1:A:58:GLN:NE2	1:A:65:MET:HB3	2.03	0.73
1:B:58:GLN:NE2	1:B:65:MET:HB3	2.03	0.73
1:D:58:GLN:NE2	1:D:65:MET:HB3	2.03	0.73
1:M:58:GLN:NE2	1:M:65:MET:HB3	2.03	0.73
1:X:58:GLN:NE2	1:X:65:MET:HB3	2.03	0.73
1:H:207:GLU:H	1:H:210:HIS:CD2	2.04	0.73
1:H:399:LEU:CB	1:H:404:ALA:HB2	2.18	0.73
1:T:395:ASP:HB3	1:T:398:GLU:HG2	1.69	0.73
1:R:455:ILE:HG22	1:X:323:VAL:HG21	1.69	0.73
1:H:61:HIS:CG	1:H:62:GLU:H	2.06	0.73
1:M:61:HIS:CG	1:M:62:GLU:H	2.06	0.73
1:S:61:HIS:CG	1:S:62:GLU:H	2.06	0.73
1:T:61:HIS:CG	1:T:62:GLU:H	2.06	0.73
1:N:338:ASN:ND2	1:N:396:LEU:HG	2.02	0.73
1:Q:395:ASP:OD2	1:R:60:ILE:HG12	1.89	0.73
1:N:58:GLN:NE2	1:N:65:MET:HB3	2.03	0.73
1:P:58:GLN:NE2	1:P:65:MET:HB3	2.03	0.73
1:S:312:THR:HG22	1:S:313:ASN:ND2	2.04	0.73
1:A:399:LEU:CB	1:A:404:ALA:HB2	2.18	0.73
1:C:399:LEU:CB	1:C:404:ALA:HB2	2.18	0.73
1:O:399:LEU:CB	1:O:404:ALA:HB2	2.18	0.73
1:C:400:PRO:HB2	1:C:402:GLU:OE2	1.89	0.73
1:W:395:ASP:HB3	1:W:398:GLU:HG2	1.69	0.73
1:M:59:SER:O	1:M:63:SER:HB3	1.88	0.73
1:I:55:ARG:HD2	1:J:176:LYS:HG3	1.68	0.73

*Continued on next page...*

*Continued from previous page...*

Atom-1	Atom-2	Interatomic distance (Å)	Clash overlap (Å)
1:U:53:SER:HG	1:V:179:TYR:CB	2.01	0.73
1:A:61:HIS:CG	1:A:62:GLU:H	2.06	0.73
1:J:58:GLN:NE2	1:J:62:GLU:HB3	2.04	0.73
1:Q:58:GLN:NE2	1:Q:62:GLU:HB3	2.04	0.73
1:V:58:GLN:NE2	1:V:62:GLU:HB3	2.04	0.73
1:G:290:LEU:HD11	1:G:345:ILE:HG12	1.71	0.73
1:O:290:LEU:HD11	1:O:345:ILE:HG12	1.71	0.73
1:U:290:LEU:HD11	1:U:345:ILE:HG12	1.70	0.73
1:P:175:HIS:HE1	1:W:467:ASP:OD2	1.71	0.73
1:B:338:ASN:ND2	1:B:396:LEU:HG	2.03	0.73
1:I:312:THR:HG22	1:I:313:ASN:ND2	2.04	0.73
1:E:399:LEU:CB	1:E:404:ALA:HB2	2.18	0.73
1:M:399:LEU:CB	1:M:404:ALA:HB2	2.19	0.73
1:Q:399:LEU:CB	1:Q:404:ALA:HB2	2.18	0.73
1:H:400:PRO:HB2	1:H:402:GLU:OE2	1.89	0.73
1:J:33:ILE:HG22	1:K:211:HIS:CD2	2.22	0.73
1:K:400:PRO:HB2	1:K:402:GLU:OE2	1.89	0.73
1:T:400:PRO:HB2	1:T:402:GLU:OE2	1.89	0.73
1:A:59:SER:O	1:A:63:SER:HB3	1.87	0.73
1:D:395:ASP:OD2	1:E:61:HIS:HB3	1.87	0.73
1:I:59:SER:O	1:I:63:SER:HB3	1.88	0.73
1:J:59:SER:O	1:J:63:SER:HB3	1.87	0.73
1:K:56:GLY:CA	1:L:177:GLY:HA2	2.19	0.73
1:K:56:GLY:HA3	1:L:177:GLY:C	2.08	0.73
1:N:395:ASP:OD2	1:O:60:ILE:HD11	1.89	0.73
1:O:93:ASP:O	1:O:97:LEU:HA	1.87	0.73
1:S:93:ASP:O	1:S:97:LEU:HA	1.87	0.73
1:C:290:LEU:HD11	1:C:345:ILE:HG12	1.71	0.73
1:U:338:ASN:ND2	1:U:396:LEU:HG	2.02	0.73
1:C:177:GLY:N	1:D:55:ARG:HG3	2.04	0.73
1:G:312:THR:HG22	1:G:313:ASN:ND2	2.04	0.73
1:U:312:THR:HG22	1:U:313:ASN:ND2	2.04	0.73
1:X:399:LEU:CB	1:X:404:ALA:HB2	2.18	0.73
1:G:211:HIS:HD2	1:L:33:ILE:HG22	1.52	0.73
1:K:395:ASP:HB3	1:K:398:GLU:HG2	1.69	0.73
1:O:176:LYS:HE3	5:P:4119:HOH:O	1.88	0.73
1:O:400:PRO:HB2	1:O:402:GLU:OE2	1.89	0.73
1:P:338:ASN:HD22	1:Q:60:ILE:HG22	1.54	0.73
1:U:395:ASP:HB3	1:U:398:GLU:HG2	1.69	0.73
1:X:400:PRO:HB2	1:X:402:GLU:OE2	1.89	0.73
1:E:171:TYR:CE2	1:L:467:ASP:HB3	2.23	0.73

*Continued on next page...*

*Continued from previous page...*

Atom-1	Atom-2	Interatomic distance (Å)	Clash overlap (Å)
1:U:59:SER:O	1:U:63:SER:HB3	1.87	0.73
1:B:207:GLU:H	1:B:210:HIS:HD2	1.37	0.73
1:N:207:GLU:H	1:N:210:HIS:HD2	1.37	0.73
1:X:207:GLU:H	1:X:210:HIS:HD2	1.37	0.73
1:C:93:ASP:O	1:C:97:LEU:HA	1.87	0.73
1:E:58:GLN:NE2	1:E:62:GLU:HB3	2.04	0.73
1:S:312:THR:HG22	1:S:313:ASN:HD22	1.52	0.73
1:E:177:GLY:O	1:F:54:ILE:O	2.05	0.73
1:S:290:LEU:HD11	1:S:345:ILE:HG12	1.71	0.73
1:V:290:LEU:HD11	1:V:345:ILE:HG12	1.70	0.73
1:G:338:ASN:ND2	1:G:396:LEU:HG	2.02	0.73
1:I:338:ASN:ND2	1:I:396:LEU:HG	2.03	0.73
1:V:55:ARG:HG3	1:W:177:GLY:H	1.54	0.73
1:U:61:HIS:O	1:V:337:ARG:NH1	2.20	0.73
1:C:420:ARG:HH22	1:C:424:ASP:HB3	1.50	0.73
1:V:59:SER:O	1:V:63:SER:HB3	1.88	0.73
1:J:56:GLY:HA2	1:K:177:GLY:HA2	1.68	0.73
1:O:324:PRO:HD2	5:U:5412:HOH:O	1.88	0.73
1:G:93:ASP:O	1:G:97:LEU:HA	1.87	0.73
1:G:339:ARG:HH11	1:L:50:ASP:CB	2.02	0.73
1:D:290:LEU:HD11	1:D:345:ILE:HG12	1.70	0.73
1:F:290:LEU:HD11	1:F:345:ILE:HG12	1.71	0.73
1:I:290:LEU:HD11	1:I:345:ILE:HG12	1.71	0.73
1:J:290:LEU:HD11	1:J:345:ILE:HG12	1.70	0.73
1:N:502:PRO:CB	1:O:137:SER:HB3	2.18	0.73
1:P:290:LEU:HD11	1:P:345:ILE:HG12	1.70	0.73
1:R:290:LEU:HD11	1:R:345:ILE:HG12	1.71	0.73
1:H:53:SER:HB3	1:I:178:GLY:HA2	1.69	0.73
1:K:338:ASN:ND2	1:K:396:LEU:HG	2.02	0.73
1:U:55:ARG:HE	1:V:176:LYS:HB3	1.54	0.73
1:W:338:ASN:ND2	1:W:396:LEU:HG	2.02	0.73
1:P:339:ARG:NH2	1:Q:63:SER:HB2	2.02	0.73
1:D:208:LYS:HA	1:E:37:ALA:HB1	1.70	0.73
1:J:399:LEU:CB	1:J:404:ALA:HB2	2.18	0.73
1:L:399:LEU:CB	1:L:404:ALA:HB2	2.18	0.73
1:T:207:GLU:H	1:T:210:HIS:CD2	2.04	0.73
1:I:395:ASP:HB3	1:I:398:GLU:HG2	1.69	0.73
1:L:400:PRO:HB2	1:L:402:GLU:OE2	1.89	0.73
1:W:400:PRO:HB2	1:W:402:GLU:OE2	1.89	0.73
1:W:59:SER:O	1:W:63:SER:HB3	1.87	0.73
1:B:177:GLY:C	1:C:56:GLY:HA3	2.09	0.73

*Continued on next page...*



*Continued from previous page...*

Atom-1	Atom-2	Interatomic distance (Å)	Clash overlap (Å)
1:C:207:GLU:H	1:C:210:HIS:HD2	1.37	0.73
1:L:207:GLU:H	1:L:210:HIS:HD2	1.37	0.73
1:H:58:GLN:NE2	1:H:62:GLU:HB3	2.04	0.73
1:J:93:ASP:O	1:J:97:LEU:HA	1.87	0.73
1:O:312:THR:HG22	1:O:313:ASN:HD22	1.52	0.73
1:O:177:GLY:O	1:P:54:ILE:O	2.05	0.73
1:G:389:GLN:NE2	1:G:407:ILE:HD13	2.04	0.73
1:H:58:GLN:NE2	1:H:65:MET:HB3	2.03	0.73
1:I:58:GLN:NE2	1:I:65:MET:HB3	2.03	0.73
1:G:399:LEU:CB	1:G:404:ALA:HB2	2.19	0.73
1:L:296:HIS:HB3	1:L:382:ILE:HA	1.68	0.73
1:X:296:HIS:HB3	1:X:382:ILE:HA	1.68	0.73
1:X:420:ARG:HH22	1:X:424:ASP:HB3	1.50	0.73
1:B:395:ASP:HB3	1:B:398:GLU:HG2	1.69	0.73
1:D:400:PRO:HB2	1:D:402:GLU:OE2	1.89	0.73
1:I:400:PRO:HB2	1:I:402:GLU:OE2	1.89	0.73
1:N:400:PRO:HB2	1:N:402:GLU:OE2	1.89	0.73
1:P:400:PRO:HB2	1:P:402:GLU:OE2	1.89	0.73
1:J:61:HIS:HB3	1:K:395:ASP:OD2	1.87	0.73
1:K:59:SER:O	1:K:63:SER:HB3	1.88	0.73
1:P:59:SER:O	1:P:63:SER:HB3	1.87	0.73
1:W:207:GLU:H	1:W:210:HIS:HD2	1.37	0.73
1:I:58:GLN:NE2	1:I:62:GLU:HB3	2.04	0.73
1:I:61:HIS:CG	1:I:62:GLU:H	2.06	0.73
1:S:58:GLN:NE2	1:S:62:GLU:HB3	2.04	0.73
1:T:58:GLN:NE2	1:T:62:GLU:HB3	2.04	0.73
1:V:93:ASP:O	1:V:97:LEU:HA	1.87	0.73
1:O:211:HIS:CE1	1:P:49:PHE:HE2	2.05	0.73
1:B:176:LYS:HB3	1:C:55:ARG:NE	2.04	0.73
1:C:389:GLN:NE2	1:C:407:ILE:HD13	2.04	0.73
1:L:346:PRO:CG	1:L:355:ARG:HH22	2.02	0.73
1:N:177:GLY:H	1:O:54:ILE:HG22	1.53	0.73
1:S:389:GLN:NE2	1:S:407:ILE:HD13	2.04	0.73
1:X:346:PRO:CG	1:X:355:ARG:HH22	2.02	0.73
1:K:428:LEU:HB3	1:K:434:PHE:HB2	1.71	0.73
1:S:337:ARG:HD2	1:X:62:GLU:HA	1.69	0.73
1:F:399:LEU:CB	1:F:404:ALA:HB2	2.19	0.73
1:L:420:ARG:HH22	1:L:424:ASP:HB3	1.50	0.73
1:R:399:LEU:CB	1:R:404:ALA:HB2	2.19	0.73
1:S:399:LEU:CB	1:S:404:ALA:HB2	2.18	0.73
1:V:399:LEU:CB	1:V:404:ALA:HB2	2.19	0.73

*Continued on next page...*

*Continued from previous page...*

Atom-1	Atom-2	Interatomic distance (Å)	Clash overlap (Å)
1:W:60:ILE:HG22	1:X:339:ARG:HD3	1.70	0.73
1:A:451:GLU:HB3	1:A:452:PRO:HD3	1.71	0.73
1:B:400:PRO:HB2	1:B:402:GLU:OE2	1.89	0.73
1:R:400:PRO:HB2	1:R:402:GLU:OE2	1.89	0.73
1:U:400:PRO:HB2	1:U:402:GLU:OE2	1.89	0.73
1:V:400:PRO:HB2	1:V:402:GLU:OE2	1.89	0.73
1:V:207:GLU:H	1:V:210:HIS:HD2	1.37	0.73
1:W:61:HIS:HA	1:X:337:ARG:HG3	1.71	0.73
1:D:58:GLN:NE2	1:D:62:GLU:HB3	2.04	0.73
1:R:58:GLN:NE2	1:R:62:GLU:HB3	2.04	0.73
1:U:61:HIS:CG	1:U:62:GLU:H	2.06	0.73
1:I:389:GLN:NE2	1:I:407:ILE:HD13	2.04	0.73
1:N:346:PRO:CG	1:N:355:ARG:HH22	2.02	0.73
1:M:176:LYS:HB3	1:N:55:ARG:NE	2.04	0.73
1:O:389:GLN:NE2	1:O:407:ILE:HD13	2.04	0.73
1:T:55:ARG:NH2	1:U:176:LYS:HD2	2.04	0.73
1:W:428:LEU:HB3	1:W:434:PHE:HB2	1.71	0.73
1:F:464:LEU:HA	1:G:175:HIS:CE1	2.24	0.73
1:F:463:ALA:O	1:G:175:HIS:HE1	1.72	0.73
1:T:58:GLN:NE2	1:T:65:MET:HB3	2.03	0.73
1:F:400:PRO:HB2	1:F:402:GLU:OE2	1.89	0.73
1:H:80:ARG:HE	1:I:189:VAL:CG1	2.02	0.73
1:J:400:PRO:HB2	1:J:402:GLU:OE2	1.89	0.73
1:M:400:PRO:HB2	1:M:402:GLU:OE2	1.89	0.73
1:M:451:GLU:HB3	1:M:452:PRO:HD3	1.71	0.73
1:M:80:ARG:HE	1:R:189:VAL:CG1	2.01	0.73
1:D:59:SER:O	1:D:63:SER:HB3	1.88	0.73
1:E:177:GLY:O	1:F:55:ARG:O	2.04	0.73
1:F:175:HIS:HE1	1:G:467:ASP:HB2	1.54	0.73
1:A:207:GLU:H	1:A:210:HIS:HD2	1.37	0.73
1:J:207:GLU:H	1:J:210:HIS:HD2	1.37	0.73
1:B:61:HIS:CG	1:B:62:GLU:H	2.06	0.72
1:E:341:ALA:O	1:E:359:ARG:HD3	1.89	0.72
1:F:58:GLN:NE2	1:F:62:GLU:HB3	2.04	0.72
1:G:58:GLN:NE2	1:G:62:GLU:HB3	2.04	0.72
1:O:61:HIS:CG	1:O:62:GLU:H	2.06	0.72
1:P:341:ALA:O	1:P:359:ARG:HD3	1.89	0.72
1:Q:341:ALA:O	1:Q:359:ARG:HD3	1.89	0.72
1:T:60:ILE:HG22	1:U:339:ARG:HD2	1.71	0.72
1:G:55:ARG:CA	1:H:177:GLY:HA2	2.18	0.72
1:N:389:GLN:NE2	1:N:407:ILE:HD13	2.04	0.72

*Continued on next page...*

*Continued from previous page...*

Atom-1	Atom-2	Interatomic distance (Å)	Clash overlap (Å)
1:U:389:GLN:NE2	1:U:407:ILE:HD13	2.04	0.72
1:C:428:LEU:HB3	1:C:434:PHE:HB2	1.71	0.72
1:O:428:LEU:HB3	1:O:434:PHE:HB2	1.71	0.72
1:U:58:GLN:NE2	1:U:65:MET:HB3	2.03	0.72
1:A:400:PRO:HB2	1:A:402:GLU:OE2	1.89	0.72
1:H:451:GLU:HB3	1:H:452:PRO:HD3	1.71	0.72
1:Q:451:GLU:HB3	1:Q:452:PRO:HD3	1.71	0.72
1:T:451:GLU:HB3	1:T:452:PRO:HD3	1.71	0.72
1:F:4:ASP:CG	1:S:10:LYS:CE	2.57	0.72
1:E:177:GLY:CA	1:F:56:GLY:HA2	2.16	0.72
1:H:63:SER:HB2	1:I:339:ARG:HH12	1.54	0.72
1:K:207:GLU:H	1:K:210:HIS:HD2	1.37	0.72
1:M:207:GLU:H	1:M:210:HIS:HD2	1.37	0.72
1:O:207:GLU:H	1:O:210:HIS:HD2	1.37	0.72
1:A:51:GLY:HA3	1:A:58:GLN:HB2	1.71	0.72
1:A:58:GLN:NE2	1:A:62:GLU:HB3	2.04	0.72
1:D:341:ALA:O	1:D:359:ARG:HD3	1.89	0.72
1:M:51:GLY:HA3	1:M:58:GLN:HB2	1.71	0.72
1:P:58:GLN:NE2	1:P:62:GLU:HB3	2.04	0.72
1:Q:51:GLY:HA3	1:Q:58:GLN:HB2	1.71	0.72
1:U:58:GLN:NE2	1:U:62:GLU:HB3	2.04	0.72
1:K:80:ARG:HD3	1:L:193:ASP:OD2	1.89	0.72
1:N:290:LEU:HD11	1:N:345:ILE:HG12	1.71	0.72
1:P:458:HIS:HE1	1:V:456:ARG:O	1.72	0.72
1:B:177:GLY:HA2	1:C:55:ARG:CA	2.19	0.72
1:B:346:PRO:CG	1:B:355:ARG:HH22	2.02	0.72
1:B:389:GLN:NE2	1:B:407:ILE:HD13	2.04	0.72
1:J:389:GLN:NE2	1:J:407:ILE:HD13	2.04	0.72
1:M:176:LYS:HD2	1:N:55:ARG:CZ	2.20	0.72
1:S:338:ASN:ND2	1:S:396:LEU:HG	2.02	0.72
1:E:40:LYS:HE3	1:U:7:LYS:CE	2.19	0.72
1:K:312:THR:HG22	1:K:313:ASN:ND2	2.04	0.72
1:W:312:THR:HG22	1:W:313:ASN:ND2	2.04	0.72
1:S:337:ARG:CD	1:X:63:SER:HB3	2.19	0.72
1:K:399:LEU:CB	1:K:404:ALA:HB2	2.18	0.72
1:P:458:HIS:HE1	1:V:456:ARG:O	1.71	0.72
1:W:399:LEU:CB	1:W:404:ALA:HB2	2.18	0.72
1:S:189:VAL:CG1	1:X:80:ARG:HD3	2.18	0.72
1:L:451:GLU:HB3	1:L:452:PRO:HD3	1.71	0.72
1:X:451:GLU:HB3	1:X:452:PRO:HD3	1.71	0.72
1:C:341:ALA:O	1:C:359:ARG:HD3	1.90	0.72

*Continued on next page...*

*Continued from previous page...*

Atom-1	Atom-2	Interatomic distance (Å)	Clash overlap (Å)
1:M:58:GLN:NE2	1:M:62:GLU:HB3	2.04	0.72
1:O:341:ALA:O	1:O:359:ARG:HD3	1.90	0.72
1:T:341:ALA:O	1:T:359:ARG:HD3	1.90	0.72
1:Q:179:TYR:H	1:R:53:SER:HB3	1.54	0.72
1:K:346:PRO:CG	1:K:355:ARG:HH22	2.02	0.72
1:R:389:GLN:NE2	1:R:407:ILE:HD13	2.04	0.72
1:S:60:ILE:HG12	1:T:395:ASP:OD2	1.89	0.72
1:V:389:GLN:NE2	1:V:407:ILE:HD13	2.04	0.72
1:D:428:LEU:HB3	1:D:434:PHE:HB2	1.71	0.72
1:H:55:ARG:HG3	1:I:177:GLY:H	1.54	0.72
1:I:55:ARG:HG3	1:J:177:GLY:N	2.05	0.72
1:P:428:LEU:HB3	1:P:434:PHE:HB2	1.71	0.72
1:E:312:THR:HG22	1:E:313:ASN:ND2	2.04	0.72
1:R:58:GLN:NE2	1:R:65:MET:HB3	2.03	0.72
1:S:58:GLN:NE2	1:S:65:MET:HB3	2.03	0.72
1:T:312:THR:HG22	1:T:313:ASN:ND2	2.04	0.72
1:E:451:GLU:HB3	1:E:452:PRO:HD3	1.71	0.72
1:B:341:ALA:O	1:B:359:ARG:HD3	1.89	0.72
1:C:312:THR:HG22	1:C:313:ASN:HD22	1.52	0.72
1:E:51:GLY:HA3	1:E:58:GLN:HB2	1.71	0.72
1:H:341:ALA:O	1:H:359:ARG:HD3	1.89	0.72
1:J:341:ALA:O	1:J:359:ARG:HD3	1.89	0.72
1:N:61:HIS:CG	1:N:62:GLU:H	2.06	0.72
1:U:60:ILE:HG22	1:V:339:ARG:HD2	1.71	0.72
1:V:341:ALA:O	1:V:359:ARG:HD3	1.90	0.72
1:P:458:HIS:HE1	1:V:456:ARG:O	1.72	0.72
1:L:290:LEU:HD11	1:L:345:ILE:HG12	1.70	0.72
1:F:389:GLN:NE2	1:F:407:ILE:HD13	2.04	0.72
1:G:346:PRO:CG	1:G:355:ARG:HH22	2.02	0.72
1:S:346:PRO:CG	1:S:355:ARG:HH22	2.02	0.72
1:W:346:PRO:CG	1:W:355:ARG:HH22	2.02	0.72
1:J:428:LEU:HB3	1:J:434:PHE:HB2	1.71	0.72
1:N:428:LEU:HB3	1:N:434:PHE:HB2	1.71	0.72
1:H:312:THR:HG22	1:H:313:ASN:ND2	2.04	0.72
1:L:312:THR:HG22	1:L:313:ASN:ND2	2.04	0.72
1:Q:312:THR:HG22	1:Q:313:ASN:ND2	2.04	0.72
1:D:399:LEU:CB	1:D:404:ALA:HB2	2.19	0.72
1:P:399:LEU:CB	1:P:404:ALA:HB2	2.19	0.72
1:U:399:LEU:CB	1:U:404:ALA:HB2	2.18	0.72
1:V:80:ARG:HD3	1:W:189:VAL:CG1	2.19	0.72
1:C:451:GLU:HB3	1:C:452:PRO:HD3	1.71	0.72

*Continued on next page...*

*Continued from previous page...*

Atom-1	Atom-2	Interatomic distance (Å)	Clash overlap (Å)
1:P:339:ARG:H	1:Q:60:ILE:HD12	1.54	0.72
1:C:61:HIS:CG	1:C:62:GLU:H	2.06	0.72
1:B:290:LEU:HD11	1:B:345:ILE:HG12	1.71	0.72
1:X:290:LEU:HD11	1:X:345:ILE:HG12	1.71	0.72
1:D:296:HIS:HB3	1:D:381:GLY:O	1.90	0.72
1:H:296:HIS:HB3	1:H:381:GLY:O	1.90	0.72
1:L:389:GLN:NE2	1:L:407:ILE:HD13	2.04	0.72
1:M:346:PRO:CG	1:M:355:ARG:HH22	2.02	0.72
1:P:389:GLN:NE2	1:P:407:ILE:HD13	2.04	0.72
1:T:296:HIS:HB3	1:T:381:GLY:O	1.90	0.72
1:U:296:HIS:HB3	1:U:381:GLY:O	1.90	0.72
1:X:389:GLN:NE2	1:X:407:ILE:HD13	2.04	0.72
1:B:428:LEU:HB3	1:B:434:PHE:HB2	1.71	0.72
1:U:428:LEU:HB3	1:U:434:PHE:HB2	1.71	0.72
1:V:428:LEU:HB3	1:V:434:PHE:HB2	1.71	0.72
1:F:58:GLN:NE2	1:F:65:MET:HB3	2.03	0.72
1:R:312:THR:HG22	1:R:313:ASN:ND2	2.04	0.72
1:X:312:THR:HG22	1:X:313:ASN:ND2	2.04	0.72
1:E:400:PRO:HB2	1:E:402:GLU:OE2	1.89	0.72
1:G:400:PRO:HB2	1:G:402:GLU:OE2	1.89	0.72
1:N:395:ASP:HB3	1:N:398:GLU:HG2	1.69	0.72
1:Q:400:PRO:HB2	1:Q:402:GLU:OE2	1.89	0.72
1:G:211:HIS:HB3	1:L:33:ILE:HG22	1.71	0.72
1:Q:176:LYS:HD2	1:R:55:ARG:HB3	1.68	0.72
1:S:339:ARG:H	1:X:60:ILE:HD12	1.53	0.72
1:N:58:GLN:NE2	1:N:62:GLU:HB3	2.04	0.72
1:S:341:ALA:O	1:S:359:ARG:HD3	1.89	0.72
1:E:290:LEU:HD11	1:E:345:ILE:HG12	1.70	0.72
1:J:273:SER:HB3	3:J:7493:AMP:N6	2.05	0.72
1:S:53:SER:HB3	1:T:179:TYR:H	1.54	0.72
1:A:346:PRO:CG	1:A:355:ARG:HH22	2.02	0.72
1:D:389:GLN:NE2	1:D:407:ILE:HD13	2.04	0.72
1:H:389:GLN:NE2	1:H:407:ILE:HD13	2.04	0.72
1:I:296:HIS:HB3	1:I:381:GLY:O	1.90	0.72
1:K:389:GLN:NE2	1:K:407:ILE:HD13	2.04	0.72
1:M:176:LYS:HB3	1:N:55:ARG:HE	1.54	0.72
1:P:296:HIS:HB3	1:P:381:GLY:O	1.90	0.72
1:Q:193:ASP:OD2	1:R:80:ARG:HD3	1.88	0.72
1:V:55:ARG:N	1:W:177:GLY:HA2	2.05	0.72
1:L:428:LEU:HB3	1:L:434:PHE:HB2	1.71	0.72
1:B:312:THR:HG22	1:B:313:ASN:ND2	2.04	0.72

*Continued on next page...*

*Continued from previous page...*

Atom-1	Atom-2	Interatomic distance (Å)	Clash overlap (Å)
1:D:312:THR:HG22	1:D:313:ASN:ND2	2.04	0.72
1:F:312:THR:HG22	1:F:313:ASN:ND2	2.04	0.72
1:P:312:THR:HG22	1:P:313:ASN:ND2	2.04	0.72
1:A:207:GLU:H	1:A:210:HIS:CD2	2.04	0.72
1:B:399:LEU:CB	1:B:404:ALA:HB2	2.19	0.72
1:N:189:VAL:CG1	1:O:80:ARG:HD3	2.20	0.72
1:A:179:TYR:CE2	1:B:53:SER:HA	2.25	0.72
1:I:451:GLU:HB3	1:I:452:PRO:HD3	1.71	0.72
1:J:451:GLU:HB3	1:J:452:PRO:HD3	1.71	0.72
1:V:451:GLU:HB3	1:V:452:PRO:HD3	1.71	0.72
1:J:95:PHE:CE1	1:K:337:ARG:NH2	2.56	0.72
1:J:55:ARG:HD2	1:K:176:LYS:HG3	1.70	0.72
1:U:416:ASP:O	1:U:420:ARG:HG2	1.90	0.72
1:W:416:ASP:O	1:W:420:ARG:HG2	1.90	0.72
1:A:339:ARG:HH21	1:A:339:ARG:HG3	1.55	0.72
1:A:341:ALA:O	1:A:359:ARG:HD3	1.90	0.72
1:B:58:GLN:NE2	1:B:62:GLU:HB3	2.04	0.72
1:F:51:GLY:HA3	1:F:58:GLN:HB2	1.71	0.72
1:L:58:GLN:NE2	1:L:62:GLU:HB3	2.04	0.72
1:M:339:ARG:HH21	1:M:339:ARG:HG3	1.55	0.72
1:X:58:GLN:NE2	1:X:62:GLU:HB3	2.04	0.72
1:A:179:TYR:H	1:B:53:SER:HB3	1.54	0.72
1:V:273:SER:HB3	3:V:7517:AMP:N6	2.05	0.72
1:M:177:GLY:CA	1:N:55:ARG:H	2.02	0.72
1:Q:296:HIS:HB3	1:Q:381:GLY:O	1.90	0.72
1:T:389:GLN:NE2	1:T:407:ILE:HD13	2.04	0.72
1:A:428:LEU:HB3	1:A:434:PHE:HB2	1.71	0.72
1:I:428:LEU:HB3	1:I:434:PHE:HB2	1.71	0.72
1:M:428:LEU:HB3	1:M:434:PHE:HB2	1.71	0.72
1:X:428:LEU:HB3	1:X:434:PHE:HB2	1.71	0.72
1:C:312:THR:HG22	1:C:313:ASN:ND2	2.04	0.72
1:O:312:THR:HG22	1:O:313:ASN:ND2	2.04	0.72
1:Q:58:GLN:NE2	1:Q:65:MET:HB3	2.03	0.72
1:C:211:HIS:HE1	1:D:49:PHE:CD2	2.07	0.72
1:O:451:GLU:HB3	1:O:452:PRO:HD3	1.71	0.72
1:U:451:GLU:HB3	1:U:452:PRO:HD3	1.71	0.72
1:B:416:ASP:O	1:B:420:ARG:HG2	1.90	0.72
1:G:416:ASP:O	1:G:420:ARG:HG2	1.90	0.72
1:I:416:ASP:O	1:I:420:ARG:HG2	1.90	0.72
1:K:416:ASP:O	1:K:420:ARG:HG2	1.90	0.72
1:M:416:ASP:O	1:M:420:ARG:HG2	1.90	0.72

*Continued on next page...*

*Continued from previous page...*

Atom-1	Atom-2	Interatomic distance (Å)	Clash overlap (Å)
1:F:58:GLN:HG3	1:F:65:MET:SD	2.30	0.72
1:N:341:ALA:O	1:N:359:ARG:HD3	1.89	0.72
1:R:51:GLY:HA3	1:R:58:GLN:HB2	1.71	0.72
1:S:80:ARG:HD3	1:T:193:ASP:OD2	1.90	0.72
1:X:312:THR:HG22	1:X:313:ASN:HD22	1.52	0.72
1:T:273:SER:HB3	3:T:7513:AMP:N6	2.05	0.72
1:E:296:HIS:HB3	1:E:381:GLY:O	1.90	0.72
1:F:346:PRO:CG	1:F:355:ARG:HH22	2.02	0.72
1:R:296:HIS:HB3	1:R:381:GLY:O	1.90	0.72
1:R:346:PRO:CG	1:R:355:ARG:HH22	2.02	0.72
1:V:346:PRO:CG	1:V:355:ARG:HH22	2.02	0.72
1:W:389:GLN:NE2	1:W:407:ILE:HD13	2.04	0.72
1:X:296:HIS:HB3	1:X:381:GLY:O	1.90	0.72
1:B:180:PHE:CE2	1:C:52:SER:HB3	2.24	0.72
1:C:193:ASP:OD2	1:D:80:ARG:HD3	1.89	0.72
1:F:341:ALA:O	1:F:359:ARG:HD3	1.90	0.72
1:E:58:GLN:NE2	1:E:65:MET:HB3	2.03	0.72
1:N:312:THR:HG22	1:N:313:ASN:ND2	2.04	0.72
1:T:64:ASP:HB2	1:U:347:ILE:HD12	1.70	0.72
1:I:399:LEU:CB	1:I:404:ALA:HB2	2.19	0.72
1:K:467:ASP:HB3	5:K:868:HOH:O	1.90	0.72
1:N:399:LEU:CB	1:N:404:ALA:HB2	2.19	0.72
1:M:80:ARG:HD3	1:R:189:VAL:CG1	2.19	0.72
1:S:400:PRO:HB2	1:S:402:GLU:OE2	1.89	0.72
1:N:416:ASP:O	1:N:420:ARG:HG2	1.90	0.72
1:S:416:ASP:O	1:S:420:ARG:HG2	1.90	0.72
1:M:341:ALA:O	1:M:359:ARG:HD3	1.90	0.72
1:N:51:GLY:HA3	1:N:58:GLN:HB2	1.71	0.72
1:O:51:GLY:HA3	1:O:58:GLN:HB2	1.71	0.72
1:R:58:GLN:HG3	1:R:65:MET:SD	2.30	0.72
1:T:60:ILE:HG22	1:U:339:ARG:CD	2.20	0.72
1:F:273:SER:HB3	3:F:7485:AMP:N6	2.05	0.72
1:D:467:ASP:OD2	1:K:175:HIS:HE1	1.73	0.72
1:K:273:SER:HB3	3:K:7495:AMP:N6	2.05	0.72
1:P:273:SER:HB3	3:P:7505:AMP:N6	2.05	0.72
1:Q:290:LEU:HD11	1:Q:345:ILE:HG12	1.71	0.72
1:U:273:SER:HB3	3:U:7515:AMP:N6	2.05	0.72
1:D:346:PRO:CG	1:D:355:ARG:HH22	2.02	0.72
1:F:296:HIS:HB3	1:F:381:GLY:O	1.90	0.72
1:J:346:PRO:CG	1:J:355:ARG:HH22	2.02	0.72
1:L:296:HIS:HB3	1:L:381:GLY:O	1.90	0.72

*Continued on next page...*

*Continued from previous page...*

Atom-1	Atom-2	Interatomic distance (Å)	Clash overlap (Å)
1:H:341:ALA:O	1:H:359:ARG:HD3	1.90	0.72
1:N:341:ALA:O	1:N:359:ARG:HD3	1.90	0.72
1:R:341:ALA:O	1:R:359:ARG:HD3	1.90	0.72
1:T:341:ALA:O	1:T:359:ARG:HD3	1.90	0.72
1:M:207:GLU:H	1:M:210:HIS:CD2	2.04	0.72
1:A:332:LEU:HB2	1:A:408:PRO:HB2	1.72	0.72
1:M:332:LEU:HB2	1:M:408:PRO:HB2	1.72	0.72
1:P:451:GLU:HB3	1:P:452:PRO:HD3	1.71	0.72
1:M:323:VAL:HG21	1:S:455:ILE:HG22	1.72	0.72
1:O:339:ARG:HH12	1:P:63:SER:HB2	1.54	0.72
1:A:58:GLN:HG3	1:A:65:MET:SD	2.30	0.72
1:E:58:GLN:HG3	1:E:65:MET:SD	2.30	0.72
1:K:341:ALA:O	1:K:359:ARG:HD3	1.90	0.72
1:K:58:GLN:NE2	1:K:62:GLU:HB3	2.04	0.72
1:L:312:THR:HG22	1:L:313:ASN:HD22	1.52	0.72
1:Q:58:GLN:HG3	1:Q:65:MET:SD	2.30	0.72
1:S:58:GLN:HG3	1:S:65:MET:SD	2.30	0.72
1:U:341:ALA:O	1:U:359:ARG:HD3	1.90	0.72
1:X:65:MET:HB2	1:X:91:VAL:HG13	1.72	0.72
1:D:273:SER:HB3	3:D:7481:AMP:N6	2.05	0.72
1:F:309:LEU:HA	1:F:312:THR:HG22	1.72	0.72
1:H:273:SER:HB3	3:H:7489:AMP:N6	2.05	0.72
1:J:332:LEU:HD23	1:J:342:CYS:SG	2.30	0.72
1:R:273:SER:HB3	3:R:7509:AMP:N6	2.05	0.72
1:A:33:ILE:HG22	1:F:211:HIS:HD2	1.54	0.72
1:P:346:PRO:CG	1:P:355:ARG:HH22	2.02	0.72
1:P:338:ASN:ND2	1:P:396:LEU:HG	2.02	0.72
1:P:339:ARG:HD3	1:Q:60:ILE:HG22	1.72	0.72
1:D:451:GLU:HB3	1:D:452:PRO:HD3	1.71	0.72
1:E:332:LEU:HB2	1:E:408:PRO:HB2	1.72	0.72
1:Q:332:LEU:HB2	1:Q:408:PRO:HB2	1.72	0.72
1:A:416:ASP:O	1:A:420:ARG:HG2	1.90	0.72
1:D:416:ASP:O	1:D:420:ARG:HG2	1.90	0.72
1:P:416:ASP:O	1:P:420:ARG:HG2	1.90	0.72
1:B:51:GLY:HA3	1:B:58:GLN:HB2	1.71	0.71
1:C:51:GLY:HA3	1:C:58:GLN:HB2	1.71	0.71
1:F:61:HIS:CG	1:F:62:GLU:H	2.06	0.71
1:G:341:ALA:O	1:G:359:ARG:HD3	1.90	0.71
1:G:60:ILE:HG22	1:H:339:ARG:CD	2.20	0.71
1:G:339:ARG:NE	1:L:50:ASP:HB2	2.04	0.71
1:L:51:GLY:HA3	1:L:58:GLN:HB2	1.71	0.71

*Continued on next page...*



*Continued from previous page...*

Atom-1	Atom-2	Interatomic distance (Å)	Clash overlap (Å)
1:M:58:GLN:HG3	1:M:65:MET:SD	2.30	0.71
1:O:58:GLN:NE2	1:O:62:GLU:HB3	2.04	0.71
1:W:341:ALA:O	1:W:359:ARG:HD3	1.90	0.71
1:W:58:GLN:NE2	1:W:62:GLU:HB3	2.04	0.71
1:E:273:SER:HB3	3:E:7483:AMP:N6	2.05	0.71
1:I:273:SER:HB3	3:I:7491:AMP:N6	2.05	0.71
1:K:290:LEU:HD11	1:K:345:ILE:HG12	1.70	0.71
1:O:177:GLY:C	1:P:54:ILE:O	2.27	0.71
1:Q:273:SER:HB3	3:Q:7507:AMP:N6	2.05	0.71
1:V:332:LEU:HD23	1:V:342:CYS:SG	2.30	0.71
1:B:341:ALA:O	1:B:359:ARG:HD3	1.90	0.71
1:G:58:GLN:NE2	1:G:65:MET:HB3	2.03	0.71
1:V:312:THR:HG22	1:V:313:ASN:ND2	2.04	0.71
1:H:273:SER:OG	3:H:7489:AMP:N6	2.23	0.71
1:T:273:SER:OG	3:T:7513:AMP:N6	2.23	0.71
1:E:339:ARG:HH21	1:E:339:ARG:HG3	1.55	0.71
1:F:312:THR:HG22	1:F:313:ASN:HD22	1.52	0.71
1:H:339:ARG:HH21	1:H:339:ARG:HG3	1.55	0.71
1:I:341:ALA:O	1:I:359:ARG:HD3	1.89	0.71
1:K:58:GLN:HG3	1:K:65:MET:SD	2.30	0.71
1:L:65:MET:HB2	1:L:91:VAL:HG13	1.72	0.71
1:O:58:GLN:HG3	1:O:65:MET:SD	2.30	0.71
1:Q:339:ARG:HH21	1:Q:339:ARG:HG3	1.55	0.71
1:W:58:GLN:HG3	1:W:65:MET:SD	2.30	0.71
1:D:332:LEU:HD23	1:D:342:CYS:SG	2.30	0.71
1:N:207:GLU:H	1:N:210:HIS:CD2	2.09	0.71
1:P:332:LEU:HD23	1:P:342:CYS:SG	2.30	0.71
1:R:309:LEU:HA	1:R:312:THR:HG22	1.72	0.71
1:U:207:GLU:H	1:U:210:HIS:CD2	2.09	0.71
1:W:273:SER:HB3	3:W:7519:AMP:N6	2.05	0.71
1:C:346:PRO:CG	1:C:355:ARG:HH22	2.02	0.71
1:D:338:ASN:ND2	1:D:396:LEU:HG	2.02	0.71
1:I:346:PRO:CG	1:I:355:ARG:HH22	2.02	0.71
1:K:296:HIS:HB3	1:K:381:GLY:O	1.90	0.71
1:U:346:PRO:CG	1:U:355:ARG:HH22	2.02	0.71
1:J:312:THR:HG22	1:J:313:ASN:ND2	2.04	0.71
1:P:208:LYS:HA	1:Q:37:ALA:HB1	1.71	0.71
1:H:332:LEU:HB2	1:H:408:PRO:HB2	1.72	0.71
1:S:451:GLU:HB3	1:S:452:PRO:HD3	1.71	0.71
1:E:193:ASP:OD2	1:F:80:ARG:HD3	1.91	0.71
1:A:176:LYS:CG	1:B:55:ARG:HD2	2.20	0.71

*Continued on next page...*

*Continued from previous page...*

Atom-1	Atom-2	Interatomic distance (Å)	Clash overlap (Å)
1:O:211:HIS:CE1	1:P:49:PHE:CD2	2.78	0.71
1:C:58:GLN:HG3	1:C:65:MET:SD	2.30	0.71
1:G:58:GLN:HG3	1:G:65:MET:SD	2.30	0.71
1:J:51:GLY:HA3	1:J:58:GLN:HB2	1.71	0.71
1:R:61:HIS:CG	1:R:62:GLU:H	2.06	0.71
1:W:339:ARG:HG3	1:W:339:ARG:HH21	1.55	0.71
1:B:207:GLU:H	1:B:210:HIS:CD2	2.09	0.71
1:B:273:SER:HB3	3:B:7477:AMP:N6	2.05	0.71
1:G:309:LEU:HA	1:G:312:THR:HG22	1.72	0.71
1:I:207:GLU:H	1:I:210:HIS:CD2	2.09	0.71
1:I:53:SER:CB	1:J:179:TYR:H	2.03	0.71
1:N:273:SER:HB3	3:N:7501:AMP:N6	2.05	0.71
1:O:346:PRO:CG	1:O:355:ARG:HH22	2.02	0.71
1:A:189:VAL:CG1	1:B:80:ARG:HD3	2.21	0.71
1:P:207:GLU:H	1:P:210:HIS:CD2	2.04	0.71
1:S:80:ARG:NH2	1:T:189:VAL:HG13	2.03	0.71
1:E:40:LYS:CG	1:U:7:LYS:NZ	2.44	0.71
1:V:53:SER:OG	1:W:179:TYR:HB2	1.90	0.71
1:C:273:SER:OG	3:C:7479:AMP:N6	2.23	0.71
1:C:58:GLN:NE2	1:C:62:GLU:HB3	2.04	0.71
1:D:58:GLN:HG3	1:D:65:MET:SD	2.30	0.71
1:F:341:ALA:O	1:F:359:ARG:HD3	1.89	0.71
1:H:51:GLY:HA3	1:H:58:GLN:HB2	1.71	0.71
1:H:58:GLN:HG3	1:H:65:MET:SD	2.30	0.71
1:I:51:GLY:HA3	1:I:58:GLN:HB2	1.71	0.71
1:K:61:HIS:CG	1:K:62:GLU:H	2.06	0.71
1:N:58:GLN:HG3	1:N:65:MET:SD	2.30	0.71
1:P:61:HIS:CG	1:P:62:GLU:H	2.06	0.71
1:R:312:THR:HG22	1:R:313:ASN:HD22	1.52	0.71
1:T:339:ARG:HG3	1:T:339:ARG:HH21	1.55	0.71
1:U:58:GLN:HG3	1:U:65:MET:SD	2.30	0.71
1:V:58:GLN:HG3	1:V:65:MET:SD	2.30	0.71
1:W:61:HIS:CG	1:W:62:GLU:H	2.06	0.71
1:J:53:SER:OG	1:K:179:TYR:HB2	1.90	0.71
1:N:309:LEU:HA	1:N:312:THR:HG22	1.72	0.71
1:W:296:HIS:HB3	1:W:381:GLY:O	1.90	0.71
1:C:341:ALA:O	1:C:359:ARG:HD3	1.90	0.71
1:B:451:GLU:HB3	1:B:452:PRO:HD3	1.71	0.71
1:G:451:GLU:HB3	1:G:452:PRO:HD3	1.71	0.71
1:E:180:PHE:CE2	1:F:52:SER:HB2	2.25	0.71
1:M:176:LYS:HD2	1:N:55:ARG:HB3	1.72	0.71

*Continued on next page...*

*Continued from previous page...*

Atom-1	Atom-2	Interatomic distance (Å)	Clash overlap (Å)
1:F:273:SER:OG	3:F:7485:AMP:N6	2.23	0.71
1:R:273:SER:OG	3:R:7509:AMP:N6	2.23	0.71
1:B:58:GLN:HG3	1:B:65:MET:SD	2.30	0.71
1:D:51:GLY:HA3	1:D:58:GLN:HB2	1.71	0.71
1:D:61:HIS:CG	1:D:62:GLU:H	2.06	0.71
1:G:51:GLY:HA3	1:G:58:GLN:HB2	1.71	0.71
1:I:339:ARG:HH21	1:I:339:ARG:HG3	1.55	0.71
1:I:58:GLN:HG3	1:I:65:MET:SD	2.30	0.71
1:J:58:GLN:HG3	1:J:65:MET:SD	2.30	0.71
1:K:339:ARG:HG3	1:K:339:ARG:HH21	1.55	0.71
1:K:65:MET:HB2	1:K:91:VAL:HG13	1.72	0.71
1:L:341:ALA:O	1:L:359:ARG:HD3	1.89	0.71
1:P:51:GLY:HA3	1:P:58:GLN:HB2	1.71	0.71
1:U:65:MET:HB2	1:U:91:VAL:HG13	1.72	0.71
1:A:290:LEU:HD11	1:A:345:ILE:HG12	1.71	0.71
1:C:332:LEU:HD23	1:C:342:CYS:SG	2.30	0.71
1:F:207:GLU:H	1:F:210:HIS:CD2	2.08	0.71
1:G:206:LEU:HB3	1:L:34:PRO:HG3	1.72	0.71
1:M:290:LEU:HD11	1:M:345:ILE:HG12	1.71	0.71
1:O:332:LEU:HD23	1:O:342:CYS:SG	2.30	0.71
1:G:296:HIS:HB3	1:G:381:GLY:O	1.90	0.71
1:N:296:HIS:HB3	1:N:381:GLY:O	1.90	0.71
1:S:296:HIS:HB3	1:S:381:GLY:O	1.90	0.71
1:T:174:ARG:HD2	1:T:179:TYR:HE1	1.56	0.71
1:E:3:ASP:HA	1:E:6:PHE:CD1	2.26	0.71
1:O:3:ASP:HA	1:O:6:PHE:CD1	2.26	0.71
1:W:55:ARG:HB2	1:X:177:GLY:CA	2.10	0.71
1:N:324:PRO:HB2	5:T:5149:HOH:O	1.90	0.71
1:R:451:GLU:HB3	1:R:452:PRO:HD3	1.71	0.71
1:T:332:LEU:HB2	1:T:408:PRO:HB2	1.72	0.71
1:B:323:VAL:HG21	1:H:455:ILE:HG22	1.71	0.71
1:E:177:GLY:CA	1:F:56:GLY:CA	2.69	0.71
1:L:273:SER:OG	3:L:7497:AMP:N6	2.23	0.71
1:M:273:SER:OG	3:M:7499:AMP:N6	2.23	0.71
1:O:273:SER:OG	3:O:7503:AMP:N6	2.23	0.71
1:X:273:SER:OG	3:X:7521:AMP:N6	2.23	0.71
1:I:65:MET:HB2	1:I:91:VAL:HG13	1.72	0.71
1:R:341:ALA:O	1:R:359:ARG:HD3	1.90	0.71
1:T:51:GLY:HA3	1:T:58:GLN:HB2	1.71	0.71
1:T:58:GLN:HG3	1:T:65:MET:SD	2.30	0.71
1:V:51:GLY:HA3	1:V:58:GLN:HB2	1.71	0.71

*Continued on next page...*

*Continued from previous page...*

Atom-1	Atom-2	Interatomic distance (Å)	Clash overlap (Å)
1:W:51:GLY:HA3	1:W:58:GLN:HB2	1.71	0.71
1:X:51:GLY:HA3	1:X:58:GLN:HB2	1.71	0.71
1:N:332:LEU:HD23	1:N:342:CYS:SG	2.30	0.71
1:O:273:SER:HB3	3:O:7503:AMP:N6	2.05	0.71
1:Q:332:LEU:HD23	1:Q:342:CYS:SG	2.30	0.71
1:R:207:GLU:H	1:R:210:HIS:CD2	2.08	0.71
1:F:174:ARG:HD2	1:F:179:TYR:HE1	1.56	0.71
1:H:346:PRO:CG	1:H:355:ARG:HH22	2.02	0.71
1:D:341:ALA:O	1:D:359:ARG:HD3	1.90	0.71
1:J:3:ASP:HA	1:J:6:PHE:CD1	2.26	0.71
1:M:3:ASP:HA	1:M:6:PHE:CD1	2.26	0.71
1:O:341:ALA:O	1:O:359:ARG:HD3	1.90	0.71
1:P:341:ALA:O	1:P:359:ARG:HD3	1.90	0.71
1:Q:3:ASP:HA	1:Q:6:PHE:CD1	2.26	0.71
1:U:52:SER:HB3	1:V:180:PHE:CE2	2.26	0.71
1:V:3:ASP:HA	1:V:6:PHE:CD1	2.26	0.71
1:G:332:LEU:HB2	1:G:408:PRO:HB2	1.72	0.71
1:O:332:LEU:HB2	1:O:408:PRO:HB2	1.72	0.71
1:X:344:ARG:HG2	1:X:344:ARG:NH2	2.05	0.71
1:H:416:ASP:O	1:H:420:ARG:HG2	1.90	0.71
1:O:416:ASP:O	1:O:420:ARG:HG2	1.90	0.71
1:S:53:SER:OG	1:T:179:TYR:CB	2.39	0.71
1:A:273:SER:OG	3:A:7475:AMP:N6	2.23	0.71
1:J:63:SER:HB2	1:K:339:ARG:HH22	1.55	0.71
1:G:65:MET:HB2	1:G:91:VAL:HG13	1.72	0.71
1:H:65:MET:HB2	1:H:91:VAL:HG13	1.72	0.71
1:L:58:GLN:HG3	1:L:65:MET:SD	2.30	0.71
1:O:339:ARG:HG3	1:O:339:ARG:HH21	1.55	0.71
1:P:58:GLN:HG3	1:P:65:MET:SD	2.30	0.71
1:S:65:MET:HB2	1:S:91:VAL:HG13	1.72	0.71
1:U:339:ARG:HH21	1:U:339:ARG:HG3	1.55	0.71
1:U:51:GLY:HA3	1:U:58:GLN:HB2	1.71	0.71
1:U:58:GLN:OE1	1:U:65:MET:HB3	1.91	0.71
1:X:58:GLN:HG3	1:X:65:MET:SD	2.30	0.71
1:A:309:LEU:HA	1:A:312:THR:HG22	1.72	0.71
1:A:332:LEU:HD23	1:A:342:CYS:SG	2.30	0.71
1:B:309:LEU:HA	1:B:312:THR:HG22	1.72	0.71
1:B:332:LEU:HD23	1:B:342:CYS:SG	2.30	0.71
1:C:273:SER:HB3	3:C:7479:AMP:N6	2.05	0.71
1:E:332:LEU:HD23	1:E:342:CYS:SG	2.30	0.71
1:L:309:LEU:HA	1:L:312:THR:HG22	1.72	0.71

*Continued on next page...*

*Continued from previous page...*

Atom-1	Atom-2	Interatomic distance (Å)	Clash overlap (Å)
1:M:309:LEU:HA	1:M:312:THR:HG22	1.72	0.71
1:W:290:LEU:HD11	1:W:345:ILE:HG12	1.71	0.71
1:X:273:SER:HB3	3:X:7521:AMP:N6	2.05	0.71
1:H:174:ARG:HD2	1:H:179:TYR:HE1	1.56	0.71
1:M:389:GLN:NE2	1:M:407:ILE:HD13	2.04	0.71
1:R:174:ARG:HD2	1:R:179:TYR:HE1	1.56	0.71
1:S:174:ARG:HD2	1:S:179:TYR:HE1	1.56	0.71
1:A:3:ASP:HA	1:A:6:PHE:CD1	2.26	0.71
1:C:3:ASP:HA	1:C:6:PHE:CD1	2.26	0.71
1:S:341:ALA:O	1:S:359:ARG:HD3	1.90	0.71
1:A:312:THR:HG22	1:A:313:ASN:ND2	2.04	0.71
1:E:189:VAL:CG1	1:F:80:ARG:HH21	2.03	0.71
1:E:189:VAL:HG13	1:F:80:ARG:NH2	2.05	0.71
1:C:332:LEU:HB2	1:C:408:PRO:HB2	1.72	0.71
1:F:451:GLU:HB3	1:F:452:PRO:HD3	1.71	0.71
1:N:451:GLU:HB3	1:N:452:PRO:HD3	1.71	0.71
1:F:416:ASP:O	1:F:420:ARG:HG2	1.90	0.71
1:B:273:SER:OG	3:B:7477:AMP:N6	2.23	0.71
1:E:273:SER:OG	3:E:7483:AMP:N6	2.23	0.71
1:F:401:PRO:HA	1:F:404:ALA:HB3	1.73	0.71
1:Q:273:SER:OG	3:Q:7507:AMP:N6	2.23	0.71
1:R:401:PRO:HA	1:R:404:ALA:HB3	1.73	0.71
1:U:273:SER:OG	3:U:7515:AMP:N6	2.23	0.71
1:I:58:GLN:OE1	1:I:65:MET:HB3	1.91	0.71
1:O:58:GLN:OE1	1:O:65:MET:HB3	1.91	0.71
1:T:65:MET:HB2	1:T:91:VAL:HG13	1.72	0.71
1:W:65:MET:HB2	1:W:91:VAL:HG13	1.72	0.71
1:E:309:LEU:HA	1:E:312:THR:HG22	1.72	0.71
1:J:207:GLU:H	1:J:210:HIS:CD2	2.09	0.71
1:K:332:LEU:HD23	1:K:342:CYS:SG	2.30	0.71
1:M:332:LEU:HD23	1:M:342:CYS:SG	2.30	0.71
1:O:207:GLU:H	1:O:210:HIS:CD2	2.09	0.71
1:P:309:LEU:HA	1:P:312:THR:HG22	1.72	0.71
1:Q:309:LEU:HA	1:Q:312:THR:HG22	1.72	0.71
1:F:7:LYS:HE2	1:S:10:LYS:CG	2.21	0.71
1:S:332:LEU:HD23	1:S:342:CYS:SG	2.30	0.71
1:V:207:GLU:H	1:V:210:HIS:CD2	2.09	0.71
1:W:332:LEU:HD23	1:W:342:CYS:SG	2.30	0.71
1:B:296:HIS:HB3	1:B:381:GLY:O	1.90	0.71
1:T:346:PRO:CG	1:T:355:ARG:HH22	2.02	0.71
1:E:175:HIS:CE1	1:L:464:LEU:HA	2.24	0.71

*Continued on next page...*

*Continued from previous page...*

Atom-1	Atom-2	Interatomic distance (Å)	Clash overlap (Å)
1:M:312:THR:HG22	1:M:313:ASN:ND2	2.04	0.71
1:K:451:GLU:HB3	1:K:452:PRO:HD3	1.71	0.71
1:R:416:ASP:O	1:R:420:ARG:HG2	1.90	0.71
1:D:401:PRO:HA	1:D:404:ALA:HB3	1.73	0.71
1:G:312:THR:HG22	1:G:313:ASN:HD22	1.56	0.71
1:J:273:SER:OG	3:J:7493:AMP:N6	2.23	0.71
1:V:273:SER:OG	3:V:7517:AMP:N6	2.23	0.71
1:C:339:ARG:HG3	1:C:339:ARG:HH21	1.55	0.71
1:C:58:GLN:OE1	1:C:65:MET:HB3	1.91	0.71
1:D:58:GLN:OE1	1:D:65:MET:HB3	1.91	0.71
1:J:58:GLN:OE1	1:J:65:MET:HB3	1.91	0.71
1:N:193:ASP:OD2	1:O:80:ARG:HD3	1.90	0.71
1:P:58:GLN:OE1	1:P:65:MET:HB3	1.91	0.71
1:M:60:ILE:HG22	1:R:339:ARG:HD3	1.72	0.71
1:S:193:ASP:OD2	1:X:80:ARG:HD3	1.90	0.71
1:S:51:GLY:HA3	1:S:58:GLN:HB2	1.71	0.71
1:B:179:TYR:H	1:C:53:SER:HB3	1.56	0.71
1:C:207:GLU:H	1:C:210:HIS:CD2	2.09	0.71
1:G:332:LEU:HD23	1:G:342:CYS:SG	2.30	0.71
1:S:309:LEU:HA	1:S:312:THR:HG22	1.72	0.71
1:A:389:GLN:NE2	1:A:407:ILE:HD13	2.04	0.71
1:C:174:ARG:HD2	1:C:179:TYR:HE1	1.56	0.71
1:E:389:GLN:NE2	1:E:407:ILE:HD13	2.04	0.71
1:H:59:SER:HB3	1:H:61:HIS:NE2	2.06	0.71
1:I:174:ARG:HD2	1:I:179:TYR:HE1	1.56	0.71
1:O:174:ARG:HD2	1:O:179:TYR:HE1	1.56	0.71
1:O:296:HIS:HB3	1:O:381:GLY:O	1.90	0.71
1:Q:389:GLN:NE2	1:Q:407:ILE:HD13	2.04	0.71
1:X:174:ARG:HD2	1:X:179:TYR:HE1	1.56	0.71
1:E:177:GLY:HA2	1:F:55:ARG:HB2	0.79	0.71
1:E:193:ASP:OD2	1:F:80:ARG:HD3	1.89	0.71
1:G:3:ASP:HA	1:G:6:PHE:CD1	2.26	0.71
1:I:3:ASP:HA	1:I:6:PHE:CD1	2.26	0.71
1:Q:428:LEU:HB3	1:Q:434:PHE:HB2	1.71	0.71
1:U:334:TYR:HA	1:U:343:VAL:O	1.91	0.71
1:S:332:LEU:HB2	1:S:408:PRO:HB2	1.72	0.71
1:L:344:ARG:HG2	1:L:344:ARG:NH2	2.05	0.71
1:C:416:ASP:O	1:C:420:ARG:HG2	1.90	0.71
1:J:416:ASP:O	1:J:420:ARG:HG2	1.90	0.71
1:T:416:ASP:O	1:T:420:ARG:HG2	1.90	0.71
1:V:416:ASP:O	1:V:420:ARG:HG2	1.90	0.71

*Continued on next page...*

*Continued from previous page...*

Atom-1	Atom-2	Interatomic distance (Å)	Clash overlap (Å)
1:I:207:GLU:H	1:I:210:HIS:HD2	1.37	0.71
1:M:337:ARG:HH22	1:M:347:ILE:HG13	1.56	0.71
1:P:401:PRO:HA	1:P:404:ALA:HB3	1.73	0.71
1:S:207:GLU:H	1:S:210:HIS:HD2	1.37	0.71
1:B:65:MET:HB2	1:B:91:VAL:HG13	1.72	0.71
1:O:65:MET:HB2	1:O:91:VAL:HG13	1.72	0.71
1:V:58:GLN:OE1	1:V:65:MET:HB3	1.91	0.71
1:D:207:GLU:H	1:D:210:HIS:CD2	2.08	0.71
1:D:309:LEU:HA	1:D:312:THR:HG22	1.72	0.71
1:G:273:SER:HB3	3:G:7487:AMP:N6	2.05	0.71
1:I:309:LEU:HA	1:I:312:THR:HG22	1.72	0.71
1:I:332:LEU:HD23	1:I:342:CYS:SG	2.30	0.71
1:L:207:GLU:H	1:L:210:HIS:CD2	2.09	0.71
1:L:273:SER:HB3	3:L:7497:AMP:N6	2.05	0.71
1:M:273:SER:HB3	3:M:7499:AMP:N6	2.05	0.71
1:P:207:GLU:H	1:P:210:HIS:CD2	2.08	0.71
1:T:332:LEU:HD23	1:T:342:CYS:SG	2.30	0.71
1:X:309:LEU:HA	1:X:312:THR:HG22	1.72	0.71
1:C:296:HIS:HB3	1:C:381:GLY:O	1.90	0.71
1:C:59:SER:HB3	1:C:61:HIS:NE2	2.06	0.71
1:E:346:PRO:CG	1:E:355:ARG:HH22	2.02	0.71
1:G:174:ARG:HD2	1:G:179:TYR:HE1	1.56	0.71
1:M:60:ILE:HD12	5:R:4666:HOH:O	1.91	0.71
1:U:174:ARG:HD2	1:U:179:TYR:HE1	1.56	0.71
1:D:334:TYR:HA	1:D:343:VAL:O	1.91	0.71
1:D:3:ASP:HA	1:D:6:PHE:CD1	2.26	0.71
1:H:428:LEU:HB3	1:H:434:PHE:HB2	1.71	0.71
1:I:334:TYR:HA	1:I:343:VAL:O	1.91	0.71
1:P:3:ASP:HA	1:P:6:PHE:CD1	2.26	0.71
1:S:3:ASP:HA	1:S:6:PHE:CD1	2.26	0.71
1:G:179:TYR:CD2	1:L:53:SER:HA	2.26	0.71
1:L:416:ASP:O	1:L:420:ARG:HG2	1.90	0.71
1:A:337:ARG:HH22	1:A:347:ILE:HG13	1.56	0.71
1:G:273:SER:OG	3:G:7487:AMP:N6	2.23	0.71
1:I:401:PRO:HA	1:I:404:ALA:HB3	1.73	0.71
1:I:273:SER:OG	3:I:7491:AMP:N6	2.23	0.71
1:N:273:SER:OG	3:N:7501:AMP:N6	2.23	0.71
1:Q:207:GLU:H	1:Q:210:HIS:HD2	1.37	0.71
1:S:273:SER:OG	3:S:7511:AMP:N6	2.23	0.71
1:A:61:HIS:CD2	1:A:62:GLU:N	2.59	0.70
1:C:65:MET:HB2	1:C:91:VAL:HG13	1.72	0.70

*Continued on next page...*

*Continued from previous page...*

Atom-1	Atom-2	Interatomic distance (Å)	Clash overlap (Å)
1:K:51:GLY:HA3	1:K:58:GLN:HB2	1.71	0.70
1:M:61:HIS:CD2	1:M:62:GLU:N	2.59	0.70
1:S:61:HIS:CD2	1:S:62:GLU:N	2.59	0.70
1:X:341:ALA:O	1:X:359:ARG:HD3	1.90	0.70
1:X:61:HIS:CD2	1:X:62:GLU:N	2.59	0.70
1:A:273:SER:HB3	3:A:7475:AMP:N6	2.05	0.70
1:U:309:LEU:HA	1:U:312:THR:HG22	1.72	0.70
1:C:355:ARG:HD3	3:C:7479:AMP:C4	2.26	0.70
1:G:55:ARG:HE	1:H:176:LYS:HB3	1.55	0.70
1:L:174:ARG:HD2	1:L:179:TYR:HE1	1.56	0.70
1:Q:346:PRO:CG	1:Q:355:ARG:HH22	2.02	0.70
1:B:3:ASP:HA	1:B:6:PHE:CD1	2.26	0.70
1:E:283:TYR:CD1	1:E:351:PRO:HA	2.27	0.70
1:E:428:LEU:HB3	1:E:434:PHE:HB2	1.71	0.70
1:H:283:TYR:CD1	1:H:351:PRO:HA	2.26	0.70
1:J:334:TYR:HA	1:J:343:VAL:O	1.91	0.70
1:N:334:TYR:HA	1:N:343:VAL:O	1.91	0.70
1:N:3:ASP:HA	1:N:6:PHE:CD1	2.26	0.70
1:T:428:LEU:HB3	1:T:434:PHE:HB2	1.71	0.70
1:U:3:ASP:HA	1:U:6:PHE:CD1	2.26	0.70
1:W:3:ASP:HA	1:W:6:PHE:CD1	2.26	0.70
1:X:3:ASP:HA	1:X:6:PHE:CD1	2.26	0.70
1:W:80:ARG:NH2	1:X:189:VAL:HG13	2.05	0.70
1:L:332:LEU:HB2	1:L:408:PRO:HB2	1.72	0.70
1:V:332:LEU:HB2	1:V:408:PRO:HB2	1.72	0.70
1:X:332:LEU:HB2	1:X:408:PRO:HB2	1.72	0.70
1:E:416:ASP:O	1:E:420:ARG:HG2	1.90	0.70
1:Q:416:ASP:O	1:Q:420:ARG:HG2	1.90	0.70
1:X:416:ASP:O	1:X:420:ARG:HG2	1.90	0.70
1:E:207:GLU:H	1:E:210:HIS:HD2	1.37	0.70
1:G:401:PRO:HA	1:G:404:ALA:HB3	1.73	0.70
1:I:312:THR:HG22	1:I:313:ASN:HD22	1.56	0.70
1:S:312:THR:HG22	1:S:313:ASN:HD22	1.56	0.70
1:T:207:GLU:H	1:T:210:HIS:HD2	1.37	0.70
1:T:337:ARG:HH22	1:T:347:ILE:HG13	1.56	0.70
1:U:207:GLU:H	1:U:210:HIS:HD2	1.37	0.70
1:U:312:THR:HG22	1:U:313:ASN:HD22	1.56	0.70
1:U:401:PRO:HA	1:U:404:ALA:HB3	1.73	0.70
1:B:273:SER:OG	3:B:7477:AMP:N6	2.25	0.70
1:B:339:ARG:HG3	1:B:339:ARG:HH21	1.55	0.70
1:G:273:SER:OG	3:G:7487:AMP:N6	2.25	0.70

*Continued on next page...*



*Continued from previous page...*

Atom-1	Atom-2	Interatomic distance (Å)	Clash overlap (Å)
1:J:65:MET:HB2	1:J:91:VAL:HG13	1.72	0.70
1:N:339:ARG:HG3	1:N:339:ARG:HH21	1.55	0.70
1:V:65:MET:HB2	1:V:91:VAL:HG13	1.72	0.70
1:W:207:GLU:H	1:W:210:HIS:CD2	2.08	0.70
1:C:177:GLY:HA2	1:D:55:ARG:CA	2.21	0.70
1:D:355:ARG:HD3	3:D:7481:AMP:C4	2.26	0.70
1:I:55:ARG:CZ	1:J:176:LYS:HD2	2.20	0.70
1:K:174:ARG:HD2	1:K:179:TYR:HE1	1.56	0.70
1:M:355:ARG:HD3	3:M:7499:AMP:C4	2.26	0.70
1:O:59:SER:HB3	1:O:61:HIS:NE2	2.06	0.70
1:P:355:ARG:HD3	3:P:7505:AMP:C4	2.26	0.70
1:S:55:ARG:HH21	1:T:176:LYS:HD2	1.54	0.70
1:T:59:SER:HB3	1:T:61:HIS:NE2	2.06	0.70
1:A:283:TYR:CD1	1:A:351:PRO:HA	2.27	0.70
1:B:334:TYR:HA	1:B:343:VAL:O	1.91	0.70
1:E:341:ALA:O	1:E:359:ARG:HD3	1.90	0.70
1:G:341:ALA:O	1:G:359:ARG:HD3	1.90	0.70
1:K:3:ASP:HA	1:K:6:PHE:CD1	2.26	0.70
1:L:283:TYR:CD1	1:L:351:PRO:HA	2.26	0.70
1:L:3:ASP:HA	1:L:6:PHE:CD1	2.26	0.70
1:P:334:TYR:HA	1:P:343:VAL:O	1.91	0.70
1:Q:283:TYR:CD1	1:Q:351:PRO:HA	2.27	0.70
1:Q:341:ALA:O	1:Q:359:ARG:HD3	1.90	0.70
1:T:283:TYR:CD1	1:T:351:PRO:HA	2.27	0.70
1:V:334:TYR:HA	1:V:343:VAL:O	1.91	0.70
1:A:392:VAL:HG21	1:A:407:ILE:HD11	1.73	0.70
1:D:347:ILE:HD12	1:E:64:ASP:HB2	1.73	0.70
1:A:80:ARG:HD3	1:F:189:VAL:CG1	2.21	0.70
1:F:332:LEU:HB2	1:F:408:PRO:HB2	1.72	0.70
1:R:332:LEU:HB2	1:R:408:PRO:HB2	1.72	0.70
1:C:193:ASP:OD2	1:D:80:ARG:HD3	1.90	0.70
1:W:55:ARG:HD2	1:X:176:LYS:HG3	1.72	0.70
1:D:207:GLU:H	1:D:210:HIS:HD2	1.37	0.70
1:F:312:THR:HG22	1:F:313:ASN:HD22	1.56	0.70
1:F:337:ARG:HH22	1:F:347:ILE:HG13	1.56	0.70
1:H:207:GLU:H	1:H:210:HIS:HD2	1.37	0.70
1:H:337:ARG:HH22	1:H:347:ILE:HG13	1.56	0.70
1:R:312:THR:HG22	1:R:313:ASN:HD22	1.56	0.70
1:R:337:ARG:HH22	1:R:347:ILE:HG13	1.56	0.70
1:B:58:GLN:OE1	1:B:65:MET:HB3	1.91	0.70
1:F:339:ARG:HH21	1:F:339:ARG:HG3	1.55	0.70

*Continued on next page...*

*Continued from previous page...*

Atom-1	Atom-2	Interatomic distance (Å)	Clash overlap (Å)
1:N:273:SER:OG	3:N:7501:AMP:N6	2.25	0.70
1:N:65:MET:HB2	1:N:91:VAL:HG13	1.72	0.70
1:R:339:ARG:HH21	1:R:339:ARG:HG3	1.55	0.70
1:S:339:ARG:HG3	1:S:339:ARG:HH21	1.55	0.70
1:S:273:SER:OG	3:S:7511:AMP:N6	2.25	0.70
1:V:339:ARG:HG3	1:V:339:ARG:HH21	1.55	0.70
1:H:332:LEU:HD23	1:H:342:CYS:SG	2.30	0.70
1:U:332:LEU:HD23	1:U:342:CYS:SG	2.30	0.70
1:X:207:GLU:H	1:X:210:HIS:CD2	2.09	0.70
1:A:355:ARG:HD3	3:A:7475:AMP:C4	2.26	0.70
1:M:174:ARG:HD2	1:M:179:TYR:HE1	1.56	0.70
1:M:296:HIS:HB3	1:M:381:GLY:O	1.90	0.70
1:O:355:ARG:HD3	3:O:7503:AMP:C4	2.26	0.70
1:M:283:TYR:CD1	1:M:351:PRO:HA	2.27	0.70
1:T:346:PRO:HB2	1:T:355:ARG:HH11	1.56	0.70
1:O:189:VAL:CG1	1:P:80:ARG:HD3	2.21	0.70
1:O:211:HIS:CE1	1:P:49:PHE:CD2	2.74	0.70
1:J:332:LEU:HB2	1:J:408:PRO:HB2	1.72	0.70
1:W:451:GLU:HB3	1:W:452:PRO:HD3	1.71	0.70
1:A:177:GLY:CA	1:B:56:GLY:HA2	2.18	0.70
1:B:324:PRO:HD2	5:H:7641:HOH:O	1.90	0.70
1:C:273:SER:OG	3:C:7479:AMP:N6	2.25	0.70
1:D:61:HIS:CD2	1:D:62:GLU:N	2.59	0.70
1:E:312:THR:HG22	1:E:313:ASN:HD22	1.52	0.70
1:H:273:SER:OG	3:H:7489:AMP:N6	2.25	0.70
1:G:60:ILE:HG22	1:H:339:ARG:HD2	1.73	0.70
1:J:339:ARG:HG3	1:J:339:ARG:HH21	1.55	0.70
1:L:61:HIS:CD2	1:L:62:GLU:N	2.59	0.70
1:Q:312:THR:HG22	1:Q:313:ASN:HD22	1.52	0.70
1:G:207:GLU:H	1:G:210:HIS:CD2	2.09	0.70
1:H:309:LEU:HA	1:H:312:THR:HG22	1.72	0.70
1:T:309:LEU:HA	1:T:312:THR:HG22	1.72	0.70
1:A:174:ARG:HD2	1:A:179:TYR:HE1	1.56	0.70
1:A:296:HIS:HB3	1:A:381:GLY:O	1.90	0.70
1:N:395:ASP:OD2	1:O:60:ILE:HG12	1.92	0.70
1:C:334:TYR:HA	1:C:343:VAL:O	1.91	0.70
1:H:346:PRO:HB2	1:H:355:ARG:HH11	1.56	0.70
1:M:341:ALA:O	1:M:359:ARG:HD3	1.90	0.70
1:X:283:TYR:CD1	1:X:351:PRO:HA	2.26	0.70
1:K:392:VAL:HG21	1:K:407:ILE:HD11	1.73	0.70
1:L:392:VAL:HG21	1:L:407:ILE:HD11	1.73	0.70

*Continued on next page...*

*Continued from previous page...*

Atom-1	Atom-2	Interatomic distance (Å)	Clash overlap (Å)
1:H:80:ARG:HD3	1:I:189:VAL:CG1	2.21	0.70
1:D:175:HIS:CE1	1:K:467:ASP:CB	2.74	0.70
5:B:7615:HOH:O	1:H:324:PRO:HB2	1.90	0.70
1:J:271:HIS:CD2	3:J:7493:AMP:H4'	2.26	0.70
1:K:332:LEU:HB2	1:K:408:PRO:HB2	1.72	0.70
1:T:60:ILE:HG22	1:U:338:ASN:HD22	1.56	0.70
1:R:463:ALA:HA	1:X:140:PHE:CE1	2.26	0.70
1:J:338:ASN:HD21	1:J:395:ASP:HA	1.56	0.70
1:V:338:ASN:HD21	1:V:395:ASP:HA	1.56	0.70
1:B:312:THR:HG22	1:B:313:ASN:HD22	1.56	0.70
1:L:337:ARG:HH22	1:L:347:ILE:HG13	1.56	0.70
1:P:207:GLU:H	1:P:210:HIS:HD2	1.37	0.70
1:P:312:THR:HG22	1:P:313:ASN:HD22	1.56	0.70
1:R:207:GLU:H	1:R:210:HIS:HD2	1.37	0.70
1:S:401:PRO:HA	1:S:404:ALA:HB3	1.73	0.70
1:T:401:PRO:HA	1:T:404:ALA:HB3	1.73	0.70
1:W:273:SER:OG	3:W:7519:AMP:N6	2.23	0.70
1:X:337:ARG:HH22	1:X:347:ILE:HG13	1.56	0.70
1:N:58:GLN:OE1	1:N:65:MET:HB3	1.91	0.70
1:P:61:HIS:CD2	1:P:62:GLU:N	2.59	0.70
1:T:58:GLN:OE1	1:T:65:MET:HB3	1.91	0.70
1:C:312:THR:HG22	1:C:313:ASN:HD22	1.56	0.70
1:D:174:ARG:HD2	1:D:179:TYR:HE1	1.56	0.70
1:E:174:ARG:HD2	1:E:179:TYR:HE1	1.56	0.70
1:F:59:SER:HB3	1:F:61:HIS:NE2	2.06	0.70
1:K:59:SER:HB3	1:K:61:HIS:NE2	2.06	0.70
1:N:355:ARG:HD3	3:N:7501:AMP:C4	2.26	0.70
1:O:312:THR:HG22	1:O:313:ASN:HD22	1.56	0.70
1:P:174:ARG:HD2	1:P:179:TYR:HE1	1.56	0.70
1:Q:174:ARG:HD2	1:Q:179:TYR:HE1	1.56	0.70
1:R:59:SER:HB3	1:R:61:HIS:NE2	2.06	0.70
1:W:174:ARG:HD2	1:W:179:TYR:HE1	1.56	0.70
1:W:59:SER:HB3	1:W:61:HIS:NE2	2.06	0.70
1:J:341:ALA:O	1:J:359:ARG:HD3	1.90	0.70
1:K:341:ALA:O	1:K:359:ARG:HD3	1.90	0.70
1:O:334:TYR:HA	1:O:343:VAL:O	1.91	0.70
1:S:283:TYR:CD1	1:S:351:PRO:HA	2.26	0.70
1:T:3:ASP:HA	1:T:6:PHE:CD1	2.26	0.70
1:M:392:VAL:HG21	1:M:407:ILE:HD11	1.74	0.70
1:T:63:SER:HB3	1:U:337:ARG:CD	2.21	0.70
1:X:392:VAL:HG21	1:X:407:ILE:HD11	1.73	0.70

*Continued on next page...*

*Continued from previous page...*

Atom-1	Atom-2	Interatomic distance (Å)	Clash overlap (Å)
1:J:80:ARG:HD3	1:K:189:VAL:CG1	2.19	0.70
1:O:189:VAL:CG1	1:P:80:ARG:HH21	2.04	0.70
1:O:189:VAL:HG13	1:P:80:ARG:NH2	2.06	0.70
1:A:271:HIS:CD2	3:A:7475:AMP:H4'	2.27	0.70
1:M:271:HIS:CD2	3:M:7499:AMP:H4'	2.27	0.70
1:U:80:ARG:HE	1:V:189:VAL:CG1	2.04	0.70
1:V:271:HIS:CD2	3:V:7517:AMP:H4'	2.27	0.70
1:I:55:ARG:HB3	1:J:176:LYS:HD2	1.74	0.70
1:N:502:PRO:HB2	1:O:137:SER:HB3	1.72	0.70
1:D:312:THR:HG22	1:D:313:ASN:HD22	1.56	0.70
1:E:401:PRO:HA	1:E:404:ALA:HB3	1.73	0.70
1:F:207:GLU:H	1:F:210:HIS:HD2	1.37	0.70
1:H:401:PRO:HA	1:H:404:ALA:HB3	1.73	0.70
1:K:337:ARG:HH22	1:K:347:ILE:HG13	1.56	0.70
1:K:273:SER:OG	3:K:7495:AMP:N6	2.23	0.70
1:Q:401:PRO:HA	1:Q:404:ALA:HB3	1.73	0.70
1:W:337:ARG:HH22	1:W:347:ILE:HG13	1.56	0.70
1:E:65:MET:HB2	1:E:91:VAL:HG13	1.72	0.70
1:F:54:ILE:H	1:F:54:ILE:HD12	1.57	0.70
1:G:339:ARG:HG3	1:G:339:ARG:HH21	1.55	0.70
1:I:273:SER:OG	3:I:7491:AMP:N6	2.25	0.70
1:O:273:SER:OG	3:O:7503:AMP:N6	2.25	0.70
1:R:54:ILE:H	1:R:54:ILE:HD12	1.57	0.70
1:T:273:SER:OG	3:T:7513:AMP:N6	2.25	0.70
1:U:273:SER:OG	3:U:7515:AMP:N6	2.25	0.70
1:W:58:GLN:OE1	1:W:65:MET:HB3	1.91	0.70
1:X:339:ARG:HH21	1:X:339:ARG:HG3	1.55	0.70
1:A:207:GLU:H	1:A:210:HIS:CD2	2.09	0.70
1:F:332:LEU:HD23	1:F:342:CYS:SG	2.30	0.70
1:K:207:GLU:H	1:K:210:HIS:CD2	2.09	0.70
1:L:332:LEU:HD23	1:L:342:CYS:SG	2.30	0.70
1:R:332:LEU:HD23	1:R:342:CYS:SG	2.30	0.70
1:S:273:SER:HB3	3:S:7511:AMP:N6	2.05	0.70
1:B:355:ARG:HD3	3:B:7477:AMP:C4	2.26	0.70
1:E:59:SER:HB3	1:E:61:HIS:NE2	2.06	0.70
1:W:355:ARG:HD3	3:W:7519:AMP:C4	2.26	0.70
1:D:394:LYS:O	1:E:61:HIS:HB3	1.91	0.70
1:Q:180:PHE:CE2	1:R:52:SER:HB3	2.26	0.70
1:T:334:TYR:HA	1:T:343:VAL:O	1.91	0.70
1:U:341:ALA:O	1:U:359:ARG:HD3	1.90	0.70
1:V:341:ALA:O	1:V:359:ARG:HD3	1.90	0.70

*Continued on next page...*

*Continued from previous page...*

Atom-1	Atom-2	Interatomic distance (Å)	Clash overlap (Å)
1:W:341:ALA:O	1:W:359:ARG:HD3	1.90	0.70
1:X:341:ALA:O	1:X:359:ARG:HD3	1.90	0.70
1:J:63:SER:OG	1:K:337:ARG:NH2	2.25	0.70
1:V:392:VAL:HG21	1:V:407:ILE:HD11	1.73	0.70
1:G:273:SER:OG	3:G:7487:AMP:N6	2.25	0.70
1:K:273:SER:OG	3:K:7495:AMP:N6	2.25	0.70
1:O:177:GLY:HA2	1:P:55:ARG:HD3	1.73	0.70
1:D:332:LEU:HB2	1:D:408:PRO:HB2	1.72	0.70
1:E:271:HIS:CD2	3:E:7483:AMP:H4'	2.26	0.70
1:I:332:LEU:HB2	1:I:408:PRO:HB2	1.72	0.70
1:U:332:LEU:HB2	1:U:408:PRO:HB2	1.72	0.70
1:W:332:LEU:HB2	1:W:408:PRO:HB2	1.72	0.70
1:G:344:ARG:HH22	1:G:347:ILE:HD13	1.57	0.70
1:H:344:ARG:HH22	1:H:347:ILE:HD13	1.57	0.70
1:I:338:ASN:HD21	1:I:395:ASP:HA	1.56	0.70
1:I:56:GLY:HA3	1:J:177:GLY:C	2.11	0.70
1:S:337:ARG:HH22	1:S:347:ILE:HG13	1.56	0.70
1:X:401:PRO:HA	1:X:404:ALA:HB3	1.73	0.70
1:A:58:GLN:OE1	1:A:65:MET:HB3	1.91	0.70
1:C:54:ILE:H	1:C:54:ILE:HD12	1.57	0.70
1:E:273:SER:OG	3:E:7483:AMP:N6	2.25	0.70
1:Q:273:SER:OG	3:Q:7507:AMP:N6	2.25	0.70
1:H:207:GLU:H	1:H:210:HIS:CD2	2.09	0.70
1:Q:207:GLU:H	1:Q:210:HIS:CD2	2.08	0.70
1:K:55:ARG:CA	1:L:177:GLY:HA2	2.20	0.70
1:Q:355:ARG:HD3	3:Q:7507:AMP:C4	2.26	0.70
1:Q:59:SER:HB3	1:Q:61:HIS:NE2	2.06	0.70
1:V:312:THR:HG22	1:V:313:ASN:HD22	1.56	0.70
1:A:341:ALA:O	1:A:359:ARG:HD3	1.90	0.70
1:F:334:TYR:HA	1:F:343:VAL:O	1.91	0.70
1:G:283:TYR:CD1	1:G:351:PRO:HA	2.26	0.70
1:I:341:ALA:O	1:I:359:ARG:HD3	1.90	0.70
1:L:341:ALA:O	1:L:359:ARG:HD3	1.90	0.70
1:P:346:PRO:HB2	1:P:355:ARG:HH11	1.56	0.70
1:R:334:TYR:HA	1:R:343:VAL:O	1.91	0.70
1:S:428:LEU:HB3	1:S:434:PHE:HB2	1.71	0.70
1:P:458:HIS:HE1	1:V:456:ARG:O	1.74	0.70
1:O:464:LEU:HA	1:V:175:HIS:CE1	2.27	0.70
1:B:339:ARG:HD3	1:C:60:ILE:HG22	1.72	0.70
1:M:189:VAL:CG1	1:N:80:ARG:HH21	2.03	0.70
1:P:273:SER:OG	3:P:7505:AMP:N6	2.25	0.70

*Continued on next page...*

*Continued from previous page...*

Atom-1	Atom-2	Interatomic distance (Å)	Clash overlap (Å)
1:Q:177:GLY:CA	1:R:55:ARG:HB2	2.20	0.70
1:S:273:SER:OG	3:S:7511:AMP:N6	2.25	0.70
1:W:273:SER:OG	3:W:7519:AMP:N6	2.25	0.70
1:A:40:LYS:H	1:A:40:LYS:HD2	1.56	0.70
1:B:271:HIS:CD2	3:B:7477:AMP:H4'	2.27	0.70
1:D:40:LYS:HD2	1:D:40:LYS:H	1.56	0.70
1:M:40:LYS:HD2	1:M:40:LYS:H	1.56	0.70
1:P:332:LEU:HB2	1:P:408:PRO:HB2	1.72	0.70
1:P:271:HIS:CD2	3:P:7505:AMP:H4'	2.27	0.70
1:Q:271:HIS:CD2	3:Q:7507:AMP:H4'	2.27	0.70
1:X:271:HIS:CD2	3:X:7521:AMP:H4'	2.27	0.70
1:D:344:ARG:HH22	1:D:347:ILE:HD13	1.57	0.70
1:I:344:ARG:HH22	1:I:347:ILE:HD13	1.57	0.70
1:L:338:ASN:HD21	1:L:395:ASP:HA	1.57	0.70
1:P:344:ARG:HH22	1:P:347:ILE:HD13	1.57	0.70
1:R:338:ASN:HD21	1:R:395:ASP:HA	1.56	0.70
1:M:60:ILE:HG22	1:R:339:ARG:HD2	1.74	0.70
1:S:344:ARG:HH22	1:S:347:ILE:HD13	1.57	0.70
1:T:344:ARG:HH22	1:T:347:ILE:HD13	1.57	0.70
1:U:338:ASN:HD21	1:U:395:ASP:HA	1.56	0.70
1:X:338:ASN:HD21	1:X:395:ASP:HA	1.56	0.70
1:G:207:GLU:H	1:G:210:HIS:HD2	1.37	0.70
1:N:312:THR:HG22	1:N:313:ASN:HD22	1.56	0.70
1:F:65:MET:HB2	1:F:91:VAL:HG13	1.72	0.70
1:H:58:GLN:OE1	1:H:65:MET:HB3	1.91	0.70
1:L:339:ARG:HH21	1:L:339:ARG:HG3	1.55	0.70
1:M:58:GLN:OE1	1:M:65:MET:HB3	1.91	0.70
1:Q:65:MET:HB2	1:Q:91:VAL:HG13	1.72	0.70
1:R:65:MET:HB2	1:R:91:VAL:HG13	1.72	0.70
1:V:61:HIS:CD2	1:V:62:GLU:N	2.59	0.70
1:E:207:GLU:H	1:E:210:HIS:CD2	2.09	0.70
1:K:309:LEU:HA	1:K:312:THR:HG22	1.72	0.70
1:U:54:ILE:O	1:V:177:GLY:C	2.29	0.70
1:A:59:SER:HB3	1:A:61:HIS:NE2	2.06	0.70
1:E:355:ARG:HD3	3:E:7483:AMP:C4	2.26	0.70
1:J:296:HIS:HB3	1:J:381:GLY:O	1.90	0.70
1:K:355:ARG:HD3	3:K:7495:AMP:C4	2.26	0.70
1:M:59:SER:HB3	1:M:61:HIS:NE2	2.06	0.70
1:N:174:ARG:HD2	1:N:179:TYR:HE1	1.56	0.70
1:F:428:LEU:HB3	1:F:434:PHE:HB2	1.71	0.70
1:F:3:ASP:HA	1:F:6:PHE:CD1	2.26	0.70

*Continued on next page...*

*Continued from previous page...*

Atom-1	Atom-2	Interatomic distance (Å)	Clash overlap (Å)
1:G:346:PRO:HB2	1:G:355:ARG:HH11	1.57	0.70
1:G:428:LEU:HB3	1:G:434:PHE:HB2	1.71	0.70
1:H:52:SER:HB3	1:I:180:PHE:CE2	2.26	0.70
1:O:283:TYR:CD1	1:O:351:PRO:HA	2.27	0.70
1:Q:346:PRO:HB2	1:Q:355:ARG:HH11	1.56	0.70
1:R:346:PRO:HB2	1:R:355:ARG:HH11	1.56	0.70
1:J:392:VAL:HG21	1:J:407:ILE:HD11	1.74	0.70
1:S:392:VAL:HG21	1:S:407:ILE:HD11	1.73	0.70
1:T:392:VAL:HG21	1:T:407:ILE:HD11	1.73	0.70
1:U:392:VAL:HG21	1:U:407:ILE:HD11	1.73	0.70
1:W:392:VAL:HG21	1:W:407:ILE:HD11	1.74	0.70
1:D:273:SER:OG	3:D:7481:AMP:N6	2.25	0.70
1:D:271:HIS:CD2	3:D:7481:AMP:H4'	2.27	0.70
1:E:179:TYR:CD2	1:F:53:SER:HA	2.26	0.70
1:F:271:HIS:CD2	3:F:7485:AMP:H4'	2.27	0.70
1:P:40:LYS:H	1:P:40:LYS:HD2	1.56	0.70
1:X:40:LYS:H	1:X:40:LYS:HD2	1.56	0.70
1:U:53:SER:OG	1:V:179:TYR:CB	2.39	0.70
1:M:324:PRO:HD2	5:S:4886:HOH:O	1.90	0.70
1:B:54:ILE:HD12	1:B:54:ILE:H	1.57	0.70
1:E:178:GLY:HA2	1:F:53:SER:OG	1.92	0.70
1:J:54:ILE:H	1:J:54:ILE:HD12	1.57	0.70
1:K:54:ILE:H	1:K:54:ILE:HD12	1.57	0.70
1:O:54:ILE:HD12	1:O:54:ILE:H	1.57	0.70
1:P:339:ARG:NE	1:Q:50:ASP:HB2	2.06	0.70
1:V:273:SER:OG	3:V:7517:AMP:N6	2.24	0.70
1:V:54:ILE:H	1:V:54:ILE:HD12	1.57	0.70
1:M:207:GLU:H	1:M:210:HIS:CD2	2.09	0.70
1:T:207:GLU:H	1:T:210:HIS:CD2	2.09	0.70
1:X:332:LEU:HD23	1:X:342:CYS:SG	2.30	0.70
1:G:59:SER:HB3	1:G:61:HIS:NE2	2.06	0.70
1:J:312:THR:HG22	1:J:313:ASN:HD22	1.57	0.70
1:P:337:ARG:NH1	1:Q:95:PHE:CZ	2.59	0.70
1:X:355:ARG:HD3	3:X:7521:AMP:C4	2.26	0.70
1:D:346:PRO:HB2	1:D:355:ARG:HH11	1.56	0.70
1:H:334:TYR:HA	1:H:343:VAL:O	1.91	0.70
1:H:3:ASP:HA	1:H:6:PHE:CD1	2.26	0.70
1:R:3:ASP:HA	1:R:6:PHE:CD1	2.26	0.70
1:R:428:LEU:HB3	1:R:434:PHE:HB2	1.71	0.70
1:S:346:PRO:HB2	1:S:355:ARG:HH11	1.56	0.70
1:U:80:ARG:HD3	1:V:193:ASP:OD2	1.92	0.70

*Continued on next page...*

*Continued from previous page...*

Atom-1	Atom-2	Interatomic distance (Å)	Clash overlap (Å)
1:G:211:HIS:HD2	1:L:33:ILE:HG22	1.55	0.70
1:G:392:VAL:HG21	1:G:407:ILE:HD11	1.73	0.70
1:A:273:SER:OG	3:A:7475:AMP:N6	2.25	0.70
1:I:40:LYS:HD2	1:I:40:LYS:H	1.56	0.70
1:N:271:HIS:CD2	3:N:7501:AMP:H4'	2.27	0.70
1:P:458:HIS:HE1	1:V:456:ARG:O	1.73	0.70
1:S:53:SER:HB3	1:T:177:GLY:O	1.92	0.70
1:U:344:ARG:HH22	1:U:347:ILE:HD13	1.57	0.70
1:V:55:ARG:HB3	1:W:176:LYS:HD2	1.72	0.70
1:B:93:ASP:O	1:B:97:LEU:HA	1.92	0.70
1:G:337:ARG:HH22	1:G:347:ILE:HG13	1.56	0.70
1:N:93:ASP:O	1:N:97:LEU:HA	1.92	0.70
1:P:64:ASP:O	1:P:94:PRO:HD3	1.92	0.70
1:A:65:MET:HB2	1:A:91:VAL:HG13	1.72	0.70
1:D:65:MET:HB2	1:D:91:VAL:HG13	1.72	0.70
1:E:58:GLN:OE1	1:E:65:MET:HB3	1.91	0.70
1:J:273:SER:OG	3:J:7493:AMP:N6	2.24	0.70
1:M:65:MET:HB2	1:M:91:VAL:HG13	1.72	0.70
1:P:65:MET:HB2	1:P:91:VAL:HG13	1.72	0.70
1:W:54:ILE:HD12	1:W:54:ILE:H	1.57	0.70
1:X:58:GLN:OE1	1:X:65:MET:HB3	1.91	0.70
1:V:309:LEU:HA	1:V:312:THR:HG22	1.72	0.70
1:B:174:ARG:HD2	1:B:179:TYR:HE1	1.56	0.70
1:C:193:ASP:OD2	1:D:80:ARG:HD3	1.91	0.70
1:F:355:ARG:HD3	3:F:7485:AMP:C4	2.26	0.70
1:L:355:ARG:HD3	3:L:7497:AMP:C4	2.26	0.70
1:Q:312:THR:HG22	1:Q:313:ASN:HD22	1.56	0.70
1:R:355:ARG:HD3	3:R:7509:AMP:C4	2.26	0.70
1:T:355:ARG:HD3	3:T:7513:AMP:C4	2.26	0.70
1:V:296:HIS:HB3	1:V:381:GLY:O	1.90	0.70
1:A:334:TYR:HA	1:A:343:VAL:O	1.91	0.70
1:C:283:TYR:CD1	1:C:351:PRO:HA	2.26	0.70
1:E:346:PRO:HB2	1:E:355:ARG:HH11	1.56	0.70
1:F:346:PRO:HB2	1:F:355:ARG:HH11	1.57	0.70
1:W:334:TYR:HA	1:W:343:VAL:O	1.91	0.70
1:Q:392:VAL:HG21	1:Q:407:ILE:HD11	1.73	0.70
1:M:273:SER:OG	3:M:7499:AMP:N6	2.25	0.70
1:G:271:HIS:CD2	3:G:7487:AMP:H4'	2.26	0.70
1:H:40:LYS:H	1:H:40:LYS:HD2	1.56	0.70
1:I:271:HIS:CD2	3:I:7491:AMP:H4'	2.27	0.70
1:I:53:SER:HA	1:J:179:TYR:CD2	2.27	0.70

*Continued on next page...*



*Continued from previous page...*

Atom-1	Atom-2	Interatomic distance (Å)	Clash overlap (Å)
1:L:271:HIS:CD2	3:L:7497:AMP:H4'	2.26	0.70
1:L:40:LYS:HD2	1:L:40:LYS:H	1.56	0.70
1:R:271:HIS:CD2	3:R:7509:AMP:H4'	2.27	0.70
1:U:40:LYS:HD2	1:U:40:LYS:H	1.56	0.70
1:F:338:ASN:HD21	1:F:395:ASP:HA	1.57	0.70
1:O:338:ASN:HD21	1:O:395:ASP:HA	1.57	0.70
1:D:64:ASP:O	1:D:94:PRO:HD3	1.92	0.70
1:L:401:PRO:HA	1:L:404:ALA:HB3	1.73	0.70
1:U:64:ASP:O	1:U:94:PRO:HD3	1.92	0.70
1:E:54:ILE:HD12	1:E:54:ILE:H	1.57	0.69
1:J:95:PHE:CZ	1:K:337:ARG:NH1	2.60	0.69
1:K:58:GLN:OE1	1:K:65:MET:HB3	1.91	0.69
1:L:58:GLN:OE1	1:L:65:MET:HB3	1.91	0.69
1:N:54:ILE:HD12	1:N:54:ILE:H	1.57	0.69
1:Q:54:ILE:HD12	1:Q:54:ILE:H	1.57	0.69
1:X:273:SER:OG	3:X:7521:AMP:N6	2.25	0.69
1:B:502:PRO:HB2	1:C:137:SER:HB3	1.73	0.69
1:G:53:SER:HB3	1:H:179:TYR:H	1.55	0.69
1:W:309:LEU:HA	1:W:312:THR:HG22	1.72	0.69
1:E:312:THR:HG22	1:E:313:ASN:HD22	1.56	0.69
1:B:346:PRO:HB2	1:B:355:ARG:HH11	1.56	0.69
1:G:334:TYR:HA	1:G:343:VAL:O	1.91	0.69
1:K:283:TYR:CD1	1:K:351:PRO:HA	2.26	0.69
1:C:392:VAL:HG21	1:C:407:ILE:HD11	1.73	0.69
1:E:337:ARG:NH1	1:F:61:HIS:O	2.23	0.69
1:I:392:VAL:HG21	1:I:407:ILE:HD11	1.73	0.69
1:P:392:VAL:HG21	1:P:407:ILE:HD11	1.73	0.69
1:H:273:SER:OG	3:H:7489:AMP:N6	2.25	0.69
1:I:273:SER:OG	3:I:7491:AMP:N6	2.25	0.69
1:I:296:HIS:HB3	1:I:381:GLY:O	1.92	0.69
1:P:211:HIS:CD2	1:Q:33:ILE:CG2	2.74	0.69
1:Q:189:VAL:CG1	1:R:80:ARG:HE	2.05	0.69
1:O:347:ILE:HG21	1:P:95:PHE:HE2	1.57	0.69
1:C:338:ASN:HD21	1:C:395:ASP:HA	1.57	0.69
1:B:401:PRO:HA	1:B:404:ALA:HB3	1.73	0.69
1:B:64:ASP:O	1:B:94:PRO:HD3	1.92	0.69
1:F:93:ASP:O	1:F:97:LEU:HA	1.92	0.69
1:G:64:ASP:O	1:G:94:PRO:HD3	1.92	0.69
1:I:64:ASP:O	1:I:94:PRO:HD3	1.92	0.69
1:K:401:PRO:HA	1:K:404:ALA:HB3	1.73	0.69
1:N:64:ASP:O	1:N:94:PRO:HD3	1.92	0.69

*Continued on next page...*

*Continued from previous page...*

Atom-1	Atom-2	Interatomic distance (Å)	Clash overlap (Å)
1:P:206:LEU:HB3	1:Q:34:PRO:HG3	1.72	0.69
1:P:273:SER:OG	3:P:7505:AMP:N6	2.23	0.69
1:R:93:ASP:O	1:R:97:LEU:HA	1.92	0.69
1:W:401:PRO:HA	1:W:404:ALA:HB3	1.73	0.69
1:G:54:ILE:H	1:G:54:ILE:HD12	1.57	0.69
1:H:312:THR:HG22	1:H:313:ASN:HD22	1.52	0.69
1:Q:61:HIS:CD2	1:Q:62:GLU:N	2.59	0.69
1:Q:58:GLN:OE1	1:Q:65:MET:HB3	1.91	0.69
1:U:61:HIS:CD2	1:U:62:GLU:N	2.59	0.69
1:X:54:ILE:H	1:X:54:ILE:HD12	1.57	0.69
1:A:179:TYR:HB2	1:B:53:SER:OG	1.92	0.69
1:J:309:LEU:HA	1:J:312:THR:HG22	1.72	0.69
1:H:355:ARG:HD3	3:H:7489:AMP:C4	2.26	0.69
1:O:176:LYS:HB3	1:P:55:ARG:NE	2.06	0.69
1:M:334:TYR:HA	1:M:343:VAL:O	1.91	0.69
1:W:283:TYR:CD1	1:W:351:PRO:HA	2.27	0.69
1:E:392:VAL:HG21	1:E:407:ILE:HD11	1.73	0.69
1:H:392:VAL:HG21	1:H:407:ILE:HD11	1.73	0.69
1:F:273:SER:OG	3:F:7485:AMP:N6	2.25	0.69
1:R:273:SER:OG	3:R:7509:AMP:N6	2.25	0.69
1:T:273:SER:OG	3:T:7513:AMP:N6	2.25	0.69
1:U:273:SER:OG	3:U:7515:AMP:N6	2.25	0.69
1:U:296:HIS:HB3	1:U:381:GLY:O	1.93	0.69
1:M:338:ASN:HD21	1:M:395:ASP:HA	1.57	0.69
1:E:93:ASP:O	1:E:97:LEU:HA	1.92	0.69
1:N:401:PRO:HA	1:N:404:ALA:HB3	1.73	0.69
1:W:312:THR:HG22	1:W:313:ASN:HD22	1.56	0.69
1:K:273:SER:OG	3:K:7495:AMP:N6	2.25	0.69
1:O:344:ARG:NH1	1:O:346:PRO:HG3	2.08	0.69
1:S:54:ILE:H	1:S:54:ILE:HD12	1.57	0.69
1:C:309:LEU:HA	1:C:312:THR:HG22	1.72	0.69
1:G:54:ILE:HG22	1:H:177:GLY:H	1.56	0.69
1:I:59:SER:HB3	1:I:61:HIS:NE2	2.06	0.69
1:J:59:SER:HB3	1:J:61:HIS:NE2	2.06	0.69
1:L:59:SER:HB3	1:L:61:HIS:NE2	2.06	0.69
1:N:59:SER:HB3	1:N:61:HIS:NE2	2.06	0.69
1:U:355:ARG:HD3	3:U:7515:AMP:C4	2.26	0.69
1:V:355:ARG:HD3	3:V:7517:AMP:C4	2.26	0.69
1:I:346:PRO:HB2	1:I:355:ARG:HH11	1.56	0.69
1:L:334:TYR:HA	1:L:343:VAL:O	1.91	0.69
1:U:283:TYR:CD1	1:U:351:PRO:HA	2.27	0.69

*Continued on next page...*

*Continued from previous page...*

Atom-1	Atom-2	Interatomic distance (Å)	Clash overlap (Å)
1:V:346:PRO:HB2	1:V:355:ARG:HH11	1.56	0.69
1:D:392:VAL:HG21	1:D:407:ILE:HD11	1.73	0.69
1:O:392:VAL:HG21	1:O:407:ILE:HD11	1.74	0.69
1:C:273:SER:OG	3:C:7479:AMP:N6	2.25	0.69
1:B:189:VAL:CG1	1:C:80:ARG:HD3	2.22	0.69
1:D:458:HIS:HE1	1:J:456:ARG:O	1.75	0.69
1:Q:273:SER:OG	3:Q:7507:AMP:N6	2.25	0.69
1:C:271:HIS:CD2	3:C:7479:AMP:H4'	2.27	0.69
1:H:53:SER:HA	1:I:179:TYR:CD2	2.26	0.69
1:N:40:LYS:HD2	1:N:40:LYS:H	1.56	0.69
1:P:296:HIS:HB3	1:P:381:GLY:O	1.93	0.69
1:R:40:LYS:HD2	1:R:40:LYS:H	1.56	0.69
1:E:344:ARG:HH22	1:E:347:ILE:HD13	1.57	0.69
1:Q:344:ARG:HH22	1:Q:347:ILE:HD13	1.57	0.69
1:A:93:ASP:O	1:A:97:LEU:HA	1.92	0.69
1:C:64:ASP:O	1:C:94:PRO:HD3	1.92	0.69
1:D:273:SER:OG	3:D:7481:AMP:N6	2.23	0.69
1:I:337:ARG:HH22	1:I:347:ILE:HG13	1.56	0.69
1:J:401:PRO:HA	1:J:404:ALA:HB3	1.73	0.69
1:M:401:PRO:HA	1:M:404:ALA:HB3	1.73	0.69
1:M:93:ASP:O	1:M:97:LEU:HA	1.92	0.69
1:R:64:ASP:O	1:R:94:PRO:HD3	1.92	0.69
1:S:64:ASP:O	1:S:94:PRO:HD3	1.92	0.69
1:E:61:HIS:CD2	1:E:62:GLU:N	2.59	0.69
1:I:61:HIS:CD2	1:I:62:GLU:N	2.59	0.69
1:L:54:ILE:H	1:L:54:ILE:HD12	1.57	0.69
1:W:273:SER:OG	3:W:7519:AMP:N6	2.25	0.69
1:O:309:LEU:HA	1:O:312:THR:HG22	1.72	0.69
1:B:59:SER:HB3	1:B:61:HIS:NE2	2.06	0.69
1:J:355:ARG:HD3	3:J:7493:AMP:C4	2.26	0.69
1:L:312:THR:HG22	1:L:313:ASN:HD22	1.57	0.69
1:V:59:SER:HB3	1:V:61:HIS:NE2	2.06	0.69
1:X:59:SER:HB3	1:X:61:HIS:NE2	2.06	0.69
1:D:337:ARG:HA	1:E:63:SER:CB	2.12	0.69
1:I:283:TYR:CD1	1:I:351:PRO:HA	2.27	0.69
1:J:346:PRO:HB2	1:J:355:ARG:HH11	1.56	0.69
1:K:334:TYR:HA	1:K:343:VAL:O	1.91	0.69
1:N:283:TYR:CD1	1:N:351:PRO:HA	2.27	0.69
1:R:283:TYR:CD1	1:R:351:PRO:HA	2.26	0.69
1:U:346:PRO:HB2	1:U:355:ARG:HH11	1.56	0.69
1:R:392:VAL:HG21	1:R:407:ILE:HD11	1.73	0.69

*Continued on next page...*

*Continued from previous page...*

Atom-1	Atom-2	Interatomic distance (Å)	Clash overlap (Å)
1:P:175:HIS:CE1	1:W:463:ALA:O	2.46	0.69
1:E:273:SER:OG	3:E:7483:AMP:N6	2.25	0.69
1:G:189:VAL:CG1	1:L:80:ARG:HD3	2.22	0.69
1:O:273:SER:OG	3:O:7503:AMP:N6	2.25	0.69
1:R:463:ALA:HA	1:X:140:PHE:CE1	2.27	0.69
1:B:332:LEU:HB2	1:B:408:PRO:HB2	1.72	0.69
1:B:40:LYS:H	1:B:40:LYS:HD2	1.56	0.69
1:C:40:LYS:H	1:C:40:LYS:HD2	1.56	0.69
1:D:296:HIS:HB3	1:D:381:GLY:O	1.93	0.69
1:F:40:LYS:HD2	1:F:40:LYS:H	1.56	0.69
1:H:296:HIS:HB3	1:H:381:GLY:O	1.93	0.69
1:J:296:HIS:HB3	1:J:381:GLY:O	1.93	0.69
1:N:332:LEU:HB2	1:N:408:PRO:HB2	1.72	0.69
1:T:296:HIS:HB3	1:T:381:GLY:O	1.93	0.69
1:T:40:LYS:H	1:T:40:LYS:HD2	1.56	0.69
1:U:271:HIS:CD2	3:U:7515:AMP:H4'	2.27	0.69
1:V:296:HIS:HB3	1:V:381:GLY:O	1.93	0.69
1:M:95:PHE:HE2	1:R:347:ILE:HG21	1.55	0.69
1:A:338:ASN:HD21	1:A:395:ASP:HA	1.57	0.69
1:A:179:TYR:CB	1:B:53:SER:OG	2.41	0.69
1:D:338:ASN:HD21	1:D:395:ASP:HA	1.56	0.69
1:P:338:ASN:HD21	1:P:395:ASP:HA	1.56	0.69
1:A:401:PRO:HA	1:A:404:ALA:HB3	1.73	0.69
1:F:64:ASP:O	1:F:94:PRO:HD3	1.92	0.69
1:H:64:ASP:O	1:H:94:PRO:HD3	1.92	0.69
1:K:312:THR:HG22	1:K:313:ASN:HD22	1.56	0.69
1:O:64:ASP:O	1:O:94:PRO:HD3	1.92	0.69
1:Q:64:ASP:O	1:Q:94:PRO:HD3	1.92	0.69
1:Q:93:ASP:O	1:Q:97:LEU:HA	1.92	0.69
1:T:64:ASP:O	1:T:94:PRO:HD3	1.92	0.69
1:W:93:ASP:O	1:W:97:LEU:HA	1.92	0.69
1:C:344:ARG:NH1	1:C:346:PRO:HG3	2.08	0.69
1:D:337:ARG:NH1	1:E:95:PHE:CE1	2.60	0.69
1:D:54:ILE:H	1:D:54:ILE:HD12	1.57	0.69
1:D:273:SER:OG	3:D:7481:AMP:N6	2.25	0.69
1:L:273:SER:OG	3:L:7497:AMP:N6	2.25	0.69
1:M:312:THR:HG22	1:M:313:ASN:HD22	1.52	0.69
1:P:54:ILE:HD12	1:P:54:ILE:H	1.57	0.69
1:T:54:ILE:H	1:T:54:ILE:HD12	1.57	0.69
1:K:54:ILE:O	1:L:177:GLY:C	2.31	0.69
1:I:355:ARG:HD3	3:I:7491:AMP:C4	2.26	0.69

*Continued on next page...*

*Continued from previous page...*

Atom-1	Atom-2	Interatomic distance (Å)	Clash overlap (Å)
1:V:55:ARG:NE	1:W:176:LYS:HB3	2.07	0.69
1:X:312:THR:HG22	1:X:313:ASN:HD22	1.57	0.69
1:B:283:TYR:CD1	1:B:351:PRO:HA	2.26	0.69
1:F:283:TYR:CD1	1:F:351:PRO:HA	2.26	0.69
1:W:346:PRO:HB2	1:W:355:ARG:HH11	1.56	0.69
1:A:177:GLY:CA	1:B:55:ARG:HB2	2.23	0.69
1:G:189:VAL:HG13	1:L:80:ARG:HH21	1.57	0.69
1:N:273:SER:OG	3:N:7501:AMP:N6	2.25	0.69
1:O:40:LYS:H	1:O:40:LYS:HD2	1.56	0.69
1:S:40:LYS:H	1:S:40:LYS:HD2	1.56	0.69
1:G:93:ASP:O	1:G:97:LEU:HA	1.92	0.69
1:N:337:ARG:HH22	1:N:347:ILE:HG13	1.56	0.69
1:V:401:PRO:HA	1:V:404:ALA:HB3	1.73	0.69
1:D:339:ARG:HH21	1:D:339:ARG:HG3	1.55	0.69
1:H:54:ILE:HD12	1:H:54:ILE:H	1.57	0.69
1:U:344:ARG:NH1	1:U:346:PRO:HG3	2.08	0.69
1:F:1:THR:H	1:F:4:ASP:HB2	1.58	0.69
1:J:1:THR:H	1:J:4:ASP:HB2	1.58	0.69
1:S:1:THR:H	1:S:4:ASP:HB2	1.58	0.69
1:V:1:THR:H	1:V:4:ASP:HB2	1.58	0.69
1:S:355:ARG:HD3	3:S:7511:AMP:C4	2.26	0.69
1:S:59:SER:HB3	1:S:61:HIS:NE2	2.06	0.69
1:C:180:PHE:CE2	1:D:52:SER:HB3	2.27	0.69
1:E:334:TYR:HA	1:E:343:VAL:O	1.91	0.69
1:G:80:ARG:HD3	1:H:193:ASP:OD2	1.92	0.69
1:P:283:TYR:CD1	1:P:351:PRO:HA	2.27	0.69
1:Q:334:TYR:HA	1:Q:343:VAL:O	1.91	0.69
1:X:334:TYR:HA	1:X:343:VAL:O	1.91	0.69
1:F:392:VAL:HG21	1:F:407:ILE:HD11	1.74	0.69
1:B:273:SER:OG	3:B:7477:AMP:N6	2.25	0.69
1:D:338:ASN:HD22	1:E:60:ILE:HG22	1.56	0.69
1:E:40:LYS:H	1:E:40:LYS:HD2	1.56	0.69
1:F:296:HIS:HB3	1:F:381:GLY:O	1.93	0.69
1:H:271:HIS:CD2	3:H:7489:AMP:H4'	2.27	0.69
1:J:400:PRO:HG2	1:J:403:GLU:HB2	1.75	0.69
1:N:296:HIS:HB3	1:N:381:GLY:O	1.93	0.69
1:O:271:HIS:CD2	3:O:7503:AMP:H4'	2.27	0.69
1:Q:40:LYS:HD2	1:Q:40:LYS:H	1.56	0.69
1:R:296:HIS:HB3	1:R:381:GLY:O	1.93	0.69
1:S:400:PRO:HG2	1:S:403:GLU:HB2	1.75	0.69
1:V:400:PRO:HG2	1:V:403:GLU:HB2	1.75	0.69

*Continued on next page...*

*Continued from previous page...*

Atom-1	Atom-2	Interatomic distance (Å)	Clash overlap (Å)
1:R:463:ALA:HA	1:X:140:PHE:CE1	2.27	0.69
1:K:338:ASN:HD21	1:K:395:ASP:HA	1.57	0.69
1:P:458:HIS:HE1	1:V:456:ARG:O	1.75	0.69
1:W:338:ASN:HD21	1:W:395:ASP:HA	1.56	0.69
1:C:337:ARG:HH22	1:C:347:ILE:HG13	1.56	0.69
1:E:64:ASP:O	1:E:94:PRO:HD3	1.92	0.69
1:J:337:ARG:HH22	1:J:347:ILE:HG13	1.56	0.69
1:K:93:ASP:O	1:K:97:LEU:HA	1.92	0.69
1:K:64:ASP:O	1:K:94:PRO:HD3	1.92	0.69
1:S:93:ASP:O	1:S:97:LEU:HA	1.92	0.69
1:T:312:THR:HG22	1:T:313:ASN:HD22	1.56	0.69
1:G:58:GLN:OE1	1:G:65:MET:HB3	1.91	0.69
1:I:344:ARG:NH1	1:I:346:PRO:HG3	2.08	0.69
1:M:273:SER:OG	3:M:7499:AMP:N6	2.25	0.69
1:P:339:ARG:HH21	1:P:339:ARG:HG3	1.55	0.69
1:P:273:SER:OG	3:P:7505:AMP:N6	2.25	0.69
1:R:273:SER:OG	3:R:7509:AMP:N6	2.25	0.69
1:E:502:PRO:CB	1:F:137:SER:HB3	2.21	0.69
1:G:1:THR:H	1:G:4:ASP:HB2	1.58	0.69
1:J:174:ARG:HD2	1:J:179:TYR:HE1	1.56	0.69
1:U:59:SER:HB3	1:U:61:HIS:NE2	2.06	0.69
1:K:346:PRO:HB2	1:K:355:ARG:HH11	1.56	0.69
1:N:346:PRO:HB2	1:N:355:ARG:HH11	1.57	0.69
1:R:463:ALA:HA	1:X:140:PHE:CE1	2.26	0.69
1:P:463:ALA:O	1:W:175:HIS:HE1	1.75	0.69
1:V:273:SER:OG	3:V:7517:AMP:N6	2.25	0.69
1:D:211:HIS:CD2	1:E:33:ILE:CG2	2.75	0.69
1:G:400:PRO:HG2	1:G:403:GLU:HB2	1.75	0.69
1:K:80:ARG:NE	1:L:189:VAL:HG13	2.00	0.69
1:L:296:HIS:HB3	1:L:381:GLY:O	1.93	0.69
1:S:211:HIS:CD2	1:X:33:ILE:HG22	2.28	0.69
1:S:296:HIS:HB3	1:S:381:GLY:O	1.93	0.69
1:W:271:HIS:CD2	3:W:7519:AMP:H4'	2.27	0.69
1:S:56:GLY:HA2	1:T:177:GLY:CA	2.19	0.69
1:C:401:PRO:HA	1:C:404:ALA:HB3	1.73	0.69
1:H:312:THR:HG22	1:H:313:ASN:HD22	1.56	0.69
1:U:337:ARG:HH22	1:U:347:ILE:HG13	1.56	0.69
1:U:93:ASP:O	1:U:97:LEU:HA	1.92	0.69
1:A:273:SER:OG	3:A:7475:AMP:N6	2.25	0.69
1:C:61:HIS:CD2	1:C:62:GLU:N	2.59	0.69
1:F:273:SER:OG	3:F:7485:AMP:N6	2.25	0.69

*Continued on next page...*

*Continued from previous page...*

Atom-1	Atom-2	Interatomic distance (Å)	Clash overlap (Å)
1:A:312:THR:HG22	1:A:313:ASN:HD22	1.52	0.69
1:K:344:ARG:NH1	1:K:346:PRO:HG3	2.08	0.69
1:S:339:ARG:HD2	1:X:60:ILE:HG22	1.73	0.69
1:T:312:THR:HG22	1:T:313:ASN:HD22	1.52	0.69
1:U:80:ARG:HD3	1:V:193:ASP:OD2	1.92	0.69
1:N:179:TYR:H	1:O:53:SER:HB3	1.56	0.69
1:R:1:THR:H	1:R:4:ASP:HB2	1.58	0.69
1:K:1:THR:H	1:K:4:ASP:HB2	1.58	0.69
1:C:176:LYS:HB3	1:D:55:ARG:NE	2.07	0.69
1:D:59:SER:HB3	1:D:61:HIS:NE2	2.06	0.69
1:V:174:ARG:HD2	1:V:179:TYR:HE1	1.56	0.69
1:G:312:THR:HG22	1:G:313:ASN:HD22	1.56	0.69
1:J:420:ARG:HA	1:J:420:ARG:HH21	1.58	0.69
1:N:312:THR:HG22	1:N:313:ASN:HD22	1.56	0.69
1:O:420:ARG:HH21	1:O:420:ARG:HA	1.58	0.69
1:D:283:TYR:CD1	1:D:351:PRO:HA	2.27	0.69
1:S:334:TYR:HA	1:S:343:VAL:O	1.91	0.69
1:C:93:ASP:C	1:C:95:PHE:H	1.96	0.69
1:F:93:ASP:C	1:F:95:PHE:H	1.97	0.69
1:I:93:ASP:C	1:I:95:PHE:H	1.96	0.69
1:J:283:TYR:CD1	1:J:351:PRO:HA	2.26	0.69
1:J:93:ASP:C	1:J:95:PHE:H	1.96	0.69
1:P:337:ARG:HB3	1:Q:62:GLU:C	2.12	0.69
1:R:93:ASP:C	1:R:95:PHE:H	1.97	0.69
1:V:283:TYR:CD1	1:V:351:PRO:HA	2.26	0.69
1:R:463:ALA:O	1:S:175:HIS:HE1	1.76	0.69
1:F:110:LYS:O	1:F:433:VAL:HG22	1.93	0.69
1:O:337:ARG:CZ	1:P:61:HIS:O	2.40	0.69
1:J:273:SER:OG	3:J:7493:AMP:N6	2.25	0.69
1:L:273:SER:OG	3:L:7497:AMP:N6	2.25	0.69
1:V:55:ARG:HB2	1:W:177:GLY:HA2	1.73	0.69
1:E:189:VAL:CG1	1:F:80:ARG:HD3	2.23	0.69
1:B:296:HIS:HB3	1:B:381:GLY:O	1.93	0.69
1:G:296:HIS:HB3	1:G:381:GLY:O	1.93	0.69
1:S:271:HIS:CD2	3:S:7511:AMP:H4'	2.26	0.69
1:V:53:SER:HA	1:W:179:TYR:CD2	2.28	0.69
1:X:296:HIS:HB3	1:X:381:GLY:O	1.93	0.69
1:G:40:LYS:H	1:G:40:LYS:HD2	1.56	0.69
1:K:271:HIS:CD2	3:K:7495:AMP:H4'	2.27	0.69
1:K:40:LYS:H	1:K:40:LYS:HD2	1.56	0.69
1:M:455:ILE:HG22	1:S:323:VAL:HG21	1.74	0.69

*Continued on next page...*

*Continued from previous page...*

Atom-1	Atom-2	Interatomic distance (Å)	Clash overlap (Å)
1:W:344:ARG:NH2	1:W:344:ARG:HG2	2.05	0.69
1:G:80:ARG:HD3	1:H:193:ASP:OD2	1.93	0.69
1:K:344:ARG:NH2	1:K:344:ARG:HG2	2.05	0.69
1:N:338:ASN:HD21	1:N:395:ASP:HA	1.56	0.69
1:B:338:ASN:HD21	1:B:395:ASP:HA	1.57	0.69
1:G:55:ARG:HD2	1:H:176:LYS:HG3	1.75	0.69
1:O:178:GLY:N	1:P:56:GLY:HA3	2.08	0.69
1:V:344:ARG:HH22	1:V:347:ILE:HD13	1.57	0.69
1:W:344:ARG:HH22	1:W:347:ILE:HD13	1.57	0.69
1:O:401:PRO:HA	1:O:404:ALA:HB3	1.73	0.69
1:Q:337:ARG:HH22	1:Q:347:ILE:HG13	1.56	0.69
1:V:337:ARG:HH22	1:V:347:ILE:HG13	1.56	0.69
1:V:64:ASP:O	1:V:94:PRO:HD3	1.92	0.69
1:W:64:ASP:O	1:W:94:PRO:HD3	1.92	0.69
1:C:93:ASP:O	1:C:97:LEU:HA	1.92	0.69
1:D:206:LEU:HB3	1:E:34:PRO:HG3	1.73	0.69
1:E:337:ARG:HH22	1:E:347:ILE:HG13	1.56	0.69
1:J:64:ASP:O	1:J:94:PRO:HD3	1.92	0.69
1:O:337:ARG:HH22	1:O:347:ILE:HG13	1.56	0.69
1:D:458:HIS:HE1	1:J:456:ARG:O	1.76	0.69
1:F:58:GLN:OE1	1:F:65:MET:HB3	1.91	0.69
1:M:54:ILE:H	1:M:54:ILE:HD12	1.57	0.69
1:W:344:ARG:NH1	1:W:346:PRO:HG3	2.08	0.69
1:E:1:THR:H	1:E:4:ASP:HB2	1.58	0.69
1:G:375:LEU:HD22	1:G:379:LEU:HG	1.75	0.69
1:S:207:GLU:H	1:S:210:HIS:CD2	2.09	0.69
1:C:420:ARG:HA	1:C:420:ARG:HH21	1.58	0.69
1:E:193:ASP:OD2	1:F:80:ARG:HD3	1.93	0.69
1:K:60:ILE:HG12	1:L:395:ASP:OD2	1.93	0.69
1:P:59:SER:HB3	1:P:61:HIS:NE2	2.06	0.69
1:S:420:ARG:HH21	1:S:420:ARG:HA	1.58	0.69
1:V:420:ARG:HH21	1:V:420:ARG:HA	1.58	0.69
1:D:339:ARG:NH1	1:E:64:ASP:OD1	2.25	0.69
1:J:307:SER:HB2	1:J:421:LEU:HA	1.75	0.69
1:K:307:SER:HB2	1:K:421:LEU:HA	1.75	0.69
1:L:307:SER:HB2	1:L:421:LEU:HA	1.75	0.69
1:O:93:ASP:C	1:O:95:PHE:H	1.97	0.69
1:U:93:ASP:C	1:U:95:PHE:H	1.97	0.69
1:X:93:ASP:C	1:X:95:PHE:H	1.96	0.69
1:R:110:LYS:O	1:R:433:VAL:HG22	1.93	0.69
1:D:175:HIS:CE1	1:K:467:ASP:HB2	2.28	0.69

*Continued on next page...*



*Continued from previous page...*

Atom-1	Atom-2	Interatomic distance (Å)	Clash overlap (Å)
1:G:80:ARG:NH2	1:H:189:VAL:HG13	2.05	0.69
1:N:177:GLY:CA	1:O:55:ARG:HB2	2.23	0.69
1:X:273:SER:OG	3:X:7521:AMP:N6	2.25	0.69
1:T:271:HIS:CD2	3:T:7513:AMP:H4'	2.27	0.69
1:J:501:SER:HB2	1:J:502:PRO:HD2	1.75	0.69
1:W:501:SER:HB2	1:W:502:PRO:HD2	1.75	0.69
1:J:344:ARG:HH22	1:J:347:ILE:HD13	1.57	0.69
1:L:344:ARG:HH22	1:L:347:ILE:HD13	1.57	0.69
1:B:337:ARG:HH22	1:B:347:ILE:HG13	1.56	0.69
1:I:93:ASP:O	1:I:97:LEU:HA	1.92	0.69
1:O:193:ASP:OD2	1:P:80:ARG:HD3	1.92	0.69
1:T:63:SER:HB2	1:U:339:ARG:HH12	1.57	0.69
1:P:458:HIS:HE1	1:V:456:ARG:O	1.75	0.69
1:Q:1:THR:H	1:Q:4:ASP:HB2	1.58	0.69
1:S:375:LEU:HD22	1:S:379:LEU:HG	1.75	0.69
1:W:1:THR:H	1:W:4:ASP:HB2	1.58	0.69
1:A:420:ARG:HA	1:A:420:ARG:HH21	1.58	0.69
1:B:177:GLY:H	1:C:54:ILE:HG22	1.58	0.69
1:G:355:ARG:HD3	3:G:7487:AMP:C4	2.26	0.69
1:G:420:ARG:HA	1:G:420:ARG:HH21	1.58	0.69
1:K:420:ARG:HA	1:K:420:ARG:HH21	1.58	0.69
1:L:93:ASP:C	1:L:95:PHE:H	1.96	0.69
1:N:193:ASP:OD2	1:O:80:ARG:HD3	1.92	0.69
1:V:93:ASP:C	1:V:95:PHE:H	1.97	0.69
1:W:307:SER:HB2	1:W:421:LEU:HA	1.76	0.69
1:X:307:SER:HB2	1:X:421:LEU:HA	1.75	0.69
1:M:63:SER:HB3	1:R:337:ARG:HD2	1.73	0.69
1:K:80:ARG:HD3	1:L:189:VAL:HG11	1.75	0.69
1:A:296:HIS:HB3	1:A:381:GLY:O	1.93	0.69
1:E:296:HIS:HB3	1:E:381:GLY:O	1.93	0.69
1:F:400:PRO:HG2	1:F:403:GLU:HB2	1.75	0.69
1:H:400:PRO:HG2	1:H:403:GLU:HB2	1.75	0.69
1:D:175:HIS:CE1	1:K:467:ASP:CB	2.76	0.69
1:Q:296:HIS:HB3	1:Q:381:GLY:O	1.92	0.69
1:R:400:PRO:HG2	1:R:403:GLU:HB2	1.75	0.69
1:W:296:HIS:HB3	1:W:381:GLY:O	1.92	0.69
1:S:338:ASN:HD22	1:X:60:ILE:HG22	1.58	0.69
1:K:501:SER:HB2	1:K:502:PRO:HD2	1.75	0.69
1:V:501:SER:HB2	1:V:502:PRO:HD2	1.76	0.69
1:K:344:ARG:HH22	1:K:347:ILE:HD13	1.57	0.69
1:Q:338:ASN:HD21	1:Q:395:ASP:HA	1.56	0.69

*Continued on next page...*

*Continued from previous page...*

Atom-1	Atom-2	Interatomic distance (Å)	Clash overlap (Å)
1:X:344:ARG:HH22	1:X:347:ILE:HD13	1.57	0.69
1:D:337:ARG:HH22	1:D:347:ILE:HG13	1.56	0.69
1:D:93:ASP:O	1:D:97:LEU:HA	1.92	0.69
1:O:93:ASP:O	1:O:97:LEU:HA	1.92	0.69
1:T:93:ASP:O	1:T:97:LEU:HA	1.92	0.69
1:A:54:ILE:H	1:A:54:ILE:HD12	1.57	0.68
1:D:344:ARG:NH1	1:D:346:PRO:HG3	2.08	0.68
1:O:61:HIS:CD2	1:O:62:GLU:N	2.59	0.68
1:P:344:ARG:NH1	1:P:346:PRO:HG3	2.08	0.68
1:S:58:GLN:OE1	1:S:65:MET:HB3	1.91	0.68
1:T:61:HIS:CD2	1:T:62:GLU:N	2.59	0.68
1:D:458:HIS:HE1	1:J:456:ARG:O	1.77	0.68
1:O:177:GLY:HA2	1:P:55:ARG:HB3	1.75	0.68
1:X:375:LEU:HD22	1:X:379:LEU:HG	1.75	0.68
1:C:177:GLY:H	1:D:54:ILE:HG22	1.58	0.68
1:D:467:ASP:OD2	1:K:175:HIS:CE1	2.46	0.68
1:F:420:ARG:HH21	1:F:420:ARG:HA	1.58	0.68
1:G:80:ARG:HD3	1:H:193:ASP:OD2	1.93	0.68
1:M:420:ARG:HA	1:M:420:ARG:HH21	1.58	0.68
1:P:420:ARG:HH21	1:P:420:ARG:HA	1.58	0.68
1:W:420:ARG:HH21	1:W:420:ARG:HA	1.58	0.68
1:X:420:ARG:HA	1:X:420:ARG:HH21	1.58	0.68
1:E:110:LYS:O	1:E:433:VAL:HG22	1.93	0.68
1:J:33:ILE:HG22	1:K:211:HIS:CD2	2.29	0.68
1:Q:110:LYS:O	1:Q:433:VAL:HG22	1.93	0.68
1:X:110:LYS:O	1:X:433:VAL:HG22	1.93	0.68
1:C:296:HIS:HB3	1:C:381:GLY:O	1.93	0.68
1:C:400:PRO:HG2	1:C:403:GLU:HB2	1.75	0.68
1:K:400:PRO:HG2	1:K:403:GLU:HB2	1.75	0.68
1:O:400:PRO:HG2	1:O:403:GLU:HB2	1.75	0.68
1:O:179:TYR:CZ	1:P:54:ILE:HG22	2.27	0.68
1:T:400:PRO:HG2	1:T:403:GLU:HB2	1.75	0.68
1:U:400:PRO:HG2	1:U:403:GLU:HB2	1.75	0.68
1:B:501:SER:HB2	1:B:502:PRO:HD2	1.75	0.68
1:O:455:ILE:HG22	1:U:323:VAL:HG21	1.74	0.68
1:E:176:LYS:CG	1:F:55:ARG:HD2	2.24	0.68
1:E:338:ASN:HD21	1:E:395:ASP:HA	1.56	0.68
1:S:338:ASN:HD21	1:S:395:ASP:HA	1.56	0.68
1:S:56:GLY:CA	1:T:177:GLY:CA	2.70	0.68
1:C:283:TYR:CB	1:C:351:PRO:HA	2.24	0.68
1:L:93:ASP:O	1:L:97:LEU:HA	1.92	0.68

*Continued on next page...*

*Continued from previous page...*

Atom-1	Atom-2	Interatomic distance (Å)	Clash overlap (Å)
1:P:337:ARG:HH22	1:P:347:ILE:HG13	1.56	0.68
1:P:93:ASP:O	1:P:97:LEU:HA	1.92	0.68
1:E:40:LYS:CD	1:U:7:LYS:CE	2.62	0.68
1:H:61:HIS:CD2	1:H:62:GLU:N	2.58	0.68
1:R:58:GLN:OE1	1:R:65:MET:HB3	1.91	0.68
1:F:375:LEU:HD22	1:F:379:LEU:HG	1.75	0.68
1:H:8:LEU:O	1:H:12:GLU:HG2	1.94	0.68
1:L:375:LEU:HD22	1:L:379:LEU:HG	1.75	0.68
1:Q:375:LEU:HD22	1:Q:379:LEU:HG	1.75	0.68
1:R:375:LEU:HD22	1:R:379:LEU:HG	1.75	0.68
1:S:8:LEU:O	1:S:12:GLU:HG2	1.94	0.68
1:T:8:LEU:O	1:T:12:GLU:HG2	1.94	0.68
1:D:420:ARG:HA	1:D:420:ARG:HH21	1.58	0.68
1:L:420:ARG:HA	1:L:420:ARG:HH21	1.58	0.68
1:U:55:ARG:CZ	1:V:176:LYS:HD2	2.22	0.68
1:P:458:HIS:HE1	1:V:456:ARG:O	1.75	0.68
1:A:346:PRO:HB2	1:A:355:ARG:HH11	1.56	0.68
1:M:346:PRO:HB2	1:M:355:ARG:HH11	1.56	0.68
1:O:346:PRO:HB2	1:O:355:ARG:HH11	1.56	0.68
1:S:93:ASP:C	1:S:95:PHE:H	1.97	0.68
1:V:307:SER:HB2	1:V:421:LEU:HA	1.76	0.68
1:I:110:LYS:O	1:I:433:VAL:HG22	1.93	0.68
1:S:80:ARG:HH21	1:T:189:VAL:CG1	2.04	0.68
1:U:399:LEU:HB2	1:U:404:ALA:HB2	1.76	0.68
1:B:400:PRO:HG2	1:B:403:GLU:HB2	1.75	0.68
1:D:175:HIS:CE1	1:K:467:ASP:CG	2.66	0.68
1:G:179:TYR:CE2	1:L:53:SER:HA	2.28	0.68
1:M:296:HIS:HB3	1:M:381:GLY:O	1.93	0.68
1:W:400:PRO:HG2	1:W:403:GLU:HB2	1.75	0.68
1:W:40:LYS:H	1:W:40:LYS:HD2	1.56	0.68
1:D:461:GLU:OE1	1:J:316:VAL:HG12	1.93	0.68
1:F:4:ASP:CG	1:S:10:LYS:HE2	2.13	0.68
1:F:344:ARG:HH22	1:F:347:ILE:HD13	1.57	0.68
1:R:344:ARG:HH22	1:R:347:ILE:HD13	1.57	0.68
1:H:283:TYR:CB	1:H:351:PRO:HA	2.24	0.68
1:J:283:TYR:CB	1:J:351:PRO:HA	2.24	0.68
1:L:312:THR:HG22	1:L:313:ASN:HD22	1.56	0.68
1:O:283:TYR:CB	1:O:351:PRO:HA	2.24	0.68
1:V:283:TYR:CB	1:V:351:PRO:HA	2.24	0.68
1:D:211:HIS:H	1:D:222:ASN:HD22	1.42	0.68
1:I:211:HIS:H	1:I:222:ASN:HD22	1.42	0.68

*Continued on next page...*

*Continued from previous page...*

Atom-1	Atom-2	Interatomic distance (Å)	Clash overlap (Å)
1:D:1:THR:H	1:D:4:ASP:HB2	1.58	0.68
1:G:8:LEU:O	1:G:12:GLU:HG2	1.94	0.68
1:M:179:TYR:H	1:N:53:SER:HB3	1.59	0.68
1:N:375:LEU:HD22	1:N:379:LEU:HG	1.75	0.68
1:U:8:LEU:O	1:U:12:GLU:HG2	1.94	0.68
1:B:312:THR:HG22	1:B:313:ASN:HD22	1.56	0.68
1:B:42:VAL:HG22	1:B:47:LEU:HD21	1.76	0.68
1:R:420:ARG:HA	1:R:420:ARG:HH21	1.58	0.68
1:A:307:SER:HB2	1:A:421:LEU:HA	1.75	0.68
1:M:307:SER:HB2	1:M:421:LEU:HA	1.76	0.68
1:B:392:VAL:HG21	1:B:407:ILE:HD11	1.74	0.68
1:N:392:VAL:HG21	1:N:407:ILE:HD11	1.73	0.68
1:N:110:LYS:O	1:N:433:VAL:HG22	1.93	0.68
1:U:110:LYS:O	1:U:433:VAL:HG22	1.93	0.68
1:P:458:HIS:HE1	1:V:456:ARG:O	1.76	0.68
1:W:80:ARG:HH21	1:X:189:VAL:CG1	2.06	0.68
1:A:179:TYR:HH	1:B:54:ILE:HG22	1.58	0.68
1:E:463:ALA:HA	1:K:140:PHE:CE1	2.28	0.68
1:K:296:HIS:HB3	1:K:381:GLY:O	1.93	0.68
1:O:296:HIS:HB3	1:O:381:GLY:O	1.93	0.68
1:X:400:PRO:HG2	1:X:403:GLU:HB2	1.75	0.68
1:N:501:SER:HB2	1:N:502:PRO:HD2	1.76	0.68
1:G:338:ASN:HD21	1:G:395:ASP:HA	1.57	0.68
1:H:93:ASP:O	1:H:97:LEU:HA	1.92	0.68
5:C:7624:HOH:O	1:I:324:PRO:HD2	1.93	0.68
1:T:283:TYR:CB	1:T:351:PRO:HA	2.24	0.68
1:X:312:THR:HG22	1:X:313:ASN:HD22	1.56	0.68
1:O:211:HIS:H	1:O:222:ASN:HD22	1.42	0.68
1:P:211:HIS:H	1:P:222:ASN:HD22	1.42	0.68
1:T:211:HIS:H	1:T:222:ASN:HD22	1.42	0.68
1:P:175:HIS:HE1	1:W:467:ASP:OD2	1.76	0.68
1:D:8:LEU:O	1:D:12:GLU:HG2	1.93	0.68
1:E:375:LEU:HD22	1:E:379:LEU:HG	1.75	0.68
1:Q:8:LEU:O	1:Q:12:GLU:HG2	1.94	0.68
1:D:467:ASP:OD2	1:K:175:HIS:ND1	2.26	0.68
1:F:312:THR:HG22	1:F:313:ASN:HD22	1.56	0.68
1:N:42:VAL:HG22	1:N:47:LEU:HD21	1.76	0.68
1:S:312:THR:HG22	1:S:313:ASN:HD22	1.56	0.68
1:U:312:THR:HG22	1:U:313:ASN:HD22	1.57	0.68
1:C:346:PRO:HB2	1:C:355:ARG:HH11	1.56	0.68
1:C:307:SER:HB2	1:C:421:LEU:HA	1.75	0.68

*Continued on next page...*

*Continued from previous page...*

Atom-1	Atom-2	Interatomic distance (Å)	Clash overlap (Å)
1:A:110:LYS:O	1:A:433:VAL:HG22	1.93	0.68
1:D:110:LYS:O	1:D:433:VAL:HG22	1.93	0.68
1:P:110:LYS:O	1:P:433:VAL:HG22	1.93	0.68
1:F:338:ASN:HD21	1:F:395:ASP:HA	1.59	0.68
1:F:3:ASP:HA	1:F:6:PHE:CD1	2.29	0.68
1:I:399:LEU:HB2	1:I:404:ALA:HB2	1.76	0.68
1:L:3:ASP:HA	1:L:6:PHE:CD1	2.29	0.68
1:O:3:ASP:HA	1:O:6:PHE:CD1	2.29	0.68
1:R:338:ASN:HD21	1:R:395:ASP:HA	1.59	0.68
1:T:399:LEU:HB2	1:T:404:ALA:HB2	1.76	0.68
1:E:400:PRO:HG2	1:E:403:GLU:HB2	1.75	0.68
1:I:400:PRO:HG2	1:I:403:GLU:HB2	1.75	0.68
1:L:400:PRO:HG2	1:L:403:GLU:HB2	1.75	0.68
1:N:467:ASP:OD2	1:U:175:HIS:CE1	2.46	0.68
1:P:52:SER:O	5:P:3802:HOH:O	2.11	0.68
1:H:501:SER:HB2	1:H:502:PRO:HD2	1.75	0.68
1:C:344:ARG:HH22	1:C:347:ILE:HD13	1.57	0.68
1:M:344:ARG:HH22	1:M:347:ILE:HD13	1.57	0.68
1:S:53:SER:HG	1:T:179:TYR:CB	2.07	0.68
1:G:211:HIS:HD2	1:L:33:ILE:HG22	1.58	0.68
1:J:312:THR:HG22	1:J:313:ASN:HD22	1.56	0.68
1:S:283:TYR:CB	1:S:351:PRO:HA	2.24	0.68
1:X:93:ASP:O	1:X:97:LEU:HA	1.92	0.68
1:C:211:HIS:H	1:C:222:ASN:HD22	1.42	0.68
1:E:211:HIS:H	1:E:222:ASN:HD22	1.42	0.68
1:N:344:ARG:NH1	1:N:346:PRO:HG3	2.08	0.68
1:Q:211:HIS:H	1:Q:222:ASN:HD22	1.42	0.68
1:U:211:HIS:H	1:U:222:ASN:HD22	1.42	0.68
1:U:54:ILE:H	1:U:54:ILE:HD12	1.57	0.68
1:B:375:LEU:HD22	1:B:379:LEU:HG	1.75	0.68
1:E:8:LEU:O	1:E:12:GLU:HG2	1.94	0.68
1:I:8:LEU:O	1:I:12:GLU:HG2	1.94	0.68
1:I:1:THR:H	1:I:4:ASP:HB2	1.58	0.68
1:J:375:LEU:HD22	1:J:379:LEU:HG	1.75	0.68
1:P:8:LEU:O	1:P:12:GLU:HG2	1.94	0.68
1:P:1:THR:H	1:P:4:ASP:HB2	1.58	0.68
1:U:1:THR:H	1:U:4:ASP:HB2	1.58	0.68
1:H:312:THR:HG22	1:H:313:ASN:HD22	1.56	0.68
1:I:312:THR:HG22	1:I:313:ASN:HD22	1.57	0.68
1:R:312:THR:HG22	1:R:313:ASN:HD22	1.56	0.68
1:J:53:SER:HA	1:K:179:TYR:CD2	2.29	0.68

*Continued on next page...*

*Continued from previous page...*

Atom-1	Atom-2	Interatomic distance (Å)	Clash overlap (Å)
1:E:463:ALA:HA	1:K:140:PHE:CE1	2.29	0.68
1:L:346:PRO:HB2	1:L:355:ARG:HH11	1.56	0.68
1:M:177:GLY:N	1:N:55:ARG:HG3	2.07	0.68
1:W:63:SER:HB3	1:X:337:ARG:HA	1.75	0.68
1:X:346:PRO:HB2	1:X:355:ARG:HH11	1.56	0.68
1:B:110:LYS:O	1:B:433:VAL:HG22	1.93	0.68
1:L:110:LYS:O	1:L:433:VAL:HG22	1.93	0.68
1:M:110:LYS:O	1:M:433:VAL:HG22	1.93	0.68
1:P:347:ILE:HD12	1:Q:64:ASP:HB2	1.75	0.68
1:H:399:LEU:HB2	1:H:404:ALA:HB2	1.76	0.68
1:J:3:ASP:HA	1:J:6:PHE:CD1	2.29	0.68
1:V:3:ASP:HA	1:V:6:PHE:CD1	2.29	0.68
1:X:3:ASP:HA	1:X:6:PHE:CD1	2.29	0.68
1:G:53:SER:HA	1:H:179:TYR:CD2	2.29	0.68
1:Q:400:PRO:HG2	1:Q:403:GLU:HB2	1.75	0.68
1:E:501:SER:HB2	1:E:502:PRO:HD2	1.76	0.68
1:T:501:SER:HB2	1:T:502:PRO:HD2	1.75	0.68
1:A:395:ASP:OD2	1:B:60:ILE:HD11	1.93	0.68
1:O:344:ARG:HH22	1:O:347:ILE:HD13	1.57	0.68
1:P:467:ASP:HB2	1:W:175:HIS:HE1	1.57	0.68
1:F:283:TYR:CB	1:F:351:PRO:HA	2.24	0.68
1:G:283:TYR:CB	1:G:351:PRO:HA	2.24	0.68
1:V:312:THR:HG22	1:V:313:ASN:HD22	1.56	0.68
1:I:54:ILE:HD12	1:I:54:ILE:H	1.57	0.68
1:O:197:THR:OG1	1:P:16:TYR:OH	2.02	0.68
1:A:1:THR:H	1:A:4:ASP:HB2	1.58	0.68
1:B:1:THR:H	1:B:4:ASP:HB2	1.58	0.68
1:U:375:LEU:HD22	1:U:379:LEU:HG	1.75	0.68
1:V:375:LEU:HD22	1:V:379:LEU:HG	1.75	0.68
1:A:177:GLY:H	1:B:54:ILE:HG22	1.57	0.68
1:C:42:VAL:HG22	1:C:47:LEU:HD21	1.76	0.68
1:K:312:THR:HG22	1:K:313:ASN:HD22	1.57	0.68
1:O:42:VAL:HG22	1:O:47:LEU:HD21	1.76	0.68
1:D:399:LEU:O	1:D:404:ALA:HB2	1.94	0.68
1:G:93:ASP:C	1:G:95:PHE:H	1.97	0.68
1:N:307:SER:HB2	1:N:421:LEU:HA	1.75	0.68
1:O:307:SER:HB2	1:O:421:LEU:HA	1.75	0.68
1:S:399:LEU:O	1:S:404:ALA:HB2	1.94	0.68
1:A:3:ASP:HA	1:A:6:PHE:CD1	2.29	0.68
1:C:3:ASP:HA	1:C:6:PHE:CD1	2.29	0.68
1:E:399:LEU:HB2	1:E:404:ALA:HB2	1.76	0.68

*Continued on next page...*

*Continued from previous page...*

Atom-1	Atom-2	Interatomic distance (Å)	Clash overlap (Å)
1:I:332:LEU:HB2	1:I:408:PRO:HB2	1.76	0.68
1:M:3:ASP:HA	1:M:6:PHE:CD1	2.29	0.68
1:M:49:PHE:CD2	1:R:211:HIS:HE1	2.11	0.68
1:R:3:ASP:HA	1:R:6:PHE:CD1	2.29	0.68
1:U:332:LEU:HB2	1:U:408:PRO:HB2	1.76	0.68
1:J:40:LYS:HD2	1:J:40:LYS:H	1.56	0.68
1:V:40:LYS:H	1:V:40:LYS:HD2	1.56	0.68
1:A:501:SER:HB2	1:A:502:PRO:HD2	1.76	0.68
1:A:177:GLY:O	1:B:53:SER:HB3	1.93	0.68
1:M:501:SER:HB2	1:M:502:PRO:HD2	1.75	0.68
1:Q:501:SER:HB2	1:Q:502:PRO:HD2	1.76	0.68
1:E:179:TYR:CB	1:F:53:SER:HG	2.03	0.68
1:G:56:GLY:CA	1:H:177:GLY:HA2	2.24	0.68
1:C:312:THR:HG22	1:C:313:ASN:HD22	1.56	0.68
1:E:312:THR:HG22	1:E:313:ASN:HD22	1.56	0.68
1:M:283:TYR:CB	1:M:351:PRO:HA	2.24	0.68
1:Q:312:THR:HG22	1:Q:313:ASN:HD22	1.56	0.68
1:R:283:TYR:CB	1:R:351:PRO:HA	2.24	0.68
1:B:344:ARG:NH1	1:B:346:PRO:HG3	2.08	0.68
1:E:261:PHE:O	1:K:144:ALA:HA	1.93	0.68
1:H:211:HIS:H	1:H:222:ASN:HD22	1.42	0.68
1:B:206:LEU:HD13	1:B:210:HIS:HB3	1.76	0.68
1:L:8:LEU:O	1:L:12:GLU:HG2	1.94	0.68
1:N:1:THR:H	1:N:4:ASP:HB2	1.58	0.68
1:N:206:LEU:HD13	1:N:210:HIS:HB3	1.76	0.68
1:X:8:LEU:O	1:X:12:GLU:HG2	1.94	0.68
1:Q:420:ARG:HH21	1:Q:420:ARG:HA	1.58	0.68
1:B:307:SER:HB2	1:B:421:LEU:HA	1.75	0.68
1:G:399:LEU:O	1:G:404:ALA:HB2	1.94	0.68
1:P:399:LEU:O	1:P:404:ALA:HB2	1.94	0.68
1:S:193:ASP:OD2	1:X:80:ARG:HD3	1.93	0.68
1:H:110:LYS:O	1:H:433:VAL:HG22	1.93	0.68
1:S:110:LYS:O	1:S:433:VAL:HG22	1.93	0.68
1:B:399:LEU:HB2	1:B:404:ALA:HB2	1.76	0.68
1:D:332:LEU:HB2	1:D:408:PRO:HB2	1.76	0.68
1:N:332:LEU:HB2	1:N:408:PRO:HB2	1.76	0.68
1:O:332:LEU:HB2	1:O:408:PRO:HB2	1.76	0.68
1:P:332:LEU:HB2	1:P:408:PRO:HB2	1.76	0.68
1:Q:399:LEU:HB2	1:Q:404:ALA:HB2	1.76	0.68
1:R:399:LEU:HB2	1:R:404:ALA:HB2	1.76	0.68
1:A:283:TYR:O	1:A:291:SER:HB3	1.94	0.68

*Continued on next page...*

*Continued from previous page...*

Atom-1	Atom-2	Interatomic distance (Å)	Clash overlap (Å)
1:M:283:TYR:O	1:M:291:SER:HB3	1.94	0.68
1:N:400:PRO:HG2	1:N:403:GLU:HB2	1.75	0.68
1:A:344:ARG:HH22	1:A:347:ILE:HD13	1.57	0.68
1:A:283:TYR:CB	1:A:351:PRO:HA	2.24	0.68
1:J:93:ASP:O	1:J:97:LEU:HA	1.92	0.68
1:N:42:VAL:HG22	1:N:47:LEU:HD21	1.76	0.68
1:W:42:VAL:HG22	1:W:47:LEU:HD21	1.76	0.68
1:X:283:TYR:CB	1:X:351:PRO:HA	2.24	0.68
1:G:344:ARG:NH1	1:G:346:PRO:HG3	2.08	0.68
1:H:80:ARG:HD3	1:I:193:ASP:OD2	1.94	0.68
1:J:61:HIS:CD2	1:J:62:GLU:N	2.59	0.68
1:A:502:PRO:CB	1:B:137:SER:HB3	2.23	0.68
1:C:179:TYR:H	1:D:53:SER:HB3	1.57	0.68
1:C:206:LEU:HD13	1:C:210:HIS:HB3	1.76	0.68
1:E:193:ASP:OD2	1:F:80:ARG:HD3	1.94	0.68
1:K:8:LEU:O	1:K:12:GLU:HG2	1.94	0.68
1:N:177:GLY:C	1:O:54:ILE:O	2.32	0.68
1:O:206:LEU:HD13	1:O:210:HIS:HB3	1.76	0.68
1:O:375:LEU:HD22	1:O:379:LEU:HG	1.75	0.68
5:N:3571:HOH:O	1:T:324:PRO:HD2	1.94	0.68
1:W:8:LEU:O	1:W:12:GLU:HG2	1.94	0.68
1:E:420:ARG:HA	1:E:420:ARG:HH21	1.58	0.68
1:S:80:ARG:HD3	1:T:193:ASP:OD2	1.94	0.68
1:W:312:THR:HG22	1:W:313:ASN:HD22	1.56	0.68
1:S:55:ARG:NH2	1:T:176:LYS:HD2	2.08	0.68
1:G:110:LYS:O	1:G:433:VAL:HG22	1.93	0.68
1:K:110:LYS:O	1:K:433:VAL:HG22	1.93	0.68
1:C:332:LEU:HB2	1:C:408:PRO:HB2	1.76	0.68
1:D:399:LEU:HB2	1:D:404:ALA:HB2	1.76	0.68
1:N:399:LEU:HB2	1:N:404:ALA:HB2	1.76	0.68
1:F:283:TYR:O	1:F:291:SER:HB3	1.94	0.68
1:Q:283:TYR:O	1:Q:291:SER:HB3	1.94	0.68
1:B:324:PRO:HD2	5:H:7643:HOH:O	1.92	0.68
1:B:344:ARG:HH22	1:B:347:ILE:HD13	1.57	0.68
1:D:467:ASP:HB2	1:K:175:HIS:CE1	2.29	0.68
1:N:344:ARG:HH22	1:N:347:ILE:HD13	1.57	0.68
1:O:179:TYR:CB	1:P:53:SER:OG	2.39	0.68
1:O:177:GLY:C	1:P:56:GLY:HA3	2.13	0.68
1:T:338:ASN:HD21	1:T:395:ASP:HA	1.56	0.68
1:U:55:ARG:HD2	1:V:176:LYS:HG3	1.75	0.68
1:A:312:THR:HG22	1:A:313:ASN:HD22	1.56	0.68

*Continued on next page...*



*Continued from previous page...*

Atom-1	Atom-2	Interatomic distance (Å)	Clash overlap (Å)
1:A:64:ASP:O	1:A:94:PRO:HD3	1.92	0.68
1:B:42:VAL:HG22	1:B:47:LEU:HD21	1.76	0.68
1:E:283:TYR:CB	1:E:351:PRO:HA	2.24	0.68
1:K:42:VAL:HG22	1:K:47:LEU:HD21	1.76	0.68
1:O:312:THR:HG22	1:O:313:ASN:HD22	1.56	0.68
1:Q:283:TYR:CB	1:Q:351:PRO:HA	2.24	0.68
1:W:283:TYR:CB	1:W:351:PRO:HA	2.24	0.68
1:X:64:ASP:O	1:X:94:PRO:HD3	1.92	0.68
1:J:211:HIS:H	1:J:222:ASN:HD22	1.42	0.68
1:V:211:HIS:H	1:V:222:ASN:HD22	1.42	0.68
1:C:1:THR:H	1:C:4:ASP:HB2	1.58	0.68
1:C:375:LEU:HD22	1:C:379:LEU:HG	1.75	0.68
1:I:375:LEU:HD22	1:I:379:LEU:HG	1.75	0.68
1:M:179:TYR:HB2	1:N:53:SER:OG	1.94	0.68
1:M:1:THR:H	1:M:4:ASP:HB2	1.58	0.68
1:O:1:THR:H	1:O:4:ASP:HB2	1.58	0.68
1:X:1:THR:H	1:X:4:ASP:HB2	1.58	0.68
1:B:416:ASP:O	1:B:420:ARG:HG2	1.94	0.68
1:E:399:LEU:O	1:E:404:ALA:HB2	1.94	0.68
1:V:416:ASP:O	1:V:420:ARG:HG2	1.94	0.68
1:F:399:LEU:HB2	1:F:404:ALA:HB2	1.76	0.68
1:K:332:LEU:HB2	1:K:408:PRO:HB2	1.76	0.68
1:L:338:ASN:HD21	1:L:395:ASP:HA	1.59	0.68
1:P:399:LEU:HB2	1:P:404:ALA:HB2	1.76	0.68
1:S:55:ARG:HB2	1:T:177:GLY:CA	2.21	0.68
1:D:211:HIS:HD2	1:E:33:ILE:HG22	1.52	0.68
1:E:283:TYR:O	1:E:291:SER:HB3	1.94	0.68
1:R:283:TYR:O	1:R:291:SER:HB3	1.94	0.68
1:T:283:TYR:O	1:T:291:SER:HB3	1.94	0.68
1:P:339:ARG:HH12	1:Q:50:ASP:CG	1.96	0.68
1:M:312:THR:HG22	1:M:313:ASN:HD22	1.56	0.68
1:V:93:ASP:O	1:V:97:LEU:HA	1.92	0.68
1:T:1:THR:H	1:T:4:ASP:HB2	1.58	0.68
1:A:42:VAL:HG22	1:A:47:LEU:HD21	1.76	0.68
1:B:176:LYS:HB3	1:C:55:ARG:HE	1.59	0.68
1:J:42:VAL:HG22	1:J:47:LEU:HD21	1.76	0.68
1:M:42:VAL:HG22	1:M:47:LEU:HD21	1.76	0.68
1:P:312:THR:HG22	1:P:313:ASN:HD22	1.56	0.68
1:R:273:SER:OG	3:R:7509:AMP:N6	2.28	0.68
1:T:312:THR:HG22	1:T:313:ASN:HD22	1.57	0.68
1:V:42:VAL:HG22	1:V:47:LEU:HD21	1.76	0.68

*Continued on next page...*

*Continued from previous page...*

Atom-1	Atom-2	Interatomic distance (Å)	Clash overlap (Å)
1:W:42:VAL:HG22	1:W:47:LEU:HD21	1.76	0.68
1:X:42:VAL:HG22	1:X:47:LEU:HD21	1.76	0.68
1:H:399:LEU:O	1:H:404:ALA:HB2	1.94	0.68
1:I:416:ASP:O	1:I:420:ARG:HG2	1.94	0.68
1:J:416:ASP:O	1:J:420:ARG:HG2	1.94	0.68
1:N:416:ASP:O	1:N:420:ARG:HG2	1.94	0.68
1:Q:399:LEU:O	1:Q:404:ALA:HB2	1.94	0.68
1:T:399:LEU:O	1:T:404:ALA:HB2	1.94	0.68
1:U:416:ASP:O	1:U:420:ARG:HG2	1.94	0.68
1:A:399:LEU:HB2	1:A:404:ALA:HB2	1.76	0.68
1:B:332:LEU:HB2	1:B:408:PRO:HB2	1.76	0.68
1:E:177:GLY:H	1:F:55:ARG:HD3	1.57	0.68
1:G:3:ASP:HA	1:G:6:PHE:CD1	2.29	0.68
1:M:399:LEU:HB2	1:M:404:ALA:HB2	1.76	0.68
1:O:338:ASN:HD21	1:O:395:ASP:HA	1.59	0.68
1:S:3:ASP:HA	1:S:6:PHE:CD1	2.29	0.68
1:W:332:LEU:HB2	1:W:408:PRO:HB2	1.76	0.68
1:X:338:ASN:HD21	1:X:395:ASP:HA	1.59	0.68
1:B:283:TYR:O	1:B:291:SER:HB3	1.94	0.68
1:D:58:GLN:HB3	1:D:63:SER:N	2.09	0.68
1:H:283:TYR:O	1:H:291:SER:HB3	1.94	0.68
1:H:58:GLN:HB3	1:H:63:SER:N	2.09	0.68
1:K:58:GLN:HB3	1:K:63:SER:N	2.10	0.68
1:N:283:TYR:O	1:N:291:SER:HB3	1.94	0.68
1:P:58:GLN:HB3	1:P:63:SER:N	2.10	0.68
1:Q:58:GLN:HB3	1:Q:63:SER:N	2.09	0.68
1:V:80:ARG:HE	1:W:189:VAL:CG1	2.07	0.68
1:E:287:TYR:OH	1:E:336:GLN:HB2	1.94	0.68
1:Q:287:TYR:OH	1:Q:336:GLN:HB2	1.94	0.68
1:W:287:TYR:OH	1:W:336:GLN:HB2	1.94	0.68
1:H:338:ASN:HD21	1:H:395:ASP:HA	1.56	0.68
1:B:283:TYR:CB	1:B:351:PRO:HA	2.24	0.68
1:L:283:TYR:CB	1:L:351:PRO:HA	2.24	0.68
1:L:64:ASP:O	1:L:94:PRO:HD3	1.92	0.68
1:M:64:ASP:O	1:M:94:PRO:HD3	1.92	0.68
5:M:3308:HOH:O	1:S:324:PRO:HD2	1.94	0.68
1:N:61:HIS:CD2	1:N:62:GLU:N	2.58	0.67
1:R:463:ALA:HA	1:X:140:PHE:CE1	2.28	0.67
1:C:8:LEU:O	1:C:12:GLU:HG2	1.94	0.67
1:C:193:ASP:OD2	1:D:80:ARG:HD3	1.93	0.67
1:H:1:THR:H	1:H:4:ASP:HB2	1.58	0.67

*Continued on next page...*

*Continued from previous page...*

Atom-1	Atom-2	Interatomic distance (Å)	Clash overlap (Å)
1:L:1:THR:H	1:L:4:ASP:HB2	1.58	0.67
1:A:273:SER:OG	3:A:7475:AMP:N6	2.28	0.67
1:B:273:SER:OG	3:B:7477:AMP:N6	2.27	0.67
1:F:273:SER:OG	3:F:7485:AMP:N6	2.28	0.67
1:L:42:VAL:HG22	1:L:47:LEU:HD21	1.76	0.67
1:M:273:SER:OG	3:M:7499:AMP:N6	2.27	0.67
1:I:399:LEU:O	1:I:404:ALA:HB2	1.94	0.67
1:W:416:ASP:O	1:W:420:ARG:HG2	1.94	0.67
1:T:110:LYS:O	1:T:433:VAL:HG22	1.93	0.67
1:C:338:ASN:HD21	1:C:395:ASP:HA	1.59	0.67
1:G:399:LEU:HB2	1:G:404:ALA:HB2	1.76	0.67
1:V:332:LEU:HB2	1:V:408:PRO:HB2	1.76	0.67
1:E:58:GLN:HB3	1:E:63:SER:N	2.10	0.67
1:L:58:GLN:HB3	1:L:63:SER:N	2.10	0.67
1:T:58:GLN:HB3	1:T:63:SER:N	2.10	0.67
1:W:58:GLN:HB3	1:W:63:SER:N	2.10	0.67
1:X:58:GLN:HB3	1:X:63:SER:N	2.10	0.67
1:I:287:TYR:OH	1:I:336:GLN:HB2	1.95	0.67
1:E:463:ALA:HA	1:K:140:PHE:CE1	2.29	0.67
1:K:287:TYR:OH	1:K:336:GLN:HB2	1.95	0.67
1:M:287:TYR:OH	1:M:336:GLN:HB2	1.95	0.67
1:U:287:TYR:OH	1:U:336:GLN:HB2	1.95	0.67
1:K:283:TYR:CB	1:K:351:PRO:HA	2.24	0.67
1:F:206:LEU:HD13	1:F:210:HIS:HB3	1.76	0.67
1:H:375:LEU:HD22	1:H:379:LEU:HG	1.75	0.67
1:I:206:LEU:HD13	1:I:210:HIS:HB3	1.76	0.67
1:L:206:LEU:HD13	1:L:210:HIS:HB3	1.76	0.67
1:P:375:LEU:HD22	1:P:379:LEU:HG	1.75	0.67
1:X:206:LEU:HD13	1:X:210:HIS:HB3	1.76	0.67
1:A:312:THR:HG22	1:A:313:ASN:HD22	1.56	0.67
1:B:420:ARG:HA	1:B:420:ARG:HH21	1.58	0.67
1:D:312:THR:HG22	1:D:313:ASN:HD22	1.56	0.67
1:K:416:ASP:O	1:K:420:ARG:HG2	1.94	0.67
1:P:416:ASP:O	1:P:420:ARG:HG2	1.94	0.67
1:T:416:ASP:O	1:T:420:ARG:HG2	1.94	0.67
1:U:399:LEU:O	1:U:404:ALA:HB2	1.94	0.67
1:C:110:LYS:O	1:C:433:VAL:HG22	1.93	0.67
1:W:110:LYS:O	1:W:433:VAL:HG22	1.93	0.67
1:N:3:ASP:HA	1:N:6:PHE:CD1	2.29	0.67
1:S:399:LEU:HB2	1:S:404:ALA:HB2	1.76	0.67
1:W:399:LEU:HB2	1:W:404:ALA:HB2	1.76	0.67

*Continued on next page...*

*Continued from previous page...*

Atom-1	Atom-2	Interatomic distance (Å)	Clash overlap (Å)
1:D:400:PRO:HG2	1:D:403:GLU:HB2	1.75	0.67
1:G:54:ILE:HG22	1:H:179:TYR:HH	1.58	0.67
1:U:283:TYR:O	1:U:291:SER:HB3	1.94	0.67
1:A:287:TYR:OH	1:A:336:GLN:HB2	1.95	0.67
1:B:344:ARG:NH2	1:B:344:ARG:HG2	2.05	0.67
1:L:287:TYR:OH	1:L:336:GLN:HB2	1.95	0.67
1:L:501:SER:HB2	1:L:502:PRO:HD2	1.75	0.67
1:C:339:ARG:HH12	1:D:63:SER:HB2	1.60	0.67
1:K:80:ARG:HD3	1:L:193:ASP:OD2	1.94	0.67
1:P:42:VAL:HG22	1:P:47:LEU:HD21	1.76	0.67
1:F:344:ARG:NH1	1:F:346:PRO:HG3	2.08	0.67
1:R:344:ARG:NH1	1:R:346:PRO:HG3	2.08	0.67
1:S:344:ARG:NH1	1:S:346:PRO:HG3	2.08	0.67
1:D:375:LEU:HD22	1:D:379:LEU:HG	1.75	0.67
1:E:206:LEU:HD13	1:E:210:HIS:HB3	1.76	0.67
1:M:375:LEU:HD22	1:M:379:LEU:HG	1.75	0.67
1:O:8:LEU:O	1:O:12:GLU:HG2	1.94	0.67
1:Q:206:LEU:HD13	1:Q:210:HIS:HB3	1.76	0.67
1:R:206:LEU:HD13	1:R:210:HIS:HB3	1.76	0.67
1:T:206:LEU:HD13	1:T:210:HIS:HB3	1.76	0.67
1:A:176:LYS:HD2	1:B:55:ARG:HH21	1.59	0.67
1:K:42:VAL:HG22	1:K:47:LEU:HD21	1.76	0.67
1:M:312:THR:HG22	1:M:313:ASN:HD22	1.56	0.67
1:N:273:SER:OG	3:N:7501:AMP:N6	2.28	0.67
1:N:420:ARG:HH21	1:N:420:ARG:HA	1.58	0.67
1:U:420:ARG:HH21	1:U:420:ARG:HA	1.58	0.67
1:D:416:ASP:O	1:D:420:ARG:HG2	1.94	0.67
1:H:416:ASP:O	1:H:420:ARG:HG2	1.94	0.67
1:G:206:LEU:HB3	1:L:34:PRO:HG3	1.75	0.67
1:O:110:LYS:O	1:O:433:VAL:HG22	1.93	0.67
1:B:3:ASP:HA	1:B:6:PHE:CD1	2.29	0.67
1:D:339:ARG:HD3	1:E:60:ILE:HG22	1.75	0.67
1:J:332:LEU:HB2	1:J:408:PRO:HB2	1.76	0.67
1:U:49:PHE:CD2	1:V:211:HIS:HE1	2.12	0.67
1:C:283:TYR:O	1:C:291:SER:HB3	1.94	0.67
1:F:58:GLN:HB3	1:F:63:SER:N	2.10	0.67
1:O:283:TYR:O	1:O:291:SER:HB3	1.94	0.67
1:P:400:PRO:HG2	1:P:403:GLU:HB2	1.75	0.67
1:R:58:GLN:HB3	1:R:63:SER:N	2.10	0.67
1:C:287:TYR:OH	1:C:336:GLN:HB2	1.95	0.67
1:H:207:GLU:H	1:H:210:HIS:CD2	2.12	0.67

*Continued on next page...*

*Continued from previous page...*

Atom-1	Atom-2	Interatomic distance (Å)	Clash overlap (Å)
1:O:287:TYR:OH	1:O:336:GLN:HB2	1.94	0.67
1:X:287:TYR:OH	1:X:336:GLN:HB2	1.94	0.67
1:X:501:SER:HB2	1:X:502:PRO:HD2	1.76	0.67
1:Q:179:TYR:CB	1:R:53:SER:OG	2.41	0.67
1:D:42:VAL:HG22	1:D:47:LEU:HD21	1.76	0.67
1:A:211:HIS:H	1:A:222:ASN:HD22	1.42	0.67
1:G:56:GLY:HA2	1:G:441:THR:CG2	2.25	0.67
1:A:375:LEU:HD22	1:A:379:LEU:HG	1.75	0.67
1:G:206:LEU:HD13	1:G:210:HIS:HB3	1.76	0.67
1:H:206:LEU:HD13	1:H:210:HIS:HB3	1.76	0.67
1:K:375:LEU:HD22	1:K:379:LEU:HG	1.75	0.67
1:T:375:LEU:HD22	1:T:379:LEU:HG	1.75	0.67
1:U:206:LEU:HD13	1:U:210:HIS:HB3	1.76	0.67
1:C:273:SER:OG	3:C:7479:AMP:N6	2.28	0.67
1:V:55:ARG:H	1:W:177:GLY:CA	2.08	0.67
1:A:416:ASP:O	1:A:420:ARG:HG2	1.94	0.67
1:D:93:ASP:C	1:D:95:PHE:H	1.96	0.67
1:F:399:LEU:O	1:F:404:ALA:HB2	1.94	0.67
1:P:93:ASP:C	1:P:95:PHE:H	1.96	0.67
1:R:399:LEU:O	1:R:404:ALA:HB2	1.94	0.67
1:R:175:HIS:CE1	1:S:464:LEU:HA	2.30	0.67
1:D:3:ASP:HA	1:D:6:PHE:CD1	2.29	0.67
1:K:3:ASP:HA	1:K:6:PHE:CD1	2.29	0.67
1:T:332:LEU:HB2	1:T:408:PRO:HB2	1.76	0.67
1:U:60:ILE:HG22	1:V:339:ARG:HD3	1.76	0.67
1:G:283:TYR:O	1:G:291:SER:HB3	1.94	0.67
1:I:283:TYR:O	1:I:291:SER:HB3	1.94	0.67
1:O:58:GLN:HB3	1:O:63:SER:N	2.09	0.67
1:I:501:SER:HB2	1:I:502:PRO:HD2	1.75	0.67
1:T:207:GLU:H	1:T:210:HIS:CD2	2.12	0.67
1:U:501:SER:HB2	1:U:502:PRO:HD2	1.75	0.67
1:P:458:HIS:HE1	1:V:456:ARG:O	1.77	0.67
1:E:502:PRO:HB2	1:F:137:SER:HB3	1.76	0.67
1:U:283:TYR:CB	1:U:351:PRO:HA	2.24	0.67
1:J:95:PHE:CZ	1:K:337:ARG:CZ	2.78	0.67
1:M:211:HIS:H	1:M:222:ASN:HD22	1.42	0.67
1:S:56:GLY:HA2	1:S:441:THR:CG2	2.25	0.67
1:U:56:GLY:HA2	1:U:441:THR:CG2	2.25	0.67
1:X:344:ARG:NH1	1:X:346:PRO:HG3	2.08	0.67
1:J:206:LEU:HD13	1:J:210:HIS:HB3	1.76	0.67
1:I:420:ARG:HH21	1:I:420:ARG:HA	1.58	0.67

*Continued on next page...*

*Continued from previous page...*

Atom-1	Atom-2	Interatomic distance (Å)	Clash overlap (Å)
1:I:273:SER:OG	3:I:7491:AMP:N6	2.28	0.67
1:O:273:SER:OG	3:O:7503:AMP:N6	2.28	0.67
1:U:273:SER:OG	3:U:7515:AMP:N6	2.28	0.67
1:H:307:SER:HB2	1:H:421:LEU:HA	1.75	0.67
1:I:307:SER:HB2	1:I:421:LEU:HA	1.75	0.67
1:J:399:LEU:O	1:J:404:ALA:HB2	1.94	0.67
1:J:64:ASP:OD1	1:K:339:ARG:NH1	2.28	0.67
1:U:222:ASN:HB2	5:U:5340:HOH:O	1.95	0.67
1:J:399:LEU:HB2	1:J:404:ALA:HB2	1.76	0.67
1:E:463:ALA:HA	1:K:140:PHE:CE1	2.30	0.67
1:Q:189:VAL:CG1	1:R:80:ARG:HD3	2.25	0.67
1:W:3:ASP:HA	1:W:6:PHE:CD1	2.29	0.67
1:C:58:GLN:HB3	1:C:63:SER:N	2.10	0.67
1:D:458:HIS:HE1	1:J:456:ARG:O	1.77	0.67
1:I:58:GLN:HB3	1:I:63:SER:N	2.10	0.67
1:N:323:VAL:HB	5:N:5032:HOH:O	1.95	0.67
1:S:283:TYR:O	1:S:291:SER:HB3	1.94	0.67
1:C:501:SER:HB2	1:C:502:PRO:HD2	1.75	0.67
1:E:40:LYS:HD2	1:U:7:LYS:NZ	2.10	0.67
1:F:287:TYR:OH	1:F:336:GLN:HB2	1.95	0.67
1:S:287:TYR:OH	1:S:336:GLN:HB2	1.95	0.67
1:L:451:GLU:HB3	1:L:452:PRO:HD3	1.77	0.67
1:X:451:GLU:HB3	1:X:452:PRO:HD3	1.77	0.67
1:D:339:ARG:HH22	1:E:63:SER:HB2	1.59	0.67
1:F:42:VAL:HG22	1:F:47:LEU:HD21	1.76	0.67
1:I:283:TYR:CB	1:I:351:PRO:HA	2.24	0.67
1:N:283:TYR:CB	1:N:351:PRO:HA	2.24	0.67
1:O:42:VAL:HG22	1:O:47:LEU:HD21	1.76	0.67
1:R:42:VAL:HG22	1:R:47:LEU:HD21	1.76	0.67
1:B:193:ASP:OD2	1:C:80:ARG:HD3	1.95	0.67
1:D:56:GLY:HA2	1:D:441:THR:CG2	2.25	0.67
1:I:56:GLY:HA2	1:I:441:THR:CG2	2.25	0.67
1:L:344:ARG:NH1	1:L:346:PRO:HG3	2.08	0.67
1:N:56:GLY:HA2	1:N:441:THR:CG2	2.25	0.67
1:P:337:ARG:NH1	1:Q:95:PHE:CZ	2.63	0.67
1:P:56:GLY:HA2	1:P:441:THR:CG2	2.25	0.67
1:W:56:GLY:HA2	1:W:441:THR:CG2	2.25	0.67
1:S:206:LEU:HD13	1:S:210:HIS:HB3	1.76	0.67
1:G:42:VAL:HG22	1:G:47:LEU:HD21	1.76	0.67
1:L:273:SER:OG	3:L:7497:AMP:N6	2.28	0.67
1:Q:273:SER:OG	3:Q:7507:AMP:N6	2.28	0.67

*Continued on next page...*

*Continued from previous page...*

Atom-1	Atom-2	Interatomic distance (Å)	Clash overlap (Å)
1:X:273:SER:OG	3:X:7521:AMP:N6	2.28	0.67
1:M:416:ASP:O	1:M:420:ARG:HG2	1.94	0.67
1:T:307:SER:HB2	1:T:421:LEU:HA	1.75	0.67
1:I:222:ASN:HB2	5:I:7580:HOH:O	1.95	0.67
1:G:206:LEU:HB2	1:L:34:PRO:HG3	1.77	0.67
1:I:3:ASP:HA	1:I:6:PHE:CD1	2.29	0.67
1:P:3:ASP:HA	1:P:6:PHE:CD1	2.29	0.67
1:Q:332:LEU:HB2	1:Q:408:PRO:HB2	1.76	0.67
1:T:3:ASP:HA	1:T:6:PHE:CD1	2.29	0.67
1:V:399:LEU:HB2	1:V:404:ALA:HB2	1.76	0.67
1:J:58:GLN:HB3	1:J:63:SER:N	2.10	0.67
1:N:58:GLN:HB3	1:N:63:SER:N	2.10	0.67
1:Q:324:PRO:HB2	5:W:5938:HOH:O	1.93	0.67
1:U:58:GLN:HB3	1:U:63:SER:N	2.10	0.67
1:V:58:GLN:HB3	1:V:63:SER:N	2.09	0.67
1:C:323:VAL:HG21	1:I:455:ILE:HG22	1.75	0.67
1:C:455:ILE:HG22	1:I:323:VAL:HG21	1.74	0.67
1:G:287:TYR:OH	1:G:336:GLN:HB2	1.94	0.67
1:R:287:TYR:OH	1:R:336:GLN:HB2	1.95	0.67
1:R:344:ARG:HG2	1:R:344:ARG:NH2	2.05	0.67
1:G:451:GLU:HB3	1:G:452:PRO:HD3	1.77	0.67
1:C:60:ILE:HA	1:C:63:SER:HA	1.77	0.67
1:G:1:THR:OG1	1:G:2:PRO:HD2	1.95	0.67
1:J:42:VAL:HG22	1:J:47:LEU:HD21	1.76	0.67
1:O:60:ILE:HA	1:O:63:SER:HA	1.77	0.67
1:T:60:ILE:HA	1:T:63:SER:HA	1.77	0.67
5:O:3834:HOH:O	1:U:324:PRO:HD2	1.93	0.67
1:V:42:VAL:HG22	1:V:47:LEU:HD21	1.76	0.67
1:B:56:GLY:HA2	1:B:441:THR:CG2	2.25	0.67
1:I:80:ARG:HD3	1:J:193:ASP:OD2	1.95	0.67
1:N:193:ASP:OD2	1:O:80:ARG:HD3	1.95	0.67
1:W:206:LEU:HD13	1:W:210:HIS:HB3	1.76	0.67
1:W:53:SER:OG	1:X:179:TYR:HB2	1.95	0.67
1:E:273:SER:OG	3:E:7483:AMP:N6	2.28	0.67
1:S:42:VAL:HG22	1:S:47:LEU:HD21	1.76	0.67
1:U:307:SER:HB2	1:U:421:LEU:HA	1.76	0.67
1:V:399:LEU:O	1:V:404:ALA:HB2	1.94	0.67
1:C:222:ASN:HB2	5:C:7559:HOH:O	1.95	0.67
1:N:332:LEU:HD23	1:N:342:CYS:SG	2.35	0.67
1:O:222:ASN:HB2	5:O:3762:HOH:O	1.95	0.67
1:V:110:LYS:O	1:V:433:VAL:HG22	1.93	0.67

*Continued on next page...*

*Continued from previous page...*

Atom-1	Atom-2	Interatomic distance (Å)	Clash overlap (Å)
1:E:177:GLY:HA2	1:F:55:ARG:HD3	1.75	0.67
1:E:332:LEU:HB2	1:E:408:PRO:HB2	1.76	0.67
1:H:332:LEU:HB2	1:H:408:PRO:HB2	1.76	0.67
1:K:399:LEU:HB2	1:K:404:ALA:HB2	1.76	0.67
1:Q:3:ASP:HA	1:Q:6:PHE:CD1	2.29	0.67
1:V:338:ASN:HD21	1:V:395:ASP:HA	1.59	0.67
1:B:58:GLN:HB3	1:B:63:SER:N	2.09	0.67
1:D:283:TYR:O	1:D:291:SER:HB3	1.94	0.67
1:J:283:TYR:O	1:J:291:SER:HB3	1.94	0.67
1:M:58:GLN:HB3	1:M:63:SER:N	2.09	0.67
1:P:283:TYR:O	1:P:291:SER:HB3	1.94	0.67
1:M:60:ILE:CG2	1:R:338:ASN:HD22	2.08	0.67
1:U:53:SER:HA	1:V:179:TYR:CD2	2.30	0.67
1:V:283:TYR:O	1:V:291:SER:HB3	1.94	0.67
1:W:283:TYR:O	1:W:291:SER:HB3	1.94	0.67
1:O:501:SER:HB2	1:O:502:PRO:HD2	1.75	0.67
1:S:451:GLU:HB3	1:S:452:PRO:HD3	1.77	0.67
1:W:451:GLU:HB3	1:W:452:PRO:HD3	1.77	0.67
1:C:324:PRO:HD2	5:I:7645:HOH:O	1.94	0.67
1:C:42:VAL:HG22	1:C:47:LEU:HD21	1.76	0.67
1:D:283:TYR:CB	1:D:351:PRO:HA	2.24	0.67
1:G:42:VAL:HG22	1:G:47:LEU:HD21	1.76	0.67
1:H:60:ILE:HA	1:H:63:SER:HA	1.77	0.67
1:P:283:TYR:CB	1:P:351:PRO:HA	2.24	0.67
1:S:1:THR:OG1	1:S:2:PRO:HD2	1.95	0.67
1:S:42:VAL:HG22	1:S:47:LEU:HD21	1.76	0.67
1:E:56:GLY:HA2	1:E:441:THR:CG2	2.25	0.67
1:R:56:GLY:HA2	1:R:441:THR:CG2	2.25	0.67
1:B:8:LEU:O	1:B:12:GLU:HG2	1.94	0.67
1:D:206:LEU:HD13	1:D:210:HIS:HB3	1.76	0.67
1:V:206:LEU:HD13	1:V:210:HIS:HB3	1.76	0.67
1:H:420:ARG:HA	1:H:420:ARG:HH21	1.58	0.67
1:J:53:SER:O	1:J:54:ILE:HD12	1.95	0.67
1:S:193:ASP:OD2	1:X:80:ARG:HD3	1.94	0.67
1:U:42:VAL:HG22	1:U:47:LEU:HD21	1.76	0.67
1:C:399:LEU:O	1:C:404:ALA:HB2	1.94	0.67
1:C:416:ASP:O	1:C:420:ARG:HG2	1.94	0.67
1:G:337:ARG:HE	1:G:393:ASP:HB3	1.60	0.67
1:O:399:LEU:O	1:O:404:ALA:HB2	1.94	0.67
1:P:307:SER:HB2	1:P:421:LEU:HA	1.75	0.67
1:M:332:LEU:HD23	1:M:342:CYS:SG	2.35	0.67

*Continued on next page...*



*Continued from previous page...*

Atom-1	Atom-2	Interatomic distance (Å)	Clash overlap (Å)
1:T:332:LEU:HD23	1:T:342:CYS:SG	2.35	0.67
1:E:3:ASP:HA	1:E:6:PHE:CD1	2.29	0.67
1:J:338:ASN:HD21	1:J:395:ASP:HA	1.59	0.67
1:M:339:ARG:HD3	1:N:60:ILE:HG22	1.76	0.67
1:O:399:LEU:HB2	1:O:404:ALA:HB2	1.76	0.67
1:S:398:GLU:O	1:S:398:GLU:HG2	1.95	0.67
1:A:58:GLN:HB3	1:A:63:SER:N	2.10	0.67
1:H:60:ILE:HB	1:I:395:ASP:HA	1.77	0.67
1:X:283:TYR:O	1:X:291:SER:HB3	1.94	0.67
1:N:344:ARG:HG2	1:N:344:ARG:NH2	2.05	0.67
1:F:451:GLU:HB3	1:F:452:PRO:HD3	1.77	0.67
1:K:451:GLU:HB3	1:K:452:PRO:HD3	1.77	0.67
1:R:451:GLU:HB3	1:R:452:PRO:HD3	1.77	0.67
1:V:60:ILE:HA	1:V:63:SER:HA	1.77	0.67
1:D:451:GLU:HB3	1:D:452:PRO:HD3	1.77	0.67
1:F:56:GLY:HA2	1:F:441:THR:CG2	2.25	0.67
1:K:56:GLY:HA2	1:K:441:THR:CG2	2.25	0.67
1:Q:56:GLY:HA2	1:Q:441:THR:CG2	2.25	0.67
1:X:207:GLU:N	1:X:210:HIS:HD2	1.82	0.67
1:K:206:LEU:HD13	1:K:210:HIS:HB3	1.76	0.67
1:N:8:LEU:O	1:N:12:GLU:HG2	1.94	0.67
1:P:206:LEU:HD13	1:P:210:HIS:HB3	1.76	0.67
1:W:375:LEU:HD22	1:W:379:LEU:HG	1.75	0.67
1:B:53:SER:O	1:B:54:ILE:HD12	1.95	0.67
1:J:273:SER:OG	3:J:7493:AMP:N6	2.28	0.67
1:V:273:SER:OG	3:V:7517:AMP:N6	2.28	0.67
1:V:53:SER:O	1:V:54:ILE:HD12	1.95	0.67
1:T:337:ARG:HE	1:T:393:ASP:HB3	1.60	0.67
1:A:332:LEU:HD23	1:A:342:CYS:SG	2.35	0.67
1:H:332:LEU:HD23	1:H:342:CYS:SG	2.35	0.67
1:J:110:LYS:O	1:J:433:VAL:HG22	1.93	0.67
1:B:398:GLU:HG2	1:B:398:GLU:O	1.95	0.67
1:G:398:GLU:O	1:G:398:GLU:HG2	1.95	0.67
1:K:338:ASN:HD21	1:K:395:ASP:HA	1.59	0.67
1:P:338:ASN:HD21	1:P:395:ASP:HA	1.59	0.67
1:U:3:ASP:HA	1:U:6:PHE:CD1	2.29	0.67
1:V:398:GLU:O	1:V:398:GLU:HG2	1.95	0.67
1:F:344:ARG:NH2	1:F:344:ARG:HG2	2.05	0.67
1:I:207:GLU:H	1:I:210:HIS:CD2	2.12	0.67
1:C:177:GLY:C	1:D:56:GLY:HA3	2.14	0.67
1:U:56:GLY:CA	1:V:177:GLY:HA2	2.25	0.67

*Continued on next page...*

*Continued from previous page...*

Atom-1	Atom-2	Interatomic distance (Å)	Clash overlap (Å)
1:J:1:THR:OG1	1:J:2:PRO:HD2	1.95	0.67
1:J:60:ILE:HA	1:J:63:SER:HA	1.77	0.67
1:P:60:ILE:HA	1:P:63:SER:HA	1.77	0.67
1:R:283:TYR:CE1	1:R:350:SER:HA	2.30	0.67
1:V:1:THR:OG1	1:V:2:PRO:HD2	1.95	0.67
1:A:344:ARG:NH1	1:A:346:PRO:HG3	2.08	0.67
1:F:61:HIS:CD2	1:F:62:GLU:N	2.59	0.67
1:H:56:GLY:HA2	1:H:441:THR:CG2	2.25	0.67
1:J:56:GLY:HA2	1:J:441:THR:CG2	2.25	0.67
1:M:344:ARG:NH1	1:M:346:PRO:HG3	2.08	0.67
1:P:451:GLU:HB3	1:P:452:PRO:HD3	1.77	0.67
1:V:56:GLY:HA2	1:V:441:THR:CG2	2.25	0.67
1:F:8:LEU:O	1:F:12:GLU:HG2	1.94	0.67
1:R:8:LEU:O	1:R:12:GLU:HG2	1.94	0.67
1:D:42:VAL:HG22	1:D:47:LEU:HD21	1.76	0.67
1:I:96:THR:OG1	1:I:98:GLU:HB2	1.95	0.67
1:J:96:THR:OG1	1:J:98:GLU:HB2	1.95	0.67
1:O:96:THR:OG1	1:O:98:GLU:HB2	1.95	0.67
1:P:96:THR:OG1	1:P:98:GLU:HB2	1.95	0.67
1:S:273:SER:OG	3:S:7511:AMP:N6	2.28	0.67
1:U:96:THR:OG1	1:U:98:GLU:HB2	1.95	0.67
1:V:96:THR:OG1	1:V:98:GLU:HB2	1.95	0.67
1:A:399:LEU:O	1:A:404:ALA:HB2	1.94	0.67
1:D:458:HIS:HE1	1:J:456:ARG:O	1.78	0.67
1:E:307:SER:HB2	1:E:421:LEU:HA	1.75	0.67
1:F:416:ASP:O	1:F:420:ARG:HG2	1.94	0.67
1:H:63:SER:HB3	1:I:337:ARG:HA	1.76	0.67
1:K:399:LEU:O	1:K:404:ALA:HB2	1.94	0.67
1:M:337:ARG:HE	1:M:393:ASP:HB3	1.60	0.67
1:O:416:ASP:O	1:O:420:ARG:HG2	1.94	0.67
1:Q:307:SER:HB2	1:Q:421:LEU:HA	1.75	0.67
1:S:337:ARG:HE	1:S:393:ASP:HB3	1.60	0.67
1:S:80:ARG:HD3	1:T:193:ASP:OD2	1.95	0.67
1:B:332:LEU:HD23	1:B:342:CYS:SG	2.35	0.67
1:J:222:ASN:HB2	5:J:2447:HOH:O	1.95	0.67
1:L:222:ASN:HB2	5:L:2973:HOH:O	1.95	0.67
1:X:222:ASN:HB2	5:X:6129:HOH:O	1.95	0.67
1:C:399:LEU:HB2	1:C:404:ALA:HB2	1.76	0.67
1:D:338:ASN:HD21	1:D:395:ASP:HA	1.59	0.67
1:J:398:GLU:O	1:J:398:GLU:HG2	1.95	0.67
1:G:208:LYS:HA	1:L:37:ALA:HB1	1.77	0.67

*Continued on next page...*

*Continued from previous page...*

Atom-1	Atom-2	Interatomic distance (Å)	Clash overlap (Å)
1:K:283:TYR:O	1:K:291:SER:HB3	1.94	0.67
1:L:283:TYR:O	1:L:291:SER:HB3	1.94	0.67
1:P:211:HIS:HD2	1:Q:33:ILE:HG22	1.53	0.67
1:M:53:SER:HA	1:R:179:TYR:CD2	2.30	0.67
1:S:58:GLN:HB3	1:S:63:SER:N	2.10	0.67
1:S:53:SER:HB3	1:T:177:GLY:HA2	1.76	0.67
1:H:312:THR:HG23	1:H:361:PRO:HG3	1.78	0.67
1:A:451:GLU:HB3	1:A:452:PRO:HD3	1.77	0.67
1:A:177:GLY:CA	1:B:56:GLY:CA	2.73	0.67
1:N:176:LYS:CG	1:O:55:ARG:HD2	2.24	0.67
1:W:56:GLY:HA3	1:X:177:GLY:C	2.16	0.67
1:C:1:THR:OG1	1:C:2:PRO:HD2	1.95	0.67
1:D:60:ILE:HA	1:D:63:SER:HA	1.77	0.67
1:F:283:TYR:CE1	1:F:350:SER:HA	2.30	0.67
1:G:283:TYR:CE1	1:G:350:SER:HA	2.30	0.67
1:I:42:VAL:HG22	1:I:47:LEU:HD21	1.76	0.67
1:L:283:TYR:CE1	1:L:350:SER:HA	2.30	0.67
1:O:1:THR:OG1	1:O:2:PRO:HD2	1.95	0.67
1:S:283:TYR:CE1	1:S:350:SER:HA	2.30	0.67
1:B:61:HIS:CD2	1:B:62:GLU:N	2.59	0.66
1:D:339:ARG:NE	1:E:50:ASP:HB2	2.09	0.66
1:D:467:ASP:OD2	1:K:175:HIS:CE1	2.47	0.66
1:E:451:GLU:HB3	1:E:452:PRO:HD3	1.77	0.66
1:L:211:HIS:H	1:L:222:ASN:HD22	1.42	0.66
1:M:207:GLU:N	1:M:210:HIS:HD2	1.82	0.66
1:E:40:LYS:CD	1:U:7:LYS:CD	2.70	0.66
1:A:206:LEU:HD13	1:A:210:HIS:HB3	1.76	0.66
1:W:53:SER:CB	1:X:179:TYR:H	2.07	0.66
1:D:96:THR:OG1	1:D:98:GLU:HB2	1.95	0.66
1:F:42:VAL:HG22	1:F:47:LEU:HD21	1.76	0.66
1:H:273:SER:OG	3:H:7489:AMP:N6	2.28	0.66
1:I:42:VAL:HG22	1:I:47:LEU:HD21	1.76	0.66
1:I:55:ARG:CA	1:J:177:GLY:HA2	2.25	0.66
1:P:42:VAL:HG22	1:P:47:LEU:HD21	1.76	0.66
1:A:337:ARG:HE	1:A:393:ASP:HB3	1.60	0.66
1:D:307:SER:HB2	1:D:421:LEU:HA	1.75	0.66
1:C:177:GLY:CA	1:D:55:ARG:HB2	2.02	0.66
1:H:337:ARG:HE	1:H:393:ASP:HB3	1.60	0.66
1:L:337:ARG:HE	1:L:393:ASP:HB3	1.60	0.66
1:L:416:ASP:O	1:L:420:ARG:HG2	1.94	0.66
1:G:180:PHE:CE2	1:L:52:SER:HB3	2.30	0.66

*Continued on next page...*

*Continued from previous page...*

Atom-1	Atom-2	Interatomic distance (Å)	Clash overlap (Å)
1:M:399:LEU:O	1:M:404:ALA:HB2	1.94	0.66
1:R:416:ASP:O	1:R:420:ARG:HG2	1.94	0.66
1:W:399:LEU:O	1:W:404:ALA:HB2	1.94	0.66
1:X:337:ARG:HE	1:X:393:ASP:HB3	1.60	0.66
1:V:222:ASN:HB2	5:V:5603:HOH:O	1.95	0.66
1:G:338:ASN:HD21	1:G:395:ASP:HA	1.59	0.66
1:I:338:ASN:HD21	1:I:395:ASP:HA	1.59	0.66
1:N:398:GLU:O	1:N:398:GLU:HG2	1.95	0.66
1:S:332:LEU:HB2	1:S:408:PRO:HB2	1.76	0.66
1:S:338:ASN:HD21	1:S:395:ASP:HA	1.59	0.66
1:U:338:ASN:HD21	1:U:395:ASP:HA	1.59	0.66
1:W:338:ASN:HD21	1:W:395:ASP:HA	1.59	0.66
1:D:207:GLU:H	1:D:210:HIS:CD2	2.14	0.66
1:D:395:ASP:CA	1:E:60:ILE:HB	2.24	0.66
1:A:502:PRO:HB2	1:B:137:SER:HB3	1.77	0.66
1:B:451:GLU:HB3	1:B:452:PRO:HD3	1.77	0.66
1:F:458:HIS:CD2	1:F:460:TYR:H	2.10	0.66
1:K:55:ARG:HB3	1:L:176:LYS:HD2	1.76	0.66
1:M:451:GLU:HB3	1:M:452:PRO:HD3	1.77	0.66
1:P:458:HIS:CD2	1:P:460:TYR:H	2.10	0.66
1:S:55:ARG:HD2	1:T:176:LYS:CG	2.25	0.66
1:F:283:TYR:OH	1:F:285:GLU:HB3	1.96	0.66
1:I:60:ILE:HA	1:I:63:SER:HA	1.77	0.66
1:L:1:THR:OG1	1:L:2:PRO:HD2	1.95	0.66
1:N:283:TYR:CE1	1:N:350:SER:HA	2.30	0.66
1:P:1:THR:OG1	1:P:2:PRO:HD2	1.95	0.66
1:Q:60:ILE:HA	1:Q:63:SER:HA	1.77	0.66
1:X:283:TYR:OH	1:X:285:GLU:HB3	1.96	0.66
1:X:283:TYR:CE1	1:X:350:SER:HA	2.30	0.66
1:D:337:ARG:NH1	1:E:95:PHE:CZ	2.63	0.66
1:I:451:GLU:HB3	1:I:452:PRO:HD3	1.77	0.66
1:Q:451:GLU:HB3	1:Q:452:PRO:HD3	1.77	0.66
1:R:61:HIS:CD2	1:R:62:GLU:N	2.59	0.66
1:S:211:HIS:H	1:S:222:ASN:HD22	1.42	0.66
1:S:339:ARG:CD	1:X:60:ILE:HG22	2.25	0.66
1:A:8:LEU:O	1:A:12:GLU:HG2	1.94	0.66
1:V:8:LEU:O	1:V:12:GLU:HG2	1.94	0.66
1:C:96:THR:OG1	1:C:98:GLU:HB2	1.95	0.66
1:H:42:VAL:HG22	1:H:47:LEU:HD21	1.76	0.66
1:M:420:ARG:HH12	1:M:424:ASP:HB2	1.61	0.66
1:M:53:SER:O	1:M:54:ILE:HD12	1.95	0.66

*Continued on next page...*

*Continued from previous page...*

Atom-1	Atom-2	Interatomic distance (Å)	Clash overlap (Å)
1:N:53:SER:O	1:N:54:ILE:HD12	1.95	0.66
1:P:273:SER:OG	3:P:7505:AMP:N6	2.28	0.66
1:R:42:VAL:HG22	1:R:47:LEU:HD21	1.76	0.66
1:T:273:SER:OG	3:T:7513:AMP:N6	2.28	0.66
1:E:416:ASP:O	1:E:420:ARG:HG2	1.94	0.66
1:K:93:ASP:C	1:K:95:PHE:H	1.96	0.66
1:Q:416:ASP:O	1:Q:420:ARG:HG2	1.94	0.66
1:Q:176:LYS:HD2	1:R:55:ARG:NH2	2.11	0.66
1:X:416:ASP:O	1:X:420:ARG:HG2	1.94	0.66
1:H:398:GLU:O	1:H:398:GLU:HG2	1.95	0.66
1:H:3:ASP:HA	1:H:6:PHE:CD1	2.29	0.66
1:T:338:ASN:HD21	1:T:395:ASP:HA	1.59	0.66
1:A:400:PRO:HG2	1:A:403:GLU:HB2	1.75	0.66
1:F:207:GLU:H	1:F:210:HIS:CD2	2.14	0.66
1:G:58:GLN:HB3	1:G:63:SER:N	2.10	0.66
1:M:400:PRO:HG2	1:M:403:GLU:HB2	1.75	0.66
1:P:207:GLU:H	1:P:210:HIS:CD2	2.14	0.66
1:Q:207:GLU:H	1:Q:210:HIS:CD2	2.14	0.66
1:B:287:TYR:OH	1:B:336:GLN:HB2	1.95	0.66
1:D:312:THR:HG23	1:D:361:PRO:HG3	1.78	0.66
1:P:501:SER:HB2	1:P:502:PRO:HD2	1.75	0.66
1:S:344:ARG:NH2	1:S:344:ARG:HG2	2.05	0.66
1:D:458:HIS:CD2	1:D:460:TYR:H	2.10	0.66
1:G:395:ASP:OD2	1:L:60:ILE:HD11	1.96	0.66
1:R:458:HIS:CD2	1:R:460:TYR:H	2.10	0.66
1:D:1:THR:OG1	1:D:2:PRO:HD2	1.95	0.66
1:L:283:TYR:OH	1:L:285:GLU:HB3	1.96	0.66
1:Q:283:TYR:CE1	1:Q:350:SER:HA	2.30	0.66
1:R:283:TYR:OH	1:R:285:GLU:HB3	1.96	0.66
1:U:60:ILE:HA	1:U:63:SER:HA	1.77	0.66
1:C:12:GLU:HG3	1:C:76:ILE:HG13	1.78	0.66
1:G:337:ARG:NH1	1:L:95:PHE:CZ	2.63	0.66
1:E:463:ALA:HA	1:K:140:PHE:CE1	2.31	0.66
1:T:56:GLY:HA2	1:T:441:THR:CG2	2.25	0.66
1:U:451:GLU:HB3	1:U:452:PRO:HD3	1.77	0.66
1:G:54:ILE:O	1:H:177:GLY:C	2.34	0.66
1:J:8:LEU:O	1:J:12:GLU:HG2	1.94	0.66
1:L:57:PHE:CD2	1:L:91:VAL:HG21	2.31	0.66
1:M:8:LEU:O	1:M:12:GLU:HG2	1.94	0.66
1:M:57:PHE:CD2	1:M:91:VAL:HG21	2.31	0.66
1:U:57:PHE:CD2	1:U:91:VAL:HG21	2.31	0.66

*Continued on next page...*

*Continued from previous page...*

Atom-1	Atom-2	Interatomic distance (Å)	Clash overlap (Å)
1:X:57:PHE:CD2	1:X:91:VAL:HG21	2.31	0.66
1:A:420:ARG:HH12	1:A:424:ASP:HB2	1.61	0.66
1:A:53:SER:O	1:A:54:ILE:HD12	1.95	0.66
1:D:273:SER:OG	3:D:7481:AMP:N6	2.28	0.66
1:I:420:ARG:HH12	1:I:424:ASP:HB2	1.61	0.66
1:K:273:SER:OG	3:K:7495:AMP:N6	2.28	0.66
1:T:420:ARG:HA	1:T:420:ARG:HH21	1.58	0.66
1:U:420:ARG:HH12	1:U:424:ASP:HB2	1.61	0.66
1:W:273:SER:OG	3:W:7519:AMP:N6	2.28	0.66
1:P:52:SER:O	5:P:3802:HOH:O	2.14	0.66
1:X:399:LEU:O	1:X:404:ALA:HB2	1.94	0.66
1:D:211:HIS:HD2	1:E:33:ILE:HG22	1.58	0.66
1:F:332:LEU:HD23	1:F:342:CYS:SG	2.35	0.66
1:L:332:LEU:HD23	1:L:342:CYS:SG	2.35	0.66
1:R:463:ALA:HA	1:X:140:PHE:CE1	2.30	0.66
1:X:332:LEU:HD23	1:X:342:CYS:SG	2.35	0.66
1:G:80:ARG:HH21	1:H:189:VAL:CG1	2.05	0.66
1:T:398:GLU:O	1:T:398:GLU:HG2	1.95	0.66
1:X:332:LEU:HB2	1:X:408:PRO:HB2	1.76	0.66
1:E:207:GLU:H	1:E:210:HIS:CD2	2.14	0.66
5:A:7626:HOH:O	1:F:176:LYS:HE3	1.94	0.66
1:P:179:TYR:CD2	1:Q:53:SER:HA	2.30	0.66
1:R:207:GLU:H	1:R:210:HIS:CD2	2.14	0.66
1:D:287:TYR:OH	1:D:336:GLN:HB2	1.95	0.66
1:D:501:SER:HB2	1:D:502:PRO:HD2	1.75	0.66
1:F:501:SER:HB2	1:F:502:PRO:HD2	1.75	0.66
1:H:287:TYR:OH	1:H:336:GLN:HB2	1.95	0.66
1:N:287:TYR:OH	1:N:336:GLN:HB2	1.94	0.66
1:P:287:TYR:OH	1:P:336:GLN:HB2	1.95	0.66
1:Q:344:ARG:HG2	1:Q:344:ARG:NH2	2.05	0.66
1:R:501:SER:HB2	1:R:502:PRO:HD2	1.76	0.66
1:S:312:THR:HG23	1:S:361:PRO:HG3	1.78	0.66
1:S:501:SER:HB2	1:S:502:PRO:HD2	1.75	0.66
1:T:312:THR:HG23	1:T:361:PRO:HG3	1.78	0.66
1:U:207:GLU:H	1:U:210:HIS:CD2	2.12	0.66
1:D:339:ARG:HH12	1:E:50:ASP:CG	1.98	0.66
1:F:467:ASP:HB2	1:G:175:HIS:HE1	1.59	0.66
1:B:283:TYR:CE1	1:B:350:SER:HA	2.31	0.66
1:E:1:THR:OG1	1:E:2:PRO:HD2	1.95	0.66
1:E:60:ILE:HA	1:E:63:SER:HA	1.77	0.66
1:J:283:TYR:OH	1:J:285:GLU:HB3	1.96	0.66

*Continued on next page...*

*Continued from previous page...*

Atom-1	Atom-2	Interatomic distance (Å)	Clash overlap (Å)
1:M:283:TYR:CE1	1:M:350:SER:HA	2.30	0.66
1:X:1:THR:OG1	1:X:2:PRO:HD2	1.95	0.66
1:J:451:GLU:HB3	1:J:452:PRO:HD3	1.77	0.66
1:K:211:HIS:H	1:K:222:ASN:HD22	1.42	0.66
1:L:207:GLU:N	1:L:210:HIS:HD2	1.82	0.66
1:M:56:GLY:HA2	1:M:441:THR:CG2	2.25	0.66
1:T:451:GLU:HB3	1:T:452:PRO:HD3	1.77	0.66
1:P:144:ALA:HA	1:V:261:PHE:O	1.96	0.66
1:A:57:PHE:CD2	1:A:91:VAL:HG21	2.31	0.66
1:I:57:PHE:CD2	1:I:91:VAL:HG21	2.31	0.66
1:M:206:LEU:HD13	1:M:210:HIS:HB3	1.76	0.66
1:V:137:SER:HB3	1:W:502:PRO:HB2	1.76	0.66
1:E:42:VAL:HG22	1:E:47:LEU:HD21	1.76	0.66
1:G:273:SER:OG	3:G:7487:AMP:N6	2.28	0.66
1:G:337:ARG:NH1	1:L:95:PHE:CZ	2.64	0.66
1:G:53:SER:O	1:G:54:ILE:HD12	1.95	0.66
1:J:420:ARG:HH12	1:J:424:ASP:HB2	1.61	0.66
1:G:206:LEU:CB	1:L:34:PRO:HG3	2.25	0.66
1:O:53:SER:O	1:O:54:ILE:HD12	1.95	0.66
1:Q:42:VAL:HG22	1:Q:47:LEU:HD21	1.76	0.66
1:R:463:ALA:HA	1:X:140:PHE:CE1	2.30	0.66
1:E:337:ARG:HE	1:E:393:ASP:HB3	1.60	0.66
1:F:337:ARG:HE	1:F:393:ASP:HB3	1.60	0.66
1:L:399:LEU:O	1:L:404:ALA:HB2	1.94	0.66
1:Q:337:ARG:HE	1:Q:393:ASP:HB3	1.60	0.66
1:R:337:ARG:HE	1:R:393:ASP:HB3	1.60	0.66
1:S:307:SER:HB2	1:S:421:LEU:HA	1.75	0.66
1:D:332:LEU:HD23	1:D:342:CYS:SG	2.35	0.66
1:F:222:ASN:HB2	5:F:7570:HOH:O	1.95	0.66
1:O:332:LEU:HD23	1:O:342:CYS:SG	2.35	0.66
1:P:332:LEU:HD23	1:P:342:CYS:SG	2.35	0.66
1:Q:332:LEU:HD23	1:Q:342:CYS:SG	2.35	0.66
1:R:332:LEU:HD23	1:R:342:CYS:SG	2.35	0.66
1:F:7:LYS:HD3	1:S:10:LYS:NZ	2.11	0.66
1:E:338:ASN:HD21	1:E:395:ASP:HA	1.59	0.66
1:H:338:ASN:HD21	1:H:395:ASP:HA	1.59	0.66
1:I:398:GLU:O	1:I:398:GLU:HG2	1.95	0.66
1:L:398:GLU:HG2	1:L:398:GLU:O	1.95	0.66
1:L:399:LEU:HB2	1:L:404:ALA:HB2	1.76	0.66
1:P:398:GLU:HG2	1:P:398:GLU:O	1.95	0.66
1:Q:338:ASN:HD21	1:Q:395:ASP:HA	1.59	0.66

*Continued on next page...*

*Continued from previous page...*

Atom-1	Atom-2	Interatomic distance (Å)	Clash overlap (Å)
1:X:398:GLU:HG2	1:X:398:GLU:O	1.95	0.66
1:N:179:TYR:HH	1:O:54:ILE:HG22	1.55	0.66
1:E:344:ARG:HG2	1:E:344:ARG:NH2	2.05	0.66
1:F:312:THR:HG23	1:F:361:PRO:HG3	1.78	0.66
1:G:312:THR:HG23	1:G:361:PRO:HG3	1.78	0.66
1:P:312:THR:HG23	1:P:361:PRO:HG3	1.78	0.66
1:U:312:THR:HG23	1:U:361:PRO:HG3	1.78	0.66
1:E:180:PHE:HZ	1:F:52:SER:HB2	1.60	0.66
1:N:451:GLU:HB3	1:N:452:PRO:HD3	1.77	0.66
1:B:283:TYR:OH	1:B:285:GLU:HB3	1.96	0.66
1:E:283:TYR:CE1	1:E:350:SER:HA	2.30	0.66
1:N:283:TYR:OH	1:N:285:GLU:HB3	1.96	0.66
1:Q:1:THR:OG1	1:Q:2:PRO:HD2	1.95	0.66
1:V:283:TYR:OH	1:V:285:GLU:HB3	1.96	0.66
1:A:56:GLY:HA2	1:A:441:THR:CG2	2.25	0.66
1:A:12:GLU:HG3	1:A:76:ILE:HG13	1.78	0.66
1:E:40:LYS:CE	1:U:7:LYS:CE	2.73	0.66
1:G:337:ARG:CZ	1:L:95:PHE:CZ	2.79	0.66
1:H:451:GLU:HB3	1:H:452:PRO:HD3	1.77	0.66
1:O:12:GLU:HG3	1:O:76:ILE:HG13	1.78	0.66
1:V:451:GLU:HB3	1:V:452:PRO:HD3	1.77	0.66
1:T:57:PHE:CD2	1:T:91:VAL:HG21	2.31	0.66
1:D:53:SER:O	1:D:54:ILE:HD12	1.95	0.66
1:N:96:THR:OG1	1:N:98:GLU:HB2	1.95	0.66
1:T:42:VAL:HG22	1:T:47:LEU:HD21	1.76	0.66
1:V:420:ARG:HH12	1:V:424:ASP:HB2	1.61	0.66
1:V:55:ARG:CZ	1:W:176:LYS:HD2	2.25	0.66
1:G:416:ASP:O	1:G:420:ARG:HG2	1.94	0.66
1:G:307:SER:HB2	1:G:421:LEU:HA	1.75	0.66
1:Q:93:ASP:C	1:Q:95:PHE:H	1.97	0.66
1:S:416:ASP:O	1:S:420:ARG:HG2	1.94	0.66
1:E:332:LEU:HD23	1:E:342:CYS:SG	2.35	0.66
1:K:222:ASN:HB2	5:K:2710:HOH:O	1.95	0.66
1:R:222:ASN:HB2	5:R:4551:HOH:O	1.95	0.66
1:W:222:ASN:HB2	5:W:5866:HOH:O	1.95	0.66
1:A:338:ASN:HD21	1:A:395:ASP:HA	1.59	0.66
1:C:398:GLU:O	1:C:398:GLU:HG2	1.95	0.66
1:U:398:GLU:O	1:U:398:GLU:HG2	1.95	0.66
1:W:398:GLU:HG2	1:W:398:GLU:O	1.95	0.66
1:H:207:GLU:H	1:H:210:HIS:CD2	2.14	0.66
1:I:207:GLU:H	1:I:210:HIS:CD2	2.14	0.66

*Continued on next page...*



*Continued from previous page...*

Atom-1	Atom-2	Interatomic distance (Å)	Clash overlap (Å)
1:F:140:PHE:CE1	1:L:463:ALA:HA	2.31	0.66
1:S:207:GLU:H	1:S:210:HIS:CD2	2.14	0.66
1:U:207:GLU:H	1:U:210:HIS:CD2	2.14	0.66
1:V:129:GLU:OE1	3:V:7517:AMP:H5'1	1.96	0.66
1:E:312:THR:HG23	1:E:361:PRO:HG3	1.78	0.66
1:I:312:THR:HG23	1:I:361:PRO:HG3	1.78	0.66
1:V:287:TYR:OH	1:V:336:GLN:HB2	1.95	0.66
1:X:207:GLU:H	1:X:210:HIS:CD2	2.12	0.66
1:D:458:HIS:HE1	1:J:456:ARG:O	1.78	0.66
1:A:283:TYR:CE1	1:A:350:SER:HA	2.30	0.66
1:C:283:TYR:OH	1:C:285:GLU:HB3	1.96	0.66
1:E:290:LEU:HD11	1:E:345:ILE:HG12	1.78	0.66
1:F:1:THR:OG1	1:F:2:PRO:HD2	1.95	0.66
1:R:1:THR:OG1	1:R:2:PRO:HD2	1.95	0.66
1:W:283:TYR:CE1	1:W:350:SER:HA	2.30	0.66
1:X:290:LEU:HD11	1:X:345:ILE:HG12	1.78	0.66
1:C:451:GLU:HB3	1:C:452:PRO:HD3	1.77	0.66
1:J:12:GLU:HG3	1:J:76:ILE:HG13	1.78	0.66
1:M:12:GLU:HG3	1:M:76:ILE:HG13	1.78	0.66
1:V:12:GLU:HG3	1:V:76:ILE:HG13	1.78	0.66
1:X:211:HIS:H	1:X:222:ASN:HD22	1.42	0.66
1:B:57:PHE:CD2	1:B:91:VAL:HG21	2.31	0.66
1:H:57:PHE:CD2	1:H:91:VAL:HG21	2.31	0.66
1:K:57:PHE:CD2	1:K:91:VAL:HG21	2.31	0.66
1:N:57:PHE:CD2	1:N:91:VAL:HG21	2.31	0.66
1:W:57:PHE:CD2	1:W:91:VAL:HG21	2.31	0.66
1:E:420:ARG:HH12	1:E:424:ASP:HB2	1.61	0.66
1:P:53:SER:O	1:P:54:ILE:HD12	1.95	0.66
1:Q:420:ARG:HH12	1:Q:424:ASP:HB2	1.61	0.66
1:X:66:LEU:HB2	1:X:94:PRO:HG3	1.78	0.66
1:F:307:SER:HB2	1:F:421:LEU:HA	1.75	0.66
1:N:337:ARG:HE	1:N:393:ASP:HB3	1.60	0.66
1:R:307:SER:HB2	1:R:421:LEU:HA	1.75	0.66
1:W:93:ASP:C	1:W:95:PHE:H	1.97	0.66
1:C:332:LEU:HD23	1:C:342:CYS:SG	2.35	0.66
1:E:147:SER:HB3	5:E:1186:HOH:O	1.96	0.66
1:G:222:ASN:HB2	5:G:7572:HOH:O	1.95	0.66
1:W:332:LEU:HD23	1:W:342:CYS:SG	2.35	0.66
1:D:398:GLU:O	1:D:398:GLU:HG2	1.95	0.66
1:K:398:GLU:HG2	1:K:398:GLU:O	1.95	0.66
1:M:338:ASN:HD21	1:M:395:ASP:HA	1.59	0.66

*Continued on next page...*

*Continued from previous page...*

Atom-1	Atom-2	Interatomic distance (Å)	Clash overlap (Å)
1:N:338:ASN:HD21	1:N:395:ASP:HA	1.59	0.66
1:G:338:ASN:HD22	1:L:60:ILE:HG22	1.61	0.66
1:O:129:GLU:OE1	3:O:7503:AMP:H5'1	1.96	0.66
1:S:53:SER:HA	1:T:179:TYR:CE2	2.31	0.66
1:T:207:GLU:H	1:T:210:HIS:CD2	2.14	0.66
1:J:287:TYR:OH	1:J:336:GLN:HB2	1.95	0.66
1:Q:312:THR:HG23	1:Q:361:PRO:HG3	1.78	0.66
1:R:312:THR:HG23	1:R:361:PRO:HG3	1.78	0.66
1:T:287:TYR:OH	1:T:336:GLN:HB2	1.95	0.66
1:X:332:LEU:HB2	1:X:408:PRO:HB2	1.78	0.66
1:I:451:GLU:HB3	1:I:452:PRO:HD3	1.77	0.66
1:I:60:ILE:HD11	1:J:395:ASP:OD2	1.96	0.66
1:U:451:GLU:HB3	1:U:452:PRO:HD3	1.77	0.66
1:B:1:THR:OG1	1:B:2:PRO:HD2	1.95	0.66
1:H:290:LEU:HD11	1:H:345:ILE:HG12	1.78	0.66
1:K:283:TYR:CE1	1:K:350:SER:HA	2.31	0.66
1:N:1:THR:OG1	1:N:2:PRO:HD2	1.95	0.66
1:S:60:ILE:HA	1:S:63:SER:HA	1.77	0.66
1:U:283:TYR:OH	1:U:285:GLU:HB3	1.96	0.66
1:U:42:VAL:HG22	1:U:47:LEU:HD21	1.76	0.66
1:A:207:GLU:N	1:A:210:HIS:HD2	1.82	0.66
1:O:451:GLU:HB3	1:O:452:PRO:HD3	1.77	0.66
1:S:137:SER:HB3	1:T:502:PRO:CB	2.24	0.66
1:S:57:PHE:CD2	1:S:91:VAL:HG21	2.31	0.66
1:L:53:SER:O	1:L:54:ILE:HD12	1.95	0.66
1:L:66:LEU:HB2	1:L:94:PRO:HG3	1.78	0.66
1:T:420:ARG:HH12	1:T:424:ASP:HB2	1.61	0.66
1:E:93:ASP:C	1:E:95:PHE:H	1.97	0.66
1:F:140:PHE:CE1	1:L:463:ALA:HA	2.31	0.66
1:A:147:SER:HB3	5:A:7595:HOH:O	1.96	0.66
1:A:60:ILE:HA	1:F:337:ARG:O	1.96	0.66
1:C:147:SER:HB3	5:C:7609:HOH:O	1.96	0.66
1:Q:147:SER:HB3	5:Q:4342:HOH:O	1.96	0.66
1:L:332:LEU:HB2	1:L:408:PRO:HB2	1.76	0.66
1:J:129:GLU:OE1	3:J:7493:AMP:H5'1	1.96	0.66
1:V:207:GLU:H	1:V:210:HIS:CD2	2.14	0.66
1:G:344:ARG:HG2	1:G:344:ARG:NH2	2.05	0.66
1:G:501:SER:HB2	1:G:502:PRO:HD2	1.75	0.66
1:N:332:LEU:HB2	1:N:408:PRO:HB2	1.78	0.66
1:H:401:PRO:HA	1:H:404:ALA:HB3	1.78	0.66
1:P:451:GLU:HB3	1:P:452:PRO:HD3	1.77	0.66

*Continued on next page...*

*Continued from previous page...*

Atom-1	Atom-2	Interatomic distance (Å)	Clash overlap (Å)
1:T:401:PRO:HA	1:T:404:ALA:HB3	1.78	0.66
1:V:451:GLU:HB3	1:V:452:PRO:HD3	1.77	0.66
1:D:283:TYR:CE1	1:D:350:SER:HA	2.31	0.66
1:I:283:TYR:OH	1:I:285:GLU:HB3	1.96	0.66
1:K:1:THR:OG1	1:K:2:PRO:HD2	1.95	0.66
1:L:290:LEU:HD11	1:L:345:ILE:HG12	1.78	0.66
1:M:42:VAL:HG22	1:M:47:LEU:HD21	1.76	0.66
1:O:283:TYR:OH	1:O:285:GLU:HB3	1.96	0.66
1:Q:290:LEU:HD11	1:Q:345:ILE:HG12	1.78	0.66
1:S:290:LEU:HD11	1:S:345:ILE:HG12	1.78	0.66
1:T:290:LEU:HD11	1:T:345:ILE:HG12	1.78	0.66
1:U:1:THR:OG1	1:U:2:PRO:HD2	1.95	0.66
1:A:451:GLU:HB3	1:A:452:PRO:HD3	1.77	0.66
1:B:211:HIS:H	1:B:222:ASN:HD22	1.42	0.66
1:E:207:GLU:N	1:E:210:HIS:HD2	1.82	0.66
1:G:211:HIS:H	1:G:222:ASN:HD22	1.42	0.66
1:G:61:HIS:CD2	1:G:62:GLU:N	2.58	0.66
1:Q:207:GLU:N	1:Q:210:HIS:HD2	1.82	0.66
1:R:211:HIS:H	1:R:222:ASN:HD22	1.42	0.66
1:W:211:HIS:H	1:W:222:ASN:HD22	1.42	0.66
1:A:177:GLY:C	1:B:54:ILE:O	2.34	0.66
1:D:57:PHE:CD2	1:D:91:VAL:HG21	2.31	0.66
1:P:57:PHE:CD2	1:P:91:VAL:HG21	2.31	0.66
1:V:57:PHE:CD2	1:V:91:VAL:HG21	2.31	0.66
1:B:96:THR:OG1	1:B:98:GLU:HB2	1.95	0.66
1:X:53:SER:O	1:X:54:ILE:HD12	1.95	0.66
1:H:93:ASP:C	1:H:95:PHE:H	1.97	0.66
1:N:93:ASP:C	1:N:95:PHE:H	1.97	0.66
1:T:93:ASP:C	1:T:95:PHE:H	1.97	0.66
1:F:175:HIS:CE1	1:G:463:ALA:O	2.49	0.66
1:J:332:LEU:HD23	1:J:342:CYS:SG	2.35	0.66
1:M:147:SER:HB3	5:M:3290:HOH:O	1.96	0.66
1:O:147:SER:HB3	5:O:3816:HOH:O	1.96	0.66
1:V:332:LEU:HD23	1:V:342:CYS:SG	2.35	0.66
1:B:338:ASN:HD21	1:B:395:ASP:HA	1.59	0.66
1:G:332:LEU:HB2	1:G:408:PRO:HB2	1.76	0.66
1:O:398:GLU:O	1:O:398:GLU:HG2	1.95	0.66
1:R:332:LEU:HB2	1:R:408:PRO:HB2	1.76	0.66
1:C:129:GLU:OE1	3:C:7479:AMP:H5'1	1.96	0.66
1:G:207:GLU:H	1:G:210:HIS:CD2	2.14	0.66
1:J:207:GLU:H	1:J:210:HIS:CD2	2.14	0.66

*Continued on next page...*

*Continued from previous page...*

Atom-1	Atom-2	Interatomic distance (Å)	Clash overlap (Å)
1:K:129:GLU:OE1	3:K:7495:AMP:H5'1	1.96	0.66
1:W:129:GLU:OE1	3:W:7519:AMP:H5'1	1.96	0.66
1:B:332:LEU:HB2	1:B:408:PRO:HB2	1.78	0.66
1:F:332:LEU:HB2	1:F:408:PRO:HB2	1.78	0.66
1:K:332:LEU:HB2	1:K:408:PRO:HB2	1.78	0.66
1:L:332:LEU:HB2	1:L:408:PRO:HB2	1.78	0.66
1:R:320:LYS:HE2	1:X:454:ASN:O	1.96	0.66
1:V:207:GLU:H	1:V:210:HIS:CD2	2.12	0.66
1:W:332:LEU:HB2	1:W:408:PRO:HB2	1.78	0.66
1:D:451:GLU:HB3	1:D:452:PRO:HD3	1.77	0.66
1:J:451:GLU:HB3	1:J:452:PRO:HD3	1.77	0.66
1:A:42:VAL:HG22	1:A:47:LEU:HD21	1.76	0.66
1:C:283:TYR:CE1	1:C:350:SER:HA	2.30	0.66
1:D:458:HIS:HE1	1:J:456:ARG:O	1.79	0.66
1:G:283:TYR:OH	1:G:285:GLU:HB3	1.96	0.66
1:G:290:LEU:HD11	1:G:345:ILE:HG12	1.78	0.66
1:K:290:LEU:HD11	1:K:345:ILE:HG12	1.78	0.66
1:M:290:LEU:HD11	1:M:345:ILE:HG12	1.78	0.66
1:P:283:TYR:CE1	1:P:350:SER:HA	2.30	0.66
1:S:283:TYR:OH	1:S:285:GLU:HB3	1.96	0.66
1:T:42:VAL:HG22	1:T:47:LEU:HD21	1.76	0.66
1:W:290:LEU:HD11	1:W:345:ILE:HG12	1.78	0.66
1:X:42:VAL:HG22	1:X:47:LEU:HD21	1.76	0.66
1:C:56:GLY:HA2	1:C:441:THR:CG2	2.25	0.66
1:E:381:GLY:HA2	1:E:386:ILE:HD12	1.78	0.66
1:F:211:HIS:H	1:F:222:ASN:HD22	1.42	0.66
1:F:4:ASP:HA	1:S:10:LYS:HE3	1.78	0.66
1:M:451:GLU:HB3	1:M:452:PRO:HD3	1.77	0.66
1:Q:381:GLY:HA2	1:Q:386:ILE:HD12	1.78	0.66
1:X:56:GLY:HA2	1:X:441:THR:CG2	2.25	0.66
1:J:57:PHE:CD2	1:J:91:VAL:HG21	2.31	0.66
1:G:179:TYR:HB2	1:L:53:SER:OG	1.96	0.66
1:T:129:GLU:O	1:T:268:MET:HA	1.96	0.66
1:C:53:SER:O	1:C:54:ILE:HD12	1.95	0.66
1:G:96:THR:OG1	1:G:98:GLU:HB2	1.95	0.66
1:H:420:ARG:HH12	1:H:424:ASP:HB2	1.61	0.66
1:M:66:LEU:HB2	1:M:94:PRO:HG3	1.78	0.66
1:S:53:SER:O	1:S:54:ILE:HD12	1.95	0.66
1:V:33:ILE:HG22	1:W:211:HIS:HD2	1.60	0.66
1:W:53:SER:O	1:W:54:ILE:HD12	1.95	0.66
1:B:399:LEU:O	1:B:404:ALA:HB2	1.94	0.66

*Continued on next page...*

*Continued from previous page...*

Atom-1	Atom-2	Interatomic distance (Å)	Clash overlap (Å)
1:J:337:ARG:HE	1:J:393:ASP:HB3	1.60	0.66
1:N:399:LEU:O	1:N:404:ALA:HB2	1.94	0.66
1:V:337:ARG:HE	1:V:393:ASP:HB3	1.60	0.66
1:L:147:SER:HB3	5:L:3027:HOH:O	1.96	0.66
1:A:332:LEU:HB2	1:A:408:PRO:HB2	1.76	0.66
1:B:189:VAL:CG1	1:C:80:ARG:HH21	2.08	0.66
1:F:332:LEU:HB2	1:F:408:PRO:HB2	1.76	0.66
1:X:399:LEU:HB2	1:X:404:ALA:HB2	1.76	0.66
1:B:463:ALA:HA	1:H:140:PHE:CE1	2.30	0.66
1:J:207:GLU:H	1:J:210:HIS:CD2	2.12	0.66
1:L:207:GLU:H	1:L:210:HIS:CD2	2.12	0.66
1:F:140:PHE:CE1	1:L:463:ALA:HA	2.31	0.66
1:N:193:ASP:OD2	1:O:80:ARG:HD3	1.96	0.66
1:R:332:LEU:HB2	1:R:408:PRO:HB2	1.78	0.66
1:S:332:LEU:HB2	1:S:408:PRO:HB2	1.78	0.66
1:S:603:LYS:HD2	1:S:72:GLU:HA	1.78	0.66
1:N:179:TYR:CB	1:O:53:SER:OG	2.43	0.66
1:W:60:ILE:HD12	1:X:339:ARG:H	1.61	0.66
1:A:290:LEU:HD11	1:A:345:ILE:HG12	1.78	0.66
1:A:60:ILE:HA	1:A:63:SER:HA	1.77	0.66
1:H:283:TYR:OH	1:H:285:GLU:HB3	1.96	0.66
1:G:211:HIS:CD2	1:L:33:ILE:HG22	2.31	0.66
1:L:60:ILE:HA	1:L:63:SER:HA	1.77	0.66
1:O:283:TYR:CE1	1:O:350:SER:HA	2.30	0.66
1:T:1:THR:OG1	1:T:2:PRO:HD2	1.95	0.66
1:L:56:GLY:HA2	1:L:441:THR:CG2	2.25	0.66
1:L:12:GLU:HG3	1:L:76:ILE:HG13	1.78	0.66
1:O:56:GLY:HA2	1:O:441:THR:CG2	2.25	0.66
1:P:264:ASN:HD22	1:P:326:TYR:HD2	1.44	0.66
1:W:61:HIS:CD2	1:W:62:GLU:N	2.59	0.66
1:G:57:PHE:CD2	1:G:91:VAL:HG21	2.31	0.66
1:H:129:GLU:O	1:H:268:MET:HA	1.96	0.66
1:G:80:ARG:HD3	1:H:193:ASP:OD2	1.96	0.66
1:V:53:SER:CB	1:W:179:TYR:H	2.09	0.66
1:I:54:ILE:HG22	1:J:177:GLY:H	1.61	0.66
1:M:177:GLY:HA2	1:N:55:ARG:CA	2.26	0.66
1:S:96:THR:OG1	1:S:98:GLU:HB2	1.95	0.66
1:R:284:ASP:HB3	1:R:290:LEU:O	1.96	0.66
1:V:284:ASP:HB3	1:V:290:LEU:O	1.96	0.66
1:B:147:SER:HB3	5:B:7606:HOH:O	1.96	0.66
1:K:332:LEU:HD23	1:K:342:CYS:SG	2.35	0.66

*Continued on next page...*

*Continued from previous page...*

Atom-1	Atom-2	Interatomic distance (Å)	Clash overlap (Å)
1:N:147:SER:HB3	5:N:3553:HOH:O	1.96	0.66
1:Q:173:VAL:HG21	5:X:6107:HOH:O	1.96	0.66
1:G:60:ILE:HG22	1:H:339:ARG:HD3	1.78	0.66
1:Q:398:GLU:HG2	1:Q:398:GLU:O	1.95	0.66
1:K:207:GLU:H	1:K:210:HIS:CD2	2.14	0.66
1:M:179:TYR:CE2	1:N:53:SER:HA	2.31	0.66
1:F:603:LYS:HD2	1:F:72:GLU:HA	1.78	0.66
1:K:603:LYS:HD2	1:K:72:GLU:HA	1.78	0.66
1:U:80:ARG:HD3	1:V:193:ASP:OD2	1.96	0.66
1:X:312:THR:HG23	1:X:361:PRO:HG3	1.78	0.66
1:A:1:THR:OG1	1:A:2:PRO:HD2	1.95	0.66
1:H:1:THR:OG1	1:H:2:PRO:HD2	1.95	0.66
1:I:1:THR:OG1	1:I:2:PRO:HD2	1.95	0.66
1:K:60:ILE:HA	1:K:63:SER:HA	1.77	0.66
1:M:283:TYR:OH	1:M:285:GLU:HB3	1.96	0.66
1:R:60:ILE:HA	1:R:63:SER:HA	1.77	0.66
1:W:1:THR:OG1	1:W:2:PRO:HD2	1.95	0.66
1:D:264:ASN:HD22	1:D:326:TYR:HD2	1.44	0.65
1:H:381:GLY:HA2	1:H:386:ILE:HD12	1.78	0.65
1:I:339:ARG:HG3	1:I:339:ARG:NH2	2.11	0.65
1:N:211:HIS:H	1:N:222:ASN:HD22	1.42	0.65
1:Q:12:GLU:HG3	1:Q:76:ILE:HG13	1.78	0.65
1:V:381:GLY:HA2	1:V:386:ILE:HD12	1.78	0.65
1:X:12:GLU:HG3	1:X:76:ILE:HG13	1.78	0.65
1:A:129:GLU:O	1:A:268:MET:HA	1.96	0.65
1:E:57:PHE:CD2	1:E:91:VAL:HG21	2.31	0.65
1:E:179:TYR:N	1:F:53:SER:HB3	2.10	0.65
1:M:129:GLU:O	1:M:268:MET:HA	1.96	0.65
1:S:193:ASP:OD2	1:X:80:ARG:HD3	1.95	0.65
1:T:276:LYS:HB2	1:T:281:LEU:HD21	1.79	0.65
1:A:66:LEU:HB2	1:A:94:PRO:HG3	1.78	0.65
1:C:420:ARG:HH12	1:C:424:ASP:HB2	1.61	0.65
1:J:55:ARG:HH21	1:K:176:LYS:HD2	1.61	0.65
1:K:53:SER:O	1:K:54:ILE:HD12	1.95	0.65
1:R:53:SER:O	1:R:54:ILE:HD12	1.95	0.65
1:B:337:ARG:HE	1:B:393:ASP:HB3	1.60	0.65
1:F:284:ASP:HB3	1:F:290:LEU:O	1.96	0.65
1:B:463:ALA:HA	1:H:140:PHE:CE1	2.30	0.65
1:I:284:ASP:HB3	1:I:290:LEU:O	1.96	0.65
1:J:284:ASP:HB3	1:J:290:LEU:O	1.96	0.65
1:F:147:SER:HB3	5:F:7618:HOH:O	1.96	0.65

*Continued on next page...*

*Continued from previous page...*

Atom-1	Atom-2	Interatomic distance (Å)	Clash overlap (Å)
1:M:222:ASN:HB2	5:M:3236:HOH:O	1.95	0.65
1:P:222:ASN:HB2	5:P:4025:HOH:O	1.95	0.65
1:S:222:ASN:HB2	5:S:4814:HOH:O	1.95	0.65
1:T:222:ASN:HB2	5:T:5077:HOH:O	1.95	0.65
1:W:147:SER:HB3	5:W:5920:HOH:O	1.96	0.65
1:X:147:SER:HB3	5:X:6183:HOH:O	1.96	0.65
1:E:398:GLU:HG2	1:E:398:GLU:O	1.95	0.65
1:M:332:LEU:HB2	1:M:408:PRO:HB2	1.76	0.65
1:M:398:GLU:HG2	1:M:398:GLU:O	1.95	0.65
1:R:323:VAL:HG21	1:X:455:ILE:HG22	1.78	0.65
1:B:312:THR:HG23	1:B:361:PRO:HG3	1.77	0.65
1:E:603:LYS:HD2	1:E:72:GLU:HA	1.78	0.65
1:G:273:SER:HB3	3:G:7487:AMP:N6	2.12	0.65
1:G:332:LEU:HB2	1:G:408:PRO:HB2	1.78	0.65
1:G:603:LYS:HD2	1:G:72:GLU:HA	1.78	0.65
1:H:273:SER:HB3	3:H:7489:AMP:N6	2.12	0.65
1:L:312:THR:HG23	1:L:361:PRO:HG3	1.78	0.65
1:R:603:LYS:HD2	1:R:72:GLU:HA	1.79	0.65
1:C:451:GLU:HB3	1:C:452:PRO:HD3	1.77	0.65
1:M:177:GLY:HA2	1:N:56:GLY:CA	2.24	0.65
1:O:451:GLU:HB3	1:O:452:PRO:HD3	1.77	0.65
1:E:42:VAL:HG22	1:E:47:LEU:HD21	1.76	0.65
1:F:207:GLU:N	1:F:210:HIS:HD2	1.94	0.65
1:F:60:ILE:HA	1:F:63:SER:HA	1.77	0.65
1:G:60:ILE:HA	1:G:63:SER:HA	1.77	0.65
1:H:283:TYR:CE1	1:H:350:SER:HA	2.30	0.65
1:L:42:VAL:HG22	1:L:47:LEU:HD21	1.76	0.65
1:M:60:ILE:HA	1:M:63:SER:HA	1.77	0.65
1:Q:42:VAL:HG22	1:Q:47:LEU:HD21	1.76	0.65
1:R:207:GLU:N	1:R:210:HIS:HD2	1.94	0.65
1:T:283:TYR:OH	1:T:285:GLU:HB3	1.96	0.65
1:A:381:GLY:HA2	1:A:386:ILE:HD12	1.78	0.65
1:C:381:GLY:HA2	1:C:386:ILE:HD12	1.78	0.65
1:H:12:GLU:HG3	1:H:76:ILE:HG13	1.78	0.65
1:H:207:GLU:N	1:H:210:HIS:HD2	1.82	0.65
1:J:381:GLY:HA2	1:J:386:ILE:HD12	1.78	0.65
1:K:61:HIS:CD2	1:K:62:GLU:N	2.59	0.65
1:L:381:GLY:HA2	1:L:386:ILE:HD12	1.78	0.65
1:T:12:GLU:HG3	1:T:76:ILE:HG13	1.78	0.65
1:L:129:GLU:O	1:L:268:MET:HA	1.96	0.65
1:U:52:SER:HB2	1:V:180:PHE:CE2	2.31	0.65

*Continued on next page...*

*Continued from previous page...*

Atom-1	Atom-2	Interatomic distance (Å)	Clash overlap (Å)
1:V:66:LEU:HB2	1:V:94:PRO:HG3	1.78	0.65
1:A:93:ASP:C	1:A:95:PHE:H	1.97	0.65
1:H:284:ASP:HB3	1:H:290:LEU:O	1.96	0.65
1:I:337:ARG:HE	1:I:393:ASP:HB3	1.60	0.65
1:M:93:ASP:C	1:M:95:PHE:H	1.97	0.65
1:Q:284:ASP:HB3	1:Q:290:LEU:O	1.96	0.65
1:D:222:ASN:HB2	5:D:869:HOH:O	1.95	0.65
1:G:332:LEU:HD23	1:G:342:CYS:SG	2.35	0.65
1:E:463:ALA:HA	1:K:140:PHE:CE1	2.32	0.65
1:K:147:SER:HB3	5:K:2764:HOH:O	1.96	0.65
1:N:222:ASN:HB2	5:N:3499:HOH:O	1.95	0.65
1:A:398:GLU:O	1:A:398:GLU:HG2	1.95	0.65
1:F:398:GLU:O	1:F:398:GLU:HG2	1.95	0.65
1:C:207:GLU:H	1:C:210:HIS:CD2	2.14	0.65
1:H:458:HIS:CD2	1:H:460:TYR:H	2.10	0.65
1:A:273:SER:HB3	3:A:7475:AMP:N6	2.12	0.65
1:M:273:SER:HB3	3:M:7499:AMP:N6	2.12	0.65
1:O:332:LEU:HB2	1:O:408:PRO:HB2	1.78	0.65
1:S:273:SER:HB3	3:S:7511:AMP:N6	2.12	0.65
1:S:80:ARG:HD3	1:T:193:ASP:OD2	1.96	0.65
1:N:401:PRO:HA	1:N:404:ALA:HB3	1.78	0.65
1:Q:395:ASP:OD2	1:R:60:ILE:HD11	1.94	0.65
1:S:137:SER:HB3	1:T:502:PRO:HB2	1.79	0.65
1:A:283:TYR:OH	1:A:285:GLU:HB3	1.96	0.65
1:D:207:GLU:N	1:D:210:HIS:HD2	1.94	0.65
1:D:290:LEU:HD11	1:D:345:ILE:HG12	1.78	0.65
1:M:1:THR:OG1	1:M:2:PRO:HD2	1.95	0.65
1:P:207:GLU:N	1:P:210:HIS:HD2	1.94	0.65
1:P:290:LEU:HD11	1:P:345:ILE:HG12	1.78	0.65
1:W:60:ILE:HA	1:W:63:SER:HA	1.77	0.65
1:B:451:GLU:HB3	1:B:452:PRO:HD3	1.77	0.65
1:E:12:GLU:HG3	1:E:76:ILE:HG13	1.78	0.65
1:K:451:GLU:HB3	1:K:452:PRO:HD3	1.77	0.65
1:K:12:GLU:HG3	1:K:76:ILE:HG13	1.78	0.65
1:P:175:HIS:CE1	1:W:467:ASP:OD2	2.49	0.65
1:P:465:TYR:OH	1:V:450:GLU:HB3	1.96	0.65
1:P:337:ARG:CZ	1:Q:95:PHE:CZ	2.79	0.65
1:U:339:ARG:NH2	1:U:339:ARG:HG3	2.11	0.65
1:W:12:GLU:HG3	1:W:76:ILE:HG13	1.78	0.65
1:H:276:LYS:HB2	1:H:281:LEU:HD21	1.79	0.65
1:Q:57:PHE:CD2	1:Q:91:VAL:HG21	2.31	0.65

*Continued on next page...*



*Continued from previous page...*

Atom-1	Atom-2	Interatomic distance (Å)	Clash overlap (Å)
1:R:463:ALA:HA	1:X:140:PHE:CE1	2.31	0.65
1:A:96:THR:OG1	1:A:98:GLU:HB2	1.95	0.65
1:A:176:LYS:CD	1:B:55:ARG:NH2	2.52	0.65
1:F:53:SER:O	1:F:54:ILE:HD12	1.95	0.65
1:J:66:LEU:HB2	1:J:94:PRO:HG3	1.78	0.65
1:M:96:THR:OG1	1:M:98:GLU:HB2	1.95	0.65
1:O:420:ARG:HH12	1:O:424:ASP:HB2	1.61	0.65
1:Q:53:SER:O	1:Q:54:ILE:HD12	1.95	0.65
1:Q:96:THR:OG1	1:Q:98:GLU:HB2	1.95	0.65
1:U:53:SER:O	1:U:54:ILE:HD12	1.95	0.65
1:A:176:LYS:HD2	1:B:55:ARG:NH2	2.12	0.65
1:B:210:HIS:HE1	3:B:7477:AMP:H3'	1.62	0.65
1:D:179:TYR:CD2	1:E:53:SER:HA	2.31	0.65
1:D:284:ASP:HB3	1:D:290:LEU:O	1.96	0.65
1:D:467:ASP:HB2	5:D:2709:HOH:O	1.95	0.65
1:L:284:ASP:HB3	1:L:290:LEU:O	1.96	0.65
1:S:284:ASP:HB3	1:S:290:LEU:O	1.96	0.65
1:T:52:SER:HB3	1:U:180:PHE:CE2	2.32	0.65
1:U:284:ASP:HB3	1:U:290:LEU:O	1.96	0.65
1:A:222:ASN:HB2	5:A:7546:HOH:O	1.95	0.65
1:H:222:ASN:HB2	5:H:7578:HOH:O	1.95	0.65
1:I:332:LEU:HD23	1:I:342:CYS:SG	2.35	0.65
1:R:147:SER:HB3	5:R:4605:HOH:O	1.96	0.65
1:U:332:LEU:HD23	1:U:342:CYS:SG	2.35	0.65
1:B:179:TYR:CD2	1:C:53:SER:HA	2.30	0.65
1:T:458:HIS:CD2	1:T:460:TYR:H	2.10	0.65
1:V:458:HIS:CD2	1:V:460:TYR:H	2.10	0.65
1:V:53:SER:HA	1:W:179:TYR:CE2	2.30	0.65
1:W:207:GLU:H	1:W:210:HIS:CD2	2.14	0.65
1:X:207:GLU:H	1:X:210:HIS:CD2	2.14	0.65
1:C:332:LEU:HB2	1:C:408:PRO:HB2	1.78	0.65
1:Q:603:LYS:HD2	1:Q:72:GLU:HA	1.79	0.65
1:T:273:SER:HB3	3:T:7513:AMP:N6	2.12	0.65
1:U:344:ARG:NH2	1:U:344:ARG:HG2	2.05	0.65
1:W:603:LYS:HD2	1:W:72:GLU:HA	1.78	0.65
1:B:401:PRO:HA	1:B:404:ALA:HB3	1.78	0.65
1:B:176:LYS:HG3	1:C:55:ARG:HD2	1.78	0.65
1:E:401:PRO:HA	1:E:404:ALA:HB3	1.78	0.65
1:G:55:ARG:HB3	1:H:176:LYS:HD2	1.78	0.65
1:H:451:GLU:HB3	1:H:452:PRO:HD3	1.77	0.65
1:J:55:ARG:HB3	1:K:176:LYS:HD2	1.78	0.65

*Continued on next page...*

*Continued from previous page...*

Atom-1	Atom-2	Interatomic distance (Å)	Clash overlap (Å)
1:I:207:GLU:N	1:I:210:HIS:HD2	1.94	0.65
1:R:290:LEU:HD11	1:R:345:ILE:HG12	1.78	0.65
1:T:283:TYR:CE1	1:T:350:SER:HA	2.30	0.65
1:N:315:THR:HB	1:T:465:TYR:CZ	2.31	0.65
1:X:60:ILE:HA	1:X:63:SER:HA	1.77	0.65
1:B:339:ARG:NH2	1:B:339:ARG:HG3	2.11	0.65
1:G:264:ASN:HD22	1:G:326:TYR:HD2	1.44	0.65
1:M:381:GLY:HA2	1:M:386:ILE:HD12	1.78	0.65
1:N:339:ARG:NH2	1:N:339:ARG:HG3	2.11	0.65
1:O:381:GLY:HA2	1:O:386:ILE:HD12	1.78	0.65
1:S:264:ASN:HD22	1:S:326:TYR:HD2	1.44	0.65
1:X:381:GLY:HA2	1:X:386:ILE:HD12	1.78	0.65
1:D:129:GLU:O	1:D:268:MET:HA	1.96	0.65
1:P:129:GLU:O	1:P:268:MET:HA	1.96	0.65
1:X:129:GLU:O	1:X:268:MET:HA	1.96	0.65
1:E:96:THR:OG1	1:E:98:GLU:HB2	1.95	0.65
1:G:66:LEU:HB2	1:G:94:PRO:HG3	1.78	0.65
1:H:53:SER:O	1:H:54:ILE:HD12	1.95	0.65
1:A:399:LEU:HG	1:A:403:GLU:HG2	1.79	0.65
1:E:284:ASP:HB3	1:E:290:LEU:O	1.96	0.65
1:P:284:ASP:HB3	1:P:290:LEU:O	1.96	0.65
1:T:284:ASP:HB3	1:T:290:LEU:O	1.96	0.65
1:W:284:ASP:HB3	1:W:290:LEU:O	1.96	0.65
1:B:222:ASN:HB2	5:B:7557:HOH:O	1.95	0.65
1:H:64:ASP:HB2	1:I:347:ILE:HD12	1.77	0.65
1:S:332:LEU:HD23	1:S:342:CYS:SG	2.35	0.65
1:B:189:VAL:HG13	1:C:80:ARG:NH2	2.09	0.65
1:E:211:HIS:HE1	1:F:49:PHE:CD2	2.14	0.65
1:F:140:PHE:CE1	1:L:463:ALA:HA	2.32	0.65
1:R:398:GLU:HG2	1:R:398:GLU:O	1.95	0.65
1:C:458:HIS:CD2	1:C:460:TYR:H	2.10	0.65
1:J:458:HIS:CD2	1:J:460:TYR:H	2.10	0.65
1:K:54:ILE:HG22	1:L:179:TYR:HH	1.61	0.65
1:O:175:HIS:HE1	1:V:467:ASP:OD2	1.79	0.65
1:T:129:GLU:OE1	3:T:7513:AMP:H5'1	1.96	0.65
1:M:312:THR:HG23	1:M:361:PRO:HG3	1.78	0.65
1:N:312:THR:HG23	1:N:361:PRO:HG3	1.78	0.65
1:W:273:SER:HB3	3:W:7519:AMP:N6	2.12	0.65
1:R:140:PHE:CE1	1:X:463:ALA:HA	2.31	0.65
1:Q:401:PRO:HA	1:Q:404:ALA:HB3	1.78	0.65
1:W:458:HIS:CD2	1:W:460:TYR:H	2.10	0.65

*Continued on next page...*

*Continued from previous page...*

Atom-1	Atom-2	Interatomic distance (Å)	Clash overlap (Å)
1:E:283:TYR:OH	1:E:285:GLU:HB3	1.96	0.65
1:H:42:VAL:HG22	1:H:47:LEU:HD21	1.76	0.65
1:S:207:GLU:N	1:S:210:HIS:HD2	1.94	0.65
1:U:207:GLU:N	1:U:210:HIS:HD2	1.94	0.65
1:D:339:ARG:HG3	1:D:339:ARG:NH2	2.11	0.65
1:G:193:ASP:OD2	1:L:80:ARG:HD3	1.97	0.65
1:K:264:ASN:HD22	1:K:326:TYR:HD2	1.44	0.65
1:L:451:GLU:HB3	1:L:452:PRO:HD3	1.77	0.65
1:P:339:ARG:NH2	1:P:339:ARG:HG3	2.11	0.65
1:W:264:ASN:HD22	1:W:326:TYR:HD2	1.44	0.65
1:C:57:PHE:CD2	1:C:91:VAL:HG21	2.31	0.65
1:G:129:GLU:O	1:G:268:MET:HA	1.96	0.65
1:R:57:PHE:CD2	1:R:91:VAL:HG21	2.31	0.65
1:V:129:GLU:O	1:V:268:MET:HA	1.96	0.65
1:B:420:ARG:HH12	1:B:424:ASP:HB2	1.61	0.65
1:D:458:HIS:HE1	1:J:456:ARG:O	1.79	0.65
1:E:53:SER:O	1:E:54:ILE:HD12	1.95	0.65
1:E:463:ALA:HA	1:K:140:PHE:CE1	2.32	0.65
1:L:96:THR:OG1	1:L:98:GLU:HB2	1.95	0.65
1:P:420:ARG:HH12	1:P:424:ASP:HB2	1.61	0.65
1:U:66:LEU:HB2	1:U:94:PRO:HG3	1.78	0.65
1:X:96:THR:OG1	1:X:98:GLU:HB2	1.95	0.65
1:B:93:ASP:C	1:B:95:PHE:H	1.97	0.65
1:D:210:HIS:HE1	3:D:7481:AMP:H3'	1.62	0.65
1:D:337:ARG:HE	1:D:393:ASP:HB3	1.60	0.65
1:F:399:LEU:HG	1:F:403:GLU:HG2	1.79	0.65
1:N:210:HIS:HE1	3:N:7501:AMP:H3'	1.62	0.65
1:O:210:HIS:HE1	3:O:7503:AMP:H3'	1.62	0.65
1:P:399:LEU:HG	1:P:403:GLU:HG2	1.79	0.65
1:U:337:ARG:HE	1:U:393:ASP:HB3	1.60	0.65
1:X:284:ASP:HB3	1:X:290:LEU:O	1.96	0.65
1:X:399:LEU:HG	1:X:403:GLU:HG2	1.79	0.65
1:E:222:ASN:HB2	5:E:1132:HOH:O	1.95	0.65
1:G:147:SER:HB3	5:G:7621:HOH:O	1.96	0.65
1:R:140:PHE:CE1	1:X:463:ALA:HA	2.32	0.65
1:A:129:GLU:OE1	3:A:7475:AMP:H5'1	1.96	0.65
1:M:129:GLU:OE1	3:M:7499:AMP:H5'1	1.96	0.65
1:A:332:LEU:HB2	1:A:408:PRO:HB2	1.78	0.65
1:I:273:SER:HB3	3:I:7491:AMP:N6	2.12	0.65
1:J:603:LYS:HD2	1:J:72:GLU:HA	1.78	0.65
1:K:273:SER:HB3	3:K:7495:AMP:N6	2.12	0.65

*Continued on next page...*

*Continued from previous page...*

Atom-1	Atom-2	Interatomic distance (Å)	Clash overlap (Å)
1:L:273:SER:HB3	3:L:7497:AMP:N6	2.12	0.65
1:M:603:LYS:HD2	1:M:72:GLU:HA	1.78	0.65
1:S:193:ASP:OD2	1:X:80:ARG:HD3	1.97	0.65
1:T:603:LYS:HD2	1:T:72:GLU:HA	1.78	0.65
1:U:273:SER:HB3	3:U:7515:AMP:N6	2.12	0.65
1:A:176:LYS:HD2	1:B:55:ARG:CB	2.25	0.65
1:D:175:HIS:HE1	1:K:467:ASP:CB	2.04	0.65
1:O:401:PRO:HA	1:O:404:ALA:HB3	1.78	0.65
1:R:463:ALA:HA	1:X:140:PHE:CE1	2.31	0.65
1:D:283:TYR:OH	1:D:285:GLU:HB3	1.96	0.65
1:I:283:TYR:CE1	1:I:350:SER:HA	2.30	0.65
1:J:283:TYR:CE1	1:J:350:SER:HA	2.30	0.65
1:M:337:ARG:HG3	1:N:61:HIS:HA	1.78	0.65
1:O:290:LEU:HD11	1:O:345:ILE:HG12	1.78	0.65
1:P:283:TYR:OH	1:P:285:GLU:HB3	1.96	0.65
1:U:283:TYR:CE1	1:U:350:SER:HA	2.31	0.65
1:W:207:GLU:N	1:W:210:HIS:HD2	1.94	0.65
1:B:12:GLU:HG3	1:B:76:ILE:HG13	1.78	0.65
1:F:451:GLU:HB3	1:F:452:PRO:HD3	1.77	0.65
1:N:451:GLU:HB3	1:N:452:PRO:HD3	1.77	0.65
1:N:12:GLU:HG3	1:N:76:ILE:HG13	1.78	0.65
1:T:344:ARG:NH1	1:T:346:PRO:HG3	2.08	0.65
1:T:381:GLY:HA2	1:T:386:ILE:HD12	1.78	0.65
1:V:344:ARG:NH1	1:V:346:PRO:HG3	2.08	0.65
1:C:129:GLU:O	1:C:268:MET:HA	1.96	0.65
1:D:400:PRO:HG2	1:D:403:GLU:OE1	1.97	0.65
1:F:57:PHE:CD2	1:F:91:VAL:HG21	2.31	0.65
1:F:175:HIS:HE1	1:G:467:ASP:OD2	1.80	0.65
1:H:400:PRO:HG2	1:H:403:GLU:OE1	1.97	0.65
1:T:400:PRO:HG2	1:T:403:GLU:OE1	1.97	0.65
1:I:53:SER:O	1:I:54:ILE:HD12	1.95	0.65
1:N:420:ARG:HH12	1:N:424:ASP:HB2	1.61	0.65
1:T:53:SER:O	1:T:54:ILE:HD12	1.95	0.65
1:T:96:THR:OG1	1:T:98:GLU:HB2	1.95	0.65
1:W:96:THR:OG1	1:W:98:GLU:HB2	1.95	0.65
1:C:399:LEU:HG	1:C:403:GLU:HG2	1.79	0.65
1:D:399:LEU:HG	1:D:403:GLU:HG2	1.79	0.65
1:E:399:LEU:HG	1:E:403:GLU:HG2	1.79	0.65
1:G:284:ASP:HB3	1:G:290:LEU:O	1.96	0.65
1:K:284:ASP:HB3	1:K:290:LEU:O	1.96	0.65
1:K:337:ARG:HE	1:K:393:ASP:HB3	1.60	0.65

*Continued on next page...*

*Continued from previous page...*

Atom-1	Atom-2	Interatomic distance (Å)	Clash overlap (Å)
1:M:399:LEU:HG	1:M:403:GLU:HG2	1.79	0.65
1:P:210:HIS:HE1	3:P:7505:AMP:H3'	1.62	0.65
1:P:273:SER:HB3	1:P:355:ARG:HB2	1.79	0.65
1:R:273:SER:HB3	1:R:355:ARG:HB2	1.79	0.65
1:P:211:HIS:HD2	1:Q:33:ILE:HG22	1.59	0.65
1:N:315:THR:HB	1:T:465:TYR:CZ	2.32	0.65
1:L:207:GLU:H	1:L:210:HIS:CD2	2.14	0.65
1:A:207:GLU:H	1:A:210:HIS:CD2	2.12	0.65
1:A:312:THR:HG23	1:A:361:PRO:HG3	1.78	0.65
1:A:603:LYS:HD2	1:A:72:GLU:HA	1.78	0.65
1:D:332:LEU:HB2	1:D:408:PRO:HB2	1.78	0.65
1:M:332:LEU:HB2	1:M:408:PRO:HB2	1.78	0.65
1:K:401:PRO:HA	1:K:404:ALA:HB3	1.78	0.65
1:O:179:TYR:HB2	1:P:53:SER:HG	1.61	0.65
1:N:177:GLY:CA	1:O:56:GLY:HA2	2.22	0.65
1:Q:451:GLU:HB3	1:Q:452:PRO:HD3	1.77	0.65
1:T:451:GLU:HB3	1:T:452:PRO:HD3	1.77	0.65
1:F:290:LEU:HD11	1:F:345:ILE:HG12	1.78	0.65
1:G:207:GLU:N	1:G:210:HIS:HD2	1.94	0.65
1:K:207:GLU:N	1:K:210:HIS:HD2	1.94	0.65
1:Q:283:TYR:OH	1:Q:285:GLU:HB3	1.96	0.65
1:V:283:TYR:CE1	1:V:350:SER:HA	2.30	0.65
1:A:264:ASN:HD22	1:A:326:TYR:HD2	1.44	0.65
1:J:264:ASN:HD22	1:J:326:TYR:HD2	1.44	0.65
1:J:344:ARG:NH1	1:J:346:PRO:HG3	2.08	0.65
1:R:451:GLU:HB3	1:R:452:PRO:HD3	1.77	0.65
1:A:400:PRO:HG2	1:A:403:GLU:OE1	1.97	0.65
1:B:400:PRO:HG2	1:B:403:GLU:OE1	1.97	0.65
1:E:129:GLU:O	1:E:268:MET:HA	1.96	0.65
1:E:276:LYS:HB2	1:E:281:LEU:HD21	1.79	0.65
1:E:400:PRO:HG2	1:E:403:GLU:OE1	1.97	0.65
1:J:129:GLU:O	1:J:268:MET:HA	1.96	0.65
1:O:129:GLU:O	1:O:268:MET:HA	1.96	0.65
1:P:400:PRO:HG2	1:P:403:GLU:OE1	1.97	0.65
1:Q:129:GLU:O	1:Q:268:MET:HA	1.96	0.65
1:M:49:PHE:HE2	1:R:211:HIS:CE1	2.15	0.65
1:S:129:GLU:O	1:S:268:MET:HA	1.96	0.65
1:C:66:LEU:HB2	1:C:94:PRO:HG3	1.78	0.65
1:D:420:ARG:HH12	1:D:424:ASP:HB2	1.61	0.65
1:F:96:THR:OG1	1:F:98:GLU:HB2	1.95	0.65
1:H:96:THR:OG1	1:H:98:GLU:HB2	1.95	0.65

*Continued on next page...*

*Continued from previous page...*

Atom-1	Atom-2	Interatomic distance (Å)	Clash overlap (Å)
1:I:66:LEU:HB2	1:I:94:PRO:HG3	1.78	0.65
1:N:193:ASP:OD2	1:O:80:ARG:HD3	1.95	0.65
1:R:96:THR:OG1	1:R:98:GLU:HB2	1.95	0.65
1:S:211:HIS:CD2	1:X:33:ILE:HG22	2.31	0.65
1:A:284:ASP:HB3	1:A:290:LEU:O	1.96	0.65
1:B:284:ASP:HB3	1:B:290:LEU:O	1.96	0.65
1:C:210:HIS:HE1	3:C:7479:AMP:H3'	1.62	0.65
1:D:273:SER:HB3	1:D:355:ARG:HB2	1.79	0.65
1:F:273:SER:HB3	1:F:355:ARG:HB2	1.79	0.65
1:M:284:ASP:HB3	1:M:290:LEU:O	1.96	0.65
1:N:284:ASP:HB3	1:N:290:LEU:O	1.96	0.65
1:Q:399:LEU:HG	1:Q:403:GLU:HG2	1.79	0.65
1:R:399:LEU:HG	1:R:403:GLU:HG2	1.79	0.65
1:S:273:SER:HB3	1:S:355:ARG:HB2	1.79	0.65
1:T:53:SER:HA	1:U:179:TYR:CD2	2.32	0.65
1:R:140:PHE:CE1	1:X:463:ALA:HA	2.31	0.65
1:Q:222:ASN:HB2	5:Q:4288:HOH:O	1.95	0.65
1:P:467:ASP:OD2	1:W:175:HIS:ND1	2.30	0.65
1:B:207:GLU:H	1:B:210:HIS:CD2	2.14	0.65
1:H:129:GLU:OE1	3:H:7489:AMP:H5'1	1.96	0.65
1:O:463:ALA:HA	1:U:140:PHE:CE1	2.32	0.65
1:T:53:SER:HA	1:U:179:TYR:CD2	2.31	0.65
1:I:332:LEU:HB2	1:I:408:PRO:HB2	1.78	0.65
1:J:95:PHE:CZ	1:K:337:ARG:NH2	2.65	0.65
1:M:207:GLU:H	1:M:210:HIS:CD2	2.12	0.65
1:O:603:LYS:HD2	1:O:72:GLU:HA	1.78	0.65
1:P:332:LEU:HB2	1:P:408:PRO:HB2	1.78	0.65
1:N:315:THR:HB	1:T:465:TYR:CZ	2.32	0.65
1:U:332:LEU:HB2	1:U:408:PRO:HB2	1.78	0.65
1:V:603:LYS:HD2	1:V:72:GLU:HA	1.78	0.65
1:X:273:SER:HB3	3:X:7521:AMP:N6	2.12	0.65
1:C:401:PRO:HA	1:C:404:ALA:HB3	1.78	0.65
1:G:401:PRO:HA	1:G:404:ALA:HB3	1.78	0.65
1:U:55:ARG:HB3	1:V:176:LYS:HD2	1.79	0.65
1:W:401:PRO:HA	1:W:404:ALA:HB3	1.78	0.65
1:C:290:LEU:HD11	1:C:345:ILE:HG12	1.78	0.65
1:K:283:TYR:OH	1:K:285:GLU:HB3	1.96	0.65
1:U:290:LEU:HD11	1:U:345:ILE:HG12	1.78	0.65
1:E:264:ASN:HD22	1:E:326:TYR:HD2	1.44	0.65
1:E:344:ARG:NH1	1:E:346:PRO:HG3	2.08	0.65
1:G:451:GLU:HB3	1:G:452:PRO:HD3	1.77	0.65

*Continued on next page...*

*Continued from previous page...*

Atom-1	Atom-2	Interatomic distance (Å)	Clash overlap (Å)
1:V:264:ASN:HD22	1:V:326:TYR:HD2	1.44	0.65
1:W:451:GLU:HB3	1:W:452:PRO:HD3	1.77	0.65
1:X:451:GLU:HB3	1:X:452:PRO:HD3	1.77	0.65
1:G:178:GLY:HA3	1:L:29:GLN:CD	2.17	0.65
1:M:400:PRO:HG2	1:M:403:GLU:OE1	1.97	0.65
1:N:400:PRO:HG2	1:N:403:GLU:OE1	1.97	0.65
1:Q:276:LYS:HB2	1:Q:281:LEU:HD21	1.79	0.65
1:Q:400:PRO:HG2	1:Q:403:GLU:OE1	1.97	0.65
1:U:400:PRO:HG2	1:U:403:GLU:OE1	1.97	0.65
1:F:66:LEU:HB2	1:F:94:PRO:HG3	1.78	0.65
1:G:55:ARG:CZ	1:H:176:LYS:HD2	2.26	0.65
1:K:96:THR:OG1	1:K:98:GLU:HB2	1.95	0.65
1:O:66:LEU:HB2	1:O:94:PRO:HG3	1.78	0.65
1:S:420:ARG:HH12	1:S:424:ASP:HB2	1.61	0.65
1:W:420:ARG:HH12	1:W:424:ASP:HB2	1.61	0.65
1:C:284:ASP:HB3	1:C:290:LEU:O	1.96	0.65
1:I:399:LEU:HG	1:I:403:GLU:HG2	1.79	0.65
1:L:399:LEU:HG	1:L:403:GLU:HG2	1.79	0.65
1:O:399:LEU:HG	1:O:403:GLU:HG2	1.79	0.65
1:N:176:LYS:HD2	1:O:55:ARG:NH2	2.12	0.65
1:W:337:ARG:HE	1:W:393:ASP:HB3	1.60	0.65
1:D:458:HIS:HE1	1:J:456:ARG:O	1.80	0.65
1:S:147:SER:HB3	5:S:4868:HOH:O	1.96	0.65
1:M:375:LEU:HD22	1:M:379:LEU:HG	1.79	0.65
1:N:207:GLU:H	1:N:210:HIS:CD2	2.14	0.65
1:O:207:GLU:H	1:O:210:HIS:CD2	2.14	0.65
1:O:458:HIS:CD2	1:O:460:TYR:H	2.10	0.65
1:U:129:GLU:OE1	3:U:7515:AMP:H5'1	1.96	0.65
1:C:603:LYS:HD2	1:C:72:GLU:HA	1.78	0.65
1:E:451:GLU:HB3	1:E:452:PRO:HD3	1.77	0.65
1:M:401:PRO:HA	1:M:404:ALA:HB3	1.78	0.65
1:G:212:GLU:HB3	1:L:32:THR:HB	1.77	0.65
1:I:264:ASN:HD22	1:I:326:TYR:HD2	1.44	0.65
1:M:264:ASN:HD22	1:M:326:TYR:HD2	1.44	0.65
1:T:207:GLU:N	1:T:210:HIS:HD2	1.82	0.65
1:I:400:PRO:HG2	1:I:403:GLU:OE1	1.97	0.65
1:K:400:PRO:HG2	1:K:403:GLU:OE1	1.97	0.65
1:K:137:SER:HB3	1:L:502:PRO:HB2	1.77	0.65
1:N:129:GLU:O	1:N:268:MET:HA	1.96	0.65
1:O:57:PHE:CD2	1:O:91:VAL:HG21	2.31	0.65
1:D:66:LEU:HB2	1:D:94:PRO:HG3	1.78	0.65

*Continued on next page...*

*Continued from previous page...*

Atom-1	Atom-2	Interatomic distance (Å)	Clash overlap (Å)
1:P:327:GLU:OE1	1:Q:60:ILE:HD13	1.97	0.65
1:R:66:LEU:HB2	1:R:94:PRO:HG3	1.78	0.65
1:S:66:LEU:HB2	1:S:94:PRO:HG3	1.78	0.65
1:V:55:ARG:HH21	1:W:176:LYS:HD2	1.59	0.65
1:B:399:LEU:HG	1:B:403:GLU:HG2	1.79	0.65
1:E:273:SER:HB3	1:E:355:ARG:HB2	1.79	0.65
1:G:273:SER:HB3	1:G:355:ARG:HB2	1.79	0.65
1:H:80:ARG:HD3	1:I:193:ASP:OD2	1.96	0.65
1:J:399:LEU:HG	1:J:403:GLU:HG2	1.79	0.65
1:M:210:HIS:HE1	3:M:7499:AMP:H3'	1.62	0.65
1:N:399:LEU:HG	1:N:403:GLU:HG2	1.79	0.65
1:O:284:ASP:HB3	1:O:290:LEU:O	1.96	0.65
1:P:337:ARG:HE	1:P:393:ASP:HB3	1.60	0.65
1:Q:273:SER:HB3	1:Q:355:ARG:HB2	1.79	0.65
1:V:210:HIS:HE1	3:V:7517:AMP:H3'	1.62	0.65
1:W:210:HIS:HE1	3:W:7519:AMP:H3'	1.62	0.65
1:J:147:SER:HB3	5:J:2501:HOH:O	1.96	0.65
1:C:375:LEU:HD22	1:C:379:LEU:HG	1.79	0.65
1:A:53:SER:HA	1:F:179:TYR:CD2	2.32	0.65
1:H:375:LEU:HD22	1:H:379:LEU:HG	1.79	0.65
1:I:375:LEU:HD22	1:I:379:LEU:HG	1.79	0.65
1:A:344:ARG:HG2	1:A:344:ARG:NH2	2.05	0.65
1:B:463:ALA:HA	1:H:140:PHE:CE1	2.31	0.65
1:Q:502:PRO:HB2	1:R:137:SER:HB3	1.78	0.65
1:V:312:THR:HG23	1:V:361:PRO:HG3	1.77	0.65
1:A:401:PRO:HA	1:A:404:ALA:HB3	1.78	0.65
1:A:179:TYR:CB	1:B:53:SER:HG	2.10	0.65
1:S:401:PRO:HA	1:S:404:ALA:HB3	1.78	0.65
1:B:60:ILE:HA	1:B:63:SER:HA	1.77	0.65
1:I:290:LEU:HD11	1:I:345:ILE:HG12	1.78	0.65
1:B:332:LEU:HG	1:B:410:THR:HG23	1.80	0.65
1:Q:264:ASN:HD22	1:Q:326:TYR:HD2	1.44	0.65
1:Q:344:ARG:NH1	1:Q:346:PRO:HG3	2.08	0.65
1:S:12:GLU:HG3	1:S:76:ILE:HG13	1.78	0.65
1:T:264:ASN:HD22	1:T:326:TYR:HD2	1.44	0.65
1:U:264:ASN:HD22	1:U:326:TYR:HD2	1.44	0.65
1:W:339:ARG:HG3	1:W:339:ARG:NH2	2.11	0.65
1:A:276:LYS:HB2	1:A:281:LEU:HD21	1.79	0.65
1:G:283:TYR:CG	1:G:351:PRO:HA	2.32	0.65
1:K:129:GLU:O	1:K:268:MET:HA	1.96	0.65
1:M:276:LYS:HB2	1:M:281:LEU:HD21	1.79	0.65

*Continued on next page...*



*Continued from previous page...*

Atom-1	Atom-2	Interatomic distance (Å)	Clash overlap (Å)
1:W:129:GLU:O	1:W:268:MET:HA	1.96	0.65
1:W:400:PRO:HG2	1:W:403:GLU:OE1	1.97	0.65
1:H:55:ARG:H	1:I:177:GLY:HA2	1.62	0.65
1:P:66:LEU:HB2	1:P:94:PRO:HG3	1.78	0.65
1:Q:395:ASP:OD2	1:R:60:ILE:CG1	2.45	0.65
1:A:210:HIS:HE1	3:A:7475:AMP:H3'	1.62	0.65
1:G:399:LEU:HG	1:G:403:GLU:HG2	1.79	0.65
1:I:80:ARG:HD3	1:J:193:ASP:OD2	1.95	0.65
1:J:210:HIS:HE1	3:J:7493:AMP:H3'	1.62	0.65
1:G:337:ARG:HB3	1:L:62:GLU:C	2.17	0.65
1:U:399:LEU:HG	1:U:403:GLU:HG2	1.79	0.65
1:V:399:LEU:HG	1:V:403:GLU:HG2	1.79	0.65
1:T:147:SER:HB3	5:T:5131:HOH:O	1.96	0.65
1:V:147:SER:HB3	5:V:5657:HOH:O	1.96	0.65
1:E:456:ARG:O	1:K:458:HIS:HE1	1.80	0.65
1:A:375:LEU:HD22	1:A:379:LEU:HG	1.79	0.65
1:F:129:GLU:OE1	3:F:7485:AMP:H5'1	1.96	0.65
1:N:179:TYR:CE2	1:O:53:SER:HA	2.32	0.65
1:Q:375:LEU:HD22	1:Q:379:LEU:HG	1.79	0.65
1:Q:458:HIS:CD2	1:Q:460:TYR:H	2.10	0.65
1:T:375:LEU:HD22	1:T:379:LEU:HG	1.79	0.65
1:V:375:LEU:HD22	1:V:379:LEU:HG	1.79	0.65
1:W:53:SER:HA	1:X:179:TYR:CE2	2.32	0.65
1:W:60:ILE:HB	1:X:395:ASP:HA	1.78	0.65
1:H:603:LYS:HD2	1:H:72:GLU:HA	1.79	0.65
1:J:312:THR:HG23	1:J:361:PRO:HG3	1.78	0.65
5:N:3571:HOH:O	1:T:324:PRO:HD2	1.97	0.65
1:S:55:ARG:CB	1:T:176:LYS:HD2	2.27	0.65
1:Q:283:TYR:CZ	1:Q:350:SER:HA	2.32	0.65
1:H:344:ARG:NH1	1:H:346:PRO:HG3	2.08	0.64
1:K:381:GLY:HA2	1:K:386:ILE:HD12	1.78	0.64
1:O:332:LEU:HG	1:O:410:THR:HG23	1.80	0.64
1:R:12:GLU:HG3	1:R:76:ILE:HG13	1.78	0.64
1:V:207:GLU:N	1:V:210:HIS:HD2	1.82	0.64
1:L:283:TYR:CG	1:L:351:PRO:HA	2.32	0.64
1:S:283:TYR:CG	1:S:351:PRO:HA	2.32	0.64
1:F:420:ARG:HH12	1:F:424:ASP:HB2	1.61	0.64
1:K:420:ARG:HH12	1:K:424:ASP:HB2	1.61	0.64
1:I:273:SER:HB3	1:I:355:ARG:HB2	1.79	0.64
1:L:273:SER:HB3	1:L:355:ARG:HB2	1.79	0.64
1:M:52:SER:HB3	1:R:180:PHE:CE2	2.32	0.64

*Continued on next page...*

*Continued from previous page...*

Atom-1	Atom-2	Interatomic distance (Å)	Clash overlap (Å)
1:S:399:LEU:HG	1:S:403:GLU:HG2	1.79	0.64
1:T:273:SER:HB3	1:T:355:ARG:HB2	1.79	0.64
1:U:273:SER:HB3	1:U:355:ARG:HB2	1.79	0.64
1:D:147:SER:HB3	5:D:923:HOH:O	1.96	0.64
1:D:375:LEU:HD22	1:D:379:LEU:HG	1.79	0.64
1:E:375:LEU:HD22	1:E:379:LEU:HG	1.79	0.64
1:E:458:HIS:CD2	1:E:460:TYR:H	2.10	0.64
1:I:129:GLU:OE1	3:I:7491:AMP:H5'1	1.96	0.64
5:H:7664:HOH:O	1:I:176:LYS:HE3	1.95	0.64
1:J:375:LEU:HD22	1:J:379:LEU:HG	1.79	0.64
1:L:129:GLU:OE1	3:L:7497:AMP:H5'1	1.96	0.64
1:O:375:LEU:HD22	1:O:379:LEU:HG	1.79	0.64
1:P:129:GLU:OE1	3:P:7505:AMP:H5'1	1.96	0.64
1:P:375:LEU:HD22	1:P:379:LEU:HG	1.79	0.64
1:Q:129:GLU:OE1	3:Q:7507:AMP:H5'1	1.96	0.64
1:R:375:LEU:HD22	1:R:379:LEU:HG	1.79	0.64
1:U:375:LEU:HD22	1:U:379:LEU:HG	1.79	0.64
1:X:129:GLU:OE1	3:X:7521:AMP:H5'1	1.96	0.64
1:B:273:SER:HB3	3:B:7477:AMP:N6	2.12	0.64
1:E:332:LEU:HB2	1:E:408:PRO:HB2	1.78	0.64
1:K:312:THR:HG23	1:K:361:PRO:HG3	1.77	0.64
1:K:467:ASP:HB2	5:K:1086:HOH:O	1.97	0.64
1:E:179:TYR:CG	1:F:53:SER:OG	2.48	0.64
1:H:458:HIS:CD2	1:H:460:TYR:H	2.10	0.64
1:T:56:GLY:HA2	1:U:177:GLY:HA2	1.79	0.64
1:T:53:SER:OG	1:U:179:TYR:HB2	1.98	0.64
1:V:458:HIS:CD2	1:V:460:TYR:H	2.10	0.64
1:E:283:TYR:CZ	1:E:350:SER:HA	2.32	0.64
1:W:283:TYR:OH	1:W:285:GLU:HB3	1.96	0.64
1:D:12:GLU:HG3	1:D:76:ILE:HG13	1.78	0.64
1:G:381:GLY:HA2	1:G:386:ILE:HD12	1.78	0.64
1:H:264:ASN:HD22	1:H:326:TYR:HD2	1.44	0.64
1:I:332:LEU:HG	1:I:410:THR:HG23	1.80	0.64
1:L:53:SER:HB2	1:L:57:PHE:HB3	1.80	0.64
1:N:332:LEU:HG	1:N:410:THR:HG23	1.80	0.64
1:P:12:GLU:HG3	1:P:76:ILE:HG13	1.78	0.64
1:P:381:GLY:HA2	1:P:386:ILE:HD12	1.78	0.64
1:U:332:LEU:HG	1:U:410:THR:HG23	1.79	0.64
1:W:381:GLY:HA2	1:W:386:ILE:HD12	1.78	0.64
1:X:53:SER:HB2	1:X:57:PHE:HB3	1.80	0.64
1:B:129:GLU:O	1:B:268:MET:HA	1.96	0.64

*Continued on next page...*

*Continued from previous page...*

Atom-1	Atom-2	Interatomic distance (Å)	Clash overlap (Å)
1:C:400:PRO:HG2	1:C:403:GLU:OE1	1.97	0.64
1:F:129:GLU:O	1:F:268:MET:HA	1.96	0.64
1:J:283:TYR:CG	1:J:351:PRO:HA	2.32	0.64
1:J:400:PRO:HG2	1:J:403:GLU:OE1	1.97	0.64
1:L:276:LYS:HB2	1:L:281:LEU:HD21	1.79	0.64
1:N:315:THR:HB	1:T:465:TYR:CZ	2.32	0.64
1:U:80:ARG:HD3	1:V:193:ASP:OD2	1.97	0.64
1:X:283:TYR:CG	1:X:351:PRO:HA	2.32	0.64
1:N:66:LEU:HB2	1:N:94:PRO:HG3	1.78	0.64
1:W:55:ARG:N	1:X:177:GLY:HA2	2.13	0.64
1:X:420:ARG:HH12	1:X:424:ASP:HB2	1.61	0.64
1:C:337:ARG:HE	1:C:393:ASP:HB3	1.60	0.64
1:H:273:SER:HB3	1:H:355:ARG:HB2	1.79	0.64
1:K:210:HIS:HE1	3:K:7495:AMP:H3'	1.62	0.64
1:O:463:ALA:HA	1:U:140:PHE:CE1	2.32	0.64
1:X:273:SER:HB3	1:X:355:ARG:HB2	1.79	0.64
1:H:147:SER:HB3	5:H:7627:HOH:O	1.96	0.64
1:P:147:SER:HB3	5:P:4079:HOH:O	1.96	0.64
1:U:147:SER:HB3	5:U:5394:HOH:O	1.96	0.64
1:C:189:VAL:HG13	1:D:80:ARG:NH2	2.08	0.64
1:O:211:HIS:HE1	1:P:49:PHE:HD2	1.44	0.64
1:V:64:ASP:CG	1:W:339:ARG:HH12	2.01	0.64
1:D:129:GLU:OE1	3:D:7481:AMP:H5'1	1.96	0.64
1:E:129:GLU:OE1	3:E:7483:AMP:H5'1	1.96	0.64
1:F:375:LEU:HD22	1:F:379:LEU:HG	1.80	0.64
1:K:375:LEU:HD22	1:K:379:LEU:HG	1.79	0.64
1:L:375:LEU:HD22	1:L:379:LEU:HG	1.79	0.64
1:R:129:GLU:OE1	3:R:7509:AMP:H5'1	1.96	0.64
1:X:375:LEU:HD22	1:X:379:LEU:HG	1.79	0.64
1:R:140:PHE:CE1	1:X:463:ALA:HA	2.31	0.64
1:D:273:SER:HB3	3:D:7481:AMP:N6	2.12	0.64
1:E:273:SER:HB3	3:E:7483:AMP:N6	2.12	0.64
1:F:273:SER:HB3	3:F:7485:AMP:N6	2.12	0.64
1:P:273:SER:HB3	3:P:7505:AMP:N6	2.12	0.64
1:Q:332:LEU:HB2	1:Q:408:PRO:HB2	1.78	0.64
1:R:273:SER:HB3	3:R:7509:AMP:N6	2.12	0.64
1:V:332:LEU:HB2	1:V:408:PRO:HB2	1.78	0.64
1:C:458:HIS:CD2	1:C:460:TYR:H	2.10	0.64
1:J:401:PRO:HA	1:J:404:ALA:HB3	1.78	0.64
1:J:458:HIS:CD2	1:J:460:TYR:H	2.10	0.64
1:P:339:ARG:HB2	1:Q:60:ILE:HG21	1.78	0.64

*Continued on next page...*

*Continued from previous page...*

Atom-1	Atom-2	Interatomic distance (Å)	Clash overlap (Å)
1:N:290:LEU:HD11	1:N:345:ILE:HG12	1.78	0.64
1:C:339:ARG:HD3	1:D:60:ILE:HG22	1.78	0.64
1:C:332:LEU:HG	1:C:410:THR:HG23	1.80	0.64
1:F:264:ASN:HD22	1:F:326:TYR:HD2	1.44	0.64
1:J:207:GLU:N	1:J:210:HIS:HD2	1.82	0.64
1:W:53:SER:HB2	1:W:57:PHE:HB3	1.80	0.64
1:B:283:TYR:CG	1:B:351:PRO:HA	2.32	0.64
1:H:283:TYR:CD1	1:H:351:PRO:HA	2.33	0.64
1:I:129:GLU:O	1:I:268:MET:HA	1.96	0.64
1:O:400:PRO:HG2	1:O:403:GLU:OE1	1.97	0.64
1:R:129:GLU:O	1:R:268:MET:HA	1.96	0.64
1:T:283:TYR:CD1	1:T:351:PRO:HA	2.33	0.64
1:U:129:GLU:O	1:U:268:MET:HA	1.96	0.64
1:V:400:PRO:HG2	1:V:403:GLU:OE1	1.97	0.64
1:B:66:LEU:HB2	1:B:94:PRO:HG3	1.78	0.64
1:G:420:ARG:HH12	1:G:424:ASP:HB2	1.61	0.64
1:K:66:LEU:HB2	1:K:94:PRO:HG3	1.78	0.64
1:N:176:LYS:CD	1:O:55:ARG:NH2	2.53	0.64
1:W:66:LEU:HB2	1:W:94:PRO:HG3	1.78	0.64
1:H:210:HIS:HE1	3:H:7489:AMP:H3'	1.62	0.64
1:O:337:ARG:HE	1:O:393:ASP:HB3	1.60	0.64
1:I:147:SER:HB3	5:I:7628:HOH:O	1.96	0.64
1:K:207:GLU:H	1:K:210:HIS:HD2	1.46	0.64
1:N:375:LEU:HD22	1:N:379:LEU:HG	1.79	0.64
1:S:375:LEU:HD22	1:S:379:LEU:HG	1.79	0.64
1:V:207:GLU:H	1:V:210:HIS:HD2	1.46	0.64
1:A:116:ILE:HG12	1:A:122:ASP:HA	1.79	0.64
1:B:207:GLU:H	1:B:210:HIS:CD2	2.12	0.64
1:C:312:THR:HG23	1:C:361:PRO:HG3	1.78	0.64
1:J:332:LEU:HB2	1:J:408:PRO:HB2	1.78	0.64
1:M:344:ARG:NH2	1:M:344:ARG:HG2	2.05	0.64
1:N:116:ILE:HG12	1:N:122:ASP:HA	1.79	0.64
1:Q:273:SER:HB3	3:Q:7507:AMP:N6	2.12	0.64
1:S:207:GLU:H	1:S:210:HIS:CD2	2.12	0.64
1:B:179:TYR:CB	1:C:53:SER:OG	2.44	0.64
1:S:458:HIS:CD2	1:S:460:TYR:H	2.10	0.64
1:V:401:PRO:HA	1:V:404:ALA:HB3	1.78	0.64
1:J:290:LEU:HD11	1:J:345:ILE:HG12	1.78	0.64
1:N:60:ILE:HA	1:N:63:SER:HA	1.77	0.64
1:S:283:TYR:CZ	1:S:350:SER:HA	2.32	0.64
1:D:381:GLY:HA2	1:D:386:ILE:HD12	1.78	0.64

*Continued on next page...*

*Continued from previous page...*

Atom-1	Atom-2	Interatomic distance (Å)	Clash overlap (Å)
1:D:53:SER:HB2	1:D:57:PHE:HB3	1.80	0.64
1:F:12:GLU:HG3	1:F:76:ILE:HG13	1.78	0.64
1:I:12:GLU:HG3	1:I:76:ILE:HG13	1.78	0.64
1:K:339:ARG:HG3	1:K:339:ARG:NH2	2.11	0.64
1:K:332:LEU:HG	1:K:410:THR:HG23	1.80	0.64
1:K:53:SER:HB2	1:K:57:PHE:HB3	1.80	0.64
1:O:339:ARG:HG3	1:O:339:ARG:NH2	2.11	0.64
1:P:53:SER:HB2	1:P:57:PHE:HB3	1.80	0.64
1:S:451:GLU:HB3	1:S:452:PRO:HD3	1.77	0.64
1:W:332:LEU:HG	1:W:410:THR:HG23	1.80	0.64
1:E:283:TYR:CD1	1:E:351:PRO:HA	2.33	0.64
1:I:283:TYR:CD1	1:I:351:PRO:HA	2.33	0.64
1:K:53:SER:HB3	1:L:179:TYR:H	1.61	0.64
1:P:283:TYR:CG	1:P:351:PRO:HA	2.32	0.64
1:Q:283:TYR:CD1	1:Q:351:PRO:HA	2.33	0.64
1:T:296:HIS:HB3	1:T:382:ILE:HA	1.80	0.64
1:U:283:TYR:CD1	1:U:351:PRO:HA	2.33	0.64
1:V:283:TYR:CG	1:V:351:PRO:HA	2.32	0.64
1:L:420:ARG:HH12	1:L:424:ASP:HB2	1.61	0.64
1:R:420:ARG:HH12	1:R:424:ASP:HB2	1.61	0.64
1:S:60:ILE:CG1	1:T:395:ASP:OD2	2.45	0.64
1:S:55:ARG:H	1:T:177:GLY:N	1.95	0.64
1:A:273:SER:HB3	1:A:355:ARG:HB2	1.79	0.64
1:M:273:SER:HB3	1:M:355:ARG:HB2	1.79	0.64
1:B:211:HIS:HE1	1:C:49:PHE:CD2	2.14	0.64
1:S:55:ARG:HD3	1:T:177:GLY:H	1.62	0.64
1:A:207:GLU:H	1:A:210:HIS:CD2	2.14	0.64
1:B:129:GLU:OE1	3:B:7477:AMP:H5'1	1.96	0.64
1:B:375:LEU:HD22	1:B:379:LEU:HG	1.79	0.64
1:G:129:GLU:OE1	3:G:7487:AMP:H5'1	1.96	0.64
1:G:375:LEU:HD22	1:G:379:LEU:HG	1.79	0.64
1:J:207:GLU:H	1:J:210:HIS:HD2	1.46	0.64
1:N:315:THR:HB	1:T:465:TYR:CZ	2.33	0.64
1:W:207:GLU:H	1:W:210:HIS:HD2	1.46	0.64
1:W:375:LEU:HD22	1:W:379:LEU:HG	1.80	0.64
1:C:116:ILE:HG12	1:C:122:ASP:HA	1.79	0.64
1:M:116:ILE:HG12	1:M:122:ASP:HA	1.79	0.64
1:O:116:ILE:HG12	1:O:122:ASP:HA	1.79	0.64
1:O:312:THR:HG23	1:O:361:PRO:HG3	1.78	0.64
1:Q:116:ILE:HG12	1:Q:122:ASP:HA	1.79	0.64
1:T:458:HIS:CD2	1:T:460:TYR:H	2.10	0.64

*Continued on next page...*

*Continued from previous page...*

Atom-1	Atom-2	Interatomic distance (Å)	Clash overlap (Å)
1:H:283:TYR:CZ	1:H:350:SER:HA	2.32	0.64
1:K:80:ARG:HD2	1:K:84:THR:OG1	1.98	0.64
1:N:283:TYR:CZ	1:N:350:SER:HA	2.32	0.64
1:T:283:TYR:CZ	1:T:350:SER:HA	2.32	0.64
1:V:290:LEU:HD11	1:V:345:ILE:HG12	1.78	0.64
1:W:80:ARG:HD2	1:W:84:THR:OG1	1.98	0.64
1:F:381:GLY:HA2	1:F:386:ILE:HD12	1.78	0.64
1:G:12:GLU:HG3	1:G:76:ILE:HG13	1.78	0.64
1:I:53:SER:HB2	1:I:57:PHE:HB3	1.80	0.64
1:R:264:ASN:HD22	1:R:326:TYR:HD2	1.44	0.64
1:S:381:GLY:HA2	1:S:386:ILE:HD12	1.78	0.64
1:N:315:THR:HB	1:T:465:TYR:CZ	2.33	0.64
1:U:12:GLU:HG3	1:U:76:ILE:HG13	1.78	0.64
1:D:283:TYR:CG	1:D:351:PRO:HA	2.32	0.64
1:F:400:PRO:HG2	1:F:403:GLU:OE1	1.97	0.64
1:H:296:HIS:HB3	1:H:382:ILE:HA	1.80	0.64
1:L:400:PRO:HG2	1:L:403:GLU:OE1	1.97	0.64
1:N:283:TYR:CG	1:N:351:PRO:HA	2.32	0.64
1:X:276:LYS:HB2	1:X:281:LEU:HD21	1.79	0.64
1:B:193:ASP:OD2	1:C:80:ARG:HD3	1.98	0.64
1:P:53:SER:OG	5:P:3802:HOH:O	2.15	0.64
1:B:463:ALA:HA	1:H:140:PHE:CE1	2.31	0.64
1:F:467:ASP:HB2	1:G:175:HIS:CE1	2.33	0.64
1:L:207:GLU:H	1:L:210:HIS:HD2	1.46	0.64
1:N:129:GLU:OE1	3:N:7501:AMP:H5'1	1.96	0.64
1:V:60:ILE:HB	1:W:395:ASP:HA	1.78	0.64
1:X:207:GLU:H	1:X:210:HIS:HD2	1.46	0.64
1:B:603:LYS:HD2	1:B:72:GLU:HA	1.79	0.64
1:D:116:ILE:HG12	1:D:122:ASP:HA	1.79	0.64
1:F:116:ILE:HG12	1:F:122:ASP:HA	1.79	0.64
1:L:603:LYS:HD2	1:L:72:GLU:HA	1.78	0.64
1:N:273:SER:HB3	3:N:7501:AMP:N6	2.12	0.64
1:N:603:LYS:HD2	1:N:72:GLU:HA	1.79	0.64
1:R:207:GLU:H	1:R:210:HIS:CD2	2.12	0.64
1:D:395:ASP:OD2	1:E:60:ILE:HD11	1.96	0.64
1:I:56:GLY:CA	1:J:177:GLY:HA2	2.26	0.64
1:U:401:PRO:HA	1:U:404:ALA:HB3	1.78	0.64
1:B:290:LEU:HD11	1:B:345:ILE:HG12	1.78	0.64
1:L:80:ARG:HD2	1:L:84:THR:OG1	1.98	0.64
1:X:207:GLU:N	1:X:210:HIS:HD2	1.94	0.64
1:X:80:ARG:HD2	1:X:84:THR:OG1	1.98	0.64

*Continued on next page...*

*Continued from previous page...*

Atom-1	Atom-2	Interatomic distance (Å)	Clash overlap (Å)
1:C:339:ARG:HG3	1:C:339:ARG:NH2	2.11	0.64
1:P:332:LEU:HG	1:P:410:THR:HG23	1.79	0.64
1:U:53:SER:HB2	1:U:57:PHE:HB3	1.80	0.64
1:A:283:TYR:CG	1:A:351:PRO:HA	2.32	0.64
1:E:456:ARG:O	1:K:458:HIS:HE1	1.81	0.64
1:F:276:LYS:HB2	1:F:281:LEU:HD21	1.79	0.64
1:H:137:SER:HB3	1:I:502:PRO:HB2	1.79	0.64
1:J:296:HIS:HB3	1:J:382:ILE:HA	1.80	0.64
1:N:276:LYS:HB2	1:N:281:LEU:HD21	1.79	0.64
1:R:283:TYR:CD1	1:R:351:PRO:HA	2.33	0.64
1:R:400:PRO:HG2	1:R:403:GLU:OE1	1.97	0.64
1:S:276:LYS:HB2	1:S:281:LEU:HD21	1.79	0.64
1:S:400:PRO:HG2	1:S:403:GLU:OE1	1.97	0.64
1:S:53:SER:OG	1:T:179:TYR:HB2	1.98	0.64
1:V:296:HIS:HB3	1:V:382:ILE:HA	1.80	0.64
1:P:467:ASP:OD2	1:W:175:HIS:HE1	1.80	0.64
1:X:400:PRO:HG2	1:X:403:GLU:OE1	1.97	0.64
1:E:177:GLY:HA2	1:F:55:ARG:CG	2.28	0.64
1:H:399:LEU:HG	1:H:403:GLU:HG2	1.79	0.64
1:R:52:SER:O	5:R:4328:HOH:O	2.15	0.64
1:W:399:LEU:HG	1:W:403:GLU:HG2	1.79	0.64
1:D:458:HIS:CD2	1:D:460:TYR:H	2.12	0.64
1:P:458:HIS:CD2	1:P:460:TYR:H	2.12	0.64
1:N:207:GLU:H	1:N:210:HIS:HD2	1.46	0.64
5:T:5171:HOH:O	1:U:176:LYS:HE3	1.97	0.64
1:U:207:GLU:H	1:U:210:HIS:HD2	1.46	0.64
1:B:116:ILE:HG12	1:B:122:ASP:HA	1.79	0.64
1:D:603:LYS:HD2	1:D:72:GLU:HA	1.78	0.64
1:E:116:ILE:HG12	1:E:122:ASP:HA	1.79	0.64
1:N:207:GLU:H	1:N:210:HIS:CD2	2.12	0.64
1:R:116:ILE:HG12	1:R:122:ASP:HA	1.79	0.64
1:T:332:LEU:HB2	1:T:408:PRO:HB2	1.78	0.64
1:T:56:GLY:O	1:T:57:PHE:HD1	1.81	0.64
1:X:603:LYS:HD2	1:X:72:GLU:HA	1.79	0.64
1:I:401:PRO:HA	1:I:404:ALA:HB3	1.78	0.64
1:S:53:SER:OG	1:T:179:TYR:CG	2.48	0.64
1:E:207:GLU:N	1:E:210:HIS:HD2	1.94	0.64
1:G:283:TYR:CZ	1:G:350:SER:HA	2.32	0.64
1:N:80:ARG:HD2	1:N:84:THR:OG1	1.98	0.64
1:O:337:ARG:HE	1:P:61:HIS:HA	1.61	0.64
1:Q:207:GLU:N	1:Q:210:HIS:HD2	1.94	0.64

*Continued on next page...*

*Continued from previous page...*

Atom-1	Atom-2	Interatomic distance (Å)	Clash overlap (Å)
1:A:53:SER:HB2	1:A:57:PHE:HB3	1.80	0.64
1:D:332:LEU:HG	1:D:410:THR:HG23	1.80	0.64
1:I:381:GLY:HA2	1:I:386:ILE:HD12	1.78	0.64
1:L:51:GLY:H	1:L:63:SER:HB3	1.63	0.64
1:R:381:GLY:HA2	1:R:386:ILE:HD12	1.78	0.64
1:X:51:GLY:H	1:X:63:SER:HB3	1.63	0.64
1:B:57:PHE:CE2	1:B:91:VAL:HG21	2.33	0.64
1:D:276:LYS:HB2	1:D:281:LEU:HD21	1.79	0.64
1:F:283:TYR:CD1	1:F:351:PRO:HA	2.33	0.64
1:G:283:TYR:CD1	1:G:351:PRO:HA	2.33	0.64
1:G:400:PRO:HG2	1:G:403:GLU:OE1	1.97	0.64
1:M:283:TYR:CG	1:M:351:PRO:HA	2.32	0.64
1:N:57:PHE:CE2	1:N:91:VAL:HG21	2.33	0.64
1:O:296:HIS:HB3	1:O:382:ILE:HA	1.80	0.64
1:R:276:LYS:HB2	1:R:281:LEU:HD21	1.79	0.64
1:E:66:LEU:HB2	1:E:94:PRO:HG3	1.78	0.64
1:Q:66:LEU:HB2	1:Q:94:PRO:HG3	1.78	0.64
1:B:273:SER:HB3	1:B:355:ARG:HB2	1.79	0.64
1:K:273:SER:HB3	1:K:355:ARG:HB2	1.79	0.64
1:T:210:HIS:HE1	3:T:7513:AMP:H3'	1.61	0.64
1:W:273:SER:HB3	1:W:355:ARG:HB2	1.79	0.64
1:X:210:HIS:HE1	3:X:7521:AMP:H3'	1.62	0.64
1:B:348:THR:HB	1:B:353:ALA:HB1	1.80	0.64
1:K:348:THR:HB	1:K:353:ALA:HB1	1.80	0.64
1:B:207:GLU:H	1:B:210:HIS:HD2	1.46	0.64
1:M:207:GLU:H	1:M:210:HIS:CD2	2.14	0.64
1:M:324:PRO:HB2	5:S:4886:HOH:O	1.97	0.64
1:R:467:ASP:OD2	1:S:175:HIS:HE1	1.81	0.64
1:C:273:SER:HB3	3:C:7479:AMP:N6	2.12	0.64
1:F:207:GLU:H	1:F:210:HIS:CD2	2.12	0.64
1:H:56:GLY:O	1:H:57:PHE:HD1	1.81	0.64
1:I:603:LYS:HD2	1:I:72:GLU:HA	1.79	0.64
1:N:177:GLY:O	1:O:53:SER:HB3	1.97	0.64
1:O:273:SER:HB3	3:O:7503:AMP:N6	2.12	0.64
1:P:116:ILE:HG12	1:P:122:ASP:HA	1.79	0.64
1:P:603:LYS:HD2	1:P:72:GLU:HA	1.78	0.64
1:V:273:SER:HB3	3:V:7517:AMP:N6	2.12	0.64
1:W:312:THR:HG23	1:W:361:PRO:HG3	1.78	0.64
1:L:401:PRO:HA	1:L:404:ALA:HB3	1.78	0.64
1:M:179:TYR:CB	1:N:53:SER:OG	2.46	0.64
1:O:458:HIS:CD2	1:O:460:TYR:H	2.10	0.64

*Continued on next page...*



*Continued from previous page...*

Atom-1	Atom-2	Interatomic distance (Å)	Clash overlap (Å)
1:R:175:HIS:HE1	1:S:467:ASP:HB2	1.62	0.64
1:A:207:GLU:N	1:A:210:HIS:HD2	1.94	0.64
1:B:80:ARG:HD2	1:B:84:THR:OG1	1.98	0.64
1:C:207:GLU:N	1:C:210:HIS:HD2	1.94	0.64
1:M:207:GLU:N	1:M:210:HIS:HD2	1.94	0.64
1:N:207:GLU:N	1:N:210:HIS:HD2	1.94	0.64
1:D:51:GLY:H	1:D:63:SER:HB3	1.63	0.64
1:E:456:ARG:O	1:K:458:HIS:HE1	1.81	0.64
1:B:463:ALA:HA	1:H:140:PHE:CE1	2.32	0.64
1:J:332:LEU:HG	1:J:410:THR:HG23	1.80	0.64
1:M:53:SER:HB2	1:M:57:PHE:HB3	1.80	0.64
1:R:53:SER:HB2	1:R:57:PHE:HB3	1.80	0.64
1:S:332:LEU:HG	1:S:410:THR:HG23	1.80	0.64
1:V:332:LEU:HG	1:V:410:THR:HG23	1.80	0.64
1:G:276:LYS:HB2	1:G:281:LEU:HD21	1.79	0.64
1:O:276:LYS:HB2	1:O:281:LEU:HD21	1.79	0.64
1:P:276:LYS:HB2	1:P:281:LEU:HD21	1.79	0.64
1:P:339:ARG:HH22	1:Q:63:SER:HB2	1.62	0.64
1:T:399:LEU:HG	1:T:403:GLU:HG2	1.79	0.64
1:G:339:ARG:HD3	1:L:60:ILE:HG22	1.80	0.64
1:J:32:THR:HG21	1:J:80:ARG:HH22	1.63	0.64
1:R:32:THR:HG21	1:R:80:ARG:HH22	1.63	0.64
1:T:323:VAL:HB	5:T:3454:HOH:O	1.96	0.64
1:U:32:THR:HG21	1:U:80:ARG:HH22	1.63	0.64
1:C:207:GLU:H	1:C:210:HIS:CD2	2.12	0.64
1:H:332:LEU:HD23	1:H:342:CYS:SG	2.38	0.64
1:J:273:SER:HB3	3:J:7493:AMP:N6	2.12	0.64
1:J:56:GLY:O	1:J:57:PHE:HD1	1.81	0.64
1:L:56:GLY:O	1:L:57:PHE:HD1	1.81	0.64
1:O:207:GLU:H	1:O:210:HIS:CD2	2.12	0.64
1:T:332:LEU:HD23	1:T:342:CYS:SG	2.38	0.64
1:D:401:PRO:HA	1:D:404:ALA:HB3	1.78	0.64
1:F:401:PRO:HA	1:F:404:ALA:HB3	1.78	0.64
1:G:339:ARG:H	1:L:60:ILE:HD12	1.63	0.64
1:X:401:PRO:HA	1:X:404:ALA:HB3	1.78	0.64
1:B:283:TYR:CZ	1:B:350:SER:HA	2.33	0.64
1:D:283:TYR:CZ	1:D:350:SER:HA	2.32	0.64
1:F:80:ARG:HD2	1:F:84:THR:OG1	1.98	0.64
1:H:207:GLU:N	1:H:210:HIS:HD2	1.94	0.64
1:J:80:ARG:HD2	1:J:84:THR:OG1	1.98	0.64
1:L:207:GLU:N	1:L:210:HIS:HD2	1.94	0.64

*Continued on next page...*

*Continued from previous page...*

Atom-1	Atom-2	Interatomic distance (Å)	Clash overlap (Å)
1:O:207:GLU:N	1:O:210:HIS:HD2	1.94	0.64
1:R:283:TYR:CZ	1:R:350:SER:HA	2.32	0.64
1:R:80:ARG:HD2	1:R:84:THR:OG1	1.98	0.64
1:T:207:GLU:N	1:T:210:HIS:HD2	1.94	0.64
1:V:80:ARG:HD2	1:V:84:THR:OG1	1.98	0.64
1:B:264:ASN:HD22	1:B:326:TYR:HD2	1.44	0.64
1:B:381:GLY:HA2	1:B:386:ILE:HD12	1.78	0.64
1:J:51:GLY:H	1:J:63:SER:HB3	1.63	0.64
1:P:51:GLY:H	1:P:63:SER:HB3	1.63	0.64
1:U:381:GLY:HA2	1:U:386:ILE:HD12	1.78	0.64
1:V:51:GLY:H	1:V:63:SER:HB3	1.63	0.64
1:A:57:PHE:CE2	1:A:91:VAL:HG21	2.33	0.64
1:H:283:TYR:CG	1:H:351:PRO:HA	2.32	0.64
1:H:57:PHE:CE2	1:H:91:VAL:HG21	2.33	0.64
1:L:57:PHE:CE2	1:L:91:VAL:HG21	2.33	0.64
1:M:283:TYR:CD1	1:M:351:PRO:HA	2.33	0.64
1:M:57:PHE:CE2	1:M:91:VAL:HG21	2.33	0.64
1:Q:296:HIS:HB3	1:Q:382:ILE:HA	1.80	0.64
1:T:57:PHE:CE2	1:T:91:VAL:HG21	2.33	0.64
1:U:283:TYR:CG	1:U:351:PRO:HA	2.32	0.64
1:X:296:HIS:HB3	1:X:382:ILE:HA	1.80	0.64
1:H:66:LEU:HB2	1:H:94:PRO:HG3	1.78	0.64
1:C:121:ALA:HB1	1:C:275:TRP:O	1.98	0.64
1:H:121:ALA:HB1	1:H:275:TRP:O	1.98	0.64
1:J:273:SER:HB3	1:J:355:ARG:HB2	1.79	0.64
1:K:399:LEU:HG	1:K:403:GLU:HG2	1.79	0.64
1:S:52:SER:O	5:S:5117:HOH:O	2.15	0.64
1:S:210:HIS:HE1	3:S:7511:AMP:H3'	1.62	0.64
1:T:121:ALA:HB1	1:T:275:TRP:O	1.98	0.64
1:N:348:THR:HB	1:N:353:ALA:HB1	1.80	0.64
1:O:389:GLN:HE22	1:O:408:PRO:HD3	1.63	0.64
1:R:458:HIS:CD2	1:R:460:TYR:H	2.13	0.64
1:U:389:GLN:HE22	1:U:408:PRO:HD3	1.63	0.64
1:W:348:THR:HB	1:W:353:ALA:HB1	1.80	0.64
1:F:32:THR:HG21	1:F:80:ARG:HH22	1.63	0.64
1:I:32:THR:HG21	1:I:80:ARG:HH22	1.63	0.64
1:K:32:THR:HG21	1:K:80:ARG:HH22	1.63	0.64
1:M:207:GLU:H	1:M:210:HIS:HD2	1.46	0.64
1:P:395:ASP:HA	1:Q:60:ILE:O	1.97	0.64
1:W:32:THR:HG21	1:W:80:ARG:HH22	1.63	0.64
1:D:332:LEU:HD23	1:D:342:CYS:SG	2.38	0.64

*Continued on next page...*

*Continued from previous page...*

Atom-1	Atom-2	Interatomic distance (Å)	Clash overlap (Å)
1:E:56:GLY:O	1:E:57:PHE:HD1	1.81	0.64
1:O:463:ALA:HA	1:U:140:PHE:CE1	2.33	0.64
1:S:332:LEU:HD23	1:S:342:CYS:SG	2.38	0.64
1:T:116:ILE:HG12	1:T:122:ASP:HA	1.79	0.64
1:V:56:GLY:O	1:V:57:PHE:HD1	1.81	0.64
1:A:179:TYR:CG	1:B:53:SER:OG	2.51	0.64
1:P:401:PRO:HA	1:P:404:ALA:HB3	1.78	0.64
1:V:56:GLY:CA	1:W:177:GLY:HA2	2.27	0.64
1:B:207:GLU:N	1:B:210:HIS:HD2	1.94	0.64
1:C:48:ALA:HA	1:C:65:MET:O	1.98	0.64
1:F:283:TYR:CZ	1:F:350:SER:HA	2.32	0.64
1:L:48:ALA:HA	1:L:65:MET:O	1.98	0.64
1:P:283:TYR:CZ	1:P:350:SER:HA	2.32	0.64
1:S:339:ARG:HH12	1:X:63:SER:HB2	1.61	0.64
1:E:339:ARG:NH2	1:E:339:ARG:HG3	2.11	0.64
1:F:53:SER:HB2	1:F:57:PHE:HB3	1.80	0.64
1:F:140:PHE:CE1	1:L:463:ALA:HA	2.33	0.64
1:Q:339:ARG:NH2	1:Q:339:ARG:HG3	2.11	0.64
1:B:276:LYS:HB2	1:B:281:LEU:HD21	1.79	0.64
1:C:276:LYS:HB2	1:C:281:LEU:HD21	1.79	0.64
1:E:296:HIS:HB3	1:E:382:ILE:HA	1.80	0.64
1:J:49:PHE:CE1	1:K:180:PHE:HE2	2.16	0.64
1:L:296:HIS:HB3	1:L:382:ILE:HA	1.80	0.64
1:O:283:TYR:CG	1:O:351:PRO:HA	2.32	0.64
1:O:283:TYR:CD1	1:O:351:PRO:HA	2.33	0.64
1:Q:177:GLY:O	1:R:54:ILE:O	2.15	0.64
1:T:283:TYR:CG	1:T:351:PRO:HA	2.32	0.64
1:X:283:TYR:CD1	1:X:351:PRO:HA	2.33	0.64
1:X:57:PHE:CE2	1:X:91:VAL:HG21	2.33	0.64
1:W:375:LEU:HD22	1:W:379:LEU:HG	1.80	0.64
1:W:55:ARG:H	1:X:177:GLY:HA2	1.62	0.64
1:C:273:SER:HB3	1:C:355:ARG:HB2	1.79	0.64
1:I:210:HIS:HE1	3:I:7491:AMP:H3'	1.62	0.64
1:M:121:ALA:HB1	1:M:275:TRP:O	1.98	0.64
1:V:273:SER:HB3	1:V:355:ARG:HB2	1.79	0.64
1:C:389:GLN:HE22	1:C:408:PRO:HD3	1.63	0.64
1:I:389:GLN:HE22	1:I:408:PRO:HD3	1.63	0.64
1:M:389:GLN:HE22	1:M:408:PRO:HD3	1.63	0.64
1:Q:348:THR:HB	1:Q:353:ALA:HB1	1.80	0.64
1:E:177:GLY:N	1:F:55:ARG:HD3	2.13	0.64
1:H:207:GLU:H	1:H:210:HIS:HD2	1.46	0.64

*Continued on next page...*

*Continued from previous page...*

Atom-1	Atom-2	Interatomic distance (Å)	Clash overlap (Å)
1:V:32:THR:HG21	1:V:80:ARG:HH22	1.63	0.64
1:D:458:HIS:HE1	1:J:456:ARG:O	1.81	0.64
1:H:116:ILE:HG12	1:H:122:ASP:HA	1.79	0.64
1:J:116:ILE:HG12	1:J:122:ASP:HA	1.79	0.64
1:O:332:LEU:HD23	1:O:342:CYS:SG	2.38	0.64
1:P:332:LEU:HD23	1:P:342:CYS:SG	2.38	0.64
1:Q:56:GLY:O	1:Q:57:PHE:HD1	1.81	0.64
1:U:603:LYS:HD2	1:U:72:GLU:HA	1.78	0.64
1:X:56:GLY:O	1:X:57:PHE:HD1	1.81	0.64
1:A:129:GLU:OE1	3:A:7475:AMP:H5'1	1.98	0.64
1:B:282:MET:HA	1:B:294:ALA:HB2	1.80	0.64
1:L:129:GLU:OE1	3:L:7497:AMP:H5'1	1.98	0.64
1:R:401:PRO:HA	1:R:404:ALA:HB3	1.78	0.64
1:T:129:GLU:OE1	3:T:7513:AMP:H5'1	1.98	0.64
1:X:129:GLU:OE1	3:X:7521:AMP:H5'1	1.98	0.64
1:M:283:TYR:CZ	1:M:350:SER:HA	2.32	0.64
1:O:48:ALA:HA	1:O:65:MET:O	1.99	0.64
1:X:283:TYR:CZ	1:X:350:SER:HA	2.32	0.64
1:B:53:SER:HB2	1:B:57:PHE:HB3	1.80	0.63
1:G:332:LEU:HG	1:G:410:THR:HG23	1.80	0.63
1:H:332:LEU:HG	1:H:410:THR:HG23	1.80	0.63
1:N:264:ASN:HD22	1:N:326:TYR:HD2	1.44	0.63
1:T:339:ARG:HG3	1:T:339:ARG:NH2	2.11	0.63
1:U:23:ASP:HA	1:U:57:PHE:CE1	2.34	0.63
1:A:283:TYR:CD1	1:A:351:PRO:HA	2.33	0.63
1:C:296:HIS:HB3	1:C:382:ILE:HA	1.80	0.63
1:C:283:TYR:CG	1:C:351:PRO:HA	2.32	0.63
1:F:48:ALA:HA	1:F:65:MET:O	1.99	0.63
1:G:48:ALA:HA	1:G:65:MET:O	1.99	0.63
1:I:283:TYR:CG	1:I:351:PRO:HA	2.32	0.63
1:K:57:PHE:CE2	1:K:91:VAL:HG21	2.33	0.63
1:L:283:TYR:CD1	1:L:351:PRO:HA	2.33	0.63
1:R:48:ALA:HA	1:R:65:MET:O	1.99	0.63
1:S:53:SER:OG	1:T:179:TYR:N	2.30	0.63
1:W:276:LYS:HB2	1:W:281:LEU:HD21	1.79	0.63
1:E:176:LYS:CD	1:F:55:ARG:NH2	2.51	0.63
1:N:315:THR:HB	1:T:465:TYR:CZ	2.33	0.63
1:L:210:HIS:HE1	3:L:7497:AMP:H3'	1.62	0.63
1:N:273:SER:HB3	1:N:355:ARG:HB2	1.79	0.63
1:O:273:SER:HB3	1:O:355:ARG:HB2	1.79	0.63
1:O:121:ALA:HB1	1:O:275:TRP:O	1.98	0.63

*Continued on next page...*

*Continued from previous page...*

Atom-1	Atom-2	Interatomic distance (Å)	Clash overlap (Å)
1:Q:210:HIS:HE1	3:Q:7507:AMP:H3'	1.62	0.63
1:L:389:GLN:HE22	1:L:408:PRO:HD3	1.63	0.63
1:A:32:THR:HG21	1:A:80:ARG:HH22	1.63	0.63
1:B:32:THR:HG21	1:B:80:ARG:HH22	1.63	0.63
1:C:207:GLU:H	1:C:210:HIS:HD2	1.46	0.63
1:D:207:GLU:H	1:D:210:HIS:HD2	1.46	0.63
1:M:32:THR:HG21	1:M:80:ARG:HH22	1.63	0.63
1:P:207:GLU:H	1:P:210:HIS:HD2	1.46	0.63
1:S:32:THR:HG21	1:S:80:ARG:HH22	1.63	0.63
1:S:129:GLU:OE1	3:S:7511:AMP:H5'1	1.96	0.63
1:C:332:LEU:HD23	1:C:342:CYS:SG	2.38	0.63
1:F:332:LEU:HD23	1:F:342:CYS:SG	2.38	0.63
1:G:207:GLU:H	1:G:210:HIS:CD2	2.12	0.63
1:H:332:LEU:HB2	1:H:408:PRO:HB2	1.78	0.63
1:V:116:ILE:HG12	1:V:122:ASP:HA	1.79	0.63
1:W:116:ILE:HG12	1:W:122:ASP:HA	1.79	0.63
1:H:129:GLU:OE1	3:H:7489:AMP:H5'1	1.98	0.63
1:J:282:MET:HA	1:J:294:ALA:HB2	1.81	0.63
1:M:129:GLU:OE1	3:M:7499:AMP:H5'1	1.98	0.63
1:Q:458:HIS:CD2	1:Q:460:TYR:H	2.10	0.63
1:V:282:MET:HA	1:V:294:ALA:HB2	1.81	0.63
1:V:56:GLY:HA3	1:W:177:GLY:C	2.18	0.63
1:X:458:HIS:CD2	1:X:460:TYR:H	2.10	0.63
1:A:283:TYR:CZ	1:A:350:SER:HA	2.32	0.63
1:B:129:GLU:HG3	1:B:269:HIS:ND1	2.14	0.63
1:D:129:GLU:HG3	1:D:269:HIS:ND1	2.14	0.63
1:A:34:PRO:HG3	1:F:206:LEU:HB3	1.79	0.63
1:J:207:GLU:N	1:J:210:HIS:HD2	1.94	0.63
1:S:80:ARG:HD2	1:S:84:THR:OG1	1.98	0.63
1:V:207:GLU:N	1:V:210:HIS:HD2	1.94	0.63
1:X:48:ALA:HA	1:X:65:MET:O	1.98	0.63
1:H:23:ASP:HA	1:H:57:PHE:CE1	2.34	0.63
1:H:339:ARG:HG3	1:H:339:ARG:NH2	2.11	0.63
1:I:23:ASP:HA	1:I:57:PHE:CE1	2.34	0.63
1:N:381:GLY:HA2	1:N:386:ILE:HD12	1.78	0.63
1:T:23:ASP:HA	1:T:57:PHE:CE1	2.34	0.63
1:A:177:GLY:HA2	1:B:55:ARG:O	1.98	0.63
1:B:48:ALA:HA	1:B:65:MET:O	1.99	0.63
1:C:283:TYR:CD1	1:C:351:PRO:HA	2.33	0.63
1:D:283:TYR:CD1	1:D:351:PRO:HA	2.33	0.63
1:M:296:HIS:HB3	1:M:382:ILE:HA	1.80	0.63

*Continued on next page...*

*Continued from previous page...*

Atom-1	Atom-2	Interatomic distance (Å)	Clash overlap (Å)
1:P:283:TYR:CD1	1:P:351:PRO:HA	2.33	0.63
1:R:57:PHE:CE2	1:R:91:VAL:HG21	2.33	0.63
1:W:283:TYR:CG	1:W:351:PRO:HA	2.32	0.63
1:W:57:PHE:CE2	1:W:91:VAL:HG21	2.33	0.63
1:K:375:LEU:HD22	1:K:379:LEU:HG	1.80	0.63
1:A:121:ALA:HB1	1:A:275:TRP:O	1.98	0.63
1:A:399:LEU:HB3	1:A:404:ALA:CA	2.29	0.63
1:E:210:HIS:HE1	3:E:7483:AMP:H3'	1.62	0.63
1:F:210:HIS:HE1	3:F:7485:AMP:H3'	1.62	0.63
1:M:399:LEU:HB3	1:M:404:ALA:CA	2.29	0.63
1:R:210:HIS:HE1	3:R:7509:AMP:H3'	1.62	0.63
1:W:121:ALA:HB1	1:W:275:TRP:O	1.98	0.63
1:A:389:GLN:HE22	1:A:408:PRO:HD3	1.63	0.63
1:B:389:GLN:HE22	1:B:408:PRO:HD3	1.63	0.63
1:G:348:THR:HB	1:G:353:ALA:HB1	1.80	0.63
1:H:389:GLN:HE22	1:H:408:PRO:HD3	1.63	0.63
1:T:389:GLN:HE22	1:T:408:PRO:HD3	1.63	0.63
1:E:323:VAL:HG21	1:K:455:ILE:HG22	1.80	0.63
1:I:80:ARG:HD3	1:J:189:VAL:CG1	2.28	0.63
1:A:207:GLU:H	1:A:210:HIS:HD2	1.46	0.63
1:C:176:LYS:HE3	5:D:963:HOH:O	1.98	0.63
1:G:32:THR:HG21	1:G:80:ARG:HH22	1.63	0.63
1:H:32:THR:HG21	1:H:80:ARG:HH22	1.63	0.63
1:T:207:GLU:H	1:T:210:HIS:HD2	1.46	0.63
1:T:32:THR:HG21	1:T:80:ARG:HH22	1.63	0.63
1:G:116:ILE:HG12	1:G:122:ASP:HA	1.79	0.63
1:R:332:LEU:HD23	1:R:342:CYS:SG	2.38	0.63
1:X:332:LEU:HD23	1:X:342:CYS:SG	2.38	0.63
1:E:458:HIS:CD2	1:E:460:TYR:H	2.10	0.63
1:E:129:GLU:OE1	3:E:7483:AMP:H5'1	1.98	0.63
1:L:282:MET:HA	1:L:294:ALA:HB2	1.81	0.63
1:N:177:GLY:CA	1:O:56:GLY:CA	2.75	0.63
1:O:179:TYR:CB	1:P:53:SER:HG	2.11	0.63
1:Q:129:GLU:OE1	3:Q:7507:AMP:H5'1	1.98	0.63
1:X:282:MET:HA	1:X:294:ALA:HB2	1.81	0.63
1:I:129:GLU:HG3	1:I:269:HIS:ND1	2.14	0.63
1:J:283:TYR:CZ	1:J:350:SER:HA	2.32	0.63
1:N:129:GLU:HG3	1:N:269:HIS:ND1	2.14	0.63
1:P:129:GLU:HG3	1:P:269:HIS:ND1	2.14	0.63
1:U:129:GLU:HG3	1:U:269:HIS:ND1	2.14	0.63
1:E:40:LYS:HD3	1:U:7:LYS:HD2	1.78	0.63

*Continued on next page...*

*Continued from previous page...*

Atom-1	Atom-2	Interatomic distance (Å)	Clash overlap (Å)
1:I:51:GLY:H	1:I:63:SER:HB3	1.63	0.63
1:L:23:ASP:HA	1:L:57:PHE:CE1	2.34	0.63
1:M:51:GLY:H	1:M:63:SER:HB3	1.63	0.63
1:S:53:SER:HB2	1:S:57:PHE:HB3	1.80	0.63
1:W:23:ASP:HA	1:W:57:PHE:CE1	2.33	0.63
1:R:140:PHE:CE1	1:X:463:ALA:HA	2.33	0.63
1:A:296:HIS:HB3	1:A:382:ILE:HA	1.80	0.63
1:B:177:GLY:C	1:C:54:ILE:O	2.36	0.63
1:E:179:TYR:N	1:F:53:SER:OG	2.31	0.63
1:F:57:PHE:CE2	1:F:91:VAL:HG21	2.33	0.63
1:I:204:PHE:CE1	1:I:237:LEU:HD13	2.34	0.63
1:E:463:ALA:HA	1:K:140:PHE:CE1	2.34	0.63
1:K:276:LYS:HB2	1:K:281:LEU:HD21	1.79	0.63
1:S:48:ALA:HA	1:S:65:MET:O	1.99	0.63
1:S:57:PHE:CE2	1:S:91:VAL:HG21	2.33	0.63
1:U:204:PHE:CE1	1:U:237:LEU:HD13	2.34	0.63
1:T:66:LEU:HB2	1:T:94:PRO:HG3	1.78	0.63
1:C:399:LEU:HB3	1:C:404:ALA:CA	2.29	0.63
1:O:399:LEU:HB3	1:O:404:ALA:CA	2.29	0.63
1:N:315:THR:HB	1:T:465:TYR:CZ	2.34	0.63
1:D:389:GLN:HE22	1:D:408:PRO:HD3	1.63	0.63
1:E:348:THR:HB	1:E:353:ALA:HB1	1.80	0.63
1:F:348:THR:HB	1:F:353:ALA:HB1	1.80	0.63
1:N:389:GLN:HE22	1:N:408:PRO:HD3	1.63	0.63
1:A:189:VAL:HG13	1:B:80:ARG:NH2	2.09	0.63
1:A:189:VAL:CG1	1:B:80:ARG:HH21	2.10	0.63
1:C:189:VAL:CG1	1:D:80:ARG:HH21	2.07	0.63
1:M:55:ARG:HB2	1:R:177:GLY:HA2	1.80	0.63
1:O:463:ALA:HA	1:U:140:PHE:CE1	2.33	0.63
1:C:32:THR:HG21	1:C:80:ARG:HH22	1.63	0.63
1:N:32:THR:HG21	1:N:80:ARG:HH22	1.63	0.63
1:O:207:GLU:H	1:O:210:HIS:HD2	1.46	0.63
1:O:32:THR:HG21	1:O:80:ARG:HH22	1.63	0.63
1:P:179:TYR:CE2	1:Q:53:SER:HA	2.34	0.63
1:A:56:GLY:O	1:A:57:PHE:HD1	1.81	0.63
1:E:207:GLU:H	1:E:210:HIS:CD2	2.12	0.63
1:G:332:LEU:HD23	1:G:342:CYS:SG	2.38	0.63
1:I:332:LEU:HD23	1:I:342:CYS:SG	2.38	0.63
1:K:116:ILE:HG12	1:K:122:ASP:HA	1.79	0.63
1:L:332:LEU:HD23	1:L:342:CYS:SG	2.38	0.63
1:M:56:GLY:O	1:M:57:PHE:HD1	1.81	0.63

*Continued on next page...*

*Continued from previous page...*

Atom-1	Atom-2	Interatomic distance (Å)	Clash overlap (Å)
1:S:116:ILE:HG12	1:S:122:ASP:HA	1.79	0.63
1:B:129:GLU:OE1	3:B:7477:AMP:H5'1	1.98	0.63
1:L:125:TYR:HB3	1:L:225:PHE:CD2	2.34	0.63
1:N:282:MET:HA	1:N:294:ALA:HB2	1.81	0.63
1:O:282:MET:HA	1:O:294:ALA:HB2	1.81	0.63
1:P:129:GLU:OE1	3:P:7505:AMP:H5'1	1.98	0.63
1:C:80:ARG:HD2	1:C:84:THR:OG1	1.98	0.63
1:H:80:ARG:HD2	1:H:84:THR:OG1	1.98	0.63
1:I:283:TYR:CZ	1:I:350:SER:HA	2.32	0.63
1:L:283:TYR:CZ	1:L:350:SER:HA	2.32	0.63
1:M:80:ARG:HD2	1:M:84:THR:OG1	1.98	0.63
1:W:129:GLU:HG3	1:W:269:HIS:ND1	2.14	0.63
1:D:23:ASP:HA	1:D:57:PHE:CE1	2.34	0.63
1:G:23:ASP:HA	1:G:57:PHE:CE1	2.34	0.63
1:K:23:ASP:HA	1:K:57:PHE:CE1	2.34	0.63
1:N:53:SER:HB2	1:N:57:PHE:HB3	1.80	0.63
1:P:23:ASP:HA	1:P:57:PHE:CE1	2.34	0.63
1:S:23:ASP:HA	1:S:57:PHE:CE1	2.34	0.63
1:S:339:ARG:HG3	1:S:339:ARG:NH2	2.11	0.63
1:T:332:LEU:HG	1:T:410:THR:HG23	1.80	0.63
1:D:337:ARG:CZ	1:E:63:SER:HB3	2.29	0.63
1:G:57:PHE:CE2	1:G:91:VAL:HG21	2.33	0.63
1:H:48:ALA:HA	1:H:65:MET:O	1.99	0.63
1:J:283:TYR:CD1	1:J:351:PRO:HA	2.33	0.63
1:N:48:ALA:HA	1:N:65:MET:O	1.99	0.63
1:R:283:TYR:CG	1:R:351:PRO:HA	2.32	0.63
1:S:283:TYR:CD1	1:S:351:PRO:HA	2.33	0.63
1:H:40:LYS:CD	1:H:40:LYS:H	2.11	0.63
1:K:40:LYS:H	1:K:40:LYS:CD	2.11	0.63
1:N:399:LEU:HB3	1:N:404:ALA:CA	2.29	0.63
1:Q:121:ALA:HB1	1:Q:275:TRP:O	1.98	0.63
1:W:389:GLN:HE22	1:W:408:PRO:HD3	1.63	0.63
1:X:389:GLN:HE22	1:X:408:PRO:HD3	1.63	0.63
1:H:458:HIS:CD2	1:H:460:TYR:H	2.12	0.63
1:J:458:HIS:CD2	1:J:460:TYR:H	2.12	0.63
1:T:55:ARG:HB2	1:U:177:GLY:HA2	1.81	0.63
1:V:458:HIS:CD2	1:V:460:TYR:H	2.12	0.63
1:A:80:ARG:HE	1:F:189:VAL:CG1	2.11	0.63
1:L:32:THR:HG21	1:L:80:ARG:HH22	1.63	0.63
1:M:458:HIS:CD2	1:M:460:TYR:H	2.10	0.63
1:D:56:GLY:O	1:D:57:PHE:HD1	1.81	0.63

*Continued on next page...*



*Continued from previous page...*

Atom-1	Atom-2	Interatomic distance (Å)	Clash overlap (Å)
1:P:56:GLY:O	1:P:57:PHE:HD1	1.81	0.63
1:Q:207:GLU:H	1:Q:210:HIS:CD2	2.12	0.63
1:D:129:GLU:OE1	3:D:7481:AMP:H5'1	1.98	0.63
1:F:129:GLU:OE1	3:F:7485:AMP:H5'1	1.98	0.63
1:L:458:HIS:CD2	1:L:460:TYR:H	2.10	0.63
1:N:129:GLU:OE1	3:N:7501:AMP:H5'1	1.98	0.63
1:R:129:GLU:OE1	3:R:7509:AMP:H5'1	1.98	0.63
1:Q:178:GLY:N	1:R:56:GLY:HA3	2.13	0.63
1:T:125:TYR:HB3	1:T:225:PHE:CD2	2.34	0.63
1:N:315:THR:HB	1:T:465:TYR:CZ	2.34	0.63
1:V:129:GLU:OE1	3:V:7517:AMP:H5'1	1.98	0.63
1:X:125:TYR:HB3	1:X:225:PHE:CD2	2.34	0.63
1:A:63:SER:HB2	1:F:339:ARG:NH1	2.10	0.63
1:J:48:ALA:HA	1:J:65:MET:O	1.98	0.63
1:K:129:GLU:HG3	1:K:269:HIS:ND1	2.14	0.63
1:V:283:TYR:CZ	1:V:350:SER:HA	2.33	0.63
1:A:339:ARG:NH2	1:A:339:ARG:HG3	2.11	0.63
1:A:51:GLY:H	1:A:63:SER:HB3	1.63	0.63
1:M:23:ASP:HA	1:M:57:PHE:CE1	2.34	0.63
1:U:51:GLY:H	1:U:63:SER:HB3	1.63	0.63
1:V:23:ASP:HA	1:V:57:PHE:CE1	2.34	0.63
1:X:23:ASP:HA	1:X:57:PHE:CE1	2.34	0.63
1:F:283:TYR:CG	1:F:351:PRO:HA	2.32	0.63
1:I:48:ALA:HA	1:I:65:MET:O	1.99	0.63
1:L:48:ALA:HA	1:L:65:MET:O	1.98	0.63
1:N:283:TYR:CD1	1:N:351:PRO:HA	2.33	0.63
1:Q:283:TYR:CG	1:Q:351:PRO:HA	2.32	0.63
1:T:204:PHE:CE1	1:T:237:LEU:HD13	2.34	0.63
1:V:283:TYR:CD1	1:V:351:PRO:HA	2.33	0.63
1:E:179:TYR:CE2	1:F:54:ILE:HD13	2.34	0.63
1:T:40:LYS:CD	1:T:40:LYS:H	2.11	0.63
1:W:40:LYS:H	1:W:40:LYS:CD	2.11	0.63
1:B:399:LEU:HB3	1:B:404:ALA:CA	2.29	0.63
1:E:121:ALA:HB1	1:E:275:TRP:O	1.98	0.63
1:G:210:HIS:HE1	3:G:7487:AMP:H3'	1.62	0.63
1:K:121:ALA:HB1	1:K:275:TRP:O	1.98	0.63
1:Q:399:LEU:HB3	1:Q:404:ALA:CA	2.29	0.63
1:U:210:HIS:HE1	3:U:7515:AMP:H3'	1.62	0.63
1:I:348:THR:HB	1:I:353:ALA:HB1	1.80	0.63
1:K:389:GLN:HE22	1:K:408:PRO:HD3	1.63	0.63
1:G:347:ILE:HD12	1:L:64:ASP:HB2	1.81	0.63

*Continued on next page...*

*Continued from previous page...*

Atom-1	Atom-2	Interatomic distance (Å)	Clash overlap (Å)
1:P:389:GLN:HE22	1:P:408:PRO:HD3	1.63	0.63
1:Q:389:GLN:HE22	1:Q:408:PRO:HD3	1.63	0.63
1:S:348:THR:HB	1:S:353:ALA:HB1	1.80	0.63
1:U:348:THR:HB	1:U:353:ALA:HB1	1.80	0.63
1:C:458:HIS:CD2	1:C:460:TYR:H	2.12	0.63
1:T:458:HIS:CD2	1:T:460:TYR:H	2.12	0.63
1:A:458:HIS:CD2	1:A:460:TYR:H	2.10	0.63
1:G:207:GLU:H	1:G:210:HIS:HD2	1.46	0.63
1:G:458:HIS:CD2	1:G:460:TYR:H	2.10	0.63
1:X:32:THR:HG21	1:X:80:ARG:HH22	1.63	0.63
1:U:56:GLY:O	1:U:57:PHE:HD1	1.81	0.63
1:V:332:LEU:HD23	1:V:342:CYS:SG	2.38	0.63
1:W:207:GLU:H	1:W:210:HIS:CD2	2.12	0.63
1:Q:323:VAL:HG21	1:W:455:ILE:HG22	1.80	0.63
1:B:125:TYR:HB3	1:B:225:PHE:CD2	2.34	0.63
1:C:282:MET:HA	1:C:294:ALA:HB2	1.81	0.63
1:D:339:ARG:H	1:E:60:ILE:HD12	1.64	0.63
1:F:125:TYR:HB3	1:F:225:PHE:CD2	2.34	0.63
1:G:53:SER:OG	1:H:179:TYR:CB	2.45	0.63
1:H:125:TYR:HB3	1:H:225:PHE:CD2	2.34	0.63
1:J:129:GLU:OE1	3:J:7493:AMP:H5'1	1.98	0.63
1:E:463:ALA:HA	1:K:140:PHE:CE1	2.34	0.63
1:R:125:TYR:HB3	1:R:225:PHE:CD2	2.34	0.63
1:Q:177:GLY:CA	1:R:56:GLY:CA	2.76	0.63
1:W:282:MET:HA	1:W:294:ALA:HB2	1.80	0.63
1:A:80:ARG:HD2	1:A:84:THR:OG1	1.98	0.63
1:F:48:ALA:HA	1:F:65:MET:O	1.98	0.63
1:G:339:ARG:NH2	1:L:63:SER:HB2	2.10	0.63
1:O:80:ARG:HD2	1:O:84:THR:OG1	1.98	0.63
1:V:48:ALA:HA	1:V:65:MET:O	1.99	0.63
1:A:23:ASP:HA	1:A:57:PHE:CE1	2.34	0.63
1:C:264:ASN:HD22	1:C:326:TYR:HD2	1.44	0.63
1:E:339:ARG:CD	1:F:60:ILE:HG22	2.28	0.63
1:J:23:ASP:HA	1:J:57:PHE:CE1	2.34	0.63
1:M:332:LEU:HG	1:M:410:THR:HG23	1.80	0.63
1:E:283:TYR:CG	1:E:351:PRO:HA	2.32	0.63
1:H:204:PHE:CE1	1:H:237:LEU:HD13	2.34	0.63
1:K:283:TYR:CD1	1:K:351:PRO:HA	2.33	0.63
1:K:283:TYR:CG	1:K:351:PRO:HA	2.32	0.63
1:X:204:PHE:CE1	1:X:237:LEU:HD13	2.34	0.63
1:X:48:ALA:HA	1:X:65:MET:O	1.99	0.63

*Continued on next page...*

*Continued from previous page...*

Atom-1	Atom-2	Interatomic distance (Å)	Clash overlap (Å)
1:B:463:ALA:HA	1:H:140:PHE:CE1	2.33	0.63
1:V:136:ASP:OD1	1:V:154:ILE:HG13	1.99	0.63
1:B:121:ALA:HB1	1:B:275:TRP:O	1.98	0.63
1:E:399:LEU:HB3	1:E:404:ALA:CA	2.29	0.63
1:G:206:LEU:HB2	1:L:34:PRO:HG3	1.79	0.63
1:H:399:LEU:HB3	1:H:404:ALA:CA	2.29	0.63
1:J:399:LEU:HB3	1:J:404:ALA:CA	2.29	0.63
1:L:121:ALA:HB1	1:L:275:TRP:O	1.98	0.63
1:M:63:SER:HB2	1:R:339:ARG:HH12	1.64	0.63
1:N:121:ALA:HB1	1:N:275:TRP:O	1.98	0.63
1:R:121:ALA:HB1	1:R:275:TRP:O	1.98	0.63
1:V:399:LEU:HB3	1:V:404:ALA:CA	2.29	0.63
1:X:399:LEU:HB3	1:X:404:ALA:CA	2.29	0.63
1:E:149:TYR:CE1	1:K:146:GLY:HA2	2.33	0.63
1:R:348:THR:HB	1:R:353:ALA:HB1	1.80	0.63
1:P:395:ASP:CA	1:Q:60:ILE:HB	2.27	0.63
1:A:332:LEU:HD23	1:A:342:CYS:SG	2.38	0.63
1:J:332:LEU:HD23	1:J:342:CYS:SG	2.38	0.63
1:K:207:GLU:H	1:K:210:HIS:CD2	2.12	0.63
1:M:332:LEU:HD23	1:M:342:CYS:SG	2.38	0.63
1:A:125:TYR:HB3	1:A:225:PHE:CD2	2.34	0.63
1:G:176:LYS:HG3	1:L:55:ARG:HD2	1.80	0.63
1:M:125:TYR:HB3	1:M:225:PHE:CD2	2.34	0.63
1:N:125:TYR:HB3	1:N:225:PHE:CD2	2.34	0.63
1:Q:176:LYS:CG	1:R:55:ARG:HD2	2.29	0.63
1:G:80:ARG:HD2	1:G:84:THR:OG1	1.98	0.63
1:I:80:ARG:HD2	1:I:84:THR:OG1	1.98	0.63
1:T:80:ARG:HD2	1:T:84:THR:OG1	1.98	0.63
1:U:283:TYR:CZ	1:U:350:SER:HA	2.32	0.63
1:W:283:TYR:CZ	1:W:350:SER:HA	2.32	0.63
1:W:63:SER:HB2	1:X:339:ARG:HH12	1.64	0.63
1:S:339:ARG:HH11	1:X:50:ASP:CB	2.11	0.63
1:C:57:PHE:CE2	1:C:91:VAL:HG21	2.33	0.63
1:D:204:PHE:CE1	1:D:237:LEU:HD13	2.34	0.63
1:D:57:PHE:CE2	1:D:91:VAL:HG21	2.33	0.63
1:J:276:LYS:HB2	1:J:281:LEU:HD21	1.79	0.63
1:L:204:PHE:CE1	1:L:237:LEU:HD13	2.34	0.63
1:S:80:ARG:HD3	1:T:193:ASP:OD2	1.98	0.63
1:T:48:ALA:HA	1:T:65:MET:O	1.99	0.63
1:U:276:LYS:HB2	1:U:281:LEU:HD21	1.79	0.63
1:U:48:ALA:HA	1:U:65:MET:O	1.99	0.63

*Continued on next page...*

*Continued from previous page...*

Atom-1	Atom-2	Interatomic distance (Å)	Clash overlap (Å)
1:W:283:TYR:CD1	1:W:351:PRO:HA	2.33	0.63
1:B:323:VAL:HG22	1:B:324:PRO:HD2	1.81	0.63
1:D:375:LEU:HD22	1:D:379:LEU:HG	1.80	0.63
1:H:375:LEU:HD22	1:H:379:LEU:HG	1.80	0.63
1:J:136:ASP:OD1	1:J:154:ILE:HG13	1.99	0.63
1:J:375:LEU:HD22	1:J:379:LEU:HG	1.80	0.63
1:M:323:VAL:HG22	1:M:324:PRO:HD2	1.81	0.63
1:R:375:LEU:HD22	1:R:379:LEU:HG	1.80	0.63
1:T:375:LEU:HD22	1:T:379:LEU:HG	1.80	0.63
1:V:375:LEU:HD22	1:V:379:LEU:HG	1.80	0.63
1:G:121:ALA:HB1	1:G:275:TRP:O	1.98	0.63
1:I:80:ARG:HD2	1:I:84:THR:OG1	1.99	0.63
1:L:399:LEU:HB3	1:L:404:ALA:CA	2.29	0.63
1:S:121:ALA:HB1	1:S:275:TRP:O	1.98	0.63
1:S:80:ARG:HD2	1:S:84:THR:OG1	1.99	0.63
1:X:121:ALA:HB1	1:X:275:TRP:O	1.98	0.63
1:S:179:TYR:CD2	1:X:53:SER:HA	2.33	0.63
1:R:175:HIS:CE1	1:S:463:ALA:O	2.50	0.63
1:E:32:THR:HG21	1:E:80:ARG:HH22	1.63	0.63
1:I:207:GLU:H	1:I:210:HIS:HD2	1.46	0.63
1:Q:179:TYR:CD2	1:R:53:SER:HA	2.33	0.63
1:F:4:ASP:OD2	1:S:10:LYS:CE	2.45	0.63
1:U:332:LEU:HD23	1:U:342:CYS:SG	2.38	0.63
1:J:33:ILE:HG22	1:K:211:HIS:HB3	1.79	0.63
1:K:282:MET:HA	1:K:294:ALA:HB2	1.81	0.63
1:K:129:GLU:OE1	3:K:7495:AMP:H5'1	1.98	0.63
1:U:53:SER:HG	1:V:179:TYR:HB2	1.57	0.63
1:I:48:ALA:HA	1:I:65:MET:O	1.98	0.63
1:R:48:ALA:HA	1:R:65:MET:O	1.98	0.63
1:T:129:GLU:HG3	1:T:269:HIS:ND1	2.14	0.63
1:U:80:ARG:HD2	1:U:84:THR:OG1	1.98	0.63
1:A:332:LEU:HG	1:A:410:THR:HG23	1.80	0.63
1:G:339:ARG:NH2	1:G:339:ARG:HG3	2.11	0.63
1:J:95:PHE:CE1	1:K:337:ARG:NH1	2.67	0.63
1:B:283:TYR:CD1	1:B:351:PRO:HA	2.33	0.63
1:E:57:PHE:CE2	1:E:91:VAL:HG21	2.33	0.63
5:B:7625:HOH:O	1:H:324:PRO:HD2	1.99	0.63
1:I:80:ARG:HD3	1:J:193:ASP:OD2	1.98	0.63
1:G:180:PHE:HE2	1:L:49:PHE:HE1	1.47	0.63
1:P:204:PHE:CE1	1:P:237:LEU:HD13	2.34	0.63
1:P:57:PHE:CE2	1:P:91:VAL:HG21	2.33	0.63

*Continued on next page...*

*Continued from previous page...*

Atom-1	Atom-2	Interatomic distance (Å)	Clash overlap (Å)
1:A:323:VAL:HG22	1:A:324:PRO:HD2	1.81	0.63
1:B:136:ASP:OD1	1:B:154:ILE:HG13	1.99	0.63
1:B:375:LEU:HD22	1:B:379:LEU:HG	1.80	0.63
1:D:323:VAL:HG22	1:D:324:PRO:HD2	1.81	0.63
1:D:40:LYS:H	1:D:40:LYS:CD	2.11	0.63
1:F:375:LEU:HD22	1:F:379:LEU:HG	1.80	0.63
1:P:323:VAL:HG22	1:P:324:PRO:HD2	1.81	0.63
1:P:40:LYS:H	1:P:40:LYS:CD	2.11	0.63
1:F:121:ALA:HB1	1:F:275:TRP:O	1.98	0.63
1:A:52:SER:HB3	1:F:180:PHE:CE2	2.33	0.63
1:M:63:SER:HB2	1:R:339:ARG:NH1	2.13	0.63
1:O:177:GLY:HA2	1:P:55:ARG:CG	2.29	0.63
1:R:80:ARG:HD2	1:R:84:THR:OG1	1.99	0.63
1:T:399:LEU:HB3	1:T:404:ALA:CA	2.29	0.63
1:U:80:ARG:HD2	1:U:84:THR:OG1	1.99	0.63
1:W:399:LEU:HB3	1:W:404:ALA:CA	2.29	0.63
1:E:389:GLN:HE22	1:E:408:PRO:HD3	1.63	0.63
1:H:348:THR:HB	1:H:353:ALA:HB1	1.80	0.63
1:J:389:GLN:HE22	1:J:408:PRO:HD3	1.63	0.63
1:V:389:GLN:HE22	1:V:408:PRO:HD3	1.63	0.63
1:T:80:ARG:HD3	1:U:189:VAL:CG1	2.28	0.63
1:Q:32:THR:HG21	1:Q:80:ARG:HH22	1.63	0.63
1:S:207:GLU:H	1:S:210:HIS:HD2	1.46	0.63
1:E:332:LEU:HD23	1:E:342:CYS:SG	2.38	0.63
1:I:56:GLY:O	1:I:57:PHE:HD1	1.81	0.63
1:K:56:GLY:O	1:K:57:PHE:HD1	1.81	0.63
1:O:56:GLY:O	1:O:57:PHE:HD1	1.81	0.63
1:Q:332:LEU:HD23	1:Q:342:CYS:SG	2.38	0.63
1:E:125:TYR:HB3	1:E:225:PHE:CD2	2.34	0.63
1:J:601:THR:HG22	1:J:602:GLU:H	1.64	0.63
1:O:125:TYR:HB3	1:O:225:PHE:CD2	2.34	0.63
1:Q:125:TYR:HB3	1:Q:225:PHE:CD2	2.34	0.63
1:E:48:ALA:HA	1:E:65:MET:O	1.98	0.63
1:G:129:GLU:HG3	1:G:269:HIS:ND1	2.14	0.63
1:H:129:GLU:HG3	1:H:269:HIS:ND1	2.14	0.63
1:J:129:GLU:HG3	1:J:269:HIS:ND1	2.14	0.63
1:M:48:ALA:HA	1:M:65:MET:O	1.98	0.63
1:U:48:ALA:HA	1:U:65:MET:O	1.98	0.63
1:V:129:GLU:HG3	1:V:269:HIS:ND1	2.14	0.63
1:X:129:GLU:HG3	1:X:269:HIS:ND1	2.14	0.63
1:C:51:GLY:H	1:C:63:SER:HB3	1.63	0.63

*Continued on next page...*

*Continued from previous page...*

Atom-1	Atom-2	Interatomic distance (Å)	Clash overlap (Å)
1:G:53:SER:HB2	1:G:57:PHE:HB3	1.80	0.63
1:K:51:GLY:H	1:K:63:SER:HB3	1.63	0.63
1:O:264:ASN:HD22	1:O:326:TYR:HD2	1.44	0.63
1:S:51:GLY:H	1:S:63:SER:HB3	1.63	0.63
1:W:60:ILE:HG22	1:X:339:ARG:CD	2.28	0.63
1:C:177:GLY:C	1:D:54:ILE:O	2.37	0.63
1:F:204:PHE:CE1	1:F:237:LEU:HD13	2.34	0.63
1:M:48:ALA:HA	1:M:65:MET:O	1.99	0.63
1:O:57:PHE:CE2	1:O:91:VAL:HG21	2.33	0.63
1:R:204:PHE:CE1	1:R:237:LEU:HD13	2.34	0.63
1:S:204:PHE:CE1	1:S:237:LEU:HD13	2.34	0.63
1:S:296:HIS:HB3	1:S:382:ILE:HA	1.80	0.63
1:V:276:LYS:HB2	1:V:281:LEU:HD21	1.79	0.63
1:C:323:VAL:HG22	1:C:324:PRO:HD2	1.81	0.63
1:G:375:LEU:HD22	1:G:379:LEU:HG	1.80	0.63
1:I:60:ILE:HG12	1:J:395:ASP:OD2	1.98	0.63
1:J:55:ARG:CZ	1:K:176:LYS:HD2	2.29	0.63
1:G:327:GLU:OE1	1:L:60:ILE:HD13	1.99	0.63
1:O:323:VAL:HG22	1:O:324:PRO:HD2	1.81	0.63
1:T:33:ILE:HG22	1:U:211:HIS:HD2	1.64	0.63
1:U:80:ARG:HD3	1:V:193:ASP:OD2	1.99	0.63
1:D:80:ARG:HD2	1:D:84:THR:OG1	1.99	0.63
1:F:80:ARG:HD2	1:F:84:THR:OG1	1.99	0.63
1:G:80:ARG:HD2	1:G:84:THR:OG1	1.99	0.63
1:P:80:ARG:HD2	1:P:84:THR:OG1	1.99	0.63
1:F:389:GLN:HE22	1:F:408:PRO:HD3	1.63	0.63
1:R:389:GLN:HE22	1:R:408:PRO:HD3	1.63	0.63
1:O:458:HIS:CD2	1:O:460:TYR:H	2.12	0.63
1:N:315:THR:HB	1:T:465:TYR:CZ	2.34	0.63
1:W:338:ASN:OD1	1:W:396:LEU:HG	1.99	0.63
1:F:56:GLY:O	1:F:57:PHE:HD1	1.81	0.63
1:R:56:GLY:O	1:R:57:PHE:HD1	1.81	0.63
1:U:116:ILE:HG12	1:U:122:ASP:HA	1.79	0.63
1:X:116:ILE:HG12	1:X:122:ASP:HA	1.79	0.63
1:C:125:TYR:HB3	1:C:225:PHE:CD2	2.34	0.63
1:C:129:GLU:OE1	3:C:7479:AMP:H5'1	1.98	0.63
1:C:601:THR:HG22	1:C:602:GLU:H	1.64	0.63
1:O:129:GLU:OE1	3:O:7503:AMP:H5'1	1.98	0.63
1:U:125:TYR:HB3	1:U:225:PHE:CD2	2.34	0.63
1:V:601:THR:HG22	1:V:602:GLU:H	1.64	0.63
1:W:129:GLU:OE1	3:W:7519:AMP:H5'1	1.98	0.63

*Continued on next page...*

*Continued from previous page...*

Atom-1	Atom-2	Interatomic distance (Å)	Clash overlap (Å)
1:C:129:GLU:HG3	1:C:269:HIS:ND1	2.14	0.63
1:C:283:TYR:CZ	1:C:350:SER:HA	2.32	0.63
1:L:129:GLU:HG3	1:L:269:HIS:ND1	2.14	0.63
1:O:283:TYR:CZ	1:O:350:SER:HA	2.32	0.63
1:Q:48:ALA:HA	1:Q:65:MET:O	1.98	0.63
1:E:23:ASP:HA	1:E:57:PHE:CE1	2.34	0.62
1:F:339:ARG:HG3	1:F:339:ARG:NH2	2.11	0.62
1:G:51:GLY:H	1:G:63:SER:HB3	1.63	0.62
1:M:339:ARG:NH2	1:M:339:ARG:HG3	2.11	0.62
1:O:51:GLY:H	1:O:63:SER:HB3	1.63	0.62
1:Q:23:ASP:HA	1:Q:57:PHE:CE1	2.34	0.62
1:Q:332:LEU:HG	1:Q:410:THR:HG23	1.80	0.62
1:R:332:LEU:HG	1:R:410:THR:HG23	1.79	0.62
1:R:339:ARG:NH2	1:R:339:ARG:HG3	2.11	0.62
1:A:264:ASN:HD21	4:A:7476:CIT:H22	1.64	0.62
1:G:204:PHE:CE1	1:G:237:LEU:HD13	2.34	0.62
1:G:264:ASN:HD21	4:G:7488:CIT:H22	1.64	0.62
1:I:276:LYS:HB2	1:I:281:LEU:HD21	1.79	0.62
1:M:264:ASN:HD21	4:M:7500:CIT:H22	1.64	0.62
1:Q:57:PHE:CE2	1:Q:91:VAL:HG21	2.33	0.62
1:S:264:ASN:HD21	4:S:7512:CIT:H22	1.64	0.62
1:B:176:LYS:HD2	1:C:55:ARG:CZ	2.29	0.62
1:C:176:LYS:HB3	1:D:55:ARG:HE	1.64	0.62
1:F:323:VAL:HG22	1:F:324:PRO:HD2	1.81	0.62
1:H:80:ARG:HD3	1:I:193:ASP:OD2	1.99	0.62
1:N:136:ASP:OD1	1:N:154:ILE:HG13	1.99	0.62
1:N:323:VAL:HG22	1:N:324:PRO:HD2	1.81	0.62
1:N:375:LEU:HD22	1:N:379:LEU:HG	1.80	0.62
1:P:375:LEU:HD22	1:P:379:LEU:HG	1.80	0.62
1:W:55:ARG:CZ	1:X:176:LYS:HD2	2.29	0.62
1:D:121:ALA:HB1	1:D:275:TRP:O	1.98	0.62
1:G:339:ARG:HH22	1:L:63:SER:HB2	1.63	0.62
1:K:399:LEU:HB3	1:K:404:ALA:CA	2.29	0.62
1:S:180:PHE:CE2	1:X:52:SER:HB3	2.34	0.62
1:A:348:THR:HB	1:A:353:ALA:HB1	1.80	0.62
1:T:348:THR:HB	1:T:353:ALA:HB1	1.80	0.62
1:Q:458:HIS:CD2	1:Q:460:TYR:H	2.12	0.62
1:E:338:ASN:OD1	1:E:396:LEU:HG	1.99	0.62
1:N:338:ASN:OD1	1:N:396:LEU:HG	1.99	0.62
1:F:320:LYS:HE2	1:L:454:ASN:O	1.99	0.62
1:I:116:ILE:HG12	1:I:122:ASP:HA	1.79	0.62

*Continued on next page...*

*Continued from previous page...*

Atom-1	Atom-2	Interatomic distance (Å)	Clash overlap (Å)
1:K:332:LEU:HD23	1:K:342:CYS:SG	2.38	0.62
1:D:175:HIS:HE1	1:K:467:ASP:OD2	1.82	0.62
1:A:282:MET:HA	1:A:294:ALA:HB2	1.81	0.62
1:E:601:THR:HG22	1:E:602:GLU:H	1.64	0.62
1:J:307:SER:HB2	1:J:421:LEU:HA	1.81	0.62
1:K:307:SER:HB2	1:K:421:LEU:HA	1.81	0.62
1:L:307:SER:HB2	1:L:421:LEU:HA	1.81	0.62
1:O:307:SER:HB2	1:O:421:LEU:HA	1.81	0.62
1:P:125:TYR:HB3	1:P:225:PHE:CD2	2.34	0.62
1:Q:601:THR:HG22	1:Q:602:GLU:H	1.64	0.62
1:X:307:SER:HB2	1:X:421:LEU:HA	1.81	0.62
1:A:48:ALA:HA	1:A:65:MET:O	1.99	0.62
1:G:48:ALA:HA	1:G:65:MET:O	1.99	0.62
1:Q:80:ARG:HD2	1:Q:84:THR:OG1	1.98	0.62
1:S:48:ALA:HA	1:S:65:MET:O	1.98	0.62
1:T:328:ALA:HA	4:T:7514:CIT:O5	1.99	0.62
1:E:332:LEU:HG	1:E:410:THR:HG23	1.80	0.62
1:O:23:ASP:HA	1:O:57:PHE:CE1	2.34	0.62
1:R:51:GLY:H	1:R:63:SER:HB3	1.63	0.62
1:W:51:GLY:H	1:W:63:SER:HB3	1.63	0.62
1:A:48:ALA:HA	1:A:65:MET:O	1.99	0.62
1:D:502:PRO:HB2	1:E:137:SER:HB3	1.80	0.62
1:H:53:SER:CB	1:I:179:TYR:H	2.12	0.62
1:J:57:PHE:CE2	1:J:91:VAL:HG21	2.33	0.62
1:M:204:PHE:CE1	1:M:237:LEU:HD13	2.34	0.62
1:E:136:ASP:OD1	1:E:154:ILE:HG13	1.99	0.62
1:E:177:GLY:N	1:F:55:ARG:H	1.96	0.62
1:K:323:VAL:HG22	1:K:324:PRO:HD2	1.81	0.62
1:N:40:LYS:H	1:N:40:LYS:CD	2.12	0.62
1:Q:40:LYS:CD	1:Q:40:LYS:H	2.11	0.62
1:R:323:VAL:HG22	1:R:324:PRO:HD2	1.81	0.62
1:T:53:SER:HB3	1:U:178:GLY:HA2	1.79	0.62
1:U:375:LEU:HD22	1:U:379:LEU:HG	1.80	0.62
1:U:40:LYS:H	1:U:40:LYS:CD	2.11	0.62
1:W:323:VAL:HG22	1:W:324:PRO:HD2	1.81	0.62
1:F:399:LEU:HB3	1:F:404:ALA:CA	2.29	0.62
1:O:80:ARG:HD2	1:O:84:THR:OG1	1.99	0.62
1:R:399:LEU:HB3	1:R:404:ALA:CA	2.29	0.62
1:T:80:ARG:HD2	1:T:84:THR:OG1	1.99	0.62
1:J:348:THR:HB	1:J:353:ALA:HB1	1.80	0.62
1:S:211:HIS:CD2	1:X:33:ILE:HG22	2.34	0.62

*Continued on next page...*



*Continued from previous page...*

Atom-1	Atom-2	Interatomic distance (Å)	Clash overlap (Å)
1:G:49:PHE:CD2	1:H:211:HIS:HE1	2.18	0.62
1:S:177:GLY:HA2	1:X:55:ARG:HB2	1.82	0.62
1:W:80:ARG:HD3	1:X:189:VAL:HG11	1.78	0.62
1:A:33:ILE:HG22	1:F:211:HIS:CD2	2.33	0.62
1:B:338:ASN:OD1	1:B:396:LEU:HG	1.99	0.62
1:K:338:ASN:OD1	1:K:396:LEU:HG	1.99	0.62
1:Q:338:ASN:OD1	1:Q:396:LEU:HG	1.99	0.62
1:B:332:LEU:HD23	1:B:342:CYS:SG	2.38	0.62
1:C:56:GLY:O	1:C:57:PHE:HD1	1.81	0.62
1:P:207:GLU:H	1:P:210:HIS:CD2	2.12	0.62
1:P:344:ARG:NH2	1:P:344:ARG:HG2	2.05	0.62
1:W:56:GLY:O	1:W:57:PHE:HD1	1.81	0.62
1:A:601:THR:HG22	1:A:602:GLU:H	1.64	0.62
1:C:307:SER:HB2	1:C:421:LEU:HA	1.81	0.62
1:D:125:TYR:HB3	1:D:225:PHE:CD2	2.34	0.62
1:F:601:THR:C	1:F:72:GLU:HG3	2.20	0.62
1:I:129:GLU:OE1	3:I:7491:AMP:H5'1	1.98	0.62
1:K:601:THR:HG22	1:K:602:GLU:H	1.64	0.62
1:M:282:MET:HA	1:M:294:ALA:HB2	1.81	0.62
1:M:601:THR:HG22	1:M:602:GLU:H	1.64	0.62
1:O:601:THR:C	1:O:72:GLU:HG3	2.20	0.62
1:O:601:THR:HG22	1:O:602:GLU:H	1.64	0.62
1:R:601:THR:C	1:R:72:GLU:HG3	2.20	0.62
1:S:129:GLU:OE1	3:S:7511:AMP:H5'1	1.98	0.62
1:V:307:SER:HB2	1:V:421:LEU:HA	1.81	0.62
1:E:80:ARG:HD2	1:E:84:THR:OG1	1.98	0.62
1:H:328:ALA:HA	4:H:7490:CIT:O5	1.99	0.62
1:K:283:TYR:CZ	1:K:350:SER:HA	2.32	0.62
1:S:129:GLU:HG3	1:S:269:HIS:ND1	2.14	0.62
1:A:50:ASP:HB2	1:F:339:ARG:HE	1.63	0.62
1:B:51:GLY:H	1:B:63:SER:HB3	1.63	0.62
1:C:23:ASP:HA	1:C:57:PHE:CE1	2.34	0.62
1:D:467:ASP:HB2	5:D:2709:HOH:O	1.98	0.62
1:F:332:LEU:HG	1:F:410:THR:HG23	1.80	0.62
1:E:40:LYS:CE	1:U:7:LYS:HE2	2.29	0.62
1:B:324:PRO:HD2	5:H:7643:HOH:O	1.98	0.62
1:B:296:HIS:HB3	1:B:382:ILE:HA	1.80	0.62
1:C:48:ALA:HA	1:C:65:MET:O	1.99	0.62
1:J:29:GLN:CD	1:K:178:GLY:HA3	2.19	0.62
1:K:204:PHE:CE1	1:K:237:LEU:HD13	2.34	0.62
1:Q:48:ALA:HA	1:Q:65:MET:O	1.99	0.62

*Continued on next page...*

*Continued from previous page...*

Atom-1	Atom-2	Interatomic distance (Å)	Clash overlap (Å)
1:V:57:PHE:CE2	1:V:91:VAL:HG21	2.33	0.62
1:E:323:VAL:HG22	1:E:324:PRO:HD2	1.81	0.62
1:E:40:LYS:H	1:E:40:LYS:CD	2.12	0.62
1:I:136:ASP:OD1	1:I:154:ILE:HG13	1.99	0.62
1:I:375:LEU:HD22	1:I:379:LEU:HG	1.80	0.62
1:J:323:VAL:HG22	1:J:324:PRO:HD2	1.81	0.62
1:L:136:ASP:OD1	1:L:154:ILE:HG13	1.99	0.62
1:Q:136:ASP:OD1	1:Q:154:ILE:HG13	1.99	0.62
1:Q:375:LEU:HD22	1:Q:379:LEU:HG	1.80	0.62
1:S:323:VAL:HG22	1:S:324:PRO:HD2	1.81	0.62
1:V:323:VAL:HG22	1:V:324:PRO:HD2	1.81	0.62
1:C:80:ARG:HD2	1:C:84:THR:OG1	1.99	0.62
1:D:399:LEU:HB3	1:D:404:ALA:CA	2.29	0.62
1:H:80:ARG:HD2	1:H:84:THR:OG1	1.99	0.62
1:J:121:ALA:HB1	1:J:275:TRP:O	1.98	0.62
1:I:63:SER:HB3	1:J:337:ARG:HA	1.80	0.62
1:P:121:ALA:HB1	1:P:275:TRP:O	1.98	0.62
1:P:399:LEU:HB3	1:P:404:ALA:CA	2.29	0.62
1:O:180:PHE:CE2	1:P:52:SER:HB3	2.34	0.62
1:M:348:THR:HB	1:M:353:ALA:HB1	1.80	0.62
1:P:348:THR:HB	1:P:353:ALA:HB1	1.80	0.62
1:D:456:ARG:O	1:J:458:HIS:HE1	1.82	0.62
1:G:338:ASN:OD1	1:G:396:LEU:HG	1.99	0.62
1:J:80:ARG:HE	1:K:189:VAL:CG1	2.12	0.62
1:P:465:TYR:OH	1:V:450:GLU:HB3	1.99	0.62
1:N:56:GLY:O	1:N:57:PHE:HD1	1.81	0.62
1:W:332:LEU:HD23	1:W:342:CYS:SG	2.38	0.62
1:J:601:THR:C	1:J:72:GLU:HG3	2.20	0.62
1:M:53:SER:OG	1:R:179:TYR:HB2	1.98	0.62
1:S:282:MET:HA	1:S:294:ALA:HB2	1.81	0.62
1:U:282:MET:HA	1:U:294:ALA:HB2	1.81	0.62
1:V:601:THR:C	1:V:72:GLU:HG3	2.20	0.62
1:W:307:SER:HB2	1:W:421:LEU:HA	1.81	0.62
1:W:55:ARG:HB3	1:X:176:LYS:HD2	1.81	0.62
1:X:601:THR:HG22	1:X:602:GLU:H	1.64	0.62
1:D:80:ARG:HD2	1:D:84:THR:OG1	1.98	0.62
1:J:328:ALA:HA	4:J:7494:CIT:O5	1.99	0.62
1:K:48:ALA:HA	1:K:65:MET:O	1.99	0.62
1:O:129:GLU:HG3	1:O:269:HIS:ND1	2.14	0.62
1:P:339:ARG:NH2	1:Q:63:SER:HB2	2.12	0.62
1:V:328:ALA:HA	4:V:7518:CIT:O5	1.99	0.62

*Continued on next page...*

*Continued from previous page...*

Atom-1	Atom-2	Interatomic distance (Å)	Clash overlap (Å)
1:W:48:ALA:HA	1:W:65:MET:O	1.99	0.62
1:C:53:SER:HB2	1:C:57:PHE:HB3	1.80	0.62
1:J:53:SER:HB2	1:J:57:PHE:HB3	1.80	0.62
1:N:51:GLY:H	1:N:63:SER:HB3	1.63	0.62
1:T:51:GLY:H	1:T:63:SER:HB3	1.63	0.62
1:E:40:LYS:HE2	1:U:7:LYS:HD3	1.81	0.62
1:A:204:PHE:CE1	1:A:237:LEU:HD13	2.34	0.62
1:E:204:PHE:CE1	1:E:237:LEU:HD13	2.34	0.62
1:E:48:ALA:HA	1:E:65:MET:O	1.99	0.62
1:G:296:HIS:HB3	1:G:382:ILE:HA	1.80	0.62
1:I:57:PHE:CE2	1:I:91:VAL:HG21	2.33	0.62
1:K:296:HIS:HB3	1:K:382:ILE:HA	1.80	0.62
1:O:48:ALA:HA	1:O:65:MET:O	1.99	0.62
1:O:502:PRO:HB2	1:P:137:SER:HB3	1.81	0.62
1:Q:204:PHE:CE1	1:Q:237:LEU:HD13	2.34	0.62
1:B:40:LYS:H	1:B:40:LYS:CD	2.12	0.62
1:A:177:GLY:N	1:B:55:ARG:H	1.96	0.62
1:A:395:ASP:OD2	1:B:60:ILE:HG12	1.99	0.62
1:E:375:LEU:HD22	1:E:379:LEU:HG	1.80	0.62
1:F:136:ASP:OD1	1:F:154:ILE:HG13	1.99	0.62
1:Q:323:VAL:HG22	1:Q:324:PRO:HD2	1.81	0.62
1:R:136:ASP:OD1	1:R:154:ILE:HG13	1.99	0.62
1:S:375:LEU:HD22	1:S:379:LEU:HG	1.80	0.62
1:T:323:VAL:HG22	1:T:324:PRO:HD2	1.81	0.62
1:U:136:ASP:OD1	1:U:154:ILE:HG13	1.99	0.62
1:H:327:GLU:HB3	1:H:339:ARG:HB3	1.82	0.62
1:T:327:GLU:HB3	1:T:339:ARG:HB3	1.82	0.62
1:U:399:LEU:HB3	1:U:404:ALA:CA	2.29	0.62
1:V:121:ALA:HB1	1:V:275:TRP:O	1.98	0.62
1:B:464:LEU:HA	1:I:175:HIS:CE1	2.35	0.62
1:D:348:THR:HB	1:D:353:ALA:HB1	1.80	0.62
1:Q:337:ARG:NH2	1:R:63:SER:HB3	2.15	0.62
1:V:348:THR:HB	1:V:353:ALA:HB1	1.80	0.62
1:E:458:HIS:CD2	1:E:460:TYR:H	2.12	0.62
1:E:177:GLY:CA	1:F:55:ARG:HD3	2.30	0.62
1:J:49:PHE:HZ	1:K:180:PHE:HE2	1.47	0.62
1:E:207:GLU:H	1:E:210:HIS:HD2	1.46	0.62
1:P:32:THR:HG21	1:P:80:ARG:HH22	1.63	0.62
1:T:338:ASN:OD1	1:T:396:LEU:HG	1.99	0.62
1:B:56:GLY:O	1:B:57:PHE:HD1	1.81	0.62
1:E:177:GLY:C	1:F:56:GLY:CA	2.66	0.62

*Continued on next page...*

*Continued from previous page...*

Atom-1	Atom-2	Interatomic distance (Å)	Clash overlap (Å)
1:H:338:ASN:ND2	1:H:395:ASP:HA	2.14	0.62
1:I:125:TYR:HB3	1:I:225:PHE:CD2	2.34	0.62
1:I:282:MET:HA	1:I:294:ALA:HB2	1.81	0.62
1:L:601:THR:HG22	1:L:602:GLU:H	1.64	0.62
1:U:129:GLU:OE1	3:U:7515:AMP:H5'1	1.98	0.62
1:W:601:THR:HG22	1:W:602:GLU:H	1.64	0.62
1:D:328:ALA:HA	4:D:7482:CIT:O5	1.99	0.62
1:P:80:ARG:HD2	1:P:84:THR:OG1	1.98	0.62
1:Q:129:GLU:HG3	1:Q:269:HIS:ND1	2.14	0.62
1:B:207:GLU:N	1:B:210:HIS:HD2	1.82	0.62
1:F:51:GLY:H	1:F:63:SER:HB3	1.63	0.62
1:H:53:SER:HB2	1:H:57:PHE:HB3	1.80	0.62
1:O:463:ALA:HA	1:U:140:PHE:CE1	2.34	0.62
1:V:53:SER:HB2	1:V:57:PHE:HB3	1.80	0.62
1:K:48:ALA:HA	1:K:65:MET:O	1.99	0.62
1:N:296:HIS:HB3	1:N:382:ILE:HA	1.80	0.62
1:T:264:ASN:HD21	4:T:7514:CIT:H22	1.64	0.62
1:W:204:PHE:CE1	1:W:237:LEU:HD13	2.34	0.62
1:W:296:HIS:HB3	1:W:382:ILE:HA	1.80	0.62
1:G:323:VAL:HG22	1:G:324:PRO:HD2	1.81	0.62
1:I:40:LYS:CD	1:I:40:LYS:H	2.11	0.62
1:K:136:ASP:OD1	1:K:154:ILE:HG13	1.99	0.62
1:O:375:LEU:HD22	1:O:379:LEU:HG	1.80	0.62
1:X:136:ASP:OD1	1:X:154:ILE:HG13	1.99	0.62
1:D:327:GLU:HB3	1:D:339:ARG:HB3	1.82	0.62
1:E:80:ARG:HD2	1:E:84:THR:OG1	1.99	0.62
1:P:327:GLU:HB3	1:P:339:ARG:HB3	1.82	0.62
1:Q:327:GLU:HB3	1:Q:339:ARG:HB3	1.82	0.62
1:Q:80:ARG:HD2	1:Q:84:THR:OG1	1.99	0.62
1:R:56:GLY:O	1:R:57:PHE:HD1	1.83	0.62
1:D:463:ALA:O	1:K:175:HIS:HE1	1.81	0.62
1:J:458:HIS:CD2	1:J:460:TYR:H	2.12	0.62
1:V:458:HIS:CD2	1:V:460:TYR:H	2.12	0.62
1:D:467:ASP:OD2	1:K:175:HIS:CE1	2.53	0.62
1:D:32:THR:HG21	1:D:80:ARG:HH22	1.63	0.62
1:F:93:ASP:HB3	1:F:98:GLU:H	1.65	0.62
1:J:338:ASN:OD1	1:J:396:LEU:HG	1.99	0.62
1:L:93:ASP:HB3	1:L:98:GLU:H	1.65	0.62
1:Q:207:GLU:H	1:Q:210:HIS:HD2	1.46	0.62
1:S:458:HIS:CD2	1:S:460:TYR:H	2.10	0.62
1:V:338:ASN:OD1	1:V:396:LEU:HG	1.99	0.62

*Continued on next page...*

*Continued from previous page...*

Atom-1	Atom-2	Interatomic distance (Å)	Clash overlap (Å)
1:B:601:THR:C	1:B:72:GLU:HG3	2.20	0.62
1:C:601:THR:C	1:C:72:GLU:HG3	2.20	0.62
1:I:338:ASN:ND2	1:I:395:ASP:HA	2.14	0.62
1:M:307:SER:HB2	1:M:421:LEU:HA	1.81	0.62
1:N:307:SER:HB2	1:N:421:LEU:HA	1.81	0.62
1:P:282:MET:HA	1:P:294:ALA:HB2	1.81	0.62
1:B:48:ALA:HA	1:B:65:MET:O	1.99	0.62
1:E:129:GLU:HG3	1:E:269:HIS:ND1	2.14	0.62
1:M:129:GLU:HG3	1:M:269:HIS:ND1	2.14	0.62
1:P:48:ALA:HA	1:P:65:MET:O	1.98	0.62
1:P:328:ALA:HA	4:P:7506:CIT:O5	1.99	0.62
1:H:51:GLY:H	1:H:63:SER:HB3	1.63	0.62
1:L:332:LEU:HG	1:L:410:THR:HG23	1.80	0.62
1:L:53:SER:HB2	1:L:57:PHE:CB	2.30	0.62
1:R:53:SER:HB2	1:R:57:PHE:CB	2.30	0.62
1:F:296:HIS:HB3	1:F:382:ILE:HA	1.80	0.62
1:H:264:ASN:HD21	4:H:7490:CIT:H22	1.64	0.62
1:R:296:HIS:HB3	1:R:382:ILE:HA	1.80	0.62
1:U:57:PHE:CE2	1:U:91:VAL:HG21	2.33	0.62
1:A:375:LEU:HD22	1:A:379:LEU:HG	1.80	0.62
1:C:375:LEU:HD22	1:C:379:LEU:HG	1.80	0.62
1:G:271:HIS:CD2	3:G:7487:AMP:H4'	2.35	0.62
1:H:271:HIS:CD2	3:H:7489:AMP:H4'	2.35	0.62
1:H:55:ARG:N	1:I:177:GLY:HA2	2.15	0.62
1:J:271:HIS:CD2	3:J:7493:AMP:H4'	2.35	0.62
1:F:140:PHE:CE1	1:L:463:ALA:HA	2.35	0.62
1:M:375:LEU:HD22	1:M:379:LEU:HG	1.80	0.62
1:S:271:HIS:CD2	3:S:7511:AMP:H4'	2.35	0.62
1:R:140:PHE:CE1	1:X:463:ALA:HA	2.34	0.62
1:A:80:ARG:HD2	1:A:84:THR:OG1	1.99	0.62
1:F:56:GLY:O	1:F:57:PHE:HD1	1.83	0.62
1:I:327:GLU:HB3	1:I:339:ARG:HB3	1.81	0.62
1:K:80:ARG:HD2	1:K:84:THR:OG1	1.99	0.62
1:N:80:ARG:HD2	1:N:84:THR:OG1	1.99	0.62
1:Q:337:ARG:NH1	1:R:61:HIS:O	2.33	0.62
1:E:40:LYS:CE	1:U:7:LYS:HE2	2.29	0.62
1:H:338:ASN:OD1	1:H:396:LEU:HG	1.99	0.62
1:O:338:ASN:OD1	1:O:396:LEU:HG	1.99	0.62
1:P:338:ASN:OD1	1:P:396:LEU:HG	1.99	0.62
1:R:93:ASP:HB3	1:R:98:GLU:H	1.65	0.62
1:S:176:LYS:HE3	5:X:6223:HOH:O	1.99	0.62

*Continued on next page...*

*Continued from previous page...*

Atom-1	Atom-2	Interatomic distance (Å)	Clash overlap (Å)
1:S:189:VAL:CG1	1:X:80:ARG:HE	2.12	0.62
1:X:93:ASP:HB3	1:X:98:GLU:H	1.65	0.62
1:D:207:GLU:H	1:D:210:HIS:CD2	2.12	0.62
1:D:344:ARG:NH2	1:D:344:ARG:HG2	2.05	0.62
1:G:56:GLY:O	1:G:57:PHE:HD1	1.81	0.62
1:L:116:ILE:HG12	1:L:122:ASP:HA	1.79	0.62
1:N:332:LEU:HD23	1:N:342:CYS:SG	2.38	0.62
1:R:454:ASN:O	1:X:320:LYS:HE2	1.98	0.62
1:S:56:GLY:O	1:S:57:PHE:HD1	1.81	0.62
1:A:307:SER:HB2	1:A:421:LEU:HA	1.81	0.62
1:B:307:SER:HB2	1:B:421:LEU:HA	1.81	0.62
1:D:282:MET:HA	1:D:294:ALA:HB2	1.81	0.62
1:D:338:ASN:ND2	1:D:395:ASP:HA	2.14	0.62
1:J:125:TYR:HB3	1:J:225:PHE:CD2	2.34	0.62
1:M:458:HIS:CD2	1:M:460:TYR:H	2.10	0.62
1:P:338:ASN:ND2	1:P:395:ASP:HA	2.14	0.62
1:U:338:ASN:ND2	1:U:395:ASP:HA	2.14	0.62
1:W:125:TYR:HB3	1:W:225:PHE:CD2	2.34	0.62
1:S:177:GLY:HA2	1:X:56:GLY:HA2	1.81	0.62
1:A:129:GLU:HG3	1:A:269:HIS:ND1	2.14	0.62
1:G:328:ALA:HA	4:G:7488:CIT:O5	1.99	0.62
1:H:48:ALA:HA	1:H:65:MET:O	1.99	0.62
1:S:328:ALA:HA	4:S:7512:CIT:O5	1.99	0.62
1:B:53:SER:HB2	1:B:57:PHE:CB	2.30	0.62
1:F:53:SER:HB2	1:F:57:PHE:CB	2.30	0.62
1:G:207:GLU:N	1:G:210:HIS:HD2	1.82	0.62
1:N:23:ASP:HA	1:N:57:PHE:CE1	2.34	0.62
1:O:53:SER:HB2	1:O:57:PHE:HB3	1.80	0.62
1:T:53:SER:HB2	1:T:57:PHE:HB3	1.80	0.62
1:X:332:LEU:HG	1:X:410:THR:HG23	1.80	0.62
1:X:53:SER:HB2	1:X:57:PHE:CB	2.30	0.62
1:J:49:PHE:HE1	1:K:180:PHE:HE2	1.44	0.62
1:V:48:ALA:HA	1:V:65:MET:O	1.99	0.62
1:B:180:PHE:CE2	1:C:52:SER:HB2	2.35	0.62
1:H:323:VAL:HG22	1:H:324:PRO:HD2	1.81	0.62
1:T:271:HIS:CD2	3:T:7513:AMP:H4'	2.35	0.62
1:V:271:HIS:CD2	3:V:7517:AMP:H4'	2.35	0.62
1:F:327:GLU:HB3	1:F:339:ARG:HB3	1.82	0.62
1:E:177:GLY:CA	1:F:55:ARG:HG3	2.30	0.62
1:J:80:ARG:HD2	1:J:84:THR:OG1	1.99	0.62
1:R:327:GLU:HB3	1:R:339:ARG:HB3	1.82	0.62

*Continued on next page...*

*Continued from previous page...*

Atom-1	Atom-2	Interatomic distance (Å)	Clash overlap (Å)
1:C:458:HIS:CD2	1:C:460:TYR:H	2.13	0.62
1:H:458:HIS:CD2	1:H:460:TYR:H	2.12	0.62
1:C:338:ASN:OD1	1:C:396:LEU:HG	1.99	0.62
1:D:338:ASN:OD1	1:D:396:LEU:HG	1.99	0.62
1:G:93:ASP:HB3	1:G:98:GLU:H	1.65	0.62
1:S:93:ASP:HB3	1:S:98:GLU:H	1.65	0.62
1:W:93:ASP:HB3	1:W:98:GLU:H	1.65	0.62
1:H:55:ARG:HD2	1:I:176:LYS:HG3	1.80	0.62
1:K:338:ASN:ND2	1:K:395:ASP:HA	2.15	0.62
1:F:4:ASP:CG	1:S:10:LYS:HE2	2.19	0.62
1:T:338:ASN:ND2	1:T:395:ASP:HA	2.14	0.62
1:V:125:TYR:HB3	1:V:225:PHE:CD2	2.34	0.62
1:W:338:ASN:ND2	1:W:395:ASP:HA	2.14	0.62
1:X:338:ASN:ND2	1:X:395:ASP:HA	2.14	0.62
1:D:48:ALA:HA	1:D:65:MET:O	1.98	0.62
1:K:328:ALA:HA	4:K:7496:CIT:O5	1.99	0.62
1:W:328:ALA:HA	4:W:7520:CIT:O5	1.99	0.62
1:B:23:ASP:HA	1:B:57:PHE:CE1	2.34	0.62
1:G:53:SER:HB2	1:G:57:PHE:CB	2.30	0.62
1:J:53:SER:HB2	1:J:57:PHE:CB	2.30	0.62
1:N:207:GLU:N	1:N:210:HIS:HD2	1.82	0.62
1:W:60:ILE:HG22	1:X:339:ARG:HD2	1.81	0.62
1:B:204:PHE:CE1	1:B:237:LEU:HD13	2.34	0.62
1:C:204:PHE:CE1	1:C:237:LEU:HD13	2.34	0.62
1:F:264:ASN:HD21	4:F:7486:CIT:H22	1.64	0.62
1:I:53:SER:HB3	1:J:179:TYR:H	1.64	0.62
1:R:264:ASN:HD21	4:R:7510:CIT:H22	1.64	0.62
1:V:204:PHE:CE1	1:V:237:LEU:HD13	2.34	0.62
1:D:395:ASP:HA	1:E:60:ILE:HG13	1.80	0.62
1:G:136:ASP:OD1	1:G:154:ILE:HG13	1.99	0.62
1:E:327:GLU:HB3	1:E:339:ARG:HB3	1.82	0.62
1:I:399:LEU:HB3	1:I:404:ALA:CA	2.29	0.62
1:L:327:GLU:HB3	1:L:339:ARG:HB3	1.82	0.62
1:S:399:LEU:HB3	1:S:404:ALA:CA	2.29	0.62
1:U:327:GLU:HB3	1:U:339:ARG:HB3	1.82	0.62
1:V:80:ARG:HD2	1:V:84:THR:OG1	1.99	0.62
1:W:80:ARG:HD2	1:W:84:THR:OG1	1.99	0.62
1:T:458:HIS:CD2	1:T:460:TYR:H	2.12	0.62
1:F:175:HIS:ND1	1:G:467:ASP:OD2	2.33	0.62
1:K:93:ASP:HB3	1:K:98:GLU:H	1.65	0.62
1:S:338:ASN:OD1	1:S:396:LEU:HG	1.99	0.62

*Continued on next page...*

*Continued from previous page...*

Atom-1	Atom-2	Interatomic distance (Å)	Clash overlap (Å)
1:U:458:HIS:CD2	1:U:460:TYR:H	2.10	0.62
1:X:458:HIS:CD2	1:X:460:TYR:H	2.10	0.62
1:A:458:HIS:CD2	1:A:460:TYR:H	2.10	0.62
1:G:129:GLU:OE1	3:G:7487:AMP:H5'1	1.98	0.62
1:G:458:HIS:CD2	1:G:460:TYR:H	2.10	0.62
1:L:338:ASN:ND2	1:L:395:ASP:HA	2.15	0.62
1:L:601:THR:C	1:L:72:GLU:HG3	2.20	0.62
1:N:601:THR:C	1:N:72:GLU:HG3	2.20	0.62
1:Q:601:THR:C	1:Q:72:GLU:HG3	2.20	0.62
1:S:338:ASN:ND2	1:S:395:ASP:HA	2.14	0.62
1:S:211:HIS:HB3	1:X:33:ILE:HG22	1.82	0.62
1:X:601:THR:C	1:X:72:GLU:HG3	2.20	0.62
1:O:328:ALA:HA	4:O:7504:CIT:O5	1.99	0.62
1:T:48:ALA:HA	1:T:65:MET:O	1.98	0.62
1:A:53:SER:HB2	1:A:57:PHE:CB	2.30	0.62
1:G:337:ARG:HH22	1:L:95:PHE:HE1	1.48	0.62
1:S:53:SER:HB2	1:S:57:PHE:CB	2.30	0.62
1:V:53:SER:HB2	1:V:57:PHE:CB	2.30	0.62
1:O:204:PHE:CE1	1:O:237:LEU:HD13	2.34	0.62
1:P:48:ALA:HA	1:P:65:MET:O	1.99	0.62
1:U:264:ASN:HD21	4:U:7516:CIT:H22	1.64	0.62
1:A:136:ASP:OD1	1:A:154:ILE:HG13	1.99	0.62
1:H:136:ASP:OD1	1:H:154:ILE:HG13	1.99	0.62
1:J:55:ARG:HD2	1:J:449:ASN:HD21	1.65	0.62
1:K:271:HIS:CD2	3:K:7495:AMP:H4'	2.35	0.62
1:W:136:ASP:OD1	1:W:154:ILE:HG13	1.99	0.62
1:W:271:HIS:CD2	3:W:7519:AMP:H4'	2.35	0.62
1:W:55:ARG:HE	1:X:176:LYS:HB3	1.65	0.62
1:B:80:ARG:HD2	1:B:84:THR:OG1	1.99	0.62
1:D:330:ILE:O	1:D:409:GLN:HA	2.00	0.62
1:G:399:LEU:HB3	1:G:404:ALA:CA	2.29	0.62
1:I:330:ILE:O	1:I:409:GLN:HA	2.00	0.62
1:M:80:ARG:HD2	1:M:84:THR:OG1	1.99	0.62
1:P:330:ILE:O	1:P:409:GLN:HA	2.00	0.62
1:X:327:GLU:HB3	1:X:339:ARG:HB3	1.82	0.62
1:X:80:ARG:HD2	1:X:84:THR:OG1	1.99	0.62
1:B:463:ALA:HA	1:H:140:PHE:CE1	2.34	0.62
1:L:458:HIS:CD2	1:L:460:TYR:H	2.10	0.62
1:B:601:THR:HG22	1:B:602:GLU:H	1.64	0.62
1:E:601:THR:C	1:E:72:GLU:HG3	2.20	0.62
1:G:125:TYR:HB3	1:G:225:PHE:CD2	2.34	0.62

*Continued on next page...*



*Continued from previous page...*

Atom-1	Atom-2	Interatomic distance (Å)	Clash overlap (Å)
1:I:307:SER:HB2	1:I:421:LEU:HA	1.81	0.62
1:N:601:THR:HG22	1:N:602:GLU:H	1.64	0.62
1:O:211:HIS:NE2	1:P:49:PHE:CD2	2.68	0.62
1:S:125:TYR:HB3	1:S:225:PHE:CD2	2.34	0.62
1:T:282:MET:HA	1:T:294:ALA:HB2	1.81	0.62
1:C:328:ALA:HA	4:C:7480:CIT:O5	1.99	0.62
1:N:48:ALA:HA	1:N:65:MET:O	1.98	0.62
1:N:328:ALA:HA	4:N:7502:CIT:O5	1.99	0.62
1:Q:193:ASP:OD2	1:R:80:ARG:HD3	2.00	0.62
1:A:193:ASP:OD2	1:B:80:ARG:HD3	2.00	0.62
1:N:53:SER:HB2	1:N:57:PHE:CB	2.30	0.62
1:Q:53:SER:HB2	1:Q:57:PHE:CB	2.30	0.62
1:E:264:ASN:HD21	4:E:7484:CIT:H22	1.64	0.62
1:J:204:PHE:CE1	1:J:237:LEU:HD13	2.34	0.62
1:J:48:ALA:HA	1:J:65:MET:O	1.99	0.62
1:K:264:ASN:HD21	4:K:7496:CIT:H22	1.64	0.62
1:N:264:ASN:HD21	4:N:7502:CIT:H22	1.64	0.62
1:Q:264:ASN:HD21	4:Q:7508:CIT:H22	1.64	0.62
1:W:48:ALA:HA	1:W:65:MET:O	1.99	0.62
1:W:264:ASN:HD21	4:W:7520:CIT:H22	1.64	0.62
1:C:271:HIS:CD2	3:C:7479:AMP:H4'	2.35	0.62
1:H:55:ARG:HD2	1:H:449:ASN:HD21	1.65	0.62
1:N:271:HIS:CD2	3:N:7501:AMP:H4'	2.35	0.62
1:V:55:ARG:HD2	1:V:449:ASN:HD21	1.65	0.62
1:X:375:LEU:HD22	1:X:379:LEU:HG	1.80	0.62
1:C:295:ARG:HG2	1:C:388:PRO:HG3	1.82	0.62
1:K:327:GLU:HB3	1:K:339:ARG:HB3	1.82	0.62
1:P:175:HIS:HE1	1:W:467:ASP:OD2	1.83	0.62
1:W:56:GLY:O	1:W:57:PHE:HD1	1.83	0.62
1:O:458:HIS:CD2	1:O:460:TYR:H	2.12	0.62
1:E:177:GLY:HA2	1:F:55:ARG:CD	2.30	0.62
1:P:175:HIS:ND1	1:W:467:ASP:OD2	2.33	0.62
1:A:93:ASP:HB3	1:A:98:GLU:H	1.65	0.62
1:I:93:ASP:HB3	1:I:98:GLU:H	1.65	0.62
1:S:179:TYR:CD2	1:X:53:SER:HA	2.35	0.62
1:H:80:ARG:HD3	1:I:193:ASP:OD2	1.99	0.62
1:U:52:SER:HB2	1:V:180:PHE:CE2	2.35	0.62
1:G:282:MET:HA	1:G:294:ALA:HB2	1.81	0.62
1:H:601:THR:HG22	1:H:602:GLU:H	1.64	0.62
1:U:307:SER:HB2	1:U:421:LEU:HA	1.81	0.62
1:F:328:ALA:HA	4:F:7486:CIT:O5	1.99	0.62

*Continued on next page...*

*Continued from previous page...*

Atom-1	Atom-2	Interatomic distance (Å)	Clash overlap (Å)
1:C:53:SER:HB2	1:C:57:PHE:CB	2.30	0.61
1:E:53:SER:HB2	1:E:57:PHE:CB	2.30	0.61
1:O:53:SER:HB2	1:O:57:PHE:CB	2.30	0.61
1:D:296:HIS:HB3	1:D:382:ILE:HA	1.80	0.61
1:D:48:ALA:HA	1:D:65:MET:O	1.99	0.61
1:G:193:ASP:OD2	1:L:80:ARG:HD3	1.99	0.61
1:I:264:ASN:HD21	4:I:7492:CIT:H22	1.64	0.61
1:U:296:HIS:HB3	1:U:382:ILE:HA	1.80	0.61
1:B:271:HIS:CD2	3:B:7477:AMP:H4'	2.35	0.61
1:F:271:HIS:CD2	3:F:7485:AMP:H4'	2.35	0.61
1:I:323:VAL:HG22	1:I:324:PRO:HD2	1.81	0.61
1:M:136:ASP:OD1	1:M:154:ILE:HG13	1.99	0.61
1:O:271:HIS:CD2	3:O:7503:AMP:H4'	2.35	0.61
1:S:136:ASP:OD1	1:S:154:ILE:HG13	1.99	0.61
1:A:295:ARG:HG2	1:A:388:PRO:HG3	1.82	0.61
1:B:330:ILE:O	1:B:409:GLN:HA	2.00	0.61
1:D:56:GLY:O	1:D:57:PHE:HD1	1.83	0.61
1:I:121:ALA:HB1	1:I:275:TRP:O	1.98	0.61
1:K:330:ILE:O	1:K:409:GLN:HA	2.00	0.61
1:L:295:ARG:HG2	1:L:388:PRO:HG3	1.82	0.61
1:L:80:ARG:HD2	1:L:84:THR:OG1	1.99	0.61
1:M:295:ARG:HG2	1:M:388:PRO:HG3	1.82	0.61
1:N:327:GLU:HB3	1:N:339:ARG:HB3	1.82	0.61
1:O:295:ARG:HG2	1:O:388:PRO:HG3	1.83	0.61
1:P:56:GLY:O	1:P:57:PHE:HD1	1.83	0.61
1:U:121:ALA:HB1	1:U:275:TRP:O	1.98	0.61
1:U:330:ILE:O	1:U:409:GLN:HA	2.00	0.61
1:W:330:ILE:O	1:W:409:GLN:HA	2.00	0.61
1:L:348:THR:HB	1:L:353:ALA:HB1	1.80	0.61
1:O:175:HIS:CE1	1:V:463:ALA:O	2.52	0.61
1:X:348:THR:HB	1:X:353:ALA:HB1	1.80	0.61
1:A:60:ILE:CG2	1:F:338:ASN:HD22	2.11	0.61
1:D:395:ASP:OD1	1:E:60:ILE:HG13	1.99	0.61
1:E:456:ARG:O	1:K:458:HIS:HE1	1.83	0.61
1:I:338:ASN:OD1	1:I:396:LEU:HG	1.99	0.61
1:D:601:THR:C	1:D:72:GLU:HG3	2.20	0.61
1:F:307:SER:HB2	1:F:421:LEU:HA	1.81	0.61
1:G:338:ASN:ND2	1:G:395:ASP:HA	2.15	0.61
1:G:601:THR:HG22	1:G:602:GLU:H	1.64	0.61
1:K:601:THR:C	1:K:72:GLU:HG3	2.20	0.61
1:V:338:ASN:ND2	1:V:395:ASP:HA	2.14	0.61

*Continued on next page...*

*Continued from previous page...*

Atom-1	Atom-2	Interatomic distance (Å)	Clash overlap (Å)
1:W:601:THR:C	1:W:72:GLU:HG3	2.20	0.61
1:L:328:ALA:HA	4:L:7498:CIT:O5	1.99	0.61
1:Q:328:ALA:HA	4:Q:7508:CIT:O5	1.99	0.61
1:U:328:ALA:HA	4:U:7516:CIT:O5	1.99	0.61
1:X:328:ALA:HA	4:X:7522:CIT:O5	2.00	0.61
1:E:53:SER:HB2	1:E:57:PHE:HB3	1.80	0.61
1:K:60:ILE:HG22	1:L:339:ARG:HD2	1.83	0.61
1:M:53:SER:HB2	1:M:57:PHE:CB	2.30	0.61
1:Q:53:SER:HB2	1:Q:57:PHE:HB3	1.80	0.61
1:U:207:GLU:N	1:U:210:HIS:HD2	1.82	0.61
1:W:53:SER:HB2	1:W:57:PHE:CB	2.30	0.61
1:W:80:ARG:HD3	1:X:193:ASP:OD2	2.00	0.61
1:B:264:ASN:HD21	4:B:7478:CIT:H22	1.64	0.61
1:I:296:HIS:HB3	1:I:382:ILE:HA	1.80	0.61
1:N:179:TYR:HB2	1:O:53:SER:OG	1.98	0.61
1:P:264:ASN:HD21	4:P:7506:CIT:H22	1.64	0.61
1:P:296:HIS:HB3	1:P:382:ILE:HA	1.80	0.61
1:D:173:VAL:HG21	1:E:140:PHE:HZ	1.66	0.61
1:G:193:ASP:OD2	1:L:80:ARG:HD3	2.00	0.61
1:O:136:ASP:OD1	1:O:154:ILE:HG13	1.99	0.61
1:P:136:ASP:OD1	1:P:154:ILE:HG13	1.99	0.61
1:R:271:HIS:CD2	3:R:7509:AMP:H4'	2.35	0.61
1:R:40:LYS:CD	1:R:40:LYS:H	2.11	0.61
1:T:55:ARG:HD2	1:T:449:ASN:HD21	1.65	0.61
1:A:327:GLU:HB3	1:A:339:ARG:HB3	1.82	0.61
1:J:330:ILE:O	1:J:409:GLN:HA	2.00	0.61
1:J:63:SER:HB2	1:K:339:ARG:NH2	2.15	0.61
1:K:56:GLY:O	1:K:57:PHE:HD1	1.83	0.61
1:M:61:HIS:HB3	1:R:394:LYS:O	2.00	0.61
1:T:56:GLY:O	1:T:57:PHE:HD1	1.83	0.61
1:X:295:ARG:HG2	1:X:388:PRO:HG3	1.82	0.61
1:A:338:ASN:OD1	1:A:396:LEU:HG	1.99	0.61
1:B:93:ASP:HB3	1:B:98:GLU:H	1.65	0.61
1:N:93:ASP:HB3	1:N:98:GLU:H	1.65	0.61
1:T:93:ASP:HB3	1:T:98:GLU:H	1.65	0.61
1:B:176:LYS:HD2	1:C:55:ARG:HB3	1.82	0.61
1:E:176:LYS:HD2	1:F:55:ARG:CB	2.30	0.61
1:H:282:MET:HA	1:H:294:ALA:HB2	1.81	0.61
1:K:125:TYR:HB3	1:K:225:PHE:CD2	2.34	0.61
1:M:601:THR:C	1:M:72:GLU:HG3	2.20	0.61
1:P:601:THR:HG22	1:P:602:GLU:H	1.64	0.61

*Continued on next page...*

*Continued from previous page...*

Atom-1	Atom-2	Interatomic distance (Å)	Clash overlap (Å)
1:P:601:THR:C	1:P:72:GLU:HG3	2.20	0.61
1:R:307:SER:HB2	1:R:421:LEU:HA	1.81	0.61
1:S:601:THR:C	1:S:72:GLU:HG3	2.20	0.61
1:B:328:ALA:HA	4:B:7478:CIT:O5	1.99	0.61
1:E:328:ALA:HA	4:E:7484:CIT:O5	1.99	0.61
1:F:129:GLU:HG3	1:F:269:HIS:ND1	2.14	0.61
1:M:458:HIS:CD2	1:M:460:TYR:H	2.11	0.61
1:R:328:ALA:HA	4:R:7510:CIT:O5	1.99	0.61
1:X:458:HIS:CD2	1:X:460:TYR:H	2.11	0.61
1:L:264:ASN:HD22	1:L:326:TYR:HD2	1.44	0.61
1:C:264:ASN:HD21	4:C:7480:CIT:H22	1.64	0.61
1:D:264:ASN:HD21	4:D:7482:CIT:H22	1.64	0.61
1:A:40:LYS:H	1:A:40:LYS:CD	2.11	0.61
1:D:55:ARG:HD2	1:D:449:ASN:HD21	1.65	0.61
1:E:55:ARG:HD2	1:E:449:ASN:HD21	1.65	0.61
1:F:40:LYS:H	1:F:40:LYS:CD	2.11	0.61
1:J:60:ILE:HD13	1:K:327:GLU:OE1	2.01	0.61
1:K:55:ARG:HD2	1:K:449:ASN:HD21	1.65	0.61
1:M:40:LYS:H	1:M:40:LYS:CD	2.11	0.61
1:Q:55:ARG:HD2	1:Q:449:ASN:HD21	1.65	0.61
1:S:40:LYS:H	1:S:40:LYS:CD	2.11	0.61
1:T:136:ASP:OD1	1:T:154:ILE:HG13	1.99	0.61
1:B:327:GLU:HB3	1:B:339:ARG:HB3	1.82	0.61
1:G:193:ASP:OD2	1:L:80:ARG:HD3	1.99	0.61
1:H:330:ILE:O	1:H:409:GLN:HA	2.00	0.61
1:M:327:GLU:HB3	1:M:339:ARG:HB3	1.82	0.61
1:V:330:ILE:O	1:V:409:GLN:HA	2.00	0.61
1:W:327:GLU:HB3	1:W:339:ARG:HB3	1.82	0.61
1:O:175:HIS:CE1	1:V:464:LEU:HA	2.35	0.61
1:C:175:HIS:CE1	1:J:467:ASP:OD2	2.52	0.61
1:L:338:ASN:OD1	1:L:396:LEU:HG	1.99	0.61
1:M:338:ASN:OD1	1:M:396:LEU:HG	1.99	0.61
1:M:93:ASP:HB3	1:M:98:GLU:H	1.65	0.61
1:Q:93:ASP:HB3	1:Q:98:GLU:H	1.65	0.61
5:M:3308:HOH:O	1:S:324:PRO:HB2	1.99	0.61
1:U:93:ASP:HB3	1:U:98:GLU:H	1.65	0.61
1:B:193:ASP:OD2	1:C:80:ARG:HD3	2.00	0.61
1:A:601:THR:C	1:A:72:GLU:HG3	2.20	0.61
1:B:177:GLY:HA2	1:C:56:GLY:CA	2.28	0.61
1:D:601:THR:HG22	1:D:602:GLU:H	1.64	0.61
1:E:282:MET:HA	1:E:294:ALA:HB2	1.81	0.61

*Continued on next page...*

*Continued from previous page...*

Atom-1	Atom-2	Interatomic distance (Å)	Clash overlap (Å)
1:E:307:SER:HB2	1:E:421:LEU:HA	1.81	0.61
1:F:338:ASN:ND2	1:F:395:ASP:HA	2.14	0.61
1:J:338:ASN:ND2	1:J:395:ASP:HA	2.14	0.61
1:M:338:ASN:ND2	1:M:395:ASP:HA	2.14	0.61
1:M:179:TYR:CB	1:N:53:SER:HG	2.14	0.61
1:Q:307:SER:HB2	1:Q:421:LEU:HA	1.81	0.61
1:R:282:MET:HA	1:R:294:ALA:HB2	1.80	0.61
1:R:338:ASN:ND2	1:R:395:ASP:HA	2.14	0.61
1:A:328:ALA:HA	4:A:7476:CIT:O5	1.99	0.61
1:G:458:HIS:CD2	1:G:460:TYR:H	2.11	0.61
1:I:328:ALA:HA	4:I:7492:CIT:O5	1.99	0.61
1:R:129:GLU:HG3	1:R:269:HIS:ND1	2.14	0.61
1:H:53:SER:HB2	1:H:57:PHE:CB	2.30	0.61
1:K:467:ASP:N	5:K:868:HOH:O	2.31	0.61
1:P:207:GLU:N	1:P:210:HIS:HD2	1.82	0.61
1:H:80:ARG:HD3	1:I:193:ASP:OD2	2.00	0.61
1:P:178:GLY:HA3	1:Q:29:GLN:CD	2.20	0.61
1:R:140:PHE:CE1	1:X:463:ALA:HA	2.35	0.61
1:A:271:HIS:CD2	3:A:7475:AMP:H4'	2.35	0.61
1:C:136:ASP:OD1	1:C:154:ILE:HG13	1.99	0.61
1:D:136:ASP:OD1	1:D:154:ILE:HG13	1.99	0.61
1:G:40:LYS:H	1:G:40:LYS:CD	2.11	0.61
1:I:110:LYS:HE2	5:I:7711:HOH:O	2.01	0.61
1:I:55:ARG:HD2	1:I:449:ASN:HD21	1.65	0.61
1:L:323:VAL:HG22	1:L:324:PRO:HD2	1.81	0.61
1:L:375:LEU:HD22	1:L:379:LEU:HG	1.80	0.61
1:P:55:ARG:HD2	1:P:449:ASN:HD21	1.65	0.61
1:U:110:LYS:HE2	5:U:5485:HOH:O	2.01	0.61
1:U:323:VAL:HG22	1:U:324:PRO:HD2	1.81	0.61
1:H:53:SER:HA	1:I:179:TYR:CD2	2.35	0.61
1:N:330:ILE:O	1:N:409:GLN:HA	2.00	0.61
1:F:140:PHE:CE1	1:L:463:ALA:HA	2.35	0.61
1:O:348:THR:HB	1:O:353:ALA:HB1	1.80	0.61
1:G:212:GLU:HB3	1:L:32:THR:HB	1.82	0.61
1:Q:177:GLY:HA2	1:R:55:ARG:HD3	1.82	0.61
1:H:54:ILE:HG22	1:I:179:TYR:HH	1.63	0.61
1:F:80:ARG:HD2	1:F:84:THR:OG1	2.01	0.61
1:A:338:ASN:ND2	1:A:395:ASP:HA	2.14	0.61
1:E:456:ARG:O	1:K:458:HIS:HE1	1.83	0.61
1:H:56:GLY:HA3	1:I:177:GLY:C	2.21	0.61
1:Q:282:MET:HA	1:Q:294:ALA:HB2	1.81	0.61

*Continued on next page...*

*Continued from previous page...*

Atom-1	Atom-2	Interatomic distance (Å)	Clash overlap (Å)
1:A:458:HIS:CD2	1:A:460:TYR:H	2.11	0.61
1:N:465:TYR:CZ	1:T:315:THR:HB	2.35	0.61
1:E:450:GLU:HB3	1:K:465:TYR:OH	2.00	0.61
1:K:207:GLU:N	1:K:210:HIS:HD2	1.82	0.61
1:M:95:PHE:CE2	1:R:347:ILE:HG21	2.36	0.61
1:N:59:SER:C	1:N:61:HIS:H	2.04	0.61
1:P:53:SER:HB2	1:P:57:PHE:CB	2.30	0.61
1:S:206:LEU:HB3	1:X:34:PRO:HG3	1.81	0.61
1:T:53:SER:HB2	1:T:57:PHE:CB	2.30	0.61
1:S:339:ARG:HE	1:X:50:ASP:HB2	1.64	0.61
1:N:204:PHE:CE1	1:N:237:LEU:HD13	2.34	0.61
1:O:264:ASN:HD21	4:O:7504:CIT:H22	1.64	0.61
1:F:110:LYS:HE2	5:F:7702:HOH:O	2.01	0.61
1:M:271:HIS:CD2	3:M:7499:AMP:H4'	2.35	0.61
1:O:463:ALA:HA	1:U:140:PHE:CE1	2.35	0.61
1:R:335:SER:OG	1:R:338:ASN:HB2	2.01	0.61
1:U:55:ARG:HD2	1:U:449:ASN:HD21	1.65	0.61
1:U:271:HIS:CD2	3:U:7515:AMP:H4'	2.35	0.61
1:A:330:ILE:O	1:A:409:GLN:HA	2.00	0.61
1:B:56:GLY:O	1:B:57:PHE:HD1	1.83	0.61
1:E:295:ARG:HG2	1:E:388:PRO:HG3	1.82	0.61
1:H:56:GLY:O	1:H:57:PHE:HD1	1.83	0.61
1:J:295:ARG:HG2	1:J:388:PRO:HG3	1.82	0.61
1:M:330:ILE:O	1:M:409:GLN:HA	2.00	0.61
1:O:330:ILE:O	1:O:409:GLN:HA	2.00	0.61
1:Q:295:ARG:HG2	1:Q:388:PRO:HG3	1.82	0.61
1:T:295:ARG:HG2	1:T:388:PRO:HG3	1.82	0.61
1:N:465:TYR:CZ	1:T:315:THR:HB	2.36	0.61
1:J:346:PRO:HG2	1:J:355:ARG:HH22	1.65	0.61
1:P:456:ARG:O	1:V:458:HIS:HE1	1.84	0.61
1:S:346:PRO:HG2	1:S:355:ARG:HH22	1.65	0.61
1:E:93:ASP:HB3	1:E:98:GLU:H	1.65	0.61
1:H:323:VAL:HB	5:H:7496:HOH:O	1.99	0.61
1:I:458:HIS:CD2	1:I:460:TYR:H	2.10	0.61
1:U:338:ASN:OD1	1:U:396:LEU:HG	1.99	0.61
1:X:338:ASN:OD1	1:X:396:LEU:HG	1.99	0.61
1:D:337:ARG:NH2	1:E:95:PHE:CE1	2.64	0.61
1:K:80:ARG:HD2	1:K:84:THR:OG1	2.01	0.61
1:N:80:ARG:HD2	1:N:84:THR:OG1	2.01	0.61
1:R:80:ARG:HD2	1:R:84:THR:OG1	2.01	0.61
1:W:80:ARG:HD2	1:W:84:THR:OG1	2.01	0.61

*Continued on next page...*

*Continued from previous page...*

Atom-1	Atom-2	Interatomic distance (Å)	Clash overlap (Å)
1:D:307:SER:HB2	1:D:421:LEU:HA	1.81	0.61
1:K:55:ARG:HD2	1:L:176:LYS:HG3	1.82	0.61
1:S:601:THR:HG22	1:S:602:GLU:H	1.64	0.61
1:T:307:SER:HB2	1:T:421:LEU:HA	1.81	0.61
1:L:458:HIS:CD2	1:L:460:TYR:H	2.11	0.61
1:M:328:ALA:HA	4:M:7500:CIT:O5	1.99	0.61
1:M:339:ARG:HH12	1:N:63:SER:HB2	1.64	0.61
1:D:175:HIS:CE1	1:K:467:ASP:HB2	2.36	0.61
1:D:53:SER:HB2	1:D:57:PHE:CB	2.30	0.61
1:F:59:SER:C	1:F:61:HIS:H	2.04	0.61
1:Q:51:GLY:H	1:Q:63:SER:HB3	1.63	0.61
1:J:264:ASN:HD21	4:J:7494:CIT:H22	1.64	0.61
1:F:140:PHE:CE1	1:L:463:ALA:HA	2.36	0.61
1:C:180:PHE:CE2	1:D:52:SER:HB2	2.35	0.61
1:D:467:ASP:CB	5:D:2709:HOH:O	2.48	0.61
1:I:271:HIS:CD2	3:I:7491:AMP:H4'	2.35	0.61
1:K:335:SER:OG	1:K:338:ASN:HB2	2.01	0.61
1:N:55:ARG:HD2	1:N:449:ASN:HD21	1.65	0.61
1:R:110:LYS:HE2	5:R:4696:HOH:O	2.01	0.61
1:W:335:SER:OG	1:W:338:ASN:HB2	2.01	0.61
1:M:3:ASP:HA	1:M:6:PHE:HD1	1.66	0.61
1:T:330:ILE:O	1:T:409:GLN:HA	2.00	0.61
1:U:56:GLY:O	1:U:57:PHE:HD1	1.83	0.61
1:W:53:SER:HA	1:X:179:TYR:CD2	2.35	0.61
1:X:330:ILE:O	1:X:409:GLN:HA	2.00	0.61
1:C:348:THR:HB	1:C:353:ALA:HB1	1.80	0.61
1:Q:458:HIS:CD2	1:Q:460:TYR:H	2.12	0.61
1:C:346:PRO:HG2	1:C:355:ARG:HH22	1.65	0.61
1:M:458:HIS:CD2	1:M:460:TYR:H	2.12	0.61
1:S:80:ARG:HD3	1:T:189:VAL:HG11	1.82	0.61
1:U:80:ARG:HD3	1:V:189:VAL:CG1	2.31	0.61
1:V:346:PRO:HG2	1:V:355:ARG:HH22	1.65	0.61
1:F:338:ASN:OD1	1:F:396:LEU:HG	1.99	0.61
1:H:93:ASP:HB3	1:H:98:GLU:H	1.65	0.61
1:L:80:ARG:HD2	1:L:84:THR:OG1	2.01	0.61
1:S:80:ARG:HD2	1:S:84:THR:OG1	2.01	0.61
1:X:80:ARG:HD2	1:X:84:THR:OG1	2.01	0.61
1:F:282:MET:HA	1:F:294:ALA:HB2	1.81	0.61
1:F:601:THR:HG22	1:F:602:GLU:H	1.64	0.61
1:H:601:THR:C	1:H:72:GLU:HG3	2.20	0.61
1:F:140:PHE:CE1	1:L:463:ALA:HA	2.36	0.61

*Continued on next page...*

*Continued from previous page...*

Atom-1	Atom-2	Interatomic distance (Å)	Clash overlap (Å)
1:O:211:HIS:CE1	1:P:49:PHE:CE2	2.88	0.61
1:P:307:SER:HB2	1:P:421:LEU:HA	1.81	0.61
1:T:601:THR:C	1:T:72:GLU:HG3	2.20	0.61
1:T:601:THR:HG22	1:T:602:GLU:H	1.64	0.61
1:R:140:PHE:CE1	1:X:463:ALA:HA	2.36	0.61
1:C:207:GLU:N	1:C:210:HIS:HD2	1.82	0.61
1:E:51:GLY:H	1:E:63:SER:HB3	1.63	0.61
1:I:53:SER:HB2	1:I:57:PHE:CB	2.30	0.61
1:I:59:SER:C	1:I:61:HIS:H	2.04	0.61
1:J:59:SER:C	1:J:61:HIS:H	2.04	0.61
1:K:53:SER:HB2	1:K:57:PHE:CB	2.30	0.61
1:M:339:ARG:CD	1:N:60:ILE:HG22	2.30	0.61
1:R:59:SER:C	1:R:61:HIS:H	2.04	0.61
1:E:40:LYS:HE3	1:U:7:LYS:CE	2.30	0.61
1:X:264:ASN:HD22	1:X:326:TYR:HD2	1.44	0.61
1:V:264:ASN:HD21	4:V:7518:CIT:H22	1.64	0.61
1:F:335:SER:OG	1:F:338:ASN:HB2	2.01	0.61
1:L:40:LYS:H	1:L:40:LYS:CD	2.11	0.61
1:L:55:ARG:HD2	1:L:449:ASN:HD21	1.65	0.61
1:M:177:GLY:H	1:N:54:ILE:HG22	1.66	0.61
1:P:271:HIS:CD2	3:P:7505:AMP:H4'	2.35	0.61
1:S:178:GLY:HA2	1:X:53:SER:HB3	1.82	0.61
1:S:335:SER:OG	1:S:338:ASN:HB2	2.01	0.61
1:X:323:VAL:HG22	1:X:324:PRO:HD2	1.81	0.61
1:X:55:ARG:HD2	1:X:449:ASN:HD21	1.65	0.61
1:C:330:ILE:O	1:C:409:GLN:HA	2.00	0.61
1:G:327:GLU:HB3	1:G:339:ARG:HB3	1.82	0.61
1:H:295:ARG:HG2	1:H:388:PRO:HG3	1.82	0.61
1:I:56:GLY:O	1:I:57:PHE:HD1	1.83	0.61
1:N:56:GLY:O	1:N:57:PHE:HD1	1.83	0.61
1:S:56:GLY:O	1:S:57:PHE:HD1	1.83	0.61
1:V:295:ARG:HG2	1:V:388:PRO:HG3	1.83	0.61
1:E:458:HIS:CD2	1:E:460:TYR:H	2.12	0.61
1:F:160:THR:HG21	1:F:173:VAL:HG12	1.83	0.61
1:G:458:HIS:CD2	1:G:460:TYR:H	2.12	0.61
1:G:55:ARG:HB2	1:H:177:GLY:CA	2.31	0.61
1:K:346:PRO:HG2	1:K:355:ARG:HH22	1.65	0.61
1:S:264:ASN:ND2	4:S:7512:CIT:H22	2.11	0.61
1:C:93:ASP:HB3	1:C:98:GLU:H	1.65	0.61
1:D:93:ASP:HB3	1:D:98:GLU:H	1.65	0.61
1:K:53:SER:HA	1:L:179:TYR:CD2	2.35	0.61

*Continued on next page...*



*Continued from previous page...*

Atom-1	Atom-2	Interatomic distance (Å)	Clash overlap (Å)
1:P:93:ASP:HB3	1:P:98:GLU:H	1.65	0.61
1:R:338:ASN:OD1	1:R:396:LEU:HG	1.99	0.61
5:U:5434:HOH:O	1:V:176:LYS:HE3	2.01	0.61
1:N:465:TYR:CZ	1:T:315:THR:HB	2.36	0.61
1:G:271:HIS:CD2	3:G:7487:AMP:H4'	2.36	0.61
1:G:601:THR:C	1:G:72:GLU:HG3	2.20	0.61
1:H:271:HIS:CD2	3:H:7489:AMP:H4'	2.36	0.61
1:I:601:THR:C	1:I:72:GLU:HG3	2.20	0.61
1:I:601:THR:HG22	1:I:602:GLU:H	1.64	0.61
1:S:271:HIS:CD2	3:S:7511:AMP:H4'	2.36	0.61
1:T:271:HIS:CD2	3:T:7513:AMP:H4'	2.36	0.61
1:Q:324:PRO:HD2	5:W:5938:HOH:O	2.00	0.61
1:B:59:SER:C	1:B:61:HIS:H	2.04	0.61
1:D:207:GLU:N	1:D:210:HIS:HD2	1.82	0.61
1:R:23:ASP:HA	1:R:57:PHE:CE1	2.34	0.61
1:U:59:SER:C	1:U:61:HIS:H	2.04	0.61
1:V:59:SER:C	1:V:61:HIS:H	2.04	0.61
1:N:324:PRO:HD2	5:T:5149:HOH:O	1.99	0.61
1:V:53:SER:OG	1:W:179:TYR:HB2	2.01	0.61
1:E:271:HIS:CD2	3:E:7483:AMP:H4'	2.35	0.61
1:I:51:GLY:HA2	1:I:65:MET:HE2	1.83	0.61
1:L:1:THR:HG22	1:L:3:ASP:N	2.15	0.61
1:L:271:HIS:CD2	3:L:7497:AMP:H4'	2.35	0.61
1:P:51:GLY:HA2	1:P:65:MET:HE2	1.83	0.61
1:Q:271:HIS:CD2	3:Q:7507:AMP:H4'	2.35	0.61
1:U:51:GLY:HA2	1:U:65:MET:HE2	1.83	0.61
1:W:55:ARG:HD2	1:W:449:ASN:HD21	1.65	0.61
1:A:3:ASP:HA	1:A:6:PHE:HD1	1.66	0.61
1:E:53:SER:O	1:E:54:ILE:HB	2.01	0.61
1:G:53:SER:O	1:G:54:ILE:HB	2.01	0.61
1:L:330:ILE:O	1:L:409:GLN:HA	2.00	0.61
1:L:3:ASP:HA	1:L:6:PHE:HD1	1.66	0.61
1:M:337:ARG:HA	1:N:63:SER:HB3	1.82	0.61
1:S:53:SER:O	1:S:54:ILE:HB	2.01	0.61
1:C:464:LEU:HA	1:J:175:HIS:CE1	2.36	0.61
1:D:337:ARG:NH2	1:E:63:SER:CB	2.64	0.61
1:A:458:HIS:CD2	1:A:460:TYR:H	2.12	0.61
1:F:346:PRO:HG2	1:F:355:ARG:HH22	1.65	0.61
1:G:346:PRO:HG2	1:G:355:ARG:HH22	1.65	0.61
1:Q:177:GLY:H	1:R:55:ARG:HD3	1.65	0.61
1:R:160:THR:HG21	1:R:173:VAL:HG12	1.83	0.61

*Continued on next page...*

*Continued from previous page...*

Atom-1	Atom-2	Interatomic distance (Å)	Clash overlap (Å)
1:M:80:ARG:NH2	1:R:189:VAL:HG13	2.14	0.61
1:R:346:PRO:HG2	1:R:355:ARG:HH22	1.65	0.61
1:B:80:ARG:HD2	1:B:84:THR:OG1	2.01	0.61
1:C:347:ILE:HG21	1:D:95:PHE:HE2	1.66	0.61
1:I:80:ARG:HD2	1:I:84:THR:OG1	2.01	0.61
1:C:271:HIS:CD2	3:C:7479:AMP:H4'	2.36	0.61
1:C:179:TYR:CB	1:D:53:SER:OG	2.46	0.61
1:K:60:ILE:HD11	1:L:395:ASP:OD2	2.00	0.61
1:N:271:HIS:CD2	3:N:7501:AMP:H4'	2.36	0.61
1:O:271:HIS:CD2	3:O:7503:AMP:H4'	2.36	0.61
1:O:338:ASN:ND2	1:O:395:ASP:HA	2.14	0.61
1:R:601:THR:HG22	1:R:602:GLU:H	1.64	0.61
1:T:60:ILE:HG21	1:U:339:ARG:HB2	1.81	0.61
1:U:458:HIS:CD2	1:U:460:TYR:H	2.10	0.61
1:U:601:THR:HG22	1:U:602:GLU:H	1.64	0.61
1:E:456:ARG:O	1:K:458:HIS:HE1	1.83	0.61
1:J:34:PRO:HG3	1:K:206:LEU:HB3	1.83	0.61
1:C:458:HIS:CD2	1:C:460:TYR:H	2.14	0.61
1:D:56:GLY:HA2	1:D:441:THR:HG21	1.83	0.61
1:D:59:SER:C	1:D:61:HIS:H	2.04	0.61
1:I:56:GLY:HA2	1:I:441:THR:HG21	1.83	0.61
1:M:193:ASP:OD2	1:N:80:ARG:HD3	2.01	0.61
1:P:56:GLY:HA2	1:P:441:THR:HG21	1.83	0.61
1:P:59:SER:C	1:P:61:HIS:H	2.04	0.61
1:M:80:ARG:HD3	1:R:193:ASP:OD2	2.00	0.61
1:U:56:GLY:HA2	1:U:441:THR:HG21	1.83	0.61
1:U:53:SER:HB2	1:U:57:PHE:CB	2.30	0.61
1:V:458:HIS:CD2	1:V:460:TYR:H	2.14	0.61
1:M:502:PRO:HB2	1:N:137:SER:HB3	1.83	0.61
1:D:335:SER:OG	1:D:338:ASN:HB2	2.01	0.61
1:D:271:HIS:CD2	3:D:7481:AMP:H4'	2.35	0.61
1:H:335:SER:OG	1:H:338:ASN:HB2	2.01	0.61
1:I:335:SER:OG	1:I:338:ASN:HB2	2.01	0.61
1:P:335:SER:OG	1:P:338:ASN:HB2	2.01	0.61
1:U:335:SER:OG	1:U:338:ASN:HB2	2.01	0.61
1:V:335:SER:OG	1:V:338:ASN:HB2	2.01	0.61
1:A:53:SER:O	1:A:54:ILE:HB	2.01	0.61
1:G:56:GLY:O	1:G:57:PHE:HD1	1.83	0.61
1:J:53:SER:O	1:J:54:ILE:HB	2.01	0.61
1:L:53:SER:O	1:L:54:ILE:HB	2.01	0.61
1:Q:53:SER:O	1:Q:54:ILE:HB	2.01	0.61

*Continued on next page...*

*Continued from previous page...*

Atom-1	Atom-2	Interatomic distance (Å)	Clash overlap (Å)
1:G:389:GLN:HE22	1:G:408:PRO:HD3	1.63	0.61
1:X:458:HIS:CD2	1:X:460:TYR:H	2.12	0.61
1:A:177:GLY:H	1:B:55:ARG:HD3	1.66	0.61
1:E:346:PRO:HG2	1:E:355:ARG:HH22	1.65	0.61
1:K:400:PRO:O	1:K:402:GLU:N	2.34	0.61
1:Q:346:PRO:HG2	1:Q:355:ARG:HH22	1.65	0.61
1:W:346:PRO:HG2	1:W:355:ARG:HH22	1.65	0.61
1:C:179:TYR:CD2	1:D:53:SER:HA	2.36	0.61
1:A:467:ASP:OD2	1:H:175:HIS:HE1	1.83	0.61
1:J:93:ASP:HB3	1:J:98:GLU:H	1.65	0.61
1:O:93:ASP:HB3	1:O:98:GLU:H	1.65	0.61
1:P:175:HIS:CE1	1:W:467:ASP:HB2	2.35	0.61
1:V:93:ASP:HB3	1:V:98:GLU:H	1.65	0.61
1:P:337:ARG:NH2	1:Q:95:PHE:CZ	2.69	0.61
1:U:80:ARG:HD2	1:U:84:THR:OG1	2.01	0.61
1:B:271:HIS:CD2	3:B:7477:AMP:H4'	2.36	0.61
1:F:271:HIS:CD2	3:F:7485:AMP:H4'	2.36	0.61
1:H:307:SER:HB2	1:H:421:LEU:HA	1.81	0.61
1:J:271:HIS:CD2	3:J:7493:AMP:H4'	2.36	0.61
1:K:271:HIS:CD2	3:K:7495:AMP:H4'	2.36	0.61
1:O:177:GLY:O	1:P:55:ARG:O	2.19	0.61
1:Q:177:GLY:O	1:R:55:ARG:O	2.17	0.61
1:U:601:THR:C	1:U:72:GLU:HG3	2.20	0.61
1:W:271:HIS:CD2	3:W:7519:AMP:H4'	2.36	0.61
1:U:458:HIS:CD2	1:U:460:TYR:H	2.12	0.61
1:B:339:ARG:HD3	1:C:60:ILE:HG22	1.82	0.61
1:H:458:HIS:CD2	1:H:460:TYR:H	2.14	0.61
1:J:56:GLY:HA2	1:J:441:THR:HG21	1.83	0.61
1:J:458:HIS:CD2	1:J:460:TYR:H	2.14	0.61
1:N:56:GLY:HA2	1:N:441:THR:HG21	1.83	0.61
1:S:207:GLU:N	1:S:210:HIS:HD2	1.82	0.61
1:V:56:GLY:HA2	1:V:441:THR:HG21	1.83	0.61
1:W:59:SER:C	1:W:61:HIS:H	2.04	0.61
1:J:458:HIS:CD2	1:J:460:TYR:H	2.14	0.61
1:A:1:THR:HG22	1:A:3:ASP:N	2.15	0.61
1:B:55:ARG:HD2	1:B:449:ASN:HD21	1.65	0.61
1:A:55:ARG:NH2	1:F:176:LYS:HD2	2.16	0.61
1:J:335:SER:OG	1:J:338:ASN:HB2	2.01	0.61
1:N:110:LYS:HE2	5:N:3644:HOH:O	2.01	0.61
1:Q:335:SER:OG	1:Q:338:ASN:HB2	2.01	0.61
1:T:335:SER:OG	1:T:338:ASN:HB2	2.01	0.61

*Continued on next page...*

*Continued from previous page...*

Atom-1	Atom-2	Interatomic distance (Å)	Clash overlap (Å)
1:X:1:THR:HG22	1:X:3:ASP:N	2.15	0.61
1:X:271:HIS:CD2	3:X:7521:AMP:H4'	2.35	0.61
1:X:40:LYS:H	1:X:40:LYS:CD	2.12	0.61
1:J:3:ASP:HA	1:J:6:PHE:HD1	1.66	0.61
1:M:53:SER:O	1:M:54:ILE:HB	2.01	0.61
1:Q:330:ILE:O	1:Q:409:GLN:HA	2.00	0.61
1:V:53:SER:O	1:V:54:ILE:HB	2.01	0.61
1:V:55:ARG:HB2	1:W:177:GLY:CA	2.13	0.61
1:V:129:GLU:OE1	3:V:7517:AMP:H5'1	2.01	0.61
1:X:53:SER:O	1:X:54:ILE:HB	2.01	0.61
1:X:3:ASP:HA	1:X:6:PHE:HD1	1.66	0.61
1:O:463:ALA:HA	1:U:140:PHE:CE1	2.36	0.61
1:O:346:PRO:HG2	1:O:355:ARG:HH22	1.65	0.61
1:E:334:TYR:HA	1:E:343:VAL:O	2.01	0.61
1:M:189:VAL:HG13	1:N:80:ARG:NE	2.14	0.61
1:Q:334:TYR:HA	1:Q:343:VAL:O	2.01	0.61
1:G:80:ARG:HD2	1:G:84:THR:OG1	2.01	0.61
1:C:338:ASN:ND2	1:C:395:ASP:HA	2.14	0.61
1:R:271:HIS:CD2	3:R:7509:AMP:H4'	2.36	0.61
1:S:307:SER:HB2	1:S:421:LEU:HA	1.81	0.61
1:V:271:HIS:CD2	3:V:7517:AMP:H4'	2.36	0.61
1:F:23:ASP:HA	1:F:57:PHE:CE1	2.34	0.60
1:I:207:GLU:N	1:I:210:HIS:HD2	1.82	0.60
1:O:207:GLU:N	1:O:210:HIS:HD2	1.82	0.60
1:Q:502:PRO:HB2	1:R:137:SER:HB3	1.83	0.60
1:T:458:HIS:CD2	1:T:460:TYR:H	2.14	0.60
1:V:458:HIS:CD2	1:V:460:TYR:H	2.14	0.60
1:B:110:LYS:HE2	5:B:7691:HOH:O	2.01	0.60
1:B:193:ASP:OD2	1:C:80:ARG:HD3	2.01	0.60
1:E:335:SER:OG	1:E:338:ASN:HB2	2.01	0.60
1:G:335:SER:OG	1:G:338:ASN:HB2	2.01	0.60
1:I:204:PHE:CE1	1:I:237:LEU:HD13	2.36	0.60
1:T:204:PHE:CE1	1:T:237:LEU:HD13	2.36	0.60
1:U:204:PHE:CE1	1:U:237:LEU:HD13	2.36	0.60
1:E:330:ILE:O	1:E:409:GLN:HA	2.00	0.60
1:G:295:ARG:HG2	1:G:388:PRO:HG3	1.82	0.60
1:J:129:GLU:OE1	3:J:7493:AMP:H5'1	2.02	0.60
1:K:53:SER:O	1:K:54:ILE:HB	2.01	0.60
1:S:295:ARG:HG2	1:S:388:PRO:HG3	1.82	0.60
1:S:327:GLU:HB3	1:S:339:ARG:HB3	1.82	0.60
1:S:3:ASP:HA	1:S:6:PHE:HD1	1.66	0.60

*Continued on next page...*

*Continued from previous page...*

Atom-1	Atom-2	Interatomic distance (Å)	Clash overlap (Å)
1:V:3:ASP:HA	1:V:6:PHE:HD1	1.66	0.60
1:W:53:SER:O	1:W:54:ILE:HB	2.01	0.60
1:L:458:HIS:CD2	1:L:460:TYR:H	2.12	0.60
1:S:389:GLN:HE22	1:S:408:PRO:HD3	1.63	0.60
1:C:400:PRO:O	1:C:402:GLU:N	2.34	0.60
1:O:400:PRO:O	1:O:402:GLU:N	2.34	0.60
1:T:346:PRO:HG2	1:T:355:ARG:HH22	1.65	0.60
1:U:346:PRO:HG2	1:U:355:ARG:HH22	1.65	0.60
1:W:400:PRO:O	1:W:402:GLU:N	2.34	0.60
1:X:346:PRO:HG2	1:X:355:ARG:HH22	1.65	0.60
1:D:204:PHE:CE1	1:D:237:LEU:HD13	2.36	0.60
1:D:436:ASN:O	1:D:440:GLU:HG3	2.01	0.60
1:E:436:ASN:O	1:E:440:GLU:HG3	2.01	0.60
1:F:207:GLU:H	1:F:210:HIS:HD2	1.46	0.60
1:H:334:TYR:HA	1:H:343:VAL:O	2.01	0.60
1:I:204:PHE:CE1	1:I:237:LEU:HD13	2.36	0.60
1:N:177:GLY:HA2	1:O:53:SER:HB3	1.83	0.60
1:O:334:TYR:HA	1:O:343:VAL:O	2.01	0.60
1:P:204:PHE:CE1	1:P:237:LEU:HD13	2.36	0.60
1:P:436:ASN:O	1:P:440:GLU:HG3	2.01	0.60
1:Q:436:ASN:O	1:Q:440:GLU:HG3	2.01	0.60
1:T:334:TYR:HA	1:T:343:VAL:O	2.01	0.60
1:U:204:PHE:CE1	1:U:237:LEU:HD13	2.36	0.60
1:E:338:ASN:ND2	1:E:395:ASP:HA	2.14	0.60
1:I:355:ARG:NH1	3:I:7491:AMP:H2'	2.16	0.60
1:M:339:ARG:H	1:N:60:ILE:HD12	1.66	0.60
1:Q:338:ASN:ND2	1:Q:395:ASP:HA	2.14	0.60
1:U:355:ARG:NH1	3:U:7515:AMP:H2'	2.16	0.60
1:B:56:GLY:HA2	1:B:441:THR:HG21	1.83	0.60
1:K:59:SER:C	1:K:61:HIS:H	2.04	0.60
1:C:458:HIS:CD2	1:C:460:TYR:H	2.14	0.60
1:B:463:ALA:HA	1:H:140:PHE:CE1	2.35	0.60
1:N:465:TYR:CZ	1:T:315:THR:HB	2.36	0.60
1:C:55:ARG:HD2	1:C:449:ASN:HD21	1.65	0.60
1:H:204:PHE:CE1	1:H:237:LEU:HD13	2.36	0.60
1:L:204:PHE:CE1	1:L:237:LEU:HD13	2.36	0.60
1:M:1:THR:HG22	1:M:3:ASP:N	2.15	0.60
1:X:204:PHE:CE1	1:X:237:LEU:HD13	2.36	0.60
1:C:56:GLY:O	1:C:57:PHE:HD1	1.83	0.60
1:E:56:GLY:O	1:E:57:PHE:HD1	1.83	0.60
1:F:273:SER:OG	3:F:7485:AMP:N6	2.34	0.60

*Continued on next page...*

*Continued from previous page...*

Atom-1	Atom-2	Interatomic distance (Å)	Clash overlap (Å)
1:G:273:SER:OG	3:G:7487:AMP:N6	2.34	0.60
1:H:3:ASP:HA	1:H:6:PHE:HD1	1.66	0.60
1:Q:56:GLY:O	1:Q:57:PHE:HD1	1.83	0.60
1:R:273:SER:OG	3:R:7509:AMP:N6	2.34	0.60
1:W:3:ASP:HA	1:W:6:PHE:HD1	1.66	0.60
1:M:63:SER:HB3	1:R:337:ARG:CD	2.31	0.60
1:G:160:THR:HG21	1:G:173:VAL:HG12	1.83	0.60
1:J:400:PRO:O	1:J:402:GLU:N	2.34	0.60
1:V:400:PRO:O	1:V:402:GLU:N	2.34	0.60
1:C:334:TYR:HA	1:C:343:VAL:O	2.01	0.60
1:N:502:PRO:HB2	1:O:137:SER:HB3	1.82	0.60
1:D:175:HIS:NE2	5:D:2688:HOH:O	2.24	0.60
1:D:80:ARG:HD2	1:D:84:THR:OG1	2.01	0.60
1:G:337:ARG:NH2	1:L:95:PHE:CZ	2.68	0.60
1:I:80:ARG:HD3	1:J:193:ASP:OD2	2.00	0.60
1:P:80:ARG:HD2	1:P:84:THR:OG1	2.01	0.60
1:B:338:ASN:ND2	1:B:395:ASP:HA	2.14	0.60
1:H:355:ARG:NH1	3:H:7489:AMP:H2'	2.16	0.60
1:N:338:ASN:ND2	1:N:395:ASP:HA	2.14	0.60
1:P:176:LYS:HG3	1:Q:55:ARG:HD2	1.83	0.60
1:Q:355:ARG:NH1	3:Q:7507:AMP:H2'	2.16	0.60
1:S:458:HIS:CD2	1:S:460:TYR:H	2.12	0.60
1:A:95:PHE:CE2	1:F:347:ILE:HG21	2.37	0.60
1:P:467:ASP:OD2	1:W:175:HIS:CE1	2.54	0.60
1:Q:59:SER:C	1:Q:61:HIS:H	2.04	0.60
1:W:56:GLY:HA2	1:W:441:THR:HG21	1.83	0.60
1:H:458:HIS:CD2	1:H:460:TYR:H	2.14	0.60
1:B:335:SER:OG	1:B:338:ASN:HB2	2.01	0.60
1:F:204:PHE:CE1	1:F:237:LEU:HD13	2.36	0.60
1:G:110:LYS:HE2	5:G:7708:HOH:O	2.01	0.60
1:H:51:GLY:HA2	1:H:65:MET:HE2	1.83	0.60
1:J:60:ILE:HG12	1:K:395:ASP:OD2	2.00	0.60
1:Q:110:LYS:HE2	5:Q:4433:HOH:O	2.01	0.60
1:R:204:PHE:CE1	1:R:237:LEU:HD13	2.36	0.60
1:S:110:LYS:HE2	5:S:4959:HOH:O	2.01	0.60
1:S:55:ARG:HD2	1:S:449:ASN:HD21	1.65	0.60
1:S:51:GLY:HA2	1:S:65:MET:HE2	1.84	0.60
1:W:51:GLY:HA2	1:W:65:MET:HE2	1.83	0.60
1:B:129:GLU:OE1	3:B:7477:AMP:H5'1	2.02	0.60
1:B:273:SER:OG	3:B:7477:AMP:N6	2.34	0.60
1:C:129:GLU:OE1	3:C:7479:AMP:H5'1	2.01	0.60

*Continued on next page...*

*Continued from previous page...*

Atom-1	Atom-2	Interatomic distance (Å)	Clash overlap (Å)
1:C:327:GLU:HB3	1:C:339:ARG:HB3	1.82	0.60
1:D:129:GLU:OE1	3:D:7481:AMP:H5'1	2.01	0.60
1:G:3:ASP:HA	1:G:6:PHE:HD1	1.66	0.60
1:K:295:ARG:HG2	1:K:388:PRO:HG3	1.82	0.60
1:M:273:SER:OG	3:M:7499:AMP:N6	2.34	0.60
1:O:129:GLU:OE1	3:O:7503:AMP:H5'1	2.01	0.60
1:O:56:GLY:O	1:O:57:PHE:HD1	1.83	0.60
1:P:129:GLU:OE1	3:P:7505:AMP:H5'1	2.01	0.60
1:Q:129:GLU:OE1	3:Q:7507:AMP:H5'1	2.01	0.60
5:M:4768:HOH:O	1:S:27:ILE:HD13	2.01	0.60
1:H:346:PRO:HG2	1:H:355:ARG:HH22	1.65	0.60
1:L:346:PRO:HG2	1:L:355:ARG:HH22	1.65	0.60
1:D:456:ARG:O	1:J:458:HIS:HE1	1.83	0.60
1:R:207:GLU:H	1:R:210:HIS:HD2	1.46	0.60
1:V:436:ASN:O	1:V:440:GLU:HG3	2.01	0.60
1:A:80:ARG:HD2	1:A:84:THR:OG1	2.01	0.60
1:I:204:PHE:CE1	1:I:237:LEU:HD13	2.37	0.60
1:L:204:PHE:CE1	1:L:237:LEU:HD13	2.37	0.60
1:O:347:ILE:HG21	1:P:95:PHE:CE2	2.36	0.60
1:U:204:PHE:CE1	1:U:237:LEU:HD13	2.37	0.60
1:A:355:ARG:NH1	3:A:7475:AMP:H2'	2.16	0.60
1:E:355:ARG:NH1	3:E:7483:AMP:H2'	2.16	0.60
1:G:307:SER:HB2	1:G:421:LEU:HA	1.81	0.60
1:J:355:ARG:NH1	3:J:7493:AMP:H2'	2.17	0.60
1:M:355:ARG:NH1	3:M:7499:AMP:H2'	2.16	0.60
1:T:355:ARG:NH1	3:T:7513:AMP:H2'	2.17	0.60
1:V:355:ARG:NH1	3:V:7517:AMP:H2'	2.16	0.60
1:B:207:GLU:H	1:B:210:HIS:CD2	2.20	0.60
1:E:59:SER:C	1:E:61:HIS:H	2.04	0.60
1:T:56:GLY:HA2	1:T:441:THR:HG21	1.83	0.60
1:U:60:ILE:HG22	1:V:339:ARG:HD3	1.82	0.60
1:W:207:GLU:N	1:W:210:HIS:HD2	1.82	0.60
1:D:467:ASP:HB2	5:D:2709:HOH:O	2.01	0.60
1:L:603:LYS:HD2	5:L:3105:HOH:O	2.02	0.60
1:T:458:HIS:CD2	1:T:460:TYR:H	2.14	0.60
1:U:54:ILE:O	1:V:177:GLY:O	2.20	0.60
1:X:264:ASN:HD21	4:X:7522:CIT:H22	1.64	0.60
1:B:244:ASN:O	1:B:248:GLN:HG2	2.02	0.60
1:G:55:ARG:HD2	1:G:449:ASN:HD21	1.65	0.60
1:M:204:PHE:CE1	1:M:237:LEU:HD13	2.36	0.60
1:M:55:ARG:HD2	1:M:449:ASN:HD21	1.65	0.60

*Continued on next page...*

*Continued from previous page...*

Atom-1	Atom-2	Interatomic distance (Å)	Clash overlap (Å)
1:A:273:SER:OG	3:A:7475:AMP:N6	2.34	0.60
1:E:129:GLU:OE1	3:E:7483:AMP:H5'1	2.02	0.60
1:H:129:GLU:OE1	3:H:7489:AMP:H5'1	2.02	0.60
1:L:273:SER:OG	3:L:7497:AMP:N6	2.35	0.60
1:N:129:GLU:OE1	3:N:7501:AMP:H5'1	2.02	0.60
1:T:129:GLU:OE1	3:T:7513:AMP:H5'1	2.01	0.60
1:T:3:ASP:HA	1:T:6:PHE:HD1	1.66	0.60
1:V:327:GLU:HB3	1:V:339:ARG:HB3	1.82	0.60
1:V:55:ARG:HG3	1:W:177:GLY:N	2.16	0.60
1:X:273:SER:OG	3:X:7521:AMP:N6	2.34	0.60
1:B:175:HIS:CE1	1:I:464:LEU:HA	2.35	0.60
1:C:27:ILE:HD13	5:I:7496:HOH:O	2.01	0.60
5:A:7731:HOH:O	1:G:27:ILE:HD13	2.01	0.60
1:N:66:LEU:HD22	1:N:94:PRO:HA	1.84	0.60
1:I:346:PRO:HG2	1:I:355:ARG:HH22	1.65	0.60
1:M:189:VAL:HG11	1:N:80:ARG:HD3	1.81	0.60
1:X:399:LEU:HB3	1:X:404:ALA:HB2	1.84	0.60
1:A:334:TYR:HA	1:A:343:VAL:O	2.01	0.60
1:D:334:TYR:HA	1:D:343:VAL:O	2.01	0.60
1:E:177:GLY:HA2	1:F:53:SER:HB3	1.82	0.60
1:J:273:SER:HB3	3:J:7493:AMP:N6	2.17	0.60
1:M:334:TYR:HA	1:M:343:VAL:O	2.01	0.60
1:V:273:SER:HB3	3:V:7517:AMP:N6	2.17	0.60
1:X:273:SER:HB3	3:X:7521:AMP:N6	2.17	0.60
1:F:454:ASN:O	1:L:320:LYS:HE2	2.01	0.60
5:B:7623:HOH:O	1:H:324:PRO:HD2	2.01	0.60
1:I:206:LEU:HD13	1:I:210:HIS:HB3	1.84	0.60
1:J:80:ARG:HD2	1:J:84:THR:OG1	2.01	0.60
1:M:80:ARG:HD2	1:M:84:THR:OG1	2.01	0.60
1:T:204:PHE:CE1	1:T:237:LEU:HD13	2.37	0.60
1:T:80:ARG:HD2	1:T:84:THR:OG1	2.01	0.60
1:V:80:ARG:HD2	1:V:84:THR:OG1	2.01	0.60
1:X:204:PHE:CE1	1:X:237:LEU:HD13	2.37	0.60
1:F:355:ARG:NH1	3:F:7485:AMP:H2'	2.17	0.60
1:J:48:ALA:HA	1:J:65:MET:O	2.02	0.60
1:N:179:TYR:CB	1:O:53:SER:HG	2.13	0.60
1:U:271:HIS:CD2	3:U:7515:AMP:H4'	2.36	0.60
1:W:207:GLU:H	1:W:210:HIS:CD2	2.19	0.60
1:C:56:GLY:HA2	1:C:441:THR:HG21	1.83	0.60
1:R:56:GLY:HA2	1:R:441:THR:HG21	1.83	0.60
1:N:465:TYR:CZ	1:T:315:THR:HB	2.37	0.60

*Continued on next page...*



*Continued from previous page...*

Atom-1	Atom-2	Interatomic distance (Å)	Clash overlap (Å)
1:L:264:ASN:HD21	4:L:7498:CIT:H22	1.64	0.60
1:X:603:LYS:HD2	5:X:6261:HOH:O	2.02	0.60
1:A:204:PHE:CE1	1:A:237:LEU:HD13	2.36	0.60
1:A:55:ARG:HD2	1:A:449:ASN:HD21	1.65	0.60
1:C:335:SER:OG	1:C:338:ASN:HB2	2.01	0.60
1:E:110:LYS:HE2	5:E:1277:HOH:O	2.01	0.60
1:G:204:PHE:CE1	1:G:237:LEU:HD13	2.36	0.60
1:G:52:SER:HB2	1:H:180:PHE:CE2	2.36	0.60
1:I:80:ARG:HD3	1:J:193:ASP:OD2	2.01	0.60
1:K:55:ARG:CZ	1:L:176:LYS:HD2	2.31	0.60
1:N:244:ASN:O	1:N:248:GLN:HG2	2.02	0.60
1:T:51:GLY:HA2	1:T:65:MET:HE2	1.83	0.60
1:W:55:ARG:H	1:X:177:GLY:CA	2.14	0.60
1:E:411:PRO:HB2	1:E:417:VAL:HG12	1.84	0.60
1:J:327:GLU:HB3	1:J:339:ARG:HB3	1.82	0.60
1:K:3:ASP:HA	1:K:6:PHE:HD1	1.66	0.60
1:L:56:GLY:O	1:L:57:PHE:HD1	1.83	0.60
1:O:327:GLU:HB3	1:O:339:ARG:HB3	1.82	0.60
1:S:273:SER:OG	3:S:7511:AMP:N6	2.34	0.60
1:U:273:SER:OG	3:U:7515:AMP:N6	2.34	0.60
1:B:66:LEU:HD22	1:B:94:PRO:HA	1.84	0.60
1:G:66:LEU:HD22	1:G:94:PRO:HA	1.84	0.60
1:S:66:LEU:HD22	1:S:94:PRO:HA	1.84	0.60
5:Q:5820:HOH:O	1:W:27:ILE:HD13	2.01	0.60
1:R:140:PHE:CE1	1:X:463:ALA:HA	2.35	0.60
1:B:57:PHE:HB3	1:B:100:TYR:HE2	1.67	0.60
1:D:400:PRO:O	1:D:402:GLU:N	2.34	0.60
1:P:160:THR:HG21	1:P:173:VAL:HG12	1.83	0.60
1:S:160:THR:HG21	1:S:173:VAL:HG12	1.83	0.60
1:B:176:LYS:HE3	5:C:7639:HOH:O	2.00	0.60
1:C:436:ASN:O	1:C:440:GLU:HG3	2.02	0.60
1:I:436:ASN:O	1:I:440:GLU:HG3	2.01	0.60
1:J:334:TYR:HA	1:J:343:VAL:O	2.01	0.60
1:J:436:ASN:O	1:J:440:GLU:HG3	2.02	0.60
1:K:436:ASN:O	1:K:440:GLU:HG3	2.01	0.60
1:K:273:SER:HB3	3:K:7495:AMP:N6	2.17	0.60
1:G:395:ASP:OD1	1:L:60:ILE:HG13	2.02	0.60
1:P:334:TYR:HA	1:P:343:VAL:O	2.01	0.60
1:N:465:TYR:CZ	1:T:315:THR:HB	2.37	0.60
1:U:436:ASN:O	1:U:440:GLU:HG3	2.01	0.60
1:A:206:LEU:HD13	1:A:210:HIS:HB3	1.84	0.60

*Continued on next page...*

*Continued from previous page...*

Atom-1	Atom-2	Interatomic distance (Å)	Clash overlap (Å)
1:D:204:PHE:CE1	1:D:237:LEU:HD13	2.37	0.60
1:H:204:PHE:CE1	1:H:237:LEU:HD13	2.37	0.60
1:M:206:LEU:HD13	1:M:210:HIS:HB3	1.84	0.60
1:P:465:TYR:OH	1:V:450:GLU:HB3	2.00	0.60
1:U:206:LEU:HD13	1:U:210:HIS:HB3	1.84	0.60
1:C:48:ALA:HA	1:C:65:MET:O	2.02	0.60
1:G:177:GLY:HA2	1:L:56:GLY:HA2	1.84	0.60
1:I:271:HIS:CD2	3:I:7491:AMP:H4'	2.36	0.60
1:P:271:HIS:CD2	3:P:7505:AMP:H4'	2.36	0.60
1:R:355:ARG:NH1	3:R:7509:AMP:H2'	2.17	0.60
1:U:56:GLY:HA3	1:V:178:GLY:N	2.15	0.60
1:V:48:ALA:HA	1:V:65:MET:O	2.02	0.60
1:I:458:HIS:CD2	1:I:460:TYR:H	2.12	0.60
1:F:56:GLY:HA2	1:F:441:THR:HG21	1.83	0.60
1:D:456:ARG:O	1:J:458:HIS:HE1	1.83	0.60
1:K:56:GLY:HA2	1:K:441:THR:HG21	1.83	0.60
1:O:56:GLY:HA2	1:O:441:THR:HG21	1.83	0.60
1:O:458:HIS:CD2	1:O:460:TYR:H	2.14	0.60
1:P:337:ARG:HH22	1:Q:95:PHE:HE1	1.49	0.60
1:V:80:ARG:HD2	1:V:84:THR:OG1	2.02	0.60
1:A:603:LYS:HD2	5:A:7664:HOH:O	2.02	0.60
1:M:603:LYS:HD2	5:M:3368:HOH:O	2.02	0.60
1:A:244:ASN:O	1:A:248:GLN:HG2	2.02	0.60
1:D:204:PHE:CE1	1:D:237:LEU:HD13	2.36	0.60
1:F:55:ARG:HD2	1:F:449:ASN:HD21	1.65	0.60
1:M:244:ASN:O	1:M:248:GLN:HG2	2.02	0.60
1:N:176:LYS:HD2	1:O:55:ARG:HH21	1.60	0.60
1:N:335:SER:OG	1:N:338:ASN:HB2	2.01	0.60
1:O:55:ARG:HD2	1:O:449:ASN:HD21	1.65	0.60
1:P:204:PHE:CE1	1:P:237:LEU:HD13	2.36	0.60
1:Q:204:PHE:CE1	1:Q:237:LEU:HD13	2.36	0.60
1:S:204:PHE:CE1	1:S:237:LEU:HD13	2.36	0.60
1:B:53:SER:O	1:B:54:ILE:HB	2.01	0.60
1:C:273:SER:OG	3:C:7479:AMP:N6	2.34	0.60
1:G:129:GLU:OE1	3:G:7487:AMP:H5'1	2.02	0.60
1:I:273:SER:OG	3:I:7491:AMP:N6	2.34	0.60
1:M:56:GLY:O	1:M:57:PHE:HD1	1.83	0.60
1:N:273:SER:OG	3:N:7501:AMP:N6	2.35	0.60
1:O:273:SER:OG	3:O:7503:AMP:N6	2.34	0.60
1:Q:411:PRO:HB2	1:Q:417:VAL:HG12	1.84	0.60
1:R:3:ASP:HA	1:R:6:PHE:HD1	1.66	0.60

*Continued on next page...*

*Continued from previous page...*

Atom-1	Atom-2	Interatomic distance (Å)	Clash overlap (Å)
1:S:177:GLY:HA2	1:X:55:ARG:CB	2.22	0.60
1:S:330:ILE:O	1:S:409:GLN:HA	2.00	0.60
1:G:211:HIS:CD2	1:L:33:ILE:CG2	2.82	0.60
5:E:2664:HOH:O	1:K:27:ILE:HD13	2.01	0.60
1:D:160:THR:HG21	1:D:173:VAL:HG12	1.83	0.60
1:L:399:LEU:HB3	1:L:404:ALA:HB2	1.84	0.60
1:N:400:PRO:O	1:N:402:GLU:N	2.34	0.60
1:P:400:PRO:O	1:P:402:GLU:N	2.34	0.60
1:H:204:PHE:CE1	1:H:237:LEU:HD13	2.36	0.60
1:O:436:ASN:O	1:O:440:GLU:HG3	2.01	0.60
1:T:273:SER:HB3	3:T:7513:AMP:N6	2.17	0.60
1:V:334:TYR:HA	1:V:343:VAL:O	2.02	0.60
1:D:206:LEU:HD13	1:D:210:HIS:HB3	1.84	0.60
1:H:80:ARG:HD2	1:H:84:THR:OG1	2.01	0.60
1:N:324:PRO:HD2	5:T:5149:HOH:O	2.01	0.60
1:P:204:PHE:CE1	1:P:237:LEU:HD13	2.37	0.60
1:R:204:PHE:CE1	1:R:237:LEU:HD13	2.37	0.60
1:D:271:HIS:CD2	3:D:7481:AMP:H4'	2.36	0.60
1:B:463:ALA:HA	1:H:140:PHE:CE1	2.36	0.60
1:I:458:HIS:CD2	1:I:460:TYR:H	2.10	0.60
1:M:271:HIS:CD2	3:M:7499:AMP:H4'	2.36	0.60
1:O:48:ALA:HA	1:O:65:MET:O	2.02	0.60
1:W:355:ARG:NH1	3:W:7519:AMP:H2'	2.16	0.60
1:C:193:ASP:OD2	1:D:80:ARG:HD3	2.01	0.60
1:K:34:PRO:HG3	1:L:206:LEU:HB3	1.83	0.60
1:V:207:GLU:H	1:V:210:HIS:CD2	2.20	0.60
1:D:80:ARG:HD2	1:D:84:THR:OG1	2.02	0.60
1:A:50:ASP:CB	1:F:339:ARG:HH11	2.13	0.60
1:G:59:SER:C	1:G:61:HIS:H	2.04	0.60
1:H:56:GLY:HA2	1:H:441:THR:HG21	1.83	0.60
1:I:271:HIS:CD2	3:I:7491:AMP:H4'	2.37	0.60
1:J:80:ARG:HD2	1:J:84:THR:OG1	2.02	0.60
1:P:80:ARG:HD2	1:P:84:THR:OG1	2.02	0.60
1:U:271:HIS:CD2	3:U:7515:AMP:H4'	2.37	0.60
1:D:456:ARG:O	1:J:458:HIS:HE1	1.84	0.60
1:O:458:HIS:CD2	1:O:460:TYR:H	2.14	0.60
1:P:53:SER:HB2	5:P:3802:HOH:O	2.00	0.60
1:A:344:ARG:NH1	1:A:346:PRO:HG3	2.17	0.60
1:E:204:PHE:CE1	1:E:237:LEU:HD13	2.36	0.60
1:E:51:GLY:HA2	1:E:65:MET:HE2	1.83	0.60
1:G:51:GLY:HA2	1:G:65:MET:HE2	1.84	0.60

*Continued on next page...*

*Continued from previous page...*

Atom-1	Atom-2	Interatomic distance (Å)	Clash overlap (Å)
1:K:204:PHE:CE1	1:K:237:LEU:HD13	2.36	0.60
1:R:55:ARG:HD2	1:R:449:ASN:HD21	1.65	0.60
1:W:1:THR:HG22	1:W:3:ASP:N	2.15	0.60
1:A:56:GLY:O	1:A:57:PHE:HD1	1.83	0.60
1:F:3:ASP:HA	1:F:6:PHE:HD1	1.66	0.60
1:G:330:ILE:O	1:G:409:GLN:HA	2.00	0.60
1:I:295:ARG:HG2	1:I:388:PRO:HG3	1.83	0.60
1:J:273:SER:OG	3:J:7493:AMP:N6	2.34	0.60
1:O:177:GLY:CA	1:P:55:ARG:HG3	2.32	0.60
1:O:411:PRO:HB2	1:O:417:VAL:HG12	1.84	0.60
1:S:129:GLU:OE1	3:S:7511:AMP:H5'1	2.01	0.60
1:T:273:SER:OG	3:T:7513:AMP:N6	2.34	0.60
1:W:295:ARG:HG2	1:W:388:PRO:HG3	1.83	0.60
1:A:27:ILE:HD13	5:G:7491:HOH:O	2.01	0.60
1:E:456:ARG:O	1:K:458:HIS:HE1	1.84	0.60
1:D:337:ARG:HH21	1:E:63:SER:CB	2.14	0.60
1:F:27:ILE:HD13	5:L:1349:HOH:O	2.01	0.60
1:N:463:ALA:O	1:U:175:HIS:CE1	2.53	0.60
1:O:27:ILE:HD13	5:U:3716:HOH:O	2.01	0.60
1:R:27:ILE:HD13	5:X:4505:HOH:O	2.01	0.60
1:A:57:PHE:HB3	1:A:100:TYR:HE2	1.67	0.60
1:B:400:PRO:O	1:B:402:GLU:N	2.34	0.60
1:G:264:ASN:ND2	4:G:7488:CIT:H22	2.11	0.60
1:N:57:PHE:HB3	1:N:100:TYR:HE2	1.67	0.60
1:S:458:HIS:CD2	1:S:460:TYR:H	2.12	0.60
1:S:57:PHE:HB3	1:S:100:TYR:HE2	1.67	0.60
1:U:160:THR:HG21	1:U:173:VAL:HG12	1.83	0.60
1:C:204:PHE:CE1	1:C:237:LEU:HD13	2.36	0.60
1:I:80:ARG:HE	1:J:189:VAL:CG1	2.12	0.60
1:L:204:PHE:CE1	1:L:237:LEU:HD13	2.36	0.60
1:O:204:PHE:CE1	1:O:237:LEU:HD13	2.36	0.60
1:P:395:ASP:CB	1:Q:60:ILE:O	2.49	0.60
1:P:456:ARG:O	1:V:458:HIS:HE1	1.85	0.60
1:Q:210:HIS:HE1	3:Q:7507:AMP:H3'	1.67	0.60
1:T:210:HIS:HE1	3:T:7513:AMP:H3'	1.67	0.60
1:W:436:ASN:O	1:W:440:GLU:HG3	2.01	0.60
1:W:273:SER:HB3	3:W:7519:AMP:N6	2.17	0.60
1:X:204:PHE:CE1	1:X:237:LEU:HD13	2.36	0.60
1:A:204:PHE:CE1	1:A:237:LEU:HD13	2.37	0.60
1:C:206:LEU:HD13	1:C:210:HIS:HB3	1.84	0.60
1:C:80:ARG:HD2	1:C:84:THR:OG1	2.01	0.60

*Continued on next page...*

*Continued from previous page...*

Atom-1	Atom-2	Interatomic distance (Å)	Clash overlap (Å)
1:F:204:PHE:CE1	1:F:237:LEU:HD13	2.37	0.60
1:K:204:PHE:CE1	1:K:237:LEU:HD13	2.37	0.60
1:M:204:PHE:CE1	1:M:237:LEU:HD13	2.37	0.60
1:O:80:ARG:HD2	1:O:84:THR:OG1	2.01	0.60
1:P:206:LEU:HD13	1:P:210:HIS:HB3	1.84	0.60
1:W:204:PHE:CE1	1:W:237:LEU:HD13	2.37	0.60
1:A:271:HIS:CD2	3:A:7475:AMP:H4'	2.36	0.60
1:B:355:ARG:NH1	3:B:7477:AMP:H2'	2.17	0.60
1:A:33:ILE:HG22	1:F:211:HIS:HB3	1.83	0.60
1:L:48:ALA:HA	1:L:65:MET:O	2.02	0.60
1:N:355:ARG:NH1	3:N:7501:AMP:H2'	2.17	0.60
1:P:175:HIS:CE1	1:W:467:ASP:HB2	2.33	0.60
1:R:208:LYS:CD	1:R:208:LYS:H	2.15	0.60
1:X:48:ALA:HA	1:X:65:MET:O	2.02	0.60
1:J:207:GLU:H	1:J:210:HIS:CD2	2.20	0.60
1:P:211:HIS:CD2	1:Q:33:ILE:HG22	2.37	0.60
1:Q:502:PRO:HB2	1:R:137:SER:HB3	1.84	0.60
1:B:80:ARG:HD2	1:B:84:THR:OG1	2.02	0.60
1:O:271:HIS:CD2	3:O:7503:AMP:H4'	2.37	0.60
3:X:7521:AMP:H1'	3:X:7521:AMP:N9	2.08	0.60
1:C:502:PRO:HB2	1:D:137:SER:HB3	1.83	0.60
1:P:115:LEU:HD23	1:P:379:LEU:HD21	1.84	0.60
3:X:7521:AMP:H1'	3:X:7521:AMP:N9	2.08	0.60
1:B:204:PHE:CE1	1:B:237:LEU:HD13	2.36	0.60
1:F:344:ARG:NH1	1:F:346:PRO:HG3	2.17	0.60
1:F:51:GLY:HA2	1:F:65:MET:HE2	1.84	0.60
1:K:110:LYS:HE2	5:K:2855:HOH:O	2.01	0.60
1:K:207:GLU:H	1:K:210:HIS:CD2	2.18	0.60
1:M:344:ARG:NH1	1:M:346:PRO:HG3	2.17	0.60
1:O:335:SER:OG	1:O:338:ASN:HB2	2.01	0.60
1:R:344:ARG:NH1	1:R:346:PRO:HG3	2.17	0.60
1:V:204:PHE:CE1	1:V:237:LEU:HD13	2.36	0.60
1:W:207:GLU:H	1:W:210:HIS:CD2	2.18	0.60
1:W:204:PHE:CE1	1:W:237:LEU:HD13	2.36	0.60
3:X:7521:AMP:N9	3:X:7521:AMP:H1'	2.08	0.60
1:E:3:ASP:HA	1:E:6:PHE:HD1	1.66	0.60
1:E:456:ARG:O	1:K:458:HIS:HE1	1.83	0.60
1:E:273:SER:OG	3:E:7483:AMP:N6	2.34	0.60
1:H:273:SER:OG	3:H:7489:AMP:N6	2.34	0.60
1:O:3:ASP:HA	1:O:6:PHE:HD1	1.66	0.60
1:Q:273:SER:OG	3:Q:7507:AMP:N6	2.34	0.60

*Continued on next page...*

*Continued from previous page...*

Atom-1	Atom-2	Interatomic distance (Å)	Clash overlap (Å)
1:Q:3:ASP:HA	1:Q:6:PHE:HD1	1.66	0.60
1:U:295:ARG:HG2	1:U:388:PRO:HG3	1.82	0.60
1:V:273:SER:OG	3:V:7517:AMP:N6	2.34	0.60
1:V:56:GLY:O	1:V:57:PHE:HD1	1.83	0.60
1:W:273:SER:OG	3:W:7519:AMP:N6	2.34	0.60
1:X:56:GLY:O	1:X:57:PHE:HD1	1.83	0.60
3:X:7521:AMP:N9	3:X:7521:AMP:H1'	2.08	0.60
1:A:114:TYR:O	1:A:118:THR:HG23	2.02	0.60
1:E:412:THR:HB	5:E:2665:HOH:O	2.01	0.60
1:M:27:ILE:HD13	5:S:3190:HOH:O	2.01	0.60
3:X:7521:AMP:H1'	3:X:7521:AMP:N9	2.08	0.60
1:C:399:LEU:HB3	1:C:404:ALA:HB2	1.84	0.60
1:D:57:PHE:HB3	1:D:100:TYR:HE2	1.67	0.60
1:D:346:PRO:HG2	1:D:355:ARG:HH22	1.65	0.60
1:G:57:PHE:HB3	1:G:100:TYR:HE2	1.67	0.60
1:H:57:PHE:HB3	1:H:100:TYR:HE2	1.67	0.60
1:L:57:PHE:HB3	1:L:100:TYR:HE2	1.67	0.60
1:M:57:PHE:HB3	1:M:100:TYR:HE2	1.67	0.60
1:R:400:PRO:O	1:R:402:GLU:N	2.34	0.60
1:T:57:PHE:HB3	1:T:100:TYR:HE2	1.67	0.60
1:W:160:THR:HG21	1:W:173:VAL:HG12	1.83	0.60
3:X:7521:AMP:N9	3:X:7521:AMP:H1'	2.08	0.60
1:C:210:HIS:HE1	3:C:7479:AMP:H3'	1.67	0.60
1:D:189:VAL:HG13	1:E:80:ARG:HE	1.67	0.60
1:E:210:HIS:HE1	3:E:7483:AMP:H3'	1.67	0.60
1:H:273:SER:HB3	3:H:7489:AMP:N6	2.17	0.60
1:C:463:ALA:HA	1:I:140:PHE:CE1	2.37	0.60
1:I:210:HIS:HE1	3:I:7491:AMP:H3'	1.67	0.60
1:J:210:HIS:HE1	3:J:7493:AMP:H3'	1.67	0.60
1:K:204:PHE:CE1	1:K:237:LEU:HD13	2.36	0.60
1:K:334:TYR:HA	1:K:343:VAL:O	2.01	0.60
1:L:273:SER:HB3	3:L:7497:AMP:N6	2.17	0.60
1:O:210:HIS:HE1	3:O:7503:AMP:H3'	1.67	0.60
1:T:204:PHE:CE1	1:T:237:LEU:HD13	2.36	0.60
1:V:210:HIS:HE1	3:V:7517:AMP:H3'	1.67	0.60
1:W:334:TYR:HA	1:W:343:VAL:O	2.01	0.60
3:X:7521:AMP:H1'	3:X:7521:AMP:N9	2.08	0.60
1:J:206:LEU:HD13	1:J:210:HIS:HB3	1.84	0.60
3:X:7521:AMP:H1'	3:X:7521:AMP:N9	2.08	0.60
1:F:208:LYS:CD	1:F:208:LYS:H	2.15	0.60
1:K:53:SER:OG	1:L:179:TYR:CB	2.47	0.60

*Continued on next page...*

*Continued from previous page...*

Atom-1	Atom-2	Interatomic distance (Å)	Clash overlap (Å)
1:P:355:ARG:NH1	3:P:7505:AMP:H2'	2.16	0.60
1:S:355:ARG:NH1	3:S:7511:AMP:H2'	2.17	0.60
3:X:7521:AMP:H1'	3:X:7521:AMP:N9	2.08	0.60
1:D:175:HIS:CE1	1:K:467:ASP:HB2	2.36	0.60
3:X:7521:AMP:N9	3:X:7521:AMP:H1'	2.08	0.60
1:B:271:HIS:CD2	3:B:7477:AMP:H4'	2.37	0.60
1:C:80:ARG:HD2	1:C:84:THR:OG1	2.02	0.60
1:D:271:HIS:CD2	3:D:7481:AMP:H4'	2.37	0.60
1:E:412:THR:HB	5:E:2665:HOH:O	2.02	0.60
1:F:271:HIS:CD2	3:F:7485:AMP:H4'	2.37	0.60
1:H:80:ARG:HD2	1:H:84:THR:OG1	2.02	0.60
1:D:467:ASP:OD2	1:K:175:HIS:HE1	1.84	0.60
1:L:271:HIS:CD2	3:L:7497:AMP:H4'	2.37	0.60
1:N:271:HIS:CD2	3:N:7501:AMP:H4'	2.37	0.60
1:O:80:ARG:HD2	1:O:84:THR:OG1	2.02	0.60
1:P:271:HIS:CD2	3:P:7505:AMP:H4'	2.37	0.60
1:R:271:HIS:CD2	3:R:7509:AMP:H4'	2.37	0.60
1:S:59:SER:C	1:S:61:HIS:H	2.04	0.60
1:D:115:LEU:HD23	1:D:379:LEU:HD21	1.84	0.60
1:G:502:PRO:HB2	1:L:137:SER:HB3	1.84	0.60
1:K:115:LEU:HD23	1:K:379:LEU:HD21	1.84	0.60
1:U:115:LEU:HD23	1:U:379:LEU:HD21	1.84	0.60
1:W:115:LEU:HD23	1:W:379:LEU:HD21	1.84	0.60
1:B:344:ARG:NH1	1:B:346:PRO:HG3	2.17	0.60
1:C:204:PHE:CE1	1:C:237:LEU:HD13	2.36	0.60
1:D:344:ARG:NH1	1:D:346:PRO:HG3	2.17	0.60
1:H:344:ARG:NH1	1:H:346:PRO:HG3	2.17	0.60
1:K:1:THR:HG22	1:K:3:ASP:N	2.15	0.60
1:K:394:LYS:HD2	1:K:399:LEU:HD13	1.84	0.60
1:P:344:ARG:NH1	1:P:346:PRO:HG3	2.17	0.60
1:Q:51:GLY:HA2	1:Q:65:MET:HE2	1.83	0.60
1:T:344:ARG:NH1	1:T:346:PRO:HG3	2.17	0.60
1:W:110:LYS:HE2	5:W:6011:HOH:O	2.01	0.60
1:H:411:PRO:HB2	1:H:417:VAL:HG12	1.84	0.60
1:K:272:GLN:HE22	1:K:374:MET:HB3	1.67	0.60
1:K:273:SER:OG	3:K:7495:AMP:N6	2.34	0.60
1:S:272:GLN:HE22	1:S:374:MET:HB3	1.67	0.60
1:U:129:GLU:OE1	3:U:7515:AMP:H5'1	2.01	0.60
1:U:272:GLN:HE22	1:U:374:MET:HB3	1.67	0.60
1:D:27:ILE:HD13	5:J:823:HOH:O	2.01	0.60
1:I:114:TYR:O	1:I:118:THR:HG23	2.02	0.60

*Continued on next page...*

*Continued from previous page...*

Atom-1	Atom-2	Interatomic distance (Å)	Clash overlap (Å)
1:M:114:TYR:O	1:M:118:THR:HG23	2.02	0.60
1:Q:27:ILE:HD13	5:W:4242:HOH:O	2.01	0.60
1:T:398:GLU:O	1:T:399:LEU:HB2	2.02	0.60
1:U:114:TYR:O	1:U:118:THR:HG23	2.02	0.60
1:W:66:LEU:HD22	1:W:94:PRO:HA	1.84	0.60
1:D:355:ARG:HG3	1:D:355:ARG:HH21	1.67	0.60
1:F:57:PHE:HB3	1:F:100:TYR:HE2	1.67	0.60
1:N:346:PRO:HG2	1:N:355:ARG:HH22	1.65	0.60
1:O:399:LEU:HB3	1:O:404:ALA:HB2	1.84	0.60
1:P:57:PHE:HB3	1:P:100:TYR:HE2	1.67	0.60
1:P:346:PRO:HG2	1:P:355:ARG:HH22	1.65	0.60
1:S:400:PRO:O	1:S:402:GLU:N	2.34	0.60
1:U:55:ARG:HB2	1:V:177:GLY:CA	2.27	0.60
1:W:57:PHE:HB3	1:W:100:TYR:HE2	1.67	0.60
1:X:57:PHE:HB3	1:X:100:TYR:HE2	1.67	0.60
1:B:222:ASN:HB2	5:B:7552:HOH:O	2.02	0.60
1:B:210:HIS:HE1	3:B:7477:AMP:H3'	1.67	0.60
1:B:273:SER:HB3	3:B:7477:AMP:N6	2.17	0.60
1:F:334:TYR:HA	1:F:343:VAL:O	2.01	0.60
1:H:436:ASN:O	1:H:440:GLU:HG3	2.01	0.60
1:I:273:SER:HB3	3:I:7491:AMP:N6	2.17	0.60
1:M:273:SER:HB3	3:M:7499:AMP:N6	2.17	0.60
1:M:179:TYR:HH	1:N:54:ILE:HG22	1.58	0.60
1:S:436:ASN:O	1:S:440:GLU:HG3	2.01	0.60
1:U:210:HIS:HE1	3:U:7515:AMP:H3'	1.67	0.60
1:X:334:TYR:HA	1:X:343:VAL:O	2.01	0.60
1:E:80:ARG:HD2	1:E:84:THR:OG1	2.01	0.60
1:I:53:SER:O	1:I:54:ILE:HB	2.02	0.60
1:N:206:LEU:HD13	1:N:210:HIS:HB3	1.84	0.60
1:V:206:LEU:HD13	1:V:210:HIS:HB3	1.84	0.60
1:G:355:ARG:NH1	3:G:7487:AMP:H2'	2.17	0.60
1:K:355:ARG:NH1	3:K:7495:AMP:H2'	2.16	0.60
1:A:56:GLY:HA2	1:A:441:THR:HG21	1.83	0.60
1:A:59:SER:C	1:A:61:HIS:H	2.04	0.60
1:C:271:HIS:CD2	3:C:7479:AMP:H4'	2.37	0.60
1:E:458:HIS:CD2	1:E:460:TYR:H	2.14	0.60
1:F:175:HIS:CE1	1:G:467:ASP:OD2	2.55	0.60
1:F:80:ARG:HD2	1:F:84:THR:OG1	2.02	0.60
1:K:271:HIS:CD2	3:K:7495:AMP:H4'	2.37	0.60
3:L:7497:AMP:N9	3:L:7497:AMP:H1'	2.08	0.60
1:R:80:ARG:HD2	1:R:84:THR:OG1	2.02	0.60

*Continued on next page...*



*Continued from previous page...*

Atom-1	Atom-2	Interatomic distance (Å)	Clash overlap (Å)
1:W:271:HIS:CD2	3:W:7519:AMP:H4'	2.37	0.60
1:E:149:TYR:CE1	1:K:146:GLY:HA2	2.37	0.60
1:H:603:LYS:HD2	5:H:7695:HOH:O	2.02	0.60
1:I:115:LEU:HD23	1:I:379:LEU:HD21	1.84	0.60
3:L:7497:AMP:H1'	3:L:7497:AMP:N9	2.08	0.60
1:W:137:SER:HB3	1:X:502:PRO:HB2	1.84	0.60
1:A:333:VAL:HG11	1:A:407:ILE:HD12	1.84	0.60
1:I:394:LYS:HD2	1:I:399:LEU:HD13	1.84	0.60
1:J:204:PHE:CE1	1:J:237:LEU:HD13	2.36	0.60
1:K:344:ARG:NH1	1:K:346:PRO:HG3	2.17	0.60
1:L:344:ARG:NH1	1:L:346:PRO:HG3	2.17	0.60
3:L:7497:AMP:N9	3:L:7497:AMP:H1'	2.08	0.60
1:N:344:ARG:NH1	1:N:346:PRO:HG3	2.17	0.60
1:O:204:PHE:CE1	1:O:237:LEU:HD13	2.36	0.60
1:N:465:TYR:CZ	1:T:315:THR:HB	2.37	0.60
1:U:394:LYS:HD2	1:U:399:LEU:HD13	1.84	0.60
1:W:344:ARG:NH1	1:W:346:PRO:HG3	2.17	0.60
1:W:394:LYS:HD2	1:W:399:LEU:HD13	1.84	0.60
1:C:411:PRO:HB2	1:C:417:VAL:HG12	1.84	0.60
1:A:63:SER:HB2	1:F:339:ARG:NH2	2.16	0.60
1:G:272:GLN:HE22	1:G:374:MET:HB3	1.67	0.60
1:C:463:ALA:HA	1:I:140:PHE:CE1	2.37	0.60
1:I:272:GLN:HE22	1:I:374:MET:HB3	1.67	0.60
1:J:411:PRO:HB2	1:J:417:VAL:HG12	1.84	0.60
3:L:7497:AMP:H1'	3:L:7497:AMP:N9	2.08	0.60
1:N:53:SER:O	1:N:54:ILE:HB	2.01	0.60
1:P:295:ARG:HG2	1:P:388:PRO:HG3	1.82	0.60
1:T:411:PRO:HB2	1:T:417:VAL:HG12	1.84	0.60
1:V:411:PRO:HB2	1:V:417:VAL:HG12	1.84	0.60
1:E:27:ILE:HD13	5:K:1086:HOH:O	2.01	0.60
1:F:114:TYR:O	1:F:118:THR:HG23	2.02	0.60
1:K:398:GLU:O	1:K:399:LEU:HB2	2.02	0.60
1:K:66:LEU:HD22	1:K:94:PRO:HA	1.84	0.60
3:L:7497:AMP:H1'	3:L:7497:AMP:N9	2.08	0.60
1:P:27:ILE:HD13	5:V:3979:HOH:O	2.01	0.60
1:Q:114:TYR:O	1:Q:118:THR:HG23	2.02	0.60
1:W:398:GLU:O	1:W:399:LEU:HB2	2.02	0.60
1:F:400:PRO:O	1:F:402:GLU:N	2.34	0.60
1:I:160:THR:HG21	1:I:173:VAL:HG12	1.83	0.60
1:J:399:LEU:HB3	1:J:404:ALA:HB2	1.84	0.60
1:L:458:HIS:CD2	1:L:460:TYR:H	2.12	0.60

*Continued on next page...*

*Continued from previous page...*

Atom-1	Atom-2	Interatomic distance (Å)	Clash overlap (Å)
3:L:7497:AMP:N9	3:L:7497:AMP:H1'	2.08	0.60
1:N:355:ARG:HG3	1:N:355:ARG:HH21	1.67	0.60
1:P:355:ARG:HH21	1:P:355:ARG:HG3	1.67	0.60
1:R:57:PHE:HB3	1:R:100:TYR:HE2	1.67	0.60
1:U:458:HIS:CD2	1:U:460:TYR:H	2.12	0.60
1:X:458:HIS:CD2	1:X:460:TYR:H	2.12	0.60
1:A:273:SER:HB3	3:A:7475:AMP:N6	2.17	0.60
1:A:177:GLY:HA2	1:B:53:SER:HB3	1.83	0.60
1:F:458:HIS:CD2	1:F:460:TYR:H	2.10	0.60
1:G:334:TYR:HA	1:G:343:VAL:O	2.01	0.60
1:G:395:ASP:CA	1:L:60:ILE:HB	2.28	0.60
1:H:210:HIS:HE1	3:H:7489:AMP:H3'	1.67	0.60
1:L:436:ASN:O	1:L:440:GLU:HG3	2.02	0.60
3:L:7497:AMP:H1'	3:L:7497:AMP:N9	2.08	0.60
1:M:436:ASN:O	1:M:440:GLU:HG3	2.01	0.60
1:N:222:ASN:HB2	5:N:3499:HOH:O	2.02	0.60
1:N:436:ASN:O	1:N:440:GLU:HG3	2.01	0.60
1:N:210:HIS:HE1	3:N:7501:AMP:H3'	1.67	0.60
1:R:334:TYR:HA	1:R:343:VAL:O	2.01	0.60
1:W:204:PHE:CE1	1:W:237:LEU:HD13	2.36	0.60
1:F:206:LEU:HD13	1:F:210:HIS:HB3	1.84	0.60
3:L:7497:AMP:H1'	3:L:7497:AMP:N9	2.08	0.60
1:U:53:SER:O	1:U:54:ILE:HB	2.02	0.60
1:D:355:ARG:NH1	3:D:7481:AMP:H2'	2.17	0.60
1:E:271:HIS:CD2	3:E:7483:AMP:H4'	2.36	0.60
3:L:7497:AMP:N9	3:L:7497:AMP:H1'	2.08	0.60
1:U:48:ALA:HA	1:U:65:MET:O	2.02	0.60
1:X:271:HIS:CD2	3:X:7521:AMP:H4'	2.36	0.60
3:L:7497:AMP:N9	3:L:7497:AMP:H1'	2.08	0.60
1:E:271:HIS:CD2	3:E:7483:AMP:H4'	2.37	0.59
1:M:59:SER:C	1:M:61:HIS:H	2.04	0.59
1:N:80:ARG:HD2	1:N:84:THR:OG1	2.02	0.59
1:Q:458:HIS:CD2	1:Q:460:TYR:H	2.14	0.59
1:T:80:ARG:HD2	1:T:84:THR:OG1	2.02	0.59
1:X:271:HIS:CD2	3:X:7521:AMP:H4'	2.37	0.59
1:J:603:LYS:HD2	5:J:2579:HOH:O	2.02	0.59
1:V:603:LYS:HD2	5:V:5735:HOH:O	2.02	0.59
1:A:110:LYS:HE2	5:A:7679:HOH:O	2.01	0.59
1:A:364:SER:HA	1:G:468:VAL:HB	1.81	0.59
1:C:244:ASN:O	1:C:248:GLN:HG2	2.02	0.59
1:H:244:ASN:O	1:H:248:GLN:HG2	2.02	0.59

*Continued on next page...*

*Continued from previous page...*

Atom-1	Atom-2	Interatomic distance (Å)	Clash overlap (Å)
1:J:55:ARG:HE	1:K:176:LYS:HB3	1.66	0.59
1:M:110:LYS:HE2	5:M:3381:HOH:O	2.01	0.59
1:M:333:VAL:HG11	1:M:407:ILE:HD12	1.84	0.59
1:R:333:VAL:HG11	1:R:407:ILE:HD12	1.84	0.59
1:S:55:ARG:NH2	1:T:176:LYS:CD	2.49	0.59
1:T:244:ASN:O	1:T:248:GLN:HG2	2.02	0.59
1:V:110:LYS:HE2	5:V:5748:HOH:O	2.01	0.59
1:X:344:ARG:NH1	1:X:346:PRO:HG3	2.17	0.59
1:C:140:PHE:CE1	1:I:463:ALA:HA	2.37	0.59
1:D:295:ARG:HG2	1:D:388:PRO:HG3	1.82	0.59
1:F:53:SER:O	1:F:54:ILE:HB	2.01	0.59
1:F:129:GLU:OE1	3:F:7485:AMP:H5'1	2.01	0.59
1:J:56:GLY:O	1:J:57:PHE:HD1	1.83	0.59
1:T:53:SER:O	1:T:54:ILE:HB	2.01	0.59
1:T:55:ARG:CB	1:U:177:GLY:HA2	2.24	0.59
1:W:272:GLN:HE22	1:W:374:MET:HB3	1.67	0.59
1:E:114:TYR:O	1:E:118:THR:HG23	2.02	0.59
1:G:114:TYR:O	1:G:118:THR:HG23	2.02	0.59
1:H:114:TYR:O	1:H:118:THR:HG23	2.02	0.59
1:H:398:GLU:O	1:H:399:LEU:HB2	2.02	0.59
1:L:114:TYR:O	1:L:118:THR:HG23	2.02	0.59
1:R:114:TYR:O	1:R:118:THR:HG23	2.02	0.59
1:B:355:ARG:HG3	1:B:355:ARG:HH21	1.67	0.59
1:K:160:THR:HG21	1:K:173:VAL:HG12	1.83	0.59
1:K:57:PHE:HB3	1:K:100:TYR:HE2	1.67	0.59
1:V:399:LEU:HB3	1:V:404:ALA:HB2	1.84	0.59
1:A:436:ASN:O	1:A:440:GLU:HG3	2.01	0.59
1:B:160:THR:CG2	1:B:173:VAL:HG13	2.28	0.59
1:L:334:TYR:HA	1:L:343:VAL:O	2.01	0.59
1:U:273:SER:HB3	3:U:7515:AMP:N6	2.17	0.59
1:V:160:THR:CG2	1:V:173:VAL:HG13	2.28	0.59
1:W:222:ASN:HB2	5:W:5866:HOH:O	2.02	0.59
1:B:206:LEU:HD13	1:B:210:HIS:HB3	1.84	0.59
1:O:206:LEU:HD13	1:O:210:HIS:HB3	1.84	0.59
1:R:206:LEU:HD13	1:R:210:HIS:HB3	1.84	0.59
1:I:48:ALA:HA	1:I:65:MET:O	2.02	0.59
1:L:271:HIS:CD2	3:L:7497:AMP:H4'	2.36	0.59
1:N:176:LYS:HD2	1:O:55:ARG:CB	2.29	0.59
1:Q:271:HIS:CD2	3:Q:7507:AMP:H4'	2.36	0.59
1:S:179:TYR:HB2	1:X:53:SER:OG	2.02	0.59
1:P:211:HIS:HD2	1:Q:33:ILE:HG22	1.65	0.59

*Continued on next page...*

*Continued from previous page...*

Atom-1	Atom-2	Interatomic distance (Å)	Clash overlap (Å)
1:E:171:TYR:HA	1:L:467:ASP:OD2	2.02	0.59
1:P:456:ARG:O	1:V:458:HIS:HE1	1.85	0.59
1:Q:271:HIS:CD2	3:Q:7507:AMP:H4'	2.37	0.59
1:S:271:HIS:CD2	3:S:7511:AMP:H4'	2.37	0.59
1:G:115:LEU:HD23	1:G:379:LEU:HD21	1.84	0.59
1:S:115:LEU:HD23	1:S:379:LEU:HD21	1.84	0.59
1:T:603:LYS:HD2	5:T:5209:HOH:O	2.02	0.59
1:F:333:VAL:HG11	1:F:407:ILE:HD12	1.85	0.59
1:J:110:LYS:HE2	5:J:2592:HOH:O	2.01	0.59
1:D:456:ARG:O	1:J:458:HIS:HE1	1.85	0.59
1:L:333:VAL:HG11	1:L:407:ILE:HD12	1.84	0.59
1:N:204:PHE:CE1	1:N:237:LEU:HD13	2.36	0.59
1:P:244:ASN:O	1:P:248:GLN:HG2	2.02	0.59
1:W:55:ARG:NE	1:X:176:LYS:HB3	2.17	0.59
1:X:333:VAL:HG11	1:X:407:ILE:HD12	1.84	0.59
1:I:129:GLU:OE1	3:I:7491:AMP:H5'1	2.01	0.59
1:R:129:GLU:OE1	3:R:7509:AMP:H5'1	2.01	0.59
1:R:295:ARG:HG2	1:R:388:PRO:HG3	1.82	0.59
1:R:53:SER:O	1:R:54:ILE:HB	2.01	0.59
1:D:114:TYR:O	1:D:118:THR:HG23	2.02	0.59
5:D:2401:HOH:O	1:J:27:ILE:HD13	2.01	0.59
5:F:7740:HOH:O	1:L:27:ILE:HD13	2.01	0.59
1:M:458:HIS:CD2	1:M:460:TYR:H	2.12	0.59
1:O:337:ARG:HB3	1:P:60:ILE:O	2.01	0.59
1:P:114:TYR:O	1:P:118:THR:HG23	2.02	0.59
1:M:61:HIS:O	1:R:337:ARG:NH1	2.34	0.59
5:P:5557:HOH:O	1:V:27:ILE:HD13	2.01	0.59
1:H:49:PHE:CD2	1:I:211:HIS:HE1	2.20	0.59
1:J:60:ILE:HG13	1:J:61:HIS:CE1	2.38	0.59
1:Q:400:PRO:O	1:Q:402:GLU:N	2.34	0.59
1:X:355:ARG:HG3	1:X:355:ARG:HH21	1.67	0.59
1:B:436:ASN:O	1:B:440:GLU:HG3	2.01	0.59
1:C:140:PHE:CE1	1:I:463:ALA:HA	2.37	0.59
1:D:273:SER:HB3	3:D:7481:AMP:N6	2.17	0.59
1:J:160:THR:CG2	1:J:173:VAL:HG13	2.28	0.59
1:K:222:ASN:HB2	5:K:2710:HOH:O	2.02	0.59
1:N:160:THR:CG2	1:N:173:VAL:HG13	2.28	0.59
1:R:204:PHE:CE1	1:R:237:LEU:HD13	2.36	0.59
1:R:273:SER:HB3	3:R:7509:AMP:N6	2.17	0.59
1:S:204:PHE:CE1	1:S:237:LEU:HD13	2.36	0.59
1:X:436:ASN:O	1:X:440:GLU:HG3	2.01	0.59

*Continued on next page...*

*Continued from previous page...*

Atom-1	Atom-2	Interatomic distance (Å)	Clash overlap (Å)
1:C:180:PHE:CE2	1:D:52:SER:HB2	2.37	0.59
1:L:206:LEU:HD13	1:L:210:HIS:HB3	1.84	0.59
1:Q:204:PHE:CE1	1:Q:237:LEU:HD13	2.37	0.59
1:Q:80:ARG:HD2	1:Q:84:THR:OG1	2.01	0.59
1:N:208:LYS:H	1:N:208:LYS:CD	2.15	0.59
1:O:355:ARG:NH1	3:O:7503:AMP:H2'	2.17	0.59
1:H:458:HIS:CD2	1:H:460:TYR:H	2.11	0.59
1:T:458:HIS:CD2	1:T:460:TYR:H	2.12	0.59
1:D:339:ARG:HH11	1:E:50:ASP:HB2	1.68	0.59
1:J:95:PHE:HE1	1:K:337:ARG:HH22	1.49	0.59
1:L:339:ARG:HG3	1:L:339:ARG:NH2	2.11	0.59
1:L:56:GLY:HA2	1:L:441:THR:HG21	1.83	0.59
1:M:56:GLY:HA2	1:M:441:THR:HG21	1.83	0.59
1:U:80:ARG:HD2	1:U:84:THR:OG1	2.02	0.59
1:B:115:LEU:HD23	1:B:379:LEU:HD21	1.84	0.59
1:B:193:ASP:OD2	1:C:80:ARG:HD3	2.02	0.59
1:N:115:LEU:HD23	1:N:379:LEU:HD21	1.84	0.59
1:D:1:THR:HG22	1:D:3:ASP:N	2.15	0.59
1:E:244:ASN:O	1:E:248:GLN:HG2	2.02	0.59
1:G:333:VAL:HG11	1:G:407:ILE:HD12	1.84	0.59
1:K:333:VAL:HG11	1:K:407:ILE:HD12	1.84	0.59
1:O:110:LYS:HE2	5:O:3907:HOH:O	2.01	0.59
1:O:244:ASN:O	1:O:248:GLN:HG2	2.02	0.59
1:Q:244:ASN:O	1:Q:248:GLN:HG2	2.02	0.59
1:Q:333:VAL:HG11	1:Q:407:ILE:HD12	1.84	0.59
1:T:110:LYS:HE2	5:T:5222:HOH:O	2.01	0.59
1:C:3:ASP:HA	1:C:6:PHE:HD1	1.66	0.59
1:F:295:ARG:HG2	1:F:388:PRO:HG3	1.83	0.59
1:A:458:HIS:CD2	1:A:460:TYR:H	2.12	0.59
1:G:458:HIS:CD2	1:G:460:TYR:H	2.12	0.59
1:J:114:TYR:O	1:J:118:THR:HG23	2.02	0.59
1:J:398:GLU:O	1:J:399:LEU:HB2	2.02	0.59
1:N:27:ILE:HD13	5:T:3453:HOH:O	2.01	0.59
1:V:398:GLU:O	1:V:399:LEU:HB2	2.02	0.59
1:B:160:THR:HG21	1:B:173:VAL:HG12	1.83	0.59
1:B:346:PRO:HG2	1:B:355:ARG:HH22	1.65	0.59
1:H:400:PRO:O	1:H:402:GLU:N	2.34	0.59
1:I:355:ARG:HH21	1:I:355:ARG:HG3	1.67	0.59
1:K:355:ARG:HH21	1:K:355:ARG:HG3	1.67	0.59
1:L:355:ARG:HG3	1:L:355:ARG:HH21	1.67	0.59
1:N:177:GLY:H	1:O:55:ARG:HD3	1.66	0.59

*Continued on next page...*

*Continued from previous page...*

Atom-1	Atom-2	Interatomic distance (Å)	Clash overlap (Å)
1:P:465:TYR:OH	1:V:450:GLU:HB3	2.02	0.59
1:Q:399:LEU:HB3	1:Q:404:ALA:HB2	1.84	0.59
1:T:160:THR:HG21	1:T:173:VAL:HG12	1.83	0.59
1:V:60:ILE:HG13	1:V:61:HIS:CE1	2.38	0.59
1:E:204:PHE:CE1	1:E:237:LEU:HD13	2.36	0.59
1:E:273:SER:HB3	3:E:7483:AMP:N6	2.17	0.59
1:F:436:ASN:O	1:F:440:GLU:HG3	2.01	0.59
1:F:273:SER:HB3	3:F:7485:AMP:N6	2.17	0.59
1:G:204:PHE:CE1	1:G:237:LEU:HD13	2.36	0.59
1:G:339:ARG:HE	1:L:50:ASP:CG	2.05	0.59
1:G:436:ASN:O	1:G:440:GLU:HG3	2.01	0.59
1:J:204:PHE:CE1	1:J:237:LEU:HD13	2.36	0.59
1:G:207:GLU:O	1:L:37:ALA:HB1	2.01	0.59
1:P:222:ASN:HB2	5:P:4025:HOH:O	2.02	0.59
1:P:273:SER:HB3	3:P:7505:AMP:N6	2.17	0.59
1:Q:273:SER:HB3	3:Q:7507:AMP:N6	2.17	0.59
1:R:436:ASN:O	1:R:440:GLU:HG3	2.02	0.59
1:R:458:HIS:CD2	1:R:460:TYR:H	2.10	0.59
1:S:222:ASN:HB2	5:S:4814:HOH:O	2.02	0.59
1:S:334:TYR:HA	1:S:343:VAL:O	2.01	0.59
1:V:33:ILE:HG22	1:W:211:HIS:CD2	2.37	0.59
1:D:53:SER:O	1:D:54:ILE:HB	2.02	0.59
1:E:204:PHE:CE1	1:E:237:LEU:HD13	2.37	0.59
1:G:204:PHE:CE1	1:G:237:LEU:HD13	2.37	0.59
1:P:53:SER:O	1:P:54:ILE:HB	2.02	0.59
1:X:206:LEU:HD13	1:X:210:HIS:HB3	1.84	0.59
1:A:208:LYS:CD	1:A:208:LYS:H	2.15	0.59
1:C:355:ARG:NH1	3:C:7479:AMP:H2'	2.16	0.59
1:G:48:ALA:HA	1:G:65:MET:O	2.02	0.59
1:P:208:LYS:CD	1:P:208:LYS:H	2.15	0.59
1:B:329:PRO:HB3	1:B:359:ARG:HB2	1.85	0.59
1:E:56:GLY:HA2	1:E:441:THR:HG21	1.83	0.59
1:G:56:GLY:HA2	1:G:441:THR:HG21	1.83	0.59
1:I:80:ARG:HD2	1:I:84:THR:OG1	2.02	0.59
1:G:337:ARG:NH2	1:L:95:PHE:CE1	2.71	0.59
1:X:339:ARG:NH2	1:X:339:ARG:HG3	2.11	0.59
1:X:59:SER:C	1:X:61:HIS:H	2.04	0.59
1:C:603:LYS:HD2	5:C:7679:HOH:O	2.02	0.59
1:E:458:HIS:CD2	1:E:460:TYR:H	2.14	0.59
1:O:463:ALA:HA	1:U:140:PHE:CE1	2.37	0.59
1:Q:458:HIS:CD2	1:Q:460:TYR:H	2.14	0.59

*Continued on next page...*

*Continued from previous page...*

Atom-1	Atom-2	Interatomic distance (Å)	Clash overlap (Å)
1:B:394:LYS:HD2	1:B:399:LEU:HD13	1.84	0.59
1:D:110:LYS:HE2	5:D:1014:HOH:O	2.01	0.59
1:D:244:ASN:O	1:D:248:GLN:HG2	2.02	0.59
1:E:333:VAL:HG11	1:E:407:ILE:HD12	1.84	0.59
1:L:335:SER:OG	1:L:338:ASN:HB2	2.01	0.59
1:P:394:LYS:HD2	1:P:399:LEU:HD13	1.84	0.59
1:R:394:LYS:HD2	1:R:399:LEU:HD13	1.84	0.59
1:U:244:ASN:O	1:U:248:GLN:HG2	2.02	0.59
1:W:333:VAL:HG11	1:W:407:ILE:HD12	1.84	0.59
1:X:51:GLY:HA2	1:X:65:MET:HE2	1.83	0.59
1:H:53:SER:O	1:H:54:ILE:HB	2.01	0.59
1:I:3:ASP:HA	1:I:6:PHE:HD1	1.66	0.59
1:O:53:SER:O	1:O:54:ILE:HB	2.01	0.59
1:P:465:TYR:OH	1:V:450:GLU:HB3	2.02	0.59
1:P:3:ASP:HA	1:P:6:PHE:HD1	1.66	0.59
5:C:7730:HOH:O	1:I:27:ILE:HD13	2.01	0.59
1:T:114:TYR:O	1:T:118:THR:HG23	2.02	0.59
1:V:114:TYR:O	1:V:118:THR:HG23	2.02	0.59
1:X:114:TYR:O	1:X:118:THR:HG23	2.02	0.59
5:R:6083:HOH:O	1:X:27:ILE:HD13	2.01	0.59
1:E:160:THR:HG21	1:E:173:VAL:HG12	1.83	0.59
1:E:400:PRO:O	1:E:402:GLU:N	2.34	0.59
1:G:400:PRO:O	1:G:402:GLU:N	2.34	0.59
1:J:264:ASN:ND2	4:J:7494:CIT:H22	2.11	0.59
1:N:160:THR:HG21	1:N:173:VAL:HG12	1.83	0.59
1:Q:160:THR:HG21	1:Q:173:VAL:HG12	1.83	0.59
1:Q:502:PRO:HB2	1:R:137:SER:HB3	1.83	0.59
1:U:355:ARG:HH21	1:U:355:ARG:HG3	1.67	0.59
1:U:399:LEU:HB3	1:U:404:ALA:HB2	1.84	0.59
1:V:264:ASN:ND2	4:V:7518:CIT:H22	2.11	0.59
1:F:204:PHE:CE1	1:F:237:LEU:HD13	2.37	0.59
1:N:273:SER:HB3	3:N:7501:AMP:N6	2.17	0.59
1:N:458:HIS:CD2	1:N:460:TYR:H	2.10	0.59
1:O:273:SER:HB3	3:O:7503:AMP:N6	2.17	0.59
1:T:436:ASN:O	1:T:440:GLU:HG3	2.01	0.59
1:U:160:THR:CG2	1:U:173:VAL:HG13	2.28	0.59
1:V:204:PHE:CE1	1:V:237:LEU:HD13	2.36	0.59
1:O:204:PHE:CE1	1:O:237:LEU:HD13	2.37	0.59
1:S:204:PHE:CE1	1:S:237:LEU:HD13	2.37	0.59
1:B:208:LYS:H	1:B:208:LYS:CD	2.15	0.59
1:D:208:LYS:CD	1:D:208:LYS:H	2.15	0.59

*Continued on next page...*

*Continued from previous page...*

Atom-1	Atom-2	Interatomic distance (Å)	Clash overlap (Å)
1:F:48:ALA:HA	1:F:65:MET:O	2.02	0.59
1:M:208:LYS:CD	1:M:208:LYS:H	2.15	0.59
1:B:315:THR:HB	1:H:465:TYR:CZ	2.37	0.59
1:J:271:HIS:CD2	3:J:7493:AMP:H4'	2.37	0.59
1:N:329:PRO:HB3	1:N:359:ARG:HB2	1.85	0.59
1:Q:323:VAL:HG22	1:Q:324:PRO:HD2	1.85	0.59
1:Q:56:GLY:HA2	1:Q:441:THR:HG21	1.83	0.59
1:S:323:VAL:HG22	1:S:324:PRO:HD2	1.85	0.59
1:W:603:LYS:HD2	5:W:5998:HOH:O	2.02	0.59
1:X:458:HIS:CD2	1:X:460:TYR:H	2.14	0.59
1:A:60:ILE:HD12	5:F:7673:HOH:O	2.02	0.59
1:B:51:GLY:HA2	1:B:65:MET:HE2	1.84	0.59
1:C:110:LYS:HE2	5:C:7695:HOH:O	2.01	0.59
1:D:394:LYS:HD2	1:D:399:LEU:HD13	1.84	0.59
1:D:468:VAL:HB	1:J:364:SER:HA	1.84	0.59
1:F:394:LYS:HD2	1:F:399:LEU:HD13	1.84	0.59
1:H:333:VAL:HG11	1:H:407:ILE:HD12	1.84	0.59
1:I:244:ASN:O	1:I:248:GLN:HG2	2.02	0.59
1:K:244:ASN:O	1:K:248:GLN:HG2	2.02	0.59
1:N:1:THR:HG22	1:N:3:ASP:N	2.15	0.59
1:P:110:LYS:HE2	5:P:4170:HOH:O	2.01	0.59
1:P:1:THR:HG22	1:P:3:ASP:N	2.15	0.59
1:P:337:ARG:NH2	1:Q:95:PHE:CE1	2.70	0.59
1:Q:180:PHE:CE2	1:R:52:SER:HB2	2.38	0.59
1:X:335:SER:OG	1:X:338:ASN:HB2	2.01	0.59
1:A:129:GLU:OE1	3:A:7475:AMP:H5'1	2.01	0.59
1:D:3:ASP:HA	1:D:6:PHE:HD1	1.66	0.59
1:K:129:GLU:OE1	3:K:7495:AMP:H5'1	2.02	0.59
1:N:465:TYR:CZ	1:T:315:THR:HB	2.37	0.59
1:T:333:VAL:O	1:T:341:ALA:HB1	2.03	0.59
1:B:27:ILE:HD13	5:H:7495:HOH:O	2.01	0.59
1:G:398:GLU:O	1:G:399:LEU:HB2	2.02	0.59
1:S:114:TYR:O	1:S:118:THR:HG23	2.02	0.59
5:O:5294:HOH:O	1:U:27:ILE:HD13	2.01	0.59
1:E:355:ARG:HH21	1:E:355:ARG:HG3	1.67	0.59
1:E:60:ILE:HG13	1:E:61:HIS:CE1	2.38	0.59
1:I:399:LEU:HB3	1:I:404:ALA:HB2	1.84	0.59
1:I:60:ILE:HG13	1:I:61:HIS:CE1	2.38	0.59
1:Q:355:ARG:HH21	1:Q:355:ARG:HG3	1.67	0.59
1:Q:60:ILE:HG13	1:Q:61:HIS:CE1	2.38	0.59
1:R:355:ARG:HG3	1:R:355:ARG:HH21	1.67	0.59

*Continued on next page...*



*Continued from previous page...*

Atom-1	Atom-2	Interatomic distance (Å)	Clash overlap (Å)
1:U:60:ILE:HG13	1:U:61:HIS:CE1	2.38	0.59
1:W:355:ARG:HG3	1:W:355:ARG:HH21	1.67	0.59
1:A:204:PHE:CE1	1:A:237:LEU:HD13	2.36	0.59
1:D:222:ASN:HB2	5:D:869:HOH:O	2.02	0.59
1:F:222:ASN:HB2	5:F:7566:HOH:O	2.02	0.59
1:M:204:PHE:CE1	1:M:237:LEU:HD13	2.36	0.59
1:R:222:ASN:HB2	5:R:4551:HOH:O	2.02	0.59
1:S:160:THR:CG2	1:S:173:VAL:HG13	2.28	0.59
1:C:204:PHE:CE1	1:C:237:LEU:HD13	2.37	0.59
1:J:53:SER:O	1:J:54:ILE:HB	2.02	0.59
1:V:53:SER:O	1:V:54:ILE:HB	2.02	0.59
1:W:206:LEU:HD13	1:W:210:HIS:HB3	1.84	0.59
1:B:48:ALA:HA	1:B:65:MET:O	2.02	0.59
1:D:48:ALA:HA	1:D:65:MET:O	2.02	0.59
1:M:60:ILE:HG13	1:R:337:ARG:O	2.02	0.59
1:O:463:ALA:HA	1:U:140:PHE:CE1	2.37	0.59
1:P:48:ALA:HA	1:P:65:MET:O	2.02	0.59
1:R:48:ALA:HA	1:R:65:MET:O	2.02	0.59
1:N:467:ASP:HB2	1:U:175:HIS:HE1	1.65	0.59
1:X:355:ARG:NH1	3:X:7521:AMP:H2'	2.17	0.59
1:F:458:HIS:CD2	1:F:460:TYR:H	2.12	0.59
1:E:323:VAL:HG22	1:E:324:PRO:HD2	1.85	0.59
1:G:323:VAL:HG22	1:G:324:PRO:HD2	1.85	0.59
1:K:323:VAL:HG22	1:K:324:PRO:HD2	1.85	0.59
1:K:16:TYR:HH	1:L:197:THR:HG1	1.50	0.59
1:L:59:SER:C	1:L:61:HIS:H	2.04	0.59
1:V:271:HIS:CD2	3:V:7517:AMP:H4'	2.37	0.59
1:X:323:VAL:HG22	1:X:324:PRO:HD2	1.85	0.59
1:X:56:GLY:HA2	1:X:441:THR:HG21	1.83	0.59
1:F:115:LEU:HD23	1:F:379:LEU:HD21	1.84	0.59
1:L:458:HIS:CD2	1:L:460:TYR:H	2.14	0.59
1:R:115:LEU:HD23	1:R:379:LEU:HD21	1.84	0.59
1:A:33:ILE:HG22	1:F:211:HIS:CD2	2.36	0.59
1:H:110:LYS:HE2	5:H:7717:HOH:O	2.01	0.59
1:H:55:ARG:H	1:I:177:GLY:CA	2.16	0.59
1:L:244:ASN:O	1:L:248:GLN:HG2	2.02	0.59
1:M:335:SER:OG	1:M:338:ASN:HB2	2.01	0.59
1:N:394:LYS:HD2	1:N:399:LEU:HD13	1.84	0.59
1:O:180:PHE:HE2	1:P:52:SER:HB2	1.66	0.59
1:N:177:GLY:N	1:O:55:ARG:H	1.99	0.59
1:S:333:VAL:HG11	1:S:407:ILE:HD12	1.84	0.59

*Continued on next page...*

*Continued from previous page...*

Atom-1	Atom-2	Interatomic distance (Å)	Clash overlap (Å)
1:X:244:ASN:O	1:X:248:GLN:HG2	2.02	0.59
1:A:272:GLN:HE22	1:A:374:MET:HB3	1.67	0.59
1:C:53:SER:O	1:C:54:ILE:HB	2.01	0.59
1:D:273:SER:OG	3:D:7481:AMP:N6	2.34	0.59
1:F:330:ILE:O	1:F:409:GLN:HA	2.00	0.59
1:F:411:PRO:HB2	1:F:417:VAL:HG12	1.84	0.59
1:H:333:VAL:O	1:H:341:ALA:HB1	2.03	0.59
1:M:129:GLU:OE1	3:M:7499:AMP:H5'1	2.02	0.59
1:M:272:GLN:HE22	1:M:374:MET:HB3	1.67	0.59
1:N:333:VAL:O	1:N:341:ALA:HB1	2.03	0.59
1:P:53:SER:O	1:P:54:ILE:HB	2.01	0.59
1:P:273:SER:OG	3:P:7505:AMP:N6	2.34	0.59
1:R:333:VAL:O	1:R:341:ALA:HB1	2.03	0.59
1:W:129:GLU:OE1	3:W:7519:AMP:H5'1	2.01	0.59
1:A:66:LEU:HD22	1:A:94:PRO:HA	1.84	0.59
1:C:114:TYR:O	1:C:118:THR:HG23	2.02	0.59
1:L:66:LEU:HD22	1:L:94:PRO:HA	1.84	0.59
1:O:114:TYR:O	1:O:118:THR:HG23	2.02	0.59
1:P:66:LEU:HD22	1:P:94:PRO:HA	1.84	0.59
1:C:57:PHE:HB3	1:C:100:TYR:HE2	1.67	0.59
1:E:399:LEU:HB3	1:E:404:ALA:HB2	1.84	0.59
1:F:355:ARG:HH21	1:F:355:ARG:HG3	1.67	0.59
1:G:60:ILE:HG13	1:G:61:HIS:CE1	2.38	0.59
1:H:160:THR:HG21	1:H:173:VAL:HG12	1.83	0.59
1:M:346:PRO:HG2	1:M:355:ARG:HH22	1.65	0.59
1:O:355:ARG:HH21	1:O:355:ARG:HG3	1.67	0.59
1:N:465:TYR:CZ	1:T:315:THR:HB	2.38	0.59
1:D:210:HIS:HE1	3:D:7481:AMP:H3'	1.67	0.59
1:G:160:THR:CG2	1:G:173:VAL:HG13	2.28	0.59
1:G:222:ASN:HB2	5:G:7572:HOH:O	2.02	0.59
1:I:160:THR:CG2	1:I:173:VAL:HG13	2.28	0.59
1:K:210:HIS:HE1	3:K:7495:AMP:H3'	1.67	0.59
1:K:458:HIS:CD2	1:K:460:TYR:H	2.10	0.59
5:F:7629:HOH:O	1:L:324:PRO:HB2	2.03	0.59
1:N:204:PHE:CE1	1:N:237:LEU:HD13	2.36	0.59
1:P:210:HIS:HE1	3:P:7505:AMP:H3'	1.67	0.59
1:Q:204:PHE:CE1	1:Q:237:LEU:HD13	2.36	0.59
1:B:204:PHE:CE1	1:B:237:LEU:HD13	2.37	0.59
1:E:177:GLY:O	1:F:53:SER:HB3	2.03	0.59
1:G:206:LEU:HD13	1:G:210:HIS:HB3	1.84	0.59
1:K:206:LEU:HD13	1:K:210:HIS:HB3	1.84	0.59

*Continued on next page...*

*Continued from previous page...*

Atom-1	Atom-2	Interatomic distance (Å)	Clash overlap (Å)
1:G:347:ILE:HD13	1:L:95:PHE:CE2	2.37	0.59
1:S:48:ALA:HA	1:S:65:MET:O	2.02	0.59
1:S:55:ARG:O	1:T:177:GLY:O	2.21	0.59
1:T:48:ALA:HA	1:T:65:MET:O	2.02	0.59
1:D:398:GLU:O	1:D:398:GLU:HG2	2.03	0.59
1:P:398:GLU:HG2	1:P:398:GLU:O	2.03	0.59
1:G:271:HIS:CD2	3:G:7487:AMP:H4'	2.37	0.59
1:L:323:VAL:HG22	1:L:324:PRO:HD2	1.85	0.59
1:P:206:LEU:HB3	1:Q:34:PRO:HG3	1.85	0.59
1:R:323:VAL:HG22	1:R:324:PRO:HD2	1.85	0.59
1:V:339:ARG:HG3	1:V:339:ARG:NH2	2.11	0.59
1:D:178:GLY:HA3	1:E:29:GLN:CD	2.23	0.59
1:K:603:LYS:HD2	5:K:2842:HOH:O	2.02	0.59
1:O:603:LYS:HD2	5:O:3894:HOH:O	2.02	0.59
1:A:335:SER:OG	1:A:338:ASN:HB2	2.01	0.59
1:D:337:ARG:NH1	1:E:95:PHE:CZ	2.70	0.59
1:E:344:ARG:NH1	1:E:346:PRO:HG3	2.17	0.59
1:G:58:GLN:O	1:G:63:SER:HA	2.03	0.59
1:Q:344:ARG:NH1	1:Q:346:PRO:HG3	2.17	0.59
1:T:333:VAL:HG11	1:T:407:ILE:HD12	1.84	0.59
1:V:51:GLY:HA2	1:V:65:MET:HE2	1.83	0.59
1:X:58:GLN:O	1:X:63:SER:HA	2.03	0.59
1:B:295:ARG:HG2	1:B:388:PRO:HG3	1.82	0.59
1:C:333:VAL:O	1:C:341:ALA:HB1	2.03	0.59
1:D:53:SER:O	1:D:54:ILE:HB	2.01	0.59
1:F:333:VAL:O	1:F:341:ALA:HB1	2.03	0.59
1:I:333:VAL:O	1:I:341:ALA:HB1	2.03	0.59
1:K:411:PRO:HB2	1:K:417:VAL:HG12	1.84	0.59
1:P:180:PHE:CE2	1:Q:52:SER:HB3	2.37	0.59
1:Q:344:ARG:CZ	1:Q:346:PRO:HA	2.33	0.59
1:R:411:PRO:HB2	1:R:417:VAL:HG12	1.84	0.59
1:U:3:ASP:HA	1:U:6:PHE:HD1	1.66	0.59
1:W:411:PRO:HB2	1:W:417:VAL:HG12	1.84	0.59
1:B:315:THR:HB	1:H:465:TYR:CZ	2.38	0.59
1:D:66:LEU:HD22	1:D:94:PRO:HA	1.84	0.59
1:K:114:TYR:O	1:K:118:THR:HG23	2.02	0.59
1:N:398:GLU:O	1:N:399:LEU:HB2	2.02	0.59
1:I:57:PHE:HB3	1:I:100:TYR:HE2	1.67	0.59
1:I:400:PRO:O	1:I:402:GLU:N	2.34	0.59
1:I:458:HIS:CD2	1:I:460:TYR:H	2.12	0.59
1:J:80:ARG:HD3	1:K:189:VAL:HG11	1.84	0.59

*Continued on next page...*

*Continued from previous page...*

Atom-1	Atom-2	Interatomic distance (Å)	Clash overlap (Å)
1:M:355:ARG:HH21	1:M:355:ARG:HG3	1.67	0.59
1:O:57:PHE:HB3	1:O:100:TYR:HE2	1.67	0.59
1:O:60:ILE:HG13	1:O:61:HIS:CE1	2.38	0.59
1:V:160:THR:HG21	1:V:173:VAL:HG12	1.83	0.59
1:X:400:PRO:O	1:X:402:GLU:N	2.34	0.59
1:C:273:SER:HB3	3:C:7479:AMP:N6	2.17	0.59
1:L:210:HIS:HE1	3:L:7497:AMP:H3'	1.67	0.59
1:S:273:SER:HB3	3:S:7511:AMP:N6	2.17	0.59
1:W:458:HIS:CD2	1:W:460:TYR:H	2.10	0.59
1:B:53:SER:O	1:B:54:ILE:HB	2.02	0.59
1:C:140:PHE:CE1	1:I:463:ALA:HA	2.38	0.59
1:C:53:SER:O	1:C:54:ILE:HB	2.02	0.59
1:C:463:ALA:HA	1:I:140:PHE:CE1	2.38	0.59
1:K:53:SER:O	1:K:54:ILE:HB	2.02	0.59
1:N:53:SER:O	1:N:54:ILE:HB	2.02	0.59
1:O:53:SER:O	1:O:54:ILE:HB	2.02	0.59
1:P:467:ASP:HB2	5:P:5557:HOH:O	2.03	0.59
1:W:53:SER:O	1:W:54:ILE:HB	2.02	0.59
1:Q:48:ALA:HA	1:Q:65:MET:O	2.02	0.59
1:U:55:ARG:O	1:V:177:GLY:O	2.21	0.59
1:B:339:ARG:HH12	1:C:63:SER:HB2	1.68	0.59
1:D:207:GLU:H	1:D:210:HIS:CD2	2.20	0.59
1:R:458:HIS:CD2	1:R:460:TYR:H	2.11	0.59
1:R:463:ALA:HA	1:X:140:PHE:CE1	2.36	0.59
1:A:271:HIS:CD2	3:A:7475:AMP:H4'	2.37	0.59
1:F:323:VAL:HG22	1:F:324:PRO:HD2	1.85	0.59
1:F:329:PRO:HB3	1:F:359:ARG:HB2	1.85	0.59
1:J:339:ARG:HG3	1:J:339:ARG:NH2	2.11	0.59
1:K:329:PRO:HB3	1:K:359:ARG:HB2	1.85	0.59
1:V:80:ARG:HD3	1:W:193:ASP:OD2	2.03	0.59
1:W:323:VAL:HG22	1:W:324:PRO:HD2	1.85	0.59
1:W:329:PRO:HB3	1:W:359:ARG:HB2	1.85	0.59
1:B:1:THR:HG22	1:B:3:ASP:N	2.15	0.59
1:D:395:ASP:OD2	1:E:60:ILE:HG12	2.03	0.59
1:F:244:ASN:O	1:F:248:GLN:HG2	2.02	0.59
1:L:110:LYS:HE2	5:L:3118:HOH:O	2.01	0.59
1:N:333:VAL:HG11	1:N:407:ILE:HD12	1.85	0.59
1:S:344:ARG:NH1	1:S:346:PRO:HG3	2.17	0.59
1:S:394:LYS:HD2	1:S:399:LEU:HD13	1.84	0.59
1:B:333:VAL:O	1:B:341:ALA:HB1	2.03	0.59
1:E:344:ARG:CZ	1:E:346:PRO:HA	2.33	0.59

*Continued on next page...*

*Continued from previous page...*

Atom-1	Atom-2	Interatomic distance (Å)	Clash overlap (Å)
1:G:333:VAL:O	1:G:341:ALA:HB1	2.03	0.59
1:J:272:GLN:HE22	1:J:374:MET:HB3	1.67	0.59
1:J:333:VAL:O	1:J:341:ALA:HB1	2.03	0.59
1:D:456:ARG:O	1:J:458:HIS:HE1	1.85	0.59
1:K:344:ARG:CZ	1:K:346:PRO:HA	2.33	0.59
1:L:333:VAL:O	1:L:341:ALA:HB1	2.03	0.59
1:L:411:PRO:HB2	1:L:417:VAL:HG12	1.84	0.59
1:P:175:HIS:CE1	1:W:467:ASP:OD2	2.55	0.59
1:P:333:VAL:O	1:P:341:ALA:HB1	2.03	0.59
1:R:330:ILE:O	1:R:409:GLN:HA	2.00	0.59
1:X:333:VAL:O	1:X:341:ALA:HB1	2.03	0.59
1:X:411:PRO:HB2	1:X:417:VAL:HG12	1.84	0.59
1:E:66:LEU:HD22	1:E:94:PRO:HA	1.84	0.59
1:N:114:TYR:O	1:N:118:THR:HG23	2.02	0.59
1:P:2:PRO:HG3	1:P:71:PRO:HG3	1.85	0.59
1:A:346:PRO:HG2	1:A:355:ARG:HH22	1.65	0.59
1:C:140:PHE:CE1	1:I:463:ALA:HA	2.38	0.59
1:C:355:ARG:HH21	1:C:355:ARG:HG3	1.67	0.59
1:C:60:ILE:HG13	1:C:61:HIS:CE1	2.38	0.59
1:I:60:ILE:HG22	1:J:339:ARG:HD3	1.85	0.59
1:J:160:THR:HG21	1:J:173:VAL:HG12	1.83	0.59
1:T:60:ILE:HG13	1:T:61:HIS:CE1	2.38	0.59
1:X:160:THR:HG21	1:X:173:VAL:HG12	1.83	0.59
1:A:210:HIS:HE1	3:A:7475:AMP:H3'	1.67	0.59
1:B:334:TYR:HA	1:B:343:VAL:O	2.02	0.59
1:I:334:TYR:HA	1:I:343:VAL:O	2.02	0.59
1:M:210:HIS:HE1	3:M:7499:AMP:H3'	1.67	0.59
1:O:160:THR:CG2	1:O:173:VAL:HG13	2.28	0.59
1:O:282:MET:HA	1:O:294:ALA:HB2	1.85	0.59
1:U:334:TYR:HA	1:U:343:VAL:O	2.01	0.59
1:W:210:HIS:HE1	3:W:7519:AMP:H3'	1.67	0.59
1:O:313:ASN:HB3	1:O:318:SER:HB3	1.85	0.59
1:P:206:LEU:HB3	1:Q:34:PRO:HG3	1.84	0.59
1:S:53:SER:OG	1:T:178:GLY:HA2	2.02	0.59
1:E:48:ALA:HA	1:E:65:MET:O	2.02	0.59
1:D:456:ARG:O	1:J:458:HIS:HE1	1.86	0.59
1:L:355:ARG:NH1	3:L:7497:AMP:H2'	2.17	0.59
1:N:465:TYR:CZ	1:T:315:THR:HB	2.38	0.59
1:C:398:GLU:HG2	1:C:398:GLU:O	2.03	0.59
1:D:211:HIS:CD2	1:E:33:ILE:HG22	2.38	0.59
1:O:398:GLU:HG2	1:O:398:GLU:O	2.03	0.59

*Continued on next page...*

*Continued from previous page...*

Atom-1	Atom-2	Interatomic distance (Å)	Clash overlap (Å)
1:P:207:GLU:H	1:P:210:HIS:CD2	2.20	0.59
1:D:329:PRO:HB3	1:D:359:ARG:HB2	1.85	0.59
1:G:329:PRO:HB3	1:G:359:ARG:HB2	1.85	0.59
1:G:80:ARG:HD2	1:G:84:THR:OG1	2.02	0.59
1:H:59:SER:C	1:H:61:HIS:H	2.04	0.59
1:K:80:ARG:HD2	1:K:84:THR:OG1	2.02	0.59
1:P:329:PRO:HB3	1:P:359:ARG:HB2	1.85	0.59
1:S:56:GLY:HA2	1:S:441:THR:HG21	1.83	0.59
1:W:80:ARG:HD2	1:W:84:THR:OG1	2.02	0.59
1:C:280:PRO:HG3	1:C:352:LYS:HG2	1.85	0.59
1:E:280:PRO:HG3	1:E:352:LYS:HG2	1.85	0.59
1:F:603:LYS:HD2	5:F:7689:HOH:O	2.02	0.59
1:O:280:PRO:HG3	1:O:352:LYS:HG2	1.85	0.59
1:P:456:ARG:O	1:V:458:HIS:HE1	1.85	0.59
1:Q:280:PRO:HG3	1:Q:352:LYS:HG2	1.85	0.59
1:T:280:PRO:HG3	1:T:352:LYS:HG2	1.85	0.59
1:B:411:PRO:HB3	1:B:416:ASP:HB3	1.85	0.59
1:C:344:ARG:NH1	1:C:346:PRO:HG3	2.17	0.59
1:D:59:SER:HB3	1:D:61:HIS:CE1	2.38	0.59
1:G:244:ASN:O	1:G:248:GLN:HG2	2.02	0.59
1:I:58:GLN:O	1:I:63:SER:HA	2.03	0.59
1:J:394:LYS:HD2	1:J:399:LEU:HD13	1.84	0.59
1:L:58:GLN:O	1:L:63:SER:HA	2.03	0.59
1:O:394:LYS:HD2	1:O:399:LEU:HD13	1.84	0.59
1:P:207:GLU:H	1:P:210:HIS:CD2	2.18	0.59
1:P:59:SER:HB3	1:P:61:HIS:CE1	2.38	0.59
1:Q:395:ASP:CG	1:R:60:ILE:HD11	2.23	0.59
1:S:58:GLN:O	1:S:63:SER:HA	2.03	0.59
1:U:411:PRO:HB3	1:U:416:ASP:HB3	1.85	0.59
1:W:244:ASN:O	1:W:248:GLN:HG2	2.02	0.59
1:X:110:LYS:HE2	5:X:6274:HOH:O	2.01	0.59
1:D:333:VAL:O	1:D:341:ALA:HB1	2.03	0.59
1:I:344:ARG:CZ	1:I:346:PRO:HA	2.33	0.59
1:J:61:HIS:HB3	1:K:394:LYS:O	2.03	0.59
1:O:272:GLN:HE22	1:O:374:MET:HB3	1.67	0.59
1:O:333:VAL:O	1:O:341:ALA:HB1	2.03	0.59
1:P:344:ARG:CZ	1:P:346:PRO:HA	2.33	0.59
1:S:333:VAL:O	1:S:341:ALA:HB1	2.03	0.59
1:U:333:VAL:O	1:U:341:ALA:HB1	2.03	0.59
1:U:344:ARG:CZ	1:U:346:PRO:HA	2.33	0.59
1:U:53:SER:O	1:U:54:ILE:HB	2.01	0.59

*Continued on next page...*

*Continued from previous page...*

Atom-1	Atom-2	Interatomic distance (Å)	Clash overlap (Å)
1:V:333:VAL:O	1:V:341:ALA:HB1	2.03	0.59
1:V:272:GLN:HE22	1:V:374:MET:HB3	1.67	0.59
1:W:344:ARG:CZ	1:W:346:PRO:HA	2.33	0.59
1:B:114:TYR:O	1:B:118:THR:HG23	2.02	0.59
1:M:66:LEU:HD22	1:M:94:PRO:HA	1.84	0.59
1:Q:66:LEU:HD22	1:Q:94:PRO:HA	1.84	0.59
1:W:114:TYR:O	1:W:118:THR:HG23	2.02	0.59
1:X:66:LEU:HD22	1:X:94:PRO:HA	1.84	0.59
1:A:355:ARG:HH21	1:A:355:ARG:HG3	1.67	0.59
1:A:60:ILE:HG13	1:A:61:HIS:CE1	2.38	0.59
1:H:60:ILE:HG13	1:H:61:HIS:CE1	2.38	0.59
1:L:400:PRO:O	1:L:402:GLU:N	2.34	0.59
1:N:413:GLN:HG2	5:N:5239:HOH:O	2.03	0.59
1:S:60:ILE:HG13	1:S:61:HIS:CE1	2.38	0.59
1:C:160:THR:CG2	1:C:173:VAL:HG13	2.28	0.59
1:G:273:SER:HB3	3:G:7487:AMP:N6	2.17	0.59
1:H:282:MET:HA	1:H:294:ALA:HB2	1.85	0.59
1:T:80:ARG:HE	1:U:189:VAL:CG1	2.15	0.59
1:U:222:ASN:HB2	5:U:5340:HOH:O	2.02	0.59
1:V:222:ASN:HB2	5:V:5603:HOH:O	2.02	0.59
1:C:313:ASN:HB3	1:C:318:SER:HB3	1.85	0.59
1:V:204:PHE:CE1	1:V:237:LEU:HD13	2.37	0.59
1:A:60:ILE:HG22	1:F:339:ARG:HD2	1.85	0.59
1:H:48:ALA:HA	1:H:65:MET:O	2.02	0.59
1:N:48:ALA:HA	1:N:65:MET:O	2.02	0.59
1:S:208:LYS:H	1:S:208:LYS:CD	2.15	0.59
1:A:398:GLU:O	1:A:398:GLU:HG2	2.03	0.59
1:G:398:GLU:O	1:G:398:GLU:HG2	2.03	0.59
5:B:7623:HOH:O	1:H:324:PRO:HD2	2.03	0.59
1:E:339:ARG:HD2	1:F:60:ILE:HG22	1.85	0.59
1:E:40:LYS:CE	1:U:7:LYS:HD3	2.33	0.59
1:E:80:ARG:HD2	1:E:84:THR:OG1	2.02	0.59
1:H:323:VAL:HG22	1:H:324:PRO:HD2	1.85	0.59
1:J:50:ASP:CB	1:K:339:ARG:HH11	2.16	0.59
1:M:271:HIS:CD2	3:M:7499:AMP:H4'	2.37	0.59
1:O:59:SER:C	1:O:61:HIS:H	2.04	0.59
1:Q:80:ARG:HD2	1:Q:84:THR:OG1	2.02	0.59
1:R:329:PRO:HB3	1:R:359:ARG:HB2	1.85	0.59
1:H:280:PRO:HG3	1:H:352:LYS:HG2	1.85	0.59
1:R:603:LYS:HD2	5:R:4683:HOH:O	2.02	0.59
1:A:207:GLU:H	1:A:210:HIS:CD2	2.18	0.59

*Continued on next page...*

*Continued from previous page...*

Atom-1	Atom-2	Interatomic distance (Å)	Clash overlap (Å)
1:A:411:PRO:HB3	1:A:416:ASP:HB3	1.85	0.59
1:B:333:VAL:HG11	1:B:407:ILE:HD12	1.84	0.59
1:D:207:GLU:H	1:D:210:HIS:CD2	2.18	0.59
1:G:344:ARG:NH1	1:G:346:PRO:HG3	2.17	0.59
1:G:394:LYS:HD2	1:G:399:LEU:HD13	1.84	0.59
1:I:411:PRO:HB3	1:I:416:ASP:HB3	1.85	0.59
1:I:59:SER:HB3	1:I:61:HIS:CE1	2.38	0.59
1:J:51:GLY:HA2	1:J:65:MET:HE2	1.83	0.59
1:M:411:PRO:HB3	1:M:416:ASP:HB3	1.85	0.59
1:N:411:PRO:HB3	1:N:416:ASP:HB3	1.85	0.59
1:O:344:ARG:NH1	1:O:346:PRO:HG3	2.17	0.59
1:P:411:PRO:HB3	1:P:416:ASP:HB3	1.85	0.59
1:Q:395:ASP:OD1	1:R:60:ILE:HD11	2.03	0.59
1:R:244:ASN:O	1:R:248:GLN:HG2	2.02	0.59
1:S:244:ASN:O	1:S:248:GLN:HG2	2.02	0.59
1:U:59:SER:HB3	1:U:61:HIS:CE1	2.38	0.59
1:V:411:PRO:HB3	1:V:416:ASP:HB3	1.85	0.59
1:W:411:PRO:HB3	1:W:416:ASP:HB3	1.85	0.59
1:B:344:ARG:CZ	1:B:346:PRO:HA	2.33	0.59
1:B:411:PRO:HB2	1:B:417:VAL:HG12	1.84	0.59
1:D:272:GLN:HE22	1:D:374:MET:HB3	1.67	0.59
1:D:344:ARG:CZ	1:D:346:PRO:HA	2.33	0.59
1:G:411:PRO:HB2	1:G:417:VAL:HG12	1.84	0.59
1:L:129:GLU:OE1	3:L:7497:AMP:H5'1	2.01	0.59
1:N:344:ARG:CZ	1:N:346:PRO:HA	2.33	0.59
1:P:456:ARG:O	1:V:458:HIS:HE1	1.86	0.59
1:C:347:ILE:HD12	1:D:64:ASP:HB2	1.85	0.59
1:D:2:PRO:HG3	1:D:71:PRO:HG3	1.85	0.59
1:V:66:LEU:HD22	1:V:94:PRO:HA	1.84	0.59
1:X:398:GLU:O	1:X:399:LEU:HB2	2.02	0.59
1:E:57:PHE:HB3	1:E:100:TYR:HE2	1.67	0.59
1:G:355:ARG:HH21	1:G:355:ARG:HG3	1.67	0.59
1:G:399:LEU:HB3	1:G:404:ALA:HB2	1.84	0.59
1:C:463:ALA:HA	1:I:140:PHE:CE1	2.38	0.59
1:N:189:VAL:HG13	1:O:80:ARG:NH2	2.15	0.59
1:P:189:VAL:HG13	1:Q:80:ARG:HH21	1.68	0.59
1:C:282:MET:HA	1:C:294:ALA:HB2	1.85	0.59
1:I:222:ASN:HB2	5:I:7580:HOH:O	2.02	0.59
1:J:222:ASN:HB2	5:J:2447:HOH:O	2.02	0.59
1:N:334:TYR:HA	1:N:343:VAL:O	2.01	0.59
1:B:313:ASN:HB3	1:B:318:SER:HB3	1.85	0.59

*Continued on next page...*



*Continued from previous page...*

Atom-1	Atom-2	Interatomic distance (Å)	Clash overlap (Å)
1:G:313:ASN:HB3	1:G:318:SER:HB3	1.85	0.59
1:H:206:LEU:HD13	1:H:210:HIS:HB3	1.84	0.59
1:J:204:PHE:CE1	1:J:237:LEU:HD13	2.37	0.59
1:V:313:ASN:HB3	1:V:318:SER:HB3	1.85	0.59
1:X:313:ASN:HB3	1:X:318:SER:HB3	1.85	0.59
1:G:208:LYS:H	1:G:208:LYS:CD	2.15	0.59
1:H:339:ARG:HG2	1:H:359:ARG:NH1	2.18	0.59
1:B:398:GLU:HG2	1:B:398:GLU:O	2.03	0.59
1:E:193:ASP:OD2	1:F:80:ARG:HD3	2.03	0.59
1:E:207:GLU:H	1:E:210:HIS:CD2	2.19	0.59
1:F:398:GLU:O	1:F:398:GLU:HG2	2.03	0.59
1:I:398:GLU:O	1:I:398:GLU:HG2	2.03	0.59
1:D:456:ARG:O	1:J:458:HIS:HE1	1.86	0.59
1:Q:207:GLU:H	1:Q:210:HIS:CD2	2.19	0.59
1:S:398:GLU:HG2	1:S:398:GLU:O	2.03	0.59
1:T:207:GLU:H	1:T:210:HIS:CD2	2.19	0.59
1:A:80:ARG:HD2	1:A:84:THR:OG1	2.02	0.58
1:B:323:VAL:HG22	1:B:324:PRO:HD2	1.85	0.58
1:C:59:SER:C	1:C:61:HIS:H	2.04	0.58
1:I:204:PHE:CE1	1:I:237:LEU:HD13	2.38	0.58
1:L:329:PRO:HB3	1:L:359:ARG:HB2	1.85	0.58
1:S:329:PRO:HB3	1:S:359:ARG:HB2	1.85	0.58
1:U:329:PRO:HB3	1:U:359:ARG:HB2	1.85	0.58
1:V:323:VAL:HG22	1:V:324:PRO:HD2	1.85	0.58
1:I:603:LYS:HD2	5:I:7696:HOH:O	2.02	0.58
1:C:394:LYS:HD2	1:C:399:LEU:HD13	1.84	0.58
1:D:411:PRO:HB3	1:D:416:ASP:HB3	1.85	0.58
1:J:40:LYS:CD	1:J:40:LYS:H	2.12	0.58
1:J:411:PRO:HB3	1:J:416:ASP:HB3	1.85	0.58
1:K:411:PRO:HB3	1:K:416:ASP:HB3	1.85	0.58
1:K:51:GLY:HA2	1:K:65:MET:HE2	1.84	0.58
1:K:59:SER:HB3	1:K:61:HIS:CE1	2.38	0.58
1:T:411:PRO:HB3	1:T:416:ASP:HB3	1.85	0.58
1:U:58:GLN:O	1:U:63:SER:HA	2.03	0.58
1:V:394:LYS:HD2	1:V:399:LEU:HD13	1.84	0.58
1:V:40:LYS:H	1:V:40:LYS:CD	2.12	0.58
1:C:272:GLN:HE22	1:C:374:MET:HB3	1.67	0.58
1:N:295:ARG:HG2	1:N:388:PRO:HG3	1.83	0.58
1:O:344:ARG:CZ	1:O:346:PRO:HA	2.33	0.58
1:P:272:GLN:HE22	1:P:374:MET:HB3	1.67	0.58
1:S:411:PRO:HB2	1:S:417:VAL:HG12	1.84	0.58

*Continued on next page...*

*Continued from previous page...*

Atom-1	Atom-2	Interatomic distance (Å)	Clash overlap (Å)
1:W:333:VAL:O	1:W:341:ALA:HB1	2.03	0.58
1:B:2:PRO:HG3	1:B:71:PRO:HG3	1.85	0.58
1:I:398:GLU:O	1:I:399:LEU:HB2	2.02	0.58
1:I:2:PRO:HG3	1:I:71:PRO:HG3	1.85	0.58
1:L:398:GLU:O	1:L:399:LEU:HB2	2.02	0.58
1:R:2:PRO:HG3	1:R:71:PRO:HG3	1.85	0.58
1:S:398:GLU:O	1:S:399:LEU:HB2	2.02	0.58
1:T:66:LEU:HD22	1:T:94:PRO:HA	1.84	0.58
1:U:2:PRO:HG3	1:U:71:PRO:HG3	1.85	0.58
1:U:398:GLU:O	1:U:399:LEU:HB2	2.02	0.58
1:U:458:HIS:CD2	1:U:460:TYR:H	2.12	0.58
1:D:60:ILE:HG13	1:D:61:HIS:CE1	2.38	0.58
1:J:55:ARG:HB2	1:K:177:GLY:HA2	1.84	0.58
1:L:160:THR:HG21	1:L:173:VAL:HG12	1.83	0.58
1:M:160:THR:HG21	1:M:173:VAL:HG12	1.83	0.58
1:M:60:ILE:HG13	1:M:61:HIS:CE1	2.38	0.58
1:Q:57:PHE:HB3	1:Q:100:TYR:HE2	1.67	0.58
1:S:355:ARG:HG3	1:S:355:ARG:HH21	1.67	0.58
1:S:399:LEU:HB3	1:S:404:ALA:HB2	1.84	0.58
1:U:57:PHE:HB3	1:U:100:TYR:HE2	1.67	0.58
1:U:400:PRO:O	1:U:402:GLU:N	2.34	0.58
1:B:204:PHE:CE1	1:B:237:LEU:HD13	2.36	0.58
1:B:344:ARG:HH11	1:B:359:ARG:NH2	2.01	0.58
1:B:458:HIS:CD2	1:B:460:TYR:H	2.10	0.58
1:P:309:LEU:HA	1:P:312:THR:CG2	2.33	0.58
1:Q:177:GLY:HA2	1:R:53:SER:HB3	1.84	0.58
1:T:282:MET:HA	1:T:294:ALA:HB2	1.85	0.58
1:X:210:HIS:HE1	3:X:7521:AMP:H3'	1.67	0.58
1:D:313:ASN:HB3	1:D:318:SER:HB3	1.85	0.58
1:J:313:ASN:HB3	1:J:318:SER:HB3	1.85	0.58
1:L:313:ASN:HB3	1:L:318:SER:HB3	1.85	0.58
1:L:53:SER:O	1:L:54:ILE:HB	2.02	0.58
1:N:204:PHE:CE1	1:N:237:LEU:HD13	2.37	0.58
1:N:313:ASN:HB3	1:N:318:SER:HB3	1.85	0.58
1:P:313:ASN:HB3	1:P:318:SER:HB3	1.85	0.58
1:S:206:LEU:HD13	1:S:210:HIS:HB3	1.84	0.58
1:T:206:LEU:HD13	1:T:210:HIS:HB3	1.84	0.58
1:A:339:ARG:HG2	1:A:359:ARG:NH1	2.18	0.58
1:B:339:ARG:HG2	1:B:359:ARG:NH1	2.18	0.58
1:E:339:ARG:HG2	1:E:359:ARG:NH1	2.18	0.58
1:F:339:ARG:HG2	1:F:359:ARG:NH1	2.18	0.58

*Continued on next page...*

*Continued from previous page...*

Atom-1	Atom-2	Interatomic distance (Å)	Clash overlap (Å)
1:K:48:ALA:HA	1:K:65:MET:O	2.02	0.58
1:M:339:ARG:HG2	1:M:359:ARG:NH1	2.18	0.58
1:N:339:ARG:HG2	1:N:359:ARG:NH1	2.18	0.58
1:Q:339:ARG:HG2	1:Q:359:ARG:NH1	2.18	0.58
1:R:339:ARG:HG2	1:R:359:ARG:NH1	2.18	0.58
1:W:48:ALA:HA	1:W:65:MET:O	2.02	0.58
1:H:207:GLU:H	1:H:210:HIS:CD2	2.20	0.58
1:M:398:GLU:HG2	1:M:398:GLU:O	2.03	0.58
1:R:398:GLU:HG2	1:R:398:GLU:O	2.03	0.58
1:H:271:HIS:CD2	3:H:7489:AMP:H4'	2.37	0.58
1:J:323:VAL:HG22	1:J:324:PRO:HD2	1.85	0.58
1:M:80:ARG:HD2	1:M:84:THR:OG1	2.02	0.58
1:O:323:VAL:HG22	1:O:324:PRO:HD2	1.85	0.58
1:P:337:ARG:CZ	1:Q:95:PHE:CE1	2.86	0.58
1:T:323:VAL:HG22	1:T:324:PRO:HD2	1.85	0.58
1:U:204:PHE:CE1	1:U:237:LEU:HD13	2.38	0.58
1:X:329:PRO:HB3	1:X:359:ARG:HB2	1.85	0.58
1:A:501:SER:HB2	1:A:502:PRO:HD2	1.86	0.58
1:E:57:PHE:CE1	1:E:103:ASP:HA	2.39	0.58
1:M:501:SER:HB2	1:M:502:PRO:HD2	1.86	0.58
1:Q:57:PHE:CE1	1:Q:103:ASP:HA	2.39	0.58
1:V:115:LEU:HD23	1:V:379:LEU:HD21	1.84	0.58
1:A:58:GLN:O	1:A:63:SER:HA	2.03	0.58
1:D:337:ARG:HB3	1:E:63:SER:OG	2.03	0.58
1:F:1:THR:HG22	1:F:3:ASP:N	2.15	0.58
1:H:411:PRO:HB3	1:H:416:ASP:HB3	1.85	0.58
1:H:59:SER:HB3	1:H:61:HIS:CE1	2.38	0.58
1:J:344:ARG:NH1	1:J:346:PRO:HG3	2.17	0.58
1:J:58:GLN:O	1:J:63:SER:HA	2.03	0.58
1:M:58:GLN:O	1:M:63:SER:HA	2.03	0.58
1:Q:394:LYS:HD2	1:Q:399:LEU:HD13	1.84	0.58
1:R:51:GLY:HA2	1:R:65:MET:HE2	1.85	0.58
1:T:59:SER:HB3	1:T:61:HIS:CE1	2.38	0.58
1:V:58:GLN:O	1:V:63:SER:HA	2.03	0.58
1:A:193:ASP:OD2	1:B:80:ARG:HD3	2.03	0.58
1:C:344:ARG:CZ	1:C:346:PRO:HA	2.33	0.58
1:E:272:GLN:HE22	1:E:374:MET:HB3	1.67	0.58
1:E:333:VAL:O	1:E:341:ALA:HB1	2.03	0.58
1:G:344:ARG:CZ	1:G:346:PRO:HA	2.33	0.58
1:Q:272:GLN:HE22	1:Q:374:MET:HB3	1.67	0.58
1:Q:333:VAL:O	1:Q:341:ALA:HB1	2.03	0.58

*Continued on next page...*

*Continued from previous page...*

Atom-1	Atom-2	Interatomic distance (Å)	Clash overlap (Å)
1:T:272:GLN:HE22	1:T:374:MET:HB3	1.67	0.58
1:X:129:GLU:OE1	3:X:7521:AMP:H5'1	2.01	0.58
1:B:398:GLU:O	1:B:399:LEU:HB2	2.02	0.58
1:E:398:GLU:O	1:E:399:LEU:HB2	2.02	0.58
1:F:2:PRO:HG3	1:F:71:PRO:HG3	1.85	0.58
1:J:66:LEU:HD22	1:J:94:PRO:HA	1.84	0.58
1:N:2:PRO:HG3	1:N:71:PRO:HG3	1.85	0.58
1:Q:398:GLU:O	1:Q:399:LEU:HB2	2.02	0.58
1:R:66:LEU:HD22	1:R:94:PRO:HA	1.84	0.58
1:S:458:HIS:CD2	1:S:460:TYR:H	2.12	0.58
5:N:5031:HOH:O	1:T:27:ILE:HD13	2.01	0.58
1:H:355:ARG:HH21	1:H:355:ARG:HG3	1.67	0.58
1:T:355:ARG:HH21	1:T:355:ARG:HG3	1.67	0.58
1:W:399:LEU:HB3	1:W:404:ALA:HB2	1.84	0.58
1:X:60:ILE:HG13	1:X:61:HIS:CE1	2.38	0.58
1:D:309:LEU:HA	1:D:312:THR:CG2	2.33	0.58
1:F:344:ARG:HH11	1:F:359:ARG:NH2	2.01	0.58
1:G:344:ARG:HH11	1:G:359:ARG:NH2	2.01	0.58
1:J:282:MET:HA	1:J:294:ALA:HB2	1.85	0.58
1:N:344:ARG:HH11	1:N:359:ARG:NH2	2.01	0.58
1:R:344:ARG:HH11	1:R:359:ARG:NH2	2.01	0.58
1:S:344:ARG:HH11	1:S:359:ARG:NH2	2.01	0.58
1:U:344:ARG:HH11	1:U:359:ARG:NH2	2.01	0.58
1:V:282:MET:HA	1:V:294:ALA:HB2	1.85	0.58
1:B:315:THR:HB	1:H:465:TYR:CZ	2.38	0.58
1:F:313:ASN:HB3	1:F:318:SER:HB3	1.85	0.58
1:R:313:ASN:HB3	1:R:318:SER:HB3	1.85	0.58
1:X:53:SER:O	1:X:54:ILE:HB	2.02	0.58
1:M:48:ALA:HA	1:M:65:MET:O	2.02	0.58
1:N:204:PHE:CE1	1:N:237:LEU:HD13	2.38	0.58
1:E:463:ALA:HA	1:K:140:PHE:CE1	2.38	0.58
1:U:398:GLU:O	1:U:398:GLU:HG2	2.03	0.58
1:C:323:VAL:HG22	1:C:324:PRO:HD2	1.85	0.58
1:I:329:PRO:HB3	1:I:359:ARG:HB2	1.85	0.58
1:T:59:SER:C	1:T:61:HIS:H	2.04	0.58
1:A:57:PHE:CE1	1:A:103:ASP:HA	2.39	0.58
1:B:603:LYS:HD2	5:B:7677:HOH:O	2.02	0.58
1:D:603:LYS:HD2	5:D:1001:HOH:O	2.02	0.58
1:F:57:PHE:CE1	1:F:103:ASP:HA	2.39	0.58
1:H:53:SER:HB3	1:I:179:TYR:H	1.67	0.58
1:J:115:LEU:HD23	1:J:379:LEU:HD21	1.84	0.58

*Continued on next page...*

*Continued from previous page...*

Atom-1	Atom-2	Interatomic distance (Å)	Clash overlap (Å)
1:M:57:PHE:CE1	1:M:103:ASP:HA	2.39	0.58
1:O:115:LEU:HD23	1:O:379:LEU:HD21	1.84	0.58
1:P:603:LYS:HD2	5:P:4157:HOH:O	2.02	0.58
1:Q:115:LEU:HD23	1:Q:379:LEU:HD21	1.84	0.58
1:R:57:PHE:CE1	1:R:103:ASP:HA	2.39	0.58
1:X:57:PHE:CE1	1:X:103:ASP:HA	2.39	0.58
1:E:394:LYS:HD2	1:E:399:LEU:HD13	1.84	0.58
1:G:59:SER:HB3	1:G:61:HIS:CE1	2.38	0.58
1:L:207:GLU:H	1:L:210:HIS:CD2	2.18	0.58
1:M:207:GLU:H	1:M:210:HIS:CD2	2.18	0.58
1:N:58:GLN:O	1:N:63:SER:HA	2.03	0.58
1:O:211:HIS:ND1	1:P:49:PHE:HD2	2.01	0.58
1:P:58:GLN:O	1:P:63:SER:HA	2.03	0.58
1:Q:59:SER:HB3	1:Q:61:HIS:CE1	2.38	0.58
1:R:1:THR:HG22	1:R:3:ASP:N	2.15	0.58
1:S:59:SER:HB3	1:S:61:HIS:CE1	2.38	0.58
1:U:344:ARG:NH1	1:U:346:PRO:HG3	2.17	0.58
1:W:59:SER:HB3	1:W:61:HIS:CE1	2.38	0.58
1:A:411:PRO:HB2	1:A:417:VAL:HG12	1.84	0.58
1:I:53:SER:O	1:I:54:ILE:HB	2.01	0.58
1:K:333:VAL:O	1:K:341:ALA:HB1	2.03	0.58
1:K:93:ASP:OD1	1:K:95:PHE:HB2	2.04	0.58
1:N:272:GLN:HE22	1:N:374:MET:HB3	1.67	0.58
1:A:398:GLU:O	1:A:399:LEU:HB2	2.02	0.58
1:F:66:LEU:HD22	1:F:94:PRO:HA	1.84	0.58
1:H:66:LEU:HD22	1:H:94:PRO:HA	1.84	0.58
1:M:398:GLU:O	1:M:399:LEU:HB2	2.02	0.58
1:S:54:ILE:HG13	1:S:55:ARG:N	2.19	0.58
1:A:160:THR:HG21	1:A:173:VAL:HG12	1.83	0.58
1:A:399:LEU:HB3	1:A:404:ALA:HB2	1.84	0.58
1:B:399:LEU:HB3	1:B:404:ALA:HB2	1.84	0.58
1:F:399:LEU:HB3	1:F:404:ALA:HB2	1.84	0.58
1:L:60:ILE:HG13	1:L:61:HIS:CE1	2.38	0.58
1:N:399:LEU:HB3	1:N:404:ALA:HB2	1.84	0.58
1:P:60:ILE:HG13	1:P:61:HIS:CE1	2.38	0.58
1:C:222:ASN:HB2	5:C:7555:HOH:O	2.02	0.58
1:E:222:ASN:HB2	5:E:1132:HOH:O	2.02	0.58
1:G:395:ASP:CB	1:L:60:ILE:O	2.51	0.58
1:O:222:ASN:HB2	5:O:3762:HOH:O	2.02	0.58
1:P:282:MET:HA	1:P:294:ALA:HB2	1.85	0.58
1:Q:222:ASN:HB2	5:Q:4288:HOH:O	2.02	0.58

*Continued on next page...*

*Continued from previous page...*

Atom-1	Atom-2	Interatomic distance (Å)	Clash overlap (Å)
1:S:210:HIS:HE1	3:S:7511:AMP:H3'	1.67	0.58
1:W:1:THR:HG22	1:W:3:ASP:H	1.69	0.58
1:G:53:SER:O	1:G:54:ILE:HB	2.02	0.58
1:M:53:SER:O	1:M:54:ILE:HB	2.02	0.58
1:S:313:ASN:HB3	1:S:318:SER:HB3	1.85	0.58
1:W:313:ASN:HB3	1:W:318:SER:HB3	1.85	0.58
1:B:204:PHE:CE1	1:B:237:LEU:HD13	2.38	0.58
1:D:339:ARG:HG2	1:D:359:ARG:NH1	2.18	0.58
1:G:339:ARG:HG2	1:G:359:ARG:NH1	2.18	0.58
1:O:339:ARG:HG2	1:O:359:ARG:NH1	2.18	0.58
1:S:339:ARG:HG2	1:S:359:ARG:NH1	2.18	0.58
1:T:339:ARG:HG2	1:T:359:ARG:NH1	2.18	0.58
1:D:339:ARG:HH11	1:E:50:ASP:HB3	1.67	0.58
1:M:458:HIS:CD2	1:M:460:TYR:H	2.14	0.58
1:N:323:VAL:HG22	1:N:324:PRO:HD2	1.85	0.58
1:S:80:ARG:HD2	1:S:84:THR:OG1	2.02	0.58
1:C:115:LEU:HD23	1:C:379:LEU:HD21	1.84	0.58
1:D:280:PRO:HG3	1:D:352:LYS:HG2	1.85	0.58
1:E:115:LEU:HD23	1:E:379:LEU:HD21	1.84	0.58
1:G:603:LYS:HD2	5:G:7688:HOH:O	2.02	0.58
1:L:501:SER:HB2	1:L:502:PRO:HD2	1.86	0.58
1:L:57:PHE:CE1	1:L:103:ASP:HA	2.39	0.58
1:O:177:GLY:HA2	1:P:55:ARG:CB	2.32	0.58
1:S:57:PHE:CE1	1:S:103:ASP:HA	2.39	0.58
1:X:501:SER:HB2	1:X:502:PRO:HD2	1.86	0.58
1:D:58:GLN:O	1:D:63:SER:HA	2.03	0.58
1:E:59:SER:HB3	1:E:61:HIS:CE1	2.38	0.58
1:L:411:PRO:HB3	1:L:416:ASP:HB3	1.85	0.58
1:L:59:SER:HB3	1:L:61:HIS:CE1	2.38	0.58
1:N:59:SER:HB3	1:N:61:HIS:CE1	2.38	0.58
1:N:395:ASP:OD2	1:O:60:ILE:CG1	2.50	0.58
1:R:59:SER:HB3	1:R:61:HIS:CE1	2.38	0.58
1:V:344:ARG:NH1	1:V:346:PRO:HG3	2.17	0.58
1:V:33:ILE:HG22	1:W:211:HIS:CD2	2.37	0.58
1:A:93:ASP:OD1	1:A:95:PHE:HB2	2.04	0.58
1:B:272:GLN:HE22	1:B:374:MET:HB3	1.67	0.58
1:M:411:PRO:HB2	1:M:417:VAL:HG12	1.84	0.58
1:S:344:ARG:CZ	1:S:346:PRO:HA	2.33	0.58
1:O:140:PHE:CE1	1:U:463:ALA:HA	2.39	0.58
1:W:93:ASP:OD1	1:W:95:PHE:HB2	2.04	0.58
1:F:398:GLU:O	1:F:399:LEU:HB2	2.02	0.58

*Continued on next page...*

*Continued from previous page...*

Atom-1	Atom-2	Interatomic distance (Å)	Clash overlap (Å)
5:B:7729:HOH:O	1:H:27:ILE:HD13	2.01	0.58
1:R:398:GLU:O	1:R:399:LEU:HB2	2.02	0.58
1:C:160:THR:HG21	1:C:173:VAL:HG12	1.83	0.58
1:F:60:ILE:HG13	1:F:61:HIS:CE1	2.38	0.58
1:J:57:PHE:HB3	1:J:100:TYR:HE2	1.67	0.58
1:T:400:PRO:O	1:T:402:GLU:N	2.34	0.58
1:A:344:ARG:HH11	1:A:359:ARG:NH2	2.01	0.58
1:B:179:TYR:N	1:B:179:TYR:CD1	2.71	0.58
1:D:282:MET:HA	1:D:294:ALA:HB2	1.85	0.58
1:G:210:HIS:HE1	3:G:7487:AMP:H3'	1.67	0.58
1:I:344:ARG:HH11	1:I:359:ARG:NH2	2.02	0.58
1:W:54:ILE:HG22	1:X:179:TYR:HH	1.64	0.58
1:A:53:SER:O	1:A:54:ILE:HB	2.02	0.58
1:A:48:ALA:HA	1:A:65:MET:O	2.02	0.58
1:A:63:SER:HB2	1:F:339:ARG:HH22	1.68	0.58
1:H:204:PHE:CE1	1:H:237:LEU:HD13	2.39	0.58
1:J:398:GLU:HG2	1:J:398:GLU:O	2.03	0.58
1:K:398:GLU:O	1:K:398:GLU:HG2	2.03	0.58
1:N:398:GLU:O	1:N:398:GLU:HG2	2.03	0.58
1:Q:204:PHE:CE1	1:Q:237:LEU:HD13	2.39	0.58
1:U:63:SER:HB2	1:V:339:ARG:HH12	1.69	0.58
1:V:398:GLU:O	1:V:398:GLU:HG2	2.03	0.58
1:W:398:GLU:O	1:W:398:GLU:HG2	2.03	0.58
1:H:204:PHE:CE1	1:H:237:LEU:HD13	2.38	0.58
1:H:60:ILE:HG22	1:I:339:ARG:HD3	1.85	0.58
1:T:204:PHE:CE1	1:T:237:LEU:HD13	2.38	0.58
1:T:271:HIS:CD2	3:T:7513:AMP:H4'	2.37	0.58
1:X:204:PHE:CE1	1:X:237:LEU:HD13	2.38	0.58
1:B:315:THR:HB	1:H:465:TYR:CZ	2.38	0.58
1:B:501:SER:HB2	1:B:502:PRO:HD2	1.86	0.58
1:C:501:SER:HB2	1:C:502:PRO:HD2	1.86	0.58
1:J:280:PRO:HG3	1:J:352:LYS:HG2	1.85	0.58
1:N:603:LYS:HD2	5:N:3631:HOH:O	2.02	0.58
1:U:603:LYS:HD2	5:U:5472:HOH:O	2.02	0.58
1:B:59:SER:HB3	1:B:61:HIS:CE1	2.38	0.58
1:D:206:LEU:HB3	1:E:34:PRO:HG3	1.86	0.58
1:F:58:GLN:O	1:F:63:SER:HA	2.03	0.58
1:F:59:SER:HB3	1:F:61:HIS:CE1	2.38	0.58
1:G:334:TYR:CZ	1:G:391:PRO:HD3	2.39	0.58
1:I:344:ARG:NH1	1:I:346:PRO:HG3	2.17	0.58
1:N:334:TYR:CZ	1:N:391:PRO:HD3	2.39	0.58

*Continued on next page...*

*Continued from previous page...*

Atom-1	Atom-2	Interatomic distance (Å)	Clash overlap (Å)
1:O:51:GLY:HA2	1:O:65:MET:HE2	1.84	0.58
1:X:411:PRO:HB3	1:X:416:ASP:HB3	1.85	0.58
1:X:59:SER:HB3	1:X:61:HIS:CE1	2.38	0.58
1:E:93:ASP:OD1	1:E:95:PHE:HB2	2.04	0.58
1:H:272:GLN:HE22	1:H:374:MET:HB3	1.67	0.58
1:M:333:VAL:O	1:M:341:ALA:HB1	2.03	0.58
1:M:93:ASP:OD1	1:M:95:PHE:HB2	2.04	0.58
1:A:54:ILE:HG13	1:A:55:ARG:N	2.19	0.58
1:E:54:ILE:HG13	1:E:55:ARG:N	2.19	0.58
1:I:66:LEU:HD22	1:I:94:PRO:HA	1.84	0.58
1:C:175:HIS:CE1	1:J:463:ALA:O	2.56	0.58
1:E:177:GLY:HA2	1:F:55:ARG:CB	2.27	0.58
1:M:399:LEU:HB3	1:M:404:ALA:HB2	1.84	0.58
1:R:60:ILE:HG13	1:R:61:HIS:CE1	2.38	0.58
1:A:222:ASN:HB2	5:A:7544:HOH:O	2.02	0.58
1:A:309:LEU:HA	1:A:312:THR:CG2	2.33	0.58
1:B:315:THR:HB	1:H:465:TYR:CZ	2.38	0.58
1:E:282:MET:HA	1:E:294:ALA:HB2	1.85	0.58
1:K:1:THR:HG22	1:K:3:ASP:H	1.69	0.58
1:Q:282:MET:HA	1:Q:294:ALA:HB2	1.85	0.58
1:K:313:ASN:HB3	1:K:318:SER:HB3	1.85	0.58
1:Q:206:LEU:HD13	1:Q:210:HIS:HB3	1.84	0.58
1:A:204:PHE:CE1	1:A:237:LEU:HD13	2.38	0.58
1:C:339:ARG:HG2	1:C:359:ARG:NH1	2.18	0.58
1:M:204:PHE:CE1	1:M:237:LEU:HD13	2.38	0.58
1:B:204:PHE:CE1	1:B:237:LEU:HD13	2.39	0.58
1:E:204:PHE:CE1	1:E:237:LEU:HD13	2.39	0.58
1:F:204:PHE:CE1	1:F:237:LEU:HD13	2.39	0.58
1:J:204:PHE:CE1	1:J:237:LEU:HD13	2.39	0.58
1:L:204:PHE:CE1	1:L:237:LEU:HD13	2.39	0.58
1:M:283:TYR:HB3	1:M:351:PRO:HA	1.86	0.58
1:P:314:PRO:HG3	1:P:365:GLY:HA3	1.86	0.58
1:R:204:PHE:CE1	1:R:237:LEU:HD13	2.39	0.58
1:T:398:GLU:HG2	1:T:398:GLU:O	2.03	0.58
1:V:204:PHE:CE1	1:V:237:LEU:HD13	2.39	0.58
1:D:204:PHE:CE1	1:D:237:LEU:HD13	2.38	0.58
1:M:323:VAL:HG22	1:M:324:PRO:HD2	1.85	0.58
1:P:204:PHE:CE1	1:P:237:LEU:HD13	2.38	0.58
1:E:603:LYS:HD2	5:E:1264:HOH:O	2.02	0.58
1:E:177:GLY:HA2	1:F:55:ARG:HB3	1.86	0.58
1:M:458:HIS:CD2	1:M:460:TYR:H	2.14	0.58

*Continued on next page...*



*Continued from previous page...*

Atom-1	Atom-2	Interatomic distance (Å)	Clash overlap (Å)
1:N:501:SER:HB2	1:N:502:PRO:HD2	1.86	0.58
1:O:501:SER:HB2	1:O:502:PRO:HD2	1.86	0.58
1:N:177:GLY:HA2	1:O:55:ARG:O	2.03	0.58
1:P:57:PHE:CE1	1:P:103:ASP:HA	2.39	0.58
1:P:280:PRO:HG3	1:P:352:LYS:HG2	1.85	0.58
1:Q:603:LYS:HD2	5:Q:4420:HOH:O	2.02	0.58
1:V:280:PRO:HG3	1:V:352:LYS:HG2	1.85	0.58
1:A:51:GLY:HA2	1:A:65:MET:HE2	1.84	0.58
1:B:334:TYR:CZ	1:B:391:PRO:HD3	2.39	0.58
1:B:58:GLN:O	1:B:63:SER:HA	2.03	0.58
1:C:51:GLY:HA2	1:C:65:MET:HE2	1.84	0.58
1:E:411:PRO:HB3	1:E:416:ASP:HB3	1.85	0.58
1:J:333:VAL:HG11	1:J:407:ILE:HD12	1.84	0.58
1:L:334:TYR:CZ	1:L:391:PRO:HD3	2.39	0.58
1:L:51:GLY:HA2	1:L:65:MET:HE2	1.84	0.58
1:M:55:ARG:NH2	1:R:176:LYS:HD2	2.19	0.58
1:M:51:GLY:HA2	1:M:65:MET:HE2	1.84	0.58
1:P:456:ARG:O	1:V:458:HIS:HE1	1.86	0.58
1:R:58:GLN:O	1:R:63:SER:HA	2.03	0.58
1:S:334:TYR:CZ	1:S:391:PRO:HD3	2.39	0.58
1:T:394:LYS:HD2	1:T:399:LEU:HD13	1.84	0.58
1:V:244:ASN:O	1:V:248:GLN:HG2	2.02	0.58
1:W:58:GLN:O	1:W:63:SER:HA	2.03	0.58
1:X:334:TYR:CZ	1:X:391:PRO:HD3	2.39	0.58
1:A:333:VAL:O	1:A:341:ALA:HB1	2.03	0.58
1:C:93:ASP:OD1	1:C:95:PHE:HB2	2.04	0.58
1:H:344:ARG:CZ	1:H:346:PRO:HA	2.33	0.58
1:J:62:GLU:HA	1:K:337:ARG:HD2	1.86	0.58
1:N:411:PRO:HB2	1:N:417:VAL:HG12	1.84	0.58
1:Q:502:PRO:HB2	1:R:137:SER:HB3	1.86	0.58
1:G:54:ILE:HG13	1:G:55:ARG:N	2.19	0.58
1:K:54:ILE:HG13	1:K:55:ARG:N	2.19	0.58
1:M:54:ILE:HG13	1:M:55:ARG:N	2.19	0.58
1:N:54:ILE:HG13	1:N:55:ARG:N	2.19	0.58
1:Q:54:ILE:HG13	1:Q:55:ARG:N	2.19	0.58
1:W:54:ILE:HG13	1:W:55:ARG:N	2.19	0.58
1:A:400:PRO:O	1:A:402:GLU:N	2.34	0.58
1:F:114:TYR:CD2	1:F:431:GLY:HA3	2.39	0.58
1:G:114:TYR:CD2	1:G:431:GLY:HA3	2.39	0.58
1:H:399:LEU:HB3	1:H:404:ALA:HB2	1.84	0.58
1:H:80:ARG:NH2	1:I:189:VAL:HG13	2.16	0.58

*Continued on next page...*

*Continued from previous page...*

Atom-1	Atom-2	Interatomic distance (Å)	Clash overlap (Å)
1:M:400:PRO:O	1:M:402:GLU:N	2.34	0.58
1:R:114:TYR:CD2	1:R:431:GLY:HA3	2.39	0.58
1:R:399:LEU:HB3	1:R:404:ALA:HB2	1.84	0.58
1:S:114:TYR:CD2	1:S:431:GLY:HA3	2.39	0.58
1:I:282:MET:HA	1:I:294:ALA:HB2	1.85	0.58
1:M:222:ASN:HB2	5:M:3236:HOH:O	2.02	0.58
1:M:344:ARG:HH11	1:M:359:ARG:NH2	2.02	0.58
1:N:309:LEU:HA	1:N:312:THR:CG2	2.33	0.58
1:T:179:TYR:N	1:T:179:TYR:CD1	2.71	0.58
1:S:80:ARG:NE	1:T:189:VAL:HG13	2.10	0.58
1:T:222:ASN:HB2	5:T:5077:HOH:O	2.02	0.58
1:U:282:MET:HA	1:U:294:ALA:HB2	1.85	0.58
1:X:222:ASN:HB2	5:X:6129:HOH:O	2.02	0.58
1:P:339:ARG:HG2	1:P:359:ARG:NH1	2.18	0.58
1:Q:204:PHE:CE1	1:Q:237:LEU:HD13	2.38	0.58
1:U:339:ARG:HG2	1:U:359:ARG:NH1	2.18	0.58
1:A:283:TYR:HB3	1:A:351:PRO:HA	1.86	0.58
1:D:211:HIS:HD2	1:E:33:ILE:HG22	1.66	0.58
1:D:314:PRO:HG3	1:D:365:GLY:HA3	1.86	0.58
1:F:207:GLU:H	1:F:210:HIS:CD2	2.19	0.58
1:G:204:PHE:CE1	1:G:237:LEU:HD13	2.39	0.58
1:I:314:PRO:HG3	1:I:365:GLY:HA3	1.86	0.58
1:K:204:PHE:CE1	1:K:237:LEU:HD13	2.39	0.58
1:L:398:GLU:O	1:L:398:GLU:HG2	2.03	0.58
1:P:204:PHE:CE1	1:P:237:LEU:HD13	2.39	0.58
1:S:204:PHE:CE1	1:S:237:LEU:HD13	2.39	0.58
1:T:204:PHE:CE1	1:T:237:LEU:HD13	2.39	0.58
1:U:314:PRO:HG3	1:U:365:GLY:HA3	1.86	0.58
1:A:323:VAL:HG22	1:A:324:PRO:HD2	1.85	0.58
1:A:458:HIS:CD2	1:A:460:TYR:H	2.14	0.58
1:G:458:HIS:CD2	1:G:460:TYR:H	2.14	0.58
1:L:204:PHE:CE1	1:L:237:LEU:HD13	2.38	0.58
1:A:53:SER:OG	1:F:179:TYR:HB2	2.03	0.58
1:D:57:PHE:CE1	1:D:103:ASP:HA	2.39	0.58
1:G:57:PHE:CE1	1:G:103:ASP:HA	2.39	0.58
1:K:280:PRO:HG3	1:K:352:LYS:HG2	1.85	0.58
1:T:501:SER:HB2	1:T:502:PRO:HD2	1.86	0.58
1:U:280:PRO:HG3	1:U:352:LYS:HG2	1.85	0.58
1:W:280:PRO:HG3	1:W:352:LYS:HG2	1.85	0.58
1:X:280:PRO:HG3	1:X:352:LYS:HG2	1.85	0.58
1:A:59:SER:HB3	1:A:61:HIS:CE1	2.38	0.58

*Continued on next page...*

*Continued from previous page...*

Atom-1	Atom-2	Interatomic distance (Å)	Clash overlap (Å)
1:B:296:HIS:CD2	1:B:385:LYS:HA	2.39	0.58
1:H:296:HIS:CD2	1:H:385:LYS:HA	2.39	0.58
1:Q:411:PRO:HB3	1:Q:416:ASP:HB3	1.85	0.58
1:T:296:HIS:CD2	1:T:385:LYS:HA	2.39	0.58
1:V:333:VAL:HG11	1:V:407:ILE:HD12	1.84	0.58
1:V:60:ILE:CG1	1:W:395:ASP:OD2	2.51	0.58
1:W:80:ARG:HD3	1:X:193:ASP:OD2	2.04	0.58
1:D:290:LEU:CD1	1:D:345:ILE:HG12	2.29	0.58
1:D:93:ASP:OD1	1:D:95:PHE:HB2	2.04	0.58
1:H:93:ASP:OD1	1:H:95:PHE:HB2	2.04	0.58
1:I:290:LEU:CD1	1:I:345:ILE:HG12	2.30	0.58
1:I:411:PRO:HB2	1:I:417:VAL:HG12	1.84	0.58
1:L:272:GLN:HE22	1:L:374:MET:HB3	1.67	0.58
1:O:93:ASP:OD1	1:O:95:PHE:HB2	2.04	0.58
1:P:411:PRO:HB2	1:P:417:VAL:HG12	1.84	0.58
1:P:93:ASP:OD1	1:P:95:PHE:HB2	2.04	0.58
1:Q:93:ASP:OD1	1:Q:95:PHE:HB2	2.04	0.58
1:R:272:GLN:HE22	1:R:374:MET:HB3	1.67	0.58
1:S:93:ASP:OD1	1:S:95:PHE:HB2	2.04	0.58
1:U:290:LEU:CD1	1:U:345:ILE:HG12	2.29	0.58
1:V:344:ARG:CZ	1:V:346:PRO:HA	2.33	0.58
1:C:296:HIS:HE1	1:C:387:GLU:HG2	1.69	0.58
1:C:398:GLU:O	1:C:399:LEU:HB2	2.02	0.58
1:H:61:HIS:O	1:I:337:ARG:NH1	2.34	0.58
1:K:2:PRO:HG3	1:K:71:PRO:HG3	1.85	0.58
1:W:2:PRO:HG3	1:W:71:PRO:HG3	1.85	0.58
1:D:114:TYR:CD2	1:D:431:GLY:HA3	2.39	0.58
1:I:55:ARG:HG3	1:I:55:ARG:NH1	2.17	0.58
1:K:399:LEU:HB3	1:K:404:ALA:HB2	1.84	0.58
1:K:60:ILE:HG13	1:K:61:HIS:CE1	2.38	0.58
1:O:160:THR:HG21	1:O:173:VAL:HG12	1.83	0.58
1:P:114:TYR:CD2	1:P:431:GLY:HA3	2.39	0.58
1:U:114:TYR:CD2	1:U:431:GLY:HA3	2.39	0.58
1:V:57:PHE:HB3	1:V:100:TYR:HE2	1.67	0.58
1:W:114:TYR:CD2	1:W:431:GLY:HA3	2.39	0.58
1:D:1:THR:HG22	1:D:3:ASP:H	1.69	0.58
1:M:309:LEU:HA	1:M:312:THR:CG2	2.33	0.58
1:M:60:ILE:HD13	5:R:4666:HOH:O	2.03	0.58
1:P:1:THR:HG22	1:P:3:ASP:H	1.69	0.58
1:D:396:LEU:HA	1:D:399:LEU:HD13	1.86	0.58
1:E:206:LEU:HD13	1:E:210:HIS:HB3	1.84	0.58

*Continued on next page...*

*Continued from previous page...*

Atom-1	Atom-2	Interatomic distance (Å)	Clash overlap (Å)
1:H:344:ARG:HG2	1:H:344:ARG:NH2	2.05	0.58
1:I:313:ASN:HB3	1:I:318:SER:HB3	1.85	0.58
1:E:204:PHE:CE1	1:E:237:LEU:HD13	2.38	0.58
1:F:204:PHE:CE1	1:F:237:LEU:HD13	2.38	0.58
1:O:204:PHE:CE1	1:O:237:LEU:HD13	2.38	0.58
1:C:309:LEU:HG	1:C:313:ASN:HD22	1.69	0.58
1:E:398:GLU:O	1:E:398:GLU:HG2	2.03	0.58
1:K:309:LEU:HG	1:K:313:ASN:HD22	1.69	0.58
1:N:204:PHE:CE1	1:N:237:LEU:HD13	2.39	0.58
1:O:314:PRO:HG3	1:O:365:GLY:HA3	1.86	0.58
1:R:207:GLU:H	1:R:210:HIS:CD2	2.20	0.58
1:X:204:PHE:CE1	1:X:237:LEU:HD13	2.39	0.58
1:I:323:VAL:HG22	1:I:324:PRO:HD2	1.85	0.58
1:L:80:ARG:HD2	1:L:84:THR:OG1	2.02	0.58
1:O:204:PHE:CE1	1:O:237:LEU:HD13	2.38	0.58
1:P:323:VAL:HG22	1:P:324:PRO:HD2	1.85	0.58
1:R:204:PHE:CE1	1:R:237:LEU:HD13	2.38	0.58
1:U:323:VAL:HG22	1:U:324:PRO:HD2	1.85	0.58
1:C:276:LYS:HB3	1:C:281:LEU:HD11	1.86	0.58
1:I:280:PRO:HG3	1:I:352:LYS:HG2	1.85	0.58
1:K:501:SER:HB2	1:K:502:PRO:HD2	1.86	0.58
1:S:603:LYS:HD2	5:S:4946:HOH:O	2.02	0.58
1:W:501:SER:HB2	1:W:502:PRO:HD2	1.86	0.58
1:C:333:VAL:HG11	1:C:407:ILE:HD12	1.84	0.58
1:C:59:SER:HB3	1:C:61:HIS:CE1	2.38	0.58
1:I:307:SER:HB2	1:I:421:LEU:HA	1.86	0.58
1:I:33:ILE:HG22	1:J:211:HIS:HD2	1.68	0.58
1:J:244:ASN:O	1:J:248:GLN:HG2	2.02	0.58
1:K:58:GLN:O	1:K:63:SER:HA	2.03	0.58
1:M:59:SER:HB3	1:M:61:HIS:CE1	2.38	0.58
1:N:296:HIS:CD2	1:N:385:LYS:HA	2.39	0.58
1:O:40:LYS:H	1:O:40:LYS:CD	2.11	0.58
1:O:59:SER:HB3	1:O:61:HIS:CE1	2.38	0.58
1:M:80:ARG:HD3	1:R:193:ASP:OD2	2.04	0.58
1:W:307:SER:HB2	1:W:421:LEU:HA	1.86	0.58
1:D:411:PRO:HB2	1:D:417:VAL:HG12	1.84	0.58
1:G:93:ASP:OD1	1:G:95:PHE:HB2	2.04	0.58
1:J:344:ARG:CZ	1:J:346:PRO:HA	2.33	0.58
1:T:344:ARG:CZ	1:T:346:PRO:HA	2.33	0.58
1:U:400:PRO:HD2	1:U:403:GLU:HB3	1.86	0.58
1:X:272:GLN:HE22	1:X:374:MET:HB3	1.67	0.58

*Continued on next page...*

*Continued from previous page...*

Atom-1	Atom-2	Interatomic distance (Å)	Clash overlap (Å)
1:B:54:ILE:HG13	1:B:55:ARG:N	2.19	0.58
1:D:398:GLU:O	1:D:399:LEU:HB2	2.02	0.58
1:I:458:HIS:CD2	1:I:460:TYR:H	2.12	0.58
1:I:54:ILE:HG13	1:I:55:ARG:N	2.19	0.58
1:M:296:HIS:HE1	1:M:387:GLU:HG2	1.69	0.58
1:O:398:GLU:O	1:O:399:LEU:HB2	2.02	0.58
1:P:465:TYR:OH	1:V:450:GLU:HB3	2.04	0.58
1:U:66:LEU:HD22	1:U:94:PRO:HA	1.84	0.58
1:A:59:SER:HB3	1:A:61:HIS:NE2	2.19	0.58
1:F:59:SER:HB3	1:F:61:HIS:NE2	2.19	0.58
1:I:114:TYR:CD2	1:I:431:GLY:HA3	2.39	0.58
1:K:114:TYR:CD2	1:K:431:GLY:HA3	2.39	0.58
1:M:59:SER:HB3	1:M:61:HIS:NE2	2.19	0.58
1:N:60:ILE:HG13	1:N:61:HIS:CE1	2.38	0.58
1:O:355:ARG:HD3	3:O:7503:AMP:C4	2.39	0.58
1:P:399:LEU:HB3	1:P:404:ALA:HB2	1.84	0.58
1:R:59:SER:HB3	1:R:61:HIS:NE2	2.19	0.58
1:A:282:MET:HA	1:A:294:ALA:HB2	1.85	0.58
1:B:309:LEU:HA	1:B:312:THR:CG2	2.33	0.58
1:D:458:HIS:CD2	1:D:460:TYR:H	2.10	0.58
1:H:222:ASN:HB2	5:H:7581:HOH:O	2.02	0.58
1:L:222:ASN:HB2	5:L:2973:HOH:O	2.02	0.58
1:P:189:VAL:HG13	1:Q:80:ARG:HE	1.68	0.58
1:P:458:HIS:CD2	1:P:460:TYR:H	2.10	0.58
1:S:282:MET:HA	1:S:294:ALA:HB2	1.85	0.58
1:O:140:PHE:CE1	1:U:463:ALA:HA	2.39	0.58
1:D:206:LEU:HB3	1:E:34:PRO:HG3	1.85	0.58
1:I:396:LEU:HA	1:I:399:LEU:HD13	1.86	0.58
1:K:121:ALA:HB1	1:K:275:TRP:O	2.04	0.58
1:N:121:ALA:HB1	1:N:275:TRP:O	2.04	0.58
1:P:396:LEU:HA	1:P:399:LEU:HD13	1.86	0.58
1:S:100:TYR:CZ	1:S:102:ARG:HG3	2.39	0.58
1:W:121:ALA:HB1	1:W:275:TRP:O	2.04	0.58
1:I:339:ARG:HG2	1:I:359:ARG:NH1	2.18	0.58
1:J:204:PHE:CE1	1:J:237:LEU:HD13	2.38	0.58
1:N:458:HIS:CD2	1:N:460:TYR:H	2.10	0.58
1:R:204:PHE:CE1	1:R:237:LEU:HD13	2.38	0.58
1:U:204:PHE:CE1	1:U:237:LEU:HD13	2.38	0.58
1:V:204:PHE:CE1	1:V:237:LEU:HD13	2.38	0.58
1:D:204:PHE:CE1	1:D:237:LEU:HD13	2.39	0.58
1:E:309:LEU:HG	1:E:313:ASN:HD22	1.69	0.58

*Continued on next page...*

*Continued from previous page...*

Atom-1	Atom-2	Interatomic distance (Å)	Clash overlap (Å)
1:K:458:HIS:CD2	1:K:460:TYR:H	2.12	0.58
1:M:204:PHE:CE1	1:M:237:LEU:HD13	2.39	0.58
1:O:309:LEU:HG	1:O:313:ASN:HD22	1.69	0.58
1:Q:309:LEU:HG	1:Q:313:ASN:HD22	1.69	0.58
1:W:204:PHE:CE1	1:W:237:LEU:HD13	2.39	0.58
1:W:309:LEU:HG	1:W:313:ASN:HD22	1.69	0.58
1:X:398:GLU:O	1:X:398:GLU:HG2	2.03	0.58
1:C:140:PHE:CE1	1:I:463:ALA:HA	2.39	0.58
1:C:204:PHE:CE1	1:C:237:LEU:HD13	2.38	0.58
1:F:204:PHE:CE1	1:F:237:LEU:HD13	2.38	0.58
1:M:329:PRO:HB3	1:M:359:ARG:HB2	1.85	0.58
1:P:337:ARG:NH2	1:Q:95:PHE:CE1	2.72	0.58
1:S:204:PHE:CE1	1:S:237:LEU:HD13	2.38	0.58
1:T:329:PRO:HB3	1:T:359:ARG:HB2	1.85	0.58
1:V:50:ASP:HB2	1:W:339:ARG:HE	1.68	0.58
1:X:458:HIS:CD2	1:X:460:TYR:H	2.14	0.58
1:A:458:HIS:CD2	1:A:460:TYR:H	2.14	0.58
1:D:276:LYS:HB3	1:D:281:LEU:HD11	1.86	0.58
1:F:280:PRO:HG3	1:F:352:LYS:HG2	1.85	0.58
1:G:458:HIS:CD2	1:G:460:TYR:H	2.14	0.58
1:H:57:PHE:CE1	1:H:103:ASP:HA	2.39	0.58
1:H:501:SER:HB2	1:H:502:PRO:HD2	1.86	0.58
1:I:276:LYS:HB3	1:I:281:LEU:HD11	1.86	0.58
1:J:501:SER:HB2	1:J:502:PRO:HD2	1.86	0.58
1:L:280:PRO:HG3	1:L:352:LYS:HG2	1.85	0.58
1:O:276:LYS:HB3	1:O:281:LEU:HD11	1.86	0.58
1:U:276:LYS:HB3	1:U:281:LEU:HD11	1.86	0.58
1:V:501:SER:HB2	1:V:502:PRO:HD2	1.86	0.58
1:W:273:SER:CB	3:W:7519:AMP:N6	2.67	0.58
1:W:53:SER:HB3	1:X:179:TYR:H	1.68	0.58
1:E:296:HIS:CD2	1:E:385:LYS:HA	2.39	0.58
1:H:394:LYS:HD2	1:H:399:LEU:HD13	1.84	0.58
1:I:1:THR:HG22	1:I:3:ASP:N	2.15	0.58
1:K:307:SER:HB2	1:K:421:LEU:HA	1.86	0.58
1:L:296:HIS:CD2	1:L:385:LYS:HA	2.39	0.58
1:O:333:VAL:HG11	1:O:407:ILE:HD12	1.84	0.58
1:D:467:ASP:OD2	1:K:175:HIS:CE1	2.57	0.58
1:F:344:ARG:CZ	1:F:346:PRO:HA	2.33	0.58
1:I:400:PRO:HD2	1:I:403:GLU:HB3	1.86	0.58
1:L:344:ARG:CZ	1:L:346:PRO:HA	2.33	0.58
1:O:204:PHE:CE1	1:O:237:LEU:HD13	2.39	0.58

*Continued on next page...*

*Continued from previous page...*

Atom-1	Atom-2	Interatomic distance (Å)	Clash overlap (Å)
1:P:290:LEU:CD1	1:P:345:ILE:HG12	2.30	0.58
1:U:411:PRO:HB2	1:U:417:VAL:HG12	1.84	0.58
1:X:344:ARG:CZ	1:X:346:PRO:HA	2.33	0.58
1:A:296:HIS:HE1	1:A:387:GLU:HG2	1.69	0.58
1:L:54:ILE:HG13	1:L:55:ARG:N	2.19	0.58
1:P:395:ASP:HB2	1:Q:61:HIS:CD2	2.37	0.58
1:X:54:ILE:HG13	1:X:55:ARG:N	2.19	0.58
1:B:60:ILE:HG13	1:B:61:HIS:CE1	2.38	0.58
1:C:355:ARG:HD3	3:C:7479:AMP:C4	2.39	0.58
1:L:420:ARG:HH22	1:L:424:ASP:CB	2.17	0.58
1:M:355:ARG:HD3	3:M:7499:AMP:C4	2.39	0.58
1:T:399:LEU:HB3	1:T:404:ALA:HB2	1.84	0.58
1:F:210:HIS:HE1	3:F:7485:AMP:H3'	1.67	0.58
1:F:463:ALA:HA	1:L:140:PHE:CE1	2.38	0.58
1:L:309:LEU:HA	1:L:312:THR:CG2	2.33	0.58
1:R:210:HIS:HE1	3:R:7509:AMP:H3'	1.67	0.58
1:X:344:ARG:HH11	1:X:359:ARG:NH2	2.01	0.58
1:A:58:GLN:HG3	1:A:100:TYR:CZ	2.39	0.58
1:A:312:THR:HG22	1:A:313:ASN:HD21	1.69	0.58
1:A:396:LEU:HA	1:A:399:LEU:HD13	1.86	0.58
1:E:450:GLU:HB3	1:K:465:TYR:OH	2.04	0.58
1:G:100:TYR:CZ	1:G:102:ARG:HG3	2.39	0.58
1:J:58:GLN:HG3	1:J:100:TYR:CZ	2.39	0.58
1:K:58:GLN:HG3	1:K:100:TYR:CZ	2.39	0.58
1:G:337:ARG:NH2	1:L:95:PHE:HE1	1.94	0.58
1:M:396:LEU:HA	1:M:399:LEU:HD13	1.86	0.58
1:M:58:GLN:HG3	1:M:100:TYR:CZ	2.39	0.58
1:N:396:LEU:HA	1:N:399:LEU:HD13	1.86	0.58
1:P:347:ILE:HD13	1:Q:95:PHE:CE2	2.38	0.58
1:S:53:SER:O	1:S:54:ILE:HB	2.02	0.58
1:U:396:LEU:HA	1:U:399:LEU:HD13	1.86	0.58
1:V:58:GLN:HG3	1:V:100:TYR:CZ	2.39	0.58
1:C:204:PHE:CE1	1:C:237:LEU:HD13	2.38	0.58
1:I:204:PHE:CE1	1:I:237:LEU:HD13	2.38	0.58
1:I:53:SER:OG	1:J:179:TYR:CB	2.50	0.58
1:J:50:ASP:CG	1:K:339:ARG:HH12	2.07	0.58
1:K:458:HIS:CD2	1:K:460:TYR:H	2.10	0.58
1:L:204:PHE:CE1	1:L:237:LEU:HD13	2.38	0.58
1:M:176:LYS:CG	1:N:55:ARG:HD2	2.34	0.58
1:A:204:PHE:CE1	1:A:237:LEU:HD13	2.39	0.58
1:C:314:PRO:HG3	1:C:365:GLY:HA3	1.86	0.58

*Continued on next page...*

*Continued from previous page...*

Atom-1	Atom-2	Interatomic distance (Å)	Clash overlap (Å)
1:H:283:TYR:HB3	1:H:351:PRO:HA	1.86	0.58
1:I:204:PHE:CE1	1:I:237:LEU:HD13	2.39	0.58
1:Q:398:GLU:O	1:Q:398:GLU:HG2	2.03	0.58
1:T:309:LEU:HG	1:T:313:ASN:HD22	1.69	0.58
1:U:283:TYR:HB3	1:U:351:PRO:HA	1.86	0.58
1:V:34:PRO:HG3	1:W:206:LEU:HB3	1.86	0.58
1:Q:465:TYR:CZ	1:W:315:THR:HB	2.39	0.58
1:A:329:PRO:HB3	1:A:359:ARG:HB2	1.85	0.58
1:B:315:THR:HB	1:H:465:TYR:CZ	2.39	0.58
1:C:329:PRO:HB3	1:C:359:ARG:HB2	1.85	0.58
1:D:323:VAL:HG22	1:D:324:PRO:HD2	1.85	0.58
1:O:329:PRO:HB3	1:O:359:ARG:HB2	1.85	0.58
1:X:80:ARG:HD2	1:X:84:THR:OG1	2.02	0.58
1:H:115:LEU:HD23	1:H:379:LEU:HD21	1.84	0.58
1:L:115:LEU:HD23	1:L:379:LEU:HD21	1.84	0.58
1:R:280:PRO:HG3	1:R:352:LYS:HG2	1.85	0.58
1:T:57:PHE:CE1	1:T:103:ASP:HA	2.39	0.58
1:W:57:PHE:CE1	1:W:103:ASP:HA	2.39	0.58
1:I:296:HIS:CD2	1:I:385:LYS:HA	2.39	0.58
1:J:334:TYR:CZ	1:J:391:PRO:HD3	2.39	0.58
1:G:337:ARG:NH2	1:L:95:PHE:CE1	2.70	0.58
1:O:58:GLN:O	1:O:63:SER:HA	2.03	0.58
1:Q:296:HIS:CD2	1:Q:385:LYS:HA	2.39	0.58
1:U:1:THR:HG22	1:U:3:ASP:N	2.15	0.58
1:X:296:HIS:CD2	1:X:385:LYS:HA	2.39	0.58
1:X:394:LYS:HD2	1:X:399:LEU:HD13	1.84	0.58
1:A:344:ARG:CZ	1:A:346:PRO:HA	2.33	0.58
1:B:295:ARG:HG2	1:B:388:PRO:CG	2.34	0.58
1:B:400:PRO:HD2	1:B:403:GLU:HB3	1.86	0.58
1:C:204:PHE:CE1	1:C:237:LEU:HD13	2.39	0.58
1:C:295:ARG:HG2	1:C:388:PRO:CG	2.34	0.58
1:F:272:GLN:HE22	1:F:374:MET:HB3	1.67	0.58
1:J:295:ARG:HG2	1:J:388:PRO:CG	2.34	0.58
1:J:400:PRO:HD2	1:J:403:GLU:HB3	1.86	0.58
1:N:400:PRO:HD2	1:N:403:GLU:HB3	1.86	0.58
1:T:93:ASP:OD1	1:T:95:PHE:HB2	2.04	0.58
1:V:204:PHE:CE1	1:V:237:LEU:HD13	2.39	0.58
1:V:295:ARG:HG2	1:V:388:PRO:CG	2.34	0.58
1:V:400:PRO:HD2	1:V:403:GLU:HB3	1.86	0.58
1:X:93:ASP:OD1	1:X:95:PHE:HB2	2.04	0.58
1:K:40:LYS:H	1:K:40:LYS:HD2	1.69	0.58

*Continued on next page...*



*Continued from previous page...*

Atom-1	Atom-2	Interatomic distance (Å)	Clash overlap (Å)
1:M:40:LYS:H	1:M:40:LYS:HD2	1.69	0.58
1:O:204:PHE:HE1	1:O:237:LEU:HD13	1.69	0.58
1:O:296:HIS:HE1	1:O:387:GLU:HG2	1.69	0.58
1:O:2:PRO:HG3	1:O:71:PRO:HG3	1.85	0.58
1:P:398:GLU:O	1:P:399:LEU:HB2	2.02	0.58
1:U:54:ILE:HG13	1:U:55:ARG:N	2.19	0.58
1:W:40:LYS:H	1:W:40:LYS:HD2	1.69	0.58
1:X:40:LYS:H	1:X:40:LYS:HD2	1.69	0.58
1:A:355:ARG:HD3	3:A:7475:AMP:C4	2.39	0.58
1:G:59:SER:HB3	1:G:61:HIS:NE2	2.19	0.58
1:H:59:SER:HB3	1:H:61:HIS:NE2	2.19	0.58
1:N:114:TYR:CD2	1:N:431:GLY:HA3	2.39	0.58
1:S:355:ARG:HD3	3:S:7511:AMP:C4	2.39	0.58
1:T:59:SER:HB3	1:T:61:HIS:NE2	2.19	0.58
1:O:140:PHE:CE1	1:U:463:ALA:HA	2.39	0.58
1:U:55:ARG:NH1	1:U:55:ARG:HG3	2.17	0.58
1:W:60:ILE:HG13	1:W:61:HIS:CE1	2.38	0.58
1:D:179:TYR:CD2	1:E:53:SER:HA	2.39	0.58
1:F:160:THR:CG2	1:F:173:VAL:HG13	2.28	0.58
5:G:7653:HOH:O	1:H:176:LYS:HE3	2.04	0.58
1:I:1:THR:HG22	1:I:3:ASP:H	1.69	0.58
1:L:282:MET:HA	1:L:294:ALA:HB2	1.85	0.58
1:L:344:ARG:HH11	1:L:359:ARG:NH2	2.01	0.58
1:M:179:TYR:N	1:M:179:TYR:CD1	2.71	0.58
1:M:282:MET:HA	1:M:294:ALA:HB2	1.85	0.58
1:R:160:THR:CG2	1:R:173:VAL:HG13	2.28	0.58
1:T:160:THR:CG2	1:T:173:VAL:HG13	2.28	0.58
1:B:121:ALA:HB1	1:B:275:TRP:O	2.04	0.58
1:C:58:GLN:HG3	1:C:100:TYR:CZ	2.39	0.58
1:M:312:THR:HG22	1:M:313:ASN:HD21	1.69	0.58
1:O:58:GLN:HG3	1:O:100:TYR:CZ	2.39	0.58
1:O:140:PHE:CE1	1:U:463:ALA:HA	2.39	0.58
1:V:129:GLU:OE1	3:V:7517:AMP:H5'1	2.04	0.58
1:W:58:GLN:HG3	1:W:100:TYR:CZ	2.39	0.58
1:X:121:ALA:HB1	1:X:275:TRP:O	2.04	0.58
1:C:355:ARG:NH1	3:C:7479:AMP:N3	2.51	0.58
1:J:339:ARG:HG2	1:J:359:ARG:NH1	2.18	0.58
1:K:339:ARG:HG2	1:K:359:ARG:NH1	2.18	0.58
1:V:339:ARG:HG2	1:V:359:ARG:NH1	2.18	0.58
1:C:296:HIS:HB3	1:C:381:GLY:O	2.04	0.58
1:H:309:LEU:HG	1:H:313:ASN:HD22	1.69	0.58

*Continued on next page...*

*Continued from previous page...*

Atom-1	Atom-2	Interatomic distance (Å)	Clash overlap (Å)
1:H:398:GLU:O	1:H:398:GLU:HG2	2.03	0.58
1:J:309:LEU:HG	1:J:313:ASN:HD22	1.69	0.58
1:K:314:PRO:HG3	1:K:365:GLY:HA3	1.86	0.58
1:N:458:HIS:CD2	1:N:460:TYR:H	2.11	0.58
1:P:337:ARG:CG	1:Q:61:HIS:HA	2.18	0.58
1:T:283:TYR:HB3	1:T:351:PRO:HA	1.86	0.58
1:E:329:PRO:HB3	1:E:359:ARG:HB2	1.85	0.57
1:G:204:PHE:CE1	1:G:237:LEU:HD13	2.38	0.57
1:H:329:PRO:HB3	1:H:359:ARG:HB2	1.85	0.57
1:L:458:HIS:CD2	1:L:460:TYR:H	2.14	0.57
1:V:329:PRO:HB3	1:V:359:ARG:HB2	1.85	0.57
1:A:115:LEU:HD23	1:A:379:LEU:HD21	1.84	0.57
1:C:211:HIS:CE1	1:D:49:PHE:HE2	2.22	0.57
1:K:57:PHE:CE1	1:K:103:ASP:HA	2.39	0.57
1:K:273:SER:CB	3:K:7495:AMP:N6	2.67	0.57
1:N:57:PHE:CE1	1:N:103:ASP:HA	2.39	0.57
1:P:179:TYR:HB2	1:Q:53:SER:OG	2.03	0.57
1:P:276:LYS:HB3	1:P:281:LEU:HD11	1.86	0.57
1:R:501:SER:HB2	1:R:502:PRO:HD2	1.86	0.57
1:V:602:GLU:HG3	1:V:603:LYS:H	1.69	0.57
1:C:40:LYS:H	1:C:40:LYS:CD	2.12	0.57
1:E:456:ARG:O	1:K:458:HIS:HE1	1.85	0.57
1:F:296:HIS:CD2	1:F:385:LYS:HA	2.39	0.57
1:F:334:TYR:CZ	1:F:391:PRO:HD3	2.39	0.57
1:O:207:GLU:H	1:O:210:HIS:CD2	2.18	0.57
1:R:334:TYR:CZ	1:R:391:PRO:HD3	2.39	0.57
1:U:296:HIS:CD2	1:U:385:LYS:HA	2.39	0.57
1:U:307:SER:HB2	1:U:421:LEU:HA	1.86	0.57
1:V:334:TYR:CZ	1:V:391:PRO:HD3	2.39	0.57
1:B:93:ASP:OD1	1:B:95:PHE:HB2	2.04	0.57
1:J:204:PHE:CE1	1:J:237:LEU:HD13	2.39	0.57
1:K:295:ARG:HG2	1:K:388:PRO:CG	2.34	0.57
1:L:295:ARG:HG2	1:L:388:PRO:CG	2.34	0.57
1:N:295:ARG:HG2	1:N:388:PRO:CG	2.34	0.57
1:O:295:ARG:HG2	1:O:388:PRO:CG	2.34	0.57
1:R:344:ARG:CZ	1:R:346:PRO:HA	2.33	0.57
1:W:295:ARG:HG2	1:W:388:PRO:CG	2.34	0.57
1:A:40:LYS:HD2	1:A:40:LYS:H	1.69	0.57
1:C:204:PHE:HE1	1:C:237:LEU:HD13	1.69	0.57
1:C:2:PRO:HG3	1:C:71:PRO:HG3	1.85	0.57
1:E:2:PRO:HG3	1:E:71:PRO:HG3	1.85	0.57

*Continued on next page...*

*Continued from previous page...*

Atom-1	Atom-2	Interatomic distance (Å)	Clash overlap (Å)
1:F:463:ALA:O	1:G:175:HIS:CE1	2.54	0.57
1:H:2:PRO:HG3	1:H:71:PRO:HG3	1.85	0.57
1:Q:175:HIS:HE1	1:X:464:LEU:HA	1.69	0.57
1:T:2:PRO:HG3	1:T:71:PRO:HG3	1.85	0.57
1:V:63:SER:HB3	1:W:337:ARG:HD2	1.85	0.57
1:A:64:ASP:CG	1:F:339:ARG:HH12	2.07	0.57
1:B:114:TYR:CD2	1:B:431:GLY:HA3	2.39	0.57
1:F:458:HIS:CD2	1:F:460:TYR:H	2.12	0.57
1:H:114:TYR:CD2	1:H:431:GLY:HA3	2.39	0.57
1:T:114:TYR:CD2	1:T:431:GLY:HA3	2.39	0.57
1:V:355:ARG:HH21	1:V:355:ARG:HG3	1.67	0.57
1:X:420:ARG:HH22	1:X:424:ASP:CB	2.17	0.57
1:E:160:THR:CG2	1:E:173:VAL:HG13	2.28	0.57
1:E:450:GLU:HB3	1:K:465:TYR:OH	2.04	0.57
1:H:160:THR:CG2	1:H:173:VAL:HG13	2.28	0.57
1:H:179:TYR:N	1:H:179:TYR:CD1	2.71	0.57
1:G:80:ARG:NE	1:H:189:VAL:HG13	2.13	0.57
1:H:210:HIS:HA	1:H:222:ASN:OD1	2.04	0.57
1:O:210:HIS:HA	1:O:222:ASN:OD1	2.04	0.57
1:R:282:MET:HA	1:R:294:ALA:HB2	1.85	0.57
1:T:210:HIS:HA	1:T:222:ASN:OD1	2.04	0.57
1:U:1:THR:HG22	1:U:3:ASP:H	1.69	0.57
1:X:282:MET:HA	1:X:294:ALA:HB2	1.85	0.57
1:A:313:ASN:HB3	1:A:318:SER:HB3	1.85	0.57
1:D:121:ALA:HB1	1:D:275:TRP:O	2.04	0.57
1:J:129:GLU:OE1	3:J:7493:AMP:H5'1	2.04	0.57
1:L:121:ALA:HB1	1:L:275:TRP:O	2.04	0.57
1:M:121:ALA:HB1	1:M:275:TRP:O	2.04	0.57
1:P:121:ALA:HB1	1:P:275:TRP:O	2.04	0.57
1:Q:53:SER:O	1:Q:54:ILE:HB	2.02	0.57
1:T:53:SER:O	1:T:54:ILE:HB	2.02	0.57
1:U:313:ASN:HB3	1:U:318:SER:HB3	1.85	0.57
1:V:121:ALA:HB1	1:V:275:TRP:O	2.04	0.57
1:V:344:ARG:NH2	1:V:344:ARG:HG2	2.05	0.57
1:C:207:GLU:HB3	1:C:208:LYS:HD3	1.86	0.57
1:F:207:GLU:HB3	1:F:208:LYS:HD3	1.86	0.57
1:T:204:PHE:CE1	1:T:237:LEU:HD13	2.38	0.57
1:V:208:LYS:H	1:V:208:LYS:CD	2.15	0.57
1:W:339:ARG:HG2	1:W:359:ARG:NH1	2.18	0.57
1:X:204:PHE:CE1	1:X:237:LEU:HD13	2.38	0.57
1:B:283:TYR:HB3	1:B:351:PRO:HA	1.86	0.57

*Continued on next page...*

*Continued from previous page...*

Atom-1	Atom-2	Interatomic distance (Å)	Clash overlap (Å)
1:C:204:PHE:CE1	1:C:237:LEU:HD13	2.39	0.57
1:D:296:HIS:HB3	1:D:381:GLY:O	2.04	0.57
1:E:296:HIS:HB3	1:E:381:GLY:O	2.05	0.57
1:O:204:PHE:CE1	1:O:237:LEU:HD13	2.39	0.57
1:O:296:HIS:HB3	1:O:381:GLY:O	2.05	0.57
1:P:296:HIS:HB3	1:P:381:GLY:O	2.04	0.57
1:P:456:ARG:O	1:V:458:HIS:HE1	1.87	0.57
1:Q:296:HIS:HB3	1:Q:381:GLY:O	2.04	0.57
1:S:283:TYR:HB3	1:S:351:PRO:HA	1.86	0.57
1:S:296:HIS:HB3	1:S:381:GLY:O	2.04	0.57
1:U:204:PHE:CE1	1:U:237:LEU:HD13	2.39	0.57
1:V:309:LEU:HG	1:V:313:ASN:HD22	1.69	0.57
1:W:458:HIS:CD2	1:W:460:TYR:H	2.11	0.57
3:J:7493:AMP:H1'	3:J:7493:AMP:N9	2.08	0.57
1:K:204:PHE:CE1	1:K:237:LEU:HD13	2.38	0.57
1:M:204:PHE:CE1	1:M:237:LEU:HD13	2.38	0.57
1:Q:329:PRO:HB3	1:Q:359:ARG:HB2	1.85	0.57
3:U:7515:AMP:H1'	3:U:7515:AMP:N9	2.08	0.57
3:V:7517:AMP:H1'	3:V:7517:AMP:N9	2.08	0.57
1:W:204:PHE:CE1	1:W:237:LEU:HD13	2.38	0.57
1:A:602:GLU:HG3	1:A:603:LYS:H	1.69	0.57
1:B:57:PHE:CE1	1:B:103:ASP:HA	2.39	0.57
1:B:273:SER:CB	3:B:7477:AMP:N6	2.67	0.57
1:C:57:PHE:CE1	1:C:103:ASP:HA	2.39	0.57
1:G:276:LYS:HB3	1:G:281:LEU:HD11	1.86	0.57
1:H:205:ILE:HB	1:H:224:GLN:HB3	1.87	0.57
1:H:53:SER:OG	1:I:179:TYR:HB2	2.03	0.57
1:J:205:ILE:HB	1:J:224:GLN:HB3	1.86	0.57
1:J:276:LYS:HB3	1:J:281:LEU:HD11	1.86	0.57
1:J:602:GLU:HG3	1:J:603:LYS:H	1.70	0.57
3:J:7493:AMP:H1'	3:J:7493:AMP:N9	2.08	0.57
1:L:276:LYS:HB3	1:L:281:LEU:HD11	1.86	0.57
1:M:115:LEU:HD23	1:M:379:LEU:HD21	1.84	0.57
1:N:276:LYS:HB3	1:N:281:LEU:HD11	1.86	0.57
1:N:273:SER:CB	3:N:7501:AMP:N6	2.67	0.57
1:R:602:GLU:HG3	1:R:603:LYS:H	1.69	0.57
1:T:205:ILE:HB	1:T:224:GLN:HB3	1.87	0.57
1:T:115:LEU:HD23	1:T:379:LEU:HD21	1.84	0.57
3:U:7515:AMP:H1'	3:U:7515:AMP:N9	2.08	0.57
1:V:205:ILE:HB	1:V:224:GLN:HB3	1.87	0.57
1:V:276:LYS:HB3	1:V:281:LEU:HD11	1.86	0.57

*Continued on next page...*

*Continued from previous page...*

Atom-1	Atom-2	Interatomic distance (Å)	Clash overlap (Å)
3:V:7517:AMP:H1'	3:V:7517:AMP:N9	2.08	0.57
1:C:58:GLN:O	1:C:63:SER:HA	2.03	0.57
1:G:296:HIS:CD2	1:G:385:LYS:HA	2.39	0.57
1:G:411:PRO:HB3	1:G:416:ASP:HB3	1.85	0.57
1:H:58:GLN:O	1:H:63:SER:HA	2.03	0.57
3:J:7493:AMP:H1'	3:J:7493:AMP:N9	2.08	0.57
1:N:307:SER:HB2	1:N:421:LEU:HA	1.86	0.57
1:O:334:TYR:CZ	1:O:391:PRO:HD3	2.39	0.57
1:P:333:VAL:HG11	1:P:407:ILE:HD12	1.84	0.57
1:R:296:HIS:CD2	1:R:385:LYS:HA	2.39	0.57
1:U:334:TYR:CZ	1:U:391:PRO:HD3	2.39	0.57
3:U:7515:AMP:H1'	3:U:7515:AMP:N9	2.08	0.57
3:V:7517:AMP:H1'	3:V:7517:AMP:N9	2.08	0.57
1:W:334:TYR:CZ	1:W:391:PRO:HD3	2.39	0.57
1:C:95:PHE:O	1:C:97:LEU:N	2.38	0.57
1:D:400:PRO:HD2	1:D:403:GLU:HB3	1.86	0.57
1:G:295:ARG:HG2	1:G:388:PRO:CG	2.34	0.57
1:I:95:PHE:O	1:I:97:LEU:N	2.38	0.57
3:J:7493:AMP:N9	3:J:7493:AMP:H1'	2.08	0.57
1:M:295:ARG:HG2	1:M:388:PRO:CG	2.34	0.57
1:M:344:ARG:CZ	1:M:346:PRO:HA	2.33	0.57
1:P:400:PRO:HD2	1:P:403:GLU:HB3	1.86	0.57
3:U:7515:AMP:N9	3:U:7515:AMP:H1'	2.08	0.57
1:U:95:PHE:O	1:U:97:LEU:N	2.38	0.57
3:V:7517:AMP:N9	3:V:7517:AMP:H1'	2.08	0.57
1:B:40:LYS:HD2	1:B:40:LYS:H	1.69	0.57
1:C:66:LEU:HD22	1:C:94:PRO:HA	1.84	0.57
1:A:60:ILE:HG22	1:F:339:ARG:H	1.69	0.57
1:G:2:PRO:HG3	1:G:71:PRO:HG3	1.85	0.57
3:J:7493:AMP:N9	3:J:7493:AMP:H1'	2.08	0.57
1:L:40:LYS:HD2	1:L:40:LYS:H	1.69	0.57
1:N:45:ASP:O	1:N:66:LEU:HD21	2.05	0.57
1:P:204:PHE:HE1	1:P:237:LEU:HD13	1.69	0.57
1:Q:2:PRO:HG3	1:Q:71:PRO:HG3	1.85	0.57
3:U:7515:AMP:N9	3:U:7515:AMP:H1'	2.08	0.57
3:V:7517:AMP:N9	3:V:7517:AMP:H1'	2.08	0.57
1:X:204:PHE:HE1	1:X:237:LEU:HD13	1.69	0.57
1:C:59:SER:HB3	1:C:61:HIS:NE2	2.19	0.57
1:D:399:LEU:HB3	1:D:404:ALA:HB2	1.84	0.57
1:D:355:ARG:HD3	3:D:7481:AMP:C4	2.39	0.57
1:G:355:ARG:HD3	3:G:7487:AMP:C4	2.39	0.57

*Continued on next page...*

*Continued from previous page...*

Atom-1	Atom-2	Interatomic distance (Å)	Clash overlap (Å)
1:J:355:ARG:HG3	1:J:355:ARG:HH21	1.67	0.57
3:J:7493:AMP:H1'	3:J:7493:AMP:N9	2.08	0.57
1:K:59:SER:HB3	1:K:61:HIS:NE2	2.19	0.57
1:P:355:ARG:HD3	3:P:7505:AMP:C4	2.39	0.57
1:S:59:SER:HB3	1:S:61:HIS:NE2	2.19	0.57
3:U:7515:AMP:H1'	3:U:7515:AMP:N9	2.08	0.57
3:V:7517:AMP:H1'	3:V:7517:AMP:N9	2.08	0.57
1:W:355:ARG:HD3	3:W:7519:AMP:C4	2.39	0.57
1:W:59:SER:HB3	1:W:61:HIS:NE2	2.19	0.57
1:C:210:HIS:HA	1:C:222:ASN:OD1	2.04	0.57
1:D:344:ARG:HH11	1:D:359:ARG:NH2	2.01	0.57
1:G:282:MET:HA	1:G:294:ALA:HB2	1.85	0.57
1:J:344:ARG:HH11	1:J:359:ARG:NH2	2.01	0.57
3:J:7493:AMP:N9	3:J:7493:AMP:H1'	2.08	0.57
1:M:140:PHE:CE1	1:S:463:ALA:HA	2.39	0.57
1:P:344:ARG:HH11	1:P:359:ARG:NH2	2.01	0.57
1:P:396:LEU:C	1:Q:60:ILE:HD12	2.25	0.57
1:Q:160:THR:CG2	1:Q:173:VAL:HG13	2.28	0.57
1:Q:210:HIS:HA	1:Q:222:ASN:OD1	2.04	0.57
1:Q:344:ARG:HH11	1:Q:359:ARG:NH2	2.01	0.57
1:T:1:THR:HG22	1:T:3:ASP:H	1.69	0.57
3:U:7515:AMP:H1'	3:U:7515:AMP:N9	2.08	0.57
1:V:344:ARG:HH11	1:V:359:ARG:NH2	2.01	0.57
3:V:7517:AMP:N9	3:V:7517:AMP:H1'	2.08	0.57
1:X:309:LEU:HA	1:X:312:THR:CG2	2.33	0.57
1:A:121:ALA:HB1	1:A:275:TRP:O	2.04	0.57
1:A:129:GLU:OE1	3:A:7475:AMP:H5'1	2.04	0.57
1:B:396:LEU:HA	1:B:399:LEU:HD13	1.86	0.57
1:B:58:GLN:HG3	1:B:100:TYR:CZ	2.39	0.57
1:A:61:HIS:HB3	1:F:395:ASP:OD2	2.04	0.57
1:H:53:SER:O	1:H:54:ILE:HB	2.02	0.57
1:J:121:ALA:HB1	1:J:275:TRP:O	2.04	0.57
3:J:7493:AMP:N9	3:J:7493:AMP:H1'	2.08	0.57
1:O:396:LEU:HA	1:O:399:LEU:HD13	1.86	0.57
1:T:129:GLU:OE1	3:T:7513:AMP:H5'1	2.04	0.57
3:U:7515:AMP:H1'	3:U:7515:AMP:N9	2.08	0.57
3:V:7517:AMP:H1'	3:V:7517:AMP:N9	2.08	0.57
1:W:100:TYR:CZ	1:W:102:ARG:HG3	2.39	0.57
1:J:208:LYS:CD	1:J:208:LYS:H	2.15	0.57
3:J:7493:AMP:H1'	3:J:7493:AMP:N9	2.08	0.57
1:O:207:GLU:HB3	1:O:208:LYS:HD3	1.86	0.57

*Continued on next page...*

*Continued from previous page...*

Atom-1	Atom-2	Interatomic distance (Å)	Clash overlap (Å)
1:O:355:ARG:NH1	3:O:7503:AMP:N3	2.51	0.57
1:R:207:GLU:HB3	1:R:208:LYS:HD3	1.86	0.57
1:M:95:PHE:HZ	1:R:347:ILE:HG12	1.68	0.57
3:U:7515:AMP:N9	3:U:7515:AMP:H1'	2.08	0.57
3:V:7517:AMP:H1'	3:V:7517:AMP:N9	2.08	0.57
1:C:207:GLU:H	1:C:210:HIS:CD2	2.20	0.57
1:D:309:LEU:HG	1:D:313:ASN:HD22	1.69	0.57
1:I:283:TYR:HB3	1:I:351:PRO:HA	1.86	0.57
3:J:7493:AMP:H1'	3:J:7493:AMP:N9	2.08	0.57
1:T:296:HIS:HB3	1:T:381:GLY:O	2.04	0.57
3:U:7515:AMP:N9	3:U:7515:AMP:H1'	2.08	0.57
3:V:7517:AMP:H1'	3:V:7517:AMP:N9	2.08	0.57
1:A:204:PHE:CE1	1:A:237:LEU:HD13	2.38	0.57
1:B:312:THR:HG23	1:B:361:PRO:HG3	1.87	0.57
1:E:204:PHE:CE1	1:E:237:LEU:HD13	2.38	0.57
1:C:463:ALA:HA	1:I:140:PHE:CE1	2.39	0.57
1:N:312:THR:HG23	1:N:361:PRO:HG3	1.87	0.57
1:Q:204:PHE:CE1	1:Q:237:LEU:HD13	2.38	0.57
1:S:344:ARG:HG2	1:S:344:ARG:HH21	1.70	0.57
1:T:50:ASP:CB	1:U:339:ARG:HH11	2.17	0.57
1:U:458:HIS:CD2	1:U:460:TYR:H	2.14	0.57
1:E:177:GLY:HA2	1:F:55:ARG:CB	2.34	0.57
1:F:276:LYS:HB3	1:F:281:LEU:HD11	1.86	0.57
1:F:501:SER:HB2	1:F:502:PRO:HD2	1.86	0.57
1:E:177:GLY:CA	1:F:54:ILE:O	2.53	0.57
1:F:602:GLU:HG3	1:F:603:LYS:H	1.69	0.57
1:G:280:PRO:HG3	1:G:352:LYS:HG2	1.85	0.57
1:L:273:SER:CB	3:L:7497:AMP:N6	2.67	0.57
1:M:280:PRO:HG3	1:M:352:LYS:HG2	1.85	0.57
1:M:602:GLU:HG3	1:M:603:LYS:H	1.70	0.57
1:O:57:PHE:CE1	1:O:103:ASP:HA	2.39	0.57
1:R:276:LYS:HB3	1:R:281:LEU:HD11	1.86	0.57
1:V:273:SER:CB	3:V:7517:AMP:N6	2.67	0.57
1:B:315:THR:HB	1:H:465:TYR:CZ	2.39	0.57
1:B:307:SER:HB2	1:B:421:LEU:HA	1.86	0.57
1:D:333:VAL:HG11	1:D:407:ILE:HD12	1.84	0.57
1:D:467:ASP:HB3	5:D:2709:HOH:O	2.04	0.57
1:L:394:LYS:HD2	1:L:399:LEU:HD13	1.84	0.57
1:P:206:LEU:HB3	1:Q:34:PRO:HG3	1.86	0.57
1:S:411:PRO:HB3	1:S:416:ASP:HB3	1.85	0.57
1:U:333:VAL:HG11	1:U:407:ILE:HD12	1.84	0.57

*Continued on next page...*

*Continued from previous page...*

Atom-1	Atom-2	Interatomic distance (Å)	Clash overlap (Å)
1:V:59:SER:HB3	1:V:61:HIS:CE1	2.38	0.57
1:A:295:ARG:HG2	1:A:388:PRO:CG	2.34	0.57
1:B:204:PHE:CE1	1:B:237:LEU:HD13	2.39	0.57
1:J:93:ASP:OD1	1:J:95:PHE:HB2	2.04	0.57
1:L:93:ASP:OD1	1:L:95:PHE:HB2	2.04	0.57
1:N:204:PHE:CE1	1:N:237:LEU:HD13	2.39	0.57
1:N:3:ASP:HA	1:N:6:PHE:HD1	1.66	0.57
1:N:93:ASP:OD1	1:N:95:PHE:HB2	2.04	0.57
1:O:95:PHE:O	1:O:97:LEU:N	2.37	0.57
1:S:400:PRO:HD2	1:S:403:GLU:HB3	1.86	0.57
1:W:400:PRO:HD2	1:W:403:GLU:HB3	1.86	0.57
1:B:45:ASP:O	1:B:66:LEU:HD21	2.05	0.57
1:D:204:PHE:HE1	1:D:237:LEU:HD13	1.70	0.57
1:H:296:HIS:HE1	1:H:387:GLU:HG2	1.69	0.57
1:H:45:ASP:O	1:H:66:LEU:HD21	2.05	0.57
1:J:45:ASP:O	1:J:66:LEU:HD21	2.04	0.57
1:N:40:LYS:HD2	1:N:40:LYS:H	1.69	0.57
1:V:45:ASP:O	1:V:66:LEU:HD21	2.05	0.57
1:Q:465:TYR:CZ	1:W:315:THR:HB	2.39	0.57
1:I:355:ARG:HD3	3:I:7491:AMP:C4	2.39	0.57
1:J:355:ARG:HD3	3:J:7493:AMP:C4	2.39	0.57
1:J:420:ARG:HH22	1:J:424:ASP:CB	2.17	0.57
1:K:355:ARG:HD3	3:K:7495:AMP:C4	2.39	0.57
1:F:455:ILE:HG22	1:L:323:VAL:HG21	1.86	0.57
1:L:59:SER:HB3	1:L:61:HIS:NE2	2.19	0.57
1:O:59:SER:HB3	1:O:61:HIS:NE2	2.19	0.57
1:V:420:ARG:HH22	1:V:424:ASP:CB	2.17	0.57
1:X:59:SER:HB3	1:X:61:HIS:NE2	2.19	0.57
1:A:210:HIS:HA	1:A:222:ASN:OD1	2.04	0.57
1:D:210:HIS:HA	1:D:222:ASN:OD1	2.04	0.57
1:F:282:MET:HA	1:F:294:ALA:HB2	1.85	0.57
1:H:344:ARG:HH11	1:H:359:ARG:NH2	2.01	0.57
1:H:1:THR:HG22	1:H:3:ASP:H	1.69	0.57
1:I:53:SER:HA	1:J:179:TYR:CE2	2.39	0.57
1:K:282:MET:HA	1:K:294:ALA:HB2	1.85	0.57
1:M:210:HIS:HA	1:M:222:ASN:OD1	2.04	0.57
1:V:210:HIS:HA	1:V:222:ASN:OD1	2.04	0.57
1:W:282:MET:HA	1:W:294:ALA:HB2	1.85	0.57
1:C:344:ARG:HG2	1:C:344:ARG:NH2	2.05	0.57
1:C:396:LEU:HA	1:C:399:LEU:HD13	1.86	0.57
1:E:53:SER:O	1:E:54:ILE:HB	2.02	0.57

*Continued on next page...*



*Continued from previous page...*

Atom-1	Atom-2	Interatomic distance (Å)	Clash overlap (Å)
1:H:121:ALA:HB1	1:H:275:TRP:O	2.04	0.57
1:H:129:GLU:OE1	3:H:7489:AMP:H5'1	2.04	0.57
1:J:344:ARG:HG2	1:J:344:ARG:NH2	2.05	0.57
1:L:129:GLU:OE1	3:L:7497:AMP:H5'1	2.04	0.57
1:M:313:ASN:HB3	1:M:318:SER:HB3	1.85	0.57
1:N:58:GLN:HG3	1:N:100:TYR:CZ	2.39	0.57
1:T:344:ARG:NH2	1:T:344:ARG:HG2	2.05	0.57
1:W:129:GLU:OE1	3:W:7519:AMP:H5'1	2.04	0.57
1:B:315:THR:HB	1:H:465:TYR:CZ	2.39	0.57
1:G:207:GLU:HB3	1:G:208:LYS:HD3	1.86	0.57
1:H:204:PHE:CE1	1:H:237:LEU:HD13	2.38	0.57
1:L:355:ARG:NH1	3:L:7497:AMP:N3	2.51	0.57
1:U:55:ARG:HD2	1:V:176:LYS:CG	2.34	0.57
1:V:207:GLU:HB3	1:V:208:LYS:HD3	1.86	0.57
1:X:208:LYS:H	1:X:208:LYS:CD	2.15	0.57
1:B:314:PRO:HG3	1:B:365:GLY:HA3	1.86	0.57
1:E:314:PRO:HG3	1:E:365:GLY:HA3	1.86	0.57
1:G:207:GLU:H	1:G:210:HIS:CD2	2.20	0.57
1:G:296:HIS:HB3	1:G:381:GLY:O	2.05	0.57
1:N:283:TYR:HB3	1:N:351:PRO:HA	1.86	0.57
1:P:309:LEU:HG	1:P:313:ASN:HD22	1.69	0.57
1:W:314:PRO:HG3	1:W:365:GLY:HA3	1.86	0.57
1:B:54:ILE:HA	1:B:59:SER:HA	1.87	0.57
1:D:54:ILE:HA	1:D:59:SER:HA	1.87	0.57
1:J:204:PHE:CE1	1:J:237:LEU:HD13	2.38	0.57
1:J:329:PRO:HB3	1:J:359:ARG:HB2	1.85	0.57
1:M:339:ARG:HD2	1:N:60:ILE:HG22	1.86	0.57
1:N:54:ILE:HA	1:N:59:SER:HA	1.87	0.57
1:A:273:SER:CB	3:A:7475:AMP:N6	2.67	0.57
1:I:57:PHE:CE1	1:I:103:ASP:HA	2.39	0.57
1:J:273:SER:CB	3:J:7493:AMP:N6	2.67	0.57
1:M:273:SER:CB	3:M:7499:AMP:N6	2.67	0.57
1:S:276:LYS:HB3	1:S:281:LEU:HD11	1.86	0.57
1:S:280:PRO:HG3	1:S:352:LYS:HG2	1.85	0.57
1:X:115:LEU:HD23	1:X:379:LEU:HD21	1.84	0.57
1:X:273:SER:CB	3:X:7521:AMP:N6	2.67	0.57
1:C:1:THR:HG22	1:C:3:ASP:N	2.15	0.57
1:C:207:GLU:H	1:C:210:HIS:CD2	2.18	0.57
1:C:334:TYR:CZ	1:C:391:PRO:HD3	2.39	0.57
1:E:58:GLN:O	1:E:63:SER:HA	2.03	0.57
1:H:307:SER:HB2	1:H:421:LEU:HA	1.86	0.57

*Continued on next page...*

*Continued from previous page...*

Atom-1	Atom-2	Interatomic distance (Å)	Clash overlap (Å)
1:I:334:TYR:CZ	1:I:391:PRO:HD3	2.39	0.57
1:J:207:GLU:H	1:J:210:HIS:CD2	2.18	0.57
1:J:296:HIS:CD2	1:J:385:LYS:HA	2.39	0.57
1:Q:1:THR:HG22	1:Q:3:ASP:N	2.15	0.57
1:Q:177:GLY:N	1:R:55:ARG:H	2.02	0.57
1:T:307:SER:HB2	1:T:421:LEU:HA	1.86	0.57
1:V:207:GLU:H	1:V:210:HIS:CD2	2.18	0.57
1:V:296:HIS:CD2	1:V:385:LYS:HA	2.39	0.57
1:W:296:HIS:CD2	1:W:385:LYS:HA	2.39	0.57
1:B:3:ASP:HA	1:B:6:PHE:HD1	1.66	0.57
1:F:204:PHE:CE1	1:F:237:LEU:HD13	2.39	0.57
1:K:400:PRO:HD2	1:K:403:GLU:HB3	1.86	0.57
1:S:295:ARG:HG2	1:S:388:PRO:CG	2.34	0.57
1:W:290:LEU:CD1	1:W:345:ILE:HG12	2.29	0.57
1:X:295:ARG:HG2	1:X:388:PRO:CG	2.34	0.57
1:A:33:ILE:HG22	1:F:211:HIS:CD2	2.40	0.57
1:C:273:SER:CB	3:C:7479:AMP:N6	2.68	0.57
1:E:296:HIS:HE1	1:E:387:GLU:HG2	1.69	0.57
1:F:54:ILE:HG13	1:F:55:ARG:N	2.19	0.57
1:I:296:HIS:HE1	1:I:387:GLU:HG2	1.69	0.57
1:L:204:PHE:HE1	1:L:237:LEU:HD13	1.70	0.57
1:L:2:PRO:HG3	1:L:71:PRO:HG3	1.85	0.57
1:N:66:LEU:HB2	1:N:94:PRO:HG3	1.86	0.57
1:O:54:ILE:HG13	1:O:55:ARG:N	2.19	0.57
1:O:66:LEU:HD22	1:O:94:PRO:HA	1.84	0.57
1:R:54:ILE:HG13	1:R:55:ARG:N	2.19	0.57
1:T:45:ASP:O	1:T:66:LEU:HD21	2.05	0.57
1:W:204:PHE:HE1	1:W:237:LEU:HD13	1.69	0.57
1:W:296:HIS:HE1	1:W:387:GLU:HG2	1.69	0.57
1:A:114:TYR:CD2	1:A:431:GLY:HA3	2.39	0.57
1:E:149:TYR:CE1	1:K:146:GLY:HA2	2.40	0.57
1:L:355:ARG:HD3	3:L:7497:AMP:C4	2.39	0.57
1:O:339:ARG:CD	1:P:60:ILE:HG22	2.33	0.57
1:M:60:ILE:CG2	1:R:339:ARG:HD3	2.19	0.57
1:R:458:HIS:CD2	1:R:460:TYR:H	2.12	0.57
1:U:355:ARG:HD3	3:U:7515:AMP:C4	2.39	0.57
1:V:355:ARG:HD3	3:V:7517:AMP:C4	2.39	0.57
1:X:355:ARG:HD3	3:X:7521:AMP:C4	2.39	0.57
1:E:210:HIS:HA	1:E:222:ASN:OD1	2.04	0.57
1:E:344:ARG:HH11	1:E:359:ARG:NH2	2.01	0.57
1:J:210:HIS:HA	1:J:222:ASN:OD1	2.04	0.57

*Continued on next page...*

*Continued from previous page...*

Atom-1	Atom-2	Interatomic distance (Å)	Clash overlap (Å)
1:K:344:ARG:HH11	1:K:359:ARG:NH2	2.01	0.57
1:L:210:HIS:HA	1:L:222:ASN:OD1	2.04	0.57
1:P:210:HIS:HA	1:P:222:ASN:OD1	2.04	0.57
1:Q:1:THR:HG22	1:Q:3:ASP:H	1.69	0.57
1:A:100:TYR:CZ	1:A:102:ARG:HG3	2.39	0.57
1:B:312:THR:HG22	1:B:313:ASN:HD21	1.69	0.57
1:C:121:ALA:HB1	1:C:275:TRP:O	2.04	0.57
1:C:129:GLU:OE1	3:C:7479:AMP:H5'1	2.04	0.57
1:C:312:THR:HG22	1:C:313:ASN:HD21	1.69	0.57
1:E:58:GLN:HG3	1:E:100:TYR:CZ	2.39	0.57
1:K:100:TYR:CZ	1:K:102:ARG:HG3	2.39	0.57
1:K:129:GLU:OE1	3:K:7495:AMP:H5'1	2.04	0.57
1:M:100:TYR:CZ	1:M:102:ARG:HG3	2.39	0.57
1:N:129:GLU:OE1	3:N:7501:AMP:H5'1	2.04	0.57
1:O:129:GLU:OE1	3:O:7503:AMP:H5'1	2.04	0.57
1:P:58:GLN:HG3	1:P:100:TYR:CZ	2.39	0.57
1:Q:58:GLN:HG3	1:Q:100:TYR:CZ	2.39	0.57
1:T:121:ALA:HB1	1:T:275:TRP:O	2.04	0.57
1:T:313:ASN:HB3	1:T:318:SER:HB3	1.85	0.57
1:U:100:TYR:CZ	1:U:102:ARG:HG3	2.39	0.57
1:G:204:PHE:CE1	1:G:237:LEU:HD13	2.38	0.57
1:I:208:LYS:CD	1:I:208:LYS:H	2.15	0.57
1:J:207:GLU:HB3	1:J:208:LYS:HD3	1.86	0.57
1:L:208:LYS:CD	1:L:208:LYS:H	2.15	0.57
1:L:207:GLU:HB3	1:L:208:LYS:HD3	1.86	0.57
1:P:456:ARG:O	1:V:458:HIS:HE1	1.88	0.57
1:W:204:PHE:CE1	1:W:237:LEU:HD13	2.38	0.57
1:X:355:ARG:NH1	3:X:7521:AMP:N3	2.51	0.57
1:P:283:TYR:HB3	1:P:351:PRO:HA	1.86	0.57
1:P:465:TYR:OH	1:V:450:GLU:HB3	2.03	0.57
1:Q:314:PRO:HG3	1:Q:365:GLY:HA3	1.86	0.57
1:T:314:PRO:HG3	1:T:365:GLY:HA3	1.86	0.57
1:G:344:ARG:HH21	1:G:344:ARG:HG2	1.70	0.57
1:I:344:ARG:HH21	1:I:344:ARG:HG2	1.70	0.57
1:K:60:ILE:HG22	1:L:339:ARG:CD	2.34	0.57
1:M:95:PHE:CZ	1:R:347:ILE:HG21	2.39	0.57
1:W:312:THR:HG23	1:W:361:PRO:HG3	1.87	0.57
1:W:344:ARG:HG2	1:W:344:ARG:HH21	1.70	0.57
1:B:276:LYS:HB3	1:B:281:LEU:HD11	1.86	0.57
1:C:205:ILE:HB	1:C:224:GLN:HB3	1.87	0.57
1:E:205:ILE:HB	1:E:224:GLN:HB3	1.86	0.57

*Continued on next page...*

*Continued from previous page...*

Atom-1	Atom-2	Interatomic distance (Å)	Clash overlap (Å)
1:F:273:SER:CB	3:F:7485:AMP:N6	2.67	0.57
1:M:205:ILE:HB	1:M:224:GLN:HB3	1.86	0.57
1:M:276:LYS:HB3	1:M:281:LEU:HD11	1.86	0.57
1:O:334:TYR:HD1	1:O:345:ILE:HD13	1.70	0.57
1:Q:205:ILE:HB	1:Q:224:GLN:HB3	1.86	0.57
1:Q:602:GLU:HG3	1:Q:603:LYS:H	1.69	0.57
1:X:276:LYS:HB3	1:X:281:LEU:HD11	1.86	0.57
1:A:394:LYS:HD2	1:A:399:LEU:HD13	1.84	0.57
1:A:55:ARG:HD2	1:A:449:ASN:ND2	2.20	0.57
1:B:55:ARG:HD2	1:B:449:ASN:ND2	2.20	0.57
1:F:307:SER:HB2	1:F:421:LEU:HA	1.86	0.57
1:G:55:ARG:HD2	1:G:449:ASN:ND2	2.20	0.57
1:H:334:TYR:CZ	1:H:391:PRO:HD3	2.39	0.57
1:I:333:VAL:HG11	1:I:407:ILE:HD12	1.84	0.57
1:J:59:SER:HB3	1:J:61:HIS:CE1	2.38	0.57
1:K:296:HIS:CD2	1:K:385:LYS:HA	2.39	0.57
1:K:334:TYR:CZ	1:K:391:PRO:HD3	2.39	0.57
1:K:55:ARG:HH21	1:L:176:LYS:HD2	1.66	0.57
1:M:55:ARG:HD2	1:M:449:ASN:ND2	2.20	0.57
1:O:1:THR:HG22	1:O:3:ASP:N	2.15	0.57
1:O:296:HIS:CD2	1:O:385:LYS:HA	2.39	0.57
1:R:307:SER:HB2	1:R:421:LEU:HA	1.86	0.57
1:S:296:HIS:CD2	1:S:385:LYS:HA	2.39	0.57
1:S:60:ILE:HD11	1:T:395:ASP:OD1	2.04	0.57
1:T:58:GLN:O	1:T:63:SER:HA	2.03	0.57
1:A:95:PHE:O	1:A:97:LEU:N	2.38	0.57
1:C:400:PRO:HD2	1:C:403:GLU:HB3	1.86	0.57
1:I:295:ARG:HG2	1:I:388:PRO:CG	2.34	0.57
1:K:95:PHE:O	1:K:97:LEU:N	2.38	0.57
1:M:95:PHE:O	1:M:97:LEU:N	2.38	0.57
1:O:400:PRO:HD2	1:O:403:GLU:HB3	1.86	0.57
1:R:204:PHE:CE1	1:R:237:LEU:HD13	2.39	0.57
1:S:93:ASP:C	1:S:95:PHE:N	2.58	0.57
1:U:204:PHE:CE1	1:U:237:LEU:HD13	2.39	0.57
1:U:295:ARG:HG2	1:U:388:PRO:CG	2.34	0.57
1:W:50:ASP:C	1:W:52:SER:H	2.08	0.57
1:A:2:PRO:HG3	1:A:71:PRO:HG3	1.85	0.57
1:C:54:ILE:HG13	1:C:55:ARG:N	2.19	0.57
1:D:273:SER:CB	3:D:7481:AMP:N6	2.68	0.57
1:F:296:HIS:HE1	1:F:387:GLU:HG2	1.69	0.57
1:G:296:HIS:HE1	1:G:387:GLU:HG2	1.69	0.57

*Continued on next page...*

*Continued from previous page...*

Atom-1	Atom-2	Interatomic distance (Å)	Clash overlap (Å)
1:H:54:ILE:HG13	1:H:55:ARG:N	2.19	0.57
1:I:204:PHE:HE1	1:I:237:LEU:HD13	1.69	0.57
1:I:40:LYS:HD2	1:I:40:LYS:H	1.69	0.57
1:K:296:HIS:HE1	1:K:387:GLU:HG2	1.69	0.57
1:K:45:ASP:O	1:K:66:LEU:HD21	2.05	0.57
1:O:45:ASP:O	1:O:66:LEU:HD21	2.04	0.57
1:O:273:SER:CB	3:O:7503:AMP:N6	2.68	0.57
1:O:66:LEU:HB2	1:O:94:PRO:HG3	1.86	0.57
1:P:273:SER:CB	3:P:7505:AMP:N6	2.68	0.57
1:Q:204:PHE:HE1	1:Q:237:LEU:HD13	1.69	0.57
1:Q:296:HIS:HE1	1:Q:387:GLU:HG2	1.69	0.57
1:R:296:HIS:HE1	1:R:387:GLU:HG2	1.69	0.57
1:S:40:LYS:H	1:S:40:LYS:HD2	1.69	0.57
1:X:273:SER:CB	3:X:7521:AMP:N6	2.68	0.57
1:E:114:TYR:CD2	1:E:431:GLY:HA3	2.39	0.57
1:G:80:ARG:HD3	1:H:189:VAL:HG11	1.85	0.57
1:Q:114:TYR:CD2	1:Q:431:GLY:HA3	2.39	0.57
1:T:420:ARG:HH22	1:T:424:ASP:CB	2.17	0.57
1:A:1:THR:HG22	1:A:3:ASP:H	1.69	0.57
1:W:80:ARG:NE	1:X:189:VAL:HG13	2.12	0.57
1:B:129:GLU:OE1	3:B:7477:AMP:H5'1	2.04	0.57
1:B:180:PHE:CE2	1:C:52:SER:HB2	2.39	0.57
1:E:129:GLU:OE1	3:E:7483:AMP:H5'1	2.04	0.57
1:G:121:ALA:HB1	1:G:275:TRP:O	2.04	0.57
1:I:100:TYR:CZ	1:I:102:ARG:HG3	2.39	0.57
1:L:58:GLN:HG3	1:L:100:TYR:CZ	2.39	0.57
1:M:129:GLU:OE1	3:M:7499:AMP:H5'1	2.04	0.57
1:O:121:ALA:HB1	1:O:275:TRP:O	2.04	0.57
1:O:344:ARG:NH2	1:O:344:ARG:HG2	2.05	0.57
1:Q:100:TYR:CZ	1:Q:102:ARG:HG3	2.39	0.57
1:Q:129:GLU:OE1	3:Q:7507:AMP:H5'1	2.04	0.57
1:X:129:GLU:OE1	3:X:7521:AMP:H5'1	2.04	0.57
1:B:458:HIS:CD2	1:B:460:TYR:H	2.10	0.57
1:D:204:PHE:CE1	1:D:237:LEU:HD13	2.38	0.57
1:D:355:ARG:NH1	3:D:7481:AMP:N3	2.51	0.57
1:G:339:ARG:HB2	1:L:60:ILE:HG21	1.84	0.57
1:Q:207:GLU:HB3	1:Q:208:LYS:HD3	1.86	0.57
1:S:207:GLU:HB3	1:S:208:LYS:HD3	1.86	0.57
1:X:207:GLU:HB3	1:X:208:LYS:HD3	1.86	0.57
1:D:283:TYR:HB3	1:D:351:PRO:HA	1.86	0.57
1:G:283:TYR:HB3	1:G:351:PRO:HA	1.86	0.57

*Continued on next page...*

*Continued from previous page...*

Atom-1	Atom-2	Interatomic distance (Å)	Clash overlap (Å)
1:H:314:PRO:HG3	1:H:365:GLY:HA3	1.86	0.57
1:H:296:HIS:HB3	1:H:381:GLY:O	2.04	0.57
1:I:309:LEU:HG	1:I:313:ASN:HD22	1.69	0.57
1:M:207:GLU:H	1:M:210:HIS:CD2	2.19	0.57
1:R:309:LEU:HG	1:R:313:ASN:HD22	1.69	0.57
1:U:309:LEU:HG	1:U:313:ASN:HD22	1.69	0.57
1:X:309:LEU:HG	1:X:313:ASN:HD22	1.69	0.57
1:D:144:ALA:HA	1:J:261:PHE:O	2.05	0.57
1:K:344:ARG:HG2	1:K:344:ARG:HH21	1.70	0.57
1:K:312:THR:HG23	1:K:361:PRO:HG3	1.87	0.57
1:K:54:ILE:HA	1:K:59:SER:HA	1.87	0.57
1:O:312:THR:HG23	1:O:361:PRO:HG3	1.86	0.57
1:P:54:ILE:HA	1:P:59:SER:HA	1.87	0.57
1:S:458:HIS:CD2	1:S:460:TYR:H	2.14	0.57
1:W:54:ILE:HA	1:W:59:SER:HA	1.87	0.57
1:A:276:LYS:HB3	1:A:281:LEU:HD11	1.86	0.57
1:A:280:PRO:HG3	1:A:352:LYS:HG2	1.85	0.57
1:A:179:TYR:N	1:B:53:SER:OG	2.35	0.57
1:D:602:GLU:HG3	1:D:603:LYS:H	1.69	0.57
1:E:501:SER:HB2	1:E:502:PRO:HD2	1.86	0.57
1:E:602:GLU:HG3	1:E:603:LYS:H	1.69	0.57
1:H:273:SER:CB	3:H:7489:AMP:N6	2.67	0.57
1:J:57:PHE:CE1	1:J:103:ASP:HA	2.39	0.57
1:M:53:SER:OG	1:R:179:TYR:HB2	2.04	0.57
1:O:205:ILE:HB	1:O:224:GLN:HB3	1.87	0.57
1:P:273:SER:CB	3:P:7505:AMP:N6	2.67	0.57
1:Q:501:SER:HB2	1:Q:502:PRO:HD2	1.86	0.57
1:R:273:SER:CB	3:R:7509:AMP:N6	2.67	0.57
1:U:57:PHE:CE1	1:U:103:ASP:HA	2.39	0.57
1:V:57:PHE:CE1	1:V:103:ASP:HA	2.39	0.57
1:X:205:ILE:HB	1:X:224:GLN:HB3	1.86	0.57
1:C:296:HIS:CD2	1:C:385:LYS:HA	2.39	0.57
1:E:207:GLU:H	1:E:210:HIS:CD2	2.18	0.57
1:H:55:ARG:HD2	1:H:449:ASN:ND2	2.20	0.57
1:M:296:HIS:CD2	1:M:385:LYS:HA	2.39	0.57
1:M:394:LYS:HD2	1:M:399:LEU:HD13	1.84	0.57
1:O:411:PRO:HB3	1:O:416:ASP:HB3	1.85	0.57
1:P:466:TYR:CZ	1:V:254:THR:HB	2.39	0.57
1:Q:58:GLN:O	1:Q:63:SER:HA	2.03	0.57
1:S:55:ARG:HD2	1:S:449:ASN:ND2	2.20	0.57
1:B:315:THR:HB	1:H:465:TYR:CZ	2.39	0.57

*Continued on next page...*

*Continued from previous page...*

Atom-1	Atom-2	Interatomic distance (Å)	Clash overlap (Å)
1:B:399:LEU:HB3	1:B:404:ALA:N	2.20	0.57
1:G:400:PRO:HD2	1:G:403:GLU:HB3	1.86	0.57
1:G:95:PHE:O	1:G:97:LEU:N	2.38	0.57
1:I:204:PHE:CE1	1:I:237:LEU:HD13	2.39	0.57
1:I:93:ASP:C	1:I:95:PHE:N	2.58	0.57
1:K:50:ASP:C	1:K:52:SER:H	2.08	0.57
1:M:140:PHE:CE1	1:S:463:ALA:HA	2.40	0.57
1:S:399:LEU:HB3	1:S:404:ALA:N	2.20	0.57
1:U:93:ASP:C	1:U:95:PHE:N	2.58	0.57
1:A:66:LEU:HB2	1:A:94:PRO:HG3	1.86	0.57
1:B:66:LEU:HB2	1:B:94:PRO:HG3	1.86	0.57
1:C:45:ASP:O	1:C:66:LEU:HD21	2.04	0.57
1:E:204:PHE:HE1	1:E:237:LEU:HD13	1.70	0.57
1:G:40:LYS:H	1:G:40:LYS:HD2	1.69	0.57
1:H:204:PHE:HE1	1:H:237:LEU:HD13	1.69	0.57
1:J:2:PRO:HG3	1:J:71:PRO:HG3	1.85	0.57
1:K:204:PHE:HE1	1:K:237:LEU:HD13	1.69	0.57
1:M:66:LEU:HB2	1:M:94:PRO:HG3	1.86	0.57
1:P:40:LYS:H	1:P:40:LYS:HD2	1.69	0.57
1:R:40:LYS:HD2	1:R:40:LYS:H	1.69	0.57
1:S:2:PRO:HG3	1:S:71:PRO:HG3	1.85	0.57
1:T:204:PHE:HE1	1:T:237:LEU:HD13	1.69	0.57
1:U:204:PHE:HE1	1:U:237:LEU:HD13	1.69	0.57
1:U:296:HIS:HE1	1:U:387:GLU:HG2	1.69	0.57
1:U:40:LYS:H	1:U:40:LYS:HD2	1.69	0.57
1:V:2:PRO:HG3	1:V:71:PRO:HG3	1.85	0.57
1:B:420:ARG:HH22	1:B:424:ASP:CB	2.17	0.57
1:G:180:PHE:HE2	1:L:49:PHE:HZ	1.51	0.57
1:H:420:ARG:HH22	1:H:424:ASP:CB	2.17	0.57
1:H:355:ARG:HD3	3:H:7489:AMP:C4	2.39	0.57
1:F:463:ALA:HA	1:L:140:PHE:CE1	2.39	0.57
1:O:420:ARG:HH22	1:O:424:ASP:CB	2.17	0.57
1:Q:355:ARG:HD3	3:Q:7507:AMP:C4	2.39	0.57
1:T:355:ARG:HD3	3:T:7513:AMP:C4	2.39	0.57
1:T:413:GLN:HG2	5:T:3661:HOH:O	2.04	0.57
1:E:1:THR:HG22	1:E:3:ASP:H	1.69	0.57
1:I:210:HIS:HA	1:I:222:ASN:OD1	2.04	0.57
1:K:53:SER:HB3	1:L:177:GLY:HA2	1.87	0.57
1:U:309:LEU:HA	1:U:312:THR:CG2	2.33	0.57
1:X:210:HIS:HA	1:X:222:ASN:OD1	2.04	0.57
1:D:58:GLN:HG3	1:D:100:TYR:CZ	2.39	0.57

*Continued on next page...*

*Continued from previous page...*

Atom-1	Atom-2	Interatomic distance (Å)	Clash overlap (Å)
1:E:100:TYR:CZ	1:E:102:ARG:HG3	2.39	0.57
1:E:313:ASN:HB3	1:E:318:SER:HB3	1.85	0.57
1:F:53:SER:O	1:F:54:ILE:HB	2.02	0.57
1:H:313:ASN:HB3	1:H:318:SER:HB3	1.85	0.57
1:F:463:ALA:HA	1:L:140:PHE:CE1	2.39	0.57
1:N:100:TYR:CZ	1:N:102:ARG:HG3	2.39	0.57
1:N:312:THR:HG22	1:N:313:ASN:HD21	1.69	0.57
1:Q:313:ASN:HB3	1:Q:318:SER:HB3	1.85	0.57
1:R:121:ALA:HB1	1:R:275:TRP:O	2.04	0.57
1:W:396:LEU:HA	1:W:399:LEU:HD13	1.86	0.57
1:C:177:GLY:HA2	1:D:56:GLY:CA	2.35	0.57
1:E:207:GLU:HB3	1:E:208:LYS:HD3	1.86	0.57
1:L:339:ARG:HG2	1:L:359:ARG:NH1	2.18	0.57
1:S:204:PHE:CE1	1:S:237:LEU:HD13	2.38	0.57
1:T:355:ARG:NH1	3:T:7513:AMP:N3	2.51	0.57
1:U:208:LYS:CD	1:U:208:LYS:H	2.15	0.57
1:J:314:PRO:HG3	1:J:365:GLY:HA3	1.86	0.57
1:L:283:TYR:HB3	1:L:351:PRO:HA	1.86	0.57
1:N:314:PRO:HG3	1:N:365:GLY:HA3	1.86	0.57
1:R:283:TYR:HB3	1:R:351:PRO:HA	1.86	0.57
1:V:314:PRO:HG3	1:V:365:GLY:HA3	1.86	0.57
1:X:283:TYR:HB3	1:X:351:PRO:HA	1.86	0.57
1:F:175:HIS:HE1	1:G:467:ASP:OD2	1.87	0.57
1:L:344:ARG:HG2	1:L:344:ARG:HH21	1.70	0.57
1:G:337:ARG:CZ	1:L:95:PHE:CE1	2.88	0.57
1:R:207:GLU:N	1:R:210:HIS:HD2	1.82	0.57
1:U:344:ARG:HH21	1:U:344:ARG:HG2	1.70	0.57
1:V:204:PHE:CE1	1:V:237:LEU:HD13	2.38	0.57
1:A:205:ILE:HB	1:A:224:GLN:HB3	1.87	0.57
1:C:334:TYR:HD1	1:C:345:ILE:HD13	1.70	0.57
1:C:602:GLU:HG3	1:C:603:LYS:H	1.69	0.57
1:D:273:SER:CB	3:D:7481:AMP:N6	2.67	0.57
1:H:276:LYS:HB3	1:H:281:LEU:HD11	1.86	0.57
1:L:205:ILE:HB	1:L:224:GLN:HB3	1.87	0.57
1:T:273:SER:CB	3:T:7513:AMP:N6	2.67	0.57
1:T:276:LYS:HB3	1:T:281:LEU:HD11	1.86	0.57
1:U:458:HIS:CD2	1:U:460:TYR:H	2.14	0.57
1:W:602:GLU:HG3	1:W:603:LYS:H	1.70	0.57
1:X:602:GLU:HG3	1:X:603:LYS:H	1.69	0.57
1:A:296:HIS:CD2	1:A:385:LYS:HA	2.39	0.57
1:C:411:PRO:HB3	1:C:416:ASP:HB3	1.85	0.57

*Continued on next page...*



*Continued from previous page...*

Atom-1	Atom-2	Interatomic distance (Å)	Clash overlap (Å)
1:D:334:TYR:CZ	1:D:391:PRO:HD3	2.39	0.57
1:E:1:THR:HG22	1:E:3:ASP:N	2.15	0.57
1:P:334:TYR:CZ	1:P:391:PRO:HD3	2.39	0.57
1:Q:207:GLU:H	1:Q:210:HIS:CD2	2.18	0.57
1:S:52:SER:HB2	1:T:180:PHE:CE2	2.40	0.57
1:T:55:ARG:HD2	1:T:449:ASN:ND2	2.20	0.57
1:F:50:ASP:C	1:F:52:SER:H	2.08	0.57
1:G:93:ASP:C	1:G:95:PHE:N	2.58	0.57
1:H:295:ARG:HG2	1:H:388:PRO:CG	2.34	0.57
1:F:463:ALA:HA	1:L:140:PHE:CE1	2.38	0.57
1:L:204:PHE:CE1	1:L:237:LEU:HD13	2.39	0.57
1:M:458:HIS:CD2	1:M:460:TYR:H	2.15	0.57
1:N:399:LEU:HB3	1:N:404:ALA:N	2.20	0.57
1:P:93:ASP:C	1:P:95:PHE:N	2.58	0.57
1:Q:204:PHE:CE1	1:Q:237:LEU:HD13	2.39	0.57
1:M:80:ARG:HD3	1:R:193:ASP:OD2	2.03	0.57
1:R:50:ASP:C	1:R:52:SER:H	2.08	0.57
1:S:95:PHE:O	1:S:97:LEU:N	2.38	0.57
1:V:93:ASP:OD1	1:V:95:PHE:HB2	2.04	0.57
1:W:95:PHE:O	1:W:97:LEU:N	2.38	0.57
1:X:204:PHE:CE1	1:X:237:LEU:HD13	2.39	0.57
1:A:45:ASP:O	1:A:66:LEU:HD21	2.05	0.57
1:C:66:LEU:HB2	1:C:94:PRO:HG3	1.86	0.57
1:D:40:LYS:H	1:D:40:LYS:HD2	1.69	0.57
1:E:45:ASP:O	1:E:66:LEU:HD21	2.05	0.57
1:F:40:LYS:H	1:F:40:LYS:HD2	1.69	0.57
1:M:204:PHE:HE1	1:M:237:LEU:HD13	1.69	0.57
1:M:2:PRO:HG3	1:M:71:PRO:HG3	1.85	0.57
1:P:45:ASP:O	1:P:66:LEU:HD21	2.04	0.57
1:T:296:HIS:HE1	1:T:387:GLU:HG2	1.69	0.57
1:X:2:PRO:HG3	1:X:71:PRO:HG3	1.85	0.57
1:E:355:ARG:HD3	3:E:7483:AMP:C4	2.39	0.57
1:M:114:TYR:CD2	1:M:431:GLY:HA3	2.39	0.57
1:N:458:HIS:CD2	1:N:460:TYR:H	2.12	0.57
1:N:59:SER:HB3	1:N:61:HIS:NE2	2.19	0.57
1:P:59:SER:HB3	1:P:61:HIS:NE2	2.19	0.57
1:F:1:THR:HG22	1:F:3:ASP:H	1.69	0.57
1:L:40:LYS:CD	1:L:40:LYS:H	2.18	0.57
1:T:344:ARG:HH11	1:T:359:ARG:NH2	2.01	0.57
1:U:179:TYR:CD1	1:U:179:TYR:N	2.71	0.57
1:U:210:HIS:HA	1:U:222:ASN:OD1	2.04	0.57

*Continued on next page...*

*Continued from previous page...*

Atom-1	Atom-2	Interatomic distance (Å)	Clash overlap (Å)
1:W:344:ARG:HH11	1:W:359:ARG:NH2	2.01	0.57
1:X:40:LYS:CD	1:X:40:LYS:H	2.18	0.57
1:D:100:TYR:CZ	1:D:102:ARG:HG3	2.39	0.57
1:F:121:ALA:HB1	1:F:275:TRP:O	2.04	0.57
1:E:178:GLY:HA2	1:F:53:SER:OG	2.03	0.57
1:R:100:TYR:CZ	1:R:102:ARG:HG3	2.39	0.57
1:R:53:SER:O	1:R:54:ILE:HB	2.02	0.57
1:T:100:TYR:CZ	1:T:102:ARG:HG3	2.39	0.57
1:Q:465:TYR:CZ	1:W:315:THR:HB	2.39	0.57
1:X:100:TYR:CZ	1:X:102:ARG:HG3	2.39	0.57
1:K:204:PHE:CE1	1:K:237:LEU:HD13	2.38	0.57
1:O:208:LYS:H	1:O:208:LYS:CD	2.15	0.57
1:P:204:PHE:CE1	1:P:237:LEU:HD13	2.38	0.57
1:P:207:GLU:HB3	1:P:208:LYS:HD3	1.86	0.57
1:P:355:ARG:NH1	3:P:7505:AMP:N3	2.51	0.57
1:Q:179:TYR:CB	1:R:53:SER:HG	2.16	0.57
1:V:273:SER:CB	3:V:7517:AMP:N6	2.68	0.57
1:A:296:HIS:HB3	1:A:381:GLY:O	2.04	0.57
1:B:458:HIS:CD2	1:B:460:TYR:H	2.12	0.57
1:F:309:LEU:HG	1:F:313:ASN:HD22	1.69	0.57
1:M:296:HIS:HB3	1:M:381:GLY:O	2.04	0.57
1:O:207:GLU:H	1:O:210:HIS:CD2	2.20	0.57
1:X:296:HIS:HB3	1:X:381:GLY:O	2.04	0.57
1:C:312:THR:HG23	1:C:361:PRO:HG3	1.86	0.57
1:D:206:LEU:HB3	1:E:34:PRO:HG3	1.86	0.57
1:F:207:GLU:N	1:F:210:HIS:HD2	1.82	0.57
1:F:54:ILE:HA	1:F:59:SER:HA	1.87	0.57
1:G:312:THR:HG23	1:G:361:PRO:HG3	1.87	0.57
3:I:7491:AMP:H1'	3:I:7491:AMP:N9	2.08	0.57
1:N:204:PHE:CE1	1:N:237:LEU:HD13	2.38	0.57
1:S:312:THR:HG23	1:S:361:PRO:HG3	1.86	0.57
1:V:312:THR:HG23	1:V:361:PRO:HG3	1.87	0.57
1:B:120:ILE:HG21	1:B:382:ILE:HD13	1.87	0.57
3:I:7491:AMP:H1'	3:I:7491:AMP:N9	2.08	0.57
1:I:54:ILE:O	1:J:177:GLY:C	2.43	0.57
1:I:53:SER:OG	1:J:179:TYR:HB2	2.05	0.57
1:K:602:GLU:HG3	1:K:603:LYS:H	1.70	0.57
1:L:602:GLU:HG3	1:L:603:LYS:H	1.69	0.57
1:N:280:PRO:HG3	1:N:352:LYS:HG2	1.85	0.57
1:N:120:ILE:HG21	1:N:382:ILE:HD13	1.87	0.57
1:P:602:GLU:HG3	1:P:603:LYS:H	1.70	0.57

*Continued on next page...*

*Continued from previous page...*

Atom-1	Atom-2	Interatomic distance (Å)	Clash overlap (Å)
1:R:334:TYR:HD1	1:R:345:ILE:HD13	1.70	0.57
1:S:458:HIS:CD2	1:S:460:TYR:H	2.14	0.57
1:A:334:TYR:CZ	1:A:391:PRO:HD3	2.39	0.57
1:B:207:GLU:H	1:B:210:HIS:CD2	2.18	0.57
1:D:296:HIS:CD2	1:D:385:LYS:HA	2.39	0.57
1:E:55:ARG:HD2	1:E:449:ASN:ND2	2.20	0.57
1:F:55:ARG:HD2	1:F:449:ASN:ND2	2.20	0.57
3:I:7491:AMP:N9	3:I:7491:AMP:H1'	2.08	0.57
1:T:334:TYR:CZ	1:T:391:PRO:HD3	2.39	0.57
1:A:50:ASP:C	1:A:52:SER:H	2.08	0.57
1:D:295:ARG:HG2	1:D:388:PRO:CG	2.34	0.57
1:D:50:ASP:C	1:D:52:SER:H	2.08	0.57
1:D:93:ASP:C	1:D:95:PHE:N	2.58	0.57
1:E:177:GLY:N	1:F:55:ARG:CG	2.60	0.57
1:E:204:PHE:CE1	1:E:237:LEU:HD13	2.39	0.57
1:E:295:ARG:HG2	1:E:388:PRO:CG	2.34	0.57
1:G:399:LEU:HB3	1:G:404:ALA:N	2.20	0.57
1:G:50:ASP:C	1:G:52:SER:H	2.08	0.57
3:I:7491:AMP:N9	3:I:7491:AMP:H1'	2.08	0.57
1:I:93:ASP:OD1	1:I:95:PHE:HB2	2.04	0.57
1:P:50:ASP:C	1:P:52:SER:H	2.08	0.57
1:Q:295:ARG:HG2	1:Q:388:PRO:CG	2.34	0.57
1:Q:95:PHE:O	1:Q:97:LEU:N	2.38	0.57
1:T:204:PHE:CE1	1:T:237:LEU:HD13	2.39	0.57
1:V:95:PHE:O	1:V:97:LEU:N	2.38	0.57
1:A:204:PHE:HE1	1:A:237:LEU:HD13	1.70	0.57
1:D:54:ILE:HG13	1:D:55:ARG:N	2.19	0.57
1:F:45:ASP:O	1:F:66:LEU:HD21	2.04	0.57
1:B:175:HIS:HE1	1:I:463:ALA:O	1.87	0.57
3:I:7491:AMP:H1'	3:I:7491:AMP:N9	2.08	0.57
1:L:273:SER:CB	3:L:7497:AMP:N6	2.68	0.57
1:M:45:ASP:O	1:M:66:LEU:HD21	2.04	0.57
1:N:204:PHE:HE1	1:N:237:LEU:HD13	1.70	0.57
1:O:40:LYS:H	1:O:40:LYS:HD2	1.69	0.57
1:Q:45:ASP:O	1:Q:66:LEU:HD21	2.05	0.57
1:W:45:ASP:O	1:W:66:LEU:HD21	2.05	0.57
1:B:355:ARG:HD3	3:B:7477:AMP:C4	2.39	0.57
1:D:59:SER:HB3	1:D:61:HIS:NE2	2.19	0.57
1:D:264:ASN:ND2	4:D:7482:CIT:H22	2.11	0.57
1:F:355:ARG:HD3	3:F:7485:AMP:C4	2.39	0.57
3:I:7491:AMP:N9	3:I:7491:AMP:H1'	2.08	0.57

*Continued on next page...*

*Continued from previous page...*

Atom-1	Atom-2	Interatomic distance (Å)	Clash overlap (Å)
1:K:458:HIS:CD2	1:K:460:TYR:H	2.12	0.57
1:N:420:ARG:HH22	1:N:424:ASP:CB	2.17	0.57
1:P:264:ASN:ND2	4:P:7506:CIT:H22	2.11	0.57
1:R:355:ARG:HD3	3:R:7509:AMP:C4	2.39	0.57
1:C:344:ARG:HH11	1:C:359:ARG:NH2	2.02	0.57
1:G:309:LEU:HA	1:G:312:THR:CG2	2.33	0.57
1:I:60:ILE:HB	1:J:395:ASP:HA	1.87	0.57
3:I:7491:AMP:H1'	3:I:7491:AMP:N9	2.08	0.57
1:M:1:THR:HG22	1:M:3:ASP:H	1.69	0.57
1:O:179:TYR:HH	1:P:54:ILE:CG2	2.02	0.57
1:P:347:ILE:HD13	1:Q:95:PHE:HE2	1.69	0.57
1:R:210:HIS:HA	1:R:222:ASN:OD1	2.04	0.57
1:R:40:LYS:CD	1:R:40:LYS:H	2.18	0.57
1:B:100:TYR:CZ	1:B:102:ARG:HG3	2.39	0.57
1:D:129:GLU:OE1	3:D:7481:AMP:H5'1	2.04	0.57
1:F:100:TYR:CZ	1:F:102:ARG:HG3	2.39	0.57
3:I:7491:AMP:N9	3:I:7491:AMP:H1'	2.08	0.57
1:J:100:TYR:CZ	1:J:102:ARG:HG3	2.39	0.57
1:L:100:TYR:CZ	1:L:102:ARG:HG3	2.39	0.57
1:O:312:THR:HG22	1:O:313:ASN:HD21	1.69	0.57
1:P:100:TYR:CZ	1:P:102:ARG:HG3	2.39	0.57
1:P:129:GLU:OE1	3:P:7505:AMP:H5'1	2.04	0.57
1:M:80:ARG:HD3	1:R:193:ASP:OD2	2.05	0.57
1:S:121:ALA:HB1	1:S:275:TRP:O	2.04	0.57
1:X:58:GLN:HG3	1:X:100:TYR:CZ	2.39	0.57
1:C:208:LYS:H	1:C:208:LYS:CD	2.15	0.57
1:D:207:GLU:HB3	1:D:208:LYS:HD3	1.86	0.57
1:H:355:ARG:NH1	3:H:7489:AMP:N3	2.51	0.57
3:I:7491:AMP:N9	3:I:7491:AMP:H1'	2.08	0.57
1:J:273:SER:CB	3:J:7493:AMP:N6	2.68	0.57
1:W:208:LYS:CD	1:W:208:LYS:H	2.15	0.57
1:X:339:ARG:HG2	1:X:359:ARG:NH1	2.18	0.57
1:A:207:GLU:H	1:A:210:HIS:CD2	2.20	0.57
1:F:398:GLU:O	1:F:399:LEU:HB2	2.05	0.57
3:I:7491:AMP:N9	3:I:7491:AMP:H1'	2.08	0.57
1:J:63:SER:HB2	1:K:339:ARG:NH2	2.20	0.57
1:L:296:HIS:HB3	1:L:381:GLY:O	2.04	0.57
1:L:309:LEU:HG	1:L:313:ASN:HD22	1.69	0.57
1:L:314:PRO:HG3	1:L:365:GLY:HA3	1.86	0.57
1:R:398:GLU:O	1:R:399:LEU:HB2	2.05	0.57
1:E:149:TYR:CE1	1:K:146:GLY:HA2	2.40	0.57

*Continued on next page...*

*Continued from previous page...*

Atom-1	Atom-2	Interatomic distance (Å)	Clash overlap (Å)
1:G:54:ILE:HA	1:G:59:SER:HA	1.87	0.57
1:J:312:THR:HG23	1:J:361:PRO:HG3	1.87	0.57
1:U:54:ILE:HA	1:U:59:SER:HA	1.87	0.57
1:B:602:GLU:HG3	1:B:603:LYS:H	1.69	0.57
1:N:602:GLU:HG3	1:N:603:LYS:H	1.69	0.57
1:C:55:ARG:HD2	1:C:449:ASN:ND2	2.20	0.57
1:G:307:SER:HB2	1:G:421:LEU:HA	1.86	0.57
1:H:207:GLU:H	1:H:210:HIS:CD2	2.18	0.57
1:L:54:ILE:HG22	1:L:55:ARG:N	2.20	0.57
1:M:334:TYR:CZ	1:M:391:PRO:HD3	2.39	0.57
1:P:296:HIS:CD2	1:P:385:LYS:HA	2.39	0.57
1:Q:55:ARG:HD2	1:Q:449:ASN:ND2	2.20	0.57
1:Q:176:LYS:CD	1:R:55:ARG:NH2	2.57	0.57
1:S:307:SER:HB2	1:S:421:LEU:HA	1.86	0.57
1:T:207:GLU:H	1:T:210:HIS:CD2	2.18	0.57
1:V:412:THR:HB	5:V:3980:HOH:O	2.04	0.57
1:X:54:ILE:HG22	1:X:55:ARG:N	2.20	0.57
1:A:204:PHE:CE1	1:A:237:LEU:HD13	2.39	0.57
1:A:458:HIS:CD2	1:A:460:TYR:H	2.15	0.57
1:E:95:PHE:O	1:E:97:LEU:N	2.38	0.57
1:G:458:HIS:CD2	1:G:460:TYR:H	2.15	0.57
1:H:204:PHE:CE1	1:H:237:LEU:HD13	2.39	0.57
1:H:399:LEU:HB3	1:H:404:ALA:N	2.20	0.57
1:J:95:PHE:O	1:J:97:LEU:N	2.38	0.57
1:K:93:ASP:C	1:K:95:PHE:N	2.58	0.57
1:M:50:ASP:C	1:M:52:SER:H	2.08	0.57
1:P:295:ARG:HG2	1:P:388:PRO:CG	2.34	0.57
1:Q:400:PRO:HD2	1:Q:403:GLU:HB3	1.86	0.57
1:U:93:ASP:OD1	1:U:95:PHE:HB2	2.04	0.57
1:W:93:ASP:C	1:W:95:PHE:N	2.58	0.57
1:F:204:PHE:HE1	1:F:237:LEU:HD13	1.70	0.57
1:N:175:HIS:CE1	1:U:464:LEU:HA	2.40	0.57
1:P:54:ILE:HG13	1:P:55:ARG:N	2.19	0.57
1:Q:66:LEU:HB2	1:Q:94:PRO:HG3	1.86	0.57
1:R:204:PHE:HE1	1:R:237:LEU:HD13	1.70	0.57
1:S:296:HIS:HE1	1:S:387:GLU:HG2	1.69	0.57
1:T:54:ILE:HG13	1:T:55:ARG:N	2.19	0.57
1:V:40:LYS:HD2	1:V:40:LYS:H	1.69	0.57
1:V:54:ILE:HG13	1:V:55:ARG:N	2.19	0.57
1:X:58:GLN:OE1	1:X:65:MET:SD	2.63	0.57
1:B:59:SER:HB3	1:B:61:HIS:NE2	2.19	0.57

*Continued on next page...*

*Continued from previous page...*

Atom-1	Atom-2	Interatomic distance (Å)	Clash overlap (Å)
1:C:114:TYR:CD2	1:C:431:GLY:HA3	2.39	0.57
1:C:420:ARG:HH22	1:C:424:ASP:CB	2.17	0.57
1:J:114:TYR:CD2	1:J:431:GLY:HA3	2.39	0.57
1:K:55:ARG:HD3	1:L:177:GLY:HA2	1.86	0.57
1:U:55:ARG:HD3	1:V:177:GLY:HA2	1.87	0.57
1:B:282:MET:HA	1:B:294:ALA:HB2	1.85	0.57
1:F:210:HIS:HA	1:F:222:ASN:OD1	2.04	0.57
1:F:40:LYS:CD	1:F:40:LYS:H	2.18	0.57
1:L:1:THR:HG22	1:L:3:ASP:H	1.69	0.57
1:O:344:ARG:HH11	1:O:359:ARG:NH2	2.01	0.57
1:O:287:TYR:OH	1:O:391:PRO:HB2	2.05	0.57
1:P:160:THR:CG2	1:P:173:VAL:HG13	2.28	0.57
1:R:1:THR:HG22	1:R:3:ASP:H	1.69	0.57
1:E:456:ARG:O	1:K:458:HIS:HE1	1.86	0.57
1:A:95:PHE:HE1	1:F:337:ARG:HH22	1.51	0.57
1:I:58:GLN:HG3	1:I:100:TYR:CZ	2.39	0.57
1:D:456:ARG:O	1:J:458:HIS:HE1	1.87	0.57
1:R:129:GLU:OE1	3:R:7509:AMP:H5'1	2.04	0.57
1:U:121:ALA:HB1	1:U:275:TRP:O	2.04	0.57
1:V:100:TYR:CZ	1:V:102:ARG:HG3	2.39	0.57
1:X:396:LEU:HA	1:X:399:LEU:HD13	1.86	0.57
1:F:175:HIS:CE1	1:G:467:ASP:HB2	2.39	0.57
1:H:208:LYS:CD	1:H:208:LYS:H	2.15	0.57
1:K:207:GLU:HB3	1:K:208:LYS:HD3	1.86	0.57
1:K:208:LYS:H	1:K:208:LYS:CD	2.15	0.57
1:M:49:PHE:CD2	1:R:211:HIS:CE1	2.92	0.57
1:P:273:SER:CB	3:P:7505:AMP:N6	2.68	0.57
1:A:314:PRO:HG3	1:A:365:GLY:HA3	1.86	0.57
1:F:283:TYR:HB3	1:F:351:PRO:HA	1.86	0.57
1:R:296:HIS:HB3	1:R:381:GLY:O	2.04	0.57
1:S:207:GLU:H	1:S:210:HIS:CD2	2.20	0.57
1:B:204:PHE:CE1	1:B:237:LEU:HD13	2.38	0.57
1:F:312:THR:HG23	1:F:361:PRO:HG3	1.86	0.57
1:I:458:HIS:CD2	1:I:460:TYR:H	2.14	0.57
1:I:54:ILE:HA	1:I:59:SER:HA	1.87	0.57
1:I:59:SER:HB3	1:I:61:HIS:CD2	2.40	0.57
1:I:60:ILE:HG22	1:J:339:ARG:HD2	1.86	0.57
1:R:54:ILE:HA	1:R:59:SER:HA	1.87	0.57
1:X:344:ARG:HH21	1:X:344:ARG:HG2	1.70	0.57
1:F:334:TYR:HD1	1:F:345:ILE:HD13	1.70	0.57
1:I:501:SER:HB2	1:I:502:PRO:HD2	1.86	0.57

*Continued on next page...*

*Continued from previous page...*

Atom-1	Atom-2	Interatomic distance (Å)	Clash overlap (Å)
1:O:602:GLU:HG3	1:O:603:LYS:H	1.70	0.57
1:B:54:ILE:HG22	1:B:55:ARG:N	2.20	0.57
1:B:80:ARG:HD2	1:B:84:THR:OG1	2.05	0.57
1:G:178:GLY:HA2	1:L:53:SER:HB3	1.86	0.57
1:N:54:ILE:HG22	1:N:55:ARG:N	2.20	0.57
1:N:80:ARG:HD2	1:N:84:THR:OG1	2.05	0.57
1:O:177:GLY:HA2	1:P:55:ARG:CB	2.35	0.57
1:R:55:ARG:HD2	1:R:449:ASN:ND2	2.20	0.57
1:X:307:SER:HB2	1:X:421:LEU:HA	1.86	0.57
1:A:400:PRO:HD2	1:A:403:GLU:HB3	1.86	0.57
1:B:93:ASP:C	1:B:95:PHE:N	2.58	0.57
1:E:400:PRO:HD2	1:E:403:GLU:HB3	1.86	0.57
1:F:295:ARG:HG2	1:F:388:PRO:CG	2.34	0.57
1:G:204:PHE:CE1	1:G:237:LEU:HD13	2.39	0.57
1:J:399:LEU:HB3	1:J:404:ALA:N	2.20	0.57
1:K:290:LEU:CD1	1:K:345:ILE:HG12	2.30	0.57
1:M:204:PHE:CE1	1:M:237:LEU:HD13	2.39	0.57
1:N:306:PRO:HA	1:N:411:PRO:CD	2.35	0.57
1:R:295:ARG:HG2	1:R:388:PRO:CG	2.34	0.57
1:S:50:ASP:C	1:S:52:SER:H	2.08	0.57
1:T:295:ARG:HG2	1:T:388:PRO:CG	2.34	0.57
1:T:399:LEU:HB3	1:T:404:ALA:N	2.20	0.57
1:W:204:PHE:CE1	1:W:237:LEU:HD13	2.39	0.57
1:W:399:LEU:HB3	1:W:404:ALA:N	2.20	0.57
1:X:400:PRO:HD2	1:X:403:GLU:HB3	1.86	0.57
1:B:204:PHE:HE1	1:B:237:LEU:HD13	1.70	0.57
1:C:58:GLN:OE1	1:C:65:MET:SD	2.63	0.57
1:D:45:ASP:O	1:D:66:LEU:HD21	2.05	0.57
1:E:66:LEU:HB2	1:E:94:PRO:HG3	1.86	0.57
1:F:458:HIS:CD2	1:F:460:TYR:H	2.13	0.57
1:D:456:ARG:O	1:J:458:HIS:HE1	1.87	0.57
1:J:54:ILE:HG13	1:J:55:ARG:N	2.19	0.57
1:L:45:ASP:O	1:L:66:LEU:HD21	2.04	0.57
1:L:58:GLN:OE1	1:L:65:MET:SD	2.63	0.57
1:S:273:SER:CB	3:S:7511:AMP:N6	2.68	0.57
1:X:45:ASP:O	1:X:66:LEU:HD21	2.04	0.57
1:U:43:PHE:HE2	1:U:71:PRO:HD3	1.70	0.57
1:V:114:TYR:CD2	1:V:431:GLY:HA3	2.39	0.57
1:X:114:TYR:CD2	1:X:431:GLY:HA3	2.39	0.57
1:C:287:TYR:OH	1:C:391:PRO:HB2	2.05	0.57
1:I:309:LEU:HA	1:I:312:THR:CG2	2.33	0.57

*Continued on next page...*

*Continued from previous page...*

Atom-1	Atom-2	Interatomic distance (Å)	Clash overlap (Å)
1:K:210:HIS:HA	1:K:222:ASN:OD1	2.04	0.57
1:G:347:ILE:HD13	1:L:95:PHE:HE2	1.70	0.57
1:M:463:ALA:HA	1:S:140:PHE:CE1	2.40	0.57
1:W:160:THR:CG2	1:W:173:VAL:HG13	2.28	0.57
1:W:179:TYR:CD1	1:W:179:TYR:N	2.71	0.57
1:F:129:GLU:OE1	3:F:7485:AMP:H5'1	2.04	0.57
1:H:100:TYR:CZ	1:H:102:ARG:HG3	2.39	0.57
1:H:502:PRO:HD3	5:H:7716:HOH:O	2.05	0.57
1:O:100:TYR:CZ	1:O:102:ARG:HG3	2.39	0.57
1:Q:396:LEU:HA	1:Q:399:LEU:HD13	1.86	0.57
1:U:58:GLN:HG3	1:U:100:TYR:CZ	2.39	0.57
1:D:273:SER:CB	3:D:7481:AMP:N6	2.68	0.57
1:H:273:SER:CB	3:H:7489:AMP:N6	2.68	0.57
1:P:395:ASP:OD2	1:Q:60:ILE:HD11	2.05	0.57
1:A:309:LEU:HG	1:A:313:ASN:HD22	1.69	0.57
1:F:296:HIS:HB3	1:F:381:GLY:O	2.04	0.57
1:M:309:LEU:HG	1:M:313:ASN:HD22	1.69	0.57
1:D:337:ARG:CZ	1:E:95:PHE:CZ	2.87	0.56
1:D:465:TYR:OH	1:J:450:GLU:HB3	2.04	0.56
1:F:344:ARG:HH21	1:F:344:ARG:HG2	1.70	0.56
1:R:312:THR:HG23	1:R:361:PRO:HG3	1.87	0.56
1:R:344:ARG:HH21	1:R:344:ARG:HG2	1.70	0.56
1:S:275:TRP:HA	1:S:281:LEU:HD13	1.87	0.56
1:O:140:PHE:CE1	1:U:463:ALA:HA	2.40	0.56
1:U:59:SER:HB3	1:U:61:HIS:CD2	2.41	0.56
1:P:467:ASP:OD2	1:W:175:HIS:HE1	1.88	0.56
1:Q:465:TYR:CZ	1:W:315:THR:HB	2.40	0.56
1:X:275:TRP:HA	1:X:281:LEU:HD13	1.87	0.56
1:E:273:SER:CB	3:E:7483:AMP:N6	2.67	0.56
1:F:205:ILE:HB	1:F:224:GLN:HB3	1.87	0.56
1:G:120:ILE:HG21	1:G:382:ILE:HD13	1.87	0.56
1:I:602:GLU:HG3	1:I:603:LYS:H	1.69	0.56
1:Q:273:SER:CB	3:Q:7507:AMP:N6	2.67	0.56
1:R:205:ILE:HB	1:R:224:GLN:HB3	1.86	0.56
1:S:55:ARG:O	1:T:177:GLY:HA2	2.05	0.56
1:W:120:ILE:HG21	1:W:382:ILE:HD13	1.87	0.56
1:A:468:VAL:HB	1:G:364:SER:HA	1.87	0.56
1:C:140:PHE:CE1	1:I:463:ALA:HA	2.40	0.56
1:F:411:PRO:HB3	1:F:416:ASP:HB3	1.85	0.56
1:F:80:ARG:HD2	1:F:84:THR:OG1	2.05	0.56
1:O:55:ARG:HD2	1:O:449:ASN:ND2	2.20	0.56

*Continued on next page...*



*Continued from previous page...*

Atom-1	Atom-2	Interatomic distance (Å)	Clash overlap (Å)
1:P:173:VAL:HG21	1:Q:140:PHE:HZ	1.70	0.56
1:R:80:ARG:HD2	1:R:84:THR:OG1	2.05	0.56
1:S:1:THR:HG22	1:S:3:ASP:N	2.15	0.56
1:S:54:ILE:HG22	1:S:55:ARG:N	2.20	0.56
1:B:306:PRO:HA	1:B:411:PRO:CD	2.35	0.56
1:D:204:PHE:CE1	1:D:237:LEU:HD13	2.39	0.56
1:F:399:LEU:HB3	1:F:404:ALA:N	2.20	0.56
1:J:93:ASP:C	1:J:95:PHE:N	2.58	0.56
1:M:399:LEU:HB3	1:M:404:ALA:N	2.20	0.56
1:P:204:PHE:CE1	1:P:237:LEU:HD13	2.39	0.56
1:V:399:LEU:HB3	1:V:404:ALA:N	2.20	0.56
1:X:399:LEU:HB3	1:X:404:ALA:N	2.20	0.56
1:A:58:GLN:OE1	1:A:65:MET:SD	2.63	0.56
1:B:296:HIS:HE1	1:B:387:GLU:HG2	1.69	0.56
1:B:58:GLN:OE1	1:B:65:MET:SD	2.63	0.56
1:J:40:LYS:HD2	1:J:40:LYS:H	1.69	0.56
1:M:58:GLN:OE1	1:M:65:MET:SD	2.63	0.56
1:O:58:GLN:OE1	1:O:65:MET:SD	2.63	0.56
1:R:175:HIS:NE2	1:S:464:LEU:HA	2.20	0.56
1:R:45:ASP:O	1:R:66:LEU:HD21	2.05	0.56
1:U:273:SER:CB	3:U:7515:AMP:N6	2.68	0.56
1:D:43:PHE:HE2	1:D:71:PRO:HD3	1.70	0.56
1:L:43:PHE:HE2	1:L:71:PRO:HD3	1.71	0.56
1:O:114:TYR:CD2	1:O:431:GLY:HA3	2.39	0.56
1:W:458:HIS:CD2	1:W:460:TYR:H	2.12	0.56
1:C:40:LYS:H	1:C:40:LYS:CD	2.18	0.56
1:F:309:LEU:HA	1:F:312:THR:CG2	2.33	0.56
1:J:287:TYR:OH	1:J:391:PRO:HB2	2.05	0.56
1:K:336:GLN:HB3	1:K:347:ILE:HD11	1.87	0.56
1:M:40:LYS:CD	1:M:40:LYS:H	2.18	0.56
1:N:454:ASN:ND2	1:T:323:VAL:HG21	2.19	0.56
1:O:40:LYS:H	1:O:40:LYS:CD	2.18	0.56
1:P:339:ARG:HE	1:Q:50:ASP:CG	2.08	0.56
1:U:336:GLN:HB3	1:U:347:ILE:HD11	1.87	0.56
1:V:1:THR:HG22	1:V:3:ASP:H	1.69	0.56
1:W:40:LYS:H	1:W:40:LYS:CD	2.18	0.56
1:X:1:THR:HG22	1:X:3:ASP:H	1.69	0.56
1:B:455:ILE:HG22	1:H:323:VAL:HG21	1.86	0.56
1:E:121:ALA:HB1	1:E:275:TRP:O	2.04	0.56
1:F:58:GLN:HG3	1:F:100:TYR:CZ	2.39	0.56
1:H:58:GLN:HG3	1:H:100:TYR:CZ	2.39	0.56

*Continued on next page...*

*Continued from previous page...*

Atom-1	Atom-2	Interatomic distance (Å)	Clash overlap (Å)
1:K:396:LEU:HA	1:K:399:LEU:HD13	1.86	0.56
1:L:396:LEU:HA	1:L:399:LEU:HD13	1.86	0.56
1:M:140:PHE:CE1	1:S:463:ALA:HA	2.40	0.56
1:V:53:SER:HB3	1:W:177:GLY:O	2.05	0.56
1:G:176:LYS:HZ2	1:L:55:ARG:HB3	1.69	0.56
1:P:211:HIS:HB3	1:Q:33:ILE:HG22	1.87	0.56
1:T:273:SER:CB	3:T:7513:AMP:N6	2.68	0.56
1:S:339:ARG:HB2	1:X:60:ILE:HG21	1.87	0.56
1:B:309:LEU:HG	1:B:313:ASN:HD22	1.69	0.56
1:J:296:HIS:HB3	1:J:381:GLY:O	2.04	0.56
1:M:314:PRO:HG3	1:M:365:GLY:HA3	1.86	0.56
1:V:296:HIS:HB3	1:V:381:GLY:O	2.04	0.56
1:C:344:ARG:HH21	1:C:344:ARG:HG2	1.70	0.56
1:G:275:TRP:HA	1:G:281:LEU:HD13	1.87	0.56
1:O:344:ARG:HG2	1:O:344:ARG:HH21	1.70	0.56
1:O:59:SER:HB3	1:O:61:HIS:CD2	2.40	0.56
1:Q:344:ARG:HH21	1:Q:344:ARG:HG2	1.70	0.56
1:S:54:ILE:HA	1:S:59:SER:HA	1.87	0.56
1:T:275:TRP:HA	1:T:281:LEU:HD13	1.87	0.56
1:T:344:ARG:HH21	1:T:344:ARG:HG2	1.69	0.56
1:T:312:THR:HG23	1:T:361:PRO:HG3	1.86	0.56
1:F:120:ILE:HG21	1:F:382:ILE:HD13	1.87	0.56
1:H:602:GLU:HG3	1:H:603:LYS:H	1.70	0.56
1:K:120:ILE:HG21	1:K:382:ILE:HD13	1.87	0.56
1:P:501:SER:HB2	1:P:502:PRO:HD2	1.86	0.56
1:T:602:GLU:HG3	1:T:603:LYS:H	1.70	0.56
1:U:501:SER:HB2	1:U:502:PRO:HD2	1.86	0.56
1:U:602:GLU:HG3	1:U:603:LYS:H	1.70	0.56
1:U:273:SER:CB	3:U:7515:AMP:N6	2.67	0.56
1:Q:465:TYR:CZ	1:W:315:THR:HB	2.40	0.56
1:C:307:SER:HB2	1:C:421:LEU:HA	1.86	0.56
1:E:334:TYR:CZ	1:E:391:PRO:HD3	2.39	0.56
1:E:307:SER:HB2	1:E:421:LEU:HA	1.86	0.56
1:I:55:ARG:HD2	1:I:449:ASN:ND2	2.20	0.56
1:O:54:ILE:HG22	1:O:55:ARG:N	2.20	0.56
1:Q:334:TYR:CZ	1:Q:391:PRO:HD3	2.39	0.56
1:R:411:PRO:HB3	1:R:416:ASP:HB3	1.85	0.56
1:U:55:ARG:HD2	1:U:449:ASN:ND2	2.20	0.56
1:V:307:SER:HB2	1:V:421:LEU:HA	1.86	0.56
1:A:399:LEU:HB3	1:A:404:ALA:N	2.20	0.56
1:C:93:ASP:C	1:C:95:PHE:N	2.58	0.56

*Continued on next page...*

*Continued from previous page...*

Atom-1	Atom-2	Interatomic distance (Å)	Clash overlap (Å)
1:F:306:PRO:HA	1:F:411:PRO:CD	2.35	0.56
1:E:177:GLY:CA	1:F:55:ARG:CB	2.55	0.56
1:K:399:LEU:HB3	1:K:404:ALA:N	2.20	0.56
1:M:400:PRO:HD2	1:M:403:GLU:HB3	1.86	0.56
1:N:93:ASP:C	1:N:95:PHE:N	2.58	0.56
1:R:399:LEU:HB3	1:R:404:ALA:N	2.20	0.56
1:R:93:ASP:OD1	1:R:95:PHE:HB2	2.04	0.56
1:S:204:PHE:CE1	1:S:237:LEU:HD13	2.39	0.56
1:B:273:SER:CB	3:B:7477:AMP:N6	2.68	0.56
1:C:40:LYS:H	1:C:40:LYS:HD2	1.69	0.56
1:D:66:LEU:HB2	1:D:94:PRO:HG3	1.86	0.56
1:G:273:SER:CB	3:G:7487:AMP:N6	2.68	0.56
1:I:58:GLN:OE1	1:I:65:MET:SD	2.63	0.56
1:J:66:LEU:HB2	1:J:94:PRO:HG3	1.86	0.56
1:N:58:GLN:OE1	1:N:65:MET:SD	2.63	0.56
1:R:58:GLN:OE1	1:R:65:MET:SD	2.63	0.56
1:U:58:GLN:OE1	1:U:65:MET:SD	2.63	0.56
1:D:467:ASP:CB	1:K:175:HIS:CE1	2.87	0.56
1:E:59:SER:HB3	1:E:61:HIS:NE2	2.19	0.56
1:H:43:PHE:HE2	1:H:71:PRO:HD3	1.70	0.56
1:I:43:PHE:HE2	1:I:71:PRO:HD3	1.70	0.56
1:K:55:ARG:HB2	1:L:177:GLY:CA	2.35	0.56
1:P:43:PHE:HE2	1:P:71:PRO:HD3	1.71	0.56
1:T:43:PHE:HE2	1:T:71:PRO:HD3	1.70	0.56
1:U:59:SER:HB3	1:U:61:HIS:NE2	2.19	0.56
1:W:43:PHE:HE2	1:W:71:PRO:HD3	1.70	0.56
1:X:43:PHE:HE2	1:X:71:PRO:HD3	1.71	0.56
1:A:40:LYS:H	1:A:40:LYS:CD	2.18	0.56
1:B:40:LYS:H	1:B:40:LYS:CD	2.18	0.56
1:D:160:THR:CG2	1:D:173:VAL:HG13	2.28	0.56
1:I:179:TYR:CD1	1:I:179:TYR:N	2.71	0.56
1:J:1:THR:HG22	1:J:3:ASP:H	1.69	0.56
1:K:40:LYS:H	1:K:40:LYS:CD	2.18	0.56
1:N:282:MET:HA	1:N:294:ALA:HB2	1.85	0.56
1:Q:336:GLN:HB3	1:Q:347:ILE:HD11	1.87	0.56
1:R:309:LEU:HA	1:R:312:THR:CG2	2.33	0.56
1:V:287:TYR:OH	1:V:391:PRO:HB2	2.05	0.56
1:W:210:HIS:HA	1:W:222:ASN:OD1	2.04	0.56
1:Q:465:TYR:CZ	1:W:315:THR:HB	2.40	0.56
1:E:396:LEU:HA	1:E:399:LEU:HD13	1.86	0.56
1:G:193:ASP:OD2	1:L:80:ARG:HD3	2.05	0.56

*Continued on next page...*

*Continued from previous page...*

Atom-1	Atom-2	Interatomic distance (Å)	Clash overlap (Å)
1:G:58:GLN:HG3	1:G:100:TYR:CZ	2.39	0.56
1:I:121:ALA:HB1	1:I:275:TRP:O	2.04	0.56
1:M:177:GLY:O	1:N:53:SER:HB3	2.04	0.56
1:Q:121:ALA:HB1	1:Q:275:TRP:O	2.04	0.56
1:R:58:GLN:HG3	1:R:100:TYR:CZ	2.39	0.56
1:T:502:PRO:HD3	5:T:5231:HOH:O	2.05	0.56
1:H:207:GLU:HB3	1:H:208:LYS:HD3	1.86	0.56
1:Q:208:LYS:CD	1:Q:208:LYS:H	2.15	0.56
1:P:176:LYS:HZ2	1:Q:55:ARG:HB3	1.69	0.56
1:Q:180:PHE:HZ	1:R:52:SER:HB2	1.70	0.56
1:T:208:LYS:H	1:T:208:LYS:CD	2.15	0.56
1:U:207:GLU:HB3	1:U:208:LYS:HD3	1.86	0.56
1:W:207:GLU:HB3	1:W:208:LYS:HD3	1.86	0.56
1:G:314:PRO:HG3	1:G:365:GLY:HA3	1.86	0.56
1:B:463:ALA:HA	1:H:140:PHE:CE1	2.40	0.56
1:N:296:HIS:HB3	1:N:381:GLY:O	2.04	0.56
1:W:296:HIS:HB3	1:W:381:GLY:O	2.04	0.56
1:E:344:ARG:HH21	1:E:344:ARG:HG2	1.70	0.56
1:H:275:TRP:HA	1:H:281:LEU:HD13	1.87	0.56
1:H:344:ARG:HG2	1:H:344:ARG:HH21	1.70	0.56
1:H:312:THR:HG23	1:H:361:PRO:HG3	1.86	0.56
1:O:178:GLY:HA2	1:P:53:SER:OG	2.05	0.56
1:C:59:SER:HB3	1:C:61:HIS:CD2	2.41	0.56
1:L:275:TRP:HA	1:L:281:LEU:HD13	1.87	0.56
1:R:275:TRP:HA	1:R:281:LEU:HD13	1.87	0.56
1:W:59:SER:HB3	1:W:61:HIS:CD2	2.40	0.56
1:X:312:THR:HG23	1:X:361:PRO:HG3	1.87	0.56
1:C:177:GLY:O	1:D:54:ILE:O	2.23	0.56
1:N:205:ILE:HB	1:N:224:GLN:HB3	1.86	0.56
1:R:120:ILE:HG21	1:R:382:ILE:HD13	1.87	0.56
1:S:273:SER:CB	3:S:7511:AMP:N6	2.67	0.56
1:W:334:TYR:HD1	1:W:345:ILE:HD13	1.70	0.56
1:A:114:TYR:CD2	1:A:431:GLY:HA3	2.41	0.56
1:D:501:SER:HB2	1:D:502:PRO:HD2	1.86	0.56
1:G:205:ILE:HB	1:G:224:GLN:HB3	1.86	0.56
1:G:602:GLU:HG3	1:G:603:LYS:H	1.69	0.56
1:I:458:HIS:CD2	1:I:460:TYR:H	2.14	0.56
1:K:205:ILE:HB	1:K:224:GLN:HB3	1.86	0.56
1:L:114:TYR:CD2	1:L:431:GLY:HA3	2.41	0.56
1:M:114:TYR:CD2	1:M:431:GLY:HA3	2.41	0.56
1:Q:324:PRO:HD2	5:W:5938:HOH:O	2.05	0.56

*Continued on next page...*

*Continued from previous page...*

Atom-1	Atom-2	Interatomic distance (Å)	Clash overlap (Å)
1:S:114:TYR:CD2	1:S:431:GLY:HA3	2.41	0.56
1:S:120:ILE:HG21	1:S:382:ILE:HD13	1.87	0.56
1:V:334:TYR:HD1	1:V:345:ILE:HD13	1.70	0.56
1:W:276:LYS:HB3	1:W:281:LEU:HD11	1.86	0.56
1:A:54:ILE:HG22	1:A:55:ARG:N	2.20	0.56
1:C:54:ILE:HG22	1:C:55:ARG:N	2.20	0.56
1:D:54:ILE:HG22	1:D:55:ARG:N	2.20	0.56
1:E:54:ILE:HG22	1:E:55:ARG:N	2.20	0.56
1:E:80:ARG:HD2	1:E:84:THR:OG1	2.05	0.56
1:F:458:HIS:CD2	1:F:460:TYR:H	2.14	0.56
1:G:54:ILE:HG22	1:G:55:ARG:N	2.20	0.56
1:O:307:SER:HB2	1:O:421:LEU:HA	1.86	0.56
1:P:54:ILE:HG22	1:P:55:ARG:N	2.20	0.56
1:X:55:ARG:HD2	1:X:449:ASN:ND2	2.20	0.56
1:G:1:THR:HG22	1:G:3:ASP:N	2.15	0.56
1:J:307:SER:HB2	1:J:421:LEU:HA	1.86	0.56
1:J:55:ARG:HD2	1:J:449:ASN:ND2	2.20	0.56
1:L:314:PRO:HG3	1:L:365:GLY:HA3	1.88	0.56
1:L:307:SER:HB2	1:L:421:LEU:HA	1.86	0.56
1:L:55:ARG:HD2	1:L:449:ASN:ND2	2.20	0.56
1:M:54:ILE:HG22	1:M:55:ARG:N	2.20	0.56
1:P:468:VAL:HB	1:V:364:SER:HA	1.88	0.56
1:Q:307:SER:HB2	1:Q:421:LEU:HA	1.86	0.56
1:Q:54:ILE:HG22	1:Q:55:ARG:N	2.20	0.56
1:Q:80:ARG:HD2	1:Q:84:THR:OG1	2.05	0.56
1:V:55:ARG:HD2	1:V:449:ASN:ND2	2.20	0.56
1:W:54:ILE:HG22	1:W:55:ARG:N	2.20	0.56
1:C:399:LEU:HB3	1:C:404:ALA:N	2.20	0.56
1:D:399:LEU:HB3	1:D:404:ALA:N	2.20	0.56
1:F:93:ASP:OD1	1:F:95:PHE:HB2	2.04	0.56
1:K:204:PHE:CE1	1:K:237:LEU:HD13	2.39	0.56
1:L:400:PRO:HD2	1:L:403:GLU:HB3	1.86	0.56
1:O:399:LEU:HB3	1:O:404:ALA:N	2.20	0.56
1:O:93:ASP:C	1:O:95:PHE:N	2.58	0.56
1:M:463:ALA:HA	1:S:140:PHE:CE1	2.40	0.56
1:T:400:PRO:HD2	1:T:403:GLU:HB3	1.86	0.56
1:V:93:ASP:C	1:V:95:PHE:N	2.58	0.56
1:W:306:PRO:HA	1:W:411:PRO:CD	2.35	0.56
1:E:399:LEU:HB3	1:E:404:ALA:N	2.20	0.56
1:E:93:ASP:C	1:E:95:PHE:N	2.58	0.56
1:K:306:PRO:HA	1:K:411:PRO:CD	2.36	0.56

*Continued on next page...*

*Continued from previous page...*

Atom-1	Atom-2	Interatomic distance (Å)	Clash overlap (Å)
1:K:429:THR:HG22	1:K:434:PHE:O	2.06	0.56
1:O:306:PRO:HA	1:O:411:PRO:CD	2.35	0.56
1:Q:429:THR:HG22	1:Q:434:PHE:O	2.06	0.56
1:Q:93:ASP:C	1:Q:95:PHE:N	2.58	0.56
1:R:306:PRO:HA	1:R:411:PRO:CD	2.36	0.56
1:T:93:ASP:C	1:T:95:PHE:N	2.58	0.56
1:U:458:HIS:CD2	1:U:460:TYR:H	2.15	0.56
1:U:55:ARG:NH2	1:V:176:LYS:HD2	2.20	0.56
1:F:58:GLN:OE1	1:F:65:MET:SD	2.63	0.56
1:F:66:LEU:HB2	1:F:94:PRO:HG3	1.86	0.56
1:J:58:GLN:OE1	1:J:65:MET:SD	2.63	0.56
1:L:296:HIS:HE1	1:L:387:GLU:HG2	1.69	0.56
1:N:296:HIS:HE1	1:N:387:GLU:HG2	1.69	0.56
1:P:66:LEU:HB2	1:P:94:PRO:HG3	1.86	0.56
1:Q:40:LYS:HD2	1:Q:40:LYS:H	1.69	0.56
1:R:66:LEU:HB2	1:R:94:PRO:HG3	1.86	0.56
1:T:66:LEU:HB2	1:T:94:PRO:HG3	1.86	0.56
1:U:66:LEU:HB2	1:U:94:PRO:HG3	1.86	0.56
1:W:58:GLN:OE1	1:W:65:MET:SD	2.63	0.56
1:A:463:ALA:O	1:H:175:HIS:HE1	1.88	0.56
1:I:66:LEU:HB2	1:I:94:PRO:HG3	1.86	0.56
1:I:273:SER:CB	3:I:7491:AMP:N6	2.68	0.56
1:P:296:HIS:HE1	1:P:387:GLU:HG2	1.69	0.56
1:V:58:GLN:OE1	1:V:65:MET:SD	2.63	0.56
1:V:66:LEU:HB2	1:V:94:PRO:HG3	1.86	0.56
1:X:296:HIS:HE1	1:X:387:GLU:HG2	1.69	0.56
1:B:458:HIS:CD2	1:B:460:TYR:H	2.12	0.56
1:E:338:ASN:ND2	1:E:396:LEU:HG	2.21	0.56
1:I:420:ARG:HH22	1:I:424:ASP:CB	2.17	0.56
1:K:43:PHE:HE2	1:K:71:PRO:HD3	1.70	0.56
1:L:114:TYR:CD2	1:L:431:GLY:HA3	2.39	0.56
1:N:355:ARG:HD3	3:N:7501:AMP:C4	2.39	0.56
1:Q:59:SER:HB3	1:Q:61:HIS:NE2	2.19	0.56
1:U:420:ARG:HH22	1:U:424:ASP:CB	2.17	0.56
1:M:140:PHE:CE1	1:S:463:ALA:HA	2.40	0.56
1:B:287:TYR:OH	1:B:391:PRO:HB2	2.05	0.56
1:C:1:THR:HG22	1:C:3:ASP:H	1.69	0.56
1:E:336:GLN:HB3	1:E:347:ILE:HD11	1.87	0.56
1:E:502:PRO:HB2	1:F:137:SER:HB3	1.88	0.56
1:I:336:GLN:HB3	1:I:347:ILE:HD11	1.87	0.56
1:P:287:TYR:OH	1:P:391:PRO:HB2	2.05	0.56

*Continued on next page...*

*Continued from previous page...*

Atom-1	Atom-2	Interatomic distance (Å)	Clash overlap (Å)
1:P:395:ASP:CA	1:Q:60:ILE:O	2.52	0.56
1:S:40:LYS:H	1:S:40:LYS:CD	2.18	0.56
1:W:336:GLN:HB3	1:W:347:ILE:HD11	1.87	0.56
1:D:287:TYR:OH	1:D:391:PRO:HB2	2.05	0.56
1:M:287:TYR:OH	1:M:391:PRO:HB2	2.05	0.56
1:N:287:TYR:OH	1:N:391:PRO:HB2	2.05	0.56
1:P:395:ASP:OD1	1:Q:60:ILE:HG13	2.05	0.56
1:S:309:LEU:HA	1:S:312:THR:CG2	2.33	0.56
1:T:33:ILE:HG22	1:U:211:HIS:CD2	2.40	0.56
1:C:100:TYR:CZ	1:C:102:ARG:HG3	2.39	0.56
1:J:396:LEU:HA	1:J:399:LEU:HD13	1.86	0.56
1:Q:312:THR:HG22	1:Q:313:ASN:HD21	1.69	0.56
1:T:58:GLN:HG3	1:T:100:TYR:CZ	2.39	0.56
1:E:312:THR:HG22	1:E:313:ASN:HD21	1.69	0.56
1:H:396:LEU:HA	1:H:399:LEU:HD13	1.86	0.56
1:J:333:VAL:HB	5:J:2393:HOH:O	2.06	0.56
1:S:502:PRO:HD3	5:S:4968:HOH:O	2.05	0.56
1:V:333:VAL:HB	5:V:5549:HOH:O	2.06	0.56
1:V:396:LEU:HA	1:V:399:LEU:HD13	1.86	0.56
1:J:53:SER:OG	1:K:179:TYR:HB2	2.06	0.56
1:I:207:GLU:HB3	1:I:208:LYS:HD3	1.86	0.56
1:R:355:ARG:NH1	3:R:7509:AMP:N3	2.51	0.56
1:K:296:HIS:HB3	1:K:381:GLY:O	2.04	0.56
1:N:309:LEU:HG	1:N:313:ASN:HD22	1.69	0.56
1:X:314:PRO:HG3	1:X:365:GLY:HA3	1.86	0.56
1:F:329:PRO:CG	1:F:359:ARG:HB2	2.35	0.56
1:I:204:PHE:HE1	1:I:237:LEU:HD13	1.71	0.56
1:L:207:GLU:H	1:L:210:HIS:CD2	2.20	0.56
1:U:204:PHE:HE1	1:U:237:LEU:HD13	1.71	0.56
1:U:296:HIS:HB3	1:U:381:GLY:O	2.04	0.56
1:X:398:GLU:O	1:X:399:LEU:HB2	2.05	0.56
1:A:80:ARG:HD3	1:F:193:ASP:OD2	2.06	0.56
1:D:344:ARG:HH21	1:D:344:ARG:HG2	1.70	0.56
1:D:59:SER:HB3	1:D:61:HIS:CD2	2.41	0.56
1:F:275:TRP:HA	1:F:281:LEU:HD13	1.87	0.56
1:P:275:TRP:HA	1:P:281:LEU:HD13	1.87	0.56
1:P:344:ARG:HG2	1:P:344:ARG:HH21	1.70	0.56
1:P:59:SER:HB3	1:P:61:HIS:CD2	2.41	0.56
1:Q:178:GLY:HA2	1:R:53:SER:OG	2.06	0.56
1:A:193:ASP:OD2	1:B:80:ARG:HD3	2.06	0.56
1:C:273:SER:CB	3:C:7479:AMP:N6	2.67	0.56

*Continued on next page...*

*Continued from previous page...*

Atom-1	Atom-2	Interatomic distance (Å)	Clash overlap (Å)
1:D:147:SER:HB3	5:D:923:HOH:O	2.06	0.56
1:G:114:TYR:CD2	1:G:431:GLY:HA3	2.41	0.56
1:J:114:TYR:CD2	1:J:431:GLY:HA3	2.41	0.56
1:J:334:TYR:HD1	1:J:345:ILE:HD13	1.70	0.56
1:K:334:TYR:HD1	1:K:345:ILE:HD13	1.70	0.56
1:Q:334:TYR:HD1	1:Q:345:ILE:HD13	1.70	0.56
1:V:114:TYR:CD2	1:V:431:GLY:HA3	2.41	0.56
1:V:120:ILE:HG21	1:V:382:ILE:HD13	1.87	0.56
1:X:114:TYR:CD2	1:X:431:GLY:HA3	2.41	0.56
1:X:334:TYR:HD1	1:X:345:ILE:HD13	1.70	0.56
1:D:55:ARG:HD2	1:D:449:ASN:ND2	2.20	0.56
1:D:80:ARG:HD2	1:D:84:THR:OG1	2.05	0.56
1:K:54:ILE:HG22	1:K:55:ARG:N	2.20	0.56
1:K:80:ARG:HD2	1:K:84:THR:OG1	2.05	0.56
1:N:207:GLU:H	1:N:210:HIS:CD2	2.18	0.56
1:P:80:ARG:HD2	1:P:84:THR:OG1	2.05	0.56
1:V:54:ILE:HG22	1:W:177:GLY:H	1.71	0.56
1:W:80:ARG:HD2	1:W:84:THR:OG1	2.05	0.56
1:A:247:TRP:CZ3	1:F:171:TYR:CD1	2.93	0.56
1:C:306:PRO:HA	1:C:411:PRO:CD	2.35	0.56
1:E:429:THR:HG22	1:E:434:PHE:O	2.06	0.56
1:G:429:THR:HG22	1:G:434:PHE:O	2.06	0.56
1:H:400:PRO:HD2	1:H:403:GLU:HB3	1.86	0.56
1:I:399:LEU:HB3	1:I:404:ALA:N	2.20	0.56
1:L:399:LEU:HB3	1:L:404:ALA:N	2.20	0.56
1:M:179:TYR:CD2	1:N:53:SER:HA	2.40	0.56
1:P:399:LEU:HB3	1:P:404:ALA:N	2.20	0.56
1:Q:399:LEU:HB3	1:Q:404:ALA:N	2.20	0.56
1:M:60:ILE:HG22	1:R:339:ARG:HD3	1.87	0.56
1:U:399:LEU:HB3	1:U:404:ALA:N	2.20	0.56
1:W:429:THR:HG22	1:W:434:PHE:O	2.06	0.56
1:X:429:THR:HG22	1:X:434:PHE:O	2.06	0.56
1:D:389:GLN:HG2	5:D:940:HOH:O	2.06	0.56
1:D:58:GLN:OE1	1:D:65:MET:SD	2.63	0.56
1:E:40:LYS:H	1:E:40:LYS:HD2	1.69	0.56
1:H:66:LEU:HB2	1:H:94:PRO:HG3	1.86	0.56
1:K:58:GLN:OE1	1:K:65:MET:SD	2.63	0.56
1:P:389:GLN:HG2	5:P:4096:HOH:O	2.06	0.56
1:B:315:THR:HB	1:H:465:TYR:CZ	2.40	0.56
1:Q:338:ASN:ND2	1:Q:396:LEU:HG	2.21	0.56
1:S:420:ARG:HH22	1:S:424:ASP:CB	2.17	0.56

*Continued on next page...*



*Continued from previous page...*

Atom-1	Atom-2	Interatomic distance (Å)	Clash overlap (Å)
1:A:287:TYR:OH	1:A:391:PRO:HB2	2.05	0.56
1:F:324:PRO:HB2	5:L:3045:HOH:O	2.04	0.56
1:N:1:THR:HG22	1:N:3:ASP:H	1.69	0.56
1:N:40:LYS:CD	1:N:40:LYS:H	2.18	0.56
1:R:175:HIS:CE1	1:S:467:ASP:HB2	2.40	0.56
1:R:467:ASP:HB2	1:S:175:HIS:CE1	2.40	0.56
1:F:396:LEU:HA	1:F:399:LEU:HD13	1.86	0.56
1:G:129:GLU:OE1	3:G:7487:AMP:H5'1	2.04	0.56
1:G:502:PRO:HD3	5:G:7708:HOH:O	2.05	0.56
1:O:333:VAL:HB	5:O:3708:HOH:O	2.06	0.56
1:Q:324:PRO:HD2	5:W:5938:HOH:O	2.03	0.56
1:R:396:LEU:HA	1:R:399:LEU:HD13	1.86	0.56
1:S:58:GLN:HG3	1:S:100:TYR:CZ	2.39	0.56
1:T:396:LEU:HA	1:T:399:LEU:HD13	1.86	0.56
1:U:129:GLU:OE1	3:U:7515:AMP:H5'1	2.04	0.56
1:E:208:LYS:H	1:E:208:LYS:CD	2.15	0.56
1:T:207:GLU:HB3	1:T:208:LYS:HD3	1.86	0.56
1:B:296:HIS:HB3	1:B:381:GLY:O	2.04	0.56
1:B:398:GLU:O	1:B:399:LEU:HB2	2.05	0.56
1:F:314:PRO:HG3	1:F:365:GLY:HA3	1.86	0.56
1:L:329:PRO:CG	1:L:359:ARG:HB2	2.35	0.56
1:R:314:PRO:HG3	1:R:365:GLY:HA3	1.86	0.56
1:R:329:PRO:CG	1:R:359:ARG:HB2	2.35	0.56
1:S:204:PHE:HE1	1:S:237:LEU:HD13	1.71	0.56
1:S:314:PRO:HG3	1:S:365:GLY:HA3	1.86	0.56
1:W:283:TYR:HB3	1:W:351:PRO:HA	1.86	0.56
1:X:207:GLU:H	1:X:210:HIS:CD2	2.20	0.56
1:S:212:GLU:HB3	1:X:32:THR:HB	1.87	0.56
1:X:329:PRO:CG	1:X:359:ARG:HB2	2.35	0.56
1:H:59:SER:HB3	1:H:61:HIS:CD2	2.41	0.56
1:I:312:THR:HG23	1:I:361:PRO:HG3	1.86	0.56
1:J:275:TRP:HA	1:J:281:LEU:HD13	1.87	0.56
1:K:59:SER:HB3	1:K:61:HIS:CD2	2.41	0.56
1:N:59:SER:HB3	1:N:61:HIS:CD2	2.41	0.56
1:T:59:SER:HB3	1:T:61:HIS:CD2	2.40	0.56
1:T:50:ASP:HB2	1:U:339:ARG:HE	1.70	0.56
1:V:275:TRP:HA	1:V:281:LEU:HD13	1.87	0.56
1:B:280:PRO:HG3	1:B:352:LYS:HG2	1.85	0.56
1:C:114:TYR:CD2	1:C:431:GLY:HA3	2.41	0.56
1:E:334:TYR:HD1	1:E:345:ILE:HD13	1.70	0.56
1:I:273:SER:CB	3:I:7491:AMP:N6	2.67	0.56

*Continued on next page...*

*Continued from previous page...*

Atom-1	Atom-2	Interatomic distance (Å)	Clash overlap (Å)
1:J:120:ILE:HG21	1:J:382:ILE:HD13	1.87	0.56
1:K:276:LYS:HB3	1:K:281:LEU:HD11	1.86	0.56
1:P:147:SER:HB3	5:P:4079:HOH:O	2.06	0.56
1:W:205:ILE:HB	1:W:224:GLN:HB3	1.87	0.56
1:A:314:PRO:HG3	1:A:365:GLY:HA3	1.88	0.56
1:J:80:ARG:HD2	1:J:84:THR:OG1	2.05	0.56
1:G:395:ASP:HA	1:L:60:ILE:HG13	1.88	0.56
1:L:80:ARG:HD2	1:L:84:THR:OG1	2.05	0.56
1:M:176:LYS:HD2	1:N:55:ARG:HH21	1.67	0.56
1:N:51:GLY:HA2	1:N:65:MET:HE2	1.87	0.56
1:Q:314:PRO:HG3	1:Q:365:GLY:HA3	1.88	0.56
1:R:458:HIS:CD2	1:R:460:TYR:H	2.14	0.56
1:S:458:HIS:CD2	1:S:460:TYR:H	2.14	0.56
1:S:54:ILE:HD13	1:T:179:TYR:CE2	2.40	0.56
1:T:54:ILE:HG22	1:T:55:ARG:N	2.20	0.56
1:V:80:ARG:HD2	1:V:84:THR:OG1	2.05	0.56
1:X:314:PRO:HG3	1:X:365:GLY:HA3	1.88	0.56
1:X:51:GLY:HA3	1:X:63:SER:O	2.06	0.56
1:E:306:PRO:HA	1:E:411:PRO:CD	2.35	0.56
1:F:95:PHE:O	1:F:97:LEU:N	2.37	0.56
1:I:306:PRO:HA	1:I:411:PRO:CD	2.35	0.56
1:I:50:ASP:C	1:I:52:SER:H	2.08	0.56
1:J:306:PRO:HA	1:J:411:PRO:CD	2.35	0.56
1:J:55:ARG:HG3	1:K:177:GLY:H	1.69	0.56
1:L:306:PRO:HA	1:L:411:PRO:CD	2.35	0.56
1:R:95:PHE:O	1:R:97:LEU:N	2.38	0.56
1:S:429:THR:HG22	1:S:434:PHE:O	2.06	0.56
1:S:458:HIS:CD2	1:S:460:TYR:H	2.15	0.56
1:U:50:ASP:C	1:U:52:SER:H	2.08	0.56
1:V:306:PRO:HA	1:V:411:PRO:CD	2.35	0.56
1:X:306:PRO:HA	1:X:411:PRO:CD	2.36	0.56
1:X:93:ASP:C	1:X:95:PHE:N	2.58	0.56
1:X:95:PHE:O	1:X:97:LEU:N	2.38	0.56
1:G:45:ASP:O	1:G:66:LEU:HD21	2.05	0.56
1:G:66:LEU:HB2	1:G:94:PRO:HG3	1.86	0.56
1:H:58:GLN:OE1	1:H:65:MET:SD	2.63	0.56
1:P:58:GLN:OE1	1:P:65:MET:SD	2.63	0.56
1:S:66:LEU:HB2	1:S:94:PRO:HG3	1.86	0.56
1:U:45:ASP:O	1:U:66:LEU:HD21	2.05	0.56
1:F:264:ASN:ND2	4:F:7486:CIT:H22	2.11	0.56
1:G:338:ASN:ND2	1:G:396:LEU:HG	2.21	0.56

*Continued on next page...*

*Continued from previous page...*

Atom-1	Atom-2	Interatomic distance (Å)	Clash overlap (Å)
1:I:59:SER:HB3	1:I:61:HIS:NE2	2.19	0.56
1:P:338:ASN:ND2	1:P:396:LEU:HG	2.21	0.56
1:R:264:ASN:ND2	4:R:7510:CIT:H22	2.11	0.56
1:X:338:ASN:ND2	1:X:396:LEU:HG	2.21	0.56
1:C:336:GLN:HB3	1:C:347:ILE:HD11	1.87	0.56
1:E:307:SER:HB2	1:E:421:LEU:HA	1.88	0.56
1:F:287:TYR:OH	1:F:391:PRO:HB2	2.05	0.56
1:G:336:GLN:HB3	1:G:347:ILE:HD11	1.87	0.56
1:K:179:TYR:CD1	1:K:179:TYR:N	2.71	0.56
1:L:160:THR:CG2	1:L:173:VAL:HG13	2.28	0.56
1:Q:307:SER:HB2	1:Q:421:LEU:HA	1.88	0.56
1:R:287:TYR:OH	1:R:391:PRO:HB2	2.05	0.56
1:X:160:THR:CG2	1:X:173:VAL:HG13	2.28	0.56
1:I:129:GLU:OE1	3:I:7491:AMP:H5'1	2.04	0.56
1:R:502:PRO:HD3	5:R:4705:HOH:O	2.05	0.56
1:G:204:PHE:HE1	1:G:237:LEU:HD13	1.71	0.56
1:I:34:PRO:HG3	1:J:206:LEU:HB3	1.86	0.56
1:J:458:HIS:CD2	1:J:460:TYR:H	2.11	0.56
1:L:398:GLU:O	1:L:399:LEU:HB2	2.05	0.56
1:R:160:THR:HG21	1:R:173:VAL:HG13	1.88	0.56
1:M:34:PRO:HG3	1:R:206:LEU:HB3	1.87	0.56
1:U:207:GLU:H	1:U:210:HIS:CD2	2.19	0.56
1:V:398:GLU:O	1:V:399:LEU:HB2	2.05	0.56
1:B:59:SER:HB3	1:B:61:HIS:CD2	2.41	0.56
1:C:275:TRP:HA	1:C:281:LEU:HD13	1.87	0.56
1:D:312:THR:HG23	1:D:361:PRO:HG3	1.87	0.56
1:I:275:TRP:HA	1:I:281:LEU:HD13	1.87	0.56
1:J:59:SER:HB3	1:J:61:HIS:CD2	2.40	0.56
1:M:344:ARG:HG2	1:M:344:ARG:HH21	1.70	0.56
1:N:344:ARG:HG2	1:N:344:ARG:HH21	1.70	0.56
1:O:275:TRP:HA	1:O:281:LEU:HD13	1.87	0.56
1:U:275:TRP:HA	1:U:281:LEU:HD13	1.87	0.56
1:B:147:SER:HB3	5:B:7608:HOH:O	2.06	0.56
1:B:205:ILE:HB	1:B:224:GLN:HB3	1.87	0.56
1:M:147:SER:HB3	5:M:3290:HOH:O	2.06	0.56
1:M:177:GLY:C	1:N:54:ILE:O	2.44	0.56
1:O:114:TYR:CD2	1:O:431:GLY:HA3	2.41	0.56
1:S:501:SER:HB2	1:S:502:PRO:HD2	1.86	0.56
1:S:602:GLU:HG3	1:S:603:LYS:H	1.69	0.56
1:D:307:SER:HB2	1:D:421:LEU:HA	1.86	0.56
1:E:314:PRO:HG3	1:E:365:GLY:HA3	1.88	0.56

*Continued on next page...*

*Continued from previous page...*

Atom-1	Atom-2	Interatomic distance (Å)	Clash overlap (Å)
1:E:51:GLY:HA3	1:E:63:SER:O	2.06	0.56
1:H:314:PRO:HG3	1:H:365:GLY:HA3	1.88	0.56
1:H:54:ILE:HG22	1:H:55:ARG:N	2.20	0.56
1:H:55:ARG:NE	1:I:176:LYS:HB3	2.21	0.56
1:C:463:ALA:HA	1:I:140:PHE:CE1	2.40	0.56
1:J:51:GLY:HA3	1:J:63:SER:O	2.06	0.56
1:J:54:ILE:HG22	1:J:55:ARG:N	2.20	0.56
1:M:193:ASP:OD2	1:N:80:ARG:HD3	2.05	0.56
1:M:314:PRO:HG3	1:M:365:GLY:HA3	1.88	0.56
1:N:55:ARG:HD2	1:N:449:ASN:ND2	2.20	0.56
1:N:458:HIS:CD2	1:N:460:TYR:H	2.14	0.56
1:P:307:SER:HB2	1:P:421:LEU:HA	1.86	0.56
1:P:55:ARG:HD2	1:P:449:ASN:ND2	2.20	0.56
1:S:80:ARG:HD2	1:S:84:THR:OG1	2.05	0.56
1:V:54:ILE:HG22	1:V:55:ARG:N	2.20	0.56
1:V:51:GLY:HA3	1:V:63:SER:O	2.06	0.56
1:H:93:ASP:C	1:H:95:PHE:N	2.58	0.56
1:I:429:THR:HG22	1:I:434:PHE:O	2.06	0.56
1:L:429:THR:HG22	1:L:434:PHE:O	2.06	0.56
1:P:466:TYR:CZ	1:V:254:THR:HB	2.40	0.56
1:Q:306:PRO:HA	1:Q:411:PRO:CD	2.35	0.56
1:T:95:PHE:O	1:T:97:LEU:N	2.37	0.56
1:U:306:PRO:HA	1:U:411:PRO:CD	2.35	0.56
1:U:429:THR:HG22	1:U:434:PHE:O	2.06	0.56
1:D:296:HIS:HE1	1:D:387:GLU:HG2	1.69	0.56
1:E:273:SER:CB	3:E:7483:AMP:N6	2.68	0.56
1:G:58:GLN:OE1	1:G:65:MET:SD	2.63	0.56
1:H:273:SER:CB	3:H:7489:AMP:N6	2.68	0.56
1:N:273:SER:CB	3:N:7501:AMP:N6	2.68	0.56
1:R:464:LEU:HA	1:S:175:HIS:NE2	2.19	0.56
1:T:273:SER:CB	3:T:7513:AMP:N6	2.68	0.56
1:W:66:LEU:HB2	1:W:94:PRO:HG3	1.86	0.56
1:X:66:LEU:HB2	1:X:94:PRO:HG3	1.86	0.56
1:A:420:ARG:HH22	1:A:424:ASP:CB	2.17	0.56
1:D:338:ASN:ND2	1:D:396:LEU:HG	2.21	0.56
1:D:339:ARG:HH11	1:E:51:GLY:HA2	1.70	0.56
1:G:420:ARG:HH22	1:G:424:ASP:CB	2.17	0.56
1:J:43:PHE:HE2	1:J:71:PRO:HD3	1.70	0.56
1:L:338:ASN:ND2	1:L:396:LEU:HG	2.21	0.56
1:G:287:TYR:OH	1:G:391:PRO:HB2	2.05	0.56
1:J:336:GLN:HB3	1:J:347:ILE:HD11	1.87	0.56

*Continued on next page...*

*Continued from previous page...*

Atom-1	Atom-2	Interatomic distance (Å)	Clash overlap (Å)
1:K:160:THR:CG2	1:K:173:VAL:HG13	2.28	0.56
1:L:287:TYR:OH	1:L:391:PRO:HB2	2.05	0.56
1:G:395:ASP:HA	1:L:60:ILE:O	2.05	0.56
1:N:315:THR:HB	1:T:465:TYR:CE1	2.40	0.56
1:O:336:GLN:HB3	1:O:347:ILE:HD11	1.87	0.56
1:O:1:THR:HG22	1:O:3:ASP:H	1.69	0.56
1:S:287:TYR:OH	1:S:391:PRO:HB2	2.05	0.56
1:R:175:HIS:CE1	1:S:467:ASP:OD2	2.55	0.56
1:V:336:GLN:HB3	1:V:347:ILE:HD11	1.87	0.56
1:C:333:VAL:HB	5:C:7512:HOH:O	2.06	0.56
1:A:95:PHE:CE2	1:F:347:ILE:HG21	2.41	0.56
1:F:502:PRO:HD3	5:F:7709:HOH:O	2.05	0.56
1:G:271:HIS:ND1	1:G:355:ARG:HD2	2.21	0.56
1:G:52:SER:HB2	1:H:180:PHE:CE2	2.40	0.56
1:J:502:PRO:HD3	5:J:2601:HOH:O	2.05	0.56
1:L:502:PRO:HD3	5:L:3127:HOH:O	2.05	0.56
1:O:502:PRO:HD3	5:O:3916:HOH:O	2.05	0.56
1:P:456:ARG:O	1:V:458:HIS:HE1	1.88	0.56
1:Q:177:GLY:O	1:R:53:SER:HB3	2.06	0.56
1:S:129:GLU:OE1	3:S:7511:AMP:H5'1	2.04	0.56
1:U:333:VAL:HB	5:U:5286:HOH:O	2.06	0.56
1:U:271:HIS:ND1	1:U:355:ARG:HD2	2.21	0.56
1:X:502:PRO:HD3	5:X:6283:HOH:O	2.05	0.56
1:D:65:MET:SD	1:D:91:VAL:HG13	2.46	0.56
1:G:80:ARG:HD3	1:H:193:ASP:OD2	2.04	0.56
1:H:34:PRO:HG3	1:I:206:LEU:HB3	1.87	0.56
1:J:398:GLU:O	1:J:399:LEU:HB2	2.05	0.56
5:M:3330:HOH:O	1:R:176:LYS:HE3	2.06	0.56
1:V:329:PRO:CG	1:V:359:ARG:HB2	2.35	0.56
1:V:458:HIS:CD2	1:V:460:TYR:H	2.11	0.56
1:X:65:MET:SD	1:X:91:VAL:HG13	2.46	0.56
1:A:344:ARG:HG2	1:A:344:ARG:HH21	1.70	0.56
1:B:275:TRP:HA	1:B:281:LEU:HD13	1.87	0.56
1:D:275:TRP:HA	1:D:281:LEU:HD13	1.87	0.56
1:L:312:THR:HG23	1:L:361:PRO:HG3	1.87	0.56
1:M:54:ILE:HA	1:M:59:SER:HA	1.87	0.56
1:P:312:THR:HG23	1:P:361:PRO:HG3	1.87	0.56
1:A:147:SER:HB3	5:A:7593:HOH:O	2.06	0.56
1:G:273:SER:CB	3:G:7487:AMP:N6	2.67	0.56
1:L:334:TYR:HD1	1:L:345:ILE:HD13	1.70	0.56
1:N:147:SER:HB3	5:N:3553:HOH:O	2.06	0.56

*Continued on next page...*

*Continued from previous page...*

Atom-1	Atom-2	Interatomic distance (Å)	Clash overlap (Å)
1:N:334:TYR:HD1	1:N:345:ILE:HD13	1.70	0.56
1:O:273:SER:CB	3:O:7503:AMP:N6	2.67	0.56
1:A:193:ASP:OD2	1:B:80:ARG:HD3	2.05	0.56
1:E:149:TYR:CE1	1:K:146:GLY:HA2	2.41	0.56
1:F:413:GLN:OE1	1:L:413:GLN:OE1	2.24	0.56
1:H:51:GLY:HA3	1:H:63:SER:O	2.06	0.56
1:H:55:ARG:CZ	1:I:176:LYS:HD2	2.35	0.56
1:K:458:HIS:CD2	1:K:460:TYR:H	2.14	0.56
1:L:51:GLY:HA3	1:L:63:SER:O	2.06	0.56
1:M:80:ARG:HD2	1:M:84:THR:OG1	2.05	0.56
1:Q:51:GLY:HA3	1:Q:63:SER:O	2.06	0.56
1:T:314:PRO:HG3	1:T:365:GLY:HA3	1.88	0.56
1:T:51:GLY:HA3	1:T:63:SER:O	2.06	0.56
1:Q:465:TYR:CZ	1:W:315:THR:HB	2.40	0.56
1:X:80:ARG:HD2	1:X:84:THR:OG1	2.05	0.56
1:F:290:LEU:CD1	1:F:345:ILE:HG12	2.30	0.56
1:G:306:PRO:HA	1:G:411:PRO:CD	2.35	0.56
1:L:95:PHE:O	1:L:97:LEU:N	2.38	0.56
1:N:429:THR:HG22	1:N:434:PHE:O	2.06	0.56
1:I:389:GLN:HG2	5:I:7643:HOH:O	2.06	0.56
1:J:296:HIS:HE1	1:J:387:GLU:HG2	1.69	0.56
1:J:63:SER:CB	1:K:337:ARG:HD2	2.28	0.56
1:K:66:LEU:HB2	1:K:94:PRO:HG3	1.86	0.56
1:P:466:TYR:CZ	1:V:254:THR:HB	2.40	0.56
1:Q:273:SER:CB	3:Q:7507:AMP:N6	2.68	0.56
1:C:204:PHE:CE1	1:C:237:LEU:HD13	2.41	0.56
1:D:189:VAL:HG13	1:E:80:ARG:HH21	1.71	0.56
1:I:264:ASN:ND2	4:I:7492:CIT:H22	2.11	0.56
1:N:204:PHE:CE1	1:N:237:LEU:HD13	2.41	0.56
1:O:204:PHE:CE1	1:O:237:LEU:HD13	2.41	0.56
1:R:420:ARG:HH22	1:R:424:ASP:CB	2.17	0.56
1:V:43:PHE:HE2	1:V:71:PRO:HD3	1.71	0.56
1:A:307:SER:HB2	1:A:421:LEU:HA	1.88	0.56
1:B:1:THR:HG22	1:B:3:ASP:H	1.69	0.56
1:G:179:TYR:N	1:G:179:TYR:CD1	2.71	0.56
1:G:210:HIS:HA	1:G:222:ASN:OD1	2.04	0.56
1:G:40:LYS:H	1:G:40:LYS:CD	2.18	0.56
1:I:40:LYS:CD	1:I:40:LYS:H	2.18	0.56
1:S:210:HIS:HA	1:S:222:ASN:OD1	2.04	0.56
1:Q:467:ASP:OD2	1:X:175:HIS:HE1	1.88	0.56
1:A:193:ASP:OD2	1:B:80:ARG:HD3	2.05	0.56

*Continued on next page...*

*Continued from previous page...*

Atom-1	Atom-2	Interatomic distance (Å)	Clash overlap (Å)
1:C:502:PRO:HD3	5:C:7698:HOH:O	2.05	0.56
1:I:271:HIS:ND1	1:I:355:ARG:HD2	2.21	0.56
1:K:271:HIS:ND1	1:K:355:ARG:HD2	2.21	0.56
1:V:502:PRO:HD3	5:V:5757:HOH:O	2.05	0.56
1:W:271:HIS:ND1	1:W:355:ARG:HD2	2.21	0.56
1:X:312:THR:HG22	1:X:313:ASN:HD21	1.69	0.56
1:A:207:GLU:HB3	1:A:208:LYS:HD3	1.86	0.56
1:C:273:SER:CB	3:C:7479:AMP:N6	2.68	0.56
1:J:355:ARG:NH1	3:J:7493:AMP:N3	2.51	0.56
1:U:273:SER:CB	3:U:7515:AMP:N6	2.68	0.56
1:C:65:MET:SD	1:C:91:VAL:HG13	2.46	0.56
1:D:160:THR:HG21	1:D:173:VAL:HG13	1.88	0.56
1:F:160:THR:HG21	1:F:173:VAL:HG13	1.88	0.56
1:F:65:MET:SD	1:F:91:VAL:HG13	2.46	0.56
1:I:296:HIS:HB3	1:I:381:GLY:O	2.04	0.56
1:J:204:PHE:HE1	1:J:237:LEU:HD13	1.71	0.56
1:J:329:PRO:CG	1:J:359:ARG:HB2	2.35	0.56
1:F:140:PHE:CE1	1:L:463:ALA:HA	2.41	0.56
1:N:65:MET:SD	1:N:91:VAL:HG13	2.46	0.56
1:P:160:THR:HG21	1:P:173:VAL:HG13	1.88	0.56
1:P:65:MET:SD	1:P:91:VAL:HG13	2.46	0.56
1:R:65:MET:SD	1:R:91:VAL:HG13	2.46	0.56
1:T:65:MET:SD	1:T:91:VAL:HG13	2.46	0.56
1:A:312:THR:HG23	1:A:361:PRO:HG3	1.86	0.56
1:A:54:ILE:HA	1:A:59:SER:HA	1.87	0.56
1:M:312:THR:HG23	1:M:361:PRO:HG3	1.87	0.56
1:N:275:TRP:HA	1:N:281:LEU:HD13	1.87	0.56
3:O:7503:AMP:H1'	3:O:7503:AMP:N9	2.08	0.56
1:V:59:SER:HB3	1:V:61:HIS:CD2	2.41	0.56
1:E:276:LYS:HB3	1:E:281:LEU:HD11	1.86	0.56
1:N:114:TYR:CD2	1:N:431:GLY:HA3	2.41	0.56
1:N:179:TYR:N	1:O:53:SER:OG	2.37	0.56
3:O:7503:AMP:H1'	3:O:7503:AMP:N9	2.08	0.56
1:S:334:TYR:HD1	1:S:345:ILE:HD13	1.70	0.56
1:W:147:SER:HB3	5:W:5920:HOH:O	2.06	0.56
1:A:80:ARG:HD2	1:A:84:THR:OG1	2.05	0.56
1:G:211:HIS:CD2	1:L:33:ILE:CG2	2.81	0.56
1:G:80:ARG:HD2	1:G:84:THR:OG1	2.05	0.56
1:H:55:ARG:CA	1:I:177:GLY:HA2	2.36	0.56
1:J:314:PRO:HG3	1:J:365:GLY:HA3	1.88	0.56
1:K:55:ARG:HD2	1:K:449:ASN:ND2	2.20	0.56

*Continued on next page...*

*Continued from previous page...*

Atom-1	Atom-2	Interatomic distance (Å)	Clash overlap (Å)
3:O:7503:AMP:N9	3:O:7503:AMP:H1'	2.08	0.56
1:B:50:ASP:C	1:B:52:SER:H	2.08	0.56
1:N:95:PHE:O	1:N:97:LEU:N	2.37	0.56
3:O:7503:AMP:N9	3:O:7503:AMP:H1'	2.08	0.56
1:R:290:LEU:CD1	1:R:345:ILE:HG12	2.30	0.56
1:R:400:PRO:HD2	1:R:403:GLU:HB3	1.86	0.56
1:R:429:THR:HG22	1:R:434:PHE:O	2.06	0.56
1:R:93:ASP:C	1:R:95:PHE:N	2.58	0.56
1:D:175:HIS:NE2	1:K:464:LEU:HA	2.21	0.56
1:E:58:GLN:OE1	1:E:65:MET:SD	2.63	0.56
1:F:273:SER:CB	3:F:7485:AMP:N6	2.68	0.56
1:H:40:LYS:H	1:H:40:LYS:HD2	1.69	0.56
1:I:45:ASP:O	1:I:66:LEU:HD21	2.04	0.56
3:O:7503:AMP:H1'	3:O:7503:AMP:N9	2.08	0.56
1:Q:58:GLN:OE1	1:Q:65:MET:SD	2.63	0.56
1:S:58:GLN:OE1	1:S:65:MET:SD	2.63	0.56
1:T:58:GLN:OE1	1:T:65:MET:SD	2.63	0.56
1:U:389:GLN:HG2	5:U:5411:HOH:O	2.06	0.56
1:V:296:HIS:HE1	1:V:387:GLU:HG2	1.69	0.56
1:M:420:ARG:HH22	1:M:424:ASP:CB	2.17	0.56
3:O:7503:AMP:H1'	3:O:7503:AMP:N9	2.08	0.56
1:S:338:ASN:ND2	1:S:396:LEU:HG	2.21	0.56
1:U:204:PHE:CE1	1:U:237:LEU:HD13	2.41	0.56
1:B:210:HIS:HA	1:B:222:ASN:OD1	2.04	0.56
1:D:179:TYR:CE2	1:E:53:SER:HA	2.41	0.56
1:H:336:GLN:HB3	1:H:347:ILE:HD11	1.87	0.56
1:K:307:SER:HB2	1:K:421:LEU:HA	1.88	0.56
1:N:210:HIS:HA	1:N:222:ASN:OD1	2.04	0.56
1:O:179:TYR:N	1:O:179:TYR:CD1	2.71	0.56
3:O:7503:AMP:N9	3:O:7503:AMP:H1'	2.08	0.56
1:S:336:GLN:HB3	1:S:347:ILE:HD11	1.87	0.56
1:T:287:TYR:OH	1:T:391:PRO:HB2	2.05	0.56
1:U:40:LYS:CD	1:U:40:LYS:H	2.18	0.56
1:F:271:HIS:ND1	1:F:355:ARG:HD2	2.21	0.56
1:I:333:VAL:HB	5:I:7533:HOH:O	2.06	0.56
1:L:271:HIS:ND1	1:L:355:ARG:HD2	2.21	0.56
3:O:7503:AMP:H1'	3:O:7503:AMP:N9	2.08	0.56
1:P:333:VAL:HB	5:P:3971:HOH:O	2.06	0.56
1:S:396:LEU:HA	1:S:399:LEU:HD13	1.86	0.56
1:V:271:HIS:ND1	1:V:355:ARG:HD2	2.21	0.56
1:X:271:HIS:ND1	1:X:355:ARG:HD2	2.21	0.56

*Continued on next page...*



*Continued from previous page...*

Atom-1	Atom-2	Interatomic distance (Å)	Clash overlap (Å)
3:O:7503:AMP:H1'	3:O:7503:AMP:N9	2.08	0.56
1:Q:176:LYS:HD2	1:R:55:ARG:CB	2.36	0.56
1:V:355:ARG:NH1	3:V:7517:AMP:N3	2.51	0.56
1:A:65:MET:SD	1:A:91:VAL:HG13	2.46	0.56
1:B:65:MET:SD	1:B:91:VAL:HG13	2.46	0.56
1:D:458:HIS:CD2	1:D:460:TYR:H	2.12	0.56
1:H:65:MET:SD	1:H:91:VAL:HG13	2.46	0.56
1:I:160:THR:HG21	1:I:173:VAL:HG13	1.88	0.56
1:I:65:MET:SD	1:I:91:VAL:HG13	2.46	0.56
1:K:283:TYR:HB3	1:K:351:PRO:HA	1.86	0.56
1:L:65:MET:SD	1:L:91:VAL:HG13	2.46	0.56
1:M:65:MET:SD	1:M:91:VAL:HG13	2.46	0.56
3:O:7503:AMP:H1'	3:O:7503:AMP:N9	2.08	0.56
1:P:458:HIS:CD2	1:P:460:TYR:H	2.11	0.56
1:Q:65:MET:SD	1:Q:91:VAL:HG13	2.46	0.56
1:U:160:THR:HG21	1:U:173:VAL:HG13	1.88	0.56
1:V:204:PHE:HE1	1:V:237:LEU:HD13	1.71	0.56
1:V:61:HIS:HA	1:W:337:ARG:HG3	1.88	0.56
1:M:275:TRP:HA	1:M:281:LEU:HD13	1.87	0.56
1:M:288:ALA:HB1	1:M:345:ILE:HG21	1.88	0.56
1:Q:54:ILE:HA	1:Q:59:SER:HA	1.87	0.56
1:A:334:TYR:HD1	1:A:345:ILE:HD13	1.70	0.56
1:B:114:TYR:CD2	1:B:431:GLY:HA3	2.41	0.56
1:B:334:TYR:HD1	1:B:345:ILE:HD13	1.70	0.56
1:C:120:ILE:HG21	1:C:382:ILE:HD13	1.87	0.56
1:G:334:TYR:HD1	1:G:345:ILE:HD13	1.70	0.56
1:G:501:SER:HB2	1:G:502:PRO:HD2	1.86	0.56
1:H:147:SER:HB3	5:H:7626:HOH:O	2.06	0.56
1:I:120:ILE:HG21	1:I:382:ILE:HD13	1.87	0.56
1:I:114:TYR:CD2	1:I:431:GLY:HA3	2.41	0.56
1:K:147:SER:HB3	5:K:2764:HOH:O	2.06	0.56
1:M:334:TYR:HD1	1:M:345:ILE:HD13	1.70	0.56
1:M:120:ILE:HG21	1:M:382:ILE:HD13	1.87	0.56
1:O:147:SER:HB3	5:O:3816:HOH:O	2.06	0.56
1:Q:276:LYS:HB3	1:Q:281:LEU:HD11	1.86	0.56
1:Q:420:ARG:HH22	1:Q:424:ASP:HB3	1.71	0.56
1:S:205:ILE:HB	1:S:224:GLN:HB3	1.86	0.56
1:U:120:ILE:HG21	1:U:382:ILE:HD13	1.87	0.56
1:W:114:TYR:CD2	1:W:431:GLY:HA3	2.41	0.56
1:S:502:PRO:HB2	1:X:137:SER:HB3	1.88	0.56
1:C:314:PRO:HG3	1:C:365:GLY:HA3	1.88	0.56

*Continued on next page...*

*Continued from previous page...*

Atom-1	Atom-2	Interatomic distance (Å)	Clash overlap (Å)
1:D:174:ARG:HD2	1:D:179:TYR:CE1	2.40	0.56
1:F:314:PRO:HG3	1:F:365:GLY:HA3	1.88	0.56
1:G:51:GLY:HA3	1:G:63:SER:O	2.06	0.56
1:H:80:ARG:HD2	1:H:84:THR:OG1	2.05	0.56
1:O:314:PRO:HG3	1:O:365:GLY:HA3	1.88	0.56
1:P:174:ARG:HD2	1:P:179:TYR:CE1	2.40	0.56
1:Q:426:GLU:O	1:Q:430:GLU:HG2	2.06	0.56
1:S:51:GLY:HA3	1:S:63:SER:O	2.06	0.56
1:T:426:GLU:O	1:T:430:GLU:HG2	2.06	0.56
1:V:314:PRO:HG3	1:V:365:GLY:HA3	1.88	0.56
1:B:429:THR:HG22	1:B:434:PHE:O	2.06	0.56
1:D:339:ARG:NH2	1:E:63:SER:HB2	2.20	0.56
1:F:400:PRO:HD2	1:F:403:GLU:HB3	1.86	0.56
1:F:429:THR:HG22	1:F:434:PHE:O	2.06	0.56
1:F:93:ASP:C	1:F:95:PHE:N	2.58	0.56
1:I:458:HIS:CD2	1:I:460:TYR:H	2.15	0.56
1:J:329:PRO:HG3	5:J:2563:HOH:O	2.06	0.56
1:J:50:ASP:C	1:J:52:SER:H	2.08	0.56
1:Q:50:ASP:C	1:Q:52:SER:H	2.08	0.56
1:M:55:ARG:CB	1:R:177:GLY:HA2	2.25	0.56
1:U:329:PRO:HG3	5:U:5456:HOH:O	2.06	0.56
1:T:61:HIS:HB3	1:U:394:LYS:O	2.06	0.56
1:V:329:PRO:HG3	5:V:5719:HOH:O	2.06	0.56
1:V:50:ASP:C	1:V:52:SER:H	2.08	0.56
1:B:42:VAL:HG13	1:B:47:LEU:HG	1.88	0.56
1:L:66:LEU:HB2	1:L:94:PRO:HG3	1.86	0.56
1:O:347:ILE:HD12	1:P:64:ASP:HB2	1.88	0.56
1:R:42:VAL:HG13	1:R:47:LEU:HG	1.88	0.56
5:R:4529:HOH:O	1:S:173:VAL:HG21	2.06	0.56
1:T:40:LYS:H	1:T:40:LYS:HD2	1.69	0.56
1:W:389:GLN:HG2	5:W:5937:HOH:O	2.06	0.56
1:B:204:PHE:CE1	1:B:237:LEU:HD13	2.41	0.56
1:D:458:HIS:CD2	1:D:460:TYR:H	2.12	0.56
1:E:330:ILE:O	1:E:410:THR:N	2.39	0.56
1:F:420:ARG:HH22	1:F:424:ASP:CB	2.17	0.56
1:I:204:PHE:CE1	1:I:237:LEU:HD13	2.41	0.56
1:J:204:PHE:CE1	1:J:237:LEU:HD13	2.41	0.56
1:J:59:SER:HB3	1:J:61:HIS:NE2	2.19	0.56
1:A:502:PRO:HB2	1:B:137:SER:HB3	1.88	0.56
1:D:336:GLN:HB3	1:D:347:ILE:HD11	1.87	0.56
1:F:336:GLN:HB3	1:F:347:ILE:HD11	1.87	0.56

*Continued on next page...*

*Continued from previous page...*

Atom-1	Atom-2	Interatomic distance (Å)	Clash overlap (Å)
1:H:307:SER:HB2	1:H:421:LEU:HA	1.88	0.56
1:H:264:ASN:ND2	4:H:7490:CIT:H22	2.16	0.56
1:J:40:LYS:H	1:J:40:LYS:CD	2.18	0.56
1:L:42:VAL:HG13	1:L:47:LEU:HG	1.88	0.56
1:M:307:SER:HB2	1:M:421:LEU:HA	1.88	0.56
1:N:336:GLN:HB3	1:N:347:ILE:HD11	1.87	0.56
1:P:336:GLN:HB3	1:P:347:ILE:HD11	1.87	0.56
1:P:40:LYS:H	1:P:40:LYS:CD	2.18	0.56
1:R:336:GLN:HB3	1:R:347:ILE:HD11	1.87	0.56
1:R:42:VAL:HG13	1:R:47:LEU:HG	1.88	0.56
1:T:336:GLN:HB3	1:T:347:ILE:HD11	1.87	0.56
1:X:287:TYR:OH	1:X:391:PRO:HB2	2.05	0.56
1:X:42:VAL:HG13	1:X:47:LEU:HG	1.88	0.56
1:B:271:HIS:ND1	1:B:355:ARG:HD2	2.21	0.56
1:D:333:VAL:HB	5:D:815:HOH:O	2.06	0.56
1:D:502:PRO:HD3	5:D:1023:HOH:O	2.05	0.56
1:J:271:HIS:ND1	1:J:355:ARG:HD2	2.21	0.56
1:L:312:THR:HG22	1:L:313:ASN:HD21	1.69	0.56
1:P:502:PRO:HD3	5:P:4179:HOH:O	2.05	0.56
1:R:271:HIS:ND1	1:R:355:ARG:HD2	2.21	0.56
1:S:206:LEU:HB3	1:X:34:PRO:HG3	1.88	0.56
1:S:271:HIS:ND1	1:S:355:ARG:HD2	2.21	0.56
1:A:60:ILE:HD12	1:F:339:ARG:N	2.10	0.56
1:E:273:SER:CB	3:E:7483:AMP:N6	2.68	0.56
1:Q:273:SER:CB	3:Q:7507:AMP:N6	2.68	0.56
1:A:160:THR:HG21	1:A:173:VAL:HG13	1.88	0.56
1:E:283:TYR:HB3	1:E:351:PRO:HA	1.86	0.56
1:E:398:GLU:O	1:E:399:LEU:HB2	2.05	0.56
1:E:65:MET:SD	1:E:91:VAL:HG13	2.46	0.56
1:G:329:PRO:CG	1:G:359:ARG:HB2	2.35	0.56
1:I:207:GLU:H	1:I:210:HIS:CD2	2.20	0.56
1:I:398:GLU:O	1:I:399:LEU:HB2	2.05	0.56
1:K:333:VAL:O	1:K:341:ALA:HB1	2.06	0.56
1:M:160:THR:HG21	1:M:173:VAL:HG13	1.88	0.56
1:N:204:PHE:HE1	1:N:237:LEU:HD13	1.71	0.56
1:N:398:GLU:O	1:N:399:LEU:HB2	2.05	0.56
1:O:283:TYR:HB3	1:O:351:PRO:HA	1.86	0.56
1:O:458:HIS:CD2	1:O:460:TYR:H	2.11	0.56
1:O:65:MET:SD	1:O:91:VAL:HG13	2.46	0.56
1:P:204:PHE:HE1	1:P:237:LEU:HD13	1.71	0.56
1:U:65:MET:SD	1:U:91:VAL:HG13	2.46	0.56

*Continued on next page...*

*Continued from previous page...*

Atom-1	Atom-2	Interatomic distance (Å)	Clash overlap (Å)
1:W:398:GLU:O	1:W:399:LEU:HB2	2.05	0.56
1:X:160:THR:HG21	1:X:173:VAL:HG13	1.88	0.56
1:A:275:TRP:HA	1:A:281:LEU:HD13	1.87	0.56
1:A:288:ALA:HB1	1:A:345:ILE:HG21	1.88	0.56
1:B:344:ARG:HH22	1:B:346:PRO:CA	2.19	0.56
3:C:7479:AMP:H1'	3:C:7479:AMP:N9	2.08	0.56
1:G:60:ILE:HG22	1:H:339:ARG:HD3	1.88	0.56
1:I:60:ILE:HG22	1:J:339:ARG:CD	2.35	0.56
1:J:344:ARG:HH21	1:J:344:ARG:HG2	1.70	0.56
1:J:95:PHE:CE1	1:K:337:ARG:NH2	2.74	0.56
1:Q:339:ARG:HD2	1:R:60:ILE:HG22	1.86	0.56
1:R:321:ARG:NE	4:R:7510:CIT:H42	2.14	0.56
1:T:54:ILE:HA	1:T:59:SER:HA	1.87	0.56
1:U:312:THR:HG23	1:U:361:PRO:HG3	1.87	0.56
1:X:54:ILE:HA	1:X:59:SER:HA	1.87	0.56
1:A:120:ILE:HG21	1:A:382:ILE:HD13	1.87	0.56
1:C:147:SER:HB3	5:C:7610:HOH:O	2.06	0.56
3:C:7479:AMP:H1'	3:C:7479:AMP:N9	2.08	0.56
1:D:173:VAL:HG21	5:K:2688:HOH:O	2.05	0.56
1:E:420:ARG:HH22	1:E:424:ASP:HB3	1.71	0.56
1:H:114:TYR:CD2	1:H:431:GLY:HA3	2.41	0.56
1:G:53:SER:OG	1:H:179:TYR:HB2	2.06	0.56
1:H:420:ARG:HH22	1:H:424:ASP:HB3	1.71	0.56
1:I:147:SER:HB3	5:I:7626:HOH:O	2.06	0.56
1:O:120:ILE:HG21	1:O:382:ILE:HD13	1.87	0.56
1:O:420:ARG:HH22	1:O:424:ASP:HB3	1.71	0.56
1:T:114:TYR:CD2	1:T:431:GLY:HA3	2.41	0.56
1:T:120:ILE:HG21	1:T:382:ILE:HD13	1.87	0.56
1:T:420:ARG:HH22	1:T:424:ASP:HB3	1.71	0.56
1:U:147:SER:HB3	5:U:5394:HOH:O	2.06	0.56
1:B:51:GLY:HA3	1:B:63:SER:O	2.06	0.56
1:C:121:ALA:HB1	1:C:275:TRP:O	2.06	0.56
3:C:7479:AMP:H1'	3:C:7479:AMP:N9	2.08	0.56
1:E:426:GLU:O	1:E:430:GLU:HG2	2.06	0.56
1:G:314:PRO:HG3	1:G:365:GLY:HA3	1.88	0.56
1:K:426:GLU:O	1:K:430:GLU:HG2	2.06	0.56
1:M:307:SER:HB2	1:M:421:LEU:HA	1.86	0.56
1:O:121:ALA:HB1	1:O:275:TRP:O	2.06	0.56
1:R:314:PRO:HG3	1:R:365:GLY:HA3	1.88	0.56
1:U:51:GLY:HA3	1:U:63:SER:O	2.06	0.56
1:U:54:ILE:HG22	1:U:55:ARG:N	2.20	0.56

*Continued on next page...*

*Continued from previous page...*

Atom-1	Atom-2	Interatomic distance (Å)	Clash overlap (Å)
1:W:426:GLU:O	1:W:430:GLU:HG2	2.06	0.56
1:W:458:HIS:CD2	1:W:460:TYR:H	2.14	0.56
1:A:306:PRO:HA	1:A:411:PRO:CD	2.35	0.56
1:B:95:PHE:O	1:B:97:LEU:N	2.38	0.56
1:C:50:ASP:C	1:C:52:SER:H	2.08	0.56
3:C:7479:AMP:N9	3:C:7479:AMP:H1'	2.08	0.56
1:H:95:PHE:O	1:H:97:LEU:N	2.37	0.56
1:Q:465:TYR:CZ	1:W:315:THR:HB	2.41	0.56
1:A:42:VAL:HG13	1:A:47:LEU:HG	1.88	0.56
3:C:7479:AMP:H1'	3:C:7479:AMP:N9	2.08	0.56
1:F:42:VAL:HG13	1:F:47:LEU:HG	1.88	0.56
1:G:389:GLN:HG2	5:G:7636:HOH:O	2.06	0.56
1:C:463:ALA:HA	1:I:140:PHE:CE1	2.41	0.56
1:L:42:VAL:HG13	1:L:47:LEU:HG	1.88	0.56
1:M:42:VAL:HG13	1:M:47:LEU:HG	1.88	0.56
1:N:42:VAL:HG13	1:N:47:LEU:HG	1.88	0.56
1:P:456:ARG:O	1:V:458:HIS:HE1	1.89	0.56
1:R:273:SER:CB	3:R:7509:AMP:N6	2.68	0.56
1:W:42:VAL:HG13	1:W:47:LEU:HG	1.88	0.56
1:X:42:VAL:HG13	1:X:47:LEU:HG	1.88	0.56
1:B:43:PHE:HE2	1:B:71:PRO:HD3	1.70	0.56
1:C:338:ASN:ND2	1:C:396:LEU:HG	2.21	0.56
3:C:7479:AMP:N9	3:C:7479:AMP:H1'	2.08	0.56
1:P:458:HIS:CD2	1:P:460:TYR:H	2.12	0.56
1:S:43:PHE:HE2	1:S:71:PRO:HD3	1.71	0.56
1:V:204:PHE:CE1	1:V:237:LEU:HD13	2.41	0.56
1:V:59:SER:HB3	1:V:61:HIS:NE2	2.19	0.56
1:W:420:ARG:HH22	1:W:424:ASP:CB	2.17	0.56
3:C:7479:AMP:N9	3:C:7479:AMP:H1'	2.08	0.56
1:D:40:LYS:CD	1:D:40:LYS:H	2.18	0.56
1:E:287:TYR:OH	1:E:391:PRO:HB2	2.05	0.56
1:F:42:VAL:HG13	1:F:47:LEU:HG	1.88	0.56
1:H:287:TYR:OH	1:H:391:PRO:HB2	2.05	0.56
1:K:309:LEU:HA	1:K:312:THR:CG2	2.33	0.56
1:O:197:THR:HG1	1:P:16:TYR:HH	1.53	0.56
1:Q:287:TYR:OH	1:Q:391:PRO:HB2	2.05	0.56
1:S:179:TYR:N	1:S:179:TYR:CD1	2.71	0.56
1:V:40:LYS:H	1:V:40:LYS:CD	2.18	0.56
1:W:309:LEU:HA	1:W:312:THR:CG2	2.33	0.56
1:W:307:SER:HB2	1:W:421:LEU:HA	1.88	0.56
1:B:273:SER:CB	3:B:7477:AMP:N6	2.69	0.56

*Continued on next page...*

*Continued from previous page...*

Atom-1	Atom-2	Interatomic distance (Å)	Clash overlap (Å)
3:C:7479:AMP:H1'	3:C:7479:AMP:N9	2.08	0.56
1:E:102:ARG:HA	1:E:438:LEU:HD13	1.88	0.56
1:K:312:THR:HG22	1:K:313:ASN:HD21	1.69	0.56
1:M:273:SER:CB	3:M:7499:AMP:N6	2.69	0.56
1:M:271:HIS:ND1	1:M:355:ARG:HD2	2.21	0.56
1:Q:102:ARG:HA	1:Q:438:LEU:HD13	1.88	0.56
3:C:7479:AMP:N9	3:C:7479:AMP:H1'	2.08	0.56
1:I:273:SER:CB	3:I:7491:AMP:N6	2.68	0.56
1:M:207:GLU:HB3	1:M:208:LYS:HD3	1.86	0.56
1:N:179:TYR:CG	1:O:53:SER:OG	2.55	0.56
1:O:273:SER:CB	3:O:7503:AMP:N6	2.68	0.56
1:Q:465:TYR:CZ	1:W:315:THR:HB	2.41	0.56
1:W:56:GLY:CA	1:X:177:GLY:HA2	2.34	0.56
1:C:283:TYR:HB3	1:C:351:PRO:HA	1.86	0.56
3:C:7479:AMP:N9	3:C:7479:AMP:H1'	2.08	0.56
1:E:160:THR:HG21	1:E:173:VAL:HG13	1.88	0.56
1:I:333:VAL:O	1:I:341:ALA:HB1	2.06	0.56
1:L:160:THR:HG21	1:L:173:VAL:HG13	1.88	0.56
1:Q:160:THR:HG21	1:Q:173:VAL:HG13	1.88	0.56
1:Q:283:TYR:HB3	1:Q:351:PRO:HA	1.86	0.56
1:Q:398:GLU:O	1:Q:399:LEU:HB2	2.05	0.56
1:S:309:LEU:HG	1:S:313:ASN:HD22	1.69	0.56
1:U:398:GLU:O	1:U:399:LEU:HB2	2.05	0.56
1:W:333:VAL:O	1:W:341:ALA:HB1	2.06	0.56
1:A:59:SER:HB3	1:A:61:HIS:CD2	2.41	0.55
1:B:344:ARG:HG2	1:B:344:ARG:HH21	1.70	0.55
1:E:59:SER:HB3	1:E:61:HIS:CD2	2.41	0.55
1:F:458:HIS:CD2	1:F:460:TYR:H	2.14	0.55
1:F:59:SER:HB3	1:F:61:HIS:CD2	2.41	0.55
1:H:54:ILE:HA	1:H:59:SER:HA	1.87	0.55
1:M:59:SER:HB3	1:M:61:HIS:CD2	2.41	0.55
1:N:344:ARG:HH22	1:N:346:PRO:CA	2.19	0.55
1:Q:275:TRP:HA	1:Q:281:LEU:HD13	1.87	0.55
1:V:344:ARG:HG2	1:V:344:ARG:HH21	1.70	0.55
1:H:334:TYR:HD1	1:H:345:ILE:HD13	1.70	0.55
1:H:120:ILE:HG21	1:H:382:ILE:HD13	1.87	0.55
1:L:420:ARG:HH22	1:L:424:ASP:HB3	1.71	0.55
1:T:147:SER:HB3	5:T:5131:HOH:O	2.06	0.55
1:U:114:TYR:CD2	1:U:431:GLY:HA3	2.41	0.55
1:A:307:SER:HB2	1:A:421:LEU:HA	1.86	0.55
1:B:426:GLU:O	1:B:430:GLU:HG2	2.06	0.55

*Continued on next page...*

*Continued from previous page...*

Atom-1	Atom-2	Interatomic distance (Å)	Clash overlap (Å)
1:C:51:GLY:HA3	1:C:63:SER:O	2.06	0.55
1:C:80:ARG:HD2	1:C:84:THR:OG1	2.05	0.55
1:D:121:ALA:HB1	1:D:275:TRP:O	2.06	0.55
1:D:51:GLY:HA3	1:D:63:SER:O	2.06	0.55
1:E:121:ALA:HB1	1:E:275:TRP:O	2.06	0.55
1:H:426:GLU:O	1:H:430:GLU:HG2	2.06	0.55
1:M:51:GLY:HA3	1:M:63:SER:O	2.06	0.55
1:N:426:GLU:O	1:N:430:GLU:HG2	2.06	0.55
1:N:51:GLY:HA3	1:N:63:SER:O	2.06	0.55
1:P:121:ALA:HB1	1:P:275:TRP:O	2.06	0.55
1:P:51:GLY:HA3	1:P:63:SER:O	2.06	0.55
1:Q:121:ALA:HB1	1:Q:275:TRP:O	2.06	0.55
1:M:53:SER:HB3	1:R:178:GLY:HA2	1.88	0.55
1:T:80:ARG:HD2	1:T:84:THR:OG1	2.05	0.55
1:C:1:THR:HG22	1:C:2:PRO:CD	2.35	0.55
1:E:337:ARG:HE	1:E:393:ASP:CB	2.20	0.55
1:E:50:ASP:C	1:E:52:SER:H	2.08	0.55
1:H:329:PRO:HG3	5:H:7681:HOH:O	2.06	0.55
1:H:337:ARG:HE	1:H:393:ASP:CB	2.19	0.55
1:H:55:ARG:HG3	1:I:177:GLY:N	2.21	0.55
1:H:62:GLU:HA	1:I:337:ARG:HD2	1.88	0.55
1:I:337:ARG:HE	1:I:393:ASP:CB	2.19	0.55
1:E:413:GLN:NE2	1:K:454:ASN:OD1	2.38	0.55
1:M:193:ASP:OD2	1:N:80:ARG:HD3	2.06	0.55
1:O:1:THR:HG22	1:O:2:PRO:CD	2.35	0.55
1:Q:337:ARG:HE	1:Q:393:ASP:CB	2.20	0.55
1:S:306:PRO:HA	1:S:411:PRO:CD	2.36	0.55
1:T:337:ARG:HE	1:T:393:ASP:CB	2.20	0.55
1:U:337:ARG:HE	1:U:393:ASP:CB	2.20	0.55
1:J:204:PHE:HE1	1:J:237:LEU:HD13	1.69	0.55
1:K:389:GLN:HG2	5:K:2781:HOH:O	2.06	0.55
1:K:458:HIS:CD2	1:K:460:TYR:H	2.12	0.55
1:K:42:VAL:HG13	1:K:47:LEU:HG	1.88	0.55
1:K:63:SER:HB3	1:L:337:ARG:NH2	2.21	0.55
1:M:273:SER:CB	3:M:7499:AMP:N6	2.68	0.55
1:N:389:GLN:HG2	5:N:3570:HOH:O	2.06	0.55
1:O:389:GLN:HG2	5:O:3833:HOH:O	2.06	0.55
1:S:45:ASP:O	1:S:66:LEU:HD21	2.05	0.55
1:V:204:PHE:HE1	1:V:237:LEU:HD13	1.69	0.55
1:V:273:SER:CB	3:V:7517:AMP:N6	2.68	0.55
1:E:43:PHE:HE2	1:E:71:PRO:HD3	1.70	0.55

*Continued on next page...*

*Continued from previous page...*

Atom-1	Atom-2	Interatomic distance (Å)	Clash overlap (Å)
1:G:43:PHE:HE2	1:G:71:PRO:HD3	1.70	0.55
1:K:338:ASN:ND2	1:K:396:LEU:HG	2.21	0.55
1:K:420:ARG:HH22	1:K:424:ASP:CB	2.17	0.55
1:M:338:ASN:ND2	1:M:396:LEU:HG	2.21	0.55
1:Q:330:ILE:O	1:Q:410:THR:N	2.39	0.55
1:M:80:ARG:HD3	1:R:189:VAL:HG11	1.86	0.55
1:Q:177:GLY:N	1:R:55:ARG:HD3	2.21	0.55
1:W:264:ASN:ND2	4:W:7520:CIT:H22	2.11	0.55
1:S:339:ARG:HH12	1:X:64:ASP:CG	2.08	0.55
1:B:336:GLN:HB3	1:B:347:ILE:HD11	1.87	0.55
1:C:179:TYR:N	1:C:179:TYR:CD1	2.71	0.55
1:E:189:VAL:HG13	1:F:80:ARG:NE	2.17	0.55
1:G:1:THR:HG22	1:G:3:ASP:H	1.69	0.55
1:H:60:ILE:HG22	1:I:338:ASN:HD22	1.71	0.55
1:S:1:THR:HG22	1:S:3:ASP:H	1.69	0.55
1:S:42:VAL:HG13	1:S:47:LEU:HG	1.88	0.55
1:T:307:SER:HB2	1:T:421:LEU:HA	1.88	0.55
1:N:323:VAL:HG21	1:T:454:ASN:ND2	2.20	0.55
1:A:273:SER:CB	3:A:7475:AMP:N6	2.70	0.55
1:D:316:VAL:HG12	1:J:461:GLU:OE1	2.06	0.55
1:G:396:LEU:HA	1:G:399:LEU:HD13	1.86	0.55
1:M:324:PRO:HD2	5:S:4886:HOH:O	2.05	0.55
1:U:502:PRO:HD3	5:U:5494:HOH:O	2.05	0.55
1:K:33:ILE:HG22	1:L:211:HIS:HB3	1.88	0.55
1:R:273:SER:CB	3:R:7509:AMP:N6	2.68	0.55
1:S:56:GLY:HA3	1:T:178:GLY:N	2.20	0.55
1:B:204:PHE:HE1	1:B:237:LEU:HD13	1.71	0.55
1:D:204:PHE:HE1	1:D:237:LEU:HD13	1.71	0.55
1:D:398:GLU:O	1:D:399:LEU:HB2	2.05	0.55
1:J:333:VAL:O	1:J:341:ALA:HB1	2.06	0.55
1:K:398:GLU:O	1:K:399:LEU:HB2	2.05	0.55
1:M:204:PHE:HE1	1:M:237:LEU:HD13	1.71	0.55
1:P:398:GLU:O	1:P:399:LEU:HB2	2.05	0.55
1:T:398:GLU:O	1:T:399:LEU:HB2	2.05	0.55
1:U:333:VAL:O	1:U:341:ALA:HB1	2.07	0.55
1:V:283:TYR:HB3	1:V:351:PRO:HA	1.86	0.55
1:E:275:TRP:HA	1:E:281:LEU:HD13	1.87	0.55
1:E:43:PHE:HE2	1:E:71:PRO:HD3	1.72	0.55
1:E:51:GLY:H	1:E:63:SER:CB	2.20	0.55
1:E:54:ILE:HA	1:E:59:SER:HA	1.87	0.55
1:F:321:ARG:NE	4:F:7486:CIT:H42	2.14	0.55

*Continued on next page...*



*Continued from previous page...*

Atom-1	Atom-2	Interatomic distance (Å)	Clash overlap (Å)
1:J:344:ARG:HH22	1:J:346:PRO:CA	2.19	0.55
1:L:54:ILE:HA	1:L:59:SER:HA	1.87	0.55
1:M:399:LEU:CG	1:M:400:PRO:HD2	2.36	0.55
1:Q:43:PHE:HE2	1:Q:71:PRO:HD3	1.72	0.55
1:Q:59:SER:HB3	1:Q:61:HIS:CD2	2.41	0.55
1:Q:51:GLY:H	1:Q:63:SER:CB	2.20	0.55
1:R:59:SER:HB3	1:R:61:HIS:CD2	2.41	0.55
1:S:59:SER:HB3	1:S:61:HIS:CD2	2.40	0.55
1:W:275:TRP:HA	1:W:281:LEU:HD13	1.87	0.55
1:X:59:SER:HB3	1:X:61:HIS:CD2	2.41	0.55
1:C:420:ARG:HH22	1:C:424:ASP:HB3	1.71	0.55
1:D:467:ASP:OD2	1:K:175:HIS:CE1	2.56	0.55
1:E:114:TYR:CD2	1:E:431:GLY:HA3	2.41	0.55
1:H:58:GLN:HA	1:H:62:GLU:HB3	1.88	0.55
1:K:420:ARG:HH22	1:K:424:ASP:HB3	1.71	0.55
1:L:120:ILE:HG21	1:L:382:ILE:HD13	1.87	0.55
1:S:420:ARG:HH22	1:S:424:ASP:HB3	1.71	0.55
1:T:53:SER:OG	1:U:179:TYR:HB2	2.06	0.55
1:U:58:GLN:HA	1:U:62:GLU:HB3	1.88	0.55
1:W:420:ARG:HH22	1:W:424:ASP:HB3	1.71	0.55
1:A:51:GLY:HA3	1:A:63:SER:O	2.06	0.55
1:B:458:HIS:CD2	1:B:460:TYR:H	2.14	0.55
1:F:54:ILE:HG22	1:F:55:ARG:N	2.20	0.55
1:J:1:THR:HG22	1:J:3:ASP:N	2.15	0.55
1:P:426:GLU:O	1:P:430:GLU:HG2	2.06	0.55
1:O:140:PHE:CE1	1:U:463:ALA:HA	2.42	0.55
1:W:54:ILE:HG21	1:W:55:ARG:NH2	2.22	0.55
1:C:337:ARG:HE	1:C:393:ASP:CB	2.20	0.55
1:E:450:GLU:HB3	1:K:465:TYR:OH	2.06	0.55
1:I:329:PRO:HG3	5:I:7683:HOH:O	2.06	0.55
1:M:306:PRO:HA	1:M:411:PRO:CD	2.35	0.55
1:T:329:PRO:HG3	5:T:5193:HOH:O	2.06	0.55
1:T:429:THR:HG22	1:T:434:PHE:O	2.06	0.55
1:N:458:HIS:CD2	1:N:460:TYR:H	2.12	0.55
1:S:389:GLN:HG2	5:S:4885:HOH:O	2.06	0.55
1:U:1:THR:HB	1:U:4:ASP:HB2	1.89	0.55
1:A:204:PHE:CE1	1:A:237:LEU:HD13	2.41	0.55
1:A:43:PHE:HE2	1:A:71:PRO:HD3	1.70	0.55
1:C:177:GLY:HA2	1:D:55:ARG:HD3	1.88	0.55
1:F:338:ASN:ND2	1:F:396:LEU:HG	2.21	0.55
1:G:177:GLY:HA2	1:L:55:ARG:HB2	1.88	0.55

*Continued on next page...*

*Continued from previous page...*

Atom-1	Atom-2	Interatomic distance (Å)	Clash overlap (Å)
1:O:338:ASN:ND2	1:O:396:LEU:HG	2.21	0.55
1:Q:204:PHE:CE1	1:Q:237:LEU:HD13	2.41	0.55
1:Q:43:PHE:HE2	1:Q:71:PRO:HD3	1.71	0.55
1:R:338:ASN:ND2	1:R:396:LEU:HG	2.21	0.55
1:R:43:PHE:HE2	1:R:71:PRO:HD3	1.70	0.55
1:D:175:HIS:NE2	1:K:467:ASP:HB2	2.21	0.55
1:E:40:LYS:H	1:E:40:LYS:CD	2.18	0.55
1:G:307:SER:HB2	1:G:421:LEU:HA	1.88	0.55
1:L:93:ASP:O	1:L:97:LEU:HA	2.07	0.55
1:Q:40:LYS:H	1:Q:40:LYS:CD	2.18	0.55
1:T:40:LYS:H	1:T:40:LYS:CD	2.18	0.55
1:T:264:ASN:ND2	4:T:7514:CIT:H22	2.16	0.55
1:U:287:TYR:OH	1:U:391:PRO:HB2	2.05	0.55
1:U:54:ILE:CG2	1:V:179:TYR:HH	2.01	0.55
1:W:264:ASN:ND2	4:W:7520:CIT:H22	2.16	0.55
1:A:271:HIS:ND1	1:A:355:ARG:HD2	2.21	0.55
1:A:502:PRO:HD3	5:A:7683:HOH:O	2.05	0.55
1:D:102:ARG:HA	1:D:438:LEU:HD13	1.88	0.55
1:E:271:HIS:ND1	1:E:355:ARG:HD2	2.21	0.55
1:F:273:SER:CB	3:F:7485:AMP:N6	2.70	0.55
1:H:102:ARG:HA	1:H:438:LEU:HD13	1.89	0.55
1:K:333:VAL:HB	5:K:2656:HOH:O	2.06	0.55
1:M:502:PRO:HD3	5:M:3390:HOH:O	2.05	0.55
1:N:271:HIS:ND1	1:N:355:ARG:HD2	2.21	0.55
1:N:273:SER:CB	3:N:7501:AMP:N6	2.70	0.55
1:P:102:ARG:HA	1:P:438:LEU:HD13	1.88	0.55
1:R:273:SER:CB	3:R:7509:AMP:N6	2.69	0.55
1:M:463:ALA:HA	1:S:140:PHE:CE1	2.41	0.55
1:W:312:THR:HG22	1:W:313:ASN:HD21	1.69	0.55
1:C:339:ARG:H	1:D:60:ILE:HD12	1.71	0.55
1:J:55:ARG:HB3	1:K:176:LYS:HZ2	1.71	0.55
1:N:207:GLU:HB3	1:N:208:LYS:HD3	1.86	0.55
1:X:273:SER:CB	3:X:7521:AMP:N6	2.68	0.55
1:A:204:PHE:HE1	1:A:237:LEU:HD13	1.71	0.55
1:C:329:PRO:CG	1:C:359:ARG:HB2	2.35	0.55
1:D:333:VAL:O	1:D:341:ALA:HB1	2.06	0.55
1:G:160:THR:HG21	1:G:173:VAL:HG13	1.88	0.55
1:J:283:TYR:HB3	1:J:351:PRO:HA	1.86	0.55
1:L:333:VAL:O	1:L:341:ALA:HB1	2.07	0.55
1:M:398:GLU:O	1:M:399:LEU:HB2	2.05	0.55
1:P:333:VAL:O	1:P:341:ALA:HB1	2.06	0.55

*Continued on next page...*

*Continued from previous page...*

Atom-1	Atom-2	Interatomic distance (Å)	Clash overlap (Å)
1:P:466:TYR:CZ	1:V:254:THR:HB	2.40	0.55
1:S:160:THR:HG21	1:S:173:VAL:HG13	1.88	0.55
1:V:333:VAL:O	1:V:341:ALA:HB1	2.06	0.55
1:W:65:MET:SD	1:W:91:VAL:HG13	2.46	0.55
1:X:333:VAL:O	1:X:341:ALA:HB1	2.07	0.55
1:E:344:ARG:HH22	1:E:346:PRO:CA	2.19	0.55
1:J:344:ARG:HH22	1:J:346:PRO:HA	1.72	0.55
1:O:261:PHE:O	1:U:144:ALA:HA	2.05	0.55
1:R:344:ARG:HH22	1:R:346:PRO:CA	2.20	0.55
1:R:458:HIS:CD2	1:R:460:TYR:H	2.14	0.55
1:V:344:ARG:HH22	1:V:346:PRO:CA	2.20	0.55
1:D:120:ILE:HG21	1:D:382:ILE:HD13	1.87	0.55
1:E:147:SER:HB3	5:E:1186:HOH:O	2.06	0.55
1:F:147:SER:HB3	5:F:7619:HOH:O	2.06	0.55
1:G:420:ARG:HH22	1:G:424:ASP:HB3	1.71	0.55
1:M:177:GLY:HA2	1:N:55:ARG:O	2.05	0.55
1:P:120:ILE:HG21	1:P:382:ILE:HD13	1.87	0.55
1:Q:147:SER:HB3	5:Q:4342:HOH:O	2.06	0.55
1:Q:114:TYR:CD2	1:Q:431:GLY:HA3	2.41	0.55
1:R:147:SER:HB3	5:R:4605:HOH:O	2.06	0.55
1:X:147:SER:HB3	5:X:6183:HOH:O	2.06	0.55
1:X:420:ARG:HH22	1:X:424:ASP:HB3	1.71	0.55
1:B:54:ILE:HG21	1:B:55:ARG:NH2	2.22	0.55
1:I:314:PRO:HG3	1:I:365:GLY:HA3	1.88	0.55
1:I:51:GLY:HA3	1:I:63:SER:O	2.06	0.55
1:K:121:ALA:HB1	1:K:275:TRP:O	2.06	0.55
1:K:54:ILE:HG21	1:K:55:ARG:NH2	2.22	0.55
1:N:121:ALA:HB1	1:N:275:TRP:O	2.06	0.55
1:O:51:GLY:HA3	1:O:63:SER:O	2.06	0.55
1:P:314:PRO:HG3	1:P:365:GLY:HA3	1.88	0.55
1:R:54:ILE:HG22	1:R:55:ARG:N	2.20	0.55
1:S:121:ALA:HB1	1:S:275:TRP:O	2.06	0.55
1:S:314:PRO:HG3	1:S:365:GLY:HA3	1.88	0.55
1:U:314:PRO:HG3	1:U:365:GLY:HA3	1.88	0.55
1:V:121:ALA:HB1	1:V:275:TRP:O	2.06	0.55
1:V:1:THR:HG22	1:V:3:ASP:N	2.15	0.55
1:W:55:ARG:HD2	1:W:449:ASN:ND2	2.20	0.55
1:E:290:LEU:CD1	1:E:345:ILE:HG12	2.29	0.55
1:N:50:ASP:C	1:N:52:SER:H	2.08	0.55
1:O:337:ARG:HE	1:O:393:ASP:CB	2.20	0.55
1:Q:290:LEU:CD1	1:Q:345:ILE:HG12	2.30	0.55

*Continued on next page...*

*Continued from previous page...*

Atom-1	Atom-2	Interatomic distance (Å)	Clash overlap (Å)
1:A:273:SER:CB	3:A:7475:AMP:N6	2.68	0.55
1:C:389:GLN:HG2	5:C:7624:HOH:O	2.06	0.55
1:J:273:SER:CB	3:J:7493:AMP:N6	2.68	0.55
1:J:42:VAL:HG13	1:J:47:LEU:HG	1.88	0.55
1:L:389:GLN:HG2	5:L:3044:HOH:O	2.06	0.55
1:R:1:THR:HB	1:R:4:ASP:HB2	1.89	0.55
1:S:1:THR:HB	1:S:4:ASP:HB2	1.89	0.55
1:A:338:ASN:ND2	1:A:396:LEU:HG	2.21	0.55
1:B:264:ASN:ND2	4:B:7478:CIT:H22	2.11	0.55
1:E:204:PHE:CE1	1:E:237:LEU:HD13	2.41	0.55
1:E:40:LYS:HE3	1:U:7:LYS:HE3	1.85	0.55
1:F:204:PHE:CE1	1:F:237:LEU:HD13	2.41	0.55
1:M:204:PHE:CE1	1:M:237:LEU:HD13	2.41	0.55
1:M:43:PHE:HE2	1:M:71:PRO:HD3	1.71	0.55
1:P:204:PHE:CE1	1:P:237:LEU:HD13	2.41	0.55
1:R:204:PHE:CE1	1:R:237:LEU:HD13	2.41	0.55
1:B:93:ASP:O	1:B:97:LEU:HA	2.07	0.55
1:G:42:VAL:HG13	1:G:47:LEU:HG	1.88	0.55
1:K:287:TYR:OH	1:K:391:PRO:HB2	2.05	0.55
1:L:307:SER:HB2	1:L:421:LEU:HA	1.88	0.55
1:N:93:ASP:O	1:N:97:LEU:HA	2.07	0.55
1:T:42:VAL:HG13	1:T:47:LEU:HG	1.88	0.55
1:X:93:ASP:O	1:X:97:LEU:HA	2.06	0.55
1:H:333:VAL:HB	5:H:7531:HOH:O	2.06	0.55
1:I:102:ARG:HA	1:I:438:LEU:HD13	1.88	0.55
1:J:273:SER:CB	3:J:7493:AMP:N6	2.70	0.55
1:M:193:ASP:OD2	1:N:80:ARG:HD3	2.07	0.55
1:Q:271:HIS:ND1	1:Q:355:ARG:HD2	2.21	0.55
1:S:273:SER:CB	3:S:7511:AMP:N6	2.69	0.55
1:T:271:HIS:ND1	1:T:355:ARG:HD2	2.21	0.55
1:U:102:ARG:HA	1:U:438:LEU:HD13	1.89	0.55
1:V:273:SER:CB	3:V:7517:AMP:N6	2.69	0.55
1:W:502:PRO:HD3	5:W:6020:HOH:O	2.05	0.55
1:X:333:VAL:HB	5:X:6075:HOH:O	2.06	0.55
1:B:207:GLU:HB3	1:B:208:LYS:HD3	1.86	0.55
1:B:273:SER:CB	3:B:7477:AMP:N6	2.68	0.55
1:F:273:SER:CB	3:F:7485:AMP:N6	2.68	0.55
1:G:273:SER:CB	3:G:7487:AMP:N6	2.68	0.55
1:N:315:THR:HB	1:T:465:TYR:CE1	2.41	0.55
1:E:261:PHE:O	1:K:144:ALA:HA	2.07	0.55
1:G:398:GLU:O	1:G:399:LEU:HB2	2.05	0.55

*Continued on next page...*

*Continued from previous page...*

Atom-1	Atom-2	Interatomic distance (Å)	Clash overlap (Å)
1:K:65:MET:SD	1:K:91:VAL:HG13	2.46	0.55
1:X:204:PHE:HE1	1:X:237:LEU:HD13	1.71	0.55
1:A:399:LEU:CG	1:A:400:PRO:HD2	2.36	0.55
1:B:51:GLY:H	1:B:63:SER:CB	2.20	0.55
1:F:344:ARG:HH22	1:F:346:PRO:CA	2.20	0.55
1:G:59:SER:HB3	1:G:61:HIS:CD2	2.41	0.55
1:H:43:PHE:HE2	1:H:71:PRO:HD3	1.72	0.55
1:K:275:TRP:HA	1:K:281:LEU:HD13	1.87	0.55
1:F:463:ALA:HA	1:L:140:PHE:CE1	2.40	0.55
1:L:51:GLY:H	1:L:63:SER:CB	2.20	0.55
1:N:43:PHE:HE2	1:N:71:PRO:HD3	1.71	0.55
1:N:51:GLY:H	1:N:63:SER:CB	2.20	0.55
1:Q:312:THR:HG23	1:Q:361:PRO:HG3	1.86	0.55
1:Q:399:LEU:CG	1:Q:400:PRO:HD2	2.36	0.55
1:X:51:GLY:H	1:X:63:SER:CB	2.20	0.55
1:E:120:ILE:HG21	1:E:382:ILE:HD13	1.87	0.55
1:J:420:ARG:HH22	1:J:424:ASP:HB3	1.71	0.55
1:K:114:TYR:CD2	1:K:431:GLY:HA3	2.41	0.55
1:K:54:ILE:O	1:L:177:GLY:O	2.24	0.55
1:M:80:ARG:HD3	1:R:193:ASP:OD2	2.06	0.55
1:U:205:ILE:HB	1:U:224:GLN:HB3	1.86	0.55
1:V:420:ARG:HH22	1:V:424:ASP:HB3	1.71	0.55
1:V:58:GLN:HA	1:V:62:GLU:HB3	1.88	0.55
1:X:58:GLN:HA	1:X:62:GLU:HB3	1.88	0.55
1:A:426:GLU:O	1:A:430:GLU:HG2	2.06	0.55
1:A:54:ILE:HG21	1:A:55:ARG:NH2	2.22	0.55
1:D:426:GLU:O	1:D:430:GLU:HG2	2.07	0.55
1:G:121:ALA:HB1	1:G:275:TRP:O	2.06	0.55
1:G:426:GLU:O	1:G:430:GLU:HG2	2.06	0.55
1:I:80:ARG:HD2	1:I:84:THR:OG1	2.05	0.55
1:J:121:ALA:HB1	1:J:275:TRP:O	2.06	0.55
1:K:51:GLY:HA3	1:K:63:SER:O	2.06	0.55
1:L:426:GLU:O	1:L:430:GLU:HG2	2.06	0.55
1:M:54:ILE:HG21	1:M:55:ARG:NH2	2.22	0.55
1:O:80:ARG:HD2	1:O:84:THR:OG1	2.05	0.55
1:U:121:ALA:HB1	1:U:275:TRP:O	2.06	0.55
1:W:51:GLY:HA3	1:W:63:SER:O	2.06	0.55
1:H:429:THR:HG22	1:H:434:PHE:O	2.06	0.55
1:J:337:ARG:HE	1:J:393:ASP:CB	2.19	0.55
1:P:306:PRO:HA	1:P:411:PRO:CD	2.35	0.55
1:T:55:ARG:HG3	1:U:177:GLY:H	1.70	0.55

*Continued on next page...*

*Continued from previous page...*

Atom-1	Atom-2	Interatomic distance (Å)	Clash overlap (Å)
1:W:55:ARG:HG3	1:X:177:GLY:N	2.19	0.55
1:B:1:THR:HB	1:B:4:ASP:HB2	1.89	0.55
1:B:389:GLN:HG2	5:B:7621:HOH:O	2.06	0.55
1:F:464:LEU:HA	1:G:175:HIS:NE2	2.20	0.55
1:G:204:PHE:HE1	1:G:237:LEU:HD13	1.69	0.55
1:H:63:SER:HB3	1:I:337:ARG:HD2	1.89	0.55
1:I:1:THR:HB	1:I:4:ASP:HB2	1.89	0.55
1:V:42:VAL:HG13	1:V:47:LEU:HG	1.88	0.55
1:V:63:SER:HB3	1:W:337:ARG:NH2	2.21	0.55
1:X:389:GLN:HG2	5:X:6200:HOH:O	2.06	0.55
1:D:204:PHE:CE1	1:D:237:LEU:HD13	2.41	0.55
1:F:43:PHE:HE2	1:F:71:PRO:HD3	1.70	0.55
1:H:204:PHE:CE1	1:H:237:LEU:HD13	2.41	0.55
1:H:338:ASN:ND2	1:H:396:LEU:HG	2.21	0.55
1:L:204:PHE:CE1	1:L:237:LEU:HD13	2.41	0.55
1:N:43:PHE:HE2	1:N:71:PRO:HD3	1.70	0.55
1:T:204:PHE:CE1	1:T:237:LEU:HD13	2.41	0.55
1:T:338:ASN:ND2	1:T:396:LEU:HG	2.21	0.55
1:W:338:ASN:ND2	1:W:396:LEU:HG	2.21	0.55
1:S:206:LEU:HB2	1:X:34:PRO:HG3	1.89	0.55
1:A:42:VAL:HG13	1:A:47:LEU:HG	1.88	0.55
1:E:149:TYR:CE1	1:K:146:GLY:HA2	2.42	0.55
1:H:42:VAL:HG13	1:H:47:LEU:HG	1.88	0.55
1:M:395:ASP:HA	1:N:60:ILE:HB	1.89	0.55
1:Q:42:VAL:HG13	1:Q:47:LEU:HG	1.88	0.55
1:H:271:HIS:ND1	1:H:355:ARG:HD2	2.21	0.55
1:I:502:PRO:HD3	5:I:7719:HOH:O	2.05	0.55
1:L:333:VAL:HB	5:L:2919:HOH:O	2.06	0.55
1:O:271:HIS:ND1	1:O:355:ARG:HD2	2.21	0.55
1:P:314:PRO:HG3	1:P:365:GLY:HA3	1.89	0.55
1:Q:333:VAL:HB	5:Q:4234:HOH:O	2.06	0.55
1:T:102:ARG:HA	1:T:438:LEU:HD13	1.89	0.55
1:U:314:PRO:HG3	1:U:365:GLY:HA3	1.89	0.55
1:W:333:VAL:HB	5:W:5812:HOH:O	2.06	0.55
1:A:333:VAL:O	1:A:341:ALA:HB1	2.06	0.55
1:A:398:GLU:O	1:A:399:LEU:HB2	2.05	0.55
1:C:160:THR:HG21	1:C:173:VAL:HG13	1.88	0.55
1:G:309:LEU:HG	1:G:313:ASN:HD22	1.69	0.55
1:H:333:VAL:O	1:H:341:ALA:HB1	2.06	0.55
1:K:160:THR:HG21	1:K:173:VAL:HG13	1.88	0.55
1:K:207:GLU:H	1:K:210:HIS:CD2	2.20	0.55

*Continued on next page...*

*Continued from previous page...*

Atom-1	Atom-2	Interatomic distance (Å)	Clash overlap (Å)
1:M:333:VAL:O	1:M:341:ALA:HB1	2.07	0.55
1:O:329:PRO:CG	1:O:359:ARG:HB2	2.35	0.55
1:Q:204:PHE:HE1	1:Q:237:LEU:HD13	1.70	0.55
1:S:329:PRO:CG	1:S:359:ARG:HB2	2.35	0.55
1:S:65:MET:SD	1:S:91:VAL:HG13	2.46	0.55
1:T:333:VAL:O	1:T:341:ALA:HB1	2.06	0.55
1:V:160:THR:HG21	1:V:173:VAL:HG13	1.88	0.55
1:A:51:GLY:H	1:A:63:SER:CB	2.20	0.55
1:C:54:ILE:HA	1:C:59:SER:HA	1.87	0.55
1:E:312:THR:HG23	1:E:361:PRO:HG3	1.87	0.55
1:L:59:SER:HB3	1:L:61:HIS:CD2	2.41	0.55
1:M:140:PHE:CE1	1:S:463:ALA:HA	2.42	0.55
1:O:54:ILE:HA	1:O:59:SER:HA	1.87	0.55
1:Q:344:ARG:HH22	1:Q:346:PRO:CA	2.20	0.55
1:W:344:ARG:HH22	1:W:346:PRO:CA	2.19	0.55
1:B:420:ARG:HH22	1:B:424:ASP:HB3	1.71	0.55
1:F:458:HIS:CD2	1:F:460:TYR:H	2.14	0.55
1:G:211:HIS:HB3	1:L:33:ILE:HG22	1.89	0.55
1:I:58:GLN:HA	1:I:62:GLU:HB3	1.88	0.55
1:J:58:GLN:HA	1:J:62:GLU:HB3	1.88	0.55
1:K:58:GLN:HA	1:K:62:GLU:HB3	1.88	0.55
1:L:58:GLN:HA	1:L:62:GLU:HB3	1.88	0.55
1:Q:120:ILE:HG21	1:Q:382:ILE:HD13	1.87	0.55
1:P:337:ARG:CZ	1:Q:63:SER:HB3	2.36	0.55
1:R:458:HIS:CD2	1:R:460:TYR:H	2.14	0.55
1:T:334:TYR:HD1	1:T:345:ILE:HD13	1.70	0.55
1:T:58:GLN:HA	1:T:62:GLU:HB3	1.88	0.55
1:X:120:ILE:HG21	1:X:382:ILE:HD13	1.87	0.55
1:B:121:ALA:HB1	1:B:275:TRP:O	2.06	0.55
1:D:314:PRO:HG3	1:D:365:GLY:HA3	1.88	0.55
1:F:426:GLU:O	1:F:430:GLU:HG2	2.06	0.55
1:E:176:LYS:CB	1:F:55:ARG:HE	2.16	0.55
1:I:54:ILE:HG21	1:I:55:ARG:NH2	2.22	0.55
1:I:54:ILE:HG22	1:I:55:ARG:N	2.20	0.55
1:L:54:ILE:HG21	1:L:55:ARG:NH2	2.22	0.55
1:M:426:GLU:O	1:M:430:GLU:HG2	2.06	0.55
1:P:395:ASP:HA	1:Q:60:ILE:HG13	1.89	0.55
1:R:426:GLU:O	1:R:430:GLU:HG2	2.06	0.55
1:S:426:GLU:O	1:S:430:GLU:HG2	2.06	0.55
1:U:54:ILE:HG21	1:U:55:ARG:NH2	2.22	0.55
1:W:121:ALA:HB1	1:W:275:TRP:O	2.06	0.55

*Continued on next page...*

*Continued from previous page...*

Atom-1	Atom-2	Interatomic distance (Å)	Clash overlap (Å)
1:A:63:SER:HB2	1:F:339:ARG:HH22	1.72	0.55
1:D:306:PRO:HA	1:D:411:PRO:CD	2.35	0.55
1:L:329:PRO:HG3	5:L:3089:HOH:O	2.06	0.55
1:V:1:THR:HG22	1:V:2:PRO:CD	2.35	0.55
1:V:337:ARG:HE	1:V:393:ASP:CB	2.20	0.55
1:W:80:ARG:HD3	1:X:193:ASP:OD2	2.05	0.55
1:X:329:PRO:HG3	5:X:6245:HOH:O	2.06	0.55
1:C:140:PHE:CE1	1:I:463:ALA:HA	2.41	0.55
1:F:1:THR:HB	1:F:4:ASP:HB2	1.89	0.55
1:K:273:SER:CB	3:K:7495:AMP:N6	2.68	0.55
1:N:1:THR:HB	1:N:4:ASP:HB2	1.89	0.55
1:M:60:ILE:HG22	1:R:339:ARG:H	1.70	0.55
1:F:7:LYS:HE2	1:S:10:LYS:CD	2.37	0.55
1:S:204:PHE:HE1	1:S:237:LEU:HD13	1.70	0.55
1:W:458:HIS:CD2	1:W:460:TYR:H	2.12	0.55
1:W:603:LYS:HB3	5:W:5998:HOH:O	2.07	0.55
1:J:338:ASN:ND2	1:J:396:LEU:HG	2.21	0.55
1:P:330:ILE:O	1:P:410:THR:N	2.39	0.55
1:R:455:ILE:HG22	1:X:323:VAL:HG21	1.89	0.55
1:U:338:ASN:ND2	1:U:396:LEU:HG	2.21	0.55
1:U:264:ASN:ND2	4:U:7516:CIT:H22	2.11	0.55
1:V:338:ASN:ND2	1:V:396:LEU:HG	2.21	0.55
1:E:42:VAL:HG13	1:E:47:LEU:HG	1.89	0.55
1:I:287:TYR:OH	1:I:391:PRO:HB2	2.05	0.55
1:K:42:VAL:HG13	1:K:47:LEU:HG	1.88	0.55
1:R:179:TYR:N	1:R:179:TYR:CD1	2.71	0.55
5:Q:4360:HOH:O	1:W:324:PRO:HB2	2.06	0.55
1:W:287:TYR:OH	1:W:391:PRO:HB2	2.05	0.55
1:C:271:HIS:ND1	1:C:355:ARG:HD2	2.21	0.55
1:D:314:PRO:HG3	1:D:365:GLY:HA3	1.89	0.55
1:E:333:VAL:HB	5:E:1078:HOH:O	2.06	0.55
1:I:314:PRO:HG3	1:I:365:GLY:HA3	1.89	0.55
1:K:502:PRO:HD3	5:K:2864:HOH:O	2.05	0.55
1:L:273:SER:CB	3:L:7497:AMP:N6	2.70	0.55
1:P:455:ILE:HG22	1:V:323:VAL:HG21	1.88	0.55
1:R:314:PRO:HG3	1:R:365:GLY:HA3	1.89	0.55
1:S:314:PRO:HG3	1:S:365:GLY:HA3	1.89	0.55
1:N:455:ILE:HG22	1:T:323:VAL:HG21	1.88	0.55
1:T:333:VAL:HB	5:T:5023:HOH:O	2.06	0.55
1:W:273:SER:CB	3:W:7519:AMP:N6	2.70	0.55
1:X:273:SER:CB	3:X:7521:AMP:N6	2.69	0.55

*Continued on next page...*



*Continued from previous page...*

Atom-1	Atom-2	Interatomic distance (Å)	Clash overlap (Å)
1:E:333:VAL:O	1:E:341:ALA:HB1	2.06	0.55
1:H:398:GLU:O	1:H:399:LEU:HB2	2.05	0.55
1:H:63:SER:HB2	1:I:339:ARG:NH1	2.21	0.55
1:J:160:THR:HG21	1:J:173:VAL:HG13	1.88	0.55
1:L:204:PHE:HE1	1:L:237:LEU:HD13	1.71	0.55
1:M:329:PRO:CG	1:M:359:ARG:HB2	2.35	0.55
1:O:160:THR:HG21	1:O:173:VAL:HG13	1.88	0.55
1:Q:333:VAL:O	1:Q:341:ALA:HB1	2.06	0.55
1:S:398:GLU:O	1:S:399:LEU:HB2	2.05	0.55
1:V:321:ARG:NE	4:V:7518:CIT:H42	2.16	0.55
1:E:399:LEU:CG	1:E:400:PRO:HD2	2.36	0.55
1:G:344:ARG:HH22	1:G:346:PRO:CA	2.19	0.55
1:G:43:PHE:HE2	1:G:71:PRO:HD3	1.72	0.55
1:H:399:LEU:CG	1:H:400:PRO:HD2	2.36	0.55
1:I:43:PHE:HE2	1:I:71:PRO:HD3	1.72	0.55
1:M:344:ARG:HH22	1:M:346:PRO:CA	2.20	0.55
1:M:51:GLY:H	1:M:63:SER:CB	2.20	0.55
1:P:288:ALA:HB1	1:P:345:ILE:HG21	1.88	0.55
1:S:344:ARG:HH22	1:S:346:PRO:CA	2.20	0.55
1:S:43:PHE:HE2	1:S:71:PRO:HD3	1.71	0.55
1:T:344:ARG:HH22	1:T:346:PRO:HA	1.72	0.55
1:U:43:PHE:HE2	1:U:71:PRO:HD3	1.72	0.55
1:V:344:ARG:HH22	1:V:346:PRO:HA	1.72	0.55
1:D:114:TYR:CD2	1:D:431:GLY:HA3	2.41	0.55
1:D:205:ILE:HB	1:D:224:GLN:HB3	1.86	0.55
1:I:205:ILE:HB	1:I:224:GLN:HB3	1.87	0.55
1:L:147:SER:HB3	5:L:3027:HOH:O	2.06	0.55
1:P:114:TYR:CD2	1:P:431:GLY:HA3	2.41	0.55
1:S:179:TYR:HB2	1:X:53:SER:OG	2.07	0.55
1:U:137:SER:HB3	1:V:502:PRO:CB	2.36	0.55
1:C:426:GLU:O	1:C:430:GLU:HG2	2.06	0.55
1:A:140:PHE:HZ	1:F:173:VAL:HG21	1.71	0.55
1:H:121:ALA:HB1	1:H:275:TRP:O	2.06	0.55
1:I:426:GLU:O	1:I:430:GLU:HG2	2.06	0.55
1:K:60:ILE:CG1	1:L:395:ASP:OD2	2.53	0.55
1:N:314:PRO:HG3	1:N:365:GLY:HA3	1.88	0.55
1:N:54:ILE:HG21	1:N:55:ARG:NH2	2.22	0.55
1:O:426:GLU:O	1:O:430:GLU:HG2	2.06	0.55
1:O:180:PHE:CZ	1:P:52:SER:HB2	2.42	0.55
1:S:54:ILE:HG21	1:S:55:ARG:NH2	2.22	0.55
1:V:60:ILE:HD11	1:W:395:ASP:OD1	2.07	0.55

*Continued on next page...*

*Continued from previous page...*

Atom-1	Atom-2	Interatomic distance (Å)	Clash overlap (Å)
1:X:54:ILE:HG21	1:X:55:ARG:NH2	2.22	0.55
1:D:95:PHE:O	1:D:97:LEU:N	2.38	0.55
1:J:1:THR:HG22	1:J:2:PRO:CD	2.35	0.55
1:K:337:ARG:HE	1:K:393:ASP:CB	2.19	0.55
1:L:50:ASP:C	1:L:52:SER:H	2.08	0.55
1:O:429:THR:HG22	1:O:434:PHE:O	2.06	0.55
1:O:50:ASP:C	1:O:52:SER:H	2.08	0.55
1:T:306:PRO:HA	1:T:411:PRO:CD	2.35	0.55
1:X:50:ASP:C	1:X:52:SER:H	2.08	0.55
1:G:204:PHE:CE1	1:G:237:LEU:HD13	2.42	0.55
1:G:42:VAL:HG13	1:G:47:LEU:HG	1.88	0.55
1:J:204:PHE:CE1	1:J:237:LEU:HD13	2.42	0.55
1:K:603:LYS:HB3	5:K:2842:HOH:O	2.07	0.55
1:R:204:PHE:CE1	1:R:237:LEU:HD13	2.42	0.55
1:S:204:PHE:CE1	1:S:237:LEU:HD13	2.42	0.55
1:S:42:VAL:HG13	1:S:47:LEU:HG	1.88	0.55
1:V:204:PHE:CE1	1:V:237:LEU:HD13	2.42	0.55
1:W:273:SER:CB	3:W:7519:AMP:N6	2.68	0.55
1:A:189:VAL:HG11	1:B:80:ARG:HD3	1.87	0.55
1:B:413:GLN:HG2	5:B:7742:HOH:O	2.06	0.55
1:D:330:ILE:O	1:D:410:THR:N	2.39	0.55
1:N:338:ASN:ND2	1:N:396:LEU:HG	2.21	0.55
1:P:420:ARG:HH22	1:P:424:ASP:CB	2.17	0.55
1:V:80:ARG:HD3	1:W:189:VAL:HG11	1.86	0.55
1:X:204:PHE:CE1	1:X:237:LEU:HD13	2.41	0.55
1:C:189:VAL:HG13	1:D:80:ARG:NE	2.15	0.55
1:I:264:ASN:ND2	4:I:7492:CIT:H22	2.16	0.55
1:K:264:ASN:ND2	4:K:7496:CIT:H22	2.16	0.55
1:M:42:VAL:HG13	1:M:47:LEU:HG	1.88	0.55
1:R:93:ASP:O	1:R:97:LEU:HA	2.07	0.55
1:S:307:SER:HB2	1:S:421:LEU:HA	1.88	0.55
1:W:42:VAL:HG13	1:W:47:LEU:HG	1.88	0.55
1:W:93:ASP:O	1:W:97:LEU:HA	2.06	0.55
1:X:336:GLN:HB3	1:X:347:ILE:HD11	1.87	0.55
1:X:307:SER:HB2	1:X:421:LEU:HA	1.88	0.55
1:B:502:PRO:HD3	5:B:7696:HOH:O	2.05	0.55
1:F:314:PRO:HG3	1:F:365:GLY:HA3	1.89	0.55
1:K:273:SER:CB	3:K:7495:AMP:N6	2.70	0.55
5:F:7637:HOH:O	1:L:324:PRO:HD2	2.07	0.55
1:P:177:GLY:HA2	1:Q:56:GLY:HA2	1.89	0.55
1:W:33:ILE:HG22	1:X:211:HIS:HB3	1.89	0.55

*Continued on next page...*

*Continued from previous page...*

Atom-1	Atom-2	Interatomic distance (Å)	Clash overlap (Å)
1:E:204:PHE:HE1	1:E:237:LEU:HD13	1.71	0.55
1:G:65:MET:SD	1:G:91:VAL:HG13	2.46	0.55
1:H:204:PHE:HE1	1:H:237:LEU:HD13	1.70	0.55
1:V:65:MET:SD	1:V:91:VAL:HG13	2.46	0.55
1:W:160:THR:HG21	1:W:173:VAL:HG13	1.88	0.55
1:A:43:PHE:HE2	1:A:71:PRO:HD3	1.72	0.55
1:D:288:ALA:HB1	1:D:345:ILE:HG21	1.88	0.55
1:F:344:ARG:HH22	1:F:346:PRO:HA	1.72	0.55
1:M:43:PHE:HE2	1:M:71:PRO:HD3	1.72	0.55
1:R:344:ARG:HH22	1:R:346:PRO:HA	1.72	0.55
1:S:344:ARG:HH22	1:S:346:PRO:HA	1.72	0.55
1:S:288:ALA:HB1	1:S:345:ILE:HG21	1.88	0.55
1:T:43:PHE:HE2	1:T:71:PRO:HD3	1.72	0.55
1:V:399:LEU:CG	1:V:400:PRO:HD2	2.36	0.55
1:C:140:PHE:CE1	1:I:463:ALA:HA	2.42	0.55
1:I:334:TYR:HD1	1:I:345:ILE:HD13	1.70	0.55
1:N:420:ARG:HH22	1:N:424:ASP:HB3	1.71	0.55
1:R:114:TYR:CD2	1:R:431:GLY:HA3	2.41	0.55
1:W:58:GLN:HA	1:W:62:GLU:HB3	1.88	0.55
1:A:121:ALA:HB1	1:A:275:TRP:O	2.06	0.55
1:D:51:GLY:HA2	1:D:65:MET:HE2	1.88	0.55
1:I:121:ALA:HB1	1:I:275:TRP:O	2.06	0.55
1:P:337:ARG:HH22	1:Q:95:PHE:HE1	1.48	0.55
1:T:121:ALA:HB1	1:T:275:TRP:O	2.06	0.55
1:U:80:ARG:HD2	1:U:84:THR:OG1	2.05	0.55
1:X:426:GLU:O	1:X:430:GLU:HG2	2.06	0.55
1:A:429:THR:HG22	1:A:434:PHE:O	2.06	0.55
1:C:429:THR:HG22	1:C:434:PHE:O	2.06	0.55
1:F:329:PRO:HG3	5:F:7669:HOH:O	2.06	0.55
1:M:329:PRO:HG3	5:M:3352:HOH:O	2.06	0.55
1:M:429:THR:HG22	1:M:434:PHE:O	2.06	0.55
1:M:93:ASP:C	1:M:95:PHE:N	2.58	0.55
1:P:429:THR:HG22	1:P:434:PHE:O	2.06	0.55
1:T:50:ASP:C	1:T:52:SER:H	2.08	0.55
1:A:389:GLN:HG2	5:A:7610:HOH:O	2.06	0.55
1:C:204:PHE:CE1	1:C:237:LEU:HD13	2.42	0.55
1:D:603:LYS:HB3	5:D:1001:HOH:O	2.07	0.55
1:E:204:PHE:CE1	1:E:237:LEU:HD13	2.42	0.55
1:F:204:PHE:CE1	1:F:237:LEU:HD13	2.42	0.55
1:G:1:THR:HB	1:G:4:ASP:HB2	1.89	0.55
1:I:204:PHE:CE1	1:I:237:LEU:HD13	2.42	0.55

*Continued on next page...*

*Continued from previous page...*

Atom-1	Atom-2	Interatomic distance (Å)	Clash overlap (Å)
1:K:1:THR:HB	1:K:4:ASP:HB2	1.89	0.55
1:O:204:PHE:CE1	1:O:237:LEU:HD13	2.42	0.55
1:U:204:PHE:CE1	1:U:237:LEU:HD13	2.42	0.55
1:V:389:GLN:HG2	5:V:5674:HOH:O	2.06	0.55
1:B:338:ASN:ND2	1:B:396:LEU:HG	2.21	0.55
1:D:420:ARG:HH22	1:D:424:ASP:CB	2.17	0.55
1:I:338:ASN:ND2	1:I:396:LEU:HG	2.21	0.55
1:L:264:ASN:ND2	4:L:7498:CIT:H22	2.11	0.55
1:R:330:ILE:O	1:R:409:GLN:HA	2.07	0.55
1:M:463:ALA:HA	1:S:140:PHE:CE1	2.41	0.55
1:A:160:THR:CG2	1:A:173:VAL:HG13	2.28	0.55
1:C:179:TYR:OH	1:D:54:ILE:CG2	2.28	0.55
1:D:176:LYS:HE3	5:E:1226:HOH:O	2.05	0.55
1:E:93:ASP:O	1:E:97:LEU:HA	2.07	0.55
1:F:93:ASP:O	1:F:97:LEU:HA	2.07	0.55
1:K:93:ASP:O	1:K:97:LEU:HA	2.07	0.55
1:Q:93:ASP:O	1:Q:97:LEU:HA	2.07	0.55
1:E:273:SER:CB	3:E:7483:AMP:N6	2.70	0.55
1:G:273:SER:CB	3:G:7487:AMP:N6	2.69	0.55
1:N:502:PRO:HD3	5:N:3653:HOH:O	2.05	0.55
1:B:179:TYR:CB	1:C:53:SER:HG	2.20	0.55
1:L:273:SER:CB	3:L:7497:AMP:N6	2.68	0.55
1:A:329:PRO:CG	1:A:359:ARG:HB2	2.35	0.55
1:B:333:VAL:O	1:B:341:ALA:HB1	2.06	0.55
1:B:332:LEU:HD23	1:B:342:CYS:SG	2.47	0.55
1:C:458:HIS:CD2	1:C:460:TYR:H	2.11	0.55
1:E:332:LEU:HD23	1:E:342:CYS:SG	2.47	0.55
1:F:332:LEU:HD23	1:F:342:CYS:SG	2.47	0.55
1:H:332:LEU:HD23	1:H:342:CYS:SG	2.47	0.55
1:J:65:MET:SD	1:J:91:VAL:HG13	2.46	0.55
1:J:321:ARG:NE	4:J:7494:CIT:H42	2.16	0.55
1:Q:332:LEU:HD23	1:Q:342:CYS:SG	2.47	0.55
1:S:80:ARG:HD3	1:T:193:ASP:OD2	2.07	0.55
1:V:332:LEU:HD23	1:V:342:CYS:SG	2.47	0.55
1:A:344:ARG:HH22	1:A:346:PRO:CA	2.19	0.55
1:D:344:ARG:HH22	1:D:346:PRO:CA	2.20	0.55
1:E:344:ARG:HH22	1:E:346:PRO:HA	1.72	0.55
1:H:288:ALA:HB1	1:H:345:ILE:HG21	1.88	0.55
1:H:51:GLY:H	1:H:63:SER:CB	2.20	0.55
1:J:399:LEU:CG	1:J:400:PRO:HD2	2.36	0.55
1:J:54:ILE:HA	1:J:59:SER:HA	1.87	0.55

*Continued on next page...*

*Continued from previous page...*

Atom-1	Atom-2	Interatomic distance (Å)	Clash overlap (Å)
1:K:344:ARG:HH22	1:K:346:PRO:CA	2.19	0.55
1:L:399:LEU:CG	1:L:400:PRO:HD2	2.36	0.55
3:N:7501:AMP:H1'	3:N:7501:AMP:N9	2.08	0.55
1:P:344:ARG:HH22	1:P:346:PRO:CA	2.19	0.55
1:P:344:ARG:HH22	1:P:346:PRO:HA	1.72	0.55
1:R:43:PHE:HE2	1:R:71:PRO:HD3	1.72	0.55
1:T:288:ALA:HB1	1:T:345:ILE:HG21	1.88	0.55
1:V:54:ILE:HA	1:V:59:SER:HA	1.87	0.55
1:W:43:PHE:HE2	1:W:71:PRO:HD3	1.72	0.55
1:X:399:LEU:CG	1:X:400:PRO:HD2	2.36	0.55
1:D:334:TYR:HD1	1:D:345:ILE:HD13	1.70	0.55
1:F:114:TYR:CD2	1:F:431:GLY:HA3	2.41	0.55
1:I:420:ARG:HH22	1:I:424:ASP:HB3	1.71	0.55
3:N:7501:AMP:H1'	3:N:7501:AMP:N9	2.08	0.55
1:P:205:ILE:HB	1:P:224:GLN:HB3	1.86	0.55
1:P:334:TYR:HD1	1:P:345:ILE:HD13	1.70	0.55
1:S:54:ILE:O	1:T:177:GLY:CA	2.55	0.55
1:F:51:GLY:HA3	1:F:63:SER:O	2.06	0.55
1:G:54:ILE:HG21	1:G:55:ARG:NH2	2.22	0.55
1:M:121:ALA:HB1	1:M:275:TRP:O	2.06	0.55
3:N:7501:AMP:N9	3:N:7501:AMP:H1'	2.08	0.55
1:A:93:ASP:C	1:A:95:PHE:N	2.58	0.55
1:D:329:PRO:HG3	5:D:985:HOH:O	2.06	0.55
1:D:429:THR:HG22	1:D:434:PHE:O	2.06	0.55
3:N:7501:AMP:H1'	3:N:7501:AMP:N9	2.08	0.55
1:P:95:PHE:O	1:P:97:LEU:N	2.38	0.55
1:W:337:ARG:HE	1:W:393:ASP:CB	2.20	0.55
1:S:177:GLY:H	1:X:55:ARG:HG3	1.71	0.55
1:B:204:PHE:CE1	1:B:237:LEU:HD13	2.42	0.55
1:D:1:THR:HB	1:D:4:ASP:HB2	1.89	0.55
1:J:389:GLN:HG2	5:J:2518:HOH:O	2.06	0.55
1:E:175:HIS:NE2	1:L:464:LEU:HD12	2.22	0.55
1:M:389:GLN:HG2	5:M:3307:HOH:O	2.06	0.55
1:N:204:PHE:CE1	1:N:237:LEU:HD13	2.42	0.55
3:N:7501:AMP:H1'	3:N:7501:AMP:N9	2.08	0.55
1:P:1:THR:HB	1:P:4:ASP:HB2	1.89	0.55
1:P:603:LYS:HB3	5:P:4157:HOH:O	2.07	0.55
1:Q:204:PHE:CE1	1:Q:237:LEU:HD13	2.42	0.55
5:P:4140:HOH:O	1:Q:60:ILE:HG21	2.06	0.55
1:C:330:ILE:O	1:C:410:THR:N	2.39	0.55
1:K:264:ASN:ND2	4:K:7496:CIT:H22	2.11	0.55

*Continued on next page...*

*Continued from previous page...*

Atom-1	Atom-2	Interatomic distance (Å)	Clash overlap (Å)
3:N:7501:AMP:H1'	3:N:7501:AMP:N9	2.08	0.55
1:A:336:GLN:HB3	1:A:347:ILE:HD11	1.87	0.55
1:D:48:ALA:O	1:D:49:PHE:HB2	2.07	0.55
1:D:93:ASP:O	1:D:97:LEU:HA	2.07	0.55
3:N:7501:AMP:N9	3:N:7501:AMP:H1'	2.08	0.55
1:P:48:ALA:O	1:P:49:PHE:HB2	2.07	0.55
1:P:93:ASP:O	1:P:97:LEU:HA	2.07	0.55
1:U:48:ALA:O	1:U:49:PHE:HB2	2.07	0.55
1:C:273:SER:CB	3:C:7479:AMP:N6	2.70	0.55
1:E:502:PRO:HD3	5:E:1286:HOH:O	2.05	0.55
1:G:314:PRO:HG3	1:G:365:GLY:HA3	1.89	0.55
1:J:53:SER:HB3	1:K:177:GLY:O	2.07	0.55
1:K:427:TYR:CE1	1:K:428:LEU:HD13	2.42	0.55
3:N:7501:AMP:N9	3:N:7501:AMP:H1'	2.08	0.55
1:O:102:ARG:HA	1:O:438:LEU:HD13	1.89	0.55
1:Q:273:SER:CB	3:Q:7507:AMP:N6	2.70	0.55
1:W:427:TYR:CE1	1:W:428:LEU:HD13	2.42	0.55
1:C:179:TYR:CB	1:D:53:SER:HG	2.20	0.55
1:G:56:GLY:HA3	1:H:178:GLY:N	2.21	0.55
3:N:7501:AMP:H1'	3:N:7501:AMP:N9	2.08	0.55
1:M:33:ILE:HG22	1:R:211:HIS:HB3	1.89	0.55
1:Q:179:TYR:CG	1:R:53:SER:OG	2.60	0.55
1:V:33:ILE:HG22	1:W:211:HIS:HB3	1.89	0.55
1:B:465:TYR:CZ	1:H:315:THR:HB	2.42	0.55
1:C:332:LEU:HD23	1:C:342:CYS:SG	2.47	0.55
1:E:450:GLU:HB3	1:K:465:TYR:OH	2.07	0.55
1:G:333:VAL:O	1:G:341:ALA:HB1	2.06	0.55
1:I:332:LEU:HD23	1:I:342:CYS:SG	2.47	0.55
1:J:332:LEU:HD23	1:J:342:CYS:SG	2.47	0.55
1:N:333:VAL:O	1:N:341:ALA:HB1	2.06	0.55
1:N:332:LEU:HD23	1:N:342:CYS:SG	2.47	0.55
3:N:7501:AMP:N9	3:N:7501:AMP:H1'	2.08	0.55
1:S:333:VAL:O	1:S:341:ALA:HB1	2.06	0.55
1:T:332:LEU:HD23	1:T:342:CYS:SG	2.47	0.55
1:U:332:LEU:HD23	1:U:342:CYS:SG	2.47	0.55
1:D:344:ARG:HH22	1:D:346:PRO:HA	1.72	0.55
1:F:43:PHE:HE2	1:F:71:PRO:HD3	1.72	0.55
1:G:344:ARG:HH22	1:G:346:PRO:HA	1.72	0.55
1:G:288:ALA:HB1	1:G:345:ILE:HG21	1.88	0.55
1:I:344:ARG:HH22	1:I:346:PRO:CA	2.20	0.55
1:J:51:GLY:H	1:J:63:SER:CB	2.20	0.55

*Continued on next page...*

*Continued from previous page...*

Atom-1	Atom-2	Interatomic distance (Å)	Clash overlap (Å)
1:K:43:PHE:HE2	1:K:71:PRO:HD3	1.72	0.55
1:M:344:ARG:HH22	1:M:346:PRO:HA	1.72	0.55
1:N:121:ALA:HB1	1:N:275:TRP:O	2.07	0.55
1:T:399:LEU:CG	1:T:400:PRO:HD2	2.36	0.55
1:T:51:GLY:H	1:T:63:SER:CB	2.20	0.55
1:U:344:ARG:HH22	1:U:346:PRO:HA	1.72	0.55
1:W:399:LEU:CG	1:W:400:PRO:HD2	2.36	0.55
1:W:51:GLY:H	1:W:63:SER:CB	2.20	0.55
1:B:58:GLN:CA	1:B:62:GLU:HB3	2.37	0.55
1:C:463:ALA:HA	1:I:140:PHE:CE1	2.42	0.55
1:N:58:GLN:CA	1:N:62:GLU:HB3	2.37	0.55
1:U:334:TYR:HD1	1:U:345:ILE:HD13	1.70	0.55
1:A:179:TYR:CE2	1:B:54:ILE:HD13	2.41	0.55
1:D:364:SER:HA	1:J:468:VAL:HB	1.89	0.55
1:H:206:LEU:HD13	1:H:210:HIS:HB3	1.89	0.55
1:K:60:ILE:HD11	1:L:395:ASP:CG	2.28	0.55
1:P:467:ASP:OD2	1:W:175:HIS:CE1	2.60	0.55
1:P:467:ASP:OD2	1:W:175:HIS:ND1	2.40	0.55
1:R:51:GLY:HA3	1:R:63:SER:O	2.06	0.55
1:U:426:GLU:O	1:U:430:GLU:HG2	2.06	0.55
1:W:314:PRO:HG3	1:W:365:GLY:HA3	1.88	0.55
1:W:55:ARG:CA	1:X:177:GLY:HA2	2.37	0.55
1:A:329:PRO:HG3	5:A:7647:HOH:O	2.06	0.55
1:D:337:ARG:HB3	1:E:62:GLU:C	2.27	0.55
1:D:337:ARG:HE	1:D:393:ASP:CB	2.20	0.55
1:E:329:PRO:HG3	5:E:1248:HOH:O	2.06	0.55
1:F:458:HIS:CD2	1:F:460:TYR:H	2.15	0.55
1:H:306:PRO:HA	1:H:411:PRO:CD	2.35	0.55
1:H:50:ASP:C	1:H:52:SER:H	2.08	0.55
1:P:329:PRO:HG3	5:P:4141:HOH:O	2.06	0.55
1:P:337:ARG:HE	1:P:393:ASP:CB	2.20	0.55
1:Q:329:PRO:HG3	5:Q:4404:HOH:O	2.06	0.55
1:R:329:PRO:HG3	5:R:4667:HOH:O	2.06	0.55
1:E:175:HIS:HE1	1:L:464:LEU:HA	1.68	0.55
1:H:389:GLN:HG2	5:H:7643:HOH:O	2.06	0.55
1:G:395:ASP:HB2	1:L:61:HIS:CD2	2.42	0.55
1:M:204:PHE:CE1	1:M:237:LEU:HD13	2.42	0.55
1:R:463:ALA:O	1:S:175:HIS:CE1	2.58	0.55
1:T:389:GLN:HG2	5:T:5148:HOH:O	2.06	0.55
1:A:288:ALA:HB1	1:A:345:ILE:HG21	1.89	0.55
1:E:450:GLU:HB3	1:K:465:TYR:OH	2.07	0.55

*Continued on next page...*

*Continued from previous page...*

Atom-1	Atom-2	Interatomic distance (Å)	Clash overlap (Å)
1:F:330:ILE:O	1:F:409:GLN:HA	2.07	0.55
1:O:330:ILE:O	1:O:410:THR:N	2.39	0.55
1:S:55:ARG:HD3	1:T:177:GLY:N	2.21	0.55
1:W:204:PHE:CE1	1:W:237:LEU:HD13	2.41	0.55
1:Q:465:TYR:CZ	1:W:315:THR:HB	2.41	0.55
1:B:307:SER:HB2	1:B:421:LEU:HA	1.88	0.55
1:F:179:TYR:N	1:F:179:TYR:CD1	2.71	0.55
1:J:179:TYR:N	1:J:179:TYR:CD1	2.71	0.55
1:K:48:ALA:O	1:K:49:PHE:HB2	2.07	0.55
1:M:160:THR:CG2	1:M:173:VAL:HG13	2.28	0.55
1:M:336:GLN:HB3	1:M:347:ILE:HD11	1.87	0.55
1:O:307:SER:HB2	1:O:421:LEU:HA	1.88	0.55
1:O:48:ALA:O	1:O:49:PHE:HB2	2.07	0.55
1:U:54:ILE:HG22	1:V:179:TYR:CZ	2.34	0.55
1:U:264:ASN:ND2	4:U:7516:CIT:H22	2.16	0.55
1:W:48:ALA:O	1:W:49:PHE:HB2	2.07	0.55
1:H:427:TYR:CE1	1:H:428:LEU:HD13	2.42	0.55
1:O:273:SER:CB	3:O:7503:AMP:N6	2.70	0.55
1:P:312:THR:HG22	1:P:313:ASN:HD21	1.69	0.55
1:P:271:HIS:ND1	1:P:355:ARG:HD2	2.21	0.55
1:Q:427:TYR:CE1	1:Q:428:LEU:HD13	2.42	0.55
1:Q:502:PRO:HD3	5:Q:4442:HOH:O	2.05	0.55
1:C:140:PHE:CE1	1:I:463:ALA:HA	2.42	0.55
1:C:176:LYS:HD2	1:D:55:ARG:HB3	1.89	0.55
1:N:177:GLY:O	1:O:55:ARG:O	2.25	0.55
1:M:56:GLY:HA2	1:R:177:GLY:HA2	1.89	0.55
1:L:332:LEU:HD23	1:L:342:CYS:SG	2.47	0.55
1:R:332:LEU:HD23	1:R:342:CYS:SG	2.47	0.55
1:X:332:LEU:HD23	1:X:342:CYS:SG	2.47	0.55
1:R:140:PHE:CE1	1:X:463:ALA:HA	2.41	0.55
1:A:344:ARG:HH22	1:A:346:PRO:HA	1.72	0.55
1:B:121:ALA:HB1	1:B:275:TRP:O	2.07	0.55
1:B:43:PHE:HE2	1:B:71:PRO:HD3	1.72	0.55
3:B:7477:AMP:N9	3:B:7477:AMP:H1'	2.08	0.55
1:C:51:GLY:H	1:C:63:SER:CB	2.20	0.55
1:D:121:ALA:HB1	1:D:275:TRP:O	2.07	0.55
1:H:121:ALA:HB1	1:H:275:TRP:O	2.07	0.55
1:H:344:ARG:HH22	1:H:346:PRO:HA	1.72	0.55
1:I:344:ARG:HH22	1:I:346:PRO:HA	1.72	0.55
1:K:121:ALA:HB1	1:K:275:TRP:O	2.07	0.55
1:K:51:GLY:H	1:K:63:SER:CB	2.20	0.55

*Continued on next page...*



*Continued from previous page...*

Atom-1	Atom-2	Interatomic distance (Å)	Clash overlap (Å)
1:O:344:ARG:HH22	1:O:346:PRO:CA	2.19	0.55
1:O:51:GLY:H	1:O:63:SER:CB	2.20	0.55
1:P:337:ARG:NH2	1:Q:95:PHE:HE1	2.05	0.55
1:R:51:GLY:H	1:R:63:SER:CB	2.20	0.55
1:S:321:ARG:NE	4:S:7512:CIT:H42	2.14	0.55
1:V:51:GLY:H	1:V:63:SER:CB	2.20	0.55
1:W:121:ALA:HB1	1:W:275:TRP:O	2.07	0.55
3:B:7477:AMP:H1'	3:B:7477:AMP:N9	2.08	0.55
1:C:58:GLN:HA	1:C:62:GLU:HB3	1.88	0.55
1:D:58:GLN:HA	1:D:62:GLU:HB3	1.88	0.55
1:M:58:GLN:HA	1:M:62:GLU:HB3	1.88	0.55
1:S:58:GLN:CA	1:S:62:GLU:HB3	2.37	0.55
1:U:420:ARG:HH22	1:U:424:ASP:HB3	1.71	0.55
1:B:314:PRO:HG3	1:B:365:GLY:HA3	1.88	0.55
3:B:7477:AMP:N9	3:B:7477:AMP:H1'	2.08	0.55
1:C:54:ILE:HG21	1:C:55:ARG:NH2	2.22	0.55
1:F:121:ALA:HB1	1:F:275:TRP:O	2.06	0.55
1:K:314:PRO:HG3	1:K:365:GLY:HA3	1.88	0.55
1:N:424:ASP:O	1:N:427:TYR:HE2	1.90	0.55
1:O:211:HIS:ND1	1:P:49:PHE:CD2	2.75	0.55
1:R:121:ALA:HB1	1:R:275:TRP:O	2.06	0.55
3:B:7477:AMP:N9	3:B:7477:AMP:H1'	2.08	0.55
1:O:329:PRO:HG3	5:O:3878:HOH:O	2.06	0.55
1:B:458:HIS:CD2	1:B:460:TYR:H	2.13	0.55
3:B:7477:AMP:N9	3:B:7477:AMP:H1'	2.08	0.55
1:K:204:PHE:CE1	1:K:237:LEU:HD13	2.42	0.55
1:L:204:PHE:CE1	1:L:237:LEU:HD13	2.42	0.55
1:L:1:THR:HB	1:L:4:ASP:HB2	1.89	0.55
1:O:440:GLU:HG3	5:O:3858:HOH:O	2.07	0.55
1:P:204:PHE:CE1	1:P:237:LEU:HD13	2.42	0.55
1:R:389:GLN:HG2	5:R:4622:HOH:O	2.06	0.55
1:W:204:PHE:CE1	1:W:237:LEU:HD13	2.42	0.55
1:V:63:SER:HB3	1:W:337:ARG:CD	2.37	0.55
1:W:1:THR:HB	1:W:4:ASP:HB2	1.89	0.55
1:X:1:THR:HB	1:X:4:ASP:HB2	1.89	0.55
1:X:204:PHE:CE1	1:X:237:LEU:HD13	2.42	0.55
3:B:7477:AMP:N9	3:B:7477:AMP:H1'	2.08	0.55
1:C:288:ALA:HB1	1:C:345:ILE:HG21	1.89	0.55
1:C:43:PHE:HE2	1:C:71:PRO:HD3	1.70	0.55
1:I:288:ALA:HB1	1:I:345:ILE:HG21	1.89	0.55
1:J:37:ALA:HB1	1:K:208:LYS:HA	1.88	0.55

*Continued on next page...*

*Continued from previous page...*

Atom-1	Atom-2	Interatomic distance (Å)	Clash overlap (Å)
1:M:288:ALA:HB1	1:M:345:ILE:HG21	1.89	0.55
1:S:204:PHE:CE1	1:S:237:LEU:HD13	2.41	0.55
1:X:264:ASN:ND2	4:X:7522:CIT:H22	2.11	0.55
3:B:7477:AMP:N9	3:B:7477:AMP:H1'	2.08	0.55
1:C:48:ALA:O	1:C:49:PHE:HB2	2.07	0.55
1:J:307:SER:HB2	1:J:421:LEU:HA	1.88	0.55
1:L:336:GLN:HB3	1:L:347:ILE:HD11	1.87	0.55
1:N:307:SER:HB2	1:N:421:LEU:HA	1.88	0.55
1:V:307:SER:HB2	1:V:421:LEU:HA	1.88	0.55
3:B:7477:AMP:N9	3:B:7477:AMP:H1'	2.08	0.55
1:C:102:ARG:HA	1:C:438:LEU:HD13	1.88	0.55
1:D:271:HIS:ND1	1:D:355:ARG:HD2	2.21	0.55
1:D:427:TYR:CE1	1:D:428:LEU:HD13	2.42	0.55
1:D:273:SER:CB	3:D:7481:AMP:N6	2.69	0.55
1:E:427:TYR:CE1	1:E:428:LEU:HD13	2.42	0.55
1:P:427:TYR:CE1	1:P:428:LEU:HD13	2.42	0.55
1:T:427:TYR:CE1	1:T:428:LEU:HD13	2.42	0.55
3:B:7477:AMP:H1'	3:B:7477:AMP:N9	2.08	0.55
1:C:178:GLY:N	1:D:56:GLY:HA3	2.22	0.55
1:D:339:ARG:HB2	1:E:60:ILE:HG21	1.89	0.55
1:C:463:ALA:HA	1:I:140:PHE:CE1	2.42	0.55
1:N:425:HIS:HB2	1:N:439:ILE:HD13	1.89	0.55
1:N:273:SER:CB	3:N:7501:AMP:N6	2.68	0.55
1:S:273:SER:CB	3:S:7511:AMP:N6	2.68	0.55
1:B:160:THR:HG21	1:B:173:VAL:HG13	1.88	0.55
3:B:7477:AMP:H1'	3:B:7477:AMP:N9	2.08	0.55
1:F:344:ARG:O	1:F:346:PRO:HD3	2.07	0.55
1:G:332:LEU:HD23	1:G:342:CYS:SG	2.47	0.55
1:K:204:PHE:HE1	1:K:237:LEU:HD13	1.71	0.55
1:O:333:VAL:O	1:O:341:ALA:HB1	2.06	0.55
1:O:332:LEU:HD23	1:O:342:CYS:SG	2.47	0.55
1:O:463:ALA:HA	1:U:140:PHE:CE1	2.42	0.55
1:Q:329:PRO:CG	1:Q:359:ARG:HB2	2.35	0.55
1:H:321:ARG:NE	4:H:7490:CIT:H42	2.14	0.54
1:I:51:GLY:H	1:I:63:SER:CB	2.20	0.54
1:L:288:ALA:HB1	1:L:345:ILE:HG21	1.88	0.54
1:Q:344:ARG:HH22	1:Q:346:PRO:HA	1.72	0.54
1:E:58:GLN:CA	1:E:62:GLU:HB3	2.37	0.54
1:G:58:GLN:CA	1:G:62:GLU:HB3	2.37	0.54
1:J:147:SER:HB3	5:J:2501:HOH:O	2.06	0.54
1:J:58:GLN:CA	1:J:62:GLU:HB3	2.37	0.54

*Continued on next page...*

*Continued from previous page...*

Atom-1	Atom-2	Interatomic distance (Å)	Clash overlap (Å)
1:O:58:GLN:HA	1:O:62:GLU:HB3	1.88	0.54
1:P:58:GLN:HA	1:P:62:GLU:HB3	1.88	0.54
1:S:147:SER:HB3	5:S:4868:HOH:O	2.06	0.54
1:V:147:SER:HB3	5:V:5657:HOH:O	2.06	0.54
1:V:58:GLN:CA	1:V:62:GLU:HB3	2.37	0.54
1:B:424:ASP:O	1:B:427:TYR:HE2	1.90	0.54
1:D:54:ILE:HG21	1:D:55:ARG:NH2	2.22	0.54
1:E:206:LEU:HD13	1:E:210:HIS:HB3	1.89	0.54
1:F:424:ASP:O	1:F:427:TYR:HE2	1.90	0.54
1:I:174:ARG:HD2	1:I:179:TYR:CE1	2.40	0.54
1:K:206:LEU:HD13	1:K:210:HIS:HB3	1.89	0.54
1:P:54:ILE:HG21	1:P:55:ARG:NH2	2.22	0.54
1:M:140:PHE:HZ	1:R:173:VAL:HG21	1.72	0.54
1:R:424:ASP:O	1:R:427:TYR:HE2	1.90	0.54
1:S:206:LEU:HD13	1:S:210:HIS:HB3	1.89	0.54
1:S:424:ASP:O	1:S:427:TYR:HE2	1.90	0.54
1:T:206:LEU:HD13	1:T:210:HIS:HB3	1.89	0.54
1:U:424:ASP:O	1:U:427:TYR:HE2	1.90	0.54
1:C:396:LEU:CD2	1:C:407:ILE:HG21	2.33	0.54
1:E:177:GLY:CA	1:F:55:ARG:CG	2.85	0.54
1:E:264:ASN:OD1	4:E:7484:CIT:H22	2.07	0.54
1:J:429:THR:HG22	1:J:434:PHE:O	2.06	0.54
1:J:264:ASN:OD1	4:J:7494:CIT:H22	2.07	0.54
1:K:329:PRO:HG3	5:K:2826:HOH:O	2.06	0.54
1:L:93:ASP:C	1:L:95:PHE:N	2.58	0.54
1:N:329:PRO:HG3	5:N:3615:HOH:O	2.06	0.54
1:O:396:LEU:CD2	1:O:407:ILE:HG21	2.34	0.54
1:Q:177:GLY:HA2	1:R:55:ARG:CG	2.37	0.54
1:Q:264:ASN:OD1	4:Q:7508:CIT:H22	2.07	0.54
1:R:458:HIS:CD2	1:R:460:TYR:H	2.15	0.54
1:S:264:ASN:OD1	4:S:7512:CIT:H22	2.08	0.54
1:V:429:THR:HG22	1:V:434:PHE:O	2.06	0.54
1:V:264:ASN:OD1	4:V:7518:CIT:H22	2.07	0.54
1:X:264:ASN:OD1	4:X:7522:CIT:H22	2.07	0.54
1:A:204:PHE:CE1	1:A:237:LEU:HD13	2.42	0.54
1:A:603:LYS:HB3	5:A:7666:HOH:O	2.07	0.54
1:C:42:VAL:HG13	1:C:47:LEU:HG	1.88	0.54
1:D:204:PHE:CE1	1:D:237:LEU:HD13	2.42	0.54
1:E:42:VAL:HG13	1:E:47:LEU:HG	1.88	0.54
1:F:389:GLN:HG2	5:F:7634:HOH:O	2.06	0.54
1:P:42:VAL:HG13	1:P:47:LEU:HG	1.88	0.54

*Continued on next page...*

*Continued from previous page...*

Atom-1	Atom-2	Interatomic distance (Å)	Clash overlap (Å)
1:Q:42:VAL:HG13	1:Q:47:LEU:HG	1.88	0.54
1:T:204:PHE:CE1	1:T:237:LEU:HD13	2.42	0.54
1:U:603:LYS:HB3	5:U:5472:HOH:O	2.07	0.54
1:G:204:PHE:CE1	1:G:237:LEU:HD13	2.41	0.54
1:G:330:ILE:O	1:G:409:GLN:HA	2.07	0.54
1:I:330:ILE:O	1:I:409:GLN:HA	2.07	0.54
1:M:330:ILE:O	1:M:410:THR:N	2.39	0.54
1:N:288:ALA:HB1	1:N:345:ILE:HG21	1.89	0.54
1:P:330:ILE:O	1:P:409:GLN:HA	2.07	0.54
1:C:307:SER:HB2	1:C:421:LEU:HA	1.88	0.54
1:D:427:TYR:CE1	1:D:428:LEU:HD13	2.43	0.54
1:I:48:ALA:O	1:I:49:PHE:HB2	2.07	0.54
1:L:427:TYR:CE1	1:L:428:LEU:HD13	2.43	0.54
1:V:179:TYR:N	1:V:179:TYR:CD1	2.71	0.54
1:V:48:ALA:O	1:V:49:PHE:HB2	2.07	0.54
1:W:323:VAL:HB	5:W:4243:HOH:O	2.06	0.54
1:W:80:ARG:HD3	1:X:193:ASP:OD2	2.06	0.54
1:A:207:GLU:N	1:A:210:HIS:HD2	1.99	0.54
1:B:425:HIS:HB2	1:B:439:ILE:HD13	1.89	0.54
1:P:207:GLU:N	1:P:210:HIS:HD2	1.99	0.54
1:B:344:ARG:O	1:B:346:PRO:HD3	2.08	0.54
1:E:458:HIS:CD2	1:E:460:TYR:H	2.11	0.54
1:K:332:LEU:HD23	1:K:342:CYS:SG	2.47	0.54
1:N:160:THR:HG21	1:N:173:VAL:HG13	1.88	0.54
1:O:204:PHE:HE1	1:O:237:LEU:HD13	1.71	0.54
1:R:344:ARG:O	1:R:346:PRO:HD3	2.07	0.54
1:C:121:ALA:HB1	1:C:275:TRP:O	2.07	0.54
1:D:339:ARG:NH1	1:E:50:ASP:CB	2.67	0.54
1:D:339:ARG:HD2	1:E:60:ILE:HG22	1.89	0.54
1:F:51:GLY:H	1:F:63:SER:CB	2.20	0.54
1:K:325:GLY:HA2	1:K:397:TYR:OH	2.08	0.54
1:L:121:ALA:HB1	1:L:275:TRP:O	2.07	0.54
1:L:344:ARG:HH22	1:L:346:PRO:HA	1.72	0.54
1:M:121:ALA:HB1	1:M:275:TRP:O	2.07	0.54
1:P:114:TYR:O	1:P:118:THR:HG23	2.08	0.54
1:T:121:ALA:HB1	1:T:275:TRP:O	2.07	0.54
1:V:121:ALA:HB1	1:V:275:TRP:O	2.07	0.54
1:X:121:ALA:HB1	1:X:275:TRP:O	2.07	0.54
1:X:288:ALA:HB1	1:X:345:ILE:HG21	1.88	0.54
1:A:58:GLN:HA	1:A:62:GLU:HB3	1.88	0.54
1:F:58:GLN:HA	1:F:62:GLU:HB3	1.88	0.54

*Continued on next page...*

*Continued from previous page...*

Atom-1	Atom-2	Interatomic distance (Å)	Clash overlap (Å)
1:G:58:GLN:HA	1:G:62:GLU:HB3	1.88	0.54
1:Q:58:GLN:CA	1:Q:62:GLU:HB3	2.37	0.54
1:Q:58:GLN:HA	1:Q:62:GLU:HB3	1.88	0.54
1:S:58:GLN:HA	1:S:62:GLU:HB3	1.88	0.54
1:B:206:LEU:HD13	1:B:210:HIS:HB3	1.89	0.54
1:E:180:PHE:HE2	1:F:52:SER:HB2	1.69	0.54
1:F:54:ILE:HG21	1:F:55:ARG:NH2	2.22	0.54
1:G:206:LEU:HD13	1:G:210:HIS:HB3	1.89	0.54
1:G:424:ASP:O	1:G:427:TYR:HE2	1.90	0.54
1:K:52:SER:HB2	1:L:180:PHE:CE2	2.41	0.54
1:P:424:ASP:O	1:P:427:TYR:HE2	1.90	0.54
1:R:54:ILE:HG21	1:R:55:ARG:NH2	2.22	0.54
1:A:337:ARG:HE	1:A:393:ASP:CB	2.20	0.54
1:B:329:PRO:HG3	5:B:7663:HOH:O	2.06	0.54
1:B:120:ILE:HD11	1:B:383:LYS:CG	2.38	0.54
1:C:329:PRO:HG3	5:C:7662:HOH:O	2.06	0.54
1:D:314:PRO:HG3	1:D:365:GLY:HA3	1.89	0.54
1:G:120:ILE:HD11	1:G:383:LYS:CG	2.38	0.54
1:L:264:ASN:OD1	4:L:7498:CIT:H22	2.07	0.54
1:N:120:ILE:HD11	1:N:383:LYS:CG	2.38	0.54
1:P:314:PRO:HG3	1:P:365:GLY:HA3	1.89	0.54
1:Q:160:THR:HG21	1:Q:173:VAL:HG13	1.90	0.54
1:C:440:GLU:HG3	5:C:7645:HOH:O	2.07	0.54
1:D:42:VAL:HG13	1:D:47:LEU:HG	1.88	0.54
5:F:7549:HOH:O	1:G:173:VAL:HG21	2.08	0.54
1:I:603:LYS:HB3	5:I:7695:HOH:O	2.07	0.54
1:I:93:ASP:O	1:I:97:LEU:HA	2.08	0.54
1:J:440:GLU:HG3	5:J:2543:HOH:O	2.07	0.54
1:O:42:VAL:HG13	1:O:47:LEU:HG	1.88	0.54
1:W:63:SER:HB3	1:X:337:ARG:HD2	1.88	0.54
1:B:288:ALA:HB1	1:B:345:ILE:HG21	1.89	0.54
1:K:204:PHE:CE1	1:K:237:LEU:HD13	2.41	0.54
1:L:288:ALA:HB1	1:L:345:ILE:HG21	1.89	0.54
1:N:264:ASN:ND2	4:N:7502:CIT:H22	2.11	0.54
1:O:288:ALA:HB1	1:O:345:ILE:HG21	1.89	0.54
1:T:288:ALA:HB1	1:T:345:ILE:HG21	1.89	0.54
1:U:330:ILE:O	1:U:409:GLN:HA	2.07	0.54
1:E:427:TYR:CE1	1:E:428:LEU:HD13	2.43	0.54
1:F:307:SER:HB2	1:F:421:LEU:HA	1.88	0.54
1:H:93:ASP:O	1:H:97:LEU:HA	2.07	0.54
1:I:307:SER:HB2	1:I:421:LEU:HA	1.88	0.54

*Continued on next page...*

*Continued from previous page...*

Atom-1	Atom-2	Interatomic distance (Å)	Clash overlap (Å)
1:J:48:ALA:O	1:J:49:PHE:HB2	2.07	0.54
1:K:427:TYR:CE1	1:K:428:LEU:HD13	2.43	0.54
1:P:427:TYR:CE1	1:P:428:LEU:HD13	2.43	0.54
1:Q:427:TYR:CE1	1:Q:428:LEU:HD13	2.43	0.54
1:R:307:SER:HB2	1:R:421:LEU:HA	1.88	0.54
1:T:427:TYR:CE1	1:T:428:LEU:HD13	2.43	0.54
1:W:427:TYR:CE1	1:W:428:LEU:HD13	2.43	0.54
1:X:427:TYR:CE1	1:X:428:LEU:HD13	2.43	0.54
1:D:312:THR:HG22	1:D:313:ASN:HD21	1.69	0.54
1:F:427:TYR:CE1	1:F:428:LEU:HD13	2.42	0.54
1:G:333:VAL:HB	5:G:7525:HOH:O	2.06	0.54
1:H:95:PHE:HE2	1:I:347:ILE:HG21	1.72	0.54
1:N:102:ARG:HA	1:N:438:LEU:HD13	1.88	0.54
1:P:273:SER:CB	3:P:7505:AMP:N6	2.70	0.54
1:R:427:TYR:CE1	1:R:428:LEU:HD13	2.42	0.54
1:W:102:ARG:HA	1:W:438:LEU:HD13	1.88	0.54
1:D:177:GLY:HA2	1:E:56:GLY:HA2	1.89	0.54
1:G:53:SER:HG	1:H:179:TYR:CB	2.17	0.54
1:I:55:ARG:HD2	1:J:176:LYS:CG	2.34	0.54
1:R:467:ASP:HB2	1:S:175:HIS:HE1	1.71	0.54
1:E:329:PRO:CG	1:E:359:ARG:HB2	2.35	0.54
1:P:332:LEU:HD23	1:P:342:CYS:SG	2.47	0.54
1:S:332:LEU:HD23	1:S:342:CYS:SG	2.47	0.54
1:T:204:PHE:HE1	1:T:237:LEU:HD13	1.71	0.54
1:W:332:LEU:HD23	1:W:342:CYS:SG	2.47	0.54
1:A:121:ALA:HB1	1:A:275:TRP:O	2.07	0.54
1:D:114:TYR:O	1:D:118:THR:HG23	2.08	0.54
1:G:121:ALA:HB1	1:G:275:TRP:O	2.07	0.54
1:J:121:ALA:HB1	1:J:275:TRP:O	2.07	0.54
1:K:344:ARG:HH22	1:K:346:PRO:HA	1.72	0.54
1:L:344:ARG:HH22	1:L:346:PRO:CA	2.19	0.54
1:P:121:ALA:HB1	1:P:275:TRP:O	2.07	0.54
1:P:334:TYR:HA	1:P:343:VAL:O	2.08	0.54
1:R:261:PHE:O	1:X:144:ALA:HA	2.06	0.54
1:M:463:ALA:HA	1:S:140:PHE:CE1	2.42	0.54
1:U:344:ARG:HH22	1:U:346:PRO:CA	2.20	0.54
1:W:114:TYR:O	1:W:118:THR:HG23	2.08	0.54
1:W:325:GLY:HA2	1:W:397:TYR:OH	2.08	0.54
1:X:344:ARG:HH22	1:X:346:PRO:CA	2.19	0.54
1:D:285:GLU:O	1:D:286:THR:HG23	2.08	0.54
1:D:420:ARG:HH22	1:D:424:ASP:HB3	1.71	0.54

*Continued on next page...*

*Continued from previous page...*

Atom-1	Atom-2	Interatomic distance (Å)	Clash overlap (Å)
1:E:58:GLN:HA	1:E:62:GLU:HB3	1.88	0.54
1:F:58:GLN:CA	1:F:62:GLU:HB3	2.37	0.54
1:G:147:SER:HB3	5:G:7617:HOH:O	2.06	0.54
1:P:420:ARG:HH22	1:P:424:ASP:HB3	1.71	0.54
1:W:58:GLN:CA	1:W:62:GLU:HB3	2.37	0.54
1:B:174:ARG:HD2	1:B:179:TYR:CE1	2.40	0.54
1:D:424:ASP:O	1:D:427:TYR:HE2	1.90	0.54
1:D:173:VAL:CG2	1:E:140:PHE:HZ	2.21	0.54
1:I:424:ASP:O	1:I:427:TYR:HE2	1.90	0.54
1:O:54:ILE:HG21	1:O:55:ARG:NH2	2.22	0.54
1:Q:206:LEU:HD13	1:Q:210:HIS:HB3	1.89	0.54
1:S:173:VAL:HG21	1:X:140:PHE:HZ	1.72	0.54
1:W:174:ARG:HD2	1:W:179:TYR:CE1	2.40	0.54
1:E:160:THR:HG21	1:E:173:VAL:HG13	1.90	0.54
1:F:264:ASN:OD1	4:F:7486:CIT:H22	2.07	0.54
1:G:18:ASP:OD2	1:G:30:HIS:HD2	1.91	0.54
1:G:264:ASN:OD1	4:G:7488:CIT:H22	2.08	0.54
1:I:55:ARG:NH2	1:J:176:LYS:HD2	2.23	0.54
1:L:337:ARG:HE	1:L:393:ASP:CB	2.20	0.54
1:P:120:ILE:HD11	1:P:383:LYS:CG	2.38	0.54
1:O:211:HIS:CE1	1:P:49:PHE:HD2	2.25	0.54
1:R:264:ASN:OD1	4:R:7510:CIT:H22	2.07	0.54
1:A:1:THR:HB	1:A:4:ASP:HB2	1.89	0.54
1:B:465:TYR:CZ	1:H:315:THR:HB	2.42	0.54
1:E:93:ASP:O	1:E:97:LEU:HA	2.08	0.54
1:G:440:GLU:HG3	5:G:7656:HOH:O	2.07	0.54
1:M:1:THR:HB	1:M:4:ASP:HB2	1.89	0.54
1:M:603:LYS:HB3	5:M:3368:HOH:O	2.07	0.54
1:M:93:ASP:O	1:M:97:LEU:HA	2.08	0.54
1:Q:93:ASP:O	1:Q:97:LEU:HA	2.08	0.54
1:V:440:GLU:HG3	5:V:5699:HOH:O	2.07	0.54
1:A:330:ILE:O	1:A:410:THR:N	2.39	0.54
1:D:330:ILE:O	1:D:409:GLN:HA	2.07	0.54
1:H:288:ALA:HB1	1:H:345:ILE:HG21	1.89	0.54
1:O:43:PHE:HE2	1:O:71:PRO:HD3	1.70	0.54
1:U:288:ALA:HB1	1:U:345:ILE:HG21	1.89	0.54
1:V:288:ALA:HB1	1:V:345:ILE:HG21	1.89	0.54
1:A:179:TYR:CD1	1:A:179:TYR:N	2.71	0.54
1:A:93:ASP:O	1:A:97:LEU:HA	2.07	0.54
1:G:427:TYR:CE1	1:G:428:LEU:HD13	2.43	0.54
1:J:42:VAL:HG13	1:J:47:LEU:HG	1.88	0.54

*Continued on next page...*

*Continued from previous page...*

Atom-1	Atom-2	Interatomic distance (Å)	Clash overlap (Å)
1:N:179:TYR:CD1	1:N:179:TYR:N	2.71	0.54
1:N:48:ALA:O	1:N:49:PHE:HB2	2.07	0.54
1:P:307:SER:HB2	1:P:421:LEU:HA	1.88	0.54
1:S:264:ASN:ND2	4:S:7512:CIT:H22	2.16	0.54
1:B:333:VAL:HB	5:B:7511:HOH:O	2.06	0.54
1:B:465:TYR:CZ	1:H:315:THR:HB	2.42	0.54
1:D:467:ASP:HB2	5:D:2401:HOH:O	2.08	0.54
1:D:337:ARG:NH2	1:E:95:PHE:CZ	2.75	0.54
1:I:458:HIS:CD2	1:I:460:TYR:H	2.17	0.54
1:I:273:SER:CB	3:I:7491:AMP:N6	2.69	0.54
1:N:427:TYR:CE1	1:N:428:LEU:HD13	2.42	0.54
1:S:427:TYR:CE1	1:S:428:LEU:HD13	2.42	0.54
1:T:273:SER:CB	3:T:7513:AMP:N6	2.70	0.54
1:T:601:THR:O	1:T:602:GLU:HB3	2.08	0.54
1:D:207:GLU:N	1:D:210:HIS:HD2	1.99	0.54
1:C:204:PHE:HE1	1:C:237:LEU:HD13	1.71	0.54
1:C:333:VAL:O	1:C:341:ALA:HB1	2.06	0.54
1:C:398:GLU:O	1:C:399:LEU:HB2	2.05	0.54
1:D:332:LEU:HD23	1:D:342:CYS:SG	2.47	0.54
1:C:206:LEU:HB3	1:D:34:PRO:HG3	1.90	0.54
1:E:149:TYR:CE1	1:K:146:GLY:HA2	2.43	0.54
1:I:61:HIS:HA	1:J:337:ARG:HG3	1.88	0.54
1:N:344:ARG:O	1:N:346:PRO:HD3	2.08	0.54
1:O:398:GLU:O	1:O:399:LEU:HB2	2.05	0.54
1:S:344:ARG:O	1:S:346:PRO:HD3	2.07	0.54
1:W:344:ARG:O	1:W:346:PRO:HD3	2.07	0.54
1:C:344:ARG:HH22	1:C:346:PRO:CA	2.19	0.54
1:D:334:TYR:HA	1:D:343:VAL:O	2.08	0.54
1:F:399:LEU:CG	1:F:400:PRO:HD2	2.36	0.54
1:N:458:HIS:CD2	1:N:460:TYR:H	2.14	0.54
1:P:51:GLY:H	1:P:63:SER:CB	2.20	0.54
1:R:399:LEU:CG	1:R:400:PRO:HD2	2.36	0.54
1:S:334:TYR:HA	1:S:343:VAL:O	2.08	0.54
1:T:114:TYR:O	1:T:118:THR:HG23	2.08	0.54
1:U:51:GLY:H	1:U:63:SER:CB	2.20	0.54
1:W:344:ARG:HH22	1:W:346:PRO:HA	1.72	0.54
1:D:58:GLN:CA	1:D:62:GLU:HB3	2.37	0.54
1:J:49:PHE:HE1	1:K:180:PHE:CE2	2.24	0.54
1:P:285:GLU:O	1:P:286:THR:HG23	2.08	0.54
1:P:58:GLN:CA	1:P:62:GLU:HB3	2.37	0.54
1:R:58:GLN:HA	1:R:62:GLU:HB3	1.88	0.54

*Continued on next page...*



*Continued from previous page...*

Atom-1	Atom-2	Interatomic distance (Å)	Clash overlap (Å)
1:R:58:GLN:CA	1:R:62:GLU:HB3	2.37	0.54
1:T:58:GLN:CA	1:T:62:GLU:HB3	2.37	0.54
1:N:174:ARG:HD2	1:N:179:TYR:CE1	2.40	0.54
1:R:206:LEU:HD13	1:R:210:HIS:HB3	1.89	0.54
1:U:207:GLU:H	1:U:210:HIS:CD2	2.18	0.54
1:V:426:GLU:O	1:V:430:GLU:HG2	2.06	0.54
1:V:80:ARG:HD3	1:W:193:ASP:OD2	2.06	0.54
1:W:206:LEU:HD13	1:W:210:HIS:HB3	1.90	0.54
1:A:120:ILE:HD11	1:A:383:LYS:CG	2.38	0.54
1:D:120:ILE:HD11	1:D:383:LYS:CG	2.38	0.54
1:D:65:MET:HE2	1:D:67:LEU:HD11	1.88	0.54
1:F:120:ILE:HD11	1:F:383:LYS:CG	2.38	0.54
1:M:337:ARG:HE	1:M:393:ASP:CB	2.20	0.54
1:S:18:ASP:OD2	1:S:30:HIS:HD2	1.91	0.54
1:S:120:ILE:HD11	1:S:383:LYS:CG	2.38	0.54
1:U:396:LEU:CD2	1:U:407:ILE:HG21	2.34	0.54
1:X:18:ASP:OD2	1:X:30:HIS:HD2	1.91	0.54
1:X:337:ARG:HE	1:X:393:ASP:CB	2.20	0.54
1:A:93:ASP:O	1:A:97:LEU:HA	2.08	0.54
1:B:338:ASN:ND2	1:B:396:LEU:H	2.06	0.54
1:F:320:LYS:HD3	1:L:454:ASN:O	2.07	0.54
1:G:338:ASN:ND2	1:G:396:LEU:H	2.06	0.54
1:H:204:PHE:CE1	1:H:237:LEU:HD13	2.42	0.54
1:L:338:ASN:ND2	1:L:396:LEU:H	2.06	0.54
1:N:338:ASN:ND2	1:N:396:LEU:H	2.06	0.54
1:R:338:ASN:ND2	1:R:396:LEU:H	2.06	0.54
1:S:338:ASN:ND2	1:S:396:LEU:H	2.06	0.54
1:U:42:VAL:HG13	1:U:47:LEU:HG	1.88	0.54
1:U:93:ASP:O	1:U:97:LEU:HA	2.08	0.54
1:V:93:ASP:O	1:V:97:LEU:HA	2.08	0.54
1:X:338:ASN:ND2	1:X:396:LEU:H	2.06	0.54
1:W:64:ASP:HB2	1:X:347:ILE:HD12	1.90	0.54
1:D:288:ALA:HB1	1:D:345:ILE:HG21	1.89	0.54
1:N:330:ILE:O	1:N:409:GLN:HA	2.07	0.54
1:T:264:ASN:ND2	4:T:7514:CIT:H22	2.11	0.54
1:X:288:ALA:HB1	1:X:345:ILE:HG21	1.89	0.54
1:D:307:SER:HB2	1:D:421:LEU:HA	1.88	0.54
1:H:427:TYR:CE1	1:H:428:LEU:HD13	2.43	0.54
1:I:42:VAL:HG13	1:I:47:LEU:HG	1.88	0.54
1:S:427:TYR:CE1	1:S:428:LEU:HD13	2.43	0.54
1:S:137:SER:HB3	1:T:502:PRO:HB2	1.90	0.54

*Continued on next page...*

*Continued from previous page...*

Atom-1	Atom-2	Interatomic distance (Å)	Clash overlap (Å)
1:U:307:SER:HB2	1:U:421:LEU:HA	1.88	0.54
1:U:42:VAL:HG13	1:U:47:LEU:HG	1.88	0.54
1:U:93:ASP:O	1:U:97:LEU:HA	2.06	0.54
1:V:42:VAL:HG13	1:V:47:LEU:HG	1.88	0.54
1:B:427:TYR:CE1	1:B:428:LEU:HD13	2.42	0.54
1:B:102:ARG:HA	1:B:438:LEU:HD13	1.88	0.54
1:D:601:THR:O	1:D:602:GLU:HB3	2.08	0.54
1:G:427:TYR:CE1	1:G:428:LEU:HD13	2.42	0.54
1:K:102:ARG:HA	1:K:438:LEU:HD13	1.89	0.54
1:N:601:THR:O	1:N:602:GLU:HB3	2.08	0.54
1:P:601:THR:O	1:P:602:GLU:HB3	2.08	0.54
1:U:273:SER:CB	3:U:7515:AMP:N6	2.70	0.54
1:A:425:HIS:HB2	1:A:439:ILE:HD13	1.89	0.54
1:K:273:SER:CB	3:K:7495:AMP:N6	2.68	0.54
1:Q:321:ARG:NE	4:Q:7508:CIT:H42	2.18	0.54
1:W:425:HIS:HB2	1:W:439:ILE:HD13	1.89	0.54
1:G:344:ARG:O	1:G:346:PRO:HD3	2.07	0.54
1:Q:344:ARG:O	1:Q:346:PRO:HD3	2.07	0.54
1:W:204:PHE:HE1	1:W:237:LEU:HD13	1.71	0.54
1:D:51:GLY:H	1:D:63:SER:CB	2.20	0.54
1:E:288:ALA:HB1	1:E:345:ILE:HG21	1.88	0.54
1:F:328:ALA:HA	4:F:7486:CIT:O5	2.08	0.54
1:F:288:ALA:HB1	1:F:345:ILE:HG21	1.88	0.54
1:H:114:TYR:O	1:H:118:THR:HG23	2.08	0.54
1:H:334:TYR:HA	1:H:343:VAL:O	2.08	0.54
1:K:114:TYR:O	1:K:118:THR:HG23	2.08	0.54
1:K:288:ALA:HB1	1:K:345:ILE:HG21	1.88	0.54
1:L:43:PHE:HE2	1:L:71:PRO:HD3	1.71	0.54
1:O:121:ALA:HB1	1:O:275:TRP:O	2.07	0.54
1:O:43:PHE:HE2	1:O:71:PRO:HD3	1.72	0.54
1:Q:288:ALA:HB1	1:Q:345:ILE:HG21	1.88	0.54
1:R:288:ALA:HB1	1:R:345:ILE:HG21	1.88	0.54
1:T:344:ARG:HH22	1:T:346:PRO:CA	2.20	0.54
1:A:58:GLN:CA	1:A:62:GLU:HB3	2.37	0.54
1:H:58:GLN:CA	1:H:62:GLU:HB3	2.37	0.54
1:J:285:GLU:O	1:J:286:THR:HG23	2.08	0.54
1:K:58:GLN:CA	1:K:62:GLU:HB3	2.37	0.54
1:K:53:SER:OG	1:L:179:TYR:HB2	2.08	0.54
1:N:58:GLN:HA	1:N:62:GLU:HB3	1.88	0.54
1:V:285:GLU:O	1:V:286:THR:HG23	2.08	0.54
1:F:206:LEU:HD13	1:F:210:HIS:HB3	1.89	0.54

*Continued on next page...*

*Continued from previous page...*

Atom-1	Atom-2	Interatomic distance (Å)	Clash overlap (Å)
1:H:54:ILE:HG21	1:H:55:ARG:NH2	2.22	0.54
1:J:424:ASP:O	1:J:427:TYR:HE2	1.90	0.54
1:N:206:LEU:HD13	1:N:210:HIS:HB3	1.89	0.54
1:T:54:ILE:HG21	1:T:55:ARG:NH2	2.22	0.54
1:U:174:ARG:HD2	1:U:179:TYR:CE1	2.40	0.54
1:X:206:LEU:HD13	1:X:210:HIS:HB3	1.89	0.54
1:B:18:ASP:OD2	1:B:30:HIS:HD2	1.91	0.54
1:B:264:ASN:OD1	4:B:7478:CIT:H22	2.07	0.54
1:F:18:ASP:OD2	1:F:30:HIS:HD2	1.91	0.54
1:L:160:THR:HG21	1:L:173:VAL:HG13	1.90	0.54
1:L:18:ASP:OD2	1:L:30:HIS:HD2	1.91	0.54
1:M:120:ILE:HD11	1:M:383:LYS:CG	2.38	0.54
1:R:18:ASP:OD2	1:R:30:HIS:HD2	1.91	0.54
1:R:120:ILE:HD11	1:R:383:LYS:CG	2.38	0.54
1:T:160:THR:HG21	1:T:173:VAL:HG13	1.90	0.54
1:V:80:ARG:HD3	1:W:193:ASP:OD2	2.06	0.54
1:W:329:PRO:HG3	5:W:5982:HOH:O	2.06	0.54
1:X:160:THR:HG21	1:X:173:VAL:HG13	1.90	0.54
1:A:206:LEU:HD13	1:A:210:HIS:HB3	1.89	0.54
1:A:338:ASN:ND2	1:A:396:LEU:H	2.06	0.54
1:B:603:LYS:HB3	5:B:7675:HOH:O	2.07	0.54
1:F:338:ASN:ND2	1:F:396:LEU:H	2.06	0.54
1:F:603:LYS:HB3	5:F:7688:HOH:O	2.07	0.54
1:G:314:PRO:HG3	1:G:365:GLY:HA3	1.90	0.54
1:G:93:ASP:O	1:G:97:LEU:HA	2.08	0.54
1:H:603:LYS:HB3	5:H:7699:HOH:O	2.07	0.54
1:J:93:ASP:O	1:J:97:LEU:HA	2.08	0.54
1:K:206:LEU:HD13	1:K:210:HIS:HB3	1.89	0.54
1:L:603:LYS:HB3	5:L:3105:HOH:O	2.07	0.54
1:L:93:ASP:O	1:L:97:LEU:HA	2.08	0.54
1:M:338:ASN:ND2	1:M:396:LEU:H	2.06	0.54
1:Q:314:PRO:HG3	1:Q:365:GLY:HA3	1.90	0.54
1:S:206:LEU:HD13	1:S:210:HIS:HB3	1.89	0.54
1:S:314:PRO:HG3	1:S:365:GLY:HA3	1.90	0.54
1:T:42:VAL:HG13	1:T:47:LEU:HG	1.88	0.54
1:U:206:LEU:HD13	1:U:210:HIS:HB3	1.89	0.54
1:X:93:ASP:O	1:X:97:LEU:HA	2.08	0.54
1:B:189:VAL:HG11	1:C:80:ARG:HD3	1.89	0.54
1:J:288:ALA:HB1	1:J:345:ILE:HG21	1.89	0.54
1:J:60:ILE:HG22	1:K:339:ARG:HD3	1.89	0.54
1:P:288:ALA:HB1	1:P:345:ILE:HG21	1.89	0.54

*Continued on next page...*

*Continued from previous page...*

Atom-1	Atom-2	Interatomic distance (Å)	Clash overlap (Å)
1:S:330:ILE:O	1:S:409:GLN:HA	2.07	0.54
1:V:330:ILE:O	1:V:409:GLN:HA	2.07	0.54
1:C:93:ASP:O	1:C:97:LEU:HA	2.07	0.54
1:T:93:ASP:O	1:T:97:LEU:HA	2.07	0.54
1:V:93:ASP:O	1:V:97:LEU:HA	2.06	0.54
1:A:333:VAL:HB	5:A:7500:HOH:O	2.06	0.54
1:H:314:PRO:HG3	1:H:365:GLY:HA3	1.89	0.54
1:H:601:THR:O	1:H:602:GLU:HB3	2.08	0.54
1:I:293:THR:HG23	1:I:382:ILE:HD13	1.90	0.54
5:M:3308:HOH:O	1:S:324:PRO:HD2	2.06	0.54
1:E:321:ARG:NE	4:E:7484:CIT:H42	2.18	0.54
1:G:355:ARG:NH1	3:G:7487:AMP:N3	2.51	0.54
1:J:60:ILE:HD12	1:K:339:ARG:H	1.72	0.54
1:M:207:GLU:N	1:M:210:HIS:HD2	1.99	0.54
1:M:425:HIS:HB2	1:M:439:ILE:HD13	1.89	0.54
1:M:355:ARG:NH1	3:M:7499:AMP:N3	2.51	0.54
1:T:55:ARG:HD2	1:U:176:LYS:HG3	1.88	0.54
1:I:344:ARG:O	1:I:346:PRO:HD3	2.07	0.54
1:K:344:ARG:O	1:K:346:PRO:HD3	2.07	0.54
1:M:332:LEU:HD23	1:M:342:CYS:SG	2.47	0.54
1:Q:458:HIS:CD2	1:Q:460:TYR:H	2.12	0.54
1:D:325:GLY:HA2	1:D:397:TYR:OH	2.08	0.54
1:E:328:ALA:HA	4:E:7484:CIT:O5	2.08	0.54
1:G:334:TYR:HA	1:G:343:VAL:O	2.08	0.54
1:H:344:ARG:HH22	1:H:346:PRO:CA	2.19	0.54
1:J:334:TYR:HA	1:J:343:VAL:O	2.08	0.54
1:K:458:HIS:CD2	1:K:460:TYR:H	2.14	0.54
1:N:114:TYR:O	1:N:118:THR:HG23	2.08	0.54
1:O:114:TYR:O	1:O:118:THR:HG23	2.08	0.54
1:O:325:GLY:HA2	1:O:397:TYR:OH	2.08	0.54
1:P:325:GLY:HA2	1:P:397:TYR:OH	2.08	0.54
1:Q:328:ALA:HA	4:Q:7508:CIT:O5	2.08	0.54
1:Q:339:ARG:CD	1:R:60:ILE:HG22	2.37	0.54
1:R:328:ALA:HA	4:R:7510:CIT:O5	2.08	0.54
1:S:121:ALA:HB1	1:S:275:TRP:O	2.07	0.54
1:T:334:TYR:HA	1:T:343:VAL:O	2.08	0.54
1:V:334:TYR:HA	1:V:343:VAL:O	2.08	0.54
1:W:288:ALA:HB1	1:W:345:ILE:HG21	1.88	0.54
1:X:344:ARG:HH22	1:X:346:PRO:HA	1.72	0.54
1:B:58:GLN:HA	1:B:62:GLU:HB3	1.88	0.54
1:C:285:GLU:O	1:C:286:THR:HG23	2.08	0.54

*Continued on next page...*

*Continued from previous page...*

Atom-1	Atom-2	Interatomic distance (Å)	Clash overlap (Å)
1:C:58:GLN:CA	1:C:62:GLU:HB3	2.37	0.54
1:M:58:GLN:CA	1:M:62:GLU:HB3	2.37	0.54
1:R:420:ARG:HH22	1:R:424:ASP:HB3	1.71	0.54
1:A:180:PHE:CE2	1:B:52:SER:HB2	2.42	0.54
1:I:207:GLU:H	1:I:210:HIS:CD2	2.18	0.54
1:J:355:ARG:HD3	3:J:7493:AMP:C5	2.43	0.54
1:J:426:GLU:O	1:J:430:GLU:HG2	2.06	0.54
1:O:177:GLY:HA2	1:P:55:ARG:HB2	1.90	0.54
1:V:129:GLU:OE2	1:V:269:HIS:HB2	2.08	0.54
1:V:424:ASP:O	1:V:427:TYR:HE2	1.90	0.54
1:V:355:ARG:HD3	3:V:7517:AMP:C5	2.43	0.54
1:A:264:ASN:OD1	4:A:7476:CIT:H22	2.07	0.54
1:H:160:THR:HG21	1:H:173:VAL:HG13	1.90	0.54
1:H:396:LEU:CD2	1:H:407:ILE:HG21	2.34	0.54
1:I:314:PRO:HG3	1:I:365:GLY:HA3	1.89	0.54
1:K:120:ILE:HD11	1:K:383:LYS:CG	2.38	0.54
1:L:120:ILE:HD11	1:L:383:LYS:CG	2.38	0.54
1:N:18:ASP:OD2	1:N:30:HIS:HD2	1.91	0.54
1:T:396:LEU:CD2	1:T:407:ILE:HG21	2.34	0.54
1:T:264:ASN:OD1	4:T:7514:CIT:H22	2.07	0.54
1:W:120:ILE:HD11	1:W:383:LYS:CG	2.38	0.54
1:D:14:VAL:HG22	1:D:83:LYS:HG3	1.90	0.54
1:E:314:PRO:HG3	1:E:365:GLY:HA3	1.90	0.54
1:E:450:GLU:HB3	1:K:465:TYR:OH	2.07	0.54
1:F:93:ASP:O	1:F:97:LEU:HA	2.08	0.54
1:H:93:ASP:O	1:H:97:LEU:HA	2.08	0.54
1:I:314:PRO:HG3	1:I:365:GLY:HA3	1.89	0.54
1:I:42:VAL:HG13	1:I:47:LEU:HG	1.88	0.54
1:K:338:ASN:ND2	1:K:396:LEU:H	2.06	0.54
1:F:463:ALA:HA	1:L:140:PHE:CE1	2.42	0.54
1:L:314:PRO:HG3	1:L:365:GLY:HA3	1.90	0.54
1:M:206:LEU:HD13	1:M:210:HIS:HB3	1.89	0.54
1:M:314:PRO:HG3	1:M:365:GLY:HA3	1.90	0.54
1:N:315:THR:HB	1:T:465:TYR:CE1	2.42	0.54
1:R:314:PRO:HG3	1:R:365:GLY:HA3	1.90	0.54
1:R:93:ASP:O	1:R:97:LEU:HA	2.08	0.54
1:F:7:LYS:HD2	1:S:10:LYS:HE2	1.72	0.54
1:S:440:GLU:HG3	5:S:4910:HOH:O	2.07	0.54
1:S:93:ASP:O	1:S:97:LEU:HA	2.08	0.54
1:U:314:PRO:HG3	1:U:365:GLY:HA3	1.90	0.54
1:V:206:LEU:HD13	1:V:210:HIS:HB3	1.89	0.54

*Continued on next page...*

*Continued from previous page...*

Atom-1	Atom-2	Interatomic distance (Å)	Clash overlap (Å)
1:W:338:ASN:ND2	1:W:396:LEU:H	2.06	0.54
1:A:18:ASP:OD2	1:A:30:HIS:HD2	1.91	0.54
1:E:330:ILE:O	1:E:409:GLN:HA	2.07	0.54
1:J:18:ASP:OD2	1:J:30:HIS:HD2	1.91	0.54
1:J:330:ILE:O	1:J:409:GLN:HA	2.07	0.54
1:L:330:ILE:O	1:L:409:GLN:HA	2.07	0.54
1:M:18:ASP:OD2	1:M:30:HIS:HD2	1.91	0.54
1:Q:330:ILE:O	1:Q:409:GLN:HA	2.07	0.54
1:U:330:ILE:O	1:U:410:THR:N	2.39	0.54
1:V:18:ASP:OD2	1:V:30:HIS:HD2	1.91	0.54
1:X:330:ILE:O	1:X:409:GLN:HA	2.07	0.54
1:B:48:ALA:O	1:B:49:PHE:HB2	2.07	0.54
1:J:93:ASP:O	1:J:97:LEU:HA	2.07	0.54
1:N:42:VAL:HG13	1:N:47:LEU:HG	1.88	0.54
1:O:179:TYR:CD2	1:P:53:SER:HA	2.43	0.54
1:A:102:ARG:HA	1:A:438:LEU:HD13	1.89	0.54
1:B:399:LEU:HG	1:B:400:PRO:HD2	1.90	0.54
1:B:601:THR:O	1:B:602:GLU:HB3	2.08	0.54
1:D:293:THR:HG23	1:D:382:ILE:HD13	1.90	0.54
1:H:273:SER:CB	3:H:7489:AMP:N6	2.70	0.54
1:K:601:THR:O	1:K:602:GLU:HB3	2.08	0.54
1:L:102:ARG:HA	1:L:438:LEU:HD13	1.89	0.54
1:M:333:VAL:HB	5:M:3182:HOH:O	2.06	0.54
1:N:333:VAL:HB	5:N:3445:HOH:O	2.06	0.54
1:N:399:LEU:HG	1:N:400:PRO:HD2	1.90	0.54
1:O:454:ASN:O	1:U:320:LYS:HE2	2.06	0.54
1:P:293:THR:HG23	1:P:382:ILE:HD13	1.90	0.54
1:Q:314:PRO:HG3	1:Q:365:GLY:HA3	1.89	0.54
1:R:293:THR:HG23	1:R:382:ILE:HD13	1.90	0.54
1:S:333:VAL:HB	5:S:4760:HOH:O	2.06	0.54
1:T:293:THR:HG23	1:T:382:ILE:HD13	1.90	0.54
1:U:293:THR:HG23	1:U:382:ILE:HD13	1.90	0.54
1:A:321:ARG:NE	4:A:7476:CIT:H42	2.18	0.54
1:K:425:HIS:HB2	1:K:439:ILE:HD13	1.89	0.54
1:K:53:SER:OG	1:L:179:TYR:CG	2.60	0.54
1:A:332:LEU:HD23	1:A:342:CYS:SG	2.47	0.54
1:E:344:ARG:O	1:E:346:PRO:HD3	2.08	0.54
1:K:329:PRO:CG	1:K:359:ARG:HB2	2.35	0.54
1:M:54:ILE:HG23	1:M:55:ARG:N	2.23	0.54
1:R:333:VAL:O	1:R:341:ALA:HB1	2.06	0.54
1:U:344:ARG:O	1:U:346:PRO:HD3	2.07	0.54

*Continued on next page...*

*Continued from previous page...*

Atom-1	Atom-2	Interatomic distance (Å)	Clash overlap (Å)
1:B:114:TYR:O	1:B:118:THR:HG23	2.08	0.54
1:C:325:GLY:HA2	1:C:397:TYR:OH	2.08	0.54
1:F:325:GLY:HA2	1:F:397:TYR:OH	2.08	0.54
1:G:325:GLY:HA2	1:G:397:TYR:OH	2.08	0.54
1:G:321:ARG:NE	4:G:7488:CIT:H42	2.14	0.54
1:I:114:TYR:O	1:I:118:THR:HG23	2.08	0.54
1:J:288:ALA:HB1	1:J:345:ILE:HG21	1.88	0.54
1:N:325:GLY:HA2	1:N:397:TYR:OH	2.08	0.54
1:O:339:ARG:HD2	1:P:60:ILE:CG2	2.31	0.54
1:R:121:ALA:HB1	1:R:275:TRP:O	2.07	0.54
1:R:325:GLY:HA2	1:R:397:TYR:OH	2.08	0.54
1:T:321:ARG:NE	4:T:7514:CIT:H42	2.14	0.54
1:V:288:ALA:HB1	1:V:345:ILE:HG21	1.88	0.54
1:X:328:ALA:HA	4:X:7522:CIT:O5	2.08	0.54
1:A:420:ARG:HH22	1:A:424:ASP:HB3	1.71	0.54
1:F:420:ARG:HH22	1:F:424:ASP:HB3	1.71	0.54
1:G:285:GLU:O	1:G:286:THR:HG23	2.08	0.54
1:O:285:GLU:O	1:O:286:THR:HG23	2.08	0.54
1:O:24:LEU:HD21	1:O:438:LEU:HD11	1.90	0.54
1:U:285:GLU:O	1:U:286:THR:HG23	2.08	0.54
1:H:129:GLU:OE2	1:H:269:HIS:HB2	2.08	0.54
1:J:129:GLU:OE2	1:J:269:HIS:HB2	2.08	0.54
1:F:463:ALA:HA	1:L:140:PHE:CE1	2.42	0.54
1:L:206:LEU:HD13	1:L:210:HIS:HB3	1.89	0.54
1:O:129:GLU:OE2	1:O:269:HIS:HB2	2.08	0.54
1:S:177:GLY:HA2	1:X:55:ARG:H	1.73	0.54
1:T:129:GLU:OE2	1:T:269:HIS:HB2	2.08	0.54
1:T:1:THR:HG22	1:T:3:ASP:N	2.15	0.54
1:A:160:THR:HG21	1:A:173:VAL:HG13	1.90	0.54
1:A:52:SER:O	1:A:53:SER:HB2	2.08	0.54
1:E:52:SER:O	1:E:53:SER:HB2	2.08	0.54
1:G:329:PRO:HG3	5:G:7678:HOH:O	2.06	0.54
1:H:264:ASN:OD1	4:H:7490:CIT:H22	2.07	0.54
1:I:396:LEU:CD2	1:I:407:ILE:HG21	2.34	0.54
1:M:52:SER:O	1:M:53:SER:HB2	2.08	0.54
1:N:264:ASN:OD1	4:N:7502:CIT:H22	2.07	0.54
1:V:160:THR:HG21	1:V:173:VAL:HG13	1.90	0.54
1:A:314:PRO:HG3	1:A:365:GLY:HA3	1.90	0.54
1:B:93:ASP:O	1:B:97:LEU:HA	2.08	0.54
1:C:314:PRO:HG3	1:C:365:GLY:HA3	1.90	0.54
1:D:206:LEU:HD13	1:D:210:HIS:HB3	1.89	0.54

*Continued on next page...*

*Continued from previous page...*

Atom-1	Atom-2	Interatomic distance (Å)	Clash overlap (Å)
1:D:93:ASP:O	1:D:97:LEU:HA	2.08	0.54
1:F:314:PRO:HG3	1:F:365:GLY:HA3	1.90	0.54
1:G:206:LEU:HD13	1:G:210:HIS:HB3	1.89	0.54
1:J:206:LEU:HD13	1:J:210:HIS:HB3	1.89	0.54
1:G:206:LEU:CB	1:L:34:PRO:HG3	2.36	0.54
1:N:603:LYS:HB3	5:N:3631:HOH:O	2.07	0.54
1:N:93:ASP:O	1:N:97:LEU:HA	2.08	0.54
1:P:314:PRO:HG3	1:P:365:GLY:HA3	1.90	0.54
1:P:14:VAL:HG22	1:P:83:LYS:HG3	1.90	0.54
1:Q:389:GLN:HG2	5:Q:4359:HOH:O	2.06	0.54
1:Q:1:THR:HB	1:Q:4:ASP:HB2	1.89	0.54
1:R:603:LYS:HB3	5:R:4683:HOH:O	2.07	0.54
1:T:603:LYS:HB3	5:T:5209:HOH:O	2.07	0.54
1:T:93:ASP:O	1:T:97:LEU:HA	2.08	0.54
1:P:146:GLY:HA2	1:V:149:TYR:CE1	2.42	0.54
1:X:314:PRO:HG3	1:X:365:GLY:HA3	1.90	0.54
1:X:603:LYS:HB3	5:X:6261:HOH:O	2.07	0.54
1:B:330:ILE:O	1:B:409:GLN:HA	2.07	0.54
1:G:330:ILE:O	1:G:410:THR:N	2.39	0.54
1:H:413:GLN:HG2	5:H:7501:HOH:O	2.07	0.54
1:L:346:PRO:HG2	1:L:355:ARG:NH2	2.23	0.54
1:O:18:ASP:OD2	1:O:30:HIS:HD2	1.91	0.54
1:B:42:VAL:HG13	1:B:47:LEU:HG	1.88	0.54
1:H:40:LYS:H	1:H:40:LYS:CD	2.18	0.54
1:I:93:ASP:O	1:I:97:LEU:HA	2.07	0.54
1:M:93:ASP:O	1:M:97:LEU:HA	2.07	0.54
1:O:93:ASP:O	1:O:97:LEU:HA	2.07	0.54
1:T:309:LEU:HA	1:T:312:THR:CG2	2.33	0.54
1:A:178:GLY:HA2	1:B:53:SER:OG	2.07	0.54
1:E:314:PRO:HG3	1:E:365:GLY:HA3	1.89	0.54
1:H:293:THR:HG23	1:H:382:ILE:HD13	1.90	0.54
1:I:601:THR:O	1:I:602:GLU:HB3	2.08	0.54
1:M:102:ARG:HA	1:M:438:LEU:HD13	1.89	0.54
1:N:314:PRO:HG3	1:N:365:GLY:HA3	1.89	0.54
1:O:399:LEU:HG	1:O:400:PRO:HD2	1.90	0.54
1:R:333:VAL:HB	5:R:4497:HOH:O	2.06	0.54
1:S:399:LEU:HG	1:S:400:PRO:HD2	1.90	0.54
1:V:399:LEU:HG	1:V:400:PRO:HD2	1.90	0.54
1:W:601:THR:O	1:W:602:GLU:HB3	2.08	0.54
1:A:355:ARG:NH1	3:A:7475:AMP:N3	2.51	0.54
1:O:180:PHE:HZ	1:P:52:SER:HB2	1.72	0.54

*Continued on next page...*



*Continued from previous page...*

Atom-1	Atom-2	Interatomic distance (Å)	Clash overlap (Å)
1:R:425:HIS:HB2	1:R:439:ILE:HD13	1.89	0.54
1:A:54:ILE:HG23	1:A:55:ARG:N	2.23	0.54
1:B:321:ARG:NE	4:B:7478:CIT:H42	2.16	0.54
1:F:333:VAL:O	1:F:341:ALA:HB1	2.06	0.54
1:F:396:LEU:HD22	1:F:407:ILE:HG13	1.90	0.54
1:G:54:ILE:HG23	1:G:55:ARG:N	2.23	0.54
1:H:54:ILE:HG23	1:H:55:ARG:N	2.23	0.54
1:L:344:ARG:O	1:L:346:PRO:HD3	2.07	0.54
1:N:207:GLU:H	1:N:210:HIS:CD2	2.20	0.54
1:N:329:PRO:CG	1:N:359:ARG:HB2	2.35	0.54
1:S:54:ILE:HG23	1:S:55:ARG:N	2.23	0.54
1:W:329:PRO:CG	1:W:359:ARG:HB2	2.35	0.54
1:X:54:ILE:HG23	1:X:55:ARG:N	2.23	0.54
1:B:325:GLY:HA2	1:B:397:TYR:OH	2.08	0.54
1:C:399:LEU:CG	1:C:400:PRO:HD2	2.36	0.54
1:C:43:PHE:HE2	1:C:71:PRO:HD3	1.71	0.54
1:I:121:ALA:HB1	1:I:275:TRP:O	2.07	0.54
1:J:114:TYR:O	1:J:118:THR:HG23	2.08	0.54
1:L:325:GLY:HA2	1:L:397:TYR:OH	2.08	0.54
1:L:328:ALA:HA	4:L:7498:CIT:O5	2.08	0.54
1:M:114:TYR:O	1:M:118:THR:HG23	2.08	0.54
1:P:466:TYR:CZ	1:V:254:THR:HB	2.42	0.54
1:U:121:ALA:HB1	1:U:275:TRP:O	2.07	0.54
1:U:288:ALA:HB1	1:U:345:ILE:HG21	1.88	0.54
1:E:40:LYS:CD	1:U:7:LYS:HD3	2.38	0.54
1:E:40:LYS:CG	1:U:7:LYS:HE2	2.38	0.54
1:X:43:PHE:HE2	1:X:71:PRO:HD3	1.72	0.54
1:E:24:LEU:HD21	1:E:438:LEU:HD11	1.90	0.54
1:J:24:LEU:HD21	1:J:438:LEU:HD11	1.90	0.54
1:N:458:HIS:CD2	1:N:460:TYR:H	2.14	0.54
1:N:467:ASP:OD2	1:U:175:HIS:HE1	1.91	0.54
1:Q:24:LEU:HD21	1:Q:438:LEU:HD11	1.90	0.54
1:O:140:PHE:CE1	1:U:463:ALA:HA	2.43	0.54
1:U:58:GLN:CA	1:U:62:GLU:HB3	2.37	0.54
1:A:424:ASP:O	1:A:427:TYR:HE2	1.90	0.54
1:I:55:ARG:HH21	1:J:176:LYS:HD2	1.69	0.54
1:M:424:ASP:O	1:M:427:TYR:HE2	1.90	0.54
1:P:178:GLY:HA2	1:Q:53:SER:HB3	1.89	0.54
1:P:465:TYR:OH	1:V:450:GLU:HB3	2.07	0.54
1:V:54:ILE:HG21	1:V:55:ARG:NH2	2.22	0.54
1:X:207:GLU:H	1:X:210:HIS:CD2	2.18	0.54

*Continued on next page...*

*Continued from previous page...*

Atom-1	Atom-2	Interatomic distance (Å)	Clash overlap (Å)
1:A:337:ARG:HA	1:B:63:SER:HB3	1.90	0.54
1:B:337:ARG:HE	1:B:393:ASP:CB	2.20	0.54
1:D:264:ASN:OD1	4:D:7482:CIT:H22	2.07	0.54
1:E:149:TYR:CE1	1:K:146:GLY:HA2	2.43	0.54
1:J:160:THR:HG21	1:J:173:VAL:HG13	1.90	0.54
1:J:18:ASP:OD2	1:J:30:HIS:HD2	1.91	0.54
1:J:314:PRO:HG3	1:J:365:GLY:HA3	1.89	0.54
1:M:160:THR:HG21	1:M:173:VAL:HG13	1.90	0.54
1:M:264:ASN:OD1	4:M:7500:CIT:H22	2.07	0.54
1:O:18:ASP:OD2	1:O:30:HIS:HD2	1.91	0.54
1:O:120:ILE:HD11	1:O:383:LYS:CG	2.38	0.54
1:P:264:ASN:OD1	4:P:7506:CIT:H22	2.07	0.54
1:Q:52:SER:O	1:Q:53:SER:HB2	2.08	0.54
1:S:329:PRO:HG3	5:S:4930:HOH:O	2.06	0.54
1:V:18:ASP:OD2	1:V:30:HIS:HD2	1.91	0.54
1:V:314:PRO:HG3	1:V:365:GLY:HA3	1.89	0.54
1:X:314:PRO:HG3	1:X:365:GLY:HA3	1.89	0.54
1:X:120:ILE:HD11	1:X:383:LYS:CG	2.38	0.54
1:C:1:THR:HB	1:C:4:ASP:HB2	1.89	0.54
1:C:93:ASP:O	1:C:97:LEU:HA	2.08	0.54
1:H:42:VAL:HG13	1:H:47:LEU:HG	1.88	0.54
1:I:206:LEU:HD13	1:I:210:HIS:HB3	1.89	0.54
1:O:314:PRO:HG3	1:O:365:GLY:HA3	1.90	0.54
1:P:206:LEU:HD13	1:P:210:HIS:HB3	1.89	0.54
1:W:206:LEU:HD13	1:W:210:HIS:HB3	1.88	0.54
1:X:206:LEU:HD13	1:X:210:HIS:HB3	1.89	0.54
1:C:18:ASP:OD2	1:C:30:HIS:HD2	1.91	0.54
1:C:189:VAL:HG11	1:D:80:ARG:HD3	1.89	0.54
1:E:18:ASP:OD2	1:E:30:HIS:HD2	1.91	0.54
1:E:57:PHE:CD1	1:E:57:PHE:N	2.76	0.54
1:F:18:ASP:OD2	1:F:30:HIS:HD2	1.91	0.54
1:H:346:PRO:HG2	1:H:355:ARG:NH2	2.23	0.54
1:H:330:ILE:O	1:H:409:GLN:HA	2.07	0.54
1:K:330:ILE:O	1:K:409:GLN:HA	2.07	0.54
1:N:315:THR:HB	1:T:465:TYR:CE1	2.42	0.54
1:R:18:ASP:OD2	1:R:30:HIS:HD2	1.91	0.54
1:T:346:PRO:HG2	1:T:355:ARG:NH2	2.23	0.54
1:T:64:ASP:CG	1:U:339:ARG:HH12	2.12	0.54
1:D:42:VAL:HG13	1:D:47:LEU:HG	1.88	0.54
1:J:309:LEU:HA	1:J:312:THR:CG2	2.33	0.54
1:P:42:VAL:HG13	1:P:47:LEU:HG	1.88	0.54

*Continued on next page...*

*Continued from previous page...*

Atom-1	Atom-2	Interatomic distance (Å)	Clash overlap (Å)
1:R:427:TYR:CE1	1:R:428:LEU:HD13	2.43	0.54
1:S:93:ASP:O	1:S:97:LEU:HA	2.07	0.54
1:A:399:LEU:HG	1:A:400:PRO:HD2	1.90	0.54
1:A:601:THR:O	1:A:602:GLU:HB3	2.08	0.54
1:C:399:LEU:HG	1:C:400:PRO:HD2	1.90	0.54
1:F:333:VAL:HB	5:F:7524:HOH:O	2.06	0.54
1:F:293:THR:HG23	1:F:382:ILE:HD13	1.90	0.54
1:G:399:LEU:HG	1:G:400:PRO:HD2	1.90	0.54
1:J:102:ARG:HA	1:J:438:LEU:HD13	1.88	0.54
1:K:399:LEU:HG	1:K:400:PRO:HD2	1.90	0.54
1:L:427:TYR:CE1	1:L:428:LEU:HD13	2.42	0.54
1:M:399:LEU:HG	1:M:400:PRO:HD2	1.90	0.54
1:M:601:THR:O	1:M:602:GLU:HB3	2.08	0.54
1:Q:171:TYR:CE2	1:X:467:ASP:HB3	2.43	0.54
1:S:102:ARG:HA	1:S:438:LEU:HD13	1.89	0.54
1:S:601:THR:O	1:S:602:GLU:HB3	2.08	0.54
1:U:601:THR:O	1:U:602:GLU:HB3	2.08	0.54
1:P:316:VAL:HG12	1:V:461:GLU:OE1	2.07	0.54
1:D:176:LYS:HG3	1:E:55:ARG:HD2	1.88	0.54
1:F:425:HIS:HB2	1:F:439:ILE:HD13	1.89	0.54
1:J:100:TYR:CZ	1:J:102:ARG:HB2	2.43	0.54
1:M:321:ARG:NE	4:M:7500:CIT:H42	2.18	0.54
1:O:347:ILE:HG21	1:P:95:PHE:CE2	2.43	0.54
1:W:273:SER:CB	3:W:7519:AMP:N6	2.68	0.54
1:L:54:ILE:HG23	1:L:55:ARG:N	2.23	0.54
1:R:396:LEU:HD22	1:R:407:ILE:HG13	1.90	0.54
1:C:114:TYR:O	1:C:118:THR:HG23	2.08	0.54
1:F:121:ALA:HB1	1:F:275:TRP:O	2.07	0.54
1:I:288:ALA:HB1	1:I:345:ILE:HG21	1.88	0.54
1:J:325:GLY:HA2	1:J:397:TYR:OH	2.08	0.54
1:S:325:GLY:HA2	1:S:397:TYR:OH	2.08	0.54
1:S:51:GLY:H	1:S:63:SER:CB	2.20	0.54
1:U:114:TYR:O	1:U:118:THR:HG23	2.08	0.54
1:V:114:TYR:O	1:V:118:THR:HG23	2.08	0.54
1:W:334:TYR:HA	1:W:343:VAL:O	2.08	0.54
1:W:458:HIS:CD2	1:W:460:TYR:H	2.14	0.54
1:X:325:GLY:HA2	1:X:397:TYR:OH	2.08	0.54
1:A:126:PHE:CE2	1:A:272:GLN:HG2	2.43	0.54
1:I:285:GLU:O	1:I:286:THR:HG23	2.08	0.54
1:I:58:GLN:CA	1:I:62:GLU:HB3	2.37	0.54
1:K:458:HIS:CD2	1:K:460:TYR:H	2.14	0.54

*Continued on next page...*

*Continued from previous page...*

Atom-1	Atom-2	Interatomic distance (Å)	Clash overlap (Å)
1:M:126:PHE:CE2	1:M:272:GLN:HG2	2.43	0.54
1:M:420:ARG:HH22	1:M:424:ASP:HB3	1.71	0.54
1:N:126:PHE:CE2	1:N:272:GLN:HG2	2.43	0.54
1:N:315:THR:HB	1:T:465:TYR:CE1	2.42	0.54
1:O:58:GLN:CA	1:O:62:GLU:HB3	2.37	0.54
1:P:466:TYR:CZ	1:V:254:THR:HB	2.42	0.54
1:Q:126:PHE:CE2	1:Q:272:GLN:HG2	2.43	0.54
1:V:24:LEU:HD21	1:V:438:LEU:HD11	1.90	0.54
1:W:55:ARG:O	1:X:177:GLY:HA2	2.08	0.54
1:B:355:ARG:HD3	3:B:7477:AMP:C5	2.43	0.54
1:C:129:GLU:OE2	1:C:269:HIS:HB2	2.08	0.54
1:C:458:HIS:CD2	1:C:460:TYR:H	2.14	0.54
1:D:206:LEU:HD13	1:D:210:HIS:HB3	1.89	0.54
1:E:424:ASP:O	1:E:427:TYR:HE2	1.90	0.54
1:E:395:ASP:OD2	1:F:60:ILE:HG12	2.08	0.54
1:F:355:ARG:HD3	3:F:7485:AMP:C5	2.43	0.54
1:H:424:ASP:O	1:H:427:TYR:HE2	1.90	0.54
1:K:174:ARG:HD2	1:K:179:TYR:CE1	2.40	0.54
1:L:424:ASP:O	1:L:427:TYR:HE2	1.90	0.54
1:N:355:ARG:HD3	3:N:7501:AMP:C5	2.43	0.54
1:P:129:GLU:OE2	1:P:269:HIS:HB2	2.08	0.54
1:R:355:ARG:HD3	3:R:7509:AMP:C5	2.43	0.54
1:U:129:GLU:OE2	1:U:269:HIS:HB2	2.08	0.54
1:V:206:LEU:HD13	1:V:210:HIS:HB3	1.89	0.54
1:X:121:ALA:HB1	1:X:275:TRP:O	2.06	0.54
1:B:314:PRO:HG3	1:B:365:GLY:HA3	1.89	0.54
1:E:40:LYS:HZ1	1:U:7:LYS:HE3	1.73	0.54
1:I:52:SER:O	1:I:53:SER:HB2	2.08	0.54
1:N:337:ARG:HE	1:N:393:ASP:CB	2.19	0.54
1:M:339:ARG:NH1	1:N:63:SER:HB2	2.23	0.54
1:P:1:THR:HG22	1:P:2:PRO:CD	2.35	0.54
1:T:120:ILE:HD11	1:T:383:LYS:CG	2.38	0.54
1:U:314:PRO:HG3	1:U:365:GLY:HA3	1.89	0.54
1:U:120:ILE:HD11	1:U:383:LYS:CG	2.38	0.54
1:E:1:THR:HB	1:E:4:ASP:HB2	1.89	0.54
1:E:312:THR:CG2	1:E:313:ASN:ND2	2.71	0.54
1:O:1:THR:HB	1:O:4:ASP:HB2	1.89	0.54
1:O:93:ASP:O	1:O:97:LEU:HA	2.08	0.54
1:P:93:ASP:O	1:P:97:LEU:HA	2.08	0.54
1:Q:312:THR:CG2	1:Q:313:ASN:ND2	2.71	0.54
1:X:14:VAL:HG22	1:X:83:LYS:HG3	1.90	0.54

*Continued on next page...*

*Continued from previous page...*

Atom-1	Atom-2	Interatomic distance (Å)	Clash overlap (Å)
1:A:330:ILE:O	1:A:409:GLN:HA	2.07	0.54
1:B:18:ASP:OD2	1:B:30:HIS:HD2	1.91	0.54
1:C:330:ILE:O	1:C:409:GLN:HA	2.07	0.54
1:A:80:ARG:HD3	1:F:189:VAL:HG11	1.88	0.54
1:H:264:ASN:ND2	4:H:7490:CIT:H22	2.11	0.54
1:O:330:ILE:O	1:O:409:GLN:HA	2.07	0.54
1:Q:177:GLY:CA	1:R:55:ARG:HD3	2.38	0.54
1:Q:18:ASP:OD2	1:Q:30:HIS:HD2	1.91	0.54
1:Q:346:PRO:HG2	1:Q:355:ARG:NH2	2.23	0.54
1:Q:420:ARG:HH22	1:Q:424:ASP:CB	2.17	0.54
1:Q:57:PHE:CD1	1:Q:57:PHE:N	2.76	0.54
1:S:18:ASP:OD2	1:S:30:HIS:HD2	1.91	0.54
1:U:80:ARG:NH2	1:V:189:VAL:HG13	2.18	0.54
1:W:330:ILE:O	1:W:409:GLN:HA	2.07	0.54
1:W:288:ALA:HB1	1:W:345:ILE:HG21	1.89	0.54
1:C:427:TYR:CE1	1:C:428:LEU:HD13	2.43	0.54
1:G:264:ASN:ND2	4:G:7488:CIT:H22	2.16	0.54
1:O:427:TYR:CE1	1:O:428:LEU:HD13	2.43	0.54
1:F:399:LEU:HG	1:F:400:PRO:HD2	1.90	0.54
1:I:427:TYR:CE1	1:I:428:LEU:HD13	2.42	0.54
1:K:53:SER:HB3	1:L:177:GLY:O	2.08	0.54
1:M:427:TYR:CE1	1:M:428:LEU:HD13	2.42	0.54
5:M:3330:HOH:O	1:R:176:LYS:CE	2.54	0.54
1:R:102:ARG:HA	1:R:438:LEU:HD13	1.89	0.54
1:R:601:THR:O	1:R:602:GLU:HB3	2.08	0.54
1:T:314:PRO:HG3	1:T:365:GLY:HA3	1.89	0.54
1:V:102:ARG:HA	1:V:438:LEU:HD13	1.89	0.54
1:W:399:LEU:HG	1:W:400:PRO:HD2	1.90	0.54
1:X:427:TYR:CE1	1:X:428:LEU:HD13	2.42	0.54
1:X:102:ARG:HA	1:X:438:LEU:HD13	1.89	0.54
1:A:100:TYR:CZ	1:A:102:ARG:HB2	2.43	0.54
1:A:27:ILE:HD12	5:F:7515:HOH:O	2.08	0.54
1:A:177:GLY:O	1:B:55:ARG:O	2.26	0.54
1:C:176:LYS:HG3	1:D:55:ARG:HD2	1.89	0.54
1:L:425:HIS:HB2	1:L:439:ILE:HD13	1.89	0.54
1:M:100:TYR:CZ	1:M:102:ARG:HB2	2.43	0.54
1:M:95:PHE:CZ	1:R:347:ILE:HG12	2.43	0.54
1:V:100:TYR:CZ	1:V:102:ARG:HB2	2.43	0.54
1:X:425:HIS:HB2	1:X:439:ILE:HD13	1.89	0.54
1:D:283:TYR:CG	1:D:284:ASP:N	2.76	0.54
1:F:283:TYR:CG	1:F:284:ASP:N	2.76	0.54

*Continued on next page...*

*Continued from previous page...*

Atom-1	Atom-2	Interatomic distance (Å)	Clash overlap (Å)
1:F:54:ILE:HG23	1:F:55:ARG:N	2.23	0.54
1:P:283:TYR:CG	1:P:284:ASP:N	2.76	0.54
1:R:54:ILE:HG23	1:R:55:ARG:N	2.23	0.54
1:T:344:ARG:O	1:T:346:PRO:HD3	2.07	0.54
1:T:54:ILE:HG23	1:T:55:ARG:N	2.23	0.54
1:W:354:LYS:HE2	5:W:5834:HOH:O	2.08	0.54
1:A:114:TYR:O	1:A:118:THR:HG23	2.08	0.54
1:B:344:ARG:HH22	1:B:346:PRO:HA	1.72	0.54
1:B:458:HIS:CD2	1:B:460:TYR:H	2.14	0.54
1:C:288:ALA:HB1	1:C:345:ILE:HG21	1.88	0.54
1:E:114:TYR:O	1:E:118:THR:HG23	2.08	0.54
1:G:399:LEU:CG	1:G:400:PRO:HD2	2.36	0.54
1:I:334:TYR:HA	1:I:343:VAL:O	2.08	0.54
1:K:399:LEU:CG	1:K:400:PRO:HD2	2.36	0.54
1:N:344:ARG:HH22	1:N:346:PRO:HA	1.72	0.54
1:O:399:LEU:CG	1:O:400:PRO:HD2	2.36	0.54
1:S:399:LEU:CG	1:S:400:PRO:HD2	2.36	0.54
1:U:325:GLY:HA2	1:U:397:TYR:OH	2.08	0.54
1:V:325:GLY:HA2	1:V:397:TYR:OH	2.08	0.54
1:B:24:LEU:HD21	1:B:438:LEU:HD11	1.90	0.54
1:B:465:TYR:CZ	1:H:315:THR:HB	2.43	0.54
1:C:24:LEU:HD21	1:C:438:LEU:HD11	1.90	0.54
1:E:126:PHE:CE2	1:E:272:GLN:HG2	2.43	0.54
1:H:126:PHE:CE2	1:H:272:GLN:HG2	2.43	0.54
1:N:8:LEU:HD23	1:N:12:GLU:HG3	1.90	0.54
1:N:24:LEU:HD21	1:N:438:LEU:HD11	1.90	0.54
1:S:285:GLU:O	1:S:286:THR:HG23	2.08	0.54
1:W:80:ARG:HD3	1:X:193:ASP:OD2	2.08	0.54
1:A:355:ARG:HD3	3:A:7475:AMP:C5	2.43	0.54
1:C:206:LEU:HD13	1:C:210:HIS:HB3	1.89	0.54
1:G:129:GLU:OE2	1:G:269:HIS:HB2	2.08	0.54
1:G:355:ARG:HD3	3:G:7487:AMP:C5	2.43	0.54
1:H:1:THR:HG22	1:H:3:ASP:N	2.15	0.54
1:J:206:LEU:HD13	1:J:210:HIS:HB3	1.89	0.54
1:J:54:ILE:HG21	1:J:55:ARG:NH2	2.22	0.54
1:L:121:ALA:HB1	1:L:275:TRP:O	2.06	0.54
1:M:355:ARG:HD3	3:M:7499:AMP:C5	2.43	0.54
1:O:206:LEU:HD13	1:O:210:HIS:HB3	1.89	0.54
1:P:206:LEU:HD13	1:P:210:HIS:HB3	1.89	0.54
1:A:63:SER:HB2	1:F:339:ARG:NH1	2.23	0.54
1:C:18:ASP:OD2	1:C:30:HIS:HD2	1.91	0.54

*Continued on next page...*

*Continued from previous page...*

Atom-1	Atom-2	Interatomic distance (Å)	Clash overlap (Å)
1:E:120:ILE:HD11	1:E:383:LYS:CG	2.38	0.54
1:G:52:SER:O	1:G:53:SER:HB2	2.08	0.54
1:K:314:PRO:HG3	1:K:365:GLY:HA3	1.89	0.54
1:M:18:ASP:OD2	1:M:30:HIS:HD2	1.91	0.54
1:N:315:THR:HB	1:T:465:TYR:CE1	2.42	0.54
1:S:52:SER:O	1:S:53:SER:HB2	2.08	0.54
1:U:52:SER:O	1:U:53:SER:HB2	2.08	0.54
1:W:314:PRO:HG3	1:W:365:GLY:HA3	1.89	0.54
1:C:312:THR:CG2	1:C:313:ASN:ND2	2.71	0.54
1:D:314:PRO:HG3	1:D:365:GLY:HA3	1.90	0.54
1:E:389:GLN:HG2	5:E:1203:HOH:O	2.06	0.54
1:H:312:THR:CG2	1:H:313:ASN:ND2	2.71	0.54
1:J:314:PRO:HG3	1:J:365:GLY:HA3	1.90	0.54
1:L:206:LEU:HD13	1:L:210:HIS:HB3	1.89	0.54
1:L:14:VAL:HG22	1:L:83:LYS:HG3	1.90	0.54
1:P:296:HIS:CE1	1:P:387:GLU:HG2	2.44	0.54
1:Q:440:GLU:HG3	5:Q:4384:HOH:O	2.07	0.54
1:T:314:PRO:HG3	1:T:365:GLY:HA3	1.90	0.54
1:U:412:THR:HG22	5:U:5363:HOH:O	2.08	0.54
1:A:396:LEU:O	1:A:399:LEU:HD13	2.08	0.54
1:B:396:LEU:O	1:B:399:LEU:HD13	2.08	0.54
1:E:346:PRO:HG2	1:E:355:ARG:NH2	2.23	0.54
1:E:420:ARG:HH22	1:E:424:ASP:CB	2.17	0.54
1:G:57:PHE:CD1	1:G:57:PHE:N	2.76	0.54
1:H:57:PHE:CD1	1:H:57:PHE:N	2.76	0.54
1:I:330:ILE:O	1:I:410:THR:N	2.39	0.54
1:L:57:PHE:N	1:L:57:PHE:CD1	2.76	0.54
1:M:346:PRO:HG2	1:M:355:ARG:NH2	2.23	0.54
1:M:396:LEU:O	1:M:399:LEU:HD13	2.08	0.54
1:M:57:PHE:N	1:M:57:PHE:CD1	2.76	0.54
1:N:396:LEU:O	1:N:399:LEU:HD13	2.08	0.54
1:Q:288:ALA:HB1	1:Q:345:ILE:HG21	1.89	0.54
1:R:57:PHE:CD1	1:R:57:PHE:N	2.76	0.54
1:S:330:ILE:O	1:S:410:THR:N	2.39	0.54
1:S:57:PHE:N	1:S:57:PHE:CD1	2.76	0.54
1:T:330:ILE:O	1:T:409:GLN:HA	2.07	0.54
1:T:57:PHE:CD1	1:T:57:PHE:N	2.76	0.54
1:U:80:ARG:HH21	1:V:189:VAL:CG1	2.17	0.54
1:X:18:ASP:OD2	1:X:30:HIS:HD2	1.91	0.54
1:X:346:PRO:HG2	1:X:355:ARG:NH2	2.23	0.54
1:A:315:THR:HB	1:G:465:TYR:CE1	2.43	0.54

*Continued on next page...*

*Continued from previous page...*

Atom-1	Atom-2	Interatomic distance (Å)	Clash overlap (Å)
1:A:48:ALA:O	1:A:49:PHE:HB2	2.07	0.54
1:B:427:TYR:CE1	1:B:428:LEU:HD13	2.43	0.54
1:C:309:LEU:HA	1:C:312:THR:CG2	2.33	0.54
1:E:48:ALA:O	1:E:49:PHE:HB2	2.07	0.54
1:F:427:TYR:CE1	1:F:428:LEU:HD13	2.43	0.54
1:O:309:LEU:HA	1:O:312:THR:CG2	2.33	0.54
1:Q:48:ALA:O	1:Q:49:PHE:HB2	2.07	0.54
1:T:53:SER:HA	1:U:179:TYR:CE2	2.43	0.54
1:A:314:PRO:HG3	1:A:365:GLY:HA3	1.89	0.54
1:A:427:TYR:CE1	1:A:428:LEU:HD13	2.42	0.54
1:E:293:THR:HG23	1:E:382:ILE:HD13	1.90	0.54
1:F:102:ARG:HA	1:F:438:LEU:HD13	1.88	0.54
1:G:293:THR:HG23	1:G:382:ILE:HD13	1.90	0.54
1:J:399:LEU:HG	1:J:400:PRO:HD2	1.90	0.54
1:J:427:TYR:CE1	1:J:428:LEU:HD13	2.42	0.54
1:K:314:PRO:HG3	1:K:365:GLY:HA3	1.89	0.54
1:N:315:THR:HB	1:T:465:TYR:CE1	2.42	0.54
1:R:399:LEU:HG	1:R:400:PRO:HD2	1.90	0.54
1:U:427:TYR:CE1	1:U:428:LEU:HD13	2.42	0.54
1:V:427:TYR:CE1	1:V:428:LEU:HD13	2.42	0.54
1:C:330:ILE:O	1:C:410:THR:N	2.41	0.54
1:O:339:ARG:H	1:P:60:ILE:HD12	1.72	0.54
1:S:355:ARG:NH1	3:S:7511:AMP:N3	2.51	0.54
1:U:355:ARG:NH1	3:U:7515:AMP:N3	2.51	0.54
1:B:329:PRO:CG	1:B:359:ARG:HB2	2.35	0.54
1:C:344:ARG:O	1:C:346:PRO:HD3	2.07	0.54
1:C:68:LEU:HD23	1:C:92:HIS:CD2	2.43	0.54
1:K:354:LYS:HE2	5:K:2678:HOH:O	2.08	0.54
1:N:193:ASP:OD2	1:O:80:ARG:HD3	2.08	0.54
1:P:344:ARG:O	1:P:346:PRO:HD3	2.07	0.54
1:R:283:TYR:CG	1:R:284:ASP:N	2.76	0.54
1:V:283:TYR:CG	1:V:284:ASP:N	2.76	0.54
1:X:344:ARG:O	1:X:346:PRO:HD3	2.07	0.54
1:B:288:ALA:HB1	1:B:345:ILE:HG21	1.88	0.53
1:B:18:ASP:HB3	1:B:86:ASN:HD22	1.73	0.53
1:C:344:ARG:HH22	1:C:346:PRO:HA	1.72	0.53
1:D:43:PHE:HE2	1:D:71:PRO:HD3	1.72	0.53
1:E:339:ARG:HD3	1:F:60:ILE:HG22	1.90	0.53
1:G:328:ALA:HA	4:G:7488:CIT:O5	2.08	0.53
1:I:325:GLY:HA2	1:I:397:TYR:OH	2.08	0.53
1:J:49:PHE:HZ	1:K:180:PHE:CE2	2.26	0.53

*Continued on next page...*



*Continued from previous page...*

Atom-1	Atom-2	Interatomic distance (Å)	Clash overlap (Å)
1:K:334:TYR:HA	1:K:343:VAL:O	2.08	0.53
1:N:328:ALA:HA	4:N:7502:CIT:O5	2.08	0.53
1:O:288:ALA:HB1	1:O:345:ILE:HG21	1.88	0.53
1:O:344:ARG:HH22	1:O:346:PRO:HA	1.72	0.53
1:Q:114:TYR:O	1:Q:118:THR:HG23	2.08	0.53
1:Q:121:ALA:HB1	1:Q:275:TRP:O	2.07	0.53
1:U:334:TYR:HA	1:U:343:VAL:O	2.08	0.53
1:W:18:ASP:HB3	1:W:86:ASN:HD22	1.74	0.53
1:A:180:PHE:HE2	1:B:49:PHE:CE1	2.26	0.53
1:A:29:GLN:CD	1:F:178:GLY:HA3	2.29	0.53
1:B:8:LEU:HD23	1:B:12:GLU:HG3	1.90	0.53
1:B:126:PHE:CE2	1:B:272:GLN:HG2	2.43	0.53
1:D:126:PHE:CE2	1:D:272:GLN:HG2	2.43	0.53
1:G:8:LEU:HD23	1:G:12:GLU:HG3	1.91	0.53
1:H:24:LEU:HD21	1:H:438:LEU:HD11	1.90	0.53
1:G:211:HIS:HB2	1:L:32:THR:O	2.08	0.53
1:L:58:GLN:CA	1:L:62:GLU:HB3	2.37	0.53
1:T:126:PHE:CE2	1:T:272:GLN:HG2	2.43	0.53
1:V:8:LEU:HD23	1:V:12:GLU:HG3	1.90	0.53
1:W:458:HIS:CD2	1:W:460:TYR:H	2.14	0.53
1:X:58:GLN:CA	1:X:62:GLU:HB3	2.37	0.53
1:C:355:ARG:HD3	3:C:7479:AMP:C5	2.43	0.53
1:D:129:GLU:OE2	1:D:269:HIS:HB2	2.08	0.53
1:D:355:ARG:HD3	3:D:7481:AMP:C5	2.43	0.53
1:E:355:ARG:HD3	3:E:7483:AMP:C5	2.43	0.53
1:I:206:LEU:HD13	1:I:210:HIS:HB3	1.89	0.53
1:P:355:ARG:HD3	3:P:7505:AMP:C5	2.43	0.53
1:Q:129:GLU:OE2	1:Q:269:HIS:HB2	2.08	0.53
1:Q:424:ASP:O	1:Q:427:TYR:HE2	1.90	0.53
1:Q:355:ARG:HD3	3:Q:7507:AMP:C5	2.43	0.53
1:X:424:ASP:O	1:X:427:TYR:HE2	1.90	0.53
1:C:120:ILE:HD11	1:C:383:LYS:CG	2.38	0.53
1:D:1:THR:HG22	1:D:2:PRO:CD	2.35	0.53
1:D:52:SER:O	1:D:53:SER:HB2	2.08	0.53
1:E:18:ASP:OD2	1:E:30:HIS:HD2	1.91	0.53
1:G:290:LEU:CD1	1:G:345:ILE:HG12	2.30	0.53
1:H:120:ILE:HD11	1:H:383:LYS:CG	2.38	0.53
1:I:120:ILE:HD11	1:I:383:LYS:CG	2.38	0.53
1:P:160:THR:HG21	1:P:173:VAL:HG13	1.90	0.53
1:P:52:SER:O	1:P:53:SER:HB2	2.08	0.53
1:Q:120:ILE:HD11	1:Q:383:LYS:CG	2.38	0.53

*Continued on next page...*

*Continued from previous page...*

Atom-1	Atom-2	Interatomic distance (Å)	Clash overlap (Å)
1:W:264:ASN:OD1	4:W:7520:CIT:H22	2.07	0.53
1:C:338:ASN:ND2	1:C:396:LEU:H	2.06	0.53
1:E:338:ASN:ND2	1:E:396:LEU:H	2.06	0.53
1:E:440:GLU:HG3	5:E:1228:HOH:O	2.07	0.53
1:G:307:SER:HB2	1:G:421:LEU:HA	1.90	0.53
1:H:314:PRO:HG3	1:H:365:GLY:HA3	1.90	0.53
1:I:307:SER:HB2	1:I:421:LEU:HA	1.90	0.53
1:I:412:THR:HG22	5:I:7601:HOH:O	2.09	0.53
1:J:603:LYS:HB3	5:J:2579:HOH:O	2.07	0.53
1:L:440:GLU:HG3	5:L:3069:HOH:O	2.07	0.53
1:M:440:GLU:HG3	5:M:3332:HOH:O	2.07	0.53
1:Q:338:ASN:ND2	1:Q:396:LEU:H	2.06	0.53
1:Q:412:THR:HG22	5:Q:4311:HOH:O	2.09	0.53
1:Q:603:LYS:HB3	5:Q:4420:HOH:O	2.07	0.53
1:S:307:SER:HB2	1:S:421:LEU:HA	1.90	0.53
1:T:312:THR:CG2	1:T:313:ASN:ND2	2.71	0.53
1:V:314:PRO:HG3	1:V:365:GLY:HA3	1.90	0.53
1:A:346:PRO:HG2	1:A:355:ARG:NH2	2.23	0.53
1:A:57:PHE:N	1:A:57:PHE:CD1	2.76	0.53
1:C:57:PHE:CD1	1:C:57:PHE:N	2.76	0.53
1:E:288:ALA:HB1	1:E:345:ILE:HG21	1.89	0.53
1:F:57:PHE:N	1:F:57:PHE:CD1	2.76	0.53
1:L:18:ASP:OD2	1:L:30:HIS:HD2	1.91	0.53
1:M:330:ILE:O	1:M:409:GLN:HA	2.07	0.53
1:U:396:LEU:O	1:U:399:LEU:HD13	2.08	0.53
1:X:57:PHE:N	1:X:57:PHE:CD1	2.76	0.53
1:C:42:VAL:HG13	1:C:47:LEU:HG	1.88	0.53
1:F:48:ALA:O	1:F:49:PHE:HB2	2.07	0.53
1:N:427:TYR:CE1	1:N:428:LEU:HD13	2.43	0.53
1:T:48:ALA:O	1:T:49:PHE:HB2	2.07	0.53
1:V:309:LEU:HA	1:V:312:THR:CG2	2.33	0.53
1:Q:463:ALA:HA	1:W:140:PHE:CE1	2.44	0.53
1:B:314:PRO:HG3	1:B:365:GLY:HA3	1.89	0.53
1:C:314:PRO:HG3	1:C:365:GLY:HA3	1.89	0.53
1:E:149:TYR:CE1	1:K:146:GLY:HA2	2.43	0.53
1:F:601:THR:O	1:F:602:GLU:HB3	2.08	0.53
1:G:102:ARG:HA	1:G:438:LEU:HD13	1.88	0.53
1:G:601:THR:O	1:G:602:GLU:HB3	2.08	0.53
1:M:95:PHE:HE2	1:R:347:ILE:CG2	2.21	0.53
1:O:314:PRO:HG3	1:O:365:GLY:HA3	1.89	0.53
1:Q:293:THR:HG23	1:Q:382:ILE:HD13	1.90	0.53

*Continued on next page...*

*Continued from previous page...*

Atom-1	Atom-2	Interatomic distance (Å)	Clash overlap (Å)
1:T:399:LEU:HG	1:T:400:PRO:HD2	1.90	0.53
1:V:314:PRO:HG3	1:V:365:GLY:HA3	1.89	0.53
1:X:314:PRO:HG3	1:X:365:GLY:HA3	1.89	0.53
1:C:100:TYR:CZ	1:C:102:ARG:HB2	2.43	0.53
1:B:178:GLY:N	1:C:56:GLY:HA3	2.23	0.53
1:M:273:SER:CB	3:M:7499:AMP:N6	2.68	0.53
1:O:100:TYR:CZ	1:O:102:ARG:HB2	2.43	0.53
1:O:330:ILE:O	1:O:410:THR:N	2.41	0.53
1:P:465:TYR:OH	1:V:450:GLU:HB3	2.08	0.53
1:P:467:ASP:HB2	1:W:175:HIS:CE1	2.40	0.53
1:S:425:HIS:HB2	1:S:439:ILE:HD13	1.89	0.53
1:U:425:HIS:HB2	1:U:439:ILE:HD13	1.89	0.53
1:O:140:PHE:CE1	1:U:463:ALA:HA	2.43	0.53
1:D:344:ARG:O	1:D:346:PRO:HD3	2.07	0.53
1:G:222:ASN:HB2	5:G:7574:HOH:O	2.08	0.53
1:H:344:ARG:O	1:H:346:PRO:HD3	2.07	0.53
1:O:68:LEU:HD23	1:O:92:HIS:CD2	2.43	0.53
1:P:321:ARG:NE	4:P:7506:CIT:H42	2.16	0.53
1:R:204:PHE:HE1	1:R:237:LEU:HD13	1.71	0.53
1:T:283:TYR:CG	1:T:284:ASP:N	2.76	0.53
1:V:344:ARG:O	1:V:346:PRO:HD3	2.07	0.53
1:B:465:TYR:CZ	1:H:315:THR:HB	2.43	0.53
1:B:328:ALA:HA	4:B:7478:CIT:O5	2.08	0.53
1:C:328:ALA:HA	4:C:7480:CIT:O5	2.08	0.53
1:D:18:ASP:HB3	1:D:86:ASN:HD22	1.73	0.53
1:E:121:ALA:HB1	1:E:275:TRP:O	2.07	0.53
1:K:18:ASP:HB3	1:K:86:ASN:HD22	1.73	0.53
1:L:334:TYR:HA	1:L:343:VAL:O	2.08	0.53
1:O:334:TYR:HA	1:O:343:VAL:O	2.08	0.53
1:O:18:ASP:HB3	1:O:86:ASN:HD22	1.74	0.53
1:E:8:LEU:HD23	1:E:12:GLU:HG3	1.90	0.53
1:E:177:GLY:HA2	1:F:55:ARG:O	2.08	0.53
1:F:126:PHE:CE2	1:F:272:GLN:HG2	2.43	0.53
1:G:126:PHE:CE2	1:G:272:GLN:HG2	2.43	0.53
1:G:24:LEU:HD21	1:G:438:LEU:HD11	1.90	0.53
1:J:8:LEU:HD23	1:J:12:GLU:HG3	1.90	0.53
1:K:126:PHE:CE2	1:K:272:GLN:HG2	2.43	0.53
1:O:8:LEU:HD23	1:O:12:GLU:HG3	1.90	0.53
1:P:126:PHE:CE2	1:P:272:GLN:HG2	2.43	0.53
1:Q:8:LEU:HD23	1:Q:12:GLU:HG3	1.90	0.53
1:R:126:PHE:CE2	1:R:272:GLN:HG2	2.43	0.53

*Continued on next page...*

*Continued from previous page...*

Atom-1	Atom-2	Interatomic distance (Å)	Clash overlap (Å)
1:S:126:PHE:CE2	1:S:272:GLN:HG2	2.43	0.53
1:T:24:LEU:HD21	1:T:438:LEU:HD11	1.90	0.53
1:V:80:ARG:HD3	1:W:193:ASP:OD2	2.08	0.53
1:X:285:GLU:O	1:X:286:THR:HG23	2.08	0.53
1:E:129:GLU:OE2	1:E:269:HIS:HB2	2.08	0.53
1:F:129:GLU:OE2	1:F:269:HIS:HB2	2.08	0.53
1:H:55:ARG:HE	1:I:176:LYS:HB3	1.73	0.53
1:I:129:GLU:OE2	1:I:269:HIS:HB2	2.08	0.53
1:M:140:PHE:CE1	1:S:463:ALA:HA	2.43	0.53
1:O:174:ARG:HD2	1:O:179:TYR:CE1	2.40	0.53
1:P:337:ARG:HB3	1:Q:63:SER:OG	2.08	0.53
1:R:174:ARG:HD2	1:R:179:TYR:CE1	2.40	0.53
1:S:355:ARG:HD3	3:S:7511:AMP:C5	2.43	0.53
1:A:18:ASP:OD2	1:A:30:HIS:HD2	1.91	0.53
1:C:264:ASN:OD1	4:C:7480:CIT:H22	2.08	0.53
1:D:160:THR:HG21	1:D:173:VAL:HG13	1.90	0.53
1:E:396:LEU:CD2	1:E:407:ILE:HG21	2.34	0.53
1:G:337:ARG:HE	1:G:393:ASP:CB	2.20	0.53
1:K:160:THR:HG21	1:K:173:VAL:HG13	1.90	0.53
1:L:314:PRO:HG3	1:L:365:GLY:HA3	1.89	0.53
1:N:314:PRO:HG3	1:N:365:GLY:HA3	1.89	0.53
1:Q:18:ASP:OD2	1:Q:30:HIS:HD2	1.91	0.53
1:T:18:ASP:OD2	1:T:30:HIS:HD2	1.91	0.53
1:V:120:ILE:HD11	1:V:383:LYS:CG	2.38	0.53
1:W:52:SER:O	1:W:53:SER:HB2	2.08	0.53
1:C:307:SER:HB2	1:C:421:LEU:HA	1.91	0.53
1:C:603:LYS:HB3	5:C:7677:HOH:O	2.07	0.53
1:D:296:HIS:CE1	1:D:387:GLU:HG2	2.44	0.53
1:E:412:THR:HG22	5:E:1155:HOH:O	2.09	0.53
1:E:603:LYS:HB3	5:E:1264:HOH:O	2.07	0.53
1:E:14:VAL:HG22	1:E:83:LYS:HG3	1.90	0.53
1:G:165:GLU:C	1:G:167:ASP:H	2.12	0.53
1:I:165:GLU:C	1:I:167:ASP:H	2.12	0.53
1:O:312:THR:CG2	1:O:313:ASN:ND2	2.71	0.53
1:O:307:SER:HB2	1:O:421:LEU:HA	1.90	0.53
1:P:338:ASN:ND2	1:P:396:LEU:H	2.06	0.53
1:R:165:GLU:C	1:R:167:ASP:H	2.12	0.53
1:R:440:GLU:HG3	5:R:4647:HOH:O	2.07	0.53
1:S:165:GLU:C	1:S:167:ASP:H	2.12	0.53
1:T:206:LEU:HD13	1:T:210:HIS:HB3	1.89	0.53
1:U:165:GLU:C	1:U:167:ASP:H	2.12	0.53

*Continued on next page...*

*Continued from previous page...*

Atom-1	Atom-2	Interatomic distance (Å)	Clash overlap (Å)
1:U:307:SER:HB2	1:U:421:LEU:HA	1.91	0.53
1:W:14:VAL:HG22	1:W:83:LYS:HG3	1.90	0.53
1:C:396:LEU:O	1:C:399:LEU:HD13	2.08	0.53
1:B:177:GLY:CA	1:C:55:ARG:HB2	2.33	0.53
1:D:346:PRO:HG2	1:D:355:ARG:NH2	2.23	0.53
1:F:396:LEU:O	1:F:399:LEU:HD13	2.08	0.53
1:I:396:LEU:O	1:I:399:LEU:HD13	2.08	0.53
1:J:57:PHE:CD1	1:J:57:PHE:N	2.76	0.53
1:N:18:ASP:OD2	1:N:30:HIS:HD2	1.91	0.53
1:O:396:LEU:O	1:O:399:LEU:HD13	2.08	0.53
1:R:396:LEU:O	1:R:399:LEU:HD13	2.08	0.53
1:V:57:PHE:CD1	1:V:57:PHE:N	2.76	0.53
1:G:93:ASP:O	1:G:97:LEU:HA	2.07	0.53
1:H:309:LEU:HA	1:H:312:THR:CG2	2.33	0.53
1:I:427:TYR:CE1	1:I:428:LEU:HD13	2.43	0.53
1:M:427:TYR:CE1	1:M:428:LEU:HD13	2.43	0.53
1:M:48:ALA:O	1:M:49:PHE:HB2	2.07	0.53
1:O:42:VAL:HG13	1:O:47:LEU:HG	1.88	0.53
1:P:176:LYS:HE3	5:Q:4382:HOH:O	2.07	0.53
1:R:48:ALA:O	1:R:49:PHE:HB2	2.07	0.53
1:U:427:TYR:CE1	1:U:428:LEU:HD13	2.43	0.53
1:E:399:LEU:HG	1:E:400:PRO:HD2	1.90	0.53
1:J:314:PRO:HG3	1:J:365:GLY:HA3	1.89	0.53
1:O:180:PHE:HE2	1:P:52:SER:HB2	1.66	0.53
1:O:601:THR:O	1:O:602:GLU:HB3	2.08	0.53
1:Q:399:LEU:HG	1:Q:400:PRO:HD2	1.90	0.53
1:A:273:SER:CB	3:A:7475:AMP:N6	2.68	0.53
1:F:100:TYR:CZ	1:F:102:ARG:HB2	2.43	0.53
1:G:100:TYR:CZ	1:G:102:ARG:HB2	2.43	0.53
1:I:425:HIS:HB2	1:I:439:ILE:HD13	1.89	0.53
1:S:100:TYR:CZ	1:S:102:ARG:HB2	2.43	0.53
1:E:171:TYR:HA	1:L:467:ASP:OD2	2.09	0.53
1:J:283:TYR:CG	1:J:284:ASP:N	2.76	0.53
1:J:344:ARG:O	1:J:346:PRO:HD3	2.07	0.53
1:O:344:ARG:O	1:O:346:PRO:HD3	2.07	0.53
1:Q:396:LEU:HD22	1:Q:407:ILE:HG13	1.90	0.53
1:S:222:ASN:HB2	5:S:4814:HOH:O	2.08	0.53
5:N:3571:HOH:O	1:T:324:PRO:HD2	2.07	0.53
1:T:68:LEU:HD23	1:T:92:HIS:CD2	2.43	0.53
1:C:18:ASP:HB3	1:C:86:ASN:HD22	1.74	0.53
1:E:121:ALA:HA	1:E:276:LYS:HB2	1.91	0.53

*Continued on next page...*

*Continued from previous page...*

Atom-1	Atom-2	Interatomic distance (Å)	Clash overlap (Å)
1:E:325:GLY:HA2	1:E:397:TYR:OH	2.08	0.53
1:F:61:HIS:C	1:F:63:SER:H	2.12	0.53
1:H:121:ALA:HA	1:H:276:LYS:HB2	1.91	0.53
1:H:328:ALA:HA	4:H:7490:CIT:O5	2.08	0.53
1:K:328:ALA:HA	4:K:7496:CIT:O5	2.08	0.53
1:M:328:ALA:HA	4:M:7500:CIT:O5	2.08	0.53
1:N:399:LEU:CG	1:N:400:PRO:HD2	2.36	0.53
1:O:328:ALA:HA	4:O:7504:CIT:O5	2.08	0.53
1:P:18:ASP:HB3	1:P:86:ASN:HD22	1.74	0.53
1:Q:325:GLY:HA2	1:Q:397:TYR:OH	2.08	0.53
1:V:43:PHE:HE2	1:V:71:PRO:HD3	1.72	0.53
1:W:328:ALA:HA	4:W:7520:CIT:O5	2.08	0.53
1:B:285:GLU:O	1:B:286:THR:HG23	2.08	0.53
1:E:285:GLU:O	1:E:286:THR:HG23	2.08	0.53
1:L:285:GLU:O	1:L:286:THR:HG23	2.08	0.53
1:Q:285:GLU:O	1:Q:286:THR:HG23	2.08	0.53
1:R:8:LEU:HD23	1:R:12:GLU:HG3	1.90	0.53
1:S:8:LEU:HD23	1:S:12:GLU:HG3	1.90	0.53
1:W:126:PHE:CE2	1:W:272:GLN:HG2	2.43	0.53
1:A:174:ARG:HD2	1:A:179:TYR:CE1	2.40	0.53
1:F:174:ARG:HD2	1:F:179:TYR:CE1	2.40	0.53
1:K:424:ASP:O	1:K:427:TYR:HE2	1.90	0.53
1:L:174:ARG:HD2	1:L:179:TYR:CE1	2.40	0.53
1:O:355:ARG:HD3	3:O:7503:AMP:C5	2.43	0.53
1:R:129:GLU:OE2	1:R:269:HIS:HB2	2.08	0.53
1:S:129:GLU:OE2	1:S:269:HIS:HB2	2.08	0.53
1:U:206:LEU:HD13	1:U:210:HIS:HB3	1.89	0.53
1:V:346:PRO:HG2	1:V:355:ARG:NH2	2.18	0.53
1:W:424:ASP:O	1:W:427:TYR:HE2	1.90	0.53
1:X:346:PRO:HG2	1:X:355:ARG:NH2	2.18	0.53
1:F:337:ARG:HE	1:F:393:ASP:CB	2.20	0.53
1:H:314:PRO:HG3	1:H:365:GLY:HA3	1.89	0.53
1:J:120:ILE:HD11	1:J:383:LYS:CG	2.38	0.53
1:K:458:HIS:CD2	1:K:460:TYR:H	2.15	0.53
1:K:52:SER:O	1:K:53:SER:HB2	2.08	0.53
1:L:290:LEU:CD1	1:L:345:ILE:HG12	2.30	0.53
1:L:65:MET:HE2	1:L:67:LEU:HD11	1.91	0.53
1:S:337:ARG:HE	1:S:393:ASP:CB	2.20	0.53
1:S:290:LEU:CD1	1:S:345:ILE:HG12	2.29	0.53
1:U:264:ASN:OD1	4:U:7516:CIT:H22	2.07	0.53
1:Q:463:ALA:HA	1:W:140:PHE:CE1	2.44	0.53

*Continued on next page...*

*Continued from previous page...*

Atom-1	Atom-2	Interatomic distance (Å)	Clash overlap (Å)
1:A:440:GLU:HG3	5:A:7631:HOH:O	2.07	0.53
1:C:154:ILE:HD11	1:C:167:ASP:OD2	2.09	0.53
1:D:338:ASN:ND2	1:D:396:LEU:H	2.06	0.53
1:D:307:SER:HB2	1:D:421:LEU:HA	1.90	0.53
1:F:165:GLU:C	1:F:167:ASP:H	2.12	0.53
1:F:440:GLU:HG3	5:F:7655:HOH:O	2.07	0.53
1:H:165:GLU:C	1:H:167:ASP:H	2.12	0.53
1:H:338:ASN:ND2	1:H:396:LEU:H	2.06	0.53
1:J:14:VAL:HG22	1:J:83:LYS:HG3	1.90	0.53
1:N:440:GLU:HG3	5:N:3595:HOH:O	2.07	0.53
1:Q:14:VAL:HG22	1:Q:83:LYS:HG3	1.90	0.53
1:R:206:LEU:HD13	1:R:210:HIS:HB3	1.89	0.53
1:T:165:GLU:C	1:T:167:ASP:H	2.12	0.53
1:T:338:ASN:ND2	1:T:396:LEU:H	2.06	0.53
1:U:440:GLU:HG3	5:U:5436:HOH:O	2.07	0.53
1:O:140:PHE:CE1	1:U:463:ALA:HA	2.43	0.53
1:U:4:ASP:O	1:U:7:LYS:HB3	2.09	0.53
1:V:603:LYS:HB3	5:V:5735:HOH:O	2.07	0.53
1:V:14:VAL:HG22	1:V:83:LYS:HG3	1.90	0.53
1:W:440:GLU:HG3	5:W:5962:HOH:O	2.07	0.53
1:X:440:GLU:HG3	5:X:6225:HOH:O	2.07	0.53
1:A:55:ARG:HB2	1:F:177:GLY:HA2	1.90	0.53
1:E:52:SER:O	1:E:53:SER:HB2	2.09	0.53
1:G:18:ASP:OD2	1:G:30:HIS:HD2	1.91	0.53
1:L:396:LEU:O	1:L:399:LEU:HD13	2.08	0.53
1:L:57:PHE:N	1:L:57:PHE:HD1	2.07	0.53
1:N:52:SER:O	1:N:53:SER:HB2	2.09	0.53
1:M:177:GLY:CA	1:N:55:ARG:HB2	2.35	0.53
1:O:57:PHE:CD1	1:O:57:PHE:N	2.76	0.53
1:P:346:PRO:HG2	1:P:355:ARG:NH2	2.23	0.53
1:R:57:PHE:HD1	1:R:57:PHE:N	2.07	0.53
1:X:396:LEU:O	1:X:399:LEU:HD13	2.08	0.53
1:X:57:PHE:HD1	1:X:57:PHE:N	2.07	0.53
1:A:427:TYR:CE1	1:A:428:LEU:HD13	2.43	0.53
1:D:465:TYR:OH	1:J:450:GLU:HB3	2.08	0.53
1:V:427:TYR:CE1	1:V:428:LEU:HD13	2.43	0.53
1:C:601:THR:O	1:C:602:GLU:HB3	2.08	0.53
1:H:299:GLY:HA2	1:H:388:PRO:HB3	1.91	0.53
1:L:314:PRO:HG3	1:L:365:GLY:HA3	1.89	0.53
1:L:601:THR:O	1:L:602:GLU:HB3	2.08	0.53
1:M:314:PRO:HG3	1:M:365:GLY:HA3	1.89	0.53

*Continued on next page...*

*Continued from previous page...*

Atom-1	Atom-2	Interatomic distance (Å)	Clash overlap (Å)
1:S:299:GLY:HA2	1:S:388:PRO:HB3	1.91	0.53
1:S:293:THR:HG23	1:S:382:ILE:HD13	1.90	0.53
1:D:425:HIS:HB2	1:D:439:ILE:HD13	1.89	0.53
1:E:149:TYR:CE1	1:K:146:GLY:HA2	2.44	0.53
1:H:53:SER:HG	1:I:179:TYR:CB	2.21	0.53
1:I:355:ARG:NH1	3:I:7491:AMP:N3	2.51	0.53
1:L:100:TYR:CZ	1:L:102:ARG:HB2	2.43	0.53
1:R:100:TYR:CZ	1:R:102:ARG:HB2	2.43	0.53
1:U:100:TYR:CZ	1:U:102:ARG:HB2	2.43	0.53
1:A:344:ARG:O	1:A:346:PRO:HD3	2.07	0.53
1:B:354:LYS:HE2	5:B:7527:HOH:O	2.08	0.53
1:E:396:LEU:HD22	1:E:407:ILE:HG13	1.90	0.53
1:F:204:PHE:HE1	1:F:237:LEU:HD13	1.71	0.53
1:H:68:LEU:HD23	1:H:92:HIS:CD2	2.43	0.53
1:J:354:LYS:HE2	5:J:2415:HOH:O	2.08	0.53
1:J:49:PHE:HZ	1:K:180:PHE:CE2	2.27	0.53
1:M:344:ARG:O	1:M:346:PRO:HD3	2.07	0.53
1:M:465:TYR:CZ	1:S:315:THR:HB	2.44	0.53
1:N:321:ARG:NE	4:N:7502:CIT:H42	2.16	0.53
1:O:283:TYR:CG	1:O:284:ASP:N	2.76	0.53
1:R:222:ASN:HB2	5:R:4551:HOH:O	2.09	0.53
1:V:354:LYS:HE2	5:V:5571:HOH:O	2.08	0.53
1:X:354:LYS:HE2	5:X:6097:HOH:O	2.08	0.53
1:A:334:TYR:HA	1:A:343:VAL:O	2.08	0.53
1:A:328:ALA:HA	4:A:7476:CIT:O5	2.08	0.53
1:G:51:GLY:H	1:G:63:SER:CB	2.20	0.53
1:J:328:ALA:HA	4:J:7494:CIT:O5	2.08	0.53
1:N:18:ASP:HB3	1:N:86:ASN:HD22	1.74	0.53
1:N:288:ALA:HB1	1:N:345:ILE:HG21	1.88	0.53
1:P:43:PHE:HE2	1:P:71:PRO:HD3	1.72	0.53
1:R:61:HIS:C	1:R:63:SER:H	2.12	0.53
1:S:328:ALA:HA	4:S:7512:CIT:O5	2.08	0.53
1:X:334:TYR:HA	1:X:343:VAL:O	2.08	0.53
1:B:458:HIS:CD2	1:B:460:TYR:H	2.14	0.53
1:C:8:LEU:HD23	1:C:12:GLU:HG3	1.90	0.53
1:D:24:LEU:HD21	1:D:438:LEU:HD11	1.90	0.53
1:F:8:LEU:HD23	1:F:12:GLU:HG3	1.91	0.53
1:F:18:ASP:OD2	1:F:30:HIS:HD2	1.92	0.53
1:I:126:PHE:CE2	1:I:272:GLN:HG2	2.43	0.53
1:K:8:LEU:HD23	1:K:12:GLU:HG3	1.90	0.53
1:M:180:PHE:HE2	1:N:49:PHE:CE1	2.27	0.53

*Continued on next page...*



*Continued from previous page...*

Atom-1	Atom-2	Interatomic distance (Å)	Clash overlap (Å)
1:N:285:GLU:O	1:N:286:THR:HG23	2.08	0.53
1:P:24:LEU:HD21	1:P:438:LEU:HD11	1.90	0.53
1:S:18:ASP:OD2	1:S:30:HIS:HD2	1.92	0.53
1:U:126:PHE:CE2	1:U:272:GLN:HG2	2.43	0.53
1:W:18:ASP:OD2	1:W:30:HIS:HD2	1.92	0.53
1:D:178:GLY:HA2	1:E:53:SER:HB3	1.91	0.53
1:E:54:ILE:HG21	1:E:55:ARG:NH2	2.22	0.53
1:G:358:PHE:HD1	1:G:374:MET:SD	2.32	0.53
1:M:174:ARG:HD2	1:M:179:TYR:CE1	2.40	0.53
1:T:358:PHE:HD1	1:T:374:MET:SD	2.32	0.53
1:U:355:ARG:HD3	3:U:7515:AMP:C5	2.43	0.53
1:X:458:HIS:CD2	1:X:460:TYR:H	2.14	0.53
1:B:290:LEU:CD1	1:B:345:ILE:HG12	2.29	0.53
1:H:18:ASP:OD2	1:H:30:HIS:HD2	1.91	0.53
1:K:18:ASP:OD2	1:K:30:HIS:HD2	1.91	0.53
1:K:264:ASN:OD1	4:K:7496:CIT:H22	2.08	0.53
1:O:264:ASN:OD1	4:O:7504:CIT:H22	2.07	0.53
1:O:314:PRO:HG3	1:O:365:GLY:HA3	1.89	0.53
1:Q:396:LEU:CD2	1:Q:407:ILE:HG21	2.34	0.53
1:R:337:ARG:HE	1:R:393:ASP:CB	2.20	0.53
1:W:18:ASP:OD2	1:W:30:HIS:HD2	1.91	0.53
1:X:65:MET:HE2	1:X:67:LEU:HD11	1.91	0.53
1:A:307:SER:HB2	1:A:421:LEU:HA	1.91	0.53
1:C:4:ASP:O	1:C:7:LYS:HB3	2.09	0.53
1:D:4:ASP:O	1:D:7:LYS:HB3	2.09	0.53
1:F:206:LEU:HD13	1:F:210:HIS:HB3	1.89	0.53
1:F:307:SER:HB2	1:F:421:LEU:HA	1.91	0.53
1:H:154:ILE:HD11	1:H:167:ASP:OD2	2.09	0.53
1:H:206:LEU:HD13	1:H:210:HIS:HB3	1.89	0.53
1:H:412:THR:HG22	5:H:7600:HOH:O	2.08	0.53
1:I:440:GLU:HG3	5:I:7663:HOH:O	2.07	0.53
1:I:4:ASP:O	1:I:7:LYS:HB3	2.09	0.53
1:I:14:VAL:HG22	1:I:83:LYS:HG3	1.90	0.53
1:J:338:ASN:ND2	1:J:396:LEU:H	2.06	0.53
1:K:440:GLU:HG3	5:K:2806:HOH:O	2.07	0.53
1:M:140:PHE:CE1	1:S:463:ALA:HA	2.43	0.53
1:M:312:THR:CG2	1:M:313:ASN:ND2	2.71	0.53
1:N:154:ILE:HD11	1:N:167:ASP:OD2	2.09	0.53
1:O:154:ILE:HD11	1:O:167:ASP:OD2	2.09	0.53
1:O:338:ASN:ND2	1:O:396:LEU:H	2.06	0.53
1:O:4:ASP:O	1:O:7:LYS:HB3	2.09	0.53

*Continued on next page...*

*Continued from previous page...*

Atom-1	Atom-2	Interatomic distance (Å)	Clash overlap (Å)
1:P:307:SER:HB2	1:P:421:LEU:HA	1.91	0.53
1:P:4:ASP:O	1:P:7:LYS:HB3	2.09	0.53
1:R:307:SER:HB2	1:R:421:LEU:HA	1.90	0.53
1:M:463:ALA:HA	1:S:140:PHE:CE1	2.44	0.53
1:T:154:ILE:HD11	1:T:167:ASP:OD2	2.09	0.53
1:T:1:THR:HB	1:T:4:ASP:HB2	1.89	0.53
1:V:338:ASN:ND2	1:V:396:LEU:H	2.06	0.53
1:C:57:PHE:HD1	1:C:57:PHE:N	2.07	0.53
1:I:52:SER:O	1:I:53:SER:HB2	2.09	0.53
1:I:57:PHE:N	1:I:57:PHE:CD1	2.76	0.53
1:K:288:ALA:HB1	1:K:345:ILE:HG21	1.90	0.53
1:K:346:PRO:HG2	1:K:355:ARG:NH2	2.23	0.53
1:Q:52:SER:O	1:Q:53:SER:HB2	2.09	0.53
1:S:52:SER:O	1:S:53:SER:HB2	2.09	0.53
1:B:323:VAL:HB	5:B:7727:HOH:O	2.07	0.53
1:B:465:TYR:CZ	1:H:315:THR:HB	2.43	0.53
1:F:52:SER:O	5:F:7494:HOH:O	2.18	0.53
1:B:454:ASN:ND2	1:H:323:VAL:HG21	2.23	0.53
1:J:427:TYR:CE1	1:J:428:LEU:HD13	2.43	0.53
1:L:179:TYR:N	1:L:179:TYR:CD1	2.71	0.53
1:G:299:GLY:HA2	1:G:388:PRO:HB3	1.91	0.53
1:H:399:LEU:HG	1:H:400:PRO:HD2	1.90	0.53
1:I:299:GLY:HA2	1:I:388:PRO:HB3	1.91	0.53
1:T:299:GLY:HA2	1:T:388:PRO:HB3	1.91	0.53
1:U:299:GLY:HA2	1:U:388:PRO:HB3	1.91	0.53
1:W:314:PRO:HG3	1:W:365:GLY:HA3	1.89	0.53
1:G:425:HIS:HB2	1:G:439:ILE:HD13	1.89	0.53
1:I:100:TYR:CZ	1:I:102:ARG:HB2	2.43	0.53
1:O:425:HIS:HB2	1:O:439:ILE:HD13	1.89	0.53
1:W:100:TYR:CZ	1:W:102:ARG:HB2	2.43	0.53
1:D:321:ARG:NE	4:D:7482:CIT:H42	2.16	0.53
1:F:222:ASN:HB2	5:F:7567:HOH:O	2.09	0.53
1:H:160:THR:HG21	1:H:173:VAL:HG13	1.88	0.53
1:H:283:TYR:CG	1:H:284:ASP:N	2.76	0.53
1:H:329:PRO:CG	1:H:359:ARG:HB2	2.35	0.53
1:G:63:SER:HB2	1:H:339:ARG:HH12	1.73	0.53
1:L:312:THR:CG2	1:L:313:ASN:ND2	2.71	0.53
1:P:329:PRO:CG	1:P:359:ARG:HB2	2.35	0.53
1:T:160:THR:HG21	1:T:173:VAL:HG13	1.88	0.53
1:X:283:TYR:CG	1:X:284:ASP:N	2.76	0.53
1:X:312:THR:CG2	1:X:313:ASN:ND2	2.71	0.53

*Continued on next page...*

*Continued from previous page...*

Atom-1	Atom-2	Interatomic distance (Å)	Clash overlap (Å)
1:A:18:ASP:HB3	1:A:86:ASN:HD22	1.73	0.53
1:A:325:GLY:HA2	1:A:397:TYR:OH	2.08	0.53
1:B:334:TYR:HA	1:B:343:VAL:O	2.08	0.53
1:C:334:TYR:HA	1:C:343:VAL:O	2.08	0.53
1:J:43:PHE:HE2	1:J:71:PRO:HD3	1.72	0.53
1:M:325:GLY:HA2	1:M:397:TYR:OH	2.08	0.53
1:M:18:ASP:HB3	1:M:86:ASN:HD22	1.74	0.53
1:N:121:ALA:HA	1:N:276:LYS:HB2	1.91	0.53
1:N:334:TYR:HA	1:N:343:VAL:O	2.08	0.53
1:S:121:ALA:HA	1:S:276:LYS:HB2	1.91	0.53
1:T:121:ALA:HA	1:T:276:LYS:HB2	1.91	0.53
1:V:328:ALA:HA	4:V:7518:CIT:O5	2.08	0.53
1:A:285:GLU:O	1:A:286:THR:HG23	2.08	0.53
1:F:285:GLU:O	1:F:286:THR:HG23	2.08	0.53
1:H:285:GLU:O	1:H:286:THR:HG23	2.08	0.53
1:K:18:ASP:OD2	1:K:30:HIS:HD2	1.92	0.53
1:K:24:LEU:HD21	1:K:438:LEU:HD11	1.90	0.53
1:F:463:ALA:HA	1:L:140:PHE:CE1	2.43	0.53
1:R:18:ASP:OD2	1:R:30:HIS:HD2	1.92	0.53
1:R:285:GLU:O	1:R:286:THR:HG23	2.08	0.53
1:S:24:LEU:HD21	1:S:438:LEU:HD11	1.90	0.53
1:W:49:PHE:HE1	1:X:180:PHE:HE2	1.56	0.53
1:A:129:GLU:OE2	1:A:269:HIS:HB2	2.08	0.53
1:H:358:PHE:HD1	1:H:374:MET:SD	2.32	0.53
1:I:355:ARG:HD3	3:I:7491:AMP:C5	2.43	0.53
1:J:346:PRO:HG2	1:J:355:ARG:NH2	2.18	0.53
1:K:129:GLU:OE2	1:K:269:HIS:HB2	2.08	0.53
1:K:400:PRO:HG2	1:K:403:GLU:HB3	1.90	0.53
1:L:346:PRO:HG2	1:L:355:ARG:NH2	2.18	0.53
1:L:458:HIS:CD2	1:L:460:TYR:H	2.13	0.53
1:M:180:PHE:CE2	1:N:52:SER:HB2	2.44	0.53
1:O:458:HIS:CD2	1:O:460:TYR:H	2.14	0.53
1:Q:54:ILE:HG21	1:Q:55:ARG:NH2	2.22	0.53
1:S:358:PHE:HD1	1:S:374:MET:SD	2.32	0.53
1:T:424:ASP:O	1:T:427:TYR:HE2	1.91	0.53
1:W:129:GLU:OE2	1:W:269:HIS:HB2	2.08	0.53
1:H:290:LEU:CD1	1:H:345:ILE:HG12	2.30	0.53
1:I:264:ASN:OD1	4:I:7492:CIT:H22	2.07	0.53
1:N:290:LEU:CD1	1:N:345:ILE:HG12	2.30	0.53
1:N:458:HIS:CD2	1:N:460:TYR:H	2.15	0.53
1:W:160:THR:HG21	1:W:173:VAL:HG13	1.90	0.53

*Continued on next page...*

*Continued from previous page...*

Atom-1	Atom-2	Interatomic distance (Å)	Clash overlap (Å)
1:A:312:THR:CG2	1:A:313:ASN:ND2	2.71	0.53
1:B:154:ILE:HD11	1:B:167:ASP:OD2	2.09	0.53
1:B:206:LEU:HD13	1:B:210:HIS:HB3	1.89	0.53
1:B:440:GLU:HG3	5:B:7642:HOH:O	2.07	0.53
1:B:4:ASP:O	1:B:7:LYS:HB3	2.09	0.53
1:C:412:THR:HG22	5:C:7582:HOH:O	2.09	0.53
1:E:165:GLU:C	1:E:167:ASP:H	2.12	0.53
1:F:296:HIS:CE1	1:F:387:GLU:HG2	2.44	0.53
1:H:1:THR:HB	1:H:4:ASP:HB2	1.89	0.53
1:K:307:SER:HB2	1:K:421:LEU:HA	1.91	0.53
1:K:14:VAL:HG22	1:K:83:LYS:HG3	1.90	0.53
1:P:154:ILE:HD11	1:P:167:ASP:OD2	2.09	0.53
1:P:440:GLU:HG3	5:P:4121:HOH:O	2.07	0.53
1:Q:463:ALA:O	1:X:175:HIS:HE1	1.91	0.53
1:U:14:VAL:HG22	1:U:83:LYS:HG3	1.90	0.53
1:V:154:ILE:HD11	1:V:167:ASP:OD2	2.09	0.53
1:V:1:THR:HB	1:V:4:ASP:HB2	1.89	0.53
1:V:63:SER:OG	1:W:337:ARG:NH2	2.41	0.53
1:X:154:ILE:HD11	1:X:167:ASP:OD2	2.09	0.53
1:B:52:SER:O	1:B:53:SER:HB2	2.09	0.53
1:C:346:PRO:HG2	1:C:355:ARG:NH2	2.23	0.53
1:D:189:VAL:CG1	1:E:80:ARG:HD3	2.39	0.53
1:E:396:LEU:O	1:E:399:LEU:HD13	2.08	0.53
1:F:288:ALA:HB1	1:F:345:ILE:HG21	1.89	0.53
1:F:52:SER:O	1:F:53:SER:HB2	2.09	0.53
1:F:57:PHE:HD1	1:F:57:PHE:N	2.07	0.53
1:G:52:SER:O	1:G:53:SER:HB2	2.09	0.53
1:M:52:SER:O	1:M:53:SER:HB2	2.09	0.53
1:O:346:PRO:HG2	1:O:355:ARG:NH2	2.23	0.53
1:O:57:PHE:HD1	1:O:57:PHE:N	2.07	0.53
1:Q:396:LEU:O	1:Q:399:LEU:HD13	2.08	0.53
1:U:52:SER:O	1:U:53:SER:HB2	2.09	0.53
1:D:179:TYR:CD1	1:D:179:TYR:N	2.71	0.53
1:A:95:PHE:HE2	1:F:347:ILE:HD13	1.72	0.53
1:G:396:LEU:C	1:L:60:ILE:HD12	2.29	0.53
1:P:140:PHE:CE1	1:V:463:ALA:HA	2.44	0.53
1:P:179:TYR:N	1:P:179:TYR:CD1	2.71	0.53
1:X:179:TYR:CD1	1:X:179:TYR:N	2.71	0.53
1:X:48:ALA:O	1:X:49:PHE:HB2	2.07	0.53
1:I:344:ARG:HG2	1:I:344:ARG:NH2	2.05	0.53
1:I:399:LEU:HG	1:I:400:PRO:HD2	1.90	0.53

*Continued on next page...*

*Continued from previous page...*

Atom-1	Atom-2	Interatomic distance (Å)	Clash overlap (Å)
1:P:299:GLY:HA2	1:P:388:PRO:HB3	1.91	0.53
1:P:466:TYR:CZ	1:V:254:THR:HB	2.43	0.53
1:X:601:THR:O	1:X:602:GLU:HB3	2.08	0.53
1:A:315:THR:HB	1:G:465:TYR:CE1	2.43	0.53
1:K:100:TYR:CZ	1:K:102:ARG:HB2	2.43	0.53
1:P:425:HIS:HB2	1:P:439:ILE:HD13	1.89	0.53
1:X:100:TYR:CZ	1:X:102:ARG:HB2	2.43	0.53
1:B:283:TYR:CG	1:B:284:ASP:N	2.76	0.53
1:C:283:TYR:CG	1:C:284:ASP:N	2.76	0.53
1:K:222:ASN:HB2	5:K:2710:HOH:O	2.08	0.53
1:L:354:LYS:HE2	5:L:2941:HOH:O	2.08	0.53
1:N:354:LYS:HE2	5:N:3467:HOH:O	2.08	0.53
1:R:68:LEU:HD23	1:R:92:HIS:CD2	2.43	0.53
1:S:283:TYR:CG	1:S:284:ASP:N	2.76	0.53
1:V:222:ASN:HB2	5:V:5603:HOH:O	2.08	0.53
1:X:222:ASN:HB2	5:X:6129:HOH:O	2.09	0.53
1:A:121:ALA:HA	1:A:276:LYS:HB2	1.91	0.53
1:B:121:ALA:HA	1:B:276:LYS:HB2	1.91	0.53
1:B:399:LEU:CG	1:B:400:PRO:HD2	2.36	0.53
1:D:121:ALA:HA	1:D:276:LYS:HB2	1.91	0.53
1:E:61:HIS:C	1:E:63:SER:H	2.12	0.53
1:F:334:TYR:HA	1:F:343:VAL:O	2.08	0.53
1:H:61:HIS:C	1:H:63:SER:H	2.12	0.53
1:M:334:TYR:HA	1:M:343:VAL:O	2.08	0.53
3:M:7499:AMP:H1'	3:M:7499:AMP:N9	2.08	0.53
1:P:121:ALA:HA	1:P:276:LYS:HB2	1.91	0.53
1:Q:121:ALA:HA	1:Q:276:LYS:HB2	1.91	0.53
1:S:114:TYR:O	1:S:118:THR:HG23	2.08	0.53
1:T:328:ALA:HA	4:T:7514:CIT:O5	2.08	0.53
1:T:61:HIS:C	1:T:63:SER:H	2.12	0.53
1:U:121:ALA:HA	1:U:276:LYS:HB2	1.91	0.53
1:X:61:HIS:C	1:X:63:SER:H	2.12	0.53
1:E:179:TYR:HB2	1:F:53:SER:OG	2.08	0.53
1:F:24:LEU:HD21	1:F:438:LEU:HD11	1.90	0.53
1:G:18:ASP:OD2	1:G:30:HIS:HD2	1.92	0.53
1:I:24:LEU:HD21	1:I:438:LEU:HD11	1.90	0.53
1:L:24:LEU:HD21	1:L:438:LEU:HD11	1.90	0.53
1:M:8:LEU:HD23	1:M:12:GLU:HG3	1.90	0.53
1:M:285:GLU:O	1:M:286:THR:HG23	2.08	0.53
3:M:7499:AMP:N9	3:M:7499:AMP:H1'	2.08	0.53
1:R:24:LEU:HD21	1:R:438:LEU:HD11	1.90	0.53

*Continued on next page...*

*Continued from previous page...*

Atom-1	Atom-2	Interatomic distance (Å)	Clash overlap (Å)
1:C:174:ARG:HD2	1:C:179:TYR:CE1	2.40	0.53
1:I:400:PRO:HG2	1:I:403:GLU:HB3	1.90	0.53
1:G:395:ASP:OD2	1:L:60:ILE:HG12	2.09	0.53
3:M:7499:AMP:N9	3:M:7499:AMP:H1'	2.08	0.53
1:M:463:ALA:HA	1:S:140:PHE:CE1	2.43	0.53
1:U:400:PRO:HG2	1:U:403:GLU:HB3	1.90	0.53
1:B:52:SER:O	1:B:53:SER:HB2	2.08	0.53
1:F:52:SER:O	1:F:53:SER:HB2	2.08	0.53
1:L:52:SER:O	1:L:53:SER:HB2	2.08	0.53
3:M:7499:AMP:N9	3:M:7499:AMP:H1'	2.08	0.53
1:N:380:ASP:HB2	1:N:427:TYR:HB2	1.91	0.53
1:T:290:LEU:CD1	1:T:345:ILE:HG12	2.30	0.53
1:T:380:ASP:HB2	1:T:427:TYR:HB2	1.91	0.53
1:W:458:HIS:CD2	1:W:460:TYR:H	2.15	0.53
1:X:52:SER:O	1:X:53:SER:HB2	2.08	0.53
1:D:154:ILE:HD11	1:D:167:ASP:OD2	2.09	0.53
1:E:206:LEU:HD13	1:E:210:HIS:HB3	1.89	0.53
1:G:154:ILE:HD11	1:G:167:ASP:OD2	2.09	0.53
1:H:296:HIS:CE1	1:H:387:GLU:HG2	2.44	0.53
1:H:440:GLU:HG3	5:H:7665:HOH:O	2.07	0.53
1:J:154:ILE:HD11	1:J:167:ASP:OD2	2.09	0.53
1:J:1:THR:HB	1:J:4:ASP:HB2	1.89	0.53
1:J:4:ASP:O	1:J:7:LYS:HB3	2.09	0.53
1:L:154:ILE:HD11	1:L:167:ASP:OD2	2.09	0.53
1:L:307:SER:HB2	1:L:421:LEU:HA	1.90	0.53
1:M:307:SER:HB2	1:M:421:LEU:HA	1.91	0.53
1:M:465:TYR:CZ	1:S:315:THR:HB	2.44	0.53
3:M:7499:AMP:H1'	3:M:7499:AMP:N9	2.08	0.53
1:O:603:LYS:HB3	5:O:3894:HOH:O	2.07	0.53
1:R:412:THR:HG22	5:R:4574:HOH:O	2.09	0.53
1:S:603:LYS:HB3	5:S:4946:HOH:O	2.07	0.53
1:T:296:HIS:CE1	1:T:387:GLU:HG2	2.44	0.53
1:T:412:THR:HG22	5:T:5100:HOH:O	2.09	0.53
1:V:4:ASP:O	1:V:7:LYS:HB3	2.09	0.53
1:W:307:SER:HB2	1:W:421:LEU:HA	1.90	0.53
1:A:52:SER:O	1:A:53:SER:HB2	2.09	0.53
1:E:57:PHE:HD1	1:E:57:PHE:N	2.07	0.53
1:H:55:ARG:NH1	1:H:55:ARG:HG3	2.17	0.53
1:J:57:PHE:N	1:J:57:PHE:HD1	2.07	0.53
1:K:52:SER:O	1:K:53:SER:HB2	2.09	0.53
3:M:7499:AMP:N9	3:M:7499:AMP:H1'	2.08	0.53

*Continued on next page...*

*Continued from previous page...*

Atom-1	Atom-2	Interatomic distance (Å)	Clash overlap (Å)
1:R:52:SER:O	1:R:53:SER:HB2	2.09	0.53
1:V:57:PHE:HD1	1:V:57:PHE:N	2.07	0.53
1:W:346:PRO:HG2	1:W:355:ARG:NH2	2.23	0.53
1:W:52:SER:O	1:W:53:SER:HB2	2.09	0.53
1:E:171:TYR:HA	1:L:467:ASP:OD2	2.09	0.53
1:E:309:LEU:HA	1:E:312:THR:CG2	2.33	0.53
1:H:48:ALA:O	1:H:49:PHE:HB2	2.07	0.53
3:M:7499:AMP:H1'	3:M:7499:AMP:N9	2.08	0.53
1:Q:309:LEU:HA	1:Q:312:THR:CG2	2.33	0.53
1:B:293:THR:HG23	1:B:382:ILE:HD13	1.90	0.53
1:D:299:GLY:HA2	1:D:388:PRO:HB3	1.91	0.53
1:E:299:GLY:HA2	1:E:388:PRO:HB3	1.91	0.53
1:J:312:THR:HG22	1:J:313:ASN:HD21	1.69	0.53
3:M:7499:AMP:H1'	3:M:7499:AMP:N9	2.08	0.53
1:N:293:THR:HG23	1:N:382:ILE:HD13	1.90	0.53
1:U:399:LEU:HG	1:U:400:PRO:HD2	1.90	0.53
1:V:312:THR:HG22	1:V:313:ASN:HD21	1.69	0.53
1:A:177:GLY:C	1:B:56:GLY:CA	2.73	0.53
1:C:425:HIS:HB2	1:C:439:ILE:HD13	1.89	0.53
1:D:330:ILE:O	1:D:410:THR:N	2.41	0.53
1:D:211:HIS:CB	1:E:32:THR:O	2.57	0.53
1:F:355:ARG:NH1	3:F:7485:AMP:N3	2.51	0.53
1:H:100:TYR:CZ	1:H:102:ARG:HB2	2.43	0.53
1:H:425:HIS:HB2	1:H:439:ILE:HD13	1.89	0.53
1:K:355:ARG:NH1	3:K:7495:AMP:N3	2.51	0.53
1:F:463:ALA:HA	1:L:140:PHE:CE1	2.43	0.53
3:M:7499:AMP:H1'	3:M:7499:AMP:N9	2.08	0.53
1:P:330:ILE:O	1:P:410:THR:N	2.41	0.53
1:W:355:ARG:NH1	3:W:7519:AMP:N3	2.51	0.53
1:A:312:THR:CG2	1:A:313:ASN:ND2	2.71	0.53
1:D:329:PRO:CG	1:D:359:ARG:HB2	2.35	0.53
1:F:354:LYS:HE2	5:F:7537:HOH:O	2.08	0.53
1:F:68:LEU:HD23	1:F:92:HIS:CD2	2.43	0.53
1:G:68:LEU:HD23	1:G:92:HIS:CD2	2.44	0.53
1:J:222:ASN:HB2	5:J:2447:HOH:O	2.09	0.53
1:J:68:LEU:HD23	1:J:92:HIS:CD2	2.43	0.53
1:L:222:ASN:HB2	5:L:2973:HOH:O	2.08	0.53
3:M:7499:AMP:H1'	3:M:7499:AMP:N9	2.08	0.53
1:Q:68:LEU:HD23	1:Q:92:HIS:CD2	2.43	0.53
1:R:354:LYS:HE2	5:R:4519:HOH:O	2.08	0.53
1:S:68:LEU:HD23	1:S:92:HIS:CD2	2.44	0.53

*Continued on next page...*

*Continued from previous page...*

Atom-1	Atom-2	Interatomic distance (Å)	Clash overlap (Å)
1:U:68:LEU:HD23	1:U:92:HIS:CD2	2.43	0.53
1:V:68:LEU:HD23	1:V:92:HIS:CD2	2.44	0.53
1:W:222:ASN:HB2	5:W:5866:HOH:O	2.08	0.53
1:C:61:HIS:C	1:C:63:SER:H	2.12	0.53
1:E:57:PHE:HD2	1:E:58:GLN:H	1.57	0.53
1:G:337:ARG:NH2	1:L:95:PHE:HE1	2.05	0.53
1:J:34:PRO:HG3	1:K:206:LEU:HB3	1.91	0.53
1:M:121:ALA:HA	1:M:276:LYS:HB2	1.91	0.53
1:O:61:HIS:C	1:O:63:SER:H	2.12	0.53
1:R:334:TYR:HA	1:R:343:VAL:O	2.08	0.53
1:U:328:ALA:HA	4:U:7516:CIT:O5	2.08	0.53
1:G:54:ILE:O	1:H:177:GLY:O	2.27	0.53
1:J:126:PHE:CE2	1:J:272:GLN:HG2	2.43	0.53
1:L:18:ASP:OD2	1:L:30:HIS:HD2	1.92	0.53
1:G:180:PHE:HE2	1:L:49:PHE:CE1	2.24	0.53
1:O:126:PHE:CE2	1:O:272:GLN:HG2	2.43	0.53
1:T:285:GLU:O	1:T:286:THR:HG23	2.08	0.53
1:V:126:PHE:CE2	1:V:272:GLN:HG2	2.43	0.53
1:X:358:PHE:HD1	1:X:374:MET:SD	2.32	0.53
1:H:346:PRO:HG2	1:H:355:ARG:NH2	2.18	0.53
1:I:358:PHE:HD1	1:I:374:MET:SD	2.32	0.53
1:K:355:ARG:HD3	3:K:7495:AMP:C5	2.43	0.53
1:M:129:GLU:OE2	1:M:269:HIS:HB2	2.08	0.53
1:Q:502:PRO:HB2	1:R:137:SER:HB3	1.89	0.53
1:U:358:PHE:HD1	1:U:374:MET:SD	2.32	0.53
1:X:174:ARG:HD2	1:X:179:TYR:CE1	2.40	0.53
1:X:400:PRO:HG2	1:X:403:GLU:HB3	1.90	0.53
1:B:380:ASP:HB2	1:B:427:TYR:HB2	1.91	0.53
1:C:314:PRO:HG3	1:C:365:GLY:HA3	1.89	0.53
1:I:160:THR:HG21	1:I:173:VAL:HG13	1.90	0.53
1:I:1:THR:HG22	1:I:2:PRO:CD	2.35	0.53
1:I:380:ASP:HB2	1:I:427:TYR:HB2	1.91	0.53
1:P:140:PHE:CE1	1:V:463:ALA:HA	2.44	0.53
1:R:52:SER:O	1:R:53:SER:HB2	2.08	0.53
1:T:314:PRO:HG3	1:T:365:GLY:HA3	1.89	0.53
1:U:380:ASP:HB2	1:U:427:TYR:HB2	1.91	0.53
1:X:290:LEU:CD1	1:X:345:ILE:HG12	2.30	0.53
1:B:412:THR:HG22	5:B:7579:HOH:O	2.09	0.53
1:D:440:GLU:HG3	5:D:965:HOH:O	2.07	0.53
1:F:412:THR:HG22	5:F:7591:HOH:O	2.09	0.53
1:H:4:ASP:O	1:H:7:LYS:HB3	2.09	0.53

*Continued on next page...*



*Continued from previous page...*

Atom-1	Atom-2	Interatomic distance (Å)	Clash overlap (Å)
1:L:312:THR:CG2	1:L:313:ASN:ND2	2.71	0.53
1:N:206:LEU:HD13	1:N:210:HIS:HB3	1.89	0.53
1:N:412:THR:HG22	5:N:3522:HOH:O	2.09	0.53
1:N:4:ASP:O	1:N:7:LYS:HB3	2.09	0.53
1:O:206:LEU:HD13	1:O:210:HIS:HB3	1.89	0.53
1:O:412:THR:HG22	5:O:3785:HOH:O	2.09	0.53
1:Q:165:GLU:C	1:Q:167:ASP:H	2.12	0.53
1:T:440:GLU:HG3	5:T:5173:HOH:O	2.07	0.53
1:T:4:ASP:O	1:T:7:LYS:HB3	2.09	0.53
1:W:296:HIS:CE1	1:W:387:GLU:HG2	2.44	0.53
1:W:4:ASP:O	1:W:7:LYS:HB3	2.09	0.53
1:B:57:PHE:N	1:B:57:PHE:CD1	2.76	0.53
1:K:55:ARG:HG3	1:K:55:ARG:NH1	2.17	0.53
1:R:288:ALA:HB1	1:R:345:ILE:HG21	1.89	0.53
1:U:57:PHE:CD1	1:U:57:PHE:N	2.76	0.53
1:C:427:TYR:CE1	1:C:428:LEU:HD13	2.42	0.53
1:O:427:TYR:CE1	1:O:428:LEU:HD13	2.42	0.53
1:P:140:PHE:CE1	1:V:463:ALA:HA	2.44	0.53
1:Q:299:GLY:HA2	1:Q:388:PRO:HB3	1.91	0.53
1:R:299:GLY:HA2	1:R:388:PRO:HB3	1.91	0.53
1:Q:180:PHE:CE2	1:R:52:SER:HB2	2.44	0.53
1:U:312:THR:HG22	1:U:313:ASN:HD21	1.69	0.53
1:G:137:SER:HB3	1:H:502:PRO:HB2	1.90	0.53
1:I:137:SER:HB3	1:J:502:PRO:HB2	1.90	0.53
1:K:56:GLY:HA3	1:L:178:GLY:N	2.24	0.53
1:N:100:TYR:CZ	1:N:102:ARG:HB2	2.43	0.53
1:T:425:HIS:HB2	1:T:439:ILE:HD13	1.89	0.53
1:V:314:PRO:HG3	1:V:365:GLY:HA3	1.91	0.53
1:C:354:LYS:HE2	5:C:7528:HOH:O	2.08	0.53
1:E:68:LEU:HD23	1:E:92:HIS:CD2	2.43	0.53
1:G:283:TYR:CG	1:G:284:ASP:N	2.76	0.53
1:K:54:ILE:HG23	1:K:55:ARG:N	2.23	0.53
1:L:283:TYR:CG	1:L:284:ASP:N	2.76	0.53
1:S:396:LEU:HD22	1:S:407:ILE:HG13	1.90	0.53
1:U:329:PRO:CG	1:U:359:ARG:HB2	2.35	0.53
1:X:396:LEU:HD22	1:X:407:ILE:HG13	1.90	0.53
1:C:57:PHE:HD2	1:C:58:GLN:H	1.57	0.53
1:F:121:ALA:HA	1:F:276:LYS:HB2	1.91	0.53
1:G:114:TYR:O	1:G:118:THR:HG23	2.08	0.53
1:G:121:ALA:HA	1:G:276:LYS:HB2	1.91	0.53
1:H:18:ASP:HB3	1:H:86:ASN:HD22	1.73	0.53

*Continued on next page...*

*Continued from previous page...*

Atom-1	Atom-2	Interatomic distance (Å)	Clash overlap (Å)
1:H:325:GLY:HA2	1:H:397:TYR:OH	2.08	0.53
1:I:121:ALA:HA	1:I:276:LYS:HB2	1.91	0.53
1:L:57:PHE:HD2	1:L:58:GLN:H	1.57	0.53
1:M:57:PHE:HD2	1:M:58:GLN:H	1.57	0.53
1:O:57:PHE:HD2	1:O:58:GLN:H	1.57	0.53
1:Q:57:PHE:HD2	1:Q:58:GLN:H	1.57	0.53
1:R:121:ALA:HA	1:R:276:LYS:HB2	1.91	0.53
1:S:18:ASP:HB3	1:S:86:ASN:HD22	1.73	0.53
1:V:57:PHE:HD2	1:V:58:GLN:H	1.57	0.53
1:X:57:PHE:HD2	1:X:58:GLN:H	1.57	0.53
1:A:8:LEU:HD23	1:A:12:GLU:HG3	1.90	0.53
1:K:285:GLU:O	1:K:286:THR:HG23	2.08	0.53
1:L:358:PHE:HD1	1:L:374:MET:SD	2.32	0.53
1:M:24:LEU:HD21	1:M:438:LEU:HD11	1.90	0.53
1:P:180:PHE:HE2	1:Q:49:PHE:HE1	1.57	0.53
1:P:206:LEU:HB3	1:Q:34:PRO:HG3	1.91	0.53
1:W:8:LEU:HD23	1:W:12:GLU:HG3	1.90	0.53
1:V:49:PHE:CE1	1:W:180:PHE:HE2	2.26	0.53
1:W:24:LEU:HD21	1:W:438:LEU:HD11	1.90	0.53
1:X:18:ASP:OD2	1:X:30:HIS:HD2	1.92	0.53
1:X:24:LEU:HD21	1:X:438:LEU:HD11	1.90	0.53
1:C:176:LYS:HD2	1:D:55:ARG:CZ	2.37	0.53
1:D:389:GLN:OE1	1:D:408:PRO:HD3	2.09	0.53
1:H:355:ARG:HD3	3:H:7489:AMP:C5	2.43	0.53
1:J:458:HIS:CD2	1:J:460:TYR:H	2.14	0.53
1:K:60:ILE:HD11	1:L:395:ASP:OD1	2.08	0.53
1:L:400:PRO:HG2	1:L:403:GLU:HB3	1.90	0.53
1:M:33:ILE:HG22	1:R:211:HIS:HD2	1.73	0.53
1:R:207:GLU:H	1:R:210:HIS:CD2	2.18	0.53
1:T:355:ARG:HD3	3:T:7513:AMP:C5	2.43	0.53
1:W:355:ARG:HD3	3:W:7519:AMP:C5	2.43	0.53
1:A:80:ARG:HD3	1:F:193:ASP:OD2	2.09	0.53
1:C:329:PRO:HB3	1:C:359:ARG:HB2	1.91	0.53
1:C:52:SER:O	1:C:53:SER:HB2	2.08	0.53
1:G:160:THR:HG21	1:G:173:VAL:HG13	1.90	0.53
1:H:55:ARG:HB2	1:I:177:GLY:CA	2.12	0.53
1:N:52:SER:O	1:N:53:SER:HB2	2.08	0.53
1:O:52:SER:O	1:O:53:SER:HB2	2.08	0.53
1:S:338:ASN:OD1	1:S:396:LEU:HB2	2.09	0.53
1:V:338:ASN:OD1	1:V:396:LEU:HB2	2.09	0.53
1:E:4:ASP:O	1:E:7:LYS:HB3	2.09	0.53

*Continued on next page...*

*Continued from previous page...*

Atom-1	Atom-2	Interatomic distance (Å)	Clash overlap (Å)
1:G:603:LYS:HB3	5:G:7690:HOH:O	2.07	0.53
1:H:14:VAL:HG22	1:H:83:LYS:HG3	1.90	0.53
1:I:312:THR:CG2	1:I:313:ASN:ND2	2.71	0.53
1:J:307:SER:HB2	1:J:421:LEU:HA	1.90	0.53
1:K:296:HIS:CE1	1:K:387:GLU:HG2	2.44	0.53
1:K:312:THR:CG2	1:K:313:ASN:ND2	2.71	0.53
1:Q:206:LEU:HD13	1:Q:210:HIS:HB3	1.89	0.53
1:Q:4:ASP:O	1:Q:7:LYS:HB3	2.09	0.53
1:T:14:VAL:HG22	1:T:83:LYS:HG3	1.90	0.53
1:U:338:ASN:ND2	1:U:396:LEU:H	2.06	0.53
1:W:312:THR:CG2	1:W:313:ASN:ND2	2.71	0.53
1:X:312:THR:CG2	1:X:313:ASN:ND2	2.71	0.53
1:X:307:SER:HB2	1:X:421:LEU:HA	1.90	0.53
1:H:57:PHE:N	1:H:57:PHE:HD1	2.07	0.53
1:J:396:LEU:O	1:J:399:LEU:HD13	2.08	0.53
1:N:57:PHE:CD1	1:N:57:PHE:N	2.76	0.53
1:S:396:LEU:O	1:S:399:LEU:HD13	2.08	0.53
1:J:60:ILE:HG13	1:K:395:ASP:OD1	2.08	0.53
1:L:48:ALA:O	1:L:49:PHE:HB2	2.07	0.53
1:F:299:GLY:HA2	1:F:388:PRO:HB3	1.91	0.53
1:J:293:THR:HG23	1:J:382:ILE:HD13	1.90	0.53
1:M:465:TYR:CZ	1:S:315:THR:HB	2.44	0.53
1:B:355:ARG:NH1	3:B:7477:AMP:N3	2.51	0.53
1:Q:177:GLY:C	1:R:56:GLY:CA	2.76	0.53
1:W:207:GLU:N	1:W:210:HIS:HD2	1.99	0.53
1:X:314:PRO:HG3	1:X:365:GLY:HA3	1.91	0.53
1:B:396:LEU:HD22	1:B:407:ILE:HG13	1.90	0.53
1:E:354:LYS:HE2	5:E:1100:HOH:O	2.08	0.53
1:I:329:PRO:CG	1:I:359:ARG:HB2	2.35	0.53
1:K:100:TYR:CZ	1:K:102:ARG:HB2	2.44	0.53
1:L:396:LEU:HD22	1:L:407:ILE:HG13	1.90	0.53
1:N:100:TYR:CZ	1:N:102:ARG:HB2	2.44	0.53
1:N:283:TYR:CG	1:N:284:ASP:N	2.76	0.53
1:N:396:LEU:HD22	1:N:407:ILE:HG13	1.90	0.53
1:Q:283:TYR:CG	1:Q:284:ASP:N	2.76	0.53
1:Q:354:LYS:HE2	5:Q:4256:HOH:O	2.08	0.53
1:T:396:LEU:HD22	1:T:407:ILE:HG13	1.90	0.53
1:A:57:PHE:HD2	1:A:58:GLN:H	1.57	0.53
1:E:334:TYR:HA	1:E:343:VAL:O	2.08	0.53
1:L:114:TYR:O	1:L:118:THR:HG23	2.08	0.53
1:L:61:HIS:C	1:L:63:SER:H	2.12	0.53

*Continued on next page...*

*Continued from previous page...*

Atom-1	Atom-2	Interatomic distance (Å)	Clash overlap (Å)
1:Q:334:TYR:HA	1:Q:343:VAL:O	2.08	0.53
1:Q:61:HIS:C	1:Q:63:SER:H	2.12	0.53
1:R:18:ASP:HB3	1:R:86:ASN:HD22	1.74	0.53
1:T:18:ASP:HB3	1:T:86:ASN:HD22	1.73	0.53
1:U:399:LEU:CG	1:U:400:PRO:HD2	2.36	0.53
1:A:18:ASP:OD2	1:A:30:HIS:HD2	1.92	0.53
1:B:18:ASP:OD2	1:B:30:HIS:HD2	1.92	0.53
1:B:358:PHE:HD1	1:B:374:MET:SD	2.32	0.53
1:C:126:PHE:CE2	1:C:272:GLN:HG2	2.43	0.53
1:G:337:ARG:CZ	1:L:63:SER:HB3	2.39	0.53
1:H:8:LEU:HD23	1:H:12:GLU:HG3	1.90	0.53
1:M:18:ASP:OD2	1:M:30:HIS:HD2	1.92	0.53
1:N:18:ASP:OD2	1:N:30:HIS:HD2	1.92	0.53
1:V:358:PHE:HD1	1:V:374:MET:SD	2.32	0.53
1:B:465:TYR:CZ	1:H:315:THR:HB	2.44	0.53
1:G:400:PRO:HG2	1:G:403:GLU:HB3	1.91	0.53
1:K:389:GLN:OE1	1:K:408:PRO:HD3	2.09	0.53
1:N:129:GLU:OE2	1:N:269:HIS:HB2	2.08	0.53
1:P:389:GLN:OE1	1:P:408:PRO:HD3	2.09	0.53
1:O:176:LYS:HB3	1:P:55:ARG:HE	1.71	0.53
1:V:458:HIS:CD2	1:V:460:TYR:H	2.14	0.53
1:W:389:GLN:OE1	1:W:408:PRO:HD3	2.09	0.53
1:B:465:TYR:CZ	1:H:315:THR:HB	2.44	0.53
1:C:160:THR:HG21	1:C:173:VAL:HG13	1.90	0.53
1:H:380:ASP:HB2	1:H:427:TYR:HB2	1.91	0.53
1:J:329:PRO:HB3	1:J:359:ARG:HB2	1.91	0.53
1:J:338:ASN:OD1	1:J:396:LEU:HB2	2.09	0.53
1:J:396:LEU:CD2	1:J:407:ILE:HG21	2.34	0.53
1:M:314:PRO:HG3	1:M:365:GLY:HA3	1.89	0.53
1:O:329:PRO:HB3	1:O:359:ARG:HB2	1.91	0.53
1:Q:169:ARG:HB3	1:R:252:THR:HB	1.91	0.53
1:U:160:THR:HG21	1:U:173:VAL:HG13	1.90	0.53
1:U:1:THR:HG22	1:U:2:PRO:CD	2.35	0.53
1:U:338:ASN:OD1	1:U:396:LEU:HB2	2.09	0.53
1:V:52:SER:O	1:V:53:SER:HB2	2.08	0.53
1:C:206:LEU:HD13	1:C:210:HIS:HB3	1.89	0.53
1:D:165:GLU:C	1:D:167:ASP:H	2.12	0.53
1:K:4:ASP:O	1:K:7:LYS:HB3	2.09	0.53
1:M:296:HIS:CE1	1:M:387:GLU:HG2	2.44	0.53
1:Q:307:SER:HB2	1:Q:421:LEU:HA	1.91	0.53
1:S:154:ILE:HD11	1:S:167:ASP:OD2	2.09	0.53

*Continued on next page...*

*Continued from previous page...*

Atom-1	Atom-2	Interatomic distance (Å)	Clash overlap (Å)
1:U:154:ILE:HD11	1:U:167:ASP:OD2	2.09	0.53
1:U:312:THR:CG2	1:U:313:ASN:ND2	2.71	0.53
1:V:307:SER:HB2	1:V:421:LEU:HA	1.91	0.53
1:W:154:ILE:HD11	1:W:167:ASP:OD2	2.09	0.53
1:W:93:ASP:O	1:W:97:LEU:HA	2.08	0.53
1:X:4:ASP:O	1:X:7:LYS:HB3	2.09	0.53
1:D:57:PHE:CD1	1:D:57:PHE:N	2.76	0.53
1:G:346:PRO:HG2	1:G:355:ARG:NH2	2.23	0.53
1:J:52:SER:O	1:J:53:SER:HB2	2.09	0.53
1:K:330:ILE:O	1:K:410:THR:N	2.39	0.53
1:L:52:SER:O	1:L:53:SER:HB2	2.09	0.53
1:P:466:TYR:CZ	1:V:254:THR:HB	2.43	0.53
1:P:177:GLY:HA2	1:Q:55:ARG:HB2	1.91	0.53
1:Q:57:PHE:HD1	1:Q:57:PHE:N	2.07	0.53
1:Q:177:GLY:HA2	1:R:55:ARG:CD	2.38	0.53
1:S:346:PRO:HG2	1:S:355:ARG:NH2	2.23	0.53
1:V:396:LEU:O	1:V:399:LEU:HD13	2.08	0.53
1:A:60:ILE:O	1:F:395:ASP:HA	2.09	0.53
1:H:53:SER:HA	1:I:179:TYR:CE2	2.44	0.53
1:J:601:THR:O	1:J:602:GLU:HB3	2.08	0.53
1:L:336:GLN:O	1:L:344:ARG:NH2	2.42	0.53
1:P:399:LEU:HG	1:P:400:PRO:HD2	1.90	0.53
1:S:458:HIS:CD2	1:S:460:TYR:H	2.17	0.53
1:V:293:THR:HG23	1:V:382:ILE:HD13	1.90	0.53
1:V:601:THR:O	1:V:602:GLU:HB3	2.08	0.53
1:X:336:GLN:O	1:X:344:ARG:NH2	2.42	0.53
1:B:100:TYR:CZ	1:B:102:ARG:HB2	2.43	0.53
1:E:452:PRO:HB3	1:K:460:TYR:CE2	2.44	0.53
1:F:4:ASP:CG	1:S:10:LYS:HZ1	2.11	0.53
1:H:314:PRO:HG3	1:H:365:GLY:HA3	1.91	0.53
1:J:314:PRO:HG3	1:J:365:GLY:HA3	1.91	0.53
1:G:212:GLU:N	1:L:32:THR:O	2.40	0.53
1:P:155:SER:CB	1:P:187:GLN:HG3	2.39	0.53
1:P:466:TYR:CZ	1:V:254:THR:HB	2.43	0.53
1:T:100:TYR:CZ	1:T:102:ARG:HB2	2.43	0.53
1:U:52:SER:HB2	1:V:180:PHE:HZ	1.74	0.53
1:B:54:ILE:HG23	1:B:55:ARG:N	2.23	0.53
1:I:283:TYR:CG	1:I:284:ASP:N	2.76	0.53
1:I:68:LEU:HD23	1:I:92:HIS:CD2	2.44	0.53
1:J:100:TYR:CZ	1:J:102:ARG:HB2	2.44	0.53
1:K:283:TYR:CG	1:K:284:ASP:N	2.76	0.53

*Continued on next page...*

*Continued from previous page...*

Atom-1	Atom-2	Interatomic distance (Å)	Clash overlap (Å)
1:L:100:TYR:CZ	1:L:102:ARG:HB2	2.44	0.53
1:N:206:LEU:HB3	1:O:34:PRO:HG3	1.91	0.53
1:M:61:HIS:HA	1:R:337:ARG:HE	1.74	0.53
1:T:329:PRO:CG	1:T:359:ARG:HB2	2.35	0.53
1:V:100:TYR:CZ	1:V:102:ARG:HB2	2.44	0.53
1:W:100:TYR:CZ	1:W:102:ARG:HB2	2.44	0.53
1:W:283:TYR:CG	1:W:284:ASP:N	2.76	0.53
1:A:296:HIS:HB3	1:A:382:ILE:HA	1.91	0.53
1:A:95:PHE:CZ	1:F:347:ILE:HG21	2.44	0.53
1:D:458:HIS:CD2	1:D:460:TYR:H	2.14	0.53
1:F:18:ASP:HB3	1:F:86:ASN:HD22	1.74	0.53
1:I:328:ALA:HA	4:I:7492:CIT:O5	2.08	0.53
1:J:57:PHE:HD2	1:J:58:GLN:H	1.57	0.53
1:J:61:HIS:C	1:J:63:SER:H	2.12	0.53
1:F:243:LYS:NZ	1:L:468:VAL:O	2.31	0.53
1:M:296:HIS:HB3	1:M:382:ILE:HA	1.91	0.53
1:P:458:HIS:CD2	1:P:460:TYR:H	2.14	0.53
1:T:325:GLY:HA2	1:T:397:TYR:OH	2.08	0.53
1:V:61:HIS:C	1:V:63:SER:H	2.12	0.53
1:X:114:TYR:O	1:X:118:THR:HG23	2.08	0.53
1:Q:171:TYR:HA	1:X:467:ASP:OD2	2.09	0.53
1:X:18:ASP:HB3	1:X:86:ASN:HD22	1.73	0.53
1:A:24:LEU:HD21	1:A:438:LEU:HD11	1.90	0.53
1:E:18:ASP:OD2	1:E:30:HIS:HD2	1.92	0.53
1:J:358:PHE:HD1	1:J:374:MET:SD	2.32	0.53
1:K:358:PHE:HD1	1:K:374:MET:SD	2.32	0.53
1:M:193:ASP:OD2	1:N:80:ARG:HD3	2.09	0.53
1:O:358:PHE:HD1	1:O:374:MET:SD	2.32	0.53
1:P:8:LEU:HD23	1:P:12:GLU:HG3	1.90	0.53
1:Q:18:ASP:OD2	1:Q:30:HIS:HD2	1.92	0.53
1:Q:358:PHE:HD1	1:Q:374:MET:SD	2.32	0.53
1:T:8:LEU:HD23	1:T:12:GLU:HG3	1.90	0.53
1:U:24:LEU:HD21	1:U:438:LEU:HD11	1.90	0.53
1:F:389:GLN:OE1	1:F:408:PRO:HD3	2.09	0.53
1:G:389:GLN:OE1	1:G:408:PRO:HD3	2.09	0.53
1:K:358:PHE:HD1	1:K:374:MET:SD	2.32	0.53
1:P:400:PRO:HG2	1:P:403:GLU:HB3	1.90	0.53
1:P:58:GLN:NE2	1:P:62:GLU:HB3	2.18	0.53
1:R:389:GLN:OE1	1:R:408:PRO:HD3	2.09	0.53
1:S:207:GLU:H	1:S:210:HIS:CD2	2.18	0.53
1:S:400:PRO:HG2	1:S:403:GLU:HB3	1.91	0.53

*Continued on next page...*

*Continued from previous page...*

Atom-1	Atom-2	Interatomic distance (Å)	Clash overlap (Å)
1:W:358:PHE:HD1	1:W:374:MET:SD	2.32	0.53
1:V:60:ILE:CG1	1:W:395:ASP:CG	2.78	0.53
1:W:400:PRO:HG2	1:W:403:GLU:HB3	1.91	0.53
1:X:358:PHE:HD1	1:X:374:MET:SD	2.32	0.53
1:A:179:TYR:CD2	1:B:53:SER:HA	2.44	0.53
1:A:314:PRO:HG3	1:A:365:GLY:HA3	1.89	0.53
1:F:160:THR:HG21	1:F:173:VAL:HG13	1.90	0.53
1:G:314:PRO:HG3	1:G:365:GLY:HA3	1.89	0.53
1:G:338:ASN:OD1	1:G:396:LEU:HB2	2.09	0.53
1:I:338:ASN:OD1	1:I:396:LEU:HB2	2.09	0.53
1:N:329:PRO:HB3	1:N:359:ARG:HB2	1.91	0.53
1:O:207:GLU:N	1:O:210:HIS:HD2	2.03	0.53
1:R:160:THR:HG21	1:R:173:VAL:HG13	1.90	0.53
1:V:329:PRO:HB3	1:V:359:ARG:HB2	1.91	0.53
1:V:396:LEU:CD2	1:V:407:ILE:HG21	2.33	0.53
1:X:329:PRO:HB3	1:X:359:ARG:HB2	1.91	0.53
1:A:296:HIS:CE1	1:A:387:GLU:HG2	2.44	0.53
1:C:463:ALA:O	1:J:175:HIS:HE1	1.91	0.53
1:E:296:HIS:CE1	1:E:387:GLU:HG2	2.44	0.53
1:E:307:SER:HB2	1:E:421:LEU:HA	1.91	0.53
1:I:154:ILE:HD11	1:I:167:ASP:OD2	2.09	0.53
1:K:154:ILE:HD11	1:K:167:ASP:OD2	2.09	0.53
1:N:173:VAL:HG21	5:U:5318:HOH:O	2.09	0.53
1:O:296:HIS:CE1	1:O:387:GLU:HG2	2.44	0.53
1:P:165:GLU:C	1:P:167:ASP:H	2.12	0.53
1:Q:40:LYS:HD2	1:Q:40:LYS:N	2.25	0.53
1:G:288:ALA:HB1	1:G:345:ILE:HG21	1.89	0.53
1:G:396:LEU:O	1:G:399:LEU:HD13	2.08	0.53
1:P:140:PHE:CE1	1:V:463:ALA:HA	2.44	0.53
1:P:18:ASP:OD2	1:P:30:HIS:HD2	1.91	0.53
1:P:57:PHE:CD1	1:P:57:PHE:N	2.76	0.53
1:V:52:SER:O	1:V:53:SER:HB2	2.09	0.53
1:X:52:SER:O	1:X:53:SER:HB2	2.09	0.53
1:X:54:ILE:HG23	1:X:55:ARG:HD2	1.91	0.53
1:P:466:TYR:CZ	1:V:254:THR:HB	2.44	0.53
1:A:293:THR:HG23	1:A:382:ILE:HD13	1.90	0.53
1:K:293:THR:HG23	1:K:382:ILE:HD13	1.90	0.53
1:M:293:THR:HG23	1:M:382:ILE:HD13	1.90	0.53
1:O:336:GLN:O	1:O:344:ARG:NH2	2.42	0.53
1:Q:463:ALA:HA	1:W:140:PHE:CE1	2.44	0.53
1:X:293:THR:HG23	1:X:382:ILE:HD13	1.90	0.53

*Continued on next page...*

*Continued from previous page...*

Atom-1	Atom-2	Interatomic distance (Å)	Clash overlap (Å)
1:A:53:SER:OG	1:F:179:TYR:HB2	2.08	0.53
1:B:155:SER:CB	1:B:187:GLN:HG3	2.39	0.53
1:D:155:SER:CB	1:D:187:GLN:HG3	2.39	0.53
1:E:425:HIS:HB2	1:E:439:ILE:HD13	1.89	0.53
1:I:155:SER:CB	1:I:187:GLN:HG3	2.39	0.53
1:L:314:PRO:HG3	1:L:365:GLY:HA3	1.91	0.53
1:M:95:PHE:CE2	1:R:347:ILE:HG21	2.43	0.53
1:N:355:ARG:NH1	3:N:7501:AMP:N3	2.51	0.53
1:O:155:SER:CB	1:O:187:GLN:HG3	2.39	0.53
1:Q:425:HIS:HB2	1:Q:439:ILE:HD13	1.89	0.53
1:V:425:HIS:HB2	1:V:439:ILE:HD13	1.89	0.53
1:A:283:TYR:CG	1:A:284:ASP:N	2.76	0.53
1:B:222:ASN:HB2	5:B:7557:HOH:O	2.08	0.53
1:D:54:ILE:HG23	1:D:55:ARG:N	2.23	0.53
1:E:283:TYR:CG	1:E:284:ASP:N	2.76	0.53
1:G:396:LEU:HD22	1:G:407:ILE:HG13	1.90	0.53
1:H:396:LEU:HD22	1:H:407:ILE:HG13	1.90	0.53
1:L:68:LEU:HD23	1:L:92:HIS:CD2	2.44	0.53
1:M:100:TYR:CZ	1:M:102:ARG:HB2	2.44	0.53
1:M:283:TYR:CG	1:M:284:ASP:N	2.76	0.53
1:N:54:ILE:HG23	1:N:55:ARG:N	2.23	0.53
1:O:100:TYR:CZ	1:O:102:ARG:HB2	2.44	0.53
1:O:354:LYS:HE2	5:O:3730:HOH:O	2.08	0.53
1:P:54:ILE:HG23	1:P:55:ARG:N	2.23	0.53
1:P:68:LEU:HD23	1:P:92:HIS:CD2	2.43	0.53
1:Q:54:ILE:HG23	1:Q:55:ARG:N	2.23	0.53
1:X:100:TYR:CZ	1:X:102:ARG:HB2	2.44	0.53
1:E:197:THR:HG1	1:F:16:TYR:HH	1.53	0.52
1:E:197:THR:OG1	1:F:16:TYR:OH	2.27	0.52
1:J:296:HIS:HB3	1:J:382:ILE:HA	1.91	0.52
1:P:339:ARG:NH1	1:Q:50:ASP:CB	2.70	0.52
1:T:57:PHE:HD2	1:T:58:GLN:H	1.57	0.52
1:W:121:ALA:HA	1:W:276:LYS:HB2	1.91	0.52
1:D:8:LEU:HD23	1:D:12:GLU:HG3	1.90	0.52
1:E:358:PHE:HD1	1:E:374:MET:SD	2.32	0.52
1:P:465:TYR:OH	1:V:450:GLU:HB3	2.08	0.52
1:W:285:GLU:O	1:W:286:THR:HG23	2.08	0.52
1:W:358:PHE:HD1	1:W:374:MET:SD	2.32	0.52
1:D:358:PHE:HD1	1:D:374:MET:SD	2.32	0.52
1:D:400:PRO:HG2	1:D:403:GLU:HB3	1.90	0.52
1:D:466:TYR:CZ	1:J:254:THR:HB	2.44	0.52

*Continued on next page...*



*Continued from previous page...*

Atom-1	Atom-2	Interatomic distance (Å)	Clash overlap (Å)
1:E:177:GLY:CA	1:F:55:ARG:N	2.40	0.52
1:F:358:PHE:HD1	1:F:374:MET:SD	2.32	0.52
1:H:400:PRO:HG2	1:H:403:GLU:HB3	1.90	0.52
1:I:389:GLN:OE1	1:I:408:PRO:HD3	2.09	0.52
1:L:129:GLU:OE2	1:L:269:HIS:HB2	2.08	0.52
1:L:358:PHE:HD1	1:L:374:MET:SD	2.32	0.52
1:P:175:HIS:ND1	1:W:467:ASP:OD2	2.42	0.52
1:P:358:PHE:HD1	1:P:374:MET:SD	2.32	0.52
1:B:329:PRO:HB3	1:B:359:ARG:HB2	1.91	0.52
1:D:329:PRO:HB3	1:D:359:ARG:HB2	1.91	0.52
1:D:396:LEU:CD2	1:D:407:ILE:HG21	2.34	0.52
1:D:603:LYS:HB2	1:D:72:GLU:OE1	2.09	0.52
1:E:380:ASP:HB2	1:E:427:TYR:HB2	1.91	0.52
1:E:338:ASN:OD1	1:E:396:LEU:HB2	2.09	0.52
1:D:180:PHE:CE2	1:E:52:SER:HB3	2.44	0.52
1:I:18:ASP:OD2	1:I:30:HIS:HD2	1.91	0.52
1:J:63:SER:HB3	1:K:337:ARG:CA	2.22	0.52
1:L:329:PRO:HB3	1:L:359:ARG:HB2	1.91	0.52
1:M:329:PRO:HB3	1:M:359:ARG:HB2	1.91	0.52
1:N:603:LYS:HB2	1:N:72:GLU:OE1	2.10	0.52
1:P:338:ASN:OD1	1:P:396:LEU:HB2	2.09	0.52
1:P:603:LYS:HB2	1:P:72:GLU:OE1	2.10	0.52
1:S:160:THR:HG21	1:S:173:VAL:HG13	1.90	0.52
1:S:314:PRO:HG3	1:S:365:GLY:HA3	1.90	0.52
1:S:603:LYS:HB2	1:S:72:GLU:OE1	2.10	0.52
1:C:296:HIS:CE1	1:C:387:GLU:HG2	2.44	0.52
1:D:211:HIS:CD2	1:E:33:ILE:CG2	2.89	0.52
1:D:412:THR:HG22	5:D:892:HOH:O	2.09	0.52
1:E:40:LYS:N	1:E:40:LYS:HD2	2.25	0.52
1:I:40:LYS:HD2	1:I:40:LYS:N	2.25	0.52
1:J:29:GLN:CD	1:K:178:GLY:HA3	2.28	0.52
1:K:93:ASP:O	1:K:97:LEU:HA	2.08	0.52
5:G:7673:HOH:O	1:L:60:ILE:HG21	2.08	0.52
1:P:211:HIS:CD2	1:Q:33:ILE:CG2	2.88	0.52
1:Q:154:ILE:HD11	1:Q:167:ASP:OD2	2.09	0.52
1:Q:296:HIS:CE1	1:Q:387:GLU:HG2	2.44	0.52
1:U:40:LYS:HD2	1:U:40:LYS:N	2.25	0.52
1:O:463:ALA:O	1:V:175:HIS:HE1	1.91	0.52
1:V:312:THR:CG2	1:V:313:ASN:ND2	2.71	0.52
1:V:33:ILE:HG22	1:W:211:HIS:CD2	2.44	0.52
1:X:412:THR:HG22	5:X:6152:HOH:O	2.09	0.52

*Continued on next page...*

*Continued from previous page...*

Atom-1	Atom-2	Interatomic distance (Å)	Clash overlap (Å)
1:D:396:LEU:O	1:D:399:LEU:HD13	2.08	0.52
1:E:54:ILE:HG23	1:E:55:ARG:HD2	1.92	0.52
1:H:396:LEU:O	1:H:399:LEU:HD13	2.08	0.52
1:H:54:ILE:HG23	1:H:55:ARG:HD2	1.92	0.52
1:I:57:PHE:N	1:I:57:PHE:HD1	2.07	0.52
1:J:346:PRO:HG2	1:J:355:ARG:NH2	2.23	0.52
1:N:57:PHE:HD1	1:N:57:PHE:N	2.07	0.52
1:Q:54:ILE:HG23	1:Q:55:ARG:HD2	1.92	0.52
1:S:288:ALA:HB1	1:S:345:ILE:HG21	1.89	0.52
1:T:54:ILE:HG23	1:T:55:ARG:HD2	1.91	0.52
1:U:346:PRO:HG2	1:U:355:ARG:NH2	2.23	0.52
1:V:346:PRO:HG2	1:V:355:ARG:NH2	2.23	0.52
1:W:55:ARG:HG3	1:W:55:ARG:NH1	2.17	0.52
1:V:53:SER:HB3	1:W:177:GLY:HA2	1.91	0.52
1:A:95:PHE:CZ	1:F:347:ILE:HD13	2.44	0.52
1:C:336:GLN:O	1:C:344:ARG:NH2	2.42	0.52
1:D:399:LEU:HG	1:D:400:PRO:HD2	1.90	0.52
1:G:312:THR:HG22	1:G:313:ASN:HD21	1.69	0.52
1:I:312:THR:HG22	1:I:313:ASN:HD21	1.69	0.52
1:O:320:LYS:HE2	1:U:454:ASN:O	2.08	0.52
1:C:155:SER:CB	1:C:187:GLN:HG3	2.40	0.52
1:B:339:ARG:H	1:C:60:ILE:HD12	1.73	0.52
1:D:381:GLY:HA2	1:D:386:ILE:HD12	1.92	0.52
1:E:355:ARG:NH1	3:E:7483:AMP:N3	2.51	0.52
1:F:323:VAL:O	1:F:328:ALA:HB2	2.10	0.52
1:J:425:HIS:HB2	1:J:439:ILE:HD13	1.89	0.52
1:N:155:SER:CB	1:N:187:GLN:HG3	2.39	0.52
1:N:178:GLY:N	1:O:56:GLY:HA3	2.24	0.52
1:Q:100:TYR:CZ	1:Q:102:ARG:HB2	2.43	0.52
1:R:323:VAL:O	1:R:328:ALA:HB2	2.10	0.52
1:T:314:PRO:HG3	1:T:365:GLY:HA3	1.91	0.52
1:U:155:SER:CB	1:U:187:GLN:HG3	2.39	0.52
1:V:381:GLY:HA2	1:V:386:ILE:HD12	1.91	0.52
1:V:321:ARG:NE	4:V:7518:CIT:H42	2.18	0.52
1:A:100:TYR:CZ	1:A:102:ARG:HB2	2.44	0.52
1:A:315:THR:HB	1:G:465:TYR:CZ	2.44	0.52
1:A:68:LEU:HD23	1:A:92:HIS:CD2	2.43	0.52
1:B:100:TYR:CZ	1:B:102:ARG:HB2	2.44	0.52
1:B:339:ARG:HG3	1:B:339:ARG:HH21	1.74	0.52
1:C:100:TYR:CZ	1:C:102:ARG:HB2	2.44	0.52
1:C:396:LEU:HD22	1:C:407:ILE:HG13	1.90	0.52

*Continued on next page...*

*Continued from previous page...*

Atom-1	Atom-2	Interatomic distance (Å)	Clash overlap (Å)
1:C:54:ILE:HG23	1:C:55:ARG:N	2.23	0.52
1:D:339:ARG:HH21	1:D:339:ARG:HG3	1.74	0.52
1:D:68:LEU:HD23	1:D:92:HIS:CD2	2.44	0.52
1:G:354:LYS:HE2	5:G:7545:HOH:O	2.08	0.52
1:I:100:TYR:CZ	1:I:102:ARG:HB2	2.44	0.52
1:N:339:ARG:HG3	1:N:339:ARG:HH21	1.74	0.52
1:O:396:LEU:HD22	1:O:407:ILE:HG13	1.90	0.52
1:R:100:TYR:CZ	1:R:102:ARG:HB2	2.44	0.52
1:S:354:LYS:HE2	5:S:4782:HOH:O	2.08	0.52
1:T:354:LYS:HE2	5:T:5045:HOH:O	2.08	0.52
1:U:100:TYR:CZ	1:U:102:ARG:HB2	2.44	0.52
1:U:283:TYR:CG	1:U:284:ASP:N	2.76	0.52
1:D:328:ALA:HA	4:D:7482:CIT:O5	2.08	0.52
1:F:114:TYR:O	1:F:118:THR:HG23	2.08	0.52
1:G:18:ASP:HB3	1:G:86:ASN:HD22	1.74	0.52
1:H:57:PHE:HD2	1:H:58:GLN:H	1.57	0.52
1:J:18:ASP:HB3	1:J:86:ASN:HD22	1.73	0.52
1:L:296:HIS:HB3	1:L:382:ILE:HA	1.92	0.52
1:P:328:ALA:HA	4:P:7506:CIT:O5	2.08	0.52
1:R:114:TYR:O	1:R:118:THR:HG23	2.08	0.52
1:V:296:HIS:HB3	1:V:382:ILE:HA	1.92	0.52
1:X:296:HIS:HB3	1:X:382:ILE:HA	1.92	0.52
1:C:358:PHE:HD1	1:C:374:MET:SD	2.32	0.52
1:D:206:LEU:HB3	1:E:34:PRO:HG3	1.92	0.52
1:D:458:HIS:CD2	1:D:460:TYR:H	2.14	0.52
1:M:180:PHE:HE2	1:N:49:PHE:HE1	1.58	0.52
1:N:358:PHE:HD1	1:N:374:MET:SD	2.32	0.52
1:B:389:GLN:OE1	1:B:408:PRO:HD3	2.09	0.52
1:D:58:GLN:NE2	1:D:62:GLU:HB3	2.18	0.52
1:N:389:GLN:OE1	1:N:408:PRO:HD3	2.09	0.52
1:O:424:ASP:O	1:O:427:TYR:HE2	1.90	0.52
1:R:358:PHE:HD1	1:R:374:MET:SD	2.32	0.52
1:S:174:ARG:HD2	1:S:179:TYR:CE1	2.40	0.52
1:S:389:GLN:OE1	1:S:408:PRO:HD3	2.09	0.52
1:T:346:PRO:HG2	1:T:355:ARG:NH2	2.18	0.52
1:A:329:PRO:HB3	1:A:359:ARG:HB2	1.91	0.52
1:B:458:HIS:CD2	1:B:460:TYR:H	2.15	0.52
1:B:603:LYS:HB2	1:B:72:GLU:OE1	2.10	0.52
1:C:290:LEU:CD1	1:C:345:ILE:HG12	2.29	0.52
1:D:338:ASN:OD1	1:D:396:LEU:HB2	2.09	0.52
1:D:396:LEU:HD23	1:D:407:ILE:HG13	1.92	0.52

*Continued on next page...*

*Continued from previous page...*

Atom-1	Atom-2	Interatomic distance (Å)	Clash overlap (Å)
1:G:603:LYS:HB2	1:G:72:GLU:OE1	2.10	0.52
1:H:52:SER:O	1:H:53:SER:HB2	2.08	0.52
1:J:52:SER:O	1:J:53:SER:HB2	2.08	0.52
1:O:290:LEU:CD1	1:O:345:ILE:HG12	2.30	0.52
1:O:338:ASN:OD1	1:O:396:LEU:HB2	2.09	0.52
1:P:396:LEU:CD2	1:P:407:ILE:HG21	2.34	0.52
1:W:380:ASP:HB2	1:W:427:TYR:HB2	1.91	0.52
1:G:312:THR:CG2	1:G:313:ASN:ND2	2.71	0.52
1:I:338:ASN:ND2	1:I:396:LEU:H	2.06	0.52
1:J:312:THR:CG2	1:J:313:ASN:ND2	2.71	0.52
1:K:314:PRO:HG3	1:K:365:GLY:HA3	1.90	0.52
1:L:412:THR:HG22	5:L:2996:HOH:O	2.09	0.52
1:M:165:GLU:C	1:M:167:ASP:H	2.12	0.52
1:N:312:THR:CG2	1:N:313:ASN:ND2	2.71	0.52
1:O:14:VAL:HG22	1:O:83:LYS:HG3	1.90	0.52
1:P:412:THR:HG22	5:P:4048:HOH:O	2.09	0.52
1:W:314:PRO:HG3	1:W:365:GLY:HA3	1.90	0.52
1:A:57:PHE:N	1:A:57:PHE:HD1	2.07	0.52
1:B:346:PRO:HG2	1:B:355:ARG:NH2	2.23	0.52
1:B:465:TYR:CZ	1:H:315:THR:HB	2.44	0.52
1:D:18:ASP:OD2	1:D:30:HIS:HD2	1.91	0.52
1:I:346:PRO:HG2	1:I:355:ARG:NH2	2.23	0.52
1:M:57:PHE:HD1	1:M:57:PHE:N	2.07	0.52
1:N:346:PRO:HG2	1:N:355:ARG:NH2	2.23	0.52
1:P:396:LEU:O	1:P:399:LEU:HD13	2.08	0.52
1:U:57:PHE:HD1	1:U:57:PHE:N	2.07	0.52
1:E:179:TYR:N	1:E:179:TYR:CD1	2.71	0.52
1:A:53:SER:HA	1:F:179:TYR:CE2	2.44	0.52
1:G:48:ALA:O	1:G:49:PHE:HB2	2.07	0.52
1:S:283:TYR:CZ	1:S:285:GLU:HA	2.45	0.52
5:W:5960:HOH:O	1:X:176:LYS:HE3	2.08	0.52
1:E:601:THR:O	1:E:602:GLU:HB3	2.08	0.52
1:F:312:THR:HG22	1:F:313:ASN:HD21	1.69	0.52
1:G:336:GLN:O	1:G:344:ARG:NH2	2.42	0.52
1:L:293:THR:HG23	1:L:382:ILE:HD13	1.90	0.52
1:R:312:THR:HG22	1:R:313:ASN:HD21	1.69	0.52
1:S:336:GLN:O	1:S:344:ARG:NH2	2.42	0.52
1:W:293:THR:HG23	1:W:382:ILE:HD13	1.90	0.52
1:D:100:TYR:CZ	1:D:102:ARG:HB2	2.43	0.52
1:E:100:TYR:CZ	1:E:102:ARG:HB2	2.43	0.52
1:E:323:VAL:O	1:E:328:ALA:HB2	2.09	0.52

*Continued on next page...*

*Continued from previous page...*

Atom-1	Atom-2	Interatomic distance (Å)	Clash overlap (Å)
1:E:314:PRO:HG3	1:E:365:GLY:HA3	1.91	0.52
1:E:381:GLY:HA2	1:E:386:ILE:HD12	1.92	0.52
1:F:125:TYR:HB3	1:F:225:PHE:HD2	1.74	0.52
1:E:180:PHE:CZ	1:F:52:SER:HB2	2.43	0.52
1:G:155:SER:CB	1:G:187:GLN:HG3	2.39	0.52
1:G:55:ARG:O	1:H:177:GLY:O	2.27	0.52
1:H:381:GLY:HA2	1:H:386:ILE:HD12	1.92	0.52
1:I:381:GLY:HA2	1:I:386:ILE:HD12	1.92	0.52
1:J:155:SER:CB	1:J:187:GLN:HG3	2.40	0.52
1:J:381:GLY:HA2	1:J:386:ILE:HD12	1.92	0.52
1:J:321:ARG:NE	4:J:7494:CIT:H42	2.18	0.52
1:K:207:GLU:N	1:K:210:HIS:HD2	1.99	0.52
1:N:323:VAL:O	1:N:328:ALA:HB2	2.09	0.52
1:P:381:GLY:HA2	1:P:386:ILE:HD12	1.92	0.52
1:Q:323:VAL:O	1:Q:328:ALA:HB2	2.09	0.52
1:Q:355:ARG:NH1	3:Q:7507:AMP:N3	2.51	0.52
1:S:175:HIS:O	1:S:176:LYS:HD3	2.10	0.52
1:S:207:GLU:N	1:S:210:HIS:HD2	1.99	0.52
1:T:381:GLY:HA2	1:T:386:ILE:HD12	1.91	0.52
1:U:381:GLY:HA2	1:U:386:ILE:HD12	1.92	0.52
1:V:155:SER:CB	1:V:187:GLN:HG3	2.39	0.52
1:B:68:LEU:HD23	1:B:92:HIS:CD2	2.43	0.52
1:D:183:ALA:HB1	1:E:244:ASN:HD21	1.74	0.52
1:F:100:TYR:CZ	1:F:102:ARG:HB2	2.44	0.52
1:F:312:THR:CG2	1:F:313:ASN:ND2	2.71	0.52
1:M:68:LEU:HD23	1:M:92:HIS:CD2	2.44	0.52
1:N:315:THR:HB	1:T:465:TYR:CE1	2.44	0.52
1:N:68:LEU:HD23	1:N:92:HIS:CD2	2.43	0.52
1:O:222:ASN:HB2	5:O:3762:HOH:O	2.08	0.52
1:P:339:ARG:HH21	1:P:339:ARG:HG3	1.74	0.52
1:S:100:TYR:CZ	1:S:102:ARG:HB2	2.44	0.52
1:S:312:THR:CG2	1:S:313:ASN:ND2	2.71	0.52
1:U:54:ILE:HG23	1:U:55:ARG:N	2.23	0.52
1:W:54:ILE:HG23	1:W:55:ARG:N	2.23	0.52
1:X:68:LEU:HD23	1:X:92:HIS:CD2	2.43	0.52
3:A:7475:AMP:N9	3:A:7475:AMP:H1'	2.08	0.52
1:C:296:HIS:HB3	1:C:382:ILE:HA	1.91	0.52
1:F:61:HIS:CG	1:F:62:GLU:N	2.77	0.52
1:I:399:LEU:CG	1:I:400:PRO:HD2	2.36	0.52
1:K:121:ALA:HA	1:K:276:LYS:HB2	1.91	0.52
1:L:121:ALA:HA	1:L:276:LYS:HB2	1.91	0.52

*Continued on next page...*

*Continued from previous page...*

Atom-1	Atom-2	Interatomic distance (Å)	Clash overlap (Å)
1:O:296:HIS:HB3	1:O:382:ILE:HA	1.91	0.52
1:P:61:HIS:CG	1:P:62:GLU:N	2.77	0.52
1:Q:18:ASP:HB3	1:Q:86:ASN:HD22	1.73	0.52
1:R:57:PHE:HD2	1:R:58:GLN:H	1.57	0.52
1:R:61:HIS:CG	1:R:62:GLU:N	2.77	0.52
1:V:121:ALA:HA	1:V:276:LYS:HB2	1.91	0.52
1:V:18:ASP:HB3	1:V:86:ASN:HD22	1.74	0.52
1:W:399:LEU:CB	1:W:400:PRO:HD2	2.40	0.52
3:A:7475:AMP:N9	3:A:7475:AMP:H1'	2.08	0.52
1:G:358:PHE:HD1	1:G:374:MET:SD	2.32	0.52
1:J:29:GLN:OE1	1:K:178:GLY:HA3	2.10	0.52
1:J:53:SER:CB	1:K:179:TYR:H	2.22	0.52
1:M:140:PHE:CE1	1:S:463:ALA:HA	2.44	0.52
1:M:465:TYR:CZ	1:S:315:THR:HB	2.45	0.52
1:P:458:HIS:CD2	1:P:460:TYR:H	2.14	0.52
1:T:358:PHE:HD1	1:T:374:MET:SD	2.32	0.52
1:U:358:PHE:HD1	1:U:374:MET:SD	2.32	0.52
1:A:206:LEU:HD13	1:A:210:HIS:HB3	1.90	0.52
3:A:7475:AMP:H1'	3:A:7475:AMP:N9	2.08	0.52
1:B:129:GLU:OE2	1:B:269:HIS:HB2	2.08	0.52
1:F:207:GLU:H	1:F:210:HIS:CD2	2.18	0.52
1:L:309:LEU:HG	1:L:313:ASN:HD22	1.75	0.52
1:M:458:HIS:CD2	1:M:460:TYR:H	2.14	0.52
1:N:179:TYR:CE2	1:O:54:ILE:HD13	2.44	0.52
1:O:211:HIS:CE1	1:P:49:PHE:HD2	2.27	0.52
1:Q:358:PHE:HD1	1:Q:374:MET:SD	2.32	0.52
1:U:389:GLN:OE1	1:U:408:PRO:HD3	2.09	0.52
3:A:7475:AMP:N9	3:A:7475:AMP:H1'	2.08	0.52
1:C:207:GLU:N	1:C:210:HIS:HD2	2.03	0.52
1:C:338:ASN:OD1	1:C:396:LEU:HB2	2.09	0.52
1:F:338:ASN:OD1	1:F:396:LEU:HB2	2.09	0.52
1:F:380:ASP:HB2	1:F:427:TYR:HB2	1.91	0.52
1:H:396:LEU:HD23	1:H:407:ILE:HG13	1.92	0.52
1:I:603:LYS:HB2	1:I:72:GLU:OE1	2.10	0.52
1:N:309:LEU:HA	1:N:312:THR:CG2	2.34	0.52
1:O:160:THR:HG21	1:O:173:VAL:HG13	1.90	0.52
1:P:329:PRO:HB3	1:P:359:ARG:HB2	1.91	0.52
1:P:396:LEU:HD23	1:P:407:ILE:HG13	1.92	0.52
1:Q:177:GLY:CA	1:R:55:ARG:HG3	2.39	0.52
1:Q:314:PRO:HG3	1:Q:365:GLY:HA3	1.89	0.52
1:Q:338:ASN:OD1	1:Q:396:LEU:HB2	2.09	0.52

*Continued on next page...*

*Continued from previous page...*

Atom-1	Atom-2	Interatomic distance (Å)	Clash overlap (Å)
1:Q:380:ASP:HB2	1:Q:427:TYR:HB2	1.91	0.52
1:R:338:ASN:OD1	1:R:396:LEU:HB2	2.09	0.52
1:T:396:LEU:HD23	1:T:407:ILE:HG13	1.92	0.52
1:U:18:ASP:OD2	1:U:30:HIS:HD2	1.91	0.52
1:U:603:LYS:HB2	1:U:72:GLU:OE1	2.10	0.52
1:A:165:GLU:C	1:A:167:ASP:H	2.12	0.52
1:A:315:THR:HB	1:G:465:TYR:CE1	2.44	0.52
3:A:7475:AMP:H1'	3:A:7475:AMP:N9	2.08	0.52
1:A:14:VAL:HG22	1:A:83:LYS:HG3	1.90	0.52
1:B:314:PRO:HG3	1:B:365:GLY:HA3	1.90	0.52
1:C:14:VAL:HG22	1:C:83:LYS:HG3	1.90	0.52
1:E:154:ILE:HD11	1:E:167:ASP:OD2	2.09	0.52
1:F:454:ASN:O	1:L:320:LYS:HD3	2.09	0.52
1:J:429:THR:HG21	1:J:436:ASN:OD1	2.10	0.52
1:K:165:GLU:C	1:K:167:ASP:H	2.12	0.52
1:L:4:ASP:O	1:L:7:LYS:HB3	2.09	0.52
1:N:296:HIS:CE1	1:N:387:GLU:HG2	2.44	0.52
1:T:40:LYS:N	1:T:40:LYS:HD2	2.25	0.52
3:A:7475:AMP:H1'	3:A:7475:AMP:N9	2.08	0.52
1:B:264:ASN:HD21	4:B:7478:CIT:C2	2.14	0.52
1:B:57:PHE:N	1:B:57:PHE:HD1	2.07	0.52
1:D:57:PHE:HD1	1:D:57:PHE:N	2.07	0.52
1:K:57:PHE:HD1	1:K:57:PHE:N	2.07	0.52
1:L:54:ILE:HG23	1:L:55:ARG:HD2	1.92	0.52
1:P:57:PHE:N	1:P:57:PHE:HD1	2.07	0.52
1:S:54:ILE:HG23	1:S:55:ARG:HD2	1.91	0.52
1:T:396:LEU:O	1:T:399:LEU:HD13	2.08	0.52
1:T:55:ARG:HG3	1:T:55:ARG:NH1	2.17	0.52
1:T:57:PHE:HD1	1:T:57:PHE:N	2.07	0.52
1:W:57:PHE:HD1	1:W:57:PHE:N	2.07	0.52
3:A:7475:AMP:H1'	3:A:7475:AMP:N9	2.08	0.52
1:B:283:TYR:CZ	1:B:285:GLU:HA	2.45	0.52
1:G:283:TYR:CZ	1:G:285:GLU:HA	2.45	0.52
3:A:7475:AMP:N9	3:A:7475:AMP:H1'	2.08	0.52
1:H:336:GLN:O	1:H:344:ARG:NH2	2.42	0.52
1:O:293:THR:HG23	1:O:382:ILE:HD13	1.90	0.52
1:Q:601:THR:O	1:Q:602:GLU:HB3	2.08	0.52
1:T:336:GLN:O	1:T:344:ARG:NH2	2.42	0.52
1:A:323:VAL:O	1:A:328:ALA:HB2	2.09	0.52
3:A:7475:AMP:N9	3:A:7475:AMP:H1'	2.08	0.52
1:B:175:HIS:O	1:B:176:LYS:HD3	2.10	0.52

*Continued on next page...*

*Continued from previous page...*

Atom-1	Atom-2	Interatomic distance (Å)	Clash overlap (Å)
1:B:323:VAL:O	1:B:328:ALA:HB2	2.10	0.52
1:C:314:PRO:HG3	1:C:365:GLY:HA3	1.91	0.52
1:C:381:GLY:HA2	1:C:386:ILE:HD12	1.92	0.52
1:D:264:ASN:ND2	4:D:7482:CIT:H22	2.23	0.52
1:E:155:SER:CB	1:E:187:GLN:HG3	2.39	0.52
1:F:175:HIS:O	1:F:176:LYS:HD3	2.10	0.52
1:K:56:GLY:CA	1:L:177:GLY:CA	2.85	0.52
1:L:323:VAL:O	1:L:328:ALA:HB2	2.09	0.52
1:M:395:ASP:OD2	1:N:60:ILE:HD11	2.10	0.52
1:O:314:PRO:HG3	1:O:365:GLY:HA3	1.91	0.52
1:O:321:ARG:NE	4:O:7504:CIT:H42	2.18	0.52
1:P:100:TYR:CZ	1:P:102:ARG:HB2	2.43	0.52
1:Q:155:SER:CB	1:Q:187:GLN:HG3	2.40	0.52
1:Q:314:PRO:HG3	1:Q:365:GLY:HA3	1.91	0.52
1:Q:381:GLY:HA2	1:Q:386:ILE:HD12	1.92	0.52
1:R:125:TYR:HB3	1:R:225:PHE:HD2	1.75	0.52
1:S:312:THR:CG2	1:S:313:ASN:ND2	2.72	0.52
1:U:137:SER:HB3	1:V:502:PRO:HB2	1.90	0.52
1:A:354:LYS:HE2	5:A:7517:HOH:O	2.08	0.52
3:A:7475:AMP:H1'	3:A:7475:AMP:N9	2.08	0.52
1:C:222:ASN:HB2	5:C:7558:HOH:O	2.08	0.52
1:E:54:ILE:HG23	1:E:55:ARG:N	2.23	0.52
1:G:100:TYR:CZ	1:G:102:ARG:HB2	2.44	0.52
1:G:183:ALA:HB1	1:L:244:ASN:HD21	1.74	0.52
1:G:312:THR:CG2	1:G:313:ASN:ND2	2.71	0.52
1:H:222:ASN:HB2	5:H:7577:HOH:O	2.08	0.52
1:I:54:ILE:HG23	1:I:55:ARG:N	2.23	0.52
1:N:222:ASN:HB2	5:N:3499:HOH:O	2.09	0.52
1:R:312:THR:CG2	1:R:313:ASN:ND2	2.72	0.52
1:T:222:ASN:HB2	5:T:5077:HOH:O	2.08	0.52
1:B:61:HIS:C	1:B:63:SER:H	2.12	0.52
1:D:61:HIS:CG	1:D:62:GLU:N	2.77	0.52
1:F:57:PHE:HD2	1:F:58:GLN:H	1.57	0.52
1:I:57:PHE:HD2	1:I:58:GLN:H	1.57	0.52
1:J:121:ALA:HA	1:J:276:LYS:HB2	1.91	0.52
1:K:399:LEU:CB	1:K:400:PRO:HD2	2.40	0.52
1:L:18:ASP:HB3	1:L:86:ASN:HD22	1.74	0.52
1:N:315:THR:HB	1:T:465:TYR:CE1	2.44	0.52
1:U:57:PHE:HD2	1:U:58:GLN:H	1.57	0.52
1:A:315:THR:HB	1:G:465:TYR:CE1	2.44	0.52
1:A:358:PHE:HD1	1:A:374:MET:SD	2.32	0.52

*Continued on next page...*



*Continued from previous page...*

Atom-1	Atom-2	Interatomic distance (Å)	Clash overlap (Å)
1:B:179:TYR:HB2	1:C:53:SER:OG	2.09	0.52
1:G:137:SER:HB3	1:H:502:PRO:CB	2.39	0.52
1:G:74:ALA:HA	1:G:86:ASN:O	2.10	0.52
1:I:358:PHE:HD1	1:I:374:MET:SD	2.32	0.52
1:I:8:LEU:HD23	1:I:12:GLU:HG3	1.90	0.52
1:M:180:PHE:CE2	1:N:49:PHE:HE1	2.27	0.52
1:M:358:PHE:HD1	1:M:374:MET:SD	2.32	0.52
1:S:358:PHE:HD1	1:S:374:MET:SD	2.32	0.52
1:T:18:ASP:OD2	1:T:30:HIS:HD2	1.92	0.52
1:A:389:GLN:OE1	1:A:408:PRO:HD3	2.09	0.52
1:E:358:PHE:HD1	1:E:374:MET:SD	2.32	0.52
1:K:346:PRO:HG2	1:K:355:ARG:NH2	2.18	0.52
1:L:355:ARG:HD3	3:L:7497:AMP:C5	2.43	0.52
1:M:389:GLN:OE1	1:M:408:PRO:HD3	2.09	0.52
1:Q:58:GLN:NE2	1:Q:62:GLU:HB3	2.18	0.52
1:R:400:PRO:HG2	1:R:403:GLU:HB3	1.91	0.52
1:T:174:ARG:HD2	1:T:179:TYR:CE1	2.40	0.52
1:T:400:PRO:HG2	1:T:403:GLU:HB3	1.91	0.52
1:B:65:MET:HE2	1:B:67:LEU:HD11	1.91	0.52
1:E:314:PRO:HG3	1:E:365:GLY:HA3	1.89	0.52
1:F:314:PRO:HG3	1:F:365:GLY:HA3	1.89	0.52
1:H:338:ASN:OD1	1:H:396:LEU:HB2	2.09	0.52
1:I:396:LEU:HD23	1:I:407:ILE:HG13	1.92	0.52
1:K:380:ASP:HB2	1:K:427:TYR:HB2	1.91	0.52
1:N:160:THR:HG21	1:N:173:VAL:HG13	1.90	0.52
1:R:314:PRO:HG3	1:R:365:GLY:HA3	1.89	0.52
1:R:380:ASP:HB2	1:R:427:TYR:HB2	1.91	0.52
1:S:52:SER:HB3	1:T:180:PHE:HE2	1.72	0.52
1:U:396:LEU:HD23	1:U:407:ILE:HG13	1.92	0.52
1:V:380:ASP:HB2	1:V:427:TYR:HB2	1.91	0.52
1:B:312:THR:CG2	1:B:313:ASN:ND2	2.71	0.52
1:B:463:ALA:O	1:I:175:HIS:HE1	1.92	0.52
1:C:40:LYS:HD2	1:C:40:LYS:N	2.25	0.52
1:F:176:LYS:HD3	1:F:179:TYR:OH	2.10	0.52
1:G:412:THR:HG22	5:G:7594:HOH:O	2.09	0.52
1:H:40:LYS:N	1:H:40:LYS:HD2	2.25	0.52
1:H:429:THR:HG21	1:H:436:ASN:OD1	2.10	0.52
1:K:33:ILE:HD11	1:K:38:PHE:HB2	1.92	0.52
1:O:40:LYS:HD2	1:O:40:LYS:N	2.25	0.52
1:R:296:HIS:CE1	1:R:387:GLU:HG2	2.44	0.52
1:S:412:THR:HG22	5:S:4837:HOH:O	2.09	0.52

*Continued on next page...*

*Continued from previous page...*

Atom-1	Atom-2	Interatomic distance (Å)	Clash overlap (Å)
1:T:429:THR:HG21	1:T:436:ASN:OD1	2.10	0.52
1:V:429:THR:HG21	1:V:436:ASN:OD1	2.10	0.52
1:X:296:HIS:CE1	1:X:387:GLU:HG2	2.44	0.52
1:A:54:ILE:HG23	1:A:55:ARG:HD2	1.91	0.52
1:G:54:ILE:HG23	1:G:55:ARG:HD2	1.92	0.52
1:H:18:ASP:OD2	1:H:30:HIS:HD2	1.91	0.52
1:O:177:GLY:CA	1:P:55:ARG:HB2	2.33	0.52
1:S:57:PHE:N	1:S:57:PHE:HD1	2.07	0.52
1:T:18:ASP:OD2	1:T:30:HIS:HD2	1.91	0.52
1:W:467:ASP:HB3	5:W:4024:HOH:O	2.09	0.52
1:I:273:SER:CB	3:I:7491:AMP:N6	2.73	0.52
1:U:273:SER:CB	3:U:7515:AMP:N6	2.73	0.52
1:A:336:GLN:O	1:A:344:ARG:NH2	2.42	0.52
1:C:293:THR:HG23	1:C:382:ILE:HD13	1.90	0.52
1:F:336:GLN:O	1:F:344:ARG:NH2	2.42	0.52
1:J:336:GLN:O	1:J:344:ARG:NH2	2.42	0.52
1:K:299:GLY:HA2	1:K:388:PRO:HB3	1.91	0.52
1:G:206:LEU:CB	1:L:34:PRO:HG3	2.38	0.52
1:M:336:GLN:O	1:M:344:ARG:NH2	2.42	0.52
1:N:326:TYR:O	1:N:328:ALA:N	2.43	0.52
1:O:326:TYR:O	1:O:328:ALA:N	2.43	0.52
1:R:336:GLN:O	1:R:344:ARG:NH2	2.42	0.52
1:S:312:THR:HG22	1:S:313:ASN:HD21	1.69	0.52
1:V:336:GLN:O	1:V:344:ARG:NH2	2.42	0.52
1:C:321:ARG:NE	4:C:7480:CIT:H42	2.18	0.52
1:F:155:SER:CB	1:F:187:GLN:HG3	2.39	0.52
1:F:312:THR:CG2	1:F:313:ASN:ND2	2.72	0.52
1:G:175:HIS:O	1:G:176:LYS:HD3	2.10	0.52
1:K:125:TYR:HB3	1:K:225:PHE:HD2	1.74	0.52
1:M:323:VAL:O	1:M:328:ALA:HB2	2.10	0.52
1:N:381:GLY:HA2	1:N:386:ILE:HD12	1.91	0.52
1:O:381:GLY:HA2	1:O:386:ILE:HD12	1.92	0.52
1:P:264:ASN:ND2	4:P:7506:CIT:H22	2.23	0.52
1:R:175:HIS:O	1:R:176:LYS:HD3	2.10	0.52
1:R:155:SER:CB	1:R:187:GLN:HG3	2.39	0.52
1:R:381:GLY:HA2	1:R:386:ILE:HD12	1.91	0.52
1:S:155:SER:CB	1:S:187:GLN:HG3	2.39	0.52
1:W:381:GLY:HA2	1:W:386:ILE:HD12	1.91	0.52
1:X:323:VAL:O	1:X:328:ALA:HB2	2.10	0.52
1:D:312:THR:CG2	1:D:313:ASN:ND2	2.71	0.52
1:H:354:LYS:HE2	5:H:7548:HOH:O	2.08	0.52

*Continued on next page...*

*Continued from previous page...*

Atom-1	Atom-2	Interatomic distance (Å)	Clash overlap (Å)
1:L:339:ARG:HH21	1:L:339:ARG:HG3	1.74	0.52
1:M:354:LYS:HE2	5:M:3204:HOH:O	2.08	0.52
1:P:312:THR:CG2	1:P:313:ASN:ND2	2.71	0.52
1:T:63:SER:HB2	1:U:339:ARG:NH1	2.24	0.52
1:U:339:ARG:HH21	1:U:339:ARG:HG3	1.74	0.52
1:U:396:LEU:HD22	1:U:407:ILE:HG13	1.90	0.52
1:V:339:ARG:HH21	1:V:339:ARG:HG3	1.74	0.52
1:E:18:ASP:HB3	1:E:86:ASN:HD22	1.74	0.52
1:G:57:PHE:HD2	1:G:58:GLN:H	1.57	0.52
1:I:61:HIS:CG	1:I:62:GLU:N	2.77	0.52
1:N:61:HIS:C	1:N:63:SER:H	2.12	0.52
1:P:399:LEU:CG	1:P:400:PRO:HD2	2.36	0.52
1:P:450:GLU:HB3	1:V:465:TYR:OH	2.10	0.52
1:S:53:SER:OG	1:T:178:GLY:HA2	2.09	0.52
1:U:18:ASP:HB3	1:U:86:ASN:HD22	1.73	0.52
1:X:121:ALA:HA	1:X:276:LYS:HB2	1.91	0.52
1:F:204:PHE:HE1	1:F:237:LEU:HD13	1.75	0.52
1:H:74:ALA:HA	1:H:86:ASN:O	2.10	0.52
1:J:18:ASP:OD2	1:J:30:HIS:HD2	1.92	0.52
1:L:8:LEU:HD23	1:L:12:GLU:HG3	1.90	0.52
1:R:204:PHE:HE1	1:R:237:LEU:HD13	1.75	0.52
1:Q:177:GLY:CA	1:R:54:ILE:O	2.58	0.52
1:S:74:ALA:HA	1:S:86:ASN:O	2.10	0.52
1:U:8:LEU:HD23	1:U:12:GLU:HG3	1.90	0.52
1:V:18:ASP:OD2	1:V:30:HIS:HD2	1.92	0.52
1:X:8:LEU:HD23	1:X:12:GLU:HG3	1.90	0.52
1:B:309:LEU:HG	1:B:313:ASN:HD22	1.75	0.52
1:B:400:PRO:HG2	1:B:403:GLU:HB3	1.91	0.52
1:C:424:ASP:O	1:C:427:TYR:HE2	1.91	0.52
1:F:400:PRO:HG2	1:F:403:GLU:HB3	1.91	0.52
1:G:176:LYS:HD2	1:L:55:ARG:CZ	2.39	0.52
1:M:206:LEU:HD13	1:M:210:HIS:HB3	1.90	0.52
1:N:395:ASP:OD1	1:O:60:ILE:HD11	2.09	0.52
1:W:346:PRO:HG2	1:W:355:ARG:NH2	2.18	0.52
1:X:129:GLU:OE2	1:X:269:HIS:HB2	2.08	0.52
1:X:309:LEU:HG	1:X:313:ASN:HD22	1.75	0.52
1:X:389:GLN:OE1	1:X:408:PRO:HD3	2.09	0.52
1:X:355:ARG:HD3	3:X:7521:AMP:C5	2.43	0.52
1:A:396:LEU:HD23	1:A:407:ILE:HG13	1.92	0.52
1:B:160:THR:HG21	1:B:173:VAL:HG13	1.90	0.52
1:C:396:LEU:HD23	1:C:407:ILE:HG13	1.92	0.52

*Continued on next page...*

*Continued from previous page...*

Atom-1	Atom-2	Interatomic distance (Å)	Clash overlap (Å)
1:D:193:ASP:OD2	1:E:80:ARG:HD3	2.10	0.52
1:D:380:ASP:O	1:D:384:ASN:HB2	2.10	0.52
1:G:339:ARG:CZ	1:L:63:SER:HB2	2.39	0.52
1:I:329:PRO:HB3	1:I:359:ARG:HB2	1.91	0.52
1:J:380:ASP:HB2	1:J:427:TYR:HB2	1.91	0.52
1:L:380:ASP:O	1:L:384:ASN:HB2	2.10	0.52
1:L:396:LEU:HD23	1:L:407:ILE:HG13	1.92	0.52
1:P:380:ASP:O	1:P:384:ASN:HB2	2.10	0.52
1:W:396:LEU:HD23	1:W:407:ILE:HG13	1.92	0.52
1:W:603:LYS:HB2	1:W:72:GLU:OE1	2.10	0.52
1:X:380:ASP:O	1:X:384:ASN:HB2	2.10	0.52
1:X:396:LEU:HD23	1:X:407:ILE:HG13	1.92	0.52
1:A:154:ILE:HD11	1:A:167:ASP:OD2	2.09	0.52
1:A:4:ASP:O	1:A:7:LYS:HB3	2.09	0.52
1:B:296:HIS:CE1	1:B:387:GLU:HG2	2.44	0.52
1:B:307:SER:HB2	1:B:421:LEU:HA	1.91	0.52
1:D:312:THR:CG2	1:D:313:ASN:ND2	2.71	0.52
1:G:14:VAL:HG22	1:G:83:LYS:HG3	1.90	0.52
1:J:412:THR:HG22	5:J:2470:HOH:O	2.09	0.52
1:M:154:ILE:HD11	1:M:167:ASP:OD2	2.09	0.52
1:M:14:VAL:HG22	1:M:83:LYS:HG3	1.90	0.52
1:N:314:PRO:HG3	1:N:365:GLY:HA3	1.90	0.52
1:S:312:THR:CG2	1:S:313:ASN:ND2	2.71	0.52
1:X:165:GLU:C	1:X:167:ASP:H	2.12	0.52
1:A:315:THR:HB	1:G:465:TYR:CE1	2.45	0.52
1:G:57:PHE:HD1	1:G:57:PHE:N	2.07	0.52
1:K:396:LEU:O	1:K:399:LEU:HD13	2.08	0.52
1:K:49:PHE:CD2	1:L:211:HIS:HE1	2.27	0.52
1:M:54:ILE:HG23	1:M:55:ARG:HD2	1.92	0.52
1:O:177:GLY:CA	1:P:55:ARG:HD3	2.40	0.52
1:W:330:ILE:O	1:W:410:THR:N	2.39	0.52
5:C:7619:HOH:O	1:I:324:PRO:HB2	2.10	0.52
1:N:283:TYR:CZ	1:N:285:GLU:HA	2.45	0.52
1:Q:179:TYR:N	1:Q:179:TYR:CD1	2.71	0.52
1:Q:283:TYR:CZ	1:Q:285:GLU:HA	2.45	0.52
1:S:48:ALA:O	1:S:49:PHE:HB2	2.07	0.52
1:W:240:TYR:HA	5:X:6188:HOH:O	2.09	0.52
1:X:283:TYR:CZ	1:X:285:GLU:HA	2.45	0.52
1:A:315:THR:HB	1:G:465:TYR:CE1	2.45	0.52
1:B:326:TYR:O	1:B:328:ALA:N	2.43	0.52
1:C:326:TYR:O	1:C:328:ALA:N	2.43	0.52

*Continued on next page...*

*Continued from previous page...*

Atom-1	Atom-2	Interatomic distance (Å)	Clash overlap (Å)
1:D:336:GLN:O	1:D:344:ARG:NH2	2.42	0.52
1:D:465:TYR:OH	1:J:450:GLU:HB3	2.08	0.52
1:W:299:GLY:HA2	1:W:388:PRO:HB3	1.91	0.52
1:B:465:TYR:CZ	1:H:315:THR:HB	2.44	0.52
1:C:211:HIS:CE1	1:D:49:PHE:CD2	2.97	0.52
1:E:125:TYR:HB3	1:E:225:PHE:HD2	1.74	0.52
1:I:323:VAL:O	1:I:328:ALA:HB2	2.09	0.52
1:K:381:GLY:HA2	1:K:386:ILE:HD12	1.92	0.52
1:M:140:PHE:CE1	1:S:463:ALA:HA	2.45	0.52
1:N:175:HIS:O	1:N:176:LYS:HD3	2.10	0.52
1:M:211:HIS:HB3	1:N:33:ILE:HG22	1.90	0.52
1:Q:125:TYR:HB3	1:Q:225:PHE:HD2	1.74	0.52
1:R:330:ILE:O	1:R:410:THR:N	2.41	0.52
1:V:175:HIS:O	1:V:176:LYS:HD3	2.10	0.52
1:X:207:GLU:N	1:X:210:HIS:HD2	1.99	0.52
1:D:58:GLN:O	1:D:59:SER:O	2.28	0.52
1:I:339:ARG:HH21	1:I:339:ARG:HG3	1.74	0.52
1:I:396:LEU:HD22	1:I:407:ILE:HG13	1.90	0.52
1:J:54:ILE:HG23	1:J:55:ARG:N	2.23	0.52
1:K:396:LEU:HD22	1:K:407:ILE:HG13	1.90	0.52
1:O:54:ILE:HG23	1:O:55:ARG:N	2.23	0.52
1:P:58:GLN:O	1:P:59:SER:O	2.28	0.52
1:V:396:LEU:HD22	1:V:407:ILE:HG13	1.90	0.52
1:W:68:LEU:HD23	1:W:92:HIS:CD2	2.43	0.52
1:X:339:ARG:HH21	1:X:339:ARG:HG3	1.74	0.52
1:D:399:LEU:CG	1:D:400:PRO:HD2	2.36	0.52
1:S:339:ARG:HH11	1:X:50:ASP:HB2	1.74	0.52
1:T:296:HIS:HB3	1:T:382:ILE:HA	1.91	0.52
1:U:61:HIS:CG	1:U:62:GLU:N	2.77	0.52
1:V:399:LEU:CB	1:V:400:PRO:HD2	2.40	0.52
1:X:61:HIS:CG	1:X:62:GLU:N	2.77	0.52
1:C:18:ASP:OD2	1:C:30:HIS:HD2	1.92	0.52
1:H:358:PHE:HD1	1:H:374:MET:SD	2.32	0.52
1:L:126:PHE:CE2	1:L:272:GLN:HG2	2.43	0.52
1:O:18:ASP:OD2	1:O:30:HIS:HD2	1.92	0.52
1:Q:74:ALA:HA	1:Q:86:ASN:O	2.10	0.52
1:T:74:ALA:HA	1:T:86:ASN:O	2.10	0.52
1:U:55:ARG:HB3	1:V:177:GLY:HA2	1.91	0.52
1:U:49:PHE:HE2	1:V:211:HIS:CE1	2.27	0.52
1:A:358:PHE:HD1	1:A:374:MET:SD	2.32	0.52
1:E:58:GLN:NE2	1:E:62:GLU:HB3	2.18	0.52

*Continued on next page...*

*Continued from previous page...*

Atom-1	Atom-2	Interatomic distance (Å)	Clash overlap (Å)
1:L:389:GLN:OE1	1:L:408:PRO:HD3	2.09	0.52
1:L:321:ARG:NE	4:L:7498:CIT:H42	2.17	0.52
1:M:358:PHE:HD1	1:M:374:MET:SD	2.32	0.52
1:N:400:PRO:HG2	1:N:403:GLU:HB3	1.90	0.52
1:N:180:PHE:CE2	1:O:52:SER:HB2	2.44	0.52
1:E:380:ASP:O	1:E:384:ASN:HB2	2.10	0.52
1:F:603:LYS:HB2	1:F:72:GLU:OE1	2.09	0.52
1:J:380:ASP:O	1:J:384:ASN:HB2	2.10	0.52
1:K:380:ASP:O	1:K:384:ASN:HB2	2.10	0.52
1:K:603:LYS:HB2	1:K:72:GLU:OE1	2.10	0.52
1:M:396:LEU:HD23	1:M:407:ILE:HG13	1.92	0.52
1:N:65:MET:HE2	1:N:67:LEU:HD11	1.91	0.52
1:O:380:ASP:HB2	1:O:427:TYR:HB2	1.91	0.52
1:Q:1:THR:HG22	1:Q:2:PRO:CD	2.35	0.52
1:T:52:SER:O	1:T:53:SER:HB2	2.08	0.52
1:U:329:PRO:HB3	1:U:359:ARG:HB2	1.91	0.52
1:V:65:MET:HE2	1:V:67:LEU:HD11	1.91	0.52
1:W:380:ASP:O	1:W:384:ASN:HB2	2.10	0.52
1:F:14:VAL:HG22	1:F:83:LYS:HG3	1.90	0.52
1:G:429:THR:HG21	1:G:436:ASN:OD1	2.10	0.52
1:G:4:ASP:O	1:G:7:LYS:HB3	2.09	0.52
1:H:338:ASN:HD21	1:H:396:LEU:H	1.58	0.52
1:J:296:HIS:CE1	1:J:387:GLU:HG2	2.44	0.52
1:K:40:LYS:N	1:K:40:LYS:HD2	2.25	0.52
1:L:296:HIS:CE1	1:L:387:GLU:HG2	2.44	0.52
1:P:312:THR:CG2	1:P:313:ASN:ND2	2.71	0.52
1:Q:33:ILE:HD11	1:Q:38:PHE:HB2	1.92	0.52
1:Q:338:ASN:HD21	1:Q:396:LEU:H	1.58	0.52
1:R:176:LYS:HD3	1:R:179:TYR:OH	2.10	0.52
1:T:338:ASN:HD21	1:T:396:LEU:H	1.58	0.52
1:V:296:HIS:CE1	1:V:387:GLU:HG2	2.44	0.52
1:V:412:THR:HG22	5:V:5626:HOH:O	2.09	0.52
1:W:33:ILE:HD11	1:W:38:PHE:HB2	1.92	0.52
1:W:40:LYS:HD2	1:W:40:LYS:N	2.25	0.52
1:F:330:ILE:O	1:F:410:THR:N	2.39	0.52
1:F:346:PRO:HG2	1:F:355:ARG:NH2	2.23	0.52
1:K:57:PHE:CD1	1:K:57:PHE:N	2.76	0.52
1:N:320:LYS:HE3	1:T:461:GLU:OE1	2.09	0.52
1:V:330:ILE:O	1:V:410:THR:N	2.39	0.52
1:Q:463:ALA:HA	1:W:140:PHE:CE1	2.45	0.52
1:W:396:LEU:O	1:W:399:LEU:HD13	2.08	0.52

*Continued on next page...*

*Continued from previous page...*

Atom-1	Atom-2	Interatomic distance (Å)	Clash overlap (Å)
1:X:52:SER:O	1:X:65:MET:SD	2.68	0.52
1:E:283:TYR:CZ	1:E:285:GLU:HA	2.45	0.52
1:L:283:TYR:CZ	1:L:285:GLU:HA	2.45	0.52
1:O:283:TYR:CZ	1:O:285:GLU:HA	2.45	0.52
1:W:273:SER:CB	3:W:7519:AMP:N6	2.73	0.52
1:W:283:TYR:CZ	1:W:285:GLU:HA	2.45	0.52
1:E:326:TYR:O	1:E:328:ALA:N	2.43	0.52
1:F:323:VAL:HG23	5:L:3045:HOH:O	2.09	0.52
1:P:468:VAL:HG21	1:V:364:SER:HA	1.90	0.52
1:A:314:PRO:HG3	1:A:365:GLY:HA3	1.91	0.52
1:F:330:ILE:O	1:F:410:THR:N	2.41	0.52
1:F:381:GLY:HA2	1:F:386:ILE:HD12	1.92	0.52
1:J:175:HIS:O	1:J:176:LYS:HD3	2.10	0.52
1:K:330:ILE:O	1:K:410:THR:N	2.41	0.52
1:M:314:PRO:HG3	1:M:365:GLY:HA3	1.91	0.52
1:R:207:GLU:N	1:R:210:HIS:HD2	1.99	0.52
1:R:312:THR:CG2	1:R:313:ASN:ND2	2.72	0.52
1:S:381:GLY:HA2	1:S:386:ILE:HD12	1.92	0.52
1:T:155:SER:CB	1:T:187:GLN:HG3	2.39	0.52
1:U:323:VAL:O	1:U:328:ALA:HB2	2.09	0.52
1:X:155:SER:CB	1:X:187:GLN:HG3	2.39	0.52
1:D:354:LYS:HE2	5:D:837:HOH:O	2.08	0.52
1:E:222:ASN:HB2	5:E:1132:HOH:O	2.08	0.52
1:G:339:ARG:HH21	1:G:339:ARG:HG3	1.74	0.52
1:J:58:GLN:O	1:J:59:SER:O	2.28	0.52
1:K:339:ARG:HH21	1:K:339:ARG:HG3	1.74	0.52
1:K:68:LEU:HD23	1:K:92:HIS:CD2	2.43	0.52
1:P:354:LYS:HE2	5:P:3993:HOH:O	2.08	0.52
1:S:339:ARG:HH21	1:S:339:ARG:HG3	1.74	0.52
1:U:222:ASN:HB2	5:U:5340:HOH:O	2.09	0.52
1:W:339:ARG:HG3	1:W:339:ARG:HH21	1.74	0.52
1:D:399:LEU:CB	1:D:400:PRO:HD2	2.40	0.52
1:D:57:PHE:HD2	1:D:58:GLN:H	1.57	0.52
1:G:61:HIS:C	1:G:63:SER:H	2.12	0.52
1:J:399:LEU:CB	1:J:400:PRO:HD2	2.40	0.52
1:M:465:TYR:CZ	1:S:315:THR:HB	2.45	0.52
1:O:399:LEU:CB	1:O:400:PRO:HD2	2.40	0.52
1:P:399:LEU:CB	1:P:400:PRO:HD2	2.40	0.52
1:P:57:PHE:HD2	1:P:58:GLN:H	1.57	0.52
1:V:50:ASP:CB	1:W:339:ARG:HH11	2.23	0.52
1:A:74:ALA:HA	1:A:86:ASN:O	2.10	0.52

*Continued on next page...*

*Continued from previous page...*

Atom-1	Atom-2	Interatomic distance (Å)	Clash overlap (Å)
1:A:179:TYR:N	1:B:53:SER:HB3	2.23	0.52
1:D:193:ASP:OD2	1:E:80:ARG:HD3	2.10	0.52
1:D:74:ALA:HA	1:D:86:ASN:O	2.10	0.52
1:H:18:ASP:OD2	1:H:30:HIS:HD2	1.92	0.52
1:M:74:ALA:HA	1:M:86:ASN:O	2.10	0.52
1:R:358:PHE:HD1	1:R:374:MET:SD	2.32	0.52
1:S:49:PHE:CE1	1:T:180:PHE:HE2	2.27	0.52
1:U:53:SER:O	1:U:54:ILE:HB	2.10	0.52
1:E:389:GLN:OE1	1:E:408:PRO:HD3	2.09	0.52
1:E:400:PRO:HG2	1:E:403:GLU:HB3	1.90	0.52
1:G:174:ARG:HD2	1:G:179:TYR:CE1	2.40	0.52
1:F:175:HIS:ND1	1:G:467:ASP:OD2	2.43	0.52
1:H:282:MET:HG2	5:H:7576:HOH:O	2.10	0.52
1:H:389:GLN:OE1	1:H:408:PRO:HD3	2.09	0.52
1:J:358:PHE:HD1	1:J:374:MET:SD	2.32	0.52
1:J:400:PRO:HG2	1:J:403:GLU:HB3	1.90	0.52
1:N:309:LEU:HG	1:N:313:ASN:HD22	1.75	0.52
1:P:309:LEU:HG	1:P:313:ASN:HD22	1.75	0.52
1:Q:389:GLN:OE1	1:Q:408:PRO:HD3	2.09	0.52
1:T:389:GLN:OE1	1:T:408:PRO:HD3	2.09	0.52
1:V:358:PHE:HD1	1:V:374:MET:SD	2.32	0.52
1:A:603:LYS:HB2	1:A:72:GLU:OE1	2.10	0.52
1:C:380:ASP:HB2	1:C:427:TYR:HB2	1.91	0.52
1:J:65:MET:HE2	1:J:67:LEU:HD11	1.91	0.52
1:M:603:LYS:HB2	1:M:72:GLU:OE1	2.10	0.52
1:O:396:LEU:HD23	1:O:407:ILE:HG13	1.92	0.52
1:P:18:ASP:OD2	1:P:30:HIS:HD2	1.91	0.52
1:Q:380:ASP:O	1:Q:384:ASN:HB2	2.10	0.52
1:R:1:THR:HG22	1:R:2:PRO:CD	2.35	0.52
1:U:380:ASP:O	1:U:384:ASN:HB2	2.10	0.52
1:X:338:ASN:OD1	1:X:396:LEU:HB2	2.09	0.52
1:B:429:THR:HG21	1:B:436:ASN:OD1	2.10	0.52
1:C:165:GLU:C	1:C:167:ASP:H	2.12	0.52
1:C:176:LYS:HD3	1:C:179:TYR:OH	2.10	0.52
1:D:206:LEU:HB3	1:E:34:PRO:HG3	1.92	0.52
1:D:429:THR:HG21	1:D:436:ASN:OD1	2.10	0.52
1:E:33:ILE:HD11	1:E:38:PHE:HB2	1.92	0.52
1:E:338:ASN:HD21	1:E:396:LEU:H	1.58	0.52
1:F:429:THR:HG21	1:F:436:ASN:OD1	2.10	0.52
1:G:296:HIS:CE1	1:G:387:GLU:HG2	2.44	0.52
1:K:412:THR:HG22	5:K:2733:HOH:O	2.09	0.52

*Continued on next page...*



*Continued from previous page...*

Atom-1	Atom-2	Interatomic distance (Å)	Clash overlap (Å)
1:L:165:GLU:C	1:L:167:ASP:H	2.12	0.52
1:M:175:HIS:HE1	1:T:463:ALA:O	1.92	0.52
1:M:4:ASP:O	1:M:7:LYS:HB3	2.09	0.52
1:N:307:SER:HB2	1:N:421:LEU:HA	1.91	0.52
1:P:429:THR:HG21	1:P:436:ASN:OD1	2.10	0.52
1:R:429:THR:HG21	1:R:436:ASN:OD1	2.10	0.52
1:S:429:THR:HG21	1:S:436:ASN:OD1	2.10	0.52
1:C:52:SER:O	1:C:65:MET:SD	2.68	0.52
1:K:18:ASP:OD2	1:K:30:HIS:HD2	1.91	0.52
1:O:323:VAL:HG21	1:U:455:ILE:HG22	1.91	0.52
1:O:52:SER:O	1:O:65:MET:SD	2.68	0.52
1:O:264:ASN:ND2	4:O:7504:CIT:H22	2.11	0.52
1:R:346:PRO:HG2	1:R:355:ARG:NH2	2.23	0.52
1:U:18:ASP:OD2	1:U:30:HIS:HD2	1.91	0.52
1:W:18:ASP:OD2	1:W:30:HIS:HD2	1.91	0.52
1:W:64:ASP:CG	1:X:339:ARG:HH12	2.13	0.52
1:C:283:TYR:CZ	1:C:285:GLU:HA	2.45	0.52
1:F:283:TYR:CZ	1:F:285:GLU:HA	2.45	0.52
1:H:283:TYR:CZ	1:H:285:GLU:HA	2.45	0.52
1:J:273:SER:CB	3:J:7493:AMP:N6	2.73	0.52
1:J:283:TYR:CZ	1:J:285:GLU:HA	2.45	0.52
1:M:465:TYR:CZ	1:S:315:THR:HB	2.45	0.52
1:R:283:TYR:CZ	1:R:285:GLU:HA	2.45	0.52
1:T:283:TYR:CZ	1:T:285:GLU:HA	2.45	0.52
1:V:273:SER:CB	3:V:7517:AMP:N6	2.73	0.52
1:G:326:TYR:O	1:G:328:ALA:N	2.43	0.52
1:I:336:GLN:O	1:I:344:ARG:NH2	2.42	0.52
1:P:336:GLN:O	1:P:344:ARG:NH2	2.42	0.52
1:Q:326:TYR:O	1:Q:328:ALA:N	2.43	0.52
1:X:399:LEU:HG	1:X:400:PRO:HD2	1.90	0.52
1:A:176:LYS:HD2	1:B:55:ARG:CG	2.39	0.52
1:B:381:GLY:HA2	1:B:386:ILE:HD12	1.92	0.52
1:G:381:GLY:HA2	1:G:386:ILE:HD12	1.91	0.52
1:G:56:GLY:CA	1:H:177:GLY:CA	2.87	0.52
1:K:55:ARG:O	1:L:177:GLY:O	2.28	0.52
1:M:175:HIS:O	1:M:176:LYS:HD3	2.10	0.52
1:M:381:GLY:HA2	1:M:386:ILE:HD12	1.92	0.52
1:W:125:TYR:HB3	1:W:225:PHE:HD2	1.74	0.52
1:X:381:GLY:HA2	1:X:386:ILE:HD12	1.91	0.52
1:C:339:ARG:HH21	1:C:339:ARG:HG3	1.74	0.52
1:G:58:GLN:O	1:G:59:SER:O	2.28	0.52

*Continued on next page...*

*Continued from previous page...*

Atom-1	Atom-2	Interatomic distance (Å)	Clash overlap (Å)
1:J:339:ARG:HH21	1:J:339:ARG:HG3	1.74	0.52
1:M:339:ARG:HG3	1:M:339:ARG:HH21	1.74	0.52
1:N:312:THR:CG2	1:N:313:ASN:ND2	2.72	0.52
1:Q:222:ASN:HB2	5:Q:4288:HOH:O	2.08	0.52
1:T:100:TYR:CZ	1:T:102:ARG:HB2	2.44	0.52
1:V:54:ILE:HG23	1:V:55:ARG:N	2.23	0.52
1:V:58:GLN:O	1:V:59:SER:O	2.28	0.52
1:W:396:LEU:HD22	1:W:407:ILE:HG13	1.90	0.52
1:D:61:HIS:C	1:D:63:SER:H	2.12	0.52
1:E:264:ASN:ND2	1:E:326:TYR:HD2	2.08	0.52
1:F:264:ASN:ND2	1:F:326:TYR:HD2	2.08	0.52
1:I:18:ASP:HB3	1:I:86:ASN:HD22	1.73	0.52
1:K:57:PHE:HD2	1:K:58:GLN:H	1.57	0.52
1:R:264:ASN:ND2	1:R:326:TYR:HD2	2.08	0.52
1:S:264:ASN:ND2	1:S:326:TYR:HD2	2.08	0.52
1:S:399:LEU:CB	1:S:400:PRO:HD2	2.40	0.52
1:S:57:PHE:HD2	1:S:58:GLN:H	1.57	0.52
1:U:399:LEU:CB	1:U:400:PRO:HD2	2.40	0.52
1:E:74:ALA:HA	1:E:86:ASN:O	2.10	0.52
1:F:323:VAL:HG22	5:L:3045:HOH:O	2.10	0.52
1:M:53:SER:O	1:M:54:ILE:HB	2.10	0.52
1:P:74:ALA:HA	1:P:86:ASN:O	2.10	0.52
1:X:126:PHE:CE2	1:X:272:GLN:HG2	2.43	0.52
1:A:458:HIS:CD2	1:A:460:TYR:H	2.14	0.52
1:D:309:LEU:HG	1:D:313:ASN:HD22	1.75	0.52
1:A:53:SER:HB3	1:F:178:GLY:HA2	1.91	0.52
1:G:309:LEU:HG	1:G:313:ASN:HD22	1.75	0.52
1:G:338:ASN:HD22	1:G:396:LEU:HG	1.75	0.52
1:H:33:ILE:HG22	1:I:211:HIS:HD2	1.74	0.52
1:M:400:PRO:HG2	1:M:403:GLU:HB3	1.90	0.52
1:A:315:THR:HB	1:G:465:TYR:CE1	2.45	0.52
1:B:309:LEU:HA	1:B:312:THR:CG2	2.34	0.52
1:D:18:ASP:OD2	1:D:30:HIS:HD2	1.91	0.52
1:E:1:THR:HG22	1:E:2:PRO:CD	2.35	0.52
1:F:1:THR:HG22	1:F:2:PRO:CD	2.35	0.52
1:F:380:ASP:O	1:F:384:ASN:HB2	2.10	0.52
1:I:380:ASP:O	1:I:384:ASN:HB2	2.10	0.52
1:J:458:HIS:CD2	1:J:460:TYR:H	2.15	0.52
1:K:396:LEU:HD23	1:K:407:ILE:HG13	1.92	0.52
1:O:180:PHE:HE2	1:P:53:SER:N	2.07	0.52
1:R:380:ASP:O	1:R:384:ASN:HB2	2.10	0.52

*Continued on next page...*

*Continued from previous page...*

Atom-1	Atom-2	Interatomic distance (Å)	Clash overlap (Å)
1:R:603:LYS:HB2	1:R:72:GLU:OE1	2.10	0.52
1:T:1:THR:HG22	1:T:2:PRO:CD	2.35	0.52
1:T:338:ASN:OD1	1:T:396:LEU:HB2	2.09	0.52
1:V:380:ASP:O	1:V:384:ASN:HB2	2.10	0.52
1:A:315:THR:HB	1:G:465:TYR:CZ	2.45	0.52
1:D:176:LYS:HD3	1:D:179:TYR:OH	2.10	0.52
1:F:312:THR:CG2	1:F:313:ASN:ND2	2.71	0.52
1:H:307:SER:HB2	1:H:421:LEU:HA	1.90	0.52
1:J:40:LYS:HD2	1:J:40:LYS:N	2.25	0.52
1:L:176:LYS:HD3	1:L:179:TYR:OH	2.10	0.52
1:N:429:THR:HG21	1:N:436:ASN:OD1	2.10	0.52
1:O:176:LYS:HD3	1:O:179:TYR:OH	2.10	0.52
1:P:176:LYS:HD3	1:P:179:TYR:OH	2.10	0.52
1:R:14:VAL:HG22	1:R:83:LYS:HG3	1.90	0.52
1:S:296:HIS:CE1	1:S:387:GLU:HG2	2.44	0.52
1:S:4:ASP:O	1:S:7:LYS:HB3	2.09	0.52
1:V:33:ILE:HD11	1:V:38:PHE:HB2	1.92	0.52
1:V:40:LYS:N	1:V:40:LYS:HD2	2.25	0.52
1:D:52:SER:O	1:D:53:SER:HB2	2.09	0.52
1:F:54:ILE:HG23	1:F:55:ARG:HD2	1.91	0.52
1:H:80:ARG:HH21	1:I:189:VAL:CG1	2.17	0.52
1:I:18:ASP:OD2	1:I:30:HIS:HD2	1.91	0.52
1:I:52:SER:O	1:I:65:MET:SD	2.68	0.52
1:J:330:ILE:O	1:J:410:THR:N	2.39	0.52
1:L:52:SER:O	1:L:65:MET:SD	2.68	0.52
1:R:330:ILE:O	1:R:410:THR:N	2.39	0.52
1:S:52:SER:O	1:S:65:MET:SD	2.68	0.52
1:K:273:SER:CB	3:K:7495:AMP:N6	2.73	0.52
1:P:273:SER:CB	3:P:7505:AMP:N6	2.73	0.52
1:T:60:ILE:CG2	1:U:338:ASN:HD22	2.23	0.52
1:V:283:TYR:CZ	1:V:285:GLU:HA	2.45	0.52
1:A:247:TRP:CZ3	1:F:171:TYR:CD1	2.97	0.52
1:B:299:GLY:HA2	1:B:388:PRO:HB3	1.91	0.52
1:D:326:TYR:O	1:D:328:ALA:N	2.43	0.52
1:H:312:THR:HG22	1:H:313:ASN:HD21	1.69	0.52
1:H:326:TYR:O	1:H:328:ALA:N	2.43	0.52
1:K:458:HIS:CD2	1:K:460:TYR:H	2.17	0.52
1:N:458:HIS:CD2	1:N:460:TYR:H	2.17	0.52
1:O:316:VAL:HG12	1:U:461:GLU:OE1	2.09	0.52
1:P:326:TYR:O	1:P:328:ALA:N	2.43	0.52
1:U:336:GLN:O	1:U:344:ARG:NH2	2.42	0.52

*Continued on next page...*

*Continued from previous page...*

Atom-1	Atom-2	Interatomic distance (Å)	Clash overlap (Å)
1:V:80:ARG:HD3	1:W:193:ASP:OD2	2.09	0.52
1:W:24:LEU:HG	1:W:57:PHE:CE1	2.39	0.52
1:A:175:HIS:O	1:A:176:LYS:HD3	2.10	0.52
1:A:155:SER:CB	1:A:187:GLN:HG3	2.39	0.52
1:A:381:GLY:HA2	1:A:386:ILE:HD12	1.92	0.52
1:E:175:HIS:O	1:E:176:LYS:HD3	2.10	0.52
1:F:207:GLU:N	1:F:210:HIS:HD2	1.99	0.52
1:F:264:ASN:ND2	4:F:7486:CIT:H22	2.23	0.52
1:L:155:SER:CB	1:L:187:GLN:HG3	2.39	0.52
1:M:177:GLY:CA	1:N:56:GLY:CA	2.87	0.52
1:M:155:SER:CB	1:M:187:GLN:HG3	2.40	0.52
1:P:323:VAL:O	1:P:328:ALA:HB2	2.09	0.52
1:Q:175:HIS:O	1:Q:176:LYS:HD3	2.10	0.52
1:R:264:ASN:ND2	4:R:7510:CIT:H22	2.23	0.52
1:U:175:HIS:O	1:U:176:LYS:HD3	2.10	0.52
1:V:125:TYR:HB3	1:V:225:PHE:HD2	1.74	0.52
1:A:222:ASN:HB2	5:A:7546:HOH:O	2.08	0.52
1:A:339:ARG:HH21	1:A:339:ARG:HG3	1.74	0.52
1:E:100:TYR:CZ	1:E:102:ARG:HB2	2.44	0.52
1:H:100:TYR:CZ	1:H:102:ARG:HB2	2.44	0.52
1:I:222:ASN:HB2	5:I:7580:HOH:O	2.08	0.52
1:J:396:LEU:HD22	1:J:407:ILE:HG13	1.90	0.52
1:M:222:ASN:HB2	5:M:3236:HOH:O	2.08	0.52
1:M:120:ILE:HD11	1:M:383:LYS:HG3	1.92	0.52
1:M:396:LEU:HD22	1:M:407:ILE:HG13	1.90	0.52
1:O:339:ARG:HG3	1:O:339:ARG:HH21	1.74	0.52
1:O:339:ARG:NH1	1:P:63:SER:HB2	2.24	0.52
1:Q:100:TYR:CZ	1:Q:102:ARG:HB2	2.44	0.52
1:S:58:GLN:O	1:S:59:SER:O	2.28	0.52
1:B:321:ARG:NE	4:B:7478:CIT:H42	2.14	0.52
1:C:399:LEU:CB	1:C:400:PRO:HD2	2.40	0.52
1:G:264:ASN:ND2	1:G:326:TYR:HD2	2.08	0.52
1:H:296:HIS:HB3	1:H:382:ILE:HA	1.92	0.52
1:I:399:LEU:CB	1:I:400:PRO:HD2	2.40	0.52
1:K:61:HIS:CG	1:K:62:GLU:N	2.77	0.52
1:L:61:HIS:CG	1:L:62:GLU:N	2.77	0.52
1:M:61:HIS:C	1:M:63:SER:H	2.12	0.52
1:Q:264:ASN:ND2	1:Q:326:TYR:HD2	2.08	0.52
1:B:74:ALA:HA	1:B:86:ASN:O	2.10	0.52
1:F:358:PHE:HD1	1:F:374:MET:SD	2.32	0.52
1:I:53:SER:O	1:I:54:ILE:HB	2.10	0.52

*Continued on next page...*

*Continued from previous page...*

Atom-1	Atom-2	Interatomic distance (Å)	Clash overlap (Å)
1:L:53:SER:O	1:L:54:ILE:HB	2.10	0.52
1:N:74:ALA:HA	1:N:86:ASN:O	2.10	0.52
1:R:323:VAL:HG21	1:X:455:ILE:HG22	1.92	0.52
1:S:53:SER:HB3	1:T:179:TYR:N	2.22	0.52
1:U:18:ASP:OD2	1:U:30:HIS:HD2	1.92	0.52
1:X:53:SER:O	1:X:54:ILE:HB	2.10	0.52
1:B:358:PHE:HD1	1:B:374:MET:SD	2.32	0.52
1:C:400:PRO:HG2	1:C:403:GLU:HB3	1.90	0.52
1:E:324:PRO:O	5:E:2782:HOH:O	2.19	0.52
1:G:207:GLU:H	1:G:210:HIS:CD2	2.18	0.52
1:H:174:ARG:HD2	1:H:179:TYR:CE1	2.40	0.52
1:O:400:PRO:HG2	1:O:403:GLU:HB3	1.90	0.52
1:Q:400:PRO:HG2	1:Q:403:GLU:HB3	1.91	0.52
1:S:309:LEU:HG	1:S:313:ASN:HD22	1.75	0.52
1:S:338:ASN:HD22	1:S:396:LEU:HG	1.75	0.52
1:U:346:PRO:O	1:U:348:THR:HG23	2.10	0.52
1:X:338:ASN:HD22	1:X:396:LEU:HG	1.75	0.52
1:E:40:LYS:HG2	1:U:7:LYS:HZ3	1.63	0.52
1:G:380:ASP:O	1:G:384:ASN:HB2	2.10	0.52
1:I:65:MET:HE2	1:I:67:LEU:HD11	1.91	0.52
1:K:338:ASN:OD1	1:K:396:LEU:HB2	2.09	0.52
1:L:338:ASN:OD1	1:L:396:LEU:HB2	2.09	0.52
1:X:603:LYS:HB2	1:X:72:GLU:OE1	2.10	0.52
1:B:33:ILE:HD11	1:B:38:PHE:HB2	1.92	0.52
1:F:4:ASP:O	1:F:7:LYS:HB3	2.09	0.52
1:M:412:THR:HG22	5:M:3259:HOH:O	2.09	0.52
1:P:206:LEU:HB3	1:Q:34:PRO:HG3	1.92	0.52
1:T:307:SER:HB2	1:T:421:LEU:HA	1.91	0.52
1:W:165:GLU:C	1:W:167:ASP:H	2.12	0.52
1:W:412:THR:HG22	5:W:5889:HOH:O	2.09	0.52
1:J:52:SER:O	1:J:65:MET:SD	2.68	0.52
1:P:52:SER:O	1:P:53:SER:HB2	2.09	0.52
1:R:54:ILE:HG23	1:R:55:ARG:HD2	1.91	0.52
1:V:52:SER:O	1:V:65:MET:SD	2.68	0.52
1:D:467:ASP:HB2	1:K:175:HIS:CE1	2.45	0.52
1:K:283:TYR:CZ	1:K:285:GLU:HA	2.45	0.52
1:A:315:THR:HB	1:G:465:TYR:CZ	2.45	0.52
1:K:24:LEU:HG	1:K:57:PHE:CE1	2.39	0.52
1:T:326:TYR:O	1:T:328:ALA:N	2.43	0.52
1:D:323:VAL:O	1:D:328:ALA:HB2	2.09	0.52
1:H:155:SER:CB	1:H:187:GLN:HG3	2.39	0.52

*Continued on next page...*

*Continued from previous page...*

Atom-1	Atom-2	Interatomic distance (Å)	Clash overlap (Å)
1:I:175:HIS:O	1:I:176:LYS:HD3	2.10	0.52
1:J:125:TYR:HB3	1:J:225:PHE:HD2	1.74	0.52
1:J:207:GLU:N	1:J:210:HIS:HD2	1.99	0.52
1:J:56:GLY:HA3	1:K:177:GLY:C	2.30	0.52
1:L:381:GLY:HA2	1:L:386:ILE:HD12	1.91	0.52
1:N:312:THR:CG2	1:N:313:ASN:ND2	2.72	0.52
1:O:177:GLY:HA2	1:P:56:GLY:CA	2.39	0.52
1:S:52:SER:HB2	1:T:180:PHE:HZ	1.74	0.52
1:T:326:TYR:N	1:T:326:TYR:CD1	2.78	0.52
1:V:330:ILE:O	1:V:410:THR:N	2.41	0.52
1:W:326:TYR:N	1:W:326:TYR:CD1	2.78	0.52
1:X:125:TYR:HB3	1:X:225:PHE:HD2	1.74	0.52
1:X:326:TYR:N	1:X:326:TYR:CD1	2.78	0.52
1:S:176:LYS:HG3	1:X:55:ARG:HD2	1.92	0.52
1:A:296:HIS:HE1	1:A:387:GLU:CD	2.14	0.52
1:A:120:ILE:HD11	1:A:383:LYS:HG3	1.92	0.52
1:J:27:ILE:HD11	5:K:2709:HOH:O	2.10	0.52
1:K:58:GLN:O	1:K:59:SER:O	2.28	0.52
1:L:296:HIS:HE1	1:L:387:GLU:CD	2.14	0.52
1:U:312:THR:CG2	1:U:313:ASN:ND2	2.72	0.52
1:A:399:LEU:CB	1:A:400:PRO:HD2	2.40	0.52
1:A:61:HIS:C	1:A:63:SER:H	2.12	0.52
1:E:452:PRO:HB3	1:K:460:TYR:CE2	2.45	0.52
1:I:264:ASN:ND2	1:I:326:TYR:HD2	2.08	0.52
1:L:399:LEU:CB	1:L:400:PRO:HD2	2.40	0.52
1:P:61:HIS:C	1:P:63:SER:H	2.12	0.52
1:S:61:HIS:C	1:S:63:SER:H	2.12	0.52
1:T:399:LEU:CB	1:T:400:PRO:HD2	2.40	0.52
1:U:264:ASN:ND2	1:U:326:TYR:HD2	2.08	0.52
1:U:53:SER:OG	1:V:178:GLY:HA2	2.09	0.52
1:X:399:LEU:CB	1:X:400:PRO:HD2	2.40	0.52
1:A:53:SER:O	1:A:54:ILE:HB	2.10	0.52
1:F:74:ALA:HA	1:F:86:ASN:O	2.10	0.52
1:R:74:ALA:HA	1:R:86:ASN:O	2.10	0.52
1:W:74:ALA:HA	1:W:86:ASN:O	2.10	0.52
1:A:400:PRO:HG2	1:A:403:GLU:HB3	1.91	0.52
1:D:346:PRO:O	1:D:348:THR:HG23	2.10	0.52
1:I:346:PRO:O	1:I:348:THR:HG23	2.10	0.52
1:L:338:ASN:HD22	1:L:396:LEU:HG	1.75	0.52
1:O:346:PRO:O	1:O:348:THR:HG23	2.10	0.52
1:P:346:PRO:O	1:P:348:THR:HG23	2.10	0.52

*Continued on next page...*

*Continued from previous page...*

Atom-1	Atom-2	Interatomic distance (Å)	Clash overlap (Å)
1:R:321:ARG:NE	4:R:7510:CIT:H42	2.17	0.52
1:T:282:MET:HG2	5:T:5071:HOH:O	2.10	0.52
1:V:400:PRO:HG2	1:V:403:GLU:HB3	1.91	0.52
1:A:338:ASN:OD1	1:A:396:LEU:HB2	2.09	0.52
1:B:380:ASP:O	1:B:384:ASN:HB2	2.10	0.52
1:G:329:PRO:HB3	1:G:359:ARG:HB2	1.91	0.52
1:L:603:LYS:HB2	1:L:72:GLU:OE1	2.10	0.52
1:M:338:ASN:OD1	1:M:396:LEU:HB2	2.09	0.52
1:T:65:MET:HE2	1:T:67:LEU:HD11	1.92	0.52
1:V:396:LEU:HD23	1:V:407:ILE:HG13	1.92	0.52
1:V:458:HIS:CD2	1:V:460:TYR:H	2.15	0.52
1:W:338:ASN:OD1	1:W:396:LEU:HB2	2.09	0.52
1:X:380:ASP:HB2	1:X:427:TYR:HB2	1.91	0.52
1:B:165:GLU:C	1:B:167:ASP:H	2.12	0.52
1:B:14:VAL:HG22	1:B:83:LYS:HG3	1.90	0.52
1:J:33:ILE:HD11	1:J:38:PHE:HB2	1.92	0.52
1:N:33:ILE:HD11	1:N:38:PHE:HB2	1.92	0.52
1:N:40:LYS:HD2	1:N:40:LYS:N	2.25	0.52
1:O:165:GLU:C	1:O:167:ASP:H	2.12	0.52
1:P:40:LYS:HD2	1:P:40:LYS:N	2.25	0.52
1:Q:176:LYS:HD3	1:Q:179:TYR:OH	2.10	0.52
1:R:4:ASP:O	1:R:7:LYS:HB3	2.09	0.52
1:S:14:VAL:HG22	1:S:83:LYS:HG3	1.90	0.52
1:U:296:HIS:CE1	1:U:387:GLU:HG2	2.44	0.52
1:X:176:LYS:HD3	1:X:179:TYR:OH	2.10	0.52
1:X:429:THR:HG21	1:X:436:ASN:OD1	2.10	0.52
1:C:264:ASN:ND2	4:C:7480:CIT:H22	2.11	0.52
1:G:52:SER:O	1:G:65:MET:SD	2.68	0.52
1:H:52:SER:O	1:H:65:MET:SD	2.68	0.52
1:M:211:HIS:HE1	1:N:49:PHE:CD2	2.28	0.52
1:N:264:ASN:HD21	4:N:7502:CIT:C2	2.14	0.52
1:U:52:SER:O	1:U:65:MET:SD	2.68	0.52
1:D:273:SER:CB	3:D:7481:AMP:N6	2.73	0.52
1:E:324:PRO:HB2	5:K:2782:HOH:O	2.09	0.52
1:G:207:GLU:O	1:L:37:ALA:CB	2.58	0.52
1:M:273:SER:CB	3:M:7499:AMP:N6	2.73	0.52
1:N:273:SER:CB	3:N:7501:AMP:N6	2.73	0.52
1:T:273:SER:CB	3:T:7513:AMP:N6	2.73	0.52
5:B:7623:HOH:O	1:H:323:VAL:HG23	2.09	0.52
1:L:399:LEU:HG	1:L:400:PRO:HD2	1.90	0.52
1:N:24:LEU:HG	1:N:57:PHE:CE1	2.39	0.52

*Continued on next page...*

*Continued from previous page...*

Atom-1	Atom-2	Interatomic distance (Å)	Clash overlap (Å)
1:W:326:TYR:O	1:W:328:ALA:N	2.43	0.52
1:C:323:VAL:O	1:C:328:ALA:HB2	2.09	0.52
1:D:175:HIS:O	1:D:176:LYS:HD3	2.10	0.52
1:D:211:HIS:HB3	1:E:33:ILE:HG22	1.93	0.52
1:D:211:HIS:HB2	1:E:32:THR:O	2.10	0.52
1:G:55:ARG:HD2	1:H:176:LYS:CG	2.39	0.52
1:H:326:TYR:N	1:H:326:TYR:CD1	2.78	0.52
1:J:330:ILE:O	1:J:410:THR:N	2.41	0.52
1:K:326:TYR:N	1:K:326:TYR:CD1	2.78	0.52
1:W:155:SER:CB	1:W:187:GLN:HG3	2.39	0.52
1:A:396:LEU:HD22	1:A:407:ILE:HG13	1.90	0.52
1:B:312:THR:CG2	1:B:313:ASN:ND2	2.72	0.52
1:G:180:PHE:CE2	1:L:49:PHE:HZ	2.28	0.52
1:M:296:HIS:HE1	1:M:387:GLU:CD	2.14	0.52
1:P:222:ASN:HB2	5:P:4025:HOH:O	2.08	0.52
1:Q:321:ARG:NE	4:Q:7508:CIT:H42	2.16	0.52
1:W:120:ILE:HD11	1:W:383:LYS:HG3	1.92	0.52
1:X:296:HIS:HE1	1:X:387:GLU:CD	2.14	0.52
1:G:399:LEU:CB	1:G:400:PRO:HD2	2.40	0.51
1:K:61:HIS:C	1:K:63:SER:H	2.12	0.51
1:M:399:LEU:CB	1:M:400:PRO:HD2	2.40	0.51
1:P:264:ASN:ND2	1:P:326:TYR:HD2	2.08	0.51
1:Q:61:HIS:CG	1:Q:62:GLU:N	2.77	0.51
1:W:61:HIS:CG	1:W:62:GLU:N	2.77	0.51
1:A:180:PHE:CE2	1:B:49:PHE:HE1	2.28	0.51
1:D:53:SER:O	1:D:54:ILE:HB	2.10	0.51
1:D:211:HIS:HB2	1:E:32:THR:O	2.09	0.51
1:I:18:ASP:OD2	1:I:30:HIS:HD2	1.92	0.51
1:H:49:PHE:HE2	1:I:211:HIS:CE1	2.28	0.51
1:K:74:ALA:HA	1:K:86:ASN:O	2.10	0.51
1:P:358:PHE:HD1	1:P:374:MET:SD	2.32	0.51
1:P:53:SER:O	1:P:54:ILE:HB	2.10	0.51
1:B:346:PRO:O	1:B:348:THR:HG23	2.10	0.51
1:C:346:PRO:O	1:C:348:THR:HG23	2.10	0.51
1:O:211:HIS:HE1	1:P:48:ALA:O	1.93	0.51
1:G:380:ASP:HB2	1:G:427:TYR:HB2	1.91	0.51
1:H:1:THR:HG22	1:H:2:PRO:CD	2.35	0.51
1:H:63:SER:HB2	1:I:339:ARG:NH1	2.25	0.51
1:J:52:SER:HB3	1:K:180:PHE:HE2	1.70	0.51
1:K:329:PRO:HB3	1:K:359:ARG:HB2	1.91	0.51
1:K:6:PHE:CE2	1:K:39:ASP:HA	2.46	0.51

*Continued on next page...*



*Continued from previous page...*

Atom-1	Atom-2	Interatomic distance (Å)	Clash overlap (Å)
1:M:55:ARG:HG3	1:R:177:GLY:H	1.75	0.51
1:P:380:ASP:HB2	1:P:427:TYR:HB2	1.91	0.51
1:P:467:ASP:HB2	5:P:5865:HOH:O	2.09	0.51
1:S:380:ASP:O	1:S:384:ASN:HB2	2.10	0.51
1:T:603:LYS:HB2	1:T:72:GLU:OE1	2.10	0.51
1:W:329:PRO:HB3	1:W:359:ARG:HB2	1.91	0.51
1:A:412:THR:HG22	5:A:7568:HOH:O	2.09	0.51
1:D:33:ILE:HD11	1:D:38:PHE:HB2	1.92	0.51
1:D:40:LYS:N	1:D:40:LYS:HD2	2.25	0.51
1:E:176:LYS:HD3	1:E:179:TYR:OH	2.10	0.51
1:F:154:ILE:HD11	1:F:167:ASP:OD2	2.09	0.51
1:I:296:HIS:CE1	1:I:387:GLU:HG2	2.44	0.51
1:I:338:ASN:HD21	1:I:396:LEU:H	1.58	0.51
1:I:429:THR:HG21	1:I:436:ASN:OD1	2.10	0.51
1:K:176:LYS:HD3	1:K:179:TYR:OH	2.10	0.51
1:P:338:ASN:HD21	1:P:396:LEU:H	1.58	0.51
1:R:154:ILE:HD11	1:R:167:ASP:OD2	2.09	0.51
1:R:312:THR:CG2	1:R:313:ASN:ND2	2.71	0.51
1:S:40:LYS:N	1:S:40:LYS:HD2	2.25	0.51
1:W:176:LYS:HD3	1:W:179:TYR:OH	2.10	0.51
1:M:52:SER:O	1:M:65:MET:SD	2.68	0.51
1:A:273:SER:CB	3:A:7475:AMP:N6	2.73	0.51
1:B:273:SER:CB	3:B:7477:AMP:N6	2.73	0.51
1:F:273:SER:CB	3:F:7485:AMP:N6	2.73	0.51
1:H:273:SER:CB	3:H:7489:AMP:N6	2.73	0.51
1:L:273:SER:CB	3:L:7497:AMP:N6	2.73	0.51
1:N:465:TYR:CE1	1:T:315:THR:HB	2.44	0.51
1:S:211:HIS:HD2	1:X:33:ILE:HG22	1.74	0.51
1:S:273:SER:CB	3:S:7511:AMP:N6	2.73	0.51
1:B:55:ARG:HD2	1:B:449:ASN:ND2	2.10	0.51
1:K:326:TYR:O	1:K:328:ALA:N	2.43	0.51
1:N:299:GLY:HA2	1:N:388:PRO:HB3	1.91	0.51
1:S:326:TYR:O	1:S:328:ALA:N	2.43	0.51
1:B:314:PRO:HG3	1:B:365:GLY:HA3	1.91	0.51
1:H:60:ILE:HG21	1:I:339:ARG:HB2	1.91	0.51
1:H:55:ARG:HB3	1:I:176:LYS:HD2	1.91	0.51
1:L:207:GLU:N	1:L:210:HIS:HD2	1.99	0.51
1:L:326:TYR:N	1:L:326:TYR:CD1	2.79	0.51
1:G:395:ASP:CG	1:L:60:ILE:HD11	2.30	0.51
1:N:264:ASN:ND2	4:N:7502:CIT:H22	2.23	0.51
1:V:207:GLU:N	1:V:210:HIS:HD2	1.99	0.51

*Continued on next page...*

*Continued from previous page...*

Atom-1	Atom-2	Interatomic distance (Å)	Clash overlap (Å)
1:W:330:ILE:O	1:W:410:THR:N	2.41	0.51
1:C:375:LEU:HD22	1:C:379:LEU:HG	1.92	0.51
1:C:58:GLN:O	1:C:59:SER:O	2.28	0.51
1:G:296:HIS:HE1	1:G:387:GLU:CD	2.14	0.51
1:H:335:SER:O	1:H:344:ARG:HA	2.11	0.51
1:I:312:THR:CG2	1:I:313:ASN:ND2	2.71	0.51
1:K:120:ILE:HD11	1:K:383:LYS:HG3	1.92	0.51
1:O:58:GLN:O	1:O:59:SER:O	2.28	0.51
1:Q:206:LEU:HB3	1:R:34:PRO:HG3	1.92	0.51
1:Q:169:ARG:HB3	1:R:252:THR:HB	1.92	0.51
1:S:296:HIS:HE1	1:S:387:GLU:CD	2.14	0.51
1:T:296:HIS:HE1	1:T:387:GLU:CD	2.14	0.51
1:T:335:SER:O	1:T:344:ARG:HA	2.11	0.51
1:U:354:LYS:HE2	5:U:5308:HOH:O	2.08	0.51
1:W:58:GLN:O	1:W:59:SER:O	2.28	0.51
1:X:375:LEU:HD22	1:X:379:LEU:HG	1.92	0.51
1:C:307:SER:HB2	1:C:421:LEU:HA	1.93	0.51
1:E:61:HIS:CG	1:E:62:GLU:N	2.77	0.51
1:F:296:HIS:HB3	1:F:382:ILE:HA	1.91	0.51
1:G:1:THR:CG2	1:G:2:PRO:HD2	2.41	0.51
1:H:399:LEU:CB	1:H:400:PRO:HD2	2.40	0.51
1:I:307:SER:HB2	1:I:421:LEU:HA	1.93	0.51
1:K:321:ARG:NE	4:K:7496:CIT:H42	2.14	0.51
1:M:61:HIS:CG	1:M:62:GLU:N	2.77	0.51
1:O:121:ALA:HA	1:O:276:LYS:HB2	1.91	0.51
1:R:296:HIS:HB3	1:R:382:ILE:HA	1.92	0.51
1:M:144:ALA:HA	1:S:261:PHE:O	2.11	0.51
1:U:307:SER:HB2	1:U:421:LEU:HA	1.93	0.51
1:W:57:PHE:HD2	1:W:58:GLN:H	1.57	0.51
1:W:61:HIS:C	1:W:63:SER:H	2.12	0.51
1:D:18:ASP:OD2	1:D:30:HIS:HD2	1.92	0.51
1:K:53:SER:O	1:K:54:ILE:HB	2.10	0.51
1:M:324:PRO:HD2	5:S:4886:HOH:O	2.10	0.51
1:V:49:PHE:HE1	1:W:180:PHE:HE2	1.58	0.51
1:A:338:ASN:HD22	1:A:396:LEU:HG	1.75	0.51
1:C:389:GLN:OE1	1:C:408:PRO:HD3	2.09	0.51
1:F:321:ARG:NE	4:F:7486:CIT:H42	2.17	0.51
1:J:346:PRO:O	1:J:348:THR:HG23	2.10	0.51
1:M:338:ASN:HD22	1:M:396:LEU:HG	1.75	0.51
1:N:346:PRO:O	1:N:348:THR:HG23	2.10	0.51
1:O:389:GLN:OE1	1:O:408:PRO:HD3	2.09	0.51

*Continued on next page...*

*Continued from previous page...*

Atom-1	Atom-2	Interatomic distance (Å)	Clash overlap (Å)
1:Q:346:PRO:O	1:Q:348:THR:HG23	2.10	0.51
1:S:206:LEU:CB	1:X:34:PRO:HG3	2.40	0.51
1:T:346:PRO:O	1:T:348:THR:HG23	2.10	0.51
1:V:346:PRO:O	1:V:348:THR:HG23	2.10	0.51
1:W:309:LEU:HG	1:W:313:ASN:HD22	1.75	0.51
1:A:6:PHE:CE2	1:A:39:ASP:HA	2.46	0.51
1:D:380:ASP:HB2	1:D:427:TYR:HB2	1.91	0.51
1:F:396:LEU:HD23	1:F:407:ILE:HG13	1.92	0.51
1:H:380:ASP:O	1:H:384:ASN:HB2	2.10	0.51
1:J:396:LEU:HD23	1:J:407:ILE:HG13	1.92	0.51
1:K:1:THR:HG22	1:K:2:PRO:CD	2.35	0.51
1:M:380:ASP:HB2	1:M:427:TYR:HB2	1.91	0.51
1:N:338:ASN:OD1	1:N:396:LEU:HB2	2.09	0.51
1:N:380:ASP:O	1:N:384:ASN:HB2	2.10	0.51
1:P:458:HIS:CD2	1:P:460:TYR:H	2.15	0.51
1:Q:6:PHE:CE2	1:Q:39:ASP:HA	2.46	0.51
1:M:60:ILE:CG2	1:R:339:ARG:HD3	2.40	0.51
1:S:380:ASP:HB2	1:S:427:TYR:HB2	1.91	0.51
1:A:40:LYS:HD2	1:A:40:LYS:N	2.25	0.51
1:B:40:LYS:N	1:B:40:LYS:HD2	2.25	0.51
1:B:501:SER:HB2	1:B:502:PRO:HD2	1.93	0.51
1:C:100:TYR:CZ	1:C:102:ARG:HB2	2.46	0.51
1:D:338:ASN:HD21	1:D:396:LEU:H	1.58	0.51
1:H:33:ILE:HD11	1:H:38:PHE:HB2	1.92	0.51
1:I:63:SER:HB3	1:J:337:ARG:NH2	2.25	0.51
1:L:100:TYR:CZ	1:L:102:ARG:HB2	2.46	0.51
1:N:165:GLU:C	1:N:167:ASP:H	2.12	0.51
1:N:501:SER:HB2	1:N:502:PRO:HD2	1.93	0.51
1:N:14:VAL:HG22	1:N:83:LYS:HG3	1.90	0.51
1:O:100:TYR:CZ	1:O:102:ARG:HB2	2.46	0.51
1:P:33:ILE:HD11	1:P:38:PHE:HB2	1.92	0.51
1:T:33:ILE:HD11	1:T:38:PHE:HB2	1.92	0.51
1:W:429:THR:HG21	1:W:436:ASN:OD1	2.10	0.51
1:X:100:TYR:CZ	1:X:102:ARG:HB2	2.46	0.51
1:A:458:HIS:HE1	1:G:456:ARG:O	1.93	0.51
1:A:52:SER:O	1:A:65:MET:SD	2.68	0.51
1:A:264:ASN:ND2	4:A:7476:CIT:H22	2.11	0.51
1:D:177:GLY:HA2	1:E:55:ARG:HB2	1.93	0.51
1:F:323:VAL:HG21	1:L:455:ILE:HG22	1.92	0.51
1:K:52:SER:O	1:K:65:MET:SD	2.68	0.51
1:T:264:ASN:HD21	4:T:7514:CIT:C2	2.14	0.51

*Continued on next page...*

*Continued from previous page...*

Atom-1	Atom-2	Interatomic distance (Å)	Clash overlap (Å)
1:T:52:SER:O	1:T:65:MET:SD	2.68	0.51
1:W:49:PHE:HZ	1:X:180:PHE:HE2	1.58	0.51
1:K:358:PHE:HD1	1:K:374:MET:SD	2.34	0.51
1:X:273:SER:CB	3:X:7521:AMP:N6	2.73	0.51
1:B:336:GLN:O	1:B:344:ARG:NH2	2.42	0.51
1:C:299:GLY:HA2	1:C:388:PRO:HB3	1.91	0.51
1:F:324:PRO:HD2	5:L:3045:HOH:O	2.10	0.51
1:L:326:TYR:O	1:L:328:ALA:N	2.43	0.51
1:M:347:ILE:HG21	1:N:95:PHE:HE2	1.74	0.51
1:M:299:GLY:HA2	1:M:388:PRO:HB3	1.91	0.51
1:T:312:THR:HG22	1:T:313:ASN:HD21	1.69	0.51
1:W:458:HIS:CD2	1:W:460:TYR:H	2.17	0.51
1:X:55:ARG:HD2	1:X:449:ASN:ND2	2.10	0.51
1:B:312:THR:CG2	1:B:313:ASN:ND2	2.72	0.51
1:B:326:TYR:N	1:B:326:TYR:CD1	2.78	0.51
1:G:125:TYR:HB3	1:G:225:PHE:HD2	1.74	0.51
1:G:176:LYS:HD2	1:L:55:ARG:HB3	1.92	0.51
1:J:326:TYR:N	1:J:326:TYR:CD1	2.78	0.51
1:K:323:VAL:O	1:K:328:ALA:HB2	2.09	0.51
1:K:52:SER:HB2	1:L:180:PHE:HZ	1.76	0.51
1:O:323:VAL:O	1:O:328:ALA:HB2	2.09	0.51
1:P:175:HIS:O	1:P:176:LYS:HD3	2.10	0.51
1:U:56:GLY:CA	1:V:177:GLY:CA	2.87	0.51
1:W:323:VAL:O	1:W:328:ALA:HB2	2.10	0.51
1:W:314:PRO:HG3	1:W:365:GLY:HA3	1.91	0.51
1:A:58:GLN:O	1:A:59:SER:O	2.28	0.51
1:B:335:SER:O	1:B:344:ARG:HA	2.10	0.51
1:B:120:ILE:HD11	1:B:383:LYS:HG3	1.92	0.51
1:D:222:ASN:HB2	5:D:869:HOH:O	2.08	0.51
1:D:396:LEU:HD22	1:D:407:ILE:HG13	1.90	0.51
1:E:296:HIS:HE1	1:E:387:GLU:CD	2.14	0.51
1:E:375:LEU:HD22	1:E:379:LEU:HG	1.92	0.51
1:H:296:HIS:HE1	1:H:387:GLU:CD	2.14	0.51
1:I:58:GLN:O	1:I:59:SER:O	2.28	0.51
1:J:312:THR:CG2	1:J:313:ASN:ND2	2.71	0.51
1:L:120:ILE:HD11	1:L:383:LYS:HG3	1.92	0.51
1:O:375:LEU:HD22	1:O:379:LEU:HG	1.93	0.51
1:Q:296:HIS:HE1	1:Q:387:GLU:CD	2.14	0.51
1:R:120:ILE:HD11	1:R:383:LYS:HG3	1.92	0.51
1:U:58:GLN:O	1:U:59:SER:O	2.28	0.51
1:X:120:ILE:HD11	1:X:383:LYS:HG3	1.92	0.51

*Continued on next page...*

*Continued from previous page...*

Atom-1	Atom-2	Interatomic distance (Å)	Clash overlap (Å)
1:B:261:PHE:O	1:H:144:ALA:HA	2.10	0.51
1:D:264:ASN:ND2	1:D:326:TYR:HD2	2.08	0.51
3:K:7495:AMP:N9	3:K:7495:AMP:H1'	2.08	0.51
1:N:399:LEU:CB	1:N:400:PRO:HD2	2.40	0.51
1:O:307:SER:HB2	1:O:421:LEU:HA	1.93	0.51
1:P:339:ARG:HH11	1:Q:50:ASP:HB3	1.74	0.51
1:Q:399:LEU:CB	1:Q:400:PRO:HD2	2.40	0.51
1:W:321:ARG:NE	4:W:7520:CIT:H42	2.14	0.51
1:B:177:GLY:O	1:C:54:ILE:O	2.27	0.51
3:K:7495:AMP:H1'	3:K:7495:AMP:N9	2.08	0.51
1:P:18:ASP:OD2	1:P:30:HIS:HD2	1.92	0.51
1:T:137:SER:HB3	1:U:502:PRO:HB2	1.93	0.51
1:W:53:SER:O	1:W:54:ILE:HB	2.10	0.51
1:A:282:MET:HG2	5:A:7541:HOH:O	2.10	0.51
1:C:264:ASN:HB2	5:C:7635:HOH:O	2.10	0.51
1:C:358:PHE:HD1	1:C:374:MET:SD	2.32	0.51
1:E:346:PRO:O	1:E:348:THR:HG23	2.10	0.51
1:F:264:ASN:HB2	5:F:7643:HOH:O	2.10	0.51
1:H:346:PRO:O	1:H:348:THR:HG23	2.10	0.51
1:K:309:LEU:HG	1:K:313:ASN:HD22	1.75	0.51
3:K:7495:AMP:N9	3:K:7495:AMP:H1'	2.08	0.51
1:M:282:MET:HG2	5:M:3230:HOH:O	2.10	0.51
1:M:465:TYR:CZ	1:S:315:THR:HB	2.46	0.51
1:N:358:PHE:HD1	1:N:374:MET:SD	2.32	0.51
1:O:264:ASN:HB2	5:O:3843:HOH:O	2.10	0.51
1:R:264:ASN:HB2	5:R:4632:HOH:O	2.10	0.51
1:U:309:LEU:HG	1:U:313:ASN:HD22	1.75	0.51
1:A:380:ASP:HB2	1:A:427:TYR:HB2	1.91	0.51
1:B:338:ASN:OD1	1:B:396:LEU:HB2	2.09	0.51
1:D:458:HIS:CD2	1:D:460:TYR:H	2.15	0.51
1:F:329:PRO:HB3	1:F:359:ARG:HB2	1.91	0.51
1:J:6:PHE:CE2	1:J:39:ASP:HA	2.46	0.51
3:K:7495:AMP:N9	3:K:7495:AMP:H1'	2.08	0.51
1:M:380:ASP:O	1:M:384:ASN:HB2	2.10	0.51
1:M:6:PHE:CE2	1:M:39:ASP:HA	2.46	0.51
1:R:329:PRO:HB3	1:R:359:ARG:HB2	1.91	0.51
1:R:396:LEU:HD23	1:R:407:ILE:HG13	1.92	0.51
1:V:603:LYS:HB2	1:V:72:GLU:OE1	2.10	0.51
1:W:6:PHE:CE2	1:W:39:ASP:HA	2.46	0.51
1:X:204:PHE:HE1	1:X:237:LEU:HD13	1.75	0.51
1:H:176:LYS:HD3	1:H:179:TYR:OH	2.10	0.51

*Continued on next page...*

*Continued from previous page...*

Atom-1	Atom-2	Interatomic distance (Å)	Clash overlap (Å)
1:J:165:GLU:C	1:J:167:ASP:H	2.12	0.51
3:K:7495:AMP:H1'	3:K:7495:AMP:N9	2.08	0.51
1:L:429:THR:HG21	1:L:436:ASN:OD1	2.10	0.51
1:M:40:LYS:N	1:M:40:LYS:HD2	2.25	0.51
1:N:176:LYS:HD3	1:N:179:TYR:OH	2.10	0.51
1:U:338:ASN:HD21	1:U:396:LEU:H	1.58	0.51
1:W:501:SER:HB2	1:W:502:PRO:HD2	1.93	0.51
1:F:52:SER:O	1:F:65:MET:SD	2.68	0.51
1:A:456:ARG:O	1:G:458:HIS:HE1	1.93	0.51
1:I:55:ARG:HB2	1:J:177:GLY:CA	2.35	0.51
3:K:7495:AMP:N9	3:K:7495:AMP:H1'	2.08	0.51
1:P:55:ARG:NH1	1:P:55:ARG:HG3	2.17	0.51
1:Q:211:HIS:HE1	1:R:49:PHE:CD2	2.29	0.51
1:R:52:SER:O	1:R:65:MET:SD	2.68	0.51
1:W:52:SER:O	1:W:65:MET:SD	2.68	0.51
1:G:273:SER:CB	3:G:7487:AMP:N6	2.73	0.51
3:K:7495:AMP:H1'	3:K:7495:AMP:N9	2.08	0.51
1:R:273:SER:CB	3:R:7509:AMP:N6	2.73	0.51
1:A:299:GLY:HA2	1:A:388:PRO:HB3	1.91	0.51
1:A:55:ARG:HD2	1:A:449:ASN:ND2	2.10	0.51
1:B:458:HIS:CD2	1:B:460:TYR:H	2.17	0.51
1:I:326:TYR:O	1:I:328:ALA:N	2.43	0.51
3:K:7495:AMP:N9	3:K:7495:AMP:H1'	2.08	0.51
1:N:336:GLN:O	1:N:344:ARG:NH2	2.42	0.51
1:Q:336:GLN:O	1:Q:344:ARG:NH2	2.42	0.51
1:U:326:TYR:O	1:U:328:ALA:N	2.43	0.51
1:X:299:GLY:HA2	1:X:388:PRO:HB3	1.91	0.51
1:D:326:TYR:CD1	1:D:326:TYR:N	2.78	0.51
1:E:326:TYR:CD1	1:E:326:TYR:N	2.78	0.51
1:G:207:GLU:N	1:G:210:HIS:HD2	1.99	0.51
1:H:323:VAL:O	1:H:328:ALA:HB2	2.10	0.51
1:K:175:HIS:O	1:K:176:LYS:HD3	2.10	0.51
3:K:7495:AMP:H1'	3:K:7495:AMP:N9	2.08	0.51
1:L:125:TYR:HB3	1:L:225:PHE:HD2	1.74	0.51
1:N:326:TYR:N	1:N:326:TYR:CD1	2.78	0.51
1:N:465:TYR:CE1	1:T:315:THR:HB	2.45	0.51
1:P:326:TYR:CD1	1:P:326:TYR:N	2.78	0.51
1:S:326:TYR:N	1:S:326:TYR:CD1	2.78	0.51
1:V:326:TYR:N	1:V:326:TYR:CD1	2.78	0.51
1:X:175:HIS:O	1:X:176:LYS:HD3	2.10	0.51
1:D:100:TYR:CZ	1:D:102:ARG:HB2	2.44	0.51

*Continued on next page...*

*Continued from previous page...*

Atom-1	Atom-2	Interatomic distance (Å)	Clash overlap (Å)
1:F:120:ILE:HD11	1:F:383:LYS:HG3	1.92	0.51
1:H:321:ARG:NE	4:H:7490:CIT:H42	2.16	0.51
1:I:354:LYS:HE2	5:I:7550:HOH:O	2.08	0.51
1:J:375:LEU:HD22	1:J:379:LEU:HG	1.92	0.51
3:K:7495:AMP:N9	3:K:7495:AMP:H1'	2.08	0.51
1:L:375:LEU:HD22	1:L:379:LEU:HG	1.92	0.51
1:L:321:ARG:NE	4:L:7498:CIT:H42	2.16	0.51
1:M:427:TYR:CE1	1:M:428:LEU:HD13	2.46	0.51
1:M:58:GLN:O	1:M:59:SER:O	2.28	0.51
1:N:335:SER:O	1:N:344:ARG:HA	2.11	0.51
1:N:296:HIS:HE1	1:N:387:GLU:CD	2.14	0.51
1:Q:375:LEU:HD22	1:Q:379:LEU:HG	1.93	0.51
1:R:335:SER:O	1:R:344:ARG:HA	2.11	0.51
1:R:339:ARG:HH21	1:R:339:ARG:HG3	1.74	0.51
1:V:375:LEU:HD22	1:V:379:LEU:HG	1.92	0.51
1:X:335:SER:O	1:X:344:ARG:HA	2.11	0.51
1:X:321:ARG:NE	4:X:7522:CIT:H42	2.16	0.51
1:B:399:LEU:CB	1:B:400:PRO:HD2	2.40	0.51
1:C:121:ALA:HA	1:C:276:LYS:HB2	1.91	0.51
1:F:1:THR:CG2	1:F:2:PRO:HD2	2.41	0.51
1:H:61:HIS:CG	1:H:62:GLU:N	2.77	0.51
1:I:61:HIS:C	1:I:63:SER:H	2.12	0.51
1:N:296:HIS:HB3	1:N:382:ILE:HA	1.91	0.51
1:N:321:ARG:NE	4:N:7502:CIT:H42	2.14	0.51
1:P:1:THR:CG2	1:P:2:PRO:HD2	2.40	0.51
1:R:1:THR:CG2	1:R:2:PRO:HD2	2.41	0.51
1:S:1:THR:CG2	1:S:2:PRO:HD2	2.41	0.51
1:S:296:HIS:HB3	1:S:382:ILE:HA	1.91	0.51
1:X:1:THR:CG2	1:X:2:PRO:HD2	2.41	0.51
1:A:298:ILE:HG13	1:A:356:LEU:HD23	1.93	0.51
1:C:298:ILE:HG13	1:C:356:LEU:HD23	1.93	0.51
1:C:53:SER:O	1:C:54:ILE:HB	2.10	0.51
1:D:358:PHE:HD1	1:D:374:MET:SD	2.32	0.51
1:E:298:ILE:HG13	1:E:356:LEU:HD23	1.93	0.51
1:H:603:LYS:HG3	1:H:72:GLU:HG2	1.93	0.51
1:J:59:SER:OG	1:J:60:ILE:N	2.43	0.51
1:M:298:ILE:HG13	1:M:356:LEU:HD23	1.93	0.51
1:Q:298:ILE:HG13	1:Q:356:LEU:HD23	1.93	0.51
1:Q:603:LYS:HG3	1:Q:72:GLU:HG2	1.93	0.51
1:T:298:ILE:HG13	1:T:356:LEU:HD23	1.93	0.51
1:V:59:SER:OG	1:V:60:ILE:N	2.43	0.51

*Continued on next page...*

*Continued from previous page...*

Atom-1	Atom-2	Interatomic distance (Å)	Clash overlap (Å)
1:W:49:PHE:CE1	1:X:180:PHE:HE2	2.27	0.51
1:E:177:GLY:N	1:F:55:ARG:HB2	2.25	0.51
1:E:309:LEU:HG	1:E:313:ASN:HD22	1.75	0.51
1:F:309:LEU:HG	1:F:313:ASN:HD22	1.75	0.51
1:Q:264:ASN:HB2	5:Q:4369:HOH:O	2.10	0.51
1:Q:309:LEU:HG	1:Q:313:ASN:HD22	1.75	0.51
1:R:309:LEU:HG	1:R:313:ASN:HD22	1.75	0.51
1:S:264:ASN:HB2	5:S:4895:HOH:O	2.10	0.51
1:T:321:ARG:NE	4:T:7514:CIT:H42	2.17	0.51
1:W:346:PRO:O	1:W:348:THR:HG23	2.10	0.51
1:A:290:LEU:CD1	1:A:345:ILE:HG12	2.30	0.51
1:A:380:ASP:O	1:A:384:ASN:HB2	2.10	0.51
1:B:396:LEU:HD23	1:B:407:ILE:HG13	1.92	0.51
1:C:603:LYS:HB2	1:C:72:GLU:OE1	2.10	0.51
1:E:329:PRO:HB3	1:E:359:ARG:HB2	1.91	0.51
1:E:6:PHE:CE2	1:E:39:ASP:HA	2.46	0.51
1:J:603:LYS:HB2	1:J:72:GLU:OE1	2.10	0.51
1:L:204:PHE:HE1	1:L:237:LEU:HD13	1.76	0.51
1:L:380:ASP:HB2	1:L:427:TYR:HB2	1.91	0.51
1:M:204:PHE:HE1	1:M:237:LEU:HD13	1.75	0.51
1:O:6:PHE:CE2	1:O:39:ASP:HA	2.46	0.51
1:Q:329:PRO:HB3	1:Q:359:ARG:HB2	1.91	0.51
1:S:204:PHE:HE1	1:S:237:LEU:HD13	1.75	0.51
1:T:380:ASP:O	1:T:384:ASN:HB2	2.10	0.51
1:V:6:PHE:CE2	1:V:39:ASP:HA	2.46	0.51
1:W:1:THR:HG22	1:W:2:PRO:CD	2.35	0.51
1:B:176:LYS:HD3	1:B:179:TYR:OH	2.10	0.51
1:C:33:ILE:HD11	1:C:38:PHE:HB2	1.92	0.51
1:G:1:THR:HG22	1:G:3:ASP:H	1.76	0.51
1:I:176:LYS:HD3	1:I:179:TYR:OH	2.10	0.51
1:J:338:ASN:HD21	1:J:396:LEU:H	1.58	0.51
1:K:429:THR:HG21	1:K:436:ASN:OD1	2.10	0.51
1:K:467:ASP:HB2	5:K:868:HOH:O	2.10	0.51
1:K:501:SER:HB2	1:K:502:PRO:HD2	1.93	0.51
1:S:1:THR:HG22	1:S:3:ASP:H	1.76	0.51
1:U:176:LYS:HD3	1:U:179:TYR:OH	2.10	0.51
1:U:429:THR:HG21	1:U:436:ASN:OD1	2.10	0.51
1:O:54:ILE:HG23	1:O:55:ARG:HD2	1.91	0.51
1:G:358:PHE:HD1	1:G:374:MET:SD	2.34	0.51
1:B:140:PHE:CE1	1:H:463:ALA:HA	2.45	0.51
1:I:283:TYR:CZ	1:I:285:GLU:HA	2.45	0.51

*Continued on next page...*



*Continued from previous page...*

Atom-1	Atom-2	Interatomic distance (Å)	Clash overlap (Å)
1:T:33:ILE:CD1	1:T:38:PHE:HB2	2.33	0.51
1:W:358:PHE:HD1	1:W:374:MET:SD	2.34	0.51
1:A:326:TYR:O	1:A:328:ALA:N	2.43	0.51
1:B:24:LEU:HG	1:B:57:PHE:CE1	2.39	0.51
1:E:336:GLN:O	1:E:344:ARG:NH2	2.42	0.51
1:K:336:GLN:O	1:K:344:ARG:NH2	2.42	0.51
1:L:299:GLY:HA2	1:L:388:PRO:HB3	1.91	0.51
1:M:326:TYR:O	1:M:328:ALA:N	2.43	0.51
1:N:178:GLY:HA2	1:O:53:SER:OG	2.10	0.51
1:O:299:GLY:HA2	1:O:388:PRO:HB3	1.91	0.51
1:X:326:TYR:O	1:X:328:ALA:N	2.43	0.51
1:C:175:HIS:O	1:C:176:LYS:HD3	2.10	0.51
1:G:326:TYR:CD1	1:G:326:TYR:N	2.78	0.51
1:I:53:SER:HG	1:J:179:TYR:CB	2.24	0.51
1:J:312:THR:CG2	1:J:313:ASN:ND2	2.72	0.51
1:M:330:ILE:O	1:M:410:THR:N	2.41	0.51
1:N:314:PRO:HG3	1:N:365:GLY:HA3	1.91	0.51
1:Q:326:TYR:N	1:Q:326:TYR:CD1	2.78	0.51
1:S:314:PRO:HG3	1:S:365:GLY:HA3	1.91	0.51
1:S:323:VAL:O	1:S:328:ALA:HB2	2.09	0.51
1:T:323:VAL:O	1:T:328:ALA:HB2	2.09	0.51
1:V:312:THR:CG2	1:V:313:ASN:ND2	2.72	0.51
1:A:427:TYR:CE1	1:A:428:LEU:HD13	2.46	0.51
1:A:58:GLN:OE1	1:A:91:VAL:HG12	2.11	0.51
1:C:312:THR:CG2	1:C:313:ASN:ND2	2.71	0.51
1:E:335:SER:O	1:E:344:ARG:HA	2.10	0.51
1:E:427:TYR:CE1	1:E:428:LEU:HD13	2.46	0.51
1:E:321:ARG:NE	4:E:7484:CIT:H42	2.16	0.51
1:F:339:ARG:HH21	1:F:339:ARG:HG3	1.74	0.51
1:F:335:SER:O	1:F:344:ARG:HA	2.11	0.51
1:F:375:LEU:HD22	1:F:379:LEU:HG	1.93	0.51
1:G:375:LEU:HD22	1:G:379:LEU:HG	1.92	0.51
1:P:120:ILE:HD11	1:P:383:LYS:HG3	1.92	0.51
1:P:396:LEU:HD22	1:P:407:ILE:HG13	1.90	0.51
1:Q:427:TYR:CE1	1:Q:428:LEU:HD13	2.46	0.51
1:R:375:LEU:HD22	1:R:379:LEU:HG	1.92	0.51
1:S:321:ARG:NE	4:S:7512:CIT:H42	2.16	0.51
1:V:312:THR:CG2	1:V:313:ASN:ND2	2.72	0.51
1:V:427:TYR:CE1	1:V:428:LEU:HD13	2.46	0.51
1:A:61:HIS:CG	1:A:62:GLU:N	2.77	0.51
1:B:296:HIS:HB3	1:B:382:ILE:HA	1.91	0.51

*Continued on next page...*

*Continued from previous page...*

Atom-1	Atom-2	Interatomic distance (Å)	Clash overlap (Å)
1:D:1:THR:CG2	1:D:2:PRO:HD2	2.41	0.51
1:E:399:LEU:CB	1:E:400:PRO:HD2	2.40	0.51
1:G:307:SER:HB2	1:G:421:LEU:HA	1.93	0.51
1:S:307:SER:HB2	1:S:421:LEU:HA	1.93	0.51
1:Q:463:ALA:HA	1:W:140:PHE:CE1	2.46	0.51
1:W:296:HIS:HB3	1:W:382:ILE:HA	1.91	0.51
1:A:315:THR:HB	1:G:465:TYR:CZ	2.46	0.51
1:A:49:PHE:HE1	1:F:180:PHE:HE2	1.58	0.51
1:G:603:LYS:HG3	1:G:72:GLU:HG2	1.93	0.51
1:H:298:ILE:HG13	1:H:356:LEU:HD23	1.93	0.51
1:L:74:ALA:HA	1:L:86:ASN:O	2.10	0.51
1:O:53:SER:O	1:O:54:ILE:HB	2.10	0.51
1:S:603:LYS:HG3	1:S:72:GLU:HG2	1.93	0.51
1:T:603:LYS:HG3	1:T:72:GLU:HG2	1.93	0.51
1:U:53:SER:HB3	1:V:179:TYR:N	2.24	0.51
1:V:53:SER:O	1:V:54:ILE:HB	2.10	0.51
1:X:74:ALA:HA	1:X:86:ASN:O	2.10	0.51
1:A:309:LEU:HG	1:A:313:ASN:HD22	1.75	0.51
1:E:264:ASN:HB2	5:E:1213:HOH:O	2.10	0.51
1:F:338:ASN:HD22	1:F:396:LEU:HG	1.75	0.51
1:J:174:ARG:HD2	1:J:179:TYR:CE1	2.40	0.51
1:K:346:PRO:O	1:K:348:THR:HG23	2.10	0.51
1:M:451:GLU:HB3	1:M:452:PRO:HD3	1.93	0.51
1:R:338:ASN:HD22	1:R:396:LEU:HG	1.75	0.51
1:T:33:ILE:HG22	1:U:211:HIS:CD2	2.44	0.51
1:X:346:PRO:O	1:X:348:THR:HG23	2.10	0.51
1:A:204:PHE:HE1	1:A:237:LEU:HD13	1.75	0.51
1:C:6:PHE:CE2	1:C:39:ASP:HA	2.46	0.51
1:E:396:LEU:HD23	1:E:407:ILE:HG13	1.92	0.51
1:G:204:PHE:HE1	1:G:237:LEU:HD13	1.75	0.51
1:H:603:LYS:HB2	1:H:72:GLU:OE1	2.10	0.51
1:L:6:PHE:CE2	1:L:39:ASP:HA	2.46	0.51
1:M:396:LEU:CD2	1:M:407:ILE:HG21	2.34	0.51
1:M:465:TYR:CZ	1:S:315:THR:HB	2.46	0.51
1:S:329:PRO:HB3	1:S:359:ARG:HB2	1.91	0.51
1:U:52:SER:O	5:U:5643:HOH:O	2.19	0.51
1:A:100:TYR:CZ	1:A:102:ARG:HB2	2.46	0.51
1:C:338:ASN:HD21	1:C:396:LEU:H	1.58	0.51
1:E:100:TYR:CZ	1:E:102:ARG:HB2	2.46	0.51
1:F:501:SER:HB2	1:F:502:PRO:HD2	1.93	0.51
1:G:40:LYS:HD2	1:G:40:LYS:N	2.25	0.51

*Continued on next page...*

*Continued from previous page...*

Atom-1	Atom-2	Interatomic distance (Å)	Clash overlap (Å)
1:I:100:TYR:CZ	1:I:102:ARG:HB2	2.46	0.51
1:J:176:LYS:HD3	1:J:179:TYR:OH	2.10	0.51
1:L:338:ASN:HD21	1:L:396:LEU:H	1.58	0.51
1:M:100:TYR:CZ	1:M:102:ARG:HB2	2.46	0.51
1:O:429:THR:HG21	1:O:436:ASN:OD1	2.10	0.51
1:N:337:ARG:NH2	1:O:63:SER:HB3	2.25	0.51
1:U:100:TYR:CZ	1:U:102:ARG:HB2	2.46	0.51
1:V:165:GLU:C	1:V:167:ASP:H	2.12	0.51
1:V:176:LYS:HD3	1:V:179:TYR:OH	2.10	0.51
1:V:338:ASN:HD21	1:V:396:LEU:H	1.58	0.51
1:B:330:ILE:O	1:B:410:THR:N	2.39	0.51
1:D:55:ARG:NH1	1:D:55:ARG:HG3	2.17	0.51
1:H:264:ASN:HD21	4:H:7490:CIT:C2	2.14	0.51
1:I:54:ILE:HG23	1:I:55:ARG:HD2	1.91	0.51
1:O:177:GLY:HA2	1:P:55:ARG:CD	2.38	0.51
1:P:339:ARG:HH11	1:Q:51:GLY:HA2	1.75	0.51
1:S:321:ARG:NE	4:S:7512:CIT:H42	2.17	0.51
1:S:189:VAL:HG11	1:X:80:ARG:HD3	1.93	0.51
1:D:283:TYR:CZ	1:D:285:GLU:HA	2.45	0.51
1:M:283:TYR:CZ	1:M:285:GLU:HA	2.45	0.51
1:G:24:LEU:HG	1:G:57:PHE:CE1	2.39	0.51
1:S:52:SER:HB2	1:T:180:PHE:CE2	2.46	0.51
1:V:299:GLY:HA2	1:V:388:PRO:HB3	1.91	0.51
1:W:336:GLN:O	1:W:344:ARG:NH2	2.42	0.51
1:W:53:SER:HB3	1:X:177:GLY:O	2.10	0.51
1:R:316:VAL:HG12	1:X:461:GLU:OE1	2.10	0.51
1:A:330:ILE:O	1:A:410:THR:N	2.41	0.51
1:B:264:ASN:ND2	4:B:7478:CIT:H22	2.23	0.51
1:D:314:PRO:HG3	1:D:365:GLY:HA3	1.91	0.51
1:G:57:PHE:HE2	1:G:91:VAL:HG21	1.76	0.51
1:I:264:ASN:ND2	4:I:7492:CIT:H22	2.23	0.51
1:K:155:SER:CB	1:K:187:GLN:HG3	2.40	0.51
1:K:264:ASN:ND2	4:K:7496:CIT:H22	2.23	0.51
1:L:175:HIS:O	1:L:176:LYS:HD3	2.10	0.51
1:O:175:HIS:O	1:O:176:LYS:HD3	2.10	0.51
1:S:57:PHE:HE2	1:S:91:VAL:HG21	1.76	0.51
1:T:175:HIS:O	1:T:176:LYS:HD3	2.10	0.51
1:W:175:HIS:O	1:W:176:LYS:HD3	2.10	0.51
1:X:330:ILE:O	1:X:410:THR:N	2.41	0.51
1:B:427:TYR:CE1	1:B:428:LEU:HD13	2.46	0.51
1:B:62:GLU:O	1:B:62:GLU:HG3	2.11	0.51

*Continued on next page...*

*Continued from previous page...*

Atom-1	Atom-2	Interatomic distance (Å)	Clash overlap (Å)
1:G:427:TYR:CE1	1:G:428:LEU:HD13	2.46	0.51
1:J:427:TYR:CE1	1:J:428:LEU:HD13	2.46	0.51
1:L:335:SER:O	1:L:344:ARG:HA	2.11	0.51
1:M:58:GLN:OE1	1:M:91:VAL:HG12	2.11	0.51
1:N:120:ILE:HD11	1:N:383:LYS:HG3	1.92	0.51
1:P:100:TYR:CZ	1:P:102:ARG:HB2	2.44	0.51
1:R:427:TYR:CE1	1:R:428:LEU:HD13	2.46	0.51
1:S:193:ASP:OD2	1:X:80:ARG:HD3	2.10	0.51
1:S:120:ILE:HD11	1:S:383:LYS:HG3	1.92	0.51
1:S:427:TYR:CE1	1:S:428:LEU:HD13	2.46	0.51
1:U:62:GLU:HG3	1:U:62:GLU:O	2.11	0.51
1:U:80:ARG:HD3	1:V:193:ASP:OD2	2.10	0.51
1:A:1:THR:CG2	1:A:2:PRO:HD2	2.41	0.51
1:G:296:HIS:HB3	1:G:382:ILE:HA	1.92	0.51
1:H:264:ASN:ND2	1:H:326:TYR:HD2	2.08	0.51
1:M:1:THR:CG2	1:M:2:PRO:HD2	2.41	0.51
1:O:144:ALA:HA	1:U:261:PHE:O	2.11	0.51
1:P:307:SER:HB2	1:P:421:LEU:HA	1.93	0.51
1:E:603:LYS:HG3	1:E:72:GLU:HG2	1.93	0.51
1:F:603:LYS:HG3	1:F:72:GLU:HG2	1.93	0.51
1:H:53:SER:O	1:H:54:ILE:HB	2.10	0.51
1:I:283:TYR:OH	1:I:350:SER:HA	2.11	0.51
1:J:53:SER:O	1:J:54:ILE:HB	2.10	0.51
1:L:298:ILE:HG13	1:L:356:LEU:HD23	1.93	0.51
1:O:298:ILE:HG13	1:O:356:LEU:HD23	1.93	0.51
1:Q:179:TYR:N	1:R:53:SER:HB3	2.25	0.51
1:M:463:ALA:HA	1:S:140:PHE:CE1	2.45	0.51
1:S:204:PHE:HE1	1:S:237:LEU:HD13	1.75	0.51
1:S:314:PRO:HG3	1:S:365:GLY:HA3	1.93	0.51
1:T:53:SER:O	1:T:54:ILE:HB	2.10	0.51
1:U:74:ALA:HA	1:U:86:ASN:O	2.10	0.51
1:V:74:ALA:HA	1:V:86:ASN:O	2.10	0.51
1:W:49:PHE:HE1	1:X:180:PHE:CE2	2.28	0.51
1:A:451:GLU:HB3	1:A:452:PRO:HD3	1.93	0.51
1:A:395:ASP:OD2	1:B:60:ILE:CG1	2.58	0.51
1:D:458:HIS:CD2	1:D:460:TYR:H	2.14	0.51
1:E:179:TYR:CD2	1:F:54:ILE:HD13	2.46	0.51
1:E:458:HIS:CD2	1:E:460:TYR:H	2.14	0.51
1:F:282:MET:HG2	5:F:7562:HOH:O	2.10	0.51
1:G:264:ASN:HB2	5:G:7649:HOH:O	2.10	0.51
1:G:282:MET:HG2	5:G:7570:HOH:O	2.10	0.51

*Continued on next page...*

*Continued from previous page...*

Atom-1	Atom-2	Interatomic distance (Å)	Clash overlap (Å)
1:G:337:ARG:HH22	1:L:95:PHE:HE1	1.51	0.51
1:G:321:ARG:NE	4:G:7488:CIT:H42	2.17	0.51
1:J:389:GLN:OE1	1:J:408:PRO:HD3	2.09	0.51
1:O:309:LEU:HG	1:O:313:ASN:HD22	1.75	0.51
1:O:358:PHE:HD1	1:O:374:MET:SD	2.32	0.51
1:F:175:HIS:CE1	1:G:467:ASP:OD2	2.64	0.51
1:K:55:ARG:NH2	1:L:176:LYS:HD2	2.26	0.51
1:M:290:LEU:CD1	1:M:345:ILE:HG12	2.30	0.51
1:N:207:GLU:N	1:N:210:HIS:HD2	2.03	0.51
1:N:396:LEU:HD23	1:N:407:ILE:HG13	1.92	0.51
1:O:603:LYS:HB2	1:O:72:GLU:OE1	2.10	0.51
1:Q:396:LEU:HD23	1:Q:407:ILE:HG13	1.92	0.51
1:R:204:PHE:HE1	1:R:237:LEU:HD13	1.76	0.51
1:E:429:THR:HG21	1:E:436:ASN:OD1	2.10	0.51
1:L:1:THR:HG22	1:L:3:ASP:H	1.76	0.51
1:L:40:LYS:HD2	1:L:40:LYS:N	2.25	0.51
1:P:1:THR:HG22	1:P:3:ASP:H	1.76	0.51
1:Q:100:TYR:CZ	1:Q:102:ARG:HB2	2.46	0.51
1:R:501:SER:HB2	1:R:502:PRO:HD2	1.93	0.51
1:S:176:LYS:HD3	1:S:179:TYR:OH	2.10	0.51
1:A:339:ARG:HH12	1:B:64:ASP:CG	2.13	0.51
1:C:54:ILE:HG23	1:C:55:ARG:HD2	1.92	0.51
1:H:80:ARG:HD3	1:I:189:VAL:HG11	1.90	0.51
1:P:54:ILE:HG23	1:P:55:ARG:HD2	1.91	0.51
1:U:55:ARG:HD3	1:V:177:GLY:H	1.75	0.51
1:I:358:PHE:HD1	1:I:374:MET:SD	2.34	0.51
1:N:204:PHE:HE1	1:N:237:LEU:HD13	1.76	0.51
1:P:283:TYR:CZ	1:P:285:GLU:HA	2.45	0.51
1:S:358:PHE:HD1	1:S:374:MET:SD	2.34	0.51
1:U:358:PHE:HD1	1:U:374:MET:SD	2.34	0.51
1:L:426:GLU:O	1:L:430:GLU:HG2	2.11	0.51
1:R:326:TYR:O	1:R:328:ALA:N	2.43	0.51
1:V:326:TYR:O	1:V:328:ALA:N	2.43	0.51
1:W:329:PRO:HG2	1:W:359:ARG:HB3	1.93	0.51
1:X:426:GLU:O	1:X:430:GLU:HG2	2.11	0.51
1:D:204:PHE:HE1	1:D:237:LEU:HD13	1.76	0.51
1:J:323:VAL:O	1:J:328:ALA:HB2	2.09	0.51
1:K:314:PRO:HG3	1:K:365:GLY:HA3	1.91	0.51
1:P:204:PHE:HE1	1:P:237:LEU:HD13	1.76	0.51
1:P:312:THR:CG2	1:P:313:ASN:ND2	2.72	0.51
1:P:314:PRO:HG3	1:P:365:GLY:HA3	1.91	0.51

*Continued on next page...*

*Continued from previous page...*

Atom-1	Atom-2	Interatomic distance (Å)	Clash overlap (Å)
1:R:314:PRO:HG3	1:R:365:GLY:HA3	1.91	0.51
1:T:125:TYR:HB3	1:T:225:PHE:HD2	1.74	0.51
1:U:326:TYR:CD1	1:U:326:TYR:N	2.78	0.51
1:V:323:VAL:O	1:V:328:ALA:HB2	2.09	0.51
1:D:296:HIS:HE1	1:D:387:GLU:CD	2.14	0.51
1:D:335:SER:O	1:D:344:ARG:HA	2.11	0.51
1:D:427:TYR:CE1	1:D:428:LEU:HD13	2.46	0.51
1:E:58:GLN:O	1:E:59:SER:O	2.28	0.51
1:F:427:TYR:CE1	1:F:428:LEU:HD13	2.46	0.51
1:G:120:ILE:HD11	1:G:383:LYS:HG3	1.92	0.51
1:H:427:TYR:CE1	1:H:428:LEU:HD13	2.46	0.51
1:I:62:GLU:O	1:I:62:GLU:HG3	2.11	0.51
1:N:427:TYR:CE1	1:N:428:LEU:HD13	2.46	0.51
1:N:62:GLU:O	1:N:62:GLU:HG3	2.11	0.51
1:O:312:THR:CG2	1:O:313:ASN:ND2	2.71	0.51
1:P:335:SER:O	1:P:344:ARG:HA	2.10	0.51
1:P:427:TYR:CE1	1:P:428:LEU:HD13	2.46	0.51
1:Q:335:SER:O	1:Q:344:ARG:HA	2.11	0.51
1:Q:58:GLN:O	1:Q:59:SER:O	2.28	0.51
1:R:296:HIS:HE1	1:R:387:GLU:CD	2.14	0.51
1:R:58:GLN:O	1:R:59:SER:O	2.28	0.51
1:S:58:GLN:OE1	1:S:91:VAL:HG12	2.11	0.51
1:T:427:TYR:CE1	1:T:428:LEU:HD13	2.46	0.51
1:U:120:ILE:HD11	1:U:383:LYS:HG3	1.92	0.51
1:A:315:THR:HB	1:G:465:TYR:CZ	2.46	0.51
1:B:264:ASN:ND2	1:B:326:TYR:HD2	2.08	0.51
1:D:307:SER:HB2	1:D:421:LEU:HA	1.93	0.51
1:E:1:THR:CG2	1:E:2:PRO:HD2	2.41	0.51
1:I:1:THR:CG2	1:I:2:PRO:HD2	2.41	0.51
1:K:296:HIS:HB3	1:K:382:ILE:HA	1.91	0.51
1:M:321:ARG:NE	4:M:7500:CIT:H42	2.14	0.51
1:P:140:PHE:CE1	1:V:463:ALA:HA	2.45	0.51
1:Q:169:ARG:HB3	1:R:252:THR:HB	1.93	0.51
1:R:399:LEU:CB	1:R:400:PRO:HD2	2.40	0.51
1:U:1:THR:CG2	1:U:2:PRO:HD2	2.41	0.51
1:U:61:HIS:C	1:U:63:SER:H	2.12	0.51
1:V:307:SER:HB2	1:V:421:LEU:HA	1.93	0.51
1:C:272:GLN:O	1:C:356:LEU:HD12	2.11	0.51
1:C:74:ALA:HA	1:C:86:ASN:O	2.10	0.51
1:D:272:GLN:O	1:D:356:LEU:HD12	2.11	0.51
1:I:272:GLN:O	1:I:356:LEU:HD12	2.11	0.51

*Continued on next page...*

*Continued from previous page...*

Atom-1	Atom-2	Interatomic distance (Å)	Clash overlap (Å)
1:J:298:ILE:HG13	1:J:356:LEU:HD23	1.93	0.51
1:J:602:GLU:HG3	1:J:72:GLU:HG3	1.93	0.51
1:J:74:ALA:HA	1:J:86:ASN:O	2.10	0.51
1:N:283:TYR:OH	1:N:350:SER:HA	2.11	0.51
1:O:272:GLN:O	1:O:356:LEU:HD12	2.11	0.51
1:O:74:ALA:HA	1:O:86:ASN:O	2.10	0.51
1:P:272:GLN:O	1:P:356:LEU:HD12	2.11	0.51
1:P:314:PRO:HG3	1:P:365:GLY:HA3	1.93	0.51
1:P:467:ASP:HB2	5:P:5865:HOH:O	2.10	0.51
1:R:603:LYS:HG3	1:R:72:GLU:HG2	1.93	0.51
1:U:283:TYR:OH	1:U:350:SER:HA	2.11	0.51
1:U:314:PRO:HG3	1:U:365:GLY:HA3	1.93	0.51
1:R:456:ARG:O	1:X:458:HIS:HE1	1.93	0.51
1:A:80:ARG:HD3	1:F:193:ASP:OD2	2.10	0.51
1:C:309:LEU:HG	1:C:313:ASN:HD22	1.75	0.51
1:I:309:LEU:HG	1:I:313:ASN:HD22	1.75	0.51
1:J:55:ARG:NE	1:K:176:LYS:HB3	2.25	0.51
1:M:309:LEU:HG	1:M:313:ASN:HD22	1.75	0.51
1:P:264:ASN:HB2	5:P:4106:HOH:O	2.10	0.51
1:P:458:HIS:CD2	1:P:460:TYR:H	2.14	0.51
1:Q:282:MET:HG2	5:Q:4282:HOH:O	2.10	0.51
1:S:282:MET:HG2	5:S:4808:HOH:O	2.10	0.51
1:U:451:GLU:HB3	1:U:452:PRO:HD3	1.93	0.51
1:V:174:ARG:HD2	1:V:179:TYR:CE1	2.40	0.51
1:V:389:GLN:OE1	1:V:408:PRO:HD3	2.09	0.51
1:X:58:GLN:NE2	1:X:62:GLU:HB3	2.18	0.51
1:C:204:PHE:HE1	1:C:237:LEU:HD13	1.76	0.51
1:F:204:PHE:HE1	1:F:237:LEU:HD13	1.76	0.51
1:H:329:PRO:HB3	1:H:359:ARG:HB2	1.91	0.51
1:I:204:PHE:HE1	1:I:237:LEU:HD13	1.76	0.51
1:O:204:PHE:HE1	1:O:237:LEU:HD13	1.75	0.51
1:Q:603:LYS:HB2	1:Q:72:GLU:OE1	2.10	0.51
1:T:329:PRO:HB3	1:T:359:ARG:HB2	1.91	0.51
1:U:204:PHE:HE1	1:U:237:LEU:HD13	1.75	0.51
1:X:6:PHE:CE2	1:X:39:ASP:HA	2.46	0.51
1:C:429:THR:HG21	1:C:436:ASN:OD1	2.10	0.51
1:D:1:THR:HG22	1:D:3:ASP:H	1.76	0.51
1:I:33:ILE:HD11	1:I:38:PHE:HB2	1.92	0.51
1:M:61:HIS:O	1:R:337:ARG:NE	2.43	0.51
1:Q:429:THR:HG21	1:Q:436:ASN:OD1	2.10	0.51
1:T:176:LYS:HD3	1:T:179:TYR:OH	2.10	0.51

*Continued on next page...*

*Continued from previous page...*

Atom-1	Atom-2	Interatomic distance (Å)	Clash overlap (Å)
1:D:54:ILE:HG23	1:D:55:ARG:HD2	1.92	0.51
1:F:55:ARG:NH1	1:F:55:ARG:HG3	2.17	0.51
1:H:321:ARG:NE	4:H:7490:CIT:H42	2.17	0.51
1:Q:52:SER:O	1:Q:65:MET:SD	2.68	0.51
1:R:55:ARG:NH1	1:R:55:ARG:HG3	2.17	0.51
1:O:456:ARG:O	1:U:458:HIS:HE1	1.93	0.51
1:U:42:VAL:O	1:U:46:GLY:HA2	2.11	0.51
1:R:456:ARG:O	1:X:458:HIS:HE1	1.93	0.51
1:C:273:SER:CB	3:C:7479:AMP:N6	2.73	0.51
1:D:264:ASN:ND2	4:D:7482:CIT:H22	2.16	0.51
5:I:7663:HOH:O	1:J:176:LYS:HE3	2.10	0.51
1:R:358:PHE:HD1	1:R:374:MET:SD	2.34	0.51
1:B:329:PRO:HG2	1:B:359:ARG:HB3	1.93	0.51
1:D:329:PRO:HG2	1:D:359:ARG:HB3	1.93	0.51
1:F:326:TYR:O	1:F:328:ALA:N	2.43	0.51
1:G:426:GLU:O	1:G:430:GLU:HG2	2.11	0.51
1:J:326:TYR:O	1:J:328:ALA:N	2.43	0.51
1:J:299:GLY:HA2	1:J:388:PRO:HB3	1.91	0.51
1:K:329:PRO:HG2	1:K:359:ARG:HB3	1.93	0.51
1:K:426:GLU:O	1:K:430:GLU:HG2	2.11	0.51
1:U:24:LEU:HG	1:U:57:PHE:CE1	2.39	0.51
1:D:312:THR:CG2	1:D:313:ASN:ND2	2.72	0.51
1:D:399:LEU:CD2	1:D:407:ILE:HG13	2.41	0.51
1:E:204:PHE:HE1	1:E:237:LEU:HD13	1.76	0.51
1:F:314:PRO:HG3	1:F:365:GLY:HA3	1.91	0.51
1:H:175:HIS:O	1:H:176:LYS:HD3	2.10	0.51
1:H:33:ILE:HG22	1:I:211:HIS:HB3	1.92	0.51
1:I:326:TYR:N	1:I:326:TYR:CD1	2.78	0.51
1:M:176:LYS:HD2	1:N:55:ARG:CB	2.38	0.51
1:P:399:LEU:CD2	1:P:407:ILE:HG13	2.41	0.51
1:Q:204:PHE:HE1	1:Q:237:LEU:HD13	1.76	0.51
1:R:326:TYR:CD1	1:R:326:TYR:N	2.78	0.51
1:S:125:TYR:HB3	1:S:225:PHE:HD2	1.74	0.51
1:S:204:PHE:HE1	1:S:237:LEU:HD13	1.76	0.51
1:U:264:ASN:ND2	4:U:7516:CIT:H22	2.23	0.51
1:W:264:ASN:ND2	4:W:7520:CIT:H22	2.23	0.51
1:B:296:HIS:HE1	1:B:387:GLU:CD	2.14	0.51
1:C:58:GLN:OE1	1:C:91:VAL:HG12	2.11	0.51
1:D:120:ILE:HD11	1:D:383:LYS:HG3	1.92	0.51
1:E:339:ARG:HG3	1:E:339:ARG:HH21	1.74	0.51
1:E:58:GLN:OE1	1:E:91:VAL:HG12	2.11	0.51

*Continued on next page...*



*Continued from previous page...*

Atom-1	Atom-2	Interatomic distance (Å)	Clash overlap (Å)
1:F:296:HIS:HE1	1:F:387:GLU:CD	2.14	0.51
1:I:120:ILE:HD11	1:I:383:LYS:HG3	1.92	0.51
1:I:427:TYR:CE1	1:I:428:LEU:HD13	2.46	0.51
1:J:120:ILE:HD11	1:J:383:LYS:HG3	1.92	0.51
1:O:120:ILE:HD11	1:O:383:LYS:HG3	1.92	0.51
1:O:58:GLN:OE1	1:O:91:VAL:HG12	2.11	0.51
1:P:296:HIS:HE1	1:P:387:GLU:CD	2.14	0.51
1:Q:58:GLN:OE1	1:Q:91:VAL:HG12	2.11	0.51
1:R:58:GLN:OE1	1:R:91:VAL:HG12	2.11	0.51
1:S:123:THR:HG21	1:S:125:TYR:CZ	2.46	0.51
1:U:123:THR:HG21	1:U:125:TYR:CZ	2.46	0.51
1:X:58:GLN:O	1:X:59:SER:O	2.28	0.51
1:A:307:SER:HB2	1:A:421:LEU:HA	1.93	0.51
1:A:321:ARG:NE	4:A:7476:CIT:H42	2.14	0.51
1:H:1:THR:CG2	1:H:2:PRO:HD2	2.41	0.51
1:I:296:HIS:HB3	1:I:382:ILE:HA	1.92	0.51
1:L:1:THR:CG2	1:L:2:PRO:HD2	2.41	0.51
1:M:261:PHE:O	1:S:144:ALA:HA	2.10	0.51
1:Q:1:THR:CG2	1:Q:2:PRO:HD2	2.41	0.51
1:T:264:ASN:ND2	1:T:326:TYR:HD2	2.08	0.51
1:U:296:HIS:HB3	1:U:382:ILE:HA	1.92	0.51
1:B:283:TYR:OH	1:B:350:SER:HA	2.11	0.51
1:B:339:ARG:NH2	1:B:344:ARG:HD2	2.26	0.51
1:C:603:LYS:HG3	1:C:72:GLU:HG2	1.93	0.51
1:G:204:PHE:HE1	1:G:237:LEU:HD13	1.75	0.51
1:I:314:PRO:HG3	1:I:365:GLY:HA3	1.93	0.51
1:I:74:ALA:HA	1:I:86:ASN:O	2.10	0.51
1:R:283:TYR:OH	1:R:350:SER:HA	2.11	0.51
1:T:283:TYR:OH	1:T:350:SER:HA	2.11	0.51
1:U:272:GLN:O	1:U:356:LEU:HD12	2.11	0.51
1:V:298:ILE:HG13	1:V:356:LEU:HD23	1.93	0.51
1:D:264:ASN:HB2	5:D:950:HOH:O	2.11	0.51
1:E:282:MET:HG2	5:E:1126:HOH:O	2.10	0.51
1:I:451:GLU:HB3	1:I:452:PRO:HD3	1.93	0.51
1:D:175:HIS:CE1	1:K:467:ASP:OD2	2.64	0.51
1:M:264:ASN:HB2	5:M:3317:HOH:O	2.10	0.51
1:R:282:MET:HG2	5:R:4545:HOH:O	2.10	0.51
1:U:458:HIS:CD2	1:U:460:TYR:H	2.14	0.51
1:V:55:ARG:CA	1:W:177:GLY:HA2	2.40	0.51
1:A:396:LEU:CD2	1:A:407:ILE:HG21	2.34	0.51
1:B:6:PHE:CE2	1:B:39:ASP:HA	2.46	0.51

*Continued on next page...*

*Continued from previous page...*

Atom-1	Atom-2	Interatomic distance (Å)	Clash overlap (Å)
1:C:380:ASP:O	1:C:384:ASN:HB2	2.10	0.51
1:E:207:GLU:N	1:E:210:HIS:HD2	2.03	0.51
1:E:603:LYS:HB2	1:E:72:GLU:OE1	2.10	0.51
1:J:101:SER:O	1:J:107:ILE:HD11	2.11	0.51
1:N:6:PHE:CE2	1:N:39:ASP:HA	2.46	0.51
1:S:396:LEU:HD23	1:S:407:ILE:HG13	1.92	0.51
1:V:53:SER:HA	1:W:179:TYR:CD2	2.46	0.51
1:D:100:TYR:CZ	1:D:102:ARG:HB2	2.46	0.51
1:F:1:THR:HG22	1:F:3:ASP:H	1.76	0.51
1:F:40:LYS:N	1:F:40:LYS:HD2	2.25	0.51
1:G:176:LYS:HD3	1:G:179:TYR:OH	2.10	0.51
1:G:178:GLY:HA3	1:L:29:GLN:CD	2.31	0.51
1:H:100:TYR:CZ	1:H:102:ARG:HB2	2.46	0.51
1:O:33:ILE:HD11	1:O:38:PHE:HB2	1.92	0.51
1:O:338:ASN:HD21	1:O:396:LEU:H	1.58	0.51
1:P:100:TYR:CZ	1:P:102:ARG:HB2	2.46	0.51
1:Q:501:SER:HB2	1:Q:502:PRO:HD2	1.93	0.51
1:Q:58:GLN:HE21	1:Q:65:MET:HB3	1.76	0.51
1:R:1:THR:HG22	1:R:3:ASP:H	1.76	0.51
1:T:60:ILE:HA	1:U:337:ARG:O	2.11	0.51
1:X:338:ASN:HD21	1:X:396:LEU:H	1.58	0.51
1:X:1:THR:HG22	1:X:3:ASP:H	1.76	0.51
1:D:52:SER:O	1:D:65:MET:SD	2.68	0.51
1:E:52:SER:O	1:E:65:MET:SD	2.68	0.51
1:H:52:SER:O	1:H:53:SER:HB2	2.09	0.51
1:I:42:VAL:O	1:I:46:GLY:HA2	2.11	0.51
1:M:264:ASN:ND2	4:M:7500:CIT:H22	2.11	0.51
1:N:330:ILE:O	1:N:410:THR:N	2.39	0.51
1:N:54:ILE:HG23	1:N:55:ARG:HD2	1.92	0.51
1:O:42:VAL:O	1:O:46:GLY:HA2	2.11	0.51
1:P:271:HIS:CE1	1:P:357:GLU:HB2	2.46	0.51
1:P:52:SER:O	1:P:65:MET:SD	2.68	0.51
1:S:42:VAL:O	1:S:46:GLY:HA2	2.11	0.51
1:T:52:SER:O	1:T:53:SER:HB2	2.09	0.51
1:U:54:ILE:HG23	1:U:55:ARG:HD2	1.92	0.51
1:V:54:ILE:HG23	1:V:55:ARG:HD2	1.92	0.51
1:A:204:PHE:HE1	1:A:237:LEU:HD13	1.76	0.51
1:A:283:TYR:CZ	1:A:285:GLU:HA	2.45	0.51
1:B:204:PHE:HE1	1:B:237:LEU:HD13	1.76	0.51
1:F:358:PHE:HD1	1:F:374:MET:SD	2.34	0.51
1:U:283:TYR:CZ	1:U:285:GLU:HA	2.45	0.51

*Continued on next page...*

*Continued from previous page...*

Atom-1	Atom-2	Interatomic distance (Å)	Clash overlap (Å)
1:I:329:PRO:HG2	1:I:359:ARG:HB3	1.93	0.51
1:P:329:PRO:HG2	1:P:359:ARG:HB3	1.93	0.51
1:U:329:PRO:HG2	1:U:359:ARG:HB3	1.93	0.51
1:W:426:GLU:O	1:W:430:GLU:HG2	2.11	0.51
1:D:395:ASP:CG	1:E:60:ILE:HD11	2.31	0.51
1:F:326:TYR:CD1	1:F:326:TYR:N	2.78	0.51
1:G:204:PHE:HE1	1:G:237:LEU:HD13	1.76	0.51
1:G:323:VAL:O	1:G:328:ALA:HB2	2.09	0.51
1:G:314:PRO:HG3	1:G:365:GLY:HA3	1.91	0.51
1:G:399:LEU:CD2	1:G:407:ILE:HG13	2.41	0.51
1:I:314:PRO:HG3	1:I:365:GLY:HA3	1.91	0.51
1:J:399:LEU:CD2	1:J:407:ILE:HG13	2.41	0.51
1:C:175:HIS:HE1	1:J:467:ASP:HB2	1.76	0.51
1:M:465:TYR:CZ	1:S:315:THR:HB	2.46	0.51
1:N:399:LEU:CD2	1:N:407:ILE:HG13	2.41	0.51
1:R:57:PHE:HE2	1:R:91:VAL:HG21	1.76	0.51
1:M:463:ALA:HA	1:S:140:PHE:CE1	2.45	0.51
1:S:399:LEU:CD2	1:S:407:ILE:HG13	2.41	0.51
1:T:399:LEU:CD2	1:T:407:ILE:HG13	2.41	0.51
1:U:399:LEU:CD2	1:U:407:ILE:HG13	2.41	0.51
1:U:57:PHE:HE2	1:U:91:VAL:HG21	1.76	0.51
1:V:399:LEU:CD2	1:V:407:ILE:HG13	2.41	0.51
1:A:335:SER:O	1:A:344:ARG:HA	2.11	0.51
1:C:123:THR:HG21	1:C:125:TYR:CZ	2.46	0.51
1:F:58:GLN:O	1:F:59:SER:O	2.28	0.51
1:H:62:GLU:O	1:H:62:GLU:HG3	2.11	0.51
1:I:123:THR:HG21	1:I:125:TYR:CZ	2.46	0.51
1:J:335:SER:O	1:J:344:ARG:HA	2.11	0.51
1:J:58:GLN:OE1	1:J:91:VAL:HG12	2.11	0.51
1:K:335:SER:O	1:K:344:ARG:HA	2.10	0.51
1:O:123:THR:HG21	1:O:125:TYR:CZ	2.46	0.51
1:Q:339:ARG:HG3	1:Q:339:ARG:HH21	1.74	0.51
1:R:321:ARG:NE	4:R:7510:CIT:H42	2.16	0.51
1:S:375:LEU:HD22	1:S:379:LEU:HG	1.93	0.51
1:T:62:GLU:HG3	1:T:62:GLU:O	2.11	0.51
1:U:427:TYR:CE1	1:U:428:LEU:HD13	2.46	0.51
1:V:120:ILE:HD11	1:V:383:LYS:HG3	1.92	0.51
1:V:58:GLN:OE1	1:V:91:VAL:HG12	2.11	0.51
1:E:296:HIS:HB3	1:E:382:ILE:HA	1.91	0.51
1:F:399:LEU:CB	1:F:400:PRO:HD2	2.40	0.51
1:J:307:SER:HB2	1:J:421:LEU:HA	1.93	0.51

*Continued on next page...*

*Continued from previous page...*

Atom-1	Atom-2	Interatomic distance (Å)	Clash overlap (Å)
1:M:307:SER:HB2	1:M:421:LEU:HA	1.93	0.51
1:N:57:PHE:HD2	1:N:58:GLN:H	1.57	0.51
1:R:456:ARG:O	1:X:458:HIS:HE1	1.93	0.51
1:D:314:PRO:HG3	1:D:365:GLY:HA3	1.93	0.51
1:E:323:VAL:HG21	1:K:455:ILE:HG22	1.91	0.51
1:F:283:TYR:OH	1:F:350:SER:HA	2.11	0.51
1:G:298:ILE:HG13	1:G:356:LEU:HD23	1.93	0.51
1:G:339:ARG:NH2	1:G:344:ARG:HD2	2.26	0.51
1:G:314:PRO:HG3	1:G:365:GLY:HA3	1.93	0.51
1:N:339:ARG:NH2	1:N:344:ARG:HD2	2.26	0.51
1:O:603:LYS:HG3	1:O:72:GLU:HG2	1.93	0.51
1:O:180:PHE:HZ	1:P:52:SER:HB2	1.75	0.51
1:P:502:PRO:HB2	1:Q:137:SER:HB3	1.91	0.51
1:T:272:GLN:O	1:T:356:LEU:HD12	2.11	0.51
1:V:602:GLU:HG3	1:V:72:GLU:HG3	1.93	0.51
1:X:298:ILE:HG13	1:X:356:LEU:HD23	1.93	0.51
1:A:264:ASN:HB2	5:A:7620:HOH:O	2.10	0.51
1:A:429:THR:HA	1:A:434:PHE:O	2.11	0.51
1:C:429:THR:HA	1:C:434:PHE:O	2.11	0.51
1:F:429:THR:HA	1:F:434:PHE:O	2.11	0.51
1:G:451:GLU:HB3	1:G:452:PRO:HD3	1.93	0.51
1:L:346:PRO:O	1:L:348:THR:HG23	2.10	0.51
1:L:58:GLN:NE2	1:L:62:GLU:HB3	2.18	0.51
1:Q:179:TYR:CE2	1:R:54:ILE:HD13	2.46	0.51
1:Q:458:HIS:CD2	1:Q:460:TYR:H	2.14	0.51
1:R:429:THR:HA	1:R:434:PHE:O	2.11	0.51
1:S:451:GLU:HB3	1:S:452:PRO:HD3	1.93	0.51
1:V:282:MET:HG2	5:V:5597:HOH:O	2.10	0.51
1:B:101:SER:O	1:B:107:ILE:HD11	2.11	0.51
1:B:120:ILE:HD11	1:B:383:LYS:HG3	1.93	0.51
1:E:43:PHE:CD2	1:E:69:PRO:HG2	2.46	0.51
1:G:1:THR:HG22	1:G:2:PRO:CD	2.35	0.51
1:J:290:LEU:CD1	1:J:345:ILE:HG12	2.30	0.51
1:K:120:ILE:HD11	1:K:383:LYS:HG3	1.93	0.51
1:N:101:SER:O	1:N:107:ILE:HD11	2.11	0.51
1:O:380:ASP:O	1:O:384:ASN:HB2	2.10	0.51
1:P:204:PHE:HE1	1:P:237:LEU:HD13	1.76	0.51
1:Q:207:GLU:N	1:Q:210:HIS:HD2	2.03	0.51
1:S:1:THR:HG22	1:S:2:PRO:CD	2.35	0.51
1:U:6:PHE:CE2	1:U:39:ASP:HA	2.46	0.51
1:V:290:LEU:CD1	1:V:345:ILE:HG12	2.30	0.51

*Continued on next page...*

*Continued from previous page...*

Atom-1	Atom-2	Interatomic distance (Å)	Clash overlap (Å)
1:W:120:ILE:HD11	1:W:383:LYS:HG3	1.93	0.51
1:X:101:SER:O	1:X:107:ILE:HD11	2.11	0.51
1:A:176:LYS:HD3	1:A:179:TYR:OH	2.10	0.51
1:A:271:HIS:CD2	3:A:7475:AMP:H4'	2.46	0.51
1:B:271:HIS:CD2	3:B:7477:AMP:H4'	2.46	0.51
1:C:271:HIS:CG	3:C:7479:AMP:O4'	2.64	0.51
1:E:271:HIS:CD2	3:E:7483:AMP:H4'	2.46	0.51
1:E:501:SER:HB2	1:E:502:PRO:HD2	1.93	0.51
1:E:58:GLN:HE21	1:E:65:MET:HB3	1.76	0.51
1:F:33:ILE:HD11	1:F:38:PHE:HB2	1.92	0.51
1:G:33:ILE:HD11	1:G:38:PHE:HB2	1.92	0.51
1:J:271:HIS:CG	3:J:7493:AMP:O4'	2.64	0.51
1:O:271:HIS:CG	3:O:7503:AMP:O4'	2.64	0.51
1:V:63:SER:CB	1:W:337:ARG:NH2	2.74	0.51
1:X:40:LYS:HD2	1:X:40:LYS:N	2.25	0.51
1:C:42:VAL:O	1:C:46:GLY:HA2	2.11	0.51
1:D:271:HIS:CE1	1:D:357:GLU:HB2	2.46	0.51
1:D:309:LEU:HD22	1:D:411:PRO:HD2	1.93	0.51
1:G:42:VAL:O	1:G:46:GLY:HA2	2.11	0.51
1:I:271:HIS:CE1	1:I:357:GLU:HB2	2.46	0.51
1:I:309:LEU:HD22	1:I:411:PRO:HD2	1.93	0.51
1:J:271:HIS:CE1	1:J:357:GLU:HB2	2.46	0.51
1:K:126:PHE:CE2	1:K:272:GLN:HG2	2.46	0.51
1:L:271:HIS:CE1	1:L:357:GLU:HB2	2.46	0.51
1:O:52:SER:O	1:O:53:SER:HB2	2.09	0.51
1:P:309:LEU:HD22	1:P:411:PRO:HD2	1.93	0.51
1:S:129:GLU:HA	5:S:4752:HOH:O	2.11	0.51
1:V:126:PHE:CE2	1:V:272:GLN:HG2	2.46	0.51
1:V:271:HIS:CE1	1:V:357:GLU:HB2	2.46	0.51
1:W:126:PHE:CE2	1:W:272:GLN:HG2	2.46	0.51
1:X:271:HIS:CE1	1:X:357:GLU:HB2	2.46	0.51
1:E:338:ASN:ND2	1:E:394:LYS:O	2.44	0.51
1:K:240:TYR:HA	5:L:3032:HOH:O	2.11	0.51
1:L:358:PHE:HD1	1:L:374:MET:SD	2.34	0.51
1:M:204:PHE:HE1	1:M:237:LEU:HD13	1.76	0.51
1:O:273:SER:CB	3:O:7503:AMP:N6	2.73	0.51
1:P:264:ASN:ND2	4:P:7506:CIT:H22	2.16	0.51
1:Q:465:TYR:CE1	1:W:315:THR:HB	2.45	0.51
1:X:358:PHE:HD1	1:X:374:MET:SD	2.34	0.51
1:F:329:PRO:HG2	1:F:359:ARG:HB3	1.93	0.51
1:G:329:PRO:HG2	1:G:359:ARG:HB3	1.93	0.51

*Continued on next page...*

*Continued from previous page...*

Atom-1	Atom-2	Interatomic distance (Å)	Clash overlap (Å)
1:H:426:GLU:O	1:H:430:GLU:HG2	2.11	0.51
1:I:53:SER:HB3	1:J:177:GLY:O	2.10	0.51
1:M:426:GLU:O	1:M:430:GLU:HG2	2.11	0.51
1:N:329:PRO:HG2	1:N:359:ARG:HB3	1.93	0.51
1:N:502:PRO:HB2	1:O:137:SER:HB3	1.92	0.51
1:R:329:PRO:HG2	1:R:359:ARG:HB3	1.93	0.51
1:S:426:GLU:O	1:S:430:GLU:HG2	2.11	0.51
1:C:326:TYR:N	1:C:326:TYR:CD1	2.78	0.51
1:C:177:GLY:O	1:D:55:ARG:O	2.29	0.51
1:A:55:ARG:HB3	1:F:176:LYS:HZ2	1.75	0.51
1:H:399:LEU:CD2	1:H:407:ILE:HG13	2.41	0.51
1:I:399:LEU:CD2	1:I:407:ILE:HG13	2.41	0.51
1:K:399:LEU:CD2	1:K:407:ILE:HG13	2.41	0.51
1:G:211:HIS:HB2	1:L:32:THR:O	2.09	0.51
1:L:330:ILE:O	1:L:410:THR:N	2.41	0.51
1:U:312:THR:CG2	1:U:313:ASN:ND2	2.72	0.51
1:U:330:ILE:O	1:U:410:THR:N	2.41	0.51
1:W:399:LEU:CD2	1:W:407:ILE:HG13	2.41	0.51
1:C:120:ILE:HD11	1:C:383:LYS:HG3	1.92	0.51
1:C:427:TYR:CE1	1:C:428:LEU:HD13	2.46	0.51
1:D:466:TYR:CZ	1:J:254:THR:HB	2.46	0.51
1:D:58:GLN:OE1	1:D:91:VAL:HG12	2.11	0.51
1:F:58:GLN:OE1	1:F:91:VAL:HG12	2.11	0.51
1:G:58:GLN:OE1	1:G:91:VAL:HG12	2.11	0.51
1:L:62:GLU:O	1:L:62:GLU:HG3	2.11	0.51
1:M:335:SER:O	1:M:344:ARG:HA	2.11	0.51
1:N:58:GLN:O	1:N:59:SER:O	2.28	0.51
1:M:339:ARG:NH1	1:N:63:SER:HB2	2.26	0.51
1:O:427:TYR:CE1	1:O:428:LEU:HD13	2.46	0.51
1:T:321:ARG:NE	4:T:7514:CIT:H42	2.16	0.51
1:U:335:SER:O	1:U:344:ARG:HA	2.10	0.51
1:V:335:SER:O	1:V:344:ARG:HA	2.11	0.51
1:W:427:TYR:CE1	1:W:428:LEU:HD13	2.46	0.51
1:X:427:TYR:CE1	1:X:428:LEU:HD13	2.46	0.51
1:A:315:THR:HB	1:G:465:TYR:CE1	2.46	0.51
1:A:264:ASN:ND2	1:A:326:TYR:HD2	2.08	0.51
1:B:57:PHE:HD2	1:B:58:GLN:H	1.57	0.51
1:F:307:SER:HB2	1:F:421:LEU:HA	1.93	0.51
1:K:1:THR:CG2	1:K:2:PRO:HD2	2.41	0.51
1:K:307:SER:HB2	1:K:421:LEU:HA	1.93	0.51
1:N:264:ASN:ND2	1:N:326:TYR:HD2	2.08	0.51

*Continued on next page...*

*Continued from previous page...*

Atom-1	Atom-2	Interatomic distance (Å)	Clash overlap (Å)
1:T:1:THR:CG2	1:T:2:PRO:HD2	2.41	0.51
1:T:61:HIS:CG	1:T:62:GLU:N	2.77	0.51
1:W:307:SER:HB2	1:W:421:LEU:HA	1.93	0.51
1:A:180:PHE:HE2	1:B:49:PHE:HE1	1.59	0.51
1:G:283:TYR:OH	1:G:350:SER:HA	2.11	0.51
1:G:55:ARG:O	1:H:177:GLY:HA2	2.11	0.51
1:H:283:TYR:OH	1:H:350:SER:HA	2.11	0.51
1:J:339:ARG:NH2	1:J:344:ARG:HD2	2.26	0.51
1:J:603:LYS:HG3	1:J:72:GLU:HG2	1.93	0.51
1:J:49:PHE:CE1	1:K:180:PHE:CE2	2.97	0.51
1:M:602:GLU:HG3	1:M:72:GLU:HG3	1.93	0.51
1:O:283:TYR:OH	1:O:350:SER:HA	2.11	0.51
1:S:206:LEU:HB3	1:X:34:PRO:HG3	1.91	0.51
1:S:339:ARG:NH2	1:S:344:ARG:HD2	2.26	0.51
1:S:53:SER:O	1:S:54:ILE:HB	2.10	0.51
1:O:456:ARG:O	1:U:458:HIS:HE1	1.93	0.51
1:V:339:ARG:NH2	1:V:344:ARG:HD2	2.26	0.51
1:V:53:SER:HB3	1:W:179:TYR:H	1.76	0.51
1:X:339:ARG:NH2	1:X:344:ARG:HD2	2.26	0.51
1:E:450:GLU:HB3	1:K:465:TYR:OH	2.11	0.51
1:E:451:GLU:HB3	1:E:452:PRO:HD3	1.93	0.51
1:H:429:THR:HA	1:H:434:PHE:O	2.11	0.51
1:I:264:ASN:HB2	5:I:7653:HOH:O	2.11	0.51
1:J:264:ASN:HB2	5:J:2528:HOH:O	2.10	0.51
1:J:282:MET:HG2	5:J:2441:HOH:O	2.10	0.51
1:L:451:GLU:HB3	1:L:452:PRO:HD3	1.93	0.51
1:M:346:PRO:O	1:M:348:THR:HG23	2.10	0.51
1:M:429:THR:HA	1:M:434:PHE:O	2.11	0.51
1:P:467:ASP:CB	5:P:5865:HOH:O	2.59	0.51
1:T:451:GLU:HB3	1:T:452:PRO:HD3	1.93	0.51
1:U:264:ASN:HB2	5:U:5421:HOH:O	2.10	0.51
1:D:154:ILE:HG23	1:D:165:GLU:OE2	2.11	0.51
1:D:204:PHE:HE1	1:D:237:LEU:HD13	1.76	0.51
1:D:466:TYR:CZ	1:J:254:THR:HB	2.45	0.51
1:D:6:PHE:CE2	1:D:39:ASP:HA	2.46	0.51
1:E:154:ILE:HG23	1:E:165:GLU:OE2	2.12	0.51
1:F:120:ILE:HD11	1:F:383:LYS:HG3	1.93	0.51
1:G:6:PHE:CE2	1:G:39:ASP:HA	2.46	0.51
1:B:140:PHE:CE1	1:H:463:ALA:HA	2.45	0.51
1:N:120:ILE:HD11	1:N:383:LYS:HG3	1.93	0.51
1:M:176:LYS:HD2	1:N:55:ARG:NH2	2.26	0.51

*Continued on next page...*

*Continued from previous page...*

Atom-1	Atom-2	Interatomic distance (Å)	Clash overlap (Å)
1:P:154:ILE:HG23	1:P:165:GLU:OE2	2.11	0.51
1:P:207:GLU:N	1:P:210:HIS:HD2	2.03	0.51
1:P:6:PHE:CE2	1:P:39:ASP:HA	2.46	0.51
1:Q:101:SER:O	1:Q:107:ILE:HD11	2.11	0.51
1:Q:154:ILE:HG23	1:Q:165:GLU:OE2	2.11	0.51
1:S:6:PHE:CE2	1:S:39:ASP:HA	2.46	0.51
1:V:101:SER:O	1:V:107:ILE:HD11	2.11	0.51
1:W:43:PHE:CD2	1:W:69:PRO:HG2	2.46	0.51
1:A:429:THR:HG21	1:A:436:ASN:OD1	2.10	0.51
1:A:501:SER:HB2	1:A:502:PRO:HD2	1.93	0.51
1:E:271:HIS:CG	3:E:7483:AMP:O4'	2.64	0.51
1:I:58:GLN:HE21	1:I:65:MET:HB3	1.76	0.51
1:J:271:HIS:CD2	3:J:7493:AMP:H4'	2.46	0.51
1:K:100:TYR:CZ	1:K:102:ARG:HB2	2.46	0.51
1:K:18:ASP:HB3	1:K:86:ASN:HD22	1.76	0.51
1:M:501:SER:HB2	1:M:502:PRO:HD2	1.93	0.51
1:M:271:HIS:CD2	3:M:7499:AMP:H4'	2.46	0.51
1:O:271:HIS:CD2	3:O:7503:AMP:H4'	2.46	0.51
1:Q:271:HIS:CD2	3:Q:7507:AMP:H4'	2.46	0.51
1:Q:1:THR:HG22	1:Q:3:ASP:H	1.76	0.51
1:Q:271:HIS:CG	3:Q:7507:AMP:O4'	2.64	0.51
1:R:33:ILE:HD11	1:R:38:PHE:HB2	1.92	0.51
1:R:40:LYS:N	1:R:40:LYS:HD2	2.25	0.51
1:U:33:ILE:HD11	1:U:38:PHE:HB2	1.92	0.51
1:U:64:ASP:HB2	1:V:347:ILE:HD12	1.93	0.51
1:V:271:HIS:CD2	3:V:7517:AMP:H4'	2.46	0.51
1:V:271:HIS:CG	3:V:7517:AMP:O4'	2.64	0.51
1:W:18:ASP:HB3	1:W:86:ASN:HD22	1.76	0.51
1:B:309:LEU:HD22	1:B:411:PRO:HD2	1.93	0.51
1:D:42:VAL:O	1:D:46:GLY:HA2	2.11	0.51
1:H:271:HIS:CE1	1:H:357:GLU:HB2	2.46	0.51
1:J:126:PHE:CE2	1:J:272:GLN:HG2	2.46	0.51
1:J:54:ILE:HG23	1:J:55:ARG:HD2	1.92	0.51
1:K:54:ILE:HG23	1:K:55:ARG:HD2	1.92	0.51
1:K:54:ILE:HG13	1:K:55:ARG:N	2.26	0.51
1:M:465:TYR:CZ	1:S:315:THR:HB	2.46	0.51
1:N:309:LEU:HD22	1:N:411:PRO:HD2	1.93	0.51
1:N:42:VAL:O	1:N:46:GLY:HA2	2.11	0.51
1:N:52:SER:O	1:N:65:MET:SD	2.68	0.51
1:P:42:VAL:O	1:P:46:GLY:HA2	2.11	0.51
1:U:271:HIS:CE1	1:U:357:GLU:HB2	2.46	0.51

*Continued on next page...*



*Continued from previous page...*

Atom-1	Atom-2	Interatomic distance (Å)	Clash overlap (Å)
1:V:42:VAL:O	1:V:46:GLY:HA2	2.11	0.51
1:Q:456:ARG:O	1:W:458:HIS:HE1	1.94	0.51
1:A:338:ASN:ND2	1:A:394:LYS:O	2.44	0.51
1:E:273:SER:CB	3:E:7483:AMP:N6	2.73	0.51
1:H:358:PHE:HD1	1:H:374:MET:SD	2.34	0.51
1:O:358:PHE:HD1	1:O:374:MET:SD	2.34	0.51
1:Q:273:SER:CB	3:Q:7507:AMP:N6	2.73	0.51
1:Q:338:ASN:ND2	1:Q:394:LYS:O	2.44	0.51
1:T:358:PHE:HD1	1:T:374:MET:SD	2.34	0.51
1:V:338:ASN:ND2	1:V:394:LYS:O	2.44	0.51
1:F:309:LEU:HG	1:F:313:ASN:HD22	1.76	0.51
1:B:177:GLY:O	1:C:55:ARG:O	2.28	0.51
1:B:207:GLU:N	1:B:210:HIS:HD2	1.99	0.51
1:E:399:LEU:CD2	1:E:407:ILE:HG13	2.41	0.51
1:F:57:PHE:HE2	1:F:91:VAL:HG21	1.76	0.51
1:H:125:TYR:HB3	1:H:225:PHE:HD2	1.75	0.51
1:Q:399:LEU:CD2	1:Q:407:ILE:HG13	2.41	0.51
1:U:204:PHE:HE1	1:U:237:LEU:HD13	1.76	0.51
1:A:315:THR:HB	1:G:465:TYR:CE1	2.46	0.51
1:G:123:THR:HG21	1:G:125:TYR:CZ	2.46	0.51
1:H:123:THR:HG21	1:H:125:TYR:CZ	2.46	0.51
1:I:335:SER:O	1:I:344:ARG:HA	2.11	0.51
1:J:123:THR:HG21	1:J:125:TYR:CZ	2.46	0.51
1:K:427:TYR:CE1	1:K:428:LEU:HD13	2.46	0.51
1:P:123:THR:HG21	1:P:125:TYR:CZ	2.46	0.51
1:P:58:GLN:OE1	1:P:91:VAL:HG12	2.11	0.51
1:T:34:PRO:HG3	1:U:206:LEU:HB3	1.92	0.51
1:V:123:THR:HG21	1:V:125:TYR:CZ	2.46	0.51
1:W:335:SER:O	1:W:344:ARG:HA	2.11	0.51
1:C:1:THR:CG2	1:C:2:PRO:HD2	2.41	0.50
1:K:264:ASN:ND2	1:K:326:TYR:HD2	2.08	0.50
1:M:264:ASN:ND2	1:M:326:TYR:HD2	2.08	0.50
1:O:1:THR:CG2	1:O:2:PRO:HD2	2.41	0.50
1:Q:296:HIS:HB3	1:Q:382:ILE:HA	1.91	0.50
1:R:307:SER:HB2	1:R:421:LEU:HA	1.93	0.50
1:A:602:GLU:HG3	1:A:72:GLU:HG3	1.93	0.50
1:C:283:TYR:OH	1:C:350:SER:HA	2.11	0.50
1:C:602:GLU:HG3	1:C:72:GLU:HG3	1.93	0.50
1:F:298:ILE:HG13	1:F:356:LEU:HD23	1.93	0.50
1:F:314:PRO:HG3	1:F:365:GLY:HA3	1.93	0.50
1:H:272:GLN:O	1:H:356:LEU:HD12	2.11	0.50

*Continued on next page...*

*Continued from previous page...*

Atom-1	Atom-2	Interatomic distance (Å)	Clash overlap (Å)
1:I:276:LYS:HB2	1:I:281:LEU:CD2	2.42	0.50
1:J:276:LYS:HB2	1:J:281:LEU:CD2	2.42	0.50
1:L:339:ARG:NH2	1:L:344:ARG:HD2	2.26	0.50
1:L:272:GLN:O	1:L:356:LEU:HD12	2.11	0.50
1:P:298:ILE:HG13	1:P:356:LEU:HD23	1.93	0.50
1:Q:314:PRO:HG3	1:Q:365:GLY:HA3	1.93	0.50
1:R:314:PRO:HG3	1:R:365:GLY:HA3	1.93	0.50
1:U:276:LYS:HB2	1:U:281:LEU:CD2	2.42	0.50
1:U:298:ILE:HG13	1:U:356:LEU:HD23	1.93	0.50
1:U:603:LYS:HG3	1:U:72:GLU:HG2	1.93	0.50
1:V:276:LYS:HB2	1:V:281:LEU:CD2	2.42	0.50
1:V:603:LYS:HG3	1:V:72:GLU:HG2	1.93	0.50
1:W:339:ARG:NH2	1:W:344:ARG:HD2	2.26	0.50
1:A:346:PRO:O	1:A:348:THR:HG23	2.10	0.50
1:B:451:GLU:HB3	1:B:452:PRO:HD3	1.93	0.50
1:J:309:LEU:HG	1:J:313:ASN:HD22	1.75	0.50
1:K:282:MET:HG2	5:K:2704:HOH:O	2.10	0.50
1:N:264:ASN:HB2	5:N:3580:HOH:O	2.10	0.50
1:Q:174:ARG:HD2	1:Q:179:TYR:CE1	2.40	0.50
1:Q:451:GLU:HB3	1:Q:452:PRO:HD3	1.93	0.50
1:R:451:GLU:HB3	1:R:452:PRO:HD3	1.93	0.50
1:V:264:ASN:HB2	5:V:5684:HOH:O	2.10	0.50
1:C:101:SER:O	1:C:107:ILE:HD11	2.11	0.50
1:D:207:GLU:N	1:D:210:HIS:HD2	2.03	0.50
1:E:101:SER:O	1:E:107:ILE:HD11	2.11	0.50
1:E:204:PHE:HE1	1:E:237:LEU:HD13	1.76	0.50
1:F:6:PHE:CE2	1:F:39:ASP:HA	2.46	0.50
1:G:120:ILE:HD11	1:G:383:LYS:HG3	1.93	0.50
1:G:396:LEU:HD23	1:G:407:ILE:HG13	1.92	0.50
1:I:154:ILE:HG23	1:I:165:GLU:OE2	2.11	0.50
1:I:6:PHE:CE2	1:I:39:ASP:HA	2.46	0.50
1:K:43:PHE:CD2	1:K:69:PRO:HG2	2.46	0.50
1:L:101:SER:O	1:L:107:ILE:HD11	2.11	0.50
1:Q:204:PHE:HE1	1:Q:237:LEU:HD13	1.76	0.50
1:P:339:ARG:CZ	1:Q:63:SER:HB2	2.41	0.50
1:Q:43:PHE:CD2	1:Q:69:PRO:HG2	2.47	0.50
1:R:120:ILE:HD11	1:R:383:LYS:HG3	1.93	0.50
1:R:6:PHE:CE2	1:R:39:ASP:HA	2.46	0.50
1:T:101:SER:O	1:T:107:ILE:HD11	2.11	0.50
1:C:18:ASP:HB3	1:C:86:ASN:HD22	1.76	0.50
1:C:271:HIS:CD2	3:C:7479:AMP:H4'	2.46	0.50

*Continued on next page...*

*Continued from previous page...*

Atom-1	Atom-2	Interatomic distance (Å)	Clash overlap (Å)
1:D:467:ASP:HB2	5:D:2709:HOH:O	2.10	0.50
1:E:1:THR:HG22	1:E:3:ASP:H	1.76	0.50
1:D:337:ARG:NH2	1:E:63:SER:HB3	2.26	0.50
1:M:176:LYS:HD3	1:M:179:TYR:OH	2.10	0.50
1:M:429:THR:HG21	1:M:436:ASN:OD1	2.10	0.50
1:N:271:HIS:CG	3:N:7501:AMP:O4'	2.64	0.50
1:P:271:HIS:CD2	3:P:7505:AMP:H4'	2.46	0.50
1:U:1:THR:HG22	1:U:3:ASP:H	1.76	0.50
1:B:126:PHE:CE2	1:B:272:GLN:HG2	2.46	0.50
1:B:42:VAL:O	1:B:46:GLY:HA2	2.11	0.50
1:B:52:SER:O	1:B:65:MET:SD	2.68	0.50
1:G:129:GLU:HA	5:G:7517:HOH:O	2.11	0.50
1:N:271:HIS:CE1	1:N:357:GLU:HB2	2.46	0.50
1:N:461:GLU:OE1	1:T:320:LYS:HE3	2.11	0.50
1:O:126:PHE:CE2	1:O:272:GLN:HG2	2.46	0.50
1:P:126:PHE:CE2	1:P:272:GLN:HG2	2.46	0.50
1:Q:271:HIS:CE1	1:Q:357:GLU:HB2	2.46	0.50
1:P:189:VAL:CG1	1:Q:80:ARG:HD3	2.41	0.50
1:T:271:HIS:CE1	1:T:357:GLU:HB2	2.46	0.50
1:U:309:LEU:HD22	1:U:411:PRO:HD2	1.93	0.50
1:U:54:ILE:HG13	1:U:55:ARG:N	2.26	0.50
1:G:53:SER:HA	1:H:179:TYR:CE2	2.46	0.50
1:I:33:ILE:HG22	1:J:211:HIS:CD2	2.45	0.50
1:M:338:ASN:ND2	1:M:394:LYS:O	2.44	0.50
1:A:426:GLU:O	1:A:430:GLU:HG2	2.11	0.50
1:F:154:ILE:HG23	1:F:165:GLU:OE2	2.12	0.50
1:I:154:ILE:HG23	1:I:165:GLU:OE2	2.11	0.50
1:I:24:LEU:HG	1:I:57:PHE:CE1	2.39	0.50
5:O:3734:HOH:O	1:P:80:ARG:HG2	2.11	0.50
1:P:337:ARG:NH2	1:Q:95:PHE:HE1	1.92	0.50
1:R:154:ILE:HG23	1:R:165:GLU:OE2	2.12	0.50
1:R:309:LEU:HG	1:R:313:ASN:HD22	1.77	0.50
1:A:399:LEU:CD2	1:A:407:ILE:HG13	2.41	0.50
1:A:57:PHE:HE2	1:A:91:VAL:HG21	1.76	0.50
1:B:321:ARG:NE	4:B:7478:CIT:H42	2.18	0.50
1:C:312:THR:CG2	1:C:313:ASN:ND2	2.72	0.50
1:A:56:GLY:HA2	1:F:177:GLY:HA2	1.93	0.50
1:F:204:PHE:HE1	1:F:237:LEU:HD13	1.76	0.50
1:A:95:PHE:CZ	1:F:347:ILE:HG12	2.46	0.50
1:H:207:GLU:N	1:H:210:HIS:HD2	1.99	0.50
1:I:204:PHE:HE1	1:I:237:LEU:HD13	1.76	0.50

*Continued on next page...*

*Continued from previous page...*

Atom-1	Atom-2	Interatomic distance (Å)	Clash overlap (Å)
1:I:57:PHE:HE2	1:I:91:VAL:HG21	1.76	0.50
1:M:399:LEU:CD2	1:M:407:ILE:HG13	2.41	0.50
1:P:57:PHE:HE2	1:P:91:VAL:HG21	1.76	0.50
1:R:204:PHE:HE1	1:R:237:LEU:HD13	1.76	0.50
1:A:123:THR:HG21	1:A:125:TYR:CZ	2.46	0.50
1:B:58:GLN:O	1:B:59:SER:O	2.28	0.50
1:D:123:THR:HG21	1:D:125:TYR:CZ	2.46	0.50
1:E:123:THR:HG21	1:E:125:TYR:CZ	2.46	0.50
1:F:321:ARG:NE	4:F:7486:CIT:H42	2.16	0.50
1:H:339:ARG:HG3	1:H:339:ARG:HH21	1.74	0.50
1:H:375:LEU:HD22	1:H:379:LEU:HG	1.93	0.50
1:J:296:HIS:HE1	1:J:387:GLU:CD	2.14	0.50
1:L:58:GLN:O	1:L:59:SER:O	2.28	0.50
1:M:123:THR:HG21	1:M:125:TYR:CZ	2.46	0.50
1:N:123:THR:HG21	1:N:125:TYR:CZ	2.46	0.50
1:Q:123:THR:HG21	1:Q:125:TYR:CZ	2.46	0.50
1:U:296:HIS:HE1	1:U:387:GLU:CD	2.14	0.50
1:U:375:LEU:HD22	1:U:379:LEU:HG	1.92	0.50
1:U:58:GLN:OE1	1:U:91:VAL:HG12	2.11	0.50
1:X:62:GLU:HG3	1:X:62:GLU:O	2.11	0.50
1:B:1:THR:CG2	1:B:2:PRO:HD2	2.41	0.50
1:G:205:ILE:HB	1:G:224:GLN:HB3	1.93	0.50
1:I:321:ARG:NE	4:I:7492:CIT:H42	2.14	0.50
1:J:1:THR:CG2	1:J:2:PRO:HD2	2.41	0.50
1:L:307:SER:HB2	1:L:421:LEU:HA	1.93	0.50
1:N:1:THR:CG2	1:N:2:PRO:HD2	2.41	0.50
1:R:144:ALA:HA	1:X:261:PHE:O	2.11	0.50
1:T:80:ARG:HD3	1:U:193:ASP:OD2	2.11	0.50
1:W:1:THR:CG2	1:W:2:PRO:HD2	2.41	0.50
1:W:264:ASN:ND2	1:W:326:TYR:HD2	2.08	0.50
1:A:272:GLN:O	1:A:356:LEU:HD12	2.11	0.50
1:B:272:GLN:O	1:B:356:LEU:HD12	2.11	0.50
1:B:274:LEU:HB2	1:B:282:MET:CE	2.42	0.50
1:B:276:LYS:HB2	1:B:281:LEU:CD2	2.42	0.50
1:B:292:ASP:HB2	5:B:7665:HOH:O	2.11	0.50
1:C:274:LEU:HB2	1:C:282:MET:CE	2.42	0.50
1:D:298:ILE:HG13	1:D:356:LEU:HD23	1.93	0.50
1:F:321:ARG:NE	4:F:7486:CIT:H42	2.18	0.50
1:I:292:ASP:HB2	5:I:7684:HOH:O	2.11	0.50
1:J:137:SER:HB3	1:K:502:PRO:HB2	1.93	0.50
1:J:272:GLN:O	1:J:356:LEU:HD12	2.11	0.50

*Continued on next page...*

*Continued from previous page...*

Atom-1	Atom-2	Interatomic distance (Å)	Clash overlap (Å)
1:K:272:GLN:O	1:K:356:LEU:HD12	2.11	0.50
1:K:339:ARG:NH2	1:K:344:ARG:HD2	2.26	0.50
1:M:272:GLN:O	1:M:356:LEU:HD12	2.11	0.50
1:N:274:LEU:HB2	1:N:282:MET:CE	2.42	0.50
1:N:276:LYS:HB2	1:N:281:LEU:CD2	2.42	0.50
1:N:292:ASP:HB2	5:N:3616:HOH:O	2.11	0.50
1:O:274:LEU:HB2	1:O:282:MET:CE	2.42	0.50
1:R:298:ILE:HG13	1:R:356:LEU:HD23	1.93	0.50
1:R:53:SER:O	1:R:54:ILE:HB	2.10	0.50
1:S:283:TYR:OH	1:S:350:SER:HA	2.11	0.50
1:S:59:SER:OG	1:S:60:ILE:N	2.43	0.50
1:U:292:ASP:HB2	5:U:5457:HOH:O	2.11	0.50
1:V:272:GLN:O	1:V:356:LEU:HD12	2.11	0.50
1:C:282:MET:HG2	5:C:7553:HOH:O	2.10	0.50
1:F:451:GLU:HB3	1:F:452:PRO:HD3	1.93	0.50
1:L:264:ASN:HB2	5:L:3054:HOH:O	2.11	0.50
1:O:429:THR:HA	1:O:434:PHE:O	2.11	0.50
1:S:346:PRO:O	1:S:348:THR:HG23	2.10	0.50
1:U:340:SER:OG	1:U:396:LEU:HD12	2.12	0.50
1:V:309:LEU:HG	1:V:313:ASN:HD22	1.75	0.50
1:W:282:MET:HG2	5:W:5860:HOH:O	2.10	0.50
1:A:207:GLU:N	1:A:210:HIS:HD2	2.03	0.50
1:C:399:LEU:HB3	1:C:404:ALA:HA	1.92	0.50
1:H:101:SER:O	1:H:107:ILE:HD11	2.11	0.50
1:H:6:PHE:CE2	1:H:39:ASP:HA	2.46	0.50
1:D:467:ASP:OD2	1:K:175:HIS:HE1	1.93	0.50
1:O:399:LEU:HB3	1:O:404:ALA:HA	1.93	0.50
1:P:344:ARG:NH2	1:P:346:PRO:HA	2.27	0.50
1:A:1:THR:HG22	1:A:3:ASP:H	1.76	0.50
1:D:271:HIS:CD2	3:D:7481:AMP:H4'	2.46	0.50
1:I:283:TYR:CG	1:I:284:ASP:N	2.80	0.50
1:I:64:ASP:HB2	1:J:347:ILE:HD12	1.94	0.50
1:J:389:GLN:NE2	1:J:406:SER:O	2.45	0.50
1:K:271:HIS:CD2	3:K:7495:AMP:H4'	2.46	0.50
1:L:389:GLN:NE2	1:L:406:SER:O	2.45	0.50
1:L:33:ILE:HD11	1:L:38:PHE:HB2	1.92	0.50
1:O:18:ASP:HB3	1:O:86:ASN:HD22	1.77	0.50
1:R:271:HIS:CG	3:R:7509:AMP:O4'	2.64	0.50
1:U:271:HIS:CG	3:U:7515:AMP:O4'	2.64	0.50
1:V:1:THR:HG22	1:V:3:ASP:H	1.76	0.50
1:W:271:HIS:CD2	3:W:7519:AMP:H4'	2.46	0.50

*Continued on next page...*

*Continued from previous page...*

Atom-1	Atom-2	Interatomic distance (Å)	Clash overlap (Å)
1:X:501:SER:HB2	1:X:502:PRO:HD2	1.93	0.50
1:A:126:PHE:CE2	1:A:272:GLN:HG2	2.46	0.50
1:B:271:HIS:CE1	1:B:357:GLU:HB2	2.46	0.50
1:B:54:ILE:HG23	1:B:55:ARG:HD2	1.92	0.50
1:C:271:HIS:CE1	1:C:357:GLU:HB2	2.46	0.50
1:D:126:PHE:CE2	1:D:272:GLN:HG2	2.46	0.50
1:E:271:HIS:CE1	1:E:357:GLU:HB2	2.46	0.50
1:H:42:VAL:O	1:H:46:GLY:HA2	2.11	0.50
1:I:54:ILE:HG13	1:I:55:ARG:N	2.26	0.50
1:J:42:VAL:O	1:J:46:GLY:HA2	2.11	0.50
1:M:126:PHE:CE2	1:M:272:GLN:HG2	2.46	0.50
1:N:126:PHE:CE2	1:N:272:GLN:HG2	2.46	0.50
1:N:330:ILE:HB	1:N:410:THR:OG1	2.12	0.50
1:O:271:HIS:CE1	1:O:357:GLU:HB2	2.46	0.50
1:O:330:ILE:HB	1:O:410:THR:OG1	2.12	0.50
1:N:189:VAL:CG1	1:O:80:ARG:HH21	2.16	0.50
1:X:330:ILE:O	1:X:410:THR:N	2.39	0.50
1:C:358:PHE:HD1	1:C:374:MET:SD	2.34	0.50
1:E:358:PHE:HD1	1:E:374:MET:SD	2.34	0.50
1:F:467:ASP:OD2	1:G:175:HIS:CE1	2.57	0.50
1:H:33:ILE:CD1	1:H:38:PHE:HB2	2.33	0.50
1:I:338:ASN:ND2	1:I:394:LYS:O	2.44	0.50
1:J:338:ASN:ND2	1:J:394:LYS:O	2.45	0.50
1:J:339:ARG:HH21	1:J:339:ARG:HA	1.77	0.50
1:N:338:ASN:ND2	1:N:394:LYS:O	2.44	0.50
1:O:264:ASN:ND2	4:O:7504:CIT:H22	2.16	0.50
1:R:204:PHE:HE1	1:R:237:LEU:HD13	1.76	0.50
1:M:24:LEU:HG	1:M:57:PHE:CE1	2.39	0.50
1:P:309:LEU:HG	1:P:313:ASN:HD22	1.76	0.50
1:T:426:GLU:O	1:T:430:GLU:HG2	2.11	0.50
1:U:154:ILE:HG23	1:U:165:GLU:OE2	2.11	0.50
1:U:95:PHE:HE2	1:V:347:ILE:HG21	1.77	0.50
1:A:326:TYR:N	1:A:326:TYR:CD1	2.78	0.50
1:B:399:LEU:CD2	1:B:407:ILE:HG13	2.41	0.50
1:B:57:PHE:HE2	1:B:91:VAL:HG21	1.76	0.50
1:G:330:ILE:O	1:G:410:THR:N	2.41	0.50
1:H:204:PHE:HE1	1:H:237:LEU:HD13	1.76	0.50
1:I:330:ILE:O	1:I:410:THR:N	2.41	0.50
1:H:60:ILE:HG22	1:I:339:ARG:HD2	1.93	0.50
1:K:204:PHE:HE1	1:K:237:LEU:HD13	1.76	0.50
1:P:321:ARG:NE	4:P:7506:CIT:H42	2.18	0.50

*Continued on next page...*

*Continued from previous page...*

Atom-1	Atom-2	Interatomic distance (Å)	Clash overlap (Å)
5:P:3961:HOH:O	1:Q:27:ILE:HD12	2.11	0.50
1:T:204:PHE:HE1	1:T:237:LEU:HD13	1.76	0.50
1:U:314:PRO:HG3	1:U:365:GLY:HA3	1.91	0.50
1:W:204:PHE:HE1	1:W:237:LEU:HD13	1.76	0.50
1:A:375:LEU:HD22	1:A:379:LEU:HG	1.93	0.50
1:C:296:HIS:HE1	1:C:387:GLU:CD	2.14	0.50
1:D:326:TYR:O	1:D:328:ALA:N	2.45	0.50
1:G:321:ARG:NE	4:G:7488:CIT:H42	2.16	0.50
1:H:120:ILE:HD11	1:H:383:LYS:HG3	1.92	0.50
1:I:296:HIS:HE1	1:I:387:GLU:CD	2.14	0.50
1:I:58:GLN:OE1	1:I:91:VAL:HG12	2.11	0.50
1:L:427:TYR:CE1	1:L:428:LEU:HD13	2.46	0.50
1:M:375:LEU:HD22	1:M:379:LEU:HG	1.92	0.50
1:O:176:LYS:HG3	5:P:4119:HOH:O	2.11	0.50
1:O:296:HIS:HE1	1:O:387:GLU:CD	2.14	0.50
1:O:212:GLU:OE2	1:P:32:THR:HB	2.10	0.50
1:R:326:TYR:O	1:R:328:ALA:N	2.45	0.50
1:T:123:THR:HG21	1:T:125:TYR:CZ	2.46	0.50
1:V:296:HIS:HE1	1:V:387:GLU:CD	2.14	0.50
1:W:296:HIS:HE1	1:W:387:GLU:CD	2.14	0.50
1:E:307:SER:HB2	1:E:421:LEU:HA	1.93	0.50
1:J:211:HIS:H	1:J:222:ASN:ND2	2.10	0.50
1:M:339:ARG:HD3	1:N:60:ILE:HG22	1.94	0.50
1:P:467:ASP:HB2	5:W:5865:HOH:O	2.10	0.50
3:P:7505:AMP:H1'	3:P:7505:AMP:N9	2.08	0.50
1:S:205:ILE:HB	1:S:224:GLN:HB3	1.94	0.50
1:V:1:THR:CG2	1:V:2:PRO:HD2	2.41	0.50
1:D:292:ASP:HB2	5:D:986:HOH:O	2.11	0.50
1:E:314:PRO:HG3	1:E:365:GLY:HA3	1.93	0.50
1:E:296:HIS:CB	1:E:382:ILE:HA	2.42	0.50
1:F:292:ASP:HB2	5:F:7677:HOH:O	2.11	0.50
1:I:298:ILE:HG13	1:I:356:LEU:HD23	1.93	0.50
1:I:603:LYS:HG3	1:I:72:GLU:HG2	1.93	0.50
1:J:274:LEU:HB2	1:J:282:MET:CE	2.42	0.50
1:K:603:LYS:HG3	1:K:72:GLU:HG2	1.93	0.50
1:L:602:GLU:HG3	1:L:72:GLU:HG3	1.93	0.50
1:N:204:PHE:HE1	1:N:237:LEU:HD13	1.75	0.50
1:O:602:GLU:HG3	1:O:72:GLU:HG3	1.93	0.50
3:P:7505:AMP:N9	3:P:7505:AMP:H1'	2.08	0.50
1:Q:296:HIS:CB	1:Q:382:ILE:HA	2.42	0.50
1:R:292:ASP:HB2	5:R:4668:HOH:O	2.11	0.50

*Continued on next page...*

*Continued from previous page...*

Atom-1	Atom-2	Interatomic distance (Å)	Clash overlap (Å)
1:S:298:ILE:HG13	1:S:356:LEU:HD23	1.93	0.50
1:V:274:LEU:HB2	1:V:282:MET:CE	2.42	0.50
1:W:276:LYS:HB2	1:W:281:LEU:CD2	2.41	0.50
1:X:274:LEU:HB2	1:X:282:MET:CE	2.42	0.50
1:X:602:GLU:HG3	1:X:72:GLU:HG3	1.93	0.50
1:A:315:THR:HB	1:G:465:TYR:CZ	2.47	0.50
1:E:174:ARG:HD2	1:E:179:TYR:CE1	2.40	0.50
1:G:346:PRO:O	1:G:348:THR:HG23	2.10	0.50
1:H:451:GLU:HB3	1:H:452:PRO:HD3	1.93	0.50
1:I:340:SER:OG	1:I:396:LEU:HD12	2.12	0.50
1:N:451:GLU:HB3	1:N:452:PRO:HD3	1.93	0.50
3:P:7505:AMP:N9	3:P:7505:AMP:H1'	2.08	0.50
1:T:429:THR:HA	1:T:434:PHE:O	2.11	0.50
1:X:451:GLU:HB3	1:X:452:PRO:HD3	1.93	0.50
1:A:120:ILE:HD11	1:A:383:LYS:HG3	1.93	0.50
1:C:458:HIS:CD2	1:C:460:TYR:H	2.15	0.50
1:C:65:MET:HE2	1:C:67:LEU:HD11	1.93	0.50
1:D:344:ARG:NH2	1:D:346:PRO:HA	2.27	0.50
1:D:465:TYR:OH	1:J:450:GLU:HB3	2.11	0.50
1:H:344:ARG:NH2	1:H:346:PRO:HA	2.27	0.50
1:K:101:SER:O	1:K:107:ILE:HD11	2.11	0.50
1:M:101:SER:O	1:M:107:ILE:HD11	2.11	0.50
1:O:101:SER:O	1:O:107:ILE:HD11	2.11	0.50
1:O:154:ILE:HG23	1:O:165:GLU:OE2	2.11	0.50
3:P:7505:AMP:N9	3:P:7505:AMP:H1'	2.08	0.50
1:S:120:ILE:HD11	1:S:383:LYS:HG3	1.93	0.50
1:T:344:ARG:NH2	1:T:346:PRO:HA	2.27	0.50
1:T:6:PHE:CE2	1:T:39:ASP:HA	2.46	0.50
1:U:154:ILE:HG23	1:U:165:GLU:OE2	2.12	0.50
1:X:458:HIS:CD2	1:X:460:TYR:H	2.15	0.50
1:B:271:HIS:CG	3:B:7477:AMP:O4'	2.64	0.50
1:B:389:GLN:NE2	1:B:406:SER:O	2.45	0.50
1:F:271:HIS:CG	3:F:7485:AMP:O4'	2.64	0.50
1:G:271:HIS:CD2	3:G:7487:AMP:H4'	2.46	0.50
1:I:271:HIS:CG	3:I:7491:AMP:O4'	2.64	0.50
1:L:501:SER:HB2	1:L:502:PRO:HD2	1.93	0.50
1:N:271:HIS:CD2	3:N:7501:AMP:H4'	2.46	0.50
3:P:7505:AMP:N9	3:P:7505:AMP:H1'	2.08	0.50
1:P:271:HIS:CG	3:P:7505:AMP:O4'	2.64	0.50
1:R:283:TYR:CG	1:R:284:ASP:N	2.80	0.50
1:S:501:SER:HB2	1:S:502:PRO:HD2	1.93	0.50

*Continued on next page...*



*Continued from previous page...*

Atom-1	Atom-2	Interatomic distance (Å)	Clash overlap (Å)
1:T:100:TYR:CZ	1:T:102:ARG:HB2	2.46	0.50
1:T:271:HIS:CG	3:T:7513:AMP:O4'	2.64	0.50
1:U:283:TYR:CG	1:U:284:ASP:N	2.80	0.50
1:V:389:GLN:NE2	1:V:406:SER:O	2.45	0.50
1:P:463:ALA:O	1:W:175:HIS:CE1	2.60	0.50
1:X:389:GLN:NE2	1:X:406:SER:O	2.45	0.50
1:C:126:PHE:CE2	1:C:272:GLN:HG2	2.46	0.50
1:C:330:ILE:HB	1:C:410:THR:OG1	2.12	0.50
1:C:52:SER:O	1:C:53:SER:HB2	2.09	0.50
1:D:465:TYR:OH	1:J:450:GLU:HB3	2.11	0.50
1:G:321:ARG:NE	4:G:7488:CIT:H42	2.17	0.50
1:H:126:PHE:CE2	1:H:272:GLN:HG2	2.46	0.50
1:N:465:TYR:CE1	1:T:315:THR:HB	2.46	0.50
3:P:7505:AMP:H1'	3:P:7505:AMP:N9	2.08	0.50
1:W:54:ILE:HG13	1:W:55:ARG:N	2.26	0.50
1:W:54:ILE:HG23	1:W:55:ARG:HD2	1.92	0.50
1:A:358:PHE:HD1	1:A:374:MET:SD	2.34	0.50
1:J:204:PHE:HE1	1:J:237:LEU:HD13	1.76	0.50
1:N:358:PHE:HD1	1:N:374:MET:SD	2.34	0.50
3:P:7505:AMP:N9	3:P:7505:AMP:H1'	2.08	0.50
1:Q:358:PHE:HD1	1:Q:374:MET:SD	2.34	0.50
1:U:338:ASN:ND2	1:U:394:LYS:O	2.44	0.50
1:V:204:PHE:HE1	1:V:237:LEU:HD13	1.76	0.50
1:V:339:ARG:HH21	1:V:339:ARG:HA	1.77	0.50
1:X:339:ARG:HA	1:X:339:ARG:HH21	1.77	0.50
1:A:24:LEU:HG	1:A:57:PHE:CE1	2.39	0.50
1:D:309:LEU:HG	1:D:313:ASN:HD22	1.76	0.50
1:D:451:GLU:HG2	5:D:944:HOH:O	2.12	0.50
1:E:154:ILE:HG23	1:E:165:GLU:OE2	2.12	0.50
1:E:309:LEU:HG	1:E:313:ASN:HD22	1.76	0.50
1:F:426:GLU:O	1:F:430:GLU:HG2	2.11	0.50
1:G:154:ILE:HG23	1:G:165:GLU:OE2	2.12	0.50
1:P:451:GLU:HG2	5:P:4100:HOH:O	2.12	0.50
3:P:7505:AMP:N9	3:P:7505:AMP:H1'	2.08	0.50
1:Q:154:ILE:HG23	1:Q:165:GLU:OE2	2.12	0.50
1:Q:309:LEU:HG	1:Q:313:ASN:HD22	1.76	0.50
1:R:426:GLU:O	1:R:430:GLU:HG2	2.11	0.50
1:S:329:PRO:HG2	1:S:359:ARG:HB3	1.93	0.50
1:S:451:GLU:HG2	5:S:4889:HOH:O	2.12	0.50
1:X:154:ILE:HG23	1:X:165:GLU:OE2	2.12	0.50
1:D:57:PHE:HE2	1:D:91:VAL:HG21	1.76	0.50

*Continued on next page...*

*Continued from previous page...*

Atom-1	Atom-2	Interatomic distance (Å)	Clash overlap (Å)
1:G:264:ASN:ND2	4:G:7488:CIT:H22	2.23	0.50
1:I:312:THR:CG2	1:I:313:ASN:ND2	2.72	0.50
1:M:326:TYR:N	1:M:326:TYR:CD1	2.78	0.50
1:M:57:PHE:HE2	1:M:91:VAL:HG21	1.76	0.50
1:O:23:ASP:HA	1:O:57:PHE:CE1	2.47	0.50
1:O:312:THR:CG2	1:O:313:ASN:ND2	2.72	0.50
1:O:326:TYR:N	1:O:326:TYR:CD1	2.78	0.50
3:P:7505:AMP:N9	3:P:7505:AMP:H1'	2.08	0.50
1:Q:465:TYR:CE1	1:W:315:THR:HB	2.46	0.50
1:F:326:TYR:O	1:F:328:ALA:N	2.45	0.50
1:H:58:GLN:OE1	1:H:91:VAL:HG12	2.11	0.50
1:I:375:LEU:HD22	1:I:379:LEU:HG	1.92	0.50
1:J:326:TYR:O	1:J:328:ALA:N	2.45	0.50
1:K:58:GLN:OE1	1:K:91:VAL:HG12	2.11	0.50
1:P:326:TYR:O	1:P:328:ALA:N	2.45	0.50
3:P:7505:AMP:N9	3:P:7505:AMP:H1'	2.08	0.50
1:T:375:LEU:HD22	1:T:379:LEU:HG	1.92	0.50
1:T:120:ILE:HD11	1:T:383:LYS:HG3	1.92	0.50
1:T:58:GLN:O	1:T:59:SER:O	2.28	0.50
1:P:144:ALA:HA	1:V:261:PHE:O	2.11	0.50
1:V:326:TYR:O	1:V:328:ALA:N	2.45	0.50
1:X:58:GLN:OE1	1:X:91:VAL:HG12	2.11	0.50
1:B:307:SER:HB2	1:B:421:LEU:HA	1.93	0.50
1:D:296:HIS:HB3	1:D:382:ILE:HA	1.91	0.50
3:D:7481:AMP:N9	3:D:7481:AMP:H1'	2.08	0.50
1:J:264:ASN:ND2	1:J:326:TYR:HD2	2.08	0.50
1:P:296:HIS:HB3	1:P:382:ILE:HA	1.91	0.50
1:Q:307:SER:HB2	1:Q:421:LEU:HA	1.93	0.50
1:A:339:ARG:NH2	1:A:344:ARG:HD2	2.26	0.50
1:A:296:HIS:CB	1:A:382:ILE:HA	2.42	0.50
3:D:7481:AMP:H1'	3:D:7481:AMP:N9	2.08	0.50
1:F:272:GLN:O	1:F:356:LEU:HD12	2.11	0.50
1:F:53:SER:O	1:F:54:ILE:HB	2.10	0.50
1:I:204:PHE:HE1	1:I:237:LEU:HD13	1.74	0.50
1:J:283:TYR:OH	1:J:350:SER:HA	2.11	0.50
1:K:276:LYS:HB2	1:K:281:LEU:CD2	2.42	0.50
1:L:274:LEU:HB2	1:L:282:MET:CE	2.42	0.50
1:L:283:TYR:OH	1:L:350:SER:HA	2.11	0.50
1:M:274:LEU:HB2	1:M:282:MET:CE	2.42	0.50
1:M:296:HIS:CB	1:M:382:ILE:HA	2.42	0.50
1:O:292:ASP:HB2	5:O:3879:HOH:O	2.11	0.50

*Continued on next page...*

*Continued from previous page...*

Atom-1	Atom-2	Interatomic distance (Å)	Clash overlap (Å)
1:P:292:ASP:HB2	5:P:4142:HOH:O	2.11	0.50
1:Q:122:ASP:OD1	1:Q:276:LYS:HA	2.12	0.50
1:T:296:HIS:CB	1:T:382:ILE:HA	2.42	0.50
1:U:122:ASP:OD1	1:U:276:LYS:HA	2.12	0.50
1:V:283:TYR:OH	1:V:350:SER:HA	2.11	0.50
1:W:122:ASP:OD1	1:W:276:LYS:HA	2.12	0.50
1:W:603:LYS:HG3	1:W:72:GLU:HG2	1.93	0.50
1:X:283:TYR:OH	1:X:350:SER:HA	2.11	0.50
1:D:451:GLU:HB3	1:D:452:PRO:HD3	1.93	0.50
3:D:7481:AMP:H1'	3:D:7481:AMP:N9	2.08	0.50
1:F:346:PRO:O	1:F:348:THR:HG23	2.10	0.50
1:H:309:LEU:HG	1:H:313:ASN:HD22	1.75	0.50
1:H:338:ASN:HD22	1:H:396:LEU:HG	1.75	0.50
1:I:106:ASN:ND2	1:I:109:ARG:NH1	2.60	0.50
1:I:458:HIS:CD2	1:I:460:TYR:H	2.14	0.50
1:M:340:SER:OG	1:M:396:LEU:HD12	2.12	0.50
1:O:282:MET:HG2	5:O:3756:HOH:O	2.10	0.50
1:P:140:PHE:CE1	1:V:463:ALA:HA	2.46	0.50
1:P:451:GLU:HB3	1:P:452:PRO:HD3	1.93	0.50
1:T:309:LEU:HG	1:T:313:ASN:HD22	1.75	0.50
1:T:338:ASN:HD22	1:T:396:LEU:HG	1.75	0.50
1:U:429:THR:HA	1:U:434:PHE:O	2.11	0.50
1:B:43:PHE:CD2	1:B:69:PRO:HG2	2.46	0.50
1:D:101:SER:O	1:D:107:ILE:HD11	2.11	0.50
3:D:7481:AMP:H1'	3:D:7481:AMP:N9	2.08	0.50
1:G:43:PHE:CD2	1:G:69:PRO:HG2	2.46	0.50
1:I:120:ILE:HD11	1:I:383:LYS:HG3	1.93	0.50
1:M:120:ILE:HD11	1:M:383:LYS:HG3	1.93	0.50
1:N:337:ARG:HA	1:O:63:SER:HB3	1.94	0.50
1:N:399:LEU:HB3	1:N:404:ALA:HA	1.93	0.50
1:N:43:PHE:CD2	1:N:69:PRO:HG2	2.47	0.50
1:P:101:SER:O	1:P:107:ILE:HD11	2.11	0.50
1:S:101:SER:O	1:S:107:ILE:HD11	2.11	0.50
1:S:344:ARG:NH2	1:S:346:PRO:HA	2.27	0.50
1:U:120:ILE:HD11	1:U:383:LYS:HG3	1.93	0.50
1:W:101:SER:O	1:W:107:ILE:HD11	2.11	0.50
1:X:344:ARG:NH2	1:X:346:PRO:HA	2.27	0.50
1:A:271:HIS:CG	3:A:7475:AMP:O4'	2.64	0.50
1:B:100:TYR:CZ	1:B:102:ARG:HB2	2.46	0.50
1:B:347:ILE:HD12	1:C:64:ASP:HB2	1.93	0.50
1:B:338:ASN:HD21	1:B:396:LEU:H	1.58	0.50

*Continued on next page...*

*Continued from previous page...*

Atom-1	Atom-2	Interatomic distance (Å)	Clash overlap (Å)
1:B:18:ASP:HB3	1:B:86:ASN:HD22	1.77	0.50
1:D:466:TYR:CZ	1:J:254:THR:HB	2.45	0.50
3:D:7481:AMP:H1'	3:D:7481:AMP:N9	2.08	0.50
1:D:271:HIS:CG	3:D:7481:AMP:O4'	2.64	0.50
1:F:283:TYR:CG	1:F:284:ASP:N	2.80	0.50
1:F:271:HIS:CD2	3:F:7485:AMP:H4'	2.46	0.50
1:I:1:THR:HG22	1:I:3:ASP:H	1.76	0.50
1:J:100:TYR:CZ	1:J:102:ARG:HB2	2.46	0.50
1:J:1:THR:HG22	1:J:3:ASP:H	1.76	0.50
1:K:207:GLU:HG3	1:K:210:HIS:CD2	2.47	0.50
1:M:1:THR:HG22	1:M:3:ASP:H	1.76	0.50
1:M:18:ASP:HB3	1:M:86:ASN:HD22	1.76	0.50
1:N:100:TYR:CZ	1:N:102:ARG:HB2	2.46	0.50
1:N:389:GLN:NE2	1:N:406:SER:O	2.45	0.50
1:S:33:ILE:HD11	1:S:38:PHE:HB2	1.92	0.50
1:T:1:THR:HG22	1:T:3:ASP:H	1.76	0.50
1:X:33:ILE:HD11	1:X:38:PHE:HB2	1.92	0.50
1:A:271:HIS:CE1	1:A:357:GLU:HB2	2.46	0.50
3:D:7481:AMP:H1'	3:D:7481:AMP:N9	2.08	0.50
1:E:129:GLU:HA	5:E:1070:HOH:O	2.11	0.50
1:F:129:GLU:HA	5:F:7513:HOH:O	2.11	0.50
1:F:309:LEU:HD22	1:F:411:PRO:HD2	1.93	0.50
1:F:330:ILE:HB	1:F:410:THR:OG1	2.12	0.50
1:J:330:ILE:HB	1:J:410:THR:OG1	2.12	0.50
1:K:330:ILE:HB	1:K:410:THR:OG1	2.12	0.50
1:Q:129:GLU:HA	5:Q:4226:HOH:O	2.11	0.50
1:R:129:GLU:HA	5:R:4489:HOH:O	2.11	0.50
1:F:7:LYS:HE2	1:S:10:LYS:HD2	1.94	0.50
1:T:126:PHE:CE2	1:T:272:GLN:HG2	2.46	0.50
1:T:321:ARG:NE	4:T:7514:CIT:H42	2.17	0.50
1:U:330:ILE:HB	1:U:410:THR:OG1	2.12	0.50
1:V:309:LEU:HD22	1:V:411:PRO:HD2	1.93	0.50
1:W:330:ILE:HB	1:W:410:THR:OG1	2.12	0.50
1:W:309:LEU:HD22	1:W:411:PRO:HD2	1.93	0.50
1:W:57:PHE:CD1	1:W:57:PHE:N	2.76	0.50
1:A:315:THR:HB	1:G:465:TYR:CZ	2.47	0.50
1:A:60:ILE:HD13	5:F:7671:HOH:O	2.11	0.50
1:B:338:ASN:ND2	1:B:394:LYS:O	2.44	0.50
1:C:264:ASN:ND2	4:C:7480:CIT:H22	2.16	0.50
3:D:7481:AMP:H1'	3:D:7481:AMP:N9	2.08	0.50
1:F:204:PHE:HE1	1:F:237:LEU:HD13	1.76	0.50

*Continued on next page...*

*Continued from previous page...*

Atom-1	Atom-2	Interatomic distance (Å)	Clash overlap (Å)
1:K:339:ARG:HH21	1:K:339:ARG:HA	1.77	0.50
1:L:339:ARG:HH21	1:L:339:ARG:HA	1.77	0.50
1:M:358:PHE:HD1	1:M:374:MET:SD	2.34	0.50
1:O:189:VAL:HG13	1:P:80:ARG:NE	2.15	0.50
1:P:358:PHE:HD1	1:P:374:MET:SD	2.34	0.50
1:W:204:PHE:HE1	1:W:237:LEU:HD13	1.76	0.50
1:B:347:ILE:HG21	1:C:95:PHE:HE2	1.76	0.50
1:D:458:HIS:CD2	1:D:460:TYR:H	2.17	0.50
3:D:7481:AMP:H1'	3:D:7481:AMP:N9	2.08	0.50
1:G:451:GLU:HG2	5:G:7638:HOH:O	2.12	0.50
1:H:309:LEU:HG	1:H:313:ASN:HD22	1.76	0.50
1:I:309:LEU:HG	1:I:313:ASN:HD22	1.77	0.50
1:I:426:GLU:O	1:I:430:GLU:HG2	2.11	0.50
1:J:426:GLU:O	1:J:430:GLU:HG2	2.11	0.50
1:L:154:ILE:HG23	1:L:165:GLU:OE2	2.12	0.50
1:P:458:HIS:CD2	1:P:460:TYR:H	2.17	0.50
1:S:24:LEU:HG	1:S:57:PHE:CE1	2.39	0.50
1:O:467:ASP:HB3	1:V:171:TYR:CE2	2.46	0.50
1:V:426:GLU:O	1:V:430:GLU:HG2	2.11	0.50
3:D:7481:AMP:N9	3:D:7481:AMP:H1'	2.08	0.50
1:J:60:ILE:HD11	1:K:395:ASP:CG	2.31	0.50
1:O:125:TYR:HB3	1:O:225:PHE:HD2	1.74	0.50
1:S:55:ARG:HG2	1:T:176:LYS:HB3	1.92	0.50
1:B:123:THR:HG21	1:B:125:TYR:CZ	2.46	0.50
3:D:7481:AMP:N9	3:D:7481:AMP:H1'	2.08	0.50
1:D:212:GLU:HB3	1:E:32:THR:HB	1.92	0.50
1:H:58:GLN:O	1:H:59:SER:O	2.28	0.50
1:K:375:LEU:HD22	1:K:379:LEU:HG	1.93	0.50
1:K:296:HIS:HE1	1:K:387:GLU:CD	2.14	0.50
1:M:315:THR:HB	1:S:465:TYR:CZ	2.46	0.50
1:N:337:ARG:HH22	1:N:347:ILE:CG1	2.25	0.50
1:Q:120:ILE:HD11	1:Q:383:LYS:HG3	1.92	0.50
1:T:58:GLN:OE1	1:T:91:VAL:HG12	2.11	0.50
1:V:62:GLU:O	1:V:62:GLU:HG3	2.11	0.50
1:W:123:THR:HG21	1:W:125:TYR:CZ	2.46	0.50
1:C:144:ALA:HA	1:I:261:PHE:O	2.12	0.50
1:N:307:SER:HB2	1:N:421:LEU:HA	1.93	0.50
1:Q:70:ASP:OD1	1:Q:72:GLU:HG2	2.12	0.50
1:U:70:ASP:OD1	1:U:72:GLU:HG2	2.12	0.50
1:A:274:LEU:HB2	1:A:282:MET:CE	2.42	0.50
1:C:204:PHE:HE1	1:C:237:LEU:HD13	1.74	0.50

*Continued on next page...*

*Continued from previous page...*

Atom-1	Atom-2	Interatomic distance (Å)	Clash overlap (Å)
1:C:292:ASP:HB2	5:C:7667:HOH:O	2.11	0.50
1:C:339:ARG:NH2	1:C:344:ARG:HD2	2.26	0.50
1:C:314:PRO:HG3	1:C:365:GLY:HA3	1.93	0.50
1:D:603:LYS:HG3	1:D:72:GLU:HG2	1.93	0.50
1:E:122:ASP:OD1	1:E:276:LYS:HA	2.12	0.50
1:E:283:TYR:OH	1:E:350:SER:HA	2.11	0.50
1:G:272:GLN:O	1:G:356:LEU:HD12	2.11	0.50
1:H:274:LEU:HB2	1:H:282:MET:CE	2.42	0.50
1:K:122:ASP:OD1	1:K:276:LYS:HA	2.12	0.50
1:K:298:ILE:HG13	1:K:356:LEU:HD23	1.93	0.50
1:M:339:ARG:NH2	1:M:344:ARG:HD2	2.26	0.50
1:N:272:GLN:O	1:N:356:LEU:HD12	2.11	0.50
1:O:204:PHE:HE1	1:O:237:LEU:HD13	1.75	0.50
1:O:339:ARG:NH2	1:O:344:ARG:HD2	2.26	0.50
1:P:603:LYS:HG3	1:P:72:GLU:HG2	1.93	0.50
1:Q:283:TYR:OH	1:Q:350:SER:HA	2.11	0.50
1:R:272:GLN:O	1:R:356:LEU:HD12	2.11	0.50
1:T:274:LEU:HB2	1:T:282:MET:CE	2.42	0.50
1:P:146:GLY:HA2	1:V:149:TYR:CE1	2.46	0.50
1:W:272:GLN:O	1:W:356:LEU:HD12	2.11	0.50
1:X:272:GLN:O	1:X:356:LEU:HD12	2.11	0.50
1:A:340:SER:OG	1:A:396:LEU:HD12	2.12	0.50
1:B:264:ASN:HB2	5:B:7631:HOH:O	2.10	0.50
1:C:451:GLU:HB3	1:C:452:PRO:HD3	1.93	0.50
1:D:106:ASN:ND2	1:D:109:ARG:NH1	2.60	0.50
1:D:429:THR:HA	1:D:434:PHE:O	2.11	0.50
1:F:175:HIS:CE1	1:G:467:ASP:OD2	2.65	0.50
1:G:106:ASN:ND2	1:G:109:ARG:NH1	2.60	0.50
1:G:337:ARG:HB3	1:L:63:SER:OG	2.12	0.50
1:G:429:THR:HA	1:G:434:PHE:O	2.11	0.50
1:G:60:ILE:HG12	1:H:395:ASP:OD2	2.10	0.50
1:I:429:THR:HA	1:I:434:PHE:O	2.11	0.50
1:K:467:ASP:CB	5:K:868:HOH:O	2.59	0.50
1:P:106:ASN:ND2	1:P:109:ARG:NH1	2.60	0.50
1:R:346:PRO:HG2	1:R:355:ARG:NH2	2.18	0.50
1:U:106:ASN:ND2	1:U:109:ARG:NH1	2.60	0.50
1:W:429:THR:HA	1:W:434:PHE:O	2.11	0.50
1:X:264:ASN:HB2	5:X:6210:HOH:O	2.11	0.50
1:A:101:SER:O	1:A:107:ILE:HD11	2.11	0.50
1:C:154:ILE:HG23	1:C:165:GLU:OE2	2.12	0.50
1:C:43:PHE:CD2	1:C:69:PRO:HG2	2.46	0.50

*Continued on next page...*

*Continued from previous page...*

Atom-1	Atom-2	Interatomic distance (Å)	Clash overlap (Å)
1:E:458:HIS:CD2	1:E:460:TYR:H	2.15	0.50
1:F:396:LEU:CD2	1:F:407:ILE:HG21	2.34	0.50
1:G:101:SER:O	1:G:107:ILE:HD11	2.11	0.50
1:G:154:ILE:HG23	1:G:165:GLU:OE2	2.12	0.50
1:G:55:ARG:NH2	1:H:176:LYS:HD2	2.27	0.50
1:L:344:ARG:NH2	1:L:346:PRO:HA	2.27	0.50
1:L:458:HIS:CD2	1:L:460:TYR:H	2.15	0.50
1:M:207:GLU:N	1:M:210:HIS:HD2	2.03	0.50
1:O:43:PHE:CD2	1:O:69:PRO:HG2	2.46	0.50
1:S:206:LEU:HB2	1:X:34:PRO:HG3	1.94	0.50
1:A:18:ASP:HB3	1:A:86:ASN:HD22	1.76	0.50
1:D:389:GLN:NE2	1:D:406:SER:O	2.45	0.50
1:D:18:ASP:HB3	1:D:86:ASN:HD22	1.76	0.50
1:D:337:ARG:NE	1:E:63:SER:HB3	2.26	0.50
1:F:100:TYR:CZ	1:F:102:ARG:HB2	2.46	0.50
1:F:389:GLN:NE2	1:F:406:SER:O	2.45	0.50
1:G:100:TYR:CZ	1:G:102:ARG:HB2	2.46	0.50
1:H:1:THR:HG22	1:H:3:ASP:H	1.76	0.50
1:I:271:HIS:CD2	3:I:7491:AMP:H4'	2.46	0.50
1:M:271:HIS:CG	3:M:7499:AMP:O4'	2.64	0.50
1:N:18:ASP:HB3	1:N:86:ASN:HD22	1.77	0.50
1:P:389:GLN:NE2	1:P:406:SER:O	2.45	0.50
1:P:18:ASP:HB3	1:P:86:ASN:HD22	1.77	0.50
1:R:389:GLN:NE2	1:R:406:SER:O	2.45	0.50
1:R:338:ASN:HD21	1:R:396:LEU:H	1.58	0.50
1:S:338:ASN:HD21	1:S:396:LEU:H	1.58	0.50
1:U:271:HIS:CD2	3:U:7515:AMP:H4'	2.46	0.50
1:V:100:TYR:CZ	1:V:102:ARG:HB2	2.46	0.50
1:W:100:TYR:CZ	1:W:102:ARG:HB2	2.46	0.50
1:W:207:GLU:HG3	1:W:210:HIS:CD2	2.47	0.50
1:I:330:ILE:HB	1:I:410:THR:OG1	2.12	0.50
1:J:309:LEU:HD22	1:J:411:PRO:HD2	1.93	0.50
1:M:271:HIS:CE1	1:M:357:GLU:HB2	2.46	0.50
1:R:330:ILE:HB	1:R:410:THR:OG1	2.12	0.50
1:R:309:LEU:HD22	1:R:411:PRO:HD2	1.93	0.50
1:S:309:LEU:HD22	1:S:411:PRO:HD2	1.93	0.50
1:S:54:ILE:HG13	1:S:55:ARG:N	2.26	0.50
1:T:42:VAL:O	1:T:46:GLY:HA2	2.11	0.50
1:U:126:PHE:CE2	1:U:272:GLN:HG2	2.46	0.50
1:V:330:ILE:HB	1:V:410:THR:OG1	2.12	0.50
1:X:330:ILE:HB	1:X:410:THR:OG1	2.12	0.50

*Continued on next page...*

*Continued from previous page...*

Atom-1	Atom-2	Interatomic distance (Å)	Clash overlap (Å)
1:B:358:PHE:HD1	1:B:374:MET:SD	2.34	0.50
1:C:283:TYR:OH	1:C:350:SER:HA	2.12	0.50
1:F:338:ASN:ND2	1:F:394:LYS:O	2.44	0.50
1:G:338:ASN:ND2	1:G:394:LYS:O	2.44	0.50
1:F:175:HIS:CE1	1:G:467:ASP:HB2	2.47	0.50
1:L:50:ASP:O	1:L:65:MET:HB3	2.12	0.50
1:R:264:ASN:ND2	4:R:7510:CIT:H22	2.16	0.50
1:A:154:ILE:HG23	1:A:165:GLU:OE2	2.12	0.50
1:B:426:GLU:O	1:B:430:GLU:HG2	2.11	0.50
1:A:95:PHE:HE2	1:F:347:ILE:HG21	1.75	0.50
1:H:451:GLU:HG2	5:H:7646:HOH:O	2.12	0.50
1:N:426:GLU:O	1:N:430:GLU:HG2	2.11	0.50
1:Q:329:PRO:HG2	1:Q:359:ARG:HB3	1.93	0.50
1:T:451:GLU:HG2	5:T:5152:HOH:O	2.12	0.50
1:U:309:LEU:HG	1:U:313:ASN:HD22	1.77	0.50
1:A:23:ASP:HA	1:A:57:PHE:CE1	2.47	0.50
1:C:23:ASP:HA	1:C:57:PHE:CE1	2.47	0.50
1:D:23:ASP:HA	1:D:57:PHE:CE1	2.47	0.50
1:D:321:ARG:NE	4:D:7482:CIT:H42	2.18	0.50
1:L:399:LEU:CD2	1:L:407:ILE:HG13	2.41	0.50
1:N:57:PHE:HE2	1:N:91:VAL:HG21	1.76	0.50
1:P:23:ASP:HA	1:P:57:PHE:CE1	2.47	0.50
1:S:33:ILE:HG22	1:T:211:HIS:HB3	1.94	0.50
1:T:57:PHE:HE2	1:T:91:VAL:HG21	1.76	0.50
1:U:60:ILE:HD12	1:V:339:ARG:H	1.77	0.50
1:B:337:ARG:HH22	1:B:347:ILE:CG1	2.25	0.50
1:E:120:ILE:HD11	1:E:383:LYS:HG3	1.92	0.50
1:G:335:SER:O	1:G:344:ARG:HA	2.11	0.50
1:G:62:GLU:O	1:G:62:GLU:HG3	2.11	0.50
1:J:62:GLU:O	1:J:62:GLU:HG3	2.11	0.50
1:L:123:THR:HG21	1:L:125:TYR:CZ	2.46	0.50
1:S:335:SER:O	1:S:344:ARG:HA	2.11	0.50
1:Q:315:THR:HB	1:W:465:TYR:CZ	2.46	0.50
1:A:70:ASP:OD1	1:A:72:GLU:HG2	2.12	0.50
1:D:193:ASP:OD2	1:E:80:ARG:HD3	2.11	0.50
1:E:70:ASP:OD1	1:E:72:GLU:HG2	2.12	0.50
1:I:70:ASP:OD1	1:I:72:GLU:HG2	2.12	0.50
1:O:456:ARG:O	1:U:458:HIS:HE1	1.93	0.50
1:V:264:ASN:ND2	1:V:326:TYR:HD2	2.08	0.50
3:W:7519:AMP:H1'	3:W:7519:AMP:N9	2.08	0.50
1:X:307:SER:HB2	1:X:421:LEU:HA	1.93	0.50

*Continued on next page...*



*Continued from previous page...*

Atom-1	Atom-2	Interatomic distance (Å)	Clash overlap (Å)
1:B:204:PHE:HE1	1:B:237:LEU:HD13	1.74	0.50
1:G:53:SER:O	1:G:54:ILE:HB	2.10	0.50
1:G:59:SER:OG	1:G:60:ILE:N	2.43	0.50
1:H:296:HIS:CB	1:H:382:ILE:HA	2.42	0.50
1:I:122:ASP:OD1	1:I:276:LYS:HA	2.12	0.50
1:I:55:ARG:O	1:J:177:GLY:HA2	2.12	0.50
1:M:179:TYR:N	1:N:53:SER:OG	2.42	0.50
1:O:314:PRO:HG3	1:O:365:GLY:HA3	1.93	0.50
1:U:204:PHE:HE1	1:U:237:LEU:HD13	1.75	0.50
3:W:7519:AMP:N9	3:W:7519:AMP:H1'	2.08	0.50
1:H:264:ASN:HB2	5:H:7657:HOH:O	2.11	0.50
1:L:282:MET:HG2	5:L:2967:HOH:O	2.10	0.50
1:N:429:THR:HA	1:N:434:PHE:O	2.11	0.50
1:Q:429:THR:HA	1:Q:434:PHE:O	2.11	0.50
1:T:140:PHE:HZ	1:U:173:VAL:HG21	1.76	0.50
1:U:282:MET:HG2	5:U:5334:HOH:O	2.10	0.50
1:Q:463:ALA:HA	1:W:140:PHE:CE1	2.47	0.50
3:W:7519:AMP:N9	3:W:7519:AMP:H1'	2.08	0.50
1:X:282:MET:HG2	5:X:6123:HOH:O	2.10	0.50
1:A:315:THR:HB	1:G:465:TYR:CZ	2.47	0.50
1:A:42:VAL:O	1:A:46:GLY:HA2	2.12	0.50
1:A:43:PHE:CD2	1:A:69:PRO:HG2	2.46	0.50
1:B:204:PHE:HE1	1:B:237:LEU:HD13	1.75	0.50
1:C:312:THR:OG1	1:C:361:PRO:HG3	2.12	0.50
1:D:120:ILE:HD11	1:D:383:LYS:HG3	1.93	0.50
1:E:120:ILE:HD11	1:E:383:LYS:HG3	1.93	0.50
1:F:344:ARG:NH2	1:F:346:PRO:HA	2.27	0.50
1:F:312:THR:OG1	1:F:361:PRO:HG3	2.12	0.50
1:I:344:ARG:NH2	1:I:346:PRO:HA	2.27	0.50
1:J:312:THR:OG1	1:J:361:PRO:HG3	2.12	0.50
1:L:1:THR:HG22	1:L:2:PRO:CD	2.35	0.50
1:L:42:VAL:O	1:L:46:GLY:HA2	2.12	0.50
1:N:204:PHE:HE1	1:N:237:LEU:HD13	1.76	0.50
1:O:312:THR:OG1	1:O:361:PRO:HG3	2.12	0.50
1:P:312:THR:OG1	1:P:361:PRO:HG3	2.12	0.50
1:Q:120:ILE:HD11	1:Q:383:LYS:HG3	1.93	0.50
1:R:396:LEU:CD2	1:R:407:ILE:HG21	2.34	0.50
1:T:43:PHE:CD2	1:T:69:PRO:HG2	2.47	0.50
1:U:344:ARG:NH2	1:U:346:PRO:HA	2.27	0.50
1:U:312:THR:OG1	1:U:361:PRO:HG3	2.12	0.50
1:V:312:THR:OG1	1:V:361:PRO:HG3	2.12	0.50

*Continued on next page...*

*Continued from previous page...*

Atom-1	Atom-2	Interatomic distance (Å)	Clash overlap (Å)
1:P:468:VAL:CG2	1:V:364:SER:HA	2.42	0.50
1:W:344:ARG:NH2	1:W:346:PRO:HA	2.27	0.50
3:W:7519:AMP:H1'	3:W:7519:AMP:N9	2.08	0.50
1:X:1:THR:HG22	1:X:2:PRO:CD	2.35	0.50
1:W:63:SER:HB2	1:X:339:ARG:NH1	2.27	0.50
1:A:33:ILE:HD11	1:A:38:PHE:HB2	1.92	0.50
1:B:207:GLU:HG3	1:B:210:HIS:CD2	2.47	0.50
1:F:338:ASN:HD21	1:F:396:LEU:H	1.58	0.50
1:G:501:SER:HB2	1:G:502:PRO:HD2	1.93	0.50
1:H:501:SER:HB2	1:H:502:PRO:HD2	1.93	0.50
1:K:389:GLN:NE2	1:K:406:SER:O	2.45	0.50
1:K:1:THR:HG22	1:K:3:ASP:H	1.76	0.50
1:K:58:GLN:HE21	1:K:65:MET:HB3	1.76	0.50
1:L:271:HIS:CG	3:L:7497:AMP:O4'	2.64	0.50
1:M:33:ILE:HD11	1:M:38:PHE:HB2	1.92	0.50
1:M:338:ASN:HD21	1:M:396:LEU:H	1.58	0.50
1:Q:207:GLU:HG3	1:Q:210:HIS:CD2	2.47	0.50
1:P:178:GLY:HA3	1:Q:29:GLN:CD	2.32	0.50
1:R:271:HIS:CD2	3:R:7509:AMP:H4'	2.46	0.50
1:T:501:SER:HB2	1:T:502:PRO:HD2	1.93	0.50
1:W:1:THR:HG22	1:W:3:ASP:H	1.76	0.50
1:W:58:GLN:HE21	1:W:65:MET:HB3	1.76	0.50
3:W:7519:AMP:N9	3:W:7519:AMP:H1'	2.08	0.50
1:B:330:ILE:HB	1:B:410:THR:OG1	2.12	0.50
1:F:42:VAL:O	1:F:46:GLY:HA2	2.11	0.50
1:G:126:PHE:CE2	1:G:272:GLN:HG2	2.46	0.50
1:G:339:ARG:HH11	1:L:51:GLY:HA2	1.76	0.50
1:G:309:LEU:HD22	1:G:411:PRO:HD2	1.93	0.50
1:G:54:ILE:HG13	1:G:55:ARG:N	2.26	0.50
1:I:126:PHE:CE2	1:I:272:GLN:HG2	2.46	0.50
1:K:129:GLU:HA	5:K:2648:HOH:O	2.11	0.50
1:K:309:LEU:HD22	1:K:411:PRO:HD2	1.93	0.50
1:O:264:ASN:HD21	4:O:7504:CIT:C2	2.14	0.50
1:Q:126:PHE:CE2	1:Q:272:GLN:HG2	2.46	0.50
3:W:7519:AMP:H1'	3:W:7519:AMP:N9	2.08	0.50
1:X:126:PHE:CE2	1:X:272:GLN:HG2	2.46	0.50
1:X:129:GLU:HA	5:X:6067:HOH:O	2.11	0.50
1:A:33:ILE:CD1	1:A:38:PHE:HB2	2.33	0.50
1:C:324:PRO:HB2	5:I:7643:HOH:O	2.10	0.50
1:O:283:TYR:OH	1:O:350:SER:HA	2.12	0.50
1:R:338:ASN:ND2	1:R:394:LYS:O	2.44	0.50

*Continued on next page...*

*Continued from previous page...*

Atom-1	Atom-2	Interatomic distance (Å)	Clash overlap (Å)
1:V:358:PHE:HD1	1:V:374:MET:SD	2.34	0.50
1:W:339:ARG:HA	1:W:339:ARG:HH21	1.77	0.50
3:W:7519:AMP:H1'	3:W:7519:AMP:N9	2.08	0.50
1:X:50:ASP:O	1:X:65:MET:HB3	2.12	0.50
1:E:329:PRO:HG2	1:E:359:ARG:HB3	1.93	0.50
1:H:154:ILE:HG23	1:H:165:GLU:OE2	2.12	0.50
1:M:154:ILE:HG23	1:M:165:GLU:OE2	2.12	0.50
1:M:56:GLY:C	1:M:57:PHE:HD1	2.15	0.50
1:N:465:TYR:CE1	1:T:315:THR:HB	2.46	0.50
1:P:426:GLU:O	1:P:430:GLU:HG2	2.11	0.50
1:S:154:ILE:HG23	1:S:165:GLU:OE2	2.12	0.50
1:T:154:ILE:HG23	1:T:165:GLU:OE2	2.12	0.50
1:T:309:LEU:HG	1:T:313:ASN:HD22	1.77	0.50
1:U:426:GLU:O	1:U:430:GLU:HG2	2.11	0.50
3:W:7519:AMP:N9	3:W:7519:AMP:H1'	2.08	0.50
1:B:330:ILE:O	1:B:410:THR:N	2.41	0.50
1:B:177:GLY:CA	1:C:56:GLY:HA2	2.35	0.50
1:E:312:THR:CG2	1:E:313:ASN:ND2	2.72	0.50
1:F:399:LEU:CD2	1:F:407:ILE:HG13	2.41	0.50
1:H:57:PHE:HE2	1:H:91:VAL:HG21	1.76	0.50
1:I:23:ASP:HA	1:I:57:PHE:CE1	2.47	0.50
1:J:264:ASN:ND2	4:J:7494:CIT:H22	2.23	0.50
1:M:23:ASP:HA	1:M:57:PHE:CE1	2.47	0.50
1:Q:57:PHE:HE2	1:Q:91:VAL:HG21	1.76	0.50
1:R:399:LEU:CD2	1:R:407:ILE:HG13	2.41	0.50
1:S:330:ILE:O	1:S:410:THR:N	2.41	0.50
3:W:7519:AMP:N9	3:W:7519:AMP:H1'	2.08	0.50
1:X:23:ASP:HA	1:X:57:PHE:CE1	2.47	0.50
1:X:271:HIS:CG	3:X:7521:AMP:O4'	2.65	0.50
1:C:140:PHE:CE1	1:I:463:ALA:HA	2.47	0.50
1:K:62:GLU:O	1:K:62:GLU:HG3	2.11	0.50
1:L:58:GLN:OE1	1:L:91:VAL:HG12	2.11	0.50
1:M:1:THR:HG22	1:M:4:ASP:OD1	2.12	0.50
1:M:62:GLU:O	1:M:62:GLU:HG3	2.11	0.50
1:T:339:ARG:HH21	1:T:339:ARG:HG3	1.74	0.50
1:U:326:TYR:O	1:U:328:ALA:N	2.45	0.50
1:W:58:GLN:OE1	1:W:91:VAL:HG12	2.11	0.50
3:W:7519:AMP:N9	3:W:7519:AMP:H1'	2.08	0.50
1:A:211:HIS:H	1:A:222:ASN:ND2	2.10	0.50
1:A:27:ILE:HD12	5:F:7510:HOH:O	2.12	0.50
1:F:205:ILE:HB	1:F:224:GLN:HB3	1.94	0.50

*Continued on next page...*

*Continued from previous page...*

Atom-1	Atom-2	Interatomic distance (Å)	Clash overlap (Å)
1:M:70:ASP:OD1	1:M:72:GLU:HG2	2.12	0.50
1:R:205:ILE:HB	1:R:224:GLN:HB3	1.93	0.50
1:U:321:ARG:NE	4:U:7516:CIT:H42	2.14	0.50
1:V:95:PHE:CZ	1:W:337:ARG:NH1	2.80	0.50
1:A:314:PRO:HG3	1:A:365:GLY:HA3	1.93	0.50
1:C:122:ASP:OD1	1:C:276:LYS:HA	2.12	0.50
1:D:339:ARG:NH2	1:D:344:ARG:HD2	2.26	0.50
1:E:53:SER:O	1:E:54:ILE:HB	2.10	0.50
1:L:314:PRO:HG3	1:L:365:GLY:HA3	1.93	0.50
1:N:603:LYS:HG3	1:N:72:GLU:HG2	1.93	0.50
1:Q:602:GLU:HG3	1:Q:72:GLU:HG3	1.93	0.50
1:B:429:THR:HA	1:B:434:PHE:O	2.11	0.50
1:E:429:THR:HA	1:E:434:PHE:O	2.11	0.50
1:F:346:PRO:HG2	1:F:355:ARG:NH2	2.19	0.50
1:K:340:SER:OG	1:K:396:LEU:HD12	2.12	0.50
1:L:429:THR:HA	1:L:434:PHE:O	2.11	0.50
1:N:282:MET:HG2	5:N:3493:HOH:O	2.10	0.50
1:N:315:THR:HB	1:T:465:TYR:CE1	2.46	0.50
1:P:429:THR:HA	1:P:434:PHE:O	2.11	0.50
1:R:346:PRO:O	1:R:348:THR:HG23	2.10	0.50
1:S:106:ASN:ND2	1:S:109:ARG:NH1	2.60	0.50
1:T:264:ASN:HB2	5:T:5158:HOH:O	2.11	0.50
1:V:429:THR:HA	1:V:434:PHE:O	2.11	0.50
1:W:340:SER:OG	1:W:396:LEU:HD12	2.12	0.50
1:W:451:GLU:HB3	1:W:452:PRO:HD3	1.93	0.50
1:X:429:THR:HA	1:X:434:PHE:O	2.11	0.50
1:A:399:LEU:HB3	1:A:404:ALA:HA	1.93	0.50
1:D:43:PHE:CD2	1:D:69:PRO:HG2	2.46	0.50
1:I:312:THR:OG1	1:I:361:PRO:HG3	2.12	0.50
1:K:344:ARG:NH2	1:K:346:PRO:HA	2.27	0.50
1:L:43:PHE:CD2	1:L:69:PRO:HG2	2.47	0.50
1:M:42:VAL:O	1:M:46:GLY:HA2	2.12	0.50
1:M:43:PHE:CD2	1:M:69:PRO:HG2	2.47	0.50
1:O:344:ARG:NH2	1:O:346:PRO:HA	2.27	0.50
1:P:120:ILE:HD11	1:P:383:LYS:HG3	1.93	0.50
1:P:43:PHE:CD2	1:P:69:PRO:HG2	2.46	0.50
1:Q:458:HIS:CD2	1:Q:460:TYR:H	2.15	0.50
1:Q:42:VAL:O	1:Q:46:GLY:HA2	2.12	0.50
1:R:312:THR:OG1	1:R:361:PRO:HG3	2.12	0.50
1:V:43:PHE:CD2	1:V:69:PRO:HG2	2.47	0.50
1:W:399:LEU:HB3	1:W:404:ALA:HA	1.93	0.50

*Continued on next page...*

*Continued from previous page...*

Atom-1	Atom-2	Interatomic distance (Å)	Clash overlap (Å)
1:W:42:VAL:O	1:W:46:GLY:HA2	2.12	0.50
1:A:283:TYR:CG	1:A:284:ASP:N	2.80	0.50
1:A:338:ASN:HD21	1:A:396:LEU:H	1.58	0.50
1:A:389:GLN:NE2	1:A:406:SER:O	2.45	0.50
1:D:501:SER:HB2	1:D:502:PRO:HD2	1.93	0.50
1:H:207:GLU:HG3	1:H:210:HIS:CD2	2.47	0.50
1:H:271:HIS:CG	3:H:7489:AMP:O4'	2.64	0.50
1:H:271:HIS:CD2	3:H:7489:AMP:H4'	2.46	0.50
1:I:207:GLU:HG3	1:I:210:HIS:CD2	2.47	0.50
1:M:389:GLN:NE2	1:M:406:SER:O	2.45	0.50
1:P:18:ASP:OD2	1:P:30:HIS:HD2	1.95	0.50
1:P:283:TYR:CG	1:P:284:ASP:N	2.80	0.50
1:R:100:TYR:CZ	1:R:102:ARG:HB2	2.46	0.50
1:S:100:TYR:CZ	1:S:102:ARG:HB2	2.46	0.50
1:S:389:GLN:NE2	1:S:406:SER:O	2.45	0.50
1:N:464:LEU:HA	1:U:175:HIS:CE1	2.47	0.50
1:U:501:SER:HB2	1:U:502:PRO:HD2	1.93	0.50
1:W:18:ASP:OD2	1:W:30:HIS:HD2	1.95	0.50
1:W:389:GLN:NE2	1:W:406:SER:O	2.45	0.50
1:X:271:HIS:CG	3:X:7521:AMP:O4'	2.64	0.50
1:D:264:ASN:HD21	4:D:7482:CIT:C2	2.14	0.50
1:E:126:PHE:CE2	1:E:272:GLN:HG2	2.46	0.50
1:K:271:HIS:CE1	1:K:357:GLU:HB2	2.46	0.50
1:L:330:ILE:HB	1:L:410:THR:OG1	2.12	0.50
1:P:204:PHE:HE1	1:P:237:LEU:HD13	1.77	0.50
1:P:264:ASN:HD21	4:P:7506:CIT:C2	2.14	0.50
1:R:42:VAL:O	1:R:46:GLY:HA2	2.11	0.50
1:W:264:ASN:HD21	4:W:7520:CIT:C2	2.14	0.50
1:W:271:HIS:CE1	1:W:357:GLU:HB2	2.46	0.50
1:A:458:HIS:HE1	1:G:456:ARG:O	1.95	0.50
1:D:358:PHE:HD1	1:D:374:MET:SD	2.34	0.50
1:E:50:ASP:O	1:E:65:MET:HB3	2.12	0.50
1:F:264:ASN:ND2	4:F:7486:CIT:H22	2.16	0.50
1:G:283:TYR:OH	1:G:350:SER:HA	2.12	0.50
1:H:339:ARG:HA	1:H:339:ARG:HH21	1.77	0.50
1:J:358:PHE:HD1	1:J:374:MET:SD	2.34	0.50
1:J:50:ASP:O	1:J:65:MET:HB3	2.12	0.50
1:K:204:PHE:HE1	1:K:237:LEU:HD13	1.76	0.50
1:L:338:ASN:ND2	1:L:394:LYS:O	2.44	0.50
1:M:33:ILE:CD1	1:M:38:PHE:HB2	2.33	0.50
1:P:50:ASP:O	1:P:65:MET:HB3	2.12	0.50

*Continued on next page...*

*Continued from previous page...*

Atom-1	Atom-2	Interatomic distance (Å)	Clash overlap (Å)
1:T:339:ARG:HH21	1:T:339:ARG:HA	1.77	0.50
1:T:283:TYR:OH	1:T:350:SER:HA	2.12	0.50
1:V:50:ASP:O	1:V:65:MET:HB3	2.12	0.50
1:A:56:GLY:C	1:A:57:PHE:HD1	2.16	0.50
1:D:154:ILE:HG23	1:D:165:GLU:OE2	2.12	0.50
1:E:426:GLU:O	1:E:430:GLU:HG2	2.11	0.50
1:I:451:GLU:HG2	5:I:7649:HOH:O	2.12	0.50
1:J:451:GLU:HG2	5:J:2522:HOH:O	2.12	0.50
1:K:154:ILE:HG23	1:K:165:GLU:OE2	2.12	0.50
1:L:56:GLY:C	1:L:57:PHE:HD1	2.15	0.50
1:O:426:GLU:O	1:O:430:GLU:HG2	2.11	0.50
1:Q:426:GLU:O	1:Q:430:GLU:HG2	2.11	0.50
1:U:451:GLU:HG2	5:U:5415:HOH:O	2.12	0.50
1:V:451:GLU:HG2	5:V:5678:HOH:O	2.12	0.50
1:C:125:TYR:HB3	1:C:225:PHE:HD2	1.74	0.50
1:E:57:PHE:HE2	1:E:91:VAL:HG21	1.76	0.50
1:J:41:SER:O	1:J:45:ASP:HB2	2.12	0.50
1:L:23:ASP:HA	1:L:57:PHE:CE1	2.47	0.50
1:L:57:PHE:HE2	1:L:91:VAL:HG21	1.76	0.50
1:N:330:ILE:O	1:N:410:THR:N	2.41	0.50
1:T:207:GLU:N	1:T:210:HIS:HD2	1.99	0.50
1:T:60:ILE:HG22	1:U:339:ARG:HD2	1.94	0.50
1:U:23:ASP:HA	1:U:57:PHE:CE1	2.47	0.50
1:U:271:HIS:CG	3:U:7515:AMP:O4'	2.65	0.50
1:V:53:SER:OG	1:W:179:TYR:CB	2.60	0.50
1:W:60:ILE:HD11	1:X:395:ASP:OD2	2.12	0.50
1:X:399:LEU:CD2	1:X:407:ILE:HG13	2.41	0.50
1:A:1:THR:HG22	1:A:4:ASP:OD1	2.12	0.50
1:A:62:GLU:HG3	1:A:62:GLU:O	2.11	0.50
1:F:123:THR:HG21	1:F:125:TYR:CZ	2.46	0.50
1:K:123:THR:HG21	1:K:125:TYR:CZ	2.46	0.50
1:L:1:THR:HG22	1:L:4:ASP:OD1	2.12	0.50
1:M:326:TYR:O	1:M:328:ALA:N	2.45	0.50
1:P:375:LEU:HD22	1:P:379:LEU:HG	1.93	0.50
1:Q:312:THR:CG2	1:Q:313:ASN:ND2	2.71	0.50
1:W:375:LEU:HD22	1:W:379:LEU:HG	1.93	0.50
1:X:123:THR:HG21	1:X:125:TYR:CZ	2.46	0.50
1:X:1:THR:HG22	1:X:4:ASP:OD1	2.12	0.50
1:J:206:LEU:HD13	1:J:210:HIS:HB3	1.94	0.50
1:L:264:ASN:ND2	1:L:326:TYR:HD2	2.08	0.50
1:L:70:ASP:OD1	1:L:72:GLU:HG2	2.12	0.50

*Continued on next page...*

*Continued from previous page...*

Atom-1	Atom-2	Interatomic distance (Å)	Clash overlap (Å)
1:M:211:HIS:H	1:M:222:ASN:ND2	2.10	0.50
1:N:205:ILE:HB	1:N:224:GLN:HB3	1.94	0.50
1:V:206:LEU:HD13	1:V:210:HIS:HB3	1.94	0.50
1:A:603:LYS:HG3	1:A:72:GLU:HG2	1.93	0.50
1:B:122:ASP:OD1	1:B:276:LYS:HA	2.12	0.50
1:B:211:HIS:CE1	1:C:49:PHE:HE2	2.29	0.50
1:E:272:GLN:O	1:E:356:LEU:HD12	2.11	0.50
1:E:339:ARG:NH2	1:E:344:ARG:HD2	2.26	0.50
1:E:450:GLU:HB3	1:K:465:TYR:OH	2.12	0.50
1:E:602:GLU:HG3	1:E:72:GLU:HG3	1.93	0.50
1:H:339:ARG:NH2	1:H:344:ARG:HD2	2.26	0.50
1:M:314:PRO:HG3	1:M:365:GLY:HA3	1.93	0.50
1:N:122:ASP:OD1	1:N:276:LYS:HA	2.12	0.50
1:N:465:TYR:CE1	1:T:315:THR:HB	2.46	0.50
1:O:274:LEU:HB2	1:O:282:MET:HE3	1.94	0.50
1:P:339:ARG:NH2	1:P:344:ARG:HD2	2.26	0.50
1:Q:272:GLN:O	1:Q:356:LEU:HD12	2.11	0.50
1:Q:53:SER:O	1:Q:54:ILE:HB	2.10	0.50
1:S:272:GLN:O	1:S:356:LEU:HD12	2.11	0.50
1:X:276:LYS:HB2	1:X:281:LEU:CD2	2.41	0.50
1:A:106:ASN:ND2	1:A:109:ARG:NH1	2.60	0.50
1:E:340:SER:OG	1:E:396:LEU:HD12	2.12	0.50
1:F:106:ASN:ND2	1:F:109:ARG:NH1	2.60	0.50
1:H:340:SER:OG	1:H:396:LEU:HD12	2.12	0.50
1:I:282:MET:HG2	5:I:7573:HOH:O	2.10	0.50
1:J:429:THR:HA	1:J:434:PHE:O	2.11	0.50
1:K:429:THR:HA	1:K:434:PHE:O	2.11	0.50
1:L:340:SER:OG	1:L:396:LEU:HD12	2.12	0.50
1:M:106:ASN:ND2	1:M:109:ARG:NH1	2.60	0.50
1:N:323:VAL:HB	5:N:5032:HOH:O	2.11	0.50
1:O:451:GLU:HB3	1:O:452:PRO:HD3	1.93	0.50
1:R:106:ASN:ND2	1:R:109:ARG:NH1	2.60	0.50
1:T:340:SER:OG	1:T:396:LEU:HD12	2.12	0.50
1:U:338:ASN:HD22	1:U:396:LEU:HG	1.75	0.50
1:X:106:ASN:ND2	1:X:109:ARG:NH1	2.60	0.50
1:B:154:ILE:HG23	1:B:165:GLU:OE2	2.11	0.50
1:B:399:LEU:HB3	1:B:404:ALA:HA	1.93	0.50
1:C:344:ARG:NH2	1:C:346:PRO:HA	2.27	0.50
1:D:312:THR:OG1	1:D:361:PRO:HG3	2.12	0.50
1:E:344:ARG:NH2	1:E:346:PRO:HA	2.27	0.50
1:E:42:VAL:O	1:E:46:GLY:HA2	2.12	0.50

*Continued on next page...*

*Continued from previous page...*

Atom-1	Atom-2	Interatomic distance (Å)	Clash overlap (Å)
1:G:312:THR:OG1	1:G:361:PRO:HG3	2.12	0.50
1:G:344:ARG:NH2	1:G:346:PRO:HA	2.27	0.50
1:H:42:VAL:O	1:H:46:GLY:HA2	2.12	0.50
1:I:101:SER:O	1:I:107:ILE:HD11	2.11	0.50
1:J:43:PHE:CD2	1:J:69:PRO:HG2	2.47	0.50
1:M:344:ARG:NH2	1:M:346:PRO:HA	2.27	0.50
1:P:399:LEU:HB3	1:P:404:ALA:HA	1.92	0.50
1:Q:344:ARG:NH2	1:Q:346:PRO:HA	2.27	0.50
1:R:101:SER:O	1:R:107:ILE:HD11	2.11	0.50
1:R:344:ARG:NH2	1:R:346:PRO:HA	2.27	0.50
1:S:312:THR:OG1	1:S:361:PRO:HG3	2.12	0.50
1:T:42:VAL:O	1:T:46:GLY:HA2	2.12	0.50
1:X:42:VAL:O	1:X:46:GLY:HA2	2.12	0.50
1:C:207:GLU:HG3	1:C:210:HIS:CD2	2.47	0.50
1:D:18:ASP:OD2	1:D:30:HIS:HD2	1.95	0.50
1:D:283:TYR:CG	1:D:284:ASP:N	2.80	0.50
1:E:207:GLU:HG3	1:E:210:HIS:CD2	2.47	0.50
1:G:338:ASN:HD21	1:G:396:LEU:H	1.58	0.50
1:H:389:GLN:NE2	1:H:406:SER:O	2.45	0.50
1:L:271:HIS:CD2	3:L:7497:AMP:H4'	2.46	0.50
1:L:283:TYR:CG	1:L:284:ASP:N	2.80	0.50
1:M:283:TYR:CG	1:M:284:ASP:N	2.80	0.50
1:N:207:GLU:HG3	1:N:210:HIS:CD2	2.47	0.50
1:N:465:TYR:CE1	1:T:315:THR:HB	2.46	0.50
1:P:501:SER:HB2	1:P:502:PRO:HD2	1.93	0.50
1:S:63:SER:HB3	1:T:337:ARG:NH2	2.26	0.50
1:T:389:GLN:NE2	1:T:406:SER:O	2.45	0.50
1:W:271:HIS:CG	3:W:7519:AMP:O4'	2.64	0.50
1:D:204:PHE:HE1	1:D:237:LEU:HD13	1.77	0.50
1:G:204:PHE:HE1	1:G:237:LEU:HD13	1.77	0.50
1:G:271:HIS:CE1	1:G:357:GLU:HB2	2.46	0.50
1:I:54:ILE:HG23	1:I:55:ARG:H	1.77	0.50
1:L:129:GLU:HA	5:L:2911:HOH:O	2.11	0.50
1:L:126:PHE:CE2	1:L:272:GLN:HG2	2.46	0.50
1:L:330:ILE:O	1:L:410:THR:N	2.39	0.50
1:N:129:GLU:HA	5:N:3437:HOH:O	2.11	0.50
1:M:339:ARG:HH12	1:N:64:ASP:CG	2.15	0.50
1:O:309:LEU:HD22	1:O:411:PRO:HD2	1.93	0.50
1:Q:204:PHE:HE1	1:Q:237:LEU:HD13	1.77	0.50
1:R:54:ILE:HG23	1:R:55:ARG:H	1.77	0.50
1:S:126:PHE:CE2	1:S:272:GLN:HG2	2.46	0.50

*Continued on next page...*



*Continued from previous page...*

Atom-1	Atom-2	Interatomic distance (Å)	Clash overlap (Å)
1:W:129:GLU:HA	5:W:5804:HOH:O	2.11	0.50
1:X:42:VAL:O	1:X:46:GLY:HA2	2.11	0.50
1:C:338:ASN:ND2	1:C:394:LYS:O	2.44	0.50
1:C:339:ARG:HA	1:C:339:ARG:HH21	1.77	0.50
1:D:50:ASP:O	1:D:65:MET:HB3	2.12	0.50
1:H:283:TYR:OH	1:H:350:SER:HA	2.12	0.50
1:I:65:MET:SD	1:I:67:LEU:HD21	2.52	0.50
1:J:60:ILE:HG22	1:K:338:ASN:HD22	1.77	0.50
1:K:53:SER:HA	1:L:179:TYR:CE2	2.46	0.50
1:P:65:MET:SD	1:P:67:LEU:HD21	2.52	0.50
1:Q:50:ASP:O	1:Q:65:MET:HB3	2.12	0.50
1:S:179:TYR:CE2	1:X:53:SER:HA	2.45	0.50
1:S:338:ASN:ND2	1:S:394:LYS:O	2.44	0.50
1:O:456:ARG:O	1:U:458:HIS:HE1	1.95	0.50
1:S:338:ASN:HD22	1:X:60:ILE:CG2	2.24	0.50
1:A:329:PRO:HG2	1:A:359:ARG:HB3	1.93	0.50
1:C:426:GLU:O	1:C:430:GLU:HG2	2.11	0.50
1:C:56:GLY:C	1:C:57:PHE:HD1	2.16	0.50
1:D:426:GLU:O	1:D:430:GLU:HG2	2.11	0.50
1:G:53:SER:HB3	1:H:177:GLY:O	2.12	0.50
1:B:140:PHE:CE1	1:H:463:ALA:HA	2.46	0.50
1:O:56:GLY:C	1:O:57:PHE:HD1	2.15	0.50
1:P:154:ILE:HG23	1:P:165:GLU:OE2	2.12	0.50
1:Q:178:GLY:HA2	1:R:53:SER:OG	2.11	0.50
1:V:329:PRO:HG2	1:V:359:ARG:HB3	1.93	0.50
1:X:56:GLY:C	1:X:57:PHE:HD1	2.15	0.50
1:D:341:ALA:O	1:D:359:ARG:HD3	2.12	0.50
1:J:341:ALA:O	1:J:359:ARG:HD3	2.12	0.50
1:J:57:PHE:HE2	1:J:91:VAL:HG21	1.76	0.50
1:L:271:HIS:CG	3:L:7497:AMP:O4'	2.65	0.50
1:N:125:TYR:HB3	1:N:225:PHE:HD2	1.74	0.50
1:N:321:ARG:NE	4:N:7502:CIT:H42	2.18	0.50
1:P:341:ALA:O	1:P:359:ARG:HD3	2.12	0.50
1:Q:312:THR:CG2	1:Q:313:ASN:ND2	2.72	0.50
1:S:341:ALA:O	1:S:359:ARG:HD3	2.12	0.50
1:V:57:PHE:HE2	1:V:91:VAL:HG21	1.76	0.50
1:V:264:ASN:ND2	4:V:7518:CIT:H22	2.23	0.50
1:W:57:PHE:HE2	1:W:91:VAL:HG21	1.76	0.50
1:A:326:TYR:O	1:A:328:ALA:N	2.45	0.50
1:B:58:GLN:OE1	1:B:91:VAL:HG12	2.11	0.50
1:C:335:SER:O	1:C:344:ARG:HA	2.11	0.50

*Continued on next page...*

*Continued from previous page...*

Atom-1	Atom-2	Interatomic distance (Å)	Clash overlap (Å)
1:D:375:LEU:HD22	1:D:379:LEU:HG	1.93	0.50
1:E:312:THR:CG2	1:E:313:ASN:ND2	2.71	0.50
1:F:337:ARG:HH22	1:F:347:ILE:CG1	2.25	0.50
1:C:463:ALA:HA	1:I:140:PHE:CE1	2.47	0.50
1:I:326:TYR:O	1:I:328:ALA:N	2.45	0.50
1:K:42:VAL:HG13	1:K:47:LEU:HG	1.94	0.50
1:N:1:THR:HG22	1:N:4:ASP:OD1	2.12	0.50
1:O:42:VAL:HG13	1:O:47:LEU:HG	1.94	0.50
1:P:1:THR:HG22	1:P:4:ASP:OD1	2.12	0.50
1:R:123:THR:HG21	1:R:125:TYR:CZ	2.46	0.50
1:R:337:ARG:HH22	1:R:347:ILE:CG1	2.25	0.50
1:S:326:TYR:O	1:S:328:ALA:N	2.45	0.50
1:S:62:GLU:O	1:S:62:GLU:HG3	2.11	0.50
1:T:42:VAL:HG13	1:T:47:LEU:HG	1.94	0.50
1:A:131:GLU:HG3	1:A:266:SER:HA	1.94	0.50
1:C:206:LEU:HD13	1:C:210:HIS:HB3	1.94	0.50
1:E:131:GLU:HG3	1:E:266:SER:HA	1.94	0.50
1:G:70:ASP:OD1	1:G:72:GLU:HG2	2.12	0.50
1:H:307:SER:HB2	1:H:421:LEU:HA	1.93	0.50
1:H:70:ASP:OD1	1:H:72:GLU:HG2	2.12	0.50
1:J:70:ASP:OD1	1:J:72:GLU:HG2	2.12	0.50
1:M:131:GLU:HG3	1:M:266:SER:HA	1.94	0.50
1:Q:131:GLU:HG3	1:Q:266:SER:HA	1.94	0.50
1:T:307:SER:HB2	1:T:421:LEU:HA	1.93	0.50
1:T:70:ASP:OD1	1:T:72:GLU:HG2	2.12	0.50
1:V:70:ASP:OD1	1:V:72:GLU:HG2	2.12	0.50
1:Q:456:ARG:O	1:W:458:HIS:HE1	1.95	0.50
1:X:70:ASP:OD1	1:X:72:GLU:HG2	2.12	0.50
1:A:276:LYS:HB2	1:A:281:LEU:CD2	2.42	0.50
1:B:603:LYS:HG3	1:B:72:GLU:HG2	1.93	0.50
1:C:177:GLY:HA2	1:D:55:ARG:HB3	1.94	0.50
1:C:274:LEU:HB2	1:C:282:MET:HE3	1.94	0.50
1:J:122:ASP:OD1	1:J:276:LYS:HA	2.12	0.50
1:K:274:LEU:HB2	1:K:282:MET:CE	2.42	0.50
1:L:122:ASP:OD1	1:L:276:LYS:HA	2.12	0.50
1:M:276:LYS:HB2	1:M:281:LEU:CD2	2.42	0.50
1:N:274:LEU:HB2	1:N:282:MET:HE3	1.94	0.50
1:O:122:ASP:OD1	1:O:276:LYS:HA	2.12	0.50
1:P:204:PHE:HE1	1:P:237:LEU:HD13	1.75	0.50
1:P:283:TYR:OH	1:P:350:SER:HA	2.11	0.50
1:Q:339:ARG:NH2	1:Q:344:ARG:HD2	2.26	0.50

*Continued on next page...*

*Continued from previous page...*

Atom-1	Atom-2	Interatomic distance (Å)	Clash overlap (Å)
1:T:204:PHE:HE1	1:T:237:LEU:HD13	1.74	0.50
1:T:53:SER:CB	1:U:179:TYR:H	2.24	0.50
1:U:53:SER:OG	1:V:179:TYR:HB2	2.12	0.50
1:W:298:ILE:HG13	1:W:356:LEU:HD23	1.93	0.50
1:D:282:MET:HG2	5:D:863:HOH:O	2.10	0.50
1:J:451:GLU:HB3	1:J:452:PRO:HD3	1.93	0.50
1:L:106:ASN:ND2	1:L:109:ARG:NH1	2.60	0.50
1:P:176:LYS:HD2	1:Q:55:ARG:CZ	2.42	0.50
1:P:282:MET:HG2	5:P:4019:HOH:O	2.10	0.50
1:Q:340:SER:OG	1:Q:396:LEU:HD12	2.12	0.50
1:S:206:LEU:HB3	1:X:34:PRO:HG3	1.93	0.50
1:S:429:THR:HA	1:S:434:PHE:O	2.11	0.50
1:V:451:GLU:HB3	1:V:452:PRO:HD3	1.93	0.50
1:W:264:ASN:HB2	5:W:5947:HOH:O	2.10	0.50
1:C:420:ARG:HB3	1:C:420:ARG:NH2	2.27	0.50
1:F:101:SER:O	1:F:107:ILE:HD11	2.11	0.50
1:F:154:ILE:HG23	1:F:165:GLU:OE2	2.11	0.50
1:F:42:VAL:O	1:F:46:GLY:HA2	2.12	0.50
1:H:43:PHE:CD2	1:H:69:PRO:HG2	2.47	0.50
1:K:42:VAL:O	1:K:46:GLY:HA2	2.12	0.50
1:L:396:LEU:CD2	1:L:407:ILE:HG21	2.34	0.50
1:M:399:LEU:HB3	1:M:404:ALA:HA	1.93	0.50
1:O:458:HIS:CD2	1:O:460:TYR:H	2.15	0.50
1:P:42:VAL:O	1:P:46:GLY:HA2	2.12	0.50
1:P:467:ASP:OD2	1:W:175:HIS:CE1	2.64	0.50
1:S:154:ILE:HG23	1:S:165:GLU:OE2	2.12	0.50
1:T:120:ILE:HD11	1:T:383:LYS:HG3	1.93	0.50
1:U:399:LEU:HB3	1:U:404:ALA:HA	1.93	0.50
1:X:399:LEU:HB3	1:X:404:ALA:HA	1.93	0.50
1:X:396:LEU:CD2	1:X:407:ILE:HG21	2.34	0.50
1:X:43:PHE:CD2	1:X:69:PRO:HG2	2.47	0.50
1:B:283:TYR:CG	1:B:284:ASP:N	2.80	0.50
1:D:463:ALA:O	1:K:175:HIS:CE1	2.64	0.50
1:G:389:GLN:NE2	1:G:406:SER:O	2.45	0.50
1:I:501:SER:HB2	1:I:502:PRO:HD2	1.93	0.50
1:K:18:ASP:OD2	1:K:30:HIS:HD2	1.95	0.50
1:K:271:HIS:CG	3:K:7495:AMP:O4'	2.64	0.50
1:N:283:TYR:CG	1:N:284:ASP:N	2.80	0.50
1:N:338:ASN:HD21	1:N:396:LEU:H	1.58	0.50
1:O:207:GLU:HG3	1:O:210:HIS:CD2	2.47	0.50
1:O:389:GLN:NE2	1:O:406:SER:O	2.45	0.50

*Continued on next page...*

*Continued from previous page...*

Atom-1	Atom-2	Interatomic distance (Å)	Clash overlap (Å)
1:S:271:HIS:CG	3:S:7511:AMP:O4'	2.64	0.50
1:T:271:HIS:CD2	3:T:7513:AMP:H4'	2.46	0.50
1:U:18:ASP:OD2	1:U:30:HIS:HD2	1.95	0.50
1:U:207:GLU:HG3	1:U:210:HIS:CD2	2.47	0.50
1:X:283:TYR:CG	1:X:284:ASP:N	2.80	0.50
1:A:330:ILE:HB	1:A:410:THR:OG1	2.12	0.50
1:A:54:ILE:HG23	1:A:55:ARG:H	1.77	0.50
1:B:54:ILE:HG13	1:B:55:ARG:N	2.26	0.50
1:C:309:LEU:HD22	1:C:411:PRO:HD2	1.93	0.50
1:E:204:PHE:HE1	1:E:237:LEU:HD13	1.77	0.50
1:E:189:VAL:HG11	1:F:80:ARG:HD3	1.94	0.50
1:G:330:ILE:HB	1:G:410:THR:OG1	2.12	0.50
1:L:42:VAL:O	1:L:46:GLY:HA2	2.11	0.50
1:M:330:ILE:HB	1:M:410:THR:OG1	2.12	0.50
1:M:80:ARG:HH21	1:R:189:VAL:CG1	2.14	0.50
1:P:54:ILE:HG23	1:P:55:ARG:H	1.77	0.50
1:S:330:ILE:HB	1:S:410:THR:OG1	2.12	0.50
1:U:54:ILE:HG23	1:U:55:ARG:H	1.77	0.50
1:B:283:TYR:OH	1:B:350:SER:HA	2.12	0.50
1:B:339:ARG:HH21	1:B:339:ARG:HA	1.77	0.50
1:K:65:MET:SD	1:K:67:LEU:HD21	2.52	0.50
1:L:33:ILE:CD1	1:L:38:PHE:HB2	2.33	0.50
1:N:339:ARG:HH21	1:N:339:ARG:HA	1.77	0.50
1:N:283:TYR:OH	1:N:350:SER:HA	2.12	0.50
1:O:339:ARG:HH21	1:O:339:ARG:HA	1.77	0.50
1:S:50:ASP:O	1:S:65:MET:HB3	2.12	0.50
1:X:338:ASN:ND2	1:X:394:LYS:O	2.44	0.50
1:D:43:PHE:HE2	1:D:71:PRO:HD3	1.77	0.50
1:A:455:ILE:HG22	1:G:323:VAL:HG21	1.94	0.50
1:J:154:ILE:HG23	1:J:165:GLU:OE2	2.12	0.50
1:J:329:PRO:HG2	1:J:359:ARG:HB3	1.93	0.50
1:J:56:GLY:C	1:J:57:PHE:HD1	2.15	0.50
1:K:451:GLU:HG2	5:K:2785:HOH:O	2.12	0.50
1:V:154:ILE:HG23	1:V:165:GLU:OE2	2.12	0.50
1:W:154:ILE:HG23	1:W:165:GLU:OE2	2.12	0.50
1:W:451:GLU:HG2	5:W:5941:HOH:O	2.12	0.50
1:Q:315:THR:HB	1:W:465:TYR:CZ	2.47	0.50
1:A:178:GLY:N	1:B:56:GLY:HA3	2.26	0.50
1:D:41:SER:O	1:D:45:ASP:HB2	2.12	0.50
1:D:271:HIS:CG	3:D:7481:AMP:O4'	2.65	0.50
1:E:450:GLU:HB3	1:K:465:TYR:OH	2.12	0.50

*Continued on next page...*

*Continued from previous page...*

Atom-1	Atom-2	Interatomic distance (Å)	Clash overlap (Å)
1:G:57:PHE:CE2	1:G:91:VAL:HG21	2.47	0.50
1:I:271:HIS:CG	3:I:7491:AMP:O4'	2.65	0.50
1:N:207:GLU:N	1:N:210:HIS:HD2	1.99	0.50
1:Q:341:ALA:O	1:Q:359:ARG:HD3	2.12	0.50
1:R:23:ASP:HA	1:R:57:PHE:CE1	2.47	0.50
1:U:125:TYR:HB3	1:U:225:PHE:HD2	1.74	0.50
1:V:23:ASP:HA	1:V:57:PHE:CE1	2.47	0.50
1:V:341:ALA:O	1:V:359:ARG:HD3	2.12	0.50
1:V:41:SER:O	1:V:45:ASP:HB2	2.12	0.50
1:A:321:ARG:NE	4:A:7476:CIT:H42	2.16	0.50
1:C:42:VAL:HG13	1:C:47:LEU:HG	1.94	0.50
1:C:62:GLU:HG3	1:C:62:GLU:O	2.11	0.50
1:D:1:THR:HG22	1:D:4:ASP:OD1	2.12	0.50
1:E:42:VAL:HG13	1:E:47:LEU:HG	1.94	0.50
1:E:62:GLU:HG3	1:E:62:GLU:O	2.11	0.50
1:H:42:VAL:HG13	1:H:47:LEU:HG	1.94	0.50
1:H:80:ARG:HD3	1:I:193:ASP:OD2	2.12	0.50
1:I:42:VAL:HG13	1:I:47:LEU:HG	1.94	0.50
1:K:1:THR:HG22	1:K:4:ASP:OD1	2.12	0.50
1:M:321:ARG:NE	4:M:7500:CIT:H42	2.16	0.50
1:O:326:TYR:O	1:O:328:ALA:N	2.45	0.50
1:P:212:GLU:HB3	1:Q:32:THR:HB	1.93	0.50
1:P:42:VAL:HG13	1:P:47:LEU:HG	1.94	0.50
1:Q:42:VAL:HG13	1:Q:47:LEU:HG	1.94	0.50
1:Q:62:GLU:HG3	1:Q:62:GLU:O	2.11	0.50
1:U:42:VAL:HG13	1:U:47:LEU:HG	1.94	0.50
1:W:1:THR:HG22	1:W:4:ASP:OD1	2.12	0.50
1:W:42:VAL:HG13	1:W:47:LEU:HG	1.94	0.50
1:B:205:ILE:HB	1:B:224:GLN:HB3	1.94	0.49
1:C:70:ASP:OD1	1:C:72:GLU:HG2	2.12	0.49
1:H:206:LEU:HD13	1:H:210:HIS:HB3	1.94	0.49
1:K:70:ASP:OD1	1:K:72:GLU:HG2	2.12	0.49
1:O:70:ASP:OD1	1:O:72:GLU:HG2	2.12	0.49
1:W:70:ASP:OD1	1:W:72:GLU:HG2	2.12	0.49
1:B:274:LEU:HB2	1:B:282:MET:HE3	1.94	0.49
1:B:53:SER:O	1:B:54:ILE:HB	2.10	0.49
1:D:179:TYR:HB2	1:E:53:SER:OG	2.11	0.49
1:D:204:PHE:HE1	1:D:237:LEU:HD13	1.75	0.49
1:F:339:ARG:NH2	1:F:344:ARG:HD2	2.26	0.49
1:H:204:PHE:HE1	1:H:237:LEU:HD13	1.75	0.49
1:K:283:TYR:OH	1:K:350:SER:HA	2.11	0.49

*Continued on next page...*

*Continued from previous page...*

Atom-1	Atom-2	Interatomic distance (Å)	Clash overlap (Å)
1:L:276:LYS:HB2	1:L:281:LEU:CD2	2.42	0.49
1:M:603:LYS:HG3	1:M:72:GLU:HG2	1.93	0.49
1:N:314:PRO:HG3	1:N:365:GLY:HA3	1.93	0.49
1:P:122:ASP:OD1	1:P:276:LYS:HA	2.12	0.49
1:R:339:ARG:NH2	1:R:344:ARG:HD2	2.26	0.49
1:S:276:LYS:HB2	1:S:281:LEU:CD2	2.42	0.49
1:S:54:ILE:O	1:T:177:GLY:O	2.28	0.49
1:T:314:PRO:HG3	1:T:365:GLY:HA3	1.93	0.49
1:V:122:ASP:OD1	1:V:276:LYS:HA	2.12	0.49
1:W:283:TYR:OH	1:W:350:SER:HA	2.11	0.49
1:Q:456:ARG:O	1:W:458:HIS:HE1	1.95	0.49
1:X:314:PRO:HG3	1:X:365:GLY:HA3	1.93	0.49
1:X:603:LYS:HG3	1:X:72:GLU:HG2	1.93	0.49
1:E:106:ASN:ND2	1:E:109:ARG:NH1	2.60	0.49
1:I:338:ASN:HD22	1:I:396:LEU:HG	1.75	0.49
1:Q:106:ASN:ND2	1:Q:109:ARG:NH1	2.60	0.49
1:Q:468:VAL:HB	1:W:364:SER:HA	1.94	0.49
1:R:413:GLN:OE1	1:X:413:GLN:OE1	2.29	0.49
1:X:123:THR:HG21	1:X:125:TYR:CZ	2.47	0.49
1:X:340:SER:OG	1:X:396:LEU:HD12	2.12	0.49
1:A:344:ARG:NH2	1:A:346:PRO:HA	2.27	0.49
1:A:312:THR:OG1	1:A:361:PRO:HG3	2.12	0.49
1:B:42:VAL:O	1:B:46:GLY:HA2	2.12	0.49
1:D:42:VAL:O	1:D:46:GLY:HA2	2.12	0.49
1:H:204:PHE:HE1	1:H:237:LEU:HD13	1.75	0.49
1:H:120:ILE:HD11	1:H:383:LYS:HG3	1.93	0.49
1:H:399:LEU:HB3	1:H:404:ALA:HA	1.93	0.49
1:I:399:LEU:HB3	1:I:404:ALA:HA	1.93	0.49
1:K:399:LEU:HB3	1:K:404:ALA:HA	1.93	0.49
1:L:309:LEU:HA	1:L:312:THR:CG2	2.34	0.49
1:O:420:ARG:HB3	1:O:420:ARG:NH2	2.27	0.49
1:R:154:ILE:HG23	1:R:165:GLU:OE2	2.12	0.49
1:R:42:VAL:O	1:R:46:GLY:HA2	2.12	0.49
1:T:204:PHE:HE1	1:T:237:LEU:HD13	1.75	0.49
1:F:18:ASP:HB3	1:F:86:ASN:HD22	1.77	0.49
1:F:207:GLU:HG3	1:F:210:HIS:CD2	2.47	0.49
1:H:18:ASP:HB3	1:H:86:ASN:HD22	1.76	0.49
1:I:18:ASP:OD2	1:I:30:HIS:HD2	1.95	0.49
1:J:18:ASP:OD2	1:J:30:HIS:HD2	1.95	0.49
1:J:501:SER:HB2	1:J:502:PRO:HD2	1.93	0.49
1:S:283:TYR:CG	1:S:284:ASP:N	2.80	0.49

*Continued on next page...*

*Continued from previous page...*

Atom-1	Atom-2	Interatomic distance (Å)	Clash overlap (Å)
1:S:271:HIS:CD2	3:S:7511:AMP:H4'	2.46	0.49
1:T:207:GLU:HG3	1:T:210:HIS:CD2	2.47	0.49
1:V:18:ASP:OD2	1:V:30:HIS:HD2	1.95	0.49
1:W:283:TYR:CG	1:W:284:ASP:N	2.80	0.49
1:A:42:VAL:O	1:A:46:GLY:HA2	2.11	0.49
1:B:129:GLU:HA	5:B:7504:HOH:O	2.11	0.49
1:C:54:ILE:HG13	1:C:55:ARG:N	2.26	0.49
1:D:54:ILE:HG23	1:D:55:ARG:H	1.77	0.49
1:D:54:ILE:HG13	1:D:55:ARG:N	2.26	0.49
1:E:54:ILE:HG23	1:E:55:ARG:H	1.77	0.49
1:F:204:PHE:HE1	1:F:237:LEU:HD13	1.77	0.49
1:F:54:ILE:HG23	1:F:55:ARG:H	1.77	0.49
1:I:64:ASP:CG	1:J:339:ARG:HH12	2.15	0.49
1:J:54:ILE:HG13	1:J:55:ARG:N	2.26	0.49
1:M:42:VAL:O	1:M:46:GLY:HA2	2.11	0.49
1:N:54:ILE:HG13	1:N:55:ARG:N	2.26	0.49
1:P:54:ILE:HG13	1:P:55:ARG:N	2.26	0.49
1:R:204:PHE:HE1	1:R:237:LEU:HD13	1.77	0.49
1:S:204:PHE:HE1	1:S:237:LEU:HD13	1.77	0.49
1:V:54:ILE:HG13	1:V:55:ARG:N	2.26	0.49
1:W:42:VAL:O	1:W:46:GLY:HA2	2.11	0.49
1:D:65:MET:SD	1:D:67:LEU:HD21	2.52	0.49
1:E:283:TYR:OH	1:E:350:SER:HA	2.12	0.49
1:E:65:MET:SD	1:E:67:LEU:HD21	2.52	0.49
1:H:338:ASN:ND2	1:H:394:LYS:O	2.44	0.49
1:K:338:ASN:ND2	1:K:394:LYS:O	2.44	0.49
1:G:395:ASP:CA	1:L:60:ILE:O	2.60	0.49
1:O:65:MET:SD	1:O:67:LEU:HD21	2.52	0.49
1:S:283:TYR:OH	1:S:350:SER:HA	2.12	0.49
1:T:338:ASN:ND2	1:T:394:LYS:O	2.44	0.49
1:T:50:ASP:O	1:T:65:MET:HB3	2.12	0.49
1:U:65:MET:SD	1:U:67:LEU:HD21	2.52	0.49
1:V:65:MET:SD	1:V:67:LEU:HD21	2.52	0.49
1:Q:315:THR:HB	1:W:465:TYR:CZ	2.47	0.49
1:W:65:MET:SD	1:W:67:LEU:HD21	2.52	0.49
1:B:309:LEU:HG	1:B:313:ASN:HD22	1.76	0.49
1:B:43:PHE:HE2	1:B:71:PRO:HD3	1.77	0.49
1:C:329:PRO:HG2	1:C:359:ARG:HB3	1.93	0.49
1:F:451:GLU:HG2	5:F:7640:HOH:O	2.12	0.49
1:H:329:PRO:HG2	1:H:359:ARG:HB3	1.93	0.49
1:K:56:GLY:C	1:K:57:PHE:HD1	2.15	0.49

*Continued on next page...*

*Continued from previous page...*

Atom-1	Atom-2	Interatomic distance (Å)	Clash overlap (Å)
1:M:329:PRO:HG2	1:M:359:ARG:HB3	1.93	0.49
1:O:329:PRO:HG2	1:O:359:ARG:HB3	1.93	0.49
1:V:56:GLY:C	1:V:57:PHE:HD1	2.15	0.49
1:E:341:ALA:O	1:E:359:ARG:HD3	2.12	0.49
1:F:23:ASP:HA	1:F:57:PHE:CE1	2.47	0.49
1:F:271:HIS:CG	3:F:7485:AMP:O4'	2.65	0.49
1:G:312:THR:CG2	1:G:313:ASN:ND2	2.72	0.49
1:H:23:ASP:HA	1:H:57:PHE:CE1	2.47	0.49
1:J:23:ASP:HA	1:J:57:PHE:CE1	2.47	0.49
1:K:271:HIS:CG	3:K:7495:AMP:O4'	2.65	0.49
1:K:41:SER:O	1:K:45:ASP:HB2	2.12	0.49
1:L:204:PHE:HE1	1:L:237:LEU:HD13	1.76	0.49
1:N:23:ASP:HA	1:N:57:PHE:CE1	2.47	0.49
1:O:57:PHE:HE2	1:O:91:VAL:HG21	1.76	0.49
1:P:41:SER:O	1:P:45:ASP:HB2	2.12	0.49
1:R:41:SER:O	1:R:45:ASP:HB2	2.12	0.49
1:S:57:PHE:CE2	1:S:91:VAL:HG21	2.47	0.49
1:S:264:ASN:ND2	4:S:7512:CIT:H22	2.23	0.49
1:T:41:SER:O	1:T:45:ASP:HB2	2.12	0.49
1:T:271:HIS:CG	3:T:7513:AMP:O4'	2.65	0.49
1:W:271:HIS:CG	3:W:7519:AMP:O4'	2.65	0.49
1:W:53:SER:OG	1:X:179:TYR:CB	2.57	0.49
1:B:42:VAL:HG13	1:B:47:LEU:HG	1.94	0.49
1:D:42:VAL:HG13	1:D:47:LEU:HG	1.94	0.49
1:D:62:GLU:HG3	1:D:62:GLU:O	2.11	0.49
1:N:42:VAL:HG13	1:N:47:LEU:HG	1.94	0.49
1:N:58:GLN:OE1	1:N:91:VAL:HG12	2.11	0.49
1:O:335:SER:O	1:O:344:ARG:HA	2.11	0.49
1:P:62:GLU:HG3	1:P:62:GLU:O	2.11	0.49
1:W:62:GLU:HG3	1:W:62:GLU:O	2.11	0.49
1:D:206:LEU:HD13	1:D:210:HIS:HB3	1.94	0.49
1:D:54:ILE:H	1:D:54:ILE:CD1	2.25	0.49
1:S:70:ASP:OD1	1:S:72:GLU:HG2	2.12	0.49
1:T:206:LEU:HD13	1:T:210:HIS:HB3	1.94	0.49
1:A:458:HIS:HE1	1:G:456:ARG:O	1.95	0.49
1:B:296:HIS:CB	1:B:382:ILE:HA	2.42	0.49
1:D:122:ASP:OD1	1:D:276:LYS:HA	2.12	0.49
1:D:283:TYR:OH	1:D:350:SER:HA	2.11	0.49
1:D:602:GLU:HG3	1:D:72:GLU:HG3	1.93	0.49
1:F:274:LEU:HB2	1:F:282:MET:CE	2.42	0.49
1:G:321:ARG:NE	4:G:7488:CIT:H42	2.19	0.49

*Continued on next page...*



*Continued from previous page...*

Atom-1	Atom-2	Interatomic distance (Å)	Clash overlap (Å)
1:J:314:PRO:HG3	1:J:365:GLY:HA3	1.93	0.49
1:P:602:GLU:HG3	1:P:72:GLU:HG3	1.93	0.49
1:R:274:LEU:HB2	1:R:282:MET:CE	2.42	0.49
1:Q:177:GLY:HA2	1:R:55:ARG:O	2.12	0.49
1:T:339:ARG:NH2	1:T:344:ARG:HD2	2.26	0.49
1:T:321:ARG:NE	4:T:7514:CIT:H42	2.18	0.49
1:U:602:GLU:HG3	1:U:72:GLU:HG3	1.93	0.49
1:W:274:LEU:HB2	1:W:282:MET:CE	2.42	0.49
1:R:123:THR:HG21	1:R:125:TYR:CZ	2.47	0.49
1:N:364:SER:HA	1:T:468:VAL:HB	1.94	0.49
1:D:399:LEU:HB3	1:D:404:ALA:HA	1.93	0.49
1:D:420:ARG:HB3	1:D:420:ARG:NH2	2.27	0.49
1:J:344:ARG:NH2	1:J:346:PRO:HA	2.27	0.49
1:K:204:PHE:HE1	1:K:237:LEU:HD13	1.76	0.49
1:N:154:ILE:HG23	1:N:165:GLU:OE2	2.11	0.49
1:N:465:TYR:CE1	1:T:315:THR:HB	2.46	0.49
1:P:171:TYR:CD1	1:Q:247:TRP:CZ3	3.00	0.49
1:S:42:VAL:O	1:S:46:GLY:HA2	2.12	0.49
1:S:43:PHE:CD2	1:S:69:PRO:HG2	2.47	0.49
1:U:101:SER:O	1:U:107:ILE:HD11	2.11	0.49
1:V:344:ARG:NH2	1:V:346:PRO:HA	2.27	0.49
1:W:204:PHE:HE1	1:W:237:LEU:HD13	1.75	0.49
1:X:1:THR:HB	1:X:4:ASP:OD2	2.13	0.49
1:L:18:ASP:OD2	1:L:30:HIS:HD2	1.95	0.49
1:P:337:ARG:CD	1:Q:63:SER:CB	2.72	0.49
1:Q:18:ASP:HB3	1:Q:86:ASN:HD22	1.76	0.49
1:R:207:GLU:HG3	1:R:210:HIS:CD2	2.47	0.49
1:R:18:ASP:HB3	1:R:86:ASN:HD22	1.77	0.49
1:Q:463:ALA:HA	1:W:140:PHE:CE1	2.47	0.49
1:Q:315:THR:HB	1:W:465:TYR:CZ	2.46	0.49
1:X:271:HIS:CD2	3:X:7521:AMP:H4'	2.46	0.49
1:A:180:PHE:HE2	1:B:49:PHE:HZ	1.60	0.49
1:C:264:ASN:HD21	4:C:7480:CIT:C2	2.14	0.49
1:F:271:HIS:CE1	1:F:357:GLU:HB2	2.46	0.49
1:I:204:PHE:HE1	1:I:237:LEU:HD13	1.77	0.49
1:M:54:ILE:HG23	1:M:55:ARG:H	1.78	0.49
1:M:180:PHE:HE2	1:N:49:PHE:HZ	1.59	0.49
1:Q:54:ILE:HG23	1:Q:55:ARG:H	1.77	0.49
1:V:54:ILE:HG23	1:V:55:ARG:H	1.77	0.49
1:B:65:MET:SD	1:B:67:LEU:HD21	2.52	0.49
1:C:50:ASP:O	1:C:65:MET:HB3	2.12	0.49

*Continued on next page...*

*Continued from previous page...*

Atom-1	Atom-2	Interatomic distance (Å)	Clash overlap (Å)
1:C:65:MET:SD	1:C:67:LEU:HD21	2.52	0.49
1:D:338:ASN:ND2	1:D:394:LYS:O	2.44	0.49
1:I:50:ASP:O	1:I:65:MET:HB3	2.12	0.49
1:J:65:MET:SD	1:J:67:LEU:HD21	2.52	0.49
1:N:65:MET:SD	1:N:67:LEU:HD21	2.52	0.49
1:O:338:ASN:ND2	1:O:394:LYS:O	2.44	0.49
1:O:50:ASP:O	1:O:65:MET:HB3	2.12	0.49
1:P:338:ASN:ND2	1:P:394:LYS:O	2.44	0.49
1:Q:283:TYR:OH	1:Q:350:SER:HA	2.12	0.49
1:Q:65:MET:SD	1:Q:67:LEU:HD21	2.52	0.49
1:T:204:PHE:HE1	1:T:237:LEU:HD13	1.76	0.49
1:E:451:GLU:HG2	5:E:1207:HOH:O	2.12	0.49
1:H:56:GLY:O	1:H:57:PHE:CD1	2.65	0.49
1:I:43:PHE:HE2	1:I:71:PRO:HD3	1.77	0.49
1:L:329:PRO:HG2	1:L:359:ARG:HB3	1.93	0.49
1:N:323:VAL:HG21	1:T:455:ILE:HG22	1.94	0.49
1:N:43:PHE:HE2	1:N:71:PRO:HD3	1.77	0.49
1:R:451:GLU:HG2	5:R:4626:HOH:O	2.12	0.49
1:T:329:PRO:HG2	1:T:359:ARG:HB3	1.93	0.49
1:T:56:GLY:O	1:T:57:PHE:CD1	2.65	0.49
1:W:56:GLY:C	1:W:57:PHE:HD1	2.15	0.49
1:B:341:ALA:O	1:B:359:ARG:HD3	2.12	0.49
1:C:264:ASN:ND2	4:C:7480:CIT:H22	2.23	0.49
1:E:271:HIS:CG	3:E:7483:AMP:O4'	2.65	0.49
1:F:41:SER:O	1:F:45:ASP:HB2	2.12	0.49
1:G:341:ALA:O	1:G:359:ARG:HD3	2.12	0.49
1:H:271:HIS:CG	3:H:7489:AMP:O4'	2.65	0.49
1:H:41:SER:O	1:H:45:ASP:HB2	2.12	0.49
1:I:57:PHE:CE2	1:I:91:VAL:HG21	2.47	0.49
1:K:57:PHE:HE2	1:K:91:VAL:HG21	1.76	0.49
1:P:271:HIS:CG	3:P:7505:AMP:O4'	2.65	0.49
1:Q:271:HIS:CG	3:Q:7507:AMP:O4'	2.65	0.49
1:R:271:HIS:CG	3:R:7509:AMP:O4'	2.65	0.49
1:W:41:SER:O	1:W:45:ASP:HB2	2.12	0.49
1:X:41:SER:O	1:X:45:ASP:HB2	2.12	0.49
1:A:42:VAL:HG13	1:A:47:LEU:HG	1.94	0.49
1:C:326:TYR:O	1:C:328:ALA:N	2.45	0.49
1:G:42:VAL:HG13	1:G:47:LEU:HG	1.94	0.49
1:L:326:TYR:O	1:L:328:ALA:N	2.45	0.49
1:O:62:GLU:O	1:O:62:GLU:HG3	2.11	0.49
1:S:42:VAL:HG13	1:S:47:LEU:HG	1.94	0.49

*Continued on next page...*

*Continued from previous page...*

Atom-1	Atom-2	Interatomic distance (Å)	Clash overlap (Å)
1:A:458:HIS:HE1	1:G:456:ARG:O	1.94	0.49
1:D:450:GLU:HB3	1:J:465:TYR:OH	2.12	0.49
1:J:50:ASP:HB2	1:K:339:ARG:NE	2.20	0.49
1:L:205:ILE:HB	1:L:224:GLN:HB3	1.94	0.49
1:L:131:GLU:HG3	1:L:266:SER:HA	1.94	0.49
1:M:205:ILE:HB	1:M:224:GLN:HB3	1.94	0.49
1:O:206:LEU:HD13	1:O:210:HIS:HB3	1.94	0.49
1:P:206:LEU:HD13	1:P:210:HIS:HB3	1.94	0.49
1:W:205:ILE:HB	1:W:224:GLN:HB3	1.94	0.49
1:X:264:ASN:ND2	1:X:326:TYR:HD2	2.08	0.49
1:A:283:TYR:OH	1:A:350:SER:HA	2.11	0.49
1:B:314:PRO:HG3	1:B:365:GLY:HA3	1.93	0.49
1:D:114:TYR:O	1:D:118:THR:HG23	2.13	0.49
1:E:276:LYS:HB2	1:E:281:LEU:CD2	2.42	0.49
1:G:284:ASP:CB	1:G:291:SER:HA	2.43	0.49
1:G:296:HIS:CB	1:G:382:ILE:HA	2.42	0.49
1:A:456:ARG:O	1:G:458:HIS:HE1	1.95	0.49
1:I:602:GLU:HG3	1:I:72:GLU:HG3	1.93	0.49
1:J:114:TYR:O	1:J:118:THR:HG23	2.13	0.49
1:K:284:ASP:CB	1:K:291:SER:HA	2.43	0.49
1:G:207:GLU:C	1:L:37:ALA:HB2	2.32	0.49
1:N:298:ILE:HG13	1:N:356:LEU:HD23	1.93	0.49
1:O:114:TYR:O	1:O:118:THR:HG23	2.13	0.49
1:O:59:SER:OG	1:O:60:ILE:N	2.43	0.49
1:P:114:TYR:O	1:P:118:THR:HG23	2.13	0.49
1:P:284:ASP:CB	1:P:291:SER:HA	2.42	0.49
1:Q:292:ASP:HB2	5:Q:4405:HOH:O	2.11	0.49
1:P:211:HIS:HB2	1:Q:32:THR:O	2.11	0.49
1:R:276:LYS:HB2	1:R:281:LEU:CD2	2.42	0.49
1:S:296:HIS:CB	1:S:382:ILE:HA	2.42	0.49
1:T:114:TYR:O	1:T:118:THR:HG23	2.13	0.49
1:T:602:GLU:HG3	1:T:72:GLU:HG3	1.93	0.49
1:W:284:ASP:CB	1:W:291:SER:HA	2.43	0.49
1:Q:315:THR:HB	1:W:465:TYR:CZ	2.47	0.49
1:X:122:ASP:OD1	1:X:276:LYS:HA	2.12	0.49
1:B:282:MET:HG2	5:B:7551:HOH:O	2.10	0.49
1:B:320:LYS:HE3	1:H:461:GLU:OE1	2.12	0.49
1:C:106:ASN:ND2	1:C:109:ARG:NH1	2.60	0.49
1:D:355:ARG:HH21	1:D:355:ARG:HG3	1.77	0.49
1:F:123:THR:HG21	1:F:125:TYR:CZ	2.48	0.49
1:F:355:ARG:HH21	1:F:355:ARG:HG3	1.77	0.49

*Continued on next page...*

*Continued from previous page...*

Atom-1	Atom-2	Interatomic distance (Å)	Clash overlap (Å)
1:H:321:ARG:NE	4:H:7490:CIT:H42	2.17	0.49
1:J:106:ASN:ND2	1:J:109:ARG:NH1	2.60	0.49
1:K:264:ASN:HB2	5:K:2791:HOH:O	2.11	0.49
1:K:451:GLU:HB3	1:K:452:PRO:HD3	1.93	0.49
1:L:123:THR:HG21	1:L:125:TYR:CZ	2.48	0.49
1:G:173:VAL:HG21	1:L:140:PHE:HZ	1.77	0.49
1:N:355:ARG:HG3	1:N:355:ARG:HH21	1.77	0.49
1:N:211:HIS:HD2	1:O:33:ILE:HG22	1.77	0.49
1:S:340:SER:OG	1:S:396:LEU:HD12	2.12	0.49
1:D:400:PRO:O	1:D:402:GLU:N	2.46	0.49
1:E:312:THR:OG1	1:E:361:PRO:HG3	2.12	0.49
1:F:43:PHE:CD2	1:F:69:PRO:HG2	2.46	0.49
1:I:43:PHE:CD2	1:I:69:PRO:HG2	2.46	0.49
1:K:1:THR:HB	1:K:4:ASP:OD2	2.13	0.49
1:L:154:ILE:HG23	1:L:165:GLU:OE2	2.11	0.49
1:L:1:THR:HB	1:L:4:ASP:OD2	2.13	0.49
1:L:120:ILE:HD11	1:L:383:LYS:HG3	1.93	0.49
1:L:399:LEU:HB3	1:L:404:ALA:HA	1.93	0.49
1:M:312:THR:OG1	1:M:361:PRO:HG3	2.12	0.49
1:M:63:SER:HB3	1:R:336:GLN:O	2.12	0.49
1:O:120:ILE:HD11	1:O:383:LYS:HG3	1.93	0.49
1:Q:312:THR:OG1	1:Q:361:PRO:HG3	2.12	0.49
1:T:399:LEU:HB3	1:T:404:ALA:HA	1.93	0.49
1:T:420:ARG:HB3	1:T:420:ARG:NH2	2.27	0.49
1:V:154:ILE:HG23	1:V:165:GLU:OE2	2.11	0.49
1:W:1:THR:HB	1:W:4:ASP:OD2	2.13	0.49
1:C:389:GLN:NE2	1:C:406:SER:O	2.45	0.49
1:G:271:HIS:CG	3:G:7487:AMP:O4'	2.64	0.49
1:H:18:ASP:OD2	1:H:30:HIS:HD2	1.95	0.49
5:B:7506:HOH:O	1:H:254:THR:HA	2.12	0.49
1:I:389:GLN:NE2	1:I:406:SER:O	2.45	0.49
1:K:338:ASN:HD21	1:K:396:LEU:H	1.58	0.49
1:N:1:THR:HG22	1:N:3:ASP:H	1.76	0.49
1:Q:283:TYR:CG	1:Q:284:ASP:N	2.80	0.49
1:S:18:ASP:HB3	1:S:86:ASN:HD22	1.77	0.49
1:U:389:GLN:NE2	1:U:406:SER:O	2.45	0.49
1:V:501:SER:HB2	1:V:502:PRO:HD2	1.93	0.49
1:B:54:ILE:HG23	1:B:55:ARG:H	1.77	0.49
1:B:55:ARG:HG3	1:B:55:ARG:NH1	2.17	0.49
1:C:54:ILE:HG23	1:C:55:ARG:H	1.77	0.49
1:H:330:ILE:HB	1:H:410:THR:OG1	2.12	0.49

*Continued on next page...*

*Continued from previous page...*

Atom-1	Atom-2	Interatomic distance (Å)	Clash overlap (Å)
1:K:264:ASN:HD21	4:K:7496:CIT:C2	2.14	0.49
1:O:129:GLU:HA	5:O:3700:HOH:O	2.11	0.49
1:O:54:ILE:HG23	1:O:55:ARG:H	1.77	0.49
1:O:54:ILE:HG13	1:O:55:ARG:N	2.26	0.49
1:Q:189:VAL:HG13	1:R:80:ARG:NH2	2.23	0.49
1:Q:42:VAL:O	1:Q:46:GLY:HA2	2.11	0.49
1:S:271:HIS:CE1	1:S:357:GLU:HB2	2.46	0.49
1:T:330:ILE:HB	1:T:410:THR:OG1	2.12	0.49
1:E:33:ILE:CD1	1:E:38:PHE:HB2	2.33	0.49
5:A:7606:HOH:O	1:G:324:PRO:HB2	2.11	0.49
1:A:456:ARG:O	1:G:458:HIS:HE1	1.95	0.49
1:H:65:MET:SD	1:H:67:LEU:HD21	2.52	0.49
1:J:60:ILE:O	1:K:395:ASP:CB	2.60	0.49
1:U:50:ASP:O	1:U:65:MET:HB3	2.12	0.49
1:A:180:PHE:CE2	1:B:52:SER:HB2	2.47	0.49
1:B:56:GLY:C	1:B:57:PHE:HD1	2.15	0.49
1:C:458:HIS:CD2	1:C:460:TYR:H	2.17	0.49
1:F:43:PHE:HE2	1:F:71:PRO:HD3	1.77	0.49
1:E:364:SER:HA	1:K:468:VAL:HG21	1.93	0.49
1:K:52:SER:HB2	1:L:180:PHE:CE2	2.47	0.49
1:P:43:PHE:HE2	1:P:71:PRO:HD3	1.78	0.49
1:U:43:PHE:HE2	1:U:71:PRO:HD3	1.78	0.49
1:W:43:PHE:HE2	1:W:71:PRO:HD3	1.78	0.49
1:X:43:PHE:HE2	1:X:71:PRO:HD3	1.78	0.49
1:B:23:ASP:HA	1:B:57:PHE:CE1	2.47	0.49
1:B:41:SER:O	1:B:45:ASP:HB2	2.12	0.49
1:C:341:ALA:O	1:C:359:ARG:HD3	2.12	0.49
1:F:57:PHE:CE2	1:F:91:VAL:HG21	2.47	0.49
1:G:23:ASP:HA	1:G:57:PHE:CE1	2.47	0.49
1:G:41:SER:O	1:G:45:ASP:HB2	2.12	0.49
1:L:41:SER:O	1:L:45:ASP:HB2	2.12	0.49
1:M:204:PHE:HE1	1:M:237:LEU:HD13	1.76	0.49
1:N:341:ALA:O	1:N:359:ARG:HD3	2.12	0.49
1:O:341:ALA:O	1:O:359:ARG:HD3	2.12	0.49
1:P:211:HIS:CB	1:Q:32:THR:O	2.60	0.49
1:P:211:HIS:HB2	1:Q:32:THR:O	2.12	0.49
1:Q:41:SER:O	1:Q:45:ASP:HB2	2.12	0.49
1:R:57:PHE:CE2	1:R:91:VAL:HG21	2.47	0.49
1:U:57:PHE:CE2	1:U:91:VAL:HG21	2.47	0.49
1:X:204:PHE:HE1	1:X:237:LEU:HD13	1.76	0.49
1:X:57:PHE:HE2	1:X:91:VAL:HG21	1.76	0.49

*Continued on next page...*

*Continued from previous page...*

Atom-1	Atom-2	Interatomic distance (Å)	Clash overlap (Å)
1:B:1:THR:HG22	1:B:4:ASP:OD1	2.12	0.49
1:B:326:TYR:O	1:B:328:ALA:N	2.45	0.49
1:E:326:TYR:O	1:E:328:ALA:N	2.45	0.49
1:G:326:TYR:O	1:G:328:ALA:N	2.45	0.49
1:H:337:ARG:HH12	1:H:347:ILE:CD1	2.26	0.49
1:I:174:ARG:HD2	5:I:7654:HOH:O	2.12	0.49
1:L:42:VAL:HG13	1:L:47:LEU:HG	1.94	0.49
1:Q:326:TYR:O	1:Q:328:ALA:N	2.45	0.49
1:S:34:PRO:HG3	1:T:206:LEU:HB3	1.94	0.49
1:T:416:ASP:O	1:T:420:ARG:HG2	2.13	0.49
1:V:42:VAL:HG13	1:V:47:LEU:HG	1.94	0.49
1:B:211:HIS:H	1:B:222:ASN:ND2	2.10	0.49
1:C:264:ASN:ND2	1:C:326:TYR:HD2	2.08	0.49
1:H:131:GLU:HG3	1:H:266:SER:HA	1.94	0.49
1:I:206:LEU:HD13	1:I:210:HIS:HB3	1.94	0.49
1:O:264:ASN:ND2	1:O:326:TYR:HD2	2.08	0.49
1:X:131:GLU:HG3	1:X:266:SER:HA	1.94	0.49
1:A:292:ASP:HB2	5:A:7651:HOH:O	2.11	0.49
1:B:298:ILE:HG13	1:B:356:LEU:HD23	1.93	0.49
1:C:276:LYS:HB2	1:C:281:LEU:CD2	2.42	0.49
1:E:292:ASP:HB2	5:E:1249:HOH:O	2.11	0.49
1:E:59:SER:OG	1:E:60:ILE:N	2.43	0.49
1:F:122:ASP:OD1	1:F:276:LYS:HA	2.12	0.49
1:F:276:LYS:HB2	1:F:281:LEU:CD2	2.42	0.49
1:F:296:HIS:CB	1:F:382:ILE:HA	2.42	0.49
1:G:276:LYS:HB2	1:G:281:LEU:CD2	2.42	0.49
1:H:314:PRO:HG3	1:H:365:GLY:HA3	1.93	0.49
1:K:292:ASP:HB2	5:K:2827:HOH:O	2.11	0.49
1:L:59:SER:OG	1:L:60:ILE:N	2.43	0.49
1:L:603:LYS:HG3	1:L:72:GLU:HG2	1.93	0.49
1:M:283:TYR:OH	1:M:350:SER:HA	2.11	0.49
1:Q:276:LYS:HB2	1:Q:281:LEU:CD2	2.42	0.49
1:R:296:HIS:CB	1:R:382:ILE:HA	2.42	0.49
1:S:274:LEU:HB2	1:S:282:MET:CE	2.42	0.49
1:S:284:ASP:CB	1:S:291:SER:HA	2.43	0.49
1:V:114:TYR:O	1:V:118:THR:HG23	2.13	0.49
1:V:314:PRO:HG3	1:V:365:GLY:HA3	1.93	0.49
1:W:292:ASP:HB2	5:W:5983:HOH:O	2.11	0.49
1:X:204:PHE:HE1	1:X:237:LEU:HD13	1.75	0.49
1:C:58:GLN:NE2	1:C:62:GLU:HB3	2.18	0.49
1:E:176:LYS:HD2	1:F:55:ARG:HH21	1.68	0.49

*Continued on next page...*

*Continued from previous page...*

Atom-1	Atom-2	Interatomic distance (Å)	Clash overlap (Å)
1:G:355:ARG:HG3	1:G:355:ARG:HH21	1.78	0.49
1:O:106:ASN:ND2	1:O:109:ARG:NH1	2.60	0.49
1:O:58:GLN:NE2	1:O:62:GLU:HB3	2.18	0.49
1:P:123:THR:HG21	1:P:125:TYR:CZ	2.47	0.49
1:S:321:ARG:NE	4:S:7512:CIT:H42	2.17	0.49
1:N:320:LYS:HE3	1:T:461:GLU:OE1	2.12	0.49
1:V:106:ASN:ND2	1:V:109:ARG:NH1	2.60	0.49
1:A:1:THR:HB	1:A:4:ASP:OD2	2.13	0.49
1:A:65:MET:HE2	1:A:67:LEU:HD11	1.95	0.49
1:F:1:THR:HB	1:F:4:ASP:OD2	2.13	0.49
1:H:400:PRO:O	1:H:402:GLU:N	2.46	0.49
1:H:420:ARG:HB3	1:H:420:ARG:NH2	2.27	0.49
1:J:154:ILE:HG23	1:J:165:GLU:OE2	2.12	0.49
1:J:120:ILE:HD11	1:J:383:LYS:HG3	1.93	0.49
1:G:177:GLY:H	1:L:55:ARG:HG3	1.77	0.49
1:M:154:ILE:HG23	1:M:165:GLU:OE2	2.11	0.49
1:N:42:VAL:O	1:N:46:GLY:HA2	2.12	0.49
1:P:400:PRO:O	1:P:402:GLU:N	2.46	0.49
1:R:43:PHE:CD2	1:R:69:PRO:HG2	2.47	0.49
1:S:399:LEU:HB3	1:S:404:ALA:HA	1.93	0.49
1:T:154:ILE:HG23	1:T:165:GLU:OE2	2.11	0.49
1:V:52:SER:HB3	1:W:180:PHE:HE2	1.76	0.49
1:X:154:ILE:HG23	1:X:165:GLU:OE2	2.11	0.49
1:B:1:THR:HG22	1:B:3:ASP:H	1.76	0.49
1:E:283:TYR:CG	1:E:284:ASP:N	2.80	0.49
1:E:18:ASP:HB3	1:E:86:ASN:HD22	1.77	0.49
1:G:283:TYR:CG	1:G:284:ASP:N	2.80	0.49
1:G:18:ASP:HB3	1:G:86:ASN:HD22	1.77	0.49
1:K:283:TYR:CG	1:K:284:ASP:N	2.80	0.49
1:M:315:THR:HB	1:S:465:TYR:CZ	2.47	0.49
1:O:283:TYR:CG	1:O:284:ASP:N	2.80	0.49
1:P:207:GLU:HG3	1:P:210:HIS:CD2	2.47	0.49
1:T:18:ASP:HB3	1:T:86:ASN:HD22	1.77	0.49
1:T:283:TYR:CG	1:T:284:ASP:N	2.80	0.49
1:X:18:ASP:OD2	1:X:30:HIS:HD2	1.95	0.49
1:A:451:GLU:HB3	1:A:452:PRO:HD3	1.94	0.49
1:D:129:GLU:HA	5:D:807:HOH:O	2.11	0.49
1:D:381:GLY:HA2	1:D:386:ILE:HD12	1.95	0.49
1:D:330:ILE:HB	1:D:410:THR:OG1	2.12	0.49
1:E:42:VAL:O	1:E:46:GLY:HA2	2.11	0.49
1:E:264:ASN:ND2	4:E:7484:CIT:H22	2.11	0.49

*Continued on next page...*

*Continued from previous page...*

Atom-1	Atom-2	Interatomic distance (Å)	Clash overlap (Å)
1:B:140:PHE:CE1	1:H:463:ALA:HA	2.46	0.49
1:J:54:ILE:HG23	1:J:55:ARG:H	1.77	0.49
1:K:42:VAL:O	1:K:46:GLY:HA2	2.11	0.49
1:L:451:GLU:HB3	1:L:452:PRO:HD3	1.95	0.49
1:M:129:GLU:HA	5:M:3174:HOH:O	2.11	0.49
1:M:451:GLU:HB3	1:M:452:PRO:HD3	1.94	0.49
1:N:54:ILE:HG23	1:N:55:ARG:H	1.77	0.49
1:N:55:ARG:NH1	1:N:55:ARG:HG3	2.17	0.49
1:O:197:THR:HG1	1:P:16:TYR:HH	1.59	0.49
1:P:330:ILE:HB	1:P:410:THR:OG1	2.12	0.49
1:R:271:HIS:CE1	1:R:357:GLU:HB2	2.46	0.49
1:S:451:GLU:HB3	1:S:452:PRO:HD3	1.95	0.49
1:U:204:PHE:HE1	1:U:237:LEU:HD13	1.77	0.49
1:P:146:GLY:HA2	1:V:149:TYR:CE1	2.48	0.49
1:B:50:ASP:O	1:B:65:MET:HB3	2.12	0.49
1:G:50:ASP:O	1:G:65:MET:HB3	2.12	0.49
1:H:204:PHE:HE1	1:H:237:LEU:HD13	1.76	0.49
1:I:339:ARG:HH21	1:I:339:ARG:HA	1.77	0.49
1:K:50:ASP:O	1:K:65:MET:HB3	2.12	0.49
1:W:338:ASN:ND2	1:W:394:LYS:O	2.44	0.49
1:X:264:ASN:ND2	4:X:7522:CIT:H22	2.16	0.49
1:C:309:LEU:HG	1:C:313:ASN:HD22	1.76	0.49
1:C:43:PHE:HE2	1:C:71:PRO:HD3	1.77	0.49
1:G:56:GLY:O	1:G:57:PHE:CD1	2.65	0.49
1:K:43:PHE:HE2	1:K:71:PRO:HD3	1.77	0.49
1:L:43:PHE:HE2	1:L:71:PRO:HD3	1.78	0.49
1:M:315:THR:HB	1:S:465:TYR:CZ	2.47	0.49
1:N:309:LEU:HG	1:N:313:ASN:HD22	1.76	0.49
1:O:154:ILE:HG23	1:O:165:GLU:OE2	2.12	0.49
1:Q:451:GLU:HG2	5:Q:4363:HOH:O	2.12	0.49
1:R:43:PHE:HE2	1:R:71:PRO:HD3	1.78	0.49
1:W:309:LEU:HG	1:W:313:ASN:HD22	1.77	0.49
1:A:204:PHE:HE1	1:A:237:LEU:HD13	1.76	0.49
1:B:176:LYS:CG	1:C:55:ARG:HD2	2.40	0.49
1:C:57:PHE:HE2	1:C:91:VAL:HG21	1.76	0.49
1:E:41:SER:O	1:E:45:ASP:HB2	2.12	0.49
1:G:271:HIS:CG	3:G:7487:AMP:O4'	2.65	0.49
1:I:125:TYR:HB3	1:I:225:PHE:HD2	1.74	0.49
1:I:56:GLY:CA	1:J:177:GLY:CA	2.90	0.49
1:J:56:GLY:CA	1:K:177:GLY:HA2	2.41	0.49
1:M:41:SER:O	1:M:45:ASP:HB2	2.12	0.49

*Continued on next page...*



*Continued from previous page...*

Atom-1	Atom-2	Interatomic distance (Å)	Clash overlap (Å)
1:T:23:ASP:HA	1:T:57:PHE:CE1	2.47	0.49
1:X:57:PHE:CE2	1:X:91:VAL:HG21	2.47	0.49
1:C:1:THR:HG22	1:C:4:ASP:OD1	2.12	0.49
1:F:42:VAL:HG13	1:F:47:LEU:HG	1.94	0.49
1:H:312:THR:CG2	1:H:313:ASN:ND2	2.71	0.49
1:H:326:TYR:O	1:H:328:ALA:N	2.45	0.49
1:I:321:ARG:NE	4:I:7492:CIT:H42	2.16	0.49
1:L:174:ARG:HD2	5:L:3054:HOH:O	2.12	0.49
1:M:42:VAL:HG13	1:M:47:LEU:HG	1.94	0.49
1:N:326:TYR:O	1:N:328:ALA:N	2.45	0.49
1:O:1:THR:HG22	1:O:4:ASP:OD1	2.12	0.49
1:Q:307:SER:HB3	1:Q:424:ASP:HB3	1.95	0.49
1:T:337:ARG:HH12	1:T:347:ILE:CD1	2.26	0.49
1:X:174:ARG:HD2	5:X:6210:HOH:O	2.12	0.49
1:W:34:PRO:HG3	1:X:206:LEU:HB3	1.94	0.49
1:A:205:ILE:HB	1:A:224:GLN:HB3	1.94	0.49
1:D:211:HIS:H	1:D:222:ASN:ND2	2.10	0.49
1:D:466:TYR:CZ	1:J:254:THR:HB	2.47	0.49
1:D:337:ARG:HH22	1:E:95:PHE:HE1	1.61	0.49
1:F:207:GLU:O	1:F:208:LYS:O	2.31	0.49
1:F:131:GLU:HG3	1:F:266:SER:HA	1.94	0.49
1:G:207:GLU:O	1:G:208:LYS:O	2.31	0.49
1:G:339:ARG:HH11	1:L:50:ASP:HB3	1.76	0.49
1:A:456:ARG:O	1:G:458:HIS:HE1	1.94	0.49
1:H:54:ILE:CD1	1:H:54:ILE:H	2.25	0.49
1:L:207:GLU:O	1:L:208:LYS:O	2.31	0.49
1:L:55:ARG:NH1	1:L:448:GLU:HB2	2.28	0.49
1:S:207:GLU:O	1:S:208:LYS:O	2.31	0.49
1:S:131:GLU:HG3	1:S:266:SER:HA	1.94	0.49
1:T:131:GLU:HG3	1:T:266:SER:HA	1.94	0.49
1:U:206:LEU:HD13	1:U:210:HIS:HB3	1.94	0.49
1:X:205:ILE:HB	1:X:224:GLN:HB3	1.94	0.49
1:X:55:ARG:NH1	1:X:448:GLU:HB2	2.28	0.49
1:A:80:ARG:HD3	1:F:193:ASP:OD2	2.11	0.49
1:C:114:TYR:O	1:C:118:THR:HG23	2.13	0.49
1:C:59:SER:OG	1:C:60:ILE:N	2.43	0.49
1:D:284:ASP:CB	1:D:291:SER:HA	2.43	0.49
1:F:284:ASP:CB	1:F:291:SER:HA	2.43	0.49
1:G:122:ASP:OD1	1:G:276:LYS:HA	2.12	0.49
1:G:274:LEU:HB2	1:G:282:MET:CE	2.42	0.49
1:H:421:LEU:O	1:H:425:HIS:HB3	2.13	0.49

*Continued on next page...*

*Continued from previous page...*

Atom-1	Atom-2	Interatomic distance (Å)	Clash overlap (Å)
1:K:314:PRO:HG3	1:K:365:GLY:HA3	1.93	0.49
1:M:292:ASP:HB2	5:M:3353:HOH:O	2.11	0.49
1:N:296:HIS:CB	1:N:382:ILE:HA	2.42	0.49
1:N:53:SER:O	1:N:54:ILE:HB	2.10	0.49
1:R:284:ASP:CB	1:R:291:SER:HA	2.43	0.49
1:S:122:ASP:OD1	1:S:276:LYS:HA	2.12	0.49
1:U:55:ARG:O	1:V:177:GLY:HA2	2.13	0.49
1:A:123:THR:HG21	1:A:125:TYR:CZ	2.47	0.49
1:E:180:PHE:CZ	1:F:52:SER:HB2	2.46	0.49
1:I:123:THR:HG21	1:I:125:TYR:CZ	2.47	0.49
1:K:355:ARG:HG3	1:K:355:ARG:HH21	1.77	0.49
1:M:123:THR:HG21	1:M:125:TYR:CZ	2.47	0.49
1:O:173:VAL:HG21	1:P:140:PHE:HZ	1.78	0.49
1:P:355:ARG:HH21	1:P:355:ARG:HG3	1.78	0.49
1:R:355:ARG:HG3	1:R:355:ARG:HH21	1.78	0.49
1:S:355:ARG:HG3	1:S:355:ARG:HH21	1.77	0.49
1:T:55:ARG:H	1:U:177:GLY:HA2	1.76	0.49
1:W:355:ARG:HH21	1:W:355:ARG:HG3	1.78	0.49
1:A:154:ILE:HG23	1:A:165:GLU:OE2	2.12	0.49
1:A:420:ARG:HB3	1:A:420:ARG:NH2	2.27	0.49
1:B:400:PRO:O	1:B:402:GLU:N	2.46	0.49
1:B:420:ARG:HB3	1:B:420:ARG:NH2	2.27	0.49
1:A:63:SER:HB2	1:F:339:ARG:CZ	2.43	0.49
1:G:400:PRO:O	1:G:402:GLU:N	2.46	0.49
1:G:399:LEU:HB3	1:G:404:ALA:HA	1.93	0.49
1:G:396:LEU:CD2	1:G:407:ILE:HG21	2.34	0.49
1:G:42:VAL:O	1:G:46:GLY:HA2	2.12	0.49
1:I:420:ARG:NH2	1:I:420:ARG:HB3	2.27	0.49
1:I:42:VAL:O	1:I:46:GLY:HA2	2.12	0.49
1:J:400:PRO:O	1:J:402:GLU:N	2.46	0.49
1:J:399:LEU:HB3	1:J:404:ALA:HA	1.92	0.49
1:M:420:ARG:NH2	1:M:420:ARG:HB3	2.27	0.49
1:M:1:THR:HB	1:M:4:ASP:OD2	2.13	0.49
1:N:400:PRO:O	1:N:402:GLU:N	2.46	0.49
1:N:420:ARG:HB3	1:N:420:ARG:NH2	2.27	0.49
1:P:420:ARG:HB3	1:P:420:ARG:NH2	2.28	0.49
1:R:1:THR:HB	1:R:4:ASP:OD2	2.13	0.49
1:S:400:PRO:O	1:S:402:GLU:N	2.46	0.49
1:U:42:VAL:O	1:U:46:GLY:HA2	2.12	0.49
1:U:43:PHE:CD2	1:U:69:PRO:HG2	2.46	0.49
1:V:120:ILE:HD11	1:V:383:LYS:HG3	1.93	0.49

*Continued on next page...*

*Continued from previous page...*

Atom-1	Atom-2	Interatomic distance (Å)	Clash overlap (Å)
1:V:400:PRO:O	1:V:402:GLU:N	2.46	0.49
1:X:120:ILE:HD11	1:X:383:LYS:HG3	1.93	0.49
1:D:207:GLU:HG3	1:D:210:HIS:CD2	2.47	0.49
1:H:283:TYR:CG	1:H:284:ASP:N	2.80	0.49
1:J:207:GLU:HG3	1:J:210:HIS:CD2	2.47	0.49
1:J:283:TYR:CG	1:J:284:ASP:N	2.80	0.49
1:R:321:ARG:NE	4:R:7510:CIT:H42	2.19	0.49
1:S:207:GLU:HG3	1:S:210:HIS:CD2	2.47	0.49
1:T:18:ASP:OD2	1:T:30:HIS:HD2	1.95	0.49
1:V:283:TYR:CG	1:V:284:ASP:N	2.80	0.49
1:W:338:ASN:HD21	1:W:396:LEU:H	1.58	0.49
1:X:18:ASP:HB3	1:X:86:ASN:HD22	1.77	0.49
1:B:451:GLU:HB3	1:B:452:PRO:HD3	1.95	0.49
1:E:309:LEU:HD22	1:E:411:PRO:HD2	1.93	0.49
1:F:451:GLU:HB3	1:F:452:PRO:HD3	1.95	0.49
1:G:451:GLU:HB3	1:G:452:PRO:HD3	1.95	0.49
1:H:204:PHE:HE1	1:H:237:LEU:HD13	1.77	0.49
1:K:204:PHE:HE1	1:K:237:LEU:HD13	1.77	0.49
1:N:451:GLU:HB3	1:N:452:PRO:HD3	1.94	0.49
1:Q:465:TYR:CE1	1:W:315:THR:HB	2.47	0.49
1:P:180:PHE:HE2	1:Q:49:PHE:HZ	1.61	0.49
1:T:309:LEU:HD22	1:T:411:PRO:HD2	1.93	0.49
1:W:204:PHE:HE1	1:W:237:LEU:HD13	1.77	0.49
1:X:309:LEU:HD22	1:X:411:PRO:HD2	1.93	0.49
1:X:381:GLY:HA2	1:X:386:ILE:HD12	1.95	0.49
1:X:451:GLU:HB3	1:X:452:PRO:HD3	1.94	0.49
1:X:54:ILE:HG23	1:X:55:ARG:H	1.77	0.49
1:D:339:ARG:HH21	1:D:339:ARG:HA	1.77	0.49
1:G:397:TYR:HB2	1:L:60:ILE:HD11	1.94	0.49
1:H:50:ASP:O	1:H:65:MET:HB3	2.12	0.49
1:K:33:ILE:CD1	1:K:38:PHE:HB2	2.33	0.49
1:M:339:ARG:HH21	1:M:339:ARG:HA	1.77	0.49
1:N:50:ASP:O	1:N:65:MET:HB3	2.12	0.49
1:Q:339:ARG:HA	1:Q:339:ARG:HH21	1.77	0.49
1:Q:33:ILE:CD1	1:Q:38:PHE:HB2	2.33	0.49
1:R:283:TYR:OH	1:R:350:SER:HA	2.12	0.49
1:T:65:MET:SD	1:T:67:LEU:HD21	2.52	0.49
1:X:283:TYR:OH	1:X:350:SER:HA	2.12	0.49
1:A:309:LEU:HG	1:A:313:ASN:HD22	1.77	0.49
1:C:154:ILE:HG23	1:C:165:GLU:OE2	2.12	0.49
1:H:56:GLY:C	1:H:57:PHE:HD1	2.15	0.49

*Continued on next page...*

*Continued from previous page...*

Atom-1	Atom-2	Interatomic distance (Å)	Clash overlap (Å)
1:I:381:GLY:HA2	1:I:386:ILE:HD12	1.95	0.49
1:M:180:PHE:CE2	1:N:52:SER:HB2	2.47	0.49
1:O:309:LEU:HG	1:O:313:ASN:HD22	1.76	0.49
1:O:43:PHE:HE2	1:O:71:PRO:HD3	1.77	0.49
1:P:24:LEU:HG	1:P:57:PHE:CE1	2.39	0.49
1:X:309:LEU:HG	1:X:313:ASN:HD22	1.77	0.49
1:X:451:GLU:HG2	5:X:6204:HOH:O	2.12	0.49
1:A:315:THR:HB	1:G:465:TYR:CZ	2.47	0.49
1:A:41:SER:O	1:A:45:ASP:HB2	2.12	0.49
1:B:125:TYR:HB3	1:B:225:PHE:HD2	1.74	0.49
1:E:57:PHE:CE2	1:E:91:VAL:HG21	2.47	0.49
1:G:211:HIS:CB	1:L:32:THR:O	2.60	0.49
1:M:179:TYR:CG	1:N:53:SER:OG	2.58	0.49
1:N:271:HIS:CG	3:N:7501:AMP:O4'	2.65	0.49
1:O:399:LEU:CD2	1:O:407:ILE:HG13	2.41	0.49
1:O:41:SER:O	1:O:45:ASP:HB2	2.12	0.49
1:O:264:ASN:ND2	4:O:7504:CIT:H22	2.23	0.49
1:Q:57:PHE:CE2	1:Q:91:VAL:HG21	2.47	0.49
1:S:41:SER:O	1:S:45:ASP:HB2	2.12	0.49
1:S:56:GLY:HA3	1:T:177:GLY:CA	2.38	0.49
1:U:41:SER:O	1:U:45:ASP:HB2	2.12	0.49
1:D:465:TYR:OH	1:J:450:GLU:HB3	2.12	0.49
1:E:307:SER:HB3	1:E:424:ASP:HB3	1.95	0.49
1:E:338:ASN:O	1:E:341:ALA:HB3	2.13	0.49
1:F:62:GLU:O	1:F:62:GLU:HG3	2.11	0.49
1:H:1:THR:HG22	1:H:4:ASP:OD1	2.12	0.49
1:H:416:ASP:O	1:H:420:ARG:HG2	2.13	0.49
1:J:42:VAL:HG13	1:J:47:LEU:HG	1.94	0.49
1:L:338:ASN:O	1:L:341:ALA:HB3	2.13	0.49
1:N:307:SER:HB3	1:N:424:ASP:HB3	1.95	0.49
1:R:42:VAL:HG13	1:R:47:LEU:HG	1.94	0.49
1:T:326:TYR:O	1:T:328:ALA:N	2.45	0.49
1:U:174:ARG:HD2	5:U:5421:HOH:O	2.12	0.49
1:X:326:TYR:O	1:X:328:ALA:N	2.45	0.49
1:A:207:GLU:O	1:A:208:LYS:O	2.31	0.49
1:F:206:LEU:HD13	1:F:210:HIS:HB3	1.94	0.49
1:G:131:GLU:HG3	1:G:266:SER:HA	1.94	0.49
1:H:207:GLU:O	1:H:208:LYS:O	2.31	0.49
1:B:140:PHE:CE1	1:H:463:ALA:HA	2.47	0.49
1:M:207:GLU:O	1:M:208:LYS:O	2.31	0.49
1:N:131:GLU:HG3	1:N:266:SER:HA	1.94	0.49

*Continued on next page...*

*Continued from previous page...*

Atom-1	Atom-2	Interatomic distance (Å)	Clash overlap (Å)
1:N:211:HIS:H	1:N:222:ASN:ND2	2.10	0.49
1:P:211:HIS:H	1:P:222:ASN:ND2	2.10	0.49
1:P:205:ILE:HB	1:P:224:GLN:HB3	1.94	0.49
1:R:206:LEU:HD13	1:R:210:HIS:HB3	1.94	0.49
1:R:207:GLU:O	1:R:208:LYS:O	2.31	0.49
1:R:131:GLU:HG3	1:R:266:SER:HA	1.94	0.49
1:T:207:GLU:O	1:T:208:LYS:O	2.31	0.49
1:X:206:LEU:HD13	1:X:210:HIS:HB3	1.94	0.49
1:X:207:GLU:O	1:X:208:LYS:O	2.31	0.49
1:B:284:ASP:CB	1:B:291:SER:HA	2.43	0.49
1:D:59:SER:OG	1:D:60:ILE:N	2.43	0.49
1:E:274:LEU:HB2	1:E:282:MET:CE	2.42	0.49
1:H:114:TYR:O	1:H:118:THR:HG23	2.13	0.49
1:H:602:GLU:HG3	1:H:72:GLU:HG3	1.93	0.49
1:I:284:ASP:CB	1:I:291:SER:HA	2.43	0.49
1:I:339:ARG:NH2	1:I:344:ARG:HD2	2.26	0.49
1:K:114:TYR:O	1:K:118:THR:HG23	2.13	0.49
1:L:204:PHE:HE1	1:L:237:LEU:HD13	1.75	0.49
1:Q:274:LEU:HB2	1:Q:282:MET:CE	2.42	0.49
1:Q:284:ASP:CB	1:Q:291:SER:HA	2.43	0.49
1:Q:59:SER:OG	1:Q:60:ILE:N	2.43	0.49
1:R:122:ASP:OD1	1:R:276:LYS:HA	2.12	0.49
1:Q:179:TYR:HB2	1:R:53:SER:OG	2.13	0.49
1:T:421:LEU:O	1:T:425:HIS:HB3	2.13	0.49
1:U:284:ASP:CB	1:U:291:SER:HA	2.43	0.49
1:V:296:HIS:CB	1:V:382:ILE:HA	2.42	0.49
1:W:114:TYR:O	1:W:118:THR:HG23	2.13	0.49
1:B:123:THR:HG21	1:B:125:TYR:CZ	2.47	0.49
1:C:340:SER:OG	1:C:396:LEU:HD12	2.12	0.49
1:D:123:THR:HG21	1:D:125:TYR:CZ	2.48	0.49
1:G:123:THR:HG21	1:G:125:TYR:CZ	2.48	0.49
1:G:340:SER:OG	1:G:396:LEU:HD12	2.12	0.49
1:J:298:ILE:HG12	1:J:356:LEU:HD22	1.95	0.49
1:S:123:THR:HG21	1:S:125:TYR:CZ	2.47	0.49
1:T:323:VAL:HB	5:T:3454:HOH:O	2.12	0.49
1:T:298:ILE:HG12	1:T:356:LEU:HD22	1.95	0.49
1:U:123:THR:HG21	1:U:125:TYR:CZ	2.48	0.49
1:V:298:ILE:HG12	1:V:356:LEU:HD22	1.95	0.49
1:C:1:THR:HB	1:C:4:ASP:OD2	2.13	0.49
1:C:120:ILE:HD11	1:C:383:LYS:HG3	1.93	0.49
1:E:420:ARG:NH2	1:E:420:ARG:HB3	2.27	0.49

*Continued on next page...*

*Continued from previous page...*

Atom-1	Atom-2	Interatomic distance (Å)	Clash overlap (Å)
1:G:420:ARG:NH2	1:G:420:ARG:HB3	2.27	0.49
1:H:154:ILE:HG23	1:H:165:GLU:OE2	2.11	0.49
1:I:400:PRO:O	1:I:402:GLU:N	2.46	0.49
1:O:42:VAL:O	1:O:46:GLY:HA2	2.12	0.49
1:O:65:MET:HE2	1:O:67:LEU:HD11	1.95	0.49
1:T:400:PRO:O	1:T:402:GLU:N	2.46	0.49
1:U:400:PRO:O	1:U:402:GLU:N	2.46	0.49
1:C:283:TYR:CG	1:C:284:ASP:N	2.80	0.49
1:C:1:THR:HG22	1:C:3:ASP:H	1.76	0.49
1:D:465:TYR:OH	1:J:450:GLU:HB3	2.13	0.49
1:U:18:ASP:HB3	1:U:86:ASN:HD22	1.77	0.49
1:V:207:GLU:HG3	1:V:210:HIS:CD2	2.47	0.49
1:A:129:GLU:HA	5:A:7493:HOH:O	2.11	0.49
1:A:339:ARG:HD3	1:B:60:ILE:HG22	1.94	0.49
1:C:129:GLU:HA	5:C:7505:HOH:O	2.11	0.49
1:F:126:PHE:CE2	1:F:272:GLN:HG2	2.46	0.49
1:L:264:ASN:HD21	4:L:7498:CIT:C2	2.14	0.49
1:L:54:ILE:HG23	1:L:55:ARG:H	1.77	0.49
1:P:129:GLU:HA	5:P:3963:HOH:O	2.11	0.49
1:P:381:GLY:HA2	1:P:386:ILE:HD12	1.95	0.49
1:Q:264:ASN:ND2	4:Q:7508:CIT:H22	2.11	0.49
1:R:126:PHE:CE2	1:R:272:GLN:HG2	2.46	0.49
1:R:451:GLU:HB3	1:R:452:PRO:HD3	1.95	0.49
1:T:129:GLU:HA	5:T:5015:HOH:O	2.11	0.49
1:T:204:PHE:HE1	1:T:237:LEU:HD13	1.77	0.49
1:U:451:GLU:HB3	1:U:452:PRO:HD3	1.94	0.49
1:V:80:ARG:NH2	1:W:189:VAL:HG13	2.19	0.49
1:S:212:GLU:HB3	1:X:32:THR:HB	1.93	0.49
1:E:339:ARG:HA	1:E:339:ARG:HH21	1.77	0.49
1:G:204:PHE:HE1	1:G:237:LEU:HD13	1.76	0.49
1:G:65:MET:SD	1:G:67:LEU:HD21	2.52	0.49
1:H:296:HIS:CG	1:H:385:LYS:HA	2.48	0.49
1:L:296:HIS:CG	1:L:385:LYS:HA	2.48	0.49
1:S:204:PHE:HE1	1:S:237:LEU:HD13	1.76	0.49
1:U:283:TYR:OH	1:U:350:SER:HA	2.12	0.49
1:D:24:LEU:HG	1:D:57:PHE:CE1	2.39	0.49
1:F:329:PRO:HG2	1:F:359:ARG:CB	2.43	0.49
1:I:56:GLY:C	1:I:57:PHE:HD1	2.15	0.49
1:J:329:PRO:HG2	1:J:359:ARG:CB	2.43	0.49
1:K:309:LEU:HG	1:K:313:ASN:HD22	1.77	0.49
1:M:309:LEU:HG	1:M:313:ASN:HD22	1.77	0.49

*Continued on next page...*

*Continued from previous page...*

Atom-1	Atom-2	Interatomic distance (Å)	Clash overlap (Å)
1:N:56:GLY:C	1:N:57:PHE:HD1	2.16	0.49
1:O:329:PRO:HG2	1:O:359:ARG:CB	2.43	0.49
1:U:381:GLY:HA2	1:U:386:ILE:HD12	1.95	0.49
1:V:329:PRO:HG2	1:V:359:ARG:CB	2.43	0.49
1:X:458:HIS:CD2	1:X:460:TYR:H	2.17	0.49
1:B:204:PHE:HE1	1:B:237:LEU:HD13	1.76	0.49
1:B:271:HIS:CG	3:B:7477:AMP:O4'	2.65	0.49
1:B:57:PHE:CE2	1:B:91:VAL:HG21	2.47	0.49
1:C:399:LEU:CD2	1:C:407:ILE:HG13	2.41	0.49
1:C:41:SER:O	1:C:45:ASP:HB2	2.12	0.49
1:B:180:PHE:HZ	1:C:52:SER:HB2	1.77	0.49
1:D:18:ASP:OD2	1:D:30:HIS:HD2	1.96	0.49
5:D:805:HOH:O	1:E:27:ILE:HD12	2.12	0.49
1:G:339:ARG:NH1	1:L:50:ASP:CG	2.63	0.49
1:H:53:SER:HG	1:I:179:TYR:HB2	1.77	0.49
1:L:57:PHE:CE2	1:L:91:VAL:HG21	2.47	0.49
1:N:41:SER:O	1:N:45:ASP:HB2	2.12	0.49
1:P:18:ASP:OD2	1:P:30:HIS:HD2	1.96	0.49
1:R:341:ALA:O	1:R:359:ARG:HD3	2.12	0.49
1:T:341:ALA:O	1:T:359:ARG:HD3	2.12	0.49
1:B:193:ASP:OD2	1:C:80:ARG:HD3	2.11	0.49
1:D:307:SER:HB3	1:D:424:ASP:HB3	1.95	0.49
1:E:416:ASP:O	1:E:420:ARG:HG2	2.13	0.49
1:F:337:ARG:HH12	1:F:347:ILE:CD1	2.26	0.49
1:G:1:THR:HG22	1:G:4:ASP:OD1	2.12	0.49
1:K:326:TYR:O	1:K:328:ALA:N	2.45	0.49
1:K:338:ASN:O	1:K:341:ALA:HB3	2.13	0.49
1:Q:338:ASN:O	1:Q:341:ALA:HB3	2.13	0.49
1:Q:416:ASP:O	1:Q:420:ARG:HG2	2.13	0.49
1:R:62:GLU:O	1:R:62:GLU:HG3	2.11	0.49
1:X:338:ASN:O	1:X:341:ALA:HB3	2.13	0.49
1:E:206:LEU:HD13	1:E:210:HIS:HB3	1.94	0.49
1:M:206:LEU:HD13	1:M:210:HIS:HB3	1.94	0.49
1:N:339:ARG:HD2	1:O:60:ILE:HG22	1.95	0.49
1:Q:206:LEU:HD13	1:Q:210:HIS:HB3	1.94	0.49
1:Q:207:GLU:O	1:Q:208:LYS:O	2.31	0.49
1:T:54:ILE:H	1:T:54:ILE:CD1	2.25	0.49
1:A:284:ASP:CB	1:A:291:SER:HA	2.43	0.49
1:B:177:GLY:HA2	1:C:55:ARG:O	2.13	0.49
1:D:274:LEU:HB2	1:D:282:MET:CE	2.42	0.49
1:E:284:ASP:CB	1:E:291:SER:HA	2.43	0.49

*Continued on next page...*

*Continued from previous page...*

Atom-1	Atom-2	Interatomic distance (Å)	Clash overlap (Å)
1:E:421:LEU:O	1:E:425:HIS:HB3	2.13	0.49
1:D:347:ILE:HD12	1:E:64:ASP:HB3	1.93	0.49
1:G:114:TYR:O	1:G:118:THR:HG23	2.13	0.49
1:G:292:ASP:HB2	5:G:7675:HOH:O	2.11	0.49
1:H:276:LYS:HB2	1:H:281:LEU:CD2	2.42	0.49
1:J:296:HIS:CB	1:J:382:ILE:HA	2.42	0.49
1:K:602:GLU:HG3	1:K:72:GLU:HG3	1.93	0.49
1:N:284:ASP:CB	1:N:291:SER:HA	2.43	0.49
1:O:276:LYS:HB2	1:O:281:LEU:CD2	2.42	0.49
1:P:421:LEU:O	1:P:425:HIS:HB3	2.13	0.49
1:Q:421:LEU:O	1:Q:425:HIS:HB3	2.13	0.49
1:S:602:GLU:HG3	1:S:72:GLU:HG3	1.93	0.49
1:U:339:ARG:NH2	1:U:344:ARG:HD2	2.26	0.49
1:W:314:PRO:HG3	1:W:365:GLY:HA3	1.93	0.49
1:X:296:HIS:CB	1:X:382:ILE:HA	2.42	0.49
1:X:59:SER:OG	1:X:60:ILE:N	2.43	0.49
1:B:355:ARG:HH21	1:B:355:ARG:HG3	1.78	0.49
1:B:340:SER:OG	1:B:396:LEU:HD12	2.12	0.49
1:C:355:ARG:HG3	1:C:355:ARG:NH2	2.28	0.49
1:F:340:SER:OG	1:F:396:LEU:HD12	2.12	0.49
1:K:106:ASN:ND2	1:K:109:ARG:NH1	2.60	0.49
1:N:346:PRO:HG2	1:N:355:ARG:NH2	2.18	0.49
1:U:355:ARG:HG3	1:U:355:ARG:HH21	1.77	0.49
1:U:54:ILE:HD13	1:V:179:TYR:CE2	2.48	0.49
1:B:1:THR:HG22	1:B:2:PRO:CD	2.35	0.49
1:B:210:HIS:HA	1:B:222:ASN:ND2	2.28	0.49
1:B:344:ARG:NH2	1:B:346:PRO:HA	2.27	0.49
1:E:399:LEU:HB3	1:E:404:ALA:HA	1.93	0.49
1:G:65:MET:HE2	1:G:67:LEU:HD11	1.93	0.49
1:J:42:VAL:O	1:J:46:GLY:HA2	2.12	0.49
1:N:210:HIS:HA	1:N:222:ASN:ND2	2.28	0.49
1:Q:420:ARG:NH2	1:Q:420:ARG:HB3	2.27	0.49
1:S:420:ARG:NH2	1:S:420:ARG:HB3	2.27	0.49
1:U:1:THR:HB	1:U:4:ASP:OD2	2.13	0.49
1:V:1:THR:HB	1:V:4:ASP:OD2	2.13	0.49
1:V:399:LEU:HB3	1:V:404:ALA:HA	1.93	0.49
1:V:42:VAL:O	1:V:46:GLY:HA2	2.12	0.49
1:X:309:LEU:HA	1:X:312:THR:CG2	2.34	0.49
1:X:312:THR:OG1	1:X:361:PRO:HG3	2.12	0.49
1:F:18:ASP:OD2	1:F:30:HIS:HD2	1.95	0.49
1:J:18:ASP:HB3	1:J:86:ASN:HD22	1.77	0.49

*Continued on next page...*



*Continued from previous page...*

Atom-1	Atom-2	Interatomic distance (Å)	Clash overlap (Å)
1:L:18:ASP:HB3	1:L:86:ASN:HD22	1.77	0.49
1:L:207:GLU:HG3	1:L:210:HIS:CD2	2.47	0.49
1:R:18:ASP:OD2	1:R:30:HIS:HD2	1.95	0.49
1:T:33:ILE:HG22	1:U:211:HIS:CD2	2.47	0.49
1:V:18:ASP:HB3	1:V:86:ASN:HD22	1.77	0.49
1:B:177:GLY:HA2	1:C:55:ARG:HD3	1.95	0.49
1:C:177:GLY:CA	1:D:55:ARG:HB2	2.38	0.49
1:H:129:GLU:HA	5:H:7520:HOH:O	2.11	0.49
1:H:309:LEU:HD22	1:H:411:PRO:HD2	1.93	0.49
1:L:309:LEU:HD22	1:L:411:PRO:HD2	1.93	0.49
1:P:451:GLU:HB3	1:P:452:PRO:HD3	1.94	0.49
1:Q:309:LEU:HD22	1:Q:411:PRO:HD2	1.93	0.49
1:U:129:GLU:HA	5:U:5278:HOH:O	2.11	0.49
1:A:339:ARG:HA	1:A:339:ARG:HH21	1.77	0.49
1:B:296:HIS:CG	1:B:385:LYS:HA	2.48	0.49
1:F:283:TYR:OH	1:F:350:SER:HA	2.12	0.49
1:I:53:SER:HB3	1:J:177:GLY:HA2	1.95	0.49
1:J:283:TYR:OH	1:J:350:SER:HA	2.12	0.49
1:L:264:ASN:ND2	4:L:7498:CIT:H22	2.16	0.49
1:N:296:HIS:CG	1:N:385:LYS:HA	2.48	0.49
1:P:339:ARG:HH21	1:P:339:ARG:HA	1.77	0.49
1:R:339:ARG:HA	1:R:339:ARG:HH21	1.77	0.49
1:N:467:ASP:HB2	1:U:175:HIS:CE1	2.48	0.49
1:U:339:ARG:HH21	1:U:339:ARG:HA	1.77	0.49
1:V:283:TYR:OH	1:V:350:SER:HA	2.12	0.49
1:W:50:ASP:O	1:W:65:MET:HB3	2.12	0.49
1:X:296:HIS:CG	1:X:385:LYS:HA	2.48	0.49
1:A:80:ARG:HD3	1:F:193:ASP:OD2	2.12	0.49
1:B:451:GLU:HG2	5:B:7626:HOH:O	2.12	0.49
1:C:454:ASN:O	1:I:320:LYS:HE2	2.12	0.49
1:D:455:ILE:HG22	1:J:323:VAL:HG21	1.95	0.49
1:I:329:PRO:HG2	1:I:359:ARG:CB	2.43	0.49
1:L:458:HIS:CD2	1:L:460:TYR:H	2.17	0.49
1:M:458:HIS:CD2	1:M:460:TYR:H	2.17	0.49
1:N:154:ILE:HG23	1:N:165:GLU:OE2	2.12	0.49
1:R:329:PRO:HG2	1:R:359:ARG:CB	2.43	0.49
1:U:329:PRO:HG2	1:U:359:ARG:CB	2.43	0.49
1:U:56:GLY:C	1:U:57:PHE:HD1	2.15	0.49
1:F:341:ALA:O	1:F:359:ARG:HD3	2.12	0.49
1:G:52:SER:HB2	1:H:180:PHE:HZ	1.78	0.49
1:H:341:ALA:O	1:H:359:ARG:HD3	2.12	0.49

*Continued on next page...*

*Continued from previous page...*

Atom-1	Atom-2	Interatomic distance (Å)	Clash overlap (Å)
1:J:271:HIS:CG	3:J:7493:AMP:O4'	2.65	0.49
1:K:18:ASP:OD2	1:K:30:HIS:HD2	1.96	0.49
1:K:312:THR:CG2	1:K:313:ASN:ND2	2.72	0.49
1:O:204:PHE:HE1	1:O:237:LEU:HD13	1.76	0.49
1:P:57:PHE:CE2	1:P:91:VAL:HG21	2.47	0.49
1:S:271:HIS:CG	3:S:7511:AMP:O4'	2.65	0.49
1:T:33:ILE:HG22	1:U:211:HIS:HB3	1.95	0.49
1:V:271:HIS:CG	3:V:7517:AMP:O4'	2.65	0.49
1:W:18:ASP:OD2	1:W:30:HIS:HD2	1.96	0.49
1:A:338:ASN:O	1:A:341:ALA:HB3	2.13	0.49
1:B:307:SER:HB3	1:B:424:ASP:HB3	1.95	0.49
1:B:375:LEU:HD22	1:B:379:LEU:HG	1.92	0.49
1:C:307:SER:HB3	1:C:424:ASP:HB3	1.95	0.49
1:F:329:PRO:HG2	1:F:359:ARG:HB3	1.95	0.49
1:F:338:ASN:O	1:F:341:ALA:HB3	2.13	0.49
1:I:1:THR:HG22	1:I:4:ASP:OD1	2.12	0.49
1:K:312:THR:CG2	1:K:313:ASN:ND2	2.71	0.49
1:K:416:ASP:O	1:K:420:ARG:HG2	2.13	0.49
1:M:174:ARG:HD2	5:M:3317:HOH:O	2.12	0.49
1:N:375:LEU:HD22	1:N:379:LEU:HG	1.93	0.49
1:O:307:SER:HB3	1:O:424:ASP:HB3	1.95	0.49
1:P:307:SER:HB3	1:P:424:ASP:HB3	1.95	0.49
1:Q:1:THR:HG22	1:Q:4:ASP:OD1	2.12	0.49
1:R:329:PRO:HG2	1:R:359:ARG:HB3	1.95	0.49
1:R:337:ARG:HH12	1:R:347:ILE:CD1	2.26	0.49
1:R:338:ASN:O	1:R:341:ALA:HB3	2.13	0.49
1:S:1:THR:HG22	1:S:4:ASP:OD1	2.12	0.49
1:T:1:THR:HG22	1:T:4:ASP:OD1	2.12	0.49
1:T:312:THR:CG2	1:T:313:ASN:ND2	2.71	0.49
1:U:1:THR:HG22	1:U:4:ASP:OD1	2.12	0.49
1:U:337:ARG:HH12	1:U:347:ILE:CD1	2.26	0.49
1:W:338:ASN:O	1:W:341:ALA:HB3	2.13	0.49
1:X:42:VAL:HG13	1:X:47:LEU:HG	1.94	0.49
1:A:60:ILE:HG22	1:F:339:ARG:HD3	1.92	0.49
1:C:261:PHE:O	1:I:144:ALA:HA	2.12	0.49
1:D:205:ILE:HB	1:D:224:GLN:HB3	1.94	0.49
1:D:70:ASP:OD1	1:D:72:GLU:HG2	2.12	0.49
1:E:207:GLU:O	1:E:208:LYS:O	2.31	0.49
1:E:55:ARG:NH1	1:E:448:GLU:HB2	2.28	0.49
1:A:34:PRO:HG3	1:F:206:LEU:HB3	1.94	0.49
1:F:309:LEU:HA	1:F:312:THR:HB	1.95	0.49

*Continued on next page...*

*Continued from previous page...*

Atom-1	Atom-2	Interatomic distance (Å)	Clash overlap (Å)
1:G:1:THR:HG22	1:G:2:PRO:HD2	1.95	0.49
3:G:7487:AMP:H1'	3:G:7487:AMP:N9	2.08	0.49
1:J:323:VAL:O	1:J:330:ILE:HD13	2.13	0.49
1:N:1:THR:HG22	1:N:2:PRO:HD2	1.95	0.49
1:P:70:ASP:OD1	1:P:72:GLU:HG2	2.12	0.49
1:Q:55:ARG:NH1	1:Q:448:GLU:HB2	2.28	0.49
1:S:55:ARG:NH1	1:S:448:GLU:HB2	2.28	0.49
1:U:1:THR:HG22	1:U:2:PRO:HD2	1.95	0.49
1:V:323:VAL:O	1:V:330:ILE:HD13	2.13	0.49
1:W:211:HIS:H	1:W:222:ASN:ND2	2.10	0.49
1:A:49:PHE:HE2	1:F:211:HIS:CE1	2.31	0.49
1:C:179:TYR:HB2	1:D:53:SER:OG	2.13	0.49
1:C:397:TYR:C	1:C:399:LEU:H	2.16	0.49
1:D:421:LEU:O	1:D:425:HIS:HB3	2.13	0.49
3:G:7487:AMP:H1'	3:G:7487:AMP:N9	2.08	0.49
1:I:59:SER:OG	1:I:60:ILE:N	2.43	0.49
1:M:284:ASP:CB	1:M:291:SER:HA	2.43	0.49
1:N:421:LEU:O	1:N:425:HIS:HB3	2.13	0.49
1:P:274:LEU:HB2	1:P:282:MET:CE	2.42	0.49
1:S:292:ASP:HB2	5:S:4931:HOH:O	2.11	0.49
1:T:122:ASP:OD1	1:T:276:LYS:HA	2.12	0.49
1:U:274:LEU:HB2	1:U:282:MET:CE	2.42	0.49
1:U:59:SER:OG	1:U:60:ILE:N	2.43	0.49
1:E:298:ILE:HG12	1:E:356:LEU:HD22	1.95	0.49
3:G:7487:AMP:N9	3:G:7487:AMP:H1'	2.08	0.49
1:H:298:ILE:HG12	1:H:356:LEU:HD22	1.95	0.49
1:J:338:ASN:HD22	1:J:396:LEU:HG	1.75	0.49
1:K:123:THR:HG21	1:K:125:TYR:CZ	2.47	0.49
1:N:340:SER:OG	1:N:396:LEU:HD12	2.12	0.49
1:P:173:VAL:CG2	1:Q:140:PHE:HZ	2.26	0.49
1:O:177:GLY:CA	1:P:55:ARG:HB2	2.42	0.49
1:Q:355:ARG:HG3	1:Q:355:ARG:NH2	2.28	0.49
1:Q:298:ILE:HG12	1:Q:356:LEU:HD22	1.95	0.49
1:V:123:THR:HG21	1:V:125:TYR:CZ	2.47	0.49
1:V:58:GLN:NE2	1:V:62:GLU:HB3	2.18	0.49
1:C:42:VAL:O	1:C:46:GLY:HA2	2.12	0.49
1:F:399:LEU:HB3	1:F:404:ALA:HA	1.93	0.49
3:G:7487:AMP:H1'	3:G:7487:AMP:N9	2.08	0.49
1:J:204:PHE:HE1	1:J:237:LEU:HD13	1.76	0.49
1:J:1:THR:HB	1:J:4:ASP:OD2	2.13	0.49
1:J:63:SER:HB2	1:K:339:ARG:CZ	2.42	0.49

*Continued on next page...*

*Continued from previous page...*

Atom-1	Atom-2	Interatomic distance (Å)	Clash overlap (Å)
1:K:467:ASP:N	5:K:868:HOH:O	2.20	0.49
1:L:312:THR:OG1	1:L:361:PRO:HG3	2.12	0.49
1:N:1:THR:HB	1:N:4:ASP:OD2	2.13	0.49
1:O:339:ARG:HH12	1:P:63:SER:HB2	1.77	0.49
1:O:1:THR:HB	1:O:4:ASP:OD2	2.13	0.49
1:R:210:HIS:HA	1:R:222:ASN:ND2	2.28	0.49
1:R:399:LEU:HB3	1:R:404:ALA:HA	1.93	0.49
1:U:309:LEU:HA	1:U:312:THR:CG2	2.34	0.49
1:U:420:ARG:NH2	1:U:420:ARG:HB3	2.27	0.49
1:V:204:PHE:HE1	1:V:237:LEU:HD13	1.75	0.49
1:B:18:ASP:OD2	1:B:30:HIS:HD2	1.95	0.49
1:C:501:SER:HB2	1:C:502:PRO:HD2	1.93	0.49
1:E:389:GLN:NE2	1:E:406:SER:O	2.45	0.49
1:F:321:ARG:NE	4:F:7486:CIT:H42	2.19	0.49
3:G:7487:AMP:N9	3:G:7487:AMP:H1'	2.08	0.49
1:I:18:ASP:HB3	1:I:86:ASN:HD22	1.76	0.49
1:O:501:SER:HB2	1:O:502:PRO:HD2	1.93	0.49
1:S:18:ASP:OD2	1:S:30:HIS:HD2	1.95	0.49
1:X:207:GLU:HG3	1:X:210:HIS:CD2	2.47	0.49
1:A:309:LEU:HD22	1:A:411:PRO:HD2	1.93	0.49
1:B:381:GLY:HA2	1:B:386:ILE:HD12	1.95	0.49
1:D:451:GLU:HB3	1:D:452:PRO:HD3	1.94	0.49
1:G:381:GLY:HA2	1:G:386:ILE:HD12	1.95	0.49
3:G:7487:AMP:N9	3:G:7487:AMP:H1'	2.08	0.49
1:I:129:GLU:HA	5:I:2122:HOH:O	2.11	0.49
1:I:381:GLY:HA2	1:I:386:ILE:HD12	1.95	0.49
1:I:451:GLU:HB3	1:I:452:PRO:HD3	1.94	0.49
1:L:381:GLY:HA2	1:L:386:ILE:HD12	1.95	0.49
1:L:54:ILE:HG13	1:L:55:ARG:N	2.26	0.49
1:S:54:ILE:HG23	1:S:55:ARG:H	1.77	0.49
1:T:80:ARG:HD3	1:U:189:VAL:HG11	1.93	0.49
1:W:451:GLU:HB3	1:W:452:PRO:HD3	1.94	0.49
1:A:50:ASP:O	1:A:65:MET:HB3	2.12	0.49
1:D:283:TYR:OH	1:D:350:SER:HA	2.12	0.49
1:F:339:ARG:HH21	1:F:339:ARG:HA	1.77	0.49
1:F:50:ASP:O	1:F:65:MET:HB3	2.12	0.49
1:G:339:ARG:HA	1:G:339:ARG:HH21	1.77	0.49
3:G:7487:AMP:H1'	3:G:7487:AMP:N9	2.08	0.49
1:I:283:TYR:OH	1:I:350:SER:HA	2.12	0.49
1:L:283:TYR:OH	1:L:350:SER:HA	2.12	0.49
1:M:50:ASP:O	1:M:65:MET:HB3	2.12	0.49

*Continued on next page...*

*Continued from previous page...*

Atom-1	Atom-2	Interatomic distance (Å)	Clash overlap (Å)
1:O:296:HIS:CG	1:O:385:LYS:HA	2.48	0.49
1:P:283:TYR:OH	1:P:350:SER:HA	2.12	0.49
1:R:50:ASP:O	1:R:65:MET:HB3	2.12	0.49
1:S:339:ARG:HH21	1:S:339:ARG:HA	1.77	0.49
1:X:33:ILE:CD1	1:X:38:PHE:HB2	2.33	0.49
1:B:154:ILE:HG23	1:B:165:GLU:OE2	2.12	0.49
1:C:320:LYS:HE2	1:I:454:ASN:O	2.12	0.49
1:C:329:PRO:HG2	1:C:359:ARG:CB	2.43	0.49
1:C:347:ILE:HG21	1:D:95:PHE:CE2	2.46	0.49
1:D:56:GLY:C	1:D:57:PHE:HD1	2.15	0.49
1:D:56:GLY:O	1:D:57:PHE:CD1	2.65	0.49
3:G:7487:AMP:N9	3:G:7487:AMP:H1'	2.08	0.49
1:H:329:PRO:HG2	1:H:359:ARG:CB	2.43	0.49
1:L:309:LEU:HG	1:L:313:ASN:HD22	1.77	0.49
1:L:451:GLU:HG2	5:L:3048:HOH:O	2.12	0.49
1:O:451:GLU:HG2	5:O:3837:HOH:O	2.12	0.49
1:P:56:GLY:C	1:P:57:PHE:HD1	2.16	0.49
1:S:309:LEU:HG	1:S:313:ASN:HD22	1.77	0.49
1:T:329:PRO:HG2	1:T:359:ARG:CB	2.43	0.49
1:T:56:GLY:C	1:T:57:PHE:HD1	2.15	0.49
1:X:329:PRO:HG2	1:X:359:ARG:HB3	1.93	0.49
1:A:207:GLU:HB3	1:A:208:LYS:H	1.42	0.49
1:A:271:HIS:CG	3:A:7475:AMP:O4'	2.65	0.49
1:C:271:HIS:CG	3:C:7479:AMP:O4'	2.65	0.49
1:E:23:ASP:HA	1:E:57:PHE:CE1	2.47	0.49
3:G:7487:AMP:N9	3:G:7487:AMP:H1'	2.08	0.49
1:I:18:ASP:OD2	1:I:30:HIS:HD2	1.96	0.49
1:I:341:ALA:O	1:I:359:ARG:HD3	2.12	0.49
1:I:41:SER:O	1:I:45:ASP:HB2	2.12	0.49
1:N:57:PHE:CE2	1:N:91:VAL:HG21	2.47	0.49
1:O:271:HIS:CG	3:O:7503:AMP:O4'	2.65	0.49
1:Q:23:ASP:HA	1:Q:57:PHE:CE1	2.47	0.49
1:S:23:ASP:HA	1:S:57:PHE:CE1	2.47	0.49
1:T:312:THR:CG2	1:T:313:ASN:ND2	2.72	0.49
1:U:18:ASP:OD2	1:U:30:HIS:HD2	1.96	0.49
1:X:321:ARG:NE	4:X:7522:CIT:H42	2.18	0.49
1:A:174:ARG:HD2	5:A:7620:HOH:O	2.12	0.49
1:C:174:ARG:HD2	5:C:7633:HOH:O	2.12	0.49
1:C:337:ARG:HH12	1:C:347:ILE:CD1	2.26	0.49
1:E:1:THR:HG22	1:E:4:ASP:OD1	2.12	0.49
1:F:1:THR:HG22	1:F:4:ASP:OD1	2.12	0.49

*Continued on next page...*

*Continued from previous page...*

Atom-1	Atom-2	Interatomic distance (Å)	Clash overlap (Å)
3:G:7487:AMP:H1'	3:G:7487:AMP:N9	2.08	0.49
1:I:337:ARG:HH12	1:I:347:ILE:CD1	2.26	0.49
1:L:416:ASP:O	1:L:420:ARG:HG2	2.13	0.49
1:M:338:ASN:O	1:M:341:ALA:HB3	2.13	0.49
1:W:312:THR:CG2	1:W:313:ASN:ND2	2.71	0.49
1:W:416:ASP:O	1:W:420:ARG:HG2	2.13	0.49
1:C:205:ILE:HB	1:C:224:GLN:HB3	1.94	0.49
1:E:309:LEU:HA	1:E:312:THR:HB	1.95	0.49
3:E:7483:AMP:H1'	3:E:7483:AMP:N9	2.08	0.49
1:G:206:LEU:HD13	1:G:210:HIS:HB3	1.94	0.49
1:G:309:LEU:HA	1:G:312:THR:HB	1.95	0.49
1:K:205:ILE:HB	1:K:224:GLN:HB3	1.94	0.49
1:L:206:LEU:HD13	1:L:210:HIS:HB3	1.94	0.49
1:N:206:LEU:HD13	1:N:210:HIS:HB3	1.94	0.49
1:O:131:GLU:HG3	1:O:266:SER:HA	1.94	0.49
1:P:309:LEU:HA	1:P:312:THR:HB	1.95	0.49
1:P:321:ARG:NE	4:P:7506:CIT:H42	2.14	0.49
1:R:309:LEU:HA	1:R:312:THR:HB	1.95	0.49
1:T:55:ARG:NH1	1:T:448:GLU:HB2	2.28	0.49
1:V:131:GLU:HG3	1:V:266:SER:HA	1.94	0.49
1:A:122:ASP:OD1	1:A:276:LYS:HA	2.12	0.49
1:B:421:LEU:O	1:B:425:HIS:HB3	2.13	0.49
1:C:421:LEU:O	1:C:425:HIS:HB3	2.13	0.49
1:D:208:LYS:HA	1:E:37:ALA:HB1	1.94	0.49
3:E:7483:AMP:H1'	3:E:7483:AMP:N9	2.08	0.49
1:H:292:ASP:HB2	5:H:7683:HOH:O	2.11	0.49
1:I:274:LEU:HB2	1:I:282:MET:CE	2.42	0.49
1:K:204:PHE:HE1	1:K:237:LEU:HD13	1.75	0.49
1:L:296:HIS:CB	1:L:382:ILE:HA	2.42	0.49
1:M:122:ASP:OD1	1:M:276:LYS:HA	2.12	0.49
1:M:315:THR:HB	1:S:465:TYR:CZ	2.47	0.49
1:N:397:TYR:C	1:N:399:LEU:H	2.16	0.49
1:O:421:LEU:O	1:O:425:HIS:HB3	2.13	0.49
1:P:59:SER:OG	1:P:60:ILE:N	2.43	0.49
1:S:114:TYR:O	1:S:118:THR:HG23	2.13	0.49
1:S:397:TYR:C	1:S:399:LEU:H	2.16	0.49
1:T:292:ASP:HB2	5:T:5194:HOH:O	2.11	0.49
1:A:355:ARG:HG3	1:A:355:ARG:NH2	2.28	0.49
1:C:355:ARG:HH21	1:C:355:ARG:HG3	1.77	0.49
1:E:123:THR:HG21	1:E:125:TYR:CZ	2.47	0.49
1:E:355:ARG:HG3	1:E:355:ARG:NH2	2.28	0.49

*Continued on next page...*

*Continued from previous page...*

Atom-1	Atom-2	Interatomic distance (Å)	Clash overlap (Å)
1:E:101:SER:HB2	1:E:437:ASP:OD2	2.13	0.49
3:E:7483:AMP:H1'	3:E:7483:AMP:N9	2.08	0.49
1:I:355:ARG:HG3	1:I:355:ARG:HH21	1.78	0.49
1:J:123:THR:HG21	1:J:125:TYR:CZ	2.47	0.49
1:J:58:GLN:NE2	1:J:62:GLU:HB3	2.18	0.49
1:G:395:ASP:HB2	1:L:61:HIS:HA	1.95	0.49
1:N:123:THR:HG21	1:N:125:TYR:CZ	2.47	0.49
1:O:355:ARG:HG3	1:O:355:ARG:NH2	2.28	0.49
1:O:340:SER:OG	1:O:396:LEU:HD12	2.12	0.49
1:P:340:SER:OG	1:P:396:LEU:HD12	2.12	0.49
1:Q:101:SER:HB2	1:Q:437:ASP:OD2	2.13	0.49
1:R:340:SER:OG	1:R:396:LEU:HD12	2.12	0.49
1:T:106:ASN:ND2	1:T:109:ARG:NH1	2.60	0.49
1:V:338:ASN:HD22	1:V:396:LEU:HG	1.75	0.49
1:W:106:ASN:ND2	1:W:109:ARG:NH1	2.60	0.49
1:W:33:ILE:HG22	1:X:211:HIS:HD2	1.77	0.49
1:A:210:HIS:HA	1:A:222:ASN:ND2	2.28	0.49
3:E:7483:AMP:N9	3:E:7483:AMP:H1'	2.08	0.49
1:F:210:HIS:HA	1:F:222:ASN:ND2	2.28	0.49
1:G:328:ALA:HA	1:G:329:PRO:HD3	1.69	0.49
1:K:154:ILE:HG23	1:K:165:GLU:OE2	2.11	0.49
1:N:312:THR:OG1	1:N:361:PRO:HG3	2.12	0.49
1:O:400:PRO:O	1:O:402:GLU:N	2.46	0.49
1:T:312:THR:OG1	1:T:361:PRO:HG3	2.12	0.49
3:E:7483:AMP:N9	3:E:7483:AMP:H1'	2.08	0.49
1:G:18:ASP:OD2	1:G:30:HIS:HD2	1.95	0.49
1:G:207:GLU:HG3	1:G:210:HIS:CD2	2.47	0.49
1:N:18:ASP:OD2	1:N:30:HIS:HD2	1.95	0.49
1:O:339:ARG:HG2	1:P:60:ILE:HG22	1.94	0.49
1:O:1:THR:HG22	1:O:3:ASP:H	1.76	0.49
1:Q:389:GLN:NE2	1:Q:406:SER:O	2.45	0.49
1:V:120:ILE:HD11	1:V:383:LYS:CG	2.43	0.49
1:A:315:THR:HB	1:G:465:TYR:CZ	2.48	0.49
1:A:381:GLY:HA2	1:A:386:ILE:HD12	1.95	0.49
3:E:7483:AMP:N9	3:E:7483:AMP:H1'	2.08	0.49
1:G:54:ILE:HG23	1:G:55:ARG:H	1.77	0.49
1:H:330:ILE:O	1:H:410:THR:N	2.39	0.49
1:J:129:GLU:HA	5:J:2385:HOH:O	2.11	0.49
1:L:204:PHE:HE1	1:L:237:LEU:HD13	1.77	0.49
1:M:49:PHE:CD2	1:R:211:HIS:CE1	2.99	0.49
1:N:381:GLY:HA2	1:N:386:ILE:HD12	1.95	0.49

*Continued on next page...*

*Continued from previous page...*

Atom-1	Atom-2	Interatomic distance (Å)	Clash overlap (Å)
1:Q:332:LEU:HA	1:Q:342:CYS:SG	2.53	0.49
1:U:381:GLY:HA2	1:U:386:ILE:HD12	1.95	0.49
1:V:129:GLU:HA	5:V:5541:HOH:O	2.11	0.49
1:P:175:HIS:CE1	1:W:467:ASP:CB	2.96	0.49
1:X:264:ASN:HD21	4:X:7522:CIT:C2	2.14	0.49
1:C:296:HIS:CG	1:C:385:LYS:HA	2.48	0.49
1:E:106:ASN:ND2	1:E:109:ARG:HH11	2.11	0.49
3:E:7483:AMP:H1'	3:E:7483:AMP:N9	2.08	0.49
1:B:323:VAL:HG21	1:H:454:ASN:ND2	2.28	0.49
1:I:106:ASN:ND2	1:I:109:ARG:HH11	2.11	0.49
1:S:33:ILE:CD1	1:S:38:PHE:HB2	2.33	0.49
1:T:296:HIS:CG	1:T:385:LYS:HA	2.48	0.49
1:A:381:GLY:HA2	1:A:386:ILE:HD12	1.95	0.49
1:B:381:GLY:HA2	1:B:386:ILE:HD12	1.95	0.49
1:D:381:GLY:HA2	1:D:386:ILE:HD12	1.95	0.49
1:D:468:VAL:HG21	1:J:364:SER:HA	1.94	0.49
3:E:7483:AMP:N9	3:E:7483:AMP:H1'	2.08	0.49
1:G:309:LEU:HG	1:G:313:ASN:HD22	1.76	0.49
1:K:329:PRO:HG2	1:K:359:ARG:CB	2.43	0.49
1:M:467:ASP:HB3	1:T:171:TYR:CE2	2.48	0.49
1:N:329:PRO:HG2	1:N:359:ARG:CB	2.43	0.49
1:N:451:GLU:HG2	5:N:3574:HOH:O	2.12	0.49
1:P:381:GLY:HA2	1:P:386:ILE:HD12	1.95	0.49
1:P:56:GLY:O	1:P:57:PHE:CD1	2.65	0.49
1:V:43:PHE:HE2	1:V:71:PRO:HD3	1.78	0.49
1:A:341:ALA:O	1:A:359:ARG:HD3	2.12	0.49
1:C:204:PHE:HE1	1:C:237:LEU:HD13	1.76	0.49
1:D:57:PHE:CE2	1:D:91:VAL:HG21	2.47	0.49
3:E:7483:AMP:N9	3:E:7483:AMP:H1'	2.08	0.49
1:I:321:ARG:NE	4:I:7492:CIT:H42	2.18	0.49
1:M:271:HIS:CG	3:M:7499:AMP:O4'	2.65	0.49
1:M:57:PHE:CE2	1:M:91:VAL:HG21	2.47	0.49
1:Q:400:PRO:O	1:Q:402:GLU:N	2.46	0.49
1:U:341:ALA:O	1:U:359:ARG:HD3	2.12	0.49
1:W:312:THR:CG2	1:W:313:ASN:ND2	2.72	0.49
1:W:57:PHE:CE2	1:W:91:VAL:HG21	2.47	0.49
1:A:307:SER:HB3	1:A:424:ASP:HB3	1.95	0.49
3:E:7483:AMP:N9	3:E:7483:AMP:H1'	2.08	0.49
1:G:174:ARG:HD2	5:G:7648:HOH:O	2.12	0.49
1:I:416:ASP:O	1:I:420:ARG:HG2	2.13	0.49
1:J:337:ARG:HH12	1:J:347:ILE:CD1	2.26	0.49

*Continued on next page...*



*Continued from previous page...*

Atom-1	Atom-2	Interatomic distance (Å)	Clash overlap (Å)
1:M:307:SER:HB3	1:M:424:ASP:HB3	1.95	0.49
1:M:416:ASP:O	1:M:420:ARG:HG2	2.13	0.49
1:O:174:ARG:HD2	5:O:3843:HOH:O	2.12	0.49
1:P:337:ARG:HH12	1:P:347:ILE:CD1	2.26	0.49
1:P:339:ARG:HH12	1:Q:63:SER:HB2	1.77	0.49
1:R:1:THR:HG22	1:R:4:ASP:OD1	2.12	0.49
1:T:307:SER:HB3	1:T:424:ASP:HB3	1.95	0.49
1:U:321:ARG:NE	4:U:7516:CIT:H42	2.16	0.49
1:W:326:TYR:O	1:W:328:ALA:N	2.45	0.49
1:A:206:LEU:HD13	1:A:210:HIS:HB3	1.94	0.49
1:A:339:ARG:CD	1:B:60:ILE:HG22	2.43	0.49
1:B:131:GLU:HG3	1:B:266:SER:HA	1.94	0.49
1:E:323:VAL:O	1:E:330:ILE:HD13	2.13	0.49
1:F:144:ALA:HA	1:L:261:PHE:O	2.13	0.49
1:F:1:THR:HG22	1:F:2:PRO:HD2	1.95	0.49
1:F:409:GLN:HA	1:F:409:GLN:NE2	2.19	0.49
1:G:55:ARG:NH1	1:G:448:GLU:HB2	2.28	0.49
1:H:294:ALA:O	1:H:298:ILE:HG13	2.13	0.49
1:I:1:THR:HG22	1:I:2:PRO:HD2	1.95	0.49
1:I:55:ARG:NH1	1:I:448:GLU:HB2	2.28	0.49
1:K:211:HIS:H	1:K:222:ASN:ND2	2.10	0.49
1:L:409:GLN:NE2	1:L:409:GLN:HA	2.19	0.49
1:O:205:ILE:HB	1:O:224:GLN:HB3	1.94	0.49
1:O:61:HIS:CG	1:O:62:GLU:N	2.77	0.49
1:Q:323:VAL:O	1:Q:330:ILE:HD13	2.13	0.49
1:R:55:ARG:NH1	1:R:448:GLU:HB2	2.28	0.49
1:E:40:LYS:HE3	1:U:7:LYS:HE2	1.94	0.49
1:Q:315:THR:HB	1:W:465:TYR:CZ	2.47	0.49
1:X:409:GLN:HA	1:X:409:GLN:NE2	2.19	0.49
1:A:180:PHE:CE2	1:B:49:PHE:CE1	3.00	0.49
1:B:397:TYR:C	1:B:399:LEU:H	2.17	0.49
1:F:324:PRO:HD2	5:L:3045:HOH:O	2.13	0.49
1:G:397:TYR:C	1:G:399:LEU:H	2.17	0.49
1:G:602:GLU:HG3	1:G:72:GLU:HG3	1.93	0.49
1:J:284:ASP:CB	1:J:291:SER:HA	2.43	0.49
1:J:397:TYR:C	1:J:399:LEU:H	2.16	0.49
1:N:602:GLU:HG3	1:N:72:GLU:HG3	1.93	0.49
1:O:397:TYR:C	1:O:399:LEU:H	2.16	0.49
1:P:140:PHE:CE1	1:V:463:ALA:HA	2.48	0.49
1:S:180:PHE:HE2	1:X:49:PHE:HE1	1.61	0.49
5:M:3308:HOH:O	1:S:324:PRO:HD2	2.13	0.49

*Continued on next page...*

*Continued from previous page...*

Atom-1	Atom-2	Interatomic distance (Å)	Clash overlap (Å)
1:T:276:LYS:HB2	1:T:281:LEU:CD2	2.41	0.49
1:U:296:HIS:CB	1:U:382:ILE:HA	2.42	0.49
1:V:284:ASP:CB	1:V:291:SER:HA	2.43	0.49
1:V:292:ASP:HB2	5:V:5720:HOH:O	2.11	0.49
1:W:602:GLU:HG3	1:W:72:GLU:HG3	1.93	0.49
1:X:292:ASP:HB2	5:X:6246:HOH:O	2.11	0.49
1:A:101:SER:HB2	1:A:437:ASP:OD2	2.13	0.49
1:B:346:PRO:HG2	1:B:355:ARG:NH2	2.18	0.49
1:D:298:ILE:HG12	1:D:356:LEU:HD22	1.95	0.49
1:G:176:LYS:HD2	1:L:55:ARG:HH21	1.75	0.49
1:G:55:ARG:HH21	1:H:176:LYS:HD2	1.75	0.49
1:J:340:SER:OG	1:J:396:LEU:HD12	2.12	0.49
1:L:355:ARG:HG3	1:L:355:ARG:HH21	1.78	0.49
1:Q:123:THR:HG21	1:Q:125:TYR:CZ	2.47	0.49
1:V:340:SER:OG	1:V:396:LEU:HD12	2.12	0.49
1:W:123:THR:HG21	1:W:125:TYR:CZ	2.47	0.49
1:C:210:HIS:HA	1:C:222:ASN:ND2	2.28	0.49
1:D:210:HIS:HA	1:D:222:ASN:ND2	2.28	0.49
1:H:312:THR:OG1	1:H:361:PRO:HG3	2.12	0.49
1:I:210:HIS:HA	1:I:222:ASN:ND2	2.28	0.49
1:J:210:HIS:HA	1:J:222:ASN:ND2	2.28	0.49
1:K:396:LEU:CD2	1:K:407:ILE:HG21	2.34	0.49
1:L:400:PRO:O	1:L:402:GLU:N	2.46	0.49
1:L:420:ARG:NH2	1:L:420:ARG:HB3	2.27	0.49
1:N:1:THR:HG22	1:N:2:PRO:CD	2.35	0.49
1:O:210:HIS:HA	1:O:222:ASN:ND2	2.28	0.49
1:P:210:HIS:HA	1:P:222:ASN:ND2	2.28	0.49
1:Q:399:LEU:HB3	1:Q:404:ALA:HA	1.93	0.49
1:R:65:MET:HE2	1:R:67:LEU:HD11	1.93	0.49
1:T:1:THR:HB	1:T:4:ASP:OD2	2.13	0.49
1:V:210:HIS:HA	1:V:222:ASN:ND2	2.28	0.49
1:W:154:ILE:HG23	1:W:165:GLU:OE2	2.12	0.49
1:W:207:GLU:N	1:W:210:HIS:HD2	2.03	0.49
1:X:400:PRO:O	1:X:402:GLU:N	2.46	0.49
1:B:120:ILE:HD11	1:B:383:LYS:CG	2.43	0.49
1:E:106:ASN:ND2	1:E:109:ARG:HH11	2.11	0.49
1:F:120:ILE:HD11	1:F:383:LYS:CG	2.43	0.49
1:J:120:ILE:HD11	1:J:383:LYS:CG	2.43	0.49
1:L:120:ILE:HD11	1:L:383:LYS:CG	2.43	0.49
1:O:120:ILE:HD11	1:O:383:LYS:CG	2.43	0.49
1:X:120:ILE:HD11	1:X:383:LYS:CG	2.43	0.49

*Continued on next page...*

*Continued from previous page...*

Atom-1	Atom-2	Interatomic distance (Å)	Clash overlap (Å)
1:D:344:ARG:O	1:D:346:PRO:HD3	2.13	0.49
1:E:332:LEU:HA	1:E:342:CYS:SG	2.53	0.49
1:E:330:ILE:HB	1:E:410:THR:OG1	2.12	0.49
1:M:309:LEU:HD22	1:M:411:PRO:HD2	1.93	0.49
1:P:344:ARG:O	1:P:346:PRO:HD3	2.13	0.49
1:P:411:PRO:HG2	1:P:417:VAL:HG12	1.95	0.49
1:S:381:GLY:HA2	1:S:386:ILE:HD12	1.95	0.49
1:U:344:ARG:O	1:U:346:PRO:HD3	2.13	0.49
1:X:54:ILE:HG13	1:X:55:ARG:N	2.26	0.49
1:A:283:TYR:OH	1:A:350:SER:HA	2.12	0.49
1:F:65:MET:SD	1:F:67:LEU:HD21	2.52	0.49
1:G:33:ILE:CD1	1:G:38:PHE:HB2	2.33	0.49
1:K:283:TYR:OH	1:K:350:SER:HA	2.12	0.49
1:M:283:TYR:OH	1:M:350:SER:HA	2.12	0.49
1:M:315:THR:HB	1:S:465:TYR:CZ	2.47	0.49
1:Q:106:ASN:ND2	1:Q:109:ARG:HH11	2.11	0.49
1:R:65:MET:SD	1:R:67:LEU:HD21	2.52	0.49
1:S:106:ASN:ND2	1:S:109:ARG:HH11	2.11	0.49
1:S:65:MET:SD	1:S:67:LEU:HD21	2.52	0.49
1:U:106:ASN:ND2	1:U:109:ARG:HH11	2.11	0.49
1:U:204:PHE:HE1	1:U:237:LEU:HD13	1.76	0.49
1:X:65:MET:SD	1:X:67:LEU:HD21	2.52	0.49
1:A:56:GLY:O	1:A:57:PHE:CD1	2.65	0.49
1:F:466:TYR:HD2	1:F:467:ASP:OD1	1.96	0.49
1:J:43:PHE:HE2	1:J:71:PRO:HD3	1.78	0.49
1:J:34:PRO:HG3	1:K:206:LEU:HB3	1.93	0.49
1:M:381:GLY:HA2	1:M:386:ILE:HD12	1.95	0.49
1:M:451:GLU:HG2	5:M:3311:HOH:O	2.12	0.49
1:N:466:TYR:HD2	1:N:467:ASP:OD1	1.96	0.49
1:O:458:HIS:CD2	1:O:460:TYR:H	2.17	0.49
1:W:329:PRO:HG2	1:W:359:ARG:CB	2.43	0.49
1:B:306:PRO:HA	1:B:411:PRO:HG2	1.95	0.49
1:D:306:PRO:HA	1:D:411:PRO:HG2	1.95	0.49
1:E:400:PRO:O	1:E:402:GLU:N	2.46	0.49
1:I:306:PRO:HA	1:I:411:PRO:HG2	1.95	0.49
1:K:341:ALA:O	1:K:359:ARG:HD3	2.12	0.49
1:M:125:TYR:HB3	1:M:225:PHE:HD2	1.74	0.49
1:N:204:PHE:HE1	1:N:237:LEU:HD13	1.76	0.49
1:N:67:LEU:HB3	1:N:89:PHE:CD2	2.48	0.49
1:P:140:PHE:CE1	1:V:463:ALA:HA	2.48	0.49
1:M:55:ARG:HB3	1:R:176:LYS:HZ2	1.77	0.49

*Continued on next page...*

*Continued from previous page...*

Atom-1	Atom-2	Interatomic distance (Å)	Clash overlap (Å)
1:T:400:PRO:O	1:T:402:GLU:N	2.46	0.49
1:W:341:ALA:O	1:W:359:ARG:HD3	2.12	0.49
1:A:416:ASP:O	1:A:420:ARG:HG2	2.13	0.49
1:D:337:ARG:HH12	1:D:347:ILE:CD1	2.26	0.49
1:E:174:ARG:HD2	5:E:1213:HOH:O	2.12	0.49
1:F:416:ASP:O	1:F:420:ARG:HG2	2.13	0.49
1:G:338:ASN:O	1:G:341:ALA:HB3	2.13	0.49
1:H:307:SER:HB3	1:H:424:ASP:HB3	1.95	0.49
1:K:174:ARG:HD2	5:K:2791:HOH:O	2.12	0.49
1:N:339:ARG:HG2	1:N:344:ARG:CD	2.36	0.49
1:R:416:ASP:O	1:R:420:ARG:HG2	2.13	0.49
1:S:338:ASN:O	1:S:341:ALA:HB3	2.13	0.49
1:U:416:ASP:O	1:U:420:ARG:HG2	2.13	0.49
1:A:309:LEU:HA	1:A:312:THR:HB	1.95	0.48
1:C:131:GLU:HG3	1:C:266:SER:HA	1.94	0.48
1:C:61:HIS:CG	1:C:62:GLU:N	2.77	0.48
1:D:323:VAL:O	1:D:330:ILE:HD13	2.13	0.48
1:F:55:ARG:NH1	1:F:448:GLU:HB2	2.28	0.48
1:H:55:ARG:NH1	1:H:448:GLU:HB2	2.28	0.48
1:I:205:ILE:HB	1:I:224:GLN:HB3	1.94	0.48
1:I:294:ALA:O	1:I:298:ILE:HG13	2.13	0.48
1:I:309:LEU:HA	1:I:312:THR:HB	1.95	0.48
1:K:55:ARG:NH1	1:K:448:GLU:HB2	2.28	0.48
1:N:309:LEU:HA	1:N:312:THR:HB	1.95	0.48
1:N:55:ARG:NH1	1:N:448:GLU:HB2	2.28	0.48
1:N:70:ASP:OD1	1:N:72:GLU:HG2	2.12	0.48
1:P:323:VAL:O	1:P:330:ILE:HD13	2.13	0.48
1:Q:309:LEU:HA	1:Q:312:THR:HB	1.95	0.48
1:R:70:ASP:OD1	1:R:72:GLU:HG2	2.12	0.48
1:S:1:THR:HG22	1:S:2:PRO:HD2	1.95	0.48
1:U:205:ILE:HB	1:U:224:GLN:HB3	1.94	0.48
1:U:55:ARG:NH1	1:U:448:GLU:HB2	2.28	0.48
1:V:54:ILE:CD1	1:V:54:ILE:H	2.25	0.48
1:D:466:TYR:CZ	1:J:254:THR:HB	2.47	0.48
1:H:122:ASP:OD1	1:H:276:LYS:HA	2.12	0.48
1:I:296:HIS:CB	1:I:382:ILE:HA	2.42	0.48
1:I:397:TYR:C	1:I:399:LEU:H	2.16	0.48
1:J:292:ASP:HB2	5:J:2564:HOH:O	2.11	0.48
1:K:421:LEU:O	1:K:425:HIS:HB3	2.13	0.48
1:N:180:PHE:HE2	1:O:49:PHE:CE1	2.30	0.48
1:O:284:ASP:CB	1:O:291:SER:HA	2.42	0.48

*Continued on next page...*

*Continued from previous page...*

Atom-1	Atom-2	Interatomic distance (Å)	Clash overlap (Å)
1:P:296:HIS:CB	1:P:382:ILE:HA	2.42	0.48
1:T:284:ASP:CB	1:T:291:SER:HA	2.43	0.48
1:U:114:TYR:O	1:U:118:THR:HG23	2.13	0.48
1:U:397:TYR:C	1:U:399:LEU:H	2.17	0.48
1:V:421:LEU:O	1:V:425:HIS:HB3	2.13	0.48
1:W:397:TYR:C	1:W:399:LEU:H	2.16	0.48
1:C:298:ILE:HG12	1:C:356:LEU:HD22	1.95	0.48
1:D:340:SER:OG	1:D:396:LEU:HD12	2.12	0.48
1:H:106:ASN:ND2	1:H:109:ARG:NH1	2.60	0.48
1:J:55:ARG:H	1:K:177:GLY:HA2	1.77	0.48
1:M:355:ARG:HG3	1:M:355:ARG:NH2	2.28	0.48
1:M:101:SER:HB2	1:M:437:ASP:OD2	2.13	0.48
1:O:355:ARG:HG3	1:O:355:ARG:HH21	1.77	0.48
1:P:298:ILE:HG12	1:P:356:LEU:HD22	1.95	0.48
1:X:355:ARG:HG3	1:X:355:ARG:HH21	1.78	0.48
1:C:400:PRO:O	1:C:402:GLU:N	2.46	0.48
1:F:65:MET:HE2	1:F:67:LEU:HD11	1.93	0.48
1:H:1:THR:HB	1:H:4:ASP:OD2	2.13	0.48
1:I:1:THR:HB	1:I:4:ASP:OD2	2.13	0.48
1:I:309:LEU:HA	1:I:312:THR:CG2	2.34	0.48
1:K:210:HIS:HA	1:K:222:ASN:ND2	2.28	0.48
1:K:52:SER:O	5:K:3013:HOH:O	2.20	0.48
1:M:210:HIS:HA	1:M:222:ASN:ND2	2.28	0.48
1:N:344:ARG:NH2	1:N:346:PRO:HA	2.27	0.48
1:U:210:HIS:HA	1:U:222:ASN:ND2	2.28	0.48
1:A:18:ASP:OD2	1:A:30:HIS:HD2	1.95	0.48
1:G:504:ASN:HD21	1:G:352:LYS:HD2	1.79	0.48
1:J:106:ASN:ND2	1:J:109:ARG:HH11	2.11	0.48
1:M:18:ASP:OD2	1:M:30:HIS:HD2	1.95	0.48
1:M:207:GLU:HG3	1:M:210:HIS:CD2	2.47	0.48
1:O:106:ASN:ND2	1:O:109:ARG:HH11	2.11	0.48
1:Q:106:ASN:ND2	1:Q:109:ARG:HH11	2.11	0.48
1:R:120:ILE:HD11	1:R:383:LYS:CG	2.43	0.48
1:U:106:ASN:ND2	1:U:109:ARG:HH11	2.11	0.48
1:A:204:PHE:HE1	1:A:237:LEU:HD13	1.77	0.48
1:B:320:LYS:HE3	1:H:461:GLU:OE1	2.12	0.48
1:B:344:ARG:O	1:B:346:PRO:HD3	2.13	0.48
1:F:381:GLY:HA2	1:F:386:ILE:HD12	1.95	0.48
1:G:411:PRO:HG2	1:G:417:VAL:HG12	1.95	0.48
1:H:332:LEU:HA	1:H:342:CYS:SG	2.53	0.48
1:H:381:GLY:HA2	1:H:386:ILE:HD12	1.95	0.48

*Continued on next page...*

*Continued from previous page...*

Atom-1	Atom-2	Interatomic distance (Å)	Clash overlap (Å)
1:H:307:SER:HB2	1:H:421:LEU:HA	1.95	0.48
1:I:344:ARG:O	1:I:346:PRO:HD3	2.13	0.48
1:K:332:LEU:HA	1:K:342:CYS:SG	2.53	0.48
1:K:344:ARG:O	1:K:346:PRO:HD3	2.13	0.48
1:M:204:PHE:HE1	1:M:237:LEU:HD13	1.77	0.48
1:M:381:GLY:HA2	1:M:386:ILE:HD12	1.95	0.48
1:R:344:ARG:O	1:R:346:PRO:HD3	2.13	0.48
1:S:411:PRO:HG2	1:S:417:VAL:HG12	1.95	0.48
1:T:332:LEU:HA	1:T:342:CYS:SG	2.53	0.48
1:X:307:SER:HB2	1:X:421:LEU:HA	1.96	0.48
1:A:189:VAL:HG13	1:B:80:ARG:NE	2.19	0.48
1:A:465:TYR:CE1	1:G:315:THR:HB	2.48	0.48
1:E:204:PHE:HE1	1:E:237:LEU:HD13	1.76	0.48
1:J:60:ILE:HB	1:K:395:ASP:CA	2.40	0.48
1:J:53:SER:CA	1:K:179:TYR:CE2	2.95	0.48
1:M:176:LYS:HE3	5:N:3593:HOH:O	2.12	0.48
1:P:450:GLU:HB3	1:V:465:TYR:OH	2.13	0.48
1:Q:323:VAL:HB	5:Q:5821:HOH:O	2.13	0.48
1:V:106:ASN:ND2	1:V:109:ARG:HH11	2.11	0.48
1:W:283:TYR:OH	1:W:350:SER:HA	2.12	0.48
1:A:43:PHE:HE2	1:A:71:PRO:HD3	1.78	0.48
1:A:451:GLU:HG2	5:A:7612:HOH:O	2.12	0.48
1:B:329:PRO:HG2	1:B:359:ARG:CB	2.43	0.48
1:C:451:GLU:HG2	5:C:7628:HOH:O	2.12	0.48
1:E:329:PRO:HG2	1:E:359:ARG:CB	2.43	0.48
1:G:381:GLY:HA2	1:G:386:ILE:HD12	1.95	0.48
1:J:29:GLN:CD	1:K:178:GLY:HA3	2.34	0.48
1:M:56:GLY:O	1:M:57:PHE:CD1	2.65	0.48
1:N:381:GLY:HA2	1:N:386:ILE:HD12	1.95	0.48
1:P:466:TYR:HD2	1:P:467:ASP:OD1	1.96	0.48
1:Q:43:PHE:HE2	1:Q:71:PRO:HD3	1.78	0.48
1:Q:502:PRO:CB	1:R:137:SER:HB3	2.42	0.48
1:R:466:TYR:HD2	1:R:467:ASP:OD1	1.96	0.48
1:R:56:GLY:C	1:R:57:PHE:HD1	2.15	0.48
1:S:329:PRO:HG2	1:S:359:ARG:CB	2.43	0.48
1:W:381:GLY:HA2	1:W:386:ILE:HD12	1.95	0.48
1:A:306:PRO:HA	1:A:411:PRO:HG2	1.95	0.48
1:A:57:PHE:CE2	1:A:91:VAL:HG21	2.47	0.48
1:B:67:LEU:HB3	1:B:89:PHE:CD2	2.48	0.48
1:G:53:SER:OG	1:H:179:TYR:CG	2.63	0.48
1:H:312:THR:CG2	1:H:313:ASN:ND2	2.72	0.48

*Continued on next page...*

*Continued from previous page...*

Atom-1	Atom-2	Interatomic distance (Å)	Clash overlap (Å)
1:H:400:PRO:O	1:H:402:GLU:N	2.46	0.48
1:K:53:SER:HG	1:L:179:TYR:CB	2.23	0.48
1:L:27:ILE:HD12	5:L:1594:HOH:O	2.13	0.48
1:L:321:ARG:NE	4:L:7498:CIT:H42	2.18	0.48
1:M:341:ALA:O	1:M:359:ARG:HD3	2.12	0.48
1:N:211:HIS:HB3	1:O:33:ILE:HG22	1.95	0.48
1:N:306:PRO:HA	1:N:411:PRO:HG2	1.95	0.48
1:O:400:PRO:O	1:O:402:GLU:N	2.46	0.48
1:R:400:PRO:O	1:R:402:GLU:N	2.46	0.48
1:U:306:PRO:HA	1:U:411:PRO:HG2	1.95	0.48
1:V:67:LEU:HB3	1:V:89:PHE:CD2	2.48	0.48
1:W:306:PRO:HA	1:W:411:PRO:HG2	1.95	0.48
1:Q:315:THR:HB	1:W:465:TYR:CZ	2.48	0.48
1:B:338:ASN:O	1:B:341:ALA:HB3	2.13	0.48
1:E:337:ARG:HH22	1:E:347:ILE:CG1	2.25	0.48
1:G:337:ARG:HH12	1:G:347:ILE:CD1	2.26	0.48
1:I:307:SER:HB3	1:I:424:ASP:HB3	1.95	0.48
1:G:196:LEU:HD23	1:L:16:TYR:CE2	2.48	0.48
1:N:338:ASN:O	1:N:341:ALA:HB3	2.13	0.48
1:O:337:ARG:HH12	1:O:347:ILE:CD1	2.26	0.48
1:Q:174:ARG:HD2	5:Q:4369:HOH:O	2.12	0.48
1:Q:337:ARG:HH22	1:Q:347:ILE:CG1	2.25	0.48
1:T:174:ARG:HD2	5:T:5158:HOH:O	2.12	0.48
1:V:337:ARG:HH12	1:V:347:ILE:CD1	2.26	0.48
1:W:174:ARG:HD2	5:W:5947:HOH:O	2.12	0.48
1:A:261:PHE:O	1:G:144:ALA:HA	2.13	0.48
1:B:1:THR:HG22	1:B:2:PRO:HD2	1.95	0.48
1:B:55:ARG:NH1	1:B:448:GLU:HB2	2.28	0.48
1:D:309:LEU:HA	1:D:312:THR:HB	1.95	0.48
1:E:205:ILE:HB	1:E:224:GLN:HB3	1.94	0.48
1:F:70:ASP:OD1	1:F:72:GLU:HG2	2.12	0.48
1:I:131:GLU:HG3	1:I:266:SER:HA	1.94	0.48
1:J:131:GLU:HG3	1:J:266:SER:HA	1.94	0.48
1:J:55:ARG:NH1	1:J:448:GLU:HB2	2.28	0.48
1:J:54:ILE:CD1	1:J:54:ILE:H	2.25	0.48
1:M:315:THR:HB	1:S:465:TYR:CZ	2.48	0.48
1:N:339:ARG:CD	1:O:60:ILE:HG22	2.43	0.48
1:O:323:VAL:O	1:O:330:ILE:HD13	2.13	0.48
1:P:1:THR:HG22	1:P:2:PRO:HD2	1.95	0.48
1:P:294:ALA:O	1:P:298:ILE:HG13	2.13	0.48
1:R:1:THR:HG22	1:R:2:PRO:HD2	1.95	0.48

*Continued on next page...*

*Continued from previous page...*

Atom-1	Atom-2	Interatomic distance (Å)	Clash overlap (Å)
1:S:206:LEU:HD13	1:S:210:HIS:HB3	1.94	0.48
1:S:211:HIS:H	1:S:222:ASN:ND2	2.10	0.48
1:T:294:ALA:O	1:T:298:ILE:HG13	2.13	0.48
1:U:131:GLU:HG3	1:U:266:SER:HA	1.94	0.48
1:U:294:ALA:O	1:U:298:ILE:HG13	2.13	0.48
1:U:309:LEU:HA	1:U:312:THR:HB	1.95	0.48
1:V:61:HIS:CG	1:V:62:GLU:N	2.77	0.48
1:W:207:GLU:O	1:W:208:LYS:O	2.31	0.48
1:W:60:ILE:HG22	1:X:339:ARG:HD3	1.95	0.48
1:C:296:HIS:CB	1:C:382:ILE:HA	2.42	0.48
1:D:296:HIS:CB	1:D:382:ILE:HA	2.42	0.48
1:F:602:GLU:HG3	1:F:72:GLU:HG3	1.93	0.48
1:I:114:TYR:O	1:I:118:THR:HG23	2.13	0.48
1:H:55:ARG:O	1:I:177:GLY:HA2	2.12	0.48
1:K:397:TYR:C	1:K:399:LEU:H	2.16	0.48
1:L:106:ASN:ND2	1:L:109:ARG:HH11	2.12	0.48
1:F:455:ILE:HG22	1:L:323:VAL:HG21	1.95	0.48
1:M:397:TYR:C	1:M:399:LEU:H	2.16	0.48
1:N:114:TYR:O	1:N:118:THR:HG23	2.13	0.48
1:N:345:ILE:HD12	1:N:345:ILE:N	2.29	0.48
1:Q:177:GLY:HA2	1:R:55:ARG:HB3	1.95	0.48
1:S:49:PHE:CE1	1:T:180:PHE:CE2	3.01	0.48
1:S:49:PHE:HE1	1:T:180:PHE:CE2	2.30	0.48
1:T:399:LEU:HA	1:T:400:PRO:HD2	1.69	0.48
1:V:397:TYR:C	1:V:399:LEU:H	2.16	0.48
1:X:106:ASN:ND2	1:X:109:ARG:HH11	2.12	0.48
1:X:284:ASP:CB	1:X:291:SER:HA	2.43	0.48
1:A:355:ARG:HH21	1:A:355:ARG:HG3	1.77	0.48
1:C:123:THR:HG21	1:C:125:TYR:CZ	2.47	0.48
1:D:355:ARG:HG3	1:D:355:ARG:NH2	2.28	0.48
1:K:338:ASN:HD22	1:K:396:LEU:HG	1.75	0.48
1:N:461:GLU:OE1	1:T:320:LYS:HE3	2.13	0.48
1:O:298:ILE:HG12	1:O:356:LEU:HD22	1.95	0.48
1:P:338:ASN:HD22	1:P:396:LEU:HG	1.75	0.48
1:W:54:ILE:HG22	1:X:177:GLY:H	1.79	0.48
1:B:312:THR:OG1	1:B:361:PRO:HG3	2.12	0.48
1:B:1:THR:HB	1:B:4:ASP:OD2	2.13	0.48
1:D:91:VAL:HB	1:D:103:ASP:HB2	1.96	0.48
1:G:210:HIS:HA	1:G:222:ASN:ND2	2.28	0.48
1:I:91:VAL:HB	1:I:103:ASP:HB2	1.96	0.48
1:I:53:SER:HA	1:J:179:TYR:CD2	2.47	0.48

*Continued on next page...*



*Continued from previous page...*

Atom-1	Atom-2	Interatomic distance (Å)	Clash overlap (Å)
1:J:420:ARG:HB3	1:J:420:ARG:NH2	2.27	0.48
1:M:400:PRO:O	1:M:402:GLU:N	2.46	0.48
1:Q:65:MET:HE2	1:Q:67:LEU:HD11	1.95	0.48
1:V:420:ARG:NH2	1:V:420:ARG:HB3	2.27	0.48
1:W:420:ARG:HB3	1:W:420:ARG:NH2	2.27	0.48
1:Q:315:THR:HB	1:W:465:TYR:CZ	2.48	0.48
1:X:207:GLU:N	1:X:210:HIS:HD2	2.03	0.48
1:X:420:ARG:NH2	1:X:420:ARG:HB3	2.27	0.48
1:A:207:GLU:HG3	1:A:210:HIS:CD2	2.47	0.48
1:C:106:ASN:ND2	1:C:109:ARG:HH11	2.11	0.48
1:C:120:ILE:HD11	1:C:383:LYS:CG	2.43	0.48
1:C:504:ASN:HD21	1:C:352:LYS:HD2	1.79	0.48
1:G:120:ILE:HD11	1:G:383:LYS:CG	2.43	0.48
1:I:106:ASN:ND2	1:I:109:ARG:HH11	2.11	0.48
1:L:58:GLN:HE21	1:L:65:MET:HB3	1.76	0.48
1:O:504:ASN:HD21	1:O:352:LYS:HD2	1.79	0.48
1:O:298:ILE:HG12	1:O:356:LEU:HD22	1.95	0.48
1:V:106:ASN:ND2	1:V:109:ARG:HH11	2.11	0.48
1:A:332:LEU:HA	1:A:342:CYS:SG	2.53	0.48
1:A:49:PHE:CD2	1:F:211:HIS:HE1	2.31	0.48
1:B:307:SER:HB2	1:B:421:LEU:HA	1.96	0.48
1:D:411:PRO:HG2	1:D:417:VAL:HG12	1.95	0.48
1:E:451:GLU:HB3	1:E:452:PRO:HD3	1.94	0.48
1:F:344:ARG:O	1:F:346:PRO:HD3	2.13	0.48
1:K:411:PRO:HG2	1:K:417:VAL:HG12	1.95	0.48
1:K:451:GLU:HB3	1:K:452:PRO:HD3	1.95	0.48
1:L:307:SER:HB2	1:L:421:LEU:HA	1.96	0.48
1:N:307:SER:HB2	1:N:421:LEU:HA	1.96	0.48
1:N:332:LEU:HA	1:N:342:CYS:SG	2.53	0.48
1:N:344:ARG:O	1:N:346:PRO:HD3	2.13	0.48
1:P:467:ASP:OD2	1:W:175:HIS:CE1	2.66	0.48
1:Q:330:ILE:HB	1:Q:410:THR:OG1	2.12	0.48
1:T:381:GLY:HA2	1:T:386:ILE:HD12	1.95	0.48
1:T:307:SER:HB2	1:T:421:LEU:HA	1.95	0.48
1:T:54:ILE:HG13	1:T:55:ARG:N	2.26	0.48
1:V:381:GLY:HA2	1:V:386:ILE:HD12	1.95	0.48
1:V:49:PHE:HZ	1:W:180:PHE:HE2	1.59	0.48
1:W:332:LEU:HA	1:W:342:CYS:SG	2.53	0.48
1:W:411:PRO:HG2	1:W:417:VAL:HG12	1.95	0.48
1:X:204:PHE:HE1	1:X:237:LEU:HD13	1.77	0.48
1:D:395:ASP:CB	1:E:60:ILE:O	2.61	0.48

*Continued on next page...*

*Continued from previous page...*

Atom-1	Atom-2	Interatomic distance (Å)	Clash overlap (Å)
1:E:179:TYR:CE2	1:F:53:SER:HA	2.47	0.48
1:F:106:ASN:ND2	1:F:109:ARG:HH11	2.11	0.48
1:G:106:ASN:ND2	1:G:109:ARG:HH11	2.11	0.48
1:G:416:ASP:O	1:G:420:ARG:HG2	2.13	0.48
1:I:204:PHE:HE1	1:I:237:LEU:HD13	1.76	0.48
1:J:106:ASN:ND2	1:J:109:ARG:HH11	2.11	0.48
1:Q:204:PHE:HE1	1:Q:237:LEU:HD13	1.76	0.48
1:S:416:ASP:O	1:S:420:ARG:HG2	2.13	0.48
1:U:296:HIS:CG	1:U:385:LYS:HA	2.48	0.48
1:V:296:HIS:CG	1:V:385:LYS:HA	2.48	0.48
1:A:329:PRO:HG2	1:A:359:ARG:CB	2.43	0.48
1:A:458:HIS:CD2	1:A:460:TYR:H	2.17	0.48
1:B:466:TYR:HD2	1:B:467:ASP:OD1	1.96	0.48
1:C:381:GLY:HA2	1:C:386:ILE:HD12	1.95	0.48
1:D:466:TYR:HD2	1:D:467:ASP:OD1	1.96	0.48
1:E:43:PHE:HE2	1:E:71:PRO:HD3	1.78	0.48
5:A:7627:HOH:O	1:F:176:LYS:CE	2.60	0.48
1:F:56:GLY:C	1:F:57:PHE:HD1	2.16	0.48
1:M:43:PHE:HE2	1:M:71:PRO:HD3	1.78	0.48
1:O:381:GLY:HA2	1:O:386:ILE:HD12	1.95	0.48
1:S:381:GLY:HA2	1:S:386:ILE:HD12	1.95	0.48
1:V:309:LEU:HG	1:V:313:ASN:HD22	1.76	0.48
1:A:67:LEU:HB3	1:A:89:PHE:CD2	2.48	0.48
1:C:400:PRO:O	1:C:402:GLU:N	2.46	0.48
1:E:207:GLU:N	1:E:210:HIS:HD2	1.99	0.48
1:E:395:ASP:OD2	1:F:60:ILE:HD11	2.12	0.48
1:F:400:PRO:O	1:F:402:GLU:N	2.46	0.48
1:G:67:LEU:HB3	1:G:89:PHE:CD2	2.48	0.48
1:H:18:ASP:OD2	1:H:30:HIS:HD2	1.96	0.48
1:I:53:SER:OG	1:J:179:TYR:CG	2.64	0.48
1:J:18:ASP:OD2	1:J:30:HIS:HD2	1.96	0.48
1:J:204:PHE:HE1	1:J:237:LEU:HD13	1.76	0.48
1:J:67:LEU:HB3	1:J:89:PHE:CD2	2.48	0.48
1:K:57:PHE:CE2	1:K:91:VAL:HG21	2.47	0.48
1:L:400:PRO:O	1:L:402:GLU:N	2.46	0.48
1:G:339:ARG:NH1	1:L:50:ASP:OD2	2.42	0.48
1:L:67:LEU:HB3	1:L:89:PHE:CD2	2.48	0.48
1:M:306:PRO:HA	1:M:411:PRO:HG2	1.95	0.48
1:M:67:LEU:HB3	1:M:89:PHE:CD2	2.48	0.48
1:P:306:PRO:HA	1:P:411:PRO:HG2	1.95	0.48
1:Q:207:GLU:N	1:Q:210:HIS:HD2	1.99	0.48

*Continued on next page...*

*Continued from previous page...*

Atom-1	Atom-2	Interatomic distance (Å)	Clash overlap (Å)
1:S:67:LEU:HB3	1:S:89:PHE:CD2	2.48	0.48
1:T:57:PHE:CE2	1:T:91:VAL:HG21	2.47	0.48
1:V:204:PHE:HE1	1:V:237:LEU:HD13	1.76	0.48
1:V:53:SER:OG	1:W:179:TYR:CG	2.64	0.48
1:X:306:PRO:HA	1:X:411:PRO:HG2	1.95	0.48
1:X:67:LEU:HB3	1:X:89:PHE:CD2	2.48	0.48
1:D:338:ASN:O	1:D:341:ALA:HB3	2.13	0.48
1:D:416:ASP:O	1:D:420:ARG:HG2	2.13	0.48
1:H:174:ARG:HD2	5:H:7650:HOH:O	2.12	0.48
1:J:416:ASP:O	1:J:420:ARG:HG2	2.13	0.48
1:L:337:ARG:HH22	1:L:347:ILE:CG1	2.25	0.48
1:L:307:SER:HB3	1:L:424:ASP:HB3	1.95	0.48
1:P:338:ASN:O	1:P:341:ALA:HB3	2.13	0.48
1:P:416:ASP:O	1:P:420:ARG:HG2	2.13	0.48
1:S:337:ARG:HH12	1:S:347:ILE:CD1	2.26	0.48
1:O:140:PHE:CE1	1:U:463:ALA:HA	2.49	0.48
1:V:416:ASP:O	1:V:420:ARG:HG2	2.13	0.48
1:X:416:ASP:O	1:X:420:ARG:HG2	2.13	0.48
1:A:294:ALA:O	1:A:298:ILE:HG13	2.13	0.48
1:B:206:LEU:HD13	1:B:210:HIS:HB3	1.94	0.48
1:B:309:LEU:HA	1:B:312:THR:HB	1.95	0.48
1:B:323:VAL:O	1:B:330:ILE:HD13	2.13	0.48
1:B:70:ASP:OD1	1:B:72:GLU:HG2	2.12	0.48
1:D:294:ALA:O	1:D:298:ILE:HG13	2.13	0.48
1:D:1:THR:HG22	1:D:2:PRO:HD2	1.95	0.48
1:G:294:ALA:O	1:G:298:ILE:HG13	2.13	0.48
1:J:205:ILE:HB	1:J:224:GLN:HB3	1.94	0.48
1:J:294:ALA:O	1:J:298:ILE:HG13	2.13	0.48
1:K:207:GLU:O	1:K:208:LYS:O	2.31	0.48
1:L:309:LEU:HA	1:L:312:THR:HB	1.95	0.48
1:M:294:ALA:O	1:M:298:ILE:HG13	2.13	0.48
1:M:309:LEU:HA	1:M:312:THR:HB	1.95	0.48
1:N:465:TYR:CE1	1:T:315:THR:HB	2.48	0.48
1:O:55:ARG:NH1	1:O:448:GLU:HB2	2.28	0.48
1:Q:205:ILE:HB	1:Q:224:GLN:HB3	1.94	0.48
1:R:211:HIS:H	1:R:222:ASN:ND2	2.10	0.48
1:R:294:ALA:O	1:R:298:ILE:HG13	2.13	0.48
1:S:309:LEU:HA	1:S:312:THR:HB	1.95	0.48
1:V:294:ALA:O	1:V:298:ILE:HG13	2.13	0.48
1:V:55:ARG:NH1	1:V:448:GLU:HB2	2.28	0.48
1:B:114:TYR:O	1:B:118:THR:HG23	2.13	0.48

*Continued on next page...*

*Continued from previous page...*

Atom-1	Atom-2	Interatomic distance (Å)	Clash overlap (Å)
1:B:602:GLU:HG3	1:B:72:GLU:HG3	1.93	0.48
1:D:276:LYS:HB2	1:D:281:LEU:CD2	2.42	0.48
1:D:397:TYR:C	1:D:399:LEU:H	2.16	0.48
1:F:59:SER:OG	1:F:60:ILE:N	2.43	0.48
1:J:421:LEU:O	1:J:425:HIS:HB3	2.13	0.48
1:K:296:HIS:CB	1:K:382:ILE:HA	2.42	0.48
1:M:114:TYR:O	1:M:118:THR:HG23	2.13	0.48
1:O:211:HIS:CE1	1:P:49:PHE:CE2	2.95	0.48
1:O:296:HIS:CB	1:O:382:ILE:HA	2.42	0.48
1:O:57:PHE:N	1:O:57:PHE:CD1	2.82	0.48
1:P:276:LYS:HB2	1:P:281:LEU:CD2	2.42	0.48
1:P:397:TYR:C	1:P:399:LEU:H	2.16	0.48
1:R:602:GLU:HG3	1:R:72:GLU:HG3	1.93	0.48
1:U:421:LEU:O	1:U:425:HIS:HB3	2.13	0.48
1:W:421:LEU:O	1:W:425:HIS:HB3	2.13	0.48
1:A:315:THR:HB	1:G:465:TYR:CE1	2.48	0.48
1:H:123:THR:HG21	1:H:125:TYR:CZ	2.47	0.48
1:H:355:ARG:HH21	1:H:355:ARG:HG3	1.78	0.48
1:I:33:ILE:HG22	1:J:211:HIS:CD2	2.49	0.48
1:N:355:ARG:HG3	1:N:355:ARG:NH2	2.28	0.48
1:O:123:THR:HG21	1:O:125:TYR:CZ	2.47	0.48
1:P:206:LEU:CB	1:Q:34:PRO:HG3	2.43	0.48
1:P:355:ARG:NH2	1:P:355:ARG:HG3	2.28	0.48
1:P:395:ASP:HB2	1:Q:61:HIS:HA	1.94	0.48
1:S:395:ASP:HA	1:X:60:ILE:HG13	1.96	0.48
1:A:400:PRO:O	1:A:402:GLU:N	2.46	0.48
1:F:91:VAL:HB	1:F:103:ASP:HB2	1.96	0.48
1:G:207:GLU:N	1:G:210:HIS:HD2	2.03	0.48
1:S:207:GLU:N	1:S:210:HIS:HD2	2.03	0.48
1:S:396:LEU:CD2	1:S:407:ILE:HG21	2.34	0.48
1:T:210:HIS:HA	1:T:222:ASN:ND2	2.28	0.48
1:U:55:ARG:CB	1:V:177:GLY:CA	2.71	0.48
1:U:91:VAL:HB	1:U:103:ASP:HB2	1.96	0.48
1:A:298:ILE:HG12	1:A:356:LEU:HD22	1.95	0.48
1:A:58:GLN:OE1	1:A:58:GLN:N	2.47	0.48
1:H:106:ASN:ND2	1:H:109:ARG:HH11	2.11	0.48
1:J:328:ALA:HA	1:J:329:PRO:HD3	1.72	0.48
1:J:504:ASN:HD21	1:J:352:LYS:HD2	1.79	0.48
1:K:504:ASN:HD21	1:K:352:LYS:HD2	1.79	0.48
1:M:298:ILE:HG12	1:M:356:LEU:HD22	1.95	0.48
1:M:58:GLN:OE1	1:M:58:GLN:N	2.47	0.48

*Continued on next page...*

*Continued from previous page...*

Atom-1	Atom-2	Interatomic distance (Å)	Clash overlap (Å)
1:N:120:ILE:HD11	1:N:383:LYS:CG	2.43	0.48
1:N:298:ILE:HG12	1:N:356:LEU:HD22	1.95	0.48
1:P:140:PHE:CE1	1:V:463:ALA:HA	2.48	0.48
1:S:120:ILE:HD11	1:S:383:LYS:CG	2.43	0.48
1:S:504:ASN:HD21	1:S:352:LYS:HD2	1.79	0.48
1:S:58:GLN:OE1	1:S:58:GLN:N	2.47	0.48
1:T:106:ASN:ND2	1:T:109:ARG:HH11	2.11	0.48
1:U:207:GLU:HB2	1:U:208:LYS:H	1.46	0.48
1:V:328:ALA:HA	1:V:329:PRO:HD3	1.72	0.48
1:W:504:ASN:HD21	1:W:352:LYS:HD2	1.79	0.48
1:B:411:PRO:HG2	1:B:417:VAL:HG12	1.95	0.48
1:C:381:GLY:HA2	1:C:386:ILE:HD12	1.95	0.48
1:J:332:LEU:HA	1:J:342:CYS:SG	2.53	0.48
1:J:381:GLY:HA2	1:J:386:ILE:HD12	1.95	0.48
1:J:55:ARG:HH11	1:J:55:ARG:CG	2.20	0.48
1:K:55:ARG:HD3	1:L:177:GLY:H	1.78	0.48
1:M:332:LEU:HA	1:M:342:CYS:SG	2.53	0.48
1:O:381:GLY:HA2	1:O:386:ILE:HD12	1.95	0.48
1:N:189:VAL:HG11	1:O:80:ARG:HD3	1.91	0.48
1:R:381:GLY:HA2	1:R:386:ILE:HD12	1.95	0.48
1:V:332:LEU:HA	1:V:342:CYS:SG	2.53	0.48
1:V:55:ARG:HH11	1:V:55:ARG:CG	2.20	0.48
1:W:344:ARG:O	1:W:346:PRO:HD3	2.13	0.48
1:C:416:ASP:O	1:C:420:ARG:HG2	2.14	0.48
1:D:296:HIS:CG	1:D:385:LYS:HA	2.48	0.48
1:E:296:HIS:CG	1:E:385:LYS:HA	2.48	0.48
1:F:416:ASP:O	1:F:420:ARG:HG2	2.13	0.48
1:I:296:HIS:CG	1:I:385:LYS:HA	2.48	0.48
1:D:467:ASP:HB2	1:K:175:HIS:NE2	2.28	0.48
1:Q:176:LYS:HE3	5:R:4645:HOH:O	2.13	0.48
1:Q:416:ASP:O	1:Q:420:ARG:HG2	2.13	0.48
1:R:106:ASN:ND2	1:R:109:ARG:HH11	2.11	0.48
1:R:416:ASP:O	1:R:420:ARG:HG2	2.13	0.48
1:C:440:GLU:HG3	5:C:7645:HOH:O	2.14	0.48
1:E:178:GLY:HA2	1:F:53:SER:CB	2.43	0.48
1:I:12:GLU:HB3	1:I:83:LYS:NZ	2.28	0.48
1:J:309:LEU:HG	1:J:313:ASN:HD22	1.76	0.48
1:K:381:GLY:HA2	1:K:386:ILE:HD12	1.95	0.48
1:K:440:GLU:HG3	5:K:2806:HOH:O	2.14	0.48
1:M:329:PRO:HG2	1:M:359:ARG:CB	2.43	0.48
1:O:440:GLU:HG3	5:O:3858:HOH:O	2.14	0.48

*Continued on next page...*

*Continued from previous page...*

Atom-1	Atom-2	Interatomic distance (Å)	Clash overlap (Å)
1:Q:329:PRO:HG2	1:Q:359:ARG:CB	2.43	0.48
1:M:64:ASP:OD2	1:R:347:ILE:HB	2.13	0.48
1:T:12:GLU:HB3	1:T:83:LYS:NZ	2.28	0.48
1:W:440:GLU:HG3	5:W:5962:HOH:O	2.14	0.48
1:X:381:GLY:HA2	1:X:386:ILE:HD12	1.95	0.48
1:C:207:GLU:N	1:C:210:HIS:HD2	1.99	0.48
1:C:412:THR:HG22	5:C:7581:HOH:O	2.13	0.48
1:H:330:ILE:O	1:H:410:THR:N	2.41	0.48
1:K:306:PRO:HA	1:K:411:PRO:HG2	1.95	0.48
1:L:18:ASP:OD2	1:L:30:HIS:HD2	1.96	0.48
1:L:306:PRO:HA	1:L:411:PRO:HG2	1.95	0.48
1:O:207:GLU:N	1:O:210:HIS:HD2	1.99	0.48
1:O:330:ILE:HB	1:O:410:THR:OG1	2.14	0.48
1:T:18:ASP:OD2	1:T:30:HIS:HD2	1.96	0.48
1:U:321:ARG:NE	4:U:7516:CIT:H42	2.18	0.48
1:X:18:ASP:OD2	1:X:30:HIS:HD2	1.96	0.48
1:X:400:PRO:O	1:X:402:GLU:N	2.46	0.48
1:B:339:ARG:HG2	1:B:344:ARG:CD	2.36	0.48
1:D:329:PRO:HG2	1:D:359:ARG:HB3	1.95	0.48
1:D:337:ARG:HH22	1:D:347:ILE:CG1	2.25	0.48
1:F:174:ARG:HD2	5:F:7642:HOH:O	2.12	0.48
1:J:307:SER:HB3	1:J:424:ASP:HB3	1.95	0.48
1:J:54:ILE:HG23	1:J:55:ARG:H	1.79	0.48
1:N:400:PRO:C	1:N:402:GLU:H	2.17	0.48
1:P:329:PRO:HG2	1:P:359:ARG:HB3	1.95	0.48
1:P:54:ILE:HG23	1:P:55:ARG:H	1.79	0.48
1:Q:54:ILE:HG23	1:Q:55:ARG:H	1.78	0.48
1:R:49:PHE:HB3	1:R:65:MET:SD	2.53	0.48
1:T:49:PHE:HB3	1:T:65:MET:SD	2.53	0.48
1:X:54:ILE:HG23	1:X:55:ARG:H	1.79	0.48
1:B:207:GLU:O	1:B:208:LYS:O	2.31	0.48
1:C:323:VAL:O	1:C:330:ILE:HD13	2.13	0.48
1:C:55:ARG:NH1	1:C:448:GLU:HB2	2.28	0.48
1:E:14:VAL:HG21	1:E:85:LEU:HB2	1.96	0.48
1:F:211:HIS:H	1:F:222:ASN:ND2	2.10	0.48
1:G:329:PRO:HB3	1:G:359:ARG:CB	2.44	0.48
1:G:323:VAL:O	1:G:330:ILE:HD13	2.13	0.48
1:H:309:LEU:HA	1:H:312:THR:HB	1.95	0.48
1:J:61:HIS:CG	1:J:62:GLU:N	2.77	0.48
1:M:329:PRO:HB3	1:M:359:ARG:CB	2.44	0.48
1:N:323:VAL:O	1:N:330:ILE:HD13	2.13	0.48

*Continued on next page...*

*Continued from previous page...*

Atom-1	Atom-2	Interatomic distance (Å)	Clash overlap (Å)
1:O:211:HIS:H	1:O:222:ASN:ND2	2.10	0.48
1:P:131:GLU:HG3	1:P:266:SER:HA	1.94	0.48
1:R:409:GLN:NE2	1:R:409:GLN:HA	2.19	0.48
1:S:329:PRO:HB3	1:S:359:ARG:CB	2.44	0.48
1:T:14:VAL:HG21	1:T:85:LEU:HB2	1.96	0.48
1:V:14:VAL:HG21	1:V:85:LEU:HB2	1.96	0.48
1:W:55:ARG:NH1	1:W:448:GLU:HB2	2.28	0.48
1:X:1:THR:HG22	1:X:2:PRO:HD2	1.95	0.48
1:A:114:TYR:O	1:A:118:THR:HG23	2.13	0.48
1:A:345:ILE:HD12	1:A:345:ILE:N	2.29	0.48
1:A:397:TYR:C	1:A:399:LEU:H	2.16	0.48
1:B:345:ILE:N	1:B:345:ILE:HD12	2.29	0.48
1:C:284:ASP:CB	1:C:291:SER:HA	2.43	0.48
1:C:57:PHE:CD1	1:C:57:PHE:N	2.82	0.48
1:K:345:ILE:N	1:K:345:ILE:HD12	2.29	0.48
1:L:284:ASP:CB	1:L:291:SER:HA	2.43	0.48
1:L:292:ASP:HB2	5:L:3090:HOH:O	2.11	0.48
1:M:345:ILE:N	1:M:345:ILE:HD12	2.29	0.48
1:P:345:ILE:N	1:P:345:ILE:HD12	2.29	0.48
1:Q:465:TYR:CE1	1:W:315:THR:HB	2.47	0.48
1:Q:179:TYR:N	1:R:53:SER:OG	2.40	0.48
1:T:345:ILE:HD12	1:T:345:ILE:N	2.29	0.48
1:T:59:SER:OG	1:T:60:ILE:N	2.43	0.48
1:W:204:PHE:HE1	1:W:237:LEU:HD13	1.75	0.48
1:W:345:ILE:HD12	1:W:345:ILE:N	2.29	0.48
1:B:106:ASN:ND2	1:B:109:ARG:NH1	2.60	0.48
1:D:338:ASN:HD22	1:D:396:LEU:HG	1.75	0.48
1:F:379:LEU:HD23	1:F:382:ILE:HD12	1.96	0.48
1:I:323:VAL:HG22	1:I:324:PRO:CD	2.43	0.48
1:J:355:ARG:HG3	1:J:355:ARG:NH2	2.28	0.48
1:J:412:THR:HB	5:J:824:HOH:O	2.12	0.48
1:N:298:ILE:HG12	1:N:356:LEU:HD22	1.95	0.48
1:W:60:ILE:HG12	1:X:395:ASP:OD2	2.13	0.48
1:A:40:LYS:H	1:A:40:LYS:HD2	1.79	0.48
1:G:40:LYS:HD2	1:G:40:LYS:H	1.79	0.48
1:H:210:HIS:HA	1:H:222:ASN:ND2	2.28	0.48
1:K:400:PRO:O	1:K:402:GLU:N	2.46	0.48
1:M:40:LYS:H	1:M:40:LYS:HD2	1.79	0.48
1:P:91:VAL:HB	1:P:103:ASP:HB2	1.96	0.48
1:R:91:VAL:HB	1:R:103:ASP:HB2	1.96	0.48
1:S:40:LYS:HD2	1:S:40:LYS:H	1.79	0.48

*Continued on next page...*

*Continued from previous page...*

Atom-1	Atom-2	Interatomic distance (Å)	Clash overlap (Å)
1:W:210:HIS:HA	1:W:222:ASN:ND2	2.28	0.48
1:C:298:ILE:HG12	1:C:356:LEU:HD22	1.95	0.48
1:D:106:ASN:ND2	1:D:109:ARG:HH11	2.11	0.48
1:E:18:ASP:OD2	1:E:30:HIS:HD2	1.95	0.48
1:F:58:GLN:HE21	1:F:65:MET:HB3	1.76	0.48
1:G:58:GLN:OE1	1:G:58:GLN:N	2.47	0.48
1:L:298:ILE:HG12	1:L:356:LEU:HD22	1.95	0.48
1:L:58:GLN:N	1:L:58:GLN:OE1	2.47	0.48
1:P:106:ASN:ND2	1:P:109:ARG:HH11	2.11	0.48
1:Q:465:TYR:CE1	1:W:315:THR:HB	2.47	0.48
1:V:504:ASN:HD21	1:V:352:LYS:HD2	1.79	0.48
1:F:332:LEU:HA	1:F:342:CYS:SG	2.53	0.48
1:G:55:ARG:HG3	1:G:55:ARG:NH1	2.17	0.48
1:J:400:PRO:HA	1:J:401:PRO:HD2	1.67	0.48
1:K:54:ILE:HG23	1:K:55:ARG:H	1.77	0.48
1:K:60:ILE:HG22	1:L:339:ARG:HD3	1.96	0.48
1:G:196:LEU:HD23	1:L:16:TYR:CE2	2.48	0.48
1:L:332:LEU:HA	1:L:342:CYS:SG	2.53	0.48
1:N:411:PRO:HG2	1:N:417:VAL:HG12	1.95	0.48
1:Q:307:SER:HB2	1:Q:421:LEU:HA	1.95	0.48
1:Q:451:GLU:HB3	1:Q:452:PRO:HD3	1.95	0.48
1:Q:54:ILE:HG13	1:Q:55:ARG:N	2.26	0.48
1:R:332:LEU:HA	1:R:342:CYS:SG	2.53	0.48
1:T:330:ILE:O	1:T:410:THR:N	2.39	0.48
1:T:451:GLU:HB3	1:T:452:PRO:HD3	1.95	0.48
1:W:381:GLY:HA2	1:W:386:ILE:HD12	1.95	0.48
1:C:204:PHE:HE1	1:C:237:LEU:HD13	1.76	0.48
1:D:106:ASN:ND2	1:D:109:ARG:HH11	2.11	0.48
1:E:416:ASP:O	1:E:420:ARG:HG2	2.14	0.48
1:J:296:HIS:CG	1:J:385:LYS:HA	2.48	0.48
1:J:60:ILE:HD11	1:K:397:TYR:HB2	1.96	0.48
1:L:65:MET:SD	1:L:67:LEU:HD21	2.52	0.48
1:M:65:MET:SD	1:M:67:LEU:HD21	2.52	0.48
1:N:106:ASN:ND2	1:N:109:ARG:HH11	2.11	0.48
1:Q:179:TYR:CE2	1:R:53:SER:HA	2.48	0.48
1:C:466:TYR:HD2	1:C:467:ASP:OD1	1.96	0.48
1:D:466:TYR:CZ	1:J:254:THR:HB	2.48	0.48
1:E:56:GLY:C	1:E:57:PHE:HD1	2.15	0.48
1:G:12:GLU:HB3	1:G:83:LYS:NZ	2.29	0.48
1:J:466:TYR:HD2	1:J:467:ASP:OD1	1.96	0.48
1:L:329:PRO:HG2	1:L:359:ARG:CB	2.43	0.48

*Continued on next page...*



*Continued from previous page...*

Atom-1	Atom-2	Interatomic distance (Å)	Clash overlap (Å)
1:O:466:TYR:HD2	1:O:467:ASP:OD1	1.96	0.48
1:P:320:LYS:HE2	1:V:454:ASN:O	2.14	0.48
1:Q:465:TYR:CE1	1:W:315:THR:HB	2.47	0.48
1:S:56:GLY:C	1:S:57:PHE:HD1	2.15	0.48
1:V:466:TYR:HD2	1:V:467:ASP:OD1	1.96	0.48
1:X:329:PRO:HG2	1:X:359:ARG:CB	2.43	0.48
1:B:412:THR:HG22	5:B:7576:HOH:O	2.13	0.48
1:C:330:ILE:HB	1:C:410:THR:OG1	2.14	0.48
1:F:67:LEU:HB3	1:F:89:PHE:CD2	2.48	0.48
1:H:338:ASN:ND2	1:H:396:LEU:N	2.51	0.48
1:H:57:PHE:CE2	1:H:91:VAL:HG21	2.47	0.48
1:J:400:PRO:O	1:J:402:GLU:N	2.46	0.48
1:L:330:ILE:HB	1:L:410:THR:OG1	2.14	0.48
1:L:412:THR:HG22	5:L:2996:HOH:O	2.13	0.48
1:M:400:PRO:O	1:M:402:GLU:N	2.46	0.48
1:O:306:PRO:HA	1:O:411:PRO:HG2	1.95	0.48
1:Q:338:ASN:ND2	1:Q:396:LEU:N	2.51	0.48
1:R:67:LEU:HB3	1:R:89:PHE:CD2	2.48	0.48
1:S:330:ILE:HB	1:S:410:THR:OG1	2.14	0.48
1:V:18:ASP:OD2	1:V:30:HIS:HD2	1.96	0.48
1:V:400:PRO:O	1:V:402:GLU:N	2.46	0.48
1:X:330:ILE:HB	1:X:410:THR:OG1	2.14	0.48
1:S:395:ASP:OD2	1:X:60:ILE:HD11	2.13	0.48
1:B:174:ARG:HD2	5:B:7632:HOH:O	2.12	0.48
1:B:400:PRO:C	1:B:402:GLU:H	2.17	0.48
1:C:49:PHE:HB3	1:C:65:MET:SD	2.53	0.48
1:D:54:ILE:HG23	1:D:55:ARG:H	1.79	0.48
1:E:54:ILE:HG23	1:E:55:ARG:H	1.79	0.48
1:F:49:PHE:HB3	1:F:65:MET:SD	2.53	0.48
1:J:174:ARG:HD2	5:J:2528:HOH:O	2.12	0.48
1:J:338:ASN:O	1:J:341:ALA:HB3	2.13	0.48
1:L:54:ILE:HG23	1:L:55:ARG:H	1.79	0.48
1:S:174:ARG:HD2	5:S:4895:HOH:O	2.12	0.48
1:S:337:ARG:HH22	1:S:347:ILE:CG1	2.25	0.48
1:U:307:SER:HB3	1:U:424:ASP:HB3	1.95	0.48
1:V:174:ARG:HD2	5:V:5684:HOH:O	2.12	0.48
1:A:329:PRO:HB3	1:A:359:ARG:CB	2.44	0.48
1:C:14:VAL:HG21	1:C:85:LEU:HB2	1.96	0.48
1:D:131:GLU:HG3	1:D:266:SER:HA	1.94	0.48
1:D:55:ARG:NH1	1:D:448:GLU:HB2	2.28	0.48
1:D:321:ARG:NE	4:D:7482:CIT:H42	2.14	0.48

*Continued on next page...*

*Continued from previous page...*

Atom-1	Atom-2	Interatomic distance (Å)	Clash overlap (Å)
1:E:329:PRO:HB3	1:E:359:ARG:CB	2.44	0.48
1:F:294:ALA:O	1:F:298:ILE:HG13	2.13	0.48
1:F:329:PRO:HB3	1:F:359:ARG:CB	2.44	0.48
1:G:53:SER:OG	1:H:178:GLY:HA2	2.14	0.48
1:H:14:VAL:HG21	1:H:85:LEU:HB2	1.96	0.48
1:I:207:GLU:O	1:I:208:LYS:O	2.31	0.48
1:J:14:VAL:HG21	1:J:85:LEU:HB2	1.96	0.48
1:K:294:ALA:O	1:K:298:ILE:HG13	2.13	0.48
1:K:34:PRO:HG3	1:L:206:LEU:HB3	1.95	0.48
1:E:450:GLU:HA	1:K:464:LEU:HD21	1.95	0.48
1:O:14:VAL:HG21	1:O:85:LEU:HB2	1.96	0.48
1:P:55:ARG:NH1	1:P:448:GLU:HB2	2.28	0.48
1:Q:14:VAL:HG21	1:Q:85:LEU:HB2	1.96	0.48
1:R:329:PRO:HB3	1:R:359:ARG:CB	2.44	0.48
1:R:323:VAL:O	1:R:330:ILE:HD13	2.13	0.48
1:T:309:LEU:HA	1:T:312:THR:HB	1.95	0.48
1:T:329:PRO:HB3	1:T:359:ARG:CB	2.44	0.48
1:U:207:GLU:O	1:U:208:LYS:O	2.31	0.48
1:V:205:ILE:HB	1:V:224:GLN:HB3	1.94	0.48
1:V:58:GLN:HE21	1:V:62:GLU:HB3	1.79	0.48
1:W:294:ALA:O	1:W:298:ILE:HG13	2.13	0.48
1:R:243:LYS:NZ	1:X:468:VAL:O	2.40	0.48
1:A:57:PHE:N	1:A:57:PHE:CD1	2.82	0.48
1:C:345:ILE:HD12	1:C:345:ILE:N	2.29	0.48
1:E:114:TYR:O	1:E:118:THR:HG23	2.13	0.48
1:E:180:PHE:HZ	1:F:52:SER:HB2	1.78	0.48
1:H:284:ASP:CB	1:H:291:SER:HA	2.43	0.48
1:I:345:ILE:HD12	1:I:345:ILE:N	2.29	0.48
1:M:399:LEU:HA	1:M:400:PRO:HD2	1.69	0.48
1:O:345:ILE:N	1:O:345:ILE:HD12	2.29	0.48
1:Q:114:TYR:O	1:Q:118:THR:HG23	2.13	0.48
1:V:204:PHE:HE1	1:V:237:LEU:HD13	1.74	0.48
1:W:296:HIS:CB	1:W:382:ILE:HA	2.42	0.48
1:D:346:PRO:HG2	1:D:355:ARG:NH2	2.18	0.48
1:E:323:VAL:HG22	1:E:324:PRO:CD	2.44	0.48
1:K:379:LEU:HD23	1:K:382:ILE:HD12	1.96	0.48
1:L:101:SER:HB2	1:L:437:ASP:OD2	2.13	0.48
1:M:355:ARG:HH21	1:M:355:ARG:HG3	1.78	0.48
1:M:395:ASP:OD2	1:N:60:ILE:HG12	2.13	0.48
1:O:379:LEU:HD23	1:O:382:ILE:HD12	1.96	0.48
1:Q:323:VAL:HG22	1:Q:324:PRO:CD	2.44	0.48

*Continued on next page...*

*Continued from previous page...*

Atom-1	Atom-2	Interatomic distance (Å)	Clash overlap (Å)
1:R:379:LEU:HD23	1:R:382:ILE:HD12	1.96	0.48
1:T:355:ARG:HH21	1:T:355:ARG:HG3	1.78	0.48
1:V:355:ARG:NH2	1:V:355:ARG:HG3	2.28	0.48
1:W:379:LEU:HD23	1:W:382:ILE:HD12	1.96	0.48
1:A:1:THR:HG22	1:A:2:PRO:CD	2.35	0.48
1:E:400:PRO:O	1:E:402:GLU:N	2.46	0.48
1:E:40:LYS:H	1:E:40:LYS:HD2	1.79	0.48
1:G:91:VAL:HB	1:G:103:ASP:HB2	1.96	0.48
1:K:207:GLU:N	1:K:210:HIS:HD2	2.03	0.48
1:K:331:ASN:HA	1:K:408:PRO:O	2.14	0.48
1:K:420:ARG:NH2	1:K:420:ARG:HB3	2.27	0.48
1:Q:400:PRO:O	1:Q:402:GLU:N	2.46	0.48
1:Q:465:TYR:CE1	1:W:315:THR:HB	2.47	0.48
1:S:394:LYS:O	1:X:61:HIS:HB3	2.13	0.48
1:S:331:ASN:HA	1:S:408:PRO:O	2.14	0.48
1:W:396:LEU:CD2	1:W:407:ILE:HG21	2.34	0.48
1:A:120:ILE:HD11	1:A:383:LYS:CG	2.43	0.48
1:B:298:ILE:HG12	1:B:356:LEU:HD22	1.95	0.48
1:B:58:GLN:N	1:B:58:GLN:OE1	2.47	0.48
1:C:18:ASP:OD2	1:C:30:HIS:HD2	1.95	0.48
1:E:327:GLU:OE2	1:F:60:ILE:HD13	2.13	0.48
1:E:328:ALA:HA	1:E:329:PRO:HD3	1.72	0.48
1:E:58:GLN:OE1	1:E:58:GLN:N	2.47	0.48
1:K:298:ILE:HG12	1:K:356:LEU:HD22	1.95	0.48
1:M:120:ILE:HD11	1:M:383:LYS:CG	2.43	0.48
1:N:58:GLN:OE1	1:N:58:GLN:N	2.47	0.48
1:Q:18:ASP:OD2	1:Q:30:HIS:HD2	1.95	0.48
1:W:298:ILE:HG12	1:W:356:LEU:HD22	1.95	0.48
1:X:58:GLN:N	1:X:58:GLN:OE1	2.47	0.48
1:A:307:SER:HB2	1:A:421:LEU:HA	1.96	0.48
1:B:332:LEU:HA	1:B:342:CYS:SG	2.53	0.48
1:E:307:SER:HB2	1:E:421:LEU:HA	1.96	0.48
1:H:344:ARG:O	1:H:346:PRO:HD3	2.13	0.48
1:H:451:GLU:HB3	1:H:452:PRO:HD3	1.95	0.48
1:J:307:SER:HB2	1:J:421:LEU:HA	1.95	0.48
1:K:381:GLY:HA2	1:K:386:ILE:HD12	1.95	0.48
1:L:344:ARG:O	1:L:346:PRO:HD3	2.13	0.48
1:O:458:HIS:HE1	1:U:456:ARG:O	1.96	0.48
1:S:298:ILE:HG12	1:S:356:LEU:HD22	1.96	0.48
1:U:411:PRO:HG2	1:U:417:VAL:HG12	1.95	0.48
1:V:411:PRO:HG2	1:V:417:VAL:HG12	1.95	0.48

*Continued on next page...*

*Continued from previous page...*

Atom-1	Atom-2	Interatomic distance (Å)	Clash overlap (Å)
1:X:332:LEU:HA	1:X:342:CYS:SG	2.53	0.48
1:A:65:MET:SD	1:A:67:LEU:HD21	2.52	0.48
1:M:175:HIS:HE1	1:T:467:ASP:OD2	1.96	0.48
1:O:204:PHE:HE1	1:O:237:LEU:HD13	1.76	0.48
1:O:416:ASP:O	1:O:420:ARG:HG2	2.13	0.48
1:P:106:ASN:ND2	1:P:109:ARG:HH11	2.11	0.48
1:P:204:PHE:HE1	1:P:237:LEU:HD13	1.76	0.48
1:P:296:HIS:CG	1:P:385:LYS:HA	2.48	0.48
1:Q:296:HIS:CG	1:Q:385:LYS:HA	2.48	0.48
1:N:140:PHE:CE1	1:T:463:ALA:HA	2.48	0.48
1:T:54:ILE:HG22	1:U:179:TYR:HH	1.76	0.48
1:U:416:ASP:O	1:U:420:ARG:HG2	2.14	0.48
1:W:296:HIS:CG	1:W:385:LYS:HA	2.48	0.48
1:E:440:GLU:HG3	5:E:1228:HOH:O	2.14	0.48
1:G:43:PHE:HE2	1:G:71:PRO:HD3	1.78	0.48
1:H:12:GLU:HB3	1:H:83:LYS:NZ	2.28	0.48
1:K:12:GLU:HB3	1:K:83:LYS:NZ	2.28	0.48
1:Q:440:GLU:HG3	5:Q:4384:HOH:O	2.14	0.48
1:Q:56:GLY:C	1:Q:57:PHE:HD1	2.16	0.48
1:U:12:GLU:HB3	1:U:83:LYS:NZ	2.29	0.48
1:A:125:TYR:HB3	1:A:225:PHE:HD2	1.74	0.48
1:A:400:PRO:O	1:A:402:GLU:N	2.46	0.48
1:A:465:TYR:CE1	1:G:315:THR:HB	2.48	0.48
1:D:67:LEU:HB3	1:D:89:PHE:CD2	2.48	0.48
1:E:412:THR:HG22	5:E:1155:HOH:O	2.13	0.48
1:E:67:LEU:HB3	1:E:89:PHE:CD2	2.48	0.48
1:G:70:ASP:OD2	1:G:230:HIS:HE1	1.97	0.48
1:G:330:ILE:HB	1:G:410:THR:OG1	2.14	0.48
1:J:330:ILE:HB	1:J:410:THR:OG1	2.14	0.48
1:J:57:PHE:CE2	1:J:91:VAL:HG21	2.47	0.48
1:K:67:LEU:HB3	1:K:89:PHE:CD2	2.48	0.48
1:L:70:ASP:OD2	1:L:230:HIS:HE1	1.97	0.48
1:M:18:ASP:OD2	1:M:30:HIS:HD2	1.96	0.48
1:P:179:TYR:HB2	1:Q:53:SER:OG	2.13	0.48
1:P:67:LEU:HB3	1:P:89:PHE:CD2	2.48	0.48
1:Q:412:THR:HG22	5:Q:4311:HOH:O	2.13	0.48
1:Q:67:LEU:HB3	1:Q:89:PHE:CD2	2.48	0.48
1:S:306:PRO:HA	1:S:411:PRO:HG2	1.95	0.48
1:V:330:ILE:HB	1:V:410:THR:OG1	2.14	0.48
1:X:412:THR:HG22	5:X:6152:HOH:O	2.13	0.48
1:X:70:ASP:OD2	1:X:230:HIS:HE1	1.97	0.48

*Continued on next page...*

*Continued from previous page...*

Atom-1	Atom-2	Interatomic distance (Å)	Clash overlap (Å)
1:B:337:ARG:HH12	1:B:347:ILE:CD1	2.26	0.48
1:B:416:ASP:O	1:B:420:ARG:HG2	2.13	0.48
1:I:338:ASN:O	1:I:341:ALA:HB3	2.13	0.48
1:K:337:ARG:HH12	1:K:347:ILE:CD1	2.26	0.48
1:L:337:ARG:HH12	1:L:347:ILE:CD1	2.26	0.48
1:P:337:ARG:HH22	1:P:347:ILE:CG1	2.25	0.48
1:Q:337:ARG:HH12	1:Q:347:ILE:CD1	2.26	0.48
1:R:174:ARG:HD2	5:R:4632:HOH:O	2.12	0.48
1:S:49:PHE:HB3	1:S:65:MET:SD	2.53	0.48
1:T:338:ASN:O	1:T:341:ALA:HB3	2.13	0.48
1:V:307:SER:HB3	1:V:424:ASP:HB3	1.95	0.48
1:V:338:ASN:O	1:V:341:ALA:HB3	2.13	0.48
1:W:337:ARG:HH12	1:W:347:ILE:CD1	2.26	0.48
1:X:307:SER:HB3	1:X:424:ASP:HB3	1.95	0.48
1:X:337:ARG:HH12	1:X:347:ILE:CD1	2.26	0.48
1:X:337:ARG:HH22	1:X:347:ILE:CG1	2.25	0.48
1:C:299:GLY:HA2	1:C:388:PRO:HB3	1.96	0.48
1:C:1:THR:HG22	1:C:2:PRO:HD2	1.95	0.48
1:D:207:GLU:O	1:D:208:LYS:O	2.31	0.48
1:F:323:VAL:O	1:F:330:ILE:HD13	2.13	0.48
1:G:211:HIS:H	1:G:222:ASN:ND2	2.10	0.48
1:H:329:PRO:HB3	1:H:359:ARG:CB	2.44	0.48
1:H:323:VAL:O	1:H:330:ILE:HD13	2.13	0.48
1:J:207:GLU:O	1:J:208:LYS:O	2.31	0.48
1:J:58:GLN:HE21	1:J:62:GLU:HB3	1.79	0.48
1:K:131:GLU:HG3	1:K:266:SER:HA	1.94	0.48
1:O:1:THR:HG22	1:O:2:PRO:HD2	1.95	0.48
1:Q:294:ALA:O	1:Q:298:ILE:HG13	2.13	0.48
1:Q:329:PRO:HB3	1:Q:359:ARG:CB	2.44	0.48
3:Q:7507:AMP:N9	3:Q:7507:AMP:H1'	2.08	0.48
3:S:7511:AMP:H1'	3:S:7511:AMP:N9	2.08	0.48
1:T:205:ILE:HB	1:T:224:GLN:HB3	1.94	0.48
1:V:207:GLU:O	1:V:208:LYS:O	2.31	0.48
1:X:309:LEU:HA	1:X:312:THR:HB	1.95	0.48
1:D:345:ILE:HD12	1:D:345:ILE:N	2.29	0.48
1:H:345:ILE:HD12	1:H:345:ILE:N	2.29	0.48
1:I:421:LEU:O	1:I:425:HIS:HB3	2.13	0.48
1:J:204:PHE:HE1	1:J:237:LEU:HD13	1.75	0.48
1:L:421:LEU:O	1:L:425:HIS:HB3	2.13	0.48
1:L:57:PHE:N	1:L:57:PHE:CD1	2.82	0.48
1:M:57:PHE:CD1	1:M:57:PHE:N	2.82	0.48

*Continued on next page...*

*Continued from previous page...*

Atom-1	Atom-2	Interatomic distance (Å)	Clash overlap (Å)
3:Q:7507:AMP:N9	3:Q:7507:AMP:H1'	2.08	0.48
1:R:59:SER:OG	1:R:60:ILE:N	2.43	0.48
3:S:7511:AMP:N9	3:S:7511:AMP:H1'	2.08	0.48
1:U:345:ILE:N	1:U:345:ILE:HD12	2.29	0.48
1:A:58:GLN:NE2	1:A:62:GLU:HB3	2.18	0.48
1:B:355:ARG:HG3	1:B:355:ARG:NH2	2.28	0.48
1:F:355:ARG:NH2	1:F:355:ARG:HG3	2.28	0.48
1:J:379:LEU:HD23	1:J:382:ILE:HD12	1.96	0.48
1:L:323:VAL:HG22	1:L:324:PRO:CD	2.44	0.48
1:N:106:ASN:ND2	1:N:109:ARG:NH1	2.60	0.48
1:O:211:HIS:CE1	1:P:48:ALA:O	2.66	0.48
1:P:323:VAL:HG22	1:P:324:PRO:CD	2.44	0.48
1:P:346:PRO:HG2	1:P:355:ARG:NH2	2.18	0.48
3:Q:7507:AMP:H1'	3:Q:7507:AMP:N9	2.08	0.48
3:S:7511:AMP:H1'	3:S:7511:AMP:N9	2.08	0.48
1:T:123:THR:HG21	1:T:125:TYR:CZ	2.48	0.48
1:V:355:ARG:HH21	1:V:355:ARG:HG3	1.78	0.48
1:Q:315:THR:HB	1:W:465:TYR:CZ	2.48	0.48
1:X:323:VAL:HG22	1:X:324:PRO:CD	2.44	0.48
1:X:355:ARG:NH2	1:X:355:ARG:HG3	2.28	0.48
1:X:298:ILE:HG12	1:X:356:LEU:HD22	1.95	0.48
1:D:1:THR:HB	1:D:4:ASP:OD2	2.13	0.48
1:E:331:ASN:HA	1:E:408:PRO:O	2.14	0.48
1:F:400:PRO:O	1:F:402:GLU:N	2.46	0.48
1:F:420:ARG:HB3	1:F:420:ARG:NH2	2.27	0.48
1:G:331:ASN:HA	1:G:408:PRO:O	2.14	0.48
1:J:331:ASN:HA	1:J:408:PRO:O	2.14	0.48
1:K:312:THR:OG1	1:K:361:PRO:HG3	2.12	0.48
1:L:207:GLU:N	1:L:210:HIS:HD2	2.03	0.48
1:Q:210:HIS:HA	1:Q:222:ASN:ND2	2.28	0.48
1:Q:40:LYS:HD2	1:Q:40:LYS:H	1.79	0.48
3:Q:7507:AMP:H1'	3:Q:7507:AMP:N9	2.08	0.48
1:R:420:ARG:HB3	1:R:420:ARG:NH2	2.27	0.48
1:S:91:VAL:HB	1:S:103:ASP:HB2	1.96	0.48
1:S:1:THR:HB	1:S:4:ASP:OD2	2.13	0.48
1:S:210:HIS:HA	1:S:222:ASN:ND2	2.28	0.48
3:S:7511:AMP:H1'	3:S:7511:AMP:N9	2.08	0.48
1:W:400:PRO:O	1:W:402:GLU:N	2.46	0.48
1:F:58:GLN:OE1	1:F:58:GLN:N	2.47	0.48
1:H:321:ARG:NE	4:H:7490:CIT:H42	2.19	0.48
1:O:18:ASP:OD2	1:O:30:HIS:HD2	1.95	0.48

*Continued on next page...*

*Continued from previous page...*

Atom-1	Atom-2	Interatomic distance (Å)	Clash overlap (Å)
1:Q:58:GLN:N	1:Q:58:GLN:OE1	2.47	0.48
3:Q:7507:AMP:N9	3:Q:7507:AMP:H1'	2.08	0.48
1:R:58:GLN:N	1:R:58:GLN:OE1	2.47	0.48
3:S:7511:AMP:N9	3:S:7511:AMP:H1'	2.08	0.48
1:S:321:ARG:NE	4:S:7512:CIT:H42	2.19	0.48
1:T:298:ILE:HG12	1:T:356:LEU:HD22	1.95	0.48
1:X:298:ILE:HG12	1:X:356:LEU:HD22	1.95	0.48
1:A:320:LYS:HE3	1:G:461:GLU:OE1	2.13	0.48
1:A:344:ARG:O	1:A:346:PRO:HD3	2.13	0.48
1:C:204:PHE:HE1	1:C:237:LEU:HD13	1.77	0.48
1:C:344:ARG:O	1:C:346:PRO:HD3	2.13	0.48
1:D:343:VAL:HA	1:D:357:GLU:O	2.14	0.48
1:E:54:ILE:HG13	1:E:55:ARG:N	2.26	0.48
1:F:411:PRO:HG2	1:F:417:VAL:HG12	1.95	0.48
1:G:344:ARG:O	1:G:346:PRO:HD3	2.13	0.48
1:G:298:ILE:HG12	1:G:356:LEU:HD22	1.96	0.48
1:G:55:ARG:HD3	1:H:177:GLY:H	1.79	0.48
1:H:54:ILE:HG23	1:H:55:ARG:H	1.77	0.48
1:I:411:PRO:HG2	1:I:417:VAL:HG12	1.95	0.48
1:J:343:VAL:HA	1:J:357:GLU:O	2.14	0.48
1:J:411:PRO:HG2	1:J:417:VAL:HG12	1.95	0.48
1:K:321:ARG:NE	4:K:7496:CIT:H42	2.17	0.48
1:M:307:SER:HB2	1:M:421:LEU:HA	1.96	0.48
1:N:298:ILE:HG12	1:N:356:LEU:HD22	1.96	0.48
1:P:343:VAL:HA	1:P:357:GLU:O	2.14	0.48
1:Q:381:GLY:HA2	1:Q:386:ILE:HD12	1.95	0.48
3:Q:7507:AMP:H1'	3:Q:7507:AMP:N9	2.08	0.48
1:R:321:ARG:NE	4:R:7510:CIT:H42	2.17	0.48
1:S:55:ARG:HG3	1:S:55:ARG:NH1	2.17	0.48
3:S:7511:AMP:H1'	3:S:7511:AMP:N9	2.08	0.48
1:S:55:ARG:HD3	1:T:177:GLY:HA2	1.95	0.48
1:V:307:SER:HB2	1:V:421:LEU:HA	1.96	0.48
1:D:204:PHE:HE1	1:D:237:LEU:HD13	1.76	0.48
1:G:296:HIS:CG	1:G:385:LYS:HA	2.48	0.48
1:I:416:ASP:O	1:I:420:ARG:HG2	2.14	0.48
1:L:274:LEU:HB2	1:L:282:MET:HE1	1.96	0.48
1:M:296:HIS:CG	1:M:385:LYS:HA	2.48	0.48
3:Q:7507:AMP:H1'	3:Q:7507:AMP:N9	2.08	0.48
1:S:296:HIS:CG	1:S:385:LYS:HA	2.48	0.48
3:S:7511:AMP:H1'	3:S:7511:AMP:N9	2.08	0.48
1:B:12:GLU:HB3	1:B:83:LYS:NZ	2.29	0.48

*Continued on next page...*

*Continued from previous page...*

Atom-1	Atom-2	Interatomic distance (Å)	Clash overlap (Å)
1:E:56:GLY:O	1:E:57:PHE:CD1	2.65	0.48
1:F:12:GLU:HB3	1:F:83:LYS:NZ	2.28	0.48
1:G:329:PRO:HG2	1:G:359:ARG:CB	2.43	0.48
1:J:381:GLY:HA2	1:J:386:ILE:HD12	1.95	0.48
1:N:12:GLU:HB3	1:N:83:LYS:NZ	2.28	0.48
3:Q:7507:AMP:H1'	3:Q:7507:AMP:N9	2.08	0.48
1:S:390:ALA:O	1:S:392:VAL:N	2.47	0.48
3:S:7511:AMP:N9	3:S:7511:AMP:H1'	2.08	0.48
1:S:12:GLU:HB3	1:S:83:LYS:NZ	2.29	0.48
1:V:381:GLY:HA2	1:V:386:ILE:HD12	1.95	0.48
1:A:330:ILE:HB	1:A:410:THR:OG1	2.14	0.48
1:B:207:GLU:HB3	1:B:208:LYS:H	1.42	0.48
1:K:23:ASP:HA	1:K:57:PHE:CE1	2.47	0.48
1:M:330:ILE:HB	1:M:410:THR:OG1	2.14	0.48
1:O:412:THR:HG22	5:O:3785:HOH:O	2.13	0.48
1:O:67:LEU:HB3	1:O:89:PHE:CD2	2.48	0.48
1:P:330:ILE:HB	1:P:410:THR:OG1	2.14	0.48
3:Q:7507:AMP:H1'	3:Q:7507:AMP:N9	2.08	0.48
1:R:70:ASP:OD2	1:R:230:HIS:HE1	1.97	0.48
1:R:321:ARG:NE	4:R:7510:CIT:H42	2.18	0.48
1:S:49:PHE:CG	1:S:50:ASP:N	2.82	0.48
1:S:70:ASP:OD2	1:S:230:HIS:HE1	1.97	0.48
3:S:7511:AMP:H1'	3:S:7511:AMP:N9	2.08	0.48
1:V:57:PHE:CE2	1:V:91:VAL:HG21	2.47	0.48
1:C:363:SER:HB2	5:C:7656:HOH:O	2.14	0.48
1:E:337:ARG:HH12	1:E:347:ILE:CD1	2.26	0.48
5:A:7631:HOH:O	1:F:176:LYS:HE3	2.13	0.48
1:G:337:ARG:HH22	1:G:347:ILE:CG1	2.25	0.48
1:H:49:PHE:HB3	1:H:65:MET:SD	2.53	0.48
1:I:283:TYR:HB2	1:I:351:PRO:HA	1.96	0.48
1:I:65:MET:SD	1:I:67:LEU:HD11	2.54	0.48
1:J:49:PHE:HB3	1:J:65:MET:SD	2.53	0.48
1:L:49:PHE:HB3	1:L:65:MET:SD	2.53	0.48
1:L:65:MET:SD	1:L:67:LEU:HD11	2.54	0.48
1:M:206:LEU:HB3	1:N:34:PRO:HG3	1.96	0.48
1:M:312:THR:CG2	1:M:313:ASN:ND2	2.71	0.48
1:M:329:PRO:HG2	1:M:359:ARG:HB3	1.94	0.48
1:N:174:ARG:HD2	5:N:3580:HOH:O	2.12	0.48
1:N:416:ASP:O	1:N:420:ARG:HG2	2.13	0.48
1:N:465:TYR:CE1	1:T:315:THR:HB	2.48	0.48
1:O:363:SER:HB2	5:O:3870:HOH:O	2.14	0.48

*Continued on next page...*



*Continued from previous page...*

Atom-1	Atom-2	Interatomic distance (Å)	Clash overlap (Å)
1:O:411:PRO:HB3	1:O:416:ASP:HB3	1.96	0.48
1:O:49:PHE:HB3	1:O:65:MET:SD	2.53	0.48
1:P:283:TYR:CD1	1:P:289:GLY:O	2.67	0.48
3:Q:7507:AMP:H1'	3:Q:7507:AMP:N9	2.08	0.48
3:S:7511:AMP:N9	3:S:7511:AMP:H1'	2.08	0.48
1:V:54:ILE:HG23	1:V:55:ARG:H	1.79	0.48
1:W:411:PRO:HB3	1:W:416:ASP:HB3	1.96	0.48
1:X:49:PHE:HB3	1:X:65:MET:SD	2.53	0.48
1:A:55:ARG:NH1	1:A:448:GLU:HB2	2.28	0.48
1:A:14:VAL:HG21	1:A:85:LEU:HB2	1.96	0.48
1:E:294:ALA:O	1:E:298:ILE:HG13	2.13	0.48
1:A:50:ASP:HB2	1:F:339:ARG:HH11	1.76	0.48
1:H:205:ILE:HB	1:H:224:GLN:HB3	1.94	0.48
1:J:299:GLY:HA2	1:J:388:PRO:HB3	1.96	0.48
1:K:309:LEU:HA	1:K:312:THR:HB	1.95	0.48
1:M:323:VAL:O	1:M:330:ILE:HD13	2.13	0.48
1:P:339:ARG:HD2	1:Q:60:ILE:HG22	1.96	0.48
1:U:14:VAL:HG21	1:U:85:LEU:HB2	1.96	0.48
1:V:309:LEU:HA	1:V:312:THR:HB	1.95	0.48
1:W:206:LEU:HD13	1:W:210:HIS:HB3	1.94	0.48
1:A:106:ASN:ND2	1:A:109:ARG:HH11	2.12	0.48
1:A:421:LEU:O	1:A:425:HIS:HB3	2.13	0.48
1:B:106:ASN:ND2	1:B:109:ARG:HH11	2.12	0.48
1:F:114:TYR:O	1:F:118:THR:HG23	2.13	0.48
1:H:59:SER:OG	1:H:60:ILE:N	2.43	0.48
1:J:345:ILE:HD12	1:J:345:ILE:N	2.29	0.48
1:K:106:ASN:ND2	1:K:109:ARG:HH11	2.12	0.48
1:L:345:ILE:N	1:L:345:ILE:HD12	2.29	0.48
1:P:106:ASN:ND2	1:P:109:ARG:HH11	2.12	0.48
1:P:467:ASP:OD2	1:W:175:HIS:CE1	2.65	0.48
1:T:106:ASN:ND2	1:T:109:ARG:HH11	2.12	0.48
1:V:345:ILE:N	1:V:345:ILE:HD12	2.29	0.48
1:W:106:ASN:ND2	1:W:109:ARG:HH11	2.12	0.48
1:Q:463:ALA:HA	1:W:140:PHE:CE1	2.48	0.48
1:X:114:TYR:O	1:X:118:THR:HG23	2.13	0.48
1:X:399:LEU:HA	1:X:400:PRO:HD2	1.69	0.48
1:B:298:ILE:HG12	1:B:356:LEU:HD22	1.95	0.48
1:B:379:LEU:HD23	1:B:382:ILE:HD12	1.96	0.48
1:C:204:PHE:HE1	1:C:237:LEU:HD13	1.77	0.48
1:C:379:LEU:HD23	1:C:382:ILE:HD12	1.96	0.48
1:D:206:LEU:CB	1:E:34:PRO:HG3	2.43	0.48

*Continued on next page...*

*Continued from previous page...*

Atom-1	Atom-2	Interatomic distance (Å)	Clash overlap (Å)
1:E:379:LEU:HD23	1:E:382:ILE:HD12	1.96	0.48
1:G:379:LEU:HD23	1:G:382:ILE:HD12	1.96	0.48
1:B:140:PHE:CE1	1:H:463:ALA:HA	2.48	0.48
1:L:355:ARG:HG3	1:L:355:ARG:NH2	2.28	0.48
1:N:379:LEU:HD23	1:N:382:ILE:HD12	1.96	0.48
1:O:176:LYS:HD2	1:P:55:ARG:CZ	2.43	0.48
1:O:204:PHE:HE1	1:O:237:LEU:HD13	1.78	0.48
1:O:271:HIS:HB3	1:O:355:ARG:HD2	1.96	0.48
1:Q:379:LEU:HD23	1:Q:382:ILE:HD12	1.96	0.48
1:T:101:SER:HB2	1:T:437:ASP:OD2	2.13	0.48
1:T:379:LEU:HD23	1:T:382:ILE:HD12	1.96	0.48
1:U:323:VAL:HG22	1:U:324:PRO:CD	2.44	0.48
1:U:298:ILE:HG12	1:U:356:LEU:HD22	1.95	0.48
1:V:379:LEU:HD23	1:V:382:ILE:HD12	1.96	0.48
1:W:338:ASN:HD22	1:W:396:LEU:HG	1.75	0.48
1:W:321:ARG:NE	4:W:7520:CIT:H42	2.17	0.48
1:X:90:PHE:HB3	1:X:106:ASN:HD21	1.79	0.48
1:E:210:HIS:HA	1:E:222:ASN:ND2	2.28	0.48
1:E:396:LEU:CD2	1:E:407:ILE:HG13	2.44	0.48
1:L:210:HIS:HA	1:L:222:ASN:ND2	2.28	0.48
1:E:171:TYR:CE2	1:L:467:ASP:HB3	2.49	0.48
1:M:315:THR:HB	1:S:465:TYR:CZ	2.48	0.48
1:N:396:LEU:CD2	1:N:407:ILE:HG21	2.34	0.48
1:O:331:ASN:HA	1:O:408:PRO:O	2.14	0.48
1:P:1:THR:HB	1:P:4:ASP:OD2	2.13	0.48
1:Q:1:THR:HB	1:Q:4:ASP:OD2	2.13	0.48
1:R:207:GLU:N	1:R:210:HIS:HD2	2.03	0.48
1:R:346:PRO:HB2	1:R:355:ARG:NH1	2.28	0.48
1:R:400:PRO:O	1:R:402:GLU:N	2.46	0.48
1:T:331:ASN:HA	1:T:408:PRO:O	2.14	0.48
1:T:40:LYS:HD2	1:T:40:LYS:H	1.79	0.48
1:O:456:ARG:O	1:U:458:HIS:HE1	1.95	0.48
1:V:331:ASN:HA	1:V:408:PRO:O	2.14	0.48
1:W:331:ASN:HA	1:W:408:PRO:O	2.14	0.48
1:W:396:LEU:CD2	1:W:407:ILE:HG13	2.44	0.48
1:X:331:ASN:HA	1:X:408:PRO:O	2.14	0.48
1:R:456:ARG:O	1:X:458:HIS:HE1	1.95	0.48
1:C:58:GLN:N	1:C:58:GLN:OE1	2.47	0.48
1:E:120:ILE:HD11	1:E:383:LYS:CG	2.43	0.48
1:E:464:LEU:HA	1:L:175:HIS:CE1	2.48	0.48
1:H:298:ILE:HG12	1:H:356:LEU:HD22	1.95	0.48

*Continued on next page...*

*Continued from previous page...*

Atom-1	Atom-2	Interatomic distance (Å)	Clash overlap (Å)
1:H:504:ASN:HD21	1:H:352:LYS:HD2	1.79	0.48
1:H:58:GLN:OE1	1:H:58:GLN:N	2.47	0.48
1:I:63:SER:HB3	1:J:337:ARG:HD2	1.96	0.48
1:K:106:ASN:ND2	1:K:109:ARG:HH11	2.11	0.48
1:Q:120:ILE:HD11	1:Q:383:LYS:CG	2.43	0.48
1:R:58:GLN:HE21	1:R:65:MET:HB3	1.76	0.48
1:T:504:ASN:HD21	1:T:352:LYS:HD2	1.79	0.48
1:W:120:ILE:HD11	1:W:383:LYS:CG	2.43	0.48
1:X:58:GLN:HE21	1:X:65:MET:HB3	1.76	0.48
1:B:298:ILE:HG12	1:B:356:LEU:HD22	1.96	0.48
1:D:298:ILE:HG12	1:D:356:LEU:HD22	1.96	0.48
1:E:344:ARG:O	1:E:346:PRO:HD3	2.13	0.48
1:E:381:GLY:HA2	1:E:386:ILE:HD12	1.95	0.48
1:O:204:PHE:HE1	1:O:237:LEU:HD13	1.77	0.48
1:O:332:LEU:HA	1:O:342:CYS:SG	2.53	0.48
1:O:411:PRO:HG2	1:O:417:VAL:HG12	1.95	0.48
1:Q:344:ARG:O	1:Q:346:PRO:HD3	2.13	0.48
1:R:411:PRO:HG2	1:R:417:VAL:HG12	1.95	0.48
1:S:344:ARG:O	1:S:346:PRO:HD3	2.13	0.48
1:V:343:VAL:HA	1:V:357:GLU:O	2.14	0.48
1:W:49:PHE:CD2	1:X:211:HIS:HE1	2.32	0.48
1:A:179:TYR:CE2	1:B:53:SER:CA	2.96	0.48
1:C:106:ASN:ND2	1:C:109:ARG:HH11	2.11	0.48
1:E:179:TYR:CZ	1:F:54:ILE:HG22	2.30	0.48
1:J:416:ASP:O	1:J:420:ARG:HG2	2.13	0.48
1:K:296:HIS:CG	1:K:385:LYS:HA	2.48	0.48
1:N:33:ILE:CD1	1:N:38:PHE:HB2	2.33	0.48
1:O:106:ASN:ND2	1:O:109:ARG:HH11	2.11	0.48
1:P:175:HIS:CE1	1:W:467:ASP:CB	2.97	0.48
1:X:106:ASN:ND2	1:X:109:ARG:HH11	2.11	0.48
1:A:440:GLU:HG3	5:A:7629:HOH:O	2.14	0.48
1:A:466:TYR:HD2	1:A:467:ASP:OD1	1.96	0.48
1:F:381:GLY:HA2	1:F:386:ILE:HD12	1.95	0.48
1:G:390:ALA:O	1:G:392:VAL:N	2.47	0.48
1:G:440:GLU:HG3	5:G:7656:HOH:O	2.14	0.48
1:G:466:TYR:HD2	1:G:467:ASP:OD1	1.96	0.48
1:I:283:TYR:HD1	1:I:284:ASP:N	2.12	0.48
1:L:381:GLY:HA2	1:L:386:ILE:HD12	1.95	0.48
1:M:440:GLU:HG3	5:M:3332:HOH:O	2.14	0.48
1:M:466:TYR:HD2	1:M:467:ASP:OD1	1.96	0.48
1:O:283:TYR:HD1	1:O:284:ASP:N	2.12	0.48

*Continued on next page...*

*Continued from previous page...*

Atom-1	Atom-2	Interatomic distance (Å)	Clash overlap (Å)
1:Q:56:GLY:O	1:Q:57:PHE:CD1	2.65	0.48
1:R:381:GLY:HA2	1:R:386:ILE:HD12	1.95	0.48
1:R:12:GLU:HB3	1:R:83:LYS:NZ	2.29	0.48
1:S:43:PHE:HE2	1:S:71:PRO:HD3	1.77	0.48
1:T:390:ALA:O	1:T:392:VAL:N	2.47	0.48
1:A:18:ASP:OD2	1:A:30:HIS:HD2	1.96	0.48
1:B:18:ASP:OD2	1:B:30:HIS:HD2	1.96	0.48
1:F:70:ASP:OD2	1:F:230:HIS:HE1	1.97	0.48
1:G:306:PRO:HA	1:G:411:PRO:HG2	1.95	0.48
1:A:456:ARG:O	1:G:458:HIS:HE1	1.96	0.48
1:I:70:ASP:OD2	1:I:230:HIS:HE1	1.97	0.48
1:K:49:PHE:CG	1:K:50:ASP:N	2.82	0.48
1:M:80:ARG:HD2	1:M:84:THR:OG1	2.14	0.48
1:N:412:THR:HG22	5:N:3522:HOH:O	2.13	0.48
1:Q:80:ARG:HD2	1:Q:84:THR:OG1	2.14	0.48
1:R:412:THR:HG22	5:R:4574:HOH:O	2.13	0.48
1:R:49:PHE:CG	1:R:50:ASP:N	2.82	0.48
1:T:330:ILE:O	1:T:410:THR:N	2.41	0.48
1:T:330:ILE:HB	1:T:410:THR:OG1	2.13	0.48
1:U:70:ASP:OD2	1:U:230:HIS:HE1	1.97	0.48
1:W:23:ASP:HA	1:W:57:PHE:CE1	2.47	0.48
1:W:67:LEU:HB3	1:W:89:PHE:CD2	2.48	0.48
1:X:341:ALA:O	1:X:359:ARG:HD3	2.12	0.48
1:A:54:ILE:HG23	1:A:55:ARG:H	1.79	0.48
1:C:411:PRO:HB3	1:C:416:ASP:HB3	1.96	0.48
1:D:283:TYR:CD1	1:D:289:GLY:O	2.67	0.48
1:F:307:SER:HB3	1:F:424:ASP:HB3	1.95	0.48
1:H:54:ILE:HG23	1:H:55:ARG:H	1.79	0.48
1:J:1:THR:HG22	1:J:4:ASP:OD1	2.12	0.48
1:J:411:PRO:HB3	1:J:416:ASP:HB3	1.96	0.48
1:K:411:PRO:HB3	1:K:416:ASP:HB3	1.96	0.48
1:M:121:ALA:HB1	1:M:275:TRP:O	2.14	0.48
1:M:54:ILE:HG23	1:M:55:ARG:H	1.78	0.48
1:N:411:PRO:HB3	1:N:416:ASP:HB3	1.96	0.48
1:R:307:SER:HB3	1:R:424:ASP:HB3	1.95	0.48
1:U:338:ASN:O	1:U:341:ALA:HB3	2.13	0.48
1:U:283:TYR:HB2	1:U:351:PRO:HA	1.96	0.48
1:U:400:PRO:C	1:U:402:GLU:H	2.17	0.48
1:U:65:MET:SD	1:U:67:LEU:HD11	2.54	0.48
1:V:411:PRO:HB3	1:V:416:ASP:HB3	1.96	0.48
1:V:49:PHE:HB3	1:V:65:MET:SD	2.53	0.48

*Continued on next page...*

*Continued from previous page...*

Atom-1	Atom-2	Interatomic distance (Å)	Clash overlap (Å)
1:X:411:PRO:HB3	1:X:416:ASP:HB3	1.96	0.48
1:A:323:VAL:O	1:A:330:ILE:HD13	2.13	0.48
1:A:299:GLY:HA2	1:A:388:PRO:HB3	1.96	0.48
1:B:58:GLN:HE21	1:B:62:GLU:HB3	1.79	0.48
1:I:14:VAL:HG21	1:I:85:LEU:HB2	1.96	0.48
1:J:1:THR:HG22	1:J:2:PRO:HD2	1.95	0.48
1:J:309:LEU:HA	1:J:312:THR:HB	1.95	0.48
1:K:206:LEU:HD13	1:K:210:HIS:HB3	1.94	0.48
1:L:1:THR:HG22	1:L:2:PRO:HD2	1.95	0.48
1:L:299:GLY:HA2	1:L:388:PRO:HB3	1.96	0.48
1:M:14:VAL:HG21	1:M:85:LEU:HB2	1.96	0.48
1:M:290:LEU:HD23	1:M:354:LYS:HD2	1.96	0.48
1:M:55:ARG:NH1	1:M:448:GLU:HB2	2.28	0.48
1:N:207:GLU:O	1:N:208:LYS:O	2.31	0.48
1:N:58:GLN:HE21	1:N:62:GLU:HB3	1.79	0.48
1:O:294:ALA:O	1:O:298:ILE:HG13	2.13	0.48
1:O:299:GLY:HA2	1:O:388:PRO:HB3	1.96	0.48
1:P:207:GLU:O	1:P:208:LYS:O	2.31	0.48
1:Q:290:LEU:HD23	1:Q:354:LYS:HD2	1.96	0.48
1:S:323:VAL:O	1:S:330:ILE:HD13	2.13	0.48
1:T:323:VAL:O	1:T:330:ILE:HD13	2.13	0.48
1:P:146:GLY:HA2	1:V:149:TYR:CE1	2.48	0.48
1:V:1:THR:HG22	1:V:2:PRO:HD2	1.95	0.48
1:W:309:LEU:HA	1:W:312:THR:HB	1.95	0.48
1:X:299:GLY:HA2	1:X:388:PRO:HB3	1.96	0.48
1:C:106:ASN:ND2	1:C:109:ARG:HH11	2.12	0.48
1:D:106:ASN:ND2	1:D:109:ARG:HH11	2.12	0.48
1:E:397:TYR:C	1:E:399:LEU:H	2.16	0.48
1:F:397:TYR:C	1:F:399:LEU:H	2.16	0.48
1:H:106:ASN:ND2	1:H:109:ARG:HH11	2.12	0.48
1:I:106:ASN:ND2	1:I:109:ARG:HH11	2.12	0.48
1:I:137:SER:HB3	1:J:502:PRO:CB	2.36	0.48
1:M:106:ASN:ND2	1:M:109:ARG:HH11	2.12	0.48
1:M:274:LEU:HB2	1:M:282:MET:HE1	1.96	0.48
1:M:421:LEU:O	1:M:425:HIS:HB3	2.13	0.48
1:N:106:ASN:ND2	1:N:109:ARG:HH11	2.12	0.48
1:M:180:PHE:CE2	1:N:49:PHE:CE1	3.01	0.48
1:R:114:TYR:O	1:R:118:THR:HG23	2.13	0.48
1:R:397:TYR:C	1:R:399:LEU:H	2.16	0.48
1:X:345:ILE:HD12	1:X:345:ILE:N	2.29	0.48
1:X:421:LEU:O	1:X:425:HIS:HB3	2.13	0.48

*Continued on next page...*

*Continued from previous page...*

Atom-1	Atom-2	Interatomic distance (Å)	Clash overlap (Å)
1:C:323:VAL:HG22	1:C:324:PRO:CD	2.44	0.48
1:C:271:HIS:HB3	1:C:355:ARG:HD2	1.96	0.48
1:D:323:VAL:HG22	1:D:324:PRO:CD	2.44	0.48
1:E:90:PHE:HB3	1:E:106:ASN:HD21	1.79	0.48
1:G:323:VAL:HG22	1:G:324:PRO:CD	2.44	0.48
1:G:338:ASN:HD21	1:G:396:LEU:H	1.62	0.48
1:H:355:ARG:NH2	1:H:355:ARG:HG3	2.28	0.48
1:H:379:LEU:HD23	1:H:382:ILE:HD12	1.96	0.48
1:I:204:PHE:HE1	1:I:237:LEU:HD13	1.78	0.48
1:I:60:ILE:CG1	1:J:395:ASP:OD2	2.62	0.48
1:J:355:ARG:HG3	1:J:355:ARG:HH21	1.78	0.48
1:J:90:PHE:HB3	1:J:106:ASN:HD21	1.79	0.48
1:K:321:ARG:NE	4:K:7496:CIT:H42	2.17	0.48
1:L:90:PHE:HB3	1:L:106:ASN:HD21	1.79	0.48
1:L:298:ILE:HG12	1:L:356:LEU:HD22	1.95	0.48
1:M:60:ILE:HD12	1:R:338:ASN:ND2	2.29	0.48
1:M:58:GLN:NE2	1:M:62:GLU:HB3	2.18	0.48
1:N:101:SER:HB2	1:N:437:ASP:OD2	2.13	0.48
1:M:177:GLY:N	1:N:55:ARG:H	2.11	0.48
1:O:323:VAL:HG22	1:O:324:PRO:CD	2.44	0.48
1:O:101:SER:HB2	1:O:437:ASP:OD2	2.13	0.48
1:R:355:ARG:HG3	1:R:355:ARG:NH2	2.28	0.48
1:S:323:VAL:HG22	1:S:324:PRO:CD	2.44	0.48
1:S:379:LEU:HD23	1:S:382:ILE:HD12	1.96	0.48
1:T:355:ARG:NH2	1:T:355:ARG:HG3	2.28	0.48
1:U:355:ARG:HG3	1:U:355:ARG:NH2	2.28	0.48
1:P:146:GLY:HA2	1:V:149:TYR:CE1	2.49	0.48
1:V:271:HIS:HB3	1:V:355:ARG:HD2	1.96	0.48
1:W:298:ILE:HG12	1:W:356:LEU:HD22	1.95	0.48
1:W:101:SER:HB2	1:W:437:ASP:OD2	2.13	0.48
1:R:456:ARG:O	1:X:458:HIS:HE1	1.96	0.48
1:C:331:ASN:HA	1:C:408:PRO:O	2.14	0.48
1:E:339:ARG:NH2	1:E:344:ARG:HD2	2.29	0.48
1:E:1:THR:HB	1:E:4:ASP:OD2	2.13	0.48
1:G:1:THR:HB	1:G:4:ASP:OD2	2.13	0.48
1:I:339:ARG:NH2	1:I:344:ARG:HD2	2.29	0.48
1:K:102:ARG:HD3	1:K:437:ASP:OD1	2.14	0.48
1:K:396:LEU:CD2	1:K:407:ILE:HG13	2.44	0.48
1:L:328:ALA:HA	1:L:329:PRO:HD3	1.69	0.48
1:Q:339:ARG:NH2	1:Q:344:ARG:HD2	2.29	0.48
1:Q:396:LEU:CD2	1:Q:407:ILE:HG13	2.44	0.48

*Continued on next page...*

*Continued from previous page...*

Atom-1	Atom-2	Interatomic distance (Å)	Clash overlap (Å)
1:Q:331:ASN:HA	1:Q:408:PRO:O	2.14	0.48
1:T:80:ARG:HD3	1:U:193:ASP:OD2	2.13	0.48
1:U:328:ALA:HA	1:U:329:PRO:HD3	1.69	0.48
1:W:346:PRO:HB2	1:W:355:ARG:NH1	2.28	0.48
1:X:210:HIS:HA	1:X:222:ASN:ND2	2.28	0.48
1:X:328:ALA:HA	1:X:329:PRO:HD3	1.69	0.48
1:E:173:VAL:HG21	5:L:2951:HOH:O	2.13	0.48
1:H:328:ALA:HA	1:H:329:PRO:HD3	1.73	0.48
1:J:298:ILE:HG12	1:J:356:LEU:HD22	1.95	0.48
1:P:175:HIS:CE1	1:W:464:LEU:HA	2.48	0.48
1:Q:328:ALA:HA	1:Q:329:PRO:HD3	1.72	0.48
1:T:120:ILE:HD11	1:T:383:LYS:CG	2.43	0.48
1:W:106:ASN:ND2	1:W:109:ARG:HH11	2.11	0.48
1:D:466:TYR:CZ	1:J:254:THR:HB	2.48	0.48
1:M:344:ARG:O	1:M:346:PRO:HD3	2.13	0.48
1:O:344:ARG:O	1:O:346:PRO:HD3	2.13	0.48
1:N:339:ARG:HH12	1:O:64:ASP:CG	2.17	0.48
1:P:298:ILE:HG12	1:P:356:LEU:HD22	1.96	0.48
1:R:343:VAL:HA	1:R:357:GLU:O	2.14	0.48
1:T:54:ILE:HG23	1:T:55:ARG:H	1.77	0.48
1:W:307:SER:HB2	1:W:421:LEU:HA	1.95	0.48
1:W:54:ILE:HG23	1:W:55:ARG:H	1.77	0.48
1:W:321:ARG:NE	4:W:7520:CIT:H42	2.17	0.48
1:X:344:ARG:O	1:X:346:PRO:HD3	2.13	0.48
1:A:106:ASN:ND2	1:A:109:ARG:HH11	2.11	0.48
1:A:296:HIS:CG	1:A:385:LYS:HA	2.48	0.48
1:B:106:ASN:ND2	1:B:109:ARG:HH11	2.11	0.48
1:H:106:ASN:ND2	1:H:109:ARG:HH11	2.11	0.48
1:L:106:ASN:ND2	1:L:109:ARG:HH11	2.11	0.48
1:T:416:ASP:O	1:T:420:ARG:HG2	2.13	0.48
1:V:416:ASP:O	1:V:420:ARG:HG2	2.13	0.48
1:B:440:GLU:HG3	5:B:7643:HOH:O	2.14	0.48
1:C:12:GLU:HB3	1:C:83:LYS:NZ	2.28	0.48
1:D:12:GLU:HB3	1:D:83:LYS:NZ	2.28	0.48
1:H:390:ALA:O	1:H:392:VAL:N	2.47	0.48
1:J:12:GLU:HB3	1:J:83:LYS:NZ	2.28	0.48
1:K:18:ASP:OD2	1:K:30:HIS:HD2	1.97	0.48
1:O:56:GLY:O	1:O:57:PHE:CD1	2.65	0.48
1:P:12:GLU:HB3	1:P:83:LYS:NZ	2.28	0.48
1:S:440:GLU:HG3	5:S:4910:HOH:O	2.14	0.48
1:U:283:TYR:HD1	1:U:284:ASP:N	2.12	0.48

*Continued on next page...*

*Continued from previous page...*

Atom-1	Atom-2	Interatomic distance (Å)	Clash overlap (Å)
1:V:12:GLU:HB3	1:V:83:LYS:NZ	2.28	0.48
1:W:18:ASP:OD2	1:W:30:HIS:HD2	1.97	0.48
1:W:12:GLU:HB3	1:W:83:LYS:NZ	2.29	0.48
1:A:176:LYS:HB3	1:B:55:ARG:HG2	1.96	0.48
1:A:458:HIS:HE1	1:G:456:ARG:O	1.96	0.48
1:C:18:ASP:OD2	1:C:30:HIS:HD2	1.96	0.48
1:C:306:PRO:HA	1:C:411:PRO:HG2	1.95	0.48
1:C:67:LEU:HB3	1:C:89:PHE:CD2	2.48	0.48
1:D:330:ILE:HB	1:D:410:THR:OG1	2.14	0.48
1:D:466:TYR:CZ	1:J:254:THR:HB	2.48	0.48
1:E:80:ARG:HD2	1:E:84:THR:OG1	2.14	0.48
1:F:49:PHE:CG	1:F:50:ASP:N	2.82	0.48
1:F:321:ARG:NE	4:F:7486:CIT:H42	2.18	0.48
1:G:49:PHE:CG	1:G:50:ASP:N	2.82	0.48
1:G:80:ARG:HD2	1:G:84:THR:OG1	2.14	0.48
1:H:80:ARG:HD2	1:H:84:THR:OG1	2.14	0.48
1:I:330:ILE:HB	1:I:410:THR:OG1	2.14	0.48
1:M:70:ASP:OD2	1:M:230:HIS:HE1	1.97	0.48
1:O:70:ASP:OD2	1:O:230:HIS:HE1	1.97	0.48
1:S:80:ARG:HD2	1:S:84:THR:OG1	2.14	0.48
1:V:55:ARG:HD2	1:W:176:LYS:CG	2.43	0.48
1:Q:463:ALA:HA	1:W:140:PHE:CE1	2.49	0.48
1:W:400:PRO:O	1:W:402:GLU:N	2.46	0.48
1:X:312:THR:CG2	1:X:313:ASN:ND2	2.72	0.48
1:A:337:ARG:HH12	1:A:347:ILE:CD1	2.26	0.48
1:A:458:HIS:HE1	1:G:456:ARG:O	1.96	0.48
1:B:411:PRO:HB3	1:B:416:ASP:HB3	1.96	0.48
1:B:49:PHE:HB3	1:B:65:MET:SD	2.53	0.48
1:D:400:PRO:C	1:D:402:GLU:H	2.17	0.48
1:G:283:TYR:HB2	1:G:351:PRO:HA	1.96	0.48
1:G:400:PRO:C	1:G:402:GLU:H	2.17	0.48
1:G:49:PHE:HB3	1:G:65:MET:SD	2.53	0.48
1:I:400:PRO:C	1:I:402:GLU:H	2.17	0.48
1:L:283:TYR:CD1	1:L:289:GLY:O	2.67	0.48
1:M:337:ARG:HH12	1:M:347:ILE:CD1	2.26	0.48
1:P:400:PRO:C	1:P:402:GLU:H	2.17	0.48
1:V:1:THR:HG22	1:V:4:ASP:OD1	2.12	0.48
1:W:54:ILE:HG23	1:W:55:ARG:H	1.79	0.48
1:X:283:TYR:CD1	1:X:289:GLY:O	2.67	0.48
1:X:65:MET:SD	1:X:67:LEU:HD11	2.54	0.48
1:A:290:LEU:HD23	1:A:354:LYS:HD2	1.96	0.48

*Continued on next page...*



*Continued from previous page...*

Atom-1	Atom-2	Interatomic distance (Å)	Clash overlap (Å)
1:B:294:ALA:O	1:B:298:ILE:HG13	2.13	0.48
1:B:468:VAL:O	1:H:243:LYS:NZ	2.43	0.48
1:C:211:HIS:H	1:C:222:ASN:ND2	2.10	0.48
1:C:309:LEU:HA	1:C:312:THR:HB	1.95	0.48
1:C:329:PRO:HB3	1:C:359:ARG:CB	2.44	0.48
1:D:303:HIS:CD2	1:D:386:ILE:HD13	2.49	0.48
1:E:290:LEU:HD23	1:E:354:LYS:HD2	1.96	0.48
1:E:303:HIS:CD2	1:E:386:ILE:HD13	2.49	0.48
1:D:339:ARG:NH1	1:E:50:ASP:HB2	2.28	0.48
1:J:80:ARG:HD3	1:K:193:ASP:OD2	2.14	0.48
1:K:303:HIS:CD2	1:K:386:ILE:HD13	2.49	0.48
1:L:323:VAL:O	1:L:330:ILE:HD13	2.13	0.48
1:G:339:ARG:NH1	1:L:50:ASP:CB	2.74	0.48
1:N:294:ALA:O	1:N:298:ILE:HG13	2.13	0.48
1:O:329:PRO:HB3	1:O:359:ARG:CB	2.44	0.48
1:Q:303:HIS:CD2	1:Q:386:ILE:HD13	2.49	0.48
1:S:294:ALA:O	1:S:298:ILE:HG13	2.13	0.48
1:S:290:LEU:HD23	1:S:354:LYS:HD2	1.96	0.48
1:W:131:GLU:HG3	1:W:266:SER:HA	1.94	0.48
1:X:329:PRO:HB3	1:X:359:ARG:CB	2.44	0.48
1:A:274:LEU:HB2	1:A:282:MET:HE1	1.96	0.48
1:F:421:LEU:O	1:F:425:HIS:HB3	2.13	0.48
1:J:106:ASN:ND2	1:J:109:ARG:HH11	2.12	0.48
1:L:114:TYR:O	1:L:118:THR:HG23	2.13	0.48
5:F:7636:HOH:O	1:L:323:VAL:HG22	2.13	0.48
1:G:180:PHE:CE2	1:L:49:PHE:HE1	2.31	0.48
1:O:106:ASN:ND2	1:O:109:ARG:HH11	2.12	0.48
1:R:436:ASN:O	1:R:440:GLU:HG3	2.14	0.48
1:V:106:ASN:ND2	1:V:109:ARG:HH11	2.12	0.48
1:X:57:PHE:N	1:X:57:PHE:CD1	2.82	0.48
1:A:177:GLY:H	1:B:55:ARG:H	1.57	0.48
1:A:177:GLY:HA2	1:B:55:ARG:O	2.14	0.48
1:C:101:SER:HB2	1:C:437:ASP:OD2	2.13	0.48
1:E:177:GLY:HA2	1:F:55:ARG:CB	2.44	0.48
1:F:101:SER:HB2	1:F:437:ASP:OD2	2.13	0.48
1:F:338:ASN:HD21	1:F:396:LEU:H	1.62	0.48
1:G:101:SER:HB2	1:G:437:ASP:OD2	2.13	0.48
1:H:101:SER:HB2	1:H:437:ASP:OD2	2.13	0.48
1:J:271:HIS:HB3	1:J:355:ARG:HD2	1.96	0.48
1:J:323:VAL:HG22	1:J:324:PRO:CD	2.44	0.48
1:J:101:SER:HB2	1:J:437:ASP:OD2	2.13	0.48

*Continued on next page...*

*Continued from previous page...*

Atom-1	Atom-2	Interatomic distance (Å)	Clash overlap (Å)
1:J:34:PRO:HG3	1:K:206:LEU:HB3	1.96	0.48
1:K:298:ILE:HG12	1:K:356:LEU:HD22	1.95	0.48
1:L:271:HIS:HB3	1:L:355:ARG:HD2	1.96	0.48
1:M:315:THR:HB	1:S:465:TYR:CZ	2.49	0.48
1:M:298:ILE:HG12	1:M:356:LEU:HD22	1.95	0.48
1:O:90:PHE:HB3	1:O:106:ASN:HD21	1.79	0.48
1:Q:90:PHE:HB3	1:Q:106:ASN:HD21	1.79	0.48
1:R:101:SER:HB2	1:R:437:ASP:OD2	2.13	0.48
1:S:355:ARG:HG3	1:S:355:ARG:NH2	2.28	0.48
1:U:204:PHE:HE1	1:U:237:LEU:HD13	1.78	0.48
1:V:101:SER:HB2	1:V:437:ASP:OD2	2.13	0.48
1:V:90:PHE:HB3	1:V:106:ASN:HD21	1.79	0.48
1:V:323:VAL:HG22	1:V:324:PRO:CD	2.44	0.48
1:X:101:SER:HB2	1:X:437:ASP:OD2	2.13	0.48
1:A:102:ARG:HD3	1:A:437:ASP:OD1	2.14	0.48
1:D:102:ARG:HD3	1:D:437:ASP:OD1	2.14	0.48
1:D:396:LEU:CD2	1:D:407:ILE:HG13	2.44	0.48
1:A:456:ARG:O	1:G:458:HIS:HE1	1.96	0.48
1:H:331:ASN:HA	1:H:408:PRO:O	2.14	0.48
1:H:40:LYS:HD2	1:H:40:LYS:H	1.79	0.48
1:K:346:PRO:HB2	1:K:355:ARG:NH1	2.28	0.48
1:L:331:ASN:HA	1:L:408:PRO:O	2.14	0.48
1:L:40:LYS:HD2	1:L:40:LYS:H	1.79	0.48
1:M:102:ARG:HD3	1:M:437:ASP:OD1	2.14	0.48
1:P:102:ARG:HD3	1:P:437:ASP:OD1	2.14	0.48
1:P:396:LEU:CD2	1:P:407:ILE:HG13	2.44	0.48
1:R:413:GLN:NE2	1:X:454:ASN:OD1	2.47	0.48
1:T:339:ARG:NH2	1:T:344:ARG:HD2	2.29	0.48
1:V:339:ARG:NH2	1:V:344:ARG:HD2	2.29	0.48
1:X:428:LEU:HB3	1:X:434:PHE:CB	2.43	0.48
1:J:58:GLN:N	1:J:58:GLN:OE1	2.47	0.48
1:L:504:ASN:HD21	1:L:352:LYS:HD2	1.79	0.48
1:O:58:GLN:OE1	1:O:58:GLN:N	2.47	0.48
1:P:504:ASN:HD21	1:P:352:LYS:HD2	1.79	0.48
1:S:106:ASN:ND2	1:S:109:ARG:HH11	2.11	0.48
1:S:298:ILE:HG12	1:S:356:LEU:HD22	1.95	0.48
1:T:58:GLN:OE1	1:T:58:GLN:N	2.47	0.48
1:V:298:ILE:HG12	1:V:356:LEU:HD22	1.95	0.48
1:W:63:SER:HB3	1:X:337:ARG:CD	2.44	0.48
1:A:264:ASN:HD21	4:A:7476:CIT:C2	2.14	0.48
1:B:204:PHE:HE1	1:B:237:LEU:HD13	1.77	0.48

*Continued on next page...*

*Continued from previous page...*

Atom-1	Atom-2	Interatomic distance (Å)	Clash overlap (Å)
1:C:411:PRO:HG2	1:C:417:VAL:HG12	1.95	0.48
1:C:307:SER:HB2	1:C:421:LEU:HA	1.95	0.48
1:E:343:VAL:HA	1:E:357:GLU:O	2.14	0.48
1:E:411:PRO:HG2	1:E:417:VAL:HG12	1.95	0.48
1:F:343:VAL:HA	1:F:357:GLU:O	2.14	0.48
1:K:298:ILE:HG12	1:K:356:LEU:HD22	1.96	0.48
1:Q:343:VAL:HA	1:Q:357:GLU:O	2.14	0.48
1:Q:411:PRO:HG2	1:Q:417:VAL:HG12	1.95	0.48
1:S:264:ASN:HD21	4:S:7512:CIT:C2	2.14	0.48
1:T:344:ARG:O	1:T:346:PRO:HD3	2.13	0.48
1:W:298:ILE:HG12	1:W:356:LEU:HD22	1.96	0.48
1:A:18:ASP:OD2	1:A:30:HIS:HD2	1.97	0.48
1:H:18:ASP:OD2	1:H:30:HIS:HD2	1.97	0.48
1:I:18:ASP:OD2	1:I:30:HIS:HD2	1.97	0.48
1:J:264:ASN:ND2	4:J:7494:CIT:H22	2.16	0.48
1:J:60:ILE:O	1:K:395:ASP:OD2	2.32	0.48
1:G:196:LEU:HD23	1:L:16:TYR:CE2	2.49	0.48
1:G:397:TYR:N	1:L:60:ILE:HD12	2.29	0.48
1:M:106:ASN:ND2	1:M:109:ARG:HH11	2.11	0.48
1:M:18:ASP:OD2	1:M:30:HIS:HD2	1.97	0.48
1:M:416:ASP:O	1:M:420:ARG:HG2	2.14	0.48
1:M:50:ASP:CG	1:R:339:ARG:HH11	2.17	0.48
1:O:33:ILE:CD1	1:O:38:PHE:HB2	2.33	0.48
1:M:80:ARG:NE	1:R:189:VAL:HG13	2.20	0.48
1:T:106:ASN:ND2	1:T:109:ARG:HH11	2.11	0.48
1:T:18:ASP:OD2	1:T:30:HIS:HD2	1.97	0.48
1:U:18:ASP:OD2	1:U:30:HIS:HD2	1.97	0.48
1:X:18:ASP:OD2	1:X:30:HIS:HD2	1.97	0.48
1:C:283:TYR:HD1	1:C:284:ASP:N	2.12	0.48
1:E:171:TYR:CD2	1:L:467:ASP:HB3	2.49	0.48
1:E:12:GLU:HB3	1:E:83:LYS:NZ	2.28	0.48
1:G:56:GLY:C	1:G:57:PHE:HD1	2.16	0.48
1:I:56:GLY:O	1:I:57:PHE:CD1	2.65	0.48
1:M:283:TYR:CD1	1:M:284:ASP:N	2.82	0.48
1:N:440:GLU:HG3	5:N:3595:HOH:O	2.14	0.48
1:Q:316:VAL:HG12	1:W:461:GLU:OE1	2.14	0.48
1:Q:12:GLU:HB3	1:Q:83:LYS:NZ	2.28	0.48
5:M:3330:HOH:O	1:R:176:LYS:HE2	2.13	0.48
1:S:466:TYR:HD2	1:S:467:ASP:OD1	1.96	0.48
1:T:283:TYR:HD1	1:T:284:ASP:N	2.12	0.48
1:T:381:GLY:HA2	1:T:386:ILE:HD12	1.95	0.48

*Continued on next page...*

*Continued from previous page...*

Atom-1	Atom-2	Interatomic distance (Å)	Clash overlap (Å)
1:U:458:HIS:CD2	1:U:460:TYR:H	2.17	0.48
1:P:468:VAL:CG2	1:V:364:SER:HA	2.43	0.48
1:W:95:PHE:HE2	1:X:347:ILE:HG21	1.78	0.48
1:X:283:TYR:HD1	1:X:284:ASP:N	2.12	0.48
1:A:80:ARG:HD2	1:A:84:THR:OG1	2.14	0.48
1:B:49:PHE:CG	1:B:50:ASP:N	2.82	0.48
1:C:70:ASP:OD2	1:C:230:HIS:HE1	1.97	0.48
1:D:49:PHE:CG	1:D:50:ASP:N	2.82	0.48
1:E:330:ILE:HB	1:E:410:THR:OG1	2.14	0.48
1:E:49:PHE:CG	1:E:50:ASP:N	2.82	0.48
1:F:18:ASP:OD2	1:F:30:HIS:HD2	1.96	0.48
1:F:412:THR:HG22	5:F:7595:HOH:O	2.13	0.48
1:I:33:ILE:HG22	1:J:211:HIS:HB3	1.96	0.48
1:K:400:PRO:O	1:K:402:GLU:N	2.46	0.48
1:L:341:ALA:O	1:L:359:ARG:HD3	2.12	0.48
1:N:18:ASP:OD2	1:N:30:HIS:HD2	1.96	0.48
1:P:125:TYR:HB3	1:P:225:PHE:HD2	1.74	0.48
1:P:460:TYR:CE2	1:V:452:PRO:HB3	2.49	0.48
1:R:18:ASP:OD2	1:R:30:HIS:HD2	1.96	0.48
1:R:80:ARG:HD2	1:R:84:THR:OG1	2.14	0.48
1:T:80:ARG:HD2	1:T:84:THR:OG1	2.14	0.48
1:U:330:ILE:HB	1:U:410:THR:OG1	2.14	0.48
1:U:67:LEU:HB3	1:U:89:PHE:CD2	2.48	0.48
1:W:49:PHE:CG	1:W:50:ASP:N	2.82	0.48
1:X:49:PHE:CG	1:X:50:ASP:N	2.82	0.48
1:A:121:ALA:HB1	1:A:275:TRP:O	2.14	0.48
1:A:363:SER:HB2	5:A:7644:HOH:O	2.14	0.48
1:A:411:PRO:HB3	1:A:416:ASP:HB3	1.96	0.48
1:G:416:ASP:O	1:G:420:ARG:HG2	2.13	0.48
1:G:65:MET:SD	1:G:67:LEU:HD11	2.54	0.48
1:H:338:ASN:O	1:H:341:ALA:HB3	2.13	0.48
1:I:283:TYR:CD1	1:I:289:GLY:O	2.67	0.48
1:I:49:PHE:HB3	1:I:65:MET:SD	2.53	0.48
1:I:54:ILE:HG23	1:I:55:ARG:H	1.78	0.48
1:K:49:PHE:HB3	1:K:65:MET:SD	2.53	0.48
1:L:121:ALA:HB1	1:L:275:TRP:O	2.14	0.48
1:L:411:PRO:HB3	1:L:416:ASP:HB3	1.96	0.48
1:M:411:PRO:HB3	1:M:416:ASP:HB3	1.96	0.48
1:N:49:PHE:HB3	1:N:65:MET:SD	2.53	0.48
1:N:65:MET:SD	1:N:67:LEU:HD11	2.54	0.48
1:O:416:ASP:O	1:O:420:ARG:HG2	2.13	0.48

*Continued on next page...*

*Continued from previous page...*

Atom-1	Atom-2	Interatomic distance (Å)	Clash overlap (Å)
1:Q:283:TYR:CD1	1:Q:289:GLY:O	2.67	0.48
1:Q:65:MET:SD	1:Q:67:LEU:HD11	2.54	0.48
1:S:283:TYR:CD1	1:S:289:GLY:O	2.67	0.48
1:S:400:PRO:C	1:S:402:GLU:H	2.17	0.48
1:T:54:ILE:HG23	1:T:55:ARG:H	1.79	0.48
1:T:65:MET:SD	1:T:67:LEU:HD11	2.54	0.48
1:U:49:PHE:HB3	1:U:65:MET:SD	2.53	0.48
1:W:307:SER:HB3	1:W:424:ASP:HB3	1.95	0.48
1:A:303:HIS:CD2	1:A:386:ILE:HD13	2.49	0.48
1:C:207:GLU:O	1:C:208:LYS:O	2.31	0.48
1:D:14:VAL:HG21	1:D:85:LEU:HB2	1.96	0.48
1:F:314:PRO:HG3	1:F:365:GLY:HA3	1.96	0.48
1:G:290:LEU:HD23	1:G:354:LYS:HD2	1.96	0.48
1:H:303:HIS:CD2	1:H:386:ILE:HD13	2.49	0.48
1:K:8:LEU:O	1:K:12:GLU:HG2	2.14	0.48
1:K:299:GLY:HA2	1:K:388:PRO:HB3	1.96	0.48
1:L:8:LEU:O	1:L:12:GLU:HG2	2.14	0.48
1:M:299:GLY:HA2	1:M:388:PRO:HB3	1.96	0.48
1:M:400:PRO:HA	1:M:401:PRO:HD3	1.67	0.48
1:P:14:VAL:HG21	1:P:85:LEU:HB2	1.96	0.48
1:R:314:PRO:HG3	1:R:365:GLY:HA3	1.96	0.48
1:T:303:HIS:CD2	1:T:386:ILE:HD13	2.49	0.48
1:V:299:GLY:HA2	1:V:388:PRO:HB3	1.96	0.48
1:W:303:HIS:CD2	1:W:386:ILE:HD13	2.49	0.48
1:X:290:LEU:HD23	1:X:354:LYS:HD2	1.96	0.48
1:E:345:ILE:HD12	1:E:345:ILE:N	2.29	0.48
1:F:436:ASN:O	1:F:440:GLU:HG3	2.14	0.48
1:C:458:HIS:HE1	1:I:456:ARG:O	1.97	0.48
1:P:436:ASN:O	1:P:440:GLU:HG3	2.14	0.48
1:R:421:LEU:O	1:R:425:HIS:HB3	2.13	0.48
1:G:355:ARG:NH2	1:G:355:ARG:HG3	2.28	0.48
1:H:204:PHE:HE1	1:H:237:LEU:HD13	1.78	0.48
1:I:298:ILE:HG12	1:I:356:LEU:HD22	1.95	0.48
1:K:101:SER:HB2	1:K:437:ASP:OD2	2.13	0.48
1:P:204:PHE:HE1	1:P:237:LEU:HD13	1.77	0.48
1:R:338:ASN:HD21	1:R:396:LEU:H	1.62	0.48
1:T:204:PHE:HE1	1:T:237:LEU:HD13	1.78	0.48
1:X:271:HIS:HB3	1:X:355:ARG:HD2	1.96	0.48
1:B:339:ARG:NH2	1:B:344:ARG:HD2	2.29	0.48
1:G:52:SER:O	5:G:7746:HOH:O	2.20	0.48
1:H:339:ARG:NH2	1:H:344:ARG:HD2	2.29	0.48

*Continued on next page...*

*Continued from previous page...*

Atom-1	Atom-2	Interatomic distance (Å)	Clash overlap (Å)
1:H:400:PRO:C	1:H:402:GLU:H	2.18	0.48
1:J:339:ARG:NH2	1:J:344:ARG:HD2	2.29	0.48
1:M:1:THR:HG22	1:M:2:PRO:CD	2.35	0.48
1:N:40:LYS:HD2	1:N:40:LYS:H	1.79	0.48
1:N:140:PHE:CE1	1:T:463:ALA:HA	2.48	0.48
1:W:102:ARG:HD3	1:W:437:ASP:OD1	2.14	0.48
1:W:312:THR:OG1	1:W:361:PRO:HG3	2.12	0.48
1:X:40:LYS:HD2	1:X:40:LYS:H	1.79	0.48
1:C:282:MET:CE	1:C:294:ALA:HA	2.44	0.48
1:D:120:ILE:HD11	1:D:383:LYS:CG	2.43	0.48
1:D:504:ASN:HD21	1:D:352:LYS:HD2	1.79	0.48
1:G:298:ILE:HG12	1:G:356:LEU:HD22	1.95	0.48
1:I:68:LEU:HD23	1:I:92:HIS:CD2	2.49	0.48
1:J:283:TYR:CG	1:J:351:PRO:HA	2.49	0.48
1:M:504:ASN:HD21	1:M:352:LYS:HD2	1.79	0.48
1:T:328:ALA:HA	1:T:329:PRO:HD3	1.72	0.48
1:V:58:GLN:N	1:V:58:GLN:OE1	2.47	0.48
1:C:343:VAL:HA	1:C:357:GLU:O	2.14	0.48
1:C:451:GLU:HB3	1:C:452:PRO:HD3	1.94	0.48
1:C:55:ARG:CG	1:C:55:ARG:HH11	2.20	0.48
1:D:339:ARG:NH1	1:E:51:GLY:HA2	2.28	0.48
1:D:212:GLU:HB3	1:E:32:THR:HB	1.96	0.48
1:F:321:ARG:NE	4:F:7486:CIT:H42	2.17	0.48
1:G:332:LEU:HA	1:G:342:CYS:SG	2.53	0.48
1:I:298:ILE:HG12	1:I:356:LEU:HD22	1.96	0.48
1:J:344:ARG:O	1:J:346:PRO:HD3	2.13	0.48
1:K:307:SER:HB2	1:K:421:LEU:HA	1.95	0.48
1:M:298:ILE:HG12	1:M:356:LEU:HD22	1.96	0.48
1:O:307:SER:HB2	1:O:421:LEU:HA	1.95	0.48
1:S:332:LEU:HA	1:S:342:CYS:SG	2.53	0.48
1:U:298:ILE:HG12	1:U:356:LEU:HD22	1.96	0.48
1:H:416:ASP:O	1:H:420:ARG:HG2	2.13	0.48
1:L:18:ASP:OD2	1:L:30:HIS:HD2	1.97	0.48
1:N:416:ASP:O	1:N:420:ARG:HG2	2.13	0.48
1:P:416:ASP:O	1:P:420:ARG:HG2	2.13	0.48
1:V:264:ASN:ND2	4:V:7518:CIT:H22	2.16	0.48
1:A:283:TYR:CD1	1:A:284:ASP:N	2.82	0.48
1:C:56:GLY:O	1:C:57:PHE:CD1	2.65	0.48
1:E:381:GLY:HA2	1:E:386:ILE:HD12	1.95	0.48
1:E:390:ALA:O	1:E:392:VAL:N	2.47	0.48
1:F:390:ALA:O	1:F:392:VAL:N	2.47	0.48

*Continued on next page...*

*Continued from previous page...*

Atom-1	Atom-2	Interatomic distance (Å)	Clash overlap (Å)
1:F:463:ALA:O	1:G:175:HIS:NE2	2.47	0.48
1:H:283:TYR:HD1	1:H:284:ASP:N	2.12	0.48
1:H:381:GLY:HA2	1:H:386:ILE:HD12	1.95	0.48
1:H:43:PHE:HE2	1:H:71:PRO:HD3	1.78	0.48
1:H:466:TYR:HD2	1:H:467:ASP:OD1	1.96	0.48
1:I:440:GLU:HG3	5:I:7666:HOH:O	2.14	0.48
1:J:280:PRO:HG3	1:J:351:PRO:HB2	1.96	0.48
1:L:283:TYR:HD1	1:L:284:ASP:N	2.12	0.48
1:L:12:GLU:HB3	1:L:83:LYS:NZ	2.28	0.48
1:N:280:PRO:HG3	1:N:351:PRO:HB2	1.96	0.48
1:O:12:GLU:HB3	1:O:83:LYS:NZ	2.29	0.48
1:Q:390:ALA:O	1:Q:392:VAL:N	2.47	0.48
1:R:390:ALA:O	1:R:392:VAL:N	2.47	0.48
1:T:280:PRO:HG3	1:T:351:PRO:HB2	1.96	0.48
1:U:440:GLU:HG3	5:U:5436:HOH:O	2.14	0.48
1:V:280:PRO:HG3	1:V:351:PRO:HB2	1.96	0.48
1:W:390:ALA:O	1:W:392:VAL:N	2.47	0.48
1:X:12:GLU:HB3	1:X:83:LYS:NZ	2.28	0.48
1:A:70:ASP:OD2	1:A:230:HIS:HE1	1.97	0.48
1:B:177:GLY:CA	1:C:56:GLY:CA	2.91	0.48
1:D:125:TYR:HB3	1:D:225:PHE:HD2	1.74	0.48
1:A:95:PHE:HZ	1:F:347:ILE:HG12	1.78	0.48
1:F:80:ARG:HD2	1:F:84:THR:OG1	2.14	0.48
1:G:18:ASP:OD2	1:G:30:HIS:HD2	1.96	0.48
1:H:67:LEU:HB3	1:H:89:PHE:CD2	2.48	0.48
1:I:49:PHE:CG	1:I:50:ASP:N	2.82	0.48
1:I:67:LEU:HB3	1:I:89:PHE:CD2	2.48	0.48
1:L:312:THR:CG2	1:L:313:ASN:ND2	2.72	0.48
1:M:315:THR:HB	1:S:465:TYR:CZ	2.49	0.48
1:O:18:ASP:OD2	1:O:30:HIS:HD2	1.96	0.48
1:O:207:GLU:HB3	1:O:208:LYS:H	1.42	0.48
1:P:49:PHE:CG	1:P:50:ASP:N	2.82	0.48
1:Q:49:PHE:CG	1:Q:50:ASP:N	2.82	0.48
1:S:18:ASP:OD2	1:S:30:HIS:HD2	1.96	0.48
1:T:412:THR:HG22	5:T:5100:HOH:O	2.13	0.48
1:U:49:PHE:CG	1:U:50:ASP:N	2.82	0.48
1:R:456:ARG:O	1:X:458:HIS:HE1	1.96	0.48
1:A:329:PRO:HG2	1:A:359:ARG:HB3	1.95	0.48
1:A:337:ARG:HH22	1:A:347:ILE:CG1	2.25	0.48
1:B:65:MET:SD	1:B:67:LEU:HD11	2.54	0.48
1:E:283:TYR:CD1	1:E:289:GLY:O	2.67	0.48

*Continued on next page...*

*Continued from previous page...*

Atom-1	Atom-2	Interatomic distance (Å)	Clash overlap (Å)
1:E:65:MET:SD	1:E:67:LEU:HD11	2.54	0.48
1:A:63:SER:HB2	1:F:339:ARG:NH2	2.29	0.48
1:H:400:PRO:C	1:H:402:GLU:H	2.17	0.48
1:H:65:MET:SD	1:H:67:LEU:HD11	2.54	0.48
1:K:18:ASP:OD2	1:K:30:HIS:HD2	1.97	0.48
1:K:54:ILE:HG23	1:K:55:ARG:H	1.79	0.48
1:K:67:LEU:HB3	1:K:89:PHE:CD2	2.49	0.48
1:M:363:SER:HB2	5:M:3344:HOH:O	2.14	0.48
1:O:54:ILE:HG23	1:O:55:ARG:H	1.79	0.48
1:Q:363:SER:HB2	5:Q:4396:HOH:O	2.14	0.48
1:R:283:TYR:CD1	1:R:289:GLY:O	2.67	0.48
1:S:307:SER:HB3	1:S:424:ASP:HB3	1.95	0.48
1:T:154:ILE:HG12	1:T:166:ALA:CB	2.41	0.48
1:N:320:LYS:HE3	1:T:461:GLU:OE1	2.14	0.48
1:U:34:PRO:HG3	1:V:206:LEU:HB3	1.96	0.48
1:P:466:TYR:CE1	1:V:254:THR:HB	2.48	0.48
1:W:18:ASP:OD2	1:W:30:HIS:HD2	1.97	0.48
1:X:154:ILE:HG12	1:X:166:ALA:CB	2.41	0.48
1:A:144:ALA:HA	1:G:261:PHE:O	2.14	0.47
1:C:294:ALA:O	1:C:298:ILE:HG13	2.13	0.47
1:D:329:PRO:HB3	1:D:359:ARG:CB	2.44	0.47
1:E:1:THR:HG22	1:E:2:PRO:HD2	1.95	0.47
1:F:8:LEU:O	1:F:12:GLU:HG2	2.14	0.47
1:I:290:LEU:HD23	1:I:354:LYS:HD2	1.96	0.47
1:C:458:HIS:HE1	1:I:456:ARG:O	1.97	0.47
1:L:329:PRO:HB3	1:L:359:ARG:CB	2.44	0.47
1:L:290:LEU:HD23	1:L:354:LYS:HD2	1.96	0.47
1:M:303:HIS:CD2	1:M:386:ILE:HD13	2.49	0.47
1:O:309:LEU:HA	1:O:312:THR:HB	1.95	0.47
1:P:314:PRO:HG3	1:P:365:GLY:HA3	1.96	0.47
1:P:303:HIS:CD2	1:P:386:ILE:HD13	2.49	0.47
1:R:8:LEU:O	1:R:12:GLU:HG2	2.14	0.47
1:R:290:LEU:HD23	1:R:354:LYS:HD2	1.96	0.47
1:R:54:ILE:H	1:R:54:ILE:CD1	2.25	0.47
1:U:323:VAL:O	1:U:330:ILE:HD13	2.13	0.47
1:W:8:LEU:O	1:W:12:GLU:HG2	2.14	0.47
1:W:1:THR:HG22	1:W:2:PRO:HD2	1.95	0.47
1:W:299:GLY:HA2	1:W:388:PRO:HB3	1.96	0.47
1:X:8:LEU:O	1:X:12:GLU:HG2	2.14	0.47
1:X:323:VAL:O	1:X:330:ILE:HD13	2.13	0.47
1:D:436:ASN:O	1:D:440:GLU:HG3	2.14	0.47

*Continued on next page...*



*Continued from previous page...*

Atom-1	Atom-2	Interatomic distance (Å)	Clash overlap (Å)
1:F:345:ILE:HD12	1:F:345:ILE:N	2.29	0.47
1:F:57:PHE:N	1:F:57:PHE:CD1	2.82	0.47
5:F:7550:HOH:O	1:G:173:VAL:HG21	2.14	0.47
1:G:345:ILE:HD12	1:G:345:ILE:N	2.29	0.47
1:L:436:ASN:O	1:L:440:GLU:HG3	2.14	0.47
1:M:53:SER:CB	1:R:179:TYR:H	2.27	0.47
1:M:53:SER:HB3	1:R:179:TYR:H	1.78	0.47
1:Q:345:ILE:HD12	1:Q:345:ILE:N	2.29	0.47
1:Q:397:TYR:C	1:Q:399:LEU:H	2.17	0.47
1:R:345:ILE:HD12	1:R:345:ILE:N	2.29	0.47
1:R:57:PHE:N	1:R:57:PHE:CD1	2.82	0.47
1:U:106:ASN:ND2	1:U:109:ARG:HH11	2.12	0.47
1:U:436:ASN:O	1:U:440:GLU:HG3	2.14	0.47
1:X:397:TYR:C	1:X:399:LEU:H	2.17	0.47
1:A:271:HIS:HB3	1:A:355:ARG:HD2	1.96	0.47
1:A:298:ILE:HG12	1:A:356:LEU:HD22	1.95	0.47
1:C:90:PHE:HB3	1:C:106:ASN:HD21	1.79	0.47
1:D:204:PHE:HE1	1:D:237:LEU:HD13	1.78	0.47
1:E:355:ARG:HG3	1:E:355:ARG:HH21	1.77	0.47
1:F:298:ILE:HG12	1:F:356:LEU:HD22	1.95	0.47
1:J:55:ARG:N	1:K:177:GLY:HA2	2.29	0.47
1:E:463:ALA:HA	1:K:140:PHE:CZ	2.49	0.47
1:K:355:ARG:HG3	1:K:355:ARG:NH2	2.28	0.47
1:K:55:ARG:H	1:L:177:GLY:N	2.12	0.47
1:L:379:LEU:HD23	1:L:382:ILE:HD12	1.96	0.47
1:M:271:HIS:HB3	1:M:355:ARG:HD2	1.96	0.47
1:M:379:LEU:HD23	1:M:382:ILE:HD12	1.96	0.47
1:S:338:ASN:HD21	1:S:396:LEU:H	1.62	0.47
1:A:458:HIS:HE1	1:G:456:ARG:O	1.96	0.47
1:C:400:PRO:C	1:C:402:GLU:H	2.18	0.47
1:F:207:GLU:N	1:F:210:HIS:HD2	2.03	0.47
1:F:396:LEU:CD2	1:F:407:ILE:HG13	2.44	0.47
1:G:309:LEU:HA	1:G:312:THR:CG2	2.34	0.47
1:G:339:ARG:NH2	1:G:344:ARG:HD2	2.29	0.47
1:J:309:LEU:HA	1:J:312:THR:CG2	2.34	0.47
1:N:91:VAL:HB	1:N:103:ASP:HB2	1.96	0.47
1:O:309:LEU:HA	1:O:312:THR:CG2	2.34	0.47
1:O:400:PRO:C	1:O:402:GLU:H	2.18	0.47
1:T:400:PRO:C	1:T:402:GLU:H	2.18	0.47
1:T:396:LEU:CD2	1:T:407:ILE:HG13	2.44	0.47
1:U:339:ARG:NH2	1:U:344:ARG:HD2	2.29	0.47

*Continued on next page...*

*Continued from previous page...*

Atom-1	Atom-2	Interatomic distance (Å)	Clash overlap (Å)
1:U:55:ARG:CG	1:V:177:GLY:HA2	2.42	0.47
1:X:210:HIS:CE1	3:X:7521:AMP:H3'	2.47	0.47
1:A:465:TYR:CE1	1:G:315:THR:HB	2.49	0.47
1:A:504:ASN:HD21	1:A:352:LYS:HD2	1.79	0.47
1:D:58:GLN:N	1:D:58:GLN:OE1	2.47	0.47
1:D:68:LEU:HD23	1:D:92:HIS:CD2	2.49	0.47
1:E:298:ILE:HG12	1:E:356:LEU:HD22	1.95	0.47
1:G:106:ASN:ND2	1:G:109:ARG:HH11	2.11	0.47
1:G:68:LEU:HD23	1:G:92:HIS:CD2	2.49	0.47
1:H:120:ILE:HD11	1:H:383:LYS:CG	2.43	0.47
1:B:140:PHE:CE1	1:H:463:ALA:HA	2.49	0.47
1:H:68:LEU:HD23	1:H:92:HIS:CD2	2.49	0.47
1:I:120:ILE:HD11	1:I:383:LYS:CG	2.43	0.47
1:M:282:MET:CE	1:M:294:ALA:HA	2.44	0.47
1:M:347:ILE:HD12	1:N:64:ASP:HB2	1.96	0.47
1:O:282:MET:CE	1:O:294:ALA:HA	2.44	0.47
1:P:58:GLN:N	1:P:58:GLN:OE1	2.47	0.47
1:T:68:LEU:HD23	1:T:92:HIS:CD2	2.49	0.47
1:U:68:LEU:HD23	1:U:92:HIS:CD2	2.50	0.47
1:V:283:TYR:CG	1:V:351:PRO:HA	2.49	0.47
1:A:411:PRO:HG2	1:A:417:VAL:HG12	1.95	0.47
1:C:332:LEU:HA	1:C:342:CYS:SG	2.53	0.47
1:G:314:PRO:HG3	1:G:365:GLY:HA3	1.96	0.47
1:G:55:ARG:HD3	1:H:177:GLY:HA2	1.94	0.47
1:H:343:VAL:HA	1:H:357:GLU:O	2.14	0.47
1:J:312:THR:HG23	1:J:361:PRO:HG3	1.96	0.47
1:O:343:VAL:HA	1:O:357:GLU:O	2.14	0.47
1:P:206:LEU:HB2	1:Q:34:PRO:HG3	1.95	0.47
1:T:298:ILE:HG12	1:T:356:LEU:HD22	1.96	0.47
1:V:344:ARG:O	1:V:346:PRO:HD3	2.13	0.47
1:W:343:VAL:HA	1:W:357:GLU:O	2.14	0.47
1:A:416:ASP:O	1:A:420:ARG:HG2	2.13	0.47
1:D:466:TYR:CZ	1:J:254:THR:HB	2.49	0.47
1:F:296:HIS:CG	1:F:385:LYS:HA	2.48	0.47
1:M:177:GLY:HA2	1:N:53:SER:HB3	1.95	0.47
1:W:60:ILE:HG22	1:X:338:ASN:HD22	1.79	0.47
1:B:280:PRO:HG3	1:B:351:PRO:HB2	1.96	0.47
1:C:390:ALA:O	1:C:392:VAL:N	2.47	0.47
1:D:18:ASP:OD2	1:D:30:HIS:HD2	1.97	0.47
1:D:329:PRO:HG2	1:D:359:ARG:CB	2.43	0.47
1:G:280:PRO:HG3	1:G:351:PRO:HB2	1.96	0.47

*Continued on next page...*

*Continued from previous page...*

Atom-1	Atom-2	Interatomic distance (Å)	Clash overlap (Å)
1:H:283:TYR:CD1	1:H:284:ASP:N	2.82	0.47
1:K:283:TYR:HD1	1:K:284:ASP:N	2.12	0.47
1:K:466:TYR:HD2	1:K:467:ASP:OD1	1.96	0.47
1:L:440:GLU:HG3	5:L:3069:HOH:O	2.14	0.47
1:P:18:ASP:OD2	1:P:30:HIS:HD2	1.97	0.47
1:P:440:GLU:HG3	5:P:4121:HOH:O	2.13	0.47
1:Q:381:GLY:HA2	1:Q:386:ILE:HD12	1.95	0.47
1:R:463:ALA:O	1:S:175:HIS:NE2	2.47	0.47
1:T:95:PHE:HE1	1:U:337:ARG:HH22	1.62	0.47
1:U:56:GLY:O	1:U:57:PHE:CD1	2.65	0.47
1:W:283:TYR:HD1	1:W:284:ASP:N	2.12	0.47
1:X:440:GLU:HG3	5:X:6225:HOH:O	2.13	0.47
1:X:59:SER:C	1:X:63:SER:HB3	2.35	0.47
1:A:412:THR:HG22	5:A:7567:HOH:O	2.13	0.47
1:C:57:PHE:CE2	1:C:91:VAL:HG21	2.47	0.47
1:H:330:ILE:HB	1:H:410:THR:OG1	2.14	0.47
1:I:207:GLU:N	1:I:210:HIS:HD2	1.99	0.47
1:J:412:THR:HG22	5:J:2470:HOH:O	2.13	0.47
1:L:49:PHE:CG	1:L:50:ASP:N	2.82	0.47
1:M:312:THR:CG2	1:M:313:ASN:ND2	2.72	0.47
1:Q:330:ILE:HB	1:Q:410:THR:OG1	2.14	0.47
1:V:412:THR:HG22	5:V:5626:HOH:O	2.13	0.47
1:A:400:PRO:C	1:A:402:GLU:H	2.17	0.47
1:A:465:TYR:CZ	1:G:315:THR:HB	2.49	0.47
1:A:49:PHE:HB3	1:A:65:MET:SD	2.53	0.47
1:C:154:ILE:HG12	1:C:166:ALA:CB	2.41	0.47
1:D:18:ASP:OD2	1:D:30:HIS:HD2	1.97	0.47
1:E:329:PRO:HG2	1:E:359:ARG:HB3	1.94	0.47
1:E:363:SER:HB2	5:E:1240:HOH:O	2.14	0.47
1:F:283:TYR:CD1	1:F:289:GLY:O	2.67	0.47
1:F:65:MET:SD	1:F:67:LEU:HD11	2.54	0.47
1:G:121:ALA:HB1	1:G:275:TRP:O	2.14	0.47
1:J:283:TYR:CD1	1:J:289:GLY:O	2.67	0.47
1:K:65:MET:SD	1:K:67:LEU:HD11	2.54	0.47
1:L:154:ILE:HG12	1:L:166:ALA:CB	2.41	0.47
1:M:49:PHE:HB3	1:M:65:MET:SD	2.53	0.47
1:N:337:ARG:HH12	1:N:347:ILE:CD1	2.26	0.47
1:P:18:ASP:OD2	1:P:30:HIS:HD2	1.97	0.47
1:P:67:LEU:HB3	1:P:89:PHE:CD2	2.49	0.47
1:Q:329:PRO:HG2	1:Q:359:ARG:HB3	1.95	0.47
1:S:416:ASP:O	1:S:420:ARG:HG2	2.13	0.47

*Continued on next page...*

*Continued from previous page...*

Atom-1	Atom-2	Interatomic distance (Å)	Clash overlap (Å)
1:S:65:MET:SD	1:S:67:LEU:HD11	2.54	0.47
1:U:283:TYR:CD1	1:U:289:GLY:O	2.67	0.47
1:V:400:PRO:C	1:V:402:GLU:H	2.17	0.47
1:W:65:MET:SD	1:W:67:LEU:HD11	2.54	0.47
1:X:121:ALA:HB1	1:X:275:TRP:O	2.14	0.47
1:S:339:ARG:NH1	1:X:63:SER:HB2	2.28	0.47
1:F:54:ILE:H	1:F:54:ILE:CD1	2.25	0.47
1:I:314:PRO:HG3	1:I:365:GLY:HA3	1.96	0.47
1:J:303:HIS:CD2	1:J:386:ILE:HD13	2.49	0.47
1:K:323:VAL:O	1:K:330:ILE:HD13	2.13	0.47
1:K:53:SER:OG	1:L:178:GLY:HA2	2.14	0.47
1:L:14:VAL:HG21	1:L:85:LEU:HB2	1.96	0.47
1:M:1:THR:HG22	1:M:2:PRO:HD2	1.95	0.47
1:O:207:GLU:O	1:O:208:LYS:O	2.31	0.47
1:P:290:LEU:HD23	1:P:354:LYS:HD2	1.96	0.47
1:P:329:PRO:HB3	1:P:359:ARG:CB	2.44	0.47
1:Q:1:THR:HG22	1:Q:2:PRO:HD2	1.95	0.47
1:U:290:LEU:HD23	1:U:354:LYS:HD2	1.96	0.47
1:T:50:ASP:HB2	1:U:339:ARG:HH11	1.78	0.47
1:U:314:PRO:HG3	1:U:365:GLY:HA3	1.96	0.47
1:X:54:ILE:H	1:X:54:ILE:CD1	2.25	0.47
1:A:204:PHE:HE1	1:A:237:LEU:HD13	1.75	0.47
1:F:106:ASN:ND2	1:F:109:ARG:HH11	2.12	0.47
1:G:436:ASN:O	1:G:440:GLU:HG3	2.14	0.47
1:I:436:ASN:O	1:I:440:GLU:HG3	2.14	0.47
1:K:58:GLN:HA	1:K:62:GLU:HG2	1.96	0.47
1:L:397:TYR:C	1:L:399:LEU:H	2.16	0.47
1:M:204:PHE:HE1	1:M:237:LEU:HD13	1.74	0.47
1:X:436:ASN:O	1:X:440:GLU:HG3	2.14	0.47
1:A:379:LEU:HD23	1:A:382:ILE:HD12	1.96	0.47
1:B:338:ASN:HD22	1:B:396:LEU:HG	1.75	0.47
1:B:101:SER:HB2	1:B:437:ASP:OD2	2.13	0.47
1:C:338:ASN:HD22	1:C:396:LEU:HG	1.75	0.47
1:D:90:PHE:HB3	1:D:106:ASN:HD21	1.79	0.47
1:E:395:ASP:OD2	1:F:60:ILE:CG1	2.62	0.47
1:H:58:GLN:NE2	1:H:62:GLU:HB3	2.18	0.47
1:H:90:PHE:HB3	1:H:106:ASN:HD21	1.79	0.47
1:N:603:LYS:HB2	1:N:72:GLU:HA	1.96	0.47
1:R:298:ILE:HG12	1:R:356:LEU:HD22	1.95	0.47
1:S:395:ASP:OD2	1:X:60:ILE:HG12	2.14	0.47
1:D:40:LYS:HD2	1:D:40:LYS:H	1.79	0.47

*Continued on next page...*

*Continued from previous page...*

Atom-1	Atom-2	Interatomic distance (Å)	Clash overlap (Å)
1:E:102:ARG:HD3	1:E:437:ASP:OD1	2.14	0.47
1:E:400:PRO:C	1:E:402:GLU:H	2.18	0.47
1:F:331:ASN:HA	1:F:408:PRO:O	2.14	0.47
1:F:40:LYS:H	1:F:40:LYS:HD2	1.79	0.47
1:H:396:LEU:CD2	1:H:407:ILE:HG13	2.44	0.47
1:L:428:LEU:HB3	1:L:434:PHE:CB	2.43	0.47
1:N:396:LEU:CD2	1:N:407:ILE:HG13	2.44	0.47
1:P:40:LYS:HD2	1:P:40:LYS:H	1.79	0.47
1:Q:102:ARG:HD3	1:Q:437:ASP:OD1	2.14	0.47
1:R:396:LEU:CD2	1:R:407:ILE:HG13	2.44	0.47
1:R:40:LYS:HD2	1:R:40:LYS:H	1.79	0.47
1:U:346:PRO:HB2	1:U:355:ARG:NH1	2.28	0.47
1:V:55:ARG:NH2	1:W:176:LYS:HD2	2.30	0.47
1:A:282:MET:CE	1:A:294:ALA:HA	2.44	0.47
1:D:282:MET:CE	1:D:294:ALA:HA	2.44	0.47
1:F:106:ASN:ND2	1:F:109:ARG:HH11	2.11	0.47
1:F:68:LEU:HD23	1:F:92:HIS:CD2	2.49	0.47
1:K:58:GLN:N	1:K:58:GLN:OE1	2.47	0.47
1:M:337:ARG:HD2	1:N:63:SER:HB3	1.95	0.47
1:M:58:GLN:HE21	1:M:65:MET:HB3	1.76	0.47
1:N:106:ASN:ND2	1:N:109:ARG:HH11	2.11	0.47
1:P:282:MET:CE	1:P:294:ALA:HA	2.44	0.47
1:P:120:ILE:HD11	1:P:383:LYS:CG	2.43	0.47
1:P:68:LEU:HD23	1:P:92:HIS:CD2	2.50	0.47
1:Q:298:ILE:HG12	1:Q:356:LEU:HD22	1.95	0.47
1:R:106:ASN:ND2	1:R:109:ARG:HH11	2.11	0.47
1:R:68:LEU:HD23	1:R:92:HIS:CD2	2.49	0.47
1:S:68:LEU:HD23	1:S:92:HIS:CD2	2.49	0.47
1:U:298:ILE:HG12	1:U:356:LEU:HD22	1.95	0.47
1:U:120:ILE:HD11	1:U:383:LYS:CG	2.43	0.47
1:W:58:GLN:N	1:W:58:GLN:OE1	2.47	0.47
1:A:298:ILE:HG12	1:A:356:LEU:HD22	1.96	0.47
1:A:343:VAL:HA	1:A:357:GLU:O	2.14	0.47
1:B:343:VAL:HA	1:B:357:GLU:O	2.14	0.47
1:H:298:ILE:HG12	1:H:356:LEU:HD22	1.96	0.47
1:H:54:ILE:HG13	1:H:55:ARG:N	2.26	0.47
1:J:451:GLU:HB3	1:J:452:PRO:HD3	1.94	0.47
1:K:343:VAL:HA	1:K:357:GLU:O	2.14	0.47
1:K:312:THR:HG23	1:K:361:PRO:HG3	1.96	0.47
1:M:411:PRO:HG2	1:M:417:VAL:HG12	1.95	0.47
1:N:204:PHE:HE1	1:N:237:LEU:HD13	1.77	0.47

*Continued on next page...*

*Continued from previous page...*

Atom-1	Atom-2	Interatomic distance (Å)	Clash overlap (Å)
1:N:343:VAL:HA	1:N:357:GLU:O	2.14	0.47
1:O:55:ARG:HH11	1:O:55:ARG:CG	2.20	0.47
1:S:343:VAL:HA	1:S:357:GLU:O	2.14	0.47
1:V:60:ILE:HG22	1:W:339:ARG:HD3	1.95	0.47
1:A:60:ILE:HD12	1:F:396:LEU:N	2.28	0.47
5:A:7596:HOH:O	1:B:240:TYR:HA	2.14	0.47
1:B:33:ILE:CD1	1:B:38:PHE:HB2	2.33	0.47
1:D:416:ASP:O	1:D:420:ARG:HG2	2.14	0.47
1:F:18:ASP:OD2	1:F:30:HIS:HD2	1.97	0.47
1:K:106:ASN:ND2	1:K:109:ARG:HH11	2.11	0.47
1:E:413:GLN:OE1	1:K:454:ASN:OD1	2.32	0.47
1:R:18:ASP:OD2	1:R:30:HIS:HD2	1.97	0.47
1:R:296:HIS:CG	1:R:385:LYS:HA	2.48	0.47
1:C:283:TYR:CD1	1:C:284:ASP:N	2.82	0.47
1:E:283:TYR:HD1	1:E:284:ASP:N	2.12	0.47
1:E:280:PRO:HG3	1:E:351:PRO:HB2	1.96	0.47
1:H:280:PRO:HG3	1:H:351:PRO:HB2	1.96	0.47
1:H:59:SER:C	1:H:63:SER:HB3	2.35	0.47
1:K:283:TYR:CD1	1:K:284:ASP:N	2.82	0.47
1:K:390:ALA:O	1:K:392:VAL:N	2.47	0.47
1:K:53:SER:OG	1:L:178:GLY:HA2	2.14	0.47
1:L:283:TYR:CD1	1:L:284:ASP:N	2.82	0.47
1:L:59:SER:C	1:L:63:SER:HB3	2.35	0.47
1:N:283:TYR:CD1	1:N:284:ASP:N	2.82	0.47
1:O:283:TYR:CD1	1:O:284:ASP:N	2.82	0.47
1:P:329:PRO:HG2	1:P:359:ARG:CB	2.43	0.47
1:Q:280:PRO:HG3	1:Q:351:PRO:HB2	1.96	0.47
1:P:337:ARG:HG2	1:Q:64:ASP:OD1	2.14	0.47
1:S:280:PRO:HG3	1:S:351:PRO:HB2	1.96	0.47
1:T:283:TYR:CD1	1:T:284:ASP:N	2.82	0.47
1:T:43:PHE:HE2	1:T:71:PRO:HD3	1.77	0.47
1:T:466:TYR:HD2	1:T:467:ASP:OD1	1.96	0.47
1:W:466:TYR:HD2	1:W:467:ASP:OD1	1.96	0.47
1:C:207:GLU:HB3	1:C:208:LYS:H	1.42	0.47
1:H:412:THR:HG22	5:H:7602:HOH:O	2.13	0.47
1:J:70:ASP:OD2	1:J:230:HIS:HE1	1.97	0.47
1:M:339:ARG:HD2	1:N:60:ILE:HG22	1.96	0.47
1:N:207:GLU:HB3	1:N:208:LYS:H	1.42	0.47
1:N:49:PHE:CG	1:N:50:ASP:N	2.82	0.47
1:P:1:THR:HG22	1:P:2:PRO:HD2	1.96	0.47
1:Q:70:ASP:OD2	1:Q:230:HIS:HE1	1.97	0.47

*Continued on next page...*

*Continued from previous page...*

Atom-1	Atom-2	Interatomic distance (Å)	Clash overlap (Å)
1:R:60:ILE:HA	1:R:63:SER:HA	1.96	0.47
1:S:412:THR:HG22	5:S:4837:HOH:O	2.13	0.47
1:S:321:ARG:NE	4:S:7512:CIT:H42	2.18	0.47
1:T:67:LEU:HB3	1:T:89:PHE:CD2	2.48	0.47
1:U:207:GLU:N	1:U:210:HIS:HD2	1.99	0.47
1:C:337:ARG:HH22	1:C:347:ILE:CG1	2.25	0.47
1:C:416:ASP:O	1:C:420:ARG:HG2	2.13	0.47
1:D:174:ARG:HD2	5:D:950:HOH:O	2.12	0.47
1:D:65:MET:SD	1:D:67:LEU:HD11	2.54	0.47
1:E:400:PRO:C	1:E:402:GLU:H	2.17	0.47
1:E:49:PHE:HB3	1:E:65:MET:SD	2.53	0.47
1:F:363:SER:HB2	5:F:7666:HOH:O	2.14	0.47
1:G:283:TYR:CD1	1:G:289:GLY:O	2.67	0.47
1:G:411:PRO:HB3	1:G:416:ASP:HB3	1.96	0.47
1:G:307:SER:HB3	1:G:424:ASP:HB3	1.95	0.47
1:J:400:PRO:C	1:J:402:GLU:H	2.17	0.47
1:F:463:ALA:HA	1:L:140:PHE:CE1	2.48	0.47
1:M:283:TYR:CD1	1:M:289:GLY:O	2.67	0.47
1:M:400:PRO:C	1:M:402:GLU:H	2.17	0.47
1:O:121:ALA:HB1	1:O:275:TRP:O	2.14	0.47
1:O:337:ARG:HH22	1:O:347:ILE:CG1	2.25	0.47
1:Q:208:LYS:O	1:Q:210:HIS:N	2.43	0.47
1:R:323:VAL:HG21	1:X:455:ILE:HG22	1.96	0.47
1:R:363:SER:HB2	5:R:4659:HOH:O	2.14	0.47
1:R:400:PRO:C	1:R:402:GLU:H	2.17	0.47
1:R:65:MET:SD	1:R:67:LEU:HD11	2.54	0.47
1:O:456:ARG:O	1:U:458:HIS:HE1	1.96	0.47
1:U:54:ILE:HG23	1:U:55:ARG:H	1.79	0.47
1:V:283:TYR:CD1	1:V:289:GLY:O	2.67	0.47
1:W:49:PHE:HB3	1:W:65:MET:SD	2.53	0.47
1:W:67:LEU:HB3	1:W:89:PHE:CD2	2.49	0.47
1:A:1:THR:HG22	1:A:2:PRO:HD2	1.95	0.47
1:C:55:ARG:HH12	1:C:448:GLU:HB2	1.80	0.47
1:D:272:GLN:HB2	1:D:356:LEU:HD11	1.96	0.47
1:D:314:PRO:HG3	1:D:365:GLY:HA3	1.96	0.47
1:D:8:LEU:O	1:D:12:GLU:HG2	2.14	0.47
1:F:290:LEU:HD23	1:F:354:LYS:HD2	1.96	0.47
1:G:314:PRO:HG3	1:G:365:GLY:HA3	1.96	0.47
1:G:58:GLN:HE21	1:G:62:GLU:HB3	1.79	0.47
1:H:290:LEU:HD23	1:H:354:LYS:HD2	1.96	0.47
1:I:323:VAL:O	1:I:330:ILE:HD13	2.13	0.47

*Continued on next page...*

*Continued from previous page...*

Atom-1	Atom-2	Interatomic distance (Å)	Clash overlap (Å)
1:K:1:THR:HG22	1:K:2:PRO:HD2	1.95	0.47
1:L:294:ALA:O	1:L:298:ILE:HG13	2.13	0.47
1:M:8:LEU:O	1:M:12:GLU:HG2	2.14	0.47
1:M:50:ASP:CB	1:R:339:ARG:HH11	2.27	0.47
1:N:272:GLN:HB2	1:N:356:LEU:HD11	1.97	0.47
1:T:290:LEU:HD23	1:T:354:LYS:HD2	1.96	0.47
1:V:290:LEU:HD23	1:V:354:LYS:HD2	1.96	0.47
1:V:303:HIS:CD2	1:V:386:ILE:HD13	2.49	0.47
1:W:329:PRO:HB3	1:W:359:ARG:CB	2.44	0.47
1:B:603:LYS:HD3	1:B:4:ASP:HB3	1.97	0.47
1:C:436:ASN:O	1:C:440:GLU:HG3	2.14	0.47
1:G:49:PHE:HE2	1:H:211:HIS:CE1	2.32	0.47
1:H:397:TYR:C	1:H:399:LEU:H	2.16	0.47
1:N:177:GLY:CA	1:O:54:ILE:O	2.63	0.47
1:S:421:LEU:O	1:S:425:HIS:HB3	2.13	0.47
1:S:49:PHE:HE1	1:T:180:PHE:HE2	1.63	0.47
1:U:53:SER:OG	1:V:179:TYR:N	2.46	0.47
1:W:58:GLN:HA	1:W:62:GLU:HG2	1.96	0.47
1:D:101:SER:HB2	1:D:437:ASP:OD2	2.13	0.47
1:D:379:LEU:HD23	1:D:382:ILE:HD12	1.96	0.47
1:E:271:HIS:HB3	1:E:355:ARG:HD2	1.96	0.47
1:G:204:PHE:HE1	1:G:237:LEU:HD13	1.78	0.47
1:G:298:ILE:HG12	1:G:356:LEU:HD22	1.95	0.47
1:I:355:ARG:HG3	1:I:355:ARG:NH2	2.28	0.47
1:N:204:PHE:HE1	1:N:237:LEU:HD13	1.78	0.47
1:O:603:LYS:HB2	1:O:72:GLU:HA	1.96	0.47
1:P:379:LEU:HD23	1:P:382:ILE:HD12	1.96	0.47
1:P:101:SER:HB2	1:P:437:ASP:OD2	2.13	0.47
1:P:90:PHE:HB3	1:P:106:ASN:HD21	1.79	0.47
1:Q:355:ARG:HG3	1:Q:355:ARG:HH21	1.77	0.47
1:T:90:PHE:HB3	1:T:106:ASN:HD21	1.79	0.47
1:T:271:HIS:HB3	1:T:355:ARG:HD2	1.96	0.47
1:U:379:LEU:HD23	1:U:382:ILE:HD12	1.96	0.47
1:U:90:PHE:HB3	1:U:106:ASN:HD21	1.79	0.47
1:W:355:ARG:NH2	1:W:355:ARG:HG3	2.28	0.47
1:W:603:LYS:HB2	1:W:72:GLU:HA	1.96	0.47
1:X:204:PHE:HE1	1:X:237:LEU:HD13	1.77	0.47
1:A:91:VAL:HB	1:A:103:ASP:HB2	1.96	0.47
1:A:60:ILE:HG22	1:F:339:ARG:HD3	1.95	0.47
1:D:309:LEU:HA	1:D:312:THR:CG2	2.34	0.47
1:D:339:ARG:NH2	1:D:344:ARG:HD2	2.29	0.47

*Continued on next page...*



*Continued from previous page...*

Atom-1	Atom-2	Interatomic distance (Å)	Clash overlap (Å)
1:E:106:ASN:ND2	1:E:109:ARG:HH11	2.13	0.47
1:D:339:ARG:HH22	1:E:63:SER:HB2	1.79	0.47
1:E:91:VAL:HB	1:E:103:ASP:HB2	1.96	0.47
1:G:346:PRO:HB2	1:G:355:ARG:NH1	2.28	0.47
1:G:396:LEU:CD2	1:G:407:ILE:HG13	2.44	0.47
1:H:102:ARG:HD3	1:H:437:ASP:OD1	2.14	0.47
1:H:65:MET:HE2	1:H:67:LEU:HD11	1.96	0.47
1:I:346:PRO:HB2	1:I:355:ARG:NH1	2.28	0.47
1:J:207:GLU:N	1:J:210:HIS:HD2	2.03	0.47
1:K:339:ARG:NH2	1:K:344:ARG:HD2	2.29	0.47
1:L:210:HIS:CE1	3:L:7497:AMP:H3'	2.47	0.47
1:M:331:ASN:HA	1:M:408:PRO:O	2.14	0.47
1:M:91:VAL:HB	1:M:103:ASP:HB2	1.96	0.47
1:N:339:ARG:NH2	1:N:344:ARG:HD2	2.29	0.47
1:P:339:ARG:NH2	1:P:344:ARG:HD2	2.29	0.47
1:Q:106:ASN:ND2	1:Q:109:ARG:HH11	2.13	0.47
1:R:331:ASN:HA	1:R:408:PRO:O	2.14	0.47
1:S:339:ARG:NH2	1:S:344:ARG:HD2	2.29	0.47
1:V:91:VAL:HB	1:V:103:ASP:HB2	1.96	0.47
1:W:339:ARG:NH2	1:W:344:ARG:HD2	2.29	0.47
1:D:298:ILE:HG12	1:D:356:LEU:HD22	1.95	0.47
1:F:298:ILE:HG12	1:F:356:LEU:HD22	1.95	0.47
1:G:58:GLN:HE21	1:G:65:MET:HB3	1.76	0.47
1:I:298:ILE:HG12	1:I:356:LEU:HD22	1.95	0.47
1:I:58:GLN:N	1:I:58:GLN:OE1	2.47	0.47
1:J:68:LEU:HD23	1:J:92:HIS:CD2	2.49	0.47
1:K:120:ILE:HD11	1:K:383:LYS:CG	2.43	0.47
1:L:106:ASN:ND2	1:L:109:ARG:HH11	2.11	0.47
1:N:58:GLN:HE21	1:N:65:MET:HB3	1.76	0.47
1:R:298:ILE:HG12	1:R:356:LEU:HD22	1.96	0.47
1:U:58:GLN:N	1:U:58:GLN:OE1	2.47	0.47
1:V:68:LEU:HD23	1:V:92:HIS:CD2	2.49	0.47
1:X:504:ASN:HD21	1:X:352:LYS:HD2	1.79	0.47
1:C:458:HIS:HE1	1:I:456:ARG:O	1.96	0.47
1:M:343:VAL:HA	1:M:357:GLU:O	2.14	0.47
1:O:312:THR:HG23	1:O:361:PRO:HG3	1.96	0.47
1:S:314:PRO:HG3	1:S:365:GLY:HA3	1.97	0.47
1:U:332:LEU:HA	1:U:342:CYS:SG	2.53	0.47
1:V:204:PHE:HE1	1:V:237:LEU:HD13	1.77	0.47
1:V:312:THR:HG23	1:V:361:PRO:HG3	1.97	0.47
1:X:343:VAL:HA	1:X:357:GLU:O	2.14	0.47

*Continued on next page...*

*Continued from previous page...*

Atom-1	Atom-2	Interatomic distance (Å)	Clash overlap (Å)
1:B:416:ASP:O	1:B:420:ARG:HG2	2.14	0.47
1:C:467:ASP:OD2	1:J:175:HIS:HE1	1.96	0.47
1:W:106:ASN:ND2	1:W:109:ARG:HH11	2.11	0.47
1:R:456:ARG:O	1:X:458:HIS:HE1	1.95	0.47
1:D:390:ALA:O	1:D:392:VAL:N	2.47	0.47
1:F:440:GLU:HG3	5:F:7657:HOH:O	2.14	0.47
1:G:283:TYR:CD1	1:G:284:ASP:N	2.82	0.47
1:G:95:PHE:HE2	1:H:347:ILE:HG21	1.79	0.47
1:N:180:PHE:CE2	1:O:52:SER:HB2	2.49	0.47
1:S:18:ASP:OD2	1:S:30:HIS:HD2	1.97	0.47
1:T:59:SER:C	1:T:63:SER:HB3	2.35	0.47
1:V:283:TYR:CD1	1:V:284:ASP:N	2.82	0.47
1:W:283:TYR:CD1	1:W:284:ASP:N	2.82	0.47
1:X:283:TYR:CD1	1:X:284:ASP:N	2.82	0.47
1:S:337:ARG:HH22	1:X:95:PHE:HE1	1.63	0.47
1:F:1:THR:HG22	1:F:2:PRO:HD2	1.96	0.47
1:F:60:ILE:HA	1:F:63:SER:HA	1.97	0.47
1:H:321:ARG:NE	4:H:7490:CIT:H42	2.18	0.47
1:J:49:PHE:CG	1:J:50:ASP:N	2.82	0.47
1:K:137:SER:HB3	1:L:502:PRO:HB2	1.96	0.47
1:R:1:THR:HG22	1:R:2:PRO:HD2	1.96	0.47
1:V:70:ASP:OD2	1:V:230:HIS:HE1	1.97	0.47
1:Q:456:ARG:O	1:W:458:HIS:HE1	1.97	0.47
1:A:283:TYR:CD1	1:A:289:GLY:O	2.67	0.47
1:C:121:ALA:HB1	1:C:275:TRP:O	2.14	0.47
1:C:400:PRO:C	1:C:402:GLU:H	2.17	0.47
1:C:54:ILE:HG23	1:C:55:ARG:H	1.79	0.47
1:D:67:LEU:HB3	1:D:89:PHE:CD2	2.49	0.47
1:E:121:ALA:HB1	1:E:275:TRP:O	2.14	0.47
1:F:400:PRO:C	1:F:402:GLU:H	2.17	0.47
1:G:67:LEU:HB3	1:G:89:PHE:CD2	2.49	0.47
1:H:154:ILE:HG12	1:H:166:ALA:CB	2.41	0.47
1:H:206:LEU:HD13	1:H:210:HIS:HB3	1.97	0.47
1:H:411:PRO:HB3	1:H:416:ASP:HB3	1.96	0.47
1:I:80:ARG:HD3	1:J:193:ASP:OD2	2.14	0.47
1:J:283:TYR:HB2	1:J:351:PRO:HA	1.96	0.47
1:K:307:SER:HB3	1:K:424:ASP:HB3	1.95	0.47
1:M:140:PHE:CE1	1:S:463:ALA:HA	2.49	0.47
1:M:65:MET:SD	1:M:67:LEU:HD11	2.54	0.47
1:O:400:PRO:C	1:O:402:GLU:H	2.17	0.47
1:P:174:ARG:HD2	5:P:4106:HOH:O	2.12	0.47

*Continued on next page...*

*Continued from previous page...*

Atom-1	Atom-2	Interatomic distance (Å)	Clash overlap (Å)
1:P:49:PHE:HB3	1:P:65:MET:SD	2.53	0.47
1:P:65:MET:SD	1:P:67:LEU:HD11	2.54	0.47
1:Q:400:PRO:C	1:Q:402:GLU:H	2.17	0.47
1:Q:49:PHE:HB3	1:Q:65:MET:SD	2.53	0.47
1:S:67:LEU:HB3	1:S:89:PHE:CD2	2.49	0.47
1:U:67:LEU:HB3	1:U:89:PHE:CD2	2.49	0.47
1:V:121:ALA:HB1	1:V:275:TRP:O	2.14	0.47
1:V:283:TYR:HB2	1:V:351:PRO:HA	1.96	0.47
1:W:400:PRO:C	1:W:402:GLU:H	2.17	0.47
1:W:63:SER:HB2	1:X:339:ARG:NH1	2.28	0.47
1:A:8:LEU:O	1:A:12:GLU:HG2	2.14	0.47
1:B:272:GLN:HB2	1:B:356:LEU:HD11	1.96	0.47
1:B:54:ILE:H	1:B:54:ILE:CD1	2.25	0.47
1:B:61:HIS:CG	1:B:62:GLU:N	2.77	0.47
1:I:55:ARG:HH12	1:I:448:GLU:HB2	1.80	0.47
1:K:14:VAL:HG21	1:K:85:LEU:HB2	1.96	0.47
1:O:55:ARG:HH12	1:O:448:GLU:HB2	1.80	0.47
1:O:458:HIS:HE1	1:U:456:ARG:O	1.97	0.47
1:P:8:LEU:O	1:P:12:GLU:HG2	2.14	0.47
1:S:303:HIS:CD2	1:S:386:ILE:HD13	2.49	0.47
1:W:323:VAL:O	1:W:330:ILE:HD13	2.13	0.47
1:X:294:ALA:O	1:X:298:ILE:HG13	2.13	0.47
1:B:57:PHE:N	1:B:57:PHE:CD1	2.82	0.47
1:F:274:LEU:HB2	1:F:282:MET:HE3	1.97	0.47
1:F:467:ASP:OD2	1:G:175:HIS:HE1	1.97	0.47
1:H:58:GLN:HA	1:H:62:GLU:HG2	1.96	0.47
1:J:328:ALA:HA	1:J:329:PRO:HD3	1.80	0.47
1:K:603:LYS:HD3	1:K:4:ASP:HB3	1.97	0.47
1:N:57:PHE:CD1	1:N:57:PHE:N	2.82	0.47
1:R:106:ASN:ND2	1:R:109:ARG:HH11	2.12	0.47
1:S:436:ASN:O	1:S:440:GLU:HG3	2.14	0.47
1:T:436:ASN:O	1:T:440:GLU:HG3	2.14	0.47
1:U:58:GLN:HA	1:U:62:GLU:HG2	1.96	0.47
1:V:328:ALA:HA	1:V:329:PRO:HD3	1.80	0.47
1:B:603:LYS:HB2	1:B:72:GLU:HA	1.96	0.47
1:C:603:LYS:HB2	1:C:72:GLU:HA	1.96	0.47
1:D:603:LYS:HB2	1:D:72:GLU:HA	1.96	0.47
1:G:271:HIS:HB3	1:G:355:ARG:HD2	1.96	0.47
1:A:456:ARG:O	1:G:458:HIS:HE1	1.97	0.47
1:H:323:VAL:HG22	1:H:324:PRO:CD	2.44	0.47
1:I:379:LEU:HD23	1:I:382:ILE:HD12	1.96	0.47

*Continued on next page...*

*Continued from previous page...*

Atom-1	Atom-2	Interatomic distance (Å)	Clash overlap (Å)
1:K:90:PHE:HB3	1:K:106:ASN:HD21	1.79	0.47
1:K:467:ASP:HB2	5:K:868:HOH:O	2.15	0.47
1:G:339:ARG:NH2	1:L:64:ASP:OD1	2.47	0.47
1:N:338:ASN:HD22	1:N:396:LEU:HG	1.75	0.47
1:O:338:ASN:HD22	1:O:396:LEU:HG	1.75	0.47
1:P:603:LYS:HB2	1:P:72:GLU:HA	1.96	0.47
1:Q:271:HIS:HB3	1:Q:355:ARG:HD2	1.96	0.47
1:B:102:ARG:HD3	1:B:437:ASP:OD1	2.14	0.47
1:B:91:VAL:HB	1:B:103:ASP:HB2	1.96	0.47
1:C:309:LEU:HA	1:C:312:THR:CG2	2.34	0.47
1:D:106:ASN:ND2	1:D:109:ARG:HH11	2.13	0.47
1:D:400:PRO:C	1:D:402:GLU:H	2.18	0.47
1:F:309:LEU:HA	1:F:312:THR:CG2	2.34	0.47
1:F:400:PRO:C	1:F:402:GLU:H	2.18	0.47
1:H:106:ASN:ND2	1:H:109:ARG:HH11	2.13	0.47
1:J:106:ASN:ND2	1:J:109:ARG:HH11	2.13	0.47
1:L:339:ARG:NH2	1:L:344:ARG:HD2	2.29	0.47
1:M:63:SER:HB2	1:R:339:ARG:NH2	2.29	0.47
1:O:106:ASN:ND2	1:O:109:ARG:HH11	2.13	0.47
1:P:400:PRO:C	1:P:402:GLU:H	2.18	0.47
1:R:339:ARG:NH2	1:R:344:ARG:HD2	2.29	0.47
1:T:102:ARG:HD3	1:T:437:ASP:OD1	2.14	0.47
1:T:106:ASN:ND2	1:T:109:ARG:HH11	2.13	0.47
1:U:102:ARG:HD3	1:U:437:ASP:OD1	2.14	0.47
1:U:428:LEU:HB3	1:U:434:PHE:CB	2.43	0.47
1:V:106:ASN:ND2	1:V:109:ARG:HH11	2.13	0.47
1:V:207:GLU:N	1:V:210:HIS:HD2	2.03	0.47
1:V:309:LEU:HA	1:V:312:THR:CG2	2.34	0.47
1:V:210:HIS:CE1	3:V:7517:AMP:H3'	2.47	0.47
1:X:339:ARG:NH2	1:X:344:ARG:HD2	2.29	0.47
1:A:58:GLN:HE21	1:A:65:MET:HB3	1.76	0.47
1:D:58:GLN:HE21	1:D:65:MET:HB3	1.76	0.47
1:F:504:ASN:HD21	1:F:352:LYS:HD2	1.79	0.47
1:G:321:ARG:NE	4:G:7488:CIT:H42	2.19	0.47
1:I:504:ASN:HD21	1:I:352:LYS:HD2	1.78	0.47
1:P:337:ARG:HH21	1:Q:63:SER:CB	2.26	0.47
1:P:298:ILE:HG12	1:P:356:LEU:HD22	1.95	0.47
1:P:58:GLN:HE21	1:P:65:MET:HB3	1.76	0.47
1:R:504:ASN:HD21	1:R:352:LYS:HD2	1.79	0.47
1:S:283:TYR:CG	1:S:351:PRO:HA	2.50	0.47
1:S:58:GLN:HE21	1:S:65:MET:HB3	1.76	0.47

*Continued on next page...*

*Continued from previous page...*

Atom-1	Atom-2	Interatomic distance (Å)	Clash overlap (Å)
1:T:321:ARG:NE	4:T:7514:CIT:H42	2.19	0.47
1:U:504:ASN:HD21	1:U:352:LYS:HD2	1.79	0.47
1:S:337:ARG:NH1	1:X:61:HIS:O	2.45	0.47
1:C:312:THR:HG23	1:C:361:PRO:HG3	1.96	0.47
1:D:206:LEU:HB2	1:E:34:PRO:HG3	1.95	0.47
1:E:298:ILE:HG12	1:E:356:LEU:HD22	1.96	0.47
1:I:343:VAL:HA	1:I:357:GLU:O	2.14	0.47
1:I:321:ARG:NE	4:I:7492:CIT:H42	2.17	0.47
1:L:343:VAL:HA	1:L:357:GLU:O	2.14	0.47
1:O:451:GLU:HB3	1:O:452:PRO:HD3	1.95	0.47
1:T:343:VAL:HA	1:T:357:GLU:O	2.14	0.47
1:V:451:GLU:HB3	1:V:452:PRO:HD3	1.94	0.47
1:W:312:THR:HG23	1:W:361:PRO:HG3	1.97	0.47
1:B:274:LEU:HB2	1:B:282:MET:HE1	1.96	0.47
1:C:395:ASP:HA	1:D:60:ILE:HB	1.97	0.47
1:D:18:ASP:OD2	1:D:30:HIS:HD2	1.97	0.47
1:G:18:ASP:OD2	1:G:30:HIS:HD2	1.97	0.47
1:H:154:ILE:HG23	1:H:165:GLU:OE2	2.15	0.47
1:J:33:ILE:CG2	1:K:211:HIS:CD2	2.94	0.47
1:P:154:ILE:HG23	1:P:165:GLU:OE2	2.15	0.47
1:P:207:GLU:O	1:Q:37:ALA:HB1	2.14	0.47
1:T:154:ILE:HG23	1:T:165:GLU:OE2	2.15	0.47
1:T:400:PRO:HA	1:T:401:PRO:HD3	1.78	0.47
1:Q:456:ARG:O	1:W:458:HIS:HE1	1.97	0.47
1:B:283:TYR:CD1	1:B:284:ASP:N	2.82	0.47
1:F:283:TYR:CD1	1:F:284:ASP:N	2.82	0.47
1:F:59:SER:C	1:F:63:SER:HB3	2.35	0.47
1:I:280:PRO:HG3	1:I:351:PRO:HB2	1.96	0.47
1:J:283:TYR:CD1	1:J:284:ASP:N	2.82	0.47
1:L:18:ASP:OD2	1:L:30:HIS:HD2	1.97	0.47
1:G:212:GLU:HB3	1:L:32:THR:HB	1.96	0.47
1:L:466:TYR:HD2	1:L:467:ASP:OD1	1.96	0.47
1:O:390:ALA:O	1:O:392:VAL:N	2.47	0.47
1:P:390:ALA:O	1:P:392:VAL:N	2.47	0.47
1:Q:283:TYR:HD1	1:Q:284:ASP:N	2.12	0.47
1:R:440:GLU:HG3	5:R:4647:HOH:O	2.14	0.47
1:S:283:TYR:HD1	1:S:284:ASP:N	2.12	0.47
5:N:3571:HOH:O	1:T:323:VAL:HG23	2.13	0.47
1:U:18:ASP:OD2	1:U:30:HIS:HD2	1.97	0.47
1:U:280:PRO:HG3	1:U:351:PRO:HB2	1.96	0.47
1:X:18:ASP:OD2	1:X:30:HIS:HD2	1.97	0.47

*Continued on next page...*

*Continued from previous page...*

Atom-1	Atom-2	Interatomic distance (Å)	Clash overlap (Å)
1:X:466:TYR:HD2	1:X:467:ASP:OD1	1.96	0.47
1:B:80:ARG:HD2	1:B:84:THR:OG1	2.14	0.47
1:B:502:PRO:HB2	1:C:137:SER:HB3	1.96	0.47
1:C:180:PHE:HZ	1:D:52:SER:HB2	1.79	0.47
1:E:70:ASP:OD2	1:E:230:HIS:HE1	1.97	0.47
1:G:60:ILE:HA	1:G:63:SER:HA	1.97	0.47
1:G:56:GLY:CA	1:H:177:GLY:C	2.81	0.47
1:I:1:THR:HG22	1:I:2:PRO:HD2	1.96	0.47
1:M:412:THR:HG22	5:M:3259:HOH:O	2.13	0.47
1:N:80:ARG:HD2	1:N:84:THR:OG1	2.14	0.47
1:O:57:PHE:CE2	1:O:91:VAL:HG21	2.47	0.47
1:Q:306:PRO:HA	1:Q:411:PRO:HG2	1.95	0.47
1:S:1:THR:HG22	1:S:2:PRO:HD2	1.96	0.47
1:T:306:PRO:HA	1:T:411:PRO:HG2	1.95	0.47
1:T:49:PHE:CG	1:T:50:ASP:N	2.82	0.47
1:O:456:ARG:O	1:U:458:HIS:HE1	1.96	0.47
1:U:56:GLY:CA	1:V:177:GLY:C	2.79	0.47
1:V:49:PHE:CG	1:V:50:ASP:N	2.82	0.47
1:W:330:ILE:HB	1:W:410:THR:OG1	2.13	0.47
1:E:208:LYS:O	1:E:210:HIS:N	2.43	0.47
1:A:456:ARG:O	1:G:458:HIS:HE1	1.97	0.47
1:H:121:ALA:HB1	1:H:275:TRP:O	2.14	0.47
1:I:67:LEU:HB3	1:I:89:PHE:CD2	2.49	0.47
1:J:121:ALA:HB1	1:J:275:TRP:O	2.14	0.47
1:J:363:SER:HB2	5:J:2555:HOH:O	2.14	0.47
1:J:65:MET:SD	1:J:67:LEU:HD11	2.54	0.47
1:K:400:PRO:C	1:K:402:GLU:H	2.17	0.47
1:L:18:ASP:OD2	1:L:30:HIS:HD2	1.97	0.47
1:L:206:LEU:HD13	1:L:210:HIS:HB3	1.97	0.47
1:M:61:HIS:HA	1:R:337:ARG:NE	2.29	0.47
1:P:154:ILE:HG12	1:P:166:ALA:CB	2.41	0.47
1:T:206:LEU:HD13	1:T:210:HIS:HB3	1.97	0.47
1:T:283:TYR:HB2	1:T:351:PRO:HA	1.96	0.47
1:T:400:PRO:C	1:T:402:GLU:H	2.17	0.47
1:T:411:PRO:HB3	1:T:416:ASP:HB3	1.96	0.47
1:V:363:SER:HB2	5:V:5711:HOH:O	2.14	0.47
1:V:67:LEU:HB3	1:V:89:PHE:CD2	2.49	0.47
1:X:206:LEU:HD13	1:X:210:HIS:HB3	1.97	0.47
1:D:344:ARG:NH2	1:D:344:ARG:HG2	2.30	0.47
1:D:290:LEU:HD23	1:D:354:LYS:HD2	1.96	0.47
1:F:303:HIS:CD2	1:F:386:ILE:HD13	2.49	0.47

*Continued on next page...*

*Continued from previous page...*

Atom-1	Atom-2	Interatomic distance (Å)	Clash overlap (Å)
1:G:303:HIS:CD2	1:G:386:ILE:HD13	2.49	0.47
1:J:8:LEU:O	1:J:12:GLU:HG2	2.14	0.47
1:J:290:LEU:HD23	1:J:354:LYS:HD2	1.96	0.47
1:J:329:PRO:HB3	1:J:359:ARG:CB	2.44	0.47
1:K:329:PRO:HB3	1:K:359:ARG:CB	2.44	0.47
1:L:211:HIS:H	1:L:222:ASN:ND2	2.10	0.47
1:L:54:ILE:H	1:L:54:ILE:CD1	2.25	0.47
1:N:178:GLY:HA2	1:O:53:SER:OG	2.14	0.47
1:N:54:ILE:CD1	1:N:54:ILE:H	2.25	0.47
1:P:272:GLN:HB2	1:P:356:LEU:HD11	1.97	0.47
1:Q:55:ARG:HH12	1:Q:448:GLU:HB2	1.80	0.47
1:R:303:HIS:CD2	1:R:386:ILE:HD13	2.49	0.47
1:S:61:HIS:CG	1:S:62:GLU:N	2.77	0.47
1:S:58:GLN:HE21	1:S:62:GLU:HB3	1.79	0.47
1:T:299:GLY:HA2	1:T:388:PRO:HB3	1.96	0.47
3:T:7513:AMP:N9	3:T:7513:AMP:H1'	2.08	0.47
1:U:55:ARG:HH12	1:U:448:GLU:HB2	1.80	0.47
1:V:8:LEU:O	1:V:12:GLU:HG2	2.14	0.47
1:V:329:PRO:HB3	1:V:359:ARG:CB	2.44	0.47
1:A:465:TYR:CE1	1:G:315:THR:HB	2.49	0.47
1:D:274:LEU:HB2	1:D:282:MET:HE3	1.97	0.47
1:E:204:PHE:HE1	1:E:237:LEU:HD13	1.75	0.47
1:G:421:LEU:O	1:G:425:HIS:HB3	2.13	0.47
1:N:603:LYS:HD3	1:N:4:ASP:HB3	1.97	0.47
1:O:458:HIS:HE1	1:U:456:ARG:O	1.97	0.47
1:R:274:LEU:HB2	1:R:282:MET:HE3	1.97	0.47
1:S:345:ILE:N	1:S:345:ILE:HD12	2.29	0.47
1:T:58:GLN:HA	1:T:62:GLU:HG2	1.96	0.47
3:T:7513:AMP:N9	3:T:7513:AMP:H1'	2.08	0.47
1:W:603:LYS:HD3	1:W:4:ASP:HB3	1.97	0.47
1:G:312:THR:CG2	1:G:313:ASN:ND2	2.73	0.47
1:H:54:ILE:HG22	1:I:177:GLY:H	1.79	0.47
1:I:101:SER:HB2	1:I:437:ASP:OD2	2.13	0.47
1:I:90:PHE:HB3	1:I:106:ASN:HD21	1.79	0.47
1:L:204:PHE:HE1	1:L:237:LEU:HD13	1.78	0.47
1:P:271:HIS:HB3	1:P:355:ARG:HD2	1.96	0.47
1:P:364:SER:HA	1:V:468:VAL:HB	1.97	0.47
1:S:101:SER:HB2	1:S:437:ASP:OD2	2.13	0.47
1:S:204:PHE:HE1	1:S:237:LEU:HD13	1.78	0.47
1:S:271:HIS:HB3	1:S:355:ARG:HD2	1.96	0.47
1:S:298:ILE:HG12	1:S:356:LEU:HD22	1.95	0.47

*Continued on next page...*

*Continued from previous page...*

Atom-1	Atom-2	Interatomic distance (Å)	Clash overlap (Å)
1:T:323:VAL:HG22	1:T:324:PRO:CD	2.44	0.47
3:T:7513:AMP:N9	3:T:7513:AMP:H1'	2.08	0.47
1:U:101:SER:HB2	1:U:437:ASP:OD2	2.13	0.47
1:W:90:PHE:HB3	1:W:106:ASN:HD21	1.79	0.47
1:X:379:LEU:HD23	1:X:382:ILE:HD12	1.96	0.47
1:A:331:ASN:HA	1:A:408:PRO:O	2.14	0.47
1:B:346:PRO:HB2	1:B:355:ARG:NH1	2.28	0.47
1:B:396:LEU:CD2	1:B:407:ILE:HG21	2.34	0.47
1:B:40:LYS:H	1:B:40:LYS:HD2	1.79	0.47
1:C:106:ASN:ND2	1:C:109:ARG:HH11	2.13	0.47
1:C:347:ILE:HG22	1:C:347:ILE:O	2.15	0.47
1:A:247:TRP:HZ3	1:F:171:TYR:HD1	1.61	0.47
1:I:102:ARG:HD3	1:I:437:ASP:OD1	2.14	0.47
1:I:106:ASN:ND2	1:I:109:ARG:HH11	2.13	0.47
1:I:396:LEU:CD2	1:I:407:ILE:HG13	2.44	0.47
1:I:331:ASN:HA	1:I:408:PRO:O	2.14	0.47
1:J:91:VAL:HB	1:J:103:ASP:HB2	1.96	0.47
1:J:210:HIS:CE1	3:J:7493:AMP:H3'	2.47	0.47
1:K:91:VAL:HB	1:K:103:ASP:HB2	1.96	0.47
1:K:106:ASN:ND2	1:K:109:ARG:HH11	2.13	0.47
1:O:339:ARG:NH1	1:P:63:SER:HB2	2.28	0.47
1:O:347:ILE:HG22	1:O:347:ILE:O	2.15	0.47
1:P:106:ASN:ND2	1:P:109:ARG:HH11	2.13	0.47
1:P:309:LEU:HA	1:P:312:THR:CG2	2.34	0.47
1:Q:91:VAL:HB	1:Q:103:ASP:HB2	1.96	0.47
1:Q:400:PRO:C	1:Q:402:GLU:H	2.18	0.47
1:P:177:GLY:H	1:Q:55:ARG:HG3	1.80	0.47
1:S:102:ARG:HD3	1:S:437:ASP:OD1	2.14	0.47
3:T:7513:AMP:N9	3:T:7513:AMP:H1'	2.08	0.47
1:V:396:LEU:CD2	1:V:407:ILE:HG13	2.44	0.47
1:V:428:LEU:HB3	1:V:434:PHE:CB	2.43	0.47
1:W:91:VAL:HB	1:W:103:ASP:HB2	1.96	0.47
1:A:465:TYR:CZ	1:G:315:THR:HB	2.50	0.47
1:B:504:ASN:HD21	1:B:352:LYS:HD2	1.79	0.47
1:C:283:TYR:CG	1:C:351:PRO:HA	2.49	0.47
1:G:283:TYR:CG	1:G:351:PRO:HA	2.50	0.47
1:I:282:MET:CE	1:I:294:ALA:HA	2.44	0.47
1:N:504:ASN:HD21	1:N:352:LYS:HD2	1.79	0.47
1:O:328:ALA:HA	1:O:329:PRO:HD3	1.72	0.47
1:P:16:TYR:HB3	1:P:32:THR:CG2	2.45	0.47
1:P:337:ARG:NH2	1:Q:63:SER:CB	2.77	0.47

*Continued on next page...*



*Continued from previous page...*

Atom-1	Atom-2	Interatomic distance (Å)	Clash overlap (Å)
3:T:7513:AMP:N9	3:T:7513:AMP:H1'	2.08	0.47
1:X:106:ASN:ND2	1:X:109:ARG:HH11	2.11	0.47
1:A:465:TYR:CE1	1:G:315:THR:HB	2.50	0.47
1:F:314:PRO:HG3	1:F:365:GLY:HA3	1.97	0.47
1:G:343:VAL:HA	1:G:357:GLU:O	2.14	0.47
1:I:332:LEU:HA	1:I:342:CYS:SG	2.53	0.47
1:J:298:ILE:HG12	1:J:356:LEU:HD22	1.96	0.47
1:E:463:ALA:HA	1:K:140:PHE:CZ	2.49	0.47
1:L:411:PRO:HG2	1:L:417:VAL:HG12	1.95	0.47
1:M:264:ASN:HD21	4:M:7500:CIT:C2	2.14	0.47
1:O:298:ILE:HG12	1:O:356:LEU:HD22	1.96	0.47
1:N:177:GLY:N	1:O:55:ARG:HD3	2.28	0.47
1:P:314:PRO:HG3	1:P:365:GLY:HA3	1.97	0.47
1:P:332:LEU:HA	1:P:342:CYS:SG	2.53	0.47
1:R:314:PRO:HG3	1:R:365:GLY:HA3	1.97	0.47
1:R:298:ILE:HG12	1:R:356:LEU:HD22	1.96	0.47
1:T:411:PRO:HG2	1:T:417:VAL:HG12	1.95	0.47
3:T:7513:AMP:H1'	3:T:7513:AMP:N9	2.08	0.47
1:U:314:PRO:HG3	1:U:365:GLY:HA3	1.97	0.47
1:V:298:ILE:HG12	1:V:356:LEU:HD22	1.96	0.47
1:A:324:PRO:HB2	5:G:7633:HOH:O	2.15	0.47
1:C:33:ILE:CD1	1:C:38:PHE:HB2	2.33	0.47
1:D:154:ILE:HG23	1:D:165:GLU:OE2	2.15	0.47
1:H:400:PRO:HA	1:H:401:PRO:HD3	1.78	0.47
1:K:416:ASP:O	1:K:420:ARG:HG2	2.13	0.47
1:N:154:ILE:HG23	1:N:165:GLU:OE2	2.15	0.47
1:P:18:ASP:OD2	1:P:30:HIS:HD2	1.97	0.47
3:T:7513:AMP:N9	3:T:7513:AMP:H1'	2.08	0.47
1:W:416:ASP:O	1:W:420:ARG:HG2	2.13	0.47
1:A:280:PRO:HG3	1:A:351:PRO:HB2	1.96	0.47
1:A:390:ALA:O	1:A:392:VAL:N	2.47	0.47
1:A:465:TYR:CE1	1:G:315:THR:HB	2.50	0.47
1:D:280:PRO:HG3	1:D:351:PRO:HB2	1.96	0.47
1:D:440:GLU:HG3	5:D:965:HOH:O	2.14	0.47
1:E:466:TYR:HD2	1:E:467:ASP:OD1	1.96	0.47
1:M:390:ALA:O	1:M:392:VAL:N	2.47	0.47
1:R:283:TYR:CD1	1:R:284:ASP:N	2.82	0.47
1:R:59:SER:C	1:R:63:SER:HB3	2.35	0.47
3:T:7513:AMP:H1'	3:T:7513:AMP:N9	2.08	0.47
1:V:283:TYR:HD1	1:V:284:ASP:N	2.12	0.47
1:A:312:THR:CG2	1:A:313:ASN:ND2	2.72	0.47

*Continued on next page...*

*Continued from previous page...*

Atom-1	Atom-2	Interatomic distance (Å)	Clash overlap (Å)
1:A:264:ASN:ND2	4:A:7476:CIT:H22	2.23	0.47
1:B:1:THR:HG22	1:B:2:PRO:HD2	1.97	0.47
1:B:60:ILE:HA	1:B:63:SER:HA	1.96	0.47
1:C:49:PHE:CG	1:C:50:ASP:N	2.82	0.47
1:D:1:THR:HG22	1:D:2:PRO:HD2	1.97	0.47
1:E:306:PRO:HA	1:E:411:PRO:HG2	1.95	0.47
1:I:412:THR:HG22	5:I:7606:HOH:O	2.13	0.47
1:I:63:SER:HB3	1:I:64:ASP:H	1.39	0.47
1:K:458:HIS:HD2	1:K:460:TYR:N	2.01	0.47
1:L:80:ARG:HD2	1:L:84:THR:OG1	2.14	0.47
1:M:49:PHE:CG	1:M:50:ASP:N	2.82	0.47
1:O:197:THR:OG1	1:P:16:TYR:OH	2.24	0.47
1:P:60:ILE:HA	1:P:63:SER:HA	1.96	0.47
1:Q:264:ASN:ND2	4:Q:7508:CIT:H22	2.23	0.47
1:S:60:ILE:HA	1:S:63:SER:HA	1.97	0.47
3:T:7513:AMP:N9	3:T:7513:AMP:H1'	2.08	0.47
1:U:412:THR:HG22	5:U:5363:HOH:O	2.13	0.47
1:U:60:ILE:HA	1:U:63:SER:HA	1.96	0.47
1:C:65:MET:SD	1:C:67:LEU:HD11	2.54	0.47
1:D:49:PHE:HB3	1:D:65:MET:SD	2.53	0.47
1:J:33:ILE:HG22	1:K:211:HIS:CD2	2.50	0.47
1:J:67:LEU:HB3	1:J:89:PHE:CD2	2.49	0.47
1:O:338:ASN:O	1:O:341:ALA:HB3	2.13	0.47
1:O:65:MET:SD	1:O:67:LEU:HD11	2.54	0.47
1:P:121:ALA:HB1	1:P:275:TRP:O	2.14	0.47
1:Q:121:ALA:HB1	1:Q:275:TRP:O	2.14	0.47
1:S:411:PRO:HB3	1:S:416:ASP:HB3	1.96	0.47
1:T:121:ALA:HB1	1:T:275:TRP:O	2.14	0.47
3:T:7513:AMP:H1'	3:T:7513:AMP:N9	2.08	0.47
1:U:18:ASP:OD2	1:U:30:HIS:HD2	1.97	0.47
1:V:65:MET:SD	1:V:67:LEU:HD11	2.54	0.47
1:W:283:TYR:CD1	1:W:289:GLY:O	2.67	0.47
1:X:18:ASP:OD2	1:X:30:HIS:HD2	1.97	0.47
1:A:400:PRO:HA	1:A:401:PRO:HD3	1.67	0.47
1:B:329:PRO:HB3	1:B:359:ARG:CB	2.44	0.47
1:C:272:GLN:HB2	1:C:356:LEU:HD11	1.97	0.47
1:C:290:LEU:HD23	1:C:354:LYS:HD2	1.96	0.47
1:D:299:GLY:HA2	1:D:388:PRO:HB3	1.96	0.47
1:E:8:LEU:O	1:E:12:GLU:HG2	2.14	0.47
1:E:55:ARG:HH12	1:E:448:GLU:HB2	1.80	0.47
1:H:314:PRO:HG3	1:H:365:GLY:HA3	1.96	0.47

*Continued on next page...*

*Continued from previous page...*

Atom-1	Atom-2	Interatomic distance (Å)	Clash overlap (Å)
1:K:272:GLN:HB2	1:K:356:LEU:HD11	1.97	0.47
1:K:290:LEU:HD23	1:K:354:LYS:HD2	1.96	0.47
1:E:171:TYR:CE2	1:L:467:ASP:HB3	2.49	0.47
1:N:8:LEU:O	1:N:12:GLU:HG2	2.14	0.47
1:N:12:GLU:HG3	1:N:76:ILE:CG1	2.44	0.47
1:N:299:GLY:HA2	1:N:388:PRO:HB3	1.96	0.47
1:N:329:PRO:HB3	1:N:359:ARG:CB	2.44	0.47
1:O:290:LEU:HD23	1:O:354:LYS:HD2	1.96	0.47
1:O:272:GLN:HB2	1:O:356:LEU:HD11	1.97	0.47
1:Q:8:LEU:O	1:Q:12:GLU:HG2	2.14	0.47
1:S:14:VAL:HG21	1:S:85:LEU:HB2	1.96	0.47
1:S:314:PRO:HG3	1:S:365:GLY:HA3	1.96	0.47
1:T:27:ILE:HD13	5:U:5031:HOH:O	2.15	0.47
1:W:14:VAL:HG21	1:W:85:LEU:HB2	1.96	0.47
1:X:14:VAL:HG21	1:X:85:LEU:HB2	1.96	0.47
1:X:211:HIS:H	1:X:222:ASN:ND2	2.10	0.47
1:A:603:LYS:HD3	1:A:4:ASP:HB3	1.97	0.47
1:B:58:GLN:HA	1:B:62:GLU:HG2	1.96	0.47
1:H:436:ASN:O	1:H:440:GLU:HG3	2.14	0.47
1:I:58:GLN:HA	1:I:62:GLU:HG2	1.96	0.47
1:K:274:LEU:HB2	1:K:282:MET:HE1	1.96	0.47
1:M:603:LYS:HD3	1:M:4:ASP:HB3	1.97	0.47
1:N:58:GLN:HA	1:N:62:GLU:HG2	1.96	0.47
1:O:436:ASN:O	1:O:440:GLU:HG3	2.14	0.47
1:P:274:LEU:HB2	1:P:282:MET:HE3	1.97	0.47
1:Q:57:PHE:N	1:Q:57:PHE:CD1	2.82	0.47
1:T:397:TYR:C	1:T:399:LEU:H	2.16	0.47
1:V:58:GLN:HA	1:V:62:GLU:HG2	1.96	0.47
1:R:458:HIS:HE1	1:X:456:ARG:O	1.98	0.47
1:B:90:PHE:HB3	1:B:106:ASN:HD21	1.79	0.47
1:H:271:HIS:HB3	1:H:355:ARG:HD2	1.96	0.47
1:K:179:TYR:HB3	1:K:215:SER:OG	2.15	0.47
1:K:603:LYS:HB2	1:K:72:GLU:HA	1.96	0.47
1:M:326:TYR:O	1:M:327:GLU:CB	2.63	0.47
1:R:323:VAL:HG22	1:R:324:PRO:CD	2.44	0.47
1:U:346:PRO:HG2	1:U:355:ARG:NH2	2.19	0.47
1:W:179:TYR:HB3	1:W:215:SER:OG	2.15	0.47
1:A:347:ILE:HG22	1:A:347:ILE:O	2.15	0.47
1:A:62:GLU:C	1:F:337:ARG:HB3	2.35	0.47
1:B:396:LEU:CD2	1:B:407:ILE:HG13	2.44	0.47
1:D:331:ASN:HA	1:D:408:PRO:O	2.14	0.47

*Continued on next page...*

*Continued from previous page...*

Atom-1	Atom-2	Interatomic distance (Å)	Clash overlap (Å)
1:F:339:ARG:NH2	1:F:344:ARG:HD2	2.29	0.47
1:F:102:ARG:HD3	1:F:437:ASP:OD1	2.14	0.47
1:H:121:ALA:HA	1:H:276:LYS:HB2	1.97	0.47
1:H:91:VAL:HB	1:H:103:ASP:HB2	1.96	0.47
1:I:40:LYS:H	1:I:40:LYS:HD2	1.79	0.47
1:I:428:LEU:HB3	1:I:434:PHE:CB	2.43	0.47
1:J:396:LEU:CD2	1:J:407:ILE:HG13	2.44	0.47
1:K:400:PRO:C	1:K:402:GLU:H	2.18	0.47
1:M:347:ILE:HG22	1:M:347:ILE:O	2.15	0.47
1:M:247:TRP:CZ3	1:R:171:TYR:CD1	3.03	0.47
1:R:400:PRO:C	1:R:402:GLU:H	2.18	0.47
1:S:346:PRO:HB2	1:S:355:ARG:NH1	2.28	0.47
1:U:331:ASN:HA	1:U:408:PRO:O	2.14	0.47
1:U:40:LYS:H	1:U:40:LYS:HD2	1.79	0.47
1:B:106:ASN:ND2	1:B:109:ARG:HH11	2.11	0.47
1:C:68:LEU:HD23	1:C:92:HIS:CD2	2.49	0.47
1:D:178:GLY:HA3	1:E:29:GLN:CD	2.34	0.47
1:E:283:TYR:CG	1:E:351:PRO:HA	2.50	0.47
1:E:68:LEU:HD23	1:E:92:HIS:CD2	2.49	0.47
1:G:120:ILE:HD11	1:G:383:LYS:HG3	1.97	0.47
1:I:120:ILE:HD11	1:I:383:LYS:HG3	1.97	0.47
1:J:282:MET:CE	1:J:294:ALA:HA	2.44	0.47
1:K:282:MET:CE	1:K:294:ALA:HA	2.44	0.47
1:N:68:LEU:HD23	1:N:92:HIS:CD2	2.49	0.47
1:O:283:TYR:CG	1:O:351:PRO:HA	2.49	0.47
1:Q:283:TYR:CG	1:Q:351:PRO:HA	2.50	0.47
1:Q:504:ASN:HD21	1:Q:352:LYS:HD2	1.79	0.47
1:Q:68:LEU:HD23	1:Q:92:HIS:CD2	2.49	0.47
1:R:282:MET:CE	1:R:294:ALA:HA	2.44	0.47
1:S:16:TYR:HB3	1:S:32:THR:CG2	2.45	0.47
1:S:120:ILE:HD11	1:S:383:LYS:HG3	1.97	0.47
1:U:282:MET:CE	1:U:294:ALA:HA	2.44	0.47
1:U:120:ILE:HD11	1:U:383:LYS:HG3	1.97	0.47
1:W:282:MET:CE	1:W:294:ALA:HA	2.44	0.47
1:A:314:PRO:HG3	1:A:365:GLY:HA3	1.97	0.47
1:B:312:THR:HG23	1:B:361:PRO:HG3	1.97	0.47
1:D:332:LEU:HA	1:D:342:CYS:SG	2.53	0.47
1:D:314:PRO:HG3	1:D:365:GLY:HA3	1.97	0.47
1:A:49:PHE:HZ	1:F:180:PHE:HE2	1.62	0.47
1:F:298:ILE:HG12	1:F:356:LEU:HD22	1.96	0.47
1:F:307:SER:HB2	1:F:421:LEU:HA	1.96	0.47

*Continued on next page...*

*Continued from previous page...*

Atom-1	Atom-2	Interatomic distance (Å)	Clash overlap (Å)
1:I:337:ARG:HD2	1:I:393:ASP:O	2.15	0.47
1:I:312:THR:HG23	1:I:361:PRO:HG3	1.97	0.47
1:J:204:PHE:HE1	1:J:237:LEU:HD13	1.77	0.47
1:M:177:GLY:H	1:N:55:ARG:HD3	1.80	0.47
1:N:312:THR:HG23	1:N:361:PRO:HG3	1.97	0.47
1:Q:298:ILE:HG12	1:Q:356:LEU:HD22	1.96	0.47
1:Q:189:VAL:CG1	1:R:80:ARG:HH21	2.24	0.47
1:U:343:VAL:HA	1:U:357:GLU:O	2.14	0.47
1:U:307:SER:HB2	1:U:421:LEU:HA	1.95	0.47
1:Q:315:THR:HB	1:W:465:TYR:CZ	2.49	0.47
1:B:154:ILE:HG23	1:B:165:GLU:OE2	2.15	0.47
1:B:175:HIS:HE1	1:I:467:ASP:OD2	1.97	0.47
1:B:189:VAL:HG13	1:C:80:ARG:NE	2.19	0.47
1:G:154:ILE:HG23	1:G:165:GLU:OE2	2.15	0.47
1:G:176:LYS:HE3	5:L:3067:HOH:O	2.14	0.47
1:I:154:ILE:HG23	1:I:165:GLU:OE2	2.15	0.47
1:S:154:ILE:HG23	1:S:165:GLU:OE2	2.15	0.47
1:S:18:ASP:OD2	1:S:30:HIS:HD2	1.97	0.47
1:X:416:ASP:O	1:X:420:ARG:HG2	2.13	0.47
1:A:59:SER:C	1:A:63:SER:HB3	2.35	0.47
1:C:309:LEU:HG	1:C:313:ASN:ND2	2.30	0.47
1:G:18:ASP:OD2	1:G:30:HIS:HD2	1.97	0.47
1:I:18:ASP:OD2	1:I:30:HIS:HD2	1.97	0.47
1:J:283:TYR:HD1	1:J:284:ASP:N	2.12	0.47
5:F:7637:HOH:O	1:L:323:VAL:HG23	2.14	0.47
1:M:59:SER:C	1:M:63:SER:HB3	2.35	0.47
1:O:309:LEU:HG	1:O:313:ASN:ND2	2.30	0.47
1:P:280:PRO:HG3	1:P:351:PRO:HB2	1.96	0.47
1:R:18:ASP:OD2	1:R:30:HIS:HD2	1.97	0.47
1:S:283:TYR:CD1	1:S:284:ASP:N	2.82	0.47
1:T:440:GLU:HG3	5:T:5173:HOH:O	2.14	0.47
1:U:466:TYR:HD2	1:U:467:ASP:OD1	1.96	0.47
1:W:309:LEU:HG	1:W:313:ASN:ND2	2.30	0.47
1:A:1:THR:HG22	1:A:2:PRO:HD2	1.96	0.47
1:A:49:PHE:CG	1:A:50:ASP:N	2.82	0.47
1:D:70:ASP:OD2	1:D:230:HIS:HE1	1.97	0.47
1:D:60:ILE:HA	1:D:63:SER:HA	1.96	0.47
1:E:176:LYS:HB3	1:F:55:ARG:HD2	1.96	0.47
1:G:1:THR:HG22	1:G:2:PRO:HD2	1.97	0.47
1:G:60:ILE:HD12	1:H:339:ARG:H	1.79	0.47
1:H:306:PRO:HA	1:H:411:PRO:HG2	1.95	0.47

*Continued on next page...*

*Continued from previous page...*

Atom-1	Atom-2	Interatomic distance (Å)	Clash overlap (Å)
1:M:1:THR:HG22	1:M:2:PRO:HD2	1.96	0.47
1:M:458:HIS:HD2	1:M:460:TYR:N	2.01	0.47
1:M:264:ASN:ND2	4:M:7500:CIT:H22	2.23	0.47
1:N:1:THR:HG22	1:N:2:PRO:HD2	1.96	0.47
1:N:400:PRO:O	1:N:402:GLU:N	2.46	0.47
1:O:49:PHE:CG	1:O:50:ASP:N	2.82	0.47
1:R:306:PRO:HA	1:R:411:PRO:HG2	1.95	0.47
1:T:56:GLY:HA3	1:U:177:GLY:C	2.35	0.47
1:U:1:THR:HG22	1:U:2:PRO:HD2	1.96	0.47
1:W:412:THR:HG22	5:W:5889:HOH:O	2.13	0.47
1:X:80:ARG:HD2	1:X:84:THR:OG1	2.14	0.47
1:A:65:MET:SD	1:A:67:LEU:HD11	2.54	0.47
1:C:283:TYR:CD1	1:C:289:GLY:O	2.67	0.47
1:C:338:ASN:O	1:C:341:ALA:HB3	2.13	0.47
1:D:121:ALA:HB1	1:D:275:TRP:O	2.14	0.47
1:D:154:ILE:HG12	1:D:166:ALA:CB	2.41	0.47
1:D:411:PRO:HB3	1:D:416:ASP:HB3	1.96	0.47
1:E:67:LEU:HB3	1:E:89:PHE:CD2	2.49	0.47
1:G:339:ARG:HG2	1:G:344:ARG:CD	2.36	0.47
1:H:329:PRO:HG2	1:H:359:ARG:HB3	1.95	0.47
1:H:67:LEU:HB3	1:H:89:PHE:CD2	2.49	0.47
1:I:18:ASP:OD2	1:I:30:HIS:HD2	1.97	0.47
1:K:18:ASP:HB3	1:K:86:ASN:HD22	1.80	0.47
1:N:121:ALA:HB1	1:N:275:TRP:O	2.14	0.47
1:N:283:TYR:CD1	1:N:289:GLY:O	2.67	0.47
1:O:206:LEU:HB3	1:P:34:PRO:HG3	1.96	0.47
1:O:283:TYR:CD1	1:O:289:GLY:O	2.67	0.47
1:S:121:ALA:HB1	1:S:275:TRP:O	2.14	0.47
1:M:463:ALA:HA	1:S:140:PHE:CE1	2.50	0.47
1:T:363:SER:HB2	5:T:5185:HOH:O	2.14	0.47
1:B:299:GLY:HA2	1:B:388:PRO:HB3	1.96	0.47
1:B:12:GLU:HG3	1:B:76:ILE:CG1	2.44	0.47
1:H:299:GLY:HA2	1:H:388:PRO:HB3	1.96	0.47
1:I:303:HIS:CD2	1:I:386:ILE:HD13	2.49	0.47
1:J:55:ARG:HH12	1:J:448:GLU:HB2	1.80	0.47
1:K:314:PRO:HG3	1:K:365:GLY:HA3	1.96	0.47
1:L:12:GLU:HG3	1:L:76:ILE:CG1	2.44	0.47
1:P:299:GLY:HA2	1:P:388:PRO:HB3	1.96	0.47
1:P:344:ARG:HG2	1:P:344:ARG:NH2	2.30	0.47
1:T:1:THR:HG22	1:T:2:PRO:HD2	1.95	0.47
1:V:34:PRO:HG3	1:W:206:LEU:HB3	1.97	0.47

*Continued on next page...*

*Continued from previous page...*

Atom-1	Atom-2	Interatomic distance (Å)	Clash overlap (Å)
1:P:458:HIS:CE1	1:V:456:ARG:O	2.61	0.47
1:W:272:GLN:HB2	1:W:356:LEU:HD11	1.97	0.47
1:B:55:ARG:HH12	1:B:448:GLU:HB2	1.80	0.47
1:C:8:LEU:O	1:C:12:GLU:HG2	2.14	0.47
1:B:178:GLY:HA2	1:C:53:SER:OG	2.15	0.47
1:C:54:ILE:H	1:C:54:ILE:CD1	2.25	0.47
1:E:344:ARG:HG2	1:E:344:ARG:NH2	2.30	0.47
1:H:1:THR:HG22	1:H:2:PRO:HD2	1.95	0.47
1:H:272:GLN:HB2	1:H:356:LEU:HD11	1.96	0.47
1:H:27:ILE:HD13	5:I:7507:HOH:O	2.15	0.47
1:K:157:TRP:CD1	1:K:174:ARG:HD3	2.50	0.47
1:L:58:GLN:HE21	1:L:62:GLU:HB3	1.79	0.47
1:N:314:PRO:HG3	1:N:365:GLY:HA3	1.97	0.47
1:N:303:HIS:CD2	1:N:386:ILE:HD13	2.49	0.47
1:N:55:ARG:HH12	1:N:448:GLU:HB2	1.80	0.47
1:O:8:LEU:O	1:O:12:GLU:HG2	2.14	0.47
5:P:4242:HOH:O	1:Q:27:ILE:HD13	2.15	0.47
1:Q:344:ARG:NH2	1:Q:344:ARG:HG2	2.30	0.47
1:Q:465:TYR:CE1	1:W:315:THR:HB	2.49	0.47
1:T:314:PRO:HG3	1:T:365:GLY:HA3	1.96	0.47
1:U:272:GLN:HB2	1:U:356:LEU:HD11	1.96	0.47
1:V:55:ARG:HH12	1:V:448:GLU:HB2	1.80	0.47
1:X:272:GLN:HB2	1:X:356:LEU:HD11	1.96	0.47
1:X:303:HIS:CD2	1:X:386:ILE:HD13	2.49	0.47
1:R:458:HIS:HE1	1:X:456:ARG:O	1.98	0.47
1:E:57:PHE:CD1	1:E:57:PHE:N	2.82	0.47
1:J:58:GLN:HA	1:J:62:GLU:HG2	1.96	0.47
1:K:53:SER:OG	1:L:179:TYR:N	2.38	0.47
1:Q:204:PHE:HE1	1:Q:237:LEU:HD13	1.75	0.47
1:T:274:LEU:HB2	1:T:282:MET:HE3	1.97	0.47
1:W:57:PHE:CD1	1:W:57:PHE:N	2.82	0.47
1:A:436:ASN:O	1:A:440:GLU:HG3	2.14	0.47
1:H:399:LEU:HA	1:H:400:PRO:HD2	1.69	0.47
1:N:180:PHE:CE2	1:O:49:PHE:HE1	2.33	0.47
1:Q:106:ASN:ND2	1:Q:109:ARG:HH11	2.12	0.47
1:V:179:TYR:HB3	1:V:215:SER:HG	1.80	0.47
1:A:90:PHE:HB3	1:A:106:ASN:HD21	1.79	0.47
1:A:326:TYR:O	1:A:327:GLU:CB	2.63	0.47
1:D:271:HIS:HB3	1:D:355:ARG:HD2	1.96	0.47
1:E:326:TYR:O	1:E:327:GLU:CB	2.63	0.47
1:F:323:VAL:HG22	1:F:324:PRO:CD	2.44	0.47

*Continued on next page...*

*Continued from previous page...*

Atom-1	Atom-2	Interatomic distance (Å)	Clash overlap (Å)
1:H:326:TYR:O	1:H:327:GLU:CB	2.63	0.47
1:H:458:HIS:CD2	1:H:460:TYR:H	2.14	0.47
1:I:326:TYR:O	1:I:327:GLU:CB	2.63	0.47
1:I:603:LYS:HB2	1:I:72:GLU:HA	1.96	0.47
1:K:326:TYR:O	1:K:327:GLU:CB	2.63	0.47
1:K:271:HIS:HB3	1:K:355:ARG:HD2	1.96	0.47
1:O:338:ASN:HD21	1:O:396:LEU:H	1.62	0.47
1:Q:326:TYR:O	1:Q:327:GLU:CB	2.63	0.47
1:U:326:TYR:O	1:U:327:GLU:CB	2.63	0.47
1:U:603:LYS:HB2	1:U:72:GLU:HA	1.96	0.47
1:A:179:TYR:HB3	1:A:215:SER:OG	2.15	0.47
1:D:179:TYR:HB3	1:D:215:SER:OG	2.15	0.47
1:E:179:TYR:HB3	1:E:215:SER:OG	2.15	0.47
1:I:338:ASN:HD21	1:I:396:LEU:H	1.62	0.47
1:K:204:PHE:HE1	1:K:237:LEU:HD13	1.77	0.47
1:J:60:ILE:CG1	1:K:395:ASP:CG	2.83	0.47
1:L:326:TYR:O	1:L:327:GLU:CB	2.63	0.47
1:L:603:LYS:HB2	1:L:72:GLU:HA	1.96	0.47
1:M:179:TYR:HB3	1:M:215:SER:OG	2.15	0.47
1:M:90:PHE:HB3	1:M:106:ASN:HD21	1.79	0.47
1:N:90:PHE:HB3	1:N:106:ASN:HD21	1.79	0.47
1:P:179:TYR:HB3	1:P:215:SER:OG	2.15	0.47
1:Q:179:TYR:HB3	1:Q:215:SER:OG	2.15	0.47
1:Q:603:LYS:HB2	1:Q:72:GLU:HA	1.96	0.47
1:S:177:GLY:HA2	1:X:55:ARG:N	2.29	0.47
1:S:55:ARG:H	1:T:177:GLY:H	1.62	0.47
1:T:326:TYR:O	1:T:327:GLU:CB	2.63	0.47
1:U:338:ASN:HD21	1:U:396:LEU:H	1.62	0.47
1:O:456:ARG:O	1:U:458:HIS:HE1	1.96	0.47
1:U:321:ARG:NE	4:U:7516:CIT:H42	2.17	0.47
1:W:326:TYR:O	1:W:327:GLU:CB	2.63	0.47
1:A:396:LEU:CD2	1:A:407:ILE:HG13	2.44	0.47
1:A:465:TYR:CE1	1:G:315:THR:HB	2.50	0.47
1:E:65:MET:HE2	1:E:67:LEU:HD11	1.96	0.47
1:H:207:GLU:N	1:H:210:HIS:HD2	2.03	0.47
1:J:102:ARG:HD3	1:J:437:ASP:OD1	2.14	0.47
1:J:428:LEU:HB3	1:J:434:PHE:CB	2.43	0.47
1:L:347:ILE:O	1:L:347:ILE:HG22	2.15	0.47
1:N:102:ARG:HD3	1:N:437:ASP:OD1	2.14	0.47
1:R:102:ARG:HD3	1:R:437:ASP:OD1	2.14	0.47
1:R:309:LEU:HA	1:R:312:THR:CG2	2.34	0.47

*Continued on next page...*



*Continued from previous page...*

Atom-1	Atom-2	Interatomic distance (Å)	Clash overlap (Å)
1:S:396:LEU:CD2	1:S:407:ILE:HG13	2.44	0.47
1:T:121:ALA:HA	1:T:276:LYS:HB2	1.97	0.47
1:N:463:ALA:HA	1:T:140:PHE:CE1	2.50	0.47
1:U:396:LEU:CD2	1:U:407:ILE:HG13	2.44	0.47
1:W:106:ASN:ND2	1:W:109:ARG:HH11	2.13	0.47
1:A:121:ALA:HA	1:A:276:LYS:HB2	1.97	0.47
1:C:339:ARG:NH1	1:D:63:SER:HB2	2.30	0.47
1:F:428:LEU:HB3	1:F:434:PHE:CB	2.43	0.47
1:K:40:LYS:H	1:K:40:LYS:HD2	1.79	0.47
1:M:121:ALA:HA	1:M:276:LYS:HB2	1.97	0.47
1:M:339:ARG:NH2	1:M:344:ARG:HD2	2.29	0.47
1:N:179:TYR:CD2	1:O:53:SER:HA	2.49	0.47
1:N:400:PRO:C	1:N:402:GLU:H	2.18	0.47
1:P:331:ASN:HA	1:P:408:PRO:O	2.14	0.47
1:S:309:LEU:HA	1:S:312:THR:CG2	2.34	0.47
1:T:18:ASP:HB3	1:T:86:ASN:HD22	1.80	0.47
1:U:106:ASN:ND2	1:U:109:ARG:HH11	2.13	0.47
1:U:347:ILE:HG22	1:U:347:ILE:O	2.15	0.47
1:V:102:ARG:HD3	1:V:437:ASP:OD1	2.14	0.47
1:X:347:ILE:O	1:X:347:ILE:HG22	2.15	0.47
1:D:16:TYR:HB3	1:D:32:THR:CG2	2.45	0.47
1:F:282:MET:CE	1:F:294:ALA:HA	2.44	0.47
1:G:16:TYR:HB3	1:G:32:THR:CG2	2.45	0.47
1:L:282:MET:CE	1:L:294:ALA:HA	2.45	0.47
1:N:282:MET:CE	1:N:294:ALA:HA	2.44	0.47
1:N:16:TYR:HB3	1:N:32:THR:CG2	2.45	0.47
1:O:68:LEU:HD23	1:O:92:HIS:CD2	2.49	0.47
1:Q:282:MET:CE	1:Q:294:ALA:HA	2.44	0.47
1:Q:16:TYR:HB3	1:Q:32:THR:CG2	2.45	0.47
1:V:282:MET:CE	1:V:294:ALA:HA	2.44	0.47
1:B:283:TYR:CG	1:B:351:PRO:HA	2.49	0.47
1:E:16:TYR:HB3	1:E:32:THR:CG2	2.45	0.47
1:E:504:ASN:HD21	1:E:352:LYS:HD2	1.79	0.47
1:F:16:TYR:HB3	1:F:32:THR:CG2	2.45	0.47
1:H:282:MET:CE	1:H:294:ALA:HA	2.44	0.47
1:H:63:SER:HB3	1:I:337:ARG:CD	2.44	0.47
1:J:16:TYR:HB3	1:J:32:THR:CG2	2.45	0.47
1:M:106:ASN:ND2	1:M:109:ARG:HH11	2.11	0.47
1:M:60:ILE:HD12	5:R:4666:HOH:O	2.15	0.47
1:R:283:TYR:CD2	1:R:351:PRO:HB3	2.50	0.47
1:T:282:MET:CE	1:T:294:ALA:HA	2.44	0.47

*Continued on next page...*

*Continued from previous page...*

Atom-1	Atom-2	Interatomic distance (Å)	Clash overlap (Å)
1:T:16:TYR:HB3	1:T:32:THR:CG2	2.45	0.47
1:X:282:MET:CE	1:X:294:ALA:HA	2.44	0.47
1:C:298:ILE:HG12	1:C:356:LEU:HD22	1.96	0.47
1:E:339:ARG:HD3	1:F:60:ILE:HG22	1.97	0.47
1:E:337:ARG:HD2	1:E:393:ASP:O	2.15	0.47
1:L:314:PRO:HG3	1:L:365:GLY:HA3	1.97	0.47
1:O:325:GLY:O	1:O:327:GLU:N	2.38	0.47
1:P:312:THR:HG23	1:P:361:PRO:HG3	1.96	0.47
1:P:307:SER:HB2	1:P:421:LEU:HA	1.95	0.47
1:R:307:SER:HB2	1:R:421:LEU:HA	1.96	0.47
1:R:54:ILE:HG13	1:R:55:ARG:N	2.26	0.47
1:U:312:THR:HG23	1:U:361:PRO:HG3	1.97	0.47
1:V:337:ARG:HD2	1:V:393:ASP:O	2.15	0.47
1:W:400:PRO:HA	1:W:401:PRO:HD2	1.67	0.47
1:I:307:SER:HB2	1:I:421:LEU:HA	1.96	0.47
1:I:314:PRO:HG3	1:I:365:GLY:HA3	1.97	0.47
1:K:80:ARG:HD3	1:L:189:VAL:HG12	1.93	0.47
1:M:315:THR:HB	1:S:465:TYR:CZ	2.49	0.47
1:M:314:PRO:HG3	1:M:365:GLY:HA3	1.97	0.47
1:Q:337:ARG:HD2	1:Q:393:ASP:O	2.15	0.47
1:Q:55:ARG:NH1	1:Q:55:ARG:HG3	2.17	0.47
1:U:337:ARG:HD2	1:U:393:ASP:O	2.15	0.47
1:E:176:LYS:HE3	5:F:7650:HOH:O	2.14	0.47
1:I:207:GLU:HB3	1:I:208:LYS:H	1.50	0.47
1:L:416:ASP:O	1:L:420:ARG:HG2	2.13	0.47
1:O:18:ASP:OD2	1:O:30:HIS:HD2	1.97	0.47
1:U:154:ILE:HG23	1:U:165:GLU:OE2	2.15	0.47
1:V:18:ASP:OD2	1:V:30:HIS:HD2	1.97	0.47
1:X:204:PHE:HE1	1:X:237:LEU:HD13	1.76	0.47
1:C:18:ASP:OD2	1:C:30:HIS:HD2	1.97	0.47
1:J:18:ASP:OD2	1:J:30:HIS:HD2	1.97	0.47
1:K:18:ASP:OD2	1:K:30:HIS:HD2	1.97	0.47
1:T:274:LEU:HB2	1:T:282:MET:HE1	1.96	0.47
1:W:18:ASP:OD2	1:W:30:HIS:HD2	1.97	0.47
1:B:390:ALA:O	1:B:392:VAL:N	2.47	0.47
1:E:467:ASP:HB3	1:L:171:TYR:CE2	2.49	0.47
1:F:18:ASP:OD2	1:F:30:HIS:HD2	1.97	0.47
1:H:440:GLU:HG3	5:H:7663:HOH:O	2.14	0.47
1:H:95:PHE:CE2	1:I:347:ILE:HG21	2.48	0.47
1:I:466:TYR:HD2	1:I:467:ASP:OD1	1.96	0.47
1:J:106:ASN:ND2	1:J:109:ARG:NH1	2.63	0.47

*Continued on next page...*

*Continued from previous page...*

Atom-1	Atom-2	Interatomic distance (Å)	Clash overlap (Å)
1:J:440:GLU:HG3	5:J:2543:HOH:O	2.14	0.47
1:J:54:ILE:O	1:J:54:ILE:HG23	2.15	0.47
1:K:309:LEU:HG	1:K:313:ASN:ND2	2.30	0.47
1:K:321:ARG:NE	4:K:7496:CIT:H42	2.18	0.47
1:M:280:PRO:HG3	1:M:351:PRO:HB2	1.96	0.47
1:O:54:ILE:HG23	1:O:54:ILE:O	2.15	0.47
1:Q:466:TYR:HD2	1:Q:467:ASP:OD1	1.96	0.47
1:M:95:PHE:CZ	1:R:347:ILE:HD13	2.49	0.47
1:V:106:ASN:ND2	1:V:109:ARG:NH1	2.63	0.47
1:V:440:GLU:HG3	5:V:5699:HOH:O	2.14	0.47
1:V:54:ILE:HG23	1:V:54:ILE:O	2.15	0.47
1:W:321:ARG:NE	4:W:7520:CIT:H42	2.18	0.47
1:A:12:GLU:HB3	1:A:83:LYS:NZ	2.28	0.47
1:A:465:TYR:CZ	1:G:315:THR:HB	2.50	0.47
1:E:283:TYR:CD1	1:E:284:ASP:N	2.82	0.47
1:E:324:PRO:HD2	5:K:2782:HOH:O	2.14	0.47
1:F:283:TYR:HD1	1:F:284:ASP:N	2.12	0.47
1:G:309:LEU:HG	1:G:313:ASN:ND2	2.30	0.47
1:J:309:LEU:HG	1:J:313:ASN:ND2	2.30	0.47
1:L:309:LEU:HG	1:L:313:ASN:ND2	2.30	0.47
1:L:390:ALA:O	1:L:392:VAL:N	2.47	0.47
1:L:54:ILE:HG23	1:L:54:ILE:O	2.15	0.47
1:P:309:LEU:HG	1:P:313:ASN:ND2	2.30	0.47
1:R:283:TYR:HD1	1:R:284:ASP:N	2.12	0.47
1:V:390:ALA:O	1:V:392:VAL:N	2.47	0.47
1:W:280:PRO:HG3	1:W:351:PRO:HB2	1.96	0.47
1:X:54:ILE:HG23	1:X:54:ILE:O	2.15	0.47
1:E:18:ASP:OD2	1:E:30:HIS:HD2	1.96	0.47
1:E:264:ASN:ND2	4:E:7484:CIT:H22	2.23	0.47
1:F:306:PRO:HA	1:F:411:PRO:HG2	1.95	0.47
1:G:412:THR:HG22	5:G:7596:HOH:O	2.13	0.47
1:H:1:THR:HG22	1:H:2:PRO:HD2	1.96	0.47
1:I:60:ILE:HA	1:I:63:SER:HA	1.97	0.47
1:I:55:ARG:CB	1:J:176:LYS:HD2	2.41	0.47
1:J:306:PRO:HA	1:J:411:PRO:HG2	1.95	0.47
1:K:1:THR:HG22	1:K:2:PRO:HD2	1.96	0.47
1:K:70:ASP:OD2	1:K:230:HIS:HE1	1.97	0.47
1:K:80:ARG:HD2	1:K:84:THR:OG1	2.14	0.47
1:P:70:ASP:OD2	1:P:230:HIS:HE1	1.97	0.47
1:T:55:ARG:HB3	1:U:176:LYS:HZ2	1.79	0.47
1:V:306:PRO:HA	1:V:411:PRO:HG2	1.95	0.47

*Continued on next page...*

*Continued from previous page...*

Atom-1	Atom-2	Interatomic distance (Å)	Clash overlap (Å)
1:W:1:THR:HG22	1:W:2:PRO:HD2	1.97	0.47
1:W:60:ILE:HA	1:W:63:SER:HA	1.97	0.47
1:W:80:ARG:HD2	1:W:84:THR:OG1	2.14	0.47
1:C:80:ARG:HD2	1:C:84:THR:OG1	2.14	0.47
1:H:49:PHE:CG	1:H:50:ASP:N	2.82	0.47
1:K:330:ILE:HB	1:K:410:THR:OG1	2.14	0.47
1:K:321:ARG:NE	4:K:7496:CIT:H42	2.18	0.47
1:N:330:ILE:HB	1:N:410:THR:OG1	2.14	0.47
1:N:60:ILE:HA	1:N:63:SER:HA	1.97	0.47
1:P:412:THR:HG22	5:P:4048:HOH:O	2.13	0.47
1:Q:18:ASP:OD2	1:Q:30:HIS:HD2	1.96	0.47
1:A:154:ILE:HG12	1:A:166:ALA:CB	2.41	0.47
1:C:206:LEU:HD13	1:C:210:HIS:HB3	1.97	0.47
1:F:67:LEU:HB3	1:F:89:PHE:CD2	2.49	0.47
1:H:283:TYR:CD1	1:H:289:GLY:O	2.67	0.47
1:H:283:TYR:HB2	1:H:351:PRO:HA	1.96	0.47
1:H:363:SER:HB2	5:H:7673:HOH:O	2.14	0.47
1:I:154:ILE:HG12	1:I:166:ALA:CB	2.41	0.47
1:K:283:TYR:CD1	1:K:289:GLY:O	2.67	0.47
1:N:67:LEU:HB3	1:N:89:PHE:CD2	2.49	0.47
1:O:206:LEU:HD13	1:O:210:HIS:HB3	1.97	0.47
1:O:66:LEU:HB3	1:O:92:HIS:HB2	1.97	0.47
1:P:283:TYR:HB2	1:P:351:PRO:HA	1.96	0.47
1:P:411:PRO:HB3	1:P:416:ASP:HB3	1.96	0.47
1:Q:206:LEU:HD13	1:Q:210:HIS:HB3	1.97	0.47
1:Q:67:LEU:HB3	1:Q:89:PHE:CD2	2.49	0.47
1:R:67:LEU:HB3	1:R:89:PHE:CD2	2.49	0.47
1:S:18:ASP:OD2	1:S:30:HIS:HD2	1.97	0.47
1:U:154:ILE:HG12	1:U:166:ALA:CB	2.41	0.47
1:W:337:ARG:HH22	1:W:347:ILE:CG1	2.25	0.47
1:W:321:ARG:NE	4:W:7520:CIT:H42	2.16	0.47
1:W:18:ASP:HB3	1:W:86:ASN:HD22	1.80	0.47
1:B:283:TYR:CD1	1:B:289:GLY:O	2.67	0.47
1:B:54:ILE:HG23	1:B:55:ARG:H	1.79	0.47
1:B:18:ASP:HB3	1:B:86:ASN:HD22	1.80	0.47
1:C:18:ASP:HB3	1:C:86:ASN:HD22	1.80	0.47
1:C:66:LEU:HB3	1:C:92:HIS:HB2	1.97	0.47
1:D:283:TYR:HB2	1:D:351:PRO:HA	1.96	0.47
1:C:337:ARG:HG3	1:D:61:HIS:HA	1.96	0.47
1:E:206:LEU:HD13	1:E:210:HIS:HB3	1.97	0.47
1:E:66:LEU:HB3	1:E:92:HIS:HB2	1.97	0.47

*Continued on next page...*

*Continued from previous page...*

Atom-1	Atom-2	Interatomic distance (Å)	Clash overlap (Å)
1:F:121:ALA:HB1	1:F:275:TRP:O	2.14	0.47
1:J:329:PRO:HG2	1:J:359:ARG:HB3	1.94	0.47
1:J:337:ARG:HH22	1:J:347:ILE:CG1	2.25	0.47
1:J:66:LEU:HB3	1:J:92:HIS:HB2	1.97	0.47
1:K:121:ALA:HB1	1:K:275:TRP:O	2.14	0.47
1:K:321:ARG:NE	4:K:7496:CIT:H42	2.16	0.47
1:M:337:ARG:HH22	1:M:347:ILE:CG1	2.25	0.47
1:N:208:LYS:O	1:N:210:HIS:N	2.43	0.47
1:N:54:ILE:HG23	1:N:55:ARG:H	1.79	0.47
1:O:18:ASP:HB3	1:O:86:ASN:HD22	1.80	0.47
1:R:154:ILE:HG12	1:R:166:ALA:CB	2.41	0.47
1:R:121:ALA:HB1	1:R:275:TRP:O	2.14	0.47
1:T:283:TYR:CD1	1:T:289:GLY:O	2.67	0.47
1:T:67:LEU:HB3	1:T:89:PHE:CD2	2.49	0.47
1:T:66:LEU:HB3	1:T:92:HIS:HB2	1.97	0.47
1:V:66:LEU:HB3	1:V:92:HIS:HB2	1.97	0.47
1:W:121:ALA:HB1	1:W:275:TRP:O	2.14	0.47
1:W:363:SER:HB2	5:W:5974:HOH:O	2.14	0.47
1:R:456:ARG:O	1:X:458:HIS:HE1	1.97	0.47
1:X:67:LEU:HB3	1:X:89:PHE:CD2	2.49	0.47
1:A:157:TRP:CD1	1:A:174:ARG:HD3	2.50	0.47
1:B:8:LEU:O	1:B:12:GLU:HG2	2.14	0.47
1:D:55:ARG:HH12	1:D:448:GLU:HB2	1.80	0.47
1:F:14:VAL:HG21	1:F:85:LEU:HB2	1.96	0.47
1:F:55:ARG:HH12	1:F:448:GLU:HB2	1.80	0.47
1:G:14:VAL:HG21	1:G:85:LEU:HB2	1.96	0.47
3:H:7489:AMP:N9	3:H:7489:AMP:H1'	2.08	0.47
1:I:299:GLY:HA2	1:I:388:PRO:HB3	1.96	0.47
1:J:272:GLN:HB2	1:J:356:LEU:HD11	1.97	0.47
1:K:55:ARG:HH12	1:K:448:GLU:HB2	1.80	0.47
1:L:303:HIS:CD2	1:L:386:ILE:HD13	2.49	0.47
1:O:157:TRP:CD1	1:O:174:ARG:HD3	2.50	0.47
1:R:14:VAL:HG21	1:R:85:LEU:HB2	1.96	0.47
1:R:55:ARG:HH12	1:R:448:GLU:HB2	1.80	0.47
1:S:272:GLN:HB2	1:S:356:LEU:HD11	1.96	0.47
1:U:303:HIS:CD2	1:U:386:ILE:HD13	2.49	0.47
1:U:299:GLY:HA2	1:U:388:PRO:HB3	1.96	0.47
1:V:412:THR:HB	5:V:3980:HOH:O	2.14	0.47
1:W:314:PRO:HG3	1:W:365:GLY:HA3	1.96	0.47
1:W:55:ARG:HH12	1:W:448:GLU:HB2	1.80	0.47
1:X:12:GLU:HG3	1:X:76:ILE:CG1	2.44	0.47

*Continued on next page...*

*Continued from previous page...*

Atom-1	Atom-2	Interatomic distance (Å)	Clash overlap (Å)
1:X:157:TRP:CD1	1:X:174:ARG:HD3	2.50	0.47
1:X:314:PRO:HG3	1:X:365:GLY:HA3	1.97	0.47
1:W:50:ASP:HB2	1:X:339:ARG:HE	1.80	0.47
1:B:436:ASN:O	1:B:440:GLU:HG3	2.14	0.47
1:D:58:GLN:HA	1:D:62:GLU:HG2	1.96	0.47
1:E:106:ASN:ND2	1:E:109:ARG:HH11	2.12	0.47
3:H:7489:AMP:H1'	3:H:7489:AMP:N9	2.08	0.47
1:C:456:ARG:O	1:I:458:HIS:HE1	1.97	0.47
1:J:179:TYR:HB3	1:J:215:SER:HG	1.80	0.47
1:K:57:PHE:N	1:K:57:PHE:CD1	2.82	0.47
5:F:7636:HOH:O	1:L:324:PRO:HD2	2.14	0.47
1:P:178:GLY:HA3	1:Q:29:GLN:OE1	2.15	0.47
1:R:603:LYS:HD3	1:R:4:ASP:HB3	1.97	0.47
1:S:603:LYS:HD3	1:S:4:ASP:HB3	1.97	0.47
1:T:328:ALA:HA	1:T:329:PRO:HD3	1.80	0.47
1:A:458:HIS:HE1	1:G:456:ARG:O	1.97	0.47
1:C:338:ASN:HD21	1:C:396:LEU:H	1.62	0.47
1:D:193:ASP:OD2	1:E:80:ARG:HD3	2.15	0.47
1:E:603:LYS:HB2	1:E:72:GLU:HA	1.96	0.47
1:F:179:TYR:HB3	1:F:215:SER:OG	2.15	0.47
1:G:603:LYS:HB2	1:G:72:GLU:HA	1.96	0.47
3:H:7489:AMP:H1'	3:H:7489:AMP:N9	2.08	0.47
1:M:323:VAL:HG22	1:M:324:PRO:CD	2.44	0.47
1:N:338:ASN:HD21	1:N:396:LEU:H	1.62	0.47
1:R:179:TYR:HB3	1:R:215:SER:OG	2.15	0.47
1:M:60:ILE:HB	1:R:338:ASN:HA	1.96	0.47
1:S:179:TYR:HB3	1:S:215:SER:OG	2.15	0.47
1:V:603:LYS:HB2	1:V:72:GLU:HA	1.96	0.47
1:X:326:TYR:O	1:X:327:GLU:CB	2.63	0.47
1:A:18:ASP:HB3	1:A:86:ASN:HD22	1.80	0.47
1:A:339:ARG:NH2	1:A:344:ARG:HD2	2.29	0.47
1:C:91:VAL:HB	1:C:103:ASP:HB2	1.96	0.47
1:C:396:LEU:CD2	1:C:407:ILE:HG13	2.44	0.47
1:D:171:TYR:CD1	1:E:247:TRP:CZ3	3.03	0.47
1:F:18:ASP:HB3	1:F:86:ASN:HD22	1.80	0.47
1:G:102:ARG:HD3	1:G:437:ASP:OD1	2.14	0.47
3:H:7489:AMP:H1'	3:H:7489:AMP:N9	2.08	0.47
1:I:347:ILE:O	1:I:347:ILE:HG22	2.15	0.47
1:J:40:LYS:HD2	1:J:40:LYS:H	1.79	0.47
1:J:18:ASP:HB3	1:J:86:ASN:HD22	1.80	0.47
1:K:347:ILE:O	1:K:347:ILE:HG22	2.15	0.47

*Continued on next page...*

*Continued from previous page...*

Atom-1	Atom-2	Interatomic distance (Å)	Clash overlap (Å)
1:L:121:ALA:HA	1:L:276:LYS:HB2	1.97	0.47
1:M:396:LEU:CD2	1:M:407:ILE:HG13	2.44	0.47
1:M:49:PHE:HD2	1:R:211:HIS:CE1	2.33	0.47
1:O:91:VAL:HB	1:O:103:ASP:HB2	1.96	0.47
1:R:428:LEU:HB3	1:R:434:PHE:CB	2.43	0.47
1:R:18:ASP:HB3	1:R:86:ASN:HD22	1.80	0.47
1:V:18:ASP:HB3	1:V:86:ASN:HD22	1.80	0.47
1:V:328:ALA:HA	1:V:329:PRO:HD3	1.69	0.47
1:W:347:ILE:O	1:W:347:ILE:HG22	2.15	0.47
1:W:40:LYS:HD2	1:W:40:LYS:H	1.79	0.47
1:A:106:ASN:ND2	1:A:109:ARG:HH11	2.11	0.47
1:B:16:TYR:HB3	1:B:32:THR:CG2	2.45	0.47
1:B:282:MET:CE	1:B:294:ALA:HA	2.44	0.47
1:B:283:TYR:CD2	1:B:351:PRO:HB3	2.50	0.47
1:B:68:LEU:HD23	1:B:92:HIS:CD2	2.49	0.47
1:D:120:ILE:HD11	1:D:383:LYS:HG3	1.97	0.47
1:D:395:ASP:HB2	1:E:61:HIS:CD2	2.50	0.47
1:E:282:MET:CE	1:E:294:ALA:HA	2.45	0.47
1:F:283:TYR:CD2	1:F:351:PRO:HB3	2.50	0.47
1:G:63:SER:HB3	1:H:337:ARG:NH2	2.30	0.47
1:H:16:TYR:HB3	1:H:32:THR:CG2	2.45	0.47
1:H:283:TYR:CG	1:H:351:PRO:HA	2.50	0.47
3:H:7489:AMP:H1'	3:H:7489:AMP:N9	2.08	0.47
1:K:254:THR:HA	5:K:1074:HOH:O	2.14	0.47
1:N:283:TYR:CD2	1:N:351:PRO:HB3	2.50	0.47
1:P:120:ILE:HD11	1:P:383:LYS:HG3	1.97	0.47
1:R:16:TYR:HB3	1:R:32:THR:CG2	2.45	0.47
1:T:283:TYR:CG	1:T:351:PRO:HA	2.49	0.47
1:X:283:TYR:CG	1:X:351:PRO:HA	2.49	0.47
1:R:456:ARG:O	1:X:458:HIS:HE1	1.97	0.47
1:D:312:THR:HG23	1:D:361:PRO:HG3	1.97	0.47
1:D:307:SER:HB2	1:D:421:LEU:HA	1.96	0.47
1:F:54:ILE:HG13	1:F:55:ARG:N	2.26	0.47
1:H:411:PRO:HG2	1:H:417:VAL:HG12	1.95	0.47
3:H:7489:AMP:H1'	3:H:7489:AMP:N9	2.08	0.47
1:J:337:ARG:HD2	1:J:393:ASP:O	2.15	0.47
1:G:178:GLY:HA3	1:L:23:ASP:OD2	2.14	0.47
1:Q:314:PRO:HG3	1:Q:365:GLY:HA3	1.97	0.47
1:U:321:ARG:NE	4:U:7516:CIT:H42	2.17	0.47
1:B:179:TYR:HH	1:C:54:ILE:HG22	1.68	0.47
1:H:284:ASP:HB3	1:H:503:GLY:HA3	1.97	0.47

*Continued on next page...*

*Continued from previous page...*

Atom-1	Atom-2	Interatomic distance (Å)	Clash overlap (Å)
3:H:7489:AMP:N9	3:H:7489:AMP:H1'	2.08	0.47
1:S:240:TYR:HA	5:T:5136:HOH:O	2.14	0.47
1:B:56:GLY:O	1:B:57:PHE:CD1	2.65	0.47
1:C:54:ILE:O	1:C:54:ILE:HG23	2.15	0.47
1:D:175:HIS:CE1	1:K:467:ASP:HB2	2.50	0.47
3:H:7489:AMP:N9	3:H:7489:AMP:H1'	2.08	0.47
1:I:390:ALA:O	1:I:392:VAL:N	2.47	0.47
1:J:390:ALA:O	1:J:392:VAL:N	2.47	0.47
1:K:280:PRO:HG3	1:K:351:PRO:HB2	1.96	0.47
1:M:12:GLU:HB3	1:M:83:LYS:NZ	2.28	0.47
1:N:18:ASP:OD2	1:N:30:HIS:HD2	1.97	0.47
1:N:283:TYR:HD1	1:N:284:ASP:N	2.12	0.47
1:N:55:ARG:HD2	1:N:449:ASN:ND2	2.10	0.47
1:P:347:ILE:HD13	1:Q:95:PHE:CZ	2.50	0.47
1:Q:283:TYR:CD1	1:Q:284:ASP:N	2.82	0.47
1:U:283:TYR:CD1	1:U:284:ASP:N	2.82	0.47
1:V:309:LEU:HG	1:V:313:ASN:ND2	2.30	0.47
1:X:390:ALA:O	1:X:392:VAL:N	2.47	0.47
1:E:60:ILE:HA	1:E:63:SER:HA	1.97	0.47
3:H:7489:AMP:H1'	3:H:7489:AMP:N9	2.08	0.47
1:I:400:PRO:O	1:I:402:GLU:N	2.46	0.47
1:K:412:THR:HG22	5:K:2733:HOH:O	2.13	0.47
1:K:60:ILE:HA	1:K:63:SER:HA	1.97	0.47
1:M:27:ILE:HD12	5:R:4487:HOH:O	2.14	0.47
1:N:70:ASP:OD2	1:N:230:HIS:HE1	1.97	0.47
1:O:80:ARG:HD2	1:O:84:THR:OG1	2.14	0.47
1:R:330:ILE:HB	1:R:410:THR:OG1	2.14	0.47
1:T:1:THR:HG22	1:T:2:PRO:HD2	1.96	0.47
1:T:60:ILE:HA	1:T:63:SER:HA	1.97	0.47
1:W:458:HIS:HD2	1:W:460:TYR:N	2.01	0.47
1:W:55:ARG:HD2	1:X:176:LYS:CG	2.42	0.47
1:B:67:LEU:HB3	1:B:89:PHE:CD2	2.49	0.47
1:D:337:ARG:HG3	1:E:60:ILE:O	2.15	0.47
1:F:154:ILE:HG12	1:F:166:ALA:CB	2.41	0.47
1:F:339:ARG:HG2	1:F:344:ARG:CD	2.36	0.47
1:G:34:PRO:HG3	1:H:206:LEU:HB3	1.96	0.47
3:H:7489:AMP:H1'	3:H:7489:AMP:N9	2.08	0.47
1:I:121:ALA:HB1	1:I:275:TRP:O	2.14	0.47
1:L:400:PRO:C	1:L:402:GLU:H	2.17	0.47
1:L:67:LEU:HB3	1:L:89:PHE:CD2	2.49	0.47
1:N:461:GLU:OE1	1:T:320:LYS:HE3	2.15	0.47

*Continued on next page...*



*Continued from previous page...*

Atom-1	Atom-2	Interatomic distance (Å)	Clash overlap (Å)
1:Q:66:LEU:HB3	1:Q:92:HIS:HB2	1.97	0.47
1:U:121:ALA:HB1	1:U:275:TRP:O	2.14	0.47
1:W:206:LEU:HD13	1:W:210:HIS:HB3	1.97	0.47
1:X:66:LEU:HB3	1:X:92:HIS:HB2	1.97	0.47
1:A:55:ARG:HH12	1:A:448:GLU:HB2	1.80	0.47
1:B:14:VAL:HG21	1:B:85:LEU:HB2	1.96	0.47
1:B:314:PRO:HG3	1:B:365:GLY:HA3	1.96	0.47
1:B:303:HIS:CD2	1:B:386:ILE:HD13	2.49	0.47
1:C:12:GLU:HG3	1:C:76:ILE:CG1	2.44	0.47
1:C:157:TRP:CD1	1:C:174:ARG:HD3	2.50	0.47
5:D:1086:HOH:O	1:E:27:ILE:HD13	2.15	0.47
1:E:299:GLY:HA2	1:E:388:PRO:HB3	1.96	0.47
1:E:40:LYS:CE	1:U:7:LYS:CD	2.93	0.47
1:I:272:GLN:HB2	1:I:356:LEU:HD11	1.97	0.47
1:J:12:GLU:HG3	1:J:76:ILE:CG1	2.44	0.47
1:J:157:TRP:CD1	1:J:174:ARG:HD3	2.50	0.47
1:L:157:TRP:CD1	1:L:174:ARG:HD3	2.50	0.47
1:M:157:TRP:CD1	1:M:174:ARG:HD3	2.50	0.47
1:N:14:VAL:HG21	1:N:85:LEU:HB2	1.96	0.47
5:M:3453:HOH:O	1:N:27:ILE:HD13	2.15	0.47
1:N:467:ASP:OD2	1:U:175:HIS:HE1	1.97	0.47
1:O:303:HIS:CD2	1:O:386:ILE:HD13	2.49	0.47
1:P:339:ARG:HH11	1:Q:50:ASP:HB2	1.76	0.47
1:P:55:ARG:HH12	1:P:448:GLU:HB2	1.80	0.47
1:S:59:SER:C	1:S:61:HIS:N	2.69	0.47
1:T:12:GLU:HG3	1:T:76:ILE:CG1	2.44	0.47
1:T:272:GLN:HB2	1:T:356:LEU:HD11	1.96	0.47
1:V:157:TRP:CD1	1:V:174:ARG:HD3	2.50	0.47
1:V:272:GLN:HB2	1:V:356:LEU:HD11	1.97	0.47
1:W:157:TRP:CD1	1:W:174:ARG:HD3	2.50	0.47
1:X:58:GLN:HE21	1:X:62:GLU:HB3	1.79	0.47
1:D:57:PHE:N	1:D:57:PHE:CD1	2.82	0.47
1:E:179:TYR:HB3	1:E:215:SER:OG	2.15	0.47
1:E:304:HIS:CD2	1:E:377:ALA:HA	2.50	0.47
1:F:179:TYR:HB3	1:F:215:SER:OG	2.15	0.47
1:F:603:LYS:HD3	1:F:4:ASP:HB3	1.97	0.47
1:G:106:ASN:ND2	1:G:109:ARG:HH11	2.12	0.47
1:G:179:TYR:HB3	1:G:215:SER:OG	2.15	0.47
1:I:57:PHE:N	1:I:57:PHE:CD1	2.82	0.47
1:N:436:ASN:O	1:N:440:GLU:HG3	2.14	0.47
1:N:180:PHE:HE2	1:O:49:PHE:HE1	1.63	0.47

*Continued on next page...*

*Continued from previous page...*

Atom-1	Atom-2	Interatomic distance (Å)	Clash overlap (Å)
1:P:347:ILE:HD12	1:Q:64:ASP:HB3	1.96	0.47
1:P:58:GLN:HA	1:P:62:GLU:HG2	1.96	0.47
1:Q:179:TYR:HB3	1:Q:215:SER:OG	2.15	0.47
1:Q:304:HIS:CD2	1:Q:377:ALA:HA	2.50	0.47
1:Q:58:GLN:HA	1:Q:62:GLU:HG2	1.96	0.47
1:R:175:HIS:HE1	1:S:467:ASP:OD2	1.98	0.47
1:R:179:TYR:HB3	1:R:215:SER:OG	2.15	0.47
1:V:304:HIS:CD2	1:V:377:ALA:HA	2.50	0.47
1:W:321:ARG:NE	4:W:7520:CIT:H42	2.19	0.47
1:E:312:THR:CG2	1:E:313:ASN:ND2	2.73	0.47
1:E:412:THR:HB	5:E:2665:HOH:O	2.14	0.47
1:G:179:TYR:HB3	1:G:215:SER:OG	2.15	0.47
1:H:179:TYR:HB3	1:H:215:SER:OG	2.15	0.47
1:I:18:ASP:OD2	1:I:30:HIS:HD2	1.98	0.47
1:J:179:TYR:HB3	1:J:215:SER:OG	2.15	0.47
1:J:338:ASN:HD21	1:J:396:LEU:H	1.62	0.47
1:J:603:LYS:HB2	1:J:72:GLU:HA	1.96	0.47
1:K:323:VAL:HG22	1:K:324:PRO:CD	2.44	0.47
1:J:95:PHE:CZ	1:K:337:ARG:NH1	2.83	0.47
1:K:420:ARG:NH1	1:K:424:ASP:HB2	2.30	0.47
1:L:40:LYS:HZ2	1:L:40:LYS:N	2.13	0.47
1:S:603:LYS:HB2	1:S:72:GLU:HA	1.96	0.47
1:T:179:TYR:HB3	1:T:215:SER:OG	2.15	0.47
1:U:18:ASP:OD2	1:U:30:HIS:HD2	1.98	0.47
1:U:271:HIS:HB3	1:U:355:ARG:HD2	1.96	0.47
1:V:179:TYR:HB3	1:V:215:SER:OG	2.15	0.47
1:V:338:ASN:HD21	1:V:396:LEU:H	1.62	0.47
1:W:271:HIS:HB3	1:W:355:ARG:HD2	1.96	0.47
1:W:420:ARG:NH1	1:W:424:ASP:HB2	2.30	0.47
1:X:603:LYS:HB2	1:X:72:GLU:HA	1.96	0.47
1:A:400:PRO:C	1:A:402:GLU:H	2.18	0.47
1:B:400:PRO:C	1:B:402:GLU:H	2.18	0.47
1:C:428:LEU:HB3	1:C:434:PHE:CB	2.43	0.47
1:A:247:TRP:CZ3	1:F:171:TYR:HD1	2.33	0.47
1:F:175:HIS:HE1	1:G:467:ASP:OD2	1.97	0.47
1:D:468:VAL:CG2	1:J:364:SER:HA	2.45	0.47
1:M:400:PRO:C	1:M:402:GLU:H	2.18	0.47
1:M:18:ASP:HB3	1:M:86:ASN:HD22	1.80	0.47
1:O:40:LYS:HD2	1:O:40:LYS:H	1.79	0.47
1:S:400:PRO:C	1:S:402:GLU:H	2.18	0.47
1:T:91:VAL:HB	1:T:103:ASP:HB2	1.96	0.47

*Continued on next page...*

*Continued from previous page...*

Atom-1	Atom-2	Interatomic distance (Å)	Clash overlap (Å)
1:V:40:LYS:H	1:V:40:LYS:HD2	1.79	0.47
1:W:400:PRO:C	1:W:402:GLU:H	2.18	0.47
1:A:283:TYR:CG	1:A:351:PRO:HA	2.49	0.47
1:B:58:GLN:HE21	1:B:65:MET:HB3	1.76	0.47
1:C:16:TYR:HB3	1:C:32:THR:CG2	2.45	0.47
1:D:283:TYR:CD2	1:D:351:PRO:HB3	2.50	0.47
1:H:120:ILE:HD11	1:H:383:LYS:HG3	1.97	0.47
1:K:283:TYR:CG	1:K:351:PRO:HA	2.49	0.47
1:L:283:TYR:CG	1:L:351:PRO:HA	2.49	0.47
1:M:68:LEU:HD23	1:M:92:HIS:CD2	2.49	0.47
1:O:16:TYR:HB3	1:O:32:THR:CG2	2.45	0.47
1:P:467:ASP:HB2	5:P:5865:HOH:O	2.15	0.47
1:R:120:ILE:HD11	1:R:383:LYS:HG3	1.97	0.47
1:T:120:ILE:HD11	1:T:383:LYS:HG3	1.97	0.47
1:E:314:PRO:HG3	1:E:365:GLY:HA3	1.97	0.47
1:H:337:ARG:HD2	1:H:393:ASP:O	2.15	0.47
1:W:206:LEU:HD13	1:W:210:HIS:HB3	1.97	0.47
1:X:314:PRO:HG3	1:X:365:GLY:HA3	1.97	0.47
1:X:411:PRO:HG2	1:X:417:VAL:HG12	1.95	0.47
1:E:154:ILE:HG23	1:E:165:GLU:OE2	2.15	0.47
1:G:53:SER:HB3	1:H:177:GLY:HA2	1.96	0.47
1:R:154:ILE:HG23	1:R:165:GLU:OE2	2.15	0.47
1:N:463:ALA:HA	1:T:140:PHE:CE1	2.50	0.47
1:T:284:ASP:HB3	1:T:503:GLY:HA3	1.97	0.47
1:U:207:GLU:HB3	1:U:208:LYS:H	1.51	0.47
1:P:146:GLY:HA2	1:V:149:TYR:CE1	2.50	0.47
1:X:274:LEU:HB2	1:X:282:MET:HE1	1.97	0.47
1:X:284:ASP:HB3	1:X:503:GLY:HA3	1.97	0.47
1:A:283:TYR:HD1	1:A:284:ASP:N	2.12	0.47
1:B:18:ASP:OD2	1:B:30:HIS:HD2	1.97	0.47
1:D:309:LEU:HG	1:D:313:ASN:ND2	2.30	0.47
1:E:309:LEU:HG	1:E:313:ASN:ND2	2.30	0.47
1:E:59:SER:C	1:E:63:SER:HB3	2.35	0.47
1:F:106:ASN:ND2	1:F:109:ARG:NH1	2.63	0.47
1:E:180:PHE:HE2	1:F:52:SER:HB2	1.77	0.47
1:G:178:GLY:HA3	1:L:29:GLN:CD	2.36	0.47
1:K:59:SER:C	1:K:63:SER:HB3	2.35	0.47
1:N:390:ALA:O	1:N:392:VAL:N	2.47	0.47
1:O:280:PRO:HG3	1:O:351:PRO:HB2	1.96	0.47
1:Q:59:SER:C	1:Q:63:SER:HB3	2.35	0.47
1:R:106:ASN:ND2	1:R:109:ARG:NH1	2.63	0.47

*Continued on next page...*

*Continued from previous page...*

Atom-1	Atom-2	Interatomic distance (Å)	Clash overlap (Å)
1:S:309:LEU:HG	1:S:313:ASN:ND2	2.30	0.47
1:W:54:ILE:HG23	1:W:54:ILE:O	2.15	0.47
1:X:309:LEU:HG	1:X:313:ASN:ND2	2.30	0.47
1:A:458:HIS:HD2	1:A:460:TYR:N	2.02	0.47
1:A:60:ILE:HG13	1:F:337:ARG:O	2.15	0.47
1:B:396:LEU:HD23	1:B:399:LEU:HD22	1.97	0.47
1:B:400:PRO:O	1:B:402:GLU:N	2.46	0.47
1:B:330:ILE:HB	1:B:410:THR:OG1	2.14	0.47
1:B:70:ASP:OD2	1:B:230:HIS:HE1	1.97	0.47
1:D:176:LYS:HZ2	1:E:55:ARG:HB3	1.79	0.47
1:D:179:TYR:HB2	1:E:53:SER:OG	2.15	0.47
1:D:400:PRO:O	1:D:402:GLU:N	2.46	0.47
1:D:412:THR:HG22	5:D:892:HOH:O	2.13	0.47
1:E:171:TYR:HA	1:L:467:ASP:OD2	2.15	0.47
1:D:171:TYR:OH	1:E:253:VAL:O	2.26	0.47
1:F:330:ILE:HB	1:F:410:THR:OG1	2.14	0.47
1:G:321:ARG:NE	4:G:7488:CIT:H42	2.18	0.47
1:H:60:ILE:HA	1:H:63:SER:HA	1.97	0.47
1:I:80:ARG:HD2	1:I:84:THR:OG1	2.14	0.47
1:L:1:THR:HG22	1:L:2:PRO:HD2	1.97	0.47
1:L:328:ALA:HA	1:L:329:PRO:HD3	1.78	0.47
1:N:396:LEU:HD23	1:N:399:LEU:HD22	1.97	0.47
1:Q:60:ILE:HA	1:Q:63:SER:HA	1.97	0.47
1:T:321:ARG:NE	4:T:7514:CIT:H42	2.18	0.47
1:W:396:LEU:HD23	1:W:399:LEU:HD22	1.97	0.47
1:B:121:ALA:HB1	1:B:275:TRP:O	2.14	0.47
1:B:363:SER:HB2	5:B:7655:HOH:O	2.14	0.47
1:H:66:LEU:HB3	1:H:92:HIS:HB2	1.97	0.47
1:J:18:ASP:OD2	1:J:30:HIS:HD2	1.97	0.47
1:J:206:LEU:HD13	1:J:210:HIS:HB3	1.97	0.47
1:K:337:ARG:HH22	1:K:347:ILE:CG1	2.25	0.47
1:K:363:SER:HB2	5:K:2818:HOH:O	2.14	0.47
1:M:154:ILE:HG12	1:M:166:ALA:CB	2.41	0.47
1:M:66:LEU:HB3	1:M:92:HIS:HB2	1.97	0.47
1:M:18:ASP:HB3	1:M:86:ASN:HD22	1.80	0.47
1:N:18:ASP:HB3	1:N:86:ASN:HD22	1.80	0.47
1:N:363:SER:HB2	5:N:3607:HOH:O	2.14	0.47
1:O:67:LEU:HB3	1:O:89:PHE:CD2	2.49	0.47
1:P:18:ASP:HB3	1:P:86:ASN:HD22	1.80	0.47
1:Q:465:TYR:CE1	1:W:315:THR:HB	2.49	0.47
1:S:339:ARG:HH22	1:X:63:SER:HB2	1.79	0.47

*Continued on next page...*

*Continued from previous page...*

Atom-1	Atom-2	Interatomic distance (Å)	Clash overlap (Å)
1:T:329:PRO:HG2	1:T:359:ARG:HB3	1.95	0.47
1:T:337:ARG:HH22	1:T:347:ILE:CG1	2.25	0.47
1:U:363:SER:HB2	5:U:5448:HOH:O	2.14	0.47
1:V:206:LEU:HD13	1:V:210:HIS:HB3	1.97	0.47
1:V:337:ARG:HH22	1:V:347:ILE:CG1	2.25	0.47
1:X:400:PRO:C	1:X:402:GLU:H	2.17	0.47
1:A:59:SER:C	1:A:61:HIS:N	2.69	0.47
1:C:59:SER:C	1:C:61:HIS:N	2.69	0.47
1:G:8:LEU:O	1:G:12:GLU:HG2	2.14	0.47
1:G:157:TRP:CD1	1:G:174:ARG:HD3	2.50	0.47
1:H:12:GLU:HG3	1:H:76:ILE:CG1	2.44	0.47
1:L:272:GLN:HB2	1:L:356:LEU:HD11	1.97	0.47
1:M:55:ARG:HH12	1:M:448:GLU:HB2	1.80	0.47
1:M:59:SER:C	1:M:61:HIS:N	2.69	0.47
1:N:502:PRO:HB2	1:O:137:SER:HB3	1.97	0.47
1:O:54:ILE:H	1:O:54:ILE:CD1	2.25	0.47
1:O:59:SER:C	1:O:61:HIS:N	2.69	0.47
5:P:3961:HOH:O	1:Q:27:ILE:HD12	2.15	0.47
1:Q:299:GLY:HA2	1:Q:388:PRO:HB3	1.96	0.47
1:S:157:TRP:CD1	1:S:174:ARG:HD3	2.50	0.47
1:V:12:GLU:HG3	1:V:76:ILE:CG1	2.44	0.47
1:W:290:LEU:HD23	1:W:354:LYS:HD2	1.96	0.47
1:X:55:ARG:HH12	1:X:448:GLU:HB2	1.80	0.47
1:C:304:HIS:CD2	1:C:377:ALA:HA	2.50	0.47
1:D:603:LYS:HD3	1:D:4:ASP:HB3	1.97	0.47
1:G:603:LYS:HD3	1:G:4:ASP:HB3	1.96	0.47
1:H:179:TYR:HB3	1:H:215:SER:OG	2.15	0.47
1:I:179:TYR:HB3	1:I:215:SER:OG	2.15	0.47
1:J:304:HIS:CD2	1:J:377:ALA:HA	2.50	0.47
1:J:603:LYS:HD3	1:J:4:ASP:HB3	1.96	0.47
1:K:436:ASN:O	1:K:440:GLU:HG3	2.14	0.47
1:K:321:ARG:NE	4:K:7496:CIT:H42	2.19	0.47
1:M:436:ASN:O	1:M:440:GLU:HG3	2.14	0.47
1:P:208:LYS:HA	1:Q:37:ALA:HB1	1.96	0.47
1:P:603:LYS:HD3	1:P:4:ASP:HB3	1.97	0.47
1:S:179:TYR:HB3	1:S:215:SER:OG	2.15	0.47
1:T:179:TYR:HB3	1:T:215:SER:OG	2.15	0.47
1:T:57:PHE:CD1	1:T:57:PHE:N	2.82	0.47
1:U:179:TYR:HB3	1:U:215:SER:OG	2.15	0.47
1:V:436:ASN:O	1:V:440:GLU:HG3	2.14	0.47
1:P:175:HIS:CE1	1:W:467:ASP:OD2	2.59	0.47

*Continued on next page...*

*Continued from previous page...*

Atom-1	Atom-2	Interatomic distance (Å)	Clash overlap (Å)
1:A:323:VAL:HG22	1:A:324:PRO:CD	2.44	0.47
1:D:338:ASN:HD21	1:D:396:LEU:H	1.62	0.47
1:G:176:LYS:HB3	1:L:55:ARG:HE	1.80	0.47
1:I:321:ARG:NE	4:I:7492:CIT:H42	2.17	0.47
1:K:338:ASN:HD21	1:K:396:LEU:H	1.62	0.47
1:M:346:PRO:HG2	1:M:355:ARG:NH2	2.18	0.47
1:M:179:TYR:CE2	1:N:54:ILE:HD13	2.50	0.47
1:Q:312:THR:CG2	1:Q:313:ASN:ND2	2.73	0.47
1:M:140:PHE:HZ	1:R:173:VAL:CG2	2.28	0.47
1:T:458:HIS:CD2	1:T:460:TYR:H	2.14	0.47
1:T:58:GLN:NE2	1:T:62:GLU:HB3	2.18	0.47
1:C:40:LYS:HD2	1:C:40:LYS:H	1.79	0.47
1:D:347:ILE:O	1:D:347:ILE:HG22	2.15	0.47
1:E:121:ALA:HA	1:E:276:LYS:HB2	1.97	0.47
1:F:210:HIS:CE1	3:F:7485:AMP:H3'	2.47	0.47
1:H:18:ASP:HB3	1:H:86:ASN:HD22	1.80	0.47
1:J:328:ALA:HA	1:J:329:PRO:HD3	1.69	0.47
1:L:102:ARG:HD3	1:L:437:ASP:OD1	2.14	0.47
1:L:331:ASN:ND2	1:L:340:SER:HB2	2.30	0.47
1:N:264:ASN:ND2	1:N:326:TYR:HD2	2.13	0.47
1:N:347:ILE:HG22	1:N:347:ILE:O	2.15	0.47
1:O:102:ARG:HD3	1:O:437:ASP:OD1	2.14	0.47
1:O:396:LEU:CD2	1:O:407:ILE:HG13	2.44	0.47
1:Q:121:ALA:HA	1:Q:276:LYS:HB2	1.97	0.47
1:U:18:ASP:HB3	1:U:86:ASN:HD22	1.80	0.47
1:X:102:ARG:HD3	1:X:437:ASP:OD1	2.14	0.47
1:X:331:ASN:ND2	1:X:340:SER:HB2	2.31	0.47
1:A:16:TYR:HB3	1:A:32:THR:CG2	2.45	0.47
1:A:68:LEU:HD23	1:A:92:HIS:CD2	2.49	0.47
1:D:146:GLY:HA2	1:J:149:TYR:CE1	2.49	0.47
1:E:120:ILE:HD11	1:E:383:LYS:HG3	1.97	0.47
1:F:283:TYR:CG	1:F:351:PRO:HA	2.50	0.47
1:F:120:ILE:HD11	1:F:383:LYS:HG3	1.97	0.47
1:M:283:TYR:CG	1:M:351:PRO:HA	2.50	0.47
1:N:283:TYR:CG	1:N:351:PRO:HA	2.49	0.47
1:P:283:TYR:CD2	1:P:351:PRO:HB3	2.50	0.47
1:R:283:TYR:CG	1:R:351:PRO:HA	2.50	0.47
1:V:16:TYR:HB3	1:V:32:THR:CG2	2.45	0.47
1:V:283:TYR:CD2	1:V:351:PRO:HB3	2.50	0.47
1:W:68:LEU:HD23	1:W:92:HIS:CD2	2.49	0.47
1:X:283:TYR:CD2	1:X:351:PRO:HB3	2.50	0.47

*Continued on next page...*

*Continued from previous page...*

Atom-1	Atom-2	Interatomic distance (Å)	Clash overlap (Å)
1:A:337:ARG:HD2	1:A:393:ASP:O	2.15	0.47
1:A:321:ARG:NE	4:A:7476:CIT:H42	2.17	0.47
1:I:55:ARG:HD3	1:J:177:GLY:H	1.79	0.47
1:K:206:LEU:HD13	1:K:210:HIS:HB3	1.97	0.47
1:M:337:ARG:HD2	1:M:393:ASP:O	2.15	0.47
1:M:321:ARG:NE	4:M:7500:CIT:H42	2.17	0.47
1:N:400:PRO:HA	1:N:401:PRO:HD2	1.67	0.47
1:O:339:ARG:HD3	1:P:60:ILE:CG2	2.38	0.47
1:T:337:ARG:HD2	1:T:393:ASP:O	2.15	0.47
1:T:49:PHE:CD2	1:U:211:HIS:HE1	2.32	0.47
1:X:298:ILE:HG12	1:X:356:LEU:HD22	1.96	0.47
1:R:458:HIS:HE1	1:X:456:ARG:O	1.98	0.47
1:B:18:ASP:OD2	1:B:30:HIS:HD2	1.97	0.47
1:E:18:ASP:OD2	1:E:30:HIS:HD2	1.97	0.47
1:E:196:LEU:HD22	1:E:212:GLU:HB2	1.97	0.47
1:F:154:ILE:HG23	1:F:165:GLU:OE2	2.15	0.47
1:H:196:LEU:HD22	1:H:212:GLU:HB2	1.97	0.47
1:L:204:PHE:HE1	1:L:237:LEU:HD13	1.76	0.47
1:L:284:ASP:HB3	1:L:503:GLY:HA3	1.97	0.47
1:O:154:ILE:HG23	1:O:165:GLU:OE2	2.15	0.47
1:Q:154:ILE:HG23	1:Q:165:GLU:OE2	2.15	0.47
1:Q:18:ASP:OD2	1:Q:30:HIS:HD2	1.97	0.47
1:T:196:LEU:HD22	1:T:212:GLU:HB2	1.97	0.47
1:G:283:TYR:HD1	1:G:284:ASP:N	2.12	0.47
1:G:59:SER:C	1:G:63:SER:HB3	2.35	0.47
1:I:59:SER:C	1:I:63:SER:HB3	2.35	0.47
1:N:56:GLY:O	1:N:57:PHE:CD1	2.65	0.47
1:P:283:TYR:CD1	1:P:284:ASP:N	2.82	0.47
1:U:390:ALA:O	1:U:392:VAL:N	2.47	0.47
1:O:175:HIS:NE2	1:V:463:ALA:O	2.47	0.47
1:W:59:SER:C	1:W:63:SER:HB3	2.35	0.47
1:D:80:ARG:HD2	1:D:84:THR:OG1	2.14	0.47
1:E:1:THR:HG22	1:E:2:PRO:HD2	1.96	0.47
1:K:396:LEU:HD23	1:K:399:LEU:HD22	1.97	0.47
1:N:458:HIS:HD2	1:N:460:TYR:N	2.02	0.47
1:P:400:PRO:O	1:P:402:GLU:N	2.46	0.47
1:P:80:ARG:HD2	1:P:84:THR:OG1	2.14	0.47
1:Q:339:ARG:HG2	1:Q:359:ARG:CZ	2.46	0.47
1:U:400:PRO:O	1:U:402:GLU:N	2.46	0.47
1:X:328:ALA:HA	1:X:329:PRO:HD3	1.78	0.47
1:A:18:ASP:HB3	1:A:86:ASN:HD22	1.80	0.47

*Continued on next page...*

*Continued from previous page...*

Atom-1	Atom-2	Interatomic distance (Å)	Clash overlap (Å)
1:A:67:LEU:HB3	1:A:89:PHE:CD2	2.49	0.47
1:B:18:ASP:OD2	1:B:30:HIS:HD2	1.97	0.47
1:C:337:ARG:HE	1:D:61:HIS:HA	1.80	0.47
1:C:67:LEU:HB3	1:C:89:PHE:CD2	2.49	0.47
1:D:18:ASP:HB3	1:D:86:ASN:HD22	1.80	0.47
1:D:66:LEU:HB3	1:D:92:HIS:HB2	1.97	0.47
1:E:411:PRO:HB3	1:E:416:ASP:HB3	1.96	0.47
1:F:411:PRO:HB3	1:F:416:ASP:HB3	1.96	0.47
1:G:18:ASP:OD2	1:G:30:HIS:HD2	1.97	0.47
1:I:363:SER:HB2	5:I:7677:HOH:O	2.14	0.47
1:I:411:PRO:HB3	1:I:416:ASP:HB3	1.96	0.47
1:K:206:LEU:HD13	1:K:210:HIS:HB3	1.97	0.47
1:L:66:LEU:HB3	1:L:92:HIS:HB2	1.97	0.47
1:N:18:ASP:OD2	1:N:30:HIS:HD2	1.97	0.47
1:N:66:LEU:HB3	1:N:92:HIS:HB2	1.97	0.47
1:R:411:PRO:HB3	1:R:416:ASP:HB3	1.96	0.47
1:T:339:ARG:HG2	1:T:344:ARG:CD	2.36	0.47
1:V:18:ASP:OD2	1:V:30:HIS:HD2	1.97	0.47
1:X:329:PRO:HG2	1:X:359:ARG:HB3	1.95	0.47
1:B:290:LEU:HD23	1:B:354:LYS:HD2	1.96	0.46
5:B:7725:HOH:O	1:C:27:ILE:HD13	2.15	0.46
1:C:303:HIS:CD2	1:C:386:ILE:HD13	2.49	0.46
1:D:400:PRO:HA	1:D:401:PRO:HD3	1.67	0.46
1:E:54:ILE:CD1	1:E:54:ILE:H	2.25	0.46
1:C:456:ARG:O	1:I:458:HIS:HE1	1.97	0.46
1:I:54:ILE:H	1:I:54:ILE:CD1	2.25	0.46
1:L:314:PRO:HG3	1:L:365:GLY:HA3	1.97	0.46
1:M:272:GLN:HB2	1:M:356:LEU:HD11	1.96	0.46
1:N:290:LEU:HD23	1:N:354:LYS:HD2	1.96	0.46
1:N:61:HIS:CG	1:N:62:GLU:N	2.77	0.46
5:N:3716:HOH:O	1:O:27:ILE:HD13	2.15	0.46
1:O:321:ARG:NE	4:O:7504:CIT:H42	2.14	0.46
1:Q:54:ILE:CD1	1:Q:54:ILE:H	2.25	0.46
1:T:8:LEU:O	1:T:12:GLU:HG2	2.14	0.46
1:T:59:SER:C	1:T:61:HIS:N	2.69	0.46
1:B:304:HIS:CD2	1:B:377:ALA:HA	2.50	0.46
1:A:177:GLY:CA	1:B:54:ILE:O	2.63	0.46
1:E:58:GLN:HA	1:E:62:GLU:HG2	1.96	0.46
1:H:328:ALA:HA	1:H:329:PRO:HD3	1.80	0.46
1:H:603:LYS:HD3	1:H:4:ASP:HB3	1.96	0.46
1:J:436:ASN:O	1:J:440:GLU:HG3	2.14	0.46

*Continued on next page...*



*Continued from previous page...*

Atom-1	Atom-2	Interatomic distance (Å)	Clash overlap (Å)
1:M:304:HIS:CD2	1:M:377:ALA:HA	2.50	0.46
1:O:304:HIS:CD2	1:O:377:ALA:HA	2.50	0.46
1:P:57:PHE:N	1:P:57:PHE:CD1	2.82	0.46
1:V:603:LYS:HD3	1:V:4:ASP:HB3	1.96	0.46
1:X:58:GLN:HA	1:X:62:GLU:HG2	1.96	0.46
1:A:409:GLN:HB2	5:A:7706:HOH:O	2.16	0.46
1:D:411:PRO:HB3	1:D:416:ASP:CB	2.46	0.46
1:L:427:TYR:CE1	1:L:428:LEU:HD13	2.50	0.46
1:N:18:ASP:OD2	1:N:30:HIS:HD2	1.98	0.46
1:O:427:TYR:CE1	1:O:428:LEU:HD13	2.50	0.46
1:R:271:HIS:HB3	1:R:355:ARG:HD2	1.96	0.46
1:W:204:PHE:HE1	1:W:237:LEU:HD13	1.77	0.46
1:W:338:ASN:HD21	1:W:396:LEU:H	1.62	0.46
1:X:338:ASN:HD21	1:X:396:LEU:H	1.62	0.46
1:B:207:GLU:N	1:B:210:HIS:HD2	2.03	0.46
1:C:102:ARG:HD3	1:C:437:ASP:OD1	2.14	0.46
1:C:264:ASN:ND2	1:C:326:TYR:HD2	2.13	0.46
1:C:339:ARG:NH2	1:C:344:ARG:HD2	2.29	0.46
1:B:176:LYS:HD2	1:C:55:ARG:NH2	2.29	0.46
1:F:179:TYR:HB2	1:F:180:PHE:CE2	2.51	0.46
1:G:400:PRO:C	1:G:402:GLU:H	2.18	0.46
1:J:347:ILE:HG22	1:J:347:ILE:O	2.15	0.46
1:L:179:TYR:HB2	1:L:180:PHE:CE2	2.51	0.46
1:M:346:PRO:HB2	1:M:355:ARG:NH1	2.28	0.46
1:N:331:ASN:HA	1:N:408:PRO:O	2.14	0.46
1:P:193:ASP:OD2	1:Q:80:ARG:HD3	2.15	0.46
1:P:450:GLU:HB3	1:V:465:TYR:OH	2.15	0.46
1:P:206:LEU:HB2	1:Q:34:PRO:HG3	1.97	0.46
1:R:179:TYR:HB2	1:R:180:PHE:CE2	2.51	0.46
1:S:210:HIS:CE1	3:S:7511:AMP:H3'	2.47	0.46
1:U:55:ARG:HG3	1:V:177:GLY:CA	2.44	0.46
1:V:347:ILE:HG22	1:V:347:ILE:O	2.15	0.46
1:Q:456:ARG:O	1:W:458:HIS:HE1	1.98	0.46
1:X:121:ALA:HA	1:X:276:LYS:HB2	1.97	0.46
1:A:348:THR:CB	1:A:353:ALA:HB1	2.45	0.46
1:C:348:THR:CB	1:C:353:ALA:HB1	2.45	0.46
1:G:207:GLU:HB2	1:G:208:LYS:H	1.46	0.46
1:G:283:TYR:CD2	1:G:351:PRO:HB3	2.50	0.46
1:J:283:TYR:CD2	1:J:351:PRO:HB3	2.50	0.46
1:M:348:THR:CB	1:M:353:ALA:HB1	2.45	0.46
1:O:348:THR:CB	1:O:353:ALA:HB1	2.45	0.46

*Continued on next page...*

*Continued from previous page...*

Atom-1	Atom-2	Interatomic distance (Å)	Clash overlap (Å)
1:Q:120:ILE:HD11	1:Q:383:LYS:HG3	1.97	0.46
1:S:283:TYR:CD2	1:S:351:PRO:HB3	2.50	0.46
1:N:320:LYS:HE3	1:T:461:GLU:OE1	2.15	0.46
1:U:16:TYR:HB3	1:U:32:THR:CG2	2.45	0.46
1:U:283:TYR:CD2	1:U:351:PRO:HB3	2.50	0.46
1:E:55:ARG:NH1	1:E:55:ARG:HG3	2.17	0.46
1:G:337:ARG:HD2	1:G:393:ASP:O	2.15	0.46
1:N:337:ARG:HD2	1:N:393:ASP:O	2.15	0.46
1:N:467:ASP:OD2	1:U:175:HIS:ND1	2.48	0.46
1:O:314:PRO:HG3	1:O:365:GLY:HA3	1.96	0.46
1:P:212:GLU:HB3	1:Q:32:THR:HB	1.97	0.46
1:S:337:ARG:HD2	1:S:393:ASP:O	2.15	0.46
1:X:312:THR:HG23	1:X:361:PRO:HG3	1.97	0.46
1:A:284:ASP:HB3	1:A:503:GLY:HA3	1.97	0.46
1:K:154:ILE:HG23	1:K:165:GLU:OE2	2.15	0.46
1:L:154:ILE:HG23	1:L:165:GLU:OE2	2.15	0.46
1:G:177:GLY:O	1:L:23:ASP:HB2	2.15	0.46
1:M:400:PRO:HA	1:M:401:PRO:HD3	1.78	0.46
1:P:274:LEU:HB2	1:P:282:MET:HE1	1.96	0.46
1:Q:196:LEU:HD22	1:Q:212:GLU:HB2	1.98	0.46
1:S:328:ALA:HA	1:S:329:PRO:HD3	1.80	0.46
1:W:58:GLN:CG	1:W:62:GLU:HB3	2.46	0.46
1:X:154:ILE:HG23	1:X:165:GLU:OE2	2.15	0.46
1:A:18:ASP:OD2	1:A:30:HIS:HD2	1.97	0.46
1:A:54:ILE:HG23	1:A:54:ILE:O	2.15	0.46
1:C:280:PRO:HG3	1:C:351:PRO:HB2	1.96	0.46
1:D:283:TYR:CD1	1:D:284:ASP:N	2.82	0.46
1:F:458:HIS:CD2	1:F:460:TYR:H	2.17	0.46
1:F:54:ILE:HG23	1:F:54:ILE:O	2.15	0.46
1:I:283:TYR:CD1	1:I:284:ASP:N	2.82	0.46
1:I:54:ILE:HG23	1:I:54:ILE:O	2.15	0.46
1:K:54:ILE:HG23	1:K:54:ILE:O	2.15	0.46
1:M:283:TYR:HD1	1:M:284:ASP:N	2.12	0.46
1:M:54:ILE:O	1:M:54:ILE:HG23	2.15	0.46
1:N:309:LEU:HG	1:N:313:ASN:ND2	2.30	0.46
1:Q:309:LEU:HG	1:Q:313:ASN:ND2	2.30	0.46
5:M:3330:HOH:O	1:R:176:LYS:HE3	2.12	0.46
1:N:140:PHE:CE1	1:T:463:ALA:HA	2.49	0.46
1:D:396:LEU:HD23	1:D:399:LEU:HD22	1.97	0.46
1:H:70:ASP:OD2	1:H:230:HIS:HE1	1.97	0.46
1:N:180:PHE:HZ	1:O:52:SER:HB2	1.80	0.46

*Continued on next page...*

*Continued from previous page...*

Atom-1	Atom-2	Interatomic distance (Å)	Clash overlap (Å)
1:Q:1:THR:HG22	1:Q:2:PRO:HD2	1.96	0.46
1:T:70:ASP:OD2	1:T:230:HIS:HE1	1.97	0.46
1:U:80:ARG:HD2	1:U:84:THR:OG1	2.14	0.46
1:U:55:ARG:CB	1:V:176:LYS:HD2	2.44	0.46
1:W:70:ASP:OD2	1:W:230:HIS:HE1	1.97	0.46
1:B:206:LEU:HD13	1:B:210:HIS:HB3	1.97	0.46
1:D:206:LEU:HD13	1:D:210:HIS:HB3	1.97	0.46
1:D:339:ARG:HG2	1:D:344:ARG:CD	2.36	0.46
1:F:18:ASP:OD2	1:F:30:HIS:HD2	1.97	0.46
1:A:32:THR:HB	1:F:212:GLU:HB3	1.95	0.46
1:I:206:LEU:HD13	1:I:210:HIS:HB3	1.97	0.46
1:I:63:SER:HB2	1:J:339:ARG:HH12	1.81	0.46
1:L:329:PRO:HG2	1:L:359:ARG:HB3	1.95	0.46
1:M:67:LEU:HB3	1:M:89:PHE:CD2	2.49	0.46
1:P:206:LEU:HD13	1:P:210:HIS:HB3	1.96	0.46
1:P:66:LEU:HB3	1:P:92:HIS:HB2	1.97	0.46
1:R:18:ASP:OD2	1:R:30:HIS:HD2	1.97	0.46
1:R:339:ARG:HG2	1:R:344:ARG:CD	2.36	0.46
1:R:18:ASP:HB3	1:R:86:ASN:HD22	1.80	0.46
1:U:206:LEU:HD13	1:U:210:HIS:HB3	1.97	0.46
1:U:411:PRO:HB3	1:U:416:ASP:HB3	1.96	0.46
1:V:329:PRO:HG2	1:V:359:ARG:HB3	1.95	0.46
1:Q:456:ARG:O	1:W:458:HIS:HE1	1.98	0.46
1:C:321:ARG:NE	4:C:7480:CIT:H42	2.14	0.46
1:E:59:SER:C	1:E:61:HIS:N	2.69	0.46
3:F:7485:AMP:N9	3:F:7485:AMP:H1'	2.08	0.46
1:G:272:GLN:HB2	1:G:356:LEU:HD11	1.97	0.46
1:H:8:LEU:O	1:H:12:GLU:HG2	2.14	0.46
1:H:59:SER:C	1:H:61:HIS:N	2.69	0.46
1:J:314:PRO:HG3	1:J:365:GLY:HA3	1.96	0.46
1:L:55:ARG:HH12	1:L:448:GLU:HB2	1.80	0.46
1:P:460:TYR:CE2	1:V:452:PRO:HB3	2.50	0.46
1:Q:321:ARG:NE	4:Q:7508:CIT:H42	2.14	0.46
1:R:272:GLN:HB2	1:R:356:LEU:HD11	1.96	0.46
1:S:299:GLY:HA2	1:S:388:PRO:HB3	1.96	0.46
1:U:8:LEU:O	1:U:12:GLU:HG2	2.14	0.46
1:U:344:ARG:HG2	1:U:344:ARG:NH2	2.30	0.46
1:U:329:PRO:HB3	1:U:359:ARG:CB	2.44	0.46
1:U:54:ILE:H	1:U:54:ILE:CD1	2.25	0.46
1:V:314:PRO:HG3	1:V:365:GLY:HA3	1.96	0.46
1:A:304:HIS:CD2	1:A:377:ALA:HA	2.50	0.46

*Continued on next page...*

*Continued from previous page...*

Atom-1	Atom-2	Interatomic distance (Å)	Clash overlap (Å)
1:A:465:TYR:CZ	1:G:315:THR:HB	2.50	0.46
1:A:58:GLN:HA	1:A:62:GLU:HG2	1.96	0.46
1:B:334:TYR:HD1	1:B:345:ILE:CD1	2.29	0.46
1:C:54:ILE:HG13	1:C:55:ARG:N	2.25	0.46
1:C:603:LYS:HD3	1:C:4:ASP:HB3	1.97	0.46
3:F:7485:AMP:N9	3:F:7485:AMP:H1'	2.08	0.46
1:I:603:LYS:HD3	1:I:4:ASP:HB3	1.97	0.46
1:E:463:ALA:HA	1:K:140:PHE:CZ	2.50	0.46
1:J:33:ILE:HG22	1:K:211:HIS:HB3	1.98	0.46
1:L:58:GLN:HA	1:L:62:GLU:HG2	1.96	0.46
1:L:603:LYS:HD3	1:L:4:ASP:HB3	1.96	0.46
1:S:58:GLN:HA	1:S:62:GLU:HG2	1.96	0.46
1:T:603:LYS:HD3	1:T:4:ASP:HB3	1.97	0.46
1:T:80:ARG:HD3	1:U:193:ASP:OD2	2.15	0.46
1:U:603:LYS:HD3	1:U:4:ASP:HB3	1.97	0.46
1:U:57:PHE:CD1	1:U:57:PHE:N	2.82	0.46
1:W:436:ASN:O	1:W:440:GLU:HG3	2.14	0.46
1:A:320:LYS:HE3	1:G:461:GLU:OE1	2.15	0.46
1:A:603:LYS:HB2	1:A:72:GLU:HA	1.96	0.46
1:B:18:ASP:OD2	1:B:30:HIS:HD2	1.98	0.46
1:B:323:VAL:HG22	1:B:324:PRO:CD	2.44	0.46
1:B:338:ASN:HD21	1:B:396:LEU:H	1.62	0.46
1:B:420:ARG:NH1	1:B:424:ASP:HB2	2.30	0.46
1:F:90:PHE:HB3	1:F:106:ASN:HD21	1.79	0.46
1:F:271:HIS:HB3	1:F:355:ARG:HD2	1.96	0.46
1:F:312:THR:CG2	1:F:313:ASN:ND2	2.73	0.46
1:F:603:LYS:HB2	1:F:72:GLU:HA	1.96	0.46
3:F:7485:AMP:N9	3:F:7485:AMP:H1'	2.08	0.46
1:G:411:PRO:HB3	1:G:416:ASP:CB	2.46	0.46
1:G:58:GLN:NE2	1:G:62:GLU:HB3	2.18	0.46
1:H:18:ASP:OD2	1:H:30:HIS:HD2	1.98	0.46
1:I:271:HIS:HB3	1:I:355:ARG:HD2	1.96	0.46
1:I:346:PRO:HG2	1:I:355:ARG:NH2	2.18	0.46
1:L:338:ASN:HD21	1:L:396:LEU:H	1.62	0.46
1:M:409:GLN:HB2	5:M:3412:HOH:O	2.16	0.46
1:O:179:TYR:HB3	1:O:215:SER:OG	2.15	0.46
1:P:326:TYR:O	1:P:327:GLU:CB	2.63	0.46
1:P:411:PRO:HB3	1:P:416:ASP:CB	2.46	0.46
1:S:312:THR:CG2	1:S:313:ASN:ND2	2.73	0.46
1:S:411:PRO:HB3	1:S:416:ASP:CB	2.46	0.46
1:S:420:ARG:NH1	1:S:424:ASP:HB2	2.30	0.46

*Continued on next page...*

*Continued from previous page...*

Atom-1	Atom-2	Interatomic distance (Å)	Clash overlap (Å)
1:T:603:LYS:HB2	1:T:72:GLU:HA	1.96	0.46
1:V:204:PHE:HE1	1:V:237:LEU:HD13	1.77	0.46
1:W:323:VAL:HG22	1:W:324:PRO:CD	2.44	0.46
1:A:346:PRO:HB2	1:A:355:ARG:NH1	2.28	0.46
1:A:63:SER:HB3	1:F:336:GLN:O	2.15	0.46
1:B:264:ASN:ND2	1:B:326:TYR:HD2	2.13	0.46
1:B:347:ILE:O	1:B:347:ILE:HG22	2.15	0.46
3:F:7485:AMP:N9	3:F:7485:AMP:H1'	2.08	0.46
1:G:179:TYR:HB2	1:G:180:PHE:CE2	2.51	0.46
1:G:18:ASP:HB3	1:G:86:ASN:HD22	1.80	0.46
1:I:18:ASP:HB3	1:I:86:ASN:HD22	1.80	0.46
1:I:400:PRO:C	1:I:402:GLU:H	2.18	0.46
1:K:179:TYR:HB2	1:K:180:PHE:CE2	2.51	0.46
1:K:331:ASN:ND2	1:K:340:SER:HB2	2.31	0.46
1:O:264:ASN:ND2	1:O:326:TYR:HD2	2.13	0.46
1:O:339:ARG:NH2	1:O:344:ARG:HD2	2.29	0.46
1:P:347:ILE:O	1:P:347:ILE:HG22	2.15	0.46
1:S:179:TYR:HB2	1:S:180:PHE:CE2	2.51	0.46
1:S:18:ASP:HB3	1:S:86:ASN:HD22	1.80	0.46
1:T:207:GLU:N	1:T:210:HIS:HD2	2.03	0.46
1:U:121:ALA:HA	1:U:276:LYS:HB2	1.97	0.46
1:W:331:ASN:ND2	1:W:340:SER:HB2	2.31	0.46
1:X:179:TYR:HB2	1:X:180:PHE:CE2	2.51	0.46
1:X:264:ASN:ND2	1:X:326:TYR:HD2	2.14	0.46
1:C:283:TYR:CD2	1:C:351:PRO:HB3	2.50	0.46
1:D:283:TYR:CG	1:D:351:PRO:HA	2.49	0.46
3:F:7485:AMP:H1'	3:F:7485:AMP:N9	2.08	0.46
1:G:154:ILE:HG23	1:G:165:GLU:OE2	2.16	0.46
1:G:282:MET:CE	1:G:294:ALA:HA	2.44	0.46
1:H:283:TYR:CD2	1:H:351:PRO:HB3	2.50	0.46
1:I:283:TYR:CD2	1:I:351:PRO:HB3	2.50	0.46
1:L:283:TYR:CD2	1:L:351:PRO:HB3	2.50	0.46
1:M:16:TYR:HB3	1:M:32:THR:CG2	2.45	0.46
1:O:283:TYR:CD2	1:O:351:PRO:HB3	2.50	0.46
1:S:154:ILE:HG23	1:S:165:GLU:OE2	2.16	0.46
1:V:120:ILE:HD11	1:V:383:LYS:HG3	1.97	0.46
1:W:283:TYR:CG	1:W:351:PRO:HA	2.50	0.46
1:X:68:LEU:HD23	1:X:92:HIS:CD2	2.49	0.46
1:A:312:THR:HG23	1:A:361:PRO:HG3	1.97	0.46
1:C:314:PRO:HG3	1:C:365:GLY:HA3	1.97	0.46
1:A:23:ASP:OD2	1:F:178:GLY:HA3	2.15	0.46

*Continued on next page...*

*Continued from previous page...*

Atom-1	Atom-2	Interatomic distance (Å)	Clash overlap (Å)
1:F:337:ARG:HD2	1:F:393:ASP:O	2.15	0.46
3:F:7485:AMP:N9	3:F:7485:AMP:H1'	2.08	0.46
1:G:264:ASN:HD21	4:G:7488:CIT:C2	2.14	0.46
1:G:358:PHE:HD1	1:G:374:MET:SD	2.39	0.46
1:C:456:ARG:O	1:I:458:HIS:HE1	1.97	0.46
1:J:264:ASN:HD21	4:J:7494:CIT:C2	2.14	0.46
1:L:298:ILE:HG12	1:L:356:LEU:HD22	1.96	0.46
1:O:337:ARG:HD2	1:O:393:ASP:O	2.15	0.46
1:S:358:PHE:HD1	1:S:374:MET:SD	2.39	0.46
1:U:325:GLY:O	1:U:327:GLU:N	2.38	0.46
1:V:264:ASN:HD21	4:V:7518:CIT:C2	2.14	0.46
1:A:196:LEU:HD22	1:A:212:GLU:HB2	1.97	0.46
1:A:58:GLN:CG	1:A:62:GLU:HB3	2.46	0.46
1:E:284:ASP:HB3	1:E:503:GLY:HA3	1.97	0.46
3:F:7485:AMP:N9	3:F:7485:AMP:H1'	2.08	0.46
1:G:58:GLN:CG	1:G:62:GLU:HB3	2.46	0.46
1:K:58:GLN:CG	1:K:62:GLU:HB3	2.46	0.46
1:M:284:ASP:HB3	1:M:503:GLY:HA3	1.97	0.46
1:N:312:THR:OG1	1:N:361:PRO:HG3	2.16	0.46
1:Q:284:ASP:HB3	1:Q:503:GLY:HA3	1.97	0.46
1:S:284:ASP:HB3	1:S:503:GLY:HA3	1.97	0.46
1:S:211:HIS:CD2	1:X:33:ILE:CG2	2.98	0.46
1:B:283:TYR:HD1	1:B:284:ASP:N	2.12	0.46
1:D:283:TYR:HD1	1:D:284:ASP:N	2.12	0.46
3:F:7485:AMP:H1'	3:F:7485:AMP:N9	2.08	0.46
1:H:18:ASP:OD2	1:H:30:HIS:HD2	1.97	0.46
1:H:54:ILE:O	1:H:54:ILE:HG23	2.15	0.46
1:I:309:LEU:HG	1:I:313:ASN:ND2	2.30	0.46
1:L:106:ASN:ND2	1:L:109:ARG:NH1	2.63	0.46
1:M:106:ASN:ND2	1:M:109:ARG:NH1	2.63	0.46
1:M:18:ASP:OD2	1:M:30:HIS:HD2	1.97	0.46
1:P:450:GLU:HB3	1:V:465:TYR:OH	2.15	0.46
1:R:54:ILE:HG23	1:R:54:ILE:O	2.15	0.46
1:T:54:ILE:HG23	1:T:54:ILE:O	2.15	0.46
1:U:59:SER:C	1:U:63:SER:HB3	2.35	0.46
1:V:24:LEU:HG	1:V:57:PHE:CE1	2.39	0.46
1:B:339:ARG:HG2	1:B:359:ARG:CZ	2.46	0.46
1:C:63:SER:HB3	1:C:64:ASP:H	1.39	0.46
1:E:339:ARG:HG2	1:E:359:ARG:CZ	2.46	0.46
3:F:7485:AMP:N9	3:F:7485:AMP:H1'	2.08	0.46
1:I:396:LEU:HD23	1:I:399:LEU:HD22	1.97	0.46

*Continued on next page...*

*Continued from previous page...*

Atom-1	Atom-2	Interatomic distance (Å)	Clash overlap (Å)
1:J:80:ARG:HD2	1:J:84:THR:OG1	2.14	0.46
1:L:339:ARG:HG2	1:L:359:ARG:CZ	2.46	0.46
1:N:339:ARG:HG2	1:N:359:ARG:CZ	2.46	0.46
1:U:339:ARG:HG2	1:U:359:ARG:CZ	2.45	0.46
1:X:1:THR:HG22	1:X:2:PRO:HD2	1.97	0.46
1:X:264:ASN:ND2	4:X:7522:CIT:H22	2.23	0.46
1:A:66:LEU:HB3	1:A:92:HIS:HB2	1.97	0.46
1:F:18:ASP:HB3	1:F:86:ASN:HD22	1.80	0.46
1:F:54:ILE:HG23	1:F:55:ARG:H	1.79	0.46
3:F:7485:AMP:H1'	3:F:7485:AMP:N9	2.08	0.46
1:K:208:LYS:O	1:K:210:HIS:N	2.43	0.46
1:K:339:ARG:HG2	1:K:344:ARG:CD	2.36	0.46
1:Q:411:PRO:HB3	1:Q:416:ASP:HB3	1.96	0.46
1:R:54:ILE:HG23	1:R:55:ARG:H	1.79	0.46
1:V:344:ARG:O	1:V:357:GLU:HB3	2.16	0.46
1:W:339:ARG:HG2	1:W:344:ARG:CD	2.36	0.46
1:W:66:LEU:HB3	1:W:92:HIS:HB2	1.97	0.46
1:X:208:LYS:O	1:X:210:HIS:N	2.43	0.46
1:A:272:GLN:HB2	1:A:356:LEU:HD11	1.97	0.46
1:B:157:TRP:CD1	1:B:174:ARG:HD3	2.50	0.46
5:A:7716:HOH:O	1:B:27:ILE:HD13	2.15	0.46
5:C:7728:HOH:O	1:D:27:ILE:HD13	2.15	0.46
1:E:58:GLN:HE21	1:E:62:GLU:HB3	1.79	0.46
1:F:204:PHE:HE1	1:F:237:LEU:HD13	1.81	0.46
1:G:55:ARG:HH12	1:G:448:GLU:HB2	1.80	0.46
1:M:314:PRO:HG3	1:M:365:GLY:HA3	1.96	0.46
1:M:54:ILE:H	1:M:54:ILE:CD1	2.25	0.46
1:N:157:TRP:CD1	1:N:174:ARG:HD3	2.50	0.46
1:N:400:PRO:HA	1:N:401:PRO:HD3	1.67	0.46
1:O:12:GLU:HG3	1:O:76:ILE:CG1	2.44	0.46
5:O:3979:HOH:O	1:P:27:ILE:HD13	2.15	0.46
1:P:400:PRO:HA	1:P:401:PRO:HD3	1.67	0.46
1:Q:157:TRP:CD1	1:Q:174:ARG:HD3	2.50	0.46
1:Q:59:SER:C	1:Q:61:HIS:N	2.69	0.46
1:S:400:PRO:O	1:S:404:ALA:HB2	2.16	0.46
1:T:409:GLN:HA	1:T:409:GLN:NE2	2.19	0.46
1:P:261:PHE:O	1:V:144:ALA:HA	2.14	0.46
1:X:344:ARG:NH2	1:X:344:ARG:HG2	2.30	0.46
1:A:400:PRO:O	1:A:403:GLU:N	2.49	0.46
1:C:179:TYR:HB3	1:C:215:SER:OG	2.15	0.46
1:E:436:ASN:O	1:E:440:GLU:HG3	2.14	0.46

*Continued on next page...*

*Continued from previous page...*

Atom-1	Atom-2	Interatomic distance (Å)	Clash overlap (Å)
1:F:53:SER:HB2	5:F:7492:HOH:O	2.14	0.46
1:G:304:HIS:CD2	1:G:377:ALA:HA	2.50	0.46
1:H:58:GLN:HA	1:H:62:GLU:CB	2.46	0.46
1:K:54:ILE:HG13	1:K:55:ARG:N	2.25	0.46
1:M:58:GLN:HA	1:M:62:GLU:HG2	1.96	0.46
1:O:179:TYR:HB3	1:O:215:SER:OG	2.15	0.46
1:O:603:LYS:HD3	1:O:4:ASP:HB3	1.97	0.46
1:Q:436:ASN:O	1:Q:440:GLU:HG3	2.14	0.46
1:S:106:ASN:ND2	1:S:109:ARG:HH11	2.12	0.46
1:P:458:HIS:CE1	1:V:456:ARG:O	2.61	0.46
1:X:304:HIS:CD2	1:X:377:ALA:HA	2.50	0.46
1:A:346:PRO:HG2	1:A:355:ARG:NH2	2.18	0.46
1:C:179:TYR:HB3	1:C:215:SER:OG	2.15	0.46
1:C:427:TYR:CE1	1:C:428:LEU:HD13	2.51	0.46
1:D:326:TYR:O	1:D:327:GLU:CB	2.63	0.46
1:J:204:PHE:HE1	1:J:237:LEU:HD13	1.77	0.46
1:K:18:ASP:OD2	1:K:30:HIS:HD2	1.98	0.46
1:N:323:VAL:HG22	1:N:324:PRO:CD	2.44	0.46
1:N:409:GLN:HB2	5:N:3675:HOH:O	2.16	0.46
1:N:40:LYS:HZ2	1:N:40:LYS:N	2.13	0.46
1:N:465:TYR:CE1	1:T:315:THR:HB	2.50	0.46
1:P:338:ASN:HD21	1:P:396:LEU:H	1.62	0.46
1:P:420:ARG:HD2	1:P:420:ARG:HA	1.75	0.46
1:T:18:ASP:OD2	1:T:30:HIS:HD2	1.99	0.46
1:T:338:ASN:HD21	1:T:396:LEU:H	1.62	0.46
1:W:18:ASP:OD2	1:W:30:HIS:HD2	1.98	0.46
1:W:409:GLN:HB2	5:W:6042:HOH:O	2.16	0.46
1:W:427:TYR:CE1	1:W:428:LEU:HD13	2.51	0.46
1:X:427:TYR:CE1	1:X:428:LEU:HD13	2.51	0.46
1:A:179:TYR:HB2	1:A:180:PHE:CE2	2.51	0.46
1:A:296:HIS:HB3	1:A:381:GLY:O	2.16	0.46
1:A:331:ASN:ND2	1:A:340:SER:HB2	2.31	0.46
1:A:63:SER:HB2	1:F:339:ARG:HH12	1.80	0.46
1:B:121:ALA:HA	1:B:276:LYS:HB2	1.97	0.46
1:B:331:ASN:HA	1:B:408:PRO:O	2.14	0.46
1:K:264:ASN:ND2	1:K:326:TYR:HD2	2.13	0.46
1:M:179:TYR:HB2	1:M:180:PHE:CE2	2.51	0.46
1:M:331:ASN:ND2	1:M:340:SER:HB2	2.31	0.46
1:M:296:HIS:HB3	1:M:381:GLY:O	2.16	0.46
1:N:121:ALA:HA	1:N:276:LYS:HB2	1.97	0.46
1:R:210:HIS:CE1	3:R:7509:AMP:H3'	2.48	0.46

*Continued on next page...*



*Continued from previous page...*

Atom-1	Atom-2	Interatomic distance (Å)	Clash overlap (Å)
1:U:400:PRO:C	1:U:402:GLU:H	2.18	0.46
1:P:466:TYR:CE1	1:V:254:THR:HB	2.50	0.46
1:W:179:TYR:HB2	1:W:180:PHE:CE2	2.51	0.46
1:A:154:ILE:HG23	1:A:165:GLU:OE2	2.16	0.46
1:E:348:THR:CB	1:E:353:ALA:HB1	2.45	0.46
1:I:16:TYR:HB3	1:I:32:THR:CG2	2.45	0.46
1:J:120:ILE:HD11	1:J:383:LYS:HG3	1.97	0.46
1:K:68:LEU:HD23	1:K:92:HIS:CD2	2.49	0.46
1:M:154:ILE:HG23	1:M:165:GLU:OE2	2.16	0.46
1:Q:348:THR:CB	1:Q:353:ALA:HB1	2.45	0.46
1:R:154:ILE:HG23	1:R:165:GLU:OE2	2.16	0.46
1:X:154:ILE:HG23	1:X:165:GLU:OE2	2.16	0.46
1:X:334:TYR:HD1	1:X:345:ILE:HD11	1.81	0.46
1:C:337:ARG:HD2	1:C:393:ASP:O	2.15	0.46
1:C:211:HIS:CE1	1:D:49:PHE:CD2	2.96	0.46
1:I:264:ASN:HD21	4:I:7492:CIT:C2	2.14	0.46
1:L:337:ARG:HD2	1:L:393:ASP:O	2.15	0.46
1:L:312:THR:HG23	1:L:361:PRO:HG3	1.97	0.46
1:P:337:ARG:HD2	1:P:393:ASP:O	2.15	0.46
1:S:307:SER:HB2	1:S:421:LEU:HA	1.95	0.46
1:T:358:PHE:HD1	1:T:374:MET:SD	2.39	0.46
1:N:140:PHE:CE1	1:T:463:ALA:HA	2.49	0.46
1:P:466:TYR:CE1	1:V:254:THR:HB	2.50	0.46
1:A:400:PRO:HA	1:A:401:PRO:HD3	1.78	0.46
1:B:312:THR:OG1	1:B:361:PRO:HG3	2.16	0.46
1:C:154:ILE:HG23	1:C:165:GLU:OE2	2.15	0.46
1:K:312:THR:OG1	1:K:361:PRO:HG3	2.16	0.46
1:E:323:VAL:HG22	1:K:455:ILE:HG22	1.95	0.46
1:M:196:LEU:HD22	1:M:212:GLU:HB2	1.98	0.46
1:O:284:ASP:HB3	1:O:503:GLY:HA3	1.97	0.46
1:O:400:PRO:HA	1:O:401:PRO:HD3	1.78	0.46
1:S:58:GLN:CG	1:S:62:GLU:HB3	2.46	0.46
1:W:312:THR:OG1	1:W:361:PRO:HG3	2.16	0.46
1:X:312:THR:OG1	1:X:361:PRO:HG3	2.16	0.46
1:A:106:ASN:ND2	1:A:109:ARG:NH1	2.63	0.46
1:B:106:ASN:ND2	1:B:109:ARG:NH1	2.63	0.46
1:C:18:ASP:OD2	1:C:30:HIS:HD2	1.97	0.46
1:A:323:VAL:HG21	1:G:455:ILE:HG22	1.97	0.46
1:J:18:ASP:OD2	1:J:30:HIS:HD2	1.97	0.46
1:J:24:LEU:HG	1:J:57:PHE:CE1	2.39	0.46
1:J:38:PHE:CE1	1:J:42:VAL:HG11	2.51	0.46

*Continued on next page...*

*Continued from previous page...*

Atom-1	Atom-2	Interatomic distance (Å)	Clash overlap (Å)
1:L:280:PRO:HG3	1:L:351:PRO:HB2	1.96	0.46
1:O:59:SER:C	1:O:63:SER:HB3	2.35	0.46
1:P:283:TYR:HD1	1:P:284:ASP:N	2.12	0.46
1:P:54:ILE:HG23	1:P:54:ILE:O	2.15	0.46
1:P:59:SER:C	1:P:63:SER:HB3	2.35	0.46
1:R:307:SER:HB2	1:R:421:LEU:HA	1.98	0.46
1:V:18:ASP:OD2	1:V:30:HIS:HD2	1.97	0.46
1:V:38:PHE:CE1	1:V:42:VAL:HG11	2.51	0.46
1:X:106:ASN:ND2	1:X:109:ARG:NH1	2.63	0.46
1:A:339:ARG:HG2	1:A:359:ARG:CZ	2.46	0.46
1:E:1:THR:CG2	1:E:2:PRO:HD2	2.46	0.46
1:G:339:ARG:HG2	1:G:359:ARG:CZ	2.46	0.46
1:I:1:THR:CG2	1:I:2:PRO:HD2	2.46	0.46
1:I:339:ARG:HG2	1:I:359:ARG:CZ	2.46	0.46
1:N:176:LYS:HB3	1:O:55:ARG:HG2	1.98	0.46
1:P:176:LYS:HD2	1:Q:55:ARG:HB3	1.97	0.46
1:P:396:LEU:HD23	1:P:399:LEU:HD22	1.97	0.46
1:R:328:ALA:HA	1:R:329:PRO:HD3	1.78	0.46
1:R:339:ARG:HG2	1:R:359:ARG:CZ	2.46	0.46
1:S:400:PRO:O	1:S:402:GLU:N	2.46	0.46
1:T:1:THR:CG2	1:T:2:PRO:HD2	2.46	0.46
1:U:396:LEU:HD23	1:U:399:LEU:HD22	1.97	0.46
1:V:80:ARG:HD2	1:V:84:THR:OG1	2.14	0.46
1:W:321:ARG:NE	4:W:7520:CIT:H42	2.18	0.46
1:X:339:ARG:HG2	1:X:359:ARG:CZ	2.46	0.46
1:B:208:LYS:O	1:B:210:HIS:N	2.43	0.46
1:C:329:PRO:HG2	1:C:359:ARG:HB3	1.95	0.46
1:G:208:LYS:O	1:G:210:HIS:N	2.43	0.46
1:H:18:ASP:OD2	1:H:30:HIS:HD2	1.97	0.46
1:H:337:ARG:HH22	1:H:347:ILE:CG1	2.25	0.46
1:J:344:ARG:O	1:J:357:GLU:HB3	2.16	0.46
1:M:206:LEU:HD13	1:M:210:HIS:HB3	1.97	0.46
1:N:206:LEU:HD13	1:N:210:HIS:HB3	1.97	0.46
1:O:344:ARG:O	1:O:357:GLU:HB3	2.16	0.46
1:Q:339:ARG:HG2	1:Q:344:ARG:CD	2.36	0.46
1:S:18:ASP:HB3	1:S:86:ASN:HD22	1.80	0.46
1:S:339:ARG:HG2	1:S:344:ARG:CD	2.36	0.46
1:S:344:ARG:O	1:S:357:GLU:HB3	2.16	0.46
1:A:314:PRO:HG3	1:A:365:GLY:HA3	1.96	0.46
1:A:54:ILE:CD1	1:A:54:ILE:H	2.25	0.46
1:D:400:PRO:O	1:D:404:ALA:HB2	2.16	0.46

*Continued on next page...*

*Continued from previous page...*

Atom-1	Atom-2	Interatomic distance (Å)	Clash overlap (Å)
1:E:157:TRP:CD1	1:E:174:ARG:HD3	2.50	0.46
1:E:321:ARG:NE	4:E:7484:CIT:H42	2.14	0.46
1:F:157:TRP:CD1	1:F:174:ARG:HD3	2.50	0.46
1:F:272:GLN:HB2	1:F:356:LEU:HD11	1.97	0.46
1:H:400:PRO:O	1:H:404:ALA:HB2	2.16	0.46
1:I:344:ARG:NH2	1:I:344:ARG:HG2	2.30	0.46
1:K:400:PRO:O	1:K:404:ALA:HB2	2.16	0.46
1:P:400:PRO:O	1:P:404:ALA:HB2	2.16	0.46
1:Q:12:GLU:HG3	1:Q:76:ILE:CG1	2.44	0.46
1:Q:58:GLN:HE21	1:Q:62:GLU:HB3	1.79	0.46
1:R:204:PHE:HE1	1:R:237:LEU:HD13	1.81	0.46
3:R:7509:AMP:H1'	3:R:7509:AMP:N9	2.08	0.46
1:S:8:LEU:O	1:S:12:GLU:HG2	2.14	0.46
1:S:55:ARG:HH12	1:S:448:GLU:HB2	1.80	0.46
1:T:400:PRO:O	1:T:404:ALA:HB2	2.16	0.46
1:B:179:TYR:HB3	1:B:215:SER:OG	2.15	0.46
1:E:603:LYS:HD3	1:E:4:ASP:HB3	1.96	0.46
1:K:179:TYR:HB3	1:K:215:SER:OG	2.15	0.46
1:L:304:HIS:CD2	1:L:377:ALA:HA	2.50	0.46
1:M:400:PRO:O	1:M:403:GLU:N	2.49	0.46
1:N:179:TYR:HB3	1:N:215:SER:OG	2.15	0.46
1:N:304:HIS:CD2	1:N:377:ALA:HA	2.50	0.46
1:N:334:TYR:HD1	1:N:345:ILE:CD1	2.29	0.46
1:M:179:TYR:N	1:N:53:SER:HB3	2.29	0.46
1:N:54:ILE:HG13	1:N:55:ARG:N	2.25	0.46
1:O:400:PRO:O	1:O:403:GLU:N	2.49	0.46
1:P:304:HIS:CD2	1:P:377:ALA:HA	2.50	0.46
1:Q:603:LYS:HD3	1:Q:4:ASP:HB3	1.97	0.46
1:R:334:TYR:HD1	1:R:345:ILE:CD1	2.29	0.46
3:R:7509:AMP:N9	3:R:7509:AMP:H1'	2.08	0.46
1:W:49:PHE:CE1	1:X:180:PHE:CE2	3.03	0.46
1:X:334:TYR:HD1	1:X:345:ILE:CD1	2.29	0.46
1:A:420:ARG:NH1	1:A:424:ASP:HB2	2.30	0.46
1:E:411:PRO:HB3	1:E:416:ASP:CB	2.46	0.46
1:F:18:ASP:OD2	1:F:30:HIS:HD2	1.98	0.46
1:G:55:ARG:H	1:H:177:GLY:N	2.13	0.46
1:I:55:ARG:H	1:J:177:GLY:N	2.13	0.46
1:K:427:TYR:CE1	1:K:428:LEU:HD13	2.50	0.46
1:L:409:GLN:HB2	5:L:3149:HOH:O	2.16	0.46
1:M:420:ARG:NH1	1:M:424:ASP:HB2	2.30	0.46
1:M:603:LYS:HB2	1:M:72:GLU:HA	1.96	0.46

*Continued on next page...*

*Continued from previous page...*

Atom-1	Atom-2	Interatomic distance (Å)	Clash overlap (Å)
1:N:420:ARG:NH1	1:N:424:ASP:HB2	2.30	0.46
1:Q:338:ASN:HD21	1:Q:396:LEU:H	1.62	0.46
1:R:18:ASP:OD2	1:R:30:HIS:HD2	1.98	0.46
1:R:312:THR:CG2	1:R:313:ASN:ND2	2.73	0.46
1:R:411:PRO:HB3	1:R:416:ASP:CB	2.46	0.46
1:R:603:LYS:HB2	1:R:72:GLU:HA	1.96	0.46
3:R:7509:AMP:N9	3:R:7509:AMP:H1'	2.08	0.46
1:U:179:TYR:HB3	1:U:215:SER:OG	2.15	0.46
1:V:409:GLN:HB2	5:V:5779:HOH:O	2.16	0.46
1:A:463:ALA:HA	1:G:140:PHE:CE1	2.51	0.46
1:C:331:ASN:ND2	1:C:340:SER:HB2	2.31	0.46
1:E:264:ASN:ND2	1:E:326:TYR:HD2	2.13	0.46
1:E:331:ASN:ND2	1:E:340:SER:HB2	2.31	0.46
1:G:339:ARG:HH12	1:L:64:ASP:CG	2.19	0.46
1:I:121:ALA:HA	1:I:276:LYS:HB2	1.97	0.46
1:I:331:ASN:ND2	1:I:340:SER:HB2	2.31	0.46
1:L:264:ASN:ND2	1:L:326:TYR:HD2	2.14	0.46
1:N:18:ASP:HB3	1:N:86:ASN:HD22	1.80	0.46
1:O:428:LEU:HB3	1:O:434:PHE:CB	2.43	0.46
1:P:331:ASN:ND2	1:P:340:SER:HB2	2.31	0.46
1:P:18:ASP:HB3	1:P:86:ASN:HD22	1.80	0.46
1:Q:177:GLY:CA	1:R:55:ARG:CB	2.66	0.46
3:R:7509:AMP:N9	3:R:7509:AMP:H1'	2.08	0.46
1:U:331:ASN:ND2	1:U:340:SER:HB2	2.31	0.46
1:V:400:PRO:C	1:V:402:GLU:H	2.18	0.46
1:W:264:ASN:ND2	1:W:326:TYR:HD2	2.13	0.46
1:A:283:TYR:CD2	1:A:351:PRO:HB3	2.50	0.46
1:B:154:ILE:HG23	1:B:165:GLU:OE2	2.16	0.46
1:B:120:ILE:HD11	1:B:383:LYS:HG3	1.97	0.46
1:F:154:ILE:HG23	1:F:165:GLU:OE2	2.16	0.46
1:K:283:TYR:CD2	1:K:351:PRO:HB3	2.50	0.46
1:K:80:ARG:NE	1:L:189:VAL:CG1	2.79	0.46
1:L:154:ILE:HG23	1:L:165:GLU:OE2	2.16	0.46
1:M:283:TYR:CD2	1:M:351:PRO:HB3	2.50	0.46
1:P:339:ARG:H	1:Q:60:ILE:HG22	1.81	0.46
1:Q:173:VAL:HG11	1:X:463:ALA:O	2.15	0.46
1:M:60:ILE:CG2	1:R:339:ARG:H	2.28	0.46
3:R:7509:AMP:N9	3:R:7509:AMP:H1'	2.08	0.46
1:S:61:HIS:O	1:T:337:ARG:NH1	2.49	0.46
1:W:16:TYR:HB3	1:W:32:THR:CG2	2.45	0.46
1:B:337:ARG:HD2	1:B:393:ASP:O	2.15	0.46

*Continued on next page...*

*Continued from previous page...*

Atom-1	Atom-2	Interatomic distance (Å)	Clash overlap (Å)
1:D:337:ARG:HD2	1:D:393:ASP:O	2.15	0.46
1:G:206:LEU:HD13	1:G:210:HIS:HB3	1.97	0.46
1:H:358:PHE:HD1	1:H:374:MET:SD	2.39	0.46
1:I:206:LEU:HD13	1:I:210:HIS:HB3	1.97	0.46
1:M:312:THR:HG23	1:M:361:PRO:HG3	1.97	0.46
1:R:337:ARG:HD2	1:R:393:ASP:O	2.15	0.46
3:R:7509:AMP:H1'	3:R:7509:AMP:N9	2.08	0.46
1:U:206:LEU:HD13	1:U:210:HIS:HB3	1.97	0.46
1:W:337:ARG:HD2	1:W:393:ASP:O	2.15	0.46
1:W:358:PHE:HD1	1:W:374:MET:SD	2.39	0.46
1:X:337:ARG:HD2	1:X:393:ASP:O	2.15	0.46
1:A:264:ASN:ND2	4:A:7476:CIT:H22	2.16	0.46
1:B:179:TYR:CE2	1:C:53:SER:HA	2.50	0.46
1:C:284:ASP:HB3	1:C:503:GLY:HA3	1.97	0.46
1:G:284:ASP:HB3	1:G:503:GLY:HA3	1.97	0.46
1:I:284:ASP:HB3	1:I:503:GLY:HA3	1.97	0.46
1:J:284:ASP:HB3	1:J:503:GLY:HA3	1.97	0.46
1:L:196:LEU:HD22	1:L:212:GLU:HB2	1.97	0.46
1:L:312:THR:OG1	1:L:361:PRO:HG3	2.16	0.46
1:M:58:GLN:CG	1:M:62:GLU:HB3	2.46	0.46
1:N:18:ASP:OD2	1:N:30:HIS:HD2	1.97	0.46
3:R:7509:AMP:H1'	3:R:7509:AMP:N9	2.08	0.46
1:W:154:ILE:HG23	1:W:165:GLU:OE2	2.15	0.46
1:X:196:LEU:HD22	1:X:212:GLU:HB2	1.97	0.46
1:B:309:LEU:HG	1:B:313:ASN:ND2	2.30	0.46
1:D:54:ILE:O	1:D:54:ILE:HG23	2.15	0.46
1:D:59:SER:C	1:D:63:SER:HB3	2.35	0.46
1:G:307:SER:HB2	1:G:421:LEU:HA	1.98	0.46
1:G:55:ARG:HD2	1:G:449:ASN:ND2	2.10	0.46
1:H:106:ASN:ND2	1:H:109:ARG:NH1	2.63	0.46
1:I:307:SER:HB2	1:I:421:LEU:HA	1.98	0.46
1:N:307:SER:HB2	1:N:421:LEU:HA	1.98	0.46
1:O:38:PHE:CE1	1:O:42:VAL:HG11	2.51	0.46
3:R:7509:AMP:N9	3:R:7509:AMP:H1'	2.08	0.46
1:S:307:SER:HB2	1:S:421:LEU:HA	1.98	0.46
1:S:59:SER:C	1:S:63:SER:HB3	2.35	0.46
1:U:309:LEU:HG	1:U:313:ASN:ND2	2.30	0.46
1:F:339:ARG:HG2	1:F:359:ARG:CZ	2.46	0.46
1:H:1:THR:CG2	1:H:2:PRO:HD2	2.46	0.46
1:K:80:ARG:NE	1:L:189:VAL:CG1	2.78	0.46
1:L:60:ILE:HA	1:L:63:SER:HA	1.97	0.46

*Continued on next page...*

*Continued from previous page...*

Atom-1	Atom-2	Interatomic distance (Å)	Clash overlap (Å)
1:L:264:ASN:ND2	4:L:7498:CIT:H22	2.23	0.46
1:M:339:ARG:HG2	1:M:359:ARG:CZ	2.46	0.46
1:N:176:LYS:HA	1:N:176:LYS:HD3	1.60	0.46
1:Q:1:THR:CG2	1:Q:2:PRO:HD2	2.46	0.46
1:R:396:LEU:HD23	1:R:399:LEU:HD22	1.97	0.46
3:R:7509:AMP:N9	3:R:7509:AMP:H1'	2.08	0.46
1:S:339:ARG:HG2	1:S:359:ARG:CZ	2.46	0.46
1:S:396:LEU:HD23	1:S:399:LEU:HD22	1.97	0.46
1:U:1:THR:CG2	1:U:2:PRO:HD2	2.46	0.46
1:A:206:LEU:HD13	1:A:210:HIS:HB3	1.97	0.46
1:B:66:LEU:HB3	1:B:92:HIS:HB2	1.97	0.46
1:C:344:ARG:O	1:C:357:GLU:HB3	2.16	0.46
1:E:283:TYR:HB2	1:E:351:PRO:HA	1.96	0.46
1:E:18:ASP:HB3	1:E:86:ASN:HD22	1.80	0.46
1:G:196:LEU:CD2	1:L:16:TYR:CE2	2.98	0.46
1:H:339:ARG:HG2	1:H:344:ARG:CD	2.36	0.46
1:K:66:LEU:HB3	1:K:92:HIS:HB2	1.97	0.46
1:L:363:SER:HB2	5:L:3081:HOH:O	2.14	0.46
1:P:339:ARG:HG2	1:P:344:ARG:CD	2.36	0.46
1:P:363:SER:HB2	5:P:4133:HOH:O	2.14	0.46
1:Q:283:TYR:HB2	1:Q:351:PRO:HA	1.96	0.46
3:R:7509:AMP:H1'	3:R:7509:AMP:N9	2.08	0.46
1:T:18:ASP:OD2	1:T:30:HIS:HD2	1.97	0.46
1:X:18:ASP:HB3	1:X:86:ASN:HD22	1.80	0.46
1:A:465:TYR:CZ	1:G:315:THR:HB	2.51	0.46
1:D:165:GLU:HA	1:D:165:GLU:OE2	2.16	0.46
1:C:178:GLY:HA2	1:D:53:SER:OG	2.16	0.46
1:E:314:PRO:HG3	1:E:365:GLY:HA3	1.96	0.46
1:E:400:PRO:O	1:E:404:ALA:HB2	2.16	0.46
1:F:344:ARG:NH2	1:F:344:ARG:HG2	2.30	0.46
1:G:27:ILE:HD13	5:H:7507:HOH:O	2.15	0.46
1:G:400:PRO:O	1:G:404:ALA:HB2	2.16	0.46
1:I:8:LEU:O	1:I:12:GLU:HG2	2.14	0.46
1:I:329:PRO:HB3	1:I:359:ARG:CB	2.44	0.46
1:J:27:ILE:HD13	5:K:2401:HOH:O	2.15	0.46
1:K:344:ARG:NH2	1:K:344:ARG:HG2	2.30	0.46
1:L:344:ARG:HG2	1:L:344:ARG:NH2	2.30	0.46
1:P:165:GLU:OE2	1:P:165:GLU:HA	2.16	0.46
1:R:157:TRP:CD1	1:R:174:ARG:HD3	2.50	0.46
1:R:344:ARG:HG2	1:R:344:ARG:NH2	2.30	0.46
1:S:344:ARG:HG2	1:S:344:ARG:NH2	2.30	0.46

*Continued on next page...*

*Continued from previous page...*

Atom-1	Atom-2	Interatomic distance (Å)	Clash overlap (Å)
1:U:400:PRO:O	1:U:404:ALA:HB2	2.16	0.46
1:W:400:PRO:O	1:W:404:ALA:HB2	2.16	0.46
1:X:165:GLU:OE2	1:X:165:GLU:HA	2.16	0.46
1:C:400:PRO:O	1:C:403:GLU:N	2.49	0.46
1:D:304:HIS:CD2	1:D:377:ALA:HA	2.50	0.46
1:D:400:PRO:O	1:D:403:GLU:N	2.49	0.46
1:E:58:GLN:HA	1:E:62:GLU:CB	2.46	0.46
1:G:57:PHE:CD1	1:G:57:PHE:N	2.82	0.46
1:G:58:GLN:HA	1:G:62:GLU:HG2	1.96	0.46
1:L:334:TYR:HD1	1:L:345:ILE:CD1	2.29	0.46
1:O:54:ILE:HG13	1:O:55:ARG:N	2.25	0.46
1:P:400:PRO:O	1:P:403:GLU:N	2.49	0.46
1:O:179:TYR:N	1:P:53:SER:HB3	2.25	0.46
1:Q:58:GLN:HA	1:Q:62:GLU:CB	2.46	0.46
1:T:58:GLN:HA	1:T:62:GLU:CB	2.46	0.46
1:W:179:TYR:HB3	1:W:215:SER:OG	2.15	0.46
1:W:54:ILE:HG13	1:W:55:ARG:N	2.25	0.46
1:X:603:LYS:HD3	1:X:4:ASP:HB3	1.97	0.46
1:B:409:GLN:HB2	5:B:7718:HOH:O	2.16	0.46
1:B:321:ARG:NE	4:B:7478:CIT:H42	2.17	0.46
1:C:18:ASP:OD2	1:C:30:HIS:HD2	1.99	0.46
1:D:18:ASP:OD2	1:D:30:HIS:HD2	1.98	0.46
1:G:346:PRO:HG2	1:G:355:ARG:NH2	2.18	0.46
1:G:420:ARG:NH1	1:G:424:ASP:HB2	2.30	0.46
1:H:409:GLN:HB2	5:H:7744:HOH:O	2.16	0.46
1:I:179:TYR:HB3	1:I:215:SER:OG	2.15	0.46
1:J:409:GLN:HB2	5:J:2623:HOH:O	2.16	0.46
1:K:58:GLN:NE2	1:K:62:GLU:HB3	2.18	0.46
1:N:326:TYR:O	1:N:327:GLU:CB	2.63	0.46
1:P:18:ASP:OD2	1:P:30:HIS:HD2	1.98	0.46
1:Q:18:ASP:OD2	1:Q:30:HIS:HD2	1.98	0.46
1:Q:411:PRO:HB3	1:Q:416:ASP:CB	2.46	0.46
1:R:90:PHE:HB3	1:R:106:ASN:HD21	1.79	0.46
1:T:411:PRO:HB3	1:T:416:ASP:CB	2.46	0.46
1:T:427:TYR:CE1	1:T:428:LEU:HD13	2.51	0.46
1:V:187:GLN:HB3	1:V:187:GLN:HE21	1.61	0.46
1:W:58:GLN:NE2	1:W:62:GLU:HB3	2.18	0.46
1:X:179:TYR:HB3	1:X:215:SER:OG	2.15	0.46
1:X:409:GLN:HB2	5:X:6305:HOH:O	2.16	0.46
1:B:18:ASP:HB3	1:B:86:ASN:HD22	1.80	0.46
1:E:18:ASP:HB3	1:E:86:ASN:HD22	1.80	0.46

*Continued on next page...*

*Continued from previous page...*

Atom-1	Atom-2	Interatomic distance (Å)	Clash overlap (Å)
1:H:428:LEU:HB3	1:H:434:PHE:CB	2.43	0.46
1:I:264:ASN:ND2	1:I:326:TYR:HD2	2.13	0.46
1:J:331:ASN:ND2	1:J:340:SER:HB2	2.31	0.46
1:O:331:ASN:ND2	1:O:340:SER:HB2	2.31	0.46
1:O:18:ASP:HB3	1:O:86:ASN:HD22	1.80	0.46
1:P:121:ALA:HA	1:P:276:LYS:HB2	1.97	0.46
1:P:264:ASN:ND2	1:P:326:TYR:HD2	2.13	0.46
1:Q:18:ASP:HB3	1:Q:86:ASN:HD22	1.80	0.46
1:Q:264:ASN:ND2	1:Q:326:TYR:HD2	2.14	0.46
1:Q:331:ASN:ND2	1:Q:340:SER:HB2	2.31	0.46
1:R:106:ASN:ND2	1:R:109:ARG:HH11	2.13	0.46
1:R:296:HIS:HB3	1:R:381:GLY:O	2.16	0.46
1:S:106:ASN:ND2	1:S:109:ARG:HH11	2.13	0.46
1:S:65:MET:HE2	1:S:67:LEU:HD11	1.96	0.46
1:T:331:ASN:ND2	1:T:340:SER:HB2	2.30	0.46
1:U:264:ASN:ND2	1:U:326:TYR:HD2	2.13	0.46
1:X:396:LEU:CD2	1:X:407:ILE:HG13	2.44	0.46
1:X:91:VAL:HB	1:X:103:ASP:HB2	1.96	0.46
1:A:334:TYR:HD1	1:A:345:ILE:HD11	1.81	0.46
1:C:328:ALA:HA	1:C:329:PRO:HD3	1.72	0.46
1:H:348:THR:CB	1:H:353:ALA:HB1	2.45	0.46
1:I:283:TYR:CG	1:I:351:PRO:HA	2.49	0.46
1:J:348:THR:CB	1:J:353:ALA:HB1	2.45	0.46
1:L:334:TYR:HD1	1:L:345:ILE:HD11	1.81	0.46
1:L:68:LEU:HD23	1:L:92:HIS:CD2	2.50	0.46
1:M:334:TYR:HD1	1:M:345:ILE:HD11	1.81	0.46
1:N:154:ILE:HG23	1:N:165:GLU:OE2	2.16	0.46
1:T:283:TYR:CD2	1:T:351:PRO:HB3	2.50	0.46
1:O:456:ARG:O	1:U:458:HIS:HE1	1.97	0.46
1:W:283:TYR:CD2	1:W:351:PRO:HB3	2.50	0.46
1:S:337:ARG:O	1:X:60:ILE:HA	2.16	0.46
1:A:398:GLU:CG	1:A:398:GLU:O	2.64	0.46
1:A:461:GLU:OE1	1:G:320:LYS:HE3	2.15	0.46
1:A:54:ILE:HG13	1:A:55:ARG:N	2.26	0.46
1:F:175:HIS:CE1	1:G:467:ASP:CB	2.98	0.46
1:F:400:PRO:HA	1:F:401:PRO:HD2	1.67	0.46
1:G:467:ASP:HB3	5:G:7499:HOH:O	2.16	0.46
1:H:398:GLU:O	1:H:398:GLU:CG	2.64	0.46
1:I:358:PHE:HD1	1:I:374:MET:SD	2.39	0.46
1:J:206:LEU:HD13	1:J:210:HIS:HB3	1.97	0.46
1:J:314:PRO:HG3	1:J:365:GLY:HA3	1.97	0.46

*Continued on next page...*



*Continued from previous page...*

Atom-1	Atom-2	Interatomic distance (Å)	Clash overlap (Å)
1:K:398:GLU:CG	1:K:398:GLU:O	2.64	0.46
1:M:398:GLU:CG	1:M:398:GLU:O	2.64	0.46
1:S:206:LEU:HD13	1:S:210:HIS:HB3	1.97	0.46
1:S:49:PHE:HZ	1:T:180:PHE:HE2	1.63	0.46
1:N:463:ALA:HA	1:T:140:PHE:CE1	2.50	0.46
1:T:314:PRO:HG3	1:T:365:GLY:HA3	1.97	0.46
1:U:358:PHE:HD1	1:U:374:MET:SD	2.39	0.46
1:V:314:PRO:HG3	1:V:365:GLY:HA3	1.97	0.46
1:A:154:ILE:HG23	1:A:165:GLU:OE2	2.15	0.46
1:B:58:GLN:CG	1:B:62:GLU:HB3	2.46	0.46
1:G:23:ASP:HA	1:G:57:PHE:HE1	1.81	0.46
1:M:154:ILE:HG23	1:M:165:GLU:OE2	2.15	0.46
1:M:240:TYR:HA	5:R:4610:HOH:O	2.15	0.46
1:O:328:ALA:HA	1:O:329:PRO:HD3	1.80	0.46
1:R:312:THR:OG1	1:R:361:PRO:HG3	2.16	0.46
1:U:284:ASP:HB3	1:U:503:GLY:HA3	1.97	0.46
1:B:307:SER:HB2	1:B:421:LEU:HA	1.98	0.46
1:C:59:SER:C	1:C:63:SER:HB3	2.35	0.46
1:D:307:SER:HB2	1:D:421:LEU:HA	1.98	0.46
1:D:93:ASP:O	1:D:97:LEU:HA	2.16	0.46
1:E:18:ASP:OD2	1:E:30:HIS:HD2	1.97	0.46
1:E:38:PHE:CE1	1:E:42:VAL:HG11	2.51	0.46
1:A:247:TRP:HZ3	1:F:171:TYR:HD1	1.62	0.46
1:F:307:SER:HB2	1:F:421:LEU:HA	1.98	0.46
1:M:309:LEU:HG	1:M:313:ASN:ND2	2.30	0.46
1:N:54:ILE:HG23	1:N:54:ILE:O	2.15	0.46
1:P:307:SER:HB2	1:P:421:LEU:HA	1.97	0.46
1:Q:38:PHE:CE1	1:Q:42:VAL:HG11	2.51	0.46
1:R:458:HIS:CD2	1:R:460:TYR:H	2.17	0.46
1:R:56:GLY:O	1:R:57:PHE:CD1	2.65	0.46
1:T:106:ASN:ND2	1:T:109:ARG:NH1	2.63	0.46
1:T:18:ASP:OD2	1:T:30:HIS:HD2	1.97	0.46
1:U:54:ILE:HG23	1:U:54:ILE:O	2.15	0.46
5:Q:4360:HOH:O	1:W:324:PRO:HD2	2.16	0.46
1:W:307:SER:HB2	1:W:421:LEU:HA	1.98	0.46
1:B:27:ILE:HD11	5:B:7480:HOH:O	2.16	0.46
1:D:339:ARG:HG2	1:D:359:ARG:CZ	2.46	0.46
1:E:330:ILE:O	1:E:410:THR:N	2.41	0.46
1:G:60:ILE:HD11	1:H:395:ASP:OD2	2.15	0.46
1:K:339:ARG:HG2	1:K:359:ARG:CZ	2.46	0.46
1:O:63:SER:HB3	1:O:64:ASP:H	1.39	0.46

*Continued on next page...*

*Continued from previous page...*

Atom-1	Atom-2	Interatomic distance (Å)	Clash overlap (Å)
1:P:1:THR:CG2	1:P:2:PRO:HD2	2.46	0.46
1:P:339:ARG:HG2	1:P:359:ARG:CZ	2.46	0.46
1:R:175:HIS:HB3	1:R:176:LYS:H	1.54	0.46
1:U:49:PHE:CD2	1:V:211:HIS:CE1	3.03	0.46
1:P:468:VAL:CG2	1:V:364:SER:HA	2.45	0.46
1:W:339:ARG:HG2	1:W:359:ARG:CZ	2.46	0.46
1:W:60:ILE:HG22	1:X:339:ARG:HD2	1.98	0.46
1:X:396:LEU:HD23	1:X:399:LEU:HD22	1.97	0.46
1:D:363:SER:HB2	5:D:977:HOH:O	2.14	0.46
1:F:283:TYR:HB2	1:F:351:PRO:HA	1.96	0.46
1:G:344:ARG:O	1:G:357:GLU:HB3	2.16	0.46
1:G:363:SER:HB2	5:G:7673:HOH:O	2.14	0.46
1:G:54:ILE:HG23	1:G:55:ARG:H	1.78	0.46
1:G:18:ASP:HB3	1:G:86:ASN:HD22	1.80	0.46
1:H:18:ASP:HB3	1:H:86:ASN:HD22	1.80	0.46
1:Q:18:ASP:HB3	1:Q:86:ASN:HD22	1.80	0.46
1:S:54:ILE:HG23	1:S:55:ARG:H	1.79	0.46
1:U:337:ARG:HG2	1:U:393:ASP:HB3	1.98	0.46
1:B:400:PRO:O	1:B:404:ALA:HB2	2.16	0.46
1:A:178:GLY:HA2	1:B:53:SER:OG	2.15	0.46
1:E:12:GLU:HG3	1:E:76:ILE:CG1	2.44	0.46
1:F:299:GLY:HA2	1:F:388:PRO:HB3	1.96	0.46
1:G:299:GLY:HA2	1:G:388:PRO:HB3	1.96	0.46
1:H:409:GLN:NE2	1:H:409:GLN:HA	2.19	0.46
1:I:400:PRO:O	1:I:404:ALA:HB2	2.16	0.46
1:J:59:SER:C	1:J:61:HIS:N	2.69	0.46
1:K:27:ILE:HD13	5:L:2664:HOH:O	2.15	0.46
1:L:165:GLU:OE2	1:L:165:GLU:HA	2.16	0.46
1:M:344:ARG:HG2	1:M:344:ARG:NH2	2.30	0.46
1:Q:314:PRO:HG3	1:Q:365:GLY:HA3	1.97	0.46
1:Q:400:PRO:O	1:Q:404:ALA:HB2	2.16	0.46
1:R:299:GLY:HA2	1:R:388:PRO:HB3	1.96	0.46
1:S:27:ILE:HD13	5:T:4768:HOH:O	2.15	0.46
1:U:27:ILE:HD13	5:V:5294:HOH:O	2.15	0.46
1:V:27:ILE:HD13	5:W:5557:HOH:O	2.15	0.46
1:V:59:SER:C	1:V:61:HIS:N	2.69	0.46
1:B:54:ILE:HG13	1:B:55:ARG:N	2.25	0.46
1:B:179:TYR:N	1:C:53:SER:OG	2.47	0.46
1:C:58:GLN:HA	1:C:62:GLU:HG2	1.96	0.46
1:D:178:GLY:HA3	1:E:29:GLN:OE1	2.16	0.46
1:F:304:HIS:CD2	1:F:377:ALA:HA	2.50	0.46

*Continued on next page...*

*Continued from previous page...*

Atom-1	Atom-2	Interatomic distance (Å)	Clash overlap (Å)
1:F:334:TYR:HD1	1:F:345:ILE:CD1	2.29	0.46
1:H:334:TYR:HD1	1:H:345:ILE:CD1	2.29	0.46
1:K:334:TYR:HD1	1:K:345:ILE:CD1	2.29	0.46
1:L:400:PRO:O	1:L:403:GLU:N	2.49	0.46
1:P:193:ASP:OD2	1:Q:80:ARG:HD3	2.16	0.46
1:Q:177:GLY:HA2	1:R:55:ARG:CB	2.45	0.46
1:S:57:PHE:N	1:S:57:PHE:CD1	2.82	0.46
1:T:304:HIS:CD2	1:T:377:ALA:HA	2.50	0.46
1:W:399:LEU:HA	1:W:400:PRO:HD2	1.69	0.46
1:X:400:PRO:O	1:X:403:GLU:N	2.49	0.46
1:B:326:TYR:O	1:B:327:GLU:CB	2.63	0.46
1:D:327:GLU:OE1	1:E:60:ILE:HD13	2.15	0.46
1:D:427:TYR:CE1	1:D:428:LEU:HD13	2.50	0.46
1:E:18:ASP:OD2	1:E:30:HIS:HD2	1.99	0.46
1:E:338:ASN:HD21	1:E:396:LEU:H	1.62	0.46
1:E:427:TYR:CE1	1:E:428:LEU:HD13	2.50	0.46
1:F:320:LYS:HD3	1:L:454:ASN:O	2.15	0.46
1:F:411:PRO:HB3	1:F:416:ASP:CB	2.46	0.46
1:G:467:ASP:CB	5:G:7503:HOH:O	2.63	0.46
1:H:411:PRO:HB3	1:H:416:ASP:CB	2.46	0.46
1:I:40:LYS:HZ2	1:I:40:LYS:N	2.14	0.46
1:J:60:ILE:HG13	1:K:395:ASP:HA	1.97	0.46
1:K:409:GLN:HB2	5:K:2886:HOH:O	2.16	0.46
1:M:338:ASN:HD21	1:M:396:LEU:H	1.62	0.46
1:M:427:TYR:CE1	1:M:428:LEU:HD13	2.50	0.46
1:M:48:ALA:O	1:R:211:HIS:HE1	1.99	0.46
1:N:271:HIS:HB3	1:N:355:ARG:HD2	1.96	0.46
1:P:427:TYR:CE1	1:P:428:LEU:HD13	2.50	0.46
1:Q:338:ASN:HD22	1:Q:396:LEU:HG	1.75	0.46
1:Q:427:TYR:CE1	1:Q:428:LEU:HD13	2.50	0.46
1:S:173:VAL:CG2	1:X:140:PHE:HZ	2.28	0.46
1:S:60:ILE:HD11	1:T:395:ASP:CG	2.36	0.46
1:U:55:ARG:H	1:V:177:GLY:N	2.13	0.46
1:B:106:ASN:ND2	1:B:109:ARG:HH11	2.13	0.46
1:D:121:ALA:HA	1:D:276:LYS:HB2	1.97	0.46
1:D:331:ASN:ND2	1:D:340:SER:HB2	2.31	0.46
1:D:18:ASP:HB3	1:D:86:ASN:HD22	1.80	0.46
1:F:106:ASN:ND2	1:F:109:ARG:HH11	2.13	0.46
1:F:296:HIS:HB3	1:F:381:GLY:O	2.16	0.46
1:H:264:ASN:ND2	1:H:326:TYR:HD2	2.14	0.46
1:H:331:ASN:ND2	1:H:340:SER:HB2	2.31	0.46

*Continued on next page...*

*Continued from previous page...*

Atom-1	Atom-2	Interatomic distance (Å)	Clash overlap (Å)
1:J:296:HIS:HB3	1:J:381:GLY:O	2.16	0.46
1:J:400:PRO:C	1:J:402:GLU:H	2.18	0.46
1:J:247:TRP:CZ3	1:K:171:TYR:CD1	3.03	0.46
1:K:18:ASP:HB3	1:K:86:ASN:HD22	1.80	0.46
1:L:91:VAL:HB	1:L:103:ASP:HB2	1.96	0.46
1:L:400:PRO:C	1:L:402:GLU:H	2.18	0.46
1:L:396:LEU:CD2	1:L:407:ILE:HG13	2.44	0.46
1:N:331:ASN:ND2	1:N:340:SER:HB2	2.31	0.46
1:O:121:ALA:HA	1:O:276:LYS:HB2	1.97	0.46
1:Q:179:TYR:HB2	1:Q:180:PHE:CE2	2.51	0.46
1:T:179:TYR:HB2	1:T:180:PHE:CE2	2.51	0.46
1:T:296:HIS:HB3	1:T:381:GLY:O	2.16	0.46
1:U:296:HIS:HB3	1:U:381:GLY:O	2.16	0.46
1:V:331:ASN:ND2	1:V:340:SER:HB2	2.31	0.46
1:V:296:HIS:HB3	1:V:381:GLY:O	2.16	0.46
1:P:467:ASP:OD2	1:W:175:HIS:HE1	1.98	0.46
1:W:62:GLU:HA	1:X:337:ARG:HD2	1.97	0.46
1:W:18:ASP:HB3	1:W:86:ASN:HD22	1.80	0.46
1:X:400:PRO:C	1:X:402:GLU:H	2.18	0.46
1:C:175:HIS:CE1	1:J:464:LEU:HA	2.51	0.46
1:E:334:TYR:HD1	1:E:345:ILE:HD11	1.81	0.46
1:G:337:ARG:NH2	1:L:63:SER:CB	2.78	0.46
1:A:456:ARG:O	1:G:458:HIS:HE1	1.98	0.46
1:H:601:THR:HB	1:H:72:GLU:HG3	1.98	0.46
1:K:334:TYR:HD1	1:K:345:ILE:HD11	1.81	0.46
1:J:64:ASP:HB2	1:K:347:ILE:HD12	1.97	0.46
1:M:601:THR:HB	1:M:72:GLU:HG3	1.98	0.46
1:N:120:ILE:HD11	1:N:383:LYS:HG3	1.97	0.46
1:P:154:ILE:HG23	1:P:165:GLU:OE2	2.16	0.46
1:P:283:TYR:CG	1:P:351:PRO:HA	2.50	0.46
1:S:282:MET:CE	1:S:294:ALA:HA	2.44	0.46
1:T:348:THR:CB	1:T:353:ALA:HB1	2.45	0.46
1:T:504:ASN:HA	1:T:351:PRO:HD2	1.82	0.46
1:T:601:THR:HB	1:T:72:GLU:HG3	1.98	0.46
1:V:601:THR:HB	1:V:72:GLU:HG3	1.98	0.46
1:W:120:ILE:HD11	1:W:383:LYS:HG3	1.97	0.46
1:W:61:HIS:O	1:X:337:ARG:NH1	2.45	0.46
1:Q:175:HIS:NE2	1:X:464:LEU:HD12	2.30	0.46
1:D:206:LEU:HD13	1:D:210:HIS:HB3	1.97	0.46
1:G:307:SER:HB2	1:G:421:LEU:HA	1.96	0.46
1:H:314:PRO:HG3	1:H:365:GLY:HA3	1.97	0.46

*Continued on next page...*

*Continued from previous page...*

Atom-1	Atom-2	Interatomic distance (Å)	Clash overlap (Å)
1:I:325:GLY:O	1:I:327:GLU:N	2.38	0.46
1:K:358:PHE:HD1	1:K:374:MET:SD	2.39	0.46
1:O:455:ILE:HG22	1:U:323:VAL:HG21	1.97	0.46
1:P:206:LEU:HD13	1:P:210:HIS:HB3	1.97	0.46
1:R:206:LEU:HD13	1:R:210:HIS:HB3	1.97	0.46
1:S:312:THR:HG23	1:S:361:PRO:HG3	1.97	0.46
1:V:206:LEU:HD13	1:V:210:HIS:HB3	1.97	0.46
1:W:398:GLU:CG	1:W:398:GLU:O	2.64	0.46
1:X:206:LEU:HD13	1:X:210:HIS:HB3	1.97	0.46
1:X:358:PHE:HD1	1:X:374:MET:SD	2.39	0.46
1:A:465:TYR:CZ	1:G:315:THR:HB	2.51	0.46
1:D:58:GLN:CG	1:D:62:GLU:HB3	2.46	0.46
1:F:312:THR:OG1	1:F:361:PRO:HG3	2.16	0.46
1:F:284:ASP:HB3	1:F:503:GLY:HA3	1.97	0.46
1:G:196:LEU:CD2	1:L:16:TYR:CE2	2.97	0.46
1:R:284:ASP:HB3	1:R:503:GLY:HA3	1.97	0.46
1:V:284:ASP:HB3	1:V:503:GLY:HA3	1.97	0.46
1:A:309:LEU:HG	1:A:313:ASN:ND2	2.30	0.46
1:A:461:GLU:OE1	1:G:316:VAL:HG12	2.15	0.46
1:B:177:GLY:O	1:C:53:SER:HB3	2.16	0.46
1:B:93:ASP:O	1:B:97:LEU:HA	2.16	0.46
1:C:106:ASN:ND2	1:C:109:ARG:NH1	2.63	0.46
1:D:106:ASN:ND2	1:D:109:ARG:NH1	2.63	0.46
1:F:56:GLY:O	1:F:57:PHE:CD1	2.65	0.46
1:M:93:ASP:O	1:M:97:LEU:HA	2.16	0.46
1:N:106:ASN:ND2	1:N:109:ARG:NH1	2.63	0.46
1:N:93:ASP:O	1:N:97:LEU:HA	2.16	0.46
1:P:106:ASN:ND2	1:P:109:ARG:NH1	2.63	0.46
1:P:93:ASP:O	1:P:97:LEU:HA	2.16	0.46
1:Q:344:ARG:CG	1:Q:344:ARG:NH2	2.78	0.46
1:N:463:ALA:HA	1:T:140:PHE:CE1	2.50	0.46
1:U:307:SER:HB2	1:U:421:LEU:HA	1.98	0.46
1:X:344:ARG:CG	1:X:344:ARG:NH2	2.78	0.46
1:A:180:PHE:CE2	1:B:51:GLY:HA2	2.51	0.46
1:D:1:THR:CG2	1:D:2:PRO:HD2	2.46	0.46
1:F:396:LEU:HD23	1:F:399:LEU:HD22	1.97	0.46
1:G:396:LEU:HD23	1:G:399:LEU:HD22	1.97	0.46
1:G:400:PRO:O	1:G:402:GLU:N	2.46	0.46
1:J:339:ARG:HG2	1:J:359:ARG:CZ	2.46	0.46
1:K:1:THR:CG2	1:K:2:PRO:HD2	2.46	0.46
1:M:396:LEU:HD23	1:M:399:LEU:HD22	1.97	0.46

*Continued on next page...*

*Continued from previous page...*

Atom-1	Atom-2	Interatomic distance (Å)	Clash overlap (Å)
1:O:396:LEU:HD23	1:O:399:LEU:HD22	1.97	0.46
1:S:56:GLY:CA	1:T:177:GLY:C	2.74	0.46
1:T:396:LEU:HD23	1:T:399:LEU:HD22	1.97	0.46
1:C:18:ASP:OD2	1:C:30:HIS:HD2	1.98	0.46
1:I:344:ARG:O	1:I:357:GLU:HB3	2.16	0.46
1:J:337:ARG:HG2	1:J:393:ASP:HB3	1.98	0.46
1:O:18:ASP:OD2	1:O:30:HIS:HD2	1.97	0.46
1:O:329:PRO:HG2	1:O:359:ARG:HB3	1.94	0.46
1:U:344:ARG:O	1:U:357:GLU:HB3	2.16	0.46
1:A:344:ARG:HG2	1:A:344:ARG:NH2	2.30	0.46
1:E:272:GLN:HB2	1:E:356:LEU:HD11	1.97	0.46
1:G:61:HIS:CG	1:G:62:GLU:N	2.77	0.46
1:H:157:TRP:CD1	1:H:174:ARG:HD3	2.50	0.46
1:I:165:GLU:OE2	1:I:165:GLU:HA	2.16	0.46
1:K:59:SER:C	1:K:61:HIS:N	2.69	0.46
1:Q:409:GLN:NE2	1:Q:409:GLN:HA	2.19	0.46
1:U:165:GLU:HA	1:U:165:GLU:OE2	2.16	0.46
1:W:344:ARG:HG2	1:W:344:ARG:NH2	2.30	0.46
5:S:6083:HOH:O	1:X:27:ILE:HD13	2.15	0.46
1:B:321:ARG:NE	4:B:7478:CIT:H42	2.19	0.46
1:C:58:GLN:HA	1:C:62:GLU:CB	2.46	0.46
1:D:58:GLN:HA	1:D:62:GLU:CB	2.46	0.46
1:K:304:HIS:CD2	1:K:377:ALA:HA	2.50	0.46
1:N:177:GLY:O	1:O:54:ILE:O	2.34	0.46
1:P:180:PHE:HE2	1:Q:49:PHE:CE1	2.33	0.46
1:R:304:HIS:CD2	1:R:377:ALA:HA	2.50	0.46
1:S:304:HIS:CD2	1:S:377:ALA:HA	2.50	0.46
1:W:1:THR:N	1:W:4:ASP:HB2	2.30	0.46
1:A:338:ASN:HD21	1:A:396:LEU:H	1.62	0.46
1:A:427:TYR:CE1	1:A:428:LEU:HD13	2.51	0.46
1:B:271:HIS:HB3	1:B:355:ARG:HD2	1.96	0.46
1:B:40:LYS:N	1:B:40:LYS:HZ2	2.14	0.46
1:D:18:ASP:HB3	1:D:86:ASN:HD22	1.81	0.46
1:E:338:ASN:HD22	1:E:396:LEU:HG	1.75	0.46
1:G:90:PHE:HB3	1:G:106:ASN:HD21	1.79	0.46
1:H:338:ASN:HD21	1:H:396:LEU:H	1.62	0.46
1:H:427:TYR:CE1	1:H:428:LEU:HD13	2.51	0.46
1:H:603:LYS:HB2	1:H:72:GLU:HA	1.96	0.46
1:L:179:TYR:HB3	1:L:215:SER:OG	2.15	0.46
1:L:420:ARG:HD2	1:L:420:ARG:HA	1.75	0.46
1:O:18:ASP:OD2	1:O:30:HIS:HD2	1.99	0.46

*Continued on next page...*

*Continued from previous page...*

Atom-1	Atom-2	Interatomic distance (Å)	Clash overlap (Å)
1:N:177:GLY:H	1:O:55:ARG:H	1.64	0.46
1:S:55:ARG:HE	1:T:176:LYS:CB	2.18	0.46
1:T:80:ARG:HD3	1:U:193:ASP:OD2	2.15	0.46
1:B:179:TYR:HB2	1:B:180:PHE:CE2	2.51	0.46
1:C:121:ALA:HA	1:C:276:LYS:HB2	1.97	0.46
1:C:18:ASP:HB3	1:C:86:ASN:HD22	1.80	0.46
1:D:264:ASN:ND2	1:D:326:TYR:HD2	2.14	0.46
1:E:179:TYR:HB2	1:E:180:PHE:CE2	2.51	0.46
1:F:264:ASN:ND2	1:F:326:TYR:HD2	2.14	0.46
1:H:296:HIS:HB3	1:H:381:GLY:O	2.16	0.46
1:H:40:LYS:CD	1:H:40:LYS:H	2.29	0.46
1:I:296:HIS:HB3	1:I:381:GLY:O	2.16	0.46
1:I:210:HIS:CE1	3:I:7491:AMP:H3'	2.47	0.46
1:K:321:ARG:NE	4:K:7496:CIT:H42	2.19	0.46
1:L:106:ASN:ND2	1:L:109:ARG:HH11	2.13	0.46
1:N:106:ASN:ND2	1:N:109:ARG:HH11	2.13	0.46
1:P:179:TYR:HB2	1:P:180:PHE:CE2	2.51	0.46
1:P:454:ASN:OD1	1:V:413:GLN:NE2	2.49	0.46
1:Q:347:ILE:HG22	1:Q:347:ILE:O	2.15	0.46
1:R:264:ASN:ND2	1:R:326:TYR:HD2	2.14	0.46
1:S:347:ILE:HG22	1:S:347:ILE:O	2.15	0.46
1:T:264:ASN:ND2	1:T:326:TYR:HD2	2.14	0.46
1:A:120:ILE:HD11	1:A:383:LYS:HG3	1.97	0.46
1:A:601:THR:HB	1:A:72:GLU:HG3	1.98	0.46
1:D:154:ILE:HG23	1:D:165:GLU:OE2	2.16	0.46
1:D:175:HIS:CE1	1:K:464:LEU:HA	2.50	0.46
1:E:283:TYR:CD2	1:E:351:PRO:HB3	2.50	0.46
1:G:337:ARG:HH21	1:L:63:SER:CB	2.29	0.46
1:J:334:TYR:HD1	1:J:345:ILE:HD11	1.81	0.46
1:N:224:GLN:HG2	1:N:225:PHE:N	2.31	0.46
1:Q:334:TYR:HD1	1:Q:345:ILE:HD11	1.81	0.46
1:S:224:GLN:HG2	1:S:225:PHE:N	2.31	0.46
1:U:283:TYR:CG	1:U:351:PRO:HA	2.50	0.46
1:V:348:THR:CB	1:V:353:ALA:HB1	2.45	0.46
1:W:334:TYR:HD1	1:W:345:ILE:HD11	1.81	0.46
1:Q:456:ARG:O	1:W:458:HIS:HE1	1.99	0.46
1:C:206:LEU:HD13	1:C:210:HIS:HB3	1.97	0.46
1:F:206:LEU:HD13	1:F:210:HIS:HB3	1.97	0.46
1:K:337:ARG:HD2	1:K:393:ASP:O	2.15	0.46
1:K:55:ARG:CG	1:K:55:ARG:HH11	2.20	0.46
1:L:358:PHE:HD1	1:L:374:MET:SD	2.39	0.46

*Continued on next page...*

*Continued from previous page...*

Atom-1	Atom-2	Interatomic distance (Å)	Clash overlap (Å)
1:L:400:PRO:HA	1:L:401:PRO:HD2	1.68	0.46
1:M:54:ILE:HG13	1:M:55:ARG:N	2.26	0.46
1:O:206:LEU:HD13	1:O:210:HIS:HB3	1.97	0.46
1:P:450:GLU:HB3	1:V:465:TYR:OH	2.16	0.46
1:T:398:GLU:O	1:T:398:GLU:CG	2.64	0.46
1:D:450:GLU:HB3	1:J:465:TYR:OH	2.16	0.46
1:F:58:GLN:CG	1:F:62:GLU:HB3	2.46	0.46
1:G:196:LEU:HD22	1:G:212:GLU:HB2	1.97	0.46
1:G:400:PRO:HA	1:G:401:PRO:HD3	1.78	0.46
1:I:58:GLN:CG	1:I:62:GLU:HB3	2.46	0.46
1:J:58:GLN:CG	1:J:62:GLU:HB3	2.46	0.46
1:M:53:SER:HA	1:R:179:TYR:CE2	2.51	0.46
1:N:274:LEU:HB2	1:N:282:MET:HE1	1.97	0.46
1:N:58:GLN:CG	1:N:62:GLU:HB3	2.46	0.46
1:O:312:THR:OG1	1:O:361:PRO:HG3	2.16	0.46
1:O:458:HIS:HE1	1:U:456:ARG:O	1.98	0.46
1:P:397:TYR:N	1:Q:60:ILE:HD12	2.31	0.46
1:R:58:GLN:CG	1:R:62:GLU:HB3	2.46	0.46
1:S:196:LEU:HD22	1:S:212:GLU:HB2	1.98	0.46
1:S:23:ASP:HA	1:S:57:PHE:HE1	1.81	0.46
1:V:58:GLN:CG	1:V:62:GLU:HB3	2.46	0.46
1:A:93:ASP:O	1:A:97:LEU:HA	2.16	0.46
1:B:54:ILE:O	1:B:54:ILE:HG23	2.15	0.46
1:C:38:PHE:CE1	1:C:42:VAL:HG11	2.51	0.46
1:H:24:LEU:HG	1:H:57:PHE:CE1	2.39	0.46
1:H:309:LEU:HG	1:H:313:ASN:ND2	2.30	0.46
1:H:1:THR:HG22	1:H:3:ASP:H	1.81	0.46
1:I:38:PHE:CE1	1:I:42:VAL:HG11	2.51	0.46
1:I:93:ASP:O	1:I:97:LEU:HA	2.16	0.46
1:J:127:GLY:O	1:J:270:CYS:HA	2.16	0.46
1:D:140:PHE:CE1	1:J:463:ALA:HA	2.51	0.46
1:J:59:SER:C	1:J:63:SER:HB3	2.35	0.46
1:K:307:SER:HB2	1:K:421:LEU:HA	1.98	0.46
1:N:59:SER:C	1:N:63:SER:HB3	2.35	0.46
1:O:18:ASP:OD2	1:O:30:HIS:HD2	1.97	0.46
1:O:463:ALA:O	1:V:175:HIS:NE2	2.46	0.46
1:T:309:LEU:HG	1:T:313:ASN:ND2	2.30	0.46
1:T:38:PHE:CE1	1:T:42:VAL:HG11	2.51	0.46
1:T:1:THR:HG22	1:T:3:ASP:H	1.81	0.46
1:U:38:PHE:CE1	1:U:42:VAL:HG11	2.51	0.46
1:X:280:PRO:HG3	1:X:351:PRO:HB2	1.96	0.46

*Continued on next page...*



*Continued from previous page...*

Atom-1	Atom-2	Interatomic distance (Å)	Clash overlap (Å)
1:C:1:THR:HG22	1:C:2:PRO:HD2	1.96	0.46
1:E:396:LEU:HD23	1:E:399:LEU:HD22	1.97	0.46
1:H:339:ARG:HG2	1:H:359:ARG:CZ	2.46	0.46
1:H:396:LEU:HD23	1:H:399:LEU:HD22	1.97	0.46
1:J:1:THR:CG2	1:J:2:PRO:HD2	2.46	0.46
1:L:396:LEU:HD23	1:L:399:LEU:HD22	1.97	0.46
1:O:347:ILE:HG21	1:P:95:PHE:CZ	2.51	0.46
1:Q:330:ILE:O	1:Q:410:THR:N	2.41	0.46
1:Q:396:LEU:HD23	1:Q:399:LEU:HD22	1.97	0.46
1:T:339:ARG:HG2	1:T:359:ARG:CZ	2.46	0.46
1:V:1:THR:CG2	1:V:2:PRO:HD2	2.46	0.46
1:V:1:THR:HG22	1:V:2:PRO:HD2	1.96	0.46
1:V:339:ARG:HG2	1:V:359:ARG:CZ	2.46	0.46
1:X:60:ILE:HA	1:X:63:SER:HA	1.97	0.46
1:B:320:LYS:HE3	1:H:461:GLU:OE1	2.16	0.46
1:B:337:ARG:HG2	1:B:393:ASP:HB3	1.98	0.46
1:D:337:ARG:HG2	1:D:393:ASP:HB3	1.98	0.46
1:E:18:ASP:OD2	1:E:30:HIS:HD2	1.97	0.46
1:I:337:ARG:HG2	1:I:393:ASP:HB3	1.98	0.46
1:K:344:ARG:O	1:K:357:GLU:HB3	2.16	0.46
1:L:18:ASP:HB3	1:L:86:ASN:HD22	1.80	0.46
1:L:208:LYS:O	1:L:210:HIS:N	2.43	0.46
1:N:337:ARG:HG2	1:N:393:ASP:HB3	1.98	0.46
1:R:283:TYR:HB2	1:R:351:PRO:HA	1.96	0.46
1:S:363:SER:HB2	5:S:4922:HOH:O	2.14	0.46
1:T:344:ARG:O	1:T:357:GLU:HB3	2.16	0.46
1:X:363:SER:HB2	5:X:6237:HOH:O	2.14	0.46
1:A:165:GLU:OE2	1:A:165:GLU:HA	2.16	0.46
1:A:400:PRO:O	1:A:404:ALA:HB2	2.16	0.46
1:B:344:ARG:HG2	1:B:344:ARG:NH2	2.30	0.46
1:C:165:GLU:HA	1:C:165:GLU:OE2	2.16	0.46
1:C:314:PRO:HG3	1:C:365:GLY:HA3	1.96	0.46
1:C:197:THR:OG1	1:D:16:TYR:OH	2.25	0.46
1:D:339:ARG:CD	1:E:60:ILE:HG22	2.45	0.46
1:D:59:SER:C	1:D:61:HIS:N	2.69	0.46
1:E:409:GLN:HA	1:E:409:GLN:NE2	2.19	0.46
1:G:106:ASN:ND2	1:G:109:ARG:HH11	2.14	0.46
1:G:344:ARG:NH2	1:G:344:ARG:HG2	2.30	0.46
1:I:211:HIS:H	1:I:222:ASN:ND2	2.10	0.46
1:I:27:ILE:HD13	5:J:2138:HOH:O	2.15	0.46
1:J:409:GLN:HA	1:J:409:GLN:NE2	2.19	0.46

*Continued on next page...*

*Continued from previous page...*

Atom-1	Atom-2	Interatomic distance (Å)	Clash overlap (Å)
1:E:463:ALA:HA	1:K:140:PHE:CZ	2.51	0.46
1:M:400:PRO:O	1:M:404:ALA:HB2	2.16	0.46
1:N:165:GLU:HA	1:N:165:GLU:OE2	2.16	0.46
1:N:344:ARG:HG2	1:N:344:ARG:NH2	2.30	0.46
1:N:400:PRO:O	1:N:404:ALA:HB2	2.16	0.46
1:O:314:PRO:HG3	1:O:365:GLY:HA3	1.96	0.46
1:P:59:SER:C	1:P:61:HIS:N	2.69	0.46
1:Q:272:GLN:HB2	1:Q:356:LEU:HD11	1.97	0.46
1:S:106:ASN:ND2	1:S:109:ARG:HH11	2.14	0.46
1:N:140:PHE:CE1	1:T:463:ALA:HA	2.50	0.46
1:U:106:ASN:ND2	1:U:109:ARG:HH11	2.14	0.46
1:W:12:GLU:HG3	1:W:76:ILE:CG1	2.44	0.46
1:W:27:ILE:HD13	5:X:5820:HOH:O	2.15	0.46
1:W:59:SER:C	1:W:61:HIS:N	2.69	0.46
1:D:179:TYR:HB3	1:D:215:SER:OG	2.15	0.46
1:D:400:PRO:O	1:D:402:GLU:N	2.49	0.46
1:D:211:HIS:CB	1:E:32:THR:O	2.64	0.46
1:G:296:HIS:HB3	1:G:381:GLY:O	2.16	0.46
1:H:400:PRO:O	1:H:403:GLU:N	2.49	0.46
1:I:400:PRO:O	1:I:402:GLU:N	2.49	0.46
1:I:58:GLN:HA	1:I:62:GLU:CB	2.46	0.46
1:L:179:TYR:HB3	1:L:215:SER:OG	2.15	0.46
1:O:328:ALA:HA	1:O:329:PRO:HD3	1.80	0.46
1:O:400:PRO:O	1:O:402:GLU:N	2.49	0.46
1:P:400:PRO:O	1:P:402:GLU:N	2.49	0.46
1:T:400:PRO:O	1:T:403:GLU:N	2.49	0.46
1:U:58:GLN:HA	1:U:62:GLU:CB	2.46	0.46
1:W:334:TYR:HD1	1:W:345:ILE:CD1	2.29	0.46
1:D:420:ARG:HD2	1:D:420:ARG:HA	1.75	0.46
1:N:321:ARG:NE	4:N:7502:CIT:H42	2.17	0.46
1:S:346:PRO:HG2	1:S:355:ARG:NH2	2.18	0.46
1:T:409:GLN:HB2	5:T:5253:HOH:O	2.16	0.46
1:A:106:ASN:ND2	1:A:109:ARG:HH11	2.13	0.46
1:C:179:TYR:HB2	1:C:180:PHE:CE2	2.51	0.46
1:C:296:HIS:HB3	1:C:381:GLY:O	2.16	0.46
1:D:179:TYR:HB2	1:D:180:PHE:CE2	2.51	0.46
1:G:339:ARG:NH1	1:L:64:ASP:CG	2.69	0.46
1:G:428:LEU:HB3	1:G:434:PHE:CB	2.43	0.46
1:H:347:ILE:O	1:H:347:ILE:HG22	2.15	0.46
1:J:121:ALA:HA	1:J:276:LYS:HB2	1.97	0.46
1:J:264:ASN:ND2	1:J:326:TYR:HD2	2.13	0.46

*Continued on next page...*

*Continued from previous page...*

Atom-1	Atom-2	Interatomic distance (Å)	Clash overlap (Å)
1:D:140:PHE:CE1	1:J:463:ALA:HA	2.51	0.46
1:M:264:ASN:ND2	1:M:326:TYR:HD2	2.13	0.46
1:N:179:TYR:HB2	1:N:180:PHE:CE2	2.51	0.46
1:N:296:HIS:HB3	1:N:381:GLY:O	2.16	0.46
1:O:40:LYS:CD	1:O:40:LYS:H	2.29	0.46
1:O:458:HIS:HE1	1:U:456:ARG:O	1.99	0.46
1:P:304:HIS:HE1	1:P:424:ASP:OD1	1.99	0.46
1:S:40:LYS:CD	1:S:40:LYS:H	2.29	0.46
1:T:328:ALA:HA	1:T:329:PRO:HD3	1.69	0.46
1:T:347:ILE:HG22	1:T:347:ILE:O	2.15	0.46
1:W:321:ARG:NE	4:W:7520:CIT:H42	2.19	0.46
1:B:224:GLN:HG2	1:B:225:PHE:N	2.31	0.46
1:D:224:GLN:HG2	1:D:225:PHE:N	2.31	0.46
1:F:334:TYR:HD1	1:F:345:ILE:HD11	1.81	0.46
1:H:154:ILE:HG23	1:H:165:GLU:OE2	2.16	0.46
1:J:601:THR:HB	1:J:72:GLU:HG3	1.98	0.46
1:P:331:ASN:ND2	1:P:340:SER:OG	2.49	0.46
1:Q:283:TYR:CD2	1:Q:351:PRO:HB3	2.50	0.46
1:S:211:HIS:HD2	1:X:33:ILE:HG22	1.78	0.46
1:V:334:TYR:HD1	1:V:345:ILE:HD11	1.81	0.46
1:W:224:GLN:HG2	1:W:225:PHE:N	2.31	0.46
1:F:312:THR:HG23	1:F:361:PRO:HG3	1.97	0.46
1:G:312:THR:HG23	1:G:361:PRO:HG3	1.96	0.46
1:H:206:LEU:HD13	1:H:210:HIS:HB3	1.97	0.46
1:L:206:LEU:HD13	1:L:210:HIS:HB3	1.97	0.46
1:R:264:ASN:HD21	4:R:7510:CIT:C2	2.14	0.46
1:R:400:PRO:HA	1:R:401:PRO:HD2	1.67	0.46
1:A:274:LEU:HB2	1:A:282:MET:CE	2.46	0.46
1:A:463:ALA:HA	1:G:140:PHE:CE1	2.51	0.46
1:C:312:THR:OG1	1:C:361:PRO:HG3	2.16	0.46
1:E:207:GLU:HB3	1:E:208:LYS:H	1.50	0.46
1:H:274:LEU:HB2	1:H:282:MET:CE	2.46	0.46
1:H:328:ALA:HA	1:H:329:PRO:HD3	1.80	0.46
1:J:23:ASP:HA	1:J:57:PHE:HE1	1.81	0.46
1:J:312:THR:OG1	1:J:361:PRO:HG3	2.16	0.46
1:D:140:PHE:CE1	1:J:463:ALA:HA	2.51	0.46
1:L:274:LEU:HB2	1:L:282:MET:CE	2.46	0.46
1:M:274:LEU:HB2	1:M:282:MET:CE	2.46	0.46
1:P:58:GLN:CG	1:P:62:GLU:HB3	2.46	0.46
1:Q:264:ASN:ND2	4:Q:7508:CIT:H22	2.16	0.46
1:Q:169:ARG:HB3	1:R:252:THR:HB	1.98	0.46

*Continued on next page...*

*Continued from previous page...*

Atom-1	Atom-2	Interatomic distance (Å)	Clash overlap (Å)
1:T:274:LEU:HB2	1:T:282:MET:CE	2.46	0.46
1:V:274:LEU:HB2	1:V:282:MET:CE	2.46	0.46
1:V:312:THR:OG1	1:V:361:PRO:HG3	2.16	0.46
1:V:80:ARG:NE	1:W:189:VAL:HG13	2.22	0.46
1:X:274:LEU:HB2	1:X:282:MET:CE	2.46	0.46
1:F:280:PRO:HG3	1:F:351:PRO:HB2	1.96	0.46
1:F:309:LEU:HG	1:F:313:ASN:ND2	2.30	0.46
1:A:95:PHE:CE2	1:F:347:ILE:HD13	2.51	0.46
1:H:127:GLY:O	1:H:270:CYS:HA	2.16	0.46
1:H:307:SER:HB2	1:H:421:LEU:HA	1.98	0.46
1:H:38:PHE:CE1	1:H:42:VAL:HG11	2.51	0.46
1:J:56:GLY:O	1:J:57:PHE:CD1	2.65	0.46
1:K:1:THR:HG22	1:K:3:ASP:H	1.81	0.46
1:K:56:GLY:O	1:K:57:PHE:CD1	2.65	0.46
1:L:56:GLY:O	1:L:57:PHE:CD1	2.65	0.46
1:O:106:ASN:ND2	1:O:109:ARG:NH1	2.63	0.46
1:O:307:SER:HB2	1:O:421:LEU:HA	1.97	0.46
1:O:347:ILE:CG2	1:P:95:PHE:HE2	2.27	0.46
1:Q:18:ASP:OD2	1:Q:30:HIS:HD2	1.97	0.46
1:R:309:LEU:HG	1:R:313:ASN:ND2	2.30	0.46
1:S:127:GLY:O	1:S:270:CYS:HA	2.16	0.46
1:S:55:ARG:HD2	1:S:449:ASN:ND2	2.10	0.46
1:T:127:GLY:O	1:T:270:CYS:HA	2.16	0.46
1:T:24:LEU:HG	1:T:57:PHE:CE1	2.39	0.46
1:T:307:SER:HB2	1:T:421:LEU:HA	1.98	0.46
1:V:127:GLY:O	1:V:270:CYS:HA	2.16	0.46
1:V:56:GLY:O	1:V:57:PHE:CD1	2.65	0.46
1:V:59:SER:C	1:V:63:SER:HB3	2.35	0.46
1:R:456:ARG:O	1:X:458:HIS:HE1	1.98	0.46
1:A:55:ARG:HD2	1:F:176:LYS:HG3	1.98	0.46
1:B:458:HIS:HD2	1:B:460:TYR:N	2.02	0.46
1:C:1:THR:CG2	1:C:2:PRO:HD2	2.46	0.46
1:C:396:LEU:HD23	1:C:399:LEU:HD22	1.97	0.46
1:H:55:ARG:HD2	1:I:176:LYS:CG	2.46	0.46
1:H:56:GLY:CA	1:I:177:GLY:HA2	2.43	0.46
1:J:1:THR:HG22	1:J:2:PRO:HD2	1.96	0.46
1:O:1:THR:HG22	1:O:2:PRO:HD2	1.97	0.46
1:B:344:ARG:O	1:B:357:GLU:HB3	2.16	0.46
1:D:283:TYR:CD2	1:D:284:ASP:N	2.84	0.46
1:F:344:ARG:O	1:F:357:GLU:HB3	2.16	0.46
1:G:339:ARG:HH12	1:L:63:SER:HB2	1.80	0.46

*Continued on next page...*

*Continued from previous page...*

Atom-1	Atom-2	Interatomic distance (Å)	Clash overlap (Å)
1:I:283:TYR:CD2	1:I:284:ASP:N	2.84	0.46
1:N:324:PRO:HD2	5:T:5149:HOH:O	2.15	0.46
1:N:344:ARG:O	1:N:357:GLU:HB3	2.16	0.46
1:R:344:ARG:O	1:R:357:GLU:HB3	2.16	0.46
1:S:154:ILE:HG12	1:S:166:ALA:CB	2.41	0.46
1:T:18:ASP:HB3	1:T:86:ASN:HD22	1.80	0.46
1:V:337:ARG:HG2	1:V:393:ASP:HB3	1.98	0.46
1:W:208:LYS:O	1:W:210:HIS:N	2.43	0.46
1:W:344:ARG:O	1:W:357:GLU:HB3	2.16	0.46
1:A:465:TYR:CE1	1:G:315:THR:HB	2.51	0.46
5:D:841:HOH:O	1:E:81:ALA:HB3	2.15	0.46
1:G:54:ILE:H	1:G:54:ILE:CD1	2.25	0.46
1:H:55:ARG:HH12	1:H:448:GLU:HB2	1.80	0.46
1:I:106:ASN:ND2	1:I:109:ARG:HH11	2.14	0.46
5:G:7751:HOH:O	1:L:27:ILE:HD13	2.15	0.46
1:M:165:GLU:OE2	1:M:165:GLU:HA	2.16	0.46
1:O:165:GLU:OE2	1:O:165:GLU:HA	2.16	0.46
1:S:54:ILE:H	1:S:54:ILE:CD1	2.25	0.46
1:T:157:TRP:CD1	1:T:174:ARG:HD3	2.50	0.46
1:V:409:GLN:NE2	1:V:409:GLN:HA	2.19	0.46
1:V:321:ARG:NE	4:V:7518:CIT:H42	2.14	0.46
1:C:179:TYR:HB3	1:C:215:SER:HG	1.81	0.46
1:C:400:PRO:O	1:C:402:GLU:N	2.49	0.46
1:E:334:TYR:HD1	1:E:345:ILE:CD1	2.29	0.46
1:E:400:PRO:O	1:E:403:GLU:N	2.49	0.46
1:H:304:HIS:CD2	1:H:377:ALA:HA	2.50	0.46
1:I:304:HIS:CD2	1:I:377:ALA:HA	2.50	0.46
1:K:400:PRO:O	1:K:403:GLU:N	2.49	0.46
1:M:58:GLN:HA	1:M:62:GLU:CB	2.46	0.46
1:O:58:GLN:HA	1:O:62:GLU:CB	2.46	0.46
1:O:58:GLN:HA	1:O:62:GLU:HG2	1.96	0.46
1:P:58:GLN:HA	1:P:62:GLU:CB	2.46	0.46
1:Q:334:TYR:HD1	1:Q:345:ILE:CD1	2.29	0.46
1:Q:400:PRO:O	1:Q:403:GLU:N	2.49	0.46
1:R:58:GLN:HA	1:R:62:GLU:HG2	1.96	0.46
1:S:179:TYR:H	1:X:53:SER:CB	2.29	0.46
1:S:296:HIS:HB3	1:S:381:GLY:O	2.16	0.46
1:T:296:HIS:HB3	1:T:381:GLY:O	2.16	0.46
1:T:334:TYR:HD1	1:T:345:ILE:CD1	2.29	0.46
1:T:49:PHE:HE1	1:U:180:PHE:HE2	1.64	0.46
1:U:304:HIS:CD2	1:U:377:ALA:HA	2.50	0.46

*Continued on next page...*

*Continued from previous page...*

Atom-1	Atom-2	Interatomic distance (Å)	Clash overlap (Å)
1:U:400:PRO:O	1:U:402:GLU:N	2.49	0.46
1:V:296:HIS:HB3	1:V:381:GLY:O	2.16	0.46
1:W:274:LEU:HB2	1:W:282:MET:HE1	1.97	0.46
1:W:304:HIS:CD2	1:W:377:ALA:HA	2.50	0.46
1:X:179:TYR:HB3	1:X:215:SER:OG	2.15	0.46
1:B:18:ASP:HB3	1:B:86:ASN:HD22	1.81	0.46
1:G:326:TYR:O	1:G:327:GLU:CB	2.63	0.46
1:J:394:LYS:HD2	1:J:399:LEU:CD1	2.46	0.46
1:M:394:LYS:HD2	1:M:399:LEU:CD1	2.46	0.46
1:N:18:ASP:HB3	1:N:86:ASN:HD22	1.81	0.46
1:N:179:TYR:HB3	1:N:215:SER:OG	2.15	0.46
1:S:90:PHE:HB3	1:S:106:ASN:HD21	1.79	0.46
1:S:18:ASP:OD2	1:S:30:HIS:HD2	1.99	0.46
1:S:326:TYR:O	1:S:327:GLU:CB	2.63	0.46
1:U:411:PRO:HB3	1:U:416:ASP:CB	2.46	0.46
1:V:326:TYR:O	1:V:327:GLU:CB	2.63	0.46
1:V:603:LYS:HE3	5:V:5735:HOH:O	2.16	0.46
1:B:331:ASN:ND2	1:B:340:SER:HB2	2.31	0.46
1:D:304:HIS:HE1	1:D:424:ASP:OD1	1.99	0.46
1:E:347:ILE:O	1:E:347:ILE:HG22	2.15	0.46
1:E:296:HIS:HB3	1:E:381:GLY:O	2.16	0.46
1:G:347:ILE:HG22	1:G:347:ILE:O	2.15	0.46
1:G:467:ASP:HB2	5:G:7504:HOH:O	2.14	0.46
1:H:179:TYR:HB2	1:H:180:PHE:CE2	2.51	0.46
1:J:40:LYS:CD	1:J:40:LYS:H	2.29	0.46
1:K:68:LEU:HD23	1:K:92:HIS:CD2	2.51	0.46
1:M:106:ASN:ND2	1:M:109:ARG:HH11	2.13	0.46
1:O:179:TYR:HB2	1:O:180:PHE:CE2	2.51	0.46
1:O:296:HIS:HB3	1:O:381:GLY:O	2.16	0.46
1:P:296:HIS:HB3	1:P:381:GLY:O	2.16	0.46
1:Q:296:HIS:HB3	1:Q:381:GLY:O	2.16	0.46
1:T:40:LYS:CD	1:T:40:LYS:H	2.29	0.46
1:V:121:ALA:HA	1:V:276:LYS:HB2	1.97	0.46
1:V:40:LYS:H	1:V:40:LYS:CD	2.29	0.46
1:W:68:LEU:HD23	1:W:92:HIS:CD2	2.51	0.46
1:X:106:ASN:ND2	1:X:109:ARG:HH11	2.13	0.46
1:D:331:ASN:ND2	1:D:340:SER:OG	2.49	0.46
1:I:331:ASN:ND2	1:I:340:SER:OG	2.49	0.46
1:K:154:ILE:HG23	1:K:165:GLU:OE2	2.16	0.46
1:K:224:GLN:HG2	1:K:225:PHE:N	2.31	0.46
1:K:16:TYR:HB3	1:K:32:THR:CG2	2.45	0.46

*Continued on next page...*

*Continued from previous page...*

Atom-1	Atom-2	Interatomic distance (Å)	Clash overlap (Å)
1:L:224:GLN:HG2	1:L:225:PHE:N	2.31	0.46
1:L:16:TYR:HB3	1:L:32:THR:CG2	2.45	0.46
1:M:337:ARG:NH1	1:N:61:HIS:O	2.46	0.46
1:M:120:ILE:HD11	1:M:383:LYS:HG3	1.97	0.46
1:N:331:ASN:ND2	1:N:340:SER:OG	2.49	0.46
1:O:334:TYR:HD1	1:O:345:ILE:HD11	1.81	0.46
1:P:224:GLN:HG2	1:P:225:PHE:N	2.31	0.46
1:R:334:TYR:HD1	1:R:345:ILE:HD11	1.81	0.46
1:R:463:ALA:O	1:S:173:VAL:HG11	2.16	0.46
1:S:24:LEU:HB3	1:S:25:PRO:CD	2.46	0.46
1:T:154:ILE:HG23	1:T:165:GLU:OE2	2.16	0.46
1:T:331:ASN:ND2	1:T:340:SER:OG	2.49	0.46
1:U:331:ASN:ND2	1:U:340:SER:OG	2.49	0.46
1:W:154:ILE:HG23	1:W:165:GLU:OE2	2.16	0.46
1:X:224:GLN:HG2	1:X:225:PHE:N	2.31	0.46
1:X:601:THR:HB	1:X:72:GLU:HG3	1.98	0.46
1:D:140:PHE:CE1	1:J:463:ALA:HA	2.51	0.46
1:U:264:ASN:HD21	4:U:7516:CIT:C2	2.14	0.46
1:V:280:PRO:O	1:V:281:LEU:HD12	2.16	0.46
1:E:312:THR:OG1	1:E:361:PRO:HG3	2.16	0.46
1:E:424:ASP:HA	5:E:1136:HOH:O	2.16	0.46
1:G:240:TYR:HA	5:H:7633:HOH:O	2.15	0.46
1:I:23:ASP:HA	1:I:57:PHE:HE1	1.81	0.46
1:I:312:THR:OG1	1:I:361:PRO:HG3	2.16	0.46
1:J:154:ILE:HG23	1:J:165:GLU:OE2	2.15	0.46
1:J:274:LEU:HB2	1:J:282:MET:CE	2.46	0.46
1:K:23:ASP:HA	1:K:57:PHE:HE1	1.81	0.46
1:M:264:ASN:ND2	4:M:7500:CIT:H22	2.16	0.46
1:O:424:ASP:HA	5:O:3766:HOH:O	2.16	0.46
1:Q:312:THR:OG1	1:Q:361:PRO:HG3	2.16	0.46
1:Q:424:ASP:HA	5:Q:4292:HOH:O	2.16	0.46
1:V:154:ILE:HG23	1:V:165:GLU:OE2	2.15	0.46
1:V:23:ASP:HA	1:V:57:PHE:HE1	1.81	0.46
1:P:467:ASP:HB2	1:W:175:HIS:CE1	2.51	0.46
1:W:23:ASP:HA	1:W:57:PHE:HE1	1.81	0.46
1:X:58:GLN:CG	1:X:62:GLU:HB3	2.46	0.46
1:A:38:PHE:CE1	1:A:42:VAL:HG11	2.51	0.46
1:C:127:GLY:O	1:C:270:CYS:HA	2.16	0.46
1:D:334:TYR:CE2	1:D:388:PRO:HG2	2.51	0.46
1:G:334:TYR:CE2	1:G:388:PRO:HG2	2.51	0.46
1:I:321:ARG:NE	4:I:7492:CIT:H42	2.18	0.46

*Continued on next page...*

*Continued from previous page...*

Atom-1	Atom-2	Interatomic distance (Å)	Clash overlap (Å)
1:G:337:ARG:HG2	1:L:64:ASP:OD1	2.16	0.46
1:M:38:PHE:CE1	1:M:42:VAL:HG11	2.51	0.46
1:N:323:VAL:HG23	5:T:5149:HOH:O	2.16	0.46
1:O:127:GLY:O	1:O:270:CYS:HA	2.16	0.46
1:P:334:TYR:CE2	1:P:388:PRO:HG2	2.51	0.46
1:Q:127:GLY:O	1:Q:270:CYS:HA	2.16	0.46
1:P:171:TYR:CD1	1:Q:247:TRP:CZ3	3.04	0.46
1:R:280:PRO:HG3	1:R:351:PRO:HB2	1.96	0.46
1:U:93:ASP:O	1:U:97:LEU:HA	2.16	0.46
1:W:1:THR:HG22	1:W:3:ASP:H	1.81	0.46
1:A:396:LEU:HD23	1:A:399:LEU:HD22	1.97	0.46
1:A:60:ILE:HA	1:A:63:SER:HA	1.97	0.46
1:C:211:HIS:HB3	1:D:33:ILE:HG22	1.98	0.46
1:F:328:ALA:HA	1:F:329:PRO:HD3	1.78	0.46
1:M:60:ILE:HA	1:M:63:SER:HA	1.97	0.46
1:O:1:THR:CG2	1:O:2:PRO:HD2	2.46	0.46
1:S:1:THR:CG2	1:S:2:PRO:HD2	2.46	0.46
1:A:18:ASP:OD2	1:A:30:HIS:HD2	1.97	0.46
1:A:465:TYR:CE1	1:G:315:THR:HB	2.51	0.46
1:B:283:TYR:HB2	1:B:351:PRO:HA	1.96	0.46
1:E:344:ARG:O	1:E:357:GLU:HB3	2.16	0.46
1:F:206:LEU:HD13	1:F:210:HIS:HB3	1.97	0.46
1:I:66:LEU:HB3	1:I:92:HIS:HB2	1.97	0.46
1:K:329:PRO:HG2	1:K:359:ARG:HB3	1.95	0.46
1:M:18:ASP:OD2	1:M:30:HIS:HD2	1.97	0.46
1:N:283:TYR:HB2	1:N:351:PRO:HA	1.96	0.46
1:P:283:TYR:CD2	1:P:284:ASP:N	2.84	0.46
1:P:337:ARG:HG2	1:P:393:ASP:HB3	1.98	0.46
1:Q:18:ASP:OD2	1:Q:30:HIS:HD2	1.97	0.46
1:R:206:LEU:HD13	1:R:210:HIS:HB3	1.97	0.46
1:U:283:TYR:CD2	1:U:284:ASP:N	2.84	0.46
1:U:66:LEU:HB3	1:U:92:HIS:HB2	1.97	0.46
1:P:146:GLY:HA2	1:V:149:TYR:CE1	2.51	0.46
1:B:165:GLU:HA	1:B:165:GLU:OE2	2.16	0.46
1:C:445:PHE:O	1:C:449:ASN:HB2	2.16	0.46
1:D:157:TRP:CD1	1:D:174:ARG:HD3	2.50	0.46
1:H:344:ARG:HG2	1:H:344:ARG:NH2	2.30	0.46
1:J:165:GLU:HA	1:J:165:GLU:OE2	2.16	0.46
1:M:12:GLU:HG3	1:M:76:ILE:CG1	2.44	0.46
1:P:157:TRP:CD1	1:P:174:ARG:HD3	2.50	0.46
1:Q:211:HIS:H	1:Q:222:ASN:ND2	2.10	0.46

*Continued on next page...*



*Continued from previous page...*

Atom-1	Atom-2	Interatomic distance (Å)	Clash overlap (Å)
1:R:445:PHE:O	1:R:449:ASN:HB2	2.17	0.46
1:V:165:GLU:OE2	1:V:165:GLU:HA	2.16	0.46
1:A:58:GLN:HA	1:A:62:GLU:CB	2.46	0.46
1:F:58:GLN:HA	1:F:62:GLU:CB	2.46	0.46
1:F:58:GLN:HA	1:F:62:GLU:HG2	1.96	0.46
1:H:296:HIS:HB3	1:H:381:GLY:O	2.16	0.46
1:B:140:PHE:CE1	1:H:463:ALA:HA	2.50	0.46
1:I:296:HIS:HB3	1:I:381:GLY:O	2.16	0.46
1:J:400:PRO:O	1:J:402:GLU:N	2.49	0.46
1:N:321:ARG:NE	4:N:7502:CIT:H42	2.18	0.46
1:U:296:HIS:HB3	1:U:381:GLY:O	2.16	0.46
1:V:400:PRO:O	1:V:402:GLU:N	2.49	0.46
1:W:400:PRO:O	1:W:403:GLU:N	2.49	0.46
1:A:394:LYS:HD2	1:A:399:LEU:CD1	2.46	0.46
1:A:411:PRO:HB3	1:A:416:ASP:CB	2.46	0.46
1:A:465:TYR:CZ	1:G:315:THR:HB	2.51	0.46
1:B:179:TYR:HB3	1:B:215:SER:OG	2.15	0.46
1:B:394:LYS:HD2	1:B:399:LEU:CD1	2.46	0.46
1:C:326:TYR:O	1:C:327:GLU:CB	2.63	0.46
1:B:395:ASP:OD2	1:C:60:ILE:HG12	2.16	0.46
1:D:603:LYS:HE3	5:D:1001:HOH:O	2.16	0.46
1:I:409:GLN:HB2	5:I:7738:HOH:O	2.16	0.46
1:J:326:TYR:O	1:J:327:GLU:CB	2.63	0.46
1:J:427:TYR:CE1	1:J:428:LEU:HD13	2.50	0.46
1:J:603:LYS:HE3	5:J:2579:HOH:O	2.16	0.46
1:L:394:LYS:HD2	1:L:399:LEU:CD1	2.46	0.46
1:M:154:ILE:HB	5:M:3271:HOH:O	2.16	0.46
1:N:394:LYS:HD2	1:N:399:LEU:CD1	2.46	0.46
1:N:411:PRO:HB3	1:N:416:ASP:CB	2.46	0.46
1:P:603:LYS:HE3	5:P:4157:HOH:O	2.16	0.46
1:P:18:ASP:HB3	1:P:86:ASN:HD22	1.81	0.46
1:R:106:ASN:ND2	1:R:109:ARG:HH11	2.15	0.46
1:T:55:ARG:CZ	1:U:176:LYS:HD2	2.45	0.46
1:U:409:GLN:HB2	5:U:5516:HOH:O	2.16	0.46
1:V:394:LYS:HD2	1:V:399:LEU:CD1	2.46	0.46
1:A:264:ASN:ND2	1:A:326:TYR:HD2	2.14	0.46
1:B:296:HIS:HB3	1:B:381:GLY:O	2.16	0.46
1:C:40:LYS:H	1:C:40:LYS:CD	2.29	0.46
1:E:304:HIS:HE1	1:E:424:ASP:OD1	1.99	0.46
1:D:177:GLY:H	1:E:55:ARG:HG3	1.81	0.46
1:F:347:ILE:HG22	1:F:347:ILE:O	2.15	0.46

*Continued on next page...*

*Continued from previous page...*

Atom-1	Atom-2	Interatomic distance (Å)	Clash overlap (Å)
1:F:40:LYS:CD	1:F:40:LYS:H	2.29	0.46
1:G:106:ASN:ND2	1:G:109:ARG:HH11	2.13	0.46
5:B:7743:HOH:O	1:I:175:HIS:HE1	1.99	0.46
1:P:468:VAL:HG21	1:V:364:SER:HA	1.98	0.46
1:P:53:SER:CB	5:P:3802:HOH:O	2.64	0.46
1:Q:304:HIS:HE1	1:Q:424:ASP:OD1	1.99	0.46
1:S:296:HIS:HB3	1:S:381:GLY:O	2.16	0.46
1:T:304:HIS:HE1	1:T:424:ASP:OD1	1.99	0.46
1:U:210:HIS:CE1	3:U:7515:AMP:H3'	2.47	0.46
1:V:264:ASN:ND2	1:V:326:TYR:HD2	2.13	0.46
1:W:121:ALA:HA	1:W:276:LYS:HB2	1.97	0.46
1:B:331:ASN:ND2	1:B:340:SER:OG	2.49	0.46
1:C:334:TYR:HD1	1:C:345:ILE:HD11	1.81	0.46
1:H:331:ASN:ND2	1:H:340:SER:OG	2.49	0.46
1:J:224:GLN:HG2	1:J:225:PHE:N	2.31	0.46
1:J:63:SER:CB	1:K:337:ARG:NH2	2.78	0.46
1:K:120:ILE:HD11	1:K:383:LYS:HG3	1.97	0.46
1:L:601:THR:HB	1:L:72:GLU:HG3	1.98	0.46
1:R:224:GLN:HG2	1:R:225:PHE:N	2.31	0.46
1:A:463:ALA:HA	1:G:140:PHE:CE1	2.51	0.46
1:A:177:GLY:N	1:B:55:ARG:HD3	2.29	0.46
1:E:280:PRO:O	1:E:281:LEU:HD12	2.16	0.46
1:F:264:ASN:HD21	4:F:7486:CIT:C2	2.14	0.46
1:F:358:PHE:HD1	1:F:374:MET:SD	2.39	0.46
1:J:280:PRO:O	1:J:281:LEU:HD12	2.16	0.46
1:N:180:PHE:HE2	1:O:49:PHE:HZ	1.64	0.46
1:Q:280:PRO:O	1:Q:281:LEU:HD12	2.16	0.46
1:R:312:THR:HG23	1:R:361:PRO:HG3	1.97	0.46
1:T:206:LEU:HD13	1:T:210:HIS:HB3	1.97	0.46
1:W:55:ARG:HH11	1:W:55:ARG:CG	2.20	0.46
1:C:400:PRO:HA	1:C:401:PRO:HD3	1.78	0.46
1:C:406:SER:O	1:C:408:PRO:HD3	2.16	0.46
1:G:312:THR:OG1	1:G:361:PRO:HG3	2.16	0.46
1:G:406:SER:O	1:G:408:PRO:HD3	2.17	0.46
1:I:424:ASP:HA	5:I:7583:HOH:O	2.16	0.46
1:O:274:LEU:HB2	1:O:282:MET:CE	2.46	0.46
1:S:312:THR:OG1	1:S:361:PRO:HG3	2.16	0.46
1:S:406:SER:O	1:S:408:PRO:HD3	2.16	0.46
1:U:312:THR:OG1	1:U:361:PRO:HG3	2.16	0.46
1:W:406:SER:O	1:W:408:PRO:HD3	2.16	0.46
1:Q:171:TYR:HA	1:X:467:ASP:OD2	2.15	0.46

*Continued on next page...*

*Continued from previous page...*

Atom-1	Atom-2	Interatomic distance (Å)	Clash overlap (Å)
1:B:59:SER:C	1:B:63:SER:HB3	2.35	0.46
1:C:334:TYR:CE2	1:C:388:PRO:HG2	2.51	0.46
1:D:204:PHE:HE1	1:D:237:LEU:HD13	1.80	0.46
1:D:38:PHE:CE1	1:D:42:VAL:HG11	2.51	0.46
1:E:127:GLY:O	1:E:270:CYS:HA	2.16	0.46
1:G:106:ASN:ND2	1:G:109:ARG:NH1	2.63	0.46
1:J:70:ASP:OD2	1:J:230:HIS:HE1	1.99	0.46
1:O:70:ASP:OD2	1:O:230:HIS:HE1	1.99	0.46
1:P:127:GLY:O	1:P:270:CYS:HA	2.16	0.46
1:P:38:PHE:CE1	1:P:42:VAL:HG11	2.51	0.46
1:Q:24:LEU:HG	1:Q:57:PHE:CE1	2.39	0.46
1:S:334:TYR:CE2	1:S:388:PRO:HG2	2.51	0.46
1:S:38:PHE:CE1	1:S:42:VAL:HG11	2.51	0.46
1:U:53:SER:HB3	1:V:177:GLY:O	2.16	0.46
1:V:307:SER:HB2	1:V:421:LEU:HA	1.97	0.46
1:V:70:ASP:OD2	1:V:230:HIS:HE1	1.99	0.46
1:B:179:TYR:CG	1:C:53:SER:OG	2.65	0.46
1:D:63:SER:HB3	1:D:64:ASP:H	1.39	0.46
1:F:1:THR:CG2	1:F:2:PRO:HD2	2.46	0.46
1:G:339:ARG:HH12	1:L:50:ASP:CB	2.28	0.46
1:I:55:ARG:O	1:J:177:GLY:O	2.34	0.46
1:R:1:THR:CG2	1:R:2:PRO:HD2	2.46	0.46
1:W:1:THR:CG2	1:W:2:PRO:HD2	2.46	0.46
1:V:18:ASP:HB3	1:V:86:ASN:HD22	1.80	0.46
1:W:329:PRO:HG2	1:W:359:ARG:HB3	1.95	0.46
1:A:12:GLU:HG3	1:A:76:ILE:CG1	2.44	0.45
1:A:50:ASP:HB2	1:F:339:ARG:NE	2.30	0.45
1:B:106:ASN:ND2	1:B:109:ARG:HH11	2.14	0.45
1:E:165:GLU:OE2	1:E:165:GLU:HA	2.16	0.45
1:E:211:HIS:H	1:E:222:ASN:ND2	2.10	0.45
1:F:445:PHE:O	1:F:449:ASN:HB2	2.17	0.45
1:G:165:GLU:OE2	1:G:165:GLU:HA	2.16	0.45
1:J:400:PRO:O	1:J:404:ALA:HB2	2.16	0.45
1:J:321:ARG:NE	4:J:7494:CIT:H42	2.14	0.45
1:K:12:GLU:HG3	1:K:76:ILE:CG1	2.44	0.45
1:L:321:ARG:NE	4:L:7498:CIT:H42	2.14	0.45
1:N:106:ASN:ND2	1:N:109:ARG:HH11	2.14	0.45
1:O:445:PHE:O	1:O:449:ASN:HB2	2.17	0.45
1:V:445:PHE:O	1:V:449:ASN:HB2	2.16	0.45
1:D:173:VAL:HG23	1:K:467:ASP:OD2	2.16	0.45
1:G:334:TYR:HD1	1:G:345:ILE:CD1	2.29	0.45

*Continued on next page...*

*Continued from previous page...*

Atom-1	Atom-2	Interatomic distance (Å)	Clash overlap (Å)
1:I:400:PRO:O	1:I:403:GLU:N	2.49	0.45
1:I:321:ARG:NE	4:I:7492:CIT:H42	2.18	0.45
1:J:296:HIS:HB3	1:J:381:GLY:O	2.16	0.45
1:R:58:GLN:HA	1:R:62:GLU:CB	2.46	0.45
1:T:400:PRO:O	1:T:402:GLU:N	2.49	0.45
1:U:400:PRO:O	1:U:403:GLU:N	2.49	0.45
1:V:179:TYR:HB3	1:V:215:SER:OG	2.15	0.45
5:Q:4360:HOH:O	1:W:324:PRO:HD2	2.15	0.45
1:A:272:GLN:HE22	1:A:374:MET:HB3	1.81	0.45
1:B:411:PRO:HB3	1:B:416:ASP:CB	2.46	0.45
1:F:106:ASN:ND2	1:F:109:ARG:HH11	2.15	0.45
1:K:18:ASP:HB3	1:K:86:ASN:HD22	1.81	0.45
1:O:394:LYS:HD2	1:O:399:LEU:CD1	2.46	0.45
1:P:272:GLN:HE22	1:P:374:MET:HB3	1.82	0.45
1:S:420:ARG:HD2	1:S:420:ARG:HA	1.75	0.45
1:V:427:TYR:CE1	1:V:428:LEU:HD13	2.50	0.45
1:W:394:LYS:HD2	1:W:399:LEU:CD1	2.46	0.45
1:W:18:ASP:HB3	1:W:86:ASN:HD22	1.81	0.45
1:C:68:LEU:HD23	1:C:92:HIS:CD2	2.51	0.45
1:E:309:LEU:HA	1:E:312:THR:CG2	2.34	0.45
1:F:304:HIS:HE1	1:F:424:ASP:OD1	1.99	0.45
1:F:331:ASN:ND2	1:F:340:SER:HB2	2.31	0.45
1:G:298:ILE:HG12	1:G:356:LEU:HD22	1.99	0.45
1:H:328:ALA:HA	1:H:329:PRO:HD3	1.69	0.45
1:H:304:HIS:HE1	1:H:424:ASP:OD1	1.99	0.45
1:I:179:TYR:HB2	1:I:180:PHE:CE2	2.51	0.45
1:I:411:PRO:HB2	1:I:417:VAL:CG1	2.46	0.45
1:L:40:LYS:CD	1:L:40:LYS:H	2.29	0.45
1:N:411:PRO:HB2	1:N:417:VAL:CG1	2.47	0.45
1:N:210:HIS:CE1	3:N:7501:AMP:H3'	2.47	0.45
1:O:68:LEU:HD23	1:O:92:HIS:CD2	2.51	0.45
1:Q:309:LEU:HA	1:Q:312:THR:CG2	2.34	0.45
1:R:331:ASN:ND2	1:R:340:SER:HB2	2.31	0.45
1:R:40:LYS:H	1:R:40:LYS:CD	2.29	0.45
1:S:304:HIS:HE1	1:S:424:ASP:OD1	1.99	0.45
1:S:428:LEU:HB3	1:S:434:PHE:CB	2.43	0.45
1:T:428:LEU:HB3	1:T:434:PHE:CB	2.43	0.45
5:N:5429:HOH:O	1:U:175:HIS:HE1	2.00	0.45
1:P:146:GLY:HA2	1:V:149:TYR:CE1	2.51	0.45
1:A:458:HIS:HE1	1:G:456:ARG:O	1.98	0.45
1:C:601:THR:HB	1:C:72:GLU:HG3	1.98	0.45

*Continued on next page...*

*Continued from previous page...*

Atom-1	Atom-2	Interatomic distance (Å)	Clash overlap (Å)
1:D:337:ARG:CZ	1:E:63:SER:HB3	2.47	0.45
1:F:224:GLN:HG2	1:F:225:PHE:N	2.31	0.45
1:G:24:LEU:HB3	1:G:25:PRO:CD	2.46	0.45
1:H:334:TYR:HD1	1:H:345:ILE:HD11	1.81	0.45
1:I:154:ILE:HG23	1:I:165:GLU:OE2	2.16	0.45
5:B:7537:HOH:O	1:I:173:VAL:HG21	2.15	0.45
1:L:120:ILE:HD11	1:L:383:LYS:HG3	1.97	0.45
1:P:337:ARG:NE	1:Q:63:SER:HB3	2.28	0.45
1:U:504:ASN:HA	1:U:351:PRO:HD2	1.82	0.45
1:V:224:GLN:HG2	1:V:225:PHE:N	2.31	0.45
1:W:331:ASN:ND2	1:W:340:SER:OG	2.49	0.45
1:X:16:TYR:HB3	1:X:32:THR:CG2	2.45	0.45
1:B:206:LEU:HD13	1:B:210:HIS:HB3	1.97	0.45
1:B:400:PRO:HA	1:B:401:PRO:HD2	1.67	0.45
1:E:206:LEU:HD13	1:E:210:HIS:HB3	1.97	0.45
1:Q:206:LEU:HD13	1:Q:210:HIS:HB3	1.97	0.45
1:R:358:PHE:HD1	1:R:374:MET:SD	2.39	0.45
1:S:280:PRO:O	1:S:281:LEU:HD12	2.16	0.45
1:T:280:PRO:O	1:T:281:LEU:HD12	2.16	0.45
1:A:335:SER:OG	1:A:336:GLN:N	2.50	0.45
1:B:315:THR:HB	1:H:465:TYR:CE1	2.50	0.45
1:C:328:ALA:HA	1:C:329:PRO:HD3	1.80	0.45
1:C:424:ASP:HA	5:C:7558:HOH:O	2.16	0.45
1:L:207:GLU:HB3	1:L:208:LYS:H	1.51	0.45
1:L:58:GLN:CG	1:L:62:GLU:HB3	2.46	0.45
1:M:60:ILE:HD12	1:R:396:LEU:N	2.32	0.45
1:N:196:LEU:HD22	1:N:212:GLU:HB2	1.97	0.45
1:O:406:SER:O	1:O:408:PRO:HD3	2.16	0.45
1:P:23:ASP:HA	1:P:57:PHE:HE1	1.81	0.45
1:S:400:PRO:HA	1:S:401:PRO:HD3	1.78	0.45
1:U:23:ASP:HA	1:U:57:PHE:HE1	1.81	0.45
1:U:424:ASP:HA	5:U:5344:HOH:O	2.16	0.45
1:U:58:GLN:CG	1:U:62:GLU:HB3	2.46	0.45
1:W:424:ASP:HA	5:W:5870:HOH:O	2.16	0.45
1:B:38:PHE:CE1	1:B:42:VAL:HG11	2.51	0.45
1:B:321:ARG:NE	4:B:7478:CIT:H42	2.18	0.45
1:C:461:GLU:OE1	1:I:316:VAL:HG12	2.16	0.45
1:C:70:ASP:OD2	1:C:230:HIS:HE1	1.99	0.45
1:E:454:ASN:O	1:K:320:LYS:HE2	2.16	0.45
1:G:127:GLY:O	1:G:270:CYS:HA	2.16	0.45
1:J:334:TYR:CE2	1:J:388:PRO:HG2	2.51	0.45

*Continued on next page...*

*Continued from previous page...*

Atom-1	Atom-2	Interatomic distance (Å)	Clash overlap (Å)
1:J:307:SER:HB2	1:J:421:LEU:HA	1.98	0.45
1:L:334:TYR:CE2	1:L:388:PRO:HG2	2.51	0.45
1:N:400:PRO:HA	1:N:401:PRO:HD3	1.73	0.45
1:O:55:ARG:HD2	1:O:449:ASN:ND2	2.10	0.45
1:P:204:PHE:HE1	1:P:237:LEU:HD13	1.80	0.45
1:U:106:ASN:ND2	1:U:109:ARG:NH1	2.63	0.45
1:V:334:TYR:CE2	1:V:388:PRO:HG2	2.51	0.45
1:X:334:TYR:CE2	1:X:388:PRO:HG2	2.51	0.45
1:A:180:PHE:HZ	1:B:52:SER:HB2	1.80	0.45
1:G:1:THR:CG2	1:G:2:PRO:HD2	2.46	0.45
1:O:60:ILE:HA	1:O:63:SER:HA	1.97	0.45
1:W:53:SER:OG	1:X:179:TYR:CG	2.67	0.45
1:C:337:ARG:HG2	1:C:393:ASP:HB3	1.98	0.45
1:E:154:ILE:HG12	1:E:166:ALA:CB	2.41	0.45
1:F:283:TYR:CD2	1:F:284:ASP:N	2.84	0.45
1:F:45:ASP:O	1:F:66:LEU:HD11	2.17	0.45
1:G:283:TYR:CD2	1:G:284:ASP:N	2.84	0.45
1:H:344:ARG:O	1:H:357:GLU:HB3	2.16	0.45
1:J:18:ASP:HB3	1:J:86:ASN:HD22	1.80	0.45
1:L:344:ARG:O	1:L:357:GLU:HB3	2.16	0.45
1:Q:344:ARG:O	1:Q:357:GLU:HB3	2.16	0.45
1:S:283:TYR:CD2	1:S:284:ASP:N	2.84	0.45
1:U:329:PRO:HG2	1:U:359:ARG:HB3	1.95	0.45
1:U:18:ASP:HB3	1:U:86:ASN:HD22	1.80	0.45
1:V:283:TYR:CD2	1:V:284:ASP:N	2.84	0.45
1:W:283:TYR:CD2	1:W:284:ASP:N	2.84	0.45
1:X:344:ARG:O	1:X:357:GLU:HB3	2.16	0.45
1:A:339:ARG:HD2	1:B:60:ILE:HG22	1.97	0.45
1:D:445:PHE:O	1:D:449:ASN:HB2	2.16	0.45
1:E:106:ASN:ND2	1:E:109:ARG:HH11	2.14	0.45
1:D:339:ARG:NH1	1:E:50:ASP:HB3	2.29	0.45
1:J:445:PHE:O	1:J:449:ASN:HB2	2.17	0.45
1:N:445:PHE:O	1:N:449:ASN:HB2	2.16	0.45
1:O:58:GLN:HE21	1:O:62:GLU:HB3	1.79	0.45
1:P:468:VAL:HG21	1:V:364:SER:HA	1.97	0.45
1:Q:106:ASN:ND2	1:Q:109:ARG:HH11	2.14	0.45
1:Q:165:GLU:OE2	1:Q:165:GLU:HA	2.16	0.45
1:M:50:ASP:HB2	1:R:339:ARG:HH11	1.81	0.45
1:S:60:ILE:HG22	1:T:339:ARG:CD	2.47	0.45
1:T:55:ARG:HH12	1:T:448:GLU:HB2	1.80	0.45
1:T:60:ILE:HG22	1:U:339:ARG:HD3	1.93	0.45

*Continued on next page...*

*Continued from previous page...*

Atom-1	Atom-2	Interatomic distance (Å)	Clash overlap (Å)
1:U:157:TRP:CD1	1:U:174:ARG:HD3	2.50	0.45
1:U:211:HIS:H	1:U:222:ASN:ND2	2.10	0.45
1:V:400:PRO:O	1:V:404:ALA:HB2	2.16	0.45
1:X:59:SER:C	1:X:61:HIS:N	2.69	0.45
1:E:211:HIS:CE1	1:F:49:PHE:HE2	2.32	0.45
1:H:274:LEU:HB2	1:H:282:MET:HE3	1.98	0.45
1:H:400:PRO:O	1:H:402:GLU:N	2.49	0.45
1:J:179:TYR:HB3	1:J:215:SER:OG	2.15	0.45
1:K:1:THR:N	1:K:4:ASP:HB2	2.30	0.45
1:N:179:TYR:N	1:O:53:SER:HB3	2.26	0.45
1:P:179:TYR:HB3	1:P:215:SER:OG	2.15	0.45
1:Q:400:PRO:O	1:Q:402:GLU:N	2.49	0.45
1:V:54:ILE:O	1:W:177:GLY:C	2.54	0.45
1:W:400:PRO:O	1:W:402:GLU:N	2.49	0.45
1:X:400:PRO:O	1:X:402:GLU:N	2.49	0.45
1:A:154:ILE:HB	5:A:7579:HOH:O	2.16	0.45
1:A:18:ASP:HB3	1:A:86:ASN:HD22	1.81	0.45
1:A:425:HIS:HB2	1:A:439:ILE:HD13	1.99	0.45
1:B:106:ASN:ND2	1:B:109:ARG:HH11	2.15	0.45
1:C:394:LYS:HD2	1:C:399:LEU:CD1	2.46	0.45
1:D:272:GLN:HE22	1:D:374:MET:HB3	1.82	0.45
1:E:468:VAL:HB	1:K:364:SER:HA	1.98	0.45
1:F:326:TYR:O	1:F:327:GLU:CB	2.63	0.45
1:F:454:ASN:O	1:L:320:LYS:HD3	2.17	0.45
1:G:106:ASN:ND2	1:G:109:ARG:HH11	2.15	0.45
1:I:603:LYS:HE3	5:I:7698:HOH:O	2.16	0.45
1:K:312:THR:CG2	1:K:313:ASN:ND2	2.73	0.45
1:K:394:LYS:HD2	1:K:399:LEU:CD1	2.46	0.45
1:M:411:PRO:HB3	1:M:416:ASP:CB	2.46	0.45
1:M:425:HIS:HB2	1:M:439:ILE:HD13	1.99	0.45
1:N:106:ASN:ND2	1:N:109:ARG:HH11	2.15	0.45
1:N:425:HIS:HB2	1:N:439:ILE:HD13	1.99	0.45
1:N:427:TYR:CE1	1:N:428:LEU:HD13	2.50	0.45
1:O:272:GLN:HE22	1:O:374:MET:HB3	1.81	0.45
1:P:395:ASP:OD2	1:Q:60:ILE:HG12	2.17	0.45
1:R:326:TYR:O	1:R:327:GLU:CB	2.63	0.45
1:S:106:ASN:ND2	1:S:109:ARG:HH11	2.15	0.45
1:U:603:LYS:HE3	5:U:5472:HOH:O	2.16	0.45
1:V:18:ASP:OD2	1:V:30:HIS:HD2	1.98	0.45
1:W:272:GLN:HE22	1:W:374:MET:HB3	1.81	0.45
1:X:394:LYS:HD2	1:X:399:LEU:CD1	2.46	0.45

*Continued on next page...*

*Continued from previous page...*

Atom-1	Atom-2	Interatomic distance (Å)	Clash overlap (Å)
1:A:465:TYR:CZ	1:G:315:THR:HB	2.51	0.45
1:B:411:PRO:HB2	1:B:417:VAL:CG1	2.47	0.45
1:D:296:HIS:HB3	1:D:381:GLY:O	2.16	0.45
1:F:298:ILE:HG12	1:F:356:LEU:HD22	1.99	0.45
1:G:296:HIS:HB3	1:G:381:GLY:O	2.16	0.45
1:G:40:LYS:CD	1:G:40:LYS:H	2.29	0.45
1:O:177:GLY:CA	1:P:55:ARG:CG	2.93	0.45
1:R:121:ALA:HA	1:R:276:LYS:HB2	1.97	0.45
1:R:304:HIS:HE1	1:R:424:ASP:OD1	1.99	0.45
1:S:298:ILE:HG12	1:S:356:LEU:HD22	1.99	0.45
1:U:411:PRO:HB2	1:U:417:VAL:CG1	2.47	0.45
1:V:179:TYR:HB2	1:V:180:PHE:CE2	2.51	0.45
1:X:296:HIS:HB3	1:X:381:GLY:O	2.16	0.45
1:X:18:ASP:HB3	1:X:86:ASN:HD22	1.80	0.45
1:C:224:GLN:HG2	1:C:225:PHE:N	2.31	0.45
1:C:120:ILE:HD11	1:C:383:LYS:HG3	1.97	0.45
1:G:224:GLN:HG2	1:G:225:PHE:N	2.31	0.45
1:K:331:ASN:ND2	1:K:340:SER:OG	2.49	0.45
1:O:601:THR:HB	1:O:72:GLU:HG3	1.98	0.45
1:U:154:ILE:HG23	1:U:165:GLU:OE2	2.16	0.45
1:V:154:ILE:HG23	1:V:165:GLU:OE2	2.16	0.45
1:X:120:ILE:HD11	1:X:383:LYS:HG3	1.97	0.45
1:G:280:PRO:O	1:G:281:LEU:HD12	2.16	0.45
1:H:280:PRO:O	1:H:281:LEU:HD12	2.16	0.45
1:Q:312:THR:HG23	1:Q:361:PRO:HG3	1.97	0.45
1:U:55:ARG:HD3	1:V:177:GLY:CA	2.46	0.45
1:V:358:PHE:HD1	1:V:374:MET:SD	2.39	0.45
1:A:274:LEU:HB2	1:A:282:MET:HE1	1.99	0.45
1:B:187:GLN:HG2	5:B:7619:HOH:O	2.17	0.45
1:B:320:LYS:HE3	1:H:461:GLU:OE1	2.16	0.45
1:B:395:ASP:HA	1:C:60:ILE:HB	1.96	0.45
1:C:274:LEU:HB2	1:C:282:MET:CE	2.46	0.45
1:C:335:SER:OG	1:C:336:GLN:N	2.50	0.45
1:C:58:GLN:CG	1:C:62:GLU:HB3	2.46	0.45
1:D:274:LEU:HB2	1:D:282:MET:HE1	1.97	0.45
1:D:406:SER:O	1:D:408:PRO:HD3	2.16	0.45
1:E:264:ASN:ND2	4:E:7484:CIT:H22	2.16	0.45
1:K:406:SER:O	1:K:408:PRO:HD3	2.16	0.45
1:K:424:ASP:HA	5:K:2714:HOH:O	2.16	0.45
1:L:424:ASP:HA	5:L:2977:HOH:O	2.16	0.45
1:G:347:ILE:HD13	1:L:95:PHE:CE2	2.51	0.45

*Continued on next page...*



*Continued from previous page...*

Atom-1	Atom-2	Interatomic distance (Å)	Clash overlap (Å)
1:M:335:SER:OG	1:M:336:GLN:N	2.50	0.45
1:M:312:THR:OG1	1:M:361:PRO:HG3	2.16	0.45
1:N:23:ASP:HA	1:N:57:PHE:HE1	1.81	0.45
1:O:335:SER:OG	1:O:336:GLN:N	2.50	0.45
1:P:406:SER:O	1:P:408:PRO:HD3	2.16	0.45
1:S:424:ASP:HA	5:S:4818:HOH:O	2.16	0.45
1:T:328:ALA:HA	1:T:329:PRO:HD3	1.80	0.45
1:U:406:SER:O	1:U:408:PRO:HD3	2.16	0.45
1:U:53:SER:HB3	1:V:177:GLY:HA2	1.98	0.45
1:X:207:GLU:HB3	1:X:208:LYS:H	1.51	0.45
1:A:127:GLY:O	1:A:270:CYS:HA	2.16	0.45
1:A:334:TYR:CE2	1:A:388:PRO:HG2	2.51	0.45
1:A:463:ALA:HA	1:G:140:PHE:CE1	2.51	0.45
1:C:307:SER:HB2	1:C:421:LEU:HA	1.98	0.45
1:D:127:GLY:O	1:D:270:CYS:HA	2.16	0.45
1:F:344:ARG:CG	1:F:344:ARG:NH2	2.78	0.45
1:G:174:ARG:HG2	1:G:179:TYR:CE1	2.52	0.45
1:G:70:ASP:OD2	1:G:230:HIS:HE1	1.99	0.45
1:G:204:PHE:HE1	1:G:237:LEU:HD13	1.80	0.45
1:H:174:ARG:HG2	1:H:179:TYR:CE1	2.52	0.45
1:I:106:ASN:ND2	1:I:109:ARG:NH1	2.63	0.45
1:I:70:ASP:OD2	1:I:230:HIS:HE1	1.99	0.45
1:J:174:ARG:HG2	1:J:179:TYR:CE1	2.52	0.45
1:J:344:ARG:CG	1:J:344:ARG:NH2	2.78	0.45
1:K:334:TYR:CE2	1:K:388:PRO:HG2	2.51	0.45
1:K:38:PHE:CE1	1:K:42:VAL:HG11	2.51	0.45
1:K:93:ASP:O	1:K:97:LEU:HA	2.16	0.45
1:L:24:LEU:HG	1:L:57:PHE:CE1	2.39	0.45
1:M:334:TYR:CE2	1:M:388:PRO:HG2	2.51	0.45
1:Q:174:ARG:HG2	1:Q:179:TYR:CE1	2.52	0.45
1:R:344:ARG:CG	1:R:344:ARG:NH2	2.78	0.45
1:R:400:PRO:HA	1:R:401:PRO:HD3	1.73	0.45
1:S:106:ASN:ND2	1:S:109:ARG:NH1	2.63	0.45
1:T:93:ASP:O	1:T:97:LEU:HA	2.16	0.45
1:V:93:ASP:O	1:V:97:LEU:HA	2.16	0.45
1:W:334:TYR:CE2	1:W:388:PRO:HG2	2.51	0.45
1:W:56:GLY:O	1:W:57:PHE:CD1	2.65	0.45
1:W:93:ASP:O	1:W:97:LEU:HA	2.16	0.45
1:X:24:LEU:HG	1:X:57:PHE:CE1	2.39	0.45
1:X:38:PHE:CE1	1:X:42:VAL:HG11	2.51	0.45
1:B:315:THR:HB	1:H:465:TYR:CE1	2.50	0.45

*Continued on next page...*

*Continued from previous page...*

Atom-1	Atom-2	Interatomic distance (Å)	Clash overlap (Å)
1:G:55:ARG:CB	1:H:176:LYS:HD2	2.45	0.45
1:M:55:ARG:HD2	1:R:176:LYS:HG3	1.98	0.45
1:P:63:SER:HB3	1:P:64:ASP:H	1.39	0.45
1:W:55:ARG:HB3	1:X:176:LYS:HZ2	1.80	0.45
1:S:339:ARG:HH12	1:X:50:ASP:CG	2.20	0.45
1:C:283:TYR:CD2	1:C:284:ASP:N	2.84	0.45
1:F:337:ARG:HG2	1:F:393:ASP:HB3	1.98	0.45
1:G:206:LEU:HD13	1:G:210:HIS:HB3	1.97	0.45
1:J:283:TYR:CD2	1:J:284:ASP:N	2.84	0.45
1:M:309:LEU:HG	1:M:313:ASN:ND2	2.31	0.45
1:O:283:TYR:CD2	1:O:284:ASP:N	2.84	0.45
1:Q:154:ILE:HG12	1:Q:166:ALA:CB	2.41	0.45
1:R:283:TYR:CD2	1:R:284:ASP:N	2.84	0.45
1:R:45:ASP:O	1:R:66:LEU:HD11	2.17	0.45
1:S:208:LYS:O	1:S:210:HIS:N	2.43	0.45
1:S:309:LEU:HG	1:S:313:ASN:ND2	2.31	0.45
1:S:66:LEU:HB3	1:S:92:HIS:HB2	1.97	0.45
1:W:337:ARG:HG2	1:W:393:ASP:HB3	1.98	0.45
1:A:27:ILE:HD13	5:F:7487:HOH:O	2.15	0.45
1:B:445:PHE:O	1:B:449:ASN:HB2	2.17	0.45
1:C:58:GLN:HE21	1:C:62:GLU:HB3	1.79	0.45
1:F:59:SER:C	1:F:61:HIS:N	2.69	0.45
1:I:157:TRP:CD1	1:I:174:ARG:HD3	2.50	0.45
1:J:95:PHE:CE1	1:K:337:ARG:CZ	3.00	0.45
1:L:59:SER:C	1:L:61:HIS:N	2.69	0.45
1:N:467:ASP:OD2	1:U:175:HIS:CE1	2.69	0.45
1:P:445:PHE:O	1:P:449:ASN:HB2	2.16	0.45
1:R:59:SER:C	1:R:61:HIS:N	2.69	0.45
1:N:463:ALA:HA	1:T:140:PHE:CE1	2.51	0.45
1:T:295:ARG:HD3	1:T:388:PRO:HD2	1.99	0.45
1:U:12:GLU:HG3	1:U:76:ILE:CG1	2.44	0.45
1:W:165:GLU:OE2	1:W:165:GLU:HA	2.16	0.45
1:X:400:PRO:O	1:X:404:ALA:HB2	2.16	0.45
1:B:400:PRO:O	1:B:402:GLU:N	2.49	0.45
1:E:400:PRO:O	1:E:402:GLU:N	2.49	0.45
1:H:437:ASP:HA	1:H:440:GLU:CD	2.37	0.45
1:K:296:HIS:HB3	1:K:381:GLY:O	2.16	0.45
1:Q:601:THR:OG1	1:Q:230:HIS:NE2	2.48	0.45
1:T:437:ASP:HA	1:T:440:GLU:CD	2.37	0.45
1:V:400:PRO:O	1:V:403:GLU:N	2.49	0.45
1:A:106:ASN:ND2	1:A:109:ARG:HH11	2.15	0.45

*Continued on next page...*

*Continued from previous page...*

Atom-1	Atom-2	Interatomic distance (Å)	Clash overlap (Å)
1:B:272:GLN:HE22	1:B:374:MET:HB3	1.82	0.45
1:B:425:HIS:HB2	1:B:439:ILE:HD13	1.99	0.45
1:B:427:TYR:CE1	1:B:428:LEU:HD13	2.50	0.45
1:C:411:PRO:HB3	1:C:416:ASP:CB	2.46	0.45
1:C:603:LYS:HE3	5:C:7682:HOH:O	2.16	0.45
1:D:420:ARG:NH1	1:D:424:ASP:HB2	2.30	0.45
1:D:465:TYR:OH	1:J:450:GLU:HB3	2.16	0.45
1:E:344:ARG:HG2	1:E:345:ILE:N	2.32	0.45
1:I:272:GLN:HE22	1:I:374:MET:HB3	1.82	0.45
1:J:18:ASP:OD2	1:J:30:HIS:HD2	1.98	0.45
1:J:425:HIS:HB2	1:J:439:ILE:HD13	1.99	0.45
1:K:272:GLN:HE22	1:K:374:MET:HB3	1.82	0.45
1:K:603:LYS:HE3	5:K:2842:HOH:O	2.16	0.45
1:L:420:ARG:O	1:L:420:ARG:NH2	2.50	0.45
1:M:106:ASN:ND2	1:M:109:ARG:HH11	2.15	0.45
1:M:272:GLN:HE22	1:M:374:MET:HB3	1.82	0.45
1:M:18:ASP:HB3	1:M:86:ASN:HD22	1.82	0.45
1:O:326:TYR:O	1:O:327:GLU:CB	2.63	0.45
1:P:409:GLN:HB2	5:P:4201:HOH:O	2.16	0.45
1:P:420:ARG:NH1	1:P:424:ASP:HB2	2.30	0.45
1:Q:106:ASN:ND2	1:Q:109:ARG:HH11	2.15	0.45
1:Q:204:PHE:HE1	1:Q:237:LEU:HD13	1.77	0.45
1:Q:344:ARG:HG2	1:Q:345:ILE:N	2.32	0.45
1:R:204:PHE:HE1	1:R:237:LEU:HD13	1.77	0.45
1:R:394:LYS:HD2	1:R:399:LEU:CD1	2.46	0.45
1:S:272:GLN:HE22	1:S:374:MET:HB3	1.82	0.45
1:U:427:TYR:CE1	1:U:428:LEU:HD13	2.50	0.45
1:U:60:ILE:HG12	1:V:395:ASP:OD2	2.15	0.45
1:V:344:ARG:HG2	1:V:345:ILE:N	2.32	0.45
1:W:420:ARG:NH2	1:W:420:ARG:O	2.50	0.45
1:D:411:PRO:HB2	1:D:417:VAL:CG1	2.47	0.45
1:D:50:ASP:HA	1:D:64:ASP:HA	1.99	0.45
1:G:304:HIS:HE1	1:G:424:ASP:OD1	1.99	0.45
1:I:68:LEU:HD23	1:I:92:HIS:CD2	2.51	0.45
1:J:179:TYR:HB2	1:J:180:PHE:CE2	2.51	0.45
1:L:296:HIS:HB3	1:L:381:GLY:O	2.16	0.45
1:N:346:PRO:HB2	1:N:355:ARG:NH1	2.28	0.45
1:N:298:ILE:HG12	1:N:356:LEU:HD22	1.99	0.45
1:N:428:LEU:HB3	1:N:434:PHE:CB	2.43	0.45
1:P:411:PRO:HB2	1:P:417:VAL:CG1	2.47	0.45
1:P:50:ASP:HA	1:P:64:ASP:HA	1.99	0.45

*Continued on next page...*

*Continued from previous page...*

Atom-1	Atom-2	Interatomic distance (Å)	Clash overlap (Å)
1:P:210:HIS:CE1	3:P:7505:AMP:H3'	2.47	0.45
1:U:179:TYR:HB2	1:U:180:PHE:CE2	2.51	0.45
1:U:298:ILE:HG12	1:U:356:LEU:HD22	1.99	0.45
1:U:68:LEU:HD23	1:U:92:HIS:CD2	2.51	0.45
1:X:40:LYS:CD	1:X:40:LYS:H	2.29	0.45
1:X:68:LEU:HD23	1:X:92:HIS:CD2	2.51	0.45
1:H:24:LEU:HB3	1:H:25:PRO:CD	2.46	0.45
1:M:390:ALA:HA	1:M:391:PRO:HD2	1.85	0.45
1:R:331:ASN:ND2	1:R:340:SER:OG	2.49	0.45
1:T:334:TYR:HD1	1:T:345:ILE:HD11	1.81	0.45
1:A:206:LEU:HD13	1:A:210:HIS:HB3	1.97	0.45
1:E:312:THR:HG23	1:E:361:PRO:HG3	1.97	0.45
1:H:312:THR:HG23	1:H:361:PRO:HG3	1.97	0.45
1:I:49:PHE:CD2	1:J:211:HIS:HE1	2.34	0.45
1:M:206:LEU:HD13	1:M:210:HIS:HB3	1.97	0.45
1:N:206:LEU:HD13	1:N:210:HIS:HB3	1.97	0.45
1:N:314:PRO:HG3	1:N:365:GLY:HA3	1.96	0.45
1:N:502:PRO:HB2	1:O:137:SER:HB3	1.98	0.45
1:R:56:GLY:O	1:R:441:THR:HG21	2.17	0.45
1:U:56:GLY:O	1:U:441:THR:HG21	2.17	0.45
1:S:211:HIS:HE1	1:X:49:PHE:CD2	2.35	0.45
1:D:23:ASP:HA	1:D:57:PHE:HE1	1.81	0.45
1:E:58:GLN:CG	1:E:62:GLU:HB3	2.46	0.45
1:H:240:TYR:HA	5:I:7632:HOH:O	2.16	0.45
1:H:58:GLN:CG	1:H:62:GLU:HB3	2.46	0.45
1:I:335:SER:OG	1:I:336:GLN:N	2.50	0.45
1:K:196:LEU:HD22	1:K:212:GLU:HB2	1.97	0.45
1:J:60:ILE:HB	1:K:395:ASP:CG	2.37	0.45
1:M:274:LEU:HB2	1:M:282:MET:HE1	1.99	0.45
1:N:187:GLN:HG2	5:N:3575:HOH:O	2.17	0.45
1:Q:207:GLU:HB3	1:Q:208:LYS:H	1.51	0.45
1:Q:406:SER:O	1:Q:408:PRO:HD3	2.16	0.45
1:T:312:THR:OG1	1:T:361:PRO:HG3	2.16	0.45
1:T:424:ASP:HA	5:T:5081:HOH:O	2.16	0.45
1:V:406:SER:O	1:V:408:PRO:HD3	2.16	0.45
1:V:330:ILE:HB	1:V:410:THR:OG1	2.17	0.45
1:W:187:GLN:HG2	5:W:5942:HOH:O	2.17	0.45
1:W:196:LEU:HD22	1:W:212:GLU:HB2	1.97	0.45
1:W:400:PRO:HA	1:W:401:PRO:HD3	1.78	0.45
1:X:23:ASP:HA	1:X:57:PHE:HE1	1.81	0.45
1:X:424:ASP:HA	5:X:6133:HOH:O	2.16	0.45

*Continued on next page...*

*Continued from previous page...*

Atom-1	Atom-2	Interatomic distance (Å)	Clash overlap (Å)
1:C:55:ARG:HD2	1:C:449:ASN:ND2	2.10	0.45
1:E:174:ARG:HG2	1:E:179:TYR:CE1	2.52	0.45
1:E:334:TYR:CE2	1:E:388:PRO:HG2	2.51	0.45
1:E:54:ILE:HG23	1:E:54:ILE:O	2.15	0.45
1:E:55:ARG:HD2	1:E:449:ASN:ND2	2.10	0.45
1:F:127:GLY:O	1:F:270:CYS:HA	2.16	0.45
1:E:502:PRO:HB2	1:F:137:SER:HB3	1.99	0.45
1:A:247:TRP:CZ3	1:F:171:TYR:HD1	2.33	0.45
1:F:461:GLU:OE1	1:L:316:VAL:HG12	2.17	0.45
1:J:93:ASP:O	1:J:97:LEU:HA	2.16	0.45
1:L:1:THR:HG22	1:L:3:ASP:H	1.81	0.45
1:O:334:TYR:CE2	1:O:388:PRO:HG2	2.51	0.45
1:Q:334:TYR:CE2	1:Q:388:PRO:HG2	2.51	0.45
1:R:127:GLY:O	1:R:270:CYS:HA	2.16	0.45
1:R:93:ASP:O	1:R:97:LEU:HA	2.16	0.45
1:S:174:ARG:HG2	1:S:179:TYR:CE1	2.52	0.45
1:S:204:PHE:HE1	1:S:237:LEU:HD13	1.80	0.45
1:S:70:ASP:OD2	1:S:230:HIS:HE1	1.99	0.45
1:T:174:ARG:HG2	1:T:179:TYR:CE1	2.52	0.45
1:U:70:ASP:OD2	1:U:230:HIS:HE1	1.99	0.45
1:V:174:ARG:HG2	1:V:179:TYR:CE1	2.52	0.45
1:W:106:ASN:ND2	1:W:109:ARG:NH1	2.63	0.45
1:A:1:THR:CG2	1:A:2:PRO:HD2	2.46	0.45
1:C:60:ILE:HA	1:C:63:SER:HA	1.97	0.45
1:D:52:SER:O	1:D:53:SER:O	2.35	0.45
1:J:60:ILE:HA	1:J:63:SER:HA	1.97	0.45
1:M:1:THR:CG2	1:M:2:PRO:HD2	2.46	0.45
1:P:52:SER:O	1:P:53:SER:O	2.35	0.45
1:P:146:GLY:HA2	1:V:149:TYR:CE1	2.52	0.45
1:A:309:LEU:HG	1:A:313:ASN:ND2	2.31	0.45
1:B:337:ARG:HG3	1:C:61:HIS:HA	1.99	0.45
1:E:424:ASP:O	1:E:427:TYR:HE2	2.00	0.45
5:D:841:HOH:O	1:E:81:ALA:HB3	2.15	0.45
1:G:309:LEU:HG	1:G:313:ASN:ND2	2.32	0.45
1:I:18:ASP:HB3	1:I:86:ASN:HD22	1.80	0.45
1:K:283:TYR:CD2	1:K:284:ASP:N	2.84	0.45
1:N:283:TYR:CD2	1:N:284:ASP:N	2.84	0.45
1:O:424:ASP:O	1:O:427:TYR:HE2	2.00	0.45
1:Q:424:ASP:O	1:Q:427:TYR:HE2	2.00	0.45
1:R:337:ARG:HG2	1:R:393:ASP:HB3	1.98	0.45
1:A:295:ARG:HD3	1:A:388:PRO:HD2	1.99	0.45

*Continued on next page...*

*Continued from previous page...*

Atom-1	Atom-2	Interatomic distance (Å)	Clash overlap (Å)
1:D:106:ASN:ND2	1:D:109:ARG:HH11	2.14	0.45
5:D:805:HOH:O	1:E:27:ILE:HD12	2.16	0.45
1:K:165:GLU:HA	1:K:165:GLU:OE2	2.16	0.45
1:M:27:ILE:HD13	5:R:3190:HOH:O	2.15	0.45
5:Q:4505:HOH:O	1:R:27:ILE:HD13	2.15	0.45
1:S:165:GLU:OE2	1:S:165:GLU:HA	2.16	0.45
1:S:445:PHE:O	1:S:449:ASN:HB2	2.17	0.45
1:T:344:ARG:NH2	1:T:344:ARG:HG2	2.30	0.45
1:V:344:ARG:HG2	1:V:344:ARG:NH2	2.30	0.45
1:V:60:ILE:HG22	1:W:339:ARG:HD2	1.98	0.45
1:X:321:ARG:NE	4:X:7522:CIT:H42	2.14	0.45
1:A:334:TYR:HD1	1:A:345:ILE:CD1	2.29	0.45
1:B:179:TYR:N	1:C:53:SER:HB3	2.29	0.45
1:I:334:TYR:HD1	1:I:345:ILE:CD1	2.28	0.45
1:J:400:PRO:O	1:J:403:GLU:N	2.49	0.45
1:K:400:PRO:O	1:K:402:GLU:N	2.49	0.45
1:L:400:PRO:O	1:L:402:GLU:N	2.49	0.45
1:M:334:TYR:HD1	1:M:345:ILE:CD1	2.29	0.45
1:N:57:PHE:O	1:N:62:GLU:HG2	2.17	0.45
1:O:334:TYR:HD1	1:O:345:ILE:CD1	2.29	0.45
1:M:49:PHE:HE1	1:R:180:PHE:HE2	1.64	0.45
1:S:334:TYR:HD1	1:S:345:ILE:CD1	2.29	0.45
1:S:1:THR:N	1:S:4:ASP:HB2	2.30	0.45
1:V:334:TYR:HD1	1:V:345:ILE:CD1	2.29	0.45
1:D:106:ASN:ND2	1:D:109:ARG:HH11	2.15	0.45
1:D:312:THR:CG2	1:D:313:ASN:ND2	2.73	0.45
1:D:409:GLN:HB2	5:D:1045:HOH:O	2.16	0.45
1:D:420:ARG:O	1:D:420:ARG:NH2	2.50	0.45
1:E:106:ASN:ND2	1:E:109:ARG:HH11	2.15	0.45
1:E:204:PHE:HE1	1:E:237:LEU:HD13	1.78	0.45
1:F:394:LYS:HD2	1:F:399:LEU:CD1	2.46	0.45
1:F:425:HIS:HB2	1:F:439:ILE:HD13	1.99	0.45
1:G:18:ASP:OD2	1:G:30:HIS:HD2	1.98	0.45
1:G:272:GLN:HE22	1:G:374:MET:HB3	1.82	0.45
1:H:187:GLN:HB3	1:H:187:GLN:HE21	1.61	0.45
1:I:52:SER:HB2	1:J:180:PHE:CE2	2.51	0.45
1:J:344:ARG:HG2	1:J:345:ILE:N	2.32	0.45
1:K:420:ARG:NH2	1:K:420:ARG:O	2.50	0.45
1:M:420:ARG:NH2	1:M:420:ARG:O	2.50	0.45
1:N:272:GLN:HE22	1:N:374:MET:HB3	1.82	0.45
1:O:411:PRO:HB3	1:O:416:ASP:CB	2.46	0.45

*Continued on next page...*

*Continued from previous page...*

Atom-1	Atom-2	Interatomic distance (Å)	Clash overlap (Å)
1:R:425:HIS:HB2	1:R:439:ILE:HD13	1.99	0.45
1:S:18:ASP:HB3	1:S:86:ASN:HD22	1.81	0.45
1:N:140:PHE:CE1	1:T:463:ALA:HA	2.51	0.45
1:V:154:ILE:HB	5:V:5638:HOH:O	2.16	0.45
1:V:425:HIS:HB2	1:V:439:ILE:HD13	1.99	0.45
1:W:312:THR:CG2	1:W:313:ASN:ND2	2.73	0.45
1:X:273:SER:HB3	1:X:355:ARG:HB3	1.99	0.45
1:A:50:ASP:HA	1:A:64:ASP:HA	1.99	0.45
1:A:68:LEU:HD23	1:A:92:HIS:CD2	2.51	0.45
1:B:298:ILE:HG12	1:B:356:LEU:HD22	1.99	0.45
1:B:304:HIS:HE1	1:B:424:ASP:OD1	1.99	0.45
1:B:50:ASP:HA	1:B:64:ASP:HA	1.99	0.45
1:D:210:HIS:CE1	3:D:7481:AMP:H3'	2.47	0.45
1:E:50:ASP:HA	1:E:64:ASP:HA	1.99	0.45
1:H:50:ASP:HA	1:H:64:ASP:HA	1.99	0.45
1:I:298:ILE:HG12	1:I:356:LEU:HD22	1.99	0.45
1:I:40:LYS:H	1:I:40:LYS:CD	2.29	0.45
1:J:298:ILE:HG12	1:J:356:LEU:HD22	1.99	0.45
1:J:304:HIS:HE1	1:J:424:ASP:OD1	1.99	0.45
1:J:68:LEU:HD23	1:J:92:HIS:CD2	2.51	0.45
1:K:121:ALA:HA	1:K:276:LYS:HB2	1.97	0.45
1:K:296:HIS:HB3	1:K:381:GLY:O	2.16	0.45
1:L:18:ASP:HB3	1:L:86:ASN:HD22	1.80	0.45
1:L:68:LEU:HD23	1:L:92:HIS:CD2	2.51	0.45
1:M:68:LEU:HD23	1:M:92:HIS:CD2	2.51	0.45
1:N:304:HIS:HE1	1:N:424:ASP:OD1	1.99	0.45
1:Q:50:ASP:HA	1:Q:64:ASP:HA	1.99	0.45
1:R:347:ILE:O	1:R:347:ILE:HG22	2.15	0.45
1:R:298:ILE:HG12	1:R:356:LEU:HD22	1.99	0.45
1:T:53:SER:O	1:T:54:ILE:CB	2.65	0.45
1:V:304:HIS:HE1	1:V:424:ASP:OD1	1.99	0.45
1:V:298:ILE:HG12	1:V:356:LEU:HD22	1.99	0.45
1:W:40:LYS:CD	1:W:40:LYS:H	2.29	0.45
1:W:50:ASP:HA	1:W:64:ASP:HA	1.99	0.45
1:W:65:MET:HE2	1:W:67:LEU:HD11	1.98	0.45
1:A:331:ASN:ND2	1:A:340:SER:OG	2.49	0.45
1:B:321:ARG:NE	4:B:7478:CIT:H42	2.19	0.45
1:C:331:ASN:ND2	1:C:340:SER:OG	2.49	0.45
1:E:154:ILE:HG23	1:E:165:GLU:OE2	2.16	0.45
1:F:331:ASN:ND2	1:F:340:SER:OG	2.49	0.45
1:G:64:ASP:HB2	1:H:347:ILE:HD12	1.97	0.45

*Continued on next page...*

*Continued from previous page...*

Atom-1	Atom-2	Interatomic distance (Å)	Clash overlap (Å)
1:I:24:LEU:HB3	1:I:25:PRO:CD	2.46	0.45
1:J:154:ILE:HG23	1:J:165:GLU:OE2	2.16	0.45
1:J:24:LEU:HB3	1:J:25:PRO:CD	2.46	0.45
1:J:269:HIS:N	1:J:269:HIS:CD2	2.85	0.45
1:K:601:THR:HB	1:K:72:GLU:HG3	1.98	0.45
1:O:331:ASN:ND2	1:O:340:SER:OG	2.49	0.45
1:Q:296:HIS:HB3	1:Q:381:GLY:O	2.17	0.45
1:S:331:ASN:ND2	1:S:340:SER:OG	2.49	0.45
1:T:24:LEU:HB3	1:T:25:PRO:CD	2.46	0.45
1:V:24:LEU:HB3	1:V:25:PRO:CD	2.46	0.45
1:V:269:HIS:CD2	1:V:269:HIS:N	2.85	0.45
1:W:92:HIS:HB3	1:W:93:ASP:H	1.55	0.45
1:B:314:PRO:HG3	1:B:365:GLY:HA3	1.97	0.45
1:D:358:PHE:HD1	1:D:374:MET:SD	2.39	0.45
1:E:358:PHE:HD1	1:E:374:MET:SD	2.39	0.45
1:F:56:GLY:O	1:F:441:THR:HG21	2.17	0.45
1:I:280:PRO:O	1:I:281:LEU:HD12	2.16	0.45
1:I:56:GLY:O	1:I:441:THR:HG21	2.17	0.45
1:J:358:PHE:HD1	1:J:374:MET:SD	2.39	0.45
1:D:467:ASP:HB2	1:K:175:HIS:CE1	2.51	0.45
1:L:280:PRO:O	1:L:281:LEU:HD12	2.16	0.45
1:Q:358:PHE:HD1	1:Q:374:MET:SD	2.39	0.45
1:T:312:THR:HG23	1:T:361:PRO:HG3	1.97	0.45
1:X:280:PRO:O	1:X:281:LEU:HD12	2.16	0.45
1:A:312:THR:OG1	1:A:361:PRO:HG3	2.16	0.45
1:B:424:ASP:HA	5:B:7555:HOH:O	2.16	0.45
1:D:274:LEU:HB2	1:D:282:MET:CE	2.46	0.45
1:E:274:LEU:HB2	1:E:282:MET:CE	2.46	0.45
1:E:400:PRO:HA	1:E:401:PRO:HD3	1.78	0.45
1:E:406:SER:O	1:E:408:PRO:HD3	2.17	0.45
1:H:406:SER:O	1:H:408:PRO:HD3	2.16	0.45
1:H:424:ASP:HA	5:H:7584:HOH:O	2.16	0.45
1:I:406:SER:O	1:I:408:PRO:HD3	2.17	0.45
1:C:456:ARG:O	1:I:458:HIS:HE1	1.99	0.45
1:J:406:SER:O	1:J:408:PRO:HD3	2.16	0.45
1:J:330:ILE:HB	1:J:410:THR:OG1	2.17	0.45
1:K:187:GLN:HG2	5:K:2786:HOH:O	2.17	0.45
1:L:23:ASP:HA	1:L:57:PHE:HE1	1.81	0.45
1:N:274:LEU:HB2	1:N:282:MET:CE	2.46	0.45
1:O:58:GLN:CG	1:O:62:GLU:HB3	2.46	0.45
1:Q:58:GLN:CG	1:Q:62:GLU:HB3	2.46	0.45

*Continued on next page...*



*Continued from previous page...*

Atom-1	Atom-2	Interatomic distance (Å)	Clash overlap (Å)
1:U:335:SER:OG	1:U:336:GLN:N	2.50	0.45
1:R:413:GLN:OE1	1:X:454:ASN:OD1	2.35	0.45
1:A:174:ARG:HG2	1:A:179:TYR:CE1	2.52	0.45
1:B:127:GLY:O	1:B:270:CYS:HA	2.16	0.45
1:C:93:ASP:O	1:C:97:LEU:HA	2.16	0.45
1:D:450:GLU:HB3	1:J:465:TYR:OH	2.17	0.45
1:E:106:ASN:ND2	1:E:109:ARG:NH1	2.63	0.45
1:E:24:LEU:HG	1:E:57:PHE:CE1	2.39	0.45
1:F:1:THR:HG22	1:F:3:ASP:H	1.81	0.45
1:F:93:ASP:O	1:F:97:LEU:HA	2.16	0.45
1:G:38:PHE:CE1	1:G:42:VAL:HG11	2.51	0.45
1:H:93:ASP:O	1:H:97:LEU:HA	2.16	0.45
1:M:174:ARG:HG2	1:M:179:TYR:CE1	2.52	0.45
1:M:127:GLY:O	1:M:270:CYS:HA	2.16	0.45
1:M:70:ASP:OD2	1:M:230:HIS:HE1	1.99	0.45
1:N:321:ARG:NE	4:N:7502:CIT:H42	2.18	0.45
1:Q:55:ARG:HD2	1:Q:449:ASN:ND2	2.10	0.45
1:R:1:THR:HG22	1:R:3:ASP:H	1.81	0.45
1:P:146:GLY:HA2	1:V:149:TYR:CE1	2.52	0.45
1:V:344:ARG:NH2	1:V:344:ARG:CG	2.78	0.45
1:V:458:HIS:CD2	1:V:460:TYR:H	2.17	0.45
1:W:38:PHE:CE1	1:W:42:VAL:HG11	2.51	0.45
1:X:56:GLY:O	1:X:57:PHE:CD1	2.65	0.45
1:X:70:ASP:OD2	1:X:230:HIS:HE1	1.99	0.45
1:C:339:ARG:HG2	1:C:359:ARG:CZ	2.46	0.45
1:B:140:PHE:CE1	1:H:463:ALA:HA	2.50	0.45
1:H:264:ASN:ND2	4:H:7490:CIT:H22	2.23	0.45
1:J:603:LYS:HB2	1:J:72:GLU:HG2	1.99	0.45
1:G:179:TYR:HB2	1:L:53:SER:OG	2.17	0.45
1:L:603:LYS:HB2	1:L:72:GLU:HG2	1.99	0.45
1:M:52:SER:O	1:M:53:SER:O	2.35	0.45
1:O:339:ARG:HG2	1:O:359:ARG:CZ	2.45	0.45
1:T:603:LYS:HB2	1:T:72:GLU:HG2	1.99	0.45
1:U:52:SER:O	1:U:53:SER:O	2.35	0.45
1:V:60:ILE:HA	1:V:63:SER:HA	1.97	0.45
1:X:603:LYS:HB2	1:X:72:GLU:HG2	1.99	0.45
1:B:309:LEU:HG	1:B:313:ASN:ND2	2.32	0.45
1:C:424:ASP:O	1:C:427:TYR:HE2	2.00	0.45
1:K:337:ARG:HG2	1:K:393:ASP:HB3	1.98	0.45
1:L:283:TYR:HB2	1:L:351:PRO:HA	1.96	0.45
1:O:337:ARG:HG2	1:O:393:ASP:HB3	1.98	0.45

*Continued on next page...*

*Continued from previous page...*

Atom-1	Atom-2	Interatomic distance (Å)	Clash overlap (Å)
1:S:206:LEU:HD13	1:S:210:HIS:HB3	1.97	0.45
1:A:445:PHE:O	1:A:449:ASN:HB2	2.17	0.45
1:D:261:PHE:O	1:J:144:ALA:HA	2.16	0.45
1:E:40:LYS:HE3	1:U:7:LYS:HE3	1.99	0.45
5:E:1349:HOH:O	1:F:27:ILE:HD13	2.15	0.45
1:H:295:ARG:HD3	1:H:388:PRO:HD2	1.99	0.45
1:L:400:PRO:O	1:L:404:ALA:HB2	2.16	0.45
1:P:106:ASN:ND2	1:P:109:ARG:HH11	2.14	0.45
1:R:165:GLU:HA	1:R:165:GLU:OE2	2.16	0.45
1:T:165:GLU:OE2	1:T:165:GLU:HA	2.16	0.45
1:T:211:HIS:H	1:T:222:ASN:ND2	2.10	0.45
1:A:47:LEU:O	1:A:66:LEU:HA	2.17	0.45
1:B:57:PHE:O	1:B:62:GLU:HG2	2.17	0.45
1:D:180:PHE:HE2	1:E:49:PHE:HE1	1.64	0.45
1:D:57:PHE:O	1:D:62:GLU:HG2	2.17	0.45
1:E:296:HIS:HB3	1:E:381:GLY:O	2.16	0.45
1:F:175:HIS:CE1	1:G:467:ASP:OD2	2.65	0.45
1:J:334:TYR:HD1	1:J:345:ILE:CD1	2.29	0.45
1:K:49:PHE:CE1	1:L:180:PHE:HE2	2.35	0.45
1:L:296:HIS:HB3	1:L:381:GLY:O	2.16	0.45
1:G:178:GLY:HA3	1:L:29:GLN:OE1	2.15	0.45
1:L:57:PHE:O	1:L:62:GLU:HG2	2.17	0.45
1:M:47:LEU:O	1:M:66:LEU:HA	2.17	0.45
1:Q:296:HIS:HB3	1:Q:381:GLY:O	2.16	0.45
1:W:296:HIS:HB3	1:W:381:GLY:O	2.16	0.45
1:X:57:PHE:O	1:X:62:GLU:HG2	2.17	0.45
1:A:420:ARG:HA	1:A:420:ARG:HD2	1.75	0.45
1:A:420:ARG:NH2	1:A:420:ARG:O	2.50	0.45
1:C:272:GLN:HE22	1:C:374:MET:HB3	1.82	0.45
1:E:603:LYS:HE3	5:E:1264:HOH:O	2.16	0.45
1:G:18:ASP:HB3	1:G:86:ASN:HD22	1.81	0.45
1:H:420:ARG:O	1:H:420:ARG:NH2	2.50	0.45
1:H:52:SER:HB2	1:I:180:PHE:CE2	2.52	0.45
1:I:427:TYR:CE1	1:I:428:LEU:HD13	2.51	0.45
1:J:154:ILE:HB	5:J:2482:HOH:O	2.16	0.45
1:J:420:ARG:NH2	1:J:420:ARG:O	2.50	0.45
1:J:18:ASP:HB3	1:J:86:ASN:HD22	1.81	0.45
1:J:80:ARG:HD3	1:K:193:ASP:OD2	2.16	0.45
1:L:411:PRO:HB3	1:L:416:ASP:CB	2.46	0.45
1:O:603:LYS:HE3	5:O:3894:HOH:O	2.16	0.45
1:O:18:ASP:HB3	1:O:86:ASN:HD22	1.81	0.45

*Continued on next page...*

*Continued from previous page...*

Atom-1	Atom-2	Interatomic distance (Å)	Clash overlap (Å)
1:P:106:ASN:ND2	1:P:109:ARG:HH11	2.15	0.45
1:P:312:THR:CG2	1:P:313:ASN:ND2	2.73	0.45
1:P:420:ARG:NH2	1:P:420:ARG:O	2.50	0.45
1:Q:176:LYS:HD2	1:R:55:ARG:HH21	1.68	0.45
1:Q:603:LYS:HE3	5:Q:4420:HOH:O	2.16	0.45
1:P:337:ARG:CZ	1:Q:95:PHE:CZ	3.00	0.45
1:T:187:GLN:HE21	1:T:187:GLN:HB3	1.61	0.45
1:T:420:ARG:NH2	1:T:420:ARG:O	2.50	0.45
1:T:55:ARG:N	1:U:177:GLY:HA2	2.31	0.45
1:U:272:GLN:HE22	1:U:374:MET:HB3	1.82	0.45
1:U:273:SER:HB3	1:U:355:ARG:HB3	1.99	0.45
1:V:18:ASP:HB3	1:V:86:ASN:HD22	1.81	0.45
1:V:411:PRO:HB3	1:V:416:ASP:CB	2.46	0.45
1:V:420:ARG:O	1:V:420:ARG:NH2	2.50	0.45
1:X:420:ARG:O	1:X:420:ARG:NH2	2.50	0.45
1:A:306:PRO:HA	1:A:411:PRO:HD3	1.99	0.45
1:A:40:LYS:H	1:A:40:LYS:CD	2.29	0.45
1:B:68:LEU:HD23	1:B:92:HIS:CD2	2.51	0.45
1:B:210:HIS:CE1	3:B:7477:AMP:H3'	2.47	0.45
1:F:121:ALA:HA	1:F:276:LYS:HB2	1.97	0.45
1:G:53:SER:HA	1:H:179:TYR:CD2	2.52	0.45
1:H:68:LEU:HD23	1:H:92:HIS:CD2	2.51	0.45
1:J:50:ASP:HA	1:J:64:ASP:HA	1.99	0.45
1:K:40:LYS:CD	1:K:40:LYS:H	2.29	0.45
1:K:411:PRO:HB2	1:K:417:VAL:CG1	2.47	0.45
1:M:40:LYS:CD	1:M:40:LYS:H	2.29	0.45
1:N:68:LEU:HD23	1:N:92:HIS:CD2	2.51	0.45
1:P:298:ILE:HG12	1:P:356:LEU:HD22	1.99	0.45
1:P:40:LYS:CD	1:P:40:LYS:H	2.29	0.45
1:R:68:LEU:HD23	1:R:92:HIS:CD2	2.51	0.45
1:T:50:ASP:HA	1:T:64:ASP:HA	1.99	0.45
1:T:247:TRP:CZ3	1:U:171:TYR:CD1	3.05	0.45
1:U:40:LYS:H	1:U:40:LYS:CD	2.29	0.45
1:V:68:LEU:HD23	1:V:92:HIS:CD2	2.51	0.45
1:W:296:HIS:HB3	1:W:381:GLY:O	2.16	0.45
1:A:224:GLN:HG2	1:A:225:PHE:N	2.31	0.45
1:A:320:LYS:HE3	1:G:461:GLU:OE1	2.15	0.45
1:B:334:TYR:HD1	1:B:345:ILE:HD11	1.81	0.45
1:D:347:ILE:CD1	1:E:64:ASP:HB2	2.45	0.45
1:G:331:ASN:ND2	1:G:340:SER:OG	2.49	0.45
1:I:224:GLN:HG2	1:I:225:PHE:N	2.31	0.45

*Continued on next page...*

*Continued from previous page...*

Atom-1	Atom-2	Interatomic distance (Å)	Clash overlap (Å)
1:K:24:LEU:HB3	1:K:25:PRO:CD	2.46	0.45
1:M:331:ASN:ND2	1:M:340:SER:OG	2.49	0.45
1:O:224:GLN:HG2	1:O:225:PHE:N	2.31	0.45
1:Q:154:ILE:HG23	1:Q:165:GLU:OE2	2.16	0.45
1:R:173:VAL:HG21	5:S:4792:HOH:O	2.16	0.45
1:S:601:THR:HB	1:S:72:GLU:HG3	1.98	0.45
1:U:24:LEU:HB3	1:U:25:PRO:CD	2.46	0.45
1:W:24:LEU:HB3	1:W:25:PRO:CD	2.46	0.45
1:A:180:PHE:CE2	1:B:49:PHE:HZ	2.34	0.45
1:B:280:PRO:O	1:B:281:LEU:HD12	2.16	0.45
1:B:358:PHE:HD1	1:B:374:MET:SD	2.39	0.45
1:K:56:GLY:O	1:K:441:THR:HG21	2.17	0.45
1:G:189:VAL:HG11	1:L:80:ARG:HD3	1.98	0.45
1:N:280:PRO:O	1:N:281:LEU:HD12	2.16	0.45
1:P:358:PHE:HD1	1:P:374:MET:SD	2.39	0.45
1:U:280:PRO:O	1:U:281:LEU:HD12	2.17	0.45
1:B:23:ASP:HA	1:B:57:PHE:HE1	1.81	0.45
1:D:312:THR:OG1	1:D:361:PRO:HG3	2.16	0.45
1:F:196:LEU:HD22	1:F:212:GLU:HB2	1.97	0.45
1:G:424:ASP:HA	5:G:7575:HOH:O	2.16	0.45
1:M:23:ASP:HA	1:M:57:PHE:HE1	1.81	0.45
1:M:390:ALA:HA	1:M:391:PRO:HD2	1.79	0.45
5:N:3558:HOH:O	1:O:240:TYR:HA	2.16	0.45
1:P:274:LEU:HB2	1:P:282:MET:CE	2.46	0.45
1:P:312:THR:OG1	1:P:361:PRO:HG3	2.16	0.45
1:P:284:ASP:HB3	1:P:503:GLY:HA3	1.97	0.45
1:Q:23:ASP:HA	1:Q:57:PHE:HE1	1.81	0.45
1:Q:274:LEU:HB2	1:Q:282:MET:CE	2.46	0.45
1:R:196:LEU:HD22	1:R:212:GLU:HB2	1.97	0.45
1:T:58:GLN:CG	1:T:62:GLU:HB3	2.46	0.45
1:W:274:LEU:HB2	1:W:282:MET:CE	2.46	0.45
1:A:70:ASP:OD2	1:A:230:HIS:HE1	1.99	0.45
1:C:24:LEU:HG	1:C:57:PHE:CE1	2.39	0.45
1:C:1:THR:HG22	1:C:3:ASP:H	1.81	0.45
1:A:456:ARG:O	1:G:458:HIS:HE1	1.99	0.45
1:H:204:PHE:HE1	1:H:237:LEU:HD13	1.80	0.45
1:I:334:TYR:CE2	1:I:388:PRO:HG2	2.51	0.45
1:J:458:HIS:CD2	1:J:460:TYR:H	2.17	0.45
1:L:174:ARG:HB3	1:L:174:ARG:HE	1.63	0.45
1:L:70:ASP:OD2	1:L:230:HIS:HE1	1.99	0.45
1:L:38:PHE:CE1	1:L:42:VAL:HG11	2.51	0.45

*Continued on next page...*

*Continued from previous page...*

Atom-1	Atom-2	Interatomic distance (Å)	Clash overlap (Å)
1:N:334:TYR:CE2	1:N:388:PRO:HG2	2.51	0.45
1:N:38:PHE:CE1	1:N:42:VAL:HG11	2.51	0.45
1:O:1:THR:HG22	1:O:3:ASP:H	1.81	0.45
1:O:93:ASP:O	1:O:97:LEU:HA	2.16	0.45
1:P:70:ASP:OD2	1:P:230:HIS:HE1	1.99	0.45
1:Q:106:ASN:ND2	1:Q:109:ARG:NH1	2.63	0.45
1:Q:54:ILE:O	1:Q:54:ILE:HG23	2.15	0.45
1:Q:93:ASP:O	1:Q:97:LEU:HA	2.16	0.45
1:S:174:ARG:HB3	1:S:174:ARG:HE	1.63	0.45
1:T:204:PHE:HE1	1:T:237:LEU:HD13	1.80	0.45
1:T:55:ARG:HD2	1:T:449:ASN:ND2	2.10	0.45
1:U:334:TYR:CE2	1:U:388:PRO:HG2	2.51	0.45
1:O:456:ARG:O	1:U:458:HIS:HE1	1.98	0.45
1:U:321:ARG:NE	4:U:7516:CIT:H42	2.18	0.45
1:V:1:THR:HG22	1:V:3:ASP:H	1.81	0.45
1:X:204:PHE:HE1	1:X:237:LEU:HD13	1.80	0.45
1:A:52:SER:O	1:A:53:SER:O	2.35	0.45
1:A:603:LYS:HB2	1:A:72:GLU:HG2	1.99	0.45
1:D:338:ASN:ND2	1:D:396:LEU:N	2.51	0.45
1:H:603:LYS:HB2	1:H:72:GLU:HG2	1.99	0.45
1:I:52:SER:O	1:I:53:SER:O	2.35	0.45
1:I:60:ILE:HD12	1:J:339:ARG:H	1.80	0.45
1:M:603:LYS:HB2	1:M:72:GLU:HG2	1.99	0.45
1:S:207:GLU:HB3	1:S:208:LYS:H	1.42	0.45
1:P:466:TYR:CE1	1:V:254:THR:HB	2.50	0.45
1:A:337:ARG:HG2	1:A:393:ASP:HB3	1.98	0.45
1:B:154:ILE:HG12	1:B:166:ALA:CB	2.41	0.45
1:B:283:TYR:CD2	1:B:284:ASP:N	2.84	0.45
1:D:45:ASP:O	1:D:66:LEU:HD11	2.17	0.45
1:G:154:ILE:HG12	1:G:166:ALA:CB	2.41	0.45
1:G:66:LEU:HB3	1:G:92:HIS:HB2	1.97	0.45
1:I:329:PRO:HG2	1:I:359:ARG:HB3	1.94	0.45
1:P:45:ASP:O	1:P:66:LEU:HD11	2.17	0.45
1:T:283:TYR:CD2	1:T:284:ASP:N	2.84	0.45
1:G:445:PHE:O	1:G:449:ASN:HB2	2.17	0.45
1:J:344:ARG:NH2	1:J:344:ARG:HG2	2.30	0.45
1:M:60:ILE:CG2	1:R:339:ARG:HB2	2.47	0.45
1:N:59:SER:C	1:N:61:HIS:N	2.69	0.45
1:B:58:GLN:HA	1:B:62:GLU:CB	2.46	0.45
1:C:328:ALA:HA	1:C:329:PRO:HD3	1.80	0.45
1:D:47:LEU:O	1:D:66:LEU:HA	2.17	0.45

*Continued on next page...*

*Continued from previous page...*

Atom-1	Atom-2	Interatomic distance (Å)	Clash overlap (Å)
1:G:1:THR:N	1:G:4:ASP:HB2	2.30	0.45
1:H:47:LEU:O	1:H:66:LEU:HA	2.17	0.45
1:H:57:PHE:HA	1:H:100:TYR:CE2	2.52	0.45
1:H:57:PHE:N	1:H:57:PHE:CD1	2.82	0.45
1:L:437:ASP:HA	1:L:440:GLU:CD	2.37	0.45
1:N:400:PRO:O	1:N:402:GLU:N	2.49	0.45
1:P:47:LEU:O	1:P:66:LEU:HA	2.17	0.45
1:S:58:GLN:HA	1:S:62:GLU:CB	2.46	0.45
1:U:334:TYR:HD1	1:U:345:ILE:CD1	2.29	0.45
1:U:47:LEU:O	1:U:66:LEU:HA	2.17	0.45
1:X:296:HIS:HB3	1:X:381:GLY:O	2.16	0.45
1:C:346:PRO:HG2	1:C:355:ARG:NH2	2.18	0.45
1:F:18:ASP:HB3	1:F:86:ASN:HD22	1.81	0.45
1:F:204:PHE:HE1	1:F:237:LEU:HD13	1.77	0.45
1:G:196:LEU:CD2	1:L:16:TYR:CE2	3.00	0.45
1:G:425:HIS:HB2	1:G:439:ILE:HD13	1.99	0.45
1:H:272:GLN:HE22	1:H:374:MET:HB3	1.81	0.45
1:H:273:SER:HB3	1:H:355:ARG:HB3	1.99	0.45
1:I:273:SER:HB3	1:I:355:ARG:HB3	1.99	0.45
1:L:154:ILE:HB	5:L:3008:HOH:O	2.16	0.45
1:L:18:ASP:HB3	1:L:86:ASN:HD22	1.81	0.45
1:L:272:GLN:HE22	1:L:374:MET:HB3	1.81	0.45
1:L:273:SER:HB3	1:L:355:ARG:HB3	1.99	0.45
1:O:409:GLN:HB2	5:O:3938:HOH:O	2.16	0.45
1:O:458:HIS:HE1	1:U:456:ARG:O	1.99	0.45
1:S:427:TYR:CE1	1:S:428:LEU:HD13	2.51	0.45
1:T:106:ASN:ND2	1:T:109:ARG:HH11	2.15	0.45
1:T:272:GLN:HE22	1:T:374:MET:HB3	1.82	0.45
1:U:420:ARG:HD2	1:U:420:ARG:HA	1.75	0.45
1:W:603:LYS:HE3	5:W:5998:HOH:O	2.17	0.45
1:X:411:PRO:HB3	1:X:416:ASP:CB	2.46	0.45
1:X:18:ASP:HB3	1:X:86:ASN:HD22	1.81	0.45
1:A:304:HIS:HE1	1:A:424:ASP:OD1	1.99	0.45
1:D:298:ILE:HG12	1:D:356:LEU:HD22	1.99	0.45
1:D:40:LYS:CD	1:D:40:LYS:H	2.29	0.45
1:D:53:SER:O	1:D:54:ILE:CB	2.65	0.45
5:F:7734:HOH:O	1:G:175:HIS:HE1	1.99	0.45
1:G:121:ALA:HA	1:G:276:LYS:HB2	1.97	0.45
1:G:264:ASN:ND2	1:G:326:TYR:HD2	2.14	0.45
5:A:7733:HOH:O	1:H:175:HIS:HE1	2.00	0.45
1:C:458:HIS:HE1	1:I:456:ARG:O	1.99	0.45

*Continued on next page...*

*Continued from previous page...*

Atom-1	Atom-2	Interatomic distance (Å)	Clash overlap (Å)
1:E:364:SER:HA	1:K:468:VAL:HG21	1.99	0.45
1:K:50:ASP:HA	1:K:64:ASP:HA	1.99	0.45
1:K:65:MET:HE2	1:K:67:LEU:HD11	1.98	0.45
1:L:50:ASP:HA	1:L:64:ASP:HA	1.99	0.45
1:M:306:PRO:HA	1:M:411:PRO:HD3	1.99	0.45
1:M:50:ASP:HA	1:M:64:ASP:HA	1.99	0.45
1:N:180:PHE:HE2	1:O:52:SER:HB3	1.76	0.45
1:R:306:PRO:HA	1:R:411:PRO:HD3	1.99	0.45
1:M:63:SER:HB2	1:R:339:ARG:CZ	2.46	0.45
5:R:4903:HOH:O	1:S:175:HIS:HE1	2.00	0.45
1:S:331:ASN:ND2	1:S:340:SER:HB2	2.31	0.45
5:M:5166:HOH:O	1:T:175:HIS:HE1	1.99	0.45
1:W:298:ILE:HG12	1:W:356:LEU:HD22	1.98	0.45
1:W:411:PRO:HB2	1:W:417:VAL:CG1	2.46	0.45
1:R:458:HIS:HE1	1:X:456:ARG:O	2.00	0.45
1:E:296:HIS:HB3	1:E:381:GLY:O	2.17	0.45
1:E:601:THR:HB	1:E:72:GLU:HG3	1.98	0.45
1:E:177:GLY:O	1:F:56:GLY:HA3	2.16	0.45
1:F:601:THR:HB	1:F:72:GLU:HG3	1.98	0.45
1:G:601:THR:HB	1:G:72:GLU:HG3	1.98	0.45
1:K:269:HIS:N	1:K:269:HIS:CD2	2.85	0.45
1:L:331:ASN:ND2	1:L:340:SER:OG	2.49	0.45
1:N:461:GLU:OE1	1:T:320:LYS:HE3	2.16	0.45
1:O:120:ILE:HD11	1:O:383:LYS:HG3	1.97	0.45
1:Q:601:THR:HB	1:Q:72:GLU:HG3	1.98	0.45
1:R:320:LYS:HD3	1:X:454:ASN:O	2.16	0.45
1:R:601:THR:HB	1:R:72:GLU:HG3	1.98	0.45
1:U:282:MET:HE1	1:U:294:ALA:HA	1.99	0.45
1:U:296:HIS:HB3	1:U:381:GLY:O	2.17	0.45
1:W:269:HIS:CD2	1:W:269:HIS:N	2.85	0.45
1:X:24:LEU:HB3	1:X:25:PRO:CD	2.46	0.45
1:A:56:GLY:O	1:A:441:THR:HG21	2.17	0.45
1:B:177:GLY:H	1:C:55:ARG:HD3	1.82	0.45
1:K:314:PRO:HG3	1:K:365:GLY:HA3	1.97	0.45
1:O:358:PHE:HD1	1:O:374:MET:SD	2.39	0.45
1:W:280:PRO:O	1:W:281:LEU:HD12	2.16	0.45
1:W:314:PRO:HG3	1:W:365:GLY:HA3	1.97	0.45
1:W:56:GLY:O	1:W:441:THR:HG21	2.17	0.45
1:A:23:ASP:HA	1:A:57:PHE:HE1	1.81	0.45
1:B:196:LEU:HD22	1:B:212:GLU:HB2	1.98	0.45
1:B:274:LEU:HB2	1:B:282:MET:CE	2.46	0.45

*Continued on next page...*

*Continued from previous page...*

Atom-1	Atom-2	Interatomic distance (Å)	Clash overlap (Å)
1:C:23:ASP:HA	1:C:57:PHE:HE1	1.81	0.45
1:D:284:ASP:HB3	1:D:503:GLY:HA3	1.97	0.45
1:E:23:ASP:HA	1:E:57:PHE:HE1	1.81	0.45
1:G:328:ALA:HA	1:G:329:PRO:HD3	1.80	0.45
1:H:290:LEU:HD21	1:H:345:ILE:HG12	1.99	0.45
1:H:312:THR:OG1	1:H:361:PRO:HG3	2.16	0.45
1:I:274:LEU:HB2	1:I:282:MET:CE	2.46	0.45
1:J:328:ALA:HA	1:J:329:PRO:HD3	1.80	0.45
1:K:274:LEU:HB2	1:K:282:MET:CE	2.46	0.45
1:P:397:TYR:HB2	1:Q:60:ILE:HD11	1.99	0.45
1:R:274:LEU:HB2	1:R:282:MET:CE	2.46	0.45
1:S:187:GLN:HG2	5:S:4890:HOH:O	2.17	0.45
1:T:406:SER:O	1:T:408:PRO:HD3	2.16	0.45
1:U:274:LEU:HB2	1:U:282:MET:CE	2.46	0.45
1:V:328:ALA:HA	1:V:329:PRO:HD3	1.80	0.45
1:B:174:ARG:HG2	1:B:179:TYR:CE1	2.52	0.45
1:B:96:THR:O	1:B:98:GLU:N	2.50	0.45
1:D:70:ASP:OD2	1:D:230:HIS:HE1	1.99	0.45
1:E:70:ASP:OD2	1:E:230:HIS:HE1	1.99	0.45
1:G:196:LEU:CD2	1:L:16:TYR:CE2	3.00	0.45
1:H:348:THR:HG21	1:H:355:ARG:HH11	1.82	0.45
1:J:1:THR:HG22	1:J:3:ASP:H	1.81	0.45
1:K:106:ASN:ND2	1:K:109:ARG:NH1	2.63	0.45
1:K:174:ARG:HG2	1:K:179:TYR:CE1	2.52	0.45
1:L:204:PHE:HE1	1:L:237:LEU:HD13	1.80	0.45
1:F:243:LYS:NZ	1:L:468:VAL:O	2.49	0.45
1:L:93:ASP:O	1:L:97:LEU:HA	2.16	0.45
1:N:127:GLY:O	1:N:270:CYS:HA	2.16	0.45
1:N:174:ARG:HG2	1:N:179:TYR:CE1	2.52	0.45
1:O:204:PHE:HE1	1:O:237:LEU:HD13	1.80	0.45
1:Q:70:ASP:OD2	1:Q:230:HIS:HE1	1.99	0.45
1:R:38:PHE:CE1	1:R:42:VAL:HG11	2.51	0.45
1:S:1:THR:HG22	1:S:3:ASP:H	1.81	0.45
1:S:54:ILE:O	1:S:54:ILE:HG23	2.15	0.45
1:A:211:HIS:HB3	1:B:33:ILE:HG22	1.97	0.45
1:A:465:TYR:CZ	1:G:315:THR:HB	2.52	0.45
1:B:1:THR:CG2	1:B:2:PRO:HD2	2.46	0.45
1:E:603:LYS:HB2	1:E:72:GLU:HG2	1.99	0.45
1:F:52:SER:O	1:F:53:SER:O	2.34	0.45
1:G:33:ILE:HG22	1:H:211:HIS:HB3	1.99	0.45
1:O:603:LYS:HB2	1:O:72:GLU:HG2	1.99	0.45

*Continued on next page...*



*Continued from previous page...*

Atom-1	Atom-2	Interatomic distance (Å)	Clash overlap (Å)
1:U:63:SER:HB3	1:U:64:ASP:H	1.39	0.45
1:V:603:LYS:HB2	1:V:72:GLU:HG2	1.99	0.45
1:B:45:ASP:O	1:B:66:LEU:HD11	2.17	0.45
1:E:45:ASP:O	1:E:66:LEU:HD11	2.17	0.45
1:F:66:LEU:HB3	1:F:92:HIS:HB2	1.97	0.45
1:H:45:ASP:O	1:H:66:LEU:HD11	2.17	0.45
1:E:254:THR:HB	1:K:466:TYR:CE1	2.52	0.45
1:L:337:ARG:HG2	1:L:393:ASP:HB3	1.98	0.45
1:N:502:PRO:HB2	1:O:137:SER:HB3	1.98	0.45
1:Q:283:TYR:CD2	1:Q:284:ASP:N	2.84	0.45
1:Q:45:ASP:O	1:Q:66:LEU:HD11	2.17	0.45
1:R:309:LEU:HG	1:R:313:ASN:ND2	2.31	0.45
1:R:66:LEU:HB3	1:R:92:HIS:HB2	1.97	0.45
1:V:424:ASP:O	1:V:427:TYR:HE2	2.00	0.45
1:W:45:ASP:O	1:W:66:LEU:HD11	2.17	0.45
1:C:106:ASN:ND2	1:C:109:ARG:HH11	2.14	0.45
1:F:400:PRO:O	1:F:404:ALA:HB2	2.16	0.45
1:G:467:ASP:HB2	5:G:7504:HOH:O	2.16	0.45
1:H:211:HIS:H	1:H:222:ASN:ND2	2.10	0.45
1:I:12:GLU:HG3	1:I:76:ILE:CG1	2.44	0.45
1:I:59:SER:C	1:I:61:HIS:N	2.69	0.45
1:J:106:ASN:ND2	1:J:109:ARG:HH11	2.14	0.45
1:M:295:ARG:HD3	1:M:388:PRO:HD2	1.99	0.45
1:M:409:GLN:NE2	1:M:409:GLN:HA	2.19	0.45
1:O:106:ASN:ND2	1:O:109:ARG:HH11	2.14	0.45
1:Q:295:ARG:HD3	1:Q:388:PRO:HD2	1.99	0.45
1:W:445:PHE:O	1:W:449:ASN:HB2	2.16	0.45
1:A:296:HIS:HB3	1:A:381:GLY:O	2.16	0.45
1:C:334:TYR:HD1	1:C:345:ILE:CD1	2.29	0.45
1:F:400:PRO:O	1:F:402:GLU:N	2.49	0.45
1:F:437:ASP:HA	1:F:440:GLU:CD	2.37	0.45
1:G:57:PHE:HA	1:G:100:TYR:CE2	2.52	0.45
1:H:57:PHE:O	1:H:62:GLU:HG2	2.17	0.45
1:G:211:HIS:CB	1:L:32:THR:O	2.65	0.45
1:M:179:TYR:HB3	1:M:215:SER:OG	2.15	0.45
1:N:58:GLN:HA	1:N:62:GLU:CB	2.46	0.45
1:P:57:PHE:O	1:P:62:GLU:HG2	2.17	0.45
1:S:47:LEU:O	1:S:66:LEU:HA	2.17	0.45
1:S:57:PHE:HA	1:S:100:TYR:CE2	2.52	0.45
1:T:57:PHE:HA	1:T:100:TYR:CE2	2.52	0.45
1:T:57:PHE:O	1:T:62:GLU:HG2	2.17	0.45

*Continued on next page...*

*Continued from previous page...*

Atom-1	Atom-2	Interatomic distance (Å)	Clash overlap (Å)
1:T:47:LEU:O	1:T:66:LEU:HA	2.17	0.45
1:U:321:ARG:NE	4:U:7516:CIT:H42	2.18	0.45
1:X:437:ASP:HA	1:X:440:GLU:CD	2.37	0.45
1:C:18:ASP:HB3	1:C:86:ASN:HD22	1.81	0.45
1:C:409:GLN:HB2	5:C:7722:HOH:O	2.16	0.45
1:C:425:HIS:HB2	1:C:439:ILE:HD13	1.99	0.45
1:F:420:ARG:O	1:F:420:ARG:NH2	2.50	0.45
1:G:427:TYR:CE1	1:G:428:LEU:HD13	2.51	0.45
1:H:394:LYS:HD2	1:H:399:LEU:CD1	2.46	0.45
1:J:411:PRO:HB3	1:J:416:ASP:CB	2.46	0.45
1:M:420:ARG:HA	1:M:420:ARG:HD2	1.75	0.45
1:O:425:HIS:HB2	1:O:439:ILE:HD13	1.99	0.45
1:R:420:ARG:O	1:R:420:ARG:NH2	2.50	0.45
1:R:18:ASP:HB3	1:R:86:ASN:HD22	1.81	0.45
1:S:425:HIS:HB2	1:S:439:ILE:HD13	1.99	0.45
1:T:154:ILE:HB	5:T:5112:HOH:O	2.16	0.45
1:T:18:ASP:HB3	1:T:86:ASN:HD22	1.81	0.45
1:P:466:TYR:CE1	1:V:254:THR:HB	2.51	0.45
1:W:425:HIS:HB2	1:W:439:ILE:HD13	1.99	0.45
1:Q:456:ARG:O	1:W:458:HIS:HE1	1.99	0.45
1:X:154:ILE:HB	5:X:6164:HOH:O	2.16	0.45
1:X:272:GLN:HE22	1:X:374:MET:HB3	1.81	0.45
1:B:428:LEU:HB3	1:B:434:PHE:CB	2.43	0.45
1:F:306:PRO:HA	1:F:411:PRO:HD3	1.99	0.45
1:F:68:LEU:HD23	1:F:92:HIS:CD2	2.51	0.45
1:I:50:ASP:HA	1:I:64:ASP:HA	1.99	0.45
1:I:321:ARG:NE	4:I:7492:CIT:H42	2.19	0.45
1:M:304:HIS:HE1	1:M:424:ASP:OD1	1.99	0.45
1:N:50:ASP:HA	1:N:64:ASP:HA	1.99	0.45
1:Q:40:LYS:H	1:Q:40:LYS:CD	2.29	0.45
1:S:121:ALA:HA	1:S:276:LYS:HB2	1.97	0.45
1:T:63:SER:HB2	1:U:339:ARG:NH1	2.31	0.45
1:V:50:ASP:HA	1:V:64:ASP:HA	1.99	0.45
1:W:210:HIS:CE1	3:W:7519:AMP:H3'	2.47	0.45
1:X:50:ASP:HA	1:X:64:ASP:HA	1.99	0.45
1:A:24:LEU:HB3	1:A:25:PRO:CD	2.46	0.45
1:B:173:VAL:HG21	5:I:7559:HOH:O	2.17	0.45
1:G:196:LEU:CD2	1:L:16:TYR:CE2	3.00	0.45
1:G:296:HIS:HB3	1:G:381:GLY:O	2.17	0.45
1:I:296:HIS:HB3	1:I:381:GLY:O	2.17	0.45
1:K:92:HIS:HB3	1:K:93:ASP:H	1.55	0.45

*Continued on next page...*

*Continued from previous page...*

Atom-1	Atom-2	Interatomic distance (Å)	Clash overlap (Å)
1:L:24:LEU:HB3	1:L:25:PRO:CD	2.46	0.45
1:M:224:GLN:HG2	1:M:225:PHE:N	2.31	0.45
1:M:464:LEU:HA	1:T:175:HIS:CE1	2.52	0.45
1:N:24:LEU:HB3	1:N:25:PRO:CD	2.46	0.45
1:N:334:TYR:HD1	1:N:345:ILE:HD11	1.81	0.45
1:P:296:HIS:HB3	1:P:381:GLY:O	2.17	0.45
1:Q:224:GLN:HG2	1:Q:225:PHE:N	2.31	0.45
1:Q:92:HIS:HB3	1:Q:93:ASP:H	1.55	0.45
1:N:140:PHE:CE1	1:T:463:ALA:HA	2.52	0.45
1:U:334:TYR:HD1	1:U:345:ILE:HD11	1.81	0.45
1:W:601:THR:HB	1:W:72:GLU:HG3	1.98	0.45
1:C:280:PRO:O	1:C:281:LEU:HD12	2.16	0.45
1:C:358:PHE:HD1	1:C:374:MET:SD	2.39	0.45
1:G:56:GLY:O	1:G:441:THR:HG21	2.17	0.45
1:D:175:HIS:HE1	1:K:467:ASP:HB2	1.79	0.45
1:M:56:GLY:O	1:M:441:THR:HG21	2.17	0.45
1:N:358:PHE:HD1	1:N:374:MET:SD	2.39	0.45
1:U:55:ARG:CD	1:V:177:GLY:HA2	2.46	0.45
1:P:458:HIS:CE1	1:V:456:ARG:O	2.61	0.45
1:P:467:ASP:CB	1:W:175:HIS:CE1	3.00	0.45
1:A:33:ILE:HG22	1:F:211:HIS:HD2	1.80	0.45
1:F:400:PRO:HA	1:F:401:PRO:HD3	1.78	0.45
1:G:187:GLN:HG2	5:L:1734:HOH:O	2.17	0.45
1:C:458:HIS:HE1	1:I:456:ARG:O	1.99	0.45
1:L:290:LEU:HD21	1:L:345:ILE:HG12	1.99	0.45
1:M:290:LEU:HD21	1:M:345:ILE:HG12	1.99	0.45
1:M:330:ILE:HB	1:M:410:THR:OG1	2.17	0.45
1:N:424:ASP:HA	5:N:3503:HOH:O	2.16	0.45
1:O:23:ASP:HA	1:O:57:PHE:HE1	1.81	0.45
1:P:196:LEU:HD22	1:P:212:GLU:HB2	1.97	0.45
1:Q:290:LEU:HD21	1:Q:345:ILE:HG12	1.99	0.45
1:R:400:PRO:HA	1:R:401:PRO:HD3	1.78	0.45
1:T:290:LEU:HD21	1:T:345:ILE:HG12	1.99	0.45
1:U:330:ILE:HB	1:U:410:THR:OG1	2.17	0.45
1:W:335:SER:OG	1:W:336:GLN:N	2.50	0.45
1:X:328:ALA:HA	1:X:329:PRO:HD3	1.80	0.45
1:X:290:LEU:HD21	1:X:345:ILE:HG12	1.99	0.45
1:A:312:THR:CG2	1:A:313:ASN:ND2	2.73	0.45
1:A:1:THR:HG22	1:A:3:ASP:H	1.81	0.45
1:B:334:TYR:CE2	1:B:388:PRO:HG2	2.51	0.45
1:E:307:SER:HB2	1:E:421:LEU:HA	1.98	0.45

*Continued on next page...*

*Continued from previous page...*

Atom-1	Atom-2	Interatomic distance (Å)	Clash overlap (Å)
1:E:93:ASP:O	1:E:97:LEU:HA	2.16	0.45
1:F:174:ARG:HG2	1:F:179:TYR:CE1	2.52	0.45
1:F:38:PHE:CE1	1:F:42:VAL:HG11	2.51	0.45
1:H:334:TYR:CE2	1:H:388:PRO:HG2	2.51	0.45
1:I:204:PHE:HE1	1:I:237:LEU:HD13	1.80	0.45
1:N:96:THR:O	1:N:98:GLU:N	2.50	0.45
1:O:461:GLU:OE1	1:U:316:VAL:HG12	2.16	0.45
1:O:96:THR:O	1:O:98:GLU:N	2.50	0.45
1:P:1:THR:HG22	1:P:3:ASP:H	1.81	0.45
1:R:174:ARG:HG2	1:R:179:TYR:CE1	2.52	0.45
1:S:96:THR:O	1:S:98:GLU:N	2.50	0.45
1:T:348:THR:HG21	1:T:355:ARG:HH11	1.82	0.45
1:T:334:TYR:CE2	1:T:388:PRO:HG2	2.51	0.45
1:W:348:THR:HG21	1:W:355:ARG:HH11	1.82	0.45
1:X:174:ARG:HB3	1:X:174:ARG:HE	1.63	0.45
1:X:1:THR:HG22	1:X:3:ASP:H	1.81	0.45
1:C:603:LYS:HB2	1:C:72:GLU:HG2	1.99	0.45
1:G:207:GLU:HB3	1:G:208:LYS:H	1.42	0.45
1:L:52:SER:O	1:L:53:SER:O	2.35	0.45
1:M:177:GLY:O	1:N:55:ARG:O	2.35	0.45
1:N:176:LYS:HD2	1:O:55:ARG:CG	2.47	0.45
1:N:1:THR:CG2	1:N:2:PRO:HD2	2.46	0.45
1:Q:603:LYS:HB2	1:Q:72:GLU:HG2	1.99	0.45
1:R:52:SER:O	1:R:53:SER:O	2.35	0.45
1:X:52:SER:O	1:X:53:SER:O	2.35	0.45
1:A:344:ARG:O	1:A:357:GLU:HB3	2.16	0.45
1:F:309:LEU:HG	1:F:313:ASN:ND2	2.32	0.45
1:H:283:TYR:CD2	1:H:284:ASP:N	2.84	0.45
1:I:337:ARG:HH22	1:I:347:ILE:CG1	2.25	0.45
1:M:337:ARG:HG2	1:M:393:ASP:HB3	1.98	0.45
1:N:45:ASP:O	1:N:66:LEU:HD11	2.17	0.45
1:U:45:ASP:O	1:U:66:LEU:HD11	2.17	0.45
1:W:309:LEU:HG	1:W:313:ASN:ND2	2.31	0.45
1:X:283:TYR:CD2	1:X:284:ASP:N	2.84	0.45
1:X:337:ARG:HG2	1:X:393:ASP:HB3	1.98	0.45
1:X:283:TYR:HB2	1:X:351:PRO:HA	1.96	0.45
1:A:180:PHE:CE2	1:B:49:PHE:HZ	2.35	0.45
1:E:295:ARG:HD3	1:E:388:PRO:HD2	1.99	0.45
1:F:165:GLU:OE2	1:F:165:GLU:HA	2.16	0.45
1:H:106:ASN:ND2	1:H:109:ARG:HH11	2.14	0.45
1:H:165:GLU:OE2	1:H:165:GLU:HA	2.16	0.45

*Continued on next page...*

*Continued from previous page...*

Atom-1	Atom-2	Interatomic distance (Å)	Clash overlap (Å)
1:I:50:ASP:CB	1:J:339:ARG:HH11	2.30	0.45
1:K:54:ILE:H	1:K:54:ILE:CD1	2.25	0.45
1:M:445:PHE:O	1:M:449:ASN:HB2	2.17	0.45
1:P:339:ARG:CD	1:Q:60:ILE:HG22	2.47	0.45
1:R:400:PRO:O	1:R:404:ALA:HB2	2.16	0.45
1:V:106:ASN:ND2	1:V:109:ARG:HH11	2.14	0.45
1:A:57:PHE:HA	1:A:100:TYR:CE2	2.52	0.45
1:A:179:TYR:HB3	1:A:215:SER:OG	2.15	0.45
1:E:328:ALA:HA	1:E:329:PRO:HD3	1.80	0.45
1:F:400:PRO:O	1:F:403:GLU:N	2.49	0.45
1:G:47:LEU:O	1:G:66:LEU:HA	2.17	0.45
1:H:305:ALA:HB3	1:H:306:PRO:HD3	1.99	0.45
1:I:47:LEU:O	1:I:66:LEU:HA	2.17	0.45
1:J:58:GLN:HA	1:J:62:GLU:CB	2.46	0.45
1:K:54:ILE:O	1:L:177:GLY:CA	2.64	0.45
1:L:47:LEU:O	1:L:66:LEU:HA	2.17	0.45
1:M:400:PRO:O	1:M:402:GLU:N	2.49	0.45
1:Q:328:ALA:HA	1:Q:329:PRO:HD3	1.80	0.45
1:R:400:PRO:O	1:R:402:GLU:N	2.49	0.45
1:R:437:ASP:HA	1:R:440:GLU:CD	2.37	0.45
1:T:305:ALA:HB3	1:T:306:PRO:HD3	1.99	0.45
1:V:58:GLN:HA	1:V:62:GLU:CB	2.46	0.45
1:V:49:PHE:HE1	1:W:180:PHE:CE2	2.34	0.45
1:X:305:ALA:HB3	1:X:306:PRO:HD3	1.99	0.45
1:A:140:PHE:HZ	1:F:173:VAL:CG2	2.30	0.45
1:A:18:ASP:OD2	1:A:30:HIS:HD2	1.98	0.45
1:A:344:ARG:HG2	1:A:345:ILE:N	2.32	0.45
1:C:344:ARG:HG2	1:C:345:ILE:N	2.32	0.45
1:C:420:ARG:NH2	1:C:420:ARG:O	2.50	0.45
1:D:67:LEU:HB3	1:D:89:PHE:CD2	2.52	0.45
1:E:409:GLN:HB2	5:E:1308:HOH:O	2.16	0.45
1:G:67:LEU:HB3	1:G:89:PHE:CD2	2.52	0.45
1:H:106:ASN:ND2	1:H:109:ARG:HH11	2.15	0.45
1:H:603:LYS:HE3	5:H:7704:HOH:O	2.16	0.45
1:I:420:ARG:NH2	1:I:420:ARG:O	2.50	0.45
1:I:425:HIS:HB2	1:I:439:ILE:HD13	1.99	0.45
1:K:273:SER:HB3	1:K:355:ARG:HB3	1.99	0.45
1:L:18:ASP:OD2	1:L:30:HIS:HD2	1.98	0.45
1:M:344:ARG:HG2	1:M:345:ILE:N	2.32	0.45
1:N:468:VAL:HB	1:T:364:SER:HA	1.98	0.45
1:O:346:PRO:HG2	1:O:355:ARG:NH2	2.18	0.45

*Continued on next page...*

*Continued from previous page...*

Atom-1	Atom-2	Interatomic distance (Å)	Clash overlap (Å)
1:P:394:LYS:HD2	1:P:399:LEU:CD1	2.46	0.45
1:P:67:LEU:HB3	1:P:89:PHE:CD2	2.52	0.45
1:S:603:LYS:HE3	5:S:4946:HOH:O	2.16	0.45
1:U:312:THR:CG2	1:U:313:ASN:ND2	2.73	0.45
1:U:425:HIS:HB2	1:U:439:ILE:HD13	1.99	0.45
1:X:420:ARG:HA	1:X:420:ARG:HD2	1.75	0.45
1:B:1:THR:CG2	1:B:2:PRO:HD2	2.41	0.45
1:C:306:PRO:HA	1:C:411:PRO:HD3	1.99	0.45
1:C:298:ILE:HG12	1:C:356:LEU:HD22	1.99	0.45
1:B:179:TYR:CD2	1:C:53:SER:HA	2.52	0.45
1:D:206:LEU:HB2	1:E:34:PRO:HG3	1.98	0.45
1:D:467:ASP:CB	5:D:2709:HOH:O	2.60	0.45
1:E:40:LYS:H	1:E:40:LYS:CD	2.29	0.45
1:F:53:SER:O	1:F:54:ILE:CB	2.65	0.45
1:G:331:ASN:ND2	1:G:340:SER:HB2	2.31	0.45
1:O:298:ILE:HG12	1:O:356:LEU:HD22	1.99	0.45
1:S:264:ASN:ND2	1:S:326:TYR:HD2	2.14	0.45
1:S:68:LEU:HD23	1:S:92:HIS:CD2	2.51	0.45
1:T:306:PRO:HA	1:T:411:PRO:HD3	1.99	0.45
1:T:68:LEU:HD23	1:T:92:HIS:CD2	2.51	0.45
1:W:304:HIS:HE1	1:W:424:ASP:OD1	1.99	0.45
1:W:53:SER:O	1:W:54:ILE:CB	2.65	0.45
1:S:339:ARG:NH2	1:X:63:SER:HB2	2.31	0.45
1:B:24:LEU:HB3	1:B:25:PRO:CD	2.46	0.45
1:C:504:ASN:HA	1:C:351:PRO:HD2	1.82	0.45
1:D:24:LEU:HB3	1:D:25:PRO:CD	2.46	0.45
1:D:269:HIS:CD2	1:D:269:HIS:N	2.85	0.45
1:D:296:HIS:HB3	1:D:381:GLY:O	2.17	0.45
1:D:60:ILE:H	1:D:60:ILE:HG12	1.69	0.45
1:E:224:GLN:HG2	1:E:225:PHE:N	2.31	0.45
1:E:331:ASN:ND2	1:E:340:SER:OG	2.49	0.45
1:G:269:HIS:CD2	1:G:269:HIS:N	2.85	0.45
1:H:60:ILE:HA	1:I:337:ARG:O	2.17	0.45
1:M:24:LEU:HB3	1:M:25:PRO:CD	2.46	0.45
1:N:321:ARG:NE	4:N:7502:CIT:H42	2.19	0.45
1:O:154:ILE:HG23	1:O:165:GLU:OE2	2.16	0.45
1:O:504:ASN:HA	1:O:351:PRO:HD2	1.82	0.45
1:P:24:LEU:HB3	1:P:25:PRO:CD	2.46	0.45
1:Q:331:ASN:ND2	1:Q:340:SER:OG	2.49	0.45
1:S:269:HIS:N	1:S:269:HIS:CD2	2.85	0.45
1:U:224:GLN:HG2	1:U:225:PHE:N	2.31	0.45

*Continued on next page...*

*Continued from previous page...*

Atom-1	Atom-2	Interatomic distance (Å)	Clash overlap (Å)
1:H:56:GLY:O	1:H:441:THR:HG21	2.17	0.45
1:K:280:PRO:O	1:K:281:LEU:HD12	2.16	0.45
1:M:280:PRO:O	1:M:281:LEU:HD12	2.16	0.45
1:Q:325:GLY:O	1:Q:327:GLU:N	2.38	0.45
1:S:49:PHE:HZ	1:T:180:PHE:CE2	2.35	0.45
1:A:290:LEU:HD21	1:A:345:ILE:HG12	1.99	0.45
1:A:330:ILE:HB	1:A:410:THR:OG1	2.17	0.45
1:B:335:SER:OG	1:B:336:GLN:N	2.50	0.45
1:B:264:ASN:ND2	4:B:7478:CIT:H22	2.16	0.45
1:C:196:LEU:HD22	1:C:212:GLU:HB2	1.97	0.45
1:D:196:LEU:HD22	1:D:212:GLU:HB2	1.97	0.45
1:E:290:LEU:HD21	1:E:345:ILE:HG12	1.99	0.45
1:E:338:ASN:CG	1:E:396:LEU:HG	2.37	0.45
1:F:274:LEU:HB2	1:F:282:MET:CE	2.46	0.45
1:I:330:ILE:HB	1:I:410:THR:OG1	2.17	0.45
1:J:424:ASP:HA	5:J:2451:HOH:O	2.16	0.45
1:K:284:ASP:HB3	1:K:503:GLY:HA3	1.97	0.45
1:L:328:ALA:HA	1:L:329:PRO:HD3	1.80	0.45
1:L:406:SER:O	1:L:408:PRO:HD3	2.16	0.45
1:P:424:ASP:HA	5:P:4029:HOH:O	2.16	0.45
1:Q:400:PRO:HA	1:Q:401:PRO:HD3	1.78	0.45
1:W:284:ASP:HB3	1:W:503:GLY:HA3	1.97	0.45
1:A:307:SER:HB2	1:A:421:LEU:HA	1.98	0.45
1:B:70:ASP:OD2	1:B:230:HIS:HE1	1.99	0.45
1:C:204:PHE:HE1	1:C:237:LEU:HD13	1.80	0.45
1:C:316:VAL:HG12	1:I:461:GLU:OE1	2.16	0.45
1:F:334:TYR:CE2	1:F:388:PRO:HG2	2.51	0.45
1:G:1:THR:HG22	1:G:3:ASP:H	1.81	0.45
1:H:96:THR:O	1:H:98:GLU:N	2.50	0.45
1:I:174:ARG:HG2	1:I:179:TYR:CE1	2.52	0.45
1:I:348:THR:HG21	1:I:355:ARG:HH11	1.82	0.45
1:E:463:ALA:HA	1:K:140:PHE:CZ	2.51	0.45
1:M:1:THR:HG22	1:M:3:ASP:H	1.81	0.45
1:M:307:SER:HB2	1:M:421:LEU:HA	1.98	0.45
1:N:70:ASP:OD2	1:N:230:HIS:HE1	1.99	0.45
1:Q:169:ARG:HB3	1:R:252:THR:HB	1.99	0.45
1:S:56:GLY:O	1:S:57:PHE:CD1	2.65	0.45
1:X:93:ASP:O	1:X:97:LEU:HA	2.16	0.45
1:D:465:TYR:OH	1:J:450:GLU:HB3	2.17	0.45
1:A:50:ASP:CG	1:F:339:ARG:HH12	2.20	0.45
1:J:396:LEU:HD23	1:J:399:LEU:HD22	1.97	0.45

*Continued on next page...*

*Continued from previous page...*

Atom-1	Atom-2	Interatomic distance (Å)	Clash overlap (Å)
1:P:338:ASN:ND2	1:P:396:LEU:N	2.51	0.45
1:T:284:ASP:HB3	1:T:291:SER:HA	1.99	0.45
1:V:338:ASN:HD21	1:V:395:ASP:CA	2.29	0.45
1:X:1:THR:CG2	1:X:2:PRO:HD2	2.46	0.45
1:E:283:TYR:CD2	1:E:284:ASP:N	2.84	0.45
1:I:45:ASP:O	1:I:66:LEU:HD11	2.17	0.45
1:J:424:ASP:O	1:J:427:TYR:HE2	2.00	0.45
1:M:283:TYR:CD2	1:M:284:ASP:N	2.84	0.45
1:T:45:ASP:O	1:T:66:LEU:HD11	2.17	0.45
1:U:337:ARG:HH22	1:U:347:ILE:CG1	2.25	0.45
1:W:283:TYR:HB2	1:W:351:PRO:HA	1.96	0.45
1:A:463:ALA:HA	1:G:140:PHE:CE1	2.52	0.45
1:B:59:SER:C	1:B:61:HIS:N	2.69	0.45
1:D:12:GLU:HG3	1:D:76:ILE:CG1	2.44	0.45
1:E:18:ASP:HB3	1:E:86:ASN:ND2	2.32	0.45
1:F:150:GLU:O	1:F:150:GLU:HG3	2.17	0.45
1:R:150:GLU:O	1:R:150:GLU:HG3	2.17	0.45
1:X:295:ARG:HD3	1:X:388:PRO:HD2	1.99	0.45
1:A:400:PRO:O	1:A:402:GLU:N	2.49	0.45
1:B:177:GLY:HA2	1:C:55:ARG:HB3	1.99	0.45
1:B:602:GLU:HG3	1:B:72:GLU:CG	2.47	0.45
1:C:57:PHE:O	1:C:62:GLU:HG2	2.17	0.45
1:G:467:ASP:HB2	5:G:7500:HOH:O	2.15	0.45
1:M:57:PHE:HA	1:M:100:TYR:CE2	2.52	0.45
1:O:179:TYR:HB3	1:O:215:SER:HG	1.82	0.45
1:O:399:LEU:HA	1:O:400:PRO:HD2	1.69	0.45
1:O:57:PHE:O	1:O:62:GLU:HG2	2.17	0.45
1:Q:437:ASP:HA	1:Q:440:GLU:CD	2.37	0.45
1:S:601:THR:OG1	1:S:230:HIS:NE2	2.48	0.45
1:S:437:ASP:HA	1:S:440:GLU:CD	2.37	0.45
1:V:55:ARG:O	1:W:177:GLY:HA2	2.17	0.45
1:V:49:PHE:CE1	1:W:180:PHE:CE2	3.05	0.45
1:X:47:LEU:O	1:X:66:LEU:HA	2.17	0.45
1:B:344:ARG:HG2	1:B:345:ILE:N	2.32	0.45
1:B:420:ARG:O	1:B:420:ARG:NH2	2.50	0.45
1:B:60:ILE:HA	1:B:63:SER:HB3	1.99	0.45
1:C:67:LEU:HB3	1:C:89:PHE:CD2	2.52	0.45
1:D:344:ARG:HG2	1:D:345:ILE:N	2.32	0.45
1:D:394:LYS:HD2	1:D:399:LEU:CD1	2.46	0.45
1:A:61:HIS:ND1	1:F:395:ASP:OD2	2.50	0.45
1:F:427:TYR:CE1	1:F:428:LEU:HD13	2.50	0.45

*Continued on next page...*



*Continued from previous page...*

Atom-1	Atom-2	Interatomic distance (Å)	Clash overlap (Å)
1:G:409:GLN:HB2	5:G:7735:HOH:O	2.16	0.45
1:G:603:LYS:HE3	5:G:7695:HOH:O	2.16	0.45
1:H:154:ILE:HB	5:H:7614:HOH:O	2.16	0.45
1:I:420:ARG:HD2	1:I:420:ARG:HA	1.75	0.45
1:I:58:GLN:NE2	1:I:62:GLU:HB3	2.18	0.45
1:J:272:GLN:HE22	1:J:374:MET:HB3	1.82	0.45
1:K:106:ASN:ND2	1:K:109:ARG:HH11	2.15	0.45
1:K:344:ARG:HG2	1:K:345:ILE:N	2.32	0.45
1:L:106:ASN:ND2	1:L:109:ARG:HH11	2.15	0.45
1:L:344:ARG:HG2	1:L:345:ILE:N	2.32	0.45
1:L:60:ILE:HA	1:L:63:SER:HB3	1.99	0.45
1:M:18:ASP:OD2	1:M:30:HIS:HD2	1.99	0.45
1:M:273:SER:HB3	1:M:355:ARG:HB3	1.98	0.45
1:M:274:LEU:H	1:M:282:MET:CE	2.30	0.45
1:N:60:ILE:HA	1:N:63:SER:HB3	1.99	0.45
1:O:344:ARG:HG2	1:O:345:ILE:N	2.32	0.45
1:P:273:SER:HB3	1:P:355:ARG:HB3	1.99	0.45
1:P:344:ARG:HG2	1:P:345:ILE:N	2.32	0.45
1:Q:465:TYR:CE1	1:W:315:THR:HB	2.51	0.45
1:S:67:LEU:HB3	1:S:89:PHE:CD2	2.52	0.45
1:T:273:SER:HB3	1:T:355:ARG:HB3	1.99	0.45
1:V:272:GLN:HE22	1:V:374:MET:HB3	1.82	0.45
1:W:273:SER:HB3	1:W:355:ARG:HB3	1.98	0.45
1:X:106:ASN:ND2	1:X:109:ARG:HH11	2.15	0.45
1:X:18:ASP:OD2	1:X:30:HIS:HD2	1.98	0.45
1:B:603:LYS:HE2	1:B:4:ASP:HB3	1.99	0.45
1:G:68:LEU:HD23	1:G:92:HIS:CD2	2.51	0.45
1:I:38:PHE:HA	1:I:42:VAL:HG21	1.99	0.45
1:E:462:PHE:CZ	1:K:149:TYR:CE1	3.05	0.45
5:E:3062:HOH:O	1:L:175:HIS:HE1	2.00	0.45
1:L:306:PRO:HA	1:L:411:PRO:HD3	1.99	0.45
1:L:304:HIS:HE1	1:L:424:ASP:OD1	1.99	0.45
1:O:328:ALA:HA	1:O:329:PRO:HD3	1.69	0.45
1:P:68:LEU:HD23	1:P:92:HIS:CD2	2.51	0.45
5:O:3734:HOH:O	1:P:80:ARG:HG2	2.16	0.45
1:R:53:SER:O	1:R:54:ILE:CB	2.65	0.45
1:U:38:PHE:HA	1:U:42:VAL:HG21	1.99	0.45
1:U:50:ASP:HA	1:U:64:ASP:HA	1.99	0.45
5:Q:6218:HOH:O	1:X:175:HIS:HE1	2.00	0.45
1:X:306:PRO:HA	1:X:411:PRO:HD3	1.99	0.45
1:X:53:SER:O	1:X:54:ILE:CB	2.65	0.45

*Continued on next page...*

*Continued from previous page...*

Atom-1	Atom-2	Interatomic distance (Å)	Clash overlap (Å)
1:A:390:ALA:HA	1:A:391:PRO:HD2	1.85	0.45
1:C:154:ILE:HG23	1:C:165:GLU:OE2	2.16	0.45
1:F:348:THR:HG21	1:F:355:ARG:HH22	1.82	0.45
1:G:467:ASP:HB2	5:G:7501:HOH:O	2.16	0.45
1:H:224:GLN:HG2	1:H:225:PHE:N	2.31	0.45
1:K:98:GLU:HA	1:K:99:PRO:HD3	1.85	0.45
1:P:334:TYR:HD1	1:P:345:ILE:HD11	1.81	0.45
1:R:348:THR:HG21	1:R:355:ARG:HH22	1.82	0.45
1:S:206:LEU:HB3	1:X:34:PRO:HG3	1.99	0.45
1:S:296:HIS:HB3	1:S:381:GLY:O	2.17	0.45
1:T:348:THR:HG21	1:T:355:ARG:HH22	1.82	0.45
1:T:61:HIS:O	1:U:337:ARG:NH1	2.49	0.45
1:U:348:THR:CB	1:U:353:ALA:HB1	2.45	0.45
1:V:331:ASN:ND2	1:V:340:SER:OG	2.49	0.45
1:W:390:ALA:HA	1:W:391:PRO:HD2	1.84	0.45
1:A:280:PRO:O	1:A:281:LEU:HD12	2.16	0.45
1:A:358:PHE:HD1	1:A:374:MET:SD	2.39	0.45
1:B:315:THR:HB	1:H:465:TYR:CE1	2.52	0.45
1:D:56:GLY:O	1:D:441:THR:HG21	2.17	0.45
1:G:55:ARG:CG	1:G:55:ARG:HH11	2.20	0.45
1:K:55:ARG:CD	1:L:177:GLY:HA2	2.47	0.45
1:K:55:ARG:HD3	1:L:177:GLY:N	2.32	0.45
1:M:358:PHE:HD1	1:M:374:MET:SD	2.39	0.45
1:O:280:PRO:O	1:O:281:LEU:HD12	2.16	0.45
1:P:56:GLY:O	1:P:441:THR:HG21	2.17	0.45
1:Q:169:ARG:HB3	1:R:252:THR:HB	1.99	0.45
1:S:56:GLY:O	1:S:441:THR:HG21	2.17	0.45
1:A:424:ASP:HA	5:A:7547:HOH:O	2.16	0.45
1:B:284:ASP:HB3	1:B:503:GLY:HA3	1.97	0.45
1:C:338:ASN:CG	1:C:396:LEU:HG	2.38	0.45
1:D:424:ASP:HA	5:D:873:HOH:O	2.16	0.45
1:F:330:ILE:HB	1:F:410:THR:OG1	2.17	0.45
1:G:60:ILE:HB	1:H:395:ASP:HA	1.98	0.45
1:I:196:LEU:HD22	1:I:212:GLU:HB2	1.98	0.45
1:J:274:LEU:HB2	1:J:282:MET:HE1	1.99	0.45
1:K:335:SER:OG	1:K:336:GLN:N	2.50	0.45
1:M:338:ASN:CG	1:M:396:LEU:HG	2.38	0.45
5:M:3295:HOH:O	1:N:240:TYR:HA	2.16	0.45
1:N:284:ASP:HB3	1:N:503:GLY:HA3	1.97	0.45
1:N:264:ASN:ND2	4:N:7502:CIT:H22	2.16	0.45
1:O:196:LEU:HD22	1:O:212:GLU:HB2	1.97	0.45

*Continued on next page...*

*Continued from previous page...*

Atom-1	Atom-2	Interatomic distance (Å)	Clash overlap (Å)
1:O:338:ASN:CG	1:O:396:LEU:HG	2.38	0.45
1:Q:338:ASN:CG	1:Q:396:LEU:HG	2.37	0.45
1:R:330:ILE:HB	1:R:410:THR:OG1	2.17	0.45
1:T:360:SER:N	1:T:361:PRO:CD	2.80	0.45
1:U:196:LEU:HD22	1:U:212:GLU:HB2	1.97	0.45
1:V:274:LEU:HB2	1:V:282:MET:HE1	1.99	0.45
1:V:424:ASP:HA	5:V:5607:HOH:O	2.16	0.45
1:X:330:ILE:HB	1:X:410:THR:OG1	2.17	0.45
1:R:458:HIS:HE1	1:X:456:ARG:O	2.00	0.45
1:A:316:VAL:HG12	1:G:461:GLU:OE1	2.15	0.45
1:C:96:THR:O	1:C:98:GLU:N	2.50	0.45
1:D:1:THR:HG22	1:D:3:ASP:H	1.81	0.45
1:E:348:THR:HG21	1:E:355:ARG:HH11	1.82	0.45
1:F:24:LEU:HG	1:F:57:PHE:CE1	2.39	0.45
1:H:52:SER:HB2	1:I:180:PHE:CE2	2.52	0.45
1:K:348:THR:HG21	1:K:355:ARG:HH11	1.82	0.45
1:K:80:ARG:HG2	5:L:2945:HOH:O	2.17	0.45
1:L:174:ARG:HG2	1:L:179:TYR:CE1	2.52	0.45
1:L:96:THR:O	1:L:98:GLU:N	2.50	0.45
1:O:174:ARG:HG2	1:O:179:TYR:CE1	2.52	0.45
1:Q:307:SER:HB2	1:Q:421:LEU:HA	1.98	0.45
1:T:61:HIS:HB3	1:U:395:ASP:OD2	2.16	0.45
1:T:96:THR:O	1:T:98:GLU:N	2.50	0.45
1:U:174:ARG:HG2	1:U:179:TYR:CE1	2.52	0.45
1:U:204:PHE:HE1	1:U:237:LEU:HD13	1.80	0.45
1:U:348:THR:HG21	1:U:355:ARG:HH11	1.82	0.45
1:W:174:ARG:HG2	1:W:179:TYR:CE1	2.52	0.45
1:B:211:HIS:CE1	1:C:49:PHE:CD2	3.05	0.45
1:E:176:LYS:HB3	1:F:55:ARG:HG2	1.99	0.45
1:H:284:ASP:HB3	1:H:291:SER:HA	1.99	0.45
1:M:2:PRO:HG3	1:M:43:PHE:CG	2.52	0.45
1:Q:52:SER:O	1:Q:53:SER:O	2.35	0.45
1:V:396:LEU:HD23	1:V:399:LEU:HD22	1.97	0.45
1:A:283:TYR:CD2	1:A:284:ASP:N	2.84	0.45
1:A:320:LYS:HE3	1:G:461:GLU:OE1	2.17	0.45
1:A:283:TYR:HB2	1:A:351:PRO:HA	1.96	0.45
1:A:424:ASP:O	1:A:427:TYR:HE2	2.00	0.45
1:F:329:PRO:HB3	1:F:342:CYS:HA	1.99	0.45
1:K:309:LEU:HG	1:K:313:ASN:ND2	2.31	0.45
1:K:45:ASP:O	1:K:66:LEU:HD11	2.17	0.45
1:M:283:TYR:HB2	1:M:351:PRO:HA	1.96	0.45

*Continued on next page...*

*Continued from previous page...*

Atom-1	Atom-2	Interatomic distance (Å)	Clash overlap (Å)
1:M:344:ARG:O	1:M:357:GLU:HB3	2.16	0.45
1:N:154:ILE:HG12	1:N:166:ALA:CB	2.41	0.45
1:P:329:PRO:HB3	1:P:342:CYS:HA	1.99	0.45
1:P:344:ARG:O	1:P:357:GLU:HB3	2.16	0.45
1:T:337:ARG:HG2	1:T:393:ASP:HB3	1.98	0.45
1:T:63:SER:HB2	1:U:339:ARG:HH22	1.82	0.45
1:X:424:ASP:O	1:X:427:TYR:HE2	2.00	0.45
1:X:45:ASP:O	1:X:66:LEU:HD11	2.17	0.45
1:F:106:ASN:ND2	1:F:109:ARG:HH11	2.14	0.45
1:K:445:PHE:O	1:K:449:ASN:HB2	2.17	0.45
1:L:295:ARG:HD3	1:L:388:PRO:HD2	1.99	0.45
1:O:18:ASP:HB3	1:O:86:ASN:ND2	2.32	0.45
1:P:12:GLU:HG3	1:P:76:ILE:CG1	2.44	0.45
1:Q:18:ASP:HB3	1:Q:86:ASN:ND2	2.32	0.45
1:R:106:ASN:ND2	1:R:109:ARG:HH11	2.14	0.45
1:U:59:SER:C	1:U:61:HIS:N	2.69	0.45
1:D:602:GLU:HG3	1:D:72:GLU:CG	2.47	0.45
1:E:305:ALA:HB3	1:E:306:PRO:HD3	1.99	0.45
1:F:57:PHE:HA	1:F:100:TYR:CE2	2.52	0.45
1:F:47:LEU:O	1:F:66:LEU:HA	2.17	0.45
1:G:437:ASP:HA	1:G:440:GLU:CD	2.37	0.45
1:G:54:ILE:HG13	1:G:55:ARG:N	2.25	0.45
1:H:601:THR:OG1	1:H:230:HIS:NE2	2.48	0.45
1:I:602:GLU:HG3	1:I:72:GLU:CG	2.47	0.45
1:K:437:ASP:HA	1:K:440:GLU:CD	2.37	0.45
1:K:53:SER:HB3	1:L:179:TYR:N	2.31	0.45
1:M:296:HIS:HB3	1:M:381:GLY:O	2.16	0.45
1:P:602:GLU:HG3	1:P:72:GLU:CG	2.47	0.45
1:R:400:PRO:O	1:R:403:GLU:N	2.49	0.45
1:R:57:PHE:HA	1:R:100:TYR:CE2	2.52	0.45
1:U:399:LEU:HA	1:U:400:PRO:HD2	1.69	0.45
1:U:602:GLU:HG3	1:U:72:GLU:CG	2.47	0.45
1:V:57:PHE:CD1	1:V:57:PHE:N	2.82	0.45
1:W:59:SER:OG	1:W:60:ILE:N	2.43	0.45
1:A:274:LEU:H	1:A:282:MET:CE	2.30	0.45
1:D:211:HIS:CD2	1:E:33:ILE:CG2	2.90	0.45
1:E:67:LEU:HB3	1:E:89:PHE:CD2	2.52	0.45
1:A:60:ILE:HD12	1:F:338:ASN:ND2	2.32	0.45
1:F:272:GLN:HE22	1:F:374:MET:HB3	1.81	0.45
1:F:60:ILE:HA	1:F:63:SER:HB3	1.99	0.45
1:F:67:LEU:HB3	1:F:89:PHE:CD2	2.52	0.45

*Continued on next page...*

*Continued from previous page...*

Atom-1	Atom-2	Interatomic distance (Å)	Clash overlap (Å)
1:G:394:LYS:HD2	1:G:399:LEU:CD1	2.46	0.45
1:H:18:ASP:HB3	1:H:86:ASN:HD22	1.82	0.45
1:J:55:ARG:H	1:K:177:GLY:CA	2.30	0.45
1:K:425:HIS:HB2	1:K:439:ILE:HD13	1.99	0.45
1:M:204:PHE:HE1	1:M:237:LEU:HD13	1.77	0.45
1:N:312:THR:CG2	1:N:313:ASN:ND2	2.73	0.45
1:N:344:ARG:HG2	1:N:345:ILE:N	2.32	0.45
1:O:274:LEU:H	1:O:282:MET:CE	2.31	0.45
1:O:67:LEU:HB3	1:O:89:PHE:CD2	2.52	0.45
1:P:211:HIS:CD2	1:Q:33:ILE:CG2	2.89	0.45
1:Q:409:GLN:HB2	5:Q:4464:HOH:O	2.16	0.45
1:Q:425:HIS:HB2	1:Q:439:ILE:HD13	1.99	0.45
1:Q:67:LEU:HB3	1:Q:89:PHE:CD2	2.52	0.45
1:R:427:TYR:CE1	1:R:428:LEU:HD13	2.51	0.45
1:R:60:ILE:HA	1:R:63:SER:HB3	1.99	0.45
1:S:409:GLN:HB2	5:S:4990:HOH:O	2.16	0.45
1:T:394:LYS:HD2	1:T:399:LEU:CD1	2.46	0.45
1:T:603:LYS:HE3	5:T:5209:HOH:O	2.16	0.45
1:U:420:ARG:O	1:U:420:ARG:NH2	2.50	0.45
1:U:55:ARG:HB2	1:V:177:GLY:N	2.32	0.45
1:V:273:SER:HB3	1:V:355:ARG:HB3	1.99	0.45
1:W:344:ARG:HG2	1:W:345:ILE:N	2.32	0.45
1:W:67:LEU:HB3	1:W:89:PHE:CD2	2.52	0.45
1:F:100:TYR:CZ	1:F:102:ARG:HB2	2.52	0.45
1:I:53:SER:O	1:I:54:ILE:CB	2.65	0.45
1:K:298:ILE:HG12	1:K:356:LEU:HD22	1.99	0.45
1:K:210:HIS:CE1	3:K:7495:AMP:H3'	2.47	0.45
1:O:306:PRO:HA	1:O:411:PRO:HD3	1.99	0.45
1:Q:38:PHE:HA	1:Q:42:VAL:HG21	1.99	0.45
1:C:24:LEU:HB3	1:C:25:PRO:CD	2.46	0.45
1:H:348:THR:HG21	1:H:355:ARG:HH22	1.82	0.45
1:I:348:THR:CB	1:I:353:ALA:HB1	2.45	0.45
1:J:331:ASN:ND2	1:J:340:SER:OG	2.49	0.45
1:K:321:ARG:NE	4:K:7496:CIT:H42	2.19	0.45
1:L:348:THR:CB	1:L:353:ALA:HB1	2.45	0.45
1:M:321:ARG:NE	4:M:7500:CIT:H42	2.19	0.45
1:O:24:LEU:HB3	1:O:25:PRO:CD	2.46	0.45
1:O:98:GLU:HA	1:O:99:PRO:HD3	1.85	0.45
1:P:269:HIS:CD2	1:P:269:HIS:N	2.85	0.45
1:V:296:HIS:HB3	1:V:381:GLY:O	2.17	0.45
1:V:412:THR:HB	5:V:3980:HOH:O	2.17	0.45

*Continued on next page...*

*Continued from previous page...*

Atom-1	Atom-2	Interatomic distance (Å)	Clash overlap (Å)
1:W:321:ARG:NE	4:W:7520:CIT:H42	2.19	0.45
1:W:98:GLU:HA	1:W:99:PRO:HD3	1.85	0.45
1:X:348:THR:CB	1:X:353:ALA:HB1	2.45	0.45
1:A:465:TYR:CZ	1:G:315:THR:HB	2.52	0.45
1:J:49:PHE:HZ	1:K:180:PHE:CE2	2.30	0.45
1:M:180:PHE:CE2	1:N:49:PHE:HZ	2.34	0.45
1:N:339:ARG:HD3	1:O:60:ILE:HG22	1.98	0.45
1:Q:56:GLY:O	1:Q:441:THR:HG21	2.17	0.45
1:Q:461:GLU:OE1	1:W:320:LYS:HE3	2.16	0.45
1:S:398:GLU:O	1:S:398:GLU:CG	2.64	0.45
1:T:56:GLY:O	1:T:441:THR:HG21	2.17	0.45
1:A:187:GLN:HG2	5:A:7610:HOH:O	2.17	0.45
1:A:390:ALA:HA	1:A:391:PRO:HD2	1.79	0.45
1:A:338:ASN:CG	1:A:396:LEU:HG	2.38	0.45
1:B:330:ILE:HB	1:B:410:THR:OG1	2.17	0.45
1:D:395:ASP:HA	1:E:60:ILE:O	2.16	0.45
1:G:206:LEU:HB2	1:L:34:PRO:HG3	1.99	0.45
1:G:274:LEU:HB2	1:G:282:MET:CE	2.46	0.45
1:G:290:LEU:HD21	1:G:345:ILE:HG12	1.99	0.45
1:H:360:SER:N	1:H:361:PRO:CD	2.80	0.45
1:H:338:ASN:CG	1:H:396:LEU:HG	2.38	0.45
1:J:196:LEU:HD22	1:J:212:GLU:HB2	1.98	0.45
1:J:240:TYR:HA	5:K:2769:HOH:O	2.17	0.45
1:J:314:PRO:HG3	1:J:365:GLY:HA3	1.99	0.45
1:I:137:SER:HB3	1:J:502:PRO:HB2	1.98	0.45
1:G:212:GLU:HB3	1:L:32:THR:HB	1.98	0.45
1:M:424:ASP:HA	5:M:3240:HOH:O	2.16	0.45
1:N:335:SER:OG	1:N:336:GLN:N	2.50	0.45
1:N:330:ILE:HB	1:N:410:THR:OG1	2.17	0.45
1:R:406:SER:O	1:R:408:PRO:HD3	2.16	0.45
1:N:320:LYS:HE3	1:T:461:GLU:OE1	2.17	0.45
1:A:458:HIS:HE1	1:G:456:ARG:O	1.99	0.45
1:C:174:ARG:HG2	1:C:179:TYR:CE1	2.52	0.45
1:F:55:ARG:HD2	1:F:449:ASN:ND2	2.10	0.45
1:G:96:THR:O	1:G:98:GLU:N	2.50	0.45
1:D:468:VAL:CG2	1:J:364:SER:HA	2.47	0.45
1:M:312:THR:CG2	1:M:313:ASN:ND2	2.73	0.45
1:O:24:LEU:HG	1:O:57:PHE:CE1	2.39	0.45
1:O:344:ARG:CG	1:O:344:ARG:NH2	2.78	0.45
1:Q:348:THR:HG21	1:Q:355:ARG:HH11	1.82	0.45
1:Q:96:THR:O	1:Q:98:GLU:N	2.50	0.45

*Continued on next page...*

*Continued from previous page...*

Atom-1	Atom-2	Interatomic distance (Å)	Clash overlap (Å)
1:R:334:TYR:CE2	1:R:388:PRO:HG2	2.51	0.45
1:R:333:VAL:O	1:R:341:ALA:HB1	2.17	0.45
1:U:333:VAL:O	1:U:341:ALA:HB1	2.17	0.45
1:X:174:ARG:HG2	1:X:179:TYR:CE1	2.52	0.45
1:X:96:THR:O	1:X:98:GLU:N	2.50	0.45
1:A:2:PRO:HG3	1:A:43:PHE:CG	2.52	0.45
1:C:2:PRO:HG3	1:C:43:PHE:CG	2.52	0.45
1:D:175:HIS:HB3	1:D:176:LYS:H	1.54	0.45
1:D:460:TYR:CE2	1:J:452:PRO:HB3	2.52	0.45
1:D:187:GLN:HE22	1:E:247:TRP:HZ2	1.63	0.45
1:E:284:ASP:HB3	1:E:291:SER:HA	1.99	0.45
1:E:52:SER:O	1:E:53:SER:O	2.35	0.45
1:G:458:HIS:HD2	1:G:460:TYR:N	2.01	0.45
5:D:2709:HOH:O	1:J:27:ILE:HD11	2.17	0.45
1:J:287:TYR:HD2	1:J:334:TYR:HH	1.65	0.45
1:L:1:THR:CG2	1:L:2:PRO:HD2	2.46	0.45
1:O:2:PRO:HG3	1:O:43:PHE:CG	2.52	0.45
1:N:177:GLY:CA	1:O:56:GLY:HA3	2.45	0.45
1:Q:284:ASP:HB3	1:Q:291:SER:HA	1.99	0.45
1:S:177:GLY:C	1:X:56:GLY:HA3	2.38	0.45
1:T:2:PRO:HG3	1:T:43:PHE:CG	2.52	0.45
1:U:284:ASP:HB3	1:U:291:SER:HA	1.99	0.45
1:A:329:PRO:HB3	1:A:342:CYS:HA	1.99	0.45
1:D:329:PRO:HB3	1:D:342:CYS:HA	1.99	0.45
1:D:344:ARG:O	1:D:357:GLU:HB3	2.16	0.45
1:G:337:ARG:HG2	1:G:393:ASP:HB3	1.98	0.45
1:H:208:LYS:O	1:H:210:HIS:N	2.43	0.45
1:H:424:ASP:O	1:H:427:TYR:HE2	2.00	0.45
1:K:283:TYR:HB2	1:K:351:PRO:HA	1.96	0.45
1:K:424:ASP:O	1:K:427:TYR:HE2	2.00	0.45
1:L:283:TYR:CD2	1:L:284:ASP:N	2.84	0.45
1:L:424:ASP:O	1:L:427:TYR:HE2	2.00	0.45
1:L:45:ASP:O	1:L:66:LEU:HD11	2.17	0.45
1:M:193:ASP:OD2	1:N:80:ARG:HD3	2.17	0.45
1:N:339:ARG:NH1	1:N:344:ARG:HH21	2.16	0.45
1:S:183:ALA:HB1	1:X:244:ASN:HD21	1.81	0.45
1:T:400:PRO:HA	1:T:401:PRO:HD3	1.88	0.45
1:C:18:ASP:HB3	1:C:86:ASN:ND2	2.32	0.44
1:L:27:ILE:HD12	5:L:1594:HOH:O	2.17	0.44
1:G:347:ILE:HG21	1:L:95:PHE:CE2	2.52	0.44
1:M:150:GLU:O	1:M:150:GLU:HG3	2.17	0.44

*Continued on next page...*

*Continued from previous page...*

Atom-1	Atom-2	Interatomic distance (Å)	Clash overlap (Å)
1:O:400:PRO:O	1:O:404:ALA:HB2	2.16	0.44
1:S:150:GLU:O	1:S:150:GLU:HG3	2.17	0.44
1:T:106:ASN:ND2	1:T:109:ARG:HH11	2.14	0.44
1:S:60:ILE:HG22	1:T:339:ARG:HD2	1.99	0.44
1:C:47:LEU:O	1:C:66:LEU:HA	2.17	0.44
1:C:57:PHE:HA	1:C:100:TYR:CE2	2.52	0.44
1:D:296:HIS:HB3	1:D:381:GLY:O	2.16	0.44
1:E:171:TYR:HA	1:L:467:ASP:OD2	2.17	0.44
1:E:437:ASP:HA	1:E:440:GLU:CD	2.37	0.44
1:F:54:ILE:HG13	1:F:55:ARG:N	2.25	0.44
1:G:58:GLN:HA	1:G:62:GLU:CB	2.46	0.44
1:C:175:HIS:HE1	1:J:467:ASP:OD2	1.99	0.44
1:J:55:ARG:O	1:K:177:GLY:HA2	2.16	0.44
1:J:63:SER:HB3	1:K:337:ARG:CZ	2.47	0.44
1:K:57:PHE:HA	1:K:100:TYR:CE2	2.52	0.44
1:K:59:SER:OG	1:K:60:ILE:N	2.43	0.44
1:N:296:HIS:HB3	1:N:381:GLY:O	2.16	0.44
1:N:57:PHE:HA	1:N:100:TYR:CE2	2.52	0.44
1:N:602:GLU:HG3	1:N:72:GLU:CG	2.48	0.44
1:O:1:THR:N	1:O:4:ASP:HB2	2.30	0.44
1:Q:57:PHE:HA	1:Q:100:TYR:CE2	2.52	0.44
1:Q:305:ALA:HB3	1:Q:306:PRO:HD3	1.99	0.44
1:R:296:HIS:HB3	1:R:381:GLY:O	2.16	0.44
1:R:502:PRO:HD3	5:R:4705:HOH:O	2.18	0.44
1:R:54:ILE:HG13	1:R:55:ARG:N	2.25	0.44
1:T:601:THR:OG1	1:T:230:HIS:NE2	2.48	0.44
1:T:272:GLN:O	1:T:355:ARG:HB2	2.17	0.44
1:W:437:ASP:HA	1:W:440:GLU:CD	2.37	0.44
1:W:58:GLN:HA	1:W:62:GLU:CB	2.46	0.44
1:W:47:LEU:O	1:W:66:LEU:HA	2.17	0.44
1:A:204:PHE:HE1	1:A:237:LEU:HD13	1.78	0.44
1:A:461:GLU:OE1	1:G:320:LYS:HE3	2.17	0.44
1:A:60:ILE:HA	1:A:63:SER:HB3	1.99	0.44
1:B:204:PHE:HE1	1:B:237:LEU:HD13	1.78	0.44
1:C:173:VAL:HG21	1:D:140:PHE:HZ	1.82	0.44
1:C:274:LEU:H	1:C:282:MET:CE	2.31	0.44
1:D:176:LYS:HD2	1:E:55:ARG:CZ	2.47	0.44
1:D:273:SER:HB3	1:D:355:ARG:HB3	1.99	0.44
1:G:458:HIS:CD2	1:G:460:TYR:H	2.14	0.44
1:I:274:LEU:H	1:I:282:MET:CE	2.30	0.44
1:C:458:HIS:HE1	1:I:456:ARG:O	2.00	0.44

*Continued on next page...*



*Continued from previous page...*

Atom-1	Atom-2	Interatomic distance (Å)	Clash overlap (Å)
1:J:273:SER:HB3	1:J:355:ARG:HB3	1.99	0.44
1:J:312:THR:CG2	1:J:313:ASN:ND2	2.73	0.44
1:K:154:ILE:HB	5:K:2745:HOH:O	2.17	0.44
1:K:67:LEU:HB3	1:K:89:PHE:CD2	2.52	0.44
1:M:60:ILE:HA	1:M:63:SER:HB3	1.99	0.44
1:N:67:LEU:HB3	1:N:89:PHE:CD2	2.52	0.44
1:O:420:ARG:NH2	1:O:420:ARG:O	2.50	0.44
1:P:395:ASP:OD2	1:Q:61:HIS:ND1	2.51	0.44
1:R:274:LEU:H	1:R:282:MET:CE	2.30	0.44
1:R:409:GLN:HB2	5:R:4727:HOH:O	2.16	0.44
1:R:67:LEU:HB3	1:R:89:PHE:CD2	2.52	0.44
1:S:394:LYS:HD2	1:S:399:LEU:CD1	2.46	0.44
1:S:420:ARG:NH2	1:S:420:ARG:O	2.50	0.44
1:N:463:ALA:HA	1:T:140:PHE:CE1	2.52	0.44
1:T:275:TRP:HA	1:T:281:LEU:HD13	1.99	0.44
1:W:106:ASN:ND2	1:W:109:ARG:HH11	2.15	0.44
1:W:154:ILE:HB	5:W:5901:HOH:O	2.16	0.44
1:X:344:ARG:HG2	1:X:345:ILE:N	2.32	0.44
1:X:425:HIS:HB2	1:X:439:ILE:HD13	1.99	0.44
1:X:60:ILE:HA	1:X:63:SER:HB3	1.99	0.44
1:A:240:TYR:HA	5:F:7619:HOH:O	2.17	0.44
1:D:603:LYS:HE2	1:D:4:ASP:HB3	1.99	0.44
1:D:68:LEU:HD23	1:D:92:HIS:CD2	2.51	0.44
1:E:38:PHE:HA	1:E:42:VAL:HG21	1.99	0.44
1:E:68:LEU:HD23	1:E:92:HIS:CD2	2.51	0.44
1:F:171:TYR:CE2	1:F:184:PRO:HG2	2.52	0.44
1:G:411:PRO:HB2	1:G:417:VAL:CG1	2.47	0.44
1:H:171:TYR:CE2	1:H:184:PRO:HG2	2.52	0.44
1:H:306:PRO:HA	1:H:411:PRO:HD3	1.99	0.44
1:I:603:LYS:HE2	1:I:4:ASP:HB3	1.99	0.44
1:K:100:TYR:CZ	1:K:102:ARG:HB2	2.53	0.44
5:D:2799:HOH:O	1:K:175:HIS:HE1	2.00	0.44
1:K:304:HIS:HE1	1:K:424:ASP:OD1	1.99	0.44
1:K:603:LYS:HE2	1:K:4:ASP:HB3	1.99	0.44
1:N:603:LYS:HE2	1:N:4:ASP:HB3	1.99	0.44
1:O:50:ASP:HA	1:O:64:ASP:HA	1.99	0.44
1:P:603:LYS:HE2	1:P:4:ASP:HB3	1.99	0.44
1:R:100:TYR:CZ	1:R:102:ARG:HB2	2.53	0.44
1:S:411:PRO:HB2	1:S:417:VAL:CG1	2.46	0.44
1:U:603:LYS:HE2	1:U:4:ASP:HB3	1.99	0.44
1:W:603:LYS:HE2	1:W:4:ASP:HB3	1.99	0.44

*Continued on next page...*

*Continued from previous page...*

Atom-1	Atom-2	Interatomic distance (Å)	Clash overlap (Å)
1:A:321:ARG:NE	4:A:7476:CIT:H42	2.19	0.44
1:D:334:TYR:HD1	1:D:345:ILE:HD11	1.81	0.44
1:E:348:THR:HG21	1:E:355:ARG:HH22	1.83	0.44
1:I:334:TYR:HD1	1:I:345:ILE:HD11	1.81	0.44
1:J:296:HIS:HB3	1:J:381:GLY:O	2.17	0.44
1:N:59:SER:OG	1:N:60:ILE:N	2.49	0.44
1:O:197:THR:HG1	1:P:16:TYR:HH	1.64	0.44
1:Q:348:THR:HG21	1:Q:355:ARG:HH22	1.83	0.44
1:T:224:GLN:HG2	1:T:225:PHE:N	2.31	0.44
1:T:296:HIS:HB3	1:T:381:GLY:O	2.17	0.44
1:U:601:THR:HB	1:U:72:GLU:HG3	1.98	0.44
1:O:464:LEU:HD12	1:V:175:HIS:NE2	2.31	0.44
1:X:331:ASN:ND2	1:X:340:SER:OG	2.49	0.44
1:S:337:ARG:HH21	1:X:63:SER:CB	2.30	0.44
1:B:398:GLU:CG	1:B:398:GLU:O	2.64	0.44
1:B:56:GLY:O	1:B:441:THR:HG21	2.17	0.44
1:B:55:ARG:HH11	1:B:55:ARG:CG	2.20	0.44
1:C:280:PRO:C	1:C:281:LEU:HD12	2.38	0.44
1:E:398:GLU:O	1:E:398:GLU:CG	2.64	0.44
1:E:56:GLY:O	1:E:441:THR:HG21	2.17	0.44
1:O:280:PRO:C	1:O:281:LEU:HD12	2.38	0.44
1:P:280:PRO:O	1:P:281:LEU:HD12	2.16	0.44
1:Q:398:GLU:O	1:Q:398:GLU:CG	2.64	0.44
1:R:463:ALA:HA	1:X:140:PHE:CZ	2.52	0.44
1:E:360:SER:N	1:E:361:PRO:CD	2.80	0.44
1:F:290:LEU:HD21	1:F:345:ILE:HG12	1.99	0.44
1:F:406:SER:O	1:F:408:PRO:HD3	2.16	0.44
1:G:330:ILE:HB	1:G:410:THR:OG1	2.17	0.44
1:J:335:SER:OG	1:J:336:GLN:N	2.50	0.44
1:L:338:ASN:CG	1:L:396:LEU:HG	2.38	0.44
1:L:330:ILE:HB	1:L:410:THR:OG1	2.17	0.44
1:M:187:GLN:HG2	5:M:3312:HOH:O	2.17	0.44
1:O:187:GLN:HG2	5:O:3838:HOH:O	2.17	0.44
1:Q:422:GLU:HB2	1:Q:443:ILE:HD13	2.00	0.44
1:S:274:LEU:HB2	1:S:282:MET:CE	2.46	0.44
1:T:338:ASN:CG	1:T:396:LEU:HG	2.38	0.44
1:U:360:SER:N	1:U:361:PRO:CD	2.81	0.44
1:V:196:LEU:HD22	1:V:212:GLU:HB2	1.97	0.44
1:V:335:SER:OG	1:V:336:GLN:N	2.50	0.44
1:V:314:PRO:HG3	1:V:365:GLY:HA3	1.99	0.44
1:X:406:SER:O	1:X:408:PRO:HD3	2.16	0.44

*Continued on next page...*

*Continued from previous page...*

Atom-1	Atom-2	Interatomic distance (Å)	Clash overlap (Å)
1:D:348:THR:HG21	1:D:355:ARG:HH11	1.82	0.44
1:E:96:THR:O	1:E:98:GLU:N	2.50	0.44
1:F:70:ASP:OD2	1:F:230:HIS:HE1	1.99	0.44
1:G:54:ILE:HG23	1:G:54:ILE:O	2.15	0.44
1:I:127:GLY:O	1:I:270:CYS:HA	2.16	0.44
1:I:333:VAL:O	1:I:341:ALA:HB1	2.17	0.44
1:I:96:THR:O	1:I:98:GLU:N	2.50	0.44
1:J:96:THR:O	1:J:98:GLU:N	2.50	0.44
1:E:323:VAL:CG2	1:K:455:ILE:HG22	2.39	0.44
1:L:127:GLY:O	1:L:270:CYS:HA	2.16	0.44
1:G:347:ILE:HD13	1:L:95:PHE:HE2	1.80	0.44
1:O:333:VAL:O	1:O:341:ALA:HB1	2.17	0.44
1:P:174:ARG:HG2	1:P:179:TYR:CE1	2.52	0.44
1:P:348:THR:HG21	1:P:355:ARG:HH11	1.82	0.44
1:R:70:ASP:OD2	1:R:230:HIS:HE1	1.99	0.44
1:R:24:LEU:HG	1:R:57:PHE:CE1	2.39	0.44
1:U:127:GLY:O	1:U:270:CYS:HA	2.16	0.44
1:V:96:THR:O	1:V:98:GLU:N	2.50	0.44
1:H:2:PRO:HG3	1:H:43:PHE:CG	2.52	0.44
1:P:395:ASP:CG	1:Q:60:ILE:HD11	2.37	0.44
1:S:2:PRO:HG3	1:S:43:PHE:CG	2.52	0.44
1:T:264:ASN:ND2	4:T:7514:CIT:H22	2.23	0.44
1:V:56:GLY:CA	1:W:177:GLY:CA	2.93	0.44
1:B:339:ARG:NH1	1:B:344:ARG:HH21	2.16	0.44
1:G:329:PRO:HB3	1:G:342:CYS:HA	1.99	0.44
1:H:329:PRO:HB3	1:H:342:CYS:HA	1.99	0.44
1:H:337:ARG:HG2	1:H:393:ASP:HB3	1.98	0.44
1:I:424:ASP:O	1:I:427:TYR:HE2	2.00	0.44
1:J:339:ARG:NH1	1:J:344:ARG:HH21	2.16	0.44
1:M:329:PRO:HB3	1:M:342:CYS:HA	1.99	0.44
1:M:424:ASP:O	1:M:427:TYR:HE2	2.00	0.44
1:N:329:PRO:HB3	1:N:342:CYS:HA	1.99	0.44
1:O:458:HIS:HE1	1:U:456:ARG:O	2.00	0.44
1:P:400:PRO:HA	1:P:401:PRO:HD3	1.88	0.44
1:R:424:ASP:O	1:R:427:TYR:HE2	2.00	0.44
1:S:45:ASP:O	1:S:66:LEU:HD11	2.17	0.44
1:U:309:LEU:HG	1:U:313:ASN:ND2	2.31	0.44
1:V:339:ARG:NH1	1:V:344:ARG:HH21	2.16	0.44
1:A:150:GLU:HG3	1:A:150:GLU:O	2.17	0.44
1:L:106:ASN:ND2	1:L:109:ARG:HH11	2.14	0.44
1:N:150:GLU:O	1:N:150:GLU:HG3	2.17	0.44

*Continued on next page...*

*Continued from previous page...*

Atom-1	Atom-2	Interatomic distance (Å)	Clash overlap (Å)
1:N:204:PHE:HE1	1:N:237:LEU:HD13	1.81	0.44
1:P:193:ASP:OD2	1:Q:80:ARG:HD3	2.16	0.44
1:P:347:ILE:HG21	1:Q:95:PHE:CE2	2.53	0.44
1:T:445:PHE:O	1:T:449:ASN:HB2	2.17	0.44
1:V:49:PHE:HZ	1:W:180:PHE:CE2	2.36	0.44
1:A:57:PHE:O	1:A:62:GLU:HG2	2.17	0.44
1:B:24:LEU:HD23	1:B:24:LEU:HA	1.89	0.44
1:E:57:PHE:HA	1:E:100:TYR:CE2	2.52	0.44
1:F:502:PRO:HD3	5:F:7711:HOH:O	2.18	0.44
1:G:272:GLN:O	1:G:355:ARG:HB2	2.18	0.44
1:H:272:GLN:O	1:H:355:ARG:HB2	2.17	0.44
1:J:1:THR:N	1:J:4:ASP:HB2	2.30	0.44
1:J:57:PHE:HA	1:J:100:TYR:CE2	2.52	0.44
1:J:57:PHE:CD1	1:J:57:PHE:N	2.82	0.44
1:K:399:LEU:HA	1:K:400:PRO:HD2	1.69	0.44
1:K:58:GLN:HA	1:K:62:GLU:CB	2.46	0.44
1:L:57:PHE:HA	1:L:100:TYR:CE2	2.52	0.44
1:L:305:ALA:HB3	1:L:306:PRO:HD3	1.99	0.44
1:L:58:GLN:HA	1:L:62:GLU:CB	2.46	0.44
1:M:57:PHE:O	1:M:62:GLU:HG2	2.17	0.44
1:N:400:PRO:O	1:N:403:GLU:N	2.49	0.44
1:N:437:ASP:HA	1:N:440:GLU:CD	2.37	0.44
1:O:57:PHE:HA	1:O:100:TYR:CE2	2.52	0.44
1:O:47:LEU:O	1:O:66:LEU:HA	2.17	0.44
1:P:296:HIS:HB3	1:P:381:GLY:O	2.16	0.44
1:R:47:LEU:O	1:R:66:LEU:HA	2.17	0.44
1:S:344:ARG:O	1:S:346:PRO:HD3	2.18	0.44
1:U:309:LEU:HA	1:U:312:THR:CG2	2.45	0.44
1:U:55:ARG:CB	1:V:177:GLY:HA2	2.47	0.44
1:V:57:PHE:O	1:V:62:GLU:HG2	2.17	0.44
1:W:57:PHE:HA	1:W:100:TYR:CE2	2.52	0.44
1:S:178:GLY:HA3	1:X:29:GLN:CD	2.38	0.44
1:R:413:GLN:OE1	1:X:454:ASN:OD1	2.33	0.44
1:A:273:SER:HB3	1:A:355:ARG:HB3	1.99	0.44
1:B:67:LEU:HB3	1:B:89:PHE:CD2	2.52	0.44
1:E:273:SER:HB3	1:E:355:ARG:HB3	1.99	0.44
1:E:394:LYS:HD2	1:E:399:LEU:CD1	2.46	0.44
1:E:425:HIS:HB2	1:E:439:ILE:HD13	1.99	0.44
1:F:154:ILE:HB	5:F:7600:HOH:O	2.16	0.44
1:F:274:LEU:H	1:F:282:MET:CE	2.31	0.44
1:F:409:GLN:HB2	5:F:7730:HOH:O	2.16	0.44

*Continued on next page...*

*Continued from previous page...*

Atom-1	Atom-2	Interatomic distance (Å)	Clash overlap (Å)
1:G:420:ARG:O	1:G:420:ARG:NH2	2.50	0.44
1:H:275:TRP:HA	1:H:281:LEU:HD13	1.99	0.44
1:I:154:ILE:HB	5:I:7611:HOH:O	2.16	0.44
1:I:411:PRO:HB3	1:I:416:ASP:CB	2.46	0.44
1:L:425:HIS:HB2	1:L:439:ILE:HD13	1.99	0.44
1:N:420:ARG:O	1:N:420:ARG:NH2	2.50	0.44
1:Q:394:LYS:HD2	1:Q:399:LEU:CD1	2.46	0.44
1:R:272:GLN:HE22	1:R:374:MET:HB3	1.81	0.44
1:R:420:ARG:NH1	1:R:424:ASP:HB2	2.30	0.44
1:S:275:TRP:HA	1:S:281:LEU:HD13	1.99	0.44
1:S:420:ARG:CA	1:S:420:ARG:HH21	2.30	0.44
1:U:154:ILE:HB	5:U:5375:HOH:O	2.16	0.44
1:U:67:LEU:HB3	1:U:89:PHE:CD2	2.52	0.44
1:V:312:THR:CG2	1:V:313:ASN:ND2	2.73	0.44
1:V:55:ARG:H	1:W:177:GLY:N	2.15	0.44
1:W:60:ILE:HA	1:W:63:SER:HB3	1.99	0.44
1:A:38:PHE:HA	1:A:42:VAL:HG21	1.99	0.44
1:B:100:TYR:CZ	1:B:102:ARG:HB2	2.53	0.44
1:C:304:HIS:HE1	1:C:424:ASP:OD1	1.99	0.44
1:D:100:TYR:CZ	1:D:102:ARG:HB2	2.53	0.44
1:D:38:PHE:HA	1:D:42:VAL:HG21	1.99	0.44
1:E:171:TYR:CE2	1:E:184:PRO:HG2	2.52	0.44
1:F:467:ASP:OD2	1:G:175:HIS:HE1	2.00	0.44
1:K:171:TYR:CE2	1:K:184:PRO:HG2	2.52	0.44
1:K:428:LEU:HB3	1:K:434:PHE:CB	2.43	0.44
1:L:53:SER:O	1:L:54:ILE:CB	2.65	0.44
1:M:38:PHE:HA	1:M:42:VAL:HG21	1.99	0.44
1:N:100:TYR:CZ	1:N:102:ARG:HB2	2.53	0.44
1:P:100:TYR:CZ	1:P:102:ARG:HB2	2.53	0.44
1:P:38:PHE:HA	1:P:42:VAL:HG21	1.99	0.44
1:Q:171:TYR:CE2	1:Q:184:PRO:HG2	2.52	0.44
1:Q:68:LEU:HD23	1:Q:92:HIS:CD2	2.51	0.44
1:U:53:SER:O	1:U:54:ILE:CB	2.65	0.44
1:W:100:TYR:CZ	1:W:102:ARG:HB2	2.53	0.44
1:W:171:TYR:CE2	1:W:184:PRO:HG2	2.52	0.44
1:W:309:LEU:HA	1:W:312:THR:CG2	2.34	0.44
1:A:327:GLU:OE2	1:B:60:ILE:HD13	2.17	0.44
1:A:348:THR:HG21	1:A:355:ARG:HH22	1.82	0.44
1:B:320:LYS:HE3	1:H:461:GLU:OE1	2.16	0.44
1:C:348:THR:HG21	1:C:355:ARG:HH22	1.82	0.44
1:E:463:ALA:O	1:L:175:HIS:HE1	1.99	0.44

*Continued on next page...*

*Continued from previous page...*

Atom-1	Atom-2	Interatomic distance (Å)	Clash overlap (Å)
1:E:92:HIS:HB3	1:E:93:ASP:H	1.55	0.44
1:F:296:HIS:HB3	1:F:381:GLY:O	2.17	0.44
1:H:58:GLN:HE21	1:H:65:MET:HB3	1.76	0.44
1:L:328:ALA:HA	1:L:329:PRO:HD3	1.72	0.44
1:M:348:THR:HG21	1:M:355:ARG:HH22	1.82	0.44
1:Q:24:LEU:HB3	1:Q:25:PRO:CD	2.46	0.44
1:R:24:LEU:HB3	1:R:25:PRO:CD	2.46	0.44
1:S:337:ARG:NH2	1:X:63:SER:OG	2.49	0.44
1:A:18:ASP:HB3	1:A:86:ASN:HD22	1.83	0.44
1:A:280:PRO:C	1:A:281:LEU:HD12	2.38	0.44
1:A:55:ARG:HG3	1:A:55:ARG:NH1	2.17	0.44
1:B:461:GLU:OE1	1:H:320:LYS:HE3	2.18	0.44
1:D:18:ASP:HB3	1:D:86:ASN:HD22	1.82	0.44
1:E:325:GLY:O	1:E:327:GLU:N	2.38	0.44
1:F:280:PRO:C	1:F:281:LEU:HD12	2.38	0.44
1:H:125:TYR:O	1:H:272:GLN:HA	2.18	0.44
1:M:280:PRO:C	1:M:281:LEU:HD12	2.38	0.44
1:M:55:ARG:NH1	1:M:55:ARG:HG3	2.17	0.44
1:M:18:ASP:HB3	1:M:86:ASN:HD22	1.83	0.44
1:N:18:ASP:HB3	1:N:86:ASN:HD22	1.83	0.44
1:N:55:ARG:HH11	1:N:55:ARG:CG	2.20	0.44
1:P:321:ARG:NE	4:P:7506:CIT:H42	2.17	0.44
1:R:280:PRO:C	1:R:281:LEU:HD12	2.38	0.44
1:S:55:ARG:HH11	1:S:55:ARG:CG	2.20	0.44
1:T:125:TYR:O	1:T:272:GLN:HA	2.18	0.44
1:B:321:ARG:NE	4:B:7478:CIT:H42	2.20	0.44
1:C:187:GLN:HG2	5:C:7623:HOH:O	2.17	0.44
1:C:360:SER:N	1:C:361:PRO:CD	2.81	0.44
1:C:330:ILE:HB	1:C:410:THR:OG1	2.17	0.44
1:D:335:SER:OG	1:D:336:GLN:N	2.50	0.44
5:C:7724:HOH:O	1:D:57:PHE:HD1	2.01	0.44
1:E:422:GLU:HB2	1:E:443:ILE:HD13	2.00	0.44
1:H:314:PRO:HG3	1:H:365:GLY:HA3	1.99	0.44
1:H:330:ILE:HB	1:H:410:THR:OG1	2.17	0.44
1:H:422:GLU:HB2	1:H:443:ILE:HD13	2.00	0.44
1:I:360:SER:N	1:I:361:PRO:CD	2.81	0.44
1:I:321:ARG:NE	4:I:7492:CIT:H42	2.20	0.44
1:J:50:ASP:CG	1:K:339:ARG:HE	2.20	0.44
1:N:395:ASP:HA	1:O:60:ILE:HB	2.00	0.44
1:O:360:SER:N	1:O:361:PRO:CD	2.81	0.44
1:P:207:GLU:HB3	1:P:208:LYS:H	1.50	0.44

*Continued on next page...*

*Continued from previous page...*

Atom-1	Atom-2	Interatomic distance (Å)	Clash overlap (Å)
1:P:347:ILE:HD13	1:Q:95:PHE:CE2	2.49	0.44
5:O:3984:HOH:O	1:P:57:PHE:HD1	2.01	0.44
1:Q:360:SER:N	1:Q:361:PRO:CD	2.80	0.44
1:S:330:ILE:HB	1:S:410:THR:OG1	2.17	0.44
1:T:422:GLU:HB2	1:T:443:ILE:HD13	2.00	0.44
1:U:67:LEU:HB3	1:U:89:PHE:CD2	2.53	0.44
1:V:187:GLN:HG2	5:V:5679:HOH:O	2.17	0.44
1:P:466:TYR:CE1	1:V:254:THR:HB	2.51	0.44
1:O:175:HIS:CE1	1:V:467:ASP:OD2	2.65	0.44
1:W:18:ASP:HB3	1:W:86:ASN:HD22	1.83	0.44
5:S:4873:HOH:O	1:X:240:TYR:HA	2.17	0.44
1:X:338:ASN:CG	1:X:396:LEU:HG	2.38	0.44
1:B:348:THR:HG21	1:B:355:ARG:HH11	1.82	0.44
1:B:1:THR:HG22	1:B:3:ASP:H	1.81	0.44
1:C:333:VAL:O	1:C:341:ALA:HB1	2.18	0.44
1:C:344:ARG:CG	1:C:344:ARG:NH2	2.78	0.44
1:D:174:ARG:HG2	1:D:179:TYR:CE1	2.52	0.44
1:F:333:VAL:O	1:F:341:ALA:HB1	2.18	0.44
5:C:7625:HOH:O	1:I:324:PRO:HD2	2.16	0.44
1:K:96:THR:O	1:K:98:GLU:N	2.50	0.44
1:N:348:THR:HG21	1:N:355:ARG:HH11	1.82	0.44
1:U:96:THR:O	1:U:98:GLU:N	2.50	0.44
1:W:96:THR:O	1:W:98:GLU:N	2.50	0.44
1:D:284:ASP:HB3	1:D:291:SER:HA	1.99	0.44
1:G:2:PRO:HG3	1:G:43:PHE:CG	2.52	0.44
1:I:175:HIS:HB3	1:I:176:LYS:H	1.54	0.44
1:I:284:ASP:HB3	1:I:291:SER:HA	1.99	0.44
1:I:603:LYS:HB2	1:I:72:GLU:HG2	1.99	0.44
1:J:52:SER:O	1:J:53:SER:O	2.35	0.44
1:K:55:ARG:HD2	1:L:176:LYS:CG	2.47	0.44
1:O:458:HIS:HE1	1:U:456:ARG:O	2.00	0.44
1:T:52:SER:O	1:T:53:SER:O	2.35	0.44
1:V:52:SER:O	1:V:53:SER:O	2.35	0.44
1:A:193:ASP:OD2	1:B:80:ARG:HD3	2.17	0.44
1:B:329:PRO:HB3	1:B:342:CYS:HA	1.99	0.44
1:B:337:ARG:HD2	1:B:337:ARG:N	2.33	0.44
1:C:208:LYS:O	1:C:210:HIS:N	2.43	0.44
1:C:329:PRO:HB3	1:C:342:CYS:HA	1.99	0.44
1:C:337:ARG:HD2	1:C:337:ARG:N	2.33	0.44
1:D:208:LYS:O	1:D:210:HIS:N	2.43	0.44
1:D:339:ARG:NH1	1:D:344:ARG:HH21	2.16	0.44

*Continued on next page...*

*Continued from previous page...*

Atom-1	Atom-2	Interatomic distance (Å)	Clash overlap (Å)
1:F:424:ASP:O	1:F:427:TYR:HE2	2.00	0.44
1:G:45:ASP:O	1:G:66:LEU:HD11	2.17	0.44
1:G:55:ARG:O	1:G:55:ARG:HG2	2.18	0.44
1:I:329:PRO:HB3	1:I:342:CYS:HA	1.99	0.44
1:J:329:PRO:HB3	1:J:342:CYS:HA	1.99	0.44
1:J:45:ASP:O	1:J:66:LEU:HD11	2.17	0.44
1:L:329:PRO:HB3	1:L:342:CYS:HA	1.99	0.44
1:N:337:ARG:HD2	1:N:337:ARG:N	2.33	0.44
1:O:337:ARG:HD2	1:O:337:ARG:N	2.33	0.44
1:P:339:ARG:NH1	1:P:344:ARG:HH21	2.16	0.44
1:R:329:PRO:HB3	1:R:342:CYS:HA	2.00	0.44
1:S:55:ARG:O	1:S:55:ARG:HG2	2.18	0.44
1:T:329:PRO:HB3	1:T:342:CYS:HA	1.99	0.44
1:V:329:PRO:HB3	1:V:342:CYS:HA	1.99	0.44
1:V:45:ASP:O	1:V:66:LEU:HD11	2.17	0.44
1:W:165:GLU:HA	1:W:165:GLU:OE2	2.18	0.44
1:W:424:ASP:O	1:W:427:TYR:HE2	2.00	0.44
1:X:309:LEU:HG	1:X:313:ASN:ND2	2.31	0.44
1:X:329:PRO:HB3	1:X:342:CYS:HA	1.99	0.44
1:A:409:GLN:HA	1:A:409:GLN:NE2	2.19	0.44
1:C:400:PRO:O	1:C:404:ALA:HB2	2.16	0.44
1:D:409:GLN:HA	1:D:409:GLN:NE2	2.19	0.44
1:I:445:PHE:O	1:I:449:ASN:HB2	2.16	0.44
1:O:344:ARG:NH2	1:O:344:ARG:HG2	2.30	0.44
1:P:409:GLN:NE2	1:P:409:GLN:HA	2.19	0.44
1:N:320:LYS:HE3	1:T:461:GLU:OE1	2.16	0.44
1:W:54:ILE:H	1:W:54:ILE:CD1	2.25	0.44
1:X:106:ASN:ND2	1:X:109:ARG:HH11	2.14	0.44
1:B:296:HIS:HB3	1:B:381:GLY:O	2.16	0.44
1:B:437:ASP:HA	1:B:440:GLU:CD	2.37	0.44
1:C:12:GLU:HB2	1:C:14:VAL:HG23	2.00	0.44
1:C:296:HIS:HB3	1:C:381:GLY:O	2.16	0.44
1:D:465:TYR:OH	1:J:450:GLU:HB3	2.17	0.44
1:F:296:HIS:HB3	1:F:381:GLY:O	2.16	0.44
1:F:57:PHE:O	1:F:62:GLU:HG2	2.17	0.44
1:G:344:ARG:O	1:G:346:PRO:HD3	2.18	0.44
1:G:57:PHE:O	1:G:62:GLU:HG2	2.17	0.44
1:I:437:ASP:HA	1:I:440:GLU:CD	2.37	0.44
1:J:57:PHE:O	1:J:62:GLU:HG2	2.17	0.44
1:K:12:GLU:HB2	1:K:14:VAL:HG23	2.00	0.44
1:J:34:PRO:HG3	1:K:206:LEU:HB3	1.99	0.44

*Continued on next page...*



*Continued from previous page...*

Atom-1	Atom-2	Interatomic distance (Å)	Clash overlap (Å)
1:M:305:ALA:HB3	1:M:306:PRO:HD3	1.99	0.44
1:M:437:ASP:HA	1:M:440:GLU:CD	2.37	0.44
1:N:106:ASN:ND2	1:N:109:ARG:NH1	2.66	0.44
1:N:180:PHE:CE2	1:O:49:PHE:CE1	3.05	0.44
1:O:12:GLU:HB2	1:O:14:VAL:HG23	2.00	0.44
1:S:272:GLN:O	1:S:355:ARG:HB2	2.18	0.44
1:S:502:PRO:HD3	5:S:4968:HOH:O	2.18	0.44
1:V:1:THR:N	1:V:4:ASP:HB2	2.30	0.44
1:V:57:PHE:HA	1:V:100:TYR:CE2	2.52	0.44
1:W:12:GLU:HB2	1:W:14:VAL:HG23	2.00	0.44
1:X:58:GLN:HA	1:X:62:GLU:CB	2.46	0.44
1:A:67:LEU:HB3	1:A:89:PHE:CD2	2.52	0.44
1:B:273:SER:HB3	1:B:355:ARG:HB3	1.99	0.44
1:B:312:THR:CG2	1:B:313:ASN:ND2	2.73	0.44
1:D:50:ASP:O	1:D:65:MET:HE2	2.18	0.44
1:F:420:ARG:NH1	1:F:424:ASP:HB2	2.30	0.44
1:G:273:SER:HB3	1:G:355:ARG:HB3	1.99	0.44
1:G:275:TRP:HA	1:G:281:LEU:HD13	2.00	0.44
1:I:67:LEU:HB3	1:I:89:PHE:CD2	2.52	0.44
1:N:273:SER:HB3	1:N:355:ARG:HB3	1.98	0.44
1:O:273:SER:HB3	1:O:355:ARG:HB3	1.99	0.44
1:Q:187:GLN:HE21	1:Q:187:GLN:HB3	1.61	0.44
1:Q:346:PRO:HG2	1:Q:355:ARG:NH2	2.18	0.44
1:R:154:ILE:HB	5:R:4586:HOH:O	2.17	0.44
1:S:60:ILE:HA	1:S:63:SER:HB3	1.99	0.44
1:U:274:LEU:H	1:U:282:MET:CE	2.31	0.44
1:W:411:PRO:HB3	1:W:416:ASP:CB	2.46	0.44
1:X:275:TRP:HA	1:X:281:LEU:HD13	1.99	0.44
1:R:458:HIS:HE1	1:X:456:ARG:O	2.01	0.44
1:A:100:TYR:CZ	1:A:102:ARG:HB2	2.53	0.44
1:B:40:LYS:H	1:B:40:LYS:CD	2.29	0.44
1:C:50:ASP:HA	1:C:64:ASP:HA	1.99	0.44
1:D:175:HIS:HE1	5:K:958:HOH:O	2.00	0.44
1:E:53:SER:O	1:E:54:ILE:CB	2.65	0.44
1:F:38:PHE:HA	1:F:42:VAL:HG21	1.99	0.44
1:G:100:TYR:CZ	1:G:102:ARG:HB2	2.53	0.44
1:G:171:TYR:CE2	1:G:184:PRO:HG2	2.52	0.44
1:A:140:PHE:CE1	1:G:463:ALA:HA	2.53	0.44
1:I:304:HIS:HE1	1:I:424:ASP:OD1	1.99	0.44
1:J:53:SER:O	1:J:54:ILE:CB	2.65	0.44
1:O:304:HIS:HE1	1:O:424:ASP:OD1	1.99	0.44

*Continued on next page...*

*Continued from previous page...*

Atom-1	Atom-2	Interatomic distance (Å)	Clash overlap (Å)
1:Q:53:SER:O	1:Q:54:ILE:CB	2.65	0.44
1:R:171:TYR:CE2	1:R:184:PRO:HG2	2.52	0.44
1:R:38:PHE:HA	1:R:42:VAL:HG21	1.99	0.44
1:S:100:TYR:CZ	1:S:102:ARG:HB2	2.53	0.44
1:N:320:LYS:HE3	1:T:461:GLU:OE1	2.17	0.44
1:U:321:ARG:NE	4:U:7516:CIT:H42	2.19	0.44
5:P:5955:HOH:O	1:W:175:HIS:HE1	2.00	0.44
1:W:428:LEU:HB3	1:W:434:PHE:CB	2.43	0.44
1:B:59:SER:OG	1:B:60:ILE:N	2.49	0.44
1:B:337:ARG:NH2	1:C:63:SER:HB3	2.32	0.44
1:F:211:HIS:N	1:F:222:ASN:OD1	2.50	0.44
1:F:24:LEU:HB3	1:F:25:PRO:CD	2.46	0.44
1:I:601:THR:HB	1:I:72:GLU:HG3	1.98	0.44
1:L:92:HIS:HB3	1:L:93:ASP:H	1.55	0.44
1:N:50:ASP:C	1:N:52:SER:H	2.21	0.44
1:R:296:HIS:HB3	1:R:381:GLY:O	2.17	0.44
1:R:400:PRO:HA	1:R:401:PRO:HD2	1.75	0.44
1:S:334:TYR:HD1	1:S:345:ILE:HD11	1.81	0.44
1:S:337:ARG:NH2	1:X:63:SER:HB3	2.32	0.44
1:U:348:THR:HG21	1:U:355:ARG:HH22	1.82	0.44
1:W:328:ALA:HA	1:W:329:PRO:HD3	1.73	0.44
1:D:280:PRO:O	1:D:281:LEU:HD12	2.16	0.44
1:N:56:GLY:O	1:N:441:THR:HG21	2.17	0.44
1:P:18:ASP:HB3	1:P:86:ASN:HD22	1.83	0.44
1:V:280:PRO:C	1:V:281:LEU:HD12	2.38	0.44
1:B:18:ASP:HB3	1:B:86:ASN:HD22	1.83	0.44
1:D:290:LEU:HD21	1:D:345:ILE:HG12	1.99	0.44
1:D:18:ASP:HB3	1:D:86:ASN:HD22	1.83	0.44
5:E:1354:HOH:O	1:F:57:PHE:HD1	2.01	0.44
1:G:57:PHE:HD1	5:H:7508:HOH:O	2.01	0.44
1:H:57:PHE:HD1	5:I:7508:HOH:O	2.01	0.44
1:J:187:GLN:HG2	5:J:2523:HOH:O	2.17	0.44
1:J:422:GLU:HB2	1:J:443:ILE:HD13	2.00	0.44
1:K:18:ASP:HB3	1:K:86:ASN:HD22	1.83	0.44
1:L:67:LEU:HB3	1:L:89:PHE:CD2	2.53	0.44
1:O:330:ILE:HB	1:O:410:THR:OG1	2.17	0.44
1:P:335:SER:OG	1:P:336:GLN:N	2.50	0.44
1:P:290:LEU:HD21	1:P:345:ILE:HG12	1.99	0.44
1:R:23:ASP:HA	1:R:57:PHE:HE1	1.81	0.44
1:R:290:LEU:HD21	1:R:345:ILE:HG12	1.99	0.44
5:Q:4510:HOH:O	1:R:57:PHE:HD1	2.01	0.44

*Continued on next page...*

*Continued from previous page...*

Atom-1	Atom-2	Interatomic distance (Å)	Clash overlap (Å)
1:S:207:GLU:HB3	1:S:208:LYS:H	1.51	0.44
1:S:290:LEU:HD21	1:S:345:ILE:HG12	1.99	0.44
1:T:57:PHE:HD1	5:U:5036:HOH:O	2.01	0.44
1:X:335:SER:OG	1:X:336:GLN:N	2.50	0.44
1:X:67:LEU:HB3	1:X:89:PHE:CD2	2.53	0.44
1:C:324:PRO:HD2	5:I:7646:HOH:O	2.17	0.44
1:F:348:THR:HG21	1:F:355:ARG:HH11	1.82	0.44
1:L:307:SER:HB2	1:L:421:LEU:HA	1.98	0.44
1:M:96:THR:O	1:M:98:GLU:N	2.50	0.44
1:P:400:PRO:HA	1:P:401:PRO:HD3	1.73	0.44
1:Q:1:THR:HG22	1:Q:3:ASP:H	1.81	0.44
1:W:127:GLY:O	1:W:270:CYS:HA	2.16	0.44
1:H:52:SER:O	1:H:53:SER:O	2.35	0.44
1:I:2:PRO:HG3	1:I:43:PHE:CG	2.52	0.44
1:L:2:PRO:HG3	1:L:43:PHE:CG	2.52	0.44
1:R:207:GLU:HB3	1:R:208:LYS:H	1.42	0.44
1:T:55:ARG:HB3	1:U:176:LYS:HD2	1.99	0.44
1:U:603:LYS:HB2	1:U:72:GLU:HG2	1.99	0.44
1:V:287:TYR:HD2	1:V:334:TYR:HH	1.65	0.44
1:V:2:PRO:HG3	1:V:43:PHE:CG	2.52	0.44
1:W:60:ILE:HG21	1:X:339:ARG:HB2	1.99	0.44
1:A:339:ARG:NH1	1:A:344:ARG:HH21	2.16	0.44
1:B:400:PRO:HA	1:B:401:PRO:HD3	1.88	0.44
1:C:45:ASP:O	1:C:66:LEU:HD11	2.17	0.44
1:D:400:PRO:HA	1:D:401:PRO:HD3	1.88	0.44
1:G:329:PRO:HG2	1:G:359:ARG:HB3	1.95	0.44
1:H:339:ARG:NH1	1:H:344:ARG:HH21	2.16	0.44
1:H:400:PRO:HA	1:H:401:PRO:HD3	1.88	0.44
1:I:55:ARG:HG2	1:I:55:ARG:O	2.18	0.44
1:J:14:VAL:HA	1:J:83:LYS:HG3	2.00	0.44
1:J:55:ARG:O	1:J:55:ARG:HG2	2.18	0.44
1:J:65:MET:SD	1:J:67:LEU:CD1	3.06	0.44
1:K:165:GLU:OE2	1:K:165:GLU:HA	2.18	0.44
1:K:339:ARG:NH1	1:K:344:ARG:HH21	2.16	0.44
1:L:309:LEU:HG	1:L:313:ASN:ND2	2.32	0.44
1:M:339:ARG:NH1	1:M:344:ARG:HH21	2.16	0.44
1:O:329:PRO:HB3	1:O:342:CYS:HA	1.99	0.44
1:O:283:TYR:HB2	1:O:351:PRO:HA	1.96	0.44
1:P:208:LYS:O	1:P:210:HIS:N	2.43	0.44
1:P:65:MET:SD	1:P:67:LEU:CD1	3.06	0.44
1:S:329:PRO:HB3	1:S:342:CYS:HA	1.99	0.44

*Continued on next page...*

*Continued from previous page...*

Atom-1	Atom-2	Interatomic distance (Å)	Clash overlap (Å)
1:T:424:ASP:O	1:T:427:TYR:HE2	2.00	0.44
1:U:329:PRO:HB3	1:U:342:CYS:HA	1.99	0.44
1:U:55:ARG:HG2	1:U:55:ARG:O	2.18	0.44
1:U:65:MET:SD	1:U:67:LEU:CD1	3.06	0.44
1:V:14:VAL:HA	1:V:83:LYS:HG3	2.00	0.44
1:V:65:MET:SD	1:V:67:LEU:CD1	3.06	0.44
1:D:168:ASN:O	1:E:137:SER:HB2	2.17	0.44
1:D:18:ASP:HB3	1:D:86:ASN:ND2	2.32	0.44
1:H:445:PHE:O	1:H:449:ASN:HB2	2.17	0.44
1:J:49:PHE:CZ	1:K:180:PHE:CE2	3.06	0.44
1:N:409:GLN:NE2	1:N:409:GLN:HA	2.19	0.44
1:P:468:VAL:CG2	1:V:364:SER:HA	2.47	0.44
1:W:106:ASN:ND2	1:W:109:ARG:HH11	2.14	0.44
1:A:54:ILE:HG13	1:A:55:ARG:N	2.25	0.44
1:A:9:ALA:HB2	1:A:85:LEU:HD22	2.00	0.44
1:B:106:ASN:ND2	1:B:109:ARG:NH1	2.66	0.44
1:D:437:ASP:HA	1:D:440:GLU:CD	2.37	0.44
1:E:272:GLN:O	1:E:355:ARG:HB2	2.18	0.44
1:F:309:LEU:HA	1:F:312:THR:CG2	2.45	0.44
1:G:309:LEU:HA	1:G:312:THR:CG2	2.45	0.44
1:G:502:PRO:HD3	5:G:7710:HOH:O	2.18	0.44
1:H:106:ASN:ND2	1:H:109:ARG:NH1	2.66	0.44
1:H:54:ILE:HG13	1:H:55:ARG:N	2.25	0.44
1:I:272:GLN:O	1:I:355:ARG:HB2	2.18	0.44
1:I:399:LEU:HA	1:I:400:PRO:HD2	1.69	0.44
1:J:437:ASP:HA	1:J:440:GLU:CD	2.37	0.44
1:J:9:ALA:HB2	1:J:85:LEU:HD22	2.00	0.44
1:K:47:LEU:O	1:K:66:LEU:HA	2.17	0.44
1:M:9:ALA:HB2	1:M:85:LEU:HD22	2.00	0.44
1:N:272:GLN:O	1:N:355:ARG:HB2	2.18	0.44
1:P:344:ARG:O	1:P:346:PRO:HD3	2.18	0.44
1:T:106:ASN:ND2	1:T:109:ARG:NH1	2.66	0.44
1:U:437:ASP:HA	1:U:440:GLU:CD	2.37	0.44
1:U:57:PHE:HA	1:U:100:TYR:CE2	2.52	0.44
1:V:9:ALA:HB2	1:V:85:LEU:HD22	2.00	0.44
1:X:57:PHE:HA	1:X:100:TYR:CE2	2.52	0.44
1:B:154:ILE:HB	5:B:7588:HOH:O	2.16	0.44
1:B:58:GLN:NE2	1:B:62:GLU:HB3	2.18	0.44
1:C:273:SER:HB3	1:C:355:ARG:HB3	1.99	0.44
1:E:420:ARG:NH2	1:E:420:ARG:O	2.50	0.44
1:F:275:TRP:HA	1:F:281:LEU:HD13	1.99	0.44

*Continued on next page...*

*Continued from previous page...*

Atom-1	Atom-2	Interatomic distance (Å)	Clash overlap (Å)
1:G:54:ILE:HD13	1:H:179:TYR:CE2	2.53	0.44
1:H:344:ARG:HG2	1:H:345:ILE:N	2.32	0.44
1:H:140:PHE:HZ	1:I:173:VAL:HG21	1.82	0.44
1:I:18:ASP:HB3	1:I:86:ASN:HD22	1.81	0.44
1:I:344:ARG:HG2	1:I:345:ILE:N	2.32	0.44
1:J:274:LEU:H	1:J:282:MET:CE	2.30	0.44
1:K:60:ILE:HA	1:K:63:SER:HB3	1.99	0.44
1:L:274:LEU:H	1:L:282:MET:CE	2.31	0.44
1:M:603:LYS:HE3	5:M:3368:HOH:O	2.16	0.44
1:M:67:LEU:HB3	1:M:89:PHE:CD2	2.52	0.44
1:N:154:ILE:HB	5:N:3534:HOH:O	2.16	0.44
1:Q:273:SER:HB3	1:Q:355:ARG:HB3	1.99	0.44
1:Q:420:ARG:O	1:Q:420:ARG:NH2	2.50	0.44
1:Q:321:ARG:NE	4:Q:7508:CIT:H42	2.17	0.44
1:R:275:TRP:HA	1:R:281:LEU:HD13	1.99	0.44
1:U:344:ARG:HG2	1:U:345:ILE:N	2.32	0.44
1:V:106:ASN:ND2	1:V:109:ARG:HH11	2.15	0.44
1:V:275:TRP:HA	1:V:281:LEU:HD13	1.99	0.44
1:V:67:LEU:HB3	1:V:89:PHE:CD2	2.52	0.44
1:W:274:LEU:H	1:W:282:MET:CE	2.30	0.44
1:A:298:ILE:HG12	1:A:356:LEU:HD22	1.99	0.44
1:A:62:GLU:CA	1:F:337:ARG:HB3	2.48	0.44
1:A:49:PHE:HB3	1:A:67:LEU:HD13	2.00	0.44
1:E:411:PRO:HB2	1:E:417:VAL:CG1	2.47	0.44
1:G:50:ASP:HA	1:G:64:ASP:HA	1.99	0.44
1:J:306:PRO:HA	1:J:411:PRO:HD3	1.99	0.44
1:J:411:PRO:HB2	1:J:417:VAL:CG1	2.47	0.44
1:M:100:TYR:CZ	1:M:102:ARG:HB2	2.53	0.44
1:M:175:HIS:HE1	5:T:3325:HOH:O	1.99	0.44
1:M:428:LEU:HB3	1:M:434:PHE:CB	2.43	0.44
1:N:40:LYS:CD	1:N:40:LYS:H	2.29	0.44
1:O:38:PHE:HA	1:O:42:VAL:HG21	1.99	0.44
1:Q:346:PRO:HB2	1:Q:355:ARG:NH1	2.28	0.44
1:Q:411:PRO:HB2	1:Q:417:VAL:CG1	2.47	0.44
1:T:171:TYR:CE2	1:T:184:PRO:HG2	2.52	0.44
1:V:306:PRO:HA	1:V:411:PRO:HD3	1.99	0.44
1:U:63:SER:HB2	1:V:339:ARG:NH1	2.33	0.44
1:V:411:PRO:HB2	1:V:417:VAL:CG1	2.47	0.44
1:V:53:SER:O	1:V:54:ILE:CB	2.65	0.44
1:X:304:HIS:HE1	1:X:424:ASP:OD1	1.99	0.44
1:X:603:LYS:HE2	1:X:4:ASP:HB3	1.99	0.44

*Continued on next page...*

*Continued from previous page...*

Atom-1	Atom-2	Interatomic distance (Å)	Clash overlap (Å)
1:E:24:LEU:HB3	1:E:25:PRO:CD	2.46	0.44
1:H:296:HIS:HB3	1:H:381:GLY:O	2.17	0.44
1:H:50:ASP:C	1:H:52:SER:H	2.21	0.44
1:I:33:ILE:HG22	1:J:211:HIS:CD2	2.52	0.44
1:I:348:THR:HG21	1:I:355:ARG:HH22	1.82	0.44
1:K:328:ALA:HA	1:K:329:PRO:HD3	1.72	0.44
1:K:296:HIS:HB3	1:K:381:GLY:O	2.17	0.44
1:K:50:ASP:C	1:K:52:SER:H	2.21	0.44
1:L:296:HIS:HB3	1:L:381:GLY:O	2.17	0.44
1:L:339:ARG:NH2	1:L:344:ARG:HD2	2.33	0.44
1:N:207:GLU:HB2	1:N:208:LYS:H	1.46	0.44
1:O:348:THR:HG21	1:O:355:ARG:HH22	1.82	0.44
1:P:50:ASP:C	1:P:52:SER:H	2.21	0.44
1:Q:50:ASP:C	1:Q:52:SER:H	2.21	0.44
1:S:50:ASP:C	1:S:52:SER:H	2.21	0.44
1:V:339:ARG:NH2	1:V:344:ARG:HD2	2.33	0.44
1:W:50:ASP:C	1:W:52:SER:H	2.21	0.44
1:X:339:ARG:NH2	1:X:344:ARG:HD2	2.33	0.44
1:X:296:HIS:HB3	1:X:381:GLY:O	2.17	0.44
1:A:125:TYR:O	1:A:272:GLN:HA	2.18	0.44
1:B:18:ASP:HB3	1:B:86:ASN:HD22	1.83	0.44
1:F:125:TYR:O	1:F:272:GLN:HA	2.18	0.44
1:F:18:ASP:HB3	1:F:86:ASN:HD22	1.83	0.44
1:G:125:TYR:O	1:G:272:GLN:HA	2.18	0.44
1:I:80:ARG:HD3	1:J:189:VAL:HG11	1.99	0.44
1:J:18:ASP:HB3	1:J:86:ASN:HD22	1.83	0.44
1:L:280:PRO:C	1:L:281:LEU:HD12	2.38	0.44
1:N:280:PRO:C	1:N:281:LEU:HD12	2.38	0.44
1:R:125:TYR:O	1:R:272:GLN:HA	2.18	0.44
1:R:280:PRO:O	1:R:281:LEU:HD12	2.16	0.44
1:S:125:TYR:O	1:S:272:GLN:HA	2.18	0.44
1:W:413:GLN:HG2	5:W:4450:HOH:O	2.17	0.44
1:D:330:ILE:HB	1:D:410:THR:OG1	2.17	0.44
1:F:23:ASP:HA	1:F:57:PHE:HE1	1.81	0.44
1:A:50:ASP:CG	1:F:339:ARG:HH11	2.20	0.44
1:F:424:ASP:HA	5:F:7569:HOH:O	2.16	0.44
1:K:57:PHE:HD1	5:L:2669:HOH:O	2.01	0.44
1:L:335:SER:OG	1:L:336:GLN:N	2.50	0.44
1:N:67:LEU:HB3	1:N:89:PHE:CD2	2.53	0.44
1:O:186:ASP:OD2	1:P:30:HIS:HE1	2.01	0.44
1:P:330:ILE:HB	1:P:410:THR:OG1	2.17	0.44

*Continued on next page...*

*Continued from previous page...*

Atom-1	Atom-2	Interatomic distance (Å)	Clash overlap (Å)
1:P:18:ASP:HB3	1:P:86:ASN:HD22	1.83	0.44
1:Q:454:ASN:ND2	1:W:323:VAL:HG21	2.33	0.44
1:R:424:ASP:HA	5:R:4555:HOH:O	2.16	0.44
1:T:314:PRO:HG3	1:T:365:GLY:HA3	1.99	0.44
1:T:67:LEU:HB3	1:T:89:PHE:CD2	2.53	0.44
1:V:422:GLU:HB2	1:V:443:ILE:HD13	2.00	0.44
1:W:57:PHE:HD1	5:X:5825:HOH:O	2.01	0.44
1:X:187:GLN:HG2	5:X:6205:HOH:O	2.17	0.44
1:X:422:GLU:HB2	1:X:443:ILE:HD13	2.00	0.44
1:A:96:THR:O	1:A:98:GLU:N	2.50	0.44
1:C:102:ARG:NH2	1:C:441:THR:OG1	2.51	0.44
1:E:333:VAL:O	1:E:341:ALA:HB1	2.17	0.44
1:E:1:THR:HG22	1:E:3:ASP:H	1.81	0.44
1:G:102:ARG:NH2	1:G:441:THR:OG1	2.51	0.44
1:G:400:PRO:HA	1:G:401:PRO:HD3	1.73	0.44
1:K:127:GLY:O	1:K:270:CYS:HA	2.16	0.44
1:L:102:ARG:NH2	1:L:441:THR:OG1	2.51	0.44
1:Q:333:VAL:O	1:Q:341:ALA:HB1	2.18	0.44
1:R:348:THR:HG21	1:R:355:ARG:HH11	1.82	0.44
1:S:93:ASP:O	1:S:97:LEU:HA	2.16	0.44
1:T:70:ASP:OD2	1:T:230:HIS:HE1	1.99	0.44
1:T:80:ARG:HD3	1:U:193:ASP:OD2	2.17	0.44
1:W:333:VAL:O	1:W:341:ALA:HB1	2.17	0.44
1:X:127:GLY:O	1:X:270:CYS:HA	2.16	0.44
1:A:284:ASP:HB3	1:A:291:SER:HA	1.99	0.44
1:B:603:LYS:HB2	1:B:72:GLU:HG2	1.99	0.44
1:D:603:LYS:HB2	1:D:72:GLU:HG2	1.99	0.44
1:E:2:PRO:HG3	1:E:43:PHE:CG	2.52	0.44
1:J:2:PRO:HG3	1:J:43:PHE:CG	2.52	0.44
1:J:60:ILE:HG21	1:K:339:ARG:HB2	1.99	0.44
1:K:2:PRO:HG3	1:K:43:PHE:CG	2.52	0.44
1:M:177:GLY:CA	1:N:56:GLY:HA2	2.32	0.44
1:P:175:HIS:HB3	1:P:176:LYS:H	1.54	0.44
1:P:284:ASP:HB3	1:P:291:SER:HA	1.99	0.44
1:T:175:HIS:HB3	1:T:176:LYS:H	1.54	0.44
1:T:53:SER:HG	1:U:179:TYR:CB	2.30	0.44
1:U:2:PRO:HG3	1:U:43:PHE:CG	2.52	0.44
1:W:2:PRO:HG3	1:W:43:PHE:CG	2.52	0.44
1:A:65:MET:SD	1:A:67:LEU:CD1	3.06	0.44
1:C:55:ARG:O	1:C:55:ARG:HG2	2.18	0.44
1:C:14:VAL:HA	1:C:83:LYS:HG3	2.00	0.44

*Continued on next page...*

*Continued from previous page...*

Atom-1	Atom-2	Interatomic distance (Å)	Clash overlap (Å)
1:D:65:MET:SD	1:D:67:LEU:CD1	3.06	0.44
1:G:400:PRO:HA	1:G:401:PRO:HD3	1.88	0.44
1:H:165:GLU:OE2	1:H:165:GLU:HA	2.18	0.44
1:I:65:MET:SD	1:I:67:LEU:CD1	3.06	0.44
1:J:165:GLU:HA	1:J:165:GLU:OE2	2.18	0.44
1:J:337:ARG:HD2	1:J:337:ARG:N	2.33	0.44
1:J:33:ILE:HG22	1:K:211:HIS:HD2	1.82	0.44
1:L:65:MET:SD	1:L:67:LEU:CD1	3.06	0.44
1:M:257:PRO:HD3	1:M:364:SER:HB3	2.00	0.44
1:M:65:MET:SD	1:M:67:LEU:CD1	3.06	0.44
1:N:14:VAL:HA	1:N:83:LYS:HG3	2.00	0.44
1:N:424:ASP:O	1:N:427:TYR:HE2	2.00	0.44
1:O:14:VAL:HA	1:O:83:LYS:HG3	2.00	0.44
1:O:45:ASP:O	1:O:66:LEU:HD11	2.17	0.44
1:P:183:ALA:HB1	1:Q:244:ASN:HD21	1.81	0.44
1:T:334:TYR:O	1:T:335:SER:HB2	2.18	0.44
1:T:339:ARG:NH1	1:T:344:ARG:HH21	2.16	0.44
1:U:424:ASP:O	1:U:427:TYR:HE2	2.00	0.44
1:V:165:GLU:OE2	1:V:165:GLU:HA	2.18	0.44
1:V:337:ARG:HD2	1:V:337:ARG:N	2.33	0.44
1:V:55:ARG:O	1:V:55:ARG:HG2	2.18	0.44
1:W:339:ARG:NH1	1:W:344:ARG:HH21	2.16	0.44
1:X:257:PRO:HD3	1:X:364:SER:HB3	2.00	0.44
1:B:150:GLU:O	1:B:150:GLU:HG3	2.17	0.44
1:E:445:PHE:O	1:E:449:ASN:HB2	2.16	0.44
1:H:18:ASP:HB3	1:H:86:ASN:ND2	2.32	0.44
1:K:295:ARG:HD3	1:K:388:PRO:HD2	1.99	0.44
1:L:445:PHE:O	1:L:449:ASN:HB2	2.17	0.44
1:P:18:ASP:HB3	1:P:86:ASN:ND2	2.32	0.44
1:Q:445:PHE:O	1:Q:449:ASN:HB2	2.16	0.44
1:X:445:PHE:O	1:X:449:ASN:HB2	2.17	0.44
1:A:176:LYS:HD3	1:B:55:ARG:NE	2.32	0.44
1:A:305:ALA:HB3	1:A:306:PRO:HD3	1.99	0.44
1:A:437:ASP:HA	1:A:440:GLU:CD	2.37	0.44
1:B:272:GLN:O	1:B:355:ARG:HB2	2.18	0.44
1:B:57:PHE:HA	1:B:100:TYR:CE2	2.52	0.44
1:B:18:ASP:HB3	1:B:86:ASN:HD22	1.83	0.44
1:B:9:ALA:HB2	1:B:85:LEU:HD22	2.00	0.44
1:C:1:THR:N	1:C:4:ASP:HB2	2.30	0.44
1:F:602:GLU:HG3	1:F:72:GLU:CG	2.47	0.44
1:J:47:LEU:O	1:J:66:LEU:HA	2.17	0.44

*Continued on next page...*



*Continued from previous page...*

Atom-1	Atom-2	Interatomic distance (Å)	Clash overlap (Å)
1:N:18:ASP:HB3	1:N:86:ASN:HD22	1.83	0.44
1:N:305:ALA:HB3	1:N:306:PRO:HD3	1.99	0.44
1:N:9:ALA:HB2	1:N:85:LEU:HD22	2.00	0.44
1:O:296:HIS:HB3	1:O:381:GLY:O	2.16	0.44
1:O:437:ASP:HA	1:O:440:GLU:CD	2.37	0.44
1:P:328:ALA:HA	1:P:329:PRO:HD3	1.80	0.44
1:P:334:TYR:HD1	1:P:345:ILE:CD1	2.29	0.44
1:P:437:ASP:HA	1:P:440:GLU:CD	2.37	0.44
1:Q:272:GLN:O	1:Q:355:ARG:HB2	2.18	0.44
1:R:57:PHE:O	1:R:62:GLU:HG2	2.17	0.44
1:R:602:GLU:HG3	1:R:72:GLU:CG	2.47	0.44
1:U:272:GLN:O	1:U:355:ARG:HB2	2.18	0.44
1:V:437:ASP:HA	1:V:440:GLU:CD	2.37	0.44
1:V:47:LEU:O	1:V:66:LEU:HA	2.17	0.44
1:A:211:HIS:HD2	1:B:33:ILE:HG22	1.83	0.44
1:A:247:TRP:CZ3	1:F:171:TYR:CD1	3.05	0.44
1:B:274:LEU:H	1:B:282:MET:CE	2.31	0.44
1:C:154:ILE:HB	5:C:7592:HOH:O	2.16	0.44
1:E:187:GLN:HB3	1:E:187:GLN:HE21	1.61	0.44
1:E:18:ASP:HB3	1:E:86:ASN:HD22	1.81	0.44
1:G:154:ILE:HB	5:G:7608:HOH:O	2.16	0.44
1:G:60:ILE:HA	1:G:63:SER:HB3	1.99	0.44
1:H:274:LEU:H	1:H:282:MET:CE	2.30	0.44
1:I:312:THR:CG2	1:I:313:ASN:ND2	2.73	0.44
1:J:106:ASN:ND2	1:J:109:ARG:HH11	2.15	0.44
1:J:187:GLN:HB3	1:J:187:GLN:HE21	1.61	0.44
1:L:275:TRP:HA	1:L:281:LEU:HD13	2.00	0.44
1:N:296:HIS:O	1:N:381:GLY:HA3	2.18	0.44
1:N:420:ARG:HD2	1:N:420:ARG:HA	1.75	0.44
1:N:603:LYS:HE3	5:N:3631:HOH:O	2.16	0.44
1:Q:272:GLN:HE22	1:Q:374:MET:HB3	1.82	0.44
1:S:176:LYS:HB3	1:X:55:ARG:HE	1.83	0.44
1:S:176:LYS:HD2	1:X:55:ARG:CZ	2.48	0.44
1:S:273:SER:HB3	1:S:355:ARG:HB3	1.99	0.44
1:T:274:LEU:H	1:T:282:MET:CE	2.31	0.44
1:T:344:ARG:HG2	1:T:345:ILE:N	2.32	0.44
1:W:55:ARG:HH21	1:X:176:LYS:HD2	1.74	0.44
1:X:274:LEU:H	1:X:282:MET:CE	2.30	0.44
1:A:175:HIS:HE1	5:H:7491:HOH:O	2.00	0.44
1:A:399:LEU:HD23	1:A:404:ALA:HA	2.00	0.44
1:A:428:LEU:HB3	1:A:434:PHE:CB	2.43	0.44

*Continued on next page...*

*Continued from previous page...*

Atom-1	Atom-2	Interatomic distance (Å)	Clash overlap (Å)
1:A:603:LYS:HE2	1:A:4:ASP:HB3	1.99	0.44
1:B:306:PRO:HA	1:B:411:PRO:HD3	1.99	0.44
1:A:180:PHE:HE2	1:B:52:SER:HB3	1.71	0.44
1:C:346:PRO:HB2	1:C:355:ARG:NH1	2.28	0.44
1:C:38:PHE:HA	1:C:42:VAL:HG21	1.99	0.44
1:F:399:LEU:HD23	1:F:404:ALA:HA	2.00	0.44
1:F:603:LYS:HE2	1:F:4:ASP:HB3	1.99	0.44
1:G:399:LEU:HD23	1:G:404:ALA:HA	2.00	0.44
1:G:603:LYS:HE2	1:G:4:ASP:HB3	1.99	0.44
1:H:100:TYR:CZ	1:H:102:ARG:HB2	2.53	0.44
1:H:49:PHE:HB3	1:H:67:LEU:HD13	2.00	0.44
1:I:306:PRO:HA	1:I:411:PRO:HD3	1.99	0.44
1:K:309:LEU:HA	1:K:312:THR:CG2	2.34	0.44
1:L:399:LEU:HD23	1:L:404:ALA:HA	2.00	0.44
1:L:603:LYS:HE2	1:L:4:ASP:HB3	1.99	0.44
1:M:399:LEU:HD23	1:M:404:ALA:HA	2.00	0.44
1:M:49:PHE:HB3	1:M:67:LEU:HD13	2.00	0.44
1:M:603:LYS:HE2	1:M:4:ASP:HB3	1.99	0.44
1:P:175:HIS:HE1	5:W:4114:HOH:O	2.00	0.44
1:S:402:GLU:O	1:S:403:GLU:HB2	2.18	0.44
1:S:603:LYS:HE2	1:S:4:ASP:HB3	1.99	0.44
1:T:399:LEU:HD23	1:T:404:ALA:HA	2.00	0.44
1:T:38:PHE:HA	1:T:42:VAL:HG21	1.99	0.44
1:U:306:PRO:HA	1:U:411:PRO:HD3	1.99	0.44
1:U:304:HIS:HE1	1:U:424:ASP:OD1	1.99	0.44
1:A:180:PHE:N	1:A:181:PRO:CD	2.81	0.44
1:A:339:ARG:NH2	1:A:344:ARG:HD2	2.33	0.44
1:B:50:ASP:C	1:B:52:SER:H	2.21	0.44
1:C:98:GLU:HA	1:C:99:PRO:HD3	1.85	0.44
1:D:50:ASP:C	1:D:52:SER:H	2.21	0.44
1:E:330:ILE:O	1:E:409:GLN:HA	2.18	0.44
1:E:50:ASP:C	1:E:52:SER:H	2.21	0.44
1:F:463:ALA:O	1:G:173:VAL:HG11	2.17	0.44
1:G:334:TYR:HD1	1:G:345:ILE:HD11	1.81	0.44
1:I:339:ARG:NH2	1:I:344:ARG:HD2	2.33	0.44
5:C:7539:HOH:O	1:J:173:VAL:HG21	2.18	0.44
1:J:339:ARG:NH2	1:J:344:ARG:HD2	2.33	0.44
1:L:211:HIS:N	1:L:222:ASN:OD1	2.50	0.44
1:M:180:PHE:N	1:M:181:PRO:CD	2.81	0.44
1:N:348:THR:HG21	1:N:355:ARG:HH22	1.82	0.44
1:Q:339:ARG:NH2	1:Q:344:ARG:HD2	2.33	0.44

*Continued on next page...*

*Continued from previous page...*

Atom-1	Atom-2	Interatomic distance (Å)	Clash overlap (Å)
1:T:58:GLN:HE21	1:T:65:MET:HB3	1.77	0.44
1:U:180:PHE:N	1:U:181:PRO:CD	2.81	0.44
1:U:400:PRO:HA	1:U:401:PRO:HD2	1.75	0.44
1:D:125:TYR:O	1:D:272:GLN:HA	2.18	0.44
1:F:280:PRO:O	1:F:281:LEU:HD12	2.16	0.44
1:G:398:GLU:CG	1:G:398:GLU:O	2.64	0.44
1:G:400:PRO:HA	1:G:401:PRO:HD2	1.68	0.44
1:J:280:PRO:C	1:J:281:LEU:HD12	2.38	0.44
1:D:458:HIS:CE1	1:J:456:ARG:O	2.64	0.44
1:L:125:TYR:O	1:L:272:GLN:HA	2.18	0.44
1:K:55:ARG:HD3	1:L:177:GLY:CA	2.46	0.44
1:M:125:TYR:O	1:M:272:GLN:HA	2.18	0.44
1:P:125:TYR:O	1:P:272:GLN:HA	2.18	0.44
1:R:18:ASP:HB3	1:R:86:ASN:HD22	1.83	0.44
1:S:347:ILE:HD12	1:X:64:ASP:HB2	2.00	0.44
1:S:55:ARG:HD3	1:T:177:GLY:CA	2.48	0.44
1:U:55:ARG:HD3	1:V:177:GLY:N	2.33	0.44
1:V:18:ASP:HB3	1:V:86:ASN:HD22	1.83	0.44
1:W:280:PRO:C	1:W:281:LEU:HD12	2.38	0.44
1:X:125:TYR:O	1:X:272:GLN:HA	2.18	0.44
1:X:280:PRO:C	1:X:281:LEU:HD12	2.38	0.44
1:X:56:GLY:O	1:X:441:THR:HG21	2.17	0.44
1:A:67:LEU:HB3	1:A:89:PHE:CD2	2.53	0.44
1:B:356:LEU:O	1:B:356:LEU:HD12	2.18	0.44
1:B:406:SER:O	1:B:408:PRO:HD3	2.16	0.44
1:B:67:LEU:HB3	1:B:89:PHE:CD2	2.53	0.44
1:C:422:GLU:HB2	1:C:443:ILE:HD13	1.99	0.44
1:D:187:GLN:HG2	5:E:945:HOH:O	2.17	0.44
1:D:207:GLU:HB3	1:D:208:LYS:H	1.51	0.44
1:D:339:ARG:HE	1:E:50:ASP:CG	2.20	0.44
1:E:187:GLN:HG2	5:E:1208:HOH:O	2.17	0.44
1:E:335:SER:OG	1:E:336:GLN:N	2.50	0.44
1:E:67:LEU:HB3	1:E:89:PHE:CD2	2.53	0.44
1:F:314:PRO:HG3	1:F:365:GLY:HA3	1.99	0.44
1:G:335:SER:OG	1:G:336:GLN:N	2.50	0.44
1:A:140:PHE:CE1	1:G:463:ALA:HA	2.53	0.44
1:H:67:LEU:HB3	1:H:89:PHE:CD2	2.53	0.44
1:I:67:LEU:HB3	1:I:89:PHE:CD2	2.53	0.44
1:J:338:ASN:CG	1:J:396:LEU:HG	2.37	0.44
1:K:330:ILE:HB	1:K:410:THR:OG1	2.17	0.44
1:L:187:GLN:HG2	5:L:3049:HOH:O	2.17	0.44

*Continued on next page...*

*Continued from previous page...*

Atom-1	Atom-2	Interatomic distance (Å)	Clash overlap (Å)
1:N:18:ASP:HB3	1:N:86:ASN:HD22	1.83	0.44
1:N:356:LEU:HD12	1:N:356:LEU:O	2.18	0.44
1:N:360:SER:N	1:N:361:PRO:CD	2.81	0.44
1:N:321:ARG:NE	4:N:7502:CIT:H42	2.20	0.44
1:P:187:GLN:HG2	5:Q:4101:HOH:O	2.17	0.44
1:P:360:SER:N	1:P:361:PRO:CD	2.80	0.44
1:P:67:LEU:HB3	1:P:89:PHE:CD2	2.53	0.44
1:Q:335:SER:OG	1:Q:336:GLN:N	2.50	0.44
1:Q:67:LEU:HB3	1:Q:89:PHE:CD2	2.53	0.44
1:R:314:PRO:HG3	1:R:365:GLY:HA3	1.99	0.44
1:R:360:SER:N	1:R:361:PRO:CD	2.81	0.44
1:S:57:PHE:HD1	5:T:4773:HOH:O	2.01	0.44
1:T:330:ILE:HB	1:T:410:THR:OG1	2.17	0.44
1:X:314:PRO:HG3	1:X:365:GLY:HA3	1.99	0.44
1:B:102:ARG:NH2	1:B:441:THR:OG1	2.51	0.44
1:E:102:ARG:NH2	1:E:441:THR:OG1	2.51	0.44
1:G:347:ILE:HD13	1:L:95:PHE:CZ	2.52	0.44
1:H:55:ARG:HD2	1:H:449:ASN:ND2	2.10	0.44
1:N:1:THR:HG22	1:N:3:ASP:H	1.81	0.44
1:O:102:ARG:NH2	1:O:441:THR:OG1	2.51	0.44
1:Q:102:ARG:NH2	1:Q:441:THR:OG1	2.51	0.44
1:X:102:ARG:NH2	1:X:441:THR:OG1	2.51	0.44
1:B:175:HIS:HB3	1:B:176:LYS:H	1.54	0.44
1:G:175:HIS:HB3	1:G:176:LYS:H	1.54	0.44
1:K:52:SER:O	1:K:53:SER:O	2.35	0.44
1:M:284:ASP:HB3	1:M:291:SER:HA	1.99	0.44
1:P:603:LYS:HB2	1:P:72:GLU:HG2	1.99	0.44
1:Q:2:PRO:HG3	1:Q:43:PHE:CG	2.52	0.44
1:W:52:SER:O	1:W:53:SER:O	2.35	0.44
1:X:2:PRO:HG3	1:X:43:PHE:CG	2.52	0.44
1:A:257:PRO:HD3	1:A:364:SER:HB3	2.00	0.44
1:B:424:ASP:O	1:B:427:TYR:HE2	2.00	0.44
1:B:65:MET:SD	1:B:67:LEU:CD1	3.06	0.44
1:C:165:GLU:HA	1:C:165:GLU:OE2	2.18	0.44
1:E:309:LEU:HG	1:E:313:ASN:ND2	2.31	0.44
1:E:323:VAL:HG21	1:K:455:ILE:HG22	1.98	0.44
1:I:309:LEU:HG	1:I:313:ASN:ND2	2.31	0.44
1:J:32:THR:HB	1:K:212:GLU:HB3	2.00	0.44
1:L:257:PRO:HD3	1:L:364:SER:HB3	2.00	0.44
1:M:45:ASP:O	1:M:66:LEU:HD11	2.17	0.44
1:O:165:GLU:HA	1:O:165:GLU:OE2	2.18	0.44

*Continued on next page...*

*Continued from previous page...*

Atom-1	Atom-2	Interatomic distance (Å)	Clash overlap (Å)
1:O:339:ARG:NH1	1:O:344:ARG:HH21	2.16	0.44
1:P:70:ASP:OD2	1:P:230:HIS:HE1	2.01	0.44
1:Q:309:LEU:HG	1:Q:313:ASN:ND2	2.31	0.44
1:R:55:ARG:O	1:R:55:ARG:HG2	2.18	0.44
1:S:165:GLU:HA	1:S:165:GLU:OE2	2.18	0.44
1:S:283:TYR:HB2	1:S:351:PRO:HA	1.96	0.44
1:S:337:ARG:HG2	1:S:393:ASP:HB3	1.98	0.44
1:T:165:GLU:OE2	1:T:165:GLU:HA	2.18	0.44
1:T:337:ARG:N	1:T:337:ARG:HD2	2.33	0.44
1:T:65:MET:SD	1:T:67:LEU:CD1	3.06	0.44
1:U:165:GLU:HA	1:U:165:GLU:OE2	2.18	0.44
1:W:329:PRO:HB3	1:W:342:CYS:HA	1.99	0.44
1:X:14:VAL:HA	1:X:83:LYS:HG3	2.00	0.44
1:X:339:ARG:NH1	1:X:344:ARG:HH21	2.16	0.44
1:B:204:PHE:HE1	1:B:237:LEU:HD13	1.81	0.44
1:C:344:ARG:NH2	1:C:344:ARG:HG2	2.30	0.44
1:G:150:GLU:HG3	1:G:150:GLU:O	2.17	0.44
1:I:50:ASP:HB2	1:J:339:ARG:HE	1.82	0.44
1:I:18:ASP:HB3	1:I:86:ASN:ND2	2.32	0.44
1:K:106:ASN:ND2	1:K:109:ARG:HH11	2.14	0.44
1:N:295:ARG:HD3	1:N:388:PRO:HD2	1.99	0.44
1:P:54:ILE:H	1:P:54:ILE:CD1	2.25	0.44
1:S:18:ASP:HB3	1:S:86:ASN:ND2	2.32	0.44
1:W:295:ARG:HD3	1:W:388:PRO:HD2	1.99	0.44
1:X:18:ASP:HB3	1:X:86:ASN:ND2	2.32	0.44
1:B:400:PRO:O	1:B:403:GLU:N	2.49	0.44
1:B:502:PRO:CB	1:C:137:SER:HB3	2.44	0.44
1:D:328:ALA:HA	1:D:329:PRO:HD3	1.80	0.44
1:D:344:ARG:O	1:D:346:PRO:HD3	2.18	0.44
1:D:18:ASP:HB3	1:D:86:ASN:HD22	1.83	0.44
1:G:400:PRO:O	1:G:402:GLU:N	2.49	0.44
1:H:502:PRO:HD3	5:H:7717:HOH:O	2.18	0.44
1:I:57:PHE:HA	1:I:100:TYR:CE2	2.52	0.44
1:I:309:LEU:HA	1:I:312:THR:CG2	2.45	0.44
1:I:344:ARG:O	1:I:346:PRO:HD3	2.18	0.44
1:I:57:PHE:O	1:I:62:GLU:HG2	2.17	0.44
1:O:106:ASN:ND2	1:O:109:ARG:NH1	2.66	0.44
1:O:602:GLU:HG3	1:O:72:GLU:CG	2.47	0.44
1:R:305:ALA:HB3	1:R:306:PRO:HD3	1.99	0.44
1:S:54:ILE:HG13	1:S:55:ARG:N	2.25	0.44
1:T:502:PRO:HD3	5:T:5231:HOH:O	2.18	0.44

*Continued on next page...*

*Continued from previous page...*

Atom-1	Atom-2	Interatomic distance (Å)	Clash overlap (Å)
1:T:602:GLU:HG3	1:T:72:GLU:CG	2.47	0.44
1:U:57:PHE:O	1:U:62:GLU:HG2	2.17	0.44
1:U:9:ALA:HB2	1:U:85:LEU:HD22	2.00	0.44
1:W:57:PHE:O	1:W:62:GLU:HG2	2.17	0.44
1:X:272:GLN:O	1:X:355:ARG:HB2	2.18	0.44
1:A:54:ILE:CG2	1:A:55:ARG:N	2.81	0.44
1:A:603:LYS:HE3	5:A:7666:HOH:O	2.16	0.44
1:C:275:TRP:HA	1:C:281:LEU:HD13	1.99	0.44
1:D:274:LEU:H	1:D:282:MET:CE	2.30	0.44
1:E:272:GLN:HE22	1:E:374:MET:HB3	1.81	0.44
1:E:346:PRO:HG2	1:E:355:ARG:NH2	2.18	0.44
1:E:321:ARG:NE	4:E:7484:CIT:H42	2.17	0.44
1:H:296:HIS:O	1:H:381:GLY:HA3	2.18	0.44
1:I:275:TRP:HA	1:I:281:LEU:HD13	2.00	0.44
1:J:275:TRP:HA	1:J:281:LEU:HD13	2.00	0.44
1:J:67:LEU:HB3	1:J:89:PHE:CD2	2.52	0.44
1:K:274:LEU:H	1:K:282:MET:CE	2.31	0.44
1:K:296:HIS:O	1:K:381:GLY:HA3	2.18	0.44
1:N:274:LEU:H	1:N:282:MET:CE	2.30	0.44
1:O:60:ILE:HA	1:O:63:SER:HB3	1.99	0.44
1:P:274:LEU:H	1:P:282:MET:CE	2.30	0.44
1:P:275:TRP:HA	1:P:281:LEU:HD13	1.99	0.44
1:P:467:ASP:HB3	5:P:5865:HOH:O	2.18	0.44
1:Q:18:ASP:HB3	1:Q:86:ASN:HD22	1.81	0.44
1:S:344:ARG:HG2	1:S:345:ILE:N	2.32	0.44
1:T:296:HIS:O	1:T:381:GLY:HA3	2.18	0.44
1:U:275:TRP:HA	1:U:281:LEU:HD13	2.00	0.44
1:U:18:ASP:HB3	1:U:86:ASN:HD22	1.81	0.44
1:V:274:LEU:H	1:V:282:MET:CE	2.31	0.44
1:W:296:HIS:O	1:W:381:GLY:HA3	2.18	0.44
1:W:54:ILE:CG2	1:W:55:ARG:N	2.81	0.44
1:X:67:LEU:HB3	1:X:89:PHE:CD2	2.52	0.44
1:A:171:TYR:CE2	1:A:184:PRO:HG2	2.52	0.44
1:E:175:HIS:HE1	5:L:1221:HOH:O	2.00	0.44
1:E:346:PRO:HB2	1:E:355:ARG:NH1	2.28	0.44
1:E:402:GLU:O	1:E:403:GLU:HB2	2.18	0.44
1:G:402:GLU:O	1:G:403:GLU:HB2	2.18	0.44
1:H:298:ILE:HG12	1:H:356:LEU:HD22	1.98	0.44
1:H:399:LEU:HD23	1:H:404:ALA:HA	2.00	0.44
1:K:38:PHE:HA	1:K:42:VAL:HG21	1.99	0.44
1:M:171:TYR:CE2	1:M:184:PRO:HG2	2.52	0.44

*Continued on next page...*

*Continued from previous page...*

Atom-1	Atom-2	Interatomic distance (Å)	Clash overlap (Å)
1:M:298:ILE:HG12	1:M:356:LEU:HD22	1.99	0.44
1:N:171:TYR:CE2	1:N:184:PRO:HG2	2.52	0.44
1:N:306:PRO:HA	1:N:411:PRO:HD3	1.99	0.44
1:N:38:PHE:HA	1:N:42:VAL:HG21	1.99	0.44
1:O:171:TYR:CE2	1:O:184:PRO:HG2	2.52	0.44
1:R:603:LYS:HE2	1:R:4:ASP:HB3	1.99	0.44
1:S:171:TYR:CE2	1:S:184:PRO:HG2	2.52	0.44
1:T:100:TYR:CZ	1:T:102:ARG:HB2	2.52	0.44
1:U:100:TYR:CZ	1:U:102:ARG:HB2	2.53	0.44
1:X:399:LEU:HD23	1:X:404:ALA:HA	2.00	0.44
1:B:207:GLU:HB2	1:B:208:LYS:H	1.46	0.44
1:B:348:THR:HG21	1:B:355:ARG:HH22	1.83	0.44
1:C:296:HIS:HB3	1:C:381:GLY:O	2.17	0.44
1:D:180:PHE:N	1:D:181:PRO:CD	2.81	0.44
1:D:601:THR:HB	1:D:72:GLU:HG3	1.98	0.44
1:E:339:ARG:NH2	1:E:344:ARG:HD2	2.33	0.44
1:G:50:ASP:C	1:G:52:SER:H	2.21	0.44
1:J:348:THR:HG21	1:J:355:ARG:HH22	1.82	0.44
1:M:339:ARG:NH2	1:M:344:ARG:HD2	2.33	0.44
1:N:601:THR:HB	1:N:72:GLU:HG3	1.98	0.44
1:O:412:THR:HB	5:O:5295:HOH:O	2.18	0.44
1:P:180:PHE:N	1:P:181:PRO:CD	2.81	0.44
1:Q:101:SER:O	1:Q:107:ILE:HD11	2.18	0.44
1:Q:330:ILE:O	1:Q:409:GLN:HA	2.18	0.44
1:S:330:ILE:O	1:S:409:GLN:HA	2.18	0.44
1:T:211:HIS:N	1:T:222:ASN:OD1	2.50	0.44
1:U:339:ARG:NH2	1:U:344:ARG:HD2	2.33	0.44
1:W:296:HIS:HB3	1:W:381:GLY:O	2.17	0.44
1:W:330:ILE:O	1:W:409:GLN:HA	2.18	0.44
1:A:70:ASP:OD2	1:A:230:HIS:HE1	2.01	0.44
1:B:280:PRO:C	1:B:281:LEU:HD12	2.38	0.44
1:D:321:ARG:NE	4:D:7482:CIT:H42	2.17	0.44
1:G:70:ASP:OD2	1:G:230:HIS:HE1	2.01	0.44
1:I:280:PRO:C	1:I:281:LEU:HD12	2.38	0.44
1:K:18:ASP:HB3	1:K:86:ASN:HD22	1.83	0.44
1:G:208:LYS:CA	1:L:37:ALA:HB1	2.46	0.44
1:L:56:GLY:O	1:L:441:THR:HG21	2.17	0.44
1:M:70:ASP:OD2	1:M:230:HIS:HE1	2.01	0.44
1:S:295:ARG:CG	1:S:388:PRO:HD2	2.48	0.44
1:T:18:ASP:HB3	1:T:86:ASN:HD22	1.83	0.44
1:U:295:ARG:CG	1:U:388:PRO:HD2	2.48	0.44

*Continued on next page...*

*Continued from previous page...*

Atom-1	Atom-2	Interatomic distance (Å)	Clash overlap (Å)
1:V:325:GLY:O	1:V:327:GLU:N	2.38	0.44
1:W:18:ASP:HB3	1:W:86:ASN:HD22	1.83	0.44
1:A:320:LYS:HE3	1:G:461:GLU:OE1	2.17	0.44
1:A:406:SER:O	1:A:408:PRO:HD3	2.16	0.44
1:B:360:SER:N	1:B:361:PRO:CD	2.80	0.44
1:C:290:LEU:HD21	1:C:345:ILE:HG12	1.99	0.44
1:D:360:SER:N	1:D:361:PRO:CD	2.81	0.44
1:D:314:PRO:HG3	1:D:365:GLY:HA3	1.99	0.44
1:E:356:LEU:HD12	1:E:356:LEU:O	2.18	0.44
1:E:330:ILE:HB	1:E:410:THR:OG1	2.17	0.44
1:F:360:SER:N	1:F:361:PRO:CD	2.81	0.44
1:G:207:GLU:HB3	1:G:208:LYS:H	1.51	0.44
1:H:187:GLN:HG2	5:H:7648:HOH:O	2.17	0.44
1:H:335:SER:OG	1:H:336:GLN:N	2.50	0.44
1:H:356:LEU:O	1:H:356:LEU:HD12	2.18	0.44
1:K:67:LEU:HB3	1:K:89:PHE:CD2	2.53	0.44
1:M:406:SER:O	1:M:408:PRO:HD3	2.17	0.44
1:M:67:LEU:HB3	1:M:89:PHE:CD2	2.53	0.44
1:O:290:LEU:HD21	1:O:345:ILE:HG12	1.99	0.44
1:Q:187:GLN:HG2	5:Q:4364:HOH:O	2.17	0.44
1:Q:330:ILE:HB	1:Q:410:THR:OG1	2.17	0.44
1:T:23:ASP:HA	1:T:57:PHE:HE1	1.81	0.44
1:T:356:LEU:O	1:T:356:LEU:HD12	2.18	0.44
1:V:338:ASN:CG	1:V:396:LEU:HG	2.38	0.44
1:P:468:VAL:CG2	1:V:364:SER:HA	2.48	0.44
1:B:315:THR:HB	1:H:465:TYR:CE1	2.52	0.44
1:B:416:ASP:O	1:B:420:ARG:HG2	2.18	0.44
1:D:96:THR:O	1:D:98:GLU:N	2.50	0.44
1:H:416:ASP:O	1:H:420:ARG:HG2	2.18	0.44
1:J:102:ARG:NH2	1:J:441:THR:OG1	2.51	0.44
1:N:416:ASP:O	1:N:420:ARG:HG2	2.18	0.44
1:P:96:THR:O	1:P:98:GLU:N	2.50	0.44
1:P:178:GLY:HA3	1:Q:29:GLN:CD	2.37	0.44
1:R:55:ARG:HD2	1:R:449:ASN:ND2	2.10	0.44
1:V:102:ARG:NH2	1:V:441:THR:OG1	2.51	0.44
1:W:416:ASP:O	1:W:420:ARG:HG2	2.18	0.44
1:B:284:ASP:HB3	1:B:291:SER:HA	1.99	0.44
1:C:179:TYR:CG	1:D:53:SER:OG	2.69	0.44
1:D:2:PRO:HG3	1:D:43:PHE:CG	2.52	0.44
1:F:207:GLU:HB3	1:F:208:LYS:H	1.42	0.44
1:F:603:LYS:HB2	1:F:72:GLU:HG2	1.99	0.44

*Continued on next page...*



*Continued from previous page...*

Atom-1	Atom-2	Interatomic distance (Å)	Clash overlap (Å)
1:H:208:LYS:CD	1:H:208:LYS:N	2.81	0.44
1:N:208:LYS:N	1:N:208:LYS:CD	2.81	0.44
1:T:208:LYS:CD	1:T:208:LYS:N	2.81	0.44
1:U:175:HIS:HB3	1:U:176:LYS:H	1.54	0.44
1:C:257:PRO:HD3	1:C:364:SER:HB3	2.00	0.44
1:C:283:TYR:HB2	1:C:351:PRO:HA	1.96	0.44
1:C:70:ASP:OD2	1:C:230:HIS:HE1	2.01	0.44
1:D:70:ASP:OD2	1:D:230:HIS:HE1	2.01	0.44
1:F:55:ARG:HG2	1:F:55:ARG:O	2.18	0.44
1:G:165:GLU:OE2	1:G:165:GLU:HA	2.18	0.44
1:G:257:PRO:HD3	1:G:364:SER:HB3	2.00	0.44
1:G:339:ARG:NH1	1:G:344:ARG:HH21	2.16	0.44
1:G:343:VAL:HA	1:G:357:GLU:O	2.18	0.44
1:H:337:ARG:N	1:H:337:ARG:HD2	2.33	0.44
1:H:65:MET:SD	1:H:67:LEU:CD1	3.06	0.44
1:I:339:ARG:NH1	1:I:344:ARG:HH21	2.16	0.44
1:J:257:PRO:HD3	1:J:364:SER:HB3	2.00	0.44
1:K:65:MET:SD	1:K:67:LEU:CD1	3.06	0.44
1:L:14:VAL:HA	1:L:83:LYS:HG3	2.00	0.44
1:L:339:ARG:NH1	1:L:344:ARG:HH21	2.16	0.44
1:M:343:VAL:HA	1:M:357:GLU:O	2.18	0.44
1:N:165:GLU:HA	1:N:165:GLU:OE2	2.18	0.44
1:N:65:MET:SD	1:N:67:LEU:CD1	3.06	0.44
1:O:55:ARG:O	1:O:55:ARG:HG2	2.18	0.44
1:O:337:ARG:NE	1:P:61:HIS:HA	2.31	0.44
1:Q:329:PRO:HB3	1:Q:342:CYS:HA	1.99	0.44
1:R:70:ASP:OD2	1:R:230:HIS:HE1	2.01	0.44
1:S:343:VAL:HA	1:S:357:GLU:O	2.18	0.44
1:V:257:PRO:HD3	1:V:364:SER:HB3	2.00	0.44
1:X:165:GLU:HA	1:X:165:GLU:OE2	2.18	0.44
1:X:65:MET:SD	1:X:67:LEU:CD1	3.06	0.44
1:B:295:ARG:HD3	1:B:388:PRO:HD2	1.99	0.44
1:D:337:ARG:CZ	1:E:95:PHE:CE1	3.01	0.44
1:F:295:ARG:HD3	1:F:388:PRO:HD2	1.99	0.44
1:F:58:GLN:HE21	1:F:62:GLU:HB3	1.79	0.44
1:I:295:ARG:HD3	1:I:388:PRO:HD2	1.99	0.44
1:D:140:PHE:CE1	1:J:463:ALA:HA	2.52	0.44
1:M:106:ASN:ND2	1:M:109:ARG:HH11	2.14	0.44
1:N:461:GLU:OE1	1:T:320:LYS:HE3	2.17	0.44
1:R:295:ARG:HD3	1:R:388:PRO:HD2	1.99	0.44
1:S:49:PHE:HZ	1:T:180:PHE:CE2	2.36	0.44

*Continued on next page...*

*Continued from previous page...*

Atom-1	Atom-2	Interatomic distance (Å)	Clash overlap (Å)
1:U:18:ASP:HB3	1:U:86:ASN:ND2	2.32	0.44
1:U:295:ARG:HD3	1:U:388:PRO:HD2	1.99	0.44
1:B:305:ALA:HB3	1:B:306:PRO:HD3	1.99	0.44
1:B:315:THR:HB	1:H:465:TYR:CE1	2.52	0.44
1:B:47:LEU:O	1:B:66:LEU:HA	2.17	0.44
1:C:106:ASN:ND2	1:C:109:ARG:NH1	2.66	0.44
1:C:305:ALA:HB3	1:C:306:PRO:HD3	1.99	0.44
1:C:437:ASP:HA	1:C:440:GLU:CD	2.37	0.44
1:C:602:GLU:HG3	1:C:72:GLU:CG	2.47	0.44
1:C:9:ALA:HB2	1:C:85:LEU:HD22	2.00	0.44
1:D:106:ASN:ND2	1:D:109:ARG:NH1	2.66	0.44
1:D:305:ALA:HB3	1:D:306:PRO:HD3	1.99	0.44
1:D:334:TYR:HD1	1:D:345:ILE:CD1	2.29	0.44
1:E:502:PRO:HD3	5:E:1286:HOH:O	2.18	0.44
1:E:57:PHE:O	1:E:62:GLU:HG2	2.17	0.44
1:E:8:LEU:HD22	1:E:85:LEU:HD13	2.00	0.44
1:F:305:ALA:HB3	1:F:306:PRO:HD3	1.99	0.44
1:I:9:ALA:HB2	1:I:85:LEU:HD22	2.00	0.44
1:K:18:ASP:HB3	1:K:86:ASN:HD22	1.83	0.44
1:K:49:PHE:HE1	1:L:180:PHE:CE2	2.36	0.44
1:L:602:GLU:HG3	1:L:72:GLU:CG	2.47	0.44
1:L:9:ALA:HB2	1:L:85:LEU:HD22	2.00	0.44
1:N:12:GLU:HB2	1:N:14:VAL:HG23	2.00	0.44
1:P:106:ASN:ND2	1:P:109:ARG:NH1	2.66	0.44
1:P:18:ASP:HB3	1:P:86:ASN:HD22	1.83	0.44
1:Q:502:PRO:HD3	5:Q:4442:HOH:O	2.18	0.44
1:Q:57:PHE:O	1:Q:62:GLU:HG2	2.17	0.44
1:R:309:LEU:HA	1:R:312:THR:CG2	2.45	0.44
1:R:344:ARG:O	1:R:346:PRO:HD3	2.18	0.44
1:S:57:PHE:O	1:S:62:GLU:HG2	2.17	0.44
1:X:602:GLU:HG3	1:X:72:GLU:CG	2.47	0.44
1:X:9:ALA:HB2	1:X:85:LEU:HD22	2.00	0.44
1:A:296:HIS:O	1:A:381:GLY:HA3	2.18	0.44
1:A:463:ALA:HA	1:G:140:PHE:CE1	2.53	0.44
1:B:296:HIS:O	1:B:381:GLY:HA3	2.18	0.44
1:B:603:LYS:HE3	5:B:7678:HOH:O	2.16	0.44
1:C:60:ILE:HA	1:C:63:SER:HB3	1.99	0.44
1:D:275:TRP:HA	1:D:281:LEU:HD13	1.99	0.44
1:D:395:ASP:CG	1:E:60:ILE:CG1	2.86	0.44
1:H:425:HIS:HB2	1:H:439:ILE:HD13	1.99	0.44
1:K:411:PRO:HB3	1:K:416:ASP:CB	2.46	0.44

*Continued on next page...*

*Continued from previous page...*

Atom-1	Atom-2	Interatomic distance (Å)	Clash overlap (Å)
1:M:296:HIS:O	1:M:381:GLY:HA3	2.18	0.44
1:M:54:ILE:CG2	1:M:55:ARG:N	2.81	0.44
1:N:207:GLU:HG2	5:O:3541:HOH:O	2.18	0.44
1:O:154:ILE:HB	5:O:3797:HOH:O	2.16	0.44
1:O:275:TRP:HA	1:O:281:LEU:HD13	2.00	0.44
1:Q:320:LYS:HE3	1:W:461:GLU:OE1	2.18	0.44
1:R:58:GLN:NE2	1:R:62:GLU:HB3	2.18	0.44
1:S:154:ILE:HB	5:S:4849:HOH:O	2.16	0.44
1:T:67:LEU:HB3	1:T:89:PHE:CD2	2.52	0.44
1:V:296:HIS:O	1:V:381:GLY:HA3	2.18	0.44
1:W:52:SER:HB2	1:X:180:PHE:CE2	2.53	0.44
1:X:420:ARG:NH1	1:X:424:ASP:HB2	2.30	0.44
1:B:171:TYR:CE2	1:B:184:PRO:HG2	2.52	0.44
1:B:38:PHE:HA	1:B:42:VAL:HG21	1.99	0.44
1:C:171:TYR:CE2	1:C:184:PRO:HG2	2.52	0.44
1:D:171:TYR:CE2	1:D:184:PRO:HG2	2.52	0.44
1:D:428:LEU:HB3	1:D:434:PHE:CB	2.43	0.44
1:E:328:ALA:HA	1:E:329:PRO:HD3	1.69	0.44
1:E:399:LEU:HD23	1:E:404:ALA:HA	2.00	0.44
1:G:306:PRO:HA	1:G:411:PRO:HD3	1.99	0.44
1:H:458:HIS:CD2	1:H:460:TYR:H	2.15	0.44
1:I:100:TYR:CZ	1:I:102:ARG:HB2	2.53	0.44
1:C:456:ARG:O	1:I:458:HIS:HE1	2.00	0.44
1:J:38:PHE:HA	1:J:42:VAL:HG21	1.99	0.44
1:K:55:ARG:CG	1:L:177:GLY:HA2	2.46	0.44
1:M:309:LEU:HA	1:M:312:THR:CG2	2.34	0.44
1:N:175:HIS:HE1	5:U:3588:HOH:O	2.00	0.44
1:P:171:TYR:CE2	1:P:184:PRO:HG2	2.52	0.44
1:Q:175:HIS:HE1	5:X:4377:HOH:O	2.00	0.44
1:Q:402:GLU:O	1:Q:403:GLU:HB2	2.18	0.44
1:Q:399:LEU:HD23	1:Q:404:ALA:HA	2.00	0.44
1:R:399:LEU:HD23	1:R:404:ALA:HA	2.00	0.44
1:S:399:LEU:HD23	1:S:404:ALA:HA	2.00	0.44
1:S:50:ASP:HA	1:S:64:ASP:HA	1.99	0.44
1:T:49:PHE:HB3	1:T:67:LEU:HD13	2.00	0.44
1:V:38:PHE:HA	1:V:42:VAL:HG21	1.99	0.44
1:X:100:TYR:CZ	1:X:102:ARG:HB2	2.53	0.44
1:X:411:PRO:HB2	1:X:417:VAL:CG1	2.47	0.44
1:A:269:HIS:N	1:A:269:HIS:CD2	2.85	0.44
1:A:603:LYS:HD2	1:A:603:LYS:HA	1.85	0.44
1:B:181:PRO:O	1:B:186:ASP:HB2	2.18	0.44

*Continued on next page...*

*Continued from previous page...*

Atom-1	Atom-2	Interatomic distance (Å)	Clash overlap (Å)
1:B:315:THR:HB	1:H:465:TYR:CE1	2.52	0.44
1:B:601:THR:HB	1:B:72:GLU:HG3	1.98	0.44
1:C:269:HIS:CD2	1:C:269:HIS:N	2.85	0.44
1:D:181:PRO:O	1:D:186:ASP:HB2	2.18	0.44
1:D:348:THR:CB	1:D:353:ALA:HB1	2.45	0.44
1:G:330:ILE:O	1:G:409:GLN:HA	2.18	0.44
1:G:348:THR:CB	1:G:353:ALA:HB1	2.45	0.44
1:G:348:THR:HG21	1:G:355:ARG:HH22	1.82	0.44
1:H:339:ARG:NH2	1:H:344:ARG:HD2	2.33	0.44
1:I:180:PHE:N	1:I:181:PRO:CD	2.81	0.44
1:K:330:ILE:O	1:K:409:GLN:HA	2.18	0.44
1:M:211:HIS:N	1:M:222:ASN:OD1	2.50	0.44
1:M:269:HIS:N	1:M:269:HIS:CD2	2.85	0.44
1:M:296:HIS:HB3	1:M:381:GLY:O	2.17	0.44
1:N:181:PRO:O	1:N:186:ASP:HB2	2.18	0.44
1:O:296:HIS:HB3	1:O:381:GLY:O	2.17	0.44
1:O:186:ASP:OD2	1:P:30:HIS:CE1	2.71	0.44
1:P:348:THR:CB	1:P:353:ALA:HB1	2.45	0.44
1:P:601:THR:HB	1:P:72:GLU:HG3	1.98	0.44
1:S:180:PHE:N	1:S:181:PRO:CD	2.81	0.44
1:T:50:ASP:C	1:T:52:SER:H	2.21	0.44
1:S:337:ARG:HH21	1:X:63:SER:HB3	1.82	0.44
1:C:102:ARG:HA	1:C:438:LEU:HD13	2.00	0.44
1:C:321:ARG:NE	4:C:7480:CIT:H42	2.17	0.44
1:D:175:HIS:CE1	1:K:467:ASP:HB3	2.53	0.44
1:D:280:PRO:C	1:D:281:LEU:HD12	2.38	0.44
1:E:160:THR:CG2	1:E:173:VAL:HG12	2.48	0.44
1:E:264:ASN:HD21	4:E:7484:CIT:C2	2.14	0.44
1:H:280:PRO:C	1:H:281:LEU:HD12	2.38	0.44
1:I:295:ARG:CG	1:I:388:PRO:HD2	2.48	0.44
1:J:325:GLY:O	1:J:327:GLU:N	2.38	0.44
1:K:280:PRO:C	1:K:281:LEU:HD12	2.38	0.44
1:N:398:GLU:CG	1:N:398:GLU:O	2.64	0.44
1:O:70:ASP:OD2	1:O:230:HIS:HE1	2.01	0.44
1:O:397:TYR:C	1:O:397:TYR:CD2	2.91	0.44
1:O:102:ARG:HA	1:O:438:LEU:HD13	2.00	0.44
1:O:321:ARG:NE	4:O:7504:CIT:H42	2.17	0.44
1:O:18:ASP:HB3	1:O:86:ASN:HD22	1.83	0.44
1:Q:160:THR:CG2	1:Q:173:VAL:HG12	2.48	0.44
1:Q:320:LYS:HE3	1:W:461:GLU:OE1	2.17	0.44
1:Q:102:ARG:HA	1:Q:438:LEU:HD13	2.00	0.44

*Continued on next page...*

*Continued from previous page...*

Atom-1	Atom-2	Interatomic distance (Å)	Clash overlap (Å)
1:S:280:PRO:C	1:S:281:LEU:HD12	2.38	0.44
1:S:70:ASP:OD2	1:S:230:HIS:HE1	2.01	0.44
1:U:114:TYR:O	1:U:118:THR:HG23	2.18	0.44
1:U:280:PRO:C	1:U:281:LEU:HD12	2.38	0.44
1:S:180:PHE:HE2	1:X:49:PHE:HZ	1.65	0.44
1:A:395:ASP:HA	1:B:60:ILE:HB	1.99	0.44
1:D:67:LEU:HB3	1:D:89:PHE:CD2	2.53	0.44
1:D:396:LEU:C	1:E:60:ILE:HD12	2.37	0.44
1:H:23:ASP:HA	1:H:57:PHE:HE1	1.81	0.44
1:I:33:ILE:CD1	1:I:38:PHE:HB2	2.33	0.44
1:L:314:PRO:HG3	1:L:365:GLY:HA3	1.99	0.44
1:L:422:GLU:HB2	1:L:443:ILE:HD13	2.00	0.44
1:P:338:ASN:CG	1:P:396:LEU:HG	2.38	0.44
1:Q:356:LEU:HD12	1:Q:356:LEU:O	2.18	0.44
1:S:18:ASP:HB3	1:S:86:ASN:HD22	1.83	0.44
1:T:187:GLN:HG2	5:T:5153:HOH:O	2.17	0.44
1:W:330:ILE:HB	1:W:410:THR:OG1	2.17	0.44
1:W:67:LEU:HB3	1:W:89:PHE:CD2	2.53	0.44
1:A:102:ARG:NH2	1:A:441:THR:OG1	2.51	0.44
1:B:333:VAL:O	1:B:341:ALA:HB1	2.17	0.44
1:B:400:PRO:HA	1:B:401:PRO:HD3	1.73	0.44
1:C:348:THR:HG21	1:C:355:ARG:HH11	1.82	0.44
1:D:400:PRO:HA	1:D:401:PRO:HD3	1.73	0.44
1:E:320:LYS:HE2	1:K:454:ASN:O	2.17	0.44
1:G:348:THR:HG21	1:G:355:ARG:HH11	1.82	0.44
1:G:93:ASP:O	1:G:97:LEU:HA	2.16	0.44
1:H:70:ASP:OD2	1:H:230:HIS:HE1	1.99	0.44
1:I:102:ARG:NH2	1:I:441:THR:OG1	2.51	0.44
1:K:204:PHE:HE1	1:K:237:LEU:HD13	1.80	0.44
1:K:333:VAL:O	1:K:341:ALA:HB1	2.18	0.44
1:M:102:ARG:NH2	1:M:441:THR:OG1	2.51	0.44
1:N:333:VAL:O	1:N:341:ALA:HB1	2.18	0.44
1:O:348:THR:HG21	1:O:355:ARG:HH11	1.82	0.44
1:S:102:ARG:NH2	1:S:441:THR:OG1	2.51	0.44
1:U:102:ARG:NH2	1:U:441:THR:OG1	2.51	0.44
1:W:344:ARG:CG	1:W:344:ARG:NH2	2.78	0.44
1:X:307:SER:HB2	1:X:421:LEU:HA	1.98	0.44
1:A:175:HIS:HB3	1:A:176:LYS:H	1.54	0.44
1:B:208:LYS:CD	1:B:208:LYS:N	2.81	0.44
1:B:59:SER:OG	1:B:60:ILE:HG23	2.18	0.44
1:F:2:PRO:HG3	1:F:43:PHE:CG	2.52	0.44

*Continued on next page...*

*Continued from previous page...*

Atom-1	Atom-2	Interatomic distance (Å)	Clash overlap (Å)
1:G:52:SER:O	1:G:53:SER:O	2.35	0.44
1:H:49:PHE:CD2	1:I:211:HIS:CE1	3.06	0.44
1:C:458:HIS:HE1	1:I:456:ARG:O	2.00	0.44
1:E:463:ALA:HA	1:K:140:PHE:CZ	2.52	0.44
1:K:207:GLU:HB3	1:K:208:LYS:H	1.42	0.44
1:M:49:PHE:CE2	1:R:211:HIS:CE1	3.05	0.44
1:M:178:GLY:N	1:N:56:GLY:HA3	2.32	0.44
1:N:59:SER:OG	1:N:60:ILE:HG23	2.18	0.44
1:P:2:PRO:HG3	1:P:43:PHE:CG	2.52	0.44
1:R:2:PRO:HG3	1:R:43:PHE:CG	2.52	0.44
1:R:603:LYS:HB2	1:R:72:GLU:HG2	1.99	0.44
1:S:52:SER:O	1:S:53:SER:O	2.35	0.44
1:W:56:GLY:CA	1:X:177:GLY:CA	2.96	0.44
1:A:343:VAL:HA	1:A:357:GLU:O	2.18	0.44
1:A:180:PHE:CD2	1:B:49:PHE:HZ	2.36	0.44
1:C:339:ARG:NH1	1:C:344:ARG:HH21	2.16	0.44
1:D:424:ASP:O	1:D:427:TYR:HE2	2.00	0.44
1:E:165:GLU:OE2	1:E:165:GLU:HA	2.18	0.44
1:E:329:PRO:HB3	1:E:342:CYS:HA	1.99	0.44
1:E:339:ARG:HG2	1:E:344:ARG:CD	2.36	0.44
1:E:339:ARG:NH1	1:E:344:ARG:HH21	2.16	0.44
1:E:465:TYR:CZ	1:K:315:THR:HB	2.53	0.44
1:F:343:VAL:HA	1:F:357:GLU:O	2.18	0.44
1:F:70:ASP:OD2	1:F:230:HIS:HE1	2.01	0.44
1:H:334:TYR:O	1:H:335:SER:HB2	2.18	0.44
1:H:55:ARG:O	1:H:55:ARG:HG2	2.18	0.44
1:I:165:GLU:HA	1:I:165:GLU:OE2	2.18	0.44
1:K:329:PRO:HB3	1:K:342:CYS:HA	1.99	0.44
1:K:334:TYR:O	1:K:335:SER:HB2	2.18	0.44
1:K:14:VAL:HA	1:K:83:LYS:HG3	2.00	0.44
1:L:339:ARG:HG2	1:L:344:ARG:CD	2.36	0.44
1:O:257:PRO:HD3	1:O:364:SER:HB3	2.00	0.44
1:O:334:TYR:O	1:O:335:SER:HB2	2.18	0.44
1:P:424:ASP:O	1:P:427:TYR:HE2	2.00	0.44
1:P:450:GLU:HB3	1:V:465:TYR:OH	2.17	0.44
1:Q:165:GLU:OE2	1:Q:165:GLU:HA	2.18	0.44
1:Q:343:VAL:HA	1:Q:357:GLU:O	2.18	0.44
1:R:343:VAL:HA	1:R:357:GLU:O	2.18	0.44
1:S:339:ARG:NH1	1:S:344:ARG:HH21	2.16	0.44
1:U:339:ARG:NH1	1:U:344:ARG:HH21	2.16	0.44
1:W:14:VAL:HA	1:W:83:LYS:HG3	2.00	0.44

*Continued on next page...*

*Continued from previous page...*

Atom-1	Atom-2	Interatomic distance (Å)	Clash overlap (Å)
1:W:65:MET:SD	1:W:67:LEU:CD1	3.06	0.44
1:W:80:ARG:HD3	1:X:193:ASP:OD2	2.17	0.44
1:A:106:ASN:ND2	1:A:109:ARG:HH11	2.14	0.44
1:B:320:LYS:HE3	1:H:461:GLU:OE1	2.17	0.44
1:D:295:ARG:HD3	1:D:388:PRO:HD2	1.99	0.44
1:O:204:PHE:HE1	1:O:237:LEU:HD13	1.81	0.44
1:M:63:SER:HB3	1:R:339:ARG:NH1	2.33	0.44
1:R:58:GLN:HE21	1:R:62:GLU:HB3	1.79	0.44
1:U:409:GLN:HA	1:U:409:GLN:NE2	2.19	0.44
1:U:445:PHE:O	1:U:449:ASN:HB2	2.17	0.44
1:A:272:GLN:O	1:A:355:ARG:HB2	2.18	0.44
1:A:328:ALA:HA	1:A:329:PRO:HD3	1.80	0.44
1:A:602:GLU:HG3	1:A:72:GLU:CG	2.47	0.44
1:B:502:PRO:HD3	5:B:7699:HOH:O	2.18	0.44
1:C:272:GLN:O	1:C:355:ARG:HB2	2.18	0.44
1:F:344:ARG:O	1:F:346:PRO:HD3	2.18	0.44
1:I:106:ASN:ND2	1:I:109:ARG:NH1	2.66	0.44
1:I:12:GLU:HB2	1:I:14:VAL:HG23	2.00	0.44
1:J:12:GLU:HB2	1:J:14:VAL:HG23	2.00	0.44
1:K:272:GLN:O	1:K:355:ARG:HB2	2.18	0.44
1:L:272:GLN:O	1:L:355:ARG:HB2	2.18	0.44
1:M:18:ASP:HB3	1:M:86:ASN:HD22	1.83	0.44
1:N:24:LEU:HA	1:N:24:LEU:HD23	1.89	0.44
1:O:272:GLN:O	1:O:355:ARG:HB2	2.17	0.44
1:O:305:ALA:HB3	1:O:306:PRO:HD3	1.99	0.44
1:O:9:ALA:HB2	1:O:85:LEU:HD22	2.00	0.44
1:P:305:ALA:HB3	1:P:306:PRO:HD3	1.99	0.44
1:Q:8:LEU:HD22	1:Q:85:LEU:HD13	2.00	0.44
1:S:400:PRO:O	1:S:402:GLU:N	2.49	0.44
1:T:54:ILE:HG13	1:T:55:ARG:N	2.25	0.44
1:U:106:ASN:ND2	1:U:109:ARG:NH1	2.66	0.44
1:T:29:GLN:CD	1:U:178:GLY:HA3	2.37	0.44
1:U:53:SER:HB2	5:U:5643:HOH:O	2.17	0.44
1:V:12:GLU:HB2	1:V:14:VAL:HG23	2.00	0.44
1:W:18:ASP:HB3	1:W:86:ASN:HD22	1.83	0.44
1:W:9:ALA:HB2	1:W:85:LEU:HD22	2.00	0.44
1:A:60:ILE:HD13	1:F:327:GLU:OE1	2.17	0.44
1:F:273:SER:HB3	1:F:355:ARG:HB3	1.99	0.44
1:G:344:ARG:HG2	1:G:345:ILE:N	2.32	0.44
1:G:420:ARG:HH21	1:G:420:ARG:CA	2.30	0.44
1:H:323:VAL:HB	5:H:7496:HOH:O	2.18	0.44

*Continued on next page...*

*Continued from previous page...*

Atom-1	Atom-2	Interatomic distance (Å)	Clash overlap (Å)
1:H:67:LEU:HB3	1:H:89:PHE:CD2	2.52	0.44
1:I:394:LYS:HD2	1:I:399:LEU:CD1	2.46	0.44
1:J:296:HIS:O	1:J:381:GLY:HA3	2.18	0.44
1:J:54:ILE:CG2	1:J:55:ARG:N	2.81	0.44
1:K:54:ILE:CG2	1:K:55:ARG:N	2.81	0.44
1:L:420:ARG:NH1	1:L:424:ASP:HB2	2.30	0.44
1:P:154:ILE:HB	5:P:4060:HOH:O	2.16	0.44
1:Q:154:ILE:HB	5:Q:4323:HOH:O	2.16	0.44
1:Q:169:ARG:HB3	1:R:252:THR:HB	1.99	0.44
1:R:273:SER:HB3	1:R:355:ARG:HB3	1.98	0.44
1:T:140:PHE:HZ	1:U:173:VAL:CG2	2.31	0.44
1:U:58:GLN:NE2	1:U:62:GLU:HB3	2.18	0.44
1:X:296:HIS:O	1:X:381:GLY:HA3	2.18	0.44
1:A:309:LEU:HA	1:A:312:THR:CG2	2.34	0.44
1:A:411:PRO:HB2	1:A:417:VAL:CG1	2.47	0.44
1:C:175:HIS:HE1	5:J:695:HOH:O	2.00	0.44
1:C:328:ALA:HA	1:C:329:PRO:HD3	1.69	0.44
1:D:306:PRO:HA	1:D:411:PRO:HD3	1.99	0.44
1:F:175:HIS:HE1	5:G:7505:HOH:O	2.00	0.44
1:K:306:PRO:HA	1:K:411:PRO:HD3	1.99	0.44
1:L:171:TYR:CE2	1:L:184:PRO:HG2	2.52	0.44
1:L:38:PHE:HA	1:L:42:VAL:HG21	1.99	0.44
1:L:411:PRO:HB2	1:L:417:VAL:CG1	2.47	0.44
1:O:100:TYR:CZ	1:O:102:ARG:HB2	2.53	0.44
1:O:175:HIS:HE1	5:V:3851:HOH:O	2.00	0.44
1:O:346:PRO:HB2	1:O:355:ARG:NH1	2.28	0.44
1:O:53:SER:O	1:O:54:ILE:CB	2.65	0.44
1:P:306:PRO:HA	1:P:411:PRO:HD3	1.99	0.44
1:Q:177:GLY:CA	1:R:55:ARG:CG	2.96	0.44
1:Q:407:ILE:HA	1:Q:408:PRO:HD3	1.85	0.44
1:R:175:HIS:HE1	5:S:4640:HOH:O	2.00	0.44
1:T:298:ILE:HG12	1:T:356:LEU:HD22	1.99	0.44
5:O:5692:HOH:O	1:V:175:HIS:HE1	2.00	0.44
1:A:211:HIS:N	1:A:222:ASN:OD1	2.50	0.44
1:A:296:HIS:HB3	1:A:381:GLY:O	2.17	0.44
1:A:50:ASP:C	1:A:52:SER:H	2.21	0.44
1:B:339:ARG:NH2	1:B:344:ARG:HD2	2.33	0.44
1:C:181:PRO:O	1:C:186:ASP:HB2	2.18	0.44
1:C:50:ASP:C	1:C:52:SER:H	2.21	0.44
1:E:101:SER:O	1:E:107:ILE:HD11	2.18	0.44
1:E:465:TYR:CZ	1:K:315:THR:HB	2.53	0.44

*Continued on next page...*



*Continued from previous page...*

Atom-1	Atom-2	Interatomic distance (Å)	Clash overlap (Å)
5:D:841:HOH:O	1:E:81:ALA:HB3	2.17	0.44
1:F:339:ARG:NH2	1:F:344:ARG:HD2	2.33	0.44
1:I:181:PRO:O	1:I:186:ASP:HB2	2.18	0.44
1:J:58:GLN:HE21	1:J:65:MET:HB3	1.77	0.44
1:M:50:ASP:C	1:M:52:SER:H	2.21	0.44
1:N:98:GLU:HA	1:N:99:PRO:HD3	1.85	0.44
1:O:181:PRO:O	1:O:186:ASP:HB2	2.18	0.44
1:O:330:ILE:O	1:O:409:GLN:HA	2.18	0.44
1:P:181:PRO:O	1:P:186:ASP:HB2	2.18	0.44
1:P:450:GLU:HB3	1:V:465:TYR:OH	2.18	0.44
1:Q:180:PHE:N	1:Q:181:PRO:CD	2.81	0.44
1:M:60:ILE:HG22	1:R:339:ARG:N	2.32	0.44
1:T:339:ARG:NH2	1:T:344:ARG:HD2	2.33	0.44
1:V:348:THR:HG21	1:V:355:ARG:HH22	1.82	0.44
1:W:181:PRO:O	1:W:186:ASP:HB2	2.18	0.44
1:X:328:ALA:HA	1:X:329:PRO:HD3	1.72	0.44
1:B:325:GLY:O	1:B:327:GLU:N	2.38	0.44
1:C:455:ILE:HG22	1:I:323:VAL:HG21	2.00	0.44
1:C:56:GLY:O	1:C:441:THR:HG21	2.17	0.44
1:C:70:ASP:OD2	1:C:230:HIS:HE1	2.01	0.44
1:D:295:ARG:CG	1:D:388:PRO:HD2	2.48	0.44
1:E:125:TYR:O	1:E:272:GLN:HA	2.18	0.44
1:E:296:HIS:HB2	1:E:382:ILE:HG12	2.00	0.44
1:E:102:ARG:HA	1:E:438:LEU:HD13	2.00	0.44
1:A:60:ILE:HD13	1:F:327:GLU:CD	2.38	0.44
1:G:295:ARG:CG	1:G:388:PRO:HD2	2.48	0.44
1:A:140:PHE:CE1	1:G:463:ALA:HA	2.53	0.44
1:B:463:ALA:HA	1:H:140:PHE:CZ	2.53	0.44
1:H:18:ASP:HB3	1:H:86:ASN:HD22	1.83	0.44
1:H:295:ARG:CG	1:H:388:PRO:HD2	2.48	0.44
1:H:102:ARG:HA	1:H:438:LEU:HD13	2.00	0.44
1:I:114:TYR:O	1:I:118:THR:HG23	2.18	0.44
1:J:397:TYR:CD2	1:J:397:TYR:C	2.91	0.44
1:M:325:GLY:O	1:M:327:GLU:N	2.38	0.44
1:N:325:GLY:O	1:N:327:GLU:N	2.38	0.44
1:P:178:GLY:HA3	1:Q:23:ASP:OD2	2.17	0.44
1:P:280:PRO:C	1:P:281:LEU:HD12	2.38	0.44
1:Q:280:PRO:C	1:Q:281:LEU:HD12	2.38	0.44
1:Q:296:HIS:HB2	1:Q:382:ILE:HG12	2.00	0.44
1:R:70:ASP:OD2	1:R:230:HIS:HE1	2.01	0.44
1:T:296:HIS:HB2	1:T:382:ILE:HG12	2.00	0.44

*Continued on next page...*

*Continued from previous page...*

Atom-1	Atom-2	Interatomic distance (Å)	Clash overlap (Å)
1:U:125:TYR:O	1:U:272:GLN:HA	2.18	0.44
1:V:55:ARG:HG3	1:V:55:ARG:NH1	2.17	0.44
1:V:321:ARG:NE	4:V:7518:CIT:H42	2.17	0.44
1:X:55:ARG:NH1	1:X:55:ARG:HG3	2.17	0.44
1:X:70:ASP:OD2	1:X:230:HIS:HE1	2.01	0.44
1:D:338:ASN:CG	1:D:396:LEU:HG	2.38	0.44
1:F:335:SER:OG	1:F:336:GLN:N	2.50	0.44
1:F:67:LEU:HB3	1:F:89:PHE:CD2	2.53	0.44
1:I:290:LEU:HD21	1:I:345:ILE:HG12	1.99	0.44
1:I:54:ILE:HG22	1:J:179:TYR:HH	1.68	0.44
1:J:23:ASP:HB2	1:K:177:GLY:O	2.17	0.44
1:J:360:SER:N	1:J:361:PRO:CD	2.81	0.44
1:K:290:LEU:HD21	1:K:345:ILE:HG12	1.99	0.44
1:L:18:ASP:HB3	1:L:86:ASN:HD22	1.83	0.44
1:N:290:LEU:HD21	1:N:345:ILE:HG12	1.99	0.44
1:N:406:SER:O	1:N:408:PRO:HD3	2.17	0.44
1:P:314:PRO:HG3	1:P:365:GLY:HA3	1.99	0.44
1:R:187:GLN:HG2	5:R:4627:HOH:O	2.17	0.44
1:R:274:LEU:HB2	1:R:282:MET:HE1	2.00	0.44
1:R:335:SER:OG	1:R:336:GLN:N	2.50	0.44
1:U:458:HIS:HD2	1:U:460:TYR:N	2.01	0.44
1:U:321:ARG:NE	4:U:7516:CIT:H42	2.20	0.44
1:V:360:SER:N	1:V:361:PRO:CD	2.80	0.44
1:A:176:LYS:HG3	1:B:449:ASN:HB3	1.99	0.44
1:A:140:PHE:CE1	1:G:463:ALA:HA	2.53	0.44
1:J:55:ARG:HD2	1:J:449:ASN:ND2	2.10	0.44
1:N:102:ARG:NH2	1:N:441:THR:OG1	2.51	0.44
1:P:333:VAL:O	1:P:341:ALA:HB1	2.18	0.44
1:T:102:ARG:NH2	1:T:441:THR:OG1	2.51	0.44
1:T:416:ASP:O	1:T:420:ARG:HG2	2.18	0.44
1:A:176:LYS:HZ2	1:B:55:ARG:HB3	1.83	0.44
1:B:52:SER:O	1:B:53:SER:O	2.35	0.44
1:A:177:GLY:CA	1:B:56:GLY:HA3	2.43	0.44
1:F:59:SER:OG	1:F:60:ILE:HG23	2.18	0.44
1:G:603:LYS:HB2	1:G:72:GLU:HG2	1.99	0.44
1:I:208:LYS:N	1:I:208:LYS:CD	2.81	0.44
1:I:59:SER:OG	1:I:60:ILE:HG23	2.18	0.44
1:L:284:ASP:HB3	1:L:291:SER:HA	1.99	0.44
1:M:326:TYR:H	1:M:326:TYR:HD1	1.66	0.44
1:N:284:ASP:HB3	1:N:291:SER:HA	1.99	0.44
1:N:52:SER:O	1:N:53:SER:O	2.35	0.44

*Continued on next page...*

*Continued from previous page...*

Atom-1	Atom-2	Interatomic distance (Å)	Clash overlap (Å)
1:N:603:LYS:HB2	1:N:72:GLU:HG2	1.99	0.44
1:O:601:THR:CA	1:O:72:GLU:HG3	2.48	0.44
1:O:176:LYS:HD2	1:P:55:ARG:HB3	1.98	0.44
1:Q:601:THR:CA	1:Q:72:GLU:HG3	2.48	0.44
1:Q:177:GLY:CA	1:R:56:GLY:HA3	2.47	0.44
1:R:59:SER:OG	1:R:60:ILE:HG23	2.18	0.44
1:S:328:ALA:HA	1:S:329:PRO:HD3	1.78	0.44
1:W:601:THR:CA	1:W:72:GLU:HG3	2.48	0.44
1:A:55:ARG:O	1:A:55:ARG:HG2	2.18	0.44
1:A:45:ASP:O	1:A:66:LEU:HD11	2.17	0.44
1:A:70:ASP:OD2	1:A:230:HIS:HE1	2.01	0.44
1:B:14:VAL:HA	1:B:83:LYS:HG3	2.00	0.44
1:B:165:GLU:HA	1:B:165:GLU:OE2	2.18	0.44
1:C:334:TYR:O	1:C:335:SER:HB2	2.18	0.44
1:D:337:ARG:HD2	1:D:337:ARG:N	2.33	0.44
1:D:55:ARG:O	1:D:55:ARG:HG2	2.18	0.44
1:E:343:VAL:HA	1:E:357:GLU:O	2.18	0.44
1:E:337:ARG:HG2	1:E:393:ASP:HB3	1.98	0.44
1:D:339:ARG:NH2	1:E:63:SER:HB2	2.30	0.44
1:F:65:MET:SD	1:F:67:LEU:CD1	3.06	0.44
1:I:343:VAL:HA	1:I:357:GLU:O	2.18	0.44
1:K:55:ARG:O	1:K:55:ARG:HG2	2.18	0.44
1:L:165:GLU:HA	1:L:165:GLU:OE2	2.18	0.44
1:N:329:PRO:HG2	1:N:359:ARG:HB3	1.95	0.44
1:N:400:PRO:HA	1:N:401:PRO:HD3	1.88	0.44
1:O:70:ASP:OD2	1:O:230:HIS:HE1	2.01	0.44
1:P:257:PRO:HD3	1:P:364:SER:HB3	2.00	0.44
1:P:55:ARG:O	1:P:55:ARG:HG2	2.18	0.44
1:Q:337:ARG:HG2	1:Q:393:ASP:HB3	1.98	0.44
1:S:257:PRO:HD3	1:S:364:SER:HB3	2.00	0.44
1:S:424:ASP:O	1:S:427:TYR:HE2	2.00	0.44
1:T:55:ARG:HG2	1:T:55:ARG:O	2.18	0.44
1:W:334:TYR:O	1:W:335:SER:HB2	2.18	0.44
1:W:55:ARG:HG2	1:W:55:ARG:O	2.18	0.44
1:C:204:PHE:HE1	1:C:237:LEU:HD13	1.80	0.44
1:D:337:ARG:NH2	1:E:95:PHE:CE1	2.86	0.44
1:I:204:PHE:HE1	1:I:237:LEU:HD13	1.81	0.44
1:I:34:PRO:HG3	1:J:206:LEU:HB3	2.00	0.44
1:A:18:ASP:HB3	1:A:86:ASN:HD22	1.83	0.44
1:B:12:GLU:HB2	1:B:14:VAL:HG23	2.00	0.44
1:B:344:ARG:O	1:B:346:PRO:HD3	2.18	0.44

*Continued on next page...*

*Continued from previous page...*

Atom-1	Atom-2	Interatomic distance (Å)	Clash overlap (Å)
1:D:54:ILE:HG13	1:D:55:ARG:N	2.25	0.44
1:J:274:LEU:HB2	1:J:282:MET:HE1	1.99	0.44
1:K:57:PHE:O	1:K:62:GLU:HG2	2.17	0.44
1:M:272:GLN:O	1:M:355:ARG:HB2	2.18	0.44
1:N:502:PRO:HD3	5:N:3653:HOH:O	2.18	0.44
1:P:502:PRO:HD3	5:P:4179:HOH:O	2.18	0.44
1:Q:344:ARG:O	1:Q:346:PRO:HD3	2.18	0.44
1:R:272:GLN:O	1:R:355:ARG:HB2	2.18	0.44
1:U:12:GLU:HB2	1:U:14:VAL:HG23	2.00	0.44
1:U:344:ARG:O	1:U:346:PRO:HD3	2.18	0.44
1:V:274:LEU:HB2	1:V:282:MET:HE1	1.99	0.44
1:W:54:ILE:O	1:X:177:GLY:C	2.56	0.44
1:A:275:TRP:HA	1:A:281:LEU:HD13	1.99	0.44
1:B:207:GLU:HG2	5:B:7594:HOH:O	2.18	0.44
1:B:275:TRP:HA	1:B:281:LEU:HD13	1.99	0.44
1:B:420:ARG:HA	1:B:420:ARG:HD2	1.75	0.44
1:C:312:THR:CG2	1:C:313:ASN:ND2	2.73	0.44
1:C:54:ILE:CG2	1:C:55:ARG:N	2.81	0.44
1:D:154:ILE:HB	5:D:904:HOH:O	2.16	0.44
1:D:425:HIS:HB2	1:D:439:ILE:HD13	1.99	0.44
1:K:175:HIS:HB2	5:K:2401:HOH:O	2.17	0.44
1:L:296:HIS:O	1:L:381:GLY:HA3	2.18	0.44
1:L:67:LEU:HB3	1:L:89:PHE:CD2	2.52	0.44
1:M:275:TRP:HA	1:M:281:LEU:HD13	2.00	0.44
1:N:275:TRP:HA	1:N:281:LEU:HD13	1.99	0.44
1:N:58:GLN:NE2	1:N:62:GLU:HB3	2.18	0.44
1:R:344:ARG:HG2	1:R:345:ILE:N	2.32	0.44
1:R:603:LYS:HE3	5:R:4683:HOH:O	2.16	0.44
1:S:177:GLY:CA	1:X:55:ARG:H	2.31	0.44
1:T:425:HIS:HB2	1:T:439:ILE:HD13	1.99	0.44
1:T:60:ILE:HA	1:T:63:SER:HB3	1.99	0.44
1:U:106:ASN:ND2	1:U:109:ARG:HH11	2.15	0.44
1:U:394:LYS:HD2	1:U:399:LEU:CD1	2.46	0.44
1:U:52:SER:HB2	1:V:180:PHE:CZ	2.53	0.44
1:V:54:ILE:CG2	1:V:55:ARG:N	2.81	0.44
5:V:5908:HOH:O	1:W:207:GLU:HG2	2.18	0.44
1:B:57:PHE:C	1:B:100:TYR:OH	2.57	0.44
1:C:53:SER:O	1:C:54:ILE:CB	2.65	0.44
1:G:38:PHE:HA	1:G:42:VAL:HG21	1.99	0.44
1:H:38:PHE:HA	1:H:42:VAL:HG21	1.99	0.44
1:I:207:GLU:N	1:I:210:HIS:HD2	2.03	0.44

*Continued on next page...*

*Continued from previous page...*

Atom-1	Atom-2	Interatomic distance (Å)	Clash overlap (Å)
1:I:402:GLU:O	1:I:403:GLU:HB2	2.18	0.44
1:J:100:TYR:CZ	1:J:102:ARG:HB2	2.53	0.44
5:C:7742:HOH:O	1:J:175:HIS:HE1	2.00	0.44
1:E:463:ALA:HA	1:K:140:PHE:CZ	2.52	0.44
1:L:346:PRO:HB2	1:L:355:ARG:NH1	2.28	0.44
1:M:411:PRO:HB2	1:M:417:VAL:CG1	2.47	0.44
1:N:57:PHE:C	1:N:100:TYR:OH	2.57	0.44
1:P:428:LEU:HB3	1:P:434:PHE:CB	2.43	0.44
1:Q:100:TYR:CZ	1:Q:102:ARG:HB2	2.53	0.44
1:Q:328:ALA:HA	1:Q:329:PRO:HD3	1.69	0.44
1:Q:428:LEU:HB3	1:Q:434:PHE:CB	2.43	0.44
1:U:402:GLU:O	1:U:403:GLU:HB2	2.18	0.44
1:U:57:PHE:C	1:U:100:TYR:OH	2.57	0.44
1:W:57:PHE:C	1:W:100:TYR:OH	2.57	0.44
1:W:38:PHE:HA	1:W:42:VAL:HG21	1.99	0.44
1:W:306:PRO:HA	1:W:411:PRO:HD3	1.99	0.44
1:X:171:TYR:CE2	1:X:184:PRO:HG2	2.52	0.44
1:B:269:HIS:CD2	1:B:269:HIS:N	2.85	0.44
1:C:330:ILE:O	1:C:409:GLN:HA	2.18	0.44
1:C:58:GLN:HE21	1:C:65:MET:HB3	1.76	0.44
1:D:339:ARG:NH2	1:D:344:ARG:HD2	2.33	0.44
1:E:180:PHE:N	1:E:181:PRO:CD	2.81	0.44
1:E:269:HIS:CD2	1:E:269:HIS:N	2.85	0.44
1:F:330:ILE:O	1:F:409:GLN:HA	2.18	0.44
1:F:50:ASP:C	1:F:52:SER:H	2.21	0.44
1:G:180:PHE:N	1:G:181:PRO:CD	2.81	0.44
1:G:98:GLU:HA	1:G:99:PRO:HD3	1.85	0.44
1:H:330:ILE:O	1:H:409:GLN:HA	2.18	0.44
1:H:59:SER:OG	1:H:60:ILE:N	2.49	0.44
1:I:269:HIS:N	1:I:269:HIS:CD2	2.85	0.44
1:J:180:PHE:N	1:J:181:PRO:CD	2.81	0.44
1:L:348:THR:HG21	1:L:355:ARG:HH22	1.82	0.44
1:M:181:PRO:O	1:M:186:ASP:HB2	2.18	0.44
1:N:339:ARG:NH2	1:N:344:ARG:HD2	2.33	0.44
1:O:50:ASP:C	1:O:52:SER:H	2.21	0.44
1:O:58:GLN:HE21	1:O:65:MET:HB3	1.76	0.44
1:R:339:ARG:NH2	1:R:344:ARG:HD2	2.33	0.44
1:R:412:THR:HB	5:R:6084:HOH:O	2.17	0.44
1:R:50:ASP:C	1:R:52:SER:H	2.21	0.44
1:S:348:THR:HG21	1:S:355:ARG:HH22	1.82	0.44
1:U:181:PRO:O	1:U:186:ASP:HB2	2.18	0.44

*Continued on next page...*

*Continued from previous page...*

Atom-1	Atom-2	Interatomic distance (Å)	Clash overlap (Å)
1:V:180:PHE:N	1:V:181:PRO:CD	2.81	0.44
1:V:58:GLN:HE21	1:V:65:MET:HB3	1.76	0.44
1:W:348:THR:HG21	1:W:355:ARG:HH22	1.82	0.44
1:A:325:GLY:O	1:A:327:GLU:N	2.38	0.44
1:C:18:ASP:HB3	1:C:86:ASN:HD22	1.83	0.44
1:C:397:TYR:CD2	1:C:397:TYR:C	2.91	0.44
1:D:114:TYR:O	1:D:118:THR:HG23	2.18	0.44
1:D:70:ASP:OD2	1:D:230:HIS:HE1	2.01	0.44
1:D:102:ARG:HA	1:D:438:LEU:HD13	2.00	0.44
1:E:280:PRO:C	1:E:281:LEU:HD12	2.38	0.44
1:E:295:ARG:CG	1:E:388:PRO:HD2	2.48	0.44
1:F:70:ASP:OD2	1:F:230:HIS:HE1	2.01	0.44
1:G:296:HIS:HB2	1:G:382:ILE:HG12	2.00	0.44
1:H:296:HIS:HB2	1:H:382:ILE:HG12	2.00	0.44
1:I:70:ASP:OD2	1:I:230:HIS:HE1	2.01	0.44
1:J:55:ARG:HG3	1:J:55:ARG:NH1	2.17	0.44
1:J:321:ARG:NE	4:J:7494:CIT:H42	2.17	0.44
1:K:114:TYR:O	1:K:118:THR:HG23	2.18	0.44
1:L:70:ASP:OD2	1:L:230:HIS:HE1	2.01	0.44
1:L:398:GLU:CG	1:L:398:GLU:O	2.64	0.44
1:M:60:ILE:HD13	1:R:327:GLU:CD	2.38	0.44
1:O:56:GLY:O	1:O:441:THR:HG21	2.17	0.44
1:P:296:HIS:HB2	1:P:382:ILE:HG12	2.00	0.44
1:P:102:ARG:HA	1:P:438:LEU:HD13	2.00	0.44
1:P:70:ASP:OD2	1:P:230:HIS:HE1	2.01	0.44
1:Q:125:TYR:O	1:Q:272:GLN:HA	2.18	0.44
1:Q:264:ASN:HD21	4:Q:7508:CIT:C2	2.14	0.44
1:Q:295:ARG:CG	1:Q:388:PRO:HD2	2.48	0.44
1:Q:397:TYR:C	1:Q:397:TYR:CD2	2.91	0.44
1:S:296:HIS:HB2	1:S:382:ILE:HG12	2.00	0.44
1:T:280:PRO:C	1:T:281:LEU:HD12	2.38	0.44
1:V:397:TYR:CD2	1:V:397:TYR:C	2.91	0.44
1:F:187:GLN:HG2	5:F:7633:HOH:O	2.17	0.44
1:G:360:SER:N	1:G:361:PRO:CD	2.80	0.44
1:G:18:ASP:HB3	1:G:86:ASN:HD22	1.83	0.44
1:M:18:ASP:HB3	1:M:86:ASN:HD22	1.83	0.44
1:N:461:GLU:OE1	1:T:320:LYS:HE3	2.18	0.44
1:O:324:PRO:HB2	5:U:5412:HOH:O	2.17	0.44
1:O:422:GLU:HB2	1:O:443:ILE:HD13	2.00	0.44
1:O:18:ASP:HB3	1:O:86:ASN:HD22	1.83	0.44
1:Q:315:THR:HB	1:W:465:TYR:CE1	2.53	0.44

*Continued on next page...*

*Continued from previous page...*

Atom-1	Atom-2	Interatomic distance (Å)	Clash overlap (Å)
1:R:67:LEU:HB3	1:R:89:PHE:CD2	2.53	0.44
1:S:335:SER:OG	1:S:336:GLN:N	2.50	0.44
1:T:335:SER:OG	1:T:336:GLN:N	2.50	0.44
1:U:187:GLN:HG2	5:U:5416:HOH:O	2.17	0.44
1:U:290:LEU:HD21	1:U:345:ILE:HG12	1.99	0.44
1:A:95:PHE:CE1	1:F:337:ARG:NH2	2.86	0.44
1:B:312:THR:CG2	1:B:313:ASN:ND2	2.73	0.44
1:D:333:VAL:O	1:D:341:ALA:HB1	2.18	0.44
5:A:7627:HOH:O	1:F:176:LYS:HE3	2.16	0.44
1:K:416:ASP:O	1:K:420:ARG:HG2	2.18	0.44
1:E:175:HIS:NE2	1:L:463:ALA:O	2.44	0.44
1:S:348:THR:HG21	1:S:355:ARG:HH11	1.82	0.44
1:W:204:PHE:HE1	1:W:237:LEU:HD13	1.80	0.44
1:A:326:TYR:HD1	1:A:326:TYR:H	1.66	0.44
1:B:177:GLY:C	1:C:56:GLY:CA	2.84	0.44
1:C:284:ASP:HB3	1:C:291:SER:HA	1.99	0.44
1:E:601:THR:CA	1:E:72:GLU:HG3	2.48	0.44
1:M:32:THR:HG21	1:M:80:ARG:HH22	1.83	0.44
1:O:52:SER:O	1:O:53:SER:O	2.35	0.44
1:R:284:ASP:HB3	1:R:291:SER:HA	1.99	0.44
1:U:59:SER:OG	1:U:60:ILE:HG23	2.18	0.44
1:X:284:ASP:HB3	1:X:291:SER:HA	1.99	0.44
1:X:326:TYR:H	1:X:326:TYR:HD1	1.66	0.44
1:A:14:VAL:HA	1:A:83:LYS:HG3	2.00	0.44
1:A:58:GLN:HE22	1:A:93:ASP:HA	1.83	0.44
1:B:329:PRO:HG2	1:B:359:ARG:HB3	1.95	0.44
1:B:334:TYR:O	1:B:335:SER:HB2	2.18	0.44
1:B:70:ASP:OD2	1:B:230:HIS:HE1	2.01	0.44
1:D:165:GLU:HA	1:D:165:GLU:OE2	2.18	0.44
1:D:257:PRO:HD3	1:D:364:SER:HB3	2.00	0.44
1:D:309:LEU:HG	1:D:313:ASN:ND2	2.31	0.44
1:E:55:ARG:HG2	1:E:55:ARG:O	2.18	0.44
1:G:70:ASP:OD2	1:G:230:HIS:HE1	2.01	0.44
1:G:424:ASP:O	1:G:427:TYR:HE2	2.00	0.44
1:L:343:VAL:HA	1:L:357:GLU:O	2.18	0.44
1:M:55:ARG:O	1:M:55:ARG:HG2	2.18	0.44
1:M:70:ASP:OD2	1:M:230:HIS:HE1	2.01	0.44
1:N:334:TYR:O	1:N:335:SER:HB2	2.18	0.44
1:O:208:LYS:O	1:O:210:HIS:N	2.43	0.44
1:O:65:MET:SD	1:O:67:LEU:CD1	3.06	0.44
1:P:309:LEU:HG	1:P:313:ASN:ND2	2.31	0.44

*Continued on next page...*

*Continued from previous page...*

Atom-1	Atom-2	Interatomic distance (Å)	Clash overlap (Å)
1:P:337:ARG:HD2	1:P:337:ARG:N	2.33	0.44
1:Q:339:ARG:NH1	1:Q:344:ARG:HH21	2.16	0.44
1:R:65:MET:SD	1:R:67:LEU:CD1	3.06	0.44
1:S:65:MET:SD	1:S:67:LEU:CD1	3.06	0.44
1:T:208:LYS:O	1:T:210:HIS:N	2.43	0.44
1:T:70:ASP:OD2	1:T:230:HIS:HE1	2.01	0.44
1:U:257:PRO:HD3	1:U:364:SER:HB3	2.00	0.44
1:A:18:ASP:HB3	1:A:86:ASN:ND2	2.32	0.43
1:B:409:GLN:NE2	1:B:409:GLN:HA	2.19	0.43
1:G:12:GLU:HG3	1:G:76:ILE:CG1	2.44	0.43
1:H:150:GLU:HG3	1:H:150:GLU:O	2.17	0.43
1:K:399:LEU:HD12	1:K:399:LEU:HA	1.87	0.43
1:M:106:ASN:ND2	1:M:109:ARG:NH1	2.67	0.43
1:M:18:ASP:HB3	1:M:86:ASN:ND2	2.32	0.43
1:M:125:TYR:O	1:M:272:GLN:HA	2.18	0.43
1:T:58:GLN:HE21	1:T:62:GLU:HB3	1.79	0.43
1:U:204:PHE:HE1	1:U:237:LEU:HD13	1.81	0.43
1:V:211:HIS:H	1:V:222:ASN:ND2	2.10	0.43
1:D:502:PRO:HD3	5:D:1023:HOH:O	2.18	0.43
1:D:9:ALA:HB2	1:D:85:LEU:HD22	2.00	0.43
1:E:178:GLY:HA2	1:F:53:SER:HB3	2.00	0.43
1:E:344:ARG:O	1:E:346:PRO:HD3	2.18	0.43
1:F:272:GLN:O	1:F:355:ARG:HB2	2.18	0.43
1:G:602:GLU:HG3	1:G:72:GLU:CG	2.48	0.43
1:K:9:ALA:HB2	1:K:85:LEU:HD22	2.00	0.43
1:M:602:GLU:HG3	1:M:72:GLU:CG	2.47	0.43
1:O:18:ASP:HB3	1:O:86:ASN:HD22	1.83	0.43
1:P:54:ILE:HG13	1:P:55:ARG:N	2.25	0.43
1:P:9:ALA:HB2	1:P:85:LEU:HD22	2.00	0.43
1:Q:47:LEU:O	1:Q:66:LEU:HA	2.17	0.43
1:S:305:ALA:HB3	1:S:306:PRO:HD3	1.99	0.43
1:T:18:ASP:HB3	1:T:86:ASN:HD22	1.83	0.43
1:U:54:ILE:HG13	1:U:55:ARG:N	2.25	0.43
1:W:272:GLN:O	1:W:355:ARG:HB2	2.18	0.43
1:A:465:TYR:CE1	1:G:315:THR:HB	2.53	0.43
1:A:395:ASP:OD1	1:B:60:ILE:HD11	2.18	0.43
1:E:154:ILE:HB	5:E:1167:HOH:O	2.16	0.43
1:E:254:THR:HB	1:K:466:TYR:CZ	2.53	0.43
1:E:60:ILE:HA	1:E:63:SER:HB3	1.99	0.43
1:F:344:ARG:HG2	1:F:345:ILE:N	2.32	0.43
1:F:58:GLN:NE2	1:F:62:GLU:HB3	2.18	0.43

*Continued on next page...*



*Continued from previous page...*

Atom-1	Atom-2	Interatomic distance (Å)	Clash overlap (Å)
1:H:420:ARG:NH1	1:H:424:ASP:HB2	2.30	0.43
1:I:54:ILE:HD13	1:J:179:TYR:CE2	2.53	0.43
1:L:207:GLU:HG2	5:L:3015:HOH:O	2.18	0.43
1:O:177:GLY:N	1:P:55:ARG:HB2	2.33	0.43
1:O:312:THR:CG2	1:O:313:ASN:ND2	2.73	0.43
1:S:58:GLN:NE2	1:S:62:GLU:HB3	2.18	0.43
1:S:60:ILE:CG1	1:T:395:ASP:CG	2.86	0.43
1:W:275:TRP:HA	1:W:281:LEU:HD13	1.99	0.43
1:X:207:GLU:HG2	5:X:6171:HOH:O	2.18	0.43
1:B:175:HIS:HE1	5:I:7493:HOH:O	2.00	0.43
1:C:100:TYR:CZ	1:C:102:ARG:HB2	2.53	0.43
1:C:57:PHE:C	1:C:100:TYR:OH	2.57	0.43
1:E:100:TYR:CZ	1:E:102:ARG:HB2	2.53	0.43
1:E:306:PRO:HA	1:E:411:PRO:HD3	1.99	0.43
1:E:428:LEU:HB3	1:E:434:PHE:CB	2.43	0.43
1:E:603:LYS:HG2	1:E:4:ASP:HB2	2.00	0.43
1:G:171:TYR:CD1	1:L:247:TRP:CZ3	3.06	0.43
1:G:57:PHE:C	1:G:100:TYR:OH	2.57	0.43
1:G:210:HIS:CE1	3:G:7487:AMP:H3'	2.47	0.43
1:H:322:LEU:HA	1:H:322:LEU:HD12	1.86	0.43
1:K:399:LEU:HD23	1:K:404:ALA:HA	2.00	0.43
1:L:100:TYR:CZ	1:L:102:ARG:HB2	2.53	0.43
1:L:298:ILE:HG12	1:L:356:LEU:HD22	1.99	0.43
1:O:57:PHE:C	1:O:100:TYR:OH	2.57	0.43
1:Q:306:PRO:HA	1:Q:411:PRO:HD3	1.99	0.43
1:Q:345:ILE:N	1:Q:345:ILE:HD12	2.33	0.43
1:S:306:PRO:HA	1:S:411:PRO:HD3	1.99	0.43
1:S:57:PHE:C	1:S:100:TYR:OH	2.57	0.43
1:W:399:LEU:HD23	1:W:404:ALA:HA	2.00	0.43
1:X:346:PRO:HB2	1:X:355:ARG:NH1	2.28	0.43
1:B:296:HIS:HB3	1:B:381:GLY:O	2.17	0.43
1:I:321:ARG:NE	4:I:7492:CIT:H42	2.19	0.43
1:J:80:ARG:HD2	1:J:84:THR:OG1	2.18	0.43
1:K:180:PHE:N	1:K:181:PRO:CD	2.81	0.43
1:K:181:PRO:O	1:K:186:ASP:HB2	2.18	0.43
1:L:101:SER:O	1:L:107:ILE:HD11	2.18	0.43
1:L:180:PHE:N	1:L:181:PRO:CD	2.81	0.43
1:M:330:ILE:O	1:M:409:GLN:HA	2.18	0.43
1:N:296:HIS:HB3	1:N:381:GLY:O	2.17	0.43
1:O:269:HIS:CD2	1:O:269:HIS:N	2.85	0.43
1:P:339:ARG:NH2	1:P:344:ARG:HD2	2.33	0.43

*Continued on next page...*

*Continued from previous page...*

Atom-1	Atom-2	Interatomic distance (Å)	Clash overlap (Å)
1:Q:269:HIS:N	1:Q:269:HIS:CD2	2.85	0.43
1:R:330:ILE:O	1:R:409:GLN:HA	2.18	0.43
1:U:269:HIS:CD2	1:U:269:HIS:N	2.85	0.43
1:U:59:SER:OG	1:U:60:ILE:N	2.50	0.43
1:W:339:ARG:NH2	1:W:344:ARG:HD2	2.33	0.43
1:P:175:HIS:NE2	1:W:464:LEU:HA	2.33	0.43
1:X:101:SER:O	1:X:107:ILE:HD11	2.18	0.43
1:X:180:PHE:N	1:X:181:PRO:CD	2.81	0.43
1:X:348:THR:HG21	1:X:355:ARG:HH22	1.82	0.43
1:D:296:HIS:HB2	1:D:382:ILE:HG12	2.00	0.43
1:F:295:ARG:CG	1:F:388:PRO:HD2	2.48	0.43
1:F:397:TYR:CD2	1:F:397:TYR:C	2.91	0.43
1:G:280:PRO:C	1:G:281:LEU:HD12	2.38	0.43
1:G:18:ASP:HB3	1:G:86:ASN:HD22	1.83	0.43
1:H:114:TYR:O	1:H:118:THR:HG23	2.18	0.43
1:I:125:TYR:O	1:I:272:GLN:HA	2.18	0.43
1:J:56:GLY:O	1:J:441:THR:HG21	2.17	0.43
1:M:222:ASN:OD1	1:M:222:ASN:N	2.51	0.43
1:P:114:TYR:O	1:P:118:THR:HG23	2.18	0.43
1:P:295:ARG:CG	1:P:388:PRO:HD2	2.48	0.43
1:R:296:HIS:HB2	1:R:382:ILE:HG12	2.00	0.43
1:R:397:TYR:CD2	1:R:397:TYR:C	2.91	0.43
1:S:102:ARG:HA	1:S:438:LEU:HD13	2.00	0.43
1:T:295:ARG:CG	1:T:388:PRO:HD2	2.48	0.43
1:U:70:ASP:OD2	1:U:230:HIS:HE1	2.01	0.43
1:V:56:GLY:O	1:V:441:THR:HG21	2.17	0.43
1:W:114:TYR:O	1:W:118:THR:HG23	2.18	0.43
1:X:114:TYR:O	1:X:118:THR:HG23	2.18	0.43
1:X:398:GLU:O	1:X:398:GLU:CG	2.64	0.43
1:C:18:ASP:HB3	1:C:86:ASN:HD22	1.83	0.43
1:C:314:PRO:HG3	1:C:365:GLY:HA3	1.99	0.43
1:D:422:GLU:HB2	1:D:443:ILE:HD13	1.99	0.43
1:F:274:LEU:HB2	1:F:282:MET:HE1	2.00	0.43
1:F:338:ASN:CG	1:F:396:LEU:HG	2.37	0.43
1:G:67:LEU:HB3	1:G:89:PHE:CD2	2.53	0.43
1:H:18:ASP:HB3	1:H:86:ASN:HD22	1.83	0.43
1:I:187:GLN:HG2	5:I:7647:HOH:O	2.17	0.43
1:I:314:PRO:HG3	1:I:365:GLY:HA3	1.99	0.43
1:I:57:PHE:HD1	5:J:2143:HOH:O	2.01	0.43
1:J:290:LEU:HD21	1:J:345:ILE:HG12	1.99	0.43
1:J:18:ASP:HB3	1:J:86:ASN:HD22	1.83	0.43

*Continued on next page...*

*Continued from previous page...*

Atom-1	Atom-2	Interatomic distance (Å)	Clash overlap (Å)
5:K:2804:HOH:O	1:L:176:LYS:HE3	2.18	0.43
1:M:207:GLU:HB3	1:M:208:LYS:H	1.50	0.43
1:M:422:GLU:HB2	1:M:443:ILE:HD13	2.00	0.43
1:O:356:LEU:O	1:O:356:LEU:HD12	2.18	0.43
1:O:67:LEU:HB3	1:O:89:PHE:CD2	2.53	0.43
1:P:458:HIS:HD2	1:P:460:TYR:N	2.01	0.43
1:R:33:ILE:CD1	1:R:38:PHE:HB2	2.33	0.43
1:S:422:GLU:HB2	1:S:443:ILE:HD13	2.00	0.43
1:U:314:PRO:HG3	1:U:365:GLY:HA3	1.99	0.43
1:U:33:ILE:CD1	1:U:38:PHE:HB2	2.33	0.43
1:V:18:ASP:HB3	1:V:86:ASN:HD22	1.83	0.43
1:W:290:LEU:HD21	1:W:345:ILE:HG12	1.99	0.43
1:W:356:LEU:O	1:W:356:LEU:HD12	2.18	0.43
1:X:356:LEU:HD12	1:X:356:LEU:O	2.18	0.43
1:X:18:ASP:HB3	1:X:86:ASN:HD22	1.83	0.43
1:B:601:THR:O	1:B:602:GLU:CB	2.66	0.43
1:D:283:TYR:C	1:D:283:TYR:CD1	2.92	0.43
1:G:56:GLY:O	1:G:102:ARG:NE	2.51	0.43
1:H:102:ARG:NH2	1:H:441:THR:OG1	2.51	0.43
1:K:601:THR:O	1:K:602:GLU:CB	2.66	0.43
1:T:333:VAL:O	1:T:341:ALA:HB1	2.18	0.43
1:U:1:THR:HG22	1:U:3:ASP:H	1.81	0.43
1:U:416:ASP:O	1:U:420:ARG:HG2	2.18	0.43
1:U:55:ARG:HD2	1:U:449:ASN:ND2	2.10	0.43
1:P:466:TYR:CE1	1:V:254:THR:HB	2.53	0.43
1:H:601:THR:CA	1:H:72:GLU:HG3	2.48	0.43
1:I:114:TYR:O	1:I:118:THR:HG23	2.18	0.43
1:M:175:HIS:HB3	1:M:176:LYS:H	1.54	0.43
1:M:180:PHE:CE2	1:N:51:GLY:HA2	2.53	0.43
1:O:284:ASP:HB3	1:O:291:SER:HA	1.99	0.43
1:S:114:TYR:O	1:S:118:THR:HG23	2.18	0.43
1:S:603:LYS:HB2	1:S:72:GLU:HG2	1.99	0.43
1:T:601:THR:CA	1:T:72:GLU:HG3	2.48	0.43
1:U:208:LYS:N	1:U:208:LYS:CD	2.81	0.43
1:V:176:LYS:HD3	1:V:176:LYS:HA	1.60	0.43
1:V:284:ASP:HB3	1:V:291:SER:HA	1.99	0.43
1:X:63:SER:HB3	1:X:64:ASP:H	1.39	0.43
1:D:466:TYR:CE1	1:J:254:THR:HB	2.52	0.43
1:I:257:PRO:HD3	1:I:364:SER:HB3	2.00	0.43
1:C:458:HIS:HE1	1:I:456:ARG:O	2.00	0.43
1:M:14:VAL:HA	1:M:83:LYS:HG3	2.00	0.43

*Continued on next page...*

*Continued from previous page...*

Atom-1	Atom-2	Interatomic distance (Å)	Clash overlap (Å)
1:M:58:GLN:HE22	1:M:93:ASP:HA	1.83	0.43
1:N:70:ASP:OD2	1:N:230:HIS:HE1	2.01	0.43
1:N:58:GLN:HE22	1:N:93:ASP:HA	1.83	0.43
1:P:165:GLU:OE2	1:P:165:GLU:HA	2.18	0.43
1:Q:334:TYR:O	1:Q:335:SER:HB2	2.18	0.43
1:M:63:SER:CB	1:R:339:ARG:HH12	2.14	0.43
1:U:343:VAL:HA	1:U:357:GLU:O	2.18	0.43
1:Q:463:ALA:HA	1:W:140:PHE:CE1	2.53	0.43
1:X:343:VAL:HA	1:X:357:GLU:O	2.18	0.43
1:X:58:GLN:HE22	1:X:93:ASP:HA	1.83	0.43
1:A:106:ASN:ND2	1:A:109:ARG:NH1	2.67	0.43
1:A:125:TYR:O	1:A:272:GLN:HA	2.19	0.43
1:E:106:ASN:ND2	1:E:109:ARG:NH1	2.67	0.43
1:E:150:GLU:HG3	1:E:150:GLU:O	2.17	0.43
1:E:125:TYR:O	1:E:272:GLN:HA	2.19	0.43
1:F:467:ASP:OD2	1:G:175:HIS:HE1	2.00	0.43
1:J:18:ASP:HB3	1:J:86:ASN:ND2	2.32	0.43
1:K:106:ASN:ND2	1:K:109:ARG:NH1	2.67	0.43
1:E:364:SER:HA	1:K:468:VAL:HG21	2.00	0.43
1:L:18:ASP:HB3	1:L:86:ASN:ND2	2.32	0.43
1:O:150:GLU:O	1:O:150:GLU:HG3	2.17	0.43
1:P:295:ARG:HD3	1:P:388:PRO:HD2	1.99	0.43
1:Q:125:TYR:O	1:Q:272:GLN:HA	2.19	0.43
1:R:400:PRO:HA	1:R:401:PRO:HD3	1.67	0.43
1:S:106:ASN:ND2	1:S:109:ARG:NH1	2.66	0.43
1:S:295:ARG:HD3	1:S:388:PRO:HD2	1.99	0.43
1:T:150:GLU:HG3	1:T:150:GLU:O	2.17	0.43
1:W:106:ASN:ND2	1:W:109:ARG:NH1	2.67	0.43
1:C:18:ASP:HB3	1:C:86:ASN:HD22	1.83	0.43
1:D:57:PHE:HA	1:D:100:TYR:CE2	2.52	0.43
1:D:12:GLU:HB2	1:D:14:VAL:HG23	2.00	0.43
1:D:272:GLN:O	1:D:355:ARG:HB2	2.17	0.43
1:E:47:LEU:O	1:E:66:LEU:HA	2.17	0.43
1:I:49:PHE:HE1	1:J:180:PHE:HE2	1.67	0.43
1:J:305:ALA:HB3	1:J:306:PRO:HD3	1.99	0.43
1:J:602:GLU:HG3	1:J:72:GLU:CG	2.47	0.43
1:G:177:GLY:O	1:L:23:ASP:HB2	2.18	0.43
1:M:328:ALA:HA	1:M:329:PRO:HD3	1.80	0.43
1:M:54:ILE:CG1	1:M:55:ARG:H	2.26	0.43
1:N:47:LEU:O	1:N:66:LEU:HA	2.17	0.43
1:P:57:PHE:HA	1:P:100:TYR:CE2	2.52	0.43

*Continued on next page...*

*Continued from previous page...*

Atom-1	Atom-2	Interatomic distance (Å)	Clash overlap (Å)
1:Q:9:ALA:HB2	1:Q:85:LEU:HD22	2.00	0.43
1:S:18:ASP:HB3	1:S:86:ASN:HD22	1.83	0.43
1:S:309:LEU:HA	1:S:312:THR:CG2	2.45	0.43
1:V:18:ASP:HB3	1:V:86:ASN:HD22	1.83	0.43
1:V:602:GLU:HG3	1:V:72:GLU:CG	2.47	0.43
1:D:601:THR:OG1	1:D:230:HIS:NE2	2.50	0.43
1:D:296:HIS:O	1:D:381:GLY:HA3	2.18	0.43
1:E:296:HIS:O	1:E:381:GLY:HA3	2.18	0.43
1:F:157:TRP:HB3	1:F:174:ARG:HG3	2.01	0.43
1:F:603:LYS:HE3	5:F:7689:HOH:O	2.16	0.43
1:G:274:LEU:H	1:G:282:MET:CE	2.31	0.43
1:H:60:ILE:HA	1:H:63:SER:HB3	1.99	0.43
1:I:60:ILE:HD11	1:J:395:ASP:OD1	2.18	0.43
5:J:2752:HOH:O	1:K:207:GLU:HG2	2.18	0.43
1:L:54:ILE:CG2	1:L:55:ARG:N	2.81	0.43
1:O:54:ILE:CG2	1:O:55:ARG:N	2.81	0.43
1:P:296:HIS:O	1:P:381:GLY:HA3	2.18	0.43
1:Q:296:HIS:O	1:Q:381:GLY:HA3	2.18	0.43
1:Q:60:ILE:HA	1:Q:63:SER:HB3	1.99	0.43
1:Q:177:GLY:N	1:R:55:ARG:HB2	2.33	0.43
1:T:420:ARG:NH1	1:T:424:ASP:HB2	2.30	0.43
1:T:54:ILE:CG2	1:T:55:ARG:N	2.81	0.43
1:W:420:ARG:HH21	1:W:420:ARG:CA	2.30	0.43
1:X:54:ILE:CG2	1:X:55:ARG:N	2.81	0.43
1:B:315:THR:HB	1:H:465:TYR:CE1	2.52	0.43
1:B:320:LYS:HE3	1:H:461:GLU:OE1	2.19	0.43
1:B:339:ARG:NH1	1:C:63:SER:HB2	2.33	0.43
1:C:411:PRO:HB2	1:C:417:VAL:CG1	2.47	0.43
1:E:345:ILE:N	1:E:345:ILE:HD12	2.33	0.43
1:E:49:PHE:HB3	1:E:67:LEU:HD13	2.00	0.43
1:F:411:PRO:HB2	1:F:417:VAL:CG1	2.46	0.43
1:H:346:PRO:HB2	1:H:355:ARG:NH1	2.28	0.43
1:H:603:LYS:HG2	1:H:4:ASP:HB2	2.00	0.43
1:I:57:PHE:C	1:I:100:TYR:OH	2.57	0.43
1:J:171:TYR:CE2	1:J:184:PRO:HG2	2.52	0.43
1:J:603:LYS:HE2	1:J:4:ASP:HB3	1.99	0.43
1:K:57:PHE:C	1:K:100:TYR:OH	2.57	0.43
1:L:402:GLU:O	1:L:403:GLU:HB2	2.18	0.43
1:N:502:PRO:HB2	1:O:137:SER:HB3	2.00	0.43
1:Q:603:LYS:HG2	1:Q:4:ASP:HB2	2.01	0.43
1:Q:49:PHE:HB3	1:Q:67:LEU:HD13	2.00	0.43

*Continued on next page...*

*Continued from previous page...*

Atom-1	Atom-2	Interatomic distance (Å)	Clash overlap (Å)
1:V:603:LYS:HE2	1:V:4:ASP:HB3	1.99	0.43
1:X:402:GLU:O	1:X:403:GLU:HB2	2.18	0.43
1:X:38:PHE:HA	1:X:42:VAL:HG21	1.99	0.43
1:A:181:PRO:O	1:A:186:ASP:HB2	2.18	0.43
1:B:330:ILE:O	1:B:409:GLN:HA	2.18	0.43
1:D:207:GLU:HB2	1:D:208:LYS:H	1.46	0.43
1:F:348:THR:CB	1:F:353:ALA:HB1	2.45	0.43
1:H:180:PHE:N	1:H:181:PRO:CD	2.81	0.43
1:I:59:SER:OG	1:I:60:ILE:N	2.49	0.43
1:K:339:ARG:NH2	1:K:344:ARG:HD2	2.33	0.43
1:N:348:THR:CB	1:N:353:ALA:HB1	2.45	0.43
1:S:98:GLU:HA	1:S:99:PRO:HD3	1.85	0.43
1:T:180:PHE:N	1:T:181:PRO:CD	2.81	0.43
1:U:58:GLN:HE21	1:U:65:MET:HB3	1.76	0.43
1:X:50:ASP:C	1:X:52:SER:H	2.21	0.43
1:A:222:ASN:N	1:A:222:ASN:OD1	2.51	0.43
1:B:114:TYR:O	1:B:118:THR:HG23	2.18	0.43
1:C:160:THR:CG2	1:C:173:VAL:HG12	2.48	0.43
1:C:222:ASN:N	1:C:222:ASN:OD1	2.51	0.43
1:E:397:TYR:C	1:E:397:TYR:CD2	2.91	0.43
1:F:296:HIS:HB2	1:F:382:ILE:HG12	2.00	0.43
1:H:397:TYR:C	1:H:397:TYR:CD2	2.91	0.43
1:I:222:ASN:OD1	1:I:222:ASN:N	2.51	0.43
1:J:70:ASP:OD2	1:J:230:HIS:HE1	2.01	0.43
1:J:102:ARG:HA	1:J:438:LEU:HD13	2.00	0.43
1:K:397:TYR:CD2	1:K:397:TYR:C	2.91	0.43
1:E:254:THR:HB	1:K:466:TYR:CE1	2.53	0.43
1:L:295:ARG:CG	1:L:388:PRO:HD2	2.48	0.43
1:N:296:HIS:HB2	1:N:382:ILE:HG12	2.00	0.43
1:O:222:ASN:OD1	1:O:222:ASN:N	2.51	0.43
1:R:295:ARG:CG	1:R:388:PRO:HD2	2.48	0.43
1:S:18:ASP:HB3	1:S:86:ASN:HD22	1.83	0.43
1:T:102:ARG:HA	1:T:438:LEU:HD13	2.00	0.43
1:T:397:TYR:CD2	1:T:397:TYR:C	2.91	0.43
1:U:222:ASN:OD1	1:U:222:ASN:N	2.51	0.43
1:V:125:TYR:O	1:V:272:GLN:HA	2.18	0.43
1:V:70:ASP:OD2	1:V:230:HIS:HE1	2.01	0.43
1:W:397:TYR:CD2	1:W:397:TYR:C	2.91	0.43
1:A:18:ASP:HB3	1:A:86:ASN:HD22	1.83	0.43
1:D:458:HIS:HD2	1:D:460:TYR:N	2.01	0.43
1:I:422:GLU:HB2	1:I:443:ILE:HD13	1.99	0.43

*Continued on next page...*

*Continued from previous page...*

Atom-1	Atom-2	Interatomic distance (Å)	Clash overlap (Å)
1:J:67:LEU:HB3	1:J:89:PHE:CD2	2.53	0.43
1:K:360:SER:N	1:K:361:PRO:CD	2.80	0.43
1:R:338:ASN:CG	1:R:396:LEU:HG	2.38	0.43
1:S:323:VAL:HB	5:S:3191:HOH:O	2.18	0.43
1:S:338:ASN:CG	1:S:396:LEU:HG	2.37	0.43
1:S:67:LEU:HB3	1:S:89:PHE:CD2	2.53	0.43
1:U:57:PHE:HD1	5:V:5299:HOH:O	2.01	0.43
1:U:53:SER:HA	1:V:179:TYR:CE2	2.52	0.43
1:A:601:THR:O	1:A:602:GLU:CB	2.66	0.43
1:C:56:GLY:O	1:C:102:ARG:NE	2.52	0.43
1:E:416:ASP:O	1:E:420:ARG:HG2	2.18	0.43
1:H:333:VAL:O	1:H:341:ALA:HB1	2.18	0.43
1:H:449:ASN:HB3	1:I:176:LYS:HG3	2.00	0.43
1:I:283:TYR:C	1:I:283:TYR:CD1	2.92	0.43
1:I:1:THR:HG22	1:I:3:ASP:H	1.81	0.43
1:J:207:GLU:HB3	1:J:208:LYS:H	1.56	0.43
1:J:204:PHE:HE1	1:J:237:LEU:HD13	1.80	0.43
1:J:3:ASP:HA	1:J:6:PHE:CD1	2.54	0.43
1:J:601:THR:O	1:J:602:GLU:CB	2.66	0.43
1:K:344:ARG:NH2	1:K:344:ARG:CG	2.78	0.43
1:L:207:GLU:HB3	1:L:208:LYS:H	1.56	0.43
1:L:3:ASP:HA	1:L:6:PHE:CD1	2.54	0.43
1:O:3:ASP:HA	1:O:6:PHE:CD1	2.53	0.43
1:O:56:GLY:O	1:O:102:ARG:NE	2.52	0.43
1:P:283:TYR:CD1	1:P:283:TYR:C	2.92	0.43
1:Q:601:THR:O	1:Q:602:GLU:CB	2.66	0.43
1:R:102:ARG:NH2	1:R:441:THR:OG1	2.51	0.43
1:V:204:PHE:HE1	1:V:237:LEU:HD13	1.80	0.43
1:V:601:THR:O	1:V:602:GLU:CB	2.66	0.43
1:V:3:ASP:HA	1:V:6:PHE:CD1	2.54	0.43
1:W:283:TYR:CD1	1:W:283:TYR:C	2.92	0.43
1:W:601:THR:O	1:W:602:GLU:CB	2.66	0.43
1:X:333:VAL:O	1:X:341:ALA:HB1	2.18	0.43
1:A:32:THR:HG21	1:A:80:ARG:HH22	1.84	0.43
1:B:114:TYR:O	1:B:118:THR:HG23	2.18	0.43
1:C:601:THR:CA	1:C:72:GLU:HG3	2.48	0.43
1:C:59:SER:OG	1:C:60:ILE:HG23	2.18	0.43
1:F:284:ASP:HB3	1:F:291:SER:HA	1.99	0.43
1:E:176:LYS:CB	1:F:55:ARG:HD2	2.49	0.43
1:G:114:TYR:O	1:G:118:THR:HG23	2.18	0.43
1:G:32:THR:HG21	1:G:80:ARG:HH22	1.83	0.43

*Continued on next page...*

*Continued from previous page...*

Atom-1	Atom-2	Interatomic distance (Å)	Clash overlap (Å)
1:G:333:VAL:HG11	1:G:407:ILE:HD12	2.01	0.43
1:H:175:HIS:HB3	1:H:176:LYS:H	1.54	0.43
1:I:338:ASN:ND2	1:I:396:LEU:N	2.51	0.43
1:J:176:LYS:HD3	1:J:176:LYS:HA	1.60	0.43
1:J:284:ASP:HB3	1:J:291:SER:HA	1.99	0.43
1:J:59:SER:OG	1:J:60:ILE:HG23	2.18	0.43
1:J:55:ARG:CB	1:K:176:LYS:HD2	2.47	0.43
1:K:601:THR:CA	1:K:72:GLU:HG3	2.48	0.43
1:N:114:TYR:O	1:N:118:THR:HG23	2.18	0.43
1:N:601:THR:CA	1:N:72:GLU:HG3	2.48	0.43
1:O:59:SER:OG	1:O:60:ILE:HG23	2.18	0.43
1:P:601:THR:CA	1:P:72:GLU:HG3	2.48	0.43
1:S:284:ASP:HB3	1:S:291:SER:HA	1.99	0.43
1:S:32:THR:HG21	1:S:80:ARG:HH22	1.83	0.43
1:S:601:THR:CA	1:S:72:GLU:HG3	2.48	0.43
1:U:114:TYR:O	1:U:118:THR:HG23	2.18	0.43
1:V:208:LYS:N	1:V:208:LYS:CD	2.81	0.43
1:V:601:THR:CA	1:V:72:GLU:HG3	2.48	0.43
1:V:59:SER:OG	1:V:60:ILE:HG23	2.18	0.43
1:W:603:LYS:HB2	1:W:72:GLU:HG2	1.99	0.43
1:B:55:ARG:O	1:B:55:ARG:HG2	2.18	0.43
1:C:65:MET:SD	1:C:67:LEU:CD1	3.06	0.43
1:E:327:GLU:HG2	1:E:340:SER:HB3	2.01	0.43
1:E:334:TYR:O	1:E:335:SER:HB2	2.18	0.43
1:E:65:MET:SD	1:E:67:LEU:CD1	3.06	0.43
1:F:337:ARG:HD2	1:F:337:ARG:N	2.33	0.43
1:G:280:PRO:HD3	1:G:352:LYS:HG2	2.01	0.43
1:G:65:MET:SD	1:G:67:LEU:CD1	3.06	0.43
1:H:70:ASP:OD2	1:H:230:HIS:HE1	2.01	0.43
1:J:70:ASP:OD2	1:J:230:HIS:HE1	2.01	0.43
1:J:280:PRO:HD3	1:J:352:LYS:HG2	2.01	0.43
1:L:327:GLU:HG2	1:L:340:SER:HB3	2.01	0.43
1:N:337:ARG:CB	1:N:393:ASP:HA	2.35	0.43
1:Q:327:GLU:HG2	1:Q:340:SER:HB3	2.01	0.43
1:Q:55:ARG:HG2	1:Q:55:ARG:O	2.18	0.43
1:Q:65:MET:SD	1:Q:67:LEU:CD1	3.06	0.43
1:R:337:ARG:N	1:R:337:ARG:HD2	2.33	0.43
1:S:154:ILE:H	1:S:154:ILE:HG13	1.64	0.43
1:S:280:PRO:HD3	1:S:352:LYS:HG2	2.01	0.43
1:S:334:TYR:O	1:S:335:SER:HB2	2.18	0.43
1:S:70:ASP:OD2	1:S:230:HIS:HE1	2.01	0.43

*Continued on next page...*



*Continued from previous page...*

Atom-1	Atom-2	Interatomic distance (Å)	Clash overlap (Å)
1:T:257:PRO:HD3	1:T:364:SER:HB3	2.00	0.43
1:A:58:GLN:HE21	1:A:62:GLU:HB3	1.79	0.43
1:B:18:ASP:HB3	1:B:86:ASN:ND2	2.32	0.43
1:C:150:GLU:HG3	1:C:150:GLU:O	2.17	0.43
1:F:12:GLU:HG3	1:F:76:ILE:CG1	2.44	0.43
1:F:320:LYS:NZ	5:F:7746:HOH:O	2.51	0.43
1:G:295:ARG:HD3	1:G:388:PRO:HD2	1.99	0.43
1:H:400:PRO:HA	1:H:401:PRO:HD3	1.67	0.43
1:I:106:ASN:ND2	1:I:109:ARG:NH1	2.66	0.43
1:D:175:HIS:CE1	1:K:467:ASP:CB	3.00	0.43
1:M:58:GLN:HE21	1:M:62:GLU:HB3	1.79	0.43
1:N:18:ASP:HB3	1:N:86:ASN:ND2	2.32	0.43
1:Q:106:ASN:ND2	1:Q:109:ARG:NH1	2.67	0.43
1:U:106:ASN:ND2	1:U:109:ARG:NH1	2.67	0.43
1:U:58:GLN:HE21	1:U:62:GLU:HB3	1.79	0.43
1:P:466:TYR:CE1	1:V:254:THR:HB	2.52	0.43
1:X:106:ASN:ND2	1:X:109:ARG:NH1	2.67	0.43
1:X:150:GLU:HG3	1:X:150:GLU:O	2.17	0.43
1:A:502:PRO:HD3	5:A:7686:HOH:O	2.18	0.43
1:B:312:THR:OG1	1:B:361:PRO:HG3	2.19	0.43
1:E:9:ALA:HB2	1:E:85:LEU:HD22	2.00	0.43
1:F:18:ASP:HB3	1:F:86:ASN:HD22	1.83	0.43
1:F:399:LEU:HA	1:F:400:PRO:HD2	1.69	0.43
1:G:305:ALA:HB3	1:G:306:PRO:HD3	1.99	0.43
1:G:504:ASN:HA	1:G:351:PRO:HD2	1.91	0.43
1:G:55:ARG:HB3	1:H:177:GLY:HA2	2.00	0.43
1:H:18:ASP:HB3	1:H:86:ASN:HD22	1.83	0.43
1:H:8:LEU:HD22	1:H:85:LEU:HD13	2.00	0.43
1:L:18:ASP:HB3	1:L:86:ASN:HD22	1.83	0.43
1:L:312:THR:OG1	1:L:361:PRO:HG3	2.19	0.43
1:L:8:LEU:HD22	1:L:85:LEU:HD13	2.00	0.43
1:M:502:PRO:HD3	5:M:3390:HOH:O	2.18	0.43
1:N:344:ARG:O	1:N:346:PRO:HD3	2.18	0.43
1:N:312:THR:OG1	1:N:361:PRO:HG3	2.19	0.43
1:P:12:GLU:HB2	1:P:14:VAL:HG23	2.00	0.43
1:P:272:GLN:O	1:P:355:ARG:HB2	2.18	0.43
1:R:323:VAL:HG22	5:X:6201:HOH:O	2.18	0.43
5:R:4529:HOH:O	1:S:173:VAL:HG21	2.18	0.43
1:S:602:GLU:HG3	1:S:72:GLU:CG	2.47	0.43
1:U:274:LEU:HB2	1:U:282:MET:HE1	2.00	0.43
1:U:502:PRO:HD3	5:U:5494:HOH:O	2.18	0.43

*Continued on next page...*

*Continued from previous page...*

Atom-1	Atom-2	Interatomic distance (Å)	Clash overlap (Å)
1:X:312:THR:OG1	1:X:361:PRO:HG3	2.19	0.43
1:X:18:ASP:HB3	1:X:86:ASN:HD22	1.83	0.43
1:B:54:ILE:CG2	1:B:55:ARG:N	2.81	0.43
1:G:207:GLU:HG2	5:L:1700:HOH:O	2.18	0.43
1:G:296:HIS:O	1:G:381:GLY:HA3	2.18	0.43
1:H:54:ILE:CG2	1:H:55:ARG:N	2.81	0.43
1:I:106:ASN:ND2	1:I:109:ARG:HH11	2.15	0.43
1:K:420:ARG:CA	1:K:420:ARG:HH21	2.30	0.43
1:O:309:LEU:HG	1:O:313:ASN:ND2	2.34	0.43
1:P:425:HIS:HB2	1:P:439:ILE:HD13	1.99	0.43
1:P:339:ARG:NH2	1:Q:64:ASP:OD1	2.50	0.43
1:R:157:TRP:HB3	1:R:174:ARG:HG3	2.01	0.43
1:U:54:ILE:CG2	1:U:55:ARG:N	2.81	0.43
1:X:603:LYS:HE3	5:X:6261:HOH:O	2.16	0.43
1:B:333:VAL:HG11	1:B:407:ILE:HD12	2.01	0.43
1:E:407:ILE:HA	1:E:408:PRO:HD3	1.85	0.43
1:E:57:PHE:C	1:E:100:TYR:OH	2.57	0.43
1:I:333:VAL:HG11	1:I:407:ILE:HD12	2.01	0.43
1:H:63:SER:HB2	1:I:339:ARG:HH12	1.83	0.43
1:K:282:MET:HA	1:K:291:SER:OG	2.19	0.43
1:L:49:PHE:HB3	1:L:67:LEU:HD13	2.00	0.43
1:N:333:VAL:HG11	1:N:407:ILE:HD12	2.01	0.43
1:N:399:LEU:HD23	1:N:404:ALA:HA	2.00	0.43
1:N:461:GLU:OE1	1:T:320:LYS:HE3	2.18	0.43
1:S:38:PHE:HA	1:S:42:VAL:HG21	1.99	0.43
1:S:55:ARG:CB	1:T:177:GLY:CA	2.71	0.43
1:T:458:HIS:CD2	1:T:460:TYR:H	2.15	0.43
1:T:603:LYS:HG2	1:T:4:ASP:HB2	2.01	0.43
1:U:333:VAL:HG11	1:U:407:ILE:HD12	2.01	0.43
1:V:100:TYR:CZ	1:V:102:ARG:HB2	2.53	0.43
1:V:171:TYR:CE2	1:V:184:PRO:HG2	2.52	0.43
1:W:49:PHE:HB3	1:W:67:LEU:HD13	2.00	0.43
1:A:330:ILE:O	1:A:409:GLN:HA	2.18	0.43
1:B:348:THR:CB	1:B:353:ALA:HB1	2.45	0.43
1:A:337:ARG:NH2	1:B:63:SER:HB3	2.33	0.43
1:D:603:LYS:HA	1:D:603:LYS:HD2	1.85	0.43
1:G:101:SER:O	1:G:107:ILE:HD11	2.18	0.43
1:C:458:HIS:HE1	1:I:456:ARG:O	2.01	0.43
1:J:330:ILE:O	1:J:409:GLN:HA	2.18	0.43
1:L:330:ILE:O	1:L:409:GLN:HA	2.18	0.43
1:L:50:ASP:C	1:L:52:SER:H	2.21	0.43

*Continued on next page...*

*Continued from previous page...*

Atom-1	Atom-2	Interatomic distance (Å)	Clash overlap (Å)
1:G:337:ARG:NE	1:L:63:SER:HB3	2.30	0.43
1:N:269:HIS:CD2	1:N:269:HIS:N	2.85	0.43
1:P:207:GLU:HB2	1:P:208:LYS:H	1.46	0.43
1:P:603:LYS:HA	1:P:603:LYS:HD2	1.85	0.43
1:R:101:SER:O	1:R:107:ILE:HD11	2.18	0.43
1:R:269:HIS:CD2	1:R:269:HIS:N	2.85	0.43
1:T:181:PRO:O	1:T:186:ASP:HB2	2.18	0.43
1:V:330:ILE:O	1:V:409:GLN:HA	2.18	0.43
1:P:458:HIS:CE1	1:V:456:ARG:O	2.65	0.43
1:X:80:ARG:HD2	1:X:84:THR:OG1	2.19	0.43
1:A:397:TYR:CD2	1:A:397:TYR:C	2.91	0.43
1:C:325:GLY:O	1:C:327:GLU:N	2.38	0.43
1:G:102:ARG:HA	1:G:438:LEU:HD13	2.00	0.43
1:I:160:THR:CG2	1:I:173:VAL:HG12	2.48	0.43
1:J:114:TYR:O	1:J:118:THR:HG23	2.18	0.43
1:J:125:TYR:O	1:J:272:GLN:HA	2.18	0.43
1:L:114:TYR:O	1:L:118:THR:HG23	2.18	0.43
1:G:206:LEU:CB	1:L:34:PRO:HG3	2.46	0.43
1:M:23:ASP:OD2	1:R:178:GLY:HA3	2.18	0.43
1:M:397:TYR:CD2	1:M:397:TYR:C	2.91	0.43
1:N:125:TYR:O	1:N:272:GLN:HA	2.18	0.43
1:P:397:TYR:C	1:P:397:TYR:CD2	2.91	0.43
1:Q:413:GLN:HG2	5:Q:6028:HOH:O	2.18	0.43
1:T:114:TYR:O	1:T:118:THR:HG23	2.18	0.43
1:U:18:ASP:HB3	1:U:86:ASN:HD22	1.83	0.43
1:V:102:ARG:HA	1:V:438:LEU:HD13	2.00	0.43
1:W:49:PHE:HZ	1:X:180:PHE:CE2	2.35	0.43
1:X:295:ARG:CG	1:X:388:PRO:HD2	2.48	0.43
1:A:207:GLU:HB3	1:A:208:LYS:H	1.51	0.43
1:A:269:HIS:HB3	1:A:357:GLU:OE1	2.19	0.43
1:A:422:GLU:HB2	1:A:443:ILE:HD13	2.00	0.43
1:B:314:PRO:HG3	1:B:365:GLY:HA3	1.99	0.43
1:C:269:HIS:HB3	1:C:357:GLU:OE1	2.19	0.43
1:E:269:HIS:HB3	1:E:357:GLU:OE1	2.19	0.43
1:E:314:PRO:HG3	1:E:365:GLY:HA3	1.99	0.43
1:D:207:GLU:O	1:E:37:ALA:HB1	2.18	0.43
1:F:18:ASP:HB3	1:F:86:ASN:HD22	1.83	0.43
1:F:356:LEU:HD12	1:F:356:LEU:O	2.18	0.43
1:H:269:HIS:HB3	1:H:357:GLU:OE1	2.19	0.43
1:I:338:ASN:CG	1:I:396:LEU:HG	2.37	0.43
1:K:356:LEU:O	1:K:356:LEU:HD12	2.18	0.43

*Continued on next page...*

*Continued from previous page...*

Atom-1	Atom-2	Interatomic distance (Å)	Clash overlap (Å)
1:K:314:PRO:HG3	1:K:365:GLY:HA3	1.99	0.43
1:L:356:LEU:O	1:L:356:LEU:HD12	2.18	0.43
1:L:269:HIS:HB3	1:L:357:GLU:OE1	2.19	0.43
1:L:360:SER:N	1:L:361:PRO:CD	2.80	0.43
1:M:360:SER:N	1:M:361:PRO:CD	2.80	0.43
1:O:269:HIS:HB3	1:O:357:GLU:OE1	2.19	0.43
1:P:422:GLU:HB2	1:P:443:ILE:HD13	2.00	0.43
1:Q:314:PRO:HG3	1:Q:365:GLY:HA3	1.99	0.43
1:Q:269:HIS:HB3	1:Q:357:GLU:OE1	2.19	0.43
1:R:356:LEU:O	1:R:356:LEU:HD12	2.18	0.43
1:R:18:ASP:HB3	1:R:86:ASN:HD22	1.83	0.43
1:V:290:LEU:HD21	1:V:345:ILE:HG12	1.99	0.43
1:V:67:LEU:HB3	1:V:89:PHE:CD2	2.53	0.43
1:W:360:SER:N	1:W:361:PRO:CD	2.81	0.43
1:A:348:THR:HG21	1:A:355:ARG:HH11	1.82	0.43
1:A:416:ASP:O	1:A:420:ARG:HG2	2.18	0.43
1:A:502:PRO:HB2	1:B:137:SER:HB3	1.99	0.43
1:C:3:ASP:HA	1:C:6:PHE:CD1	2.54	0.43
1:D:55:ARG:HD2	1:D:449:ASN:ND2	2.10	0.43
1:E:465:TYR:CZ	1:K:315:THR:HB	2.53	0.43
1:E:601:THR:O	1:E:602:GLU:CB	2.66	0.43
1:F:416:ASP:O	1:F:420:ARG:HG2	2.18	0.43
1:F:102:ARG:NH2	1:F:441:THR:OG1	2.51	0.43
1:G:333:VAL:O	1:G:341:ALA:HB1	2.18	0.43
1:H:56:GLY:O	1:H:102:ARG:NE	2.52	0.43
1:I:416:ASP:O	1:I:420:ARG:HG2	2.18	0.43
1:K:283:TYR:CD1	1:K:283:TYR:C	2.92	0.43
1:L:333:VAL:O	1:L:341:ALA:HB1	2.18	0.43
1:L:397:TYR:HA	1:L:397:TYR:HD2	1.72	0.43
1:L:416:ASP:O	1:L:420:ARG:HG2	2.18	0.43
1:M:348:THR:HG21	1:M:355:ARG:HH11	1.82	0.43
1:M:601:THR:O	1:M:602:GLU:CB	2.66	0.43
1:N:601:THR:O	1:N:602:GLU:CB	2.66	0.43
1:R:416:ASP:O	1:R:420:ARG:HG2	2.18	0.43
1:S:56:GLY:O	1:S:102:ARG:NE	2.52	0.43
1:S:283:TYR:CD1	1:S:283:TYR:C	2.92	0.43
1:U:283:TYR:CD1	1:U:283:TYR:C	2.92	0.43
1:V:55:ARG:HD2	1:V:449:ASN:ND2	2.10	0.43
1:W:55:ARG:HD2	1:W:449:ASN:ND2	2.10	0.43
1:W:56:GLY:O	1:W:102:ARG:NE	2.52	0.43
1:X:416:ASP:O	1:X:420:ARG:HG2	2.18	0.43

*Continued on next page...*

*Continued from previous page...*

Atom-1	Atom-2	Interatomic distance (Å)	Clash overlap (Å)
1:C:176:LYS:HA	1:C:176:LYS:HD3	1.60	0.43
1:C:52:SER:O	1:C:53:SER:O	2.35	0.43
1:D:59:SER:OG	1:D:60:ILE:HG23	2.18	0.43
1:D:601:THR:CA	1:D:72:GLU:HG3	2.48	0.43
1:F:333:VAL:HG11	1:F:407:ILE:HD12	2.01	0.43
1:I:56:GLY:HA3	1:J:178:GLY:N	2.32	0.43
1:J:208:LYS:N	1:J:208:LYS:CD	2.81	0.43
1:J:328:ALA:HA	1:J:329:PRO:HD3	1.78	0.43
1:J:601:THR:CA	1:J:72:GLU:HG3	2.48	0.43
1:L:207:GLU:HB3	1:L:208:LYS:H	1.42	0.43
1:L:63:SER:HB3	1:L:64:ASP:H	1.39	0.43
1:M:601:THR:CA	1:M:72:GLU:HG3	2.48	0.43
1:N:338:ASN:HD21	1:N:395:ASP:CA	2.29	0.43
1:P:59:SER:OG	1:P:60:ILE:HG23	2.18	0.43
1:R:333:VAL:HG11	1:R:407:ILE:HD12	2.01	0.43
1:S:458:HIS:HD2	1:S:460:TYR:N	2.01	0.43
1:U:56:GLY:HA2	1:V:177:GLY:CA	2.32	0.43
1:V:328:ALA:HA	1:V:329:PRO:HD3	1.78	0.43
1:W:207:GLU:HB3	1:W:208:LYS:H	1.42	0.43
1:Q:173:VAL:HG21	1:X:463:ALA:O	2.18	0.43
1:C:339:ARG:NH1	1:D:63:SER:HB2	2.28	0.43
1:E:45:ASP:O	1:E:66:LEU:HD21	2.18	0.43
1:D:395:ASP:OD1	1:E:60:ILE:HD11	2.19	0.43
1:F:49:PHE:HB3	1:F:65:MET:CG	2.49	0.43
1:H:257:PRO:HD3	1:H:364:SER:HB3	2.00	0.43
1:H:326:TYR:O	4:H:7490:CIT:O3	2.37	0.43
1:K:155:SER:HA	1:K:172:LYS:HZ2	1.83	0.43
1:K:45:ASP:O	1:K:66:LEU:HD21	2.19	0.43
1:L:326:TYR:O	4:L:7498:CIT:O3	2.37	0.43
1:L:58:GLN:HE22	1:L:93:ASP:HA	1.84	0.43
1:N:55:ARG:O	1:N:55:ARG:HG2	2.18	0.43
1:Q:45:ASP:O	1:Q:66:LEU:HD21	2.19	0.43
1:M:80:ARG:HD3	1:R:193:ASP:OD2	2.17	0.43
1:R:49:PHE:HB3	1:R:65:MET:CG	2.49	0.43
1:S:329:PRO:HG2	1:S:359:ARG:HB3	1.95	0.43
1:U:334:TYR:O	1:U:335:SER:HB2	2.18	0.43
1:V:280:PRO:HD3	1:V:352:LYS:HG2	2.01	0.43
1:V:70:ASP:OD2	1:V:230:HIS:HE1	2.01	0.43
1:X:339:ARG:HG2	1:X:344:ARG:CD	2.36	0.43
1:Q:171:TYR:HA	1:X:467:ASP:OD2	2.17	0.43
1:X:326:TYR:O	4:X:7522:CIT:O3	2.37	0.43

*Continued on next page...*

*Continued from previous page...*

Atom-1	Atom-2	Interatomic distance (Å)	Clash overlap (Å)
1:G:106:ASN:ND2	1:G:109:ARG:NH1	2.67	0.43
1:J:150:GLU:O	1:J:150:GLU:HG3	2.17	0.43
1:J:295:ARG:HD3	1:J:388:PRO:HD2	1.99	0.43
1:L:106:ASN:ND2	1:L:109:ARG:NH1	2.67	0.43
1:L:150:GLU:HG3	1:L:150:GLU:O	2.17	0.43
1:Q:150:GLU:HG3	1:Q:150:GLU:O	2.17	0.43
1:R:12:GLU:HG3	1:R:76:ILE:CG1	2.44	0.43
1:S:12:GLU:HG3	1:S:76:ILE:CG1	2.44	0.43
1:T:204:PHE:HE1	1:T:237:LEU:HD13	1.80	0.43
1:V:150:GLU:O	1:V:150:GLU:HG3	2.17	0.43
1:V:18:ASP:HB3	1:V:86:ASN:ND2	2.32	0.43
1:S:339:ARG:HD3	1:X:60:ILE:HG22	2.01	0.43
1:A:8:LEU:HD22	1:A:85:LEU:HD13	2.00	0.43
1:D:146:GLY:HA2	1:J:149:TYR:CE1	2.53	0.43
1:E:106:ASN:ND2	1:E:109:ARG:NH1	2.66	0.43
1:E:274:LEU:HB2	1:E:282:MET:HE1	2.00	0.43
1:E:54:ILE:HG13	1:E:55:ARG:N	2.25	0.43
1:F:24:LEU:HD23	1:F:24:LEU:HA	1.89	0.43
1:G:106:ASN:ND2	1:G:109:ARG:NH1	2.66	0.43
1:G:53:SER:OG	1:H:179:TYR:N	2.44	0.43
1:G:18:ASP:HB3	1:G:86:ASN:HD22	1.83	0.43
1:H:9:ALA:HB2	1:H:85:LEU:HD22	2.00	0.43
1:H:49:PHE:HE1	1:I:180:PHE:HE2	1.65	0.43
1:I:305:ALA:HB3	1:I:306:PRO:HD3	1.99	0.43
1:J:18:ASP:HB3	1:J:86:ASN:HD22	1.83	0.43
1:K:312:THR:OG1	1:K:361:PRO:HG3	2.19	0.43
1:P:8:LEU:HD22	1:P:85:LEU:HD13	2.00	0.43
1:Q:274:LEU:HB2	1:Q:282:MET:HE1	2.00	0.43
1:R:24:LEU:HA	1:R:24:LEU:HD23	1.89	0.43
1:R:18:ASP:HB3	1:R:86:ASN:HD22	1.83	0.43
1:T:8:LEU:HD22	1:T:85:LEU:HD13	2.00	0.43
1:T:9:ALA:HB2	1:T:85:LEU:HD22	2.00	0.43
1:W:305:ALA:HB3	1:W:306:PRO:HD3	1.99	0.43
1:R:463:ALA:HA	1:X:140:PHE:CZ	2.53	0.43
1:X:8:LEU:HD22	1:X:85:LEU:HD13	2.00	0.43
1:C:309:LEU:HG	1:C:313:ASN:ND2	2.34	0.43
1:E:275:TRP:HA	1:E:281:LEU:HD13	2.00	0.43
1:E:309:LEU:HG	1:E:313:ASN:ND2	2.34	0.43
1:I:389:GLN:HE22	1:I:407:ILE:HD13	1.83	0.43
1:K:275:TRP:HA	1:K:281:LEU:HD13	2.00	0.43
1:L:312:THR:CG2	1:L:313:ASN:ND2	2.73	0.43

*Continued on next page...*

*Continued from previous page...*

Atom-1	Atom-2	Interatomic distance (Å)	Clash overlap (Å)
1:N:54:ILE:CG2	1:N:55:ARG:N	2.81	0.43
1:O:157:TRP:HB3	1:O:174:ARG:HG3	2.01	0.43
1:S:274:LEU:H	1:S:282:MET:CE	2.31	0.43
1:S:296:HIS:O	1:S:381:GLY:HA3	2.18	0.43
1:U:187:GLN:HE21	1:U:187:GLN:HB3	1.61	0.43
1:D:333:VAL:HG11	1:D:407:ILE:HD12	2.01	0.43
1:D:57:PHE:C	1:D:100:TYR:OH	2.57	0.43
1:F:320:LYS:HD3	1:L:454:ASN:O	2.18	0.43
1:J:282:MET:HA	1:J:291:SER:OG	2.18	0.43
1:L:603:LYS:HG2	1:L:4:ASP:HB2	2.00	0.43
1:M:402:GLU:O	1:M:403:GLU:HB2	2.18	0.43
1:M:53:SER:O	1:M:54:ILE:CB	2.65	0.43
1:O:411:PRO:HB2	1:O:417:VAL:CG1	2.46	0.43
1:O:603:LYS:HG2	1:O:4:ASP:HB2	2.01	0.43
1:P:333:VAL:HG11	1:P:407:ILE:HD12	2.01	0.43
1:P:346:PRO:HB2	1:P:355:ARG:NH1	2.28	0.43
1:Q:298:ILE:HG12	1:Q:356:LEU:HD22	1.99	0.43
1:Q:57:PHE:C	1:Q:100:TYR:OH	2.57	0.43
1:R:411:PRO:HB2	1:R:417:VAL:CG1	2.47	0.43
1:R:50:ASP:HA	1:R:64:ASP:HA	1.99	0.43
1:T:345:ILE:N	1:T:345:ILE:HD12	2.33	0.43
1:T:346:PRO:HB2	1:T:355:ARG:NH1	2.28	0.43
1:T:63:SER:HB2	1:U:339:ARG:NH2	2.33	0.43
1:E:40:LYS:HG3	1:U:7:LYS:CE	2.29	0.43
1:V:49:PHE:HB3	1:V:67:LEU:HD13	2.00	0.43
1:X:282:MET:HA	1:X:291:SER:OG	2.19	0.43
1:X:49:PHE:HB3	1:X:67:LEU:HD13	2.00	0.43
1:X:603:LYS:HG2	1:X:4:ASP:HB2	2.01	0.43
1:D:330:ILE:O	1:D:409:GLN:HA	2.18	0.43
1:F:180:PHE:N	1:F:181:PRO:CD	2.81	0.43
1:H:101:SER:O	1:H:107:ILE:HD11	2.18	0.43
1:J:50:ASP:C	1:J:52:SER:H	2.21	0.43
1:K:348:THR:HG21	1:K:355:ARG:HH22	1.83	0.43
1:L:80:ARG:HD2	1:L:84:THR:OG1	2.19	0.43
1:N:330:ILE:O	1:N:409:GLN:HA	2.18	0.43
1:O:180:PHE:N	1:O:181:PRO:CD	2.81	0.43
1:O:80:ARG:HD2	1:O:84:THR:OG1	2.19	0.43
1:U:50:ASP:C	1:U:52:SER:H	2.21	0.43
1:V:287:TYR:O	1:V:288:ALA:HB3	2.19	0.43
1:V:50:ASP:C	1:V:52:SER:H	2.21	0.43
1:V:64:ASP:HB2	1:W:347:ILE:HD12	1.99	0.43

*Continued on next page...*

*Continued from previous page...*

Atom-1	Atom-2	Interatomic distance (Å)	Clash overlap (Å)
1:V:80:ARG:HD2	1:V:84:THR:OG1	2.19	0.43
1:W:180:PHE:N	1:W:181:PRO:CD	2.81	0.43
1:X:287:TYR:O	1:X:288:ALA:HB3	2.19	0.43
1:X:330:ILE:O	1:X:409:GLN:HA	2.18	0.43
1:B:296:HIS:HB2	1:B:382:ILE:HG12	2.00	0.43
1:B:102:ARG:HA	1:B:438:LEU:HD13	2.00	0.43
1:D:397:TYR:C	1:D:397:TYR:CD2	2.91	0.43
1:E:18:ASP:HB3	1:E:86:ASN:HD22	1.83	0.43
1:K:125:TYR:O	1:K:272:GLN:HA	2.18	0.43
1:L:18:ASP:HB3	1:L:86:ASN:HD22	1.83	0.43
1:L:102:ARG:HA	1:L:438:LEU:HD13	2.00	0.43
1:L:55:ARG:HG3	1:L:55:ARG:NH1	2.17	0.43
1:N:295:ARG:CG	1:N:388:PRO:HD2	2.48	0.43
1:O:160:THR:CG2	1:O:173:VAL:HG12	2.48	0.43
1:P:398:GLU:CG	1:P:398:GLU:O	2.64	0.43
1:Q:18:ASP:HB3	1:Q:86:ASN:HD22	1.83	0.43
1:R:102:ARG:HA	1:R:438:LEU:HD13	2.00	0.43
1:U:102:ARG:HA	1:U:438:LEU:HD13	2.00	0.43
1:V:114:TYR:O	1:V:118:THR:HG23	2.18	0.43
1:W:125:TYR:O	1:W:272:GLN:HA	2.18	0.43
1:A:360:SER:N	1:A:361:PRO:CD	2.81	0.43
1:B:290:LEU:HD21	1:B:345:ILE:HG12	1.99	0.43
1:B:338:ASN:CG	1:B:396:LEU:HG	2.37	0.43
1:C:356:LEU:O	1:C:356:LEU:HD12	2.18	0.43
1:C:67:LEU:HB3	1:C:89:PHE:CD2	2.53	0.43
1:D:467:ASP:CB	1:K:175:HIS:CE1	3.00	0.43
1:F:328:ALA:HA	1:F:329:PRO:HD3	1.80	0.43
1:F:33:ILE:CD1	1:F:38:PHE:HB2	2.33	0.43
1:G:356:LEU:HD12	1:G:356:LEU:O	2.18	0.43
1:G:314:PRO:HG3	1:G:365:GLY:HA3	1.99	0.43
1:H:274:LEU:HB2	1:H:282:MET:HE1	2.00	0.43
1:M:269:HIS:HB3	1:M:357:GLU:OE1	2.19	0.43
1:N:338:ASN:CG	1:N:396:LEU:HG	2.37	0.43
1:N:422:GLU:HB2	1:N:443:ILE:HD13	1.99	0.43
1:O:314:PRO:HG3	1:O:365:GLY:HA3	1.99	0.43
1:S:360:SER:N	1:S:361:PRO:CD	2.81	0.43
1:T:18:ASP:HB3	1:T:86:ASN:HD22	1.83	0.43
1:T:269:HIS:HB3	1:T:357:GLU:OE1	2.19	0.43
1:U:137:SER:HB3	1:V:502:PRO:HB2	2.00	0.43
1:X:269:HIS:HB3	1:X:357:GLU:OE1	2.19	0.43
1:X:360:SER:N	1:X:361:PRO:CD	2.81	0.43

*Continued on next page...*



*Continued from previous page...*

Atom-1	Atom-2	Interatomic distance (Å)	Clash overlap (Å)
1:A:283:TYR:CD1	1:A:283:TYR:C	2.92	0.43
1:B:323:VAL:HG23	5:H:7643:HOH:O	2.17	0.43
1:D:193:ASP:OD2	1:E:80:ARG:HD3	2.18	0.43
1:F:601:THR:O	1:F:602:GLU:CB	2.66	0.43
1:F:96:THR:O	1:F:98:GLU:N	2.50	0.43
1:G:283:TYR:CD1	1:G:283:TYR:C	2.92	0.43
1:K:56:GLY:O	1:K:102:ARG:NE	2.52	0.43
1:K:55:ARG:HD2	1:K:449:ASN:ND2	2.10	0.43
1:K:70:ASP:OD2	1:K:230:HIS:HE1	1.99	0.43
1:L:348:THR:HG21	1:L:355:ARG:HH11	1.82	0.43
1:M:416:ASP:O	1:M:420:ARG:HG2	2.18	0.43
1:O:458:HIS:HE1	1:U:456:ARG:O	2.01	0.43
1:P:416:ASP:O	1:P:420:ARG:HG2	2.18	0.43
1:P:601:THR:O	1:P:602:GLU:CB	2.66	0.43
1:Q:416:ASP:O	1:Q:420:ARG:HG2	2.18	0.43
1:Q:458:HIS:CD2	1:Q:460:TYR:H	2.17	0.43
1:Q:3:ASP:HA	1:Q:6:PHE:CD1	2.54	0.43
1:R:96:THR:O	1:R:98:GLU:N	2.50	0.43
1:T:56:GLY:O	1:T:102:ARG:NE	2.52	0.43
1:V:207:GLU:HB3	1:V:208:LYS:H	1.56	0.43
1:V:416:ASP:O	1:V:420:ARG:HG2	2.18	0.43
1:W:312:THR:CG2	1:W:313:ASN:ND2	2.73	0.43
1:Q:456:ARG:O	1:W:458:HIS:HE1	2.01	0.43
1:X:397:TYR:HD2	1:X:397:TYR:HA	1.72	0.43
1:A:345:ILE:N	1:A:345:ILE:HD12	2.34	0.43
1:A:601:THR:CA	1:A:72:GLU:HG3	2.48	0.43
1:B:601:THR:CA	1:B:72:GLU:HG3	2.48	0.43
1:D:345:ILE:HD12	1:D:345:ILE:N	2.34	0.43
1:E:333:VAL:HG11	1:E:407:ILE:HD12	2.01	0.43
1:H:333:VAL:HG11	1:H:407:ILE:HD12	2.01	0.43
1:I:333:VAL:HG11	1:I:407:ILE:HD12	2.01	0.43
1:K:32:THR:HG21	1:K:80:ARG:HH22	1.83	0.43
1:K:603:LYS:HB2	1:K:72:GLU:HG2	1.99	0.43
1:M:208:LYS:N	1:M:208:LYS:CD	2.81	0.43
1:Q:59:SER:OG	1:Q:60:ILE:HG23	2.18	0.43
1:S:333:VAL:HG11	1:S:407:ILE:HD12	2.01	0.43
1:T:114:TYR:O	1:T:118:THR:HG23	2.18	0.43
1:U:333:VAL:HG11	1:U:407:ILE:HD12	2.01	0.43
1:U:601:THR:CA	1:U:72:GLU:HG3	2.48	0.43
1:W:32:THR:HG21	1:W:80:ARG:HH22	1.83	0.43
1:W:338:ASN:ND2	1:W:396:LEU:N	2.51	0.43

*Continued on next page...*

*Continued from previous page...*

Atom-1	Atom-2	Interatomic distance (Å)	Clash overlap (Å)
1:A:327:GLU:HG2	1:A:340:SER:HB3	2.01	0.43
1:A:49:PHE:HB3	1:A:65:MET:CG	2.49	0.43
1:B:58:GLN:HE22	1:B:93:ASP:HA	1.84	0.43
1:E:326:TYR:O	4:E:7484:CIT:O3	2.37	0.43
1:F:326:TYR:O	4:F:7486:CIT:O3	2.37	0.43
1:I:334:TYR:O	1:I:335:SER:HB2	2.18	0.43
1:I:337:ARG:N	1:I:337:ARG:HD2	2.33	0.43
1:I:45:ASP:O	1:I:66:LEU:HD21	2.19	0.43
1:I:70:ASP:OD2	1:I:230:HIS:HE1	2.01	0.43
1:J:309:LEU:HG	1:J:313:ASN:ND2	2.31	0.43
1:K:49:PHE:HB3	1:K:65:MET:CG	2.49	0.43
1:F:465:TYR:CZ	1:L:315:THR:HB	2.53	0.43
1:L:49:PHE:HB3	1:L:65:MET:CG	2.49	0.43
1:M:49:PHE:HB3	1:M:65:MET:CG	2.49	0.43
1:N:343:VAL:HA	1:N:357:GLU:O	2.18	0.43
1:O:49:PHE:HB3	1:O:65:MET:CG	2.49	0.43
1:Q:326:TYR:O	4:Q:7508:CIT:O3	2.37	0.43
1:Q:58:GLN:HE22	1:Q:93:ASP:HA	1.83	0.43
1:Q:70:ASP:OD2	1:Q:230:HIS:HE1	2.01	0.43
1:R:326:TYR:O	4:R:7510:CIT:O3	2.37	0.43
1:S:45:ASP:O	1:S:66:LEU:HD21	2.19	0.43
1:T:326:TYR:O	4:T:7514:CIT:O3	2.37	0.43
1:U:45:ASP:O	1:U:66:LEU:HD21	2.19	0.43
1:U:70:ASP:OD2	1:U:230:HIS:HE1	2.01	0.43
1:V:309:LEU:HG	1:V:313:ASN:ND2	2.32	0.43
1:V:334:TYR:O	1:V:335:SER:HB2	2.18	0.43
1:W:45:ASP:O	1:W:66:LEU:HD21	2.19	0.43
1:W:49:PHE:HB3	1:W:65:MET:CG	2.49	0.43
1:X:337:ARG:HD2	1:X:337:ARG:N	2.33	0.43
1:X:49:PHE:HB3	1:X:65:MET:CG	2.49	0.43
1:B:400:PRO:HA	1:B:401:PRO:HD3	1.67	0.43
1:C:125:TYR:O	1:C:272:GLN:HA	2.19	0.43
1:D:106:ASN:ND2	1:D:109:ARG:NH1	2.67	0.43
1:F:18:ASP:HB3	1:F:86:ASN:ND2	2.32	0.43
1:G:204:PHE:HE1	1:G:237:LEU:HD13	1.81	0.43
1:I:409:GLN:NE2	1:I:409:GLN:HA	2.19	0.43
1:I:58:GLN:HE21	1:I:62:GLU:HB3	1.79	0.43
1:D:465:TYR:HH	1:J:450:GLU:HB3	1.83	0.43
1:K:18:ASP:HB3	1:K:86:ASN:ND2	2.32	0.43
1:O:106:ASN:ND2	1:O:109:ARG:NH1	2.67	0.43
1:O:295:ARG:HD3	1:O:388:PRO:HD2	1.99	0.43

*Continued on next page...*

*Continued from previous page...*

Atom-1	Atom-2	Interatomic distance (Å)	Clash overlap (Å)
1:P:339:ARG:NH1	1:Q:50:ASP:HB2	2.34	0.43
1:R:18:ASP:HB3	1:R:86:ASN:ND2	2.32	0.43
1:S:125:TYR:O	1:S:272:GLN:HA	2.19	0.43
1:U:400:PRO:HA	1:U:401:PRO:HD3	1.67	0.43
1:E:602:GLU:HG3	1:E:72:GLU:CG	2.47	0.43
1:E:180:PHE:CZ	1:F:52:SER:HB2	2.53	0.43
1:F:9:ALA:HB2	1:F:85:LEU:HD22	2.00	0.43
1:G:53:SER:HB3	1:H:179:TYR:N	2.28	0.43
1:G:9:ALA:HB2	1:G:85:LEU:HD22	2.00	0.43
1:I:502:PRO:HD3	5:I:7718:HOH:O	2.18	0.43
1:I:54:ILE:HG13	1:I:55:ARG:N	2.25	0.43
1:J:344:ARG:O	1:J:346:PRO:HD3	2.18	0.43
1:M:8:LEU:HD22	1:M:85:LEU:HD13	2.00	0.43
1:N:83:LYS:HA	1:N:83:LYS:HD3	1.89	0.43
1:P:177:GLY:O	1:Q:23:ASP:HB2	2.19	0.43
1:Q:106:ASN:ND2	1:Q:109:ARG:NH1	2.66	0.43
1:Q:602:GLU:HG3	1:Q:72:GLU:CG	2.47	0.43
1:T:344:ARG:O	1:T:346:PRO:HD3	2.18	0.43
1:T:53:SER:HB3	1:U:179:TYR:H	1.82	0.43
1:V:305:ALA:HB3	1:V:306:PRO:HD3	1.99	0.43
1:W:312:THR:OG1	1:W:361:PRO:HG3	2.19	0.43
1:W:602:GLU:HG3	1:W:72:GLU:CG	2.47	0.43
1:X:106:ASN:ND2	1:X:109:ARG:NH1	2.66	0.43
1:X:344:ARG:O	1:X:346:PRO:HD3	2.18	0.43
1:X:54:ILE:HG13	1:X:55:ARG:N	2.25	0.43
1:A:207:GLU:HG2	5:B:7481:HOH:O	2.18	0.43
5:A:7719:HOH:O	1:F:207:GLU:HG2	2.18	0.43
1:G:54:ILE:CG2	1:G:55:ARG:N	2.81	0.43
1:B:463:ALA:HA	1:H:140:PHE:CZ	2.53	0.43
1:I:54:ILE:CG2	1:I:55:ARG:N	2.81	0.43
1:J:61:HIS:HA	1:K:395:ASP:HB2	2.00	0.43
1:M:309:LEU:HG	1:M:313:ASN:ND2	2.34	0.43
1:M:312:THR:CG2	1:M:313:ASN:ND2	2.73	0.43
1:Q:275:TRP:HA	1:Q:281:LEU:HD13	2.00	0.43
1:Q:309:LEU:HG	1:Q:313:ASN:ND2	2.34	0.43
1:R:207:GLU:HG2	5:R:4593:HOH:O	2.18	0.43
1:S:309:LEU:HG	1:S:313:ASN:ND2	2.34	0.43
1:S:54:ILE:CG2	1:S:55:ARG:N	2.81	0.43
1:U:296:HIS:O	1:U:381:GLY:HA3	2.18	0.43
1:W:14:VAL:HA	1:W:83:LYS:HG3	2.01	0.43
1:R:463:ALA:HA	1:X:140:PHE:CZ	2.53	0.43

*Continued on next page...*

*Continued from previous page...*

Atom-1	Atom-2	Interatomic distance (Å)	Clash overlap (Å)
1:B:399:LEU:HD23	1:B:404:ALA:HA	2.00	0.43
1:C:282:MET:HA	1:C:291:SER:OG	2.19	0.43
1:C:603:LYS:HE2	1:C:4:ASP:HB3	1.99	0.43
1:D:450:GLU:HB3	1:J:465:TYR:OH	2.18	0.43
1:D:49:PHE:HB3	1:D:67:LEU:HD13	2.00	0.43
1:E:210:HIS:CE1	3:E:7483:AMP:H3'	2.47	0.43
1:F:50:ASP:HA	1:F:64:ASP:HA	1.99	0.43
1:H:345:ILE:HD12	1:H:345:ILE:N	2.33	0.43
1:H:57:PHE:C	1:H:100:TYR:OH	2.57	0.43
1:I:603:LYS:HG2	1:I:4:ASP:HB2	2.00	0.43
1:J:49:PHE:HB3	1:J:67:LEU:HD13	2.00	0.43
1:K:333:VAL:HG11	1:K:407:ILE:HD12	2.01	0.43
1:J:62:GLU:C	1:K:337:ARG:HB3	2.39	0.43
5:G:7630:HOH:O	1:L:240:TYR:HA	2.17	0.43
1:L:282:MET:HA	1:L:291:SER:OG	2.19	0.43
1:O:282:MET:HA	1:O:291:SER:OG	2.19	0.43
1:O:603:LYS:HE2	1:O:4:ASP:HB3	1.99	0.43
1:P:402:GLU:O	1:P:403:GLU:HB2	2.18	0.43
1:P:49:PHE:HB3	1:P:67:LEU:HD13	2.00	0.43
1:Q:210:HIS:CE1	3:Q:7507:AMP:H3'	2.47	0.43
1:T:402:GLU:O	1:T:403:GLU:HB2	2.18	0.43
1:T:57:PHE:C	1:T:100:TYR:OH	2.57	0.43
1:U:171:TYR:CE2	1:U:184:PRO:HG2	2.52	0.43
1:U:399:LEU:HD23	1:U:404:ALA:HA	2.00	0.43
1:V:603:LYS:HG2	1:V:4:ASP:HB2	2.01	0.43
1:W:282:MET:HA	1:W:291:SER:OG	2.19	0.43
1:W:333:VAL:HG11	1:W:407:ILE:HD12	2.01	0.43
1:X:298:ILE:HG12	1:X:356:LEU:HD22	1.99	0.43
1:F:101:SER:O	1:F:107:ILE:HD11	2.18	0.43
1:F:269:HIS:N	1:F:269:HIS:CD2	2.85	0.43
1:F:397:TYR:O	1:F:397:TYR:CD2	2.72	0.43
1:G:339:ARG:NH2	1:G:344:ARG:HD2	2.33	0.43
1:H:181:PRO:O	1:H:186:ASP:HB2	2.18	0.43
1:H:287:TYR:O	1:H:288:ALA:HB3	2.19	0.43
1:A:175:HIS:CE1	1:H:464:LEU:HA	2.54	0.43
1:I:397:TYR:O	1:I:397:TYR:CD2	2.72	0.43
1:J:287:TYR:O	1:J:288:ALA:HB3	2.19	0.43
1:J:390:ALA:HA	1:J:391:PRO:HD2	1.85	0.43
1:J:397:TYR:CD2	1:J:397:TYR:O	2.72	0.43
1:L:287:TYR:O	1:L:288:ALA:HB3	2.19	0.43
1:P:328:ALA:HA	1:P:329:PRO:HD3	1.72	0.43

*Continued on next page...*

*Continued from previous page...*

Atom-1	Atom-2	Interatomic distance (Å)	Clash overlap (Å)
1:P:330:ILE:O	1:P:409:GLN:HA	2.18	0.43
1:R:180:PHE:N	1:R:181:PRO:CD	2.81	0.43
1:R:348:THR:CB	1:R:353:ALA:HB1	2.45	0.43
1:R:397:TYR:O	1:R:397:TYR:CD2	2.72	0.43
1:S:101:SER:O	1:S:107:ILE:HD11	2.18	0.43
1:S:339:ARG:NH2	1:S:344:ARG:HD2	2.33	0.43
1:S:348:THR:CB	1:S:353:ALA:HB1	2.45	0.43
1:T:101:SER:O	1:T:107:ILE:HD11	2.18	0.43
1:T:330:ILE:O	1:T:409:GLN:HA	2.18	0.43
1:T:63:SER:OG	1:U:337:ARG:NH2	2.52	0.43
1:U:101:SER:O	1:U:107:ILE:HD11	2.18	0.43
1:U:397:TYR:CD2	1:U:397:TYR:O	2.72	0.43
1:U:63:SER:HB3	1:V:337:ARG:NH2	2.33	0.43
5:O:3740:HOH:O	1:V:173:VAL:HG21	2.18	0.43
1:V:397:TYR:O	1:V:397:TYR:CD2	2.72	0.43
1:A:102:ARG:HA	1:A:438:LEU:HD13	2.00	0.43
1:C:125:TYR:O	1:C:272:GLN:HA	2.18	0.43
1:D:398:GLU:CG	1:D:398:GLU:O	2.64	0.43
1:E:40:LYS:HE3	1:U:7:LYS:NZ	2.32	0.43
1:H:222:ASN:OD1	1:H:222:ASN:N	2.51	0.43
1:H:55:ARG:CG	1:H:55:ARG:HH11	2.20	0.43
1:I:18:ASP:HB3	1:I:86:ASN:HD22	1.83	0.43
1:I:296:HIS:HB2	1:I:382:ILE:HG12	2.00	0.43
1:M:295:ARG:CG	1:M:388:PRO:HD2	2.48	0.43
1:O:114:TYR:O	1:O:118:THR:HG23	2.18	0.43
1:Q:222:ASN:N	1:Q:222:ASN:OD1	2.51	0.43
1:Q:59:SER:HB3	1:Q:61:HIS:HE2	1.83	0.43
1:T:222:ASN:N	1:T:222:ASN:OD1	2.51	0.43
1:T:55:ARG:HH11	1:T:55:ARG:CG	2.20	0.43
1:U:296:HIS:HB2	1:U:382:ILE:HG12	2.00	0.43
1:X:18:ASP:HB3	1:X:86:ASN:HD22	1.83	0.43
1:D:356:LEU:HD12	1:D:356:LEU:O	2.18	0.43
1:G:422:GLU:HB2	1:G:443:ILE:HD13	2.00	0.43
1:J:33:ILE:CD1	1:J:38:PHE:HB2	2.33	0.43
1:M:314:PRO:HG3	1:M:365:GLY:HA3	1.99	0.43
1:P:356:LEU:O	1:P:356:LEU:HD12	2.18	0.43
5:O:3834:HOH:O	1:U:324:PRO:HB2	2.18	0.43
1:U:422:GLU:HB2	1:U:443:ILE:HD13	2.00	0.43
1:V:356:LEU:HD12	1:V:356:LEU:O	2.18	0.43
1:W:314:PRO:HG3	1:W:365:GLY:HA3	1.99	0.43
1:W:338:ASN:CG	1:W:396:LEU:HG	2.38	0.43

*Continued on next page...*

*Continued from previous page...*

Atom-1	Atom-2	Interatomic distance (Å)	Clash overlap (Å)
1:A:207:GLU:HB3	1:A:208:LYS:H	1.56	0.43
1:A:333:VAL:O	1:A:341:ALA:HB1	2.18	0.43
1:C:283:TYR:C	1:C:283:TYR:CD1	2.92	0.43
1:D:416:ASP:O	1:D:420:ARG:HG2	2.18	0.43
1:D:601:THR:O	1:D:602:GLU:CB	2.66	0.43
1:E:181:PRO:O	1:E:186:ASP:HB2	2.19	0.43
1:E:3:ASP:HA	1:E:6:PHE:CD1	2.54	0.43
1:F:334:TYR:CZ	1:F:388:PRO:HG2	2.54	0.43
1:I:312:THR:CG2	1:I:313:ASN:ND2	2.73	0.43
1:J:416:ASP:O	1:J:420:ARG:HG2	2.18	0.43
1:F:465:TYR:CZ	1:L:315:THR:HB	2.54	0.43
1:G:211:HIS:HA	1:L:32:THR:O	2.17	0.43
1:M:333:VAL:O	1:M:341:ALA:HB1	2.17	0.43
1:M:3:ASP:HA	1:M:6:PHE:CD1	2.54	0.43
1:M:454:ASN:O	1:S:320:LYS:HE2	2.19	0.43
1:O:283:TYR:C	1:O:283:TYR:CD1	2.92	0.43
1:Q:181:PRO:O	1:Q:186:ASP:HB2	2.19	0.43
1:R:461:GLU:OE1	1:X:316:VAL:HG12	2.17	0.43
1:R:601:THR:O	1:R:602:GLU:CB	2.66	0.43
1:X:3:ASP:HA	1:X:6:PHE:CD1	2.54	0.43
1:B:345:ILE:N	1:B:345:ILE:HD12	2.34	0.43
1:C:271:HIS:HB3	1:C:355:ARG:HD3	2.01	0.43
1:D:271:HIS:HB3	1:D:355:ARG:HD3	2.01	0.43
1:E:59:SER:OG	1:E:60:ILE:HG23	2.18	0.43
1:F:63:SER:HB3	1:F:64:ASP:H	1.39	0.43
1:G:338:ASN:HD21	1:G:395:ASP:CA	2.29	0.43
1:G:63:SER:HB3	1:G:64:ASP:H	1.39	0.43
1:H:345:ILE:HD12	1:H:345:ILE:N	2.34	0.43
1:I:345:ILE:HD12	1:I:345:ILE:N	2.34	0.43
1:C:456:ARG:O	1:I:458:HIS:HE1	2.00	0.43
1:L:326:TYR:H	1:L:326:TYR:HD1	1.66	0.43
1:M:345:ILE:HD12	1:M:345:ILE:N	2.34	0.43
1:N:2:PRO:HG3	1:N:43:PHE:CG	2.52	0.43
1:N:93:ASP:HB3	1:N:96:THR:OG1	2.19	0.43
1:O:176:LYS:HA	1:O:176:LYS:HD3	1.60	0.43
1:O:271:HIS:HB3	1:O:355:ARG:HD3	2.01	0.43
1:P:345:ILE:N	1:P:345:ILE:HD12	2.34	0.43
1:O:180:PHE:CZ	1:P:52:SER:HB2	2.52	0.43
1:Q:315:THR:HB	1:W:465:TYR:CE1	2.53	0.43
1:Q:333:VAL:HG11	1:Q:407:ILE:HD12	2.01	0.43
1:S:51:GLY:HA2	1:T:180:PHE:CE2	2.53	0.43

*Continued on next page...*

*Continued from previous page...*

Atom-1	Atom-2	Interatomic distance (Å)	Clash overlap (Å)
1:T:345:ILE:N	1:T:345:ILE:HD12	2.34	0.43
1:T:333:VAL:HG11	1:T:407:ILE:HD12	2.01	0.43
1:V:55:ARG:CB	1:W:176:LYS:HD2	2.44	0.43
1:W:345:ILE:HD12	1:W:345:ILE:N	2.34	0.43
1:A:165:GLU:OE2	1:A:165:GLU:HA	2.18	0.43
1:C:49:PHE:HB3	1:C:65:MET:CG	2.49	0.43
1:E:257:PRO:HD3	1:E:364:SER:HB3	2.00	0.43
1:E:70:ASP:OD2	1:E:230:HIS:HE1	2.01	0.43
1:E:58:GLN:HE22	1:E:93:ASP:HA	1.83	0.43
1:F:257:PRO:HD3	1:F:364:SER:HB3	2.00	0.43
1:G:45:ASP:O	1:G:66:LEU:HD21	2.19	0.43
1:H:49:PHE:HB3	1:H:65:MET:CG	2.49	0.43
1:J:334:TYR:O	1:J:335:SER:HB2	2.18	0.43
1:K:257:PRO:HD3	1:K:364:SER:HB3	2.00	0.43
1:K:280:PRO:HD3	1:K:352:LYS:HG2	2.01	0.43
1:K:70:ASP:OD2	1:K:230:HIS:HE1	2.01	0.43
1:K:58:GLN:HE22	1:K:93:ASP:HA	1.83	0.43
1:M:337:ARG:N	1:M:337:ARG:HD2	2.33	0.43
1:O:154:ILE:HG12	1:O:166:ALA:CB	2.41	0.43
1:Q:257:PRO:HD3	1:Q:364:SER:HB3	2.00	0.43
1:R:280:PRO:HD3	1:R:352:LYS:HG2	2.01	0.43
1:R:257:PRO:HD3	1:R:364:SER:HB3	2.00	0.43
1:T:49:PHE:HB3	1:T:65:MET:CG	2.49	0.43
1:W:155:SER:HA	1:W:172:LYS:HZ2	1.83	0.43
1:W:257:PRO:HD3	1:W:364:SER:HB3	2.00	0.43
1:W:280:PRO:HD3	1:W:352:LYS:HG2	2.01	0.43
1:X:327:GLU:HG2	1:X:340:SER:HB3	2.01	0.43
1:X:280:PRO:HD3	1:X:352:LYS:HG2	2.01	0.43
1:C:106:ASN:ND2	1:C:109:ARG:NH1	2.67	0.43
1:D:204:PHE:HE1	1:D:237:LEU:HD13	1.81	0.43
1:F:400:PRO:HA	1:F:401:PRO:HD3	1.67	0.43
1:G:125:TYR:O	1:G:272:GLN:HA	2.19	0.43
1:G:339:ARG:HH11	1:L:50:ASP:HB2	1.82	0.43
1:H:204:PHE:HE1	1:H:237:LEU:HD13	1.81	0.43
1:H:58:GLN:HE21	1:H:62:GLU:HB3	1.79	0.43
1:P:106:ASN:ND2	1:P:109:ARG:NH1	2.67	0.43
1:P:204:PHE:HE1	1:P:237:LEU:HD13	1.81	0.43
1:M:16:TYR:HH	1:R:197:THR:HG1	1.67	0.43
1:V:295:ARG:HD3	1:V:388:PRO:HD2	1.99	0.43
1:A:106:ASN:ND2	1:A:109:ARG:NH1	2.66	0.43
1:B:280:PRO:CG	1:B:352:LYS:HG2	2.49	0.43

*Continued on next page...*

*Continued from previous page...*

Atom-1	Atom-2	Interatomic distance (Å)	Clash overlap (Å)
1:C:312:THR:OG1	1:C:361:PRO:HG3	2.19	0.43
1:D:8:LEU:HD22	1:D:85:LEU:HD13	2.00	0.43
1:G:400:PRO:O	1:G:403:GLU:N	2.49	0.43
1:I:49:PHE:CE1	1:J:180:PHE:HE2	2.37	0.43
1:J:312:THR:OG1	1:J:361:PRO:HG3	2.19	0.43
1:K:106:ASN:ND2	1:K:109:ARG:NH1	2.66	0.43
1:E:150:GLU:OE1	1:K:143:ARG:NH1	2.51	0.43
1:K:305:ALA:HB3	1:K:306:PRO:HD3	1.99	0.43
1:K:467:ASP:HB2	5:K:868:HOH:O	2.17	0.43
1:K:602:GLU:HG3	1:K:72:GLU:CG	2.47	0.43
1:K:8:LEU:HD22	1:K:85:LEU:HD13	2.00	0.43
1:M:106:ASN:ND2	1:M:109:ARG:NH1	2.66	0.43
1:O:312:THR:OG1	1:O:361:PRO:HG3	2.19	0.43
1:P:173:VAL:HG21	5:W:5844:HOH:O	2.19	0.43
1:Q:54:ILE:HG13	1:Q:55:ARG:N	2.25	0.43
1:R:9:ALA:HB2	1:R:85:LEU:HD22	2.00	0.43
1:V:344:ARG:O	1:V:346:PRO:HD3	2.18	0.43
1:W:106:ASN:ND2	1:W:109:ARG:NH1	2.66	0.43
1:X:83:LYS:HA	1:X:83:LYS:HD3	1.89	0.43
1:A:309:LEU:HG	1:A:313:ASN:ND2	2.34	0.43
1:A:321:ARG:NE	4:A:7476:CIT:H42	2.17	0.43
1:C:157:TRP:HB3	1:C:174:ARG:HG3	2.01	0.43
1:D:467:ASP:HB2	5:D:2709:HOH:O	2.12	0.43
1:E:420:ARG:NH1	1:E:424:ASP:HB2	2.30	0.43
1:F:309:LEU:HG	1:F:313:ASN:ND2	2.34	0.43
1:G:157:TRP:HB3	1:G:174:ARG:HG3	2.01	0.43
1:G:309:LEU:HG	1:G:313:ASN:ND2	2.34	0.43
1:G:72:GLU:HG3	1:G:230:HIS:NE2	2.34	0.43
1:H:309:LEU:HG	1:H:313:ASN:ND2	2.34	0.43
1:J:157:TRP:HB3	1:J:174:ARG:HG3	2.01	0.43
5:I:7747:HOH:O	1:J:207:GLU:HG2	2.18	0.43
1:L:603:LYS:HE3	5:L:3105:HOH:O	2.16	0.43
1:M:207:GLU:HG2	5:M:3278:HOH:O	2.18	0.43
1:O:106:ASN:ND2	1:O:109:ARG:HH11	2.14	0.43
1:O:14:VAL:HA	1:O:83:LYS:HG3	2.01	0.43
1:S:157:TRP:HB3	1:S:174:ARG:HG3	2.01	0.43
1:S:72:GLU:HG3	1:S:230:HIS:NE2	2.34	0.43
1:U:309:LEU:HG	1:U:313:ASN:ND2	2.34	0.43
1:V:157:TRP:HB3	1:V:174:ARG:HG3	2.01	0.43
1:A:402:GLU:O	1:A:403:GLU:HB2	2.18	0.43
1:C:179:TYR:CD2	1:D:53:SER:HA	2.54	0.43

*Continued on next page...*



*Continued from previous page...*

Atom-1	Atom-2	Interatomic distance (Å)	Clash overlap (Å)
1:C:603:LYS:HG2	1:C:4:ASP:HB2	2.01	0.43
1:D:346:PRO:HB2	1:D:355:ARG:NH1	2.28	0.43
1:D:603:LYS:HG2	1:D:4:ASP:HB2	2.01	0.43
1:A:55:ARG:HG3	1:F:177:GLY:H	1.82	0.43
1:H:402:GLU:O	1:H:403:GLU:HB2	2.18	0.43
1:I:399:LEU:HD23	1:I:404:ALA:HA	2.00	0.43
1:J:603:LYS:HG2	1:J:4:ASP:HB2	2.01	0.43
1:K:49:PHE:HB3	1:K:67:LEU:HD13	2.00	0.43
1:M:603:LYS:HG2	1:M:4:ASP:HB2	2.01	0.43
1:P:345:ILE:HD12	1:P:345:ILE:N	2.33	0.43
1:P:57:PHE:C	1:P:100:TYR:OH	2.57	0.43
1:U:603:LYS:HG2	1:U:4:ASP:HB2	2.01	0.43
1:V:282:MET:HA	1:V:291:SER:OG	2.19	0.43
1:C:180:PHE:N	1:C:181:PRO:CD	2.81	0.43
1:C:339:ARG:NH2	1:C:344:ARG:HD2	2.33	0.43
1:C:80:ARG:HD2	1:C:84:THR:OG1	2.19	0.43
1:D:287:TYR:O	1:D:288:ALA:HB3	2.19	0.43
1:E:397:TYR:O	1:E:397:TYR:CD2	2.72	0.43
1:F:181:PRO:O	1:F:186:ASP:HB2	2.18	0.43
1:I:101:SER:O	1:I:107:ILE:HD11	2.18	0.43
1:J:181:PRO:O	1:J:186:ASP:HB2	2.18	0.43
1:L:397:TYR:CD2	1:L:397:TYR:O	2.72	0.43
1:L:400:PRO:HA	1:L:401:PRO:HD2	1.76	0.43
1:O:101:SER:O	1:O:107:ILE:HD11	2.18	0.43
1:O:174:ARG:HB3	1:O:174:ARG:HE	1.72	0.43
1:O:397:TYR:O	1:O:397:TYR:CD2	2.72	0.43
1:P:287:TYR:O	1:P:288:ALA:HB3	2.19	0.43
1:Q:397:TYR:CD2	1:Q:397:TYR:O	2.72	0.43
1:R:454:ASN:O	1:X:320:LYS:HD3	2.19	0.43
1:U:321:ARG:NE	4:U:7516:CIT:H42	2.19	0.43
1:V:181:PRO:O	1:V:186:ASP:HB2	2.18	0.43
1:U:60:ILE:HD13	1:V:327:GLU:OE2	2.19	0.43
1:X:269:HIS:CD2	1:X:269:HIS:N	2.85	0.43
1:X:397:TYR:CD2	1:X:397:TYR:O	2.72	0.43
1:A:295:ARG:CG	1:A:388:PRO:HD2	2.48	0.43
1:B:125:TYR:O	1:B:272:GLN:HA	2.18	0.43
1:B:295:ARG:CG	1:B:388:PRO:HD2	2.48	0.43
1:D:160:THR:CG2	1:D:173:VAL:HG12	2.48	0.43
1:F:114:TYR:O	1:F:118:THR:HG23	2.18	0.43
1:F:102:ARG:HA	1:F:438:LEU:HD13	2.00	0.43
1:I:102:ARG:HA	1:I:438:LEU:HD13	2.00	0.43

*Continued on next page...*

*Continued from previous page...*

Atom-1	Atom-2	Interatomic distance (Å)	Clash overlap (Å)
1:K:70:ASP:OD2	1:K:230:HIS:HE1	2.01	0.43
1:M:102:ARG:HA	1:M:438:LEU:HD13	2.00	0.43
1:N:114:TYR:O	1:N:118:THR:HG23	2.18	0.43
1:N:207:GLU:N	1:N:210:HIS:HD2	2.01	0.43
1:O:125:TYR:O	1:O:272:GLN:HA	2.18	0.43
1:S:114:TYR:O	1:S:118:THR:HG23	2.18	0.43
1:U:160:THR:CG2	1:U:173:VAL:HG12	2.48	0.43
1:U:397:TYR:CD2	1:U:397:TYR:C	2.91	0.43
1:W:102:ARG:HA	1:W:438:LEU:HD13	2.00	0.43
1:X:102:ARG:HA	1:X:438:LEU:HD13	2.00	0.43
1:A:314:PRO:HG3	1:A:365:GLY:HA3	1.99	0.43
1:C:210:HIS:CE1	3:C:7479:AMP:H3'	2.52	0.43
1:F:269:HIS:HB3	1:F:357:GLU:OE1	2.19	0.43
1:I:18:ASP:HB3	1:I:86:ASN:HD22	1.83	0.43
1:J:356:LEU:HD12	1:J:356:LEU:O	2.18	0.43
1:F:465:TYR:CZ	1:L:315:THR:HB	2.54	0.43
1:G:189:VAL:CG1	1:L:80:ARG:HE	2.25	0.43
1:O:274:LEU:HB2	1:O:282:MET:HE1	2.00	0.43
5:P:4247:HOH:O	1:Q:57:PHE:HD1	2.01	0.43
1:R:269:HIS:HB3	1:R:357:GLU:OE1	2.19	0.43
1:M:95:PHE:HE2	1:R:347:ILE:HD13	1.84	0.43
1:S:314:PRO:HG3	1:S:365:GLY:HA3	1.99	0.43
1:U:338:ASN:CG	1:U:396:LEU:HG	2.38	0.43
1:Q:323:VAL:HG21	1:W:454:ASN:ND2	2.33	0.43
1:A:3:ASP:HA	1:A:6:PHE:CD1	2.54	0.43
1:B:283:TYR:C	1:B:283:TYR:CD1	2.92	0.43
1:D:3:ASP:HA	1:D:6:PHE:CD1	2.54	0.43
1:E:56:GLY:O	1:E:102:ARG:NE	2.52	0.43
1:F:4:ASP:CG	1:S:10:LYS:CE	2.84	0.43
1:G:601:THR:O	1:G:602:GLU:CB	2.66	0.43
1:H:106:ASN:HB3	1:H:110:LYS:NZ	2.34	0.43
1:I:3:ASP:HA	1:I:6:PHE:CD1	2.54	0.43
1:M:178:GLY:HA2	1:N:53:SER:OG	2.18	0.43
1:O:601:THR:O	1:O:602:GLU:CB	2.66	0.43
1:P:102:ARG:NH2	1:P:441:THR:OG1	2.51	0.43
1:Q:56:GLY:O	1:Q:102:ARG:NE	2.52	0.43
1:Q:321:ARG:NE	4:Q:7508:CIT:H42	2.18	0.43
1:R:334:TYR:CZ	1:R:388:PRO:HG2	2.54	0.43
1:S:333:VAL:O	1:S:341:ALA:HB1	2.18	0.43
1:T:207:GLU:HB3	1:T:208:LYS:H	1.56	0.43
1:W:181:PRO:O	1:W:186:ASP:HB2	2.19	0.43

*Continued on next page...*

*Continued from previous page...*

Atom-1	Atom-2	Interatomic distance (Å)	Clash overlap (Å)
1:X:348:THR:HG21	1:X:355:ARG:HH11	1.82	0.43
1:X:334:TYR:CZ	1:X:388:PRO:HG2	2.54	0.43
1:B:2:PRO:HG3	1:B:43:PHE:CG	2.52	0.43
1:B:93:ASP:HB3	1:B:96:THR:OG1	2.19	0.43
1:D:326:TYR:HD1	1:D:326:TYR:H	1.66	0.43
1:F:93:ASP:HB3	1:F:96:THR:OG1	2.19	0.43
1:G:284:ASP:HB3	1:G:291:SER:HA	1.99	0.43
1:H:114:TYR:O	1:H:118:THR:HG23	2.18	0.43
1:J:53:SER:OG	1:K:179:TYR:CG	2.68	0.43
1:K:345:ILE:HD12	1:K:345:ILE:N	2.34	0.43
1:L:114:TYR:O	1:L:118:THR:HG23	2.18	0.43
1:L:32:THR:HG21	1:L:80:ARG:HH22	1.83	0.43
1:N:345:ILE:N	1:N:345:ILE:HD12	2.34	0.43
1:O:176:LYS:HG3	1:P:55:ARG:HD2	2.00	0.43
1:P:271:HIS:HB3	1:P:355:ARG:HD3	2.01	0.43
1:P:333:VAL:HG11	1:P:407:ILE:HD12	2.01	0.43
1:S:175:HIS:HB3	1:S:176:LYS:H	1.54	0.43
1:S:338:ASN:HD21	1:S:395:ASP:CA	2.29	0.43
1:S:59:SER:OG	1:S:60:ILE:HG23	2.18	0.43
1:T:59:SER:OG	1:T:60:ILE:HG23	2.18	0.43
1:U:345:ILE:HD12	1:U:345:ILE:N	2.34	0.43
1:V:271:HIS:HB3	1:V:355:ARG:HD3	2.01	0.43
1:W:114:TYR:O	1:W:118:THR:HG23	2.18	0.43
1:X:114:TYR:O	1:X:118:THR:HG23	2.18	0.43
1:X:207:GLU:HB3	1:X:208:LYS:H	1.42	0.43
1:X:32:THR:HG21	1:X:80:ARG:HH22	1.83	0.43
1:A:337:ARG:HG3	1:B:61:HIS:HA	2.01	0.43
1:B:280:PRO:HD3	1:B:352:LYS:HG2	2.01	0.43
1:B:343:VAL:HA	1:B:357:GLU:O	2.18	0.43
1:D:14:VAL:HA	1:D:83:LYS:HG3	2.00	0.43
1:F:14:VAL:HA	1:F:83:LYS:HG3	2.00	0.43
1:F:339:ARG:NH1	1:F:344:ARG:HH21	2.16	0.43
1:F:280:PRO:HD3	1:F:352:LYS:HG2	2.01	0.43
1:G:14:VAL:HA	1:G:83:LYS:HG3	2.00	0.43
1:H:58:GLN:HE22	1:H:93:ASP:HA	1.83	0.43
1:J:327:GLU:HG2	1:J:340:SER:HB3	2.01	0.43
1:J:58:GLN:HE22	1:J:93:ASP:HA	1.83	0.43
1:K:327:GLU:HG2	1:K:340:SER:HB3	2.01	0.43
1:L:55:ARG:O	1:L:55:ARG:HG2	2.18	0.43
1:M:256:MET:HA	1:M:257:PRO:HD3	1.92	0.43
1:M:327:GLU:HG2	1:M:340:SER:HB3	2.01	0.43

*Continued on next page...*

*Continued from previous page...*

Atom-1	Atom-2	Interatomic distance (Å)	Clash overlap (Å)
1:T:14:VAL:HA	1:T:83:LYS:HG3	2.00	0.43
1:T:309:LEU:HG	1:T:313:ASN:ND2	2.31	0.43
1:V:327:GLU:HG2	1:V:340:SER:HB3	2.01	0.43
1:W:70:ASP:OD2	1:W:230:HIS:HE1	2.01	0.43
1:X:55:ARG:HG2	1:X:55:ARG:O	2.18	0.43
1:C:295:ARG:HD3	1:C:388:PRO:HD2	1.99	0.43
1:D:125:TYR:O	1:D:272:GLN:HA	2.19	0.43
1:D:150:GLU:O	1:D:150:GLU:HG3	2.17	0.43
1:D:460:TYR:CE2	1:J:452:PRO:HB3	2.53	0.43
1:F:106:ASN:ND2	1:F:109:ARG:NH1	2.67	0.43
1:F:467:ASP:HB3	1:G:185:ASN:HD21	1.84	0.43
1:G:409:GLN:NE2	1:G:409:GLN:HA	2.19	0.43
1:O:125:TYR:O	1:O:272:GLN:HA	2.19	0.43
1:P:125:TYR:O	1:P:272:GLN:HA	2.18	0.43
1:P:298:ILE:HG23	1:P:343:VAL:HG11	2.01	0.43
1:S:204:PHE:HE1	1:S:237:LEU:HD13	1.80	0.43
1:W:399:LEU:HA	1:W:399:LEU:HD12	1.88	0.43
1:A:83:LYS:HA	1:A:83:LYS:HD3	1.89	0.43
1:C:344:ARG:O	1:C:346:PRO:HD3	2.18	0.43
1:E:312:THR:OG1	1:E:361:PRO:HG3	2.19	0.43
1:H:344:ARG:O	1:H:346:PRO:HD3	2.18	0.43
1:L:106:ASN:ND2	1:L:109:ARG:NH1	2.66	0.43
1:M:83:LYS:HA	1:M:83:LYS:HD3	1.89	0.43
1:N:601:THR:OG1	1:N:230:HIS:NE2	2.48	0.43
1:O:344:ARG:O	1:O:346:PRO:HD3	2.18	0.43
1:Q:312:THR:OG1	1:Q:361:PRO:HG3	2.19	0.43
1:M:49:PHE:CE2	1:R:211:HIS:CE1	3.02	0.43
1:R:312:THR:OG1	1:R:361:PRO:HG3	2.19	0.43
1:S:106:ASN:ND2	1:S:109:ARG:NH1	2.66	0.43
1:S:24:LEU:HD23	1:S:24:LEU:HA	1.89	0.43
1:T:12:GLU:HB2	1:T:14:VAL:HG23	2.00	0.43
1:U:49:PHE:O	1:U:65:MET:HG2	2.19	0.43
1:V:312:THR:OG1	1:V:361:PRO:HG3	2.19	0.43
1:V:49:PHE:O	1:V:65:MET:HG2	2.19	0.43
1:A:312:THR:CG2	1:A:313:ASN:ND2	2.73	0.43
1:C:187:GLN:HB3	1:C:187:GLN:HE21	1.61	0.43
1:C:14:VAL:HA	1:C:83:LYS:HG3	2.01	0.43
1:D:14:VAL:HA	1:D:83:LYS:HG3	2.01	0.43
1:D:54:ILE:CG2	1:D:55:ARG:N	2.81	0.43
1:E:207:GLU:HG2	5:E:1174:HOH:O	2.18	0.43
1:F:425:HIS:O	1:F:428:LEU:HB2	2.19	0.43

*Continued on next page...*

*Continued from previous page...*

Atom-1	Atom-2	Interatomic distance (Å)	Clash overlap (Å)
1:I:296:HIS:O	1:I:381:GLY:HA3	2.18	0.43
1:J:420:ARG:CA	1:J:420:ARG:HH21	2.30	0.43
1:D:140:PHE:CE1	1:J:463:ALA:HA	2.53	0.43
1:K:157:TRP:HB3	1:K:174:ARG:HG3	2.01	0.43
1:K:14:VAL:HA	1:K:83:LYS:HG3	2.01	0.43
1:L:14:VAL:HA	1:L:83:LYS:HG3	2.01	0.43
1:L:324:PRO:O	5:L:1467:HOH:O	2.21	0.43
1:M:177:GLY:HA2	1:N:55:ARG:O	2.19	0.43
1:P:157:TRP:HB3	1:P:174:ARG:HG3	2.00	0.43
1:P:54:ILE:CG2	1:P:55:ARG:N	2.81	0.43
1:P:60:ILE:HA	1:P:63:SER:HB3	1.99	0.43
1:Q:157:TRP:HB3	1:Q:174:ARG:HG3	2.01	0.43
1:Q:211:HIS:HD2	1:R:33:ILE:HG22	1.84	0.43
1:Q:274:LEU:H	1:Q:282:MET:CE	2.30	0.43
5:P:4065:HOH:O	1:Q:29:GLN:HG3	2.18	0.43
1:R:309:LEU:HG	1:R:313:ASN:ND2	2.34	0.43
1:S:207:GLU:HG2	5:X:4856:HOH:O	2.18	0.43
1:U:389:GLN:HE22	1:U:407:ILE:HD13	1.83	0.43
1:V:207:GLU:HG2	5:V:5645:HOH:O	2.18	0.43
1:V:420:ARG:CA	1:V:420:ARG:HH21	2.30	0.43
1:W:55:ARG:O	1:X:177:GLY:HA2	2.19	0.43
1:X:14:VAL:HA	1:X:83:LYS:HG3	2.01	0.43
1:X:312:THR:CG2	1:X:313:ASN:ND2	2.73	0.43
1:A:603:LYS:HG2	1:A:4:ASP:HB2	2.01	0.43
1:B:402:GLU:O	1:B:403:GLU:HB2	2.18	0.43
1:B:49:PHE:HB3	1:B:67:LEU:HD13	2.00	0.43
1:B:603:LYS:HG2	1:B:4:ASP:HB2	2.01	0.43
1:D:345:ILE:N	1:D:345:ILE:HD12	2.34	0.43
1:D:402:GLU:O	1:D:403:GLU:HB2	2.18	0.43
1:E:298:ILE:HG12	1:E:356:LEU:HD22	1.99	0.43
1:F:402:GLU:O	1:F:403:GLU:HB2	2.18	0.43
1:H:171:TYR:CD2	1:H:184:PRO:HG2	2.54	0.43
1:I:171:TYR:CE2	1:I:184:PRO:HG2	2.52	0.43
1:I:283:TYR:HB3	5:I:7621:HOH:O	2.19	0.43
1:K:398:GLU:O	1:K:399:LEU:HD13	2.19	0.43
1:N:345:ILE:N	1:N:345:ILE:HD12	2.33	0.43
1:N:49:PHE:HB3	1:N:67:LEU:HD13	2.00	0.43
1:P:603:LYS:HG2	1:P:4:ASP:HB2	2.01	0.43
1:R:49:PHE:HB3	1:R:67:LEU:HD13	2.00	0.43
1:R:57:PHE:C	1:R:100:TYR:OH	2.57	0.43
1:T:171:TYR:CD2	1:T:184:PRO:HG2	2.54	0.43

*Continued on next page...*

*Continued from previous page...*

Atom-1	Atom-2	Interatomic distance (Å)	Clash overlap (Å)
1:T:322:LEU:HD12	1:T:322:LEU:HA	1.86	0.43
1:T:411:PRO:HB2	1:T:417:VAL:CG1	2.46	0.43
1:U:171:TYR:CD2	1:U:184:PRO:HG2	2.54	0.43
1:U:283:TYR:HB3	5:U:5387:HOH:O	2.19	0.43
1:W:398:GLU:O	1:W:399:LEU:HD13	2.19	0.43
1:A:328:ALA:HA	1:A:329:PRO:HD3	1.72	0.43
1:A:461:GLU:OE1	1:G:320:LYS:HE3	2.18	0.43
1:B:80:ARG:HD2	1:B:84:THR:OG1	2.19	0.43
1:B:98:GLU:HA	1:B:99:PRO:HD3	1.85	0.43
1:C:101:SER:O	1:C:107:ILE:HD11	2.18	0.43
1:G:287:TYR:O	1:G:288:ALA:HB3	2.19	0.43
1:I:330:ILE:O	1:I:409:GLN:HA	2.18	0.43
1:I:50:ASP:C	1:I:52:SER:H	2.21	0.43
1:I:63:SER:HB3	1:J:337:ARG:CD	2.49	0.43
1:K:80:ARG:HD3	1:L:193:ASP:OD2	2.18	0.43
1:F:465:TYR:CZ	1:L:315:THR:HB	2.54	0.43
1:N:180:PHE:N	1:N:181:PRO:CD	2.81	0.43
1:N:397:TYR:O	1:N:397:TYR:CD2	2.72	0.43
1:T:287:TYR:O	1:T:288:ALA:HB3	2.19	0.43
1:U:287:TYR:O	1:U:288:ALA:HB3	2.19	0.43
1:U:330:ILE:O	1:U:409:GLN:HA	2.18	0.43
1:C:114:TYR:O	1:C:118:THR:HG23	2.18	0.43
1:D:450:GLU:HB3	1:J:465:TYR:OH	2.19	0.43
1:E:114:TYR:O	1:E:118:THR:HG23	2.18	0.43
1:E:222:ASN:OD1	1:E:222:ASN:N	2.51	0.43
1:G:397:TYR:CD2	1:G:397:TYR:C	2.91	0.43
1:O:295:ARG:CG	1:O:388:PRO:HD2	2.48	0.43
1:P:160:THR:CG2	1:P:173:VAL:HG12	2.48	0.43
1:P:339:ARG:NH1	1:Q:51:GLY:HA2	2.32	0.43
1:Q:114:TYR:O	1:Q:118:THR:HG23	2.18	0.43
1:R:114:TYR:O	1:R:118:THR:HG23	2.18	0.43
1:A:467:ASP:OD2	1:H:175:HIS:CE1	2.68	0.43
1:D:338:ASN:HD22	1:E:60:ILE:CG2	2.30	0.43
1:D:396:LEU:N	1:E:60:ILE:HD12	2.34	0.43
5:D:1091:HOH:O	1:E:57:PHE:HD1	2.01	0.43
1:G:338:ASN:CG	1:G:396:LEU:HG	2.38	0.43
1:K:422:GLU:HB2	1:K:443:ILE:HD13	2.00	0.43
5:G:7745:HOH:O	1:L:57:PHE:HD1	2.01	0.43
1:M:283:TYR:CG	1:M:284:ASP:N	2.87	0.43
1:N:314:PRO:HG3	1:N:365:GLY:HA3	1.99	0.43
1:S:356:LEU:HD12	1:S:356:LEU:O	2.18	0.43

*Continued on next page...*

*Continued from previous page...*

Atom-1	Atom-2	Interatomic distance (Å)	Clash overlap (Å)
1:T:283:TYR:CG	1:T:284:ASP:N	2.87	0.43
1:U:18:ASP:HB3	1:U:86:ASN:HD22	1.83	0.43
1:W:422:GLU:HB2	1:W:443:ILE:HD13	1.99	0.43
1:X:458:HIS:HD2	1:X:460:TYR:N	2.01	0.43
1:A:334:TYR:CZ	1:A:388:PRO:HG2	2.54	0.43
1:D:102:ARG:NH2	1:D:441:THR:OG1	2.51	0.43
1:E:283:TYR:CD1	1:E:283:TYR:C	2.92	0.43
1:E:458:HIS:CD2	1:E:460:TYR:H	2.17	0.43
1:F:56:GLY:O	1:F:102:ARG:NE	2.52	0.43
1:G:416:ASP:O	1:G:420:ARG:HG2	2.18	0.43
1:I:55:ARG:HD2	1:I:449:ASN:ND2	2.10	0.43
1:K:181:PRO:O	1:K:186:ASP:HB2	2.19	0.43
1:L:334:TYR:CZ	1:L:388:PRO:HG2	2.54	0.43
1:M:207:GLU:HB3	1:M:208:LYS:H	1.56	0.43
1:M:334:TYR:CZ	1:M:388:PRO:HG2	2.54	0.43
1:N:312:THR:CG2	1:N:313:ASN:ND2	2.73	0.43
1:P:3:ASP:HA	1:P:6:PHE:CD1	2.54	0.43
1:P:55:ARG:HD2	1:P:449:ASN:ND2	2.10	0.43
1:R:56:GLY:O	1:R:102:ARG:NE	2.52	0.43
1:T:106:ASN:HB3	1:T:110:LYS:NZ	2.34	0.43
1:V:283:TYR:CD1	1:V:283:TYR:C	2.92	0.43
1:V:333:VAL:O	1:V:341:ALA:HB1	2.17	0.43
1:W:70:ASP:OD2	1:W:230:HIS:HE1	1.99	0.43
1:B:338:ASN:HD21	1:B:395:ASP:CA	2.29	0.43
1:C:211:HIS:CE1	1:D:49:PHE:CE2	3.07	0.43
1:D:333:VAL:HG11	1:D:407:ILE:HD12	2.01	0.43
1:E:326:TYR:HD1	1:E:326:TYR:H	1.66	0.43
1:G:326:TYR:HD1	1:G:326:TYR:H	1.66	0.43
1:I:601:THR:CA	1:I:72:GLU:HG3	2.48	0.43
1:J:271:HIS:HB3	1:J:355:ARG:HD3	2.01	0.43
1:J:345:ILE:HD12	1:J:345:ILE:N	2.34	0.43
1:L:59:SER:OG	1:L:60:ILE:HG23	2.18	0.43
1:L:601:THR:CA	1:L:72:GLU:HG3	2.48	0.43
1:O:175:HIS:HE1	1:V:467:ASP:HB2	1.84	0.43
1:O:32:THR:HG21	1:O:80:ARG:HH22	1.83	0.43
1:P:326:TYR:HD1	1:P:326:TYR:H	1.66	0.43
1:R:114:TYR:O	1:R:118:THR:HG23	2.18	0.43
1:T:32:THR:HG21	1:T:80:ARG:HH22	1.84	0.43
1:U:60:ILE:HD11	1:V:395:ASP:OD2	2.19	0.43
1:U:93:ASP:HB3	1:U:96:THR:OG1	2.19	0.43
1:V:345:ILE:N	1:V:345:ILE:HD12	2.34	0.43

*Continued on next page...*

*Continued from previous page...*

Atom-1	Atom-2	Interatomic distance (Å)	Clash overlap (Å)
1:W:284:ASP:HB3	1:W:291:SER:HA	1.99	0.43
1:W:93:ASP:HB3	1:W:96:THR:OG1	2.19	0.43
1:X:601:THR:CA	1:X:72:GLU:HG3	2.48	0.43
1:A:337:ARG:HD2	1:A:337:ARG:N	2.33	0.43
1:C:328:ALA:O	1:C:330:ILE:HG23	2.19	0.43
1:G:334:TYR:O	1:G:335:SER:HB2	2.18	0.43
1:H:14:VAL:HA	1:H:83:LYS:HG3	2.00	0.43
1:L:337:ARG:N	1:L:337:ARG:HD2	2.33	0.43
1:L:280:PRO:HD3	1:L:352:LYS:HG2	2.01	0.43
1:M:326:TYR:O	4:M:7500:CIT:O3	2.37	0.43
1:N:41:SER:O	1:N:45:ASP:HB2	2.19	0.43
1:O:328:ALA:O	1:O:330:ILE:HG23	2.19	0.43
1:P:327:GLU:HG2	1:P:340:SER:HB3	2.01	0.43
1:P:49:PHE:HB3	1:P:65:MET:CG	2.49	0.43
1:P:14:VAL:HA	1:P:83:LYS:HG3	2.00	0.43
1:Q:14:VAL:HA	1:Q:83:LYS:HG3	2.00	0.43
1:R:339:ARG:NH1	1:R:344:ARG:HH21	2.16	0.43
1:S:58:GLN:HE22	1:S:93:ASP:HA	1.83	0.43
1:U:337:ARG:N	1:U:337:ARG:HD2	2.33	0.43
1:W:58:GLN:HE22	1:W:93:ASP:HA	1.84	0.43
1:R:458:HIS:HE1	1:X:456:ARG:O	2.02	0.43
1:D:298:ILE:HG23	1:D:343:VAL:HG11	2.01	0.43
1:G:409:GLN:CA	1:G:409:GLN:HE21	2.19	0.43
1:G:59:SER:C	1:G:61:HIS:N	2.69	0.43
1:J:106:ASN:ND2	1:J:109:ARG:NH1	2.67	0.43
1:P:150:GLU:HG3	1:P:150:GLU:O	2.17	0.43
1:Q:305:ALA:HB3	1:Q:306:PRO:HD3	2.01	0.43
1:R:106:ASN:ND2	1:R:109:ARG:NH1	2.67	0.43
1:V:106:ASN:ND2	1:V:109:ARG:NH1	2.67	0.43
1:W:18:ASP:HB3	1:W:86:ASN:ND2	2.32	0.43
1:B:57:PHE:HA	1:B:100:TYR:HE2	1.84	0.43
1:B:601:THR:HG1	1:B:230:HIS:CE1	2.33	0.43
1:F:312:THR:OG1	1:F:361:PRO:HG3	2.19	0.43
1:F:57:PHE:HA	1:F:100:TYR:HE2	1.84	0.43
1:G:12:GLU:HB2	1:G:14:VAL:HG23	2.00	0.43
1:G:57:PHE:HA	1:G:100:TYR:HE2	1.84	0.43
1:H:602:GLU:HG3	1:H:72:GLU:CG	2.47	0.43
1:I:49:PHE:O	1:I:65:MET:HG2	2.19	0.43
1:J:49:PHE:O	1:J:65:MET:HG2	2.19	0.43
1:L:344:ARG:O	1:L:346:PRO:HD3	2.18	0.43
1:M:59:SER:OG	1:M:60:ILE:N	2.43	0.43

*Continued on next page...*



*Continued from previous page...*

Atom-1	Atom-2	Interatomic distance (Å)	Clash overlap (Å)
1:N:57:PHE:HA	1:N:100:TYR:HE2	1.84	0.43
1:O:8:LEU:HD22	1:O:85:LEU:HD13	2.00	0.43
1:Q:399:LEU:HA	1:Q:400:PRO:HD2	1.69	0.43
1:R:57:PHE:HA	1:R:100:TYR:HE2	1.84	0.43
1:U:305:ALA:HB3	1:U:306:PRO:HD3	1.99	0.43
1:W:8:LEU:HD22	1:W:85:LEU:HD13	2.00	0.43
1:B:14:VAL:HA	1:B:83:LYS:HG3	2.01	0.43
1:C:106:ASN:ND2	1:C:109:ARG:HH11	2.14	0.43
1:D:157:TRP:HB3	1:D:174:ARG:HG3	2.01	0.43
1:D:207:GLU:HG2	5:E:911:HOH:O	2.18	0.43
1:D:60:ILE:HA	1:D:63:SER:HB3	1.99	0.43
1:D:72:GLU:HG3	1:D:230:HIS:NE2	2.34	0.43
1:E:157:TRP:HB3	1:E:174:ARG:HG3	2.01	0.43
1:E:274:LEU:H	1:E:282:MET:CE	2.31	0.43
1:E:389:GLN:HE22	1:E:407:ILE:HD13	1.83	0.43
1:E:72:GLU:HG3	1:E:230:HIS:NE2	2.34	0.43
1:I:60:ILE:HA	1:I:63:SER:HB3	1.99	0.43
1:J:309:LEU:HG	1:J:313:ASN:ND2	2.33	0.43
1:J:60:ILE:HA	1:J:63:SER:HB3	2.00	0.43
1:G:173:VAL:CG2	1:L:140:PHE:HZ	2.32	0.43
1:N:420:ARG:HH21	1:N:420:ARG:CA	2.30	0.43
1:O:420:ARG:HD2	1:O:420:ARG:HA	1.75	0.43
1:P:207:GLU:HG2	5:Q:4067:HOH:O	2.18	0.43
1:P:14:VAL:HA	1:P:83:LYS:HG3	2.01	0.43
1:Q:389:GLN:HE22	1:Q:407:ILE:HD13	1.83	0.43
1:Q:420:ARG:NH1	1:Q:424:ASP:HB2	2.30	0.43
1:S:57:PHE:HZ	1:S:91:VAL:HG21	1.84	0.43
1:T:309:LEU:HG	1:T:313:ASN:ND2	2.34	0.43
1:V:60:ILE:HA	1:V:63:SER:HB3	1.99	0.43
1:W:57:PHE:HZ	1:W:91:VAL:HG21	1.84	0.43
1:A:345:ILE:HD12	1:A:345:ILE:N	2.33	0.43
1:B:345:ILE:HD12	1:B:345:ILE:N	2.34	0.43
1:C:345:ILE:N	1:C:345:ILE:HD12	2.33	0.43
1:D:93:ASP:O	1:D:95:PHE:N	2.52	0.43
1:E:171:TYR:CD2	1:E:184:PRO:HG2	2.54	0.43
1:E:93:ASP:O	1:E:95:PHE:N	2.52	0.43
1:F:345:ILE:HD12	1:F:345:ILE:N	2.33	0.43
1:F:57:PHE:C	1:F:100:TYR:OH	2.57	0.43
1:F:49:PHE:HB3	1:F:67:LEU:HD13	2.00	0.43
1:G:283:TYR:HB3	5:G:7618:HOH:O	2.19	0.43
1:G:345:ILE:N	1:G:345:ILE:HD12	2.33	0.43

*Continued on next page...*

*Continued from previous page...*

Atom-1	Atom-2	Interatomic distance (Å)	Clash overlap (Å)
1:I:171:TYR:CD2	1:I:184:PRO:HG2	2.54	0.43
1:I:398:GLU:O	1:I:399:LEU:HD13	2.19	0.43
1:J:80:ARG:HD3	1:K:193:ASP:OD2	2.18	0.43
1:K:295:ARG:O	1:K:388:PRO:HG3	2.19	0.43
1:E:254:THR:HB	1:K:466:TYR:CE1	2.53	0.43
1:N:603:LYS:HG2	1:N:4:ASP:HB2	2.00	0.43
1:O:413:GLN:NE2	1:U:454:ASN:OD1	2.52	0.43
1:P:282:MET:HA	1:P:291:SER:OG	2.19	0.43
1:P:53:SER:O	1:P:54:ILE:CB	2.65	0.43
1:Q:603:LYS:HE2	1:Q:4:ASP:HB3	1.99	0.43
1:Q:93:ASP:O	1:Q:95:PHE:N	2.52	0.43
1:R:402:GLU:O	1:R:403:GLU:HB2	2.18	0.43
1:U:207:GLU:N	1:U:210:HIS:HD2	2.03	0.43
1:U:398:GLU:O	1:U:399:LEU:HD13	2.19	0.43
1:W:295:ARG:O	1:W:388:PRO:HG3	2.19	0.43
1:B:40:LYS:CD	1:B:40:LYS:H	2.32	0.43
5:D:984:HOH:O	1:E:60:ILE:HG21	2.17	0.43
1:H:397:TYR:CD2	1:H:397:TYR:O	2.72	0.43
1:I:287:TYR:O	1:I:288:ALA:HB3	2.19	0.43
1:K:207:GLU:HG3	1:K:210:HIS:HD2	1.84	0.43
1:K:282:MET:HE1	1:K:294:ALA:HA	2.00	0.43
1:M:287:TYR:O	1:M:288:ALA:HB3	2.19	0.43
1:O:339:ARG:NH2	1:O:344:ARG:HD2	2.33	0.43
1:R:181:PRO:O	1:R:186:ASP:HB2	2.18	0.43
1:R:287:TYR:O	1:R:288:ALA:HB3	2.19	0.43
1:S:181:PRO:O	1:S:186:ASP:HB2	2.18	0.43
1:S:397:TYR:CD2	1:S:397:TYR:O	2.72	0.43
1:W:70:ASP:OD2	1:W:230:HIS:HE1	2.02	0.43
1:Q:464:LEU:HA	1:X:175:HIS:CE1	2.53	0.43
1:A:399:LEU:HA	1:A:400:PRO:HD2	1.85	0.43
1:C:295:ARG:CG	1:C:388:PRO:HD2	2.48	0.43
1:K:295:ARG:CG	1:K:388:PRO:HD2	2.48	0.43
1:K:102:ARG:HA	1:K:438:LEU:HD13	2.00	0.43
1:N:102:ARG:HA	1:N:438:LEU:HD13	2.00	0.43
1:O:176:LYS:HE3	5:P:4119:HOH:O	2.18	0.43
1:Q:70:ASP:OD2	1:Q:230:HIS:HE1	2.01	0.43
1:W:296:HIS:CB	1:W:382:ILE:HG12	2.49	0.43
1:W:296:HIS:HB2	1:W:382:ILE:HG12	2.00	0.43
1:A:283:TYR:CG	1:A:284:ASP:N	2.87	0.43
1:B:177:GLY:HA2	1:C:53:SER:HB3	2.00	0.43
1:C:274:LEU:HB2	1:C:282:MET:HE1	2.00	0.43

*Continued on next page...*

*Continued from previous page...*

Atom-1	Atom-2	Interatomic distance (Å)	Clash overlap (Å)
1:D:33:ILE:CD1	1:D:38:PHE:HB2	2.33	0.43
1:E:18:ASP:HB3	1:E:86:ASN:HD22	1.83	0.43
1:H:283:TYR:CG	1:H:284:ASP:N	2.87	0.43
1:I:283:TYR:OH	1:I:285:GLU:HA	2.19	0.43
1:I:458:HIS:HD2	1:I:460:TYR:N	2.01	0.43
1:J:283:TYR:CG	1:J:284:ASP:N	2.87	0.43
1:K:338:ASN:CG	1:K:396:LEU:HG	2.38	0.43
5:G:7623:HOH:O	1:L:240:TYR:HA	2.19	0.43
1:L:458:HIS:HD2	1:L:460:TYR:N	2.01	0.43
1:O:283:TYR:OH	1:O:285:GLU:HA	2.19	0.43
5:N:3721:HOH:O	1:O:57:PHE:HD1	2.01	0.43
1:T:207:GLU:HB3	1:T:208:LYS:H	1.51	0.43
1:V:33:ILE:CD1	1:V:38:PHE:HB2	2.33	0.43
1:V:54:ILE:HG22	1:W:179:TYR:HH	1.76	0.43
1:W:283:TYR:CG	1:W:284:ASP:N	2.87	0.43
5:S:6088:HOH:O	1:X:57:PHE:HD1	2.01	0.43
1:A:56:GLY:O	1:A:102:ARG:NE	2.52	0.43
1:D:106:ASN:HB3	1:D:110:LYS:NZ	2.34	0.43
1:E:321:ARG:NE	4:E:7484:CIT:H42	2.18	0.43
1:G:334:TYR:CZ	1:G:388:PRO:HG2	2.54	0.43
1:G:53:SER:OG	1:H:178:GLY:HA2	2.19	0.43
1:J:333:VAL:O	1:J:341:ALA:HB1	2.18	0.43
1:J:348:THR:HG21	1:J:355:ARG:HH11	1.82	0.43
1:K:102:ARG:NH2	1:K:441:THR:OG1	2.51	0.43
1:K:106:ASN:HB3	1:K:110:LYS:NZ	2.34	0.43
1:N:181:PRO:O	1:N:186:ASP:HB2	2.19	0.43
1:N:283:TYR:C	1:N:283:TYR:CD1	2.92	0.43
1:Q:283:TYR:CD1	1:Q:283:TYR:C	2.92	0.43
1:S:334:TYR:CZ	1:S:388:PRO:HG2	2.54	0.43
1:S:416:ASP:O	1:S:420:ARG:HG2	2.18	0.43
1:S:601:THR:O	1:S:602:GLU:CB	2.66	0.43
1:T:601:THR:O	1:T:602:GLU:CB	2.66	0.43
1:V:348:THR:HG21	1:V:355:ARG:HH11	1.82	0.43
1:W:102:ARG:NH2	1:W:441:THR:OG1	2.51	0.43
1:W:106:ASN:HB3	1:W:110:LYS:NZ	2.34	0.43
1:C:208:LYS:N	1:C:208:LYS:CD	2.81	0.43
1:C:345:ILE:N	1:C:345:ILE:HD12	2.34	0.43
1:D:176:LYS:HD2	1:E:55:ARG:HB3	2.01	0.43
1:F:114:TYR:O	1:F:118:THR:HG23	2.18	0.43
1:G:59:SER:OG	1:G:60:ILE:HG23	2.18	0.43
1:G:601:THR:CA	1:G:72:GLU:HG3	2.48	0.43

*Continued on next page...*

*Continued from previous page...*

Atom-1	Atom-2	Interatomic distance (Å)	Clash overlap (Å)
1:H:32:THR:HG21	1:H:80:ARG:HH22	1.84	0.43
1:H:59:SER:OG	1:H:60:ILE:HG23	2.18	0.43
1:H:93:ASP:HB3	1:H:96:THR:OG1	2.19	0.43
1:I:93:ASP:HB3	1:I:96:THR:OG1	2.19	0.43
1:K:114:TYR:O	1:K:118:THR:HG23	2.18	0.43
1:K:93:ASP:HB3	1:K:96:THR:OG1	2.19	0.43
1:M:114:TYR:O	1:M:118:THR:HG23	2.18	0.43
1:O:177:GLY:C	1:P:56:GLY:CA	2.83	0.43
1:O:345:ILE:N	1:O:345:ILE:HD12	2.34	0.43
1:P:114:TYR:O	1:P:118:THR:HG23	2.18	0.43
1:P:468:VAL:HG21	1:V:364:SER:HA	2.00	0.43
1:Q:326:TYR:H	1:Q:326:TYR:HD1	1.66	0.43
1:R:93:ASP:HB3	1:R:96:THR:OG1	2.19	0.43
1:T:207:GLU:HB3	1:T:208:LYS:H	1.42	0.43
1:W:55:ARG:CB	1:X:176:LYS:HD2	2.47	0.43
1:R:458:HIS:HE1	1:X:456:ARG:O	2.01	0.43
1:A:326:TYR:O	4:A:7476:CIT:O3	2.37	0.43
1:B:41:SER:O	1:B:45:ASP:HB2	2.19	0.43
1:D:327:GLU:HG2	1:D:340:SER:HB3	2.01	0.43
1:D:343:VAL:HA	1:D:357:GLU:O	2.18	0.43
1:D:49:PHE:HB3	1:D:65:MET:CG	2.49	0.43
1:G:49:PHE:HB3	1:G:65:MET:CG	2.49	0.43
1:H:280:PRO:HD3	1:H:352:LYS:HG2	2.01	0.43
1:H:309:LEU:HG	1:H:313:ASN:ND2	2.31	0.43
1:H:327:GLU:HG2	1:H:340:SER:HB3	2.01	0.43
1:H:343:VAL:HA	1:H:357:GLU:O	2.18	0.43
1:J:328:ALA:O	1:J:330:ILE:HG23	2.19	0.43
1:K:326:TYR:O	4:K:7496:CIT:O3	2.37	0.43
1:K:120:ILE:HD11	1:K:383:LYS:CG	2.49	0.43
1:L:334:TYR:O	1:L:335:SER:HB2	2.18	0.43
1:L:45:ASP:O	1:L:66:LEU:HD21	2.19	0.43
1:M:165:GLU:OE2	1:M:165:GLU:HA	2.18	0.43
1:N:49:PHE:HB3	1:N:65:MET:CG	2.49	0.43
1:R:14:VAL:HA	1:R:83:LYS:HG3	2.00	0.43
1:R:154:ILE:HG13	1:R:154:ILE:H	1.64	0.43
1:R:165:GLU:OE2	1:R:165:GLU:HA	2.18	0.43
1:S:14:VAL:HA	1:S:83:LYS:HG3	2.00	0.43
1:T:280:PRO:HD3	1:T:352:LYS:HG2	2.01	0.43
1:T:58:GLN:HE22	1:T:93:ASP:HA	1.83	0.43
1:U:339:ARG:HG2	1:U:344:ARG:CD	2.36	0.43
1:U:280:PRO:HD3	1:U:352:LYS:HG2	2.00	0.43

*Continued on next page...*

*Continued from previous page...*

Atom-1	Atom-2	Interatomic distance (Å)	Clash overlap (Å)
1:V:328:ALA:O	1:V:330:ILE:HG23	2.19	0.43
1:V:58:GLN:HE22	1:V:93:ASP:HA	1.83	0.43
1:W:327:GLU:HG2	1:W:340:SER:HB3	2.01	0.43
1:W:343:VAL:HA	1:W:357:GLU:O	2.18	0.43
1:X:45:ASP:O	1:X:66:LEU:HD21	2.19	0.43
1:A:305:ALA:HB3	1:A:306:PRO:HD3	2.01	0.43
1:C:298:ILE:HG23	1:C:343:VAL:HG11	2.01	0.43
1:E:305:ALA:HB3	1:E:306:PRO:HD3	2.01	0.43
1:E:465:TYR:CZ	1:K:315:THR:HB	2.54	0.43
1:F:125:TYR:O	1:F:272:GLN:HA	2.19	0.43
1:H:305:ALA:HB3	1:H:306:PRO:HD3	2.01	0.43
1:I:298:ILE:HG23	1:I:343:VAL:HG11	2.01	0.43
1:H:50:ASP:CB	1:I:339:ARG:HH11	2.30	0.43
1:K:421:LEU:O	1:K:425:HIS:HB3	2.19	0.43
1:M:27:ILE:HD12	5:R:4487:HOH:O	2.18	0.43
1:M:305:ALA:HB3	1:M:306:PRO:HD3	2.01	0.43
1:N:125:TYR:O	1:N:272:GLN:HA	2.19	0.43
1:O:65:MET:HB2	1:O:91:VAL:CG1	2.47	0.43
1:R:125:TYR:O	1:R:272:GLN:HA	2.19	0.43
1:X:204:PHE:HE1	1:X:237:LEU:HD13	1.80	0.43
1:A:23:ASP:HB2	1:F:177:GLY:O	2.19	0.43
1:A:59:SER:OG	1:A:60:ILE:N	2.43	0.43
1:B:399:LEU:HA	1:B:400:PRO:HD2	1.69	0.43
1:C:8:LEU:HD22	1:C:85:LEU:HD13	2.00	0.43
1:G:312:THR:OG1	1:G:361:PRO:HG3	2.19	0.43
1:I:8:LEU:HD22	1:I:85:LEU:HD13	2.00	0.43
1:J:106:ASN:ND2	1:J:109:ARG:NH1	2.66	0.43
1:J:272:GLN:O	1:J:355:ARG:HB2	2.18	0.43
1:J:8:LEU:HD22	1:J:85:LEU:HD13	2.00	0.43
1:K:309:LEU:HA	1:K:312:THR:CG2	2.45	0.43
1:F:465:TYR:CZ	1:L:315:THR:HB	2.54	0.43
1:L:54:ILE:HG13	1:L:55:ARG:N	2.25	0.43
1:M:601:THR:OG1	1:M:230:HIS:NE2	2.48	0.43
1:Q:280:PRO:CG	1:Q:352:LYS:HG2	2.49	0.43
1:R:49:PHE:O	1:R:65:MET:HG2	2.19	0.43
1:S:312:THR:OG1	1:S:361:PRO:HG3	2.19	0.43
1:T:312:THR:OG1	1:T:361:PRO:HG3	2.19	0.43
1:N:140:PHE:CE1	1:T:463:ALA:HA	2.53	0.43
1:V:106:ASN:ND2	1:V:109:ARG:NH1	2.66	0.43
1:V:272:GLN:O	1:V:355:ARG:HB2	2.18	0.43
1:V:8:LEU:HD22	1:V:85:LEU:HD13	2.00	0.43

*Continued on next page...*

*Continued from previous page...*

Atom-1	Atom-2	Interatomic distance (Å)	Clash overlap (Å)
1:W:309:LEU:HA	1:W:312:THR:CG2	2.45	0.43
1:B:425:HIS:O	1:B:428:LEU:HB2	2.19	0.43
1:F:1:THR:HG21	1:S:11:ASP:OD1	2.19	0.43
1:H:72:GLU:HG3	1:H:230:HIS:NE2	2.34	0.43
1:I:187:GLN:HB3	1:I:187:GLN:HE21	1.61	0.43
1:I:309:LEU:HG	1:I:313:ASN:ND2	2.34	0.43
1:K:425:HIS:O	1:K:428:LEU:HB2	2.19	0.43
1:K:57:PHE:HZ	1:K:91:VAL:HG21	1.84	0.43
1:M:211:HIS:HD2	1:N:33:ILE:HG22	1.83	0.43
1:M:72:GLU:HG3	1:M:230:HIS:NE2	2.34	0.43
1:N:395:ASP:CG	1:O:60:ILE:CG1	2.87	0.43
1:P:57:PHE:HZ	1:P:91:VAL:HG21	1.84	0.43
1:Q:207:GLU:HG2	5:R:4330:HOH:O	2.18	0.43
1:Q:461:GLU:OE1	1:W:320:LYS:HE3	2.19	0.43
1:Q:72:GLU:HG3	1:Q:230:HIS:NE2	2.34	0.43
1:R:425:HIS:O	1:R:428:LEU:HB2	2.19	0.43
1:T:157:TRP:HB3	1:T:174:ARG:HG3	2.01	0.43
1:T:72:GLU:HG3	1:T:230:HIS:NE2	2.34	0.43
1:U:60:ILE:HA	1:U:63:SER:HB3	1.99	0.43
1:V:309:LEU:HG	1:V:313:ASN:ND2	2.34	0.43
1:A:57:PHE:C	1:A:100:TYR:OH	2.57	0.43
1:B:295:ARG:O	1:B:388:PRO:HG3	2.19	0.43
1:B:53:SER:O	1:B:54:ILE:CB	2.65	0.43
1:C:177:GLY:CA	1:D:55:ARG:HG3	2.49	0.43
1:D:171:TYR:CD2	1:D:184:PRO:HG2	2.54	0.43
1:D:282:MET:HA	1:D:291:SER:OG	2.19	0.43
1:F:295:ARG:O	1:F:388:PRO:HG3	2.19	0.43
1:F:93:ASP:O	1:F:95:PHE:N	2.52	0.43
1:G:49:PHE:HB3	1:G:67:LEU:HD13	2.00	0.43
1:J:398:GLU:O	1:J:399:LEU:HD13	2.19	0.43
1:J:57:PHE:C	1:J:100:TYR:OH	2.57	0.43
1:K:345:ILE:N	1:K:345:ILE:HD12	2.33	0.43
1:K:402:GLU:O	1:K:403:GLU:HB2	2.18	0.43
1:L:398:GLU:O	1:L:399:LEU:HD13	2.19	0.43
1:M:93:ASP:O	1:M:95:PHE:N	2.52	0.43
1:N:295:ARG:O	1:N:388:PRO:HG3	2.19	0.43
1:N:402:GLU:O	1:N:403:GLU:HB2	2.18	0.43
1:P:328:ALA:HA	1:P:329:PRO:HD3	1.69	0.43
1:Q:171:TYR:CD2	1:Q:184:PRO:HG2	2.54	0.43
1:R:295:ARG:O	1:R:388:PRO:HG3	2.19	0.43
1:R:93:ASP:O	1:R:95:PHE:N	2.52	0.43

*Continued on next page...*

*Continued from previous page...*

Atom-1	Atom-2	Interatomic distance (Å)	Clash overlap (Å)
1:U:57:PHE:HE2	1:U:65:MET:HE1	1.83	0.43
1:U:93:ASP:O	1:U:95:PHE:N	2.52	0.43
1:V:398:GLU:O	1:V:399:LEU:HD13	2.19	0.43
1:V:57:PHE:C	1:V:100:TYR:OH	2.57	0.43
1:W:345:ILE:N	1:W:345:ILE:HD12	2.33	0.43
1:A:287:TYR:O	1:A:288:ALA:HB3	2.19	0.43
1:A:80:ARG:HD2	1:A:84:THR:OG1	2.19	0.43
1:B:101:SER:O	1:B:107:ILE:HD11	2.18	0.43
1:C:397:TYR:O	1:C:397:TYR:CD2	2.72	0.43
1:C:60:ILE:HG12	1:C:60:ILE:H	1.69	0.43
1:D:101:SER:O	1:D:107:ILE:HD11	2.18	0.43
1:E:181:PRO:O	1:E:186:ASP:HB2	2.18	0.43
1:F:287:TYR:O	1:F:288:ALA:HB3	2.19	0.43
1:G:181:PRO:O	1:G:186:ASP:HB2	2.18	0.43
1:K:70:ASP:OD2	1:K:230:HIS:HE1	2.02	0.43
1:M:80:ARG:HD2	1:M:84:THR:OG1	2.19	0.43
1:N:390:ALA:HA	1:N:391:PRO:HD2	1.85	0.43
1:N:40:LYS:H	1:N:40:LYS:CD	2.32	0.43
1:N:80:ARG:HD2	1:N:84:THR:OG1	2.19	0.43
1:P:101:SER:O	1:P:107:ILE:HD11	2.18	0.43
1:R:464:LEU:O	1:S:175:HIS:CE1	2.72	0.43
1:V:390:ALA:HA	1:V:391:PRO:HD2	1.85	0.43
1:W:101:SER:O	1:W:107:ILE:HD11	2.18	0.43
1:W:207:GLU:HG3	1:W:210:HIS:HD2	1.84	0.43
1:A:256:MET:HA	1:A:257:PRO:HD3	1.92	0.43
1:E:40:LYS:CD	1:U:7:LYS:HE2	2.48	0.43
1:E:70:ASP:OD2	1:E:230:HIS:HE1	2.01	0.43
1:G:196:LEU:CD2	1:L:16:TYR:CE2	3.01	0.43
1:I:397:TYR:CD2	1:I:397:TYR:C	2.91	0.43
1:K:296:HIS:CB	1:K:382:ILE:HG12	2.49	0.43
1:M:256:MET:HA	1:M:257:PRO:HD3	1.92	0.43
1:P:222:ASN:OD1	1:P:222:ASN:N	2.51	0.43
1:O:189:VAL:HG11	1:P:80:ARG:HD3	1.95	0.43
1:S:397:TYR:C	1:S:397:TYR:CD2	2.91	0.43
1:S:400:PRO:HA	1:S:401:PRO:HD2	1.67	0.43
1:T:160:THR:CG2	1:T:173:VAL:HG12	2.48	0.43
1:T:296:HIS:CB	1:T:382:ILE:HG12	2.49	0.43
1:U:80:ARG:HD3	1:V:189:VAL:HG11	2.01	0.43
1:B:422:GLU:HB2	1:B:443:ILE:HD13	2.00	0.43
1:C:283:TYR:OH	1:C:285:GLU:HA	2.19	0.43
1:H:33:ILE:HG22	1:I:211:HIS:CD2	2.54	0.43

*Continued on next page...*

*Continued from previous page...*

Atom-1	Atom-2	Interatomic distance (Å)	Clash overlap (Å)
1:K:283:TYR:CG	1:K:284:ASP:N	2.87	0.43
1:M:283:TYR:OH	1:M:285:GLU:HA	2.19	0.43
1:M:57:PHE:HD1	5:R:3195:HOH:O	2.01	0.43
1:O:210:HIS:CE1	3:O:7503:AMP:H3'	2.52	0.43
1:P:269:HIS:HB3	1:P:357:GLU:OE1	2.19	0.43
1:Q:18:ASP:HB3	1:Q:86:ASN:HD22	1.83	0.43
1:R:324:PRO:HB2	5:X:6201:HOH:O	2.18	0.43
1:U:283:TYR:OH	1:U:285:GLU:HA	2.19	0.43
1:V:283:TYR:CG	1:V:284:ASP:N	2.87	0.43
1:A:181:PRO:O	1:A:186:ASP:HB2	2.19	0.43
1:B:181:PRO:O	1:B:186:ASP:HB2	2.19	0.43
1:B:204:PHE:HE1	1:B:237:LEU:HD13	1.80	0.43
1:B:3:ASP:HA	1:B:6:PHE:CD1	2.54	0.43
1:C:601:THR:O	1:C:602:GLU:CB	2.66	0.43
1:D:181:PRO:O	1:D:186:ASP:HB2	2.19	0.43
1:D:334:TYR:CZ	1:D:388:PRO:HG2	2.54	0.43
1:H:3:ASP:HA	1:H:6:PHE:CD1	2.54	0.43
1:I:181:PRO:O	1:I:186:ASP:HB2	2.19	0.43
1:J:467:ASP:HB2	5:J:823:HOH:O	2.17	0.43
1:K:312:THR:CG2	1:K:313:ASN:ND2	2.73	0.43
1:M:181:PRO:O	1:M:186:ASP:HB2	2.19	0.43
1:M:56:GLY:O	1:M:102:ARG:NE	2.52	0.43
1:N:3:ASP:HA	1:N:6:PHE:CD1	2.54	0.43
1:P:106:ASN:HB3	1:P:110:LYS:NZ	2.34	0.43
1:P:334:TYR:CZ	1:P:388:PRO:HG2	2.54	0.43
1:M:247:TRP:CZ3	1:R:171:TYR:CD1	3.07	0.43
1:T:283:TYR:C	1:T:283:TYR:CD1	2.92	0.43
1:U:334:TYR:CZ	1:U:388:PRO:HG2	2.54	0.43
1:U:3:ASP:HA	1:U:6:PHE:CD1	2.54	0.43
1:V:56:GLY:O	1:V:102:ARG:NE	2.52	0.43
1:C:32:THR:HG21	1:C:80:ARG:HH22	1.84	0.43
1:D:114:TYR:O	1:D:118:THR:HG23	2.18	0.43
1:E:345:ILE:N	1:E:345:ILE:HD12	2.34	0.43
1:G:345:ILE:N	1:G:345:ILE:HD12	2.34	0.43
1:O:208:LYS:N	1:O:208:LYS:CD	2.81	0.43
1:O:338:ASN:ND2	1:O:396:LEU:N	2.51	0.43
1:P:50:ASP:HB3	1:P:64:ASP:OD1	2.19	0.43
1:O:193:ASP:OD2	1:P:80:ARG:NH2	2.52	0.43
1:Q:114:TYR:O	1:Q:118:THR:HG23	2.18	0.43
1:Q:345:ILE:HD12	1:Q:345:ILE:N	2.34	0.43
1:M:56:GLY:HA3	1:R:177:GLY:C	2.39	0.43

*Continued on next page...*



*Continued from previous page...*

Atom-1	Atom-2	Interatomic distance (Å)	Clash overlap (Å)
1:S:93:ASP:HB3	1:S:96:THR:OG1	2.19	0.43
1:A:120:ILE:HD11	1:A:383:LYS:CG	2.49	0.43
1:B:337:ARG:CB	1:B:393:ASP:HA	2.35	0.43
1:B:49:PHE:HB3	1:B:65:MET:CG	2.49	0.43
1:D:326:TYR:O	4:D:7482:CIT:O3	2.37	0.43
1:D:334:TYR:O	1:D:335:SER:HB2	2.18	0.43
1:D:41:SER:O	1:D:45:ASP:HB2	2.19	0.43
1:E:328:ALA:O	1:E:330:ILE:HG23	2.19	0.43
1:E:280:PRO:HD3	1:E:352:LYS:HG2	2.01	0.43
1:F:58:GLN:HE22	1:F:93:ASP:HA	1.83	0.43
1:G:120:ILE:HD11	1:G:383:LYS:CG	2.49	0.43
1:G:55:ARG:HD3	1:G:449:ASN:HD21	1.84	0.43
1:G:58:GLN:HE22	1:G:93:ASP:HA	1.83	0.43
1:I:348:THR:HG21	1:I:353:ALA:O	2.19	0.43
1:I:49:PHE:HB3	1:I:65:MET:CG	2.49	0.43
1:I:326:TYR:O	4:I:7492:CIT:O3	2.37	0.43
1:J:400:PRO:HA	1:J:401:PRO:HD3	1.88	0.43
1:E:462:PHE:CZ	1:K:149:TYR:CE1	3.06	0.43
1:K:328:ALA:O	1:K:330:ILE:HG23	2.19	0.43
1:L:347:ILE:O	1:L:347:ILE:HG22	2.19	0.43
1:M:120:ILE:HD11	1:M:383:LYS:CG	2.49	0.43
1:N:257:PRO:HD3	1:N:364:SER:HB3	2.00	0.43
1:N:280:PRO:HD3	1:N:352:LYS:HG2	2.01	0.43
1:P:334:TYR:O	1:P:335:SER:HB2	2.18	0.43
1:P:343:VAL:HA	1:P:357:GLU:O	2.18	0.43
1:Q:328:ALA:O	1:Q:330:ILE:HG23	2.19	0.43
1:P:337:ARG:HG3	1:Q:60:ILE:O	2.19	0.43
1:S:120:ILE:HD11	1:S:383:LYS:CG	2.49	0.43
1:S:326:TYR:O	4:S:7512:CIT:O3	2.37	0.43
1:T:327:GLU:HG2	1:T:340:SER:HB3	2.01	0.43
1:T:343:VAL:HA	1:T:357:GLU:O	2.18	0.43
1:U:348:THR:HG21	1:U:353:ALA:O	2.19	0.43
1:W:120:ILE:HD11	1:W:383:LYS:CG	2.49	0.43
1:X:347:ILE:O	1:X:347:ILE:HG22	2.19	0.43
1:C:421:LEU:O	1:C:425:HIS:HB3	2.19	0.43
1:A:140:PHE:CE1	1:G:463:ALA:HA	2.54	0.43
1:H:65:MET:HB2	1:H:91:VAL:CG1	2.47	0.43
1:I:125:TYR:O	1:I:272:GLN:HA	2.19	0.43
1:J:125:TYR:O	1:J:272:GLN:HA	2.19	0.43
1:O:298:ILE:HG23	1:O:343:VAL:HG11	2.01	0.43
1:T:125:TYR:O	1:T:272:GLN:HA	2.18	0.43

*Continued on next page...*

*Continued from previous page...*

Atom-1	Atom-2	Interatomic distance (Å)	Clash overlap (Å)
1:T:305:ALA:HB3	1:T:306:PRO:HD3	2.01	0.43
1:V:125:TYR:O	1:V:272:GLN:HA	2.19	0.43
1:V:298:ILE:HG23	1:V:343:VAL:HG11	2.01	0.43
1:W:421:LEU:O	1:W:425:HIS:HB3	2.19	0.43
1:X:125:TYR:O	1:X:272:GLN:HA	2.19	0.43
1:E:280:PRO:CG	1:E:352:LYS:HG2	2.49	0.43
1:E:399:LEU:HA	1:E:400:PRO:HD2	1.69	0.43
1:E:465:TYR:CZ	1:K:315:THR:HB	2.54	0.43
1:F:49:PHE:O	1:F:65:MET:HG2	2.19	0.43
1:B:463:ALA:HA	1:H:140:PHE:CZ	2.54	0.43
1:I:312:THR:OG1	1:I:361:PRO:HG3	2.19	0.43
1:M:344:ARG:O	1:M:346:PRO:HD3	2.18	0.43
1:M:312:THR:OG1	1:M:361:PRO:HG3	2.19	0.43
1:S:57:PHE:HA	1:S:100:TYR:HE2	1.84	0.43
1:S:9:ALA:HB2	1:S:85:LEU:HD22	2.00	0.43
1:U:8:LEU:HD22	1:U:85:LEU:HD13	2.00	0.43
1:A:157:TRP:HB3	1:A:174:ARG:HG3	2.01	0.43
1:A:72:GLU:HG3	1:A:230:HIS:NE2	2.34	0.43
1:B:420:ARG:CA	1:B:420:ARG:HH21	2.30	0.43
1:B:57:PHE:HZ	1:B:91:VAL:HG21	1.84	0.43
1:C:180:PHE:HE2	1:D:52:SER:HB2	1.83	0.43
1:D:57:PHE:HZ	1:D:91:VAL:HG21	1.84	0.43
1:E:261:PHE:O	1:K:144:ALA:HA	2.18	0.43
1:F:54:ILE:CG2	1:F:55:ARG:N	2.81	0.43
1:C:456:ARG:O	1:I:458:HIS:HE1	2.00	0.43
1:J:14:VAL:HA	1:J:83:LYS:HG3	2.01	0.43
1:L:157:TRP:HB3	1:L:174:ARG:HG3	2.01	0.43
1:M:157:TRP:HB3	1:M:174:ARG:HG3	2.01	0.43
1:M:321:ARG:NE	4:M:7500:CIT:H42	2.17	0.43
1:N:256:MET:HA	1:N:257:PRO:HD3	1.93	0.43
1:N:425:HIS:O	1:N:428:LEU:HB2	2.19	0.43
1:O:207:GLU:HG2	5:O:3804:HOH:O	2.18	0.43
1:O:389:GLN:HE22	1:O:407:ILE:HD13	1.83	0.43
1:P:72:GLU:HG3	1:P:230:HIS:NE2	2.34	0.43
1:S:14:VAL:HA	1:S:83:LYS:HG3	2.01	0.43
1:V:14:VAL:HA	1:V:83:LYS:HG3	2.01	0.43
1:W:157:TRP:HB3	1:W:174:ARG:HG3	2.01	0.43
1:W:425:HIS:O	1:W:428:LEU:HB2	2.19	0.43
1:X:157:TRP:HB3	1:X:174:ARG:HG3	2.01	0.43
1:A:247:TRP:HZ3	1:F:171:TYR:CD1	2.36	0.43
1:A:93:ASP:O	1:A:95:PHE:N	2.52	0.43

*Continued on next page...*

*Continued from previous page...*

Atom-1	Atom-2	Interatomic distance (Å)	Clash overlap (Å)
1:B:171:TYR:CD2	1:B:184:PRO:HG2	2.54	0.43
1:C:402:GLU:O	1:C:403:GLU:HB2	2.18	0.43
1:D:398:GLU:O	1:D:399:LEU:HD13	2.19	0.43
1:D:399:LEU:HD23	1:D:404:ALA:HA	2.00	0.43
1:F:283:TYR:HB3	5:F:7607:HOH:O	2.19	0.43
1:H:603:LYS:HE2	1:H:4:ASP:HB3	1.99	0.43
1:I:295:ARG:O	1:I:388:PRO:HG3	2.19	0.43
1:I:93:ASP:O	1:I:95:PHE:N	2.52	0.43
1:M:345:ILE:N	1:M:345:ILE:HD12	2.34	0.43
1:O:345:ILE:N	1:O:345:ILE:HD12	2.33	0.43
1:P:171:TYR:CD2	1:P:184:PRO:HG2	2.54	0.43
1:P:398:GLU:O	1:P:399:LEU:HD13	2.19	0.43
1:P:399:LEU:HD23	1:P:404:ALA:HA	2.00	0.43
1:P:93:ASP:O	1:P:95:PHE:N	2.52	0.43
1:R:345:ILE:HD12	1:R:345:ILE:N	2.33	0.43
1:S:283:TYR:HB3	5:S:4861:HOH:O	2.19	0.43
1:S:345:ILE:HD12	1:S:345:ILE:N	2.34	0.43
1:S:53:SER:O	1:S:54:ILE:CB	2.65	0.43
1:T:603:LYS:HE2	1:T:4:ASP:HB3	1.99	0.43
1:W:402:GLU:O	1:W:403:GLU:HB2	2.18	0.43
1:A:397:TYR:O	1:A:397:TYR:CD2	2.72	0.43
1:B:180:PHE:N	1:B:181:PRO:CD	2.81	0.43
1:B:397:TYR:CD2	1:B:397:TYR:O	2.72	0.43
1:C:70:ASP:OD2	1:C:230:HIS:HE1	2.02	0.43
1:E:287:TYR:O	1:E:288:ALA:HB3	2.19	0.43
1:E:70:ASP:OD2	1:E:230:HIS:HE1	2.02	0.43
1:F:70:ASP:OD2	1:F:230:HIS:HE1	2.02	0.43
1:G:397:TYR:O	1:G:397:TYR:CD2	2.72	0.43
1:G:80:ARG:HD2	1:G:84:THR:OG1	2.19	0.43
1:I:400:PRO:HA	1:I:401:PRO:HD2	1.76	0.43
1:J:101:SER:O	1:J:107:ILE:HD11	2.18	0.43
1:L:269:HIS:CD2	1:L:269:HIS:N	2.85	0.43
1:M:328:ALA:HA	1:M:329:PRO:HD3	1.72	0.43
1:N:101:SER:O	1:N:107:ILE:HD11	2.18	0.43
1:O:70:ASP:OD2	1:O:230:HIS:HE1	2.02	0.43
1:Q:181:PRO:O	1:Q:186:ASP:HB2	2.18	0.43
1:Q:287:TYR:O	1:Q:288:ALA:HB3	2.19	0.43
1:Q:40:LYS:CD	1:Q:40:LYS:H	2.32	0.43
1:Q:70:ASP:OD2	1:Q:230:HIS:HE1	2.02	0.43
1:R:70:ASP:OD2	1:R:230:HIS:HE1	2.02	0.43
1:S:80:ARG:HD2	1:S:84:THR:OG1	2.19	0.43

*Continued on next page...*

*Continued from previous page...*

Atom-1	Atom-2	Interatomic distance (Å)	Clash overlap (Å)
1:U:80:ARG:HD2	1:U:84:THR:OG1	2.19	0.43
1:V:101:SER:O	1:V:107:ILE:HD11	2.18	0.43
1:X:181:PRO:O	1:X:186:ASP:HB2	2.18	0.43
1:A:114:TYR:O	1:A:118:THR:HG23	2.18	0.43
1:A:59:SER:HB3	1:A:61:HIS:HE2	1.83	0.43
1:B:160:THR:CG2	1:B:173:VAL:HG12	2.48	0.43
1:D:222:ASN:OD1	1:D:222:ASN:N	2.51	0.43
1:E:400:PRO:HA	1:E:401:PRO:HD2	1.68	0.43
1:H:296:HIS:CB	1:H:382:ILE:HG12	2.49	0.43
1:J:222:ASN:OD1	1:J:222:ASN:N	2.51	0.43
1:J:295:ARG:CG	1:J:388:PRO:HD2	2.48	0.43
1:K:296:HIS:HB2	1:K:382:ILE:HG12	2.00	0.43
1:L:397:TYR:C	1:L:397:TYR:CD2	2.91	0.43
1:N:160:THR:CG2	1:N:173:VAL:HG12	2.48	0.43
1:P:256:MET:HA	1:P:257:PRO:HD3	1.92	0.43
1:T:49:PHE:HZ	1:U:180:PHE:HE2	1.67	0.43
1:V:222:ASN:OD1	1:V:222:ASN:N	2.51	0.43
1:V:296:HIS:CB	1:V:382:ILE:HG12	2.49	0.43
1:V:295:ARG:CG	1:V:388:PRO:HD2	2.48	0.43
1:W:222:ASN:N	1:W:222:ASN:OD1	2.51	0.43
1:X:397:TYR:CD2	1:X:397:TYR:C	2.91	0.43
1:A:283:TYR:OH	1:A:285:GLU:HA	2.19	0.43
1:A:356:LEU:HD12	1:A:356:LEU:O	2.18	0.43
1:A:57:PHE:HD1	5:F:7488:HOH:O	2.01	0.43
1:B:269:HIS:HB3	1:B:357:GLU:OE1	2.19	0.43
5:B:7721:HOH:O	1:C:57:PHE:HD1	2.01	0.43
1:K:274:LEU:HB2	1:K:282:MET:HE1	2.00	0.43
1:M:356:LEU:HD12	1:M:356:LEU:O	2.18	0.43
1:N:269:HIS:HB3	1:N:357:GLU:OE1	2.19	0.43
1:R:422:GLU:HB2	1:R:443:ILE:HD13	1.99	0.43
1:B:334:TYR:CZ	1:B:388:PRO:HG2	2.54	0.43
1:E:106:ASN:HB3	1:E:110:LYS:NZ	2.34	0.43
1:F:204:PHE:HE1	1:F:237:LEU:HD13	1.80	0.43
1:H:458:HIS:CD2	1:H:460:TYR:H	2.17	0.43
1:H:601:THR:O	1:H:602:GLU:CB	2.66	0.43
1:K:334:TYR:CZ	1:K:388:PRO:HG2	2.54	0.43
1:M:204:PHE:HE1	1:M:237:LEU:HD13	1.80	0.43
1:P:181:PRO:O	1:P:186:ASP:HB2	2.19	0.43
1:Q:106:ASN:HB3	1:Q:110:LYS:NZ	2.34	0.43
1:R:204:PHE:HE1	1:R:237:LEU:HD13	1.80	0.43
1:T:181:PRO:O	1:T:186:ASP:HB2	2.19	0.43

*Continued on next page...*

*Continued from previous page...*

Atom-1	Atom-2	Interatomic distance (Å)	Clash overlap (Å)
1:W:334:TYR:CZ	1:W:388:PRO:HG2	2.54	0.43
1:X:207:GLU:HB3	1:X:208:LYS:H	1.56	0.43
1:A:114:TYR:O	1:A:118:THR:HG23	2.18	0.43
1:D:50:ASP:HB3	1:D:64:ASP:OD1	2.19	0.43
1:D:32:THR:HG21	1:D:80:ARG:HH22	1.83	0.43
1:E:114:TYR:O	1:E:118:THR:HG23	2.18	0.43
1:J:32:THR:HG21	1:J:80:ARG:HH22	1.84	0.43
1:D:468:VAL:CG2	1:J:364:SER:HA	2.49	0.43
1:E:254:THR:HB	1:K:466:TYR:CE1	2.54	0.43
1:L:50:ASP:HB3	1:L:64:ASP:OD1	2.19	0.43
1:S:326:TYR:HD1	1:S:326:TYR:H	1.66	0.43
1:S:345:ILE:N	1:S:345:ILE:HD12	2.34	0.43
1:T:93:ASP:HB3	1:T:96:THR:OG1	2.19	0.43
1:U:338:ASN:ND2	1:U:396:LEU:N	2.51	0.43
1:V:32:THR:HG21	1:V:80:ARG:HH22	1.83	0.43
1:W:53:SER:HG	1:X:179:TYR:CB	2.32	0.43
1:X:345:ILE:N	1:X:345:ILE:HD12	2.34	0.43
1:B:327:GLU:HG2	1:B:340:SER:HB3	2.01	0.43
1:C:280:PRO:HD3	1:C:352:LYS:HG2	2.01	0.43
1:E:14:VAL:HA	1:E:83:LYS:HG3	2.00	0.43
1:G:328:ALA:O	1:G:330:ILE:HG23	2.19	0.43
1:H:328:ALA:O	1:H:330:ILE:HG23	2.19	0.43
1:C:456:ARG:O	1:I:458:HIS:HE1	2.01	0.43
1:J:55:ARG:HD3	1:J:449:ASN:HD21	1.84	0.43
1:K:343:VAL:HA	1:K:357:GLU:O	2.18	0.43
1:O:280:PRO:HD3	1:O:352:LYS:HG2	2.01	0.43
1:P:140:PHE:CE1	1:V:463:ALA:HA	2.53	0.43
1:P:347:ILE:O	1:P:347:ILE:HG22	2.19	0.43
1:P:41:SER:O	1:P:45:ASP:HB2	2.19	0.43
1:P:326:TYR:O	4:P:7506:CIT:O3	2.37	0.43
1:Q:280:PRO:HD3	1:Q:352:LYS:HG2	2.01	0.43
1:Q:120:ILE:HD11	1:Q:383:LYS:CG	2.49	0.43
1:R:58:GLN:HE22	1:R:93:ASP:HA	1.84	0.43
1:S:337:ARG:CB	1:S:393:ASP:HA	2.35	0.43
1:S:55:ARG:HD3	1:S:449:ASN:HD21	1.84	0.43
1:S:49:PHE:HB3	1:S:65:MET:CG	2.49	0.43
1:U:208:LYS:O	1:U:210:HIS:N	2.43	0.43
1:U:102:ARG:HG2	1:U:438:LEU:HD13	2.01	0.43
1:U:49:PHE:HB3	1:U:65:MET:CG	2.49	0.43
1:U:326:TYR:O	4:U:7516:CIT:O3	2.37	0.43
1:V:326:TYR:O	4:V:7518:CIT:O3	2.37	0.43

*Continued on next page...*

*Continued from previous page...*

Atom-1	Atom-2	Interatomic distance (Å)	Clash overlap (Å)
1:V:400:PRO:HA	1:V:401:PRO:HD3	1.88	0.43
1:V:55:ARG:HD3	1:V:449:ASN:HD21	1.84	0.43
1:W:326:TYR:O	4:W:7520:CIT:O3	2.37	0.43
1:W:328:ALA:O	1:W:330:ILE:HG23	2.19	0.43
1:W:337:ARG:HD2	1:W:337:ARG:N	2.33	0.43
1:X:102:ARG:HG2	1:X:438:LEU:HD13	2.01	0.43
1:B:125:TYR:O	1:B:272:GLN:HA	2.19	0.42
1:C:65:MET:HB2	1:C:91:VAL:CG1	2.47	0.42
1:D:65:MET:HB2	1:D:91:VAL:CG1	2.47	0.42
1:J:298:ILE:HG23	1:J:343:VAL:HG11	2.01	0.42
1:J:421:LEU:O	1:J:425:HIS:HB3	2.19	0.42
1:L:125:TYR:O	1:L:272:GLN:HA	2.19	0.42
1:G:180:PHE:CE2	1:L:49:PHE:HZ	2.36	0.42
1:O:421:LEU:O	1:O:425:HIS:HB3	2.19	0.42
1:Q:83:LYS:HD3	1:Q:83:LYS:HA	1.89	0.42
1:T:298:ILE:HG23	1:T:343:VAL:HG11	2.01	0.42
1:U:125:TYR:O	1:U:272:GLN:HA	2.19	0.42
1:A:12:GLU:HB2	1:A:14:VAL:HG23	2.00	0.42
1:A:344:ARG:O	1:A:346:PRO:HD3	2.18	0.42
1:B:504:ASN:HA	1:B:351:PRO:HD2	1.91	0.42
1:D:312:THR:OG1	1:D:361:PRO:HG3	2.19	0.42
1:F:458:HIS:HE1	1:L:456:ARG:O	2.03	0.42
1:I:18:ASP:HB3	1:I:86:ASN:HD22	1.83	0.42
1:I:1:THR:N	1:I:4:ASP:HB2	2.30	0.42
1:K:137:SER:HB3	1:L:502:PRO:CB	2.45	0.42
1:L:280:PRO:CG	1:L:352:LYS:HG2	2.49	0.42
1:R:399:LEU:HA	1:R:400:PRO:HD2	1.69	0.42
1:S:12:GLU:HB2	1:S:14:VAL:HG23	2.00	0.42
1:S:280:PRO:CG	1:S:352:LYS:HG2	2.49	0.42
1:S:400:PRO:O	1:S:403:GLU:N	2.49	0.42
1:T:49:PHE:HE2	1:U:211:HIS:CE1	2.37	0.42
1:W:344:ARG:O	1:W:346:PRO:HD3	2.18	0.42
1:A:14:VAL:HA	1:A:83:LYS:HG3	2.01	0.42
1:C:207:GLU:HG2	5:C:7598:HOH:O	2.18	0.42
1:C:296:HIS:O	1:C:381:GLY:HA3	2.18	0.42
1:C:389:GLN:HE22	1:C:407:ILE:HD13	1.83	0.42
1:D:309:LEU:HG	1:D:313:ASN:ND2	2.34	0.42
1:G:57:PHE:HZ	1:G:91:VAL:HG21	1.84	0.42
1:H:157:TRP:HB3	1:H:174:ARG:HG3	2.01	0.42
1:E:254:THR:HB	1:K:466:TYR:CE1	2.54	0.42
1:G:212:GLU:HB3	1:L:32:THR:HB	2.00	0.42

*Continued on next page...*

*Continued from previous page...*

Atom-1	Atom-2	Interatomic distance (Å)	Clash overlap (Å)
1:M:14:VAL:HA	1:M:83:LYS:HG3	2.01	0.42
1:N:14:VAL:HA	1:N:83:LYS:HG3	2.01	0.42
1:N:57:PHE:HZ	1:N:91:VAL:HG21	1.84	0.42
1:O:296:HIS:O	1:O:381:GLY:HA3	2.18	0.42
1:P:309:LEU:HG	1:P:313:ASN:ND2	2.34	0.42
1:R:54:ILE:CG2	1:R:55:ARG:N	2.81	0.42
1:T:60:ILE:HD12	5:U:5455:HOH:O	2.19	0.42
1:C:171:TYR:CD2	1:C:184:PRO:HG2	2.54	0.42
1:D:328:ALA:HA	1:D:329:PRO:HD3	1.69	0.42
1:D:295:ARG:O	1:D:388:PRO:HG3	2.19	0.42
1:C:176:LYS:HD2	1:D:55:ARG:NH2	2.34	0.42
1:E:283:TYR:HB3	5:E:1179:HOH:O	2.19	0.42
1:E:603:LYS:HE2	1:E:4:ASP:HB3	1.99	0.42
1:G:398:GLU:O	1:G:399:LEU:HD13	2.19	0.42
1:G:65:MET:CE	1:G:67:LEU:HD11	2.49	0.42
1:H:411:PRO:HB2	1:H:417:VAL:CG1	2.47	0.42
1:I:338:ASN:HD22	1:I:338:ASN:HA	1.70	0.42
1:J:345:ILE:HD12	1:J:345:ILE:N	2.33	0.42
1:M:171:TYR:CD2	1:M:184:PRO:HG2	2.54	0.42
1:M:57:PHE:C	1:M:100:TYR:OH	2.57	0.42
1:N:171:TYR:CD2	1:N:184:PRO:HG2	2.54	0.42
1:N:282:MET:HA	1:N:291:SER:OG	2.19	0.42
1:O:402:GLU:O	1:O:403:GLU:HB2	2.18	0.42
1:Q:114:TYR:O	1:Q:118:THR:HG23	2.19	0.42
1:Q:283:TYR:HB3	5:Q:4335:HOH:O	2.19	0.42
1:R:283:TYR:HB3	5:R:4598:HOH:O	2.19	0.42
1:S:295:ARG:O	1:S:388:PRO:HG3	2.19	0.42
1:S:65:MET:CE	1:S:67:LEU:HD11	2.49	0.42
1:V:399:LEU:HD23	1:V:404:ALA:HA	2.00	0.42
1:W:171:TYR:CD2	1:W:184:PRO:HG2	2.54	0.42
1:W:603:LYS:HG2	1:W:4:ASP:HB2	2.00	0.42
1:X:398:GLU:O	1:X:399:LEU:HD13	2.19	0.42
1:X:65:MET:CE	1:X:67:LEU:HD11	2.49	0.42
1:B:390:ALA:HA	1:B:391:PRO:HD2	1.85	0.42
1:D:328:ALA:HA	1:D:329:PRO:HD3	1.73	0.42
1:E:40:LYS:CD	1:E:40:LYS:H	2.32	0.42
1:H:70:ASP:OD2	1:H:230:HIS:HE1	2.02	0.42
1:I:80:ARG:HD2	1:I:84:THR:OG1	2.19	0.42
1:J:400:PRO:HA	1:J:401:PRO:HD2	1.75	0.42
1:J:59:SER:OG	1:J:60:ILE:N	2.49	0.42
1:K:348:THR:CB	1:K:353:ALA:HB1	2.45	0.42

*Continued on next page...*

*Continued from previous page...*

Atom-1	Atom-2	Interatomic distance (Å)	Clash overlap (Å)
1:L:181:PRO:O	1:L:186:ASP:HB2	2.18	0.42
1:M:397:TYR:O	1:M:397:TYR:CD2	2.72	0.42
1:O:458:HIS:HE1	1:U:456:ARG:O	2.01	0.42
1:P:348:THR:HG21	1:P:355:ARG:HH22	1.82	0.42
1:P:65:MET:H	1:P:65:MET:HG2	1.69	0.42
1:S:287:TYR:O	1:S:288:ALA:HB3	2.19	0.42
1:T:70:ASP:OD2	1:T:230:HIS:HE1	2.02	0.42
1:T:397:TYR:CD2	1:T:397:TYR:O	2.72	0.42
1:V:59:SER:OG	1:V:60:ILE:N	2.49	0.42
1:B:397:TYR:CD2	1:B:397:TYR:C	2.91	0.42
1:D:256:MET:HA	1:D:257:PRO:HD3	1.92	0.42
1:D:326:TYR:C	1:D:328:ALA:N	2.73	0.42
1:F:160:THR:CG2	1:F:173:VAL:HG12	2.48	0.42
1:J:296:HIS:CB	1:J:382:ILE:HG12	2.49	0.42
1:L:399:LEU:HA	1:L:400:PRO:HD2	1.85	0.42
1:N:70:ASP:OD2	1:N:230:HIS:HE1	2.01	0.42
1:P:327:GLU:CD	1:Q:60:ILE:HD13	2.39	0.42
1:P:326:TYR:C	1:P:328:ALA:N	2.73	0.42
1:S:49:PHE:CD2	1:T:211:HIS:HE1	2.37	0.42
1:W:70:ASP:OD2	1:W:230:HIS:HE1	2.01	0.42
1:W:295:ARG:CG	1:W:388:PRO:HD2	2.48	0.42
1:X:196:LEU:HD13	1:X:221:ILE:HG21	2.01	0.42
1:X:296:HIS:HB2	1:X:382:ILE:HG12	2.00	0.42
1:A:461:GLU:OE1	1:G:320:LYS:HE3	2.19	0.42
5:A:7713:HOH:O	1:B:57:PHE:HD1	2.01	0.42
1:C:287:TYR:C	1:C:289:GLY:H	2.23	0.42
1:D:283:TYR:CG	1:D:284:ASP:N	2.87	0.42
1:D:269:HIS:HB3	1:D:357:GLU:OE1	2.19	0.42
1:D:98:GLU:HA	1:D:99:PRO:HD3	1.95	0.42
1:E:465:TYR:CZ	1:K:315:THR:HB	2.54	0.42
1:H:80:ARG:NE	1:I:189:VAL:HG13	2.21	0.42
1:L:283:TYR:OH	1:L:285:GLU:HA	2.19	0.42
1:P:283:TYR:CG	1:P:284:ASP:N	2.87	0.42
1:Q:287:TYR:C	1:Q:289:GLY:H	2.23	0.42
1:S:390:ALA:HA	1:S:391:PRO:HD2	1.79	0.42
1:W:274:LEU:HB2	1:W:282:MET:HE1	2.00	0.42
1:E:334:TYR:CZ	1:E:388:PRO:HG2	2.54	0.42
1:G:3:ASP:HA	1:G:6:PHE:CD1	2.54	0.42
1:H:283:TYR:C	1:H:283:TYR:CD1	2.92	0.42
1:I:334:TYR:CZ	1:I:388:PRO:HG2	2.54	0.42
1:J:102:ARG:NH2	1:J:437:ASP:OD1	2.53	0.42

*Continued on next page...*



*Continued from previous page...*

Atom-1	Atom-2	Interatomic distance (Å)	Clash overlap (Å)
1:J:56:GLY:O	1:J:102:ARG:NE	2.52	0.42
1:K:3:ASP:HA	1:K:6:PHE:CD1	2.53	0.42
1:N:173:VAL:HB	1:N:175:HIS:CE1	2.54	0.42
1:N:96:THR:C	1:N:98:GLU:H	2.23	0.42
1:P:56:GLY:O	1:P:102:ARG:NE	2.51	0.42
1:S:3:ASP:HA	1:S:6:PHE:CD1	2.54	0.42
1:U:56:GLY:O	1:U:102:ARG:NE	2.52	0.42
1:V:102:ARG:NH2	1:V:437:ASP:OD1	2.53	0.42
1:E:452:PRO:HB3	1:K:460:TYR:HE2	1.81	0.42
1:G:271:HIS:HB3	1:G:355:ARG:HD3	2.01	0.42
1:G:50:ASP:HB3	1:G:64:ASP:OD1	2.19	0.42
1:G:93:ASP:HB3	1:G:96:THR:OG1	2.19	0.42
1:H:207:GLU:HB3	1:H:208:LYS:H	1.42	0.42
1:K:284:ASP:HB3	1:K:291:SER:HA	1.99	0.42
1:K:59:SER:OG	1:K:60:ILE:HG23	2.18	0.42
1:L:345:ILE:HD12	1:L:345:ILE:N	2.34	0.42
1:L:93:ASP:HB3	1:L:96:THR:OG1	2.19	0.42
1:M:176:LYS:HZ2	1:N:55:ARG:HB3	1.84	0.42
1:O:338:ASN:HD21	1:O:395:ASP:CA	2.29	0.42
1:Q:93:ASP:HB3	1:Q:96:THR:OG1	2.19	0.42
1:R:326:TYR:H	1:R:326:TYR:HD1	1.66	0.42
1:R:63:SER:HB3	1:R:64:ASP:H	1.39	0.42
1:T:271:HIS:HB3	1:T:355:ARG:HD3	2.01	0.42
1:X:271:HIS:HB3	1:X:355:ARG:HD3	2.01	0.42
1:X:50:ASP:HB3	1:X:64:ASP:OD1	2.19	0.42
1:X:59:SER:OG	1:X:60:ILE:HG23	2.18	0.42
1:A:334:TYR:O	1:A:335:SER:HB2	2.18	0.42
1:B:120:ILE:HD11	1:B:383:LYS:CG	2.49	0.42
1:C:41:SER:O	1:C:45:ASP:HB2	2.19	0.42
1:D:328:ALA:O	1:D:330:ILE:HG23	2.19	0.42
1:D:347:ILE:O	1:D:347:ILE:HG22	2.19	0.42
1:F:165:GLU:OE2	1:F:165:GLU:HA	2.18	0.42
1:H:41:SER:O	1:H:45:ASP:HB2	2.19	0.42
1:I:280:PRO:HD3	1:I:352:LYS:HG2	2.00	0.42
1:J:326:TYR:O	4:J:7494:CIT:O3	2.37	0.42
1:L:102:ARG:HG2	1:L:438:LEU:HD13	2.01	0.42
1:M:334:TYR:O	1:M:335:SER:HB2	2.18	0.42
1:N:120:ILE:HD11	1:N:383:LYS:CG	2.49	0.42
1:R:347:ILE:O	1:R:347:ILE:HG22	2.19	0.42
1:R:120:ILE:HD11	1:R:383:LYS:CG	2.49	0.42
1:S:348:THR:HG21	1:S:353:ALA:O	2.19	0.42

*Continued on next page...*

*Continued from previous page...*

Atom-1	Atom-2	Interatomic distance (Å)	Clash overlap (Å)
1:S:49:PHE:HZ	1:T:180:PHE:CD2	2.36	0.42
1:T:328:ALA:O	1:T:330:ILE:HG23	2.19	0.42
1:T:120:ILE:HD11	1:T:383:LYS:CG	2.49	0.42
1:T:41:SER:O	1:T:45:ASP:HB2	2.19	0.42
1:W:347:ILE:HG22	1:W:347:ILE:O	2.19	0.42
1:B:421:LEU:O	1:B:425:HIS:HB3	2.19	0.42
1:E:83:LYS:HD3	1:E:83:LYS:HA	1.88	0.42
1:G:305:ALA:HB3	1:G:306:PRO:HD3	2.01	0.42
1:G:400:PRO:HA	1:G:401:PRO:HD3	1.67	0.42
1:H:298:ILE:HG23	1:H:343:VAL:HG11	2.01	0.42
1:H:329:PRO:HG3	5:H:7682:HOH:O	2.19	0.42
1:K:204:PHE:HE1	1:K:237:LEU:HD13	1.80	0.42
1:L:204:PHE:HE1	1:L:237:LEU:HD13	1.81	0.42
1:L:298:ILE:HG23	1:L:343:VAL:HG11	2.01	0.42
1:L:305:ALA:HB3	1:L:306:PRO:HD3	2.01	0.42
1:L:329:PRO:HG3	5:L:3089:HOH:O	2.19	0.42
1:M:126:PHE:CE2	1:M:272:GLN:HG2	2.55	0.42
1:N:106:ASN:ND2	1:N:109:ARG:NH1	2.66	0.42
1:P:65:MET:HB2	1:P:91:VAL:CG1	2.47	0.42
1:T:106:ASN:ND2	1:T:109:ARG:NH1	2.67	0.42
1:U:298:ILE:HG23	1:U:343:VAL:HG11	2.01	0.42
1:U:421:LEU:O	1:U:425:HIS:HB3	2.19	0.42
1:V:421:LEU:O	1:V:425:HIS:HB3	2.19	0.42
1:X:298:ILE:HG23	1:X:343:VAL:HG11	2.01	0.42
1:X:305:ALA:HB3	1:X:306:PRO:HD3	2.01	0.42
1:X:329:PRO:HG3	5:X:6245:HOH:O	2.19	0.42
1:A:312:THR:OG1	1:A:361:PRO:HG3	2.19	0.42
1:A:70:ASP:HA	1:A:71:PRO:HD2	1.89	0.42
1:B:17:VAL:HG21	1:B:38:PHE:CG	2.55	0.42
1:C:57:PHE:HA	1:C:100:TYR:HE2	1.84	0.42
1:C:502:PRO:HD3	5:C:7701:HOH:O	2.18	0.42
1:H:12:GLU:HB2	1:H:14:VAL:HG23	2.00	0.42
1:H:312:THR:OG1	1:H:361:PRO:HG3	2.19	0.42
1:H:54:ILE:O	1:I:177:GLY:C	2.57	0.42
1:K:344:ARG:O	1:K:346:PRO:HD3	2.18	0.42
1:L:57:PHE:HA	1:L:100:TYR:HE2	1.84	0.42
1:L:83:LYS:HA	1:L:83:LYS:HD3	1.89	0.42
1:O:280:PRO:CG	1:O:352:LYS:HG2	2.49	0.42
1:O:57:PHE:HA	1:O:100:TYR:HE2	1.84	0.42
1:R:12:GLU:HB2	1:R:14:VAL:HG23	2.00	0.42
1:S:390:ALA:HA	1:S:391:PRO:HD2	1.93	0.42

*Continued on next page...*

*Continued from previous page...*

Atom-1	Atom-2	Interatomic distance (Å)	Clash overlap (Å)
1:S:49:PHE:O	1:S:65:MET:HG2	2.19	0.42
1:U:312:THR:OG1	1:U:361:PRO:HG3	2.19	0.42
1:X:12:GLU:HB2	1:X:14:VAL:HG23	2.00	0.42
1:B:309:LEU:HG	1:B:313:ASN:ND2	2.34	0.42
1:C:180:PHE:CZ	1:D:52:SER:HB2	2.54	0.42
1:B:179:TYR:CE2	1:C:54:ILE:HD13	2.54	0.42
1:D:175:HIS:HE1	5:K:2688:HOH:O	2.02	0.42
1:E:54:ILE:CG2	1:E:55:ARG:N	2.81	0.42
1:G:14:VAL:HA	1:G:83:LYS:HG3	2.01	0.42
1:I:14:VAL:HA	1:I:83:LYS:HG3	2.01	0.42
1:J:57:PHE:HZ	1:J:91:VAL:HG21	1.84	0.42
1:K:309:LEU:HG	1:K:313:ASN:ND2	2.34	0.42
1:K:420:ARG:NH2	1:K:423:ALA:HB3	2.34	0.42
1:P:425:HIS:O	1:P:428:LEU:HB2	2.19	0.42
1:Q:420:ARG:CA	1:Q:420:ARG:HH21	2.30	0.42
1:S:420:ARG:NH2	1:S:423:ALA:HB3	2.34	0.42
5:S:5119:HOH:O	1:T:207:GLU:HG2	2.18	0.42
1:U:14:VAL:HA	1:U:83:LYS:HG3	2.01	0.42
1:A:171:TYR:CD2	1:A:184:PRO:HG2	2.54	0.42
1:B:282:MET:HA	1:B:291:SER:OG	2.19	0.42
1:C:333:VAL:HG11	1:C:407:ILE:HD12	2.01	0.42
1:C:399:LEU:HD23	1:C:404:ALA:HA	2.00	0.42
1:E:114:TYR:O	1:E:118:THR:HG23	2.20	0.42
1:F:282:MET:HA	1:F:291:SER:OG	2.19	0.42
1:G:295:ARG:O	1:G:388:PRO:HG3	2.19	0.42
1:H:398:GLU:O	1:H:399:LEU:HD13	2.19	0.42
1:I:345:ILE:HD12	1:I:345:ILE:N	2.34	0.42
1:J:1:THR:CG2	1:J:2:PRO:HD2	2.41	0.42
1:J:399:LEU:HD23	1:J:404:ALA:HA	2.00	0.42
1:K:171:TYR:CD2	1:K:184:PRO:HG2	2.54	0.42
1:K:603:LYS:HG2	1:K:4:ASP:HB2	2.00	0.42
1:K:55:ARG:CB	1:L:177:GLY:CA	2.79	0.42
1:K:55:ARG:HG3	1:L:177:GLY:CA	2.48	0.42
1:L:93:ASP:O	1:L:95:PHE:N	2.52	0.42
1:N:114:TYR:O	1:N:118:THR:HG23	2.20	0.42
1:O:49:PHE:HB3	1:O:67:LEU:HD13	2.00	0.42
1:P:295:ARG:O	1:P:388:PRO:HG3	2.19	0.42
1:P:65:MET:CE	1:P:67:LEU:HD11	2.49	0.42
1:Q:398:GLU:O	1:Q:399:LEU:HD13	2.19	0.42
1:R:282:MET:HA	1:R:291:SER:OG	2.19	0.42
1:S:171:TYR:CD2	1:S:184:PRO:HG2	2.54	0.42

*Continued on next page...*

*Continued from previous page...*

Atom-1	Atom-2	Interatomic distance (Å)	Clash overlap (Å)
1:S:398:GLU:O	1:S:399:LEU:HD13	2.19	0.42
1:S:49:PHE:HB3	1:S:67:LEU:HD13	2.00	0.42
1:U:295:ARG:O	1:U:388:PRO:HG3	2.19	0.42
1:V:114:TYR:O	1:V:118:THR:HG23	2.19	0.42
1:V:345:ILE:N	1:V:345:ILE:HD12	2.33	0.42
1:D:348:THR:HG21	1:D:355:ARG:HH22	1.82	0.42
1:E:211:HIS:N	1:E:222:ASN:OD1	2.50	0.42
1:E:80:ARG:HD2	1:E:84:THR:OG1	2.19	0.42
1:K:101:SER:O	1:K:107:ILE:HD11	2.18	0.42
1:M:59:SER:OG	1:M:60:ILE:N	2.49	0.42
1:Q:207:GLU:HG3	1:Q:210:HIS:HD2	1.84	0.42
1:Q:80:ARG:HD2	1:Q:84:THR:OG1	2.19	0.42
1:P:466:TYR:CE1	1:V:254:THR:HB	2.53	0.42
1:V:400:PRO:HA	1:V:401:PRO:HD2	1.75	0.42
1:W:348:THR:CB	1:W:353:ALA:HB1	2.45	0.42
1:W:80:ARG:HD2	1:W:84:THR:OG1	2.19	0.42
1:X:400:PRO:HA	1:X:401:PRO:HD2	1.75	0.42
1:R:458:HIS:HE1	1:X:456:ARG:O	2.02	0.42
1:X:70:ASP:OD2	1:X:230:HIS:HE1	2.02	0.42
1:B:222:ASN:N	1:B:222:ASN:OD1	2.51	0.42
1:B:70:ASP:OD2	1:B:230:HIS:HE1	2.01	0.42
1:D:35:ALA:C	1:D:37:ALA:H	2.23	0.42
1:G:114:TYR:O	1:G:118:THR:HG23	2.18	0.42
1:H:160:THR:CG2	1:H:173:VAL:HG12	2.48	0.42
1:I:35:ALA:C	1:I:37:ALA:H	2.23	0.42
1:J:196:LEU:HD13	1:J:221:ILE:HG21	2.01	0.42
1:K:222:ASN:N	1:K:222:ASN:OD1	2.51	0.42
1:K:325:GLY:O	1:K:327:GLU:N	2.38	0.42
1:L:196:LEU:HD13	1:L:221:ILE:HG21	2.02	0.42
1:M:114:TYR:O	1:M:118:THR:HG23	2.18	0.42
1:N:397:TYR:CD2	1:N:397:TYR:C	2.91	0.42
1:O:35:ALA:C	1:O:37:ALA:H	2.23	0.42
1:P:35:ALA:C	1:P:37:ALA:H	2.23	0.42
1:R:160:THR:CG2	1:R:173:VAL:HG12	2.48	0.42
1:S:160:THR:CG2	1:S:173:VAL:HG12	2.48	0.42
1:S:222:ASN:OD1	1:S:222:ASN:N	2.51	0.42
1:S:64:ASP:CG	1:T:339:ARG:HH12	2.22	0.42
1:Q:140:PHE:CE1	1:W:463:ALA:HA	2.54	0.42
1:X:399:LEU:HD23	1:X:404:ALA:HA	2.01	0.42
1:E:287:TYR:C	1:E:289:GLY:H	2.23	0.42
1:G:269:HIS:HB3	1:G:357:GLU:OE1	2.19	0.42

*Continued on next page...*

*Continued from previous page...*

Atom-1	Atom-2	Interatomic distance (Å)	Clash overlap (Å)
1:G:283:TYR:OH	1:G:285:GLU:HA	2.19	0.42
1:G:390:ALA:HA	1:G:391:PRO:HD2	1.79	0.42
1:H:207:GLU:HB3	1:H:208:LYS:H	1.51	0.42
1:H:287:TYR:C	1:H:289:GLY:H	2.23	0.42
1:I:356:LEU:O	1:I:356:LEU:HD12	2.18	0.42
1:K:207:GLU:HB3	1:K:208:LYS:H	1.51	0.42
1:K:287:TYR:C	1:K:289:GLY:H	2.23	0.42
1:N:211:HIS:CD2	1:O:33:ILE:HG22	2.54	0.42
5:M:3458:HOH:O	1:N:57:PHE:HD1	2.01	0.42
1:P:33:ILE:CD1	1:P:38:PHE:HB2	2.33	0.42
1:P:207:GLU:O	1:Q:37:ALA:CB	2.67	0.42
1:S:274:LEU:HB2	1:S:282:MET:HE1	2.01	0.42
1:V:269:HIS:HB3	1:V:357:GLU:OE1	2.19	0.42
1:A:204:PHE:HE1	1:A:237:LEU:HD13	1.80	0.42
1:B:411:PRO:HG2	1:B:417:VAL:HG12	2.01	0.42
1:C:411:PRO:HG2	1:C:417:VAL:HG12	2.02	0.42
1:D:171:TYR:CD1	1:E:247:TRP:CZ3	3.08	0.42
1:D:56:GLY:O	1:D:102:ARG:NE	2.52	0.42
1:E:207:GLU:HB3	1:E:208:LYS:H	1.56	0.42
1:F:171:TYR:CD2	1:F:184:PRO:HG2	2.55	0.42
1:I:102:ARG:NH2	1:I:437:ASP:OD1	2.52	0.42
1:I:601:THR:O	1:I:602:GLU:CB	2.66	0.42
1:J:106:ASN:HB3	1:J:110:LYS:NZ	2.34	0.42
1:J:312:THR:CG2	1:J:313:ASN:ND2	2.73	0.42
1:J:96:THR:C	1:J:98:GLU:H	2.23	0.42
1:M:174:ARG:HB3	1:M:174:ARG:HE	1.62	0.42
1:M:320:LYS:HE2	1:S:454:ASN:O	2.17	0.42
1:N:411:PRO:HG2	1:N:417:VAL:HG12	2.02	0.42
1:O:106:ASN:HB3	1:O:110:LYS:NZ	2.34	0.42
1:O:411:PRO:HG2	1:O:417:VAL:HG12	2.02	0.42
1:P:347:ILE:HD13	1:Q:95:PHE:HE2	1.82	0.42
1:Q:334:TYR:CZ	1:Q:388:PRO:HG2	2.54	0.42
1:R:171:TYR:CD2	1:R:184:PRO:HG2	2.55	0.42
1:S:171:TYR:CD2	1:S:184:PRO:HG2	2.54	0.42
1:T:3:ASP:HA	1:T:6:PHE:CD1	2.54	0.42
1:U:106:ASN:HB3	1:U:110:LYS:NZ	2.34	0.42
1:U:181:PRO:O	1:U:186:ASP:HB2	2.19	0.42
1:V:312:THR:CG2	1:V:313:ASN:ND2	2.73	0.42
1:W:3:ASP:HA	1:W:6:PHE:CD1	2.54	0.42
1:X:411:PRO:HG2	1:X:417:VAL:HG12	2.02	0.42
1:R:458:HIS:HE1	1:X:456:ARG:O	2.03	0.42

*Continued on next page...*

*Continued from previous page...*

Atom-1	Atom-2	Interatomic distance (Å)	Clash overlap (Å)
1:C:50:ASP:HB3	1:C:64:ASP:OD1	2.19	0.42
1:E:93:ASP:HB3	1:E:96:THR:OG1	2.19	0.42
1:F:326:TYR:HD1	1:F:326:TYR:H	1.66	0.42
1:G:328:ALA:HA	1:G:329:PRO:HD3	1.78	0.42
1:H:50:ASP:HB3	1:H:64:ASP:OD1	2.19	0.42
1:I:32:THR:HG21	1:I:80:ARG:HH22	1.83	0.42
1:M:176:LYS:HD2	1:N:55:ARG:CG	2.49	0.42
1:P:32:THR:HG21	1:P:80:ARG:HH22	1.84	0.42
1:R:282:MET:CA	1:R:294:ALA:HB2	2.49	0.42
1:S:271:HIS:HB3	1:S:355:ARG:HD3	2.01	0.42
1:S:50:ASP:HB3	1:S:64:ASP:OD1	2.19	0.42
1:U:32:THR:HG21	1:U:80:ARG:HH22	1.83	0.42
1:W:59:SER:OG	1:W:60:ILE:HG23	2.18	0.42
1:X:93:ASP:HB3	1:X:96:THR:OG1	2.19	0.42
1:A:55:ARG:HD3	1:A:449:ASN:HD21	1.84	0.42
1:B:257:PRO:HD3	1:B:364:SER:HB3	2.00	0.42
1:C:315:THR:HB	1:I:465:TYR:CZ	2.55	0.42
1:C:327:GLU:HG2	1:C:340:SER:HB3	2.01	0.42
1:D:45:ASP:O	1:D:66:LEU:HD21	2.19	0.42
1:E:120:ILE:HD11	1:E:383:LYS:CG	2.49	0.42
1:E:49:PHE:HB3	1:E:65:MET:CG	2.49	0.42
1:F:348:THR:HG21	1:F:353:ALA:O	2.19	0.42
1:F:120:ILE:HD11	1:F:383:LYS:CG	2.49	0.42
1:G:348:THR:HG21	1:G:353:ALA:O	2.19	0.42
1:G:41:SER:O	1:G:45:ASP:HB2	2.19	0.42
1:H:337:ARG:HH22	1:H:347:ILE:CD1	2.32	0.42
1:H:120:ILE:HD11	1:H:383:LYS:CG	2.49	0.42
1:H:102:ARG:HG2	1:H:438:LEU:HD13	2.01	0.42
1:H:45:ASP:O	1:H:66:LEU:HD21	2.18	0.42
1:J:42:VAL:O	1:J:46:GLY:HA2	2.19	0.42
1:K:337:ARG:HD2	1:K:337:ARG:N	2.33	0.42
1:K:102:ARG:HG2	1:K:438:LEU:HD13	2.01	0.42
1:L:337:ARG:HH22	1:L:347:ILE:CD1	2.33	0.42
1:L:41:SER:O	1:L:45:ASP:HB2	2.19	0.42
1:N:347:ILE:HG22	1:N:347:ILE:O	2.19	0.42
1:N:348:THR:HG21	1:N:353:ALA:O	2.19	0.42
1:O:41:SER:O	1:O:45:ASP:HB2	2.19	0.42
1:O:58:GLN:HE22	1:O:93:ASP:HA	1.84	0.42
1:P:328:ALA:O	1:P:330:ILE:HG23	2.19	0.42
1:P:45:ASP:O	1:P:66:LEU:HD21	2.18	0.42
1:R:348:THR:HG21	1:R:353:ALA:O	2.19	0.42

*Continued on next page...*

*Continued from previous page...*

Atom-1	Atom-2	Interatomic distance (Å)	Clash overlap (Å)
1:R:45:ASP:O	1:R:66:LEU:HD21	2.19	0.42
1:S:328:ALA:O	1:S:330:ILE:HG23	2.19	0.42
1:T:337:ARG:HH22	1:T:347:ILE:CD1	2.33	0.42
1:X:334:TYR:O	1:X:335:SER:HB2	2.18	0.42
1:X:337:ARG:HH22	1:X:347:ILE:CD1	2.33	0.42
1:X:70:ASP:OD2	1:X:230:HIS:HE1	2.01	0.42
1:A:126:PHE:CE2	1:A:272:GLN:HG2	2.55	0.42
1:A:421:LEU:O	1:A:425:HIS:HB3	2.19	0.42
1:B:126:PHE:CE2	1:B:272:GLN:HG2	2.55	0.42
1:C:409:GLN:NE2	1:C:409:GLN:HA	2.19	0.42
1:G:399:LEU:HA	1:G:399:LEU:HD12	1.88	0.42
1:H:125:TYR:O	1:H:272:GLN:HA	2.19	0.42
1:I:400:PRO:HA	1:I:401:PRO:HD3	1.67	0.42
1:I:421:LEU:O	1:I:425:HIS:HB3	2.19	0.42
1:J:204:PHE:HE1	1:J:237:LEU:HD13	1.81	0.42
1:K:150:GLU:HG3	1:K:150:GLU:O	2.17	0.42
1:K:125:TYR:O	1:K:272:GLN:HA	2.19	0.42
1:K:305:ALA:HB3	1:K:306:PRO:HD3	2.01	0.42
1:M:180:PHE:CE2	1:N:49:PHE:HZ	2.38	0.42
1:M:421:LEU:O	1:M:425:HIS:HB3	2.19	0.42
1:P:126:PHE:CE2	1:P:272:GLN:HG2	2.55	0.42
1:P:421:LEU:O	1:P:425:HIS:HB3	2.19	0.42
1:M:50:ASP:HB2	1:R:339:ARG:HE	1.83	0.42
1:S:256:MET:HA	1:S:257:PRO:HD3	1.90	0.42
1:S:305:ALA:HB3	1:S:306:PRO:HD3	2.01	0.42
1:T:18:ASP:HB3	1:T:86:ASN:ND2	2.32	0.42
1:W:125:TYR:O	1:W:272:GLN:HA	2.19	0.42
1:X:339:ARG:CG	1:X:339:ARG:HH21	2.29	0.42
1:A:49:PHE:HE1	1:F:180:PHE:CE2	2.37	0.42
1:C:280:PRO:CG	1:C:352:LYS:HG2	2.49	0.42
1:F:12:GLU:HB2	1:F:14:VAL:HG23	2.00	0.42
1:G:274:LEU:HB2	1:G:282:MET:HE3	2.01	0.42
1:G:49:PHE:O	1:G:65:MET:HG2	2.19	0.42
1:H:602:GLU:HG3	1:H:603:LYS:N	2.35	0.42
1:J:502:PRO:HD3	5:J:2601:HOH:O	2.18	0.42
1:K:17:VAL:HG21	1:K:38:PHE:CG	2.55	0.42
1:M:12:GLU:HB2	1:M:14:VAL:HG23	2.00	0.42
1:M:211:HIS:CE1	1:N:49:PHE:HE2	2.38	0.42
1:N:399:LEU:HA	1:N:400:PRO:HD2	1.69	0.42
1:N:54:ILE:CG1	1:N:55:ARG:H	2.26	0.42
1:P:312:THR:OG1	1:P:361:PRO:HG3	2.19	0.42

*Continued on next page...*

*Continued from previous page...*

Atom-1	Atom-2	Interatomic distance (Å)	Clash overlap (Å)
1:S:180:PHE:HE2	1:X:49:PHE:CE1	2.37	0.42
1:N:463:ALA:HA	1:T:140:PHE:CE1	2.54	0.42
1:T:54:ILE:CG1	1:T:55:ARG:H	2.26	0.42
1:T:602:GLU:HG3	1:T:603:LYS:N	2.35	0.42
1:U:18:ASP:HB3	1:U:86:ASN:HD22	1.83	0.42
1:W:17:VAL:HG21	1:W:38:PHE:CG	2.55	0.42
1:X:280:PRO:CG	1:X:352:LYS:HG2	2.49	0.42
1:B:177:GLY:N	1:C:55:ARG:H	2.17	0.42
1:D:425:HIS:O	1:D:428:LEU:HB2	2.19	0.42
1:D:59:SER:O	1:D:61:HIS:N	2.53	0.42
1:E:420:ARG:HH21	1:E:420:ARG:CA	2.30	0.42
1:G:337:ARG:CZ	1:L:95:PHE:CZ	3.02	0.42
1:G:420:ARG:NH2	1:G:423:ALA:HB3	2.34	0.42
5:H:7754:HOH:O	1:I:207:GLU:HG2	2.18	0.42
1:I:425:HIS:O	1:I:428:LEU:HB2	2.19	0.42
1:J:420:ARG:NH2	1:J:423:ALA:HB3	2.34	0.42
1:K:54:ILE:HD13	1:L:179:TYR:CE2	2.54	0.42
1:P:59:SER:O	1:P:61:HIS:N	2.53	0.42
1:Q:333:VAL:HG13	1:Q:407:ILE:HG23	2.02	0.42
1:Q:54:ILE:CG2	1:Q:55:ARG:N	2.81	0.42
1:R:296:HIS:O	1:R:381:GLY:HA3	2.18	0.42
1:R:72:GLU:HG3	1:R:230:HIS:NE2	2.34	0.42
1:V:57:PHE:HZ	1:V:91:VAL:HG21	1.84	0.42
1:W:420:ARG:NH2	1:W:423:ALA:HB3	2.34	0.42
1:A:328:ALA:HA	1:A:329:PRO:HD3	1.69	0.42
1:A:405:ALA:C	1:A:407:ILE:H	2.23	0.42
1:B:114:TYR:O	1:B:118:THR:HG23	2.20	0.42
1:B:344:ARG:NH1	1:B:346:PRO:HA	2.35	0.42
1:B:52:SER:O	5:B:7482:HOH:O	2.22	0.42
1:C:114:TYR:O	1:C:118:THR:HG23	2.20	0.42
1:C:177:GLY:HA2	1:D:55:ARG:CG	2.46	0.42
1:C:295:ARG:O	1:C:388:PRO:HG3	2.19	0.42
1:E:405:ALA:C	1:E:407:ILE:H	2.23	0.42
1:H:65:MET:CE	1:H:67:LEU:HD11	2.49	0.42
1:J:114:TYR:O	1:J:118:THR:HG23	2.20	0.42
1:J:63:SER:CB	1:K:337:ARG:HA	2.25	0.42
1:L:65:MET:CE	1:L:67:LEU:HD11	2.49	0.42
1:M:344:ARG:NH1	1:M:346:PRO:HA	2.35	0.42
1:M:405:ALA:C	1:M:407:ILE:H	2.23	0.42
1:O:171:TYR:CD2	1:O:184:PRO:HG2	2.54	0.42
1:O:295:ARG:O	1:O:388:PRO:HG3	2.19	0.42

*Continued on next page...*



*Continued from previous page...*

Atom-1	Atom-2	Interatomic distance (Å)	Clash overlap (Å)
1:O:399:LEU:HD23	1:O:404:ALA:HA	2.00	0.42
1:P:344:ARG:NH1	1:P:346:PRO:HA	2.35	0.42
1:P:407:ILE:HA	1:P:408:PRO:HD3	1.85	0.42
1:S:282:MET:HA	1:S:291:SER:OG	2.19	0.42
1:S:344:ARG:NH1	1:S:346:PRO:HA	2.35	0.42
1:T:398:GLU:O	1:T:399:LEU:HD13	2.19	0.42
1:T:93:ASP:O	1:T:95:PHE:N	2.52	0.42
1:V:171:TYR:CD2	1:V:184:PRO:HG2	2.54	0.42
1:V:1:THR:CG2	1:V:2:PRO:HD2	2.41	0.42
1:P:458:HIS:CE1	1:V:456:ARG:O	2.64	0.42
1:X:93:ASP:O	1:X:95:PHE:N	2.52	0.42
1:A:59:SER:OG	1:A:60:ILE:N	2.49	0.42
1:B:412:THR:HB	5:B:7730:HOH:O	2.19	0.42
1:E:207:GLU:HG3	1:E:210:HIS:HD2	1.84	0.42
1:E:186:ASP:OD2	1:F:30:HIS:CE1	2.73	0.42
1:G:458:HIS:HD2	1:G:460:TYR:N	2.04	0.42
1:H:92:HIS:HB3	1:H:93:ASP:H	1.55	0.42
1:K:400:PRO:HA	1:K:401:PRO:HD2	1.75	0.42
1:K:80:ARG:HD2	1:K:84:THR:OG1	2.19	0.42
1:L:207:GLU:HB2	1:L:208:LYS:H	1.46	0.42
1:L:70:ASP:OD2	1:L:230:HIS:HE1	2.02	0.42
1:M:101:SER:O	1:M:107:ILE:HD11	2.18	0.42
1:O:464:LEU:HA	1:V:175:HIS:HE1	1.78	0.42
1:P:321:ARG:NE	4:P:7506:CIT:H42	2.19	0.42
1:Q:211:HIS:N	1:Q:222:ASN:OD1	2.50	0.42
1:P:347:ILE:CD1	1:Q:64:ASP:HB2	2.45	0.42
1:N:463:ALA:HA	1:T:140:PHE:CE1	2.54	0.42
1:T:40:LYS:CD	1:T:40:LYS:H	2.32	0.42
1:T:92:HIS:HB3	1:T:93:ASP:H	1.55	0.42
1:V:40:LYS:CD	1:V:40:LYS:H	2.32	0.42
1:A:196:LEU:HD13	1:A:221:ILE:HG21	2.01	0.42
1:A:35:ALA:C	1:A:37:ALA:H	2.23	0.42
1:C:35:ALA:C	1:C:37:ALA:H	2.23	0.42
1:C:55:ARG:NH1	1:C:55:ARG:HG3	2.17	0.42
1:E:296:HIS:CB	1:E:382:ILE:HG12	2.49	0.42
1:G:160:THR:CG2	1:G:173:VAL:HG12	2.48	0.42
1:G:222:ASN:OD1	1:G:222:ASN:N	2.51	0.42
1:L:296:HIS:HB2	1:L:382:ILE:HG12	2.00	0.42
1:L:399:LEU:HD23	1:L:404:ALA:HA	2.01	0.42
1:M:196:LEU:HD13	1:M:221:ILE:HG21	2.01	0.42
1:M:399:LEU:HA	1:M:400:PRO:HD2	1.86	0.42

*Continued on next page...*

*Continued from previous page...*

Atom-1	Atom-2	Interatomic distance (Å)	Clash overlap (Å)
1:N:222:ASN:N	1:N:222:ASN:OD1	2.51	0.42
1:N:296:HIS:CB	1:N:382:ILE:HG12	2.49	0.42
1:P:175:HIS:CE1	1:W:467:ASP:HB2	2.55	0.42
1:Q:296:HIS:CB	1:Q:382:ILE:HG12	2.49	0.42
1:Q:400:PRO:HA	1:Q:401:PRO:HD2	1.67	0.42
1:Q:321:ARG:NE	4:Q:7508:CIT:H42	2.17	0.42
1:U:35:ALA:C	1:U:37:ALA:H	2.23	0.42
1:V:196:LEU:HD13	1:V:221:ILE:HG21	2.02	0.42
1:W:325:GLY:O	1:W:327:GLU:N	2.38	0.42
1:X:326:TYR:C	1:X:328:ALA:N	2.73	0.42
1:C:283:TYR:CG	1:C:284:ASP:N	2.87	0.42
1:C:458:HIS:HD2	1:C:460:TYR:N	2.01	0.42
1:F:422:GLU:HB2	1:F:443:ILE:HD13	2.00	0.42
1:J:269:HIS:HB3	1:J:357:GLU:OE1	2.19	0.42
1:N:176:LYS:HE3	5:O:3856:HOH:O	2.19	0.42
1:O:283:TYR:CG	1:O:284:ASP:N	2.87	0.42
1:O:287:TYR:C	1:O:289:GLY:H	2.23	0.42
1:N:145:ASN:HB2	1:T:151:VAL:O	2.19	0.42
1:U:356:LEU:HD12	1:U:356:LEU:O	2.18	0.42
1:X:283:TYR:OH	1:X:285:GLU:HA	2.19	0.42
1:B:173:VAL:HB	1:B:175:HIS:CE1	2.55	0.42
1:B:56:GLY:O	1:B:102:ARG:NE	2.52	0.42
1:B:96:THR:C	1:B:98:GLU:H	2.23	0.42
1:C:106:ASN:HB3	1:C:110:LYS:NZ	2.34	0.42
1:C:173:VAL:HB	1:C:175:HIS:CE1	2.54	0.42
1:C:3:ASP:HA	1:C:6:PHE:HD1	1.85	0.42
1:D:102:ARG:NH2	1:D:437:ASP:OD1	2.52	0.42
1:A:34:PRO:HG3	1:F:206:LEU:HB3	2.02	0.42
1:I:106:ASN:HB3	1:I:110:LYS:NZ	2.34	0.42
1:J:411:PRO:HG2	1:J:417:VAL:HG12	2.01	0.42
1:L:411:PRO:HG2	1:L:417:VAL:HG12	2.02	0.42
1:L:56:GLY:O	1:L:102:ARG:NE	2.51	0.42
1:N:204:PHE:HE1	1:N:237:LEU:HD13	1.80	0.42
1:N:334:TYR:CZ	1:N:388:PRO:HG2	2.54	0.42
1:O:3:ASP:HA	1:O:6:PHE:HD1	1.85	0.42
1:T:458:HIS:CD2	1:T:460:TYR:H	2.17	0.42
1:U:102:ARG:NH2	1:U:437:ASP:OD1	2.52	0.42
1:U:173:VAL:HB	1:U:175:HIS:CE1	2.55	0.42
1:U:312:THR:CG2	1:U:313:ASN:ND2	2.73	0.42
1:U:601:THR:O	1:U:602:GLU:CB	2.66	0.42
1:V:106:ASN:HB3	1:V:110:LYS:NZ	2.34	0.42

*Continued on next page...*

*Continued from previous page...*

Atom-1	Atom-2	Interatomic distance (Å)	Clash overlap (Å)
1:V:96:THR:C	1:V:98:GLU:H	2.23	0.42
1:X:56:GLY:O	1:X:102:ARG:NE	2.52	0.42
1:A:333:VAL:HG11	1:A:407:ILE:HD12	2.01	0.42
1:C:338:ASN:HD21	1:C:395:ASP:CA	2.29	0.42
1:C:47:LEU:O	1:C:66:LEU:HA	2.20	0.42
1:C:93:ASP:HB3	1:C:96:THR:OG1	2.19	0.42
1:D:93:ASP:HB3	1:D:96:THR:OG1	2.19	0.42
1:F:271:HIS:HB3	1:F:355:ARG:HD3	2.01	0.42
1:G:348:THR:HG21	1:G:353:ALA:O	2.20	0.42
1:I:50:ASP:HB3	1:I:64:ASP:OD1	2.19	0.42
1:K:338:ASN:ND2	1:K:396:LEU:N	2.51	0.42
1:M:333:VAL:HG11	1:M:407:ILE:HD12	2.01	0.42
1:O:50:ASP:HB3	1:O:64:ASP:OD1	2.19	0.42
1:O:93:ASP:HB3	1:O:96:THR:OG1	2.19	0.42
1:P:93:ASP:HB3	1:P:96:THR:OG1	2.19	0.42
1:R:271:HIS:HB3	1:R:355:ARG:HD3	2.01	0.42
1:S:208:LYS:N	1:S:208:LYS:CD	2.81	0.42
1:T:50:ASP:HB3	1:T:64:ASP:OD1	2.19	0.42
1:U:50:ASP:HB3	1:U:64:ASP:OD1	2.19	0.42
1:B:315:THR:HB	1:H:465:TYR:CE1	2.54	0.42
1:B:337:ARG:HH22	1:B:347:ILE:CD1	2.32	0.42
1:B:348:THR:HG21	1:B:353:ALA:O	2.19	0.42
1:B:326:TYR:O	4:B:7478:CIT:O3	2.37	0.42
1:C:42:VAL:O	1:C:46:GLY:HA2	2.20	0.42
1:C:45:ASP:O	1:C:66:LEU:HD21	2.18	0.42
1:D:120:ILE:HD11	1:D:383:LYS:CG	2.49	0.42
1:E:337:ARG:HD2	1:E:337:ARG:N	2.33	0.42
1:F:45:ASP:O	1:F:66:LEU:HD21	2.19	0.42
1:G:154:ILE:H	1:G:154:ILE:HG13	1.64	0.42
1:G:326:TYR:O	4:G:7488:CIT:O3	2.37	0.42
1:H:42:VAL:O	1:H:46:GLY:HA2	2.20	0.42
1:I:102:ARG:HG2	1:I:438:LEU:HD13	2.01	0.42
1:I:328:ALA:O	1:I:330:ILE:HG23	2.19	0.42
1:I:327:GLU:HG2	1:I:340:SER:HB3	2.01	0.42
1:J:337:ARG:HH22	1:J:347:ILE:CD1	2.32	0.42
1:K:347:ILE:O	1:K:347:ILE:HG22	2.19	0.42
1:M:55:ARG:HD3	1:M:449:ASN:HD21	1.84	0.42
1:N:327:GLU:HG2	1:N:340:SER:HB3	2.01	0.42
1:N:328:ALA:O	1:N:330:ILE:HG23	2.19	0.42
1:O:327:GLU:HG2	1:O:340:SER:HB3	2.01	0.42
1:P:120:ILE:HD11	1:P:383:LYS:CG	2.49	0.42

*Continued on next page...*

*Continued from previous page...*

Atom-1	Atom-2	Interatomic distance (Å)	Clash overlap (Å)
1:Q:49:PHE:HB3	1:Q:65:MET:CG	2.49	0.42
1:R:334:TYR:O	1:R:335:SER:HB2	2.18	0.42
1:T:42:VAL:O	1:T:46:GLY:HA2	2.20	0.42
1:U:61:HIS:HA	1:V:337:ARG:HG3	2.00	0.42
1:V:337:ARG:HH22	1:V:347:ILE:CD1	2.32	0.42
1:V:42:VAL:O	1:V:46:GLY:HA2	2.20	0.42
1:X:328:ALA:O	1:X:330:ILE:HG23	2.19	0.42
1:X:120:ILE:HD11	1:X:383:LYS:CG	2.49	0.42
1:B:106:ASN:ND2	1:B:109:ARG:NH1	2.66	0.42
1:C:305:ALA:HB3	1:C:306:PRO:HD3	2.01	0.42
1:D:126:PHE:CE2	1:D:272:GLN:HG2	2.55	0.42
1:E:298:ILE:HG23	1:E:343:VAL:HG11	2.01	0.42
1:F:458:HIS:HE1	1:L:456:ARG:O	2.03	0.42
1:G:126:PHE:CE2	1:G:272:GLN:HG2	2.55	0.42
1:H:106:ASN:ND2	1:H:109:ARG:NH1	2.66	0.42
1:J:126:PHE:CE2	1:J:272:GLN:HG2	2.55	0.42
1:L:320:LYS:NZ	5:L:1432:HOH:O	2.52	0.42
1:M:204:PHE:HE1	1:M:237:LEU:HD13	1.80	0.42
1:N:126:PHE:CE2	1:N:272:GLN:HG2	2.55	0.42
1:Q:298:ILE:HG23	1:Q:343:VAL:HG11	2.01	0.42
1:T:329:PRO:HG3	5:T:5193:HOH:O	2.19	0.42
1:W:126:PHE:CE2	1:W:272:GLN:HG2	2.55	0.42
1:R:463:ALA:HA	1:X:140:PHE:CZ	2.54	0.42
1:X:421:LEU:O	1:X:425:HIS:HB3	2.19	0.42
1:A:1:THR:N	1:A:4:ASP:HB2	2.30	0.42
1:A:321:ARG:NE	4:A:7476:CIT:H42	2.18	0.42
1:C:17:VAL:HG21	1:C:38:PHE:CG	2.55	0.42
1:E:12:GLU:HB2	1:E:14:VAL:HG23	2.00	0.42
1:E:17:VAL:HG21	1:E:38:PHE:CG	2.55	0.42
1:E:1:THR:N	1:E:4:ASP:HB2	2.30	0.42
1:E:18:ASP:HB3	1:E:86:ASN:HD22	1.83	0.42
1:H:280:PRO:CG	1:H:352:LYS:HG2	2.49	0.42
1:H:49:PHE:O	1:H:65:MET:HG2	2.19	0.42
1:K:502:PRO:HD3	5:K:2864:HOH:O	2.18	0.42
1:L:12:GLU:HB2	1:L:14:VAL:HG23	2.00	0.42
1:K:49:PHE:HE1	1:L:180:PHE:HE2	1.68	0.42
1:L:17:VAL:HG21	1:L:38:PHE:CG	2.55	0.42
1:M:280:PRO:CG	1:M:352:LYS:HG2	2.49	0.42
1:N:17:VAL:HG21	1:N:38:PHE:CG	2.55	0.42
1:O:292:ASP:HA	1:O:295:ARG:NH1	2.35	0.42
1:O:502:PRO:HD3	5:O:3916:HOH:O	2.18	0.42

*Continued on next page...*

*Continued from previous page...*

Atom-1	Atom-2	Interatomic distance (Å)	Clash overlap (Å)
1:P:211:HIS:CB	1:Q:32:THR:O	2.67	0.42
1:Q:12:GLU:HB2	1:Q:14:VAL:HG23	2.00	0.42
1:Q:18:ASP:HB3	1:Q:86:ASN:HD22	1.83	0.42
1:Q:17:VAL:HG21	1:Q:38:PHE:CG	2.55	0.42
1:Q:1:THR:N	1:Q:4:ASP:HB2	2.30	0.42
1:T:49:PHE:O	1:T:65:MET:HG2	2.19	0.42
1:U:1:THR:N	1:U:4:ASP:HB2	2.30	0.42
1:X:17:VAL:HG21	1:X:38:PHE:CG	2.55	0.42
1:X:57:PHE:HA	1:X:100:TYR:HE2	1.84	0.42
1:A:60:ILE:HG13	1:F:395:ASP:HA	2.00	0.42
1:B:324:PRO:O	5:B:7734:HOH:O	2.21	0.42
1:E:177:GLY:CA	1:F:55:ARG:HB2	2.50	0.42
1:E:333:VAL:HG13	1:E:407:ILE:HG23	2.02	0.42
1:E:57:PHE:HZ	1:E:91:VAL:HG21	1.84	0.42
1:H:207:GLU:HG2	5:H:7620:HOH:O	2.18	0.42
1:H:57:PHE:HZ	1:H:91:VAL:HG21	1.84	0.42
1:L:333:VAL:HG13	1:L:407:ILE:HG23	2.02	0.42
1:N:309:LEU:HG	1:N:313:ASN:ND2	2.34	0.42
1:N:72:GLU:HG3	1:N:230:HIS:NE2	2.34	0.42
1:O:187:GLN:HB3	1:O:187:GLN:HE21	1.61	0.42
1:Q:14:VAL:HA	1:Q:83:LYS:HG3	2.01	0.42
1:P:176:LYS:HB3	1:Q:55:ARG:HE	1.85	0.42
1:T:55:ARG:H	1:U:177:GLY:CA	2.33	0.42
1:V:420:ARG:NH2	1:V:423:ALA:HB3	2.34	0.42
1:X:333:VAL:HG13	1:X:407:ILE:HG23	2.02	0.42
1:A:114:TYR:O	1:A:118:THR:HG23	2.20	0.42
1:A:344:ARG:NH1	1:A:346:PRO:HA	2.35	0.42
1:B:398:GLU:O	1:B:399:LEU:HD13	2.19	0.42
1:C:398:GLU:O	1:C:399:LEU:HD13	2.19	0.42
1:C:93:ASP:O	1:C:95:PHE:N	2.52	0.42
1:D:344:ARG:NH1	1:D:346:PRO:HA	2.35	0.42
1:E:398:GLU:O	1:E:399:LEU:HD13	2.19	0.42
1:F:171:TYR:CD2	1:F:184:PRO:HG2	2.54	0.42
1:G:344:ARG:NH1	1:G:346:PRO:HA	2.35	0.42
1:G:53:SER:O	1:G:54:ILE:CB	2.65	0.42
1:H:282:MET:HA	1:H:291:SER:OG	2.18	0.42
1:J:171:TYR:CD2	1:J:184:PRO:HG2	2.54	0.42
1:K:405:ALA:C	1:K:407:ILE:H	2.23	0.42
1:L:114:TYR:O	1:L:118:THR:HG23	2.19	0.42
1:M:114:TYR:O	1:M:118:THR:HG23	2.20	0.42
1:M:65:MET:CE	1:M:67:LEU:HD11	2.49	0.42

*Continued on next page...*

*Continued from previous page...*

Atom-1	Atom-2	Interatomic distance (Å)	Clash overlap (Å)
1:M:65:MET:HE2	1:M:67:LEU:HD11	2.02	0.42
1:N:344:ARG:NH1	1:N:346:PRO:HA	2.35	0.42
1:N:398:GLU:O	1:N:399:LEU:HD13	2.19	0.42
1:N:405:ALA:C	1:N:407:ILE:H	2.23	0.42
1:N:467:ASP:OD2	1:U:175:HIS:HE1	2.03	0.42
1:N:53:SER:O	1:N:54:ILE:CB	2.65	0.42
1:O:114:TYR:O	1:O:118:THR:HG23	2.19	0.42
1:Q:405:ALA:C	1:Q:407:ILE:H	2.23	0.42
1:R:171:TYR:CD2	1:R:184:PRO:HG2	2.54	0.42
1:T:114:TYR:O	1:T:118:THR:HG23	2.20	0.42
1:T:210:HIS:CE1	3:T:7513:AMP:H3'	2.47	0.42
1:U:282:MET:HA	1:U:291:SER:OG	2.19	0.42
1:U:345:ILE:N	1:U:345:ILE:HD12	2.33	0.42
1:U:65:MET:CE	1:U:67:LEU:HD11	2.49	0.42
1:W:405:ALA:C	1:W:407:ILE:H	2.23	0.42
1:X:57:PHE:C	1:X:100:TYR:OH	2.57	0.42
1:A:101:SER:O	1:A:107:ILE:HD11	2.18	0.42
1:D:337:ARG:CD	1:E:63:SER:CB	2.79	0.42
1:D:397:TYR:CD2	1:D:397:TYR:O	2.72	0.42
1:F:146:GLY:HA2	1:L:149:TYR:CE1	2.54	0.42
1:F:207:GLU:HG3	1:F:210:HIS:HD2	1.84	0.42
1:F:323:VAL:HG22	5:L:3045:HOH:O	2.19	0.42
1:F:390:ALA:HA	1:F:391:PRO:HD2	1.85	0.42
1:H:207:GLU:HG3	1:H:210:HIS:HD2	1.84	0.42
1:C:456:ARG:O	1:I:458:HIS:HE1	2.01	0.42
1:J:504:ASN:HA	1:J:351:PRO:HD2	1.82	0.42
1:J:40:LYS:H	1:J:40:LYS:CD	2.32	0.42
1:J:65:MET:HG2	1:J:65:MET:H	1.69	0.42
1:E:462:PHE:CZ	1:K:149:TYR:CE1	3.08	0.42
1:P:397:TYR:CD2	1:P:397:TYR:O	2.72	0.42
1:R:149:TYR:CE1	1:X:146:GLY:HA2	2.54	0.42
1:R:207:GLU:HG3	1:R:210:HIS:HD2	1.84	0.42
1:Q:169:ARG:HB3	1:R:252:THR:HB	2.02	0.42
1:S:70:ASP:OD2	1:S:230:HIS:HE1	2.02	0.42
1:S:60:ILE:HG12	1:S:60:ILE:H	1.68	0.42
1:T:207:GLU:HG3	1:T:210:HIS:HD2	1.84	0.42
1:X:207:GLU:HB2	1:X:208:LYS:H	1.46	0.42
1:X:390:ALA:HA	1:X:391:PRO:HD2	1.85	0.42
1:A:372:SER:O	1:A:376:MET:HG2	2.20	0.42
1:D:325:GLY:O	1:D:327:GLU:N	2.38	0.42
1:E:372:SER:O	1:E:376:MET:HG2	2.20	0.42

*Continued on next page...*

*Continued from previous page...*

Atom-1	Atom-2	Interatomic distance (Å)	Clash overlap (Å)
1:E:321:ARG:NE	4:E:7484:CIT:H42	2.17	0.42
1:F:458:HIS:HE1	1:L:456:ARG:O	2.02	0.42
1:F:59:SER:HB3	1:F:61:HIS:CD2	2.55	0.42
1:G:35:ALA:C	1:G:37:ALA:H	2.23	0.42
1:H:399:LEU:HD23	1:H:404:ALA:HA	2.01	0.42
1:I:59:SER:HB3	1:I:61:HIS:CD2	2.55	0.42
1:J:59:SER:HB3	1:J:61:HIS:CD2	2.55	0.42
1:K:160:THR:CG2	1:K:173:VAL:HG12	2.48	0.42
1:M:35:ALA:C	1:M:37:ALA:H	2.23	0.42
1:N:372:SER:O	1:N:376:MET:HG2	2.20	0.42
1:O:296:HIS:CB	1:O:382:ILE:HG12	2.49	0.42
1:P:325:GLY:O	1:P:327:GLU:N	2.38	0.42
1:P:296:HIS:CB	1:P:382:ILE:HG12	2.49	0.42
1:Q:372:SER:O	1:Q:376:MET:HG2	2.20	0.42
1:U:458:HIS:HD2	1:U:460:TYR:N	2.03	0.42
1:U:59:SER:HB3	1:U:61:HIS:CD2	2.55	0.42
1:V:59:SER:HB3	1:V:61:HIS:CD2	2.55	0.42
1:X:222:ASN:N	1:X:222:ASN:OD1	2.51	0.42
1:E:283:TYR:OH	1:E:285:GLU:HA	2.19	0.42
1:G:137:SER:HB3	1:H:502:PRO:HB2	2.01	0.42
1:G:274:LEU:HB2	1:G:282:MET:HE1	2.01	0.42
1:L:425:HIS:HB2	1:L:439:ILE:HD13	2.02	0.42
1:P:177:GLY:O	1:Q:23:ASP:HB2	2.20	0.42
1:P:98:GLU:HA	1:P:99:PRO:HD3	1.95	0.42
1:Q:283:TYR:OH	1:Q:285:GLU:HA	2.19	0.42
1:R:283:TYR:CG	1:R:284:ASP:N	2.87	0.42
1:S:269:HIS:HB3	1:S:357:GLU:OE1	2.19	0.42
1:U:287:TYR:C	1:U:289:GLY:H	2.23	0.42
1:W:283:TYR:OH	1:W:285:GLU:HA	2.19	0.42
1:W:287:TYR:C	1:W:289:GLY:H	2.23	0.42
1:A:171:TYR:CD2	1:A:184:PRO:HG2	2.55	0.42
1:A:174:ARG:HE	1:A:174:ARG:HB3	1.63	0.42
1:A:321:ARG:NE	4:A:7476:CIT:H42	2.18	0.42
1:B:325:GLY:O	1:B:326:TYR:C	2.58	0.42
1:B:397:TYR:HD2	1:B:397:TYR:HA	1.72	0.42
1:C:416:ASP:O	1:C:420:ARG:HG2	2.18	0.42
1:C:96:THR:C	1:C:98:GLU:H	2.23	0.42
1:E:204:PHE:HE1	1:E:237:LEU:HD13	1.80	0.42
1:E:347:ILE:HG21	1:F:95:PHE:HE2	1.84	0.42
1:E:102:ARG:NH2	1:E:437:ASP:OD1	2.53	0.42
1:F:96:THR:C	1:F:98:GLU:H	2.23	0.42

*Continued on next page...*

*Continued from previous page...*

Atom-1	Atom-2	Interatomic distance (Å)	Clash overlap (Å)
1:G:171:TYR:CD2	1:G:184:PRO:HG2	2.54	0.42
1:H:181:PRO:O	1:H:186:ASP:HB2	2.19	0.42
1:H:171:TYR:CD2	1:H:184:PRO:HG2	2.55	0.42
1:I:173:VAL:HB	1:I:175:HIS:CE1	2.55	0.42
1:C:458:HIS:HE1	1:I:456:ARG:O	2.02	0.42
1:I:56:GLY:O	1:I:102:ARG:NE	2.52	0.42
1:J:334:TYR:CZ	1:J:388:PRO:HG2	2.54	0.42
1:L:173:VAL:HB	1:L:175:HIS:CE1	2.55	0.42
1:M:171:TYR:CD2	1:M:184:PRO:HG2	2.54	0.42
1:O:173:VAL:HB	1:O:175:HIS:CE1	2.55	0.42
1:P:173:VAL:HB	1:P:175:HIS:CE1	2.54	0.42
1:P:102:ARG:NH2	1:P:437:ASP:OD1	2.53	0.42
1:Q:102:ARG:NH2	1:Q:437:ASP:OD1	2.53	0.42
1:S:96:THR:C	1:S:98:GLU:H	2.23	0.42
1:T:171:TYR:CD2	1:T:184:PRO:HG2	2.55	0.42
1:T:334:TYR:CZ	1:T:388:PRO:HG2	2.54	0.42
1:V:411:PRO:HG2	1:V:417:VAL:HG12	2.01	0.42
1:Q:140:PHE:CE1	1:W:463:ALA:HA	2.54	0.42
1:X:106:ASN:HB3	1:X:110:LYS:NZ	2.34	0.42
1:X:173:VAL:HB	1:X:175:HIS:CE1	2.54	0.42
1:X:283:TYR:C	1:X:283:TYR:CD1	2.92	0.42
1:C:333:VAL:HG11	1:C:407:ILE:HD12	2.01	0.42
1:F:348:THR:HG21	1:F:353:ALA:O	2.20	0.42
1:H:271:HIS:HB3	1:H:355:ARG:HD3	2.01	0.42
1:J:50:ASP:HB3	1:J:64:ASP:OD1	2.19	0.42
1:J:93:ASP:HB3	1:J:96:THR:OG1	2.19	0.42
1:K:271:HIS:HB3	1:K:355:ARG:HD3	2.01	0.42
1:L:271:HIS:HB3	1:L:355:ARG:HD3	2.01	0.42
1:M:207:GLU:HB3	1:M:208:LYS:H	1.42	0.42
1:R:348:THR:HG21	1:R:353:ALA:O	2.20	0.42
1:R:601:THR:CA	1:R:72:GLU:HG3	2.48	0.42
1:S:348:THR:HG21	1:S:353:ALA:O	2.20	0.42
1:A:45:ASP:O	1:A:66:LEU:HD21	2.19	0.42
1:C:58:GLN:HE22	1:C:93:ASP:HA	1.84	0.42
1:D:264:ASN:ND2	4:D:7482:CIT:O3	2.53	0.42
1:F:154:ILE:H	1:F:154:ILE:HG13	1.64	0.42
1:F:347:ILE:HG22	1:F:347:ILE:O	2.19	0.42
1:G:193:ASP:OD2	1:L:80:ARG:HD3	2.18	0.42
1:I:339:ARG:HG2	1:I:344:ARG:CD	2.36	0.42
1:I:337:ARG:HH22	1:I:347:ILE:CD1	2.32	0.42
1:I:264:ASN:ND2	4:I:7492:CIT:O3	2.53	0.42

*Continued on next page...*



*Continued from previous page...*

Atom-1	Atom-2	Interatomic distance (Å)	Clash overlap (Å)
1:J:348:THR:HG21	1:J:353:ALA:O	2.19	0.42
1:L:70:ASP:OD2	1:L:230:HIS:HE1	2.01	0.42
1:M:102:ARG:HG2	1:M:438:LEU:HD13	2.01	0.42
1:O:42:VAL:O	1:O:46:GLY:HA2	2.20	0.42
1:P:55:ARG:HD3	1:P:449:ASN:HD21	1.84	0.42
1:P:264:ASN:ND2	4:P:7506:CIT:O3	2.53	0.42
1:Q:337:ARG:N	1:Q:337:ARG:HD2	2.33	0.42
1:R:42:VAL:O	1:R:46:GLY:HA2	2.19	0.42
1:T:102:ARG:HG2	1:T:438:LEU:HD13	2.01	0.42
1:T:348:THR:HG21	1:T:353:ALA:O	2.19	0.42
1:U:328:ALA:O	1:U:330:ILE:HG23	2.19	0.42
1:U:120:ILE:HD11	1:U:383:LYS:CG	2.49	0.42
1:V:348:THR:HG21	1:V:353:ALA:O	2.19	0.42
1:W:102:ARG:HG2	1:W:438:LEU:HD13	2.01	0.42
1:X:41:SER:O	1:X:45:ASP:HB2	2.19	0.42
1:B:315:THR:HB	1:H:465:TYR:CE1	2.54	0.42
1:C:126:PHE:CE2	1:C:272:GLN:HG2	2.55	0.42
1:D:421:LEU:O	1:D:425:HIS:HB3	2.19	0.42
1:J:305:ALA:HB3	1:J:306:PRO:HD3	2.01	0.42
1:D:458:HIS:CE1	1:J:456:ARG:O	2.65	0.42
1:K:126:PHE:CE2	1:K:272:GLN:HG2	2.55	0.42
1:L:421:LEU:O	1:L:425:HIS:HB3	2.19	0.42
1:N:421:LEU:O	1:N:425:HIS:HB3	2.19	0.42
1:O:305:ALA:HB3	1:O:306:PRO:HD3	2.01	0.42
1:O:409:GLN:HA	1:O:409:GLN:NE2	2.19	0.42
1:P:329:PRO:HG3	5:P:4141:HOH:O	2.19	0.42
1:S:126:PHE:CE2	1:S:272:GLN:HG2	2.55	0.42
1:V:126:PHE:CE2	1:V:272:GLN:HG2	2.55	0.42
1:V:329:PRO:HG3	5:V:5719:HOH:O	2.19	0.42
1:W:305:ALA:HB3	1:W:306:PRO:HD3	2.01	0.42
1:X:126:PHE:CE2	1:X:272:GLN:HG2	2.55	0.42
1:S:339:ARG:NE	1:X:50:ASP:HB2	2.34	0.42
1:A:399:LEU:HA	1:A:400:PRO:HD2	1.69	0.42
1:B:54:ILE:CG1	1:B:55:ARG:H	2.26	0.42
1:C:292:ASP:HA	1:C:295:ARG:NH1	2.35	0.42
1:F:8:LEU:HD22	1:F:85:LEU:HD13	2.00	0.42
1:H:17:VAL:HG21	1:H:38:PHE:CG	2.55	0.42
1:J:280:PRO:CG	1:J:352:LYS:HG2	2.49	0.42
1:O:17:VAL:HG21	1:O:38:PHE:CG	2.55	0.42
1:O:49:PHE:O	1:O:65:MET:HG2	2.19	0.42
1:Q:315:THR:HB	1:W:465:TYR:CE1	2.54	0.42

*Continued on next page...*

*Continued from previous page...*

Atom-1	Atom-2	Interatomic distance (Å)	Clash overlap (Å)
1:Q:321:ARG:NE	4:Q:7508:CIT:H42	2.18	0.42
1:R:106:ASN:ND2	1:R:109:ARG:NH1	2.66	0.42
1:R:173:VAL:HG21	5:S:4792:HOH:O	2.19	0.42
1:R:207:GLU:HB3	1:R:208:LYS:H	1.67	0.42
1:R:83:LYS:HA	1:R:83:LYS:HD3	1.89	0.42
1:R:8:LEU:HD22	1:R:85:LEU:HD13	2.00	0.42
1:S:274:LEU:HB2	1:S:282:MET:HE3	2.01	0.42
1:V:502:PRO:HD3	5:V:5757:HOH:O	2.18	0.42
1:X:502:PRO:HD3	5:X:6283:HOH:O	2.18	0.42
1:A:40:LYS:N	1:A:40:LYS:HZ2	2.17	0.42
1:B:400:PRO:HG2	1:B:403:GLU:CB	2.49	0.42
1:C:420:ARG:HA	1:C:420:ARG:HD2	1.75	0.42
1:D:420:ARG:NH2	1:D:423:ALA:HB3	2.34	0.42
1:E:14:VAL:HA	1:E:83:LYS:HG3	2.01	0.42
1:E:420:ARG:HA	1:E:420:ARG:HD2	1.75	0.42
1:E:425:HIS:O	1:E:428:LEU:HB2	2.19	0.42
1:E:465:TYR:CZ	1:K:315:THR:HB	2.54	0.42
1:F:59:SER:O	1:F:61:HIS:N	2.53	0.42
1:F:72:GLU:HG3	1:F:230:HIS:NE2	2.34	0.42
1:L:309:LEU:HG	1:L:313:ASN:ND2	2.34	0.42
1:N:400:PRO:HG2	1:N:403:GLU:CB	2.49	0.42
1:N:420:ARG:NH2	1:N:423:ALA:HB3	2.34	0.42
1:Q:425:HIS:O	1:Q:428:LEU:HB2	2.19	0.42
1:Q:57:PHE:HZ	1:Q:91:VAL:HG21	1.84	0.42
1:R:59:SER:O	1:R:61:HIS:N	2.53	0.42
1:T:55:ARG:HE	1:U:176:LYS:HB3	1.85	0.42
1:U:57:PHE:HZ	1:U:91:VAL:HG21	1.84	0.42
1:W:309:LEU:HG	1:W:313:ASN:ND2	2.34	0.42
1:Q:364:SER:HA	1:W:468:VAL:HB	2.02	0.42
1:W:59:SER:O	1:W:61:HIS:N	2.53	0.42
1:X:309:LEU:HG	1:X:313:ASN:ND2	2.34	0.42
1:X:72:GLU:HG3	1:X:230:HIS:NE2	2.34	0.42
1:A:53:SER:O	1:A:54:ILE:CB	2.65	0.42
1:B:328:ALA:HA	1:B:329:PRO:HD3	1.69	0.42
1:C:49:PHE:HB3	1:C:67:LEU:HD13	2.00	0.42
1:D:114:TYR:O	1:D:118:THR:HG23	2.20	0.42
1:F:454:ASN:O	1:L:320:LYS:HD3	2.20	0.42
1:F:603:LYS:HG2	1:F:4:ASP:HB2	2.01	0.42
1:G:171:TYR:CD2	1:G:184:PRO:HG2	2.54	0.42
1:I:65:MET:CE	1:I:67:LEU:HD11	2.49	0.42
1:L:171:TYR:CD2	1:L:184:PRO:HG2	2.54	0.42

*Continued on next page...*

*Continued from previous page...*

Atom-1	Atom-2	Interatomic distance (Å)	Clash overlap (Å)
1:L:405:ALA:C	1:L:407:ILE:H	2.23	0.42
1:M:321:ARG:NE	4:M:7500:CIT:H42	2.19	0.42
1:N:93:ASP:O	1:N:95:PHE:N	2.52	0.42
1:O:398:GLU:O	1:O:399:LEU:HD13	2.19	0.42
1:P:114:TYR:O	1:P:118:THR:HG23	2.20	0.42
1:Q:333:VAL:HG11	1:Q:407:ILE:HD12	2.01	0.42
1:R:322:LEU:HD12	1:R:322:LEU:HA	1.86	0.42
1:S:53:SER:HA	1:T:179:TYR:CD2	2.55	0.42
1:T:282:MET:HA	1:T:291:SER:OG	2.19	0.42
1:T:65:MET:CE	1:T:67:LEU:HD11	2.49	0.42
1:X:114:TYR:O	1:X:118:THR:HG23	2.20	0.42
1:X:171:TYR:CD2	1:X:184:PRO:HG2	2.54	0.42
1:A:64:ASP:HB2	1:F:347:ILE:CD1	2.40	0.42
1:B:70:ASP:OD2	1:B:230:HIS:HE1	2.02	0.42
1:C:207:GLU:HG3	1:C:210:HIS:HD2	1.84	0.42
1:C:315:THR:HB	1:I:465:TYR:CZ	2.55	0.42
1:C:40:LYS:H	1:C:40:LYS:CD	2.32	0.42
1:F:207:GLU:HB2	1:F:208:LYS:H	1.46	0.42
1:G:70:ASP:OD2	1:G:230:HIS:HE1	2.02	0.42
1:J:61:HIS:CD2	1:K:395:ASP:HB2	2.55	0.42
1:O:207:GLU:HG3	1:O:210:HIS:HD2	1.84	0.42
1:O:40:LYS:H	1:O:40:LYS:CD	2.32	0.42
1:Q:175:HIS:HE1	1:X:463:ALA:O	2.01	0.42
1:Q:315:THR:HB	1:W:465:TYR:CE1	2.54	0.42
1:R:390:ALA:HA	1:R:391:PRO:HD2	1.85	0.42
1:R:80:ARG:HD2	1:R:84:THR:OG1	2.19	0.42
1:S:328:ALA:HA	1:S:329:PRO:HD3	1.72	0.42
1:V:504:ASN:HA	1:V:351:PRO:HD2	1.82	0.42
1:A:296:HIS:CB	1:A:382:ILE:HG12	2.49	0.42
1:A:59:SER:HB3	1:A:61:HIS:CD2	2.55	0.42
1:B:372:SER:O	1:B:376:MET:HG2	2.20	0.42
1:C:196:LEU:HD13	1:C:221:ILE:HG21	2.01	0.42
1:C:296:HIS:CB	1:C:382:ILE:HG12	2.49	0.42
1:D:92:HIS:CE1	1:D:99:PRO:HG3	2.55	0.42
1:L:222:ASN:OD1	1:L:222:ASN:N	2.51	0.42
1:L:296:HIS:CB	1:L:382:ILE:HG12	2.49	0.42
1:F:140:PHE:CZ	1:L:463:ALA:HA	2.54	0.42
1:M:372:SER:O	1:M:376:MET:HG2	2.20	0.42
1:N:326:TYR:C	1:N:328:ALA:N	2.73	0.42
1:Q:315:THR:HB	1:W:465:TYR:CE1	2.55	0.42
1:Q:458:HIS:HE1	1:W:456:ARG:O	2.02	0.42

*Continued on next page...*

*Continued from previous page...*

Atom-1	Atom-2	Interatomic distance (Å)	Clash overlap (Å)
1:R:59:SER:HB3	1:R:61:HIS:CD2	2.55	0.42
1:S:35:ALA:C	1:S:37:ALA:H	2.23	0.42
1:S:296:HIS:CB	1:S:382:ILE:HG12	2.49	0.42
1:T:372:SER:O	1:T:376:MET:HG2	2.20	0.42
1:V:160:THR:CG2	1:V:173:VAL:HG12	2.48	0.42
1:W:160:THR:CG2	1:W:173:VAL:HG12	2.48	0.42
1:A:210:HIS:CE1	3:A:7475:AMP:H3'	2.52	0.42
1:D:287:TYR:C	1:D:289:GLY:H	2.23	0.42
1:E:269:HIS:CE1	1:E:359:ARG:NH1	2.88	0.42
1:F:390:ALA:HA	1:F:391:PRO:HD2	1.79	0.42
1:B:466:TYR:CD1	1:H:138:VAL:HG21	2.55	0.42
1:J:129:GLU:HG2	5:J:2447:HOH:O	2.20	0.42
1:J:458:HIS:HD2	1:J:460:TYR:N	2.01	0.42
1:O:295:ARG:HG2	1:O:388:PRO:CG	2.50	0.42
1:O:98:GLU:HA	1:O:99:PRO:HD3	1.95	0.42
1:Q:504:ASN:HA	1:Q:351:PRO:HD2	1.92	0.42
1:Q:269:HIS:CE1	1:Q:359:ARG:NH1	2.88	0.42
1:V:458:HIS:HD2	1:V:460:TYR:N	2.01	0.42
1:W:33:ILE:CD1	1:W:38:PHE:HB2	2.33	0.42
1:Q:140:PHE:CE1	1:W:463:ALA:HA	2.54	0.42
1:X:425:HIS:HB2	1:X:439:ILE:HD13	2.02	0.42
1:A:325:GLY:O	1:A:326:TYR:C	2.58	0.42
1:A:381:GLY:HA2	1:A:386:ILE:CD1	2.50	0.42
1:B:394:LYS:HG2	1:B:399:LEU:CD1	2.50	0.42
1:C:181:PRO:O	1:C:186:ASP:HB2	2.19	0.42
1:C:315:THR:HB	1:I:465:TYR:CZ	2.55	0.42
1:D:173:VAL:HB	1:D:175:HIS:CE1	2.55	0.42
1:D:394:LYS:HG2	1:D:399:LEU:CD1	2.50	0.42
1:G:173:VAL:HB	1:G:175:HIS:CE1	2.55	0.42
1:G:3:ASP:HA	1:G:6:PHE:HD1	1.85	0.42
1:G:411:PRO:HG2	1:G:417:VAL:HG12	2.02	0.42
1:G:96:THR:C	1:G:98:GLU:H	2.23	0.42
1:I:400:PRO:HA	1:I:401:PRO:HD3	1.73	0.42
1:I:96:THR:C	1:I:98:GLU:H	2.23	0.42
1:N:325:GLY:O	1:N:326:TYR:C	2.58	0.42
1:N:397:TYR:HA	1:N:397:TYR:HD2	1.72	0.42
1:O:416:ASP:O	1:O:420:ARG:HG2	2.18	0.42
1:O:96:THR:C	1:O:98:GLU:H	2.23	0.42
1:P:394:LYS:HG2	1:P:399:LEU:CD1	2.50	0.42
1:Q:207:GLU:HB3	1:Q:208:LYS:H	1.56	0.42
1:R:463:ALA:HA	1:X:140:PHE:CZ	2.55	0.42

*Continued on next page...*

*Continued from previous page...*

Atom-1	Atom-2	Interatomic distance (Å)	Clash overlap (Å)
1:U:96:THR:C	1:U:98:GLU:H	2.23	0.42
1:V:334:TYR:CZ	1:V:388:PRO:HG2	2.54	0.42
1:X:181:PRO:O	1:X:186:ASP:HB2	2.19	0.42
1:D:282:MET:CA	1:D:294:ALA:HB2	2.49	0.42
1:D:348:THR:HG21	1:D:353:ALA:O	2.20	0.42
1:F:345:ILE:N	1:F:345:ILE:HD12	2.34	0.42
1:F:50:ASP:HB3	1:F:64:ASP:OD1	2.19	0.42
1:M:271:HIS:HB3	1:M:355:ARG:HD3	2.01	0.42
1:N:333:VAL:HG11	1:N:407:ILE:HD12	2.01	0.42
1:O:333:VAL:HG11	1:O:407:ILE:HD12	2.01	0.42
1:O:47:LEU:O	1:O:66:LEU:HA	2.20	0.42
1:P:282:MET:CA	1:P:294:ALA:HB2	2.49	0.42
1:P:348:THR:HG21	1:P:353:ALA:O	2.20	0.42
1:R:345:ILE:N	1:R:345:ILE:HD12	2.34	0.42
1:U:458:HIS:HD2	1:U:460:TYR:N	2.01	0.42
1:V:114:TYR:O	1:V:118:THR:HG23	2.18	0.42
1:V:50:ASP:HB3	1:V:64:ASP:OD1	2.19	0.42
1:V:93:ASP:HB3	1:V:96:THR:OG1	2.19	0.42
1:X:208:LYS:N	1:X:208:LYS:CD	2.81	0.42
1:A:102:ARG:HG2	1:A:438:LEU:HD13	2.01	0.42
1:A:154:ILE:HG13	1:A:154:ILE:H	1.64	0.42
1:A:264:ASN:ND2	4:A:7476:CIT:O3	2.53	0.42
1:A:461:GLU:OE1	1:G:320:LYS:HE3	2.19	0.42
1:C:264:ASN:ND2	4:C:7480:CIT:O3	2.53	0.42
1:D:450:GLU:HB3	1:J:465:TYR:OH	2.20	0.42
1:E:42:VAL:O	1:E:46:GLY:HA2	2.20	0.42
1:F:334:TYR:O	1:F:335:SER:HB2	2.18	0.42
1:H:348:THR:HG21	1:H:353:ALA:O	2.19	0.42
1:K:55:ARG:HD3	1:K:449:ASN:HD21	1.84	0.42
1:K:264:ASN:ND2	4:K:7496:CIT:O3	2.53	0.42
1:K:32:THR:HB	1:L:212:GLU:HB3	2.00	0.42
1:L:328:ALA:O	1:L:330:ILE:HG23	2.19	0.42
1:L:120:ILE:HD11	1:L:383:LYS:CG	2.49	0.42
1:M:328:ALA:O	1:M:330:ILE:HG23	2.19	0.42
1:M:45:ASP:O	1:M:66:LEU:HD21	2.19	0.42
1:N:309:LEU:HG	1:N:313:ASN:ND2	2.31	0.42
1:N:45:ASP:O	1:N:66:LEU:HD21	2.19	0.42
1:O:264:ASN:ND2	4:O:7504:CIT:O3	2.53	0.42
1:R:328:ALA:O	1:R:330:ILE:HG23	2.19	0.42
1:R:327:GLU:HG2	1:R:340:SER:HB3	2.01	0.42
1:T:264:ASN:ND2	4:T:7514:CIT:O3	2.53	0.42

*Continued on next page...*

*Continued from previous page...*

Atom-1	Atom-2	Interatomic distance (Å)	Clash overlap (Å)
1:U:337:ARG:HH22	1:U:347:ILE:CD1	2.32	0.42
1:U:264:ASN:ND2	4:U:7516:CIT:O3	2.53	0.42
1:W:27:ILE:HD11	5:X:6128:HOH:O	2.20	0.42
1:W:264:ASN:ND2	4:W:7520:CIT:O3	2.53	0.42
1:A:204:PHE:HE1	1:A:237:LEU:HD13	1.81	0.42
1:D:329:PRO:HG3	5:D:985:HOH:O	2.19	0.42
1:E:126:PHE:CE2	1:E:272:GLN:HG2	2.55	0.42
1:G:329:PRO:HG3	5:G:7679:HOH:O	2.19	0.42
1:G:65:MET:HB2	1:G:91:VAL:CG1	2.47	0.42
1:J:329:PRO:HG3	5:J:2563:HOH:O	2.19	0.42
1:K:329:PRO:HG3	5:K:2826:HOH:O	2.19	0.42
1:K:339:ARG:CG	1:K:339:ARG:HH21	2.29	0.42
1:F:465:TYR:CZ	1:L:315:THR:HB	2.55	0.42
1:L:339:ARG:HH21	1:L:339:ARG:CG	2.29	0.42
1:O:126:PHE:CE2	1:O:272:GLN:HG2	2.55	0.42
1:Q:126:PHE:CE2	1:Q:272:GLN:HG2	2.55	0.42
1:Q:58:GLN:HE22	1:Q:62:GLU:HG2	1.85	0.42
1:S:65:MET:HB2	1:S:91:VAL:CG1	2.47	0.42
1:T:400:PRO:HA	1:T:401:PRO:HD3	1.67	0.42
1:T:58:GLN:HE22	1:T:62:GLU:HG2	1.85	0.42
1:W:150:GLU:HG3	1:W:150:GLU:O	2.17	0.42
1:A:292:ASP:HA	1:A:295:ARG:NH1	2.35	0.42
1:A:280:PRO:CG	1:A:352:LYS:HG2	2.49	0.42
1:F:106:ASN:ND2	1:F:109:ARG:NH1	2.66	0.42
1:F:83:LYS:HD3	1:F:83:LYS:HA	1.89	0.42
1:L:292:ASP:HA	1:L:295:ARG:NH1	2.35	0.42
1:M:1:THR:N	1:M:4:ASP:HB2	2.30	0.42
1:P:1:THR:N	1:P:4:ASP:HB2	2.30	0.42
1:Q:292:ASP:HA	1:Q:295:ARG:NH1	2.35	0.42
1:Q:49:PHE:O	1:Q:65:MET:HG2	2.19	0.42
1:S:292:ASP:HA	1:S:295:ARG:NH1	2.35	0.42
1:T:1:THR:N	1:T:4:ASP:HB2	2.30	0.42
1:V:280:PRO:CG	1:V:352:LYS:HG2	2.49	0.42
1:X:274:LEU:HB2	1:X:282:MET:HE1	2.02	0.42
1:X:292:ASP:HA	1:X:295:ARG:NH1	2.35	0.42
1:A:57:PHE:HZ	1:A:91:VAL:HG21	1.84	0.42
1:B:157:TRP:HB3	1:B:174:ARG:HG3	2.00	0.42
1:D:59:SER:HB3	1:D:61:HIS:CD2	2.55	0.42
1:E:395:ASP:CG	1:F:60:ILE:HD11	2.39	0.42
1:E:400:PRO:HG2	1:E:403:GLU:CB	2.49	0.42
1:F:296:HIS:O	1:F:381:GLY:HA3	2.18	0.42

*Continued on next page...*

*Continued from previous page...*

Atom-1	Atom-2	Interatomic distance (Å)	Clash overlap (Å)
1:F:59:SER:HB3	1:F:61:HIS:CD2	2.55	0.42
1:G:59:SER:O	1:G:61:HIS:N	2.53	0.42
1:I:57:PHE:HZ	1:I:91:VAL:HG21	1.84	0.42
1:K:59:SER:O	1:K:61:HIS:N	2.53	0.42
1:M:420:ARG:NH2	1:M:423:ALA:HB3	2.34	0.42
1:M:425:HIS:O	1:M:428:LEU:HB2	2.19	0.42
1:P:601:THR:OG1	1:P:230:HIS:NE2	2.50	0.42
1:P:420:ARG:NH2	1:P:423:ALA:HB3	2.34	0.42
1:Q:400:PRO:HG2	1:Q:403:GLU:CB	2.50	0.42
1:Q:420:ARG:NH2	1:Q:423:ALA:HB3	2.34	0.42
1:R:57:PHE:HZ	1:R:91:VAL:HG21	1.84	0.42
1:R:59:SER:HB3	1:R:61:HIS:CD2	2.55	0.42
1:S:425:HIS:O	1:S:428:LEU:HB2	2.19	0.42
1:S:59:SER:O	1:S:61:HIS:N	2.53	0.42
1:T:333:VAL:HG13	1:T:407:ILE:HG23	2.02	0.42
1:T:57:PHE:HZ	1:T:91:VAL:HG21	1.84	0.42
5:T:5382:HOH:O	1:U:207:GLU:HG2	2.18	0.42
1:U:425:HIS:O	1:U:428:LEU:HB2	2.19	0.42
1:A:398:GLU:O	1:A:399:LEU:HD13	2.19	0.42
1:C:339:ARG:HH12	1:D:63:SER:HB2	1.85	0.42
1:C:210:HIS:CE1	3:C:7479:AMP:H3'	2.47	0.42
1:F:320:LYS:NZ	5:F:7742:HOH:O	2.53	0.42
1:F:322:LEU:HA	1:F:322:LEU:HD12	1.86	0.42
1:G:282:MET:HA	1:G:291:SER:OG	2.19	0.42
1:G:93:ASP:O	1:G:95:PHE:N	2.52	0.42
1:H:405:ALA:C	1:H:407:ILE:H	2.23	0.42
1:H:93:ASP:O	1:H:95:PHE:N	2.52	0.42
1:J:346:PRO:HB2	1:J:355:ARG:NH1	2.28	0.42
1:J:65:MET:CE	1:J:67:LEU:HD11	2.49	0.42
1:K:264:ASN:ND2	1:K:326:TYR:CD2	2.88	0.42
1:L:295:ARG:O	1:L:388:PRO:HG3	2.19	0.42
1:L:57:PHE:C	1:L:100:TYR:OH	2.57	0.42
1:M:328:ALA:HA	1:M:329:PRO:HD3	1.69	0.42
1:M:398:GLU:O	1:M:399:LEU:HD13	2.19	0.42
1:O:333:VAL:HG11	1:O:407:ILE:HD12	2.01	0.42
1:O:93:ASP:O	1:O:95:PHE:N	2.52	0.42
1:Q:344:ARG:NH1	1:Q:346:PRO:HA	2.35	0.42
1:R:398:GLU:O	1:R:399:LEU:HD13	2.19	0.42
1:R:65:MET:CE	1:R:67:LEU:HD11	2.49	0.42
1:S:333:VAL:HG11	1:S:407:ILE:HD12	2.01	0.42
1:S:93:ASP:O	1:S:95:PHE:N	2.52	0.42

*Continued on next page...*

*Continued from previous page...*

Atom-1	Atom-2	Interatomic distance (Å)	Clash overlap (Å)
1:T:309:LEU:HA	1:T:312:THR:CG2	2.34	0.42
1:U:49:PHE:HB3	1:U:67:LEU:HD13	2.00	0.42
1:W:264:ASN:ND2	1:W:326:TYR:CD2	2.88	0.42
1:W:344:ARG:NH1	1:W:346:PRO:HA	2.35	0.42
1:X:338:ASN:HD22	1:X:338:ASN:HA	1.70	0.42
1:X:405:ALA:C	1:X:407:ILE:H	2.23	0.42
1:D:80:ARG:HD2	1:D:84:THR:OG1	2.19	0.42
1:F:80:ARG:HD2	1:F:84:THR:OG1	2.19	0.42
1:G:390:ALA:HA	1:G:391:PRO:HD2	1.85	0.42
1:G:400:PRO:HA	1:G:401:PRO:HD2	1.75	0.42
1:N:70:ASP:OD2	1:N:230:HIS:HE1	2.02	0.42
1:S:504:ASN:HA	1:S:351:PRO:HD2	1.82	0.42
1:U:207:GLU:HG3	1:U:210:HIS:HD2	1.84	0.42
1:V:65:MET:HG2	1:V:65:MET:H	1.69	0.42
1:V:70:ASP:OD2	1:V:230:HIS:HE1	2.02	0.42
1:W:287:TYR:O	1:W:288:ALA:HB3	2.19	0.42
1:B:59:SER:HB3	1:B:61:HIS:CD2	2.55	0.42
1:C:174:ARG:O	1:C:174:ARG:HG2	2.20	0.42
1:D:296:HIS:CB	1:D:382:ILE:HG12	2.49	0.42
1:G:174:ARG:O	1:G:174:ARG:HG2	2.20	0.42
1:G:296:HIS:CB	1:G:382:ILE:HG12	2.49	0.42
1:G:59:SER:HB3	1:G:61:HIS:CD2	2.55	0.42
1:H:372:SER:O	1:H:376:MET:HG2	2.20	0.42
1:H:400:PRO:HA	1:H:401:PRO:HD2	1.67	0.42
1:H:64:ASP:CG	1:I:339:ARG:HH12	2.23	0.42
1:I:92:HIS:CE1	1:I:99:PRO:HG3	2.55	0.42
1:J:160:THR:CG2	1:J:173:VAL:HG12	2.48	0.42
1:K:35:ALA:C	1:K:37:ALA:H	2.23	0.42
1:M:296:HIS:CB	1:M:382:ILE:HG12	2.49	0.42
1:N:211:HIS:HE1	1:O:49:PHE:CD2	2.37	0.42
1:O:196:LEU:HD13	1:O:221:ILE:HG21	2.01	0.42
1:P:400:PRO:HA	1:P:401:PRO:HD2	1.68	0.42
1:P:92:HIS:CE1	1:P:99:PRO:HG3	2.55	0.42
1:S:174:ARG:O	1:S:174:ARG:HG2	2.20	0.42
1:S:413:GLN:HG2	5:S:3398:HOH:O	2.20	0.42
1:V:400:PRO:HA	1:V:401:PRO:HD2	1.67	0.42
1:W:196:LEU:HD13	1:W:221:ILE:HG21	2.01	0.42
1:W:59:SER:HB3	1:W:61:HIS:CD2	2.55	0.42
1:A:98:GLU:HA	1:A:99:PRO:HD3	1.95	0.42
1:B:283:TYR:CG	1:B:284:ASP:N	2.87	0.42
1:D:283:TYR:OH	1:D:285:GLU:HA	2.19	0.42

*Continued on next page...*



*Continued from previous page...*

Atom-1	Atom-2	Interatomic distance (Å)	Clash overlap (Å)
1:E:425:HIS:HB2	1:E:439:ILE:HD13	2.02	0.42
1:E:463:ALA:HA	1:K:140:PHE:CZ	2.53	0.42
1:F:283:TYR:CG	1:F:284:ASP:N	2.87	0.42
1:G:194:LYS:HD3	5:G:7612:HOH:O	2.20	0.42
1:H:283:TYR:OH	1:H:285:GLU:HA	2.19	0.42
1:B:467:ASP:OD2	1:I:175:HIS:HE1	2.03	0.42
1:I:287:TYR:C	1:I:289:GLY:H	2.23	0.42
1:I:354:LYS:HA	5:I:7619:HOH:O	2.20	0.42
1:J:57:PHE:HD1	5:K:2406:HOH:O	2.01	0.42
1:K:121:ALA:HA	1:K:276:LYS:HB2	2.02	0.42
1:K:129:GLU:HG2	5:K:2710:HOH:O	2.20	0.42
1:L:283:TYR:CG	1:L:284:ASP:N	2.87	0.42
1:M:295:ARG:HG2	1:M:388:PRO:CG	2.50	0.42
1:M:323:VAL:HB	5:M:4769:HOH:O	2.18	0.42
1:M:98:GLU:HA	1:M:99:PRO:HD3	1.94	0.42
1:P:283:TYR:OH	1:P:285:GLU:HA	2.19	0.42
1:P:287:TYR:C	1:P:289:GLY:H	2.23	0.42
1:P:328:ALA:HA	1:P:329:PRO:HD3	1.80	0.42
1:S:194:LYS:HD3	5:S:4862:HOH:O	2.20	0.42
1:S:283:TYR:OH	1:S:285:GLU:HA	2.19	0.42
1:T:287:TYR:C	1:T:289:GLY:H	2.23	0.42
1:U:354:LYS:HA	5:U:5386:HOH:O	2.20	0.42
1:V:129:GLU:HG2	5:V:5603:HOH:O	2.20	0.42
1:V:354:LYS:HA	5:V:5649:HOH:O	2.20	0.42
1:V:57:PHE:HD1	5:W:5562:HOH:O	2.01	0.42
1:W:129:GLU:HG2	5:W:5866:HOH:O	2.20	0.42
1:A:106:ASN:HB3	1:A:110:LYS:NZ	2.34	0.42
1:A:173:VAL:HB	1:A:175:HIS:CE1	2.55	0.42
1:A:394:LYS:HG2	1:A:399:LEU:CD1	2.50	0.42
1:C:334:TYR:CZ	1:C:388:PRO:HG2	2.54	0.42
1:C:394:LYS:HG2	1:C:399:LEU:CD1	2.50	0.42
1:E:171:TYR:CD2	1:E:184:PRO:HG2	2.55	0.42
1:D:337:ARG:HG2	1:E:64:ASP:OD1	2.20	0.42
1:F:173:VAL:HB	1:F:175:HIS:CE1	2.55	0.42
1:G:181:PRO:O	1:G:186:ASP:HB2	2.19	0.42
1:H:173:VAL:HB	1:H:175:HIS:CE1	2.55	0.42
1:H:334:TYR:CZ	1:H:388:PRO:HG2	2.54	0.42
1:I:52:SER:HB2	1:J:180:PHE:CE2	2.54	0.42
1:K:411:PRO:HG2	1:K:417:VAL:HG12	2.01	0.42
1:L:106:ASN:HB3	1:L:110:LYS:NZ	2.34	0.42
1:M:325:GLY:O	1:M:326:TYR:C	2.58	0.42

*Continued on next page...*

*Continued from previous page...*

Atom-1	Atom-2	Interatomic distance (Å)	Clash overlap (Å)
1:M:381:GLY:HA2	1:M:386:ILE:CD1	2.50	0.42
1:N:394:LYS:HG2	1:N:399:LEU:CD1	2.50	0.42
1:O:181:PRO:O	1:O:186:ASP:HB2	2.19	0.42
1:O:394:LYS:HG2	1:O:399:LEU:CD1	2.50	0.42
1:Q:204:PHE:HE1	1:Q:237:LEU:HD13	1.80	0.42
1:Q:315:THR:HB	1:W:465:TYR:CE1	2.55	0.42
1:R:173:VAL:HB	1:R:175:HIS:CE1	2.55	0.42
1:R:283:TYR:C	1:R:283:TYR:CD1	2.92	0.42
1:R:102:ARG:NH2	1:R:437:ASP:OD1	2.53	0.42
1:R:96:THR:C	1:R:98:GLU:H	2.23	0.42
1:S:106:ASN:HB3	1:S:110:LYS:NZ	2.34	0.42
1:S:173:VAL:HB	1:S:175:HIS:CE1	2.55	0.42
1:S:411:PRO:HG2	1:S:417:VAL:HG12	2.02	0.42
1:R:175:HIS:NE2	1:S:463:ALA:O	2.53	0.42
1:S:3:ASP:HA	1:S:6:PHE:HD1	1.85	0.42
1:W:467:ASP:HB2	5:W:4242:HOH:O	2.20	0.42
1:X:394:LYS:HG2	1:X:399:LEU:CD1	2.50	0.42
1:X:102:ARG:NH2	1:X:437:ASP:OD1	2.53	0.42
1:A:59:SER:OG	1:A:60:ILE:HG23	2.18	0.42
1:E:271:HIS:HB3	1:E:355:ARG:HD3	2.01	0.42
1:E:50:ASP:HB3	1:E:64:ASP:OD1	2.19	0.42
1:E:74:ALA:HA	1:E:86:ASN:O	2.20	0.42
1:F:601:THR:CA	1:F:72:GLU:HG3	2.48	0.42
1:H:326:TYR:HD1	1:H:326:TYR:H	1.66	0.42
1:J:114:TYR:O	1:J:118:THR:HG23	2.18	0.42
1:J:333:VAL:HG11	1:J:407:ILE:HD12	2.01	0.42
1:L:208:LYS:N	1:L:208:LYS:CD	2.81	0.42
1:L:333:VAL:HG11	1:L:407:ILE:HD12	2.01	0.42
1:N:50:ASP:HB3	1:N:64:ASP:OD1	2.19	0.42
1:N:32:THR:HG21	1:N:80:ARG:HH22	1.83	0.42
1:O:114:TYR:O	1:O:118:THR:HG23	2.18	0.42
1:P:74:ALA:HA	1:P:86:ASN:O	2.20	0.42
1:Q:50:ASP:HB3	1:Q:64:ASP:OD1	2.19	0.42
1:Q:32:THR:HG21	1:Q:80:ARG:HH22	1.84	0.42
1:R:47:LEU:O	1:R:66:LEU:HA	2.20	0.42
1:S:339:ARG:HD2	1:X:60:ILE:HG22	2.02	0.42
1:T:326:TYR:H	1:T:326:TYR:HD1	1.66	0.42
1:T:346:PRO:HD2	1:T:355:ARG:O	2.20	0.42
1:V:333:VAL:HG11	1:V:407:ILE:HD12	2.01	0.42
1:W:326:TYR:HD1	1:W:326:TYR:H	1.66	0.42
1:X:346:PRO:HD2	1:X:355:ARG:O	2.20	0.42

*Continued on next page...*

*Continued from previous page...*

Atom-1	Atom-2	Interatomic distance (Å)	Clash overlap (Å)
1:A:328:ALA:O	1:A:330:ILE:HG23	2.19	0.42
1:A:347:ILE:O	1:A:347:ILE:HG22	2.19	0.42
1:B:328:ALA:O	1:B:330:ILE:HG23	2.19	0.42
1:B:347:ILE:O	1:B:347:ILE:HG22	2.19	0.42
1:B:102:ARG:HG2	1:B:438:LEU:HD13	2.01	0.42
1:C:309:LEU:HG	1:C:313:ASN:ND2	2.31	0.42
1:C:347:ILE:HG22	1:C:347:ILE:O	2.19	0.42
1:C:120:ILE:HD11	1:C:383:LYS:CG	2.49	0.42
1:C:102:ARG:HG2	1:C:438:LEU:HD13	2.01	0.42
1:C:55:ARG:HD3	1:C:449:ASN:HD21	1.84	0.42
1:D:337:ARG:HH22	1:D:347:ILE:CD1	2.33	0.42
1:D:55:ARG:HD3	1:D:449:ASN:HD21	1.84	0.42
1:F:327:GLU:HG2	1:F:340:SER:HB3	2.01	0.42
1:F:328:ALA:O	1:F:330:ILE:HG23	2.19	0.42
1:F:42:VAL:O	1:F:46:GLY:HA2	2.20	0.42
1:H:264:ASN:ND2	4:H:7490:CIT:O3	2.53	0.42
1:I:41:SER:O	1:I:45:ASP:HB2	2.19	0.42
1:J:154:ILE:HG12	1:J:166:ALA:CB	2.41	0.42
1:J:343:VAL:HA	1:J:357:GLU:O	2.18	0.42
1:J:45:ASP:O	1:J:66:LEU:HD21	2.19	0.42
1:J:49:PHE:HB3	1:J:65:MET:CG	2.49	0.42
1:M:154:ILE:HG13	1:M:154:ILE:H	1.64	0.42
1:M:264:ASN:ND2	4:M:7500:CIT:O3	2.53	0.42
1:M:32:THR:HB	1:R:212:GLU:HB3	2.00	0.42
1:M:347:ILE:HG22	1:M:347:ILE:O	2.19	0.42
1:N:102:ARG:HG2	1:N:438:LEU:HD13	2.01	0.42
1:N:337:ARG:HH22	1:N:347:ILE:CD1	2.32	0.42
1:N:326:TYR:O	4:N:7502:CIT:O3	2.37	0.42
1:O:348:THR:HG21	1:O:353:ALA:O	2.19	0.42
1:O:120:ILE:HD11	1:O:383:LYS:CG	2.49	0.42
1:O:45:ASP:O	1:O:66:LEU:HD21	2.18	0.42
1:O:55:ARG:HD3	1:O:449:ASN:HD21	1.84	0.42
1:P:337:ARG:HH22	1:P:347:ILE:CD1	2.33	0.42
1:S:337:ARG:N	1:S:337:ARG:HD2	2.33	0.42
1:S:41:SER:O	1:S:45:ASP:HB2	2.19	0.42
1:U:327:GLU:HG2	1:U:340:SER:HB3	2.01	0.42
1:V:154:ILE:HG12	1:V:166:ALA:CB	2.41	0.42
1:H:126:PHE:CE2	1:H:272:GLN:HG2	2.55	0.42
1:B:463:ALA:HA	1:H:140:PHE:CZ	2.55	0.42
1:H:58:GLN:HE22	1:H:62:GLU:HG2	1.85	0.42
1:I:282:MET:SD	1:I:356:LEU:HD23	2.60	0.42

*Continued on next page...*

*Continued from previous page...*

Atom-1	Atom-2	Interatomic distance (Å)	Clash overlap (Å)
1:I:329:PRO:HG3	5:I:7688:HOH:O	2.19	0.42
1:J:282:MET:SD	1:J:356:LEU:HD23	2.60	0.42
1:E:462:PHE:CZ	1:K:149:TYR:CE1	3.07	0.42
1:R:256:MET:HA	1:R:257:PRO:HD3	1.90	0.42
1:S:399:LEU:HA	1:S:399:LEU:HD12	1.87	0.42
1:T:126:PHE:CE2	1:T:272:GLN:HG2	2.55	0.42
1:U:282:MET:SD	1:U:356:LEU:HD23	2.60	0.42
1:V:282:MET:SD	1:V:356:LEU:HD23	2.60	0.42
1:V:305:ALA:HB3	1:V:306:PRO:HD3	2.01	0.42
1:W:204:PHE:HE1	1:W:237:LEU:HD13	1.81	0.42
1:W:329:PRO:HG3	5:W:5982:HOH:O	2.19	0.42
1:W:339:ARG:HH21	1:W:339:ARG:CG	2.29	0.42
1:W:65:MET:HB2	1:W:91:VAL:CG1	2.47	0.42
1:W:49:PHE:HZ	1:X:180:PHE:CE2	2.38	0.42
1:X:282:MET:SD	1:X:356:LEU:HD23	2.60	0.42
1:A:57:PHE:HA	1:A:100:TYR:HE2	1.84	0.42
1:D:309:LEU:HA	1:D:312:THR:CG2	2.45	0.42
1:D:467:ASP:OD2	1:K:173:VAL:HG23	2.20	0.42
1:D:1:THR:N	1:D:4:ASP:HB2	2.30	0.42
1:E:292:ASP:HA	1:E:295:ARG:NH1	2.35	0.42
1:E:49:PHE:O	1:E:65:MET:HG2	2.19	0.42
1:E:321:ARG:NE	4:E:7484:CIT:H42	2.19	0.42
1:F:207:GLU:HB3	1:F:208:LYS:H	1.67	0.42
1:F:390:ALA:HA	1:F:391:PRO:HD2	1.93	0.42
1:G:292:ASP:HA	1:G:295:ARG:NH1	2.35	0.42
1:H:49:PHE:HE1	1:I:180:PHE:CE2	2.37	0.42
1:J:17:VAL:HG21	1:J:38:PHE:CG	2.55	0.42
1:L:601:THR:OG1	1:L:230:HIS:NE2	2.48	0.42
1:L:502:PRO:HD3	5:L:3127:HOH:O	2.18	0.42
1:M:292:ASP:HA	1:M:295:ARG:NH1	2.35	0.42
1:N:8:LEU:HD22	1:N:85:LEU:HD13	2.00	0.42
1:P:49:PHE:O	1:P:65:MET:HG2	2.19	0.42
1:S:52:SER:O	1:S:53:SER:CB	2.68	0.42
1:S:8:LEU:HD22	1:S:85:LEU:HD13	2.00	0.42
1:T:17:VAL:HG21	1:T:38:PHE:CG	2.55	0.42
1:V:17:VAL:HG21	1:V:38:PHE:CG	2.55	0.42
1:W:601:THR:OG1	1:W:230:HIS:NE2	2.48	0.42
1:W:502:PRO:HD3	5:W:6020:HOH:O	2.18	0.42
1:A:420:ARG:NH2	1:A:423:ALA:HB3	2.34	0.42
1:A:425:HIS:O	1:A:428:LEU:HB2	2.19	0.42
1:B:420:ARG:NH2	1:B:423:ALA:HB3	2.34	0.42

*Continued on next page...*

*Continued from previous page...*

Atom-1	Atom-2	Interatomic distance (Å)	Clash overlap (Å)
1:B:72:GLU:HG3	1:B:230:HIS:NE2	2.34	0.42
1:C:72:GLU:HG3	1:C:230:HIS:NE2	2.34	0.42
1:E:420:ARG:NH2	1:E:423:ALA:HB3	2.34	0.42
1:F:420:ARG:NH2	1:F:423:ALA:HB3	2.34	0.42
1:F:57:PHE:HZ	1:F:91:VAL:HG21	1.84	0.42
1:G:333:VAL:HG13	1:G:407:ILE:HG23	2.02	0.42
1:D:254:THR:HB	1:J:466:TYR:CZ	2.54	0.42
1:L:72:GLU:HG3	1:L:230:HIS:NE2	2.34	0.42
1:M:333:VAL:HG13	1:M:407:ILE:HG23	2.02	0.42
1:M:57:PHE:HZ	1:M:91:VAL:HG21	1.84	0.42
1:N:157:TRP:HB3	1:N:174:ARG:HG3	2.01	0.42
1:O:72:GLU:HG3	1:O:230:HIS:NE2	2.34	0.42
1:P:504:ASN:HA	1:P:351:PRO:HD2	1.96	0.42
1:P:59:SER:HB3	1:P:61:HIS:CD2	2.55	0.42
1:U:601:THR:OG1	1:U:230:HIS:NE2	2.50	0.42
1:W:187:GLN:HE21	1:W:187:GLN:HB3	1.61	0.42
1:A:65:MET:CE	1:A:67:LEU:HD11	2.49	0.42
1:A:321:ARG:NE	4:A:7476:CIT:H42	2.19	0.42
1:B:93:ASP:O	1:B:95:PHE:N	2.52	0.42
1:D:407:ILE:HA	1:D:408:PRO:HD3	1.85	0.42
1:D:52:SER:O	1:D:53:SER:CB	2.68	0.42
1:E:254:THR:HB	1:K:466:TYR:CZ	2.55	0.42
1:E:264:ASN:ND2	1:E:326:TYR:CD2	2.88	0.42
1:E:344:ARG:NH1	1:E:346:PRO:HA	2.35	0.42
1:E:333:VAL:HG11	1:E:407:ILE:HD12	2.01	0.42
1:F:398:GLU:O	1:F:399:LEU:HD13	2.19	0.42
1:F:65:MET:CE	1:F:67:LEU:HD11	2.49	0.42
1:G:603:LYS:HG2	1:G:4:ASP:HB2	2.00	0.42
1:H:114:TYR:O	1:H:118:THR:HG23	2.20	0.42
1:I:282:MET:HA	1:I:291:SER:OG	2.19	0.42
1:I:49:PHE:HB3	1:I:67:LEU:HD13	2.00	0.42
1:K:344:ARG:NH1	1:K:346:PRO:HA	2.35	0.42
1:L:338:ASN:HA	1:L:338:ASN:HD22	1.70	0.42
1:M:295:ARG:O	1:M:388:PRO:HG3	2.19	0.42
1:P:52:SER:O	1:P:53:SER:CB	2.68	0.42
1:Q:282:MET:HA	1:Q:291:SER:OG	2.19	0.42
1:Q:264:ASN:ND2	1:Q:326:TYR:CD2	2.88	0.42
1:R:405:ALA:C	1:R:407:ILE:H	2.23	0.42
1:R:603:LYS:HG2	1:R:4:ASP:HB2	2.01	0.42
1:S:603:LYS:HG2	1:S:4:ASP:HB2	2.01	0.42
1:V:65:MET:CE	1:V:67:LEU:HD11	2.49	0.42

*Continued on next page...*

*Continued from previous page...*

Atom-1	Atom-2	Interatomic distance (Å)	Clash overlap (Å)
1:W:1:THR:CG2	1:W:2:PRO:HD2	2.41	0.42
1:Q:140:PHE:CE1	1:W:463:ALA:HA	2.54	0.42
1:W:52:SER:O	1:W:53:SER:CB	2.68	0.42
1:A:40:LYS:CD	1:A:40:LYS:H	2.32	0.42
1:B:287:TYR:O	1:B:288:ALA:HB3	2.19	0.42
1:C:174:ARG:HB3	1:C:174:ARG:HE	1.72	0.42
1:D:40:LYS:H	1:D:40:LYS:CD	2.32	0.42
1:D:321:ARG:NE	4:D:7482:CIT:H42	2.19	0.42
1:E:254:THR:HB	1:K:466:TYR:CZ	2.55	0.42
1:H:40:LYS:H	1:H:40:LYS:CD	2.32	0.42
1:I:207:GLU:HG3	1:I:210:HIS:HD2	1.84	0.42
1:I:40:LYS:H	1:I:40:LYS:CD	2.32	0.42
1:J:207:GLU:HG3	1:J:210:HIS:HD2	1.84	0.42
1:J:70:ASP:OD2	1:J:230:HIS:HE1	2.02	0.42
1:L:40:LYS:CD	1:L:40:LYS:H	2.32	0.42
1:N:1:THR:HA	1:N:2:PRO:HD3	1.96	0.42
1:O:60:ILE:H	1:O:60:ILE:HG12	1.69	0.42
1:P:40:LYS:H	1:P:40:LYS:CD	2.32	0.42
1:P:80:ARG:HD2	1:P:84:THR:OG1	2.19	0.42
1:P:171:TYR:OH	1:Q:253:VAL:O	2.29	0.42
1:T:269:HIS:CD2	1:T:269:HIS:N	2.85	0.42
1:T:80:ARG:HD2	1:T:84:THR:OG1	2.19	0.42
1:V:207:GLU:HG3	1:V:210:HIS:HD2	1.84	0.42
1:A:399:LEU:HD23	1:A:404:ALA:HA	2.01	0.42
1:A:92:HIS:CE1	1:A:99:PRO:HG3	2.55	0.42
1:B:326:TYR:C	1:B:328:ALA:N	2.73	0.42
1:B:35:ALA:C	1:B:37:ALA:H	2.23	0.42
1:B:296:HIS:CB	1:B:382:ILE:HG12	2.49	0.42
1:D:146:GLY:HA2	1:J:149:TYR:CE1	2.55	0.42
1:D:372:SER:O	1:D:376:MET:HG2	2.20	0.42
1:D:400:PRO:HA	1:D:401:PRO:HD2	1.67	0.42
1:F:222:ASN:OD1	1:F:222:ASN:N	2.51	0.42
1:F:326:TYR:C	1:F:328:ALA:N	2.73	0.42
1:F:55:ARG:CG	1:F:55:ARG:HH11	2.20	0.42
1:K:59:SER:HB3	1:K:61:HIS:CD2	2.55	0.42
1:M:399:LEU:HD23	1:M:404:ALA:HA	2.01	0.42
1:M:59:SER:HB3	1:M:61:HIS:CD2	2.55	0.42
1:N:35:ALA:C	1:N:37:ALA:H	2.23	0.42
1:N:59:SER:HB3	1:N:61:HIS:CD2	2.55	0.42
1:O:174:ARG:O	1:O:174:ARG:HG2	2.20	0.42
1:P:372:SER:O	1:P:376:MET:HG2	2.20	0.42

*Continued on next page...*

*Continued from previous page...*

Atom-1	Atom-2	Interatomic distance (Å)	Clash overlap (Å)
1:O:347:ILE:HD11	1:P:63:SER:OG	2.19	0.42
1:R:326:TYR:C	1:R:328:ALA:N	2.73	0.42
1:S:372:SER:O	1:S:376:MET:HG2	2.20	0.42
1:U:92:HIS:CE1	1:U:99:PRO:HG3	2.55	0.42
1:X:174:ARG:HG2	1:X:174:ARG:O	2.20	0.42
1:X:59:SER:HB3	1:X:61:HIS:CD2	2.55	0.42
1:A:295:ARG:HG2	1:A:388:PRO:CG	2.50	0.42
1:C:295:ARG:HG2	1:C:388:PRO:CG	2.50	0.42
1:C:98:GLU:HA	1:C:99:PRO:HD3	1.95	0.42
1:D:194:LYS:HD3	5:D:917:HOH:O	2.20	0.42
1:D:210:HIS:CE1	3:D:7481:AMP:H3'	2.52	0.42
1:A:33:ILE:CG2	1:F:211:HIS:CD2	3.03	0.42
1:F:283:TYR:OH	1:F:285:GLU:HA	2.19	0.42
1:F:425:HIS:HB2	1:F:439:ILE:HD13	2.02	0.42
1:I:269:HIS:HB3	1:I:357:GLU:OE1	2.19	0.42
1:I:295:ARG:HG2	1:I:388:PRO:CG	2.50	0.42
1:J:283:TYR:OH	1:J:285:GLU:HA	2.19	0.42
1:J:295:ARG:HG2	1:J:388:PRO:CG	2.50	0.42
1:J:354:LYS:HA	5:J:2493:HOH:O	2.20	0.42
1:E:462:PHE:CZ	1:K:149:TYR:CE1	3.07	0.42
1:K:297:TYR:CE2	1:K:356:LEU:HD11	2.55	0.42
1:K:60:ILE:HB	1:L:395:ASP:HA	2.02	0.42
1:L:287:TYR:C	1:L:289:GLY:H	2.23	0.42
1:L:12:GLU:O	1:L:83:LYS:HG2	2.20	0.42
1:N:283:TYR:CG	1:N:284:ASP:N	2.87	0.42
1:N:287:TYR:C	1:N:289:GLY:H	2.23	0.42
1:P:194:LYS:HD3	5:P:4073:HOH:O	2.20	0.42
1:P:295:ARG:HG2	1:P:388:PRO:CG	2.50	0.42
1:P:210:HIS:CE1	3:P:7505:AMP:H3'	2.52	0.42
1:R:425:HIS:HB2	1:R:439:ILE:HD13	2.02	0.42
1:S:121:ALA:HA	1:S:276:LYS:HB2	2.02	0.42
1:S:129:GLU:HG2	5:S:4814:HOH:O	2.20	0.42
1:S:396:LEU:N	1:X:60:ILE:HD12	2.35	0.42
1:U:129:GLU:HG2	5:U:5340:HOH:O	2.20	0.42
1:U:269:HIS:HB3	1:U:357:GLU:OE1	2.19	0.42
1:V:283:TYR:OH	1:V:285:GLU:HA	2.19	0.42
1:V:269:HIS:CE1	1:V:359:ARG:NH1	2.88	0.42
1:W:121:ALA:HA	1:W:276:LYS:HB2	2.02	0.42
1:W:269:HIS:HB3	1:W:357:GLU:OE1	2.19	0.42
1:X:12:GLU:O	1:X:83:LYS:HG2	2.20	0.42
1:A:3:ASP:HA	1:A:6:PHE:HD1	1.85	0.42

*Continued on next page...*

*Continued from previous page...*

Atom-1	Atom-2	Interatomic distance (Å)	Clash overlap (Å)
1:B:106:ASN:HB3	1:B:110:LYS:NZ	2.34	0.42
1:C:381:GLY:HA2	1:C:386:ILE:CD1	2.50	0.42
1:D:171:TYR:CD2	1:D:184:PRO:HG2	2.54	0.42
1:D:381:GLY:HA2	1:D:386:ILE:CD1	2.50	0.42
1:E:173:VAL:HB	1:E:175:HIS:CE1	2.54	0.42
1:E:96:THR:C	1:E:98:GLU:H	2.23	0.42
1:F:283:TYR:C	1:F:283:TYR:CD1	2.92	0.42
1:F:102:ARG:NH2	1:F:437:ASP:OD1	2.53	0.42
1:G:325:GLY:O	1:G:326:TYR:C	2.58	0.42
1:K:381:GLY:HA2	1:K:386:ILE:CD1	2.50	0.42
1:L:181:PRO:O	1:L:186:ASP:HB2	2.19	0.42
1:L:102:ARG:NH2	1:L:437:ASP:OD1	2.53	0.42
1:M:173:VAL:HB	1:M:175:HIS:CE1	2.55	0.42
1:M:394:LYS:HG2	1:M:399:LEU:CD1	2.50	0.42
1:M:3:ASP:HA	1:M:6:PHE:HD1	1.85	0.42
1:N:56:GLY:O	1:N:102:ARG:NE	2.52	0.42
1:P:171:TYR:CD2	1:P:184:PRO:HG2	2.55	0.42
1:P:381:GLY:HA2	1:P:386:ILE:CD1	2.50	0.42
1:Q:171:TYR:CD2	1:Q:184:PRO:HG2	2.55	0.42
1:Q:173:VAL:HG21	5:X:6107:HOH:O	2.19	0.42
1:R:115:LEU:HD23	1:R:379:LEU:HD21	2.02	0.42
1:R:411:PRO:HG2	1:R:417:VAL:HG12	2.02	0.42
1:T:95:PHE:HE2	1:U:347:ILE:HG21	1.84	0.42
1:V:181:PRO:O	1:V:186:ASP:HB2	2.19	0.42
1:W:381:GLY:HA2	1:W:386:ILE:CD1	2.50	0.42
1:W:411:PRO:HG2	1:W:417:VAL:HG12	2.02	0.42
1:A:271:HIS:HB3	1:A:355:ARG:HD3	2.01	0.42
1:A:50:ASP:HB3	1:A:64:ASP:OD1	2.19	0.42
1:A:93:ASP:HB3	1:A:96:THR:OG1	2.19	0.42
1:B:50:ASP:HB3	1:B:64:ASP:OD1	2.19	0.42
1:C:114:TYR:O	1:C:118:THR:HG23	2.18	0.42
1:C:74:ALA:HA	1:C:86:ASN:O	2.20	0.42
1:D:74:ALA:HA	1:D:86:ASN:O	2.20	0.42
1:F:47:LEU:O	1:F:66:LEU:HA	2.20	0.42
1:G:208:LYS:N	1:G:208:LYS:CD	2.81	0.42
1:H:55:ARG:HB3	1:I:176:LYS:HZ2	1.84	0.42
1:I:271:HIS:HB3	1:I:355:ARG:HD3	2.01	0.42
1:K:467:ASP:HB3	5:K:1086:HOH:O	2.19	0.42
1:F:465:TYR:CZ	1:L:315:THR:HB	2.55	0.42
1:L:346:PRO:HD2	1:L:355:ARG:O	2.20	0.42
1:M:50:ASP:HB3	1:M:64:ASP:OD1	2.19	0.42

*Continued on next page...*



*Continued from previous page...*

Atom-1	Atom-2	Interatomic distance (Å)	Clash overlap (Å)
1:M:59:SER:OG	1:M:60:ILE:HG23	2.18	0.42
1:N:74:ALA:HA	1:N:86:ASN:O	2.20	0.42
1:Q:338:ASN:HD21	1:Q:395:ASP:CA	2.29	0.42
1:Q:74:ALA:HA	1:Q:86:ASN:O	2.20	0.42
1:R:50:ASP:HB3	1:R:64:ASP:OD1	2.19	0.42
1:Q:176:LYS:HB3	1:R:55:ARG:HG2	2.02	0.42
1:S:176:LYS:HD2	1:X:55:ARG:HB3	2.00	0.42
1:S:63:SER:HB3	1:S:64:ASP:H	1.39	0.42
1:U:326:TYR:H	1:U:326:TYR:HD1	1.66	0.42
1:V:60:ILE:HD11	1:W:395:ASP:CG	2.38	0.42
1:A:41:SER:O	1:A:45:ASP:HB2	2.19	0.42
1:C:348:THR:HG21	1:C:353:ALA:O	2.19	0.42
1:C:343:VAL:HA	1:C:357:GLU:O	2.18	0.42
1:D:58:GLN:HE22	1:D:93:ASP:HA	1.83	0.42
1:E:41:SER:O	1:E:45:ASP:HB2	2.19	0.42
1:F:55:ARG:HD3	1:F:449:ASN:HD21	1.84	0.42
1:G:264:ASN:ND2	4:G:7488:CIT:O3	2.53	0.42
1:G:288:ALA:O	1:G:354:LYS:NZ	2.53	0.42
1:I:120:ILE:HD11	1:I:383:LYS:CG	2.49	0.42
1:K:93:ASP:HA	1:K:94:PRO:HD3	1.88	0.42
1:L:55:ARG:HD3	1:L:449:ASN:HD21	1.84	0.42
1:M:41:SER:O	1:M:45:ASP:HB2	2.19	0.42
1:O:347:ILE:O	1:O:347:ILE:HG22	2.19	0.42
1:O:102:ARG:HG2	1:O:438:LEU:HD13	2.01	0.42
1:P:102:ARG:HG2	1:P:438:LEU:HD13	2.01	0.42
1:Q:41:SER:O	1:Q:45:ASP:HB2	2.19	0.42
1:Q:42:VAL:O	1:Q:46:GLY:HA2	2.20	0.42
1:R:55:ARG:HD3	1:R:449:ASN:HD21	1.84	0.42
1:T:45:ASP:O	1:T:66:LEU:HD21	2.19	0.42
1:V:343:VAL:HA	1:V:357:GLU:O	2.18	0.42
1:V:49:PHE:HB3	1:V:65:MET:CG	2.49	0.42
1:V:45:ASP:O	1:V:66:LEU:HD21	2.19	0.42
1:X:55:ARG:HD3	1:X:449:ASN:HD21	1.84	0.42
1:A:282:MET:SD	1:A:356:LEU:HD23	2.60	0.42
1:A:298:ILE:HG23	1:A:343:VAL:HG11	2.01	0.42
1:B:357:GLU:OE2	1:B:359:ARG:HG2	2.20	0.42
1:C:400:PRO:HA	1:C:401:PRO:HD3	1.67	0.42
1:E:421:LEU:O	1:E:425:HIS:HB3	2.19	0.42
1:E:58:GLN:HE22	1:E:62:GLU:HG2	1.85	0.42
1:F:282:MET:SD	1:F:356:LEU:HD23	2.60	0.42
1:F:305:ALA:HB3	1:F:306:PRO:HD3	2.01	0.42

*Continued on next page...*

*Continued from previous page...*

Atom-1	Atom-2	Interatomic distance (Å)	Clash overlap (Å)
1:L:126:PHE:CE2	1:L:272:GLN:HG2	2.55	0.42
1:L:282:MET:SD	1:L:356:LEU:HD23	2.60	0.42
1:M:60:ILE:HD12	5:R:4666:HOH:O	2.19	0.42
1:Q:421:LEU:O	1:Q:425:HIS:HB3	2.19	0.42
1:R:282:MET:SD	1:R:356:LEU:HD23	2.60	0.42
1:R:305:ALA:HB3	1:R:306:PRO:HD3	2.01	0.42
1:S:282:MET:SD	1:S:356:LEU:HD23	2.60	0.42
1:S:58:GLN:HE22	1:S:62:GLU:HG2	1.85	0.42
1:A:17:VAL:HG21	1:A:38:PHE:CG	2.55	0.42
1:B:271:HIS:CG	3:B:7477:AMP:O4'	2.73	0.42
1:B:8:LEU:HD22	1:B:85:LEU:HD13	2.00	0.42
1:D:49:PHE:O	1:D:65:MET:HG2	2.19	0.42
1:D:53:SER:HB2	5:D:646:HOH:O	2.18	0.42
1:E:57:PHE:HA	1:E:100:TYR:HE2	1.84	0.42
1:F:601:THR:OG1	1:F:230:HIS:NE2	2.48	0.42
1:G:17:VAL:HG21	1:G:38:PHE:CG	2.55	0.42
1:H:54:ILE:CG1	1:H:55:ARG:H	2.26	0.42
1:I:274:LEU:HB2	1:I:282:MET:HE3	2.01	0.42
1:K:390:ALA:HA	1:K:391:PRO:HD2	1.93	0.42
1:K:83:LYS:HA	1:K:83:LYS:HD3	1.89	0.42
1:L:274:LEU:HB2	1:L:282:MET:HE1	2.02	0.42
1:L:271:HIS:CG	3:L:7497:AMP:O4'	2.73	0.42
1:M:271:HIS:CG	3:M:7499:AMP:O4'	2.73	0.42
1:M:57:PHE:HA	1:M:100:TYR:HE2	1.84	0.42
1:M:321:ARG:NE	4:M:7500:CIT:H42	2.18	0.42
1:N:504:ASN:HA	1:N:351:PRO:HD2	1.91	0.42
1:X:271:HIS:CG	3:X:7521:AMP:O4'	2.73	0.42
1:A:333:VAL:HG13	1:A:407:ILE:HG23	2.02	0.42
1:D:177:GLY:HA2	1:E:55:ARG:H	1.84	0.42
1:G:425:HIS:O	1:G:428:LEU:HB2	2.19	0.42
1:H:333:VAL:HG13	1:H:407:ILE:HG23	2.02	0.42
1:J:59:SER:O	1:J:61:HIS:N	2.53	0.42
1:K:256:MET:HA	1:K:257:PRO:HD3	1.93	0.42
1:R:333:VAL:HG13	1:R:407:ILE:HG23	2.02	0.42
1:R:420:ARG:NH2	1:R:423:ALA:HB3	2.34	0.42
1:T:312:THR:CG2	1:T:313:ASN:ND2	2.73	0.42
1:V:59:SER:O	1:V:61:HIS:N	2.53	0.42
1:W:389:GLN:HE22	1:W:407:ILE:HD13	1.83	0.42
1:X:256:MET:HA	1:X:257:PRO:HD3	1.93	0.42
1:X:425:HIS:O	1:X:428:LEU:HB2	2.19	0.42
1:S:176:LYS:HB3	1:X:55:ARG:NE	2.34	0.42

*Continued on next page...*

*Continued from previous page...*

Atom-1	Atom-2	Interatomic distance (Å)	Clash overlap (Å)
1:A:264:ASN:ND2	1:A:326:TYR:CD2	2.88	0.42
1:A:295:ARG:O	1:A:388:PRO:HG3	2.19	0.42
1:B:405:ALA:C	1:B:407:ILE:H	2.23	0.42
1:B:52:SER:O	1:B:53:SER:CB	2.68	0.42
1:D:100:TYR:OH	1:D:102:ARG:HG3	2.20	0.42
1:E:282:MET:HA	1:E:291:SER:OG	2.19	0.42
1:E:295:ARG:O	1:E:388:PRO:HG3	2.19	0.42
1:E:65:MET:CE	1:E:67:LEU:HD11	2.49	0.42
1:F:264:ASN:ND2	1:F:326:TYR:CD2	2.88	0.42
1:F:405:ALA:C	1:F:407:ILE:H	2.23	0.42
1:G:114:TYR:O	1:G:118:THR:HG23	2.20	0.42
1:H:283:TYR:HB3	5:H:7621:HOH:O	2.19	0.42
1:H:344:ARG:NH1	1:H:346:PRO:HA	2.35	0.42
1:I:344:ARG:O	1:I:346:PRO:HD3	2.20	0.42
1:I:437:ASP:HB3	5:I:7614:HOH:O	2.20	0.42
1:J:295:ARG:O	1:J:388:PRO:HG3	2.19	0.42
1:J:402:GLU:O	1:J:403:GLU:HB2	2.18	0.42
1:K:52:SER:O	1:K:53:SER:CB	2.68	0.42
1:M:264:ASN:ND2	1:M:326:TYR:CD2	2.88	0.42
1:O:65:MET:CE	1:O:67:LEU:HD11	2.49	0.42
1:P:100:TYR:OH	1:P:102:ARG:HG3	2.20	0.42
1:Q:315:THR:HB	1:W:465:TYR:CE1	2.54	0.42
1:Q:295:ARG:O	1:Q:388:PRO:HG3	2.19	0.42
1:Q:65:MET:CE	1:Q:67:LEU:HD11	2.49	0.42
1:R:264:ASN:ND2	1:R:326:TYR:CD2	2.88	0.42
1:T:405:ALA:C	1:T:407:ILE:H	2.23	0.42
1:U:344:ARG:O	1:U:346:PRO:HD3	2.20	0.42
1:V:346:PRO:HB2	1:V:355:ARG:NH1	2.28	0.42
1:V:295:ARG:O	1:V:388:PRO:HG3	2.19	0.42
1:V:52:SER:O	1:V:53:SER:CB	2.68	0.42
1:W:344:ARG:O	1:W:346:PRO:HD3	2.20	0.42
1:X:295:ARG:O	1:X:388:PRO:HG3	2.19	0.42
1:A:70:ASP:OD2	1:A:230:HIS:HE1	2.02	0.42
1:B:504:ASN:HA	1:B:351:PRO:HD2	1.82	0.42
1:G:211:HIS:N	1:G:222:ASN:OD1	2.50	0.42
1:G:60:ILE:H	1:G:60:ILE:HG12	1.69	0.42
1:H:80:ARG:HD2	1:H:84:THR:OG1	2.19	0.42
1:M:40:LYS:H	1:M:40:LYS:CD	2.32	0.42
1:M:70:ASP:OD2	1:M:230:HIS:HE1	2.02	0.42
1:P:174:ARG:HE	1:P:174:ARG:HB3	1.72	0.42
1:R:207:GLU:HB2	1:R:208:LYS:H	1.46	0.42

*Continued on next page...*

*Continued from previous page...*

Atom-1	Atom-2	Interatomic distance (Å)	Clash overlap (Å)
1:U:211:HIS:N	1:U:222:ASN:OD1	2.50	0.42
1:X:40:LYS:H	1:X:40:LYS:CD	2.32	0.42
1:C:59:SER:HB3	1:C:61:HIS:CD2	2.55	0.42
1:H:174:ARG:O	1:H:174:ARG:HG2	2.20	0.42
1:K:196:LEU:HD13	1:K:221:ILE:HG21	2.01	0.42
1:L:59:SER:HB3	1:L:61:HIS:CD2	2.55	0.42
1:O:296:HIS:HB2	1:O:382:ILE:HG12	2.00	0.42
1:O:59:SER:HB3	1:O:61:HIS:CD2	2.55	0.42
1:P:174:ARG:O	1:P:174:ARG:HG2	2.20	0.42
1:R:55:ARG:HH11	1:R:55:ARG:CG	2.20	0.42
1:R:92:HIS:CE1	1:R:99:PRO:HG3	2.55	0.42
1:T:399:LEU:HD23	1:T:404:ALA:HA	2.02	0.42
1:T:80:ARG:NH2	1:U:189:VAL:HG13	2.25	0.42
1:W:35:ALA:C	1:W:37:ALA:H	2.23	0.42
1:W:372:SER:O	1:W:376:MET:HG2	2.20	0.42
1:X:296:HIS:CB	1:X:382:ILE:HG12	2.49	0.42
1:A:269:HIS:CE1	1:A:359:ARG:NH1	2.88	0.42
1:A:12:GLU:O	1:A:83:LYS:HG2	2.20	0.42
1:B:295:ARG:HG2	1:B:388:PRO:CG	2.50	0.42
1:D:295:ARG:HG2	1:D:388:PRO:CG	2.50	0.42
1:C:179:TYR:HH	1:D:54:ILE:HG22	1.67	0.42
1:D:273:SER:OG	3:D:7481:AMP:N6	2.53	0.42
1:G:121:ALA:HA	1:G:276:LYS:HB2	2.02	0.42
1:H:395:ASP:CB	1:H:398:GLU:HG2	2.46	0.42
1:H:12:GLU:O	1:H:83:LYS:HG2	2.20	0.42
1:H:60:ILE:CG2	1:I:338:ASN:HD22	2.32	0.42
1:I:297:TYR:CE2	1:I:356:LEU:HD11	2.55	0.42
1:I:12:GLU:O	1:I:83:LYS:HG2	2.20	0.42
1:J:269:HIS:CE1	1:J:359:ARG:NH1	2.88	0.42
1:F:151:VAL:O	1:L:145:ASN:HB2	2.20	0.42
1:M:12:GLU:O	1:M:83:LYS:HG2	2.20	0.42
1:M:269:HIS:CE1	1:M:359:ARG:NH1	2.88	0.42
1:N:295:ARG:HG2	1:N:388:PRO:CG	2.50	0.42
1:N:400:PRO:HA	1:N:401:PRO:HD3	1.78	0.42
1:O:354:LYS:HA	5:O:3808:HOH:O	2.20	0.42
1:O:269:HIS:CE1	1:O:359:ARG:NH1	2.88	0.42
1:P:121:ALA:HA	1:P:276:LYS:HB2	2.02	0.42
1:P:273:SER:OG	3:P:7505:AMP:N6	2.53	0.42
1:Q:295:ARG:HG2	1:Q:388:PRO:CG	2.50	0.42
1:Q:425:HIS:HB2	1:Q:439:ILE:HD13	2.02	0.42
1:R:283:TYR:OH	1:R:285:GLU:HA	2.19	0.42

*Continued on next page...*

*Continued from previous page...*

Atom-1	Atom-2	Interatomic distance (Å)	Clash overlap (Å)
1:R:390:ALA:HA	1:R:391:PRO:HD2	1.79	0.42
1:T:283:TYR:OH	1:T:285:GLU:HA	2.19	0.42
1:T:12:GLU:O	1:T:83:LYS:HG2	2.20	0.42
1:T:98:GLU:HA	1:T:99:PRO:HD3	1.95	0.42
1:U:295:ARG:HG2	1:U:388:PRO:CG	2.50	0.42
1:V:295:ARG:HG2	1:V:388:PRO:CG	2.50	0.42
1:W:207:GLU:HB3	1:W:208:LYS:H	1.51	0.42
1:W:297:TYR:CE2	1:W:356:LEU:HD11	2.55	0.42
1:X:129:GLU:HG2	5:X:6129:HOH:O	2.20	0.42
1:X:283:TYR:CG	1:X:284:ASP:N	2.87	0.42
1:X:287:TYR:C	1:X:289:GLY:H	2.23	0.42
1:B:102:ARG:NH2	1:B:437:ASP:OD1	2.53	0.42
1:C:171:TYR:CD2	1:C:184:PRO:HG2	2.55	0.42
1:E:325:GLY:O	1:E:326:TYR:C	2.58	0.42
1:F:115:LEU:HD23	1:F:379:LEU:HD21	2.02	0.42
1:F:3:ASP:HA	1:F:6:PHE:HD1	1.85	0.42
1:F:411:PRO:HG2	1:F:417:VAL:HG12	2.02	0.42
1:F:3:ASP:HA	1:F:6:PHE:CD1	2.54	0.42
1:G:106:ASN:HB3	1:G:110:LYS:NZ	2.34	0.42
1:G:102:ARG:NH2	1:G:437:ASP:OD1	2.53	0.42
1:G:458:HIS:CD2	1:G:460:TYR:H	2.17	0.42
1:H:325:GLY:O	1:H:326:TYR:C	2.58	0.42
1:J:173:VAL:HB	1:J:175:HIS:CE1	2.54	0.42
1:J:181:PRO:O	1:J:186:ASP:HB2	2.19	0.42
1:J:3:ASP:HA	1:J:6:PHE:HD1	1.85	0.42
1:L:171:TYR:CD2	1:L:184:PRO:HG2	2.54	0.42
1:L:283:TYR:CD1	1:L:283:TYR:C	2.92	0.42
1:L:601:THR:O	1:L:602:GLU:CB	2.66	0.42
1:M:106:ASN:HB3	1:M:110:LYS:NZ	2.34	0.42
1:M:321:ARG:NE	4:M:7500:CIT:H42	2.18	0.42
1:O:381:GLY:HA2	1:O:386:ILE:CD1	2.50	0.42
1:O:334:TYR:CZ	1:O:388:PRO:HG2	2.54	0.42
1:O:400:PRO:HA	1:O:401:PRO:HD3	1.73	0.42
1:N:176:LYS:HG3	1:O:449:ASN:HB3	2.02	0.42
1:Q:325:GLY:O	1:Q:326:TYR:C	2.58	0.42
1:Q:96:THR:C	1:Q:98:GLU:H	2.23	0.42
1:R:3:ASP:HA	1:R:6:PHE:HD1	1.85	0.42
1:S:181:PRO:O	1:S:186:ASP:HB2	2.19	0.42
1:T:325:GLY:O	1:T:326:TYR:C	2.58	0.42
1:V:173:VAL:HB	1:V:175:HIS:CE1	2.54	0.42
1:V:394:LYS:HG2	1:V:399:LEU:CD1	2.50	0.42

*Continued on next page...*

*Continued from previous page...*

Atom-1	Atom-2	Interatomic distance (Å)	Clash overlap (Å)
1:V:3:ASP:HA	1:V:6:PHE:HD1	1.85	0.42
1:X:601:THR:O	1:X:602:GLU:CB	2.66	0.42
1:A:208:LYS:CD	1:A:208:LYS:N	2.81	0.42
1:A:348:THR:HG21	1:A:353:ALA:O	2.20	0.42
1:B:32:THR:HG21	1:B:80:ARG:HH22	1.84	0.42
1:B:47:LEU:O	1:B:66:LEU:HA	2.20	0.42
1:E:32:THR:HG21	1:E:80:ARG:HH22	1.84	0.42
1:E:338:ASN:HD21	1:E:395:ASP:CA	2.29	0.42
1:F:338:ASN:ND2	1:F:396:LEU:N	2.51	0.42
1:G:74:ALA:HA	1:G:86:ASN:O	2.20	0.42
1:H:346:PRO:HD2	1:H:355:ARG:O	2.20	0.42
1:J:326:TYR:HD1	1:J:326:TYR:H	1.66	0.42
1:J:348:THR:HG21	1:J:353:ALA:O	2.20	0.42
1:E:364:SER:HA	1:K:468:VAL:HG21	2.02	0.42
1:M:348:THR:HG21	1:M:353:ALA:O	2.20	0.42
1:M:74:ALA:HA	1:M:86:ASN:O	2.20	0.42
1:M:93:ASP:HB3	1:M:96:THR:OG1	2.19	0.42
1:N:326:TYR:H	1:N:326:TYR:HD1	1.66	0.42
1:O:74:ALA:HA	1:O:86:ASN:O	2.20	0.42
1:Q:271:HIS:HB3	1:Q:355:ARG:HD3	2.01	0.42
1:R:338:ASN:ND2	1:R:396:LEU:N	2.51	0.42
1:S:256:MET:HA	1:S:257:PRO:HD3	1.90	0.42
1:W:328:ALA:HA	1:W:329:PRO:HD3	1.78	0.42
1:W:50:ASP:HB3	1:W:64:ASP:OD1	2.19	0.42
1:X:333:VAL:HG11	1:X:407:ILE:HD12	2.01	0.42
1:C:337:ARG:HH22	1:C:347:ILE:CD1	2.32	0.42
1:D:144:ALA:HA	1:J:261:PHE:O	2.20	0.42
1:D:280:PRO:HD3	1:D:352:LYS:HG2	2.01	0.42
1:F:264:ASN:ND2	4:F:7486:CIT:O3	2.53	0.42
1:G:337:ARG:HD2	1:G:337:ARG:N	2.33	0.42
1:I:14:VAL:HA	1:I:83:LYS:HG3	2.00	0.42
1:I:42:VAL:O	1:I:46:GLY:HA2	2.20	0.42
1:I:55:ARG:HD3	1:I:449:ASN:HD21	1.84	0.42
1:M:280:PRO:HD3	1:M:352:LYS:HG2	2.00	0.42
1:O:337:ARG:HH22	1:O:347:ILE:CD1	2.33	0.42
1:O:326:TYR:O	4:O:7504:CIT:O3	2.37	0.42
1:R:264:ASN:ND2	4:R:7510:CIT:O3	2.53	0.42
1:U:14:VAL:HA	1:U:83:LYS:HG3	2.00	0.42
1:U:42:VAL:O	1:U:46:GLY:HA2	2.20	0.42
1:U:55:ARG:HD3	1:U:449:ASN:HD21	1.84	0.42
1:W:55:ARG:HD3	1:W:449:ASN:HD21	1.84	0.42

*Continued on next page...*

*Continued from previous page...*

Atom-1	Atom-2	Interatomic distance (Å)	Clash overlap (Å)
1:A:357:GLU:OE2	1:A:359:ARG:HG2	2.20	0.42
1:B:329:PRO:HG3	5:B:7659:HOH:O	2.19	0.42
1:C:282:MET:SD	1:C:356:LEU:HD23	2.60	0.42
1:C:329:PRO:HG3	5:C:7662:HOH:O	2.19	0.42
1:C:357:GLU:OE2	1:C:359:ARG:HG2	2.20	0.42
1:D:282:MET:SD	1:D:356:LEU:HD23	2.60	0.42
1:F:421:LEU:O	1:F:425:HIS:HB3	2.19	0.42
1:G:282:MET:SD	1:G:356:LEU:HD23	2.60	0.42
1:L:357:GLU:OE2	1:L:359:ARG:HG2	2.20	0.42
1:M:298:ILE:HG23	1:M:343:VAL:HG11	2.01	0.42
1:M:282:MET:SD	1:M:356:LEU:HD23	2.60	0.42
1:M:357:GLU:OE2	1:M:359:ARG:HG2	2.20	0.42
1:N:329:PRO:HG3	5:N:3615:HOH:O	2.19	0.42
1:O:329:PRO:HG3	5:O:3878:HOH:O	2.19	0.42
1:O:357:GLU:OE2	1:O:359:ARG:HG2	2.20	0.42
1:R:421:LEU:O	1:R:425:HIS:HB3	2.19	0.42
1:T:421:LEU:O	1:T:425:HIS:HB3	2.19	0.42
1:A:271:HIS:CG	3:A:7475:AMP:O4'	2.73	0.42
1:C:601:THR:OG1	1:C:230:HIS:NE2	2.48	0.42
1:C:49:PHE:O	1:C:65:MET:HG2	2.19	0.42
1:D:17:VAL:HG21	1:D:38:PHE:CG	2.55	0.42
1:G:52:SER:O	1:G:53:SER:CB	2.68	0.42
1:G:8:LEU:HD22	1:G:85:LEU:HD13	2.00	0.42
1:J:292:ASP:HA	1:J:295:ARG:NH1	2.35	0.42
1:K:601:THR:OG1	1:K:230:HIS:NE2	2.48	0.42
1:K:271:HIS:CG	3:K:7495:AMP:O4'	2.73	0.42
1:K:49:PHE:CE1	1:L:180:PHE:CE2	3.08	0.42
1:G:208:LYS:HA	1:L:37:ALA:HB1	2.02	0.42
1:L:1:THR:N	1:L:4:ASP:HB2	2.30	0.42
1:M:17:VAL:HG21	1:M:38:PHE:CG	2.55	0.42
1:N:271:HIS:CG	3:N:7501:AMP:O4'	2.73	0.42
1:P:309:LEU:HA	1:P:312:THR:CG2	2.45	0.42
1:P:17:VAL:HG21	1:P:38:PHE:CG	2.55	0.42
1:Q:207:GLU:N	1:Q:210:HIS:HD2	2.10	0.42
1:Q:52:SER:O	1:Q:53:SER:CB	2.68	0.42
1:Q:57:PHE:HA	1:Q:100:TYR:HE2	1.84	0.42
1:S:211:HIS:CE1	1:X:49:PHE:HE2	2.37	0.42
1:V:292:ASP:HA	1:V:295:ARG:NH1	2.35	0.42
1:W:271:HIS:CG	3:W:7519:AMP:O4'	2.73	0.42
1:C:425:HIS:O	1:C:428:LEU:HB2	2.19	0.42
1:C:59:SER:O	1:C:61:HIS:N	2.53	0.42

*Continued on next page...*

*Continued from previous page...*

Atom-1	Atom-2	Interatomic distance (Å)	Clash overlap (Å)
1:D:504:ASN:HA	1:D:351:PRO:HD2	1.96	0.42
1:E:129:GLU:O	1:E:129:GLU:HG2	2.20	0.42
1:F:129:GLU:O	1:F:129:GLU:HG2	2.20	0.42
1:F:333:VAL:HG13	1:F:407:ILE:HG23	2.02	0.42
1:A:140:PHE:CE1	1:G:463:ALA:HA	2.55	0.42
1:H:14:VAL:HA	1:H:83:LYS:HG3	2.01	0.42
1:K:58:GLN:HE21	1:K:62:GLU:CB	2.22	0.42
1:K:72:GLU:HG3	1:K:230:HIS:NE2	2.34	0.42
1:L:256:MET:HA	1:L:257:PRO:HD3	1.93	0.42
1:N:59:SER:O	1:N:61:HIS:N	2.53	0.42
1:N:176:LYS:CB	1:O:55:ARG:HE	2.22	0.42
1:O:59:SER:O	1:O:61:HIS:N	2.53	0.42
1:Q:420:ARG:HD2	1:Q:420:ARG:HA	1.75	0.42
1:R:129:GLU:HG2	1:R:129:GLU:O	2.20	0.42
1:S:129:GLU:HG2	1:S:129:GLU:O	2.20	0.42
1:S:333:VAL:HG13	1:S:407:ILE:HG23	2.02	0.42
1:U:420:ARG:NH2	1:U:423:ALA:HB3	2.34	0.42
1:A:333:VAL:HG11	1:A:407:ILE:HD12	2.01	0.42
1:B:407:ILE:HA	1:B:408:PRO:HD3	1.85	0.42
1:C:65:MET:CE	1:C:67:LEU:HD11	2.49	0.42
1:F:344:ARG:O	1:F:346:PRO:HD3	2.20	0.42
1:G:333:VAL:HG11	1:G:407:ILE:HD12	2.01	0.42
1:H:333:VAL:HG11	1:H:407:ILE:HD12	2.01	0.42
1:H:210:HIS:CE1	3:H:7489:AMP:H3'	2.47	0.42
1:I:405:ALA:C	1:I:407:ILE:H	2.23	0.42
1:I:8:LEU:HD23	1:I:12:GLU:HG3	2.02	0.42
1:J:333:VAL:HG11	1:J:407:ILE:HD12	2.01	0.42
1:J:52:SER:O	1:J:53:SER:CB	2.68	0.42
1:K:53:SER:O	1:K:54:ILE:CB	2.65	0.42
1:F:465:TYR:CZ	1:L:315:THR:HB	2.55	0.42
1:L:344:ARG:NH1	1:L:346:PRO:HA	2.35	0.42
1:M:333:VAL:HG11	1:M:407:ILE:HD12	2.01	0.42
1:M:180:PHE:HE2	1:N:52:SER:HB3	1.77	0.42
1:N:52:SER:O	1:N:53:SER:CB	2.68	0.42
1:O:210:HIS:CE1	3:O:7503:AMP:H3'	2.47	0.42
1:P:283:TYR:HB3	5:P:4072:HOH:O	2.19	0.42
1:P:264:ASN:ND2	1:P:326:TYR:CD2	2.88	0.42
1:P:337:ARG:HB3	1:Q:62:GLU:CA	2.50	0.42
1:P:339:ARG:HH12	1:Q:64:ASP:CG	2.23	0.42
1:R:344:ARG:O	1:R:346:PRO:HD3	2.20	0.42
1:T:8:LEU:HD23	1:T:12:GLU:HG3	2.01	0.42

*Continued on next page...*



*Continued from previous page...*

Atom-1	Atom-2	Interatomic distance (Å)	Clash overlap (Å)
1:T:344:ARG:NH1	1:T:346:PRO:HA	2.35	0.42
1:T:333:VAL:HG11	1:T:407:ILE:HD12	2.01	0.42
1:U:8:LEU:HD23	1:U:12:GLU:HG3	2.02	0.42
1:U:437:ASP:HB3	5:U:5378:HOH:O	2.20	0.42
1:V:333:VAL:HG11	1:V:407:ILE:HD12	2.01	0.42
1:V:344:ARG:NH1	1:V:346:PRO:HA	2.35	0.42
1:V:402:GLU:O	1:V:403:GLU:HB2	2.18	0.42
1:W:100:TYR:OH	1:W:102:ARG:HG3	2.20	0.42
1:W:93:ASP:O	1:W:95:PHE:N	2.52	0.42
1:X:100:TYR:OH	1:X:102:ARG:HG3	2.20	0.42
1:C:287:TYR:O	1:C:288:ALA:HB3	2.19	0.42
1:D:24:LEU:HB3	1:D:25:PRO:HD3	2.02	0.42
1:F:65:MET:H	1:F:65:MET:HG2	1.68	0.42
1:H:269:HIS:N	1:H:269:HIS:CD2	2.85	0.42
1:K:287:TYR:O	1:K:288:ALA:HB3	2.19	0.42
1:K:397:TYR:CD2	1:K:397:TYR:O	2.72	0.42
1:N:287:TYR:O	1:N:288:ALA:HB3	2.19	0.42
1:P:24:LEU:HB3	1:P:25:PRO:HD3	2.02	0.42
1:Q:60:ILE:HG12	1:Q:60:ILE:H	1.69	0.42
1:S:211:HIS:N	1:S:222:ASN:OD1	2.50	0.42
1:T:1:THR:HA	1:T:2:PRO:HD3	1.96	0.42
1:U:40:LYS:H	1:U:40:LYS:CD	2.32	0.42
1:U:70:ASP:OD2	1:U:230:HIS:HE1	2.02	0.42
1:V:63:SER:CB	1:W:337:ARG:HH21	2.33	0.42
1:W:397:TYR:CD2	1:W:397:TYR:O	2.72	0.42
1:C:372:SER:O	1:C:376:MET:HG2	2.20	0.42
1:D:174:ARG:O	1:D:174:ARG:HG2	2.20	0.42
1:D:339:ARG:NH1	1:E:51:GLY:CA	2.83	0.42
1:D:180:PHE:HE2	1:E:49:PHE:HZ	1.68	0.42
1:E:55:ARG:HH11	1:E:55:ARG:CG	2.20	0.42
1:F:372:SER:O	1:F:376:MET:HG2	2.20	0.42
1:G:372:SER:O	1:G:376:MET:HG2	2.20	0.42
1:H:326:TYR:C	1:H:328:ALA:N	2.73	0.42
1:H:70:ASP:OD2	1:H:230:HIS:HE1	2.01	0.42
1:I:80:ARG:NH2	1:J:189:VAL:HG13	2.25	0.42
1:K:372:SER:O	1:K:376:MET:HG2	2.20	0.42
1:K:92:HIS:CE1	1:K:99:PRO:HG3	2.55	0.42
1:L:174:ARG:O	1:L:174:ARG:HG2	2.20	0.42
1:L:35:ALA:C	1:L:37:ALA:H	2.23	0.42
1:L:372:SER:O	1:L:376:MET:HG2	2.20	0.42
1:L:92:HIS:CE1	1:L:99:PRO:HG3	2.55	0.42

*Continued on next page...*

*Continued from previous page...*

Atom-1	Atom-2	Interatomic distance (Å)	Clash overlap (Å)
1:M:92:HIS:CE1	1:M:99:PRO:HG3	2.55	0.42
1:O:55:ARG:NH1	1:O:55:ARG:HG3	2.17	0.42
1:M:49:PHE:HZ	1:R:180:PHE:HE2	1.67	0.42
1:R:222:ASN:N	1:R:222:ASN:OD1	2.51	0.42
1:S:59:SER:HB3	1:S:61:HIS:CD2	2.55	0.42
1:T:174:ARG:HG2	1:T:174:ARG:O	2.20	0.42
1:W:174:ARG:HG2	1:W:174:ARG:O	2.20	0.42
1:X:325:GLY:O	1:X:327:GLU:N	2.38	0.42
1:B:121:ALA:HA	1:B:276:LYS:HB2	2.02	0.42
1:B:283:TYR:OH	1:B:285:GLU:HA	2.19	0.42
1:B:400:PRO:HA	1:B:401:PRO:HD3	1.78	0.42
1:D:121:ALA:HA	1:D:276:LYS:HB2	2.02	0.42
1:E:295:ARG:HG2	1:E:388:PRO:CG	2.50	0.42
1:E:504:ASN:HA	1:E:351:PRO:HD2	1.92	0.42
1:F:121:ALA:HA	1:F:276:LYS:HB2	2.02	0.42
1:F:269:HIS:CE1	1:F:359:ARG:NH1	2.88	0.42
1:G:129:GLU:HG2	5:G:7572:HOH:O	2.20	0.42
1:G:297:TYR:CE2	1:G:356:LEU:HD11	2.55	0.42
1:G:395:ASP:CB	1:G:398:GLU:HG2	2.46	0.42
1:G:425:HIS:HB2	1:G:439:ILE:HD13	2.02	0.42
1:I:129:GLU:HG2	5:I:7580:HOH:O	2.20	0.42
1:I:283:TYR:CG	1:I:284:ASP:N	2.87	0.42
1:I:504:ASN:HA	1:I:351:PRO:HD2	1.92	0.42
1:K:283:TYR:OH	1:K:285:GLU:HA	2.19	0.42
1:E:254:THR:HB	1:K:466:TYR:CE1	2.55	0.42
1:L:295:ARG:HG2	1:L:388:PRO:CG	2.50	0.42
1:G:208:LYS:HE2	1:L:41:SER:OG	2.20	0.42
1:M:33:ILE:HG22	1:R:211:HIS:CD2	2.54	0.42
1:N:269:HIS:CE1	1:N:359:ARG:NH1	2.88	0.42
1:Q:151:VAL:O	1:W:145:ASN:HB2	2.20	0.42
1:R:269:HIS:CE1	1:R:359:ARG:NH1	2.88	0.42
1:R:295:ARG:HG2	1:R:388:PRO:CG	2.50	0.42
1:S:207:GLU:N	1:S:210:HIS:HD2	2.17	0.42
1:S:297:TYR:CE2	1:S:356:LEU:HD11	2.55	0.42
1:T:129:GLU:HG2	5:T:5077:HOH:O	2.20	0.42
1:U:12:GLU:O	1:U:83:LYS:HG2	2.20	0.42
1:U:194:LYS:HD3	5:U:5388:HOH:O	2.20	0.42
1:U:121:ALA:HA	1:U:276:LYS:HB2	2.02	0.42
1:U:283:TYR:CG	1:U:284:ASP:N	2.87	0.42
1:U:297:TYR:CE2	1:U:356:LEU:HD11	2.55	0.42
1:U:273:SER:OG	3:U:7515:AMP:N6	2.53	0.42

*Continued on next page...*

*Continued from previous page...*

Atom-1	Atom-2	Interatomic distance (Å)	Clash overlap (Å)
1:V:240:TYR:HA	5:W:5925:HOH:O	2.18	0.42
1:A:102:ARG:NH2	1:A:437:ASP:OD1	2.53	0.42
1:G:327:GLU:OE1	1:L:60:ILE:HG21	2.20	0.42
1:G:115:LEU:HD23	1:G:379:LEU:HD21	2.02	0.42
1:H:207:GLU:HB3	1:H:208:LYS:H	1.56	0.42
1:I:171:TYR:CD2	1:I:184:PRO:HG2	2.54	0.42
1:I:174:ARG:HB3	1:I:174:ARG:HE	1.63	0.42
1:I:394:LYS:HG2	1:I:399:LEU:CD1	2.50	0.42
1:K:173:VAL:HB	1:K:175:HIS:CE1	2.54	0.42
1:L:394:LYS:HG2	1:L:399:LEU:CD1	2.50	0.42
1:M:115:LEU:HD23	1:M:379:LEU:HD21	2.02	0.42
1:N:106:ASN:HB3	1:N:110:LYS:NZ	2.34	0.42
1:O:102:ARG:NH2	1:O:437:ASP:OD1	2.52	0.42
1:P:96:THR:C	1:P:98:GLU:H	2.23	0.42
1:Q:173:VAL:HB	1:Q:175:HIS:CE1	2.55	0.42
1:R:3:ASP:HA	1:R:6:PHE:CD1	2.54	0.42
1:S:325:GLY:O	1:S:326:TYR:C	2.58	0.42
1:S:102:ARG:NH2	1:S:437:ASP:OD1	2.53	0.42
1:V:34:PRO:HG3	1:W:206:LEU:HB3	2.00	0.42
1:W:171:TYR:CD2	1:W:184:PRO:HG2	2.55	0.42
1:W:394:LYS:HG2	1:W:399:LEU:CD1	2.50	0.42
1:A:74:ALA:HA	1:A:86:ASN:O	2.20	0.42
1:B:74:ALA:HA	1:B:86:ASN:O	2.20	0.42
1:C:211:HIS:NE2	1:D:49:PHE:CD2	2.88	0.42
1:D:346:PRO:HD2	1:D:355:ARG:O	2.20	0.42
1:E:47:LEU:O	1:E:66:LEU:HA	2.20	0.42
1:E:462:PHE:CZ	1:K:149:TYR:CE1	3.08	0.42
1:K:346:PRO:HD2	1:K:355:ARG:O	2.20	0.42
1:O:348:THR:HG21	1:O:353:ALA:O	2.20	0.42
1:Q:346:PRO:HD2	1:Q:355:ARG:O	2.20	0.42
1:Q:348:THR:HG21	1:Q:353:ALA:O	2.20	0.42
1:Q:47:LEU:O	1:Q:66:LEU:HA	2.20	0.42
1:R:32:THR:HG21	1:R:80:ARG:HH22	1.83	0.42
5:M:5076:HOH:O	1:S:27:ILE:HD11	2.18	0.42
1:T:63:SER:HB3	1:T:64:ASP:H	1.39	0.42
1:T:47:LEU:O	1:T:66:LEU:HA	2.20	0.42
1:U:271:HIS:HB3	1:U:355:ARG:HD3	2.01	0.42
1:V:326:TYR:HD1	1:V:326:TYR:H	1.66	0.42
1:V:348:THR:HG21	1:V:353:ALA:O	2.20	0.42
1:W:346:PRO:HD2	1:W:355:ARG:O	2.20	0.42
1:W:271:HIS:HB3	1:W:355:ARG:HD3	2.01	0.42

*Continued on next page...*

*Continued from previous page...*

Atom-1	Atom-2	Interatomic distance (Å)	Clash overlap (Å)
1:A:280:PRO:HD3	1:A:352:LYS:HG2	2.01	0.42
1:B:206:LEU:HB3	1:C:34:PRO:HG3	2.01	0.42
1:B:45:ASP:O	1:B:66:LEU:HD21	2.19	0.42
1:D:102:ARG:HG2	1:D:438:LEU:HD13	2.01	0.42
1:H:347:ILE:O	1:H:347:ILE:HG22	2.19	0.42
1:K:42:VAL:O	1:K:46:GLY:HA2	2.20	0.42
1:K:41:SER:O	1:K:45:ASP:HB2	2.19	0.42
1:M:42:VAL:O	1:M:46:GLY:HA2	2.20	0.42
1:O:309:LEU:HG	1:O:313:ASN:ND2	2.31	0.42
1:P:280:PRO:HD3	1:P:352:LYS:HG2	2.01	0.42
1:P:58:GLN:HE22	1:P:93:ASP:HA	1.84	0.42
1:T:288:ALA:O	1:T:354:LYS:NZ	2.53	0.42
1:T:347:ILE:O	1:T:347:ILE:HG22	2.19	0.42
1:U:347:ILE:HG22	1:U:347:ILE:O	2.19	0.42
1:U:41:SER:O	1:U:45:ASP:HB2	2.19	0.42
1:X:400:PRO:HA	1:X:401:PRO:HD3	1.88	0.42
1:B:451:GLU:CB	1:B:452:PRO:HD3	2.49	0.42
1:F:126:PHE:CE2	1:F:272:GLN:HG2	2.55	0.42
1:F:256:MET:HA	1:F:257:PRO:HD3	1.90	0.42
1:G:256:MET:HA	1:G:257:PRO:HD3	1.90	0.42
1:G:58:GLN:HE22	1:G:62:GLU:HG2	1.85	0.42
1:I:305:ALA:HB3	1:I:306:PRO:HD3	2.01	0.42
1:I:357:GLU:OE2	1:I:359:ARG:HG2	2.20	0.42
1:K:409:GLN:HA	1:K:409:GLN:NE2	2.19	0.42
1:N:357:GLU:OE2	1:N:359:ARG:HG2	2.20	0.42
1:O:282:MET:SD	1:O:356:LEU:HD23	2.60	0.42
1:O:328:ALA:HA	1:O:329:PRO:HD3	1.89	0.42
1:P:175:HIS:CE1	1:W:467:ASP:HB2	2.55	0.42
1:P:282:MET:SD	1:P:356:LEU:HD23	2.60	0.42
1:R:126:PHE:CE2	1:R:272:GLN:HG2	2.55	0.42
1:S:329:PRO:HG3	5:S:4930:HOH:O	2.19	0.42
1:S:451:GLU:CB	1:S:452:PRO:HD3	2.49	0.42
1:U:305:ALA:HB3	1:U:306:PRO:HD3	2.01	0.42
1:U:357:GLU:OE2	1:U:359:ARG:HG2	2.20	0.42
1:U:399:LEU:HA	1:U:399:LEU:HD12	1.87	0.42
1:X:357:GLU:OE2	1:X:359:ARG:HG2	2.20	0.42
1:A:463:ALA:HA	1:G:140:PHE:CE1	2.55	0.42
1:B:59:SER:OG	1:B:60:ILE:N	2.43	0.42
1:C:315:THR:HB	1:I:465:TYR:CZ	2.55	0.42
1:D:52:SER:O	1:D:53:SER:CB	2.68	0.42
1:E:207:GLU:N	1:E:210:HIS:HD2	2.10	0.42

*Continued on next page...*

*Continued from previous page...*

Atom-1	Atom-2	Interatomic distance (Å)	Clash overlap (Å)
1:E:52:SER:O	1:E:53:SER:CB	2.68	0.42
1:A:49:PHE:CE1	1:F:180:PHE:HE2	2.36	0.42
1:G:602:GLU:HG3	1:G:603:LYS:N	2.34	0.42
1:H:1:THR:N	1:H:4:ASP:HB2	2.30	0.42
1:I:57:PHE:HA	1:I:100:TYR:HE2	1.84	0.42
1:K:49:PHE:O	1:K:65:MET:HG2	2.19	0.42
1:K:55:ARG:O	1:L:177:GLY:HA2	2.20	0.42
1:L:52:SER:O	1:L:53:SER:CB	2.68	0.42
1:P:52:SER:O	1:P:53:SER:CB	2.68	0.42
1:R:601:THR:OG1	1:R:230:HIS:NE2	2.48	0.42
1:R:17:VAL:HG21	1:R:38:PHE:CG	2.55	0.42
1:R:390:ALA:HA	1:R:391:PRO:HD2	1.93	0.42
1:S:207:GLU:HB3	1:S:208:LYS:H	1.67	0.42
1:S:48:ALA:O	1:S:49:PHE:HB2	2.20	0.42
1:T:292:ASP:HA	1:T:295:ARG:NH1	2.35	0.42
1:T:52:SER:O	1:T:53:SER:CB	2.68	0.42
1:V:54:ILE:HG13	1:V:55:ARG:N	2.25	0.42
1:W:280:PRO:CG	1:W:352:LYS:HG2	2.49	0.42
1:X:1:THR:N	1:X:4:ASP:HB2	2.30	0.42
1:X:52:SER:O	1:X:53:SER:CB	2.68	0.42
1:B:59:SER:HB3	1:B:61:HIS:CD2	2.55	0.42
1:C:129:GLU:HG2	1:C:129:GLU:O	2.20	0.42
1:C:420:ARG:NH2	1:C:423:ALA:HB3	2.34	0.42
1:G:129:GLU:HG2	1:G:129:GLU:O	2.20	0.42
1:H:129:GLU:O	1:H:129:GLU:HG2	2.20	0.42
1:I:420:ARG:HH21	1:I:420:ARG:CA	2.30	0.42
1:I:420:ARG:NH2	1:I:423:ALA:HB3	2.34	0.42
1:I:72:GLU:HG3	1:I:230:HIS:NE2	2.34	0.42
1:K:187:GLN:HE21	1:K:187:GLN:HB3	1.61	0.42
1:L:129:GLU:O	1:L:129:GLU:HG2	2.20	0.42
1:K:33:ILE:HG22	1:L:211:HIS:HD2	1.85	0.42
1:L:400:PRO:HG2	1:L:403:GLU:CB	2.49	0.42
1:L:57:PHE:HZ	1:L:91:VAL:HG21	1.84	0.42
1:O:129:GLU:O	1:O:129:GLU:HG2	2.20	0.42
1:T:14:VAL:HA	1:T:83:LYS:HG3	2.01	0.42
1:U:157:TRP:HB3	1:U:174:ARG:HG3	2.01	0.42
1:V:321:ARG:NE	4:V:7518:CIT:H42	2.17	0.42
1:X:129:GLU:O	1:X:129:GLU:HG2	2.20	0.42
1:X:420:ARG:NH2	1:X:423:ALA:HB3	2.34	0.42
1:B:264:ASN:ND2	1:B:326:TYR:CD2	2.88	0.42
1:D:283:TYR:HB3	5:D:916:HOH:O	2.19	0.42

*Continued on next page...*

*Continued from previous page...*

Atom-1	Atom-2	Interatomic distance (Å)	Clash overlap (Å)
1:D:264:ASN:ND2	1:D:326:TYR:CD2	2.88	0.42
1:D:466:TYR:CE1	1:J:254:THR:HB	2.54	0.42
1:E:465:TYR:CZ	1:K:315:THR:HB	2.55	0.42
1:G:8:LEU:HD23	1:G:12:GLU:HG3	2.02	0.42
1:G:407:ILE:HA	1:G:408:PRO:HD3	1.85	0.42
1:J:344:ARG:NH1	1:J:346:PRO:HA	2.35	0.42
1:K:114:TYR:O	1:K:118:THR:HG23	2.20	0.42
1:K:344:ARG:O	1:K:346:PRO:HD3	2.20	0.42
1:K:93:ASP:O	1:K:95:PHE:N	2.52	0.42
1:L:333:VAL:HG11	1:L:407:ILE:HD12	2.01	0.42
1:M:282:MET:HA	1:M:291:SER:OG	2.19	0.42
1:N:100:TYR:OH	1:N:102:ARG:HG3	2.20	0.42
1:N:602:GLU:HG3	1:N:72:GLU:CD	2.41	0.42
1:O:1:THR:CG2	1:O:2:PRO:HD2	2.41	0.42
1:R:338:ASN:HA	1:R:338:ASN:HD22	1.70	0.42
1:S:114:TYR:O	1:S:118:THR:HG23	2.20	0.42
1:S:8:LEU:HD23	1:S:12:GLU:HG3	2.02	0.42
1:S:264:ASN:ND2	1:S:326:TYR:CD2	2.88	0.42
1:S:407:ILE:HA	1:S:408:PRO:HD3	1.85	0.42
1:X:331:ASN:OD1	1:X:409:GLN:NE2	2.50	0.42
1:A:207:GLU:HG3	1:A:210:HIS:HD2	1.84	0.42
1:B:24:LEU:HB3	1:B:25:PRO:HD3	2.02	0.42
1:D:174:ARG:HE	1:D:174:ARG:HB3	1.72	0.42
1:E:337:ARG:NH2	1:F:63:SER:HB3	2.35	0.42
1:I:211:HIS:N	1:I:222:ASN:OD1	2.50	0.42
1:I:70:ASP:OD2	1:I:230:HIS:HE1	2.02	0.42
1:L:412:THR:HB	5:L:1350:HOH:O	2.19	0.42
1:M:327:GLU:OE2	1:N:60:ILE:HD13	2.20	0.42
1:O:287:TYR:O	1:O:288:ALA:HB3	2.19	0.42
1:R:65:MET:H	1:R:65:MET:HG2	1.69	0.42
1:B:196:LEU:HD13	1:B:221:ILE:HG21	2.01	0.42
1:C:296:HIS:HB2	1:C:382:ILE:HG12	2.00	0.42
1:D:466:TYR:CE1	1:J:254:THR:HB	2.54	0.42
1:I:174:ARG:O	1:I:174:ARG:HG2	2.20	0.42
1:K:174:ARG:HG2	1:K:174:ARG:O	2.20	0.42
1:O:326:TYR:C	1:O:328:ALA:N	2.73	0.42
1:O:372:SER:O	1:O:376:MET:HG2	2.20	0.42
1:R:174:ARG:HG2	1:R:174:ARG:O	2.20	0.42
1:R:372:SER:O	1:R:376:MET:HG2	2.20	0.42
1:X:372:SER:O	1:X:376:MET:HG2	2.20	0.42
1:B:269:HIS:CE1	1:B:359:ARG:NH1	2.88	0.42

*Continued on next page...*

*Continued from previous page...*

Atom-1	Atom-2	Interatomic distance (Å)	Clash overlap (Å)
1:C:354:LYS:HA	5:C:7595:HOH:O	2.20	0.42
1:C:269:HIS:CE1	1:C:359:ARG:NH1	2.88	0.42
1:D:328:ALA:HA	1:D:329:PRO:HD3	1.80	0.42
1:E:283:TYR:CG	1:E:284:ASP:N	2.87	0.42
1:F:295:ARG:HG2	1:F:388:PRO:CG	2.50	0.42
1:H:425:HIS:HB2	1:H:439:ILE:HD13	2.02	0.42
1:I:121:ALA:HA	1:I:276:LYS:HB2	2.02	0.42
1:I:194:LYS:HD3	5:I:7621:HOH:O	2.20	0.42
1:I:273:SER:OG	3:I:7491:AMP:N6	2.53	0.42
1:N:121:ALA:HA	1:N:276:LYS:HB2	2.02	0.42
1:N:427:TYR:HB3	5:N:3529:HOH:O	2.20	0.42
1:O:458:HIS:HD2	1:O:460:TYR:N	2.01	0.42
1:Q:283:TYR:CG	1:Q:284:ASP:N	2.87	0.42
1:R:121:ALA:HA	1:R:276:LYS:HB2	2.02	0.42
1:R:297:TYR:CE2	1:R:356:LEU:HD11	2.55	0.42
1:S:287:TYR:C	1:S:289:GLY:H	2.23	0.42
1:S:295:ARG:HG2	1:S:388:PRO:CG	2.50	0.42
1:T:425:HIS:HB2	1:T:439:ILE:HD13	2.02	0.42
1:X:295:ARG:HG2	1:X:388:PRO:CG	2.50	0.42
1:X:297:TYR:CE2	1:X:356:LEU:HD11	2.55	0.42
1:A:115:LEU:HD23	1:A:379:LEU:HD21	2.02	0.42
1:D:178:GLY:HA3	1:E:29:GLN:CD	2.40	0.42
1:D:325:GLY:O	1:D:326:TYR:C	2.58	0.42
1:D:96:THR:C	1:D:98:GLU:H	2.23	0.42
1:J:394:LYS:HG2	1:J:399:LEU:CD1	2.50	0.42
1:J:247:TRP:CZ3	1:K:171:TYR:CD1	3.07	0.42
1:K:325:GLY:O	1:K:326:TYR:C	2.58	0.42
1:L:325:GLY:O	1:L:326:TYR:C	2.58	0.42
1:L:3:ASP:HA	1:L:6:PHE:HD1	1.85	0.42
1:L:96:THR:C	1:L:98:GLU:H	2.23	0.42
1:M:102:ARG:NH2	1:M:437:ASP:OD1	2.53	0.42
1:N:102:ARG:NH2	1:N:437:ASP:OD1	2.53	0.42
1:O:171:TYR:CD2	1:O:184:PRO:HG2	2.55	0.42
1:P:325:GLY:O	1:P:326:TYR:C	2.58	0.42
1:Q:394:LYS:HG2	1:Q:399:LEU:CD1	2.50	0.42
1:S:115:LEU:HD23	1:S:379:LEU:HD21	2.02	0.42
1:S:394:LYS:HG2	1:S:399:LEU:CD1	2.50	0.42
1:T:173:VAL:HB	1:T:175:HIS:CE1	2.55	0.42
1:T:96:THR:C	1:T:98:GLU:H	2.23	0.42
1:U:411:PRO:HG2	1:U:417:VAL:HG12	2.02	0.42
1:U:449:ASN:HB3	1:V:176:LYS:HG3	2.02	0.42

*Continued on next page...*

*Continued from previous page...*

Atom-1	Atom-2	Interatomic distance (Å)	Clash overlap (Å)
1:W:173:VAL:HB	1:W:175:HIS:CE1	2.55	0.42
1:Q:455:ILE:HG22	1:W:323:VAL:HG21	2.00	0.42
1:A:346:PRO:HD2	1:A:355:ARG:O	2.20	0.42
1:A:47:LEU:O	1:A:66:LEU:HA	2.20	0.42
1:B:333:VAL:HG11	1:B:407:ILE:HD12	2.01	0.42
1:C:338:ASN:ND2	1:C:396:LEU:N	2.51	0.42
1:C:348:THR:HG21	1:C:353:ALA:O	2.20	0.42
1:C:176:LYS:CG	1:D:55:ARG:HD2	2.49	0.42
1:E:348:THR:HG21	1:E:353:ALA:O	2.20	0.42
1:A:60:ILE:HD12	1:F:338:ASN:HA	2.02	0.42
1:E:211:HIS:CE1	1:F:49:PHE:CD2	3.07	0.42
1:F:32:THR:HG21	1:F:80:ARG:HH22	1.84	0.42
1:H:47:LEU:O	1:H:66:LEU:HA	2.20	0.42
1:I:326:TYR:HD1	1:I:326:TYR:H	1.66	0.42
1:D:140:PHE:CE1	1:J:463:ALA:HA	2.55	0.42
1:K:113:ASN:HD22	1:K:113:ASN:HA	1.72	0.42
1:K:326:TYR:HD1	1:K:326:TYR:H	1.66	0.42
1:K:328:ALA:HA	1:K:329:PRO:HD3	1.78	0.42
1:K:50:ASP:HB3	1:K:64:ASP:OD1	2.19	0.42
1:M:346:PRO:HD2	1:M:355:ARG:O	2.20	0.42
1:N:47:LEU:O	1:N:66:LEU:HA	2.20	0.42
1:P:346:PRO:HD2	1:P:355:ARG:O	2.20	0.42
1:P:458:HIS:HD2	1:P:460:TYR:N	2.01	0.42
1:S:47:LEU:O	1:S:66:LEU:HA	2.20	0.42
1:S:74:ALA:HA	1:S:86:ASN:O	2.20	0.42
1:N:140:PHE:CE1	1:T:463:ALA:HA	2.53	0.42
1:T:74:ALA:HA	1:T:86:ASN:O	2.20	0.42
1:U:47:LEU:O	1:U:66:LEU:HA	2.20	0.42
1:W:333:VAL:HG11	1:W:407:ILE:HD12	2.01	0.42
1:A:42:VAL:O	1:A:46:GLY:HA2	2.20	0.42
1:F:102:ARG:HG2	1:F:438:LEU:HD13	2.01	0.42
1:F:41:SER:O	1:F:45:ASP:HB2	2.19	0.42
1:G:337:ARG:HH22	1:G:347:ILE:CD1	2.33	0.42
1:G:347:ILE:HG22	1:G:347:ILE:O	2.19	0.42
1:B:140:PHE:CE1	1:H:463:ALA:HA	2.55	0.42
1:I:208:LYS:O	1:I:210:HIS:N	2.43	0.42
1:I:347:ILE:O	1:I:347:ILE:HG22	2.19	0.42
1:L:264:ASN:ND2	4:L:7498:CIT:O3	2.53	0.42
1:N:264:ASN:ND2	4:N:7502:CIT:O3	2.53	0.42
1:O:343:VAL:HA	1:O:357:GLU:O	2.18	0.42
1:P:180:PHE:CE2	1:Q:49:PHE:HZ	2.38	0.42

*Continued on next page...*



*Continued from previous page...*

Atom-1	Atom-2	Interatomic distance (Å)	Clash overlap (Å)
1:S:264:ASN:ND2	4:S:7512:CIT:O3	2.53	0.42
5:P:4097:HOH:O	1:V:324:PRO:HD2	2.19	0.42
1:W:348:THR:HG21	1:W:353:ALA:O	2.19	0.42
1:W:400:PRO:HA	1:W:401:PRO:HD3	1.88	0.42
1:W:42:VAL:O	1:W:46:GLY:HA2	2.19	0.42
1:A:298:ILE:HD11	1:A:345:ILE:HD11	2.02	0.41
1:D:357:GLU:OE2	1:D:359:ARG:HG2	2.20	0.41
1:E:147:SER:HB3	5:E:1186:HOH:O	2.20	0.41
1:F:129:GLU:HG3	1:F:129:GLU:O	2.20	0.41
1:F:261:PHE:O	1:L:144:ALA:HA	2.19	0.41
1:J:95:PHE:CZ	1:K:337:ARG:NH2	2.88	0.41
1:G:339:ARG:HD2	1:L:60:ILE:HG22	2.02	0.41
1:N:305:ALA:HB3	1:N:306:PRO:HD3	2.01	0.41
1:N:298:ILE:HG23	1:N:343:VAL:HG11	2.01	0.41
1:P:357:GLU:OE2	1:P:359:ARG:HG2	2.20	0.41
1:Q:147:SER:HB3	5:Q:4342:HOH:O	2.20	0.41
1:U:329:PRO:HG3	5:U:5456:HOH:O	2.19	0.41
1:V:204:PHE:HE1	1:V:237:LEU:HD13	1.81	0.41
1:V:58:GLN:HE22	1:V:62:GLU:HG2	1.85	0.41
1:B:326:TYR:HB2	4:B:7478:CIT:O3	2.20	0.41
1:C:52:SER:O	1:C:53:SER:CB	2.68	0.41
1:D:602:GLU:HG3	1:D:603:LYS:N	2.34	0.41
1:F:17:VAL:HG21	1:F:38:PHE:CG	2.55	0.41
1:F:323:VAL:HG21	1:L:455:ILE:HG22	2.01	0.41
1:G:24:LEU:HD23	1:G:24:LEU:HA	1.89	0.41
1:G:48:ALA:O	1:G:49:PHE:HB2	2.20	0.41
1:H:52:SER:O	1:H:53:SER:CB	2.68	0.41
1:J:331:ASN:OD1	1:J:409:GLN:NE2	2.53	0.41
1:D:140:PHE:CE1	1:J:463:ALA:HA	2.55	0.41
1:J:54:ILE:HG13	1:J:55:ARG:N	2.25	0.41
1:J:80:ARG:HD3	1:K:193:ASP:OD2	2.19	0.41
1:L:49:PHE:O	1:L:65:MET:HG2	2.19	0.41
1:N:331:ASN:OD1	1:N:409:GLN:NE2	2.53	0.41
1:N:49:PHE:O	1:N:65:MET:HG2	2.19	0.41
1:O:601:THR:OG1	1:O:230:HIS:NE2	2.48	0.41
1:P:207:GLU:HB3	1:P:208:LYS:H	1.67	0.41
1:S:271:HIS:CG	3:S:7511:AMP:O4'	2.73	0.41
1:S:328:ALA:HA	1:S:329:PRO:HD3	1.80	0.41
1:U:292:ASP:HA	1:U:295:ARG:NH1	2.35	0.41
1:W:390:ALA:HA	1:W:391:PRO:HD2	1.93	0.41
1:X:53:SER:O	1:X:54:ILE:CB	2.68	0.41

*Continued on next page...*

*Continued from previous page...*

Atom-1	Atom-2	Interatomic distance (Å)	Clash overlap (Å)
1:A:129:GLU:O	1:A:129:GLU:HG2	2.20	0.41
1:A:59:SER:O	1:A:61:HIS:N	2.53	0.41
1:B:180:PHE:CZ	1:C:52:SER:HB2	2.55	0.41
5:D:841:HOH:O	1:E:81:ALA:HB3	2.20	0.41
1:H:59:SER:O	1:H:61:HIS:N	2.53	0.41
1:I:601:THR:OG1	1:I:230:HIS:NE2	2.50	0.41
1:I:420:ARG:NH1	1:I:424:ASP:HB2	2.30	0.41
1:J:425:HIS:O	1:J:428:LEU:HB2	2.19	0.41
1:J:602:GLU:O	1:J:603:LYS:C	2.59	0.41
1:J:72:GLU:HG3	1:J:230:HIS:NE2	2.34	0.41
1:K:333:VAL:HG13	1:K:407:ILE:HG23	2.02	0.41
1:F:465:TYR:CZ	1:L:315:THR:HB	2.55	0.41
1:N:59:SER:HB3	1:N:61:HIS:CD2	2.55	0.41
1:O:420:ARG:NH2	1:O:423:ALA:HB3	2.35	0.41
1:O:425:HIS:O	1:O:428:LEU:HB2	2.19	0.41
1:O:59:SER:HB3	1:O:61:HIS:CD2	2.55	0.41
1:Q:129:GLU:O	1:Q:129:GLU:HG2	2.20	0.41
1:R:14:VAL:HA	1:R:83:LYS:HG3	2.01	0.41
1:R:420:ARG:HH21	1:R:420:ARG:CA	2.30	0.41
1:S:602:GLU:O	1:S:603:LYS:C	2.59	0.41
1:S:33:ILE:HG22	1:T:211:HIS:HD2	1.85	0.41
1:T:400:PRO:HG2	1:T:403:GLU:CB	2.50	0.41
1:T:425:HIS:O	1:T:428:LEU:HB2	2.19	0.41
1:U:52:SER:HB2	1:V:180:PHE:HE2	1.80	0.41
1:V:425:HIS:O	1:V:428:LEU:HB2	2.19	0.41
1:V:602:GLU:O	1:V:603:LYS:C	2.59	0.41
1:V:72:GLU:HG3	1:V:230:HIS:NE2	2.34	0.41
1:W:72:GLU:HG3	1:W:230:HIS:NE2	2.34	0.41
1:W:400:PRO:HG2	1:W:403:GLU:CB	2.49	0.41
1:W:58:GLN:HE21	1:W:62:GLU:CB	2.22	0.41
1:X:57:PHE:HZ	1:X:91:VAL:HG21	1.84	0.41
1:B:100:TYR:OH	1:B:102:ARG:HG3	2.20	0.41
1:B:602:GLU:HG3	1:B:72:GLU:CD	2.41	0.41
1:C:264:ASN:ND2	1:C:326:TYR:CD2	2.88	0.41
1:D:337:ARG:NE	1:D:393:ASP:HB3	2.33	0.41
1:D:65:MET:CE	1:D:67:LEU:HD11	2.49	0.41
1:E:100:TYR:OH	1:E:102:ARG:HG3	2.20	0.41
1:F:454:ASN:OD1	1:L:413:GLN:NE2	2.53	0.41
1:G:256:MET:HA	1:G:257:PRO:HD3	1.91	0.41
1:G:264:ASN:ND2	1:G:326:TYR:CD2	2.88	0.41
1:H:8:LEU:HD23	1:H:12:GLU:HG3	2.02	0.41

*Continued on next page...*

*Continued from previous page...*

Atom-1	Atom-2	Interatomic distance (Å)	Clash overlap (Å)
1:H:52:SER:O	1:H:53:SER:CB	2.68	0.41
1:J:8:LEU:HD23	1:J:12:GLU:HG3	2.02	0.41
1:J:93:ASP:O	1:J:95:PHE:N	2.52	0.41
1:L:100:TYR:OH	1:L:102:ARG:HG3	2.20	0.41
1:N:264:ASN:ND2	1:N:326:TYR:CD2	2.88	0.41
1:O:52:SER:O	1:O:53:SER:CB	2.68	0.41
1:Q:100:TYR:OH	1:Q:102:ARG:HG3	2.20	0.41
1:Q:90:PHE:HB3	1:Q:106:ASN:HD21	1.85	0.41
1:M:63:SER:HB2	1:R:339:ARG:HH22	1.85	0.41
1:R:333:VAL:HG11	1:R:407:ILE:HD12	2.01	0.41
1:S:256:MET:HA	1:S:257:PRO:HD3	1.91	0.41
1:S:344:ARG:O	1:S:346:PRO:HD3	2.20	0.41
1:T:283:TYR:HB3	5:T:5124:HOH:O	2.19	0.41
1:U:344:ARG:NH1	1:U:346:PRO:HA	2.35	0.41
1:V:8:LEU:HD23	1:V:12:GLU:HG3	2.02	0.41
1:X:8:LEU:HD23	1:X:12:GLU:HG3	2.01	0.41
1:X:282:MET:O	1:X:290:LEU:HA	2.21	0.41
1:X:344:ARG:NH1	1:X:346:PRO:HA	2.35	0.41
1:A:463:ALA:HA	1:G:140:PHE:CE1	2.55	0.41
1:E:60:ILE:H	1:E:60:ILE:HG12	1.69	0.41
1:J:34:PRO:HG3	1:K:206:LEU:HB3	2.01	0.41
1:L:90:PHE:HB3	1:L:106:ASN:HD21	1.85	0.41
1:L:207:GLU:HG3	1:L:210:HIS:HD2	1.84	0.41
1:M:90:PHE:HB3	1:M:106:ASN:HD21	1.85	0.41
1:N:24:LEU:HB3	1:N:25:PRO:HD3	2.02	0.41
1:N:400:PRO:HA	1:N:401:PRO:HD2	1.75	0.41
1:O:337:ARG:O	1:P:60:ILE:HA	2.20	0.41
1:P:394:LYS:O	1:Q:60:ILE:O	2.37	0.41
1:W:400:PRO:HA	1:W:401:PRO:HD2	1.76	0.41
1:X:90:PHE:HB3	1:X:106:ASN:HD21	1.85	0.41
1:A:296:HIS:HB2	1:A:382:ILE:HG12	2.00	0.41
1:B:92:HIS:CE1	1:B:99:PRO:HG3	2.55	0.41
1:C:326:TYR:C	1:C:328:ALA:N	2.73	0.41
1:D:399:LEU:HD23	1:D:404:ALA:HA	2.01	0.41
1:E:174:ARG:HG2	1:E:174:ARG:O	2.20	0.41
1:E:465:TYR:CZ	1:K:315:THR:HB	2.55	0.41
1:F:174:ARG:O	1:F:174:ARG:HG2	2.20	0.41
1:F:92:HIS:CE1	1:F:99:PRO:HG3	2.55	0.41
1:G:264:ASN:ND2	4:G:7488:CIT:O3	2.53	0.41
1:I:296:HIS:CB	1:I:382:ILE:HG12	2.49	0.41
1:J:35:ALA:C	1:J:37:ALA:H	2.23	0.41

*Continued on next page...*

*Continued from previous page...*

Atom-1	Atom-2	Interatomic distance (Å)	Clash overlap (Å)
1:J:264:ASN:ND2	4:J:7494:CIT:O3	2.53	0.41
1:K:400:PRO:HA	1:K:401:PRO:HD2	1.67	0.41
1:L:458:HIS:HD2	1:L:460:TYR:N	2.03	0.41
1:M:296:HIS:HB2	1:M:382:ILE:HG12	2.00	0.41
1:M:400:PRO:HA	1:M:401:PRO:HD2	1.67	0.41
1:N:174:ARG:HG2	1:N:174:ARG:O	2.20	0.41
1:R:296:HIS:CB	1:R:382:ILE:HG12	2.49	0.41
1:R:398:GLU:CG	1:R:398:GLU:O	2.64	0.41
1:S:92:HIS:CE1	1:S:99:PRO:HG3	2.55	0.41
1:T:70:ASP:OD2	1:T:230:HIS:HE1	2.01	0.41
1:T:326:TYR:C	1:T:328:ALA:N	2.73	0.41
1:U:174:ARG:HG2	1:U:174:ARG:O	2.20	0.41
1:U:296:HIS:CB	1:U:382:ILE:HG12	2.49	0.41
1:V:35:ALA:C	1:V:37:ALA:H	2.23	0.41
1:V:264:ASN:ND2	4:V:7518:CIT:O3	2.53	0.41
1:W:92:HIS:CE1	1:W:99:PRO:HG3	2.55	0.41
1:X:160:THR:CG2	1:X:173:VAL:HG12	2.48	0.41
1:X:264:ASN:ND2	4:X:7522:CIT:O3	2.53	0.41
1:A:240:TYR:HA	5:F:7618:HOH:O	2.19	0.41
1:A:287:TYR:C	1:A:289:GLY:H	2.23	0.41
1:B:287:TYR:C	1:B:289:GLY:H	2.23	0.41
1:B:425:HIS:HB2	1:B:439:ILE:HD13	2.02	0.41
1:D:129:GLU:HG2	5:D:869:HOH:O	2.20	0.41
1:E:12:GLU:O	1:E:83:LYS:HG2	2.20	0.41
1:F:129:GLU:HG2	5:F:7566:HOH:O	2.19	0.41
1:F:297:TYR:CE2	1:F:356:LEU:HD11	2.55	0.41
1:G:12:GLU:O	1:G:83:LYS:HG2	2.20	0.41
1:G:295:ARG:HG2	1:G:388:PRO:CG	2.50	0.41
1:G:210:HIS:CE1	3:G:7487:AMP:H3'	2.52	0.41
1:H:504:ASN:HA	1:H:351:PRO:HD2	1.92	0.41
1:I:335:SER:OG	1:I:393:ASP:HA	2.20	0.41
1:L:129:GLU:HG2	5:L:2973:HOH:O	2.20	0.41
1:M:210:HIS:CE1	3:M:7499:AMP:H3'	2.52	0.41
1:N:425:HIS:HB2	1:N:439:ILE:HD13	2.02	0.41
1:R:129:GLU:HG2	5:R:4551:HOH:O	2.20	0.41
1:S:425:HIS:HB2	1:S:439:ILE:HD13	2.02	0.41
1:S:12:GLU:O	1:S:83:LYS:HG2	2.20	0.41
1:T:297:TYR:CE2	1:T:356:LEU:HD11	2.55	0.41
1:T:395:ASP:CB	1:T:398:GLU:HG2	2.46	0.41
1:U:60:ILE:HB	1:V:395:ASP:HA	2.02	0.41
1:V:287:TYR:C	1:V:289:GLY:H	2.22	0.41

*Continued on next page...*

*Continued from previous page...*

Atom-1	Atom-2	Interatomic distance (Å)	Clash overlap (Å)
1:V:60:ILE:HB	1:W:395:ASP:CG	2.40	0.41
1:D:183:ALA:CB	1:E:244:ASN:HD21	2.32	0.41
1:E:394:LYS:HG2	1:E:399:LEU:CD1	2.50	0.41
1:F:106:ASN:HB3	1:F:110:LYS:NZ	2.34	0.41
1:F:325:GLY:O	1:F:326:TYR:C	2.58	0.41
1:F:394:LYS:HG2	1:F:399:LEU:CD1	2.50	0.41
1:G:174:ARG:HE	1:G:174:ARG:HB3	1.63	0.41
1:B:463:ALA:HA	1:H:140:PHE:CZ	2.55	0.41
1:H:115:LEU:HD23	1:H:379:LEU:HD21	2.02	0.41
1:H:102:ARG:NH2	1:H:437:ASP:OD1	2.53	0.41
1:I:411:PRO:HG2	1:I:417:VAL:HG12	2.02	0.41
1:J:381:GLY:HA2	1:J:386:ILE:CD1	2.50	0.41
1:E:462:PHE:CZ	1:K:149:TYR:CE1	3.08	0.41
1:K:394:LYS:HG2	1:K:399:LEU:CD1	2.50	0.41
1:K:3:ASP:HA	1:K:6:PHE:HD1	1.85	0.41
1:M:283:TYR:C	1:M:283:TYR:CD1	2.92	0.41
1:M:323:VAL:HG23	5:S:4886:HOH:O	2.19	0.41
1:R:325:GLY:O	1:R:326:TYR:C	2.58	0.41
1:R:394:LYS:HG2	1:R:399:LEU:CD1	2.50	0.41
1:T:115:LEU:HD23	1:T:379:LEU:HD21	2.02	0.41
1:T:102:ARG:NH2	1:T:437:ASP:OD1	2.53	0.41
1:U:394:LYS:HG2	1:U:399:LEU:CD1	2.50	0.41
1:V:325:GLY:O	1:V:326:TYR:C	2.58	0.41
1:V:381:GLY:HA2	1:V:386:ILE:CD1	2.50	0.41
1:X:96:THR:C	1:X:98:GLU:H	2.23	0.41
1:B:326:TYR:HD1	1:B:326:TYR:H	1.66	0.41
1:B:346:PRO:HD2	1:B:355:ARG:O	2.20	0.41
1:C:326:TYR:H	1:C:326:TYR:HD1	1.66	0.41
1:C:346:PRO:HD2	1:C:355:ARG:O	2.20	0.41
1:D:458:HIS:HD2	1:D:460:TYR:N	2.02	0.41
1:E:346:PRO:HD2	1:E:355:ARG:O	2.20	0.41
1:E:465:TYR:CZ	1:K:315:THR:HB	2.55	0.41
1:J:50:ASP:OD2	1:K:339:ARG:NH1	2.47	0.41
1:J:47:LEU:O	1:J:66:LEU:HA	2.20	0.41
1:J:74:ALA:HA	1:J:86:ASN:O	2.20	0.41
1:K:333:VAL:HG11	1:K:407:ILE:HD12	2.01	0.41
1:M:47:LEU:O	1:M:66:LEU:HA	2.20	0.41
1:M:60:ILE:HD12	1:R:338:ASN:HA	2.02	0.41
1:O:346:PRO:HD2	1:O:355:ARG:O	2.20	0.41
1:P:176:LYS:HD3	1:P:176:LYS:HA	1.60	0.41
1:N:463:ALA:HA	1:T:140:PHE:CE1	2.55	0.41

*Continued on next page...*

*Continued from previous page...*

Atom-1	Atom-2	Interatomic distance (Å)	Clash overlap (Å)
1:V:74:ALA:HA	1:V:86:ASN:O	2.20	0.41
1:X:458:HIS:HD2	1:X:460:TYR:N	2.02	0.41
1:B:264:ASN:ND2	4:B:7478:CIT:O3	2.53	0.41
1:E:254:THR:HB	1:K:466:TYR:CZ	2.55	0.41
5:A:7611:HOH:O	1:G:324:PRO:HD2	2.19	0.41
1:G:42:VAL:O	1:G:46:GLY:HA2	2.20	0.41
1:H:55:ARG:HD3	1:H:449:ASN:HD21	1.84	0.41
1:J:102:ARG:HG2	1:J:438:LEU:HD13	2.01	0.41
1:K:400:PRO:HA	1:K:401:PRO:HD3	1.88	0.41
1:L:400:PRO:HA	1:L:401:PRO:HD3	1.88	0.41
1:N:323:VAL:HG23	5:N:5032:HOH:O	2.20	0.41
1:R:102:ARG:HG2	1:R:438:LEU:HD13	2.01	0.41
1:S:347:ILE:HG22	1:S:347:ILE:O	2.19	0.41
1:U:63:SER:HB2	1:V:339:ARG:NH1	2.35	0.41
1:U:58:GLN:HE22	1:U:93:ASP:HA	1.84	0.41
1:V:264:ASN:ND2	4:V:7518:CIT:O3	2.53	0.41
1:W:41:SER:O	1:W:45:ASP:HB2	2.19	0.41
1:A:264:ASN:ND2	1:A:326:TYR:CD2	2.83	0.41
1:J:129:GLU:HG3	1:J:129:GLU:O	2.20	0.41
1:J:357:GLU:OE2	1:J:359:ARG:HG2	2.20	0.41
1:J:58:GLN:HE22	1:J:62:GLU:HG2	1.85	0.41
1:K:400:PRO:HA	1:K:401:PRO:HD3	1.67	0.41
1:K:65:MET:HB2	1:K:91:VAL:CG1	2.47	0.41
1:M:298:ILE:HD11	1:M:345:ILE:HD11	2.02	0.41
1:M:58:GLN:HE22	1:M:62:GLU:HG2	1.85	0.41
1:N:129:GLU:O	1:N:129:GLU:HG3	2.20	0.41
1:N:147:SER:HB3	5:N:3553:HOH:O	2.20	0.41
1:Q:282:MET:SD	1:Q:356:LEU:HD23	2.60	0.41
1:Q:328:ALA:HA	1:Q:329:PRO:HD3	1.89	0.41
1:Q:458:HIS:HE1	1:W:456:ARG:O	2.03	0.41
1:R:129:GLU:O	1:R:129:GLU:HG3	2.20	0.41
1:R:272:GLN:HB2	1:R:356:LEU:CD1	2.51	0.41
1:S:409:GLN:HA	1:S:409:GLN:NE2	2.19	0.41
1:S:421:LEU:O	1:S:425:HIS:HB3	2.19	0.41
1:V:129:GLU:HG3	1:V:129:GLU:O	2.20	0.41
1:V:357:GLU:OE2	1:V:359:ARG:HG2	2.20	0.41
1:V:45:ASP:O	1:V:66:LEU:HD11	2.21	0.41
1:V:60:ILE:HG22	1:W:339:ARG:CD	2.50	0.41
1:W:400:PRO:HA	1:W:401:PRO:HD3	1.67	0.41
1:A:52:SER:O	1:A:53:SER:CB	2.68	0.41
1:B:292:ASP:HA	1:B:295:ARG:NH1	2.35	0.41

*Continued on next page...*

*Continued from previous page...*

Atom-1	Atom-2	Interatomic distance (Å)	Clash overlap (Å)
1:B:331:ASN:OD1	1:B:409:GLN:NE2	2.54	0.41
1:B:49:PHE:O	1:B:65:MET:HG2	2.19	0.41
1:D:57:PHE:HA	1:D:100:TYR:HE2	1.84	0.41
1:H:48:ALA:O	1:H:49:PHE:HB2	2.20	0.41
1:H:49:PHE:CE1	1:I:180:PHE:HE2	2.38	0.41
1:I:292:ASP:HA	1:I:295:ARG:NH1	2.35	0.41
1:I:48:ALA:O	1:I:49:PHE:HB2	2.20	0.41
1:I:83:LYS:HD3	1:I:83:LYS:HA	1.89	0.41
1:J:57:PHE:HA	1:J:100:TYR:HE2	1.84	0.41
1:J:271:HIS:CG	3:J:7493:AMP:O4'	2.73	0.41
1:K:280:PRO:CG	1:K:352:LYS:HG2	2.49	0.41
1:K:602:GLU:HG3	1:K:603:LYS:N	2.35	0.41
1:L:53:SER:O	1:L:54:ILE:CB	2.69	0.41
1:R:53:SER:HB2	5:R:4328:HOH:O	2.19	0.41
1:S:256:MET:HA	1:S:257:PRO:HD3	1.92	0.41
1:U:48:ALA:O	1:U:49:PHE:HB2	2.20	0.41
1:U:52:SER:O	1:U:53:SER:CB	2.68	0.41
1:V:331:ASN:OD1	1:V:409:GLN:NE2	2.54	0.41
1:V:271:HIS:CG	3:V:7517:AMP:O4'	2.73	0.41
1:W:292:ASP:HA	1:W:295:ARG:NH1	2.35	0.41
1:W:49:PHE:O	1:W:65:MET:HG2	2.19	0.41
1:W:57:PHE:HA	1:W:100:TYR:HE2	1.84	0.41
1:W:602:GLU:HG3	1:W:603:LYS:N	2.35	0.41
1:X:49:PHE:O	1:X:65:MET:HG2	2.19	0.41
1:B:59:SER:O	1:B:61:HIS:N	2.53	0.41
1:C:59:SER:HB3	1:C:61:HIS:CD2	2.55	0.41
1:D:420:ARG:HH21	1:D:420:ARG:CA	2.30	0.41
1:F:14:VAL:HA	1:F:83:LYS:HG3	2.01	0.41
1:F:420:ARG:CA	1:F:420:ARG:HH21	2.30	0.41
1:G:395:ASP:CG	1:L:60:ILE:CG1	2.88	0.41
1:J:129:GLU:O	1:J:129:GLU:HG2	2.20	0.41
1:J:420:ARG:HA	1:J:420:ARG:HD2	1.75	0.41
1:K:389:GLN:HE22	1:K:407:ILE:HD13	1.83	0.41
1:L:420:ARG:CA	1:L:420:ARG:HH21	2.30	0.41
1:L:425:HIS:O	1:L:428:LEU:HB2	2.19	0.41
1:M:129:GLU:HG2	1:M:129:GLU:O	2.20	0.41
1:M:187:GLN:HE21	1:M:187:GLN:HB3	1.61	0.41
1:O:57:PHE:HZ	1:O:91:VAL:HG21	1.84	0.41
1:O:321:ARG:NE	4:O:7504:CIT:H42	2.17	0.41
1:Q:59:SER:O	1:Q:61:HIS:N	2.53	0.41
1:T:129:GLU:O	1:T:129:GLU:HG2	2.20	0.41

*Continued on next page...*

*Continued from previous page...*

Atom-1	Atom-2	Interatomic distance (Å)	Clash overlap (Å)
1:T:420:ARG:CA	1:T:420:ARG:HH21	2.30	0.41
1:T:420:ARG:NH2	1:T:423:ALA:HB3	2.34	0.41
1:T:59:SER:O	1:T:61:HIS:N	2.53	0.41
1:U:72:GLU:HG3	1:U:230:HIS:NE2	2.34	0.41
1:V:129:GLU:HG2	1:V:129:GLU:O	2.20	0.41
1:X:420:ARG:CA	1:X:420:ARG:HH21	2.30	0.41
1:A:282:MET:HA	1:A:291:SER:OG	2.19	0.41
1:D:344:ARG:O	1:D:346:PRO:HD3	2.20	0.41
1:E:90:PHE:HB3	1:E:106:ASN:HD21	1.85	0.41
1:F:100:TYR:OH	1:F:102:ARG:HG3	2.20	0.41
1:F:346:PRO:HB2	1:F:355:ARG:NH1	2.28	0.41
1:J:405:ALA:C	1:J:407:ILE:H	2.23	0.41
1:K:100:TYR:OH	1:K:102:ARG:HG3	2.20	0.41
1:L:8:LEU:HD23	1:L:12:GLU:HG3	2.01	0.41
1:L:283:TYR:HB3	5:L:3020:HOH:O	2.19	0.41
1:L:282:MET:O	1:L:290:LEU:HA	2.21	0.41
1:N:337:ARG:NE	1:N:393:ASP:HB3	2.33	0.41
1:O:264:ASN:ND2	1:O:326:TYR:CD2	2.88	0.41
1:S:405:ALA:C	1:S:407:ILE:H	2.23	0.41
1:T:344:ARG:O	1:T:346:PRO:HD3	2.20	0.41
1:T:52:SER:O	1:T:53:SER:CB	2.68	0.41
1:V:405:ALA:C	1:V:407:ILE:H	2.23	0.41
1:V:93:ASP:O	1:V:95:PHE:N	2.52	0.41
1:W:114:TYR:O	1:W:118:THR:HG23	2.20	0.41
1:X:333:VAL:HG11	1:X:407:ILE:HD12	2.01	0.41
1:S:339:ARG:NH1	1:X:64:ASP:OD1	2.53	0.41
1:A:90:PHE:HB3	1:A:106:ASN:HD21	1.85	0.41
1:B:1:THR:HA	1:B:2:PRO:HD3	1.96	0.41
1:C:42:VAL:O	1:C:46:GLY:HA2	2.20	0.41
1:D:400:PRO:HA	1:D:401:PRO:HD2	1.75	0.41
1:G:55:ARG:HB2	1:G:55:ARG:HE	1.75	0.41
1:I:24:LEU:HB3	1:I:25:PRO:HD3	2.02	0.41
1:L:24:LEU:HB3	1:L:25:PRO:HD3	2.02	0.41
1:L:390:ALA:HA	1:L:391:PRO:HD2	1.85	0.41
1:M:207:GLU:HG3	1:M:210:HIS:HD2	1.84	0.41
1:O:42:VAL:O	1:O:46:GLY:HA2	2.20	0.41
1:P:70:ASP:OD2	1:P:230:HIS:HE1	2.02	0.41
1:Q:42:VAL:O	1:Q:46:GLY:HA2	2.20	0.41
1:X:207:GLU:HG3	1:X:210:HIS:HD2	1.84	0.41
1:X:24:LEU:HB3	1:X:25:PRO:HD3	2.02	0.41
1:B:264:ASN:ND2	4:B:7478:CIT:O3	2.53	0.41

*Continued on next page...*



*Continued from previous page...*

Atom-1	Atom-2	Interatomic distance (Å)	Clash overlap (Å)
1:D:59:SER:HB3	1:D:61:HIS:CD2	2.55	0.41
1:E:399:LEU:HD23	1:E:404:ALA:HA	2.01	0.41
1:A:34:PRO:HG3	1:F:206:LEU:HB2	2.01	0.41
1:F:296:HIS:CB	1:F:382:ILE:HG12	2.49	0.41
1:N:92:HIS:CE1	1:N:99:PRO:HG3	2.55	0.41
1:O:399:LEU:HA	1:O:400:PRO:HD2	1.86	0.41
1:P:399:LEU:HD23	1:P:404:ALA:HA	2.01	0.41
1:P:59:SER:HB3	1:P:61:HIS:CD2	2.55	0.41
1:Q:55:ARG:CG	1:Q:55:ARG:HH11	2.20	0.41
1:S:207:GLU:N	1:S:210:HIS:HD2	2.01	0.41
1:S:30:HIS:CE1	1:T:182:VAL:HA	2.55	0.41
1:V:399:LEU:HD23	1:V:404:ALA:HA	2.01	0.41
1:X:35:ALA:C	1:X:37:ALA:H	2.23	0.41
1:X:399:LEU:HA	1:X:400:PRO:HD2	1.86	0.41
1:X:92:HIS:CE1	1:X:99:PRO:HG3	2.55	0.41
1:A:335:SER:OG	1:A:393:ASP:HA	2.21	0.41
1:B:427:TYR:HB3	5:B:7579:HOH:O	2.20	0.41
1:A:179:TYR:CE2	1:B:54:ILE:N	2.87	0.41
1:D:269:HIS:CE1	1:D:359:ARG:NH1	2.88	0.41
1:E:273:SER:OG	3:E:7483:AMP:N6	2.53	0.41
1:F:427:TYR:HB3	5:F:7594:HOH:O	2.20	0.41
1:G:207:GLU:N	1:G:210:HIS:HD2	2.17	0.41
1:H:129:GLU:HG2	5:H:7581:HOH:O	2.20	0.41
1:H:297:TYR:CE2	1:H:356:LEU:HD11	2.55	0.41
1:K:269:HIS:HB3	1:K:357:GLU:OE1	2.19	0.41
1:L:297:TYR:CE2	1:L:356:LEU:HD11	2.55	0.41
1:M:273:SER:OG	3:M:7499:AMP:N6	2.53	0.41
1:M:335:SER:OG	1:M:393:ASP:HA	2.21	0.41
1:N:129:GLU:HG2	5:N:3499:HOH:O	2.20	0.41
1:N:283:TYR:OH	1:N:285:GLU:HA	2.19	0.41
1:P:129:GLU:HG2	5:P:4025:HOH:O	2.20	0.41
1:P:297:TYR:CE2	1:P:356:LEU:HD11	2.55	0.41
1:P:269:HIS:CE1	1:P:359:ARG:NH1	2.88	0.41
1:Q:273:SER:OG	3:Q:7507:AMP:N6	2.53	0.41
1:Q:321:ARG:NE	4:Q:7508:CIT:H42	2.20	0.41
1:Q:12:GLU:O	1:Q:83:LYS:HG2	2.20	0.41
1:R:427:TYR:HB3	5:R:4581:HOH:O	2.20	0.41
1:S:283:TYR:CG	1:S:284:ASP:N	2.87	0.41
1:T:504:ASN:HA	1:T:351:PRO:HD2	1.92	0.41
1:U:335:SER:OG	1:U:393:ASP:HA	2.21	0.41
1:W:335:SER:OG	1:W:393:ASP:HA	2.21	0.41

*Continued on next page...*

*Continued from previous page...*

Atom-1	Atom-2	Interatomic distance (Å)	Clash overlap (Å)
1:W:425:HIS:HB2	1:W:439:ILE:HD13	2.02	0.41
1:S:395:ASP:OD1	1:X:60:ILE:HG13	2.20	0.41
1:B:171:TYR:CD2	1:B:184:PRO:HG2	2.55	0.41
1:C:102:ARG:NH2	1:C:437:ASP:OD1	2.52	0.41
1:F:181:PRO:O	1:F:186:ASP:HB2	2.19	0.41
1:G:183:ALA:HB1	1:L:244:ASN:HD21	1.86	0.41
1:G:394:LYS:HG2	1:G:399:LEU:CD1	2.50	0.41
1:J:283:TYR:C	1:J:283:TYR:CD1	2.92	0.41
1:J:325:GLY:O	1:J:326:TYR:C	2.58	0.41
1:K:96:THR:C	1:K:98:GLU:H	2.23	0.41
1:L:115:LEU:HD23	1:L:379:LEU:HD21	2.02	0.41
1:L:381:GLY:HA2	1:L:386:ILE:CD1	2.50	0.41
1:P:323:VAL:HG21	1:V:455:ILE:HG22	2.02	0.41
1:R:106:ASN:HB3	1:R:110:LYS:NZ	2.34	0.41
1:R:181:PRO:O	1:R:186:ASP:HB2	2.19	0.41
1:U:171:TYR:CD2	1:U:184:PRO:HG2	2.55	0.41
1:X:325:GLY:O	1:X:326:TYR:C	2.58	0.41
1:X:381:GLY:HA2	1:X:386:ILE:CD1	2.50	0.41
1:G:113:ASN:HD22	1:G:113:ASN:HA	1.72	0.41
1:G:603:LYS:HE3	5:G:7687:HOH:O	2.20	0.41
1:H:74:ALA:HA	1:H:86:ASN:O	2.20	0.41
1:I:47:LEU:O	1:I:66:LEU:HA	2.20	0.41
1:J:338:ASN:ND2	1:J:396:LEU:N	2.51	0.41
1:L:74:ALA:HA	1:L:86:ASN:O	2.20	0.41
1:M:49:PHE:CD2	1:R:211:HIS:NE2	2.88	0.41
1:N:346:PRO:HD2	1:N:355:ARG:O	2.20	0.41
1:P:339:ARG:HD2	1:Q:60:ILE:HG22	2.02	0.41
1:P:47:LEU:O	1:P:66:LEU:HA	2.20	0.41
1:S:346:PRO:HD2	1:S:355:ARG:O	2.20	0.41
1:V:207:GLU:HB3	1:V:208:LYS:H	1.42	0.41
1:V:47:LEU:O	1:V:66:LEU:HA	2.20	0.41
1:A:348:THR:HG21	1:A:353:ALA:O	2.19	0.41
1:C:326:TYR:O	4:C:7480:CIT:O3	2.37	0.41
1:D:348:THR:HG21	1:D:353:ALA:O	2.19	0.41
1:E:337:ARG:HH22	1:E:347:ILE:CD1	2.33	0.41
1:G:102:ARG:HG2	1:G:438:LEU:HD13	2.01	0.41
1:I:58:GLN:HE22	1:I:93:ASP:HA	1.84	0.41
1:J:55:ARG:O	1:J:55:ARG:CG	2.68	0.41
1:J:264:ASN:ND2	4:J:7494:CIT:O3	2.53	0.41
1:K:348:THR:HG21	1:K:353:ALA:O	2.19	0.41
1:M:337:ARG:HH22	1:M:347:ILE:CD1	2.33	0.41

*Continued on next page...*

*Continued from previous page...*

Atom-1	Atom-2	Interatomic distance (Å)	Clash overlap (Å)
1:M:55:ARG:CG	1:M:55:ARG:O	2.68	0.41
1:P:348:THR:HG21	1:P:353:ALA:O	2.19	0.41
1:P:403:GLU:O	1:P:407:ILE:HG12	2.20	0.41
1:Q:403:GLU:O	1:Q:407:ILE:HG12	2.20	0.41
1:R:41:SER:O	1:R:45:ASP:HB2	2.19	0.41
1:S:403:GLU:O	1:S:407:ILE:HG12	2.20	0.41
1:V:102:ARG:HG2	1:V:438:LEU:HD13	2.01	0.41
1:V:41:SER:O	1:V:45:ASP:HB2	2.19	0.41
1:W:93:ASP:HA	1:W:94:PRO:HD3	1.88	0.41
1:X:264:ASN:ND2	4:X:7522:CIT:O3	2.53	0.41
1:X:42:VAL:O	1:X:46:GLY:HA2	2.20	0.41
1:B:129:GLU:HG3	1:B:129:GLU:O	2.20	0.41
1:B:298:ILE:HG23	1:B:343:VAL:HG11	2.01	0.41
1:B:305:ALA:HB3	1:B:306:PRO:HD3	2.01	0.41
1:C:116:ILE:HG12	1:C:122:ASP:HA	2.03	0.41
1:D:305:ALA:HB3	1:D:306:PRO:HD3	2.01	0.41
1:E:282:MET:SD	1:E:356:LEU:HD23	2.60	0.41
1:G:421:LEU:O	1:G:425:HIS:HB3	2.19	0.41
1:H:421:LEU:O	1:H:425:HIS:HB3	2.19	0.41
1:I:399:LEU:HD12	1:I:399:LEU:HA	1.87	0.41
1:J:45:ASP:O	1:J:66:LEU:HD11	2.21	0.41
1:L:298:ILE:HD11	1:L:345:ILE:HD11	2.02	0.41
1:N:451:GLU:CB	1:N:452:PRO:HD3	2.49	0.41
1:O:412:THR:HB	5:O:5295:HOH:O	2.20	0.41
1:P:305:ALA:HB3	1:P:306:PRO:HD3	2.01	0.41
1:P:464:LEU:HD21	1:V:450:GLU:HA	2.01	0.41
1:S:129:GLU:O	1:S:129:GLU:HG3	2.20	0.41
1:A:601:THR:OG1	1:A:230:HIS:NE2	2.48	0.41
1:D:53:SER:O	1:D:54:ILE:CB	2.68	0.41
1:G:271:HIS:CG	3:G:7487:AMP:O4'	2.73	0.41
1:H:292:ASP:HA	1:H:295:ARG:NH1	2.35	0.41
1:I:52:SER:O	1:I:53:SER:CB	2.68	0.41
1:K:292:ASP:HA	1:K:295:ARG:NH1	2.35	0.41
1:E:413:GLN:OE1	1:K:454:ASN:OD1	2.38	0.41
1:K:52:SER:O	1:K:53:SER:CB	2.68	0.41
1:L:326:TYR:HB2	4:L:7498:CIT:O3	2.21	0.41
1:M:52:SER:O	1:M:53:SER:CB	2.68	0.41
1:N:326:TYR:HB2	4:N:7502:CIT:O3	2.21	0.41
1:O:52:SER:O	1:O:53:SER:CB	2.68	0.41
1:P:53:SER:O	1:P:54:ILE:CB	2.68	0.41
1:P:57:PHE:HA	1:P:100:TYR:HE2	1.84	0.41

*Continued on next page...*

*Continued from previous page...*

Atom-1	Atom-2	Interatomic distance (Å)	Clash overlap (Å)
1:P:602:GLU:HG3	1:P:603:LYS:N	2.35	0.41
1:S:17:VAL:HG21	1:S:38:PHE:CG	2.55	0.41
1:S:602:GLU:HG3	1:S:603:LYS:N	2.35	0.41
1:T:309:LEU:HA	1:T:312:THR:CG2	2.45	0.41
1:U:57:PHE:HA	1:U:100:TYR:HE2	1.84	0.41
1:V:57:PHE:HA	1:V:100:TYR:HE2	1.84	0.41
1:C:321:ARG:NE	4:C:7480:CIT:H42	2.17	0.41
1:E:59:SER:O	1:E:61:HIS:N	2.53	0.41
1:H:312:THR:CG2	1:H:313:ASN:ND2	2.73	0.41
1:H:40:LYS:HZ2	1:H:40:LYS:N	2.18	0.41
1:H:420:ARG:CA	1:H:420:ARG:HH21	2.30	0.41
1:I:157:TRP:HB3	1:I:174:ARG:HG3	2.01	0.41
1:I:59:SER:O	1:I:61:HIS:N	2.53	0.41
1:I:96:THR:C	1:I:98:GLU:H	2.24	0.41
1:L:420:ARG:NH2	1:L:423:ALA:HB3	2.35	0.41
1:F:140:PHE:CZ	1:L:463:ALA:HA	2.55	0.41
1:P:193:ASP:OD2	1:Q:80:ARG:HD3	2.21	0.41
1:P:420:ARG:HH21	1:P:420:ARG:CA	2.30	0.41
1:U:59:SER:O	1:U:61:HIS:N	2.53	0.41
1:U:96:THR:C	1:U:98:GLU:H	2.24	0.41
1:V:420:ARG:NH1	1:V:424:ASP:HB2	2.30	0.41
1:W:333:VAL:HG13	1:W:407:ILE:HG23	2.02	0.41
1:W:59:SER:HB3	1:W:61:HIS:CD2	2.55	0.41
1:A:283:TYR:HB3	5:A:7587:HOH:O	2.19	0.41
1:A:320:LYS:HE3	1:G:461:GLU:OE1	2.21	0.41
1:C:282:MET:O	1:C:290:LEU:HA	2.21	0.41
1:C:337:ARG:NE	1:C:393:ASP:HB3	2.33	0.41
1:C:52:SER:O	1:C:53:SER:CB	2.68	0.41
1:D:283:TYR:HD1	1:D:354:LYS:HB2	1.86	0.41
1:G:344:ARG:O	1:G:346:PRO:HD3	2.20	0.41
1:G:405:ALA:C	1:G:407:ILE:H	2.23	0.41
1:I:602:GLU:HG3	1:I:72:GLU:CD	2.41	0.41
1:K:65:MET:CE	1:K:67:LEU:HD11	2.49	0.41
1:L:345:ILE:HD12	1:L:345:ILE:N	2.34	0.41
1:N:328:ALA:HA	1:N:329:PRO:HD3	1.69	0.41
1:O:282:MET:O	1:O:290:LEU:HA	2.21	0.41
1:P:344:ARG:O	1:P:346:PRO:HD3	2.20	0.41
1:R:100:TYR:OH	1:R:102:ARG:HG3	2.20	0.41
1:U:405:ALA:C	1:U:407:ILE:H	2.23	0.41
1:V:90:PHE:HB3	1:V:106:ASN:HD21	1.85	0.41
1:W:65:MET:CE	1:W:67:LEU:HD11	2.49	0.41

*Continued on next page...*

*Continued from previous page...*

Atom-1	Atom-2	Interatomic distance (Å)	Clash overlap (Å)
1:D:70:ASP:OD2	1:D:230:HIS:HE1	2.02	0.41
1:F:464:LEU:O	1:G:175:HIS:CE1	2.73	0.41
1:F:603:LYS:HD2	1:F:603:LYS:HA	1.85	0.41
1:G:1:THR:HA	1:G:2:PRO:HD3	1.96	0.41
1:G:42:VAL:O	1:G:46:GLY:HA2	2.20	0.41
1:K:24:LEU:HB3	1:K:25:PRO:HD3	2.02	0.41
1:L:42:VAL:O	1:L:46:GLY:HA2	2.20	0.41
1:P:390:ALA:HA	1:P:391:PRO:HD2	1.85	0.41
1:P:400:PRO:HA	1:P:401:PRO:HD2	1.75	0.41
1:S:1:THR:HA	1:S:2:PRO:HD3	1.96	0.41
1:S:337:ARG:NH2	1:X:63:SER:CB	2.83	0.41
1:T:42:VAL:O	1:T:46:GLY:HA2	2.21	0.41
1:U:458:HIS:HD2	1:U:460:TYR:N	2.04	0.41
1:W:24:LEU:HB3	1:W:25:PRO:HD3	2.02	0.41
1:X:458:HIS:HD2	1:X:460:TYR:N	2.04	0.41
1:X:58:GLN:NE2	1:X:65:MET:SD	2.94	0.41
1:C:323:VAL:HG21	1:I:455:ILE:HG22	2.01	0.41
1:C:92:HIS:CE1	1:C:99:PRO:HG3	2.55	0.41
1:E:344:ARG:HG2	1:E:345:ILE:N	2.36	0.41
1:E:92:HIS:CE1	1:E:99:PRO:HG3	2.55	0.41
1:I:326:TYR:C	1:I:328:ALA:N	2.73	0.41
1:I:344:ARG:HG2	1:I:345:ILE:N	2.36	0.41
1:I:458:HIS:HD2	1:I:460:TYR:N	2.03	0.41
1:J:399:LEU:HD23	1:J:404:ALA:HA	2.01	0.41
1:K:603:LYS:HB2	1:K:72:GLU:OE1	2.21	0.41
1:L:264:ASN:ND2	4:L:7498:CIT:O3	2.53	0.41
1:G:339:ARG:NH1	1:L:51:GLY:HA2	2.35	0.41
1:N:196:LEU:HD13	1:N:221:ILE:HG21	2.01	0.41
1:Q:174:ARG:HG2	1:Q:174:ARG:O	2.20	0.41
1:Q:92:HIS:CE1	1:Q:99:PRO:HG3	2.55	0.41
1:R:196:LEU:HD13	1:R:221:ILE:HG21	2.02	0.41
1:T:400:PRO:HA	1:T:401:PRO:HD2	1.67	0.41
1:U:326:TYR:C	1:U:328:ALA:N	2.73	0.41
1:T:64:ASP:HB2	1:U:347:ILE:HD12	2.01	0.41
1:V:281:LEU:HB3	1:V:293:THR:HG21	2.03	0.41
1:W:603:LYS:HB2	1:W:72:GLU:OE1	2.21	0.41
1:C:273:SER:OG	3:C:7479:AMP:N6	2.53	0.41
1:C:315:THR:HB	1:I:465:TYR:CZ	2.55	0.41
1:D:297:TYR:CE2	1:D:356:LEU:HD11	2.55	0.41
1:D:354:LYS:HA	5:D:915:HOH:O	2.20	0.41
1:E:297:TYR:CE2	1:E:356:LEU:HD11	2.55	0.41

*Continued on next page...*

*Continued from previous page...*

Atom-1	Atom-2	Interatomic distance (Å)	Clash overlap (Å)
1:G:269:HIS:CE1	1:G:359:ARG:NH1	2.88	0.41
1:H:273:SER:OG	3:H:7489:AMP:N6	2.53	0.41
1:J:287:TYR:C	1:J:289:GLY:H	2.23	0.41
1:K:295:ARG:HG2	1:K:388:PRO:CG	2.50	0.41
1:M:287:TYR:C	1:M:289:GLY:H	2.23	0.41
1:Q:297:TYR:CE2	1:Q:356:LEU:HD11	2.55	0.41
1:S:269:HIS:CE1	1:S:359:ARG:NH1	2.88	0.41
1:V:273:SER:OG	3:V:7517:AMP:N6	2.53	0.41
1:W:295:ARG:HG2	1:W:388:PRO:CG	2.50	0.41
1:E:171:TYR:CE2	1:L:467:ASP:CB	3.01	0.41
1:E:411:PRO:HG2	1:E:417:VAL:HG12	2.01	0.41
1:K:171:TYR:CD2	1:K:184:PRO:HG2	2.55	0.41
1:M:96:THR:C	1:M:98:GLU:H	2.23	0.41
1:Q:411:PRO:HG2	1:Q:417:VAL:HG12	2.02	0.41
1:T:276:LYS:HD2	1:T:281:LEU:HD21	2.03	0.41
1:W:325:GLY:O	1:W:326:TYR:C	2.58	0.41
1:W:102:ARG:NH2	1:W:437:ASP:OD1	2.53	0.41
1:W:96:THR:C	1:W:98:GLU:H	2.23	0.41
1:X:115:LEU:HD23	1:X:379:LEU:HD21	2.02	0.41
1:X:171:TYR:CD2	1:X:184:PRO:HG2	2.55	0.41
1:X:3:ASP:HA	1:X:6:PHE:HD1	1.85	0.41
1:A:463:ALA:HA	1:G:140:PHE:CE1	2.55	0.41
1:D:47:LEU:O	1:D:66:LEU:HA	2.20	0.41
1:E:213:VAL:HG21	1:F:49:PHE:HZ	1.85	0.41
1:E:323:VAL:HA	1:E:324:PRO:HD3	1.94	0.41
1:G:346:PRO:HD2	1:G:355:ARG:O	2.20	0.41
1:G:49:PHE:CD2	1:H:211:HIS:CE1	3.08	0.41
1:J:458:HIS:HD2	1:J:460:TYR:N	2.02	0.41
1:K:47:LEU:O	1:K:66:LEU:HA	2.20	0.41
1:L:175:HIS:HB3	1:L:176:LYS:H	1.54	0.41
1:L:47:LEU:O	1:L:66:LEU:HA	2.20	0.41
1:S:603:LYS:HE3	5:S:4946:HOH:O	2.20	0.41
1:U:348:THR:HG21	1:U:353:ALA:O	2.20	0.41
1:V:458:HIS:HD2	1:V:460:TYR:N	2.02	0.41
1:R:463:ALA:HA	1:X:140:PHE:CZ	2.55	0.41
1:X:74:ALA:HA	1:X:86:ASN:O	2.20	0.41
1:A:403:GLU:O	1:A:407:ILE:HG12	2.20	0.41
1:A:55:ARG:O	1:A:55:ARG:CG	2.68	0.41
1:B:154:ILE:H	1:B:154:ILE:HG13	1.64	0.41
1:B:339:ARG:NH1	1:C:63:SER:HB2	2.34	0.41
1:D:42:VAL:O	1:D:46:GLY:HA2	2.20	0.41

*Continued on next page...*

*Continued from previous page...*

Atom-1	Atom-2	Interatomic distance (Å)	Clash overlap (Å)
1:E:348:THR:HG21	1:E:353:ALA:O	2.19	0.41
1:E:403:GLU:O	1:E:407:ILE:HG12	2.20	0.41
1:E:102:ARG:HG2	1:E:438:LEU:HD13	2.01	0.41
1:F:403:GLU:O	1:F:407:ILE:HG12	2.20	0.41
1:G:403:GLU:O	1:G:407:ILE:HG12	2.20	0.41
1:J:120:ILE:HD11	1:J:383:LYS:CG	2.49	0.41
1:J:41:SER:O	1:J:45:ASP:HB2	2.19	0.41
1:K:420:ARG:O	1:K:424:ASP:HB3	2.21	0.41
1:K:55:ARG:CG	1:K:55:ARG:O	2.68	0.41
1:L:348:THR:HG21	1:L:353:ALA:O	2.19	0.41
1:L:403:GLU:O	1:L:407:ILE:HG12	2.20	0.41
1:L:42:VAL:O	1:L:46:GLY:HA2	2.20	0.41
1:M:348:THR:HG21	1:M:353:ALA:O	2.19	0.41
1:Q:337:ARG:HH22	1:Q:347:ILE:CD1	2.33	0.41
1:R:403:GLU:O	1:R:407:ILE:HG12	2.20	0.41
1:S:42:VAL:O	1:S:46:GLY:HA2	2.20	0.41
1:S:102:ARG:HG2	1:S:438:LEU:HD13	2.01	0.41
1:S:451:GLU:HB3	1:S:452:PRO:HD3	2.03	0.41
1:T:55:ARG:HD3	1:T:449:ASN:HD21	1.84	0.41
1:V:120:ILE:HD11	1:V:383:LYS:CG	2.49	0.41
1:W:288:ALA:O	1:W:354:LYS:NZ	2.53	0.41
1:W:420:ARG:O	1:W:424:ASP:HB3	2.20	0.41
1:W:55:ARG:CG	1:W:55:ARG:O	2.69	0.41
1:X:348:THR:HG21	1:X:353:ALA:O	2.19	0.41
1:A:129:GLU:O	1:A:129:GLU:HG3	2.20	0.41
1:A:58:GLN:HE22	1:A:62:GLU:HG2	1.85	0.41
1:B:147:SER:HB3	5:B:7604:HOH:O	2.20	0.41
1:B:58:GLN:HE22	1:B:62:GLU:HG2	1.85	0.41
1:C:315:THR:HB	1:I:465:TYR:CZ	2.56	0.41
1:C:45:ASP:O	1:C:66:LEU:HD11	2.21	0.41
1:D:45:ASP:O	1:D:66:LEU:HD11	2.21	0.41
1:E:298:ILE:HD11	1:E:345:ILE:HD11	2.02	0.41
1:E:45:ASP:O	1:E:66:LEU:HD11	2.21	0.41
1:F:272:GLN:HB2	1:F:356:LEU:CD1	2.51	0.41
1:F:329:PRO:HG3	5:F:7674:HOH:O	2.19	0.41
1:H:357:GLU:OE2	1:H:359:ARG:HG2	2.20	0.41
1:J:272:GLN:HB2	1:J:356:LEU:CD1	2.51	0.41
1:M:129:GLU:HG3	1:M:129:GLU:O	2.20	0.41
1:M:264:ASN:ND2	1:M:326:TYR:CD2	2.83	0.41
1:N:58:GLN:HE22	1:N:62:GLU:HG2	1.85	0.41
1:O:45:ASP:O	1:O:66:LEU:HD11	2.21	0.41

*Continued on next page...*

*Continued from previous page...*

Atom-1	Atom-2	Interatomic distance (Å)	Clash overlap (Å)
1:Q:298:ILE:HD11	1:Q:345:ILE:HD11	2.02	0.41
1:Q:45:ASP:O	1:Q:66:LEU:HD11	2.21	0.41
1:R:329:PRO:HG3	5:R:4667:HOH:O	2.19	0.41
1:U:150:GLU:HG3	1:U:150:GLU:O	2.17	0.41
1:V:272:GLN:HB2	1:V:356:LEU:CD1	2.51	0.41
1:B:52:SER:O	1:B:53:SER:CB	2.68	0.41
1:C:326:TYR:HB2	4:C:7480:CIT:O3	2.21	0.41
1:D:48:ALA:O	1:D:49:PHE:HB2	2.20	0.41
1:C:177:GLY:HA2	1:D:55:ARG:O	2.20	0.41
1:F:271:HIS:CG	3:F:7485:AMP:O4'	2.73	0.41
1:G:207:GLU:HB3	1:G:208:LYS:H	1.67	0.41
1:I:17:VAL:HG21	1:I:38:PHE:CG	2.55	0.41
1:I:53:SER:OG	1:J:179:TYR:N	2.48	0.41
1:D:458:HIS:CE1	1:J:456:ARG:O	2.64	0.41
1:J:53:SER:O	1:J:54:ILE:CB	2.68	0.41
1:K:57:PHE:HA	1:K:100:TYR:HE2	1.84	0.41
1:K:67:LEU:HB3	1:K:89:PHE:CD2	2.56	0.41
1:L:320:LYS:NZ	5:L:1432:HOH:O	2.53	0.41
1:G:207:GLU:C	1:L:37:ALA:CB	2.88	0.41
1:L:399:LEU:HA	1:L:400:PRO:HD2	1.69	0.41
1:G:347:ILE:HD12	1:L:64:ASP:HB3	2.02	0.41
1:N:48:ALA:O	1:N:49:PHE:HB2	2.20	0.41
1:N:59:SER:OG	1:N:60:ILE:N	2.43	0.41
1:O:53:SER:O	1:O:54:ILE:CB	2.69	0.41
1:P:48:ALA:O	1:P:49:PHE:HB2	2.20	0.41
1:P:67:LEU:HB3	1:P:89:PHE:CD2	2.56	0.41
1:P:207:GLU:C	1:Q:37:ALA:HB2	2.40	0.41
1:R:271:HIS:CG	3:R:7509:AMP:O4'	2.73	0.41
1:R:326:TYR:HB2	4:R:7510:CIT:O3	2.21	0.41
1:T:48:ALA:O	1:T:49:PHE:HB2	2.20	0.41
1:T:49:PHE:CE1	1:U:180:PHE:HE2	2.38	0.41
1:V:53:SER:O	1:V:54:ILE:CB	2.68	0.41
1:W:326:TYR:HB2	4:W:7520:CIT:O3	2.20	0.41
1:W:83:LYS:HA	1:W:83:LYS:HD3	1.89	0.41
1:X:326:TYR:HB2	4:X:7522:CIT:O3	2.21	0.41
1:A:602:GLU:O	1:A:603:LYS:C	2.59	0.41
1:B:129:GLU:HG2	1:B:129:GLU:O	2.20	0.41
1:B:461:GLU:OE1	1:H:320:LYS:HE3	2.20	0.41
1:B:58:GLN:HE21	1:B:62:GLU:CB	2.22	0.41
1:B:273:SER:HG	3:B:7477:AMP:N6	2.18	0.41
1:C:333:VAL:HG13	1:C:407:ILE:HG23	2.02	0.41

*Continued on next page...*



*Continued from previous page...*

Atom-1	Atom-2	Interatomic distance (Å)	Clash overlap (Å)
1:C:57:PHE:HZ	1:C:91:VAL:HG21	1.84	0.41
1:D:176:LYS:HB3	1:E:55:ARG:HE	1.85	0.41
1:G:467:ASP:HB2	5:G:7503:HOH:O	2.21	0.41
1:H:420:ARG:NH2	1:H:423:ALA:HB3	2.34	0.41
1:J:321:ARG:NE	4:J:7494:CIT:H42	2.17	0.41
1:G:206:LEU:HB2	1:L:34:PRO:HG3	2.01	0.41
1:M:59:SER:O	1:M:61:HIS:N	2.53	0.41
1:M:602:GLU:O	1:M:603:LYS:C	2.59	0.41
1:X:59:SER:O	1:X:61:HIS:N	2.53	0.41
1:C:1:THR:CG2	1:C:2:PRO:HD2	2.41	0.41
1:D:8:LEU:HD23	1:D:12:GLU:HG3	2.02	0.41
1:F:8:LEU:HD23	1:F:12:GLU:HG3	2.02	0.41
1:A:64:ASP:OD1	1:F:339:ARG:NH1	2.53	0.41
1:H:320:LYS:NZ	5:H:7499:HOH:O	2.53	0.41
1:H:344:ARG:O	1:H:346:PRO:HD3	2.20	0.41
1:I:100:TYR:OH	1:I:102:ARG:HG3	2.20	0.41
1:I:344:ARG:NH1	1:I:346:PRO:HA	2.35	0.41
1:J:282:MET:O	1:J:290:LEU:HA	2.21	0.41
1:J:90:PHE:HB3	1:J:106:ASN:HD21	1.86	0.41
1:K:437:ASP:HB3	5:K:2748:HOH:O	2.20	0.41
1:L:602:GLU:HG3	1:L:72:GLU:CD	2.41	0.41
1:L:83:LYS:HA	1:L:83:LYS:HD3	1.96	0.41
1:M:283:TYR:HB3	5:M:3283:HOH:O	2.19	0.41
1:O:176:LYS:HD2	1:P:55:ARG:NH2	2.36	0.41
1:O:283:TYR:HB3	5:O:3809:HOH:O	2.19	0.41
1:P:283:TYR:HD1	1:P:354:LYS:HB2	1.86	0.41
1:P:337:ARG:NE	1:P:393:ASP:HB3	2.33	0.41
1:P:8:LEU:HD23	1:P:12:GLU:HG3	2.02	0.41
1:P:90:PHE:HB3	1:P:106:ASN:HD21	1.85	0.41
1:Q:283:TYR:HD1	1:Q:354:LYS:HB2	1.86	0.41
1:R:8:LEU:HD23	1:R:12:GLU:HG3	2.02	0.41
1:S:100:TYR:OH	1:S:102:ARG:HG3	2.20	0.41
1:U:283:TYR:HD1	1:U:354:LYS:HB2	1.86	0.41
1:U:52:SER:O	1:U:53:SER:CB	2.68	0.41
1:U:602:GLU:HG3	1:U:72:GLU:CD	2.41	0.41
1:V:602:GLU:HG3	1:V:72:GLU:CD	2.41	0.41
1:W:8:LEU:HD23	1:W:12:GLU:HG3	2.02	0.41
1:W:437:ASP:HB3	5:W:5904:HOH:O	2.20	0.41
1:W:602:GLU:HG3	1:W:72:GLU:CD	2.41	0.41
1:X:283:TYR:HB3	5:X:6176:HOH:O	2.19	0.41
1:X:437:ASP:HB3	5:X:6167:HOH:O	2.20	0.41

*Continued on next page...*

*Continued from previous page...*

Atom-1	Atom-2	Interatomic distance (Å)	Clash overlap (Å)
1:X:602:GLU:HG3	1:X:72:GLU:CD	2.41	0.41
1:B:41:SER:O	1:B:45:ASP:HB2	2.20	0.41
1:B:90:PHE:HB3	1:B:106:ASN:HD21	1.85	0.41
1:C:18:ASP:HB3	1:C:86:ASN:ND2	2.36	0.41
1:C:337:ARG:NH2	1:D:63:SER:HB3	2.36	0.41
1:D:42:VAL:O	1:D:46:GLY:HA2	2.20	0.41
1:C:337:ARG:CZ	1:D:61:HIS:O	2.68	0.41
1:E:42:VAL:O	1:E:46:GLY:HA2	2.21	0.41
1:F:24:LEU:HB3	1:F:25:PRO:HD3	2.02	0.41
1:H:1:THR:HA	1:H:2:PRO:HD3	1.96	0.41
1:I:90:PHE:HB3	1:I:106:ASN:HD21	1.85	0.41
1:J:41:SER:O	1:J:45:ASP:HB2	2.21	0.41
5:F:7635:HOH:O	1:L:323:VAL:HG22	2.20	0.41
1:L:41:SER:O	1:L:45:ASP:HB2	2.21	0.41
1:L:458:HIS:HD2	1:L:460:TYR:N	2.03	0.41
1:L:58:GLN:NE2	1:L:65:MET:SD	2.94	0.41
1:N:504:ASN:HA	1:N:351:PRO:HD2	1.82	0.41
1:N:41:SER:O	1:N:45:ASP:HB2	2.21	0.41
1:P:211:HIS:N	1:P:222:ASN:OD1	2.50	0.41
1:P:42:VAL:O	1:P:46:GLY:HA2	2.20	0.41
1:R:24:LEU:HB3	1:R:25:PRO:HD3	2.02	0.41
1:S:458:HIS:HD2	1:S:460:TYR:N	2.04	0.41
1:U:24:LEU:HB3	1:U:25:PRO:HD3	2.02	0.41
1:U:58:GLN:NE2	1:U:65:MET:SD	2.94	0.41
1:V:41:SER:O	1:V:45:ASP:HB2	2.20	0.41
1:X:42:VAL:O	1:X:46:GLY:HA2	2.20	0.41
1:X:41:SER:O	1:X:45:ASP:HB2	2.20	0.41
1:A:281:LEU:HB3	1:A:293:THR:HG21	2.03	0.41
1:B:174:ARG:O	1:B:174:ARG:HG2	2.20	0.41
1:B:399:LEU:HD23	1:B:404:ALA:HA	2.01	0.41
1:C:399:LEU:HD23	1:C:404:ALA:HA	2.01	0.41
1:C:56:GLY:HA2	1:C:441:THR:CG2	2.51	0.41
1:E:196:LEU:HD13	1:E:221:ILE:HG21	2.01	0.41
1:E:326:TYR:C	1:E:328:ALA:N	2.73	0.41
1:E:59:SER:HB3	1:E:61:HIS:CD2	2.55	0.41
1:F:196:LEU:HD13	1:F:221:ILE:HG21	2.01	0.41
1:F:398:GLU:CG	1:F:398:GLU:O	2.64	0.41
1:G:92:HIS:CE1	1:G:99:PRO:HG3	2.55	0.41
1:H:196:LEU:HD13	1:H:221:ILE:HG21	2.01	0.41
1:J:281:LEU:HB3	1:J:293:THR:HG21	2.03	0.41
1:L:325:GLY:O	1:L:327:GLU:N	2.38	0.41

*Continued on next page...*

*Continued from previous page...*

Atom-1	Atom-2	Interatomic distance (Å)	Clash overlap (Å)
1:M:461:GLU:OE1	1:S:320:LYS:HE3	2.21	0.41
1:O:56:GLY:HA2	1:O:441:THR:CG2	2.51	0.41
1:N:177:GLY:HA2	1:O:55:ARG:HD3	2.01	0.41
1:Q:326:TYR:C	1:Q:328:ALA:N	2.73	0.41
1:Q:399:LEU:HD23	1:Q:404:ALA:HA	2.01	0.41
1:S:264:ASN:ND2	4:S:7512:CIT:O3	2.53	0.41
1:S:55:ARG:CD	1:T:177:GLY:HA2	2.49	0.41
1:V:296:HIS:HB2	1:V:382:ILE:HG12	2.00	0.41
1:A:273:SER:OG	3:A:7475:AMP:N6	2.53	0.41
1:B:129:GLU:HG2	5:B:7552:HOH:O	2.20	0.41
1:C:335:SER:OG	1:C:393:ASP:HA	2.21	0.41
1:C:427:TYR:HB3	5:C:7583:HOH:O	2.20	0.41
1:E:321:ARG:NE	4:E:7484:CIT:H42	2.20	0.41
1:F:273:SER:OG	3:F:7485:AMP:N6	2.53	0.41
1:F:12:GLU:O	1:F:83:LYS:HG2	2.20	0.41
1:G:273:SER:OG	3:G:7487:AMP:N6	2.53	0.41
1:G:283:TYR:CG	1:G:284:ASP:N	2.87	0.41
1:H:295:ARG:HG2	1:H:388:PRO:CG	2.50	0.41
1:I:269:HIS:CE1	1:I:359:ARG:NH1	2.88	0.41
1:J:273:SER:OG	3:J:7493:AMP:N6	2.53	0.41
1:J:53:SER:HB3	1:K:177:GLY:HA2	2.03	0.41
1:K:335:SER:OG	1:K:393:ASP:HA	2.21	0.41
1:L:273:SER:OG	3:L:7497:AMP:N6	2.53	0.41
1:O:273:SER:OG	3:O:7503:AMP:N6	2.53	0.41
1:O:335:SER:OG	1:O:393:ASP:HA	2.21	0.41
1:O:412:THR:HG22	5:O:3785:HOH:O	2.21	0.41
1:O:427:TYR:HB3	5:O:3792:HOH:O	2.20	0.41
1:P:354:LYS:HA	5:P:4071:HOH:O	2.20	0.41
1:R:273:SER:OG	3:R:7509:AMP:N6	2.53	0.41
1:T:273:SER:OG	3:T:7513:AMP:N6	2.53	0.41
1:U:269:HIS:CE1	1:U:359:ARG:NH1	2.88	0.41
1:V:83:LYS:HA	1:V:83:LYS:HD3	1.95	0.41
1:Q:175:HIS:CE1	1:X:467:ASP:HB2	2.55	0.41
1:X:273:SER:OG	3:X:7521:AMP:N6	2.53	0.41
1:A:96:THR:C	1:A:98:GLU:H	2.23	0.41
1:B:3:ASP:HA	1:B:6:PHE:HD1	1.85	0.41
1:C:400:PRO:HA	1:C:401:PRO:HD3	1.73	0.41
1:H:276:LYS:HD2	1:H:281:LEU:HD21	2.03	0.41
1:C:456:ARG:O	1:I:458:HIS:HE1	2.02	0.41
1:K:115:LEU:HD23	1:K:379:LEU:HD21	2.02	0.41
1:P:454:ASN:O	1:V:320:LYS:HE2	2.21	0.41

*Continued on next page...*

*Continued from previous page...*

Atom-1	Atom-2	Interatomic distance (Å)	Clash overlap (Å)
1:U:400:PRO:HA	1:U:401:PRO:HD3	1.73	0.41
1:W:3:ASP:HA	1:W:6:PHE:HD1	1.85	0.41
1:C:177:GLY:C	1:D:56:GLY:CA	2.88	0.41
1:C:177:GLY:CA	1:D:56:GLY:CA	2.97	0.41
1:D:603:LYS:HE3	5:D:1001:HOH:O	2.20	0.41
1:E:176:LYS:HB3	1:F:55:ARG:CD	2.50	0.41
1:I:348:THR:HG21	1:I:353:ALA:O	2.20	0.41
1:J:207:GLU:HB3	1:J:208:LYS:H	1.42	0.41
1:J:346:PRO:HD2	1:J:355:ARG:O	2.20	0.41
1:K:274:LEU:HB2	1:K:282:MET:HE3	2.02	0.41
1:K:348:THR:HG21	1:K:353:ALA:O	2.20	0.41
1:L:458:HIS:HD2	1:L:460:TYR:N	2.02	0.41
1:O:339:ARG:HD2	1:P:60:ILE:HG22	2.02	0.41
1:Q:323:VAL:HA	1:Q:324:PRO:HD3	1.94	0.41
1:V:338:ASN:ND2	1:V:396:LEU:N	2.51	0.41
1:V:346:PRO:HD2	1:V:355:ARG:O	2.20	0.41
1:W:348:THR:HG21	1:W:353:ALA:O	2.20	0.41
1:X:47:LEU:O	1:X:66:LEU:HA	2.20	0.41
1:A:337:ARG:HH22	1:A:347:ILE:CD1	2.33	0.41
1:B:420:ARG:O	1:B:424:ASP:HB3	2.21	0.41
1:B:55:ARG:HD3	1:B:449:ASN:HD21	1.84	0.41
1:D:183:ALA:CB	1:E:244:ASN:HD21	2.33	0.41
1:D:403:GLU:O	1:D:407:ILE:HG12	2.20	0.41
1:G:55:ARG:CG	1:G:55:ARG:O	2.68	0.41
1:K:288:ALA:O	1:K:354:LYS:NZ	2.53	0.41
1:L:55:ARG:O	1:L:55:ARG:CG	2.68	0.41
1:M:339:ARG:HG2	1:M:344:ARG:CD	2.36	0.41
1:M:403:GLU:O	1:M:407:ILE:HG12	2.20	0.41
1:N:420:ARG:O	1:N:424:ASP:HB3	2.21	0.41
1:N:55:ARG:O	1:N:55:ARG:CG	2.68	0.41
1:P:42:VAL:O	1:P:46:GLY:HA2	2.20	0.41
1:Q:347:ILE:O	1:Q:347:ILE:HG22	2.19	0.41
1:Q:348:THR:HG21	1:Q:353:ALA:O	2.19	0.41
1:R:337:ARG:HH22	1:R:347:ILE:CD1	2.33	0.41
1:S:337:ARG:HH22	1:S:347:ILE:CD1	2.33	0.41
1:S:55:ARG:O	1:S:55:ARG:CG	2.69	0.41
1:V:55:ARG:CG	1:V:55:ARG:O	2.69	0.41
1:W:403:GLU:O	1:W:407:ILE:HG12	2.20	0.41
1:X:403:GLU:O	1:X:407:ILE:HG12	2.20	0.41
1:X:57:PHE:HB3	1:X:58:GLN:H	1.77	0.41
1:A:65:MET:HB2	1:A:91:VAL:CG1	2.47	0.41

*Continued on next page...*

*Continued from previous page...*

Atom-1	Atom-2	Interatomic distance (Å)	Clash overlap (Å)
1:E:400:PRO:HA	1:E:401:PRO:HD3	1.67	0.41
1:F:58:GLN:HE22	1:F:62:GLU:HG2	1.85	0.41
1:G:129:GLU:HG3	1:G:129:GLU:O	2.20	0.41
1:G:18:ASP:HB3	1:G:86:ASN:ND2	2.32	0.41
1:G:272:GLN:HB2	1:G:356:LEU:CD1	2.51	0.41
1:G:357:GLU:OE2	1:G:359:ARG:HG2	2.20	0.41
1:H:298:ILE:HD11	1:H:345:ILE:HD11	2.02	0.41
1:H:272:GLN:HB2	1:H:356:LEU:CD1	2.51	0.41
1:I:150:GLU:O	1:I:150:GLU:HG3	2.17	0.41
1:I:45:ASP:O	1:I:66:LEU:HD11	2.21	0.41
1:J:147:SER:HB3	5:J:2501:HOH:O	2.20	0.41
1:O:116:ILE:HG12	1:O:122:ASP:HA	2.03	0.41
1:P:45:ASP:O	1:P:66:LEU:HD11	2.21	0.41
1:R:58:GLN:HE22	1:R:62:GLU:HG2	1.85	0.41
1:S:400:PRO:HA	1:S:401:PRO:HD3	1.67	0.41
1:T:272:GLN:HB2	1:T:356:LEU:CD1	2.51	0.41
1:T:298:ILE:HD11	1:T:345:ILE:HD11	2.02	0.41
1:T:357:GLU:OE2	1:T:359:ARG:HG2	2.20	0.41
1:U:126:PHE:CE2	1:U:272:GLN:HG2	2.55	0.41
1:U:45:ASP:O	1:U:66:LEU:HD11	2.21	0.41
1:W:409:GLN:NE2	1:W:409:GLN:HA	2.19	0.41
1:W:451:GLU:CB	1:W:452:PRO:HD3	2.49	0.41
1:X:298:ILE:HD11	1:X:345:ILE:HD11	2.02	0.41
1:A:67:LEU:HB3	1:A:89:PHE:CD2	2.56	0.41
1:B:48:ALA:O	1:B:49:PHE:HB2	2.20	0.41
1:C:53:SER:O	1:C:54:ILE:CB	2.68	0.41
1:C:271:HIS:CG	3:C:7479:AMP:O4'	2.73	0.41
1:D:67:LEU:HB3	1:D:89:PHE:CD2	2.56	0.41
1:E:331:ASN:OD1	1:E:409:GLN:NE2	2.53	0.41
1:F:326:TYR:HB2	4:F:7486:CIT:O3	2.21	0.41
1:K:48:ALA:O	1:K:49:PHE:HB2	2.20	0.41
1:K:326:TYR:HB2	4:K:7496:CIT:O3	2.21	0.41
1:F:140:PHE:CZ	1:L:463:ALA:HA	2.56	0.41
1:G:177:GLY:HA2	1:L:55:ARG:O	2.21	0.41
1:M:47:LEU:HB3	5:M:4670:HOH:O	2.20	0.41
1:N:309:LEU:HA	1:N:312:THR:CG2	2.45	0.41
1:O:331:ASN:OD1	1:O:409:GLN:NE2	2.54	0.41
1:O:326:TYR:HB2	4:O:7504:CIT:O3	2.21	0.41
1:P:292:ASP:HA	1:P:295:ARG:NH1	2.35	0.41
1:P:326:TYR:HB2	4:P:7506:CIT:O3	2.20	0.41
1:Q:331:ASN:OD1	1:Q:409:GLN:NE2	2.53	0.41

*Continued on next page...*

*Continued from previous page...*

Atom-1	Atom-2	Interatomic distance (Å)	Clash overlap (Å)
1:R:292:ASP:HA	1:R:295:ARG:NH1	2.35	0.41
1:R:52:SER:O	1:R:53:SER:CB	2.68	0.41
1:U:331:ASN:OD1	1:U:409:GLN:NE2	2.54	0.41
1:U:280:PRO:CG	1:U:352:LYS:HG2	2.49	0.41
1:U:17:VAL:HG21	1:U:38:PHE:CG	2.55	0.41
1:U:602:GLU:HG3	1:U:603:LYS:N	2.35	0.41
1:U:326:TYR:HB2	4:U:7516:CIT:O3	2.20	0.41
1:U:83:LYS:HA	1:U:83:LYS:HD3	1.89	0.41
1:W:48:ALA:O	1:W:49:PHE:HB2	2.20	0.41
1:W:52:SER:O	1:W:53:SER:CB	2.68	0.41
1:W:67:LEU:HB3	1:W:89:PHE:CD2	2.56	0.41
1:X:331:ASN:OD1	1:X:409:GLN:NE2	2.53	0.41
1:A:400:PRO:HG2	1:A:403:GLU:CB	2.50	0.41
1:B:602:GLU:O	1:B:603:LYS:C	2.59	0.41
1:D:265:GLY:O	4:D:7482:CIT:H41	2.21	0.41
1:D:333:VAL:HG13	1:D:407:ILE:HG23	2.02	0.41
1:H:425:HIS:O	1:H:428:LEU:HB2	2.19	0.41
1:J:420:ARG:NH1	1:J:424:ASP:HB2	2.30	0.41
1:K:265:GLY:O	4:K:7496:CIT:H41	2.21	0.41
1:L:59:SER:O	1:L:61:HIS:N	2.53	0.41
1:N:129:GLU:HG2	1:N:129:GLU:O	2.20	0.41
1:O:420:ARG:NH1	1:O:424:ASP:HB2	2.30	0.41
1:N:177:GLY:HA2	1:O:55:ARG:O	2.21	0.41
1:P:265:GLY:O	4:P:7506:CIT:H41	2.21	0.41
1:S:59:SER:HB3	1:S:61:HIS:CD2	2.55	0.41
1:T:40:LYS:HZ2	1:T:40:LYS:N	2.18	0.41
1:U:420:ARG:CA	1:U:420:ARG:HH21	2.30	0.41
1:V:333:VAL:HG13	1:V:407:ILE:HG23	2.02	0.41
1:W:256:MET:HA	1:W:257:PRO:HD3	1.94	0.41
1:X:265:GLY:O	4:X:7522:CIT:H41	2.21	0.41
1:X:321:ARG:NE	4:X:7522:CIT:H42	2.17	0.41
1:B:65:MET:CE	1:B:67:LEU:HD11	2.49	0.41
1:C:8:LEU:HD23	1:C:12:GLU:HG3	2.02	0.41
1:C:283:TYR:HB3	5:C:7601:HOH:O	2.19	0.41
1:D:90:PHE:HB3	1:D:106:ASN:HD21	1.86	0.41
1:D:254:THR:HB	1:J:466:TYR:CZ	2.55	0.41
1:E:437:ASP:HB3	5:E:1170:HOH:O	2.20	0.41
1:F:114:TYR:O	1:F:118:THR:HG23	2.20	0.41
1:F:282:MET:O	1:F:290:LEU:HA	2.21	0.41
1:F:333:VAL:HG11	1:F:407:ILE:HD12	2.01	0.41
1:H:100:TYR:OH	1:H:102:ARG:HG3	2.20	0.41

*Continued on next page...*

*Continued from previous page...*

Atom-1	Atom-2	Interatomic distance (Å)	Clash overlap (Å)
1:I:283:TYR:HD1	1:I:354:LYS:HB2	1.86	0.41
1:J:602:GLU:HG3	1:J:72:GLU:CD	2.41	0.41
1:K:283:TYR:HB3	5:K:2757:HOH:O	2.19	0.41
1:K:1:THR:CG2	1:K:2:PRO:HD2	2.41	0.41
1:K:602:GLU:HG3	1:K:72:GLU:CD	2.41	0.41
1:L:437:ASP:HB3	5:L:3011:HOH:O	2.20	0.41
1:L:52:SER:O	1:L:53:SER:CB	2.68	0.41
1:M:283:TYR:HD1	1:M:354:LYS:HB2	1.86	0.41
1:O:8:LEU:HD23	1:O:12:GLU:HG3	2.02	0.41
1:O:405:ALA:C	1:O:407:ILE:H	2.23	0.41
1:O:180:PHE:HE2	1:P:52:SER:C	2.24	0.41
1:R:282:MET:O	1:R:290:LEU:HA	2.21	0.41
1:T:264:ASN:ND2	1:T:326:TYR:CD2	2.88	0.41
1:T:437:ASP:HB3	5:T:5115:HOH:O	2.20	0.41
1:U:100:TYR:OH	1:U:102:ARG:HG3	2.20	0.41
1:U:114:TYR:O	1:U:118:THR:HG23	2.19	0.41
1:V:282:MET:O	1:V:290:LEU:HA	2.21	0.41
1:V:64:ASP:OD1	1:W:339:ARG:NH1	2.54	0.41
1:X:345:ILE:HD12	1:X:345:ILE:N	2.34	0.41
1:B:58:GLN:NE2	1:B:65:MET:SD	2.94	0.41
1:C:321:ARG:NE	4:C:7480:CIT:H42	2.19	0.41
1:D:390:ALA:HA	1:D:391:PRO:HD2	1.85	0.41
1:E:18:ASP:HB3	1:E:86:ASN:ND2	2.36	0.41
1:H:42:VAL:O	1:H:46:GLY:HA2	2.21	0.41
1:I:63:SER:CB	1:J:337:ARG:NH2	2.83	0.41
1:D:140:PHE:CE1	1:J:463:ALA:HA	2.55	0.41
1:D:450:GLU:HB3	1:J:465:TYR:OH	2.21	0.41
1:K:451:GLU:HG2	5:K:2785:HOH:O	2.21	0.41
1:N:90:PHE:HB3	1:N:106:ASN:HD21	1.85	0.41
1:N:174:ARG:HE	1:N:174:ARG:HB3	1.72	0.41
1:O:18:ASP:HB3	1:O:86:ASN:ND2	2.36	0.41
1:O:321:ARG:NE	4:O:7504:CIT:H42	2.19	0.41
1:Q:18:ASP:HB3	1:Q:86:ASN:ND2	2.36	0.41
1:S:58:GLN:NE2	1:S:65:MET:SD	2.94	0.41
1:U:328:ALA:HA	1:U:329:PRO:HD3	1.73	0.41
1:W:451:GLU:HG2	5:W:5941:HOH:O	2.21	0.41
1:A:400:PRO:HA	1:A:401:PRO:HD2	1.67	0.41
1:C:281:LEU:HB3	1:C:293:THR:HG21	2.03	0.41
1:C:603:LYS:HB2	1:C:72:GLU:OE1	2.21	0.41
1:D:603:LYS:HB2	1:D:72:GLU:OE1	2.21	0.41
1:I:399:LEU:HD23	1:I:404:ALA:HA	2.01	0.41

*Continued on next page...*

*Continued from previous page...*

Atom-1	Atom-2	Interatomic distance (Å)	Clash overlap (Å)
1:J:174:ARG:HG2	1:J:174:ARG:O	2.20	0.41
1:J:296:HIS:HB2	1:J:382:ILE:HG12	2.00	0.41
1:K:326:TYR:C	1:K:328:ALA:N	2.73	0.41
1:K:49:PHE:HZ	1:L:180:PHE:HE2	1.68	0.41
1:F:465:TYR:CZ	1:L:315:THR:HB	2.56	0.41
1:L:603:LYS:HB2	1:L:72:GLU:OE1	2.21	0.41
1:M:281:LEU:HB3	1:M:293:THR:HG21	2.03	0.41
1:N:264:ASN:ND2	4:N:7502:CIT:O3	2.53	0.41
1:O:399:LEU:HD23	1:O:404:ALA:HA	2.01	0.41
1:O:92:HIS:CE1	1:O:99:PRO:HG3	2.55	0.41
1:Q:344:ARG:HG2	1:Q:345:ILE:N	2.36	0.41
1:Q:59:SER:HB3	1:Q:61:HIS:CD2	2.55	0.41
1:U:344:ARG:HG2	1:U:345:ILE:N	2.36	0.41
1:V:174:ARG:HG2	1:V:174:ARG:O	2.20	0.41
1:X:603:LYS:HB2	1:X:72:GLU:OE1	2.21	0.41
1:A:207:GLU:N	1:A:210:HIS:HD2	2.17	0.41
1:A:297:TYR:CE2	1:A:356:LEU:HD11	2.55	0.41
1:D:12:GLU:O	1:D:83:LYS:HG2	2.20	0.41
1:D:412:THR:HG22	5:D:892:HOH:O	2.21	0.41
1:E:194:LYS:HD3	5:E:1180:HOH:O	2.20	0.41
1:G:354:LYS:HA	5:G:7610:HOH:O	2.20	0.41
1:B:465:TYR:CE1	1:H:315:THR:HB	2.56	0.41
1:H:269:HIS:CE1	1:H:359:ARG:NH1	2.88	0.41
1:J:106:ASN:ND2	1:J:109:ARG:NH1	2.69	0.41
1:J:335:SER:OG	1:J:393:ASP:HA	2.21	0.41
1:J:412:THR:HG22	5:J:2470:HOH:O	2.21	0.41
1:K:390:ALA:HA	1:K:391:PRO:HD2	1.79	0.41
1:K:425:HIS:HB2	1:K:439:ILE:HD13	2.02	0.41
1:L:106:ASN:ND2	1:L:109:ARG:NH1	2.69	0.41
1:L:194:LYS:HD3	5:L:3021:HOH:O	2.20	0.41
1:L:269:HIS:CE1	1:L:359:ARG:NH1	2.88	0.41
1:M:207:GLU:N	1:M:210:HIS:HD2	2.17	0.41
1:M:297:TYR:CE2	1:M:356:LEU:HD11	2.55	0.41
1:M:425:HIS:HB2	1:M:439:ILE:HD13	2.02	0.41
1:O:129:GLU:HG2	5:O:3762:HOH:O	2.20	0.41
1:P:412:THR:HG22	5:P:4048:HOH:O	2.21	0.41
1:P:12:GLU:O	1:P:83:LYS:HG2	2.20	0.41
1:Q:354:LYS:HA	5:Q:4334:HOH:O	2.20	0.41
1:Q:412:THR:HG22	5:Q:4311:HOH:O	2.21	0.41
1:T:295:ARG:HG2	1:T:388:PRO:CG	2.50	0.41
1:T:354:LYS:HA	5:T:5123:HOH:O	2.20	0.41

*Continued on next page...*



*Continued from previous page...*

Atom-1	Atom-2	Interatomic distance (Å)	Clash overlap (Å)
1:T:269:HIS:CE1	1:T:359:ARG:NH1	2.88	0.41
1:T:412:THR:HG22	5:T:5100:HOH:O	2.21	0.41
1:U:504:ASN:HA	1:U:351:PRO:HD2	1.92	0.41
1:N:175:HIS:HE1	1:U:467:ASP:OD2	2.04	0.41
1:V:106:ASN:ND2	1:V:109:ARG:NH1	2.69	0.41
1:V:412:THR:HG22	5:V:5626:HOH:O	2.21	0.41
1:A:411:PRO:HG2	1:A:417:VAL:HG12	2.02	0.41
1:D:3:ASP:HA	1:D:6:PHE:HD1	1.85	0.41
1:E:381:GLY:HA2	1:E:386:ILE:CD1	2.50	0.41
1:H:96:THR:C	1:H:98:GLU:H	2.23	0.41
1:I:381:GLY:HA2	1:I:386:ILE:CD1	2.50	0.41
1:K:256:MET:HA	1:K:257:PRO:HD3	1.95	0.41
1:K:102:ARG:NH2	1:K:437:ASP:OD1	2.53	0.41
1:M:411:PRO:HG2	1:M:417:VAL:HG12	2.02	0.41
1:N:171:TYR:CD2	1:N:184:PRO:HG2	2.55	0.41
1:N:3:ASP:HA	1:N:6:PHE:HD1	1.85	0.41
1:O:325:GLY:O	1:O:326:TYR:C	2.58	0.41
1:Q:381:GLY:HA2	1:Q:386:ILE:CD1	2.50	0.41
1:R:312:THR:CG2	1:R:313:ASN:ND2	2.73	0.41
1:S:395:ASP:OD2	1:X:61:HIS:HB3	2.21	0.41
1:U:53:SER:OG	1:V:178:GLY:HA2	2.21	0.41
1:W:115:LEU:HD23	1:W:379:LEU:HD21	2.02	0.41
1:W:264:ASN:HD21	4:W:7520:CIT:H22	1.86	0.41
1:A:603:LYS:HE3	5:A:7663:HOH:O	2.20	0.41
1:D:208:LYS:CD	1:D:208:LYS:N	2.81	0.41
1:F:74:ALA:HA	1:F:86:ASN:O	2.20	0.41
1:G:47:LEU:O	1:G:66:LEU:HA	2.20	0.41
1:I:458:HIS:HD2	1:I:460:TYR:N	2.02	0.41
1:J:282:MET:CA	1:J:294:ALA:HB2	2.49	0.41
1:N:271:HIS:HB3	1:N:355:ARG:HD3	2.01	0.41
1:P:208:LYS:N	1:P:208:LYS:CD	2.81	0.41
1:P:603:LYS:HE3	5:P:4157:HOH:O	2.20	0.41
1:P:339:ARG:NH1	1:Q:50:ASP:CG	2.69	0.41
1:R:74:ALA:HA	1:R:86:ASN:O	2.20	0.41
1:T:126:PHE:CE2	1:T:272:GLN:HG2	2.56	0.41
1:V:126:PHE:CE2	1:V:272:GLN:HG2	2.56	0.41
1:W:274:LEU:HB2	1:W:282:MET:HE3	2.02	0.41
1:W:74:ALA:HA	1:W:86:ASN:O	2.20	0.41
1:B:55:ARG:O	1:B:55:ARG:CG	2.69	0.41
1:E:347:ILE:O	1:E:347:ILE:HG22	2.19	0.41
1:E:55:ARG:HD3	1:E:449:ASN:HD21	1.84	0.41

*Continued on next page...*

*Continued from previous page...*

Atom-1	Atom-2	Interatomic distance (Å)	Clash overlap (Å)
1:E:264:ASN:ND2	4:E:7484:CIT:O3	2.53	0.41
1:F:451:GLU:HB3	1:F:452:PRO:HD3	2.03	0.41
1:K:337:ARG:HH22	1:K:347:ILE:CD1	2.33	0.41
1:K:403:GLU:O	1:K:407:ILE:HG12	2.20	0.41
1:L:57:PHE:HB3	1:L:58:GLN:H	1.77	0.41
1:M:180:PHE:CD2	1:N:49:PHE:HZ	2.38	0.41
1:N:55:ARG:HD3	1:N:449:ASN:HD21	1.84	0.41
1:Q:102:ARG:HG2	1:Q:438:LEU:HD13	2.01	0.41
1:Q:55:ARG:HD3	1:Q:449:ASN:HD21	1.84	0.41
1:Q:264:ASN:ND2	4:Q:7508:CIT:O3	2.53	0.41
1:S:327:GLU:HG2	1:S:340:SER:HB3	2.01	0.41
1:T:61:HIS:HA	1:U:337:ARG:CG	2.33	0.41
1:W:49:PHE:HZ	1:X:180:PHE:CE2	2.38	0.41
1:X:55:ARG:CG	1:X:55:ARG:O	2.69	0.41
1:D:451:GLU:CB	1:D:452:PRO:HD3	2.49	0.41
1:E:129:GLU:HG3	1:E:129:GLU:O	2.20	0.41
1:E:328:ALA:HA	1:E:329:PRO:HD3	1.89	0.41
1:G:451:GLU:CB	1:G:452:PRO:HD3	2.49	0.41
1:E:254:THR:HB	1:K:466:TYR:CE1	2.56	0.41
1:D:185:ASN:HD21	1:K:467:ASP:HB3	1.85	0.41
1:O:147:SER:HB3	5:O:3816:HOH:O	2.20	0.41
1:S:298:ILE:HG23	1:S:343:VAL:HG11	2.01	0.41
1:T:129:GLU:HG3	1:T:129:GLU:O	2.20	0.41
1:T:282:MET:SD	1:T:356:LEU:HD23	2.60	0.41
1:U:272:GLN:HB2	1:U:356:LEU:CD1	2.51	0.41
1:V:116:ILE:HG12	1:V:122:ASP:HA	2.03	0.41
1:V:147:SER:HB3	5:V:5657:HOH:O	2.20	0.41
1:W:129:GLU:O	1:W:129:GLU:HG3	2.20	0.41
1:W:357:GLU:OE2	1:W:359:ARG:HG2	2.20	0.41
1:B:378:GLY:O	1:B:382:ILE:HG13	2.21	0.41
1:C:331:ASN:OD1	1:C:409:GLN:NE2	2.53	0.41
1:D:207:GLU:HB3	1:D:208:LYS:H	1.67	0.41
1:D:292:ASP:HA	1:D:295:ARG:NH1	2.35	0.41
1:D:326:TYR:HB2	4:D:7482:CIT:O3	2.21	0.41
1:D:331:ASN:OD1	1:D:409:GLN:NE2	2.53	0.41
1:E:271:HIS:CG	3:E:7483:AMP:O4'	2.73	0.41
1:F:52:SER:O	1:F:53:SER:CB	2.68	0.41
1:G:331:ASN:OD1	1:G:409:GLN:NE2	2.53	0.41
1:H:57:PHE:HA	1:H:100:TYR:HE2	1.84	0.41
1:H:83:LYS:HD3	1:H:83:LYS:HA	1.89	0.41
1:I:326:TYR:HB2	4:I:7492:CIT:O3	2.20	0.41

*Continued on next page...*

*Continued from previous page...*

Atom-1	Atom-2	Interatomic distance (Å)	Clash overlap (Å)
1:I:331:ASN:OD1	1:I:409:GLN:NE2	2.54	0.41
1:K:331:ASN:OD1	1:K:409:GLN:NE2	2.53	0.41
1:L:67:LEU:HB3	1:L:89:PHE:CD2	2.56	0.41
1:M:67:LEU:HB3	1:M:89:PHE:CD2	2.56	0.41
1:N:292:ASP:HA	1:N:295:ARG:NH1	2.35	0.41
1:N:378:GLY:O	1:N:382:ILE:HG13	2.21	0.41
1:P:331:ASN:OD1	1:P:409:GLN:NE2	2.53	0.41
1:Q:48:ALA:O	1:Q:49:PHE:HB2	2.20	0.41
1:Q:271:HIS:CG	3:Q:7507:AMP:O4'	2.73	0.41
1:S:326:TYR:HB2	4:S:7512:CIT:O3	2.21	0.41
1:T:57:PHE:HA	1:T:100:TYR:HE2	1.84	0.41
1:P:466:TYR:CE1	1:V:254:THR:HB	2.55	0.41
1:A:177:GLY:HA2	1:B:55:ARG:C	2.40	0.41
1:A:187:GLN:HB3	1:A:187:GLN:HE21	1.61	0.41
1:D:389:GLN:HE22	1:D:407:ILE:HD13	1.83	0.41
1:E:602:GLU:O	1:E:603:LYS:C	2.59	0.41
1:I:59:SER:HB3	1:I:61:HIS:CD2	2.55	0.41
1:J:333:VAL:HG13	1:J:407:ILE:HG23	2.02	0.41
1:K:181:PRO:O	1:K:186:ASP:HB2	2.21	0.41
1:K:96:THR:C	1:K:98:GLU:H	2.24	0.41
1:M:40:LYS:HZ2	1:M:40:LYS:N	2.19	0.41
1:N:602:GLU:O	1:N:603:LYS:C	2.59	0.41
1:O:333:VAL:HG13	1:O:407:ILE:HG23	2.02	0.41
1:P:256:MET:HA	1:P:257:PRO:HD3	1.93	0.41
1:P:333:VAL:HG13	1:P:407:ILE:HG23	2.02	0.41
1:Q:504:ASN:HA	1:Q:351:PRO:HD2	1.96	0.41
1:U:420:ARG:NH1	1:U:424:ASP:HB2	2.30	0.41
1:V:59:SER:HB3	1:V:61:HIS:CD2	2.55	0.41
1:A:8:LEU:HD23	1:A:12:GLU:HG3	2.02	0.41
1:A:283:TYR:HD1	1:A:354:LYS:HB2	1.86	0.41
1:B:8:LEU:HD23	1:B:12:GLU:HG3	2.01	0.41
1:B:437:ASP:HB3	5:B:7595:HOH:O	2.20	0.41
1:B:90:PHE:HB3	1:B:106:ASN:HD21	1.86	0.41
1:C:90:PHE:HB3	1:C:106:ASN:HD21	1.86	0.41
1:E:283:TYR:HD1	1:E:354:LYS:HB2	1.86	0.41
1:E:52:SER:O	1:E:53:SER:CB	2.68	0.41
1:G:100:TYR:OH	1:G:102:ARG:HG3	2.20	0.41
1:B:462:PHE:CZ	1:H:149:TYR:CE1	3.08	0.41
1:H:309:LEU:HA	1:H:312:THR:CG2	2.34	0.41
1:G:63:SER:HB2	1:H:339:ARG:NH1	2.36	0.41
1:I:114:TYR:O	1:I:118:THR:HG23	2.20	0.41

*Continued on next page...*

*Continued from previous page...*

Atom-1	Atom-2	Interatomic distance (Å)	Clash overlap (Å)
1:K:8:LEU:HD23	1:K:12:GLU:HG3	2.02	0.41
1:L:264:ASN:ND2	1:L:326:TYR:CD2	2.88	0.41
1:O:90:PHE:HB3	1:O:106:ASN:HD21	1.86	0.41
1:O:331:ASN:OD1	1:O:409:GLN:NE2	2.50	0.41
1:O:337:ARG:NE	1:O:393:ASP:HB3	2.33	0.41
1:Q:52:SER:O	1:Q:53:SER:CB	2.68	0.41
1:R:114:TYR:O	1:R:118:THR:HG23	2.20	0.41
1:R:256:MET:HA	1:R:257:PRO:HD3	1.91	0.41
1:T:295:ARG:O	1:T:388:PRO:HG3	2.19	0.41
1:T:602:GLU:HG3	1:T:72:GLU:CD	2.41	0.41
1:W:283:TYR:HB3	5:W:5913:HOH:O	2.19	0.41
1:X:52:SER:O	1:X:53:SER:CB	2.68	0.41
1:B:205:ILE:HG22	1:B:207:GLU:HG2	2.03	0.41
1:B:207:GLU:HG3	1:B:210:HIS:HD2	1.84	0.41
1:D:207:GLU:HG3	1:D:210:HIS:HD2	1.84	0.41
1:D:211:HIS:N	1:D:222:ASN:OD1	2.50	0.41
1:E:355:ARG:NE	3:E:7483:AMP:N3	2.69	0.41
1:F:41:SER:O	1:F:45:ASP:HB2	2.21	0.41
1:G:24:LEU:HB3	1:G:25:PRO:HD3	2.02	0.41
1:H:90:PHE:HB3	1:H:106:ASN:HD21	1.85	0.41
1:K:40:LYS:H	1:K:40:LYS:CD	2.32	0.41
1:N:42:VAL:O	1:N:46:GLY:HA2	2.20	0.41
1:P:207:GLU:HG3	1:P:210:HIS:HD2	1.84	0.41
1:Q:1:THR:HA	1:Q:2:PRO:HD3	1.96	0.41
1:R:41:SER:O	1:R:45:ASP:HB2	2.21	0.41
1:S:24:LEU:HB3	1:S:25:PRO:HD3	2.02	0.41
1:S:42:VAL:O	1:S:46:GLY:HA2	2.21	0.41
1:T:41:SER:O	1:T:45:ASP:HB2	2.21	0.41
1:T:90:PHE:HB3	1:T:106:ASN:HD21	1.85	0.41
1:U:90:PHE:HB3	1:U:106:ASN:HD21	1.85	0.41
1:D:344:ARG:HG2	1:D:345:ILE:N	2.36	0.41
1:H:49:PHE:HZ	1:I:180:PHE:HE2	1.67	0.41
1:H:603:LYS:HB2	1:H:72:GLU:OE1	2.21	0.41
1:J:326:TYR:C	1:J:328:ALA:N	2.73	0.41
1:L:281:LEU:HB3	1:L:293:THR:HG21	2.03	0.41
1:L:344:ARG:HG2	1:L:345:ILE:N	2.36	0.41
1:M:603:LYS:HB2	1:M:72:GLU:OE1	2.21	0.41
1:N:344:ARG:HG2	1:N:345:ILE:N	2.36	0.41
1:O:281:LEU:HB3	1:O:293:THR:HG21	2.03	0.41
1:O:603:LYS:HB2	1:O:72:GLU:OE1	2.21	0.41
1:P:603:LYS:HB2	1:P:72:GLU:OE1	2.21	0.41

*Continued on next page...*

*Continued from previous page...*

Atom-1	Atom-2	Interatomic distance (Å)	Clash overlap (Å)
1:Q:196:LEU:HD13	1:Q:221:ILE:HG21	2.02	0.41
1:S:196:LEU:HD13	1:S:221:ILE:HG21	2.01	0.41
1:T:399:LEU:HA	1:T:400:PRO:HD2	1.86	0.41
1:U:399:LEU:HD23	1:U:404:ALA:HA	2.01	0.41
1:W:281:LEU:HB3	1:W:293:THR:HG21	2.03	0.41
1:W:56:GLY:HA2	1:W:441:THR:CG2	2.51	0.41
1:A:194:LYS:HD3	5:A:7585:HOH:O	2.20	0.41
1:A:425:HIS:HB2	1:A:439:ILE:HD13	2.02	0.41
1:A:427:TYR:HB3	5:A:7571:HOH:O	2.20	0.41
1:A:321:ARG:NE	4:A:7476:CIT:H42	2.20	0.41
1:B:12:GLU:O	1:B:83:LYS:HG2	2.20	0.41
1:C:412:THR:HG22	5:C:7577:HOH:O	2.21	0.41
1:E:354:LYS:HA	5:E:1178:HOH:O	2.20	0.41
1:E:412:THR:HG22	5:E:1155:HOH:O	2.21	0.41
1:H:194:LYS:HD3	5:H:7622:HOH:O	2.20	0.41
1:H:412:THR:HG22	5:H:7602:HOH:O	2.21	0.41
1:J:80:ARG:NE	1:K:189:VAL:HG13	2.24	0.41
1:L:18:ASP:HB3	1:L:86:ASN:ND2	2.36	0.41
1:M:194:LYS:HD3	5:M:3284:HOH:O	2.20	0.41
1:M:395:ASP:CB	1:M:398:GLU:HG2	2.46	0.41
1:M:427:TYR:HB3	5:M:3266:HOH:O	2.20	0.41
1:N:179:TYR:CE2	1:O:53:SER:CA	3.04	0.41
1:N:12:GLU:O	1:N:83:LYS:HG2	2.20	0.41
1:O:297:TYR:CE2	1:O:356:LEU:HD11	2.55	0.41
1:Q:194:LYS:HD3	5:Q:4336:HOH:O	2.20	0.41
1:Q:320:LYS:HE3	1:W:461:GLU:OE1	2.21	0.41
1:Q:18:ASP:HB3	1:Q:86:ASN:ND2	2.36	0.41
1:R:106:ASN:ND2	1:R:109:ARG:NH1	2.69	0.41
1:R:12:GLU:O	1:R:83:LYS:HG2	2.20	0.41
1:R:194:LYS:HD3	5:R:4599:HOH:O	2.20	0.41
1:R:207:GLU:N	1:R:210:HIS:HD2	2.17	0.41
1:V:335:SER:OG	1:V:393:ASP:HA	2.21	0.41
1:W:49:PHE:O	1:W:65:MET:HG2	2.21	0.41
1:X:106:ASN:ND2	1:X:109:ARG:NH1	2.69	0.41
1:X:194:LYS:HD3	5:X:6177:HOH:O	2.20	0.41
1:X:18:ASP:HB3	1:X:86:ASN:ND2	2.36	0.41
1:A:171:TYR:CE2	1:H:467:ASP:HB3	2.56	0.41
1:A:271:HIS:HA	1:A:356:LEU:O	2.21	0.41
1:B:381:GLY:HA2	1:B:386:ILE:CD1	2.50	0.41
1:B:264:ASN:HD21	4:B:7478:CIT:H22	1.86	0.41
1:C:325:GLY:O	1:C:326:TYR:C	2.58	0.41

*Continued on next page...*

*Continued from previous page...*

Atom-1	Atom-2	Interatomic distance (Å)	Clash overlap (Å)
1:F:271:HIS:HA	1:F:356:LEU:O	2.21	0.41
1:H:394:LYS:HG2	1:H:399:LEU:CD1	2.50	0.41
1:H:400:PRO:HA	1:H:401:PRO:HD3	1.73	0.41
1:J:171:TYR:CD2	1:J:184:PRO:HG2	2.55	0.41
1:K:271:HIS:HA	1:K:356:LEU:O	2.21	0.41
1:M:271:HIS:HA	1:M:356:LEU:O	2.21	0.41
1:T:275:TRP:HE1	3:T:7513:AMP:N6	2.19	0.41
1:T:394:LYS:HG2	1:T:399:LEU:CD1	2.50	0.41
1:T:400:PRO:HA	1:T:401:PRO:HD3	1.73	0.41
1:U:271:HIS:HA	1:U:356:LEU:O	2.21	0.41
1:V:171:TYR:CD2	1:V:184:PRO:HG2	2.55	0.41
1:V:328:ALA:HA	1:V:329:PRO:HD3	1.89	0.41
1:V:400:PRO:HA	1:V:401:PRO:HD3	1.73	0.41
1:W:271:HIS:HA	1:W:356:LEU:O	2.21	0.41
1:S:347:ILE:HG21	1:X:95:PHE:HE2	1.85	0.41
1:D:176:LYS:HA	1:D:176:LYS:HD3	1.60	0.41
1:D:466:TYR:CE1	1:J:254:THR:HB	2.55	0.41
1:H:126:PHE:CE2	1:H:272:GLN:HG2	2.56	0.41
1:J:126:PHE:CE2	1:J:272:GLN:HG2	2.56	0.41
1:J:400:PRO:HG2	1:J:403:GLU:HB3	2.03	0.41
1:K:400:PRO:HG2	1:K:403:GLU:HB3	2.03	0.41
1:M:603:LYS:HE3	5:M:3368:HOH:O	2.20	0.41
1:O:126:PHE:CE2	1:O:272:GLN:HG2	2.56	0.41
1:O:326:TYR:HD1	1:O:326:TYR:H	1.66	0.41
1:P:339:ARG:HH12	1:Q:50:ASP:CB	2.32	0.41
1:R:256:MET:HA	1:R:257:PRO:HD3	1.90	0.41
1:R:126:PHE:CE2	1:R:272:GLN:HG2	2.56	0.41
1:S:126:PHE:CE2	1:S:272:GLN:HG2	2.56	0.41
1:T:53:SER:HG	1:U:179:TYR:HB2	1.85	0.41
1:V:282:MET:CA	1:V:294:ALA:HB2	2.49	0.41
1:V:400:PRO:HG2	1:V:403:GLU:HB3	2.03	0.41
1:W:400:PRO:HG2	1:W:403:GLU:HB3	2.03	0.41
1:A:206:LEU:HB3	1:B:34:PRO:HG3	2.01	0.41
1:A:339:ARG:HG2	1:A:344:ARG:CD	2.36	0.41
1:F:337:ARG:HH22	1:F:347:ILE:CD1	2.33	0.41
1:G:327:GLU:HG2	1:G:340:SER:HB3	2.01	0.41
1:G:420:ARG:O	1:G:424:ASP:HB3	2.20	0.41
1:N:42:VAL:O	1:N:46:GLY:HA2	2.20	0.41
1:O:55:ARG:O	1:O:55:ARG:CG	2.68	0.41
1:R:261:PHE:O	1:X:144:ALA:HA	2.20	0.41
1:R:451:GLU:HB3	1:R:452:PRO:HD3	2.03	0.41

*Continued on next page...*

*Continued from previous page...*

Atom-1	Atom-2	Interatomic distance (Å)	Clash overlap (Å)
1:U:403:GLU:O	1:U:407:ILE:HG12	2.20	0.41
1:S:337:ARG:CG	1:X:61:HIS:HA	2.36	0.41
1:B:45:ASP:O	1:B:66:LEU:HD11	2.21	0.41
1:C:147:SER:HB3	5:C:7607:HOH:O	2.20	0.41
1:D:146:GLY:HA2	1:J:149:TYR:CE1	2.55	0.41
1:D:147:SER:HB3	5:D:923:HOH:O	2.20	0.41
1:D:298:ILE:HD11	1:D:345:ILE:HD11	2.02	0.41
1:H:129:GLU:HG3	1:H:129:GLU:O	2.20	0.41
1:I:116:ILE:HG12	1:I:122:ASP:HA	2.03	0.41
1:I:126:PHE:CE2	1:I:272:GLN:HG2	2.55	0.41
1:I:272:GLN:HB2	1:I:356:LEU:CD1	2.51	0.41
1:J:116:ILE:HG12	1:J:122:ASP:HA	2.03	0.41
1:D:468:VAL:CG2	1:J:364:SER:HA	2.51	0.41
1:J:412:THR:HB	5:J:824:HOH:O	2.20	0.41
1:K:451:GLU:CB	1:K:452:PRO:HD3	2.49	0.41
1:K:58:GLN:HE22	1:K:62:GLU:HG2	1.85	0.41
1:L:147:SER:HB3	5:L:3027:HOH:O	2.20	0.41
1:M:65:MET:HB2	1:M:91:VAL:CG1	2.47	0.41
1:N:45:ASP:O	1:N:66:LEU:HD11	2.21	0.41
1:O:400:PRO:HA	1:O:401:PRO:HD3	1.67	0.41
1:P:147:SER:HB3	5:P:4079:HOH:O	2.20	0.41
1:Q:129:GLU:HG3	1:Q:129:GLU:O	2.21	0.41
1:Q:261:PHE:O	1:W:144:ALA:HA	2.20	0.41
1:S:272:GLN:HB2	1:S:356:LEU:CD1	2.51	0.41
1:S:357:GLU:OE2	1:S:359:ARG:HG2	2.20	0.41
1:T:45:ASP:O	1:T:66:LEU:HD11	2.21	0.41
1:U:116:ILE:HG12	1:U:122:ASP:HA	2.03	0.41
1:W:282:MET:SD	1:W:356:LEU:HD23	2.60	0.41
1:W:298:ILE:HD11	1:W:345:ILE:HD11	2.02	0.41
1:X:58:GLN:HE22	1:X:62:GLU:HG2	1.85	0.41
1:C:309:LEU:HA	1:C:312:THR:CG2	2.45	0.41
1:C:378:GLY:O	1:C:382:ILE:HG13	2.21	0.41
1:D:271:HIS:CG	3:D:7481:AMP:O4'	2.73	0.41
1:E:48:ALA:O	1:E:49:PHE:HB2	2.20	0.41
1:F:292:ASP:HA	1:F:295:ARG:NH1	2.35	0.41
1:F:378:GLY:O	1:F:382:ILE:HG13	2.21	0.41
1:J:309:LEU:HA	1:J:312:THR:CG2	2.46	0.41
1:N:52:SER:O	1:N:53:SER:CB	2.68	0.41
1:O:309:LEU:HA	1:O:312:THR:CG2	2.45	0.41
1:O:378:GLY:O	1:O:382:ILE:HG13	2.21	0.41
1:R:378:GLY:O	1:R:382:ILE:HG13	2.21	0.41

*Continued on next page...*

*Continued from previous page...*

Atom-1	Atom-2	Interatomic distance (Å)	Clash overlap (Å)
1:R:48:ALA:O	1:R:49:PHE:HB2	2.20	0.41
1:R:53:SER:O	1:R:54:ILE:CB	2.68	0.41
1:S:331:ASN:OD1	1:S:409:GLN:NE2	2.53	0.41
1:U:52:SER:HB2	1:V:180:PHE:HZ	1.86	0.41
1:U:53:SER:O	1:U:54:ILE:CB	2.68	0.41
1:W:331:ASN:OD1	1:W:409:GLN:NE2	2.54	0.41
1:X:67:LEU:HB3	1:X:89:PHE:CD2	2.56	0.41
1:A:339:ARG:O	1:A:359:ARG:NE	2.52	0.41
1:C:211:HIS:HE1	1:D:48:ALA:O	2.04	0.41
1:C:395:ASP:OD2	1:D:60:ILE:HG12	2.21	0.41
1:D:96:THR:C	1:D:98:GLU:H	2.24	0.41
1:E:171:TYR:CD2	1:L:467:ASP:OD1	2.73	0.41
5:D:909:HOH:O	1:E:29:GLN:HG3	2.21	0.41
1:A:63:SER:OG	1:F:337:ARG:HB3	2.21	0.41
1:F:602:GLU:O	1:F:603:LYS:C	2.59	0.41
1:H:389:GLN:HE22	1:H:407:ILE:HD13	1.83	0.41
1:H:59:SER:HB3	1:H:61:HIS:CD2	2.55	0.41
1:I:333:VAL:HG13	1:I:407:ILE:HG23	2.02	0.41
1:J:59:SER:HB3	1:J:61:HIS:CD2	2.55	0.41
1:L:181:PRO:O	1:L:186:ASP:HB2	2.21	0.41
1:L:265:GLY:O	4:L:7498:CIT:H41	2.21	0.41
1:M:400:PRO:HG2	1:M:403:GLU:CB	2.49	0.41
1:N:181:PRO:O	1:N:186:ASP:HB2	2.21	0.41
1:O:602:GLU:O	1:O:603:LYS:C	2.59	0.41
1:P:389:GLN:HE22	1:P:407:ILE:HD13	1.83	0.41
1:P:96:THR:C	1:P:98:GLU:H	2.24	0.41
1:Q:602:GLU:O	1:Q:603:LYS:C	2.59	0.41
1:R:602:GLU:O	1:R:603:LYS:C	2.59	0.41
1:Q:395:ASP:CG	1:R:60:ILE:CG1	2.89	0.41
1:T:60:ILE:HG13	1:U:395:ASP:HA	2.02	0.41
1:W:181:PRO:O	1:W:186:ASP:HB2	2.21	0.41
1:W:96:THR:C	1:W:98:GLU:H	2.24	0.41
1:X:181:PRO:O	1:X:186:ASP:HB2	2.21	0.41
1:X:601:THR:OG1	1:X:230:HIS:NE2	2.50	0.41
1:A:437:ASP:HB3	5:A:7580:HOH:O	2.20	0.41
1:A:52:SER:O	1:A:53:SER:CB	2.68	0.41
1:C:344:ARG:O	1:C:346:PRO:HD3	2.20	0.41
1:C:602:GLU:HG3	1:C:72:GLU:CD	2.41	0.41
1:C:321:ARG:NE	4:C:7480:CIT:H42	2.19	0.41
1:E:8:LEU:HD23	1:E:12:GLU:HG3	2.02	0.41
1:G:282:MET:O	1:G:290:LEU:HA	2.21	0.41

*Continued on next page...*



*Continued from previous page...*

Atom-1	Atom-2	Interatomic distance (Å)	Clash overlap (Å)
1:G:52:SER:O	1:G:53:SER:CB	2.68	0.41
1:H:437:ASP:HB3	5:H:7614:HOH:O	2.20	0.41
1:I:264:ASN:ND2	1:I:326:TYR:CD2	2.88	0.41
1:M:8:LEU:HD23	1:M:12:GLU:HG3	2.01	0.41
1:M:437:ASP:HB3	5:M:3274:HOH:O	2.20	0.41
1:M:52:SER:O	1:M:53:SER:CB	2.68	0.41
1:N:90:PHE:HB3	1:N:106:ASN:HD21	1.85	0.41
1:N:8:LEU:HD23	1:N:12:GLU:HG3	2.02	0.41
1:O:344:ARG:O	1:O:346:PRO:HD3	2.20	0.41
1:O:602:GLU:HG3	1:O:72:GLU:CD	2.41	0.41
1:O:321:ARG:NE	4:O:7504:CIT:H42	2.19	0.41
1:P:65:MET:HE2	1:P:67:LEU:HD11	2.02	0.41
1:Q:437:ASP:HB3	5:Q:4326:HOH:O	2.20	0.41
1:R:454:ASN:OD1	1:X:413:GLN:NE2	2.54	0.41
1:T:100:TYR:OH	1:T:102:ARG:HG3	2.20	0.41
1:U:264:ASN:ND2	1:U:326:TYR:CD2	2.88	0.41
1:U:53:SER:HA	1:V:179:TYR:CD2	2.55	0.41
1:A:41:SER:O	1:A:45:ASP:HB2	2.21	0.41
1:A:58:GLN:NE2	1:A:65:MET:SD	2.94	0.41
1:B:42:VAL:O	1:B:46:GLY:HA2	2.20	0.41
1:C:205:ILE:HG22	1:C:207:GLU:HG2	2.03	0.41
1:C:390:ALA:HA	1:C:391:PRO:HD2	1.85	0.41
1:D:90:PHE:HB3	1:D:106:ASN:HD21	1.85	0.41
1:D:18:ASP:HB3	1:D:86:ASN:ND2	2.36	0.41
1:D:265:GLY:O	4:D:7482:CIT:H41	2.21	0.41
1:E:1:THR:HA	1:E:2:PRO:HD3	1.96	0.41
1:E:90:PHE:HB3	1:E:106:ASN:HD21	1.85	0.41
1:F:205:ILE:HG22	1:F:207:GLU:HG2	2.03	0.41
1:G:115:LEU:HD23	1:G:379:LEU:HD21	2.03	0.41
1:I:355:ARG:NE	3:I:7491:AMP:N3	2.69	0.41
1:I:58:GLN:NE2	1:I:65:MET:SD	2.94	0.41
1:M:58:GLN:NE2	1:M:65:MET:SD	2.94	0.41
1:N:205:ILE:HG22	1:N:207:GLU:HG2	2.03	0.41
1:N:207:GLU:HG3	1:N:210:HIS:HD2	1.84	0.41
1:N:58:GLN:NE2	1:N:65:MET:SD	2.94	0.41
1:P:58:GLN:NE2	1:P:65:MET:SD	2.94	0.41
1:Q:90:PHE:HB3	1:Q:106:ASN:HD21	1.85	0.41
1:Q:355:ARG:NE	3:Q:7507:AMP:N3	2.69	0.41
1:R:90:PHE:HB3	1:R:106:ASN:HD21	1.85	0.41
1:M:61:HIS:C	1:R:337:ARG:HE	2.23	0.41
1:R:115:LEU:HD23	1:R:379:LEU:HD21	2.03	0.41

*Continued on next page...*

*Continued from previous page...*

Atom-1	Atom-2	Interatomic distance (Å)	Clash overlap (Å)
1:R:603:LYS:HD2	1:R:603:LYS:HA	1.85	0.41
1:U:1:THR:HG22	1:U:3:ASP:N	2.36	0.41
1:U:355:ARG:NE	3:U:7515:AMP:N3	2.69	0.41
1:W:1:THR:HG22	1:W:3:ASP:N	2.36	0.41
1:W:40:LYS:H	1:W:40:LYS:CD	2.32	0.41
1:A:603:LYS:HB2	1:A:72:GLU:OE1	2.21	0.41
1:B:281:LEU:HB3	1:B:293:THR:HG21	2.03	0.41
1:D:467:ASP:HB3	5:D:2709:HOH:O	2.20	0.41
1:E:211:HIS:HE1	1:F:49:PHE:HD2	1.66	0.41
1:F:399:LEU:HD23	1:F:404:ALA:HA	2.01	0.41
1:G:294:ALA:O	1:G:298:ILE:HG13	2.21	0.41
1:K:344:ARG:HG2	1:K:345:ILE:N	2.36	0.41
1:O:294:ALA:O	1:O:298:ILE:HG13	2.21	0.41
1:N:180:PHE:CE2	1:O:49:PHE:HZ	2.39	0.41
1:P:344:ARG:HG2	1:P:345:ILE:N	2.36	0.41
1:R:399:LEU:HD23	1:R:404:ALA:HA	2.01	0.41
1:T:196:LEU:HD13	1:T:221:ILE:HG21	2.01	0.41
1:V:326:TYR:C	1:V:328:ALA:N	2.73	0.41
1:V:56:GLY:HA2	1:V:441:THR:CG2	2.51	0.41
1:W:326:TYR:C	1:W:328:ALA:N	2.73	0.41
1:X:281:LEU:HB3	1:X:293:THR:HG21	2.03	0.41
1:X:344:ARG:HG2	1:X:345:ILE:N	2.36	0.41
1:C:297:TYR:CE2	1:C:356:LEU:HD11	2.55	0.41
1:B:179:TYR:CZ	1:C:54:ILE:HG22	2.42	0.41
1:C:12:GLU:O	1:C:83:LYS:HG2	2.20	0.41
1:E:18:ASP:HB3	1:E:86:ASN:ND2	2.36	0.41
1:F:106:ASN:ND2	1:F:109:ARG:NH1	2.69	0.41
1:G:287:TYR:C	1:G:289:GLY:H	2.23	0.41
1:G:427:TYR:HB3	5:G:7599:HOH:O	2.20	0.41
1:H:354:LYS:HA	5:H:7620:HOH:O	2.20	0.41
1:H:335:SER:OG	1:H:393:ASP:HA	2.21	0.41
1:H:210:HIS:CE1	3:H:7489:AMP:H3'	2.52	0.41
1:H:98:GLU:HA	1:H:99:PRO:HD3	1.95	0.41
1:I:49:PHE:O	1:I:65:MET:HG2	2.21	0.41
1:J:12:GLU:O	1:J:83:LYS:HG2	2.20	0.41
1:K:427:TYR:HB3	5:K:2740:HOH:O	2.20	0.41
1:K:49:PHE:O	1:K:65:MET:HG2	2.21	0.41
1:L:49:PHE:O	1:L:65:MET:HG2	2.21	0.41
1:M:106:ASN:ND2	1:M:109:ARG:NH1	2.69	0.41
1:M:18:ASP:HB3	1:M:86:ASN:ND2	2.36	0.41
1:N:194:LYS:HD3	5:N:3547:HOH:O	2.20	0.41

*Continued on next page...*

*Continued from previous page...*

Atom-1	Atom-2	Interatomic distance (Å)	Clash overlap (Å)
1:O:12:GLU:O	1:O:83:LYS:HG2	2.20	0.41
1:O:208:LYS:HB3	5:O:3986:HOH:O	2.19	0.41
1:O:504:ASN:HA	1:O:351:PRO:HD2	1.92	0.41
1:Q:395:ASP:CB	1:Q:398:GLU:HG2	2.46	0.41
1:S:354:LYS:HA	5:S:4860:HOH:O	2.20	0.41
1:S:395:ASP:CB	1:S:398:GLU:HG2	2.46	0.41
1:S:210:HIS:CE1	3:S:7511:AMP:H3'	2.52	0.41
1:T:194:LYS:HD3	5:T:5125:HOH:O	2.20	0.41
1:T:49:PHE:O	1:T:65:MET:HG2	2.21	0.41
1:U:210:HIS:ND1	1:U:222:ASN:ND2	2.69	0.41
1:U:425:HIS:HB2	1:U:439:ILE:HD13	2.02	0.41
1:W:12:GLU:O	1:W:83:LYS:HG2	2.20	0.41
1:X:269:HIS:CE1	1:X:359:ARG:NH1	2.88	0.41
1:X:49:PHE:O	1:X:65:MET:HG2	2.21	0.41
1:A:256:MET:HA	1:A:257:PRO:HD3	1.95	0.41
1:A:264:ASN:HD21	4:A:7476:CIT:H22	1.86	0.41
1:C:276:LYS:HD2	1:C:281:LEU:HD21	2.03	0.41
1:E:115:LEU:HD23	1:E:379:LEU:HD21	2.02	0.41
1:E:276:LYS:HD2	1:E:281:LEU:HD21	2.03	0.41
1:F:381:GLY:HA2	1:F:386:ILE:CD1	2.50	0.41
1:G:381:GLY:HA2	1:G:386:ILE:CD1	2.50	0.41
1:H:275:TRP:HE1	3:H:7489:AMP:N6	2.19	0.41
1:H:411:PRO:HG2	1:H:417:VAL:HG12	2.02	0.41
1:I:325:GLY:O	1:I:326:TYR:C	2.58	0.41
1:J:328:ALA:HA	1:J:329:PRO:HD3	1.90	0.41
1:J:95:PHE:CE2	1:K:347:ILE:HD13	2.55	0.41
1:E:254:THR:HB	1:K:466:TYR:CE1	2.56	0.41
1:M:256:MET:HA	1:M:257:PRO:HD3	1.95	0.41
1:M:55:ARG:HD2	1:M:449:ASN:ND2	2.10	0.41
1:N:381:GLY:HA2	1:N:386:ILE:CD1	2.50	0.41
1:N:264:ASN:HD21	4:N:7502:CIT:H22	1.86	0.41
1:O:271:HIS:HA	1:O:356:LEU:O	2.21	0.41
1:O:276:LYS:HD2	1:O:281:LEU:HD21	2.03	0.41
1:O:115:LEU:HD23	1:O:379:LEU:HD21	2.02	0.41
1:P:256:MET:HA	1:P:257:PRO:HD3	1.95	0.41
1:P:3:ASP:HA	1:P:6:PHE:HD1	1.85	0.41
1:Q:276:LYS:HD2	1:Q:281:LEU:HD21	2.03	0.41
1:R:271:HIS:HA	1:R:356:LEU:O	2.21	0.41
1:S:347:ILE:HG21	1:X:95:PHE:CE2	2.55	0.41
1:T:312:THR:CG2	1:T:313:ASN:ND2	2.73	0.41
1:T:411:PRO:HG2	1:T:417:VAL:HG12	2.02	0.41

*Continued on next page...*

*Continued from previous page...*

Atom-1	Atom-2	Interatomic distance (Å)	Clash overlap (Å)
1:U:381:GLY:HA2	1:U:386:ILE:CD1	2.50	0.41
1:W:174:ARG:HE	1:W:174:ARG:HB3	1.63	0.41
1:W:52:SER:HB2	1:X:180:PHE:CE2	2.55	0.41
1:B:271:HIS:HB3	1:B:355:ARG:HD3	2.01	0.41
1:B:126:PHE:CE2	1:B:272:GLN:HG2	2.56	0.41
1:B:348:THR:HG21	1:B:353:ALA:O	2.20	0.41
1:B:400:PRO:HG2	1:B:403:GLU:HB3	2.03	0.41
1:D:126:PHE:CE2	1:D:272:GLN:HG2	2.56	0.41
1:F:126:PHE:CE2	1:F:272:GLN:HG2	2.56	0.41
1:H:273:SER:OG	1:H:282:MET:HG3	2.21	0.41
1:H:63:SER:HB3	1:H:64:ASP:H	1.39	0.41
1:K:74:ALA:HA	1:K:86:ASN:O	2.20	0.41
1:L:126:PHE:CE2	1:L:272:GLN:HG2	2.56	0.41
1:M:126:PHE:CE2	1:M:272:GLN:HG2	2.56	0.41
1:M:177:GLY:C	1:N:56:GLY:CA	2.83	0.41
1:M:282:MET:CA	1:M:294:ALA:HB2	2.49	0.41
1:N:126:PHE:CE2	1:N:272:GLN:HG2	2.56	0.41
1:N:348:THR:HG21	1:N:353:ALA:O	2.20	0.41
1:N:400:PRO:HG2	1:N:403:GLU:HB3	2.03	0.41
1:N:70:ASP:HA	1:N:71:PRO:HD2	1.91	0.41
1:P:126:PHE:CE2	1:P:272:GLN:HG2	2.56	0.41
1:R:323:VAL:HA	1:R:324:PRO:HD3	1.94	0.41
1:R:603:LYS:HE3	5:R:4683:HOH:O	2.20	0.41
1:T:273:SER:OG	1:T:282:MET:HG3	2.21	0.41
1:T:282:MET:CA	1:T:294:ALA:HB2	2.49	0.41
1:W:47:LEU:O	1:W:66:LEU:HA	2.20	0.41
1:X:126:PHE:CE2	1:X:272:GLN:HG2	2.56	0.41
1:X:348:THR:HG21	1:X:353:ALA:O	2.20	0.41
1:C:339:ARG:HG2	1:C:344:ARG:CD	2.36	0.41
1:D:451:GLU:HB3	1:D:452:PRO:HD3	2.03	0.41
1:E:206:LEU:HB3	1:F:34:PRO:HG3	2.02	0.41
1:E:98:GLU:HA	1:E:99:PRO:HD3	1.97	0.41
1:G:1:THR:OG1	1:G:2:PRO:CD	2.68	0.41
1:G:451:GLU:HB3	1:G:452:PRO:HD3	2.03	0.41
1:G:93:ASP:HA	1:G:94:PRO:HD3	1.88	0.41
1:I:155:SER:HA	1:I:172:LYS:HZ2	1.85	0.41
1:I:403:GLU:O	1:I:407:ILE:HG12	2.20	0.41
1:I:420:ARG:O	1:I:424:ASP:HB3	2.20	0.41
1:J:339:ARG:HG2	1:J:344:ARG:CD	2.36	0.41
1:M:420:ARG:O	1:M:424:ASP:HB3	2.20	0.41
1:N:403:GLU:O	1:N:407:ILE:HG12	2.20	0.41

*Continued on next page...*

*Continued from previous page...*

Atom-1	Atom-2	Interatomic distance (Å)	Clash overlap (Å)
1:N:451:GLU:HB3	1:N:452:PRO:HD3	2.03	0.41
1:P:420:ARG:O	1:P:424:ASP:HB3	2.21	0.41
1:P:451:GLU:HB3	1:P:452:PRO:HD3	2.03	0.41
1:S:1:THR:OG1	1:S:2:PRO:CD	2.68	0.41
1:S:420:ARG:O	1:S:424:ASP:HB3	2.21	0.41
1:S:93:ASP:HA	1:S:94:PRO:HD3	1.88	0.41
1:W:337:ARG:HH22	1:W:347:ILE:CD1	2.32	0.41
1:B:18:ASP:OD2	1:B:30:HIS:HD2	2.04	0.41
1:C:272:GLN:HB2	1:C:356:LEU:CD1	2.51	0.41
1:D:129:GLU:O	1:D:129:GLU:HG3	2.20	0.41
1:D:175:HIS:CE1	1:K:467:ASP:CG	2.93	0.41
1:E:114:TYR:CD2	1:E:431:GLY:HA3	2.56	0.41
1:E:204:PHE:HE1	1:E:237:LEU:HD13	1.81	0.41
1:E:65:MET:HB2	1:E:91:VAL:CG1	2.47	0.41
1:H:282:MET:SD	1:H:356:LEU:HD23	2.60	0.41
1:I:55:ARG:HH12	1:I:448:GLU:CB	2.34	0.41
1:J:50:ASP:HB3	1:K:339:ARG:HH11	1.82	0.41
1:K:129:GLU:O	1:K:129:GLU:HG3	2.20	0.41
1:K:298:ILE:HD11	1:K:345:ILE:HD11	2.02	0.41
1:K:282:MET:SD	1:K:356:LEU:HD23	2.60	0.41
1:K:357:GLU:OE2	1:K:359:ARG:HG2	2.20	0.41
1:L:58:GLN:HE22	1:L:62:GLU:HG2	1.85	0.41
1:M:12:GLU:H	1:M:12:GLU:HG2	1.73	0.41
1:P:298:ILE:HD11	1:P:345:ILE:HD11	2.02	0.41
1:P:451:GLU:CB	1:P:452:PRO:HD3	2.49	0.41
1:P:58:GLN:HE22	1:P:62:GLU:HG2	1.85	0.41
1:Q:400:PRO:HA	1:Q:401:PRO:HD3	1.67	0.41
1:Q:65:MET:HB2	1:Q:91:VAL:CG1	2.47	0.41
1:R:345:ILE:HA	1:R:346:PRO:HD3	1.94	0.41
1:R:45:ASP:O	1:R:66:LEU:HD11	2.21	0.41
1:U:58:GLN:HE22	1:U:62:GLU:HG2	1.85	0.41
1:W:58:GLN:HE21	1:W:62:GLU:HB3	1.79	0.41
1:X:129:GLU:O	1:X:129:GLU:HG3	2.20	0.41
1:X:55:ARG:HH12	1:X:448:GLU:CB	2.34	0.41
1:A:49:PHE:O	1:A:65:MET:HG2	2.19	0.41
1:B:309:LEU:HA	1:B:312:THR:CG2	2.45	0.41
1:C:321:ARG:NE	4:C:7480:CIT:H42	2.18	0.41
1:D:98:GLU:HA	1:D:99:PRO:HD3	1.97	0.41
1:D:207:GLU:C	1:E:37:ALA:HB2	2.40	0.41
1:E:53:SER:O	1:E:54:ILE:CB	2.68	0.41
1:F:48:ALA:O	1:F:49:PHE:HB2	2.20	0.41

*Continued on next page...*

*Continued from previous page...*

Atom-1	Atom-2	Interatomic distance (Å)	Clash overlap (Å)
1:F:53:SER:O	1:F:54:ILE:CB	2.68	0.41
1:H:378:GLY:O	1:H:382:ILE:HG13	2.21	0.41
1:I:602:GLU:HG3	1:I:603:LYS:N	2.35	0.41
1:J:52:SER:O	1:J:53:SER:CB	2.68	0.41
1:L:331:ASN:OD1	1:L:409:GLN:NE2	2.54	0.41
1:L:48:ALA:O	1:L:49:PHE:HB2	2.20	0.41
1:M:49:PHE:O	1:M:65:MET:HG2	2.19	0.41
1:O:271:HIS:CG	3:O:7503:AMP:O4'	2.73	0.41
1:O:321:ARG:NE	4:O:7504:CIT:H42	2.18	0.41
1:P:271:HIS:CG	3:P:7505:AMP:O4'	2.73	0.41
1:Q:458:HIS:HE1	1:W:456:ARG:O	2.03	0.41
1:Q:53:SER:O	1:Q:54:ILE:CB	2.68	0.41
1:S:39:ASP:OD1	1:S:41:SER:HB2	2.21	0.41
1:S:55:ARG:NE	1:T:176:LYS:HD3	2.36	0.41
1:T:280:PRO:CG	1:T:352:LYS:HG2	2.49	0.41
1:T:67:LEU:HB3	1:T:89:PHE:CD2	2.56	0.41
1:X:48:ALA:O	1:X:49:PHE:HB2	2.20	0.41
1:B:181:PRO:O	1:B:186:ASP:HB2	2.21	0.41
1:C:602:GLU:O	1:C:603:LYS:C	2.59	0.41
1:D:168:ASN:O	1:E:137:SER:HB2	2.20	0.41
1:D:256:MET:HA	1:D:257:PRO:HD3	1.93	0.41
1:D:466:TYR:CE1	1:J:254:THR:HB	2.55	0.41
1:H:93:ASP:HA	1:H:94:PRO:HD3	1.86	0.41
1:E:462:PHE:CZ	1:K:149:TYR:CE1	3.08	0.41
1:L:339:ARG:O	1:L:359:ARG:NE	2.52	0.41
1:M:339:ARG:O	1:M:359:ARG:NE	2.52	0.41
1:N:333:VAL:HG13	1:N:407:ILE:HG23	2.02	0.41
1:S:400:PRO:HG2	1:S:403:GLU:CB	2.50	0.41
1:T:59:SER:HB3	1:T:61:HIS:CD2	2.55	0.41
1:U:333:VAL:HG13	1:U:407:ILE:HG23	2.02	0.41
1:V:420:ARG:HD2	1:V:420:ARG:HA	1.75	0.41
1:W:265:GLY:O	4:W:7520:CIT:H41	2.21	0.41
1:A:282:MET:O	1:A:290:LEU:HA	2.21	0.41
1:B:337:ARG:NE	1:B:393:ASP:HB3	2.33	0.41
1:C:331:ASN:OD1	1:C:409:GLN:NE2	2.50	0.41
1:C:344:ARG:NH1	1:C:346:PRO:HA	2.35	0.41
1:C:405:ALA:C	1:C:407:ILE:H	2.23	0.41
1:D:602:GLU:HG3	1:D:72:GLU:CD	2.41	0.41
1:E:344:ARG:O	1:E:346:PRO:HD3	2.20	0.41
1:F:344:ARG:NH1	1:F:346:PRO:HA	2.35	0.41
1:G:437:ASP:HB3	5:G:7611:HOH:O	2.20	0.41

*Continued on next page...*

*Continued from previous page...*

Atom-1	Atom-2	Interatomic distance (Å)	Clash overlap (Å)
1:H:264:ASN:ND2	1:H:326:TYR:CD2	2.88	0.41
1:H:295:ARG:O	1:H:388:PRO:HG3	2.19	0.41
1:I:1:THR:CG2	1:I:2:PRO:HD2	2.41	0.41
1:J:283:TYR:HB3	5:J:2494:HOH:O	2.19	0.41
1:J:283:TYR:HD1	1:J:354:LYS:HB2	1.86	0.41
1:M:282:MET:O	1:M:290:LEU:HA	2.21	0.41
1:N:407:ILE:HA	1:N:408:PRO:HD3	1.85	0.41
1:N:437:ASP:HB3	5:N:3537:HOH:O	2.20	0.41
1:P:171:TYR:CD1	1:Q:247:TRP:HZ3	2.38	0.41
1:P:602:GLU:HG3	1:P:72:GLU:CD	2.41	0.41
1:Q:177:GLY:N	1:R:55:ARG:CG	2.70	0.41
1:Q:344:ARG:O	1:Q:346:PRO:HD3	2.20	0.41
1:Q:8:LEU:HD23	1:Q:12:GLU:HG3	2.02	0.41
1:S:331:ASN:OD1	1:S:409:GLN:NE2	2.50	0.41
1:U:90:PHE:HB3	1:U:106:ASN:HD21	1.86	0.41
1:X:1:THR:CG2	1:X:2:PRO:HD2	2.41	0.41
1:X:264:ASN:ND2	1:X:326:TYR:CD2	2.88	0.41
1:X:83:LYS:HD3	1:X:83:LYS:HA	1.96	0.41
1:A:1:THR:HG22	1:A:3:ASP:N	2.36	0.41
1:A:451:GLU:HG2	5:A:7614:HOH:O	2.21	0.41
1:C:70:ASP:HA	1:C:71:PRO:HD2	1.91	0.41
1:E:1:THR:HG22	1:E:3:ASP:N	2.36	0.41
1:E:41:SER:O	1:E:45:ASP:HB2	2.21	0.41
1:F:115:LEU:HD23	1:F:379:LEU:HD21	2.03	0.41
1:F:58:GLN:NE2	1:F:65:MET:SD	2.94	0.41
1:G:41:SER:O	1:G:45:ASP:HB2	2.20	0.41
1:G:58:GLN:NE2	1:G:65:MET:SD	2.94	0.41
1:H:41:SER:O	1:H:45:ASP:HB2	2.21	0.41
1:I:1:THR:HG22	1:I:3:ASP:N	2.36	0.41
1:J:265:GLY:O	4:J:7494:CIT:H41	2.21	0.41
1:J:355:ARG:NE	3:J:7493:AMP:N3	2.69	0.41
1:J:98:GLU:HA	1:J:99:PRO:HD3	1.85	0.41
1:K:41:SER:O	1:K:45:ASP:HB2	2.20	0.41
1:L:451:GLU:HG2	5:L:3048:HOH:O	2.21	0.41
1:M:1:THR:HG22	1:M:3:ASP:N	2.36	0.41
1:M:41:SER:O	1:M:45:ASP:HB2	2.21	0.41
1:N:328:ALA:HA	1:N:329:PRO:HD3	1.73	0.41
1:O:1:THR:HG22	1:O:3:ASP:N	2.36	0.41
1:O:205:ILE:HG22	1:O:207:GLU:HG2	2.03	0.41
1:P:18:ASP:HB3	1:P:86:ASN:ND2	2.36	0.41
1:P:90:PHE:HB3	1:P:106:ASN:HD21	1.85	0.41

*Continued on next page...*

*Continued from previous page...*

Atom-1	Atom-2	Interatomic distance (Å)	Clash overlap (Å)
1:Q:41:SER:O	1:Q:45:ASP:HB2	2.21	0.41
1:R:451:GLU:HG2	5:R:4626:HOH:O	2.21	0.41
1:S:115:LEU:HD23	1:S:379:LEU:HD21	2.03	0.41
1:S:207:GLU:HG3	1:S:210:HIS:HD2	1.84	0.41
1:N:145:ASN:HB2	1:T:151:VAL:O	2.21	0.41
1:V:355:ARG:NE	3:V:7517:AMP:N3	2.69	0.41
1:V:42:VAL:O	1:V:46:GLY:HA2	2.20	0.41
1:A:211:HIS:HE1	1:B:49:PHE:CD2	2.38	0.41
1:C:294:ALA:O	1:C:298:ILE:HG13	2.21	0.41
1:E:35:ALA:C	1:E:37:ALA:H	2.23	0.41
5:D:841:HOH:O	1:E:81:ALA:HB3	2.21	0.41
1:F:264:ASN:ND2	4:F:7486:CIT:O3	2.53	0.41
1:F:294:ALA:O	1:F:298:ILE:HG13	2.21	0.41
1:F:35:ALA:C	1:F:37:ALA:H	2.23	0.41
1:F:467:ASP:OD2	1:G:175:HIS:ND1	2.54	0.41
1:G:196:LEU:HD13	1:G:221:ILE:HG21	2.01	0.41
1:H:59:SER:HB3	1:H:61:HIS:CD2	2.55	0.41
1:H:264:ASN:ND2	4:H:7490:CIT:O3	2.53	0.41
1:J:56:GLY:HA2	1:J:441:THR:CG2	2.51	0.41
1:K:56:GLY:HA2	1:K:441:THR:CG2	2.51	0.41
1:N:399:LEU:HD23	1:N:404:ALA:HA	2.01	0.41
1:Q:399:LEU:HA	1:Q:400:PRO:HD2	1.86	0.41
1:R:264:ASN:ND2	4:R:7510:CIT:O3	2.53	0.41
1:T:264:ASN:ND2	4:T:7514:CIT:O3	2.53	0.41
1:T:59:SER:HB3	1:T:61:HIS:CD2	2.55	0.41
1:V:55:ARG:HD3	1:W:177:GLY:H	1.86	0.41
1:A:106:ASN:ND2	1:A:109:ARG:NH1	2.69	0.41
1:A:18:ASP:HB3	1:A:86:ASN:ND2	2.36	0.41
1:B:335:SER:OG	1:B:393:ASP:HA	2.20	0.41
1:B:98:GLU:HA	1:B:99:PRO:HD3	1.95	0.41
1:C:129:GLU:HG2	5:C:7555:HOH:O	2.20	0.41
1:D:210:HIS:ND1	1:D:222:ASN:ND2	2.69	0.41
1:D:427:TYR:HB3	5:D:899:HOH:O	2.20	0.41
1:E:129:GLU:HG2	5:E:1132:HOH:O	2.20	0.41
1:E:335:SER:OG	1:E:393:ASP:HA	2.21	0.41
1:E:395:ASP:CB	1:E:398:GLU:HG2	2.46	0.41
1:F:194:LYS:HD3	5:F:7607:HOH:O	2.20	0.41
1:F:207:GLU:N	1:F:210:HIS:HD2	2.17	0.41
1:F:210:HIS:ND1	1:F:222:ASN:ND2	2.69	0.41
1:G:210:HIS:ND1	1:G:222:ASN:ND2	2.69	0.41
1:G:49:PHE:O	1:G:65:MET:HG2	2.21	0.41

*Continued on next page...*



*Continued from previous page...*

Atom-1	Atom-2	Interatomic distance (Å)	Clash overlap (Å)
1:I:210:HIS:ND1	1:I:222:ASN:ND2	2.69	0.41
1:I:427:TYR:HB3	5:I:7608:HOH:O	2.20	0.41
1:K:106:ASN:ND2	1:K:109:ARG:NH1	2.69	0.41
1:K:400:PRO:HA	1:K:401:PRO:HD3	1.78	0.41
1:K:273:SER:OG	3:K:7495:AMP:N6	2.53	0.41
1:L:335:SER:OG	1:L:393:ASP:HA	2.21	0.41
1:N:335:SER:OG	1:N:393:ASP:HA	2.21	0.41
1:P:210:HIS:ND1	1:P:222:ASN:ND2	2.69	0.41
1:P:427:TYR:HB3	5:P:4055:HOH:O	2.20	0.41
1:Q:129:GLU:HG2	5:Q:4288:HOH:O	2.20	0.41
1:R:210:HIS:ND1	1:R:222:ASN:ND2	2.69	0.41
1:S:210:HIS:ND1	1:S:222:ASN:ND2	2.69	0.41
1:S:49:PHE:O	1:S:65:MET:HG2	2.21	0.41
1:T:335:SER:OG	1:T:393:ASP:HA	2.21	0.41
1:T:210:HIS:CE1	3:T:7513:AMP:H3'	2.52	0.41
1:U:18:ASP:HB3	1:U:86:ASN:ND2	2.36	0.41
1:U:427:TYR:HB3	5:U:5370:HOH:O	2.20	0.41
1:U:49:PHE:O	1:U:65:MET:HG2	2.21	0.41
1:V:60:ILE:HG13	1:W:395:ASP:OD1	2.20	0.41
1:V:12:GLU:O	1:V:83:LYS:HG2	2.20	0.41
1:W:106:ASN:ND2	1:W:109:ARG:NH1	2.69	0.41
1:W:390:ALA:HA	1:W:391:PRO:HD2	1.79	0.41
1:W:427:TYR:HB3	5:W:5896:HOH:O	2.20	0.41
1:C:115:LEU:HD23	1:C:379:LEU:HD21	2.02	0.41
1:D:328:ALA:HA	1:D:329:PRO:HD3	1.89	0.41
1:D:115:LEU:HD23	1:D:379:LEU:HD21	2.02	0.41
1:F:312:THR:CG2	1:F:313:ASN:ND2	2.73	0.41
1:F:264:ASN:HD21	4:F:7486:CIT:H22	1.86	0.41
1:G:271:HIS:HA	1:G:356:LEU:O	2.21	0.41
1:I:174:ARG:HG2	1:I:179:TYR:HE1	1.86	0.41
1:I:271:HIS:HA	1:I:356:LEU:O	2.21	0.41
1:J:400:PRO:HA	1:J:401:PRO:HD3	1.73	0.41
1:D:320:LYS:HE2	1:J:454:ASN:O	2.21	0.41
1:K:264:ASN:HD21	4:K:7496:CIT:H22	1.86	0.41
1:M:264:ASN:HD21	4:M:7500:CIT:H22	1.86	0.41
1:P:115:LEU:HD23	1:P:379:LEU:HD21	2.02	0.41
1:P:328:ALA:HA	1:P:329:PRO:HD3	1.89	0.41
1:P:275:TRP:HE1	3:P:7505:AMP:N6	2.19	0.41
1:Q:115:LEU:HD23	1:Q:379:LEU:HD21	2.02	0.41
1:R:381:GLY:HA2	1:R:386:ILE:CD1	2.50	0.41
1:S:271:HIS:HA	1:S:356:LEU:O	2.21	0.41

*Continued on next page...*

*Continued from previous page...*

Atom-1	Atom-2	Interatomic distance (Å)	Clash overlap (Å)
1:S:381:GLY:HA2	1:S:386:ILE:CD1	2.50	0.41
1:S:264:ASN:HD21	4:S:7512:CIT:H22	1.86	0.41
1:T:247:TRP:CZ3	1:U:171:TYR:CD1	3.09	0.41
1:U:174:ARG:HG2	1:U:179:TYR:HE1	1.86	0.41
1:A:126:PHE:CE2	1:A:272:GLN:HG2	2.56	0.41
1:A:273:SER:OG	1:A:282:MET:HG3	2.21	0.41
1:A:282:MET:CA	1:A:294:ALA:HB2	2.49	0.41
1:C:126:PHE:CE2	1:C:272:GLN:HG2	2.56	0.41
1:F:175:HIS:HB3	1:F:176:LYS:H	1.54	0.41
1:F:603:LYS:HE3	5:F:7693:HOH:O	2.20	0.41
1:G:256:MET:HA	1:G:257:PRO:HD3	1.90	0.41
1:G:126:PHE:CE2	1:G:272:GLN:HG2	2.56	0.41
1:H:348:THR:HG21	1:H:353:ALA:O	2.20	0.41
1:I:346:PRO:HD2	1:I:355:ARG:O	2.20	0.41
1:I:74:ALA:HA	1:I:86:ASN:O	2.20	0.41
1:M:273:SER:OG	1:M:282:MET:HG3	2.21	0.41
1:T:328:ALA:HA	1:T:329:PRO:HD3	1.78	0.41
1:U:346:PRO:HD2	1:U:355:ARG:O	2.20	0.41
1:W:113:ASN:HD22	1:W:113:ASN:HA	1.72	0.41
1:V:137:SER:HB3	1:W:502:PRO:HB2	2.02	0.41
1:X:282:MET:CA	1:X:294:ALA:HB2	2.49	0.41
1:B:451:GLU:HB3	1:B:452:PRO:HD3	2.03	0.41
1:C:55:ARG:O	1:C:55:ARG:CG	2.68	0.41
1:D:420:ARG:O	1:D:424:ASP:HB3	2.21	0.41
1:F:420:ARG:O	1:F:424:ASP:HB3	2.21	0.41
1:F:55:ARG:CG	1:F:55:ARG:O	2.69	0.41
1:I:451:GLU:HB3	1:I:452:PRO:HD3	2.03	0.41
1:I:55:ARG:CG	1:I:55:ARG:O	2.68	0.41
1:J:420:ARG:O	1:J:424:ASP:HB3	2.20	0.41
1:M:400:PRO:HA	1:M:401:PRO:HD3	1.88	0.41
1:Q:288:ALA:O	1:Q:354:LYS:NZ	2.53	0.41
1:R:55:ARG:O	1:R:55:ARG:CG	2.68	0.41
1:V:339:ARG:HG2	1:V:344:ARG:CD	2.36	0.41
1:X:49:PHE:HD1	1:X:65:MET:CE	2.34	0.41
1:A:114:TYR:CD2	1:A:431:GLY:HA3	2.56	0.41
1:A:502:PRO:HB2	1:B:137:SER:HB3	2.03	0.41
1:D:272:GLN:HB2	1:D:356:LEU:CD1	2.51	0.41
1:D:456:ARG:O	1:J:458:HIS:CE1	2.71	0.41
1:F:298:ILE:HD11	1:F:345:ILE:HD11	2.02	0.41
1:F:45:ASP:O	1:F:66:LEU:HD11	2.21	0.41
1:J:55:ARG:HH12	1:J:448:GLU:CB	2.34	0.41

*Continued on next page...*

*Continued from previous page...*

Atom-1	Atom-2	Interatomic distance (Å)	Clash overlap (Å)
1:K:95:PHE:HB2	1:K:96:THR:H	1.79	0.41
1:L:55:ARG:HH12	1:L:448:GLU:CB	2.34	0.41
1:M:329:PRO:HG3	5:M:3352:HOH:O	2.19	0.41
1:M:45:ASP:O	1:M:66:LEU:HD11	2.21	0.41
1:N:18:ASP:OD2	1:N:30:HIS:HD2	2.04	0.41
1:Q:114:TYR:CD2	1:Q:431:GLY:HA3	2.56	0.41
1:U:55:ARG:HH12	1:U:448:GLU:CB	2.34	0.41
1:W:58:GLN:HE22	1:W:62:GLU:HG2	1.85	0.41
1:A:45:ASP:O	1:A:66:LEU:HD11	2.21	0.41
1:B:272:GLN:HB2	1:B:356:LEU:CD1	2.51	0.41
1:C:129:GLU:HG3	1:C:129:GLU:O	2.20	0.41
1:D:18:ASP:OD2	1:D:30:HIS:HD2	2.04	0.41
1:D:58:GLN:HE22	1:D:62:GLU:HG2	1.85	0.41
1:E:329:PRO:HG3	5:E:1248:HOH:O	2.19	0.41
1:E:502:PRO:HB2	1:F:137:SER:HB3	2.02	0.41
1:G:147:SER:HB3	5:G:7623:HOH:O	2.20	0.41
1:G:298:ILE:HG23	1:G:343:VAL:HG11	2.01	0.41
1:G:55:ARG:HH12	1:G:448:GLU:CB	2.34	0.41
1:H:45:ASP:O	1:H:66:LEU:HD11	2.21	0.41
1:H:50:ASP:HB2	1:I:339:ARG:HE	1.85	0.41
1:I:412:THR:HG22	5:I:7603:HOH:O	2.21	0.41
1:K:45:ASP:O	1:K:66:LEU:HD11	2.21	0.41
1:L:129:GLU:OE1	3:L:7497:AMP:O3P	2.39	0.41
1:M:114:TYR:CD2	1:M:431:GLY:HA3	2.56	0.41
1:N:116:ILE:HG12	1:N:122:ASP:HA	2.03	0.41
1:O:272:GLN:HB2	1:O:356:LEU:CD1	2.51	0.41
1:O:451:GLU:CB	1:O:452:PRO:HD3	2.48	0.41
1:P:129:GLU:O	1:P:129:GLU:HG3	2.20	0.41
1:Q:204:PHE:HE1	1:Q:237:LEU:HD13	1.80	0.41
1:Q:329:PRO:HG3	5:Q:4404:HOH:O	2.19	0.41
1:Q:272:GLN:HB2	1:Q:356:LEU:CD1	2.51	0.41
1:P:339:ARG:NH1	1:Q:50:ASP:HB3	2.34	0.41
1:R:298:ILE:HD11	1:R:345:ILE:HD11	2.02	0.41
1:R:451:GLU:CB	1:R:452:PRO:HD3	2.49	0.41
1:U:412:THR:HG22	5:U:5363:HOH:O	2.21	0.41
1:V:55:ARG:HH12	1:V:448:GLU:CB	2.34	0.41
1:Q:140:PHE:CE1	1:W:463:ALA:HA	2.55	0.41
1:X:147:SER:HB3	5:X:6183:HOH:O	2.20	0.41
1:X:272:GLN:HB2	1:X:356:LEU:CD1	2.51	0.41
1:X:129:GLU:OE1	3:X:7521:AMP:O3P	2.39	0.41
1:A:331:ASN:OD1	1:A:409:GLN:NE2	2.53	0.41

*Continued on next page...*

*Continued from previous page...*

Atom-1	Atom-2	Interatomic distance (Å)	Clash overlap (Å)
1:B:332:LEU:HD21	1:B:410:THR:HG23	2.03	0.41
1:C:173:VAL:HG23	1:C:175:HIS:CE1	2.56	0.41
1:F:331:ASN:OD1	1:F:409:GLN:NE2	2.53	0.41
1:H:309:LEU:HA	1:H:312:THR:CG2	2.45	0.41
1:I:332:LEU:HD21	1:I:410:THR:HG23	2.03	0.41
1:J:48:ALA:O	1:J:49:PHE:HB2	2.20	0.41
1:K:378:GLY:O	1:K:382:ILE:HG13	2.21	0.41
1:L:378:GLY:O	1:L:382:ILE:HG13	2.21	0.41
1:M:331:ASN:OD1	1:M:409:GLN:NE2	2.54	0.41
1:M:55:ARG:O	1:R:177:GLY:HA2	2.20	0.41
1:N:332:LEU:HD21	1:N:410:THR:HG23	2.03	0.41
1:N:67:LEU:HB3	1:N:89:PHE:CD2	2.56	0.41
1:O:173:VAL:HG23	1:O:175:HIS:CE1	2.56	0.41
1:O:602:GLU:HG3	1:O:603:LYS:N	2.35	0.41
1:P:98:GLU:HA	1:P:99:PRO:HD3	1.97	0.41
1:R:331:ASN:OD1	1:R:409:GLN:NE2	2.53	0.41
1:N:145:ASN:HB2	1:T:151:VAL:O	2.21	0.41
1:U:67:LEU:HB3	1:U:89:PHE:CD2	2.56	0.41
1:V:309:LEU:HA	1:V:312:THR:CG2	2.45	0.41
1:V:52:SER:O	1:V:53:SER:CB	2.68	0.41
1:W:378:GLY:O	1:W:382:ILE:HG13	2.21	0.41
1:X:378:GLY:O	1:X:382:ILE:HG13	2.21	0.41
1:B:67:LEU:HB3	1:B:89:PHE:CD2	2.56	0.41
1:C:48:ALA:O	1:C:49:PHE:HB2	2.20	0.41
1:F:320:LYS:NZ	5:F:7744:HOH:O	2.53	0.41
1:G:256:MET:HA	1:G:257:PRO:HD3	1.92	0.41
1:G:378:GLY:O	1:G:382:ILE:HG13	2.21	0.41
1:G:326:TYR:HB2	4:G:7488:CIT:O3	2.21	0.41
1:I:280:PRO:CG	1:I:352:LYS:HG2	2.49	0.41
1:I:53:SER:O	1:I:54:ILE:CB	2.68	0.41
1:I:54:ILE:O	1:J:177:GLY:O	2.39	0.41
1:I:49:PHE:HE1	1:J:180:PHE:CE2	2.39	0.41
1:K:328:ALA:HA	1:K:329:PRO:HD3	1.80	0.41
1:K:332:LEU:HD21	1:K:410:THR:HG23	2.03	0.41
1:L:274:LEU:HB2	1:L:282:MET:HE3	2.02	0.41
1:L:309:LEU:HA	1:L:312:THR:CG2	2.45	0.41
1:L:329:PRO:HB2	1:L:360:SER:HA	2.03	0.41
1:N:280:PRO:CG	1:N:352:LYS:HG2	2.49	0.41
1:S:67:LEU:HB3	1:S:89:PHE:CD2	2.56	0.41
1:T:378:GLY:O	1:T:382:ILE:HG13	2.21	0.41
1:U:39:ASP:OD1	1:U:41:SER:HB2	2.21	0.41

*Continued on next page...*

*Continued from previous page...*

Atom-1	Atom-2	Interatomic distance (Å)	Clash overlap (Å)
1:V:207:GLU:HB3	1:V:208:LYS:H	1.67	0.41
1:V:29:GLN:CD	1:W:178:GLY:HA3	2.41	0.41
1:X:274:LEU:HB2	1:X:282:MET:HE3	2.02	0.41
1:X:309:LEU:HA	1:X:312:THR:CG2	2.45	0.41
1:X:329:PRO:HB2	1:X:360:SER:HA	2.03	0.41
1:A:407:ILE:HA	1:A:408:PRO:HD3	1.97	0.41
1:B:389:GLN:HE22	1:B:407:ILE:HD13	1.83	0.41
1:C:181:PRO:O	1:C:186:ASP:HB2	2.21	0.41
1:D:129:GLU:HG2	1:D:129:GLU:O	2.20	0.41
1:D:400:PRO:HG2	1:D:403:GLU:CB	2.49	0.41
1:E:504:ASN:HA	1:E:351:PRO:HD2	1.96	0.41
1:F:181:PRO:O	1:F:186:ASP:HB2	2.21	0.41
1:F:420:ARG:HD2	1:F:420:ARG:HA	1.75	0.41
1:G:176:LYS:HB3	1:L:55:ARG:NE	2.36	0.41
1:G:187:GLN:HE21	1:G:187:GLN:HB3	1.61	0.41
1:K:400:PRO:HG2	1:K:403:GLU:CB	2.49	0.41
1:P:129:GLU:O	1:P:129:GLU:HG2	2.20	0.41
1:P:400:PRO:HG2	1:P:403:GLU:CB	2.49	0.41
1:R:181:PRO:O	1:R:186:ASP:HB2	2.21	0.41
1:S:601:THR:OG1	1:S:230:HIS:NE2	2.50	0.41
1:T:55:ARG:NE	1:U:176:LYS:HB3	2.36	0.41
1:U:400:PRO:HG2	1:U:403:GLU:CB	2.49	0.41
1:W:129:GLU:HG2	1:W:129:GLU:O	2.20	0.41
1:W:339:ARG:O	1:W:359:ARG:NE	2.52	0.41
1:A:256:MET:HA	1:A:257:PRO:HD3	1.93	0.41
1:B:180:PHE:HE2	1:C:52:SER:HB2	1.84	0.41
1:D:146:GLY:HA2	1:J:149:TYR:CE1	2.56	0.41
1:E:181:PRO:O	1:E:186:ASP:HB2	2.21	0.41
1:M:181:PRO:O	1:M:186:ASP:HB2	2.21	0.41
1:M:256:MET:HA	1:M:257:PRO:HD3	1.93	0.41
1:M:407:ILE:HA	1:M:408:PRO:HD3	1.97	0.41
1:N:50:ASP:O	1:N:65:MET:HE2	2.21	0.41
1:Q:181:PRO:O	1:Q:186:ASP:HB2	2.21	0.41
1:T:181:PRO:O	1:T:186:ASP:HB2	2.21	0.41
1:T:389:GLN:HE22	1:T:407:ILE:HD13	1.83	0.41
1:U:59:SER:HB3	1:U:61:HIS:CD2	2.55	0.41
1:E:63:SER:OG	1:E:64:ASP:N	2.52	0.41
1:H:90:PHE:HB3	1:H:106:ASN:HD21	1.85	0.41
1:H:282:MET:O	1:H:290:LEU:HA	2.21	0.41
1:I:90:PHE:HB3	1:I:106:ASN:HD21	1.86	0.41
1:I:407:ILE:HA	1:I:408:PRO:HD3	1.85	0.41

*Continued on next page...*

*Continued from previous page...*

Atom-1	Atom-2	Interatomic distance (Å)	Clash overlap (Å)
1:J:264:ASN:ND2	1:J:326:TYR:CD2	2.88	0.41
1:J:344:ARG:O	1:J:346:PRO:HD3	2.20	0.41
1:L:323:VAL:HA	1:L:324:PRO:HD3	1.96	0.41
1:M:323:VAL:HA	1:M:324:PRO:HD3	1.96	0.41
1:M:57:PHE:HE2	1:M:65:MET:HE1	1.86	0.41
1:N:344:ARG:O	1:N:346:PRO:HD3	2.20	0.41
1:O:344:ARG:NH1	1:O:346:PRO:HA	2.35	0.41
1:Q:321:ARG:NE	4:Q:7508:CIT:H42	2.19	0.41
1:R:437:ASP:HB3	5:R:4589:HOH:O	2.20	0.41
1:S:282:MET:O	1:S:290:LEU:HA	2.21	0.41
1:S:437:ASP:HB3	5:S:4852:HOH:O	2.20	0.41
1:T:282:MET:O	1:T:290:LEU:HA	2.20	0.41
1:V:344:ARG:O	1:V:346:PRO:HD3	2.20	0.41
1:V:283:TYR:HD1	1:V:354:LYS:HB2	1.86	0.41
1:X:344:ARG:O	1:X:346:PRO:HD3	2.20	0.41
1:C:437:ASP:HB3	5:C:7594:HOH:O	2.20	0.41
1:E:282:MET:O	1:E:290:LEU:HA	2.21	0.41
1:E:321:ARG:NE	4:E:7484:CIT:H42	2.19	0.41
1:H:602:GLU:HG3	1:H:72:GLU:CD	2.41	0.41
1:J:240:TYR:HA	5:K:2769:HOH:O	2.20	0.41
1:N:65:MET:CE	1:N:67:LEU:HD11	2.49	0.41
1:O:437:ASP:HB3	5:O:3800:HOH:O	2.20	0.41
1:Q:282:MET:O	1:Q:290:LEU:HA	2.20	0.41
1:Q:63:SER:OG	1:Q:64:ASP:N	2.52	0.41
1:R:463:ALA:HA	1:X:140:PHE:CZ	2.56	0.41
1:S:171:TYR:CD1	1:X:247:TRP:CZ3	3.09	0.41
1:T:331:ASN:OD1	1:T:409:GLN:NE2	2.50	0.41
1:V:283:TYR:HB3	5:V:5650:HOH:O	2.19	0.41
1:V:264:ASN:ND2	1:V:326:TYR:CD2	2.88	0.41
1:W:407:ILE:HA	1:W:408:PRO:HD3	1.85	0.41
1:B:454:ASN:O	1:H:320:LYS:HD3	2.21	0.41
1:C:1:THR:HG22	1:C:3:ASP:N	2.36	0.41
1:D:58:GLN:NE2	1:D:65:MET:SD	2.94	0.41
1:D:355:ARG:NE	3:D:7481:AMP:N3	2.69	0.41
1:E:59:SER:OG	1:E:60:ILE:N	2.49	0.41
1:F:90:PHE:HB3	1:F:106:ASN:HD21	1.85	0.41
1:G:205:ILE:HG22	1:G:207:GLU:HG2	2.03	0.41
1:G:207:GLU:HG3	1:G:210:HIS:HD2	1.84	0.41
1:G:504:ASN:HA	1:G:351:PRO:HD2	1.82	0.41
1:I:18:ASP:HB3	1:I:86:ASN:ND2	2.36	0.41
1:I:265:GLY:O	4:I:7492:CIT:H41	2.21	0.41

*Continued on next page...*

*Continued from previous page...*

Atom-1	Atom-2	Interatomic distance (Å)	Clash overlap (Å)
1:K:1:THR:HG22	1:K:3:ASP:N	2.36	0.41
1:M:24:LEU:HB3	1:M:25:PRO:HD3	2.02	0.41
1:M:451:GLU:HG2	5:M:3311:HOH:O	2.21	0.41
1:O:451:GLU:HG2	5:O:3837:HOH:O	2.21	0.41
1:P:355:ARG:NE	3:P:7505:AMP:N3	2.69	0.41
1:P:265:GLY:O	4:P:7506:CIT:H41	2.21	0.41
1:Q:1:THR:HG22	1:Q:3:ASP:N	2.36	0.41
1:R:205:ILE:HG22	1:R:207:GLU:HG2	2.03	0.41
1:R:58:GLN:NE2	1:R:65:MET:SD	2.94	0.41
1:U:205:ILE:HG22	1:U:207:GLU:HG2	2.03	0.41
1:U:265:GLY:O	4:U:7516:CIT:H41	2.21	0.41
1:W:41:SER:O	1:W:45:ASP:HB2	2.21	0.41
1:W:59:SER:OG	1:W:60:ILE:N	2.49	0.41
1:A:24:LEU:HB3	1:A:25:PRO:HD3	2.02	0.41
1:B:1:THR:HG22	1:B:3:ASP:N	2.36	0.41
1:B:60:ILE:HG12	1:B:60:ILE:H	1.69	0.41
1:C:451:GLU:HG2	5:C:7628:HOH:O	2.21	0.41
1:C:603:LYS:HD2	1:C:603:LYS:HA	1.85	0.41
1:F:265:GLY:O	4:F:7486:CIT:H41	2.21	0.41
1:F:451:GLU:HG2	5:F:7638:HOH:O	2.21	0.41
1:G:265:GLY:O	4:G:7488:CIT:H41	2.21	0.41
1:G:59:SER:OG	1:G:60:ILE:N	2.49	0.41
1:H:60:ILE:HG12	1:H:60:ILE:H	1.69	0.41
1:H:355:ARG:NE	3:H:7489:AMP:N3	2.69	0.41
1:I:205:ILE:HG22	1:I:207:GLU:HG2	2.03	0.41
1:I:41:SER:O	1:I:45:ASP:HB2	2.20	0.41
1:I:42:VAL:O	1:I:46:GLY:HA2	2.20	0.41
1:I:61:HIS:O	1:J:337:ARG:NH1	2.49	0.41
1:J:42:VAL:O	1:J:46:GLY:HA2	2.20	0.41
1:M:42:VAL:O	1:M:46:GLY:HA2	2.20	0.41
1:N:1:THR:HG22	1:N:3:ASP:N	2.36	0.41
1:O:390:ALA:HA	1:O:391:PRO:HD2	1.85	0.41
1:S:256:MET:HA	1:S:257:PRO:HD3	1.92	0.41
1:S:390:ALA:HA	1:S:391:PRO:HD2	1.85	0.41
1:S:41:SER:O	1:S:45:ASP:HB2	2.20	0.41
1:T:207:GLU:HB2	1:T:208:LYS:H	1.46	0.41
1:T:355:ARG:NE	3:T:7513:AMP:N3	2.69	0.41
1:U:18:ASP:HB3	1:U:86:ASN:ND2	2.36	0.41
1:N:175:HIS:HE1	1:U:463:ALA:O	2.04	0.41
1:V:205:ILE:HG22	1:V:207:GLU:HG2	2.03	0.41
1:V:265:GLY:O	4:V:7518:CIT:H41	2.21	0.41

*Continued on next page...*

*Continued from previous page...*

Atom-1	Atom-2	Interatomic distance (Å)	Clash overlap (Å)
1:W:205:ILE:HG22	1:W:207:GLU:HG2	2.03	0.41
1:X:451:GLU:HG2	5:X:6204:HOH:O	2.21	0.41
1:A:160:THR:CG2	1:A:173:VAL:HG12	2.48	0.41
1:A:174:ARG:O	1:A:174:ARG:HG2	2.20	0.41
1:B:354:LYS:HE2	5:B:7530:HOH:O	2.21	0.41
1:D:294:ALA:O	1:D:298:ILE:HG13	2.21	0.41
1:E:399:LEU:HA	1:E:400:PRO:HD2	1.86	0.41
1:G:326:TYR:C	1:G:328:ALA:N	2.73	0.41
1:J:603:LYS:HB2	1:J:72:GLU:OE1	2.21	0.41
1:J:92:HIS:CE1	1:J:99:PRO:HG3	2.55	0.41
1:K:281:LEU:HB3	1:K:293:THR:HG21	2.03	0.41
1:L:294:ALA:O	1:L:298:ILE:HG13	2.21	0.41
1:Q:35:ALA:C	1:Q:37:ALA:H	2.23	0.41
1:R:281:LEU:HB3	1:R:293:THR:HG21	2.03	0.41
1:R:294:ALA:O	1:R:298:ILE:HG13	2.21	0.41
1:R:35:ALA:C	1:R:37:ALA:H	2.23	0.41
1:S:294:ALA:O	1:S:298:ILE:HG13	2.21	0.41
1:R:175:HIS:ND1	1:S:467:ASP:OD2	2.53	0.41
1:T:56:GLY:HA2	1:T:441:THR:CG2	2.51	0.41
1:T:603:LYS:HB2	1:T:72:GLU:OE1	2.21	0.41
1:U:264:ASN:ND2	4:U:7516:CIT:O3	2.53	0.41
1:V:372:SER:O	1:V:376:MET:HG2	2.20	0.41
1:V:603:LYS:HB2	1:V:72:GLU:OE1	2.21	0.41
1:W:55:ARG:HB2	1:X:177:GLY:CA	2.45	0.41
1:X:294:ALA:O	1:X:298:ILE:HG13	2.21	0.41
1:B:24:LEU:HD12	1:B:445:PHE:CD1	2.56	0.41
1:B:344:ARG:HG2	1:B:345:ILE:N	2.36	0.41
1:C:399:LEU:HA	1:C:400:PRO:HD2	1.86	0.41
1:D:24:LEU:HG	1:D:56:GLY:HA3	2.03	0.41
1:D:264:ASN:ND2	4:D:7482:CIT:O3	2.53	0.41
1:E:264:ASN:ND2	4:E:7484:CIT:O3	2.53	0.41
1:E:56:GLY:HA2	1:E:441:THR:CG2	2.51	0.41
1:E:502:PRO:HB2	1:F:137:SER:HB3	2.03	0.41
1:A:32:THR:HB	1:F:212:GLU:HB3	2.02	0.41
1:F:281:LEU:HB3	1:F:293:THR:HG21	2.03	0.41
1:F:56:GLY:HA2	1:F:441:THR:CG2	2.51	0.41
1:F:175:HIS:CE1	1:G:467:ASP:OD2	2.73	0.41
1:H:344:ARG:NH1	1:H:346:PRO:HG3	2.36	0.41
1:H:56:GLY:HA2	1:H:441:THR:CG2	2.51	0.41
1:H:55:ARG:H	1:H:55:ARG:HD2	1.86	0.41
1:H:92:HIS:CE1	1:H:99:PRO:HG3	2.55	0.41

*Continued on next page...*



*Continued from previous page...*

Atom-1	Atom-2	Interatomic distance (Å)	Clash overlap (Å)
1:I:264:ASN:ND2	4:I:7492:CIT:O3	2.53	0.41
1:K:399:LEU:HD23	1:K:404:ALA:HA	2.01	0.41
1:N:281:LEU:HB3	1:N:293:THR:HG21	2.03	0.41
1:N:56:GLY:HA2	1:N:441:THR:CG2	2.51	0.41
1:O:55:ARG:HD2	1:O:55:ARG:H	1.86	0.41
1:P:294:ALA:O	1:P:298:ILE:HG13	2.21	0.41
1:Q:56:GLY:HA2	1:Q:441:THR:CG2	2.51	0.41
1:S:281:LEU:HB3	1:S:293:THR:HG21	2.03	0.41
1:S:326:TYR:C	1:S:328:ALA:N	2.73	0.41
1:T:41:SER:HA	1:T:44:ASP:HB2	2.03	0.41
1:T:55:ARG:H	1:T:55:ARG:HD2	1.86	0.41
1:U:24:LEU:HD12	1:U:445:PHE:CD1	2.56	0.41
1:V:344:ARG:HG2	1:V:345:ILE:N	2.36	0.41
1:W:344:ARG:HG2	1:W:345:ILE:N	2.36	0.41
1:W:264:ASN:ND2	4:W:7520:CIT:O3	2.53	0.41
1:B:194:LYS:HD3	5:B:7593:HOH:O	2.20	0.41
1:C:194:LYS:HD3	5:C:7597:HOH:O	2.20	0.41
1:C:504:ASN:HA	1:C:351:PRO:HD2	1.92	0.41
1:C:395:ASP:CB	1:C:398:GLU:HG2	2.46	0.41
1:G:335:SER:OG	1:G:393:ASP:HA	2.21	0.41
1:H:18:ASP:HB3	1:H:86:ASN:ND2	2.36	0.41
1:I:425:HIS:HB2	1:I:439:ILE:HD13	2.02	0.41
1:J:210:HIS:ND1	1:J:222:ASN:ND2	2.69	0.41
1:J:297:TYR:CE2	1:J:356:LEU:HD11	2.55	0.41
1:J:425:HIS:HB2	1:J:439:ILE:HD13	2.02	0.41
1:L:354:LYS:HA	5:L:3019:HOH:O	2.20	0.41
1:M:113:ASN:HA	1:M:113:ASN:HD22	1.73	0.41
1:M:179:TYR:CE2	1:N:53:SER:CA	3.03	0.41
1:N:354:LYS:HA	5:N:3545:HOH:O	2.20	0.41
1:N:98:GLU:HA	1:N:99:PRO:HD3	1.95	0.41
1:Q:121:ALA:HA	1:Q:276:LYS:HB2	2.02	0.41
1:Q:335:SER:OG	1:Q:393:ASP:HA	2.21	0.41
1:Q:458:HIS:HD2	1:Q:460:TYR:N	2.01	0.41
1:R:287:TYR:C	1:R:289:GLY:H	2.23	0.41
1:R:395:ASP:C	1:R:397:TYR:H	2.24	0.41
1:S:335:SER:OG	1:S:393:ASP:HA	2.21	0.41
1:S:427:TYR:HB3	5:S:4844:HOH:O	2.20	0.41
1:S:273:SER:OG	3:S:7511:AMP:N6	2.53	0.41
1:T:427:TYR:HB3	5:T:5107:HOH:O	2.20	0.41
1:V:297:TYR:CE2	1:V:356:LEU:HD11	2.55	0.41
1:V:425:HIS:HB2	1:V:439:ILE:HD13	2.02	0.41

*Continued on next page...*

*Continued from previous page...*

Atom-1	Atom-2	Interatomic distance (Å)	Clash overlap (Å)
1:W:273:SER:OG	3:W:7519:AMP:N6	2.53	0.41
1:W:18:ASP:HB3	1:W:86:ASN:ND2	2.36	0.41
1:X:210:HIS:ND1	1:X:222:ASN:ND2	2.69	0.41
1:X:504:ASN:HA	1:X:351:PRO:HD2	1.92	0.41
1:X:354:LYS:HA	5:X:6175:HOH:O	2.20	0.41
1:X:335:SER:OG	1:X:393:ASP:HA	2.21	0.41
1:A:210:HIS:ND1	1:A:222:ASN:ND2	2.69	0.41
1:A:395:ASP:CB	1:A:398:GLU:HG2	2.46	0.41
1:B:354:LYS:HA	5:B:7591:HOH:O	2.20	0.41
1:B:49:PHE:O	1:B:65:MET:HG2	2.21	0.41
1:C:210:HIS:ND1	1:C:222:ASN:ND2	2.69	0.41
1:C:179:TYR:CZ	1:D:54:ILE:HG22	2.41	0.41
1:E:121:ALA:HA	1:E:276:LYS:HB2	2.02	0.41
1:D:207:GLU:O	1:E:37:ALA:CB	2.69	0.41
1:F:287:TYR:C	1:F:289:GLY:H	2.23	0.41
1:F:354:LYS:HA	5:F:7605:HOH:O	2.20	0.41
1:F:395:ASP:C	1:F:397:TYR:H	2.25	0.41
1:G:18:ASP:HB3	1:G:86:ASN:ND2	2.36	0.41
1:H:210:HIS:ND1	1:H:222:ASN:ND2	2.69	0.41
1:H:49:PHE:O	1:H:65:MET:HG2	2.21	0.41
1:K:18:ASP:HB3	1:K:86:ASN:ND2	2.36	0.41
1:L:504:ASN:HA	1:L:351:PRO:HD2	1.92	0.41
1:M:129:GLU:HG2	5:M:3236:HOH:O	2.20	0.41
1:M:210:HIS:ND1	1:M:222:ASN:ND2	2.69	0.41
1:M:321:ARG:NE	4:M:7500:CIT:H42	2.20	0.41
1:O:194:LYS:HD3	5:O:3810:HOH:O	2.20	0.41
1:O:210:HIS:ND1	1:O:222:ASN:ND2	2.69	0.41
1:P:425:HIS:HB2	1:P:439:ILE:HD13	2.02	0.41
1:T:18:ASP:HB3	1:T:86:ASN:ND2	2.36	0.41
1:T:210:HIS:ND1	1:T:222:ASN:ND2	2.69	0.41
1:V:210:HIS:ND1	1:V:222:ASN:ND2	2.69	0.41
1:W:269:HIS:CE1	1:W:359:ARG:NH1	2.88	0.41
1:W:53:SER:HB3	1:X:177:GLY:HA2	2.03	0.41
1:D:275:TRP:HE1	3:D:7481:AMP:N6	2.19	0.41
1:E:275:TRP:HE1	3:E:7483:AMP:N6	2.19	0.41
5:A:7627:HOH:O	1:F:176:LYS:HE2	2.19	0.41
1:H:271:HIS:HA	1:H:356:LEU:O	2.21	0.41
1:H:381:GLY:HA2	1:H:386:ILE:CD1	2.50	0.41
1:J:115:LEU:HD23	1:J:379:LEU:HD21	2.02	0.41
1:J:276:LYS:HD2	1:J:281:LEU:HD21	2.03	0.41
1:L:264:ASN:HD21	4:L:7498:CIT:H22	1.86	0.41

*Continued on next page...*

*Continued from previous page...*

Atom-1	Atom-2	Interatomic distance (Å)	Clash overlap (Å)
1:O:321:ARG:NE	4:O:7504:CIT:H42	2.18	0.41
1:Q:323:VAL:HG23	5:W:5938:HOH:O	2.20	0.41
1:R:264:ASN:HD21	4:R:7510:CIT:H22	1.86	0.41
1:T:381:GLY:HA2	1:T:386:ILE:CD1	2.50	0.41
1:U:325:GLY:O	1:U:326:TYR:C	2.58	0.41
1:U:3:ASP:HA	1:U:6:PHE:HD1	1.85	0.41
1:V:276:LYS:HD2	1:V:281:LEU:HD21	2.03	0.41
1:V:467:ASP:HB2	5:V:3979:HOH:O	2.20	0.41
1:X:174:ARG:HG2	1:X:179:TYR:HE1	1.86	0.41
1:X:264:ASN:HD21	4:X:7522:CIT:H22	1.86	0.41
1:X:275:TRP:HE1	3:X:7521:AMP:N6	2.19	0.41
1:X:271:HIS:HA	1:X:356:LEU:O	2.21	0.41
1:Q:175:HIS:NE2	1:X:463:ALA:O	2.48	0.41
1:B:328:ALA:HA	1:B:329:PRO:HD3	1.89	0.41
1:C:174:ARG:HB3	1:C:174:ARG:HE	1.63	0.41
1:C:271:HIS:HA	1:C:356:LEU:O	2.21	0.41
1:D:256:MET:HA	1:D:257:PRO:HD3	1.95	0.41
1:D:271:HIS:HA	1:D:356:LEU:O	2.21	0.41
1:G:264:ASN:HD21	4:G:7488:CIT:H22	1.86	0.41
1:I:3:ASP:HA	1:I:6:PHE:HD1	1.85	0.41
1:L:174:ARG:HG2	1:L:179:TYR:HE1	1.86	0.41
1:N:174:ARG:HG2	1:N:179:TYR:HE1	1.86	0.41
1:Q:174:ARG:HG2	1:Q:179:TYR:HE1	1.86	0.41
1:T:271:HIS:HA	1:T:356:LEU:O	2.21	0.41
1:S:137:SER:HB3	1:T:502:PRO:HB2	2.03	0.41
1:V:115:LEU:HD23	1:V:379:LEU:HD21	2.02	0.41
1:X:400:PRO:HA	1:X:401:PRO:HD3	1.73	0.41
1:A:400:PRO:HG2	1:A:403:GLU:HB3	2.03	0.41
1:B:55:ARG:HE	1:B:55:ARG:HB2	1.80	0.41
1:C:282:MET:CA	1:C:294:ALA:HB2	2.49	0.41
1:D:96:THR:O	1:D:97:LEU:HB2	2.21	0.41
1:E:400:PRO:HG2	1:E:403:GLU:HB3	2.03	0.41
1:H:328:ALA:HA	1:H:329:PRO:HD3	1.78	0.41
1:I:126:PHE:CE2	1:I:272:GLN:HG2	2.56	0.41
1:K:70:ASP:HA	1:K:71:PRO:HD2	1.90	0.41
1:K:96:THR:O	1:K:97:LEU:HB2	2.21	0.41
1:L:348:THR:HG21	1:L:353:ALA:O	2.20	0.41
1:P:96:THR:O	1:P:97:LEU:HB2	2.21	0.41
1:A:339:ARG:H	1:B:60:ILE:HD12	1.86	0.41
1:B:96:THR:O	1:B:97:LEU:HB2	2.21	0.41
1:E:126:PHE:CE2	1:E:272:GLN:HG2	2.56	0.41

*Continued on next page...*

*Continued from previous page...*

Atom-1	Atom-2	Interatomic distance (Å)	Clash overlap (Å)
1:E:603:LYS:HE3	5:E:1264:HOH:O	2.20	0.41
1:F:256:MET:HA	1:F:257:PRO:HD3	1.90	0.41
1:F:323:VAL:HA	1:F:324:PRO:HD3	1.94	0.41
1:F:338:ASN:HD21	1:F:395:ASP:CA	2.29	0.41
1:G:344:ARG:O	1:G:346:PRO:HD3	2.21	0.41
1:M:400:PRO:HG2	1:M:403:GLU:HB3	2.03	0.41
1:O:96:THR:O	1:O:97:LEU:HB2	2.21	0.41
1:Q:126:PHE:CE2	1:Q:272:GLN:HG2	2.56	0.41
1:R:338:ASN:HD21	1:R:395:ASP:CA	2.29	0.41
1:R:346:PRO:HD2	1:R:355:ARG:O	2.20	0.41
1:S:113:ASN:HD22	1:S:113:ASN:HA	1.72	0.41
1:T:348:THR:HG21	1:T:353:ALA:O	2.20	0.41
1:T:400:PRO:HG2	1:T:403:GLU:HB3	2.03	0.41
1:T:603:LYS:HE3	5:T:5209:HOH:O	2.20	0.41
1:U:126:PHE:CE2	1:U:272:GLN:HG2	2.56	0.41
1:U:74:ALA:HA	1:U:86:ASN:O	2.20	0.41
1:P:458:HIS:CE1	1:V:456:ARG:O	2.65	0.41
1:W:273:SER:OG	1:W:282:MET:HG3	2.21	0.41
1:W:96:THR:O	1:W:97:LEU:HB2	2.21	0.41
1:X:323:VAL:HA	1:X:324:PRO:HD3	1.94	0.41
1:A:400:PRO:HA	1:A:401:PRO:HD3	1.88	0.41
1:A:420:ARG:O	1:A:424:ASP:HB3	2.21	0.41
1:B:403:GLU:O	1:B:407:ILE:HG12	2.21	0.41
1:B:42:VAL:O	1:B:46:GLY:HA2	2.19	0.41
1:C:465:TYR:CZ	1:I:315:THR:HB	2.55	0.41
1:D:55:ARG:CG	1:D:55:ARG:O	2.68	0.41
1:E:154:ILE:H	1:E:154:ILE:HG13	1.64	0.41
1:E:288:ALA:O	1:E:354:LYS:NZ	2.53	0.41
1:H:155:SER:HA	1:H:172:LYS:HZ2	1.85	0.41
1:I:1:THR:OG1	1:I:2:PRO:CD	2.68	0.41
1:M:451:GLU:HB3	1:M:452:PRO:HD3	2.03	0.41
1:O:339:ARG:HG2	1:O:344:ARG:CD	2.36	0.41
1:Q:6:PHE:CE2	1:Q:39:ASP:HA	2.56	0.41
1:R:420:ARG:O	1:R:424:ASP:HB3	2.21	0.41
1:U:451:GLU:HB3	1:U:452:PRO:HD3	2.03	0.41
1:U:55:ARG:O	1:U:55:ARG:CG	2.68	0.41
1:V:420:ARG:O	1:V:424:ASP:HB3	2.21	0.41
1:C:93:ASP:HA	1:C:94:PRO:HD3	1.88	0.41
1:E:6:PHE:CE2	1:E:39:ASP:HA	2.56	0.41
1:E:339:ARG:HH12	1:F:63:SER:HB2	1.85	0.41
1:H:403:GLU:O	1:H:407:ILE:HG12	2.20	0.41

*Continued on next page...*

*Continued from previous page...*

Atom-1	Atom-2	Interatomic distance (Å)	Clash overlap (Å)
1:H:55:ARG:O	1:H:55:ARG:CG	2.68	0.41
1:J:347:ILE:HG22	1:J:347:ILE:O	2.19	0.41
1:J:63:SER:HB2	1:K:339:ARG:HH12	1.85	0.41
1:L:451:GLU:HB3	1:L:452:PRO:HD3	2.03	0.41
1:L:49:PHE:HD1	1:L:65:MET:CE	2.34	0.41
1:P:55:ARG:CG	1:P:55:ARG:O	2.69	0.41
1:Q:154:ILE:HG13	1:Q:154:ILE:H	1.64	0.41
1:U:420:ARG:O	1:U:424:ASP:HB3	2.20	0.41
1:U:93:ASP:HA	1:U:94:PRO:HD3	1.88	0.41
1:V:347:ILE:HG22	1:V:347:ILE:O	2.19	0.41
1:X:451:GLU:HB3	1:X:452:PRO:HD3	2.03	0.41
1:A:12:GLU:H	1:A:12:GLU:HG2	1.74	0.41
1:A:55:ARG:HH12	1:A:448:GLU:CB	2.34	0.41
1:C:114:TYR:CD2	1:C:431:GLY:HA3	2.56	0.41
1:D:468:VAL:HG21	1:J:364:SER:HA	2.02	0.41
1:E:18:ASP:OD2	1:E:30:HIS:HD2	2.04	0.41
1:E:272:GLN:HB2	1:E:356:LEU:CD1	2.51	0.41
1:F:451:GLU:CB	1:F:452:PRO:HD3	2.49	0.41
1:F:55:ARG:HH12	1:F:448:GLU:CB	2.34	0.41
1:K:55:ARG:HH12	1:K:448:GLU:CB	2.34	0.41
1:K:58:GLN:HE21	1:K:62:GLU:HB3	1.79	0.41
1:K:129:GLU:OE1	3:K:7495:AMP:O3P	2.39	0.41
1:L:129:GLU:O	1:L:129:GLU:HG3	2.21	0.41
1:M:55:ARG:HH12	1:M:448:GLU:CB	2.34	0.41
1:O:129:GLU:O	1:O:129:GLU:HG3	2.20	0.41
1:O:114:TYR:CD2	1:O:431:GLY:HA3	2.56	0.41
1:P:18:ASP:OD2	1:P:30:HIS:HD2	2.04	0.41
1:Q:357:GLU:OE2	1:Q:359:ARG:HG2	2.20	0.41
1:R:114:TYR:CD2	1:R:431:GLY:HA3	2.56	0.41
1:S:208:LYS:HB3	1:S:209:GLY:H	1.69	0.41
1:S:55:ARG:HH12	1:S:448:GLU:CB	2.34	0.41
1:W:55:ARG:HH12	1:W:448:GLU:CB	2.34	0.41
1:W:45:ASP:O	1:W:66:LEU:HD11	2.21	0.41
1:W:129:GLU:OE1	3:W:7519:AMP:O3P	2.39	0.41
1:A:160:THR:HB	1:B:140:PHE:CE1	2.56	0.41
1:A:39:ASP:OD1	1:A:41:SER:HB2	2.21	0.41
1:A:48:ALA:O	1:A:49:PHE:HB2	2.20	0.41
1:C:39:ASP:OD1	1:C:41:SER:HB2	2.21	0.41
1:C:602:GLU:HG3	1:C:603:LYS:N	2.35	0.41
1:D:332:LEU:HD21	1:D:410:THR:HG23	2.03	0.41
1:D:378:GLY:O	1:D:382:ILE:HG13	2.21	0.41

*Continued on next page...*

*Continued from previous page...*

Atom-1	Atom-2	Interatomic distance (Å)	Clash overlap (Å)
1:E:329:PRO:HB2	1:E:360:SER:HA	2.03	0.41
1:H:329:PRO:HB2	1:H:360:SER:HA	2.03	0.41
1:H:271:HIS:CG	3:H:7489:AMP:O4'	2.73	0.41
1:I:39:ASP:OD1	1:I:41:SER:HB2	2.21	0.41
1:I:67:LEU:HB3	1:I:89:PHE:CD2	2.56	0.41
1:J:207:GLU:HB3	1:J:208:LYS:H	1.67	0.41
1:J:326:TYR:HB2	4:J:7494:CIT:O3	2.20	0.41
1:J:378:GLY:O	1:J:382:ILE:HG13	2.21	0.41
1:K:329:PRO:HB2	1:K:360:SER:HA	2.03	0.41
1:K:98:GLU:HA	1:K:99:PRO:HD3	1.97	0.41
1:M:39:ASP:OD1	1:M:41:SER:HB2	2.21	0.41
1:M:326:TYR:HB2	4:M:7500:CIT:O3	2.20	0.41
1:N:390:ALA:HA	1:N:391:PRO:HD2	1.93	0.41
1:O:39:ASP:OD1	1:O:41:SER:HB2	2.21	0.41
1:P:468:VAL:CG2	1:V:364:SER:HA	2.51	0.41
1:Q:329:PRO:HB2	1:Q:360:SER:HA	2.03	0.41
1:T:329:PRO:HB2	1:T:360:SER:HA	2.03	0.41
1:U:332:LEU:HD21	1:U:410:THR:HG23	2.03	0.41
1:V:48:ALA:O	1:V:49:PHE:HB2	2.20	0.41
1:W:332:LEU:HD21	1:W:410:THR:HG23	2.03	0.41
1:X:173:VAL:HG23	1:X:175:HIS:CE1	2.56	0.41
1:A:181:PRO:O	1:A:186:ASP:HB2	2.21	0.41
1:B:96:THR:C	1:B:98:GLU:H	2.24	0.41
1:C:315:THR:HB	1:I:465:TYR:CZ	2.56	0.41
1:C:420:ARG:NH1	1:C:424:ASP:HB2	2.30	0.41
1:C:93:ASP:HA	1:C:94:PRO:HD3	1.86	0.41
1:F:265:GLY:O	4:F:7486:CIT:H41	2.21	0.41
1:F:389:GLN:HE22	1:F:407:ILE:HD13	1.83	0.41
1:G:265:GLY:O	4:G:7488:CIT:H41	2.21	0.41
1:G:400:PRO:HG2	1:G:403:GLU:CB	2.49	0.41
1:I:129:GLU:O	1:I:129:GLU:HG2	2.20	0.41
1:I:265:GLY:O	4:I:7492:CIT:H41	2.21	0.41
1:I:400:PRO:HG2	1:I:403:GLU:CB	2.50	0.41
1:I:58:GLN:HE21	1:I:62:GLU:CB	2.22	0.41
1:L:59:SER:HB3	1:L:61:HIS:CD2	2.55	0.41
1:O:181:PRO:O	1:O:186:ASP:HB2	2.21	0.41
1:V:60:ILE:HG13	1:W:395:ASP:CG	2.42	0.41
1:X:339:ARG:O	1:X:359:ARG:NE	2.52	0.41
1:X:59:SER:HB3	1:X:61:HIS:CD2	2.55	0.41
1:B:283:TYR:HB3	5:B:7602:HOH:O	2.19	0.41
1:B:344:ARG:O	1:B:346:PRO:HD3	2.20	0.41

*Continued on next page...*

*Continued from previous page...*

Atom-1	Atom-2	Interatomic distance (Å)	Clash overlap (Å)
1:B:463:ALA:HA	1:H:140:PHE:CZ	2.56	0.41
1:C:315:THR:HB	1:I:465:TYR:CZ	2.56	0.41
1:D:282:MET:O	1:D:290:LEU:HA	2.21	0.41
1:F:256:MET:HA	1:F:257:PRO:HD3	1.91	0.41
1:F:437:ASP:HB3	5:F:7600:HOH:O	2.20	0.41
1:G:602:GLU:HG3	1:G:72:GLU:CD	2.41	0.41
1:J:329:PRO:HB3	1:J:359:ARG:CB	2.51	0.41
1:L:344:ARG:O	1:L:346:PRO:HD3	2.20	0.41
1:M:602:GLU:HG3	1:M:72:GLU:CD	2.41	0.41
1:N:283:TYR:HB3	5:N:3546:HOH:O	2.19	0.41
1:P:282:MET:O	1:P:290:LEU:HA	2.20	0.41
1:Q:502:PRO:CB	1:R:137:SER:HB3	2.51	0.41
1:S:52:SER:O	1:S:53:SER:CB	2.68	0.41
1:U:1:THR:CG2	1:U:2:PRO:HD2	2.41	0.41
1:V:321:ARG:NE	4:V:7518:CIT:H42	2.19	0.41
1:A:106:ASN:ND2	1:A:109:ARG:NH1	2.69	0.41
1:A:173:VAL:HG21	5:H:7558:HOH:O	2.20	0.41
1:A:42:VAL:O	1:A:46:GLY:HA2	2.20	0.41
1:C:41:SER:O	1:C:45:ASP:HB2	2.20	0.41
1:C:58:GLN:NE2	1:C:65:MET:SD	2.94	0.41
1:C:265:GLY:O	4:C:7480:CIT:H41	2.21	0.41
1:D:254:THR:HB	1:J:466:TYR:CZ	2.55	0.41
1:E:58:GLN:NE2	1:E:65:MET:SD	2.94	0.41
1:G:344:ARG:HH11	1:G:346:PRO:HG3	1.86	0.41
1:I:328:ALA:HA	1:I:329:PRO:HD3	1.72	0.41
1:I:458:HIS:HD2	1:I:460:TYR:N	2.04	0.41
1:J:205:ILE:HG22	1:J:207:GLU:HG2	2.03	0.41
1:K:115:LEU:HD23	1:K:379:LEU:HD21	2.03	0.41
1:K:355:ARG:NE	3:K:7495:AMP:N3	2.69	0.41
1:E:175:HIS:HE1	1:L:463:ALA:O	2.04	0.41
1:M:106:ASN:ND2	1:M:109:ARG:NH1	2.69	0.41
1:N:265:GLY:O	4:N:7502:CIT:H41	2.21	0.41
1:O:41:SER:O	1:O:45:ASP:HB2	2.20	0.41
1:P:115:LEU:HD23	1:P:379:LEU:HD21	2.03	0.41
1:Q:24:LEU:HB3	1:Q:25:PRO:HD3	2.02	0.41
1:S:205:ILE:HG22	1:S:207:GLU:HG2	2.03	0.41
1:S:344:ARG:HH11	1:S:346:PRO:HG3	1.87	0.41
1:S:55:ARG:HB2	1:S:55:ARG:HE	1.75	0.41
1:T:24:LEU:HB3	1:T:25:PRO:HD3	2.02	0.41
1:T:427:TYR:CE1	1:T:428:LEU:HD13	2.57	0.41
1:T:63:SER:CB	1:U:337:ARG:HH21	2.34	0.41

*Continued on next page...*

*Continued from previous page...*

Atom-1	Atom-2	Interatomic distance (Å)	Clash overlap (Å)
1:T:63:SER:HB3	1:U:337:ARG:HH21	1.86	0.41
1:U:451:GLU:HG2	5:U:5415:HOH:O	2.21	0.41
1:O:175:HIS:NE2	1:V:464:LEU:HA	2.35	0.41
1:V:98:GLU:HA	1:V:99:PRO:HD3	1.85	0.41
1:W:207:GLU:HB2	1:W:208:LYS:H	1.46	0.41
1:W:115:LEU:HD23	1:W:379:LEU:HD21	2.03	0.41
1:A:264:ASN:ND2	4:A:7476:CIT:O3	2.53	0.41
1:B:603:LYS:HB2	1:B:72:GLU:OE1	2.21	0.41
1:D:344:ARG:NH1	1:D:346:PRO:HG3	2.36	0.41
1:D:347:ILE:CD1	1:E:64:ASP:HB2	2.51	0.41
1:D:41:SER:HA	1:D:44:ASP:HB2	2.03	0.41
1:E:294:ALA:O	1:E:298:ILE:HG13	2.21	0.41
1:D:208:LYS:CA	1:E:37:ALA:HB1	2.45	0.41
1:F:343:VAL:CG1	1:F:356:LEU:HB2	2.51	0.41
1:G:207:GLU:N	1:G:210:HIS:HD2	2.01	0.41
1:G:281:LEU:HB3	1:G:293:THR:HG21	2.03	0.41
1:H:41:SER:HA	1:H:44:ASP:HB2	2.03	0.41
1:I:372:SER:O	1:I:376:MET:HG2	2.20	0.41
1:I:24:LEU:HD12	1:I:445:PHE:CD1	2.56	0.41
1:I:49:PHE:HZ	1:J:180:PHE:HE2	1.68	0.41
1:J:24:LEU:HD12	1:J:445:PHE:CD1	2.56	0.41
1:J:372:SER:O	1:J:376:MET:HG2	2.20	0.41
1:J:55:ARG:HD2	1:J:55:ARG:H	1.86	0.41
1:K:294:ALA:O	1:K:298:ILE:HG13	2.21	0.41
1:M:160:THR:CG2	1:M:173:VAL:HG12	2.48	0.41
1:M:174:ARG:O	1:M:174:ARG:HG2	2.20	0.41
1:N:294:ALA:O	1:N:298:ILE:HG13	2.21	0.41
1:N:354:LYS:HE2	5:N:3467:HOH:O	2.21	0.41
1:N:458:HIS:HE1	1:T:456:ARG:O	2.04	0.41
1:N:603:LYS:HB2	1:N:72:GLU:OE1	2.21	0.41
1:P:196:LEU:HD13	1:P:221:ILE:HG21	2.01	0.41
1:P:344:ARG:NH1	1:P:346:PRO:HG3	2.36	0.41
1:P:24:LEU:HG	1:P:56:GLY:HA3	2.03	0.41
1:P:264:ASN:ND2	4:P:7506:CIT:O3	2.53	0.41
1:Q:264:ASN:ND2	4:Q:7508:CIT:O3	2.53	0.41
1:Q:294:ALA:O	1:Q:298:ILE:HG13	2.21	0.41
1:M:64:ASP:HB2	1:R:347:ILE:HD12	2.02	0.41
1:S:56:GLY:HA2	1:S:441:THR:CG2	2.51	0.41
1:T:344:ARG:NH1	1:T:346:PRO:HG3	2.36	0.41
1:T:344:ARG:HG2	1:T:345:ILE:N	2.36	0.41
1:T:92:HIS:CE1	1:T:99:PRO:HG3	2.55	0.41

*Continued on next page...*



*Continued from previous page...*

Atom-1	Atom-2	Interatomic distance (Å)	Clash overlap (Å)
1:U:196:LEU:HD13	1:U:221:ILE:HG21	2.01	0.41
1:V:343:VAL:CG1	1:V:356:LEU:HB2	2.51	0.41
1:V:55:ARG:H	1:V:55:ARG:HD2	1.86	0.41
1:V:92:HIS:CE1	1:V:99:PRO:HG3	2.55	0.41
1:W:399:LEU:HD23	1:W:404:ALA:HA	2.02	0.41
1:D:395:ASP:CB	1:D:398:GLU:HG2	2.46	0.41
1:E:207:GLU:N	1:E:210:HIS:HD2	2.17	0.41
1:E:458:HIS:HD2	1:E:460:TYR:N	2.01	0.41
1:H:106:ASN:HA	1:H:106:ASN:HD22	1.75	0.41
1:H:264:ASN:ND2	4:H:7490:CIT:C5	2.84	0.41
1:H:93:ASP:CB	1:H:98:GLU:H	2.34	0.41
1:I:106:ASN:ND2	1:I:109:ARG:NH1	2.69	0.41
1:I:18:ASP:HB3	1:I:86:ASN:ND2	2.36	0.41
1:J:1:THR:CG2	1:J:2:PRO:HD2	2.51	0.41
1:J:427:TYR:HB3	5:J:2477:HOH:O	2.20	0.41
1:J:60:ILE:O	1:K:395:ASP:HA	2.21	0.41
1:K:269:HIS:CE1	1:K:359:ARG:NH1	2.88	0.41
1:K:12:GLU:O	1:K:83:LYS:HG2	2.20	0.41
1:L:210:HIS:ND1	1:L:222:ASN:ND2	2.69	0.41
1:N:49:PHE:O	1:N:65:MET:HG2	2.21	0.41
1:P:1:THR:CG2	1:P:2:PRO:HD2	2.51	0.41
1:Q:106:ASN:HD22	1:Q:106:ASN:HA	1.74	0.41
1:Q:207:GLU:N	1:Q:210:HIS:HD2	2.17	0.41
1:R:1:THR:CG2	1:R:2:PRO:HD2	2.51	0.41
1:S:18:ASP:HB3	1:S:86:ASN:ND2	2.36	0.41
1:T:121:ALA:HA	1:T:276:LYS:HB2	2.02	0.41
1:T:395:ASP:C	1:T:397:TYR:H	2.24	0.41
1:V:18:ASP:HB3	1:V:86:ASN:ND2	2.36	0.41
1:V:427:TYR:HB3	5:V:5633:HOH:O	2.20	0.41
1:B:174:ARG:HG2	1:B:179:TYR:HE1	1.86	0.41
1:C:321:ARG:NE	4:C:7480:CIT:H42	2.18	0.41
1:E:174:ARG:HG2	1:E:179:TYR:HE1	1.86	0.41
1:E:3:ASP:HA	1:E:6:PHE:HD1	1.85	0.41
1:H:312:THR:CG2	1:H:313:ASN:ND2	2.73	0.41
1:K:174:ARG:HE	1:K:174:ARG:HB3	1.63	0.41
1:L:275:TRP:HE1	3:L:7497:AMP:N6	2.19	0.41
1:L:271:HIS:HA	1:L:356:LEU:O	2.21	0.41
1:O:264:ASN:HD21	4:O:7504:CIT:H22	1.86	0.41
1:P:271:HIS:HA	1:P:356:LEU:O	2.21	0.41
1:Q:275:TRP:HE1	3:Q:7507:AMP:N6	2.19	0.41
1:M:316:VAL:HG12	1:S:461:GLU:OE1	2.21	0.41

*Continued on next page...*

*Continued from previous page...*

Atom-1	Atom-2	Interatomic distance (Å)	Clash overlap (Å)
1:V:271:HIS:HA	1:V:356:LEU:O	2.21	0.41
1:V:118:THR:HB	1:V:383:LYS:HE3	2.03	0.41
1:V:321:ARG:NE	4:V:7518:CIT:H42	2.18	0.41
1:C:273:SER:OG	1:C:282:MET:HG3	2.21	0.41
1:D:207:GLU:HB3	1:D:208:LYS:H	1.42	0.41
1:F:273:SER:OG	1:F:282:MET:HG3	2.21	0.41
1:F:346:PRO:HD2	1:F:355:ARG:O	2.20	0.41
1:G:323:VAL:HA	1:G:324:PRO:HD3	1.94	0.41
1:H:282:MET:CA	1:H:294:ALA:HB2	2.49	0.41
1:B:465:TYR:CE1	1:H:315:THR:HB	2.56	0.41
1:J:96:THR:O	1:J:97:LEU:HB2	2.21	0.41
1:K:273:SER:OG	1:K:282:MET:HG3	2.21	0.41
1:L:273:SER:OG	1:L:282:MET:HG3	2.21	0.41
1:L:282:MET:CA	1:L:294:ALA:HB2	2.49	0.41
1:M:63:SER:HB3	1:M:64:ASP:H	1.39	0.41
1:N:603:LYS:HE3	5:N:3631:HOH:O	2.20	0.41
1:Q:113:ASN:HD22	1:Q:113:ASN:HA	1.72	0.41
1:Q:400:PRO:HG2	1:Q:403:GLU:HB3	2.03	0.41
1:Q:603:LYS:HE3	5:Q:4420:HOH:O	2.20	0.41
1:P:460:TYR:HE2	1:V:452:PRO:HB3	1.84	0.41
1:V:603:LYS:HE3	5:V:5735:HOH:O	2.20	0.41
1:V:96:THR:O	1:V:97:LEU:HB2	2.21	0.41
1:X:176:LYS:HD3	1:X:176:LYS:HA	1.60	0.41
1:A:451:GLU:HB3	1:A:452:PRO:HD3	2.03	0.41
1:A:49:PHE:HD1	1:A:65:MET:CE	2.34	0.41
1:D:254:THR:HB	1:J:466:TYR:CZ	2.56	0.41
1:E:400:PRO:HA	1:E:401:PRO:HD3	1.88	0.41
1:E:55:ARG:CG	1:E:55:ARG:O	2.68	0.41
1:H:420:ARG:O	1:H:424:ASP:HB3	2.21	0.41
5:G:7549:HOH:O	1:L:81:ALA:HB3	2.20	0.41
1:O:261:PHE:O	1:U:144:ALA:HA	2.20	0.41
1:O:321:ARG:NE	4:O:7504:CIT:H42	2.16	0.41
1:Q:106:ASN:HA	1:Q:106:ASN:HD22	1.77	0.41
1:Q:49:PHE:HD1	1:Q:65:MET:CE	2.34	0.41
1:Q:98:GLU:HA	1:Q:99:PRO:HD3	1.97	0.41
1:T:403:GLU:O	1:T:407:ILE:HG12	2.20	0.41
1:T:55:ARG:O	1:T:55:ARG:CG	2.69	0.41
1:U:1:THR:OG1	1:U:2:PRO:CD	2.68	0.41
1:X:420:ARG:O	1:X:424:ASP:HB3	2.20	0.41
1:A:329:PRO:HG3	5:A:7650:HOH:O	2.19	0.40
1:B:282:MET:SD	1:B:356:LEU:HD23	2.60	0.40

*Continued on next page...*

*Continued from previous page...*

Atom-1	Atom-2	Interatomic distance (Å)	Clash overlap (Å)
1:C:58:GLN:HE22	1:C:62:GLU:HG2	1.85	0.40
1:D:58:GLN:HE21	1:D:62:GLU:HB3	1.79	0.40
1:E:357:GLU:OE2	1:E:359:ARG:HG2	2.20	0.40
1:F:114:TYR:CD2	1:F:431:GLY:HA3	2.56	0.40
1:F:116:ILE:HG12	1:F:122:ASP:HA	2.03	0.40
1:F:357:GLU:OE2	1:F:359:ARG:HG2	2.20	0.40
1:G:45:ASP:O	1:G:66:LEU:HD21	2.21	0.40
1:I:298:ILE:HD11	1:I:345:ILE:HD11	2.02	0.40
1:I:60:ILE:HG22	1:J:339:ARG:HD3	2.03	0.40
1:I:58:GLN:HE22	1:I:62:GLU:HG2	1.85	0.40
1:K:298:ILE:HG23	1:K:343:VAL:HG11	2.01	0.40
1:K:272:GLN:HB2	1:K:356:LEU:CD1	2.51	0.40
1:L:272:GLN:HB2	1:L:356:LEU:CD1	2.51	0.40
1:N:399:LEU:HA	1:N:399:LEU:HD12	1.88	0.40
1:O:129:GLU:OE1	3:O:7503:AMP:O3P	2.39	0.40
1:O:58:GLN:HE22	1:O:62:GLU:HG2	1.85	0.40
1:P:272:GLN:HB2	1:P:356:LEU:CD1	2.51	0.40
1:Q:18:ASP:OD2	1:Q:30:HIS:HD2	2.04	0.40
1:Q:315:THR:HB	1:W:465:TYR:CE1	2.56	0.40
1:R:175:HIS:HE1	1:S:467:ASP:OD2	2.03	0.40
1:R:18:ASP:OD2	1:R:30:HIS:HD2	2.04	0.40
1:R:55:ARG:HH12	1:R:448:GLU:CB	2.34	0.40
1:S:147:SER:HB3	5:S:4868:HOH:O	2.20	0.40
1:S:345:ILE:HA	1:S:346:PRO:HD3	1.94	0.40
1:T:18:ASP:OD2	1:T:30:HIS:HD2	2.04	0.40
1:W:272:GLN:HB2	1:W:356:LEU:CD1	2.51	0.40
1:A:326:TYR:HB2	4:A:7476:CIT:O3	2.20	0.40
1:B:53:SER:O	1:B:54:ILE:CB	2.69	0.40
1:D:265:GLY:O	4:D:7482:CIT:H41	2.21	0.40
1:E:254:THR:HB	1:K:466:TYR:CZ	2.56	0.40
1:E:378:GLY:O	1:E:382:ILE:HG13	2.21	0.40
1:E:39:ASP:OD1	1:E:41:SER:HB2	2.21	0.40
1:F:602:GLU:HG3	1:F:603:LYS:N	2.35	0.40
1:G:39:ASP:OD1	1:G:41:SER:HB2	2.21	0.40
1:G:67:LEU:HB3	1:G:89:PHE:CD2	2.56	0.40
1:G:49:PHE:HE1	1:H:180:PHE:CE2	2.39	0.40
1:H:326:TYR:HB2	4:H:7490:CIT:O3	2.21	0.40
1:H:67:LEU:HB3	1:H:89:PHE:CD2	2.56	0.40
1:I:274:LEU:HB2	1:I:282:MET:HE1	2.03	0.40
1:K:53:SER:O	1:K:54:ILE:CB	2.68	0.40
1:L:173:VAL:HG23	1:L:175:HIS:CE1	2.56	0.40

*Continued on next page...*

*Continued from previous page...*

Atom-1	Atom-2	Interatomic distance (Å)	Clash overlap (Å)
1:L:98:GLU:HA	1:L:99:PRO:HD3	1.97	0.40
1:N:53:SER:O	1:N:54:ILE:CB	2.68	0.40
1:P:265:GLY:O	4:P:7506:CIT:H41	2.21	0.40
1:Q:360:SER:N	1:Q:361:PRO:CD	2.85	0.40
1:R:173:VAL:HG23	1:R:175:HIS:CE1	2.56	0.40
1:M:49:PHE:HE1	1:R:180:PHE:CE2	2.38	0.40
1:R:256:MET:HA	1:R:257:PRO:HD3	1.91	0.40
1:T:360:SER:N	1:T:361:PRO:CD	2.85	0.40
1:T:326:TYR:HB2	4:T:7514:CIT:O3	2.21	0.40
1:U:378:GLY:O	1:U:382:ILE:HG13	2.21	0.40
1:V:326:TYR:HB2	4:V:7518:CIT:O3	2.21	0.40
1:V:378:GLY:O	1:V:382:ILE:HG13	2.21	0.40
1:W:329:PRO:HB2	1:W:360:SER:HA	2.03	0.40
1:W:49:PHE:HE2	1:X:211:HIS:CE1	2.39	0.40
1:W:98:GLU:HA	1:W:99:PRO:HD3	1.97	0.40
1:X:207:GLU:N	1:X:210:HIS:HD2	2.10	0.40
1:B:339:ARG:O	1:B:359:ARG:NE	2.52	0.40
1:B:333:VAL:HG13	1:B:407:ILE:HG23	2.02	0.40
1:E:59:SER:HB3	1:E:61:HIS:CD2	2.55	0.40
1:G:181:PRO:O	1:G:186:ASP:HB2	2.21	0.40
1:J:96:THR:C	1:J:98:GLU:H	2.24	0.40
1:K:129:GLU:HG2	1:K:129:GLU:O	2.20	0.40
1:M:59:SER:HB3	1:M:61:HIS:CD2	2.55	0.40
1:N:339:ARG:O	1:N:359:ARG:NE	2.52	0.40
1:N:58:GLN:HE21	1:N:62:GLU:CB	2.22	0.40
1:Q:59:SER:HB3	1:Q:61:HIS:CD2	2.55	0.40
1:R:389:GLN:HE22	1:R:407:ILE:HD13	1.82	0.40
1:R:265:GLY:O	4:R:7510:CIT:H41	2.21	0.40
1:S:265:GLY:O	4:S:7512:CIT:H41	2.21	0.40
1:T:602:GLU:O	1:T:603:LYS:C	2.59	0.40
1:V:96:THR:C	1:V:98:GLU:H	2.24	0.40
1:S:337:ARG:HB3	1:X:63:SER:OG	2.21	0.40
1:A:344:ARG:O	1:A:346:PRO:HD3	2.20	0.40
1:A:602:GLU:HG3	1:A:72:GLU:CD	2.41	0.40
1:E:602:GLU:HG3	1:E:72:GLU:CD	2.41	0.40
1:I:329:PRO:HB3	1:I:359:ARG:CB	2.51	0.40
1:J:437:ASP:HB3	5:J:2485:HOH:O	2.20	0.40
1:K:329:PRO:HB3	1:K:359:ARG:CB	2.51	0.40
1:L:90:PHE:HB3	1:L:106:ASN:HD21	1.85	0.40
1:M:344:ARG:O	1:M:346:PRO:HD3	2.20	0.40
1:N:169:ARG:HB3	1:O:252:THR:HB	2.02	0.40

*Continued on next page...*

*Continued from previous page...*

Atom-1	Atom-2	Interatomic distance (Å)	Clash overlap (Å)
1:R:344:ARG:NH1	1:R:346:PRO:HA	2.35	0.40
1:S:328:ALA:HA	1:S:329:PRO:HD3	1.69	0.40
1:S:602:GLU:HG3	1:S:72:GLU:CD	2.41	0.40
1:U:282:MET:O	1:U:290:LEU:HA	2.21	0.40
1:V:329:PRO:HB3	1:V:359:ARG:CB	2.52	0.40
1:B:427:TYR:CE1	1:B:428:LEU:HD13	2.57	0.40
1:D:183:ALA:CB	1:E:244:ASN:HD21	2.34	0.40
1:D:205:ILE:HG22	1:D:207:GLU:HG2	2.03	0.40
1:D:115:LEU:HD23	1:D:379:LEU:HD21	2.03	0.40
1:E:24:LEU:HB3	1:E:25:PRO:HD3	2.02	0.40
1:G:355:ARG:NE	3:G:7487:AMP:N3	2.69	0.40
1:H:24:LEU:HB3	1:H:25:PRO:HD3	2.02	0.40
1:J:603:LYS:HA	1:J:603:LYS:HD2	1.85	0.40
1:K:205:ILE:HG22	1:K:207:GLU:HG2	2.03	0.40
1:K:42:VAL:O	1:K:46:GLY:HA2	2.20	0.40
1:K:59:SER:OG	1:K:60:ILE:N	2.49	0.40
1:O:427:TYR:CE1	1:O:428:LEU:HD13	2.56	0.40
1:O:70:ASP:HA	1:O:71:PRO:HD2	1.91	0.40
1:P:1:THR:HG22	1:P:3:ASP:N	2.36	0.40
1:P:205:ILE:HG22	1:P:207:GLU:HG2	2.03	0.40
1:Q:59:SER:OG	1:Q:60:ILE:N	2.49	0.40
1:Q:58:GLN:NE2	1:Q:65:MET:SD	2.94	0.40
1:R:59:SER:OG	1:R:60:ILE:N	2.49	0.40
1:R:265:GLY:O	4:R:7510:CIT:H41	2.21	0.40
1:S:265:GLY:O	4:S:7512:CIT:H41	2.21	0.40
1:T:65:MET:HG2	1:T:65:MET:H	1.68	0.40
1:U:42:VAL:O	1:U:46:GLY:HA2	2.21	0.40
1:V:427:TYR:CE1	1:V:428:LEU:HD13	2.56	0.40
1:W:42:VAL:O	1:W:46:GLY:HA2	2.20	0.40
1:W:355:ARG:NE	3:W:7519:AMP:N3	2.69	0.40
1:X:427:TYR:CE1	1:X:428:LEU:HD13	2.57	0.40
1:A:326:TYR:C	1:A:328:ALA:N	2.73	0.40
1:A:24:LEU:HD12	1:A:445:PHE:CD1	2.56	0.40
1:A:56:GLY:HA2	1:A:441:THR:CG2	2.51	0.40
1:B:294:ALA:O	1:B:298:ILE:HG13	2.21	0.40
1:B:55:ARG:HD2	1:B:55:ARG:H	1.86	0.40
1:B:56:GLY:HA2	1:B:441:THR:CG2	2.51	0.40
1:C:264:ASN:ND2	4:C:7480:CIT:O3	2.53	0.40
1:C:458:HIS:HD2	1:C:460:TYR:N	2.03	0.40
1:C:55:ARG:H	1:C:55:ARG:HD2	1.86	0.40
1:D:56:GLY:HA2	1:D:441:THR:CG2	2.51	0.40

*Continued on next page...*

*Continued from previous page...*

Atom-1	Atom-2	Interatomic distance (Å)	Clash overlap (Å)
1:H:344:ARG:HG2	1:H:345:ILE:N	2.36	0.40
1:H:343:VAL:CG1	1:H:356:LEU:HB2	2.51	0.40
1:B:456:ARG:O	1:H:458:HIS:HE1	2.04	0.40
1:I:196:LEU:HD13	1:I:221:ILE:HG21	2.01	0.40
1:I:398:GLU:O	1:I:398:GLU:CG	2.64	0.40
1:I:603:LYS:HB2	1:I:72:GLU:OE1	2.21	0.40
1:J:343:VAL:CG1	1:J:356:LEU:HB2	2.51	0.40
1:L:326:TYR:C	1:L:328:ALA:N	2.73	0.40
1:L:344:ARG:NH1	1:L:346:PRO:HG3	2.36	0.40
1:M:354:LYS:HE2	5:M:3204:HOH:O	2.21	0.40
1:N:24:LEU:HD12	1:N:445:PHE:CD1	2.56	0.40
1:O:177:GLY:HA2	1:P:55:ARG:CB	2.39	0.40
1:O:24:LEU:HD12	1:O:445:PHE:CD1	2.56	0.40
1:O:264:ASN:ND2	4:O:7504:CIT:O3	2.53	0.40
1:P:455:ILE:HG22	1:V:323:VAL:HG21	2.02	0.40
1:R:56:GLY:HA2	1:R:441:THR:CG2	2.51	0.40
1:S:399:LEU:HD23	1:S:404:ALA:HA	2.01	0.40
1:U:325:GLY:C	1:U:327:GLU:H	2.23	0.40
1:U:400:PRO:HA	1:U:401:PRO:HD2	1.67	0.40
1:U:98:GLU:HA	1:U:99:PRO:HD3	1.96	0.40
1:W:294:ALA:O	1:W:298:ILE:HG13	2.21	0.40
1:X:344:ARG:NH1	1:X:346:PRO:HG3	2.36	0.40
1:X:56:GLY:HA2	1:X:441:THR:CG2	2.51	0.40
1:A:129:GLU:HG2	5:A:7544:HOH:O	2.20	0.40
1:A:257:PRO:HD3	1:A:364:SER:HB3	2.04	0.40
1:A:264:ASN:ND2	4:A:7476:CIT:C5	2.85	0.40
1:B:273:SER:OG	3:B:7477:AMP:N6	2.53	0.40
1:D:1:THR:CG2	1:D:2:PRO:HD2	2.51	0.40
1:D:395:ASP:C	1:D:397:TYR:H	2.24	0.40
1:D:425:HIS:HB2	1:D:439:ILE:HD13	2.02	0.40
1:E:210:HIS:ND1	1:E:222:ASN:ND2	2.69	0.40
1:E:49:PHE:O	1:E:65:MET:HG2	2.21	0.40
1:F:1:THR:CG2	1:F:2:PRO:HD2	2.51	0.40
1:G:257:PRO:HD3	1:G:364:SER:HB3	2.03	0.40
1:H:121:ALA:HA	1:H:276:LYS:HB2	2.02	0.40
1:H:395:ASP:C	1:H:397:TYR:H	2.25	0.40
1:H:427:TYR:HB3	5:H:7608:HOH:O	2.20	0.40
1:I:1:THR:CG2	1:I:2:PRO:HD2	2.51	0.40
1:I:400:PRO:HA	1:I:401:PRO:HD3	1.78	0.40
1:J:18:ASP:HB3	1:J:86:ASN:ND2	2.36	0.40
1:J:121:ALA:HA	1:J:276:LYS:HB2	2.02	0.40

*Continued on next page...*

*Continued from previous page...*

Atom-1	Atom-2	Interatomic distance (Å)	Clash overlap (Å)
1:K:210:HIS:ND1	1:K:222:ASN:ND2	2.69	0.40
1:K:58:GLN:HG2	1:K:62:GLU:HB3	2.03	0.40
1:L:427:TYR:HB3	5:L:3003:HOH:O	2.20	0.40
1:M:264:ASN:ND2	4:M:7500:CIT:C5	2.85	0.40
1:N:18:ASP:HB3	1:N:86:ASN:ND2	2.36	0.40
1:O:106:ASN:ND2	1:O:109:ARG:NH1	2.69	0.40
1:O:395:ASP:CB	1:O:398:GLU:HG2	2.46	0.40
1:P:395:ASP:C	1:P:397:TYR:H	2.24	0.40
1:P:395:ASP:CB	1:P:398:GLU:HG2	2.46	0.40
1:P:18:ASP:HB3	1:P:86:ASN:ND2	2.36	0.40
1:Q:210:HIS:ND1	1:Q:222:ASN:ND2	2.69	0.40
1:R:18:ASP:HB3	1:R:86:ASN:ND2	2.36	0.40
1:R:354:LYS:HA	5:R:4597:HOH:O	2.20	0.40
1:S:257:PRO:HD3	1:S:364:SER:HB3	2.04	0.40
1:S:395:ASP:C	1:S:397:TYR:H	2.25	0.40
1:T:268:MET:O	1:T:361:PRO:HB2	2.22	0.40
1:T:264:ASN:ND2	4:T:7514:CIT:C5	2.85	0.40
1:T:93:ASP:CB	1:T:98:GLU:H	2.34	0.40
1:V:1:THR:CG2	1:V:2:PRO:HD2	2.51	0.40
1:Q:458:HIS:HE1	1:W:456:ARG:O	2.04	0.40
1:W:58:GLN:HG2	1:W:62:GLU:HB3	2.03	0.40
1:X:257:PRO:HD3	1:X:364:SER:HB3	2.03	0.40
1:X:427:TYR:HB3	5:X:6159:HOH:O	2.20	0.40
1:C:118:THR:HB	1:C:383:LYS:HE3	2.04	0.40
1:D:265:GLY:O	4:D:7482:CIT:H41	2.21	0.40
1:F:275:TRP:HE1	3:F:7485:AMP:N6	2.19	0.40
1:G:276:LYS:HD2	1:G:281:LEU:HD21	2.03	0.40
1:B:316:VAL:HG12	1:H:461:GLU:OE1	2.22	0.40
1:I:328:ALA:HA	1:I:329:PRO:HD3	1.90	0.40
1:J:271:HIS:HA	1:J:356:LEU:O	2.21	0.40
1:J:118:THR:HB	1:J:383:LYS:HE3	2.04	0.40
1:M:458:HIS:HB3	1:M:461:GLU:HG3	2.03	0.40
1:O:106:ASN:ND2	1:O:109:ARG:HH11	2.19	0.40
1:Q:3:ASP:HA	1:Q:6:PHE:HD1	1.85	0.40
1:R:275:TRP:HE1	3:R:7509:AMP:N6	2.19	0.40
1:T:118:THR:HB	1:T:383:LYS:HE3	2.03	0.40
1:U:115:LEU:HD23	1:U:379:LEU:HD21	2.02	0.40
1:U:118:THR:HB	1:U:383:LYS:HE3	2.04	0.40
1:U:52:SER:HB2	1:V:180:PHE:HE2	1.84	0.40
1:V:106:ASN:ND2	1:V:109:ARG:HH11	2.19	0.40
1:W:256:MET:HA	1:W:257:PRO:HD3	1.95	0.40

*Continued on next page...*

*Continued from previous page...*

Atom-1	Atom-2	Interatomic distance (Å)	Clash overlap (Å)
1:B:603:LYS:HE3	5:B:7671:HOH:O	2.20	0.40
1:B:70:ASP:HA	1:B:71:PRO:HD2	1.90	0.40
1:C:458:HIS:HD2	1:C:460:TYR:N	2.01	0.40
1:C:603:LYS:HE3	5:C:7676:HOH:O	2.20	0.40
1:C:70:ASP:HA	1:C:71:PRO:HD2	1.91	0.40
1:H:400:PRO:HG2	1:H:403:GLU:HB3	2.03	0.40
1:H:603:LYS:HE3	5:H:7697:HOH:O	2.20	0.40
1:J:603:LYS:HE3	5:J:2579:HOH:O	2.21	0.40
1:K:176:LYS:HA	1:K:176:LYS:HD3	1.60	0.40
1:K:282:MET:CA	1:K:294:ALA:HB2	2.49	0.40
1:K:55:ARG:HE	1:K:55:ARG:HB2	1.80	0.40
1:L:344:ARG:O	1:L:346:PRO:HD3	2.22	0.40
1:G:177:GLY:C	1:L:56:GLY:HA3	2.42	0.40
1:M:344:ARG:O	1:M:346:PRO:HD3	2.21	0.40
1:N:96:THR:O	1:N:97:LEU:HB2	2.21	0.40
1:O:282:MET:CA	1:O:294:ALA:HB2	2.49	0.40
1:O:502:PRO:HB2	1:P:137:SER:HB3	2.03	0.40
1:O:177:GLY:CA	1:P:56:GLY:HA2	2.44	0.40
1:R:273:SER:OG	1:R:282:MET:HG3	2.21	0.40
1:S:323:VAL:HA	1:S:324:PRO:HD3	1.94	0.40
1:S:344:ARG:O	1:S:346:PRO:HD3	2.22	0.40
1:U:49:PHE:CE2	1:V:211:HIS:CE1	3.09	0.40
1:X:273:SER:OG	1:X:282:MET:HG3	2.21	0.40
1:X:344:ARG:O	1:X:346:PRO:HD3	2.22	0.40
1:A:6:PHE:CE2	1:A:39:ASP:HA	2.56	0.40
1:A:49:PHE:HZ	1:F:180:PHE:CE2	2.40	0.40
1:C:420:ARG:O	1:C:424:ASP:HB3	2.21	0.40
1:E:49:PHE:HD1	1:E:65:MET:CE	2.34	0.40
1:F:315:THR:HB	1:L:465:TYR:CZ	2.57	0.40
1:F:336:GLN:HB3	1:F:337:ARG:HH21	1.87	0.40
1:H:6:PHE:CE2	1:H:39:ASP:HA	2.56	0.40
1:H:32:THR:HB	1:I:212:GLU:HB3	2.02	0.40
1:I:400:PRO:HA	1:I:401:PRO:HD3	1.88	0.40
1:M:6:PHE:CE2	1:M:39:ASP:HA	2.56	0.40
1:Q:315:THR:HB	1:W:465:TYR:CE1	2.56	0.40
1:R:336:GLN:HB3	1:R:337:ARG:HH21	1.87	0.40
1:R:57:PHE:HB3	1:R:58:GLN:H	1.77	0.40
1:T:420:ARG:O	1:T:424:ASP:HB3	2.21	0.40
1:T:6:PHE:CE2	1:T:39:ASP:HA	2.56	0.40
1:P:458:HIS:CE1	1:V:456:ARG:O	2.66	0.40
1:V:32:THR:HB	1:W:212:GLU:HB3	2.03	0.40

*Continued on next page...*



*Continued from previous page...*

Atom-1	Atom-2	Interatomic distance (Å)	Clash overlap (Å)
1:W:451:GLU:HB3	1:W:452:PRO:HD3	2.03	0.40
1:A:129:GLU:OE1	3:A:7475:AMP:O3P	2.39	0.40
1:A:147:SER:HB3	5:A:7594:HOH:O	2.20	0.40
1:B:116:ILE:HG12	1:B:122:ASP:HA	2.03	0.40
1:B:298:ILE:HD11	1:B:345:ILE:HD11	2.02	0.40
1:C:55:ARG:HH12	1:C:448:GLU:CB	2.34	0.40
1:C:129:GLU:OE1	3:C:7479:AMP:O3P	2.39	0.40
1:D:116:ILE:HG12	1:D:122:ASP:HA	2.03	0.40
1:F:18:ASP:OD2	1:F:30:HIS:HD2	2.04	0.40
1:F:298:ILE:HG23	1:F:343:VAL:HG11	2.01	0.40
1:H:320:LYS:NZ	5:H:7499:HOH:O	2.54	0.40
1:C:175:HIS:HE1	1:J:467:ASP:OD2	2.04	0.40
1:G:178:GLY:HA3	1:L:29:GLN:CD	2.42	0.40
1:M:129:GLU:OE1	3:M:7499:AMP:O3P	2.39	0.40
1:O:55:ARG:HH12	1:O:448:GLU:CB	2.34	0.40
1:P:116:ILE:HG12	1:P:122:ASP:HA	2.03	0.40
1:R:116:ILE:HG12	1:R:122:ASP:HA	2.03	0.40
1:R:298:ILE:HG23	1:R:343:VAL:HG11	2.01	0.40
1:R:357:GLU:OE2	1:R:359:ARG:HG2	2.20	0.40
1:T:264:ASN:ND2	1:T:326:TYR:CD2	2.83	0.40
1:U:298:ILE:HD11	1:U:345:ILE:HD11	2.02	0.40
1:D:456:ARG:O	1:J:458:HIS:CE1	2.70	0.40
1:E:360:SER:N	1:E:361:PRO:CD	2.85	0.40
1:F:173:VAL:HG23	1:F:175:HIS:CE1	2.56	0.40
1:H:360:SER:N	1:H:361:PRO:CD	2.85	0.40
1:J:173:VAL:HG23	1:J:175:HIS:CE1	2.56	0.40
1:J:265:GLY:O	4:J:7494:CIT:H41	2.21	0.40
1:J:399:LEU:HA	1:J:400:PRO:HD2	1.69	0.40
1:K:207:GLU:N	1:K:210:HIS:HD2	2.10	0.40
1:L:207:GLU:N	1:L:210:HIS:HD2	2.10	0.40
1:L:360:SER:N	1:L:361:PRO:CD	2.85	0.40
1:M:53:SER:O	1:M:54:ILE:CB	2.69	0.40
1:O:48:ALA:O	1:O:49:PHE:HB2	2.20	0.40
1:P:207:GLU:N	1:P:210:HIS:HD2	2.10	0.40
1:P:332:LEU:HD21	1:P:410:THR:HG23	2.03	0.40
1:P:378:GLY:O	1:P:382:ILE:HG13	2.21	0.40
1:Q:378:GLY:O	1:Q:382:ILE:HG13	2.21	0.40
1:Q:39:ASP:OD1	1:Q:41:SER:HB2	2.21	0.40
1:Q:67:LEU:HB3	1:Q:89:PHE:CD2	2.56	0.40
1:R:602:GLU:HG3	1:R:603:LYS:N	2.35	0.40
1:T:271:HIS:CG	3:T:7513:AMP:O4'	2.73	0.40

*Continued on next page...*

*Continued from previous page...*

Atom-1	Atom-2	Interatomic distance (Å)	Clash overlap (Å)
1:V:173:VAL:HG23	1:V:175:HIS:CE1	2.56	0.40
1:W:328:ALA:HA	1:W:329:PRO:HD3	1.80	0.40
1:A:420:ARG:CA	1:A:420:ARG:HH21	2.30	0.40
1:A:59:SER:HB3	1:A:61:HIS:CD2	2.55	0.40
1:G:59:SER:HB3	1:G:61:HIS:CD2	2.55	0.40
1:I:602:GLU:O	1:I:603:LYS:C	2.59	0.40
1:J:400:PRO:HG2	1:J:403:GLU:CB	2.49	0.40
1:K:339:ARG:O	1:K:359:ARG:NE	2.52	0.40
1:L:601:THR:HG1	1:L:230:HIS:CD2	2.34	0.40
1:M:461:GLU:OE1	1:S:320:LYS:HE3	2.21	0.40
1:O:179:TYR:CE2	1:P:54:ILE:HD13	2.57	0.40
1:O:179:TYR:CD2	1:P:54:ILE:HD13	2.56	0.40
1:R:400:PRO:HG2	1:R:403:GLU:CB	2.49	0.40
1:U:129:GLU:HG2	1:U:129:GLU:O	2.20	0.40
1:U:265:GLY:O	4:U:7516:CIT:H41	2.21	0.40
1:A:323:VAL:HA	1:A:324:PRO:HD3	1.97	0.40
1:H:268:MET:O	1:H:361:PRO:HB2	2.22	0.40
1:H:283:TYR:HD1	1:H:354:LYS:HB2	1.86	0.40
1:I:282:MET:O	1:I:290:LEU:HA	2.21	0.40
1:K:282:MET:O	1:K:290:LEU:HA	2.21	0.40
1:K:283:TYR:HD1	1:K:354:LYS:HB2	1.86	0.40
1:N:282:MET:O	1:N:290:LEU:HA	2.21	0.40
1:P:57:PHE:HE2	1:P:65:MET:HE1	1.86	0.40
1:T:90:PHE:HB3	1:T:106:ASN:HD21	1.85	0.40
1:U:329:PRO:HB3	1:U:359:ARG:CB	2.52	0.40
1:U:407:ILE:HA	1:U:408:PRO:HD3	1.85	0.40
1:V:437:ASP:HB3	5:V:5641:HOH:O	2.20	0.40
1:W:329:PRO:HB3	1:W:359:ARG:CB	2.51	0.40
1:W:268:MET:O	1:W:361:PRO:HB2	2.21	0.40
1:A:160:THR:HB	1:B:140:PHE:CE1	2.57	0.40
1:A:18:ASP:HB3	1:A:86:ASN:ND2	2.36	0.40
1:A:56:GLY:O	1:A:57:PHE:HD1	2.05	0.40
1:B:106:ASN:ND2	1:B:109:ARG:NH1	2.69	0.40
1:B:603:LYS:HD2	1:B:603:LYS:HA	1.85	0.40
1:B:355:ARG:NE	3:B:7477:AMP:N3	2.69	0.40
1:B:265:GLY:O	4:B:7478:CIT:H41	2.21	0.40
1:C:427:TYR:CE1	1:C:428:LEU:HD13	2.57	0.40
1:D:1:THR:HG22	1:D:3:ASP:N	2.36	0.40
1:D:344:ARG:HH11	1:D:346:PRO:HG3	1.86	0.40
1:D:92:HIS:HB3	1:D:93:ASP:H	1.55	0.40
1:F:59:SER:OG	1:F:60:ILE:N	2.49	0.40

*Continued on next page...*

*Continued from previous page...*

Atom-1	Atom-2	Interatomic distance (Å)	Clash overlap (Å)
1:F:355:ARG:NE	3:F:7485:AMP:N3	2.69	0.40
1:G:328:ALA:HA	1:G:329:PRO:HD3	1.72	0.40
1:H:427:TYR:CE1	1:H:428:LEU:HD13	2.57	0.40
1:H:451:GLU:HG2	5:H:7647:HOH:O	2.21	0.40
1:I:451:GLU:HG2	5:I:7647:HOH:O	2.21	0.40
1:J:106:ASN:ND2	1:J:109:ARG:NH1	2.69	0.40
1:J:427:TYR:CE1	1:J:428:LEU:HD13	2.56	0.40
1:J:451:GLU:HG2	5:J:2522:HOH:O	2.21	0.40
1:K:427:TYR:CE1	1:K:428:LEU:HD13	2.57	0.40
1:L:106:ASN:ND2	1:L:109:ARG:NH1	2.69	0.40
5:G:7626:HOH:O	1:L:240:TYR:HA	2.22	0.40
1:M:18:ASP:HB3	1:M:86:ASN:ND2	2.36	0.40
1:M:56:GLY:O	1:M:57:PHE:HD1	2.05	0.40
1:N:18:ASP:HB3	1:N:86:ASN:ND2	2.36	0.40
1:N:427:TYR:CE1	1:N:428:LEU:HD13	2.57	0.40
1:N:602:GLU:H	1:N:72:GLU:CG	2.35	0.40
1:O:58:GLN:NE2	1:O:65:MET:SD	2.94	0.40
1:P:451:GLU:HG2	5:P:4100:HOH:O	2.21	0.40
1:Q:427:TYR:CE1	1:Q:428:LEU:HD13	2.57	0.40
1:R:282:MET:HE1	1:R:294:ALA:HA	2.03	0.40
1:R:42:VAL:O	1:R:46:GLY:HA2	2.20	0.40
1:R:355:ARG:NE	3:R:7509:AMP:N3	2.69	0.40
1:T:451:GLU:HG2	5:T:5152:HOH:O	2.21	0.40
1:T:265:GLY:O	4:T:7514:CIT:H41	2.21	0.40
1:U:41:SER:O	1:U:45:ASP:HB2	2.21	0.40
1:V:106:ASN:ND2	1:V:109:ARG:NH1	2.69	0.40
1:V:603:LYS:HD2	1:V:603:LYS:HA	1.85	0.40
1:V:58:GLN:NE2	1:V:65:MET:SD	2.94	0.40
1:W:90:PHE:HB3	1:W:106:ASN:HD21	1.85	0.40
1:W:265:GLY:O	4:W:7520:CIT:H41	2.21	0.40
1:X:106:ASN:ND2	1:X:109:ARG:NH1	2.69	0.40
1:A:354:LYS:HE2	5:A:7520:HOH:O	2.21	0.40
1:C:344:ARG:NH1	1:C:346:PRO:HG3	2.36	0.40
1:C:24:LEU:HD12	1:C:445:PHE:CD1	2.56	0.40
1:D:196:LEU:HD13	1:D:221:ILE:HG21	2.01	0.40
1:D:55:ARG:HD2	1:D:55:ARG:H	1.87	0.40
1:E:603:LYS:HB2	1:E:72:GLU:OE1	2.21	0.40
1:G:343:VAL:CG1	1:G:356:LEU:HB2	2.52	0.40
1:H:281:LEU:HB3	1:H:293:THR:HG21	2.03	0.40
1:I:325:GLY:C	1:I:327:GLU:H	2.23	0.40
1:J:344:ARG:HG2	1:J:345:ILE:N	2.36	0.40

*Continued on next page...*

*Continued from previous page...*

Atom-1	Atom-2	Interatomic distance (Å)	Clash overlap (Å)
1:M:264:ASN:ND2	4:M:7500:CIT:O3	2.53	0.40
1:M:24:LEU:HD12	1:M:445:PHE:CD1	2.56	0.40
1:M:56:GLY:HA2	1:M:441:THR:CG2	2.51	0.40
1:N:218:GLN:HE22	1:N:264:ASN:HB3	1.87	0.40
1:N:55:ARG:H	1:N:55:ARG:HD2	1.86	0.40
1:O:344:ARG:NH1	1:O:346:PRO:HG3	2.36	0.40
1:P:55:ARG:H	1:P:55:ARG:HD2	1.87	0.40
1:P:56:GLY:HA2	1:P:441:THR:CG2	2.51	0.40
1:Q:603:LYS:HB2	1:Q:72:GLU:OE1	2.21	0.40
1:R:207:GLU:N	1:R:210:HIS:HD2	2.01	0.40
1:R:343:VAL:CG1	1:R:356:LEU:HB2	2.52	0.40
1:S:343:VAL:CG1	1:S:356:LEU:HB2	2.52	0.40
1:T:343:VAL:CG1	1:T:356:LEU:HB2	2.52	0.40
1:T:24:LEU:HG	1:T:56:GLY:HA3	2.03	0.40
1:U:372:SER:O	1:U:376:MET:HG2	2.20	0.40
1:U:41:SER:HA	1:U:44:ASP:HB2	2.03	0.40
1:V:24:LEU:HD12	1:V:445:PHE:CD1	2.56	0.40
5:B:7604:HOH:O	1:C:240:TYR:HA	2.20	0.40
1:C:395:ASP:C	1:C:397:TYR:H	2.24	0.40
1:C:425:HIS:HB2	1:C:439:ILE:HD13	2.02	0.40
1:C:49:PHE:O	1:C:65:MET:HG2	2.21	0.40
1:D:100:TYR:CZ	1:D:102:ARG:HB2	2.57	0.40
1:E:106:ASN:ND2	1:E:109:ARG:NH1	2.69	0.40
1:E:427:TYR:HB3	5:E:1162:HOH:O	2.20	0.40
1:D:397:TYR:N	1:E:60:ILE:HD12	2.37	0.40
1:E:210:HIS:CE1	3:E:7483:AMP:H3'	2.52	0.40
1:F:335:SER:OG	1:F:393:ASP:HA	2.21	0.40
1:A:95:PHE:CE2	1:F:347:ILE:HD13	2.52	0.40
1:F:257:PRO:HD3	1:F:364:SER:HB3	2.03	0.40
1:G:412:THR:HG22	5:G:7593:HOH:O	2.21	0.40
1:H:268:MET:O	1:H:361:PRO:HB2	2.22	0.40
1:H:458:HIS:HD2	1:H:460:TYR:N	2.01	0.40
1:I:264:ASN:ND2	4:I:7492:CIT:C5	2.84	0.40
1:K:354:LYS:HA	5:K:2756:HOH:O	2.20	0.40
1:L:257:PRO:HD3	1:L:364:SER:HB3	2.04	0.40
1:L:395:ASP:C	1:L:397:TYR:H	2.25	0.40
1:M:257:PRO:HD3	1:M:364:SER:HB3	2.04	0.40
1:N:257:PRO:HD3	1:N:364:SER:HB3	2.03	0.40
1:N:271:HIS:CE1	1:N:355:ARG:HH21	2.40	0.40
1:N:297:TYR:CE2	1:N:356:LEU:HD11	2.55	0.40
1:O:271:HIS:CE1	1:O:355:ARG:HH21	2.40	0.40

*Continued on next page...*

*Continued from previous page...*

Atom-1	Atom-2	Interatomic distance (Å)	Clash overlap (Å)
1:O:395:ASP:C	1:O:397:TYR:H	2.25	0.40
1:O:425:HIS:HB2	1:O:439:ILE:HD13	2.02	0.40
1:O:49:PHE:O	1:O:65:MET:HG2	2.21	0.40
1:O:193:ASP:OD2	1:P:80:ARG:CZ	2.69	0.40
1:Q:427:TYR:HB3	5:Q:4318:HOH:O	2.20	0.40
1:Q:49:PHE:O	1:Q:65:MET:HG2	2.21	0.40
1:Q:210:HIS:CE1	3:Q:7507:AMP:H3'	2.52	0.40
1:R:106:ASN:HD22	1:R:106:ASN:HA	1.74	0.40
1:R:257:PRO:HD3	1:R:364:SER:HB3	2.03	0.40
1:S:1:THR:CG2	1:S:2:PRO:HD2	2.51	0.40
1:U:106:ASN:ND2	1:U:109:ARG:NH1	2.69	0.40
1:U:264:ASN:ND2	4:U:7516:CIT:C5	2.85	0.40
1:U:1:THR:CG2	1:U:2:PRO:HD2	2.51	0.40
1:U:400:PRO:HA	1:U:401:PRO:HD3	1.78	0.40
1:V:194:LYS:HD3	5:V:5651:HOH:O	2.20	0.40
1:V:121:ALA:HA	1:V:276:LYS:HB2	2.02	0.40
1:W:354:LYS:HA	5:W:5912:HOH:O	2.20	0.40
1:X:395:ASP:C	1:X:397:TYR:H	2.25	0.40
1:X:58:GLN:HG2	1:X:62:GLU:HB3	2.04	0.40
1:A:458:HIS:HB3	1:A:461:GLU:HG3	2.04	0.40
1:C:264:ASN:HD21	4:C:7480:CIT:H22	1.86	0.40
1:C:275:TRP:HE1	3:C:7479:AMP:N6	2.19	0.40
1:D:397:TYR:HA	1:D:397:TYR:HD2	1.72	0.40
1:E:458:HIS:HB3	1:E:461:GLU:HG3	2.04	0.40
1:F:315:THR:HB	1:L:465:TYR:CZ	2.57	0.40
1:F:400:PRO:HA	1:F:401:PRO:HD3	1.73	0.40
1:F:458:HIS:HB3	1:F:461:GLU:HG3	2.04	0.40
1:I:115:LEU:HD23	1:I:379:LEU:HD21	2.02	0.40
1:J:106:ASN:ND2	1:J:109:ARG:HH11	2.20	0.40
1:J:80:ARG:HD3	1:K:193:ASP:OD2	2.21	0.40
1:K:118:THR:HB	1:K:383:LYS:HE3	2.03	0.40
1:L:400:PRO:HA	1:L:401:PRO:HD3	1.73	0.40
1:O:118:THR:HB	1:O:383:LYS:HE3	2.03	0.40
1:O:275:TRP:HE1	3:O:7503:AMP:N6	2.19	0.40
1:P:397:TYR:HD2	1:P:397:TYR:HA	1.72	0.40
1:P:265:GLY:O	4:P:7506:CIT:H41	2.21	0.40
1:Q:458:HIS:HB3	1:Q:461:GLU:HG3	2.04	0.40
1:T:95:PHE:CE2	1:U:347:ILE:HG21	2.56	0.40
1:U:276:LYS:HD2	1:U:281:LEU:HD21	2.03	0.40
1:E:113:ASN:HD22	1:E:113:ASN:HA	1.72	0.40
1:F:344:ARG:O	1:F:346:PRO:HD3	2.21	0.40

*Continued on next page...*

*Continued from previous page...*

Atom-1	Atom-2	Interatomic distance (Å)	Clash overlap (Å)
1:B:463:ALA:HA	1:H:140:PHE:CZ	2.56	0.40
1:J:60:ILE:HD13	1:K:327:GLU:OE1	2.21	0.40
1:L:400:PRO:HG2	1:L:403:GLU:HB3	2.03	0.40
1:M:343:VAL:HA	1:M:357:GLU:O	2.22	0.40
1:O:273:SER:OG	1:O:282:MET:HG3	2.21	0.40
1:O:603:LYS:HE3	5:O:3894:HOH:O	2.20	0.40
1:R:344:ARG:O	1:R:346:PRO:HD3	2.21	0.40
1:S:55:ARG:CG	1:T:176:LYS:HD2	2.50	0.40
1:W:282:MET:CA	1:W:294:ALA:HB2	2.49	0.40
1:X:175:HIS:HB3	1:X:176:LYS:H	1.54	0.40
1:X:400:PRO:HG2	1:X:403:GLU:HB3	2.03	0.40
1:A:160:THR:HB	1:B:140:PHE:CE1	2.57	0.40
1:D:6:PHE:CE2	1:D:39:ASP:HA	2.56	0.40
1:E:420:ARG:O	1:E:424:ASP:HB3	2.21	0.40
1:K:1:THR:OG1	1:K:2:PRO:CD	2.68	0.40
1:L:420:ARG:O	1:L:424:ASP:HB3	2.21	0.40
1:M:49:PHE:HD1	1:M:65:MET:CE	2.34	0.40
1:N:154:ILE:H	1:N:154:ILE:HG13	1.64	0.40
1:O:420:ARG:O	1:O:424:ASP:HB3	2.21	0.40
1:O:93:ASP:HA	1:O:94:PRO:HD3	1.88	0.40
1:Q:420:ARG:O	1:Q:424:ASP:HB3	2.21	0.40
1:V:80:ARG:HD3	1:W:193:ASP:OD2	2.21	0.40
1:W:1:THR:OG1	1:W:2:PRO:CD	2.68	0.40
1:X:154:ILE:H	1:X:154:ILE:HG13	1.64	0.40
1:X:288:ALA:O	1:X:354:LYS:NZ	2.53	0.40
1:A:116:ILE:HG12	1:A:122:ASP:HA	2.03	0.40
1:E:254:THR:HB	1:K:466:TYR:CZ	2.56	0.40
1:E:45:ASP:O	1:E:66:LEU:HD21	2.22	0.40
1:G:116:ILE:HG12	1:G:122:ASP:HA	2.03	0.40
1:H:18:ASP:OD2	1:H:30:HIS:HD2	2.04	0.40
1:J:129:GLU:OE1	3:J:7493:AMP:O3P	2.39	0.40
1:K:116:ILE:HG12	1:K:122:ASP:HA	2.03	0.40
3:K:7495:AMP:C1'	3:K:7495:AMP:C8	2.92	0.40
1:M:116:ILE:HG12	1:M:122:ASP:HA	2.03	0.40
1:M:147:SER:HB3	5:M:3290:HOH:O	2.20	0.40
1:N:272:GLN:HB2	1:N:356:LEU:CD1	2.51	0.40
1:N:282:MET:SD	1:N:356:LEU:HD23	2.60	0.40
1:N:298:ILE:HD11	1:N:345:ILE:HD11	2.02	0.40
1:Q:116:ILE:HG12	1:Q:122:ASP:HA	2.03	0.40
1:Q:45:ASP:O	1:Q:66:LEU:HD21	2.22	0.40
1:R:412:THR:HB	5:R:6084:HOH:O	2.22	0.40

*Continued on next page...*

*Continued from previous page...*

Atom-1	Atom-2	Interatomic distance (Å)	Clash overlap (Å)
1:S:45:ASP:O	1:S:66:LEU:HD11	2.21	0.40
1:T:114:TYR:CD2	1:T:431:GLY:HA3	2.56	0.40
1:T:54:ILE:HG22	1:T:55:ARG:N	2.37	0.40
1:V:45:ASP:O	1:V:66:LEU:HD21	2.22	0.40
1:W:116:ILE:HG12	1:W:122:ASP:HA	2.03	0.40
1:W:298:ILE:HG23	1:W:343:VAL:HG11	2.01	0.40
1:C:360:SER:N	1:C:361:PRO:CD	2.85	0.40
1:D:173:VAL:HG23	1:D:175:HIS:CE1	2.56	0.40
1:D:207:GLU:N	1:D:210:HIS:HD2	2.10	0.40
1:D:280:PRO:CG	1:D:352:LYS:HG2	2.49	0.40
1:E:54:ILE:CG1	1:E:55:ARG:H	2.26	0.40
1:E:67:LEU:HB3	1:E:89:PHE:CD2	2.56	0.40
1:H:331:ASN:OD1	1:H:409:GLN:NE2	2.54	0.40
1:I:360:SER:N	1:I:361:PRO:CD	2.85	0.40
1:I:120:ILE:CG2	1:I:382:ILE:HD13	2.52	0.40
1:I:378:GLY:O	1:I:382:ILE:HG13	2.21	0.40
1:J:67:LEU:HB3	1:J:89:PHE:CD2	2.56	0.40
1:E:450:GLU:HA	1:K:464:LEU:HD21	2.03	0.40
3:K:7495:AMP:C1'	3:K:7495:AMP:C8	2.92	0.40
1:L:155:SER:HB2	5:L:3040:HOH:O	2.22	0.40
1:N:328:ALA:HA	1:N:329:PRO:HD3	1.80	0.40
1:O:360:SER:N	1:O:361:PRO:CD	2.85	0.40
1:O:67:LEU:HB3	1:O:89:PHE:CD2	2.56	0.40
1:Q:502:PRO:HB2	1:R:137:SER:CB	2.25	0.40
1:S:378:GLY:O	1:S:382:ILE:HG13	2.21	0.40
1:T:331:ASN:OD1	1:T:409:GLN:NE2	2.53	0.40
1:T:55:ARG:O	1:U:177:GLY:HA2	2.21	0.40
1:U:360:SER:N	1:U:361:PRO:CD	2.85	0.40
1:U:265:GLY:O	4:U:7516:CIT:H41	2.21	0.40
1:V:67:LEU:HB3	1:V:89:PHE:CD2	2.56	0.40
1:R:455:ILE:HG22	1:X:323:VAL:HG21	2.03	0.40
1:X:98:GLU:HA	1:X:99:PRO:HD3	1.97	0.40
1:C:265:GLY:O	4:C:7480:CIT:H41	2.21	0.40
1:D:407:ILE:HA	1:D:408:PRO:HD3	1.97	0.40
1:E:18:ASP:HB3	1:E:86:ASN:ND2	2.37	0.40
1:G:602:GLU:O	1:G:603:LYS:C	2.59	0.40
1:G:96:THR:C	1:G:98:GLU:H	2.24	0.40
1:H:181:PRO:O	1:H:186:ASP:HB2	2.21	0.40
1:K:602:GLU:O	1:K:603:LYS:C	2.59	0.40
3:K:7495:AMP:C1'	3:K:7495:AMP:C8	2.92	0.40
1:P:407:ILE:HA	1:P:408:PRO:HD3	1.97	0.40

*Continued on next page...*

*Continued from previous page...*

Atom-1	Atom-2	Interatomic distance (Å)	Clash overlap (Å)
1:Q:256:MET:HA	1:Q:257:PRO:HD3	1.93	0.40
1:S:181:PRO:O	1:S:186:ASP:HB2	2.21	0.40
1:U:602:GLU:O	1:U:603:LYS:C	2.59	0.40
1:V:400:PRO:HG2	1:V:403:GLU:CB	2.49	0.40
1:A:90:PHE:HB3	1:A:106:ASN:HD21	1.86	0.40
1:C:283:TYR:HD1	1:C:354:LYS:HB2	1.86	0.40
1:D:468:VAL:HG21	1:J:364:SER:HA	2.03	0.40
1:D:63:SER:OG	1:D:64:ASP:N	2.52	0.40
1:G:331:ASN:OD1	1:G:409:GLN:NE2	2.50	0.40
1:J:321:ARG:NE	4:J:7494:CIT:H42	2.19	0.40
1:K:268:MET:O	1:K:361:PRO:HB2	2.21	0.40
3:K:7495:AMP:C8	3:K:7495:AMP:C1'	2.92	0.40
1:L:321:ARG:NE	4:L:7498:CIT:H42	2.19	0.40
1:N:284:ASP:HB2	1:N:291:SER:HA	2.03	0.40
1:Q:602:GLU:HG3	1:Q:72:GLU:CD	2.41	0.40
1:R:83:LYS:HA	1:R:83:LYS:HD3	1.96	0.40
1:S:283:TYR:HD1	1:S:354:LYS:HB2	1.86	0.40
1:S:284:ASP:HB2	1:S:291:SER:HA	2.03	0.40
1:T:268:MET:O	1:T:361:PRO:HB2	2.21	0.40
1:W:282:MET:O	1:W:290:LEU:HA	2.21	0.40
1:W:328:ALA:HA	1:W:329:PRO:HD3	1.69	0.40
1:A:427:TYR:CE1	1:A:428:LEU:HD13	2.57	0.40
1:B:602:GLU:H	1:B:72:GLU:CG	2.35	0.40
1:C:90:PHE:HB3	1:C:106:ASN:HD21	1.85	0.40
1:C:465:TYR:CZ	1:I:315:THR:HB	2.56	0.40
1:C:602:GLU:H	1:C:72:GLU:CG	2.35	0.40
1:D:451:GLU:HG2	5:D:944:HOH:O	2.21	0.40
1:E:427:TYR:CE1	1:E:428:LEU:HD13	2.57	0.40
1:A:29:GLN:CD	1:F:178:GLY:HA3	2.42	0.40
1:F:42:VAL:O	1:F:46:GLY:HA2	2.20	0.40
1:J:18:ASP:HB3	1:J:86:ASN:ND2	2.36	0.40
1:J:63:SER:CB	1:K:337:ARG:HH21	2.34	0.40
1:J:58:GLN:NE2	1:J:65:MET:SD	2.94	0.40
3:K:7495:AMP:C8	3:K:7495:AMP:C1'	2.92	0.40
1:F:151:VAL:O	1:L:145:ASN:HB2	2.22	0.40
1:L:115:LEU:HD23	1:L:379:LEU:HD21	2.03	0.40
1:L:427:TYR:CE1	1:L:428:LEU:HD13	2.57	0.40
1:M:427:TYR:CE1	1:M:428:LEU:HD13	2.57	0.40
1:N:106:ASN:ND2	1:N:109:ARG:NH1	2.69	0.40
1:N:451:GLU:HG2	5:N:3574:HOH:O	2.21	0.40
1:N:603:LYS:HA	1:N:603:LYS:HD2	1.85	0.40

*Continued on next page...*



*Continued from previous page...*

Atom-1	Atom-2	Interatomic distance (Å)	Clash overlap (Å)
1:N:60:ILE:H	1:N:60:ILE:HG12	1.69	0.40
1:O:602:GLU:H	1:O:72:GLU:CG	2.35	0.40
1:O:265:GLY:O	4:O:7504:CIT:H41	2.21	0.40
1:P:344:ARG:HH11	1:P:346:PRO:HG3	1.87	0.40
1:Q:205:ILE:HG22	1:Q:207:GLU:HG2	2.03	0.40
1:Q:320:LYS:HE3	1:W:461:GLU:OE1	2.20	0.40
1:S:90:PHE:HB3	1:S:106:ASN:HD21	1.85	0.40
1:U:344:ARG:HH11	1:U:346:PRO:HG3	1.86	0.40
1:V:211:HIS:N	1:V:222:ASN:OD1	2.50	0.40
1:V:451:GLU:HG2	5:V:5678:HOH:O	2.21	0.40
1:W:427:TYR:CE1	1:W:428:LEU:HD13	2.57	0.40
1:W:602:GLU:H	1:W:72:GLU:CG	2.35	0.40
1:W:58:GLN:NE2	1:W:65:MET:SD	2.94	0.40
1:S:206:LEU:CB	1:X:34:PRO:HG3	2.51	0.40
1:X:18:ASP:HB3	1:X:86:ASN:ND2	2.36	0.40
1:B:218:GLN:HE22	1:B:264:ASN:HB3	1.87	0.40
1:D:325:GLY:C	1:D:327:GLU:H	2.23	0.40
1:D:354:LYS:HE2	5:D:837:HOH:O	2.21	0.40
1:D:40:LYS:HD2	1:D:40:LYS:H	1.87	0.40
1:E:343:VAL:CG1	1:E:356:LEU:HB2	2.52	0.40
1:F:354:LYS:HE2	5:F:7539:HOH:O	2.21	0.40
1:F:55:ARG:HD2	1:F:55:ARG:H	1.86	0.40
1:G:56:GLY:HA2	1:G:441:THR:CG2	2.51	0.40
1:G:24:LEU:HG	1:G:56:GLY:HA3	2.03	0.40
1:H:24:LEU:HG	1:H:56:GLY:HA3	2.03	0.40
1:I:344:ARG:NH1	1:I:346:PRO:HG3	2.37	0.40
1:I:41:SER:HA	1:I:44:ASP:HB2	2.04	0.40
1:J:256:MET:HA	1:J:257:PRO:HD3	1.92	0.40
1:K:218:GLN:HE22	1:K:264:ASN:HB3	1.87	0.40
1:K:264:ASN:ND2	4:K:7496:CIT:O3	2.53	0.40
1:K:283:TYR:C	1:K:291:SER:HB3	2.42	0.40
1:D:175:HIS:CE1	1:K:467:ASP:OD2	2.73	0.40
3:K:7495:AMP:C8	3:K:7495:AMP:C1'	2.92	0.40
1:L:56:GLY:HA2	1:L:441:THR:CG2	2.51	0.40
1:M:326:TYR:C	1:M:328:ALA:N	2.73	0.40
1:M:413:GLN:HG2	5:M:4976:HOH:O	2.20	0.40
1:P:40:LYS:H	1:P:40:LYS:HD2	1.87	0.40
1:P:41:SER:HA	1:P:44:ASP:HB2	2.04	0.40
1:R:55:ARG:HD2	1:R:55:ARG:H	1.86	0.40
1:T:281:LEU:HB3	1:T:293:THR:HG21	2.03	0.40
1:U:344:ARG:NH1	1:U:346:PRO:HG3	2.36	0.40

*Continued on next page...*

*Continued from previous page...*

Atom-1	Atom-2	Interatomic distance (Å)	Clash overlap (Å)
1:V:398:GLU:O	1:V:398:GLU:CG	2.64	0.40
1:W:283:TYR:C	1:W:291:SER:HB3	2.42	0.40
1:W:343:VAL:CG1	1:W:356:LEU:HB2	2.51	0.40
1:W:24:LEU:HD12	1:W:445:PHE:CD1	2.56	0.40
1:A:113:ASN:HD22	1:A:113:ASN:HA	1.73	0.40
1:A:176:LYS:HE3	5:B:7635:HOH:O	2.20	0.40
1:A:395:ASP:C	1:A:397:TYR:H	2.24	0.40
1:B:297:TYR:CE2	1:B:356:LEU:HD11	2.55	0.40
1:B:271:HIS:CE1	1:B:355:ARG:HH21	2.40	0.40
1:C:264:ASN:ND2	4:C:7480:CIT:C5	2.84	0.40
1:C:271:HIS:CE1	1:C:355:ARG:HH21	2.40	0.40
1:D:18:ASP:HB3	1:D:86:ASN:ND2	2.36	0.40
1:E:106:ASN:HD22	1:E:106:ASN:HA	1.75	0.40
1:F:18:ASP:HB3	1:F:86:ASN:ND2	2.36	0.40
1:A:60:ILE:HD12	1:F:396:LEU:C	2.42	0.40
1:I:328:ALA:HA	1:I:329:PRO:HD3	1.80	0.40
1:I:58:GLN:HG2	1:I:62:GLU:HB3	2.04	0.40
1:J:194:LYS:HD3	5:J:2495:HOH:O	2.20	0.40
1:J:58:GLN:HG2	1:J:62:GLU:HB3	2.04	0.40
1:K:194:LYS:HD3	5:K:2758:HOH:O	2.20	0.40
1:K:412:THR:HG22	5:K:2733:HOH:O	2.21	0.40
3:K:7495:AMP:C1'	3:K:7495:AMP:C8	2.92	0.40
1:M:395:ASP:C	1:M:397:TYR:H	2.24	0.40
1:N:210:HIS:CE1	3:N:7501:AMP:H3'	2.52	0.40
1:P:100:TYR:CZ	1:P:102:ARG:HB2	2.57	0.40
1:P:335:SER:OG	1:P:393:ASP:HA	2.21	0.40
1:Q:106:ASN:ND2	1:Q:109:ARG:NH1	2.69	0.40
1:Q:264:ASN:ND2	4:Q:7508:CIT:C5	2.84	0.40
1:S:412:THR:HG22	5:S:4837:HOH:O	2.21	0.40
1:S:83:LYS:HA	1:S:83:LYS:HD3	1.95	0.40
1:T:1:THR:CG2	1:T:2:PRO:HD2	2.51	0.40
1:U:58:GLN:HG2	1:U:62:GLU:HB3	2.04	0.40
1:V:58:GLN:HG2	1:V:62:GLU:HB3	2.04	0.40
1:W:210:HIS:ND1	1:W:222:ASN:ND2	2.69	0.40
1:W:257:PRO:HD3	1:W:364:SER:HB3	2.03	0.40
1:W:271:HIS:CE1	1:W:355:ARG:HH21	2.40	0.40
1:W:395:ASP:C	1:W:397:TYR:H	2.24	0.40
1:B:115:LEU:HD23	1:B:379:LEU:HD21	2.02	0.40
1:C:106:ASN:ND2	1:C:109:ARG:HH11	2.20	0.40
1:E:264:ASN:HD21	4:E:7484:CIT:H22	1.86	0.40
1:E:312:THR:CG2	1:E:313:ASN:ND2	2.73	0.40

*Continued on next page...*

*Continued from previous page...*

Atom-1	Atom-2	Interatomic distance (Å)	Clash overlap (Å)
1:E:40:LYS:HD2	1:U:7:LYS:HZ2	1.85	0.40
1:H:118:THR:HB	1:H:383:LYS:HE3	2.03	0.40
1:I:106:ASN:ND2	1:I:109:ARG:HH11	2.19	0.40
1:I:118:THR:HB	1:I:383:LYS:HE3	2.04	0.40
1:I:276:LYS:HD2	1:I:281:LEU:HD21	2.03	0.40
1:I:275:TRP:HE1	3:I:7491:AMP:N6	2.19	0.40
3:K:7495:AMP:C8	3:K:7495:AMP:C1'	2.92	0.40
1:L:312:THR:CG2	1:L:313:ASN:ND2	2.73	0.40
1:M:275:TRP:HE1	3:M:7499:AMP:N6	2.19	0.40
1:P:458:HIS:CE1	1:V:456:ARG:O	2.67	0.40
1:W:328:ALA:HA	1:W:329:PRO:HD3	1.90	0.40
1:V:95:PHE:CZ	1:W:337:ARG:NH2	2.89	0.40
1:A:338:ASN:HD21	1:A:395:ASP:CA	2.29	0.40
1:A:344:ARG:O	1:A:346:PRO:HD3	2.22	0.40
1:A:343:VAL:HA	1:A:357:GLU:O	2.22	0.40
1:B:54:ILE:HA	1:B:54:ILE:HD12	1.84	0.40
1:C:315:THR:HB	1:I:465:TYR:CZ	2.57	0.40
1:B:395:ASP:OD2	1:C:60:ILE:HD11	2.21	0.40
1:C:96:THR:O	1:C:97:LEU:HB2	2.21	0.40
1:E:70:ASP:HA	1:E:71:PRO:HD2	1.91	0.40
1:H:344:ARG:O	1:H:346:PRO:HD3	2.21	0.40
1:H:96:THR:O	1:H:97:LEU:HB2	2.21	0.40
1:D:467:ASP:CB	1:K:175:HIS:HE1	2.25	0.40
1:K:603:LYS:HE3	5:K:2842:HOH:O	2.20	0.40
3:K:7495:AMP:C8	3:K:7495:AMP:C1'	2.92	0.40
1:P:207:GLU:HB3	1:P:208:LYS:H	1.42	0.40
1:R:96:THR:O	1:R:97:LEU:HB2	2.21	0.40
1:T:96:THR:C	1:T:98:GLU:H	2.25	0.40
1:T:96:THR:O	1:T:97:LEU:HB2	2.21	0.40
1:U:282:MET:CA	1:U:294:ALA:HB2	2.49	0.40
1:W:176:LYS:HA	1:W:176:LYS:HD3	1.60	0.40
1:C:321:ARG:NE	4:C:7480:CIT:H42	2.16	0.40
1:E:106:ASN:HA	1:E:106:ASN:HD22	1.77	0.40
1:H:49:PHE:HD1	1:H:65:MET:CE	2.34	0.40
1:I:93:ASP:HA	1:I:94:PRO:HD3	1.88	0.40
1:K:451:GLU:HB3	1:K:452:PRO:HD3	2.03	0.40
3:K:7495:AMP:C1'	3:K:7495:AMP:C8	2.92	0.40
1:Q:400:PRO:HA	1:Q:401:PRO:HD3	1.88	0.40
1:Q:55:ARG:CG	1:Q:55:ARG:O	2.69	0.40
1:T:49:PHE:HD1	1:T:65:MET:CE	2.34	0.40
1:B:55:ARG:HH12	1:B:448:GLU:CB	2.34	0.40

*Continued on next page...*

*Continued from previous page...*

Atom-1	Atom-2	Interatomic distance (Å)	Clash overlap (Å)
1:C:451:GLU:CB	1:C:452:PRO:HD3	2.49	0.40
1:E:116:ILE:HG12	1:E:122:ASP:HA	2.03	0.40
1:E:181:PRO:O	1:E:186:ASP:HB2	2.22	0.40
1:G:114:TYR:CD2	1:G:431:GLY:HA3	2.56	0.40
1:I:45:ASP:O	1:I:66:LEU:HD21	2.22	0.40
1:J:328:ALA:HA	1:J:329:PRO:HD3	1.90	0.40
1:K:147:SER:HB3	5:K:2764:HOH:O	2.20	0.40
1:L:114:TYR:CD2	1:L:431:GLY:HA3	2.56	0.40
1:N:206:LEU:HB3	1:O:34:PRO:HG3	2.04	0.40
1:N:129:GLU:OE1	3:N:7501:AMP:O3P	2.39	0.40
1:Q:332:LEU:CG	1:Q:410:THR:HG23	2.51	0.40
1:Q:129:GLU:OE1	3:Q:7507:AMP:O3P	2.39	0.40
1:M:95:PHE:HZ	1:R:347:ILE:HD12	1.85	0.40
1:S:12:GLU:H	1:S:12:GLU:HG2	1.73	0.40
1:S:95:PHE:HB2	1:S:96:THR:H	1.79	0.40
1:U:114:TYR:CD2	1:U:431:GLY:HA3	2.56	0.40
1:U:45:ASP:O	1:U:66:LEU:HD21	2.22	0.40
1:V:129:GLU:OE1	3:V:7517:AMP:O3P	2.39	0.40
1:V:298:ILE:HD11	1:V:345:ILE:HD11	2.02	0.40
1:W:50:ASP:CB	1:X:339:ARG:HH11	2.33	0.40
1:X:45:ASP:O	1:X:66:LEU:HD11	2.21	0.40
1:A:173:VAL:HG23	1:A:175:HIS:CE1	2.56	0.40
1:A:53:SER:O	1:A:54:ILE:CB	2.68	0.40
1:B:39:ASP:OD1	1:B:41:SER:HB2	2.21	0.40
1:C:451:GLU:HG2	5:C:7630:HOH:O	2.22	0.40
1:C:67:LEU:HB3	1:C:89:PHE:CD2	2.56	0.40
1:D:39:ASP:OD1	1:D:41:SER:HB2	2.21	0.40
1:E:173:VAL:HG23	1:E:175:HIS:CE1	2.56	0.40
1:E:309:LEU:HA	1:E:312:THR:CG2	2.45	0.40
1:E:332:LEU:HD21	1:E:410:THR:HG23	2.03	0.40
1:F:256:MET:HA	1:F:257:PRO:HD3	1.91	0.40
1:F:328:ALA:HA	1:F:329:PRO:HD3	1.80	0.40
1:F:280:PRO:CG	1:F:352:LYS:HG2	2.49	0.40
1:G:49:PHE:CE1	1:H:180:PHE:HE2	2.40	0.40
1:H:3:ASP:OD2	1:H:3:ASP:N	2.55	0.40
1:I:271:HIS:CG	3:I:7491:AMP:O4'	2.73	0.40
1:I:265:GLY:O	4:I:7492:CIT:H41	2.21	0.40
1:K:173:VAL:HG23	1:K:175:HIS:CE1	2.56	0.40
1:F:151:VAL:O	1:L:145:ASN:HB2	2.22	0.40
1:M:48:ALA:O	1:M:49:PHE:HB2	2.20	0.40
1:O:451:GLU:HG2	5:O:3837:HOH:O	2.22	0.40

*Continued on next page...*

*Continued from previous page...*

Atom-1	Atom-2	Interatomic distance (Å)	Clash overlap (Å)
1:P:280:PRO:CG	1:P:352:LYS:HG2	2.49	0.40
1:P:120:ILE:CG2	1:P:382:ILE:HD13	2.52	0.40
1:Q:309:LEU:HA	1:Q:312:THR:CG2	2.45	0.40
1:Q:332:LEU:HD21	1:Q:410:THR:HG23	2.03	0.40
1:Q:54:ILE:CG1	1:Q:55:ARG:H	2.26	0.40
1:T:39:ASP:OD1	1:T:41:SER:HB2	2.21	0.40
1:T:83:LYS:HA	1:T:83:LYS:HD3	1.89	0.40
1:U:120:ILE:CG2	1:U:382:ILE:HD13	2.52	0.40
1:V:265:GLY:O	4:V:7518:CIT:H41	2.22	0.40
1:W:207:GLU:N	1:W:210:HIS:HD2	2.10	0.40
1:C:96:THR:C	1:C:98:GLU:N	2.75	0.40
1:G:18:ASP:HB3	1:G:86:ASN:ND2	2.37	0.40
1:H:602:GLU:O	1:H:603:LYS:C	2.59	0.40
1:H:96:THR:C	1:H:98:GLU:H	2.24	0.40
1:K:66:LEU:HD22	1:K:94:PRO:HA	2.04	0.40
1:L:602:GLU:O	1:L:603:LYS:C	2.59	0.40
1:O:96:THR:C	1:O:98:GLU:N	2.75	0.40
1:O:173:VAL:CG2	1:P:140:PHE:HZ	2.34	0.40
1:P:175:HIS:CE1	1:W:467:ASP:OD2	2.73	0.40
1:Q:18:ASP:HB3	1:Q:86:ASN:ND2	2.37	0.40
1:U:55:ARG:CB	1:V:177:GLY:HA2	2.50	0.40
1:P:450:GLU:HB3	1:V:465:TYR:OH	2.21	0.40
1:W:602:GLU:O	1:W:603:LYS:C	2.59	0.40
1:A:100:TYR:OH	1:A:102:ARG:HG3	2.20	0.40
1:A:268:MET:O	1:A:361:PRO:HB2	2.21	0.40
1:B:282:MET:O	1:B:290:LEU:HA	2.20	0.40
1:B:320:LYS:NZ	5:B:7736:HOH:O	2.53	0.40
1:C:268:MET:O	1:C:361:PRO:HB2	2.21	0.40
1:D:268:MET:O	1:D:361:PRO:HB2	2.21	0.40
1:F:602:GLU:HG3	1:F:72:GLU:CD	2.41	0.40
1:F:83:LYS:HD3	1:F:83:LYS:HA	1.96	0.40
1:H:329:PRO:HB3	1:H:359:ARG:CB	2.52	0.40
1:H:53:SER:O	1:H:54:ILE:CB	2.65	0.40
1:M:100:TYR:OH	1:M:102:ARG:HG3	2.20	0.40
1:M:322:LEU:HA	1:M:322:LEU:HD12	1.86	0.40
1:M:268:MET:O	1:M:361:PRO:HB2	2.22	0.40
1:M:90:PHE:HB3	1:M:106:ASN:HD21	1.85	0.40
1:O:283:TYR:HD1	1:O:354:LYS:HB2	1.86	0.40
1:O:329:PRO:HB3	1:O:359:ARG:CB	2.52	0.40
1:P:268:MET:O	1:P:361:PRO:HB2	2.21	0.40
1:P:437:ASP:HB3	5:P:4063:HOH:O	2.20	0.40

*Continued on next page...*

*Continued from previous page...*

Atom-1	Atom-2	Interatomic distance (Å)	Clash overlap (Å)
1:R:24:LEU:HB3	1:R:25:PRO:CD	2.52	0.40
1:R:329:PRO:HB3	1:R:359:ARG:CB	2.51	0.40
1:T:283:TYR:HD1	1:T:354:LYS:HB2	1.86	0.40
1:T:329:PRO:HB3	1:T:359:ARG:CB	2.51	0.40
1:X:329:PRO:HB3	1:X:359:ARG:CB	2.51	0.40
1:S:339:ARG:NH1	1:X:63:SER:HB2	2.36	0.40
1:X:321:ARG:NE	4:X:7522:CIT:H42	2.19	0.40
1:X:90:PHE:HB3	1:X:106:ASN:HD21	1.86	0.40
1:A:60:ILE:H	1:A:60:ILE:HG12	1.69	0.40
1:B:174:ARG:HB3	1:B:174:ARG:HE	1.72	0.40
1:C:344:ARG:HH11	1:C:346:PRO:HG3	1.86	0.40
1:C:355:ARG:NE	3:C:7479:AMP:N3	2.69	0.40
1:D:41:SER:O	1:D:45:ASP:HB2	2.21	0.40
1:D:59:SER:OG	1:D:60:ILE:N	2.49	0.40
1:E:205:ILE:HG22	1:E:207:GLU:HG2	2.03	0.40
1:E:271:HIS:NE2	1:E:357:GLU:OE1	2.55	0.40
1:E:451:GLU:HG2	5:E:1207:HOH:O	2.21	0.40
1:F:282:MET:HE1	1:F:294:ALA:HA	2.03	0.40
1:F:315:THR:HB	1:L:465:TYR:CZ	2.57	0.40
1:G:451:GLU:HG2	5:G:7640:HOH:O	2.21	0.40
1:H:115:LEU:HD23	1:H:379:LEU:HD21	2.03	0.40
1:H:56:GLY:O	1:H:57:PHE:HD1	2.05	0.40
1:H:58:GLN:NE2	1:H:65:MET:SD	2.94	0.40
1:H:265:GLY:O	4:H:7490:CIT:H41	2.21	0.40
1:I:106:ASN:ND2	1:I:109:ARG:NH1	2.69	0.40
1:I:344:ARG:HH11	1:I:346:PRO:HG3	1.86	0.40
1:J:211:HIS:N	1:J:222:ASN:OD1	2.50	0.40
1:J:90:PHE:HB3	1:J:106:ASN:HD21	1.85	0.40
1:K:58:GLN:NE2	1:K:65:MET:SD	2.94	0.40
1:K:265:GLY:O	4:K:7496:CIT:H41	2.21	0.40
1:K:64:ASP:HB2	1:L:347:ILE:HD12	2.03	0.40
1:G:394:LYS:O	1:L:60:ILE:O	2.40	0.40
1:O:90:PHE:HB3	1:O:106:ASN:HD21	1.85	0.40
1:O:106:ASN:ND2	1:O:109:ARG:NH1	2.69	0.40
1:P:41:SER:O	1:P:45:ASP:HB2	2.21	0.40
1:P:602:GLU:H	1:P:72:GLU:CG	2.35	0.40
1:P:92:HIS:HB3	1:P:93:ASP:H	1.55	0.40
1:Q:271:HIS:NE2	1:Q:357:GLU:OE1	2.55	0.40
1:Q:451:GLU:HG2	5:Q:4363:HOH:O	2.21	0.40
1:P:338:ASN:ND2	1:Q:60:ILE:HB	2.36	0.40
1:S:355:ARG:NE	3:S:7511:AMP:N3	2.69	0.40

*Continued on next page...*

*Continued from previous page...*

Atom-1	Atom-2	Interatomic distance (Å)	Clash overlap (Å)
1:T:282:MET:HE1	1:T:294:ALA:HA	2.03	0.40
1:T:115:LEU:HD23	1:T:379:LEU:HD21	2.03	0.40
1:U:115:LEU:HD23	1:U:379:LEU:HD21	2.03	0.40
1:U:602:GLU:H	1:U:72:GLU:CG	2.35	0.40
1:A:294:ALA:O	1:A:298:ILE:HG13	2.21	0.40
1:A:343:VAL:CG1	1:A:356:LEU:HB2	2.51	0.40
1:A:41:SER:HA	1:A:44:ASP:HB2	2.03	0.40
1:A:502:PRO:HB2	1:B:137:SER:HB3	2.04	0.40
1:D:347:ILE:HD12	1:E:64:ASP:HB2	2.04	0.40
1:G:24:LEU:HD12	1:G:445:PHE:CD1	2.56	0.40
1:G:399:LEU:HD23	1:G:404:ALA:HA	2.01	0.40
1:I:218:GLN:HE22	1:I:264:ASN:HB3	1.87	0.40
1:I:354:LYS:HE2	5:I:2152:HOH:O	2.21	0.40
1:I:400:PRO:HA	1:I:401:PRO:HD2	1.67	0.40
1:I:40:LYS:HD2	1:I:40:LYS:H	1.87	0.40
1:J:458:HIS:HD2	1:J:460:TYR:N	2.03	0.40
1:K:343:VAL:CG1	1:K:356:LEU:HB2	2.52	0.40
1:M:294:ALA:O	1:M:298:ILE:HG13	2.21	0.40
1:M:343:VAL:CG1	1:M:356:LEU:HB2	2.52	0.40
1:P:218:GLN:HE22	1:P:264:ASN:HB3	1.87	0.40
1:P:281:LEU:HB3	1:P:293:THR:HG21	2.03	0.40
1:P:325:GLY:C	1:P:327:GLU:H	2.23	0.40
1:P:354:LYS:HE2	5:P:3993:HOH:O	2.21	0.40
1:Q:163:ALA:HA	5:R:4616:HOH:O	2.21	0.40
1:Q:343:VAL:CG1	1:Q:356:LEU:HB2	2.52	0.40
1:R:354:LYS:HE2	5:R:4519:HOH:O	2.21	0.40
1:S:24:LEU:HG	1:S:56:GLY:HA3	2.03	0.40
1:U:218:GLN:HE22	1:U:264:ASN:HB3	1.87	0.40
1:U:40:LYS:HD2	1:U:40:LYS:H	1.87	0.40
1:U:603:LYS:HB2	1:U:72:GLU:OE1	2.21	0.40
1:V:256:MET:HA	1:V:257:PRO:HD3	1.92	0.40
1:W:218:GLN:HE22	1:W:264:ASN:HB3	1.87	0.40
1:W:55:ARG:H	1:W:55:ARG:HD2	1.86	0.40
1:X:354:LYS:HE2	5:X:6097:HOH:O	2.21	0.40
1:A:206:LEU:HB3	1:A:210:HIS:HB2	2.04	0.40
1:A:121:ALA:HA	1:A:276:LYS:HB2	2.02	0.40
1:A:412:THR:HG22	5:A:7565:HOH:O	2.21	0.40
1:B:106:ASN:ND2	1:B:109:ARG:NH1	2.69	0.40
1:B:207:GLU:HB3	1:B:208:LYS:H	1.51	0.40
1:C:106:ASN:ND2	1:C:109:ARG:NH1	2.69	0.40
1:C:206:LEU:HB3	1:C:210:HIS:HB2	2.04	0.40

*Continued on next page...*

*Continued from previous page...*

Atom-1	Atom-2	Interatomic distance (Å)	Clash overlap (Å)
1:D:335:SER:OG	1:D:393:ASP:HA	2.21	0.40
1:F:106:ASN:HA	1:F:106:ASN:HD22	1.75	0.40
1:F:467:ASP:CB	1:G:175:HIS:CE1	3.04	0.40
1:G:264:ASN:ND2	4:G:7488:CIT:C5	2.85	0.40
1:G:1:THR:CG2	1:G:2:PRO:HD2	2.51	0.40
1:G:395:ASP:C	1:G:397:TYR:H	2.25	0.40
1:H:100:TYR:CZ	1:H:102:ARG:HB2	2.57	0.40
1:H:1:THR:HG23	1:H:2:PRO:HD2	2.04	0.40
1:H:1:THR:CG2	1:H:2:PRO:HD2	2.51	0.40
1:I:206:LEU:HB3	1:I:210:HIS:HB2	2.04	0.40
1:D:466:TYR:CE1	1:J:254:THR:HB	2.56	0.40
1:D:468:VAL:CG2	1:J:364:SER:HA	2.52	0.40
1:J:264:ASN:ND2	4:J:7494:CIT:C5	2.85	0.40
1:K:257:PRO:HD3	1:K:364:SER:HB3	2.04	0.40
1:L:334:TYR:CZ	1:L:391:PRO:HB3	2.57	0.40
1:M:268:MET:O	1:M:361:PRO:HB2	2.22	0.40
1:N:106:ASN:ND2	1:N:109:ARG:NH1	2.69	0.40
1:N:210:HIS:ND1	1:N:222:ASN:ND2	2.69	0.40
1:N:273:SER:OG	3:N:7501:AMP:N6	2.53	0.40
1:O:264:ASN:ND2	4:O:7504:CIT:C5	2.85	0.40
1:R:335:SER:OG	1:R:393:ASP:HA	2.21	0.40
1:R:58:GLN:HG2	1:R:62:GLU:HB3	2.04	0.40
1:S:106:ASN:ND2	1:S:109:ARG:NH1	2.69	0.40
1:U:271:HIS:CE1	1:U:355:ARG:HH21	2.39	0.40
1:V:264:ASN:ND2	4:V:7518:CIT:C5	2.85	0.40
1:V:93:ASP:CB	1:V:98:GLU:H	2.34	0.40
1:W:412:THR:HG22	5:W:5889:HOH:O	2.21	0.40
1:X:334:TYR:CZ	1:X:391:PRO:HB3	2.57	0.40
1:A:126:PHE:CE2	1:A:272:GLN:HG2	2.57	0.40
1:C:330:ILE:O	1:C:410:THR:N	2.53	0.40
1:D:106:ASN:ND2	1:D:109:ARG:HH11	2.19	0.40
1:G:275:TRP:HE1	3:G:7487:AMP:N6	2.19	0.40
1:H:3:ASP:HA	1:H:6:PHE:HD1	1.85	0.40
1:H:458:HIS:HB3	1:H:461:GLU:HG3	2.03	0.40
1:I:265:GLY:O	4:I:7492:CIT:H41	2.21	0.40
1:I:126:PHE:CE2	1:I:272:GLN:HG2	2.57	0.40
1:J:126:PHE:CE2	1:J:272:GLN:HG2	2.57	0.40
1:J:265:GLY:O	4:J:7494:CIT:H41	2.21	0.40
1:J:321:ARG:NE	4:J:7494:CIT:H42	2.18	0.40
1:L:330:ILE:O	1:L:410:THR:N	2.53	0.40
1:N:115:LEU:HD23	1:N:379:LEU:HD21	2.02	0.40

*Continued on next page...*



*Continued from previous page...*

Atom-1	Atom-2	Interatomic distance (Å)	Clash overlap (Å)
1:N:53:SER:O	1:N:54:ILE:CB	2.70	0.40
1:O:126:PHE:CE2	1:O:272:GLN:HG2	2.57	0.40
1:O:324:PRO:HD2	5:U:5412:HOH:O	2.21	0.40
1:P:106:ASN:ND2	1:P:109:ARG:HH11	2.19	0.40
1:O:186:ASP:OD2	1:P:30:HIS:HE1	2.03	0.40
1:Q:264:ASN:HD21	4:Q:7508:CIT:H22	1.86	0.40
1:Q:312:THR:CG2	1:Q:313:ASN:ND2	2.73	0.40
1:R:458:HIS:HB3	1:R:461:GLU:HG3	2.04	0.40
1:S:458:HIS:HB3	1:S:461:GLU:HG3	2.04	0.40
1:T:106:ASN:ND2	1:T:109:ARG:HH11	2.20	0.40
1:U:106:ASN:ND2	1:U:109:ARG:HH11	2.20	0.40
1:U:126:PHE:CE2	1:U:272:GLN:HG2	2.57	0.40
1:U:265:GLY:O	4:U:7516:CIT:H41	2.21	0.40
1:V:126:PHE:CE2	1:V:272:GLN:HG2	2.57	0.40
1:V:264:ASN:HD21	4:V:7518:CIT:H22	1.86	0.40
1:W:106:ASN:ND2	1:W:109:ARG:HH11	2.19	0.40
1:X:330:ILE:O	1:X:410:THR:N	2.53	0.40
1:C:339:ARG:HD2	1:D:60:ILE:HG22	2.03	0.40
1:D:343:VAL:HA	1:D:357:GLU:O	2.22	0.40
1:H:320:LYS:NZ	5:H:7499:HOH:O	2.55	0.40
1:H:96:THR:C	1:H:98:GLU:H	2.25	0.40
1:M:338:ASN:HD21	1:M:395:ASP:CA	2.29	0.40
1:O:179:TYR:CG	1:P:53:SER:OG	2.72	0.40
1:P:273:SER:OG	1:P:282:MET:HG3	2.21	0.40
1:P:343:VAL:HA	1:P:357:GLU:O	2.22	0.40
1:O:177:GLY:CA	1:P:56:GLY:CA	2.99	0.40
1:R:343:VAL:HA	1:R:357:GLU:O	2.22	0.40
1:S:273:SER:OG	1:S:282:MET:HG3	2.21	0.40
1:T:344:ARG:O	1:T:346:PRO:HD3	2.22	0.40
1:W:603:LYS:HE3	5:W:5998:HOH:O	2.20	0.40
1:W:70:ASP:HA	1:W:71:PRO:HD2	1.90	0.40
1:X:96:THR:O	1:X:97:LEU:HB2	2.21	0.40
1:A:337:ARG:HH12	1:A:347:ILE:HD11	1.87	0.40
1:B:49:PHE:HD1	1:B:65:MET:CE	2.34	0.40
1:C:337:ARG:HH12	1:C:347:ILE:HD11	1.87	0.40
1:I:57:PHE:HB3	1:I:58:GLN:H	1.77	0.40
1:J:114:TYR:O	1:J:118:THR:HG23	2.22	0.40
1:J:6:PHE:CE2	1:J:39:ASP:HA	2.56	0.40
1:K:114:TYR:O	1:K:118:THR:HG23	2.22	0.40
1:M:208:LYS:O	1:M:210:HIS:N	2.43	0.40
1:O:114:TYR:O	1:O:118:THR:HG23	2.22	0.40

*Continued on next page...*

*Continued from previous page...*

Atom-1	Atom-2	Interatomic distance (Å)	Clash overlap (Å)
1:P:6:PHE:CE2	1:P:39:ASP:HA	2.57	0.40
1:P:93:ASP:HA	1:P:94:PRO:HD3	1.88	0.40
1:Q:461:GLU:OE1	1:W:320:LYS:HE3	2.21	0.40
1:R:106:ASN:HD22	1:R:106:ASN:HA	1.77	0.40
1:U:49:PHE:HD1	1:U:65:MET:CE	2.34	0.40
1:V:114:TYR:O	1:V:118:THR:HG23	2.22	0.40
1:V:6:PHE:CE2	1:V:39:ASP:HA	2.56	0.40
1:W:114:TYR:O	1:W:118:THR:HG23	2.22	0.40
1:Q:320:LYS:HE3	1:W:461:GLU:OE1	2.22	0.40
1:A:18:ASP:OD2	1:A:30:HIS:HD2	2.04	0.40
1:B:181:PRO:O	1:B:186:ASP:HB2	2.22	0.40
1:B:114:TYR:CD2	1:B:431:GLY:HA3	2.56	0.40
1:B:129:GLU:OE1	3:B:7477:AMP:O3P	2.39	0.40
1:C:298:ILE:HD11	1:C:345:ILE:HD11	2.02	0.40
1:C:57:PHE:HE2	1:C:65:MET:CE	2.35	0.40
1:D:55:ARG:HH12	1:D:448:GLU:CB	2.34	0.40
1:D:45:ASP:O	1:D:66:LEU:HD21	2.22	0.40
1:E:129:GLU:OE1	3:E:7483:AMP:O3P	2.39	0.40
1:E:332:LEU:CG	1:E:410:THR:HG23	2.51	0.40
1:E:54:ILE:HG22	1:E:55:ARG:N	2.37	0.40
1:E:177:GLY:C	1:F:53:SER:HB3	2.42	0.40
1:F:45:ASP:O	1:F:66:LEU:HD21	2.22	0.40
1:H:50:ASP:HB2	1:I:339:ARG:HH11	1.86	0.40
1:H:54:ILE:HG22	1:H:55:ARG:N	2.37	0.40
1:I:147:SER:HB3	5:I:7632:HOH:O	2.20	0.40
1:H:34:PRO:HG3	1:I:206:LEU:HB3	2.03	0.40
1:I:114:TYR:CD2	1:I:431:GLY:HA3	2.56	0.40
1:J:298:ILE:HD11	1:J:345:ILE:HD11	2.02	0.40
1:J:57:PHE:HE2	1:J:65:MET:CE	2.35	0.40
1:J:45:ASP:O	1:J:66:LEU:HD21	2.22	0.40
1:K:18:ASP:OD2	1:K:30:HIS:HD2	2.04	0.40
1:K:45:ASP:O	1:K:66:LEU:HD21	2.22	0.40
1:G:339:ARG:NH1	1:L:50:ASP:HB3	2.36	0.40
1:L:57:PHE:HE2	1:L:65:MET:CE	2.35	0.40
1:L:45:ASP:O	1:L:66:LEU:HD11	2.21	0.40
1:N:55:ARG:HH12	1:N:448:GLU:CB	2.34	0.40
1:O:57:PHE:HE2	1:O:65:MET:CE	2.35	0.40
1:P:55:ARG:HH12	1:P:448:GLU:CB	2.34	0.40
1:P:58:GLN:HE21	1:P:62:GLU:HB3	1.79	0.40
1:P:95:PHE:HB2	1:P:96:THR:H	1.79	0.40
1:Q:181:PRO:O	1:Q:186:ASP:HB2	2.22	0.40

*Continued on next page...*

*Continued from previous page...*

Atom-1	Atom-2	Interatomic distance (Å)	Clash overlap (Å)
1:Q:54:ILE:HG22	1:Q:55:ARG:N	2.37	0.40
1:R:45:ASP:O	1:R:66:LEU:HD21	2.22	0.40
1:S:298:ILE:HD11	1:S:345:ILE:HD11	2.02	0.40
1:S:45:ASP:O	1:S:66:LEU:HD21	2.22	0.40
1:U:18:ASP:OD2	1:U:30:HIS:HD2	2.04	0.40
1:V:83:LYS:HD3	1:V:83:LYS:HA	1.89	0.40
1:W:95:PHE:HB2	1:W:96:THR:H	1.79	0.40
1:A:3:ASP:N	1:A:3:ASP:OD2	2.55	0.40
1:A:265:GLY:O	4:A:7476:CIT:H41	2.21	0.40
1:D:120:ILE:CG2	1:D:382:ILE:HD13	2.52	0.40
1:E:155:SER:HB2	5:E:1199:HOH:O	2.21	0.40
1:E:462:PHE:CZ	1:K:149:TYR:CE1	3.09	0.40
1:F:332:LEU:HD21	1:F:410:THR:HG23	2.03	0.40
1:F:54:ILE:CG1	1:F:55:ARG:H	2.26	0.40
1:A:140:PHE:CE1	1:G:463:ALA:HA	2.57	0.40
1:H:173:VAL:HG23	1:H:175:HIS:CE1	2.56	0.40
1:H:39:ASP:OD1	1:H:41:SER:HB2	2.21	0.40
1:H:53:SER:O	1:H:54:ILE:CB	2.68	0.40
1:K:155:SER:HB2	5:K:2777:HOH:O	2.22	0.40
1:K:39:ASP:OD1	1:K:41:SER:HB2	2.21	0.40
1:M:173:VAL:HG23	1:M:175:HIS:CE1	2.56	0.40
1:N:174:ARG:HH22	1:N:263:ASP:HA	1.87	0.40
1:N:39:ASP:OD1	1:N:41:SER:HB2	2.21	0.40
1:P:173:VAL:HG23	1:P:175:HIS:CE1	2.56	0.40
1:P:39:ASP:OD1	1:P:41:SER:HB2	2.21	0.40
1:R:332:LEU:HD21	1:R:410:THR:HG23	2.03	0.40
1:R:120:ILE:CG2	1:R:382:ILE:HD13	2.52	0.40
1:T:3:ASP:N	1:T:3:ASP:OD2	2.55	0.40
1:T:265:GLY:O	4:T:7514:CIT:H41	2.22	0.40
1:W:53:SER:O	1:W:54:ILE:CB	2.68	0.40
1:W:59:SER:HG	1:W:60:ILE:H	1.68	0.40
1:X:155:SER:HB2	5:X:6196:HOH:O	2.22	0.40
1:A:265:GLY:O	4:A:7476:CIT:H41	2.21	0.40
1:A:96:THR:C	1:A:98:GLU:H	2.24	0.40
1:B:315:THR:HB	1:H:465:TYR:CE1	2.56	0.40
1:B:66:LEU:HD22	1:B:94:PRO:HA	2.04	0.40
1:E:339:ARG:O	1:E:359:ARG:NE	2.52	0.40
1:E:96:THR:C	1:E:98:GLU:N	2.75	0.40
1:F:400:PRO:HG2	1:F:403:GLU:CB	2.50	0.40
1:I:504:ASN:HA	1:I:351:PRO:HD2	1.96	0.40
1:J:181:PRO:O	1:J:186:ASP:HB2	2.21	0.40

*Continued on next page...*

*Continued from previous page...*

Atom-1	Atom-2	Interatomic distance (Å)	Clash overlap (Å)
1:J:55:ARG:O	1:K:177:GLY:HA2	2.22	0.40
1:J:265:GLY:O	4:J:7494:CIT:H41	2.21	0.40
1:N:66:LEU:HD22	1:N:94:PRO:HA	2.04	0.40
1:N:502:PRO:HB2	1:O:137:SER:HB3	2.04	0.40
1:O:256:MET:HA	1:O:257:PRO:HD3	1.93	0.40
1:O:400:PRO:HG2	1:O:403:GLU:CB	2.49	0.40
1:P:58:GLN:HE21	1:P:62:GLU:CB	2.22	0.40
1:R:420:ARG:HA	1:R:420:ARG:HD2	1.75	0.40
1:T:256:MET:HA	1:T:257:PRO:HD3	1.94	0.40
1:T:96:THR:C	1:T:98:GLU:H	2.24	0.40
1:V:34:PRO:HG3	1:W:206:LEU:HB3	2.04	0.40
1:W:66:LEU:HD22	1:W:94:PRO:HA	2.04	0.40
1:X:18:ASP:HB3	1:X:86:ASN:ND2	2.37	0.40
1:A:24:LEU:HB3	1:A:25:PRO:CD	2.52	0.40
1:A:322:LEU:HA	1:A:322:LEU:HD12	1.86	0.40
1:B:284:ASP:HB2	1:B:291:SER:HA	2.03	0.40
1:C:338:ASN:HA	1:C:338:ASN:HD22	1.70	0.40
1:D:1:THR:CG2	1:D:2:PRO:HD2	2.41	0.40
1:D:437:ASP:HB3	5:D:907:HOH:O	2.20	0.40
1:E:180:PHE:HE2	1:F:53:SER:N	2.19	0.40
1:E:504:ASN:ND2	1:E:352:LYS:HB2	2.37	0.40
1:F:24:LEU:HB3	1:F:25:PRO:CD	2.52	0.40
1:F:90:PHE:HB3	1:F:106:ASN:HD21	1.85	0.40
1:G:268:MET:O	1:G:361:PRO:HB2	2.21	0.40
1:G:283:TYR:HD1	1:G:354:LYS:HB2	1.86	0.40
1:G:284:ASP:HB2	1:G:291:SER:HA	2.03	0.40
1:H:331:ASN:OD1	1:H:409:GLN:NE2	2.50	0.40
1:K:407:ILE:HA	1:K:408:PRO:HD3	1.85	0.40
1:K:504:ASN:ND2	1:K:352:LYS:HB2	2.37	0.40
1:K:80:ARG:HG2	5:L:2945:HOH:O	2.22	0.40
1:L:329:PRO:HB3	1:L:359:ARG:CB	2.51	0.40
1:L:504:ASN:ND2	1:L:352:LYS:HB2	2.37	0.40
1:M:24:LEU:HB3	1:M:25:PRO:CD	2.52	0.40
1:N:329:PRO:HB3	1:N:359:ARG:CB	2.51	0.40
1:O:338:ASN:HA	1:O:338:ASN:HD22	1.70	0.40
1:O:268:MET:O	1:O:361:PRO:HB2	2.21	0.40
1:P:339:ARG:NH1	1:Q:64:ASP:CG	2.73	0.40
1:W:90:PHE:HB3	1:W:106:ASN:HD21	1.85	0.40
1:X:322:LEU:HD12	1:X:322:LEU:HA	1.86	0.40
1:X:504:ASN:ND2	1:X:352:LYS:HB2	2.37	0.40
1:A:205:ILE:HG22	1:A:207:GLU:HG2	2.03	0.40

*Continued on next page...*

*Continued from previous page...*

Atom-1	Atom-2	Interatomic distance (Å)	Clash overlap (Å)
1:A:115:LEU:HD23	1:A:379:LEU:HD21	2.03	0.40
1:A:265:GLY:O	4:A:7476:CIT:H41	2.21	0.40
1:B:18:ASP:HB3	1:B:86:ASN:ND2	2.36	0.40
1:B:271:HIS:NE2	1:B:357:GLU:OE1	2.55	0.40
1:B:115:LEU:HD23	1:B:379:LEU:HD21	2.03	0.40
1:B:451:GLU:HG2	5:B:7625:HOH:O	2.21	0.40
1:C:106:ASN:ND2	1:C:109:ARG:NH1	2.69	0.40
1:E:1:THR:O	1:E:5:VAL:HG23	2.22	0.40
1:E:98:GLU:HA	1:E:99:PRO:HD3	1.85	0.40
1:F:18:ASP:HB3	1:F:86:ASN:ND2	2.36	0.40
1:H:205:ILE:HG22	1:H:207:GLU:HG2	2.03	0.40
1:H:271:HIS:NE2	1:H:357:GLU:OE1	2.55	0.40
1:I:115:LEU:HD23	1:I:379:LEU:HD21	2.03	0.40
1:J:207:GLU:HB2	1:J:208:LYS:H	1.45	0.40
1:J:24:LEU:HB3	1:J:25:PRO:HD3	2.02	0.40
1:K:90:PHE:HB3	1:K:106:ASN:HD21	1.85	0.40
1:K:207:GLU:HB2	1:K:208:LYS:H	1.46	0.40
1:K:602:GLU:H	1:K:72:GLU:CG	2.35	0.40
1:G:347:ILE:CD1	1:L:64:ASP:HB2	2.51	0.40
1:M:115:LEU:HD23	1:M:379:LEU:HD21	2.03	0.40
1:N:271:HIS:NE2	1:N:357:GLU:OE1	2.55	0.40
1:O:271:HIS:NE2	1:O:357:GLU:OE1	2.55	0.40
1:O:603:LYS:HD2	1:O:603:LYS:HA	1.85	0.40
1:P:271:HIS:NE2	1:P:357:GLU:OE1	2.55	0.40
1:T:165:GLU:C	1:T:167:ASP:N	2.75	0.40
1:T:205:ILE:HG22	1:T:207:GLU:HG2	2.03	0.40
1:T:271:HIS:NE2	1:T:357:GLU:OE1	2.55	0.40
1:T:58:GLN:NE2	1:T:65:MET:SD	2.94	0.40
1:V:90:PHE:HB3	1:V:106:ASN:HD21	1.85	0.40
1:V:18:ASP:HB3	1:V:86:ASN:ND2	2.36	0.40
1:V:56:GLY:O	1:V:57:PHE:HD1	2.05	0.40
1:W:106:ASN:ND2	1:W:109:ARG:NH1	2.69	0.40
1:W:1:THR:HA	1:W:2:PRO:HD3	1.96	0.40
1:X:1:THR:O	1:X:5:VAL:HG23	2.22	0.40
1:A:344:ARG:NH1	1:A:346:PRO:HG3	2.36	0.40
1:B:397:TYR:C	1:B:397:TYR:HD2	2.25	0.40
1:C:66:LEU:HD22	1:C:94:PRO:HA	2.04	0.40
1:D:218:GLN:HE22	1:D:264:ASN:HB3	1.87	0.40
1:D:24:LEU:HD12	1:D:445:PHE:CD1	2.56	0.40
1:E:207:GLU:N	1:E:210:HIS:HD2	2.01	0.40
1:E:281:LEU:HB3	1:E:293:THR:HG21	2.03	0.40

*Continued on next page...*

*Continued from previous page...*

Atom-1	Atom-2	Interatomic distance (Å)	Clash overlap (Å)
1:E:344:ARG:NH1	1:E:346:PRO:HG3	2.36	0.40
1:E:55:ARG:H	1:E:55:ARG:HD2	1.87	0.40
1:F:344:ARG:HG2	1:F:345:ILE:N	2.36	0.40
1:F:603:LYS:HB2	1:F:72:GLU:OE1	2.21	0.40
1:H:35:ALA:C	1:H:37:ALA:H	2.23	0.40
1:H:399:LEU:HA	1:H:400:PRO:HD2	1.86	0.40
1:I:281:LEU:HB3	1:I:293:THR:HG21	2.03	0.40
1:I:55:ARG:HD2	1:I:55:ARG:H	1.86	0.40
1:I:56:GLY:HA2	1:I:441:THR:CG2	2.51	0.40
1:I:24:LEU:HG	1:I:56:GLY:HA3	2.03	0.40
1:J:294:ALA:O	1:J:298:ILE:HG13	2.21	0.40
1:J:344:ARG:NH1	1:J:346:PRO:HG3	2.36	0.40
1:K:24:LEU:HD12	1:K:445:PHE:CD1	2.56	0.40
1:K:55:ARG:H	1:K:55:ARG:HD2	1.86	0.40
1:L:354:LYS:HE2	5:L:2941:HOH:O	2.21	0.40
1:M:41:SER:HA	1:M:44:ASP:HB2	2.03	0.40
1:N:344:ARG:NH1	1:N:346:PRO:HG3	2.36	0.40
1:P:24:LEU:HD12	1:P:445:PHE:CD1	2.56	0.40
1:P:467:ASP:HB3	5:P:5865:HOH:O	2.20	0.40
1:Q:281:LEU:HB3	1:Q:293:THR:HG21	2.03	0.40
1:Q:344:ARG:NH1	1:Q:346:PRO:HG3	2.36	0.40
1:Q:55:ARG:HD2	1:Q:55:ARG:H	1.86	0.40
1:Q:66:LEU:HD22	1:Q:94:PRO:HA	2.04	0.40
1:S:603:LYS:HB2	1:S:72:GLU:OE1	2.21	0.40
1:U:294:ALA:O	1:U:298:ILE:HG13	2.21	0.40
1:U:343:VAL:CG1	1:U:356:LEU:HB2	2.52	0.40
1:V:294:ALA:O	1:V:298:ILE:HG13	2.21	0.40
1:V:458:HIS:HD2	1:V:460:TYR:N	2.03	0.40
1:V:49:PHE:HZ	1:W:180:PHE:CE2	2.39	0.40
1:A:334:TYR:CZ	1:A:391:PRO:HB3	2.57	0.40
1:A:344:ARG:HE	1:A:359:ARG:HD2	1.87	0.40
1:A:268:MET:O	1:A:361:PRO:HB2	2.22	0.40
1:B:257:PRO:HD3	1:B:364:SER:HB3	2.03	0.40
1:B:1:THR:CG2	1:B:2:PRO:HD2	2.51	0.40
1:B:344:ARG:HE	1:B:359:ARG:HD2	1.87	0.40
1:C:334:TYR:CZ	1:C:391:PRO:HB3	2.57	0.40
1:D:106:ASN:ND2	1:D:109:ARG:NH1	2.69	0.40
1:D:206:LEU:HB3	1:D:210:HIS:HB2	2.04	0.40
1:D:58:GLN:HG2	1:D:62:GLU:HB3	2.03	0.40
1:E:264:ASN:ND2	4:E:7484:CIT:C5	2.85	0.40
1:F:315:THR:HB	1:L:465:TYR:CZ	2.57	0.40

*Continued on next page...*

*Continued from previous page...*

Atom-1	Atom-2	Interatomic distance (Å)	Clash overlap (Å)
1:F:412:THR:HG22	5:F:7588:HOH:O	2.21	0.40
1:F:58:GLN:HG2	1:F:62:GLU:HB3	2.04	0.40
1:H:334:TYR:CZ	1:H:391:PRO:HB3	2.57	0.40
1:H:390:ALA:HA	1:H:391:PRO:HD2	1.79	0.40
1:I:1:THR:HG23	1:I:2:PRO:HD2	2.04	0.40
1:J:207:GLU:HB3	1:J:208:LYS:H	1.51	0.40
1:J:334:TYR:CZ	1:J:391:PRO:HB3	2.57	0.40
1:J:93:ASP:CB	1:J:98:GLU:H	2.34	0.40
1:K:334:TYR:CZ	1:K:391:PRO:HB3	2.57	0.40
1:K:271:HIS:CE1	1:K:355:ARG:HH21	2.40	0.40
1:J:60:ILE:C	1:K:395:ASP:OD2	2.60	0.40
1:K:395:ASP:C	1:K:397:TYR:H	2.24	0.40
1:L:58:GLN:HG2	1:L:62:GLU:HB3	2.04	0.40
1:M:334:TYR:CZ	1:M:391:PRO:HB3	2.57	0.40
1:M:344:ARG:HE	1:M:359:ARG:HD2	1.87	0.40
1:M:412:THR:HG22	5:M:3259:HOH:O	2.21	0.40
1:N:1:THR:CG2	1:N:2:PRO:HD2	2.51	0.40
1:O:121:ALA:HA	1:O:276:LYS:HB2	2.02	0.40
1:O:18:ASP:HB3	1:O:86:ASN:ND2	2.36	0.40
1:O:334:TYR:CZ	1:O:391:PRO:HB3	2.57	0.40
1:P:106:ASN:ND2	1:P:109:ARG:NH1	2.69	0.40
1:P:1:THR:HG23	1:P:2:PRO:HD2	2.04	0.40
1:P:206:LEU:HB3	1:P:210:HIS:HB2	2.04	0.40
1:P:264:ASN:ND2	4:P:7506:CIT:C5	2.85	0.40
1:P:58:GLN:HG2	1:P:62:GLU:HB3	2.04	0.40
1:Q:334:TYR:CZ	1:Q:391:PRO:HB3	2.57	0.40
1:R:412:THR:HG22	5:R:4574:HOH:O	2.21	0.40
1:S:264:ASN:ND2	4:S:7512:CIT:C5	2.85	0.40
1:T:100:TYR:CZ	1:T:102:ARG:HB2	2.57	0.40
1:T:334:TYR:CZ	1:T:391:PRO:HB3	2.57	0.40
1:T:458:HIS:HD2	1:T:460:TYR:N	2.01	0.40
1:U:100:TYR:CZ	1:U:102:ARG:HB2	2.57	0.40
1:U:1:THR:HG23	1:U:2:PRO:HD2	2.04	0.40
1:T:60:ILE:HD12	1:U:396:LEU:N	2.37	0.40
1:W:194:LYS:HD3	5:W:5914:HOH:O	2.20	0.40
1:W:334:TYR:CZ	1:W:391:PRO:HB3	2.57	0.40
1:W:210:HIS:CE1	3:W:7519:AMP:H3'	2.52	0.40
1:A:275:TRP:HE1	3:A:7475:AMP:N6	2.19	0.40
1:B:53:SER:O	1:B:54:ILE:CB	2.70	0.40
1:D:118:THR:HB	1:D:383:LYS:HE3	2.04	0.40
1:D:211:HIS:HA	1:E:32:THR:O	2.21	0.40

*Continued on next page...*

*Continued from previous page...*

Atom-1	Atom-2	Interatomic distance (Å)	Clash overlap (Å)
1:D:264:ASN:HD21	4:D:7482:CIT:H22	1.86	0.40
1:D:411:PRO:HG2	1:D:417:VAL:HG12	2.02	0.40
1:E:118:THR:HB	1:E:383:LYS:HE3	2.03	0.40
1:E:330:ILE:O	1:E:410:THR:N	2.53	0.40
1:F:276:LYS:HD2	1:F:281:LEU:HD21	2.03	0.40
1:G:106:ASN:ND2	1:G:109:ARG:HH11	2.20	0.40
1:H:264:ASN:HD21	4:H:7490:CIT:H22	1.86	0.40
1:C:465:TYR:CZ	1:I:315:THR:HB	2.56	0.40
1:J:264:ASN:HD21	4:J:7494:CIT:H22	1.86	0.40
1:K:106:ASN:ND2	1:K:109:ARG:HH11	2.20	0.40
1:K:53:SER:O	1:K:54:ILE:CB	2.70	0.40
1:L:53:SER:O	1:L:54:ILE:CB	2.70	0.40
1:M:126:PHE:CE2	1:M:272:GLN:HG2	2.57	0.40
1:O:312:THR:CG2	1:O:313:ASN:ND2	2.73	0.40
1:O:330:ILE:O	1:O:410:THR:N	2.53	0.40
1:P:51:GLY:HA3	1:P:58:GLN:O	2.22	0.40
1:Q:126:PHE:CE2	1:Q:272:GLN:HG2	2.57	0.40
1:M:449:ASN:HB3	1:R:176:LYS:HG3	2.02	0.40
1:R:276:LYS:HD2	1:R:281:LEU:HD21	2.03	0.40
1:R:324:PRO:HD2	5:X:6201:HOH:O	2.21	0.40
1:T:3:ASP:HA	1:T:6:PHE:HD1	1.85	0.40
1:T:458:HIS:HB3	1:T:461:GLU:HG3	2.03	0.40
1:V:265:GLY:O	4:V:7518:CIT:H41	2.22	0.40
1:X:53:SER:O	1:X:54:ILE:CB	2.70	0.40
1:X:321:ARG:NE	4:X:7522:CIT:H42	2.18	0.40
1:B:176:LYS:HD2	1:C:55:ARG:CB	2.48	0.40
1:B:287:TYR:HD2	1:B:334:TYR:HH	1.70	0.40
1:D:273:SER:OG	1:D:282:MET:HG3	2.21	0.40
1:F:96:THR:O	1:F:97:LEU:HB2	2.21	0.40
1:G:273:SER:OG	1:G:282:MET:HG3	2.21	0.40
1:G:343:VAL:HA	1:G:357:GLU:O	2.22	0.40
1:I:96:THR:O	1:I:97:LEU:HB2	2.21	0.40
1:D:465:TYR:CE1	1:J:315:THR:HB	2.57	0.40
1:K:126:PHE:CE2	1:K:272:GLN:HG2	2.56	0.40
1:K:343:VAL:HA	1:K:357:GLU:O	2.22	0.40
1:N:55:ARG:HB2	1:N:55:ARG:HE	1.80	0.40
1:W:126:PHE:CE2	1:W:272:GLN:HG2	2.56	0.40
1:C:114:TYR:O	1:C:118:THR:HG23	2.22	0.40
1:E:196:LEU:HD22	1:E:212:GLU:HB2	2.04	0.40
1:F:6:PHE:CE2	1:F:39:ASP:HA	2.56	0.40
1:F:57:PHE:HB3	1:F:58:GLN:H	1.77	0.40

*Continued on next page...*



*Continued from previous page...*

Atom-1	Atom-2	Interatomic distance (Å)	Clash overlap (Å)
1:G:337:ARG:HH12	1:G:347:ILE:HD11	1.87	0.40
1:J:403:GLU:O	1:J:407:ILE:HG12	2.20	0.40
1:K:154:ILE:HG12	1:K:166:ALA:CB	2.41	0.40
1:K:6:PHE:CE2	1:K:39:ASP:HA	2.56	0.40
1:M:337:ARG:HH12	1:M:347:ILE:HD11	1.87	0.40
1:N:413:GLN:HG2	5:N:5239:HOH:O	2.21	0.40
1:P:49:PHE:HD1	1:P:65:MET:CE	2.34	0.40
1:Q:336:GLN:HB3	1:Q:337:ARG:HH21	1.87	0.40
1:S:256:MET:HA	1:S:257:PRO:HD3	1.92	0.40
1:U:400:PRO:HA	1:U:401:PRO:HD3	1.88	0.40

There are no symmetry-related clashes.

## 5.3 Torsion angles [i](#)

### 5.3.1 Protein backbone [i](#)

In the following table, the Percentiles column shows the percent Ramachandran outliers of the chain as a percentile score with respect to all X-ray entries followed by that with respect to entries of similar resolution.

The Analysed column shows the number of residues for which the backbone conformation was analysed, and the total number of residues.

Mol	Chain	Analysed	Favoured	Allowed	Outliers	Percentiles	
1	1-A	475/477 (100%)	429 (90%)	29 (6%)	17 (4%)	3	3
1	1-B	475/477 (100%)	429 (90%)	29 (6%)	17 (4%)	3	3
1	1-C	475/477 (100%)	430 (90%)	28 (6%)	17 (4%)	3	3
1	1-D	475/477 (100%)	429 (90%)	29 (6%)	17 (4%)	3	3
1	1-E	475/477 (100%)	429 (90%)	29 (6%)	17 (4%)	3	3
1	1-F	475/477 (100%)	429 (90%)	29 (6%)	17 (4%)	3	3
1	1-G	475/477 (100%)	430 (90%)	28 (6%)	17 (4%)	3	3
1	1-H	475/477 (100%)	430 (90%)	28 (6%)	17 (4%)	3	3
1	1-I	475/477 (100%)	429 (90%)	29 (6%)	17 (4%)	3	3
1	1-J	475/477 (100%)	429 (90%)	29 (6%)	17 (4%)	3	3
1	1-K	475/477 (100%)	429 (90%)	29 (6%)	17 (4%)	3	3
1	1-L	475/477 (100%)	429 (90%)	29 (6%)	17 (4%)	3	3

*Continued on next page...*

*Continued from previous page...*

Mol	Chain	Analysed	Favoured	Allowed	Outliers	Percentiles	
1	1-M	475/477 (100%)	430 (90%)	28 (6%)	17 (4%)	3	3
1	1-N	475/477 (100%)	429 (90%)	29 (6%)	17 (4%)	3	3
1	1-O	475/477 (100%)	429 (90%)	29 (6%)	17 (4%)	3	3
1	1-P	475/477 (100%)	429 (90%)	29 (6%)	17 (4%)	3	3
1	1-Q	475/477 (100%)	429 (90%)	29 (6%)	17 (4%)	3	3
1	1-R	475/477 (100%)	429 (90%)	29 (6%)	17 (4%)	3	3
1	1-S	475/477 (100%)	430 (90%)	28 (6%)	17 (4%)	3	3
1	1-T	475/477 (100%)	429 (90%)	29 (6%)	17 (4%)	3	3
1	1-U	475/477 (100%)	429 (90%)	29 (6%)	17 (4%)	3	3
1	1-V	475/477 (100%)	429 (90%)	29 (6%)	17 (4%)	3	3
1	1-W	475/477 (100%)	429 (90%)	29 (6%)	17 (4%)	3	3
1	1-X	475/477 (100%)	430 (90%)	28 (6%)	17 (4%)	3	3
1	2-A	475/477 (100%)	429 (90%)	28 (6%)	18 (4%)	3	2
1	2-B	475/477 (100%)	429 (90%)	28 (6%)	18 (4%)	3	2
1	2-C	475/477 (100%)	429 (90%)	28 (6%)	18 (4%)	3	2
1	2-D	475/477 (100%)	429 (90%)	28 (6%)	18 (4%)	3	2
1	2-E	475/477 (100%)	429 (90%)	28 (6%)	18 (4%)	3	2
1	2-F	475/477 (100%)	429 (90%)	28 (6%)	18 (4%)	3	2
1	2-G	475/477 (100%)	429 (90%)	28 (6%)	18 (4%)	3	2
1	2-H	475/477 (100%)	429 (90%)	28 (6%)	18 (4%)	3	2
1	2-I	475/477 (100%)	429 (90%)	28 (6%)	18 (4%)	3	2
1	2-J	475/477 (100%)	429 (90%)	28 (6%)	18 (4%)	3	2
1	2-K	475/477 (100%)	429 (90%)	28 (6%)	18 (4%)	3	2
1	2-L	475/477 (100%)	429 (90%)	28 (6%)	18 (4%)	3	2
1	2-M	475/477 (100%)	429 (90%)	28 (6%)	18 (4%)	3	2
1	2-N	475/477 (100%)	429 (90%)	28 (6%)	18 (4%)	3	2
1	2-O	475/477 (100%)	429 (90%)	28 (6%)	18 (4%)	3	2
1	2-P	475/477 (100%)	429 (90%)	28 (6%)	18 (4%)	3	2
1	2-Q	475/477 (100%)	429 (90%)	28 (6%)	18 (4%)	3	2
1	2-R	475/477 (100%)	429 (90%)	28 (6%)	18 (4%)	3	2
1	2-S	475/477 (100%)	429 (90%)	28 (6%)	18 (4%)	3	2

*Continued on next page...*

*Continued from previous page...*

Mol	Chain	Analysed	Favoured	Allowed	Outliers	Percentiles	
1	2-T	475/477 (100%)	429 (90%)	28 (6%)	18 (4%)	3	2
1	2-U	475/477 (100%)	429 (90%)	28 (6%)	18 (4%)	3	2
1	2-V	475/477 (100%)	429 (90%)	28 (6%)	18 (4%)	3	2
1	2-W	475/477 (100%)	429 (90%)	28 (6%)	18 (4%)	3	2
1	2-X	475/477 (100%)	429 (90%)	28 (6%)	18 (4%)	3	2
1	3-A	475/477 (100%)	433 (91%)	30 (6%)	12 (2%)	5	6
1	3-B	475/477 (100%)	433 (91%)	30 (6%)	12 (2%)	5	6
1	3-C	475/477 (100%)	432 (91%)	31 (6%)	12 (2%)	5	6
1	3-D	475/477 (100%)	433 (91%)	30 (6%)	12 (2%)	5	6
1	3-E	475/477 (100%)	432 (91%)	31 (6%)	12 (2%)	5	6
1	3-F	475/477 (100%)	432 (91%)	31 (6%)	12 (2%)	5	6
1	3-G	475/477 (100%)	433 (91%)	30 (6%)	12 (2%)	5	6
1	3-H	475/477 (100%)	433 (91%)	30 (6%)	12 (2%)	5	6
1	3-I	475/477 (100%)	433 (91%)	30 (6%)	12 (2%)	5	6
1	3-J	475/477 (100%)	432 (91%)	31 (6%)	12 (2%)	5	6
1	3-K	475/477 (100%)	433 (91%)	30 (6%)	12 (2%)	5	6
1	3-L	475/477 (100%)	432 (91%)	31 (6%)	12 (2%)	5	6
1	3-M	475/477 (100%)	433 (91%)	30 (6%)	12 (2%)	5	6
1	3-N	475/477 (100%)	433 (91%)	30 (6%)	12 (2%)	5	6
1	3-O	475/477 (100%)	432 (91%)	31 (6%)	12 (2%)	5	6
1	3-P	475/477 (100%)	432 (91%)	31 (6%)	12 (2%)	5	6
1	3-Q	475/477 (100%)	433 (91%)	30 (6%)	12 (2%)	5	6
1	3-R	475/477 (100%)	433 (91%)	30 (6%)	12 (2%)	5	6
1	3-S	475/477 (100%)	433 (91%)	30 (6%)	12 (2%)	5	6
1	3-T	475/477 (100%)	433 (91%)	30 (6%)	12 (2%)	5	6
1	3-U	475/477 (100%)	432 (91%)	31 (6%)	12 (2%)	5	6
1	3-V	475/477 (100%)	433 (91%)	30 (6%)	12 (2%)	5	6
1	3-W	475/477 (100%)	432 (91%)	31 (6%)	12 (2%)	5	6
1	3-X	475/477 (100%)	432 (91%)	31 (6%)	12 (2%)	5	6
1	4-A	475/477 (100%)	428 (90%)	33 (7%)	14 (3%)	4	4
1	4-B	475/477 (100%)	428 (90%)	33 (7%)	14 (3%)	4	4

*Continued on next page...*

*Continued from previous page...*

Mol	Chain	Analysed	Favoured	Allowed	Outliers	Percentiles	
1	4-C	475/477 (100%)	428 (90%)	33 (7%)	14 (3%)	4	4
1	4-D	475/477 (100%)	428 (90%)	33 (7%)	14 (3%)	4	4
1	4-E	475/477 (100%)	428 (90%)	33 (7%)	14 (3%)	4	4
1	4-F	475/477 (100%)	428 (90%)	33 (7%)	14 (3%)	4	4
1	4-G	475/477 (100%)	428 (90%)	33 (7%)	14 (3%)	4	4
1	4-H	475/477 (100%)	428 (90%)	33 (7%)	14 (3%)	4	4
1	4-I	475/477 (100%)	428 (90%)	33 (7%)	14 (3%)	4	4
1	4-J	475/477 (100%)	428 (90%)	33 (7%)	14 (3%)	4	4
1	4-K	475/477 (100%)	428 (90%)	33 (7%)	14 (3%)	4	4
1	4-L	475/477 (100%)	428 (90%)	33 (7%)	14 (3%)	4	4
1	4-M	475/477 (100%)	428 (90%)	33 (7%)	14 (3%)	4	4
1	4-N	475/477 (100%)	428 (90%)	33 (7%)	14 (3%)	4	4
1	4-O	475/477 (100%)	428 (90%)	33 (7%)	14 (3%)	4	4
1	4-P	475/477 (100%)	428 (90%)	33 (7%)	14 (3%)	4	4
1	4-Q	475/477 (100%)	428 (90%)	33 (7%)	14 (3%)	4	4
1	4-R	475/477 (100%)	428 (90%)	33 (7%)	14 (3%)	4	4
1	4-S	475/477 (100%)	428 (90%)	33 (7%)	14 (3%)	4	4
1	4-T	475/477 (100%)	428 (90%)	33 (7%)	14 (3%)	4	4
1	4-U	475/477 (100%)	428 (90%)	33 (7%)	14 (3%)	4	4
1	4-V	475/477 (100%)	428 (90%)	33 (7%)	14 (3%)	4	4
1	4-W	475/477 (100%)	428 (90%)	33 (7%)	14 (3%)	4	4
1	4-X	475/477 (100%)	428 (90%)	33 (7%)	14 (3%)	4	4
1	5-A	475/477 (100%)	424 (89%)	42 (9%)	9 (2%)	8	10
1	5-B	475/477 (100%)	424 (89%)	42 (9%)	9 (2%)	8	10
1	5-C	475/477 (100%)	423 (89%)	43 (9%)	9 (2%)	8	10
1	5-D	475/477 (100%)	424 (89%)	42 (9%)	9 (2%)	8	10
1	5-E	475/477 (100%)	424 (89%)	42 (9%)	9 (2%)	8	10
1	5-F	475/477 (100%)	423 (89%)	43 (9%)	9 (2%)	8	10
1	5-G	475/477 (100%)	424 (89%)	42 (9%)	9 (2%)	8	10
1	5-H	475/477 (100%)	424 (89%)	42 (9%)	9 (2%)	8	10
1	5-I	475/477 (100%)	424 (89%)	42 (9%)	9 (2%)	8	10

*Continued on next page...*

*Continued from previous page...*

Mol	Chain	Analysed	Favoured	Allowed	Outliers	Percentiles	
1	5-J	475/477 (100%)	424 (89%)	42 (9%)	9 (2%)	8	10
1	5-K	475/477 (100%)	424 (89%)	42 (9%)	9 (2%)	8	10
1	5-L	475/477 (100%)	424 (89%)	42 (9%)	9 (2%)	8	10
1	5-M	475/477 (100%)	424 (89%)	42 (9%)	9 (2%)	8	10
1	5-N	475/477 (100%)	424 (89%)	42 (9%)	9 (2%)	8	10
1	5-O	475/477 (100%)	423 (89%)	43 (9%)	9 (2%)	8	10
1	5-P	475/477 (100%)	424 (89%)	42 (9%)	9 (2%)	8	10
1	5-Q	475/477 (100%)	423 (89%)	43 (9%)	9 (2%)	8	10
1	5-R	475/477 (100%)	424 (89%)	42 (9%)	9 (2%)	8	10
1	5-S	475/477 (100%)	423 (89%)	43 (9%)	9 (2%)	8	10
1	5-T	475/477 (100%)	424 (89%)	42 (9%)	9 (2%)	8	10
1	5-U	475/477 (100%)	424 (89%)	42 (9%)	9 (2%)	8	10
1	5-V	475/477 (100%)	424 (89%)	42 (9%)	9 (2%)	8	10
1	5-W	475/477 (100%)	424 (89%)	42 (9%)	9 (2%)	8	10
1	5-X	475/477 (100%)	424 (89%)	42 (9%)	9 (2%)	8	10
1	6-A	475/477 (100%)	423 (89%)	39 (8%)	13 (3%)	5	5
1	6-B	475/477 (100%)	423 (89%)	40 (8%)	12 (2%)	5	6
1	6-C	475/477 (100%)	423 (89%)	39 (8%)	13 (3%)	5	5
1	6-D	475/477 (100%)	423 (89%)	40 (8%)	12 (2%)	5	6
1	6-E	475/477 (100%)	423 (89%)	40 (8%)	12 (2%)	5	6
1	6-F	475/477 (100%)	423 (89%)	39 (8%)	13 (3%)	5	5
1	6-G	475/477 (100%)	423 (89%)	39 (8%)	13 (3%)	5	5
1	6-H	475/477 (100%)	423 (89%)	40 (8%)	12 (2%)	5	6
1	6-I	475/477 (100%)	423 (89%)	39 (8%)	13 (3%)	5	5
1	6-J	475/477 (100%)	423 (89%)	39 (8%)	13 (3%)	5	5
1	6-K	475/477 (100%)	423 (89%)	39 (8%)	13 (3%)	5	5
1	6-L	475/477 (100%)	423 (89%)	39 (8%)	13 (3%)	5	5
1	6-M	475/477 (100%)	423 (89%)	40 (8%)	12 (2%)	5	6
1	6-N	475/477 (100%)	423 (89%)	39 (8%)	13 (3%)	5	5
1	6-O	475/477 (100%)	423 (89%)	39 (8%)	13 (3%)	5	5
1	6-P	475/477 (100%)	423 (89%)	40 (8%)	12 (2%)	5	6

*Continued on next page...*

*Continued from previous page...*

Mol	Chain	Analysed	Favoured	Allowed	Outliers	Percentiles	
1	6-Q	475/477 (100%)	423 (89%)	39 (8%)	13 (3%)	5	5
1	6-R	475/477 (100%)	423 (89%)	39 (8%)	13 (3%)	5	5
1	6-S	475/477 (100%)	423 (89%)	40 (8%)	12 (2%)	5	6
1	6-T	475/477 (100%)	423 (89%)	40 (8%)	12 (2%)	5	6
1	6-U	475/477 (100%)	423 (89%)	39 (8%)	13 (3%)	5	5
1	6-V	475/477 (100%)	423 (89%)	39 (8%)	13 (3%)	5	5
1	6-W	475/477 (100%)	423 (89%)	39 (8%)	13 (3%)	5	5
1	6-X	475/477 (100%)	423 (89%)	40 (8%)	12 (2%)	5	6
1	7-A	475/477 (100%)	423 (89%)	36 (8%)	16 (3%)	3	3
1	7-B	475/477 (100%)	423 (89%)	36 (8%)	16 (3%)	3	3
1	7-C	475/477 (100%)	423 (89%)	36 (8%)	16 (3%)	3	3
1	7-D	475/477 (100%)	423 (89%)	36 (8%)	16 (3%)	3	3
1	7-E	475/477 (100%)	424 (89%)	35 (7%)	16 (3%)	3	3
1	7-F	475/477 (100%)	423 (89%)	36 (8%)	16 (3%)	3	3
1	7-G	475/477 (100%)	424 (89%)	35 (7%)	16 (3%)	3	3
1	7-H	475/477 (100%)	423 (89%)	36 (8%)	16 (3%)	3	3
1	7-I	475/477 (100%)	424 (89%)	35 (7%)	16 (3%)	3	3
1	7-J	475/477 (100%)	423 (89%)	36 (8%)	16 (3%)	3	3
1	7-K	475/477 (100%)	423 (89%)	36 (8%)	16 (3%)	3	3
1	7-L	475/477 (100%)	423 (89%)	36 (8%)	16 (3%)	3	3
1	7-M	475/477 (100%)	423 (89%)	36 (8%)	16 (3%)	3	3
1	7-N	475/477 (100%)	424 (89%)	35 (7%)	16 (3%)	3	3
1	7-O	475/477 (100%)	423 (89%)	36 (8%)	16 (3%)	3	3
1	7-P	475/477 (100%)	424 (89%)	35 (7%)	16 (3%)	3	3
1	7-Q	475/477 (100%)	423 (89%)	36 (8%)	16 (3%)	3	3
1	7-R	475/477 (100%)	423 (89%)	36 (8%)	16 (3%)	3	3
1	7-S	475/477 (100%)	423 (89%)	36 (8%)	16 (3%)	3	3
1	7-T	475/477 (100%)	423 (89%)	36 (8%)	16 (3%)	3	3
1	7-U	475/477 (100%)	423 (89%)	36 (8%)	16 (3%)	3	3
1	7-V	475/477 (100%)	424 (89%)	35 (7%)	16 (3%)	3	3
1	7-W	475/477 (100%)	423 (89%)	36 (8%)	16 (3%)	3	3

*Continued on next page...*

*Continued from previous page...*

Mol	Chain	Analysed	Favoured	Allowed	Outliers	Percentiles	
1	7-X	475/477 (100%)	423 (89%)	36 (8%)	16 (3%)	3	3
1	8-A	475/477 (100%)	434 (91%)	32 (7%)	9 (2%)	8	10
1	8-B	475/477 (100%)	434 (91%)	32 (7%)	9 (2%)	8	10
1	8-C	475/477 (100%)	434 (91%)	32 (7%)	9 (2%)	8	10
1	8-D	475/477 (100%)	434 (91%)	32 (7%)	9 (2%)	8	10
1	8-E	475/477 (100%)	434 (91%)	32 (7%)	9 (2%)	8	10
1	8-F	475/477 (100%)	434 (91%)	32 (7%)	9 (2%)	8	10
1	8-G	475/477 (100%)	434 (91%)	32 (7%)	9 (2%)	8	10
1	8-H	475/477 (100%)	434 (91%)	32 (7%)	9 (2%)	8	10
1	8-I	475/477 (100%)	434 (91%)	32 (7%)	9 (2%)	8	10
1	8-J	475/477 (100%)	434 (91%)	32 (7%)	9 (2%)	8	10
1	8-K	475/477 (100%)	434 (91%)	32 (7%)	9 (2%)	8	10
1	8-L	475/477 (100%)	434 (91%)	32 (7%)	9 (2%)	8	10
1	8-M	475/477 (100%)	434 (91%)	32 (7%)	9 (2%)	8	10
1	8-N	475/477 (100%)	434 (91%)	32 (7%)	9 (2%)	8	10
1	8-O	475/477 (100%)	434 (91%)	32 (7%)	9 (2%)	8	10
1	8-P	475/477 (100%)	434 (91%)	32 (7%)	9 (2%)	8	10
1	8-Q	475/477 (100%)	434 (91%)	32 (7%)	9 (2%)	8	10
1	8-R	475/477 (100%)	434 (91%)	32 (7%)	9 (2%)	8	10
1	8-S	475/477 (100%)	434 (91%)	32 (7%)	9 (2%)	8	10
1	8-T	475/477 (100%)	434 (91%)	32 (7%)	9 (2%)	8	10
1	8-U	475/477 (100%)	434 (91%)	32 (7%)	9 (2%)	8	10
1	8-V	475/477 (100%)	434 (91%)	32 (7%)	9 (2%)	8	10
1	8-W	475/477 (100%)	434 (91%)	32 (7%)	9 (2%)	8	10
1	8-X	475/477 (100%)	434 (91%)	32 (7%)	9 (2%)	8	10
1	9-A	475/477 (100%)	426 (90%)	40 (8%)	9 (2%)	8	10
1	9-B	475/477 (100%)	425 (90%)	41 (9%)	9 (2%)	8	10
1	9-C	475/477 (100%)	426 (90%)	40 (8%)	9 (2%)	8	10
1	9-D	475/477 (100%)	426 (90%)	40 (8%)	9 (2%)	8	10
1	9-E	475/477 (100%)	425 (90%)	41 (9%)	9 (2%)	8	10
1	9-F	475/477 (100%)	426 (90%)	40 (8%)	9 (2%)	8	10

*Continued on next page...*

*Continued from previous page...*

Mol	Chain	Analysed	Favoured	Allowed	Outliers	Percentiles	
1	9-G	475/477 (100%)	426 (90%)	40 (8%)	9 (2%)	8	10
1	9-H	475/477 (100%)	426 (90%)	40 (8%)	9 (2%)	8	10
1	9-I	475/477 (100%)	425 (90%)	41 (9%)	9 (2%)	8	10
1	9-J	475/477 (100%)	425 (90%)	41 (9%)	9 (2%)	8	10
1	9-K	475/477 (100%)	426 (90%)	40 (8%)	9 (2%)	8	10
1	9-L	475/477 (100%)	425 (90%)	41 (9%)	9 (2%)	8	10
1	9-M	475/477 (100%)	426 (90%)	40 (8%)	9 (2%)	8	10
1	9-N	475/477 (100%)	426 (90%)	40 (8%)	9 (2%)	8	10
1	9-O	475/477 (100%)	426 (90%)	40 (8%)	9 (2%)	8	10
1	9-P	475/477 (100%)	425 (90%)	41 (9%)	9 (2%)	8	10
1	9-Q	475/477 (100%)	426 (90%)	40 (8%)	9 (2%)	8	10
1	9-R	475/477 (100%)	426 (90%)	40 (8%)	9 (2%)	8	10
1	9-S	475/477 (100%)	426 (90%)	40 (8%)	9 (2%)	8	10
1	9-T	475/477 (100%)	425 (90%)	41 (9%)	9 (2%)	8	10
1	9-U	475/477 (100%)	426 (90%)	40 (8%)	9 (2%)	8	10
1	9-V	475/477 (100%)	426 (90%)	40 (8%)	9 (2%)	8	10
1	9-W	475/477 (100%)	425 (90%)	41 (9%)	9 (2%)	8	10
1	9-X	475/477 (100%)	426 (90%)	40 (8%)	9 (2%)	8	10
1	10-A	475/477 (100%)	421 (89%)	41 (9%)	13 (3%)	5	5
1	10-B	475/477 (100%)	421 (89%)	41 (9%)	13 (3%)	5	5
1	10-C	475/477 (100%)	421 (89%)	41 (9%)	13 (3%)	5	5
1	10-D	475/477 (100%)	421 (89%)	41 (9%)	13 (3%)	5	5
1	10-E	475/477 (100%)	421 (89%)	41 (9%)	13 (3%)	5	5
1	10-F	475/477 (100%)	421 (89%)	41 (9%)	13 (3%)	5	5
1	10-G	475/477 (100%)	421 (89%)	41 (9%)	13 (3%)	5	5
1	10-H	475/477 (100%)	421 (89%)	41 (9%)	13 (3%)	5	5
1	10-I	475/477 (100%)	421 (89%)	41 (9%)	13 (3%)	5	5
1	10-J	475/477 (100%)	421 (89%)	41 (9%)	13 (3%)	5	5
1	10-K	475/477 (100%)	421 (89%)	41 (9%)	13 (3%)	5	5
1	10-L	475/477 (100%)	421 (89%)	41 (9%)	13 (3%)	5	5
1	10-M	475/477 (100%)	421 (89%)	41 (9%)	13 (3%)	5	5

*Continued on next page...*



*Continued from previous page...*

Mol	Chain	Analysed	Favoured	Allowed	Outliers	Percentiles	
1	10-N	475/477 (100%)	421 (89%)	41 (9%)	13 (3%)	5	5
1	10-O	475/477 (100%)	421 (89%)	41 (9%)	13 (3%)	5	5
1	10-P	475/477 (100%)	421 (89%)	41 (9%)	13 (3%)	5	5
1	10-Q	475/477 (100%)	421 (89%)	41 (9%)	13 (3%)	5	5
1	10-R	475/477 (100%)	421 (89%)	41 (9%)	13 (3%)	5	5
1	10-S	475/477 (100%)	421 (89%)	41 (9%)	13 (3%)	5	5
1	10-T	475/477 (100%)	421 (89%)	41 (9%)	13 (3%)	5	5
1	10-U	475/477 (100%)	421 (89%)	41 (9%)	13 (3%)	5	5
1	10-V	475/477 (100%)	421 (89%)	41 (9%)	13 (3%)	5	5
1	10-W	475/477 (100%)	421 (89%)	41 (9%)	13 (3%)	5	5
1	10-X	475/477 (100%)	421 (89%)	41 (9%)	13 (3%)	5	5
All	All	114000/114480 (100%)	102469 (90%)	8420 (7%)	3111 (3%)	5	5

All (3111) Ramachandran outliers are listed below:

Mol	Chain	Res	Type
1	1-A	57	PHE
1	1-A	59	SER
1	1-A	63	SER
1	1-A	327	GLU
1	1-B	57	PHE
1	1-B	59	SER
1	1-B	63	SER
1	1-B	327	GLU
1	1-C	57	PHE
1	1-C	59	SER
1	1-C	63	SER
1	1-C	327	GLU
1	1-D	57	PHE
1	1-D	59	SER
1	1-D	63	SER
1	1-D	327	GLU
1	1-E	57	PHE
1	1-E	59	SER
1	1-E	63	SER
1	1-E	327	GLU
1	1-F	57	PHE
1	1-F	59	SER

*Continued on next page...*

*Continued from previous page...*

Mol	Chain	Res	Type
1	1-F	63	SER
1	1-F	327	GLU
1	1-G	57	PHE
1	1-G	59	SER
1	1-G	63	SER
1	1-G	327	GLU
1	1-H	57	PHE
1	1-H	59	SER
1	1-H	63	SER
1	1-H	327	GLU
1	1-I	57	PHE
1	1-I	59	SER
1	1-I	63	SER
1	1-I	327	GLU
1	1-J	57	PHE
1	1-J	59	SER
1	1-J	63	SER
1	1-J	327	GLU
1	1-K	57	PHE
1	1-K	59	SER
1	1-K	63	SER
1	1-K	327	GLU
1	1-L	57	PHE
1	1-L	59	SER
1	1-L	63	SER
1	1-L	327	GLU
1	1-M	57	PHE
1	1-M	59	SER
1	1-M	63	SER
1	1-M	327	GLU
1	1-N	57	PHE
1	1-N	59	SER
1	1-N	63	SER
1	1-N	327	GLU
1	1-O	57	PHE
1	1-O	59	SER
1	1-O	63	SER
1	1-O	327	GLU
1	1-P	57	PHE
1	1-P	59	SER
1	1-P	63	SER
1	1-P	327	GLU

*Continued on next page...*

*Continued from previous page...*

Mol	Chain	Res	Type
1	1-Q	57	PHE
1	1-Q	59	SER
1	1-Q	63	SER
1	1-Q	327	GLU
1	1-R	57	PHE
1	1-R	59	SER
1	1-R	63	SER
1	1-R	327	GLU
1	1-S	57	PHE
1	1-S	59	SER
1	1-S	63	SER
1	1-S	327	GLU
1	1-T	57	PHE
1	1-T	59	SER
1	1-T	63	SER
1	1-T	327	GLU
1	1-U	57	PHE
1	1-U	59	SER
1	1-U	63	SER
1	1-U	327	GLU
1	1-V	57	PHE
1	1-V	59	SER
1	1-V	63	SER
1	1-V	327	GLU
1	1-W	57	PHE
1	1-W	59	SER
1	1-W	63	SER
1	1-W	327	GLU
1	1-X	57	PHE
1	1-X	59	SER
1	1-X	63	SER
1	1-X	327	GLU
1	2-A	602	GLU
1	2-A	54	ILE
1	2-A	63	SER
1	2-A	97	LEU
1	2-A	208	LYS
1	2-A	327	GLU
1	2-A	390	ALA
1	2-B	602	GLU
1	2-B	54	ILE
1	2-B	63	SER

*Continued on next page...*

*Continued from previous page...*

Mol	Chain	Res	Type
1	2-B	97	LEU
1	2-B	208	LYS
1	2-B	327	GLU
1	2-B	390	ALA
1	2-C	602	GLU
1	2-C	54	ILE
1	2-C	63	SER
1	2-C	97	LEU
1	2-C	208	LYS
1	2-C	327	GLU
1	2-C	390	ALA
1	2-D	602	GLU
1	2-D	54	ILE
1	2-D	63	SER
1	2-D	97	LEU
1	2-D	208	LYS
1	2-D	327	GLU
1	2-D	390	ALA
1	2-E	602	GLU
1	2-E	54	ILE
1	2-E	63	SER
1	2-E	97	LEU
1	2-E	208	LYS
1	2-E	327	GLU
1	2-E	390	ALA
1	2-F	602	GLU
1	2-F	54	ILE
1	2-F	63	SER
1	2-F	97	LEU
1	2-F	208	LYS
1	2-F	327	GLU
1	2-F	390	ALA
1	2-G	602	GLU
1	2-G	54	ILE
1	2-G	63	SER
1	2-G	97	LEU
1	2-G	208	LYS
1	2-G	327	GLU
1	2-G	390	ALA
1	2-H	602	GLU
1	2-H	54	ILE
1	2-H	63	SER

*Continued on next page...*

*Continued from previous page...*

Mol	Chain	Res	Type
1	2-H	97	LEU
1	2-H	208	LYS
1	2-H	327	GLU
1	2-H	390	ALA
1	2-I	602	GLU
1	2-I	54	ILE
1	2-I	63	SER
1	2-I	97	LEU
1	2-I	208	LYS
1	2-I	327	GLU
1	2-I	390	ALA
1	2-J	602	GLU
1	2-J	54	ILE
1	2-J	63	SER
1	2-J	97	LEU
1	2-J	208	LYS
1	2-J	327	GLU
1	2-J	390	ALA
1	2-K	602	GLU
1	2-K	54	ILE
1	2-K	63	SER
1	2-K	97	LEU
1	2-K	208	LYS
1	2-K	327	GLU
1	2-K	390	ALA
1	2-L	602	GLU
1	2-L	54	ILE
1	2-L	63	SER
1	2-L	97	LEU
1	2-L	208	LYS
1	2-L	327	GLU
1	2-L	390	ALA
1	2-M	602	GLU
1	2-M	54	ILE
1	2-M	63	SER
1	2-M	97	LEU
1	2-M	208	LYS
1	2-M	327	GLU
1	2-M	390	ALA
1	2-N	602	GLU
1	2-N	54	ILE
1	2-N	63	SER

*Continued on next page...*

*Continued from previous page...*

Mol	Chain	Res	Type
1	2-N	97	LEU
1	2-N	208	LYS
1	2-N	327	GLU
1	2-N	390	ALA
1	2-O	602	GLU
1	2-O	54	ILE
1	2-O	63	SER
1	2-O	97	LEU
1	2-O	208	LYS
1	2-O	327	GLU
1	2-O	390	ALA
1	2-P	602	GLU
1	2-P	54	ILE
1	2-P	63	SER
1	2-P	97	LEU
1	2-P	208	LYS
1	2-P	327	GLU
1	2-P	390	ALA
1	2-Q	602	GLU
1	2-Q	54	ILE
1	2-Q	63	SER
1	2-Q	97	LEU
1	2-Q	208	LYS
1	2-Q	327	GLU
1	2-Q	390	ALA
1	2-R	602	GLU
1	2-R	54	ILE
1	2-R	63	SER
1	2-R	97	LEU
1	2-R	208	LYS
1	2-R	327	GLU
1	2-R	390	ALA
1	2-S	602	GLU
1	2-S	54	ILE
1	2-S	63	SER
1	2-S	97	LEU
1	2-S	208	LYS
1	2-S	327	GLU
1	2-S	390	ALA
1	2-T	602	GLU
1	2-T	54	ILE
1	2-T	63	SER

*Continued on next page...*

*Continued from previous page...*

Mol	Chain	Res	Type
1	2-T	97	LEU
1	2-T	208	LYS
1	2-T	327	GLU
1	2-T	390	ALA
1	2-U	602	GLU
1	2-U	54	ILE
1	2-U	63	SER
1	2-U	97	LEU
1	2-U	208	LYS
1	2-U	327	GLU
1	2-U	390	ALA
1	2-V	602	GLU
1	2-V	54	ILE
1	2-V	63	SER
1	2-V	97	LEU
1	2-V	208	LYS
1	2-V	327	GLU
1	2-V	390	ALA
1	2-W	602	GLU
1	2-W	54	ILE
1	2-W	63	SER
1	2-W	97	LEU
1	2-W	208	LYS
1	2-W	327	GLU
1	2-W	390	ALA
1	2-X	602	GLU
1	2-X	54	ILE
1	2-X	63	SER
1	2-X	97	LEU
1	2-X	208	LYS
1	2-X	327	GLU
1	2-X	390	ALA
1	3-A	602	GLU
1	3-A	52	SER
1	3-A	53	SER
1	3-A	401	PRO
1	3-B	602	GLU
1	3-B	52	SER
1	3-B	53	SER
1	3-B	401	PRO
1	3-C	602	GLU
1	3-C	52	SER

*Continued on next page...*

*Continued from previous page...*

Mol	Chain	Res	Type
1	3-C	53	SER
1	3-C	401	PRO
1	3-D	602	GLU
1	3-D	52	SER
1	3-D	53	SER
1	3-D	401	PRO
1	3-E	602	GLU
1	3-E	52	SER
1	3-E	53	SER
1	3-E	401	PRO
1	3-F	602	GLU
1	3-F	52	SER
1	3-F	53	SER
1	3-F	401	PRO
1	3-G	602	GLU
1	3-G	52	SER
1	3-G	53	SER
1	3-G	401	PRO
1	3-H	602	GLU
1	3-H	52	SER
1	3-H	53	SER
1	3-H	401	PRO
1	3-I	602	GLU
1	3-I	52	SER
1	3-I	53	SER
1	3-I	401	PRO
1	3-J	602	GLU
1	3-J	52	SER
1	3-J	53	SER
1	3-J	401	PRO
1	3-K	602	GLU
1	3-K	52	SER
1	3-K	53	SER
1	3-K	401	PRO
1	3-L	602	GLU
1	3-L	52	SER
1	3-L	53	SER
1	3-L	401	PRO
1	3-M	602	GLU
1	3-M	52	SER
1	3-M	53	SER
1	3-M	401	PRO

*Continued on next page...*



*Continued from previous page...*

Mol	Chain	Res	Type
1	3-N	602	GLU
1	3-N	52	SER
1	3-N	53	SER
1	3-N	401	PRO
1	3-O	602	GLU
1	3-O	52	SER
1	3-O	53	SER
1	3-O	401	PRO
1	3-P	602	GLU
1	3-P	52	SER
1	3-P	53	SER
1	3-P	401	PRO
1	3-Q	602	GLU
1	3-Q	52	SER
1	3-Q	53	SER
1	3-Q	401	PRO
1	3-R	602	GLU
1	3-R	52	SER
1	3-R	53	SER
1	3-R	401	PRO
1	3-S	602	GLU
1	3-S	52	SER
1	3-S	53	SER
1	3-S	401	PRO
1	3-T	602	GLU
1	3-T	52	SER
1	3-T	53	SER
1	3-T	401	PRO
1	3-U	602	GLU
1	3-U	52	SER
1	3-U	53	SER
1	3-U	401	PRO
1	3-V	602	GLU
1	3-V	52	SER
1	3-V	53	SER
1	3-V	401	PRO
1	3-W	602	GLU
1	3-W	52	SER
1	3-W	53	SER
1	3-W	401	PRO
1	3-X	602	GLU
1	3-X	52	SER

*Continued on next page...*

*Continued from previous page...*

Mol	Chain	Res	Type
1	3-X	53	SER
1	3-X	401	PRO
1	4-A	49	PHE
1	4-A	53	SER
1	4-A	63	SER
1	4-A	324	PRO
1	4-B	49	PHE
1	4-B	53	SER
1	4-B	63	SER
1	4-B	324	PRO
1	4-C	49	PHE
1	4-C	53	SER
1	4-C	63	SER
1	4-C	324	PRO
1	4-D	49	PHE
1	4-D	53	SER
1	4-D	63	SER
1	4-D	324	PRO
1	4-E	49	PHE
1	4-E	53	SER
1	4-E	63	SER
1	4-E	324	PRO
1	4-F	49	PHE
1	4-F	53	SER
1	4-F	63	SER
1	4-F	324	PRO
1	4-G	49	PHE
1	4-G	53	SER
1	4-G	63	SER
1	4-G	324	PRO
1	4-H	49	PHE
1	4-H	53	SER
1	4-H	63	SER
1	4-H	324	PRO
1	4-I	49	PHE
1	4-I	53	SER
1	4-I	63	SER
1	4-I	324	PRO
1	4-J	49	PHE
1	4-J	53	SER
1	4-J	63	SER
1	4-J	324	PRO

*Continued on next page...*

*Continued from previous page...*

Mol	Chain	Res	Type
1	4-K	49	PHE
1	4-K	53	SER
1	4-K	63	SER
1	4-K	324	PRO
1	4-L	49	PHE
1	4-L	53	SER
1	4-L	63	SER
1	4-L	324	PRO
1	4-M	49	PHE
1	4-M	53	SER
1	4-M	63	SER
1	4-M	324	PRO
1	4-N	49	PHE
1	4-N	53	SER
1	4-N	63	SER
1	4-N	324	PRO
1	4-O	49	PHE
1	4-O	53	SER
1	4-O	63	SER
1	4-O	324	PRO
1	4-P	49	PHE
1	4-P	53	SER
1	4-P	63	SER
1	4-P	324	PRO
1	4-Q	49	PHE
1	4-Q	53	SER
1	4-Q	63	SER
1	4-Q	324	PRO
1	4-R	49	PHE
1	4-R	53	SER
1	4-R	63	SER
1	4-R	324	PRO
1	4-S	49	PHE
1	4-S	53	SER
1	4-S	63	SER
1	4-S	324	PRO
1	4-T	49	PHE
1	4-T	53	SER
1	4-T	63	SER
1	4-T	324	PRO
1	4-U	49	PHE
1	4-U	53	SER

*Continued on next page...*

*Continued from previous page...*

Mol	Chain	Res	Type
1	4-U	63	SER
1	4-U	324	PRO
1	4-V	49	PHE
1	4-V	53	SER
1	4-V	63	SER
1	4-V	324	PRO
1	4-W	49	PHE
1	4-W	53	SER
1	4-W	63	SER
1	4-W	324	PRO
1	4-X	49	PHE
1	4-X	53	SER
1	4-X	63	SER
1	4-X	324	PRO
1	5-A	63	SER
1	5-A	64	ASP
1	5-A	208	LYS
1	5-B	63	SER
1	5-B	64	ASP
1	5-B	208	LYS
1	5-C	63	SER
1	5-C	64	ASP
1	5-C	208	LYS
1	5-D	63	SER
1	5-D	64	ASP
1	5-D	208	LYS
1	5-E	63	SER
1	5-E	64	ASP
1	5-E	208	LYS
1	5-F	63	SER
1	5-F	64	ASP
1	5-F	208	LYS
1	5-G	63	SER
1	5-G	64	ASP
1	5-G	208	LYS
1	5-H	63	SER
1	5-H	64	ASP
1	5-H	208	LYS
1	5-I	63	SER
1	5-I	64	ASP
1	5-I	208	LYS
1	5-J	63	SER

*Continued on next page...*

*Continued from previous page...*

Mol	Chain	Res	Type
1	5-J	64	ASP
1	5-J	208	LYS
1	5-K	63	SER
1	5-K	64	ASP
1	5-K	208	LYS
1	5-L	63	SER
1	5-L	64	ASP
1	5-L	208	LYS
1	5-M	63	SER
1	5-M	64	ASP
1	5-M	208	LYS
1	5-N	63	SER
1	5-N	64	ASP
1	5-N	208	LYS
1	5-O	63	SER
1	5-O	64	ASP
1	5-O	208	LYS
1	5-P	63	SER
1	5-P	64	ASP
1	5-P	208	LYS
1	5-Q	63	SER
1	5-Q	64	ASP
1	5-Q	208	LYS
1	5-R	63	SER
1	5-R	64	ASP
1	5-R	208	LYS
1	5-S	63	SER
1	5-S	64	ASP
1	5-S	208	LYS
1	5-T	63	SER
1	5-T	64	ASP
1	5-T	208	LYS
1	5-U	63	SER
1	5-U	64	ASP
1	5-U	208	LYS
1	5-V	63	SER
1	5-V	64	ASP
1	5-V	208	LYS
1	5-W	63	SER
1	5-W	64	ASP
1	5-W	208	LYS
1	5-X	63	SER

*Continued on next page...*

*Continued from previous page...*

Mol	Chain	Res	Type
1	5-X	64	ASP
1	5-X	208	LYS
1	6-A	53	SER
1	6-A	54	ILE
1	6-A	96	THR
1	6-A	326	TYR
1	6-A	394	LYS
1	6-B	53	SER
1	6-B	54	ILE
1	6-B	96	THR
1	6-B	326	TYR
1	6-B	394	LYS
1	6-C	53	SER
1	6-C	54	ILE
1	6-C	96	THR
1	6-C	326	TYR
1	6-C	394	LYS
1	6-D	53	SER
1	6-D	54	ILE
1	6-D	96	THR
1	6-D	326	TYR
1	6-D	394	LYS
1	6-E	53	SER
1	6-E	54	ILE
1	6-E	96	THR
1	6-E	326	TYR
1	6-E	394	LYS
1	6-F	53	SER
1	6-F	54	ILE
1	6-F	96	THR
1	6-F	326	TYR
1	6-F	394	LYS
1	6-G	53	SER
1	6-G	54	ILE
1	6-G	96	THR
1	6-G	326	TYR
1	6-G	394	LYS
1	6-H	53	SER
1	6-H	54	ILE
1	6-H	96	THR
1	6-H	326	TYR
1	6-H	394	LYS

*Continued on next page...*

*Continued from previous page...*

Mol	Chain	Res	Type
1	6-I	53	SER
1	6-I	54	ILE
1	6-I	96	THR
1	6-I	326	TYR
1	6-I	394	LYS
1	6-J	53	SER
1	6-J	54	ILE
1	6-J	96	THR
1	6-J	326	TYR
1	6-J	394	LYS
1	6-K	53	SER
1	6-K	54	ILE
1	6-K	96	THR
1	6-K	326	TYR
1	6-K	394	LYS
1	6-L	53	SER
1	6-L	54	ILE
1	6-L	96	THR
1	6-L	326	TYR
1	6-L	394	LYS
1	6-M	53	SER
1	6-M	54	ILE
1	6-M	96	THR
1	6-M	326	TYR
1	6-M	394	LYS
1	6-N	53	SER
1	6-N	54	ILE
1	6-N	96	THR
1	6-N	326	TYR
1	6-N	394	LYS
1	6-O	53	SER
1	6-O	54	ILE
1	6-O	96	THR
1	6-O	326	TYR
1	6-O	394	LYS
1	6-P	53	SER
1	6-P	54	ILE
1	6-P	96	THR
1	6-P	326	TYR
1	6-P	394	LYS
1	6-Q	53	SER
1	6-Q	54	ILE

*Continued on next page...*

*Continued from previous page...*

Mol	Chain	Res	Type
1	6-Q	96	THR
1	6-Q	326	TYR
1	6-Q	394	LYS
1	6-R	53	SER
1	6-R	54	ILE
1	6-R	96	THR
1	6-R	326	TYR
1	6-R	394	LYS
1	6-S	53	SER
1	6-S	54	ILE
1	6-S	96	THR
1	6-S	326	TYR
1	6-S	394	LYS
1	6-T	53	SER
1	6-T	54	ILE
1	6-T	96	THR
1	6-T	326	TYR
1	6-T	394	LYS
1	6-U	53	SER
1	6-U	54	ILE
1	6-U	96	THR
1	6-U	326	TYR
1	6-U	394	LYS
1	6-V	53	SER
1	6-V	54	ILE
1	6-V	96	THR
1	6-V	326	TYR
1	6-V	394	LYS
1	6-W	53	SER
1	6-W	54	ILE
1	6-W	96	THR
1	6-W	326	TYR
1	6-W	394	LYS
1	6-X	53	SER
1	6-X	54	ILE
1	6-X	96	THR
1	6-X	326	TYR
1	6-X	394	LYS
1	7-A	602	GLU
1	7-A	53	SER
1	7-A	55	ARG
1	7-A	58	GLN

*Continued on next page...*



*Continued from previous page...*

Mol	Chain	Res	Type
1	7-A	59	SER
1	7-A	326	TYR
1	7-A	397	TYR
1	7-A	401	PRO
1	7-B	602	GLU
1	7-B	53	SER
1	7-B	55	ARG
1	7-B	58	GLN
1	7-B	59	SER
1	7-B	326	TYR
1	7-B	397	TYR
1	7-B	401	PRO
1	7-C	602	GLU
1	7-C	53	SER
1	7-C	55	ARG
1	7-C	58	GLN
1	7-C	59	SER
1	7-C	326	TYR
1	7-C	397	TYR
1	7-C	401	PRO
1	7-D	602	GLU
1	7-D	53	SER
1	7-D	55	ARG
1	7-D	58	GLN
1	7-D	59	SER
1	7-D	326	TYR
1	7-D	397	TYR
1	7-D	401	PRO
1	7-E	602	GLU
1	7-E	53	SER
1	7-E	55	ARG
1	7-E	58	GLN
1	7-E	59	SER
1	7-E	326	TYR
1	7-E	397	TYR
1	7-E	401	PRO
1	7-F	602	GLU
1	7-F	53	SER
1	7-F	55	ARG
1	7-F	58	GLN
1	7-F	59	SER
1	7-F	326	TYR

*Continued on next page...*

*Continued from previous page...*

Mol	Chain	Res	Type
1	7-F	397	TYR
1	7-F	401	PRO
1	7-G	602	GLU
1	7-G	53	SER
1	7-G	55	ARG
1	7-G	58	GLN
1	7-G	59	SER
1	7-G	326	TYR
1	7-G	397	TYR
1	7-G	401	PRO
1	7-H	602	GLU
1	7-H	53	SER
1	7-H	55	ARG
1	7-H	58	GLN
1	7-H	59	SER
1	7-H	326	TYR
1	7-H	397	TYR
1	7-H	401	PRO
1	7-I	602	GLU
1	7-I	53	SER
1	7-I	55	ARG
1	7-I	58	GLN
1	7-I	59	SER
1	7-I	326	TYR
1	7-I	397	TYR
1	7-I	401	PRO
1	7-J	602	GLU
1	7-J	53	SER
1	7-J	55	ARG
1	7-J	58	GLN
1	7-J	59	SER
1	7-J	326	TYR
1	7-J	397	TYR
1	7-J	401	PRO
1	7-K	602	GLU
1	7-K	53	SER
1	7-K	55	ARG
1	7-K	58	GLN
1	7-K	59	SER
1	7-K	326	TYR
1	7-K	397	TYR
1	7-K	401	PRO

*Continued on next page...*

*Continued from previous page...*

Mol	Chain	Res	Type
1	7-L	602	GLU
1	7-L	53	SER
1	7-L	55	ARG
1	7-L	58	GLN
1	7-L	59	SER
1	7-L	326	TYR
1	7-L	397	TYR
1	7-L	401	PRO
1	7-M	602	GLU
1	7-M	53	SER
1	7-M	55	ARG
1	7-M	58	GLN
1	7-M	59	SER
1	7-M	326	TYR
1	7-M	397	TYR
1	7-M	401	PRO
1	7-N	602	GLU
1	7-N	53	SER
1	7-N	55	ARG
1	7-N	58	GLN
1	7-N	59	SER
1	7-N	326	TYR
1	7-N	397	TYR
1	7-N	401	PRO
1	7-O	602	GLU
1	7-O	53	SER
1	7-O	55	ARG
1	7-O	58	GLN
1	7-O	59	SER
1	7-O	326	TYR
1	7-O	397	TYR
1	7-O	401	PRO
1	7-P	602	GLU
1	7-P	53	SER
1	7-P	55	ARG
1	7-P	58	GLN
1	7-P	59	SER
1	7-P	326	TYR
1	7-P	397	TYR
1	7-P	401	PRO
1	7-Q	602	GLU
1	7-Q	53	SER

*Continued on next page...*

*Continued from previous page...*

Mol	Chain	Res	Type
1	7-Q	55	ARG
1	7-Q	58	GLN
1	7-Q	59	SER
1	7-Q	326	TYR
1	7-Q	397	TYR
1	7-Q	401	PRO
1	7-R	602	GLU
1	7-R	53	SER
1	7-R	55	ARG
1	7-R	58	GLN
1	7-R	59	SER
1	7-R	326	TYR
1	7-R	397	TYR
1	7-R	401	PRO
1	7-S	602	GLU
1	7-S	53	SER
1	7-S	55	ARG
1	7-S	58	GLN
1	7-S	59	SER
1	7-S	326	TYR
1	7-S	397	TYR
1	7-S	401	PRO
1	7-T	602	GLU
1	7-T	53	SER
1	7-T	55	ARG
1	7-T	58	GLN
1	7-T	59	SER
1	7-T	326	TYR
1	7-T	397	TYR
1	7-T	401	PRO
1	7-U	602	GLU
1	7-U	53	SER
1	7-U	55	ARG
1	7-U	58	GLN
1	7-U	59	SER
1	7-U	326	TYR
1	7-U	397	TYR
1	7-U	401	PRO
1	7-V	602	GLU
1	7-V	53	SER
1	7-V	55	ARG
1	7-V	58	GLN

*Continued on next page...*

*Continued from previous page...*

Mol	Chain	Res	Type
1	7-V	59	SER
1	7-V	326	TYR
1	7-V	397	TYR
1	7-V	401	PRO
1	7-W	602	GLU
1	7-W	53	SER
1	7-W	55	ARG
1	7-W	58	GLN
1	7-W	59	SER
1	7-W	326	TYR
1	7-W	397	TYR
1	7-W	401	PRO
1	7-X	602	GLU
1	7-X	53	SER
1	7-X	55	ARG
1	7-X	58	GLN
1	7-X	59	SER
1	7-X	326	TYR
1	7-X	397	TYR
1	7-X	401	PRO
1	8-A	54	ILE
1	8-A	208	LYS
1	8-B	54	ILE
1	8-B	208	LYS
1	8-C	54	ILE
1	8-C	208	LYS
1	8-D	54	ILE
1	8-D	208	LYS
1	8-E	54	ILE
1	8-E	208	LYS
1	8-F	54	ILE
1	8-F	208	LYS
1	8-G	54	ILE
1	8-G	208	LYS
1	8-H	54	ILE
1	8-H	208	LYS
1	8-I	54	ILE
1	8-I	208	LYS
1	8-J	54	ILE
1	8-J	208	LYS
1	8-K	54	ILE
1	8-K	208	LYS

*Continued on next page...*

*Continued from previous page...*

Mol	Chain	Res	Type
1	8-L	54	ILE
1	8-L	208	LYS
1	8-M	54	ILE
1	8-M	208	LYS
1	8-N	54	ILE
1	8-N	208	LYS
1	8-O	54	ILE
1	8-O	208	LYS
1	8-P	54	ILE
1	8-P	208	LYS
1	8-Q	54	ILE
1	8-Q	208	LYS
1	8-R	54	ILE
1	8-R	208	LYS
1	8-S	54	ILE
1	8-S	208	LYS
1	8-T	54	ILE
1	8-T	208	LYS
1	8-U	54	ILE
1	8-U	208	LYS
1	8-V	54	ILE
1	8-V	208	LYS
1	8-W	54	ILE
1	8-W	208	LYS
1	8-X	54	ILE
1	8-X	208	LYS
1	9-A	208	LYS
1	9-A	401	PRO
1	9-A	402	GLU
1	9-B	208	LYS
1	9-B	401	PRO
1	9-B	402	GLU
1	9-C	208	LYS
1	9-C	401	PRO
1	9-C	402	GLU
1	9-D	208	LYS
1	9-D	401	PRO
1	9-D	402	GLU
1	9-E	208	LYS
1	9-E	401	PRO
1	9-E	402	GLU
1	9-F	208	LYS

*Continued on next page...*

*Continued from previous page...*

Mol	Chain	Res	Type
1	9-F	401	PRO
1	9-F	402	GLU
1	9-G	208	LYS
1	9-G	401	PRO
1	9-G	402	GLU
1	9-H	208	LYS
1	9-H	401	PRO
1	9-H	402	GLU
1	9-I	208	LYS
1	9-I	401	PRO
1	9-I	402	GLU
1	9-J	208	LYS
1	9-J	401	PRO
1	9-J	402	GLU
1	9-K	208	LYS
1	9-K	401	PRO
1	9-K	402	GLU
1	9-L	208	LYS
1	9-L	401	PRO
1	9-L	402	GLU
1	9-M	208	LYS
1	9-M	401	PRO
1	9-M	402	GLU
1	9-N	208	LYS
1	9-N	401	PRO
1	9-N	402	GLU
1	9-O	208	LYS
1	9-O	401	PRO
1	9-O	402	GLU
1	9-P	208	LYS
1	9-P	401	PRO
1	9-P	402	GLU
1	9-Q	208	LYS
1	9-Q	401	PRO
1	9-Q	402	GLU
1	9-R	208	LYS
1	9-R	401	PRO
1	9-R	402	GLU
1	9-S	208	LYS
1	9-S	401	PRO
1	9-S	402	GLU
1	9-T	208	LYS

*Continued on next page...*

*Continued from previous page...*

Mol	Chain	Res	Type
1	9-T	401	PRO
1	9-T	402	GLU
1	9-U	208	LYS
1	9-U	401	PRO
1	9-U	402	GLU
1	9-V	208	LYS
1	9-V	401	PRO
1	9-V	402	GLU
1	9-W	208	LYS
1	9-W	401	PRO
1	9-W	402	GLU
1	9-X	208	LYS
1	9-X	401	PRO
1	9-X	402	GLU
1	10-A	51	GLY
1	10-A	53	SER
1	10-A	54	ILE
1	10-A	63	SER
1	10-A	401	PRO
1	10-B	51	GLY
1	10-B	53	SER
1	10-B	54	ILE
1	10-B	63	SER
1	10-B	401	PRO
1	10-C	51	GLY
1	10-C	53	SER
1	10-C	54	ILE
1	10-C	63	SER
1	10-C	401	PRO
1	10-D	51	GLY
1	10-D	53	SER
1	10-D	54	ILE
1	10-D	63	SER
1	10-D	401	PRO
1	10-E	51	GLY
1	10-E	53	SER
1	10-E	54	ILE
1	10-E	63	SER
1	10-E	401	PRO
1	10-F	51	GLY
1	10-F	53	SER
1	10-F	54	ILE

*Continued on next page...*



*Continued from previous page...*

Mol	Chain	Res	Type
1	10-F	63	SER
1	10-F	401	PRO
1	10-G	51	GLY
1	10-G	53	SER
1	10-G	54	ILE
1	10-G	63	SER
1	10-G	401	PRO
1	10-H	51	GLY
1	10-H	53	SER
1	10-H	54	ILE
1	10-H	63	SER
1	10-H	401	PRO
1	10-I	51	GLY
1	10-I	53	SER
1	10-I	54	ILE
1	10-I	63	SER
1	10-I	401	PRO
1	10-J	51	GLY
1	10-J	53	SER
1	10-J	54	ILE
1	10-J	63	SER
1	10-J	401	PRO
1	10-K	51	GLY
1	10-K	53	SER
1	10-K	54	ILE
1	10-K	63	SER
1	10-K	401	PRO
1	10-L	51	GLY
1	10-L	53	SER
1	10-L	54	ILE
1	10-L	63	SER
1	10-L	401	PRO
1	10-M	51	GLY
1	10-M	53	SER
1	10-M	54	ILE
1	10-M	63	SER
1	10-M	401	PRO
1	10-N	51	GLY
1	10-N	53	SER
1	10-N	54	ILE
1	10-N	63	SER
1	10-N	401	PRO

*Continued on next page...*

*Continued from previous page...*

Mol	Chain	Res	Type
1	10-O	51	GLY
1	10-O	53	SER
1	10-O	54	ILE
1	10-O	63	SER
1	10-O	401	PRO
1	10-P	51	GLY
1	10-P	53	SER
1	10-P	54	ILE
1	10-P	63	SER
1	10-P	401	PRO
1	10-Q	51	GLY
1	10-Q	53	SER
1	10-Q	54	ILE
1	10-Q	63	SER
1	10-Q	401	PRO
1	10-R	51	GLY
1	10-R	53	SER
1	10-R	54	ILE
1	10-R	63	SER
1	10-R	401	PRO
1	10-S	51	GLY
1	10-S	53	SER
1	10-S	54	ILE
1	10-S	63	SER
1	10-S	401	PRO
1	10-T	51	GLY
1	10-T	53	SER
1	10-T	54	ILE
1	10-T	63	SER
1	10-T	401	PRO
1	10-U	51	GLY
1	10-U	53	SER
1	10-U	54	ILE
1	10-U	63	SER
1	10-U	401	PRO
1	10-V	51	GLY
1	10-V	53	SER
1	10-V	54	ILE
1	10-V	63	SER
1	10-V	401	PRO
1	10-W	51	GLY
1	10-W	53	SER

*Continued on next page...*

*Continued from previous page...*

Mol	Chain	Res	Type
1	10-W	54	ILE
1	10-W	63	SER
1	10-W	401	PRO
1	10-X	51	GLY
1	10-X	53	SER
1	10-X	54	ILE
1	10-X	63	SER
1	10-X	401	PRO
1	1-A	51	GLY
1	1-A	58	GLN
1	1-A	208	LYS
1	1-B	51	GLY
1	1-B	58	GLN
1	1-B	208	LYS
1	1-C	51	GLY
1	1-C	58	GLN
1	1-C	208	LYS
1	1-D	51	GLY
1	1-D	58	GLN
1	1-D	208	LYS
1	1-E	51	GLY
1	1-E	58	GLN
1	1-E	208	LYS
1	1-F	51	GLY
1	1-F	58	GLN
1	1-F	208	LYS
1	1-G	51	GLY
1	1-G	58	GLN
1	1-G	208	LYS
1	1-H	51	GLY
1	1-H	58	GLN
1	1-H	208	LYS
1	1-I	51	GLY
1	1-I	58	GLN
1	1-I	208	LYS
1	1-J	51	GLY
1	1-J	58	GLN
1	1-J	208	LYS
1	1-K	51	GLY
1	1-K	58	GLN
1	1-K	208	LYS
1	1-L	51	GLY

*Continued on next page...*

*Continued from previous page...*

Mol	Chain	Res	Type
1	1-L	58	GLN
1	1-L	208	LYS
1	1-M	51	GLY
1	1-M	58	GLN
1	1-M	208	LYS
1	1-N	51	GLY
1	1-N	58	GLN
1	1-N	208	LYS
1	1-O	51	GLY
1	1-O	58	GLN
1	1-O	208	LYS
1	1-P	51	GLY
1	1-P	58	GLN
1	1-P	208	LYS
1	1-Q	51	GLY
1	1-Q	58	GLN
1	1-Q	208	LYS
1	1-R	51	GLY
1	1-R	58	GLN
1	1-R	208	LYS
1	1-S	51	GLY
1	1-S	58	GLN
1	1-S	208	LYS
1	1-T	51	GLY
1	1-T	58	GLN
1	1-T	208	LYS
1	1-U	51	GLY
1	1-U	58	GLN
1	1-U	208	LYS
1	1-V	51	GLY
1	1-V	58	GLN
1	1-V	208	LYS
1	1-W	51	GLY
1	1-W	58	GLN
1	1-W	208	LYS
1	1-X	51	GLY
1	1-X	58	GLN
1	1-X	208	LYS
1	2-A	324	PRO
1	2-A	395	ASP
1	2-B	324	PRO
1	2-B	395	ASP

*Continued on next page...*

*Continued from previous page...*

Mol	Chain	Res	Type
1	2-C	324	PRO
1	2-C	395	ASP
1	2-D	324	PRO
1	2-D	395	ASP
1	2-E	324	PRO
1	2-E	395	ASP
1	2-F	324	PRO
1	2-F	395	ASP
1	2-G	324	PRO
1	2-G	395	ASP
1	2-H	324	PRO
1	2-H	395	ASP
1	2-I	324	PRO
1	2-I	395	ASP
1	2-J	324	PRO
1	2-J	395	ASP
1	2-K	324	PRO
1	2-K	395	ASP
1	2-L	324	PRO
1	2-L	395	ASP
1	2-M	324	PRO
1	2-M	395	ASP
1	2-N	324	PRO
1	2-N	395	ASP
1	2-O	324	PRO
1	2-O	395	ASP
1	2-P	324	PRO
1	2-P	395	ASP
1	2-Q	324	PRO
1	2-Q	395	ASP
1	2-R	324	PRO
1	2-R	395	ASP
1	2-S	324	PRO
1	2-S	395	ASP
1	2-T	324	PRO
1	2-T	395	ASP
1	2-U	324	PRO
1	2-U	395	ASP
1	2-V	324	PRO
1	2-V	395	ASP
1	2-W	324	PRO
1	2-W	395	ASP

*Continued on next page...*

*Continued from previous page...*

Mol	Chain	Res	Type
1	2-X	324	PRO
1	2-X	395	ASP
1	3-A	175	HIS
1	3-A	325	GLY
1	3-B	175	HIS
1	3-B	325	GLY
1	3-C	175	HIS
1	3-C	325	GLY
1	3-D	175	HIS
1	3-D	325	GLY
1	3-E	175	HIS
1	3-E	325	GLY
1	3-F	175	HIS
1	3-F	325	GLY
1	3-G	175	HIS
1	3-G	325	GLY
1	3-H	175	HIS
1	3-H	325	GLY
1	3-I	175	HIS
1	3-I	325	GLY
1	3-J	175	HIS
1	3-J	325	GLY
1	3-K	175	HIS
1	3-K	325	GLY
1	3-L	175	HIS
1	3-L	325	GLY
1	3-M	175	HIS
1	3-M	325	GLY
1	3-N	175	HIS
1	3-N	325	GLY
1	3-O	175	HIS
1	3-O	325	GLY
1	3-P	175	HIS
1	3-P	325	GLY
1	3-Q	175	HIS
1	3-Q	325	GLY
1	3-R	175	HIS
1	3-R	325	GLY
1	3-S	175	HIS
1	3-S	325	GLY
1	3-T	175	HIS
1	3-T	325	GLY

*Continued on next page...*

*Continued from previous page...*

Mol	Chain	Res	Type
1	3-U	175	HIS
1	3-U	325	GLY
1	3-V	175	HIS
1	3-V	325	GLY
1	3-W	175	HIS
1	3-W	325	GLY
1	3-X	175	HIS
1	3-X	325	GLY
1	4-A	58	GLN
1	4-B	58	GLN
1	4-C	58	GLN
1	4-D	58	GLN
1	4-E	58	GLN
1	4-F	58	GLN
1	4-G	58	GLN
1	4-H	58	GLN
1	4-I	58	GLN
1	4-J	58	GLN
1	4-K	58	GLN
1	4-L	58	GLN
1	4-M	58	GLN
1	4-N	58	GLN
1	4-O	58	GLN
1	4-P	58	GLN
1	4-Q	58	GLN
1	4-R	58	GLN
1	4-S	58	GLN
1	4-T	58	GLN
1	4-U	58	GLN
1	4-V	58	GLN
1	4-W	58	GLN
1	4-X	58	GLN
1	5-A	327	GLU
1	5-B	327	GLU
1	5-C	327	GLU
1	5-D	327	GLU
1	5-E	327	GLU
1	5-F	327	GLU
1	5-G	327	GLU
1	5-H	327	GLU
1	5-I	327	GLU
1	5-J	327	GLU

*Continued on next page...*

*Continued from previous page...*

Mol	Chain	Res	Type
1	5-K	327	GLU
1	5-L	327	GLU
1	5-M	327	GLU
1	5-N	327	GLU
1	5-O	327	GLU
1	5-P	327	GLU
1	5-Q	327	GLU
1	5-R	327	GLU
1	5-S	327	GLU
1	5-T	327	GLU
1	5-U	327	GLU
1	5-V	327	GLU
1	5-W	327	GLU
1	5-X	327	GLU
1	6-A	63	SER
1	6-A	397	TYR
1	6-A	403	GLU
1	6-B	63	SER
1	6-B	397	TYR
1	6-B	403	GLU
1	6-C	63	SER
1	6-C	397	TYR
1	6-C	403	GLU
1	6-D	63	SER
1	6-D	397	TYR
1	6-D	403	GLU
1	6-E	63	SER
1	6-E	397	TYR
1	6-E	403	GLU
1	6-F	63	SER
1	6-F	397	TYR
1	6-F	403	GLU
1	6-G	63	SER
1	6-G	397	TYR
1	6-G	403	GLU
1	6-H	63	SER
1	6-H	397	TYR
1	6-H	403	GLU
1	6-I	63	SER
1	6-I	397	TYR
1	6-I	403	GLU
1	6-J	63	SER

*Continued on next page...*



*Continued from previous page...*

Mol	Chain	Res	Type
1	6-J	397	TYR
1	6-J	403	GLU
1	6-K	63	SER
1	6-K	397	TYR
1	6-K	403	GLU
1	6-L	63	SER
1	6-L	397	TYR
1	6-L	403	GLU
1	6-M	63	SER
1	6-M	397	TYR
1	6-M	403	GLU
1	6-N	63	SER
1	6-N	397	TYR
1	6-N	403	GLU
1	6-O	63	SER
1	6-O	397	TYR
1	6-O	403	GLU
1	6-P	63	SER
1	6-P	397	TYR
1	6-P	403	GLU
1	6-Q	63	SER
1	6-Q	397	TYR
1	6-Q	403	GLU
1	6-R	63	SER
1	6-R	397	TYR
1	6-R	403	GLU
1	6-S	63	SER
1	6-S	397	TYR
1	6-S	403	GLU
1	6-T	63	SER
1	6-T	397	TYR
1	6-T	403	GLU
1	6-U	63	SER
1	6-U	397	TYR
1	6-U	403	GLU
1	6-V	63	SER
1	6-V	397	TYR
1	6-V	403	GLU
1	6-W	63	SER
1	6-W	397	TYR
1	6-W	403	GLU
1	6-X	63	SER

*Continued on next page...*

*Continued from previous page...*

Mol	Chain	Res	Type
1	6-X	397	TYR
1	6-X	403	GLU
1	7-A	51	GLY
1	7-A	63	SER
1	7-B	51	GLY
1	7-B	63	SER
1	7-C	51	GLY
1	7-C	63	SER
1	7-D	51	GLY
1	7-D	63	SER
1	7-E	51	GLY
1	7-E	63	SER
1	7-F	51	GLY
1	7-F	63	SER
1	7-G	51	GLY
1	7-G	63	SER
1	7-H	51	GLY
1	7-H	63	SER
1	7-I	51	GLY
1	7-I	63	SER
1	7-J	51	GLY
1	7-J	63	SER
1	7-K	51	GLY
1	7-K	63	SER
1	7-L	51	GLY
1	7-L	63	SER
1	7-M	51	GLY
1	7-M	63	SER
1	7-N	51	GLY
1	7-N	63	SER
1	7-O	51	GLY
1	7-O	63	SER
1	7-P	51	GLY
1	7-P	63	SER
1	7-Q	51	GLY
1	7-Q	63	SER
1	7-R	51	GLY
1	7-R	63	SER
1	7-S	51	GLY
1	7-S	63	SER
1	7-T	51	GLY
1	7-T	63	SER

*Continued on next page...*

*Continued from previous page...*

Mol	Chain	Res	Type
1	7-U	51	GLY
1	7-U	63	SER
1	7-V	51	GLY
1	7-V	63	SER
1	7-W	51	GLY
1	7-W	63	SER
1	7-X	51	GLY
1	7-X	63	SER
1	8-A	55	ARG
1	8-B	55	ARG
1	8-C	55	ARG
1	8-D	55	ARG
1	8-E	55	ARG
1	8-F	55	ARG
1	8-G	55	ARG
1	8-H	55	ARG
1	8-I	55	ARG
1	8-J	55	ARG
1	8-K	55	ARG
1	8-L	55	ARG
1	8-M	55	ARG
1	8-N	55	ARG
1	8-O	55	ARG
1	8-P	55	ARG
1	8-Q	55	ARG
1	8-R	55	ARG
1	8-S	55	ARG
1	8-T	55	ARG
1	8-U	55	ARG
1	8-V	55	ARG
1	8-W	55	ARG
1	8-X	55	ARG
1	10-A	398	GLU
1	10-A	400	PRO
1	10-B	398	GLU
1	10-B	400	PRO
1	10-C	398	GLU
1	10-C	400	PRO
1	10-D	398	GLU
1	10-D	400	PRO
1	10-E	398	GLU
1	10-E	400	PRO

*Continued on next page...*

*Continued from previous page...*

Mol	Chain	Res	Type
1	10-F	398	GLU
1	10-F	400	PRO
1	10-G	398	GLU
1	10-G	400	PRO
1	10-H	398	GLU
1	10-H	400	PRO
1	10-I	398	GLU
1	10-I	400	PRO
1	10-J	398	GLU
1	10-J	400	PRO
1	10-K	398	GLU
1	10-K	400	PRO
1	10-L	398	GLU
1	10-L	400	PRO
1	10-M	398	GLU
1	10-M	400	PRO
1	10-N	398	GLU
1	10-N	400	PRO
1	10-O	398	GLU
1	10-O	400	PRO
1	10-P	398	GLU
1	10-P	400	PRO
1	10-Q	398	GLU
1	10-Q	400	PRO
1	10-R	398	GLU
1	10-R	400	PRO
1	10-S	398	GLU
1	10-S	400	PRO
1	10-T	398	GLU
1	10-T	400	PRO
1	10-U	398	GLU
1	10-U	400	PRO
1	10-V	398	GLU
1	10-V	400	PRO
1	10-W	398	GLU
1	10-W	400	PRO
1	10-X	398	GLU
1	10-X	400	PRO
1	1-A	55	ARG
1	1-A	329	PRO
1	1-A	338	ASN
1	1-A	388	PRO

*Continued on next page...*

*Continued from previous page...*

Mol	Chain	Res	Type
1	1-A	401	PRO
1	1-B	55	ARG
1	1-B	329	PRO
1	1-B	338	ASN
1	1-B	388	PRO
1	1-B	401	PRO
1	1-C	55	ARG
1	1-C	329	PRO
1	1-C	338	ASN
1	1-C	388	PRO
1	1-C	401	PRO
1	1-D	55	ARG
1	1-D	329	PRO
1	1-D	338	ASN
1	1-D	388	PRO
1	1-D	401	PRO
1	1-E	55	ARG
1	1-E	329	PRO
1	1-E	338	ASN
1	1-E	388	PRO
1	1-E	401	PRO
1	1-F	55	ARG
1	1-F	329	PRO
1	1-F	338	ASN
1	1-F	388	PRO
1	1-F	401	PRO
1	1-G	55	ARG
1	1-G	329	PRO
1	1-G	338	ASN
1	1-G	388	PRO
1	1-G	401	PRO
1	1-H	55	ARG
1	1-H	329	PRO
1	1-H	338	ASN
1	1-H	388	PRO
1	1-H	401	PRO
1	1-I	55	ARG
1	1-I	329	PRO
1	1-I	338	ASN
1	1-I	388	PRO
1	1-I	401	PRO
1	1-J	55	ARG

*Continued on next page...*

*Continued from previous page...*

Mol	Chain	Res	Type
1	1-J	329	PRO
1	1-J	338	ASN
1	1-J	388	PRO
1	1-J	401	PRO
1	1-K	55	ARG
1	1-K	329	PRO
1	1-K	338	ASN
1	1-K	388	PRO
1	1-K	401	PRO
1	1-L	55	ARG
1	1-L	329	PRO
1	1-L	338	ASN
1	1-L	388	PRO
1	1-L	401	PRO
1	1-M	55	ARG
1	1-M	329	PRO
1	1-M	338	ASN
1	1-M	388	PRO
1	1-M	401	PRO
1	1-N	55	ARG
1	1-N	329	PRO
1	1-N	338	ASN
1	1-N	388	PRO
1	1-N	401	PRO
1	1-O	55	ARG
1	1-O	329	PRO
1	1-O	338	ASN
1	1-O	388	PRO
1	1-O	401	PRO
1	1-P	55	ARG
1	1-P	329	PRO
1	1-P	338	ASN
1	1-P	388	PRO
1	1-P	401	PRO
1	1-Q	55	ARG
1	1-Q	329	PRO
1	1-Q	338	ASN
1	1-Q	388	PRO
1	1-Q	401	PRO
1	1-R	55	ARG
1	1-R	329	PRO
1	1-R	338	ASN

*Continued on next page...*

*Continued from previous page...*

Mol	Chain	Res	Type
1	1-R	388	PRO
1	1-R	401	PRO
1	1-S	55	ARG
1	1-S	329	PRO
1	1-S	338	ASN
1	1-S	388	PRO
1	1-S	401	PRO
1	1-T	55	ARG
1	1-T	329	PRO
1	1-T	338	ASN
1	1-T	388	PRO
1	1-T	401	PRO
1	1-U	55	ARG
1	1-U	329	PRO
1	1-U	338	ASN
1	1-U	388	PRO
1	1-U	401	PRO
1	1-V	55	ARG
1	1-V	329	PRO
1	1-V	338	ASN
1	1-V	388	PRO
1	1-V	401	PRO
1	1-W	55	ARG
1	1-W	329	PRO
1	1-W	338	ASN
1	1-W	388	PRO
1	1-W	401	PRO
1	1-X	55	ARG
1	1-X	329	PRO
1	1-X	338	ASN
1	1-X	388	PRO
1	1-X	401	PRO
1	2-A	53	SER
1	2-A	167	ASP
1	2-A	326	TYR
1	2-B	53	SER
1	2-B	167	ASP
1	2-B	326	TYR
1	2-C	53	SER
1	2-C	167	ASP
1	2-C	326	TYR
1	2-D	53	SER

*Continued on next page...*

*Continued from previous page...*

Mol	Chain	Res	Type
1	2-D	167	ASP
1	2-D	326	TYR
1	2-E	53	SER
1	2-E	167	ASP
1	2-E	326	TYR
1	2-F	53	SER
1	2-F	167	ASP
1	2-F	326	TYR
1	2-G	53	SER
1	2-G	167	ASP
1	2-G	326	TYR
1	2-H	53	SER
1	2-H	167	ASP
1	2-H	326	TYR
1	2-I	53	SER
1	2-I	167	ASP
1	2-I	326	TYR
1	2-J	53	SER
1	2-J	167	ASP
1	2-J	326	TYR
1	2-K	53	SER
1	2-K	167	ASP
1	2-K	326	TYR
1	2-L	53	SER
1	2-L	167	ASP
1	2-L	326	TYR
1	2-M	53	SER
1	2-M	167	ASP
1	2-M	326	TYR
1	2-N	53	SER
1	2-N	167	ASP
1	2-N	326	TYR
1	2-O	53	SER
1	2-O	167	ASP
1	2-O	326	TYR
1	2-P	53	SER
1	2-P	167	ASP
1	2-P	326	TYR
1	2-Q	53	SER
1	2-Q	167	ASP
1	2-Q	326	TYR
1	2-R	53	SER

*Continued on next page...*



*Continued from previous page...*

Mol	Chain	Res	Type
1	2-R	167	ASP
1	2-R	326	TYR
1	2-S	53	SER
1	2-S	167	ASP
1	2-S	326	TYR
1	2-T	53	SER
1	2-T	167	ASP
1	2-T	326	TYR
1	2-U	53	SER
1	2-U	167	ASP
1	2-U	326	TYR
1	2-V	53	SER
1	2-V	167	ASP
1	2-V	326	TYR
1	2-W	53	SER
1	2-W	167	ASP
1	2-W	326	TYR
1	2-X	53	SER
1	2-X	167	ASP
1	2-X	326	TYR
1	3-A	58	GLN
1	3-A	396	LEU
1	3-B	58	GLN
1	3-B	396	LEU
1	3-C	58	GLN
1	3-C	396	LEU
1	3-D	58	GLN
1	3-D	396	LEU
1	3-E	58	GLN
1	3-E	396	LEU
1	3-F	58	GLN
1	3-F	396	LEU
1	3-G	58	GLN
1	3-G	396	LEU
1	3-H	58	GLN
1	3-H	396	LEU
1	3-I	58	GLN
1	3-I	396	LEU
1	3-J	58	GLN
1	3-J	396	LEU
1	3-K	58	GLN
1	3-K	396	LEU

*Continued on next page...*

*Continued from previous page...*

Mol	Chain	Res	Type
1	3-L	58	GLN
1	3-L	396	LEU
1	3-M	58	GLN
1	3-M	396	LEU
1	3-N	58	GLN
1	3-N	396	LEU
1	3-O	58	GLN
1	3-O	396	LEU
1	3-P	58	GLN
1	3-P	396	LEU
1	3-Q	58	GLN
1	3-Q	396	LEU
1	3-R	58	GLN
1	3-R	396	LEU
1	3-S	58	GLN
1	3-S	396	LEU
1	3-T	58	GLN
1	3-T	396	LEU
1	3-U	58	GLN
1	3-U	396	LEU
1	3-V	58	GLN
1	3-V	396	LEU
1	3-W	58	GLN
1	3-W	396	LEU
1	3-X	58	GLN
1	3-X	396	LEU
1	4-A	59	SER
1	4-A	94	PRO
1	4-B	59	SER
1	4-B	94	PRO
1	4-C	59	SER
1	4-C	94	PRO
1	4-D	59	SER
1	4-D	94	PRO
1	4-E	59	SER
1	4-E	94	PRO
1	4-F	59	SER
1	4-F	94	PRO
1	4-G	59	SER
1	4-G	94	PRO
1	4-H	59	SER
1	4-H	94	PRO

*Continued on next page...*

*Continued from previous page...*

Mol	Chain	Res	Type
1	4-I	59	SER
1	4-I	94	PRO
1	4-J	59	SER
1	4-J	94	PRO
1	4-K	59	SER
1	4-K	94	PRO
1	4-L	59	SER
1	4-L	94	PRO
1	4-M	59	SER
1	4-M	94	PRO
1	4-N	59	SER
1	4-N	94	PRO
1	4-O	59	SER
1	4-O	94	PRO
1	4-P	59	SER
1	4-P	94	PRO
1	4-Q	59	SER
1	4-Q	94	PRO
1	4-R	59	SER
1	4-R	94	PRO
1	4-S	59	SER
1	4-S	94	PRO
1	4-T	59	SER
1	4-T	94	PRO
1	4-U	59	SER
1	4-U	94	PRO
1	4-V	59	SER
1	4-V	94	PRO
1	4-W	59	SER
1	4-W	94	PRO
1	4-X	59	SER
1	4-X	94	PRO
1	5-A	603	LYS
1	5-B	603	LYS
1	5-C	603	LYS
1	5-D	603	LYS
1	5-E	603	LYS
1	5-F	603	LYS
1	5-G	603	LYS
1	5-H	603	LYS
1	5-I	603	LYS
1	5-J	603	LYS

*Continued on next page...*

*Continued from previous page...*

Mol	Chain	Res	Type
1	5-K	603	LYS
1	5-L	603	LYS
1	5-M	603	LYS
1	5-N	603	LYS
1	5-O	603	LYS
1	5-P	603	LYS
1	5-Q	603	LYS
1	5-R	603	LYS
1	5-S	603	LYS
1	5-T	603	LYS
1	5-U	603	LYS
1	5-V	603	LYS
1	5-W	603	LYS
1	5-X	603	LYS
1	6-A	401	PRO
1	6-B	401	PRO
1	6-C	401	PRO
1	6-D	401	PRO
1	6-E	401	PRO
1	6-F	401	PRO
1	6-G	401	PRO
1	6-H	401	PRO
1	6-I	401	PRO
1	6-J	401	PRO
1	6-K	401	PRO
1	6-L	401	PRO
1	6-M	401	PRO
1	6-N	401	PRO
1	6-O	401	PRO
1	6-P	401	PRO
1	6-Q	401	PRO
1	6-R	401	PRO
1	6-S	401	PRO
1	6-T	401	PRO
1	6-U	401	PRO
1	6-V	401	PRO
1	6-W	401	PRO
1	6-X	401	PRO
1	7-A	332	LEU
1	7-A	400	PRO
1	7-B	332	LEU
1	7-B	400	PRO

*Continued on next page...*

*Continued from previous page...*

Mol	Chain	Res	Type
1	7-C	332	LEU
1	7-C	400	PRO
1	7-D	332	LEU
1	7-D	400	PRO
1	7-E	332	LEU
1	7-E	400	PRO
1	7-F	332	LEU
1	7-F	400	PRO
1	7-G	332	LEU
1	7-G	400	PRO
1	7-H	332	LEU
1	7-H	400	PRO
1	7-I	332	LEU
1	7-I	400	PRO
1	7-J	332	LEU
1	7-J	400	PRO
1	7-K	332	LEU
1	7-K	400	PRO
1	7-L	332	LEU
1	7-L	400	PRO
1	7-M	332	LEU
1	7-M	400	PRO
1	7-N	332	LEU
1	7-N	400	PRO
1	7-O	332	LEU
1	7-O	400	PRO
1	7-P	332	LEU
1	7-P	400	PRO
1	7-Q	332	LEU
1	7-Q	400	PRO
1	7-R	332	LEU
1	7-R	400	PRO
1	7-S	332	LEU
1	7-S	400	PRO
1	7-T	332	LEU
1	7-T	400	PRO
1	7-U	332	LEU
1	7-U	400	PRO
1	7-V	332	LEU
1	7-V	400	PRO
1	7-W	332	LEU
1	7-W	400	PRO

*Continued on next page...*

*Continued from previous page...*

Mol	Chain	Res	Type
1	7-X	332	LEU
1	7-X	400	PRO
1	8-A	385	LYS
1	8-A	401	PRO
1	8-B	385	LYS
1	8-B	401	PRO
1	8-C	385	LYS
1	8-C	401	PRO
1	8-D	385	LYS
1	8-D	401	PRO
1	8-E	385	LYS
1	8-E	401	PRO
1	8-F	385	LYS
1	8-F	401	PRO
1	8-G	385	LYS
1	8-G	401	PRO
1	8-H	385	LYS
1	8-H	401	PRO
1	8-I	385	LYS
1	8-I	401	PRO
1	8-J	385	LYS
1	8-J	401	PRO
1	8-K	385	LYS
1	8-K	401	PRO
1	8-L	385	LYS
1	8-L	401	PRO
1	8-M	385	LYS
1	8-M	401	PRO
1	8-N	385	LYS
1	8-N	401	PRO
1	8-O	385	LYS
1	8-O	401	PRO
1	8-P	385	LYS
1	8-P	401	PRO
1	8-Q	385	LYS
1	8-Q	401	PRO
1	8-R	385	LYS
1	8-R	401	PRO
1	8-S	385	LYS
1	8-S	401	PRO
1	8-T	385	LYS
1	8-T	401	PRO

*Continued on next page...*

*Continued from previous page...*

Mol	Chain	Res	Type
1	8-U	385	LYS
1	8-U	401	PRO
1	8-V	385	LYS
1	8-V	401	PRO
1	8-W	385	LYS
1	8-W	401	PRO
1	8-X	385	LYS
1	8-X	401	PRO
1	9-A	63	SER
1	9-B	63	SER
1	9-C	63	SER
1	9-D	63	SER
1	9-E	63	SER
1	9-F	63	SER
1	9-G	63	SER
1	9-H	63	SER
1	9-I	63	SER
1	9-J	63	SER
1	9-K	63	SER
1	9-L	63	SER
1	9-M	63	SER
1	9-N	63	SER
1	9-O	63	SER
1	9-P	63	SER
1	9-Q	63	SER
1	9-R	63	SER
1	9-S	63	SER
1	9-T	63	SER
1	9-U	63	SER
1	9-V	63	SER
1	9-W	63	SER
1	9-X	63	SER
1	10-A	286	THR
1	10-A	395	ASP
1	10-B	286	THR
1	10-B	395	ASP
1	10-C	286	THR
1	10-C	395	ASP
1	10-D	286	THR
1	10-D	395	ASP
1	10-E	286	THR
1	10-E	395	ASP

*Continued on next page...*

*Continued from previous page...*

Mol	Chain	Res	Type
1	10-F	286	THR
1	10-F	395	ASP
1	10-G	286	THR
1	10-G	395	ASP
1	10-H	286	THR
1	10-H	395	ASP
1	10-I	286	THR
1	10-I	395	ASP
1	10-J	286	THR
1	10-J	395	ASP
1	10-K	286	THR
1	10-K	395	ASP
1	10-L	286	THR
1	10-L	395	ASP
1	10-M	286	THR
1	10-M	395	ASP
1	10-N	286	THR
1	10-N	395	ASP
1	10-O	286	THR
1	10-O	395	ASP
1	10-P	286	THR
1	10-P	395	ASP
1	10-Q	286	THR
1	10-Q	395	ASP
1	10-R	286	THR
1	10-R	395	ASP
1	10-S	286	THR
1	10-S	395	ASP
1	10-T	286	THR
1	10-T	395	ASP
1	10-U	286	THR
1	10-U	395	ASP
1	10-V	286	THR
1	10-V	395	ASP
1	10-W	286	THR
1	10-W	395	ASP
1	10-X	286	THR
1	10-X	395	ASP
1	1-A	50	ASP
1	1-A	53	SER
1	1-A	209	GLY
1	1-A	228	LEU

*Continued on next page...*



*Continued from previous page...*

Mol	Chain	Res	Type
1	1-A	284	ASP
1	1-B	50	ASP
1	1-B	53	SER
1	1-B	209	GLY
1	1-B	228	LEU
1	1-B	284	ASP
1	1-C	50	ASP
1	1-C	53	SER
1	1-C	209	GLY
1	1-C	228	LEU
1	1-C	284	ASP
1	1-D	50	ASP
1	1-D	53	SER
1	1-D	209	GLY
1	1-D	228	LEU
1	1-D	284	ASP
1	1-E	50	ASP
1	1-E	53	SER
1	1-E	209	GLY
1	1-E	228	LEU
1	1-E	284	ASP
1	1-F	50	ASP
1	1-F	53	SER
1	1-F	209	GLY
1	1-F	228	LEU
1	1-F	284	ASP
1	1-G	50	ASP
1	1-G	53	SER
1	1-G	209	GLY
1	1-G	228	LEU
1	1-G	284	ASP
1	1-H	50	ASP
1	1-H	53	SER
1	1-H	209	GLY
1	1-H	228	LEU
1	1-H	284	ASP
1	1-I	50	ASP
1	1-I	53	SER
1	1-I	209	GLY
1	1-I	228	LEU
1	1-I	284	ASP
1	1-J	50	ASP

*Continued on next page...*

*Continued from previous page...*

Mol	Chain	Res	Type
1	1-J	53	SER
1	1-J	209	GLY
1	1-J	228	LEU
1	1-J	284	ASP
1	1-K	50	ASP
1	1-K	53	SER
1	1-K	209	GLY
1	1-K	228	LEU
1	1-K	284	ASP
1	1-L	50	ASP
1	1-L	53	SER
1	1-L	209	GLY
1	1-L	228	LEU
1	1-L	284	ASP
1	1-M	50	ASP
1	1-M	53	SER
1	1-M	209	GLY
1	1-M	228	LEU
1	1-M	284	ASP
1	1-N	50	ASP
1	1-N	53	SER
1	1-N	209	GLY
1	1-N	228	LEU
1	1-N	284	ASP
1	1-O	50	ASP
1	1-O	53	SER
1	1-O	209	GLY
1	1-O	228	LEU
1	1-O	284	ASP
1	1-P	50	ASP
1	1-P	53	SER
1	1-P	209	GLY
1	1-P	228	LEU
1	1-P	284	ASP
1	1-Q	50	ASP
1	1-Q	53	SER
1	1-Q	209	GLY
1	1-Q	228	LEU
1	1-Q	284	ASP
1	1-R	50	ASP
1	1-R	53	SER
1	1-R	209	GLY

*Continued on next page...*

*Continued from previous page...*

Mol	Chain	Res	Type
1	1-R	228	LEU
1	1-R	284	ASP
1	1-S	50	ASP
1	1-S	53	SER
1	1-S	209	GLY
1	1-S	228	LEU
1	1-S	284	ASP
1	1-T	50	ASP
1	1-T	53	SER
1	1-T	209	GLY
1	1-T	228	LEU
1	1-T	284	ASP
1	1-U	50	ASP
1	1-U	53	SER
1	1-U	209	GLY
1	1-U	228	LEU
1	1-U	284	ASP
1	1-V	50	ASP
1	1-V	53	SER
1	1-V	209	GLY
1	1-V	228	LEU
1	1-V	284	ASP
1	1-W	50	ASP
1	1-W	53	SER
1	1-W	209	GLY
1	1-W	228	LEU
1	1-W	284	ASP
1	1-X	50	ASP
1	1-X	53	SER
1	1-X	209	GLY
1	1-X	228	LEU
1	1-X	284	ASP
1	2-A	391	PRO
1	2-A	392	VAL
1	2-B	391	PRO
1	2-B	392	VAL
1	2-C	391	PRO
1	2-C	392	VAL
1	2-D	391	PRO
1	2-D	392	VAL
1	2-E	391	PRO
1	2-E	392	VAL

*Continued on next page...*

*Continued from previous page...*

Mol	Chain	Res	Type
1	2-F	391	PRO
1	2-F	392	VAL
1	2-G	391	PRO
1	2-G	392	VAL
1	2-H	391	PRO
1	2-H	392	VAL
1	2-I	391	PRO
1	2-I	392	VAL
1	2-J	391	PRO
1	2-J	392	VAL
1	2-K	391	PRO
1	2-K	392	VAL
1	2-L	391	PRO
1	2-L	392	VAL
1	2-M	391	PRO
1	2-M	392	VAL
1	2-N	391	PRO
1	2-N	392	VAL
1	2-O	391	PRO
1	2-O	392	VAL
1	2-P	391	PRO
1	2-P	392	VAL
1	2-Q	391	PRO
1	2-Q	392	VAL
1	2-R	391	PRO
1	2-R	392	VAL
1	2-S	391	PRO
1	2-S	392	VAL
1	2-T	391	PRO
1	2-T	392	VAL
1	2-U	391	PRO
1	2-U	392	VAL
1	2-V	391	PRO
1	2-V	392	VAL
1	2-W	391	PRO
1	2-W	392	VAL
1	2-X	391	PRO
1	2-X	392	VAL
1	3-A	64	ASP
1	3-A	228	LEU
1	3-B	64	ASP
1	3-B	228	LEU

*Continued on next page...*

*Continued from previous page...*

Mol	Chain	Res	Type
1	3-C	64	ASP
1	3-C	228	LEU
1	3-D	64	ASP
1	3-D	228	LEU
1	3-E	64	ASP
1	3-E	228	LEU
1	3-F	64	ASP
1	3-F	228	LEU
1	3-G	64	ASP
1	3-G	228	LEU
1	3-H	64	ASP
1	3-H	228	LEU
1	3-I	64	ASP
1	3-I	228	LEU
1	3-J	64	ASP
1	3-J	228	LEU
1	3-K	64	ASP
1	3-K	228	LEU
1	3-L	64	ASP
1	3-L	228	LEU
1	3-M	64	ASP
1	3-M	228	LEU
1	3-N	64	ASP
1	3-N	228	LEU
1	3-O	64	ASP
1	3-O	228	LEU
1	3-P	64	ASP
1	3-P	228	LEU
1	3-Q	64	ASP
1	3-Q	228	LEU
1	3-R	64	ASP
1	3-R	228	LEU
1	3-S	64	ASP
1	3-S	228	LEU
1	3-T	64	ASP
1	3-T	228	LEU
1	3-U	64	ASP
1	3-U	228	LEU
1	3-V	64	ASP
1	3-V	228	LEU
1	3-W	64	ASP
1	3-W	228	LEU

*Continued on next page...*

*Continued from previous page...*

Mol	Chain	Res	Type
1	3-X	64	ASP
1	3-X	228	LEU
1	4-A	61	HIS
1	4-B	61	HIS
1	4-C	61	HIS
1	4-D	61	HIS
1	4-E	61	HIS
1	4-F	61	HIS
1	4-G	61	HIS
1	4-H	61	HIS
1	4-I	61	HIS
1	4-J	61	HIS
1	4-K	61	HIS
1	4-L	61	HIS
1	4-M	61	HIS
1	4-N	61	HIS
1	4-O	61	HIS
1	4-P	61	HIS
1	4-Q	61	HIS
1	4-R	61	HIS
1	4-S	61	HIS
1	4-T	61	HIS
1	4-U	61	HIS
1	4-V	61	HIS
1	4-W	61	HIS
1	4-X	61	HIS
1	5-A	94	PRO
1	5-B	94	PRO
1	5-C	94	PRO
1	5-D	94	PRO
1	5-E	94	PRO
1	5-F	94	PRO
1	5-G	94	PRO
1	5-H	94	PRO
1	5-I	94	PRO
1	5-J	94	PRO
1	5-K	94	PRO
1	5-L	94	PRO
1	5-M	94	PRO
1	5-N	94	PRO
1	5-O	94	PRO
1	5-P	94	PRO

*Continued on next page...*

*Continued from previous page...*

Mol	Chain	Res	Type
1	5-Q	94	PRO
1	5-R	94	PRO
1	5-S	94	PRO
1	5-T	94	PRO
1	5-U	94	PRO
1	5-V	94	PRO
1	5-W	94	PRO
1	5-X	94	PRO
1	6-A	383	LYS
1	6-B	383	LYS
1	6-C	383	LYS
1	6-D	383	LYS
1	6-E	383	LYS
1	6-F	383	LYS
1	6-G	383	LYS
1	6-H	383	LYS
1	6-I	383	LYS
1	6-J	383	LYS
1	6-K	383	LYS
1	6-L	383	LYS
1	6-M	383	LYS
1	6-N	383	LYS
1	6-O	383	LYS
1	6-P	383	LYS
1	6-Q	383	LYS
1	6-R	383	LYS
1	6-S	383	LYS
1	6-T	383	LYS
1	6-U	383	LYS
1	6-V	383	LYS
1	6-W	383	LYS
1	6-X	383	LYS
1	9-A	58	GLN
1	9-B	58	GLN
1	9-C	58	GLN
1	9-D	58	GLN
1	9-E	58	GLN
1	9-F	58	GLN
1	9-G	58	GLN
1	9-H	58	GLN
1	9-I	58	GLN
1	9-J	58	GLN

*Continued on next page...*

*Continued from previous page...*

Mol	Chain	Res	Type
1	9-K	58	GLN
1	9-L	58	GLN
1	9-M	58	GLN
1	9-N	58	GLN
1	9-O	58	GLN
1	9-P	58	GLN
1	9-Q	58	GLN
1	9-R	58	GLN
1	9-S	58	GLN
1	9-T	58	GLN
1	9-U	58	GLN
1	9-V	58	GLN
1	9-W	58	GLN
1	9-X	58	GLN
1	10-A	208	LYS
1	10-B	208	LYS
1	10-C	208	LYS
1	10-D	208	LYS
1	10-E	208	LYS
1	10-F	208	LYS
1	10-G	208	LYS
1	10-H	208	LYS
1	10-I	208	LYS
1	10-J	208	LYS
1	10-K	208	LYS
1	10-L	208	LYS
1	10-M	208	LYS
1	10-N	208	LYS
1	10-O	208	LYS
1	10-P	208	LYS
1	10-Q	208	LYS
1	10-R	208	LYS
1	10-S	208	LYS
1	10-T	208	LYS
1	10-U	208	LYS
1	10-V	208	LYS
1	10-W	208	LYS
1	10-X	208	LYS
1	2-A	55	ARG
1	2-A	228	LEU
1	2-B	55	ARG
1	2-B	228	LEU

*Continued on next page...*



*Continued from previous page...*

Mol	Chain	Res	Type
1	2-C	55	ARG
1	2-C	228	LEU
1	2-D	55	ARG
1	2-D	228	LEU
1	2-E	55	ARG
1	2-E	228	LEU
1	2-F	55	ARG
1	2-F	228	LEU
1	2-G	55	ARG
1	2-G	228	LEU
1	2-H	55	ARG
1	2-H	228	LEU
1	2-I	55	ARG
1	2-I	228	LEU
1	2-J	55	ARG
1	2-J	228	LEU
1	2-K	55	ARG
1	2-K	228	LEU
1	2-L	55	ARG
1	2-L	228	LEU
1	2-M	55	ARG
1	2-M	228	LEU
1	2-N	55	ARG
1	2-N	228	LEU
1	2-O	55	ARG
1	2-O	228	LEU
1	2-P	55	ARG
1	2-P	228	LEU
1	2-Q	55	ARG
1	2-Q	228	LEU
1	2-R	55	ARG
1	2-R	228	LEU
1	2-S	55	ARG
1	2-S	228	LEU
1	2-T	55	ARG
1	2-T	228	LEU
1	2-U	55	ARG
1	2-U	228	LEU
1	2-V	55	ARG
1	2-V	228	LEU
1	2-W	55	ARG
1	2-W	228	LEU

*Continued on next page...*

*Continued from previous page...*

Mol	Chain	Res	Type
1	2-X	55	ARG
1	2-X	228	LEU
1	3-A	324	PRO
1	3-B	324	PRO
1	3-C	324	PRO
1	3-D	324	PRO
1	3-E	324	PRO
1	3-F	324	PRO
1	3-G	324	PRO
1	3-H	324	PRO
1	3-I	324	PRO
1	3-J	324	PRO
1	3-K	324	PRO
1	3-L	324	PRO
1	3-M	324	PRO
1	3-N	324	PRO
1	3-O	324	PRO
1	3-P	324	PRO
1	3-Q	324	PRO
1	3-R	324	PRO
1	3-S	324	PRO
1	3-T	324	PRO
1	3-U	324	PRO
1	3-V	324	PRO
1	3-W	324	PRO
1	3-X	324	PRO
1	4-A	332	LEU
1	4-A	396	LEU
1	4-B	332	LEU
1	4-B	396	LEU
1	4-C	332	LEU
1	4-C	396	LEU
1	4-D	332	LEU
1	4-D	396	LEU
1	4-E	332	LEU
1	4-E	396	LEU
1	4-F	332	LEU
1	4-F	396	LEU
1	4-G	332	LEU
1	4-G	396	LEU
1	4-H	332	LEU
1	4-H	396	LEU

*Continued on next page...*

*Continued from previous page...*

Mol	Chain	Res	Type
1	4-I	332	LEU
1	4-I	396	LEU
1	4-J	332	LEU
1	4-J	396	LEU
1	4-K	332	LEU
1	4-K	396	LEU
1	4-L	332	LEU
1	4-L	396	LEU
1	4-M	332	LEU
1	4-M	396	LEU
1	4-N	332	LEU
1	4-N	396	LEU
1	4-O	332	LEU
1	4-O	396	LEU
1	4-P	332	LEU
1	4-P	396	LEU
1	4-Q	332	LEU
1	4-Q	396	LEU
1	4-R	332	LEU
1	4-R	396	LEU
1	4-S	332	LEU
1	4-S	396	LEU
1	4-T	332	LEU
1	4-T	396	LEU
1	4-U	332	LEU
1	4-U	396	LEU
1	4-V	332	LEU
1	4-V	396	LEU
1	4-W	332	LEU
1	4-W	396	LEU
1	4-X	332	LEU
1	4-X	396	LEU
1	5-A	54	ILE
1	5-A	60	ILE
1	5-A	284	ASP
1	5-B	54	ILE
1	5-B	60	ILE
1	5-B	284	ASP
1	5-C	54	ILE
1	5-C	60	ILE
1	5-C	284	ASP
1	5-D	54	ILE

*Continued on next page...*

*Continued from previous page...*

Mol	Chain	Res	Type
1	5-D	60	ILE
1	5-D	284	ASP
1	5-E	54	ILE
1	5-E	60	ILE
1	5-E	284	ASP
1	5-F	54	ILE
1	5-F	60	ILE
1	5-F	284	ASP
1	5-G	54	ILE
1	5-G	60	ILE
1	5-G	284	ASP
1	5-H	54	ILE
1	5-H	60	ILE
1	5-H	284	ASP
1	5-I	54	ILE
1	5-I	60	ILE
1	5-I	284	ASP
1	5-J	54	ILE
1	5-J	60	ILE
1	5-J	284	ASP
1	5-K	54	ILE
1	5-K	60	ILE
1	5-K	284	ASP
1	5-L	54	ILE
1	5-L	60	ILE
1	5-L	284	ASP
1	5-M	54	ILE
1	5-M	60	ILE
1	5-M	284	ASP
1	5-N	54	ILE
1	5-N	60	ILE
1	5-N	284	ASP
1	5-O	54	ILE
1	5-O	60	ILE
1	5-O	284	ASP
1	5-P	54	ILE
1	5-P	60	ILE
1	5-P	284	ASP
1	5-Q	54	ILE
1	5-Q	60	ILE
1	5-Q	284	ASP
1	5-R	54	ILE

*Continued on next page...*

*Continued from previous page...*

Mol	Chain	Res	Type
1	5-R	60	ILE
1	5-R	284	ASP
1	5-S	54	ILE
1	5-S	60	ILE
1	5-S	284	ASP
1	5-T	54	ILE
1	5-T	60	ILE
1	5-T	284	ASP
1	5-U	54	ILE
1	5-U	60	ILE
1	5-U	284	ASP
1	5-V	54	ILE
1	5-V	60	ILE
1	5-V	284	ASP
1	5-W	54	ILE
1	5-W	60	ILE
1	5-W	284	ASP
1	5-X	54	ILE
1	5-X	60	ILE
1	5-X	284	ASP
1	6-A	390	ALA
1	6-A	406	SER
1	6-B	390	ALA
1	6-B	406	SER
1	6-C	390	ALA
1	6-C	406	SER
1	6-D	390	ALA
1	6-D	406	SER
1	6-E	390	ALA
1	6-E	406	SER
1	6-F	390	ALA
1	6-F	406	SER
1	6-G	390	ALA
1	6-G	406	SER
1	6-H	390	ALA
1	6-H	406	SER
1	6-I	390	ALA
1	6-I	406	SER
1	6-J	390	ALA
1	6-J	406	SER
1	6-K	390	ALA
1	6-K	406	SER

*Continued on next page...*

*Continued from previous page...*

Mol	Chain	Res	Type
1	6-L	390	ALA
1	6-L	406	SER
1	6-M	390	ALA
1	6-M	406	SER
1	6-N	390	ALA
1	6-N	406	SER
1	6-O	390	ALA
1	6-O	406	SER
1	6-P	390	ALA
1	6-P	406	SER
1	6-Q	390	ALA
1	6-Q	406	SER
1	6-R	390	ALA
1	6-R	406	SER
1	6-S	390	ALA
1	6-S	406	SER
1	6-T	390	ALA
1	6-T	406	SER
1	6-U	390	ALA
1	6-U	406	SER
1	6-V	390	ALA
1	6-V	406	SER
1	6-W	390	ALA
1	6-W	406	SER
1	6-X	390	ALA
1	6-X	406	SER
1	7-A	225	PHE
1	7-A	228	LEU
1	7-A	324	PRO
1	7-B	225	PHE
1	7-B	228	LEU
1	7-B	324	PRO
1	7-C	225	PHE
1	7-C	228	LEU
1	7-C	324	PRO
1	7-D	225	PHE
1	7-D	228	LEU
1	7-D	324	PRO
1	7-E	225	PHE
1	7-E	228	LEU
1	7-E	324	PRO
1	7-F	225	PHE

*Continued on next page...*

*Continued from previous page...*

Mol	Chain	Res	Type
1	7-F	228	LEU
1	7-F	324	PRO
1	7-G	225	PHE
1	7-G	228	LEU
1	7-G	324	PRO
1	7-H	225	PHE
1	7-H	228	LEU
1	7-H	324	PRO
1	7-I	225	PHE
1	7-I	228	LEU
1	7-I	324	PRO
1	7-J	225	PHE
1	7-J	228	LEU
1	7-J	324	PRO
1	7-K	225	PHE
1	7-K	228	LEU
1	7-K	324	PRO
1	7-L	225	PHE
1	7-L	228	LEU
1	7-L	324	PRO
1	7-M	225	PHE
1	7-M	228	LEU
1	7-M	324	PRO
1	7-N	225	PHE
1	7-N	228	LEU
1	7-N	324	PRO
1	7-O	225	PHE
1	7-O	228	LEU
1	7-O	324	PRO
1	7-P	225	PHE
1	7-P	228	LEU
1	7-P	324	PRO
1	7-Q	225	PHE
1	7-Q	228	LEU
1	7-Q	324	PRO
1	7-R	225	PHE
1	7-R	228	LEU
1	7-R	324	PRO
1	7-S	225	PHE
1	7-S	228	LEU
1	7-S	324	PRO
1	7-T	225	PHE

*Continued on next page...*

*Continued from previous page...*

Mol	Chain	Res	Type
1	7-T	228	LEU
1	7-T	324	PRO
1	7-U	225	PHE
1	7-U	228	LEU
1	7-U	324	PRO
1	7-V	225	PHE
1	7-V	228	LEU
1	7-V	324	PRO
1	7-W	225	PHE
1	7-W	228	LEU
1	7-W	324	PRO
1	7-X	225	PHE
1	7-X	228	LEU
1	7-X	324	PRO
1	8-A	59	SER
1	8-B	59	SER
1	8-C	59	SER
1	8-D	59	SER
1	8-E	59	SER
1	8-F	59	SER
1	8-G	59	SER
1	8-H	59	SER
1	8-I	59	SER
1	8-J	59	SER
1	8-K	59	SER
1	8-L	59	SER
1	8-M	59	SER
1	8-N	59	SER
1	8-O	59	SER
1	8-P	59	SER
1	8-Q	59	SER
1	8-R	59	SER
1	8-S	59	SER
1	8-T	59	SER
1	8-U	59	SER
1	8-V	59	SER
1	8-W	59	SER
1	8-X	59	SER
1	9-A	53	SER
1	9-A	228	LEU
1	9-B	53	SER
1	9-B	228	LEU

*Continued on next page...*



*Continued from previous page...*

Mol	Chain	Res	Type
1	9-C	53	SER
1	9-C	228	LEU
1	9-D	53	SER
1	9-D	228	LEU
1	9-E	53	SER
1	9-E	228	LEU
1	9-F	53	SER
1	9-F	228	LEU
1	9-G	53	SER
1	9-G	228	LEU
1	9-H	53	SER
1	9-H	228	LEU
1	9-I	53	SER
1	9-I	228	LEU
1	9-J	53	SER
1	9-J	228	LEU
1	9-K	53	SER
1	9-K	228	LEU
1	9-L	53	SER
1	9-L	228	LEU
1	9-M	53	SER
1	9-M	228	LEU
1	9-N	53	SER
1	9-N	228	LEU
1	9-O	53	SER
1	9-O	228	LEU
1	9-P	53	SER
1	9-P	228	LEU
1	9-Q	53	SER
1	9-Q	228	LEU
1	9-R	53	SER
1	9-R	228	LEU
1	9-S	53	SER
1	9-S	228	LEU
1	9-T	53	SER
1	9-T	228	LEU
1	9-U	53	SER
1	9-U	228	LEU
1	9-V	53	SER
1	9-V	228	LEU
1	9-W	53	SER
1	9-W	228	LEU

*Continued on next page...*

*Continued from previous page...*

Mol	Chain	Res	Type
1	9-X	53	SER
1	9-X	228	LEU
1	10-A	389	GLN
1	10-B	389	GLN
1	10-C	389	GLN
1	10-D	389	GLN
1	10-E	389	GLN
1	10-F	389	GLN
1	10-G	389	GLN
1	10-H	389	GLN
1	10-I	389	GLN
1	10-J	389	GLN
1	10-K	389	GLN
1	10-L	389	GLN
1	10-M	389	GLN
1	10-N	389	GLN
1	10-O	389	GLN
1	10-P	389	GLN
1	10-Q	389	GLN
1	10-R	389	GLN
1	10-S	389	GLN
1	10-T	389	GLN
1	10-U	389	GLN
1	10-V	389	GLN
1	10-W	389	GLN
1	10-X	389	GLN
1	4-A	325	GLY
1	4-A	327	GLU
1	4-B	325	GLY
1	4-B	327	GLU
1	4-C	325	GLY
1	4-C	327	GLU
1	4-D	325	GLY
1	4-D	327	GLU
1	4-E	325	GLY
1	4-E	327	GLU
1	4-F	325	GLY
1	4-F	327	GLU
1	4-G	325	GLY
1	4-G	327	GLU
1	4-H	325	GLY
1	4-H	327	GLU

*Continued on next page...*

*Continued from previous page...*

Mol	Chain	Res	Type
1	4-I	325	GLY
1	4-I	327	GLU
1	4-J	325	GLY
1	4-J	327	GLU
1	4-K	325	GLY
1	4-K	327	GLU
1	4-L	325	GLY
1	4-L	327	GLU
1	4-M	325	GLY
1	4-M	327	GLU
1	4-N	325	GLY
1	4-N	327	GLU
1	4-O	325	GLY
1	4-O	327	GLU
1	4-P	325	GLY
1	4-P	327	GLU
1	4-Q	325	GLY
1	4-Q	327	GLU
1	4-R	325	GLY
1	4-R	327	GLU
1	4-S	325	GLY
1	4-S	327	GLU
1	4-T	325	GLY
1	4-T	327	GLU
1	4-U	325	GLY
1	4-U	327	GLU
1	4-V	325	GLY
1	4-V	327	GLU
1	4-W	325	GLY
1	4-W	327	GLU
1	4-X	325	GLY
1	4-X	327	GLU
1	10-A	49	PHE
1	10-A	62	GLU
1	10-B	49	PHE
1	10-B	62	GLU
1	10-C	49	PHE
1	10-C	62	GLU
1	10-D	49	PHE
1	10-D	62	GLU
1	10-E	49	PHE
1	10-E	62	GLU

*Continued on next page...*

*Continued from previous page...*

Mol	Chain	Res	Type
1	10-F	49	PHE
1	10-F	62	GLU
1	10-G	49	PHE
1	10-G	62	GLU
1	10-H	49	PHE
1	10-H	62	GLU
1	10-I	49	PHE
1	10-I	62	GLU
1	10-J	49	PHE
1	10-J	62	GLU
1	10-K	49	PHE
1	10-K	62	GLU
1	10-L	49	PHE
1	10-L	62	GLU
1	10-M	49	PHE
1	10-M	62	GLU
1	10-N	49	PHE
1	10-N	62	GLU
1	10-O	49	PHE
1	10-O	62	GLU
1	10-P	49	PHE
1	10-P	62	GLU
1	10-Q	49	PHE
1	10-Q	62	GLU
1	10-R	49	PHE
1	10-R	62	GLU
1	10-S	49	PHE
1	10-S	62	GLU
1	10-T	49	PHE
1	10-T	62	GLU
1	10-U	49	PHE
1	10-U	62	GLU
1	10-V	49	PHE
1	10-V	62	GLU
1	10-W	49	PHE
1	10-W	62	GLU
1	10-X	49	PHE
1	10-X	62	GLU
1	2-E	401	PRO
1	2-J	401	PRO
1	2-R	401	PRO
1	2-S	401	PRO

*Continued on next page...*

*Continued from previous page...*

Mol	Chain	Res	Type
1	2-T	401	PRO
1	2-W	401	PRO
1	4-A	51	GLY
1	4-B	51	GLY
1	4-C	51	GLY
1	4-D	51	GLY
1	4-E	51	GLY
1	4-F	51	GLY
1	4-G	51	GLY
1	4-H	51	GLY
1	4-I	51	GLY
1	4-J	51	GLY
1	4-K	51	GLY
1	4-L	51	GLY
1	4-M	51	GLY
1	4-N	51	GLY
1	4-O	51	GLY
1	4-P	51	GLY
1	4-Q	51	GLY
1	4-R	51	GLY
1	4-S	51	GLY
1	4-T	51	GLY
1	4-U	51	GLY
1	4-V	51	GLY
1	4-W	51	GLY
1	4-X	51	GLY
1	8-A	56	GLY
1	8-A	324	PRO
1	8-B	56	GLY
1	8-B	324	PRO
1	8-C	56	GLY
1	8-C	324	PRO
1	8-D	56	GLY
1	8-D	324	PRO
1	8-E	56	GLY
1	8-E	324	PRO
1	8-F	56	GLY
1	8-F	324	PRO
1	8-G	56	GLY
1	8-G	324	PRO
1	8-H	56	GLY
1	8-H	324	PRO

*Continued on next page...*

*Continued from previous page...*

Mol	Chain	Res	Type
1	8-I	56	GLY
1	8-I	324	PRO
1	8-J	56	GLY
1	8-J	324	PRO
1	8-K	56	GLY
1	8-K	324	PRO
1	8-L	56	GLY
1	8-L	324	PRO
1	8-M	56	GLY
1	8-M	324	PRO
1	8-N	56	GLY
1	8-N	324	PRO
1	8-O	56	GLY
1	8-O	324	PRO
1	8-P	56	GLY
1	8-P	324	PRO
1	8-Q	56	GLY
1	8-Q	324	PRO
1	8-R	56	GLY
1	8-R	324	PRO
1	8-S	56	GLY
1	8-S	324	PRO
1	8-T	56	GLY
1	8-T	324	PRO
1	8-U	56	GLY
1	8-U	324	PRO
1	8-V	56	GLY
1	8-V	324	PRO
1	8-W	56	GLY
1	8-W	324	PRO
1	8-X	56	GLY
1	8-X	324	PRO
1	2-A	401	PRO
1	2-B	401	PRO
1	2-C	401	PRO
1	2-D	401	PRO
1	2-F	401	PRO
1	2-G	401	PRO
1	2-H	401	PRO
1	2-I	401	PRO
1	2-K	401	PRO
1	2-L	401	PRO

*Continued on next page...*

*Continued from previous page...*

Mol	Chain	Res	Type
1	2-M	401	PRO
1	2-N	401	PRO
1	2-O	401	PRO
1	2-P	401	PRO
1	2-Q	401	PRO
1	2-U	401	PRO
1	2-V	401	PRO
1	2-X	401	PRO
1	4-A	401	PRO
1	4-B	401	PRO
1	4-C	401	PRO
1	4-E	401	PRO
1	4-F	401	PRO
1	4-G	401	PRO
1	4-H	401	PRO
1	4-I	401	PRO
1	4-J	401	PRO
1	4-K	401	PRO
1	4-L	401	PRO
1	4-M	401	PRO
1	4-N	401	PRO
1	4-O	401	PRO
1	4-P	401	PRO
1	4-Q	401	PRO
1	4-R	401	PRO
1	4-T	401	PRO
1	4-U	401	PRO
1	4-W	401	PRO
1	4-X	401	PRO
1	9-A	56	GLY
1	9-B	56	GLY
1	9-C	56	GLY
1	9-D	56	GLY
1	9-E	56	GLY
1	9-F	56	GLY
1	9-G	56	GLY
1	9-H	56	GLY
1	9-I	56	GLY
1	9-J	56	GLY
1	9-K	56	GLY
1	9-L	56	GLY
1	9-M	56	GLY

*Continued on next page...*

*Continued from previous page...*

Mol	Chain	Res	Type
1	9-N	56	GLY
1	9-O	56	GLY
1	9-P	56	GLY
1	9-Q	56	GLY
1	9-R	56	GLY
1	9-S	56	GLY
1	9-T	56	GLY
1	9-U	56	GLY
1	9-V	56	GLY
1	9-W	56	GLY
1	9-X	56	GLY
1	2-A	329	PRO
1	2-B	329	PRO
1	2-C	329	PRO
1	2-D	329	PRO
1	2-E	329	PRO
1	2-F	329	PRO
1	2-G	329	PRO
1	2-H	329	PRO
1	2-I	329	PRO
1	2-J	329	PRO
1	2-K	329	PRO
1	2-L	329	PRO
1	2-M	329	PRO
1	2-N	329	PRO
1	2-O	329	PRO
1	2-P	329	PRO
1	2-Q	329	PRO
1	2-R	329	PRO
1	2-S	329	PRO
1	2-T	329	PRO
1	2-U	329	PRO
1	2-V	329	PRO
1	2-W	329	PRO
1	2-X	329	PRO
1	3-A	400	PRO
1	3-B	400	PRO
1	3-C	400	PRO
1	3-D	400	PRO
1	3-E	400	PRO
1	3-F	400	PRO
1	3-G	400	PRO

*Continued on next page...*



*Continued from previous page...*

Mol	Chain	Res	Type
1	3-H	400	PRO
1	3-I	400	PRO
1	3-J	400	PRO
1	3-K	400	PRO
1	3-L	400	PRO
1	3-M	400	PRO
1	3-N	400	PRO
1	3-O	400	PRO
1	3-P	400	PRO
1	3-Q	400	PRO
1	3-R	400	PRO
1	3-S	400	PRO
1	3-T	400	PRO
1	3-U	400	PRO
1	3-V	400	PRO
1	3-W	400	PRO
1	3-X	400	PRO
1	4-D	401	PRO
1	4-S	401	PRO
1	4-V	401	PRO
1	7-A	54	ILE
1	7-B	54	ILE
1	7-C	54	ILE
1	7-D	54	ILE
1	7-E	54	ILE
1	7-F	54	ILE
1	7-G	54	ILE
1	7-H	54	ILE
1	7-I	54	ILE
1	7-J	54	ILE
1	7-K	54	ILE
1	7-L	54	ILE
1	7-M	54	ILE
1	7-N	54	ILE
1	7-O	54	ILE
1	7-P	54	ILE
1	7-Q	54	ILE
1	7-R	54	ILE
1	7-S	54	ILE
1	7-T	54	ILE
1	7-U	54	ILE
1	7-V	54	ILE

*Continued on next page...*

*Continued from previous page...*

Mol	Chain	Res	Type
1	7-W	54	ILE
1	7-X	54	ILE
1	8-A	60	ILE
1	8-B	60	ILE
1	8-C	60	ILE
1	8-D	60	ILE
1	8-E	60	ILE
1	8-F	60	ILE
1	8-G	60	ILE
1	8-H	60	ILE
1	8-I	60	ILE
1	8-J	60	ILE
1	8-K	60	ILE
1	8-L	60	ILE
1	8-M	60	ILE
1	8-N	60	ILE
1	8-O	60	ILE
1	8-P	60	ILE
1	8-Q	60	ILE
1	8-R	60	ILE
1	8-S	60	ILE
1	8-T	60	ILE
1	8-U	60	ILE
1	8-V	60	ILE
1	8-W	60	ILE
1	8-X	60	ILE
1	9-A	1	THR
1	9-B	1	THR
1	9-C	1	THR
1	9-D	1	THR
1	9-E	1	THR
1	9-F	1	THR
1	9-G	1	THR
1	9-H	1	THR
1	9-I	1	THR
1	9-J	1	THR
1	9-K	1	THR
1	9-L	1	THR
1	9-M	1	THR
1	9-N	1	THR
1	9-O	1	THR
1	9-P	1	THR

*Continued on next page...*

*Continued from previous page...*

Mol	Chain	Res	Type
1	9-Q	1	THR
1	9-R	1	THR
1	9-S	1	THR
1	9-T	1	THR
1	9-U	1	THR
1	9-V	1	THR
1	9-W	1	THR
1	9-X	1	THR
1	6-A	60	ILE
1	6-C	60	ILE
1	6-F	60	ILE
1	6-G	60	ILE
1	6-I	60	ILE
1	6-J	60	ILE
1	6-K	60	ILE
1	6-L	60	ILE
1	6-N	60	ILE
1	6-O	60	ILE
1	6-Q	60	ILE
1	6-R	60	ILE
1	6-U	60	ILE
1	6-V	60	ILE
1	6-W	60	ILE

### 5.3.2 Protein sidechains ⓘ

In the following table, the Percentiles column shows the percent sidechain outliers of the chain as a percentile score with respect to all X-ray entries followed by that with respect to entries of similar resolution.

The Analysed column shows the number of residues for which the sidechain conformation was analysed, and the total number of residues.

Mol	Chain	Analysed	Rotameric	Outliers	Percentiles	
1	1-A	404/404 (100%)	374 (93%)	30 (7%)	13	22
1	1-B	404/404 (100%)	374 (93%)	30 (7%)	13	22
1	1-C	404/404 (100%)	374 (93%)	30 (7%)	13	22
1	1-D	404/404 (100%)	374 (93%)	30 (7%)	13	22
1	1-E	404/404 (100%)	374 (93%)	30 (7%)	13	22
1	1-F	404/404 (100%)	374 (93%)	30 (7%)	13	22

*Continued on next page...*

*Continued from previous page...*

Mol	Chain	Analysed	Rotameric	Outliers	Percentiles	
1	1-G	404/404 (100%)	374 (93%)	30 (7%)	13	22
1	1-H	404/404 (100%)	374 (93%)	30 (7%)	13	22
1	1-I	404/404 (100%)	374 (93%)	30 (7%)	13	22
1	1-J	404/404 (100%)	374 (93%)	30 (7%)	13	22
1	1-K	404/404 (100%)	374 (93%)	30 (7%)	13	22
1	1-L	404/404 (100%)	374 (93%)	30 (7%)	13	22
1	1-M	404/404 (100%)	374 (93%)	30 (7%)	13	22
1	1-N	404/404 (100%)	374 (93%)	30 (7%)	13	22
1	1-O	404/404 (100%)	374 (93%)	30 (7%)	13	22
1	1-P	404/404 (100%)	374 (93%)	30 (7%)	13	22
1	1-Q	404/404 (100%)	374 (93%)	30 (7%)	13	22
1	1-R	404/404 (100%)	374 (93%)	30 (7%)	13	22
1	1-S	404/404 (100%)	374 (93%)	30 (7%)	13	22
1	1-T	404/404 (100%)	374 (93%)	30 (7%)	13	22
1	1-U	404/404 (100%)	374 (93%)	30 (7%)	13	22
1	1-V	404/404 (100%)	374 (93%)	30 (7%)	13	22
1	1-W	404/404 (100%)	374 (93%)	30 (7%)	13	22
1	1-X	404/404 (100%)	374 (93%)	30 (7%)	13	22
1	2-A	404/404 (100%)	372 (92%)	32 (8%)	12	19
1	2-B	404/404 (100%)	372 (92%)	32 (8%)	12	19
1	2-C	404/404 (100%)	372 (92%)	32 (8%)	12	19
1	2-D	404/404 (100%)	372 (92%)	32 (8%)	12	19
1	2-E	404/404 (100%)	372 (92%)	32 (8%)	12	19
1	2-F	404/404 (100%)	372 (92%)	32 (8%)	12	19
1	2-G	404/404 (100%)	372 (92%)	32 (8%)	12	19
1	2-H	404/404 (100%)	372 (92%)	32 (8%)	12	19
1	2-I	404/404 (100%)	372 (92%)	32 (8%)	12	19
1	2-J	404/404 (100%)	372 (92%)	32 (8%)	12	19
1	2-K	404/404 (100%)	372 (92%)	32 (8%)	12	19
1	2-L	404/404 (100%)	372 (92%)	32 (8%)	12	19
1	2-M	404/404 (100%)	372 (92%)	32 (8%)	12	19

*Continued on next page...*

*Continued from previous page...*

Mol	Chain	Analysed	Rotameric	Outliers	Percentiles	
1	2-N	404/404 (100%)	372 (92%)	32 (8%)	12	19
1	2-O	404/404 (100%)	372 (92%)	32 (8%)	12	19
1	2-P	404/404 (100%)	372 (92%)	32 (8%)	12	19
1	2-Q	404/404 (100%)	372 (92%)	32 (8%)	12	19
1	2-R	404/404 (100%)	372 (92%)	32 (8%)	12	19
1	2-S	404/404 (100%)	372 (92%)	32 (8%)	12	19
1	2-T	404/404 (100%)	372 (92%)	32 (8%)	12	19
1	2-U	404/404 (100%)	372 (92%)	32 (8%)	12	19
1	2-V	404/404 (100%)	372 (92%)	32 (8%)	12	19
1	2-W	404/404 (100%)	372 (92%)	32 (8%)	12	19
1	2-X	404/404 (100%)	372 (92%)	32 (8%)	12	19
1	3-A	404/404 (100%)	377 (93%)	27 (7%)	16	26
1	3-B	404/404 (100%)	377 (93%)	27 (7%)	16	26
1	3-C	404/404 (100%)	377 (93%)	27 (7%)	16	26
1	3-D	404/404 (100%)	377 (93%)	27 (7%)	16	26
1	3-E	404/404 (100%)	377 (93%)	27 (7%)	16	26
1	3-F	404/404 (100%)	377 (93%)	27 (7%)	16	26
1	3-G	404/404 (100%)	377 (93%)	27 (7%)	16	26
1	3-H	404/404 (100%)	377 (93%)	27 (7%)	16	26
1	3-I	404/404 (100%)	377 (93%)	27 (7%)	16	26
1	3-J	404/404 (100%)	377 (93%)	27 (7%)	16	26
1	3-K	404/404 (100%)	377 (93%)	27 (7%)	16	26
1	3-L	404/404 (100%)	377 (93%)	27 (7%)	16	26
1	3-M	404/404 (100%)	377 (93%)	27 (7%)	16	26
1	3-N	404/404 (100%)	377 (93%)	27 (7%)	16	26
1	3-O	404/404 (100%)	377 (93%)	27 (7%)	16	26
1	3-P	404/404 (100%)	377 (93%)	27 (7%)	16	26
1	3-Q	404/404 (100%)	377 (93%)	27 (7%)	16	26
1	3-R	404/404 (100%)	378 (94%)	26 (6%)	17	28
1	3-S	404/404 (100%)	377 (93%)	27 (7%)	16	26
1	3-T	404/404 (100%)	377 (93%)	27 (7%)	16	26

*Continued on next page...*

*Continued from previous page...*

Mol	Chain	Analysed	Rotameric	Outliers	Percentiles	
1	3-U	404/404 (100%)	377 (93%)	27 (7%)	16	26
1	3-V	404/404 (100%)	377 (93%)	27 (7%)	16	26
1	3-W	404/404 (100%)	378 (94%)	26 (6%)	17	28
1	3-X	404/404 (100%)	377 (93%)	27 (7%)	16	26
1	4-A	404/404 (100%)	379 (94%)	25 (6%)	18	29
1	4-B	404/404 (100%)	379 (94%)	25 (6%)	18	29
1	4-C	404/404 (100%)	379 (94%)	25 (6%)	18	29
1	4-D	404/404 (100%)	379 (94%)	25 (6%)	18	29
1	4-E	404/404 (100%)	379 (94%)	25 (6%)	18	29
1	4-F	404/404 (100%)	379 (94%)	25 (6%)	18	29
1	4-G	404/404 (100%)	379 (94%)	25 (6%)	18	29
1	4-H	404/404 (100%)	379 (94%)	25 (6%)	18	29
1	4-I	404/404 (100%)	379 (94%)	25 (6%)	18	29
1	4-J	404/404 (100%)	379 (94%)	25 (6%)	18	29
1	4-K	404/404 (100%)	379 (94%)	25 (6%)	18	29
1	4-L	404/404 (100%)	379 (94%)	25 (6%)	18	29
1	4-M	404/404 (100%)	379 (94%)	25 (6%)	18	29
1	4-N	404/404 (100%)	379 (94%)	25 (6%)	18	29
1	4-O	404/404 (100%)	379 (94%)	25 (6%)	18	29
1	4-P	404/404 (100%)	379 (94%)	25 (6%)	18	29
1	4-Q	404/404 (100%)	379 (94%)	25 (6%)	18	29
1	4-R	404/404 (100%)	379 (94%)	25 (6%)	18	29
1	4-S	404/404 (100%)	379 (94%)	25 (6%)	18	29
1	4-T	404/404 (100%)	379 (94%)	25 (6%)	18	29
1	4-U	404/404 (100%)	379 (94%)	25 (6%)	18	29
1	4-V	404/404 (100%)	379 (94%)	25 (6%)	18	29
1	4-W	404/404 (100%)	379 (94%)	25 (6%)	18	29
1	4-X	404/404 (100%)	379 (94%)	25 (6%)	18	29
1	5-A	404/404 (100%)	375 (93%)	29 (7%)	14	23
1	5-B	404/404 (100%)	375 (93%)	29 (7%)	14	23
1	5-C	404/404 (100%)	375 (93%)	29 (7%)	14	23

*Continued on next page...*

*Continued from previous page...*

Mol	Chain	Analysed	Rotameric	Outliers	Percentiles	
1	5-D	404/404 (100%)	375 (93%)	29 (7%)	14	23
1	5-E	404/404 (100%)	375 (93%)	29 (7%)	14	23
1	5-F	404/404 (100%)	375 (93%)	29 (7%)	14	23
1	5-G	404/404 (100%)	375 (93%)	29 (7%)	14	23
1	5-H	404/404 (100%)	374 (93%)	30 (7%)	13	22
1	5-I	404/404 (100%)	374 (93%)	30 (7%)	13	22
1	5-J	404/404 (100%)	375 (93%)	29 (7%)	14	23
1	5-K	404/404 (100%)	375 (93%)	29 (7%)	14	23
1	5-L	404/404 (100%)	374 (93%)	30 (7%)	13	22
1	5-M	404/404 (100%)	375 (93%)	29 (7%)	14	23
1	5-N	404/404 (100%)	375 (93%)	29 (7%)	14	23
1	5-O	404/404 (100%)	375 (93%)	29 (7%)	14	23
1	5-P	404/404 (100%)	374 (93%)	30 (7%)	13	22
1	5-Q	404/404 (100%)	374 (93%)	30 (7%)	13	22
1	5-R	404/404 (100%)	375 (93%)	29 (7%)	14	23
1	5-S	404/404 (100%)	375 (93%)	29 (7%)	14	23
1	5-T	404/404 (100%)	375 (93%)	29 (7%)	14	23
1	5-U	404/404 (100%)	375 (93%)	29 (7%)	14	23
1	5-V	404/404 (100%)	375 (93%)	29 (7%)	14	23
1	5-W	404/404 (100%)	374 (93%)	30 (7%)	13	22
1	5-X	404/404 (100%)	375 (93%)	29 (7%)	14	23
1	6-A	404/404 (100%)	368 (91%)	36 (9%)	9	14
1	6-B	404/404 (100%)	368 (91%)	36 (9%)	9	14
1	6-C	404/404 (100%)	369 (91%)	35 (9%)	10	15
1	6-D	404/404 (100%)	368 (91%)	36 (9%)	9	14
1	6-E	404/404 (100%)	369 (91%)	35 (9%)	10	15
1	6-F	404/404 (100%)	368 (91%)	36 (9%)	9	14
1	6-G	404/404 (100%)	368 (91%)	36 (9%)	9	14
1	6-H	404/404 (100%)	368 (91%)	36 (9%)	9	14
1	6-I	404/404 (100%)	368 (91%)	36 (9%)	9	14
1	6-J	404/404 (100%)	369 (91%)	35 (9%)	10	15

*Continued on next page...*

*Continued from previous page...*

Mol	Chain	Analysed	Rotameric	Outliers	Percentiles	
1	6-K	404/404 (100%)	368 (91%)	36 (9%)	9	14
1	6-L	404/404 (100%)	369 (91%)	35 (9%)	10	15
1	6-M	404/404 (100%)	368 (91%)	36 (9%)	9	14
1	6-N	404/404 (100%)	369 (91%)	35 (9%)	10	15
1	6-O	404/404 (100%)	368 (91%)	36 (9%)	9	14
1	6-P	404/404 (100%)	368 (91%)	36 (9%)	9	14
1	6-Q	404/404 (100%)	368 (91%)	36 (9%)	9	14
1	6-R	404/404 (100%)	368 (91%)	36 (9%)	9	14
1	6-S	404/404 (100%)	369 (91%)	35 (9%)	10	15
1	6-T	404/404 (100%)	368 (91%)	36 (9%)	9	14
1	6-U	404/404 (100%)	369 (91%)	35 (9%)	10	15
1	6-V	404/404 (100%)	368 (91%)	36 (9%)	9	14
1	6-W	404/404 (100%)	368 (91%)	36 (9%)	9	14
1	6-X	404/404 (100%)	368 (91%)	36 (9%)	9	14
1	7-A	404/404 (100%)	373 (92%)	31 (8%)	13	20
1	7-B	404/404 (100%)	373 (92%)	31 (8%)	13	20
1	7-C	404/404 (100%)	373 (92%)	31 (8%)	13	20
1	7-D	404/404 (100%)	373 (92%)	31 (8%)	13	20
1	7-E	404/404 (100%)	373 (92%)	31 (8%)	13	20
1	7-F	404/404 (100%)	373 (92%)	31 (8%)	13	20
1	7-G	404/404 (100%)	373 (92%)	31 (8%)	13	20
1	7-H	404/404 (100%)	373 (92%)	31 (8%)	13	20
1	7-I	404/404 (100%)	373 (92%)	31 (8%)	13	20
1	7-J	404/404 (100%)	373 (92%)	31 (8%)	13	20
1	7-K	404/404 (100%)	373 (92%)	31 (8%)	13	20
1	7-L	404/404 (100%)	373 (92%)	31 (8%)	13	20
1	7-M	404/404 (100%)	373 (92%)	31 (8%)	13	20
1	7-N	404/404 (100%)	373 (92%)	31 (8%)	13	20
1	7-O	404/404 (100%)	373 (92%)	31 (8%)	13	20
1	7-P	404/404 (100%)	373 (92%)	31 (8%)	13	20
1	7-Q	404/404 (100%)	373 (92%)	31 (8%)	13	20

*Continued on next page...*



*Continued from previous page...*

Mol	Chain	Analysed	Rotameric	Outliers	Percentiles	
1	7-R	404/404 (100%)	373 (92%)	31 (8%)	13	20
1	7-S	404/404 (100%)	373 (92%)	31 (8%)	13	20
1	7-T	404/404 (100%)	373 (92%)	31 (8%)	13	20
1	7-U	404/404 (100%)	373 (92%)	31 (8%)	13	20
1	7-V	404/404 (100%)	373 (92%)	31 (8%)	13	20
1	7-W	404/404 (100%)	373 (92%)	31 (8%)	13	20
1	7-X	404/404 (100%)	373 (92%)	31 (8%)	13	20
1	8-A	404/404 (100%)	372 (92%)	32 (8%)	12	19
1	8-B	404/404 (100%)	372 (92%)	32 (8%)	12	19
1	8-C	404/404 (100%)	372 (92%)	32 (8%)	12	19
1	8-D	404/404 (100%)	372 (92%)	32 (8%)	12	19
1	8-E	404/404 (100%)	372 (92%)	32 (8%)	12	19
1	8-F	404/404 (100%)	372 (92%)	32 (8%)	12	19
1	8-G	404/404 (100%)	372 (92%)	32 (8%)	12	19
1	8-H	404/404 (100%)	372 (92%)	32 (8%)	12	19
1	8-I	404/404 (100%)	372 (92%)	32 (8%)	12	19
1	8-J	404/404 (100%)	372 (92%)	32 (8%)	12	19
1	8-K	404/404 (100%)	372 (92%)	32 (8%)	12	19
1	8-L	404/404 (100%)	372 (92%)	32 (8%)	12	19
1	8-M	404/404 (100%)	372 (92%)	32 (8%)	12	19
1	8-N	404/404 (100%)	372 (92%)	32 (8%)	12	19
1	8-O	404/404 (100%)	372 (92%)	32 (8%)	12	19
1	8-P	404/404 (100%)	372 (92%)	32 (8%)	12	19
1	8-Q	404/404 (100%)	372 (92%)	32 (8%)	12	19
1	8-R	404/404 (100%)	372 (92%)	32 (8%)	12	19
1	8-S	404/404 (100%)	372 (92%)	32 (8%)	12	19
1	8-T	404/404 (100%)	372 (92%)	32 (8%)	12	19
1	8-U	404/404 (100%)	372 (92%)	32 (8%)	12	19
1	8-V	404/404 (100%)	372 (92%)	32 (8%)	12	19
1	8-W	404/404 (100%)	372 (92%)	32 (8%)	12	19
1	8-X	404/404 (100%)	372 (92%)	32 (8%)	12	19

*Continued on next page...*

*Continued from previous page...*

Mol	Chain	Analysed	Rotameric	Outliers	Percentiles	
1	9-A	404/404 (100%)	370 (92%)	34 (8%)	11	16
1	9-B	404/404 (100%)	370 (92%)	34 (8%)	11	16
1	9-C	404/404 (100%)	370 (92%)	34 (8%)	11	16
1	9-D	404/404 (100%)	370 (92%)	34 (8%)	11	16
1	9-E	404/404 (100%)	370 (92%)	34 (8%)	11	16
1	9-F	404/404 (100%)	370 (92%)	34 (8%)	11	16
1	9-G	404/404 (100%)	370 (92%)	34 (8%)	11	16
1	9-H	404/404 (100%)	370 (92%)	34 (8%)	11	16
1	9-I	404/404 (100%)	370 (92%)	34 (8%)	11	16
1	9-J	404/404 (100%)	370 (92%)	34 (8%)	11	16
1	9-K	404/404 (100%)	370 (92%)	34 (8%)	11	16
1	9-L	404/404 (100%)	370 (92%)	34 (8%)	11	16
1	9-M	404/404 (100%)	370 (92%)	34 (8%)	11	16
1	9-N	404/404 (100%)	370 (92%)	34 (8%)	11	16
1	9-O	404/404 (100%)	370 (92%)	34 (8%)	11	16
1	9-P	404/404 (100%)	370 (92%)	34 (8%)	11	16
1	9-Q	404/404 (100%)	370 (92%)	34 (8%)	11	16
1	9-R	404/404 (100%)	370 (92%)	34 (8%)	11	16
1	9-S	404/404 (100%)	370 (92%)	34 (8%)	11	16
1	9-T	404/404 (100%)	370 (92%)	34 (8%)	11	16
1	9-U	404/404 (100%)	370 (92%)	34 (8%)	11	16
1	9-V	404/404 (100%)	370 (92%)	34 (8%)	11	16
1	9-W	404/404 (100%)	370 (92%)	34 (8%)	11	16
1	9-X	404/404 (100%)	370 (92%)	34 (8%)	11	16
1	10-A	404/404 (100%)	370 (92%)	34 (8%)	11	16
1	10-B	404/404 (100%)	370 (92%)	34 (8%)	11	16
1	10-C	404/404 (100%)	370 (92%)	34 (8%)	11	16
1	10-D	404/404 (100%)	370 (92%)	34 (8%)	11	16
1	10-E	404/404 (100%)	370 (92%)	34 (8%)	11	16
1	10-F	404/404 (100%)	370 (92%)	34 (8%)	11	16
1	10-G	404/404 (100%)	370 (92%)	34 (8%)	11	16

*Continued on next page...*

*Continued from previous page...*

Mol	Chain	Analysed	Rotameric	Outliers	Percentiles	
1	10-H	404/404 (100%)	370 (92%)	34 (8%)	11	16
1	10-I	404/404 (100%)	370 (92%)	34 (8%)	11	16
1	10-J	404/404 (100%)	370 (92%)	34 (8%)	11	16
1	10-K	404/404 (100%)	370 (92%)	34 (8%)	11	16
1	10-L	404/404 (100%)	370 (92%)	34 (8%)	11	16
1	10-M	404/404 (100%)	370 (92%)	34 (8%)	11	16
1	10-N	404/404 (100%)	370 (92%)	34 (8%)	11	16
1	10-O	404/404 (100%)	370 (92%)	34 (8%)	11	16
1	10-P	404/404 (100%)	370 (92%)	34 (8%)	11	16
1	10-Q	404/404 (100%)	370 (92%)	34 (8%)	11	16
1	10-R	404/404 (100%)	370 (92%)	34 (8%)	11	16
1	10-S	404/404 (100%)	370 (92%)	34 (8%)	11	16
1	10-T	404/404 (100%)	370 (92%)	34 (8%)	11	16
1	10-U	404/404 (100%)	370 (92%)	34 (8%)	11	16
1	10-V	404/404 (100%)	370 (92%)	34 (8%)	11	16
1	10-W	404/404 (100%)	370 (92%)	34 (8%)	11	16
1	10-X	404/404 (100%)	370 (92%)	34 (8%)	11	16
All	All	96960/96960 (100%)	89523 (92%)	7437 (8%)	13	20

All (7437) residues with a non-rotameric sidechain are listed below:

Mol	Chain	Res	Type
1	1-A	602	GLU
1	1-A	2	PRO
1	1-A	8	LEU
1	1-A	39	ASP
1	1-A	50	ASP
1	1-A	59	SER
1	1-A	62	GLU
1	1-A	67	LEU
1	1-A	93	ASP
1	1-A	98	GLU
1	1-A	115	LEU
1	1-A	152	ASP
1	1-A	173	VAL
1	1-A	187	GLN

*Continued on next page...*

*Continued from previous page...*

Mol	Chain	Res	Type
1	1-A	191	LEU
1	1-A	237	LEU
1	1-A	269	HIS
1	1-A	281	LEU
1	1-A	308	LEU
1	1-A	312	THR
1	1-A	322	LEU
1	1-A	323	VAL
1	1-A	326	TYR
1	1-A	337	ARG
1	1-A	347	ILE
1	1-A	363	SER
1	1-A	375	LEU
1	1-A	397	TYR
1	1-A	413	GLN
1	1-A	428	LEU
1	1-B	602	GLU
1	1-B	2	PRO
1	1-B	8	LEU
1	1-B	39	ASP
1	1-B	50	ASP
1	1-B	59	SER
1	1-B	62	GLU
1	1-B	67	LEU
1	1-B	93	ASP
1	1-B	98	GLU
1	1-B	115	LEU
1	1-B	152	ASP
1	1-B	173	VAL
1	1-B	187	GLN
1	1-B	191	LEU
1	1-B	237	LEU
1	1-B	269	HIS
1	1-B	281	LEU
1	1-B	308	LEU
1	1-B	312	THR
1	1-B	322	LEU
1	1-B	323	VAL
1	1-B	326	TYR
1	1-B	337	ARG
1	1-B	347	ILE
1	1-B	363	SER

*Continued on next page...*

*Continued from previous page...*

Mol	Chain	Res	Type
1	1-B	375	LEU
1	1-B	397	TYR
1	1-B	413	GLN
1	1-B	428	LEU
1	1-C	602	GLU
1	1-C	2	PRO
1	1-C	8	LEU
1	1-C	39	ASP
1	1-C	50	ASP
1	1-C	59	SER
1	1-C	62	GLU
1	1-C	67	LEU
1	1-C	93	ASP
1	1-C	98	GLU
1	1-C	115	LEU
1	1-C	152	ASP
1	1-C	173	VAL
1	1-C	187	GLN
1	1-C	191	LEU
1	1-C	237	LEU
1	1-C	269	HIS
1	1-C	281	LEU
1	1-C	308	LEU
1	1-C	312	THR
1	1-C	322	LEU
1	1-C	323	VAL
1	1-C	326	TYR
1	1-C	337	ARG
1	1-C	347	ILE
1	1-C	363	SER
1	1-C	375	LEU
1	1-C	397	TYR
1	1-C	413	GLN
1	1-C	428	LEU
1	1-D	602	GLU
1	1-D	2	PRO
1	1-D	8	LEU
1	1-D	39	ASP
1	1-D	50	ASP
1	1-D	59	SER
1	1-D	62	GLU
1	1-D	67	LEU

*Continued on next page...*

*Continued from previous page...*

Mol	Chain	Res	Type
1	1-D	93	ASP
1	1-D	98	GLU
1	1-D	115	LEU
1	1-D	152	ASP
1	1-D	173	VAL
1	1-D	187	GLN
1	1-D	191	LEU
1	1-D	237	LEU
1	1-D	269	HIS
1	1-D	281	LEU
1	1-D	308	LEU
1	1-D	312	THR
1	1-D	322	LEU
1	1-D	323	VAL
1	1-D	326	TYR
1	1-D	337	ARG
1	1-D	347	ILE
1	1-D	363	SER
1	1-D	375	LEU
1	1-D	397	TYR
1	1-D	413	GLN
1	1-D	428	LEU
1	1-E	602	GLU
1	1-E	2	PRO
1	1-E	8	LEU
1	1-E	39	ASP
1	1-E	50	ASP
1	1-E	59	SER
1	1-E	62	GLU
1	1-E	67	LEU
1	1-E	93	ASP
1	1-E	98	GLU
1	1-E	115	LEU
1	1-E	152	ASP
1	1-E	173	VAL
1	1-E	187	GLN
1	1-E	191	LEU
1	1-E	237	LEU
1	1-E	269	HIS
1	1-E	281	LEU
1	1-E	308	LEU
1	1-E	312	THR

*Continued on next page...*

*Continued from previous page...*

Mol	Chain	Res	Type
1	1-E	322	LEU
1	1-E	323	VAL
1	1-E	326	TYR
1	1-E	337	ARG
1	1-E	347	ILE
1	1-E	363	SER
1	1-E	375	LEU
1	1-E	397	TYR
1	1-E	413	GLN
1	1-E	428	LEU
1	1-F	602	GLU
1	1-F	2	PRO
1	1-F	8	LEU
1	1-F	39	ASP
1	1-F	50	ASP
1	1-F	59	SER
1	1-F	62	GLU
1	1-F	67	LEU
1	1-F	93	ASP
1	1-F	98	GLU
1	1-F	115	LEU
1	1-F	152	ASP
1	1-F	173	VAL
1	1-F	187	GLN
1	1-F	191	LEU
1	1-F	237	LEU
1	1-F	269	HIS
1	1-F	281	LEU
1	1-F	308	LEU
1	1-F	312	THR
1	1-F	322	LEU
1	1-F	323	VAL
1	1-F	326	TYR
1	1-F	337	ARG
1	1-F	347	ILE
1	1-F	363	SER
1	1-F	375	LEU
1	1-F	397	TYR
1	1-F	413	GLN
1	1-F	428	LEU
1	1-G	602	GLU
1	1-G	2	PRO

*Continued on next page...*

*Continued from previous page...*

Mol	Chain	Res	Type
1	1-G	8	LEU
1	1-G	39	ASP
1	1-G	50	ASP
1	1-G	59	SER
1	1-G	62	GLU
1	1-G	67	LEU
1	1-G	93	ASP
1	1-G	98	GLU
1	1-G	115	LEU
1	1-G	152	ASP
1	1-G	173	VAL
1	1-G	187	GLN
1	1-G	191	LEU
1	1-G	237	LEU
1	1-G	269	HIS
1	1-G	281	LEU
1	1-G	308	LEU
1	1-G	312	THR
1	1-G	322	LEU
1	1-G	323	VAL
1	1-G	326	TYR
1	1-G	337	ARG
1	1-G	347	ILE
1	1-G	363	SER
1	1-G	375	LEU
1	1-G	397	TYR
1	1-G	413	GLN
1	1-G	428	LEU
1	1-H	602	GLU
1	1-H	2	PRO
1	1-H	8	LEU
1	1-H	39	ASP
1	1-H	50	ASP
1	1-H	59	SER
1	1-H	62	GLU
1	1-H	67	LEU
1	1-H	93	ASP
1	1-H	98	GLU
1	1-H	115	LEU
1	1-H	152	ASP
1	1-H	173	VAL
1	1-H	187	GLN

*Continued on next page...*



*Continued from previous page...*

Mol	Chain	Res	Type
1	1-H	191	LEU
1	1-H	237	LEU
1	1-H	269	HIS
1	1-H	281	LEU
1	1-H	308	LEU
1	1-H	312	THR
1	1-H	322	LEU
1	1-H	323	VAL
1	1-H	326	TYR
1	1-H	337	ARG
1	1-H	347	ILE
1	1-H	363	SER
1	1-H	375	LEU
1	1-H	397	TYR
1	1-H	413	GLN
1	1-H	428	LEU
1	1-I	602	GLU
1	1-I	2	PRO
1	1-I	8	LEU
1	1-I	39	ASP
1	1-I	50	ASP
1	1-I	59	SER
1	1-I	62	GLU
1	1-I	67	LEU
1	1-I	93	ASP
1	1-I	98	GLU
1	1-I	115	LEU
1	1-I	152	ASP
1	1-I	173	VAL
1	1-I	187	GLN
1	1-I	191	LEU
1	1-I	237	LEU
1	1-I	269	HIS
1	1-I	281	LEU
1	1-I	308	LEU
1	1-I	312	THR
1	1-I	322	LEU
1	1-I	323	VAL
1	1-I	326	TYR
1	1-I	337	ARG
1	1-I	347	ILE
1	1-I	363	SER

*Continued on next page...*

*Continued from previous page...*

Mol	Chain	Res	Type
1	1-I	375	LEU
1	1-I	397	TYR
1	1-I	413	GLN
1	1-I	428	LEU
1	1-J	602	GLU
1	1-J	2	PRO
1	1-J	8	LEU
1	1-J	39	ASP
1	1-J	50	ASP
1	1-J	59	SER
1	1-J	62	GLU
1	1-J	67	LEU
1	1-J	93	ASP
1	1-J	98	GLU
1	1-J	115	LEU
1	1-J	152	ASP
1	1-J	173	VAL
1	1-J	187	GLN
1	1-J	191	LEU
1	1-J	237	LEU
1	1-J	269	HIS
1	1-J	281	LEU
1	1-J	308	LEU
1	1-J	312	THR
1	1-J	322	LEU
1	1-J	323	VAL
1	1-J	326	TYR
1	1-J	337	ARG
1	1-J	347	ILE
1	1-J	363	SER
1	1-J	375	LEU
1	1-J	397	TYR
1	1-J	413	GLN
1	1-J	428	LEU
1	1-K	602	GLU
1	1-K	2	PRO
1	1-K	8	LEU
1	1-K	39	ASP
1	1-K	50	ASP
1	1-K	59	SER
1	1-K	62	GLU
1	1-K	67	LEU

*Continued on next page...*

*Continued from previous page...*

Mol	Chain	Res	Type
1	1-K	93	ASP
1	1-K	98	GLU
1	1-K	115	LEU
1	1-K	152	ASP
1	1-K	173	VAL
1	1-K	187	GLN
1	1-K	191	LEU
1	1-K	237	LEU
1	1-K	269	HIS
1	1-K	281	LEU
1	1-K	308	LEU
1	1-K	312	THR
1	1-K	322	LEU
1	1-K	323	VAL
1	1-K	326	TYR
1	1-K	337	ARG
1	1-K	347	ILE
1	1-K	363	SER
1	1-K	375	LEU
1	1-K	397	TYR
1	1-K	413	GLN
1	1-K	428	LEU
1	1-L	602	GLU
1	1-L	2	PRO
1	1-L	8	LEU
1	1-L	39	ASP
1	1-L	50	ASP
1	1-L	59	SER
1	1-L	62	GLU
1	1-L	67	LEU
1	1-L	93	ASP
1	1-L	98	GLU
1	1-L	115	LEU
1	1-L	152	ASP
1	1-L	173	VAL
1	1-L	187	GLN
1	1-L	191	LEU
1	1-L	237	LEU
1	1-L	269	HIS
1	1-L	281	LEU
1	1-L	308	LEU
1	1-L	312	THR

*Continued on next page...*

*Continued from previous page...*

Mol	Chain	Res	Type
1	1-L	322	LEU
1	1-L	323	VAL
1	1-L	326	TYR
1	1-L	337	ARG
1	1-L	347	ILE
1	1-L	363	SER
1	1-L	375	LEU
1	1-L	397	TYR
1	1-L	413	GLN
1	1-L	428	LEU
1	1-M	602	GLU
1	1-M	2	PRO
1	1-M	8	LEU
1	1-M	39	ASP
1	1-M	50	ASP
1	1-M	59	SER
1	1-M	62	GLU
1	1-M	67	LEU
1	1-M	93	ASP
1	1-M	98	GLU
1	1-M	115	LEU
1	1-M	152	ASP
1	1-M	173	VAL
1	1-M	187	GLN
1	1-M	191	LEU
1	1-M	237	LEU
1	1-M	269	HIS
1	1-M	281	LEU
1	1-M	308	LEU
1	1-M	312	THR
1	1-M	322	LEU
1	1-M	323	VAL
1	1-M	326	TYR
1	1-M	337	ARG
1	1-M	347	ILE
1	1-M	363	SER
1	1-M	375	LEU
1	1-M	397	TYR
1	1-M	413	GLN
1	1-M	428	LEU
1	1-N	602	GLU
1	1-N	2	PRO

*Continued on next page...*

*Continued from previous page...*

Mol	Chain	Res	Type
1	1-N	8	LEU
1	1-N	39	ASP
1	1-N	50	ASP
1	1-N	59	SER
1	1-N	62	GLU
1	1-N	67	LEU
1	1-N	93	ASP
1	1-N	98	GLU
1	1-N	115	LEU
1	1-N	152	ASP
1	1-N	173	VAL
1	1-N	187	GLN
1	1-N	191	LEU
1	1-N	237	LEU
1	1-N	269	HIS
1	1-N	281	LEU
1	1-N	308	LEU
1	1-N	312	THR
1	1-N	322	LEU
1	1-N	323	VAL
1	1-N	326	TYR
1	1-N	337	ARG
1	1-N	347	ILE
1	1-N	363	SER
1	1-N	375	LEU
1	1-N	397	TYR
1	1-N	413	GLN
1	1-N	428	LEU
1	1-O	602	GLU
1	1-O	2	PRO
1	1-O	8	LEU
1	1-O	39	ASP
1	1-O	50	ASP
1	1-O	59	SER
1	1-O	62	GLU
1	1-O	67	LEU
1	1-O	93	ASP
1	1-O	98	GLU
1	1-O	115	LEU
1	1-O	152	ASP
1	1-O	173	VAL
1	1-O	187	GLN

*Continued on next page...*

*Continued from previous page...*

Mol	Chain	Res	Type
1	1-O	191	LEU
1	1-O	237	LEU
1	1-O	269	HIS
1	1-O	281	LEU
1	1-O	308	LEU
1	1-O	312	THR
1	1-O	322	LEU
1	1-O	323	VAL
1	1-O	326	TYR
1	1-O	337	ARG
1	1-O	347	ILE
1	1-O	363	SER
1	1-O	375	LEU
1	1-O	397	TYR
1	1-O	413	GLN
1	1-O	428	LEU
1	1-P	602	GLU
1	1-P	2	PRO
1	1-P	8	LEU
1	1-P	39	ASP
1	1-P	50	ASP
1	1-P	59	SER
1	1-P	62	GLU
1	1-P	67	LEU
1	1-P	93	ASP
1	1-P	98	GLU
1	1-P	115	LEU
1	1-P	152	ASP
1	1-P	173	VAL
1	1-P	187	GLN
1	1-P	191	LEU
1	1-P	237	LEU
1	1-P	269	HIS
1	1-P	281	LEU
1	1-P	308	LEU
1	1-P	312	THR
1	1-P	322	LEU
1	1-P	323	VAL
1	1-P	326	TYR
1	1-P	337	ARG
1	1-P	347	ILE
1	1-P	363	SER

*Continued on next page...*

*Continued from previous page...*

Mol	Chain	Res	Type
1	1-P	375	LEU
1	1-P	397	TYR
1	1-P	413	GLN
1	1-P	428	LEU
1	1-Q	602	GLU
1	1-Q	2	PRO
1	1-Q	8	LEU
1	1-Q	39	ASP
1	1-Q	50	ASP
1	1-Q	59	SER
1	1-Q	62	GLU
1	1-Q	67	LEU
1	1-Q	93	ASP
1	1-Q	98	GLU
1	1-Q	115	LEU
1	1-Q	152	ASP
1	1-Q	173	VAL
1	1-Q	187	GLN
1	1-Q	191	LEU
1	1-Q	237	LEU
1	1-Q	269	HIS
1	1-Q	281	LEU
1	1-Q	308	LEU
1	1-Q	312	THR
1	1-Q	322	LEU
1	1-Q	323	VAL
1	1-Q	326	TYR
1	1-Q	337	ARG
1	1-Q	347	ILE
1	1-Q	363	SER
1	1-Q	375	LEU
1	1-Q	397	TYR
1	1-Q	413	GLN
1	1-Q	428	LEU
1	1-R	602	GLU
1	1-R	2	PRO
1	1-R	8	LEU
1	1-R	39	ASP
1	1-R	50	ASP
1	1-R	59	SER
1	1-R	62	GLU
1	1-R	67	LEU

*Continued on next page...*

*Continued from previous page...*

Mol	Chain	Res	Type
1	1-R	93	ASP
1	1-R	98	GLU
1	1-R	115	LEU
1	1-R	152	ASP
1	1-R	173	VAL
1	1-R	187	GLN
1	1-R	191	LEU
1	1-R	237	LEU
1	1-R	269	HIS
1	1-R	281	LEU
1	1-R	308	LEU
1	1-R	312	THR
1	1-R	322	LEU
1	1-R	323	VAL
1	1-R	326	TYR
1	1-R	337	ARG
1	1-R	347	ILE
1	1-R	363	SER
1	1-R	375	LEU
1	1-R	397	TYR
1	1-R	413	GLN
1	1-R	428	LEU
1	1-S	602	GLU
1	1-S	2	PRO
1	1-S	8	LEU
1	1-S	39	ASP
1	1-S	50	ASP
1	1-S	59	SER
1	1-S	62	GLU
1	1-S	67	LEU
1	1-S	93	ASP
1	1-S	98	GLU
1	1-S	115	LEU
1	1-S	152	ASP
1	1-S	173	VAL
1	1-S	187	GLN
1	1-S	191	LEU
1	1-S	237	LEU
1	1-S	269	HIS
1	1-S	281	LEU
1	1-S	308	LEU
1	1-S	312	THR

*Continued on next page...*



*Continued from previous page...*

Mol	Chain	Res	Type
1	1-S	322	LEU
1	1-S	323	VAL
1	1-S	326	TYR
1	1-S	337	ARG
1	1-S	347	ILE
1	1-S	363	SER
1	1-S	375	LEU
1	1-S	397	TYR
1	1-S	413	GLN
1	1-S	428	LEU
1	1-T	602	GLU
1	1-T	2	PRO
1	1-T	8	LEU
1	1-T	39	ASP
1	1-T	50	ASP
1	1-T	59	SER
1	1-T	62	GLU
1	1-T	67	LEU
1	1-T	93	ASP
1	1-T	98	GLU
1	1-T	115	LEU
1	1-T	152	ASP
1	1-T	173	VAL
1	1-T	187	GLN
1	1-T	191	LEU
1	1-T	237	LEU
1	1-T	269	HIS
1	1-T	281	LEU
1	1-T	308	LEU
1	1-T	312	THR
1	1-T	322	LEU
1	1-T	323	VAL
1	1-T	326	TYR
1	1-T	337	ARG
1	1-T	347	ILE
1	1-T	363	SER
1	1-T	375	LEU
1	1-T	397	TYR
1	1-T	413	GLN
1	1-T	428	LEU
1	1-U	602	GLU
1	1-U	2	PRO

*Continued on next page...*

*Continued from previous page...*

Mol	Chain	Res	Type
1	1-U	8	LEU
1	1-U	39	ASP
1	1-U	50	ASP
1	1-U	59	SER
1	1-U	62	GLU
1	1-U	67	LEU
1	1-U	93	ASP
1	1-U	98	GLU
1	1-U	115	LEU
1	1-U	152	ASP
1	1-U	173	VAL
1	1-U	187	GLN
1	1-U	191	LEU
1	1-U	237	LEU
1	1-U	269	HIS
1	1-U	281	LEU
1	1-U	308	LEU
1	1-U	312	THR
1	1-U	322	LEU
1	1-U	323	VAL
1	1-U	326	TYR
1	1-U	337	ARG
1	1-U	347	ILE
1	1-U	363	SER
1	1-U	375	LEU
1	1-U	397	TYR
1	1-U	413	GLN
1	1-U	428	LEU
1	1-V	602	GLU
1	1-V	2	PRO
1	1-V	8	LEU
1	1-V	39	ASP
1	1-V	50	ASP
1	1-V	59	SER
1	1-V	62	GLU
1	1-V	67	LEU
1	1-V	93	ASP
1	1-V	98	GLU
1	1-V	115	LEU
1	1-V	152	ASP
1	1-V	173	VAL
1	1-V	187	GLN

*Continued on next page...*

*Continued from previous page...*

Mol	Chain	Res	Type
1	1-V	191	LEU
1	1-V	237	LEU
1	1-V	269	HIS
1	1-V	281	LEU
1	1-V	308	LEU
1	1-V	312	THR
1	1-V	322	LEU
1	1-V	323	VAL
1	1-V	326	TYR
1	1-V	337	ARG
1	1-V	347	ILE
1	1-V	363	SER
1	1-V	375	LEU
1	1-V	397	TYR
1	1-V	413	GLN
1	1-V	428	LEU
1	1-W	602	GLU
1	1-W	2	PRO
1	1-W	8	LEU
1	1-W	39	ASP
1	1-W	50	ASP
1	1-W	59	SER
1	1-W	62	GLU
1	1-W	67	LEU
1	1-W	93	ASP
1	1-W	98	GLU
1	1-W	115	LEU
1	1-W	152	ASP
1	1-W	173	VAL
1	1-W	187	GLN
1	1-W	191	LEU
1	1-W	237	LEU
1	1-W	269	HIS
1	1-W	281	LEU
1	1-W	308	LEU
1	1-W	312	THR
1	1-W	322	LEU
1	1-W	323	VAL
1	1-W	326	TYR
1	1-W	337	ARG
1	1-W	347	ILE
1	1-W	363	SER

*Continued on next page...*

*Continued from previous page...*

Mol	Chain	Res	Type
1	1-W	375	LEU
1	1-W	397	TYR
1	1-W	413	GLN
1	1-W	428	LEU
1	1-X	602	GLU
1	1-X	2	PRO
1	1-X	8	LEU
1	1-X	39	ASP
1	1-X	50	ASP
1	1-X	59	SER
1	1-X	62	GLU
1	1-X	67	LEU
1	1-X	93	ASP
1	1-X	98	GLU
1	1-X	115	LEU
1	1-X	152	ASP
1	1-X	173	VAL
1	1-X	187	GLN
1	1-X	191	LEU
1	1-X	237	LEU
1	1-X	269	HIS
1	1-X	281	LEU
1	1-X	308	LEU
1	1-X	312	THR
1	1-X	322	LEU
1	1-X	323	VAL
1	1-X	326	TYR
1	1-X	337	ARG
1	1-X	347	ILE
1	1-X	363	SER
1	1-X	375	LEU
1	1-X	397	TYR
1	1-X	413	GLN
1	1-X	428	LEU
1	2-A	3	ASP
1	2-A	8	LEU
1	2-A	24	LEU
1	2-A	55	ARG
1	2-A	61	HIS
1	2-A	67	LEU
1	2-A	95	PHE
1	2-A	97	LEU

*Continued on next page...*

*Continued from previous page...*

Mol	Chain	Res	Type
1	2-A	102	ARG
1	2-A	115	LEU
1	2-A	173	VAL
1	2-A	190	ASP
1	2-A	191	LEU
1	2-A	206	LEU
1	2-A	222	ASN
1	2-A	237	LEU
1	2-A	277	ASP
1	2-A	281	LEU
1	2-A	308	LEU
1	2-A	322	LEU
1	2-A	324	PRO
1	2-A	334	TYR
1	2-A	338	ASN
1	2-A	344	ARG
1	2-A	347	ILE
1	2-A	397	TYR
1	2-A	413	GLN
1	2-A	426	GLU
1	2-A	428	LEU
1	2-A	437	ASP
1	2-A	451	GLU
1	2-A	464	LEU
1	2-B	3	ASP
1	2-B	8	LEU
1	2-B	24	LEU
1	2-B	55	ARG
1	2-B	61	HIS
1	2-B	67	LEU
1	2-B	95	PHE
1	2-B	97	LEU
1	2-B	102	ARG
1	2-B	115	LEU
1	2-B	173	VAL
1	2-B	190	ASP
1	2-B	191	LEU
1	2-B	206	LEU
1	2-B	222	ASN
1	2-B	237	LEU
1	2-B	277	ASP
1	2-B	281	LEU

*Continued on next page...*

*Continued from previous page...*

Mol	Chain	Res	Type
1	2-B	308	LEU
1	2-B	322	LEU
1	2-B	324	PRO
1	2-B	334	TYR
1	2-B	338	ASN
1	2-B	344	ARG
1	2-B	347	ILE
1	2-B	397	TYR
1	2-B	413	GLN
1	2-B	426	GLU
1	2-B	428	LEU
1	2-B	437	ASP
1	2-B	451	GLU
1	2-B	464	LEU
1	2-C	3	ASP
1	2-C	8	LEU
1	2-C	24	LEU
1	2-C	55	ARG
1	2-C	61	HIS
1	2-C	67	LEU
1	2-C	95	PHE
1	2-C	97	LEU
1	2-C	102	ARG
1	2-C	115	LEU
1	2-C	173	VAL
1	2-C	190	ASP
1	2-C	191	LEU
1	2-C	206	LEU
1	2-C	222	ASN
1	2-C	237	LEU
1	2-C	277	ASP
1	2-C	281	LEU
1	2-C	308	LEU
1	2-C	322	LEU
1	2-C	324	PRO
1	2-C	334	TYR
1	2-C	338	ASN
1	2-C	344	ARG
1	2-C	347	ILE
1	2-C	397	TYR
1	2-C	413	GLN
1	2-C	426	GLU

*Continued on next page...*

*Continued from previous page...*

Mol	Chain	Res	Type
1	2-C	428	LEU
1	2-C	437	ASP
1	2-C	451	GLU
1	2-C	464	LEU
1	2-D	3	ASP
1	2-D	8	LEU
1	2-D	24	LEU
1	2-D	55	ARG
1	2-D	61	HIS
1	2-D	67	LEU
1	2-D	95	PHE
1	2-D	97	LEU
1	2-D	102	ARG
1	2-D	115	LEU
1	2-D	173	VAL
1	2-D	190	ASP
1	2-D	191	LEU
1	2-D	206	LEU
1	2-D	222	ASN
1	2-D	237	LEU
1	2-D	277	ASP
1	2-D	281	LEU
1	2-D	308	LEU
1	2-D	322	LEU
1	2-D	324	PRO
1	2-D	334	TYR
1	2-D	338	ASN
1	2-D	344	ARG
1	2-D	347	ILE
1	2-D	397	TYR
1	2-D	413	GLN
1	2-D	426	GLU
1	2-D	428	LEU
1	2-D	437	ASP
1	2-D	451	GLU
1	2-D	464	LEU
1	2-E	3	ASP
1	2-E	8	LEU
1	2-E	24	LEU
1	2-E	55	ARG
1	2-E	61	HIS
1	2-E	67	LEU

*Continued on next page...*

*Continued from previous page...*

Mol	Chain	Res	Type
1	2-E	95	PHE
1	2-E	97	LEU
1	2-E	102	ARG
1	2-E	115	LEU
1	2-E	173	VAL
1	2-E	190	ASP
1	2-E	191	LEU
1	2-E	206	LEU
1	2-E	222	ASN
1	2-E	237	LEU
1	2-E	277	ASP
1	2-E	281	LEU
1	2-E	308	LEU
1	2-E	322	LEU
1	2-E	324	PRO
1	2-E	334	TYR
1	2-E	338	ASN
1	2-E	344	ARG
1	2-E	347	ILE
1	2-E	397	TYR
1	2-E	413	GLN
1	2-E	426	GLU
1	2-E	428	LEU
1	2-E	437	ASP
1	2-E	451	GLU
1	2-E	464	LEU
1	2-F	3	ASP
1	2-F	8	LEU
1	2-F	24	LEU
1	2-F	55	ARG
1	2-F	61	HIS
1	2-F	67	LEU
1	2-F	95	PHE
1	2-F	97	LEU
1	2-F	102	ARG
1	2-F	115	LEU
1	2-F	173	VAL
1	2-F	190	ASP
1	2-F	191	LEU
1	2-F	206	LEU
1	2-F	222	ASN
1	2-F	237	LEU

*Continued on next page...*



*Continued from previous page...*

Mol	Chain	Res	Type
1	2-F	277	ASP
1	2-F	281	LEU
1	2-F	308	LEU
1	2-F	322	LEU
1	2-F	324	PRO
1	2-F	334	TYR
1	2-F	338	ASN
1	2-F	344	ARG
1	2-F	347	ILE
1	2-F	397	TYR
1	2-F	413	GLN
1	2-F	426	GLU
1	2-F	428	LEU
1	2-F	437	ASP
1	2-F	451	GLU
1	2-F	464	LEU
1	2-G	3	ASP
1	2-G	8	LEU
1	2-G	24	LEU
1	2-G	55	ARG
1	2-G	61	HIS
1	2-G	67	LEU
1	2-G	95	PHE
1	2-G	97	LEU
1	2-G	102	ARG
1	2-G	115	LEU
1	2-G	173	VAL
1	2-G	190	ASP
1	2-G	191	LEU
1	2-G	206	LEU
1	2-G	222	ASN
1	2-G	237	LEU
1	2-G	277	ASP
1	2-G	281	LEU
1	2-G	308	LEU
1	2-G	322	LEU
1	2-G	324	PRO
1	2-G	334	TYR
1	2-G	338	ASN
1	2-G	344	ARG
1	2-G	347	ILE
1	2-G	397	TYR

*Continued on next page...*

*Continued from previous page...*

Mol	Chain	Res	Type
1	2-G	413	GLN
1	2-G	426	GLU
1	2-G	428	LEU
1	2-G	437	ASP
1	2-G	451	GLU
1	2-G	464	LEU
1	2-H	3	ASP
1	2-H	8	LEU
1	2-H	24	LEU
1	2-H	55	ARG
1	2-H	61	HIS
1	2-H	67	LEU
1	2-H	95	PHE
1	2-H	97	LEU
1	2-H	102	ARG
1	2-H	115	LEU
1	2-H	173	VAL
1	2-H	190	ASP
1	2-H	191	LEU
1	2-H	206	LEU
1	2-H	222	ASN
1	2-H	237	LEU
1	2-H	277	ASP
1	2-H	281	LEU
1	2-H	308	LEU
1	2-H	322	LEU
1	2-H	324	PRO
1	2-H	334	TYR
1	2-H	338	ASN
1	2-H	344	ARG
1	2-H	347	ILE
1	2-H	397	TYR
1	2-H	413	GLN
1	2-H	426	GLU
1	2-H	428	LEU
1	2-H	437	ASP
1	2-H	451	GLU
1	2-H	464	LEU
1	2-I	3	ASP
1	2-I	8	LEU
1	2-I	24	LEU
1	2-I	55	ARG

*Continued on next page...*

*Continued from previous page...*

Mol	Chain	Res	Type
1	2-I	61	HIS
1	2-I	67	LEU
1	2-I	95	PHE
1	2-I	97	LEU
1	2-I	102	ARG
1	2-I	115	LEU
1	2-I	173	VAL
1	2-I	190	ASP
1	2-I	191	LEU
1	2-I	206	LEU
1	2-I	222	ASN
1	2-I	237	LEU
1	2-I	277	ASP
1	2-I	281	LEU
1	2-I	308	LEU
1	2-I	322	LEU
1	2-I	324	PRO
1	2-I	334	TYR
1	2-I	338	ASN
1	2-I	344	ARG
1	2-I	347	ILE
1	2-I	397	TYR
1	2-I	413	GLN
1	2-I	426	GLU
1	2-I	428	LEU
1	2-I	437	ASP
1	2-I	451	GLU
1	2-I	464	LEU
1	2-J	3	ASP
1	2-J	8	LEU
1	2-J	24	LEU
1	2-J	55	ARG
1	2-J	61	HIS
1	2-J	67	LEU
1	2-J	95	PHE
1	2-J	97	LEU
1	2-J	102	ARG
1	2-J	115	LEU
1	2-J	173	VAL
1	2-J	190	ASP
1	2-J	191	LEU
1	2-J	206	LEU

*Continued on next page...*

*Continued from previous page...*

Mol	Chain	Res	Type
1	2-J	222	ASN
1	2-J	237	LEU
1	2-J	277	ASP
1	2-J	281	LEU
1	2-J	308	LEU
1	2-J	322	LEU
1	2-J	324	PRO
1	2-J	334	TYR
1	2-J	338	ASN
1	2-J	344	ARG
1	2-J	347	ILE
1	2-J	397	TYR
1	2-J	413	GLN
1	2-J	426	GLU
1	2-J	428	LEU
1	2-J	437	ASP
1	2-J	451	GLU
1	2-J	464	LEU
1	2-K	3	ASP
1	2-K	8	LEU
1	2-K	24	LEU
1	2-K	55	ARG
1	2-K	61	HIS
1	2-K	67	LEU
1	2-K	95	PHE
1	2-K	97	LEU
1	2-K	102	ARG
1	2-K	115	LEU
1	2-K	173	VAL
1	2-K	190	ASP
1	2-K	191	LEU
1	2-K	206	LEU
1	2-K	222	ASN
1	2-K	237	LEU
1	2-K	277	ASP
1	2-K	281	LEU
1	2-K	308	LEU
1	2-K	322	LEU
1	2-K	324	PRO
1	2-K	334	TYR
1	2-K	338	ASN
1	2-K	344	ARG

*Continued on next page...*

*Continued from previous page...*

Mol	Chain	Res	Type
1	2-K	347	ILE
1	2-K	397	TYR
1	2-K	413	GLN
1	2-K	426	GLU
1	2-K	428	LEU
1	2-K	437	ASP
1	2-K	451	GLU
1	2-K	464	LEU
1	2-L	3	ASP
1	2-L	8	LEU
1	2-L	24	LEU
1	2-L	55	ARG
1	2-L	61	HIS
1	2-L	67	LEU
1	2-L	95	PHE
1	2-L	97	LEU
1	2-L	102	ARG
1	2-L	115	LEU
1	2-L	173	VAL
1	2-L	190	ASP
1	2-L	191	LEU
1	2-L	206	LEU
1	2-L	222	ASN
1	2-L	237	LEU
1	2-L	277	ASP
1	2-L	281	LEU
1	2-L	308	LEU
1	2-L	322	LEU
1	2-L	324	PRO
1	2-L	334	TYR
1	2-L	338	ASN
1	2-L	344	ARG
1	2-L	347	ILE
1	2-L	397	TYR
1	2-L	413	GLN
1	2-L	426	GLU
1	2-L	428	LEU
1	2-L	437	ASP
1	2-L	451	GLU
1	2-L	464	LEU
1	2-M	3	ASP
1	2-M	8	LEU

*Continued on next page...*

*Continued from previous page...*

Mol	Chain	Res	Type
1	2-M	24	LEU
1	2-M	55	ARG
1	2-M	61	HIS
1	2-M	67	LEU
1	2-M	95	PHE
1	2-M	97	LEU
1	2-M	102	ARG
1	2-M	115	LEU
1	2-M	173	VAL
1	2-M	190	ASP
1	2-M	191	LEU
1	2-M	206	LEU
1	2-M	222	ASN
1	2-M	237	LEU
1	2-M	277	ASP
1	2-M	281	LEU
1	2-M	308	LEU
1	2-M	322	LEU
1	2-M	324	PRO
1	2-M	334	TYR
1	2-M	338	ASN
1	2-M	344	ARG
1	2-M	347	ILE
1	2-M	397	TYR
1	2-M	413	GLN
1	2-M	426	GLU
1	2-M	428	LEU
1	2-M	437	ASP
1	2-M	451	GLU
1	2-M	464	LEU
1	2-N	3	ASP
1	2-N	8	LEU
1	2-N	24	LEU
1	2-N	55	ARG
1	2-N	61	HIS
1	2-N	67	LEU
1	2-N	95	PHE
1	2-N	97	LEU
1	2-N	102	ARG
1	2-N	115	LEU
1	2-N	173	VAL
1	2-N	190	ASP

*Continued on next page...*

*Continued from previous page...*

Mol	Chain	Res	Type
1	2-N	191	LEU
1	2-N	206	LEU
1	2-N	222	ASN
1	2-N	237	LEU
1	2-N	277	ASP
1	2-N	281	LEU
1	2-N	308	LEU
1	2-N	322	LEU
1	2-N	324	PRO
1	2-N	334	TYR
1	2-N	338	ASN
1	2-N	344	ARG
1	2-N	347	ILE
1	2-N	397	TYR
1	2-N	413	GLN
1	2-N	426	GLU
1	2-N	428	LEU
1	2-N	437	ASP
1	2-N	451	GLU
1	2-N	464	LEU
1	2-O	3	ASP
1	2-O	8	LEU
1	2-O	24	LEU
1	2-O	55	ARG
1	2-O	61	HIS
1	2-O	67	LEU
1	2-O	95	PHE
1	2-O	97	LEU
1	2-O	102	ARG
1	2-O	115	LEU
1	2-O	173	VAL
1	2-O	190	ASP
1	2-O	191	LEU
1	2-O	206	LEU
1	2-O	222	ASN
1	2-O	237	LEU
1	2-O	277	ASP
1	2-O	281	LEU
1	2-O	308	LEU
1	2-O	322	LEU
1	2-O	324	PRO
1	2-O	334	TYR

*Continued on next page...*

*Continued from previous page...*

Mol	Chain	Res	Type
1	2-O	338	ASN
1	2-O	344	ARG
1	2-O	347	ILE
1	2-O	397	TYR
1	2-O	413	GLN
1	2-O	426	GLU
1	2-O	428	LEU
1	2-O	437	ASP
1	2-O	451	GLU
1	2-O	464	LEU
1	2-P	3	ASP
1	2-P	8	LEU
1	2-P	24	LEU
1	2-P	55	ARG
1	2-P	61	HIS
1	2-P	67	LEU
1	2-P	95	PHE
1	2-P	97	LEU
1	2-P	102	ARG
1	2-P	115	LEU
1	2-P	173	VAL
1	2-P	190	ASP
1	2-P	191	LEU
1	2-P	206	LEU
1	2-P	222	ASN
1	2-P	237	LEU
1	2-P	277	ASP
1	2-P	281	LEU
1	2-P	308	LEU
1	2-P	322	LEU
1	2-P	324	PRO
1	2-P	334	TYR
1	2-P	338	ASN
1	2-P	344	ARG
1	2-P	347	ILE
1	2-P	397	TYR
1	2-P	413	GLN
1	2-P	426	GLU
1	2-P	428	LEU
1	2-P	437	ASP
1	2-P	451	GLU
1	2-P	464	LEU

*Continued on next page...*



*Continued from previous page...*

Mol	Chain	Res	Type
1	2-Q	3	ASP
1	2-Q	8	LEU
1	2-Q	24	LEU
1	2-Q	55	ARG
1	2-Q	61	HIS
1	2-Q	67	LEU
1	2-Q	95	PHE
1	2-Q	97	LEU
1	2-Q	102	ARG
1	2-Q	115	LEU
1	2-Q	173	VAL
1	2-Q	190	ASP
1	2-Q	191	LEU
1	2-Q	206	LEU
1	2-Q	222	ASN
1	2-Q	237	LEU
1	2-Q	277	ASP
1	2-Q	281	LEU
1	2-Q	308	LEU
1	2-Q	322	LEU
1	2-Q	324	PRO
1	2-Q	334	TYR
1	2-Q	338	ASN
1	2-Q	344	ARG
1	2-Q	347	ILE
1	2-Q	397	TYR
1	2-Q	413	GLN
1	2-Q	426	GLU
1	2-Q	428	LEU
1	2-Q	437	ASP
1	2-Q	451	GLU
1	2-Q	464	LEU
1	2-R	3	ASP
1	2-R	8	LEU
1	2-R	24	LEU
1	2-R	55	ARG
1	2-R	61	HIS
1	2-R	67	LEU
1	2-R	95	PHE
1	2-R	97	LEU
1	2-R	102	ARG
1	2-R	115	LEU

*Continued on next page...*

*Continued from previous page...*

Mol	Chain	Res	Type
1	2-R	173	VAL
1	2-R	190	ASP
1	2-R	191	LEU
1	2-R	206	LEU
1	2-R	222	ASN
1	2-R	237	LEU
1	2-R	277	ASP
1	2-R	281	LEU
1	2-R	308	LEU
1	2-R	322	LEU
1	2-R	324	PRO
1	2-R	334	TYR
1	2-R	338	ASN
1	2-R	344	ARG
1	2-R	347	ILE
1	2-R	397	TYR
1	2-R	413	GLN
1	2-R	426	GLU
1	2-R	428	LEU
1	2-R	437	ASP
1	2-R	451	GLU
1	2-R	464	LEU
1	2-S	3	ASP
1	2-S	8	LEU
1	2-S	24	LEU
1	2-S	55	ARG
1	2-S	61	HIS
1	2-S	67	LEU
1	2-S	95	PHE
1	2-S	97	LEU
1	2-S	102	ARG
1	2-S	115	LEU
1	2-S	173	VAL
1	2-S	190	ASP
1	2-S	191	LEU
1	2-S	206	LEU
1	2-S	222	ASN
1	2-S	237	LEU
1	2-S	277	ASP
1	2-S	281	LEU
1	2-S	308	LEU
1	2-S	322	LEU

*Continued on next page...*

*Continued from previous page...*

Mol	Chain	Res	Type
1	2-S	324	PRO
1	2-S	334	TYR
1	2-S	338	ASN
1	2-S	344	ARG
1	2-S	347	ILE
1	2-S	397	TYR
1	2-S	413	GLN
1	2-S	426	GLU
1	2-S	428	LEU
1	2-S	437	ASP
1	2-S	451	GLU
1	2-S	464	LEU
1	2-T	3	ASP
1	2-T	8	LEU
1	2-T	24	LEU
1	2-T	55	ARG
1	2-T	61	HIS
1	2-T	67	LEU
1	2-T	95	PHE
1	2-T	97	LEU
1	2-T	102	ARG
1	2-T	115	LEU
1	2-T	173	VAL
1	2-T	190	ASP
1	2-T	191	LEU
1	2-T	206	LEU
1	2-T	222	ASN
1	2-T	237	LEU
1	2-T	277	ASP
1	2-T	281	LEU
1	2-T	308	LEU
1	2-T	322	LEU
1	2-T	324	PRO
1	2-T	334	TYR
1	2-T	338	ASN
1	2-T	344	ARG
1	2-T	347	ILE
1	2-T	397	TYR
1	2-T	413	GLN
1	2-T	426	GLU
1	2-T	428	LEU
1	2-T	437	ASP

*Continued on next page...*

*Continued from previous page...*

Mol	Chain	Res	Type
1	2-T	451	GLU
1	2-T	464	LEU
1	2-U	3	ASP
1	2-U	8	LEU
1	2-U	24	LEU
1	2-U	55	ARG
1	2-U	61	HIS
1	2-U	67	LEU
1	2-U	95	PHE
1	2-U	97	LEU
1	2-U	102	ARG
1	2-U	115	LEU
1	2-U	173	VAL
1	2-U	190	ASP
1	2-U	191	LEU
1	2-U	206	LEU
1	2-U	222	ASN
1	2-U	237	LEU
1	2-U	277	ASP
1	2-U	281	LEU
1	2-U	308	LEU
1	2-U	322	LEU
1	2-U	324	PRO
1	2-U	334	TYR
1	2-U	338	ASN
1	2-U	344	ARG
1	2-U	347	ILE
1	2-U	397	TYR
1	2-U	413	GLN
1	2-U	426	GLU
1	2-U	428	LEU
1	2-U	437	ASP
1	2-U	451	GLU
1	2-U	464	LEU
1	2-V	3	ASP
1	2-V	8	LEU
1	2-V	24	LEU
1	2-V	55	ARG
1	2-V	61	HIS
1	2-V	67	LEU
1	2-V	95	PHE
1	2-V	97	LEU

*Continued on next page...*

*Continued from previous page...*

Mol	Chain	Res	Type
1	2-V	102	ARG
1	2-V	115	LEU
1	2-V	173	VAL
1	2-V	190	ASP
1	2-V	191	LEU
1	2-V	206	LEU
1	2-V	222	ASN
1	2-V	237	LEU
1	2-V	277	ASP
1	2-V	281	LEU
1	2-V	308	LEU
1	2-V	322	LEU
1	2-V	324	PRO
1	2-V	334	TYR
1	2-V	338	ASN
1	2-V	344	ARG
1	2-V	347	ILE
1	2-V	397	TYR
1	2-V	413	GLN
1	2-V	426	GLU
1	2-V	428	LEU
1	2-V	437	ASP
1	2-V	451	GLU
1	2-V	464	LEU
1	2-W	3	ASP
1	2-W	8	LEU
1	2-W	24	LEU
1	2-W	55	ARG
1	2-W	61	HIS
1	2-W	67	LEU
1	2-W	95	PHE
1	2-W	97	LEU
1	2-W	102	ARG
1	2-W	115	LEU
1	2-W	173	VAL
1	2-W	190	ASP
1	2-W	191	LEU
1	2-W	206	LEU
1	2-W	222	ASN
1	2-W	237	LEU
1	2-W	277	ASP
1	2-W	281	LEU

*Continued on next page...*

*Continued from previous page...*

Mol	Chain	Res	Type
1	2-W	308	LEU
1	2-W	322	LEU
1	2-W	324	PRO
1	2-W	334	TYR
1	2-W	338	ASN
1	2-W	344	ARG
1	2-W	347	ILE
1	2-W	397	TYR
1	2-W	413	GLN
1	2-W	426	GLU
1	2-W	428	LEU
1	2-W	437	ASP
1	2-W	451	GLU
1	2-W	464	LEU
1	2-X	3	ASP
1	2-X	8	LEU
1	2-X	24	LEU
1	2-X	55	ARG
1	2-X	61	HIS
1	2-X	67	LEU
1	2-X	95	PHE
1	2-X	97	LEU
1	2-X	102	ARG
1	2-X	115	LEU
1	2-X	173	VAL
1	2-X	190	ASP
1	2-X	191	LEU
1	2-X	206	LEU
1	2-X	222	ASN
1	2-X	237	LEU
1	2-X	277	ASP
1	2-X	281	LEU
1	2-X	308	LEU
1	2-X	322	LEU
1	2-X	324	PRO
1	2-X	334	TYR
1	2-X	338	ASN
1	2-X	344	ARG
1	2-X	347	ILE
1	2-X	397	TYR
1	2-X	413	GLN
1	2-X	426	GLU

*Continued on next page...*

*Continued from previous page...*

Mol	Chain	Res	Type
1	2-X	428	LEU
1	2-X	437	ASP
1	2-X	451	GLU
1	2-X	464	LEU
1	3-A	602	GLU
1	3-A	24	LEU
1	3-A	54	ILE
1	3-A	57	PHE
1	3-A	60	ILE
1	3-A	63	SER
1	3-A	67	LEU
1	3-A	72	GLU
1	3-A	115	LEU
1	3-A	150	GLU
1	3-A	180	PHE
1	3-A	187	GLN
1	3-A	191	LEU
1	3-A	208	LYS
1	3-A	237	LEU
1	3-A	263	ASP
1	3-A	308	LEU
1	3-A	312	THR
1	3-A	322	LEU
1	3-A	323	VAL
1	3-A	326	TYR
1	3-A	401	PRO
1	3-A	402	GLU
1	3-A	413	GLN
1	3-A	428	LEU
1	3-A	437	ASP
1	3-A	464	LEU
1	3-B	602	GLU
1	3-B	24	LEU
1	3-B	54	ILE
1	3-B	57	PHE
1	3-B	60	ILE
1	3-B	63	SER
1	3-B	67	LEU
1	3-B	72	GLU
1	3-B	115	LEU
1	3-B	150	GLU
1	3-B	180	PHE

*Continued on next page...*

*Continued from previous page...*

Mol	Chain	Res	Type
1	3-B	187	GLN
1	3-B	191	LEU
1	3-B	208	LYS
1	3-B	237	LEU
1	3-B	263	ASP
1	3-B	308	LEU
1	3-B	312	THR
1	3-B	322	LEU
1	3-B	323	VAL
1	3-B	326	TYR
1	3-B	401	PRO
1	3-B	402	GLU
1	3-B	413	GLN
1	3-B	428	LEU
1	3-B	437	ASP
1	3-B	464	LEU
1	3-C	602	GLU
1	3-C	24	LEU
1	3-C	54	ILE
1	3-C	57	PHE
1	3-C	60	ILE
1	3-C	63	SER
1	3-C	67	LEU
1	3-C	72	GLU
1	3-C	115	LEU
1	3-C	150	GLU
1	3-C	180	PHE
1	3-C	187	GLN
1	3-C	191	LEU
1	3-C	208	LYS
1	3-C	237	LEU
1	3-C	263	ASP
1	3-C	308	LEU
1	3-C	312	THR
1	3-C	322	LEU
1	3-C	323	VAL
1	3-C	326	TYR
1	3-C	401	PRO
1	3-C	402	GLU
1	3-C	413	GLN
1	3-C	428	LEU
1	3-C	437	ASP

*Continued on next page...*



*Continued from previous page...*

Mol	Chain	Res	Type
1	3-C	464	LEU
1	3-D	602	GLU
1	3-D	24	LEU
1	3-D	54	ILE
1	3-D	57	PHE
1	3-D	60	ILE
1	3-D	63	SER
1	3-D	67	LEU
1	3-D	72	GLU
1	3-D	115	LEU
1	3-D	150	GLU
1	3-D	180	PHE
1	3-D	187	GLN
1	3-D	191	LEU
1	3-D	208	LYS
1	3-D	237	LEU
1	3-D	263	ASP
1	3-D	308	LEU
1	3-D	312	THR
1	3-D	322	LEU
1	3-D	323	VAL
1	3-D	326	TYR
1	3-D	401	PRO
1	3-D	402	GLU
1	3-D	413	GLN
1	3-D	428	LEU
1	3-D	437	ASP
1	3-D	464	LEU
1	3-E	602	GLU
1	3-E	24	LEU
1	3-E	54	ILE
1	3-E	57	PHE
1	3-E	60	ILE
1	3-E	63	SER
1	3-E	67	LEU
1	3-E	72	GLU
1	3-E	115	LEU
1	3-E	150	GLU
1	3-E	180	PHE
1	3-E	187	GLN
1	3-E	191	LEU
1	3-E	208	LYS

*Continued on next page...*

*Continued from previous page...*

Mol	Chain	Res	Type
1	3-E	237	LEU
1	3-E	263	ASP
1	3-E	308	LEU
1	3-E	312	THR
1	3-E	322	LEU
1	3-E	323	VAL
1	3-E	326	TYR
1	3-E	401	PRO
1	3-E	402	GLU
1	3-E	413	GLN
1	3-E	428	LEU
1	3-E	437	ASP
1	3-E	464	LEU
1	3-F	602	GLU
1	3-F	24	LEU
1	3-F	54	ILE
1	3-F	57	PHE
1	3-F	60	ILE
1	3-F	63	SER
1	3-F	67	LEU
1	3-F	72	GLU
1	3-F	115	LEU
1	3-F	150	GLU
1	3-F	180	PHE
1	3-F	187	GLN
1	3-F	191	LEU
1	3-F	208	LYS
1	3-F	237	LEU
1	3-F	263	ASP
1	3-F	308	LEU
1	3-F	312	THR
1	3-F	322	LEU
1	3-F	323	VAL
1	3-F	326	TYR
1	3-F	401	PRO
1	3-F	402	GLU
1	3-F	413	GLN
1	3-F	428	LEU
1	3-F	437	ASP
1	3-F	464	LEU
1	3-G	602	GLU
1	3-G	24	LEU

*Continued on next page...*

*Continued from previous page...*

Mol	Chain	Res	Type
1	3-G	54	ILE
1	3-G	57	PHE
1	3-G	60	ILE
1	3-G	63	SER
1	3-G	67	LEU
1	3-G	72	GLU
1	3-G	115	LEU
1	3-G	150	GLU
1	3-G	180	PHE
1	3-G	187	GLN
1	3-G	191	LEU
1	3-G	208	LYS
1	3-G	237	LEU
1	3-G	263	ASP
1	3-G	308	LEU
1	3-G	312	THR
1	3-G	322	LEU
1	3-G	323	VAL
1	3-G	326	TYR
1	3-G	401	PRO
1	3-G	402	GLU
1	3-G	413	GLN
1	3-G	428	LEU
1	3-G	437	ASP
1	3-G	464	LEU
1	3-H	602	GLU
1	3-H	24	LEU
1	3-H	54	ILE
1	3-H	57	PHE
1	3-H	60	ILE
1	3-H	63	SER
1	3-H	67	LEU
1	3-H	72	GLU
1	3-H	115	LEU
1	3-H	150	GLU
1	3-H	180	PHE
1	3-H	187	GLN
1	3-H	191	LEU
1	3-H	208	LYS
1	3-H	237	LEU
1	3-H	263	ASP
1	3-H	308	LEU

*Continued on next page...*

*Continued from previous page...*

Mol	Chain	Res	Type
1	3-H	312	THR
1	3-H	322	LEU
1	3-H	323	VAL
1	3-H	326	TYR
1	3-H	401	PRO
1	3-H	402	GLU
1	3-H	413	GLN
1	3-H	428	LEU
1	3-H	437	ASP
1	3-H	464	LEU
1	3-I	602	GLU
1	3-I	24	LEU
1	3-I	54	ILE
1	3-I	57	PHE
1	3-I	60	ILE
1	3-I	63	SER
1	3-I	67	LEU
1	3-I	72	GLU
1	3-I	115	LEU
1	3-I	150	GLU
1	3-I	180	PHE
1	3-I	187	GLN
1	3-I	191	LEU
1	3-I	208	LYS
1	3-I	237	LEU
1	3-I	263	ASP
1	3-I	308	LEU
1	3-I	312	THR
1	3-I	322	LEU
1	3-I	323	VAL
1	3-I	326	TYR
1	3-I	401	PRO
1	3-I	402	GLU
1	3-I	413	GLN
1	3-I	428	LEU
1	3-I	437	ASP
1	3-I	464	LEU
1	3-J	602	GLU
1	3-J	24	LEU
1	3-J	54	ILE
1	3-J	57	PHE
1	3-J	60	ILE

*Continued on next page...*

*Continued from previous page...*

Mol	Chain	Res	Type
1	3-J	63	SER
1	3-J	67	LEU
1	3-J	72	GLU
1	3-J	115	LEU
1	3-J	150	GLU
1	3-J	180	PHE
1	3-J	187	GLN
1	3-J	191	LEU
1	3-J	208	LYS
1	3-J	237	LEU
1	3-J	263	ASP
1	3-J	308	LEU
1	3-J	312	THR
1	3-J	322	LEU
1	3-J	323	VAL
1	3-J	326	TYR
1	3-J	401	PRO
1	3-J	402	GLU
1	3-J	413	GLN
1	3-J	428	LEU
1	3-J	437	ASP
1	3-J	464	LEU
1	3-K	602	GLU
1	3-K	24	LEU
1	3-K	54	ILE
1	3-K	57	PHE
1	3-K	60	ILE
1	3-K	63	SER
1	3-K	67	LEU
1	3-K	72	GLU
1	3-K	115	LEU
1	3-K	150	GLU
1	3-K	180	PHE
1	3-K	187	GLN
1	3-K	191	LEU
1	3-K	208	LYS
1	3-K	237	LEU
1	3-K	263	ASP
1	3-K	308	LEU
1	3-K	312	THR
1	3-K	322	LEU
1	3-K	323	VAL

*Continued on next page...*

*Continued from previous page...*

Mol	Chain	Res	Type
1	3-K	326	TYR
1	3-K	401	PRO
1	3-K	402	GLU
1	3-K	413	GLN
1	3-K	428	LEU
1	3-K	437	ASP
1	3-K	464	LEU
1	3-L	602	GLU
1	3-L	24	LEU
1	3-L	54	ILE
1	3-L	57	PHE
1	3-L	60	ILE
1	3-L	63	SER
1	3-L	67	LEU
1	3-L	72	GLU
1	3-L	115	LEU
1	3-L	150	GLU
1	3-L	180	PHE
1	3-L	187	GLN
1	3-L	191	LEU
1	3-L	208	LYS
1	3-L	237	LEU
1	3-L	263	ASP
1	3-L	308	LEU
1	3-L	312	THR
1	3-L	322	LEU
1	3-L	323	VAL
1	3-L	326	TYR
1	3-L	401	PRO
1	3-L	402	GLU
1	3-L	413	GLN
1	3-L	428	LEU
1	3-L	437	ASP
1	3-L	464	LEU
1	3-M	602	GLU
1	3-M	24	LEU
1	3-M	54	ILE
1	3-M	57	PHE
1	3-M	60	ILE
1	3-M	63	SER
1	3-M	67	LEU
1	3-M	72	GLU

*Continued on next page...*

*Continued from previous page...*

Mol	Chain	Res	Type
1	3-M	115	LEU
1	3-M	150	GLU
1	3-M	180	PHE
1	3-M	187	GLN
1	3-M	191	LEU
1	3-M	208	LYS
1	3-M	237	LEU
1	3-M	263	ASP
1	3-M	308	LEU
1	3-M	312	THR
1	3-M	322	LEU
1	3-M	323	VAL
1	3-M	326	TYR
1	3-M	401	PRO
1	3-M	402	GLU
1	3-M	413	GLN
1	3-M	428	LEU
1	3-M	437	ASP
1	3-M	464	LEU
1	3-N	602	GLU
1	3-N	24	LEU
1	3-N	54	ILE
1	3-N	57	PHE
1	3-N	60	ILE
1	3-N	63	SER
1	3-N	67	LEU
1	3-N	72	GLU
1	3-N	115	LEU
1	3-N	150	GLU
1	3-N	180	PHE
1	3-N	187	GLN
1	3-N	191	LEU
1	3-N	208	LYS
1	3-N	237	LEU
1	3-N	263	ASP
1	3-N	308	LEU
1	3-N	312	THR
1	3-N	322	LEU
1	3-N	323	VAL
1	3-N	326	TYR
1	3-N	401	PRO
1	3-N	402	GLU

*Continued on next page...*

*Continued from previous page...*

Mol	Chain	Res	Type
1	3-N	413	GLN
1	3-N	428	LEU
1	3-N	437	ASP
1	3-N	464	LEU
1	3-O	602	GLU
1	3-O	24	LEU
1	3-O	54	ILE
1	3-O	57	PHE
1	3-O	60	ILE
1	3-O	63	SER
1	3-O	67	LEU
1	3-O	72	GLU
1	3-O	115	LEU
1	3-O	150	GLU
1	3-O	180	PHE
1	3-O	187	GLN
1	3-O	191	LEU
1	3-O	208	LYS
1	3-O	237	LEU
1	3-O	263	ASP
1	3-O	308	LEU
1	3-O	312	THR
1	3-O	322	LEU
1	3-O	323	VAL
1	3-O	326	TYR
1	3-O	401	PRO
1	3-O	402	GLU
1	3-O	413	GLN
1	3-O	428	LEU
1	3-O	437	ASP
1	3-O	464	LEU
1	3-P	602	GLU
1	3-P	24	LEU
1	3-P	54	ILE
1	3-P	57	PHE
1	3-P	60	ILE
1	3-P	63	SER
1	3-P	67	LEU
1	3-P	72	GLU
1	3-P	115	LEU
1	3-P	150	GLU
1	3-P	180	PHE

*Continued on next page...*



*Continued from previous page...*

Mol	Chain	Res	Type
1	3-P	187	GLN
1	3-P	191	LEU
1	3-P	208	LYS
1	3-P	237	LEU
1	3-P	263	ASP
1	3-P	308	LEU
1	3-P	312	THR
1	3-P	322	LEU
1	3-P	323	VAL
1	3-P	326	TYR
1	3-P	401	PRO
1	3-P	402	GLU
1	3-P	413	GLN
1	3-P	428	LEU
1	3-P	437	ASP
1	3-P	464	LEU
1	3-Q	602	GLU
1	3-Q	24	LEU
1	3-Q	54	ILE
1	3-Q	57	PHE
1	3-Q	60	ILE
1	3-Q	63	SER
1	3-Q	67	LEU
1	3-Q	72	GLU
1	3-Q	115	LEU
1	3-Q	150	GLU
1	3-Q	180	PHE
1	3-Q	187	GLN
1	3-Q	191	LEU
1	3-Q	208	LYS
1	3-Q	237	LEU
1	3-Q	263	ASP
1	3-Q	308	LEU
1	3-Q	312	THR
1	3-Q	322	LEU
1	3-Q	323	VAL
1	3-Q	326	TYR
1	3-Q	401	PRO
1	3-Q	402	GLU
1	3-Q	413	GLN
1	3-Q	428	LEU
1	3-Q	437	ASP

*Continued on next page...*

*Continued from previous page...*

Mol	Chain	Res	Type
1	3-Q	464	LEU
1	3-R	602	GLU
1	3-R	24	LEU
1	3-R	57	PHE
1	3-R	60	ILE
1	3-R	63	SER
1	3-R	67	LEU
1	3-R	72	GLU
1	3-R	115	LEU
1	3-R	150	GLU
1	3-R	180	PHE
1	3-R	187	GLN
1	3-R	191	LEU
1	3-R	208	LYS
1	3-R	237	LEU
1	3-R	263	ASP
1	3-R	308	LEU
1	3-R	312	THR
1	3-R	322	LEU
1	3-R	323	VAL
1	3-R	326	TYR
1	3-R	401	PRO
1	3-R	402	GLU
1	3-R	413	GLN
1	3-R	428	LEU
1	3-R	437	ASP
1	3-R	464	LEU
1	3-S	602	GLU
1	3-S	24	LEU
1	3-S	54	ILE
1	3-S	57	PHE
1	3-S	60	ILE
1	3-S	63	SER
1	3-S	67	LEU
1	3-S	72	GLU
1	3-S	115	LEU
1	3-S	150	GLU
1	3-S	180	PHE
1	3-S	187	GLN
1	3-S	191	LEU
1	3-S	208	LYS
1	3-S	237	LEU

*Continued on next page...*

*Continued from previous page...*

Mol	Chain	Res	Type
1	3-S	263	ASP
1	3-S	308	LEU
1	3-S	312	THR
1	3-S	322	LEU
1	3-S	323	VAL
1	3-S	326	TYR
1	3-S	401	PRO
1	3-S	402	GLU
1	3-S	413	GLN
1	3-S	428	LEU
1	3-S	437	ASP
1	3-S	464	LEU
1	3-T	602	GLU
1	3-T	24	LEU
1	3-T	54	ILE
1	3-T	57	PHE
1	3-T	60	ILE
1	3-T	63	SER
1	3-T	67	LEU
1	3-T	72	GLU
1	3-T	115	LEU
1	3-T	150	GLU
1	3-T	180	PHE
1	3-T	187	GLN
1	3-T	191	LEU
1	3-T	208	LYS
1	3-T	237	LEU
1	3-T	263	ASP
1	3-T	308	LEU
1	3-T	312	THR
1	3-T	322	LEU
1	3-T	323	VAL
1	3-T	326	TYR
1	3-T	401	PRO
1	3-T	402	GLU
1	3-T	413	GLN
1	3-T	428	LEU
1	3-T	437	ASP
1	3-T	464	LEU
1	3-U	602	GLU
1	3-U	24	LEU
1	3-U	54	ILE

*Continued on next page...*

*Continued from previous page...*

Mol	Chain	Res	Type
1	3-U	57	PHE
1	3-U	60	ILE
1	3-U	63	SER
1	3-U	67	LEU
1	3-U	72	GLU
1	3-U	115	LEU
1	3-U	150	GLU
1	3-U	180	PHE
1	3-U	187	GLN
1	3-U	191	LEU
1	3-U	208	LYS
1	3-U	237	LEU
1	3-U	263	ASP
1	3-U	308	LEU
1	3-U	312	THR
1	3-U	322	LEU
1	3-U	323	VAL
1	3-U	326	TYR
1	3-U	401	PRO
1	3-U	402	GLU
1	3-U	413	GLN
1	3-U	428	LEU
1	3-U	437	ASP
1	3-U	464	LEU
1	3-V	602	GLU
1	3-V	24	LEU
1	3-V	54	ILE
1	3-V	57	PHE
1	3-V	60	ILE
1	3-V	63	SER
1	3-V	67	LEU
1	3-V	72	GLU
1	3-V	115	LEU
1	3-V	150	GLU
1	3-V	180	PHE
1	3-V	187	GLN
1	3-V	191	LEU
1	3-V	208	LYS
1	3-V	237	LEU
1	3-V	263	ASP
1	3-V	308	LEU
1	3-V	312	THR

*Continued on next page...*

*Continued from previous page...*

Mol	Chain	Res	Type
1	3-V	322	LEU
1	3-V	323	VAL
1	3-V	326	TYR
1	3-V	401	PRO
1	3-V	402	GLU
1	3-V	413	GLN
1	3-V	428	LEU
1	3-V	437	ASP
1	3-V	464	LEU
1	3-W	602	GLU
1	3-W	24	LEU
1	3-W	57	PHE
1	3-W	60	ILE
1	3-W	63	SER
1	3-W	67	LEU
1	3-W	72	GLU
1	3-W	115	LEU
1	3-W	150	GLU
1	3-W	180	PHE
1	3-W	187	GLN
1	3-W	191	LEU
1	3-W	208	LYS
1	3-W	237	LEU
1	3-W	263	ASP
1	3-W	308	LEU
1	3-W	312	THR
1	3-W	322	LEU
1	3-W	323	VAL
1	3-W	326	TYR
1	3-W	401	PRO
1	3-W	402	GLU
1	3-W	413	GLN
1	3-W	428	LEU
1	3-W	437	ASP
1	3-W	464	LEU
1	3-X	602	GLU
1	3-X	24	LEU
1	3-X	54	ILE
1	3-X	57	PHE
1	3-X	60	ILE
1	3-X	63	SER
1	3-X	67	LEU

*Continued on next page...*

*Continued from previous page...*

Mol	Chain	Res	Type
1	3-X	72	GLU
1	3-X	115	LEU
1	3-X	150	GLU
1	3-X	180	PHE
1	3-X	187	GLN
1	3-X	191	LEU
1	3-X	208	LYS
1	3-X	237	LEU
1	3-X	263	ASP
1	3-X	308	LEU
1	3-X	312	THR
1	3-X	322	LEU
1	3-X	323	VAL
1	3-X	326	TYR
1	3-X	401	PRO
1	3-X	402	GLU
1	3-X	413	GLN
1	3-X	428	LEU
1	3-X	437	ASP
1	3-X	464	LEU
1	4-A	24	LEU
1	4-A	49	PHE
1	4-A	57	PHE
1	4-A	59	SER
1	4-A	60	ILE
1	4-A	62	GLU
1	4-A	83	LYS
1	4-A	95	PHE
1	4-A	97	LEU
1	4-A	102	ARG
1	4-A	115	LEU
1	4-A	173	VAL
1	4-A	191	LEU
1	4-A	222	ASN
1	4-A	237	LEU
1	4-A	308	LEU
1	4-A	314	PRO
1	4-A	322	LEU
1	4-A	324	PRO
1	4-A	339	ARG
1	4-A	375	LEU
1	4-A	387	GLU

*Continued on next page...*

*Continued from previous page...*

Mol	Chain	Res	Type
1	4-A	426	GLU
1	4-A	428	LEU
1	4-A	464	LEU
1	4-B	24	LEU
1	4-B	49	PHE
1	4-B	57	PHE
1	4-B	59	SER
1	4-B	60	ILE
1	4-B	62	GLU
1	4-B	83	LYS
1	4-B	95	PHE
1	4-B	97	LEU
1	4-B	102	ARG
1	4-B	115	LEU
1	4-B	173	VAL
1	4-B	191	LEU
1	4-B	222	ASN
1	4-B	237	LEU
1	4-B	308	LEU
1	4-B	314	PRO
1	4-B	322	LEU
1	4-B	324	PRO
1	4-B	339	ARG
1	4-B	375	LEU
1	4-B	387	GLU
1	4-B	426	GLU
1	4-B	428	LEU
1	4-B	464	LEU
1	4-C	24	LEU
1	4-C	49	PHE
1	4-C	57	PHE
1	4-C	59	SER
1	4-C	60	ILE
1	4-C	62	GLU
1	4-C	83	LYS
1	4-C	95	PHE
1	4-C	97	LEU
1	4-C	102	ARG
1	4-C	115	LEU
1	4-C	173	VAL
1	4-C	191	LEU
1	4-C	222	ASN

*Continued on next page...*

*Continued from previous page...*

Mol	Chain	Res	Type
1	4-C	237	LEU
1	4-C	308	LEU
1	4-C	314	PRO
1	4-C	322	LEU
1	4-C	324	PRO
1	4-C	339	ARG
1	4-C	375	LEU
1	4-C	387	GLU
1	4-C	426	GLU
1	4-C	428	LEU
1	4-C	464	LEU
1	4-D	24	LEU
1	4-D	49	PHE
1	4-D	57	PHE
1	4-D	59	SER
1	4-D	60	ILE
1	4-D	62	GLU
1	4-D	83	LYS
1	4-D	95	PHE
1	4-D	97	LEU
1	4-D	102	ARG
1	4-D	115	LEU
1	4-D	173	VAL
1	4-D	191	LEU
1	4-D	222	ASN
1	4-D	237	LEU
1	4-D	308	LEU
1	4-D	314	PRO
1	4-D	322	LEU
1	4-D	324	PRO
1	4-D	339	ARG
1	4-D	375	LEU
1	4-D	387	GLU
1	4-D	426	GLU
1	4-D	428	LEU
1	4-D	464	LEU
1	4-E	24	LEU
1	4-E	49	PHE
1	4-E	57	PHE
1	4-E	59	SER
1	4-E	60	ILE
1	4-E	62	GLU

*Continued on next page...*



*Continued from previous page...*

Mol	Chain	Res	Type
1	4-E	83	LYS
1	4-E	95	PHE
1	4-E	97	LEU
1	4-E	102	ARG
1	4-E	115	LEU
1	4-E	173	VAL
1	4-E	191	LEU
1	4-E	222	ASN
1	4-E	237	LEU
1	4-E	308	LEU
1	4-E	314	PRO
1	4-E	322	LEU
1	4-E	324	PRO
1	4-E	339	ARG
1	4-E	375	LEU
1	4-E	387	GLU
1	4-E	426	GLU
1	4-E	428	LEU
1	4-E	464	LEU
1	4-F	24	LEU
1	4-F	49	PHE
1	4-F	57	PHE
1	4-F	59	SER
1	4-F	60	ILE
1	4-F	62	GLU
1	4-F	83	LYS
1	4-F	95	PHE
1	4-F	97	LEU
1	4-F	102	ARG
1	4-F	115	LEU
1	4-F	173	VAL
1	4-F	191	LEU
1	4-F	222	ASN
1	4-F	237	LEU
1	4-F	308	LEU
1	4-F	314	PRO
1	4-F	322	LEU
1	4-F	324	PRO
1	4-F	339	ARG
1	4-F	375	LEU
1	4-F	387	GLU
1	4-F	426	GLU

*Continued on next page...*

*Continued from previous page...*

Mol	Chain	Res	Type
1	4-F	428	LEU
1	4-F	464	LEU
1	4-G	24	LEU
1	4-G	49	PHE
1	4-G	57	PHE
1	4-G	59	SER
1	4-G	60	ILE
1	4-G	62	GLU
1	4-G	83	LYS
1	4-G	95	PHE
1	4-G	97	LEU
1	4-G	102	ARG
1	4-G	115	LEU
1	4-G	173	VAL
1	4-G	191	LEU
1	4-G	222	ASN
1	4-G	237	LEU
1	4-G	308	LEU
1	4-G	314	PRO
1	4-G	322	LEU
1	4-G	324	PRO
1	4-G	339	ARG
1	4-G	375	LEU
1	4-G	387	GLU
1	4-G	426	GLU
1	4-G	428	LEU
1	4-G	464	LEU
1	4-H	24	LEU
1	4-H	49	PHE
1	4-H	57	PHE
1	4-H	59	SER
1	4-H	60	ILE
1	4-H	62	GLU
1	4-H	83	LYS
1	4-H	95	PHE
1	4-H	97	LEU
1	4-H	102	ARG
1	4-H	115	LEU
1	4-H	173	VAL
1	4-H	191	LEU
1	4-H	222	ASN
1	4-H	237	LEU

*Continued on next page...*

*Continued from previous page...*

Mol	Chain	Res	Type
1	4-H	308	LEU
1	4-H	314	PRO
1	4-H	322	LEU
1	4-H	324	PRO
1	4-H	339	ARG
1	4-H	375	LEU
1	4-H	387	GLU
1	4-H	426	GLU
1	4-H	428	LEU
1	4-H	464	LEU
1	4-I	24	LEU
1	4-I	49	PHE
1	4-I	57	PHE
1	4-I	59	SER
1	4-I	60	ILE
1	4-I	62	GLU
1	4-I	83	LYS
1	4-I	95	PHE
1	4-I	97	LEU
1	4-I	102	ARG
1	4-I	115	LEU
1	4-I	173	VAL
1	4-I	191	LEU
1	4-I	222	ASN
1	4-I	237	LEU
1	4-I	308	LEU
1	4-I	314	PRO
1	4-I	322	LEU
1	4-I	324	PRO
1	4-I	339	ARG
1	4-I	375	LEU
1	4-I	387	GLU
1	4-I	426	GLU
1	4-I	428	LEU
1	4-I	464	LEU
1	4-J	24	LEU
1	4-J	49	PHE
1	4-J	57	PHE
1	4-J	59	SER
1	4-J	60	ILE
1	4-J	62	GLU
1	4-J	83	LYS

*Continued on next page...*

*Continued from previous page...*

Mol	Chain	Res	Type
1	4-J	95	PHE
1	4-J	97	LEU
1	4-J	102	ARG
1	4-J	115	LEU
1	4-J	173	VAL
1	4-J	191	LEU
1	4-J	222	ASN
1	4-J	237	LEU
1	4-J	308	LEU
1	4-J	314	PRO
1	4-J	322	LEU
1	4-J	324	PRO
1	4-J	339	ARG
1	4-J	375	LEU
1	4-J	387	GLU
1	4-J	426	GLU
1	4-J	428	LEU
1	4-J	464	LEU
1	4-K	24	LEU
1	4-K	49	PHE
1	4-K	57	PHE
1	4-K	59	SER
1	4-K	60	ILE
1	4-K	62	GLU
1	4-K	83	LYS
1	4-K	95	PHE
1	4-K	97	LEU
1	4-K	102	ARG
1	4-K	115	LEU
1	4-K	173	VAL
1	4-K	191	LEU
1	4-K	222	ASN
1	4-K	237	LEU
1	4-K	308	LEU
1	4-K	314	PRO
1	4-K	322	LEU
1	4-K	324	PRO
1	4-K	339	ARG
1	4-K	375	LEU
1	4-K	387	GLU
1	4-K	426	GLU
1	4-K	428	LEU

*Continued on next page...*

*Continued from previous page...*

Mol	Chain	Res	Type
1	4-K	464	LEU
1	4-L	24	LEU
1	4-L	49	PHE
1	4-L	57	PHE
1	4-L	59	SER
1	4-L	60	ILE
1	4-L	62	GLU
1	4-L	83	LYS
1	4-L	95	PHE
1	4-L	97	LEU
1	4-L	102	ARG
1	4-L	115	LEU
1	4-L	173	VAL
1	4-L	191	LEU
1	4-L	222	ASN
1	4-L	237	LEU
1	4-L	308	LEU
1	4-L	314	PRO
1	4-L	322	LEU
1	4-L	324	PRO
1	4-L	339	ARG
1	4-L	375	LEU
1	4-L	387	GLU
1	4-L	426	GLU
1	4-L	428	LEU
1	4-L	464	LEU
1	4-M	24	LEU
1	4-M	49	PHE
1	4-M	57	PHE
1	4-M	59	SER
1	4-M	60	ILE
1	4-M	62	GLU
1	4-M	83	LYS
1	4-M	95	PHE
1	4-M	97	LEU
1	4-M	102	ARG
1	4-M	115	LEU
1	4-M	173	VAL
1	4-M	191	LEU
1	4-M	222	ASN
1	4-M	237	LEU
1	4-M	308	LEU

*Continued on next page...*

*Continued from previous page...*

Mol	Chain	Res	Type
1	4-M	314	PRO
1	4-M	322	LEU
1	4-M	324	PRO
1	4-M	339	ARG
1	4-M	375	LEU
1	4-M	387	GLU
1	4-M	426	GLU
1	4-M	428	LEU
1	4-M	464	LEU
1	4-N	24	LEU
1	4-N	49	PHE
1	4-N	57	PHE
1	4-N	59	SER
1	4-N	60	ILE
1	4-N	62	GLU
1	4-N	83	LYS
1	4-N	95	PHE
1	4-N	97	LEU
1	4-N	102	ARG
1	4-N	115	LEU
1	4-N	173	VAL
1	4-N	191	LEU
1	4-N	222	ASN
1	4-N	237	LEU
1	4-N	308	LEU
1	4-N	314	PRO
1	4-N	322	LEU
1	4-N	324	PRO
1	4-N	339	ARG
1	4-N	375	LEU
1	4-N	387	GLU
1	4-N	426	GLU
1	4-N	428	LEU
1	4-N	464	LEU
1	4-O	24	LEU
1	4-O	49	PHE
1	4-O	57	PHE
1	4-O	59	SER
1	4-O	60	ILE
1	4-O	62	GLU
1	4-O	83	LYS
1	4-O	95	PHE

*Continued on next page...*

*Continued from previous page...*

Mol	Chain	Res	Type
1	4-O	97	LEU
1	4-O	102	ARG
1	4-O	115	LEU
1	4-O	173	VAL
1	4-O	191	LEU
1	4-O	222	ASN
1	4-O	237	LEU
1	4-O	308	LEU
1	4-O	314	PRO
1	4-O	322	LEU
1	4-O	324	PRO
1	4-O	339	ARG
1	4-O	375	LEU
1	4-O	387	GLU
1	4-O	426	GLU
1	4-O	428	LEU
1	4-O	464	LEU
1	4-P	24	LEU
1	4-P	49	PHE
1	4-P	57	PHE
1	4-P	59	SER
1	4-P	60	ILE
1	4-P	62	GLU
1	4-P	83	LYS
1	4-P	95	PHE
1	4-P	97	LEU
1	4-P	102	ARG
1	4-P	115	LEU
1	4-P	173	VAL
1	4-P	191	LEU
1	4-P	222	ASN
1	4-P	237	LEU
1	4-P	308	LEU
1	4-P	314	PRO
1	4-P	322	LEU
1	4-P	324	PRO
1	4-P	339	ARG
1	4-P	375	LEU
1	4-P	387	GLU
1	4-P	426	GLU
1	4-P	428	LEU
1	4-P	464	LEU

*Continued on next page...*

*Continued from previous page...*

Mol	Chain	Res	Type
1	4-Q	24	LEU
1	4-Q	49	PHE
1	4-Q	57	PHE
1	4-Q	59	SER
1	4-Q	60	ILE
1	4-Q	62	GLU
1	4-Q	83	LYS
1	4-Q	95	PHE
1	4-Q	97	LEU
1	4-Q	102	ARG
1	4-Q	115	LEU
1	4-Q	173	VAL
1	4-Q	191	LEU
1	4-Q	222	ASN
1	4-Q	237	LEU
1	4-Q	308	LEU
1	4-Q	314	PRO
1	4-Q	322	LEU
1	4-Q	324	PRO
1	4-Q	339	ARG
1	4-Q	375	LEU
1	4-Q	387	GLU
1	4-Q	426	GLU
1	4-Q	428	LEU
1	4-Q	464	LEU
1	4-R	24	LEU
1	4-R	49	PHE
1	4-R	57	PHE
1	4-R	59	SER
1	4-R	60	ILE
1	4-R	62	GLU
1	4-R	83	LYS
1	4-R	95	PHE
1	4-R	97	LEU
1	4-R	102	ARG
1	4-R	115	LEU
1	4-R	173	VAL
1	4-R	191	LEU
1	4-R	222	ASN
1	4-R	237	LEU
1	4-R	308	LEU
1	4-R	314	PRO

*Continued on next page...*



*Continued from previous page...*

Mol	Chain	Res	Type
1	4-R	322	LEU
1	4-R	324	PRO
1	4-R	339	ARG
1	4-R	375	LEU
1	4-R	387	GLU
1	4-R	426	GLU
1	4-R	428	LEU
1	4-R	464	LEU
1	4-S	24	LEU
1	4-S	49	PHE
1	4-S	57	PHE
1	4-S	59	SER
1	4-S	60	ILE
1	4-S	62	GLU
1	4-S	83	LYS
1	4-S	95	PHE
1	4-S	97	LEU
1	4-S	102	ARG
1	4-S	115	LEU
1	4-S	173	VAL
1	4-S	191	LEU
1	4-S	222	ASN
1	4-S	237	LEU
1	4-S	308	LEU
1	4-S	314	PRO
1	4-S	322	LEU
1	4-S	324	PRO
1	4-S	339	ARG
1	4-S	375	LEU
1	4-S	387	GLU
1	4-S	426	GLU
1	4-S	428	LEU
1	4-S	464	LEU
1	4-T	24	LEU
1	4-T	49	PHE
1	4-T	57	PHE
1	4-T	59	SER
1	4-T	60	ILE
1	4-T	62	GLU
1	4-T	83	LYS
1	4-T	95	PHE
1	4-T	97	LEU

*Continued on next page...*

*Continued from previous page...*

Mol	Chain	Res	Type
1	4-T	102	ARG
1	4-T	115	LEU
1	4-T	173	VAL
1	4-T	191	LEU
1	4-T	222	ASN
1	4-T	237	LEU
1	4-T	308	LEU
1	4-T	314	PRO
1	4-T	322	LEU
1	4-T	324	PRO
1	4-T	339	ARG
1	4-T	375	LEU
1	4-T	387	GLU
1	4-T	426	GLU
1	4-T	428	LEU
1	4-T	464	LEU
1	4-U	24	LEU
1	4-U	49	PHE
1	4-U	57	PHE
1	4-U	59	SER
1	4-U	60	ILE
1	4-U	62	GLU
1	4-U	83	LYS
1	4-U	95	PHE
1	4-U	97	LEU
1	4-U	102	ARG
1	4-U	115	LEU
1	4-U	173	VAL
1	4-U	191	LEU
1	4-U	222	ASN
1	4-U	237	LEU
1	4-U	308	LEU
1	4-U	314	PRO
1	4-U	322	LEU
1	4-U	324	PRO
1	4-U	339	ARG
1	4-U	375	LEU
1	4-U	387	GLU
1	4-U	426	GLU
1	4-U	428	LEU
1	4-U	464	LEU
1	4-V	24	LEU

*Continued on next page...*

*Continued from previous page...*

Mol	Chain	Res	Type
1	4-V	49	PHE
1	4-V	57	PHE
1	4-V	59	SER
1	4-V	60	ILE
1	4-V	62	GLU
1	4-V	83	LYS
1	4-V	95	PHE
1	4-V	97	LEU
1	4-V	102	ARG
1	4-V	115	LEU
1	4-V	173	VAL
1	4-V	191	LEU
1	4-V	222	ASN
1	4-V	237	LEU
1	4-V	308	LEU
1	4-V	314	PRO
1	4-V	322	LEU
1	4-V	324	PRO
1	4-V	339	ARG
1	4-V	375	LEU
1	4-V	387	GLU
1	4-V	426	GLU
1	4-V	428	LEU
1	4-V	464	LEU
1	4-W	24	LEU
1	4-W	49	PHE
1	4-W	57	PHE
1	4-W	59	SER
1	4-W	60	ILE
1	4-W	62	GLU
1	4-W	83	LYS
1	4-W	95	PHE
1	4-W	97	LEU
1	4-W	102	ARG
1	4-W	115	LEU
1	4-W	173	VAL
1	4-W	191	LEU
1	4-W	222	ASN
1	4-W	237	LEU
1	4-W	308	LEU
1	4-W	314	PRO
1	4-W	322	LEU

*Continued on next page...*

*Continued from previous page...*

Mol	Chain	Res	Type
1	4-W	324	PRO
1	4-W	339	ARG
1	4-W	375	LEU
1	4-W	387	GLU
1	4-W	426	GLU
1	4-W	428	LEU
1	4-W	464	LEU
1	4-X	24	LEU
1	4-X	49	PHE
1	4-X	57	PHE
1	4-X	59	SER
1	4-X	60	ILE
1	4-X	62	GLU
1	4-X	83	LYS
1	4-X	95	PHE
1	4-X	97	LEU
1	4-X	102	ARG
1	4-X	115	LEU
1	4-X	173	VAL
1	4-X	191	LEU
1	4-X	222	ASN
1	4-X	237	LEU
1	4-X	308	LEU
1	4-X	314	PRO
1	4-X	322	LEU
1	4-X	324	PRO
1	4-X	339	ARG
1	4-X	375	LEU
1	4-X	387	GLU
1	4-X	426	GLU
1	4-X	428	LEU
1	4-X	464	LEU
1	5-A	602	GLU
1	5-A	11	ASP
1	5-A	24	LEU
1	5-A	40	LYS
1	5-A	54	ILE
1	5-A	57	PHE
1	5-A	61	HIS
1	5-A	67	LEU
1	5-A	93	ASP
1	5-A	115	LEU

*Continued on next page...*

*Continued from previous page...*

Mol	Chain	Res	Type
1	5-A	167	ASP
1	5-A	173	VAL
1	5-A	187	GLN
1	5-A	191	LEU
1	5-A	206	LEU
1	5-A	224	GLN
1	5-A	237	LEU
1	5-A	269	HIS
1	5-A	308	LEU
1	5-A	312	THR
1	5-A	322	LEU
1	5-A	334	TYR
1	5-A	375	LEU
1	5-A	397	TYR
1	5-A	413	GLN
1	5-A	426	GLU
1	5-A	428	LEU
1	5-A	437	ASP
1	5-A	464	LEU
1	5-B	602	GLU
1	5-B	11	ASP
1	5-B	24	LEU
1	5-B	40	LYS
1	5-B	54	ILE
1	5-B	57	PHE
1	5-B	61	HIS
1	5-B	67	LEU
1	5-B	93	ASP
1	5-B	115	LEU
1	5-B	167	ASP
1	5-B	173	VAL
1	5-B	187	GLN
1	5-B	191	LEU
1	5-B	206	LEU
1	5-B	224	GLN
1	5-B	237	LEU
1	5-B	269	HIS
1	5-B	308	LEU
1	5-B	312	THR
1	5-B	322	LEU
1	5-B	334	TYR
1	5-B	375	LEU

*Continued on next page...*

*Continued from previous page...*

Mol	Chain	Res	Type
1	5-B	397	TYR
1	5-B	413	GLN
1	5-B	426	GLU
1	5-B	428	LEU
1	5-B	437	ASP
1	5-B	464	LEU
1	5-C	602	GLU
1	5-C	11	ASP
1	5-C	24	LEU
1	5-C	40	LYS
1	5-C	54	ILE
1	5-C	57	PHE
1	5-C	61	HIS
1	5-C	67	LEU
1	5-C	93	ASP
1	5-C	115	LEU
1	5-C	167	ASP
1	5-C	173	VAL
1	5-C	187	GLN
1	5-C	191	LEU
1	5-C	206	LEU
1	5-C	224	GLN
1	5-C	237	LEU
1	5-C	269	HIS
1	5-C	308	LEU
1	5-C	312	THR
1	5-C	322	LEU
1	5-C	334	TYR
1	5-C	375	LEU
1	5-C	397	TYR
1	5-C	413	GLN
1	5-C	426	GLU
1	5-C	428	LEU
1	5-C	437	ASP
1	5-C	464	LEU
1	5-D	602	GLU
1	5-D	11	ASP
1	5-D	24	LEU
1	5-D	40	LYS
1	5-D	54	ILE
1	5-D	57	PHE
1	5-D	61	HIS

*Continued on next page...*

*Continued from previous page...*

Mol	Chain	Res	Type
1	5-D	67	LEU
1	5-D	93	ASP
1	5-D	115	LEU
1	5-D	167	ASP
1	5-D	173	VAL
1	5-D	187	GLN
1	5-D	191	LEU
1	5-D	206	LEU
1	5-D	224	GLN
1	5-D	237	LEU
1	5-D	269	HIS
1	5-D	308	LEU
1	5-D	312	THR
1	5-D	322	LEU
1	5-D	334	TYR
1	5-D	375	LEU
1	5-D	397	TYR
1	5-D	413	GLN
1	5-D	426	GLU
1	5-D	428	LEU
1	5-D	437	ASP
1	5-D	464	LEU
1	5-E	602	GLU
1	5-E	11	ASP
1	5-E	24	LEU
1	5-E	40	LYS
1	5-E	54	ILE
1	5-E	57	PHE
1	5-E	61	HIS
1	5-E	67	LEU
1	5-E	93	ASP
1	5-E	115	LEU
1	5-E	167	ASP
1	5-E	173	VAL
1	5-E	187	GLN
1	5-E	191	LEU
1	5-E	206	LEU
1	5-E	224	GLN
1	5-E	237	LEU
1	5-E	269	HIS
1	5-E	308	LEU
1	5-E	312	THR

*Continued on next page...*

*Continued from previous page...*

Mol	Chain	Res	Type
1	5-E	322	LEU
1	5-E	334	TYR
1	5-E	375	LEU
1	5-E	397	TYR
1	5-E	413	GLN
1	5-E	426	GLU
1	5-E	428	LEU
1	5-E	437	ASP
1	5-E	464	LEU
1	5-F	602	GLU
1	5-F	11	ASP
1	5-F	24	LEU
1	5-F	40	LYS
1	5-F	54	ILE
1	5-F	57	PHE
1	5-F	61	HIS
1	5-F	67	LEU
1	5-F	93	ASP
1	5-F	115	LEU
1	5-F	167	ASP
1	5-F	173	VAL
1	5-F	187	GLN
1	5-F	191	LEU
1	5-F	206	LEU
1	5-F	224	GLN
1	5-F	237	LEU
1	5-F	269	HIS
1	5-F	308	LEU
1	5-F	312	THR
1	5-F	322	LEU
1	5-F	334	TYR
1	5-F	375	LEU
1	5-F	397	TYR
1	5-F	413	GLN
1	5-F	426	GLU
1	5-F	428	LEU
1	5-F	437	ASP
1	5-F	464	LEU
1	5-G	602	GLU
1	5-G	11	ASP
1	5-G	24	LEU
1	5-G	40	LYS

*Continued on next page...*



*Continued from previous page...*

Mol	Chain	Res	Type
1	5-G	54	ILE
1	5-G	57	PHE
1	5-G	61	HIS
1	5-G	67	LEU
1	5-G	93	ASP
1	5-G	115	LEU
1	5-G	167	ASP
1	5-G	173	VAL
1	5-G	187	GLN
1	5-G	191	LEU
1	5-G	206	LEU
1	5-G	224	GLN
1	5-G	237	LEU
1	5-G	269	HIS
1	5-G	308	LEU
1	5-G	312	THR
1	5-G	322	LEU
1	5-G	334	TYR
1	5-G	375	LEU
1	5-G	397	TYR
1	5-G	413	GLN
1	5-G	426	GLU
1	5-G	428	LEU
1	5-G	437	ASP
1	5-G	464	LEU
1	5-H	602	GLU
1	5-H	11	ASP
1	5-H	24	LEU
1	5-H	40	LYS
1	5-H	54	ILE
1	5-H	57	PHE
1	5-H	61	HIS
1	5-H	67	LEU
1	5-H	93	ASP
1	5-H	115	LEU
1	5-H	167	ASP
1	5-H	173	VAL
1	5-H	187	GLN
1	5-H	191	LEU
1	5-H	206	LEU
1	5-H	224	GLN
1	5-H	237	LEU

*Continued on next page...*

*Continued from previous page...*

Mol	Chain	Res	Type
1	5-H	269	HIS
1	5-H	308	LEU
1	5-H	312	THR
1	5-H	322	LEU
1	5-H	334	TYR
1	5-H	375	LEU
1	5-H	397	TYR
1	5-H	413	GLN
1	5-H	426	GLU
1	5-H	428	LEU
1	5-H	437	ASP
1	5-H	464	LEU
1	5-H	467	ASP
1	5-I	602	GLU
1	5-I	11	ASP
1	5-I	24	LEU
1	5-I	40	LYS
1	5-I	54	ILE
1	5-I	57	PHE
1	5-I	61	HIS
1	5-I	67	LEU
1	5-I	93	ASP
1	5-I	115	LEU
1	5-I	167	ASP
1	5-I	173	VAL
1	5-I	187	GLN
1	5-I	191	LEU
1	5-I	206	LEU
1	5-I	224	GLN
1	5-I	237	LEU
1	5-I	269	HIS
1	5-I	308	LEU
1	5-I	312	THR
1	5-I	322	LEU
1	5-I	334	TYR
1	5-I	375	LEU
1	5-I	397	TYR
1	5-I	413	GLN
1	5-I	426	GLU
1	5-I	428	LEU
1	5-I	437	ASP
1	5-I	464	LEU

*Continued on next page...*

*Continued from previous page...*

Mol	Chain	Res	Type
1	5-I	467	ASP
1	5-J	602	GLU
1	5-J	11	ASP
1	5-J	24	LEU
1	5-J	40	LYS
1	5-J	54	ILE
1	5-J	57	PHE
1	5-J	61	HIS
1	5-J	67	LEU
1	5-J	93	ASP
1	5-J	115	LEU
1	5-J	167	ASP
1	5-J	173	VAL
1	5-J	187	GLN
1	5-J	191	LEU
1	5-J	206	LEU
1	5-J	224	GLN
1	5-J	237	LEU
1	5-J	269	HIS
1	5-J	308	LEU
1	5-J	312	THR
1	5-J	322	LEU
1	5-J	334	TYR
1	5-J	375	LEU
1	5-J	397	TYR
1	5-J	413	GLN
1	5-J	426	GLU
1	5-J	428	LEU
1	5-J	437	ASP
1	5-J	464	LEU
1	5-K	602	GLU
1	5-K	11	ASP
1	5-K	24	LEU
1	5-K	40	LYS
1	5-K	54	ILE
1	5-K	57	PHE
1	5-K	61	HIS
1	5-K	67	LEU
1	5-K	93	ASP
1	5-K	115	LEU
1	5-K	167	ASP
1	5-K	173	VAL

*Continued on next page...*

*Continued from previous page...*

Mol	Chain	Res	Type
1	5-K	187	GLN
1	5-K	191	LEU
1	5-K	206	LEU
1	5-K	224	GLN
1	5-K	237	LEU
1	5-K	269	HIS
1	5-K	308	LEU
1	5-K	312	THR
1	5-K	322	LEU
1	5-K	334	TYR
1	5-K	375	LEU
1	5-K	397	TYR
1	5-K	413	GLN
1	5-K	426	GLU
1	5-K	428	LEU
1	5-K	437	ASP
1	5-K	464	LEU
1	5-L	602	GLU
1	5-L	11	ASP
1	5-L	24	LEU
1	5-L	40	LYS
1	5-L	54	ILE
1	5-L	57	PHE
1	5-L	61	HIS
1	5-L	67	LEU
1	5-L	93	ASP
1	5-L	115	LEU
1	5-L	167	ASP
1	5-L	173	VAL
1	5-L	187	GLN
1	5-L	191	LEU
1	5-L	206	LEU
1	5-L	224	GLN
1	5-L	237	LEU
1	5-L	269	HIS
1	5-L	308	LEU
1	5-L	312	THR
1	5-L	322	LEU
1	5-L	334	TYR
1	5-L	375	LEU
1	5-L	397	TYR
1	5-L	413	GLN

*Continued on next page...*

*Continued from previous page...*

Mol	Chain	Res	Type
1	5-L	426	GLU
1	5-L	428	LEU
1	5-L	437	ASP
1	5-L	464	LEU
1	5-L	467	ASP
1	5-M	602	GLU
1	5-M	11	ASP
1	5-M	24	LEU
1	5-M	40	LYS
1	5-M	54	ILE
1	5-M	57	PHE
1	5-M	61	HIS
1	5-M	67	LEU
1	5-M	93	ASP
1	5-M	115	LEU
1	5-M	167	ASP
1	5-M	173	VAL
1	5-M	187	GLN
1	5-M	191	LEU
1	5-M	206	LEU
1	5-M	224	GLN
1	5-M	237	LEU
1	5-M	269	HIS
1	5-M	308	LEU
1	5-M	312	THR
1	5-M	322	LEU
1	5-M	334	TYR
1	5-M	375	LEU
1	5-M	397	TYR
1	5-M	413	GLN
1	5-M	426	GLU
1	5-M	428	LEU
1	5-M	437	ASP
1	5-M	464	LEU
1	5-N	602	GLU
1	5-N	11	ASP
1	5-N	24	LEU
1	5-N	40	LYS
1	5-N	54	ILE
1	5-N	57	PHE
1	5-N	61	HIS
1	5-N	67	LEU

*Continued on next page...*

*Continued from previous page...*

Mol	Chain	Res	Type
1	5-N	93	ASP
1	5-N	115	LEU
1	5-N	167	ASP
1	5-N	173	VAL
1	5-N	187	GLN
1	5-N	191	LEU
1	5-N	206	LEU
1	5-N	224	GLN
1	5-N	237	LEU
1	5-N	269	HIS
1	5-N	308	LEU
1	5-N	312	THR
1	5-N	322	LEU
1	5-N	334	TYR
1	5-N	375	LEU
1	5-N	397	TYR
1	5-N	413	GLN
1	5-N	426	GLU
1	5-N	428	LEU
1	5-N	437	ASP
1	5-N	464	LEU
1	5-O	602	GLU
1	5-O	11	ASP
1	5-O	24	LEU
1	5-O	40	LYS
1	5-O	54	ILE
1	5-O	57	PHE
1	5-O	61	HIS
1	5-O	67	LEU
1	5-O	93	ASP
1	5-O	115	LEU
1	5-O	167	ASP
1	5-O	173	VAL
1	5-O	187	GLN
1	5-O	191	LEU
1	5-O	206	LEU
1	5-O	224	GLN
1	5-O	237	LEU
1	5-O	269	HIS
1	5-O	308	LEU
1	5-O	312	THR
1	5-O	322	LEU

*Continued on next page...*

*Continued from previous page...*

Mol	Chain	Res	Type
1	5-O	334	TYR
1	5-O	375	LEU
1	5-O	397	TYR
1	5-O	413	GLN
1	5-O	426	GLU
1	5-O	428	LEU
1	5-O	437	ASP
1	5-O	464	LEU
1	5-P	602	GLU
1	5-P	11	ASP
1	5-P	24	LEU
1	5-P	40	LYS
1	5-P	54	ILE
1	5-P	57	PHE
1	5-P	61	HIS
1	5-P	67	LEU
1	5-P	93	ASP
1	5-P	115	LEU
1	5-P	167	ASP
1	5-P	173	VAL
1	5-P	187	GLN
1	5-P	191	LEU
1	5-P	206	LEU
1	5-P	224	GLN
1	5-P	237	LEU
1	5-P	269	HIS
1	5-P	308	LEU
1	5-P	312	THR
1	5-P	322	LEU
1	5-P	334	TYR
1	5-P	375	LEU
1	5-P	397	TYR
1	5-P	413	GLN
1	5-P	426	GLU
1	5-P	428	LEU
1	5-P	437	ASP
1	5-P	464	LEU
1	5-P	467	ASP
1	5-Q	602	GLU
1	5-Q	11	ASP
1	5-Q	24	LEU
1	5-Q	40	LYS

*Continued on next page...*

*Continued from previous page...*

Mol	Chain	Res	Type
1	5-Q	54	ILE
1	5-Q	57	PHE
1	5-Q	61	HIS
1	5-Q	67	LEU
1	5-Q	93	ASP
1	5-Q	115	LEU
1	5-Q	167	ASP
1	5-Q	173	VAL
1	5-Q	187	GLN
1	5-Q	191	LEU
1	5-Q	206	LEU
1	5-Q	224	GLN
1	5-Q	237	LEU
1	5-Q	269	HIS
1	5-Q	308	LEU
1	5-Q	312	THR
1	5-Q	322	LEU
1	5-Q	334	TYR
1	5-Q	375	LEU
1	5-Q	397	TYR
1	5-Q	413	GLN
1	5-Q	426	GLU
1	5-Q	428	LEU
1	5-Q	437	ASP
1	5-Q	464	LEU
1	5-Q	467	ASP
1	5-R	602	GLU
1	5-R	11	ASP
1	5-R	24	LEU
1	5-R	40	LYS
1	5-R	54	ILE
1	5-R	57	PHE
1	5-R	61	HIS
1	5-R	67	LEU
1	5-R	93	ASP
1	5-R	115	LEU
1	5-R	167	ASP
1	5-R	173	VAL
1	5-R	187	GLN
1	5-R	191	LEU
1	5-R	206	LEU
1	5-R	224	GLN

*Continued on next page...*



*Continued from previous page...*

Mol	Chain	Res	Type
1	5-R	237	LEU
1	5-R	269	HIS
1	5-R	308	LEU
1	5-R	312	THR
1	5-R	322	LEU
1	5-R	334	TYR
1	5-R	375	LEU
1	5-R	397	TYR
1	5-R	413	GLN
1	5-R	426	GLU
1	5-R	428	LEU
1	5-R	437	ASP
1	5-R	464	LEU
1	5-S	602	GLU
1	5-S	11	ASP
1	5-S	24	LEU
1	5-S	40	LYS
1	5-S	54	ILE
1	5-S	57	PHE
1	5-S	61	HIS
1	5-S	67	LEU
1	5-S	93	ASP
1	5-S	115	LEU
1	5-S	167	ASP
1	5-S	173	VAL
1	5-S	187	GLN
1	5-S	191	LEU
1	5-S	206	LEU
1	5-S	224	GLN
1	5-S	237	LEU
1	5-S	269	HIS
1	5-S	308	LEU
1	5-S	312	THR
1	5-S	322	LEU
1	5-S	334	TYR
1	5-S	375	LEU
1	5-S	397	TYR
1	5-S	413	GLN
1	5-S	426	GLU
1	5-S	428	LEU
1	5-S	437	ASP
1	5-S	464	LEU

*Continued on next page...*

*Continued from previous page...*

Mol	Chain	Res	Type
1	5-T	602	GLU
1	5-T	11	ASP
1	5-T	24	LEU
1	5-T	40	LYS
1	5-T	54	ILE
1	5-T	57	PHE
1	5-T	61	HIS
1	5-T	67	LEU
1	5-T	93	ASP
1	5-T	115	LEU
1	5-T	167	ASP
1	5-T	173	VAL
1	5-T	187	GLN
1	5-T	191	LEU
1	5-T	206	LEU
1	5-T	224	GLN
1	5-T	237	LEU
1	5-T	269	HIS
1	5-T	308	LEU
1	5-T	312	THR
1	5-T	322	LEU
1	5-T	334	TYR
1	5-T	375	LEU
1	5-T	397	TYR
1	5-T	413	GLN
1	5-T	426	GLU
1	5-T	428	LEU
1	5-T	437	ASP
1	5-T	464	LEU
1	5-U	602	GLU
1	5-U	11	ASP
1	5-U	24	LEU
1	5-U	40	LYS
1	5-U	54	ILE
1	5-U	57	PHE
1	5-U	61	HIS
1	5-U	67	LEU
1	5-U	93	ASP
1	5-U	115	LEU
1	5-U	167	ASP
1	5-U	173	VAL
1	5-U	187	GLN

*Continued on next page...*

*Continued from previous page...*

Mol	Chain	Res	Type
1	5-U	191	LEU
1	5-U	206	LEU
1	5-U	224	GLN
1	5-U	237	LEU
1	5-U	269	HIS
1	5-U	308	LEU
1	5-U	312	THR
1	5-U	322	LEU
1	5-U	334	TYR
1	5-U	375	LEU
1	5-U	397	TYR
1	5-U	413	GLN
1	5-U	426	GLU
1	5-U	428	LEU
1	5-U	437	ASP
1	5-U	464	LEU
1	5-V	602	GLU
1	5-V	11	ASP
1	5-V	24	LEU
1	5-V	40	LYS
1	5-V	54	ILE
1	5-V	57	PHE
1	5-V	61	HIS
1	5-V	67	LEU
1	5-V	93	ASP
1	5-V	115	LEU
1	5-V	167	ASP
1	5-V	173	VAL
1	5-V	187	GLN
1	5-V	191	LEU
1	5-V	206	LEU
1	5-V	224	GLN
1	5-V	237	LEU
1	5-V	269	HIS
1	5-V	308	LEU
1	5-V	312	THR
1	5-V	322	LEU
1	5-V	334	TYR
1	5-V	375	LEU
1	5-V	397	TYR
1	5-V	413	GLN
1	5-V	426	GLU

*Continued on next page...*

*Continued from previous page...*

Mol	Chain	Res	Type
1	5-V	428	LEU
1	5-V	437	ASP
1	5-V	464	LEU
1	5-W	602	GLU
1	5-W	11	ASP
1	5-W	24	LEU
1	5-W	40	LYS
1	5-W	54	ILE
1	5-W	57	PHE
1	5-W	61	HIS
1	5-W	67	LEU
1	5-W	93	ASP
1	5-W	115	LEU
1	5-W	167	ASP
1	5-W	173	VAL
1	5-W	187	GLN
1	5-W	191	LEU
1	5-W	206	LEU
1	5-W	224	GLN
1	5-W	237	LEU
1	5-W	269	HIS
1	5-W	308	LEU
1	5-W	312	THR
1	5-W	322	LEU
1	5-W	334	TYR
1	5-W	375	LEU
1	5-W	397	TYR
1	5-W	413	GLN
1	5-W	426	GLU
1	5-W	428	LEU
1	5-W	437	ASP
1	5-W	464	LEU
1	5-W	467	ASP
1	5-X	602	GLU
1	5-X	11	ASP
1	5-X	24	LEU
1	5-X	40	LYS
1	5-X	54	ILE
1	5-X	57	PHE
1	5-X	61	HIS
1	5-X	67	LEU
1	5-X	93	ASP

*Continued on next page...*

*Continued from previous page...*

Mol	Chain	Res	Type
1	5-X	115	LEU
1	5-X	167	ASP
1	5-X	173	VAL
1	5-X	187	GLN
1	5-X	191	LEU
1	5-X	206	LEU
1	5-X	224	GLN
1	5-X	237	LEU
1	5-X	269	HIS
1	5-X	308	LEU
1	5-X	312	THR
1	5-X	322	LEU
1	5-X	334	TYR
1	5-X	375	LEU
1	5-X	397	TYR
1	5-X	413	GLN
1	5-X	426	GLU
1	5-X	428	LEU
1	5-X	437	ASP
1	5-X	464	LEU
1	6-A	602	GLU
1	6-A	1	THR
1	6-A	2	PRO
1	6-A	4	ASP
1	6-A	8	LEU
1	6-A	24	LEU
1	6-A	40	LYS
1	6-A	50	ASP
1	6-A	61	HIS
1	6-A	64	ASP
1	6-A	95	PHE
1	6-A	115	LEU
1	6-A	173	VAL
1	6-A	180	PHE
1	6-A	187	GLN
1	6-A	191	LEU
1	6-A	206	LEU
1	6-A	212	GLU
1	6-A	237	LEU
1	6-A	248	GLN
1	6-A	281	LEU
1	6-A	308	LEU

*Continued on next page...*

*Continued from previous page...*

Mol	Chain	Res	Type
1	6-A	322	LEU
1	6-A	323	VAL
1	6-A	334	TYR
1	6-A	337	ARG
1	6-A	338	ASN
1	6-A	355	ARG
1	6-A	375	LEU
1	6-A	396	LEU
1	6-A	397	TYR
1	6-A	399	LEU
1	6-A	401	PRO
1	6-A	428	LEU
1	6-A	437	ASP
1	6-A	464	LEU
1	6-B	602	GLU
1	6-B	1	THR
1	6-B	2	PRO
1	6-B	4	ASP
1	6-B	8	LEU
1	6-B	24	LEU
1	6-B	40	LYS
1	6-B	50	ASP
1	6-B	61	HIS
1	6-B	64	ASP
1	6-B	95	PHE
1	6-B	115	LEU
1	6-B	173	VAL
1	6-B	180	PHE
1	6-B	187	GLN
1	6-B	191	LEU
1	6-B	206	LEU
1	6-B	212	GLU
1	6-B	237	LEU
1	6-B	248	GLN
1	6-B	281	LEU
1	6-B	308	LEU
1	6-B	322	LEU
1	6-B	323	VAL
1	6-B	334	TYR
1	6-B	337	ARG
1	6-B	338	ASN
1	6-B	355	ARG

*Continued on next page...*

*Continued from previous page...*

Mol	Chain	Res	Type
1	6-B	375	LEU
1	6-B	396	LEU
1	6-B	397	TYR
1	6-B	399	LEU
1	6-B	401	PRO
1	6-B	428	LEU
1	6-B	437	ASP
1	6-B	464	LEU
1	6-C	602	GLU
1	6-C	1	THR
1	6-C	2	PRO
1	6-C	4	ASP
1	6-C	8	LEU
1	6-C	24	LEU
1	6-C	40	LYS
1	6-C	50	ASP
1	6-C	61	HIS
1	6-C	64	ASP
1	6-C	115	LEU
1	6-C	173	VAL
1	6-C	180	PHE
1	6-C	187	GLN
1	6-C	191	LEU
1	6-C	206	LEU
1	6-C	212	GLU
1	6-C	237	LEU
1	6-C	248	GLN
1	6-C	281	LEU
1	6-C	308	LEU
1	6-C	322	LEU
1	6-C	323	VAL
1	6-C	334	TYR
1	6-C	337	ARG
1	6-C	338	ASN
1	6-C	355	ARG
1	6-C	375	LEU
1	6-C	396	LEU
1	6-C	397	TYR
1	6-C	399	LEU
1	6-C	401	PRO
1	6-C	428	LEU
1	6-C	437	ASP

*Continued on next page...*

*Continued from previous page...*

Mol	Chain	Res	Type
1	6-C	464	LEU
1	6-D	602	GLU
1	6-D	1	THR
1	6-D	2	PRO
1	6-D	4	ASP
1	6-D	8	LEU
1	6-D	24	LEU
1	6-D	40	LYS
1	6-D	50	ASP
1	6-D	61	HIS
1	6-D	64	ASP
1	6-D	95	PHE
1	6-D	115	LEU
1	6-D	173	VAL
1	6-D	180	PHE
1	6-D	187	GLN
1	6-D	191	LEU
1	6-D	206	LEU
1	6-D	212	GLU
1	6-D	237	LEU
1	6-D	248	GLN
1	6-D	281	LEU
1	6-D	308	LEU
1	6-D	322	LEU
1	6-D	323	VAL
1	6-D	334	TYR
1	6-D	337	ARG
1	6-D	338	ASN
1	6-D	355	ARG
1	6-D	375	LEU
1	6-D	396	LEU
1	6-D	397	TYR
1	6-D	399	LEU
1	6-D	401	PRO
1	6-D	428	LEU
1	6-D	437	ASP
1	6-D	464	LEU
1	6-E	602	GLU
1	6-E	1	THR
1	6-E	2	PRO
1	6-E	4	ASP
1	6-E	8	LEU

*Continued on next page...*



*Continued from previous page...*

Mol	Chain	Res	Type
1	6-E	24	LEU
1	6-E	40	LYS
1	6-E	50	ASP
1	6-E	61	HIS
1	6-E	64	ASP
1	6-E	115	LEU
1	6-E	173	VAL
1	6-E	180	PHE
1	6-E	187	GLN
1	6-E	191	LEU
1	6-E	206	LEU
1	6-E	212	GLU
1	6-E	237	LEU
1	6-E	248	GLN
1	6-E	281	LEU
1	6-E	308	LEU
1	6-E	322	LEU
1	6-E	323	VAL
1	6-E	334	TYR
1	6-E	337	ARG
1	6-E	338	ASN
1	6-E	355	ARG
1	6-E	375	LEU
1	6-E	396	LEU
1	6-E	397	TYR
1	6-E	399	LEU
1	6-E	401	PRO
1	6-E	428	LEU
1	6-E	437	ASP
1	6-E	464	LEU
1	6-F	602	GLU
1	6-F	1	THR
1	6-F	2	PRO
1	6-F	4	ASP
1	6-F	8	LEU
1	6-F	24	LEU
1	6-F	40	LYS
1	6-F	50	ASP
1	6-F	61	HIS
1	6-F	64	ASP
1	6-F	95	PHE
1	6-F	115	LEU

*Continued on next page...*

*Continued from previous page...*

Mol	Chain	Res	Type
1	6-F	173	VAL
1	6-F	180	PHE
1	6-F	187	GLN
1	6-F	191	LEU
1	6-F	206	LEU
1	6-F	212	GLU
1	6-F	237	LEU
1	6-F	248	GLN
1	6-F	281	LEU
1	6-F	308	LEU
1	6-F	322	LEU
1	6-F	323	VAL
1	6-F	334	TYR
1	6-F	337	ARG
1	6-F	338	ASN
1	6-F	355	ARG
1	6-F	375	LEU
1	6-F	396	LEU
1	6-F	397	TYR
1	6-F	399	LEU
1	6-F	401	PRO
1	6-F	428	LEU
1	6-F	437	ASP
1	6-F	464	LEU
1	6-G	602	GLU
1	6-G	1	THR
1	6-G	2	PRO
1	6-G	4	ASP
1	6-G	8	LEU
1	6-G	24	LEU
1	6-G	40	LYS
1	6-G	50	ASP
1	6-G	61	HIS
1	6-G	64	ASP
1	6-G	95	PHE
1	6-G	115	LEU
1	6-G	173	VAL
1	6-G	180	PHE
1	6-G	187	GLN
1	6-G	191	LEU
1	6-G	206	LEU
1	6-G	212	GLU

*Continued on next page...*

*Continued from previous page...*

Mol	Chain	Res	Type
1	6-G	237	LEU
1	6-G	248	GLN
1	6-G	281	LEU
1	6-G	308	LEU
1	6-G	322	LEU
1	6-G	323	VAL
1	6-G	334	TYR
1	6-G	337	ARG
1	6-G	338	ASN
1	6-G	355	ARG
1	6-G	375	LEU
1	6-G	396	LEU
1	6-G	397	TYR
1	6-G	399	LEU
1	6-G	401	PRO
1	6-G	428	LEU
1	6-G	437	ASP
1	6-G	464	LEU
1	6-H	602	GLU
1	6-H	1	THR
1	6-H	2	PRO
1	6-H	4	ASP
1	6-H	8	LEU
1	6-H	24	LEU
1	6-H	40	LYS
1	6-H	50	ASP
1	6-H	61	HIS
1	6-H	64	ASP
1	6-H	95	PHE
1	6-H	115	LEU
1	6-H	173	VAL
1	6-H	180	PHE
1	6-H	187	GLN
1	6-H	191	LEU
1	6-H	206	LEU
1	6-H	212	GLU
1	6-H	237	LEU
1	6-H	248	GLN
1	6-H	281	LEU
1	6-H	308	LEU
1	6-H	322	LEU
1	6-H	323	VAL

*Continued on next page...*

*Continued from previous page...*

Mol	Chain	Res	Type
1	6-H	334	TYR
1	6-H	337	ARG
1	6-H	338	ASN
1	6-H	355	ARG
1	6-H	375	LEU
1	6-H	396	LEU
1	6-H	397	TYR
1	6-H	399	LEU
1	6-H	401	PRO
1	6-H	428	LEU
1	6-H	437	ASP
1	6-H	464	LEU
1	6-I	602	GLU
1	6-I	1	THR
1	6-I	2	PRO
1	6-I	4	ASP
1	6-I	8	LEU
1	6-I	24	LEU
1	6-I	40	LYS
1	6-I	50	ASP
1	6-I	61	HIS
1	6-I	64	ASP
1	6-I	95	PHE
1	6-I	115	LEU
1	6-I	173	VAL
1	6-I	180	PHE
1	6-I	187	GLN
1	6-I	191	LEU
1	6-I	206	LEU
1	6-I	212	GLU
1	6-I	237	LEU
1	6-I	248	GLN
1	6-I	281	LEU
1	6-I	308	LEU
1	6-I	322	LEU
1	6-I	323	VAL
1	6-I	334	TYR
1	6-I	337	ARG
1	6-I	338	ASN
1	6-I	355	ARG
1	6-I	375	LEU
1	6-I	396	LEU

*Continued on next page...*

*Continued from previous page...*

Mol	Chain	Res	Type
1	6-I	397	TYR
1	6-I	399	LEU
1	6-I	401	PRO
1	6-I	428	LEU
1	6-I	437	ASP
1	6-I	464	LEU
1	6-J	602	GLU
1	6-J	1	THR
1	6-J	2	PRO
1	6-J	4	ASP
1	6-J	8	LEU
1	6-J	24	LEU
1	6-J	40	LYS
1	6-J	50	ASP
1	6-J	61	HIS
1	6-J	64	ASP
1	6-J	115	LEU
1	6-J	173	VAL
1	6-J	180	PHE
1	6-J	187	GLN
1	6-J	191	LEU
1	6-J	206	LEU
1	6-J	212	GLU
1	6-J	237	LEU
1	6-J	248	GLN
1	6-J	281	LEU
1	6-J	308	LEU
1	6-J	322	LEU
1	6-J	323	VAL
1	6-J	334	TYR
1	6-J	337	ARG
1	6-J	338	ASN
1	6-J	355	ARG
1	6-J	375	LEU
1	6-J	396	LEU
1	6-J	397	TYR
1	6-J	399	LEU
1	6-J	401	PRO
1	6-J	428	LEU
1	6-J	437	ASP
1	6-J	464	LEU
1	6-K	602	GLU

*Continued on next page...*

*Continued from previous page...*

Mol	Chain	Res	Type
1	6-K	1	THR
1	6-K	2	PRO
1	6-K	4	ASP
1	6-K	8	LEU
1	6-K	24	LEU
1	6-K	40	LYS
1	6-K	50	ASP
1	6-K	61	HIS
1	6-K	64	ASP
1	6-K	95	PHE
1	6-K	115	LEU
1	6-K	173	VAL
1	6-K	180	PHE
1	6-K	187	GLN
1	6-K	191	LEU
1	6-K	206	LEU
1	6-K	212	GLU
1	6-K	237	LEU
1	6-K	248	GLN
1	6-K	281	LEU
1	6-K	308	LEU
1	6-K	322	LEU
1	6-K	323	VAL
1	6-K	334	TYR
1	6-K	337	ARG
1	6-K	338	ASN
1	6-K	355	ARG
1	6-K	375	LEU
1	6-K	396	LEU
1	6-K	397	TYR
1	6-K	399	LEU
1	6-K	401	PRO
1	6-K	428	LEU
1	6-K	437	ASP
1	6-K	464	LEU
1	6-L	602	GLU
1	6-L	1	THR
1	6-L	2	PRO
1	6-L	4	ASP
1	6-L	8	LEU
1	6-L	24	LEU
1	6-L	40	LYS

*Continued on next page...*

*Continued from previous page...*

Mol	Chain	Res	Type
1	6-L	50	ASP
1	6-L	61	HIS
1	6-L	64	ASP
1	6-L	115	LEU
1	6-L	173	VAL
1	6-L	180	PHE
1	6-L	187	GLN
1	6-L	191	LEU
1	6-L	206	LEU
1	6-L	212	GLU
1	6-L	237	LEU
1	6-L	248	GLN
1	6-L	281	LEU
1	6-L	308	LEU
1	6-L	322	LEU
1	6-L	323	VAL
1	6-L	334	TYR
1	6-L	337	ARG
1	6-L	338	ASN
1	6-L	355	ARG
1	6-L	375	LEU
1	6-L	396	LEU
1	6-L	397	TYR
1	6-L	399	LEU
1	6-L	401	PRO
1	6-L	428	LEU
1	6-L	437	ASP
1	6-L	464	LEU
1	6-M	602	GLU
1	6-M	1	THR
1	6-M	2	PRO
1	6-M	4	ASP
1	6-M	8	LEU
1	6-M	24	LEU
1	6-M	40	LYS
1	6-M	50	ASP
1	6-M	61	HIS
1	6-M	64	ASP
1	6-M	95	PHE
1	6-M	115	LEU
1	6-M	173	VAL
1	6-M	180	PHE

*Continued on next page...*

*Continued from previous page...*

Mol	Chain	Res	Type
1	6-M	187	GLN
1	6-M	191	LEU
1	6-M	206	LEU
1	6-M	212	GLU
1	6-M	237	LEU
1	6-M	248	GLN
1	6-M	281	LEU
1	6-M	308	LEU
1	6-M	322	LEU
1	6-M	323	VAL
1	6-M	334	TYR
1	6-M	337	ARG
1	6-M	338	ASN
1	6-M	355	ARG
1	6-M	375	LEU
1	6-M	396	LEU
1	6-M	397	TYR
1	6-M	399	LEU
1	6-M	401	PRO
1	6-M	428	LEU
1	6-M	437	ASP
1	6-M	464	LEU
1	6-N	602	GLU
1	6-N	1	THR
1	6-N	2	PRO
1	6-N	4	ASP
1	6-N	8	LEU
1	6-N	24	LEU
1	6-N	40	LYS
1	6-N	50	ASP
1	6-N	61	HIS
1	6-N	64	ASP
1	6-N	115	LEU
1	6-N	173	VAL
1	6-N	180	PHE
1	6-N	187	GLN
1	6-N	191	LEU
1	6-N	206	LEU
1	6-N	212	GLU
1	6-N	237	LEU
1	6-N	248	GLN
1	6-N	281	LEU

*Continued on next page...*



*Continued from previous page...*

Mol	Chain	Res	Type
1	6-N	308	LEU
1	6-N	322	LEU
1	6-N	323	VAL
1	6-N	334	TYR
1	6-N	337	ARG
1	6-N	338	ASN
1	6-N	355	ARG
1	6-N	375	LEU
1	6-N	396	LEU
1	6-N	397	TYR
1	6-N	399	LEU
1	6-N	401	PRO
1	6-N	428	LEU
1	6-N	437	ASP
1	6-N	464	LEU
1	6-O	602	GLU
1	6-O	1	THR
1	6-O	2	PRO
1	6-O	4	ASP
1	6-O	8	LEU
1	6-O	24	LEU
1	6-O	40	LYS
1	6-O	50	ASP
1	6-O	61	HIS
1	6-O	64	ASP
1	6-O	95	PHE
1	6-O	115	LEU
1	6-O	173	VAL
1	6-O	180	PHE
1	6-O	187	GLN
1	6-O	191	LEU
1	6-O	206	LEU
1	6-O	212	GLU
1	6-O	237	LEU
1	6-O	248	GLN
1	6-O	281	LEU
1	6-O	308	LEU
1	6-O	322	LEU
1	6-O	323	VAL
1	6-O	334	TYR
1	6-O	337	ARG
1	6-O	338	ASN

*Continued on next page...*

*Continued from previous page...*

Mol	Chain	Res	Type
1	6-O	355	ARG
1	6-O	375	LEU
1	6-O	396	LEU
1	6-O	397	TYR
1	6-O	399	LEU
1	6-O	401	PRO
1	6-O	428	LEU
1	6-O	437	ASP
1	6-O	464	LEU
1	6-P	602	GLU
1	6-P	1	THR
1	6-P	2	PRO
1	6-P	4	ASP
1	6-P	8	LEU
1	6-P	24	LEU
1	6-P	40	LYS
1	6-P	50	ASP
1	6-P	61	HIS
1	6-P	64	ASP
1	6-P	95	PHE
1	6-P	115	LEU
1	6-P	173	VAL
1	6-P	180	PHE
1	6-P	187	GLN
1	6-P	191	LEU
1	6-P	206	LEU
1	6-P	212	GLU
1	6-P	237	LEU
1	6-P	248	GLN
1	6-P	281	LEU
1	6-P	308	LEU
1	6-P	322	LEU
1	6-P	323	VAL
1	6-P	334	TYR
1	6-P	337	ARG
1	6-P	338	ASN
1	6-P	355	ARG
1	6-P	375	LEU
1	6-P	396	LEU
1	6-P	397	TYR
1	6-P	399	LEU
1	6-P	401	PRO

*Continued on next page...*

*Continued from previous page...*

Mol	Chain	Res	Type
1	6-P	428	LEU
1	6-P	437	ASP
1	6-P	464	LEU
1	6-Q	602	GLU
1	6-Q	1	THR
1	6-Q	2	PRO
1	6-Q	4	ASP
1	6-Q	8	LEU
1	6-Q	24	LEU
1	6-Q	40	LYS
1	6-Q	50	ASP
1	6-Q	61	HIS
1	6-Q	64	ASP
1	6-Q	95	PHE
1	6-Q	115	LEU
1	6-Q	173	VAL
1	6-Q	180	PHE
1	6-Q	187	GLN
1	6-Q	191	LEU
1	6-Q	206	LEU
1	6-Q	212	GLU
1	6-Q	237	LEU
1	6-Q	248	GLN
1	6-Q	281	LEU
1	6-Q	308	LEU
1	6-Q	322	LEU
1	6-Q	323	VAL
1	6-Q	334	TYR
1	6-Q	337	ARG
1	6-Q	338	ASN
1	6-Q	355	ARG
1	6-Q	375	LEU
1	6-Q	396	LEU
1	6-Q	397	TYR
1	6-Q	399	LEU
1	6-Q	401	PRO
1	6-Q	428	LEU
1	6-Q	437	ASP
1	6-Q	464	LEU
1	6-R	602	GLU
1	6-R	1	THR
1	6-R	2	PRO

*Continued on next page...*

*Continued from previous page...*

Mol	Chain	Res	Type
1	6-R	4	ASP
1	6-R	8	LEU
1	6-R	24	LEU
1	6-R	40	LYS
1	6-R	50	ASP
1	6-R	61	HIS
1	6-R	64	ASP
1	6-R	95	PHE
1	6-R	115	LEU
1	6-R	173	VAL
1	6-R	180	PHE
1	6-R	187	GLN
1	6-R	191	LEU
1	6-R	206	LEU
1	6-R	212	GLU
1	6-R	237	LEU
1	6-R	248	GLN
1	6-R	281	LEU
1	6-R	308	LEU
1	6-R	322	LEU
1	6-R	323	VAL
1	6-R	334	TYR
1	6-R	337	ARG
1	6-R	338	ASN
1	6-R	355	ARG
1	6-R	375	LEU
1	6-R	396	LEU
1	6-R	397	TYR
1	6-R	399	LEU
1	6-R	401	PRO
1	6-R	428	LEU
1	6-R	437	ASP
1	6-R	464	LEU
1	6-S	602	GLU
1	6-S	1	THR
1	6-S	2	PRO
1	6-S	4	ASP
1	6-S	8	LEU
1	6-S	24	LEU
1	6-S	40	LYS
1	6-S	50	ASP
1	6-S	61	HIS

*Continued on next page...*

*Continued from previous page...*

Mol	Chain	Res	Type
1	6-S	64	ASP
1	6-S	115	LEU
1	6-S	173	VAL
1	6-S	180	PHE
1	6-S	187	GLN
1	6-S	191	LEU
1	6-S	206	LEU
1	6-S	212	GLU
1	6-S	237	LEU
1	6-S	248	GLN
1	6-S	281	LEU
1	6-S	308	LEU
1	6-S	322	LEU
1	6-S	323	VAL
1	6-S	334	TYR
1	6-S	337	ARG
1	6-S	338	ASN
1	6-S	355	ARG
1	6-S	375	LEU
1	6-S	396	LEU
1	6-S	397	TYR
1	6-S	399	LEU
1	6-S	401	PRO
1	6-S	428	LEU
1	6-S	437	ASP
1	6-S	464	LEU
1	6-T	602	GLU
1	6-T	1	THR
1	6-T	2	PRO
1	6-T	4	ASP
1	6-T	8	LEU
1	6-T	24	LEU
1	6-T	40	LYS
1	6-T	50	ASP
1	6-T	61	HIS
1	6-T	64	ASP
1	6-T	95	PHE
1	6-T	115	LEU
1	6-T	173	VAL
1	6-T	180	PHE
1	6-T	187	GLN
1	6-T	191	LEU

*Continued on next page...*

*Continued from previous page...*

Mol	Chain	Res	Type
1	6-T	206	LEU
1	6-T	212	GLU
1	6-T	237	LEU
1	6-T	248	GLN
1	6-T	281	LEU
1	6-T	308	LEU
1	6-T	322	LEU
1	6-T	323	VAL
1	6-T	334	TYR
1	6-T	337	ARG
1	6-T	338	ASN
1	6-T	355	ARG
1	6-T	375	LEU
1	6-T	396	LEU
1	6-T	397	TYR
1	6-T	399	LEU
1	6-T	401	PRO
1	6-T	428	LEU
1	6-T	437	ASP
1	6-T	464	LEU
1	6-U	602	GLU
1	6-U	1	THR
1	6-U	2	PRO
1	6-U	4	ASP
1	6-U	8	LEU
1	6-U	24	LEU
1	6-U	40	LYS
1	6-U	50	ASP
1	6-U	61	HIS
1	6-U	64	ASP
1	6-U	115	LEU
1	6-U	173	VAL
1	6-U	180	PHE
1	6-U	187	GLN
1	6-U	191	LEU
1	6-U	206	LEU
1	6-U	212	GLU
1	6-U	237	LEU
1	6-U	248	GLN
1	6-U	281	LEU
1	6-U	308	LEU
1	6-U	322	LEU

*Continued on next page...*

*Continued from previous page...*

Mol	Chain	Res	Type
1	6-U	323	VAL
1	6-U	334	TYR
1	6-U	337	ARG
1	6-U	338	ASN
1	6-U	355	ARG
1	6-U	375	LEU
1	6-U	396	LEU
1	6-U	397	TYR
1	6-U	399	LEU
1	6-U	401	PRO
1	6-U	428	LEU
1	6-U	437	ASP
1	6-U	464	LEU
1	6-V	602	GLU
1	6-V	1	THR
1	6-V	2	PRO
1	6-V	4	ASP
1	6-V	8	LEU
1	6-V	24	LEU
1	6-V	40	LYS
1	6-V	50	ASP
1	6-V	61	HIS
1	6-V	64	ASP
1	6-V	95	PHE
1	6-V	115	LEU
1	6-V	173	VAL
1	6-V	180	PHE
1	6-V	187	GLN
1	6-V	191	LEU
1	6-V	206	LEU
1	6-V	212	GLU
1	6-V	237	LEU
1	6-V	248	GLN
1	6-V	281	LEU
1	6-V	308	LEU
1	6-V	322	LEU
1	6-V	323	VAL
1	6-V	334	TYR
1	6-V	337	ARG
1	6-V	338	ASN
1	6-V	355	ARG
1	6-V	375	LEU

*Continued on next page...*

*Continued from previous page...*

Mol	Chain	Res	Type
1	6-V	396	LEU
1	6-V	397	TYR
1	6-V	399	LEU
1	6-V	401	PRO
1	6-V	428	LEU
1	6-V	437	ASP
1	6-V	464	LEU
1	6-W	602	GLU
1	6-W	1	THR
1	6-W	2	PRO
1	6-W	4	ASP
1	6-W	8	LEU
1	6-W	24	LEU
1	6-W	40	LYS
1	6-W	50	ASP
1	6-W	61	HIS
1	6-W	64	ASP
1	6-W	95	PHE
1	6-W	115	LEU
1	6-W	173	VAL
1	6-W	180	PHE
1	6-W	187	GLN
1	6-W	191	LEU
1	6-W	206	LEU
1	6-W	212	GLU
1	6-W	237	LEU
1	6-W	248	GLN
1	6-W	281	LEU
1	6-W	308	LEU
1	6-W	322	LEU
1	6-W	323	VAL
1	6-W	334	TYR
1	6-W	337	ARG
1	6-W	338	ASN
1	6-W	355	ARG
1	6-W	375	LEU
1	6-W	396	LEU
1	6-W	397	TYR
1	6-W	399	LEU
1	6-W	401	PRO
1	6-W	428	LEU
1	6-W	437	ASP

*Continued on next page...*



*Continued from previous page...*

Mol	Chain	Res	Type
1	6-W	464	LEU
1	6-X	602	GLU
1	6-X	1	THR
1	6-X	2	PRO
1	6-X	4	ASP
1	6-X	8	LEU
1	6-X	24	LEU
1	6-X	40	LYS
1	6-X	50	ASP
1	6-X	61	HIS
1	6-X	64	ASP
1	6-X	95	PHE
1	6-X	115	LEU
1	6-X	173	VAL
1	6-X	180	PHE
1	6-X	187	GLN
1	6-X	191	LEU
1	6-X	206	LEU
1	6-X	212	GLU
1	6-X	237	LEU
1	6-X	248	GLN
1	6-X	281	LEU
1	6-X	308	LEU
1	6-X	322	LEU
1	6-X	323	VAL
1	6-X	334	TYR
1	6-X	337	ARG
1	6-X	338	ASN
1	6-X	355	ARG
1	6-X	375	LEU
1	6-X	396	LEU
1	6-X	397	TYR
1	6-X	399	LEU
1	6-X	401	PRO
1	6-X	428	LEU
1	6-X	437	ASP
1	6-X	464	LEU
1	7-A	8	LEU
1	7-A	13	LYS
1	7-A	15	GLU
1	7-A	45	ASP
1	7-A	53	SER

*Continued on next page...*

*Continued from previous page...*

Mol	Chain	Res	Type
1	7-A	55	ARG
1	7-A	57	PHE
1	7-A	80	ARG
1	7-A	174	ARG
1	7-A	175	HIS
1	7-A	191	LEU
1	7-A	206	LEU
1	7-A	222	ASN
1	7-A	237	LEU
1	7-A	292	ASP
1	7-A	308	LEU
1	7-A	312	THR
1	7-A	322	LEU
1	7-A	324	PRO
1	7-A	327	GLU
1	7-A	334	TYR
1	7-A	363	SER
1	7-A	375	LEU
1	7-A	397	TYR
1	7-A	399	LEU
1	7-A	401	PRO
1	7-A	402	GLU
1	7-A	413	GLN
1	7-A	426	GLU
1	7-A	428	LEU
1	7-A	464	LEU
1	7-B	8	LEU
1	7-B	13	LYS
1	7-B	15	GLU
1	7-B	45	ASP
1	7-B	53	SER
1	7-B	55	ARG
1	7-B	57	PHE
1	7-B	80	ARG
1	7-B	174	ARG
1	7-B	175	HIS
1	7-B	191	LEU
1	7-B	206	LEU
1	7-B	222	ASN
1	7-B	237	LEU
1	7-B	292	ASP
1	7-B	308	LEU

*Continued on next page...*

*Continued from previous page...*

Mol	Chain	Res	Type
1	7-B	312	THR
1	7-B	322	LEU
1	7-B	324	PRO
1	7-B	327	GLU
1	7-B	334	TYR
1	7-B	363	SER
1	7-B	375	LEU
1	7-B	397	TYR
1	7-B	399	LEU
1	7-B	401	PRO
1	7-B	402	GLU
1	7-B	413	GLN
1	7-B	426	GLU
1	7-B	428	LEU
1	7-B	464	LEU
1	7-C	8	LEU
1	7-C	13	LYS
1	7-C	15	GLU
1	7-C	45	ASP
1	7-C	53	SER
1	7-C	55	ARG
1	7-C	57	PHE
1	7-C	80	ARG
1	7-C	174	ARG
1	7-C	175	HIS
1	7-C	191	LEU
1	7-C	206	LEU
1	7-C	222	ASN
1	7-C	237	LEU
1	7-C	292	ASP
1	7-C	308	LEU
1	7-C	312	THR
1	7-C	322	LEU
1	7-C	324	PRO
1	7-C	327	GLU
1	7-C	334	TYR
1	7-C	363	SER
1	7-C	375	LEU
1	7-C	397	TYR
1	7-C	399	LEU
1	7-C	401	PRO
1	7-C	402	GLU

*Continued on next page...*

*Continued from previous page...*

Mol	Chain	Res	Type
1	7-C	413	GLN
1	7-C	426	GLU
1	7-C	428	LEU
1	7-C	464	LEU
1	7-D	8	LEU
1	7-D	13	LYS
1	7-D	15	GLU
1	7-D	45	ASP
1	7-D	53	SER
1	7-D	55	ARG
1	7-D	57	PHE
1	7-D	80	ARG
1	7-D	174	ARG
1	7-D	175	HIS
1	7-D	191	LEU
1	7-D	206	LEU
1	7-D	222	ASN
1	7-D	237	LEU
1	7-D	292	ASP
1	7-D	308	LEU
1	7-D	312	THR
1	7-D	322	LEU
1	7-D	324	PRO
1	7-D	327	GLU
1	7-D	334	TYR
1	7-D	363	SER
1	7-D	375	LEU
1	7-D	397	TYR
1	7-D	399	LEU
1	7-D	401	PRO
1	7-D	402	GLU
1	7-D	413	GLN
1	7-D	426	GLU
1	7-D	428	LEU
1	7-D	464	LEU
1	7-E	8	LEU
1	7-E	13	LYS
1	7-E	15	GLU
1	7-E	45	ASP
1	7-E	53	SER
1	7-E	55	ARG
1	7-E	57	PHE

*Continued on next page...*

*Continued from previous page...*

Mol	Chain	Res	Type
1	7-E	80	ARG
1	7-E	174	ARG
1	7-E	175	HIS
1	7-E	191	LEU
1	7-E	206	LEU
1	7-E	222	ASN
1	7-E	237	LEU
1	7-E	292	ASP
1	7-E	308	LEU
1	7-E	312	THR
1	7-E	322	LEU
1	7-E	324	PRO
1	7-E	327	GLU
1	7-E	334	TYR
1	7-E	363	SER
1	7-E	375	LEU
1	7-E	397	TYR
1	7-E	399	LEU
1	7-E	401	PRO
1	7-E	402	GLU
1	7-E	413	GLN
1	7-E	426	GLU
1	7-E	428	LEU
1	7-E	464	LEU
1	7-F	8	LEU
1	7-F	13	LYS
1	7-F	15	GLU
1	7-F	45	ASP
1	7-F	53	SER
1	7-F	55	ARG
1	7-F	57	PHE
1	7-F	80	ARG
1	7-F	174	ARG
1	7-F	175	HIS
1	7-F	191	LEU
1	7-F	206	LEU
1	7-F	222	ASN
1	7-F	237	LEU
1	7-F	292	ASP
1	7-F	308	LEU
1	7-F	312	THR
1	7-F	322	LEU

*Continued on next page...*

*Continued from previous page...*

Mol	Chain	Res	Type
1	7-F	324	PRO
1	7-F	327	GLU
1	7-F	334	TYR
1	7-F	363	SER
1	7-F	375	LEU
1	7-F	397	TYR
1	7-F	399	LEU
1	7-F	401	PRO
1	7-F	402	GLU
1	7-F	413	GLN
1	7-F	426	GLU
1	7-F	428	LEU
1	7-F	464	LEU
1	7-G	8	LEU
1	7-G	13	LYS
1	7-G	15	GLU
1	7-G	45	ASP
1	7-G	53	SER
1	7-G	55	ARG
1	7-G	57	PHE
1	7-G	80	ARG
1	7-G	174	ARG
1	7-G	175	HIS
1	7-G	191	LEU
1	7-G	206	LEU
1	7-G	222	ASN
1	7-G	237	LEU
1	7-G	292	ASP
1	7-G	308	LEU
1	7-G	312	THR
1	7-G	322	LEU
1	7-G	324	PRO
1	7-G	327	GLU
1	7-G	334	TYR
1	7-G	363	SER
1	7-G	375	LEU
1	7-G	397	TYR
1	7-G	399	LEU
1	7-G	401	PRO
1	7-G	402	GLU
1	7-G	413	GLN
1	7-G	426	GLU

*Continued on next page...*

*Continued from previous page...*

Mol	Chain	Res	Type
1	7-G	428	LEU
1	7-G	464	LEU
1	7-H	8	LEU
1	7-H	13	LYS
1	7-H	15	GLU
1	7-H	45	ASP
1	7-H	53	SER
1	7-H	55	ARG
1	7-H	57	PHE
1	7-H	80	ARG
1	7-H	174	ARG
1	7-H	175	HIS
1	7-H	191	LEU
1	7-H	206	LEU
1	7-H	222	ASN
1	7-H	237	LEU
1	7-H	292	ASP
1	7-H	308	LEU
1	7-H	312	THR
1	7-H	322	LEU
1	7-H	324	PRO
1	7-H	327	GLU
1	7-H	334	TYR
1	7-H	363	SER
1	7-H	375	LEU
1	7-H	397	TYR
1	7-H	399	LEU
1	7-H	401	PRO
1	7-H	402	GLU
1	7-H	413	GLN
1	7-H	426	GLU
1	7-H	428	LEU
1	7-H	464	LEU
1	7-I	8	LEU
1	7-I	13	LYS
1	7-I	15	GLU
1	7-I	45	ASP
1	7-I	53	SER
1	7-I	55	ARG
1	7-I	57	PHE
1	7-I	80	ARG
1	7-I	174	ARG

*Continued on next page...*

*Continued from previous page...*

Mol	Chain	Res	Type
1	7-I	175	HIS
1	7-I	191	LEU
1	7-I	206	LEU
1	7-I	222	ASN
1	7-I	237	LEU
1	7-I	292	ASP
1	7-I	308	LEU
1	7-I	312	THR
1	7-I	322	LEU
1	7-I	324	PRO
1	7-I	327	GLU
1	7-I	334	TYR
1	7-I	363	SER
1	7-I	375	LEU
1	7-I	397	TYR
1	7-I	399	LEU
1	7-I	401	PRO
1	7-I	402	GLU
1	7-I	413	GLN
1	7-I	426	GLU
1	7-I	428	LEU
1	7-I	464	LEU
1	7-J	8	LEU
1	7-J	13	LYS
1	7-J	15	GLU
1	7-J	45	ASP
1	7-J	53	SER
1	7-J	55	ARG
1	7-J	57	PHE
1	7-J	80	ARG
1	7-J	174	ARG
1	7-J	175	HIS
1	7-J	191	LEU
1	7-J	206	LEU
1	7-J	222	ASN
1	7-J	237	LEU
1	7-J	292	ASP
1	7-J	308	LEU
1	7-J	312	THR
1	7-J	322	LEU
1	7-J	324	PRO
1	7-J	327	GLU

*Continued on next page...*



*Continued from previous page...*

Mol	Chain	Res	Type
1	7-J	334	TYR
1	7-J	363	SER
1	7-J	375	LEU
1	7-J	397	TYR
1	7-J	399	LEU
1	7-J	401	PRO
1	7-J	402	GLU
1	7-J	413	GLN
1	7-J	426	GLU
1	7-J	428	LEU
1	7-J	464	LEU
1	7-K	8	LEU
1	7-K	13	LYS
1	7-K	15	GLU
1	7-K	45	ASP
1	7-K	53	SER
1	7-K	55	ARG
1	7-K	57	PHE
1	7-K	80	ARG
1	7-K	174	ARG
1	7-K	175	HIS
1	7-K	191	LEU
1	7-K	206	LEU
1	7-K	222	ASN
1	7-K	237	LEU
1	7-K	292	ASP
1	7-K	308	LEU
1	7-K	312	THR
1	7-K	322	LEU
1	7-K	324	PRO
1	7-K	327	GLU
1	7-K	334	TYR
1	7-K	363	SER
1	7-K	375	LEU
1	7-K	397	TYR
1	7-K	399	LEU
1	7-K	401	PRO
1	7-K	402	GLU
1	7-K	413	GLN
1	7-K	426	GLU
1	7-K	428	LEU
1	7-K	464	LEU

*Continued on next page...*

*Continued from previous page...*

Mol	Chain	Res	Type
1	7-L	8	LEU
1	7-L	13	LYS
1	7-L	15	GLU
1	7-L	45	ASP
1	7-L	53	SER
1	7-L	55	ARG
1	7-L	57	PHE
1	7-L	80	ARG
1	7-L	174	ARG
1	7-L	175	HIS
1	7-L	191	LEU
1	7-L	206	LEU
1	7-L	222	ASN
1	7-L	237	LEU
1	7-L	292	ASP
1	7-L	308	LEU
1	7-L	312	THR
1	7-L	322	LEU
1	7-L	324	PRO
1	7-L	327	GLU
1	7-L	334	TYR
1	7-L	363	SER
1	7-L	375	LEU
1	7-L	397	TYR
1	7-L	399	LEU
1	7-L	401	PRO
1	7-L	402	GLU
1	7-L	413	GLN
1	7-L	426	GLU
1	7-L	428	LEU
1	7-L	464	LEU
1	7-M	8	LEU
1	7-M	13	LYS
1	7-M	15	GLU
1	7-M	45	ASP
1	7-M	53	SER
1	7-M	55	ARG
1	7-M	57	PHE
1	7-M	80	ARG
1	7-M	174	ARG
1	7-M	175	HIS
1	7-M	191	LEU

*Continued on next page...*

*Continued from previous page...*

Mol	Chain	Res	Type
1	7-M	206	LEU
1	7-M	222	ASN
1	7-M	237	LEU
1	7-M	292	ASP
1	7-M	308	LEU
1	7-M	312	THR
1	7-M	322	LEU
1	7-M	324	PRO
1	7-M	327	GLU
1	7-M	334	TYR
1	7-M	363	SER
1	7-M	375	LEU
1	7-M	397	TYR
1	7-M	399	LEU
1	7-M	401	PRO
1	7-M	402	GLU
1	7-M	413	GLN
1	7-M	426	GLU
1	7-M	428	LEU
1	7-M	464	LEU
1	7-N	8	LEU
1	7-N	13	LYS
1	7-N	15	GLU
1	7-N	45	ASP
1	7-N	53	SER
1	7-N	55	ARG
1	7-N	57	PHE
1	7-N	80	ARG
1	7-N	174	ARG
1	7-N	175	HIS
1	7-N	191	LEU
1	7-N	206	LEU
1	7-N	222	ASN
1	7-N	237	LEU
1	7-N	292	ASP
1	7-N	308	LEU
1	7-N	312	THR
1	7-N	322	LEU
1	7-N	324	PRO
1	7-N	327	GLU
1	7-N	334	TYR
1	7-N	363	SER

*Continued on next page...*

*Continued from previous page...*

Mol	Chain	Res	Type
1	7-N	375	LEU
1	7-N	397	TYR
1	7-N	399	LEU
1	7-N	401	PRO
1	7-N	402	GLU
1	7-N	413	GLN
1	7-N	426	GLU
1	7-N	428	LEU
1	7-N	464	LEU
1	7-O	8	LEU
1	7-O	13	LYS
1	7-O	15	GLU
1	7-O	45	ASP
1	7-O	53	SER
1	7-O	55	ARG
1	7-O	57	PHE
1	7-O	80	ARG
1	7-O	174	ARG
1	7-O	175	HIS
1	7-O	191	LEU
1	7-O	206	LEU
1	7-O	222	ASN
1	7-O	237	LEU
1	7-O	292	ASP
1	7-O	308	LEU
1	7-O	312	THR
1	7-O	322	LEU
1	7-O	324	PRO
1	7-O	327	GLU
1	7-O	334	TYR
1	7-O	363	SER
1	7-O	375	LEU
1	7-O	397	TYR
1	7-O	399	LEU
1	7-O	401	PRO
1	7-O	402	GLU
1	7-O	413	GLN
1	7-O	426	GLU
1	7-O	428	LEU
1	7-O	464	LEU
1	7-P	8	LEU
1	7-P	13	LYS

*Continued on next page...*

*Continued from previous page...*

Mol	Chain	Res	Type
1	7-P	15	GLU
1	7-P	45	ASP
1	7-P	53	SER
1	7-P	55	ARG
1	7-P	57	PHE
1	7-P	80	ARG
1	7-P	174	ARG
1	7-P	175	HIS
1	7-P	191	LEU
1	7-P	206	LEU
1	7-P	222	ASN
1	7-P	237	LEU
1	7-P	292	ASP
1	7-P	308	LEU
1	7-P	312	THR
1	7-P	322	LEU
1	7-P	324	PRO
1	7-P	327	GLU
1	7-P	334	TYR
1	7-P	363	SER
1	7-P	375	LEU
1	7-P	397	TYR
1	7-P	399	LEU
1	7-P	401	PRO
1	7-P	402	GLU
1	7-P	413	GLN
1	7-P	426	GLU
1	7-P	428	LEU
1	7-P	464	LEU
1	7-Q	8	LEU
1	7-Q	13	LYS
1	7-Q	15	GLU
1	7-Q	45	ASP
1	7-Q	53	SER
1	7-Q	55	ARG
1	7-Q	57	PHE
1	7-Q	80	ARG
1	7-Q	174	ARG
1	7-Q	175	HIS
1	7-Q	191	LEU
1	7-Q	206	LEU
1	7-Q	222	ASN

*Continued on next page...*

*Continued from previous page...*

Mol	Chain	Res	Type
1	7-Q	237	LEU
1	7-Q	292	ASP
1	7-Q	308	LEU
1	7-Q	312	THR
1	7-Q	322	LEU
1	7-Q	324	PRO
1	7-Q	327	GLU
1	7-Q	334	TYR
1	7-Q	363	SER
1	7-Q	375	LEU
1	7-Q	397	TYR
1	7-Q	399	LEU
1	7-Q	401	PRO
1	7-Q	402	GLU
1	7-Q	413	GLN
1	7-Q	426	GLU
1	7-Q	428	LEU
1	7-Q	464	LEU
1	7-R	8	LEU
1	7-R	13	LYS
1	7-R	15	GLU
1	7-R	45	ASP
1	7-R	53	SER
1	7-R	55	ARG
1	7-R	57	PHE
1	7-R	80	ARG
1	7-R	174	ARG
1	7-R	175	HIS
1	7-R	191	LEU
1	7-R	206	LEU
1	7-R	222	ASN
1	7-R	237	LEU
1	7-R	292	ASP
1	7-R	308	LEU
1	7-R	312	THR
1	7-R	322	LEU
1	7-R	324	PRO
1	7-R	327	GLU
1	7-R	334	TYR
1	7-R	363	SER
1	7-R	375	LEU
1	7-R	397	TYR

*Continued on next page...*

*Continued from previous page...*

Mol	Chain	Res	Type
1	7-R	399	LEU
1	7-R	401	PRO
1	7-R	402	GLU
1	7-R	413	GLN
1	7-R	426	GLU
1	7-R	428	LEU
1	7-R	464	LEU
1	7-S	8	LEU
1	7-S	13	LYS
1	7-S	15	GLU
1	7-S	45	ASP
1	7-S	53	SER
1	7-S	55	ARG
1	7-S	57	PHE
1	7-S	80	ARG
1	7-S	174	ARG
1	7-S	175	HIS
1	7-S	191	LEU
1	7-S	206	LEU
1	7-S	222	ASN
1	7-S	237	LEU
1	7-S	292	ASP
1	7-S	308	LEU
1	7-S	312	THR
1	7-S	322	LEU
1	7-S	324	PRO
1	7-S	327	GLU
1	7-S	334	TYR
1	7-S	363	SER
1	7-S	375	LEU
1	7-S	397	TYR
1	7-S	399	LEU
1	7-S	401	PRO
1	7-S	402	GLU
1	7-S	413	GLN
1	7-S	426	GLU
1	7-S	428	LEU
1	7-S	464	LEU
1	7-T	8	LEU
1	7-T	13	LYS
1	7-T	15	GLU
1	7-T	45	ASP

*Continued on next page...*

*Continued from previous page...*

Mol	Chain	Res	Type
1	7-T	53	SER
1	7-T	55	ARG
1	7-T	57	PHE
1	7-T	80	ARG
1	7-T	174	ARG
1	7-T	175	HIS
1	7-T	191	LEU
1	7-T	206	LEU
1	7-T	222	ASN
1	7-T	237	LEU
1	7-T	292	ASP
1	7-T	308	LEU
1	7-T	312	THR
1	7-T	322	LEU
1	7-T	324	PRO
1	7-T	327	GLU
1	7-T	334	TYR
1	7-T	363	SER
1	7-T	375	LEU
1	7-T	397	TYR
1	7-T	399	LEU
1	7-T	401	PRO
1	7-T	402	GLU
1	7-T	413	GLN
1	7-T	426	GLU
1	7-T	428	LEU
1	7-T	464	LEU
1	7-U	8	LEU
1	7-U	13	LYS
1	7-U	15	GLU
1	7-U	45	ASP
1	7-U	53	SER
1	7-U	55	ARG
1	7-U	57	PHE
1	7-U	80	ARG
1	7-U	174	ARG
1	7-U	175	HIS
1	7-U	191	LEU
1	7-U	206	LEU
1	7-U	222	ASN
1	7-U	237	LEU
1	7-U	292	ASP

*Continued on next page...*



*Continued from previous page...*

Mol	Chain	Res	Type
1	7-U	308	LEU
1	7-U	312	THR
1	7-U	322	LEU
1	7-U	324	PRO
1	7-U	327	GLU
1	7-U	334	TYR
1	7-U	363	SER
1	7-U	375	LEU
1	7-U	397	TYR
1	7-U	399	LEU
1	7-U	401	PRO
1	7-U	402	GLU
1	7-U	413	GLN
1	7-U	426	GLU
1	7-U	428	LEU
1	7-U	464	LEU
1	7-V	8	LEU
1	7-V	13	LYS
1	7-V	15	GLU
1	7-V	45	ASP
1	7-V	53	SER
1	7-V	55	ARG
1	7-V	57	PHE
1	7-V	80	ARG
1	7-V	174	ARG
1	7-V	175	HIS
1	7-V	191	LEU
1	7-V	206	LEU
1	7-V	222	ASN
1	7-V	237	LEU
1	7-V	292	ASP
1	7-V	308	LEU
1	7-V	312	THR
1	7-V	322	LEU
1	7-V	324	PRO
1	7-V	327	GLU
1	7-V	334	TYR
1	7-V	363	SER
1	7-V	375	LEU
1	7-V	397	TYR
1	7-V	399	LEU
1	7-V	401	PRO

*Continued on next page...*

*Continued from previous page...*

Mol	Chain	Res	Type
1	7-V	402	GLU
1	7-V	413	GLN
1	7-V	426	GLU
1	7-V	428	LEU
1	7-V	464	LEU
1	7-W	8	LEU
1	7-W	13	LYS
1	7-W	15	GLU
1	7-W	45	ASP
1	7-W	53	SER
1	7-W	55	ARG
1	7-W	57	PHE
1	7-W	80	ARG
1	7-W	174	ARG
1	7-W	175	HIS
1	7-W	191	LEU
1	7-W	206	LEU
1	7-W	222	ASN
1	7-W	237	LEU
1	7-W	292	ASP
1	7-W	308	LEU
1	7-W	312	THR
1	7-W	322	LEU
1	7-W	324	PRO
1	7-W	327	GLU
1	7-W	334	TYR
1	7-W	363	SER
1	7-W	375	LEU
1	7-W	397	TYR
1	7-W	399	LEU
1	7-W	401	PRO
1	7-W	402	GLU
1	7-W	413	GLN
1	7-W	426	GLU
1	7-W	428	LEU
1	7-W	464	LEU
1	7-X	8	LEU
1	7-X	13	LYS
1	7-X	15	GLU
1	7-X	45	ASP
1	7-X	53	SER
1	7-X	55	ARG

*Continued on next page...*

*Continued from previous page...*

Mol	Chain	Res	Type
1	7-X	57	PHE
1	7-X	80	ARG
1	7-X	174	ARG
1	7-X	175	HIS
1	7-X	191	LEU
1	7-X	206	LEU
1	7-X	222	ASN
1	7-X	237	LEU
1	7-X	292	ASP
1	7-X	308	LEU
1	7-X	312	THR
1	7-X	322	LEU
1	7-X	324	PRO
1	7-X	327	GLU
1	7-X	334	TYR
1	7-X	363	SER
1	7-X	375	LEU
1	7-X	397	TYR
1	7-X	399	LEU
1	7-X	401	PRO
1	7-X	402	GLU
1	7-X	413	GLN
1	7-X	426	GLU
1	7-X	428	LEU
1	7-X	464	LEU
1	8-A	4	ASP
1	8-A	24	LEU
1	8-A	57	PHE
1	8-A	58	GLN
1	8-A	60	ILE
1	8-A	61	HIS
1	8-A	65	MET
1	8-A	83	LYS
1	8-A	95	PHE
1	8-A	96	THR
1	8-A	98	GLU
1	8-A	115	LEU
1	8-A	150	GLU
1	8-A	191	LEU
1	8-A	212	GLU
1	8-A	222	ASN
1	8-A	237	LEU

*Continued on next page...*

*Continued from previous page...*

Mol	Chain	Res	Type
1	8-A	295	ARG
1	8-A	308	LEU
1	8-A	322	LEU
1	8-A	326	TYR
1	8-A	339	ARG
1	8-A	347	ILE
1	8-A	363	SER
1	8-A	393	ASP
1	8-A	396	LEU
1	8-A	397	TYR
1	8-A	399	LEU
1	8-A	409	GLN
1	8-A	426	GLU
1	8-A	428	LEU
1	8-A	464	LEU
1	8-B	4	ASP
1	8-B	24	LEU
1	8-B	57	PHE
1	8-B	58	GLN
1	8-B	60	ILE
1	8-B	61	HIS
1	8-B	65	MET
1	8-B	83	LYS
1	8-B	95	PHE
1	8-B	96	THR
1	8-B	98	GLU
1	8-B	115	LEU
1	8-B	150	GLU
1	8-B	191	LEU
1	8-B	212	GLU
1	8-B	222	ASN
1	8-B	237	LEU
1	8-B	295	ARG
1	8-B	308	LEU
1	8-B	322	LEU
1	8-B	326	TYR
1	8-B	339	ARG
1	8-B	347	ILE
1	8-B	363	SER
1	8-B	393	ASP
1	8-B	396	LEU
1	8-B	397	TYR

*Continued on next page...*

*Continued from previous page...*

Mol	Chain	Res	Type
1	8-B	399	LEU
1	8-B	409	GLN
1	8-B	426	GLU
1	8-B	428	LEU
1	8-B	464	LEU
1	8-C	4	ASP
1	8-C	24	LEU
1	8-C	57	PHE
1	8-C	58	GLN
1	8-C	60	ILE
1	8-C	61	HIS
1	8-C	65	MET
1	8-C	83	LYS
1	8-C	95	PHE
1	8-C	96	THR
1	8-C	98	GLU
1	8-C	115	LEU
1	8-C	150	GLU
1	8-C	191	LEU
1	8-C	212	GLU
1	8-C	222	ASN
1	8-C	237	LEU
1	8-C	295	ARG
1	8-C	308	LEU
1	8-C	322	LEU
1	8-C	326	TYR
1	8-C	339	ARG
1	8-C	347	ILE
1	8-C	363	SER
1	8-C	393	ASP
1	8-C	396	LEU
1	8-C	397	TYR
1	8-C	399	LEU
1	8-C	409	GLN
1	8-C	426	GLU
1	8-C	428	LEU
1	8-C	464	LEU
1	8-D	4	ASP
1	8-D	24	LEU
1	8-D	57	PHE
1	8-D	58	GLN
1	8-D	60	ILE

*Continued on next page...*

*Continued from previous page...*

Mol	Chain	Res	Type
1	8-D	61	HIS
1	8-D	65	MET
1	8-D	83	LYS
1	8-D	95	PHE
1	8-D	96	THR
1	8-D	98	GLU
1	8-D	115	LEU
1	8-D	150	GLU
1	8-D	191	LEU
1	8-D	212	GLU
1	8-D	222	ASN
1	8-D	237	LEU
1	8-D	295	ARG
1	8-D	308	LEU
1	8-D	322	LEU
1	8-D	326	TYR
1	8-D	339	ARG
1	8-D	347	ILE
1	8-D	363	SER
1	8-D	393	ASP
1	8-D	396	LEU
1	8-D	397	TYR
1	8-D	399	LEU
1	8-D	409	GLN
1	8-D	426	GLU
1	8-D	428	LEU
1	8-D	464	LEU
1	8-E	4	ASP
1	8-E	24	LEU
1	8-E	57	PHE
1	8-E	58	GLN
1	8-E	60	ILE
1	8-E	61	HIS
1	8-E	65	MET
1	8-E	83	LYS
1	8-E	95	PHE
1	8-E	96	THR
1	8-E	98	GLU
1	8-E	115	LEU
1	8-E	150	GLU
1	8-E	191	LEU
1	8-E	212	GLU

*Continued on next page...*

*Continued from previous page...*

Mol	Chain	Res	Type
1	8-E	222	ASN
1	8-E	237	LEU
1	8-E	295	ARG
1	8-E	308	LEU
1	8-E	322	LEU
1	8-E	326	TYR
1	8-E	339	ARG
1	8-E	347	ILE
1	8-E	363	SER
1	8-E	393	ASP
1	8-E	396	LEU
1	8-E	397	TYR
1	8-E	399	LEU
1	8-E	409	GLN
1	8-E	426	GLU
1	8-E	428	LEU
1	8-E	464	LEU
1	8-F	4	ASP
1	8-F	24	LEU
1	8-F	57	PHE
1	8-F	58	GLN
1	8-F	60	ILE
1	8-F	61	HIS
1	8-F	65	MET
1	8-F	83	LYS
1	8-F	95	PHE
1	8-F	96	THR
1	8-F	98	GLU
1	8-F	115	LEU
1	8-F	150	GLU
1	8-F	191	LEU
1	8-F	212	GLU
1	8-F	222	ASN
1	8-F	237	LEU
1	8-F	295	ARG
1	8-F	308	LEU
1	8-F	322	LEU
1	8-F	326	TYR
1	8-F	339	ARG
1	8-F	347	ILE
1	8-F	363	SER
1	8-F	393	ASP

*Continued on next page...*

*Continued from previous page...*

Mol	Chain	Res	Type
1	8-F	396	LEU
1	8-F	397	TYR
1	8-F	399	LEU
1	8-F	409	GLN
1	8-F	426	GLU
1	8-F	428	LEU
1	8-F	464	LEU
1	8-G	4	ASP
1	8-G	24	LEU
1	8-G	57	PHE
1	8-G	58	GLN
1	8-G	60	ILE
1	8-G	61	HIS
1	8-G	65	MET
1	8-G	83	LYS
1	8-G	95	PHE
1	8-G	96	THR
1	8-G	98	GLU
1	8-G	115	LEU
1	8-G	150	GLU
1	8-G	191	LEU
1	8-G	212	GLU
1	8-G	222	ASN
1	8-G	237	LEU
1	8-G	295	ARG
1	8-G	308	LEU
1	8-G	322	LEU
1	8-G	326	TYR
1	8-G	339	ARG
1	8-G	347	ILE
1	8-G	363	SER
1	8-G	393	ASP
1	8-G	396	LEU
1	8-G	397	TYR
1	8-G	399	LEU
1	8-G	409	GLN
1	8-G	426	GLU
1	8-G	428	LEU
1	8-G	464	LEU
1	8-H	4	ASP
1	8-H	24	LEU
1	8-H	57	PHE

*Continued on next page...*



*Continued from previous page...*

Mol	Chain	Res	Type
1	8-H	58	GLN
1	8-H	60	ILE
1	8-H	61	HIS
1	8-H	65	MET
1	8-H	83	LYS
1	8-H	95	PHE
1	8-H	96	THR
1	8-H	98	GLU
1	8-H	115	LEU
1	8-H	150	GLU
1	8-H	191	LEU
1	8-H	212	GLU
1	8-H	222	ASN
1	8-H	237	LEU
1	8-H	295	ARG
1	8-H	308	LEU
1	8-H	322	LEU
1	8-H	326	TYR
1	8-H	339	ARG
1	8-H	347	ILE
1	8-H	363	SER
1	8-H	393	ASP
1	8-H	396	LEU
1	8-H	397	TYR
1	8-H	399	LEU
1	8-H	409	GLN
1	8-H	426	GLU
1	8-H	428	LEU
1	8-H	464	LEU
1	8-I	4	ASP
1	8-I	24	LEU
1	8-I	57	PHE
1	8-I	58	GLN
1	8-I	60	ILE
1	8-I	61	HIS
1	8-I	65	MET
1	8-I	83	LYS
1	8-I	95	PHE
1	8-I	96	THR
1	8-I	98	GLU
1	8-I	115	LEU
1	8-I	150	GLU

*Continued on next page...*

*Continued from previous page...*

Mol	Chain	Res	Type
1	8-I	191	LEU
1	8-I	212	GLU
1	8-I	222	ASN
1	8-I	237	LEU
1	8-I	295	ARG
1	8-I	308	LEU
1	8-I	322	LEU
1	8-I	326	TYR
1	8-I	339	ARG
1	8-I	347	ILE
1	8-I	363	SER
1	8-I	393	ASP
1	8-I	396	LEU
1	8-I	397	TYR
1	8-I	399	LEU
1	8-I	409	GLN
1	8-I	426	GLU
1	8-I	428	LEU
1	8-I	464	LEU
1	8-J	4	ASP
1	8-J	24	LEU
1	8-J	57	PHE
1	8-J	58	GLN
1	8-J	60	ILE
1	8-J	61	HIS
1	8-J	65	MET
1	8-J	83	LYS
1	8-J	95	PHE
1	8-J	96	THR
1	8-J	98	GLU
1	8-J	115	LEU
1	8-J	150	GLU
1	8-J	191	LEU
1	8-J	212	GLU
1	8-J	222	ASN
1	8-J	237	LEU
1	8-J	295	ARG
1	8-J	308	LEU
1	8-J	322	LEU
1	8-J	326	TYR
1	8-J	339	ARG
1	8-J	347	ILE

*Continued on next page...*

*Continued from previous page...*

Mol	Chain	Res	Type
1	8-J	363	SER
1	8-J	393	ASP
1	8-J	396	LEU
1	8-J	397	TYR
1	8-J	399	LEU
1	8-J	409	GLN
1	8-J	426	GLU
1	8-J	428	LEU
1	8-J	464	LEU
1	8-K	4	ASP
1	8-K	24	LEU
1	8-K	57	PHE
1	8-K	58	GLN
1	8-K	60	ILE
1	8-K	61	HIS
1	8-K	65	MET
1	8-K	83	LYS
1	8-K	95	PHE
1	8-K	96	THR
1	8-K	98	GLU
1	8-K	115	LEU
1	8-K	150	GLU
1	8-K	191	LEU
1	8-K	212	GLU
1	8-K	222	ASN
1	8-K	237	LEU
1	8-K	295	ARG
1	8-K	308	LEU
1	8-K	322	LEU
1	8-K	326	TYR
1	8-K	339	ARG
1	8-K	347	ILE
1	8-K	363	SER
1	8-K	393	ASP
1	8-K	396	LEU
1	8-K	397	TYR
1	8-K	399	LEU
1	8-K	409	GLN
1	8-K	426	GLU
1	8-K	428	LEU
1	8-K	464	LEU
1	8-L	4	ASP

*Continued on next page...*

*Continued from previous page...*

Mol	Chain	Res	Type
1	8-L	24	LEU
1	8-L	57	PHE
1	8-L	58	GLN
1	8-L	60	ILE
1	8-L	61	HIS
1	8-L	65	MET
1	8-L	83	LYS
1	8-L	95	PHE
1	8-L	96	THR
1	8-L	98	GLU
1	8-L	115	LEU
1	8-L	150	GLU
1	8-L	191	LEU
1	8-L	212	GLU
1	8-L	222	ASN
1	8-L	237	LEU
1	8-L	295	ARG
1	8-L	308	LEU
1	8-L	322	LEU
1	8-L	326	TYR
1	8-L	339	ARG
1	8-L	347	ILE
1	8-L	363	SER
1	8-L	393	ASP
1	8-L	396	LEU
1	8-L	397	TYR
1	8-L	399	LEU
1	8-L	409	GLN
1	8-L	426	GLU
1	8-L	428	LEU
1	8-L	464	LEU
1	8-M	4	ASP
1	8-M	24	LEU
1	8-M	57	PHE
1	8-M	58	GLN
1	8-M	60	ILE
1	8-M	61	HIS
1	8-M	65	MET
1	8-M	83	LYS
1	8-M	95	PHE
1	8-M	96	THR
1	8-M	98	GLU

*Continued on next page...*

*Continued from previous page...*

Mol	Chain	Res	Type
1	8-M	115	LEU
1	8-M	150	GLU
1	8-M	191	LEU
1	8-M	212	GLU
1	8-M	222	ASN
1	8-M	237	LEU
1	8-M	295	ARG
1	8-M	308	LEU
1	8-M	322	LEU
1	8-M	326	TYR
1	8-M	339	ARG
1	8-M	347	ILE
1	8-M	363	SER
1	8-M	393	ASP
1	8-M	396	LEU
1	8-M	397	TYR
1	8-M	399	LEU
1	8-M	409	GLN
1	8-M	426	GLU
1	8-M	428	LEU
1	8-M	464	LEU
1	8-N	4	ASP
1	8-N	24	LEU
1	8-N	57	PHE
1	8-N	58	GLN
1	8-N	60	ILE
1	8-N	61	HIS
1	8-N	65	MET
1	8-N	83	LYS
1	8-N	95	PHE
1	8-N	96	THR
1	8-N	98	GLU
1	8-N	115	LEU
1	8-N	150	GLU
1	8-N	191	LEU
1	8-N	212	GLU
1	8-N	222	ASN
1	8-N	237	LEU
1	8-N	295	ARG
1	8-N	308	LEU
1	8-N	322	LEU
1	8-N	326	TYR

*Continued on next page...*

*Continued from previous page...*

Mol	Chain	Res	Type
1	8-N	339	ARG
1	8-N	347	ILE
1	8-N	363	SER
1	8-N	393	ASP
1	8-N	396	LEU
1	8-N	397	TYR
1	8-N	399	LEU
1	8-N	409	GLN
1	8-N	426	GLU
1	8-N	428	LEU
1	8-N	464	LEU
1	8-O	4	ASP
1	8-O	24	LEU
1	8-O	57	PHE
1	8-O	58	GLN
1	8-O	60	ILE
1	8-O	61	HIS
1	8-O	65	MET
1	8-O	83	LYS
1	8-O	95	PHE
1	8-O	96	THR
1	8-O	98	GLU
1	8-O	115	LEU
1	8-O	150	GLU
1	8-O	191	LEU
1	8-O	212	GLU
1	8-O	222	ASN
1	8-O	237	LEU
1	8-O	295	ARG
1	8-O	308	LEU
1	8-O	322	LEU
1	8-O	326	TYR
1	8-O	339	ARG
1	8-O	347	ILE
1	8-O	363	SER
1	8-O	393	ASP
1	8-O	396	LEU
1	8-O	397	TYR
1	8-O	399	LEU
1	8-O	409	GLN
1	8-O	426	GLU
1	8-O	428	LEU

*Continued on next page...*

*Continued from previous page...*

Mol	Chain	Res	Type
1	8-O	464	LEU
1	8-P	4	ASP
1	8-P	24	LEU
1	8-P	57	PHE
1	8-P	58	GLN
1	8-P	60	ILE
1	8-P	61	HIS
1	8-P	65	MET
1	8-P	83	LYS
1	8-P	95	PHE
1	8-P	96	THR
1	8-P	98	GLU
1	8-P	115	LEU
1	8-P	150	GLU
1	8-P	191	LEU
1	8-P	212	GLU
1	8-P	222	ASN
1	8-P	237	LEU
1	8-P	295	ARG
1	8-P	308	LEU
1	8-P	322	LEU
1	8-P	326	TYR
1	8-P	339	ARG
1	8-P	347	ILE
1	8-P	363	SER
1	8-P	393	ASP
1	8-P	396	LEU
1	8-P	397	TYR
1	8-P	399	LEU
1	8-P	409	GLN
1	8-P	426	GLU
1	8-P	428	LEU
1	8-P	464	LEU
1	8-Q	4	ASP
1	8-Q	24	LEU
1	8-Q	57	PHE
1	8-Q	58	GLN
1	8-Q	60	ILE
1	8-Q	61	HIS
1	8-Q	65	MET
1	8-Q	83	LYS
1	8-Q	95	PHE

*Continued on next page...*

*Continued from previous page...*

Mol	Chain	Res	Type
1	8-Q	96	THR
1	8-Q	98	GLU
1	8-Q	115	LEU
1	8-Q	150	GLU
1	8-Q	191	LEU
1	8-Q	212	GLU
1	8-Q	222	ASN
1	8-Q	237	LEU
1	8-Q	295	ARG
1	8-Q	308	LEU
1	8-Q	322	LEU
1	8-Q	326	TYR
1	8-Q	339	ARG
1	8-Q	347	ILE
1	8-Q	363	SER
1	8-Q	393	ASP
1	8-Q	396	LEU
1	8-Q	397	TYR
1	8-Q	399	LEU
1	8-Q	409	GLN
1	8-Q	426	GLU
1	8-Q	428	LEU
1	8-Q	464	LEU
1	8-R	4	ASP
1	8-R	24	LEU
1	8-R	57	PHE
1	8-R	58	GLN
1	8-R	60	ILE
1	8-R	61	HIS
1	8-R	65	MET
1	8-R	83	LYS
1	8-R	95	PHE
1	8-R	96	THR
1	8-R	98	GLU
1	8-R	115	LEU
1	8-R	150	GLU
1	8-R	191	LEU
1	8-R	212	GLU
1	8-R	222	ASN
1	8-R	237	LEU
1	8-R	295	ARG
1	8-R	308	LEU

*Continued on next page...*



*Continued from previous page...*

Mol	Chain	Res	Type
1	8-R	322	LEU
1	8-R	326	TYR
1	8-R	339	ARG
1	8-R	347	ILE
1	8-R	363	SER
1	8-R	393	ASP
1	8-R	396	LEU
1	8-R	397	TYR
1	8-R	399	LEU
1	8-R	409	GLN
1	8-R	426	GLU
1	8-R	428	LEU
1	8-R	464	LEU
1	8-S	4	ASP
1	8-S	24	LEU
1	8-S	57	PHE
1	8-S	58	GLN
1	8-S	60	ILE
1	8-S	61	HIS
1	8-S	65	MET
1	8-S	83	LYS
1	8-S	95	PHE
1	8-S	96	THR
1	8-S	98	GLU
1	8-S	115	LEU
1	8-S	150	GLU
1	8-S	191	LEU
1	8-S	212	GLU
1	8-S	222	ASN
1	8-S	237	LEU
1	8-S	295	ARG
1	8-S	308	LEU
1	8-S	322	LEU
1	8-S	326	TYR
1	8-S	339	ARG
1	8-S	347	ILE
1	8-S	363	SER
1	8-S	393	ASP
1	8-S	396	LEU
1	8-S	397	TYR
1	8-S	399	LEU
1	8-S	409	GLN

*Continued on next page...*

*Continued from previous page...*

Mol	Chain	Res	Type
1	8-S	426	GLU
1	8-S	428	LEU
1	8-S	464	LEU
1	8-T	4	ASP
1	8-T	24	LEU
1	8-T	57	PHE
1	8-T	58	GLN
1	8-T	60	ILE
1	8-T	61	HIS
1	8-T	65	MET
1	8-T	83	LYS
1	8-T	95	PHE
1	8-T	96	THR
1	8-T	98	GLU
1	8-T	115	LEU
1	8-T	150	GLU
1	8-T	191	LEU
1	8-T	212	GLU
1	8-T	222	ASN
1	8-T	237	LEU
1	8-T	295	ARG
1	8-T	308	LEU
1	8-T	322	LEU
1	8-T	326	TYR
1	8-T	339	ARG
1	8-T	347	ILE
1	8-T	363	SER
1	8-T	393	ASP
1	8-T	396	LEU
1	8-T	397	TYR
1	8-T	399	LEU
1	8-T	409	GLN
1	8-T	426	GLU
1	8-T	428	LEU
1	8-T	464	LEU
1	8-U	4	ASP
1	8-U	24	LEU
1	8-U	57	PHE
1	8-U	58	GLN
1	8-U	60	ILE
1	8-U	61	HIS
1	8-U	65	MET

*Continued on next page...*

*Continued from previous page...*

Mol	Chain	Res	Type
1	8-U	83	LYS
1	8-U	95	PHE
1	8-U	96	THR
1	8-U	98	GLU
1	8-U	115	LEU
1	8-U	150	GLU
1	8-U	191	LEU
1	8-U	212	GLU
1	8-U	222	ASN
1	8-U	237	LEU
1	8-U	295	ARG
1	8-U	308	LEU
1	8-U	322	LEU
1	8-U	326	TYR
1	8-U	339	ARG
1	8-U	347	ILE
1	8-U	363	SER
1	8-U	393	ASP
1	8-U	396	LEU
1	8-U	397	TYR
1	8-U	399	LEU
1	8-U	409	GLN
1	8-U	426	GLU
1	8-U	428	LEU
1	8-U	464	LEU
1	8-V	4	ASP
1	8-V	24	LEU
1	8-V	57	PHE
1	8-V	58	GLN
1	8-V	60	ILE
1	8-V	61	HIS
1	8-V	65	MET
1	8-V	83	LYS
1	8-V	95	PHE
1	8-V	96	THR
1	8-V	98	GLU
1	8-V	115	LEU
1	8-V	150	GLU
1	8-V	191	LEU
1	8-V	212	GLU
1	8-V	222	ASN
1	8-V	237	LEU

*Continued on next page...*

*Continued from previous page...*

Mol	Chain	Res	Type
1	8-V	295	ARG
1	8-V	308	LEU
1	8-V	322	LEU
1	8-V	326	TYR
1	8-V	339	ARG
1	8-V	347	ILE
1	8-V	363	SER
1	8-V	393	ASP
1	8-V	396	LEU
1	8-V	397	TYR
1	8-V	399	LEU
1	8-V	409	GLN
1	8-V	426	GLU
1	8-V	428	LEU
1	8-V	464	LEU
1	8-W	4	ASP
1	8-W	24	LEU
1	8-W	57	PHE
1	8-W	58	GLN
1	8-W	60	ILE
1	8-W	61	HIS
1	8-W	65	MET
1	8-W	83	LYS
1	8-W	95	PHE
1	8-W	96	THR
1	8-W	98	GLU
1	8-W	115	LEU
1	8-W	150	GLU
1	8-W	191	LEU
1	8-W	212	GLU
1	8-W	222	ASN
1	8-W	237	LEU
1	8-W	295	ARG
1	8-W	308	LEU
1	8-W	322	LEU
1	8-W	326	TYR
1	8-W	339	ARG
1	8-W	347	ILE
1	8-W	363	SER
1	8-W	393	ASP
1	8-W	396	LEU
1	8-W	397	TYR

*Continued on next page...*

*Continued from previous page...*

Mol	Chain	Res	Type
1	8-W	399	LEU
1	8-W	409	GLN
1	8-W	426	GLU
1	8-W	428	LEU
1	8-W	464	LEU
1	8-X	4	ASP
1	8-X	24	LEU
1	8-X	57	PHE
1	8-X	58	GLN
1	8-X	60	ILE
1	8-X	61	HIS
1	8-X	65	MET
1	8-X	83	LYS
1	8-X	95	PHE
1	8-X	96	THR
1	8-X	98	GLU
1	8-X	115	LEU
1	8-X	150	GLU
1	8-X	191	LEU
1	8-X	212	GLU
1	8-X	222	ASN
1	8-X	237	LEU
1	8-X	295	ARG
1	8-X	308	LEU
1	8-X	322	LEU
1	8-X	326	TYR
1	8-X	339	ARG
1	8-X	347	ILE
1	8-X	363	SER
1	8-X	393	ASP
1	8-X	396	LEU
1	8-X	397	TYR
1	8-X	399	LEU
1	8-X	409	GLN
1	8-X	426	GLU
1	8-X	428	LEU
1	8-X	464	LEU
1	9-A	8	LEU
1	9-A	24	LEU
1	9-A	39	ASP
1	9-A	50	ASP
1	9-A	54	ILE

*Continued on next page...*

*Continued from previous page...*

Mol	Chain	Res	Type
1	9-A	63	SER
1	9-A	65	MET
1	9-A	97	LEU
1	9-A	154	ILE
1	9-A	155	SER
1	9-A	167	ASP
1	9-A	175	HIS
1	9-A	191	LEU
1	9-A	206	LEU
1	9-A	207	GLU
1	9-A	212	GLU
1	9-A	237	LEU
1	9-A	263	ASP
1	9-A	281	LEU
1	9-A	282	MET
1	9-A	285	GLU
1	9-A	308	LEU
1	9-A	312	THR
1	9-A	322	LEU
1	9-A	323	VAL
1	9-A	375	LEU
1	9-A	397	TYR
1	9-A	399	LEU
1	9-A	401	PRO
1	9-A	402	GLU
1	9-A	413	GLN
1	9-A	426	GLU
1	9-A	428	LEU
1	9-A	464	LEU
1	9-B	8	LEU
1	9-B	24	LEU
1	9-B	39	ASP
1	9-B	50	ASP
1	9-B	54	ILE
1	9-B	63	SER
1	9-B	65	MET
1	9-B	97	LEU
1	9-B	154	ILE
1	9-B	155	SER
1	9-B	167	ASP
1	9-B	175	HIS
1	9-B	191	LEU

*Continued on next page...*

*Continued from previous page...*

Mol	Chain	Res	Type
1	9-B	206	LEU
1	9-B	207	GLU
1	9-B	212	GLU
1	9-B	237	LEU
1	9-B	263	ASP
1	9-B	281	LEU
1	9-B	282	MET
1	9-B	285	GLU
1	9-B	308	LEU
1	9-B	312	THR
1	9-B	322	LEU
1	9-B	323	VAL
1	9-B	375	LEU
1	9-B	397	TYR
1	9-B	399	LEU
1	9-B	401	PRO
1	9-B	402	GLU
1	9-B	413	GLN
1	9-B	426	GLU
1	9-B	428	LEU
1	9-B	464	LEU
1	9-C	8	LEU
1	9-C	24	LEU
1	9-C	39	ASP
1	9-C	50	ASP
1	9-C	54	ILE
1	9-C	63	SER
1	9-C	65	MET
1	9-C	97	LEU
1	9-C	154	ILE
1	9-C	155	SER
1	9-C	167	ASP
1	9-C	175	HIS
1	9-C	191	LEU
1	9-C	206	LEU
1	9-C	207	GLU
1	9-C	212	GLU
1	9-C	237	LEU
1	9-C	263	ASP
1	9-C	281	LEU
1	9-C	282	MET
1	9-C	285	GLU

*Continued on next page...*

*Continued from previous page...*

Mol	Chain	Res	Type
1	9-C	308	LEU
1	9-C	312	THR
1	9-C	322	LEU
1	9-C	323	VAL
1	9-C	375	LEU
1	9-C	397	TYR
1	9-C	399	LEU
1	9-C	401	PRO
1	9-C	402	GLU
1	9-C	413	GLN
1	9-C	426	GLU
1	9-C	428	LEU
1	9-C	464	LEU
1	9-D	8	LEU
1	9-D	24	LEU
1	9-D	39	ASP
1	9-D	50	ASP
1	9-D	54	ILE
1	9-D	63	SER
1	9-D	65	MET
1	9-D	97	LEU
1	9-D	154	ILE
1	9-D	155	SER
1	9-D	167	ASP
1	9-D	175	HIS
1	9-D	191	LEU
1	9-D	206	LEU
1	9-D	207	GLU
1	9-D	212	GLU
1	9-D	237	LEU
1	9-D	263	ASP
1	9-D	281	LEU
1	9-D	282	MET
1	9-D	285	GLU
1	9-D	308	LEU
1	9-D	312	THR
1	9-D	322	LEU
1	9-D	323	VAL
1	9-D	375	LEU
1	9-D	397	TYR
1	9-D	399	LEU
1	9-D	401	PRO

*Continued on next page...*



*Continued from previous page...*

Mol	Chain	Res	Type
1	9-D	402	GLU
1	9-D	413	GLN
1	9-D	426	GLU
1	9-D	428	LEU
1	9-D	464	LEU
1	9-E	8	LEU
1	9-E	24	LEU
1	9-E	39	ASP
1	9-E	50	ASP
1	9-E	54	ILE
1	9-E	63	SER
1	9-E	65	MET
1	9-E	97	LEU
1	9-E	154	ILE
1	9-E	155	SER
1	9-E	167	ASP
1	9-E	175	HIS
1	9-E	191	LEU
1	9-E	206	LEU
1	9-E	207	GLU
1	9-E	212	GLU
1	9-E	237	LEU
1	9-E	263	ASP
1	9-E	281	LEU
1	9-E	282	MET
1	9-E	285	GLU
1	9-E	308	LEU
1	9-E	312	THR
1	9-E	322	LEU
1	9-E	323	VAL
1	9-E	375	LEU
1	9-E	397	TYR
1	9-E	399	LEU
1	9-E	401	PRO
1	9-E	402	GLU
1	9-E	413	GLN
1	9-E	426	GLU
1	9-E	428	LEU
1	9-E	464	LEU
1	9-F	8	LEU
1	9-F	24	LEU
1	9-F	39	ASP

*Continued on next page...*

*Continued from previous page...*

Mol	Chain	Res	Type
1	9-F	50	ASP
1	9-F	54	ILE
1	9-F	63	SER
1	9-F	65	MET
1	9-F	97	LEU
1	9-F	154	ILE
1	9-F	155	SER
1	9-F	167	ASP
1	9-F	175	HIS
1	9-F	191	LEU
1	9-F	206	LEU
1	9-F	207	GLU
1	9-F	212	GLU
1	9-F	237	LEU
1	9-F	263	ASP
1	9-F	281	LEU
1	9-F	282	MET
1	9-F	285	GLU
1	9-F	308	LEU
1	9-F	312	THR
1	9-F	322	LEU
1	9-F	323	VAL
1	9-F	375	LEU
1	9-F	397	TYR
1	9-F	399	LEU
1	9-F	401	PRO
1	9-F	402	GLU
1	9-F	413	GLN
1	9-F	426	GLU
1	9-F	428	LEU
1	9-F	464	LEU
1	9-G	8	LEU
1	9-G	24	LEU
1	9-G	39	ASP
1	9-G	50	ASP
1	9-G	54	ILE
1	9-G	63	SER
1	9-G	65	MET
1	9-G	97	LEU
1	9-G	154	ILE
1	9-G	155	SER
1	9-G	167	ASP

*Continued on next page...*

*Continued from previous page...*

Mol	Chain	Res	Type
1	9-G	175	HIS
1	9-G	191	LEU
1	9-G	206	LEU
1	9-G	207	GLU
1	9-G	212	GLU
1	9-G	237	LEU
1	9-G	263	ASP
1	9-G	281	LEU
1	9-G	282	MET
1	9-G	285	GLU
1	9-G	308	LEU
1	9-G	312	THR
1	9-G	322	LEU
1	9-G	323	VAL
1	9-G	375	LEU
1	9-G	397	TYR
1	9-G	399	LEU
1	9-G	401	PRO
1	9-G	402	GLU
1	9-G	413	GLN
1	9-G	426	GLU
1	9-G	428	LEU
1	9-G	464	LEU
1	9-H	8	LEU
1	9-H	24	LEU
1	9-H	39	ASP
1	9-H	50	ASP
1	9-H	54	ILE
1	9-H	63	SER
1	9-H	65	MET
1	9-H	97	LEU
1	9-H	154	ILE
1	9-H	155	SER
1	9-H	167	ASP
1	9-H	175	HIS
1	9-H	191	LEU
1	9-H	206	LEU
1	9-H	207	GLU
1	9-H	212	GLU
1	9-H	237	LEU
1	9-H	263	ASP
1	9-H	281	LEU

*Continued on next page...*

*Continued from previous page...*

Mol	Chain	Res	Type
1	9-H	282	MET
1	9-H	285	GLU
1	9-H	308	LEU
1	9-H	312	THR
1	9-H	322	LEU
1	9-H	323	VAL
1	9-H	375	LEU
1	9-H	397	TYR
1	9-H	399	LEU
1	9-H	401	PRO
1	9-H	402	GLU
1	9-H	413	GLN
1	9-H	426	GLU
1	9-H	428	LEU
1	9-H	464	LEU
1	9-I	8	LEU
1	9-I	24	LEU
1	9-I	39	ASP
1	9-I	50	ASP
1	9-I	54	ILE
1	9-I	63	SER
1	9-I	65	MET
1	9-I	97	LEU
1	9-I	154	ILE
1	9-I	155	SER
1	9-I	167	ASP
1	9-I	175	HIS
1	9-I	191	LEU
1	9-I	206	LEU
1	9-I	207	GLU
1	9-I	212	GLU
1	9-I	237	LEU
1	9-I	263	ASP
1	9-I	281	LEU
1	9-I	282	MET
1	9-I	285	GLU
1	9-I	308	LEU
1	9-I	312	THR
1	9-I	322	LEU
1	9-I	323	VAL
1	9-I	375	LEU
1	9-I	397	TYR

*Continued on next page...*

*Continued from previous page...*

Mol	Chain	Res	Type
1	9-I	399	LEU
1	9-I	401	PRO
1	9-I	402	GLU
1	9-I	413	GLN
1	9-I	426	GLU
1	9-I	428	LEU
1	9-I	464	LEU
1	9-J	8	LEU
1	9-J	24	LEU
1	9-J	39	ASP
1	9-J	50	ASP
1	9-J	54	ILE
1	9-J	63	SER
1	9-J	65	MET
1	9-J	97	LEU
1	9-J	154	ILE
1	9-J	155	SER
1	9-J	167	ASP
1	9-J	175	HIS
1	9-J	191	LEU
1	9-J	206	LEU
1	9-J	207	GLU
1	9-J	212	GLU
1	9-J	237	LEU
1	9-J	263	ASP
1	9-J	281	LEU
1	9-J	282	MET
1	9-J	285	GLU
1	9-J	308	LEU
1	9-J	312	THR
1	9-J	322	LEU
1	9-J	323	VAL
1	9-J	375	LEU
1	9-J	397	TYR
1	9-J	399	LEU
1	9-J	401	PRO
1	9-J	402	GLU
1	9-J	413	GLN
1	9-J	426	GLU
1	9-J	428	LEU
1	9-J	464	LEU
1	9-K	8	LEU

*Continued on next page...*

*Continued from previous page...*

Mol	Chain	Res	Type
1	9-K	24	LEU
1	9-K	39	ASP
1	9-K	50	ASP
1	9-K	54	ILE
1	9-K	63	SER
1	9-K	65	MET
1	9-K	97	LEU
1	9-K	154	ILE
1	9-K	155	SER
1	9-K	167	ASP
1	9-K	175	HIS
1	9-K	191	LEU
1	9-K	206	LEU
1	9-K	207	GLU
1	9-K	212	GLU
1	9-K	237	LEU
1	9-K	263	ASP
1	9-K	281	LEU
1	9-K	282	MET
1	9-K	285	GLU
1	9-K	308	LEU
1	9-K	312	THR
1	9-K	322	LEU
1	9-K	323	VAL
1	9-K	375	LEU
1	9-K	397	TYR
1	9-K	399	LEU
1	9-K	401	PRO
1	9-K	402	GLU
1	9-K	413	GLN
1	9-K	426	GLU
1	9-K	428	LEU
1	9-K	464	LEU
1	9-L	8	LEU
1	9-L	24	LEU
1	9-L	39	ASP
1	9-L	50	ASP
1	9-L	54	ILE
1	9-L	63	SER
1	9-L	65	MET
1	9-L	97	LEU
1	9-L	154	ILE

*Continued on next page...*

*Continued from previous page...*

Mol	Chain	Res	Type
1	9-L	155	SER
1	9-L	167	ASP
1	9-L	175	HIS
1	9-L	191	LEU
1	9-L	206	LEU
1	9-L	207	GLU
1	9-L	212	GLU
1	9-L	237	LEU
1	9-L	263	ASP
1	9-L	281	LEU
1	9-L	282	MET
1	9-L	285	GLU
1	9-L	308	LEU
1	9-L	312	THR
1	9-L	322	LEU
1	9-L	323	VAL
1	9-L	375	LEU
1	9-L	397	TYR
1	9-L	399	LEU
1	9-L	401	PRO
1	9-L	402	GLU
1	9-L	413	GLN
1	9-L	426	GLU
1	9-L	428	LEU
1	9-L	464	LEU
1	9-M	8	LEU
1	9-M	24	LEU
1	9-M	39	ASP
1	9-M	50	ASP
1	9-M	54	ILE
1	9-M	63	SER
1	9-M	65	MET
1	9-M	97	LEU
1	9-M	154	ILE
1	9-M	155	SER
1	9-M	167	ASP
1	9-M	175	HIS
1	9-M	191	LEU
1	9-M	206	LEU
1	9-M	207	GLU
1	9-M	212	GLU
1	9-M	237	LEU

*Continued on next page...*

*Continued from previous page...*

Mol	Chain	Res	Type
1	9-M	263	ASP
1	9-M	281	LEU
1	9-M	282	MET
1	9-M	285	GLU
1	9-M	308	LEU
1	9-M	312	THR
1	9-M	322	LEU
1	9-M	323	VAL
1	9-M	375	LEU
1	9-M	397	TYR
1	9-M	399	LEU
1	9-M	401	PRO
1	9-M	402	GLU
1	9-M	413	GLN
1	9-M	426	GLU
1	9-M	428	LEU
1	9-M	464	LEU
1	9-N	8	LEU
1	9-N	24	LEU
1	9-N	39	ASP
1	9-N	50	ASP
1	9-N	54	ILE
1	9-N	63	SER
1	9-N	65	MET
1	9-N	97	LEU
1	9-N	154	ILE
1	9-N	155	SER
1	9-N	167	ASP
1	9-N	175	HIS
1	9-N	191	LEU
1	9-N	206	LEU
1	9-N	207	GLU
1	9-N	212	GLU
1	9-N	237	LEU
1	9-N	263	ASP
1	9-N	281	LEU
1	9-N	282	MET
1	9-N	285	GLU
1	9-N	308	LEU
1	9-N	312	THR
1	9-N	322	LEU
1	9-N	323	VAL

*Continued on next page...*



*Continued from previous page...*

Mol	Chain	Res	Type
1	9-N	375	LEU
1	9-N	397	TYR
1	9-N	399	LEU
1	9-N	401	PRO
1	9-N	402	GLU
1	9-N	413	GLN
1	9-N	426	GLU
1	9-N	428	LEU
1	9-N	464	LEU
1	9-O	8	LEU
1	9-O	24	LEU
1	9-O	39	ASP
1	9-O	50	ASP
1	9-O	54	ILE
1	9-O	63	SER
1	9-O	65	MET
1	9-O	97	LEU
1	9-O	154	ILE
1	9-O	155	SER
1	9-O	167	ASP
1	9-O	175	HIS
1	9-O	191	LEU
1	9-O	206	LEU
1	9-O	207	GLU
1	9-O	212	GLU
1	9-O	237	LEU
1	9-O	263	ASP
1	9-O	281	LEU
1	9-O	282	MET
1	9-O	285	GLU
1	9-O	308	LEU
1	9-O	312	THR
1	9-O	322	LEU
1	9-O	323	VAL
1	9-O	375	LEU
1	9-O	397	TYR
1	9-O	399	LEU
1	9-O	401	PRO
1	9-O	402	GLU
1	9-O	413	GLN
1	9-O	426	GLU
1	9-O	428	LEU

*Continued on next page...*

*Continued from previous page...*

Mol	Chain	Res	Type
1	9-O	464	LEU
1	9-P	8	LEU
1	9-P	24	LEU
1	9-P	39	ASP
1	9-P	50	ASP
1	9-P	54	ILE
1	9-P	63	SER
1	9-P	65	MET
1	9-P	97	LEU
1	9-P	154	ILE
1	9-P	155	SER
1	9-P	167	ASP
1	9-P	175	HIS
1	9-P	191	LEU
1	9-P	206	LEU
1	9-P	207	GLU
1	9-P	212	GLU
1	9-P	237	LEU
1	9-P	263	ASP
1	9-P	281	LEU
1	9-P	282	MET
1	9-P	285	GLU
1	9-P	308	LEU
1	9-P	312	THR
1	9-P	322	LEU
1	9-P	323	VAL
1	9-P	375	LEU
1	9-P	397	TYR
1	9-P	399	LEU
1	9-P	401	PRO
1	9-P	402	GLU
1	9-P	413	GLN
1	9-P	426	GLU
1	9-P	428	LEU
1	9-P	464	LEU
1	9-Q	8	LEU
1	9-Q	24	LEU
1	9-Q	39	ASP
1	9-Q	50	ASP
1	9-Q	54	ILE
1	9-Q	63	SER
1	9-Q	65	MET

*Continued on next page...*

*Continued from previous page...*

Mol	Chain	Res	Type
1	9-Q	97	LEU
1	9-Q	154	ILE
1	9-Q	155	SER
1	9-Q	167	ASP
1	9-Q	175	HIS
1	9-Q	191	LEU
1	9-Q	206	LEU
1	9-Q	207	GLU
1	9-Q	212	GLU
1	9-Q	237	LEU
1	9-Q	263	ASP
1	9-Q	281	LEU
1	9-Q	282	MET
1	9-Q	285	GLU
1	9-Q	308	LEU
1	9-Q	312	THR
1	9-Q	322	LEU
1	9-Q	323	VAL
1	9-Q	375	LEU
1	9-Q	397	TYR
1	9-Q	399	LEU
1	9-Q	401	PRO
1	9-Q	402	GLU
1	9-Q	413	GLN
1	9-Q	426	GLU
1	9-Q	428	LEU
1	9-Q	464	LEU
1	9-R	8	LEU
1	9-R	24	LEU
1	9-R	39	ASP
1	9-R	50	ASP
1	9-R	54	ILE
1	9-R	63	SER
1	9-R	65	MET
1	9-R	97	LEU
1	9-R	154	ILE
1	9-R	155	SER
1	9-R	167	ASP
1	9-R	175	HIS
1	9-R	191	LEU
1	9-R	206	LEU
1	9-R	207	GLU

*Continued on next page...*

*Continued from previous page...*

Mol	Chain	Res	Type
1	9-R	212	GLU
1	9-R	237	LEU
1	9-R	263	ASP
1	9-R	281	LEU
1	9-R	282	MET
1	9-R	285	GLU
1	9-R	308	LEU
1	9-R	312	THR
1	9-R	322	LEU
1	9-R	323	VAL
1	9-R	375	LEU
1	9-R	397	TYR
1	9-R	399	LEU
1	9-R	401	PRO
1	9-R	402	GLU
1	9-R	413	GLN
1	9-R	426	GLU
1	9-R	428	LEU
1	9-R	464	LEU
1	9-S	8	LEU
1	9-S	24	LEU
1	9-S	39	ASP
1	9-S	50	ASP
1	9-S	54	ILE
1	9-S	63	SER
1	9-S	65	MET
1	9-S	97	LEU
1	9-S	154	ILE
1	9-S	155	SER
1	9-S	167	ASP
1	9-S	175	HIS
1	9-S	191	LEU
1	9-S	206	LEU
1	9-S	207	GLU
1	9-S	212	GLU
1	9-S	237	LEU
1	9-S	263	ASP
1	9-S	281	LEU
1	9-S	282	MET
1	9-S	285	GLU
1	9-S	308	LEU
1	9-S	312	THR

*Continued on next page...*

*Continued from previous page...*

Mol	Chain	Res	Type
1	9-S	322	LEU
1	9-S	323	VAL
1	9-S	375	LEU
1	9-S	397	TYR
1	9-S	399	LEU
1	9-S	401	PRO
1	9-S	402	GLU
1	9-S	413	GLN
1	9-S	426	GLU
1	9-S	428	LEU
1	9-S	464	LEU
1	9-T	8	LEU
1	9-T	24	LEU
1	9-T	39	ASP
1	9-T	50	ASP
1	9-T	54	ILE
1	9-T	63	SER
1	9-T	65	MET
1	9-T	97	LEU
1	9-T	154	ILE
1	9-T	155	SER
1	9-T	167	ASP
1	9-T	175	HIS
1	9-T	191	LEU
1	9-T	206	LEU
1	9-T	207	GLU
1	9-T	212	GLU
1	9-T	237	LEU
1	9-T	263	ASP
1	9-T	281	LEU
1	9-T	282	MET
1	9-T	285	GLU
1	9-T	308	LEU
1	9-T	312	THR
1	9-T	322	LEU
1	9-T	323	VAL
1	9-T	375	LEU
1	9-T	397	TYR
1	9-T	399	LEU
1	9-T	401	PRO
1	9-T	402	GLU
1	9-T	413	GLN

*Continued on next page...*

*Continued from previous page...*

Mol	Chain	Res	Type
1	9-T	426	GLU
1	9-T	428	LEU
1	9-T	464	LEU
1	9-U	8	LEU
1	9-U	24	LEU
1	9-U	39	ASP
1	9-U	50	ASP
1	9-U	54	ILE
1	9-U	63	SER
1	9-U	65	MET
1	9-U	97	LEU
1	9-U	154	ILE
1	9-U	155	SER
1	9-U	167	ASP
1	9-U	175	HIS
1	9-U	191	LEU
1	9-U	206	LEU
1	9-U	207	GLU
1	9-U	212	GLU
1	9-U	237	LEU
1	9-U	263	ASP
1	9-U	281	LEU
1	9-U	282	MET
1	9-U	285	GLU
1	9-U	308	LEU
1	9-U	312	THR
1	9-U	322	LEU
1	9-U	323	VAL
1	9-U	375	LEU
1	9-U	397	TYR
1	9-U	399	LEU
1	9-U	401	PRO
1	9-U	402	GLU
1	9-U	413	GLN
1	9-U	426	GLU
1	9-U	428	LEU
1	9-U	464	LEU
1	9-V	8	LEU
1	9-V	24	LEU
1	9-V	39	ASP
1	9-V	50	ASP
1	9-V	54	ILE

*Continued on next page...*

*Continued from previous page...*

Mol	Chain	Res	Type
1	9-V	63	SER
1	9-V	65	MET
1	9-V	97	LEU
1	9-V	154	ILE
1	9-V	155	SER
1	9-V	167	ASP
1	9-V	175	HIS
1	9-V	191	LEU
1	9-V	206	LEU
1	9-V	207	GLU
1	9-V	212	GLU
1	9-V	237	LEU
1	9-V	263	ASP
1	9-V	281	LEU
1	9-V	282	MET
1	9-V	285	GLU
1	9-V	308	LEU
1	9-V	312	THR
1	9-V	322	LEU
1	9-V	323	VAL
1	9-V	375	LEU
1	9-V	397	TYR
1	9-V	399	LEU
1	9-V	401	PRO
1	9-V	402	GLU
1	9-V	413	GLN
1	9-V	426	GLU
1	9-V	428	LEU
1	9-V	464	LEU
1	9-W	8	LEU
1	9-W	24	LEU
1	9-W	39	ASP
1	9-W	50	ASP
1	9-W	54	ILE
1	9-W	63	SER
1	9-W	65	MET
1	9-W	97	LEU
1	9-W	154	ILE
1	9-W	155	SER
1	9-W	167	ASP
1	9-W	175	HIS
1	9-W	191	LEU

*Continued on next page...*

*Continued from previous page...*

Mol	Chain	Res	Type
1	9-W	206	LEU
1	9-W	207	GLU
1	9-W	212	GLU
1	9-W	237	LEU
1	9-W	263	ASP
1	9-W	281	LEU
1	9-W	282	MET
1	9-W	285	GLU
1	9-W	308	LEU
1	9-W	312	THR
1	9-W	322	LEU
1	9-W	323	VAL
1	9-W	375	LEU
1	9-W	397	TYR
1	9-W	399	LEU
1	9-W	401	PRO
1	9-W	402	GLU
1	9-W	413	GLN
1	9-W	426	GLU
1	9-W	428	LEU
1	9-W	464	LEU
1	9-X	8	LEU
1	9-X	24	LEU
1	9-X	39	ASP
1	9-X	50	ASP
1	9-X	54	ILE
1	9-X	63	SER
1	9-X	65	MET
1	9-X	97	LEU
1	9-X	154	ILE
1	9-X	155	SER
1	9-X	167	ASP
1	9-X	175	HIS
1	9-X	191	LEU
1	9-X	206	LEU
1	9-X	207	GLU
1	9-X	212	GLU
1	9-X	237	LEU
1	9-X	263	ASP
1	9-X	281	LEU
1	9-X	282	MET
1	9-X	285	GLU

*Continued on next page...*



*Continued from previous page...*

Mol	Chain	Res	Type
1	9-X	308	LEU
1	9-X	312	THR
1	9-X	322	LEU
1	9-X	323	VAL
1	9-X	375	LEU
1	9-X	397	TYR
1	9-X	399	LEU
1	9-X	401	PRO
1	9-X	402	GLU
1	9-X	413	GLN
1	9-X	426	GLU
1	9-X	428	LEU
1	9-X	464	LEU
1	10-A	3	ASP
1	10-A	4	ASP
1	10-A	24	LEU
1	10-A	50	ASP
1	10-A	52	SER
1	10-A	55	ARG
1	10-A	60	ILE
1	10-A	61	HIS
1	10-A	80	ARG
1	10-A	83	LYS
1	10-A	97	LEU
1	10-A	98	GLU
1	10-A	115	LEU
1	10-A	122	ASP
1	10-A	173	VAL
1	10-A	191	LEU
1	10-A	207	GLU
1	10-A	237	LEU
1	10-A	286	THR
1	10-A	308	LEU
1	10-A	322	LEU
1	10-A	323	VAL
1	10-A	339	ARG
1	10-A	355	ARG
1	10-A	356	LEU
1	10-A	375	LEU
1	10-A	395	ASP
1	10-A	398	GLU
1	10-A	401	PRO

*Continued on next page...*

*Continued from previous page...*

Mol	Chain	Res	Type
1	10-A	413	GLN
1	10-A	426	GLU
1	10-A	428	LEU
1	10-A	451	GLU
1	10-A	464	LEU
1	10-B	3	ASP
1	10-B	4	ASP
1	10-B	24	LEU
1	10-B	50	ASP
1	10-B	52	SER
1	10-B	55	ARG
1	10-B	60	ILE
1	10-B	61	HIS
1	10-B	80	ARG
1	10-B	83	LYS
1	10-B	97	LEU
1	10-B	98	GLU
1	10-B	115	LEU
1	10-B	122	ASP
1	10-B	173	VAL
1	10-B	191	LEU
1	10-B	207	GLU
1	10-B	237	LEU
1	10-B	286	THR
1	10-B	308	LEU
1	10-B	322	LEU
1	10-B	323	VAL
1	10-B	339	ARG
1	10-B	355	ARG
1	10-B	356	LEU
1	10-B	375	LEU
1	10-B	395	ASP
1	10-B	398	GLU
1	10-B	401	PRO
1	10-B	413	GLN
1	10-B	426	GLU
1	10-B	428	LEU
1	10-B	451	GLU
1	10-B	464	LEU
1	10-C	3	ASP
1	10-C	4	ASP
1	10-C	24	LEU

*Continued on next page...*

*Continued from previous page...*

Mol	Chain	Res	Type
1	10-C	50	ASP
1	10-C	52	SER
1	10-C	55	ARG
1	10-C	60	ILE
1	10-C	61	HIS
1	10-C	80	ARG
1	10-C	83	LYS
1	10-C	97	LEU
1	10-C	98	GLU
1	10-C	115	LEU
1	10-C	122	ASP
1	10-C	173	VAL
1	10-C	191	LEU
1	10-C	207	GLU
1	10-C	237	LEU
1	10-C	286	THR
1	10-C	308	LEU
1	10-C	322	LEU
1	10-C	323	VAL
1	10-C	339	ARG
1	10-C	355	ARG
1	10-C	356	LEU
1	10-C	375	LEU
1	10-C	395	ASP
1	10-C	398	GLU
1	10-C	401	PRO
1	10-C	413	GLN
1	10-C	426	GLU
1	10-C	428	LEU
1	10-C	451	GLU
1	10-C	464	LEU
1	10-D	3	ASP
1	10-D	4	ASP
1	10-D	24	LEU
1	10-D	50	ASP
1	10-D	52	SER
1	10-D	55	ARG
1	10-D	60	ILE
1	10-D	61	HIS
1	10-D	80	ARG
1	10-D	83	LYS
1	10-D	97	LEU

*Continued on next page...*

*Continued from previous page...*

Mol	Chain	Res	Type
1	10-D	98	GLU
1	10-D	115	LEU
1	10-D	122	ASP
1	10-D	173	VAL
1	10-D	191	LEU
1	10-D	207	GLU
1	10-D	237	LEU
1	10-D	286	THR
1	10-D	308	LEU
1	10-D	322	LEU
1	10-D	323	VAL
1	10-D	339	ARG
1	10-D	355	ARG
1	10-D	356	LEU
1	10-D	375	LEU
1	10-D	395	ASP
1	10-D	398	GLU
1	10-D	401	PRO
1	10-D	413	GLN
1	10-D	426	GLU
1	10-D	428	LEU
1	10-D	451	GLU
1	10-D	464	LEU
1	10-E	3	ASP
1	10-E	4	ASP
1	10-E	24	LEU
1	10-E	50	ASP
1	10-E	52	SER
1	10-E	55	ARG
1	10-E	60	ILE
1	10-E	61	HIS
1	10-E	80	ARG
1	10-E	83	LYS
1	10-E	97	LEU
1	10-E	98	GLU
1	10-E	115	LEU
1	10-E	122	ASP
1	10-E	173	VAL
1	10-E	191	LEU
1	10-E	207	GLU
1	10-E	237	LEU
1	10-E	286	THR

*Continued on next page...*

*Continued from previous page...*

Mol	Chain	Res	Type
1	10-E	308	LEU
1	10-E	322	LEU
1	10-E	323	VAL
1	10-E	339	ARG
1	10-E	355	ARG
1	10-E	356	LEU
1	10-E	375	LEU
1	10-E	395	ASP
1	10-E	398	GLU
1	10-E	401	PRO
1	10-E	413	GLN
1	10-E	426	GLU
1	10-E	428	LEU
1	10-E	451	GLU
1	10-E	464	LEU
1	10-F	3	ASP
1	10-F	4	ASP
1	10-F	24	LEU
1	10-F	50	ASP
1	10-F	52	SER
1	10-F	55	ARG
1	10-F	60	ILE
1	10-F	61	HIS
1	10-F	80	ARG
1	10-F	83	LYS
1	10-F	97	LEU
1	10-F	98	GLU
1	10-F	115	LEU
1	10-F	122	ASP
1	10-F	173	VAL
1	10-F	191	LEU
1	10-F	207	GLU
1	10-F	237	LEU
1	10-F	286	THR
1	10-F	308	LEU
1	10-F	322	LEU
1	10-F	323	VAL
1	10-F	339	ARG
1	10-F	355	ARG
1	10-F	356	LEU
1	10-F	375	LEU
1	10-F	395	ASP

*Continued on next page...*

*Continued from previous page...*

Mol	Chain	Res	Type
1	10-F	398	GLU
1	10-F	401	PRO
1	10-F	413	GLN
1	10-F	426	GLU
1	10-F	428	LEU
1	10-F	451	GLU
1	10-F	464	LEU
1	10-G	3	ASP
1	10-G	4	ASP
1	10-G	24	LEU
1	10-G	50	ASP
1	10-G	52	SER
1	10-G	55	ARG
1	10-G	60	ILE
1	10-G	61	HIS
1	10-G	80	ARG
1	10-G	83	LYS
1	10-G	97	LEU
1	10-G	98	GLU
1	10-G	115	LEU
1	10-G	122	ASP
1	10-G	173	VAL
1	10-G	191	LEU
1	10-G	207	GLU
1	10-G	237	LEU
1	10-G	286	THR
1	10-G	308	LEU
1	10-G	322	LEU
1	10-G	323	VAL
1	10-G	339	ARG
1	10-G	355	ARG
1	10-G	356	LEU
1	10-G	375	LEU
1	10-G	395	ASP
1	10-G	398	GLU
1	10-G	401	PRO
1	10-G	413	GLN
1	10-G	426	GLU
1	10-G	428	LEU
1	10-G	451	GLU
1	10-G	464	LEU
1	10-H	3	ASP

*Continued on next page...*

*Continued from previous page...*

Mol	Chain	Res	Type
1	10-H	4	ASP
1	10-H	24	LEU
1	10-H	50	ASP
1	10-H	52	SER
1	10-H	55	ARG
1	10-H	60	ILE
1	10-H	61	HIS
1	10-H	80	ARG
1	10-H	83	LYS
1	10-H	97	LEU
1	10-H	98	GLU
1	10-H	115	LEU
1	10-H	122	ASP
1	10-H	173	VAL
1	10-H	191	LEU
1	10-H	207	GLU
1	10-H	237	LEU
1	10-H	286	THR
1	10-H	308	LEU
1	10-H	322	LEU
1	10-H	323	VAL
1	10-H	339	ARG
1	10-H	355	ARG
1	10-H	356	LEU
1	10-H	375	LEU
1	10-H	395	ASP
1	10-H	398	GLU
1	10-H	401	PRO
1	10-H	413	GLN
1	10-H	426	GLU
1	10-H	428	LEU
1	10-H	451	GLU
1	10-H	464	LEU
1	10-I	3	ASP
1	10-I	4	ASP
1	10-I	24	LEU
1	10-I	50	ASP
1	10-I	52	SER
1	10-I	55	ARG
1	10-I	60	ILE
1	10-I	61	HIS
1	10-I	80	ARG

*Continued on next page...*

*Continued from previous page...*

Mol	Chain	Res	Type
1	10-I	83	LYS
1	10-I	97	LEU
1	10-I	98	GLU
1	10-I	115	LEU
1	10-I	122	ASP
1	10-I	173	VAL
1	10-I	191	LEU
1	10-I	207	GLU
1	10-I	237	LEU
1	10-I	286	THR
1	10-I	308	LEU
1	10-I	322	LEU
1	10-I	323	VAL
1	10-I	339	ARG
1	10-I	355	ARG
1	10-I	356	LEU
1	10-I	375	LEU
1	10-I	395	ASP
1	10-I	398	GLU
1	10-I	401	PRO
1	10-I	413	GLN
1	10-I	426	GLU
1	10-I	428	LEU
1	10-I	451	GLU
1	10-I	464	LEU
1	10-J	3	ASP
1	10-J	4	ASP
1	10-J	24	LEU
1	10-J	50	ASP
1	10-J	52	SER
1	10-J	55	ARG
1	10-J	60	ILE
1	10-J	61	HIS
1	10-J	80	ARG
1	10-J	83	LYS
1	10-J	97	LEU
1	10-J	98	GLU
1	10-J	115	LEU
1	10-J	122	ASP
1	10-J	173	VAL
1	10-J	191	LEU
1	10-J	207	GLU

*Continued on next page...*



*Continued from previous page...*

Mol	Chain	Res	Type
1	10-J	237	LEU
1	10-J	286	THR
1	10-J	308	LEU
1	10-J	322	LEU
1	10-J	323	VAL
1	10-J	339	ARG
1	10-J	355	ARG
1	10-J	356	LEU
1	10-J	375	LEU
1	10-J	395	ASP
1	10-J	398	GLU
1	10-J	401	PRO
1	10-J	413	GLN
1	10-J	426	GLU
1	10-J	428	LEU
1	10-J	451	GLU
1	10-J	464	LEU
1	10-K	3	ASP
1	10-K	4	ASP
1	10-K	24	LEU
1	10-K	50	ASP
1	10-K	52	SER
1	10-K	55	ARG
1	10-K	60	ILE
1	10-K	61	HIS
1	10-K	80	ARG
1	10-K	83	LYS
1	10-K	97	LEU
1	10-K	98	GLU
1	10-K	115	LEU
1	10-K	122	ASP
1	10-K	173	VAL
1	10-K	191	LEU
1	10-K	207	GLU
1	10-K	237	LEU
1	10-K	286	THR
1	10-K	308	LEU
1	10-K	322	LEU
1	10-K	323	VAL
1	10-K	339	ARG
1	10-K	355	ARG
1	10-K	356	LEU

*Continued on next page...*

*Continued from previous page...*

Mol	Chain	Res	Type
1	10-K	375	LEU
1	10-K	395	ASP
1	10-K	398	GLU
1	10-K	401	PRO
1	10-K	413	GLN
1	10-K	426	GLU
1	10-K	428	LEU
1	10-K	451	GLU
1	10-K	464	LEU
1	10-L	3	ASP
1	10-L	4	ASP
1	10-L	24	LEU
1	10-L	50	ASP
1	10-L	52	SER
1	10-L	55	ARG
1	10-L	60	ILE
1	10-L	61	HIS
1	10-L	80	ARG
1	10-L	83	LYS
1	10-L	97	LEU
1	10-L	98	GLU
1	10-L	115	LEU
1	10-L	122	ASP
1	10-L	173	VAL
1	10-L	191	LEU
1	10-L	207	GLU
1	10-L	237	LEU
1	10-L	286	THR
1	10-L	308	LEU
1	10-L	322	LEU
1	10-L	323	VAL
1	10-L	339	ARG
1	10-L	355	ARG
1	10-L	356	LEU
1	10-L	375	LEU
1	10-L	395	ASP
1	10-L	398	GLU
1	10-L	401	PRO
1	10-L	413	GLN
1	10-L	426	GLU
1	10-L	428	LEU
1	10-L	451	GLU

*Continued on next page...*

*Continued from previous page...*

Mol	Chain	Res	Type
1	10-L	464	LEU
1	10-M	3	ASP
1	10-M	4	ASP
1	10-M	24	LEU
1	10-M	50	ASP
1	10-M	52	SER
1	10-M	55	ARG
1	10-M	60	ILE
1	10-M	61	HIS
1	10-M	80	ARG
1	10-M	83	LYS
1	10-M	97	LEU
1	10-M	98	GLU
1	10-M	115	LEU
1	10-M	122	ASP
1	10-M	173	VAL
1	10-M	191	LEU
1	10-M	207	GLU
1	10-M	237	LEU
1	10-M	286	THR
1	10-M	308	LEU
1	10-M	322	LEU
1	10-M	323	VAL
1	10-M	339	ARG
1	10-M	355	ARG
1	10-M	356	LEU
1	10-M	375	LEU
1	10-M	395	ASP
1	10-M	398	GLU
1	10-M	401	PRO
1	10-M	413	GLN
1	10-M	426	GLU
1	10-M	428	LEU
1	10-M	451	GLU
1	10-M	464	LEU
1	10-N	3	ASP
1	10-N	4	ASP
1	10-N	24	LEU
1	10-N	50	ASP
1	10-N	52	SER
1	10-N	55	ARG
1	10-N	60	ILE

*Continued on next page...*

*Continued from previous page...*

Mol	Chain	Res	Type
1	10-N	61	HIS
1	10-N	80	ARG
1	10-N	83	LYS
1	10-N	97	LEU
1	10-N	98	GLU
1	10-N	115	LEU
1	10-N	122	ASP
1	10-N	173	VAL
1	10-N	191	LEU
1	10-N	207	GLU
1	10-N	237	LEU
1	10-N	286	THR
1	10-N	308	LEU
1	10-N	322	LEU
1	10-N	323	VAL
1	10-N	339	ARG
1	10-N	355	ARG
1	10-N	356	LEU
1	10-N	375	LEU
1	10-N	395	ASP
1	10-N	398	GLU
1	10-N	401	PRO
1	10-N	413	GLN
1	10-N	426	GLU
1	10-N	428	LEU
1	10-N	451	GLU
1	10-N	464	LEU
1	10-O	3	ASP
1	10-O	4	ASP
1	10-O	24	LEU
1	10-O	50	ASP
1	10-O	52	SER
1	10-O	55	ARG
1	10-O	60	ILE
1	10-O	61	HIS
1	10-O	80	ARG
1	10-O	83	LYS
1	10-O	97	LEU
1	10-O	98	GLU
1	10-O	115	LEU
1	10-O	122	ASP
1	10-O	173	VAL

*Continued on next page...*

*Continued from previous page...*

Mol	Chain	Res	Type
1	10-O	191	LEU
1	10-O	207	GLU
1	10-O	237	LEU
1	10-O	286	THR
1	10-O	308	LEU
1	10-O	322	LEU
1	10-O	323	VAL
1	10-O	339	ARG
1	10-O	355	ARG
1	10-O	356	LEU
1	10-O	375	LEU
1	10-O	395	ASP
1	10-O	398	GLU
1	10-O	401	PRO
1	10-O	413	GLN
1	10-O	426	GLU
1	10-O	428	LEU
1	10-O	451	GLU
1	10-O	464	LEU
1	10-P	3	ASP
1	10-P	4	ASP
1	10-P	24	LEU
1	10-P	50	ASP
1	10-P	52	SER
1	10-P	55	ARG
1	10-P	60	ILE
1	10-P	61	HIS
1	10-P	80	ARG
1	10-P	83	LYS
1	10-P	97	LEU
1	10-P	98	GLU
1	10-P	115	LEU
1	10-P	122	ASP
1	10-P	173	VAL
1	10-P	191	LEU
1	10-P	207	GLU
1	10-P	237	LEU
1	10-P	286	THR
1	10-P	308	LEU
1	10-P	322	LEU
1	10-P	323	VAL
1	10-P	339	ARG

*Continued on next page...*

*Continued from previous page...*

Mol	Chain	Res	Type
1	10-P	355	ARG
1	10-P	356	LEU
1	10-P	375	LEU
1	10-P	395	ASP
1	10-P	398	GLU
1	10-P	401	PRO
1	10-P	413	GLN
1	10-P	426	GLU
1	10-P	428	LEU
1	10-P	451	GLU
1	10-P	464	LEU
1	10-Q	3	ASP
1	10-Q	4	ASP
1	10-Q	24	LEU
1	10-Q	50	ASP
1	10-Q	52	SER
1	10-Q	55	ARG
1	10-Q	60	ILE
1	10-Q	61	HIS
1	10-Q	80	ARG
1	10-Q	83	LYS
1	10-Q	97	LEU
1	10-Q	98	GLU
1	10-Q	115	LEU
1	10-Q	122	ASP
1	10-Q	173	VAL
1	10-Q	191	LEU
1	10-Q	207	GLU
1	10-Q	237	LEU
1	10-Q	286	THR
1	10-Q	308	LEU
1	10-Q	322	LEU
1	10-Q	323	VAL
1	10-Q	339	ARG
1	10-Q	355	ARG
1	10-Q	356	LEU
1	10-Q	375	LEU
1	10-Q	395	ASP
1	10-Q	398	GLU
1	10-Q	401	PRO
1	10-Q	413	GLN
1	10-Q	426	GLU

*Continued on next page...*

*Continued from previous page...*

Mol	Chain	Res	Type
1	10-Q	428	LEU
1	10-Q	451	GLU
1	10-Q	464	LEU
1	10-R	3	ASP
1	10-R	4	ASP
1	10-R	24	LEU
1	10-R	50	ASP
1	10-R	52	SER
1	10-R	55	ARG
1	10-R	60	ILE
1	10-R	61	HIS
1	10-R	80	ARG
1	10-R	83	LYS
1	10-R	97	LEU
1	10-R	98	GLU
1	10-R	115	LEU
1	10-R	122	ASP
1	10-R	173	VAL
1	10-R	191	LEU
1	10-R	207	GLU
1	10-R	237	LEU
1	10-R	286	THR
1	10-R	308	LEU
1	10-R	322	LEU
1	10-R	323	VAL
1	10-R	339	ARG
1	10-R	355	ARG
1	10-R	356	LEU
1	10-R	375	LEU
1	10-R	395	ASP
1	10-R	398	GLU
1	10-R	401	PRO
1	10-R	413	GLN
1	10-R	426	GLU
1	10-R	428	LEU
1	10-R	451	GLU
1	10-R	464	LEU
1	10-S	3	ASP
1	10-S	4	ASP
1	10-S	24	LEU
1	10-S	50	ASP
1	10-S	52	SER

*Continued on next page...*

*Continued from previous page...*

Mol	Chain	Res	Type
1	10-S	55	ARG
1	10-S	60	ILE
1	10-S	61	HIS
1	10-S	80	ARG
1	10-S	83	LYS
1	10-S	97	LEU
1	10-S	98	GLU
1	10-S	115	LEU
1	10-S	122	ASP
1	10-S	173	VAL
1	10-S	191	LEU
1	10-S	207	GLU
1	10-S	237	LEU
1	10-S	286	THR
1	10-S	308	LEU
1	10-S	322	LEU
1	10-S	323	VAL
1	10-S	339	ARG
1	10-S	355	ARG
1	10-S	356	LEU
1	10-S	375	LEU
1	10-S	395	ASP
1	10-S	398	GLU
1	10-S	401	PRO
1	10-S	413	GLN
1	10-S	426	GLU
1	10-S	428	LEU
1	10-S	451	GLU
1	10-S	464	LEU
1	10-T	3	ASP
1	10-T	4	ASP
1	10-T	24	LEU
1	10-T	50	ASP
1	10-T	52	SER
1	10-T	55	ARG
1	10-T	60	ILE
1	10-T	61	HIS
1	10-T	80	ARG
1	10-T	83	LYS
1	10-T	97	LEU
1	10-T	98	GLU
1	10-T	115	LEU

*Continued on next page...*



*Continued from previous page...*

Mol	Chain	Res	Type
1	10-T	122	ASP
1	10-T	173	VAL
1	10-T	191	LEU
1	10-T	207	GLU
1	10-T	237	LEU
1	10-T	286	THR
1	10-T	308	LEU
1	10-T	322	LEU
1	10-T	323	VAL
1	10-T	339	ARG
1	10-T	355	ARG
1	10-T	356	LEU
1	10-T	375	LEU
1	10-T	395	ASP
1	10-T	398	GLU
1	10-T	401	PRO
1	10-T	413	GLN
1	10-T	426	GLU
1	10-T	428	LEU
1	10-T	451	GLU
1	10-T	464	LEU
1	10-U	3	ASP
1	10-U	4	ASP
1	10-U	24	LEU
1	10-U	50	ASP
1	10-U	52	SER
1	10-U	55	ARG
1	10-U	60	ILE
1	10-U	61	HIS
1	10-U	80	ARG
1	10-U	83	LYS
1	10-U	97	LEU
1	10-U	98	GLU
1	10-U	115	LEU
1	10-U	122	ASP
1	10-U	173	VAL
1	10-U	191	LEU
1	10-U	207	GLU
1	10-U	237	LEU
1	10-U	286	THR
1	10-U	308	LEU
1	10-U	322	LEU

*Continued on next page...*

*Continued from previous page...*

Mol	Chain	Res	Type
1	10-U	323	VAL
1	10-U	339	ARG
1	10-U	355	ARG
1	10-U	356	LEU
1	10-U	375	LEU
1	10-U	395	ASP
1	10-U	398	GLU
1	10-U	401	PRO
1	10-U	413	GLN
1	10-U	426	GLU
1	10-U	428	LEU
1	10-U	451	GLU
1	10-U	464	LEU
1	10-V	3	ASP
1	10-V	4	ASP
1	10-V	24	LEU
1	10-V	50	ASP
1	10-V	52	SER
1	10-V	55	ARG
1	10-V	60	ILE
1	10-V	61	HIS
1	10-V	80	ARG
1	10-V	83	LYS
1	10-V	97	LEU
1	10-V	98	GLU
1	10-V	115	LEU
1	10-V	122	ASP
1	10-V	173	VAL
1	10-V	191	LEU
1	10-V	207	GLU
1	10-V	237	LEU
1	10-V	286	THR
1	10-V	308	LEU
1	10-V	322	LEU
1	10-V	323	VAL
1	10-V	339	ARG
1	10-V	355	ARG
1	10-V	356	LEU
1	10-V	375	LEU
1	10-V	395	ASP
1	10-V	398	GLU
1	10-V	401	PRO

*Continued on next page...*

*Continued from previous page...*

Mol	Chain	Res	Type
1	10-V	413	GLN
1	10-V	426	GLU
1	10-V	428	LEU
1	10-V	451	GLU
1	10-V	464	LEU
1	10-W	3	ASP
1	10-W	4	ASP
1	10-W	24	LEU
1	10-W	50	ASP
1	10-W	52	SER
1	10-W	55	ARG
1	10-W	60	ILE
1	10-W	61	HIS
1	10-W	80	ARG
1	10-W	83	LYS
1	10-W	97	LEU
1	10-W	98	GLU
1	10-W	115	LEU
1	10-W	122	ASP
1	10-W	173	VAL
1	10-W	191	LEU
1	10-W	207	GLU
1	10-W	237	LEU
1	10-W	286	THR
1	10-W	308	LEU
1	10-W	322	LEU
1	10-W	323	VAL
1	10-W	339	ARG
1	10-W	355	ARG
1	10-W	356	LEU
1	10-W	375	LEU
1	10-W	395	ASP
1	10-W	398	GLU
1	10-W	401	PRO
1	10-W	413	GLN
1	10-W	426	GLU
1	10-W	428	LEU
1	10-W	451	GLU
1	10-W	464	LEU
1	10-X	3	ASP
1	10-X	4	ASP
1	10-X	24	LEU

*Continued on next page...*

*Continued from previous page...*

Mol	Chain	Res	Type
1	10-X	50	ASP
1	10-X	52	SER
1	10-X	55	ARG
1	10-X	60	ILE
1	10-X	61	HIS
1	10-X	80	ARG
1	10-X	83	LYS
1	10-X	97	LEU
1	10-X	98	GLU
1	10-X	115	LEU
1	10-X	122	ASP
1	10-X	173	VAL
1	10-X	191	LEU
1	10-X	207	GLU
1	10-X	237	LEU
1	10-X	286	THR
1	10-X	308	LEU
1	10-X	322	LEU
1	10-X	323	VAL
1	10-X	339	ARG
1	10-X	355	ARG
1	10-X	356	LEU
1	10-X	375	LEU
1	10-X	395	ASP
1	10-X	398	GLU
1	10-X	401	PRO
1	10-X	413	GLN
1	10-X	426	GLU
1	10-X	428	LEU
1	10-X	451	GLU
1	10-X	464	LEU

Some sidechains can be flipped to improve hydrogen bonding and reduce clashes. All (3688) such sidechains are listed below:

Mol	Chain	Res	Type
1	1-A	30	HIS
1	1-A	58	GLN
1	1-A	86	ASN
1	1-A	106	ASN
1	1-A	113	ASN
1	1-A	187	GLN
1	1-A	210	HIS

*Continued on next page...*

*Continued from previous page...*

Mol	Chain	Res	Type
1	1-A	218	GLN
1	1-A	230	HIS
1	1-A	244	ASN
1	1-A	313	ASN
1	1-A	338	ASN
1	1-A	458	HIS
1	1-B	30	HIS
1	1-B	58	GLN
1	1-B	86	ASN
1	1-B	106	ASN
1	1-B	113	ASN
1	1-B	187	GLN
1	1-B	210	HIS
1	1-B	218	GLN
1	1-B	230	HIS
1	1-B	313	ASN
1	1-B	338	ASN
1	1-B	458	HIS
1	1-C	30	HIS
1	1-C	58	GLN
1	1-C	86	ASN
1	1-C	106	ASN
1	1-C	113	ASN
1	1-C	187	GLN
1	1-C	210	HIS
1	1-C	218	GLN
1	1-C	230	HIS
1	1-C	313	ASN
1	1-C	338	ASN
1	1-C	458	HIS
1	1-D	30	HIS
1	1-D	58	GLN
1	1-D	86	ASN
1	1-D	106	ASN
1	1-D	113	ASN
1	1-D	175	HIS
1	1-D	187	GLN
1	1-D	210	HIS
1	1-D	211	HIS
1	1-D	218	GLN
1	1-D	230	HIS
1	1-D	313	ASN

*Continued on next page...*

*Continued from previous page...*

Mol	Chain	Res	Type
1	1-D	338	ASN
1	1-D	458	HIS
1	1-E	30	HIS
1	1-E	58	GLN
1	1-E	86	ASN
1	1-E	106	ASN
1	1-E	113	ASN
1	1-E	187	GLN
1	1-E	210	HIS
1	1-E	218	GLN
1	1-E	230	HIS
1	1-E	244	ASN
1	1-E	313	ASN
1	1-E	338	ASN
1	1-E	458	HIS
1	1-F	30	HIS
1	1-F	58	GLN
1	1-F	86	ASN
1	1-F	106	ASN
1	1-F	113	ASN
1	1-F	187	GLN
1	1-F	210	HIS
1	1-F	211	HIS
1	1-F	218	GLN
1	1-F	230	HIS
1	1-F	313	ASN
1	1-F	338	ASN
1	1-F	458	HIS
1	1-G	30	HIS
1	1-G	58	GLN
1	1-G	86	ASN
1	1-G	106	ASN
1	1-G	113	ASN
1	1-G	210	HIS
1	1-G	211	HIS
1	1-G	218	GLN
1	1-G	230	HIS
1	1-G	313	ASN
1	1-G	338	ASN
1	1-G	458	HIS
1	1-H	30	HIS
1	1-H	58	GLN

*Continued on next page...*

*Continued from previous page...*

Mol	Chain	Res	Type
1	1-H	86	ASN
1	1-H	106	ASN
1	1-H	113	ASN
1	1-H	187	GLN
1	1-H	210	HIS
1	1-H	218	GLN
1	1-H	230	HIS
1	1-H	244	ASN
1	1-H	313	ASN
1	1-H	338	ASN
1	1-H	458	HIS
1	1-I	30	HIS
1	1-I	58	GLN
1	1-I	86	ASN
1	1-I	106	ASN
1	1-I	113	ASN
1	1-I	187	GLN
1	1-I	210	HIS
1	1-I	211	HIS
1	1-I	218	GLN
1	1-I	230	HIS
1	1-I	244	ASN
1	1-I	313	ASN
1	1-I	338	ASN
1	1-I	458	HIS
1	1-J	30	HIS
1	1-J	58	GLN
1	1-J	86	ASN
1	1-J	106	ASN
1	1-J	113	ASN
1	1-J	187	GLN
1	1-J	210	HIS
1	1-J	211	HIS
1	1-J	218	GLN
1	1-J	230	HIS
1	1-J	244	ASN
1	1-J	313	ASN
1	1-J	338	ASN
1	1-J	458	HIS
1	1-K	30	HIS
1	1-K	58	GLN
1	1-K	86	ASN

*Continued on next page...*

*Continued from previous page...*

Mol	Chain	Res	Type
1	1-K	106	ASN
1	1-K	113	ASN
1	1-K	187	GLN
1	1-K	210	HIS
1	1-K	211	HIS
1	1-K	218	GLN
1	1-K	230	HIS
1	1-K	313	ASN
1	1-K	338	ASN
1	1-K	458	HIS
1	1-L	30	HIS
1	1-L	58	GLN
1	1-L	86	ASN
1	1-L	106	ASN
1	1-L	113	ASN
1	1-L	210	HIS
1	1-L	218	GLN
1	1-L	230	HIS
1	1-L	244	ASN
1	1-L	313	ASN
1	1-L	338	ASN
1	1-L	458	HIS
1	1-M	30	HIS
1	1-M	58	GLN
1	1-M	86	ASN
1	1-M	106	ASN
1	1-M	113	ASN
1	1-M	187	GLN
1	1-M	210	HIS
1	1-M	218	GLN
1	1-M	230	HIS
1	1-M	244	ASN
1	1-M	313	ASN
1	1-M	338	ASN
1	1-M	458	HIS
1	1-N	30	HIS
1	1-N	58	GLN
1	1-N	86	ASN
1	1-N	106	ASN
1	1-N	113	ASN
1	1-N	187	GLN
1	1-N	210	HIS

*Continued on next page...*



*Continued from previous page...*

Mol	Chain	Res	Type
1	1-N	211	HIS
1	1-N	218	GLN
1	1-N	230	HIS
1	1-N	313	ASN
1	1-N	338	ASN
1	1-N	458	HIS
1	1-O	30	HIS
1	1-O	58	GLN
1	1-O	86	ASN
1	1-O	106	ASN
1	1-O	113	ASN
1	1-O	187	GLN
1	1-O	210	HIS
1	1-O	218	GLN
1	1-O	230	HIS
1	1-O	244	ASN
1	1-O	313	ASN
1	1-O	338	ASN
1	1-O	458	HIS
1	1-P	30	HIS
1	1-P	58	GLN
1	1-P	86	ASN
1	1-P	106	ASN
1	1-P	113	ASN
1	1-P	187	GLN
1	1-P	210	HIS
1	1-P	211	HIS
1	1-P	218	GLN
1	1-P	230	HIS
1	1-P	313	ASN
1	1-P	338	ASN
1	1-P	458	HIS
1	1-Q	30	HIS
1	1-Q	58	GLN
1	1-Q	86	ASN
1	1-Q	106	ASN
1	1-Q	113	ASN
1	1-Q	187	GLN
1	1-Q	210	HIS
1	1-Q	218	GLN
1	1-Q	230	HIS
1	1-Q	244	ASN

*Continued on next page...*

*Continued from previous page...*

Mol	Chain	Res	Type
1	1-Q	313	ASN
1	1-Q	338	ASN
1	1-Q	458	HIS
1	1-R	30	HIS
1	1-R	58	GLN
1	1-R	86	ASN
1	1-R	106	ASN
1	1-R	113	ASN
1	1-R	187	GLN
1	1-R	210	HIS
1	1-R	211	HIS
1	1-R	218	GLN
1	1-R	230	HIS
1	1-R	244	ASN
1	1-R	313	ASN
1	1-R	338	ASN
1	1-R	458	HIS
1	1-S	30	HIS
1	1-S	58	GLN
1	1-S	86	ASN
1	1-S	106	ASN
1	1-S	113	ASN
1	1-S	210	HIS
1	1-S	211	HIS
1	1-S	218	GLN
1	1-S	230	HIS
1	1-S	313	ASN
1	1-S	338	ASN
1	1-S	458	HIS
1	1-T	30	HIS
1	1-T	58	GLN
1	1-T	86	ASN
1	1-T	106	ASN
1	1-T	113	ASN
1	1-T	187	GLN
1	1-T	210	HIS
1	1-T	218	GLN
1	1-T	230	HIS
1	1-T	244	ASN
1	1-T	313	ASN
1	1-T	338	ASN
1	1-T	458	HIS

*Continued on next page...*

*Continued from previous page...*

Mol	Chain	Res	Type
1	1-U	30	HIS
1	1-U	58	GLN
1	1-U	86	ASN
1	1-U	106	ASN
1	1-U	113	ASN
1	1-U	187	GLN
1	1-U	210	HIS
1	1-U	211	HIS
1	1-U	218	GLN
1	1-U	230	HIS
1	1-U	313	ASN
1	1-U	338	ASN
1	1-U	458	HIS
1	1-V	30	HIS
1	1-V	58	GLN
1	1-V	86	ASN
1	1-V	106	ASN
1	1-V	113	ASN
1	1-V	187	GLN
1	1-V	210	HIS
1	1-V	218	GLN
1	1-V	230	HIS
1	1-V	244	ASN
1	1-V	313	ASN
1	1-V	338	ASN
1	1-V	458	HIS
1	1-W	30	HIS
1	1-W	58	GLN
1	1-W	86	ASN
1	1-W	106	ASN
1	1-W	113	ASN
1	1-W	187	GLN
1	1-W	210	HIS
1	1-W	211	HIS
1	1-W	218	GLN
1	1-W	230	HIS
1	1-W	313	ASN
1	1-W	338	ASN
1	1-W	458	HIS
1	1-X	30	HIS
1	1-X	58	GLN
1	1-X	86	ASN

*Continued on next page...*

*Continued from previous page...*

Mol	Chain	Res	Type
1	1-X	106	ASN
1	1-X	113	ASN
1	1-X	187	GLN
1	1-X	210	HIS
1	1-X	211	HIS
1	1-X	218	GLN
1	1-X	230	HIS
1	1-X	244	ASN
1	1-X	313	ASN
1	1-X	338	ASN
1	1-X	458	HIS
1	2-A	30	HIS
1	2-A	86	ASN
1	2-A	106	ASN
1	2-A	113	ASN
1	2-A	187	GLN
1	2-A	210	HIS
1	2-A	218	GLN
1	2-A	244	ASN
1	2-A	264	ASN
1	2-A	272	GLN
1	2-A	303	HIS
1	2-A	313	ASN
1	2-A	338	ASN
1	2-A	449	ASN
1	2-A	458	HIS
1	2-B	30	HIS
1	2-B	86	ASN
1	2-B	106	ASN
1	2-B	113	ASN
1	2-B	187	GLN
1	2-B	210	HIS
1	2-B	218	GLN
1	2-B	264	ASN
1	2-B	272	GLN
1	2-B	303	HIS
1	2-B	313	ASN
1	2-B	338	ASN
1	2-B	449	ASN
1	2-B	458	HIS
1	2-C	30	HIS
1	2-C	86	ASN

*Continued on next page...*

*Continued from previous page...*

Mol	Chain	Res	Type
1	2-C	106	ASN
1	2-C	113	ASN
1	2-C	187	GLN
1	2-C	210	HIS
1	2-C	218	GLN
1	2-C	264	ASN
1	2-C	272	GLN
1	2-C	303	HIS
1	2-C	313	ASN
1	2-C	338	ASN
1	2-C	413	GLN
1	2-C	449	ASN
1	2-C	454	ASN
1	2-C	458	HIS
1	2-D	30	HIS
1	2-D	86	ASN
1	2-D	106	ASN
1	2-D	113	ASN
1	2-D	175	HIS
1	2-D	187	GLN
1	2-D	210	HIS
1	2-D	218	GLN
1	2-D	244	ASN
1	2-D	264	ASN
1	2-D	272	GLN
1	2-D	303	HIS
1	2-D	313	ASN
1	2-D	338	ASN
1	2-D	449	ASN
1	2-D	454	ASN
1	2-D	458	HIS
1	2-E	30	HIS
1	2-E	86	ASN
1	2-E	106	ASN
1	2-E	113	ASN
1	2-E	187	GLN
1	2-E	210	HIS
1	2-E	218	GLN
1	2-E	244	ASN
1	2-E	264	ASN
1	2-E	272	GLN
1	2-E	303	HIS

*Continued on next page...*

*Continued from previous page...*

Mol	Chain	Res	Type
1	2-E	313	ASN
1	2-E	338	ASN
1	2-E	413	GLN
1	2-E	449	ASN
1	2-E	458	HIS
1	2-F	30	HIS
1	2-F	86	ASN
1	2-F	106	ASN
1	2-F	113	ASN
1	2-F	187	GLN
1	2-F	210	HIS
1	2-F	218	GLN
1	2-F	264	ASN
1	2-F	272	GLN
1	2-F	303	HIS
1	2-F	313	ASN
1	2-F	338	ASN
1	2-F	413	GLN
1	2-F	449	ASN
1	2-F	458	HIS
1	2-G	30	HIS
1	2-G	86	ASN
1	2-G	106	ASN
1	2-G	113	ASN
1	2-G	187	GLN
1	2-G	210	HIS
1	2-G	218	GLN
1	2-G	244	ASN
1	2-G	264	ASN
1	2-G	272	GLN
1	2-G	303	HIS
1	2-G	313	ASN
1	2-G	338	ASN
1	2-G	449	ASN
1	2-G	458	HIS
1	2-H	30	HIS
1	2-H	86	ASN
1	2-H	106	ASN
1	2-H	113	ASN
1	2-H	187	GLN
1	2-H	210	HIS
1	2-H	218	GLN

*Continued on next page...*

*Continued from previous page...*

Mol	Chain	Res	Type
1	2-H	244	ASN
1	2-H	264	ASN
1	2-H	272	GLN
1	2-H	303	HIS
1	2-H	313	ASN
1	2-H	338	ASN
1	2-H	449	ASN
1	2-H	458	HIS
1	2-I	30	HIS
1	2-I	86	ASN
1	2-I	106	ASN
1	2-I	113	ASN
1	2-I	187	GLN
1	2-I	210	HIS
1	2-I	218	GLN
1	2-I	244	ASN
1	2-I	264	ASN
1	2-I	272	GLN
1	2-I	303	HIS
1	2-I	313	ASN
1	2-I	338	ASN
1	2-I	413	GLN
1	2-I	449	ASN
1	2-I	454	ASN
1	2-I	458	HIS
1	2-J	86	ASN
1	2-J	106	ASN
1	2-J	113	ASN
1	2-J	187	GLN
1	2-J	210	HIS
1	2-J	218	GLN
1	2-J	244	ASN
1	2-J	264	ASN
1	2-J	272	GLN
1	2-J	303	HIS
1	2-J	313	ASN
1	2-J	336	GLN
1	2-J	338	ASN
1	2-J	413	GLN
1	2-J	449	ASN
1	2-J	458	HIS
1	2-K	30	HIS

*Continued on next page...*

*Continued from previous page...*

Mol	Chain	Res	Type
1	2-K	86	ASN
1	2-K	106	ASN
1	2-K	113	ASN
1	2-K	175	HIS
1	2-K	187	GLN
1	2-K	210	HIS
1	2-K	218	GLN
1	2-K	244	ASN
1	2-K	264	ASN
1	2-K	272	GLN
1	2-K	303	HIS
1	2-K	313	ASN
1	2-K	338	ASN
1	2-K	449	ASN
1	2-K	454	ASN
1	2-K	458	HIS
1	2-L	86	ASN
1	2-L	106	ASN
1	2-L	113	ASN
1	2-L	187	GLN
1	2-L	210	HIS
1	2-L	218	GLN
1	2-L	244	ASN
1	2-L	264	ASN
1	2-L	272	GLN
1	2-L	303	HIS
1	2-L	313	ASN
1	2-L	336	GLN
1	2-L	338	ASN
1	2-L	413	GLN
1	2-L	449	ASN
1	2-L	458	HIS
1	2-M	30	HIS
1	2-M	86	ASN
1	2-M	106	ASN
1	2-M	113	ASN
1	2-M	187	GLN
1	2-M	210	HIS
1	2-M	218	GLN
1	2-M	244	ASN
1	2-M	264	ASN
1	2-M	272	GLN

*Continued on next page...*



*Continued from previous page...*

Mol	Chain	Res	Type
1	2-M	303	HIS
1	2-M	313	ASN
1	2-M	336	GLN
1	2-M	338	ASN
1	2-M	449	ASN
1	2-M	458	HIS
1	2-N	30	HIS
1	2-N	86	ASN
1	2-N	106	ASN
1	2-N	113	ASN
1	2-N	187	GLN
1	2-N	210	HIS
1	2-N	218	GLN
1	2-N	264	ASN
1	2-N	272	GLN
1	2-N	303	HIS
1	2-N	313	ASN
1	2-N	338	ASN
1	2-N	449	ASN
1	2-N	458	HIS
1	2-O	30	HIS
1	2-O	86	ASN
1	2-O	106	ASN
1	2-O	113	ASN
1	2-O	187	GLN
1	2-O	210	HIS
1	2-O	218	GLN
1	2-O	244	ASN
1	2-O	264	ASN
1	2-O	272	GLN
1	2-O	303	HIS
1	2-O	313	ASN
1	2-O	338	ASN
1	2-O	413	GLN
1	2-O	449	ASN
1	2-O	454	ASN
1	2-O	458	HIS
1	2-P	30	HIS
1	2-P	86	ASN
1	2-P	106	ASN
1	2-P	113	ASN
1	2-P	187	GLN

*Continued on next page...*

*Continued from previous page...*

Mol	Chain	Res	Type
1	2-P	210	HIS
1	2-P	218	GLN
1	2-P	264	ASN
1	2-P	272	GLN
1	2-P	303	HIS
1	2-P	313	ASN
1	2-P	338	ASN
1	2-P	449	ASN
1	2-P	454	ASN
1	2-P	458	HIS
1	2-Q	86	ASN
1	2-Q	106	ASN
1	2-Q	113	ASN
1	2-Q	187	GLN
1	2-Q	210	HIS
1	2-Q	218	GLN
1	2-Q	244	ASN
1	2-Q	264	ASN
1	2-Q	272	GLN
1	2-Q	303	HIS
1	2-Q	313	ASN
1	2-Q	338	ASN
1	2-Q	449	ASN
1	2-Q	458	HIS
1	2-R	30	HIS
1	2-R	86	ASN
1	2-R	106	ASN
1	2-R	113	ASN
1	2-R	187	GLN
1	2-R	210	HIS
1	2-R	218	GLN
1	2-R	244	ASN
1	2-R	264	ASN
1	2-R	272	GLN
1	2-R	303	HIS
1	2-R	313	ASN
1	2-R	338	ASN
1	2-R	413	GLN
1	2-R	449	ASN
1	2-R	454	ASN
1	2-R	458	HIS
1	2-S	30	HIS

*Continued on next page...*

*Continued from previous page...*

Mol	Chain	Res	Type
1	2-S	86	ASN
1	2-S	106	ASN
1	2-S	113	ASN
1	2-S	187	GLN
1	2-S	210	HIS
1	2-S	218	GLN
1	2-S	264	ASN
1	2-S	272	GLN
1	2-S	303	HIS
1	2-S	313	ASN
1	2-S	338	ASN
1	2-S	449	ASN
1	2-S	458	HIS
1	2-T	30	HIS
1	2-T	86	ASN
1	2-T	106	ASN
1	2-T	113	ASN
1	2-T	187	GLN
1	2-T	210	HIS
1	2-T	218	GLN
1	2-T	244	ASN
1	2-T	264	ASN
1	2-T	272	GLN
1	2-T	303	HIS
1	2-T	313	ASN
1	2-T	338	ASN
1	2-T	449	ASN
1	2-T	458	HIS
1	2-U	30	HIS
1	2-U	86	ASN
1	2-U	106	ASN
1	2-U	113	ASN
1	2-U	187	GLN
1	2-U	210	HIS
1	2-U	218	GLN
1	2-U	264	ASN
1	2-U	272	GLN
1	2-U	303	HIS
1	2-U	313	ASN
1	2-U	338	ASN
1	2-U	413	GLN
1	2-U	449	ASN

*Continued on next page...*

*Continued from previous page...*

Mol	Chain	Res	Type
1	2-U	454	ASN
1	2-U	458	HIS
1	2-V	30	HIS
1	2-V	86	ASN
1	2-V	106	ASN
1	2-V	113	ASN
1	2-V	187	GLN
1	2-V	210	HIS
1	2-V	218	GLN
1	2-V	244	ASN
1	2-V	264	ASN
1	2-V	272	GLN
1	2-V	303	HIS
1	2-V	313	ASN
1	2-V	336	GLN
1	2-V	338	ASN
1	2-V	413	GLN
1	2-V	449	ASN
1	2-V	458	HIS
1	2-W	30	HIS
1	2-W	86	ASN
1	2-W	106	ASN
1	2-W	113	ASN
1	2-W	187	GLN
1	2-W	210	HIS
1	2-W	218	GLN
1	2-W	244	ASN
1	2-W	264	ASN
1	2-W	272	GLN
1	2-W	303	HIS
1	2-W	313	ASN
1	2-W	336	GLN
1	2-W	338	ASN
1	2-W	449	ASN
1	2-W	458	HIS
1	2-X	30	HIS
1	2-X	86	ASN
1	2-X	106	ASN
1	2-X	113	ASN
1	2-X	187	GLN
1	2-X	210	HIS
1	2-X	218	GLN

*Continued on next page...*

*Continued from previous page...*

Mol	Chain	Res	Type
1	2-X	244	ASN
1	2-X	264	ASN
1	2-X	272	GLN
1	2-X	303	HIS
1	2-X	313	ASN
1	2-X	338	ASN
1	2-X	413	GLN
1	2-X	449	ASN
1	2-X	454	ASN
1	2-X	458	HIS
1	3-A	30	HIS
1	3-A	86	ASN
1	3-A	106	ASN
1	3-A	113	ASN
1	3-A	187	GLN
1	3-A	210	HIS
1	3-A	218	GLN
1	3-A	230	HIS
1	3-A	244	ASN
1	3-A	264	ASN
1	3-A	272	GLN
1	3-A	313	ASN
1	3-A	338	ASN
1	3-A	413	GLN
1	3-A	449	ASN
1	3-A	458	HIS
1	3-B	30	HIS
1	3-B	86	ASN
1	3-B	106	ASN
1	3-B	113	ASN
1	3-B	175	HIS
1	3-B	187	GLN
1	3-B	210	HIS
1	3-B	218	GLN
1	3-B	230	HIS
1	3-B	264	ASN
1	3-B	272	GLN
1	3-B	313	ASN
1	3-B	338	ASN
1	3-B	449	ASN
1	3-B	458	HIS
1	3-C	30	HIS

*Continued on next page...*

*Continued from previous page...*

Mol	Chain	Res	Type
1	3-C	86	ASN
1	3-C	106	ASN
1	3-C	113	ASN
1	3-C	175	HIS
1	3-C	187	GLN
1	3-C	210	HIS
1	3-C	218	GLN
1	3-C	230	HIS
1	3-C	264	ASN
1	3-C	272	GLN
1	3-C	313	ASN
1	3-C	338	ASN
1	3-C	449	ASN
1	3-C	458	HIS
1	3-D	30	HIS
1	3-D	86	ASN
1	3-D	106	ASN
1	3-D	113	ASN
1	3-D	175	HIS
1	3-D	187	GLN
1	3-D	210	HIS
1	3-D	218	GLN
1	3-D	230	HIS
1	3-D	264	ASN
1	3-D	272	GLN
1	3-D	313	ASN
1	3-D	338	ASN
1	3-D	413	GLN
1	3-D	449	ASN
1	3-D	458	HIS
1	3-E	30	HIS
1	3-E	86	ASN
1	3-E	106	ASN
1	3-E	113	ASN
1	3-E	187	GLN
1	3-E	210	HIS
1	3-E	218	GLN
1	3-E	230	HIS
1	3-E	244	ASN
1	3-E	264	ASN
1	3-E	272	GLN
1	3-E	313	ASN

*Continued on next page...*

*Continued from previous page...*

Mol	Chain	Res	Type
1	3-E	338	ASN
1	3-E	413	GLN
1	3-E	449	ASN
1	3-E	458	HIS
1	3-F	30	HIS
1	3-F	86	ASN
1	3-F	106	ASN
1	3-F	113	ASN
1	3-F	175	HIS
1	3-F	187	GLN
1	3-F	210	HIS
1	3-F	218	GLN
1	3-F	230	HIS
1	3-F	264	ASN
1	3-F	272	GLN
1	3-F	313	ASN
1	3-F	338	ASN
1	3-F	449	ASN
1	3-F	458	HIS
1	3-G	30	HIS
1	3-G	86	ASN
1	3-G	106	ASN
1	3-G	113	ASN
1	3-G	175	HIS
1	3-G	187	GLN
1	3-G	210	HIS
1	3-G	218	GLN
1	3-G	230	HIS
1	3-G	264	ASN
1	3-G	272	GLN
1	3-G	313	ASN
1	3-G	338	ASN
1	3-G	413	GLN
1	3-G	449	ASN
1	3-G	458	HIS
1	3-H	30	HIS
1	3-H	86	ASN
1	3-H	106	ASN
1	3-H	113	ASN
1	3-H	175	HIS
1	3-H	187	GLN
1	3-H	210	HIS

*Continued on next page...*

*Continued from previous page...*

Mol	Chain	Res	Type
1	3-H	218	GLN
1	3-H	230	HIS
1	3-H	244	ASN
1	3-H	264	ASN
1	3-H	272	GLN
1	3-H	313	ASN
1	3-H	338	ASN
1	3-H	449	ASN
1	3-H	458	HIS
1	3-I	30	HIS
1	3-I	86	ASN
1	3-I	106	ASN
1	3-I	113	ASN
1	3-I	187	GLN
1	3-I	210	HIS
1	3-I	218	GLN
1	3-I	230	HIS
1	3-I	244	ASN
1	3-I	264	ASN
1	3-I	272	GLN
1	3-I	313	ASN
1	3-I	338	ASN
1	3-I	449	ASN
1	3-I	458	HIS
1	3-J	86	ASN
1	3-J	106	ASN
1	3-J	113	ASN
1	3-J	175	HIS
1	3-J	187	GLN
1	3-J	210	HIS
1	3-J	218	GLN
1	3-J	230	HIS
1	3-J	244	ASN
1	3-J	264	ASN
1	3-J	272	GLN
1	3-J	313	ASN
1	3-J	338	ASN
1	3-J	413	GLN
1	3-J	449	ASN
1	3-J	458	HIS
1	3-K	30	HIS
1	3-K	86	ASN

*Continued on next page...*



*Continued from previous page...*

Mol	Chain	Res	Type
1	3-K	106	ASN
1	3-K	113	ASN
1	3-K	175	HIS
1	3-K	187	GLN
1	3-K	210	HIS
1	3-K	218	GLN
1	3-K	230	HIS
1	3-K	264	ASN
1	3-K	272	GLN
1	3-K	313	ASN
1	3-K	338	ASN
1	3-K	413	GLN
1	3-K	449	ASN
1	3-K	458	HIS
1	3-L	86	ASN
1	3-L	106	ASN
1	3-L	113	ASN
1	3-L	187	GLN
1	3-L	210	HIS
1	3-L	218	GLN
1	3-L	230	HIS
1	3-L	244	ASN
1	3-L	264	ASN
1	3-L	272	GLN
1	3-L	313	ASN
1	3-L	338	ASN
1	3-L	449	ASN
1	3-L	458	HIS
1	3-M	30	HIS
1	3-M	86	ASN
1	3-M	106	ASN
1	3-M	113	ASN
1	3-M	187	GLN
1	3-M	210	HIS
1	3-M	218	GLN
1	3-M	230	HIS
1	3-M	244	ASN
1	3-M	264	ASN
1	3-M	272	GLN
1	3-M	313	ASN
1	3-M	338	ASN
1	3-M	449	ASN

*Continued on next page...*

*Continued from previous page...*

Mol	Chain	Res	Type
1	3-M	458	HIS
1	3-N	30	HIS
1	3-N	86	ASN
1	3-N	106	ASN
1	3-N	113	ASN
1	3-N	175	HIS
1	3-N	187	GLN
1	3-N	210	HIS
1	3-N	218	GLN
1	3-N	230	HIS
1	3-N	264	ASN
1	3-N	272	GLN
1	3-N	313	ASN
1	3-N	338	ASN
1	3-N	449	ASN
1	3-N	458	HIS
1	3-O	30	HIS
1	3-O	86	ASN
1	3-O	106	ASN
1	3-O	113	ASN
1	3-O	175	HIS
1	3-O	187	GLN
1	3-O	210	HIS
1	3-O	218	GLN
1	3-O	230	HIS
1	3-O	264	ASN
1	3-O	272	GLN
1	3-O	313	ASN
1	3-O	338	ASN
1	3-O	449	ASN
1	3-O	458	HIS
1	3-P	30	HIS
1	3-P	86	ASN
1	3-P	106	ASN
1	3-P	113	ASN
1	3-P	175	HIS
1	3-P	187	GLN
1	3-P	210	HIS
1	3-P	218	GLN
1	3-P	230	HIS
1	3-P	264	ASN
1	3-P	272	GLN

*Continued on next page...*

*Continued from previous page...*

Mol	Chain	Res	Type
1	3-P	313	ASN
1	3-P	338	ASN
1	3-P	413	GLN
1	3-P	449	ASN
1	3-P	458	HIS
1	3-Q	30	HIS
1	3-Q	86	ASN
1	3-Q	106	ASN
1	3-Q	113	ASN
1	3-Q	187	GLN
1	3-Q	210	HIS
1	3-Q	218	GLN
1	3-Q	230	HIS
1	3-Q	244	ASN
1	3-Q	264	ASN
1	3-Q	272	GLN
1	3-Q	313	ASN
1	3-Q	338	ASN
1	3-Q	449	ASN
1	3-Q	458	HIS
1	3-R	30	HIS
1	3-R	86	ASN
1	3-R	106	ASN
1	3-R	113	ASN
1	3-R	175	HIS
1	3-R	187	GLN
1	3-R	210	HIS
1	3-R	218	GLN
1	3-R	230	HIS
1	3-R	244	ASN
1	3-R	264	ASN
1	3-R	272	GLN
1	3-R	313	ASN
1	3-R	338	ASN
1	3-R	449	ASN
1	3-R	458	HIS
1	3-S	30	HIS
1	3-S	86	ASN
1	3-S	106	ASN
1	3-S	113	ASN
1	3-S	175	HIS
1	3-S	187	GLN

*Continued on next page...*

*Continued from previous page...*

Mol	Chain	Res	Type
1	3-S	210	HIS
1	3-S	218	GLN
1	3-S	230	HIS
1	3-S	264	ASN
1	3-S	272	GLN
1	3-S	313	ASN
1	3-S	338	ASN
1	3-S	449	ASN
1	3-S	458	HIS
1	3-T	30	HIS
1	3-T	86	ASN
1	3-T	106	ASN
1	3-T	113	ASN
1	3-T	187	GLN
1	3-T	210	HIS
1	3-T	218	GLN
1	3-T	230	HIS
1	3-T	244	ASN
1	3-T	264	ASN
1	3-T	272	GLN
1	3-T	313	ASN
1	3-T	338	ASN
1	3-T	449	ASN
1	3-T	458	HIS
1	3-U	30	HIS
1	3-U	86	ASN
1	3-U	106	ASN
1	3-U	113	ASN
1	3-U	175	HIS
1	3-U	187	GLN
1	3-U	210	HIS
1	3-U	218	GLN
1	3-U	230	HIS
1	3-U	264	ASN
1	3-U	272	GLN
1	3-U	313	ASN
1	3-U	338	ASN
1	3-U	413	GLN
1	3-U	449	ASN
1	3-U	458	HIS
1	3-V	30	HIS
1	3-V	86	ASN

*Continued on next page...*

*Continued from previous page...*

Mol	Chain	Res	Type
1	3-V	106	ASN
1	3-V	113	ASN
1	3-V	187	GLN
1	3-V	210	HIS
1	3-V	218	GLN
1	3-V	230	HIS
1	3-V	244	ASN
1	3-V	264	ASN
1	3-V	272	GLN
1	3-V	313	ASN
1	3-V	338	ASN
1	3-V	413	GLN
1	3-V	449	ASN
1	3-V	458	HIS
1	3-W	30	HIS
1	3-W	86	ASN
1	3-W	106	ASN
1	3-W	113	ASN
1	3-W	175	HIS
1	3-W	187	GLN
1	3-W	210	HIS
1	3-W	218	GLN
1	3-W	230	HIS
1	3-W	244	ASN
1	3-W	264	ASN
1	3-W	272	GLN
1	3-W	313	ASN
1	3-W	338	ASN
1	3-W	449	ASN
1	3-W	458	HIS
1	3-X	30	HIS
1	3-X	86	ASN
1	3-X	106	ASN
1	3-X	113	ASN
1	3-X	175	HIS
1	3-X	187	GLN
1	3-X	210	HIS
1	3-X	218	GLN
1	3-X	230	HIS
1	3-X	244	ASN
1	3-X	264	ASN
1	3-X	272	GLN

*Continued on next page...*

*Continued from previous page...*

Mol	Chain	Res	Type
1	3-X	313	ASN
1	3-X	338	ASN
1	3-X	413	GLN
1	3-X	449	ASN
1	3-X	458	HIS
1	4-A	30	HIS
1	4-A	86	ASN
1	4-A	106	ASN
1	4-A	113	ASN
1	4-A	175	HIS
1	4-A	218	GLN
1	4-A	244	ASN
1	4-A	264	ASN
1	4-A	272	GLN
1	4-A	296	HIS
1	4-A	313	ASN
1	4-A	413	GLN
1	4-A	458	HIS
1	4-B	30	HIS
1	4-B	86	ASN
1	4-B	106	ASN
1	4-B	113	ASN
1	4-B	175	HIS
1	4-B	218	GLN
1	4-B	264	ASN
1	4-B	272	GLN
1	4-B	296	HIS
1	4-B	313	ASN
1	4-B	413	GLN
1	4-B	458	HIS
1	4-C	30	HIS
1	4-C	86	ASN
1	4-C	106	ASN
1	4-C	113	ASN
1	4-C	175	HIS
1	4-C	218	GLN
1	4-C	264	ASN
1	4-C	296	HIS
1	4-C	313	ASN
1	4-C	454	ASN
1	4-C	458	HIS
1	4-D	30	HIS

*Continued on next page...*

*Continued from previous page...*

Mol	Chain	Res	Type
1	4-D	86	ASN
1	4-D	106	ASN
1	4-D	113	ASN
1	4-D	175	HIS
1	4-D	211	HIS
1	4-D	218	GLN
1	4-D	264	ASN
1	4-D	272	GLN
1	4-D	296	HIS
1	4-D	313	ASN
1	4-D	413	GLN
1	4-D	454	ASN
1	4-D	458	HIS
1	4-E	86	ASN
1	4-E	106	ASN
1	4-E	113	ASN
1	4-E	218	GLN
1	4-E	244	ASN
1	4-E	264	ASN
1	4-E	272	GLN
1	4-E	296	HIS
1	4-E	313	ASN
1	4-E	458	HIS
1	4-F	30	HIS
1	4-F	86	ASN
1	4-F	106	ASN
1	4-F	113	ASN
1	4-F	175	HIS
1	4-F	211	HIS
1	4-F	218	GLN
1	4-F	264	ASN
1	4-F	272	GLN
1	4-F	296	HIS
1	4-F	313	ASN
1	4-F	454	ASN
1	4-F	458	HIS
1	4-G	30	HIS
1	4-G	86	ASN
1	4-G	106	ASN
1	4-G	113	ASN
1	4-G	175	HIS
1	4-G	211	HIS

*Continued on next page...*

*Continued from previous page...*

Mol	Chain	Res	Type
1	4-G	218	GLN
1	4-G	264	ASN
1	4-G	272	GLN
1	4-G	296	HIS
1	4-G	313	ASN
1	4-G	413	GLN
1	4-G	458	HIS
1	4-H	30	HIS
1	4-H	86	ASN
1	4-H	106	ASN
1	4-H	113	ASN
1	4-H	175	HIS
1	4-H	218	GLN
1	4-H	244	ASN
1	4-H	264	ASN
1	4-H	272	GLN
1	4-H	296	HIS
1	4-H	313	ASN
1	4-H	413	GLN
1	4-H	458	HIS
1	4-I	30	HIS
1	4-I	86	ASN
1	4-I	106	ASN
1	4-I	113	ASN
1	4-I	175	HIS
1	4-I	211	HIS
1	4-I	218	GLN
1	4-I	264	ASN
1	4-I	272	GLN
1	4-I	296	HIS
1	4-I	313	ASN
1	4-I	454	ASN
1	4-I	458	HIS
1	4-J	86	ASN
1	4-J	106	ASN
1	4-J	113	ASN
1	4-J	175	HIS
1	4-J	211	HIS
1	4-J	218	GLN
1	4-J	244	ASN
1	4-J	264	ASN
1	4-J	296	HIS

*Continued on next page...*



*Continued from previous page...*

Mol	Chain	Res	Type
1	4-J	313	ASN
1	4-J	458	HIS
1	4-K	30	HIS
1	4-K	86	ASN
1	4-K	106	ASN
1	4-K	113	ASN
1	4-K	175	HIS
1	4-K	211	HIS
1	4-K	218	GLN
1	4-K	264	ASN
1	4-K	272	GLN
1	4-K	296	HIS
1	4-K	313	ASN
1	4-K	413	GLN
1	4-K	454	ASN
1	4-K	458	HIS
1	4-L	86	ASN
1	4-L	106	ASN
1	4-L	113	ASN
1	4-L	175	HIS
1	4-L	218	GLN
1	4-L	244	ASN
1	4-L	264	ASN
1	4-L	272	GLN
1	4-L	296	HIS
1	4-L	313	ASN
1	4-L	454	ASN
1	4-L	458	HIS
1	4-M	30	HIS
1	4-M	86	ASN
1	4-M	106	ASN
1	4-M	113	ASN
1	4-M	175	HIS
1	4-M	218	GLN
1	4-M	244	ASN
1	4-M	264	ASN
1	4-M	272	GLN
1	4-M	296	HIS
1	4-M	313	ASN
1	4-M	413	GLN
1	4-M	458	HIS
1	4-N	30	HIS

*Continued on next page...*

*Continued from previous page...*

Mol	Chain	Res	Type
1	4-N	86	ASN
1	4-N	106	ASN
1	4-N	113	ASN
1	4-N	175	HIS
1	4-N	218	GLN
1	4-N	264	ASN
1	4-N	272	GLN
1	4-N	296	HIS
1	4-N	313	ASN
1	4-N	413	GLN
1	4-N	458	HIS
1	4-O	30	HIS
1	4-O	86	ASN
1	4-O	106	ASN
1	4-O	113	ASN
1	4-O	175	HIS
1	4-O	218	GLN
1	4-O	264	ASN
1	4-O	296	HIS
1	4-O	313	ASN
1	4-O	454	ASN
1	4-O	458	HIS
1	4-P	30	HIS
1	4-P	86	ASN
1	4-P	106	ASN
1	4-P	113	ASN
1	4-P	175	HIS
1	4-P	211	HIS
1	4-P	218	GLN
1	4-P	264	ASN
1	4-P	272	GLN
1	4-P	296	HIS
1	4-P	313	ASN
1	4-P	413	GLN
1	4-P	454	ASN
1	4-P	458	HIS
1	4-Q	86	ASN
1	4-Q	106	ASN
1	4-Q	113	ASN
1	4-Q	175	HIS
1	4-Q	218	GLN
1	4-Q	244	ASN

*Continued on next page...*

*Continued from previous page...*

Mol	Chain	Res	Type
1	4-Q	264	ASN
1	4-Q	272	GLN
1	4-Q	296	HIS
1	4-Q	313	ASN
1	4-Q	413	GLN
1	4-Q	458	HIS
1	4-R	30	HIS
1	4-R	86	ASN
1	4-R	106	ASN
1	4-R	113	ASN
1	4-R	175	HIS
1	4-R	211	HIS
1	4-R	218	GLN
1	4-R	264	ASN
1	4-R	272	GLN
1	4-R	296	HIS
1	4-R	313	ASN
1	4-R	338	ASN
1	4-R	454	ASN
1	4-R	458	HIS
1	4-S	30	HIS
1	4-S	86	ASN
1	4-S	106	ASN
1	4-S	113	ASN
1	4-S	175	HIS
1	4-S	211	HIS
1	4-S	218	GLN
1	4-S	264	ASN
1	4-S	272	GLN
1	4-S	296	HIS
1	4-S	313	ASN
1	4-S	413	GLN
1	4-S	458	HIS
1	4-T	30	HIS
1	4-T	86	ASN
1	4-T	106	ASN
1	4-T	113	ASN
1	4-T	175	HIS
1	4-T	218	GLN
1	4-T	244	ASN
1	4-T	264	ASN
1	4-T	272	GLN

*Continued on next page...*

*Continued from previous page...*

Mol	Chain	Res	Type
1	4-T	296	HIS
1	4-T	313	ASN
1	4-T	413	GLN
1	4-T	458	HIS
1	4-U	30	HIS
1	4-U	86	ASN
1	4-U	106	ASN
1	4-U	113	ASN
1	4-U	175	HIS
1	4-U	211	HIS
1	4-U	218	GLN
1	4-U	264	ASN
1	4-U	272	GLN
1	4-U	296	HIS
1	4-U	313	ASN
1	4-U	454	ASN
1	4-U	458	HIS
1	4-V	30	HIS
1	4-V	86	ASN
1	4-V	106	ASN
1	4-V	113	ASN
1	4-V	175	HIS
1	4-V	218	GLN
1	4-V	244	ASN
1	4-V	264	ASN
1	4-V	296	HIS
1	4-V	313	ASN
1	4-V	458	HIS
1	4-W	30	HIS
1	4-W	86	ASN
1	4-W	106	ASN
1	4-W	113	ASN
1	4-W	175	HIS
1	4-W	211	HIS
1	4-W	218	GLN
1	4-W	264	ASN
1	4-W	272	GLN
1	4-W	296	HIS
1	4-W	313	ASN
1	4-W	413	GLN
1	4-W	458	HIS
1	4-X	30	HIS

*Continued on next page...*

*Continued from previous page...*

Mol	Chain	Res	Type
1	4-X	86	ASN
1	4-X	106	ASN
1	4-X	113	ASN
1	4-X	175	HIS
1	4-X	218	GLN
1	4-X	244	ASN
1	4-X	264	ASN
1	4-X	272	GLN
1	4-X	296	HIS
1	4-X	313	ASN
1	4-X	454	ASN
1	4-X	458	HIS
1	5-A	30	HIS
1	5-A	58	GLN
1	5-A	86	ASN
1	5-A	106	ASN
1	5-A	113	ASN
1	5-A	187	GLN
1	5-A	210	HIS
1	5-A	211	HIS
1	5-A	218	GLN
1	5-A	224	GLN
1	5-A	244	ASN
1	5-A	272	GLN
1	5-A	296	HIS
1	5-A	313	ASN
1	5-A	338	ASN
1	5-A	449	ASN
1	5-A	458	HIS
1	5-B	30	HIS
1	5-B	58	GLN
1	5-B	86	ASN
1	5-B	106	ASN
1	5-B	113	ASN
1	5-B	187	GLN
1	5-B	210	HIS
1	5-B	211	HIS
1	5-B	218	GLN
1	5-B	224	GLN
1	5-B	272	GLN
1	5-B	296	HIS
1	5-B	313	ASN

*Continued on next page...*

*Continued from previous page...*

Mol	Chain	Res	Type
1	5-B	338	ASN
1	5-B	449	ASN
1	5-B	458	HIS
1	5-C	30	HIS
1	5-C	58	GLN
1	5-C	86	ASN
1	5-C	106	ASN
1	5-C	113	ASN
1	5-C	187	GLN
1	5-C	210	HIS
1	5-C	211	HIS
1	5-C	218	GLN
1	5-C	224	GLN
1	5-C	272	GLN
1	5-C	296	HIS
1	5-C	313	ASN
1	5-C	338	ASN
1	5-C	449	ASN
1	5-C	458	HIS
1	5-D	30	HIS
1	5-D	58	GLN
1	5-D	86	ASN
1	5-D	106	ASN
1	5-D	113	ASN
1	5-D	187	GLN
1	5-D	210	HIS
1	5-D	211	HIS
1	5-D	218	GLN
1	5-D	224	GLN
1	5-D	272	GLN
1	5-D	296	HIS
1	5-D	313	ASN
1	5-D	338	ASN
1	5-D	449	ASN
1	5-D	458	HIS
1	5-E	58	GLN
1	5-E	86	ASN
1	5-E	106	ASN
1	5-E	113	ASN
1	5-E	187	GLN
1	5-E	210	HIS
1	5-E	211	HIS

*Continued on next page...*

*Continued from previous page...*

Mol	Chain	Res	Type
1	5-E	218	GLN
1	5-E	224	GLN
1	5-E	244	ASN
1	5-E	272	GLN
1	5-E	296	HIS
1	5-E	313	ASN
1	5-E	338	ASN
1	5-E	413	GLN
1	5-E	449	ASN
1	5-E	458	HIS
1	5-F	30	HIS
1	5-F	58	GLN
1	5-F	86	ASN
1	5-F	106	ASN
1	5-F	113	ASN
1	5-F	187	GLN
1	5-F	210	HIS
1	5-F	211	HIS
1	5-F	218	GLN
1	5-F	224	GLN
1	5-F	272	GLN
1	5-F	296	HIS
1	5-F	313	ASN
1	5-F	338	ASN
1	5-F	449	ASN
1	5-F	458	HIS
1	5-G	30	HIS
1	5-G	58	GLN
1	5-G	86	ASN
1	5-G	106	ASN
1	5-G	113	ASN
1	5-G	185	ASN
1	5-G	187	GLN
1	5-G	210	HIS
1	5-G	211	HIS
1	5-G	218	GLN
1	5-G	224	GLN
1	5-G	272	GLN
1	5-G	296	HIS
1	5-G	313	ASN
1	5-G	338	ASN
1	5-G	449	ASN

*Continued on next page...*

*Continued from previous page...*

Mol	Chain	Res	Type
1	5-G	458	HIS
1	5-H	30	HIS
1	5-H	58	GLN
1	5-H	86	ASN
1	5-H	106	ASN
1	5-H	113	ASN
1	5-H	187	GLN
1	5-H	210	HIS
1	5-H	211	HIS
1	5-H	218	GLN
1	5-H	224	GLN
1	5-H	244	ASN
1	5-H	272	GLN
1	5-H	296	HIS
1	5-H	313	ASN
1	5-H	338	ASN
1	5-H	449	ASN
1	5-H	458	HIS
1	5-I	30	HIS
1	5-I	58	GLN
1	5-I	86	ASN
1	5-I	106	ASN
1	5-I	113	ASN
1	5-I	187	GLN
1	5-I	210	HIS
1	5-I	211	HIS
1	5-I	218	GLN
1	5-I	224	GLN
1	5-I	272	GLN
1	5-I	296	HIS
1	5-I	313	ASN
1	5-I	338	ASN
1	5-I	449	ASN
1	5-I	458	HIS
1	5-J	58	GLN
1	5-J	86	ASN
1	5-J	106	ASN
1	5-J	113	ASN
1	5-J	187	GLN
1	5-J	210	HIS
1	5-J	211	HIS
1	5-J	218	GLN

*Continued on next page...*



*Continued from previous page...*

Mol	Chain	Res	Type
1	5-J	224	GLN
1	5-J	244	ASN
1	5-J	272	GLN
1	5-J	296	HIS
1	5-J	313	ASN
1	5-J	338	ASN
1	5-J	413	GLN
1	5-J	449	ASN
1	5-J	458	HIS
1	5-K	30	HIS
1	5-K	58	GLN
1	5-K	86	ASN
1	5-K	106	ASN
1	5-K	113	ASN
1	5-K	187	GLN
1	5-K	210	HIS
1	5-K	211	HIS
1	5-K	218	GLN
1	5-K	224	GLN
1	5-K	272	GLN
1	5-K	296	HIS
1	5-K	313	ASN
1	5-K	338	ASN
1	5-K	449	ASN
1	5-K	458	HIS
1	5-L	58	GLN
1	5-L	86	ASN
1	5-L	106	ASN
1	5-L	113	ASN
1	5-L	187	GLN
1	5-L	210	HIS
1	5-L	211	HIS
1	5-L	218	GLN
1	5-L	224	GLN
1	5-L	244	ASN
1	5-L	272	GLN
1	5-L	296	HIS
1	5-L	313	ASN
1	5-L	338	ASN
1	5-L	449	ASN
1	5-L	458	HIS
1	5-M	30	HIS

*Continued on next page...*

*Continued from previous page...*

Mol	Chain	Res	Type
1	5-M	58	GLN
1	5-M	86	ASN
1	5-M	106	ASN
1	5-M	113	ASN
1	5-M	187	GLN
1	5-M	210	HIS
1	5-M	211	HIS
1	5-M	218	GLN
1	5-M	224	GLN
1	5-M	244	ASN
1	5-M	272	GLN
1	5-M	296	HIS
1	5-M	313	ASN
1	5-M	338	ASN
1	5-M	449	ASN
1	5-M	458	HIS
1	5-N	30	HIS
1	5-N	58	GLN
1	5-N	86	ASN
1	5-N	106	ASN
1	5-N	113	ASN
1	5-N	187	GLN
1	5-N	210	HIS
1	5-N	211	HIS
1	5-N	218	GLN
1	5-N	224	GLN
1	5-N	272	GLN
1	5-N	296	HIS
1	5-N	313	ASN
1	5-N	338	ASN
1	5-N	449	ASN
1	5-N	458	HIS
1	5-O	30	HIS
1	5-O	58	GLN
1	5-O	86	ASN
1	5-O	106	ASN
1	5-O	113	ASN
1	5-O	187	GLN
1	5-O	210	HIS
1	5-O	218	GLN
1	5-O	224	GLN
1	5-O	272	GLN

*Continued on next page...*

*Continued from previous page...*

Mol	Chain	Res	Type
1	5-O	296	HIS
1	5-O	313	ASN
1	5-O	338	ASN
1	5-O	413	GLN
1	5-O	449	ASN
1	5-O	458	HIS
1	5-P	30	HIS
1	5-P	58	GLN
1	5-P	86	ASN
1	5-P	106	ASN
1	5-P	113	ASN
1	5-P	187	GLN
1	5-P	210	HIS
1	5-P	211	HIS
1	5-P	218	GLN
1	5-P	224	GLN
1	5-P	272	GLN
1	5-P	296	HIS
1	5-P	313	ASN
1	5-P	338	ASN
1	5-P	449	ASN
1	5-P	458	HIS
1	5-Q	58	GLN
1	5-Q	86	ASN
1	5-Q	106	ASN
1	5-Q	113	ASN
1	5-Q	187	GLN
1	5-Q	210	HIS
1	5-Q	211	HIS
1	5-Q	218	GLN
1	5-Q	224	GLN
1	5-Q	244	ASN
1	5-Q	272	GLN
1	5-Q	296	HIS
1	5-Q	313	ASN
1	5-Q	338	ASN
1	5-Q	449	ASN
1	5-Q	458	HIS
1	5-R	30	HIS
1	5-R	58	GLN
1	5-R	86	ASN
1	5-R	106	ASN

*Continued on next page...*

*Continued from previous page...*

Mol	Chain	Res	Type
1	5-R	113	ASN
1	5-R	187	GLN
1	5-R	210	HIS
1	5-R	211	HIS
1	5-R	218	GLN
1	5-R	224	GLN
1	5-R	272	GLN
1	5-R	296	HIS
1	5-R	313	ASN
1	5-R	338	ASN
1	5-R	413	GLN
1	5-R	449	ASN
1	5-R	458	HIS
1	5-S	30	HIS
1	5-S	58	GLN
1	5-S	86	ASN
1	5-S	106	ASN
1	5-S	113	ASN
1	5-S	185	ASN
1	5-S	187	GLN
1	5-S	210	HIS
1	5-S	211	HIS
1	5-S	218	GLN
1	5-S	224	GLN
1	5-S	272	GLN
1	5-S	296	HIS
1	5-S	313	ASN
1	5-S	338	ASN
1	5-S	449	ASN
1	5-S	458	HIS
1	5-T	30	HIS
1	5-T	58	GLN
1	5-T	86	ASN
1	5-T	106	ASN
1	5-T	113	ASN
1	5-T	187	GLN
1	5-T	210	HIS
1	5-T	211	HIS
1	5-T	218	GLN
1	5-T	224	GLN
1	5-T	244	ASN
1	5-T	272	GLN

*Continued on next page...*

*Continued from previous page...*

Mol	Chain	Res	Type
1	5-T	296	HIS
1	5-T	313	ASN
1	5-T	338	ASN
1	5-T	449	ASN
1	5-T	458	HIS
1	5-U	30	HIS
1	5-U	58	GLN
1	5-U	86	ASN
1	5-U	106	ASN
1	5-U	113	ASN
1	5-U	187	GLN
1	5-U	210	HIS
1	5-U	211	HIS
1	5-U	218	GLN
1	5-U	224	GLN
1	5-U	272	GLN
1	5-U	296	HIS
1	5-U	313	ASN
1	5-U	338	ASN
1	5-U	449	ASN
1	5-U	458	HIS
1	5-V	30	HIS
1	5-V	58	GLN
1	5-V	86	ASN
1	5-V	106	ASN
1	5-V	113	ASN
1	5-V	187	GLN
1	5-V	210	HIS
1	5-V	211	HIS
1	5-V	218	GLN
1	5-V	224	GLN
1	5-V	244	ASN
1	5-V	272	GLN
1	5-V	296	HIS
1	5-V	313	ASN
1	5-V	338	ASN
1	5-V	413	GLN
1	5-V	449	ASN
1	5-V	458	HIS
1	5-W	30	HIS
1	5-W	58	GLN
1	5-W	86	ASN

*Continued on next page...*

*Continued from previous page...*

Mol	Chain	Res	Type
1	5-W	106	ASN
1	5-W	113	ASN
1	5-W	187	GLN
1	5-W	210	HIS
1	5-W	211	HIS
1	5-W	218	GLN
1	5-W	224	GLN
1	5-W	272	GLN
1	5-W	296	HIS
1	5-W	313	ASN
1	5-W	338	ASN
1	5-W	449	ASN
1	5-W	458	HIS
1	5-X	30	HIS
1	5-X	58	GLN
1	5-X	86	ASN
1	5-X	106	ASN
1	5-X	113	ASN
1	5-X	187	GLN
1	5-X	210	HIS
1	5-X	211	HIS
1	5-X	218	GLN
1	5-X	224	GLN
1	5-X	244	ASN
1	5-X	272	GLN
1	5-X	296	HIS
1	5-X	313	ASN
1	5-X	338	ASN
1	5-X	449	ASN
1	5-X	458	HIS
1	6-A	30	HIS
1	6-A	86	ASN
1	6-A	92	HIS
1	6-A	106	ASN
1	6-A	113	ASN
1	6-A	210	HIS
1	6-A	218	GLN
1	6-A	244	ASN
1	6-A	272	GLN
1	6-A	296	HIS
1	6-A	304	HIS
1	6-A	313	ASN

*Continued on next page...*

*Continued from previous page...*

Mol	Chain	Res	Type
1	6-A	331	ASN
1	6-A	409	GLN
1	6-A	458	HIS
1	6-B	30	HIS
1	6-B	86	ASN
1	6-B	92	HIS
1	6-B	106	ASN
1	6-B	113	ASN
1	6-B	210	HIS
1	6-B	211	HIS
1	6-B	218	GLN
1	6-B	272	GLN
1	6-B	296	HIS
1	6-B	304	HIS
1	6-B	313	ASN
1	6-B	331	ASN
1	6-B	409	GLN
1	6-B	458	HIS
1	6-C	30	HIS
1	6-C	86	ASN
1	6-C	92	HIS
1	6-C	106	ASN
1	6-C	113	ASN
1	6-C	175	HIS
1	6-C	210	HIS
1	6-C	211	HIS
1	6-C	218	GLN
1	6-C	272	GLN
1	6-C	296	HIS
1	6-C	304	HIS
1	6-C	313	ASN
1	6-C	331	ASN
1	6-C	409	GLN
1	6-C	458	HIS
1	6-D	30	HIS
1	6-D	86	ASN
1	6-D	92	HIS
1	6-D	106	ASN
1	6-D	113	ASN
1	6-D	175	HIS
1	6-D	210	HIS
1	6-D	218	GLN

*Continued on next page...*

*Continued from previous page...*

Mol	Chain	Res	Type
1	6-D	272	GLN
1	6-D	296	HIS
1	6-D	304	HIS
1	6-D	313	ASN
1	6-D	331	ASN
1	6-D	409	GLN
1	6-D	458	HIS
1	6-E	30	HIS
1	6-E	86	ASN
1	6-E	92	HIS
1	6-E	106	ASN
1	6-E	113	ASN
1	6-E	210	HIS
1	6-E	211	HIS
1	6-E	218	GLN
1	6-E	244	ASN
1	6-E	272	GLN
1	6-E	296	HIS
1	6-E	304	HIS
1	6-E	313	ASN
1	6-E	331	ASN
1	6-E	409	GLN
1	6-E	458	HIS
1	6-F	30	HIS
1	6-F	86	ASN
1	6-F	92	HIS
1	6-F	106	ASN
1	6-F	113	ASN
1	6-F	175	HIS
1	6-F	210	HIS
1	6-F	211	HIS
1	6-F	218	GLN
1	6-F	272	GLN
1	6-F	296	HIS
1	6-F	304	HIS
1	6-F	313	ASN
1	6-F	331	ASN
1	6-F	409	GLN
1	6-F	458	HIS
1	6-G	30	HIS
1	6-G	86	ASN
1	6-G	92	HIS

*Continued on next page...*



*Continued from previous page...*

Mol	Chain	Res	Type
1	6-G	106	ASN
1	6-G	113	ASN
1	6-G	175	HIS
1	6-G	210	HIS
1	6-G	218	GLN
1	6-G	272	GLN
1	6-G	296	HIS
1	6-G	304	HIS
1	6-G	313	ASN
1	6-G	331	ASN
1	6-G	409	GLN
1	6-G	458	HIS
1	6-H	30	HIS
1	6-H	86	ASN
1	6-H	92	HIS
1	6-H	106	ASN
1	6-H	113	ASN
1	6-H	175	HIS
1	6-H	210	HIS
1	6-H	211	HIS
1	6-H	218	GLN
1	6-H	272	GLN
1	6-H	296	HIS
1	6-H	304	HIS
1	6-H	313	ASN
1	6-H	331	ASN
1	6-H	409	GLN
1	6-H	458	HIS
1	6-I	30	HIS
1	6-I	86	ASN
1	6-I	92	HIS
1	6-I	106	ASN
1	6-I	113	ASN
1	6-I	210	HIS
1	6-I	211	HIS
1	6-I	218	GLN
1	6-I	272	GLN
1	6-I	296	HIS
1	6-I	304	HIS
1	6-I	313	ASN
1	6-I	331	ASN
1	6-I	409	GLN

*Continued on next page...*

*Continued from previous page...*

Mol	Chain	Res	Type
1	6-I	458	HIS
1	6-J	30	HIS
1	6-J	86	ASN
1	6-J	92	HIS
1	6-J	106	ASN
1	6-J	113	ASN
1	6-J	210	HIS
1	6-J	211	HIS
1	6-J	218	GLN
1	6-J	244	ASN
1	6-J	272	GLN
1	6-J	296	HIS
1	6-J	304	HIS
1	6-J	313	ASN
1	6-J	331	ASN
1	6-J	409	GLN
1	6-J	458	HIS
1	6-K	30	HIS
1	6-K	86	ASN
1	6-K	92	HIS
1	6-K	106	ASN
1	6-K	113	ASN
1	6-K	175	HIS
1	6-K	210	HIS
1	6-K	218	GLN
1	6-K	272	GLN
1	6-K	296	HIS
1	6-K	304	HIS
1	6-K	313	ASN
1	6-K	331	ASN
1	6-K	409	GLN
1	6-K	458	HIS
1	6-L	30	HIS
1	6-L	86	ASN
1	6-L	92	HIS
1	6-L	106	ASN
1	6-L	113	ASN
1	6-L	210	HIS
1	6-L	211	HIS
1	6-L	218	GLN
1	6-L	244	ASN
1	6-L	272	GLN

*Continued on next page...*

*Continued from previous page...*

Mol	Chain	Res	Type
1	6-L	296	HIS
1	6-L	304	HIS
1	6-L	313	ASN
1	6-L	331	ASN
1	6-L	409	GLN
1	6-L	458	HIS
1	6-M	30	HIS
1	6-M	86	ASN
1	6-M	92	HIS
1	6-M	106	ASN
1	6-M	113	ASN
1	6-M	210	HIS
1	6-M	211	HIS
1	6-M	218	GLN
1	6-M	244	ASN
1	6-M	272	GLN
1	6-M	296	HIS
1	6-M	304	HIS
1	6-M	313	ASN
1	6-M	331	ASN
1	6-M	409	GLN
1	6-M	458	HIS
1	6-N	30	HIS
1	6-N	86	ASN
1	6-N	92	HIS
1	6-N	106	ASN
1	6-N	113	ASN
1	6-N	210	HIS
1	6-N	218	GLN
1	6-N	272	GLN
1	6-N	296	HIS
1	6-N	304	HIS
1	6-N	313	ASN
1	6-N	331	ASN
1	6-N	409	GLN
1	6-N	458	HIS
1	6-O	30	HIS
1	6-O	86	ASN
1	6-O	92	HIS
1	6-O	106	ASN
1	6-O	113	ASN
1	6-O	175	HIS

*Continued on next page...*

*Continued from previous page...*

Mol	Chain	Res	Type
1	6-O	210	HIS
1	6-O	211	HIS
1	6-O	218	GLN
1	6-O	272	GLN
1	6-O	296	HIS
1	6-O	304	HIS
1	6-O	313	ASN
1	6-O	331	ASN
1	6-O	409	GLN
1	6-O	458	HIS
1	6-P	30	HIS
1	6-P	86	ASN
1	6-P	92	HIS
1	6-P	106	ASN
1	6-P	113	ASN
1	6-P	175	HIS
1	6-P	210	HIS
1	6-P	218	GLN
1	6-P	272	GLN
1	6-P	296	HIS
1	6-P	304	HIS
1	6-P	313	ASN
1	6-P	331	ASN
1	6-P	409	GLN
1	6-P	458	HIS
1	6-Q	30	HIS
1	6-Q	86	ASN
1	6-Q	92	HIS
1	6-Q	106	ASN
1	6-Q	113	ASN
1	6-Q	210	HIS
1	6-Q	211	HIS
1	6-Q	218	GLN
1	6-Q	244	ASN
1	6-Q	272	GLN
1	6-Q	296	HIS
1	6-Q	304	HIS
1	6-Q	313	ASN
1	6-Q	331	ASN
1	6-Q	409	GLN
1	6-Q	458	HIS
1	6-R	30	HIS

*Continued on next page...*

*Continued from previous page...*

Mol	Chain	Res	Type
1	6-R	86	ASN
1	6-R	92	HIS
1	6-R	106	ASN
1	6-R	113	ASN
1	6-R	175	HIS
1	6-R	210	HIS
1	6-R	211	HIS
1	6-R	218	GLN
1	6-R	272	GLN
1	6-R	296	HIS
1	6-R	304	HIS
1	6-R	313	ASN
1	6-R	331	ASN
1	6-R	409	GLN
1	6-R	458	HIS
1	6-S	30	HIS
1	6-S	86	ASN
1	6-S	92	HIS
1	6-S	106	ASN
1	6-S	113	ASN
1	6-S	175	HIS
1	6-S	210	HIS
1	6-S	211	HIS
1	6-S	218	GLN
1	6-S	272	GLN
1	6-S	296	HIS
1	6-S	304	HIS
1	6-S	313	ASN
1	6-S	331	ASN
1	6-S	409	GLN
1	6-S	458	HIS
1	6-T	30	HIS
1	6-T	86	ASN
1	6-T	92	HIS
1	6-T	106	ASN
1	6-T	113	ASN
1	6-T	210	HIS
1	6-T	218	GLN
1	6-T	244	ASN
1	6-T	272	GLN
1	6-T	296	HIS
1	6-T	304	HIS

*Continued on next page...*

*Continued from previous page...*

Mol	Chain	Res	Type
1	6-T	313	ASN
1	6-T	331	ASN
1	6-T	409	GLN
1	6-T	458	HIS
1	6-U	30	HIS
1	6-U	86	ASN
1	6-U	92	HIS
1	6-U	106	ASN
1	6-U	113	ASN
1	6-U	175	HIS
1	6-U	210	HIS
1	6-U	211	HIS
1	6-U	218	GLN
1	6-U	272	GLN
1	6-U	296	HIS
1	6-U	304	HIS
1	6-U	313	ASN
1	6-U	331	ASN
1	6-U	409	GLN
1	6-U	458	HIS
1	6-V	30	HIS
1	6-V	86	ASN
1	6-V	92	HIS
1	6-V	106	ASN
1	6-V	113	ASN
1	6-V	210	HIS
1	6-V	211	HIS
1	6-V	218	GLN
1	6-V	272	GLN
1	6-V	296	HIS
1	6-V	304	HIS
1	6-V	313	ASN
1	6-V	331	ASN
1	6-V	409	GLN
1	6-V	458	HIS
1	6-W	30	HIS
1	6-W	86	ASN
1	6-W	92	HIS
1	6-W	106	ASN
1	6-W	113	ASN
1	6-W	175	HIS
1	6-W	210	HIS

*Continued on next page...*

*Continued from previous page...*

Mol	Chain	Res	Type
1	6-W	218	GLN
1	6-W	272	GLN
1	6-W	296	HIS
1	6-W	304	HIS
1	6-W	313	ASN
1	6-W	331	ASN
1	6-W	409	GLN
1	6-W	458	HIS
1	6-X	30	HIS
1	6-X	86	ASN
1	6-X	92	HIS
1	6-X	106	ASN
1	6-X	113	ASN
1	6-X	175	HIS
1	6-X	210	HIS
1	6-X	211	HIS
1	6-X	218	GLN
1	6-X	244	ASN
1	6-X	272	GLN
1	6-X	296	HIS
1	6-X	304	HIS
1	6-X	313	ASN
1	6-X	331	ASN
1	6-X	409	GLN
1	6-X	458	HIS
1	7-A	30	HIS
1	7-A	86	ASN
1	7-A	106	ASN
1	7-A	113	ASN
1	7-A	187	GLN
1	7-A	210	HIS
1	7-A	211	HIS
1	7-A	218	GLN
1	7-A	244	ASN
1	7-A	248	GLN
1	7-A	264	ASN
1	7-A	272	GLN
1	7-A	313	ASN
1	7-A	338	ASN
1	7-A	413	GLN
1	7-A	454	ASN
1	7-A	458	HIS

*Continued on next page...*

*Continued from previous page...*

Mol	Chain	Res	Type
1	7-B	30	HIS
1	7-B	86	ASN
1	7-B	106	ASN
1	7-B	113	ASN
1	7-B	187	GLN
1	7-B	210	HIS
1	7-B	211	HIS
1	7-B	218	GLN
1	7-B	248	GLN
1	7-B	264	ASN
1	7-B	272	GLN
1	7-B	313	ASN
1	7-B	338	ASN
1	7-B	413	GLN
1	7-B	454	ASN
1	7-B	458	HIS
1	7-C	30	HIS
1	7-C	86	ASN
1	7-C	106	ASN
1	7-C	113	ASN
1	7-C	187	GLN
1	7-C	210	HIS
1	7-C	211	HIS
1	7-C	218	GLN
1	7-C	230	HIS
1	7-C	248	GLN
1	7-C	264	ASN
1	7-C	272	GLN
1	7-C	313	ASN
1	7-C	338	ASN
1	7-C	413	GLN
1	7-C	454	ASN
1	7-C	458	HIS
1	7-D	30	HIS
1	7-D	86	ASN
1	7-D	106	ASN
1	7-D	113	ASN
1	7-D	185	ASN
1	7-D	187	GLN
1	7-D	210	HIS
1	7-D	218	GLN
1	7-D	244	ASN

*Continued on next page...*



*Continued from previous page...*

Mol	Chain	Res	Type
1	7-D	248	GLN
1	7-D	264	ASN
1	7-D	272	GLN
1	7-D	313	ASN
1	7-D	338	ASN
1	7-D	413	GLN
1	7-D	454	ASN
1	7-D	458	HIS
1	7-E	30	HIS
1	7-E	86	ASN
1	7-E	106	ASN
1	7-E	113	ASN
1	7-E	187	GLN
1	7-E	210	HIS
1	7-E	211	HIS
1	7-E	218	GLN
1	7-E	244	ASN
1	7-E	248	GLN
1	7-E	264	ASN
1	7-E	272	GLN
1	7-E	313	ASN
1	7-E	338	ASN
1	7-E	413	GLN
1	7-E	454	ASN
1	7-E	458	HIS
1	7-F	30	HIS
1	7-F	86	ASN
1	7-F	106	ASN
1	7-F	113	ASN
1	7-F	187	GLN
1	7-F	210	HIS
1	7-F	211	HIS
1	7-F	218	GLN
1	7-F	248	GLN
1	7-F	264	ASN
1	7-F	272	GLN
1	7-F	313	ASN
1	7-F	338	ASN
1	7-F	413	GLN
1	7-F	454	ASN
1	7-F	458	HIS
1	7-G	30	HIS

*Continued on next page...*

*Continued from previous page...*

Mol	Chain	Res	Type
1	7-G	86	ASN
1	7-G	106	ASN
1	7-G	113	ASN
1	7-G	185	ASN
1	7-G	187	GLN
1	7-G	210	HIS
1	7-G	218	GLN
1	7-G	244	ASN
1	7-G	248	GLN
1	7-G	264	ASN
1	7-G	272	GLN
1	7-G	313	ASN
1	7-G	338	ASN
1	7-G	413	GLN
1	7-G	454	ASN
1	7-G	458	HIS
1	7-H	30	HIS
1	7-H	86	ASN
1	7-H	106	ASN
1	7-H	113	ASN
1	7-H	187	GLN
1	7-H	210	HIS
1	7-H	211	HIS
1	7-H	218	GLN
1	7-H	244	ASN
1	7-H	248	GLN
1	7-H	264	ASN
1	7-H	272	GLN
1	7-H	313	ASN
1	7-H	338	ASN
1	7-H	413	GLN
1	7-H	454	ASN
1	7-H	458	HIS
1	7-I	30	HIS
1	7-I	86	ASN
1	7-I	106	ASN
1	7-I	113	ASN
1	7-I	187	GLN
1	7-I	210	HIS
1	7-I	211	HIS
1	7-I	218	GLN
1	7-I	244	ASN

*Continued on next page...*

*Continued from previous page...*

Mol	Chain	Res	Type
1	7-I	248	GLN
1	7-I	264	ASN
1	7-I	272	GLN
1	7-I	313	ASN
1	7-I	338	ASN
1	7-I	413	GLN
1	7-I	454	ASN
1	7-I	458	HIS
1	7-J	30	HIS
1	7-J	86	ASN
1	7-J	106	ASN
1	7-J	113	ASN
1	7-J	187	GLN
1	7-J	210	HIS
1	7-J	211	HIS
1	7-J	218	GLN
1	7-J	244	ASN
1	7-J	248	GLN
1	7-J	264	ASN
1	7-J	272	GLN
1	7-J	313	ASN
1	7-J	338	ASN
1	7-J	413	GLN
1	7-J	454	ASN
1	7-J	458	HIS
1	7-K	30	HIS
1	7-K	86	ASN
1	7-K	106	ASN
1	7-K	113	ASN
1	7-K	187	GLN
1	7-K	210	HIS
1	7-K	211	HIS
1	7-K	218	GLN
1	7-K	248	GLN
1	7-K	264	ASN
1	7-K	272	GLN
1	7-K	313	ASN
1	7-K	338	ASN
1	7-K	413	GLN
1	7-K	454	ASN
1	7-K	458	HIS
1	7-L	30	HIS

*Continued on next page...*

*Continued from previous page...*

Mol	Chain	Res	Type
1	7-L	86	ASN
1	7-L	106	ASN
1	7-L	113	ASN
1	7-L	187	GLN
1	7-L	210	HIS
1	7-L	211	HIS
1	7-L	218	GLN
1	7-L	244	ASN
1	7-L	248	GLN
1	7-L	264	ASN
1	7-L	272	GLN
1	7-L	313	ASN
1	7-L	338	ASN
1	7-L	413	GLN
1	7-L	454	ASN
1	7-L	458	HIS
1	7-M	30	HIS
1	7-M	86	ASN
1	7-M	106	ASN
1	7-M	113	ASN
1	7-M	187	GLN
1	7-M	210	HIS
1	7-M	211	HIS
1	7-M	218	GLN
1	7-M	244	ASN
1	7-M	248	GLN
1	7-M	264	ASN
1	7-M	272	GLN
1	7-M	313	ASN
1	7-M	338	ASN
1	7-M	413	GLN
1	7-M	454	ASN
1	7-M	458	HIS
1	7-N	30	HIS
1	7-N	86	ASN
1	7-N	106	ASN
1	7-N	113	ASN
1	7-N	187	GLN
1	7-N	210	HIS
1	7-N	211	HIS
1	7-N	218	GLN
1	7-N	248	GLN

*Continued on next page...*

*Continued from previous page...*

Mol	Chain	Res	Type
1	7-N	264	ASN
1	7-N	272	GLN
1	7-N	313	ASN
1	7-N	338	ASN
1	7-N	413	GLN
1	7-N	454	ASN
1	7-N	458	HIS
1	7-O	30	HIS
1	7-O	86	ASN
1	7-O	106	ASN
1	7-O	113	ASN
1	7-O	185	ASN
1	7-O	187	GLN
1	7-O	210	HIS
1	7-O	211	HIS
1	7-O	218	GLN
1	7-O	244	ASN
1	7-O	248	GLN
1	7-O	264	ASN
1	7-O	272	GLN
1	7-O	313	ASN
1	7-O	338	ASN
1	7-O	413	GLN
1	7-O	454	ASN
1	7-O	458	HIS
1	7-P	30	HIS
1	7-P	86	ASN
1	7-P	106	ASN
1	7-P	113	ASN
1	7-P	185	ASN
1	7-P	187	GLN
1	7-P	210	HIS
1	7-P	218	GLN
1	7-P	248	GLN
1	7-P	264	ASN
1	7-P	272	GLN
1	7-P	313	ASN
1	7-P	338	ASN
1	7-P	413	GLN
1	7-P	454	ASN
1	7-P	458	HIS
1	7-Q	30	HIS

*Continued on next page...*

*Continued from previous page...*

Mol	Chain	Res	Type
1	7-Q	86	ASN
1	7-Q	106	ASN
1	7-Q	113	ASN
1	7-Q	185	ASN
1	7-Q	187	GLN
1	7-Q	210	HIS
1	7-Q	211	HIS
1	7-Q	218	GLN
1	7-Q	244	ASN
1	7-Q	248	GLN
1	7-Q	264	ASN
1	7-Q	272	GLN
1	7-Q	313	ASN
1	7-Q	338	ASN
1	7-Q	413	GLN
1	7-Q	454	ASN
1	7-Q	458	HIS
1	7-R	30	HIS
1	7-R	86	ASN
1	7-R	106	ASN
1	7-R	113	ASN
1	7-R	185	ASN
1	7-R	187	GLN
1	7-R	210	HIS
1	7-R	211	HIS
1	7-R	218	GLN
1	7-R	244	ASN
1	7-R	248	GLN
1	7-R	264	ASN
1	7-R	272	GLN
1	7-R	313	ASN
1	7-R	338	ASN
1	7-R	413	GLN
1	7-R	454	ASN
1	7-R	458	HIS
1	7-S	30	HIS
1	7-S	86	ASN
1	7-S	106	ASN
1	7-S	113	ASN
1	7-S	185	ASN
1	7-S	187	GLN
1	7-S	210	HIS

*Continued on next page...*

*Continued from previous page...*

Mol	Chain	Res	Type
1	7-S	211	HIS
1	7-S	218	GLN
1	7-S	248	GLN
1	7-S	264	ASN
1	7-S	272	GLN
1	7-S	313	ASN
1	7-S	338	ASN
1	7-S	413	GLN
1	7-S	454	ASN
1	7-S	458	HIS
1	7-T	30	HIS
1	7-T	86	ASN
1	7-T	106	ASN
1	7-T	113	ASN
1	7-T	187	GLN
1	7-T	210	HIS
1	7-T	211	HIS
1	7-T	218	GLN
1	7-T	244	ASN
1	7-T	248	GLN
1	7-T	264	ASN
1	7-T	272	GLN
1	7-T	313	ASN
1	7-T	338	ASN
1	7-T	413	GLN
1	7-T	454	ASN
1	7-T	458	HIS
1	7-U	30	HIS
1	7-U	86	ASN
1	7-U	106	ASN
1	7-U	113	ASN
1	7-U	187	GLN
1	7-U	210	HIS
1	7-U	211	HIS
1	7-U	218	GLN
1	7-U	248	GLN
1	7-U	264	ASN
1	7-U	272	GLN
1	7-U	313	ASN
1	7-U	338	ASN
1	7-U	413	GLN
1	7-U	454	ASN

*Continued on next page...*

*Continued from previous page...*

Mol	Chain	Res	Type
1	7-U	458	HIS
1	7-V	30	HIS
1	7-V	86	ASN
1	7-V	106	ASN
1	7-V	113	ASN
1	7-V	187	GLN
1	7-V	210	HIS
1	7-V	211	HIS
1	7-V	218	GLN
1	7-V	244	ASN
1	7-V	248	GLN
1	7-V	264	ASN
1	7-V	272	GLN
1	7-V	313	ASN
1	7-V	338	ASN
1	7-V	413	GLN
1	7-V	454	ASN
1	7-V	458	HIS
1	7-W	30	HIS
1	7-W	86	ASN
1	7-W	106	ASN
1	7-W	113	ASN
1	7-W	187	GLN
1	7-W	210	HIS
1	7-W	211	HIS
1	7-W	218	GLN
1	7-W	244	ASN
1	7-W	248	GLN
1	7-W	264	ASN
1	7-W	272	GLN
1	7-W	313	ASN
1	7-W	338	ASN
1	7-W	413	GLN
1	7-W	454	ASN
1	7-W	458	HIS
1	7-X	30	HIS
1	7-X	86	ASN
1	7-X	106	ASN
1	7-X	113	ASN
1	7-X	187	GLN
1	7-X	210	HIS
1	7-X	211	HIS

*Continued on next page...*



*Continued from previous page...*

Mol	Chain	Res	Type
1	7-X	218	GLN
1	7-X	244	ASN
1	7-X	248	GLN
1	7-X	264	ASN
1	7-X	272	GLN
1	7-X	313	ASN
1	7-X	338	ASN
1	7-X	413	GLN
1	7-X	454	ASN
1	7-X	458	HIS
1	8-A	30	HIS
1	8-A	58	GLN
1	8-A	61	HIS
1	8-A	86	ASN
1	8-A	92	HIS
1	8-A	106	ASN
1	8-A	113	ASN
1	8-A	210	HIS
1	8-A	222	ASN
1	8-A	230	HIS
1	8-A	244	ASN
1	8-A	272	GLN
1	8-A	303	HIS
1	8-A	313	ASN
1	8-A	409	GLN
1	8-A	413	GLN
1	8-A	458	HIS
1	8-B	30	HIS
1	8-B	58	GLN
1	8-B	61	HIS
1	8-B	86	ASN
1	8-B	92	HIS
1	8-B	106	ASN
1	8-B	113	ASN
1	8-B	210	HIS
1	8-B	222	ASN
1	8-B	230	HIS
1	8-B	272	GLN
1	8-B	303	HIS
1	8-B	313	ASN
1	8-B	409	GLN
1	8-B	458	HIS

*Continued on next page...*

*Continued from previous page...*

Mol	Chain	Res	Type
1	8-C	30	HIS
1	8-C	58	GLN
1	8-C	61	HIS
1	8-C	86	ASN
1	8-C	92	HIS
1	8-C	106	ASN
1	8-C	113	ASN
1	8-C	210	HIS
1	8-C	222	ASN
1	8-C	230	HIS
1	8-C	272	GLN
1	8-C	303	HIS
1	8-C	313	ASN
1	8-C	409	GLN
1	8-C	458	HIS
1	8-D	30	HIS
1	8-D	58	GLN
1	8-D	61	HIS
1	8-D	86	ASN
1	8-D	92	HIS
1	8-D	106	ASN
1	8-D	113	ASN
1	8-D	175	HIS
1	8-D	185	ASN
1	8-D	210	HIS
1	8-D	222	ASN
1	8-D	230	HIS
1	8-D	272	GLN
1	8-D	303	HIS
1	8-D	313	ASN
1	8-D	409	GLN
1	8-D	413	GLN
1	8-D	458	HIS
1	8-E	58	GLN
1	8-E	61	HIS
1	8-E	86	ASN
1	8-E	92	HIS
1	8-E	106	ASN
1	8-E	113	ASN
1	8-E	210	HIS
1	8-E	222	ASN
1	8-E	230	HIS

*Continued on next page...*

*Continued from previous page...*

Mol	Chain	Res	Type
1	8-E	244	ASN
1	8-E	272	GLN
1	8-E	303	HIS
1	8-E	313	ASN
1	8-E	409	GLN
1	8-E	458	HIS
1	8-F	30	HIS
1	8-F	58	GLN
1	8-F	61	HIS
1	8-F	86	ASN
1	8-F	92	HIS
1	8-F	106	ASN
1	8-F	113	ASN
1	8-F	175	HIS
1	8-F	210	HIS
1	8-F	222	ASN
1	8-F	230	HIS
1	8-F	272	GLN
1	8-F	303	HIS
1	8-F	313	ASN
1	8-F	409	GLN
1	8-F	458	HIS
1	8-G	30	HIS
1	8-G	58	GLN
1	8-G	61	HIS
1	8-G	86	ASN
1	8-G	92	HIS
1	8-G	106	ASN
1	8-G	113	ASN
1	8-G	175	HIS
1	8-G	185	ASN
1	8-G	210	HIS
1	8-G	222	ASN
1	8-G	230	HIS
1	8-G	272	GLN
1	8-G	303	HIS
1	8-G	313	ASN
1	8-G	409	GLN
1	8-G	413	GLN
1	8-G	458	HIS
1	8-H	30	HIS
1	8-H	58	GLN

*Continued on next page...*

*Continued from previous page...*

Mol	Chain	Res	Type
1	8-H	61	HIS
1	8-H	86	ASN
1	8-H	92	HIS
1	8-H	106	ASN
1	8-H	113	ASN
1	8-H	210	HIS
1	8-H	222	ASN
1	8-H	230	HIS
1	8-H	244	ASN
1	8-H	272	GLN
1	8-H	303	HIS
1	8-H	313	ASN
1	8-H	409	GLN
1	8-H	458	HIS
1	8-I	30	HIS
1	8-I	58	GLN
1	8-I	61	HIS
1	8-I	86	ASN
1	8-I	92	HIS
1	8-I	106	ASN
1	8-I	113	ASN
1	8-I	210	HIS
1	8-I	222	ASN
1	8-I	244	ASN
1	8-I	272	GLN
1	8-I	303	HIS
1	8-I	313	ASN
1	8-I	409	GLN
1	8-I	458	HIS
1	8-J	58	GLN
1	8-J	61	HIS
1	8-J	86	ASN
1	8-J	92	HIS
1	8-J	106	ASN
1	8-J	113	ASN
1	8-J	210	HIS
1	8-J	222	ASN
1	8-J	230	HIS
1	8-J	244	ASN
1	8-J	272	GLN
1	8-J	303	HIS
1	8-J	313	ASN

*Continued on next page...*

*Continued from previous page...*

Mol	Chain	Res	Type
1	8-J	409	GLN
1	8-J	413	GLN
1	8-J	458	HIS
1	8-K	30	HIS
1	8-K	58	GLN
1	8-K	61	HIS
1	8-K	86	ASN
1	8-K	92	HIS
1	8-K	106	ASN
1	8-K	113	ASN
1	8-K	175	HIS
1	8-K	210	HIS
1	8-K	222	ASN
1	8-K	230	HIS
1	8-K	272	GLN
1	8-K	303	HIS
1	8-K	313	ASN
1	8-K	409	GLN
1	8-K	458	HIS
1	8-L	58	GLN
1	8-L	61	HIS
1	8-L	86	ASN
1	8-L	92	HIS
1	8-L	106	ASN
1	8-L	113	ASN
1	8-L	210	HIS
1	8-L	222	ASN
1	8-L	230	HIS
1	8-L	244	ASN
1	8-L	272	GLN
1	8-L	303	HIS
1	8-L	313	ASN
1	8-L	409	GLN
1	8-L	458	HIS
1	8-M	30	HIS
1	8-M	58	GLN
1	8-M	61	HIS
1	8-M	86	ASN
1	8-M	92	HIS
1	8-M	106	ASN
1	8-M	113	ASN
1	8-M	210	HIS

*Continued on next page...*

*Continued from previous page...*

Mol	Chain	Res	Type
1	8-M	222	ASN
1	8-M	230	HIS
1	8-M	244	ASN
1	8-M	272	GLN
1	8-M	303	HIS
1	8-M	313	ASN
1	8-M	409	GLN
1	8-M	458	HIS
1	8-N	30	HIS
1	8-N	58	GLN
1	8-N	61	HIS
1	8-N	86	ASN
1	8-N	92	HIS
1	8-N	106	ASN
1	8-N	113	ASN
1	8-N	210	HIS
1	8-N	222	ASN
1	8-N	230	HIS
1	8-N	272	GLN
1	8-N	303	HIS
1	8-N	313	ASN
1	8-N	409	GLN
1	8-N	458	HIS
1	8-O	30	HIS
1	8-O	58	GLN
1	8-O	61	HIS
1	8-O	86	ASN
1	8-O	92	HIS
1	8-O	106	ASN
1	8-O	113	ASN
1	8-O	210	HIS
1	8-O	222	ASN
1	8-O	230	HIS
1	8-O	244	ASN
1	8-O	272	GLN
1	8-O	303	HIS
1	8-O	313	ASN
1	8-O	409	GLN
1	8-O	458	HIS
1	8-P	30	HIS
1	8-P	58	GLN
1	8-P	61	HIS

*Continued on next page...*

*Continued from previous page...*

Mol	Chain	Res	Type
1	8-P	86	ASN
1	8-P	92	HIS
1	8-P	106	ASN
1	8-P	113	ASN
1	8-P	175	HIS
1	8-P	210	HIS
1	8-P	222	ASN
1	8-P	230	HIS
1	8-P	272	GLN
1	8-P	303	HIS
1	8-P	313	ASN
1	8-P	409	GLN
1	8-P	458	HIS
1	8-Q	58	GLN
1	8-Q	61	HIS
1	8-Q	86	ASN
1	8-Q	92	HIS
1	8-Q	106	ASN
1	8-Q	113	ASN
1	8-Q	210	HIS
1	8-Q	222	ASN
1	8-Q	230	HIS
1	8-Q	244	ASN
1	8-Q	272	GLN
1	8-Q	303	HIS
1	8-Q	313	ASN
1	8-Q	409	GLN
1	8-Q	458	HIS
1	8-R	30	HIS
1	8-R	58	GLN
1	8-R	61	HIS
1	8-R	86	ASN
1	8-R	92	HIS
1	8-R	106	ASN
1	8-R	113	ASN
1	8-R	210	HIS
1	8-R	222	ASN
1	8-R	230	HIS
1	8-R	244	ASN
1	8-R	272	GLN
1	8-R	303	HIS
1	8-R	313	ASN

*Continued on next page...*

*Continued from previous page...*

Mol	Chain	Res	Type
1	8-R	409	GLN
1	8-R	458	HIS
1	8-S	30	HIS
1	8-S	58	GLN
1	8-S	61	HIS
1	8-S	86	ASN
1	8-S	92	HIS
1	8-S	106	ASN
1	8-S	113	ASN
1	8-S	185	ASN
1	8-S	210	HIS
1	8-S	222	ASN
1	8-S	230	HIS
1	8-S	272	GLN
1	8-S	303	HIS
1	8-S	313	ASN
1	8-S	409	GLN
1	8-S	458	HIS
1	8-T	30	HIS
1	8-T	58	GLN
1	8-T	61	HIS
1	8-T	86	ASN
1	8-T	92	HIS
1	8-T	106	ASN
1	8-T	113	ASN
1	8-T	210	HIS
1	8-T	222	ASN
1	8-T	230	HIS
1	8-T	244	ASN
1	8-T	272	GLN
1	8-T	303	HIS
1	8-T	313	ASN
1	8-T	409	GLN
1	8-T	458	HIS
1	8-U	30	HIS
1	8-U	58	GLN
1	8-U	61	HIS
1	8-U	86	ASN
1	8-U	92	HIS
1	8-U	106	ASN
1	8-U	113	ASN
1	8-U	175	HIS

*Continued on next page...*



*Continued from previous page...*

Mol	Chain	Res	Type
1	8-U	210	HIS
1	8-U	222	ASN
1	8-U	272	GLN
1	8-U	303	HIS
1	8-U	313	ASN
1	8-U	409	GLN
1	8-U	458	HIS
1	8-V	30	HIS
1	8-V	58	GLN
1	8-V	61	HIS
1	8-V	86	ASN
1	8-V	92	HIS
1	8-V	106	ASN
1	8-V	113	ASN
1	8-V	210	HIS
1	8-V	222	ASN
1	8-V	230	HIS
1	8-V	244	ASN
1	8-V	272	GLN
1	8-V	303	HIS
1	8-V	313	ASN
1	8-V	409	GLN
1	8-V	458	HIS
1	8-W	30	HIS
1	8-W	58	GLN
1	8-W	61	HIS
1	8-W	86	ASN
1	8-W	92	HIS
1	8-W	106	ASN
1	8-W	113	ASN
1	8-W	175	HIS
1	8-W	210	HIS
1	8-W	222	ASN
1	8-W	230	HIS
1	8-W	272	GLN
1	8-W	303	HIS
1	8-W	313	ASN
1	8-W	409	GLN
1	8-W	458	HIS
1	8-X	30	HIS
1	8-X	58	GLN
1	8-X	61	HIS

*Continued on next page...*

*Continued from previous page...*

Mol	Chain	Res	Type
1	8-X	86	ASN
1	8-X	92	HIS
1	8-X	106	ASN
1	8-X	113	ASN
1	8-X	210	HIS
1	8-X	222	ASN
1	8-X	230	HIS
1	8-X	244	ASN
1	8-X	272	GLN
1	8-X	303	HIS
1	8-X	313	ASN
1	8-X	409	GLN
1	8-X	458	HIS
1	9-A	30	HIS
1	9-A	61	HIS
1	9-A	86	ASN
1	9-A	106	ASN
1	9-A	113	ASN
1	9-A	187	GLN
1	9-A	210	HIS
1	9-A	211	HIS
1	9-A	218	GLN
1	9-A	244	ASN
1	9-A	248	GLN
1	9-A	272	GLN
1	9-A	313	ASN
1	9-A	338	ASN
1	9-A	504	ASN
1	9-A	389	GLN
1	9-A	458	HIS
1	9-B	30	HIS
1	9-B	61	HIS
1	9-B	86	ASN
1	9-B	106	ASN
1	9-B	113	ASN
1	9-B	175	HIS
1	9-B	187	GLN
1	9-B	210	HIS
1	9-B	211	HIS
1	9-B	218	GLN
1	9-B	248	GLN
1	9-B	272	GLN

*Continued on next page...*

*Continued from previous page...*

Mol	Chain	Res	Type
1	9-B	313	ASN
1	9-B	338	ASN
1	9-B	504	ASN
1	9-B	389	GLN
1	9-B	458	HIS
1	9-C	30	HIS
1	9-C	61	HIS
1	9-C	86	ASN
1	9-C	106	ASN
1	9-C	113	ASN
1	9-C	175	HIS
1	9-C	187	GLN
1	9-C	210	HIS
1	9-C	211	HIS
1	9-C	218	GLN
1	9-C	248	GLN
1	9-C	272	GLN
1	9-C	313	ASN
1	9-C	338	ASN
1	9-C	504	ASN
1	9-C	389	GLN
1	9-C	458	HIS
1	9-D	30	HIS
1	9-D	61	HIS
1	9-D	86	ASN
1	9-D	106	ASN
1	9-D	113	ASN
1	9-D	175	HIS
1	9-D	187	GLN
1	9-D	210	HIS
1	9-D	211	HIS
1	9-D	218	GLN
1	9-D	248	GLN
1	9-D	272	GLN
1	9-D	313	ASN
1	9-D	338	ASN
1	9-D	504	ASN
1	9-D	389	GLN
1	9-D	458	HIS
1	9-E	61	HIS
1	9-E	86	ASN
1	9-E	106	ASN

*Continued on next page...*

*Continued from previous page...*

Mol	Chain	Res	Type
1	9-E	113	ASN
1	9-E	187	GLN
1	9-E	210	HIS
1	9-E	218	GLN
1	9-E	244	ASN
1	9-E	248	GLN
1	9-E	272	GLN
1	9-E	313	ASN
1	9-E	338	ASN
1	9-E	504	ASN
1	9-E	389	GLN
1	9-E	458	HIS
1	9-F	30	HIS
1	9-F	61	HIS
1	9-F	86	ASN
1	9-F	106	ASN
1	9-F	113	ASN
1	9-F	175	HIS
1	9-F	187	GLN
1	9-F	210	HIS
1	9-F	211	HIS
1	9-F	218	GLN
1	9-F	248	GLN
1	9-F	272	GLN
1	9-F	313	ASN
1	9-F	338	ASN
1	9-F	504	ASN
1	9-F	389	GLN
1	9-F	458	HIS
1	9-G	30	HIS
1	9-G	61	HIS
1	9-G	86	ASN
1	9-G	106	ASN
1	9-G	113	ASN
1	9-G	175	HIS
1	9-G	187	GLN
1	9-G	210	HIS
1	9-G	211	HIS
1	9-G	218	GLN
1	9-G	248	GLN
1	9-G	272	GLN
1	9-G	313	ASN

*Continued on next page...*

*Continued from previous page...*

Mol	Chain	Res	Type
1	9-G	338	ASN
1	9-G	504	ASN
1	9-G	389	GLN
1	9-G	458	HIS
1	9-H	30	HIS
1	9-H	61	HIS
1	9-H	86	ASN
1	9-H	106	ASN
1	9-H	113	ASN
1	9-H	175	HIS
1	9-H	187	GLN
1	9-H	210	HIS
1	9-H	211	HIS
1	9-H	218	GLN
1	9-H	244	ASN
1	9-H	248	GLN
1	9-H	272	GLN
1	9-H	313	ASN
1	9-H	338	ASN
1	9-H	504	ASN
1	9-H	389	GLN
1	9-H	458	HIS
1	9-I	30	HIS
1	9-I	61	HIS
1	9-I	86	ASN
1	9-I	106	ASN
1	9-I	113	ASN
1	9-I	175	HIS
1	9-I	187	GLN
1	9-I	210	HIS
1	9-I	211	HIS
1	9-I	218	GLN
1	9-I	244	ASN
1	9-I	248	GLN
1	9-I	272	GLN
1	9-I	313	ASN
1	9-I	338	ASN
1	9-I	504	ASN
1	9-I	389	GLN
1	9-I	458	HIS
1	9-J	61	HIS
1	9-J	86	ASN

*Continued on next page...*

*Continued from previous page...*

Mol	Chain	Res	Type
1	9-J	106	ASN
1	9-J	113	ASN
1	9-J	175	HIS
1	9-J	187	GLN
1	9-J	210	HIS
1	9-J	211	HIS
1	9-J	218	GLN
1	9-J	244	ASN
1	9-J	248	GLN
1	9-J	272	GLN
1	9-J	313	ASN
1	9-J	338	ASN
1	9-J	504	ASN
1	9-J	389	GLN
1	9-J	458	HIS
1	9-K	30	HIS
1	9-K	61	HIS
1	9-K	86	ASN
1	9-K	106	ASN
1	9-K	113	ASN
1	9-K	175	HIS
1	9-K	187	GLN
1	9-K	210	HIS
1	9-K	211	HIS
1	9-K	218	GLN
1	9-K	244	ASN
1	9-K	248	GLN
1	9-K	272	GLN
1	9-K	313	ASN
1	9-K	338	ASN
1	9-K	504	ASN
1	9-K	389	GLN
1	9-K	458	HIS
1	9-L	61	HIS
1	9-L	86	ASN
1	9-L	106	ASN
1	9-L	113	ASN
1	9-L	187	GLN
1	9-L	210	HIS
1	9-L	211	HIS
1	9-L	218	GLN
1	9-L	244	ASN

*Continued on next page...*

*Continued from previous page...*

Mol	Chain	Res	Type
1	9-L	248	GLN
1	9-L	272	GLN
1	9-L	313	ASN
1	9-L	338	ASN
1	9-L	504	ASN
1	9-L	389	GLN
1	9-L	458	HIS
1	9-M	30	HIS
1	9-M	61	HIS
1	9-M	86	ASN
1	9-M	106	ASN
1	9-M	113	ASN
1	9-M	175	HIS
1	9-M	187	GLN
1	9-M	210	HIS
1	9-M	211	HIS
1	9-M	218	GLN
1	9-M	244	ASN
1	9-M	248	GLN
1	9-M	272	GLN
1	9-M	313	ASN
1	9-M	338	ASN
1	9-M	504	ASN
1	9-M	389	GLN
1	9-M	458	HIS
1	9-N	30	HIS
1	9-N	61	HIS
1	9-N	86	ASN
1	9-N	106	ASN
1	9-N	113	ASN
1	9-N	187	GLN
1	9-N	210	HIS
1	9-N	211	HIS
1	9-N	218	GLN
1	9-N	248	GLN
1	9-N	272	GLN
1	9-N	313	ASN
1	9-N	338	ASN
1	9-N	504	ASN
1	9-N	389	GLN
1	9-N	458	HIS
1	9-O	30	HIS

*Continued on next page...*

*Continued from previous page...*

Mol	Chain	Res	Type
1	9-O	61	HIS
1	9-O	86	ASN
1	9-O	106	ASN
1	9-O	113	ASN
1	9-O	175	HIS
1	9-O	187	GLN
1	9-O	210	HIS
1	9-O	218	GLN
1	9-O	244	ASN
1	9-O	248	GLN
1	9-O	272	GLN
1	9-O	313	ASN
1	9-O	338	ASN
1	9-O	504	ASN
1	9-O	389	GLN
1	9-O	458	HIS
1	9-P	30	HIS
1	9-P	61	HIS
1	9-P	86	ASN
1	9-P	106	ASN
1	9-P	113	ASN
1	9-P	175	HIS
1	9-P	187	GLN
1	9-P	210	HIS
1	9-P	211	HIS
1	9-P	218	GLN
1	9-P	248	GLN
1	9-P	272	GLN
1	9-P	313	ASN
1	9-P	338	ASN
1	9-P	504	ASN
1	9-P	389	GLN
1	9-P	458	HIS
1	9-Q	61	HIS
1	9-Q	86	ASN
1	9-Q	106	ASN
1	9-Q	113	ASN
1	9-Q	187	GLN
1	9-Q	210	HIS
1	9-Q	211	HIS
1	9-Q	218	GLN
1	9-Q	244	ASN

*Continued on next page...*



*Continued from previous page...*

Mol	Chain	Res	Type
1	9-Q	248	GLN
1	9-Q	272	GLN
1	9-Q	313	ASN
1	9-Q	338	ASN
1	9-Q	504	ASN
1	9-Q	389	GLN
1	9-Q	458	HIS
1	9-R	30	HIS
1	9-R	61	HIS
1	9-R	86	ASN
1	9-R	106	ASN
1	9-R	113	ASN
1	9-R	175	HIS
1	9-R	187	GLN
1	9-R	210	HIS
1	9-R	211	HIS
1	9-R	218	GLN
1	9-R	244	ASN
1	9-R	248	GLN
1	9-R	272	GLN
1	9-R	313	ASN
1	9-R	338	ASN
1	9-R	504	ASN
1	9-R	389	GLN
1	9-R	458	HIS
1	9-S	30	HIS
1	9-S	61	HIS
1	9-S	86	ASN
1	9-S	106	ASN
1	9-S	113	ASN
1	9-S	175	HIS
1	9-S	187	GLN
1	9-S	210	HIS
1	9-S	211	HIS
1	9-S	218	GLN
1	9-S	248	GLN
1	9-S	272	GLN
1	9-S	313	ASN
1	9-S	338	ASN
1	9-S	504	ASN
1	9-S	389	GLN
1	9-S	458	HIS

*Continued on next page...*

*Continued from previous page...*

Mol	Chain	Res	Type
1	9-T	30	HIS
1	9-T	61	HIS
1	9-T	86	ASN
1	9-T	106	ASN
1	9-T	113	ASN
1	9-T	187	GLN
1	9-T	210	HIS
1	9-T	211	HIS
1	9-T	218	GLN
1	9-T	244	ASN
1	9-T	248	GLN
1	9-T	272	GLN
1	9-T	313	ASN
1	9-T	338	ASN
1	9-T	504	ASN
1	9-T	389	GLN
1	9-T	458	HIS
1	9-U	30	HIS
1	9-U	61	HIS
1	9-U	86	ASN
1	9-U	106	ASN
1	9-U	113	ASN
1	9-U	175	HIS
1	9-U	187	GLN
1	9-U	210	HIS
1	9-U	211	HIS
1	9-U	218	GLN
1	9-U	248	GLN
1	9-U	272	GLN
1	9-U	313	ASN
1	9-U	338	ASN
1	9-U	504	ASN
1	9-U	389	GLN
1	9-U	458	HIS
1	9-V	30	HIS
1	9-V	61	HIS
1	9-V	86	ASN
1	9-V	106	ASN
1	9-V	113	ASN
1	9-V	175	HIS
1	9-V	187	GLN
1	9-V	210	HIS

*Continued on next page...*

*Continued from previous page...*

Mol	Chain	Res	Type
1	9-V	211	HIS
1	9-V	218	GLN
1	9-V	244	ASN
1	9-V	248	GLN
1	9-V	272	GLN
1	9-V	313	ASN
1	9-V	338	ASN
1	9-V	504	ASN
1	9-V	389	GLN
1	9-V	458	HIS
1	9-W	30	HIS
1	9-W	61	HIS
1	9-W	86	ASN
1	9-W	106	ASN
1	9-W	113	ASN
1	9-W	175	HIS
1	9-W	187	GLN
1	9-W	210	HIS
1	9-W	211	HIS
1	9-W	218	GLN
1	9-W	244	ASN
1	9-W	248	GLN
1	9-W	272	GLN
1	9-W	313	ASN
1	9-W	338	ASN
1	9-W	504	ASN
1	9-W	389	GLN
1	9-W	458	HIS
1	9-X	30	HIS
1	9-X	61	HIS
1	9-X	86	ASN
1	9-X	106	ASN
1	9-X	113	ASN
1	9-X	175	HIS
1	9-X	187	GLN
1	9-X	210	HIS
1	9-X	211	HIS
1	9-X	218	GLN
1	9-X	244	ASN
1	9-X	248	GLN
1	9-X	272	GLN
1	9-X	313	ASN

*Continued on next page...*

*Continued from previous page...*

Mol	Chain	Res	Type
1	9-X	338	ASN
1	9-X	504	ASN
1	9-X	389	GLN
1	9-X	458	HIS
1	10-A	30	HIS
1	10-A	86	ASN
1	10-A	92	HIS
1	10-A	106	ASN
1	10-A	113	ASN
1	10-A	175	HIS
1	10-A	187	GLN
1	10-A	210	HIS
1	10-A	218	GLN
1	10-A	244	ASN
1	10-A	264	ASN
1	10-A	304	HIS
1	10-A	313	ASN
1	10-A	413	GLN
1	10-A	458	HIS
1	10-B	30	HIS
1	10-B	86	ASN
1	10-B	92	HIS
1	10-B	106	ASN
1	10-B	113	ASN
1	10-B	175	HIS
1	10-B	187	GLN
1	10-B	210	HIS
1	10-B	211	HIS
1	10-B	218	GLN
1	10-B	264	ASN
1	10-B	304	HIS
1	10-B	313	ASN
1	10-B	413	GLN
1	10-B	458	HIS
1	10-C	30	HIS
1	10-C	86	ASN
1	10-C	92	HIS
1	10-C	106	ASN
1	10-C	113	ASN
1	10-C	175	HIS
1	10-C	187	GLN
1	10-C	210	HIS

*Continued on next page...*

*Continued from previous page...*

Mol	Chain	Res	Type
1	10-C	211	HIS
1	10-C	218	GLN
1	10-C	264	ASN
1	10-C	304	HIS
1	10-C	313	ASN
1	10-C	413	GLN
1	10-C	458	HIS
1	10-D	30	HIS
1	10-D	86	ASN
1	10-D	92	HIS
1	10-D	106	ASN
1	10-D	113	ASN
1	10-D	175	HIS
1	10-D	187	GLN
1	10-D	210	HIS
1	10-D	218	GLN
1	10-D	264	ASN
1	10-D	304	HIS
1	10-D	313	ASN
1	10-D	454	ASN
1	10-D	458	HIS
1	10-E	30	HIS
1	10-E	86	ASN
1	10-E	92	HIS
1	10-E	106	ASN
1	10-E	113	ASN
1	10-E	175	HIS
1	10-E	187	GLN
1	10-E	210	HIS
1	10-E	211	HIS
1	10-E	218	GLN
1	10-E	244	ASN
1	10-E	264	ASN
1	10-E	304	HIS
1	10-E	313	ASN
1	10-E	413	GLN
1	10-E	458	HIS
1	10-F	30	HIS
1	10-F	86	ASN
1	10-F	92	HIS
1	10-F	106	ASN
1	10-F	113	ASN

*Continued on next page...*

*Continued from previous page...*

Mol	Chain	Res	Type
1	10-F	175	HIS
1	10-F	187	GLN
1	10-F	210	HIS
1	10-F	211	HIS
1	10-F	218	GLN
1	10-F	264	ASN
1	10-F	304	HIS
1	10-F	313	ASN
1	10-F	413	GLN
1	10-F	458	HIS
1	10-G	30	HIS
1	10-G	86	ASN
1	10-G	92	HIS
1	10-G	106	ASN
1	10-G	113	ASN
1	10-G	175	HIS
1	10-G	187	GLN
1	10-G	210	HIS
1	10-G	218	GLN
1	10-G	264	ASN
1	10-G	304	HIS
1	10-G	313	ASN
1	10-G	413	GLN
1	10-G	458	HIS
1	10-H	30	HIS
1	10-H	86	ASN
1	10-H	92	HIS
1	10-H	106	ASN
1	10-H	113	ASN
1	10-H	175	HIS
1	10-H	187	GLN
1	10-H	210	HIS
1	10-H	211	HIS
1	10-H	218	GLN
1	10-H	244	ASN
1	10-H	264	ASN
1	10-H	304	HIS
1	10-H	313	ASN
1	10-H	413	GLN
1	10-H	458	HIS
1	10-I	30	HIS
1	10-I	86	ASN

*Continued on next page...*

*Continued from previous page...*

Mol	Chain	Res	Type
1	10-I	92	HIS
1	10-I	106	ASN
1	10-I	113	ASN
1	10-I	175	HIS
1	10-I	187	GLN
1	10-I	210	HIS
1	10-I	211	HIS
1	10-I	218	GLN
1	10-I	264	ASN
1	10-I	304	HIS
1	10-I	313	ASN
1	10-I	413	GLN
1	10-I	458	HIS
1	10-J	30	HIS
1	10-J	86	ASN
1	10-J	92	HIS
1	10-J	106	ASN
1	10-J	113	ASN
1	10-J	175	HIS
1	10-J	187	GLN
1	10-J	210	HIS
1	10-J	218	GLN
1	10-J	244	ASN
1	10-J	264	ASN
1	10-J	304	HIS
1	10-J	313	ASN
1	10-J	454	ASN
1	10-J	458	HIS
1	10-K	30	HIS
1	10-K	86	ASN
1	10-K	92	HIS
1	10-K	106	ASN
1	10-K	113	ASN
1	10-K	175	HIS
1	10-K	187	GLN
1	10-K	210	HIS
1	10-K	218	GLN
1	10-K	264	ASN
1	10-K	304	HIS
1	10-K	313	ASN
1	10-K	413	GLN
1	10-K	458	HIS

*Continued on next page...*

*Continued from previous page...*

Mol	Chain	Res	Type
1	10-L	30	HIS
1	10-L	86	ASN
1	10-L	92	HIS
1	10-L	106	ASN
1	10-L	113	ASN
1	10-L	175	HIS
1	10-L	187	GLN
1	10-L	210	HIS
1	10-L	218	GLN
1	10-L	244	ASN
1	10-L	264	ASN
1	10-L	304	HIS
1	10-L	313	ASN
1	10-L	413	GLN
1	10-L	458	HIS
1	10-M	30	HIS
1	10-M	86	ASN
1	10-M	92	HIS
1	10-M	106	ASN
1	10-M	113	ASN
1	10-M	175	HIS
1	10-M	187	GLN
1	10-M	210	HIS
1	10-M	211	HIS
1	10-M	218	GLN
1	10-M	244	ASN
1	10-M	264	ASN
1	10-M	304	HIS
1	10-M	313	ASN
1	10-M	413	GLN
1	10-M	458	HIS
1	10-N	30	HIS
1	10-N	86	ASN
1	10-N	92	HIS
1	10-N	106	ASN
1	10-N	113	ASN
1	10-N	175	HIS
1	10-N	187	GLN
1	10-N	210	HIS
1	10-N	218	GLN
1	10-N	264	ASN
1	10-N	304	HIS

*Continued on next page...*



*Continued from previous page...*

Mol	Chain	Res	Type
1	10-N	313	ASN
1	10-N	413	GLN
1	10-N	458	HIS
1	10-O	30	HIS
1	10-O	86	ASN
1	10-O	92	HIS
1	10-O	106	ASN
1	10-O	113	ASN
1	10-O	175	HIS
1	10-O	187	GLN
1	10-O	210	HIS
1	10-O	211	HIS
1	10-O	218	GLN
1	10-O	264	ASN
1	10-O	304	HIS
1	10-O	313	ASN
1	10-O	413	GLN
1	10-O	458	HIS
1	10-P	30	HIS
1	10-P	86	ASN
1	10-P	92	HIS
1	10-P	106	ASN
1	10-P	113	ASN
1	10-P	175	HIS
1	10-P	187	GLN
1	10-P	210	HIS
1	10-P	218	GLN
1	10-P	264	ASN
1	10-P	304	HIS
1	10-P	313	ASN
1	10-P	454	ASN
1	10-P	458	HIS
1	10-Q	30	HIS
1	10-Q	86	ASN
1	10-Q	92	HIS
1	10-Q	106	ASN
1	10-Q	113	ASN
1	10-Q	175	HIS
1	10-Q	187	GLN
1	10-Q	210	HIS
1	10-Q	218	GLN
1	10-Q	244	ASN

*Continued on next page...*

*Continued from previous page...*

Mol	Chain	Res	Type
1	10-Q	264	ASN
1	10-Q	304	HIS
1	10-Q	313	ASN
1	10-Q	413	GLN
1	10-Q	458	HIS
1	10-R	30	HIS
1	10-R	86	ASN
1	10-R	92	HIS
1	10-R	106	ASN
1	10-R	113	ASN
1	10-R	175	HIS
1	10-R	187	GLN
1	10-R	210	HIS
1	10-R	211	HIS
1	10-R	218	GLN
1	10-R	264	ASN
1	10-R	304	HIS
1	10-R	313	ASN
1	10-R	413	GLN
1	10-R	458	HIS
1	10-S	30	HIS
1	10-S	86	ASN
1	10-S	92	HIS
1	10-S	106	ASN
1	10-S	113	ASN
1	10-S	175	HIS
1	10-S	187	GLN
1	10-S	210	HIS
1	10-S	211	HIS
1	10-S	218	GLN
1	10-S	264	ASN
1	10-S	304	HIS
1	10-S	313	ASN
1	10-S	413	GLN
1	10-S	458	HIS
1	10-T	30	HIS
1	10-T	86	ASN
1	10-T	92	HIS
1	10-T	106	ASN
1	10-T	113	ASN
1	10-T	175	HIS
1	10-T	187	GLN

*Continued on next page...*

*Continued from previous page...*

Mol	Chain	Res	Type
1	10-T	210	HIS
1	10-T	218	GLN
1	10-T	244	ASN
1	10-T	264	ASN
1	10-T	304	HIS
1	10-T	313	ASN
1	10-T	413	GLN
1	10-T	458	HIS
1	10-U	30	HIS
1	10-U	86	ASN
1	10-U	92	HIS
1	10-U	106	ASN
1	10-U	113	ASN
1	10-U	175	HIS
1	10-U	187	GLN
1	10-U	210	HIS
1	10-U	211	HIS
1	10-U	218	GLN
1	10-U	264	ASN
1	10-U	304	HIS
1	10-U	313	ASN
1	10-U	413	GLN
1	10-U	458	HIS
1	10-V	30	HIS
1	10-V	86	ASN
1	10-V	92	HIS
1	10-V	106	ASN
1	10-V	113	ASN
1	10-V	175	HIS
1	10-V	187	GLN
1	10-V	210	HIS
1	10-V	211	HIS
1	10-V	218	GLN
1	10-V	244	ASN
1	10-V	264	ASN
1	10-V	304	HIS
1	10-V	313	ASN
1	10-V	454	ASN
1	10-V	458	HIS
1	10-W	30	HIS
1	10-W	86	ASN
1	10-W	92	HIS

*Continued on next page...*

*Continued from previous page...*

Mol	Chain	Res	Type
1	10-W	106	ASN
1	10-W	113	ASN
1	10-W	175	HIS
1	10-W	187	GLN
1	10-W	210	HIS
1	10-W	218	GLN
1	10-W	264	ASN
1	10-W	304	HIS
1	10-W	313	ASN
1	10-W	413	GLN
1	10-W	458	HIS
1	10-X	30	HIS
1	10-X	86	ASN
1	10-X	92	HIS
1	10-X	106	ASN
1	10-X	113	ASN
1	10-X	175	HIS
1	10-X	187	GLN
1	10-X	210	HIS
1	10-X	211	HIS
1	10-X	218	GLN
1	10-X	244	ASN
1	10-X	264	ASN
1	10-X	304	HIS
1	10-X	313	ASN
1	10-X	413	GLN
1	10-X	458	HIS

### 5.3.3 RNA ⓘ

There are no RNA molecules in this entry.

### 5.4 Non-standard residues in protein, DNA, RNA chains ⓘ

There are no non-standard protein/DNA/RNA residues in this entry.

### 5.5 Carbohydrates ⓘ

There are no carbohydrates in this entry.

## 5.6 Ligand geometry

Of 720 ligands modelled in this entry, 240 are monoatomic - leaving 480 for Mogul analysis.

In the following table, the Counts columns list the number of bonds (or angles) for which Mogul statistics could be retrieved, the number of bonds (or angles) that are observed in the model and the number of bonds (or angles) that are defined in the Chemical Component Dictionary. The Link column lists molecule types, if any, to which the group is linked. The Z score for a bond length (or angle) is the number of standard deviations the observed value is removed from the expected value. A bond length (or angle) with  $|Z| > 2$  is considered an outlier worth inspection. RMSZ is the root-mean-square of all Z scores of the bond lengths (or angles).

Mol	Type	Chain	Res	Link	Bond lengths			Bond angles		
					Counts	RMSZ	# Z  > 2	Counts	RMSZ	# Z  > 2
3	AMP	9-E	7483	-	22,25,25	3.46	13 (59%)	25,38,38	4.16	10 (40%)
3	AMP	8-Q	7507	-	22,25,25	3.45	13 (59%)	25,38,38	4.16	10 (40%)
3	AMP	4-D	7481	-	22,25,25	3.46	13 (59%)	25,38,38	4.16	10 (40%)
3	AMP	9-X	7521	-	22,25,25	3.47	13 (59%)	25,38,38	4.16	10 (40%)
3	AMP	8-E	7483	-	22,25,25	3.46	13 (59%)	25,38,38	4.16	10 (40%)
3	AMP	4-L	7497	-	22,25,25	3.46	13 (59%)	25,38,38	4.15	10 (40%)
4	CIT	7-T	7514	-	3,12,12	2.97	2 (66%)	3,17,17	1.67	1 (33%)
3	AMP	2-L	7497	-	22,25,25	3.46	13 (59%)	25,38,38	4.15	10 (40%)
4	CIT	4-O	7504	-	3,12,12	2.97	2 (66%)	3,17,17	1.67	1 (33%)
3	AMP	8-I	7491	-	22,25,25	3.45	13 (59%)	25,38,38	4.16	10 (40%)
3	AMP	4-X	7521	-	22,25,25	3.47	13 (59%)	25,38,38	4.16	10 (40%)
3	AMP	2-P	7505	-	22,25,25	3.46	13 (59%)	25,38,38	4.16	10 (40%)
3	AMP	2-I	7491	-	22,25,25	3.45	13 (59%)	25,38,38	4.16	10 (40%)
3	AMP	5-K	7495	-	22,25,25	3.46	13 (59%)	25,38,38	4.16	10 (40%)
4	CIT	4-S	7512	-	3,12,12	3.00	2 (66%)	3,17,17	1.67	1 (33%)
3	AMP	9-M	7499	-	22,25,25	3.46	13 (59%)	25,38,38	4.16	10 (40%)
3	AMP	4-E	7483	-	22,25,25	3.46	13 (59%)	25,38,38	4.16	10 (40%)
4	CIT	4-I	7492	-	3,12,12	2.99	2 (66%)	3,17,17	1.67	1 (33%)
3	AMP	6-R	7509	-	22,25,25	3.46	13 (59%)	25,38,38	4.15	10 (40%)
4	CIT	2-N	7502	-	3,12,12	2.99	2 (66%)	3,17,17	1.67	1 (33%)
3	AMP	2-B	7477	-	22,25,25	3.47	13 (59%)	25,38,38	4.16	10 (40%)
3	AMP	8-K	7495	-	22,25,25	3.46	13 (59%)	25,38,38	4.16	10 (40%)
3	AMP	5-L	7497	-	22,25,25	3.46	13 (59%)	25,38,38	4.15	10 (40%)
3	AMP	1-E	7483	-	22,25,25	3.46	13 (59%)	25,38,38	4.16	10 (40%)
4	CIT	9-O	7504	-	3,12,12	2.97	2 (66%)	3,17,17	1.67	1 (33%)
3	AMP	10-T	7513	-	22,25,25	3.46	13 (59%)	25,38,38	4.16	10 (40%)

Mol	Type	Chain	Res	Link	Bond lengths			Bond angles		
					Counts	RMSZ	# Z  > 2	Counts	RMSZ	# Z  > 2
4	CIT	5-D	7482	-	3,12,12	2.99	2 (66%)	3,17,17	1.67	1 (33%)
3	AMP	1-H	7489	-	22,25,25	3.46	13 (59%)	25,38,38	4.16	10 (40%)
3	AMP	7-T	7513	-	22,25,25	3.46	13 (59%)	25,38,38	4.16	10 (40%)
3	AMP	10-O	7503	-	22,25,25	3.46	13 (59%)	25,38,38	4.16	10 (40%)
4	CIT	4-H	7490	-	3,12,12	2.98	2 (66%)	3,17,17	1.66	1 (33%)
4	CIT	1-S	7512	-	3,12,12	3.00	2 (66%)	3,17,17	1.67	1 (33%)
3	AMP	4-K	7495	-	22,25,25	3.46	13 (59%)	25,38,38	4.16	10 (40%)
4	CIT	1-N	7502	-	3,12,12	2.99	2 (66%)	3,17,17	1.67	1 (33%)
4	CIT	1-G	7488	-	3,12,12	2.97	2 (66%)	3,17,17	1.67	1 (33%)
3	AMP	3-L	7497	-	22,25,25	3.46	13 (59%)	25,38,38	4.15	10 (40%)
4	CIT	8-R	7510	-	3,12,12	2.98	2 (66%)	3,17,17	1.66	1 (33%)
3	AMP	5-E	7483	-	22,25,25	3.46	13 (59%)	25,38,38	4.16	10 (40%)
4	CIT	7-M	7500	-	3,12,12	2.97	2 (66%)	3,17,17	1.68	1 (33%)
3	AMP	4-O	7503	-	22,25,25	3.46	13 (59%)	25,38,38	4.16	10 (40%)
3	AMP	3-D	7481	-	22,25,25	3.46	13 (59%)	25,38,38	4.16	10 (40%)
4	CIT	1-R	7510	-	3,12,12	2.98	2 (66%)	3,17,17	1.66	1 (33%)
4	CIT	10-B	7478	-	3,12,12	2.99	2 (66%)	3,17,17	1.68	1 (33%)
4	CIT	3-Q	7508	-	3,12,12	2.99	2 (66%)	3,17,17	1.66	1 (33%)
4	CIT	4-N	7502	-	3,12,12	2.99	2 (66%)	3,17,17	1.67	1 (33%)
4	CIT	6-U	7516	-	3,12,12	2.98	2 (66%)	3,17,17	1.66	1 (33%)
3	AMP	3-F	7485	-	22,25,25	3.46	13 (59%)	25,38,38	4.16	10 (40%)
3	AMP	3-Q	7507	-	22,25,25	3.45	13 (59%)	25,38,38	4.16	10 (40%)
3	AMP	10-P	7505	-	22,25,25	3.46	13 (59%)	25,38,38	4.16	10 (40%)
4	CIT	6-G	7488	-	3,12,12	2.97	2 (66%)	3,17,17	1.67	1 (33%)
4	CIT	2-H	7490	-	3,12,12	2.98	2 (66%)	3,17,17	1.66	1 (33%)
4	CIT	9-F	7486	-	3,12,12	2.99	2 (66%)	3,17,17	1.67	1 (33%)
3	AMP	2-N	7501	-	22,25,25	3.46	13 (59%)	25,38,38	4.16	10 (40%)
3	AMP	1-S	7511	-	22,25,25	3.45	13 (59%)	25,38,38	4.15	10 (40%)
3	AMP	9-A	7475	-	22,25,25	3.46	13 (59%)	25,38,38	4.16	10 (40%)
4	CIT	7-E	7484	-	3,12,12	2.99	2 (66%)	3,17,17	1.68	1 (33%)
3	AMP	2-R	7509	-	22,25,25	3.46	13 (59%)	25,38,38	4.15	10 (40%)
4	CIT	8-A	7476	-	3,12,12	2.98	2 (66%)	3,17,17	1.67	1 (33%)
3	AMP	1-D	7481	-	22,25,25	3.46	13 (59%)	25,38,38	4.16	10 (40%)
4	CIT	3-U	7516	-	3,12,12	2.98	2 (66%)	3,17,17	1.66	1 (33%)
3	AMP	10-F	7485	-	22,25,25	3.46	13 (59%)	25,38,38	4.16	10 (40%)

Mol	Type	Chain	Res	Link	Bond lengths			Bond angles		
					Counts	RMSZ	# Z  > 2	Counts	RMSZ	# Z  > 2
4	CIT	2-S	7512	-	3,12,12	3.00	2 (66%)	3,17,17	1.67	1 (33%)
3	AMP	4-V	7517	-	22,25,25	3.45	13 (59%)	25,38,38	4.16	10 (40%)
3	AMP	1-C	7479	-	22,25,25	3.46	13 (59%)	25,38,38	4.16	10 (40%)
4	CIT	3-H	7490	-	3,12,12	2.98	2 (66%)	3,17,17	1.66	1 (33%)
4	CIT	9-M	7500	-	3,12,12	2.97	2 (66%)	3,17,17	1.68	1 (33%)
3	AMP	9-I	7491	-	22,25,25	3.45	13 (59%)	25,38,38	4.16	10 (40%)
4	CIT	2-E	7484	-	3,12,12	2.99	2 (66%)	3,17,17	1.68	1 (33%)
4	CIT	7-D	7482	-	3,12,12	2.99	2 (66%)	3,17,17	1.67	1 (33%)
4	CIT	4-A	7476	-	3,12,12	2.98	2 (66%)	3,17,17	1.67	1 (33%)
4	CIT	2-O	7504	-	3,12,12	2.97	2 (66%)	3,17,17	1.67	1 (33%)
4	CIT	4-U	7516	-	3,12,12	2.98	2 (66%)	3,17,17	1.66	1 (33%)
3	AMP	2-M	7499	-	22,25,25	3.46	13 (59%)	25,38,38	4.16	10 (40%)
3	AMP	3-J	7493	-	22,25,25	3.46	13 (59%)	25,38,38	4.16	10 (40%)
3	AMP	2-K	7495	-	22,25,25	3.46	13 (59%)	25,38,38	4.16	10 (40%)
4	CIT	4-F	7486	-	3,12,12	2.99	2 (66%)	3,17,17	1.67	1 (33%)
3	AMP	4-W	7519	-	22,25,25	3.46	13 (59%)	25,38,38	4.16	10 (40%)
3	AMP	3-E	7483	-	22,25,25	3.46	13 (59%)	25,38,38	4.16	10 (40%)
4	CIT	6-D	7482	-	3,12,12	2.99	2 (66%)	3,17,17	1.67	1 (33%)
4	CIT	2-D	7482	-	3,12,12	2.99	2 (66%)	3,17,17	1.67	1 (33%)
3	AMP	2-V	7517	-	22,25,25	3.45	13 (59%)	25,38,38	4.16	10 (40%)
4	CIT	10-C	7480	-	3,12,12	3.01	2 (66%)	3,17,17	1.66	1 (33%)
3	AMP	10-G	7487	-	22,25,25	3.46	13 (59%)	25,38,38	4.16	10 (40%)
3	AMP	1-P	7505	-	22,25,25	3.46	13 (59%)	25,38,38	4.16	10 (40%)
4	CIT	1-L	7498	-	3,12,12	3.01	2 (66%)	3,17,17	1.67	1 (33%)
4	CIT	4-T	7514	-	3,12,12	2.97	2 (66%)	3,17,17	1.67	1 (33%)
4	CIT	8-S	7512	-	3,12,12	3.00	2 (66%)	3,17,17	1.67	1 (33%)
4	CIT	7-I	7492	-	3,12,12	2.99	2 (66%)	3,17,17	1.67	1 (33%)
4	CIT	3-G	7488	-	3,12,12	2.97	2 (66%)	3,17,17	1.67	1 (33%)
4	CIT	5-A	7476	-	3,12,12	2.98	2 (66%)	3,17,17	1.67	1 (33%)
4	CIT	2-J	7494	-	3,12,12	2.98	2 (66%)	3,17,17	1.66	1 (33%)
4	CIT	4-C	7480	-	3,12,12	3.01	2 (66%)	3,17,17	1.66	1 (33%)
4	CIT	8-U	7516	-	3,12,12	2.98	2 (66%)	3,17,17	1.66	1 (33%)
4	CIT	3-T	7514	-	3,12,12	2.97	2 (66%)	3,17,17	1.67	1 (33%)
4	CIT	8-H	7490	-	3,12,12	2.98	2 (66%)	3,17,17	1.66	1 (33%)
4	CIT	5-G	7488	-	3,12,12	2.97	2 (66%)	3,17,17	1.67	1 (33%)

Mol	Type	Chain	Res	Link	Bond lengths			Bond angles		
					Counts	RMSZ	# Z  > 2	Counts	RMSZ	# Z  > 2
4	CIT	6-T	7514	-	3,12,12	2.97	2 (66%)	3,17,17	1.67	1 (33%)
4	CIT	7-L	7498	-	3,12,12	3.01	2 (66%)	3,17,17	1.67	1 (33%)
4	CIT	8-J	7494	-	3,12,12	2.98	2 (66%)	3,17,17	1.66	1 (33%)
3	AMP	6-X	7521	-	22,25,25	3.47	13 (59%)	25,38,38	4.16	10 (40%)
4	CIT	6-C	7480	-	3,12,12	3.01	2 (66%)	3,17,17	1.66	1 (33%)
4	CIT	4-J	7494	-	3,12,12	2.98	2 (66%)	3,17,17	1.66	1 (33%)
4	CIT	7-F	7486	-	3,12,12	2.99	2 (66%)	3,17,17	1.67	1 (33%)
3	AMP	2-O	7503	-	22,25,25	3.46	13 (59%)	25,38,38	4.16	10 (40%)
4	CIT	1-H	7490	-	3,12,12	2.98	2 (66%)	3,17,17	1.66	1 (33%)
4	CIT	7-W	7520	-	3,12,12	2.99	2 (66%)	3,17,17	1.68	1 (33%)
3	AMP	4-A	7475	-	22,25,25	3.46	13 (59%)	25,38,38	4.16	10 (40%)
4	CIT	6-F	7486	-	3,12,12	2.99	2 (66%)	3,17,17	1.67	1 (33%)
3	AMP	4-F	7485	-	22,25,25	3.46	13 (59%)	25,38,38	4.16	10 (40%)
3	AMP	7-M	7499	-	22,25,25	3.46	13 (59%)	25,38,38	4.16	10 (40%)
3	AMP	3-W	7519	-	22,25,25	3.46	13 (59%)	25,38,38	4.16	10 (40%)
3	AMP	1-M	7499	-	22,25,25	3.46	13 (59%)	25,38,38	4.16	10 (40%)
4	CIT	3-B	7478	-	3,12,12	2.99	2 (66%)	3,17,17	1.68	1 (33%)
4	CIT	9-X	7522	-	3,12,12	2.96	2 (66%)	3,17,17	1.67	1 (33%)
3	AMP	4-B	7477	-	22,25,25	3.47	13 (59%)	25,38,38	4.16	10 (40%)
4	CIT	10-E	7484	-	3,12,12	2.99	2 (66%)	3,17,17	1.68	1 (33%)
3	AMP	6-S	7511	-	22,25,25	3.45	13 (59%)	25,38,38	4.15	10 (40%)
3	AMP	7-B	7477	-	22,25,25	3.47	13 (59%)	25,38,38	4.16	10 (40%)
3	AMP	1-T	7513	-	22,25,25	3.46	13 (59%)	25,38,38	4.16	10 (40%)
4	CIT	3-L	7498	-	3,12,12	3.01	2 (66%)	3,17,17	1.67	1 (33%)
3	AMP	9-K	7495	-	22,25,25	3.46	13 (59%)	25,38,38	4.16	10 (40%)
3	AMP	1-R	7509	-	22,25,25	3.46	13 (59%)	25,38,38	4.15	10 (40%)
3	AMP	10-R	7509	-	22,25,25	3.46	13 (59%)	25,38,38	4.15	10 (40%)
3	AMP	3-V	7517	-	22,25,25	3.45	13 (59%)	25,38,38	4.16	10 (40%)
4	CIT	3-A	7476	-	3,12,12	2.98	2 (66%)	3,17,17	1.67	1 (33%)
4	CIT	3-V	7518	-	3,12,12	3.02	2 (66%)	3,17,17	1.66	1 (33%)
3	AMP	2-T	7513	-	22,25,25	3.46	13 (59%)	25,38,38	4.16	10 (40%)
4	CIT	3-J	7494	-	3,12,12	2.98	2 (66%)	3,17,17	1.66	1 (33%)
3	AMP	9-C	7479	-	22,25,25	3.46	13 (59%)	25,38,38	4.16	10 (40%)
4	CIT	9-K	7496	-	3,12,12	2.96	2 (66%)	3,17,17	1.67	1 (33%)
3	AMP	9-O	7503	-	22,25,25	3.46	13 (59%)	25,38,38	4.16	10 (40%)



Mol	Type	Chain	Res	Link	Bond lengths			Bond angles		
					Counts	RMSZ	# Z  > 2	Counts	RMSZ	# Z  > 2
4	CIT	8-C	7480	-	3,12,12	3.01	2 (66%)	3,17,17	1.66	1 (33%)
4	CIT	8-Q	7508	-	3,12,12	2.99	2 (66%)	3,17,17	1.66	1 (33%)
4	CIT	5-X	7522	-	3,12,12	2.96	2 (66%)	3,17,17	1.67	1 (33%)
3	AMP	9-W	7519	-	22,25,25	3.46	13 (59%)	25,38,38	4.16	10 (40%)
4	CIT	1-V	7518	-	3,12,12	3.02	2 (66%)	3,17,17	1.66	1 (33%)
4	CIT	4-P	7506	-	3,12,12	2.98	2 (66%)	3,17,17	1.67	1 (33%)
4	CIT	6-I	7492	-	3,12,12	2.99	2 (66%)	3,17,17	1.67	1 (33%)
3	AMP	1-O	7503	-	22,25,25	3.46	13 (59%)	25,38,38	4.16	10 (40%)
3	AMP	1-F	7485	-	22,25,25	3.46	13 (59%)	25,38,38	4.16	10 (40%)
4	CIT	6-X	7522	-	3,12,12	2.96	2 (66%)	3,17,17	1.67	1 (33%)
4	CIT	6-Q	7508	-	3,12,12	2.99	2 (66%)	3,17,17	1.66	1 (33%)
3	AMP	8-C	7479	-	22,25,25	3.46	13 (59%)	25,38,38	4.16	10 (40%)
3	AMP	4-S	7511	-	22,25,25	3.45	13 (59%)	25,38,38	4.15	10 (40%)
3	AMP	2-D	7481	-	22,25,25	3.46	13 (59%)	25,38,38	4.16	10 (40%)
3	AMP	4-N	7501	-	22,25,25	3.46	13 (59%)	25,38,38	4.16	10 (40%)
3	AMP	6-T	7513	-	22,25,25	3.46	13 (59%)	25,38,38	4.16	10 (40%)
4	CIT	10-Q	7508	-	3,12,12	2.99	2 (66%)	3,17,17	1.66	1 (33%)
3	AMP	7-N	7501	-	22,25,25	3.46	13 (59%)	25,38,38	4.16	10 (40%)
3	AMP	10-W	7519	-	22,25,25	3.46	13 (59%)	25,38,38	4.16	10 (40%)
3	AMP	2-W	7519	-	22,25,25	3.46	13 (59%)	25,38,38	4.16	10 (40%)
4	CIT	3-C	7480	-	3,12,12	3.01	2 (66%)	3,17,17	1.66	1 (33%)
3	AMP	5-A	7475	-	22,25,25	3.46	13 (59%)	25,38,38	4.16	10 (40%)
4	CIT	7-C	7480	-	3,12,12	3.01	2 (66%)	3,17,17	1.66	1 (33%)
3	AMP	7-R	7509	-	22,25,25	3.46	13 (59%)	25,38,38	4.15	10 (40%)
4	CIT	6-W	7520	-	3,12,12	2.99	2 (66%)	3,17,17	1.68	1 (33%)
3	AMP	6-I	7491	-	22,25,25	3.45	13 (59%)	25,38,38	4.16	10 (40%)
4	CIT	8-E	7484	-	3,12,12	2.99	2 (66%)	3,17,17	1.68	1 (33%)
3	AMP	3-G	7487	-	22,25,25	3.46	13 (59%)	25,38,38	4.16	10 (40%)
4	CIT	8-D	7482	-	3,12,12	2.99	2 (66%)	3,17,17	1.67	1 (33%)
4	CIT	4-W	7520	-	3,12,12	2.99	2 (66%)	3,17,17	1.68	1 (33%)
4	CIT	10-U	7516	-	3,12,12	2.98	2 (66%)	3,17,17	1.66	1 (33%)
4	CIT	10-K	7496	-	3,12,12	2.96	2 (66%)	3,17,17	1.67	1 (33%)
3	AMP	9-G	7487	-	22,25,25	3.46	13 (59%)	25,38,38	4.16	10 (40%)
4	CIT	1-M	7500	-	3,12,12	2.97	2 (66%)	3,17,17	1.68	1 (33%)
3	AMP	8-B	7477	-	22,25,25	3.47	13 (59%)	25,38,38	4.16	10 (40%)

Mol	Type	Chain	Res	Link	Bond lengths			Bond angles		
					Counts	RMSZ	# Z  > 2	Counts	RMSZ	# Z  > 2
3	AMP	7-X	7521	-	22,25,25	3.47	13 (59%)	25,38,38	4.16	10 (40%)
4	CIT	6-V	7518	-	3,12,12	3.02	2 (66%)	3,17,17	1.66	1 (33%)
4	CIT	1-K	7496	-	3,12,12	2.96	2 (66%)	3,17,17	1.67	1 (33%)
4	CIT	8-N	7502	-	3,12,12	2.99	2 (66%)	3,17,17	1.67	1 (33%)
3	AMP	4-Q	7507	-	22,25,25	3.45	13 (59%)	25,38,38	4.16	10 (40%)
4	CIT	6-R	7510	-	3,12,12	2.98	2 (66%)	3,17,17	1.66	1 (33%)
4	CIT	4-E	7484	-	3,12,12	2.99	2 (66%)	3,17,17	1.68	1 (33%)
3	AMP	3-H	7489	-	22,25,25	3.46	13 (59%)	25,38,38	4.16	10 (40%)
3	AMP	8-G	7487	-	22,25,25	3.46	13 (59%)	25,38,38	4.16	10 (40%)
4	CIT	9-S	7512	-	3,12,12	3.00	2 (66%)	3,17,17	1.67	1 (33%)
4	CIT	9-W	7520	-	3,12,12	2.99	2 (66%)	3,17,17	1.68	1 (33%)
4	CIT	2-G	7488	-	3,12,12	2.97	2 (66%)	3,17,17	1.67	1 (33%)
4	CIT	9-B	7478	-	3,12,12	2.99	2 (66%)	3,17,17	1.68	1 (33%)
4	CIT	10-O	7504	-	3,12,12	2.97	2 (66%)	3,17,17	1.67	1 (33%)
4	CIT	6-L	7498	-	3,12,12	3.01	2 (66%)	3,17,17	1.67	1 (33%)
4	CIT	4-K	7496	-	3,12,12	2.96	2 (66%)	3,17,17	1.67	1 (33%)
4	CIT	9-D	7482	-	3,12,12	2.99	2 (66%)	3,17,17	1.67	1 (33%)
3	AMP	2-G	7487	-	22,25,25	3.46	13 (59%)	25,38,38	4.16	10 (40%)
3	AMP	7-P	7505	-	22,25,25	3.46	13 (59%)	25,38,38	4.16	10 (40%)
3	AMP	8-S	7511	-	22,25,25	3.45	13 (59%)	25,38,38	4.15	10 (40%)
3	AMP	6-W	7519	-	22,25,25	3.46	13 (59%)	25,38,38	4.16	10 (40%)
4	CIT	2-X	7522	-	3,12,12	2.96	2 (66%)	3,17,17	1.67	1 (33%)
4	CIT	10-N	7502	-	3,12,12	2.99	2 (66%)	3,17,17	1.67	1 (33%)
3	AMP	10-H	7489	-	22,25,25	3.46	13 (59%)	25,38,38	4.16	10 (40%)
4	CIT	5-O	7504	-	3,12,12	2.97	2 (66%)	3,17,17	1.67	1 (33%)
4	CIT	5-M	7500	-	3,12,12	2.97	2 (66%)	3,17,17	1.68	1 (33%)
3	AMP	7-I	7491	-	22,25,25	3.45	13 (59%)	25,38,38	4.16	10 (40%)
4	CIT	5-S	7512	-	3,12,12	3.00	2 (66%)	3,17,17	1.67	1 (33%)
3	AMP	9-V	7517	-	22,25,25	3.45	13 (59%)	25,38,38	4.16	10 (40%)
3	AMP	3-K	7495	-	22,25,25	3.46	13 (59%)	25,38,38	4.16	10 (40%)
4	CIT	2-U	7516	-	3,12,12	2.98	2 (66%)	3,17,17	1.66	1 (33%)
4	CIT	3-X	7522	-	3,12,12	2.96	2 (66%)	3,17,17	1.67	1 (33%)
3	AMP	8-U	7515	-	22,25,25	3.46	13 (59%)	25,38,38	4.16	10 (40%)
3	AMP	1-X	7521	-	22,25,25	3.47	13 (59%)	25,38,38	4.16	10 (40%)
3	AMP	1-V	7517	-	22,25,25	3.45	13 (59%)	25,38,38	4.16	10 (40%)

Mol	Type	Chain	Res	Link	Bond lengths			Bond angles		
					Counts	RMSZ	# Z  > 2	Counts	RMSZ	# Z  > 2
4	CIT	9-R	7510	-	3,12,12	2.98	2 (66%)	3,17,17	1.66	1 (33%)
4	CIT	10-X	7522	-	3,12,12	2.96	2 (66%)	3,17,17	1.67	1 (33%)
3	AMP	5-F	7485	-	22,25,25	3.46	13 (59%)	25,38,38	4.16	10 (40%)
4	CIT	6-H	7490	-	3,12,12	2.98	2 (66%)	3,17,17	1.66	1 (33%)
4	CIT	3-N	7502	-	3,12,12	2.99	2 (66%)	3,17,17	1.67	1 (33%)
4	CIT	7-G	7488	-	3,12,12	2.97	2 (66%)	3,17,17	1.67	1 (33%)
4	CIT	5-V	7518	-	3,12,12	3.02	2 (66%)	3,17,17	1.66	1 (33%)
3	AMP	2-X	7521	-	22,25,25	3.47	13 (59%)	25,38,38	4.16	10 (40%)
4	CIT	8-P	7506	-	3,12,12	2.98	2 (66%)	3,17,17	1.67	1 (33%)
3	AMP	5-C	7479	-	22,25,25	3.46	13 (59%)	25,38,38	4.16	10 (40%)
4	CIT	8-F	7486	-	3,12,12	2.99	2 (66%)	3,17,17	1.67	1 (33%)
4	CIT	8-M	7500	-	3,12,12	2.97	2 (66%)	3,17,17	1.68	1 (33%)
3	AMP	5-S	7511	-	22,25,25	3.45	13 (59%)	25,38,38	4.15	10 (40%)
3	AMP	6-Q	7507	-	22,25,25	3.45	13 (59%)	25,38,38	4.16	10 (40%)
4	CIT	7-V	7518	-	3,12,12	3.02	2 (66%)	3,17,17	1.66	1 (33%)
4	CIT	2-A	7476	-	3,12,12	2.98	2 (66%)	3,17,17	1.67	1 (33%)
4	CIT	5-P	7506	-	3,12,12	2.98	2 (66%)	3,17,17	1.67	1 (33%)
4	CIT	7-K	7496	-	3,12,12	2.96	2 (66%)	3,17,17	1.67	1 (33%)
4	CIT	2-W	7520	-	3,12,12	2.99	2 (66%)	3,17,17	1.68	1 (33%)
3	AMP	6-P	7505	-	22,25,25	3.46	13 (59%)	25,38,38	4.16	10 (40%)
4	CIT	1-E	7484	-	3,12,12	2.99	2 (66%)	3,17,17	1.68	1 (33%)
4	CIT	5-B	7478	-	3,12,12	2.99	2 (66%)	3,17,17	1.68	1 (33%)
3	AMP	5-M	7499	-	22,25,25	3.46	13 (59%)	25,38,38	4.16	10 (40%)
3	AMP	7-Q	7507	-	22,25,25	3.45	13 (59%)	25,38,38	4.16	10 (40%)
3	AMP	8-D	7481	-	22,25,25	3.46	13 (59%)	25,38,38	4.16	10 (40%)
4	CIT	3-M	7500	-	3,12,12	2.97	2 (66%)	3,17,17	1.68	1 (33%)
3	AMP	6-C	7479	-	22,25,25	3.46	13 (59%)	25,38,38	4.16	10 (40%)
4	CIT	6-M	7500	-	3,12,12	2.97	2 (66%)	3,17,17	1.68	1 (33%)
4	CIT	10-I	7492	-	3,12,12	2.99	2 (66%)	3,17,17	1.67	1 (33%)
3	AMP	6-U	7515	-	22,25,25	3.46	13 (59%)	25,38,38	4.16	10 (40%)
4	CIT	3-F	7486	-	3,12,12	2.99	2 (66%)	3,17,17	1.67	1 (33%)
3	AMP	3-X	7521	-	22,25,25	3.47	13 (59%)	25,38,38	4.16	10 (40%)
3	AMP	2-F	7485	-	22,25,25	3.46	13 (59%)	25,38,38	4.16	10 (40%)
3	AMP	6-J	7493	-	22,25,25	3.46	13 (59%)	25,38,38	4.16	10 (40%)
3	AMP	6-K	7495	-	22,25,25	3.46	13 (59%)	25,38,38	4.16	10 (40%)

Mol	Type	Chain	Res	Link	Bond lengths			Bond angles		
					Counts	RMSZ	# Z  > 2	Counts	RMSZ	# Z  > 2
4	CIT	1-B	7478	-	3,12,12	2.99	2 (66%)	3,17,17	1.68	1 (33%)
4	CIT	9-G	7488	-	3,12,12	2.97	2 (66%)	3,17,17	1.67	1 (33%)
3	AMP	7-K	7495	-	22,25,25	3.46	13 (59%)	25,38,38	4.16	10 (40%)
3	AMP	1-Q	7507	-	22,25,25	3.45	13 (59%)	25,38,38	4.16	10 (40%)
3	AMP	6-M	7499	-	22,25,25	3.46	13 (59%)	25,38,38	4.16	10 (40%)
3	AMP	2-S	7511	-	22,25,25	3.45	13 (59%)	25,38,38	4.15	10 (40%)
4	CIT	1-F	7486	-	3,12,12	2.99	2 (66%)	3,17,17	1.67	1 (33%)
3	AMP	7-C	7479	-	22,25,25	3.46	13 (59%)	25,38,38	4.16	10 (40%)
4	CIT	9-I	7492	-	3,12,12	2.99	2 (66%)	3,17,17	1.67	1 (33%)
3	AMP	1-I	7491	-	22,25,25	3.45	13 (59%)	25,38,38	4.16	10 (40%)
3	AMP	1-B	7477	-	22,25,25	3.47	13 (59%)	25,38,38	4.16	10 (40%)
3	AMP	10-S	7511	-	22,25,25	3.45	13 (59%)	25,38,38	4.15	10 (40%)
3	AMP	5-U	7515	-	22,25,25	3.46	13 (59%)	25,38,38	4.16	10 (40%)
4	CIT	10-L	7498	-	3,12,12	3.01	2 (66%)	3,17,17	1.67	1 (33%)
3	AMP	8-W	7519	-	22,25,25	3.46	13 (59%)	25,38,38	4.16	10 (40%)
4	CIT	6-B	7478	-	3,12,12	2.99	2 (66%)	3,17,17	1.68	1 (33%)
3	AMP	7-V	7517	-	22,25,25	3.45	13 (59%)	25,38,38	4.16	10 (40%)
3	AMP	4-G	7487	-	22,25,25	3.46	13 (59%)	25,38,38	4.16	10 (40%)
3	AMP	4-I	7491	-	22,25,25	3.45	13 (59%)	25,38,38	4.16	10 (40%)
3	AMP	9-S	7511	-	22,25,25	3.45	13 (59%)	25,38,38	4.15	10 (40%)
3	AMP	7-H	7489	-	22,25,25	3.46	13 (59%)	25,38,38	4.16	10 (40%)
3	AMP	9-U	7515	-	22,25,25	3.46	13 (59%)	25,38,38	4.16	10 (40%)
3	AMP	3-B	7477	-	22,25,25	3.47	13 (59%)	25,38,38	4.16	10 (40%)
4	CIT	9-A	7476	-	3,12,12	2.98	2 (66%)	3,17,17	1.67	1 (33%)
3	AMP	8-R	7509	-	22,25,25	3.46	13 (59%)	25,38,38	4.15	10 (40%)
4	CIT	5-I	7492	-	3,12,12	2.99	2 (66%)	3,17,17	1.67	1 (33%)
3	AMP	10-X	7521	-	22,25,25	3.47	13 (59%)	25,38,38	4.16	10 (40%)
4	CIT	1-T	7514	-	3,12,12	2.97	2 (66%)	3,17,17	1.67	1 (33%)
3	AMP	9-L	7497	-	22,25,25	3.46	13 (59%)	25,38,38	4.15	10 (40%)
3	AMP	9-T	7513	-	22,25,25	3.46	13 (59%)	25,38,38	4.16	10 (40%)
4	CIT	8-G	7488	-	3,12,12	2.97	2 (66%)	3,17,17	1.67	1 (33%)
4	CIT	7-A	7476	-	3,12,12	2.98	2 (66%)	3,17,17	1.67	1 (33%)
4	CIT	10-D	7482	-	3,12,12	2.99	2 (66%)	3,17,17	1.67	1 (33%)
3	AMP	7-E	7483	-	22,25,25	3.46	13 (59%)	25,38,38	4.16	10 (40%)
3	AMP	3-P	7505	-	22,25,25	3.46	13 (59%)	25,38,38	4.16	10 (40%)

Mol	Type	Chain	Res	Link	Bond lengths			Bond angles		
					Counts	RMSZ	# Z  > 2	Counts	RMSZ	# Z  > 2
3	AMP	5-R	7509	-	22,25,25	3.46	13 (59%)	25,38,38	4.15	10 (40%)
4	CIT	9-E	7484	-	3,12,12	2.99	2 (66%)	3,17,17	1.68	1 (33%)
4	CIT	4-L	7498	-	3,12,12	3.01	2 (66%)	3,17,17	1.67	1 (33%)
3	AMP	10-J	7493	-	22,25,25	3.46	13 (59%)	25,38,38	4.16	10 (40%)
3	AMP	3-R	7509	-	22,25,25	3.46	13 (59%)	25,38,38	4.15	10 (40%)
4	CIT	5-L	7498	-	3,12,12	3.01	2 (66%)	3,17,17	1.67	1 (33%)
3	AMP	6-V	7517	-	22,25,25	3.45	13 (59%)	25,38,38	4.16	10 (40%)
4	CIT	2-M	7500	-	3,12,12	2.97	2 (66%)	3,17,17	1.68	1 (33%)
3	AMP	8-N	7501	-	22,25,25	3.46	13 (59%)	25,38,38	4.16	10 (40%)
3	AMP	7-J	7493	-	22,25,25	3.46	13 (59%)	25,38,38	4.16	10 (40%)
4	CIT	5-J	7494	-	3,12,12	2.98	2 (66%)	3,17,17	1.66	1 (33%)
4	CIT	4-D	7482	-	3,12,12	2.99	2 (66%)	3,17,17	1.67	1 (33%)
4	CIT	10-R	7510	-	3,12,12	2.98	2 (66%)	3,17,17	1.66	1 (33%)
4	CIT	1-C	7480	-	3,12,12	3.01	2 (66%)	3,17,17	1.66	1 (33%)
3	AMP	8-M	7499	-	22,25,25	3.46	13 (59%)	25,38,38	4.16	10 (40%)
3	AMP	4-H	7489	-	22,25,25	3.46	13 (59%)	25,38,38	4.16	10 (40%)
4	CIT	6-A	7476	-	3,12,12	2.98	2 (66%)	3,17,17	1.67	1 (33%)
3	AMP	5-V	7517	-	22,25,25	3.45	13 (59%)	25,38,38	4.16	10 (40%)
3	AMP	7-U	7515	-	22,25,25	3.46	13 (59%)	25,38,38	4.16	10 (40%)
4	CIT	5-T	7514	-	3,12,12	2.97	2 (66%)	3,17,17	1.67	1 (33%)
4	CIT	6-S	7512	-	3,12,12	3.00	2 (66%)	3,17,17	1.67	1 (33%)
3	AMP	9-H	7489	-	22,25,25	3.46	13 (59%)	25,38,38	4.16	10 (40%)
3	AMP	3-S	7511	-	22,25,25	3.45	13 (59%)	25,38,38	4.15	10 (40%)
4	CIT	6-O	7504	-	3,12,12	2.97	2 (66%)	3,17,17	1.67	1 (33%)
3	AMP	5-O	7503	-	22,25,25	3.46	13 (59%)	25,38,38	4.16	10 (40%)
4	CIT	8-X	7522	-	3,12,12	2.96	2 (66%)	3,17,17	1.67	1 (33%)
4	CIT	3-W	7520	-	3,12,12	2.99	2 (66%)	3,17,17	1.68	1 (33%)
3	AMP	8-O	7503	-	22,25,25	3.46	13 (59%)	25,38,38	4.16	10 (40%)
3	AMP	10-K	7495	-	22,25,25	3.46	13 (59%)	25,38,38	4.16	10 (40%)
4	CIT	7-S	7512	-	3,12,12	3.00	2 (66%)	3,17,17	1.67	1 (33%)
3	AMP	9-R	7509	-	22,25,25	3.46	13 (59%)	25,38,38	4.15	10 (40%)
3	AMP	1-J	7493	-	22,25,25	3.46	13 (59%)	25,38,38	4.16	10 (40%)
3	AMP	5-B	7477	-	22,25,25	3.47	13 (59%)	25,38,38	4.16	10 (40%)
3	AMP	5-T	7513	-	22,25,25	3.46	13 (59%)	25,38,38	4.16	10 (40%)
4	CIT	2-R	7510	-	3,12,12	2.98	2 (66%)	3,17,17	1.66	1 (33%)

Mol	Type	Chain	Res	Link	Bond lengths			Bond angles		
					Counts	RMSZ	# Z  > 2	Counts	RMSZ	# Z  > 2
4	CIT	4-M	7500	-	3,12,12	2.97	2 (66%)	3,17,17	1.68	1 (33%)
3	AMP	6-H	7489	-	22,25,25	3.46	13 (59%)	25,38,38	4.16	10 (40%)
3	AMP	10-L	7497	-	22,25,25	3.46	13 (59%)	25,38,38	4.15	10 (40%)
4	CIT	9-V	7518	-	3,12,12	3.02	2 (66%)	3,17,17	1.66	1 (33%)
4	CIT	2-L	7498	-	3,12,12	3.01	2 (66%)	3,17,17	1.67	1 (33%)
3	AMP	1-L	7497	-	22,25,25	3.46	13 (59%)	25,38,38	4.15	10 (40%)
4	CIT	9-J	7494	-	3,12,12	2.98	2 (66%)	3,17,17	1.66	1 (33%)
3	AMP	2-H	7489	-	22,25,25	3.46	13 (59%)	25,38,38	4.16	10 (40%)
4	CIT	2-T	7514	-	3,12,12	2.97	2 (66%)	3,17,17	1.67	1 (33%)
4	CIT	4-V	7518	-	3,12,12	3.02	2 (66%)	3,17,17	1.66	1 (33%)
4	CIT	9-L	7498	-	3,12,12	3.01	2 (66%)	3,17,17	1.67	1 (33%)
3	AMP	7-A	7475	-	22,25,25	3.46	13 (59%)	25,38,38	4.16	10 (40%)
3	AMP	7-W	7519	-	22,25,25	3.46	13 (59%)	25,38,38	4.16	10 (40%)
4	CIT	1-X	7522	-	3,12,12	2.96	2 (66%)	3,17,17	1.67	1 (33%)
3	AMP	8-H	7489	-	22,25,25	3.46	13 (59%)	25,38,38	4.16	10 (40%)
3	AMP	10-E	7483	-	22,25,25	3.46	13 (59%)	25,38,38	4.16	10 (40%)
4	CIT	3-O	7504	-	3,12,12	2.97	2 (66%)	3,17,17	1.67	1 (33%)
4	CIT	7-Q	7508	-	3,12,12	2.99	2 (66%)	3,17,17	1.66	1 (33%)
3	AMP	9-N	7501	-	22,25,25	3.46	13 (59%)	25,38,38	4.16	10 (40%)
3	AMP	6-N	7501	-	22,25,25	3.46	13 (59%)	25,38,38	4.16	10 (40%)
3	AMP	4-P	7505	-	22,25,25	3.46	13 (59%)	25,38,38	4.16	10 (40%)
3	AMP	8-V	7517	-	22,25,25	3.45	13 (59%)	25,38,38	4.16	10 (40%)
3	AMP	6-F	7485	-	22,25,25	3.46	13 (59%)	25,38,38	4.16	10 (40%)
3	AMP	6-E	7483	-	22,25,25	3.46	13 (59%)	25,38,38	4.16	10 (40%)
4	CIT	7-P	7506	-	3,12,12	2.98	2 (66%)	3,17,17	1.67	1 (33%)
4	CIT	10-V	7518	-	3,12,12	3.02	2 (66%)	3,17,17	1.66	1 (33%)
4	CIT	2-C	7480	-	3,12,12	3.01	2 (66%)	3,17,17	1.66	1 (33%)
4	CIT	8-W	7520	-	3,12,12	2.99	2 (66%)	3,17,17	1.68	1 (33%)
4	CIT	1-A	7476	-	3,12,12	2.98	2 (66%)	3,17,17	1.67	1 (33%)
3	AMP	9-J	7493	-	22,25,25	3.46	13 (59%)	25,38,38	4.16	10 (40%)
3	AMP	10-B	7477	-	22,25,25	3.47	13 (59%)	25,38,38	4.16	10 (40%)
4	CIT	3-S	7512	-	3,12,12	3.00	2 (66%)	3,17,17	1.67	1 (33%)
4	CIT	9-T	7514	-	3,12,12	2.97	2 (66%)	3,17,17	1.67	1 (33%)
4	CIT	9-C	7480	-	3,12,12	3.01	2 (66%)	3,17,17	1.66	1 (33%)
3	AMP	2-U	7515	-	22,25,25	3.46	13 (59%)	25,38,38	4.16	10 (40%)

Mol	Type	Chain	Res	Link	Bond lengths			Bond angles		
					Counts	RMSZ	# Z  > 2	Counts	RMSZ	# Z  > 2
4	CIT	1-P	7506	-	3,12,12	2.98	2 (66%)	3,17,17	1.67	1 (33%)
3	AMP	8-P	7505	-	22,25,25	3.46	13 (59%)	25,38,38	4.16	10 (40%)
3	AMP	1-G	7487	-	22,25,25	3.46	13 (59%)	25,38,38	4.16	10 (40%)
4	CIT	3-D	7482	-	3,12,12	2.99	2 (66%)	3,17,17	1.67	1 (33%)
3	AMP	1-N	7501	-	22,25,25	3.46	13 (59%)	25,38,38	4.16	10 (40%)
4	CIT	10-P	7506	-	3,12,12	2.98	2 (66%)	3,17,17	1.67	1 (33%)
4	CIT	6-N	7502	-	3,12,12	2.99	2 (66%)	3,17,17	1.67	1 (33%)
3	AMP	9-D	7481	-	22,25,25	3.46	13 (59%)	25,38,38	4.16	10 (40%)
4	CIT	6-E	7484	-	3,12,12	2.99	2 (66%)	3,17,17	1.68	1 (33%)
4	CIT	10-T	7514	-	3,12,12	2.97	2 (66%)	3,17,17	1.67	1 (33%)
4	CIT	1-W	7520	-	3,12,12	2.99	2 (66%)	3,17,17	1.68	1 (33%)
3	AMP	1-W	7519	-	22,25,25	3.46	13 (59%)	25,38,38	4.16	10 (40%)
4	CIT	10-G	7488	-	3,12,12	2.97	2 (66%)	3,17,17	1.67	1 (33%)
4	CIT	2-B	7478	-	3,12,12	2.99	2 (66%)	3,17,17	1.68	1 (33%)
4	CIT	7-R	7510	-	3,12,12	2.98	2 (66%)	3,17,17	1.66	1 (33%)
4	CIT	8-L	7498	-	3,12,12	3.01	2 (66%)	3,17,17	1.67	1 (33%)
3	AMP	6-O	7503	-	22,25,25	3.46	13 (59%)	25,38,38	4.16	10 (40%)
3	AMP	8-X	7521	-	22,25,25	3.47	13 (59%)	25,38,38	4.16	10 (40%)
4	CIT	5-R	7510	-	3,12,12	2.98	2 (66%)	3,17,17	1.66	1 (33%)
3	AMP	4-C	7479	-	22,25,25	3.46	13 (59%)	25,38,38	4.16	10 (40%)
4	CIT	8-V	7518	-	3,12,12	3.02	2 (66%)	3,17,17	1.66	1 (33%)
4	CIT	8-K	7496	-	3,12,12	2.96	2 (66%)	3,17,17	1.67	1 (33%)
3	AMP	10-M	7499	-	22,25,25	3.46	13 (59%)	25,38,38	4.16	10 (40%)
3	AMP	10-I	7491	-	22,25,25	3.45	13 (59%)	25,38,38	4.16	10 (40%)
3	AMP	8-L	7497	-	22,25,25	3.46	13 (59%)	25,38,38	4.15	10 (40%)
4	CIT	10-M	7500	-	3,12,12	2.97	2 (66%)	3,17,17	1.68	1 (33%)
3	AMP	5-J	7493	-	22,25,25	3.46	13 (59%)	25,38,38	4.16	10 (40%)
3	AMP	2-A	7475	-	22,25,25	3.46	13 (59%)	25,38,38	4.16	10 (40%)
3	AMP	8-J	7493	-	22,25,25	3.46	13 (59%)	25,38,38	4.16	10 (40%)
4	CIT	2-K	7496	-	3,12,12	2.96	2 (66%)	3,17,17	1.67	1 (33%)
3	AMP	1-K	7495	-	22,25,25	3.46	13 (59%)	25,38,38	4.16	10 (40%)
4	CIT	7-B	7478	-	3,12,12	2.99	2 (66%)	3,17,17	1.68	1 (33%)
3	AMP	3-U	7515	-	22,25,25	3.46	13 (59%)	25,38,38	4.16	10 (40%)
3	AMP	7-D	7481	-	22,25,25	3.46	13 (59%)	25,38,38	4.16	10 (40%)
3	AMP	10-N	7501	-	22,25,25	3.46	13 (59%)	25,38,38	4.16	10 (40%)

Mol	Type	Chain	Res	Link	Bond lengths			Bond angles		
					Counts	RMSZ	# Z  > 2	Counts	RMSZ	# Z  > 2
3	AMP	5-Q	7507	-	22,25,25	3.45	13 (59%)	25,38,38	4.16	10 (40%)
4	CIT	3-R	7510	-	3,12,12	2.98	2 (66%)	3,17,17	1.66	1 (33%)
3	AMP	7-F	7485	-	22,25,25	3.46	13 (59%)	25,38,38	4.16	10 (40%)
3	AMP	5-W	7519	-	22,25,25	3.46	13 (59%)	25,38,38	4.16	10 (40%)
3	AMP	1-U	7515	-	22,25,25	3.46	13 (59%)	25,38,38	4.16	10 (40%)
3	AMP	4-U	7515	-	22,25,25	3.46	13 (59%)	25,38,38	4.16	10 (40%)
3	AMP	9-B	7477	-	22,25,25	3.47	13 (59%)	25,38,38	4.16	10 (40%)
4	CIT	10-H	7490	-	3,12,12	2.98	2 (66%)	3,17,17	1.66	1 (33%)
4	CIT	4-X	7522	-	3,12,12	2.96	2 (66%)	3,17,17	1.67	1 (33%)
4	CIT	9-H	7490	-	3,12,12	2.98	2 (66%)	3,17,17	1.66	1 (33%)
3	AMP	2-Q	7507	-	22,25,25	3.45	13 (59%)	25,38,38	4.16	10 (40%)
4	CIT	4-B	7478	-	3,12,12	2.99	2 (66%)	3,17,17	1.68	1 (33%)
4	CIT	5-F	7486	-	3,12,12	2.99	2 (66%)	3,17,17	1.67	1 (33%)
3	AMP	3-T	7513	-	22,25,25	3.46	13 (59%)	25,38,38	4.16	10 (40%)
3	AMP	5-G	7487	-	22,25,25	3.46	13 (59%)	25,38,38	4.16	10 (40%)
4	CIT	6-K	7496	-	3,12,12	2.96	2 (66%)	3,17,17	1.67	1 (33%)
4	CIT	8-I	7492	-	3,12,12	2.99	2 (66%)	3,17,17	1.67	1 (33%)
4	CIT	1-U	7516	-	3,12,12	2.98	2 (66%)	3,17,17	1.66	1 (33%)
3	AMP	6-B	7477	-	22,25,25	3.47	13 (59%)	25,38,38	4.16	10 (40%)
3	AMP	3-I	7491	-	22,25,25	3.45	13 (59%)	25,38,38	4.16	10 (40%)
3	AMP	10-A	7475	-	22,25,25	3.46	13 (59%)	25,38,38	4.16	10 (40%)
3	AMP	3-M	7499	-	22,25,25	3.46	13 (59%)	25,38,38	4.16	10 (40%)
3	AMP	3-C	7479	-	22,25,25	3.46	13 (59%)	25,38,38	4.16	10 (40%)
3	AMP	4-R	7509	-	22,25,25	3.46	13 (59%)	25,38,38	4.15	10 (40%)
3	AMP	5-H	7489	-	22,25,25	3.46	13 (59%)	25,38,38	4.16	10 (40%)
4	CIT	7-H	7490	-	3,12,12	2.98	2 (66%)	3,17,17	1.66	1 (33%)
3	AMP	10-D	7481	-	22,25,25	3.46	13 (59%)	25,38,38	4.16	10 (40%)
4	CIT	9-N	7502	-	3,12,12	2.99	2 (66%)	3,17,17	1.67	1 (33%)
4	CIT	7-X	7522	-	3,12,12	2.96	2 (66%)	3,17,17	1.67	1 (33%)
4	CIT	1-Q	7508	-	3,12,12	2.99	2 (66%)	3,17,17	1.66	1 (33%)
4	CIT	2-I	7492	-	3,12,12	2.99	2 (66%)	3,17,17	1.67	1 (33%)
4	CIT	2-P	7506	-	3,12,12	2.98	2 (66%)	3,17,17	1.67	1 (33%)
4	CIT	10-A	7476	-	3,12,12	2.98	2 (66%)	3,17,17	1.67	1 (33%)
4	CIT	3-I	7492	-	3,12,12	2.99	2 (66%)	3,17,17	1.67	1 (33%)
4	CIT	1-O	7504	-	3,12,12	2.97	2 (66%)	3,17,17	1.67	1 (33%)



Mol	Type	Chain	Res	Link	Bond lengths			Bond angles		
					Counts	RMSZ	# Z  > 2	Counts	RMSZ	# Z  > 2
4	CIT	5-E	7484	-	3,12,12	2.99	2 (66%)	3,17,17	1.68	1 (33%)
3	AMP	5-I	7491	-	22,25,25	3.45	13 (59%)	25,38,38	4.16	10 (40%)
3	AMP	10-U	7515	-	22,25,25	3.46	13 (59%)	25,38,38	4.16	10 (40%)
3	AMP	3-O	7503	-	22,25,25	3.46	13 (59%)	25,38,38	4.16	10 (40%)
3	AMP	4-J	7493	-	22,25,25	3.46	13 (59%)	25,38,38	4.16	10 (40%)
4	CIT	1-I	7492	-	3,12,12	2.99	2 (66%)	3,17,17	1.67	1 (33%)
4	CIT	5-K	7496	-	3,12,12	2.96	2 (66%)	3,17,17	1.67	1 (33%)
4	CIT	4-G	7488	-	3,12,12	2.97	2 (66%)	3,17,17	1.67	1 (33%)
3	AMP	3-A	7475	-	22,25,25	3.46	13 (59%)	25,38,38	4.16	10 (40%)
4	CIT	6-J	7494	-	3,12,12	2.98	2 (66%)	3,17,17	1.66	1 (33%)
3	AMP	8-A	7475	-	22,25,25	3.46	13 (59%)	25,38,38	4.16	10 (40%)
4	CIT	3-K	7496	-	3,12,12	2.96	2 (66%)	3,17,17	1.67	1 (33%)
4	CIT	4-R	7510	-	3,12,12	2.98	2 (66%)	3,17,17	1.66	1 (33%)
4	CIT	9-P	7506	-	3,12,12	2.98	2 (66%)	3,17,17	1.67	1 (33%)
4	CIT	5-U	7516	-	3,12,12	2.98	2 (66%)	3,17,17	1.66	1 (33%)
4	CIT	1-J	7494	-	3,12,12	2.98	2 (66%)	3,17,17	1.66	1 (33%)
3	AMP	6-A	7475	-	22,25,25	3.46	13 (59%)	25,38,38	4.16	10 (40%)
4	CIT	6-P	7506	-	3,12,12	2.98	2 (66%)	3,17,17	1.67	1 (33%)
4	CIT	5-C	7480	-	3,12,12	3.01	2 (66%)	3,17,17	1.66	1 (33%)
4	CIT	9-Q	7508	-	3,12,12	2.99	2 (66%)	3,17,17	1.66	1 (33%)
4	CIT	2-Q	7508	-	3,12,12	2.99	2 (66%)	3,17,17	1.66	1 (33%)
4	CIT	8-B	7478	-	3,12,12	2.99	2 (66%)	3,17,17	1.68	1 (33%)
3	AMP	2-E	7483	-	22,25,25	3.46	13 (59%)	25,38,38	4.16	10 (40%)
3	AMP	4-T	7513	-	22,25,25	3.46	13 (59%)	25,38,38	4.16	10 (40%)
4	CIT	8-T	7514	-	3,12,12	2.97	2 (66%)	3,17,17	1.67	1 (33%)
3	AMP	10-V	7517	-	22,25,25	3.45	13 (59%)	25,38,38	4.16	10 (40%)
4	CIT	7-O	7504	-	3,12,12	2.97	2 (66%)	3,17,17	1.67	1 (33%)
3	AMP	9-P	7505	-	22,25,25	3.46	13 (59%)	25,38,38	4.16	10 (40%)
3	AMP	5-D	7481	-	22,25,25	3.46	13 (59%)	25,38,38	4.16	10 (40%)
3	AMP	9-F	7485	-	22,25,25	3.46	13 (59%)	25,38,38	4.16	10 (40%)
4	CIT	5-N	7502	-	3,12,12	2.99	2 (66%)	3,17,17	1.67	1 (33%)
4	CIT	5-Q	7508	-	3,12,12	2.99	2 (66%)	3,17,17	1.66	1 (33%)
3	AMP	1-A	7475	-	22,25,25	3.46	13 (59%)	25,38,38	4.16	10 (40%)
3	AMP	7-O	7503	-	22,25,25	3.46	13 (59%)	25,38,38	4.16	10 (40%)
3	AMP	3-N	7501	-	22,25,25	3.46	13 (59%)	25,38,38	4.16	10 (40%)

Mol	Type	Chain	Res	Link	Bond lengths			Bond angles		
					Counts	RMSZ	# Z  > 2	Counts	RMSZ	# Z  > 2
4	CIT	4-Q	7508	-	3,12,12	2.99	2 (66%)	3,17,17	1.66	1 (33%)
4	CIT	10-J	7494	-	3,12,12	2.98	2 (66%)	3,17,17	1.66	1 (33%)
4	CIT	2-F	7486	-	3,12,12	2.99	2 (66%)	3,17,17	1.67	1 (33%)
4	CIT	7-U	7516	-	3,12,12	2.98	2 (66%)	3,17,17	1.66	1 (33%)
3	AMP	10-C	7479	-	22,25,25	3.46	13 (59%)	25,38,38	4.16	10 (40%)
3	AMP	4-M	7499	-	22,25,25	3.46	13 (59%)	25,38,38	4.16	10 (40%)
4	CIT	7-N	7502	-	3,12,12	2.99	2 (66%)	3,17,17	1.67	1 (33%)
3	AMP	2-J	7493	-	22,25,25	3.46	13 (59%)	25,38,38	4.16	10 (40%)
3	AMP	8-T	7513	-	22,25,25	3.46	13 (59%)	25,38,38	4.16	10 (40%)
4	CIT	2-V	7518	-	3,12,12	3.02	2 (66%)	3,17,17	1.66	1 (33%)
3	AMP	7-G	7487	-	22,25,25	3.46	13 (59%)	25,38,38	4.16	10 (40%)
4	CIT	10-F	7486	-	3,12,12	2.99	2 (66%)	3,17,17	1.67	1 (33%)
4	CIT	5-W	7520	-	3,12,12	2.99	2 (66%)	3,17,17	1.68	1 (33%)
4	CIT	1-D	7482	-	3,12,12	2.99	2 (66%)	3,17,17	1.67	1 (33%)
4	CIT	7-J	7494	-	3,12,12	2.98	2 (66%)	3,17,17	1.66	1 (33%)
3	AMP	2-C	7479	-	22,25,25	3.46	13 (59%)	25,38,38	4.16	10 (40%)
3	AMP	10-Q	7507	-	22,25,25	3.45	13 (59%)	25,38,38	4.16	10 (40%)
3	AMP	5-N	7501	-	22,25,25	3.46	13 (59%)	25,38,38	4.16	10 (40%)
4	CIT	3-P	7506	-	3,12,12	2.98	2 (66%)	3,17,17	1.67	1 (33%)
4	CIT	8-O	7504	-	3,12,12	2.97	2 (66%)	3,17,17	1.67	1 (33%)
4	CIT	10-W	7520	-	3,12,12	2.99	2 (66%)	3,17,17	1.68	1 (33%)
4	CIT	10-S	7512	-	3,12,12	3.00	2 (66%)	3,17,17	1.67	1 (33%)
3	AMP	6-D	7481	-	22,25,25	3.46	13 (59%)	25,38,38	4.16	10 (40%)
4	CIT	3-E	7484	-	3,12,12	2.99	2 (66%)	3,17,17	1.68	1 (33%)
3	AMP	5-X	7521	-	22,25,25	3.47	13 (59%)	25,38,38	4.16	10 (40%)
4	CIT	5-H	7490	-	3,12,12	2.98	2 (66%)	3,17,17	1.66	1 (33%)
3	AMP	7-S	7511	-	22,25,25	3.45	13 (59%)	25,38,38	4.15	10 (40%)
3	AMP	6-L	7497	-	22,25,25	3.46	13 (59%)	25,38,38	4.15	10 (40%)
3	AMP	9-Q	7507	-	22,25,25	3.45	13 (59%)	25,38,38	4.16	10 (40%)
3	AMP	5-P	7505	-	22,25,25	3.46	13 (59%)	25,38,38	4.16	10 (40%)
3	AMP	7-L	7497	-	22,25,25	3.46	13 (59%)	25,38,38	4.15	10 (40%)
3	AMP	6-G	7487	-	22,25,25	3.46	13 (59%)	25,38,38	4.16	10 (40%)
4	CIT	9-U	7516	-	3,12,12	2.98	2 (66%)	3,17,17	1.66	1 (33%)
3	AMP	8-F	7485	-	22,25,25	3.46	13 (59%)	25,38,38	4.16	10 (40%)

In the following table, the Chirals column lists the number of chiral outliers, the number of chiral centers analysed, the number of these observed in the model and the number defined in the Chemical Component Dictionary. Similar counts are reported in the Torsion and Rings columns. '-' means no outliers of that kind were identified.

Mol	Type	Chain	Res	Link	Chirals	Torsions	Rings
3	AMP	9-E	7483	-	-	3/6/26/26	0/3/3/3
3	AMP	8-Q	7507	-	-	3/6/26/26	0/3/3/3
3	AMP	4-D	7481	-	-	3/6/26/26	0/3/3/3
3	AMP	9-X	7521	-	-	3/6/26/26	0/3/3/3
3	AMP	8-E	7483	-	-	3/6/26/26	0/3/3/3
3	AMP	4-L	7497	-	-	3/6/26/26	0/3/3/3
4	CIT	7-T	7514	-	-	4/6/16/16	-
3	AMP	2-L	7497	-	-	3/6/26/26	0/3/3/3
4	CIT	4-O	7504	-	-	4/6/16/16	-
3	AMP	8-I	7491	-	-	3/6/26/26	0/3/3/3
3	AMP	4-X	7521	-	-	3/6/26/26	0/3/3/3
3	AMP	2-P	7505	-	-	3/6/26/26	0/3/3/3
3	AMP	2-I	7491	-	-	3/6/26/26	0/3/3/3
3	AMP	5-K	7495	-	-	3/6/26/26	0/3/3/3
4	CIT	4-S	7512	-	-	4/6/16/16	-
3	AMP	9-M	7499	-	-	3/6/26/26	0/3/3/3
3	AMP	4-E	7483	-	-	3/6/26/26	0/3/3/3
4	CIT	4-I	7492	-	-	4/6/16/16	-
3	AMP	6-R	7509	-	-	3/6/26/26	0/3/3/3
4	CIT	2-N	7502	-	-	4/6/16/16	-
3	AMP	2-B	7477	-	-	3/6/26/26	0/3/3/3
3	AMP	8-K	7495	-	-	3/6/26/26	0/3/3/3
3	AMP	5-L	7497	-	-	3/6/26/26	0/3/3/3
3	AMP	1-E	7483	-	-	3/6/26/26	0/3/3/3
4	CIT	9-O	7504	-	-	4/6/16/16	-
3	AMP	10-T	7513	-	-	3/6/26/26	0/3/3/3
4	CIT	5-D	7482	-	-	4/6/16/16	-
3	AMP	1-H	7489	-	-	3/6/26/26	0/3/3/3
3	AMP	7-T	7513	-	-	3/6/26/26	0/3/3/3
3	AMP	10-O	7503	-	-	3/6/26/26	0/3/3/3
4	CIT	4-H	7490	-	-	4/6/16/16	-

*Continued on next page...*

*Continued from previous page...*

Mol	Type	Chain	Res	Link	Chirals	Torsions	Rings
4	CIT	1-S	7512	-	-	4/6/16/16	-
3	AMP	4-K	7495	-	-	3/6/26/26	0/3/3/3
4	CIT	1-N	7502	-	-	4/6/16/16	-
4	CIT	1-G	7488	-	-	4/6/16/16	-
3	AMP	3-L	7497	-	-	3/6/26/26	0/3/3/3
4	CIT	8-R	7510	-	-	4/6/16/16	-
3	AMP	5-E	7483	-	-	3/6/26/26	0/3/3/3
4	CIT	7-M	7500	-	-	4/6/16/16	-
3	AMP	4-O	7503	-	-	3/6/26/26	0/3/3/3
3	AMP	3-D	7481	-	-	3/6/26/26	0/3/3/3
4	CIT	1-R	7510	-	-	4/6/16/16	-
4	CIT	10-B	7478	-	-	4/6/16/16	-
4	CIT	3-Q	7508	-	-	4/6/16/16	-
4	CIT	4-N	7502	-	-	4/6/16/16	-
4	CIT	6-U	7516	-	-	4/6/16/16	-
3	AMP	3-F	7485	-	-	3/6/26/26	0/3/3/3
3	AMP	3-Q	7507	-	-	3/6/26/26	0/3/3/3
3	AMP	10-P	7505	-	-	3/6/26/26	0/3/3/3
4	CIT	6-G	7488	-	-	4/6/16/16	-
4	CIT	2-H	7490	-	-	4/6/16/16	-
4	CIT	9-F	7486	-	-	4/6/16/16	-
3	AMP	2-N	7501	-	-	3/6/26/26	0/3/3/3
3	AMP	1-S	7511	-	-	3/6/26/26	0/3/3/3
3	AMP	9-A	7475	-	-	3/6/26/26	0/3/3/3
4	CIT	7-E	7484	-	-	4/6/16/16	-
3	AMP	2-R	7509	-	-	3/6/26/26	0/3/3/3
4	CIT	8-A	7476	-	-	4/6/16/16	-
3	AMP	1-D	7481	-	-	3/6/26/26	0/3/3/3
4	CIT	3-U	7516	-	-	4/6/16/16	-
3	AMP	10-F	7485	-	-	3/6/26/26	0/3/3/3
4	CIT	2-S	7512	-	-	4/6/16/16	-
3	AMP	4-V	7517	-	-	3/6/26/26	0/3/3/3
3	AMP	1-C	7479	-	-	3/6/26/26	0/3/3/3
4	CIT	3-H	7490	-	-	4/6/16/16	-

*Continued on next page...*

*Continued from previous page...*

Mol	Type	Chain	Res	Link	Chirals	Torsions	Rings
4	CIT	9-M	7500	-	-	4/6/16/16	-
3	AMP	9-I	7491	-	-	3/6/26/26	0/3/3/3
4	CIT	2-E	7484	-	-	4/6/16/16	-
4	CIT	7-D	7482	-	-	4/6/16/16	-
4	CIT	4-A	7476	-	-	4/6/16/16	-
4	CIT	2-O	7504	-	-	4/6/16/16	-
4	CIT	4-U	7516	-	-	4/6/16/16	-
3	AMP	2-M	7499	-	-	3/6/26/26	0/3/3/3
3	AMP	3-J	7493	-	-	3/6/26/26	0/3/3/3
3	AMP	2-K	7495	-	-	3/6/26/26	0/3/3/3
4	CIT	4-F	7486	-	-	4/6/16/16	-
3	AMP	4-W	7519	-	-	3/6/26/26	0/3/3/3
3	AMP	3-E	7483	-	-	3/6/26/26	0/3/3/3
4	CIT	6-D	7482	-	-	4/6/16/16	-
4	CIT	2-D	7482	-	-	4/6/16/16	-
3	AMP	2-V	7517	-	-	3/6/26/26	0/3/3/3
4	CIT	10-C	7480	-	-	4/6/16/16	-
3	AMP	10-G	7487	-	-	3/6/26/26	0/3/3/3
3	AMP	1-P	7505	-	-	3/6/26/26	0/3/3/3
4	CIT	1-L	7498	-	-	4/6/16/16	-
4	CIT	4-T	7514	-	-	4/6/16/16	-
4	CIT	8-S	7512	-	-	4/6/16/16	-
4	CIT	7-I	7492	-	-	4/6/16/16	-
4	CIT	3-G	7488	-	-	4/6/16/16	-
4	CIT	5-A	7476	-	-	4/6/16/16	-
4	CIT	2-J	7494	-	-	4/6/16/16	-
4	CIT	4-C	7480	-	-	4/6/16/16	-
4	CIT	8-U	7516	-	-	4/6/16/16	-
4	CIT	3-T	7514	-	-	4/6/16/16	-
4	CIT	8-H	7490	-	-	4/6/16/16	-
4	CIT	5-G	7488	-	-	4/6/16/16	-
4	CIT	6-T	7514	-	-	4/6/16/16	-
4	CIT	7-L	7498	-	-	4/6/16/16	-
4	CIT	8-J	7494	-	-	4/6/16/16	-

*Continued on next page...*

*Continued from previous page...*

Mol	Type	Chain	Res	Link	Chirals	Torsions	Rings
3	AMP	6-X	7521	-	-	3/6/26/26	0/3/3/3
4	CIT	6-C	7480	-	-	4/6/16/16	-
4	CIT	4-J	7494	-	-	4/6/16/16	-
4	CIT	7-F	7486	-	-	4/6/16/16	-
3	AMP	2-O	7503	-	-	3/6/26/26	0/3/3/3
4	CIT	1-H	7490	-	-	4/6/16/16	-
4	CIT	7-W	7520	-	-	4/6/16/16	-
3	AMP	4-A	7475	-	-	3/6/26/26	0/3/3/3
4	CIT	6-F	7486	-	-	4/6/16/16	-
3	AMP	4-F	7485	-	-	3/6/26/26	0/3/3/3
3	AMP	7-M	7499	-	-	3/6/26/26	0/3/3/3
3	AMP	3-W	7519	-	-	3/6/26/26	0/3/3/3
3	AMP	1-M	7499	-	-	3/6/26/26	0/3/3/3
4	CIT	3-B	7478	-	-	4/6/16/16	-
4	CIT	9-X	7522	-	-	4/6/16/16	-
3	AMP	4-B	7477	-	-	3/6/26/26	0/3/3/3
4	CIT	10-E	7484	-	-	4/6/16/16	-
3	AMP	6-S	7511	-	-	3/6/26/26	0/3/3/3
3	AMP	7-B	7477	-	-	3/6/26/26	0/3/3/3
3	AMP	1-T	7513	-	-	3/6/26/26	0/3/3/3
4	CIT	3-L	7498	-	-	4/6/16/16	-
3	AMP	9-K	7495	-	-	3/6/26/26	0/3/3/3
3	AMP	1-R	7509	-	-	3/6/26/26	0/3/3/3
3	AMP	10-R	7509	-	-	3/6/26/26	0/3/3/3
3	AMP	3-V	7517	-	-	3/6/26/26	0/3/3/3
4	CIT	3-A	7476	-	-	4/6/16/16	-
4	CIT	3-V	7518	-	-	4/6/16/16	-
3	AMP	2-T	7513	-	-	3/6/26/26	0/3/3/3
4	CIT	3-J	7494	-	-	4/6/16/16	-
3	AMP	9-C	7479	-	-	3/6/26/26	0/3/3/3
4	CIT	9-K	7496	-	-	4/6/16/16	-
3	AMP	9-O	7503	-	-	3/6/26/26	0/3/3/3
4	CIT	8-C	7480	-	-	4/6/16/16	-
4	CIT	8-Q	7508	-	-	4/6/16/16	-

*Continued on next page...*

*Continued from previous page...*

Mol	Type	Chain	Res	Link	Chirals	Torsions	Rings
4	CIT	5-X	7522	-	-	4/6/16/16	-
3	AMP	9-W	7519	-	-	3/6/26/26	0/3/3/3
4	CIT	1-V	7518	-	-	4/6/16/16	-
4	CIT	4-P	7506	-	-	4/6/16/16	-
4	CIT	6-I	7492	-	-	4/6/16/16	-
3	AMP	1-O	7503	-	-	3/6/26/26	0/3/3/3
3	AMP	1-F	7485	-	-	3/6/26/26	0/3/3/3
4	CIT	6-X	7522	-	-	4/6/16/16	-
4	CIT	6-Q	7508	-	-	4/6/16/16	-
3	AMP	8-C	7479	-	-	3/6/26/26	0/3/3/3
3	AMP	4-S	7511	-	-	3/6/26/26	0/3/3/3
3	AMP	2-D	7481	-	-	3/6/26/26	0/3/3/3
3	AMP	4-N	7501	-	-	3/6/26/26	0/3/3/3
3	AMP	6-T	7513	-	-	3/6/26/26	0/3/3/3
4	CIT	10-Q	7508	-	-	4/6/16/16	-
3	AMP	7-N	7501	-	-	3/6/26/26	0/3/3/3
3	AMP	10-W	7519	-	-	3/6/26/26	0/3/3/3
3	AMP	2-W	7519	-	-	3/6/26/26	0/3/3/3
4	CIT	3-C	7480	-	-	4/6/16/16	-
3	AMP	5-A	7475	-	-	3/6/26/26	0/3/3/3
4	CIT	7-C	7480	-	-	4/6/16/16	-
3	AMP	7-R	7509	-	-	3/6/26/26	0/3/3/3
4	CIT	6-W	7520	-	-	4/6/16/16	-
3	AMP	6-I	7491	-	-	3/6/26/26	0/3/3/3
4	CIT	8-E	7484	-	-	4/6/16/16	-
3	AMP	3-G	7487	-	-	3/6/26/26	0/3/3/3
4	CIT	8-D	7482	-	-	4/6/16/16	-
4	CIT	4-W	7520	-	-	4/6/16/16	-
4	CIT	10-U	7516	-	-	4/6/16/16	-
4	CIT	10-K	7496	-	-	4/6/16/16	-
3	AMP	9-G	7487	-	-	3/6/26/26	0/3/3/3
4	CIT	1-M	7500	-	-	4/6/16/16	-
3	AMP	8-B	7477	-	-	3/6/26/26	0/3/3/3
3	AMP	7-X	7521	-	-	3/6/26/26	0/3/3/3

*Continued on next page...*

*Continued from previous page...*

Mol	Type	Chain	Res	Link	Chirals	Torsions	Rings
4	CIT	6-V	7518	-	-	4/6/16/16	-
4	CIT	1-K	7496	-	-	4/6/16/16	-
4	CIT	8-N	7502	-	-	4/6/16/16	-
3	AMP	4-Q	7507	-	-	3/6/26/26	0/3/3/3
4	CIT	6-R	7510	-	-	4/6/16/16	-
4	CIT	4-E	7484	-	-	4/6/16/16	-
3	AMP	3-H	7489	-	-	3/6/26/26	0/3/3/3
3	AMP	8-G	7487	-	-	3/6/26/26	0/3/3/3
4	CIT	9-S	7512	-	-	4/6/16/16	-
4	CIT	9-W	7520	-	-	4/6/16/16	-
4	CIT	2-G	7488	-	-	4/6/16/16	-
4	CIT	9-B	7478	-	-	4/6/16/16	-
4	CIT	10-O	7504	-	-	4/6/16/16	-
4	CIT	6-L	7498	-	-	4/6/16/16	-
4	CIT	4-K	7496	-	-	4/6/16/16	-
4	CIT	9-D	7482	-	-	4/6/16/16	-
3	AMP	2-G	7487	-	-	3/6/26/26	0/3/3/3
3	AMP	7-P	7505	-	-	3/6/26/26	0/3/3/3
3	AMP	8-S	7511	-	-	3/6/26/26	0/3/3/3
3	AMP	6-W	7519	-	-	3/6/26/26	0/3/3/3
4	CIT	2-X	7522	-	-	4/6/16/16	-
4	CIT	10-N	7502	-	-	4/6/16/16	-
3	AMP	10-H	7489	-	-	3/6/26/26	0/3/3/3
4	CIT	5-O	7504	-	-	4/6/16/16	-
4	CIT	5-M	7500	-	-	4/6/16/16	-
3	AMP	7-I	7491	-	-	3/6/26/26	0/3/3/3
4	CIT	5-S	7512	-	-	4/6/16/16	-
3	AMP	9-V	7517	-	-	3/6/26/26	0/3/3/3
3	AMP	3-K	7495	-	-	3/6/26/26	0/3/3/3
4	CIT	2-U	7516	-	-	4/6/16/16	-
4	CIT	3-X	7522	-	-	4/6/16/16	-
3	AMP	8-U	7515	-	-	3/6/26/26	0/3/3/3
3	AMP	1-X	7521	-	-	3/6/26/26	0/3/3/3
3	AMP	1-V	7517	-	-	3/6/26/26	0/3/3/3

*Continued on next page...*



*Continued from previous page...*

Mol	Type	Chain	Res	Link	Chirals	Torsions	Rings
4	CIT	9-R	7510	-	-	4/6/16/16	-
4	CIT	10-X	7522	-	-	4/6/16/16	-
3	AMP	5-F	7485	-	-	3/6/26/26	0/3/3/3
4	CIT	6-H	7490	-	-	4/6/16/16	-
4	CIT	3-N	7502	-	-	4/6/16/16	-
4	CIT	7-G	7488	-	-	4/6/16/16	-
4	CIT	5-V	7518	-	-	4/6/16/16	-
3	AMP	2-X	7521	-	-	3/6/26/26	0/3/3/3
4	CIT	8-P	7506	-	-	4/6/16/16	-
3	AMP	5-C	7479	-	-	3/6/26/26	0/3/3/3
4	CIT	8-F	7486	-	-	4/6/16/16	-
4	CIT	8-M	7500	-	-	4/6/16/16	-
3	AMP	5-S	7511	-	-	3/6/26/26	0/3/3/3
3	AMP	6-Q	7507	-	-	3/6/26/26	0/3/3/3
4	CIT	7-V	7518	-	-	4/6/16/16	-
4	CIT	2-A	7476	-	-	4/6/16/16	-
4	CIT	5-P	7506	-	-	4/6/16/16	-
4	CIT	7-K	7496	-	-	4/6/16/16	-
4	CIT	2-W	7520	-	-	4/6/16/16	-
3	AMP	6-P	7505	-	-	3/6/26/26	0/3/3/3
4	CIT	1-E	7484	-	-	4/6/16/16	-
4	CIT	5-B	7478	-	-	4/6/16/16	-
3	AMP	5-M	7499	-	-	3/6/26/26	0/3/3/3
3	AMP	7-Q	7507	-	-	3/6/26/26	0/3/3/3
3	AMP	8-D	7481	-	-	3/6/26/26	0/3/3/3
4	CIT	3-M	7500	-	-	4/6/16/16	-
3	AMP	6-C	7479	-	-	3/6/26/26	0/3/3/3
4	CIT	6-M	7500	-	-	4/6/16/16	-
4	CIT	10-I	7492	-	-	4/6/16/16	-
3	AMP	6-U	7515	-	-	3/6/26/26	0/3/3/3
4	CIT	3-F	7486	-	-	4/6/16/16	-
3	AMP	3-X	7521	-	-	3/6/26/26	0/3/3/3
3	AMP	2-F	7485	-	-	3/6/26/26	0/3/3/3
3	AMP	6-J	7493	-	-	3/6/26/26	0/3/3/3

*Continued on next page...*

*Continued from previous page...*

Mol	Type	Chain	Res	Link	Chirals	Torsions	Rings
3	AMP	6-K	7495	-	-	3/6/26/26	0/3/3/3
4	CIT	1-B	7478	-	-	4/6/16/16	-
4	CIT	9-G	7488	-	-	4/6/16/16	-
3	AMP	7-K	7495	-	-	3/6/26/26	0/3/3/3
3	AMP	1-Q	7507	-	-	3/6/26/26	0/3/3/3
3	AMP	6-M	7499	-	-	3/6/26/26	0/3/3/3
3	AMP	2-S	7511	-	-	3/6/26/26	0/3/3/3
4	CIT	1-F	7486	-	-	4/6/16/16	-
3	AMP	7-C	7479	-	-	3/6/26/26	0/3/3/3
4	CIT	9-I	7492	-	-	4/6/16/16	-
3	AMP	1-I	7491	-	-	3/6/26/26	0/3/3/3
3	AMP	1-B	7477	-	-	3/6/26/26	0/3/3/3
3	AMP	10-S	7511	-	-	3/6/26/26	0/3/3/3
3	AMP	5-U	7515	-	-	3/6/26/26	0/3/3/3
4	CIT	10-L	7498	-	-	4/6/16/16	-
3	AMP	8-W	7519	-	-	3/6/26/26	0/3/3/3
4	CIT	6-B	7478	-	-	4/6/16/16	-
3	AMP	7-V	7517	-	-	3/6/26/26	0/3/3/3
3	AMP	4-G	7487	-	-	3/6/26/26	0/3/3/3
3	AMP	4-I	7491	-	-	3/6/26/26	0/3/3/3
3	AMP	9-S	7511	-	-	3/6/26/26	0/3/3/3
3	AMP	7-H	7489	-	-	3/6/26/26	0/3/3/3
3	AMP	9-U	7515	-	-	3/6/26/26	0/3/3/3
3	AMP	3-B	7477	-	-	3/6/26/26	0/3/3/3
4	CIT	9-A	7476	-	-	4/6/16/16	-
3	AMP	8-R	7509	-	-	3/6/26/26	0/3/3/3
4	CIT	5-I	7492	-	-	4/6/16/16	-
3	AMP	10-X	7521	-	-	3/6/26/26	0/3/3/3
4	CIT	1-T	7514	-	-	4/6/16/16	-
3	AMP	9-L	7497	-	-	3/6/26/26	0/3/3/3
3	AMP	9-T	7513	-	-	3/6/26/26	0/3/3/3
4	CIT	8-G	7488	-	-	4/6/16/16	-
4	CIT	7-A	7476	-	-	4/6/16/16	-
4	CIT	10-D	7482	-	-	4/6/16/16	-

*Continued on next page...*

*Continued from previous page...*

Mol	Type	Chain	Res	Link	Chirals	Torsions	Rings
3	AMP	7-E	7483	-	-	3/6/26/26	0/3/3/3
3	AMP	3-P	7505	-	-	3/6/26/26	0/3/3/3
3	AMP	5-R	7509	-	-	3/6/26/26	0/3/3/3
4	CIT	9-E	7484	-	-	4/6/16/16	-
4	CIT	4-L	7498	-	-	4/6/16/16	-
3	AMP	10-J	7493	-	-	3/6/26/26	0/3/3/3
3	AMP	3-R	7509	-	-	3/6/26/26	0/3/3/3
4	CIT	5-L	7498	-	-	4/6/16/16	-
3	AMP	6-V	7517	-	-	3/6/26/26	0/3/3/3
4	CIT	2-M	7500	-	-	4/6/16/16	-
3	AMP	8-N	7501	-	-	3/6/26/26	0/3/3/3
3	AMP	7-J	7493	-	-	3/6/26/26	0/3/3/3
4	CIT	5-J	7494	-	-	4/6/16/16	-
4	CIT	4-D	7482	-	-	4/6/16/16	-
4	CIT	10-R	7510	-	-	4/6/16/16	-
4	CIT	1-C	7480	-	-	4/6/16/16	-
3	AMP	8-M	7499	-	-	3/6/26/26	0/3/3/3
3	AMP	4-H	7489	-	-	3/6/26/26	0/3/3/3
4	CIT	6-A	7476	-	-	4/6/16/16	-
3	AMP	5-V	7517	-	-	3/6/26/26	0/3/3/3
3	AMP	7-U	7515	-	-	3/6/26/26	0/3/3/3
4	CIT	5-T	7514	-	-	4/6/16/16	-
4	CIT	6-S	7512	-	-	4/6/16/16	-
3	AMP	9-H	7489	-	-	3/6/26/26	0/3/3/3
3	AMP	3-S	7511	-	-	3/6/26/26	0/3/3/3
4	CIT	6-O	7504	-	-	4/6/16/16	-
3	AMP	5-O	7503	-	-	3/6/26/26	0/3/3/3
4	CIT	8-X	7522	-	-	4/6/16/16	-
4	CIT	3-W	7520	-	-	4/6/16/16	-
3	AMP	8-O	7503	-	-	3/6/26/26	0/3/3/3
3	AMP	10-K	7495	-	-	3/6/26/26	0/3/3/3
4	CIT	7-S	7512	-	-	4/6/16/16	-
3	AMP	9-R	7509	-	-	3/6/26/26	0/3/3/3
3	AMP	1-J	7493	-	-	3/6/26/26	0/3/3/3

*Continued on next page...*

*Continued from previous page...*

Mol	Type	Chain	Res	Link	Chirals	Torsions	Rings
3	AMP	5-B	7477	-	-	3/6/26/26	0/3/3/3
3	AMP	5-T	7513	-	-	3/6/26/26	0/3/3/3
4	CIT	2-R	7510	-	-	4/6/16/16	-
4	CIT	4-M	7500	-	-	4/6/16/16	-
3	AMP	6-H	7489	-	-	3/6/26/26	0/3/3/3
3	AMP	10-L	7497	-	-	3/6/26/26	0/3/3/3
4	CIT	9-V	7518	-	-	4/6/16/16	-
4	CIT	2-L	7498	-	-	4/6/16/16	-
3	AMP	1-L	7497	-	-	3/6/26/26	0/3/3/3
4	CIT	9-J	7494	-	-	4/6/16/16	-
3	AMP	2-H	7489	-	-	3/6/26/26	0/3/3/3
4	CIT	2-T	7514	-	-	4/6/16/16	-
4	CIT	4-V	7518	-	-	4/6/16/16	-
4	CIT	9-L	7498	-	-	4/6/16/16	-
3	AMP	7-A	7475	-	-	3/6/26/26	0/3/3/3
3	AMP	7-W	7519	-	-	3/6/26/26	0/3/3/3
4	CIT	1-X	7522	-	-	4/6/16/16	-
3	AMP	8-H	7489	-	-	3/6/26/26	0/3/3/3
3	AMP	10-E	7483	-	-	3/6/26/26	0/3/3/3
4	CIT	3-O	7504	-	-	4/6/16/16	-
4	CIT	7-Q	7508	-	-	4/6/16/16	-
3	AMP	9-N	7501	-	-	3/6/26/26	0/3/3/3
3	AMP	6-N	7501	-	-	3/6/26/26	0/3/3/3
3	AMP	4-P	7505	-	-	3/6/26/26	0/3/3/3
3	AMP	8-V	7517	-	-	3/6/26/26	0/3/3/3
3	AMP	6-F	7485	-	-	3/6/26/26	0/3/3/3
3	AMP	6-E	7483	-	-	3/6/26/26	0/3/3/3
4	CIT	7-P	7506	-	-	4/6/16/16	-
4	CIT	10-V	7518	-	-	4/6/16/16	-
4	CIT	2-C	7480	-	-	4/6/16/16	-
4	CIT	8-W	7520	-	-	4/6/16/16	-
4	CIT	1-A	7476	-	-	4/6/16/16	-
3	AMP	9-J	7493	-	-	3/6/26/26	0/3/3/3
3	AMP	10-B	7477	-	-	3/6/26/26	0/3/3/3

*Continued on next page...*

*Continued from previous page...*

Mol	Type	Chain	Res	Link	Chirals	Torsions	Rings
4	CIT	3-S	7512	-	-	4/6/16/16	-
4	CIT	9-T	7514	-	-	4/6/16/16	-
4	CIT	9-C	7480	-	-	4/6/16/16	-
3	AMP	2-U	7515	-	-	3/6/26/26	0/3/3/3
4	CIT	1-P	7506	-	-	4/6/16/16	-
3	AMP	8-P	7505	-	-	3/6/26/26	0/3/3/3
3	AMP	1-G	7487	-	-	3/6/26/26	0/3/3/3
4	CIT	3-D	7482	-	-	4/6/16/16	-
3	AMP	1-N	7501	-	-	3/6/26/26	0/3/3/3
4	CIT	10-P	7506	-	-	4/6/16/16	-
4	CIT	6-N	7502	-	-	4/6/16/16	-
3	AMP	9-D	7481	-	-	3/6/26/26	0/3/3/3
4	CIT	6-E	7484	-	-	4/6/16/16	-
4	CIT	10-T	7514	-	-	4/6/16/16	-
4	CIT	1-W	7520	-	-	4/6/16/16	-
3	AMP	1-W	7519	-	-	3/6/26/26	0/3/3/3
4	CIT	10-G	7488	-	-	4/6/16/16	-
4	CIT	2-B	7478	-	-	4/6/16/16	-
4	CIT	7-R	7510	-	-	4/6/16/16	-
4	CIT	8-L	7498	-	-	4/6/16/16	-
3	AMP	6-O	7503	-	-	3/6/26/26	0/3/3/3
3	AMP	8-X	7521	-	-	3/6/26/26	0/3/3/3
4	CIT	5-R	7510	-	-	4/6/16/16	-
3	AMP	4-C	7479	-	-	3/6/26/26	0/3/3/3
4	CIT	8-V	7518	-	-	4/6/16/16	-
4	CIT	8-K	7496	-	-	4/6/16/16	-
3	AMP	10-M	7499	-	-	3/6/26/26	0/3/3/3
3	AMP	10-I	7491	-	-	3/6/26/26	0/3/3/3
3	AMP	8-L	7497	-	-	3/6/26/26	0/3/3/3
4	CIT	10-M	7500	-	-	4/6/16/16	-
3	AMP	5-J	7493	-	-	3/6/26/26	0/3/3/3
3	AMP	2-A	7475	-	-	3/6/26/26	0/3/3/3
3	AMP	8-J	7493	-	-	3/6/26/26	0/3/3/3
4	CIT	2-K	7496	-	-	4/6/16/16	-

*Continued on next page...*

*Continued from previous page...*

Mol	Type	Chain	Res	Link	Chirals	Torsions	Rings
3	AMP	1-K	7495	-	-	3/6/26/26	0/3/3/3
4	CIT	7-B	7478	-	-	4/6/16/16	-
3	AMP	3-U	7515	-	-	3/6/26/26	0/3/3/3
3	AMP	7-D	7481	-	-	3/6/26/26	0/3/3/3
3	AMP	10-N	7501	-	-	3/6/26/26	0/3/3/3
3	AMP	5-Q	7507	-	-	3/6/26/26	0/3/3/3
4	CIT	3-R	7510	-	-	4/6/16/16	-
3	AMP	7-F	7485	-	-	3/6/26/26	0/3/3/3
3	AMP	5-W	7519	-	-	3/6/26/26	0/3/3/3
3	AMP	1-U	7515	-	-	3/6/26/26	0/3/3/3
3	AMP	4-U	7515	-	-	3/6/26/26	0/3/3/3
3	AMP	9-B	7477	-	-	3/6/26/26	0/3/3/3
4	CIT	10-H	7490	-	-	4/6/16/16	-
4	CIT	4-X	7522	-	-	4/6/16/16	-
4	CIT	9-H	7490	-	-	4/6/16/16	-
3	AMP	2-Q	7507	-	-	3/6/26/26	0/3/3/3
4	CIT	4-B	7478	-	-	4/6/16/16	-
4	CIT	5-F	7486	-	-	4/6/16/16	-
3	AMP	3-T	7513	-	-	3/6/26/26	0/3/3/3
3	AMP	5-G	7487	-	-	3/6/26/26	0/3/3/3
4	CIT	6-K	7496	-	-	4/6/16/16	-
4	CIT	8-I	7492	-	-	4/6/16/16	-
4	CIT	1-U	7516	-	-	4/6/16/16	-
3	AMP	6-B	7477	-	-	3/6/26/26	0/3/3/3
3	AMP	3-I	7491	-	-	3/6/26/26	0/3/3/3
3	AMP	10-A	7475	-	-	3/6/26/26	0/3/3/3
3	AMP	3-M	7499	-	-	3/6/26/26	0/3/3/3
3	AMP	3-C	7479	-	-	3/6/26/26	0/3/3/3
3	AMP	4-R	7509	-	-	3/6/26/26	0/3/3/3
3	AMP	5-H	7489	-	-	3/6/26/26	0/3/3/3
4	CIT	7-H	7490	-	-	4/6/16/16	-
3	AMP	10-D	7481	-	-	3/6/26/26	0/3/3/3
4	CIT	9-N	7502	-	-	4/6/16/16	-
4	CIT	7-X	7522	-	-	4/6/16/16	-

*Continued on next page...*

*Continued from previous page...*

Mol	Type	Chain	Res	Link	Chirals	Torsions	Rings
4	CIT	1-Q	7508	-	-	4/6/16/16	-
4	CIT	2-I	7492	-	-	4/6/16/16	-
4	CIT	2-P	7506	-	-	4/6/16/16	-
4	CIT	10-A	7476	-	-	4/6/16/16	-
4	CIT	3-I	7492	-	-	4/6/16/16	-
4	CIT	1-O	7504	-	-	4/6/16/16	-
4	CIT	5-E	7484	-	-	4/6/16/16	-
3	AMP	5-I	7491	-	-	3/6/26/26	0/3/3/3
3	AMP	10-U	7515	-	-	3/6/26/26	0/3/3/3
3	AMP	3-O	7503	-	-	3/6/26/26	0/3/3/3
3	AMP	4-J	7493	-	-	3/6/26/26	0/3/3/3
4	CIT	1-I	7492	-	-	4/6/16/16	-
4	CIT	5-K	7496	-	-	4/6/16/16	-
4	CIT	4-G	7488	-	-	4/6/16/16	-
3	AMP	3-A	7475	-	-	3/6/26/26	0/3/3/3
4	CIT	6-J	7494	-	-	4/6/16/16	-
3	AMP	8-A	7475	-	-	3/6/26/26	0/3/3/3
4	CIT	3-K	7496	-	-	4/6/16/16	-
4	CIT	4-R	7510	-	-	4/6/16/16	-
4	CIT	9-P	7506	-	-	4/6/16/16	-
4	CIT	5-U	7516	-	-	4/6/16/16	-
4	CIT	1-J	7494	-	-	4/6/16/16	-
3	AMP	6-A	7475	-	-	3/6/26/26	0/3/3/3
4	CIT	6-P	7506	-	-	4/6/16/16	-
4	CIT	5-C	7480	-	-	4/6/16/16	-
4	CIT	9-Q	7508	-	-	4/6/16/16	-
4	CIT	2-Q	7508	-	-	4/6/16/16	-
4	CIT	8-B	7478	-	-	4/6/16/16	-
3	AMP	2-E	7483	-	-	3/6/26/26	0/3/3/3
3	AMP	4-T	7513	-	-	3/6/26/26	0/3/3/3
4	CIT	8-T	7514	-	-	4/6/16/16	-
3	AMP	10-V	7517	-	-	3/6/26/26	0/3/3/3
4	CIT	7-O	7504	-	-	4/6/16/16	-
3	AMP	9-P	7505	-	-	3/6/26/26	0/3/3/3

*Continued on next page...*

*Continued from previous page...*

Mol	Type	Chain	Res	Link	Chirals	Torsions	Rings
3	AMP	5-D	7481	-	-	3/6/26/26	0/3/3/3
3	AMP	9-F	7485	-	-	3/6/26/26	0/3/3/3
4	CIT	5-N	7502	-	-	4/6/16/16	-
4	CIT	5-Q	7508	-	-	4/6/16/16	-
3	AMP	1-A	7475	-	-	3/6/26/26	0/3/3/3
3	AMP	7-O	7503	-	-	3/6/26/26	0/3/3/3
3	AMP	3-N	7501	-	-	3/6/26/26	0/3/3/3
4	CIT	4-Q	7508	-	-	4/6/16/16	-
4	CIT	10-J	7494	-	-	4/6/16/16	-
4	CIT	2-F	7486	-	-	4/6/16/16	-
4	CIT	7-U	7516	-	-	4/6/16/16	-
3	AMP	10-C	7479	-	-	3/6/26/26	0/3/3/3
3	AMP	4-M	7499	-	-	3/6/26/26	0/3/3/3
4	CIT	7-N	7502	-	-	4/6/16/16	-
3	AMP	2-J	7493	-	-	3/6/26/26	0/3/3/3
3	AMP	8-T	7513	-	-	3/6/26/26	0/3/3/3
4	CIT	2-V	7518	-	-	4/6/16/16	-
3	AMP	7-G	7487	-	-	3/6/26/26	0/3/3/3
4	CIT	10-F	7486	-	-	4/6/16/16	-
4	CIT	5-W	7520	-	-	4/6/16/16	-
4	CIT	1-D	7482	-	-	4/6/16/16	-
4	CIT	7-J	7494	-	-	4/6/16/16	-
3	AMP	2-C	7479	-	-	3/6/26/26	0/3/3/3
3	AMP	10-Q	7507	-	-	3/6/26/26	0/3/3/3
3	AMP	5-N	7501	-	-	3/6/26/26	0/3/3/3
4	CIT	3-P	7506	-	-	4/6/16/16	-
4	CIT	8-O	7504	-	-	4/6/16/16	-
4	CIT	10-W	7520	-	-	4/6/16/16	-
4	CIT	10-S	7512	-	-	4/6/16/16	-
3	AMP	6-D	7481	-	-	3/6/26/26	0/3/3/3
4	CIT	3-E	7484	-	-	4/6/16/16	-
3	AMP	5-X	7521	-	-	3/6/26/26	0/3/3/3
4	CIT	5-H	7490	-	-	4/6/16/16	-
3	AMP	7-S	7511	-	-	3/6/26/26	0/3/3/3

*Continued on next page...*



*Continued from previous page...*

Mol	Type	Chain	Res	Link	Chirals	Torsions	Rings
3	AMP	6-L	7497	-	-	3/6/26/26	0/3/3/3
3	AMP	9-Q	7507	-	-	3/6/26/26	0/3/3/3
3	AMP	5-P	7505	-	-	3/6/26/26	0/3/3/3
3	AMP	7-L	7497	-	-	3/6/26/26	0/3/3/3
3	AMP	6-G	7487	-	-	3/6/26/26	0/3/3/3
4	CIT	9-U	7516	-	-	4/6/16/16	-
3	AMP	8-F	7485	-	-	3/6/26/26	0/3/3/3

All (3600) bond length outliers are listed below:

Mol	Chain	Res	Type	Atoms	Z	Observed(Å)	Ideal(Å)
3	4-X	7521	AMP	O4'-C1'	8.64	1.53	1.41
3	6-X	7521	AMP	O4'-C1'	8.64	1.53	1.41
3	9-X	7521	AMP	O4'-C1'	8.64	1.53	1.41
3	7-X	7521	AMP	O4'-C1'	8.64	1.53	1.41
3	1-X	7521	AMP	O4'-C1'	8.64	1.53	1.41
3	2-X	7521	AMP	O4'-C1'	8.64	1.53	1.41
3	3-X	7521	AMP	O4'-C1'	8.64	1.53	1.41
3	10-X	7521	AMP	O4'-C1'	8.64	1.53	1.41
3	8-X	7521	AMP	O4'-C1'	8.64	1.53	1.41
3	5-X	7521	AMP	O4'-C1'	8.64	1.53	1.41
3	8-N	7501	AMP	O4'-C1'	8.63	1.53	1.41
3	7-N	7501	AMP	O4'-C1'	8.63	1.53	1.41
3	2-N	7501	AMP	O4'-C1'	8.63	1.53	1.41
3	4-N	7501	AMP	O4'-C1'	8.63	1.53	1.41
3	9-N	7501	AMP	O4'-C1'	8.63	1.53	1.41
3	6-N	7501	AMP	O4'-C1'	8.63	1.53	1.41
3	1-N	7501	AMP	O4'-C1'	8.63	1.53	1.41
3	10-N	7501	AMP	O4'-C1'	8.63	1.53	1.41
3	3-N	7501	AMP	O4'-C1'	8.63	1.53	1.41
3	5-N	7501	AMP	O4'-C1'	8.63	1.53	1.41
3	2-B	7477	AMP	O4'-C1'	8.62	1.53	1.41
3	4-B	7477	AMP	O4'-C1'	8.62	1.53	1.41
3	7-B	7477	AMP	O4'-C1'	8.62	1.53	1.41
3	8-B	7477	AMP	O4'-C1'	8.62	1.53	1.41
3	1-B	7477	AMP	O4'-C1'	8.62	1.53	1.41
3	3-B	7477	AMP	O4'-C1'	8.62	1.53	1.41
3	5-B	7477	AMP	O4'-C1'	8.62	1.53	1.41
3	10-B	7477	AMP	O4'-C1'	8.62	1.53	1.41
3	9-B	7477	AMP	O4'-C1'	8.62	1.53	1.41
3	6-B	7477	AMP	O4'-C1'	8.62	1.53	1.41

*Continued on next page...*

*Continued from previous page...*

Mol	Chain	Res	Type	Atoms	Z	Observed(Å)	Ideal(Å)
3	5-K	7495	AMP	O4'-C1'	8.62	1.53	1.41
3	8-K	7495	AMP	O4'-C1'	8.62	1.53	1.41
3	4-K	7495	AMP	O4'-C1'	8.62	1.53	1.41
3	2-K	7495	AMP	O4'-C1'	8.62	1.53	1.41
3	9-K	7495	AMP	O4'-C1'	8.62	1.53	1.41
3	7-K	7495	AMP	O4'-C1'	8.62	1.53	1.41
3	3-K	7495	AMP	O4'-C1'	8.62	1.53	1.41
3	6-K	7495	AMP	O4'-C1'	8.62	1.53	1.41
3	10-K	7495	AMP	O4'-C1'	8.62	1.53	1.41
3	1-K	7495	AMP	O4'-C1'	8.62	1.53	1.41
3	4-W	7519	AMP	O4'-C1'	8.62	1.53	1.41
3	9-W	7519	AMP	O4'-C1'	8.62	1.53	1.41
3	2-W	7519	AMP	O4'-C1'	8.62	1.53	1.41
3	6-W	7519	AMP	O4'-C1'	8.62	1.53	1.41
3	3-W	7519	AMP	O4'-C1'	8.62	1.53	1.41
3	8-W	7519	AMP	O4'-C1'	8.62	1.53	1.41
3	7-W	7519	AMP	O4'-C1'	8.62	1.53	1.41
3	1-W	7519	AMP	O4'-C1'	8.62	1.53	1.41
3	5-W	7519	AMP	O4'-C1'	8.62	1.53	1.41
3	10-W	7519	AMP	O4'-C1'	8.62	1.53	1.41
3	1-C	7479	AMP	O4'-C1'	8.61	1.53	1.41
3	9-C	7479	AMP	O4'-C1'	8.61	1.53	1.41
3	8-C	7479	AMP	O4'-C1'	8.61	1.53	1.41
3	3-C	7479	AMP	O4'-C1'	8.61	1.53	1.41
3	5-C	7479	AMP	O4'-C1'	8.61	1.53	1.41
3	6-C	7479	AMP	O4'-C1'	8.61	1.53	1.41
3	7-C	7479	AMP	O4'-C1'	8.61	1.53	1.41
3	4-C	7479	AMP	O4'-C1'	8.61	1.53	1.41
3	10-C	7479	AMP	O4'-C1'	8.61	1.53	1.41
3	2-C	7479	AMP	O4'-C1'	8.61	1.53	1.41
3	10-G	7487	AMP	O4'-C1'	8.60	1.53	1.41
3	3-G	7487	AMP	O4'-C1'	8.60	1.53	1.41
3	9-G	7487	AMP	O4'-C1'	8.60	1.53	1.41
3	8-G	7487	AMP	O4'-C1'	8.60	1.53	1.41
3	2-G	7487	AMP	O4'-C1'	8.60	1.53	1.41
3	4-G	7487	AMP	O4'-C1'	8.60	1.53	1.41
3	7-G	7487	AMP	O4'-C1'	8.60	1.53	1.41
3	1-G	7487	AMP	O4'-C1'	8.60	1.53	1.41
3	5-G	7487	AMP	O4'-C1'	8.60	1.53	1.41
3	6-G	7487	AMP	O4'-C1'	8.60	1.53	1.41
3	2-P	7505	AMP	O4'-C1'	8.60	1.53	1.41
3	10-P	7505	AMP	O4'-C1'	8.60	1.53	1.41

*Continued on next page...*

*Continued from previous page...*

Mol	Chain	Res	Type	Atoms	Z	Observed(Å)	Ideal(Å)
3	1-P	7505	AMP	O4'-C1'	8.60	1.53	1.41
3	7-P	7505	AMP	O4'-C1'	8.60	1.53	1.41
3	6-P	7505	AMP	O4'-C1'	8.60	1.53	1.41
3	3-P	7505	AMP	O4'-C1'	8.60	1.53	1.41
3	4-P	7505	AMP	O4'-C1'	8.60	1.53	1.41
3	8-P	7505	AMP	O4'-C1'	8.60	1.53	1.41
3	9-P	7505	AMP	O4'-C1'	8.60	1.53	1.41
3	5-P	7505	AMP	O4'-C1'	8.60	1.53	1.41
3	9-E	7483	AMP	O4'-C1'	8.60	1.53	1.41
3	8-E	7483	AMP	O4'-C1'	8.60	1.53	1.41
3	4-E	7483	AMP	O4'-C1'	8.60	1.53	1.41
3	5-E	7483	AMP	O4'-C1'	8.60	1.53	1.41
3	1-E	7483	AMP	O4'-C1'	8.60	1.53	1.41
3	7-E	7483	AMP	O4'-C1'	8.60	1.53	1.41
3	10-E	7483	AMP	O4'-C1'	8.60	1.53	1.41
3	6-E	7483	AMP	O4'-C1'	8.60	1.53	1.41
3	3-E	7483	AMP	O4'-C1'	8.60	1.53	1.41
3	2-E	7483	AMP	O4'-C1'	8.60	1.53	1.41
3	9-M	7499	AMP	O4'-C1'	8.59	1.53	1.41
3	2-M	7499	AMP	O4'-C1'	8.59	1.53	1.41
3	3-J	7493	AMP	O4'-C1'	8.59	1.53	1.41
3	7-M	7499	AMP	O4'-C1'	8.59	1.53	1.41
3	1-J	7493	AMP	O4'-C1'	8.59	1.53	1.41
3	5-M	7499	AMP	O4'-C1'	8.59	1.53	1.41
3	6-J	7493	AMP	O4'-C1'	8.59	1.53	1.41
3	6-M	7499	AMP	O4'-C1'	8.59	1.53	1.41
3	10-J	7493	AMP	O4'-C1'	8.59	1.53	1.41
3	7-J	7493	AMP	O4'-C1'	8.59	1.53	1.41
3	8-M	7499	AMP	O4'-C1'	8.59	1.53	1.41
3	4-M	7499	AMP	O4'-C1'	8.59	1.53	1.41
3	9-J	7493	AMP	O4'-C1'	8.59	1.53	1.41
3	10-M	7499	AMP	O4'-C1'	8.59	1.53	1.41
3	1-M	7499	AMP	O4'-C1'	8.59	1.53	1.41
3	5-J	7493	AMP	O4'-C1'	8.59	1.53	1.41
3	8-J	7493	AMP	O4'-C1'	8.59	1.53	1.41
3	3-M	7499	AMP	O4'-C1'	8.59	1.53	1.41
3	4-J	7493	AMP	O4'-C1'	8.59	1.53	1.41
3	2-J	7493	AMP	O4'-C1'	8.59	1.53	1.41
3	7-T	7513	AMP	O4'-C1'	8.59	1.53	1.41
3	10-T	7513	AMP	O4'-C1'	8.59	1.53	1.41
3	1-T	7513	AMP	O4'-C1'	8.59	1.53	1.41
3	2-T	7513	AMP	O4'-C1'	8.59	1.53	1.41

*Continued on next page...*

*Continued from previous page...*

Mol	Chain	Res	Type	Atoms	Z	Observed(Å)	Ideal(Å)
3	6-T	7513	AMP	O4'-C1'	8.59	1.53	1.41
3	9-T	7513	AMP	O4'-C1'	8.59	1.53	1.41
3	5-T	7513	AMP	O4'-C1'	8.59	1.53	1.41
3	3-T	7513	AMP	O4'-C1'	8.59	1.53	1.41
3	4-T	7513	AMP	O4'-C1'	8.59	1.53	1.41
3	8-T	7513	AMP	O4'-C1'	8.59	1.53	1.41
3	3-F	7485	AMP	O4'-C1'	8.58	1.53	1.41
3	9-A	7475	AMP	O4'-C1'	8.58	1.53	1.41
3	10-F	7485	AMP	O4'-C1'	8.58	1.53	1.41
3	4-A	7475	AMP	O4'-C1'	8.58	1.53	1.41
3	4-F	7485	AMP	O4'-C1'	8.58	1.53	1.41
3	1-F	7485	AMP	O4'-C1'	8.58	1.53	1.41
3	5-F	7485	AMP	O4'-C1'	8.58	1.53	1.41
3	2-F	7485	AMP	O4'-C1'	8.58	1.53	1.41
3	5-A	7475	AMP	O4'-C1'	8.58	1.53	1.41
3	7-A	7475	AMP	O4'-C1'	8.58	1.53	1.41
3	6-F	7485	AMP	O4'-C1'	8.58	1.53	1.41
3	2-A	7475	AMP	O4'-C1'	8.58	1.53	1.41
3	7-F	7485	AMP	O4'-C1'	8.58	1.53	1.41
3	10-A	7475	AMP	O4'-C1'	8.58	1.53	1.41
3	3-A	7475	AMP	O4'-C1'	8.58	1.53	1.41
3	8-A	7475	AMP	O4'-C1'	8.58	1.53	1.41
3	6-A	7475	AMP	O4'-C1'	8.58	1.53	1.41
3	9-F	7485	AMP	O4'-C1'	8.58	1.53	1.41
3	1-A	7475	AMP	O4'-C1'	8.58	1.53	1.41
3	8-F	7485	AMP	O4'-C1'	8.58	1.53	1.41
3	3-D	7481	AMP	O4'-C1'	8.58	1.53	1.41
3	4-D	7481	AMP	O4'-C1'	8.58	1.53	1.41
3	1-D	7481	AMP	O4'-C1'	8.58	1.53	1.41
3	8-D	7481	AMP	O4'-C1'	8.58	1.53	1.41
3	9-D	7481	AMP	O4'-C1'	8.58	1.53	1.41
3	7-D	7481	AMP	O4'-C1'	8.58	1.53	1.41
3	2-D	7481	AMP	O4'-C1'	8.58	1.53	1.41
3	10-D	7481	AMP	O4'-C1'	8.58	1.53	1.41
3	5-D	7481	AMP	O4'-C1'	8.58	1.53	1.41
3	6-D	7481	AMP	O4'-C1'	8.58	1.53	1.41
3	1-S	7511	AMP	O4'-C1'	8.58	1.53	1.41
3	6-S	7511	AMP	O4'-C1'	8.58	1.53	1.41
3	4-S	7511	AMP	O4'-C1'	8.58	1.53	1.41
3	8-S	7511	AMP	O4'-C1'	8.58	1.53	1.41
3	5-S	7511	AMP	O4'-C1'	8.58	1.53	1.41
3	2-S	7511	AMP	O4'-C1'	8.58	1.53	1.41

*Continued on next page...*

*Continued from previous page...*

Mol	Chain	Res	Type	Atoms	Z	Observed(Å)	Ideal(Å)
3	10-S	7511	AMP	O4'-C1'	8.58	1.53	1.41
3	9-S	7511	AMP	O4'-C1'	8.58	1.53	1.41
3	3-S	7511	AMP	O4'-C1'	8.58	1.53	1.41
3	7-S	7511	AMP	O4'-C1'	8.58	1.53	1.41
3	4-O	7503	AMP	O4'-C1'	8.58	1.53	1.41
3	5-O	7503	AMP	O4'-C1'	8.58	1.53	1.41
3	2-O	7503	AMP	O4'-C1'	8.58	1.53	1.41
3	10-O	7503	AMP	O4'-C1'	8.58	1.53	1.41
3	9-O	7503	AMP	O4'-C1'	8.58	1.53	1.41
3	1-O	7503	AMP	O4'-C1'	8.58	1.53	1.41
3	6-O	7503	AMP	O4'-C1'	8.58	1.53	1.41
3	3-O	7503	AMP	O4'-C1'	8.58	1.53	1.41
3	8-O	7503	AMP	O4'-C1'	8.58	1.53	1.41
3	7-O	7503	AMP	O4'-C1'	8.58	1.53	1.41
3	6-R	7509	AMP	O4'-C1'	8.57	1.53	1.41
3	2-R	7509	AMP	O4'-C1'	8.57	1.53	1.41
3	1-R	7509	AMP	O4'-C1'	8.57	1.53	1.41
3	10-R	7509	AMP	O4'-C1'	8.57	1.53	1.41
3	9-R	7509	AMP	O4'-C1'	8.57	1.53	1.41
3	7-R	7509	AMP	O4'-C1'	8.57	1.53	1.41
3	8-R	7509	AMP	O4'-C1'	8.57	1.53	1.41
3	5-R	7509	AMP	O4'-C1'	8.57	1.53	1.41
3	3-R	7509	AMP	O4'-C1'	8.57	1.53	1.41
3	4-R	7509	AMP	O4'-C1'	8.57	1.53	1.41
3	4-L	7497	AMP	O4'-C1'	8.57	1.53	1.41
3	5-L	7497	AMP	O4'-C1'	8.57	1.53	1.41
3	2-L	7497	AMP	O4'-C1'	8.57	1.53	1.41
3	8-L	7497	AMP	O4'-C1'	8.57	1.53	1.41
3	3-L	7497	AMP	O4'-C1'	8.57	1.53	1.41
3	9-L	7497	AMP	O4'-C1'	8.57	1.53	1.41
3	10-L	7497	AMP	O4'-C1'	8.57	1.53	1.41
3	1-L	7497	AMP	O4'-C1'	8.57	1.53	1.41
3	6-L	7497	AMP	O4'-C1'	8.57	1.53	1.41
3	7-L	7497	AMP	O4'-C1'	8.57	1.53	1.41
3	8-U	7515	AMP	O4'-C1'	8.56	1.53	1.41
3	9-U	7515	AMP	O4'-C1'	8.56	1.53	1.41
3	6-U	7515	AMP	O4'-C1'	8.56	1.53	1.41
3	5-U	7515	AMP	O4'-C1'	8.56	1.53	1.41
3	7-U	7515	AMP	O4'-C1'	8.56	1.53	1.41
3	2-U	7515	AMP	O4'-C1'	8.56	1.53	1.41
3	3-U	7515	AMP	O4'-C1'	8.56	1.53	1.41
3	1-U	7515	AMP	O4'-C1'	8.56	1.53	1.41

*Continued on next page...*

*Continued from previous page...*

Mol	Chain	Res	Type	Atoms	Z	Observed(Å)	Ideal(Å)
3	4-U	7515	AMP	O4'-C1'	8.56	1.53	1.41
3	10-U	7515	AMP	O4'-C1'	8.56	1.53	1.41
3	1-H	7489	AMP	O4'-C1'	8.56	1.53	1.41
3	3-H	7489	AMP	O4'-C1'	8.56	1.53	1.41
3	10-H	7489	AMP	O4'-C1'	8.56	1.53	1.41
3	7-H	7489	AMP	O4'-C1'	8.56	1.53	1.41
3	4-H	7489	AMP	O4'-C1'	8.56	1.53	1.41
3	9-H	7489	AMP	O4'-C1'	8.56	1.53	1.41
3	6-H	7489	AMP	O4'-C1'	8.56	1.53	1.41
3	2-H	7489	AMP	O4'-C1'	8.56	1.53	1.41
3	8-H	7489	AMP	O4'-C1'	8.56	1.53	1.41
3	5-H	7489	AMP	O4'-C1'	8.56	1.53	1.41
3	8-Q	7507	AMP	O4'-C1'	8.55	1.53	1.41
3	3-Q	7507	AMP	O4'-C1'	8.55	1.53	1.41
3	7-Q	7507	AMP	O4'-C1'	8.55	1.53	1.41
3	4-Q	7507	AMP	O4'-C1'	8.55	1.53	1.41
3	6-Q	7507	AMP	O4'-C1'	8.55	1.53	1.41
3	1-Q	7507	AMP	O4'-C1'	8.55	1.53	1.41
3	5-Q	7507	AMP	O4'-C1'	8.55	1.53	1.41
3	2-Q	7507	AMP	O4'-C1'	8.55	1.53	1.41
3	10-Q	7507	AMP	O4'-C1'	8.55	1.53	1.41
3	9-Q	7507	AMP	O4'-C1'	8.55	1.53	1.41
3	8-I	7491	AMP	O4'-C1'	8.53	1.53	1.41
3	2-I	7491	AMP	O4'-C1'	8.53	1.53	1.41
3	9-I	7491	AMP	O4'-C1'	8.53	1.53	1.41
3	6-I	7491	AMP	O4'-C1'	8.53	1.53	1.41
3	7-I	7491	AMP	O4'-C1'	8.53	1.53	1.41
3	1-I	7491	AMP	O4'-C1'	8.53	1.53	1.41
3	4-I	7491	AMP	O4'-C1'	8.53	1.53	1.41
3	10-I	7491	AMP	O4'-C1'	8.53	1.53	1.41
3	3-I	7491	AMP	O4'-C1'	8.53	1.53	1.41
3	5-I	7491	AMP	O4'-C1'	8.53	1.53	1.41
3	4-V	7517	AMP	O4'-C1'	8.52	1.53	1.41
3	2-V	7517	AMP	O4'-C1'	8.52	1.53	1.41
3	3-V	7517	AMP	O4'-C1'	8.52	1.53	1.41
3	9-V	7517	AMP	O4'-C1'	8.52	1.53	1.41
3	1-V	7517	AMP	O4'-C1'	8.52	1.53	1.41
3	10-V	7517	AMP	O4'-C1'	8.52	1.53	1.41
3	7-V	7517	AMP	O4'-C1'	8.52	1.53	1.41
3	6-V	7517	AMP	O4'-C1'	8.52	1.53	1.41
3	5-V	7517	AMP	O4'-C1'	8.52	1.53	1.41
3	8-V	7517	AMP	O4'-C1'	8.52	1.53	1.41

*Continued on next page...*

*Continued from previous page...*

Mol	Chain	Res	Type	Atoms	Z	Observed(Å)	Ideal(Å)
3	4-L	7497	AMP	C4-N3	6.53	1.44	1.35
3	5-L	7497	AMP	C4-N3	6.53	1.44	1.35
3	2-L	7497	AMP	C4-N3	6.53	1.44	1.35
3	8-L	7497	AMP	C4-N3	6.53	1.44	1.35
3	3-L	7497	AMP	C4-N3	6.53	1.44	1.35
3	9-L	7497	AMP	C4-N3	6.53	1.44	1.35
3	10-L	7497	AMP	C4-N3	6.53	1.44	1.35
3	1-L	7497	AMP	C4-N3	6.53	1.44	1.35
3	6-L	7497	AMP	C4-N3	6.53	1.44	1.35
3	7-L	7497	AMP	C4-N3	6.53	1.44	1.35
3	1-H	7489	AMP	C4-N3	6.53	1.44	1.35
3	3-H	7489	AMP	C4-N3	6.53	1.44	1.35
3	10-H	7489	AMP	C4-N3	6.53	1.44	1.35
3	7-H	7489	AMP	C4-N3	6.53	1.44	1.35
3	4-H	7489	AMP	C4-N3	6.53	1.44	1.35
3	9-H	7489	AMP	C4-N3	6.53	1.44	1.35
3	6-H	7489	AMP	C4-N3	6.53	1.44	1.35
3	2-H	7489	AMP	C4-N3	6.53	1.44	1.35
3	8-H	7489	AMP	C4-N3	6.53	1.44	1.35
3	5-H	7489	AMP	C4-N3	6.53	1.44	1.35
3	2-B	7477	AMP	C4-N3	6.52	1.44	1.35
3	4-B	7477	AMP	C4-N3	6.52	1.44	1.35
3	7-B	7477	AMP	C4-N3	6.52	1.44	1.35
3	8-B	7477	AMP	C4-N3	6.52	1.44	1.35
3	1-B	7477	AMP	C4-N3	6.52	1.44	1.35
3	3-B	7477	AMP	C4-N3	6.52	1.44	1.35
3	5-B	7477	AMP	C4-N3	6.52	1.44	1.35
3	10-B	7477	AMP	C4-N3	6.52	1.44	1.35
3	9-B	7477	AMP	C4-N3	6.52	1.44	1.35
3	6-B	7477	AMP	C4-N3	6.52	1.44	1.35
3	8-U	7515	AMP	C4-N3	6.52	1.44	1.35
3	9-U	7515	AMP	C4-N3	6.52	1.44	1.35
3	6-U	7515	AMP	C4-N3	6.52	1.44	1.35
3	5-U	7515	AMP	C4-N3	6.52	1.44	1.35
3	7-U	7515	AMP	C4-N3	6.52	1.44	1.35
3	2-U	7515	AMP	C4-N3	6.52	1.44	1.35
3	3-U	7515	AMP	C4-N3	6.52	1.44	1.35
3	1-U	7515	AMP	C4-N3	6.52	1.44	1.35
3	4-U	7515	AMP	C4-N3	6.52	1.44	1.35
3	10-U	7515	AMP	C4-N3	6.52	1.44	1.35
3	3-D	7481	AMP	C4-N3	6.50	1.44	1.35
3	4-D	7481	AMP	C4-N3	6.50	1.44	1.35

*Continued on next page...*

*Continued from previous page...*

Mol	Chain	Res	Type	Atoms	Z	Observed(Å)	Ideal(Å)
3	1-D	7481	AMP	C4-N3	6.50	1.44	1.35
3	3-J	7493	AMP	C4-N3	6.50	1.44	1.35
3	1-J	7493	AMP	C4-N3	6.50	1.44	1.35
3	8-D	7481	AMP	C4-N3	6.50	1.44	1.35
3	6-J	7493	AMP	C4-N3	6.50	1.44	1.35
3	10-J	7493	AMP	C4-N3	6.50	1.44	1.35
3	7-J	7493	AMP	C4-N3	6.50	1.44	1.35
3	9-J	7493	AMP	C4-N3	6.50	1.44	1.35
3	9-D	7481	AMP	C4-N3	6.50	1.44	1.35
3	5-J	7493	AMP	C4-N3	6.50	1.44	1.35
3	8-J	7493	AMP	C4-N3	6.50	1.44	1.35
3	7-D	7481	AMP	C4-N3	6.50	1.44	1.35
3	2-D	7481	AMP	C4-N3	6.50	1.44	1.35
3	10-D	7481	AMP	C4-N3	6.50	1.44	1.35
3	4-J	7493	AMP	C4-N3	6.50	1.44	1.35
3	5-D	7481	AMP	C4-N3	6.50	1.44	1.35
3	2-J	7493	AMP	C4-N3	6.50	1.44	1.35
3	6-D	7481	AMP	C4-N3	6.50	1.44	1.35
3	4-W	7519	AMP	C4-N3	6.50	1.44	1.35
3	9-W	7519	AMP	C4-N3	6.50	1.44	1.35
3	2-W	7519	AMP	C4-N3	6.50	1.44	1.35
3	6-W	7519	AMP	C4-N3	6.50	1.44	1.35
3	3-W	7519	AMP	C4-N3	6.50	1.44	1.35
3	8-W	7519	AMP	C4-N3	6.50	1.44	1.35
3	7-W	7519	AMP	C4-N3	6.50	1.44	1.35
3	1-W	7519	AMP	C4-N3	6.50	1.44	1.35
3	5-W	7519	AMP	C4-N3	6.50	1.44	1.35
3	10-W	7519	AMP	C4-N3	6.50	1.44	1.35
3	8-I	7491	AMP	C4-N3	6.49	1.44	1.35
3	2-I	7491	AMP	C4-N3	6.49	1.44	1.35
3	9-I	7491	AMP	C4-N3	6.49	1.44	1.35
3	6-I	7491	AMP	C4-N3	6.49	1.44	1.35
3	7-I	7491	AMP	C4-N3	6.49	1.44	1.35
3	1-I	7491	AMP	C4-N3	6.49	1.44	1.35
3	4-I	7491	AMP	C4-N3	6.49	1.44	1.35
3	10-I	7491	AMP	C4-N3	6.49	1.44	1.35
3	3-I	7491	AMP	C4-N3	6.49	1.44	1.35
3	5-I	7491	AMP	C4-N3	6.49	1.44	1.35
3	3-F	7485	AMP	C4-N3	6.49	1.44	1.35
3	10-F	7485	AMP	C4-N3	6.49	1.44	1.35
3	4-F	7485	AMP	C4-N3	6.49	1.44	1.35
3	1-F	7485	AMP	C4-N3	6.49	1.44	1.35

*Continued on next page...*



*Continued from previous page...*

Mol	Chain	Res	Type	Atoms	Z	Observed(Å)	Ideal(Å)
3	5-F	7485	AMP	C4-N3	6.49	1.44	1.35
3	2-F	7485	AMP	C4-N3	6.49	1.44	1.35
3	6-F	7485	AMP	C4-N3	6.49	1.44	1.35
3	7-F	7485	AMP	C4-N3	6.49	1.44	1.35
3	9-F	7485	AMP	C4-N3	6.49	1.44	1.35
3	8-F	7485	AMP	C4-N3	6.49	1.44	1.35
3	9-M	7499	AMP	C4-N3	6.48	1.44	1.35
3	2-M	7499	AMP	C4-N3	6.48	1.44	1.35
3	7-M	7499	AMP	C4-N3	6.48	1.44	1.35
3	5-M	7499	AMP	C4-N3	6.48	1.44	1.35
3	6-M	7499	AMP	C4-N3	6.48	1.44	1.35
3	8-M	7499	AMP	C4-N3	6.48	1.44	1.35
3	4-M	7499	AMP	C4-N3	6.48	1.44	1.35
3	10-M	7499	AMP	C4-N3	6.48	1.44	1.35
3	1-M	7499	AMP	C4-N3	6.48	1.44	1.35
3	3-M	7499	AMP	C4-N3	6.48	1.44	1.35
3	9-A	7475	AMP	C4-N3	6.48	1.44	1.35
3	4-A	7475	AMP	C4-N3	6.48	1.44	1.35
3	8-N	7501	AMP	C4-N3	6.48	1.44	1.35
3	7-N	7501	AMP	C4-N3	6.48	1.44	1.35
3	2-N	7501	AMP	C4-N3	6.48	1.44	1.35
3	5-A	7475	AMP	C4-N3	6.48	1.44	1.35
3	4-N	7501	AMP	C4-N3	6.48	1.44	1.35
3	7-A	7475	AMP	C4-N3	6.48	1.44	1.35
3	9-N	7501	AMP	C4-N3	6.48	1.44	1.35
3	6-N	7501	AMP	C4-N3	6.48	1.44	1.35
3	1-N	7501	AMP	C4-N3	6.48	1.44	1.35
3	2-A	7475	AMP	C4-N3	6.48	1.44	1.35
3	10-N	7501	AMP	C4-N3	6.48	1.44	1.35
3	10-A	7475	AMP	C4-N3	6.48	1.44	1.35
3	3-A	7475	AMP	C4-N3	6.48	1.44	1.35
3	8-A	7475	AMP	C4-N3	6.48	1.44	1.35
3	6-A	7475	AMP	C4-N3	6.48	1.44	1.35
3	1-A	7475	AMP	C4-N3	6.48	1.44	1.35
3	3-N	7501	AMP	C4-N3	6.48	1.44	1.35
3	5-N	7501	AMP	C4-N3	6.48	1.44	1.35
3	4-V	7517	AMP	C4-N3	6.47	1.44	1.35
3	2-V	7517	AMP	C4-N3	6.47	1.44	1.35
3	3-V	7517	AMP	C4-N3	6.47	1.44	1.35
3	9-V	7517	AMP	C4-N3	6.47	1.44	1.35
3	1-V	7517	AMP	C4-N3	6.47	1.44	1.35
3	10-V	7517	AMP	C4-N3	6.47	1.44	1.35

*Continued on next page...*

*Continued from previous page...*

Mol	Chain	Res	Type	Atoms	Z	Observed(Å)	Ideal(Å)
3	7-V	7517	AMP	C4-N3	6.47	1.44	1.35
3	6-V	7517	AMP	C4-N3	6.47	1.44	1.35
3	5-V	7517	AMP	C4-N3	6.47	1.44	1.35
3	8-V	7517	AMP	C4-N3	6.47	1.44	1.35
3	2-P	7505	AMP	C4-N3	6.47	1.44	1.35
3	7-T	7513	AMP	C4-N3	6.47	1.44	1.35
3	10-P	7505	AMP	C4-N3	6.47	1.44	1.35
3	10-G	7487	AMP	C4-N3	6.47	1.44	1.35
3	1-P	7505	AMP	C4-N3	6.47	1.44	1.35
3	10-T	7513	AMP	C4-N3	6.47	1.44	1.35
3	1-T	7513	AMP	C4-N3	6.47	1.44	1.35
3	2-T	7513	AMP	C4-N3	6.47	1.44	1.35
3	6-T	7513	AMP	C4-N3	6.47	1.44	1.35
3	3-G	7487	AMP	C4-N3	6.47	1.44	1.35
3	9-G	7487	AMP	C4-N3	6.47	1.44	1.35
3	8-G	7487	AMP	C4-N3	6.47	1.44	1.35
3	2-G	7487	AMP	C4-N3	6.47	1.44	1.35
3	7-P	7505	AMP	C4-N3	6.47	1.44	1.35
3	6-P	7505	AMP	C4-N3	6.47	1.44	1.35
3	4-G	7487	AMP	C4-N3	6.47	1.44	1.35
3	9-T	7513	AMP	C4-N3	6.47	1.44	1.35
3	3-P	7505	AMP	C4-N3	6.47	1.44	1.35
3	7-G	7487	AMP	C4-N3	6.47	1.44	1.35
3	5-T	7513	AMP	C4-N3	6.47	1.44	1.35
3	4-P	7505	AMP	C4-N3	6.47	1.44	1.35
3	8-P	7505	AMP	C4-N3	6.47	1.44	1.35
3	1-G	7487	AMP	C4-N3	6.47	1.44	1.35
3	3-T	7513	AMP	C4-N3	6.47	1.44	1.35
3	5-G	7487	AMP	C4-N3	6.47	1.44	1.35
3	4-T	7513	AMP	C4-N3	6.47	1.44	1.35
3	9-P	7505	AMP	C4-N3	6.47	1.44	1.35
3	8-T	7513	AMP	C4-N3	6.47	1.44	1.35
3	5-P	7505	AMP	C4-N3	6.47	1.44	1.35
3	6-G	7487	AMP	C4-N3	6.47	1.44	1.35
3	6-R	7509	AMP	C4-N3	6.47	1.44	1.35
3	2-R	7509	AMP	C4-N3	6.47	1.44	1.35
3	1-R	7509	AMP	C4-N3	6.47	1.44	1.35
3	10-R	7509	AMP	C4-N3	6.47	1.44	1.35
3	9-R	7509	AMP	C4-N3	6.47	1.44	1.35
3	7-R	7509	AMP	C4-N3	6.47	1.44	1.35
3	8-R	7509	AMP	C4-N3	6.47	1.44	1.35
3	5-R	7509	AMP	C4-N3	6.47	1.44	1.35

*Continued on next page...*

*Continued from previous page...*

Mol	Chain	Res	Type	Atoms	Z	Observed(Å)	Ideal(Å)
3	3-R	7509	AMP	C4-N3	6.47	1.44	1.35
3	4-R	7509	AMP	C4-N3	6.47	1.44	1.35
3	4-X	7521	AMP	C4-N3	6.47	1.44	1.35
3	6-X	7521	AMP	C4-N3	6.47	1.44	1.35
3	9-X	7521	AMP	C4-N3	6.47	1.44	1.35
3	7-X	7521	AMP	C4-N3	6.47	1.44	1.35
3	1-X	7521	AMP	C4-N3	6.47	1.44	1.35
3	2-X	7521	AMP	C4-N3	6.47	1.44	1.35
3	3-X	7521	AMP	C4-N3	6.47	1.44	1.35
3	10-X	7521	AMP	C4-N3	6.47	1.44	1.35
3	8-X	7521	AMP	C4-N3	6.47	1.44	1.35
3	5-X	7521	AMP	C4-N3	6.47	1.44	1.35
3	4-O	7503	AMP	C4-N3	6.47	1.44	1.35
3	5-O	7503	AMP	C4-N3	6.47	1.44	1.35
3	2-O	7503	AMP	C4-N3	6.47	1.44	1.35
3	10-O	7503	AMP	C4-N3	6.47	1.44	1.35
3	9-O	7503	AMP	C4-N3	6.47	1.44	1.35
3	1-O	7503	AMP	C4-N3	6.47	1.44	1.35
3	6-O	7503	AMP	C4-N3	6.47	1.44	1.35
3	3-O	7503	AMP	C4-N3	6.47	1.44	1.35
3	8-O	7503	AMP	C4-N3	6.47	1.44	1.35
3	7-O	7503	AMP	C4-N3	6.47	1.44	1.35
3	9-E	7483	AMP	C4-N3	6.47	1.44	1.35
3	8-E	7483	AMP	C4-N3	6.47	1.44	1.35
3	4-E	7483	AMP	C4-N3	6.47	1.44	1.35
3	5-E	7483	AMP	C4-N3	6.47	1.44	1.35
3	1-E	7483	AMP	C4-N3	6.47	1.44	1.35
3	7-E	7483	AMP	C4-N3	6.47	1.44	1.35
3	10-E	7483	AMP	C4-N3	6.47	1.44	1.35
3	6-E	7483	AMP	C4-N3	6.47	1.44	1.35
3	3-E	7483	AMP	C4-N3	6.47	1.44	1.35
3	2-E	7483	AMP	C4-N3	6.47	1.44	1.35
3	1-S	7511	AMP	C4-N3	6.46	1.44	1.35
3	6-S	7511	AMP	C4-N3	6.46	1.44	1.35
3	4-S	7511	AMP	C4-N3	6.46	1.44	1.35
3	8-S	7511	AMP	C4-N3	6.46	1.44	1.35
3	5-S	7511	AMP	C4-N3	6.46	1.44	1.35
3	2-S	7511	AMP	C4-N3	6.46	1.44	1.35
3	10-S	7511	AMP	C4-N3	6.46	1.44	1.35
3	9-S	7511	AMP	C4-N3	6.46	1.44	1.35
3	3-S	7511	AMP	C4-N3	6.46	1.44	1.35
3	7-S	7511	AMP	C4-N3	6.46	1.44	1.35

*Continued on next page...*

*Continued from previous page...*

Mol	Chain	Res	Type	Atoms	Z	Observed(Å)	Ideal(Å)
3	8-Q	7507	AMP	C4-N3	6.46	1.44	1.35
3	3-Q	7507	AMP	C4-N3	6.46	1.44	1.35
3	7-Q	7507	AMP	C4-N3	6.46	1.44	1.35
3	4-Q	7507	AMP	C4-N3	6.46	1.44	1.35
3	6-Q	7507	AMP	C4-N3	6.46	1.44	1.35
3	1-Q	7507	AMP	C4-N3	6.46	1.44	1.35
3	5-Q	7507	AMP	C4-N3	6.46	1.44	1.35
3	2-Q	7507	AMP	C4-N3	6.46	1.44	1.35
3	10-Q	7507	AMP	C4-N3	6.46	1.44	1.35
3	9-Q	7507	AMP	C4-N3	6.46	1.44	1.35
3	1-C	7479	AMP	C4-N3	6.45	1.44	1.35
3	9-C	7479	AMP	C4-N3	6.45	1.44	1.35
3	8-C	7479	AMP	C4-N3	6.45	1.44	1.35
3	3-C	7479	AMP	C4-N3	6.45	1.44	1.35
3	5-C	7479	AMP	C4-N3	6.45	1.44	1.35
3	6-C	7479	AMP	C4-N3	6.45	1.44	1.35
3	7-C	7479	AMP	C4-N3	6.45	1.44	1.35
3	4-C	7479	AMP	C4-N3	6.45	1.44	1.35
3	10-C	7479	AMP	C4-N3	6.45	1.44	1.35
3	2-C	7479	AMP	C4-N3	6.45	1.44	1.35
3	5-K	7495	AMP	C4-N3	6.42	1.44	1.35
3	8-K	7495	AMP	C4-N3	6.42	1.44	1.35
3	4-K	7495	AMP	C4-N3	6.42	1.44	1.35
3	2-K	7495	AMP	C4-N3	6.42	1.44	1.35
3	9-K	7495	AMP	C4-N3	6.42	1.44	1.35
3	7-K	7495	AMP	C4-N3	6.42	1.44	1.35
3	3-K	7495	AMP	C4-N3	6.42	1.44	1.35
3	6-K	7495	AMP	C4-N3	6.42	1.44	1.35
3	10-K	7495	AMP	C4-N3	6.42	1.44	1.35
3	1-K	7495	AMP	C4-N3	6.42	1.44	1.35
3	3-F	7485	AMP	C2-N3	5.65	1.41	1.32
3	10-F	7485	AMP	C2-N3	5.65	1.41	1.32
3	4-F	7485	AMP	C2-N3	5.65	1.41	1.32
3	1-F	7485	AMP	C2-N3	5.65	1.41	1.32
3	5-F	7485	AMP	C2-N3	5.65	1.41	1.32
3	2-F	7485	AMP	C2-N3	5.65	1.41	1.32
3	6-F	7485	AMP	C2-N3	5.65	1.41	1.32
3	7-F	7485	AMP	C2-N3	5.65	1.41	1.32
3	9-F	7485	AMP	C2-N3	5.65	1.41	1.32
3	8-F	7485	AMP	C2-N3	5.65	1.41	1.32
3	6-R	7509	AMP	C2-N3	5.65	1.41	1.32
3	2-R	7509	AMP	C2-N3	5.65	1.41	1.32

*Continued on next page...*

*Continued from previous page...*

Mol	Chain	Res	Type	Atoms	Z	Observed(Å)	Ideal(Å)
3	1-R	7509	AMP	C2-N3	5.65	1.41	1.32
3	10-R	7509	AMP	C2-N3	5.65	1.41	1.32
3	9-R	7509	AMP	C2-N3	5.65	1.41	1.32
3	7-R	7509	AMP	C2-N3	5.65	1.41	1.32
3	8-R	7509	AMP	C2-N3	5.65	1.41	1.32
3	5-R	7509	AMP	C2-N3	5.65	1.41	1.32
3	3-R	7509	AMP	C2-N3	5.65	1.41	1.32
3	4-R	7509	AMP	C2-N3	5.65	1.41	1.32
3	1-C	7479	AMP	C2-N3	5.65	1.41	1.32
3	9-C	7479	AMP	C2-N3	5.65	1.41	1.32
3	8-C	7479	AMP	C2-N3	5.65	1.41	1.32
3	3-C	7479	AMP	C2-N3	5.65	1.41	1.32
3	5-C	7479	AMP	C2-N3	5.65	1.41	1.32
3	6-C	7479	AMP	C2-N3	5.65	1.41	1.32
3	7-C	7479	AMP	C2-N3	5.65	1.41	1.32
3	4-C	7479	AMP	C2-N3	5.65	1.41	1.32
3	10-C	7479	AMP	C2-N3	5.65	1.41	1.32
3	2-C	7479	AMP	C2-N3	5.65	1.41	1.32
3	8-U	7515	AMP	C2-N3	5.63	1.41	1.32
3	9-U	7515	AMP	C2-N3	5.63	1.41	1.32
3	6-U	7515	AMP	C2-N3	5.63	1.41	1.32
3	5-U	7515	AMP	C2-N3	5.63	1.41	1.32
3	7-U	7515	AMP	C2-N3	5.63	1.41	1.32
3	2-U	7515	AMP	C2-N3	5.63	1.41	1.32
3	3-U	7515	AMP	C2-N3	5.63	1.41	1.32
3	1-U	7515	AMP	C2-N3	5.63	1.41	1.32
3	4-U	7515	AMP	C2-N3	5.63	1.41	1.32
3	10-U	7515	AMP	C2-N3	5.63	1.41	1.32
3	3-D	7481	AMP	C2-N3	5.63	1.41	1.32
3	4-D	7481	AMP	C2-N3	5.63	1.41	1.32
3	1-D	7481	AMP	C2-N3	5.63	1.41	1.32
3	8-D	7481	AMP	C2-N3	5.63	1.41	1.32
3	9-D	7481	AMP	C2-N3	5.63	1.41	1.32
3	7-D	7481	AMP	C2-N3	5.63	1.41	1.32
3	2-D	7481	AMP	C2-N3	5.63	1.41	1.32
3	10-D	7481	AMP	C2-N3	5.63	1.41	1.32
3	5-D	7481	AMP	C2-N3	5.63	1.41	1.32
3	6-D	7481	AMP	C2-N3	5.63	1.41	1.32
3	4-X	7521	AMP	C2-N3	5.63	1.41	1.32
3	6-X	7521	AMP	C2-N3	5.63	1.41	1.32
3	9-X	7521	AMP	C2-N3	5.63	1.41	1.32
3	7-X	7521	AMP	C2-N3	5.63	1.41	1.32

*Continued on next page...*

*Continued from previous page...*

Mol	Chain	Res	Type	Atoms	Z	Observed(Å)	Ideal(Å)
3	1-X	7521	AMP	C2-N3	5.63	1.41	1.32
3	2-X	7521	AMP	C2-N3	5.63	1.41	1.32
3	3-X	7521	AMP	C2-N3	5.63	1.41	1.32
3	10-X	7521	AMP	C2-N3	5.63	1.41	1.32
3	8-X	7521	AMP	C2-N3	5.63	1.41	1.32
3	5-X	7521	AMP	C2-N3	5.63	1.41	1.32
3	7-T	7513	AMP	C2-N3	5.63	1.41	1.32
3	10-T	7513	AMP	C2-N3	5.63	1.41	1.32
3	1-T	7513	AMP	C2-N3	5.63	1.41	1.32
3	2-T	7513	AMP	C2-N3	5.63	1.41	1.32
3	6-T	7513	AMP	C2-N3	5.63	1.41	1.32
3	9-T	7513	AMP	C2-N3	5.63	1.41	1.32
3	5-T	7513	AMP	C2-N3	5.63	1.41	1.32
3	3-T	7513	AMP	C2-N3	5.63	1.41	1.32
3	4-T	7513	AMP	C2-N3	5.63	1.41	1.32
3	8-T	7513	AMP	C2-N3	5.63	1.41	1.32
3	5-K	7495	AMP	C2-N3	5.63	1.41	1.32
3	8-K	7495	AMP	C2-N3	5.63	1.41	1.32
3	4-K	7495	AMP	C2-N3	5.63	1.41	1.32
3	2-K	7495	AMP	C2-N3	5.63	1.41	1.32
3	9-K	7495	AMP	C2-N3	5.63	1.41	1.32
3	7-K	7495	AMP	C2-N3	5.63	1.41	1.32
3	3-K	7495	AMP	C2-N3	5.63	1.41	1.32
3	6-K	7495	AMP	C2-N3	5.63	1.41	1.32
3	10-K	7495	AMP	C2-N3	5.63	1.41	1.32
3	1-K	7495	AMP	C2-N3	5.63	1.41	1.32
3	8-I	7491	AMP	C2-N3	5.62	1.41	1.32
3	2-I	7491	AMP	C2-N3	5.62	1.41	1.32
3	9-I	7491	AMP	C2-N3	5.62	1.41	1.32
3	6-I	7491	AMP	C2-N3	5.62	1.41	1.32
3	7-I	7491	AMP	C2-N3	5.62	1.41	1.32
3	1-I	7491	AMP	C2-N3	5.62	1.41	1.32
3	4-I	7491	AMP	C2-N3	5.62	1.41	1.32
3	10-I	7491	AMP	C2-N3	5.62	1.41	1.32
3	3-I	7491	AMP	C2-N3	5.62	1.41	1.32
3	5-I	7491	AMP	C2-N3	5.62	1.41	1.32
3	3-J	7493	AMP	C2-N3	5.62	1.41	1.32
3	4-W	7519	AMP	C2-N3	5.62	1.41	1.32
3	9-W	7519	AMP	C2-N3	5.62	1.41	1.32
3	2-W	7519	AMP	C2-N3	5.62	1.41	1.32
3	6-W	7519	AMP	C2-N3	5.62	1.41	1.32
3	3-W	7519	AMP	C2-N3	5.62	1.41	1.32

*Continued on next page...*

*Continued from previous page...*

Mol	Chain	Res	Type	Atoms	Z	Observed(Å)	Ideal(Å)
3	1-J	7493	AMP	C2-N3	5.62	1.41	1.32
3	6-J	7493	AMP	C2-N3	5.62	1.41	1.32
3	8-W	7519	AMP	C2-N3	5.62	1.41	1.32
3	10-J	7493	AMP	C2-N3	5.62	1.41	1.32
3	7-J	7493	AMP	C2-N3	5.62	1.41	1.32
3	7-W	7519	AMP	C2-N3	5.62	1.41	1.32
3	9-J	7493	AMP	C2-N3	5.62	1.41	1.32
3	1-W	7519	AMP	C2-N3	5.62	1.41	1.32
3	5-J	7493	AMP	C2-N3	5.62	1.41	1.32
3	8-J	7493	AMP	C2-N3	5.62	1.41	1.32
3	5-W	7519	AMP	C2-N3	5.62	1.41	1.32
3	4-J	7493	AMP	C2-N3	5.62	1.41	1.32
3	10-W	7519	AMP	C2-N3	5.62	1.41	1.32
3	2-J	7493	AMP	C2-N3	5.62	1.41	1.32
3	4-L	7497	AMP	C2-N3	5.62	1.41	1.32
3	5-L	7497	AMP	C2-N3	5.62	1.41	1.32
3	2-L	7497	AMP	C2-N3	5.62	1.41	1.32
3	8-L	7497	AMP	C2-N3	5.62	1.41	1.32
3	3-L	7497	AMP	C2-N3	5.62	1.41	1.32
3	9-L	7497	AMP	C2-N3	5.62	1.41	1.32
3	10-L	7497	AMP	C2-N3	5.62	1.41	1.32
3	1-L	7497	AMP	C2-N3	5.62	1.41	1.32
3	6-L	7497	AMP	C2-N3	5.62	1.41	1.32
3	7-L	7497	AMP	C2-N3	5.62	1.41	1.32
3	4-O	7503	AMP	C2-N3	5.62	1.41	1.32
3	5-O	7503	AMP	C2-N3	5.62	1.41	1.32
3	2-O	7503	AMP	C2-N3	5.62	1.41	1.32
3	10-O	7503	AMP	C2-N3	5.62	1.41	1.32
3	9-O	7503	AMP	C2-N3	5.62	1.41	1.32
3	1-O	7503	AMP	C2-N3	5.62	1.41	1.32
3	6-O	7503	AMP	C2-N3	5.62	1.41	1.32
3	3-O	7503	AMP	C2-N3	5.62	1.41	1.32
3	8-O	7503	AMP	C2-N3	5.62	1.41	1.32
3	7-O	7503	AMP	C2-N3	5.62	1.41	1.32
3	2-B	7477	AMP	C2-N3	5.61	1.41	1.32
3	9-A	7475	AMP	C2-N3	5.61	1.41	1.32
3	4-A	7475	AMP	C2-N3	5.61	1.41	1.32
3	4-B	7477	AMP	C2-N3	5.61	1.41	1.32
3	7-B	7477	AMP	C2-N3	5.61	1.41	1.32
3	8-B	7477	AMP	C2-N3	5.61	1.41	1.32
3	1-B	7477	AMP	C2-N3	5.61	1.41	1.32
3	3-B	7477	AMP	C2-N3	5.61	1.41	1.32

*Continued on next page...*

*Continued from previous page...*

Mol	Chain	Res	Type	Atoms	Z	Observed(Å)	Ideal(Å)
3	5-A	7475	AMP	C2-N3	5.61	1.41	1.32
3	5-B	7477	AMP	C2-N3	5.61	1.41	1.32
3	7-A	7475	AMP	C2-N3	5.61	1.41	1.32
3	10-B	7477	AMP	C2-N3	5.61	1.41	1.32
3	2-A	7475	AMP	C2-N3	5.61	1.41	1.32
3	9-B	7477	AMP	C2-N3	5.61	1.41	1.32
3	6-B	7477	AMP	C2-N3	5.61	1.41	1.32
3	10-A	7475	AMP	C2-N3	5.61	1.41	1.32
3	3-A	7475	AMP	C2-N3	5.61	1.41	1.32
3	8-A	7475	AMP	C2-N3	5.61	1.41	1.32
3	6-A	7475	AMP	C2-N3	5.61	1.41	1.32
3	1-A	7475	AMP	C2-N3	5.61	1.41	1.32
3	10-G	7487	AMP	C2-N3	5.61	1.41	1.32
3	3-G	7487	AMP	C2-N3	5.61	1.41	1.32
3	9-G	7487	AMP	C2-N3	5.61	1.41	1.32
3	8-G	7487	AMP	C2-N3	5.61	1.41	1.32
3	2-G	7487	AMP	C2-N3	5.61	1.41	1.32
3	4-G	7487	AMP	C2-N3	5.61	1.41	1.32
3	7-G	7487	AMP	C2-N3	5.61	1.41	1.32
3	1-G	7487	AMP	C2-N3	5.61	1.41	1.32
3	5-G	7487	AMP	C2-N3	5.61	1.41	1.32
3	6-G	7487	AMP	C2-N3	5.61	1.41	1.32
3	8-Q	7507	AMP	C2-N3	5.61	1.41	1.32
3	3-Q	7507	AMP	C2-N3	5.61	1.41	1.32
3	7-Q	7507	AMP	C2-N3	5.61	1.41	1.32
3	1-H	7489	AMP	C2-N3	5.61	1.41	1.32
3	4-Q	7507	AMP	C2-N3	5.61	1.41	1.32
3	3-H	7489	AMP	C2-N3	5.61	1.41	1.32
3	10-H	7489	AMP	C2-N3	5.61	1.41	1.32
3	6-Q	7507	AMP	C2-N3	5.61	1.41	1.32
3	1-Q	7507	AMP	C2-N3	5.61	1.41	1.32
3	7-H	7489	AMP	C2-N3	5.61	1.41	1.32
3	4-H	7489	AMP	C2-N3	5.61	1.41	1.32
3	9-H	7489	AMP	C2-N3	5.61	1.41	1.32
3	6-H	7489	AMP	C2-N3	5.61	1.41	1.32
3	2-H	7489	AMP	C2-N3	5.61	1.41	1.32
3	8-H	7489	AMP	C2-N3	5.61	1.41	1.32
3	5-Q	7507	AMP	C2-N3	5.61	1.41	1.32
3	2-Q	7507	AMP	C2-N3	5.61	1.41	1.32
3	5-H	7489	AMP	C2-N3	5.61	1.41	1.32
3	10-Q	7507	AMP	C2-N3	5.61	1.41	1.32
3	9-Q	7507	AMP	C2-N3	5.61	1.41	1.32

*Continued on next page...*



*Continued from previous page...*

Mol	Chain	Res	Type	Atoms	Z	Observed(Å)	Ideal(Å)
3	8-N	7501	AMP	C2-N3	5.60	1.41	1.32
3	7-N	7501	AMP	C2-N3	5.60	1.41	1.32
3	2-N	7501	AMP	C2-N3	5.60	1.41	1.32
3	4-N	7501	AMP	C2-N3	5.60	1.41	1.32
3	9-N	7501	AMP	C2-N3	5.60	1.41	1.32
3	6-N	7501	AMP	C2-N3	5.60	1.41	1.32
3	1-N	7501	AMP	C2-N3	5.60	1.41	1.32
3	10-N	7501	AMP	C2-N3	5.60	1.41	1.32
3	3-N	7501	AMP	C2-N3	5.60	1.41	1.32
3	5-N	7501	AMP	C2-N3	5.60	1.41	1.32
3	9-E	7483	AMP	C2-N3	5.60	1.41	1.32
3	8-E	7483	AMP	C2-N3	5.60	1.41	1.32
3	4-E	7483	AMP	C2-N3	5.60	1.41	1.32
3	5-E	7483	AMP	C2-N3	5.60	1.41	1.32
3	1-E	7483	AMP	C2-N3	5.60	1.41	1.32
3	7-E	7483	AMP	C2-N3	5.60	1.41	1.32
3	10-E	7483	AMP	C2-N3	5.60	1.41	1.32
3	6-E	7483	AMP	C2-N3	5.60	1.41	1.32
3	3-E	7483	AMP	C2-N3	5.60	1.41	1.32
3	2-E	7483	AMP	C2-N3	5.60	1.41	1.32
3	2-P	7505	AMP	C2-N3	5.60	1.41	1.32
3	10-P	7505	AMP	C2-N3	5.60	1.41	1.32
3	1-P	7505	AMP	C2-N3	5.60	1.41	1.32
3	7-P	7505	AMP	C2-N3	5.60	1.41	1.32
3	6-P	7505	AMP	C2-N3	5.60	1.41	1.32
3	3-P	7505	AMP	C2-N3	5.60	1.41	1.32
3	4-P	7505	AMP	C2-N3	5.60	1.41	1.32
3	8-P	7505	AMP	C2-N3	5.60	1.41	1.32
3	9-P	7505	AMP	C2-N3	5.60	1.41	1.32
3	5-P	7505	AMP	C2-N3	5.60	1.41	1.32
3	4-V	7517	AMP	C2-N3	5.60	1.41	1.32
3	2-V	7517	AMP	C2-N3	5.60	1.41	1.32
3	3-V	7517	AMP	C2-N3	5.60	1.41	1.32
3	9-V	7517	AMP	C2-N3	5.60	1.41	1.32
3	1-V	7517	AMP	C2-N3	5.60	1.41	1.32
3	10-V	7517	AMP	C2-N3	5.60	1.41	1.32
3	7-V	7517	AMP	C2-N3	5.60	1.41	1.32
3	6-V	7517	AMP	C2-N3	5.60	1.41	1.32
3	5-V	7517	AMP	C2-N3	5.60	1.41	1.32
3	8-V	7517	AMP	C2-N3	5.60	1.41	1.32
3	9-M	7499	AMP	C2-N3	5.58	1.41	1.32
3	2-M	7499	AMP	C2-N3	5.58	1.41	1.32

*Continued on next page...*

*Continued from previous page...*

Mol	Chain	Res	Type	Atoms	Z	Observed(Å)	Ideal(Å)
3	7-M	7499	AMP	C2-N3	5.58	1.41	1.32
3	5-M	7499	AMP	C2-N3	5.58	1.41	1.32
3	6-M	7499	AMP	C2-N3	5.58	1.41	1.32
3	8-M	7499	AMP	C2-N3	5.58	1.41	1.32
3	4-M	7499	AMP	C2-N3	5.58	1.41	1.32
3	10-M	7499	AMP	C2-N3	5.58	1.41	1.32
3	1-M	7499	AMP	C2-N3	5.58	1.41	1.32
3	3-M	7499	AMP	C2-N3	5.58	1.41	1.32
3	1-S	7511	AMP	C2-N3	5.57	1.41	1.32
3	6-S	7511	AMP	C2-N3	5.57	1.41	1.32
3	4-S	7511	AMP	C2-N3	5.57	1.41	1.32
3	8-S	7511	AMP	C2-N3	5.57	1.41	1.32
3	5-S	7511	AMP	C2-N3	5.57	1.41	1.32
3	2-S	7511	AMP	C2-N3	5.57	1.41	1.32
3	10-S	7511	AMP	C2-N3	5.57	1.41	1.32
3	9-S	7511	AMP	C2-N3	5.57	1.41	1.32
3	3-S	7511	AMP	C2-N3	5.57	1.41	1.32
3	7-S	7511	AMP	C2-N3	5.57	1.41	1.32
3	8-N	7501	AMP	P-O3P	4.86	1.73	1.54
3	7-N	7501	AMP	P-O3P	4.86	1.73	1.54
3	2-N	7501	AMP	P-O3P	4.86	1.73	1.54
3	4-N	7501	AMP	P-O3P	4.86	1.73	1.54
3	9-N	7501	AMP	P-O3P	4.86	1.73	1.54
3	6-N	7501	AMP	P-O3P	4.86	1.73	1.54
3	1-N	7501	AMP	P-O3P	4.86	1.73	1.54
3	10-N	7501	AMP	P-O3P	4.86	1.73	1.54
3	3-N	7501	AMP	P-O3P	4.86	1.73	1.54
3	5-N	7501	AMP	P-O3P	4.86	1.73	1.54
3	4-W	7519	AMP	P-O3P	4.85	1.73	1.54
3	9-W	7519	AMP	P-O3P	4.85	1.73	1.54
3	2-W	7519	AMP	P-O3P	4.85	1.73	1.54
3	6-W	7519	AMP	P-O3P	4.85	1.73	1.54
3	3-W	7519	AMP	P-O3P	4.85	1.73	1.54
3	8-W	7519	AMP	P-O3P	4.85	1.73	1.54
3	7-W	7519	AMP	P-O3P	4.85	1.73	1.54
3	1-W	7519	AMP	P-O3P	4.85	1.73	1.54
3	5-W	7519	AMP	P-O3P	4.85	1.73	1.54
3	10-W	7519	AMP	P-O3P	4.85	1.73	1.54
3	2-B	7477	AMP	P-O3P	4.85	1.73	1.54
3	4-B	7477	AMP	P-O3P	4.85	1.73	1.54
3	7-B	7477	AMP	P-O3P	4.85	1.73	1.54
3	8-B	7477	AMP	P-O3P	4.85	1.73	1.54

*Continued on next page...*

*Continued from previous page...*

Mol	Chain	Res	Type	Atoms	Z	Observed(Å)	Ideal(Å)
3	1-B	7477	AMP	P-O3P	4.85	1.73	1.54
3	3-B	7477	AMP	P-O3P	4.85	1.73	1.54
3	5-B	7477	AMP	P-O3P	4.85	1.73	1.54
3	10-B	7477	AMP	P-O3P	4.85	1.73	1.54
3	9-B	7477	AMP	P-O3P	4.85	1.73	1.54
3	6-B	7477	AMP	P-O3P	4.85	1.73	1.54
3	4-X	7521	AMP	P-O3P	4.85	1.73	1.54
3	6-X	7521	AMP	P-O3P	4.85	1.73	1.54
3	9-X	7521	AMP	P-O3P	4.85	1.73	1.54
3	7-X	7521	AMP	P-O3P	4.85	1.73	1.54
3	1-X	7521	AMP	P-O3P	4.85	1.73	1.54
3	2-X	7521	AMP	P-O3P	4.85	1.73	1.54
3	3-X	7521	AMP	P-O3P	4.85	1.73	1.54
3	10-X	7521	AMP	P-O3P	4.85	1.73	1.54
3	8-X	7521	AMP	P-O3P	4.85	1.73	1.54
3	5-X	7521	AMP	P-O3P	4.85	1.73	1.54
3	3-J	7493	AMP	P-O3P	4.84	1.73	1.54
3	1-J	7493	AMP	P-O3P	4.84	1.73	1.54
3	6-J	7493	AMP	P-O3P	4.84	1.73	1.54
3	10-J	7493	AMP	P-O3P	4.84	1.73	1.54
3	7-J	7493	AMP	P-O3P	4.84	1.73	1.54
3	9-J	7493	AMP	P-O3P	4.84	1.73	1.54
3	5-J	7493	AMP	P-O3P	4.84	1.73	1.54
3	8-J	7493	AMP	P-O3P	4.84	1.73	1.54
3	4-J	7493	AMP	P-O3P	4.84	1.73	1.54
3	2-J	7493	AMP	P-O3P	4.84	1.73	1.54
3	9-M	7499	AMP	P-O3P	4.84	1.73	1.54
3	2-M	7499	AMP	P-O3P	4.84	1.73	1.54
3	7-M	7499	AMP	P-O3P	4.84	1.73	1.54
3	5-M	7499	AMP	P-O3P	4.84	1.73	1.54
3	6-M	7499	AMP	P-O3P	4.84	1.73	1.54
3	8-M	7499	AMP	P-O3P	4.84	1.73	1.54
3	4-M	7499	AMP	P-O3P	4.84	1.73	1.54
3	10-M	7499	AMP	P-O3P	4.84	1.73	1.54
3	1-M	7499	AMP	P-O3P	4.84	1.73	1.54
3	3-M	7499	AMP	P-O3P	4.84	1.73	1.54
3	8-Q	7507	AMP	P-O3P	4.84	1.73	1.54
3	6-R	7509	AMP	P-O3P	4.84	1.73	1.54
3	3-Q	7507	AMP	P-O3P	4.84	1.73	1.54
3	2-R	7509	AMP	P-O3P	4.84	1.73	1.54
3	7-Q	7507	AMP	P-O3P	4.84	1.73	1.54
3	1-R	7509	AMP	P-O3P	4.84	1.73	1.54

*Continued on next page...*

*Continued from previous page...*

Mol	Chain	Res	Type	Atoms	Z	Observed(Å)	Ideal(Å)
3	10-R	7509	AMP	P-O3P	4.84	1.73	1.54
3	9-R	7509	AMP	P-O3P	4.84	1.73	1.54
3	7-R	7509	AMP	P-O3P	4.84	1.73	1.54
3	4-Q	7507	AMP	P-O3P	4.84	1.73	1.54
3	6-Q	7507	AMP	P-O3P	4.84	1.73	1.54
3	1-Q	7507	AMP	P-O3P	4.84	1.73	1.54
3	8-R	7509	AMP	P-O3P	4.84	1.73	1.54
3	5-R	7509	AMP	P-O3P	4.84	1.73	1.54
3	3-R	7509	AMP	P-O3P	4.84	1.73	1.54
3	5-Q	7507	AMP	P-O3P	4.84	1.73	1.54
3	2-Q	7507	AMP	P-O3P	4.84	1.73	1.54
3	4-R	7509	AMP	P-O3P	4.84	1.73	1.54
3	10-Q	7507	AMP	P-O3P	4.84	1.73	1.54
3	9-Q	7507	AMP	P-O3P	4.84	1.73	1.54
3	1-C	7479	AMP	P-O3P	4.84	1.73	1.54
3	9-C	7479	AMP	P-O3P	4.84	1.73	1.54
3	8-C	7479	AMP	P-O3P	4.84	1.73	1.54
3	3-C	7479	AMP	P-O3P	4.84	1.73	1.54
3	5-C	7479	AMP	P-O3P	4.84	1.73	1.54
3	6-C	7479	AMP	P-O3P	4.84	1.73	1.54
3	7-C	7479	AMP	P-O3P	4.84	1.73	1.54
3	4-C	7479	AMP	P-O3P	4.84	1.73	1.54
3	10-C	7479	AMP	P-O3P	4.84	1.73	1.54
3	2-C	7479	AMP	P-O3P	4.84	1.73	1.54
3	4-L	7497	AMP	P-O3P	4.84	1.73	1.54
3	5-L	7497	AMP	P-O3P	4.84	1.73	1.54
3	2-L	7497	AMP	P-O3P	4.84	1.73	1.54
3	8-L	7497	AMP	P-O3P	4.84	1.73	1.54
3	3-L	7497	AMP	P-O3P	4.84	1.73	1.54
3	9-L	7497	AMP	P-O3P	4.84	1.73	1.54
3	10-L	7497	AMP	P-O3P	4.84	1.73	1.54
3	1-L	7497	AMP	P-O3P	4.84	1.73	1.54
3	6-L	7497	AMP	P-O3P	4.84	1.73	1.54
3	7-L	7497	AMP	P-O3P	4.84	1.73	1.54
3	3-F	7485	AMP	P-O3P	4.84	1.73	1.54
3	10-F	7485	AMP	P-O3P	4.84	1.73	1.54
3	4-F	7485	AMP	P-O3P	4.84	1.73	1.54
3	1-F	7485	AMP	P-O3P	4.84	1.73	1.54
3	5-F	7485	AMP	P-O3P	4.84	1.73	1.54
3	2-F	7485	AMP	P-O3P	4.84	1.73	1.54
3	6-F	7485	AMP	P-O3P	4.84	1.73	1.54
3	7-F	7485	AMP	P-O3P	4.84	1.73	1.54

*Continued on next page...*

*Continued from previous page...*

Mol	Chain	Res	Type	Atoms	Z	Observed(Å)	Ideal(Å)
3	9-F	7485	AMP	P-O3P	4.84	1.73	1.54
3	8-F	7485	AMP	P-O3P	4.84	1.73	1.54
3	9-A	7475	AMP	P-O3P	4.84	1.73	1.54
3	4-A	7475	AMP	P-O3P	4.84	1.73	1.54
3	5-A	7475	AMP	P-O3P	4.84	1.73	1.54
3	7-A	7475	AMP	P-O3P	4.84	1.73	1.54
3	2-A	7475	AMP	P-O3P	4.84	1.73	1.54
3	10-A	7475	AMP	P-O3P	4.84	1.73	1.54
3	3-A	7475	AMP	P-O3P	4.84	1.73	1.54
3	8-A	7475	AMP	P-O3P	4.84	1.73	1.54
3	6-A	7475	AMP	P-O3P	4.84	1.73	1.54
3	1-A	7475	AMP	P-O3P	4.84	1.73	1.54
3	9-E	7483	AMP	P-O3P	4.84	1.73	1.54
3	8-E	7483	AMP	P-O3P	4.84	1.73	1.54
3	4-E	7483	AMP	P-O3P	4.84	1.73	1.54
3	5-E	7483	AMP	P-O3P	4.84	1.73	1.54
3	1-E	7483	AMP	P-O3P	4.84	1.73	1.54
3	7-E	7483	AMP	P-O3P	4.84	1.73	1.54
3	10-E	7483	AMP	P-O3P	4.84	1.73	1.54
3	6-E	7483	AMP	P-O3P	4.84	1.73	1.54
3	3-E	7483	AMP	P-O3P	4.84	1.73	1.54
3	2-E	7483	AMP	P-O3P	4.84	1.73	1.54
3	4-O	7503	AMP	P-O3P	4.83	1.73	1.54
3	5-O	7503	AMP	P-O3P	4.83	1.73	1.54
3	2-O	7503	AMP	P-O3P	4.83	1.73	1.54
3	10-O	7503	AMP	P-O3P	4.83	1.73	1.54
3	9-O	7503	AMP	P-O3P	4.83	1.73	1.54
3	1-O	7503	AMP	P-O3P	4.83	1.73	1.54
3	6-O	7503	AMP	P-O3P	4.83	1.73	1.54
3	3-O	7503	AMP	P-O3P	4.83	1.73	1.54
3	8-O	7503	AMP	P-O3P	4.83	1.73	1.54
3	7-O	7503	AMP	P-O3P	4.83	1.73	1.54
3	2-P	7505	AMP	P-O3P	4.83	1.73	1.54
3	10-P	7505	AMP	P-O3P	4.83	1.73	1.54
3	1-P	7505	AMP	P-O3P	4.83	1.73	1.54
3	7-P	7505	AMP	P-O3P	4.83	1.73	1.54
3	6-P	7505	AMP	P-O3P	4.83	1.73	1.54
3	3-P	7505	AMP	P-O3P	4.83	1.73	1.54
3	4-P	7505	AMP	P-O3P	4.83	1.73	1.54
3	8-P	7505	AMP	P-O3P	4.83	1.73	1.54
3	9-P	7505	AMP	P-O3P	4.83	1.73	1.54
3	5-P	7505	AMP	P-O3P	4.83	1.73	1.54

*Continued on next page...*

*Continued from previous page...*

Mol	Chain	Res	Type	Atoms	Z	Observed(Å)	Ideal(Å)
3	5-K	7495	AMP	P-O3P	4.83	1.73	1.54
3	8-K	7495	AMP	P-O3P	4.83	1.73	1.54
3	4-K	7495	AMP	P-O3P	4.83	1.73	1.54
3	2-K	7495	AMP	P-O3P	4.83	1.73	1.54
3	9-K	7495	AMP	P-O3P	4.83	1.73	1.54
3	7-K	7495	AMP	P-O3P	4.83	1.73	1.54
3	3-K	7495	AMP	P-O3P	4.83	1.73	1.54
3	6-K	7495	AMP	P-O3P	4.83	1.73	1.54
3	10-K	7495	AMP	P-O3P	4.83	1.73	1.54
3	1-K	7495	AMP	P-O3P	4.83	1.73	1.54
3	8-I	7491	AMP	P-O3P	4.83	1.73	1.54
3	2-I	7491	AMP	P-O3P	4.83	1.73	1.54
3	9-I	7491	AMP	P-O3P	4.83	1.73	1.54
3	6-I	7491	AMP	P-O3P	4.83	1.73	1.54
3	7-I	7491	AMP	P-O3P	4.83	1.73	1.54
3	1-I	7491	AMP	P-O3P	4.83	1.73	1.54
3	4-I	7491	AMP	P-O3P	4.83	1.73	1.54
3	10-I	7491	AMP	P-O3P	4.83	1.73	1.54
3	3-I	7491	AMP	P-O3P	4.83	1.73	1.54
3	5-I	7491	AMP	P-O3P	4.83	1.73	1.54
3	4-V	7517	AMP	P-O3P	4.83	1.73	1.54
3	2-V	7517	AMP	P-O3P	4.83	1.73	1.54
3	3-V	7517	AMP	P-O3P	4.83	1.73	1.54
3	9-V	7517	AMP	P-O3P	4.83	1.73	1.54
3	1-V	7517	AMP	P-O3P	4.83	1.73	1.54
3	10-V	7517	AMP	P-O3P	4.83	1.73	1.54
3	7-V	7517	AMP	P-O3P	4.83	1.73	1.54
3	6-V	7517	AMP	P-O3P	4.83	1.73	1.54
3	5-V	7517	AMP	P-O3P	4.83	1.73	1.54
3	8-V	7517	AMP	P-O3P	4.83	1.73	1.54
3	3-D	7481	AMP	P-O3P	4.83	1.73	1.54
3	4-D	7481	AMP	P-O3P	4.83	1.73	1.54
3	1-D	7481	AMP	P-O3P	4.83	1.73	1.54
3	8-D	7481	AMP	P-O3P	4.83	1.73	1.54
3	9-D	7481	AMP	P-O3P	4.83	1.73	1.54
3	7-D	7481	AMP	P-O3P	4.83	1.73	1.54
3	2-D	7481	AMP	P-O3P	4.83	1.73	1.54
3	10-D	7481	AMP	P-O3P	4.83	1.73	1.54
3	5-D	7481	AMP	P-O3P	4.83	1.73	1.54
3	6-D	7481	AMP	P-O3P	4.83	1.73	1.54
3	10-G	7487	AMP	P-O3P	4.83	1.73	1.54
3	3-G	7487	AMP	P-O3P	4.83	1.73	1.54

*Continued on next page...*

*Continued from previous page...*

Mol	Chain	Res	Type	Atoms	Z	Observed(Å)	Ideal(Å)
3	9-G	7487	AMP	P-O3P	4.83	1.73	1.54
3	8-G	7487	AMP	P-O3P	4.83	1.73	1.54
3	2-G	7487	AMP	P-O3P	4.83	1.73	1.54
3	8-U	7515	AMP	P-O3P	4.83	1.73	1.54
3	9-U	7515	AMP	P-O3P	4.83	1.73	1.54
3	6-U	7515	AMP	P-O3P	4.83	1.73	1.54
3	5-U	7515	AMP	P-O3P	4.83	1.73	1.54
3	4-G	7487	AMP	P-O3P	4.83	1.73	1.54
3	7-U	7515	AMP	P-O3P	4.83	1.73	1.54
3	7-G	7487	AMP	P-O3P	4.83	1.73	1.54
3	2-U	7515	AMP	P-O3P	4.83	1.73	1.54
3	1-G	7487	AMP	P-O3P	4.83	1.73	1.54
3	3-U	7515	AMP	P-O3P	4.83	1.73	1.54
3	1-U	7515	AMP	P-O3P	4.83	1.73	1.54
3	4-U	7515	AMP	P-O3P	4.83	1.73	1.54
3	5-G	7487	AMP	P-O3P	4.83	1.73	1.54
3	10-U	7515	AMP	P-O3P	4.83	1.73	1.54
3	6-G	7487	AMP	P-O3P	4.83	1.73	1.54
3	7-T	7513	AMP	P-O3P	4.82	1.73	1.54
3	10-T	7513	AMP	P-O3P	4.82	1.73	1.54
3	1-T	7513	AMP	P-O3P	4.82	1.73	1.54
3	2-T	7513	AMP	P-O3P	4.82	1.73	1.54
3	6-T	7513	AMP	P-O3P	4.82	1.73	1.54
3	9-T	7513	AMP	P-O3P	4.82	1.73	1.54
3	5-T	7513	AMP	P-O3P	4.82	1.73	1.54
3	3-T	7513	AMP	P-O3P	4.82	1.73	1.54
3	4-T	7513	AMP	P-O3P	4.82	1.73	1.54
3	8-T	7513	AMP	P-O3P	4.82	1.73	1.54
3	1-H	7489	AMP	P-O3P	4.81	1.73	1.54
3	3-H	7489	AMP	P-O3P	4.81	1.73	1.54
3	10-H	7489	AMP	P-O3P	4.81	1.73	1.54
3	7-H	7489	AMP	P-O3P	4.81	1.73	1.54
3	4-H	7489	AMP	P-O3P	4.81	1.73	1.54
3	9-H	7489	AMP	P-O3P	4.81	1.73	1.54
3	6-H	7489	AMP	P-O3P	4.81	1.73	1.54
3	2-H	7489	AMP	P-O3P	4.81	1.73	1.54
3	8-H	7489	AMP	P-O3P	4.81	1.73	1.54
3	5-H	7489	AMP	P-O3P	4.81	1.73	1.54
3	1-S	7511	AMP	P-O3P	4.81	1.73	1.54
3	6-S	7511	AMP	P-O3P	4.81	1.73	1.54
3	4-S	7511	AMP	P-O3P	4.81	1.73	1.54
3	8-S	7511	AMP	P-O3P	4.81	1.73	1.54

*Continued on next page...*

*Continued from previous page...*

Mol	Chain	Res	Type	Atoms	Z	Observed(Å)	Ideal(Å)
3	5-S	7511	AMP	P-O3P	4.81	1.73	1.54
3	2-S	7511	AMP	P-O3P	4.81	1.73	1.54
3	10-S	7511	AMP	P-O3P	4.81	1.73	1.54
3	9-S	7511	AMP	P-O3P	4.81	1.73	1.54
3	3-S	7511	AMP	P-O3P	4.81	1.73	1.54
3	7-S	7511	AMP	P-O3P	4.81	1.73	1.54
3	8-Q	7507	AMP	O4'-C4'	4.31	1.54	1.45
3	3-Q	7507	AMP	O4'-C4'	4.31	1.54	1.45
3	7-Q	7507	AMP	O4'-C4'	4.31	1.54	1.45
3	4-Q	7507	AMP	O4'-C4'	4.31	1.54	1.45
3	6-Q	7507	AMP	O4'-C4'	4.31	1.54	1.45
3	1-Q	7507	AMP	O4'-C4'	4.31	1.54	1.45
3	5-Q	7507	AMP	O4'-C4'	4.31	1.54	1.45
3	2-Q	7507	AMP	O4'-C4'	4.31	1.54	1.45
3	10-Q	7507	AMP	O4'-C4'	4.31	1.54	1.45
3	9-Q	7507	AMP	O4'-C4'	4.31	1.54	1.45
3	1-S	7511	AMP	O4'-C4'	4.30	1.54	1.45
3	6-S	7511	AMP	O4'-C4'	4.30	1.54	1.45
3	4-S	7511	AMP	O4'-C4'	4.30	1.54	1.45
3	8-S	7511	AMP	O4'-C4'	4.30	1.54	1.45
3	5-S	7511	AMP	O4'-C4'	4.30	1.54	1.45
3	2-S	7511	AMP	O4'-C4'	4.30	1.54	1.45
3	10-S	7511	AMP	O4'-C4'	4.30	1.54	1.45
3	9-S	7511	AMP	O4'-C4'	4.30	1.54	1.45
3	3-S	7511	AMP	O4'-C4'	4.30	1.54	1.45
3	7-S	7511	AMP	O4'-C4'	4.30	1.54	1.45
3	9-M	7499	AMP	O4'-C4'	4.30	1.54	1.45
3	2-M	7499	AMP	O4'-C4'	4.30	1.54	1.45
3	7-M	7499	AMP	O4'-C4'	4.30	1.54	1.45
3	5-M	7499	AMP	O4'-C4'	4.30	1.54	1.45
3	6-M	7499	AMP	O4'-C4'	4.30	1.54	1.45
3	8-M	7499	AMP	O4'-C4'	4.30	1.54	1.45
3	4-M	7499	AMP	O4'-C4'	4.30	1.54	1.45
3	10-M	7499	AMP	O4'-C4'	4.30	1.54	1.45
3	1-M	7499	AMP	O4'-C4'	4.30	1.54	1.45
3	3-M	7499	AMP	O4'-C4'	4.30	1.54	1.45
3	4-V	7517	AMP	O4'-C4'	4.30	1.54	1.45
3	2-V	7517	AMP	O4'-C4'	4.30	1.54	1.45
3	1-H	7489	AMP	O4'-C4'	4.30	1.54	1.45
3	3-V	7517	AMP	O4'-C4'	4.30	1.54	1.45
3	3-H	7489	AMP	O4'-C4'	4.30	1.54	1.45
3	10-H	7489	AMP	O4'-C4'	4.30	1.54	1.45

*Continued on next page...*



*Continued from previous page...*

Mol	Chain	Res	Type	Atoms	Z	Observed(Å)	Ideal(Å)
3	9-V	7517	AMP	O4'-C4'	4.30	1.54	1.45
3	1-V	7517	AMP	O4'-C4'	4.30	1.54	1.45
3	10-V	7517	AMP	O4'-C4'	4.30	1.54	1.45
3	7-V	7517	AMP	O4'-C4'	4.30	1.54	1.45
3	7-H	7489	AMP	O4'-C4'	4.30	1.54	1.45
3	6-V	7517	AMP	O4'-C4'	4.30	1.54	1.45
3	4-H	7489	AMP	O4'-C4'	4.30	1.54	1.45
3	5-V	7517	AMP	O4'-C4'	4.30	1.54	1.45
3	9-H	7489	AMP	O4'-C4'	4.30	1.54	1.45
3	6-H	7489	AMP	O4'-C4'	4.30	1.54	1.45
3	2-H	7489	AMP	O4'-C4'	4.30	1.54	1.45
3	8-H	7489	AMP	O4'-C4'	4.30	1.54	1.45
3	8-V	7517	AMP	O4'-C4'	4.30	1.54	1.45
3	5-H	7489	AMP	O4'-C4'	4.30	1.54	1.45
3	3-F	7485	AMP	O4'-C4'	4.30	1.54	1.45
3	10-F	7485	AMP	O4'-C4'	4.30	1.54	1.45
3	4-F	7485	AMP	O4'-C4'	4.30	1.54	1.45
3	1-F	7485	AMP	O4'-C4'	4.30	1.54	1.45
3	5-F	7485	AMP	O4'-C4'	4.30	1.54	1.45
3	2-F	7485	AMP	O4'-C4'	4.30	1.54	1.45
3	6-F	7485	AMP	O4'-C4'	4.30	1.54	1.45
3	7-F	7485	AMP	O4'-C4'	4.30	1.54	1.45
3	9-F	7485	AMP	O4'-C4'	4.30	1.54	1.45
3	8-F	7485	AMP	O4'-C4'	4.30	1.54	1.45
3	4-X	7521	AMP	O4'-C4'	4.30	1.54	1.45
3	6-X	7521	AMP	O4'-C4'	4.30	1.54	1.45
3	9-X	7521	AMP	O4'-C4'	4.30	1.54	1.45
3	7-X	7521	AMP	O4'-C4'	4.30	1.54	1.45
3	1-X	7521	AMP	O4'-C4'	4.30	1.54	1.45
3	2-X	7521	AMP	O4'-C4'	4.30	1.54	1.45
3	3-X	7521	AMP	O4'-C4'	4.30	1.54	1.45
3	10-X	7521	AMP	O4'-C4'	4.30	1.54	1.45
3	8-X	7521	AMP	O4'-C4'	4.30	1.54	1.45
3	5-X	7521	AMP	O4'-C4'	4.30	1.54	1.45
3	8-I	7491	AMP	O4'-C4'	4.30	1.54	1.45
3	2-I	7491	AMP	O4'-C4'	4.30	1.54	1.45
3	9-I	7491	AMP	O4'-C4'	4.30	1.54	1.45
3	6-I	7491	AMP	O4'-C4'	4.30	1.54	1.45
3	7-I	7491	AMP	O4'-C4'	4.30	1.54	1.45
3	1-I	7491	AMP	O4'-C4'	4.30	1.54	1.45
3	4-I	7491	AMP	O4'-C4'	4.30	1.54	1.45
3	10-I	7491	AMP	O4'-C4'	4.30	1.54	1.45

*Continued on next page...*

*Continued from previous page...*

Mol	Chain	Res	Type	Atoms	Z	Observed(Å)	Ideal(Å)
3	3-I	7491	AMP	O4'-C4'	4.30	1.54	1.45
3	5-I	7491	AMP	O4'-C4'	4.30	1.54	1.45
3	3-J	7493	AMP	O4'-C4'	4.29	1.54	1.45
3	1-J	7493	AMP	O4'-C4'	4.29	1.54	1.45
3	6-J	7493	AMP	O4'-C4'	4.29	1.54	1.45
3	10-J	7493	AMP	O4'-C4'	4.29	1.54	1.45
3	7-J	7493	AMP	O4'-C4'	4.29	1.54	1.45
3	9-J	7493	AMP	O4'-C4'	4.29	1.54	1.45
3	5-J	7493	AMP	O4'-C4'	4.29	1.54	1.45
3	8-J	7493	AMP	O4'-C4'	4.29	1.54	1.45
3	4-J	7493	AMP	O4'-C4'	4.29	1.54	1.45
3	2-J	7493	AMP	O4'-C4'	4.29	1.54	1.45
3	2-B	7477	AMP	O4'-C4'	4.29	1.54	1.45
3	4-B	7477	AMP	O4'-C4'	4.29	1.54	1.45
3	7-B	7477	AMP	O4'-C4'	4.29	1.54	1.45
3	8-B	7477	AMP	O4'-C4'	4.29	1.54	1.45
3	1-B	7477	AMP	O4'-C4'	4.29	1.54	1.45
3	3-B	7477	AMP	O4'-C4'	4.29	1.54	1.45
3	5-B	7477	AMP	O4'-C4'	4.29	1.54	1.45
3	10-B	7477	AMP	O4'-C4'	4.29	1.54	1.45
3	9-B	7477	AMP	O4'-C4'	4.29	1.54	1.45
3	6-B	7477	AMP	O4'-C4'	4.29	1.54	1.45
3	4-O	7503	AMP	O4'-C4'	4.28	1.54	1.45
3	9-A	7475	AMP	O4'-C4'	4.28	1.54	1.45
3	5-O	7503	AMP	O4'-C4'	4.28	1.54	1.45
3	2-O	7503	AMP	O4'-C4'	4.28	1.54	1.45
3	4-A	7475	AMP	O4'-C4'	4.28	1.54	1.45
3	10-O	7503	AMP	O4'-C4'	4.28	1.54	1.45
3	9-O	7503	AMP	O4'-C4'	4.28	1.54	1.45
3	1-O	7503	AMP	O4'-C4'	4.28	1.54	1.45
3	5-A	7475	AMP	O4'-C4'	4.28	1.54	1.45
3	7-A	7475	AMP	O4'-C4'	4.28	1.54	1.45
3	6-O	7503	AMP	O4'-C4'	4.28	1.54	1.45
3	2-A	7475	AMP	O4'-C4'	4.28	1.54	1.45
3	10-A	7475	AMP	O4'-C4'	4.28	1.54	1.45
3	3-O	7503	AMP	O4'-C4'	4.28	1.54	1.45
3	3-A	7475	AMP	O4'-C4'	4.28	1.54	1.45
3	8-A	7475	AMP	O4'-C4'	4.28	1.54	1.45
3	6-A	7475	AMP	O4'-C4'	4.28	1.54	1.45
3	8-O	7503	AMP	O4'-C4'	4.28	1.54	1.45
3	1-A	7475	AMP	O4'-C4'	4.28	1.54	1.45
3	7-O	7503	AMP	O4'-C4'	4.28	1.54	1.45

*Continued on next page...*

*Continued from previous page...*

Mol	Chain	Res	Type	Atoms	Z	Observed(Å)	Ideal(Å)
3	4-L	7497	AMP	O4'-C4'	4.28	1.54	1.45
3	5-L	7497	AMP	O4'-C4'	4.28	1.54	1.45
3	2-L	7497	AMP	O4'-C4'	4.28	1.54	1.45
3	8-L	7497	AMP	O4'-C4'	4.28	1.54	1.45
3	3-L	7497	AMP	O4'-C4'	4.28	1.54	1.45
3	9-L	7497	AMP	O4'-C4'	4.28	1.54	1.45
3	10-L	7497	AMP	O4'-C4'	4.28	1.54	1.45
3	1-L	7497	AMP	O4'-C4'	4.28	1.54	1.45
3	6-L	7497	AMP	O4'-C4'	4.28	1.54	1.45
3	7-L	7497	AMP	O4'-C4'	4.28	1.54	1.45
3	10-G	7487	AMP	O4'-C4'	4.28	1.54	1.45
3	3-G	7487	AMP	O4'-C4'	4.28	1.54	1.45
3	9-G	7487	AMP	O4'-C4'	4.28	1.54	1.45
3	8-G	7487	AMP	O4'-C4'	4.28	1.54	1.45
3	2-G	7487	AMP	O4'-C4'	4.28	1.54	1.45
3	4-G	7487	AMP	O4'-C4'	4.28	1.54	1.45
3	7-G	7487	AMP	O4'-C4'	4.28	1.54	1.45
3	1-G	7487	AMP	O4'-C4'	4.28	1.54	1.45
3	5-G	7487	AMP	O4'-C4'	4.28	1.54	1.45
3	6-G	7487	AMP	O4'-C4'	4.28	1.54	1.45
3	5-K	7495	AMP	O4'-C4'	4.28	1.54	1.45
3	8-K	7495	AMP	O4'-C4'	4.28	1.54	1.45
3	4-K	7495	AMP	O4'-C4'	4.28	1.54	1.45
3	2-K	7495	AMP	O4'-C4'	4.28	1.54	1.45
3	9-K	7495	AMP	O4'-C4'	4.28	1.54	1.45
3	7-K	7495	AMP	O4'-C4'	4.28	1.54	1.45
3	3-K	7495	AMP	O4'-C4'	4.28	1.54	1.45
3	6-K	7495	AMP	O4'-C4'	4.28	1.54	1.45
3	10-K	7495	AMP	O4'-C4'	4.28	1.54	1.45
3	1-K	7495	AMP	O4'-C4'	4.28	1.54	1.45
3	3-D	7481	AMP	O4'-C4'	4.28	1.54	1.45
3	4-D	7481	AMP	O4'-C4'	4.28	1.54	1.45
3	1-D	7481	AMP	O4'-C4'	4.28	1.54	1.45
3	8-D	7481	AMP	O4'-C4'	4.28	1.54	1.45
3	9-D	7481	AMP	O4'-C4'	4.28	1.54	1.45
3	7-D	7481	AMP	O4'-C4'	4.28	1.54	1.45
3	2-D	7481	AMP	O4'-C4'	4.28	1.54	1.45
3	10-D	7481	AMP	O4'-C4'	4.28	1.54	1.45
3	5-D	7481	AMP	O4'-C4'	4.28	1.54	1.45
3	6-D	7481	AMP	O4'-C4'	4.28	1.54	1.45
3	8-U	7515	AMP	O4'-C4'	4.28	1.54	1.45
3	9-U	7515	AMP	O4'-C4'	4.28	1.54	1.45

*Continued on next page...*

*Continued from previous page...*

Mol	Chain	Res	Type	Atoms	Z	Observed(Å)	Ideal(Å)
3	6-U	7515	AMP	O4'-C4'	4.28	1.54	1.45
3	5-U	7515	AMP	O4'-C4'	4.28	1.54	1.45
3	7-U	7515	AMP	O4'-C4'	4.28	1.54	1.45
3	2-U	7515	AMP	O4'-C4'	4.28	1.54	1.45
3	3-U	7515	AMP	O4'-C4'	4.28	1.54	1.45
3	1-U	7515	AMP	O4'-C4'	4.28	1.54	1.45
3	4-U	7515	AMP	O4'-C4'	4.28	1.54	1.45
3	10-U	7515	AMP	O4'-C4'	4.28	1.54	1.45
3	9-E	7483	AMP	O4'-C4'	4.27	1.54	1.45
3	8-E	7483	AMP	O4'-C4'	4.27	1.54	1.45
3	4-E	7483	AMP	O4'-C4'	4.27	1.54	1.45
3	5-E	7483	AMP	O4'-C4'	4.27	1.54	1.45
3	1-E	7483	AMP	O4'-C4'	4.27	1.54	1.45
3	7-E	7483	AMP	O4'-C4'	4.27	1.54	1.45
3	10-E	7483	AMP	O4'-C4'	4.27	1.54	1.45
3	6-E	7483	AMP	O4'-C4'	4.27	1.54	1.45
3	3-E	7483	AMP	O4'-C4'	4.27	1.54	1.45
3	2-E	7483	AMP	O4'-C4'	4.27	1.54	1.45
3	6-R	7509	AMP	O4'-C4'	4.26	1.54	1.45
3	2-R	7509	AMP	O4'-C4'	4.26	1.54	1.45
3	1-R	7509	AMP	O4'-C4'	4.26	1.54	1.45
3	10-R	7509	AMP	O4'-C4'	4.26	1.54	1.45
3	9-R	7509	AMP	O4'-C4'	4.26	1.54	1.45
3	7-R	7509	AMP	O4'-C4'	4.26	1.54	1.45
3	8-R	7509	AMP	O4'-C4'	4.26	1.54	1.45
3	5-R	7509	AMP	O4'-C4'	4.26	1.54	1.45
3	3-R	7509	AMP	O4'-C4'	4.26	1.54	1.45
3	4-R	7509	AMP	O4'-C4'	4.26	1.54	1.45
3	4-W	7519	AMP	O4'-C4'	4.26	1.54	1.45
3	9-W	7519	AMP	O4'-C4'	4.26	1.54	1.45
3	2-W	7519	AMP	O4'-C4'	4.26	1.54	1.45
3	6-W	7519	AMP	O4'-C4'	4.26	1.54	1.45
3	3-W	7519	AMP	O4'-C4'	4.26	1.54	1.45
3	8-W	7519	AMP	O4'-C4'	4.26	1.54	1.45
3	7-W	7519	AMP	O4'-C4'	4.26	1.54	1.45
3	1-W	7519	AMP	O4'-C4'	4.26	1.54	1.45
3	5-W	7519	AMP	O4'-C4'	4.26	1.54	1.45
3	10-W	7519	AMP	O4'-C4'	4.26	1.54	1.45
3	7-T	7513	AMP	O4'-C4'	4.26	1.54	1.45
3	10-T	7513	AMP	O4'-C4'	4.26	1.54	1.45
3	1-T	7513	AMP	O4'-C4'	4.26	1.54	1.45
3	8-N	7501	AMP	O4'-C4'	4.26	1.54	1.45

*Continued on next page...*

*Continued from previous page...*

Mol	Chain	Res	Type	Atoms	Z	Observed(Å)	Ideal(Å)
3	2-T	7513	AMP	O4'-C4'	4.26	1.54	1.45
3	6-T	7513	AMP	O4'-C4'	4.26	1.54	1.45
3	7-N	7501	AMP	O4'-C4'	4.26	1.54	1.45
3	2-N	7501	AMP	O4'-C4'	4.26	1.54	1.45
3	9-T	7513	AMP	O4'-C4'	4.26	1.54	1.45
3	5-T	7513	AMP	O4'-C4'	4.26	1.54	1.45
3	4-N	7501	AMP	O4'-C4'	4.26	1.54	1.45
3	9-N	7501	AMP	O4'-C4'	4.26	1.54	1.45
3	6-N	7501	AMP	O4'-C4'	4.26	1.54	1.45
3	1-N	7501	AMP	O4'-C4'	4.26	1.54	1.45
3	10-N	7501	AMP	O4'-C4'	4.26	1.54	1.45
3	3-T	7513	AMP	O4'-C4'	4.26	1.54	1.45
3	4-T	7513	AMP	O4'-C4'	4.26	1.54	1.45
3	3-N	7501	AMP	O4'-C4'	4.26	1.54	1.45
3	8-T	7513	AMP	O4'-C4'	4.26	1.54	1.45
3	5-N	7501	AMP	O4'-C4'	4.26	1.54	1.45
3	2-P	7505	AMP	O4'-C4'	4.26	1.54	1.45
3	10-P	7505	AMP	O4'-C4'	4.26	1.54	1.45
3	1-P	7505	AMP	O4'-C4'	4.26	1.54	1.45
3	7-P	7505	AMP	O4'-C4'	4.26	1.54	1.45
3	6-P	7505	AMP	O4'-C4'	4.26	1.54	1.45
3	3-P	7505	AMP	O4'-C4'	4.26	1.54	1.45
3	4-P	7505	AMP	O4'-C4'	4.26	1.54	1.45
3	8-P	7505	AMP	O4'-C4'	4.26	1.54	1.45
3	9-P	7505	AMP	O4'-C4'	4.26	1.54	1.45
3	5-P	7505	AMP	O4'-C4'	4.26	1.54	1.45
3	1-C	7479	AMP	O4'-C4'	4.25	1.54	1.45
3	9-C	7479	AMP	O4'-C4'	4.25	1.54	1.45
3	8-C	7479	AMP	O4'-C4'	4.25	1.54	1.45
3	3-C	7479	AMP	O4'-C4'	4.25	1.54	1.45
3	5-C	7479	AMP	O4'-C4'	4.25	1.54	1.45
3	6-C	7479	AMP	O4'-C4'	4.25	1.54	1.45
3	7-C	7479	AMP	O4'-C4'	4.25	1.54	1.45
3	4-C	7479	AMP	O4'-C4'	4.25	1.54	1.45
3	10-C	7479	AMP	O4'-C4'	4.25	1.54	1.45
3	2-C	7479	AMP	O4'-C4'	4.25	1.54	1.45
4	1-L	7498	CIT	C2-C3	4.25	1.60	1.54
4	9-L	7498	CIT	C2-C3	4.25	1.60	1.54
4	7-L	7498	CIT	C2-C3	4.25	1.60	1.54
4	3-L	7498	CIT	C2-C3	4.25	1.60	1.54
4	6-L	7498	CIT	C2-C3	4.25	1.60	1.54
4	10-L	7498	CIT	C2-C3	4.25	1.60	1.54

*Continued on next page...*

*Continued from previous page...*

Mol	Chain	Res	Type	Atoms	Z	Observed(Å)	Ideal(Å)
4	4-L	7498	CIT	C2-C3	4.25	1.60	1.54
4	5-L	7498	CIT	C2-C3	4.25	1.60	1.54
4	2-L	7498	CIT	C2-C3	4.25	1.60	1.54
4	8-L	7498	CIT	C2-C3	4.25	1.60	1.54
4	10-C	7480	CIT	C2-C3	4.22	1.60	1.54
4	4-C	7480	CIT	C2-C3	4.22	1.60	1.54
4	6-C	7480	CIT	C2-C3	4.22	1.60	1.54
4	7-C	7480	CIT	C2-C3	4.22	1.60	1.54
4	8-C	7480	CIT	C2-C3	4.22	1.60	1.54
4	2-C	7480	CIT	C2-C3	4.22	1.60	1.54
4	3-C	7480	CIT	C2-C3	4.22	1.60	1.54
4	1-C	7480	CIT	C2-C3	4.22	1.60	1.54
4	9-C	7480	CIT	C2-C3	4.22	1.60	1.54
4	5-C	7480	CIT	C2-C3	4.22	1.60	1.54
4	4-V	7518	CIT	C2-C3	4.21	1.60	1.54
4	3-V	7518	CIT	C2-C3	4.21	1.60	1.54
4	7-V	7518	CIT	C2-C3	4.21	1.60	1.54
4	1-V	7518	CIT	C2-C3	4.21	1.60	1.54
4	6-V	7518	CIT	C2-C3	4.21	1.60	1.54
4	5-V	7518	CIT	C2-C3	4.21	1.60	1.54
4	9-V	7518	CIT	C2-C3	4.21	1.60	1.54
4	10-V	7518	CIT	C2-C3	4.21	1.60	1.54
4	8-V	7518	CIT	C2-C3	4.21	1.60	1.54
4	2-V	7518	CIT	C2-C3	4.21	1.60	1.54
4	4-I	7492	CIT	C2-C3	4.19	1.60	1.54
4	2-N	7502	CIT	C2-C3	4.19	1.60	1.54
4	1-N	7502	CIT	C2-C3	4.19	1.60	1.54
4	7-I	7492	CIT	C2-C3	4.19	1.60	1.54
4	4-N	7502	CIT	C2-C3	4.19	1.60	1.54
4	6-I	7492	CIT	C2-C3	4.19	1.60	1.54
4	1-I	7492	CIT	C2-C3	4.19	1.60	1.54
4	7-N	7502	CIT	C2-C3	4.19	1.60	1.54
4	10-N	7502	CIT	C2-C3	4.19	1.60	1.54
4	3-N	7502	CIT	C2-C3	4.19	1.60	1.54
4	6-N	7502	CIT	C2-C3	4.19	1.60	1.54
4	10-I	7492	CIT	C2-C3	4.19	1.60	1.54
4	9-I	7492	CIT	C2-C3	4.19	1.60	1.54
4	5-I	7492	CIT	C2-C3	4.19	1.60	1.54
4	8-N	7502	CIT	C2-C3	4.19	1.60	1.54
4	8-I	7492	CIT	C2-C3	4.19	1.60	1.54
4	9-N	7502	CIT	C2-C3	4.19	1.60	1.54
4	2-I	7492	CIT	C2-C3	4.19	1.60	1.54

*Continued on next page...*

*Continued from previous page...*

Mol	Chain	Res	Type	Atoms	Z	Observed(Å)	Ideal(Å)
4	5-N	7502	CIT	C2-C3	4.19	1.60	1.54
4	3-I	7492	CIT	C2-C3	4.19	1.60	1.54
4	3-F	7486	CIT	C2-C3	4.18	1.60	1.54
4	9-F	7486	CIT	C2-C3	4.18	1.60	1.54
4	1-F	7486	CIT	C2-C3	4.18	1.60	1.54
4	6-F	7486	CIT	C2-C3	4.18	1.60	1.54
4	5-F	7486	CIT	C2-C3	4.18	1.60	1.54
4	7-F	7486	CIT	C2-C3	4.18	1.60	1.54
4	8-F	7486	CIT	C2-C3	4.18	1.60	1.54
4	4-F	7486	CIT	C2-C3	4.18	1.60	1.54
4	2-F	7486	CIT	C2-C3	4.18	1.60	1.54
4	10-F	7486	CIT	C2-C3	4.18	1.60	1.54
4	5-D	7482	CIT	C2-C3	4.18	1.60	1.54
4	7-D	7482	CIT	C2-C3	4.18	1.60	1.54
4	6-D	7482	CIT	C2-C3	4.18	1.60	1.54
4	2-D	7482	CIT	C2-C3	4.18	1.60	1.54
4	8-D	7482	CIT	C2-C3	4.18	1.60	1.54
4	9-D	7482	CIT	C2-C3	4.18	1.60	1.54
4	10-D	7482	CIT	C2-C3	4.18	1.60	1.54
4	4-D	7482	CIT	C2-C3	4.18	1.60	1.54
4	3-D	7482	CIT	C2-C3	4.18	1.60	1.54
4	1-D	7482	CIT	C2-C3	4.18	1.60	1.54
4	7-W	7520	CIT	C2-C3	4.17	1.60	1.54
4	6-W	7520	CIT	C2-C3	4.17	1.60	1.54
4	5-W	7520	CIT	C2-C3	4.17	1.60	1.54
4	4-W	7520	CIT	C2-C3	4.17	1.60	1.54
4	9-W	7520	CIT	C2-C3	4.17	1.60	1.54
4	1-W	7520	CIT	C2-C3	4.17	1.60	1.54
4	3-W	7520	CIT	C2-C3	4.17	1.60	1.54
4	8-W	7520	CIT	C2-C3	4.17	1.60	1.54
4	2-W	7520	CIT	C2-C3	4.17	1.60	1.54
4	10-W	7520	CIT	C2-C3	4.17	1.60	1.54
4	7-E	7484	CIT	C2-C3	4.17	1.60	1.54
4	10-E	7484	CIT	C2-C3	4.17	1.60	1.54
4	8-E	7484	CIT	C2-C3	4.17	1.60	1.54
4	4-E	7484	CIT	C2-C3	4.17	1.60	1.54
4	1-E	7484	CIT	C2-C3	4.17	1.60	1.54
4	9-E	7484	CIT	C2-C3	4.17	1.60	1.54
4	6-E	7484	CIT	C2-C3	4.17	1.60	1.54
4	2-E	7484	CIT	C2-C3	4.17	1.60	1.54
4	3-E	7484	CIT	C2-C3	4.17	1.60	1.54
4	5-E	7484	CIT	C2-C3	4.17	1.60	1.54

*Continued on next page...*

*Continued from previous page...*

Mol	Chain	Res	Type	Atoms	Z	Observed(Å)	Ideal(Å)
4	4-S	7512	CIT	C2-C3	4.17	1.60	1.54
4	8-S	7512	CIT	C2-C3	4.17	1.60	1.54
4	2-S	7512	CIT	C2-C3	4.17	1.60	1.54
4	1-S	7512	CIT	C2-C3	4.17	1.60	1.54
4	9-S	7512	CIT	C2-C3	4.17	1.60	1.54
4	5-S	7512	CIT	C2-C3	4.17	1.60	1.54
4	6-S	7512	CIT	C2-C3	4.17	1.60	1.54
4	7-S	7512	CIT	C2-C3	4.17	1.60	1.54
4	3-S	7512	CIT	C2-C3	4.17	1.60	1.54
4	10-S	7512	CIT	C2-C3	4.17	1.60	1.54
4	8-A	7476	CIT	C2-C3	4.16	1.60	1.54
4	4-A	7476	CIT	C2-C3	4.16	1.60	1.54
4	3-A	7476	CIT	C2-C3	4.16	1.60	1.54
4	7-A	7476	CIT	C2-C3	4.16	1.60	1.54
4	5-A	7476	CIT	C2-C3	4.16	1.60	1.54
4	2-A	7476	CIT	C2-C3	4.16	1.60	1.54
4	9-A	7476	CIT	C2-C3	4.16	1.60	1.54
4	1-A	7476	CIT	C2-C3	4.16	1.60	1.54
4	6-A	7476	CIT	C2-C3	4.16	1.60	1.54
4	10-A	7476	CIT	C2-C3	4.16	1.60	1.54
4	10-B	7478	CIT	C2-C3	4.16	1.60	1.54
4	7-Q	7508	CIT	C2-C3	4.16	1.60	1.54
4	3-B	7478	CIT	C2-C3	4.16	1.60	1.54
4	8-Q	7508	CIT	C2-C3	4.16	1.60	1.54
4	6-Q	7508	CIT	C2-C3	4.16	1.60	1.54
4	10-Q	7508	CIT	C2-C3	4.16	1.60	1.54
4	6-B	7478	CIT	C2-C3	4.16	1.60	1.54
4	9-B	7478	CIT	C2-C3	4.16	1.60	1.54
4	3-Q	7508	CIT	C2-C3	4.16	1.60	1.54
4	5-B	7478	CIT	C2-C3	4.16	1.60	1.54
4	1-B	7478	CIT	C2-C3	4.16	1.60	1.54
4	5-Q	7508	CIT	C2-C3	4.16	1.60	1.54
4	2-B	7478	CIT	C2-C3	4.16	1.60	1.54
4	7-B	7478	CIT	C2-C3	4.16	1.60	1.54
4	4-B	7478	CIT	C2-C3	4.16	1.60	1.54
4	1-Q	7508	CIT	C2-C3	4.16	1.60	1.54
4	9-Q	7508	CIT	C2-C3	4.16	1.60	1.54
4	2-Q	7508	CIT	C2-C3	4.16	1.60	1.54
4	8-B	7478	CIT	C2-C3	4.16	1.60	1.54
4	4-Q	7508	CIT	C2-C3	4.16	1.60	1.54
4	1-G	7488	CIT	C2-C3	4.16	1.60	1.54
4	6-G	7488	CIT	C2-C3	4.16	1.60	1.54

*Continued on next page...*



*Continued from previous page...*

Mol	Chain	Res	Type	Atoms	Z	Observed(Å)	Ideal(Å)
4	3-G	7488	CIT	C2-C3	4.16	1.60	1.54
4	5-G	7488	CIT	C2-C3	4.16	1.60	1.54
4	2-G	7488	CIT	C2-C3	4.16	1.60	1.54
4	7-G	7488	CIT	C2-C3	4.16	1.60	1.54
4	9-G	7488	CIT	C2-C3	4.16	1.60	1.54
4	10-G	7488	CIT	C2-C3	4.16	1.60	1.54
4	8-G	7488	CIT	C2-C3	4.16	1.60	1.54
4	4-G	7488	CIT	C2-C3	4.16	1.60	1.54
4	4-O	7504	CIT	C2-C3	4.15	1.60	1.54
4	9-O	7504	CIT	C2-C3	4.15	1.60	1.54
4	2-O	7504	CIT	C2-C3	4.15	1.60	1.54
4	10-O	7504	CIT	C2-C3	4.15	1.60	1.54
4	5-O	7504	CIT	C2-C3	4.15	1.60	1.54
4	6-O	7504	CIT	C2-C3	4.15	1.60	1.54
4	3-O	7504	CIT	C2-C3	4.15	1.60	1.54
4	1-O	7504	CIT	C2-C3	4.15	1.60	1.54
4	7-O	7504	CIT	C2-C3	4.15	1.60	1.54
4	8-O	7504	CIT	C2-C3	4.15	1.60	1.54
4	2-J	7494	CIT	C2-C3	4.15	1.60	1.54
4	8-J	7494	CIT	C2-C3	4.15	1.60	1.54
4	4-J	7494	CIT	C2-C3	4.15	1.60	1.54
4	1-J	7494	CIT	C2-C3	4.15	1.60	1.54
4	3-J	7494	CIT	C2-C3	4.15	1.60	1.54
4	5-J	7494	CIT	C2-C3	4.15	1.60	1.54
4	9-J	7494	CIT	C2-C3	4.15	1.60	1.54
4	6-J	7494	CIT	C2-C3	4.15	1.60	1.54
4	10-J	7494	CIT	C2-C3	4.15	1.60	1.54
4	7-J	7494	CIT	C2-C3	4.15	1.60	1.54
4	4-P	7506	CIT	C2-C3	4.14	1.60	1.54
4	5-P	7506	CIT	C2-C3	4.14	1.60	1.54
4	8-P	7506	CIT	C2-C3	4.14	1.60	1.54
4	7-P	7506	CIT	C2-C3	4.14	1.60	1.54
4	1-P	7506	CIT	C2-C3	4.14	1.60	1.54
4	10-P	7506	CIT	C2-C3	4.14	1.60	1.54
4	2-P	7506	CIT	C2-C3	4.14	1.60	1.54
4	9-P	7506	CIT	C2-C3	4.14	1.60	1.54
4	6-P	7506	CIT	C2-C3	4.14	1.60	1.54
4	3-P	7506	CIT	C2-C3	4.14	1.60	1.54
4	10-U	7516	CIT	C2-C3	4.14	1.60	1.54
4	6-U	7516	CIT	C2-C3	4.14	1.60	1.54
4	5-U	7516	CIT	C2-C3	4.14	1.60	1.54
4	8-U	7516	CIT	C2-C3	4.14	1.60	1.54

*Continued on next page...*

*Continued from previous page...*

Mol	Chain	Res	Type	Atoms	Z	Observed(Å)	Ideal(Å)
4	2-U	7516	CIT	C2-C3	4.14	1.60	1.54
4	3-U	7516	CIT	C2-C3	4.14	1.60	1.54
4	1-U	7516	CIT	C2-C3	4.14	1.60	1.54
4	4-U	7516	CIT	C2-C3	4.14	1.60	1.54
4	7-U	7516	CIT	C2-C3	4.14	1.60	1.54
4	9-U	7516	CIT	C2-C3	4.14	1.60	1.54
4	10-K	7496	CIT	C2-C3	4.13	1.60	1.54
4	4-K	7496	CIT	C2-C3	4.13	1.60	1.54
4	9-K	7496	CIT	C2-C3	4.13	1.60	1.54
4	7-K	7496	CIT	C2-C3	4.13	1.60	1.54
4	1-K	7496	CIT	C2-C3	4.13	1.60	1.54
4	8-K	7496	CIT	C2-C3	4.13	1.60	1.54
4	2-K	7496	CIT	C2-C3	4.13	1.60	1.54
4	6-K	7496	CIT	C2-C3	4.13	1.60	1.54
4	5-K	7496	CIT	C2-C3	4.13	1.60	1.54
4	3-K	7496	CIT	C2-C3	4.13	1.60	1.54
4	4-H	7490	CIT	C2-C3	4.13	1.60	1.54
4	3-H	7490	CIT	C2-C3	4.13	1.60	1.54
4	8-H	7490	CIT	C2-C3	4.13	1.60	1.54
4	1-H	7490	CIT	C2-C3	4.13	1.60	1.54
4	6-H	7490	CIT	C2-C3	4.13	1.60	1.54
4	2-H	7490	CIT	C2-C3	4.13	1.60	1.54
4	10-H	7490	CIT	C2-C3	4.13	1.60	1.54
4	9-H	7490	CIT	C2-C3	4.13	1.60	1.54
4	7-H	7490	CIT	C2-C3	4.13	1.60	1.54
4	5-H	7490	CIT	C2-C3	4.13	1.60	1.54
4	8-R	7510	CIT	C2-C3	4.13	1.60	1.54
4	1-R	7510	CIT	C2-C3	4.13	1.60	1.54
4	6-R	7510	CIT	C2-C3	4.13	1.60	1.54
4	3-R	7510	CIT	C2-C3	4.13	1.60	1.54
4	10-R	7510	CIT	C2-C3	4.13	1.60	1.54
4	2-R	7510	CIT	C2-C3	4.13	1.60	1.54
4	9-R	7510	CIT	C2-C3	4.13	1.60	1.54
4	7-R	7510	CIT	C2-C3	4.13	1.60	1.54
4	5-R	7510	CIT	C2-C3	4.13	1.60	1.54
4	4-R	7510	CIT	C2-C3	4.13	1.60	1.54
4	9-X	7522	CIT	C2-C3	4.12	1.60	1.54
4	5-X	7522	CIT	C2-C3	4.12	1.60	1.54
4	6-X	7522	CIT	C2-C3	4.12	1.60	1.54
4	2-X	7522	CIT	C2-C3	4.12	1.60	1.54
4	3-X	7522	CIT	C2-C3	4.12	1.60	1.54
4	10-X	7522	CIT	C2-C3	4.12	1.60	1.54

*Continued on next page...*

*Continued from previous page...*

Mol	Chain	Res	Type	Atoms	Z	Observed(Å)	Ideal(Å)
4	8-X	7522	CIT	C2-C3	4.12	1.60	1.54
4	1-X	7522	CIT	C2-C3	4.12	1.60	1.54
4	4-X	7522	CIT	C2-C3	4.12	1.60	1.54
4	7-X	7522	CIT	C2-C3	4.12	1.60	1.54
4	9-M	7500	CIT	C2-C3	4.11	1.60	1.54
4	1-M	7500	CIT	C2-C3	4.11	1.60	1.54
4	7-M	7500	CIT	C2-C3	4.11	1.60	1.54
4	8-M	7500	CIT	C2-C3	4.11	1.60	1.54
4	5-M	7500	CIT	C2-C3	4.11	1.60	1.54
4	3-M	7500	CIT	C2-C3	4.11	1.60	1.54
4	2-M	7500	CIT	C2-C3	4.11	1.60	1.54
4	4-M	7500	CIT	C2-C3	4.11	1.60	1.54
4	6-M	7500	CIT	C2-C3	4.11	1.60	1.54
4	10-M	7500	CIT	C2-C3	4.11	1.60	1.54
4	7-T	7514	CIT	C2-C3	4.10	1.60	1.54
4	4-T	7514	CIT	C2-C3	4.10	1.60	1.54
4	3-T	7514	CIT	C2-C3	4.10	1.60	1.54
4	6-T	7514	CIT	C2-C3	4.10	1.60	1.54
4	1-T	7514	CIT	C2-C3	4.10	1.60	1.54
4	5-T	7514	CIT	C2-C3	4.10	1.60	1.54
4	2-T	7514	CIT	C2-C3	4.10	1.60	1.54
4	9-T	7514	CIT	C2-C3	4.10	1.60	1.54
4	10-T	7514	CIT	C2-C3	4.10	1.60	1.54
4	8-T	7514	CIT	C2-C3	4.10	1.60	1.54
3	6-R	7509	AMP	C3'-C4'	-4.10	1.42	1.53
3	2-R	7509	AMP	C3'-C4'	-4.10	1.42	1.53
3	1-R	7509	AMP	C3'-C4'	-4.10	1.42	1.53
3	10-R	7509	AMP	C3'-C4'	-4.10	1.42	1.53
3	9-R	7509	AMP	C3'-C4'	-4.10	1.42	1.53
3	7-R	7509	AMP	C3'-C4'	-4.10	1.42	1.53
3	8-R	7509	AMP	C3'-C4'	-4.10	1.42	1.53
3	5-R	7509	AMP	C3'-C4'	-4.10	1.42	1.53
3	3-R	7509	AMP	C3'-C4'	-4.10	1.42	1.53
3	4-R	7509	AMP	C3'-C4'	-4.10	1.42	1.53
3	9-M	7499	AMP	C3'-C4'	-4.09	1.42	1.53
3	2-M	7499	AMP	C3'-C4'	-4.09	1.42	1.53
3	7-M	7499	AMP	C3'-C4'	-4.09	1.42	1.53
3	5-M	7499	AMP	C3'-C4'	-4.09	1.42	1.53
3	6-M	7499	AMP	C3'-C4'	-4.09	1.42	1.53
3	8-M	7499	AMP	C3'-C4'	-4.09	1.42	1.53
3	4-M	7499	AMP	C3'-C4'	-4.09	1.42	1.53
3	10-M	7499	AMP	C3'-C4'	-4.09	1.42	1.53

*Continued on next page...*

*Continued from previous page...*

Mol	Chain	Res	Type	Atoms	Z	Observed(Å)	Ideal(Å)
3	1-M	7499	AMP	C3'-C4'	-4.09	1.42	1.53
3	3-M	7499	AMP	C3'-C4'	-4.09	1.42	1.53
3	1-H	7489	AMP	C3'-C4'	-4.08	1.42	1.53
3	3-H	7489	AMP	C3'-C4'	-4.08	1.42	1.53
3	10-H	7489	AMP	C3'-C4'	-4.08	1.42	1.53
3	7-H	7489	AMP	C3'-C4'	-4.08	1.42	1.53
3	4-H	7489	AMP	C3'-C4'	-4.08	1.42	1.53
3	9-H	7489	AMP	C3'-C4'	-4.08	1.42	1.53
3	6-H	7489	AMP	C3'-C4'	-4.08	1.42	1.53
3	2-H	7489	AMP	C3'-C4'	-4.08	1.42	1.53
3	8-H	7489	AMP	C3'-C4'	-4.08	1.42	1.53
3	5-H	7489	AMP	C3'-C4'	-4.08	1.42	1.53
3	5-K	7495	AMP	C3'-C4'	-4.08	1.42	1.53
3	8-K	7495	AMP	C3'-C4'	-4.08	1.42	1.53
3	4-K	7495	AMP	C3'-C4'	-4.08	1.42	1.53
3	2-K	7495	AMP	C3'-C4'	-4.08	1.42	1.53
3	9-K	7495	AMP	C3'-C4'	-4.08	1.42	1.53
3	7-K	7495	AMP	C3'-C4'	-4.08	1.42	1.53
3	3-K	7495	AMP	C3'-C4'	-4.08	1.42	1.53
3	6-K	7495	AMP	C3'-C4'	-4.08	1.42	1.53
3	10-K	7495	AMP	C3'-C4'	-4.08	1.42	1.53
3	1-K	7495	AMP	C3'-C4'	-4.08	1.42	1.53
3	8-U	7515	AMP	C3'-C4'	-4.08	1.42	1.53
3	9-U	7515	AMP	C3'-C4'	-4.08	1.42	1.53
3	6-U	7515	AMP	C3'-C4'	-4.08	1.42	1.53
3	5-U	7515	AMP	C3'-C4'	-4.08	1.42	1.53
3	7-U	7515	AMP	C3'-C4'	-4.08	1.42	1.53
3	2-U	7515	AMP	C3'-C4'	-4.08	1.42	1.53
3	3-U	7515	AMP	C3'-C4'	-4.08	1.42	1.53
3	1-U	7515	AMP	C3'-C4'	-4.08	1.42	1.53
3	4-U	7515	AMP	C3'-C4'	-4.08	1.42	1.53
3	10-U	7515	AMP	C3'-C4'	-4.08	1.42	1.53
3	4-W	7519	AMP	C3'-C4'	-4.08	1.42	1.53
3	9-W	7519	AMP	C3'-C4'	-4.08	1.42	1.53
3	2-W	7519	AMP	C3'-C4'	-4.08	1.42	1.53
3	6-W	7519	AMP	C3'-C4'	-4.08	1.42	1.53
3	3-W	7519	AMP	C3'-C4'	-4.08	1.42	1.53
3	8-W	7519	AMP	C3'-C4'	-4.08	1.42	1.53
3	7-W	7519	AMP	C3'-C4'	-4.08	1.42	1.53
3	1-W	7519	AMP	C3'-C4'	-4.08	1.42	1.53
3	5-W	7519	AMP	C3'-C4'	-4.08	1.42	1.53
3	10-W	7519	AMP	C3'-C4'	-4.08	1.42	1.53

*Continued on next page...*

*Continued from previous page...*

Mol	Chain	Res	Type	Atoms	Z	Observed(Å)	Ideal(Å)
3	8-N	7501	AMP	C3'-C4'	-4.06	1.42	1.53
3	7-N	7501	AMP	C3'-C4'	-4.06	1.42	1.53
3	2-N	7501	AMP	C3'-C4'	-4.06	1.42	1.53
3	4-N	7501	AMP	C3'-C4'	-4.06	1.42	1.53
3	9-N	7501	AMP	C3'-C4'	-4.06	1.42	1.53
3	6-N	7501	AMP	C3'-C4'	-4.06	1.42	1.53
3	1-N	7501	AMP	C3'-C4'	-4.06	1.42	1.53
3	10-N	7501	AMP	C3'-C4'	-4.06	1.42	1.53
3	3-N	7501	AMP	C3'-C4'	-4.06	1.42	1.53
3	5-N	7501	AMP	C3'-C4'	-4.06	1.42	1.53
3	8-I	7491	AMP	C3'-C4'	-4.06	1.42	1.53
3	2-I	7491	AMP	C3'-C4'	-4.06	1.42	1.53
3	4-O	7503	AMP	C3'-C4'	-4.06	1.42	1.53
3	5-O	7503	AMP	C3'-C4'	-4.06	1.42	1.53
3	9-I	7491	AMP	C3'-C4'	-4.06	1.42	1.53
3	2-O	7503	AMP	C3'-C4'	-4.06	1.42	1.53
3	10-O	7503	AMP	C3'-C4'	-4.06	1.42	1.53
3	9-O	7503	AMP	C3'-C4'	-4.06	1.42	1.53
3	1-O	7503	AMP	C3'-C4'	-4.06	1.42	1.53
3	6-I	7491	AMP	C3'-C4'	-4.06	1.42	1.53
3	7-I	7491	AMP	C3'-C4'	-4.06	1.42	1.53
3	1-I	7491	AMP	C3'-C4'	-4.06	1.42	1.53
3	4-I	7491	AMP	C3'-C4'	-4.06	1.42	1.53
3	6-O	7503	AMP	C3'-C4'	-4.06	1.42	1.53
3	10-I	7491	AMP	C3'-C4'	-4.06	1.42	1.53
3	3-I	7491	AMP	C3'-C4'	-4.06	1.42	1.53
3	5-I	7491	AMP	C3'-C4'	-4.06	1.42	1.53
3	3-O	7503	AMP	C3'-C4'	-4.06	1.42	1.53
3	8-O	7503	AMP	C3'-C4'	-4.06	1.42	1.53
3	7-O	7503	AMP	C3'-C4'	-4.06	1.42	1.53
3	2-P	7505	AMP	C3'-C4'	-4.06	1.42	1.53
3	10-P	7505	AMP	C3'-C4'	-4.06	1.42	1.53
3	1-P	7505	AMP	C3'-C4'	-4.06	1.42	1.53
3	7-P	7505	AMP	C3'-C4'	-4.06	1.42	1.53
3	6-P	7505	AMP	C3'-C4'	-4.06	1.42	1.53
3	3-P	7505	AMP	C3'-C4'	-4.06	1.42	1.53
3	4-P	7505	AMP	C3'-C4'	-4.06	1.42	1.53
3	8-P	7505	AMP	C3'-C4'	-4.06	1.42	1.53
3	9-P	7505	AMP	C3'-C4'	-4.06	1.42	1.53
3	5-P	7505	AMP	C3'-C4'	-4.06	1.42	1.53
3	9-E	7483	AMP	C3'-C4'	-4.06	1.42	1.53
3	8-E	7483	AMP	C3'-C4'	-4.06	1.42	1.53

*Continued on next page...*

*Continued from previous page...*

Mol	Chain	Res	Type	Atoms	Z	Observed(Å)	Ideal(Å)
3	4-E	7483	AMP	C3'-C4'	-4.06	1.42	1.53
3	5-E	7483	AMP	C3'-C4'	-4.06	1.42	1.53
3	1-E	7483	AMP	C3'-C4'	-4.06	1.42	1.53
3	7-E	7483	AMP	C3'-C4'	-4.06	1.42	1.53
3	10-E	7483	AMP	C3'-C4'	-4.06	1.42	1.53
3	6-E	7483	AMP	C3'-C4'	-4.06	1.42	1.53
3	3-E	7483	AMP	C3'-C4'	-4.06	1.42	1.53
3	2-E	7483	AMP	C3'-C4'	-4.06	1.42	1.53
3	3-D	7481	AMP	C3'-C4'	-4.06	1.42	1.53
3	4-D	7481	AMP	C3'-C4'	-4.06	1.42	1.53
3	1-D	7481	AMP	C3'-C4'	-4.06	1.42	1.53
3	8-D	7481	AMP	C3'-C4'	-4.06	1.42	1.53
3	9-D	7481	AMP	C3'-C4'	-4.06	1.42	1.53
3	7-D	7481	AMP	C3'-C4'	-4.06	1.42	1.53
3	2-D	7481	AMP	C3'-C4'	-4.06	1.42	1.53
3	10-D	7481	AMP	C3'-C4'	-4.06	1.42	1.53
3	5-D	7481	AMP	C3'-C4'	-4.06	1.42	1.53
3	6-D	7481	AMP	C3'-C4'	-4.06	1.42	1.53
3	9-A	7475	AMP	C3'-C4'	-4.06	1.42	1.53
3	4-A	7475	AMP	C3'-C4'	-4.06	1.42	1.53
3	5-A	7475	AMP	C3'-C4'	-4.06	1.42	1.53
3	7-A	7475	AMP	C3'-C4'	-4.06	1.42	1.53
3	2-A	7475	AMP	C3'-C4'	-4.06	1.42	1.53
3	10-A	7475	AMP	C3'-C4'	-4.06	1.42	1.53
3	3-A	7475	AMP	C3'-C4'	-4.06	1.42	1.53
3	8-A	7475	AMP	C3'-C4'	-4.06	1.42	1.53
3	6-A	7475	AMP	C3'-C4'	-4.06	1.42	1.53
3	1-A	7475	AMP	C3'-C4'	-4.06	1.42	1.53
3	1-S	7511	AMP	C3'-C4'	-4.05	1.42	1.53
3	6-S	7511	AMP	C3'-C4'	-4.05	1.42	1.53
3	4-S	7511	AMP	C3'-C4'	-4.05	1.42	1.53
3	8-S	7511	AMP	C3'-C4'	-4.05	1.42	1.53
3	5-S	7511	AMP	C3'-C4'	-4.05	1.42	1.53
3	2-S	7511	AMP	C3'-C4'	-4.05	1.42	1.53
3	10-S	7511	AMP	C3'-C4'	-4.05	1.42	1.53
3	9-S	7511	AMP	C3'-C4'	-4.05	1.42	1.53
3	3-S	7511	AMP	C3'-C4'	-4.05	1.42	1.53
3	7-S	7511	AMP	C3'-C4'	-4.05	1.42	1.53
3	3-F	7485	AMP	C3'-C4'	-4.05	1.42	1.53
3	10-F	7485	AMP	C3'-C4'	-4.05	1.42	1.53
3	4-F	7485	AMP	C3'-C4'	-4.05	1.42	1.53
3	1-F	7485	AMP	C3'-C4'	-4.05	1.42	1.53

*Continued on next page...*

*Continued from previous page...*

Mol	Chain	Res	Type	Atoms	Z	Observed(Å)	Ideal(Å)
3	5-F	7485	AMP	C3'-C4'	-4.05	1.42	1.53
3	2-F	7485	AMP	C3'-C4'	-4.05	1.42	1.53
3	6-F	7485	AMP	C3'-C4'	-4.05	1.42	1.53
3	7-F	7485	AMP	C3'-C4'	-4.05	1.42	1.53
3	9-F	7485	AMP	C3'-C4'	-4.05	1.42	1.53
3	8-F	7485	AMP	C3'-C4'	-4.05	1.42	1.53
3	8-Q	7507	AMP	C3'-C4'	-4.05	1.42	1.53
3	3-Q	7507	AMP	C3'-C4'	-4.05	1.42	1.53
3	7-Q	7507	AMP	C3'-C4'	-4.05	1.42	1.53
3	4-Q	7507	AMP	C3'-C4'	-4.05	1.42	1.53
3	6-Q	7507	AMP	C3'-C4'	-4.05	1.42	1.53
3	1-Q	7507	AMP	C3'-C4'	-4.05	1.42	1.53
3	5-Q	7507	AMP	C3'-C4'	-4.05	1.42	1.53
3	2-Q	7507	AMP	C3'-C4'	-4.05	1.42	1.53
3	10-Q	7507	AMP	C3'-C4'	-4.05	1.42	1.53
3	9-Q	7507	AMP	C3'-C4'	-4.05	1.42	1.53
3	7-T	7513	AMP	C3'-C4'	-4.05	1.42	1.53
3	10-T	7513	AMP	C3'-C4'	-4.05	1.42	1.53
3	1-T	7513	AMP	C3'-C4'	-4.05	1.42	1.53
3	2-T	7513	AMP	C3'-C4'	-4.05	1.42	1.53
3	6-T	7513	AMP	C3'-C4'	-4.05	1.42	1.53
3	9-T	7513	AMP	C3'-C4'	-4.05	1.42	1.53
3	5-T	7513	AMP	C3'-C4'	-4.05	1.42	1.53
3	3-T	7513	AMP	C3'-C4'	-4.05	1.42	1.53
3	4-T	7513	AMP	C3'-C4'	-4.05	1.42	1.53
3	8-T	7513	AMP	C3'-C4'	-4.05	1.42	1.53
3	1-C	7479	AMP	C3'-C4'	-4.05	1.42	1.53
3	9-C	7479	AMP	C3'-C4'	-4.05	1.42	1.53
3	8-C	7479	AMP	C3'-C4'	-4.05	1.42	1.53
3	3-C	7479	AMP	C3'-C4'	-4.05	1.42	1.53
3	5-C	7479	AMP	C3'-C4'	-4.05	1.42	1.53
3	6-C	7479	AMP	C3'-C4'	-4.05	1.42	1.53
3	7-C	7479	AMP	C3'-C4'	-4.05	1.42	1.53
3	4-C	7479	AMP	C3'-C4'	-4.05	1.42	1.53
3	10-C	7479	AMP	C3'-C4'	-4.05	1.42	1.53
3	2-C	7479	AMP	C3'-C4'	-4.05	1.42	1.53
3	4-L	7497	AMP	C3'-C4'	-4.05	1.42	1.53
3	5-L	7497	AMP	C3'-C4'	-4.05	1.42	1.53
3	2-L	7497	AMP	C3'-C4'	-4.05	1.42	1.53
3	8-L	7497	AMP	C3'-C4'	-4.05	1.42	1.53
3	3-L	7497	AMP	C3'-C4'	-4.05	1.42	1.53
3	9-L	7497	AMP	C3'-C4'	-4.05	1.42	1.53

*Continued on next page...*

*Continued from previous page...*

Mol	Chain	Res	Type	Atoms	Z	Observed(Å)	Ideal(Å)
3	10-L	7497	AMP	C3'-C4'	-4.05	1.42	1.53
3	1-L	7497	AMP	C3'-C4'	-4.05	1.42	1.53
3	6-L	7497	AMP	C3'-C4'	-4.05	1.42	1.53
3	7-L	7497	AMP	C3'-C4'	-4.05	1.42	1.53
3	4-X	7521	AMP	C3'-C4'	-4.05	1.42	1.53
3	6-X	7521	AMP	C3'-C4'	-4.05	1.42	1.53
3	9-X	7521	AMP	C3'-C4'	-4.05	1.42	1.53
3	7-X	7521	AMP	C3'-C4'	-4.05	1.42	1.53
3	1-X	7521	AMP	C3'-C4'	-4.05	1.42	1.53
3	2-X	7521	AMP	C3'-C4'	-4.05	1.42	1.53
3	3-X	7521	AMP	C3'-C4'	-4.05	1.42	1.53
3	10-X	7521	AMP	C3'-C4'	-4.05	1.42	1.53
3	8-X	7521	AMP	C3'-C4'	-4.05	1.42	1.53
3	5-X	7521	AMP	C3'-C4'	-4.05	1.42	1.53
3	4-V	7517	AMP	C3'-C4'	-4.05	1.42	1.53
3	2-V	7517	AMP	C3'-C4'	-4.05	1.42	1.53
3	3-V	7517	AMP	C3'-C4'	-4.05	1.42	1.53
3	9-V	7517	AMP	C3'-C4'	-4.05	1.42	1.53
3	1-V	7517	AMP	C3'-C4'	-4.05	1.42	1.53
3	10-V	7517	AMP	C3'-C4'	-4.05	1.42	1.53
3	7-V	7517	AMP	C3'-C4'	-4.05	1.42	1.53
3	6-V	7517	AMP	C3'-C4'	-4.05	1.42	1.53
3	5-V	7517	AMP	C3'-C4'	-4.05	1.42	1.53
3	8-V	7517	AMP	C3'-C4'	-4.05	1.42	1.53
3	3-J	7493	AMP	C3'-C4'	-4.04	1.42	1.53
3	1-J	7493	AMP	C3'-C4'	-4.04	1.42	1.53
3	6-J	7493	AMP	C3'-C4'	-4.04	1.42	1.53
3	10-J	7493	AMP	C3'-C4'	-4.04	1.42	1.53
3	7-J	7493	AMP	C3'-C4'	-4.04	1.42	1.53
3	9-J	7493	AMP	C3'-C4'	-4.04	1.42	1.53
3	5-J	7493	AMP	C3'-C4'	-4.04	1.42	1.53
3	8-J	7493	AMP	C3'-C4'	-4.04	1.42	1.53
3	4-J	7493	AMP	C3'-C4'	-4.04	1.42	1.53
3	2-J	7493	AMP	C3'-C4'	-4.04	1.42	1.53
3	2-B	7477	AMP	C3'-C4'	-4.04	1.42	1.53
3	10-G	7487	AMP	C3'-C4'	-4.04	1.42	1.53
3	4-B	7477	AMP	C3'-C4'	-4.04	1.42	1.53
3	7-B	7477	AMP	C3'-C4'	-4.04	1.42	1.53
3	3-G	7487	AMP	C3'-C4'	-4.04	1.42	1.53
3	9-G	7487	AMP	C3'-C4'	-4.04	1.42	1.53
3	8-B	7477	AMP	C3'-C4'	-4.04	1.42	1.53
3	8-G	7487	AMP	C3'-C4'	-4.04	1.42	1.53

*Continued on next page...*



*Continued from previous page...*

Mol	Chain	Res	Type	Atoms	Z	Observed(Å)	Ideal(Å)
3	2-G	7487	AMP	C3'-C4'	-4.04	1.42	1.53
3	1-B	7477	AMP	C3'-C4'	-4.04	1.42	1.53
3	4-G	7487	AMP	C3'-C4'	-4.04	1.42	1.53
3	3-B	7477	AMP	C3'-C4'	-4.04	1.42	1.53
3	7-G	7487	AMP	C3'-C4'	-4.04	1.42	1.53
3	5-B	7477	AMP	C3'-C4'	-4.04	1.42	1.53
3	10-B	7477	AMP	C3'-C4'	-4.04	1.42	1.53
3	1-G	7487	AMP	C3'-C4'	-4.04	1.42	1.53
3	9-B	7477	AMP	C3'-C4'	-4.04	1.42	1.53
3	5-G	7487	AMP	C3'-C4'	-4.04	1.42	1.53
3	6-B	7477	AMP	C3'-C4'	-4.04	1.42	1.53
3	6-G	7487	AMP	C3'-C4'	-4.04	1.42	1.53
3	9-E	7483	AMP	C2'-C1'	3.20	1.58	1.53
3	8-E	7483	AMP	C2'-C1'	3.20	1.58	1.53
3	4-E	7483	AMP	C2'-C1'	3.20	1.58	1.53
3	5-E	7483	AMP	C2'-C1'	3.20	1.58	1.53
3	1-E	7483	AMP	C2'-C1'	3.20	1.58	1.53
3	7-E	7483	AMP	C2'-C1'	3.20	1.58	1.53
3	10-E	7483	AMP	C2'-C1'	3.20	1.58	1.53
3	6-E	7483	AMP	C2'-C1'	3.20	1.58	1.53
3	3-E	7483	AMP	C2'-C1'	3.20	1.58	1.53
3	2-E	7483	AMP	C2'-C1'	3.20	1.58	1.53
3	10-G	7487	AMP	C2'-C1'	3.19	1.58	1.53
3	3-G	7487	AMP	C2'-C1'	3.19	1.58	1.53
3	9-G	7487	AMP	C2'-C1'	3.19	1.58	1.53
3	8-G	7487	AMP	C2'-C1'	3.19	1.58	1.53
3	2-G	7487	AMP	C2'-C1'	3.19	1.58	1.53
3	4-G	7487	AMP	C2'-C1'	3.19	1.58	1.53
3	7-G	7487	AMP	C2'-C1'	3.19	1.58	1.53
3	1-G	7487	AMP	C2'-C1'	3.19	1.58	1.53
3	5-G	7487	AMP	C2'-C1'	3.19	1.58	1.53
3	6-G	7487	AMP	C2'-C1'	3.19	1.58	1.53
3	7-T	7513	AMP	C2'-C1'	3.18	1.58	1.53
3	10-T	7513	AMP	C2'-C1'	3.18	1.58	1.53
3	1-T	7513	AMP	C2'-C1'	3.18	1.58	1.53
3	2-T	7513	AMP	C2'-C1'	3.18	1.58	1.53
3	6-T	7513	AMP	C2'-C1'	3.18	1.58	1.53
3	9-T	7513	AMP	C2'-C1'	3.18	1.58	1.53
3	5-T	7513	AMP	C2'-C1'	3.18	1.58	1.53
3	3-T	7513	AMP	C2'-C1'	3.18	1.58	1.53
3	4-T	7513	AMP	C2'-C1'	3.18	1.58	1.53
3	8-T	7513	AMP	C2'-C1'	3.18	1.58	1.53

*Continued on next page...*

*Continued from previous page...*

Mol	Chain	Res	Type	Atoms	Z	Observed(Å)	Ideal(Å)
3	2-P	7505	AMP	C2'-C1'	3.18	1.58	1.53
3	10-P	7505	AMP	C2'-C1'	3.18	1.58	1.53
3	1-P	7505	AMP	C2'-C1'	3.18	1.58	1.53
3	7-P	7505	AMP	C2'-C1'	3.18	1.58	1.53
3	6-P	7505	AMP	C2'-C1'	3.18	1.58	1.53
3	3-P	7505	AMP	C2'-C1'	3.18	1.58	1.53
3	4-P	7505	AMP	C2'-C1'	3.18	1.58	1.53
3	8-P	7505	AMP	C2'-C1'	3.18	1.58	1.53
3	9-P	7505	AMP	C2'-C1'	3.18	1.58	1.53
3	5-P	7505	AMP	C2'-C1'	3.18	1.58	1.53
3	4-X	7521	AMP	C2'-C1'	3.18	1.58	1.53
3	6-X	7521	AMP	C2'-C1'	3.18	1.58	1.53
3	9-X	7521	AMP	C2'-C1'	3.18	1.58	1.53
3	7-X	7521	AMP	C2'-C1'	3.18	1.58	1.53
3	1-X	7521	AMP	C2'-C1'	3.18	1.58	1.53
3	2-X	7521	AMP	C2'-C1'	3.18	1.58	1.53
3	3-X	7521	AMP	C2'-C1'	3.18	1.58	1.53
3	10-X	7521	AMP	C2'-C1'	3.18	1.58	1.53
3	8-X	7521	AMP	C2'-C1'	3.18	1.58	1.53
3	5-X	7521	AMP	C2'-C1'	3.18	1.58	1.53
3	3-D	7481	AMP	C2'-C1'	3.17	1.58	1.53
3	4-D	7481	AMP	C2'-C1'	3.17	1.58	1.53
3	1-D	7481	AMP	C2'-C1'	3.17	1.58	1.53
3	8-D	7481	AMP	C2'-C1'	3.17	1.58	1.53
3	9-D	7481	AMP	C2'-C1'	3.17	1.58	1.53
3	7-D	7481	AMP	C2'-C1'	3.17	1.58	1.53
3	2-D	7481	AMP	C2'-C1'	3.17	1.58	1.53
3	10-D	7481	AMP	C2'-C1'	3.17	1.58	1.53
3	5-D	7481	AMP	C2'-C1'	3.17	1.58	1.53
3	6-D	7481	AMP	C2'-C1'	3.17	1.58	1.53
3	3-F	7485	AMP	C2'-C1'	3.17	1.58	1.53
3	10-F	7485	AMP	C2'-C1'	3.17	1.58	1.53
3	4-F	7485	AMP	C2'-C1'	3.17	1.58	1.53
3	1-F	7485	AMP	C2'-C1'	3.17	1.58	1.53
3	5-F	7485	AMP	C2'-C1'	3.17	1.58	1.53
3	2-F	7485	AMP	C2'-C1'	3.17	1.58	1.53
3	6-F	7485	AMP	C2'-C1'	3.17	1.58	1.53
3	7-F	7485	AMP	C2'-C1'	3.17	1.58	1.53
3	9-F	7485	AMP	C2'-C1'	3.17	1.58	1.53
3	8-F	7485	AMP	C2'-C1'	3.17	1.58	1.53
3	8-N	7501	AMP	C2'-C1'	3.17	1.58	1.53
3	7-N	7501	AMP	C2'-C1'	3.17	1.58	1.53

*Continued on next page...*

*Continued from previous page...*

Mol	Chain	Res	Type	Atoms	Z	Observed(Å)	Ideal(Å)
3	2-N	7501	AMP	C2'-C1'	3.17	1.58	1.53
3	4-N	7501	AMP	C2'-C1'	3.17	1.58	1.53
3	9-N	7501	AMP	C2'-C1'	3.17	1.58	1.53
3	6-N	7501	AMP	C2'-C1'	3.17	1.58	1.53
3	1-N	7501	AMP	C2'-C1'	3.17	1.58	1.53
3	10-N	7501	AMP	C2'-C1'	3.17	1.58	1.53
3	3-N	7501	AMP	C2'-C1'	3.17	1.58	1.53
3	5-N	7501	AMP	C2'-C1'	3.17	1.58	1.53
3	4-L	7497	AMP	C2'-C1'	3.16	1.58	1.53
3	5-L	7497	AMP	C2'-C1'	3.16	1.58	1.53
3	2-L	7497	AMP	C2'-C1'	3.16	1.58	1.53
3	8-L	7497	AMP	C2'-C1'	3.16	1.58	1.53
3	3-L	7497	AMP	C2'-C1'	3.16	1.58	1.53
3	9-L	7497	AMP	C2'-C1'	3.16	1.58	1.53
3	10-L	7497	AMP	C2'-C1'	3.16	1.58	1.53
3	1-L	7497	AMP	C2'-C1'	3.16	1.58	1.53
3	6-L	7497	AMP	C2'-C1'	3.16	1.58	1.53
3	7-L	7497	AMP	C2'-C1'	3.16	1.58	1.53
3	3-J	7493	AMP	C2'-C1'	3.16	1.58	1.53
3	1-J	7493	AMP	C2'-C1'	3.16	1.58	1.53
3	6-J	7493	AMP	C2'-C1'	3.16	1.58	1.53
3	10-J	7493	AMP	C2'-C1'	3.16	1.58	1.53
3	7-J	7493	AMP	C2'-C1'	3.16	1.58	1.53
3	9-J	7493	AMP	C2'-C1'	3.16	1.58	1.53
3	5-J	7493	AMP	C2'-C1'	3.16	1.58	1.53
3	8-J	7493	AMP	C2'-C1'	3.16	1.58	1.53
3	4-J	7493	AMP	C2'-C1'	3.16	1.58	1.53
3	2-J	7493	AMP	C2'-C1'	3.16	1.58	1.53
3	4-O	7503	AMP	C2'-C1'	3.15	1.58	1.53
3	5-O	7503	AMP	C2'-C1'	3.15	1.58	1.53
3	2-O	7503	AMP	C2'-C1'	3.15	1.58	1.53
3	10-O	7503	AMP	C2'-C1'	3.15	1.58	1.53
3	9-O	7503	AMP	C2'-C1'	3.15	1.58	1.53
3	1-O	7503	AMP	C2'-C1'	3.15	1.58	1.53
3	6-O	7503	AMP	C2'-C1'	3.15	1.58	1.53
3	3-O	7503	AMP	C2'-C1'	3.15	1.58	1.53
3	8-O	7503	AMP	C2'-C1'	3.15	1.58	1.53
3	7-O	7503	AMP	C2'-C1'	3.15	1.58	1.53
3	9-A	7475	AMP	C2'-C1'	3.15	1.58	1.53
3	4-A	7475	AMP	C2'-C1'	3.15	1.58	1.53
3	5-A	7475	AMP	C2'-C1'	3.15	1.58	1.53
3	7-A	7475	AMP	C2'-C1'	3.15	1.58	1.53

*Continued on next page...*

*Continued from previous page...*

Mol	Chain	Res	Type	Atoms	Z	Observed(Å)	Ideal(Å)
3	2-A	7475	AMP	C2'-C1'	3.15	1.58	1.53
3	10-A	7475	AMP	C2'-C1'	3.15	1.58	1.53
3	3-A	7475	AMP	C2'-C1'	3.15	1.58	1.53
3	8-A	7475	AMP	C2'-C1'	3.15	1.58	1.53
3	6-A	7475	AMP	C2'-C1'	3.15	1.58	1.53
3	1-A	7475	AMP	C2'-C1'	3.15	1.58	1.53
3	4-L	7497	AMP	C6-N6	-3.14	1.22	1.34
3	5-L	7497	AMP	C6-N6	-3.14	1.22	1.34
3	1-S	7511	AMP	C6-N6	-3.14	1.22	1.34
3	2-L	7497	AMP	C6-N6	-3.14	1.22	1.34
3	6-S	7511	AMP	C6-N6	-3.14	1.22	1.34
3	4-S	7511	AMP	C6-N6	-3.14	1.22	1.34
3	8-L	7497	AMP	C6-N6	-3.14	1.22	1.34
3	3-L	7497	AMP	C6-N6	-3.14	1.22	1.34
3	8-S	7511	AMP	C6-N6	-3.14	1.22	1.34
3	5-S	7511	AMP	C6-N6	-3.14	1.22	1.34
3	2-S	7511	AMP	C6-N6	-3.14	1.22	1.34
3	10-S	7511	AMP	C6-N6	-3.14	1.22	1.34
3	9-S	7511	AMP	C6-N6	-3.14	1.22	1.34
3	9-L	7497	AMP	C6-N6	-3.14	1.22	1.34
3	3-S	7511	AMP	C6-N6	-3.14	1.22	1.34
3	10-L	7497	AMP	C6-N6	-3.14	1.22	1.34
3	1-L	7497	AMP	C6-N6	-3.14	1.22	1.34
3	7-S	7511	AMP	C6-N6	-3.14	1.22	1.34
3	6-L	7497	AMP	C6-N6	-3.14	1.22	1.34
3	7-L	7497	AMP	C6-N6	-3.14	1.22	1.34
3	3-D	7481	AMP	C6-N6	-3.14	1.22	1.34
3	4-D	7481	AMP	C6-N6	-3.14	1.22	1.34
3	1-D	7481	AMP	C6-N6	-3.14	1.22	1.34
3	8-D	7481	AMP	C6-N6	-3.14	1.22	1.34
3	9-D	7481	AMP	C6-N6	-3.14	1.22	1.34
3	7-D	7481	AMP	C6-N6	-3.14	1.22	1.34
3	2-D	7481	AMP	C6-N6	-3.14	1.22	1.34
3	10-D	7481	AMP	C6-N6	-3.14	1.22	1.34
3	5-D	7481	AMP	C6-N6	-3.14	1.22	1.34
3	6-D	7481	AMP	C6-N6	-3.14	1.22	1.34
3	5-K	7495	AMP	C6-N6	-3.14	1.22	1.34
3	8-K	7495	AMP	C6-N6	-3.14	1.22	1.34
3	4-K	7495	AMP	C6-N6	-3.14	1.22	1.34
3	2-K	7495	AMP	C6-N6	-3.14	1.22	1.34
3	9-K	7495	AMP	C6-N6	-3.14	1.22	1.34
3	7-K	7495	AMP	C6-N6	-3.14	1.22	1.34

*Continued on next page...*

*Continued from previous page...*

Mol	Chain	Res	Type	Atoms	Z	Observed(Å)	Ideal(Å)
3	3-K	7495	AMP	C6-N6	-3.14	1.22	1.34
3	6-K	7495	AMP	C6-N6	-3.14	1.22	1.34
3	10-K	7495	AMP	C6-N6	-3.14	1.22	1.34
3	1-K	7495	AMP	C6-N6	-3.14	1.22	1.34
3	5-K	7495	AMP	C2'-C1'	3.14	1.58	1.53
3	8-K	7495	AMP	C2'-C1'	3.14	1.58	1.53
3	4-K	7495	AMP	C2'-C1'	3.14	1.58	1.53
3	2-K	7495	AMP	C2'-C1'	3.14	1.58	1.53
3	9-K	7495	AMP	C2'-C1'	3.14	1.58	1.53
3	7-K	7495	AMP	C2'-C1'	3.14	1.58	1.53
3	3-K	7495	AMP	C2'-C1'	3.14	1.58	1.53
3	6-K	7495	AMP	C2'-C1'	3.14	1.58	1.53
3	10-K	7495	AMP	C2'-C1'	3.14	1.58	1.53
3	1-K	7495	AMP	C2'-C1'	3.14	1.58	1.53
3	8-U	7515	AMP	C6-N6	-3.13	1.22	1.34
3	9-U	7515	AMP	C6-N6	-3.13	1.22	1.34
3	6-U	7515	AMP	C6-N6	-3.13	1.22	1.34
3	5-U	7515	AMP	C6-N6	-3.13	1.22	1.34
3	7-U	7515	AMP	C6-N6	-3.13	1.22	1.34
3	2-U	7515	AMP	C6-N6	-3.13	1.22	1.34
3	3-U	7515	AMP	C6-N6	-3.13	1.22	1.34
3	1-U	7515	AMP	C6-N6	-3.13	1.22	1.34
3	4-U	7515	AMP	C6-N6	-3.13	1.22	1.34
3	10-U	7515	AMP	C6-N6	-3.13	1.22	1.34
3	8-Q	7507	AMP	C6-N6	-3.13	1.22	1.34
3	3-Q	7507	AMP	C6-N6	-3.13	1.22	1.34
3	7-Q	7507	AMP	C6-N6	-3.13	1.22	1.34
3	4-Q	7507	AMP	C6-N6	-3.13	1.22	1.34
3	6-Q	7507	AMP	C6-N6	-3.13	1.22	1.34
3	1-Q	7507	AMP	C6-N6	-3.13	1.22	1.34
3	5-Q	7507	AMP	C6-N6	-3.13	1.22	1.34
3	2-Q	7507	AMP	C6-N6	-3.13	1.22	1.34
3	10-Q	7507	AMP	C6-N6	-3.13	1.22	1.34
3	9-Q	7507	AMP	C6-N6	-3.13	1.22	1.34
3	4-V	7517	AMP	C2'-C1'	3.13	1.58	1.53
3	2-V	7517	AMP	C2'-C1'	3.13	1.58	1.53
3	3-V	7517	AMP	C2'-C1'	3.13	1.58	1.53
3	9-V	7517	AMP	C2'-C1'	3.13	1.58	1.53
3	1-V	7517	AMP	C2'-C1'	3.13	1.58	1.53
3	10-V	7517	AMP	C2'-C1'	3.13	1.58	1.53
3	7-V	7517	AMP	C2'-C1'	3.13	1.58	1.53
3	6-V	7517	AMP	C2'-C1'	3.13	1.58	1.53

*Continued on next page...*

*Continued from previous page...*

Mol	Chain	Res	Type	Atoms	Z	Observed(Å)	Ideal(Å)
3	5-V	7517	AMP	C2'-C1'	3.13	1.58	1.53
3	8-V	7517	AMP	C2'-C1'	3.13	1.58	1.53
3	6-R	7509	AMP	C6-N6	-3.13	1.22	1.34
3	2-R	7509	AMP	C6-N6	-3.13	1.22	1.34
3	1-R	7509	AMP	C6-N6	-3.13	1.22	1.34
3	10-R	7509	AMP	C6-N6	-3.13	1.22	1.34
3	9-R	7509	AMP	C6-N6	-3.13	1.22	1.34
3	7-R	7509	AMP	C6-N6	-3.13	1.22	1.34
3	8-R	7509	AMP	C6-N6	-3.13	1.22	1.34
3	5-R	7509	AMP	C6-N6	-3.13	1.22	1.34
3	3-R	7509	AMP	C6-N6	-3.13	1.22	1.34
3	4-R	7509	AMP	C6-N6	-3.13	1.22	1.34
3	6-R	7509	AMP	C2'-C1'	3.13	1.58	1.53
3	2-R	7509	AMP	C2'-C1'	3.13	1.58	1.53
3	1-C	7479	AMP	C2'-C1'	3.13	1.58	1.53
3	1-R	7509	AMP	C2'-C1'	3.13	1.58	1.53
3	10-R	7509	AMP	C2'-C1'	3.13	1.58	1.53
3	9-C	7479	AMP	C2'-C1'	3.13	1.58	1.53
3	8-C	7479	AMP	C2'-C1'	3.13	1.58	1.53
3	3-C	7479	AMP	C2'-C1'	3.13	1.58	1.53
3	9-R	7509	AMP	C2'-C1'	3.13	1.58	1.53
3	7-R	7509	AMP	C2'-C1'	3.13	1.58	1.53
3	5-C	7479	AMP	C2'-C1'	3.13	1.58	1.53
3	6-C	7479	AMP	C2'-C1'	3.13	1.58	1.53
3	7-C	7479	AMP	C2'-C1'	3.13	1.58	1.53
3	8-R	7509	AMP	C2'-C1'	3.13	1.58	1.53
3	5-R	7509	AMP	C2'-C1'	3.13	1.58	1.53
3	3-R	7509	AMP	C2'-C1'	3.13	1.58	1.53
3	4-C	7479	AMP	C2'-C1'	3.13	1.58	1.53
3	4-R	7509	AMP	C2'-C1'	3.13	1.58	1.53
3	10-C	7479	AMP	C2'-C1'	3.13	1.58	1.53
3	2-C	7479	AMP	C2'-C1'	3.13	1.58	1.53
3	2-B	7477	AMP	C2'-C1'	3.13	1.58	1.53
3	9-M	7499	AMP	C2'-C1'	3.13	1.58	1.53
3	2-M	7499	AMP	C2'-C1'	3.13	1.58	1.53
3	7-M	7499	AMP	C2'-C1'	3.13	1.58	1.53
3	4-B	7477	AMP	C2'-C1'	3.13	1.58	1.53
3	7-B	7477	AMP	C2'-C1'	3.13	1.58	1.53
3	8-B	7477	AMP	C2'-C1'	3.13	1.58	1.53
3	5-M	7499	AMP	C2'-C1'	3.13	1.58	1.53
3	6-M	7499	AMP	C2'-C1'	3.13	1.58	1.53
3	1-B	7477	AMP	C2'-C1'	3.13	1.58	1.53

*Continued on next page...*

*Continued from previous page...*

Mol	Chain	Res	Type	Atoms	Z	Observed(Å)	Ideal(Å)
3	3-B	7477	AMP	C2'-C1'	3.13	1.58	1.53
3	8-M	7499	AMP	C2'-C1'	3.13	1.58	1.53
3	5-B	7477	AMP	C2'-C1'	3.13	1.58	1.53
3	4-M	7499	AMP	C2'-C1'	3.13	1.58	1.53
3	10-B	7477	AMP	C2'-C1'	3.13	1.58	1.53
3	10-M	7499	AMP	C2'-C1'	3.13	1.58	1.53
3	1-M	7499	AMP	C2'-C1'	3.13	1.58	1.53
3	9-B	7477	AMP	C2'-C1'	3.13	1.58	1.53
3	6-B	7477	AMP	C2'-C1'	3.13	1.58	1.53
3	3-M	7499	AMP	C2'-C1'	3.13	1.58	1.53
3	3-J	7493	AMP	C6-N6	-3.13	1.22	1.34
3	1-J	7493	AMP	C6-N6	-3.13	1.22	1.34
3	6-J	7493	AMP	C6-N6	-3.13	1.22	1.34
3	10-J	7493	AMP	C6-N6	-3.13	1.22	1.34
3	7-J	7493	AMP	C6-N6	-3.13	1.22	1.34
3	9-J	7493	AMP	C6-N6	-3.13	1.22	1.34
3	5-J	7493	AMP	C6-N6	-3.13	1.22	1.34
3	8-J	7493	AMP	C6-N6	-3.13	1.22	1.34
3	4-J	7493	AMP	C6-N6	-3.13	1.22	1.34
3	2-J	7493	AMP	C6-N6	-3.13	1.22	1.34
3	8-I	7491	AMP	C6-N6	-3.13	1.22	1.34
3	2-I	7491	AMP	C6-N6	-3.13	1.22	1.34
3	9-I	7491	AMP	C6-N6	-3.13	1.22	1.34
3	6-I	7491	AMP	C6-N6	-3.13	1.22	1.34
3	7-I	7491	AMP	C6-N6	-3.13	1.22	1.34
3	1-I	7491	AMP	C6-N6	-3.13	1.22	1.34
3	4-I	7491	AMP	C6-N6	-3.13	1.22	1.34
3	10-I	7491	AMP	C6-N6	-3.13	1.22	1.34
3	3-I	7491	AMP	C6-N6	-3.13	1.22	1.34
3	5-I	7491	AMP	C6-N6	-3.13	1.22	1.34
3	8-Q	7507	AMP	C2'-C1'	3.13	1.58	1.53
3	3-Q	7507	AMP	C2'-C1'	3.13	1.58	1.53
3	7-Q	7507	AMP	C2'-C1'	3.13	1.58	1.53
3	4-Q	7507	AMP	C2'-C1'	3.13	1.58	1.53
3	8-U	7515	AMP	C2'-C1'	3.13	1.58	1.53
3	9-U	7515	AMP	C2'-C1'	3.13	1.58	1.53
3	6-Q	7507	AMP	C2'-C1'	3.13	1.58	1.53
3	6-U	7515	AMP	C2'-C1'	3.13	1.58	1.53
3	1-Q	7507	AMP	C2'-C1'	3.13	1.58	1.53
3	5-U	7515	AMP	C2'-C1'	3.13	1.58	1.53
3	7-U	7515	AMP	C2'-C1'	3.13	1.58	1.53
3	2-U	7515	AMP	C2'-C1'	3.13	1.58	1.53

*Continued on next page...*

*Continued from previous page...*

Mol	Chain	Res	Type	Atoms	Z	Observed(Å)	Ideal(Å)
3	3-U	7515	AMP	C2'-C1'	3.13	1.58	1.53
3	5-Q	7507	AMP	C2'-C1'	3.13	1.58	1.53
3	1-U	7515	AMP	C2'-C1'	3.13	1.58	1.53
3	4-U	7515	AMP	C2'-C1'	3.13	1.58	1.53
3	2-Q	7507	AMP	C2'-C1'	3.13	1.58	1.53
3	10-U	7515	AMP	C2'-C1'	3.13	1.58	1.53
3	10-Q	7507	AMP	C2'-C1'	3.13	1.58	1.53
3	9-Q	7507	AMP	C2'-C1'	3.13	1.58	1.53
3	4-W	7519	AMP	C6-N6	-3.12	1.22	1.34
3	9-W	7519	AMP	C6-N6	-3.12	1.22	1.34
3	2-W	7519	AMP	C6-N6	-3.12	1.22	1.34
3	6-W	7519	AMP	C6-N6	-3.12	1.22	1.34
3	3-W	7519	AMP	C6-N6	-3.12	1.22	1.34
3	8-W	7519	AMP	C6-N6	-3.12	1.22	1.34
3	7-W	7519	AMP	C6-N6	-3.12	1.22	1.34
3	1-W	7519	AMP	C6-N6	-3.12	1.22	1.34
3	5-W	7519	AMP	C6-N6	-3.12	1.22	1.34
3	10-W	7519	AMP	C6-N6	-3.12	1.22	1.34
3	8-I	7491	AMP	C2'-C1'	3.12	1.58	1.53
3	2-I	7491	AMP	C2'-C1'	3.12	1.58	1.53
3	9-I	7491	AMP	C2'-C1'	3.12	1.58	1.53
3	6-I	7491	AMP	C2'-C1'	3.12	1.58	1.53
3	7-I	7491	AMP	C2'-C1'	3.12	1.58	1.53
3	1-I	7491	AMP	C2'-C1'	3.12	1.58	1.53
3	4-I	7491	AMP	C2'-C1'	3.12	1.58	1.53
3	10-I	7491	AMP	C2'-C1'	3.12	1.58	1.53
3	3-I	7491	AMP	C2'-C1'	3.12	1.58	1.53
3	5-I	7491	AMP	C2'-C1'	3.12	1.58	1.53
3	9-E	7483	AMP	C6-N6	-3.12	1.22	1.34
3	8-E	7483	AMP	C6-N6	-3.12	1.22	1.34
3	4-E	7483	AMP	C6-N6	-3.12	1.22	1.34
3	5-E	7483	AMP	C6-N6	-3.12	1.22	1.34
3	1-E	7483	AMP	C6-N6	-3.12	1.22	1.34
3	7-E	7483	AMP	C6-N6	-3.12	1.22	1.34
3	10-E	7483	AMP	C6-N6	-3.12	1.22	1.34
3	6-E	7483	AMP	C6-N6	-3.12	1.22	1.34
3	3-E	7483	AMP	C6-N6	-3.12	1.22	1.34
3	2-E	7483	AMP	C6-N6	-3.12	1.22	1.34
3	4-X	7521	AMP	C6-N6	-3.12	1.22	1.34
3	6-X	7521	AMP	C6-N6	-3.12	1.22	1.34
3	9-X	7521	AMP	C6-N6	-3.12	1.22	1.34
3	7-X	7521	AMP	C6-N6	-3.12	1.22	1.34

*Continued on next page...*



*Continued from previous page...*

Mol	Chain	Res	Type	Atoms	Z	Observed(Å)	Ideal(Å)
3	1-X	7521	AMP	C6-N6	-3.12	1.22	1.34
3	2-X	7521	AMP	C6-N6	-3.12	1.22	1.34
3	3-X	7521	AMP	C6-N6	-3.12	1.22	1.34
3	10-X	7521	AMP	C6-N6	-3.12	1.22	1.34
3	8-X	7521	AMP	C6-N6	-3.12	1.22	1.34
3	5-X	7521	AMP	C6-N6	-3.12	1.22	1.34
3	1-C	7479	AMP	C6-N6	-3.12	1.22	1.34
3	9-C	7479	AMP	C6-N6	-3.12	1.22	1.34
3	8-C	7479	AMP	C6-N6	-3.12	1.22	1.34
3	3-C	7479	AMP	C6-N6	-3.12	1.22	1.34
3	5-C	7479	AMP	C6-N6	-3.12	1.22	1.34
3	6-C	7479	AMP	C6-N6	-3.12	1.22	1.34
3	7-C	7479	AMP	C6-N6	-3.12	1.22	1.34
3	4-C	7479	AMP	C6-N6	-3.12	1.22	1.34
3	10-C	7479	AMP	C6-N6	-3.12	1.22	1.34
3	2-C	7479	AMP	C6-N6	-3.12	1.22	1.34
3	7-T	7513	AMP	C6-N6	-3.12	1.22	1.34
3	9-A	7475	AMP	C6-N6	-3.12	1.22	1.34
3	10-T	7513	AMP	C6-N6	-3.12	1.22	1.34
3	4-A	7475	AMP	C6-N6	-3.12	1.22	1.34
3	1-T	7513	AMP	C6-N6	-3.12	1.22	1.34
3	2-T	7513	AMP	C6-N6	-3.12	1.22	1.34
3	6-T	7513	AMP	C6-N6	-3.12	1.22	1.34
3	9-T	7513	AMP	C6-N6	-3.12	1.22	1.34
3	5-A	7475	AMP	C6-N6	-3.12	1.22	1.34
3	5-T	7513	AMP	C6-N6	-3.12	1.22	1.34
3	7-A	7475	AMP	C6-N6	-3.12	1.22	1.34
3	2-A	7475	AMP	C6-N6	-3.12	1.22	1.34
3	3-T	7513	AMP	C6-N6	-3.12	1.22	1.34
3	10-A	7475	AMP	C6-N6	-3.12	1.22	1.34
3	3-A	7475	AMP	C6-N6	-3.12	1.22	1.34
3	8-A	7475	AMP	C6-N6	-3.12	1.22	1.34
3	6-A	7475	AMP	C6-N6	-3.12	1.22	1.34
3	4-T	7513	AMP	C6-N6	-3.12	1.22	1.34
3	1-A	7475	AMP	C6-N6	-3.12	1.22	1.34
3	8-T	7513	AMP	C6-N6	-3.12	1.22	1.34
3	4-W	7519	AMP	C2'-C1'	3.12	1.58	1.53
3	9-W	7519	AMP	C2'-C1'	3.12	1.58	1.53
3	2-W	7519	AMP	C2'-C1'	3.12	1.58	1.53
3	6-W	7519	AMP	C2'-C1'	3.12	1.58	1.53
3	3-W	7519	AMP	C2'-C1'	3.12	1.58	1.53
3	8-W	7519	AMP	C2'-C1'	3.12	1.58	1.53

*Continued on next page...*

*Continued from previous page...*

Mol	Chain	Res	Type	Atoms	Z	Observed(Å)	Ideal(Å)
3	7-W	7519	AMP	C2'-C1'	3.12	1.58	1.53
3	1-W	7519	AMP	C2'-C1'	3.12	1.58	1.53
3	5-W	7519	AMP	C2'-C1'	3.12	1.58	1.53
3	10-W	7519	AMP	C2'-C1'	3.12	1.58	1.53
3	2-B	7477	AMP	P-O1P	3.12	1.60	1.50
3	4-B	7477	AMP	P-O1P	3.12	1.60	1.50
3	7-B	7477	AMP	P-O1P	3.12	1.60	1.50
3	8-B	7477	AMP	P-O1P	3.12	1.60	1.50
3	1-B	7477	AMP	P-O1P	3.12	1.60	1.50
3	3-B	7477	AMP	P-O1P	3.12	1.60	1.50
3	5-B	7477	AMP	P-O1P	3.12	1.60	1.50
3	10-B	7477	AMP	P-O1P	3.12	1.60	1.50
3	9-B	7477	AMP	P-O1P	3.12	1.60	1.50
3	6-B	7477	AMP	P-O1P	3.12	1.60	1.50
3	1-H	7489	AMP	C2'-C1'	3.12	1.58	1.53
3	3-H	7489	AMP	C2'-C1'	3.12	1.58	1.53
3	10-H	7489	AMP	C2'-C1'	3.12	1.58	1.53
3	7-H	7489	AMP	C2'-C1'	3.12	1.58	1.53
3	4-H	7489	AMP	C2'-C1'	3.12	1.58	1.53
3	9-H	7489	AMP	C2'-C1'	3.12	1.58	1.53
3	6-H	7489	AMP	C2'-C1'	3.12	1.58	1.53
3	2-H	7489	AMP	C2'-C1'	3.12	1.58	1.53
3	8-H	7489	AMP	C2'-C1'	3.12	1.58	1.53
3	5-H	7489	AMP	C2'-C1'	3.12	1.58	1.53
3	10-G	7487	AMP	C6-N6	-3.11	1.22	1.34
3	3-G	7487	AMP	C6-N6	-3.11	1.22	1.34
3	9-G	7487	AMP	C6-N6	-3.11	1.22	1.34
3	8-G	7487	AMP	C6-N6	-3.11	1.22	1.34
3	2-G	7487	AMP	C6-N6	-3.11	1.22	1.34
3	4-G	7487	AMP	C6-N6	-3.11	1.22	1.34
3	7-G	7487	AMP	C6-N6	-3.11	1.22	1.34
3	1-G	7487	AMP	C6-N6	-3.11	1.22	1.34
3	5-G	7487	AMP	C6-N6	-3.11	1.22	1.34
3	6-G	7487	AMP	C6-N6	-3.11	1.22	1.34
3	1-S	7511	AMP	C2'-C1'	3.11	1.58	1.53
3	6-S	7511	AMP	C2'-C1'	3.11	1.58	1.53
3	4-S	7511	AMP	C2'-C1'	3.11	1.58	1.53
3	8-S	7511	AMP	C2'-C1'	3.11	1.58	1.53
3	5-S	7511	AMP	C2'-C1'	3.11	1.58	1.53
3	2-S	7511	AMP	C2'-C1'	3.11	1.58	1.53
3	10-S	7511	AMP	C2'-C1'	3.11	1.58	1.53
3	9-S	7511	AMP	C2'-C1'	3.11	1.58	1.53

*Continued on next page...*

*Continued from previous page...*

Mol	Chain	Res	Type	Atoms	Z	Observed(Å)	Ideal(Å)
3	3-S	7511	AMP	C2'-C1'	3.11	1.58	1.53
3	7-S	7511	AMP	C2'-C1'	3.11	1.58	1.53
3	8-N	7501	AMP	C6-N6	-3.11	1.22	1.34
3	7-N	7501	AMP	C6-N6	-3.11	1.22	1.34
3	2-N	7501	AMP	C6-N6	-3.11	1.22	1.34
3	4-N	7501	AMP	C6-N6	-3.11	1.22	1.34
3	9-N	7501	AMP	C6-N6	-3.11	1.22	1.34
3	6-N	7501	AMP	C6-N6	-3.11	1.22	1.34
3	1-N	7501	AMP	C6-N6	-3.11	1.22	1.34
3	10-N	7501	AMP	C6-N6	-3.11	1.22	1.34
3	3-N	7501	AMP	C6-N6	-3.11	1.22	1.34
3	5-N	7501	AMP	C6-N6	-3.11	1.22	1.34
3	9-M	7499	AMP	C6-N6	-3.11	1.22	1.34
3	2-M	7499	AMP	C6-N6	-3.11	1.22	1.34
3	7-M	7499	AMP	C6-N6	-3.11	1.22	1.34
3	5-M	7499	AMP	C6-N6	-3.11	1.22	1.34
3	6-M	7499	AMP	C6-N6	-3.11	1.22	1.34
3	8-M	7499	AMP	C6-N6	-3.11	1.22	1.34
3	4-M	7499	AMP	C6-N6	-3.11	1.22	1.34
3	10-M	7499	AMP	C6-N6	-3.11	1.22	1.34
3	1-M	7499	AMP	C6-N6	-3.11	1.22	1.34
3	3-M	7499	AMP	C6-N6	-3.11	1.22	1.34
3	3-F	7485	AMP	C6-N6	-3.11	1.22	1.34
3	10-F	7485	AMP	C6-N6	-3.11	1.22	1.34
3	4-F	7485	AMP	C6-N6	-3.11	1.22	1.34
3	1-F	7485	AMP	C6-N6	-3.11	1.22	1.34
3	5-F	7485	AMP	C6-N6	-3.11	1.22	1.34
3	2-F	7485	AMP	C6-N6	-3.11	1.22	1.34
3	6-F	7485	AMP	C6-N6	-3.11	1.22	1.34
3	7-F	7485	AMP	C6-N6	-3.11	1.22	1.34
3	9-F	7485	AMP	C6-N6	-3.11	1.22	1.34
3	8-F	7485	AMP	C6-N6	-3.11	1.22	1.34
3	2-P	7505	AMP	C6-N6	-3.11	1.22	1.34
3	10-P	7505	AMP	C6-N6	-3.11	1.22	1.34
3	1-P	7505	AMP	C6-N6	-3.11	1.22	1.34
3	7-P	7505	AMP	C6-N6	-3.11	1.22	1.34
3	6-P	7505	AMP	C6-N6	-3.11	1.22	1.34
3	3-P	7505	AMP	C6-N6	-3.11	1.22	1.34
3	4-P	7505	AMP	C6-N6	-3.11	1.22	1.34
3	8-P	7505	AMP	C6-N6	-3.11	1.22	1.34
3	9-P	7505	AMP	C6-N6	-3.11	1.22	1.34
3	5-P	7505	AMP	C6-N6	-3.11	1.22	1.34

*Continued on next page...*

*Continued from previous page...*

Mol	Chain	Res	Type	Atoms	Z	Observed(Å)	Ideal(Å)
3	1-H	7489	AMP	C6-N6	-3.11	1.22	1.34
3	3-H	7489	AMP	C6-N6	-3.11	1.22	1.34
3	10-H	7489	AMP	C6-N6	-3.11	1.22	1.34
3	7-H	7489	AMP	C6-N6	-3.11	1.22	1.34
3	4-H	7489	AMP	C6-N6	-3.11	1.22	1.34
3	9-H	7489	AMP	C6-N6	-3.11	1.22	1.34
3	6-H	7489	AMP	C6-N6	-3.11	1.22	1.34
3	2-H	7489	AMP	C6-N6	-3.11	1.22	1.34
3	8-H	7489	AMP	C6-N6	-3.11	1.22	1.34
3	5-H	7489	AMP	C6-N6	-3.11	1.22	1.34
3	2-B	7477	AMP	C6-N6	-3.11	1.22	1.34
3	4-V	7517	AMP	C6-N6	-3.11	1.22	1.34
3	2-V	7517	AMP	C6-N6	-3.11	1.22	1.34
3	4-B	7477	AMP	C6-N6	-3.11	1.22	1.34
3	7-B	7477	AMP	C6-N6	-3.11	1.22	1.34
3	3-V	7517	AMP	C6-N6	-3.11	1.22	1.34
3	8-B	7477	AMP	C6-N6	-3.11	1.22	1.34
3	9-V	7517	AMP	C6-N6	-3.11	1.22	1.34
3	1-V	7517	AMP	C6-N6	-3.11	1.22	1.34
3	10-V	7517	AMP	C6-N6	-3.11	1.22	1.34
3	1-B	7477	AMP	C6-N6	-3.11	1.22	1.34
3	7-V	7517	AMP	C6-N6	-3.11	1.22	1.34
3	3-B	7477	AMP	C6-N6	-3.11	1.22	1.34
3	6-V	7517	AMP	C6-N6	-3.11	1.22	1.34
3	5-V	7517	AMP	C6-N6	-3.11	1.22	1.34
3	5-B	7477	AMP	C6-N6	-3.11	1.22	1.34
3	8-V	7517	AMP	C6-N6	-3.11	1.22	1.34
3	10-B	7477	AMP	C6-N6	-3.11	1.22	1.34
3	9-B	7477	AMP	C6-N6	-3.11	1.22	1.34
3	6-B	7477	AMP	C6-N6	-3.11	1.22	1.34
3	8-I	7491	AMP	P-O1P	3.11	1.60	1.50
3	2-I	7491	AMP	P-O1P	3.11	1.60	1.50
3	9-I	7491	AMP	P-O1P	3.11	1.60	1.50
3	6-I	7491	AMP	P-O1P	3.11	1.60	1.50
3	7-I	7491	AMP	P-O1P	3.11	1.60	1.50
3	1-I	7491	AMP	P-O1P	3.11	1.60	1.50
3	4-I	7491	AMP	P-O1P	3.11	1.60	1.50
3	10-I	7491	AMP	P-O1P	3.11	1.60	1.50
3	3-I	7491	AMP	P-O1P	3.11	1.60	1.50
3	5-I	7491	AMP	P-O1P	3.11	1.60	1.50
3	9-E	7483	AMP	P-O1P	3.10	1.60	1.50
3	8-E	7483	AMP	P-O1P	3.10	1.60	1.50

*Continued on next page...*

*Continued from previous page...*

Mol	Chain	Res	Type	Atoms	Z	Observed(Å)	Ideal(Å)
3	4-E	7483	AMP	P-O1P	3.10	1.60	1.50
3	5-E	7483	AMP	P-O1P	3.10	1.60	1.50
3	1-E	7483	AMP	P-O1P	3.10	1.60	1.50
3	7-E	7483	AMP	P-O1P	3.10	1.60	1.50
3	10-E	7483	AMP	P-O1P	3.10	1.60	1.50
3	6-E	7483	AMP	P-O1P	3.10	1.60	1.50
3	3-E	7483	AMP	P-O1P	3.10	1.60	1.50
3	2-E	7483	AMP	P-O1P	3.10	1.60	1.50
3	4-O	7503	AMP	C6-N6	-3.10	1.22	1.34
3	5-O	7503	AMP	C6-N6	-3.10	1.22	1.34
3	2-O	7503	AMP	C6-N6	-3.10	1.22	1.34
3	10-O	7503	AMP	C6-N6	-3.10	1.22	1.34
3	9-O	7503	AMP	C6-N6	-3.10	1.22	1.34
3	1-O	7503	AMP	C6-N6	-3.10	1.22	1.34
3	6-O	7503	AMP	C6-N6	-3.10	1.22	1.34
3	3-O	7503	AMP	C6-N6	-3.10	1.22	1.34
3	8-O	7503	AMP	C6-N6	-3.10	1.22	1.34
3	7-O	7503	AMP	C6-N6	-3.10	1.22	1.34
3	4-O	7503	AMP	P-O1P	3.10	1.60	1.50
3	5-O	7503	AMP	P-O1P	3.10	1.60	1.50
3	2-O	7503	AMP	P-O1P	3.10	1.60	1.50
3	10-O	7503	AMP	P-O1P	3.10	1.60	1.50
3	9-O	7503	AMP	P-O1P	3.10	1.60	1.50
3	1-O	7503	AMP	P-O1P	3.10	1.60	1.50
3	6-O	7503	AMP	P-O1P	3.10	1.60	1.50
3	3-O	7503	AMP	P-O1P	3.10	1.60	1.50
3	8-O	7503	AMP	P-O1P	3.10	1.60	1.50
3	7-O	7503	AMP	P-O1P	3.10	1.60	1.50
3	8-U	7515	AMP	P-O1P	3.10	1.60	1.50
3	9-U	7515	AMP	P-O1P	3.10	1.60	1.50
3	6-U	7515	AMP	P-O1P	3.10	1.60	1.50
3	5-U	7515	AMP	P-O1P	3.10	1.60	1.50
3	7-U	7515	AMP	P-O1P	3.10	1.60	1.50
3	2-U	7515	AMP	P-O1P	3.10	1.60	1.50
3	3-U	7515	AMP	P-O1P	3.10	1.60	1.50
3	1-U	7515	AMP	P-O1P	3.10	1.60	1.50
3	4-U	7515	AMP	P-O1P	3.10	1.60	1.50
3	10-U	7515	AMP	P-O1P	3.10	1.60	1.50
3	8-Q	7507	AMP	P-O1P	3.09	1.60	1.50
3	3-Q	7507	AMP	P-O1P	3.09	1.60	1.50
3	7-Q	7507	AMP	P-O1P	3.09	1.60	1.50
3	4-Q	7507	AMP	P-O1P	3.09	1.60	1.50

*Continued on next page...*

*Continued from previous page...*

Mol	Chain	Res	Type	Atoms	Z	Observed(Å)	Ideal(Å)
3	6-Q	7507	AMP	P-O1P	3.09	1.60	1.50
3	1-Q	7507	AMP	P-O1P	3.09	1.60	1.50
3	5-Q	7507	AMP	P-O1P	3.09	1.60	1.50
3	2-Q	7507	AMP	P-O1P	3.09	1.60	1.50
3	10-Q	7507	AMP	P-O1P	3.09	1.60	1.50
3	9-Q	7507	AMP	P-O1P	3.09	1.60	1.50
3	4-L	7497	AMP	P-O1P	3.09	1.60	1.50
3	5-L	7497	AMP	P-O1P	3.09	1.60	1.50
3	3-D	7481	AMP	P-O1P	3.09	1.60	1.50
3	4-D	7481	AMP	P-O1P	3.09	1.60	1.50
3	1-D	7481	AMP	P-O1P	3.09	1.60	1.50
3	10-G	7487	AMP	P-O1P	3.09	1.60	1.50
3	2-L	7497	AMP	P-O1P	3.09	1.60	1.50
3	8-L	7497	AMP	P-O1P	3.09	1.60	1.50
3	3-G	7487	AMP	P-O1P	3.09	1.60	1.50
3	9-G	7487	AMP	P-O1P	3.09	1.60	1.50
3	3-L	7497	AMP	P-O1P	3.09	1.60	1.50
3	8-G	7487	AMP	P-O1P	3.09	1.60	1.50
3	2-G	7487	AMP	P-O1P	3.09	1.60	1.50
3	8-D	7481	AMP	P-O1P	3.09	1.60	1.50
3	4-G	7487	AMP	P-O1P	3.09	1.60	1.50
3	9-L	7497	AMP	P-O1P	3.09	1.60	1.50
3	7-G	7487	AMP	P-O1P	3.09	1.60	1.50
3	10-L	7497	AMP	P-O1P	3.09	1.60	1.50
3	1-L	7497	AMP	P-O1P	3.09	1.60	1.50
3	1-G	7487	AMP	P-O1P	3.09	1.60	1.50
3	9-D	7481	AMP	P-O1P	3.09	1.60	1.50
3	7-D	7481	AMP	P-O1P	3.09	1.60	1.50
3	5-G	7487	AMP	P-O1P	3.09	1.60	1.50
3	2-D	7481	AMP	P-O1P	3.09	1.60	1.50
3	10-D	7481	AMP	P-O1P	3.09	1.60	1.50
3	5-D	7481	AMP	P-O1P	3.09	1.60	1.50
3	6-D	7481	AMP	P-O1P	3.09	1.60	1.50
3	6-L	7497	AMP	P-O1P	3.09	1.60	1.50
3	7-L	7497	AMP	P-O1P	3.09	1.60	1.50
3	6-G	7487	AMP	P-O1P	3.09	1.60	1.50
3	1-H	7489	AMP	P-O1P	3.09	1.60	1.50
3	3-H	7489	AMP	P-O1P	3.09	1.60	1.50
3	10-H	7489	AMP	P-O1P	3.09	1.60	1.50
3	7-H	7489	AMP	P-O1P	3.09	1.60	1.50
3	4-H	7489	AMP	P-O1P	3.09	1.60	1.50
3	9-H	7489	AMP	P-O1P	3.09	1.60	1.50

*Continued on next page...*

*Continued from previous page...*

Mol	Chain	Res	Type	Atoms	Z	Observed(Å)	Ideal(Å)
3	6-H	7489	AMP	P-O1P	3.09	1.60	1.50
3	2-H	7489	AMP	P-O1P	3.09	1.60	1.50
3	8-H	7489	AMP	P-O1P	3.09	1.60	1.50
3	5-H	7489	AMP	P-O1P	3.09	1.60	1.50
3	7-T	7513	AMP	P-O1P	3.09	1.60	1.50
3	3-J	7493	AMP	P-O1P	3.09	1.60	1.50
3	10-T	7513	AMP	P-O1P	3.09	1.60	1.50
3	1-T	7513	AMP	P-O1P	3.09	1.60	1.50
3	2-T	7513	AMP	P-O1P	3.09	1.60	1.50
3	6-T	7513	AMP	P-O1P	3.09	1.60	1.50
3	1-J	7493	AMP	P-O1P	3.09	1.60	1.50
3	6-J	7493	AMP	P-O1P	3.09	1.60	1.50
3	9-T	7513	AMP	P-O1P	3.09	1.60	1.50
3	10-J	7493	AMP	P-O1P	3.09	1.60	1.50
3	7-J	7493	AMP	P-O1P	3.09	1.60	1.50
3	5-T	7513	AMP	P-O1P	3.09	1.60	1.50
3	9-J	7493	AMP	P-O1P	3.09	1.60	1.50
3	5-J	7493	AMP	P-O1P	3.09	1.60	1.50
3	8-J	7493	AMP	P-O1P	3.09	1.60	1.50
3	3-T	7513	AMP	P-O1P	3.09	1.60	1.50
3	4-J	7493	AMP	P-O1P	3.09	1.60	1.50
3	4-T	7513	AMP	P-O1P	3.09	1.60	1.50
3	2-J	7493	AMP	P-O1P	3.09	1.60	1.50
3	8-T	7513	AMP	P-O1P	3.09	1.60	1.50
3	9-A	7475	AMP	P-O1P	3.09	1.60	1.50
3	4-A	7475	AMP	P-O1P	3.09	1.60	1.50
3	5-A	7475	AMP	P-O1P	3.09	1.60	1.50
3	7-A	7475	AMP	P-O1P	3.09	1.60	1.50
3	2-A	7475	AMP	P-O1P	3.09	1.60	1.50
3	10-A	7475	AMP	P-O1P	3.09	1.60	1.50
3	3-A	7475	AMP	P-O1P	3.09	1.60	1.50
3	8-A	7475	AMP	P-O1P	3.09	1.60	1.50
3	6-A	7475	AMP	P-O1P	3.09	1.60	1.50
3	1-A	7475	AMP	P-O1P	3.09	1.60	1.50
3	2-P	7505	AMP	P-O1P	3.09	1.60	1.50
3	10-P	7505	AMP	P-O1P	3.09	1.60	1.50
3	1-P	7505	AMP	P-O1P	3.09	1.60	1.50
3	7-P	7505	AMP	P-O1P	3.09	1.60	1.50
3	6-P	7505	AMP	P-O1P	3.09	1.60	1.50
3	3-P	7505	AMP	P-O1P	3.09	1.60	1.50
3	4-P	7505	AMP	P-O1P	3.09	1.60	1.50
3	8-P	7505	AMP	P-O1P	3.09	1.60	1.50

*Continued on next page...*

*Continued from previous page...*

Mol	Chain	Res	Type	Atoms	Z	Observed(Å)	Ideal(Å)
3	9-P	7505	AMP	P-O1P	3.09	1.60	1.50
3	5-P	7505	AMP	P-O1P	3.09	1.60	1.50
3	5-K	7495	AMP	P-O1P	3.09	1.60	1.50
3	8-K	7495	AMP	P-O1P	3.09	1.60	1.50
3	4-K	7495	AMP	P-O1P	3.09	1.60	1.50
3	2-K	7495	AMP	P-O1P	3.09	1.60	1.50
3	9-K	7495	AMP	P-O1P	3.09	1.60	1.50
3	7-K	7495	AMP	P-O1P	3.09	1.60	1.50
3	3-K	7495	AMP	P-O1P	3.09	1.60	1.50
3	6-K	7495	AMP	P-O1P	3.09	1.60	1.50
3	10-K	7495	AMP	P-O1P	3.09	1.60	1.50
3	1-K	7495	AMP	P-O1P	3.09	1.60	1.50
3	4-X	7521	AMP	P-O1P	3.09	1.60	1.50
3	6-X	7521	AMP	P-O1P	3.09	1.60	1.50
3	9-X	7521	AMP	P-O1P	3.09	1.60	1.50
3	7-X	7521	AMP	P-O1P	3.09	1.60	1.50
3	1-X	7521	AMP	P-O1P	3.09	1.60	1.50
3	2-X	7521	AMP	P-O1P	3.09	1.60	1.50
3	3-X	7521	AMP	P-O1P	3.09	1.60	1.50
3	10-X	7521	AMP	P-O1P	3.09	1.60	1.50
3	8-X	7521	AMP	P-O1P	3.09	1.60	1.50
3	5-X	7521	AMP	P-O1P	3.09	1.60	1.50
3	9-M	7499	AMP	P-O1P	3.09	1.60	1.50
3	2-M	7499	AMP	P-O1P	3.09	1.60	1.50
3	7-M	7499	AMP	P-O1P	3.09	1.60	1.50
3	5-M	7499	AMP	P-O1P	3.09	1.60	1.50
3	6-M	7499	AMP	P-O1P	3.09	1.60	1.50
3	8-M	7499	AMP	P-O1P	3.09	1.60	1.50
3	4-M	7499	AMP	P-O1P	3.09	1.60	1.50
3	10-M	7499	AMP	P-O1P	3.09	1.60	1.50
3	1-M	7499	AMP	P-O1P	3.09	1.60	1.50
3	3-M	7499	AMP	P-O1P	3.09	1.60	1.50
3	4-W	7519	AMP	P-O1P	3.08	1.60	1.50
3	9-W	7519	AMP	P-O1P	3.08	1.60	1.50
3	2-W	7519	AMP	P-O1P	3.08	1.60	1.50
3	6-W	7519	AMP	P-O1P	3.08	1.60	1.50
3	3-W	7519	AMP	P-O1P	3.08	1.60	1.50
3	8-W	7519	AMP	P-O1P	3.08	1.60	1.50
3	7-W	7519	AMP	P-O1P	3.08	1.60	1.50
3	1-W	7519	AMP	P-O1P	3.08	1.60	1.50
3	5-W	7519	AMP	P-O1P	3.08	1.60	1.50
3	10-W	7519	AMP	P-O1P	3.08	1.60	1.50

*Continued on next page...*



*Continued from previous page...*

Mol	Chain	Res	Type	Atoms	Z	Observed(Å)	Ideal(Å)
3	6-R	7509	AMP	P-O1P	3.08	1.60	1.50
3	2-R	7509	AMP	P-O1P	3.08	1.60	1.50
3	1-R	7509	AMP	P-O1P	3.08	1.60	1.50
3	10-R	7509	AMP	P-O1P	3.08	1.60	1.50
3	9-R	7509	AMP	P-O1P	3.08	1.60	1.50
3	7-R	7509	AMP	P-O1P	3.08	1.60	1.50
3	8-R	7509	AMP	P-O1P	3.08	1.60	1.50
3	5-R	7509	AMP	P-O1P	3.08	1.60	1.50
3	3-R	7509	AMP	P-O1P	3.08	1.60	1.50
3	4-R	7509	AMP	P-O1P	3.08	1.60	1.50
3	8-N	7501	AMP	P-O1P	3.08	1.60	1.50
3	7-N	7501	AMP	P-O1P	3.08	1.60	1.50
3	2-N	7501	AMP	P-O1P	3.08	1.60	1.50
3	4-N	7501	AMP	P-O1P	3.08	1.60	1.50
3	9-N	7501	AMP	P-O1P	3.08	1.60	1.50
3	6-N	7501	AMP	P-O1P	3.08	1.60	1.50
3	1-N	7501	AMP	P-O1P	3.08	1.60	1.50
3	10-N	7501	AMP	P-O1P	3.08	1.60	1.50
3	3-N	7501	AMP	P-O1P	3.08	1.60	1.50
3	5-N	7501	AMP	P-O1P	3.08	1.60	1.50
3	1-S	7511	AMP	P-O1P	3.08	1.60	1.50
3	6-S	7511	AMP	P-O1P	3.08	1.60	1.50
3	4-S	7511	AMP	P-O1P	3.08	1.60	1.50
3	8-S	7511	AMP	P-O1P	3.08	1.60	1.50
3	5-S	7511	AMP	P-O1P	3.08	1.60	1.50
3	2-S	7511	AMP	P-O1P	3.08	1.60	1.50
3	10-S	7511	AMP	P-O1P	3.08	1.60	1.50
3	9-S	7511	AMP	P-O1P	3.08	1.60	1.50
3	3-S	7511	AMP	P-O1P	3.08	1.60	1.50
3	7-S	7511	AMP	P-O1P	3.08	1.60	1.50
3	4-V	7517	AMP	P-O1P	3.07	1.60	1.50
3	2-V	7517	AMP	P-O1P	3.07	1.60	1.50
3	3-V	7517	AMP	P-O1P	3.07	1.60	1.50
3	9-V	7517	AMP	P-O1P	3.07	1.60	1.50
3	1-V	7517	AMP	P-O1P	3.07	1.60	1.50
3	10-V	7517	AMP	P-O1P	3.07	1.60	1.50
3	7-V	7517	AMP	P-O1P	3.07	1.60	1.50
3	6-V	7517	AMP	P-O1P	3.07	1.60	1.50
3	5-V	7517	AMP	P-O1P	3.07	1.60	1.50
3	8-V	7517	AMP	P-O1P	3.07	1.60	1.50
3	3-F	7485	AMP	P-O1P	3.07	1.60	1.50
3	10-F	7485	AMP	P-O1P	3.07	1.60	1.50

*Continued on next page...*

*Continued from previous page...*

Mol	Chain	Res	Type	Atoms	Z	Observed(Å)	Ideal(Å)
3	4-F	7485	AMP	P-O1P	3.07	1.60	1.50
3	1-F	7485	AMP	P-O1P	3.07	1.60	1.50
3	5-F	7485	AMP	P-O1P	3.07	1.60	1.50
3	2-F	7485	AMP	P-O1P	3.07	1.60	1.50
3	6-F	7485	AMP	P-O1P	3.07	1.60	1.50
3	7-F	7485	AMP	P-O1P	3.07	1.60	1.50
3	9-F	7485	AMP	P-O1P	3.07	1.60	1.50
3	8-F	7485	AMP	P-O1P	3.07	1.60	1.50
3	1-C	7479	AMP	P-O1P	3.07	1.60	1.50
3	9-C	7479	AMP	P-O1P	3.07	1.60	1.50
3	8-C	7479	AMP	P-O1P	3.07	1.60	1.50
3	3-C	7479	AMP	P-O1P	3.07	1.60	1.50
3	5-C	7479	AMP	P-O1P	3.07	1.60	1.50
3	6-C	7479	AMP	P-O1P	3.07	1.60	1.50
3	7-C	7479	AMP	P-O1P	3.07	1.60	1.50
3	4-C	7479	AMP	P-O1P	3.07	1.60	1.50
3	10-C	7479	AMP	P-O1P	3.07	1.60	1.50
3	2-C	7479	AMP	P-O1P	3.07	1.60	1.50
4	7-T	7514	CIT	C4-C3	2.64	1.58	1.54
4	4-T	7514	CIT	C4-C3	2.64	1.58	1.54
4	3-T	7514	CIT	C4-C3	2.64	1.58	1.54
4	6-T	7514	CIT	C4-C3	2.64	1.58	1.54
4	1-T	7514	CIT	C4-C3	2.64	1.58	1.54
4	5-T	7514	CIT	C4-C3	2.64	1.58	1.54
4	2-T	7514	CIT	C4-C3	2.64	1.58	1.54
4	9-T	7514	CIT	C4-C3	2.64	1.58	1.54
4	10-T	7514	CIT	C4-C3	2.64	1.58	1.54
4	8-T	7514	CIT	C4-C3	2.64	1.58	1.54
4	7-Q	7508	CIT	C4-C3	2.63	1.58	1.54
4	8-Q	7508	CIT	C4-C3	2.63	1.58	1.54
4	6-Q	7508	CIT	C4-C3	2.63	1.58	1.54
4	10-Q	7508	CIT	C4-C3	2.63	1.58	1.54
4	3-Q	7508	CIT	C4-C3	2.63	1.58	1.54
4	5-Q	7508	CIT	C4-C3	2.63	1.58	1.54
4	1-Q	7508	CIT	C4-C3	2.63	1.58	1.54
4	9-Q	7508	CIT	C4-C3	2.63	1.58	1.54
4	2-Q	7508	CIT	C4-C3	2.63	1.58	1.54
4	4-Q	7508	CIT	C4-C3	2.63	1.58	1.54
4	4-V	7518	CIT	C4-C3	2.63	1.58	1.54
4	3-V	7518	CIT	C4-C3	2.63	1.58	1.54
4	7-V	7518	CIT	C4-C3	2.63	1.58	1.54
4	1-V	7518	CIT	C4-C3	2.63	1.58	1.54

*Continued on next page...*

*Continued from previous page...*

Mol	Chain	Res	Type	Atoms	Z	Observed(Å)	Ideal(Å)
4	6-V	7518	CIT	C4-C3	2.63	1.58	1.54
4	5-V	7518	CIT	C4-C3	2.63	1.58	1.54
4	9-V	7518	CIT	C4-C3	2.63	1.58	1.54
4	10-V	7518	CIT	C4-C3	2.63	1.58	1.54
4	8-V	7518	CIT	C4-C3	2.63	1.58	1.54
4	2-V	7518	CIT	C4-C3	2.63	1.58	1.54
4	8-R	7510	CIT	C4-C3	2.62	1.58	1.54
4	1-R	7510	CIT	C4-C3	2.62	1.58	1.54
4	6-R	7510	CIT	C4-C3	2.62	1.58	1.54
4	3-R	7510	CIT	C4-C3	2.62	1.58	1.54
4	10-R	7510	CIT	C4-C3	2.62	1.58	1.54
4	2-R	7510	CIT	C4-C3	2.62	1.58	1.54
4	9-R	7510	CIT	C4-C3	2.62	1.58	1.54
4	7-R	7510	CIT	C4-C3	2.62	1.58	1.54
4	5-R	7510	CIT	C4-C3	2.62	1.58	1.54
4	4-R	7510	CIT	C4-C3	2.62	1.58	1.54
4	10-B	7478	CIT	C4-C3	2.62	1.58	1.54
4	3-B	7478	CIT	C4-C3	2.62	1.58	1.54
4	6-B	7478	CIT	C4-C3	2.62	1.58	1.54
4	9-B	7478	CIT	C4-C3	2.62	1.58	1.54
4	5-B	7478	CIT	C4-C3	2.62	1.58	1.54
4	1-B	7478	CIT	C4-C3	2.62	1.58	1.54
4	2-B	7478	CIT	C4-C3	2.62	1.58	1.54
4	7-B	7478	CIT	C4-C3	2.62	1.58	1.54
4	4-B	7478	CIT	C4-C3	2.62	1.58	1.54
4	8-B	7478	CIT	C4-C3	2.62	1.58	1.54
4	7-W	7520	CIT	C4-C3	2.62	1.58	1.54
4	6-W	7520	CIT	C4-C3	2.62	1.58	1.54
4	5-W	7520	CIT	C4-C3	2.62	1.58	1.54
4	4-W	7520	CIT	C4-C3	2.62	1.58	1.54
4	9-W	7520	CIT	C4-C3	2.62	1.58	1.54
4	1-W	7520	CIT	C4-C3	2.62	1.58	1.54
4	3-W	7520	CIT	C4-C3	2.62	1.58	1.54
4	8-W	7520	CIT	C4-C3	2.62	1.58	1.54
4	2-W	7520	CIT	C4-C3	2.62	1.58	1.54
4	10-W	7520	CIT	C4-C3	2.62	1.58	1.54
4	4-H	7490	CIT	C4-C3	2.62	1.58	1.54
4	3-H	7490	CIT	C4-C3	2.62	1.58	1.54
4	8-H	7490	CIT	C4-C3	2.62	1.58	1.54
4	1-H	7490	CIT	C4-C3	2.62	1.58	1.54
4	6-H	7490	CIT	C4-C3	2.62	1.58	1.54
4	2-H	7490	CIT	C4-C3	2.62	1.58	1.54

*Continued on next page...*

*Continued from previous page...*

Mol	Chain	Res	Type	Atoms	Z	Observed(Å)	Ideal(Å)
4	10-H	7490	CIT	C4-C3	2.62	1.58	1.54
4	9-H	7490	CIT	C4-C3	2.62	1.58	1.54
4	7-H	7490	CIT	C4-C3	2.62	1.58	1.54
4	5-H	7490	CIT	C4-C3	2.62	1.58	1.54
4	7-E	7484	CIT	C4-C3	2.61	1.58	1.54
4	10-E	7484	CIT	C4-C3	2.61	1.58	1.54
4	8-E	7484	CIT	C4-C3	2.61	1.58	1.54
4	4-E	7484	CIT	C4-C3	2.61	1.58	1.54
4	1-E	7484	CIT	C4-C3	2.61	1.58	1.54
4	9-E	7484	CIT	C4-C3	2.61	1.58	1.54
4	6-E	7484	CIT	C4-C3	2.61	1.58	1.54
4	2-E	7484	CIT	C4-C3	2.61	1.58	1.54
4	3-E	7484	CIT	C4-C3	2.61	1.58	1.54
4	5-E	7484	CIT	C4-C3	2.61	1.58	1.54
4	4-P	7506	CIT	C4-C3	2.61	1.58	1.54
4	5-P	7506	CIT	C4-C3	2.61	1.58	1.54
4	8-P	7506	CIT	C4-C3	2.61	1.58	1.54
4	7-P	7506	CIT	C4-C3	2.61	1.58	1.54
4	1-P	7506	CIT	C4-C3	2.61	1.58	1.54
4	10-P	7506	CIT	C4-C3	2.61	1.58	1.54
4	2-P	7506	CIT	C4-C3	2.61	1.58	1.54
4	9-P	7506	CIT	C4-C3	2.61	1.58	1.54
4	6-P	7506	CIT	C4-C3	2.61	1.58	1.54
4	3-P	7506	CIT	C4-C3	2.61	1.58	1.54
4	2-J	7494	CIT	C4-C3	2.61	1.58	1.54
4	8-J	7494	CIT	C4-C3	2.61	1.58	1.54
4	4-J	7494	CIT	C4-C3	2.61	1.58	1.54
4	1-J	7494	CIT	C4-C3	2.61	1.58	1.54
4	3-J	7494	CIT	C4-C3	2.61	1.58	1.54
4	5-J	7494	CIT	C4-C3	2.61	1.58	1.54
4	9-J	7494	CIT	C4-C3	2.61	1.58	1.54
4	6-J	7494	CIT	C4-C3	2.61	1.58	1.54
4	10-J	7494	CIT	C4-C3	2.61	1.58	1.54
4	7-J	7494	CIT	C4-C3	2.61	1.58	1.54
4	5-D	7482	CIT	C4-C3	2.60	1.58	1.54
4	7-D	7482	CIT	C4-C3	2.60	1.58	1.54
4	6-D	7482	CIT	C4-C3	2.60	1.58	1.54
4	2-D	7482	CIT	C4-C3	2.60	1.58	1.54
4	8-D	7482	CIT	C4-C3	2.60	1.58	1.54
4	9-D	7482	CIT	C4-C3	2.60	1.58	1.54
4	10-D	7482	CIT	C4-C3	2.60	1.58	1.54
4	4-D	7482	CIT	C4-C3	2.60	1.58	1.54

*Continued on next page...*

*Continued from previous page...*

Mol	Chain	Res	Type	Atoms	Z	Observed(Å)	Ideal(Å)
4	3-D	7482	CIT	C4-C3	2.60	1.58	1.54
4	1-D	7482	CIT	C4-C3	2.60	1.58	1.54
4	4-S	7512	CIT	C4-C3	2.60	1.58	1.54
4	9-M	7500	CIT	C4-C3	2.60	1.58	1.54
4	8-S	7512	CIT	C4-C3	2.60	1.58	1.54
4	2-S	7512	CIT	C4-C3	2.60	1.58	1.54
4	1-S	7512	CIT	C4-C3	2.60	1.58	1.54
4	1-M	7500	CIT	C4-C3	2.60	1.58	1.54
4	9-S	7512	CIT	C4-C3	2.60	1.58	1.54
4	7-M	7500	CIT	C4-C3	2.60	1.58	1.54
4	5-S	7512	CIT	C4-C3	2.60	1.58	1.54
4	8-M	7500	CIT	C4-C3	2.60	1.58	1.54
4	5-M	7500	CIT	C4-C3	2.60	1.58	1.54
4	3-M	7500	CIT	C4-C3	2.60	1.58	1.54
4	2-M	7500	CIT	C4-C3	2.60	1.58	1.54
4	6-S	7512	CIT	C4-C3	2.60	1.58	1.54
4	7-S	7512	CIT	C4-C3	2.60	1.58	1.54
4	4-M	7500	CIT	C4-C3	2.60	1.58	1.54
4	6-M	7500	CIT	C4-C3	2.60	1.58	1.54
4	3-S	7512	CIT	C4-C3	2.60	1.58	1.54
4	10-M	7500	CIT	C4-C3	2.60	1.58	1.54
4	10-S	7512	CIT	C4-C3	2.60	1.58	1.54
4	10-C	7480	CIT	C4-C3	2.60	1.58	1.54
4	4-C	7480	CIT	C4-C3	2.60	1.58	1.54
4	6-C	7480	CIT	C4-C3	2.60	1.58	1.54
4	7-C	7480	CIT	C4-C3	2.60	1.58	1.54
4	8-C	7480	CIT	C4-C3	2.60	1.58	1.54
4	2-C	7480	CIT	C4-C3	2.60	1.58	1.54
4	3-C	7480	CIT	C4-C3	2.60	1.58	1.54
4	1-C	7480	CIT	C4-C3	2.60	1.58	1.54
4	9-C	7480	CIT	C4-C3	2.60	1.58	1.54
4	5-C	7480	CIT	C4-C3	2.60	1.58	1.54
4	3-F	7486	CIT	C4-C3	2.59	1.58	1.54
4	9-F	7486	CIT	C4-C3	2.59	1.58	1.54
4	1-F	7486	CIT	C4-C3	2.59	1.58	1.54
4	6-F	7486	CIT	C4-C3	2.59	1.58	1.54
4	5-F	7486	CIT	C4-C3	2.59	1.58	1.54
4	7-F	7486	CIT	C4-C3	2.59	1.58	1.54
4	8-F	7486	CIT	C4-C3	2.59	1.58	1.54
4	4-F	7486	CIT	C4-C3	2.59	1.58	1.54
4	2-F	7486	CIT	C4-C3	2.59	1.58	1.54
4	10-F	7486	CIT	C4-C3	2.59	1.58	1.54

*Continued on next page...*

*Continued from previous page...*

Mol	Chain	Res	Type	Atoms	Z	Observed(Å)	Ideal(Å)
4	8-A	7476	CIT	C4-C3	2.59	1.58	1.54
4	4-A	7476	CIT	C4-C3	2.59	1.58	1.54
4	3-A	7476	CIT	C4-C3	2.59	1.58	1.54
4	7-A	7476	CIT	C4-C3	2.59	1.58	1.54
4	5-A	7476	CIT	C4-C3	2.59	1.58	1.54
4	2-A	7476	CIT	C4-C3	2.59	1.58	1.54
4	9-A	7476	CIT	C4-C3	2.59	1.58	1.54
4	1-A	7476	CIT	C4-C3	2.59	1.58	1.54
4	6-A	7476	CIT	C4-C3	2.59	1.58	1.54
4	10-A	7476	CIT	C4-C3	2.59	1.58	1.54
4	2-N	7502	CIT	C4-C3	2.59	1.58	1.54
4	1-N	7502	CIT	C4-C3	2.59	1.58	1.54
4	4-N	7502	CIT	C4-C3	2.59	1.58	1.54
4	7-N	7502	CIT	C4-C3	2.59	1.58	1.54
4	10-N	7502	CIT	C4-C3	2.59	1.58	1.54
4	3-N	7502	CIT	C4-C3	2.59	1.58	1.54
4	6-N	7502	CIT	C4-C3	2.59	1.58	1.54
4	8-N	7502	CIT	C4-C3	2.59	1.58	1.54
4	9-N	7502	CIT	C4-C3	2.59	1.58	1.54
4	5-N	7502	CIT	C4-C3	2.59	1.58	1.54
4	1-G	7488	CIT	C4-C3	2.58	1.58	1.54
4	6-G	7488	CIT	C4-C3	2.58	1.58	1.54
4	3-G	7488	CIT	C4-C3	2.58	1.58	1.54
4	5-G	7488	CIT	C4-C3	2.58	1.58	1.54
4	2-G	7488	CIT	C4-C3	2.58	1.58	1.54
4	7-G	7488	CIT	C4-C3	2.58	1.58	1.54
4	9-G	7488	CIT	C4-C3	2.58	1.58	1.54
4	10-G	7488	CIT	C4-C3	2.58	1.58	1.54
4	8-G	7488	CIT	C4-C3	2.58	1.58	1.54
4	4-G	7488	CIT	C4-C3	2.58	1.58	1.54
4	10-U	7516	CIT	C4-C3	2.58	1.58	1.54
4	6-U	7516	CIT	C4-C3	2.58	1.58	1.54
4	5-U	7516	CIT	C4-C3	2.58	1.58	1.54
4	8-U	7516	CIT	C4-C3	2.58	1.58	1.54
4	2-U	7516	CIT	C4-C3	2.58	1.58	1.54
4	3-U	7516	CIT	C4-C3	2.58	1.58	1.54
4	1-U	7516	CIT	C4-C3	2.58	1.58	1.54
4	4-U	7516	CIT	C4-C3	2.58	1.58	1.54
4	7-U	7516	CIT	C4-C3	2.58	1.58	1.54
4	9-U	7516	CIT	C4-C3	2.58	1.58	1.54
4	10-K	7496	CIT	C4-C3	2.57	1.58	1.54
4	4-K	7496	CIT	C4-C3	2.57	1.58	1.54

*Continued on next page...*

*Continued from previous page...*

Mol	Chain	Res	Type	Atoms	Z	Observed(Å)	Ideal(Å)
4	9-X	7522	CIT	C4-C3	2.57	1.58	1.54
4	5-X	7522	CIT	C4-C3	2.57	1.58	1.54
4	6-X	7522	CIT	C4-C3	2.57	1.58	1.54
4	2-X	7522	CIT	C4-C3	2.57	1.58	1.54
4	3-X	7522	CIT	C4-C3	2.57	1.58	1.54
4	9-K	7496	CIT	C4-C3	2.57	1.58	1.54
4	10-X	7522	CIT	C4-C3	2.57	1.58	1.54
4	7-K	7496	CIT	C4-C3	2.57	1.58	1.54
4	1-K	7496	CIT	C4-C3	2.57	1.58	1.54
4	8-X	7522	CIT	C4-C3	2.57	1.58	1.54
4	1-X	7522	CIT	C4-C3	2.57	1.58	1.54
4	8-K	7496	CIT	C4-C3	2.57	1.58	1.54
4	2-K	7496	CIT	C4-C3	2.57	1.58	1.54
4	4-X	7522	CIT	C4-C3	2.57	1.58	1.54
4	6-K	7496	CIT	C4-C3	2.57	1.58	1.54
4	7-X	7522	CIT	C4-C3	2.57	1.58	1.54
4	5-K	7496	CIT	C4-C3	2.57	1.58	1.54
4	3-K	7496	CIT	C4-C3	2.57	1.58	1.54
4	4-O	7504	CIT	C4-C3	2.57	1.58	1.54
4	9-O	7504	CIT	C4-C3	2.57	1.58	1.54
4	2-O	7504	CIT	C4-C3	2.57	1.58	1.54
4	10-O	7504	CIT	C4-C3	2.57	1.58	1.54
4	5-O	7504	CIT	C4-C3	2.57	1.58	1.54
4	6-O	7504	CIT	C4-C3	2.57	1.58	1.54
4	3-O	7504	CIT	C4-C3	2.57	1.58	1.54
4	1-O	7504	CIT	C4-C3	2.57	1.58	1.54
4	7-O	7504	CIT	C4-C3	2.57	1.58	1.54
4	8-O	7504	CIT	C4-C3	2.57	1.58	1.54
3	7-T	7513	AMP	P-O5'	2.56	1.68	1.60
3	10-T	7513	AMP	P-O5'	2.56	1.68	1.60
3	1-T	7513	AMP	P-O5'	2.56	1.68	1.60
3	2-T	7513	AMP	P-O5'	2.56	1.68	1.60
3	6-T	7513	AMP	P-O5'	2.56	1.68	1.60
3	9-T	7513	AMP	P-O5'	2.56	1.68	1.60
3	5-T	7513	AMP	P-O5'	2.56	1.68	1.60
3	3-T	7513	AMP	P-O5'	2.56	1.68	1.60
3	4-T	7513	AMP	P-O5'	2.56	1.68	1.60
3	8-T	7513	AMP	P-O5'	2.56	1.68	1.60
3	4-O	7503	AMP	P-O5'	2.55	1.68	1.60
3	5-O	7503	AMP	P-O5'	2.55	1.68	1.60
3	2-O	7503	AMP	P-O5'	2.55	1.68	1.60
3	10-O	7503	AMP	P-O5'	2.55	1.68	1.60

*Continued on next page...*

*Continued from previous page...*

Mol	Chain	Res	Type	Atoms	Z	Observed(Å)	Ideal(Å)
3	9-O	7503	AMP	P-O5'	2.55	1.68	1.60
3	1-O	7503	AMP	P-O5'	2.55	1.68	1.60
3	6-O	7503	AMP	P-O5'	2.55	1.68	1.60
3	3-O	7503	AMP	P-O5'	2.55	1.68	1.60
3	8-O	7503	AMP	P-O5'	2.55	1.68	1.60
3	7-O	7503	AMP	P-O5'	2.55	1.68	1.60
4	1-L	7498	CIT	C4-C3	2.55	1.58	1.54
4	9-L	7498	CIT	C4-C3	2.55	1.58	1.54
4	7-L	7498	CIT	C4-C3	2.55	1.58	1.54
4	3-L	7498	CIT	C4-C3	2.55	1.58	1.54
4	6-L	7498	CIT	C4-C3	2.55	1.58	1.54
4	10-L	7498	CIT	C4-C3	2.55	1.58	1.54
4	4-L	7498	CIT	C4-C3	2.55	1.58	1.54
4	5-L	7498	CIT	C4-C3	2.55	1.58	1.54
4	2-L	7498	CIT	C4-C3	2.55	1.58	1.54
4	8-L	7498	CIT	C4-C3	2.55	1.58	1.54
3	8-Q	7507	AMP	P-O5'	2.55	1.68	1.60
3	3-Q	7507	AMP	P-O5'	2.55	1.68	1.60
3	7-Q	7507	AMP	P-O5'	2.55	1.68	1.60
3	4-Q	7507	AMP	P-O5'	2.55	1.68	1.60
3	6-Q	7507	AMP	P-O5'	2.55	1.68	1.60
3	1-Q	7507	AMP	P-O5'	2.55	1.68	1.60
3	5-Q	7507	AMP	P-O5'	2.55	1.68	1.60
3	2-Q	7507	AMP	P-O5'	2.55	1.68	1.60
3	10-Q	7507	AMP	P-O5'	2.55	1.68	1.60
3	9-Q	7507	AMP	P-O5'	2.55	1.68	1.60
3	1-S	7511	AMP	C5-C4	2.55	1.47	1.40
3	6-S	7511	AMP	C5-C4	2.55	1.47	1.40
3	4-S	7511	AMP	C5-C4	2.55	1.47	1.40
3	8-S	7511	AMP	C5-C4	2.55	1.47	1.40
3	5-S	7511	AMP	C5-C4	2.55	1.47	1.40
3	2-S	7511	AMP	C5-C4	2.55	1.47	1.40
3	10-S	7511	AMP	C5-C4	2.55	1.47	1.40
3	9-S	7511	AMP	C5-C4	2.55	1.47	1.40
3	3-S	7511	AMP	C5-C4	2.55	1.47	1.40
3	7-S	7511	AMP	C5-C4	2.55	1.47	1.40
3	1-S	7511	AMP	P-O5'	2.55	1.68	1.60
3	6-S	7511	AMP	P-O5'	2.55	1.68	1.60
3	4-S	7511	AMP	P-O5'	2.55	1.68	1.60
3	8-S	7511	AMP	P-O5'	2.55	1.68	1.60
3	5-S	7511	AMP	P-O5'	2.55	1.68	1.60
3	2-S	7511	AMP	P-O5'	2.55	1.68	1.60

*Continued on next page...*



*Continued from previous page...*

Mol	Chain	Res	Type	Atoms	Z	Observed(Å)	Ideal(Å)
3	10-S	7511	AMP	P-O5'	2.55	1.68	1.60
3	9-S	7511	AMP	P-O5'	2.55	1.68	1.60
3	3-S	7511	AMP	P-O5'	2.55	1.68	1.60
3	7-S	7511	AMP	P-O5'	2.55	1.68	1.60
3	8-U	7515	AMP	P-O5'	2.55	1.68	1.60
3	9-U	7515	AMP	P-O5'	2.55	1.68	1.60
3	6-U	7515	AMP	P-O5'	2.55	1.68	1.60
3	5-U	7515	AMP	P-O5'	2.55	1.68	1.60
3	7-U	7515	AMP	P-O5'	2.55	1.68	1.60
3	2-U	7515	AMP	P-O5'	2.55	1.68	1.60
3	3-U	7515	AMP	P-O5'	2.55	1.68	1.60
3	1-U	7515	AMP	P-O5'	2.55	1.68	1.60
3	4-U	7515	AMP	P-O5'	2.55	1.68	1.60
3	10-U	7515	AMP	P-O5'	2.55	1.68	1.60
3	2-B	7477	AMP	C5-C4	2.55	1.47	1.40
3	4-X	7521	AMP	C5-C4	2.55	1.47	1.40
3	6-X	7521	AMP	C5-C4	2.55	1.47	1.40
3	4-B	7477	AMP	C5-C4	2.55	1.47	1.40
3	7-B	7477	AMP	C5-C4	2.55	1.47	1.40
3	9-X	7521	AMP	C5-C4	2.55	1.47	1.40
3	8-B	7477	AMP	C5-C4	2.55	1.47	1.40
3	7-X	7521	AMP	C5-C4	2.55	1.47	1.40
3	1-X	7521	AMP	C5-C4	2.55	1.47	1.40
3	2-X	7521	AMP	C5-C4	2.55	1.47	1.40
3	3-X	7521	AMP	C5-C4	2.55	1.47	1.40
3	1-B	7477	AMP	C5-C4	2.55	1.47	1.40
3	3-B	7477	AMP	C5-C4	2.55	1.47	1.40
3	10-X	7521	AMP	C5-C4	2.55	1.47	1.40
3	5-B	7477	AMP	C5-C4	2.55	1.47	1.40
3	10-B	7477	AMP	C5-C4	2.55	1.47	1.40
3	8-X	7521	AMP	C5-C4	2.55	1.47	1.40
3	9-B	7477	AMP	C5-C4	2.55	1.47	1.40
3	6-B	7477	AMP	C5-C4	2.55	1.47	1.40
3	5-X	7521	AMP	C5-C4	2.55	1.47	1.40
4	4-I	7492	CIT	C4-C3	2.55	1.58	1.54
4	7-I	7492	CIT	C4-C3	2.55	1.58	1.54
4	6-I	7492	CIT	C4-C3	2.55	1.58	1.54
4	1-I	7492	CIT	C4-C3	2.55	1.58	1.54
4	10-I	7492	CIT	C4-C3	2.55	1.58	1.54
4	9-I	7492	CIT	C4-C3	2.55	1.58	1.54
4	5-I	7492	CIT	C4-C3	2.55	1.58	1.54
4	8-I	7492	CIT	C4-C3	2.55	1.58	1.54

*Continued on next page...*

*Continued from previous page...*

Mol	Chain	Res	Type	Atoms	Z	Observed(Å)	Ideal(Å)
4	2-I	7492	CIT	C4-C3	2.55	1.58	1.54
4	3-I	7492	CIT	C4-C3	2.55	1.58	1.54
3	4-L	7497	AMP	P-O5'	2.54	1.68	1.60
3	5-L	7497	AMP	P-O5'	2.54	1.68	1.60
3	2-L	7497	AMP	P-O5'	2.54	1.68	1.60
3	8-L	7497	AMP	P-O5'	2.54	1.68	1.60
3	3-L	7497	AMP	P-O5'	2.54	1.68	1.60
3	9-L	7497	AMP	P-O5'	2.54	1.68	1.60
3	10-L	7497	AMP	P-O5'	2.54	1.68	1.60
3	1-L	7497	AMP	P-O5'	2.54	1.68	1.60
3	6-L	7497	AMP	P-O5'	2.54	1.68	1.60
3	7-L	7497	AMP	P-O5'	2.54	1.68	1.60
3	4-W	7519	AMP	P-O5'	2.54	1.68	1.60
3	9-W	7519	AMP	P-O5'	2.54	1.68	1.60
3	2-W	7519	AMP	P-O5'	2.54	1.68	1.60
3	6-W	7519	AMP	P-O5'	2.54	1.68	1.60
3	3-W	7519	AMP	P-O5'	2.54	1.68	1.60
3	8-W	7519	AMP	P-O5'	2.54	1.68	1.60
3	7-W	7519	AMP	P-O5'	2.54	1.68	1.60
3	1-W	7519	AMP	P-O5'	2.54	1.68	1.60
3	5-W	7519	AMP	P-O5'	2.54	1.68	1.60
3	10-W	7519	AMP	P-O5'	2.54	1.68	1.60
3	7-T	7513	AMP	C5-C4	2.54	1.47	1.40
3	10-T	7513	AMP	C5-C4	2.54	1.47	1.40
3	1-T	7513	AMP	C5-C4	2.54	1.47	1.40
3	2-T	7513	AMP	C5-C4	2.54	1.47	1.40
3	6-T	7513	AMP	C5-C4	2.54	1.47	1.40
3	9-T	7513	AMP	C5-C4	2.54	1.47	1.40
3	5-T	7513	AMP	C5-C4	2.54	1.47	1.40
3	3-T	7513	AMP	C5-C4	2.54	1.47	1.40
3	4-T	7513	AMP	C5-C4	2.54	1.47	1.40
3	8-T	7513	AMP	C5-C4	2.54	1.47	1.40
3	3-F	7485	AMP	P-O5'	2.54	1.68	1.60
3	10-F	7485	AMP	P-O5'	2.54	1.68	1.60
3	4-F	7485	AMP	P-O5'	2.54	1.68	1.60
3	1-F	7485	AMP	P-O5'	2.54	1.68	1.60
3	5-F	7485	AMP	P-O5'	2.54	1.68	1.60
3	2-F	7485	AMP	P-O5'	2.54	1.68	1.60
3	6-F	7485	AMP	P-O5'	2.54	1.68	1.60
3	7-F	7485	AMP	P-O5'	2.54	1.68	1.60
3	9-F	7485	AMP	P-O5'	2.54	1.68	1.60
3	8-F	7485	AMP	P-O5'	2.54	1.68	1.60

*Continued on next page...*

*Continued from previous page...*

Mol	Chain	Res	Type	Atoms	Z	Observed(Å)	Ideal(Å)
3	3-D	7481	AMP	P-O5'	2.54	1.68	1.60
3	4-D	7481	AMP	P-O5'	2.54	1.68	1.60
3	1-D	7481	AMP	P-O5'	2.54	1.68	1.60
3	8-D	7481	AMP	P-O5'	2.54	1.68	1.60
3	9-D	7481	AMP	P-O5'	2.54	1.68	1.60
3	7-D	7481	AMP	P-O5'	2.54	1.68	1.60
3	2-D	7481	AMP	P-O5'	2.54	1.68	1.60
3	10-D	7481	AMP	P-O5'	2.54	1.68	1.60
3	5-D	7481	AMP	P-O5'	2.54	1.68	1.60
3	6-D	7481	AMP	P-O5'	2.54	1.68	1.60
3	8-I	7491	AMP	P-O5'	2.54	1.68	1.60
3	2-I	7491	AMP	P-O5'	2.54	1.68	1.60
3	9-I	7491	AMP	P-O5'	2.54	1.68	1.60
3	6-I	7491	AMP	P-O5'	2.54	1.68	1.60
3	7-I	7491	AMP	P-O5'	2.54	1.68	1.60
3	1-I	7491	AMP	P-O5'	2.54	1.68	1.60
3	4-I	7491	AMP	P-O5'	2.54	1.68	1.60
3	10-I	7491	AMP	P-O5'	2.54	1.68	1.60
3	3-I	7491	AMP	P-O5'	2.54	1.68	1.60
3	5-I	7491	AMP	P-O5'	2.54	1.68	1.60
3	9-A	7475	AMP	P-O5'	2.54	1.68	1.60
3	4-A	7475	AMP	P-O5'	2.54	1.68	1.60
3	5-A	7475	AMP	P-O5'	2.54	1.68	1.60
3	7-A	7475	AMP	P-O5'	2.54	1.68	1.60
3	2-A	7475	AMP	P-O5'	2.54	1.68	1.60
3	10-A	7475	AMP	P-O5'	2.54	1.68	1.60
3	3-A	7475	AMP	P-O5'	2.54	1.68	1.60
3	8-A	7475	AMP	P-O5'	2.54	1.68	1.60
3	6-A	7475	AMP	P-O5'	2.54	1.68	1.60
3	1-A	7475	AMP	P-O5'	2.54	1.68	1.60
3	2-P	7505	AMP	C5-C4	2.54	1.47	1.40
3	10-P	7505	AMP	C5-C4	2.54	1.47	1.40
3	1-P	7505	AMP	C5-C4	2.54	1.47	1.40
3	7-P	7505	AMP	C5-C4	2.54	1.47	1.40
3	6-P	7505	AMP	C5-C4	2.54	1.47	1.40
3	3-P	7505	AMP	C5-C4	2.54	1.47	1.40
3	4-P	7505	AMP	C5-C4	2.54	1.47	1.40
3	8-P	7505	AMP	C5-C4	2.54	1.47	1.40
3	9-P	7505	AMP	C5-C4	2.54	1.47	1.40
3	5-P	7505	AMP	C5-C4	2.54	1.47	1.40
3	6-R	7509	AMP	P-O5'	2.54	1.68	1.60
3	2-R	7509	AMP	P-O5'	2.54	1.68	1.60

*Continued on next page...*

*Continued from previous page...*

Mol	Chain	Res	Type	Atoms	Z	Observed(Å)	Ideal(Å)
3	1-R	7509	AMP	P-O5'	2.54	1.68	1.60
3	10-R	7509	AMP	P-O5'	2.54	1.68	1.60
3	9-R	7509	AMP	P-O5'	2.54	1.68	1.60
3	7-R	7509	AMP	P-O5'	2.54	1.68	1.60
3	8-R	7509	AMP	P-O5'	2.54	1.68	1.60
3	5-R	7509	AMP	P-O5'	2.54	1.68	1.60
3	3-R	7509	AMP	P-O5'	2.54	1.68	1.60
3	4-R	7509	AMP	P-O5'	2.54	1.68	1.60
3	6-R	7509	AMP	C5-C4	2.54	1.47	1.40
3	2-R	7509	AMP	C5-C4	2.54	1.47	1.40
3	1-R	7509	AMP	C5-C4	2.54	1.47	1.40
3	10-R	7509	AMP	C5-C4	2.54	1.47	1.40
3	9-R	7509	AMP	C5-C4	2.54	1.47	1.40
3	7-R	7509	AMP	C5-C4	2.54	1.47	1.40
3	8-R	7509	AMP	C5-C4	2.54	1.47	1.40
3	5-R	7509	AMP	C5-C4	2.54	1.47	1.40
3	3-R	7509	AMP	C5-C4	2.54	1.47	1.40
3	4-R	7509	AMP	C5-C4	2.54	1.47	1.40
3	8-U	7515	AMP	C5-C4	2.54	1.47	1.40
3	9-U	7515	AMP	C5-C4	2.54	1.47	1.40
3	6-U	7515	AMP	C5-C4	2.54	1.47	1.40
3	5-U	7515	AMP	C5-C4	2.54	1.47	1.40
3	7-U	7515	AMP	C5-C4	2.54	1.47	1.40
3	2-U	7515	AMP	C5-C4	2.54	1.47	1.40
3	3-U	7515	AMP	C5-C4	2.54	1.47	1.40
3	1-U	7515	AMP	C5-C4	2.54	1.47	1.40
3	4-U	7515	AMP	C5-C4	2.54	1.47	1.40
3	10-U	7515	AMP	C5-C4	2.54	1.47	1.40
3	4-X	7521	AMP	P-O5'	2.53	1.68	1.60
3	6-X	7521	AMP	P-O5'	2.53	1.68	1.60
3	9-X	7521	AMP	P-O5'	2.53	1.68	1.60
3	7-X	7521	AMP	P-O5'	2.53	1.68	1.60
3	1-X	7521	AMP	P-O5'	2.53	1.68	1.60
3	2-X	7521	AMP	P-O5'	2.53	1.68	1.60
3	3-X	7521	AMP	P-O5'	2.53	1.68	1.60
3	10-X	7521	AMP	P-O5'	2.53	1.68	1.60
3	8-X	7521	AMP	P-O5'	2.53	1.68	1.60
3	5-X	7521	AMP	P-O5'	2.53	1.68	1.60
3	5-K	7495	AMP	P-O5'	2.53	1.68	1.60
3	8-K	7495	AMP	P-O5'	2.53	1.68	1.60
3	4-K	7495	AMP	P-O5'	2.53	1.68	1.60
3	2-K	7495	AMP	P-O5'	2.53	1.68	1.60

*Continued on next page...*

*Continued from previous page...*

Mol	Chain	Res	Type	Atoms	Z	Observed(Å)	Ideal(Å)
3	9-K	7495	AMP	P-O5'	2.53	1.68	1.60
3	7-K	7495	AMP	P-O5'	2.53	1.68	1.60
3	3-K	7495	AMP	P-O5'	2.53	1.68	1.60
3	6-K	7495	AMP	P-O5'	2.53	1.68	1.60
3	10-K	7495	AMP	P-O5'	2.53	1.68	1.60
3	1-K	7495	AMP	P-O5'	2.53	1.68	1.60
3	9-M	7499	AMP	P-O5'	2.53	1.68	1.60
3	2-M	7499	AMP	P-O5'	2.53	1.68	1.60
3	7-M	7499	AMP	P-O5'	2.53	1.68	1.60
3	5-M	7499	AMP	P-O5'	2.53	1.68	1.60
3	6-M	7499	AMP	P-O5'	2.53	1.68	1.60
3	8-M	7499	AMP	P-O5'	2.53	1.68	1.60
3	4-M	7499	AMP	P-O5'	2.53	1.68	1.60
3	10-M	7499	AMP	P-O5'	2.53	1.68	1.60
3	1-M	7499	AMP	P-O5'	2.53	1.68	1.60
3	3-M	7499	AMP	P-O5'	2.53	1.68	1.60
3	8-N	7501	AMP	P-O5'	2.53	1.68	1.60
3	7-N	7501	AMP	P-O5'	2.53	1.68	1.60
3	2-N	7501	AMP	P-O5'	2.53	1.68	1.60
3	4-N	7501	AMP	P-O5'	2.53	1.68	1.60
3	9-N	7501	AMP	P-O5'	2.53	1.68	1.60
3	6-N	7501	AMP	P-O5'	2.53	1.68	1.60
3	1-N	7501	AMP	P-O5'	2.53	1.68	1.60
3	10-N	7501	AMP	P-O5'	2.53	1.68	1.60
3	3-N	7501	AMP	P-O5'	2.53	1.68	1.60
3	5-N	7501	AMP	P-O5'	2.53	1.68	1.60
3	3-D	7481	AMP	C5-C4	2.53	1.47	1.40
3	4-D	7481	AMP	C5-C4	2.53	1.47	1.40
3	1-D	7481	AMP	C5-C4	2.53	1.47	1.40
3	8-D	7481	AMP	C5-C4	2.53	1.47	1.40
3	9-D	7481	AMP	C5-C4	2.53	1.47	1.40
3	7-D	7481	AMP	C5-C4	2.53	1.47	1.40
3	2-D	7481	AMP	C5-C4	2.53	1.47	1.40
3	10-D	7481	AMP	C5-C4	2.53	1.47	1.40
3	5-D	7481	AMP	C5-C4	2.53	1.47	1.40
3	6-D	7481	AMP	C5-C4	2.53	1.47	1.40
3	3-J	7493	AMP	P-O5'	2.53	1.68	1.60
3	1-J	7493	AMP	P-O5'	2.53	1.68	1.60
3	6-J	7493	AMP	P-O5'	2.53	1.68	1.60
3	10-J	7493	AMP	P-O5'	2.53	1.68	1.60
3	7-J	7493	AMP	P-O5'	2.53	1.68	1.60
3	9-J	7493	AMP	P-O5'	2.53	1.68	1.60

*Continued on next page...*

*Continued from previous page...*

Mol	Chain	Res	Type	Atoms	Z	Observed(Å)	Ideal(Å)
3	5-J	7493	AMP	P-O5'	2.53	1.68	1.60
3	8-J	7493	AMP	P-O5'	2.53	1.68	1.60
3	4-J	7493	AMP	P-O5'	2.53	1.68	1.60
3	2-J	7493	AMP	P-O5'	2.53	1.68	1.60
3	2-B	7477	AMP	P-O5'	2.53	1.68	1.60
3	4-B	7477	AMP	P-O5'	2.53	1.68	1.60
3	7-B	7477	AMP	P-O5'	2.53	1.68	1.60
3	8-B	7477	AMP	P-O5'	2.53	1.68	1.60
3	1-B	7477	AMP	P-O5'	2.53	1.68	1.60
3	3-B	7477	AMP	P-O5'	2.53	1.68	1.60
3	5-B	7477	AMP	P-O5'	2.53	1.68	1.60
3	10-B	7477	AMP	P-O5'	2.53	1.68	1.60
3	9-B	7477	AMP	P-O5'	2.53	1.68	1.60
3	6-B	7477	AMP	P-O5'	2.53	1.68	1.60
3	1-C	7479	AMP	C5-C4	2.53	1.47	1.40
3	9-C	7479	AMP	C5-C4	2.53	1.47	1.40
3	8-C	7479	AMP	C5-C4	2.53	1.47	1.40
3	3-C	7479	AMP	C5-C4	2.53	1.47	1.40
3	5-C	7479	AMP	C5-C4	2.53	1.47	1.40
3	6-C	7479	AMP	C5-C4	2.53	1.47	1.40
3	7-C	7479	AMP	C5-C4	2.53	1.47	1.40
3	4-C	7479	AMP	C5-C4	2.53	1.47	1.40
3	10-C	7479	AMP	C5-C4	2.53	1.47	1.40
3	2-C	7479	AMP	C5-C4	2.53	1.47	1.40
3	1-C	7479	AMP	P-O5'	2.53	1.68	1.60
3	9-C	7479	AMP	P-O5'	2.53	1.68	1.60
3	8-C	7479	AMP	P-O5'	2.53	1.68	1.60
3	3-C	7479	AMP	P-O5'	2.53	1.68	1.60
3	5-C	7479	AMP	P-O5'	2.53	1.68	1.60
3	6-C	7479	AMP	P-O5'	2.53	1.68	1.60
3	7-C	7479	AMP	P-O5'	2.53	1.68	1.60
3	4-C	7479	AMP	P-O5'	2.53	1.68	1.60
3	10-C	7479	AMP	P-O5'	2.53	1.68	1.60
3	2-C	7479	AMP	P-O5'	2.53	1.68	1.60
3	1-H	7489	AMP	P-O5'	2.53	1.68	1.60
3	3-H	7489	AMP	P-O5'	2.53	1.68	1.60
3	10-H	7489	AMP	P-O5'	2.53	1.68	1.60
3	7-H	7489	AMP	P-O5'	2.53	1.68	1.60
3	4-H	7489	AMP	P-O5'	2.53	1.68	1.60
3	9-H	7489	AMP	P-O5'	2.53	1.68	1.60
3	6-H	7489	AMP	P-O5'	2.53	1.68	1.60
3	2-H	7489	AMP	P-O5'	2.53	1.68	1.60

*Continued on next page...*

*Continued from previous page...*

Mol	Chain	Res	Type	Atoms	Z	Observed(Å)	Ideal(Å)
3	8-H	7489	AMP	P-O5'	2.53	1.68	1.60
3	5-H	7489	AMP	P-O5'	2.53	1.68	1.60
3	9-M	7499	AMP	C5-C4	2.53	1.47	1.40
3	2-M	7499	AMP	C5-C4	2.53	1.47	1.40
3	7-M	7499	AMP	C5-C4	2.53	1.47	1.40
3	5-M	7499	AMP	C5-C4	2.53	1.47	1.40
3	6-M	7499	AMP	C5-C4	2.53	1.47	1.40
3	8-M	7499	AMP	C5-C4	2.53	1.47	1.40
3	4-M	7499	AMP	C5-C4	2.53	1.47	1.40
3	10-M	7499	AMP	C5-C4	2.53	1.47	1.40
3	1-M	7499	AMP	C5-C4	2.53	1.47	1.40
3	3-M	7499	AMP	C5-C4	2.53	1.47	1.40
3	3-F	7485	AMP	C5-C4	2.52	1.47	1.40
3	10-F	7485	AMP	C5-C4	2.52	1.47	1.40
3	4-F	7485	AMP	C5-C4	2.52	1.47	1.40
3	1-F	7485	AMP	C5-C4	2.52	1.47	1.40
3	5-F	7485	AMP	C5-C4	2.52	1.47	1.40
3	2-F	7485	AMP	C5-C4	2.52	1.47	1.40
3	6-F	7485	AMP	C5-C4	2.52	1.47	1.40
3	7-F	7485	AMP	C5-C4	2.52	1.47	1.40
3	9-F	7485	AMP	C5-C4	2.52	1.47	1.40
3	8-F	7485	AMP	C5-C4	2.52	1.47	1.40
3	4-V	7517	AMP	P-O5'	2.52	1.68	1.60
3	2-V	7517	AMP	P-O5'	2.52	1.68	1.60
3	3-V	7517	AMP	P-O5'	2.52	1.68	1.60
3	9-V	7517	AMP	P-O5'	2.52	1.68	1.60
3	1-V	7517	AMP	P-O5'	2.52	1.68	1.60
3	10-V	7517	AMP	P-O5'	2.52	1.68	1.60
3	7-V	7517	AMP	P-O5'	2.52	1.68	1.60
3	6-V	7517	AMP	P-O5'	2.52	1.68	1.60
3	5-V	7517	AMP	P-O5'	2.52	1.68	1.60
3	8-V	7517	AMP	P-O5'	2.52	1.68	1.60
3	5-K	7495	AMP	C5-C4	2.52	1.47	1.40
3	8-K	7495	AMP	C5-C4	2.52	1.47	1.40
3	4-K	7495	AMP	C5-C4	2.52	1.47	1.40
3	2-K	7495	AMP	C5-C4	2.52	1.47	1.40
3	9-K	7495	AMP	C5-C4	2.52	1.47	1.40
3	7-K	7495	AMP	C5-C4	2.52	1.47	1.40
3	3-K	7495	AMP	C5-C4	2.52	1.47	1.40
3	6-K	7495	AMP	C5-C4	2.52	1.47	1.40
3	10-K	7495	AMP	C5-C4	2.52	1.47	1.40
3	1-K	7495	AMP	C5-C4	2.52	1.47	1.40

*Continued on next page...*

*Continued from previous page...*

Mol	Chain	Res	Type	Atoms	Z	Observed(Å)	Ideal(Å)
3	8-I	7491	AMP	C5-C4	2.52	1.47	1.40
3	2-I	7491	AMP	C5-C4	2.52	1.47	1.40
3	9-I	7491	AMP	C5-C4	2.52	1.47	1.40
3	6-I	7491	AMP	C5-C4	2.52	1.47	1.40
3	7-I	7491	AMP	C5-C4	2.52	1.47	1.40
3	1-I	7491	AMP	C5-C4	2.52	1.47	1.40
3	4-I	7491	AMP	C5-C4	2.52	1.47	1.40
3	10-I	7491	AMP	C5-C4	2.52	1.47	1.40
3	3-I	7491	AMP	C5-C4	2.52	1.47	1.40
3	5-I	7491	AMP	C5-C4	2.52	1.47	1.40
3	10-G	7487	AMP	P-O5'	2.52	1.68	1.60
3	3-G	7487	AMP	P-O5'	2.52	1.68	1.60
3	9-G	7487	AMP	P-O5'	2.52	1.68	1.60
3	8-G	7487	AMP	P-O5'	2.52	1.68	1.60
3	2-G	7487	AMP	P-O5'	2.52	1.68	1.60
3	4-G	7487	AMP	P-O5'	2.52	1.68	1.60
3	7-G	7487	AMP	P-O5'	2.52	1.68	1.60
3	1-G	7487	AMP	P-O5'	2.52	1.68	1.60
3	5-G	7487	AMP	P-O5'	2.52	1.68	1.60
3	6-G	7487	AMP	P-O5'	2.52	1.68	1.60
3	2-P	7505	AMP	P-O5'	2.52	1.68	1.60
3	10-P	7505	AMP	P-O5'	2.52	1.68	1.60
3	1-P	7505	AMP	P-O5'	2.52	1.68	1.60
3	7-P	7505	AMP	P-O5'	2.52	1.68	1.60
3	6-P	7505	AMP	P-O5'	2.52	1.68	1.60
3	3-P	7505	AMP	P-O5'	2.52	1.68	1.60
3	4-P	7505	AMP	P-O5'	2.52	1.68	1.60
3	8-P	7505	AMP	P-O5'	2.52	1.68	1.60
3	9-P	7505	AMP	P-O5'	2.52	1.68	1.60
3	5-P	7505	AMP	P-O5'	2.52	1.68	1.60
3	9-A	7475	AMP	C5-C4	2.52	1.47	1.40
3	4-A	7475	AMP	C5-C4	2.52	1.47	1.40
3	5-A	7475	AMP	C5-C4	2.52	1.47	1.40
3	7-A	7475	AMP	C5-C4	2.52	1.47	1.40
3	2-A	7475	AMP	C5-C4	2.52	1.47	1.40
3	10-A	7475	AMP	C5-C4	2.52	1.47	1.40
3	3-A	7475	AMP	C5-C4	2.52	1.47	1.40
3	8-A	7475	AMP	C5-C4	2.52	1.47	1.40
3	6-A	7475	AMP	C5-C4	2.52	1.47	1.40
3	1-A	7475	AMP	C5-C4	2.52	1.47	1.40
3	9-E	7483	AMP	P-O5'	2.52	1.68	1.60
3	8-E	7483	AMP	P-O5'	2.52	1.68	1.60

*Continued on next page...*



*Continued from previous page...*

Mol	Chain	Res	Type	Atoms	Z	Observed(Å)	Ideal(Å)
3	4-E	7483	AMP	P-O5'	2.52	1.68	1.60
3	5-E	7483	AMP	P-O5'	2.52	1.68	1.60
3	1-E	7483	AMP	P-O5'	2.52	1.68	1.60
3	7-E	7483	AMP	P-O5'	2.52	1.68	1.60
3	10-E	7483	AMP	P-O5'	2.52	1.68	1.60
3	6-E	7483	AMP	P-O5'	2.52	1.68	1.60
3	3-E	7483	AMP	P-O5'	2.52	1.68	1.60
3	2-E	7483	AMP	P-O5'	2.52	1.68	1.60
3	4-W	7519	AMP	C5-C4	2.52	1.47	1.40
3	9-W	7519	AMP	C5-C4	2.52	1.47	1.40
3	2-W	7519	AMP	C5-C4	2.52	1.47	1.40
3	6-W	7519	AMP	C5-C4	2.52	1.47	1.40
3	3-W	7519	AMP	C5-C4	2.52	1.47	1.40
3	8-W	7519	AMP	C5-C4	2.52	1.47	1.40
3	7-W	7519	AMP	C5-C4	2.52	1.47	1.40
3	1-W	7519	AMP	C5-C4	2.52	1.47	1.40
3	5-W	7519	AMP	C5-C4	2.52	1.47	1.40
3	10-W	7519	AMP	C5-C4	2.52	1.47	1.40
3	8-Q	7507	AMP	C5-C4	2.52	1.47	1.40
3	3-Q	7507	AMP	C5-C4	2.52	1.47	1.40
3	7-Q	7507	AMP	C5-C4	2.52	1.47	1.40
3	10-G	7487	AMP	C5-C4	2.52	1.47	1.40
3	3-G	7487	AMP	C5-C4	2.52	1.47	1.40
3	9-G	7487	AMP	C5-C4	2.52	1.47	1.40
3	4-Q	7507	AMP	C5-C4	2.52	1.47	1.40
3	8-G	7487	AMP	C5-C4	2.52	1.47	1.40
3	2-G	7487	AMP	C5-C4	2.52	1.47	1.40
3	6-Q	7507	AMP	C5-C4	2.52	1.47	1.40
3	1-Q	7507	AMP	C5-C4	2.52	1.47	1.40
3	4-G	7487	AMP	C5-C4	2.52	1.47	1.40
3	7-G	7487	AMP	C5-C4	2.52	1.47	1.40
3	1-G	7487	AMP	C5-C4	2.52	1.47	1.40
3	5-Q	7507	AMP	C5-C4	2.52	1.47	1.40
3	2-Q	7507	AMP	C5-C4	2.52	1.47	1.40
3	5-G	7487	AMP	C5-C4	2.52	1.47	1.40
3	10-Q	7507	AMP	C5-C4	2.52	1.47	1.40
3	9-Q	7507	AMP	C5-C4	2.52	1.47	1.40
3	6-G	7487	AMP	C5-C4	2.52	1.47	1.40
3	8-N	7501	AMP	C5-C4	2.51	1.47	1.40
3	7-N	7501	AMP	C5-C4	2.51	1.47	1.40
3	2-N	7501	AMP	C5-C4	2.51	1.47	1.40
3	4-N	7501	AMP	C5-C4	2.51	1.47	1.40

*Continued on next page...*

*Continued from previous page...*

Mol	Chain	Res	Type	Atoms	Z	Observed(Å)	Ideal(Å)
3	9-N	7501	AMP	C5-C4	2.51	1.47	1.40
3	6-N	7501	AMP	C5-C4	2.51	1.47	1.40
3	1-N	7501	AMP	C5-C4	2.51	1.47	1.40
3	10-N	7501	AMP	C5-C4	2.51	1.47	1.40
3	3-N	7501	AMP	C5-C4	2.51	1.47	1.40
3	5-N	7501	AMP	C5-C4	2.51	1.47	1.40
3	1-H	7489	AMP	C5-C4	2.51	1.47	1.40
3	3-H	7489	AMP	C5-C4	2.51	1.47	1.40
3	10-H	7489	AMP	C5-C4	2.51	1.47	1.40
3	7-H	7489	AMP	C5-C4	2.51	1.47	1.40
3	4-H	7489	AMP	C5-C4	2.51	1.47	1.40
3	9-H	7489	AMP	C5-C4	2.51	1.47	1.40
3	6-H	7489	AMP	C5-C4	2.51	1.47	1.40
3	2-H	7489	AMP	C5-C4	2.51	1.47	1.40
3	8-H	7489	AMP	C5-C4	2.51	1.47	1.40
3	5-H	7489	AMP	C5-C4	2.51	1.47	1.40
3	4-O	7503	AMP	C5-C4	2.51	1.47	1.40
3	5-O	7503	AMP	C5-C4	2.51	1.47	1.40
3	4-V	7517	AMP	C5-C4	2.51	1.47	1.40
3	2-V	7517	AMP	C5-C4	2.51	1.47	1.40
3	2-O	7503	AMP	C5-C4	2.51	1.47	1.40
3	10-O	7503	AMP	C5-C4	2.51	1.47	1.40
3	3-V	7517	AMP	C5-C4	2.51	1.47	1.40
3	9-O	7503	AMP	C5-C4	2.51	1.47	1.40
3	1-O	7503	AMP	C5-C4	2.51	1.47	1.40
3	9-V	7517	AMP	C5-C4	2.51	1.47	1.40
3	1-V	7517	AMP	C5-C4	2.51	1.47	1.40
3	10-V	7517	AMP	C5-C4	2.51	1.47	1.40
3	7-V	7517	AMP	C5-C4	2.51	1.47	1.40
3	6-V	7517	AMP	C5-C4	2.51	1.47	1.40
3	5-V	7517	AMP	C5-C4	2.51	1.47	1.40
3	8-V	7517	AMP	C5-C4	2.51	1.47	1.40
3	6-O	7503	AMP	C5-C4	2.51	1.47	1.40
3	3-O	7503	AMP	C5-C4	2.51	1.47	1.40
3	8-O	7503	AMP	C5-C4	2.51	1.47	1.40
3	7-O	7503	AMP	C5-C4	2.51	1.47	1.40
3	3-J	7493	AMP	C5-C4	2.50	1.47	1.40
3	1-J	7493	AMP	C5-C4	2.50	1.47	1.40
3	6-J	7493	AMP	C5-C4	2.50	1.47	1.40
3	10-J	7493	AMP	C5-C4	2.50	1.47	1.40
3	7-J	7493	AMP	C5-C4	2.50	1.47	1.40
3	9-J	7493	AMP	C5-C4	2.50	1.47	1.40

*Continued on next page...*

*Continued from previous page...*

Mol	Chain	Res	Type	Atoms	Z	Observed(Å)	Ideal(Å)
3	5-J	7493	AMP	C5-C4	2.50	1.47	1.40
3	8-J	7493	AMP	C5-C4	2.50	1.47	1.40
3	4-J	7493	AMP	C5-C4	2.50	1.47	1.40
3	2-J	7493	AMP	C5-C4	2.50	1.47	1.40
3	9-E	7483	AMP	C5-C4	2.49	1.47	1.40
3	8-E	7483	AMP	C5-C4	2.49	1.47	1.40
3	4-E	7483	AMP	C5-C4	2.49	1.47	1.40
3	5-E	7483	AMP	C5-C4	2.49	1.47	1.40
3	1-E	7483	AMP	C5-C4	2.49	1.47	1.40
3	7-E	7483	AMP	C5-C4	2.49	1.47	1.40
3	10-E	7483	AMP	C5-C4	2.49	1.47	1.40
3	6-E	7483	AMP	C5-C4	2.49	1.47	1.40
3	3-E	7483	AMP	C5-C4	2.49	1.47	1.40
3	2-E	7483	AMP	C5-C4	2.49	1.47	1.40
3	4-L	7497	AMP	C5-C4	2.48	1.47	1.40
3	5-L	7497	AMP	C5-C4	2.48	1.47	1.40
3	2-L	7497	AMP	C5-C4	2.48	1.47	1.40
3	8-L	7497	AMP	C5-C4	2.48	1.47	1.40
3	3-L	7497	AMP	C5-C4	2.48	1.47	1.40
3	9-L	7497	AMP	C5-C4	2.48	1.47	1.40
3	10-L	7497	AMP	C5-C4	2.48	1.47	1.40
3	1-L	7497	AMP	C5-C4	2.48	1.47	1.40
3	6-L	7497	AMP	C5-C4	2.48	1.47	1.40
3	7-L	7497	AMP	C5-C4	2.48	1.47	1.40
3	10-G	7487	AMP	P-O2P	2.39	1.64	1.54
3	3-G	7487	AMP	P-O2P	2.39	1.64	1.54
3	9-G	7487	AMP	P-O2P	2.39	1.64	1.54
3	8-G	7487	AMP	P-O2P	2.39	1.64	1.54
3	2-G	7487	AMP	P-O2P	2.39	1.64	1.54
3	4-G	7487	AMP	P-O2P	2.39	1.64	1.54
3	7-G	7487	AMP	P-O2P	2.39	1.64	1.54
3	1-G	7487	AMP	P-O2P	2.39	1.64	1.54
3	5-G	7487	AMP	P-O2P	2.39	1.64	1.54
3	6-G	7487	AMP	P-O2P	2.39	1.64	1.54
3	4-V	7517	AMP	P-O2P	2.39	1.64	1.54
3	2-V	7517	AMP	P-O2P	2.39	1.64	1.54
3	3-V	7517	AMP	P-O2P	2.39	1.64	1.54
3	9-V	7517	AMP	P-O2P	2.39	1.64	1.54
3	1-V	7517	AMP	P-O2P	2.39	1.64	1.54
3	10-V	7517	AMP	P-O2P	2.39	1.64	1.54
3	7-V	7517	AMP	P-O2P	2.39	1.64	1.54
3	6-V	7517	AMP	P-O2P	2.39	1.64	1.54

*Continued on next page...*

*Continued from previous page...*

Mol	Chain	Res	Type	Atoms	Z	Observed(Å)	Ideal(Å)
3	5-V	7517	AMP	P-O2P	2.39	1.64	1.54
3	8-V	7517	AMP	P-O2P	2.39	1.64	1.54
3	1-S	7511	AMP	P-O2P	2.39	1.64	1.54
3	6-S	7511	AMP	P-O2P	2.39	1.64	1.54
3	4-S	7511	AMP	P-O2P	2.39	1.64	1.54
3	8-S	7511	AMP	P-O2P	2.39	1.64	1.54
3	5-S	7511	AMP	P-O2P	2.39	1.64	1.54
3	2-S	7511	AMP	P-O2P	2.39	1.64	1.54
3	10-S	7511	AMP	P-O2P	2.39	1.64	1.54
3	9-S	7511	AMP	P-O2P	2.39	1.64	1.54
3	3-S	7511	AMP	P-O2P	2.39	1.64	1.54
3	7-S	7511	AMP	P-O2P	2.39	1.64	1.54
3	4-O	7503	AMP	P-O2P	2.38	1.64	1.54
3	5-O	7503	AMP	P-O2P	2.38	1.64	1.54
3	2-O	7503	AMP	P-O2P	2.38	1.64	1.54
3	10-O	7503	AMP	P-O2P	2.38	1.64	1.54
3	9-O	7503	AMP	P-O2P	2.38	1.64	1.54
3	1-O	7503	AMP	P-O2P	2.38	1.64	1.54
3	6-O	7503	AMP	P-O2P	2.38	1.64	1.54
3	3-O	7503	AMP	P-O2P	2.38	1.64	1.54
3	8-O	7503	AMP	P-O2P	2.38	1.64	1.54
3	7-O	7503	AMP	P-O2P	2.38	1.64	1.54
3	7-T	7513	AMP	P-O2P	2.38	1.64	1.54
3	10-T	7513	AMP	P-O2P	2.38	1.64	1.54
3	1-T	7513	AMP	P-O2P	2.38	1.64	1.54
3	2-T	7513	AMP	P-O2P	2.38	1.64	1.54
3	6-T	7513	AMP	P-O2P	2.38	1.64	1.54
3	9-T	7513	AMP	P-O2P	2.38	1.64	1.54
3	5-T	7513	AMP	P-O2P	2.38	1.64	1.54
3	3-T	7513	AMP	P-O2P	2.38	1.64	1.54
3	4-T	7513	AMP	P-O2P	2.38	1.64	1.54
3	8-T	7513	AMP	P-O2P	2.38	1.64	1.54
3	3-J	7493	AMP	P-O2P	2.38	1.64	1.54
3	1-C	7479	AMP	P-O2P	2.38	1.64	1.54
3	9-C	7479	AMP	P-O2P	2.38	1.64	1.54
3	8-C	7479	AMP	P-O2P	2.38	1.64	1.54
3	3-C	7479	AMP	P-O2P	2.38	1.64	1.54
3	1-J	7493	AMP	P-O2P	2.38	1.64	1.54
3	5-C	7479	AMP	P-O2P	2.38	1.64	1.54
3	6-C	7479	AMP	P-O2P	2.38	1.64	1.54
3	6-J	7493	AMP	P-O2P	2.38	1.64	1.54
3	7-C	7479	AMP	P-O2P	2.38	1.64	1.54

*Continued on next page...*

*Continued from previous page...*

Mol	Chain	Res	Type	Atoms	Z	Observed(Å)	Ideal(Å)
3	10-J	7493	AMP	P-O2P	2.38	1.64	1.54
3	7-J	7493	AMP	P-O2P	2.38	1.64	1.54
3	9-J	7493	AMP	P-O2P	2.38	1.64	1.54
3	4-C	7479	AMP	P-O2P	2.38	1.64	1.54
3	5-J	7493	AMP	P-O2P	2.38	1.64	1.54
3	8-J	7493	AMP	P-O2P	2.38	1.64	1.54
3	4-J	7493	AMP	P-O2P	2.38	1.64	1.54
3	10-C	7479	AMP	P-O2P	2.38	1.64	1.54
3	2-J	7493	AMP	P-O2P	2.38	1.64	1.54
3	2-C	7479	AMP	P-O2P	2.38	1.64	1.54
3	2-B	7477	AMP	P-O2P	2.38	1.64	1.54
3	4-B	7477	AMP	P-O2P	2.38	1.64	1.54
3	7-B	7477	AMP	P-O2P	2.38	1.64	1.54
3	8-B	7477	AMP	P-O2P	2.38	1.64	1.54
3	1-B	7477	AMP	P-O2P	2.38	1.64	1.54
3	3-B	7477	AMP	P-O2P	2.38	1.64	1.54
3	5-B	7477	AMP	P-O2P	2.38	1.64	1.54
3	10-B	7477	AMP	P-O2P	2.38	1.64	1.54
3	9-B	7477	AMP	P-O2P	2.38	1.64	1.54
3	6-B	7477	AMP	P-O2P	2.38	1.64	1.54
3	3-D	7481	AMP	P-O2P	2.38	1.64	1.54
3	4-D	7481	AMP	P-O2P	2.38	1.64	1.54
3	1-D	7481	AMP	P-O2P	2.38	1.64	1.54
3	8-D	7481	AMP	P-O2P	2.38	1.64	1.54
3	9-D	7481	AMP	P-O2P	2.38	1.64	1.54
3	7-D	7481	AMP	P-O2P	2.38	1.64	1.54
3	2-D	7481	AMP	P-O2P	2.38	1.64	1.54
3	10-D	7481	AMP	P-O2P	2.38	1.64	1.54
3	5-D	7481	AMP	P-O2P	2.38	1.64	1.54
3	6-D	7481	AMP	P-O2P	2.38	1.64	1.54
3	9-A	7475	AMP	P-O2P	2.38	1.64	1.54
3	4-A	7475	AMP	P-O2P	2.38	1.64	1.54
3	5-A	7475	AMP	P-O2P	2.38	1.64	1.54
3	7-A	7475	AMP	P-O2P	2.38	1.64	1.54
3	2-A	7475	AMP	P-O2P	2.38	1.64	1.54
3	10-A	7475	AMP	P-O2P	2.38	1.64	1.54
3	3-A	7475	AMP	P-O2P	2.38	1.64	1.54
3	8-A	7475	AMP	P-O2P	2.38	1.64	1.54
3	6-A	7475	AMP	P-O2P	2.38	1.64	1.54
3	1-A	7475	AMP	P-O2P	2.38	1.64	1.54
3	8-Q	7507	AMP	P-O2P	2.38	1.64	1.54
3	6-R	7509	AMP	P-O2P	2.38	1.64	1.54

*Continued on next page...*

*Continued from previous page...*

Mol	Chain	Res	Type	Atoms	Z	Observed(Å)	Ideal(Å)
3	3-Q	7507	AMP	P-O2P	2.38	1.64	1.54
3	2-R	7509	AMP	P-O2P	2.38	1.64	1.54
3	7-Q	7507	AMP	P-O2P	2.38	1.64	1.54
3	1-R	7509	AMP	P-O2P	2.38	1.64	1.54
3	10-R	7509	AMP	P-O2P	2.38	1.64	1.54
3	9-R	7509	AMP	P-O2P	2.38	1.64	1.54
3	7-R	7509	AMP	P-O2P	2.38	1.64	1.54
3	4-Q	7507	AMP	P-O2P	2.38	1.64	1.54
3	6-Q	7507	AMP	P-O2P	2.38	1.64	1.54
3	1-Q	7507	AMP	P-O2P	2.38	1.64	1.54
3	8-R	7509	AMP	P-O2P	2.38	1.64	1.54
3	5-R	7509	AMP	P-O2P	2.38	1.64	1.54
3	3-R	7509	AMP	P-O2P	2.38	1.64	1.54
3	5-Q	7507	AMP	P-O2P	2.38	1.64	1.54
3	2-Q	7507	AMP	P-O2P	2.38	1.64	1.54
3	4-R	7509	AMP	P-O2P	2.38	1.64	1.54
3	10-Q	7507	AMP	P-O2P	2.38	1.64	1.54
3	9-Q	7507	AMP	P-O2P	2.38	1.64	1.54
3	2-P	7505	AMP	P-O2P	2.37	1.64	1.54
3	10-P	7505	AMP	P-O2P	2.37	1.64	1.54
3	1-P	7505	AMP	P-O2P	2.37	1.64	1.54
3	7-P	7505	AMP	P-O2P	2.37	1.64	1.54
3	6-P	7505	AMP	P-O2P	2.37	1.64	1.54
3	3-P	7505	AMP	P-O2P	2.37	1.64	1.54
3	4-P	7505	AMP	P-O2P	2.37	1.64	1.54
3	8-P	7505	AMP	P-O2P	2.37	1.64	1.54
3	9-P	7505	AMP	P-O2P	2.37	1.64	1.54
3	5-P	7505	AMP	P-O2P	2.37	1.64	1.54
3	3-F	7485	AMP	P-O2P	2.37	1.64	1.54
3	10-F	7485	AMP	P-O2P	2.37	1.64	1.54
3	4-F	7485	AMP	P-O2P	2.37	1.64	1.54
3	1-F	7485	AMP	P-O2P	2.37	1.64	1.54
3	5-F	7485	AMP	P-O2P	2.37	1.64	1.54
3	2-F	7485	AMP	P-O2P	2.37	1.64	1.54
3	6-F	7485	AMP	P-O2P	2.37	1.64	1.54
3	7-F	7485	AMP	P-O2P	2.37	1.64	1.54
3	9-F	7485	AMP	P-O2P	2.37	1.64	1.54
3	8-F	7485	AMP	P-O2P	2.37	1.64	1.54
3	1-H	7489	AMP	P-O2P	2.37	1.64	1.54
3	3-H	7489	AMP	P-O2P	2.37	1.64	1.54
3	10-H	7489	AMP	P-O2P	2.37	1.64	1.54
3	7-H	7489	AMP	P-O2P	2.37	1.64	1.54

*Continued on next page...*

*Continued from previous page...*

Mol	Chain	Res	Type	Atoms	Z	Observed(Å)	Ideal(Å)
3	4-H	7489	AMP	P-O2P	2.37	1.64	1.54
3	9-H	7489	AMP	P-O2P	2.37	1.64	1.54
3	6-H	7489	AMP	P-O2P	2.37	1.64	1.54
3	2-H	7489	AMP	P-O2P	2.37	1.64	1.54
3	8-H	7489	AMP	P-O2P	2.37	1.64	1.54
3	5-H	7489	AMP	P-O2P	2.37	1.64	1.54
3	4-W	7519	AMP	P-O2P	2.37	1.64	1.54
3	9-W	7519	AMP	P-O2P	2.37	1.64	1.54
3	2-W	7519	AMP	P-O2P	2.37	1.64	1.54
3	6-W	7519	AMP	P-O2P	2.37	1.64	1.54
3	3-W	7519	AMP	P-O2P	2.37	1.64	1.54
3	8-W	7519	AMP	P-O2P	2.37	1.64	1.54
3	7-W	7519	AMP	P-O2P	2.37	1.64	1.54
3	1-W	7519	AMP	P-O2P	2.37	1.64	1.54
3	5-W	7519	AMP	P-O2P	2.37	1.64	1.54
3	10-W	7519	AMP	P-O2P	2.37	1.64	1.54
3	5-K	7495	AMP	P-O2P	2.37	1.64	1.54
3	8-K	7495	AMP	P-O2P	2.37	1.64	1.54
3	4-K	7495	AMP	P-O2P	2.37	1.64	1.54
3	2-K	7495	AMP	P-O2P	2.37	1.64	1.54
3	9-K	7495	AMP	P-O2P	2.37	1.64	1.54
3	7-K	7495	AMP	P-O2P	2.37	1.64	1.54
3	3-K	7495	AMP	P-O2P	2.37	1.64	1.54
3	6-K	7495	AMP	P-O2P	2.37	1.64	1.54
3	10-K	7495	AMP	P-O2P	2.37	1.64	1.54
3	1-K	7495	AMP	P-O2P	2.37	1.64	1.54
3	8-I	7491	AMP	P-O2P	2.37	1.64	1.54
3	2-I	7491	AMP	P-O2P	2.37	1.64	1.54
3	9-I	7491	AMP	P-O2P	2.37	1.64	1.54
3	8-N	7501	AMP	P-O2P	2.37	1.64	1.54
3	7-N	7501	AMP	P-O2P	2.37	1.64	1.54
3	6-I	7491	AMP	P-O2P	2.37	1.64	1.54
3	7-I	7491	AMP	P-O2P	2.37	1.64	1.54
3	1-I	7491	AMP	P-O2P	2.37	1.64	1.54
3	2-N	7501	AMP	P-O2P	2.37	1.64	1.54
3	4-I	7491	AMP	P-O2P	2.37	1.64	1.54
3	4-N	7501	AMP	P-O2P	2.37	1.64	1.54
3	9-N	7501	AMP	P-O2P	2.37	1.64	1.54
3	6-N	7501	AMP	P-O2P	2.37	1.64	1.54
3	1-N	7501	AMP	P-O2P	2.37	1.64	1.54
3	10-I	7491	AMP	P-O2P	2.37	1.64	1.54
3	10-N	7501	AMP	P-O2P	2.37	1.64	1.54

*Continued on next page...*

*Continued from previous page...*

Mol	Chain	Res	Type	Atoms	Z	Observed(Å)	Ideal(Å)
3	3-I	7491	AMP	P-O2P	2.37	1.64	1.54
3	5-I	7491	AMP	P-O2P	2.37	1.64	1.54
3	3-N	7501	AMP	P-O2P	2.37	1.64	1.54
3	5-N	7501	AMP	P-O2P	2.37	1.64	1.54
3	8-U	7515	AMP	P-O2P	2.37	1.64	1.54
3	9-U	7515	AMP	P-O2P	2.37	1.64	1.54
3	6-U	7515	AMP	P-O2P	2.37	1.64	1.54
3	5-U	7515	AMP	P-O2P	2.37	1.64	1.54
3	7-U	7515	AMP	P-O2P	2.37	1.64	1.54
3	2-U	7515	AMP	P-O2P	2.37	1.64	1.54
3	3-U	7515	AMP	P-O2P	2.37	1.64	1.54
3	1-U	7515	AMP	P-O2P	2.37	1.64	1.54
3	4-U	7515	AMP	P-O2P	2.37	1.64	1.54
3	10-U	7515	AMP	P-O2P	2.37	1.64	1.54
3	4-X	7521	AMP	P-O2P	2.37	1.64	1.54
3	6-X	7521	AMP	P-O2P	2.37	1.64	1.54
3	9-X	7521	AMP	P-O2P	2.37	1.64	1.54
3	7-X	7521	AMP	P-O2P	2.37	1.64	1.54
3	1-X	7521	AMP	P-O2P	2.37	1.64	1.54
3	2-X	7521	AMP	P-O2P	2.37	1.64	1.54
3	3-X	7521	AMP	P-O2P	2.37	1.64	1.54
3	10-X	7521	AMP	P-O2P	2.37	1.64	1.54
3	8-X	7521	AMP	P-O2P	2.37	1.64	1.54
3	5-X	7521	AMP	P-O2P	2.37	1.64	1.54
3	9-E	7483	AMP	P-O2P	2.36	1.63	1.54
3	8-E	7483	AMP	P-O2P	2.36	1.63	1.54
3	4-E	7483	AMP	P-O2P	2.36	1.63	1.54
3	5-E	7483	AMP	P-O2P	2.36	1.63	1.54
3	1-E	7483	AMP	P-O2P	2.36	1.63	1.54
3	7-E	7483	AMP	P-O2P	2.36	1.63	1.54
3	10-E	7483	AMP	P-O2P	2.36	1.63	1.54
3	6-E	7483	AMP	P-O2P	2.36	1.63	1.54
3	3-E	7483	AMP	P-O2P	2.36	1.63	1.54
3	2-E	7483	AMP	P-O2P	2.36	1.63	1.54
3	9-M	7499	AMP	P-O2P	2.36	1.63	1.54
3	2-M	7499	AMP	P-O2P	2.36	1.63	1.54
3	7-M	7499	AMP	P-O2P	2.36	1.63	1.54
3	5-M	7499	AMP	P-O2P	2.36	1.63	1.54
3	6-M	7499	AMP	P-O2P	2.36	1.63	1.54
3	8-M	7499	AMP	P-O2P	2.36	1.63	1.54
3	4-M	7499	AMP	P-O2P	2.36	1.63	1.54
3	10-M	7499	AMP	P-O2P	2.36	1.63	1.54

*Continued on next page...*



*Continued from previous page...*

Mol	Chain	Res	Type	Atoms	Z	Observed(Å)	Ideal(Å)
3	1-M	7499	AMP	P-O2P	2.36	1.63	1.54
3	3-M	7499	AMP	P-O2P	2.36	1.63	1.54
3	4-L	7497	AMP	P-O2P	2.36	1.63	1.54
3	5-L	7497	AMP	P-O2P	2.36	1.63	1.54
3	2-L	7497	AMP	P-O2P	2.36	1.63	1.54
3	8-L	7497	AMP	P-O2P	2.36	1.63	1.54
3	3-L	7497	AMP	P-O2P	2.36	1.63	1.54
3	9-L	7497	AMP	P-O2P	2.36	1.63	1.54
3	10-L	7497	AMP	P-O2P	2.36	1.63	1.54
3	1-L	7497	AMP	P-O2P	2.36	1.63	1.54
3	6-L	7497	AMP	P-O2P	2.36	1.63	1.54
3	7-L	7497	AMP	P-O2P	2.36	1.63	1.54
3	5-K	7495	AMP	C2'-C3'	2.33	1.59	1.53
3	8-K	7495	AMP	C2'-C3'	2.33	1.59	1.53
3	4-K	7495	AMP	C2'-C3'	2.33	1.59	1.53
3	2-K	7495	AMP	C2'-C3'	2.33	1.59	1.53
3	9-K	7495	AMP	C2'-C3'	2.33	1.59	1.53
3	7-K	7495	AMP	C2'-C3'	2.33	1.59	1.53
3	3-K	7495	AMP	C2'-C3'	2.33	1.59	1.53
3	6-K	7495	AMP	C2'-C3'	2.33	1.59	1.53
3	10-K	7495	AMP	C2'-C3'	2.33	1.59	1.53
3	1-K	7495	AMP	C2'-C3'	2.33	1.59	1.53
3	8-U	7515	AMP	C2'-C3'	2.32	1.59	1.53
3	9-U	7515	AMP	C2'-C3'	2.32	1.59	1.53
3	6-U	7515	AMP	C2'-C3'	2.32	1.59	1.53
3	5-U	7515	AMP	C2'-C3'	2.32	1.59	1.53
3	7-U	7515	AMP	C2'-C3'	2.32	1.59	1.53
3	2-U	7515	AMP	C2'-C3'	2.32	1.59	1.53
3	3-U	7515	AMP	C2'-C3'	2.32	1.59	1.53
3	1-U	7515	AMP	C2'-C3'	2.32	1.59	1.53
3	4-U	7515	AMP	C2'-C3'	2.32	1.59	1.53
3	10-U	7515	AMP	C2'-C3'	2.32	1.59	1.53
3	8-N	7501	AMP	C2'-C3'	2.32	1.59	1.53
3	7-N	7501	AMP	C2'-C3'	2.32	1.59	1.53
3	2-N	7501	AMP	C2'-C3'	2.32	1.59	1.53
3	4-N	7501	AMP	C2'-C3'	2.32	1.59	1.53
3	9-N	7501	AMP	C2'-C3'	2.32	1.59	1.53
3	6-N	7501	AMP	C2'-C3'	2.32	1.59	1.53
3	1-N	7501	AMP	C2'-C3'	2.32	1.59	1.53
3	10-N	7501	AMP	C2'-C3'	2.32	1.59	1.53
3	3-N	7501	AMP	C2'-C3'	2.32	1.59	1.53
3	5-N	7501	AMP	C2'-C3'	2.32	1.59	1.53

*Continued on next page...*

*Continued from previous page...*

Mol	Chain	Res	Type	Atoms	Z	Observed(Å)	Ideal(Å)
3	2-B	7477	AMP	C2'-C3'	2.32	1.59	1.53
3	3-F	7485	AMP	C2'-C3'	2.32	1.59	1.53
3	10-F	7485	AMP	C2'-C3'	2.32	1.59	1.53
3	4-F	7485	AMP	C2'-C3'	2.32	1.59	1.53
3	4-B	7477	AMP	C2'-C3'	2.32	1.59	1.53
3	7-B	7477	AMP	C2'-C3'	2.32	1.59	1.53
3	1-F	7485	AMP	C2'-C3'	2.32	1.59	1.53
3	8-B	7477	AMP	C2'-C3'	2.32	1.59	1.53
3	5-F	7485	AMP	C2'-C3'	2.32	1.59	1.53
3	2-F	7485	AMP	C2'-C3'	2.32	1.59	1.53
3	1-B	7477	AMP	C2'-C3'	2.32	1.59	1.53
3	3-B	7477	AMP	C2'-C3'	2.32	1.59	1.53
3	5-B	7477	AMP	C2'-C3'	2.32	1.59	1.53
3	6-F	7485	AMP	C2'-C3'	2.32	1.59	1.53
3	10-B	7477	AMP	C2'-C3'	2.32	1.59	1.53
3	7-F	7485	AMP	C2'-C3'	2.32	1.59	1.53
3	9-B	7477	AMP	C2'-C3'	2.32	1.59	1.53
3	6-B	7477	AMP	C2'-C3'	2.32	1.59	1.53
3	9-F	7485	AMP	C2'-C3'	2.32	1.59	1.53
3	8-F	7485	AMP	C2'-C3'	2.32	1.59	1.53
3	4-O	7503	AMP	C2'-C3'	2.32	1.59	1.53
3	5-O	7503	AMP	C2'-C3'	2.32	1.59	1.53
3	2-O	7503	AMP	C2'-C3'	2.32	1.59	1.53
3	10-O	7503	AMP	C2'-C3'	2.32	1.59	1.53
3	9-O	7503	AMP	C2'-C3'	2.32	1.59	1.53
3	1-O	7503	AMP	C2'-C3'	2.32	1.59	1.53
3	6-O	7503	AMP	C2'-C3'	2.32	1.59	1.53
3	3-O	7503	AMP	C2'-C3'	2.32	1.59	1.53
3	8-O	7503	AMP	C2'-C3'	2.32	1.59	1.53
3	7-O	7503	AMP	C2'-C3'	2.32	1.59	1.53
3	1-H	7489	AMP	C2'-C3'	2.32	1.59	1.53
3	3-H	7489	AMP	C2'-C3'	2.32	1.59	1.53
3	10-H	7489	AMP	C2'-C3'	2.32	1.59	1.53
3	7-H	7489	AMP	C2'-C3'	2.32	1.59	1.53
3	4-H	7489	AMP	C2'-C3'	2.32	1.59	1.53
3	9-H	7489	AMP	C2'-C3'	2.32	1.59	1.53
3	6-H	7489	AMP	C2'-C3'	2.32	1.59	1.53
3	2-H	7489	AMP	C2'-C3'	2.32	1.59	1.53
3	8-H	7489	AMP	C2'-C3'	2.32	1.59	1.53
3	5-H	7489	AMP	C2'-C3'	2.32	1.59	1.53
3	4-V	7517	AMP	C2'-C3'	2.31	1.59	1.53
3	2-V	7517	AMP	C2'-C3'	2.31	1.59	1.53

*Continued on next page...*

*Continued from previous page...*

Mol	Chain	Res	Type	Atoms	Z	Observed(Å)	Ideal(Å)
3	3-V	7517	AMP	C2'-C3'	2.31	1.59	1.53
3	9-V	7517	AMP	C2'-C3'	2.31	1.59	1.53
3	1-V	7517	AMP	C2'-C3'	2.31	1.59	1.53
3	10-V	7517	AMP	C2'-C3'	2.31	1.59	1.53
3	7-V	7517	AMP	C2'-C3'	2.31	1.59	1.53
3	6-V	7517	AMP	C2'-C3'	2.31	1.59	1.53
3	5-V	7517	AMP	C2'-C3'	2.31	1.59	1.53
3	8-V	7517	AMP	C2'-C3'	2.31	1.59	1.53
3	8-I	7491	AMP	C2'-C3'	2.31	1.59	1.53
3	2-I	7491	AMP	C2'-C3'	2.31	1.59	1.53
3	9-I	7491	AMP	C2'-C3'	2.31	1.59	1.53
3	6-I	7491	AMP	C2'-C3'	2.31	1.59	1.53
3	7-I	7491	AMP	C2'-C3'	2.31	1.59	1.53
3	1-I	7491	AMP	C2'-C3'	2.31	1.59	1.53
3	4-I	7491	AMP	C2'-C3'	2.31	1.59	1.53
3	10-I	7491	AMP	C2'-C3'	2.31	1.59	1.53
3	3-I	7491	AMP	C2'-C3'	2.31	1.59	1.53
3	5-I	7491	AMP	C2'-C3'	2.31	1.59	1.53
3	4-X	7521	AMP	C2'-C3'	2.31	1.59	1.53
3	6-X	7521	AMP	C2'-C3'	2.31	1.59	1.53
3	9-X	7521	AMP	C2'-C3'	2.31	1.59	1.53
3	7-X	7521	AMP	C2'-C3'	2.31	1.59	1.53
3	1-X	7521	AMP	C2'-C3'	2.31	1.59	1.53
3	2-X	7521	AMP	C2'-C3'	2.31	1.59	1.53
3	3-X	7521	AMP	C2'-C3'	2.31	1.59	1.53
3	10-X	7521	AMP	C2'-C3'	2.31	1.59	1.53
3	8-X	7521	AMP	C2'-C3'	2.31	1.59	1.53
3	5-X	7521	AMP	C2'-C3'	2.31	1.59	1.53
3	6-R	7509	AMP	C2'-C3'	2.30	1.59	1.53
3	2-R	7509	AMP	C2'-C3'	2.30	1.59	1.53
3	1-R	7509	AMP	C2'-C3'	2.30	1.59	1.53
3	10-R	7509	AMP	C2'-C3'	2.30	1.59	1.53
3	9-R	7509	AMP	C2'-C3'	2.30	1.59	1.53
3	7-R	7509	AMP	C2'-C3'	2.30	1.59	1.53
3	8-R	7509	AMP	C2'-C3'	2.30	1.59	1.53
3	5-R	7509	AMP	C2'-C3'	2.30	1.59	1.53
3	3-R	7509	AMP	C2'-C3'	2.30	1.59	1.53
3	4-R	7509	AMP	C2'-C3'	2.30	1.59	1.53
3	8-Q	7507	AMP	C2'-C3'	2.30	1.59	1.53
3	3-Q	7507	AMP	C2'-C3'	2.30	1.59	1.53
3	9-A	7475	AMP	C2'-C3'	2.30	1.59	1.53
3	7-Q	7507	AMP	C2'-C3'	2.30	1.59	1.53

*Continued on next page...*

*Continued from previous page...*

Mol	Chain	Res	Type	Atoms	Z	Observed(Å)	Ideal(Å)
3	4-A	7475	AMP	C2'-C3'	2.30	1.59	1.53
3	4-Q	7507	AMP	C2'-C3'	2.30	1.59	1.53
3	6-Q	7507	AMP	C2'-C3'	2.30	1.59	1.53
3	1-Q	7507	AMP	C2'-C3'	2.30	1.59	1.53
3	5-A	7475	AMP	C2'-C3'	2.30	1.59	1.53
3	7-A	7475	AMP	C2'-C3'	2.30	1.59	1.53
3	2-A	7475	AMP	C2'-C3'	2.30	1.59	1.53
3	5-Q	7507	AMP	C2'-C3'	2.30	1.59	1.53
3	2-Q	7507	AMP	C2'-C3'	2.30	1.59	1.53
3	10-A	7475	AMP	C2'-C3'	2.30	1.59	1.53
3	3-A	7475	AMP	C2'-C3'	2.30	1.59	1.53
3	8-A	7475	AMP	C2'-C3'	2.30	1.59	1.53
3	6-A	7475	AMP	C2'-C3'	2.30	1.59	1.53
3	1-A	7475	AMP	C2'-C3'	2.30	1.59	1.53
3	10-Q	7507	AMP	C2'-C3'	2.30	1.59	1.53
3	9-Q	7507	AMP	C2'-C3'	2.30	1.59	1.53
3	4-W	7519	AMP	C2'-C3'	2.30	1.59	1.53
3	9-W	7519	AMP	C2'-C3'	2.30	1.59	1.53
3	2-W	7519	AMP	C2'-C3'	2.30	1.59	1.53
3	6-W	7519	AMP	C2'-C3'	2.30	1.59	1.53
3	3-W	7519	AMP	C2'-C3'	2.30	1.59	1.53
3	8-W	7519	AMP	C2'-C3'	2.30	1.59	1.53
3	7-W	7519	AMP	C2'-C3'	2.30	1.59	1.53
3	1-W	7519	AMP	C2'-C3'	2.30	1.59	1.53
3	5-W	7519	AMP	C2'-C3'	2.30	1.59	1.53
3	10-W	7519	AMP	C2'-C3'	2.30	1.59	1.53
3	2-P	7505	AMP	C2'-C3'	2.30	1.59	1.53
3	3-D	7481	AMP	C2'-C3'	2.30	1.59	1.53
3	4-D	7481	AMP	C2'-C3'	2.30	1.59	1.53
3	10-P	7505	AMP	C2'-C3'	2.30	1.59	1.53
3	1-D	7481	AMP	C2'-C3'	2.30	1.59	1.53
3	1-P	7505	AMP	C2'-C3'	2.30	1.59	1.53
3	7-P	7505	AMP	C2'-C3'	2.30	1.59	1.53
3	6-P	7505	AMP	C2'-C3'	2.30	1.59	1.53
3	8-D	7481	AMP	C2'-C3'	2.30	1.59	1.53
3	3-P	7505	AMP	C2'-C3'	2.30	1.59	1.53
3	4-P	7505	AMP	C2'-C3'	2.30	1.59	1.53
3	8-P	7505	AMP	C2'-C3'	2.30	1.59	1.53
3	9-D	7481	AMP	C2'-C3'	2.30	1.59	1.53
3	7-D	7481	AMP	C2'-C3'	2.30	1.59	1.53
3	2-D	7481	AMP	C2'-C3'	2.30	1.59	1.53
3	10-D	7481	AMP	C2'-C3'	2.30	1.59	1.53

*Continued on next page...*

*Continued from previous page...*

Mol	Chain	Res	Type	Atoms	Z	Observed(Å)	Ideal(Å)
3	9-P	7505	AMP	C2'-C3'	2.30	1.59	1.53
3	5-D	7481	AMP	C2'-C3'	2.30	1.59	1.53
3	6-D	7481	AMP	C2'-C3'	2.30	1.59	1.53
3	5-P	7505	AMP	C2'-C3'	2.30	1.59	1.53
3	1-C	7479	AMP	C2'-C3'	2.30	1.59	1.53
3	9-C	7479	AMP	C2'-C3'	2.30	1.59	1.53
3	8-C	7479	AMP	C2'-C3'	2.30	1.59	1.53
3	3-C	7479	AMP	C2'-C3'	2.30	1.59	1.53
3	5-C	7479	AMP	C2'-C3'	2.30	1.59	1.53
3	6-C	7479	AMP	C2'-C3'	2.30	1.59	1.53
3	7-C	7479	AMP	C2'-C3'	2.30	1.59	1.53
3	4-C	7479	AMP	C2'-C3'	2.30	1.59	1.53
3	10-C	7479	AMP	C2'-C3'	2.30	1.59	1.53
3	2-C	7479	AMP	C2'-C3'	2.30	1.59	1.53
3	10-G	7487	AMP	C2'-C3'	2.30	1.59	1.53
3	3-G	7487	AMP	C2'-C3'	2.30	1.59	1.53
3	9-G	7487	AMP	C2'-C3'	2.30	1.59	1.53
3	8-G	7487	AMP	C2'-C3'	2.30	1.59	1.53
3	2-G	7487	AMP	C2'-C3'	2.30	1.59	1.53
3	4-G	7487	AMP	C2'-C3'	2.30	1.59	1.53
3	7-G	7487	AMP	C2'-C3'	2.30	1.59	1.53
3	1-G	7487	AMP	C2'-C3'	2.30	1.59	1.53
3	5-G	7487	AMP	C2'-C3'	2.30	1.59	1.53
3	6-G	7487	AMP	C2'-C3'	2.30	1.59	1.53
3	7-T	7513	AMP	C2'-C3'	2.30	1.59	1.53
3	10-T	7513	AMP	C2'-C3'	2.30	1.59	1.53
3	1-T	7513	AMP	C2'-C3'	2.30	1.59	1.53
3	2-T	7513	AMP	C2'-C3'	2.30	1.59	1.53
3	6-T	7513	AMP	C2'-C3'	2.30	1.59	1.53
3	9-T	7513	AMP	C2'-C3'	2.30	1.59	1.53
3	5-T	7513	AMP	C2'-C3'	2.30	1.59	1.53
3	3-T	7513	AMP	C2'-C3'	2.30	1.59	1.53
3	4-T	7513	AMP	C2'-C3'	2.30	1.59	1.53
3	8-T	7513	AMP	C2'-C3'	2.30	1.59	1.53
3	3-J	7493	AMP	C2'-C3'	2.29	1.59	1.53
3	1-J	7493	AMP	C2'-C3'	2.29	1.59	1.53
3	6-J	7493	AMP	C2'-C3'	2.29	1.59	1.53
3	10-J	7493	AMP	C2'-C3'	2.29	1.59	1.53
3	7-J	7493	AMP	C2'-C3'	2.29	1.59	1.53
3	9-J	7493	AMP	C2'-C3'	2.29	1.59	1.53
3	5-J	7493	AMP	C2'-C3'	2.29	1.59	1.53
3	8-J	7493	AMP	C2'-C3'	2.29	1.59	1.53

*Continued on next page...*

*Continued from previous page...*

Mol	Chain	Res	Type	Atoms	Z	Observed(Å)	Ideal(Å)
3	4-J	7493	AMP	C2'-C3'	2.29	1.59	1.53
3	2-J	7493	AMP	C2'-C3'	2.29	1.59	1.53
3	9-E	7483	AMP	C2'-C3'	2.29	1.59	1.53
3	8-E	7483	AMP	C2'-C3'	2.29	1.59	1.53
3	4-E	7483	AMP	C2'-C3'	2.29	1.59	1.53
3	5-E	7483	AMP	C2'-C3'	2.29	1.59	1.53
3	1-E	7483	AMP	C2'-C3'	2.29	1.59	1.53
3	7-E	7483	AMP	C2'-C3'	2.29	1.59	1.53
3	10-E	7483	AMP	C2'-C3'	2.29	1.59	1.53
3	6-E	7483	AMP	C2'-C3'	2.29	1.59	1.53
3	3-E	7483	AMP	C2'-C3'	2.29	1.59	1.53
3	2-E	7483	AMP	C2'-C3'	2.29	1.59	1.53
3	9-M	7499	AMP	C2'-C3'	2.29	1.59	1.53
3	2-M	7499	AMP	C2'-C3'	2.29	1.59	1.53
3	7-M	7499	AMP	C2'-C3'	2.29	1.59	1.53
3	5-M	7499	AMP	C2'-C3'	2.29	1.59	1.53
3	6-M	7499	AMP	C2'-C3'	2.29	1.59	1.53
3	8-M	7499	AMP	C2'-C3'	2.29	1.59	1.53
3	4-M	7499	AMP	C2'-C3'	2.29	1.59	1.53
3	10-M	7499	AMP	C2'-C3'	2.29	1.59	1.53
3	1-M	7499	AMP	C2'-C3'	2.29	1.59	1.53
3	3-M	7499	AMP	C2'-C3'	2.29	1.59	1.53
3	1-S	7511	AMP	C2'-C3'	2.28	1.59	1.53
3	6-S	7511	AMP	C2'-C3'	2.28	1.59	1.53
3	4-S	7511	AMP	C2'-C3'	2.28	1.59	1.53
3	8-S	7511	AMP	C2'-C3'	2.28	1.59	1.53
3	5-S	7511	AMP	C2'-C3'	2.28	1.59	1.53
3	2-S	7511	AMP	C2'-C3'	2.28	1.59	1.53
3	10-S	7511	AMP	C2'-C3'	2.28	1.59	1.53
3	9-S	7511	AMP	C2'-C3'	2.28	1.59	1.53
3	3-S	7511	AMP	C2'-C3'	2.28	1.59	1.53
3	7-S	7511	AMP	C2'-C3'	2.28	1.59	1.53
3	4-L	7497	AMP	C2'-C3'	2.28	1.59	1.53
3	5-L	7497	AMP	C2'-C3'	2.28	1.59	1.53
3	2-L	7497	AMP	C2'-C3'	2.28	1.59	1.53
3	8-L	7497	AMP	C2'-C3'	2.28	1.59	1.53
3	3-L	7497	AMP	C2'-C3'	2.28	1.59	1.53
3	9-L	7497	AMP	C2'-C3'	2.28	1.59	1.53
3	10-L	7497	AMP	C2'-C3'	2.28	1.59	1.53
3	1-L	7497	AMP	C2'-C3'	2.28	1.59	1.53
3	6-L	7497	AMP	C2'-C3'	2.28	1.59	1.53
3	7-L	7497	AMP	C2'-C3'	2.28	1.59	1.53

All (2640) bond angle outliers are listed below:

Mol	Chain	Res	Type	Atoms	Z	Observed(°)	Ideal(°)
3	2-P	7505	AMP	O4'-C1'-C2'	-13.64	87.00	106.93
3	10-P	7505	AMP	O4'-C1'-C2'	-13.64	87.00	106.93
3	1-P	7505	AMP	O4'-C1'-C2'	-13.64	87.00	106.93
3	7-P	7505	AMP	O4'-C1'-C2'	-13.64	87.00	106.93
3	6-P	7505	AMP	O4'-C1'-C2'	-13.64	87.00	106.93
3	3-P	7505	AMP	O4'-C1'-C2'	-13.64	87.00	106.93
3	4-P	7505	AMP	O4'-C1'-C2'	-13.64	87.00	106.93
3	8-P	7505	AMP	O4'-C1'-C2'	-13.64	87.00	106.93
3	9-P	7505	AMP	O4'-C1'-C2'	-13.64	87.00	106.93
3	5-P	7505	AMP	O4'-C1'-C2'	-13.64	87.00	106.93
3	3-J	7493	AMP	O4'-C1'-C2'	-13.63	87.00	106.93
3	1-J	7493	AMP	O4'-C1'-C2'	-13.63	87.00	106.93
3	6-J	7493	AMP	O4'-C1'-C2'	-13.63	87.00	106.93
3	10-J	7493	AMP	O4'-C1'-C2'	-13.63	87.00	106.93
3	7-J	7493	AMP	O4'-C1'-C2'	-13.63	87.00	106.93
3	9-J	7493	AMP	O4'-C1'-C2'	-13.63	87.00	106.93
3	5-J	7493	AMP	O4'-C1'-C2'	-13.63	87.00	106.93
3	8-J	7493	AMP	O4'-C1'-C2'	-13.63	87.00	106.93
3	4-J	7493	AMP	O4'-C1'-C2'	-13.63	87.00	106.93
3	2-J	7493	AMP	O4'-C1'-C2'	-13.63	87.00	106.93
3	9-E	7483	AMP	O4'-C1'-C2'	-13.63	87.00	106.93
3	8-E	7483	AMP	O4'-C1'-C2'	-13.63	87.00	106.93
3	4-E	7483	AMP	O4'-C1'-C2'	-13.63	87.00	106.93
3	5-E	7483	AMP	O4'-C1'-C2'	-13.63	87.00	106.93
3	1-E	7483	AMP	O4'-C1'-C2'	-13.63	87.00	106.93
3	7-E	7483	AMP	O4'-C1'-C2'	-13.63	87.00	106.93
3	10-E	7483	AMP	O4'-C1'-C2'	-13.63	87.00	106.93
3	6-E	7483	AMP	O4'-C1'-C2'	-13.63	87.00	106.93
3	3-E	7483	AMP	O4'-C1'-C2'	-13.63	87.00	106.93
3	2-E	7483	AMP	O4'-C1'-C2'	-13.63	87.00	106.93
3	8-N	7501	AMP	O4'-C1'-C2'	-13.63	87.01	106.93
3	7-N	7501	AMP	O4'-C1'-C2'	-13.63	87.01	106.93
3	2-N	7501	AMP	O4'-C1'-C2'	-13.63	87.01	106.93
3	4-N	7501	AMP	O4'-C1'-C2'	-13.63	87.01	106.93
3	9-N	7501	AMP	O4'-C1'-C2'	-13.63	87.01	106.93
3	6-N	7501	AMP	O4'-C1'-C2'	-13.63	87.01	106.93
3	1-N	7501	AMP	O4'-C1'-C2'	-13.63	87.01	106.93
3	10-N	7501	AMP	O4'-C1'-C2'	-13.63	87.01	106.93
3	3-N	7501	AMP	O4'-C1'-C2'	-13.63	87.01	106.93
3	5-N	7501	AMP	O4'-C1'-C2'	-13.63	87.01	106.93
3	10-G	7487	AMP	O4'-C1'-C2'	-13.63	87.01	106.93
3	3-G	7487	AMP	O4'-C1'-C2'	-13.63	87.01	106.93

*Continued on next page...*

*Continued from previous page...*

Mol	Chain	Res	Type	Atoms	Z	Observed(°)	Ideal(°)
3	9-G	7487	AMP	O4'-C1'-C2'	-13.63	87.01	106.93
3	8-G	7487	AMP	O4'-C1'-C2'	-13.63	87.01	106.93
3	2-G	7487	AMP	O4'-C1'-C2'	-13.63	87.01	106.93
3	4-G	7487	AMP	O4'-C1'-C2'	-13.63	87.01	106.93
3	7-G	7487	AMP	O4'-C1'-C2'	-13.63	87.01	106.93
3	1-G	7487	AMP	O4'-C1'-C2'	-13.63	87.01	106.93
3	5-G	7487	AMP	O4'-C1'-C2'	-13.63	87.01	106.93
3	6-G	7487	AMP	O4'-C1'-C2'	-13.63	87.01	106.93
3	4-O	7503	AMP	O4'-C1'-C2'	-13.62	87.02	106.93
3	5-O	7503	AMP	O4'-C1'-C2'	-13.62	87.02	106.93
3	2-O	7503	AMP	O4'-C1'-C2'	-13.62	87.02	106.93
3	10-O	7503	AMP	O4'-C1'-C2'	-13.62	87.02	106.93
3	9-O	7503	AMP	O4'-C1'-C2'	-13.62	87.02	106.93
3	1-O	7503	AMP	O4'-C1'-C2'	-13.62	87.02	106.93
3	6-O	7503	AMP	O4'-C1'-C2'	-13.62	87.02	106.93
3	3-O	7503	AMP	O4'-C1'-C2'	-13.62	87.02	106.93
3	8-O	7503	AMP	O4'-C1'-C2'	-13.62	87.02	106.93
3	7-O	7503	AMP	O4'-C1'-C2'	-13.62	87.02	106.93
3	9-M	7499	AMP	O4'-C1'-C2'	-13.62	87.02	106.93
3	2-M	7499	AMP	O4'-C1'-C2'	-13.62	87.02	106.93
3	7-M	7499	AMP	O4'-C1'-C2'	-13.62	87.02	106.93
3	5-M	7499	AMP	O4'-C1'-C2'	-13.62	87.02	106.93
3	6-M	7499	AMP	O4'-C1'-C2'	-13.62	87.02	106.93
3	8-M	7499	AMP	O4'-C1'-C2'	-13.62	87.02	106.93
3	4-M	7499	AMP	O4'-C1'-C2'	-13.62	87.02	106.93
3	10-M	7499	AMP	O4'-C1'-C2'	-13.62	87.02	106.93
3	1-M	7499	AMP	O4'-C1'-C2'	-13.62	87.02	106.93
3	3-M	7499	AMP	O4'-C1'-C2'	-13.62	87.02	106.93
3	1-C	7479	AMP	O4'-C1'-C2'	-13.62	87.03	106.93
3	9-C	7479	AMP	O4'-C1'-C2'	-13.62	87.03	106.93
3	8-C	7479	AMP	O4'-C1'-C2'	-13.62	87.03	106.93
3	3-C	7479	AMP	O4'-C1'-C2'	-13.62	87.03	106.93
3	5-C	7479	AMP	O4'-C1'-C2'	-13.62	87.03	106.93
3	6-C	7479	AMP	O4'-C1'-C2'	-13.62	87.03	106.93
3	7-C	7479	AMP	O4'-C1'-C2'	-13.62	87.03	106.93
3	4-C	7479	AMP	O4'-C1'-C2'	-13.62	87.03	106.93
3	10-C	7479	AMP	O4'-C1'-C2'	-13.62	87.03	106.93
3	2-C	7479	AMP	O4'-C1'-C2'	-13.62	87.03	106.93
3	3-F	7485	AMP	O4'-C1'-C2'	-13.61	87.03	106.93
3	10-F	7485	AMP	O4'-C1'-C2'	-13.61	87.03	106.93
3	4-F	7485	AMP	O4'-C1'-C2'	-13.61	87.03	106.93
3	1-F	7485	AMP	O4'-C1'-C2'	-13.61	87.03	106.93

*Continued on next page...*



*Continued from previous page...*

Mol	Chain	Res	Type	Atoms	Z	Observed(°)	Ideal(°)
3	5-F	7485	AMP	O4'-C1'-C2'	-13.61	87.03	106.93
3	2-F	7485	AMP	O4'-C1'-C2'	-13.61	87.03	106.93
3	6-F	7485	AMP	O4'-C1'-C2'	-13.61	87.03	106.93
3	7-F	7485	AMP	O4'-C1'-C2'	-13.61	87.03	106.93
3	9-F	7485	AMP	O4'-C1'-C2'	-13.61	87.03	106.93
3	8-F	7485	AMP	O4'-C1'-C2'	-13.61	87.03	106.93
3	4-W	7519	AMP	O4'-C1'-C2'	-13.61	87.04	106.93
3	9-W	7519	AMP	O4'-C1'-C2'	-13.61	87.04	106.93
3	2-W	7519	AMP	O4'-C1'-C2'	-13.61	87.04	106.93
3	6-W	7519	AMP	O4'-C1'-C2'	-13.61	87.04	106.93
3	3-W	7519	AMP	O4'-C1'-C2'	-13.61	87.04	106.93
3	8-W	7519	AMP	O4'-C1'-C2'	-13.61	87.04	106.93
3	7-W	7519	AMP	O4'-C1'-C2'	-13.61	87.04	106.93
3	1-W	7519	AMP	O4'-C1'-C2'	-13.61	87.04	106.93
3	5-W	7519	AMP	O4'-C1'-C2'	-13.61	87.04	106.93
3	10-W	7519	AMP	O4'-C1'-C2'	-13.61	87.04	106.93
3	5-K	7495	AMP	O4'-C1'-C2'	-13.61	87.04	106.93
3	8-K	7495	AMP	O4'-C1'-C2'	-13.61	87.04	106.93
3	4-K	7495	AMP	O4'-C1'-C2'	-13.61	87.04	106.93
3	2-K	7495	AMP	O4'-C1'-C2'	-13.61	87.04	106.93
3	9-K	7495	AMP	O4'-C1'-C2'	-13.61	87.04	106.93
3	7-K	7495	AMP	O4'-C1'-C2'	-13.61	87.04	106.93
3	3-K	7495	AMP	O4'-C1'-C2'	-13.61	87.04	106.93
3	6-K	7495	AMP	O4'-C1'-C2'	-13.61	87.04	106.93
3	10-K	7495	AMP	O4'-C1'-C2'	-13.61	87.04	106.93
3	1-K	7495	AMP	O4'-C1'-C2'	-13.61	87.04	106.93
3	1-H	7489	AMP	O4'-C1'-C2'	-13.61	87.04	106.93
3	3-H	7489	AMP	O4'-C1'-C2'	-13.61	87.04	106.93
3	10-H	7489	AMP	O4'-C1'-C2'	-13.61	87.04	106.93
3	7-H	7489	AMP	O4'-C1'-C2'	-13.61	87.04	106.93
3	4-H	7489	AMP	O4'-C1'-C2'	-13.61	87.04	106.93
3	9-H	7489	AMP	O4'-C1'-C2'	-13.61	87.04	106.93
3	6-H	7489	AMP	O4'-C1'-C2'	-13.61	87.04	106.93
3	2-H	7489	AMP	O4'-C1'-C2'	-13.61	87.04	106.93
3	8-H	7489	AMP	O4'-C1'-C2'	-13.61	87.04	106.93
3	5-H	7489	AMP	O4'-C1'-C2'	-13.61	87.04	106.93
3	4-X	7521	AMP	O4'-C1'-C2'	-13.61	87.04	106.93
3	6-X	7521	AMP	O4'-C1'-C2'	-13.61	87.04	106.93
3	9-X	7521	AMP	O4'-C1'-C2'	-13.61	87.04	106.93
3	7-X	7521	AMP	O4'-C1'-C2'	-13.61	87.04	106.93
3	1-X	7521	AMP	O4'-C1'-C2'	-13.61	87.04	106.93
3	2-X	7521	AMP	O4'-C1'-C2'	-13.61	87.04	106.93

*Continued on next page...*

*Continued from previous page...*

Mol	Chain	Res	Type	Atoms	Z	Observed(°)	Ideal(°)
3	3-X	7521	AMP	O4'-C1'-C2'	-13.61	87.04	106.93
3	10-X	7521	AMP	O4'-C1'-C2'	-13.61	87.04	106.93
3	8-X	7521	AMP	O4'-C1'-C2'	-13.61	87.04	106.93
3	5-X	7521	AMP	O4'-C1'-C2'	-13.61	87.04	106.93
3	9-A	7475	AMP	O4'-C1'-C2'	-13.61	87.04	106.93
3	4-A	7475	AMP	O4'-C1'-C2'	-13.61	87.04	106.93
3	5-A	7475	AMP	O4'-C1'-C2'	-13.61	87.04	106.93
3	7-A	7475	AMP	O4'-C1'-C2'	-13.61	87.04	106.93
3	2-A	7475	AMP	O4'-C1'-C2'	-13.61	87.04	106.93
3	10-A	7475	AMP	O4'-C1'-C2'	-13.61	87.04	106.93
3	3-A	7475	AMP	O4'-C1'-C2'	-13.61	87.04	106.93
3	8-A	7475	AMP	O4'-C1'-C2'	-13.61	87.04	106.93
3	6-A	7475	AMP	O4'-C1'-C2'	-13.61	87.04	106.93
3	1-A	7475	AMP	O4'-C1'-C2'	-13.61	87.04	106.93
3	3-D	7481	AMP	O4'-C1'-C2'	-13.61	87.04	106.93
3	4-D	7481	AMP	O4'-C1'-C2'	-13.61	87.04	106.93
3	1-D	7481	AMP	O4'-C1'-C2'	-13.61	87.04	106.93
3	8-D	7481	AMP	O4'-C1'-C2'	-13.61	87.04	106.93
3	9-D	7481	AMP	O4'-C1'-C2'	-13.61	87.04	106.93
3	7-D	7481	AMP	O4'-C1'-C2'	-13.61	87.04	106.93
3	2-D	7481	AMP	O4'-C1'-C2'	-13.61	87.04	106.93
3	10-D	7481	AMP	O4'-C1'-C2'	-13.61	87.04	106.93
3	5-D	7481	AMP	O4'-C1'-C2'	-13.61	87.04	106.93
3	6-D	7481	AMP	O4'-C1'-C2'	-13.61	87.04	106.93
3	8-U	7515	AMP	O4'-C1'-C2'	-13.60	87.05	106.93
3	9-U	7515	AMP	O4'-C1'-C2'	-13.60	87.05	106.93
3	6-U	7515	AMP	O4'-C1'-C2'	-13.60	87.05	106.93
3	5-U	7515	AMP	O4'-C1'-C2'	-13.60	87.05	106.93
3	7-U	7515	AMP	O4'-C1'-C2'	-13.60	87.05	106.93
3	2-U	7515	AMP	O4'-C1'-C2'	-13.60	87.05	106.93
3	3-U	7515	AMP	O4'-C1'-C2'	-13.60	87.05	106.93
3	1-U	7515	AMP	O4'-C1'-C2'	-13.60	87.05	106.93
3	4-U	7515	AMP	O4'-C1'-C2'	-13.60	87.05	106.93
3	10-U	7515	AMP	O4'-C1'-C2'	-13.60	87.05	106.93
3	7-T	7513	AMP	O4'-C1'-C2'	-13.60	87.05	106.93
3	10-T	7513	AMP	O4'-C1'-C2'	-13.60	87.05	106.93
3	1-T	7513	AMP	O4'-C1'-C2'	-13.60	87.05	106.93
3	2-T	7513	AMP	O4'-C1'-C2'	-13.60	87.05	106.93
3	6-T	7513	AMP	O4'-C1'-C2'	-13.60	87.05	106.93
3	9-T	7513	AMP	O4'-C1'-C2'	-13.60	87.05	106.93
3	5-T	7513	AMP	O4'-C1'-C2'	-13.60	87.05	106.93
3	3-T	7513	AMP	O4'-C1'-C2'	-13.60	87.05	106.93

*Continued on next page...*

*Continued from previous page...*

Mol	Chain	Res	Type	Atoms	Z	Observed(°)	Ideal(°)
3	4-T	7513	AMP	O4'-C1'-C2'	-13.60	87.05	106.93
3	8-T	7513	AMP	O4'-C1'-C2'	-13.60	87.05	106.93
3	4-L	7497	AMP	O4'-C1'-C2'	-13.60	87.05	106.93
3	5-L	7497	AMP	O4'-C1'-C2'	-13.60	87.05	106.93
3	2-L	7497	AMP	O4'-C1'-C2'	-13.60	87.05	106.93
3	8-L	7497	AMP	O4'-C1'-C2'	-13.60	87.05	106.93
3	3-L	7497	AMP	O4'-C1'-C2'	-13.60	87.05	106.93
3	9-L	7497	AMP	O4'-C1'-C2'	-13.60	87.05	106.93
3	10-L	7497	AMP	O4'-C1'-C2'	-13.60	87.05	106.93
3	1-L	7497	AMP	O4'-C1'-C2'	-13.60	87.05	106.93
3	6-L	7497	AMP	O4'-C1'-C2'	-13.60	87.05	106.93
3	7-L	7497	AMP	O4'-C1'-C2'	-13.60	87.05	106.93
3	8-Q	7507	AMP	O4'-C1'-C2'	-13.60	87.06	106.93
3	3-Q	7507	AMP	O4'-C1'-C2'	-13.60	87.06	106.93
3	7-Q	7507	AMP	O4'-C1'-C2'	-13.60	87.06	106.93
3	4-Q	7507	AMP	O4'-C1'-C2'	-13.60	87.06	106.93
3	6-Q	7507	AMP	O4'-C1'-C2'	-13.60	87.06	106.93
3	1-Q	7507	AMP	O4'-C1'-C2'	-13.60	87.06	106.93
3	5-Q	7507	AMP	O4'-C1'-C2'	-13.60	87.06	106.93
3	2-Q	7507	AMP	O4'-C1'-C2'	-13.60	87.06	106.93
3	10-Q	7507	AMP	O4'-C1'-C2'	-13.60	87.06	106.93
3	9-Q	7507	AMP	O4'-C1'-C2'	-13.60	87.06	106.93
3	8-I	7491	AMP	O4'-C1'-C2'	-13.60	87.06	106.93
3	2-I	7491	AMP	O4'-C1'-C2'	-13.60	87.06	106.93
3	9-I	7491	AMP	O4'-C1'-C2'	-13.60	87.06	106.93
3	6-I	7491	AMP	O4'-C1'-C2'	-13.60	87.06	106.93
3	7-I	7491	AMP	O4'-C1'-C2'	-13.60	87.06	106.93
3	1-I	7491	AMP	O4'-C1'-C2'	-13.60	87.06	106.93
3	4-I	7491	AMP	O4'-C1'-C2'	-13.60	87.06	106.93
3	10-I	7491	AMP	O4'-C1'-C2'	-13.60	87.06	106.93
3	3-I	7491	AMP	O4'-C1'-C2'	-13.60	87.06	106.93
3	5-I	7491	AMP	O4'-C1'-C2'	-13.60	87.06	106.93
3	2-B	7477	AMP	O4'-C1'-C2'	-13.59	87.06	106.93
3	4-B	7477	AMP	O4'-C1'-C2'	-13.59	87.06	106.93
3	7-B	7477	AMP	O4'-C1'-C2'	-13.59	87.06	106.93
3	8-B	7477	AMP	O4'-C1'-C2'	-13.59	87.06	106.93
3	1-B	7477	AMP	O4'-C1'-C2'	-13.59	87.06	106.93
3	3-B	7477	AMP	O4'-C1'-C2'	-13.59	87.06	106.93
3	5-B	7477	AMP	O4'-C1'-C2'	-13.59	87.06	106.93
3	10-B	7477	AMP	O4'-C1'-C2'	-13.59	87.06	106.93
3	9-B	7477	AMP	O4'-C1'-C2'	-13.59	87.06	106.93
3	6-B	7477	AMP	O4'-C1'-C2'	-13.59	87.06	106.93

*Continued on next page...*

*Continued from previous page...*

Mol	Chain	Res	Type	Atoms	Z	Observed(°)	Ideal(°)
3	4-V	7517	AMP	O4'-C1'-C2'	-13.59	87.06	106.93
3	2-V	7517	AMP	O4'-C1'-C2'	-13.59	87.06	106.93
3	3-V	7517	AMP	O4'-C1'-C2'	-13.59	87.06	106.93
3	9-V	7517	AMP	O4'-C1'-C2'	-13.59	87.06	106.93
3	1-V	7517	AMP	O4'-C1'-C2'	-13.59	87.06	106.93
3	10-V	7517	AMP	O4'-C1'-C2'	-13.59	87.06	106.93
3	7-V	7517	AMP	O4'-C1'-C2'	-13.59	87.06	106.93
3	6-V	7517	AMP	O4'-C1'-C2'	-13.59	87.06	106.93
3	5-V	7517	AMP	O4'-C1'-C2'	-13.59	87.06	106.93
3	8-V	7517	AMP	O4'-C1'-C2'	-13.59	87.06	106.93
3	6-R	7509	AMP	O4'-C1'-C2'	-13.59	87.06	106.93
3	2-R	7509	AMP	O4'-C1'-C2'	-13.59	87.06	106.93
3	1-R	7509	AMP	O4'-C1'-C2'	-13.59	87.06	106.93
3	10-R	7509	AMP	O4'-C1'-C2'	-13.59	87.06	106.93
3	9-R	7509	AMP	O4'-C1'-C2'	-13.59	87.06	106.93
3	7-R	7509	AMP	O4'-C1'-C2'	-13.59	87.06	106.93
3	8-R	7509	AMP	O4'-C1'-C2'	-13.59	87.06	106.93
3	5-R	7509	AMP	O4'-C1'-C2'	-13.59	87.06	106.93
3	3-R	7509	AMP	O4'-C1'-C2'	-13.59	87.06	106.93
3	4-R	7509	AMP	O4'-C1'-C2'	-13.59	87.06	106.93
3	1-S	7511	AMP	O4'-C1'-C2'	-13.59	87.06	106.93
3	6-S	7511	AMP	O4'-C1'-C2'	-13.59	87.06	106.93
3	4-S	7511	AMP	O4'-C1'-C2'	-13.59	87.06	106.93
3	8-S	7511	AMP	O4'-C1'-C2'	-13.59	87.06	106.93
3	5-S	7511	AMP	O4'-C1'-C2'	-13.59	87.06	106.93
3	2-S	7511	AMP	O4'-C1'-C2'	-13.59	87.06	106.93
3	10-S	7511	AMP	O4'-C1'-C2'	-13.59	87.06	106.93
3	9-S	7511	AMP	O4'-C1'-C2'	-13.59	87.06	106.93
3	3-S	7511	AMP	O4'-C1'-C2'	-13.59	87.06	106.93
3	7-S	7511	AMP	O4'-C1'-C2'	-13.59	87.06	106.93
3	4-X	7521	AMP	O5'-C5'-C4'	8.40	137.89	108.99
3	6-X	7521	AMP	O5'-C5'-C4'	8.40	137.89	108.99
3	9-X	7521	AMP	O5'-C5'-C4'	8.40	137.89	108.99
3	7-X	7521	AMP	O5'-C5'-C4'	8.40	137.89	108.99
3	1-X	7521	AMP	O5'-C5'-C4'	8.40	137.89	108.99
3	2-X	7521	AMP	O5'-C5'-C4'	8.40	137.89	108.99
3	3-X	7521	AMP	O5'-C5'-C4'	8.40	137.89	108.99
3	10-X	7521	AMP	O5'-C5'-C4'	8.40	137.89	108.99
3	8-X	7521	AMP	O5'-C5'-C4'	8.40	137.89	108.99
3	5-X	7521	AMP	O5'-C5'-C4'	8.40	137.89	108.99
3	2-P	7505	AMP	O5'-C5'-C4'	8.39	137.88	108.99
3	10-P	7505	AMP	O5'-C5'-C4'	8.39	137.88	108.99

*Continued on next page...*

*Continued from previous page...*

Mol	Chain	Res	Type	Atoms	Z	Observed(°)	Ideal(°)
3	1-P	7505	AMP	O5'-C5'-C4'	8.39	137.88	108.99
3	7-P	7505	AMP	O5'-C5'-C4'	8.39	137.88	108.99
3	6-P	7505	AMP	O5'-C5'-C4'	8.39	137.88	108.99
3	3-P	7505	AMP	O5'-C5'-C4'	8.39	137.88	108.99
3	4-P	7505	AMP	O5'-C5'-C4'	8.39	137.88	108.99
3	8-P	7505	AMP	O5'-C5'-C4'	8.39	137.88	108.99
3	9-P	7505	AMP	O5'-C5'-C4'	8.39	137.88	108.99
3	5-P	7505	AMP	O5'-C5'-C4'	8.39	137.88	108.99
3	8-I	7491	AMP	O5'-C5'-C4'	8.39	137.87	108.99
3	2-I	7491	AMP	O5'-C5'-C4'	8.39	137.87	108.99
3	9-I	7491	AMP	O5'-C5'-C4'	8.39	137.87	108.99
3	6-I	7491	AMP	O5'-C5'-C4'	8.39	137.87	108.99
3	7-I	7491	AMP	O5'-C5'-C4'	8.39	137.87	108.99
3	1-I	7491	AMP	O5'-C5'-C4'	8.39	137.87	108.99
3	4-I	7491	AMP	O5'-C5'-C4'	8.39	137.87	108.99
3	10-I	7491	AMP	O5'-C5'-C4'	8.39	137.87	108.99
3	3-I	7491	AMP	O5'-C5'-C4'	8.39	137.87	108.99
3	5-I	7491	AMP	O5'-C5'-C4'	8.39	137.87	108.99
3	1-C	7479	AMP	O5'-C5'-C4'	8.39	137.87	108.99
3	9-C	7479	AMP	O5'-C5'-C4'	8.39	137.87	108.99
3	8-C	7479	AMP	O5'-C5'-C4'	8.39	137.87	108.99
3	3-C	7479	AMP	O5'-C5'-C4'	8.39	137.87	108.99
3	5-C	7479	AMP	O5'-C5'-C4'	8.39	137.87	108.99
3	6-C	7479	AMP	O5'-C5'-C4'	8.39	137.87	108.99
3	7-C	7479	AMP	O5'-C5'-C4'	8.39	137.87	108.99
3	4-C	7479	AMP	O5'-C5'-C4'	8.39	137.87	108.99
3	10-C	7479	AMP	O5'-C5'-C4'	8.39	137.87	108.99
3	2-C	7479	AMP	O5'-C5'-C4'	8.39	137.87	108.99
3	7-T	7513	AMP	O5'-C5'-C4'	8.39	137.86	108.99
3	10-T	7513	AMP	O5'-C5'-C4'	8.39	137.86	108.99
3	1-T	7513	AMP	O5'-C5'-C4'	8.39	137.86	108.99
3	2-T	7513	AMP	O5'-C5'-C4'	8.39	137.86	108.99
3	6-T	7513	AMP	O5'-C5'-C4'	8.39	137.86	108.99
3	9-T	7513	AMP	O5'-C5'-C4'	8.39	137.86	108.99
3	5-T	7513	AMP	O5'-C5'-C4'	8.39	137.86	108.99
3	3-T	7513	AMP	O5'-C5'-C4'	8.39	137.86	108.99
3	4-T	7513	AMP	O5'-C5'-C4'	8.39	137.86	108.99
3	8-T	7513	AMP	O5'-C5'-C4'	8.39	137.86	108.99
3	4-V	7517	AMP	O5'-C5'-C4'	8.39	137.86	108.99
3	2-V	7517	AMP	O5'-C5'-C4'	8.39	137.86	108.99
3	3-V	7517	AMP	O5'-C5'-C4'	8.39	137.86	108.99
3	9-V	7517	AMP	O5'-C5'-C4'	8.39	137.86	108.99

*Continued on next page...*

*Continued from previous page...*

Mol	Chain	Res	Type	Atoms	Z	Observed(°)	Ideal(°)
3	1-V	7517	AMP	O5'-C5'-C4'	8.39	137.86	108.99
3	10-V	7517	AMP	O5'-C5'-C4'	8.39	137.86	108.99
3	7-V	7517	AMP	O5'-C5'-C4'	8.39	137.86	108.99
3	6-V	7517	AMP	O5'-C5'-C4'	8.39	137.86	108.99
3	5-V	7517	AMP	O5'-C5'-C4'	8.39	137.86	108.99
3	8-V	7517	AMP	O5'-C5'-C4'	8.39	137.86	108.99
3	9-M	7499	AMP	O5'-C5'-C4'	8.39	137.86	108.99
3	2-M	7499	AMP	O5'-C5'-C4'	8.39	137.86	108.99
3	7-M	7499	AMP	O5'-C5'-C4'	8.39	137.86	108.99
3	5-M	7499	AMP	O5'-C5'-C4'	8.39	137.86	108.99
3	6-M	7499	AMP	O5'-C5'-C4'	8.39	137.86	108.99
3	8-M	7499	AMP	O5'-C5'-C4'	8.39	137.86	108.99
3	4-M	7499	AMP	O5'-C5'-C4'	8.39	137.86	108.99
3	10-M	7499	AMP	O5'-C5'-C4'	8.39	137.86	108.99
3	1-M	7499	AMP	O5'-C5'-C4'	8.39	137.86	108.99
3	3-M	7499	AMP	O5'-C5'-C4'	8.39	137.86	108.99
3	8-U	7515	AMP	O5'-C5'-C4'	8.39	137.86	108.99
3	9-U	7515	AMP	O5'-C5'-C4'	8.39	137.86	108.99
3	6-U	7515	AMP	O5'-C5'-C4'	8.39	137.86	108.99
3	5-U	7515	AMP	O5'-C5'-C4'	8.39	137.86	108.99
3	7-U	7515	AMP	O5'-C5'-C4'	8.39	137.86	108.99
3	2-U	7515	AMP	O5'-C5'-C4'	8.39	137.86	108.99
3	3-U	7515	AMP	O5'-C5'-C4'	8.39	137.86	108.99
3	1-U	7515	AMP	O5'-C5'-C4'	8.39	137.86	108.99
3	4-U	7515	AMP	O5'-C5'-C4'	8.39	137.86	108.99
3	10-U	7515	AMP	O5'-C5'-C4'	8.39	137.86	108.99
3	1-S	7511	AMP	O5'-C5'-C4'	8.39	137.85	108.99
3	4-W	7519	AMP	O5'-C5'-C4'	8.39	137.85	108.99
3	6-S	7511	AMP	O5'-C5'-C4'	8.39	137.85	108.99
3	9-W	7519	AMP	O5'-C5'-C4'	8.39	137.85	108.99
3	4-S	7511	AMP	O5'-C5'-C4'	8.39	137.85	108.99
3	2-W	7519	AMP	O5'-C5'-C4'	8.39	137.85	108.99
3	8-S	7511	AMP	O5'-C5'-C4'	8.39	137.85	108.99
3	6-W	7519	AMP	O5'-C5'-C4'	8.39	137.85	108.99
3	3-W	7519	AMP	O5'-C5'-C4'	8.39	137.85	108.99
3	5-S	7511	AMP	O5'-C5'-C4'	8.39	137.85	108.99
3	2-S	7511	AMP	O5'-C5'-C4'	8.39	137.85	108.99
3	10-S	7511	AMP	O5'-C5'-C4'	8.39	137.85	108.99
3	8-W	7519	AMP	O5'-C5'-C4'	8.39	137.85	108.99
3	9-S	7511	AMP	O5'-C5'-C4'	8.39	137.85	108.99
3	3-S	7511	AMP	O5'-C5'-C4'	8.39	137.85	108.99
3	7-W	7519	AMP	O5'-C5'-C4'	8.39	137.85	108.99

*Continued on next page...*

*Continued from previous page...*

Mol	Chain	Res	Type	Atoms	Z	Observed(°)	Ideal(°)
3	1-W	7519	AMP	O5'-C5'-C4'	8.39	137.85	108.99
3	5-W	7519	AMP	O5'-C5'-C4'	8.39	137.85	108.99
3	10-W	7519	AMP	O5'-C5'-C4'	8.39	137.85	108.99
3	7-S	7511	AMP	O5'-C5'-C4'	8.39	137.85	108.99
3	8-Q	7507	AMP	O5'-C5'-C4'	8.38	137.85	108.99
3	3-Q	7507	AMP	O5'-C5'-C4'	8.38	137.85	108.99
3	7-Q	7507	AMP	O5'-C5'-C4'	8.38	137.85	108.99
3	4-Q	7507	AMP	O5'-C5'-C4'	8.38	137.85	108.99
3	6-Q	7507	AMP	O5'-C5'-C4'	8.38	137.85	108.99
3	1-Q	7507	AMP	O5'-C5'-C4'	8.38	137.85	108.99
3	5-Q	7507	AMP	O5'-C5'-C4'	8.38	137.85	108.99
3	2-Q	7507	AMP	O5'-C5'-C4'	8.38	137.85	108.99
3	10-Q	7507	AMP	O5'-C5'-C4'	8.38	137.85	108.99
3	9-Q	7507	AMP	O5'-C5'-C4'	8.38	137.85	108.99
3	5-K	7495	AMP	O5'-C5'-C4'	8.38	137.85	108.99
3	8-K	7495	AMP	O5'-C5'-C4'	8.38	137.85	108.99
3	4-K	7495	AMP	O5'-C5'-C4'	8.38	137.85	108.99
3	2-K	7495	AMP	O5'-C5'-C4'	8.38	137.85	108.99
3	9-K	7495	AMP	O5'-C5'-C4'	8.38	137.85	108.99
3	7-K	7495	AMP	O5'-C5'-C4'	8.38	137.85	108.99
3	3-K	7495	AMP	O5'-C5'-C4'	8.38	137.85	108.99
3	6-K	7495	AMP	O5'-C5'-C4'	8.38	137.85	108.99
3	10-K	7495	AMP	O5'-C5'-C4'	8.38	137.85	108.99
3	1-K	7495	AMP	O5'-C5'-C4'	8.38	137.85	108.99
3	9-E	7483	AMP	O5'-C5'-C4'	8.38	137.85	108.99
3	8-E	7483	AMP	O5'-C5'-C4'	8.38	137.85	108.99
3	4-E	7483	AMP	O5'-C5'-C4'	8.38	137.85	108.99
3	5-E	7483	AMP	O5'-C5'-C4'	8.38	137.85	108.99
3	1-E	7483	AMP	O5'-C5'-C4'	8.38	137.85	108.99
3	7-E	7483	AMP	O5'-C5'-C4'	8.38	137.85	108.99
3	10-E	7483	AMP	O5'-C5'-C4'	8.38	137.85	108.99
3	6-E	7483	AMP	O5'-C5'-C4'	8.38	137.85	108.99
3	3-E	7483	AMP	O5'-C5'-C4'	8.38	137.85	108.99
3	2-E	7483	AMP	O5'-C5'-C4'	8.38	137.85	108.99
3	10-G	7487	AMP	O5'-C5'-C4'	8.38	137.85	108.99
3	3-G	7487	AMP	O5'-C5'-C4'	8.38	137.85	108.99
3	9-G	7487	AMP	O5'-C5'-C4'	8.38	137.85	108.99
3	8-G	7487	AMP	O5'-C5'-C4'	8.38	137.85	108.99
3	2-G	7487	AMP	O5'-C5'-C4'	8.38	137.85	108.99
3	4-G	7487	AMP	O5'-C5'-C4'	8.38	137.85	108.99
3	7-G	7487	AMP	O5'-C5'-C4'	8.38	137.85	108.99
3	1-G	7487	AMP	O5'-C5'-C4'	8.38	137.85	108.99

*Continued on next page...*

*Continued from previous page...*

Mol	Chain	Res	Type	Atoms	Z	Observed(°)	Ideal(°)
3	5-G	7487	AMP	O5'-C5'-C4'	8.38	137.85	108.99
3	6-G	7487	AMP	O5'-C5'-C4'	8.38	137.85	108.99
3	4-O	7503	AMP	O5'-C5'-C4'	8.38	137.84	108.99
3	9-A	7475	AMP	O5'-C5'-C4'	8.38	137.84	108.99
3	5-O	7503	AMP	O5'-C5'-C4'	8.38	137.84	108.99
3	2-O	7503	AMP	O5'-C5'-C4'	8.38	137.84	108.99
3	4-A	7475	AMP	O5'-C5'-C4'	8.38	137.84	108.99
3	10-O	7503	AMP	O5'-C5'-C4'	8.38	137.84	108.99
3	9-O	7503	AMP	O5'-C5'-C4'	8.38	137.84	108.99
3	1-O	7503	AMP	O5'-C5'-C4'	8.38	137.84	108.99
3	5-A	7475	AMP	O5'-C5'-C4'	8.38	137.84	108.99
3	7-A	7475	AMP	O5'-C5'-C4'	8.38	137.84	108.99
3	6-O	7503	AMP	O5'-C5'-C4'	8.38	137.84	108.99
3	2-A	7475	AMP	O5'-C5'-C4'	8.38	137.84	108.99
3	10-A	7475	AMP	O5'-C5'-C4'	8.38	137.84	108.99
3	3-O	7503	AMP	O5'-C5'-C4'	8.38	137.84	108.99
3	3-A	7475	AMP	O5'-C5'-C4'	8.38	137.84	108.99
3	8-A	7475	AMP	O5'-C5'-C4'	8.38	137.84	108.99
3	6-A	7475	AMP	O5'-C5'-C4'	8.38	137.84	108.99
3	8-O	7503	AMP	O5'-C5'-C4'	8.38	137.84	108.99
3	1-A	7475	AMP	O5'-C5'-C4'	8.38	137.84	108.99
3	7-O	7503	AMP	O5'-C5'-C4'	8.38	137.84	108.99
3	8-N	7501	AMP	O5'-C5'-C4'	8.38	137.84	108.99
3	7-N	7501	AMP	O5'-C5'-C4'	8.38	137.84	108.99
3	2-N	7501	AMP	O5'-C5'-C4'	8.38	137.84	108.99
3	4-N	7501	AMP	O5'-C5'-C4'	8.38	137.84	108.99
3	9-N	7501	AMP	O5'-C5'-C4'	8.38	137.84	108.99
3	6-N	7501	AMP	O5'-C5'-C4'	8.38	137.84	108.99
3	1-N	7501	AMP	O5'-C5'-C4'	8.38	137.84	108.99
3	10-N	7501	AMP	O5'-C5'-C4'	8.38	137.84	108.99
3	3-N	7501	AMP	O5'-C5'-C4'	8.38	137.84	108.99
3	5-N	7501	AMP	O5'-C5'-C4'	8.38	137.84	108.99
3	1-H	7489	AMP	O5'-C5'-C4'	8.38	137.83	108.99
3	3-H	7489	AMP	O5'-C5'-C4'	8.38	137.83	108.99
3	10-H	7489	AMP	O5'-C5'-C4'	8.38	137.83	108.99
3	7-H	7489	AMP	O5'-C5'-C4'	8.38	137.83	108.99
3	4-H	7489	AMP	O5'-C5'-C4'	8.38	137.83	108.99
3	9-H	7489	AMP	O5'-C5'-C4'	8.38	137.83	108.99
3	6-H	7489	AMP	O5'-C5'-C4'	8.38	137.83	108.99
3	2-H	7489	AMP	O5'-C5'-C4'	8.38	137.83	108.99
3	8-H	7489	AMP	O5'-C5'-C4'	8.38	137.83	108.99
3	5-H	7489	AMP	O5'-C5'-C4'	8.38	137.83	108.99

*Continued on next page...*



*Continued from previous page...*

Mol	Chain	Res	Type	Atoms	Z	Observed(°)	Ideal(°)
3	6-R	7509	AMP	O5'-C5'-C4'	8.38	137.83	108.99
3	2-R	7509	AMP	O5'-C5'-C4'	8.38	137.83	108.99
3	1-R	7509	AMP	O5'-C5'-C4'	8.38	137.83	108.99
3	10-R	7509	AMP	O5'-C5'-C4'	8.38	137.83	108.99
3	9-R	7509	AMP	O5'-C5'-C4'	8.38	137.83	108.99
3	7-R	7509	AMP	O5'-C5'-C4'	8.38	137.83	108.99
3	8-R	7509	AMP	O5'-C5'-C4'	8.38	137.83	108.99
3	5-R	7509	AMP	O5'-C5'-C4'	8.38	137.83	108.99
3	3-R	7509	AMP	O5'-C5'-C4'	8.38	137.83	108.99
3	4-R	7509	AMP	O5'-C5'-C4'	8.38	137.83	108.99
3	3-J	7493	AMP	O5'-C5'-C4'	8.38	137.83	108.99
3	1-J	7493	AMP	O5'-C5'-C4'	8.38	137.83	108.99
3	6-J	7493	AMP	O5'-C5'-C4'	8.38	137.83	108.99
3	10-J	7493	AMP	O5'-C5'-C4'	8.38	137.83	108.99
3	7-J	7493	AMP	O5'-C5'-C4'	8.38	137.83	108.99
3	9-J	7493	AMP	O5'-C5'-C4'	8.38	137.83	108.99
3	5-J	7493	AMP	O5'-C5'-C4'	8.38	137.83	108.99
3	8-J	7493	AMP	O5'-C5'-C4'	8.38	137.83	108.99
3	4-J	7493	AMP	O5'-C5'-C4'	8.38	137.83	108.99
3	2-J	7493	AMP	O5'-C5'-C4'	8.38	137.83	108.99
3	3-D	7481	AMP	O5'-C5'-C4'	8.38	137.82	108.99
3	4-D	7481	AMP	O5'-C5'-C4'	8.38	137.82	108.99
3	1-D	7481	AMP	O5'-C5'-C4'	8.38	137.82	108.99
3	8-D	7481	AMP	O5'-C5'-C4'	8.38	137.82	108.99
3	9-D	7481	AMP	O5'-C5'-C4'	8.38	137.82	108.99
3	7-D	7481	AMP	O5'-C5'-C4'	8.38	137.82	108.99
3	2-D	7481	AMP	O5'-C5'-C4'	8.38	137.82	108.99
3	10-D	7481	AMP	O5'-C5'-C4'	8.38	137.82	108.99
3	5-D	7481	AMP	O5'-C5'-C4'	8.38	137.82	108.99
3	6-D	7481	AMP	O5'-C5'-C4'	8.38	137.82	108.99
3	2-B	7477	AMP	O5'-C5'-C4'	8.38	137.82	108.99
3	4-B	7477	AMP	O5'-C5'-C4'	8.38	137.82	108.99
3	7-B	7477	AMP	O5'-C5'-C4'	8.38	137.82	108.99
3	8-B	7477	AMP	O5'-C5'-C4'	8.38	137.82	108.99
3	1-B	7477	AMP	O5'-C5'-C4'	8.38	137.82	108.99
3	3-B	7477	AMP	O5'-C5'-C4'	8.38	137.82	108.99
3	5-B	7477	AMP	O5'-C5'-C4'	8.38	137.82	108.99
3	10-B	7477	AMP	O5'-C5'-C4'	8.38	137.82	108.99
3	9-B	7477	AMP	O5'-C5'-C4'	8.38	137.82	108.99
3	6-B	7477	AMP	O5'-C5'-C4'	8.38	137.82	108.99
3	4-L	7497	AMP	O5'-C5'-C4'	8.37	137.80	108.99
3	5-L	7497	AMP	O5'-C5'-C4'	8.37	137.80	108.99

*Continued on next page...*

*Continued from previous page...*

Mol	Chain	Res	Type	Atoms	Z	Observed(°)	Ideal(°)
3	2-L	7497	AMP	O5'-C5'-C4'	8.37	137.80	108.99
3	8-L	7497	AMP	O5'-C5'-C4'	8.37	137.80	108.99
3	3-L	7497	AMP	O5'-C5'-C4'	8.37	137.80	108.99
3	9-L	7497	AMP	O5'-C5'-C4'	8.37	137.80	108.99
3	10-L	7497	AMP	O5'-C5'-C4'	8.37	137.80	108.99
3	1-L	7497	AMP	O5'-C5'-C4'	8.37	137.80	108.99
3	6-L	7497	AMP	O5'-C5'-C4'	8.37	137.80	108.99
3	7-L	7497	AMP	O5'-C5'-C4'	8.37	137.80	108.99
3	3-F	7485	AMP	O5'-C5'-C4'	8.37	137.79	108.99
3	10-F	7485	AMP	O5'-C5'-C4'	8.37	137.79	108.99
3	4-F	7485	AMP	O5'-C5'-C4'	8.37	137.79	108.99
3	1-F	7485	AMP	O5'-C5'-C4'	8.37	137.79	108.99
3	5-F	7485	AMP	O5'-C5'-C4'	8.37	137.79	108.99
3	2-F	7485	AMP	O5'-C5'-C4'	8.37	137.79	108.99
3	6-F	7485	AMP	O5'-C5'-C4'	8.37	137.79	108.99
3	7-F	7485	AMP	O5'-C5'-C4'	8.37	137.79	108.99
3	9-F	7485	AMP	O5'-C5'-C4'	8.37	137.79	108.99
3	8-F	7485	AMP	O5'-C5'-C4'	8.37	137.79	108.99
3	4-V	7517	AMP	P-O5'-C5'	7.49	138.93	118.30
3	2-V	7517	AMP	P-O5'-C5'	7.49	138.93	118.30
3	3-V	7517	AMP	P-O5'-C5'	7.49	138.93	118.30
3	9-V	7517	AMP	P-O5'-C5'	7.49	138.93	118.30
3	1-V	7517	AMP	P-O5'-C5'	7.49	138.93	118.30
3	10-V	7517	AMP	P-O5'-C5'	7.49	138.93	118.30
3	7-V	7517	AMP	P-O5'-C5'	7.49	138.93	118.30
3	6-V	7517	AMP	P-O5'-C5'	7.49	138.93	118.30
3	5-V	7517	AMP	P-O5'-C5'	7.49	138.93	118.30
3	8-V	7517	AMP	P-O5'-C5'	7.49	138.93	118.30
3	4-X	7521	AMP	P-O5'-C5'	7.49	138.92	118.30
3	6-X	7521	AMP	P-O5'-C5'	7.49	138.92	118.30
3	9-X	7521	AMP	P-O5'-C5'	7.49	138.92	118.30
3	7-X	7521	AMP	P-O5'-C5'	7.49	138.92	118.30
3	1-X	7521	AMP	P-O5'-C5'	7.49	138.92	118.30
3	2-X	7521	AMP	P-O5'-C5'	7.49	138.92	118.30
3	3-X	7521	AMP	P-O5'-C5'	7.49	138.92	118.30
3	10-X	7521	AMP	P-O5'-C5'	7.49	138.92	118.30
3	8-X	7521	AMP	P-O5'-C5'	7.49	138.92	118.30
3	5-X	7521	AMP	P-O5'-C5'	7.49	138.92	118.30
3	8-I	7491	AMP	P-O5'-C5'	7.49	138.91	118.30
3	2-I	7491	AMP	P-O5'-C5'	7.49	138.91	118.30
3	1-S	7511	AMP	P-O5'-C5'	7.49	138.91	118.30
3	9-I	7491	AMP	P-O5'-C5'	7.49	138.91	118.30

*Continued on next page...*

*Continued from previous page...*

Mol	Chain	Res	Type	Atoms	Z	Observed(°)	Ideal(°)
3	6-S	7511	AMP	P-O5'-C5'	7.49	138.91	118.30
3	4-S	7511	AMP	P-O5'-C5'	7.49	138.91	118.30
3	6-I	7491	AMP	P-O5'-C5'	7.49	138.91	118.30
3	8-S	7511	AMP	P-O5'-C5'	7.49	138.91	118.30
3	7-I	7491	AMP	P-O5'-C5'	7.49	138.91	118.30
3	5-S	7511	AMP	P-O5'-C5'	7.49	138.91	118.30
3	2-S	7511	AMP	P-O5'-C5'	7.49	138.91	118.30
3	1-I	7491	AMP	P-O5'-C5'	7.49	138.91	118.30
3	10-S	7511	AMP	P-O5'-C5'	7.49	138.91	118.30
3	4-I	7491	AMP	P-O5'-C5'	7.49	138.91	118.30
3	9-S	7511	AMP	P-O5'-C5'	7.49	138.91	118.30
3	3-S	7511	AMP	P-O5'-C5'	7.49	138.91	118.30
3	10-I	7491	AMP	P-O5'-C5'	7.49	138.91	118.30
3	3-I	7491	AMP	P-O5'-C5'	7.49	138.91	118.30
3	5-I	7491	AMP	P-O5'-C5'	7.49	138.91	118.30
3	7-S	7511	AMP	P-O5'-C5'	7.49	138.91	118.30
3	10-G	7487	AMP	P-O5'-C5'	7.48	138.91	118.30
3	3-G	7487	AMP	P-O5'-C5'	7.48	138.91	118.30
3	9-G	7487	AMP	P-O5'-C5'	7.48	138.91	118.30
3	8-G	7487	AMP	P-O5'-C5'	7.48	138.91	118.30
3	2-G	7487	AMP	P-O5'-C5'	7.48	138.91	118.30
3	4-G	7487	AMP	P-O5'-C5'	7.48	138.91	118.30
3	7-G	7487	AMP	P-O5'-C5'	7.48	138.91	118.30
3	1-G	7487	AMP	P-O5'-C5'	7.48	138.91	118.30
3	5-G	7487	AMP	P-O5'-C5'	7.48	138.91	118.30
3	6-G	7487	AMP	P-O5'-C5'	7.48	138.91	118.30
3	9-E	7483	AMP	P-O5'-C5'	7.48	138.90	118.30
3	8-E	7483	AMP	P-O5'-C5'	7.48	138.90	118.30
3	4-E	7483	AMP	P-O5'-C5'	7.48	138.90	118.30
3	5-E	7483	AMP	P-O5'-C5'	7.48	138.90	118.30
3	1-E	7483	AMP	P-O5'-C5'	7.48	138.90	118.30
3	7-E	7483	AMP	P-O5'-C5'	7.48	138.90	118.30
3	10-E	7483	AMP	P-O5'-C5'	7.48	138.90	118.30
3	6-E	7483	AMP	P-O5'-C5'	7.48	138.90	118.30
3	3-E	7483	AMP	P-O5'-C5'	7.48	138.90	118.30
3	2-E	7483	AMP	P-O5'-C5'	7.48	138.90	118.30
3	2-P	7505	AMP	P-O5'-C5'	7.48	138.90	118.30
3	10-P	7505	AMP	P-O5'-C5'	7.48	138.90	118.30
3	1-P	7505	AMP	P-O5'-C5'	7.48	138.90	118.30
3	7-P	7505	AMP	P-O5'-C5'	7.48	138.90	118.30
3	6-P	7505	AMP	P-O5'-C5'	7.48	138.90	118.30
3	3-P	7505	AMP	P-O5'-C5'	7.48	138.90	118.30

*Continued on next page...*

*Continued from previous page...*

Mol	Chain	Res	Type	Atoms	Z	Observed(°)	Ideal(°)
3	4-P	7505	AMP	P-O5'-C5'	7.48	138.90	118.30
3	8-P	7505	AMP	P-O5'-C5'	7.48	138.90	118.30
3	9-P	7505	AMP	P-O5'-C5'	7.48	138.90	118.30
3	5-P	7505	AMP	P-O5'-C5'	7.48	138.90	118.30
3	8-N	7501	AMP	P-O5'-C5'	7.48	138.89	118.30
3	7-N	7501	AMP	P-O5'-C5'	7.48	138.89	118.30
3	2-N	7501	AMP	P-O5'-C5'	7.48	138.89	118.30
3	4-N	7501	AMP	P-O5'-C5'	7.48	138.89	118.30
3	9-N	7501	AMP	P-O5'-C5'	7.48	138.89	118.30
3	6-N	7501	AMP	P-O5'-C5'	7.48	138.89	118.30
3	1-N	7501	AMP	P-O5'-C5'	7.48	138.89	118.30
3	10-N	7501	AMP	P-O5'-C5'	7.48	138.89	118.30
3	3-N	7501	AMP	P-O5'-C5'	7.48	138.89	118.30
3	5-N	7501	AMP	P-O5'-C5'	7.48	138.89	118.30
3	9-M	7499	AMP	P-O5'-C5'	7.48	138.89	118.30
3	2-M	7499	AMP	P-O5'-C5'	7.48	138.89	118.30
3	1-C	7479	AMP	P-O5'-C5'	7.48	138.89	118.30
3	7-M	7499	AMP	P-O5'-C5'	7.48	138.89	118.30
3	9-C	7479	AMP	P-O5'-C5'	7.48	138.89	118.30
3	8-C	7479	AMP	P-O5'-C5'	7.48	138.89	118.30
3	3-C	7479	AMP	P-O5'-C5'	7.48	138.89	118.30
3	5-C	7479	AMP	P-O5'-C5'	7.48	138.89	118.30
3	5-M	7499	AMP	P-O5'-C5'	7.48	138.89	118.30
3	6-C	7479	AMP	P-O5'-C5'	7.48	138.89	118.30
3	6-M	7499	AMP	P-O5'-C5'	7.48	138.89	118.30
3	7-C	7479	AMP	P-O5'-C5'	7.48	138.89	118.30
3	8-M	7499	AMP	P-O5'-C5'	7.48	138.89	118.30
3	4-M	7499	AMP	P-O5'-C5'	7.48	138.89	118.30
3	4-C	7479	AMP	P-O5'-C5'	7.48	138.89	118.30
3	10-M	7499	AMP	P-O5'-C5'	7.48	138.89	118.30
3	1-M	7499	AMP	P-O5'-C5'	7.48	138.89	118.30
3	3-M	7499	AMP	P-O5'-C5'	7.48	138.89	118.30
3	10-C	7479	AMP	P-O5'-C5'	7.48	138.89	118.30
3	2-C	7479	AMP	P-O5'-C5'	7.48	138.89	118.30
3	5-K	7495	AMP	P-O5'-C5'	7.47	138.88	118.30
3	8-K	7495	AMP	P-O5'-C5'	7.47	138.88	118.30
3	4-K	7495	AMP	P-O5'-C5'	7.47	138.88	118.30
3	2-K	7495	AMP	P-O5'-C5'	7.47	138.88	118.30
3	9-K	7495	AMP	P-O5'-C5'	7.47	138.88	118.30
3	7-K	7495	AMP	P-O5'-C5'	7.47	138.88	118.30
3	3-K	7495	AMP	P-O5'-C5'	7.47	138.88	118.30
3	6-K	7495	AMP	P-O5'-C5'	7.47	138.88	118.30

*Continued on next page...*

*Continued from previous page...*

Mol	Chain	Res	Type	Atoms	Z	Observed(°)	Ideal(°)
3	10-K	7495	AMP	P-O5'-C5'	7.47	138.88	118.30
3	1-K	7495	AMP	P-O5'-C5'	7.47	138.88	118.30
3	9-A	7475	AMP	P-O5'-C5'	7.47	138.88	118.30
3	4-A	7475	AMP	P-O5'-C5'	7.47	138.88	118.30
3	5-A	7475	AMP	P-O5'-C5'	7.47	138.88	118.30
3	7-A	7475	AMP	P-O5'-C5'	7.47	138.88	118.30
3	2-A	7475	AMP	P-O5'-C5'	7.47	138.88	118.30
3	10-A	7475	AMP	P-O5'-C5'	7.47	138.88	118.30
3	3-A	7475	AMP	P-O5'-C5'	7.47	138.88	118.30
3	8-A	7475	AMP	P-O5'-C5'	7.47	138.88	118.30
3	6-A	7475	AMP	P-O5'-C5'	7.47	138.88	118.30
3	1-A	7475	AMP	P-O5'-C5'	7.47	138.88	118.30
3	3-F	7485	AMP	P-O5'-C5'	7.47	138.87	118.30
3	10-F	7485	AMP	P-O5'-C5'	7.47	138.87	118.30
3	3-J	7493	AMP	P-O5'-C5'	7.47	138.87	118.30
3	4-F	7485	AMP	P-O5'-C5'	7.47	138.87	118.30
3	1-F	7485	AMP	P-O5'-C5'	7.47	138.87	118.30
3	5-F	7485	AMP	P-O5'-C5'	7.47	138.87	118.30
3	1-J	7493	AMP	P-O5'-C5'	7.47	138.87	118.30
3	2-F	7485	AMP	P-O5'-C5'	7.47	138.87	118.30
3	6-J	7493	AMP	P-O5'-C5'	7.47	138.87	118.30
3	10-J	7493	AMP	P-O5'-C5'	7.47	138.87	118.30
3	7-J	7493	AMP	P-O5'-C5'	7.47	138.87	118.30
3	6-F	7485	AMP	P-O5'-C5'	7.47	138.87	118.30
3	9-J	7493	AMP	P-O5'-C5'	7.47	138.87	118.30
3	5-J	7493	AMP	P-O5'-C5'	7.47	138.87	118.30
3	8-J	7493	AMP	P-O5'-C5'	7.47	138.87	118.30
3	7-F	7485	AMP	P-O5'-C5'	7.47	138.87	118.30
3	4-J	7493	AMP	P-O5'-C5'	7.47	138.87	118.30
3	9-F	7485	AMP	P-O5'-C5'	7.47	138.87	118.30
3	2-J	7493	AMP	P-O5'-C5'	7.47	138.87	118.30
3	8-F	7485	AMP	P-O5'-C5'	7.47	138.87	118.30
3	8-Q	7507	AMP	P-O5'-C5'	7.47	138.87	118.30
3	3-Q	7507	AMP	P-O5'-C5'	7.47	138.87	118.30
3	7-Q	7507	AMP	P-O5'-C5'	7.47	138.87	118.30
3	4-Q	7507	AMP	P-O5'-C5'	7.47	138.87	118.30
3	6-Q	7507	AMP	P-O5'-C5'	7.47	138.87	118.30
3	1-Q	7507	AMP	P-O5'-C5'	7.47	138.87	118.30
3	5-Q	7507	AMP	P-O5'-C5'	7.47	138.87	118.30
3	2-Q	7507	AMP	P-O5'-C5'	7.47	138.87	118.30
3	10-Q	7507	AMP	P-O5'-C5'	7.47	138.87	118.30
3	9-Q	7507	AMP	P-O5'-C5'	7.47	138.87	118.30

*Continued on next page...*

*Continued from previous page...*

Mol	Chain	Res	Type	Atoms	Z	Observed(°)	Ideal(°)
3	3-D	7481	AMP	P-O5'-C5'	7.47	138.87	118.30
3	4-D	7481	AMP	P-O5'-C5'	7.47	138.87	118.30
3	1-D	7481	AMP	P-O5'-C5'	7.47	138.87	118.30
3	8-D	7481	AMP	P-O5'-C5'	7.47	138.87	118.30
3	9-D	7481	AMP	P-O5'-C5'	7.47	138.87	118.30
3	7-D	7481	AMP	P-O5'-C5'	7.47	138.87	118.30
3	2-D	7481	AMP	P-O5'-C5'	7.47	138.87	118.30
3	10-D	7481	AMP	P-O5'-C5'	7.47	138.87	118.30
3	5-D	7481	AMP	P-O5'-C5'	7.47	138.87	118.30
3	6-D	7481	AMP	P-O5'-C5'	7.47	138.87	118.30
3	8-U	7515	AMP	P-O5'-C5'	7.47	138.87	118.30
3	9-U	7515	AMP	P-O5'-C5'	7.47	138.87	118.30
3	6-U	7515	AMP	P-O5'-C5'	7.47	138.87	118.30
3	5-U	7515	AMP	P-O5'-C5'	7.47	138.87	118.30
3	7-U	7515	AMP	P-O5'-C5'	7.47	138.87	118.30
3	2-U	7515	AMP	P-O5'-C5'	7.47	138.87	118.30
3	3-U	7515	AMP	P-O5'-C5'	7.47	138.87	118.30
3	1-U	7515	AMP	P-O5'-C5'	7.47	138.87	118.30
3	4-U	7515	AMP	P-O5'-C5'	7.47	138.87	118.30
3	10-U	7515	AMP	P-O5'-C5'	7.47	138.87	118.30
3	4-W	7519	AMP	P-O5'-C5'	7.47	138.86	118.30
3	9-W	7519	AMP	P-O5'-C5'	7.47	138.86	118.30
3	2-W	7519	AMP	P-O5'-C5'	7.47	138.86	118.30
3	6-W	7519	AMP	P-O5'-C5'	7.47	138.86	118.30
3	3-W	7519	AMP	P-O5'-C5'	7.47	138.86	118.30
3	8-W	7519	AMP	P-O5'-C5'	7.47	138.86	118.30
3	7-W	7519	AMP	P-O5'-C5'	7.47	138.86	118.30
3	1-W	7519	AMP	P-O5'-C5'	7.47	138.86	118.30
3	5-W	7519	AMP	P-O5'-C5'	7.47	138.86	118.30
3	10-W	7519	AMP	P-O5'-C5'	7.47	138.86	118.30
3	7-T	7513	AMP	P-O5'-C5'	7.47	138.86	118.30
3	10-T	7513	AMP	P-O5'-C5'	7.47	138.86	118.30
3	1-T	7513	AMP	P-O5'-C5'	7.47	138.86	118.30
3	2-T	7513	AMP	P-O5'-C5'	7.47	138.86	118.30
3	6-T	7513	AMP	P-O5'-C5'	7.47	138.86	118.30
3	9-T	7513	AMP	P-O5'-C5'	7.47	138.86	118.30
3	5-T	7513	AMP	P-O5'-C5'	7.47	138.86	118.30
3	3-T	7513	AMP	P-O5'-C5'	7.47	138.86	118.30
3	4-T	7513	AMP	P-O5'-C5'	7.47	138.86	118.30
3	8-T	7513	AMP	P-O5'-C5'	7.47	138.86	118.30
3	4-O	7503	AMP	P-O5'-C5'	7.46	138.85	118.30
3	5-O	7503	AMP	P-O5'-C5'	7.46	138.85	118.30

*Continued on next page...*

*Continued from previous page...*

Mol	Chain	Res	Type	Atoms	Z	Observed(°)	Ideal(°)
3	2-O	7503	AMP	P-O5'-C5'	7.46	138.85	118.30
3	10-O	7503	AMP	P-O5'-C5'	7.46	138.85	118.30
3	9-O	7503	AMP	P-O5'-C5'	7.46	138.85	118.30
3	1-O	7503	AMP	P-O5'-C5'	7.46	138.85	118.30
3	6-O	7503	AMP	P-O5'-C5'	7.46	138.85	118.30
3	3-O	7503	AMP	P-O5'-C5'	7.46	138.85	118.30
3	8-O	7503	AMP	P-O5'-C5'	7.46	138.85	118.30
3	7-O	7503	AMP	P-O5'-C5'	7.46	138.85	118.30
3	1-H	7489	AMP	P-O5'-C5'	7.46	138.85	118.30
3	3-H	7489	AMP	P-O5'-C5'	7.46	138.85	118.30
3	10-H	7489	AMP	P-O5'-C5'	7.46	138.85	118.30
3	7-H	7489	AMP	P-O5'-C5'	7.46	138.85	118.30
3	4-H	7489	AMP	P-O5'-C5'	7.46	138.85	118.30
3	9-H	7489	AMP	P-O5'-C5'	7.46	138.85	118.30
3	6-H	7489	AMP	P-O5'-C5'	7.46	138.85	118.30
3	2-H	7489	AMP	P-O5'-C5'	7.46	138.85	118.30
3	8-H	7489	AMP	P-O5'-C5'	7.46	138.85	118.30
3	5-H	7489	AMP	P-O5'-C5'	7.46	138.85	118.30
3	6-R	7509	AMP	P-O5'-C5'	7.46	138.85	118.30
3	2-R	7509	AMP	P-O5'-C5'	7.46	138.85	118.30
3	1-R	7509	AMP	P-O5'-C5'	7.46	138.85	118.30
3	10-R	7509	AMP	P-O5'-C5'	7.46	138.85	118.30
3	9-R	7509	AMP	P-O5'-C5'	7.46	138.85	118.30
3	7-R	7509	AMP	P-O5'-C5'	7.46	138.85	118.30
3	8-R	7509	AMP	P-O5'-C5'	7.46	138.85	118.30
3	5-R	7509	AMP	P-O5'-C5'	7.46	138.85	118.30
3	3-R	7509	AMP	P-O5'-C5'	7.46	138.85	118.30
3	4-R	7509	AMP	P-O5'-C5'	7.46	138.85	118.30
3	2-B	7477	AMP	P-O5'-C5'	7.46	138.84	118.30
3	4-B	7477	AMP	P-O5'-C5'	7.46	138.84	118.30
3	7-B	7477	AMP	P-O5'-C5'	7.46	138.84	118.30
3	8-B	7477	AMP	P-O5'-C5'	7.46	138.84	118.30
3	1-B	7477	AMP	P-O5'-C5'	7.46	138.84	118.30
3	3-B	7477	AMP	P-O5'-C5'	7.46	138.84	118.30
3	5-B	7477	AMP	P-O5'-C5'	7.46	138.84	118.30
3	10-B	7477	AMP	P-O5'-C5'	7.46	138.84	118.30
3	9-B	7477	AMP	P-O5'-C5'	7.46	138.84	118.30
3	6-B	7477	AMP	P-O5'-C5'	7.46	138.84	118.30
3	4-L	7497	AMP	P-O5'-C5'	7.45	138.82	118.30
3	5-L	7497	AMP	P-O5'-C5'	7.45	138.82	118.30
3	2-L	7497	AMP	P-O5'-C5'	7.45	138.82	118.30
3	8-L	7497	AMP	P-O5'-C5'	7.45	138.82	118.30

*Continued on next page...*

*Continued from previous page...*

Mol	Chain	Res	Type	Atoms	Z	Observed(°)	Ideal(°)
3	3-L	7497	AMP	P-O5'-C5'	7.45	138.82	118.30
3	9-L	7497	AMP	P-O5'-C5'	7.45	138.82	118.30
3	10-L	7497	AMP	P-O5'-C5'	7.45	138.82	118.30
3	1-L	7497	AMP	P-O5'-C5'	7.45	138.82	118.30
3	6-L	7497	AMP	P-O5'-C5'	7.45	138.82	118.30
3	7-L	7497	AMP	P-O5'-C5'	7.45	138.82	118.30
3	8-I	7491	AMP	O4'-C4'-C5'	4.68	124.79	109.37
3	2-I	7491	AMP	O4'-C4'-C5'	4.68	124.79	109.37
3	9-I	7491	AMP	O4'-C4'-C5'	4.68	124.79	109.37
3	6-I	7491	AMP	O4'-C4'-C5'	4.68	124.79	109.37
3	7-I	7491	AMP	O4'-C4'-C5'	4.68	124.79	109.37
3	1-I	7491	AMP	O4'-C4'-C5'	4.68	124.79	109.37
3	4-I	7491	AMP	O4'-C4'-C5'	4.68	124.79	109.37
3	10-I	7491	AMP	O4'-C4'-C5'	4.68	124.79	109.37
3	3-I	7491	AMP	O4'-C4'-C5'	4.68	124.79	109.37
3	5-I	7491	AMP	O4'-C4'-C5'	4.68	124.79	109.37
3	9-E	7483	AMP	O4'-C4'-C5'	4.68	124.78	109.37
3	8-E	7483	AMP	O4'-C4'-C5'	4.68	124.78	109.37
3	4-E	7483	AMP	O4'-C4'-C5'	4.68	124.78	109.37
3	5-E	7483	AMP	O4'-C4'-C5'	4.68	124.78	109.37
3	1-E	7483	AMP	O4'-C4'-C5'	4.68	124.78	109.37
3	7-E	7483	AMP	O4'-C4'-C5'	4.68	124.78	109.37
3	10-E	7483	AMP	O4'-C4'-C5'	4.68	124.78	109.37
3	6-E	7483	AMP	O4'-C4'-C5'	4.68	124.78	109.37
3	3-E	7483	AMP	O4'-C4'-C5'	4.68	124.78	109.37
3	2-E	7483	AMP	O4'-C4'-C5'	4.68	124.78	109.37
3	7-T	7513	AMP	O4'-C4'-C5'	4.68	124.77	109.37
3	10-T	7513	AMP	O4'-C4'-C5'	4.68	124.77	109.37
3	1-T	7513	AMP	O4'-C4'-C5'	4.68	124.77	109.37
3	2-T	7513	AMP	O4'-C4'-C5'	4.68	124.77	109.37
3	6-T	7513	AMP	O4'-C4'-C5'	4.68	124.77	109.37
3	9-T	7513	AMP	O4'-C4'-C5'	4.68	124.77	109.37
3	5-T	7513	AMP	O4'-C4'-C5'	4.68	124.77	109.37
3	3-T	7513	AMP	O4'-C4'-C5'	4.68	124.77	109.37
3	4-T	7513	AMP	O4'-C4'-C5'	4.68	124.77	109.37
3	8-T	7513	AMP	O4'-C4'-C5'	4.68	124.77	109.37
3	4-V	7517	AMP	O4'-C4'-C5'	4.68	124.76	109.37
3	2-V	7517	AMP	O4'-C4'-C5'	4.68	124.76	109.37
3	3-V	7517	AMP	O4'-C4'-C5'	4.68	124.76	109.37
3	9-V	7517	AMP	O4'-C4'-C5'	4.68	124.76	109.37
3	1-V	7517	AMP	O4'-C4'-C5'	4.68	124.76	109.37
3	10-V	7517	AMP	O4'-C4'-C5'	4.68	124.76	109.37

*Continued on next page...*



*Continued from previous page...*

Mol	Chain	Res	Type	Atoms	Z	Observed(°)	Ideal(°)
3	7-V	7517	AMP	O4'-C4'-C5'	4.68	124.76	109.37
3	6-V	7517	AMP	O4'-C4'-C5'	4.68	124.76	109.37
3	5-V	7517	AMP	O4'-C4'-C5'	4.68	124.76	109.37
3	8-V	7517	AMP	O4'-C4'-C5'	4.68	124.76	109.37
3	2-P	7505	AMP	O4'-C4'-C5'	4.68	124.76	109.37
3	10-P	7505	AMP	O4'-C4'-C5'	4.68	124.76	109.37
3	1-P	7505	AMP	O4'-C4'-C5'	4.68	124.76	109.37
3	7-P	7505	AMP	O4'-C4'-C5'	4.68	124.76	109.37
3	6-P	7505	AMP	O4'-C4'-C5'	4.68	124.76	109.37
3	3-P	7505	AMP	O4'-C4'-C5'	4.68	124.76	109.37
3	4-P	7505	AMP	O4'-C4'-C5'	4.68	124.76	109.37
3	8-P	7505	AMP	O4'-C4'-C5'	4.68	124.76	109.37
3	9-P	7505	AMP	O4'-C4'-C5'	4.68	124.76	109.37
3	5-P	7505	AMP	O4'-C4'-C5'	4.68	124.76	109.37
3	3-F	7485	AMP	O4'-C4'-C5'	4.67	124.75	109.37
3	10-F	7485	AMP	O4'-C4'-C5'	4.67	124.75	109.37
3	4-F	7485	AMP	O4'-C4'-C5'	4.67	124.75	109.37
3	1-F	7485	AMP	O4'-C4'-C5'	4.67	124.75	109.37
3	8-U	7515	AMP	O4'-C4'-C5'	4.67	124.75	109.37
3	9-U	7515	AMP	O4'-C4'-C5'	4.67	124.75	109.37
3	5-F	7485	AMP	O4'-C4'-C5'	4.67	124.75	109.37
3	6-U	7515	AMP	O4'-C4'-C5'	4.67	124.75	109.37
3	2-F	7485	AMP	O4'-C4'-C5'	4.67	124.75	109.37
3	5-U	7515	AMP	O4'-C4'-C5'	4.67	124.75	109.37
3	7-U	7515	AMP	O4'-C4'-C5'	4.67	124.75	109.37
3	6-F	7485	AMP	O4'-C4'-C5'	4.67	124.75	109.37
3	2-U	7515	AMP	O4'-C4'-C5'	4.67	124.75	109.37
3	3-U	7515	AMP	O4'-C4'-C5'	4.67	124.75	109.37
3	7-F	7485	AMP	O4'-C4'-C5'	4.67	124.75	109.37
3	1-U	7515	AMP	O4'-C4'-C5'	4.67	124.75	109.37
3	4-U	7515	AMP	O4'-C4'-C5'	4.67	124.75	109.37
3	10-U	7515	AMP	O4'-C4'-C5'	4.67	124.75	109.37
3	9-F	7485	AMP	O4'-C4'-C5'	4.67	124.75	109.37
3	8-F	7485	AMP	O4'-C4'-C5'	4.67	124.75	109.37
3	1-S	7511	AMP	O4'-C4'-C5'	4.67	124.75	109.37
3	6-S	7511	AMP	O4'-C4'-C5'	4.67	124.75	109.37
3	4-S	7511	AMP	O4'-C4'-C5'	4.67	124.75	109.37
3	8-S	7511	AMP	O4'-C4'-C5'	4.67	124.75	109.37
3	5-S	7511	AMP	O4'-C4'-C5'	4.67	124.75	109.37
3	2-S	7511	AMP	O4'-C4'-C5'	4.67	124.75	109.37
3	10-S	7511	AMP	O4'-C4'-C5'	4.67	124.75	109.37
3	9-S	7511	AMP	O4'-C4'-C5'	4.67	124.75	109.37

*Continued on next page...*

*Continued from previous page...*

Mol	Chain	Res	Type	Atoms	Z	Observed(°)	Ideal(°)
3	3-S	7511	AMP	O4'-C4'-C5'	4.67	124.75	109.37
3	7-S	7511	AMP	O4'-C4'-C5'	4.67	124.75	109.37
3	9-A	7475	AMP	O4'-C4'-C5'	4.67	124.75	109.37
3	4-A	7475	AMP	O4'-C4'-C5'	4.67	124.75	109.37
3	5-A	7475	AMP	O4'-C4'-C5'	4.67	124.75	109.37
3	7-A	7475	AMP	O4'-C4'-C5'	4.67	124.75	109.37
3	2-A	7475	AMP	O4'-C4'-C5'	4.67	124.75	109.37
3	10-A	7475	AMP	O4'-C4'-C5'	4.67	124.75	109.37
3	3-A	7475	AMP	O4'-C4'-C5'	4.67	124.75	109.37
3	8-A	7475	AMP	O4'-C4'-C5'	4.67	124.75	109.37
3	6-A	7475	AMP	O4'-C4'-C5'	4.67	124.75	109.37
3	1-A	7475	AMP	O4'-C4'-C5'	4.67	124.75	109.37
3	3-J	7493	AMP	O4'-C4'-C5'	4.67	124.74	109.37
3	1-J	7493	AMP	O4'-C4'-C5'	4.67	124.74	109.37
3	6-J	7493	AMP	O4'-C4'-C5'	4.67	124.74	109.37
3	10-J	7493	AMP	O4'-C4'-C5'	4.67	124.74	109.37
3	7-J	7493	AMP	O4'-C4'-C5'	4.67	124.74	109.37
3	9-J	7493	AMP	O4'-C4'-C5'	4.67	124.74	109.37
3	5-J	7493	AMP	O4'-C4'-C5'	4.67	124.74	109.37
3	8-J	7493	AMP	O4'-C4'-C5'	4.67	124.74	109.37
3	4-J	7493	AMP	O4'-C4'-C5'	4.67	124.74	109.37
3	2-J	7493	AMP	O4'-C4'-C5'	4.67	124.74	109.37
3	4-W	7519	AMP	O4'-C4'-C5'	4.67	124.73	109.37
3	9-W	7519	AMP	O4'-C4'-C5'	4.67	124.73	109.37
3	2-W	7519	AMP	O4'-C4'-C5'	4.67	124.73	109.37
3	6-W	7519	AMP	O4'-C4'-C5'	4.67	124.73	109.37
3	3-W	7519	AMP	O4'-C4'-C5'	4.67	124.73	109.37
3	8-W	7519	AMP	O4'-C4'-C5'	4.67	124.73	109.37
3	7-W	7519	AMP	O4'-C4'-C5'	4.67	124.73	109.37
3	1-W	7519	AMP	O4'-C4'-C5'	4.67	124.73	109.37
3	5-W	7519	AMP	O4'-C4'-C5'	4.67	124.73	109.37
3	10-W	7519	AMP	O4'-C4'-C5'	4.67	124.73	109.37
3	3-D	7481	AMP	O4'-C4'-C5'	4.67	124.73	109.37
3	4-D	7481	AMP	O4'-C4'-C5'	4.67	124.73	109.37
3	1-D	7481	AMP	O4'-C4'-C5'	4.67	124.73	109.37
3	8-D	7481	AMP	O4'-C4'-C5'	4.67	124.73	109.37
3	9-D	7481	AMP	O4'-C4'-C5'	4.67	124.73	109.37
3	7-D	7481	AMP	O4'-C4'-C5'	4.67	124.73	109.37
3	2-D	7481	AMP	O4'-C4'-C5'	4.67	124.73	109.37
3	10-D	7481	AMP	O4'-C4'-C5'	4.67	124.73	109.37
3	5-D	7481	AMP	O4'-C4'-C5'	4.67	124.73	109.37
3	6-D	7481	AMP	O4'-C4'-C5'	4.67	124.73	109.37

*Continued on next page...*

*Continued from previous page...*

Mol	Chain	Res	Type	Atoms	Z	Observed(°)	Ideal(°)
3	4-L	7497	AMP	O4'-C4'-C5'	4.67	124.73	109.37
3	5-L	7497	AMP	O4'-C4'-C5'	4.67	124.73	109.37
3	4-O	7503	AMP	O4'-C4'-C5'	4.67	124.73	109.37
3	5-O	7503	AMP	O4'-C4'-C5'	4.67	124.73	109.37
3	2-L	7497	AMP	O4'-C4'-C5'	4.67	124.73	109.37
3	1-H	7489	AMP	O4'-C4'-C5'	4.67	124.73	109.37
3	2-O	7503	AMP	O4'-C4'-C5'	4.67	124.73	109.37
3	10-O	7503	AMP	O4'-C4'-C5'	4.67	124.73	109.37
3	9-O	7503	AMP	O4'-C4'-C5'	4.67	124.73	109.37
3	1-O	7503	AMP	O4'-C4'-C5'	4.67	124.73	109.37
3	8-L	7497	AMP	O4'-C4'-C5'	4.67	124.73	109.37
3	3-L	7497	AMP	O4'-C4'-C5'	4.67	124.73	109.37
3	3-H	7489	AMP	O4'-C4'-C5'	4.67	124.73	109.37
3	10-H	7489	AMP	O4'-C4'-C5'	4.67	124.73	109.37
3	7-H	7489	AMP	O4'-C4'-C5'	4.67	124.73	109.37
3	9-L	7497	AMP	O4'-C4'-C5'	4.67	124.73	109.37
3	4-H	7489	AMP	O4'-C4'-C5'	4.67	124.73	109.37
3	9-H	7489	AMP	O4'-C4'-C5'	4.67	124.73	109.37
3	6-H	7489	AMP	O4'-C4'-C5'	4.67	124.73	109.37
3	10-L	7497	AMP	O4'-C4'-C5'	4.67	124.73	109.37
3	1-L	7497	AMP	O4'-C4'-C5'	4.67	124.73	109.37
3	2-H	7489	AMP	O4'-C4'-C5'	4.67	124.73	109.37
3	8-H	7489	AMP	O4'-C4'-C5'	4.67	124.73	109.37
3	6-O	7503	AMP	O4'-C4'-C5'	4.67	124.73	109.37
3	5-H	7489	AMP	O4'-C4'-C5'	4.67	124.73	109.37
3	3-O	7503	AMP	O4'-C4'-C5'	4.67	124.73	109.37
3	8-O	7503	AMP	O4'-C4'-C5'	4.67	124.73	109.37
3	7-O	7503	AMP	O4'-C4'-C5'	4.67	124.73	109.37
3	6-L	7497	AMP	O4'-C4'-C5'	4.67	124.73	109.37
3	7-L	7497	AMP	O4'-C4'-C5'	4.67	124.73	109.37
3	8-N	7501	AMP	O4'-C4'-C5'	4.67	124.72	109.37
3	7-N	7501	AMP	O4'-C4'-C5'	4.67	124.72	109.37
3	2-N	7501	AMP	O4'-C4'-C5'	4.67	124.72	109.37
3	4-N	7501	AMP	O4'-C4'-C5'	4.67	124.72	109.37
3	9-N	7501	AMP	O4'-C4'-C5'	4.67	124.72	109.37
3	6-N	7501	AMP	O4'-C4'-C5'	4.67	124.72	109.37
3	1-N	7501	AMP	O4'-C4'-C5'	4.67	124.72	109.37
3	10-N	7501	AMP	O4'-C4'-C5'	4.67	124.72	109.37
3	3-N	7501	AMP	O4'-C4'-C5'	4.67	124.72	109.37
3	5-N	7501	AMP	O4'-C4'-C5'	4.67	124.72	109.37
3	9-M	7499	AMP	O4'-C4'-C5'	4.66	124.72	109.37
3	2-M	7499	AMP	O4'-C4'-C5'	4.66	124.72	109.37

*Continued on next page...*

*Continued from previous page...*

Mol	Chain	Res	Type	Atoms	Z	Observed(°)	Ideal(°)
3	7-M	7499	AMP	O4'-C4'-C5'	4.66	124.72	109.37
3	5-M	7499	AMP	O4'-C4'-C5'	4.66	124.72	109.37
3	6-M	7499	AMP	O4'-C4'-C5'	4.66	124.72	109.37
3	8-M	7499	AMP	O4'-C4'-C5'	4.66	124.72	109.37
3	4-M	7499	AMP	O4'-C4'-C5'	4.66	124.72	109.37
3	10-M	7499	AMP	O4'-C4'-C5'	4.66	124.72	109.37
3	1-M	7499	AMP	O4'-C4'-C5'	4.66	124.72	109.37
3	3-M	7499	AMP	O4'-C4'-C5'	4.66	124.72	109.37
3	2-B	7477	AMP	O4'-C4'-C5'	4.66	124.72	109.37
3	4-B	7477	AMP	O4'-C4'-C5'	4.66	124.72	109.37
3	7-B	7477	AMP	O4'-C4'-C5'	4.66	124.72	109.37
3	8-B	7477	AMP	O4'-C4'-C5'	4.66	124.72	109.37
3	1-B	7477	AMP	O4'-C4'-C5'	4.66	124.72	109.37
3	3-B	7477	AMP	O4'-C4'-C5'	4.66	124.72	109.37
3	5-B	7477	AMP	O4'-C4'-C5'	4.66	124.72	109.37
3	10-B	7477	AMP	O4'-C4'-C5'	4.66	124.72	109.37
3	9-B	7477	AMP	O4'-C4'-C5'	4.66	124.72	109.37
3	6-B	7477	AMP	O4'-C4'-C5'	4.66	124.72	109.37
3	4-X	7521	AMP	O4'-C4'-C5'	4.66	124.72	109.37
3	1-C	7479	AMP	O4'-C4'-C5'	4.66	124.72	109.37
3	6-X	7521	AMP	O4'-C4'-C5'	4.66	124.72	109.37
3	9-X	7521	AMP	O4'-C4'-C5'	4.66	124.72	109.37
3	9-C	7479	AMP	O4'-C4'-C5'	4.66	124.72	109.37
3	8-C	7479	AMP	O4'-C4'-C5'	4.66	124.72	109.37
3	3-C	7479	AMP	O4'-C4'-C5'	4.66	124.72	109.37
3	7-X	7521	AMP	O4'-C4'-C5'	4.66	124.72	109.37
3	1-X	7521	AMP	O4'-C4'-C5'	4.66	124.72	109.37
3	2-X	7521	AMP	O4'-C4'-C5'	4.66	124.72	109.37
3	5-C	7479	AMP	O4'-C4'-C5'	4.66	124.72	109.37
3	6-C	7479	AMP	O4'-C4'-C5'	4.66	124.72	109.37
3	3-X	7521	AMP	O4'-C4'-C5'	4.66	124.72	109.37
3	7-C	7479	AMP	O4'-C4'-C5'	4.66	124.72	109.37
3	10-X	7521	AMP	O4'-C4'-C5'	4.66	124.72	109.37
3	8-X	7521	AMP	O4'-C4'-C5'	4.66	124.72	109.37
3	4-C	7479	AMP	O4'-C4'-C5'	4.66	124.72	109.37
3	10-C	7479	AMP	O4'-C4'-C5'	4.66	124.72	109.37
3	2-C	7479	AMP	O4'-C4'-C5'	4.66	124.72	109.37
3	5-X	7521	AMP	O4'-C4'-C5'	4.66	124.72	109.37
3	6-R	7509	AMP	O4'-C4'-C5'	4.66	124.72	109.37
3	2-R	7509	AMP	O4'-C4'-C5'	4.66	124.72	109.37
3	1-R	7509	AMP	O4'-C4'-C5'	4.66	124.72	109.37
3	10-R	7509	AMP	O4'-C4'-C5'	4.66	124.72	109.37

*Continued on next page...*

*Continued from previous page...*

Mol	Chain	Res	Type	Atoms	Z	Observed(°)	Ideal(°)
3	9-R	7509	AMP	O4'-C4'-C5'	4.66	124.72	109.37
3	7-R	7509	AMP	O4'-C4'-C5'	4.66	124.72	109.37
3	8-R	7509	AMP	O4'-C4'-C5'	4.66	124.72	109.37
3	5-R	7509	AMP	O4'-C4'-C5'	4.66	124.72	109.37
3	3-R	7509	AMP	O4'-C4'-C5'	4.66	124.72	109.37
3	4-R	7509	AMP	O4'-C4'-C5'	4.66	124.72	109.37
3	8-Q	7507	AMP	O4'-C4'-C5'	4.66	124.71	109.37
3	3-Q	7507	AMP	O4'-C4'-C5'	4.66	124.71	109.37
3	7-Q	7507	AMP	O4'-C4'-C5'	4.66	124.71	109.37
3	4-Q	7507	AMP	O4'-C4'-C5'	4.66	124.71	109.37
3	6-Q	7507	AMP	O4'-C4'-C5'	4.66	124.71	109.37
3	1-Q	7507	AMP	O4'-C4'-C5'	4.66	124.71	109.37
3	5-Q	7507	AMP	O4'-C4'-C5'	4.66	124.71	109.37
3	2-Q	7507	AMP	O4'-C4'-C5'	4.66	124.71	109.37
3	10-Q	7507	AMP	O4'-C4'-C5'	4.66	124.71	109.37
3	9-Q	7507	AMP	O4'-C4'-C5'	4.66	124.71	109.37
3	5-K	7495	AMP	O4'-C4'-C5'	4.66	124.71	109.37
3	8-K	7495	AMP	O4'-C4'-C5'	4.66	124.71	109.37
3	4-K	7495	AMP	O4'-C4'-C5'	4.66	124.71	109.37
3	2-K	7495	AMP	O4'-C4'-C5'	4.66	124.71	109.37
3	9-K	7495	AMP	O4'-C4'-C5'	4.66	124.71	109.37
3	7-K	7495	AMP	O4'-C4'-C5'	4.66	124.71	109.37
3	3-K	7495	AMP	O4'-C4'-C5'	4.66	124.71	109.37
3	6-K	7495	AMP	O4'-C4'-C5'	4.66	124.71	109.37
3	10-K	7495	AMP	O4'-C4'-C5'	4.66	124.71	109.37
3	1-K	7495	AMP	O4'-C4'-C5'	4.66	124.71	109.37
3	10-G	7487	AMP	O4'-C4'-C5'	4.66	124.70	109.37
3	3-G	7487	AMP	O4'-C4'-C5'	4.66	124.70	109.37
3	9-G	7487	AMP	O4'-C4'-C5'	4.66	124.70	109.37
3	8-G	7487	AMP	O4'-C4'-C5'	4.66	124.70	109.37
3	2-G	7487	AMP	O4'-C4'-C5'	4.66	124.70	109.37
3	4-G	7487	AMP	O4'-C4'-C5'	4.66	124.70	109.37
3	7-G	7487	AMP	O4'-C4'-C5'	4.66	124.70	109.37
3	1-G	7487	AMP	O4'-C4'-C5'	4.66	124.70	109.37
3	5-G	7487	AMP	O4'-C4'-C5'	4.66	124.70	109.37
3	6-G	7487	AMP	O4'-C4'-C5'	4.66	124.70	109.37
3	2-P	7505	AMP	C1'-N9-C4	4.41	134.40	126.64
3	10-P	7505	AMP	C1'-N9-C4	4.41	134.40	126.64
3	1-P	7505	AMP	C1'-N9-C4	4.41	134.40	126.64
3	7-P	7505	AMP	C1'-N9-C4	4.41	134.40	126.64
3	6-P	7505	AMP	C1'-N9-C4	4.41	134.40	126.64
3	3-P	7505	AMP	C1'-N9-C4	4.41	134.40	126.64

*Continued on next page...*

*Continued from previous page...*

Mol	Chain	Res	Type	Atoms	Z	Observed(°)	Ideal(°)
3	4-P	7505	AMP	C1'-N9-C4	4.41	134.40	126.64
3	8-P	7505	AMP	C1'-N9-C4	4.41	134.40	126.64
3	9-P	7505	AMP	C1'-N9-C4	4.41	134.40	126.64
3	5-P	7505	AMP	C1'-N9-C4	4.41	134.40	126.64
3	4-L	7497	AMP	C1'-N9-C4	4.41	134.39	126.64
3	5-L	7497	AMP	C1'-N9-C4	4.41	134.39	126.64
3	2-L	7497	AMP	C1'-N9-C4	4.41	134.39	126.64
3	8-L	7497	AMP	C1'-N9-C4	4.41	134.39	126.64
3	3-L	7497	AMP	C1'-N9-C4	4.41	134.39	126.64
3	9-L	7497	AMP	C1'-N9-C4	4.41	134.39	126.64
3	10-L	7497	AMP	C1'-N9-C4	4.41	134.39	126.64
3	1-L	7497	AMP	C1'-N9-C4	4.41	134.39	126.64
3	6-L	7497	AMP	C1'-N9-C4	4.41	134.39	126.64
3	7-L	7497	AMP	C1'-N9-C4	4.41	134.39	126.64
3	3-D	7481	AMP	C1'-N9-C4	4.40	134.37	126.64
3	4-D	7481	AMP	C1'-N9-C4	4.40	134.37	126.64
3	1-D	7481	AMP	C1'-N9-C4	4.40	134.37	126.64
3	8-D	7481	AMP	C1'-N9-C4	4.40	134.37	126.64
3	9-D	7481	AMP	C1'-N9-C4	4.40	134.37	126.64
3	7-D	7481	AMP	C1'-N9-C4	4.40	134.37	126.64
3	2-D	7481	AMP	C1'-N9-C4	4.40	134.37	126.64
3	10-D	7481	AMP	C1'-N9-C4	4.40	134.37	126.64
3	5-D	7481	AMP	C1'-N9-C4	4.40	134.37	126.64
3	6-D	7481	AMP	C1'-N9-C4	4.40	134.37	126.64
3	8-U	7515	AMP	C1'-N9-C4	4.40	134.37	126.64
3	9-U	7515	AMP	C1'-N9-C4	4.40	134.37	126.64
3	6-U	7515	AMP	C1'-N9-C4	4.40	134.37	126.64
3	5-U	7515	AMP	C1'-N9-C4	4.40	134.37	126.64
3	7-U	7515	AMP	C1'-N9-C4	4.40	134.37	126.64
3	2-U	7515	AMP	C1'-N9-C4	4.40	134.37	126.64
3	3-U	7515	AMP	C1'-N9-C4	4.40	134.37	126.64
3	1-U	7515	AMP	C1'-N9-C4	4.40	134.37	126.64
3	4-U	7515	AMP	C1'-N9-C4	4.40	134.37	126.64
3	10-U	7515	AMP	C1'-N9-C4	4.40	134.37	126.64
3	4-V	7517	AMP	C1'-N9-C4	4.39	134.35	126.64
3	2-V	7517	AMP	C1'-N9-C4	4.39	134.35	126.64
3	8-N	7501	AMP	C1'-N9-C4	4.39	134.35	126.64
3	3-V	7517	AMP	C1'-N9-C4	4.39	134.35	126.64
3	7-N	7501	AMP	C1'-N9-C4	4.39	134.35	126.64
3	9-V	7517	AMP	C1'-N9-C4	4.39	134.35	126.64
3	1-V	7517	AMP	C1'-N9-C4	4.39	134.35	126.64
3	10-V	7517	AMP	C1'-N9-C4	4.39	134.35	126.64

*Continued on next page...*

*Continued from previous page...*

Mol	Chain	Res	Type	Atoms	Z	Observed(°)	Ideal(°)
3	2-N	7501	AMP	C1'-N9-C4	4.39	134.35	126.64
3	7-V	7517	AMP	C1'-N9-C4	4.39	134.35	126.64
3	6-V	7517	AMP	C1'-N9-C4	4.39	134.35	126.64
3	5-V	7517	AMP	C1'-N9-C4	4.39	134.35	126.64
3	4-N	7501	AMP	C1'-N9-C4	4.39	134.35	126.64
3	9-N	7501	AMP	C1'-N9-C4	4.39	134.35	126.64
3	6-N	7501	AMP	C1'-N9-C4	4.39	134.35	126.64
3	8-V	7517	AMP	C1'-N9-C4	4.39	134.35	126.64
3	1-N	7501	AMP	C1'-N9-C4	4.39	134.35	126.64
3	10-N	7501	AMP	C1'-N9-C4	4.39	134.35	126.64
3	3-N	7501	AMP	C1'-N9-C4	4.39	134.35	126.64
3	5-N	7501	AMP	C1'-N9-C4	4.39	134.35	126.64
3	4-O	7503	AMP	C1'-N9-C4	4.39	134.35	126.64
3	5-O	7503	AMP	C1'-N9-C4	4.39	134.35	126.64
3	4-W	7519	AMP	C1'-N9-C4	4.39	134.35	126.64
3	2-O	7503	AMP	C1'-N9-C4	4.39	134.35	126.64
3	10-O	7503	AMP	C1'-N9-C4	4.39	134.35	126.64
3	9-O	7503	AMP	C1'-N9-C4	4.39	134.35	126.64
3	9-W	7519	AMP	C1'-N9-C4	4.39	134.35	126.64
3	1-O	7503	AMP	C1'-N9-C4	4.39	134.35	126.64
3	2-W	7519	AMP	C1'-N9-C4	4.39	134.35	126.64
3	6-W	7519	AMP	C1'-N9-C4	4.39	134.35	126.64
3	3-W	7519	AMP	C1'-N9-C4	4.39	134.35	126.64
3	8-W	7519	AMP	C1'-N9-C4	4.39	134.35	126.64
3	7-W	7519	AMP	C1'-N9-C4	4.39	134.35	126.64
3	1-W	7519	AMP	C1'-N9-C4	4.39	134.35	126.64
3	6-O	7503	AMP	C1'-N9-C4	4.39	134.35	126.64
3	5-W	7519	AMP	C1'-N9-C4	4.39	134.35	126.64
3	3-O	7503	AMP	C1'-N9-C4	4.39	134.35	126.64
3	10-W	7519	AMP	C1'-N9-C4	4.39	134.35	126.64
3	8-O	7503	AMP	C1'-N9-C4	4.39	134.35	126.64
3	7-O	7503	AMP	C1'-N9-C4	4.39	134.35	126.64
3	8-Q	7507	AMP	C1'-N9-C4	4.39	134.35	126.64
3	3-Q	7507	AMP	C1'-N9-C4	4.39	134.35	126.64
3	7-Q	7507	AMP	C1'-N9-C4	4.39	134.35	126.64
3	4-Q	7507	AMP	C1'-N9-C4	4.39	134.35	126.64
3	6-Q	7507	AMP	C1'-N9-C4	4.39	134.35	126.64
3	1-Q	7507	AMP	C1'-N9-C4	4.39	134.35	126.64
3	5-Q	7507	AMP	C1'-N9-C4	4.39	134.35	126.64
3	2-Q	7507	AMP	C1'-N9-C4	4.39	134.35	126.64
3	10-Q	7507	AMP	C1'-N9-C4	4.39	134.35	126.64
3	9-Q	7507	AMP	C1'-N9-C4	4.39	134.35	126.64

*Continued on next page...*

*Continued from previous page...*

Mol	Chain	Res	Type	Atoms	Z	Observed(°)	Ideal(°)
3	2-B	7477	AMP	C1'-N9-C4	4.39	134.35	126.64
3	4-B	7477	AMP	C1'-N9-C4	4.39	134.35	126.64
3	7-B	7477	AMP	C1'-N9-C4	4.39	134.35	126.64
3	8-B	7477	AMP	C1'-N9-C4	4.39	134.35	126.64
3	1-B	7477	AMP	C1'-N9-C4	4.39	134.35	126.64
3	3-B	7477	AMP	C1'-N9-C4	4.39	134.35	126.64
3	5-B	7477	AMP	C1'-N9-C4	4.39	134.35	126.64
3	10-B	7477	AMP	C1'-N9-C4	4.39	134.35	126.64
3	9-B	7477	AMP	C1'-N9-C4	4.39	134.35	126.64
3	6-B	7477	AMP	C1'-N9-C4	4.39	134.35	126.64
3	9-E	7483	AMP	C1'-N9-C4	4.39	134.35	126.64
3	8-E	7483	AMP	C1'-N9-C4	4.39	134.35	126.64
3	4-E	7483	AMP	C1'-N9-C4	4.39	134.35	126.64
3	5-E	7483	AMP	C1'-N9-C4	4.39	134.35	126.64
3	1-E	7483	AMP	C1'-N9-C4	4.39	134.35	126.64
3	7-E	7483	AMP	C1'-N9-C4	4.39	134.35	126.64
3	10-E	7483	AMP	C1'-N9-C4	4.39	134.35	126.64
3	6-E	7483	AMP	C1'-N9-C4	4.39	134.35	126.64
3	3-E	7483	AMP	C1'-N9-C4	4.39	134.35	126.64
3	2-E	7483	AMP	C1'-N9-C4	4.39	134.35	126.64
3	3-F	7485	AMP	C1'-N9-C4	4.38	134.34	126.64
3	10-F	7485	AMP	C1'-N9-C4	4.38	134.34	126.64
3	3-J	7493	AMP	C1'-N9-C4	4.38	134.34	126.64
3	4-F	7485	AMP	C1'-N9-C4	4.38	134.34	126.64
3	1-F	7485	AMP	C1'-N9-C4	4.38	134.34	126.64
3	5-F	7485	AMP	C1'-N9-C4	4.38	134.34	126.64
3	1-J	7493	AMP	C1'-N9-C4	4.38	134.34	126.64
3	2-F	7485	AMP	C1'-N9-C4	4.38	134.34	126.64
3	6-J	7493	AMP	C1'-N9-C4	4.38	134.34	126.64
3	10-J	7493	AMP	C1'-N9-C4	4.38	134.34	126.64
3	7-J	7493	AMP	C1'-N9-C4	4.38	134.34	126.64
3	6-F	7485	AMP	C1'-N9-C4	4.38	134.34	126.64
3	9-J	7493	AMP	C1'-N9-C4	4.38	134.34	126.64
3	5-J	7493	AMP	C1'-N9-C4	4.38	134.34	126.64
3	8-J	7493	AMP	C1'-N9-C4	4.38	134.34	126.64
3	7-F	7485	AMP	C1'-N9-C4	4.38	134.34	126.64
3	4-J	7493	AMP	C1'-N9-C4	4.38	134.34	126.64
3	9-F	7485	AMP	C1'-N9-C4	4.38	134.34	126.64
3	2-J	7493	AMP	C1'-N9-C4	4.38	134.34	126.64
3	8-F	7485	AMP	C1'-N9-C4	4.38	134.34	126.64
3	9-A	7475	AMP	C1'-N9-C4	4.38	134.34	126.64
3	4-A	7475	AMP	C1'-N9-C4	4.38	134.34	126.64

*Continued on next page...*



*Continued from previous page...*

Mol	Chain	Res	Type	Atoms	Z	Observed(°)	Ideal(°)
3	5-A	7475	AMP	C1'-N9-C4	4.38	134.34	126.64
3	7-A	7475	AMP	C1'-N9-C4	4.38	134.34	126.64
3	2-A	7475	AMP	C1'-N9-C4	4.38	134.34	126.64
3	10-A	7475	AMP	C1'-N9-C4	4.38	134.34	126.64
3	3-A	7475	AMP	C1'-N9-C4	4.38	134.34	126.64
3	8-A	7475	AMP	C1'-N9-C4	4.38	134.34	126.64
3	6-A	7475	AMP	C1'-N9-C4	4.38	134.34	126.64
3	1-A	7475	AMP	C1'-N9-C4	4.38	134.34	126.64
3	7-T	7513	AMP	C1'-N9-C4	4.38	134.33	126.64
3	10-G	7487	AMP	C1'-N9-C4	4.38	134.33	126.64
3	10-T	7513	AMP	C1'-N9-C4	4.38	134.33	126.64
3	1-T	7513	AMP	C1'-N9-C4	4.38	134.33	126.64
3	2-T	7513	AMP	C1'-N9-C4	4.38	134.33	126.64
3	6-T	7513	AMP	C1'-N9-C4	4.38	134.33	126.64
3	3-G	7487	AMP	C1'-N9-C4	4.38	134.33	126.64
3	9-G	7487	AMP	C1'-N9-C4	4.38	134.33	126.64
3	8-G	7487	AMP	C1'-N9-C4	4.38	134.33	126.64
3	2-G	7487	AMP	C1'-N9-C4	4.38	134.33	126.64
3	4-G	7487	AMP	C1'-N9-C4	4.38	134.33	126.64
3	9-T	7513	AMP	C1'-N9-C4	4.38	134.33	126.64
3	7-G	7487	AMP	C1'-N9-C4	4.38	134.33	126.64
3	5-T	7513	AMP	C1'-N9-C4	4.38	134.33	126.64
3	1-G	7487	AMP	C1'-N9-C4	4.38	134.33	126.64
3	3-T	7513	AMP	C1'-N9-C4	4.38	134.33	126.64
3	5-G	7487	AMP	C1'-N9-C4	4.38	134.33	126.64
3	4-T	7513	AMP	C1'-N9-C4	4.38	134.33	126.64
3	8-T	7513	AMP	C1'-N9-C4	4.38	134.33	126.64
3	6-G	7487	AMP	C1'-N9-C4	4.38	134.33	126.64
3	1-H	7489	AMP	C1'-N9-C4	4.37	134.32	126.64
3	3-H	7489	AMP	C1'-N9-C4	4.37	134.32	126.64
3	10-H	7489	AMP	C1'-N9-C4	4.37	134.32	126.64
3	7-H	7489	AMP	C1'-N9-C4	4.37	134.32	126.64
3	4-H	7489	AMP	C1'-N9-C4	4.37	134.32	126.64
3	9-H	7489	AMP	C1'-N9-C4	4.37	134.32	126.64
3	6-H	7489	AMP	C1'-N9-C4	4.37	134.32	126.64
3	2-H	7489	AMP	C1'-N9-C4	4.37	134.32	126.64
3	8-H	7489	AMP	C1'-N9-C4	4.37	134.32	126.64
3	5-H	7489	AMP	C1'-N9-C4	4.37	134.32	126.64
3	1-S	7511	AMP	C1'-N9-C4	4.37	134.32	126.64
3	6-S	7511	AMP	C1'-N9-C4	4.37	134.32	126.64
3	4-S	7511	AMP	C1'-N9-C4	4.37	134.32	126.64
3	8-S	7511	AMP	C1'-N9-C4	4.37	134.32	126.64

*Continued on next page...*

*Continued from previous page...*

Mol	Chain	Res	Type	Atoms	Z	Observed(°)	Ideal(°)
3	5-S	7511	AMP	C1'-N9-C4	4.37	134.32	126.64
3	2-S	7511	AMP	C1'-N9-C4	4.37	134.32	126.64
3	10-S	7511	AMP	C1'-N9-C4	4.37	134.32	126.64
3	9-S	7511	AMP	C1'-N9-C4	4.37	134.32	126.64
3	3-S	7511	AMP	C1'-N9-C4	4.37	134.32	126.64
3	7-S	7511	AMP	C1'-N9-C4	4.37	134.32	126.64
3	5-K	7495	AMP	C1'-N9-C4	4.37	134.32	126.64
3	8-K	7495	AMP	C1'-N9-C4	4.37	134.32	126.64
3	4-K	7495	AMP	C1'-N9-C4	4.37	134.32	126.64
3	2-K	7495	AMP	C1'-N9-C4	4.37	134.32	126.64
3	9-K	7495	AMP	C1'-N9-C4	4.37	134.32	126.64
3	7-K	7495	AMP	C1'-N9-C4	4.37	134.32	126.64
3	3-K	7495	AMP	C1'-N9-C4	4.37	134.32	126.64
3	6-K	7495	AMP	C1'-N9-C4	4.37	134.32	126.64
3	10-K	7495	AMP	C1'-N9-C4	4.37	134.32	126.64
3	1-K	7495	AMP	C1'-N9-C4	4.37	134.32	126.64
3	9-M	7499	AMP	C1'-N9-C4	4.37	134.31	126.64
3	2-M	7499	AMP	C1'-N9-C4	4.37	134.31	126.64
3	7-M	7499	AMP	C1'-N9-C4	4.37	134.31	126.64
3	5-M	7499	AMP	C1'-N9-C4	4.37	134.31	126.64
3	6-M	7499	AMP	C1'-N9-C4	4.37	134.31	126.64
3	8-M	7499	AMP	C1'-N9-C4	4.37	134.31	126.64
3	4-M	7499	AMP	C1'-N9-C4	4.37	134.31	126.64
3	10-M	7499	AMP	C1'-N9-C4	4.37	134.31	126.64
3	1-M	7499	AMP	C1'-N9-C4	4.37	134.31	126.64
3	3-M	7499	AMP	C1'-N9-C4	4.37	134.31	126.64
3	8-I	7491	AMP	C1'-N9-C4	4.37	134.31	126.64
3	2-I	7491	AMP	C1'-N9-C4	4.37	134.31	126.64
3	9-I	7491	AMP	C1'-N9-C4	4.37	134.31	126.64
3	6-I	7491	AMP	C1'-N9-C4	4.37	134.31	126.64
3	7-I	7491	AMP	C1'-N9-C4	4.37	134.31	126.64
3	1-I	7491	AMP	C1'-N9-C4	4.37	134.31	126.64
3	4-I	7491	AMP	C1'-N9-C4	4.37	134.31	126.64
3	10-I	7491	AMP	C1'-N9-C4	4.37	134.31	126.64
3	3-I	7491	AMP	C1'-N9-C4	4.37	134.31	126.64
3	5-I	7491	AMP	C1'-N9-C4	4.37	134.31	126.64
3	6-R	7509	AMP	C1'-N9-C4	4.36	134.30	126.64
3	2-R	7509	AMP	C1'-N9-C4	4.36	134.30	126.64
3	1-R	7509	AMP	C1'-N9-C4	4.36	134.30	126.64
3	10-R	7509	AMP	C1'-N9-C4	4.36	134.30	126.64
3	9-R	7509	AMP	C1'-N9-C4	4.36	134.30	126.64
3	7-R	7509	AMP	C1'-N9-C4	4.36	134.30	126.64

*Continued on next page...*

*Continued from previous page...*

Mol	Chain	Res	Type	Atoms	Z	Observed(°)	Ideal(°)
3	8-R	7509	AMP	C1'-N9-C4	4.36	134.30	126.64
3	5-R	7509	AMP	C1'-N9-C4	4.36	134.30	126.64
3	3-R	7509	AMP	C1'-N9-C4	4.36	134.30	126.64
3	4-R	7509	AMP	C1'-N9-C4	4.36	134.30	126.64
3	1-C	7479	AMP	C1'-N9-C4	4.35	134.29	126.64
3	9-C	7479	AMP	C1'-N9-C4	4.35	134.29	126.64
3	8-C	7479	AMP	C1'-N9-C4	4.35	134.29	126.64
3	3-C	7479	AMP	C1'-N9-C4	4.35	134.29	126.64
3	5-C	7479	AMP	C1'-N9-C4	4.35	134.29	126.64
3	6-C	7479	AMP	C1'-N9-C4	4.35	134.29	126.64
3	7-C	7479	AMP	C1'-N9-C4	4.35	134.29	126.64
3	4-C	7479	AMP	C1'-N9-C4	4.35	134.29	126.64
3	10-C	7479	AMP	C1'-N9-C4	4.35	134.29	126.64
3	2-C	7479	AMP	C1'-N9-C4	4.35	134.29	126.64
3	4-X	7521	AMP	C1'-N9-C4	4.35	134.29	126.64
3	6-X	7521	AMP	C1'-N9-C4	4.35	134.29	126.64
3	9-X	7521	AMP	C1'-N9-C4	4.35	134.29	126.64
3	7-X	7521	AMP	C1'-N9-C4	4.35	134.29	126.64
3	1-X	7521	AMP	C1'-N9-C4	4.35	134.29	126.64
3	2-X	7521	AMP	C1'-N9-C4	4.35	134.29	126.64
3	3-X	7521	AMP	C1'-N9-C4	4.35	134.29	126.64
3	10-X	7521	AMP	C1'-N9-C4	4.35	134.29	126.64
3	8-X	7521	AMP	C1'-N9-C4	4.35	134.29	126.64
3	5-X	7521	AMP	C1'-N9-C4	4.35	134.29	126.64
3	4-V	7517	AMP	O2'-C2'-C1'	4.29	126.70	110.85
3	2-V	7517	AMP	O2'-C2'-C1'	4.29	126.70	110.85
3	3-V	7517	AMP	O2'-C2'-C1'	4.29	126.70	110.85
3	9-V	7517	AMP	O2'-C2'-C1'	4.29	126.70	110.85
3	1-V	7517	AMP	O2'-C2'-C1'	4.29	126.70	110.85
3	10-V	7517	AMP	O2'-C2'-C1'	4.29	126.70	110.85
3	7-V	7517	AMP	O2'-C2'-C1'	4.29	126.70	110.85
3	6-V	7517	AMP	O2'-C2'-C1'	4.29	126.70	110.85
3	5-V	7517	AMP	O2'-C2'-C1'	4.29	126.70	110.85
3	8-V	7517	AMP	O2'-C2'-C1'	4.29	126.70	110.85
3	6-R	7509	AMP	O2'-C2'-C1'	4.28	126.67	110.85
3	2-R	7509	AMP	O2'-C2'-C1'	4.28	126.67	110.85
3	1-R	7509	AMP	O2'-C2'-C1'	4.28	126.67	110.85
3	10-R	7509	AMP	O2'-C2'-C1'	4.28	126.67	110.85
3	9-R	7509	AMP	O2'-C2'-C1'	4.28	126.67	110.85
3	7-R	7509	AMP	O2'-C2'-C1'	4.28	126.67	110.85
3	8-R	7509	AMP	O2'-C2'-C1'	4.28	126.67	110.85
3	5-R	7509	AMP	O2'-C2'-C1'	4.28	126.67	110.85

*Continued on next page...*

*Continued from previous page...*

Mol	Chain	Res	Type	Atoms	Z	Observed(°)	Ideal(°)
3	3-R	7509	AMP	O2'-C2'-C1'	4.28	126.67	110.85
3	4-R	7509	AMP	O2'-C2'-C1'	4.28	126.67	110.85
3	2-B	7477	AMP	O2'-C2'-C1'	4.28	126.67	110.85
3	4-B	7477	AMP	O2'-C2'-C1'	4.28	126.67	110.85
3	7-B	7477	AMP	O2'-C2'-C1'	4.28	126.67	110.85
3	8-B	7477	AMP	O2'-C2'-C1'	4.28	126.67	110.85
3	1-B	7477	AMP	O2'-C2'-C1'	4.28	126.67	110.85
3	3-B	7477	AMP	O2'-C2'-C1'	4.28	126.67	110.85
3	5-B	7477	AMP	O2'-C2'-C1'	4.28	126.67	110.85
3	10-B	7477	AMP	O2'-C2'-C1'	4.28	126.67	110.85
3	9-B	7477	AMP	O2'-C2'-C1'	4.28	126.67	110.85
3	6-B	7477	AMP	O2'-C2'-C1'	4.28	126.67	110.85
3	8-U	7515	AMP	O2'-C2'-C1'	4.28	126.67	110.85
3	9-U	7515	AMP	O2'-C2'-C1'	4.28	126.67	110.85
3	6-U	7515	AMP	O2'-C2'-C1'	4.28	126.67	110.85
3	5-U	7515	AMP	O2'-C2'-C1'	4.28	126.67	110.85
3	7-U	7515	AMP	O2'-C2'-C1'	4.28	126.67	110.85
3	2-U	7515	AMP	O2'-C2'-C1'	4.28	126.67	110.85
3	3-U	7515	AMP	O2'-C2'-C1'	4.28	126.67	110.85
3	1-U	7515	AMP	O2'-C2'-C1'	4.28	126.67	110.85
3	4-U	7515	AMP	O2'-C2'-C1'	4.28	126.67	110.85
3	10-U	7515	AMP	O2'-C2'-C1'	4.28	126.67	110.85
3	4-L	7497	AMP	O2'-C2'-C1'	4.28	126.66	110.85
3	5-L	7497	AMP	O2'-C2'-C1'	4.28	126.66	110.85
3	2-L	7497	AMP	O2'-C2'-C1'	4.28	126.66	110.85
3	8-L	7497	AMP	O2'-C2'-C1'	4.28	126.66	110.85
3	3-L	7497	AMP	O2'-C2'-C1'	4.28	126.66	110.85
3	9-L	7497	AMP	O2'-C2'-C1'	4.28	126.66	110.85
3	10-L	7497	AMP	O2'-C2'-C1'	4.28	126.66	110.85
3	1-L	7497	AMP	O2'-C2'-C1'	4.28	126.66	110.85
3	6-L	7497	AMP	O2'-C2'-C1'	4.28	126.66	110.85
3	7-L	7497	AMP	O2'-C2'-C1'	4.28	126.66	110.85
3	8-I	7491	AMP	O2'-C2'-C1'	4.28	126.65	110.85
3	2-I	7491	AMP	O2'-C2'-C1'	4.28	126.65	110.85
3	3-D	7481	AMP	O2'-C2'-C1'	4.28	126.65	110.85
3	4-D	7481	AMP	O2'-C2'-C1'	4.28	126.65	110.85
3	1-D	7481	AMP	O2'-C2'-C1'	4.28	126.65	110.85
3	9-I	7491	AMP	O2'-C2'-C1'	4.28	126.65	110.85
3	6-I	7491	AMP	O2'-C2'-C1'	4.28	126.65	110.85
3	7-I	7491	AMP	O2'-C2'-C1'	4.28	126.65	110.85
3	8-D	7481	AMP	O2'-C2'-C1'	4.28	126.65	110.85
3	1-I	7491	AMP	O2'-C2'-C1'	4.28	126.65	110.85

*Continued on next page...*

*Continued from previous page...*

Mol	Chain	Res	Type	Atoms	Z	Observed(°)	Ideal(°)
3	4-I	7491	AMP	O2'-C2'-C1'	4.28	126.65	110.85
3	9-D	7481	AMP	O2'-C2'-C1'	4.28	126.65	110.85
3	10-I	7491	AMP	O2'-C2'-C1'	4.28	126.65	110.85
3	7-D	7481	AMP	O2'-C2'-C1'	4.28	126.65	110.85
3	2-D	7481	AMP	O2'-C2'-C1'	4.28	126.65	110.85
3	3-I	7491	AMP	O2'-C2'-C1'	4.28	126.65	110.85
3	10-D	7481	AMP	O2'-C2'-C1'	4.28	126.65	110.85
3	5-I	7491	AMP	O2'-C2'-C1'	4.28	126.65	110.85
3	5-D	7481	AMP	O2'-C2'-C1'	4.28	126.65	110.85
3	6-D	7481	AMP	O2'-C2'-C1'	4.28	126.65	110.85
3	8-Q	7507	AMP	O2'-C2'-C1'	4.28	126.64	110.85
3	7-T	7513	AMP	O2'-C2'-C1'	4.28	126.64	110.85
3	3-Q	7507	AMP	O2'-C2'-C1'	4.28	126.64	110.85
3	7-Q	7507	AMP	O2'-C2'-C1'	4.28	126.64	110.85
3	10-T	7513	AMP	O2'-C2'-C1'	4.28	126.64	110.85
3	1-T	7513	AMP	O2'-C2'-C1'	4.28	126.64	110.85
3	2-T	7513	AMP	O2'-C2'-C1'	4.28	126.64	110.85
3	6-T	7513	AMP	O2'-C2'-C1'	4.28	126.64	110.85
3	4-Q	7507	AMP	O2'-C2'-C1'	4.28	126.64	110.85
3	6-Q	7507	AMP	O2'-C2'-C1'	4.28	126.64	110.85
3	1-Q	7507	AMP	O2'-C2'-C1'	4.28	126.64	110.85
3	9-T	7513	AMP	O2'-C2'-C1'	4.28	126.64	110.85
3	5-T	7513	AMP	O2'-C2'-C1'	4.28	126.64	110.85
3	5-Q	7507	AMP	O2'-C2'-C1'	4.28	126.64	110.85
3	2-Q	7507	AMP	O2'-C2'-C1'	4.28	126.64	110.85
3	3-T	7513	AMP	O2'-C2'-C1'	4.28	126.64	110.85
3	4-T	7513	AMP	O2'-C2'-C1'	4.28	126.64	110.85
3	8-T	7513	AMP	O2'-C2'-C1'	4.28	126.64	110.85
3	10-Q	7507	AMP	O2'-C2'-C1'	4.28	126.64	110.85
3	9-Q	7507	AMP	O2'-C2'-C1'	4.28	126.64	110.85
3	2-P	7505	AMP	O2'-C2'-C1'	4.28	126.64	110.85
3	10-P	7505	AMP	O2'-C2'-C1'	4.28	126.64	110.85
3	1-P	7505	AMP	O2'-C2'-C1'	4.28	126.64	110.85
3	7-P	7505	AMP	O2'-C2'-C1'	4.28	126.64	110.85
3	6-P	7505	AMP	O2'-C2'-C1'	4.28	126.64	110.85
3	3-P	7505	AMP	O2'-C2'-C1'	4.28	126.64	110.85
3	4-P	7505	AMP	O2'-C2'-C1'	4.28	126.64	110.85
3	8-P	7505	AMP	O2'-C2'-C1'	4.28	126.64	110.85
3	9-P	7505	AMP	O2'-C2'-C1'	4.28	126.64	110.85
3	5-P	7505	AMP	O2'-C2'-C1'	4.28	126.64	110.85
3	9-A	7475	AMP	O2'-C2'-C1'	4.27	126.64	110.85
3	4-A	7475	AMP	O2'-C2'-C1'	4.27	126.64	110.85

*Continued on next page...*

*Continued from previous page...*

Mol	Chain	Res	Type	Atoms	Z	Observed(°)	Ideal(°)
3	5-A	7475	AMP	O2'-C2'-C1'	4.27	126.64	110.85
3	7-A	7475	AMP	O2'-C2'-C1'	4.27	126.64	110.85
3	2-A	7475	AMP	O2'-C2'-C1'	4.27	126.64	110.85
3	10-A	7475	AMP	O2'-C2'-C1'	4.27	126.64	110.85
3	3-A	7475	AMP	O2'-C2'-C1'	4.27	126.64	110.85
3	8-A	7475	AMP	O2'-C2'-C1'	4.27	126.64	110.85
3	6-A	7475	AMP	O2'-C2'-C1'	4.27	126.64	110.85
3	1-A	7475	AMP	O2'-C2'-C1'	4.27	126.64	110.85
3	5-K	7495	AMP	O2'-C2'-C1'	4.27	126.63	110.85
3	8-K	7495	AMP	O2'-C2'-C1'	4.27	126.63	110.85
3	4-K	7495	AMP	O2'-C2'-C1'	4.27	126.63	110.85
3	2-K	7495	AMP	O2'-C2'-C1'	4.27	126.63	110.85
3	9-K	7495	AMP	O2'-C2'-C1'	4.27	126.63	110.85
3	7-K	7495	AMP	O2'-C2'-C1'	4.27	126.63	110.85
3	3-K	7495	AMP	O2'-C2'-C1'	4.27	126.63	110.85
3	6-K	7495	AMP	O2'-C2'-C1'	4.27	126.63	110.85
3	10-K	7495	AMP	O2'-C2'-C1'	4.27	126.63	110.85
3	1-K	7495	AMP	O2'-C2'-C1'	4.27	126.63	110.85
3	10-G	7487	AMP	O2'-C2'-C1'	4.27	126.63	110.85
3	3-G	7487	AMP	O2'-C2'-C1'	4.27	126.63	110.85
3	9-G	7487	AMP	O2'-C2'-C1'	4.27	126.63	110.85
3	8-G	7487	AMP	O2'-C2'-C1'	4.27	126.63	110.85
3	2-G	7487	AMP	O2'-C2'-C1'	4.27	126.63	110.85
3	4-G	7487	AMP	O2'-C2'-C1'	4.27	126.63	110.85
3	7-G	7487	AMP	O2'-C2'-C1'	4.27	126.63	110.85
3	1-G	7487	AMP	O2'-C2'-C1'	4.27	126.63	110.85
3	5-G	7487	AMP	O2'-C2'-C1'	4.27	126.63	110.85
3	6-G	7487	AMP	O2'-C2'-C1'	4.27	126.63	110.85
3	4-W	7519	AMP	O2'-C2'-C1'	4.27	126.63	110.85
3	9-W	7519	AMP	O2'-C2'-C1'	4.27	126.63	110.85
3	2-W	7519	AMP	O2'-C2'-C1'	4.27	126.63	110.85
3	6-W	7519	AMP	O2'-C2'-C1'	4.27	126.63	110.85
3	3-W	7519	AMP	O2'-C2'-C1'	4.27	126.63	110.85
3	8-W	7519	AMP	O2'-C2'-C1'	4.27	126.63	110.85
3	7-W	7519	AMP	O2'-C2'-C1'	4.27	126.63	110.85
3	1-W	7519	AMP	O2'-C2'-C1'	4.27	126.63	110.85
3	5-W	7519	AMP	O2'-C2'-C1'	4.27	126.63	110.85
3	10-W	7519	AMP	O2'-C2'-C1'	4.27	126.63	110.85
3	4-X	7521	AMP	O2'-C2'-C1'	4.27	126.63	110.85
3	6-X	7521	AMP	O2'-C2'-C1'	4.27	126.63	110.85
3	9-X	7521	AMP	O2'-C2'-C1'	4.27	126.63	110.85
3	7-X	7521	AMP	O2'-C2'-C1'	4.27	126.63	110.85

*Continued on next page...*

*Continued from previous page...*

Mol	Chain	Res	Type	Atoms	Z	Observed(°)	Ideal(°)
3	1-X	7521	AMP	O2'-C2'-C1'	4.27	126.63	110.85
3	2-X	7521	AMP	O2'-C2'-C1'	4.27	126.63	110.85
3	3-X	7521	AMP	O2'-C2'-C1'	4.27	126.63	110.85
3	10-X	7521	AMP	O2'-C2'-C1'	4.27	126.63	110.85
3	8-X	7521	AMP	O2'-C2'-C1'	4.27	126.63	110.85
3	5-X	7521	AMP	O2'-C2'-C1'	4.27	126.63	110.85
3	9-E	7483	AMP	O2'-C2'-C1'	4.27	126.62	110.85
3	8-E	7483	AMP	O2'-C2'-C1'	4.27	126.62	110.85
3	4-E	7483	AMP	O2'-C2'-C1'	4.27	126.62	110.85
3	5-E	7483	AMP	O2'-C2'-C1'	4.27	126.62	110.85
3	1-E	7483	AMP	O2'-C2'-C1'	4.27	126.62	110.85
3	7-E	7483	AMP	O2'-C2'-C1'	4.27	126.62	110.85
3	10-E	7483	AMP	O2'-C2'-C1'	4.27	126.62	110.85
3	6-E	7483	AMP	O2'-C2'-C1'	4.27	126.62	110.85
3	3-E	7483	AMP	O2'-C2'-C1'	4.27	126.62	110.85
3	2-E	7483	AMP	O2'-C2'-C1'	4.27	126.62	110.85
3	8-N	7501	AMP	O2'-C2'-C1'	4.27	126.62	110.85
3	7-N	7501	AMP	O2'-C2'-C1'	4.27	126.62	110.85
3	2-N	7501	AMP	O2'-C2'-C1'	4.27	126.62	110.85
3	4-N	7501	AMP	O2'-C2'-C1'	4.27	126.62	110.85
3	9-N	7501	AMP	O2'-C2'-C1'	4.27	126.62	110.85
3	6-N	7501	AMP	O2'-C2'-C1'	4.27	126.62	110.85
3	1-N	7501	AMP	O2'-C2'-C1'	4.27	126.62	110.85
3	10-N	7501	AMP	O2'-C2'-C1'	4.27	126.62	110.85
3	3-N	7501	AMP	O2'-C2'-C1'	4.27	126.62	110.85
3	5-N	7501	AMP	O2'-C2'-C1'	4.27	126.62	110.85
3	1-C	7479	AMP	O2'-C2'-C1'	4.27	126.61	110.85
3	9-C	7479	AMP	O2'-C2'-C1'	4.27	126.61	110.85
3	8-C	7479	AMP	O2'-C2'-C1'	4.27	126.61	110.85
3	3-C	7479	AMP	O2'-C2'-C1'	4.27	126.61	110.85
3	5-C	7479	AMP	O2'-C2'-C1'	4.27	126.61	110.85
3	6-C	7479	AMP	O2'-C2'-C1'	4.27	126.61	110.85
3	7-C	7479	AMP	O2'-C2'-C1'	4.27	126.61	110.85
3	4-C	7479	AMP	O2'-C2'-C1'	4.27	126.61	110.85
3	10-C	7479	AMP	O2'-C2'-C1'	4.27	126.61	110.85
3	2-C	7479	AMP	O2'-C2'-C1'	4.27	126.61	110.85
3	3-F	7485	AMP	O2'-C2'-C1'	4.27	126.61	110.85
3	1-S	7511	AMP	O2'-C2'-C1'	4.27	126.61	110.85
3	10-F	7485	AMP	O2'-C2'-C1'	4.27	126.61	110.85
3	4-F	7485	AMP	O2'-C2'-C1'	4.27	126.61	110.85
3	6-S	7511	AMP	O2'-C2'-C1'	4.27	126.61	110.85
3	1-F	7485	AMP	O2'-C2'-C1'	4.27	126.61	110.85

*Continued on next page...*

*Continued from previous page...*

Mol	Chain	Res	Type	Atoms	Z	Observed(°)	Ideal(°)
3	4-S	7511	AMP	O2'-C2'-C1'	4.27	126.61	110.85
3	8-S	7511	AMP	O2'-C2'-C1'	4.27	126.61	110.85
3	5-F	7485	AMP	O2'-C2'-C1'	4.27	126.61	110.85
3	5-S	7511	AMP	O2'-C2'-C1'	4.27	126.61	110.85
3	2-F	7485	AMP	O2'-C2'-C1'	4.27	126.61	110.85
3	2-S	7511	AMP	O2'-C2'-C1'	4.27	126.61	110.85
3	10-S	7511	AMP	O2'-C2'-C1'	4.27	126.61	110.85
3	9-S	7511	AMP	O2'-C2'-C1'	4.27	126.61	110.85
3	3-S	7511	AMP	O2'-C2'-C1'	4.27	126.61	110.85
3	6-F	7485	AMP	O2'-C2'-C1'	4.27	126.61	110.85
3	7-F	7485	AMP	O2'-C2'-C1'	4.27	126.61	110.85
3	9-F	7485	AMP	O2'-C2'-C1'	4.27	126.61	110.85
3	7-S	7511	AMP	O2'-C2'-C1'	4.27	126.61	110.85
3	8-F	7485	AMP	O2'-C2'-C1'	4.27	126.61	110.85
3	1-H	7489	AMP	O2'-C2'-C1'	4.27	126.61	110.85
3	3-H	7489	AMP	O2'-C2'-C1'	4.27	126.61	110.85
3	10-H	7489	AMP	O2'-C2'-C1'	4.27	126.61	110.85
3	7-H	7489	AMP	O2'-C2'-C1'	4.27	126.61	110.85
3	4-H	7489	AMP	O2'-C2'-C1'	4.27	126.61	110.85
3	9-H	7489	AMP	O2'-C2'-C1'	4.27	126.61	110.85
3	6-H	7489	AMP	O2'-C2'-C1'	4.27	126.61	110.85
3	2-H	7489	AMP	O2'-C2'-C1'	4.27	126.61	110.85
3	8-H	7489	AMP	O2'-C2'-C1'	4.27	126.61	110.85
3	5-H	7489	AMP	O2'-C2'-C1'	4.27	126.61	110.85
3	3-J	7493	AMP	O2'-C2'-C1'	4.27	126.60	110.85
3	1-J	7493	AMP	O2'-C2'-C1'	4.27	126.60	110.85
3	6-J	7493	AMP	O2'-C2'-C1'	4.27	126.60	110.85
3	10-J	7493	AMP	O2'-C2'-C1'	4.27	126.60	110.85
3	7-J	7493	AMP	O2'-C2'-C1'	4.27	126.60	110.85
3	9-J	7493	AMP	O2'-C2'-C1'	4.27	126.60	110.85
3	5-J	7493	AMP	O2'-C2'-C1'	4.27	126.60	110.85
3	8-J	7493	AMP	O2'-C2'-C1'	4.27	126.60	110.85
3	4-J	7493	AMP	O2'-C2'-C1'	4.27	126.60	110.85
3	2-J	7493	AMP	O2'-C2'-C1'	4.27	126.60	110.85
3	9-M	7499	AMP	O2'-C2'-C1'	4.26	126.59	110.85
3	2-M	7499	AMP	O2'-C2'-C1'	4.26	126.59	110.85
3	7-M	7499	AMP	O2'-C2'-C1'	4.26	126.59	110.85
3	5-M	7499	AMP	O2'-C2'-C1'	4.26	126.59	110.85
3	6-M	7499	AMP	O2'-C2'-C1'	4.26	126.59	110.85
3	8-M	7499	AMP	O2'-C2'-C1'	4.26	126.59	110.85
3	4-M	7499	AMP	O2'-C2'-C1'	4.26	126.59	110.85
3	10-M	7499	AMP	O2'-C2'-C1'	4.26	126.59	110.85

*Continued on next page...*



*Continued from previous page...*

Mol	Chain	Res	Type	Atoms	Z	Observed(°)	Ideal(°)
3	1-M	7499	AMP	O2'-C2'-C1'	4.26	126.59	110.85
3	3-M	7499	AMP	O2'-C2'-C1'	4.26	126.59	110.85
3	4-O	7503	AMP	O2'-C2'-C1'	4.26	126.59	110.85
3	5-O	7503	AMP	O2'-C2'-C1'	4.26	126.59	110.85
3	2-O	7503	AMP	O2'-C2'-C1'	4.26	126.59	110.85
3	10-O	7503	AMP	O2'-C2'-C1'	4.26	126.59	110.85
3	9-O	7503	AMP	O2'-C2'-C1'	4.26	126.59	110.85
3	1-O	7503	AMP	O2'-C2'-C1'	4.26	126.59	110.85
3	6-O	7503	AMP	O2'-C2'-C1'	4.26	126.59	110.85
3	3-O	7503	AMP	O2'-C2'-C1'	4.26	126.59	110.85
3	8-O	7503	AMP	O2'-C2'-C1'	4.26	126.59	110.85
3	7-O	7503	AMP	O2'-C2'-C1'	4.26	126.59	110.85
3	8-N	7501	AMP	C4-C5-N7	4.23	113.81	109.40
3	7-N	7501	AMP	C4-C5-N7	4.23	113.81	109.40
3	2-N	7501	AMP	C4-C5-N7	4.23	113.81	109.40
3	4-N	7501	AMP	C4-C5-N7	4.23	113.81	109.40
3	9-N	7501	AMP	C4-C5-N7	4.23	113.81	109.40
3	6-N	7501	AMP	C4-C5-N7	4.23	113.81	109.40
3	1-N	7501	AMP	C4-C5-N7	4.23	113.81	109.40
3	10-N	7501	AMP	C4-C5-N7	4.23	113.81	109.40
3	3-N	7501	AMP	C4-C5-N7	4.23	113.81	109.40
3	5-N	7501	AMP	C4-C5-N7	4.23	113.81	109.40
3	1-H	7489	AMP	C4-C5-N7	4.21	113.79	109.40
3	3-H	7489	AMP	C4-C5-N7	4.21	113.79	109.40
3	10-H	7489	AMP	C4-C5-N7	4.21	113.79	109.40
3	7-H	7489	AMP	C4-C5-N7	4.21	113.79	109.40
3	4-H	7489	AMP	C4-C5-N7	4.21	113.79	109.40
3	9-H	7489	AMP	C4-C5-N7	4.21	113.79	109.40
3	6-H	7489	AMP	C4-C5-N7	4.21	113.79	109.40
3	2-H	7489	AMP	C4-C5-N7	4.21	113.79	109.40
3	8-H	7489	AMP	C4-C5-N7	4.21	113.79	109.40
3	5-H	7489	AMP	C4-C5-N7	4.21	113.79	109.40
3	4-X	7521	AMP	C4-C5-N7	4.21	113.78	109.40
3	6-X	7521	AMP	C4-C5-N7	4.21	113.78	109.40
3	9-X	7521	AMP	C4-C5-N7	4.21	113.78	109.40
3	7-X	7521	AMP	C4-C5-N7	4.21	113.78	109.40
3	1-X	7521	AMP	C4-C5-N7	4.21	113.78	109.40
3	2-X	7521	AMP	C4-C5-N7	4.21	113.78	109.40
3	3-X	7521	AMP	C4-C5-N7	4.21	113.78	109.40
3	10-X	7521	AMP	C4-C5-N7	4.21	113.78	109.40
3	8-X	7521	AMP	C4-C5-N7	4.21	113.78	109.40
3	5-X	7521	AMP	C4-C5-N7	4.21	113.78	109.40

*Continued on next page...*

*Continued from previous page...*

Mol	Chain	Res	Type	Atoms	Z	Observed(°)	Ideal(°)
3	9-E	7483	AMP	C4-C5-N7	4.20	113.78	109.40
3	8-E	7483	AMP	C4-C5-N7	4.20	113.78	109.40
3	4-E	7483	AMP	C4-C5-N7	4.20	113.78	109.40
3	5-E	7483	AMP	C4-C5-N7	4.20	113.78	109.40
3	1-E	7483	AMP	C4-C5-N7	4.20	113.78	109.40
3	7-E	7483	AMP	C4-C5-N7	4.20	113.78	109.40
3	10-E	7483	AMP	C4-C5-N7	4.20	113.78	109.40
3	6-E	7483	AMP	C4-C5-N7	4.20	113.78	109.40
3	3-E	7483	AMP	C4-C5-N7	4.20	113.78	109.40
3	2-E	7483	AMP	C4-C5-N7	4.20	113.78	109.40
3	3-J	7493	AMP	C4-C5-N7	4.20	113.78	109.40
3	1-J	7493	AMP	C4-C5-N7	4.20	113.78	109.40
3	6-J	7493	AMP	C4-C5-N7	4.20	113.78	109.40
3	10-J	7493	AMP	C4-C5-N7	4.20	113.78	109.40
3	7-J	7493	AMP	C4-C5-N7	4.20	113.78	109.40
3	9-J	7493	AMP	C4-C5-N7	4.20	113.78	109.40
3	5-J	7493	AMP	C4-C5-N7	4.20	113.78	109.40
3	8-J	7493	AMP	C4-C5-N7	4.20	113.78	109.40
3	4-J	7493	AMP	C4-C5-N7	4.20	113.78	109.40
3	2-J	7493	AMP	C4-C5-N7	4.20	113.78	109.40
3	5-K	7495	AMP	C4-C5-N7	4.19	113.76	109.40
3	8-K	7495	AMP	C4-C5-N7	4.19	113.76	109.40
3	4-K	7495	AMP	C4-C5-N7	4.19	113.76	109.40
3	2-K	7495	AMP	C4-C5-N7	4.19	113.76	109.40
3	9-K	7495	AMP	C4-C5-N7	4.19	113.76	109.40
3	7-K	7495	AMP	C4-C5-N7	4.19	113.76	109.40
3	3-K	7495	AMP	C4-C5-N7	4.19	113.76	109.40
3	6-K	7495	AMP	C4-C5-N7	4.19	113.76	109.40
3	10-K	7495	AMP	C4-C5-N7	4.19	113.76	109.40
3	1-K	7495	AMP	C4-C5-N7	4.19	113.76	109.40
3	9-M	7499	AMP	C4-C5-N7	4.18	113.76	109.40
3	2-M	7499	AMP	C4-C5-N7	4.18	113.76	109.40
3	7-M	7499	AMP	C4-C5-N7	4.18	113.76	109.40
3	5-M	7499	AMP	C4-C5-N7	4.18	113.76	109.40
3	6-M	7499	AMP	C4-C5-N7	4.18	113.76	109.40
3	8-M	7499	AMP	C4-C5-N7	4.18	113.76	109.40
3	4-M	7499	AMP	C4-C5-N7	4.18	113.76	109.40
3	10-M	7499	AMP	C4-C5-N7	4.18	113.76	109.40
3	1-M	7499	AMP	C4-C5-N7	4.18	113.76	109.40
3	3-M	7499	AMP	C4-C5-N7	4.18	113.76	109.40
3	9-A	7475	AMP	C4-C5-N7	4.18	113.76	109.40
3	4-A	7475	AMP	C4-C5-N7	4.18	113.76	109.40

*Continued on next page...*

*Continued from previous page...*

Mol	Chain	Res	Type	Atoms	Z	Observed(°)	Ideal(°)
3	5-A	7475	AMP	C4-C5-N7	4.18	113.76	109.40
3	7-A	7475	AMP	C4-C5-N7	4.18	113.76	109.40
3	2-A	7475	AMP	C4-C5-N7	4.18	113.76	109.40
3	10-A	7475	AMP	C4-C5-N7	4.18	113.76	109.40
3	3-A	7475	AMP	C4-C5-N7	4.18	113.76	109.40
3	8-A	7475	AMP	C4-C5-N7	4.18	113.76	109.40
3	6-A	7475	AMP	C4-C5-N7	4.18	113.76	109.40
3	1-A	7475	AMP	C4-C5-N7	4.18	113.76	109.40
3	3-D	7481	AMP	C4-C5-N7	4.18	113.75	109.40
3	4-D	7481	AMP	C4-C5-N7	4.18	113.75	109.40
3	1-D	7481	AMP	C4-C5-N7	4.18	113.75	109.40
3	8-D	7481	AMP	C4-C5-N7	4.18	113.75	109.40
3	9-D	7481	AMP	C4-C5-N7	4.18	113.75	109.40
3	7-D	7481	AMP	C4-C5-N7	4.18	113.75	109.40
3	2-D	7481	AMP	C4-C5-N7	4.18	113.75	109.40
3	10-D	7481	AMP	C4-C5-N7	4.18	113.75	109.40
3	5-D	7481	AMP	C4-C5-N7	4.18	113.75	109.40
3	6-D	7481	AMP	C4-C5-N7	4.18	113.75	109.40
3	6-R	7509	AMP	C4-C5-N7	4.18	113.75	109.40
3	2-R	7509	AMP	C4-C5-N7	4.18	113.75	109.40
3	1-R	7509	AMP	C4-C5-N7	4.18	113.75	109.40
3	10-R	7509	AMP	C4-C5-N7	4.18	113.75	109.40
3	9-R	7509	AMP	C4-C5-N7	4.18	113.75	109.40
3	7-R	7509	AMP	C4-C5-N7	4.18	113.75	109.40
3	8-R	7509	AMP	C4-C5-N7	4.18	113.75	109.40
3	5-R	7509	AMP	C4-C5-N7	4.18	113.75	109.40
3	3-R	7509	AMP	C4-C5-N7	4.18	113.75	109.40
3	4-R	7509	AMP	C4-C5-N7	4.18	113.75	109.40
3	7-T	7513	AMP	C4-C5-N7	4.17	113.75	109.40
3	4-O	7503	AMP	C4-C5-N7	4.17	113.75	109.40
3	5-O	7503	AMP	C4-C5-N7	4.17	113.75	109.40
3	4-V	7517	AMP	C4-C5-N7	4.17	113.75	109.40
3	2-V	7517	AMP	C4-C5-N7	4.17	113.75	109.40
3	10-T	7513	AMP	C4-C5-N7	4.17	113.75	109.40
3	2-O	7503	AMP	C4-C5-N7	4.17	113.75	109.40
3	10-O	7503	AMP	C4-C5-N7	4.17	113.75	109.40
3	1-T	7513	AMP	C4-C5-N7	4.17	113.75	109.40
3	3-V	7517	AMP	C4-C5-N7	4.17	113.75	109.40
3	2-T	7513	AMP	C4-C5-N7	4.17	113.75	109.40
3	9-O	7503	AMP	C4-C5-N7	4.17	113.75	109.40
3	1-O	7503	AMP	C4-C5-N7	4.17	113.75	109.40
3	6-T	7513	AMP	C4-C5-N7	4.17	113.75	109.40

*Continued on next page...*

*Continued from previous page...*

Mol	Chain	Res	Type	Atoms	Z	Observed(°)	Ideal(°)
3	9-V	7517	AMP	C4-C5-N7	4.17	113.75	109.40
3	1-V	7517	AMP	C4-C5-N7	4.17	113.75	109.40
3	10-V	7517	AMP	C4-C5-N7	4.17	113.75	109.40
3	7-V	7517	AMP	C4-C5-N7	4.17	113.75	109.40
3	9-T	7513	AMP	C4-C5-N7	4.17	113.75	109.40
3	6-V	7517	AMP	C4-C5-N7	4.17	113.75	109.40
3	5-V	7517	AMP	C4-C5-N7	4.17	113.75	109.40
3	5-T	7513	AMP	C4-C5-N7	4.17	113.75	109.40
3	8-V	7517	AMP	C4-C5-N7	4.17	113.75	109.40
3	6-O	7503	AMP	C4-C5-N7	4.17	113.75	109.40
3	3-T	7513	AMP	C4-C5-N7	4.17	113.75	109.40
3	3-O	7503	AMP	C4-C5-N7	4.17	113.75	109.40
3	4-T	7513	AMP	C4-C5-N7	4.17	113.75	109.40
3	8-O	7503	AMP	C4-C5-N7	4.17	113.75	109.40
3	7-O	7503	AMP	C4-C5-N7	4.17	113.75	109.40
3	8-T	7513	AMP	C4-C5-N7	4.17	113.75	109.40
3	4-W	7519	AMP	C4-C5-N7	4.17	113.75	109.40
3	10-G	7487	AMP	C4-C5-N7	4.17	113.75	109.40
3	1-C	7479	AMP	C4-C5-N7	4.17	113.75	109.40
3	9-C	7479	AMP	C4-C5-N7	4.17	113.75	109.40
3	9-W	7519	AMP	C4-C5-N7	4.17	113.75	109.40
3	8-C	7479	AMP	C4-C5-N7	4.17	113.75	109.40
3	3-C	7479	AMP	C4-C5-N7	4.17	113.75	109.40
3	2-W	7519	AMP	C4-C5-N7	4.17	113.75	109.40
3	3-G	7487	AMP	C4-C5-N7	4.17	113.75	109.40
3	9-G	7487	AMP	C4-C5-N7	4.17	113.75	109.40
3	8-G	7487	AMP	C4-C5-N7	4.17	113.75	109.40
3	2-G	7487	AMP	C4-C5-N7	4.17	113.75	109.40
3	6-W	7519	AMP	C4-C5-N7	4.17	113.75	109.40
3	3-W	7519	AMP	C4-C5-N7	4.17	113.75	109.40
3	5-C	7479	AMP	C4-C5-N7	4.17	113.75	109.40
3	6-C	7479	AMP	C4-C5-N7	4.17	113.75	109.40
3	7-C	7479	AMP	C4-C5-N7	4.17	113.75	109.40
3	8-W	7519	AMP	C4-C5-N7	4.17	113.75	109.40
3	4-G	7487	AMP	C4-C5-N7	4.17	113.75	109.40
3	7-G	7487	AMP	C4-C5-N7	4.17	113.75	109.40
3	7-W	7519	AMP	C4-C5-N7	4.17	113.75	109.40
3	1-G	7487	AMP	C4-C5-N7	4.17	113.75	109.40
3	1-W	7519	AMP	C4-C5-N7	4.17	113.75	109.40
3	4-C	7479	AMP	C4-C5-N7	4.17	113.75	109.40
3	5-W	7519	AMP	C4-C5-N7	4.17	113.75	109.40
3	5-G	7487	AMP	C4-C5-N7	4.17	113.75	109.40

*Continued on next page...*

*Continued from previous page...*

Mol	Chain	Res	Type	Atoms	Z	Observed(°)	Ideal(°)
3	10-W	7519	AMP	C4-C5-N7	4.17	113.75	109.40
3	10-C	7479	AMP	C4-C5-N7	4.17	113.75	109.40
3	2-C	7479	AMP	C4-C5-N7	4.17	113.75	109.40
3	6-G	7487	AMP	C4-C5-N7	4.17	113.75	109.40
3	4-L	7497	AMP	C4-C5-N7	4.17	113.74	109.40
3	5-L	7497	AMP	C4-C5-N7	4.17	113.74	109.40
3	2-L	7497	AMP	C4-C5-N7	4.17	113.74	109.40
3	8-L	7497	AMP	C4-C5-N7	4.17	113.74	109.40
3	3-L	7497	AMP	C4-C5-N7	4.17	113.74	109.40
3	9-L	7497	AMP	C4-C5-N7	4.17	113.74	109.40
3	10-L	7497	AMP	C4-C5-N7	4.17	113.74	109.40
3	1-L	7497	AMP	C4-C5-N7	4.17	113.74	109.40
3	6-L	7497	AMP	C4-C5-N7	4.17	113.74	109.40
3	7-L	7497	AMP	C4-C5-N7	4.17	113.74	109.40
3	8-Q	7507	AMP	C4-C5-N7	4.16	113.74	109.40
3	3-Q	7507	AMP	C4-C5-N7	4.16	113.74	109.40
3	7-Q	7507	AMP	C4-C5-N7	4.16	113.74	109.40
3	4-Q	7507	AMP	C4-C5-N7	4.16	113.74	109.40
3	6-Q	7507	AMP	C4-C5-N7	4.16	113.74	109.40
3	1-Q	7507	AMP	C4-C5-N7	4.16	113.74	109.40
3	5-Q	7507	AMP	C4-C5-N7	4.16	113.74	109.40
3	2-Q	7507	AMP	C4-C5-N7	4.16	113.74	109.40
3	10-Q	7507	AMP	C4-C5-N7	4.16	113.74	109.40
3	9-Q	7507	AMP	C4-C5-N7	4.16	113.74	109.40
3	2-P	7505	AMP	C4-C5-N7	4.16	113.74	109.40
3	10-P	7505	AMP	C4-C5-N7	4.16	113.74	109.40
3	1-P	7505	AMP	C4-C5-N7	4.16	113.74	109.40
3	7-P	7505	AMP	C4-C5-N7	4.16	113.74	109.40
3	8-U	7515	AMP	C4-C5-N7	4.16	113.74	109.40
3	9-U	7515	AMP	C4-C5-N7	4.16	113.74	109.40
3	6-P	7505	AMP	C4-C5-N7	4.16	113.74	109.40
3	6-U	7515	AMP	C4-C5-N7	4.16	113.74	109.40
3	5-U	7515	AMP	C4-C5-N7	4.16	113.74	109.40
3	3-P	7505	AMP	C4-C5-N7	4.16	113.74	109.40
3	7-U	7515	AMP	C4-C5-N7	4.16	113.74	109.40
3	4-P	7505	AMP	C4-C5-N7	4.16	113.74	109.40
3	2-U	7515	AMP	C4-C5-N7	4.16	113.74	109.40
3	8-P	7505	AMP	C4-C5-N7	4.16	113.74	109.40
3	3-U	7515	AMP	C4-C5-N7	4.16	113.74	109.40
3	1-U	7515	AMP	C4-C5-N7	4.16	113.74	109.40
3	4-U	7515	AMP	C4-C5-N7	4.16	113.74	109.40
3	10-U	7515	AMP	C4-C5-N7	4.16	113.74	109.40

*Continued on next page...*

*Continued from previous page...*

Mol	Chain	Res	Type	Atoms	Z	Observed(°)	Ideal(°)
3	9-P	7505	AMP	C4-C5-N7	4.16	113.74	109.40
3	5-P	7505	AMP	C4-C5-N7	4.16	113.74	109.40
3	8-I	7491	AMP	C4-C5-N7	4.16	113.73	109.40
3	2-I	7491	AMP	C4-C5-N7	4.16	113.73	109.40
3	9-I	7491	AMP	C4-C5-N7	4.16	113.73	109.40
3	6-I	7491	AMP	C4-C5-N7	4.16	113.73	109.40
3	7-I	7491	AMP	C4-C5-N7	4.16	113.73	109.40
3	1-I	7491	AMP	C4-C5-N7	4.16	113.73	109.40
3	4-I	7491	AMP	C4-C5-N7	4.16	113.73	109.40
3	10-I	7491	AMP	C4-C5-N7	4.16	113.73	109.40
3	3-I	7491	AMP	C4-C5-N7	4.16	113.73	109.40
3	5-I	7491	AMP	C4-C5-N7	4.16	113.73	109.40
3	3-F	7485	AMP	C4-C5-N7	4.15	113.73	109.40
3	10-F	7485	AMP	C4-C5-N7	4.15	113.73	109.40
3	4-F	7485	AMP	C4-C5-N7	4.15	113.73	109.40
3	1-F	7485	AMP	C4-C5-N7	4.15	113.73	109.40
3	5-F	7485	AMP	C4-C5-N7	4.15	113.73	109.40
3	2-F	7485	AMP	C4-C5-N7	4.15	113.73	109.40
3	6-F	7485	AMP	C4-C5-N7	4.15	113.73	109.40
3	7-F	7485	AMP	C4-C5-N7	4.15	113.73	109.40
3	9-F	7485	AMP	C4-C5-N7	4.15	113.73	109.40
3	8-F	7485	AMP	C4-C5-N7	4.15	113.73	109.40
3	2-B	7477	AMP	C4-C5-N7	4.15	113.73	109.40
3	4-B	7477	AMP	C4-C5-N7	4.15	113.73	109.40
3	7-B	7477	AMP	C4-C5-N7	4.15	113.73	109.40
3	8-B	7477	AMP	C4-C5-N7	4.15	113.73	109.40
3	1-B	7477	AMP	C4-C5-N7	4.15	113.73	109.40
3	3-B	7477	AMP	C4-C5-N7	4.15	113.73	109.40
3	5-B	7477	AMP	C4-C5-N7	4.15	113.73	109.40
3	10-B	7477	AMP	C4-C5-N7	4.15	113.73	109.40
3	9-B	7477	AMP	C4-C5-N7	4.15	113.73	109.40
3	6-B	7477	AMP	C4-C5-N7	4.15	113.73	109.40
3	1-S	7511	AMP	C4-C5-N7	4.14	113.72	109.40
3	6-S	7511	AMP	C4-C5-N7	4.14	113.72	109.40
3	4-S	7511	AMP	C4-C5-N7	4.14	113.72	109.40
3	8-S	7511	AMP	C4-C5-N7	4.14	113.72	109.40
3	5-S	7511	AMP	C4-C5-N7	4.14	113.72	109.40
3	2-S	7511	AMP	C4-C5-N7	4.14	113.72	109.40
3	10-S	7511	AMP	C4-C5-N7	4.14	113.72	109.40
3	9-S	7511	AMP	C4-C5-N7	4.14	113.72	109.40
3	3-S	7511	AMP	C4-C5-N7	4.14	113.72	109.40
3	7-S	7511	AMP	C4-C5-N7	4.14	113.72	109.40

*Continued on next page...*

*Continued from previous page...*

Mol	Chain	Res	Type	Atoms	Z	Observed(°)	Ideal(°)
3	9-E	7483	AMP	O3'-C3'-C2'	4.03	124.87	111.82
3	8-E	7483	AMP	O3'-C3'-C2'	4.03	124.87	111.82
3	4-E	7483	AMP	O3'-C3'-C2'	4.03	124.87	111.82
3	5-E	7483	AMP	O3'-C3'-C2'	4.03	124.87	111.82
3	1-E	7483	AMP	O3'-C3'-C2'	4.03	124.87	111.82
3	7-E	7483	AMP	O3'-C3'-C2'	4.03	124.87	111.82
3	10-E	7483	AMP	O3'-C3'-C2'	4.03	124.87	111.82
3	6-E	7483	AMP	O3'-C3'-C2'	4.03	124.87	111.82
3	3-E	7483	AMP	O3'-C3'-C2'	4.03	124.87	111.82
3	2-E	7483	AMP	O3'-C3'-C2'	4.03	124.87	111.82
3	1-C	7479	AMP	O3'-C3'-C2'	4.03	124.86	111.82
3	9-C	7479	AMP	O3'-C3'-C2'	4.03	124.86	111.82
3	8-C	7479	AMP	O3'-C3'-C2'	4.03	124.86	111.82
3	3-C	7479	AMP	O3'-C3'-C2'	4.03	124.86	111.82
3	5-C	7479	AMP	O3'-C3'-C2'	4.03	124.86	111.82
3	6-C	7479	AMP	O3'-C3'-C2'	4.03	124.86	111.82
3	7-C	7479	AMP	O3'-C3'-C2'	4.03	124.86	111.82
3	4-C	7479	AMP	O3'-C3'-C2'	4.03	124.86	111.82
3	10-C	7479	AMP	O3'-C3'-C2'	4.03	124.86	111.82
3	2-C	7479	AMP	O3'-C3'-C2'	4.03	124.86	111.82
3	7-T	7513	AMP	O3'-C3'-C2'	4.02	124.84	111.82
3	4-O	7503	AMP	O3'-C3'-C2'	4.02	124.84	111.82
3	5-O	7503	AMP	O3'-C3'-C2'	4.02	124.84	111.82
3	10-T	7513	AMP	O3'-C3'-C2'	4.02	124.84	111.82
3	2-O	7503	AMP	O3'-C3'-C2'	4.02	124.84	111.82
3	10-O	7503	AMP	O3'-C3'-C2'	4.02	124.84	111.82
3	1-T	7513	AMP	O3'-C3'-C2'	4.02	124.84	111.82
3	2-T	7513	AMP	O3'-C3'-C2'	4.02	124.84	111.82
3	9-O	7503	AMP	O3'-C3'-C2'	4.02	124.84	111.82
3	1-O	7503	AMP	O3'-C3'-C2'	4.02	124.84	111.82
3	6-T	7513	AMP	O3'-C3'-C2'	4.02	124.84	111.82
3	9-T	7513	AMP	O3'-C3'-C2'	4.02	124.84	111.82
3	5-T	7513	AMP	O3'-C3'-C2'	4.02	124.84	111.82
3	6-O	7503	AMP	O3'-C3'-C2'	4.02	124.84	111.82
3	3-T	7513	AMP	O3'-C3'-C2'	4.02	124.84	111.82
3	3-O	7503	AMP	O3'-C3'-C2'	4.02	124.84	111.82
3	4-T	7513	AMP	O3'-C3'-C2'	4.02	124.84	111.82
3	8-O	7503	AMP	O3'-C3'-C2'	4.02	124.84	111.82
3	7-O	7503	AMP	O3'-C3'-C2'	4.02	124.84	111.82
3	8-T	7513	AMP	O3'-C3'-C2'	4.02	124.84	111.82
3	4-V	7517	AMP	O3'-C3'-C2'	4.02	124.84	111.82
3	2-V	7517	AMP	O3'-C3'-C2'	4.02	124.84	111.82

*Continued on next page...*

*Continued from previous page...*

Mol	Chain	Res	Type	Atoms	Z	Observed(°)	Ideal(°)
3	3-V	7517	AMP	O3'-C3'-C2'	4.02	124.84	111.82
3	9-V	7517	AMP	O3'-C3'-C2'	4.02	124.84	111.82
3	1-V	7517	AMP	O3'-C3'-C2'	4.02	124.84	111.82
3	10-V	7517	AMP	O3'-C3'-C2'	4.02	124.84	111.82
3	7-V	7517	AMP	O3'-C3'-C2'	4.02	124.84	111.82
3	6-V	7517	AMP	O3'-C3'-C2'	4.02	124.84	111.82
3	5-V	7517	AMP	O3'-C3'-C2'	4.02	124.84	111.82
3	8-V	7517	AMP	O3'-C3'-C2'	4.02	124.84	111.82
3	9-M	7499	AMP	O3'-C3'-C2'	4.02	124.84	111.82
3	2-M	7499	AMP	O3'-C3'-C2'	4.02	124.84	111.82
3	7-M	7499	AMP	O3'-C3'-C2'	4.02	124.84	111.82
3	5-M	7499	AMP	O3'-C3'-C2'	4.02	124.84	111.82
3	6-M	7499	AMP	O3'-C3'-C2'	4.02	124.84	111.82
3	8-M	7499	AMP	O3'-C3'-C2'	4.02	124.84	111.82
3	4-M	7499	AMP	O3'-C3'-C2'	4.02	124.84	111.82
3	10-M	7499	AMP	O3'-C3'-C2'	4.02	124.84	111.82
3	1-M	7499	AMP	O3'-C3'-C2'	4.02	124.84	111.82
3	3-M	7499	AMP	O3'-C3'-C2'	4.02	124.84	111.82
3	5-K	7495	AMP	O3'-C3'-C2'	4.02	124.83	111.82
3	8-K	7495	AMP	O3'-C3'-C2'	4.02	124.83	111.82
3	4-K	7495	AMP	O3'-C3'-C2'	4.02	124.83	111.82
3	2-K	7495	AMP	O3'-C3'-C2'	4.02	124.83	111.82
3	9-K	7495	AMP	O3'-C3'-C2'	4.02	124.83	111.82
3	7-K	7495	AMP	O3'-C3'-C2'	4.02	124.83	111.82
3	3-K	7495	AMP	O3'-C3'-C2'	4.02	124.83	111.82
3	6-K	7495	AMP	O3'-C3'-C2'	4.02	124.83	111.82
3	10-K	7495	AMP	O3'-C3'-C2'	4.02	124.83	111.82
3	1-K	7495	AMP	O3'-C3'-C2'	4.02	124.83	111.82
3	1-S	7511	AMP	O3'-C3'-C2'	4.02	124.83	111.82
3	6-S	7511	AMP	O3'-C3'-C2'	4.02	124.83	111.82
3	4-S	7511	AMP	O3'-C3'-C2'	4.02	124.83	111.82
3	8-S	7511	AMP	O3'-C3'-C2'	4.02	124.83	111.82
3	5-S	7511	AMP	O3'-C3'-C2'	4.02	124.83	111.82
3	2-S	7511	AMP	O3'-C3'-C2'	4.02	124.83	111.82
3	10-S	7511	AMP	O3'-C3'-C2'	4.02	124.83	111.82
3	9-S	7511	AMP	O3'-C3'-C2'	4.02	124.83	111.82
3	3-S	7511	AMP	O3'-C3'-C2'	4.02	124.83	111.82
3	7-S	7511	AMP	O3'-C3'-C2'	4.02	124.83	111.82
3	10-G	7487	AMP	O3'-C3'-C2'	4.02	124.83	111.82
3	3-G	7487	AMP	O3'-C3'-C2'	4.02	124.83	111.82
3	9-G	7487	AMP	O3'-C3'-C2'	4.02	124.83	111.82
3	8-G	7487	AMP	O3'-C3'-C2'	4.02	124.83	111.82

*Continued on next page...*



*Continued from previous page...*

Mol	Chain	Res	Type	Atoms	Z	Observed(°)	Ideal(°)
3	2-G	7487	AMP	O3'-C3'-C2'	4.02	124.83	111.82
3	4-G	7487	AMP	O3'-C3'-C2'	4.02	124.83	111.82
3	7-G	7487	AMP	O3'-C3'-C2'	4.02	124.83	111.82
3	1-G	7487	AMP	O3'-C3'-C2'	4.02	124.83	111.82
3	5-G	7487	AMP	O3'-C3'-C2'	4.02	124.83	111.82
3	6-G	7487	AMP	O3'-C3'-C2'	4.02	124.83	111.82
3	6-R	7509	AMP	O3'-C3'-C2'	4.02	124.82	111.82
3	2-B	7477	AMP	O3'-C3'-C2'	4.02	124.82	111.82
3	2-R	7509	AMP	O3'-C3'-C2'	4.02	124.82	111.82
3	4-B	7477	AMP	O3'-C3'-C2'	4.02	124.82	111.82
3	7-B	7477	AMP	O3'-C3'-C2'	4.02	124.82	111.82
3	1-R	7509	AMP	O3'-C3'-C2'	4.02	124.82	111.82
3	10-R	7509	AMP	O3'-C3'-C2'	4.02	124.82	111.82
3	9-R	7509	AMP	O3'-C3'-C2'	4.02	124.82	111.82
3	7-R	7509	AMP	O3'-C3'-C2'	4.02	124.82	111.82
3	8-B	7477	AMP	O3'-C3'-C2'	4.02	124.82	111.82
3	1-B	7477	AMP	O3'-C3'-C2'	4.02	124.82	111.82
3	3-B	7477	AMP	O3'-C3'-C2'	4.02	124.82	111.82
3	8-R	7509	AMP	O3'-C3'-C2'	4.02	124.82	111.82
3	5-R	7509	AMP	O3'-C3'-C2'	4.02	124.82	111.82
3	3-R	7509	AMP	O3'-C3'-C2'	4.02	124.82	111.82
3	5-B	7477	AMP	O3'-C3'-C2'	4.02	124.82	111.82
3	10-B	7477	AMP	O3'-C3'-C2'	4.02	124.82	111.82
3	9-B	7477	AMP	O3'-C3'-C2'	4.02	124.82	111.82
3	6-B	7477	AMP	O3'-C3'-C2'	4.02	124.82	111.82
3	4-R	7509	AMP	O3'-C3'-C2'	4.02	124.82	111.82
3	4-X	7521	AMP	O3'-C3'-C2'	4.02	124.82	111.82
3	6-X	7521	AMP	O3'-C3'-C2'	4.02	124.82	111.82
3	9-X	7521	AMP	O3'-C3'-C2'	4.02	124.82	111.82
3	7-X	7521	AMP	O3'-C3'-C2'	4.02	124.82	111.82
3	1-X	7521	AMP	O3'-C3'-C2'	4.02	124.82	111.82
3	2-X	7521	AMP	O3'-C3'-C2'	4.02	124.82	111.82
3	3-X	7521	AMP	O3'-C3'-C2'	4.02	124.82	111.82
3	10-X	7521	AMP	O3'-C3'-C2'	4.02	124.82	111.82
3	8-X	7521	AMP	O3'-C3'-C2'	4.02	124.82	111.82
3	5-X	7521	AMP	O3'-C3'-C2'	4.02	124.82	111.82
3	3-F	7485	AMP	O3'-C3'-C2'	4.02	124.82	111.82
3	10-F	7485	AMP	O3'-C3'-C2'	4.02	124.82	111.82
3	3-J	7493	AMP	O3'-C3'-C2'	4.02	124.82	111.82
3	4-F	7485	AMP	O3'-C3'-C2'	4.02	124.82	111.82
3	1-F	7485	AMP	O3'-C3'-C2'	4.02	124.82	111.82
3	5-F	7485	AMP	O3'-C3'-C2'	4.02	124.82	111.82

*Continued on next page...*

*Continued from previous page...*

Mol	Chain	Res	Type	Atoms	Z	Observed(°)	Ideal(°)
3	1-J	7493	AMP	O3'-C3'-C2'	4.02	124.82	111.82
3	2-F	7485	AMP	O3'-C3'-C2'	4.02	124.82	111.82
3	6-J	7493	AMP	O3'-C3'-C2'	4.02	124.82	111.82
3	10-J	7493	AMP	O3'-C3'-C2'	4.02	124.82	111.82
3	7-J	7493	AMP	O3'-C3'-C2'	4.02	124.82	111.82
3	6-F	7485	AMP	O3'-C3'-C2'	4.02	124.82	111.82
3	9-J	7493	AMP	O3'-C3'-C2'	4.02	124.82	111.82
3	5-J	7493	AMP	O3'-C3'-C2'	4.02	124.82	111.82
3	8-J	7493	AMP	O3'-C3'-C2'	4.02	124.82	111.82
3	7-F	7485	AMP	O3'-C3'-C2'	4.02	124.82	111.82
3	4-J	7493	AMP	O3'-C3'-C2'	4.02	124.82	111.82
3	9-F	7485	AMP	O3'-C3'-C2'	4.02	124.82	111.82
3	2-J	7493	AMP	O3'-C3'-C2'	4.02	124.82	111.82
3	8-F	7485	AMP	O3'-C3'-C2'	4.02	124.82	111.82
3	9-A	7475	AMP	O3'-C3'-C2'	4.02	124.81	111.82
3	4-W	7519	AMP	O3'-C3'-C2'	4.02	124.81	111.82
3	1-H	7489	AMP	O3'-C3'-C2'	4.02	124.81	111.82
3	4-A	7475	AMP	O3'-C3'-C2'	4.02	124.81	111.82
3	9-W	7519	AMP	O3'-C3'-C2'	4.02	124.81	111.82
3	2-W	7519	AMP	O3'-C3'-C2'	4.02	124.81	111.82
3	3-H	7489	AMP	O3'-C3'-C2'	4.02	124.81	111.82
3	6-W	7519	AMP	O3'-C3'-C2'	4.02	124.81	111.82
3	10-H	7489	AMP	O3'-C3'-C2'	4.02	124.81	111.82
3	3-W	7519	AMP	O3'-C3'-C2'	4.02	124.81	111.82
3	8-W	7519	AMP	O3'-C3'-C2'	4.02	124.81	111.82
3	7-H	7489	AMP	O3'-C3'-C2'	4.02	124.81	111.82
3	5-A	7475	AMP	O3'-C3'-C2'	4.02	124.81	111.82
3	4-H	7489	AMP	O3'-C3'-C2'	4.02	124.81	111.82
3	9-H	7489	AMP	O3'-C3'-C2'	4.02	124.81	111.82
3	6-H	7489	AMP	O3'-C3'-C2'	4.02	124.81	111.82
3	2-H	7489	AMP	O3'-C3'-C2'	4.02	124.81	111.82
3	7-A	7475	AMP	O3'-C3'-C2'	4.02	124.81	111.82
3	7-W	7519	AMP	O3'-C3'-C2'	4.02	124.81	111.82
3	8-H	7489	AMP	O3'-C3'-C2'	4.02	124.81	111.82
3	1-W	7519	AMP	O3'-C3'-C2'	4.02	124.81	111.82
3	2-A	7475	AMP	O3'-C3'-C2'	4.02	124.81	111.82
3	5-W	7519	AMP	O3'-C3'-C2'	4.02	124.81	111.82
3	10-A	7475	AMP	O3'-C3'-C2'	4.02	124.81	111.82
3	5-H	7489	AMP	O3'-C3'-C2'	4.02	124.81	111.82
3	3-A	7475	AMP	O3'-C3'-C2'	4.02	124.81	111.82
3	8-A	7475	AMP	O3'-C3'-C2'	4.02	124.81	111.82
3	10-W	7519	AMP	O3'-C3'-C2'	4.02	124.81	111.82

*Continued on next page...*

*Continued from previous page...*

Mol	Chain	Res	Type	Atoms	Z	Observed(°)	Ideal(°)
3	6-A	7475	AMP	O3'-C3'-C2'	4.02	124.81	111.82
3	1-A	7475	AMP	O3'-C3'-C2'	4.02	124.81	111.82
3	4-L	7497	AMP	O3'-C3'-C2'	4.02	124.81	111.82
3	5-L	7497	AMP	O3'-C3'-C2'	4.02	124.81	111.82
3	2-L	7497	AMP	O3'-C3'-C2'	4.02	124.81	111.82
3	8-L	7497	AMP	O3'-C3'-C2'	4.02	124.81	111.82
3	3-L	7497	AMP	O3'-C3'-C2'	4.02	124.81	111.82
3	9-L	7497	AMP	O3'-C3'-C2'	4.02	124.81	111.82
3	10-L	7497	AMP	O3'-C3'-C2'	4.02	124.81	111.82
3	1-L	7497	AMP	O3'-C3'-C2'	4.02	124.81	111.82
3	6-L	7497	AMP	O3'-C3'-C2'	4.02	124.81	111.82
3	7-L	7497	AMP	O3'-C3'-C2'	4.02	124.81	111.82
3	2-P	7505	AMP	O3'-C3'-C2'	4.02	124.81	111.82
3	10-P	7505	AMP	O3'-C3'-C2'	4.02	124.81	111.82
3	1-P	7505	AMP	O3'-C3'-C2'	4.02	124.81	111.82
3	7-P	7505	AMP	O3'-C3'-C2'	4.02	124.81	111.82
3	6-P	7505	AMP	O3'-C3'-C2'	4.02	124.81	111.82
3	3-P	7505	AMP	O3'-C3'-C2'	4.02	124.81	111.82
3	4-P	7505	AMP	O3'-C3'-C2'	4.02	124.81	111.82
3	8-P	7505	AMP	O3'-C3'-C2'	4.02	124.81	111.82
3	9-P	7505	AMP	O3'-C3'-C2'	4.02	124.81	111.82
3	5-P	7505	AMP	O3'-C3'-C2'	4.02	124.81	111.82
3	8-I	7491	AMP	O3'-C3'-C2'	4.01	124.81	111.82
3	2-I	7491	AMP	O3'-C3'-C2'	4.01	124.81	111.82
3	9-I	7491	AMP	O3'-C3'-C2'	4.01	124.81	111.82
3	6-I	7491	AMP	O3'-C3'-C2'	4.01	124.81	111.82
3	7-I	7491	AMP	O3'-C3'-C2'	4.01	124.81	111.82
3	1-I	7491	AMP	O3'-C3'-C2'	4.01	124.81	111.82
3	4-I	7491	AMP	O3'-C3'-C2'	4.01	124.81	111.82
3	10-I	7491	AMP	O3'-C3'-C2'	4.01	124.81	111.82
3	3-I	7491	AMP	O3'-C3'-C2'	4.01	124.81	111.82
3	5-I	7491	AMP	O3'-C3'-C2'	4.01	124.81	111.82
3	8-Q	7507	AMP	O3'-C3'-C2'	4.01	124.80	111.82
3	3-Q	7507	AMP	O3'-C3'-C2'	4.01	124.80	111.82
3	7-Q	7507	AMP	O3'-C3'-C2'	4.01	124.80	111.82
3	4-Q	7507	AMP	O3'-C3'-C2'	4.01	124.80	111.82
3	6-Q	7507	AMP	O3'-C3'-C2'	4.01	124.80	111.82
3	1-Q	7507	AMP	O3'-C3'-C2'	4.01	124.80	111.82
3	5-Q	7507	AMP	O3'-C3'-C2'	4.01	124.80	111.82
3	2-Q	7507	AMP	O3'-C3'-C2'	4.01	124.80	111.82
3	10-Q	7507	AMP	O3'-C3'-C2'	4.01	124.80	111.82
3	9-Q	7507	AMP	O3'-C3'-C2'	4.01	124.80	111.82

*Continued on next page...*

*Continued from previous page...*

Mol	Chain	Res	Type	Atoms	Z	Observed(°)	Ideal(°)
3	3-D	7481	AMP	O3'-C3'-C2'	4.01	124.79	111.82
3	4-D	7481	AMP	O3'-C3'-C2'	4.01	124.79	111.82
3	1-D	7481	AMP	O3'-C3'-C2'	4.01	124.79	111.82
3	8-D	7481	AMP	O3'-C3'-C2'	4.01	124.79	111.82
3	9-D	7481	AMP	O3'-C3'-C2'	4.01	124.79	111.82
3	7-D	7481	AMP	O3'-C3'-C2'	4.01	124.79	111.82
3	2-D	7481	AMP	O3'-C3'-C2'	4.01	124.79	111.82
3	10-D	7481	AMP	O3'-C3'-C2'	4.01	124.79	111.82
3	5-D	7481	AMP	O3'-C3'-C2'	4.01	124.79	111.82
3	6-D	7481	AMP	O3'-C3'-C2'	4.01	124.79	111.82
3	8-U	7515	AMP	O3'-C3'-C2'	4.00	124.78	111.82
3	9-U	7515	AMP	O3'-C3'-C2'	4.00	124.78	111.82
3	6-U	7515	AMP	O3'-C3'-C2'	4.00	124.78	111.82
3	5-U	7515	AMP	O3'-C3'-C2'	4.00	124.78	111.82
3	7-U	7515	AMP	O3'-C3'-C2'	4.00	124.78	111.82
3	2-U	7515	AMP	O3'-C3'-C2'	4.00	124.78	111.82
3	3-U	7515	AMP	O3'-C3'-C2'	4.00	124.78	111.82
3	1-U	7515	AMP	O3'-C3'-C2'	4.00	124.78	111.82
3	4-U	7515	AMP	O3'-C3'-C2'	4.00	124.78	111.82
3	10-U	7515	AMP	O3'-C3'-C2'	4.00	124.78	111.82
3	8-N	7501	AMP	O3'-C3'-C2'	4.00	124.77	111.82
3	7-N	7501	AMP	O3'-C3'-C2'	4.00	124.77	111.82
3	2-N	7501	AMP	O3'-C3'-C2'	4.00	124.77	111.82
3	4-N	7501	AMP	O3'-C3'-C2'	4.00	124.77	111.82
3	9-N	7501	AMP	O3'-C3'-C2'	4.00	124.77	111.82
3	6-N	7501	AMP	O3'-C3'-C2'	4.00	124.77	111.82
3	1-N	7501	AMP	O3'-C3'-C2'	4.00	124.77	111.82
3	10-N	7501	AMP	O3'-C3'-C2'	4.00	124.77	111.82
3	3-N	7501	AMP	O3'-C3'-C2'	4.00	124.77	111.82
3	5-N	7501	AMP	O3'-C3'-C2'	4.00	124.77	111.82
3	2-B	7477	AMP	C5'-C4'-C3'	-3.38	102.52	115.18
3	4-B	7477	AMP	C5'-C4'-C3'	-3.38	102.52	115.18
3	7-B	7477	AMP	C5'-C4'-C3'	-3.38	102.52	115.18
3	8-B	7477	AMP	C5'-C4'-C3'	-3.38	102.52	115.18
3	1-B	7477	AMP	C5'-C4'-C3'	-3.38	102.52	115.18
3	3-B	7477	AMP	C5'-C4'-C3'	-3.38	102.52	115.18
3	5-B	7477	AMP	C5'-C4'-C3'	-3.38	102.52	115.18
3	10-B	7477	AMP	C5'-C4'-C3'	-3.38	102.52	115.18
3	9-B	7477	AMP	C5'-C4'-C3'	-3.38	102.52	115.18
3	6-B	7477	AMP	C5'-C4'-C3'	-3.38	102.52	115.18
3	8-N	7501	AMP	C5'-C4'-C3'	-3.38	102.52	115.18
3	7-N	7501	AMP	C5'-C4'-C3'	-3.38	102.52	115.18

*Continued on next page...*

*Continued from previous page...*

Mol	Chain	Res	Type	Atoms	Z	Observed(°)	Ideal(°)
3	2-N	7501	AMP	C5'-C4'-C3'	-3.38	102.52	115.18
3	4-N	7501	AMP	C5'-C4'-C3'	-3.38	102.52	115.18
3	9-N	7501	AMP	C5'-C4'-C3'	-3.38	102.52	115.18
3	6-N	7501	AMP	C5'-C4'-C3'	-3.38	102.52	115.18
3	1-N	7501	AMP	C5'-C4'-C3'	-3.38	102.52	115.18
3	10-N	7501	AMP	C5'-C4'-C3'	-3.38	102.52	115.18
3	3-N	7501	AMP	C5'-C4'-C3'	-3.38	102.52	115.18
3	5-N	7501	AMP	C5'-C4'-C3'	-3.38	102.52	115.18
3	3-D	7481	AMP	C5'-C4'-C3'	-3.38	102.52	115.18
3	4-D	7481	AMP	C5'-C4'-C3'	-3.38	102.52	115.18
3	1-D	7481	AMP	C5'-C4'-C3'	-3.38	102.52	115.18
3	8-D	7481	AMP	C5'-C4'-C3'	-3.38	102.52	115.18
3	9-D	7481	AMP	C5'-C4'-C3'	-3.38	102.52	115.18
3	7-D	7481	AMP	C5'-C4'-C3'	-3.38	102.52	115.18
3	2-D	7481	AMP	C5'-C4'-C3'	-3.38	102.52	115.18
3	10-D	7481	AMP	C5'-C4'-C3'	-3.38	102.52	115.18
3	5-D	7481	AMP	C5'-C4'-C3'	-3.38	102.52	115.18
3	6-D	7481	AMP	C5'-C4'-C3'	-3.38	102.52	115.18
3	10-G	7487	AMP	C5'-C4'-C3'	-3.38	102.52	115.18
3	3-G	7487	AMP	C5'-C4'-C3'	-3.38	102.52	115.18
3	9-G	7487	AMP	C5'-C4'-C3'	-3.38	102.52	115.18
3	8-G	7487	AMP	C5'-C4'-C3'	-3.38	102.52	115.18
3	2-G	7487	AMP	C5'-C4'-C3'	-3.38	102.52	115.18
3	4-G	7487	AMP	C5'-C4'-C3'	-3.38	102.52	115.18
3	7-G	7487	AMP	C5'-C4'-C3'	-3.38	102.52	115.18
3	1-G	7487	AMP	C5'-C4'-C3'	-3.38	102.52	115.18
3	5-G	7487	AMP	C5'-C4'-C3'	-3.38	102.52	115.18
3	6-G	7487	AMP	C5'-C4'-C3'	-3.38	102.52	115.18
3	5-K	7495	AMP	C5'-C4'-C3'	-3.38	102.53	115.18
3	8-K	7495	AMP	C5'-C4'-C3'	-3.38	102.53	115.18
3	4-K	7495	AMP	C5'-C4'-C3'	-3.38	102.53	115.18
3	2-K	7495	AMP	C5'-C4'-C3'	-3.38	102.53	115.18
3	9-K	7495	AMP	C5'-C4'-C3'	-3.38	102.53	115.18
3	7-K	7495	AMP	C5'-C4'-C3'	-3.38	102.53	115.18
3	3-K	7495	AMP	C5'-C4'-C3'	-3.38	102.53	115.18
3	6-K	7495	AMP	C5'-C4'-C3'	-3.38	102.53	115.18
3	10-K	7495	AMP	C5'-C4'-C3'	-3.38	102.53	115.18
3	1-K	7495	AMP	C5'-C4'-C3'	-3.38	102.53	115.18
3	3-J	7493	AMP	C5'-C4'-C3'	-3.38	102.53	115.18
3	1-J	7493	AMP	C5'-C4'-C3'	-3.38	102.53	115.18
3	6-J	7493	AMP	C5'-C4'-C3'	-3.38	102.53	115.18
3	10-J	7493	AMP	C5'-C4'-C3'	-3.38	102.53	115.18

*Continued on next page...*

*Continued from previous page...*

Mol	Chain	Res	Type	Atoms	Z	Observed(°)	Ideal(°)
3	7-J	7493	AMP	C5'-C4'-C3'	-3.38	102.53	115.18
3	9-J	7493	AMP	C5'-C4'-C3'	-3.38	102.53	115.18
3	5-J	7493	AMP	C5'-C4'-C3'	-3.38	102.53	115.18
3	8-J	7493	AMP	C5'-C4'-C3'	-3.38	102.53	115.18
3	4-J	7493	AMP	C5'-C4'-C3'	-3.38	102.53	115.18
3	2-J	7493	AMP	C5'-C4'-C3'	-3.38	102.53	115.18
3	3-F	7485	AMP	C5'-C4'-C3'	-3.38	102.53	115.18
3	10-F	7485	AMP	C5'-C4'-C3'	-3.38	102.53	115.18
3	4-F	7485	AMP	C5'-C4'-C3'	-3.38	102.53	115.18
3	1-F	7485	AMP	C5'-C4'-C3'	-3.38	102.53	115.18
3	5-F	7485	AMP	C5'-C4'-C3'	-3.38	102.53	115.18
3	2-F	7485	AMP	C5'-C4'-C3'	-3.38	102.53	115.18
3	6-F	7485	AMP	C5'-C4'-C3'	-3.38	102.53	115.18
3	7-F	7485	AMP	C5'-C4'-C3'	-3.38	102.53	115.18
3	9-F	7485	AMP	C5'-C4'-C3'	-3.38	102.53	115.18
3	8-F	7485	AMP	C5'-C4'-C3'	-3.38	102.53	115.18
3	8-Q	7507	AMP	C5'-C4'-C3'	-3.37	102.54	115.18
3	3-Q	7507	AMP	C5'-C4'-C3'	-3.37	102.54	115.18
3	7-Q	7507	AMP	C5'-C4'-C3'	-3.37	102.54	115.18
3	4-Q	7507	AMP	C5'-C4'-C3'	-3.37	102.54	115.18
3	6-Q	7507	AMP	C5'-C4'-C3'	-3.37	102.54	115.18
3	1-Q	7507	AMP	C5'-C4'-C3'	-3.37	102.54	115.18
3	5-Q	7507	AMP	C5'-C4'-C3'	-3.37	102.54	115.18
3	2-Q	7507	AMP	C5'-C4'-C3'	-3.37	102.54	115.18
3	10-Q	7507	AMP	C5'-C4'-C3'	-3.37	102.54	115.18
3	9-Q	7507	AMP	C5'-C4'-C3'	-3.37	102.54	115.18
3	4-O	7503	AMP	C5'-C4'-C3'	-3.37	102.54	115.18
3	5-O	7503	AMP	C5'-C4'-C3'	-3.37	102.54	115.18
3	2-O	7503	AMP	C5'-C4'-C3'	-3.37	102.54	115.18
3	10-O	7503	AMP	C5'-C4'-C3'	-3.37	102.54	115.18
3	9-O	7503	AMP	C5'-C4'-C3'	-3.37	102.54	115.18
3	1-O	7503	AMP	C5'-C4'-C3'	-3.37	102.54	115.18
3	6-O	7503	AMP	C5'-C4'-C3'	-3.37	102.54	115.18
3	3-O	7503	AMP	C5'-C4'-C3'	-3.37	102.54	115.18
3	8-O	7503	AMP	C5'-C4'-C3'	-3.37	102.54	115.18
3	7-O	7503	AMP	C5'-C4'-C3'	-3.37	102.54	115.18
3	4-L	7497	AMP	C5'-C4'-C3'	-3.37	102.55	115.18
3	5-L	7497	AMP	C5'-C4'-C3'	-3.37	102.55	115.18
3	9-A	7475	AMP	C5'-C4'-C3'	-3.37	102.55	115.18
3	2-L	7497	AMP	C5'-C4'-C3'	-3.37	102.55	115.18
3	4-A	7475	AMP	C5'-C4'-C3'	-3.37	102.55	115.18
3	8-L	7497	AMP	C5'-C4'-C3'	-3.37	102.55	115.18

*Continued on next page...*

*Continued from previous page...*

Mol	Chain	Res	Type	Atoms	Z	Observed(°)	Ideal(°)
3	3-L	7497	AMP	C5'-C4'-C3'	-3.37	102.55	115.18
3	9-L	7497	AMP	C5'-C4'-C3'	-3.37	102.55	115.18
3	5-A	7475	AMP	C5'-C4'-C3'	-3.37	102.55	115.18
3	10-L	7497	AMP	C5'-C4'-C3'	-3.37	102.55	115.18
3	1-L	7497	AMP	C5'-C4'-C3'	-3.37	102.55	115.18
3	7-A	7475	AMP	C5'-C4'-C3'	-3.37	102.55	115.18
3	2-A	7475	AMP	C5'-C4'-C3'	-3.37	102.55	115.18
3	10-A	7475	AMP	C5'-C4'-C3'	-3.37	102.55	115.18
3	3-A	7475	AMP	C5'-C4'-C3'	-3.37	102.55	115.18
3	8-A	7475	AMP	C5'-C4'-C3'	-3.37	102.55	115.18
3	6-A	7475	AMP	C5'-C4'-C3'	-3.37	102.55	115.18
3	1-A	7475	AMP	C5'-C4'-C3'	-3.37	102.55	115.18
3	6-L	7497	AMP	C5'-C4'-C3'	-3.37	102.55	115.18
3	7-L	7497	AMP	C5'-C4'-C3'	-3.37	102.55	115.18
3	1-H	7489	AMP	C5'-C4'-C3'	-3.37	102.55	115.18
3	3-H	7489	AMP	C5'-C4'-C3'	-3.37	102.55	115.18
3	10-H	7489	AMP	C5'-C4'-C3'	-3.37	102.55	115.18
3	7-H	7489	AMP	C5'-C4'-C3'	-3.37	102.55	115.18
3	4-H	7489	AMP	C5'-C4'-C3'	-3.37	102.55	115.18
3	9-H	7489	AMP	C5'-C4'-C3'	-3.37	102.55	115.18
3	6-H	7489	AMP	C5'-C4'-C3'	-3.37	102.55	115.18
3	2-H	7489	AMP	C5'-C4'-C3'	-3.37	102.55	115.18
3	8-H	7489	AMP	C5'-C4'-C3'	-3.37	102.55	115.18
3	5-H	7489	AMP	C5'-C4'-C3'	-3.37	102.55	115.18
3	1-S	7511	AMP	C5'-C4'-C3'	-3.37	102.55	115.18
3	6-S	7511	AMP	C5'-C4'-C3'	-3.37	102.55	115.18
3	4-S	7511	AMP	C5'-C4'-C3'	-3.37	102.55	115.18
3	8-S	7511	AMP	C5'-C4'-C3'	-3.37	102.55	115.18
3	5-S	7511	AMP	C5'-C4'-C3'	-3.37	102.55	115.18
3	2-S	7511	AMP	C5'-C4'-C3'	-3.37	102.55	115.18
3	10-S	7511	AMP	C5'-C4'-C3'	-3.37	102.55	115.18
3	9-S	7511	AMP	C5'-C4'-C3'	-3.37	102.55	115.18
3	3-S	7511	AMP	C5'-C4'-C3'	-3.37	102.55	115.18
3	7-S	7511	AMP	C5'-C4'-C3'	-3.37	102.55	115.18
3	8-I	7491	AMP	C5'-C4'-C3'	-3.37	102.56	115.18
3	2-I	7491	AMP	C5'-C4'-C3'	-3.37	102.56	115.18
3	9-I	7491	AMP	C5'-C4'-C3'	-3.37	102.56	115.18
3	6-I	7491	AMP	C5'-C4'-C3'	-3.37	102.56	115.18
3	7-I	7491	AMP	C5'-C4'-C3'	-3.37	102.56	115.18
3	1-I	7491	AMP	C5'-C4'-C3'	-3.37	102.56	115.18
3	4-I	7491	AMP	C5'-C4'-C3'	-3.37	102.56	115.18
3	10-I	7491	AMP	C5'-C4'-C3'	-3.37	102.56	115.18

*Continued on next page...*

*Continued from previous page...*

Mol	Chain	Res	Type	Atoms	Z	Observed(°)	Ideal(°)
3	3-I	7491	AMP	C5'-C4'-C3'	-3.37	102.56	115.18
3	5-I	7491	AMP	C5'-C4'-C3'	-3.37	102.56	115.18
3	9-E	7483	AMP	C5'-C4'-C3'	-3.37	102.57	115.18
3	8-E	7483	AMP	C5'-C4'-C3'	-3.37	102.57	115.18
3	4-E	7483	AMP	C5'-C4'-C3'	-3.37	102.57	115.18
3	5-E	7483	AMP	C5'-C4'-C3'	-3.37	102.57	115.18
3	1-E	7483	AMP	C5'-C4'-C3'	-3.37	102.57	115.18
3	7-E	7483	AMP	C5'-C4'-C3'	-3.37	102.57	115.18
3	10-E	7483	AMP	C5'-C4'-C3'	-3.37	102.57	115.18
3	6-E	7483	AMP	C5'-C4'-C3'	-3.37	102.57	115.18
3	3-E	7483	AMP	C5'-C4'-C3'	-3.37	102.57	115.18
3	2-E	7483	AMP	C5'-C4'-C3'	-3.37	102.57	115.18
3	8-U	7515	AMP	C5'-C4'-C3'	-3.37	102.57	115.18
3	9-U	7515	AMP	C5'-C4'-C3'	-3.37	102.57	115.18
3	6-U	7515	AMP	C5'-C4'-C3'	-3.37	102.57	115.18
3	5-U	7515	AMP	C5'-C4'-C3'	-3.37	102.57	115.18
3	7-U	7515	AMP	C5'-C4'-C3'	-3.37	102.57	115.18
3	2-U	7515	AMP	C5'-C4'-C3'	-3.37	102.57	115.18
3	3-U	7515	AMP	C5'-C4'-C3'	-3.37	102.57	115.18
3	1-U	7515	AMP	C5'-C4'-C3'	-3.37	102.57	115.18
3	4-U	7515	AMP	C5'-C4'-C3'	-3.37	102.57	115.18
3	10-U	7515	AMP	C5'-C4'-C3'	-3.37	102.57	115.18
3	4-V	7517	AMP	C5'-C4'-C3'	-3.36	102.57	115.18
3	2-V	7517	AMP	C5'-C4'-C3'	-3.36	102.57	115.18
3	3-V	7517	AMP	C5'-C4'-C3'	-3.36	102.57	115.18
3	9-V	7517	AMP	C5'-C4'-C3'	-3.36	102.57	115.18
3	1-V	7517	AMP	C5'-C4'-C3'	-3.36	102.57	115.18
3	10-V	7517	AMP	C5'-C4'-C3'	-3.36	102.57	115.18
3	7-V	7517	AMP	C5'-C4'-C3'	-3.36	102.57	115.18
3	6-V	7517	AMP	C5'-C4'-C3'	-3.36	102.57	115.18
3	5-V	7517	AMP	C5'-C4'-C3'	-3.36	102.57	115.18
3	8-V	7517	AMP	C5'-C4'-C3'	-3.36	102.57	115.18
3	4-X	7521	AMP	C5'-C4'-C3'	-3.36	102.57	115.18
3	4-W	7519	AMP	C5'-C4'-C3'	-3.36	102.57	115.18
3	6-X	7521	AMP	C5'-C4'-C3'	-3.36	102.57	115.18
3	9-X	7521	AMP	C5'-C4'-C3'	-3.36	102.57	115.18
3	9-W	7519	AMP	C5'-C4'-C3'	-3.36	102.57	115.18
3	2-W	7519	AMP	C5'-C4'-C3'	-3.36	102.57	115.18
3	7-X	7521	AMP	C5'-C4'-C3'	-3.36	102.57	115.18
3	6-W	7519	AMP	C5'-C4'-C3'	-3.36	102.57	115.18
3	3-W	7519	AMP	C5'-C4'-C3'	-3.36	102.57	115.18
3	1-X	7521	AMP	C5'-C4'-C3'	-3.36	102.57	115.18

*Continued on next page...*



*Continued from previous page...*

Mol	Chain	Res	Type	Atoms	Z	Observed(°)	Ideal(°)
3	2-X	7521	AMP	C5'-C4'-C3'	-3.36	102.57	115.18
3	3-X	7521	AMP	C5'-C4'-C3'	-3.36	102.57	115.18
3	8-W	7519	AMP	C5'-C4'-C3'	-3.36	102.57	115.18
3	10-X	7521	AMP	C5'-C4'-C3'	-3.36	102.57	115.18
3	7-W	7519	AMP	C5'-C4'-C3'	-3.36	102.57	115.18
3	1-W	7519	AMP	C5'-C4'-C3'	-3.36	102.57	115.18
3	8-X	7521	AMP	C5'-C4'-C3'	-3.36	102.57	115.18
3	5-W	7519	AMP	C5'-C4'-C3'	-3.36	102.57	115.18
3	10-W	7519	AMP	C5'-C4'-C3'	-3.36	102.57	115.18
3	5-X	7521	AMP	C5'-C4'-C3'	-3.36	102.57	115.18
3	9-M	7499	AMP	C5'-C4'-C3'	-3.36	102.58	115.18
3	2-M	7499	AMP	C5'-C4'-C3'	-3.36	102.58	115.18
3	7-M	7499	AMP	C5'-C4'-C3'	-3.36	102.58	115.18
3	5-M	7499	AMP	C5'-C4'-C3'	-3.36	102.58	115.18
3	6-M	7499	AMP	C5'-C4'-C3'	-3.36	102.58	115.18
3	8-M	7499	AMP	C5'-C4'-C3'	-3.36	102.58	115.18
3	4-M	7499	AMP	C5'-C4'-C3'	-3.36	102.58	115.18
3	10-M	7499	AMP	C5'-C4'-C3'	-3.36	102.58	115.18
3	1-M	7499	AMP	C5'-C4'-C3'	-3.36	102.58	115.18
3	3-M	7499	AMP	C5'-C4'-C3'	-3.36	102.58	115.18
3	2-P	7505	AMP	C5'-C4'-C3'	-3.36	102.58	115.18
3	7-T	7513	AMP	C5'-C4'-C3'	-3.36	102.58	115.18
3	10-P	7505	AMP	C5'-C4'-C3'	-3.36	102.58	115.18
3	1-P	7505	AMP	C5'-C4'-C3'	-3.36	102.58	115.18
3	10-T	7513	AMP	C5'-C4'-C3'	-3.36	102.58	115.18
3	1-T	7513	AMP	C5'-C4'-C3'	-3.36	102.58	115.18
3	2-T	7513	AMP	C5'-C4'-C3'	-3.36	102.58	115.18
3	6-T	7513	AMP	C5'-C4'-C3'	-3.36	102.58	115.18
3	7-P	7505	AMP	C5'-C4'-C3'	-3.36	102.58	115.18
3	6-P	7505	AMP	C5'-C4'-C3'	-3.36	102.58	115.18
3	9-T	7513	AMP	C5'-C4'-C3'	-3.36	102.58	115.18
3	3-P	7505	AMP	C5'-C4'-C3'	-3.36	102.58	115.18
3	5-T	7513	AMP	C5'-C4'-C3'	-3.36	102.58	115.18
3	4-P	7505	AMP	C5'-C4'-C3'	-3.36	102.58	115.18
3	8-P	7505	AMP	C5'-C4'-C3'	-3.36	102.58	115.18
3	3-T	7513	AMP	C5'-C4'-C3'	-3.36	102.58	115.18
3	4-T	7513	AMP	C5'-C4'-C3'	-3.36	102.58	115.18
3	9-P	7505	AMP	C5'-C4'-C3'	-3.36	102.58	115.18
3	8-T	7513	AMP	C5'-C4'-C3'	-3.36	102.58	115.18
3	5-P	7505	AMP	C5'-C4'-C3'	-3.36	102.58	115.18
3	1-C	7479	AMP	C5'-C4'-C3'	-3.36	102.58	115.18
3	9-C	7479	AMP	C5'-C4'-C3'	-3.36	102.58	115.18

*Continued on next page...*

*Continued from previous page...*

Mol	Chain	Res	Type	Atoms	Z	Observed(°)	Ideal(°)
3	8-C	7479	AMP	C5'-C4'-C3'	-3.36	102.58	115.18
3	3-C	7479	AMP	C5'-C4'-C3'	-3.36	102.58	115.18
3	5-C	7479	AMP	C5'-C4'-C3'	-3.36	102.58	115.18
3	6-C	7479	AMP	C5'-C4'-C3'	-3.36	102.58	115.18
3	7-C	7479	AMP	C5'-C4'-C3'	-3.36	102.58	115.18
3	4-C	7479	AMP	C5'-C4'-C3'	-3.36	102.58	115.18
3	10-C	7479	AMP	C5'-C4'-C3'	-3.36	102.58	115.18
3	2-C	7479	AMP	C5'-C4'-C3'	-3.36	102.58	115.18
3	6-R	7509	AMP	C5'-C4'-C3'	-3.36	102.59	115.18
3	2-R	7509	AMP	C5'-C4'-C3'	-3.36	102.59	115.18
3	1-R	7509	AMP	C5'-C4'-C3'	-3.36	102.59	115.18
3	10-R	7509	AMP	C5'-C4'-C3'	-3.36	102.59	115.18
3	9-R	7509	AMP	C5'-C4'-C3'	-3.36	102.59	115.18
3	7-R	7509	AMP	C5'-C4'-C3'	-3.36	102.59	115.18
3	8-R	7509	AMP	C5'-C4'-C3'	-3.36	102.59	115.18
3	5-R	7509	AMP	C5'-C4'-C3'	-3.36	102.59	115.18
3	3-R	7509	AMP	C5'-C4'-C3'	-3.36	102.59	115.18
3	4-R	7509	AMP	C5'-C4'-C3'	-3.36	102.59	115.18
4	7-W	7520	CIT	C3-C4-C5	2.61	119.17	114.98
4	6-W	7520	CIT	C3-C4-C5	2.61	119.17	114.98
4	5-W	7520	CIT	C3-C4-C5	2.61	119.17	114.98
4	4-W	7520	CIT	C3-C4-C5	2.61	119.17	114.98
4	9-W	7520	CIT	C3-C4-C5	2.61	119.17	114.98
4	1-W	7520	CIT	C3-C4-C5	2.61	119.17	114.98
4	3-W	7520	CIT	C3-C4-C5	2.61	119.17	114.98
4	8-W	7520	CIT	C3-C4-C5	2.61	119.17	114.98
4	2-W	7520	CIT	C3-C4-C5	2.61	119.17	114.98
4	10-W	7520	CIT	C3-C4-C5	2.61	119.17	114.98
4	9-M	7500	CIT	C3-C4-C5	2.61	119.17	114.98
4	1-M	7500	CIT	C3-C4-C5	2.61	119.17	114.98
4	7-M	7500	CIT	C3-C4-C5	2.61	119.17	114.98
4	8-M	7500	CIT	C3-C4-C5	2.61	119.17	114.98
4	5-M	7500	CIT	C3-C4-C5	2.61	119.17	114.98
4	3-M	7500	CIT	C3-C4-C5	2.61	119.17	114.98
4	2-M	7500	CIT	C3-C4-C5	2.61	119.17	114.98
4	4-M	7500	CIT	C3-C4-C5	2.61	119.17	114.98
4	6-M	7500	CIT	C3-C4-C5	2.61	119.17	114.98
4	10-M	7500	CIT	C3-C4-C5	2.61	119.17	114.98
4	4-O	7504	CIT	C3-C4-C5	2.61	119.17	114.98
4	9-O	7504	CIT	C3-C4-C5	2.61	119.17	114.98
4	10-K	7496	CIT	C3-C4-C5	2.61	119.17	114.98
4	4-K	7496	CIT	C3-C4-C5	2.61	119.17	114.98

*Continued on next page...*

*Continued from previous page...*

Mol	Chain	Res	Type	Atoms	Z	Observed(°)	Ideal(°)
4	2-O	7504	CIT	C3-C4-C5	2.61	119.17	114.98
4	10-O	7504	CIT	C3-C4-C5	2.61	119.17	114.98
4	5-O	7504	CIT	C3-C4-C5	2.61	119.17	114.98
4	9-K	7496	CIT	C3-C4-C5	2.61	119.17	114.98
4	7-K	7496	CIT	C3-C4-C5	2.61	119.17	114.98
4	1-K	7496	CIT	C3-C4-C5	2.61	119.17	114.98
4	6-O	7504	CIT	C3-C4-C5	2.61	119.17	114.98
4	3-O	7504	CIT	C3-C4-C5	2.61	119.17	114.98
4	8-K	7496	CIT	C3-C4-C5	2.61	119.17	114.98
4	2-K	7496	CIT	C3-C4-C5	2.61	119.17	114.98
4	6-K	7496	CIT	C3-C4-C5	2.61	119.17	114.98
4	1-O	7504	CIT	C3-C4-C5	2.61	119.17	114.98
4	5-K	7496	CIT	C3-C4-C5	2.61	119.17	114.98
4	3-K	7496	CIT	C3-C4-C5	2.61	119.17	114.98
4	7-O	7504	CIT	C3-C4-C5	2.61	119.17	114.98
4	8-O	7504	CIT	C3-C4-C5	2.61	119.17	114.98
4	10-B	7478	CIT	C3-C4-C5	2.61	119.16	114.98
4	7-E	7484	CIT	C3-C4-C5	2.61	119.16	114.98
4	3-B	7478	CIT	C3-C4-C5	2.61	119.16	114.98
4	10-E	7484	CIT	C3-C4-C5	2.61	119.16	114.98
4	8-E	7484	CIT	C3-C4-C5	2.61	119.16	114.98
4	6-B	7478	CIT	C3-C4-C5	2.61	119.16	114.98
4	4-E	7484	CIT	C3-C4-C5	2.61	119.16	114.98
4	9-B	7478	CIT	C3-C4-C5	2.61	119.16	114.98
4	1-E	7484	CIT	C3-C4-C5	2.61	119.16	114.98
4	5-B	7478	CIT	C3-C4-C5	2.61	119.16	114.98
4	1-B	7478	CIT	C3-C4-C5	2.61	119.16	114.98
4	9-E	7484	CIT	C3-C4-C5	2.61	119.16	114.98
4	6-E	7484	CIT	C3-C4-C5	2.61	119.16	114.98
4	2-B	7478	CIT	C3-C4-C5	2.61	119.16	114.98
4	2-E	7484	CIT	C3-C4-C5	2.61	119.16	114.98
4	7-B	7478	CIT	C3-C4-C5	2.61	119.16	114.98
4	4-B	7478	CIT	C3-C4-C5	2.61	119.16	114.98
4	3-E	7484	CIT	C3-C4-C5	2.61	119.16	114.98
4	5-E	7484	CIT	C3-C4-C5	2.61	119.16	114.98
4	8-B	7478	CIT	C3-C4-C5	2.61	119.16	114.98
4	1-G	7488	CIT	C3-C4-C5	2.61	119.16	114.98
4	6-G	7488	CIT	C3-C4-C5	2.61	119.16	114.98
4	3-G	7488	CIT	C3-C4-C5	2.61	119.16	114.98
4	5-G	7488	CIT	C3-C4-C5	2.61	119.16	114.98
4	9-X	7522	CIT	C3-C4-C5	2.61	119.16	114.98
4	5-X	7522	CIT	C3-C4-C5	2.61	119.16	114.98

*Continued on next page...*

*Continued from previous page...*

Mol	Chain	Res	Type	Atoms	Z	Observed(°)	Ideal(°)
4	6-X	7522	CIT	C3-C4-C5	2.61	119.16	114.98
4	2-G	7488	CIT	C3-C4-C5	2.61	119.16	114.98
4	2-X	7522	CIT	C3-C4-C5	2.61	119.16	114.98
4	3-X	7522	CIT	C3-C4-C5	2.61	119.16	114.98
4	10-X	7522	CIT	C3-C4-C5	2.61	119.16	114.98
4	7-G	7488	CIT	C3-C4-C5	2.61	119.16	114.98
4	9-G	7488	CIT	C3-C4-C5	2.61	119.16	114.98
4	10-G	7488	CIT	C3-C4-C5	2.61	119.16	114.98
4	8-G	7488	CIT	C3-C4-C5	2.61	119.16	114.98
4	4-G	7488	CIT	C3-C4-C5	2.61	119.16	114.98
4	8-X	7522	CIT	C3-C4-C5	2.61	119.16	114.98
4	1-X	7522	CIT	C3-C4-C5	2.61	119.16	114.98
4	4-X	7522	CIT	C3-C4-C5	2.61	119.16	114.98
4	7-X	7522	CIT	C3-C4-C5	2.61	119.16	114.98
4	5-D	7482	CIT	C3-C4-C5	2.60	119.15	114.98
4	7-D	7482	CIT	C3-C4-C5	2.60	119.15	114.98
4	6-D	7482	CIT	C3-C4-C5	2.60	119.15	114.98
4	2-D	7482	CIT	C3-C4-C5	2.60	119.15	114.98
4	8-D	7482	CIT	C3-C4-C5	2.60	119.15	114.98
4	9-D	7482	CIT	C3-C4-C5	2.60	119.15	114.98
4	10-D	7482	CIT	C3-C4-C5	2.60	119.15	114.98
4	4-D	7482	CIT	C3-C4-C5	2.60	119.15	114.98
4	3-D	7482	CIT	C3-C4-C5	2.60	119.15	114.98
4	1-D	7482	CIT	C3-C4-C5	2.60	119.15	114.98
4	8-A	7476	CIT	C3-C4-C5	2.60	119.14	114.98
4	4-A	7476	CIT	C3-C4-C5	2.60	119.14	114.98
4	3-A	7476	CIT	C3-C4-C5	2.60	119.14	114.98
4	7-A	7476	CIT	C3-C4-C5	2.60	119.14	114.98
4	5-A	7476	CIT	C3-C4-C5	2.60	119.14	114.98
4	2-A	7476	CIT	C3-C4-C5	2.60	119.14	114.98
4	9-A	7476	CIT	C3-C4-C5	2.60	119.14	114.98
4	1-A	7476	CIT	C3-C4-C5	2.60	119.14	114.98
4	6-A	7476	CIT	C3-C4-C5	2.60	119.14	114.98
4	10-A	7476	CIT	C3-C4-C5	2.60	119.14	114.98
4	3-F	7486	CIT	C3-C4-C5	2.59	119.14	114.98
4	9-F	7486	CIT	C3-C4-C5	2.59	119.14	114.98
4	1-F	7486	CIT	C3-C4-C5	2.59	119.14	114.98
4	6-F	7486	CIT	C3-C4-C5	2.59	119.14	114.98
4	5-F	7486	CIT	C3-C4-C5	2.59	119.14	114.98
4	7-F	7486	CIT	C3-C4-C5	2.59	119.14	114.98
4	8-F	7486	CIT	C3-C4-C5	2.59	119.14	114.98
4	4-F	7486	CIT	C3-C4-C5	2.59	119.14	114.98

*Continued on next page...*

*Continued from previous page...*

Mol	Chain	Res	Type	Atoms	Z	Observed(°)	Ideal(°)
4	2-F	7486	CIT	C3-C4-C5	2.59	119.14	114.98
4	10-F	7486	CIT	C3-C4-C5	2.59	119.14	114.98
4	4-I	7492	CIT	C3-C4-C5	2.59	119.14	114.98
4	7-I	7492	CIT	C3-C4-C5	2.59	119.14	114.98
4	6-I	7492	CIT	C3-C4-C5	2.59	119.14	114.98
4	1-I	7492	CIT	C3-C4-C5	2.59	119.14	114.98
4	10-I	7492	CIT	C3-C4-C5	2.59	119.14	114.98
4	9-I	7492	CIT	C3-C4-C5	2.59	119.14	114.98
4	5-I	7492	CIT	C3-C4-C5	2.59	119.14	114.98
4	8-I	7492	CIT	C3-C4-C5	2.59	119.14	114.98
4	2-I	7492	CIT	C3-C4-C5	2.59	119.14	114.98
4	3-I	7492	CIT	C3-C4-C5	2.59	119.14	114.98
4	4-P	7506	CIT	C3-C4-C5	2.59	119.14	114.98
4	5-P	7506	CIT	C3-C4-C5	2.59	119.14	114.98
4	8-P	7506	CIT	C3-C4-C5	2.59	119.14	114.98
4	7-P	7506	CIT	C3-C4-C5	2.59	119.14	114.98
4	1-P	7506	CIT	C3-C4-C5	2.59	119.14	114.98
4	10-P	7506	CIT	C3-C4-C5	2.59	119.14	114.98
4	2-P	7506	CIT	C3-C4-C5	2.59	119.14	114.98
4	9-P	7506	CIT	C3-C4-C5	2.59	119.14	114.98
4	6-P	7506	CIT	C3-C4-C5	2.59	119.14	114.98
4	3-P	7506	CIT	C3-C4-C5	2.59	119.14	114.98
4	7-T	7514	CIT	C3-C4-C5	2.59	119.13	114.98
4	4-T	7514	CIT	C3-C4-C5	2.59	119.13	114.98
4	3-T	7514	CIT	C3-C4-C5	2.59	119.13	114.98
4	6-T	7514	CIT	C3-C4-C5	2.59	119.13	114.98
4	1-T	7514	CIT	C3-C4-C5	2.59	119.13	114.98
4	5-T	7514	CIT	C3-C4-C5	2.59	119.13	114.98
4	2-T	7514	CIT	C3-C4-C5	2.59	119.13	114.98
4	9-T	7514	CIT	C3-C4-C5	2.59	119.13	114.98
4	10-T	7514	CIT	C3-C4-C5	2.59	119.13	114.98
4	8-T	7514	CIT	C3-C4-C5	2.59	119.13	114.98
4	2-N	7502	CIT	C3-C4-C5	2.59	119.13	114.98
4	1-N	7502	CIT	C3-C4-C5	2.59	119.13	114.98
4	4-V	7518	CIT	C3-C4-C5	2.59	119.13	114.98
4	4-N	7502	CIT	C3-C4-C5	2.59	119.13	114.98
4	3-V	7518	CIT	C3-C4-C5	2.59	119.13	114.98
4	7-V	7518	CIT	C3-C4-C5	2.59	119.13	114.98
4	1-V	7518	CIT	C3-C4-C5	2.59	119.13	114.98
4	6-V	7518	CIT	C3-C4-C5	2.59	119.13	114.98
4	7-N	7502	CIT	C3-C4-C5	2.59	119.13	114.98
4	10-N	7502	CIT	C3-C4-C5	2.59	119.13	114.98

*Continued on next page...*

*Continued from previous page...*

Mol	Chain	Res	Type	Atoms	Z	Observed(°)	Ideal(°)
4	3-N	7502	CIT	C3-C4-C5	2.59	119.13	114.98
4	5-V	7518	CIT	C3-C4-C5	2.59	119.13	114.98
4	6-N	7502	CIT	C3-C4-C5	2.59	119.13	114.98
4	9-V	7518	CIT	C3-C4-C5	2.59	119.13	114.98
4	10-V	7518	CIT	C3-C4-C5	2.59	119.13	114.98
4	8-N	7502	CIT	C3-C4-C5	2.59	119.13	114.98
4	8-V	7518	CIT	C3-C4-C5	2.59	119.13	114.98
4	9-N	7502	CIT	C3-C4-C5	2.59	119.13	114.98
4	5-N	7502	CIT	C3-C4-C5	2.59	119.13	114.98
4	2-V	7518	CIT	C3-C4-C5	2.59	119.13	114.98
4	1-L	7498	CIT	C3-C4-C5	2.59	119.13	114.98
4	9-L	7498	CIT	C3-C4-C5	2.59	119.13	114.98
4	7-L	7498	CIT	C3-C4-C5	2.59	119.13	114.98
4	3-L	7498	CIT	C3-C4-C5	2.59	119.13	114.98
4	6-L	7498	CIT	C3-C4-C5	2.59	119.13	114.98
4	10-L	7498	CIT	C3-C4-C5	2.59	119.13	114.98
4	4-L	7498	CIT	C3-C4-C5	2.59	119.13	114.98
4	5-L	7498	CIT	C3-C4-C5	2.59	119.13	114.98
4	2-L	7498	CIT	C3-C4-C5	2.59	119.13	114.98
4	8-L	7498	CIT	C3-C4-C5	2.59	119.13	114.98
4	4-S	7512	CIT	C3-C4-C5	2.59	119.13	114.98
4	8-S	7512	CIT	C3-C4-C5	2.59	119.13	114.98
4	2-S	7512	CIT	C3-C4-C5	2.59	119.13	114.98
4	1-S	7512	CIT	C3-C4-C5	2.59	119.13	114.98
4	9-S	7512	CIT	C3-C4-C5	2.59	119.13	114.98
4	5-S	7512	CIT	C3-C4-C5	2.59	119.13	114.98
4	6-S	7512	CIT	C3-C4-C5	2.59	119.13	114.98
4	7-S	7512	CIT	C3-C4-C5	2.59	119.13	114.98
4	3-S	7512	CIT	C3-C4-C5	2.59	119.13	114.98
4	10-S	7512	CIT	C3-C4-C5	2.59	119.13	114.98
4	8-R	7510	CIT	C3-C4-C5	2.59	119.12	114.98
4	1-R	7510	CIT	C3-C4-C5	2.59	119.12	114.98
4	6-R	7510	CIT	C3-C4-C5	2.59	119.12	114.98
4	3-R	7510	CIT	C3-C4-C5	2.59	119.12	114.98
4	10-R	7510	CIT	C3-C4-C5	2.59	119.12	114.98
4	2-R	7510	CIT	C3-C4-C5	2.59	119.12	114.98
4	9-R	7510	CIT	C3-C4-C5	2.59	119.12	114.98
4	7-R	7510	CIT	C3-C4-C5	2.59	119.12	114.98
4	5-R	7510	CIT	C3-C4-C5	2.59	119.12	114.98
4	4-R	7510	CIT	C3-C4-C5	2.59	119.12	114.98
4	7-Q	7508	CIT	C3-C4-C5	2.58	119.12	114.98
4	8-Q	7508	CIT	C3-C4-C5	2.58	119.12	114.98

*Continued on next page...*

*Continued from previous page...*

Mol	Chain	Res	Type	Atoms	Z	Observed(°)	Ideal(°)
4	6-Q	7508	CIT	C3-C4-C5	2.58	119.12	114.98
4	10-Q	7508	CIT	C3-C4-C5	2.58	119.12	114.98
4	3-Q	7508	CIT	C3-C4-C5	2.58	119.12	114.98
4	5-Q	7508	CIT	C3-C4-C5	2.58	119.12	114.98
4	1-Q	7508	CIT	C3-C4-C5	2.58	119.12	114.98
4	9-Q	7508	CIT	C3-C4-C5	2.58	119.12	114.98
4	2-Q	7508	CIT	C3-C4-C5	2.58	119.12	114.98
4	4-Q	7508	CIT	C3-C4-C5	2.58	119.12	114.98
4	2-J	7494	CIT	C3-C4-C5	2.58	119.12	114.98
4	8-J	7494	CIT	C3-C4-C5	2.58	119.12	114.98
4	4-J	7494	CIT	C3-C4-C5	2.58	119.12	114.98
4	1-J	7494	CIT	C3-C4-C5	2.58	119.12	114.98
4	3-J	7494	CIT	C3-C4-C5	2.58	119.12	114.98
4	5-J	7494	CIT	C3-C4-C5	2.58	119.12	114.98
4	9-J	7494	CIT	C3-C4-C5	2.58	119.12	114.98
4	6-J	7494	CIT	C3-C4-C5	2.58	119.12	114.98
4	10-J	7494	CIT	C3-C4-C5	2.58	119.12	114.98
4	7-J	7494	CIT	C3-C4-C5	2.58	119.12	114.98
4	10-U	7516	CIT	C3-C4-C5	2.58	119.11	114.98
4	6-U	7516	CIT	C3-C4-C5	2.58	119.11	114.98
4	5-U	7516	CIT	C3-C4-C5	2.58	119.11	114.98
4	8-U	7516	CIT	C3-C4-C5	2.58	119.11	114.98
4	2-U	7516	CIT	C3-C4-C5	2.58	119.11	114.98
4	3-U	7516	CIT	C3-C4-C5	2.58	119.11	114.98
4	1-U	7516	CIT	C3-C4-C5	2.58	119.11	114.98
4	4-U	7516	CIT	C3-C4-C5	2.58	119.11	114.98
4	7-U	7516	CIT	C3-C4-C5	2.58	119.11	114.98
4	9-U	7516	CIT	C3-C4-C5	2.58	119.11	114.98
4	10-C	7480	CIT	C3-C4-C5	2.58	119.11	114.98
4	4-C	7480	CIT	C3-C4-C5	2.58	119.11	114.98
4	6-C	7480	CIT	C3-C4-C5	2.58	119.11	114.98
4	7-C	7480	CIT	C3-C4-C5	2.58	119.11	114.98
4	8-C	7480	CIT	C3-C4-C5	2.58	119.11	114.98
4	2-C	7480	CIT	C3-C4-C5	2.58	119.11	114.98
4	3-C	7480	CIT	C3-C4-C5	2.58	119.11	114.98
4	1-C	7480	CIT	C3-C4-C5	2.58	119.11	114.98
4	9-C	7480	CIT	C3-C4-C5	2.58	119.11	114.98
4	5-C	7480	CIT	C3-C4-C5	2.58	119.11	114.98
4	4-H	7490	CIT	C3-C4-C5	2.57	119.11	114.98
4	3-H	7490	CIT	C3-C4-C5	2.57	119.11	114.98
4	8-H	7490	CIT	C3-C4-C5	2.57	119.11	114.98
4	1-H	7490	CIT	C3-C4-C5	2.57	119.11	114.98

*Continued on next page...*

*Continued from previous page...*

Mol	Chain	Res	Type	Atoms	Z	Observed(°)	Ideal(°)
4	6-H	7490	CIT	C3-C4-C5	2.57	119.11	114.98
4	2-H	7490	CIT	C3-C4-C5	2.57	119.11	114.98
4	10-H	7490	CIT	C3-C4-C5	2.57	119.11	114.98
4	9-H	7490	CIT	C3-C4-C5	2.57	119.11	114.98
4	7-H	7490	CIT	C3-C4-C5	2.57	119.11	114.98
4	5-H	7490	CIT	C3-C4-C5	2.57	119.11	114.98
3	3-D	7481	AMP	O3P-P-O5'	2.23	112.68	106.73
3	4-D	7481	AMP	O3P-P-O5'	2.23	112.68	106.73
3	1-D	7481	AMP	O3P-P-O5'	2.23	112.68	106.73
3	8-D	7481	AMP	O3P-P-O5'	2.23	112.68	106.73
3	9-D	7481	AMP	O3P-P-O5'	2.23	112.68	106.73
3	7-D	7481	AMP	O3P-P-O5'	2.23	112.68	106.73
3	2-D	7481	AMP	O3P-P-O5'	2.23	112.68	106.73
3	10-D	7481	AMP	O3P-P-O5'	2.23	112.68	106.73
3	5-D	7481	AMP	O3P-P-O5'	2.23	112.68	106.73
3	6-D	7481	AMP	O3P-P-O5'	2.23	112.68	106.73
3	4-V	7517	AMP	O3P-P-O5'	2.23	112.66	106.73
3	2-V	7517	AMP	O3P-P-O5'	2.23	112.66	106.73
3	3-V	7517	AMP	O3P-P-O5'	2.23	112.66	106.73
3	9-V	7517	AMP	O3P-P-O5'	2.23	112.66	106.73
3	1-V	7517	AMP	O3P-P-O5'	2.23	112.66	106.73
3	10-V	7517	AMP	O3P-P-O5'	2.23	112.66	106.73
3	7-V	7517	AMP	O3P-P-O5'	2.23	112.66	106.73
3	6-V	7517	AMP	O3P-P-O5'	2.23	112.66	106.73
3	5-V	7517	AMP	O3P-P-O5'	2.23	112.66	106.73
3	8-V	7517	AMP	O3P-P-O5'	2.23	112.66	106.73
3	2-P	7505	AMP	O3P-P-O5'	2.23	112.66	106.73
3	10-P	7505	AMP	O3P-P-O5'	2.23	112.66	106.73
3	1-P	7505	AMP	O3P-P-O5'	2.23	112.66	106.73
3	7-P	7505	AMP	O3P-P-O5'	2.23	112.66	106.73
3	6-P	7505	AMP	O3P-P-O5'	2.23	112.66	106.73
3	3-P	7505	AMP	O3P-P-O5'	2.23	112.66	106.73
3	4-P	7505	AMP	O3P-P-O5'	2.23	112.66	106.73
3	8-P	7505	AMP	O3P-P-O5'	2.23	112.66	106.73
3	9-P	7505	AMP	O3P-P-O5'	2.23	112.66	106.73
3	5-P	7505	AMP	O3P-P-O5'	2.23	112.66	106.73
3	1-H	7489	AMP	O3P-P-O5'	2.23	112.66	106.73
3	3-H	7489	AMP	O3P-P-O5'	2.23	112.66	106.73
3	10-H	7489	AMP	O3P-P-O5'	2.23	112.66	106.73
3	7-H	7489	AMP	O3P-P-O5'	2.23	112.66	106.73
3	4-H	7489	AMP	O3P-P-O5'	2.23	112.66	106.73
3	9-H	7489	AMP	O3P-P-O5'	2.23	112.66	106.73

*Continued on next page...*



*Continued from previous page...*

Mol	Chain	Res	Type	Atoms	Z	Observed(°)	Ideal(°)
3	6-H	7489	AMP	O3P-P-O5'	2.23	112.66	106.73
3	2-H	7489	AMP	O3P-P-O5'	2.23	112.66	106.73
3	8-H	7489	AMP	O3P-P-O5'	2.23	112.66	106.73
3	5-H	7489	AMP	O3P-P-O5'	2.23	112.66	106.73
3	1-C	7479	AMP	O3P-P-O5'	2.22	112.65	106.73
3	9-C	7479	AMP	O3P-P-O5'	2.22	112.65	106.73
3	8-C	7479	AMP	O3P-P-O5'	2.22	112.65	106.73
3	3-C	7479	AMP	O3P-P-O5'	2.22	112.65	106.73
3	5-C	7479	AMP	O3P-P-O5'	2.22	112.65	106.73
3	6-C	7479	AMP	O3P-P-O5'	2.22	112.65	106.73
3	7-C	7479	AMP	O3P-P-O5'	2.22	112.65	106.73
3	4-C	7479	AMP	O3P-P-O5'	2.22	112.65	106.73
3	10-C	7479	AMP	O3P-P-O5'	2.22	112.65	106.73
3	2-C	7479	AMP	O3P-P-O5'	2.22	112.65	106.73
3	1-S	7511	AMP	O3P-P-O5'	2.22	112.65	106.73
3	6-S	7511	AMP	O3P-P-O5'	2.22	112.65	106.73
3	4-S	7511	AMP	O3P-P-O5'	2.22	112.65	106.73
3	8-S	7511	AMP	O3P-P-O5'	2.22	112.65	106.73
3	5-S	7511	AMP	O3P-P-O5'	2.22	112.65	106.73
3	2-S	7511	AMP	O3P-P-O5'	2.22	112.65	106.73
3	10-S	7511	AMP	O3P-P-O5'	2.22	112.65	106.73
3	9-S	7511	AMP	O3P-P-O5'	2.22	112.65	106.73
3	3-S	7511	AMP	O3P-P-O5'	2.22	112.65	106.73
3	7-S	7511	AMP	O3P-P-O5'	2.22	112.65	106.73
3	10-G	7487	AMP	O3P-P-O5'	2.22	112.64	106.73
3	3-G	7487	AMP	O3P-P-O5'	2.22	112.64	106.73
3	9-G	7487	AMP	O3P-P-O5'	2.22	112.64	106.73
3	8-G	7487	AMP	O3P-P-O5'	2.22	112.64	106.73
3	2-G	7487	AMP	O3P-P-O5'	2.22	112.64	106.73
3	4-G	7487	AMP	O3P-P-O5'	2.22	112.64	106.73
3	7-G	7487	AMP	O3P-P-O5'	2.22	112.64	106.73
3	1-G	7487	AMP	O3P-P-O5'	2.22	112.64	106.73
3	5-G	7487	AMP	O3P-P-O5'	2.22	112.64	106.73
3	6-G	7487	AMP	O3P-P-O5'	2.22	112.64	106.73
3	3-F	7485	AMP	O3P-P-O5'	2.22	112.64	106.73
3	10-F	7485	AMP	O3P-P-O5'	2.22	112.64	106.73
3	4-F	7485	AMP	O3P-P-O5'	2.22	112.64	106.73
3	1-F	7485	AMP	O3P-P-O5'	2.22	112.64	106.73
3	5-F	7485	AMP	O3P-P-O5'	2.22	112.64	106.73
3	2-F	7485	AMP	O3P-P-O5'	2.22	112.64	106.73
3	6-F	7485	AMP	O3P-P-O5'	2.22	112.64	106.73
3	7-F	7485	AMP	O3P-P-O5'	2.22	112.64	106.73

*Continued on next page...*

*Continued from previous page...*

Mol	Chain	Res	Type	Atoms	Z	Observed(°)	Ideal(°)
3	9-F	7485	AMP	O3P-P-O5'	2.22	112.64	106.73
3	8-F	7485	AMP	O3P-P-O5'	2.22	112.64	106.73
3	9-E	7483	AMP	O3P-P-O5'	2.22	112.64	106.73
3	8-E	7483	AMP	O3P-P-O5'	2.22	112.64	106.73
3	4-E	7483	AMP	O3P-P-O5'	2.22	112.64	106.73
3	5-E	7483	AMP	O3P-P-O5'	2.22	112.64	106.73
3	1-E	7483	AMP	O3P-P-O5'	2.22	112.64	106.73
3	7-E	7483	AMP	O3P-P-O5'	2.22	112.64	106.73
3	10-E	7483	AMP	O3P-P-O5'	2.22	112.64	106.73
3	6-E	7483	AMP	O3P-P-O5'	2.22	112.64	106.73
3	3-E	7483	AMP	O3P-P-O5'	2.22	112.64	106.73
3	2-E	7483	AMP	O3P-P-O5'	2.22	112.64	106.73
3	8-I	7491	AMP	O3P-P-O5'	2.22	112.64	106.73
3	2-I	7491	AMP	O3P-P-O5'	2.22	112.64	106.73
3	9-I	7491	AMP	O3P-P-O5'	2.22	112.64	106.73
3	6-I	7491	AMP	O3P-P-O5'	2.22	112.64	106.73
3	7-I	7491	AMP	O3P-P-O5'	2.22	112.64	106.73
3	1-I	7491	AMP	O3P-P-O5'	2.22	112.64	106.73
3	4-I	7491	AMP	O3P-P-O5'	2.22	112.64	106.73
3	10-I	7491	AMP	O3P-P-O5'	2.22	112.64	106.73
3	3-I	7491	AMP	O3P-P-O5'	2.22	112.64	106.73
3	5-I	7491	AMP	O3P-P-O5'	2.22	112.64	106.73
3	9-A	7475	AMP	O3P-P-O5'	2.22	112.63	106.73
3	4-A	7475	AMP	O3P-P-O5'	2.22	112.63	106.73
3	5-A	7475	AMP	O3P-P-O5'	2.22	112.63	106.73
3	7-A	7475	AMP	O3P-P-O5'	2.22	112.63	106.73
3	2-A	7475	AMP	O3P-P-O5'	2.22	112.63	106.73
3	10-A	7475	AMP	O3P-P-O5'	2.22	112.63	106.73
3	3-A	7475	AMP	O3P-P-O5'	2.22	112.63	106.73
3	8-A	7475	AMP	O3P-P-O5'	2.22	112.63	106.73
3	6-A	7475	AMP	O3P-P-O5'	2.22	112.63	106.73
3	1-A	7475	AMP	O3P-P-O5'	2.22	112.63	106.73
3	6-R	7509	AMP	O3P-P-O5'	2.22	112.63	106.73
3	2-R	7509	AMP	O3P-P-O5'	2.22	112.63	106.73
3	1-R	7509	AMP	O3P-P-O5'	2.22	112.63	106.73
3	10-R	7509	AMP	O3P-P-O5'	2.22	112.63	106.73
3	9-R	7509	AMP	O3P-P-O5'	2.22	112.63	106.73
3	7-R	7509	AMP	O3P-P-O5'	2.22	112.63	106.73
3	8-R	7509	AMP	O3P-P-O5'	2.22	112.63	106.73
3	5-R	7509	AMP	O3P-P-O5'	2.22	112.63	106.73
3	3-R	7509	AMP	O3P-P-O5'	2.22	112.63	106.73
3	4-R	7509	AMP	O3P-P-O5'	2.22	112.63	106.73

*Continued on next page...*

*Continued from previous page...*

Mol	Chain	Res	Type	Atoms	Z	Observed(°)	Ideal(°)
3	3-J	7493	AMP	O3P-P-O5'	2.22	112.63	106.73
3	1-J	7493	AMP	O3P-P-O5'	2.22	112.63	106.73
3	6-J	7493	AMP	O3P-P-O5'	2.22	112.63	106.73
3	10-J	7493	AMP	O3P-P-O5'	2.22	112.63	106.73
3	7-J	7493	AMP	O3P-P-O5'	2.22	112.63	106.73
3	9-J	7493	AMP	O3P-P-O5'	2.22	112.63	106.73
3	5-J	7493	AMP	O3P-P-O5'	2.22	112.63	106.73
3	8-J	7493	AMP	O3P-P-O5'	2.22	112.63	106.73
3	4-J	7493	AMP	O3P-P-O5'	2.22	112.63	106.73
3	2-J	7493	AMP	O3P-P-O5'	2.22	112.63	106.73
3	2-B	7477	AMP	O3P-P-O5'	2.21	112.63	106.73
3	4-B	7477	AMP	O3P-P-O5'	2.21	112.63	106.73
3	7-B	7477	AMP	O3P-P-O5'	2.21	112.63	106.73
3	8-B	7477	AMP	O3P-P-O5'	2.21	112.63	106.73
3	1-B	7477	AMP	O3P-P-O5'	2.21	112.63	106.73
3	3-B	7477	AMP	O3P-P-O5'	2.21	112.63	106.73
3	5-B	7477	AMP	O3P-P-O5'	2.21	112.63	106.73
3	10-B	7477	AMP	O3P-P-O5'	2.21	112.63	106.73
3	9-B	7477	AMP	O3P-P-O5'	2.21	112.63	106.73
3	6-B	7477	AMP	O3P-P-O5'	2.21	112.63	106.73
3	5-K	7495	AMP	O3P-P-O5'	2.21	112.62	106.73
3	8-K	7495	AMP	O3P-P-O5'	2.21	112.62	106.73
3	4-K	7495	AMP	O3P-P-O5'	2.21	112.62	106.73
3	2-K	7495	AMP	O3P-P-O5'	2.21	112.62	106.73
3	9-K	7495	AMP	O3P-P-O5'	2.21	112.62	106.73
3	7-K	7495	AMP	O3P-P-O5'	2.21	112.62	106.73
3	3-K	7495	AMP	O3P-P-O5'	2.21	112.62	106.73
3	6-K	7495	AMP	O3P-P-O5'	2.21	112.62	106.73
3	10-K	7495	AMP	O3P-P-O5'	2.21	112.62	106.73
3	1-K	7495	AMP	O3P-P-O5'	2.21	112.62	106.73
3	4-O	7503	AMP	O3P-P-O5'	2.21	112.62	106.73
3	5-O	7503	AMP	O3P-P-O5'	2.21	112.62	106.73
3	2-O	7503	AMP	O3P-P-O5'	2.21	112.62	106.73
3	10-O	7503	AMP	O3P-P-O5'	2.21	112.62	106.73
3	9-O	7503	AMP	O3P-P-O5'	2.21	112.62	106.73
3	1-O	7503	AMP	O3P-P-O5'	2.21	112.62	106.73
3	6-O	7503	AMP	O3P-P-O5'	2.21	112.62	106.73
3	3-O	7503	AMP	O3P-P-O5'	2.21	112.62	106.73
3	8-O	7503	AMP	O3P-P-O5'	2.21	112.62	106.73
3	7-O	7503	AMP	O3P-P-O5'	2.21	112.62	106.73
3	8-Q	7507	AMP	O3P-P-O5'	2.21	112.62	106.73
3	3-Q	7507	AMP	O3P-P-O5'	2.21	112.62	106.73

*Continued on next page...*

*Continued from previous page...*

Mol	Chain	Res	Type	Atoms	Z	Observed(°)	Ideal(°)
3	7-Q	7507	AMP	O3P-P-O5'	2.21	112.62	106.73
3	4-Q	7507	AMP	O3P-P-O5'	2.21	112.62	106.73
3	6-Q	7507	AMP	O3P-P-O5'	2.21	112.62	106.73
3	1-Q	7507	AMP	O3P-P-O5'	2.21	112.62	106.73
3	5-Q	7507	AMP	O3P-P-O5'	2.21	112.62	106.73
3	2-Q	7507	AMP	O3P-P-O5'	2.21	112.62	106.73
3	10-Q	7507	AMP	O3P-P-O5'	2.21	112.62	106.73
3	9-Q	7507	AMP	O3P-P-O5'	2.21	112.62	106.73
3	8-N	7501	AMP	O3P-P-O5'	2.21	112.61	106.73
3	7-N	7501	AMP	O3P-P-O5'	2.21	112.61	106.73
3	2-N	7501	AMP	O3P-P-O5'	2.21	112.61	106.73
3	4-N	7501	AMP	O3P-P-O5'	2.21	112.61	106.73
3	9-N	7501	AMP	O3P-P-O5'	2.21	112.61	106.73
3	6-N	7501	AMP	O3P-P-O5'	2.21	112.61	106.73
3	1-N	7501	AMP	O3P-P-O5'	2.21	112.61	106.73
3	10-N	7501	AMP	O3P-P-O5'	2.21	112.61	106.73
3	3-N	7501	AMP	O3P-P-O5'	2.21	112.61	106.73
3	5-N	7501	AMP	O3P-P-O5'	2.21	112.61	106.73
3	7-T	7513	AMP	O3P-P-O5'	2.21	112.60	106.73
3	10-T	7513	AMP	O3P-P-O5'	2.21	112.60	106.73
3	1-T	7513	AMP	O3P-P-O5'	2.21	112.60	106.73
3	2-T	7513	AMP	O3P-P-O5'	2.21	112.60	106.73
3	6-T	7513	AMP	O3P-P-O5'	2.21	112.60	106.73
3	9-T	7513	AMP	O3P-P-O5'	2.21	112.60	106.73
3	5-T	7513	AMP	O3P-P-O5'	2.21	112.60	106.73
3	3-T	7513	AMP	O3P-P-O5'	2.21	112.60	106.73
3	4-T	7513	AMP	O3P-P-O5'	2.21	112.60	106.73
3	8-T	7513	AMP	O3P-P-O5'	2.21	112.60	106.73
3	4-L	7497	AMP	O3P-P-O5'	2.21	112.60	106.73
3	5-L	7497	AMP	O3P-P-O5'	2.21	112.60	106.73
3	2-L	7497	AMP	O3P-P-O5'	2.21	112.60	106.73
3	8-L	7497	AMP	O3P-P-O5'	2.21	112.60	106.73
3	3-L	7497	AMP	O3P-P-O5'	2.21	112.60	106.73
3	8-U	7515	AMP	O3P-P-O5'	2.21	112.60	106.73
3	9-U	7515	AMP	O3P-P-O5'	2.21	112.60	106.73
3	6-U	7515	AMP	O3P-P-O5'	2.21	112.60	106.73
3	5-U	7515	AMP	O3P-P-O5'	2.21	112.60	106.73
3	9-L	7497	AMP	O3P-P-O5'	2.21	112.60	106.73
3	7-U	7515	AMP	O3P-P-O5'	2.21	112.60	106.73
3	10-L	7497	AMP	O3P-P-O5'	2.21	112.60	106.73
3	1-L	7497	AMP	O3P-P-O5'	2.21	112.60	106.73
3	2-U	7515	AMP	O3P-P-O5'	2.21	112.60	106.73

*Continued on next page...*

*Continued from previous page...*

Mol	Chain	Res	Type	Atoms	Z	Observed(°)	Ideal(°)
3	3-U	7515	AMP	O3P-P-O5'	2.21	112.60	106.73
3	1-U	7515	AMP	O3P-P-O5'	2.21	112.60	106.73
3	4-U	7515	AMP	O3P-P-O5'	2.21	112.60	106.73
3	10-U	7515	AMP	O3P-P-O5'	2.21	112.60	106.73
3	6-L	7497	AMP	O3P-P-O5'	2.21	112.60	106.73
3	7-L	7497	AMP	O3P-P-O5'	2.21	112.60	106.73
3	4-W	7519	AMP	O3P-P-O5'	2.20	112.60	106.73
3	9-W	7519	AMP	O3P-P-O5'	2.20	112.60	106.73
3	2-W	7519	AMP	O3P-P-O5'	2.20	112.60	106.73
3	6-W	7519	AMP	O3P-P-O5'	2.20	112.60	106.73
3	3-W	7519	AMP	O3P-P-O5'	2.20	112.60	106.73
3	8-W	7519	AMP	O3P-P-O5'	2.20	112.60	106.73
3	7-W	7519	AMP	O3P-P-O5'	2.20	112.60	106.73
3	1-W	7519	AMP	O3P-P-O5'	2.20	112.60	106.73
3	5-W	7519	AMP	O3P-P-O5'	2.20	112.60	106.73
3	10-W	7519	AMP	O3P-P-O5'	2.20	112.60	106.73
3	4-X	7521	AMP	O3P-P-O5'	2.20	112.59	106.73
3	6-X	7521	AMP	O3P-P-O5'	2.20	112.59	106.73
3	9-X	7521	AMP	O3P-P-O5'	2.20	112.59	106.73
3	7-X	7521	AMP	O3P-P-O5'	2.20	112.59	106.73
3	1-X	7521	AMP	O3P-P-O5'	2.20	112.59	106.73
3	2-X	7521	AMP	O3P-P-O5'	2.20	112.59	106.73
3	3-X	7521	AMP	O3P-P-O5'	2.20	112.59	106.73
3	10-X	7521	AMP	O3P-P-O5'	2.20	112.59	106.73
3	8-X	7521	AMP	O3P-P-O5'	2.20	112.59	106.73
3	5-X	7521	AMP	O3P-P-O5'	2.20	112.59	106.73
3	9-M	7499	AMP	O3P-P-O5'	2.19	112.57	106.73
3	2-M	7499	AMP	O3P-P-O5'	2.19	112.57	106.73
3	7-M	7499	AMP	O3P-P-O5'	2.19	112.57	106.73
3	5-M	7499	AMP	O3P-P-O5'	2.19	112.57	106.73
3	6-M	7499	AMP	O3P-P-O5'	2.19	112.57	106.73
3	8-M	7499	AMP	O3P-P-O5'	2.19	112.57	106.73
3	4-M	7499	AMP	O3P-P-O5'	2.19	112.57	106.73
3	10-M	7499	AMP	O3P-P-O5'	2.19	112.57	106.73
3	1-M	7499	AMP	O3P-P-O5'	2.19	112.57	106.73
3	3-M	7499	AMP	O3P-P-O5'	2.19	112.57	106.73

There are no chirality outliers.

All (1680) torsion outliers are listed below:

Mol	Chain	Res	Type	Atoms
3	9-E	7483	AMP	C5'-O5'-P-O2P

*Continued on next page...*

*Continued from previous page...*

Mol	Chain	Res	Type	Atoms
3	9-E	7483	AMP	C5'-O5'-P-O3P
3	8-Q	7507	AMP	C5'-O5'-P-O2P
3	8-Q	7507	AMP	C5'-O5'-P-O3P
3	8-E	7483	AMP	C5'-O5'-P-O2P
3	8-E	7483	AMP	C5'-O5'-P-O3P
3	4-L	7497	AMP	C5'-O5'-P-O2P
3	4-L	7497	AMP	C5'-O5'-P-O3P
3	8-I	7491	AMP	C5'-O5'-P-O2P
3	8-I	7491	AMP	C5'-O5'-P-O3P
3	2-P	7505	AMP	C5'-O5'-P-O2P
3	2-P	7505	AMP	C5'-O5'-P-O3P
3	2-I	7491	AMP	C5'-O5'-P-O2P
3	2-I	7491	AMP	C5'-O5'-P-O3P
3	5-K	7495	AMP	C5'-O5'-P-O2P
3	5-K	7495	AMP	C5'-O5'-P-O3P
3	4-E	7483	AMP	C5'-O5'-P-O2P
3	4-E	7483	AMP	C5'-O5'-P-O3P
3	6-R	7509	AMP	C5'-O5'-P-O2P
3	6-R	7509	AMP	C5'-O5'-P-O3P
3	2-B	7477	AMP	C5'-O5'-P-O2P
3	2-B	7477	AMP	C5'-O5'-P-O3P
3	8-K	7495	AMP	C5'-O5'-P-O2P
3	8-K	7495	AMP	C5'-O5'-P-O3P
3	5-L	7497	AMP	C5'-O5'-P-O2P
3	5-L	7497	AMP	C5'-O5'-P-O3P
3	7-T	7513	AMP	C5'-O5'-P-O2P
3	7-T	7513	AMP	C5'-O5'-P-O3P
3	4-K	7495	AMP	C5'-O5'-P-O2P
3	4-K	7495	AMP	C5'-O5'-P-O3P
3	4-X	7521	AMP	C5'-O5'-P-O2P
3	4-X	7521	AMP	C5'-O5'-P-O3P
3	5-E	7483	AMP	C5'-O5'-P-O2P
3	5-E	7483	AMP	C5'-O5'-P-O3P
3	4-O	7503	AMP	C5'-O5'-P-O2P
3	4-O	7503	AMP	C5'-O5'-P-O3P
3	3-D	7481	AMP	C5'-O5'-P-O2P
3	3-D	7481	AMP	C5'-O5'-P-O3P
3	4-D	7481	AMP	C5'-O5'-P-O2P
3	4-D	7481	AMP	C5'-O5'-P-O3P
3	3-F	7485	AMP	C5'-O5'-P-O2P
3	3-F	7485	AMP	C5'-O5'-P-O3P
3	3-Q	7507	AMP	C5'-O5'-P-O2P

*Continued on next page...*

*Continued from previous page...*

Mol	Chain	Res	Type	Atoms
3	3-Q	7507	AMP	C5'-O5'-P-O3P
3	10-P	7505	AMP	C5'-O5'-P-O2P
3	10-P	7505	AMP	C5'-O5'-P-O3P
3	1-S	7511	AMP	C5'-O5'-P-O2P
3	1-S	7511	AMP	C5'-O5'-P-O3P
3	9-A	7475	AMP	C5'-O5'-P-O2P
3	9-A	7475	AMP	C5'-O5'-P-O3P
3	9-M	7499	AMP	C5'-O5'-P-O2P
3	9-M	7499	AMP	C5'-O5'-P-O3P
3	2-R	7509	AMP	C5'-O5'-P-O2P
3	2-R	7509	AMP	C5'-O5'-P-O3P
3	1-D	7481	AMP	C5'-O5'-P-O2P
3	1-D	7481	AMP	C5'-O5'-P-O3P
3	5-O	7503	AMP	C5'-O5'-P-O2P
3	5-O	7503	AMP	C5'-O5'-P-O3P
3	10-F	7485	AMP	C5'-O5'-P-O2P
3	10-F	7485	AMP	C5'-O5'-P-O3P
3	4-V	7517	AMP	C5'-O5'-P-O2P
3	4-V	7517	AMP	C5'-O5'-P-O3P
3	9-I	7491	AMP	C5'-O5'-P-O2P
3	9-I	7491	AMP	C5'-O5'-P-O3P
3	7-Q	7507	AMP	C5'-O5'-P-O2P
3	7-Q	7507	AMP	C5'-O5'-P-O3P
3	2-M	7499	AMP	C5'-O5'-P-O2P
3	2-M	7499	AMP	C5'-O5'-P-O3P
3	3-J	7493	AMP	C5'-O5'-P-O2P
3	3-J	7493	AMP	C5'-O5'-P-O3P
3	2-K	7495	AMP	C5'-O5'-P-O2P
3	2-K	7495	AMP	C5'-O5'-P-O3P
3	4-W	7519	AMP	C5'-O5'-P-O2P
3	4-W	7519	AMP	C5'-O5'-P-O3P
3	2-V	7517	AMP	C5'-O5'-P-O2P
3	2-V	7517	AMP	C5'-O5'-P-O3P
3	10-G	7487	AMP	C5'-O5'-P-O2P
3	10-G	7487	AMP	C5'-O5'-P-O3P
3	1-P	7505	AMP	C5'-O5'-P-O2P
3	1-P	7505	AMP	C5'-O5'-P-O3P
3	1-E	7483	AMP	C5'-O5'-P-O2P
3	1-E	7483	AMP	C5'-O5'-P-O3P
3	2-L	7497	AMP	C5'-O5'-P-O2P
3	2-L	7497	AMP	C5'-O5'-P-O3P
3	1-C	7479	AMP	C5'-O5'-P-O2P

*Continued on next page...*

*Continued from previous page...*

Mol	Chain	Res	Type	Atoms
3	1-C	7479	AMP	C5'-O5'-P-O3P
3	10-T	7513	AMP	C5'-O5'-P-O2P
3	10-T	7513	AMP	C5'-O5'-P-O3P
3	6-X	7521	AMP	C5'-O5'-P-O2P
3	6-X	7521	AMP	C5'-O5'-P-O3P
3	1-H	7489	AMP	C5'-O5'-P-O2P
3	1-H	7489	AMP	C5'-O5'-P-O3P
3	2-O	7503	AMP	C5'-O5'-P-O2P
3	2-O	7503	AMP	C5'-O5'-P-O3P
3	4-A	7475	AMP	C5'-O5'-P-O2P
3	4-A	7475	AMP	C5'-O5'-P-O3P
3	4-F	7485	AMP	C5'-O5'-P-O2P
3	4-F	7485	AMP	C5'-O5'-P-O3P
3	7-M	7499	AMP	C5'-O5'-P-O2P
3	7-M	7499	AMP	C5'-O5'-P-O3P
3	10-O	7503	AMP	C5'-O5'-P-O2P
3	10-O	7503	AMP	C5'-O5'-P-O3P
3	4-B	7477	AMP	C5'-O5'-P-O2P
3	4-B	7477	AMP	C5'-O5'-P-O3P
3	6-S	7511	AMP	C5'-O5'-P-O2P
3	6-S	7511	AMP	C5'-O5'-P-O3P
3	7-B	7477	AMP	C5'-O5'-P-O2P
3	7-B	7477	AMP	C5'-O5'-P-O3P
3	1-T	7513	AMP	C5'-O5'-P-O2P
3	1-T	7513	AMP	C5'-O5'-P-O3P
3	8-N	7501	AMP	C5'-O5'-P-O2P
3	8-N	7501	AMP	C5'-O5'-P-O3P
3	9-K	7495	AMP	C5'-O5'-P-O2P
3	9-K	7495	AMP	C5'-O5'-P-O3P
3	1-R	7509	AMP	C5'-O5'-P-O2P
3	1-R	7509	AMP	C5'-O5'-P-O3P
3	10-R	7509	AMP	C5'-O5'-P-O2P
3	10-R	7509	AMP	C5'-O5'-P-O3P
3	3-V	7517	AMP	C5'-O5'-P-O2P
3	3-V	7517	AMP	C5'-O5'-P-O3P
3	2-T	7513	AMP	C5'-O5'-P-O2P
3	2-T	7513	AMP	C5'-O5'-P-O3P
3	9-X	7521	AMP	C5'-O5'-P-O2P
3	9-X	7521	AMP	C5'-O5'-P-O3P
3	9-C	7479	AMP	C5'-O5'-P-O2P
3	9-C	7479	AMP	C5'-O5'-P-O3P
3	9-O	7503	AMP	C5'-O5'-P-O2P

*Continued on next page...*



*Continued from previous page...*

Mol	Chain	Res	Type	Atoms
3	9-O	7503	AMP	C5'-O5'-P-O3P
3	9-W	7519	AMP	C5'-O5'-P-O2P
3	9-W	7519	AMP	C5'-O5'-P-O3P
3	1-O	7503	AMP	C5'-O5'-P-O2P
3	1-O	7503	AMP	C5'-O5'-P-O3P
3	1-F	7485	AMP	C5'-O5'-P-O2P
3	1-F	7485	AMP	C5'-O5'-P-O3P
3	8-C	7479	AMP	C5'-O5'-P-O2P
3	8-C	7479	AMP	C5'-O5'-P-O3P
3	4-S	7511	AMP	C5'-O5'-P-O2P
3	4-S	7511	AMP	C5'-O5'-P-O3P
3	3-C	7479	AMP	C5'-O5'-P-O2P
3	3-C	7479	AMP	C5'-O5'-P-O3P
3	6-T	7513	AMP	C5'-O5'-P-O2P
3	6-T	7513	AMP	C5'-O5'-P-O3P
3	7-N	7501	AMP	C5'-O5'-P-O2P
3	7-N	7501	AMP	C5'-O5'-P-O3P
3	9-R	7509	AMP	C5'-O5'-P-O2P
3	9-R	7509	AMP	C5'-O5'-P-O3P
3	2-W	7519	AMP	C5'-O5'-P-O2P
3	2-W	7519	AMP	C5'-O5'-P-O3P
3	8-L	7497	AMP	C5'-O5'-P-O2P
3	8-L	7497	AMP	C5'-O5'-P-O3P
3	7-R	7509	AMP	C5'-O5'-P-O2P
3	7-R	7509	AMP	C5'-O5'-P-O3P
3	6-I	7491	AMP	C5'-O5'-P-O2P
3	6-I	7491	AMP	C5'-O5'-P-O3P
3	3-G	7487	AMP	C5'-O5'-P-O2P
3	3-G	7487	AMP	C5'-O5'-P-O3P
3	9-G	7487	AMP	C5'-O5'-P-O2P
3	9-G	7487	AMP	C5'-O5'-P-O3P
3	8-B	7477	AMP	C5'-O5'-P-O2P
3	8-B	7477	AMP	C5'-O5'-P-O3P
3	3-L	7497	AMP	C5'-O5'-P-O2P
3	3-L	7497	AMP	C5'-O5'-P-O3P
3	7-X	7521	AMP	C5'-O5'-P-O2P
3	7-X	7521	AMP	C5'-O5'-P-O3P
3	4-Q	7507	AMP	C5'-O5'-P-O2P
3	4-Q	7507	AMP	C5'-O5'-P-O3P
3	3-H	7489	AMP	C5'-O5'-P-O2P
3	3-H	7489	AMP	C5'-O5'-P-O3P
3	7-K	7495	AMP	C5'-O5'-P-O2P

*Continued on next page...*

*Continued from previous page...*

Mol	Chain	Res	Type	Atoms
3	7-K	7495	AMP	C5'-O5'-P-O3P
3	8-G	7487	AMP	C5'-O5'-P-O2P
3	8-G	7487	AMP	C5'-O5'-P-O3P
3	2-G	7487	AMP	C5'-O5'-P-O2P
3	2-G	7487	AMP	C5'-O5'-P-O3P
3	7-P	7505	AMP	C5'-O5'-P-O2P
3	7-P	7505	AMP	C5'-O5'-P-O3P
3	8-S	7511	AMP	C5'-O5'-P-O2P
3	8-S	7511	AMP	C5'-O5'-P-O3P
3	6-W	7519	AMP	C5'-O5'-P-O2P
3	6-W	7519	AMP	C5'-O5'-P-O3P
3	10-H	7489	AMP	C5'-O5'-P-O2P
3	10-H	7489	AMP	C5'-O5'-P-O3P
3	3-W	7519	AMP	C5'-O5'-P-O2P
3	3-W	7519	AMP	C5'-O5'-P-O3P
3	7-I	7491	AMP	C5'-O5'-P-O2P
3	7-I	7491	AMP	C5'-O5'-P-O3P
3	9-V	7517	AMP	C5'-O5'-P-O2P
3	9-V	7517	AMP	C5'-O5'-P-O3P
3	3-K	7495	AMP	C5'-O5'-P-O2P
3	3-K	7495	AMP	C5'-O5'-P-O3P
3	8-U	7515	AMP	C5'-O5'-P-O2P
3	8-U	7515	AMP	C5'-O5'-P-O3P
3	9-U	7515	AMP	C5'-O5'-P-O2P
3	9-U	7515	AMP	C5'-O5'-P-O3P
3	1-X	7521	AMP	C5'-O5'-P-O2P
3	1-X	7521	AMP	C5'-O5'-P-O3P
3	1-V	7517	AMP	C5'-O5'-P-O2P
3	1-V	7517	AMP	C5'-O5'-P-O3P
3	5-F	7485	AMP	C5'-O5'-P-O2P
3	5-F	7485	AMP	C5'-O5'-P-O3P
3	2-X	7521	AMP	C5'-O5'-P-O2P
3	2-X	7521	AMP	C5'-O5'-P-O3P
3	1-J	7493	AMP	C5'-O5'-P-O2P
3	1-J	7493	AMP	C5'-O5'-P-O3P
3	5-C	7479	AMP	C5'-O5'-P-O2P
3	5-C	7479	AMP	C5'-O5'-P-O3P
3	5-S	7511	AMP	C5'-O5'-P-O2P
3	5-S	7511	AMP	C5'-O5'-P-O3P
3	6-Q	7507	AMP	C5'-O5'-P-O2P
3	6-Q	7507	AMP	C5'-O5'-P-O3P
3	6-P	7505	AMP	C5'-O5'-P-O2P

*Continued on next page...*

*Continued from previous page...*

Mol	Chain	Res	Type	Atoms
3	6-P	7505	AMP	C5'-O5'-P-O3P
3	5-M	7499	AMP	C5'-O5'-P-O2P
3	5-M	7499	AMP	C5'-O5'-P-O3P
3	8-D	7481	AMP	C5'-O5'-P-O2P
3	8-D	7481	AMP	C5'-O5'-P-O3P
3	6-C	7479	AMP	C5'-O5'-P-O2P
3	6-C	7479	AMP	C5'-O5'-P-O3P
3	6-U	7515	AMP	C5'-O5'-P-O2P
3	6-U	7515	AMP	C5'-O5'-P-O3P
3	10-V	7517	AMP	C5'-O5'-P-O2P
3	10-V	7517	AMP	C5'-O5'-P-O3P
3	3-X	7521	AMP	C5'-O5'-P-O2P
3	3-X	7521	AMP	C5'-O5'-P-O3P
3	2-F	7485	AMP	C5'-O5'-P-O2P
3	2-F	7485	AMP	C5'-O5'-P-O3P
3	6-J	7493	AMP	C5'-O5'-P-O2P
3	6-J	7493	AMP	C5'-O5'-P-O3P
3	6-K	7495	AMP	C5'-O5'-P-O2P
3	6-K	7495	AMP	C5'-O5'-P-O3P
3	1-Q	7507	AMP	C5'-O5'-P-O2P
3	1-Q	7507	AMP	C5'-O5'-P-O3P
3	6-M	7499	AMP	C5'-O5'-P-O2P
3	6-M	7499	AMP	C5'-O5'-P-O3P
3	2-S	7511	AMP	C5'-O5'-P-O2P
3	2-S	7511	AMP	C5'-O5'-P-O3P
3	7-C	7479	AMP	C5'-O5'-P-O2P
3	7-C	7479	AMP	C5'-O5'-P-O3P
3	1-I	7491	AMP	C5'-O5'-P-O2P
3	1-I	7491	AMP	C5'-O5'-P-O3P
3	1-B	7477	AMP	C5'-O5'-P-O2P
3	1-B	7477	AMP	C5'-O5'-P-O3P
3	10-S	7511	AMP	C5'-O5'-P-O2P
3	10-S	7511	AMP	C5'-O5'-P-O3P
3	5-U	7515	AMP	C5'-O5'-P-O2P
3	5-U	7515	AMP	C5'-O5'-P-O3P
3	8-W	7519	AMP	C5'-O5'-P-O2P
3	8-W	7519	AMP	C5'-O5'-P-O3P
3	2-N	7501	AMP	C5'-O5'-P-O2P
3	2-N	7501	AMP	C5'-O5'-P-O3P
3	7-V	7517	AMP	C5'-O5'-P-O2P
3	7-V	7517	AMP	C5'-O5'-P-O3P
3	4-G	7487	AMP	C5'-O5'-P-O2P

*Continued on next page...*

*Continued from previous page...*

Mol	Chain	Res	Type	Atoms
3	4-G	7487	AMP	C5'-O5'-P-O3P
3	4-I	7491	AMP	C5'-O5'-P-O2P
3	4-I	7491	AMP	C5'-O5'-P-O3P
3	9-S	7511	AMP	C5'-O5'-P-O2P
3	9-S	7511	AMP	C5'-O5'-P-O3P
3	7-H	7489	AMP	C5'-O5'-P-O2P
3	7-H	7489	AMP	C5'-O5'-P-O3P
3	3-B	7477	AMP	C5'-O5'-P-O2P
3	3-B	7477	AMP	C5'-O5'-P-O3P
3	8-R	7509	AMP	C5'-O5'-P-O2P
3	8-R	7509	AMP	C5'-O5'-P-O3P
3	10-X	7521	AMP	C5'-O5'-P-O2P
3	10-X	7521	AMP	C5'-O5'-P-O3P
3	9-L	7497	AMP	C5'-O5'-P-O2P
3	9-L	7497	AMP	C5'-O5'-P-O3P
3	9-T	7513	AMP	C5'-O5'-P-O2P
3	9-T	7513	AMP	C5'-O5'-P-O3P
3	7-E	7483	AMP	C5'-O5'-P-O2P
3	7-E	7483	AMP	C5'-O5'-P-O3P
3	3-P	7505	AMP	C5'-O5'-P-O2P
3	3-P	7505	AMP	C5'-O5'-P-O3P
3	5-R	7509	AMP	C5'-O5'-P-O2P
3	5-R	7509	AMP	C5'-O5'-P-O3P
3	10-J	7493	AMP	C5'-O5'-P-O2P
3	10-J	7493	AMP	C5'-O5'-P-O3P
3	3-R	7509	AMP	C5'-O5'-P-O2P
3	3-R	7509	AMP	C5'-O5'-P-O3P
3	6-V	7517	AMP	C5'-O5'-P-O2P
3	6-V	7517	AMP	C5'-O5'-P-O3P
3	5-A	7475	AMP	C5'-O5'-P-O2P
3	5-A	7475	AMP	C5'-O5'-P-O3P
3	7-J	7493	AMP	C5'-O5'-P-O2P
3	7-J	7493	AMP	C5'-O5'-P-O3P
3	8-M	7499	AMP	C5'-O5'-P-O2P
3	8-M	7499	AMP	C5'-O5'-P-O3P
3	4-H	7489	AMP	C5'-O5'-P-O2P
3	4-H	7489	AMP	C5'-O5'-P-O3P
3	5-V	7517	AMP	C5'-O5'-P-O2P
3	5-V	7517	AMP	C5'-O5'-P-O3P
3	7-U	7515	AMP	C5'-O5'-P-O2P
3	7-U	7515	AMP	C5'-O5'-P-O3P
3	9-H	7489	AMP	C5'-O5'-P-O2P

*Continued on next page...*

*Continued from previous page...*

Mol	Chain	Res	Type	Atoms
3	9-H	7489	AMP	C5'-O5'-P-O3P
3	3-S	7511	AMP	C5'-O5'-P-O2P
3	3-S	7511	AMP	C5'-O5'-P-O3P
3	10-K	7495	AMP	C5'-O5'-P-O2P
3	10-K	7495	AMP	C5'-O5'-P-O3P
3	7-G	7487	AMP	C5'-O5'-P-O2P
3	7-G	7487	AMP	C5'-O5'-P-O3P
3	5-B	7477	AMP	C5'-O5'-P-O2P
3	5-B	7477	AMP	C5'-O5'-P-O3P
3	5-T	7513	AMP	C5'-O5'-P-O2P
3	5-T	7513	AMP	C5'-O5'-P-O3P
3	6-H	7489	AMP	C5'-O5'-P-O2P
3	6-H	7489	AMP	C5'-O5'-P-O3P
3	10-L	7497	AMP	C5'-O5'-P-O2P
3	10-L	7497	AMP	C5'-O5'-P-O3P
3	1-L	7497	AMP	C5'-O5'-P-O2P
3	1-L	7497	AMP	C5'-O5'-P-O3P
3	2-H	7489	AMP	C5'-O5'-P-O2P
3	2-H	7489	AMP	C5'-O5'-P-O3P
3	4-N	7501	AMP	C5'-O5'-P-O2P
3	4-N	7501	AMP	C5'-O5'-P-O3P
3	4-M	7499	AMP	C5'-O5'-P-O2P
3	4-M	7499	AMP	C5'-O5'-P-O3P
3	7-A	7475	AMP	C5'-O5'-P-O2P
3	7-A	7475	AMP	C5'-O5'-P-O3P
3	7-W	7519	AMP	C5'-O5'-P-O2P
3	7-W	7519	AMP	C5'-O5'-P-O3P
3	8-H	7489	AMP	C5'-O5'-P-O2P
3	8-H	7489	AMP	C5'-O5'-P-O3P
3	10-E	7483	AMP	C5'-O5'-P-O2P
3	10-E	7483	AMP	C5'-O5'-P-O3P
3	9-N	7501	AMP	C5'-O5'-P-O2P
3	9-N	7501	AMP	C5'-O5'-P-O3P
3	6-N	7501	AMP	C5'-O5'-P-O2P
3	6-N	7501	AMP	C5'-O5'-P-O3P
3	4-P	7505	AMP	C5'-O5'-P-O2P
3	4-P	7505	AMP	C5'-O5'-P-O3P
3	8-V	7517	AMP	C5'-O5'-P-O2P
3	8-V	7517	AMP	C5'-O5'-P-O3P
3	6-F	7485	AMP	C5'-O5'-P-O2P
3	6-F	7485	AMP	C5'-O5'-P-O3P
3	6-E	7483	AMP	C5'-O5'-P-O2P

*Continued on next page...*

*Continued from previous page...*

Mol	Chain	Res	Type	Atoms
3	6-E	7483	AMP	C5'-O5'-P-O3P
3	9-J	7493	AMP	C5'-O5'-P-O2P
3	9-J	7493	AMP	C5'-O5'-P-O3P
3	10-B	7477	AMP	C5'-O5'-P-O2P
3	10-B	7477	AMP	C5'-O5'-P-O3P
3	2-U	7515	AMP	C5'-O5'-P-O2P
3	2-U	7515	AMP	C5'-O5'-P-O3P
3	8-P	7505	AMP	C5'-O5'-P-O2P
3	8-P	7505	AMP	C5'-O5'-P-O3P
3	1-G	7487	AMP	C5'-O5'-P-O2P
3	1-G	7487	AMP	C5'-O5'-P-O3P
3	1-N	7501	AMP	C5'-O5'-P-O2P
3	1-N	7501	AMP	C5'-O5'-P-O3P
3	9-D	7481	AMP	C5'-O5'-P-O2P
3	9-D	7481	AMP	C5'-O5'-P-O3P
3	1-W	7519	AMP	C5'-O5'-P-O2P
3	1-W	7519	AMP	C5'-O5'-P-O3P
3	3-U	7515	AMP	C5'-O5'-P-O2P
3	3-U	7515	AMP	C5'-O5'-P-O3P
3	6-O	7503	AMP	C5'-O5'-P-O2P
3	6-O	7503	AMP	C5'-O5'-P-O3P
3	8-X	7521	AMP	C5'-O5'-P-O2P
3	8-X	7521	AMP	C5'-O5'-P-O3P
3	4-C	7479	AMP	C5'-O5'-P-O2P
3	4-C	7479	AMP	C5'-O5'-P-O3P
3	10-M	7499	AMP	C5'-O5'-P-O2P
3	10-M	7499	AMP	C5'-O5'-P-O3P
3	10-I	7491	AMP	C5'-O5'-P-O2P
3	10-I	7491	AMP	C5'-O5'-P-O3P
3	1-M	7499	AMP	C5'-O5'-P-O2P
3	1-M	7499	AMP	C5'-O5'-P-O3P
3	5-J	7493	AMP	C5'-O5'-P-O2P
3	5-J	7493	AMP	C5'-O5'-P-O3P
3	2-A	7475	AMP	C5'-O5'-P-O2P
3	2-A	7475	AMP	C5'-O5'-P-O3P
3	8-J	7493	AMP	C5'-O5'-P-O2P
3	8-J	7493	AMP	C5'-O5'-P-O3P
3	1-K	7495	AMP	C5'-O5'-P-O2P
3	1-K	7495	AMP	C5'-O5'-P-O3P
3	7-D	7481	AMP	C5'-O5'-P-O2P
3	7-D	7481	AMP	C5'-O5'-P-O3P
3	10-N	7501	AMP	C5'-O5'-P-O2P

*Continued on next page...*

*Continued from previous page...*

Mol	Chain	Res	Type	Atoms
3	10-N	7501	AMP	C5'-O5'-P-O3P
3	5-Q	7507	AMP	C5'-O5'-P-O2P
3	5-Q	7507	AMP	C5'-O5'-P-O3P
3	7-F	7485	AMP	C5'-O5'-P-O2P
3	7-F	7485	AMP	C5'-O5'-P-O3P
3	5-W	7519	AMP	C5'-O5'-P-O2P
3	5-W	7519	AMP	C5'-O5'-P-O3P
3	1-U	7515	AMP	C5'-O5'-P-O2P
3	1-U	7515	AMP	C5'-O5'-P-O3P
3	4-U	7515	AMP	C5'-O5'-P-O2P
3	4-U	7515	AMP	C5'-O5'-P-O3P
3	9-B	7477	AMP	C5'-O5'-P-O2P
3	9-B	7477	AMP	C5'-O5'-P-O3P
3	2-Q	7507	AMP	C5'-O5'-P-O2P
3	2-Q	7507	AMP	C5'-O5'-P-O3P
3	3-T	7513	AMP	C5'-O5'-P-O2P
3	3-T	7513	AMP	C5'-O5'-P-O3P
3	5-G	7487	AMP	C5'-O5'-P-O2P
3	5-G	7487	AMP	C5'-O5'-P-O3P
3	6-B	7477	AMP	C5'-O5'-P-O2P
3	6-B	7477	AMP	C5'-O5'-P-O3P
3	2-D	7481	AMP	C5'-O5'-P-O2P
3	2-D	7481	AMP	C5'-O5'-P-O3P
3	3-I	7491	AMP	C5'-O5'-P-O2P
3	3-I	7491	AMP	C5'-O5'-P-O3P
3	10-A	7475	AMP	C5'-O5'-P-O2P
3	10-A	7475	AMP	C5'-O5'-P-O3P
3	3-M	7499	AMP	C5'-O5'-P-O2P
3	3-M	7499	AMP	C5'-O5'-P-O3P
3	4-R	7509	AMP	C5'-O5'-P-O2P
3	4-R	7509	AMP	C5'-O5'-P-O3P
3	5-H	7489	AMP	C5'-O5'-P-O2P
3	5-H	7489	AMP	C5'-O5'-P-O3P
3	10-D	7481	AMP	C5'-O5'-P-O2P
3	10-D	7481	AMP	C5'-O5'-P-O3P
3	3-E	7483	AMP	C5'-O5'-P-O2P
3	3-E	7483	AMP	C5'-O5'-P-O3P
3	5-I	7491	AMP	C5'-O5'-P-O2P
3	5-I	7491	AMP	C5'-O5'-P-O3P
3	10-U	7515	AMP	C5'-O5'-P-O2P
3	10-U	7515	AMP	C5'-O5'-P-O3P
3	3-O	7503	AMP	C5'-O5'-P-O2P

*Continued on next page...*

*Continued from previous page...*

Mol	Chain	Res	Type	Atoms
3	3-O	7503	AMP	C5'-O5'-P-O3P
3	4-J	7493	AMP	C5'-O5'-P-O2P
3	4-J	7493	AMP	C5'-O5'-P-O3P
3	3-A	7475	AMP	C5'-O5'-P-O2P
3	3-A	7475	AMP	C5'-O5'-P-O3P
3	8-A	7475	AMP	C5'-O5'-P-O2P
3	8-A	7475	AMP	C5'-O5'-P-O3P
3	10-W	7519	AMP	C5'-O5'-P-O2P
3	10-W	7519	AMP	C5'-O5'-P-O3P
3	6-A	7475	AMP	C5'-O5'-P-O2P
3	6-A	7475	AMP	C5'-O5'-P-O3P
3	2-E	7483	AMP	C5'-O5'-P-O2P
3	2-E	7483	AMP	C5'-O5'-P-O3P
3	4-T	7513	AMP	C5'-O5'-P-O2P
3	4-T	7513	AMP	C5'-O5'-P-O3P
3	8-O	7503	AMP	C5'-O5'-P-O2P
3	8-O	7503	AMP	C5'-O5'-P-O3P
3	9-P	7505	AMP	C5'-O5'-P-O2P
3	9-P	7505	AMP	C5'-O5'-P-O3P
3	5-D	7481	AMP	C5'-O5'-P-O2P
3	5-D	7481	AMP	C5'-O5'-P-O3P
3	9-F	7485	AMP	C5'-O5'-P-O2P
3	9-F	7485	AMP	C5'-O5'-P-O3P
3	1-A	7475	AMP	C5'-O5'-P-O2P
3	1-A	7475	AMP	C5'-O5'-P-O3P
3	7-O	7503	AMP	C5'-O5'-P-O2P
3	7-O	7503	AMP	C5'-O5'-P-O3P
3	3-N	7501	AMP	C5'-O5'-P-O2P
3	3-N	7501	AMP	C5'-O5'-P-O3P
3	10-C	7479	AMP	C5'-O5'-P-O2P
3	10-C	7479	AMP	C5'-O5'-P-O3P
3	2-J	7493	AMP	C5'-O5'-P-O2P
3	2-J	7493	AMP	C5'-O5'-P-O3P
3	8-T	7513	AMP	C5'-O5'-P-O2P
3	8-T	7513	AMP	C5'-O5'-P-O3P
3	2-C	7479	AMP	C5'-O5'-P-O2P
3	2-C	7479	AMP	C5'-O5'-P-O3P
3	10-Q	7507	AMP	C5'-O5'-P-O2P
3	10-Q	7507	AMP	C5'-O5'-P-O3P
3	5-N	7501	AMP	C5'-O5'-P-O2P
3	5-N	7501	AMP	C5'-O5'-P-O3P
3	6-D	7481	AMP	C5'-O5'-P-O2P

*Continued on next page...*



*Continued from previous page...*

Mol	Chain	Res	Type	Atoms
3	6-D	7481	AMP	C5'-O5'-P-O3P
3	5-X	7521	AMP	C5'-O5'-P-O2P
3	5-X	7521	AMP	C5'-O5'-P-O3P
3	7-S	7511	AMP	C5'-O5'-P-O2P
3	7-S	7511	AMP	C5'-O5'-P-O3P
3	6-L	7497	AMP	C5'-O5'-P-O2P
3	6-L	7497	AMP	C5'-O5'-P-O3P
3	9-Q	7507	AMP	C5'-O5'-P-O2P
3	9-Q	7507	AMP	C5'-O5'-P-O3P
3	5-P	7505	AMP	C5'-O5'-P-O2P
3	5-P	7505	AMP	C5'-O5'-P-O3P
3	7-L	7497	AMP	C5'-O5'-P-O2P
3	7-L	7497	AMP	C5'-O5'-P-O3P
3	6-G	7487	AMP	C5'-O5'-P-O2P
3	6-G	7487	AMP	C5'-O5'-P-O3P
3	8-F	7485	AMP	C5'-O5'-P-O2P
3	8-F	7485	AMP	C5'-O5'-P-O3P
3	9-E	7483	AMP	C5'-O5'-P-O1P
3	8-Q	7507	AMP	C5'-O5'-P-O1P
3	8-E	7483	AMP	C5'-O5'-P-O1P
3	4-L	7497	AMP	C5'-O5'-P-O1P
3	8-I	7491	AMP	C5'-O5'-P-O1P
3	2-P	7505	AMP	C5'-O5'-P-O1P
3	2-I	7491	AMP	C5'-O5'-P-O1P
3	5-K	7495	AMP	C5'-O5'-P-O1P
3	4-E	7483	AMP	C5'-O5'-P-O1P
3	6-R	7509	AMP	C5'-O5'-P-O1P
3	2-B	7477	AMP	C5'-O5'-P-O1P
3	8-K	7495	AMP	C5'-O5'-P-O1P
3	5-L	7497	AMP	C5'-O5'-P-O1P
3	7-T	7513	AMP	C5'-O5'-P-O1P
3	4-K	7495	AMP	C5'-O5'-P-O1P
3	4-X	7521	AMP	C5'-O5'-P-O1P
3	5-E	7483	AMP	C5'-O5'-P-O1P
3	4-O	7503	AMP	C5'-O5'-P-O1P
3	3-D	7481	AMP	C5'-O5'-P-O1P
3	4-D	7481	AMP	C5'-O5'-P-O1P
3	3-F	7485	AMP	C5'-O5'-P-O1P
3	3-Q	7507	AMP	C5'-O5'-P-O1P
3	10-P	7505	AMP	C5'-O5'-P-O1P
3	1-S	7511	AMP	C5'-O5'-P-O1P
3	9-A	7475	AMP	C5'-O5'-P-O1P

*Continued on next page...*

*Continued from previous page...*

Mol	Chain	Res	Type	Atoms
3	9-M	7499	AMP	C5'-O5'-P-O1P
3	2-R	7509	AMP	C5'-O5'-P-O1P
3	1-D	7481	AMP	C5'-O5'-P-O1P
3	5-O	7503	AMP	C5'-O5'-P-O1P
3	10-F	7485	AMP	C5'-O5'-P-O1P
3	4-V	7517	AMP	C5'-O5'-P-O1P
3	9-I	7491	AMP	C5'-O5'-P-O1P
3	7-Q	7507	AMP	C5'-O5'-P-O1P
3	2-M	7499	AMP	C5'-O5'-P-O1P
3	3-J	7493	AMP	C5'-O5'-P-O1P
3	2-K	7495	AMP	C5'-O5'-P-O1P
3	4-W	7519	AMP	C5'-O5'-P-O1P
3	2-V	7517	AMP	C5'-O5'-P-O1P
3	10-G	7487	AMP	C5'-O5'-P-O1P
3	1-P	7505	AMP	C5'-O5'-P-O1P
3	1-E	7483	AMP	C5'-O5'-P-O1P
3	2-L	7497	AMP	C5'-O5'-P-O1P
3	1-C	7479	AMP	C5'-O5'-P-O1P
3	10-T	7513	AMP	C5'-O5'-P-O1P
3	6-X	7521	AMP	C5'-O5'-P-O1P
3	1-H	7489	AMP	C5'-O5'-P-O1P
3	2-O	7503	AMP	C5'-O5'-P-O1P
3	4-A	7475	AMP	C5'-O5'-P-O1P
3	4-F	7485	AMP	C5'-O5'-P-O1P
3	7-M	7499	AMP	C5'-O5'-P-O1P
3	10-O	7503	AMP	C5'-O5'-P-O1P
3	4-B	7477	AMP	C5'-O5'-P-O1P
3	6-S	7511	AMP	C5'-O5'-P-O1P
3	7-B	7477	AMP	C5'-O5'-P-O1P
3	1-T	7513	AMP	C5'-O5'-P-O1P
3	8-N	7501	AMP	C5'-O5'-P-O1P
3	9-K	7495	AMP	C5'-O5'-P-O1P
3	1-R	7509	AMP	C5'-O5'-P-O1P
3	10-R	7509	AMP	C5'-O5'-P-O1P
3	3-V	7517	AMP	C5'-O5'-P-O1P
3	2-T	7513	AMP	C5'-O5'-P-O1P
3	9-X	7521	AMP	C5'-O5'-P-O1P
3	9-C	7479	AMP	C5'-O5'-P-O1P
3	9-O	7503	AMP	C5'-O5'-P-O1P
3	9-W	7519	AMP	C5'-O5'-P-O1P
3	1-O	7503	AMP	C5'-O5'-P-O1P
3	1-F	7485	AMP	C5'-O5'-P-O1P

*Continued on next page...*

*Continued from previous page...*

Mol	Chain	Res	Type	Atoms
3	8-C	7479	AMP	C5'-O5'-P-O1P
3	4-S	7511	AMP	C5'-O5'-P-O1P
3	3-C	7479	AMP	C5'-O5'-P-O1P
3	6-T	7513	AMP	C5'-O5'-P-O1P
3	7-N	7501	AMP	C5'-O5'-P-O1P
3	9-R	7509	AMP	C5'-O5'-P-O1P
3	2-W	7519	AMP	C5'-O5'-P-O1P
3	8-L	7497	AMP	C5'-O5'-P-O1P
3	7-R	7509	AMP	C5'-O5'-P-O1P
3	6-I	7491	AMP	C5'-O5'-P-O1P
3	3-G	7487	AMP	C5'-O5'-P-O1P
3	9-G	7487	AMP	C5'-O5'-P-O1P
3	8-B	7477	AMP	C5'-O5'-P-O1P
3	3-L	7497	AMP	C5'-O5'-P-O1P
3	7-X	7521	AMP	C5'-O5'-P-O1P
3	4-Q	7507	AMP	C5'-O5'-P-O1P
3	3-H	7489	AMP	C5'-O5'-P-O1P
3	7-K	7495	AMP	C5'-O5'-P-O1P
3	8-G	7487	AMP	C5'-O5'-P-O1P
3	2-G	7487	AMP	C5'-O5'-P-O1P
3	7-P	7505	AMP	C5'-O5'-P-O1P
3	8-S	7511	AMP	C5'-O5'-P-O1P
3	6-W	7519	AMP	C5'-O5'-P-O1P
3	10-H	7489	AMP	C5'-O5'-P-O1P
3	3-W	7519	AMP	C5'-O5'-P-O1P
3	7-I	7491	AMP	C5'-O5'-P-O1P
3	9-V	7517	AMP	C5'-O5'-P-O1P
3	3-K	7495	AMP	C5'-O5'-P-O1P
3	8-U	7515	AMP	C5'-O5'-P-O1P
3	9-U	7515	AMP	C5'-O5'-P-O1P
3	1-X	7521	AMP	C5'-O5'-P-O1P
3	1-V	7517	AMP	C5'-O5'-P-O1P
3	5-F	7485	AMP	C5'-O5'-P-O1P
3	2-X	7521	AMP	C5'-O5'-P-O1P
3	1-J	7493	AMP	C5'-O5'-P-O1P
3	5-C	7479	AMP	C5'-O5'-P-O1P
3	5-S	7511	AMP	C5'-O5'-P-O1P
3	6-Q	7507	AMP	C5'-O5'-P-O1P
3	6-P	7505	AMP	C5'-O5'-P-O1P
3	5-M	7499	AMP	C5'-O5'-P-O1P
3	8-D	7481	AMP	C5'-O5'-P-O1P
3	6-C	7479	AMP	C5'-O5'-P-O1P

*Continued on next page...*

*Continued from previous page...*

Mol	Chain	Res	Type	Atoms
3	6-U	7515	AMP	C5'-O5'-P-O1P
3	10-V	7517	AMP	C5'-O5'-P-O1P
3	3-X	7521	AMP	C5'-O5'-P-O1P
3	2-F	7485	AMP	C5'-O5'-P-O1P
3	6-J	7493	AMP	C5'-O5'-P-O1P
3	6-K	7495	AMP	C5'-O5'-P-O1P
3	1-Q	7507	AMP	C5'-O5'-P-O1P
3	6-M	7499	AMP	C5'-O5'-P-O1P
3	2-S	7511	AMP	C5'-O5'-P-O1P
3	7-C	7479	AMP	C5'-O5'-P-O1P
3	1-I	7491	AMP	C5'-O5'-P-O1P
3	1-B	7477	AMP	C5'-O5'-P-O1P
3	10-S	7511	AMP	C5'-O5'-P-O1P
3	5-U	7515	AMP	C5'-O5'-P-O1P
3	8-W	7519	AMP	C5'-O5'-P-O1P
3	2-N	7501	AMP	C5'-O5'-P-O1P
3	7-V	7517	AMP	C5'-O5'-P-O1P
3	4-G	7487	AMP	C5'-O5'-P-O1P
3	4-I	7491	AMP	C5'-O5'-P-O1P
3	9-S	7511	AMP	C5'-O5'-P-O1P
3	7-H	7489	AMP	C5'-O5'-P-O1P
3	3-B	7477	AMP	C5'-O5'-P-O1P
3	8-R	7509	AMP	C5'-O5'-P-O1P
3	10-X	7521	AMP	C5'-O5'-P-O1P
3	9-L	7497	AMP	C5'-O5'-P-O1P
3	9-T	7513	AMP	C5'-O5'-P-O1P
3	7-E	7483	AMP	C5'-O5'-P-O1P
3	3-P	7505	AMP	C5'-O5'-P-O1P
3	5-R	7509	AMP	C5'-O5'-P-O1P
3	10-J	7493	AMP	C5'-O5'-P-O1P
3	3-R	7509	AMP	C5'-O5'-P-O1P
3	6-V	7517	AMP	C5'-O5'-P-O1P
3	5-A	7475	AMP	C5'-O5'-P-O1P
3	7-J	7493	AMP	C5'-O5'-P-O1P
3	8-M	7499	AMP	C5'-O5'-P-O1P
3	4-H	7489	AMP	C5'-O5'-P-O1P
3	5-V	7517	AMP	C5'-O5'-P-O1P
3	7-U	7515	AMP	C5'-O5'-P-O1P
3	9-H	7489	AMP	C5'-O5'-P-O1P
3	3-S	7511	AMP	C5'-O5'-P-O1P
3	10-K	7495	AMP	C5'-O5'-P-O1P
3	7-G	7487	AMP	C5'-O5'-P-O1P

*Continued on next page...*

*Continued from previous page...*

Mol	Chain	Res	Type	Atoms
3	5-B	7477	AMP	C5'-O5'-P-O1P
3	5-T	7513	AMP	C5'-O5'-P-O1P
3	6-H	7489	AMP	C5'-O5'-P-O1P
3	10-L	7497	AMP	C5'-O5'-P-O1P
3	1-L	7497	AMP	C5'-O5'-P-O1P
3	2-H	7489	AMP	C5'-O5'-P-O1P
3	4-N	7501	AMP	C5'-O5'-P-O1P
3	4-M	7499	AMP	C5'-O5'-P-O1P
3	7-A	7475	AMP	C5'-O5'-P-O1P
3	7-W	7519	AMP	C5'-O5'-P-O1P
3	8-H	7489	AMP	C5'-O5'-P-O1P
3	10-E	7483	AMP	C5'-O5'-P-O1P
3	9-N	7501	AMP	C5'-O5'-P-O1P
3	6-N	7501	AMP	C5'-O5'-P-O1P
3	4-P	7505	AMP	C5'-O5'-P-O1P
3	8-V	7517	AMP	C5'-O5'-P-O1P
3	6-F	7485	AMP	C5'-O5'-P-O1P
3	6-E	7483	AMP	C5'-O5'-P-O1P
3	9-J	7493	AMP	C5'-O5'-P-O1P
3	10-B	7477	AMP	C5'-O5'-P-O1P
3	2-U	7515	AMP	C5'-O5'-P-O1P
3	8-P	7505	AMP	C5'-O5'-P-O1P
3	1-G	7487	AMP	C5'-O5'-P-O1P
3	1-N	7501	AMP	C5'-O5'-P-O1P
3	9-D	7481	AMP	C5'-O5'-P-O1P
3	1-W	7519	AMP	C5'-O5'-P-O1P
3	3-U	7515	AMP	C5'-O5'-P-O1P
3	6-O	7503	AMP	C5'-O5'-P-O1P
3	8-X	7521	AMP	C5'-O5'-P-O1P
3	4-C	7479	AMP	C5'-O5'-P-O1P
3	10-M	7499	AMP	C5'-O5'-P-O1P
3	10-I	7491	AMP	C5'-O5'-P-O1P
3	1-M	7499	AMP	C5'-O5'-P-O1P
3	5-J	7493	AMP	C5'-O5'-P-O1P
3	2-A	7475	AMP	C5'-O5'-P-O1P
3	8-J	7493	AMP	C5'-O5'-P-O1P
3	1-K	7495	AMP	C5'-O5'-P-O1P
3	7-D	7481	AMP	C5'-O5'-P-O1P
3	10-N	7501	AMP	C5'-O5'-P-O1P
3	5-Q	7507	AMP	C5'-O5'-P-O1P
3	7-F	7485	AMP	C5'-O5'-P-O1P
3	5-W	7519	AMP	C5'-O5'-P-O1P

*Continued on next page...*

*Continued from previous page...*

Mol	Chain	Res	Type	Atoms
3	1-U	7515	AMP	C5'-O5'-P-O1P
3	4-U	7515	AMP	C5'-O5'-P-O1P
3	9-B	7477	AMP	C5'-O5'-P-O1P
3	2-Q	7507	AMP	C5'-O5'-P-O1P
3	3-T	7513	AMP	C5'-O5'-P-O1P
3	5-G	7487	AMP	C5'-O5'-P-O1P
3	6-B	7477	AMP	C5'-O5'-P-O1P
3	2-D	7481	AMP	C5'-O5'-P-O1P
3	3-I	7491	AMP	C5'-O5'-P-O1P
3	10-A	7475	AMP	C5'-O5'-P-O1P
3	3-M	7499	AMP	C5'-O5'-P-O1P
3	4-R	7509	AMP	C5'-O5'-P-O1P
3	5-H	7489	AMP	C5'-O5'-P-O1P
3	10-D	7481	AMP	C5'-O5'-P-O1P
3	3-E	7483	AMP	C5'-O5'-P-O1P
3	5-I	7491	AMP	C5'-O5'-P-O1P
3	10-U	7515	AMP	C5'-O5'-P-O1P
3	3-O	7503	AMP	C5'-O5'-P-O1P
3	4-J	7493	AMP	C5'-O5'-P-O1P
3	3-A	7475	AMP	C5'-O5'-P-O1P
3	8-A	7475	AMP	C5'-O5'-P-O1P
3	10-W	7519	AMP	C5'-O5'-P-O1P
3	6-A	7475	AMP	C5'-O5'-P-O1P
3	2-E	7483	AMP	C5'-O5'-P-O1P
3	4-T	7513	AMP	C5'-O5'-P-O1P
3	8-O	7503	AMP	C5'-O5'-P-O1P
3	9-P	7505	AMP	C5'-O5'-P-O1P
3	5-D	7481	AMP	C5'-O5'-P-O1P
3	9-F	7485	AMP	C5'-O5'-P-O1P
3	1-A	7475	AMP	C5'-O5'-P-O1P
3	7-O	7503	AMP	C5'-O5'-P-O1P
3	3-N	7501	AMP	C5'-O5'-P-O1P
3	10-C	7479	AMP	C5'-O5'-P-O1P
3	2-J	7493	AMP	C5'-O5'-P-O1P
3	8-T	7513	AMP	C5'-O5'-P-O1P
3	2-C	7479	AMP	C5'-O5'-P-O1P
3	10-Q	7507	AMP	C5'-O5'-P-O1P
3	5-N	7501	AMP	C5'-O5'-P-O1P
3	6-D	7481	AMP	C5'-O5'-P-O1P
3	5-X	7521	AMP	C5'-O5'-P-O1P
3	7-S	7511	AMP	C5'-O5'-P-O1P
3	6-L	7497	AMP	C5'-O5'-P-O1P

*Continued on next page...*

*Continued from previous page...*

Mol	Chain	Res	Type	Atoms
3	9-Q	7507	AMP	C5'-O5'-P-O1P
3	5-P	7505	AMP	C5'-O5'-P-O1P
3	7-L	7497	AMP	C5'-O5'-P-O1P
3	6-G	7487	AMP	C5'-O5'-P-O1P
3	8-F	7485	AMP	C5'-O5'-P-O1P
4	7-T	7514	CIT	C1-C2-C3-C6
4	1-L	7498	CIT	C1-C2-C3-C6
4	4-O	7504	CIT	C1-C2-C3-C6
4	10-U	7516	CIT	C1-C2-C3-C6
4	4-S	7512	CIT	C1-C2-C3-C6
4	4-I	7492	CIT	C1-C2-C3-C6
4	9-M	7500	CIT	C1-C2-C3-C6
4	2-N	7502	CIT	C1-C2-C3-C6
4	9-O	7504	CIT	C1-C2-C3-C6
4	3-F	7486	CIT	C1-C2-C3-C6
4	10-K	7496	CIT	C1-C2-C3-C6
4	5-D	7482	CIT	C1-C2-C3-C6
4	4-T	7514	CIT	C1-C2-C3-C6
4	4-H	7490	CIT	C1-C2-C3-C6
4	8-S	7512	CIT	C1-C2-C3-C6
4	1-N	7502	CIT	C1-C2-C3-C6
4	1-G	7488	CIT	C1-C2-C3-C6
4	8-R	7510	CIT	C1-C2-C3-C6
4	7-I	7492	CIT	C1-C2-C3-C6
4	4-K	7496	CIT	C1-C2-C3-C6
4	1-R	7510	CIT	C1-C2-C3-C6
4	10-B	7478	CIT	C1-C2-C3-C6
4	4-V	7518	CIT	C1-C2-C3-C6
4	4-N	7502	CIT	C1-C2-C3-C6
4	6-U	7516	CIT	C1-C2-C3-C6
4	5-U	7516	CIT	C1-C2-C3-C6
4	6-G	7488	CIT	C1-C2-C3-C6
4	9-F	7486	CIT	C1-C2-C3-C6
4	2-S	7512	CIT	C1-C2-C3-C6
4	7-E	7484	CIT	C1-C2-C3-C6
4	8-A	7476	CIT	C1-C2-C3-C6
4	3-G	7488	CIT	C1-C2-C3-C6
4	3-H	7490	CIT	C1-C2-C3-C6
4	9-L	7498	CIT	C1-C2-C3-C6
4	7-D	7482	CIT	C1-C2-C3-C6
4	4-A	7476	CIT	C1-C2-C3-C6
4	7-Q	7508	CIT	C1-C2-C3-C6

*Continued on next page...*

*Continued from previous page...*

Mol	Chain	Res	Type	Atoms
4	2-O	7504	CIT	C1-C2-C3-C6
4	6-D	7482	CIT	C1-C2-C3-C6
4	2-D	7482	CIT	C1-C2-C3-C6
4	10-C	7480	CIT	C1-C2-C3-C6
4	2-J	7494	CIT	C1-C2-C3-C6
4	8-U	7516	CIT	C1-C2-C3-C6
4	4-C	7480	CIT	C1-C2-C3-C6
4	3-T	7514	CIT	C1-C2-C3-C6
4	1-F	7486	CIT	C1-C2-C3-C6
4	8-H	7490	CIT	C1-C2-C3-C6
4	5-G	7488	CIT	C1-C2-C3-C6
4	6-T	7514	CIT	C1-C2-C3-C6
4	7-L	7498	CIT	C1-C2-C3-C6
4	8-J	7494	CIT	C1-C2-C3-C6
4	6-C	7480	CIT	C1-C2-C3-C6
4	4-J	7494	CIT	C1-C2-C3-C6
4	7-C	7480	CIT	C1-C2-C3-C6
4	1-H	7490	CIT	C1-C2-C3-C6
4	7-W	7520	CIT	C1-C2-C3-C6
4	6-F	7486	CIT	C1-C2-C3-C6
4	3-B	7478	CIT	C1-C2-C3-C6
4	9-X	7522	CIT	C1-C2-C3-C6
4	10-E	7484	CIT	C1-C2-C3-C6
4	3-L	7498	CIT	C1-C2-C3-C6
4	3-A	7476	CIT	C1-C2-C3-C6
4	3-V	7518	CIT	C1-C2-C3-C6
4	8-C	7480	CIT	C1-C2-C3-C6
4	8-Q	7508	CIT	C1-C2-C3-C6
4	5-X	7522	CIT	C1-C2-C3-C6
4	7-V	7518	CIT	C1-C2-C3-C6
4	1-V	7518	CIT	C1-C2-C3-C6
4	4-P	7506	CIT	C1-C2-C3-C6
4	6-I	7492	CIT	C1-C2-C3-C6
4	6-X	7522	CIT	C1-C2-C3-C6
4	6-Q	7508	CIT	C1-C2-C3-C6
4	1-I	7492	CIT	C1-C2-C3-C6
4	1-S	7512	CIT	C1-C2-C3-C6
4	2-C	7480	CIT	C1-C2-C3-C6
4	10-Q	7508	CIT	C1-C2-C3-C6
4	3-C	7480	CIT	C1-C2-C3-C6
4	6-W	7520	CIT	C1-C2-C3-C6
4	5-W	7520	CIT	C1-C2-C3-C6

*Continued on next page...*



*Continued from previous page...*

Mol	Chain	Res	Type	Atoms
4	8-E	7484	CIT	C1-C2-C3-C6
4	5-F	7486	CIT	C1-C2-C3-C6
4	8-D	7482	CIT	C1-C2-C3-C6
4	4-W	7520	CIT	C1-C2-C3-C6
4	7-A	7476	CIT	C1-C2-C3-C6
4	10-O	7504	CIT	C1-C2-C3-C6
4	1-M	7500	CIT	C1-C2-C3-C6
4	6-B	7478	CIT	C1-C2-C3-C6
4	6-V	7518	CIT	C1-C2-C3-C6
4	7-N	7502	CIT	C1-C2-C3-C6
4	7-F	7486	CIT	C1-C2-C3-C6
4	5-A	7476	CIT	C1-C2-C3-C6
4	6-R	7510	CIT	C1-C2-C3-C6
4	4-E	7484	CIT	C1-C2-C3-C6
4	9-S	7512	CIT	C1-C2-C3-C6
4	9-W	7520	CIT	C1-C2-C3-C6
4	7-M	7500	CIT	C1-C2-C3-C6
4	1-J	7494	CIT	C1-C2-C3-C6
4	2-G	7488	CIT	C1-C2-C3-C6
4	9-B	7478	CIT	C1-C2-C3-C6
4	6-L	7498	CIT	C1-C2-C3-C6
4	9-D	7482	CIT	C1-C2-C3-C6
4	2-X	7522	CIT	C1-C2-C3-C6
4	10-N	7502	CIT	C1-C2-C3-C6
4	5-O	7504	CIT	C1-C2-C3-C6
4	1-W	7520	CIT	C1-C2-C3-C6
4	5-S	7512	CIT	C1-C2-C3-C6
4	2-U	7516	CIT	C1-C2-C3-C6
4	3-X	7522	CIT	C1-C2-C3-C6
4	9-K	7496	CIT	C1-C2-C3-C6
4	10-X	7522	CIT	C1-C2-C3-C6
4	6-H	7490	CIT	C1-C2-C3-C6
4	3-N	7502	CIT	C1-C2-C3-C6
4	7-G	7488	CIT	C1-C2-C3-C6
4	5-V	7518	CIT	C1-C2-C3-C6
4	3-Q	7508	CIT	C1-C2-C3-C6
4	8-F	7486	CIT	C1-C2-C3-C6
4	8-M	7500	CIT	C1-C2-C3-C6
4	3-R	7510	CIT	C1-C2-C3-C6
4	2-A	7476	CIT	C1-C2-C3-C6
4	5-P	7506	CIT	C1-C2-C3-C6
4	7-K	7496	CIT	C1-C2-C3-C6

*Continued on next page...*

*Continued from previous page...*

Mol	Chain	Res	Type	Atoms
4	1-E	7484	CIT	C1-C2-C3-C6
4	5-B	7478	CIT	C1-C2-C3-C6
4	1-T	7514	CIT	C1-C2-C3-C6
4	6-N	7502	CIT	C1-C2-C3-C6
4	10-I	7492	CIT	C1-C2-C3-C6
4	1-B	7478	CIT	C1-C2-C3-C6
4	9-G	7488	CIT	C1-C2-C3-C6
4	9-I	7492	CIT	C1-C2-C3-C6
4	2-H	7490	CIT	C1-C2-C3-C6
4	5-M	7500	CIT	C1-C2-C3-C6
4	10-L	7498	CIT	C1-C2-C3-C6
4	1-K	7496	CIT	C1-C2-C3-C6
4	10-G	7488	CIT	C1-C2-C3-C6
4	9-A	7476	CIT	C1-C2-C3-C6
4	5-I	7492	CIT	C1-C2-C3-C6
4	3-M	7500	CIT	C1-C2-C3-C6
4	8-G	7488	CIT	C1-C2-C3-C6
4	10-D	7482	CIT	C1-C2-C3-C6
4	9-E	7484	CIT	C1-C2-C3-C6
4	4-L	7498	CIT	C1-C2-C3-C6
4	3-J	7494	CIT	C1-C2-C3-C6
4	2-M	7500	CIT	C1-C2-C3-C6
4	5-J	7494	CIT	C1-C2-C3-C6
4	4-D	7482	CIT	C1-C2-C3-C6
4	10-R	7510	CIT	C1-C2-C3-C6
4	4-G	7488	CIT	C1-C2-C3-C6
4	1-C	7480	CIT	C1-C2-C3-C6
4	5-T	7514	CIT	C1-C2-C3-C6
4	6-S	7512	CIT	C1-C2-C3-C6
4	6-O	7504	CIT	C1-C2-C3-C6
4	5-L	7498	CIT	C1-C2-C3-C6
4	8-X	7522	CIT	C1-C2-C3-C6
4	3-W	7520	CIT	C1-C2-C3-C6
4	7-S	7512	CIT	C1-C2-C3-C6
4	2-R	7510	CIT	C1-C2-C3-C6
4	9-R	7510	CIT	C1-C2-C3-C6
4	4-M	7500	CIT	C1-C2-C3-C6
4	9-V	7518	CIT	C1-C2-C3-C6
4	2-L	7498	CIT	C1-C2-C3-C6
4	9-J	7494	CIT	C1-C2-C3-C6
4	2-T	7514	CIT	C1-C2-C3-C6
4	8-P	7506	CIT	C1-C2-C3-C6

*Continued on next page...*

*Continued from previous page...*

Mol	Chain	Res	Type	Atoms
4	1-X	7522	CIT	C1-C2-C3-C6
4	3-O	7504	CIT	C1-C2-C3-C6
4	6-M	7500	CIT	C1-C2-C3-C6
4	7-P	7506	CIT	C1-C2-C3-C6
4	10-V	7518	CIT	C1-C2-C3-C6
4	8-W	7520	CIT	C1-C2-C3-C6
4	1-A	7476	CIT	C1-C2-C3-C6
4	3-S	7512	CIT	C1-C2-C3-C6
4	9-T	7514	CIT	C1-C2-C3-C6
4	9-C	7480	CIT	C1-C2-C3-C6
4	1-P	7506	CIT	C1-C2-C3-C6
4	8-N	7502	CIT	C1-C2-C3-C6
4	3-D	7482	CIT	C1-C2-C3-C6
4	10-P	7506	CIT	C1-C2-C3-C6
4	6-E	7484	CIT	C1-C2-C3-C6
4	10-T	7514	CIT	C1-C2-C3-C6
4	5-Q	7508	CIT	C1-C2-C3-C6
4	6-A	7476	CIT	C1-C2-C3-C6
4	2-B	7478	CIT	C1-C2-C3-C6
4	7-R	7510	CIT	C1-C2-C3-C6
4	8-L	7498	CIT	C1-C2-C3-C6
4	5-R	7510	CIT	C1-C2-C3-C6
4	8-V	7518	CIT	C1-C2-C3-C6
4	8-K	7496	CIT	C1-C2-C3-C6
4	10-M	7500	CIT	C1-C2-C3-C6
4	2-E	7484	CIT	C1-C2-C3-C6
4	2-K	7496	CIT	C1-C2-C3-C6
4	7-B	7478	CIT	C1-C2-C3-C6
4	10-S	7512	CIT	C1-C2-C3-C6
4	10-H	7490	CIT	C1-C2-C3-C6
4	4-X	7522	CIT	C1-C2-C3-C6
4	9-H	7490	CIT	C1-C2-C3-C6
4	3-U	7516	CIT	C1-C2-C3-C6
4	4-B	7478	CIT	C1-C2-C3-C6
4	6-K	7496	CIT	C1-C2-C3-C6
4	8-I	7492	CIT	C1-C2-C3-C6
4	1-U	7516	CIT	C1-C2-C3-C6
4	4-U	7516	CIT	C1-C2-C3-C6
4	3-E	7484	CIT	C1-C2-C3-C6
4	7-H	7490	CIT	C1-C2-C3-C6
4	9-N	7502	CIT	C1-C2-C3-C6
4	7-X	7522	CIT	C1-C2-C3-C6

*Continued on next page...*

*Continued from previous page...*

<b>Mol</b>	<b>Chain</b>	<b>Res</b>	<b>Type</b>	<b>Atoms</b>
4	1-Q	7508	CIT	C1-C2-C3-C6
4	2-I	7492	CIT	C1-C2-C3-C6
4	2-P	7506	CIT	C1-C2-C3-C6
4	10-A	7476	CIT	C1-C2-C3-C6
4	1-O	7504	CIT	C1-C2-C3-C6
4	5-E	7484	CIT	C1-C2-C3-C6
4	2-W	7520	CIT	C1-C2-C3-C6
4	5-K	7496	CIT	C1-C2-C3-C6
4	6-J	7494	CIT	C1-C2-C3-C6
4	3-K	7496	CIT	C1-C2-C3-C6
4	4-R	7510	CIT	C1-C2-C3-C6
4	9-P	7506	CIT	C1-C2-C3-C6
4	6-P	7506	CIT	C1-C2-C3-C6
4	4-F	7486	CIT	C1-C2-C3-C6
4	5-C	7480	CIT	C1-C2-C3-C6
4	9-Q	7508	CIT	C1-C2-C3-C6
4	2-Q	7508	CIT	C1-C2-C3-C6
4	8-B	7478	CIT	C1-C2-C3-C6
4	8-T	7514	CIT	C1-C2-C3-C6
4	7-O	7504	CIT	C1-C2-C3-C6
4	5-N	7502	CIT	C1-C2-C3-C6
4	4-Q	7508	CIT	C1-C2-C3-C6
4	10-J	7494	CIT	C1-C2-C3-C6
4	2-F	7486	CIT	C1-C2-C3-C6
4	7-U	7516	CIT	C1-C2-C3-C6
4	2-V	7518	CIT	C1-C2-C3-C6
4	10-F	7486	CIT	C1-C2-C3-C6
4	1-D	7482	CIT	C1-C2-C3-C6
4	7-J	7494	CIT	C1-C2-C3-C6
4	3-P	7506	CIT	C1-C2-C3-C6
4	8-O	7504	CIT	C1-C2-C3-C6
4	10-W	7520	CIT	C1-C2-C3-C6
4	5-H	7490	CIT	C1-C2-C3-C6
4	3-I	7492	CIT	C1-C2-C3-C6
4	9-U	7516	CIT	C1-C2-C3-C6
4	7-T	7514	CIT	C1-C2-C3-O7
4	7-T	7514	CIT	O7-C3-C4-C5
4	1-L	7498	CIT	C1-C2-C3-O7
4	1-L	7498	CIT	O7-C3-C4-C5
4	4-O	7504	CIT	C1-C2-C3-O7
4	4-O	7504	CIT	O7-C3-C4-C5
4	10-U	7516	CIT	C1-C2-C3-O7

*Continued on next page...*

*Continued from previous page...*

Mol	Chain	Res	Type	Atoms
4	10-U	7516	CIT	O7-C3-C4-C5
4	4-S	7512	CIT	C1-C2-C3-O7
4	4-S	7512	CIT	O7-C3-C4-C5
4	4-I	7492	CIT	C1-C2-C3-O7
4	4-I	7492	CIT	O7-C3-C4-C5
4	9-M	7500	CIT	C1-C2-C3-O7
4	9-M	7500	CIT	O7-C3-C4-C5
4	2-N	7502	CIT	C1-C2-C3-O7
4	2-N	7502	CIT	O7-C3-C4-C5
4	9-O	7504	CIT	C1-C2-C3-O7
4	9-O	7504	CIT	O7-C3-C4-C5
4	3-F	7486	CIT	C1-C2-C3-O7
4	3-F	7486	CIT	O7-C3-C4-C5
4	10-K	7496	CIT	C1-C2-C3-O7
4	10-K	7496	CIT	O7-C3-C4-C5
4	5-D	7482	CIT	C1-C2-C3-O7
4	5-D	7482	CIT	O7-C3-C4-C5
4	4-T	7514	CIT	C1-C2-C3-O7
4	4-T	7514	CIT	O7-C3-C4-C5
4	4-H	7490	CIT	C1-C2-C3-O7
4	4-H	7490	CIT	O7-C3-C4-C5
4	8-S	7512	CIT	C1-C2-C3-O7
4	8-S	7512	CIT	O7-C3-C4-C5
4	1-N	7502	CIT	C1-C2-C3-O7
4	1-N	7502	CIT	O7-C3-C4-C5
4	1-G	7488	CIT	C1-C2-C3-O7
4	1-G	7488	CIT	O7-C3-C4-C5
4	8-R	7510	CIT	C1-C2-C3-O7
4	8-R	7510	CIT	O7-C3-C4-C5
4	7-I	7492	CIT	C1-C2-C3-O7
4	7-I	7492	CIT	O7-C3-C4-C5
4	4-K	7496	CIT	C1-C2-C3-O7
4	4-K	7496	CIT	O7-C3-C4-C5
4	1-R	7510	CIT	C1-C2-C3-O7
4	1-R	7510	CIT	O7-C3-C4-C5
4	10-B	7478	CIT	C1-C2-C3-O7
4	10-B	7478	CIT	O7-C3-C4-C5
4	4-V	7518	CIT	C1-C2-C3-O7
4	4-V	7518	CIT	O7-C3-C4-C5
4	4-N	7502	CIT	C1-C2-C3-O7
4	4-N	7502	CIT	O7-C3-C4-C5
4	6-U	7516	CIT	C1-C2-C3-O7

*Continued on next page...*

*Continued from previous page...*

Mol	Chain	Res	Type	Atoms
4	6-U	7516	CIT	O7-C3-C4-C5
4	5-U	7516	CIT	C1-C2-C3-O7
4	5-U	7516	CIT	O7-C3-C4-C5
4	6-G	7488	CIT	C1-C2-C3-O7
4	6-G	7488	CIT	O7-C3-C4-C5
4	9-F	7486	CIT	C1-C2-C3-O7
4	9-F	7486	CIT	O7-C3-C4-C5
4	2-S	7512	CIT	C1-C2-C3-O7
4	2-S	7512	CIT	O7-C3-C4-C5
4	7-E	7484	CIT	C1-C2-C3-O7
4	7-E	7484	CIT	O7-C3-C4-C5
4	8-A	7476	CIT	C1-C2-C3-O7
4	8-A	7476	CIT	O7-C3-C4-C5
4	3-G	7488	CIT	C1-C2-C3-O7
4	3-G	7488	CIT	O7-C3-C4-C5
4	3-H	7490	CIT	C1-C2-C3-O7
4	3-H	7490	CIT	O7-C3-C4-C5
4	9-L	7498	CIT	C1-C2-C3-O7
4	9-L	7498	CIT	O7-C3-C4-C5
4	7-D	7482	CIT	C1-C2-C3-O7
4	7-D	7482	CIT	O7-C3-C4-C5
4	4-A	7476	CIT	C1-C2-C3-O7
4	4-A	7476	CIT	O7-C3-C4-C5
4	7-Q	7508	CIT	C1-C2-C3-O7
4	7-Q	7508	CIT	O7-C3-C4-C5
4	2-O	7504	CIT	C1-C2-C3-O7
4	2-O	7504	CIT	O7-C3-C4-C5
4	6-D	7482	CIT	C1-C2-C3-O7
4	6-D	7482	CIT	O7-C3-C4-C5
4	2-D	7482	CIT	C1-C2-C3-O7
4	2-D	7482	CIT	O7-C3-C4-C5
4	10-C	7480	CIT	C1-C2-C3-O7
4	10-C	7480	CIT	O7-C3-C4-C5
4	2-J	7494	CIT	C1-C2-C3-O7
4	2-J	7494	CIT	O7-C3-C4-C5
4	8-U	7516	CIT	C1-C2-C3-O7
4	8-U	7516	CIT	O7-C3-C4-C5
4	4-C	7480	CIT	C1-C2-C3-O7
4	4-C	7480	CIT	O7-C3-C4-C5
4	3-T	7514	CIT	C1-C2-C3-O7
4	3-T	7514	CIT	O7-C3-C4-C5
4	1-F	7486	CIT	C1-C2-C3-O7

*Continued on next page...*

*Continued from previous page...*

<b>Mol</b>	<b>Chain</b>	<b>Res</b>	<b>Type</b>	<b>Atoms</b>
4	1-F	7486	CIT	O7-C3-C4-C5
4	8-H	7490	CIT	C1-C2-C3-O7
4	8-H	7490	CIT	O7-C3-C4-C5
4	5-G	7488	CIT	C1-C2-C3-O7
4	5-G	7488	CIT	O7-C3-C4-C5
4	6-T	7514	CIT	C1-C2-C3-O7
4	6-T	7514	CIT	O7-C3-C4-C5
4	7-L	7498	CIT	C1-C2-C3-O7
4	7-L	7498	CIT	O7-C3-C4-C5
4	8-J	7494	CIT	C1-C2-C3-O7
4	8-J	7494	CIT	O7-C3-C4-C5
4	6-C	7480	CIT	C1-C2-C3-O7
4	6-C	7480	CIT	O7-C3-C4-C5
4	4-J	7494	CIT	C1-C2-C3-O7
4	4-J	7494	CIT	O7-C3-C4-C5
4	7-C	7480	CIT	C1-C2-C3-O7
4	7-C	7480	CIT	O7-C3-C4-C5
4	1-H	7490	CIT	C1-C2-C3-O7
4	1-H	7490	CIT	O7-C3-C4-C5
4	7-W	7520	CIT	C1-C2-C3-O7
4	7-W	7520	CIT	O7-C3-C4-C5
4	6-F	7486	CIT	C1-C2-C3-O7
4	6-F	7486	CIT	O7-C3-C4-C5
4	3-B	7478	CIT	C1-C2-C3-O7
4	3-B	7478	CIT	O7-C3-C4-C5
4	9-X	7522	CIT	C1-C2-C3-O7
4	9-X	7522	CIT	O7-C3-C4-C5
4	10-E	7484	CIT	C1-C2-C3-O7
4	10-E	7484	CIT	O7-C3-C4-C5
4	3-L	7498	CIT	C1-C2-C3-O7
4	3-L	7498	CIT	O7-C3-C4-C5
4	3-A	7476	CIT	C1-C2-C3-O7
4	3-A	7476	CIT	O7-C3-C4-C5
4	3-V	7518	CIT	C1-C2-C3-O7
4	3-V	7518	CIT	O7-C3-C4-C5
4	8-C	7480	CIT	C1-C2-C3-O7
4	8-C	7480	CIT	O7-C3-C4-C5
4	8-Q	7508	CIT	C1-C2-C3-O7
4	8-Q	7508	CIT	O7-C3-C4-C5
4	5-X	7522	CIT	C1-C2-C3-O7
4	5-X	7522	CIT	O7-C3-C4-C5
4	7-V	7518	CIT	C1-C2-C3-O7

*Continued on next page...*

*Continued from previous page...*

Mol	Chain	Res	Type	Atoms
4	7-V	7518	CIT	O7-C3-C4-C5
4	1-V	7518	CIT	C1-C2-C3-O7
4	1-V	7518	CIT	O7-C3-C4-C5
4	4-P	7506	CIT	C1-C2-C3-O7
4	4-P	7506	CIT	O7-C3-C4-C5
4	6-I	7492	CIT	C1-C2-C3-O7
4	6-I	7492	CIT	O7-C3-C4-C5
4	6-X	7522	CIT	C1-C2-C3-O7
4	6-X	7522	CIT	O7-C3-C4-C5
4	6-Q	7508	CIT	C1-C2-C3-O7
4	6-Q	7508	CIT	O7-C3-C4-C5
4	1-I	7492	CIT	C1-C2-C3-O7
4	1-I	7492	CIT	O7-C3-C4-C5
4	1-S	7512	CIT	C1-C2-C3-O7
4	1-S	7512	CIT	O7-C3-C4-C5
4	2-C	7480	CIT	C1-C2-C3-O7
4	2-C	7480	CIT	O7-C3-C4-C5
4	10-Q	7508	CIT	C1-C2-C3-O7
4	10-Q	7508	CIT	O7-C3-C4-C5
4	3-C	7480	CIT	C1-C2-C3-O7
4	3-C	7480	CIT	O7-C3-C4-C5
4	6-W	7520	CIT	C1-C2-C3-O7
4	6-W	7520	CIT	O7-C3-C4-C5
4	5-W	7520	CIT	C1-C2-C3-O7
4	5-W	7520	CIT	O7-C3-C4-C5
4	8-E	7484	CIT	C1-C2-C3-O7
4	8-E	7484	CIT	O7-C3-C4-C5
4	5-F	7486	CIT	C1-C2-C3-O7
4	5-F	7486	CIT	O7-C3-C4-C5
4	8-D	7482	CIT	C1-C2-C3-O7
4	8-D	7482	CIT	O7-C3-C4-C5
4	4-W	7520	CIT	C1-C2-C3-O7
4	4-W	7520	CIT	O7-C3-C4-C5
4	7-A	7476	CIT	C1-C2-C3-O7
4	7-A	7476	CIT	O7-C3-C4-C5
4	10-O	7504	CIT	C1-C2-C3-O7
4	10-O	7504	CIT	O7-C3-C4-C5
4	1-M	7500	CIT	C1-C2-C3-O7
4	1-M	7500	CIT	O7-C3-C4-C5
4	6-B	7478	CIT	C1-C2-C3-O7
4	6-B	7478	CIT	O7-C3-C4-C5
4	6-V	7518	CIT	C1-C2-C3-O7

*Continued on next page...*



*Continued from previous page...*

Mol	Chain	Res	Type	Atoms
4	6-V	7518	CIT	O7-C3-C4-C5
4	7-N	7502	CIT	C1-C2-C3-O7
4	7-N	7502	CIT	O7-C3-C4-C5
4	7-F	7486	CIT	C1-C2-C3-O7
4	7-F	7486	CIT	O7-C3-C4-C5
4	5-A	7476	CIT	C1-C2-C3-O7
4	5-A	7476	CIT	O7-C3-C4-C5
4	6-R	7510	CIT	C1-C2-C3-O7
4	6-R	7510	CIT	O7-C3-C4-C5
4	4-E	7484	CIT	C1-C2-C3-O7
4	4-E	7484	CIT	O7-C3-C4-C5
4	9-S	7512	CIT	C1-C2-C3-O7
4	9-S	7512	CIT	O7-C3-C4-C5
4	9-W	7520	CIT	C1-C2-C3-O7
4	9-W	7520	CIT	O7-C3-C4-C5
4	7-M	7500	CIT	C1-C2-C3-O7
4	7-M	7500	CIT	O7-C3-C4-C5
4	1-J	7494	CIT	C1-C2-C3-O7
4	1-J	7494	CIT	O7-C3-C4-C5
4	2-G	7488	CIT	C1-C2-C3-O7
4	2-G	7488	CIT	O7-C3-C4-C5
4	9-B	7478	CIT	C1-C2-C3-O7
4	9-B	7478	CIT	O7-C3-C4-C5
4	6-L	7498	CIT	C1-C2-C3-O7
4	6-L	7498	CIT	O7-C3-C4-C5
4	9-D	7482	CIT	C1-C2-C3-O7
4	9-D	7482	CIT	O7-C3-C4-C5
4	2-X	7522	CIT	C1-C2-C3-O7
4	2-X	7522	CIT	O7-C3-C4-C5
4	10-N	7502	CIT	C1-C2-C3-O7
4	10-N	7502	CIT	O7-C3-C4-C5
4	5-O	7504	CIT	C1-C2-C3-O7
4	5-O	7504	CIT	O7-C3-C4-C5
4	1-W	7520	CIT	C1-C2-C3-O7
4	1-W	7520	CIT	O7-C3-C4-C5
4	5-S	7512	CIT	C1-C2-C3-O7
4	5-S	7512	CIT	O7-C3-C4-C5
4	2-U	7516	CIT	C1-C2-C3-O7
4	2-U	7516	CIT	O7-C3-C4-C5
4	3-X	7522	CIT	C1-C2-C3-O7
4	3-X	7522	CIT	O7-C3-C4-C5
4	9-K	7496	CIT	C1-C2-C3-O7

*Continued on next page...*

*Continued from previous page...*

Mol	Chain	Res	Type	Atoms
4	9-K	7496	CIT	O7-C3-C4-C5
4	10-X	7522	CIT	C1-C2-C3-O7
4	10-X	7522	CIT	O7-C3-C4-C5
4	6-H	7490	CIT	C1-C2-C3-O7
4	6-H	7490	CIT	O7-C3-C4-C5
4	3-N	7502	CIT	C1-C2-C3-O7
4	3-N	7502	CIT	O7-C3-C4-C5
4	7-G	7488	CIT	C1-C2-C3-O7
4	7-G	7488	CIT	O7-C3-C4-C5
4	5-V	7518	CIT	C1-C2-C3-O7
4	5-V	7518	CIT	O7-C3-C4-C5
4	3-Q	7508	CIT	C1-C2-C3-O7
4	3-Q	7508	CIT	O7-C3-C4-C5
4	8-F	7486	CIT	C1-C2-C3-O7
4	8-F	7486	CIT	O7-C3-C4-C5
4	8-M	7500	CIT	C1-C2-C3-O7
4	8-M	7500	CIT	O7-C3-C4-C5
4	3-R	7510	CIT	C1-C2-C3-O7
4	3-R	7510	CIT	O7-C3-C4-C5
4	2-A	7476	CIT	C1-C2-C3-O7
4	2-A	7476	CIT	O7-C3-C4-C5
4	5-P	7506	CIT	C1-C2-C3-O7
4	5-P	7506	CIT	O7-C3-C4-C5
4	7-K	7496	CIT	C1-C2-C3-O7
4	7-K	7496	CIT	O7-C3-C4-C5
4	1-E	7484	CIT	C1-C2-C3-O7
4	1-E	7484	CIT	O7-C3-C4-C5
4	5-B	7478	CIT	C1-C2-C3-O7
4	5-B	7478	CIT	O7-C3-C4-C5
4	1-T	7514	CIT	C1-C2-C3-O7
4	1-T	7514	CIT	O7-C3-C4-C5
4	6-N	7502	CIT	C1-C2-C3-O7
4	6-N	7502	CIT	O7-C3-C4-C5
4	10-I	7492	CIT	C1-C2-C3-O7
4	10-I	7492	CIT	O7-C3-C4-C5
4	1-B	7478	CIT	C1-C2-C3-O7
4	1-B	7478	CIT	O7-C3-C4-C5
4	9-G	7488	CIT	C1-C2-C3-O7
4	9-G	7488	CIT	O7-C3-C4-C5
4	9-I	7492	CIT	C1-C2-C3-O7
4	9-I	7492	CIT	O7-C3-C4-C5
4	2-H	7490	CIT	C1-C2-C3-O7

*Continued on next page...*

*Continued from previous page...*

Mol	Chain	Res	Type	Atoms
4	2-H	7490	CIT	O7-C3-C4-C5
4	5-M	7500	CIT	C1-C2-C3-O7
4	5-M	7500	CIT	O7-C3-C4-C5
4	10-L	7498	CIT	C1-C2-C3-O7
4	10-L	7498	CIT	O7-C3-C4-C5
4	1-K	7496	CIT	C1-C2-C3-O7
4	1-K	7496	CIT	O7-C3-C4-C5
4	10-G	7488	CIT	C1-C2-C3-O7
4	10-G	7488	CIT	O7-C3-C4-C5
4	9-A	7476	CIT	C1-C2-C3-O7
4	9-A	7476	CIT	O7-C3-C4-C5
4	5-I	7492	CIT	C1-C2-C3-O7
4	5-I	7492	CIT	O7-C3-C4-C5
4	3-M	7500	CIT	C1-C2-C3-O7
4	3-M	7500	CIT	O7-C3-C4-C5
4	8-G	7488	CIT	C1-C2-C3-O7
4	8-G	7488	CIT	O7-C3-C4-C5
4	10-D	7482	CIT	C1-C2-C3-O7
4	10-D	7482	CIT	O7-C3-C4-C5
4	9-E	7484	CIT	C1-C2-C3-O7
4	9-E	7484	CIT	O7-C3-C4-C5
4	4-L	7498	CIT	C1-C2-C3-O7
4	4-L	7498	CIT	O7-C3-C4-C5
4	3-J	7494	CIT	C1-C2-C3-O7
4	3-J	7494	CIT	O7-C3-C4-C5
4	2-M	7500	CIT	C1-C2-C3-O7
4	2-M	7500	CIT	O7-C3-C4-C5
4	5-J	7494	CIT	C1-C2-C3-O7
4	5-J	7494	CIT	O7-C3-C4-C5
4	4-D	7482	CIT	C1-C2-C3-O7
4	4-D	7482	CIT	O7-C3-C4-C5
4	10-R	7510	CIT	C1-C2-C3-O7
4	10-R	7510	CIT	O7-C3-C4-C5
4	4-G	7488	CIT	C1-C2-C3-O7
4	4-G	7488	CIT	O7-C3-C4-C5
4	1-C	7480	CIT	C1-C2-C3-O7
4	1-C	7480	CIT	O7-C3-C4-C5
4	5-T	7514	CIT	C1-C2-C3-O7
4	5-T	7514	CIT	O7-C3-C4-C5
4	6-S	7512	CIT	C1-C2-C3-O7
4	6-S	7512	CIT	O7-C3-C4-C5
4	6-O	7504	CIT	C1-C2-C3-O7

*Continued on next page...*

*Continued from previous page...*

Mol	Chain	Res	Type	Atoms
4	6-O	7504	CIT	O7-C3-C4-C5
4	5-L	7498	CIT	C1-C2-C3-O7
4	5-L	7498	CIT	O7-C3-C4-C5
4	8-X	7522	CIT	C1-C2-C3-O7
4	8-X	7522	CIT	O7-C3-C4-C5
4	3-W	7520	CIT	C1-C2-C3-O7
4	3-W	7520	CIT	O7-C3-C4-C5
4	7-S	7512	CIT	C1-C2-C3-O7
4	7-S	7512	CIT	O7-C3-C4-C5
4	2-R	7510	CIT	C1-C2-C3-O7
4	2-R	7510	CIT	O7-C3-C4-C5
4	9-R	7510	CIT	C1-C2-C3-O7
4	9-R	7510	CIT	O7-C3-C4-C5
4	4-M	7500	CIT	C1-C2-C3-O7
4	4-M	7500	CIT	O7-C3-C4-C5
4	9-V	7518	CIT	C1-C2-C3-O7
4	9-V	7518	CIT	O7-C3-C4-C5
4	2-L	7498	CIT	C1-C2-C3-O7
4	2-L	7498	CIT	O7-C3-C4-C5
4	9-J	7494	CIT	C1-C2-C3-O7
4	9-J	7494	CIT	O7-C3-C4-C5
4	2-T	7514	CIT	C1-C2-C3-O7
4	2-T	7514	CIT	O7-C3-C4-C5
4	8-P	7506	CIT	C1-C2-C3-O7
4	8-P	7506	CIT	O7-C3-C4-C5
4	1-X	7522	CIT	C1-C2-C3-O7
4	1-X	7522	CIT	O7-C3-C4-C5
4	3-O	7504	CIT	C1-C2-C3-O7
4	3-O	7504	CIT	O7-C3-C4-C5
4	6-M	7500	CIT	C1-C2-C3-O7
4	6-M	7500	CIT	O7-C3-C4-C5
4	7-P	7506	CIT	C1-C2-C3-O7
4	7-P	7506	CIT	O7-C3-C4-C5
4	10-V	7518	CIT	C1-C2-C3-O7
4	10-V	7518	CIT	O7-C3-C4-C5
4	8-W	7520	CIT	C1-C2-C3-O7
4	8-W	7520	CIT	O7-C3-C4-C5
4	1-A	7476	CIT	C1-C2-C3-O7
4	1-A	7476	CIT	O7-C3-C4-C5
4	3-S	7512	CIT	C1-C2-C3-O7
4	3-S	7512	CIT	O7-C3-C4-C5
4	9-T	7514	CIT	C1-C2-C3-O7

*Continued on next page...*

*Continued from previous page...*

Mol	Chain	Res	Type	Atoms
4	9-T	7514	CIT	O7-C3-C4-C5
4	9-C	7480	CIT	C1-C2-C3-O7
4	9-C	7480	CIT	O7-C3-C4-C5
4	1-P	7506	CIT	C1-C2-C3-O7
4	1-P	7506	CIT	O7-C3-C4-C5
4	8-N	7502	CIT	C1-C2-C3-O7
4	8-N	7502	CIT	O7-C3-C4-C5
4	3-D	7482	CIT	C1-C2-C3-O7
4	3-D	7482	CIT	O7-C3-C4-C5
4	10-P	7506	CIT	C1-C2-C3-O7
4	10-P	7506	CIT	O7-C3-C4-C5
4	6-E	7484	CIT	C1-C2-C3-O7
4	6-E	7484	CIT	O7-C3-C4-C5
4	10-T	7514	CIT	C1-C2-C3-O7
4	10-T	7514	CIT	O7-C3-C4-C5
4	5-Q	7508	CIT	C1-C2-C3-O7
4	5-Q	7508	CIT	O7-C3-C4-C5
4	6-A	7476	CIT	C1-C2-C3-O7
4	6-A	7476	CIT	O7-C3-C4-C5
4	2-B	7478	CIT	C1-C2-C3-O7
4	2-B	7478	CIT	O7-C3-C4-C5
4	7-R	7510	CIT	C1-C2-C3-O7
4	7-R	7510	CIT	O7-C3-C4-C5
4	8-L	7498	CIT	C1-C2-C3-O7
4	8-L	7498	CIT	O7-C3-C4-C5
4	5-R	7510	CIT	C1-C2-C3-O7
4	5-R	7510	CIT	O7-C3-C4-C5
4	8-V	7518	CIT	C1-C2-C3-O7
4	8-V	7518	CIT	O7-C3-C4-C5
4	8-K	7496	CIT	C1-C2-C3-O7
4	8-K	7496	CIT	O7-C3-C4-C5
4	10-M	7500	CIT	C1-C2-C3-O7
4	10-M	7500	CIT	O7-C3-C4-C5
4	2-E	7484	CIT	C1-C2-C3-O7
4	2-E	7484	CIT	O7-C3-C4-C5
4	2-K	7496	CIT	C1-C2-C3-O7
4	2-K	7496	CIT	O7-C3-C4-C5
4	7-B	7478	CIT	C1-C2-C3-O7
4	7-B	7478	CIT	O7-C3-C4-C5
4	10-S	7512	CIT	C1-C2-C3-O7
4	10-S	7512	CIT	O7-C3-C4-C5
4	10-H	7490	CIT	C1-C2-C3-O7

*Continued on next page...*

*Continued from previous page...*

Mol	Chain	Res	Type	Atoms
4	10-H	7490	CIT	O7-C3-C4-C5
4	4-X	7522	CIT	C1-C2-C3-O7
4	4-X	7522	CIT	O7-C3-C4-C5
4	9-H	7490	CIT	C1-C2-C3-O7
4	9-H	7490	CIT	O7-C3-C4-C5
4	3-U	7516	CIT	C1-C2-C3-O7
4	3-U	7516	CIT	O7-C3-C4-C5
4	4-B	7478	CIT	C1-C2-C3-O7
4	4-B	7478	CIT	O7-C3-C4-C5
4	6-K	7496	CIT	C1-C2-C3-O7
4	6-K	7496	CIT	O7-C3-C4-C5
4	8-I	7492	CIT	C1-C2-C3-O7
4	8-I	7492	CIT	O7-C3-C4-C5
4	1-U	7516	CIT	C1-C2-C3-O7
4	1-U	7516	CIT	O7-C3-C4-C5
4	4-U	7516	CIT	C1-C2-C3-O7
4	4-U	7516	CIT	O7-C3-C4-C5
4	3-E	7484	CIT	C1-C2-C3-O7
4	3-E	7484	CIT	O7-C3-C4-C5
4	7-H	7490	CIT	C1-C2-C3-O7
4	7-H	7490	CIT	O7-C3-C4-C5
4	9-N	7502	CIT	C1-C2-C3-O7
4	9-N	7502	CIT	O7-C3-C4-C5
4	7-X	7522	CIT	C1-C2-C3-O7
4	7-X	7522	CIT	O7-C3-C4-C5
4	1-Q	7508	CIT	C1-C2-C3-O7
4	1-Q	7508	CIT	O7-C3-C4-C5
4	2-I	7492	CIT	C1-C2-C3-O7
4	2-I	7492	CIT	O7-C3-C4-C5
4	2-P	7506	CIT	C1-C2-C3-O7
4	2-P	7506	CIT	O7-C3-C4-C5
4	10-A	7476	CIT	C1-C2-C3-O7
4	10-A	7476	CIT	O7-C3-C4-C5
4	1-O	7504	CIT	C1-C2-C3-O7
4	1-O	7504	CIT	O7-C3-C4-C5
4	5-E	7484	CIT	C1-C2-C3-O7
4	5-E	7484	CIT	O7-C3-C4-C5
4	2-W	7520	CIT	C1-C2-C3-O7
4	2-W	7520	CIT	O7-C3-C4-C5
4	5-K	7496	CIT	C1-C2-C3-O7
4	5-K	7496	CIT	O7-C3-C4-C5
4	6-J	7494	CIT	C1-C2-C3-O7

*Continued on next page...*

*Continued from previous page...*

Mol	Chain	Res	Type	Atoms
4	6-J	7494	CIT	O7-C3-C4-C5
4	3-K	7496	CIT	C1-C2-C3-O7
4	3-K	7496	CIT	O7-C3-C4-C5
4	4-R	7510	CIT	C1-C2-C3-O7
4	4-R	7510	CIT	O7-C3-C4-C5
4	9-P	7506	CIT	C1-C2-C3-O7
4	9-P	7506	CIT	O7-C3-C4-C5
4	6-P	7506	CIT	C1-C2-C3-O7
4	6-P	7506	CIT	O7-C3-C4-C5
4	4-F	7486	CIT	C1-C2-C3-O7
4	4-F	7486	CIT	O7-C3-C4-C5
4	5-C	7480	CIT	C1-C2-C3-O7
4	5-C	7480	CIT	O7-C3-C4-C5
4	9-Q	7508	CIT	C1-C2-C3-O7
4	9-Q	7508	CIT	O7-C3-C4-C5
4	2-Q	7508	CIT	C1-C2-C3-O7
4	2-Q	7508	CIT	O7-C3-C4-C5
4	8-B	7478	CIT	C1-C2-C3-O7
4	8-B	7478	CIT	O7-C3-C4-C5
4	8-T	7514	CIT	C1-C2-C3-O7
4	8-T	7514	CIT	O7-C3-C4-C5
4	7-O	7504	CIT	C1-C2-C3-O7
4	7-O	7504	CIT	O7-C3-C4-C5
4	5-N	7502	CIT	C1-C2-C3-O7
4	5-N	7502	CIT	O7-C3-C4-C5
4	4-Q	7508	CIT	C1-C2-C3-O7
4	4-Q	7508	CIT	O7-C3-C4-C5
4	10-J	7494	CIT	C1-C2-C3-O7
4	10-J	7494	CIT	O7-C3-C4-C5
4	2-F	7486	CIT	C1-C2-C3-O7
4	2-F	7486	CIT	O7-C3-C4-C5
4	7-U	7516	CIT	C1-C2-C3-O7
4	7-U	7516	CIT	O7-C3-C4-C5
4	2-V	7518	CIT	C1-C2-C3-O7
4	2-V	7518	CIT	O7-C3-C4-C5
4	10-F	7486	CIT	C1-C2-C3-O7
4	10-F	7486	CIT	O7-C3-C4-C5
4	1-D	7482	CIT	C1-C2-C3-O7
4	1-D	7482	CIT	O7-C3-C4-C5
4	7-J	7494	CIT	C1-C2-C3-O7
4	7-J	7494	CIT	O7-C3-C4-C5
4	3-P	7506	CIT	C1-C2-C3-O7

*Continued on next page...*

*Continued from previous page...*

Mol	Chain	Res	Type	Atoms
4	3-P	7506	CIT	O7-C3-C4-C5
4	8-O	7504	CIT	C1-C2-C3-O7
4	8-O	7504	CIT	O7-C3-C4-C5
4	10-W	7520	CIT	C1-C2-C3-O7
4	10-W	7520	CIT	O7-C3-C4-C5
4	5-H	7490	CIT	C1-C2-C3-O7
4	5-H	7490	CIT	O7-C3-C4-C5
4	3-I	7492	CIT	C1-C2-C3-O7
4	3-I	7492	CIT	O7-C3-C4-C5
4	9-U	7516	CIT	C1-C2-C3-O7
4	9-U	7516	CIT	O7-C3-C4-C5
4	7-T	7514	CIT	C1-C2-C3-C4
4	1-L	7498	CIT	C1-C2-C3-C4
4	4-O	7504	CIT	C1-C2-C3-C4
4	10-U	7516	CIT	C1-C2-C3-C4
4	4-S	7512	CIT	C1-C2-C3-C4
4	4-I	7492	CIT	C1-C2-C3-C4
4	9-M	7500	CIT	C1-C2-C3-C4
4	2-N	7502	CIT	C1-C2-C3-C4
4	9-O	7504	CIT	C1-C2-C3-C4
4	3-F	7486	CIT	C1-C2-C3-C4
4	10-K	7496	CIT	C1-C2-C3-C4
4	5-D	7482	CIT	C1-C2-C3-C4
4	4-T	7514	CIT	C1-C2-C3-C4
4	4-H	7490	CIT	C1-C2-C3-C4
4	8-S	7512	CIT	C1-C2-C3-C4
4	1-N	7502	CIT	C1-C2-C3-C4
4	1-G	7488	CIT	C1-C2-C3-C4
4	8-R	7510	CIT	C1-C2-C3-C4
4	7-I	7492	CIT	C1-C2-C3-C4
4	4-K	7496	CIT	C1-C2-C3-C4
4	1-R	7510	CIT	C1-C2-C3-C4
4	10-B	7478	CIT	C1-C2-C3-C4
4	4-V	7518	CIT	C1-C2-C3-C4
4	4-N	7502	CIT	C1-C2-C3-C4
4	6-U	7516	CIT	C1-C2-C3-C4
4	5-U	7516	CIT	C1-C2-C3-C4
4	6-G	7488	CIT	C1-C2-C3-C4
4	9-F	7486	CIT	C1-C2-C3-C4
4	2-S	7512	CIT	C1-C2-C3-C4
4	7-E	7484	CIT	C1-C2-C3-C4
4	8-A	7476	CIT	C1-C2-C3-C4

*Continued on next page...*



*Continued from previous page...*

Mol	Chain	Res	Type	Atoms
4	3-G	7488	CIT	C1-C2-C3-C4
4	3-H	7490	CIT	C1-C2-C3-C4
4	9-L	7498	CIT	C1-C2-C3-C4
4	7-D	7482	CIT	C1-C2-C3-C4
4	4-A	7476	CIT	C1-C2-C3-C4
4	7-Q	7508	CIT	C1-C2-C3-C4
4	2-O	7504	CIT	C1-C2-C3-C4
4	6-D	7482	CIT	C1-C2-C3-C4
4	2-D	7482	CIT	C1-C2-C3-C4
4	10-C	7480	CIT	C1-C2-C3-C4
4	2-J	7494	CIT	C1-C2-C3-C4
4	8-U	7516	CIT	C1-C2-C3-C4
4	4-C	7480	CIT	C1-C2-C3-C4
4	3-T	7514	CIT	C1-C2-C3-C4
4	1-F	7486	CIT	C1-C2-C3-C4
4	8-H	7490	CIT	C1-C2-C3-C4
4	5-G	7488	CIT	C1-C2-C3-C4
4	6-T	7514	CIT	C1-C2-C3-C4
4	7-L	7498	CIT	C1-C2-C3-C4
4	8-J	7494	CIT	C1-C2-C3-C4
4	6-C	7480	CIT	C1-C2-C3-C4
4	4-J	7494	CIT	C1-C2-C3-C4
4	7-C	7480	CIT	C1-C2-C3-C4
4	1-H	7490	CIT	C1-C2-C3-C4
4	7-W	7520	CIT	C1-C2-C3-C4
4	6-F	7486	CIT	C1-C2-C3-C4
4	3-B	7478	CIT	C1-C2-C3-C4
4	9-X	7522	CIT	C1-C2-C3-C4
4	10-E	7484	CIT	C1-C2-C3-C4
4	3-L	7498	CIT	C1-C2-C3-C4
4	3-A	7476	CIT	C1-C2-C3-C4
4	3-V	7518	CIT	C1-C2-C3-C4
4	8-C	7480	CIT	C1-C2-C3-C4
4	8-Q	7508	CIT	C1-C2-C3-C4
4	5-X	7522	CIT	C1-C2-C3-C4
4	7-V	7518	CIT	C1-C2-C3-C4
4	1-V	7518	CIT	C1-C2-C3-C4
4	4-P	7506	CIT	C1-C2-C3-C4
4	6-I	7492	CIT	C1-C2-C3-C4
4	6-X	7522	CIT	C1-C2-C3-C4
4	6-Q	7508	CIT	C1-C2-C3-C4
4	1-I	7492	CIT	C1-C2-C3-C4

*Continued on next page...*

*Continued from previous page...*

Mol	Chain	Res	Type	Atoms
4	1-S	7512	CIT	C1-C2-C3-C4
4	2-C	7480	CIT	C1-C2-C3-C4
4	10-Q	7508	CIT	C1-C2-C3-C4
4	3-C	7480	CIT	C1-C2-C3-C4
4	6-W	7520	CIT	C1-C2-C3-C4
4	5-W	7520	CIT	C1-C2-C3-C4
4	8-E	7484	CIT	C1-C2-C3-C4
4	5-F	7486	CIT	C1-C2-C3-C4
4	8-D	7482	CIT	C1-C2-C3-C4
4	4-W	7520	CIT	C1-C2-C3-C4
4	7-A	7476	CIT	C1-C2-C3-C4
4	10-O	7504	CIT	C1-C2-C3-C4
4	1-M	7500	CIT	C1-C2-C3-C4
4	6-B	7478	CIT	C1-C2-C3-C4
4	6-V	7518	CIT	C1-C2-C3-C4
4	7-N	7502	CIT	C1-C2-C3-C4
4	7-F	7486	CIT	C1-C2-C3-C4
4	5-A	7476	CIT	C1-C2-C3-C4
4	6-R	7510	CIT	C1-C2-C3-C4
4	4-E	7484	CIT	C1-C2-C3-C4
4	9-S	7512	CIT	C1-C2-C3-C4
4	9-W	7520	CIT	C1-C2-C3-C4
4	7-M	7500	CIT	C1-C2-C3-C4
4	1-J	7494	CIT	C1-C2-C3-C4
4	2-G	7488	CIT	C1-C2-C3-C4
4	9-B	7478	CIT	C1-C2-C3-C4
4	6-L	7498	CIT	C1-C2-C3-C4
4	9-D	7482	CIT	C1-C2-C3-C4
4	2-X	7522	CIT	C1-C2-C3-C4
4	10-N	7502	CIT	C1-C2-C3-C4
4	5-O	7504	CIT	C1-C2-C3-C4
4	1-W	7520	CIT	C1-C2-C3-C4
4	5-S	7512	CIT	C1-C2-C3-C4
4	2-U	7516	CIT	C1-C2-C3-C4
4	3-X	7522	CIT	C1-C2-C3-C4
4	9-K	7496	CIT	C1-C2-C3-C4
4	10-X	7522	CIT	C1-C2-C3-C4
4	6-H	7490	CIT	C1-C2-C3-C4
4	3-N	7502	CIT	C1-C2-C3-C4
4	7-G	7488	CIT	C1-C2-C3-C4
4	5-V	7518	CIT	C1-C2-C3-C4
4	3-Q	7508	CIT	C1-C2-C3-C4

*Continued on next page...*

*Continued from previous page...*

<b>Mol</b>	<b>Chain</b>	<b>Res</b>	<b>Type</b>	<b>Atoms</b>
4	8-F	7486	CIT	C1-C2-C3-C4
4	8-M	7500	CIT	C1-C2-C3-C4
4	3-R	7510	CIT	C1-C2-C3-C4
4	2-A	7476	CIT	C1-C2-C3-C4
4	5-P	7506	CIT	C1-C2-C3-C4
4	7-K	7496	CIT	C1-C2-C3-C4
4	1-E	7484	CIT	C1-C2-C3-C4
4	5-B	7478	CIT	C1-C2-C3-C4
4	1-T	7514	CIT	C1-C2-C3-C4
4	6-N	7502	CIT	C1-C2-C3-C4
4	10-I	7492	CIT	C1-C2-C3-C4
4	1-B	7478	CIT	C1-C2-C3-C4
4	9-G	7488	CIT	C1-C2-C3-C4
4	9-I	7492	CIT	C1-C2-C3-C4
4	2-H	7490	CIT	C1-C2-C3-C4
4	5-M	7500	CIT	C1-C2-C3-C4
4	10-L	7498	CIT	C1-C2-C3-C4
4	1-K	7496	CIT	C1-C2-C3-C4
4	10-G	7488	CIT	C1-C2-C3-C4
4	9-A	7476	CIT	C1-C2-C3-C4
4	5-I	7492	CIT	C1-C2-C3-C4
4	3-M	7500	CIT	C1-C2-C3-C4
4	8-G	7488	CIT	C1-C2-C3-C4
4	10-D	7482	CIT	C1-C2-C3-C4
4	9-E	7484	CIT	C1-C2-C3-C4
4	4-L	7498	CIT	C1-C2-C3-C4
4	3-J	7494	CIT	C1-C2-C3-C4
4	2-M	7500	CIT	C1-C2-C3-C4
4	5-J	7494	CIT	C1-C2-C3-C4
4	4-D	7482	CIT	C1-C2-C3-C4
4	10-R	7510	CIT	C1-C2-C3-C4
4	4-G	7488	CIT	C1-C2-C3-C4
4	1-C	7480	CIT	C1-C2-C3-C4
4	5-T	7514	CIT	C1-C2-C3-C4
4	6-S	7512	CIT	C1-C2-C3-C4
4	6-O	7504	CIT	C1-C2-C3-C4
4	5-L	7498	CIT	C1-C2-C3-C4
4	8-X	7522	CIT	C1-C2-C3-C4
4	3-W	7520	CIT	C1-C2-C3-C4
4	7-S	7512	CIT	C1-C2-C3-C4
4	2-R	7510	CIT	C1-C2-C3-C4
4	9-R	7510	CIT	C1-C2-C3-C4

*Continued on next page...*

*Continued from previous page...*

Mol	Chain	Res	Type	Atoms
4	4-M	7500	CIT	C1-C2-C3-C4
4	9-V	7518	CIT	C1-C2-C3-C4
4	2-L	7498	CIT	C1-C2-C3-C4
4	9-J	7494	CIT	C1-C2-C3-C4
4	2-T	7514	CIT	C1-C2-C3-C4
4	8-P	7506	CIT	C1-C2-C3-C4
4	1-X	7522	CIT	C1-C2-C3-C4
4	3-O	7504	CIT	C1-C2-C3-C4
4	6-M	7500	CIT	C1-C2-C3-C4
4	7-P	7506	CIT	C1-C2-C3-C4
4	10-V	7518	CIT	C1-C2-C3-C4
4	8-W	7520	CIT	C1-C2-C3-C4
4	1-A	7476	CIT	C1-C2-C3-C4
4	3-S	7512	CIT	C1-C2-C3-C4
4	9-T	7514	CIT	C1-C2-C3-C4
4	9-C	7480	CIT	C1-C2-C3-C4
4	1-P	7506	CIT	C1-C2-C3-C4
4	8-N	7502	CIT	C1-C2-C3-C4
4	3-D	7482	CIT	C1-C2-C3-C4
4	10-P	7506	CIT	C1-C2-C3-C4
4	6-E	7484	CIT	C1-C2-C3-C4
4	10-T	7514	CIT	C1-C2-C3-C4
4	5-Q	7508	CIT	C1-C2-C3-C4
4	6-A	7476	CIT	C1-C2-C3-C4
4	2-B	7478	CIT	C1-C2-C3-C4
4	7-R	7510	CIT	C1-C2-C3-C4
4	8-L	7498	CIT	C1-C2-C3-C4
4	5-R	7510	CIT	C1-C2-C3-C4
4	8-V	7518	CIT	C1-C2-C3-C4
4	8-K	7496	CIT	C1-C2-C3-C4
4	10-M	7500	CIT	C1-C2-C3-C4
4	2-E	7484	CIT	C1-C2-C3-C4
4	2-K	7496	CIT	C1-C2-C3-C4
4	7-B	7478	CIT	C1-C2-C3-C4
4	10-S	7512	CIT	C1-C2-C3-C4
4	10-H	7490	CIT	C1-C2-C3-C4
4	4-X	7522	CIT	C1-C2-C3-C4
4	9-H	7490	CIT	C1-C2-C3-C4
4	3-U	7516	CIT	C1-C2-C3-C4
4	4-B	7478	CIT	C1-C2-C3-C4
4	6-K	7496	CIT	C1-C2-C3-C4
4	8-I	7492	CIT	C1-C2-C3-C4

*Continued on next page...*

*Continued from previous page...*

Mol	Chain	Res	Type	Atoms
4	1-U	7516	CIT	C1-C2-C3-C4
4	4-U	7516	CIT	C1-C2-C3-C4
4	3-E	7484	CIT	C1-C2-C3-C4
4	7-H	7490	CIT	C1-C2-C3-C4
4	9-N	7502	CIT	C1-C2-C3-C4
4	7-X	7522	CIT	C1-C2-C3-C4
4	1-Q	7508	CIT	C1-C2-C3-C4
4	2-I	7492	CIT	C1-C2-C3-C4
4	2-P	7506	CIT	C1-C2-C3-C4
4	10-A	7476	CIT	C1-C2-C3-C4
4	1-O	7504	CIT	C1-C2-C3-C4
4	5-E	7484	CIT	C1-C2-C3-C4
4	2-W	7520	CIT	C1-C2-C3-C4
4	5-K	7496	CIT	C1-C2-C3-C4
4	6-J	7494	CIT	C1-C2-C3-C4
4	3-K	7496	CIT	C1-C2-C3-C4
4	4-R	7510	CIT	C1-C2-C3-C4
4	9-P	7506	CIT	C1-C2-C3-C4
4	6-P	7506	CIT	C1-C2-C3-C4
4	4-F	7486	CIT	C1-C2-C3-C4
4	5-C	7480	CIT	C1-C2-C3-C4
4	9-Q	7508	CIT	C1-C2-C3-C4
4	2-Q	7508	CIT	C1-C2-C3-C4
4	8-B	7478	CIT	C1-C2-C3-C4
4	8-T	7514	CIT	C1-C2-C3-C4
4	7-O	7504	CIT	C1-C2-C3-C4
4	5-N	7502	CIT	C1-C2-C3-C4
4	4-Q	7508	CIT	C1-C2-C3-C4
4	10-J	7494	CIT	C1-C2-C3-C4
4	2-F	7486	CIT	C1-C2-C3-C4
4	7-U	7516	CIT	C1-C2-C3-C4
4	2-V	7518	CIT	C1-C2-C3-C4
4	10-F	7486	CIT	C1-C2-C3-C4
4	1-D	7482	CIT	C1-C2-C3-C4
4	7-J	7494	CIT	C1-C2-C3-C4
4	3-P	7506	CIT	C1-C2-C3-C4
4	8-O	7504	CIT	C1-C2-C3-C4
4	10-W	7520	CIT	C1-C2-C3-C4
4	5-H	7490	CIT	C1-C2-C3-C4
4	3-I	7492	CIT	C1-C2-C3-C4
4	9-U	7516	CIT	C1-C2-C3-C4

There are no ring outliers.

480 monomers are involved in 2567 short contacts:

Mol	Chain	Res	Type	Clashes	Symm-Clashes
3	9-E	7483	AMP	8	0
3	8-Q	7507	AMP	6	0
3	4-D	7481	AMP	10	0
3	9-X	7521	AMP	7	0
3	8-E	7483	AMP	6	0
3	4-L	7497	AMP	9	0
4	7-T	7514	CIT	6	0
3	2-L	7497	AMP	7	0
4	4-O	7504	CIT	4	0
3	8-I	7491	AMP	5	0
3	4-X	7521	AMP	9	0
3	2-P	7505	AMP	7	0
3	2-I	7491	AMP	7	0
3	5-K	7495	AMP	8	0
4	4-S	7512	CIT	4	0
3	9-M	7499	AMP	7	0
3	4-E	7483	AMP	10	0
4	4-I	7492	CIT	5	0
3	6-R	7509	AMP	7	0
4	2-N	7502	CIT	3	0
3	2-B	7477	AMP	6	0
3	8-K	7495	AMP	7	0
3	5-L	7497	AMP	7	0
3	1-E	7483	AMP	4	0
4	9-O	7504	CIT	3	0
3	10-T	7513	AMP	6	0
4	5-D	7482	CIT	3	0
3	1-H	7489	AMP	4	0
3	7-T	7513	AMP	5	0
3	10-O	7503	AMP	6	0
4	4-H	7490	CIT	4	0
4	1-S	7512	CIT	5	0
3	4-K	7495	AMP	10	0
4	1-N	7502	CIT	5	0
4	1-G	7488	CIT	5	0
3	3-L	7497	AMP	10	0
4	8-R	7510	CIT	4	0
3	5-E	7483	AMP	7	0
4	7-M	7500	CIT	6	0
3	4-O	7503	AMP	10	0
3	3-D	7481	AMP	10	0
4	1-R	7510	CIT	5	0

*Continued on next page...*

*Continued from previous page...*

Mol	Chain	Res	Type	Clashes	Symm-Clashes
4	10-B	7478	CIT	4	0
4	3-Q	7508	CIT	4	0
4	4-N	7502	CIT	4	0
4	6-U	7516	CIT	3	0
3	3-F	7485	AMP	10	0
3	3-Q	7507	AMP	10	0
3	10-P	7505	AMP	6	0
4	6-G	7488	CIT	2	0
4	2-H	7490	CIT	2	0
4	9-F	7486	CIT	3	0
3	2-N	7501	AMP	6	0
3	1-S	7511	AMP	4	0
3	9-A	7475	AMP	7	0
4	7-E	7484	CIT	6	0
3	2-R	7509	AMP	7	0
4	8-A	7476	CIT	4	0
3	1-D	7481	AMP	4	0
4	3-U	7516	CIT	4	0
3	10-F	7485	AMP	6	0
4	2-S	7512	CIT	2	0
3	4-V	7517	AMP	9	0
3	1-C	7479	AMP	4	0
4	3-H	7490	CIT	4	0
4	9-M	7500	CIT	2	0
3	9-I	7491	AMP	8	0
4	2-E	7484	CIT	3	0
4	7-D	7482	CIT	6	0
4	4-A	7476	CIT	5	0
4	2-O	7504	CIT	3	0
4	4-U	7516	CIT	5	0
3	2-M	7499	AMP	7	0
3	3-J	7493	AMP	10	0
3	2-K	7495	AMP	7	0
4	4-F	7486	CIT	3	0
3	4-W	7519	AMP	10	0
3	3-E	7483	AMP	10	0
4	6-D	7482	CIT	2	0
4	2-D	7482	CIT	3	0
3	2-V	7517	AMP	6	0
4	10-C	7480	CIT	4	0
3	10-G	7487	AMP	6	0
3	1-P	7505	AMP	4	0

*Continued on next page...*

*Continued from previous page...*

Mol	Chain	Res	Type	Clashes	Symm-Clashes
4	1-L	7498	CIT	5	0
4	4-T	7514	CIT	4	0
4	8-S	7512	CIT	4	0
4	7-I	7492	CIT	6	0
4	3-G	7488	CIT	4	0
4	5-A	7476	CIT	4	0
4	2-J	7494	CIT	4	0
4	4-C	7480	CIT	4	0
4	8-U	7516	CIT	4	0
4	3-T	7514	CIT	4	0
4	8-H	7490	CIT	4	0
4	5-G	7488	CIT	4	0
4	6-T	7514	CIT	2	0
4	7-L	7498	CIT	5	0
4	8-J	7494	CIT	4	0
3	6-X	7521	AMP	7	0
4	6-C	7480	CIT	3	0
4	4-J	7494	CIT	4	0
4	7-F	7486	CIT	6	0
3	2-O	7503	AMP	7	0
4	1-H	7490	CIT	5	0
4	7-W	7520	CIT	6	0
3	4-A	7475	AMP	10	0
4	6-F	7486	CIT	2	0
3	4-F	7485	AMP	9	0
3	7-M	7499	AMP	5	0
3	3-W	7519	AMP	10	0
3	1-M	7499	AMP	4	0
4	3-B	7478	CIT	4	0
4	9-X	7522	CIT	1	0
3	4-B	7477	AMP	9	0
4	10-E	7484	CIT	3	0
3	6-S	7511	AMP	7	0
3	7-B	7477	AMP	5	0
3	1-T	7513	AMP	4	0
4	3-L	7498	CIT	4	0
3	9-K	7495	AMP	9	0
3	1-R	7509	AMP	4	0
3	10-R	7509	AMP	6	0
3	3-V	7517	AMP	10	0
4	3-A	7476	CIT	4	0
4	3-V	7518	CIT	4	0

*Continued on next page...*



*Continued from previous page...*

Mol	Chain	Res	Type	Clashes	Symm-Clashes
3	2-T	7513	AMP	7	0
4	3-J	7494	CIT	4	0
3	9-C	7479	AMP	8	0
4	9-K	7496	CIT	3	0
3	9-O	7503	AMP	7	0
4	8-C	7480	CIT	4	0
4	8-Q	7508	CIT	4	0
4	5-X	7522	CIT	4	0
3	9-W	7519	AMP	8	0
4	1-V	7518	CIT	5	0
4	4-P	7506	CIT	4	0
4	6-I	7492	CIT	3	0
3	1-O	7503	AMP	4	0
3	1-F	7485	AMP	4	0
4	6-X	7522	CIT	3	0
4	6-Q	7508	CIT	3	0
3	8-C	7479	AMP	6	0
3	4-S	7511	AMP	10	0
3	2-D	7481	AMP	7	0
3	4-N	7501	AMP	10	0
3	6-T	7513	AMP	7	0
4	10-Q	7508	CIT	3	0
3	7-N	7501	AMP	5	0
3	10-W	7519	AMP	6	0
3	2-W	7519	AMP	6	0
4	3-C	7480	CIT	4	0
3	5-A	7475	AMP	7	0
4	7-C	7480	CIT	6	0
3	7-R	7509	AMP	5	0
4	6-W	7520	CIT	3	0
3	6-I	7491	AMP	7	0
4	8-E	7484	CIT	4	0
3	3-G	7487	AMP	10	0
4	8-D	7482	CIT	4	0
4	4-W	7520	CIT	3	0
4	10-U	7516	CIT	5	0
4	10-K	7496	CIT	4	0
3	9-G	7487	AMP	8	0
4	1-M	7500	CIT	5	0
3	8-B	7477	AMP	6	0
3	7-X	7521	AMP	5	0
4	6-V	7518	CIT	3	0

*Continued on next page...*

*Continued from previous page...*

Mol	Chain	Res	Type	Clashes	Symm-Clashes
4	1-K	7496	CIT	5	0
4	8-N	7502	CIT	4	0
3	4-Q	7507	AMP	10	0
4	6-R	7510	CIT	2	0
4	4-E	7484	CIT	5	0
3	3-H	7489	AMP	10	0
3	8-G	7487	AMP	5	0
4	9-S	7512	CIT	3	0
4	9-W	7520	CIT	3	0
4	2-G	7488	CIT	2	0
4	9-B	7478	CIT	3	0
4	10-O	7504	CIT	4	0
4	6-L	7498	CIT	3	0
4	4-K	7496	CIT	3	0
4	9-D	7482	CIT	3	0
3	2-G	7487	AMP	7	0
3	7-P	7505	AMP	5	0
3	8-S	7511	AMP	5	0
3	6-W	7519	AMP	7	0
4	2-X	7522	CIT	3	0
4	10-N	7502	CIT	4	0
3	10-H	7489	AMP	6	0
4	5-O	7504	CIT	3	0
4	5-M	7500	CIT	3	0
3	7-I	7491	AMP	5	0
4	5-S	7512	CIT	4	0
3	9-V	7517	AMP	8	0
3	3-K	7495	AMP	11	0
4	2-U	7516	CIT	3	0
4	3-X	7522	CIT	4	0
3	8-U	7515	AMP	5	0
3	1-X	7521	AMP	4	0
3	1-V	7517	AMP	4	0
4	9-R	7510	CIT	3	0
4	10-X	7522	CIT	3	0
3	5-F	7485	AMP	7	0
4	6-H	7490	CIT	2	0
4	3-N	7502	CIT	4	0
4	7-G	7488	CIT	6	0
4	5-V	7518	CIT	3	0
3	2-X	7521	AMP	7	0
4	8-P	7506	CIT	4	0

*Continued on next page...*

*Continued from previous page...*

Mol	Chain	Res	Type	Clashes	Symm-Clashes
3	5-C	7479	AMP	7	0
4	8-F	7486	CIT	4	0
4	8-M	7500	CIT	4	0
3	5-S	7511	AMP	7	0
3	6-Q	7507	AMP	7	0
4	7-V	7518	CIT	6	0
4	2-A	7476	CIT	3	0
4	5-P	7506	CIT	3	0
4	7-K	7496	CIT	6	0
4	2-W	7520	CIT	3	0
3	6-P	7505	AMP	7	0
4	1-E	7484	CIT	5	0
4	5-B	7478	CIT	3	0
3	5-M	7499	AMP	7	0
3	7-Q	7507	AMP	5	0
3	8-D	7481	AMP	5	0
4	3-M	7500	CIT	4	0
3	6-C	7479	AMP	7	0
4	6-M	7500	CIT	3	0
4	10-I	7492	CIT	5	0
3	6-U	7515	AMP	7	0
4	3-F	7486	CIT	4	0
3	3-X	7521	AMP	10	0
3	2-F	7485	AMP	7	0
3	6-J	7493	AMP	7	0
3	6-K	7495	AMP	8	0
4	1-B	7478	CIT	5	0
4	9-G	7488	CIT	3	0
3	7-K	7495	AMP	6	0
3	1-Q	7507	AMP	4	0
3	6-M	7499	AMP	6	0
3	2-S	7511	AMP	6	0
4	1-F	7486	CIT	5	0
3	7-C	7479	AMP	5	0
4	9-I	7492	CIT	3	0
3	1-I	7491	AMP	4	0
3	1-B	7477	AMP	4	0
3	10-S	7511	AMP	6	0
3	5-U	7515	AMP	7	0
4	10-L	7498	CIT	3	0
3	8-W	7519	AMP	6	0
4	6-B	7478	CIT	2	0

*Continued on next page...*

*Continued from previous page...*

Mol	Chain	Res	Type	Clashes	Symm-Clashes
3	7-V	7517	AMP	5	0
3	4-G	7487	AMP	10	0
3	4-I	7491	AMP	9	0
3	9-S	7511	AMP	8	0
3	7-H	7489	AMP	5	0
3	9-U	7515	AMP	8	0
3	3-B	7477	AMP	10	0
4	9-A	7476	CIT	3	0
3	8-R	7509	AMP	5	0
4	5-I	7492	CIT	4	0
3	10-X	7521	AMP	6	0
4	1-T	7514	CIT	5	0
3	9-L	7497	AMP	7	0
3	9-T	7513	AMP	8	0
4	8-G	7488	CIT	4	0
4	7-A	7476	CIT	6	0
4	10-D	7482	CIT	4	0
3	7-E	7483	AMP	5	0
3	3-P	7505	AMP	10	0
3	5-R	7509	AMP	7	0
4	9-E	7484	CIT	1	0
4	4-L	7498	CIT	3	0
3	10-J	7493	AMP	6	0
3	3-R	7509	AMP	10	0
4	5-L	7498	CIT	4	0
3	6-V	7517	AMP	7	0
4	2-M	7500	CIT	3	0
3	8-N	7501	AMP	6	0
3	7-J	7493	AMP	5	0
4	5-J	7494	CIT	4	0
4	4-D	7482	CIT	3	0
4	10-R	7510	CIT	3	0
4	1-C	7480	CIT	5	0
3	8-M	7499	AMP	6	0
3	4-H	7489	AMP	10	0
4	6-A	7476	CIT	3	0
3	5-V	7517	AMP	7	0
3	7-U	7515	AMP	5	0
4	5-T	7514	CIT	3	0
4	6-S	7512	CIT	2	0
3	9-H	7489	AMP	8	0
3	3-S	7511	AMP	10	0

*Continued on next page...*

*Continued from previous page...*

Mol	Chain	Res	Type	Clashes	Symm-Clashes
4	6-O	7504	CIT	3	0
3	5-O	7503	AMP	7	0
4	8-X	7522	CIT	4	0
4	3-W	7520	CIT	4	0
3	8-O	7503	AMP	6	0
3	10-K	7495	AMP	7	0
4	7-S	7512	CIT	6	0
3	9-R	7509	AMP	8	0
3	1-J	7493	AMP	4	0
3	5-B	7477	AMP	8	0
3	5-T	7513	AMP	7	0
4	2-R	7510	CIT	2	0
4	4-M	7500	CIT	5	0
3	6-H	7489	AMP	7	0
3	10-L	7497	AMP	6	0
4	9-V	7518	CIT	2	0
4	2-L	7498	CIT	2	0
3	1-L	7497	AMP	4	0
4	9-J	7494	CIT	2	0
3	2-H	7489	AMP	7	0
4	2-T	7514	CIT	1	0
4	4-V	7518	CIT	4	0
4	9-L	7498	CIT	1	0
3	7-A	7475	AMP	5	0
3	7-W	7519	AMP	5	0
4	1-X	7522	CIT	5	0
3	8-H	7489	AMP	5	0
3	10-E	7483	AMP	6	0
4	3-O	7504	CIT	4	0
4	7-Q	7508	CIT	6	0
3	9-N	7501	AMP	7	0
3	6-N	7501	AMP	7	0
3	4-P	7505	AMP	10	0
3	8-V	7517	AMP	6	0
3	6-F	7485	AMP	7	0
3	6-E	7483	AMP	7	0
4	7-P	7506	CIT	6	0
4	10-V	7518	CIT	4	0
4	2-C	7480	CIT	3	0
4	8-W	7520	CIT	4	0
4	1-A	7476	CIT	5	0
3	9-J	7493	AMP	8	0

*Continued on next page...*

*Continued from previous page...*

Mol	Chain	Res	Type	Clashes	Symm-Clashes
3	10-B	7477	AMP	6	0
4	3-S	7512	CIT	4	0
4	9-T	7514	CIT	3	0
4	9-C	7480	CIT	3	0
3	2-U	7515	AMP	6	0
4	1-P	7506	CIT	5	0
3	8-P	7505	AMP	5	0
3	1-G	7487	AMP	4	0
4	3-D	7482	CIT	4	0
3	1-N	7501	AMP	4	0
4	10-P	7506	CIT	4	0
4	6-N	7502	CIT	2	0
3	9-D	7481	AMP	8	0
4	6-E	7484	CIT	3	0
4	10-T	7514	CIT	5	0
4	1-W	7520	CIT	5	0
3	1-W	7519	AMP	4	0
4	10-G	7488	CIT	4	0
4	2-B	7478	CIT	3	0
4	7-R	7510	CIT	6	0
4	8-L	7498	CIT	4	0
3	6-O	7503	AMP	7	0
3	8-X	7521	AMP	6	0
4	5-R	7510	CIT	4	0
3	4-C	7479	AMP	10	0
4	8-V	7518	CIT	4	0
4	8-K	7496	CIT	4	0
3	10-M	7499	AMP	6	0
3	10-I	7491	AMP	6	0
3	8-L	7497	AMP	6	0
4	10-M	7500	CIT	4	0
3	5-J	7493	AMP	7	0
3	2-A	7475	AMP	7	0
3	8-J	7493	AMP	6	0
4	2-K	7496	CIT	3	0
3	1-K	7495	AMP	5	0
4	7-B	7478	CIT	5	0
3	3-U	7515	AMP	10	0
3	7-D	7481	AMP	5	0
3	10-N	7501	AMP	6	0
3	5-Q	7507	AMP	7	0
4	3-R	7510	CIT	4	0

*Continued on next page...*

*Continued from previous page...*

Mol	Chain	Res	Type	Clashes	Symm-Clashes
3	7-F	7485	AMP	5	0
3	5-W	7519	AMP	7	0
3	1-U	7515	AMP	4	0
3	4-U	7515	AMP	9	0
3	9-B	7477	AMP	8	0
4	10-H	7490	CIT	3	0
4	4-X	7522	CIT	3	0
4	9-H	7490	CIT	3	0
3	2-Q	7507	AMP	7	0
4	4-B	7478	CIT	4	0
4	5-F	7486	CIT	4	0
3	3-T	7513	AMP	10	0
3	5-G	7487	AMP	7	0
4	6-K	7496	CIT	3	0
4	8-I	7492	CIT	4	0
4	1-U	7516	CIT	5	0
3	6-B	7477	AMP	7	0
3	3-I	7491	AMP	10	0
3	10-A	7475	AMP	6	0
3	3-M	7499	AMP	10	0
3	3-C	7479	AMP	10	0
3	4-R	7509	AMP	9	0
3	5-H	7489	AMP	7	0
4	7-H	7490	CIT	6	0
3	10-D	7481	AMP	6	0
4	9-N	7502	CIT	3	0
4	7-X	7522	CIT	5	0
4	1-Q	7508	CIT	5	0
4	2-I	7492	CIT	3	0
4	2-P	7506	CIT	2	0
4	10-A	7476	CIT	5	0
4	3-I	7492	CIT	4	0
4	1-O	7504	CIT	5	0
4	5-E	7484	CIT	3	0
3	5-I	7491	AMP	7	0
3	10-U	7515	AMP	5	0
3	3-O	7503	AMP	10	0
3	4-J	7493	AMP	9	0
4	1-I	7492	CIT	5	0
4	5-K	7496	CIT	4	0
4	4-G	7488	CIT	4	0
3	3-A	7475	AMP	10	0

*Continued on next page...*

*Continued from previous page...*

Mol	Chain	Res	Type	Clashes	Symm-Clashes
4	6-J	7494	CIT	3	0
3	8-A	7475	AMP	6	0
4	3-K	7496	CIT	4	0
4	4-R	7510	CIT	3	0
4	9-P	7506	CIT	3	0
4	5-U	7516	CIT	4	0
4	1-J	7494	CIT	5	0
3	6-A	7475	AMP	6	0
4	6-P	7506	CIT	2	0
4	5-C	7480	CIT	4	0
4	9-Q	7508	CIT	1	0
4	2-Q	7508	CIT	3	0
4	8-B	7478	CIT	4	0
3	2-E	7483	AMP	7	0
3	4-T	7513	AMP	10	0
4	8-T	7514	CIT	4	0
3	10-V	7517	AMP	6	0
4	7-O	7504	CIT	6	0
3	9-P	7505	AMP	8	0
3	5-D	7481	AMP	7	0
3	9-F	7485	AMP	8	0
4	5-N	7502	CIT	3	0
4	5-Q	7508	CIT	3	0
3	1-A	7475	AMP	4	0
3	7-O	7503	AMP	5	0
3	3-N	7501	AMP	10	0
4	4-Q	7508	CIT	5	0
4	10-J	7494	CIT	4	0
4	2-F	7486	CIT	2	0
4	7-U	7516	CIT	6	0
3	10-C	7479	AMP	6	0
3	4-M	7499	AMP	10	0
4	7-N	7502	CIT	5	0
3	2-J	7493	AMP	6	0
3	8-T	7513	AMP	5	0
4	2-V	7518	CIT	4	0
3	7-G	7487	AMP	5	0
4	10-F	7486	CIT	4	0
4	5-W	7520	CIT	4	0
4	1-D	7482	CIT	5	0
4	7-J	7494	CIT	6	0
3	2-C	7479	AMP	7	0

*Continued on next page...*

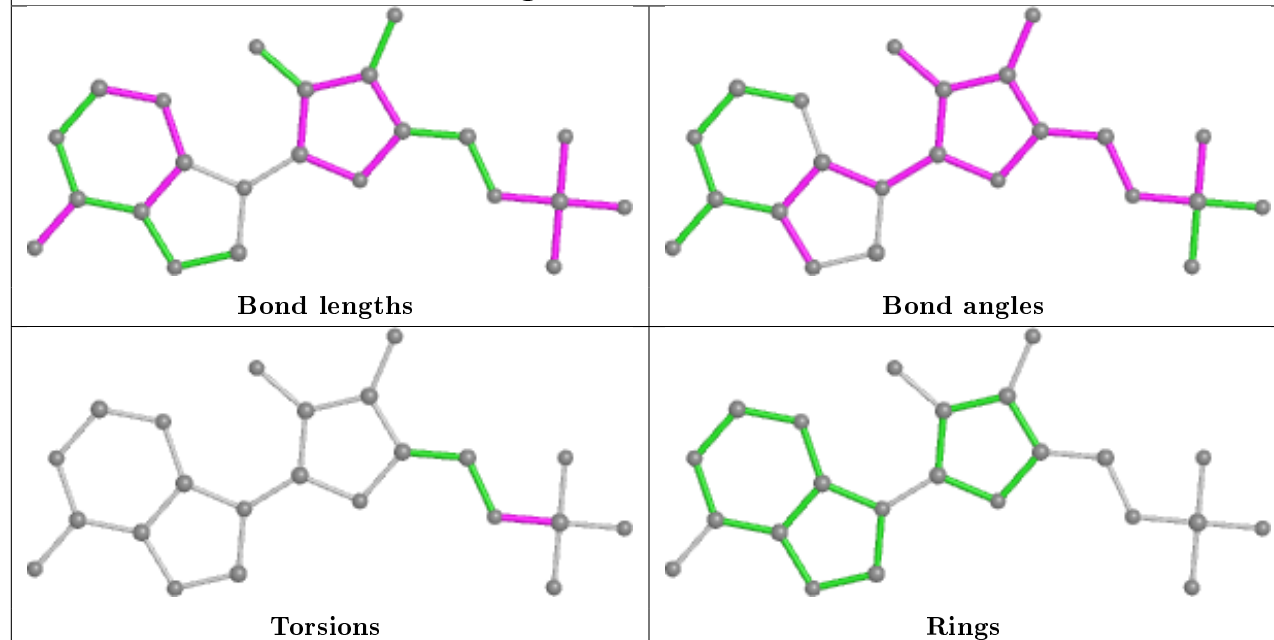


*Continued from previous page...*

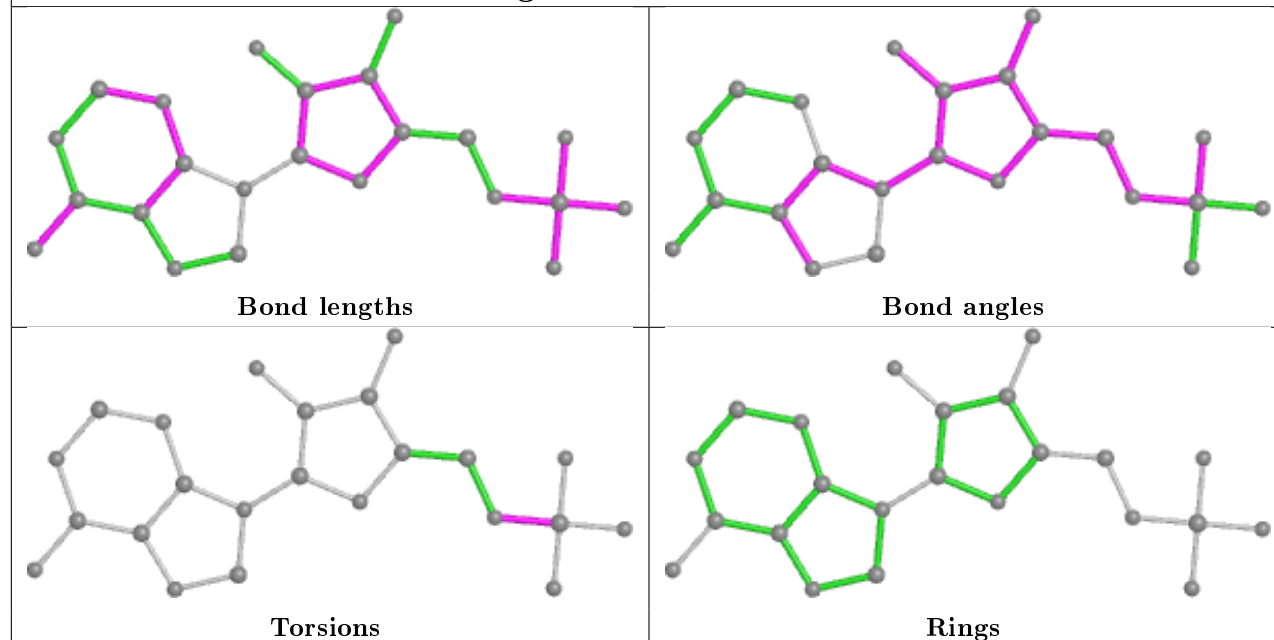
Mol	Chain	Res	Type	Clashes	Symm-Clashes
3	10-Q	7507	AMP	6	0
3	5-N	7501	AMP	7	0
4	3-P	7506	CIT	4	0
4	8-O	7504	CIT	4	0
4	10-W	7520	CIT	4	0
4	10-S	7512	CIT	3	0
3	6-D	7481	AMP	7	0
4	3-E	7484	CIT	4	0
3	5-X	7521	AMP	7	0
4	5-H	7490	CIT	3	0
3	7-S	7511	AMP	5	0
3	6-L	7497	AMP	7	0
3	9-Q	7507	AMP	8	0
3	5-P	7505	AMP	7	0
3	7-L	7497	AMP	5	0
3	6-G	7487	AMP	7	0
4	9-U	7516	CIT	3	0
3	8-F	7485	AMP	5	0

The following is a two-dimensional graphical depiction of Mogul quality analysis of bond lengths, bond angles, torsion angles, and ring geometry for all instances of the Ligand of Interest. In addition, ligands with molecular weight > 250 and outliers as shown on the validation Tables will also be included. For torsion angles, if less than 5% of the Mogul distribution of torsion angles is within 10 degrees of the torsion angle in question, then that torsion angle is considered an outlier. Any bond that is central to one or more torsion angles identified as an outlier by Mogul will be highlighted in the graph. For rings, the root-mean-square deviation (RMSD) between the ring in question and similar rings identified by Mogul is calculated over all ring torsion angles. If the average RMSD is greater than 60 degrees and the minimal RMSD between the ring in question and any Mogul-identified rings is also greater than 60 degrees, then that ring is considered an outlier. The outliers are highlighted in purple. The color gray indicates Mogul did not find sufficient equivalents in the CSD to analyse the geometry.

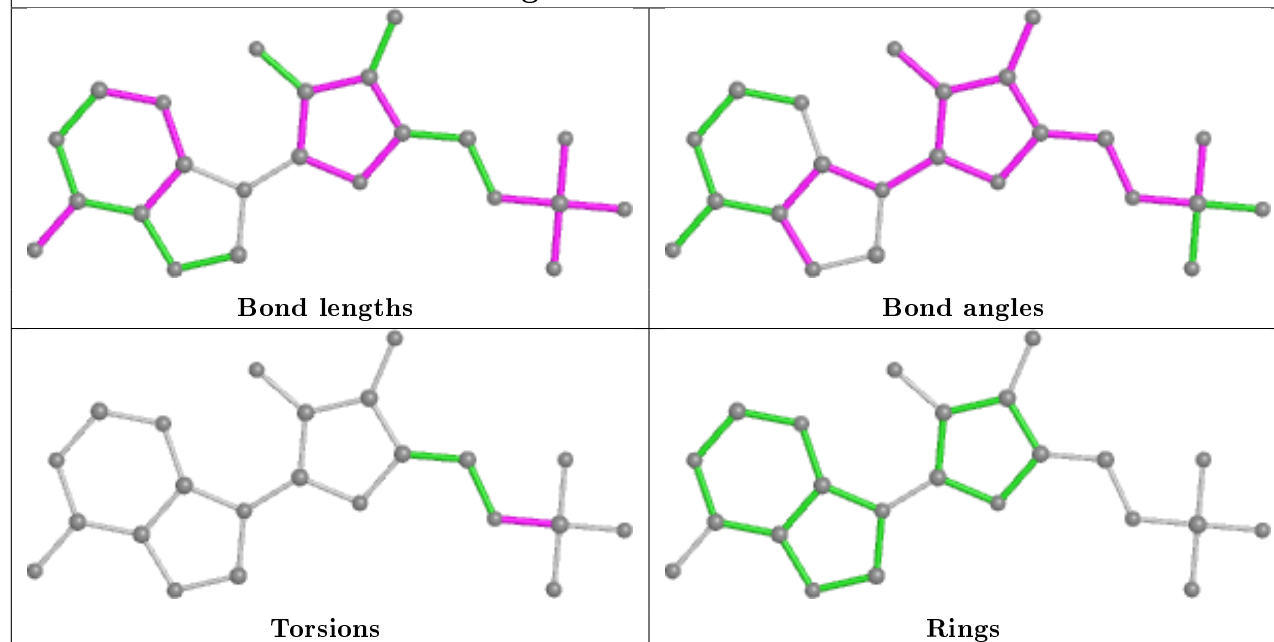
## Ligand AMP E 7483



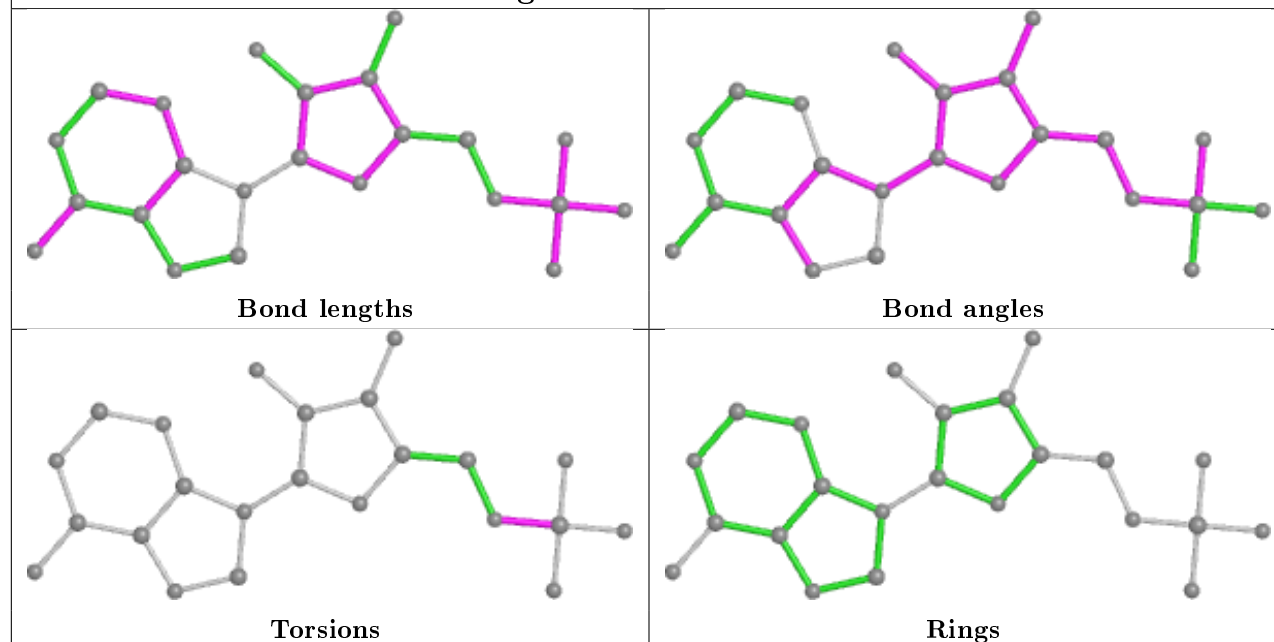
## Ligand AMP H 7489



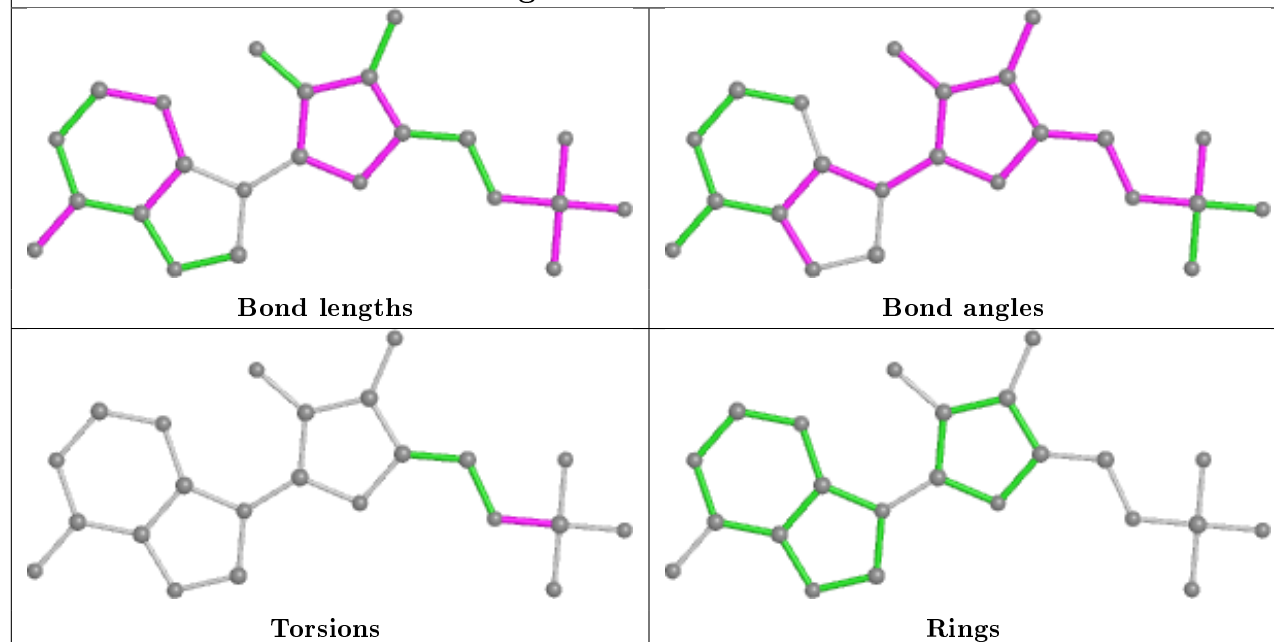
## Ligand AMP S 7511



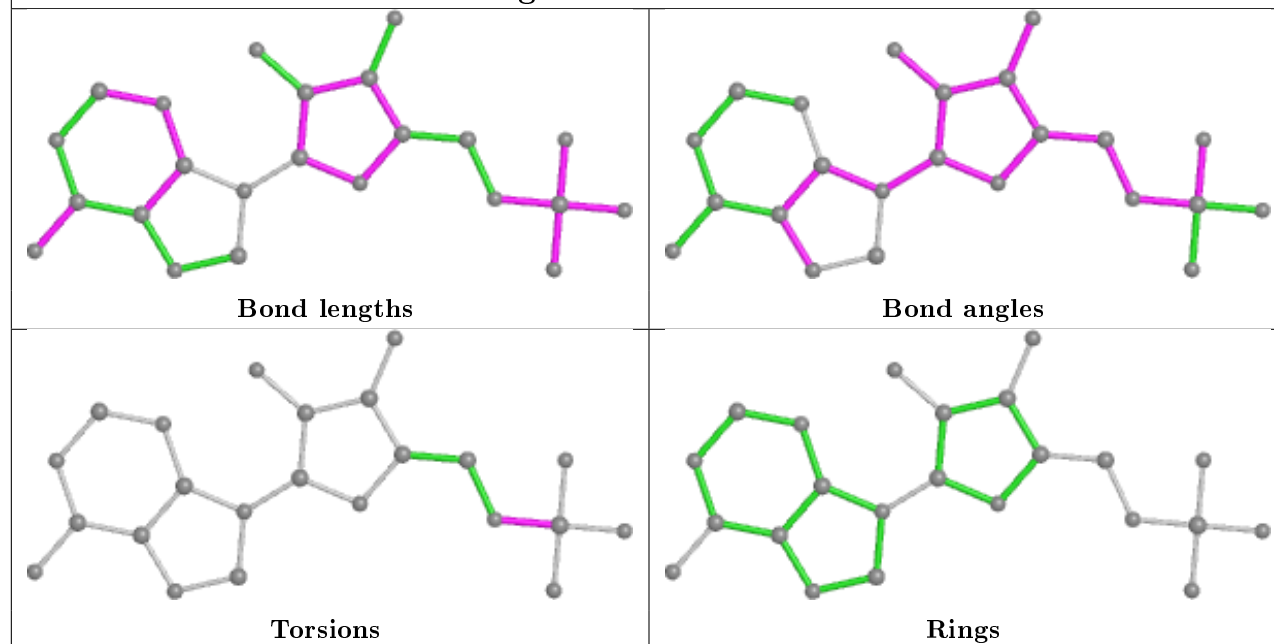
## Ligand AMP D 7481



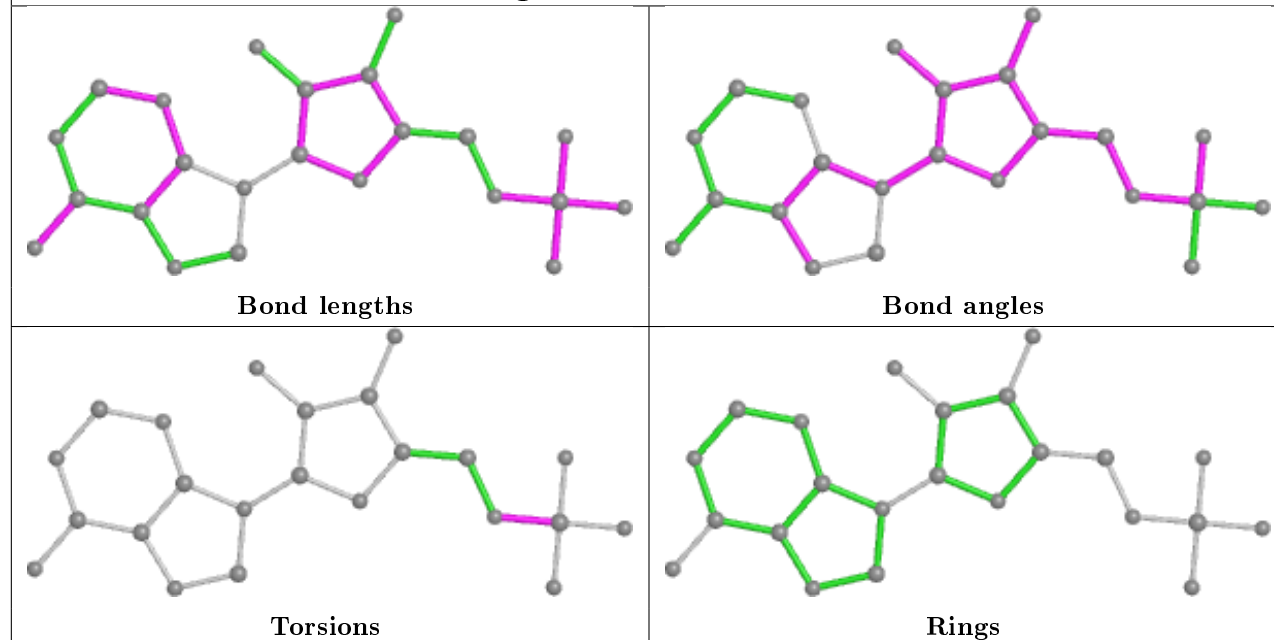
## Ligand AMP C 7479



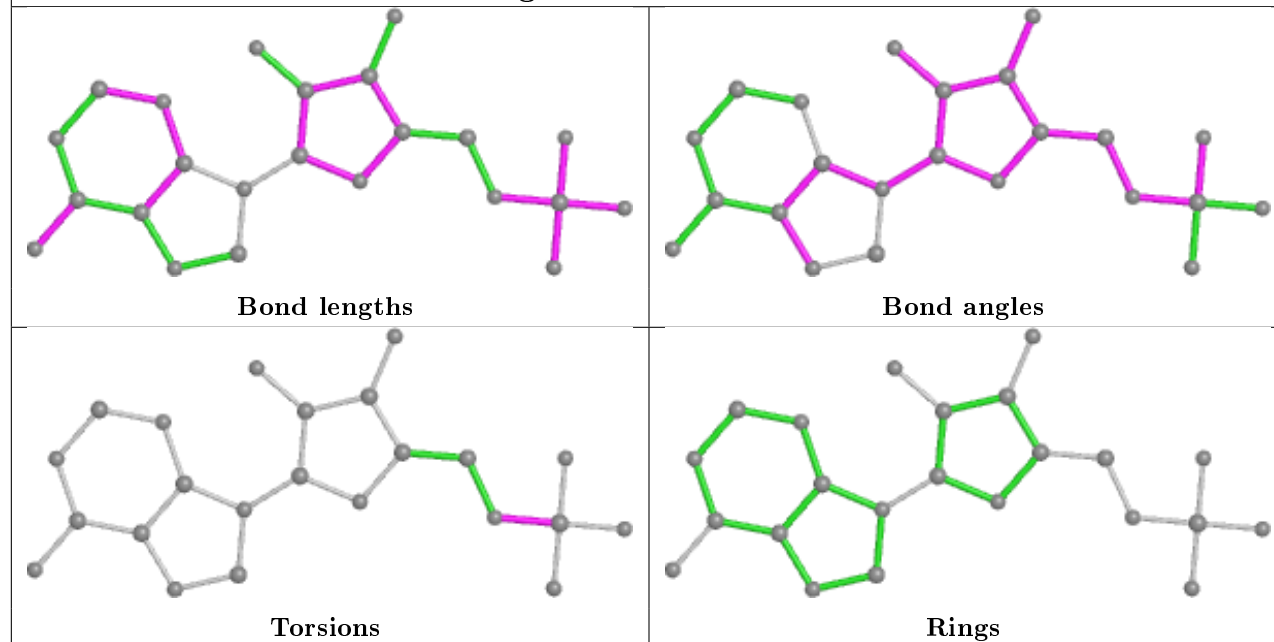
## Ligand AMP P 7505



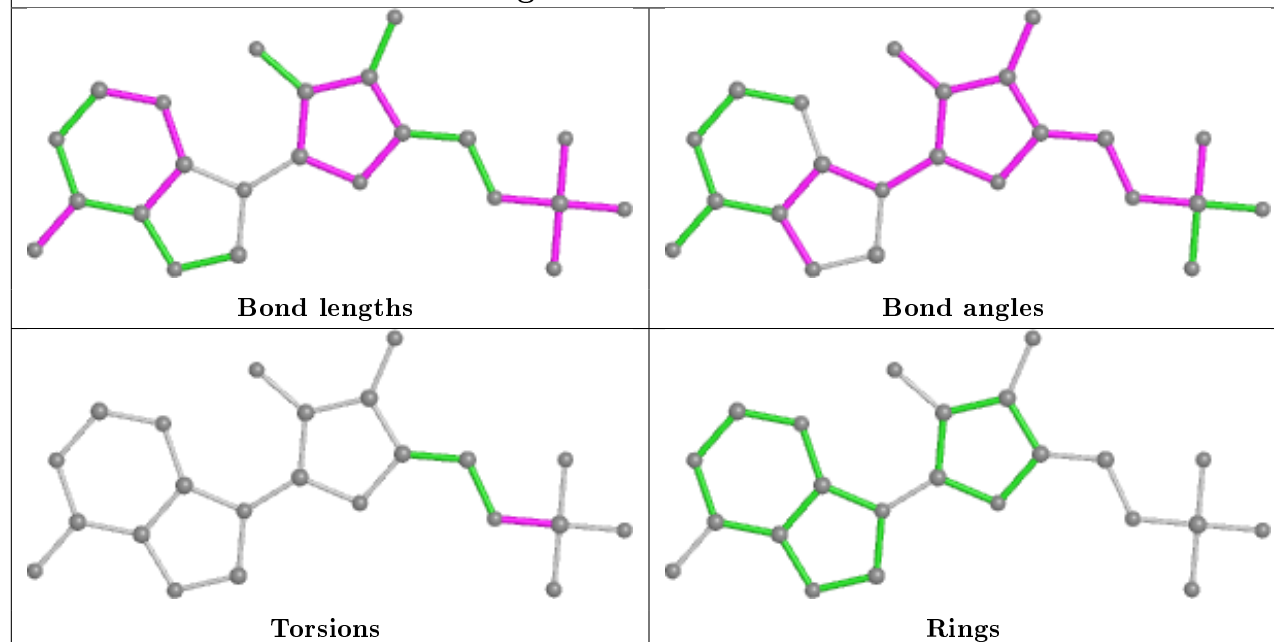
## Ligand AMP M 7499



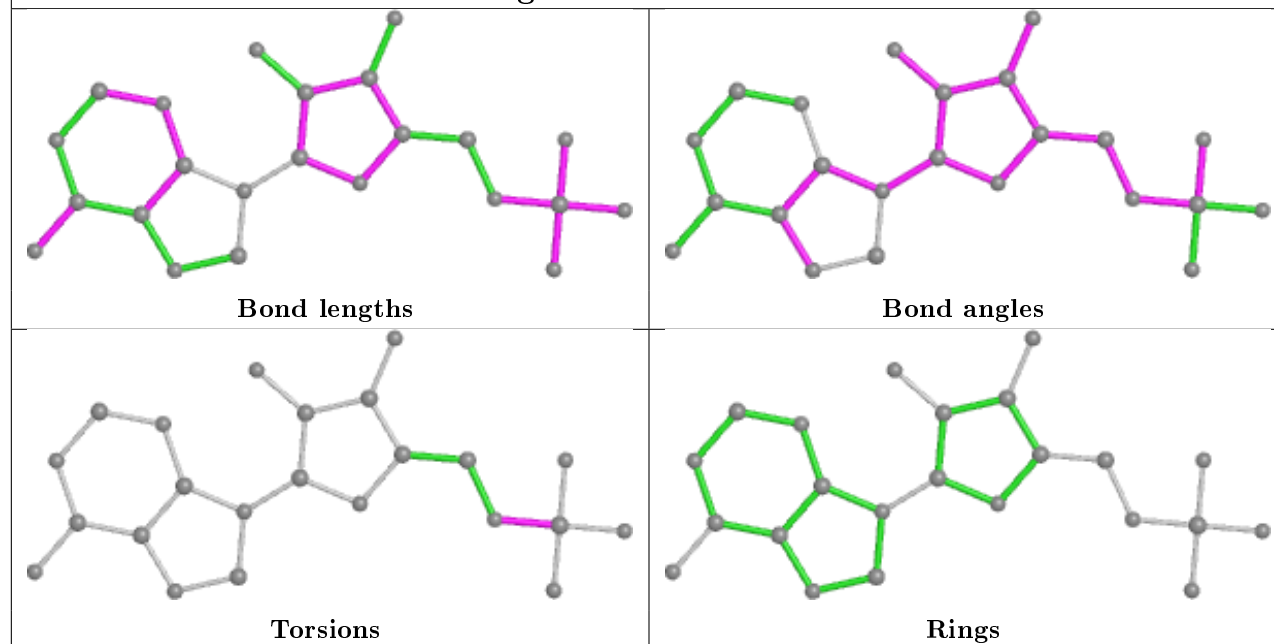
## Ligand AMP T 7513



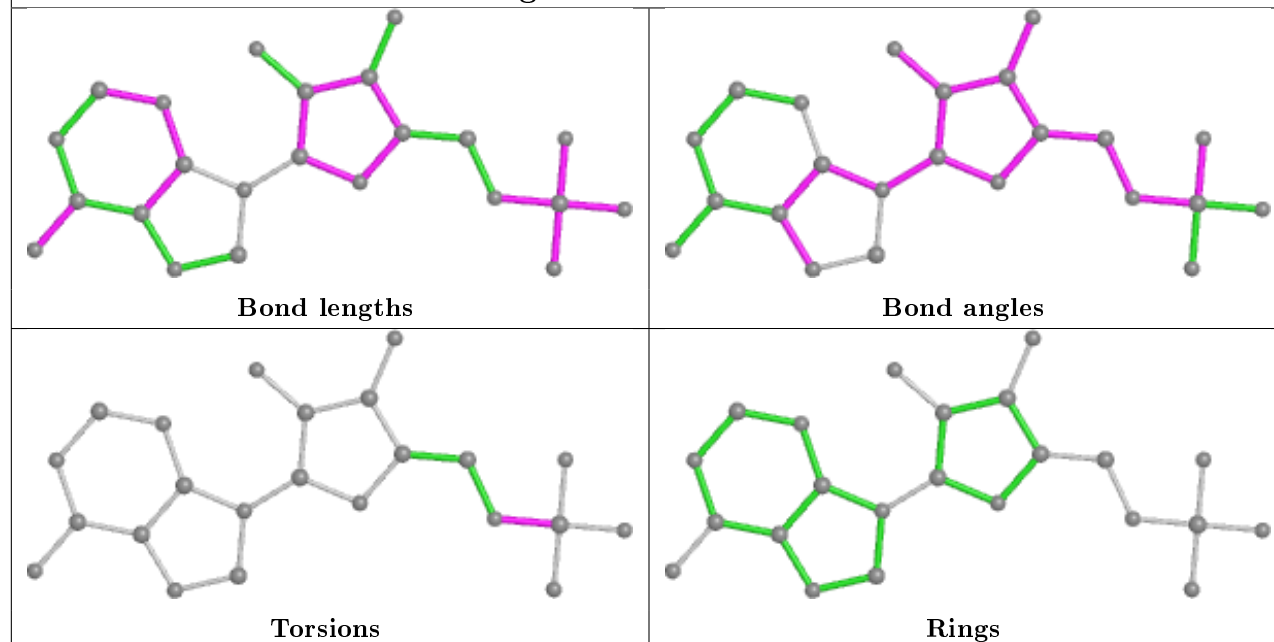
## Ligand AMP R 7509



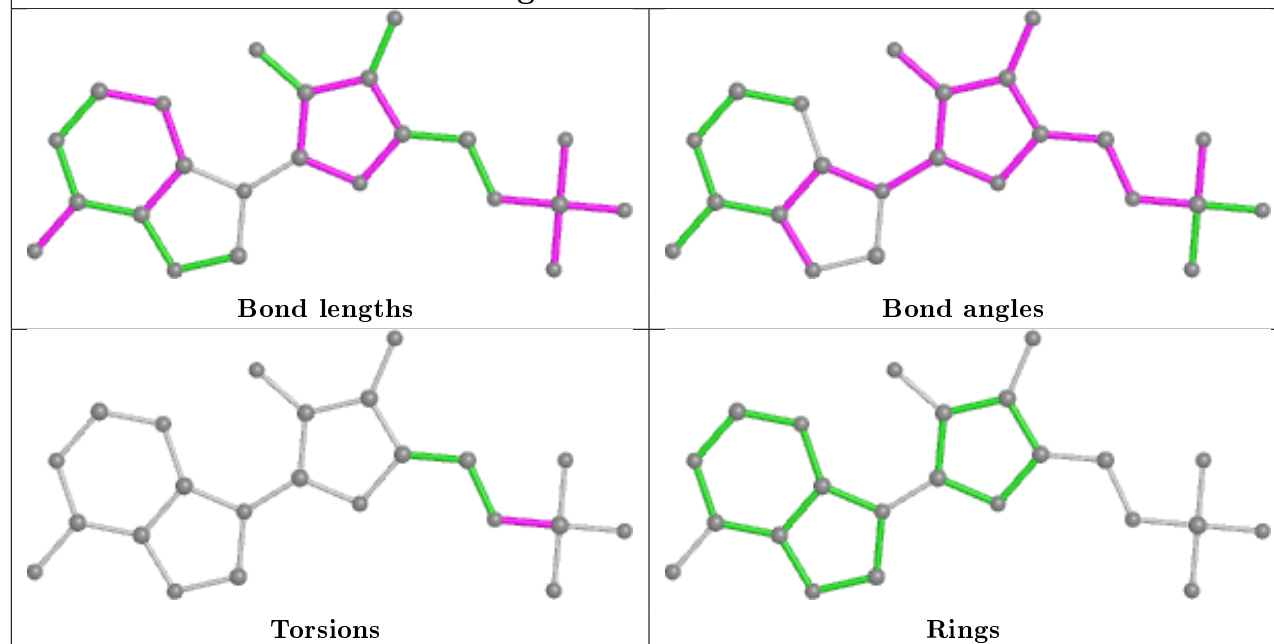
## Ligand AMP O 7503



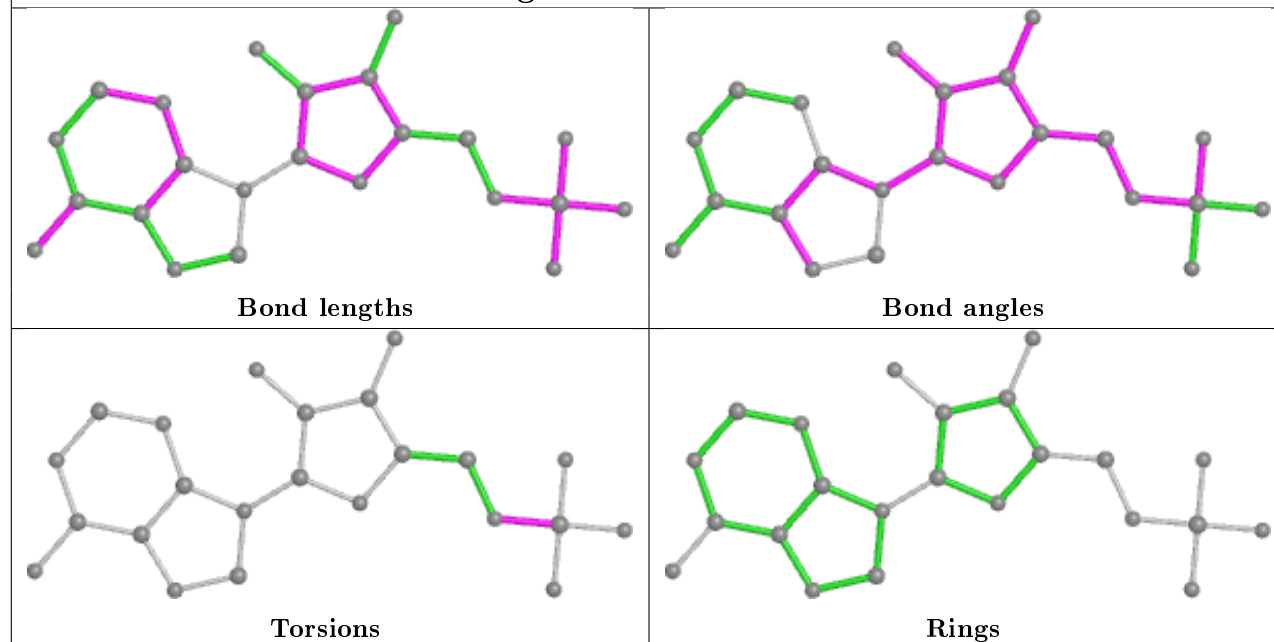
## Ligand AMP F 7485



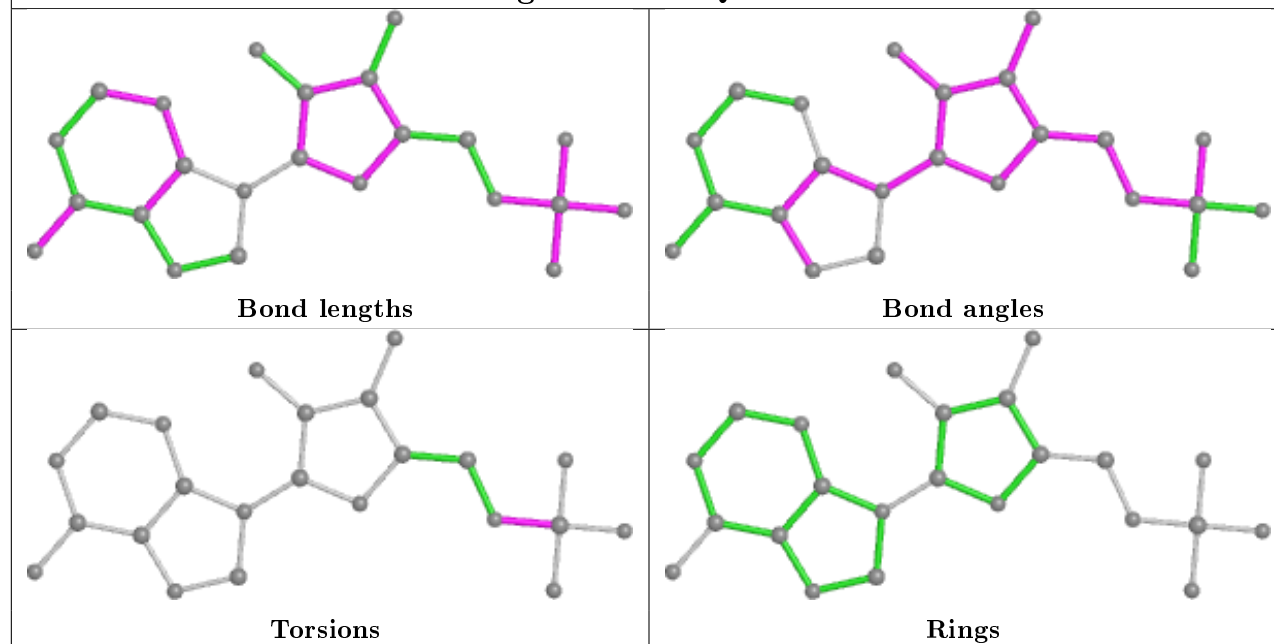
## Ligand AMP X 7521



## Ligand AMP V 7517

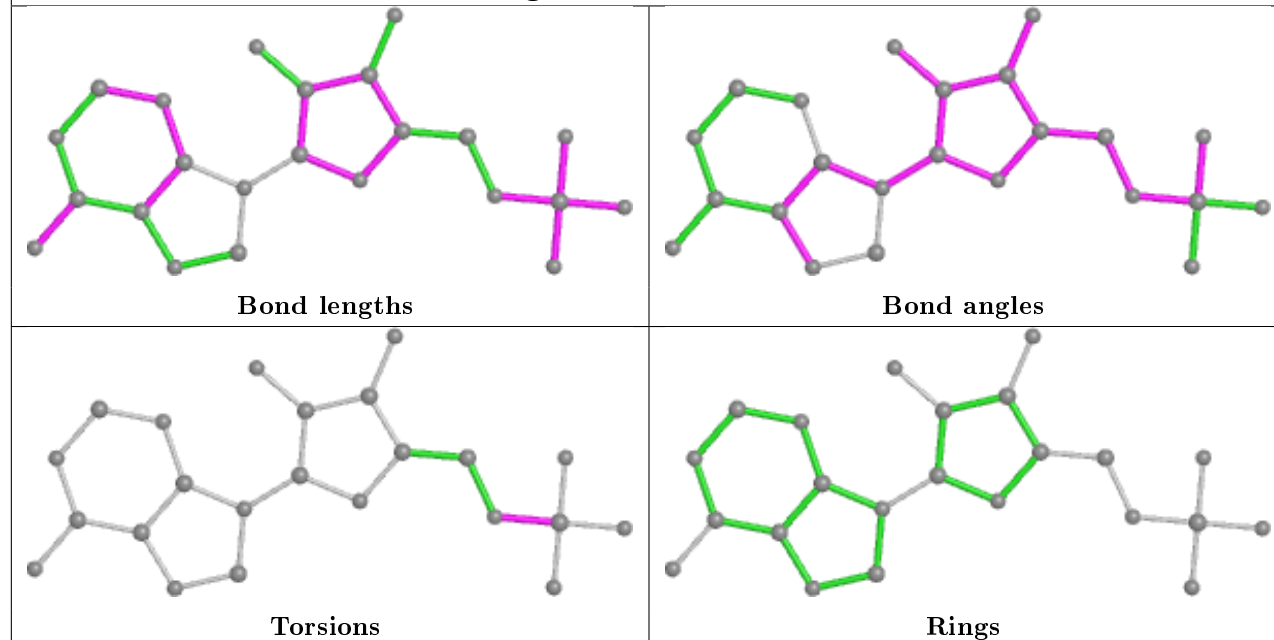


## Ligand AMP Q 7507

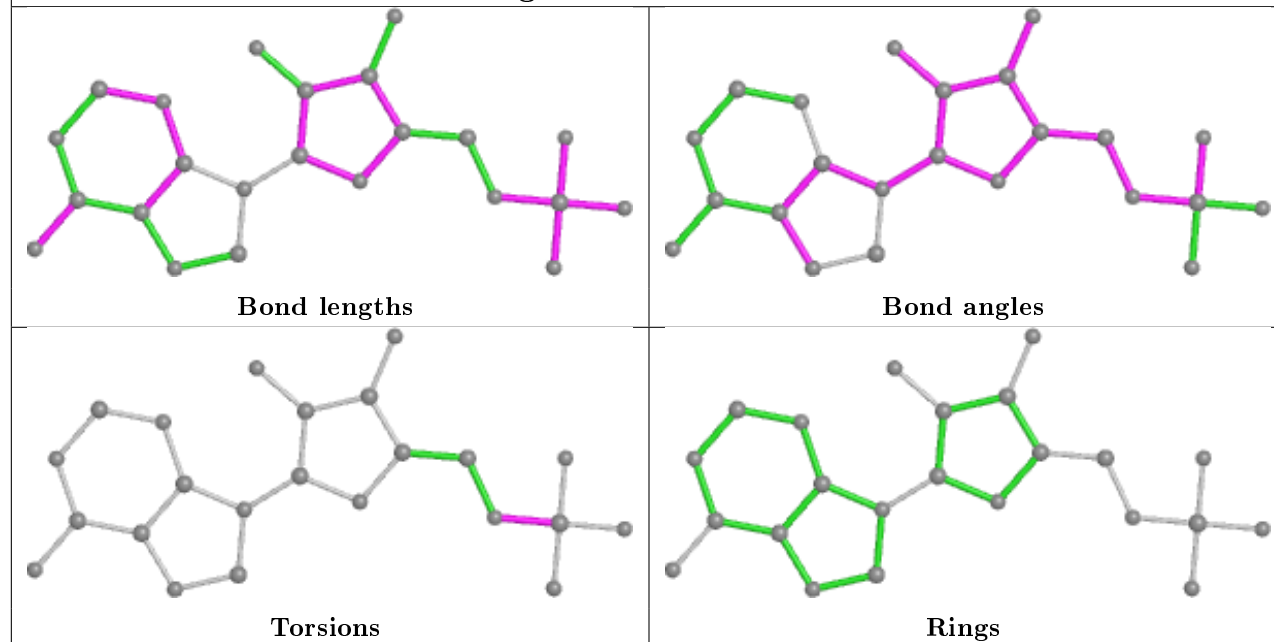




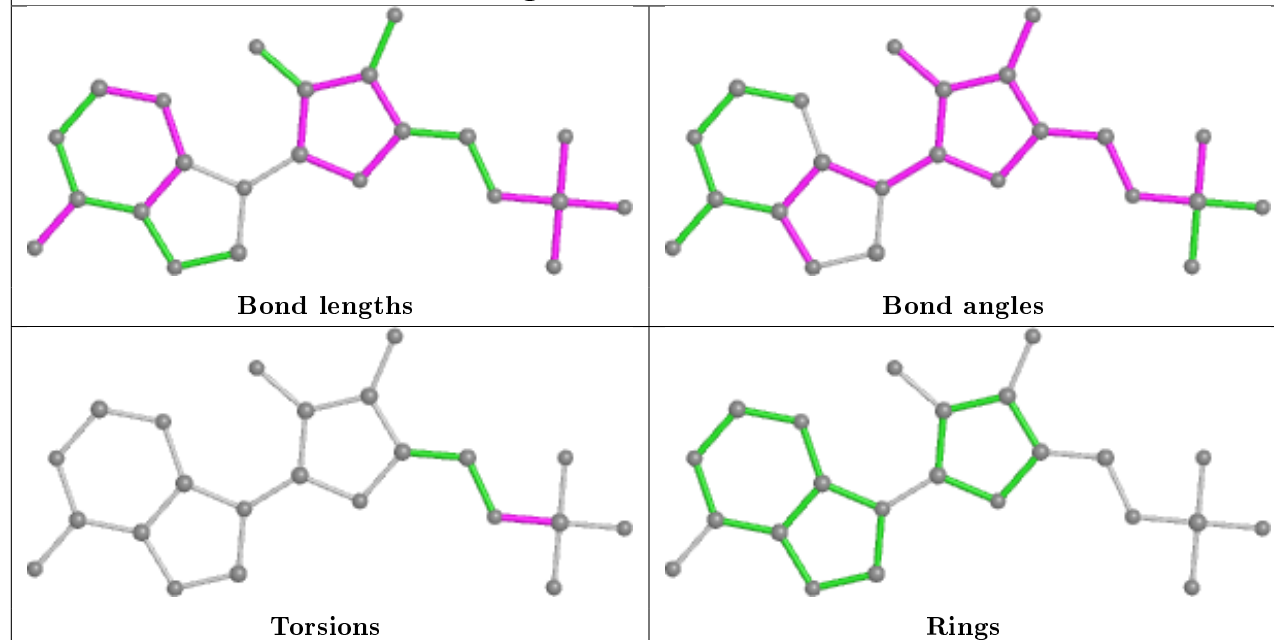
## Ligand AMP I 7491



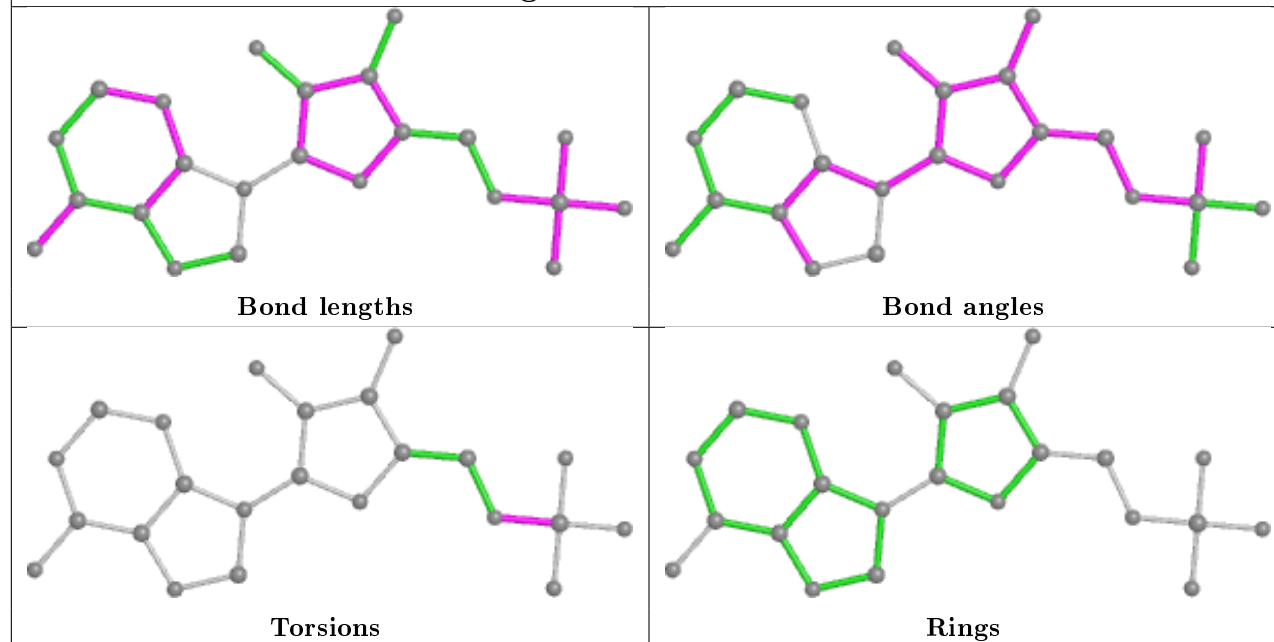
## Ligand AMP B 7477



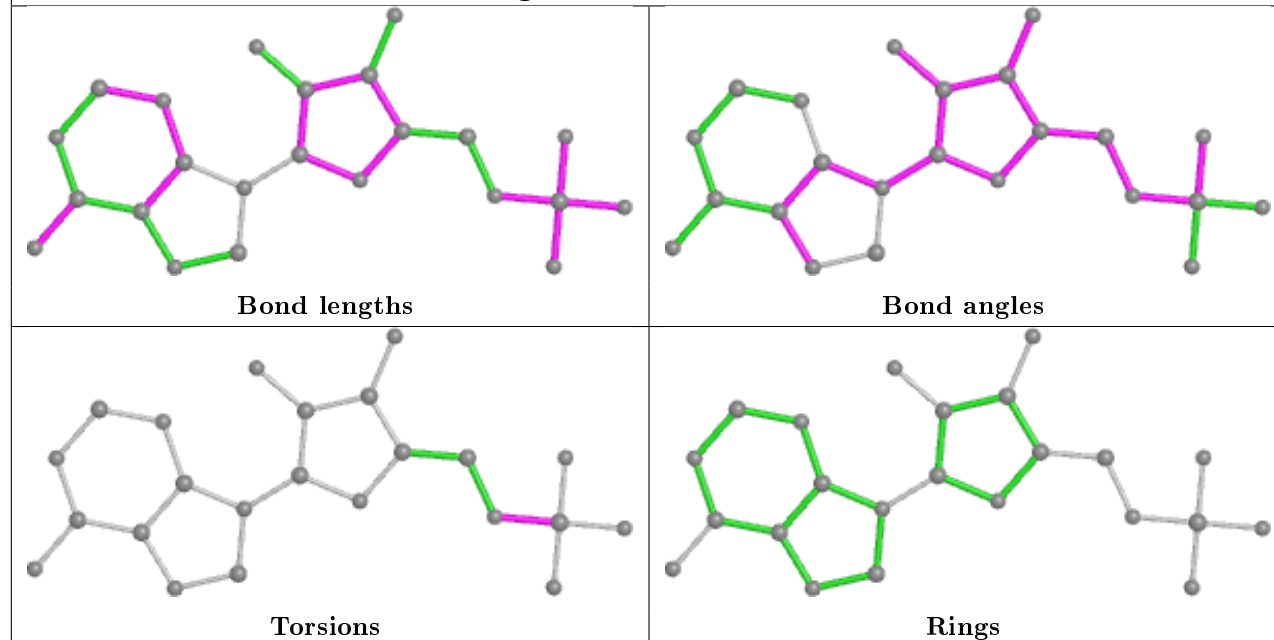
## Ligand AMP J 7493



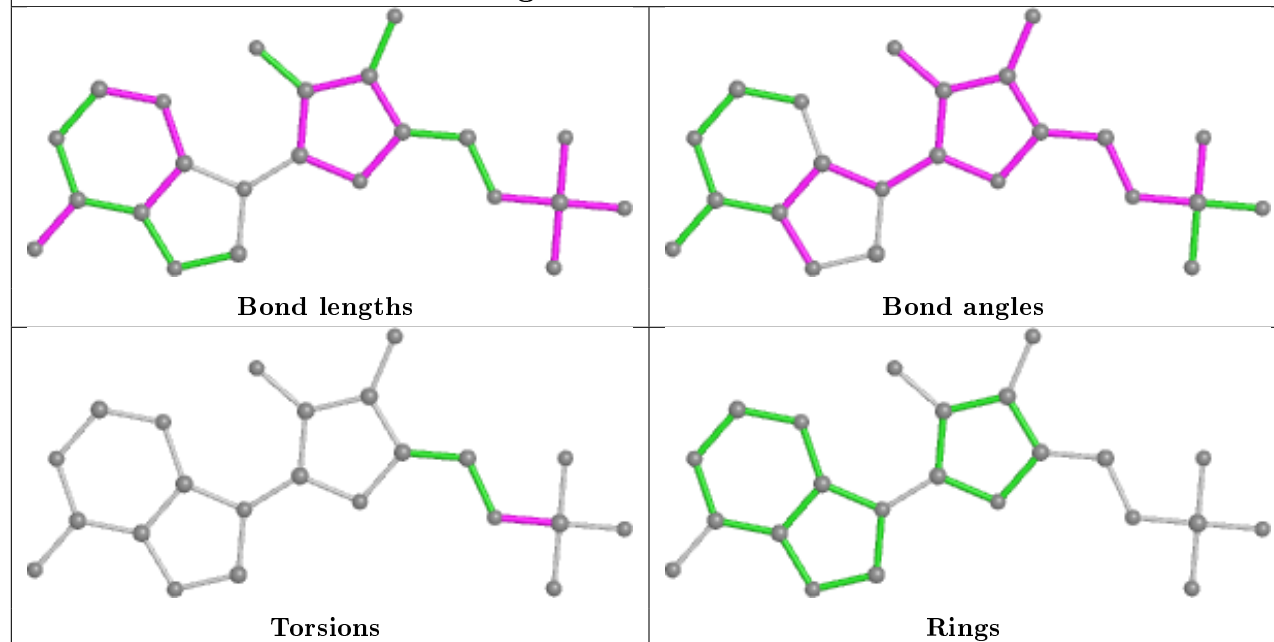
## Ligand AMP L 7497



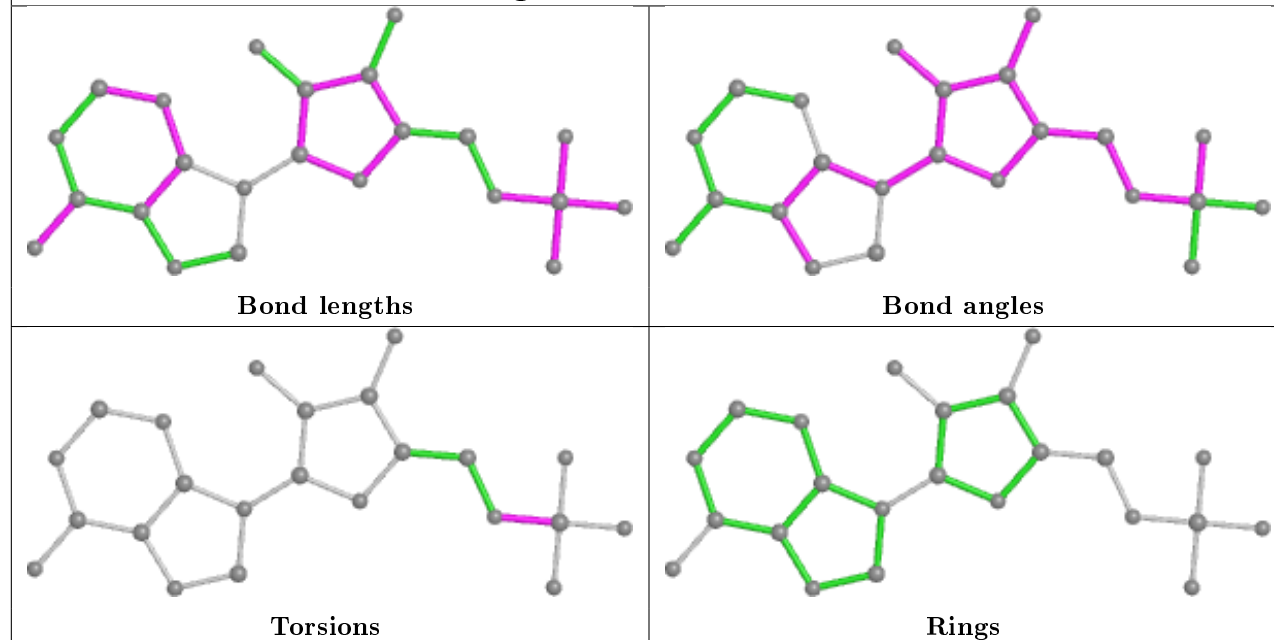
## Ligand AMP G 7487



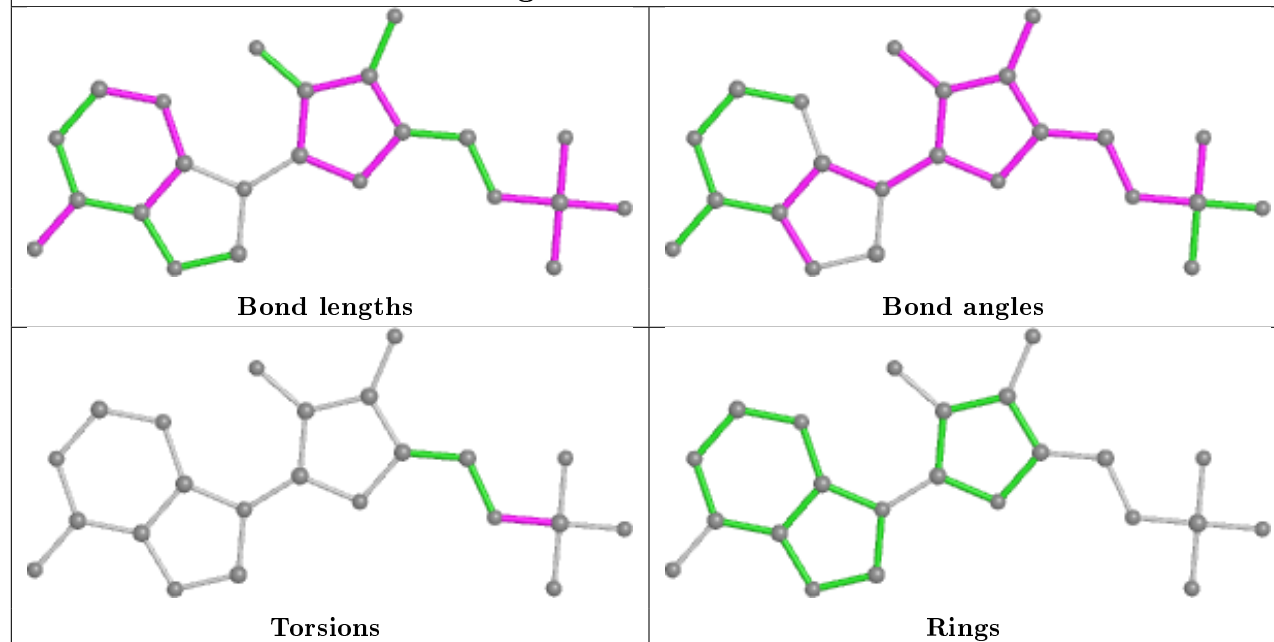
## Ligand AMP N 7501

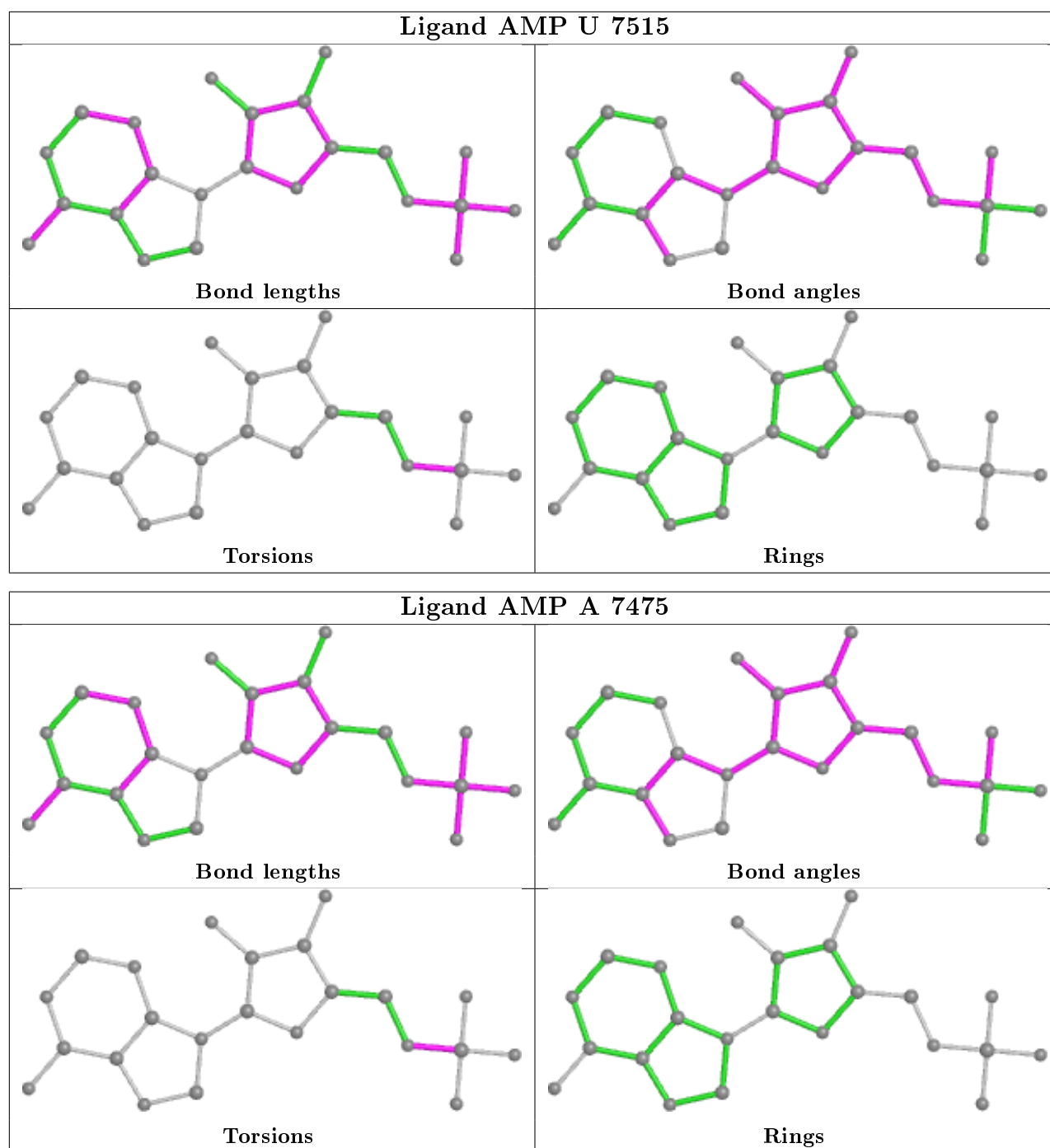


## Ligand AMP W 7519



## Ligand AMP K 7495





## 5.7 Other polymers [i](#)

There are no such residues in this entry.

## 5.8 Polymer linkage issues [i](#)

There are no chain breaks in this entry.

## 6 Fit of model and data ⓘ

### 6.1 Protein, DNA and RNA chains ⓘ

In the following table, the column labelled ‘#RSRZ> 2’ contains the number (and percentage) of RSRZ outliers, followed by percent RSRZ outliers for the chain as percentile scores relative to all X-ray entries and entries of similar resolution. The OWAB column contains the minimum, median, 95<sup>th</sup> percentile and maximum values of the occupancy-weighted average B-factor per residue. The column labelled ‘Q< 0.9’ lists the number of (and percentage) of residues with an average occupancy less than 0.9.

Mol	Chain	Analysed	<RSRZ>	#RSRZ>2		OWAB(Å <sup>2</sup> )	Q<0.9
1	1-A	477/477 (100%)	0.55	66 (13%)	2 2	11, 24, 38, 60	477 (100%)
1	1-B	477/477 (100%)	0.66	63 (13%)	3 3	11, 24, 38, 60	477 (100%)
1	1-C	477/477 (100%)	0.86	86 (18%)	1 1	11, 24, 38, 60	477 (100%)
1	1-D	477/477 (100%)	0.61	72 (15%)	2 1	11, 24, 38, 60	477 (100%)
1	1-E	477/477 (100%)	0.69	77 (16%)	1 1	11, 24, 38, 60	477 (100%)
1	1-F	477/477 (100%)	0.60	57 (11%)	4 4	11, 24, 38, 60	477 (100%)
1	1-G	477/477 (100%)	0.67	60 (12%)	3 3	11, 24, 38, 60	477 (100%)
1	1-H	477/477 (100%)	0.66	66 (13%)	2 2	11, 24, 38, 60	477 (100%)
1	1-I	477/477 (100%)	0.89	80 (16%)	1 1	11, 24, 38, 60	477 (100%)
1	1-J	477/477 (100%)	0.52	56 (11%)	4 4	11, 24, 38, 60	477 (100%)
1	1-K	477/477 (100%)	0.68	68 (14%)	2 2	11, 24, 38, 60	477 (100%)
1	1-L	477/477 (100%)	0.80	62 (12%)	3 3	11, 24, 38, 60	477 (100%)
1	1-M	477/477 (100%)	0.70	70 (14%)	2 2	11, 24, 38, 60	477 (100%)
1	1-N	477/477 (100%)	0.79	65 (13%)	3 2	11, 24, 38, 60	477 (100%)
1	1-O	477/477 (100%)	0.88	74 (15%)	2 1	11, 24, 38, 60	477 (100%)
1	1-P	477/477 (100%)	0.79	70 (14%)	2 2	11, 24, 38, 60	477 (100%)
1	1-Q	477/477 (100%)	0.86	70 (14%)	2 2	11, 24, 38, 60	477 (100%)
1	1-R	477/477 (100%)	0.76	56 (11%)	4 4	11, 24, 38, 60	477 (100%)
1	1-S	477/477 (100%)	0.57	53 (11%)	5 4	11, 24, 38, 60	477 (100%)
1	1-T	477/477 (100%)	0.59	64 (13%)	3 2	11, 24, 38, 60	477 (100%)
1	1-U	477/477 (100%)	0.83	83 (17%)	1 1	11, 24, 38, 60	477 (100%)
1	1-V	477/477 (100%)	0.55	60 (12%)	3 3	11, 24, 38, 60	477 (100%)
1	1-W	477/477 (100%)	0.49	58 (12%)	4 3	11, 24, 38, 60	477 (100%)
1	1-X	477/477 (100%)	0.64	65 (13%)	3 2	11, 24, 38, 60	477 (100%)

*Continued on next page..*

*Continued from previous page...*

Mol	Chain	Analysed	<RSRZ>	#RSRZ>2		OWAB(Å <sup>2</sup> )	Q<0.9	
1	2-A	477/477 (100%)	0.55	66 (13%)	2	2	11, 24, 38, 60	477 (100%)
1	2-B	477/477 (100%)	0.66	63 (13%)	3	3	11, 24, 38, 60	477 (100%)
1	2-C	477/477 (100%)	0.86	86 (18%)	1	1	11, 24, 38, 60	477 (100%)
1	2-D	477/477 (100%)	0.61	72 (15%)	2	1	11, 24, 38, 60	477 (100%)
1	2-E	477/477 (100%)	0.69	77 (16%)	1	1	11, 24, 38, 60	477 (100%)
1	2-F	477/477 (100%)	0.60	57 (11%)	4	4	11, 24, 38, 60	477 (100%)
1	2-G	477/477 (100%)	0.67	60 (12%)	3	3	11, 24, 38, 60	477 (100%)
1	2-H	477/477 (100%)	0.66	66 (13%)	2	2	11, 24, 38, 60	477 (100%)
1	2-I	477/477 (100%)	0.89	80 (16%)	1	1	11, 24, 38, 60	477 (100%)
1	2-J	477/477 (100%)	0.52	56 (11%)	4	4	11, 24, 38, 60	477 (100%)
1	2-K	477/477 (100%)	0.68	68 (14%)	2	2	11, 24, 38, 60	477 (100%)
1	2-L	477/477 (100%)	0.80	62 (12%)	3	3	11, 24, 38, 60	477 (100%)
1	2-M	477/477 (100%)	0.70	70 (14%)	2	2	11, 24, 38, 60	477 (100%)
1	2-N	477/477 (100%)	0.79	65 (13%)	3	2	11, 24, 38, 60	477 (100%)
1	2-O	477/477 (100%)	0.88	74 (15%)	2	1	11, 24, 38, 60	477 (100%)
1	2-P	477/477 (100%)	0.79	70 (14%)	2	2	11, 24, 38, 60	477 (100%)
1	2-Q	477/477 (100%)	0.86	70 (14%)	2	2	11, 24, 38, 60	477 (100%)
1	2-R	477/477 (100%)	0.76	56 (11%)	4	4	11, 24, 38, 60	477 (100%)
1	2-S	477/477 (100%)	0.57	53 (11%)	5	4	11, 24, 38, 60	477 (100%)
1	2-T	477/477 (100%)	0.59	64 (13%)	3	2	11, 24, 38, 60	477 (100%)
1	2-U	477/477 (100%)	0.83	83 (17%)	1	1	11, 24, 38, 60	477 (100%)
1	2-V	477/477 (100%)	0.55	60 (12%)	3	3	11, 24, 38, 60	477 (100%)
1	2-W	477/477 (100%)	0.49	58 (12%)	4	3	11, 24, 38, 60	477 (100%)
1	2-X	477/477 (100%)	0.64	65 (13%)	3	2	11, 24, 38, 60	477 (100%)
1	3-A	477/477 (100%)	0.55	66 (13%)	2	2	11, 24, 38, 60	477 (100%)
1	3-B	477/477 (100%)	0.66	63 (13%)	3	3	11, 24, 38, 60	477 (100%)
1	3-C	477/477 (100%)	0.86	86 (18%)	1	1	11, 24, 38, 60	477 (100%)
1	3-D	477/477 (100%)	0.61	72 (15%)	2	1	11, 24, 38, 60	477 (100%)
1	3-E	477/477 (100%)	0.69	77 (16%)	1	1	11, 24, 38, 60	477 (100%)
1	3-F	477/477 (100%)	0.60	57 (11%)	4	4	11, 24, 38, 60	477 (100%)
1	3-G	477/477 (100%)	0.67	60 (12%)	3	3	11, 24, 38, 60	477 (100%)

*Continued on next page..*

*Continued from previous page...*

Mol	Chain	Analysed	<RSRZ>	#RSRZ>2			OWAB(Å <sup>2</sup> )	Q<0.9
1	3-H	477/477 (100%)	0.66	66 (13%)	2	2	11, 24, 38, 60	477 (100%)
1	3-I	477/477 (100%)	0.89	80 (16%)	1	1	11, 24, 38, 60	477 (100%)
1	3-J	477/477 (100%)	0.52	56 (11%)	4	4	11, 24, 38, 60	477 (100%)
1	3-K	477/477 (100%)	0.68	68 (14%)	2	2	11, 24, 38, 60	477 (100%)
1	3-L	477/477 (100%)	0.80	62 (12%)	3	3	11, 24, 38, 60	477 (100%)
1	3-M	477/477 (100%)	0.70	70 (14%)	2	2	11, 24, 38, 60	477 (100%)
1	3-N	477/477 (100%)	0.79	65 (13%)	3	2	11, 24, 38, 60	477 (100%)
1	3-O	477/477 (100%)	0.88	74 (15%)	2	1	11, 24, 38, 60	477 (100%)
1	3-P	477/477 (100%)	0.79	70 (14%)	2	2	11, 24, 38, 60	477 (100%)
1	3-Q	477/477 (100%)	0.86	70 (14%)	2	2	11, 24, 38, 60	477 (100%)
1	3-R	477/477 (100%)	0.76	56 (11%)	4	4	11, 24, 38, 60	477 (100%)
1	3-S	477/477 (100%)	0.57	53 (11%)	5	4	11, 24, 38, 60	477 (100%)
1	3-T	477/477 (100%)	0.59	64 (13%)	3	2	11, 24, 38, 60	477 (100%)
1	3-U	477/477 (100%)	0.83	83 (17%)	1	1	11, 24, 38, 60	477 (100%)
1	3-V	477/477 (100%)	0.55	60 (12%)	3	3	11, 24, 38, 60	477 (100%)
1	3-W	477/477 (100%)	0.49	58 (12%)	4	3	11, 24, 38, 60	477 (100%)
1	3-X	477/477 (100%)	0.64	65 (13%)	3	2	11, 24, 38, 60	477 (100%)
1	4-A	477/477 (100%)	0.55	66 (13%)	2	2	11, 24, 38, 60	477 (100%)
1	4-B	477/477 (100%)	0.66	63 (13%)	3	3	11, 24, 38, 60	477 (100%)
1	4-C	477/477 (100%)	0.86	86 (18%)	1	1	11, 24, 38, 60	477 (100%)
1	4-D	477/477 (100%)	0.61	72 (15%)	2	1	11, 24, 38, 60	477 (100%)
1	4-E	477/477 (100%)	0.69	77 (16%)	1	1	11, 24, 38, 60	477 (100%)
1	4-F	477/477 (100%)	0.60	57 (11%)	4	4	11, 24, 38, 60	477 (100%)
1	4-G	477/477 (100%)	0.67	60 (12%)	3	3	11, 24, 38, 60	477 (100%)
1	4-H	477/477 (100%)	0.66	66 (13%)	2	2	11, 24, 38, 60	477 (100%)
1	4-I	477/477 (100%)	0.89	80 (16%)	1	1	11, 24, 38, 60	477 (100%)
1	4-J	477/477 (100%)	0.52	56 (11%)	4	4	11, 24, 38, 60	477 (100%)
1	4-K	477/477 (100%)	0.68	68 (14%)	2	2	11, 24, 38, 60	477 (100%)
1	4-L	477/477 (100%)	0.80	62 (12%)	3	3	11, 24, 38, 60	477 (100%)
1	4-M	477/477 (100%)	0.70	70 (14%)	2	2	11, 24, 38, 60	477 (100%)
1	4-N	477/477 (100%)	0.79	65 (13%)	3	2	11, 24, 38, 60	477 (100%)

*Continued on next page..*



*Continued from previous page...*

Mol	Chain	Analysed	<RSRZ>	#RSRZ>2			OWAB(Å <sup>2</sup> )	Q<0.9
1	4-O	477/477 (100%)	0.88	74 (15%)	2	1	11, 24, 38, 60	477 (100%)
1	4-P	477/477 (100%)	0.79	70 (14%)	2	2	11, 24, 38, 60	477 (100%)
1	4-Q	477/477 (100%)	0.86	70 (14%)	2	2	11, 24, 38, 60	477 (100%)
1	4-R	477/477 (100%)	0.76	56 (11%)	4	4	11, 24, 38, 60	477 (100%)
1	4-S	477/477 (100%)	0.57	53 (11%)	5	4	11, 24, 38, 60	477 (100%)
1	4-T	477/477 (100%)	0.59	64 (13%)	3	2	11, 24, 38, 60	477 (100%)
1	4-U	477/477 (100%)	0.83	83 (17%)	1	1	11, 24, 38, 60	477 (100%)
1	4-V	477/477 (100%)	0.55	60 (12%)	3	3	11, 24, 38, 60	477 (100%)
1	4-W	477/477 (100%)	0.49	58 (12%)	4	3	11, 24, 38, 60	477 (100%)
1	4-X	477/477 (100%)	0.64	65 (13%)	3	2	11, 24, 38, 60	477 (100%)
1	5-A	477/477 (100%)	0.55	66 (13%)	2	2	11, 24, 38, 60	477 (100%)
1	5-B	477/477 (100%)	0.66	63 (13%)	3	3	11, 24, 38, 60	477 (100%)
1	5-C	477/477 (100%)	0.86	86 (18%)	1	1	11, 24, 38, 60	477 (100%)
1	5-D	477/477 (100%)	0.61	72 (15%)	2	1	11, 24, 38, 60	477 (100%)
1	5-E	477/477 (100%)	0.69	77 (16%)	1	1	11, 24, 38, 60	477 (100%)
1	5-F	477/477 (100%)	0.60	57 (11%)	4	4	11, 24, 38, 60	477 (100%)
1	5-G	477/477 (100%)	0.67	60 (12%)	3	3	11, 24, 38, 60	477 (100%)
1	5-H	477/477 (100%)	0.66	66 (13%)	2	2	11, 24, 38, 60	477 (100%)
1	5-I	477/477 (100%)	0.89	80 (16%)	1	1	11, 24, 38, 60	477 (100%)
1	5-J	477/477 (100%)	0.52	56 (11%)	4	4	11, 24, 38, 60	477 (100%)
1	5-K	477/477 (100%)	0.68	68 (14%)	2	2	11, 24, 38, 60	477 (100%)
1	5-L	477/477 (100%)	0.80	62 (12%)	3	3	11, 24, 38, 60	477 (100%)
1	5-M	477/477 (100%)	0.70	70 (14%)	2	2	11, 24, 38, 60	477 (100%)
1	5-N	477/477 (100%)	0.79	65 (13%)	3	2	11, 24, 38, 60	477 (100%)
1	5-O	477/477 (100%)	0.88	74 (15%)	2	1	11, 24, 38, 60	477 (100%)
1	5-P	477/477 (100%)	0.79	70 (14%)	2	2	11, 24, 38, 60	477 (100%)
1	5-Q	477/477 (100%)	0.86	70 (14%)	2	2	11, 24, 38, 60	477 (100%)
1	5-R	477/477 (100%)	0.76	56 (11%)	4	4	11, 24, 38, 60	477 (100%)
1	5-S	477/477 (100%)	0.57	53 (11%)	5	4	11, 24, 38, 60	477 (100%)
1	5-T	477/477 (100%)	0.59	64 (13%)	3	2	11, 24, 38, 60	477 (100%)
1	5-U	477/477 (100%)	0.83	83 (17%)	1	1	11, 24, 38, 60	477 (100%)

*Continued on next page..*

*Continued from previous page...*

Mol	Chain	Analysed	<RSRZ>	#RSRZ>2			OWAB(Å <sup>2</sup> )	Q<0.9
1	5-V	477/477 (100%)	0.55	60 (12%)	3	3	11, 24, 38, 60	477 (100%)
1	5-W	477/477 (100%)	0.49	58 (12%)	4	3	11, 24, 38, 60	477 (100%)
1	5-X	477/477 (100%)	0.64	65 (13%)	3	2	11, 24, 38, 60	477 (100%)
1	6-A	477/477 (100%)	0.55	66 (13%)	2	2	11, 24, 38, 60	477 (100%)
1	6-B	477/477 (100%)	0.66	63 (13%)	3	3	11, 24, 38, 60	477 (100%)
1	6-C	477/477 (100%)	0.86	86 (18%)	1	1	11, 24, 38, 60	477 (100%)
1	6-D	477/477 (100%)	0.61	72 (15%)	2	1	11, 24, 38, 60	477 (100%)
1	6-E	477/477 (100%)	0.69	77 (16%)	1	1	11, 24, 38, 60	477 (100%)
1	6-F	477/477 (100%)	0.60	57 (11%)	4	4	11, 24, 38, 60	477 (100%)
1	6-G	477/477 (100%)	0.67	60 (12%)	3	3	11, 24, 38, 60	477 (100%)
1	6-H	477/477 (100%)	0.66	66 (13%)	2	2	11, 24, 38, 60	477 (100%)
1	6-I	477/477 (100%)	0.89	80 (16%)	1	1	11, 24, 38, 60	477 (100%)
1	6-J	477/477 (100%)	0.52	56 (11%)	4	4	11, 24, 38, 60	477 (100%)
1	6-K	477/477 (100%)	0.68	68 (14%)	2	2	11, 24, 38, 60	477 (100%)
1	6-L	477/477 (100%)	0.80	62 (12%)	3	3	11, 24, 38, 60	477 (100%)
1	6-M	477/477 (100%)	0.70	70 (14%)	2	2	11, 24, 38, 60	477 (100%)
1	6-N	477/477 (100%)	0.79	65 (13%)	3	2	11, 24, 38, 60	477 (100%)
1	6-O	477/477 (100%)	0.88	74 (15%)	2	1	11, 24, 38, 60	477 (100%)
1	6-P	477/477 (100%)	0.79	70 (14%)	2	2	11, 24, 38, 60	477 (100%)
1	6-Q	477/477 (100%)	0.86	70 (14%)	2	2	11, 24, 38, 60	477 (100%)
1	6-R	477/477 (100%)	0.76	56 (11%)	4	4	11, 24, 38, 60	477 (100%)
1	6-S	477/477 (100%)	0.57	53 (11%)	5	4	11, 24, 38, 60	477 (100%)
1	6-T	477/477 (100%)	0.59	64 (13%)	3	2	11, 24, 38, 60	477 (100%)
1	6-U	477/477 (100%)	0.83	83 (17%)	1	1	11, 24, 38, 60	477 (100%)
1	6-V	477/477 (100%)	0.55	60 (12%)	3	3	11, 24, 38, 60	477 (100%)
1	6-W	477/477 (100%)	0.49	58 (12%)	4	3	11, 24, 38, 60	477 (100%)
1	6-X	477/477 (100%)	0.64	65 (13%)	3	2	11, 24, 38, 60	477 (100%)
1	7-A	477/477 (100%)	0.55	66 (13%)	2	2	11, 24, 38, 60	477 (100%)
1	7-B	477/477 (100%)	0.66	63 (13%)	3	3	11, 24, 38, 60	477 (100%)
1	7-C	477/477 (100%)	0.86	86 (18%)	1	1	11, 24, 38, 60	477 (100%)
1	7-D	477/477 (100%)	0.61	72 (15%)	2	1	11, 24, 38, 60	477 (100%)

*Continued on next page..*

*Continued from previous page...*

Mol	Chain	Analysed	<RSRZ>	#RSRZ>2			OWAB(Å <sup>2</sup> )	Q<0.9
1	7-E	477/477 (100%)	0.69	77 (16%)	1	1	11, 24, 38, 60	477 (100%)
1	7-F	477/477 (100%)	0.60	57 (11%)	4	4	11, 24, 38, 60	477 (100%)
1	7-G	477/477 (100%)	0.67	60 (12%)	3	3	11, 24, 38, 60	477 (100%)
1	7-H	477/477 (100%)	0.66	66 (13%)	2	2	11, 24, 38, 60	477 (100%)
1	7-I	477/477 (100%)	0.89	80 (16%)	1	1	11, 24, 38, 60	477 (100%)
1	7-J	477/477 (100%)	0.52	56 (11%)	4	4	11, 24, 38, 60	477 (100%)
1	7-K	477/477 (100%)	0.68	68 (14%)	2	2	11, 24, 38, 60	477 (100%)
1	7-L	477/477 (100%)	0.80	62 (12%)	3	3	11, 24, 38, 60	477 (100%)
1	7-M	477/477 (100%)	0.70	70 (14%)	2	2	11, 24, 38, 60	477 (100%)
1	7-N	477/477 (100%)	0.79	65 (13%)	3	2	11, 24, 38, 60	477 (100%)
1	7-O	477/477 (100%)	0.88	74 (15%)	2	1	11, 24, 38, 60	477 (100%)
1	7-P	477/477 (100%)	0.79	70 (14%)	2	2	11, 24, 38, 60	477 (100%)
1	7-Q	477/477 (100%)	0.86	70 (14%)	2	2	11, 24, 38, 60	477 (100%)
1	7-R	477/477 (100%)	0.76	56 (11%)	4	4	11, 24, 38, 60	477 (100%)
1	7-S	477/477 (100%)	0.57	53 (11%)	5	4	11, 24, 38, 60	477 (100%)
1	7-T	477/477 (100%)	0.59	64 (13%)	3	2	11, 24, 38, 60	477 (100%)
1	7-U	477/477 (100%)	0.83	83 (17%)	1	1	11, 24, 38, 60	477 (100%)
1	7-V	477/477 (100%)	0.55	60 (12%)	3	3	11, 24, 38, 60	477 (100%)
1	7-W	477/477 (100%)	0.49	58 (12%)	4	3	11, 24, 38, 60	477 (100%)
1	7-X	477/477 (100%)	0.64	65 (13%)	3	2	11, 24, 38, 60	477 (100%)
1	8-A	477/477 (100%)	0.55	66 (13%)	2	2	11, 24, 38, 60	477 (100%)
1	8-B	477/477 (100%)	0.66	63 (13%)	3	3	11, 24, 38, 60	477 (100%)
1	8-C	477/477 (100%)	0.86	86 (18%)	1	1	11, 24, 38, 60	477 (100%)
1	8-D	477/477 (100%)	0.61	72 (15%)	2	1	11, 24, 38, 60	477 (100%)
1	8-E	477/477 (100%)	0.69	77 (16%)	1	1	11, 24, 38, 60	477 (100%)
1	8-F	477/477 (100%)	0.60	57 (11%)	4	4	11, 24, 38, 60	477 (100%)
1	8-G	477/477 (100%)	0.67	60 (12%)	3	3	11, 24, 38, 60	477 (100%)
1	8-H	477/477 (100%)	0.66	66 (13%)	2	2	11, 24, 38, 60	477 (100%)
1	8-I	477/477 (100%)	0.89	80 (16%)	1	1	11, 24, 38, 60	477 (100%)
1	8-J	477/477 (100%)	0.52	56 (11%)	4	4	11, 24, 38, 60	477 (100%)
1	8-K	477/477 (100%)	0.68	68 (14%)	2	2	11, 24, 38, 60	477 (100%)

*Continued on next page..*

*Continued from previous page...*

Mol	Chain	Analysed	<RSRZ>	#RSRZ>2		OWAB(Å <sup>2</sup> )	Q<0.9
1	8-L	477/477 (100%)	0.80	62 (12%)	3 3	11, 24, 38, 60	477 (100%)
1	8-M	477/477 (100%)	0.70	70 (14%)	2 2	11, 24, 38, 60	477 (100%)
1	8-N	477/477 (100%)	0.79	65 (13%)	3 2	11, 24, 38, 60	477 (100%)
1	8-O	477/477 (100%)	0.88	74 (15%)	2 1	11, 24, 38, 60	477 (100%)
1	8-P	477/477 (100%)	0.79	70 (14%)	2 2	11, 24, 38, 60	477 (100%)
1	8-Q	477/477 (100%)	0.86	70 (14%)	2 2	11, 24, 38, 60	477 (100%)
1	8-R	477/477 (100%)	0.76	56 (11%)	4 4	11, 24, 38, 60	477 (100%)
1	8-S	477/477 (100%)	0.57	53 (11%)	5 4	11, 24, 38, 60	477 (100%)
1	8-T	477/477 (100%)	0.59	64 (13%)	3 2	11, 24, 38, 60	477 (100%)
1	8-U	477/477 (100%)	0.83	83 (17%)	1 1	11, 24, 38, 60	477 (100%)
1	8-V	477/477 (100%)	0.55	60 (12%)	3 3	11, 24, 38, 60	477 (100%)
1	8-W	477/477 (100%)	0.49	58 (12%)	4 3	11, 24, 38, 60	477 (100%)
1	8-X	477/477 (100%)	0.64	65 (13%)	3 2	11, 24, 38, 60	477 (100%)
1	9-A	477/477 (100%)	0.55	66 (13%)	2 2	11, 24, 38, 60	477 (100%)
1	9-B	477/477 (100%)	0.66	63 (13%)	3 3	11, 24, 38, 60	477 (100%)
1	9-C	477/477 (100%)	0.86	86 (18%)	1 1	11, 24, 38, 60	477 (100%)
1	9-D	477/477 (100%)	0.61	72 (15%)	2 1	11, 24, 38, 60	477 (100%)
1	9-E	477/477 (100%)	0.69	77 (16%)	1 1	11, 24, 38, 60	477 (100%)
1	9-F	477/477 (100%)	0.60	57 (11%)	4 4	11, 24, 38, 60	477 (100%)
1	9-G	477/477 (100%)	0.67	60 (12%)	3 3	11, 24, 38, 60	477 (100%)
1	9-H	477/477 (100%)	0.66	66 (13%)	2 2	11, 24, 38, 60	477 (100%)
1	9-I	477/477 (100%)	0.89	80 (16%)	1 1	11, 24, 38, 60	477 (100%)
1	9-J	477/477 (100%)	0.52	56 (11%)	4 4	11, 24, 38, 60	477 (100%)
1	9-K	477/477 (100%)	0.68	68 (14%)	2 2	11, 24, 38, 60	477 (100%)
1	9-L	477/477 (100%)	0.80	62 (12%)	3 3	11, 24, 38, 60	477 (100%)
1	9-M	477/477 (100%)	0.70	70 (14%)	2 2	11, 24, 38, 60	477 (100%)
1	9-N	477/477 (100%)	0.79	65 (13%)	3 2	11, 24, 38, 60	477 (100%)
1	9-O	477/477 (100%)	0.88	74 (15%)	2 1	11, 24, 38, 60	477 (100%)
1	9-P	477/477 (100%)	0.79	70 (14%)	2 2	11, 24, 38, 60	477 (100%)
1	9-Q	477/477 (100%)	0.86	70 (14%)	2 2	11, 24, 38, 60	477 (100%)
1	9-R	477/477 (100%)	0.76	56 (11%)	4 4	11, 24, 38, 60	477 (100%)

*Continued on next page..*

*Continued from previous page...*

Mol	Chain	Analysed	<RSRZ>	#RSRZ>2			OWAB(Å <sup>2</sup> )	Q<0.9
1	9-S	477/477 (100%)	0.57	53 (11%)	5	4	11, 24, 38, 60	477 (100%)
1	9-T	477/477 (100%)	0.59	64 (13%)	3	2	11, 24, 38, 60	477 (100%)
1	9-U	477/477 (100%)	0.83	83 (17%)	1	1	11, 24, 38, 60	477 (100%)
1	9-V	477/477 (100%)	0.55	60 (12%)	3	3	11, 24, 38, 60	477 (100%)
1	9-W	477/477 (100%)	0.49	58 (12%)	4	3	11, 24, 38, 60	477 (100%)
1	9-X	477/477 (100%)	0.64	65 (13%)	3	2	11, 24, 38, 60	477 (100%)
1	10-A	477/477 (100%)	0.55	66 (13%)	2	2	11, 24, 38, 60	477 (100%)
1	10-B	477/477 (100%)	0.66	63 (13%)	3	3	11, 24, 38, 60	477 (100%)
1	10-C	477/477 (100%)	0.86	86 (18%)	1	1	11, 24, 38, 60	477 (100%)
1	10-D	477/477 (100%)	0.61	72 (15%)	2	1	11, 24, 38, 60	477 (100%)
1	10-E	477/477 (100%)	0.69	77 (16%)	1	1	11, 24, 38, 60	477 (100%)
1	10-F	477/477 (100%)	0.60	57 (11%)	4	4	11, 24, 38, 60	477 (100%)
1	10-G	477/477 (100%)	0.67	60 (12%)	3	3	11, 24, 38, 60	477 (100%)
1	10-H	477/477 (100%)	0.66	66 (13%)	2	2	11, 24, 38, 60	477 (100%)
1	10-I	477/477 (100%)	0.89	80 (16%)	1	1	11, 24, 38, 60	477 (100%)
1	10-J	477/477 (100%)	0.52	56 (11%)	4	4	11, 24, 38, 60	477 (100%)
1	10-K	477/477 (100%)	0.68	68 (14%)	2	2	11, 24, 38, 60	477 (100%)
1	10-L	477/477 (100%)	0.80	62 (12%)	3	3	11, 24, 38, 60	477 (100%)
1	10-M	477/477 (100%)	0.70	70 (14%)	2	2	11, 24, 38, 60	477 (100%)
1	10-N	477/477 (100%)	0.79	65 (13%)	3	2	11, 24, 38, 60	477 (100%)
1	10-O	477/477 (100%)	0.88	74 (15%)	2	1	11, 24, 38, 60	477 (100%)
1	10-P	477/477 (100%)	0.79	70 (14%)	2	2	11, 24, 38, 60	477 (100%)
1	10-Q	477/477 (100%)	0.86	70 (14%)	2	2	11, 24, 38, 60	477 (100%)
1	10-R	477/477 (100%)	0.76	56 (11%)	4	4	11, 24, 38, 60	477 (100%)
1	10-S	477/477 (100%)	0.57	53 (11%)	5	4	11, 24, 38, 60	477 (100%)
1	10-T	477/477 (100%)	0.59	64 (13%)	3	2	11, 24, 38, 60	477 (100%)
1	10-U	477/477 (100%)	0.83	83 (17%)	1	1	11, 24, 38, 60	477 (100%)
1	10-V	477/477 (100%)	0.55	60 (12%)	3	3	11, 24, 38, 60	477 (100%)
1	10-W	477/477 (100%)	0.49	58 (12%)	4	3	11, 24, 38, 60	477 (100%)
1	10-X	477/477 (100%)	0.64	65 (13%)	3	2	11, 24, 38, 60	477 (100%)
All	All	114480/114480 (100%)	0.69	16010 (13%)	3	2	11, 24, 38, 60	114480 (100%)

All (16010) RSRZ outliers are listed below:

Mol	Chain	Res	Type	RSRZ
1	1-R	61	HIS	40.7
1	2-R	61	HIS	40.7
1	3-R	61	HIS	40.7
1	4-R	61	HIS	40.7
1	5-R	61	HIS	40.7
1	6-R	61	HIS	40.7
1	7-R	61	HIS	40.7
1	8-R	61	HIS	40.7
1	9-R	61	HIS	40.7
1	10-R	61	HIS	40.7
1	1-Q	60	ILE	27.4
1	2-Q	60	ILE	27.4
1	3-Q	60	ILE	27.4
1	4-Q	60	ILE	27.4
1	5-Q	60	ILE	27.4
1	6-Q	60	ILE	27.4
1	7-Q	60	ILE	27.4
1	8-Q	60	ILE	27.4
1	9-Q	60	ILE	27.4
1	10-Q	60	ILE	27.4
1	1-F	61	HIS	20.3
1	2-F	61	HIS	20.3
1	3-F	61	HIS	20.3
1	4-F	61	HIS	20.3
1	5-F	61	HIS	20.3
1	6-F	61	HIS	20.3
1	7-F	61	HIS	20.3
1	8-F	61	HIS	20.3
1	9-F	61	HIS	20.3
1	10-F	61	HIS	20.3
1	1-Q	61	HIS	20.1
1	2-Q	61	HIS	20.1
1	3-Q	61	HIS	20.1
1	4-Q	61	HIS	20.1
1	5-Q	61	HIS	20.1
1	6-Q	61	HIS	20.1
1	7-Q	61	HIS	20.1
1	8-Q	61	HIS	20.1
1	9-Q	61	HIS	20.1
1	10-Q	61	HIS	20.1
1	1-L	405	ALA	20.1
1	2-L	405	ALA	20.1

*Continued on next page...*

*Continued from previous page...*

Mol	Chain	Res	Type	RSRZ
1	3-L	405	ALA	20.1
1	4-L	405	ALA	20.1
1	5-L	405	ALA	20.1
1	6-L	405	ALA	20.1
1	7-L	405	ALA	20.1
1	8-L	405	ALA	20.1
1	9-L	405	ALA	20.1
1	10-L	405	ALA	20.1
1	1-B	601	THR	19.4
1	2-B	601	THR	19.4
1	3-B	601	THR	19.4
1	4-B	601	THR	19.4
1	5-B	601	THR	19.4
1	6-B	601	THR	19.4
1	7-B	601	THR	19.4
1	8-B	601	THR	19.4
1	9-B	601	THR	19.4
1	10-B	601	THR	19.4
1	1-V	61	HIS	18.9
1	2-V	61	HIS	18.9
1	3-V	61	HIS	18.9
1	4-V	61	HIS	18.9
1	5-V	61	HIS	18.9
1	6-V	61	HIS	18.9
1	7-V	61	HIS	18.9
1	8-V	61	HIS	18.9
1	9-V	61	HIS	18.9
1	10-V	61	HIS	18.9
1	1-K	60	ILE	18.9
1	2-K	60	ILE	18.9
1	3-K	60	ILE	18.9
1	4-K	60	ILE	18.9
1	5-K	60	ILE	18.9
1	6-K	60	ILE	18.9
1	7-K	60	ILE	18.9
1	8-K	60	ILE	18.9
1	9-K	60	ILE	18.9
1	10-K	60	ILE	18.9
1	1-L	61	HIS	18.6
1	2-L	61	HIS	18.6
1	3-L	61	HIS	18.6
1	4-L	61	HIS	18.6

*Continued on next page...*

*Continued from previous page...*

Mol	Chain	Res	Type	RSRZ
1	5-L	61	HIS	18.6
1	6-L	61	HIS	18.6
1	7-L	61	HIS	18.6
1	8-L	61	HIS	18.6
1	9-L	61	HIS	18.6
1	10-L	61	HIS	18.6
1	1-K	61	HIS	18.1
1	2-K	61	HIS	18.1
1	3-K	61	HIS	18.1
1	4-K	61	HIS	18.1
1	5-K	61	HIS	18.1
1	6-K	61	HIS	18.1
1	7-K	61	HIS	18.1
1	8-K	61	HIS	18.1
1	9-K	61	HIS	18.1
1	10-K	61	HIS	18.1
1	1-L	60	ILE	17.5
1	2-L	60	ILE	17.5
1	3-L	60	ILE	17.5
1	4-L	60	ILE	17.5
1	5-L	60	ILE	17.5
1	6-L	60	ILE	17.5
1	7-L	60	ILE	17.5
1	8-L	60	ILE	17.5
1	9-L	60	ILE	17.5
1	10-L	60	ILE	17.5
1	1-N	61	HIS	17.1
1	2-N	61	HIS	17.1
1	3-N	61	HIS	17.1
1	4-N	61	HIS	17.1
1	5-N	61	HIS	17.1
1	6-N	61	HIS	17.1
1	7-N	61	HIS	17.1
1	8-N	61	HIS	17.1
1	9-N	61	HIS	17.1
1	10-N	61	HIS	17.1
1	1-A	60	ILE	17.0
1	2-A	60	ILE	17.0
1	3-A	60	ILE	17.0
1	4-A	60	ILE	17.0
1	5-A	60	ILE	17.0
1	6-A	60	ILE	17.0

*Continued on next page...*



*Continued from previous page...*

Mol	Chain	Res	Type	RSRZ
1	7-A	60	ILE	17.0
1	8-A	60	ILE	17.0
1	9-A	60	ILE	17.0
1	10-A	60	ILE	17.0
1	1-H	51	GLY	16.9
1	2-H	51	GLY	16.9
1	3-H	51	GLY	16.9
1	4-H	51	GLY	16.9
1	5-H	51	GLY	16.9
1	6-H	51	GLY	16.9
1	7-H	51	GLY	16.9
1	8-H	51	GLY	16.9
1	9-H	51	GLY	16.9
1	10-H	51	GLY	16.9
1	1-C	400	PRO	16.8
1	2-C	400	PRO	16.8
1	3-C	400	PRO	16.8
1	4-C	400	PRO	16.8
1	5-C	400	PRO	16.8
1	6-C	400	PRO	16.8
1	7-C	400	PRO	16.8
1	8-C	400	PRO	16.8
1	9-C	400	PRO	16.8
1	10-C	400	PRO	16.8
1	1-O	61	HIS	16.8
1	2-O	61	HIS	16.8
1	3-O	61	HIS	16.8
1	4-O	61	HIS	16.8
1	5-O	61	HIS	16.8
1	6-O	61	HIS	16.8
1	7-O	61	HIS	16.8
1	8-O	61	HIS	16.8
1	9-O	61	HIS	16.8
1	10-O	61	HIS	16.8
1	1-J	61	HIS	16.3
1	2-J	61	HIS	16.3
1	3-J	61	HIS	16.3
1	4-J	61	HIS	16.3
1	5-J	61	HIS	16.3
1	6-J	61	HIS	16.3
1	7-J	61	HIS	16.3
1	8-J	61	HIS	16.3

*Continued on next page...*

*Continued from previous page...*

Mol	Chain	Res	Type	RSRZ
1	9-J	61	HIS	16.3
1	10-J	61	HIS	16.3
1	1-V	60	ILE	15.7
1	2-V	60	ILE	15.7
1	3-V	60	ILE	15.7
1	4-V	60	ILE	15.7
1	5-V	60	ILE	15.7
1	6-V	60	ILE	15.7
1	7-V	60	ILE	15.7
1	8-V	60	ILE	15.7
1	9-V	60	ILE	15.7
1	10-V	60	ILE	15.7
1	1-L	51	GLY	15.6
1	2-L	51	GLY	15.6
1	3-L	51	GLY	15.6
1	4-L	51	GLY	15.6
1	5-L	51	GLY	15.6
1	6-L	51	GLY	15.6
1	7-L	51	GLY	15.6
1	8-L	51	GLY	15.6
1	9-L	51	GLY	15.6
1	10-L	51	GLY	15.6
1	1-N	405	ALA	15.5
1	2-N	405	ALA	15.5
1	3-N	405	ALA	15.5
1	4-N	405	ALA	15.5
1	5-N	405	ALA	15.5
1	6-N	405	ALA	15.5
1	7-N	405	ALA	15.5
1	8-N	405	ALA	15.5
1	9-N	405	ALA	15.5
1	10-N	405	ALA	15.5
1	1-L	59	SER	15.4
1	2-L	59	SER	15.4
1	3-L	59	SER	15.4
1	4-L	59	SER	15.4
1	5-L	59	SER	15.4
1	6-L	59	SER	15.4
1	7-L	59	SER	15.4
1	8-L	59	SER	15.4
1	9-L	59	SER	15.4
1	10-L	59	SER	15.4

*Continued on next page...*

*Continued from previous page...*

Mol	Chain	Res	Type	RSRZ
1	1-G	61	HIS	15.4
1	2-G	61	HIS	15.4
1	3-G	61	HIS	15.4
1	4-G	61	HIS	15.4
1	5-G	61	HIS	15.4
1	6-G	61	HIS	15.4
1	7-G	61	HIS	15.4
1	8-G	61	HIS	15.4
1	9-G	61	HIS	15.4
1	10-G	61	HIS	15.4
1	1-I	405	ALA	15.2
1	2-I	405	ALA	15.2
1	3-I	405	ALA	15.2
1	4-I	405	ALA	15.2
1	5-I	405	ALA	15.2
1	6-I	405	ALA	15.2
1	7-I	405	ALA	15.2
1	8-I	405	ALA	15.2
1	9-I	405	ALA	15.2
1	10-I	405	ALA	15.2
1	1-M	60	ILE	15.1
1	2-M	60	ILE	15.1
1	3-M	60	ILE	15.1
1	4-M	60	ILE	15.1
1	5-M	60	ILE	15.1
1	6-M	60	ILE	15.1
1	7-M	60	ILE	15.1
1	8-M	60	ILE	15.1
1	9-M	60	ILE	15.1
1	10-M	60	ILE	15.1
1	1-J	60	ILE	14.9
1	2-J	60	ILE	14.9
1	3-J	60	ILE	14.9
1	4-J	60	ILE	14.9
1	5-J	60	ILE	14.9
1	6-J	60	ILE	14.9
1	7-J	60	ILE	14.9
1	8-J	60	ILE	14.9
1	9-J	60	ILE	14.9
1	10-J	60	ILE	14.9
1	1-I	401	PRO	14.7
1	2-I	401	PRO	14.7

*Continued on next page...*

*Continued from previous page...*

Mol	Chain	Res	Type	RSRZ
1	3-I	401	PRO	14.7
1	4-I	401	PRO	14.7
1	5-I	401	PRO	14.7
1	6-I	401	PRO	14.7
1	7-I	401	PRO	14.7
1	8-I	401	PRO	14.7
1	9-I	401	PRO	14.7
1	10-I	401	PRO	14.7
1	1-I	61	HIS	14.6
1	2-I	61	HIS	14.6
1	3-I	61	HIS	14.6
1	4-I	61	HIS	14.6
1	5-I	61	HIS	14.6
1	6-I	61	HIS	14.6
1	7-I	61	HIS	14.6
1	8-I	61	HIS	14.6
1	9-I	61	HIS	14.6
1	10-I	61	HIS	14.6
1	1-K	405	ALA	14.3
1	2-K	405	ALA	14.3
1	3-K	405	ALA	14.3
1	4-K	405	ALA	14.3
1	5-K	405	ALA	14.3
1	6-K	405	ALA	14.3
1	7-K	405	ALA	14.3
1	8-K	405	ALA	14.3
1	9-K	405	ALA	14.3
1	10-K	405	ALA	14.3
1	1-P	60	ILE	14.1
1	2-P	60	ILE	14.1
1	3-P	60	ILE	14.1
1	4-P	60	ILE	14.1
1	5-P	60	ILE	14.1
1	6-P	60	ILE	14.1
1	7-P	60	ILE	14.1
1	8-P	60	ILE	14.1
1	9-P	60	ILE	14.1
1	10-P	60	ILE	14.1
1	1-R	62	GLU	14.1
1	2-R	62	GLU	14.1
1	3-R	62	GLU	14.1
1	4-R	62	GLU	14.1

*Continued on next page...*

*Continued from previous page...*

Mol	Chain	Res	Type	RSRZ
1	5-R	62	GLU	14.1
1	6-R	62	GLU	14.1
1	7-R	62	GLU	14.1
1	8-R	62	GLU	14.1
1	9-R	62	GLU	14.1
1	10-R	62	GLU	14.1
1	1-H	405	ALA	14.1
1	2-H	405	ALA	14.1
1	3-H	405	ALA	14.1
1	4-H	405	ALA	14.1
1	5-H	405	ALA	14.1
1	6-H	405	ALA	14.1
1	7-H	405	ALA	14.1
1	8-H	405	ALA	14.1
1	9-H	405	ALA	14.1
1	10-H	405	ALA	14.1
1	1-Q	59	SER	14.0
1	2-Q	59	SER	14.0
1	3-Q	59	SER	14.0
1	4-Q	59	SER	14.0
1	5-Q	59	SER	14.0
1	6-Q	59	SER	14.0
1	7-Q	59	SER	14.0
1	8-Q	59	SER	14.0
1	9-Q	59	SER	14.0
1	10-Q	59	SER	14.0
1	1-O	405	ALA	13.9
1	2-O	405	ALA	13.9
1	3-O	405	ALA	13.9
1	4-O	405	ALA	13.9
1	5-O	405	ALA	13.9
1	6-O	405	ALA	13.9
1	7-O	405	ALA	13.9
1	8-O	405	ALA	13.9
1	9-O	405	ALA	13.9
1	10-O	405	ALA	13.9
1	1-D	60	ILE	13.8
1	2-D	60	ILE	13.8
1	3-D	60	ILE	13.8
1	4-D	60	ILE	13.8
1	5-D	60	ILE	13.8
1	6-D	60	ILE	13.8

*Continued on next page...*

*Continued from previous page...*

Mol	Chain	Res	Type	RSRZ
1	7-D	60	ILE	13.8
1	8-D	60	ILE	13.8
1	9-D	60	ILE	13.8
1	10-D	60	ILE	13.8
1	1-L	397	TYR	13.8
1	2-L	397	TYR	13.8
1	3-L	397	TYR	13.8
1	4-L	397	TYR	13.8
1	5-L	397	TYR	13.8
1	6-L	397	TYR	13.8
1	7-L	397	TYR	13.8
1	8-L	397	TYR	13.8
1	9-L	397	TYR	13.8
1	10-L	397	TYR	13.8
1	1-P	349	GLY	13.6
1	2-P	349	GLY	13.6
1	3-P	349	GLY	13.6
1	4-P	349	GLY	13.6
1	5-P	349	GLY	13.6
1	6-P	349	GLY	13.6
1	7-P	349	GLY	13.6
1	8-P	349	GLY	13.6
1	9-P	349	GLY	13.6
1	10-P	349	GLY	13.6
1	1-E	60	ILE	13.6
1	2-E	60	ILE	13.6
1	3-E	60	ILE	13.6
1	4-E	60	ILE	13.6
1	5-E	60	ILE	13.6
1	6-E	60	ILE	13.6
1	7-E	60	ILE	13.6
1	8-E	60	ILE	13.6
1	9-E	60	ILE	13.6
1	10-E	60	ILE	13.6
1	1-A	53	SER	13.6
1	2-A	53	SER	13.6
1	3-A	53	SER	13.6
1	4-A	53	SER	13.6
1	5-A	53	SER	13.6
1	6-A	53	SER	13.6
1	7-A	53	SER	13.6
1	8-A	53	SER	13.6

*Continued on next page...*

*Continued from previous page...*

Mol	Chain	Res	Type	RSRZ
1	9-A	53	SER	13.6
1	10-A	53	SER	13.6
1	1-B	62	GLU	13.4
1	2-B	62	GLU	13.4
1	3-B	62	GLU	13.4
1	4-B	62	GLU	13.4
1	5-B	62	GLU	13.4
1	6-B	62	GLU	13.4
1	7-B	62	GLU	13.4
1	8-B	62	GLU	13.4
1	9-B	62	GLU	13.4
1	10-B	62	GLU	13.4
1	1-F	62	GLU	13.2
1	2-F	62	GLU	13.2
1	3-F	62	GLU	13.2
1	4-F	62	GLU	13.2
1	5-F	62	GLU	13.2
1	6-F	62	GLU	13.2
1	7-F	62	GLU	13.2
1	8-F	62	GLU	13.2
1	9-F	62	GLU	13.2
1	10-F	62	GLU	13.2
1	1-O	401	PRO	13.1
1	2-O	401	PRO	13.1
1	3-O	401	PRO	13.1
1	4-O	401	PRO	13.1
1	5-O	401	PRO	13.1
1	6-O	401	PRO	13.1
1	7-O	401	PRO	13.1
1	8-O	401	PRO	13.1
1	9-O	401	PRO	13.1
1	10-O	401	PRO	13.1
1	1-R	60	ILE	13.1
1	2-R	60	ILE	13.1
1	3-R	60	ILE	13.1
1	4-R	60	ILE	13.1
1	5-R	60	ILE	13.1
1	6-R	60	ILE	13.1
1	7-R	60	ILE	13.1
1	8-R	60	ILE	13.1
1	9-R	60	ILE	13.1
1	10-R	60	ILE	13.1

*Continued on next page...*

*Continued from previous page...*

Mol	Chain	Res	Type	RSRZ
1	1-X	405	ALA	13.1
1	2-X	405	ALA	13.1
1	3-X	405	ALA	13.1
1	4-X	405	ALA	13.1
1	5-X	405	ALA	13.1
1	6-X	405	ALA	13.1
1	7-X	405	ALA	13.1
1	8-X	405	ALA	13.1
1	9-X	405	ALA	13.1
1	10-X	405	ALA	13.1
1	1-M	62	GLU	13.0
1	2-M	62	GLU	13.0
1	3-M	62	GLU	13.0
1	4-M	62	GLU	13.0
1	5-M	62	GLU	13.0
1	6-M	62	GLU	13.0
1	7-M	62	GLU	13.0
1	8-M	62	GLU	13.0
1	9-M	62	GLU	13.0
1	10-M	62	GLU	13.0
1	1-A	54	ILE	12.9
1	2-A	54	ILE	12.9
1	3-A	54	ILE	12.9
1	4-A	54	ILE	12.9
1	5-A	54	ILE	12.9
1	6-A	54	ILE	12.9
1	7-A	54	ILE	12.9
1	8-A	54	ILE	12.9
1	9-A	54	ILE	12.9
1	10-A	54	ILE	12.9
1	1-K	349	GLY	12.9
1	2-K	349	GLY	12.9
1	3-K	349	GLY	12.9
1	4-K	349	GLY	12.9
1	5-K	349	GLY	12.9
1	6-K	349	GLY	12.9
1	7-K	349	GLY	12.9
1	8-K	349	GLY	12.9
1	9-K	349	GLY	12.9
1	10-K	349	GLY	12.9
1	1-U	62	GLU	12.9
1	2-U	62	GLU	12.9

*Continued on next page...*



*Continued from previous page...*

Mol	Chain	Res	Type	RSRZ
1	3-U	62	GLU	12.9
1	4-U	62	GLU	12.9
1	5-U	62	GLU	12.9
1	6-U	62	GLU	12.9
1	7-U	62	GLU	12.9
1	8-U	62	GLU	12.9
1	9-U	62	GLU	12.9
1	10-U	62	GLU	12.9
1	1-M	54	ILE	12.8
1	2-M	54	ILE	12.8
1	3-M	54	ILE	12.8
1	4-M	54	ILE	12.8
1	5-M	54	ILE	12.8
1	6-M	54	ILE	12.8
1	7-M	54	ILE	12.8
1	8-M	54	ILE	12.8
1	9-M	54	ILE	12.8
1	10-M	54	ILE	12.8
1	1-L	96	THR	12.7
1	2-L	96	THR	12.7
1	3-L	96	THR	12.7
1	4-L	96	THR	12.7
1	5-L	96	THR	12.7
1	6-L	96	THR	12.7
1	7-L	96	THR	12.7
1	8-L	96	THR	12.7
1	9-L	96	THR	12.7
1	10-L	96	THR	12.7
1	1-Q	53	SER	12.6
1	2-Q	53	SER	12.6
1	3-Q	53	SER	12.6
1	4-Q	53	SER	12.6
1	5-Q	53	SER	12.6
1	6-Q	53	SER	12.6
1	7-Q	53	SER	12.6
1	8-Q	53	SER	12.6
1	9-Q	53	SER	12.6
1	10-Q	53	SER	12.6
1	1-R	59	SER	12.4
1	2-R	59	SER	12.4
1	3-R	59	SER	12.4
1	4-R	59	SER	12.4

*Continued on next page...*

*Continued from previous page...*

Mol	Chain	Res	Type	RSRZ
1	5-R	59	SER	12.4
1	6-R	59	SER	12.4
1	7-R	59	SER	12.4
1	8-R	59	SER	12.4
1	9-R	59	SER	12.4
1	10-R	59	SER	12.4
1	1-C	53	SER	12.3
1	2-C	53	SER	12.3
1	3-C	53	SER	12.3
1	4-C	53	SER	12.3
1	5-C	53	SER	12.3
1	6-C	53	SER	12.3
1	7-C	53	SER	12.3
1	8-C	53	SER	12.3
1	9-C	53	SER	12.3
1	10-C	53	SER	12.3
1	1-E	62	GLU	12.3
1	2-E	62	GLU	12.3
1	3-E	62	GLU	12.3
1	4-E	62	GLU	12.3
1	5-E	62	GLU	12.3
1	6-E	62	GLU	12.3
1	7-E	62	GLU	12.3
1	8-E	62	GLU	12.3
1	9-E	62	GLU	12.3
1	10-E	62	GLU	12.3
1	1-H	61	HIS	12.3
1	2-H	61	HIS	12.3
1	3-H	61	HIS	12.3
1	4-H	61	HIS	12.3
1	5-H	61	HIS	12.3
1	6-H	61	HIS	12.3
1	7-H	61	HIS	12.3
1	8-H	61	HIS	12.3
1	9-H	61	HIS	12.3
1	10-H	61	HIS	12.3
1	1-H	60	ILE	12.2
1	2-H	60	ILE	12.2
1	3-H	60	ILE	12.2
1	4-H	60	ILE	12.2
1	5-H	60	ILE	12.2
1	6-H	60	ILE	12.2

*Continued on next page...*

*Continued from previous page...*

Mol	Chain	Res	Type	RSRZ
1	7-H	60	ILE	12.2
1	8-H	60	ILE	12.2
1	9-H	60	ILE	12.2
1	10-H	60	ILE	12.2
1	1-D	61	HIS	12.2
1	2-D	61	HIS	12.2
1	3-D	61	HIS	12.2
1	4-D	61	HIS	12.2
1	5-D	61	HIS	12.2
1	6-D	61	HIS	12.2
1	7-D	61	HIS	12.2
1	8-D	61	HIS	12.2
1	9-D	61	HIS	12.2
1	10-D	61	HIS	12.2
1	1-B	405	ALA	11.7
1	2-B	405	ALA	11.7
1	3-B	405	ALA	11.7
1	4-B	405	ALA	11.7
1	5-B	405	ALA	11.7
1	6-B	405	ALA	11.7
1	7-B	405	ALA	11.7
1	8-B	405	ALA	11.7
1	9-B	405	ALA	11.7
1	10-B	405	ALA	11.7
1	1-C	61	HIS	11.5
1	2-C	61	HIS	11.5
1	3-C	61	HIS	11.5
1	4-C	61	HIS	11.5
1	5-C	61	HIS	11.5
1	6-C	61	HIS	11.5
1	7-C	61	HIS	11.5
1	8-C	61	HIS	11.5
1	9-C	61	HIS	11.5
1	10-C	61	HIS	11.5
1	1-L	53	SER	11.4
1	2-L	53	SER	11.4
1	3-L	53	SER	11.4
1	4-L	53	SER	11.4
1	5-L	53	SER	11.4
1	6-L	53	SER	11.4
1	7-L	53	SER	11.4
1	8-L	53	SER	11.4

*Continued on next page...*

*Continued from previous page...*

Mol	Chain	Res	Type	RSRZ
1	9-L	53	SER	11.4
1	10-L	53	SER	11.4
1	1-B	61	HIS	11.4
1	2-B	61	HIS	11.4
1	3-B	61	HIS	11.4
1	4-B	61	HIS	11.4
1	5-B	61	HIS	11.4
1	6-B	61	HIS	11.4
1	7-B	61	HIS	11.4
1	8-B	61	HIS	11.4
1	9-B	61	HIS	11.4
1	10-B	61	HIS	11.4
1	1-A	62	GLU	11.3
1	2-A	62	GLU	11.3
1	3-A	62	GLU	11.3
1	4-A	62	GLU	11.3
1	5-A	62	GLU	11.3
1	6-A	62	GLU	11.3
1	7-A	62	GLU	11.3
1	8-A	62	GLU	11.3
1	9-A	62	GLU	11.3
1	10-A	62	GLU	11.3
1	1-Q	51	GLY	11.3
1	2-Q	51	GLY	11.3
1	3-Q	51	GLY	11.3
1	4-Q	51	GLY	11.3
1	5-Q	51	GLY	11.3
1	6-Q	51	GLY	11.3
1	7-Q	51	GLY	11.3
1	8-Q	51	GLY	11.3
1	9-Q	51	GLY	11.3
1	10-Q	51	GLY	11.3
1	1-N	51	GLY	11.3
1	2-N	51	GLY	11.3
1	3-N	51	GLY	11.3
1	4-N	51	GLY	11.3
1	5-N	51	GLY	11.3
1	6-N	51	GLY	11.3
1	7-N	51	GLY	11.3
1	8-N	51	GLY	11.3
1	9-N	51	GLY	11.3
1	10-N	51	GLY	11.3

*Continued on next page...*

*Continued from previous page...*

Mol	Chain	Res	Type	RSRZ
1	1-S	601	THR	11.2
1	2-S	601	THR	11.2
1	3-S	601	THR	11.2
1	4-S	601	THR	11.2
1	5-S	601	THR	11.2
1	6-S	601	THR	11.2
1	7-S	601	THR	11.2
1	8-S	601	THR	11.2
1	9-S	601	THR	11.2
1	10-S	601	THR	11.2
1	1-W	60	ILE	11.2
1	2-W	60	ILE	11.2
1	3-W	60	ILE	11.2
1	4-W	60	ILE	11.2
1	5-W	60	ILE	11.2
1	6-W	60	ILE	11.2
1	7-W	60	ILE	11.2
1	8-W	60	ILE	11.2
1	9-W	60	ILE	11.2
1	10-W	60	ILE	11.2
1	1-F	51	GLY	11.1
1	1-I	51	GLY	11.1
1	2-F	51	GLY	11.1
1	2-I	51	GLY	11.1
1	3-F	51	GLY	11.1
1	3-I	51	GLY	11.1
1	4-F	51	GLY	11.1
1	4-I	51	GLY	11.1
1	5-F	51	GLY	11.1
1	5-I	51	GLY	11.1
1	6-F	51	GLY	11.1
1	6-I	51	GLY	11.1
1	7-F	51	GLY	11.1
1	7-I	51	GLY	11.1
1	8-F	51	GLY	11.1
1	8-I	51	GLY	11.1
1	9-F	51	GLY	11.1
1	9-I	51	GLY	11.1
1	10-F	51	GLY	11.1
1	10-I	51	GLY	11.1
1	1-N	60	ILE	11.1
1	2-N	60	ILE	11.1

*Continued on next page...*

*Continued from previous page...*

Mol	Chain	Res	Type	RSRZ
1	3-N	60	ILE	11.1
1	4-N	60	ILE	11.1
1	5-N	60	ILE	11.1
1	6-N	60	ILE	11.1
1	7-N	60	ILE	11.1
1	8-N	60	ILE	11.1
1	9-N	60	ILE	11.1
1	10-N	60	ILE	11.1
1	1-G	60	ILE	11.1
1	2-G	60	ILE	11.1
1	3-G	60	ILE	11.1
1	4-G	60	ILE	11.1
1	5-G	60	ILE	11.1
1	6-G	60	ILE	11.1
1	7-G	60	ILE	11.1
1	8-G	60	ILE	11.1
1	9-G	60	ILE	11.1
1	10-G	60	ILE	11.1
1	1-V	404	ALA	11.0
1	2-V	404	ALA	11.0
1	3-V	404	ALA	11.0
1	4-V	404	ALA	11.0
1	5-V	404	ALA	11.0
1	6-V	404	ALA	11.0
1	7-V	404	ALA	11.0
1	8-V	404	ALA	11.0
1	9-V	404	ALA	11.0
1	10-V	404	ALA	11.0
1	1-E	61	HIS	11.0
1	2-E	61	HIS	11.0
1	3-E	61	HIS	11.0
1	4-E	61	HIS	11.0
1	5-E	61	HIS	11.0
1	6-E	61	HIS	11.0
1	7-E	61	HIS	11.0
1	8-E	61	HIS	11.0
1	9-E	61	HIS	11.0
1	10-E	61	HIS	11.0
1	1-V	51	GLY	10.9
1	2-V	51	GLY	10.9
1	3-V	51	GLY	10.9
1	4-V	51	GLY	10.9

*Continued on next page...*

*Continued from previous page...*

Mol	Chain	Res	Type	RSRZ
1	5-V	51	GLY	10.9
1	6-V	51	GLY	10.9
1	7-V	51	GLY	10.9
1	8-V	51	GLY	10.9
1	9-V	51	GLY	10.9
1	10-V	51	GLY	10.9
1	1-Q	601	THR	10.9
1	2-Q	601	THR	10.9
1	3-Q	601	THR	10.9
1	4-Q	601	THR	10.9
1	5-Q	601	THR	10.9
1	6-Q	601	THR	10.9
1	7-Q	601	THR	10.9
1	8-Q	601	THR	10.9
1	9-Q	601	THR	10.9
1	10-Q	601	THR	10.9
1	1-X	96	THR	10.8
1	2-X	96	THR	10.8
1	3-X	96	THR	10.8
1	4-X	96	THR	10.8
1	5-X	96	THR	10.8
1	6-X	96	THR	10.8
1	7-X	96	THR	10.8
1	8-X	96	THR	10.8
1	9-X	96	THR	10.8
1	10-X	96	THR	10.8
1	1-J	54	ILE	10.8
1	2-J	54	ILE	10.8
1	3-J	54	ILE	10.8
1	4-J	54	ILE	10.8
1	5-J	54	ILE	10.8
1	6-J	54	ILE	10.8
1	7-J	54	ILE	10.8
1	8-J	54	ILE	10.8
1	9-J	54	ILE	10.8
1	10-J	54	ILE	10.8
1	1-B	60	ILE	10.7
1	2-B	60	ILE	10.7
1	3-B	60	ILE	10.7
1	4-B	60	ILE	10.7
1	5-B	60	ILE	10.7
1	6-B	60	ILE	10.7

*Continued on next page...*

*Continued from previous page...*

Mol	Chain	Res	Type	RSRZ
1	7-B	60	ILE	10.7
1	8-B	60	ILE	10.7
1	9-B	60	ILE	10.7
1	10-B	60	ILE	10.7
1	1-M	601	THR	10.6
1	2-M	601	THR	10.6
1	3-M	601	THR	10.6
1	4-M	601	THR	10.6
1	5-M	601	THR	10.6
1	6-M	601	THR	10.6
1	7-M	601	THR	10.6
1	8-M	601	THR	10.6
1	9-M	601	THR	10.6
1	10-M	601	THR	10.6
1	1-X	61	HIS	10.6
1	2-X	61	HIS	10.6
1	3-X	61	HIS	10.6
1	4-X	61	HIS	10.6
1	5-X	61	HIS	10.6
1	6-X	61	HIS	10.6
1	7-X	61	HIS	10.6
1	8-X	61	HIS	10.6
1	9-X	61	HIS	10.6
1	10-X	61	HIS	10.6
1	1-A	61	HIS	10.4
1	2-A	61	HIS	10.4
1	3-A	61	HIS	10.4
1	4-A	61	HIS	10.4
1	5-A	61	HIS	10.4
1	6-A	61	HIS	10.4
1	7-A	61	HIS	10.4
1	8-A	61	HIS	10.4
1	9-A	61	HIS	10.4
1	10-A	61	HIS	10.4
1	1-T	61	HIS	10.4
1	2-T	61	HIS	10.4
1	3-T	61	HIS	10.4
1	4-T	61	HIS	10.4
1	5-T	61	HIS	10.4
1	6-T	61	HIS	10.4
1	7-T	61	HIS	10.4
1	8-T	61	HIS	10.4

*Continued on next page...*



*Continued from previous page...*

Mol	Chain	Res	Type	RSRZ
1	9-T	61	HIS	10.4
1	10-T	61	HIS	10.4
1	1-Q	62	GLU	10.4
1	2-Q	62	GLU	10.4
1	3-Q	62	GLU	10.4
1	4-Q	62	GLU	10.4
1	5-Q	62	GLU	10.4
1	6-Q	62	GLU	10.4
1	7-Q	62	GLU	10.4
1	8-Q	62	GLU	10.4
1	9-Q	62	GLU	10.4
1	10-Q	62	GLU	10.4
1	1-C	54	ILE	10.3
1	2-C	54	ILE	10.3
1	3-C	54	ILE	10.3
1	4-C	54	ILE	10.3
1	5-C	54	ILE	10.3
1	6-C	54	ILE	10.3
1	7-C	54	ILE	10.3
1	8-C	54	ILE	10.3
1	9-C	54	ILE	10.3
1	10-C	54	ILE	10.3
1	1-X	51	GLY	10.3
1	2-X	51	GLY	10.3
1	3-X	51	GLY	10.3
1	4-X	51	GLY	10.3
1	5-X	51	GLY	10.3
1	6-X	51	GLY	10.3
1	7-X	51	GLY	10.3
1	8-X	51	GLY	10.3
1	9-X	51	GLY	10.3
1	10-X	51	GLY	10.3
1	1-J	405	ALA	10.2
1	2-J	405	ALA	10.2
1	3-J	405	ALA	10.2
1	4-J	405	ALA	10.2
1	5-J	405	ALA	10.2
1	6-J	405	ALA	10.2
1	7-J	405	ALA	10.2
1	8-J	405	ALA	10.2
1	9-J	405	ALA	10.2
1	10-J	405	ALA	10.2

*Continued on next page...*

*Continued from previous page...*

Mol	Chain	Res	Type	RSRZ
1	1-L	390	ALA	10.2
1	2-L	390	ALA	10.2
1	3-L	390	ALA	10.2
1	4-L	390	ALA	10.2
1	5-L	390	ALA	10.2
1	6-L	390	ALA	10.2
1	7-L	390	ALA	10.2
1	8-L	390	ALA	10.2
1	9-L	390	ALA	10.2
1	10-L	390	ALA	10.2
1	1-P	601	THR	10.2
1	2-P	601	THR	10.2
1	3-P	601	THR	10.2
1	4-P	601	THR	10.2
1	5-P	601	THR	10.2
1	6-P	601	THR	10.2
1	7-P	601	THR	10.2
1	8-P	601	THR	10.2
1	9-P	601	THR	10.2
1	10-P	601	THR	10.2
1	1-J	62	GLU	10.1
1	2-J	62	GLU	10.1
1	3-J	62	GLU	10.1
1	4-J	62	GLU	10.1
1	5-J	62	GLU	10.1
1	6-J	62	GLU	10.1
1	7-J	62	GLU	10.1
1	8-J	62	GLU	10.1
1	9-J	62	GLU	10.1
1	10-J	62	GLU	10.1
1	1-M	61	HIS	10.1
1	2-M	61	HIS	10.1
1	3-M	61	HIS	10.1
1	4-M	61	HIS	10.1
1	5-M	61	HIS	10.1
1	6-M	61	HIS	10.1
1	7-M	61	HIS	10.1
1	8-M	61	HIS	10.1
1	9-M	61	HIS	10.1
1	10-M	61	HIS	10.1
1	1-P	401	PRO	10.0
1	2-P	401	PRO	10.0

*Continued on next page...*

*Continued from previous page...*

Mol	Chain	Res	Type	RSRZ
1	3-P	401	PRO	10.0
1	4-P	401	PRO	10.0
1	5-P	401	PRO	10.0
1	6-P	401	PRO	10.0
1	7-P	401	PRO	10.0
1	8-P	401	PRO	10.0
1	9-P	401	PRO	10.0
1	10-P	401	PRO	10.0
1	1-L	95	PHE	10.0
1	2-L	95	PHE	10.0
1	3-L	95	PHE	10.0
1	4-L	95	PHE	10.0
1	5-L	95	PHE	10.0
1	6-L	95	PHE	10.0
1	7-L	95	PHE	10.0
1	8-L	95	PHE	10.0
1	9-L	95	PHE	10.0
1	10-L	95	PHE	10.0
1	1-L	62	GLU	10.0
1	1-N	62	GLU	10.0
1	2-L	62	GLU	10.0
1	2-N	62	GLU	10.0
1	3-L	62	GLU	10.0
1	3-N	62	GLU	10.0
1	4-L	62	GLU	10.0
1	4-N	62	GLU	10.0
1	5-L	62	GLU	10.0
1	5-N	62	GLU	10.0
1	6-L	62	GLU	10.0
1	6-N	62	GLU	10.0
1	7-L	62	GLU	10.0
1	7-N	62	GLU	10.0
1	8-L	62	GLU	10.0
1	8-N	62	GLU	10.0
1	9-L	62	GLU	10.0
1	9-N	62	GLU	10.0
1	10-L	62	GLU	10.0
1	10-N	62	GLU	10.0
1	1-O	51	GLY	9.9
1	2-O	51	GLY	9.9
1	3-O	51	GLY	9.9
1	4-O	51	GLY	9.9

*Continued on next page...*

*Continued from previous page...*

Mol	Chain	Res	Type	RSRZ
1	5-O	51	GLY	9.9
1	6-O	51	GLY	9.9
1	7-O	51	GLY	9.9
1	8-O	51	GLY	9.9
1	9-O	51	GLY	9.9
1	10-O	51	GLY	9.9
1	1-D	62	GLU	9.9
1	2-D	62	GLU	9.9
1	3-D	62	GLU	9.9
1	4-D	62	GLU	9.9
1	5-D	62	GLU	9.9
1	6-D	62	GLU	9.9
1	7-D	62	GLU	9.9
1	8-D	62	GLU	9.9
1	9-D	62	GLU	9.9
1	10-D	62	GLU	9.9
1	1-G	59	SER	9.9
1	2-G	59	SER	9.9
1	3-G	59	SER	9.9
1	4-G	59	SER	9.9
1	5-G	59	SER	9.9
1	6-G	59	SER	9.9
1	7-G	59	SER	9.9
1	8-G	59	SER	9.9
1	9-G	59	SER	9.9
1	10-G	59	SER	9.9
1	1-X	95	PHE	9.8
1	2-X	95	PHE	9.8
1	3-X	95	PHE	9.8
1	4-X	95	PHE	9.8
1	5-X	95	PHE	9.8
1	6-X	95	PHE	9.8
1	7-X	95	PHE	9.8
1	8-X	95	PHE	9.8
1	9-X	95	PHE	9.8
1	10-X	95	PHE	9.8
1	1-E	51	GLY	9.8
1	2-E	51	GLY	9.8
1	3-E	51	GLY	9.8
1	4-E	51	GLY	9.8
1	5-E	51	GLY	9.8
1	6-E	51	GLY	9.8

*Continued on next page...*

*Continued from previous page...*

Mol	Chain	Res	Type	RSRZ
1	7-E	51	GLY	9.8
1	8-E	51	GLY	9.8
1	9-E	51	GLY	9.8
1	10-E	51	GLY	9.8
1	1-R	401	PRO	9.8
1	2-R	401	PRO	9.8
1	3-R	401	PRO	9.8
1	4-R	401	PRO	9.8
1	5-R	401	PRO	9.8
1	6-R	401	PRO	9.8
1	7-R	401	PRO	9.8
1	8-R	401	PRO	9.8
1	9-R	401	PRO	9.8
1	10-R	401	PRO	9.8
1	1-N	349	GLY	9.7
1	2-N	349	GLY	9.7
1	3-N	349	GLY	9.7
1	4-N	349	GLY	9.7
1	5-N	349	GLY	9.7
1	6-N	349	GLY	9.7
1	7-N	349	GLY	9.7
1	8-N	349	GLY	9.7
1	9-N	349	GLY	9.7
1	10-N	349	GLY	9.7
1	1-I	60	ILE	9.7
1	2-I	60	ILE	9.7
1	3-I	60	ILE	9.7
1	4-I	60	ILE	9.7
1	5-I	60	ILE	9.7
1	6-I	60	ILE	9.7
1	7-I	60	ILE	9.7
1	8-I	60	ILE	9.7
1	9-I	60	ILE	9.7
1	10-I	60	ILE	9.7
1	1-S	51	GLY	9.7
1	2-S	51	GLY	9.7
1	3-S	51	GLY	9.7
1	4-S	51	GLY	9.7
1	5-S	51	GLY	9.7
1	6-S	51	GLY	9.7
1	7-S	51	GLY	9.7
1	8-S	51	GLY	9.7

*Continued on next page...*

*Continued from previous page...*

Mol	Chain	Res	Type	RSRZ
1	9-S	51	GLY	9.7
1	10-S	51	GLY	9.7
1	1-X	60	ILE	9.7
1	2-X	60	ILE	9.7
1	3-X	60	ILE	9.7
1	4-X	60	ILE	9.7
1	5-X	60	ILE	9.7
1	6-X	60	ILE	9.7
1	7-X	60	ILE	9.7
1	8-X	60	ILE	9.7
1	9-X	60	ILE	9.7
1	10-X	60	ILE	9.7
1	1-Q	54	ILE	9.6
1	2-Q	54	ILE	9.6
1	3-Q	54	ILE	9.6
1	4-Q	54	ILE	9.6
1	5-Q	54	ILE	9.6
1	6-Q	54	ILE	9.6
1	7-Q	54	ILE	9.6
1	8-Q	54	ILE	9.6
1	9-Q	54	ILE	9.6
1	10-Q	54	ILE	9.6
1	1-S	397	TYR	9.5
1	2-S	397	TYR	9.5
1	3-S	397	TYR	9.5
1	4-S	397	TYR	9.5
1	5-S	397	TYR	9.5
1	6-S	397	TYR	9.5
1	7-S	397	TYR	9.5
1	8-S	397	TYR	9.5
1	9-S	397	TYR	9.5
1	10-S	397	TYR	9.5
1	1-S	60	ILE	9.5
1	2-S	60	ILE	9.5
1	3-S	60	ILE	9.5
1	4-S	60	ILE	9.5
1	5-S	60	ILE	9.5
1	6-S	60	ILE	9.5
1	7-S	60	ILE	9.5
1	8-S	60	ILE	9.5
1	9-S	60	ILE	9.5
1	10-S	60	ILE	9.5

*Continued on next page...*

*Continued from previous page...*

Mol	Chain	Res	Type	RSRZ
1	1-I	601	THR	9.4
1	2-I	601	THR	9.4
1	3-I	601	THR	9.4
1	4-I	601	THR	9.4
1	5-I	601	THR	9.4
1	6-I	601	THR	9.4
1	7-I	601	THR	9.4
1	8-I	601	THR	9.4
1	9-I	601	THR	9.4
1	10-I	601	THR	9.4
1	1-J	53	SER	9.4
1	2-J	53	SER	9.4
1	3-J	53	SER	9.4
1	4-J	53	SER	9.4
1	5-J	53	SER	9.4
1	6-J	53	SER	9.4
1	7-J	53	SER	9.4
1	8-J	53	SER	9.4
1	9-J	53	SER	9.4
1	10-J	53	SER	9.4
1	1-N	398	GLU	9.4
1	2-N	398	GLU	9.4
1	3-N	398	GLU	9.4
1	4-N	398	GLU	9.4
1	5-N	398	GLU	9.4
1	6-N	398	GLU	9.4
1	7-N	398	GLU	9.4
1	8-N	398	GLU	9.4
1	9-N	398	GLU	9.4
1	10-N	398	GLU	9.4
1	1-N	601	THR	9.4
1	2-N	601	THR	9.4
1	3-N	601	THR	9.4
1	4-N	601	THR	9.4
1	5-N	601	THR	9.4
1	6-N	601	THR	9.4
1	7-N	601	THR	9.4
1	8-N	601	THR	9.4
1	9-N	601	THR	9.4
1	10-N	601	THR	9.4
1	1-X	397	TYR	9.3
1	2-X	397	TYR	9.3

*Continued on next page...*

*Continued from previous page...*

Mol	Chain	Res	Type	RSRZ
1	3-X	397	TYR	9.3
1	4-X	397	TYR	9.3
1	5-X	397	TYR	9.3
1	6-X	397	TYR	9.3
1	7-X	397	TYR	9.3
1	8-X	397	TYR	9.3
1	9-X	397	TYR	9.3
1	10-X	397	TYR	9.3
1	1-J	51	GLY	9.3
1	2-J	51	GLY	9.3
1	3-J	51	GLY	9.3
1	4-J	51	GLY	9.3
1	5-J	51	GLY	9.3
1	6-J	51	GLY	9.3
1	7-J	51	GLY	9.3
1	8-J	51	GLY	9.3
1	9-J	51	GLY	9.3
1	10-J	51	GLY	9.3
1	1-H	602	GLU	9.2
1	2-H	602	GLU	9.2
1	3-H	602	GLU	9.2
1	4-H	602	GLU	9.2
1	5-H	602	GLU	9.2
1	6-H	602	GLU	9.2
1	7-H	602	GLU	9.2
1	8-H	602	GLU	9.2
1	9-H	602	GLU	9.2
1	10-H	602	GLU	9.2
1	1-R	54	ILE	9.2
1	2-R	54	ILE	9.2
1	3-R	54	ILE	9.2
1	4-R	54	ILE	9.2
1	5-R	54	ILE	9.2
1	6-R	54	ILE	9.2
1	7-R	54	ILE	9.2
1	8-R	54	ILE	9.2
1	9-R	54	ILE	9.2
1	10-R	54	ILE	9.2
1	1-S	61	HIS	9.1
1	2-S	61	HIS	9.1
1	3-S	61	HIS	9.1
1	4-S	61	HIS	9.1

*Continued on next page...*



*Continued from previous page...*

Mol	Chain	Res	Type	RSRZ
1	5-S	61	HIS	9.1
1	6-S	61	HIS	9.1
1	7-S	61	HIS	9.1
1	8-S	61	HIS	9.1
1	9-S	61	HIS	9.1
1	10-S	61	HIS	9.1
1	1-B	51	GLY	9.1
1	2-B	51	GLY	9.1
1	3-B	51	GLY	9.1
1	4-B	51	GLY	9.1
1	5-B	51	GLY	9.1
1	6-B	51	GLY	9.1
1	7-B	51	GLY	9.1
1	8-B	51	GLY	9.1
1	9-B	51	GLY	9.1
1	10-B	51	GLY	9.1
1	1-L	349	GLY	9.1
1	2-L	349	GLY	9.1
1	3-L	349	GLY	9.1
1	4-L	349	GLY	9.1
1	5-L	349	GLY	9.1
1	6-L	349	GLY	9.1
1	7-L	349	GLY	9.1
1	8-L	349	GLY	9.1
1	9-L	349	GLY	9.1
1	10-L	349	GLY	9.1
1	1-T	62	GLU	9.0
1	2-T	62	GLU	9.0
1	3-T	62	GLU	9.0
1	4-T	62	GLU	9.0
1	5-T	62	GLU	9.0
1	6-T	62	GLU	9.0
1	7-T	62	GLU	9.0
1	8-T	62	GLU	9.0
1	9-T	62	GLU	9.0
1	10-T	62	GLU	9.0
1	1-M	405	ALA	8.9
1	2-M	405	ALA	8.9
1	3-M	405	ALA	8.9
1	4-M	405	ALA	8.9
1	5-M	405	ALA	8.9
1	6-M	405	ALA	8.9

*Continued on next page...*

*Continued from previous page...*

Mol	Chain	Res	Type	RSRZ
1	7-M	405	ALA	8.9
1	8-M	405	ALA	8.9
1	9-M	405	ALA	8.9
1	10-M	405	ALA	8.9
1	1-T	54	ILE	8.9
1	2-T	54	ILE	8.9
1	3-T	54	ILE	8.9
1	4-T	54	ILE	8.9
1	5-T	54	ILE	8.9
1	6-T	54	ILE	8.9
1	7-T	54	ILE	8.9
1	8-T	54	ILE	8.9
1	9-T	54	ILE	8.9
1	10-T	54	ILE	8.9
1	1-O	55	ARG	8.9
1	2-O	55	ARG	8.9
1	3-O	55	ARG	8.9
1	4-O	55	ARG	8.9
1	5-O	55	ARG	8.9
1	6-O	55	ARG	8.9
1	7-O	55	ARG	8.9
1	8-O	55	ARG	8.9
1	9-O	55	ARG	8.9
1	10-O	55	ARG	8.9
1	1-R	601	THR	8.8
1	2-R	601	THR	8.8
1	3-R	601	THR	8.8
1	4-R	601	THR	8.8
1	5-R	601	THR	8.8
1	6-R	601	THR	8.8
1	7-R	601	THR	8.8
1	8-R	601	THR	8.8
1	9-R	601	THR	8.8
1	10-R	601	THR	8.8
1	1-G	405	ALA	8.8
1	2-G	405	ALA	8.8
1	3-G	405	ALA	8.8
1	4-G	405	ALA	8.8
1	5-G	405	ALA	8.8
1	6-G	405	ALA	8.8
1	7-G	405	ALA	8.8
1	8-G	405	ALA	8.8

*Continued on next page...*

*Continued from previous page...*

Mol	Chain	Res	Type	RSRZ
1	9-G	405	ALA	8.8
1	10-G	405	ALA	8.8
1	1-U	51	GLY	8.8
1	2-U	51	GLY	8.8
1	3-U	51	GLY	8.8
1	4-U	51	GLY	8.8
1	5-U	51	GLY	8.8
1	6-U	51	GLY	8.8
1	7-U	51	GLY	8.8
1	8-U	51	GLY	8.8
1	9-U	51	GLY	8.8
1	10-U	51	GLY	8.8
1	1-E	405	ALA	8.8
1	2-E	405	ALA	8.8
1	3-E	405	ALA	8.8
1	4-E	405	ALA	8.8
1	5-E	405	ALA	8.8
1	6-E	405	ALA	8.8
1	7-E	405	ALA	8.8
1	8-E	405	ALA	8.8
1	9-E	405	ALA	8.8
1	10-E	405	ALA	8.8
1	1-V	63	SER	8.8
1	2-V	63	SER	8.8
1	3-V	63	SER	8.8
1	4-V	63	SER	8.8
1	5-V	63	SER	8.8
1	6-V	63	SER	8.8
1	7-V	63	SER	8.8
1	8-V	63	SER	8.8
1	9-V	63	SER	8.8
1	10-V	63	SER	8.8
1	1-J	602	GLU	8.8
1	2-J	602	GLU	8.8
1	3-J	602	GLU	8.8
1	4-J	602	GLU	8.8
1	5-J	602	GLU	8.8
1	6-J	602	GLU	8.8
1	7-J	602	GLU	8.8
1	8-J	602	GLU	8.8
1	9-J	602	GLU	8.8
1	10-J	602	GLU	8.8

*Continued on next page...*

*Continued from previous page...*

Mol	Chain	Res	Type	RSRZ
1	1-P	62	GLU	8.7
1	2-P	62	GLU	8.7
1	3-P	62	GLU	8.7
1	4-P	62	GLU	8.7
1	5-P	62	GLU	8.7
1	6-P	62	GLU	8.7
1	7-P	62	GLU	8.7
1	8-P	62	GLU	8.7
1	9-P	62	GLU	8.7
1	10-P	62	GLU	8.7
1	1-M	53	SER	8.7
1	2-M	53	SER	8.7
1	3-M	53	SER	8.7
1	4-M	53	SER	8.7
1	5-M	53	SER	8.7
1	6-M	53	SER	8.7
1	7-M	53	SER	8.7
1	8-M	53	SER	8.7
1	9-M	53	SER	8.7
1	10-M	53	SER	8.7
1	1-L	93	ASP	8.6
1	2-L	93	ASP	8.6
1	3-L	93	ASP	8.6
1	4-L	93	ASP	8.6
1	5-L	93	ASP	8.6
1	6-L	93	ASP	8.6
1	7-L	93	ASP	8.6
1	8-L	93	ASP	8.6
1	9-L	93	ASP	8.6
1	10-L	93	ASP	8.6
1	1-W	402	GLU	8.6
1	2-W	402	GLU	8.6
1	3-W	402	GLU	8.6
1	4-W	402	GLU	8.6
1	5-W	402	GLU	8.6
1	6-W	402	GLU	8.6
1	7-W	402	GLU	8.6
1	8-W	402	GLU	8.6
1	9-W	402	GLU	8.6
1	10-W	402	GLU	8.6
1	1-G	166	ALA	8.5
1	2-G	166	ALA	8.5

*Continued on next page...*

*Continued from previous page...*

Mol	Chain	Res	Type	RSRZ
1	3-G	166	ALA	8.5
1	4-G	166	ALA	8.5
1	5-G	166	ALA	8.5
1	6-G	166	ALA	8.5
1	7-G	166	ALA	8.5
1	8-G	166	ALA	8.5
1	9-G	166	ALA	8.5
1	10-G	166	ALA	8.5
1	1-I	62	GLU	8.5
1	2-I	62	GLU	8.5
1	3-I	62	GLU	8.5
1	4-I	62	GLU	8.5
1	5-I	62	GLU	8.5
1	6-I	62	GLU	8.5
1	7-I	62	GLU	8.5
1	8-I	62	GLU	8.5
1	9-I	62	GLU	8.5
1	10-I	62	GLU	8.5
1	1-U	399	LEU	8.5
1	2-U	399	LEU	8.5
1	3-U	399	LEU	8.5
1	4-U	399	LEU	8.5
1	5-U	399	LEU	8.5
1	6-U	399	LEU	8.5
1	7-U	399	LEU	8.5
1	8-U	399	LEU	8.5
1	9-U	399	LEU	8.5
1	10-U	399	LEU	8.5
1	1-P	397	TYR	8.5
1	2-P	397	TYR	8.5
1	3-P	397	TYR	8.5
1	4-P	397	TYR	8.5
1	5-P	397	TYR	8.5
1	6-P	397	TYR	8.5
1	7-P	397	TYR	8.5
1	8-P	397	TYR	8.5
1	9-P	397	TYR	8.5
1	10-P	397	TYR	8.5
1	1-S	62	GLU	8.5
1	2-S	62	GLU	8.5
1	3-S	62	GLU	8.5
1	4-S	62	GLU	8.5

*Continued on next page...*

*Continued from previous page...*

Mol	Chain	Res	Type	RSRZ
1	5-S	62	GLU	8.5
1	6-S	62	GLU	8.5
1	7-S	62	GLU	8.5
1	8-S	62	GLU	8.5
1	9-S	62	GLU	8.5
1	10-S	62	GLU	8.5
1	1-U	61	HIS	8.4
1	2-U	61	HIS	8.4
1	3-U	61	HIS	8.4
1	4-U	61	HIS	8.4
1	5-U	61	HIS	8.4
1	6-U	61	HIS	8.4
1	7-U	61	HIS	8.4
1	8-U	61	HIS	8.4
1	9-U	61	HIS	8.4
1	10-U	61	HIS	8.4
1	1-K	59	SER	8.4
1	1-O	601	THR	8.4
1	2-K	59	SER	8.4
1	2-O	601	THR	8.4
1	3-K	59	SER	8.4
1	3-O	601	THR	8.4
1	4-K	59	SER	8.4
1	4-O	601	THR	8.4
1	5-K	59	SER	8.4
1	5-O	601	THR	8.4
1	6-K	59	SER	8.4
1	6-O	601	THR	8.4
1	7-K	59	SER	8.4
1	7-O	601	THR	8.4
1	8-K	59	SER	8.4
1	8-O	601	THR	8.4
1	9-K	59	SER	8.4
1	9-O	601	THR	8.4
1	10-K	59	SER	8.4
1	10-O	601	THR	8.4
1	1-N	59	SER	8.4
1	2-N	59	SER	8.4
1	3-N	59	SER	8.4
1	4-N	59	SER	8.4
1	5-N	59	SER	8.4
1	6-N	59	SER	8.4

*Continued on next page...*

*Continued from previous page...*

Mol	Chain	Res	Type	RSRZ
1	7-N	59	SER	8.4
1	8-N	59	SER	8.4
1	9-N	59	SER	8.4
1	10-N	59	SER	8.4
1	1-N	325	GLY	8.3
1	2-N	325	GLY	8.3
1	3-N	325	GLY	8.3
1	4-N	325	GLY	8.3
1	5-N	325	GLY	8.3
1	6-N	325	GLY	8.3
1	7-N	325	GLY	8.3
1	8-N	325	GLY	8.3
1	9-N	325	GLY	8.3
1	10-N	325	GLY	8.3
1	1-G	95	PHE	8.3
1	2-G	95	PHE	8.3
1	3-G	95	PHE	8.3
1	4-G	95	PHE	8.3
1	5-G	95	PHE	8.3
1	6-G	95	PHE	8.3
1	7-G	95	PHE	8.3
1	8-G	95	PHE	8.3
1	9-G	95	PHE	8.3
1	10-G	95	PHE	8.3
1	1-W	59	SER	8.3
1	2-W	59	SER	8.3
1	3-W	59	SER	8.3
1	4-W	59	SER	8.3
1	5-W	59	SER	8.3
1	6-W	59	SER	8.3
1	7-W	59	SER	8.3
1	8-W	59	SER	8.3
1	9-W	59	SER	8.3
1	10-W	59	SER	8.3
1	1-C	97	LEU	8.3
1	2-C	97	LEU	8.3
1	3-C	97	LEU	8.3
1	4-C	97	LEU	8.3
1	5-C	97	LEU	8.3
1	6-C	97	LEU	8.3
1	7-C	97	LEU	8.3
1	8-C	97	LEU	8.3

*Continued on next page...*

*Continued from previous page...*

Mol	Chain	Res	Type	RSRZ
1	9-C	97	LEU	8.3
1	10-C	97	LEU	8.3
1	1-K	390	ALA	8.3
1	2-K	390	ALA	8.3
1	3-K	390	ALA	8.3
1	4-K	390	ALA	8.3
1	5-K	390	ALA	8.3
1	6-K	390	ALA	8.3
1	7-K	390	ALA	8.3
1	8-K	390	ALA	8.3
1	9-K	390	ALA	8.3
1	10-K	390	ALA	8.3
1	1-H	601	THR	8.2
1	2-H	601	THR	8.2
1	3-H	601	THR	8.2
1	4-H	601	THR	8.2
1	5-H	601	THR	8.2
1	6-H	601	THR	8.2
1	7-H	601	THR	8.2
1	8-H	601	THR	8.2
1	9-H	601	THR	8.2
1	10-H	601	THR	8.2
1	1-R	395	ASP	8.2
1	2-R	395	ASP	8.2
1	3-R	395	ASP	8.2
1	4-R	395	ASP	8.2
1	5-R	395	ASP	8.2
1	6-R	395	ASP	8.2
1	7-R	395	ASP	8.2
1	8-R	395	ASP	8.2
1	9-R	395	ASP	8.2
1	10-R	395	ASP	8.2
1	1-L	97	LEU	8.2
1	2-L	97	LEU	8.2
1	3-L	97	LEU	8.2
1	4-L	97	LEU	8.2
1	5-L	97	LEU	8.2
1	6-L	97	LEU	8.2
1	7-L	97	LEU	8.2
1	8-L	97	LEU	8.2
1	9-L	97	LEU	8.2
1	10-L	97	LEU	8.2

*Continued on next page...*



*Continued from previous page...*

Mol	Chain	Res	Type	RSRZ
1	1-O	60	ILE	8.2
1	2-O	60	ILE	8.2
1	3-O	60	ILE	8.2
1	4-O	60	ILE	8.2
1	5-O	60	ILE	8.2
1	6-O	60	ILE	8.2
1	7-O	60	ILE	8.2
1	8-O	60	ILE	8.2
1	9-O	60	ILE	8.2
1	10-O	60	ILE	8.2
1	1-F	59	SER	8.2
1	2-F	59	SER	8.2
1	3-F	59	SER	8.2
1	4-F	59	SER	8.2
1	5-F	59	SER	8.2
1	6-F	59	SER	8.2
1	7-F	59	SER	8.2
1	8-F	59	SER	8.2
1	9-F	59	SER	8.2
1	10-F	59	SER	8.2
1	1-F	405	ALA	8.2
1	2-F	405	ALA	8.2
1	3-F	405	ALA	8.2
1	4-F	405	ALA	8.2
1	5-F	405	ALA	8.2
1	6-F	405	ALA	8.2
1	7-F	405	ALA	8.2
1	8-F	405	ALA	8.2
1	9-F	405	ALA	8.2
1	10-F	405	ALA	8.2
1	1-O	402	GLU	8.1
1	2-O	402	GLU	8.1
1	3-O	402	GLU	8.1
1	4-O	402	GLU	8.1
1	5-O	402	GLU	8.1
1	6-O	402	GLU	8.1
1	7-O	402	GLU	8.1
1	8-O	402	GLU	8.1
1	9-O	402	GLU	8.1
1	10-O	402	GLU	8.1
1	1-C	401	PRO	8.0
1	2-C	401	PRO	8.0

*Continued on next page...*

*Continued from previous page...*

<b>Mol</b>	<b>Chain</b>	<b>Res</b>	<b>Type</b>	<b>RSRZ</b>
1	3-C	401	PRO	8.0
1	4-C	401	PRO	8.0
1	5-C	401	PRO	8.0
1	6-C	401	PRO	8.0
1	7-C	401	PRO	8.0
1	8-C	401	PRO	8.0
1	9-C	401	PRO	8.0
1	10-C	401	PRO	8.0
1	1-K	52	SER	8.0
1	2-K	52	SER	8.0
1	3-K	52	SER	8.0
1	4-K	52	SER	8.0
1	5-K	52	SER	8.0
1	6-K	52	SER	8.0
1	7-K	52	SER	8.0
1	8-K	52	SER	8.0
1	9-K	52	SER	8.0
1	10-K	52	SER	8.0
1	1-R	51	GLY	8.0
1	2-R	51	GLY	8.0
1	3-R	51	GLY	8.0
1	4-R	51	GLY	8.0
1	5-R	51	GLY	8.0
1	6-R	51	GLY	8.0
1	7-R	51	GLY	8.0
1	8-R	51	GLY	8.0
1	9-R	51	GLY	8.0
1	10-R	51	GLY	8.0
1	1-V	401	PRO	7.9
1	2-V	401	PRO	7.9
1	3-V	401	PRO	7.9
1	4-V	401	PRO	7.9
1	5-V	401	PRO	7.9
1	6-V	401	PRO	7.9
1	7-V	401	PRO	7.9
1	8-V	401	PRO	7.9
1	9-V	401	PRO	7.9
1	10-V	401	PRO	7.9
1	1-F	60	ILE	7.9
1	2-F	60	ILE	7.9
1	3-F	60	ILE	7.9
1	4-F	60	ILE	7.9

*Continued on next page...*

*Continued from previous page...*

Mol	Chain	Res	Type	RSRZ
1	5-F	60	ILE	7.9
1	6-F	60	ILE	7.9
1	7-F	60	ILE	7.9
1	8-F	60	ILE	7.9
1	9-F	60	ILE	7.9
1	10-F	60	ILE	7.9
1	1-P	405	ALA	7.9
1	2-P	405	ALA	7.9
1	3-P	405	ALA	7.9
1	4-P	405	ALA	7.9
1	5-P	405	ALA	7.9
1	6-P	405	ALA	7.9
1	7-P	405	ALA	7.9
1	8-P	405	ALA	7.9
1	9-P	405	ALA	7.9
1	10-P	405	ALA	7.9
1	1-Q	349	GLY	7.9
1	2-Q	349	GLY	7.9
1	3-Q	349	GLY	7.9
1	4-Q	349	GLY	7.9
1	5-Q	349	GLY	7.9
1	6-Q	349	GLY	7.9
1	7-Q	349	GLY	7.9
1	8-Q	349	GLY	7.9
1	9-Q	349	GLY	7.9
1	10-Q	349	GLY	7.9
1	1-L	602	GLU	7.9
1	2-L	602	GLU	7.9
1	3-L	602	GLU	7.9
1	4-L	602	GLU	7.9
1	5-L	602	GLU	7.9
1	6-L	602	GLU	7.9
1	7-L	602	GLU	7.9
1	8-L	602	GLU	7.9
1	9-L	602	GLU	7.9
1	10-L	602	GLU	7.9
1	1-V	54	ILE	7.9
1	2-V	54	ILE	7.9
1	3-V	54	ILE	7.9
1	4-V	54	ILE	7.9
1	5-V	54	ILE	7.9
1	6-V	54	ILE	7.9

*Continued on next page...*

*Continued from previous page...*

Mol	Chain	Res	Type	RSRZ
1	7-V	54	ILE	7.9
1	8-V	54	ILE	7.9
1	9-V	54	ILE	7.9
1	10-V	54	ILE	7.9
1	1-L	406	SER	7.8
1	2-L	406	SER	7.8
1	3-L	406	SER	7.8
1	4-L	406	SER	7.8
1	5-L	406	SER	7.8
1	6-L	406	SER	7.8
1	7-L	406	SER	7.8
1	8-L	406	SER	7.8
1	9-L	406	SER	7.8
1	10-L	406	SER	7.8
1	1-N	54	ILE	7.8
1	2-N	54	ILE	7.8
1	3-N	54	ILE	7.8
1	4-N	54	ILE	7.8
1	5-N	54	ILE	7.8
1	6-N	54	ILE	7.8
1	7-N	54	ILE	7.8
1	8-N	54	ILE	7.8
1	9-N	54	ILE	7.8
1	10-N	54	ILE	7.8
1	1-X	62	GLU	7.8
1	2-X	62	GLU	7.8
1	3-X	62	GLU	7.8
1	4-X	62	GLU	7.8
1	5-X	62	GLU	7.8
1	6-X	62	GLU	7.8
1	7-X	62	GLU	7.8
1	8-X	62	GLU	7.8
1	9-X	62	GLU	7.8
1	10-X	62	GLU	7.8
1	1-O	52	SER	7.8
1	2-O	52	SER	7.8
1	3-O	52	SER	7.8
1	4-O	52	SER	7.8
1	5-O	52	SER	7.8
1	6-O	52	SER	7.8
1	7-O	52	SER	7.8
1	8-O	52	SER	7.8

*Continued on next page...*

*Continued from previous page...*

Mol	Chain	Res	Type	RSRZ
1	9-O	52	SER	7.8
1	10-O	52	SER	7.8
1	1-H	404	ALA	7.8
1	2-H	404	ALA	7.8
1	3-H	404	ALA	7.8
1	4-H	404	ALA	7.8
1	5-H	404	ALA	7.8
1	6-H	404	ALA	7.8
1	7-H	404	ALA	7.8
1	8-H	404	ALA	7.8
1	9-H	404	ALA	7.8
1	10-H	404	ALA	7.8
1	1-M	400	PRO	7.8
1	2-M	400	PRO	7.8
1	3-M	400	PRO	7.8
1	4-M	400	PRO	7.8
1	5-M	400	PRO	7.8
1	6-M	400	PRO	7.8
1	7-M	400	PRO	7.8
1	8-M	400	PRO	7.8
1	9-M	400	PRO	7.8
1	10-M	400	PRO	7.8
1	1-B	283	TYR	7.8
1	2-B	283	TYR	7.8
1	3-B	283	TYR	7.8
1	4-B	283	TYR	7.8
1	5-B	283	TYR	7.8
1	6-B	283	TYR	7.8
1	7-B	283	TYR	7.8
1	8-B	283	TYR	7.8
1	9-B	283	TYR	7.8
1	10-B	283	TYR	7.8
1	1-J	63	SER	7.8
1	2-J	63	SER	7.8
1	3-J	63	SER	7.8
1	4-J	63	SER	7.8
1	5-J	63	SER	7.8
1	6-J	63	SER	7.8
1	7-J	63	SER	7.8
1	8-J	63	SER	7.8
1	9-J	63	SER	7.8
1	10-J	63	SER	7.8

*Continued on next page...*

*Continued from previous page...*

Mol	Chain	Res	Type	RSRZ
1	1-J	397	TYR	7.8
1	2-J	397	TYR	7.8
1	3-J	397	TYR	7.8
1	4-J	397	TYR	7.8
1	5-J	397	TYR	7.8
1	6-J	397	TYR	7.8
1	7-J	397	TYR	7.8
1	8-J	397	TYR	7.8
1	9-J	397	TYR	7.8
1	10-J	397	TYR	7.8
1	1-W	405	ALA	7.7
1	2-W	405	ALA	7.7
1	3-W	405	ALA	7.7
1	4-W	405	ALA	7.7
1	5-W	405	ALA	7.7
1	6-W	405	ALA	7.7
1	7-W	405	ALA	7.7
1	8-W	405	ALA	7.7
1	9-W	405	ALA	7.7
1	10-W	405	ALA	7.7
1	1-K	166	ALA	7.6
1	2-K	166	ALA	7.6
1	3-K	166	ALA	7.6
1	4-K	166	ALA	7.6
1	5-K	166	ALA	7.6
1	6-K	166	ALA	7.6
1	7-K	166	ALA	7.6
1	8-K	166	ALA	7.6
1	9-K	166	ALA	7.6
1	10-K	166	ALA	7.6
1	1-E	601	THR	7.6
1	2-E	601	THR	7.6
1	3-E	601	THR	7.6
1	4-E	601	THR	7.6
1	5-E	601	THR	7.6
1	6-E	601	THR	7.6
1	7-E	601	THR	7.6
1	8-E	601	THR	7.6
1	9-E	601	THR	7.6
1	10-E	601	THR	7.6
1	1-B	54	ILE	7.6
1	2-B	54	ILE	7.6

*Continued on next page...*

*Continued from previous page...*

Mol	Chain	Res	Type	RSRZ
1	3-B	54	ILE	7.6
1	4-B	54	ILE	7.6
1	5-B	54	ILE	7.6
1	6-B	54	ILE	7.6
1	7-B	54	ILE	7.6
1	8-B	54	ILE	7.6
1	9-B	54	ILE	7.6
1	10-B	54	ILE	7.6
1	1-W	61	HIS	7.6
1	2-W	61	HIS	7.6
1	3-W	61	HIS	7.6
1	4-W	61	HIS	7.6
1	5-W	61	HIS	7.6
1	6-W	61	HIS	7.6
1	7-W	61	HIS	7.6
1	8-W	61	HIS	7.6
1	9-W	61	HIS	7.6
1	10-W	61	HIS	7.6
1	1-O	53	SER	7.6
1	2-O	53	SER	7.6
1	3-O	53	SER	7.6
1	4-O	53	SER	7.6
1	5-O	53	SER	7.6
1	6-O	53	SER	7.6
1	7-O	53	SER	7.6
1	8-O	53	SER	7.6
1	9-O	53	SER	7.6
1	10-O	53	SER	7.6
1	1-R	397	TYR	7.6
1	2-R	397	TYR	7.6
1	3-R	397	TYR	7.6
1	4-R	397	TYR	7.6
1	5-R	397	TYR	7.6
1	6-R	397	TYR	7.6
1	7-R	397	TYR	7.6
1	8-R	397	TYR	7.6
1	9-R	397	TYR	7.6
1	10-R	397	TYR	7.6
1	1-W	51	GLY	7.6
1	2-W	51	GLY	7.6
1	3-W	51	GLY	7.6
1	4-W	51	GLY	7.6

*Continued on next page...*

*Continued from previous page...*

Mol	Chain	Res	Type	RSRZ
1	5-W	51	GLY	7.6
1	6-W	51	GLY	7.6
1	7-W	51	GLY	7.6
1	8-W	51	GLY	7.6
1	9-W	51	GLY	7.6
1	10-W	51	GLY	7.6
1	1-O	400	PRO	7.5
1	2-O	400	PRO	7.5
1	3-O	400	PRO	7.5
1	4-O	400	PRO	7.5
1	5-O	400	PRO	7.5
1	6-O	400	PRO	7.5
1	7-O	400	PRO	7.5
1	8-O	400	PRO	7.5
1	9-O	400	PRO	7.5
1	10-O	400	PRO	7.5
1	1-C	62	GLU	7.5
1	2-C	62	GLU	7.5
1	3-C	62	GLU	7.5
1	4-C	62	GLU	7.5
1	5-C	62	GLU	7.5
1	6-C	62	GLU	7.5
1	7-C	62	GLU	7.5
1	8-C	62	GLU	7.5
1	9-C	62	GLU	7.5
1	10-C	62	GLU	7.5
1	1-R	405	ALA	7.5
1	1-U	404	ALA	7.5
1	2-R	405	ALA	7.5
1	2-U	404	ALA	7.5
1	3-R	405	ALA	7.5
1	3-U	404	ALA	7.5
1	4-R	405	ALA	7.5
1	4-U	404	ALA	7.5
1	5-R	405	ALA	7.5
1	5-U	404	ALA	7.5
1	6-R	405	ALA	7.5
1	6-U	404	ALA	7.5
1	7-R	405	ALA	7.5
1	7-U	404	ALA	7.5
1	8-R	405	ALA	7.5
1	8-U	404	ALA	7.5

*Continued on next page...*



*Continued from previous page...*

Mol	Chain	Res	Type	RSRZ
1	9-R	405	ALA	7.5
1	9-U	404	ALA	7.5
1	10-R	405	ALA	7.5
1	10-U	404	ALA	7.5
1	1-F	95	PHE	7.5
1	2-F	95	PHE	7.5
1	3-F	95	PHE	7.5
1	4-F	95	PHE	7.5
1	5-F	95	PHE	7.5
1	6-F	95	PHE	7.5
1	7-F	95	PHE	7.5
1	8-F	95	PHE	7.5
1	9-F	95	PHE	7.5
1	10-F	95	PHE	7.5
1	1-R	402	GLU	7.5
1	2-R	402	GLU	7.5
1	3-R	402	GLU	7.5
1	4-R	402	GLU	7.5
1	5-R	402	GLU	7.5
1	6-R	402	GLU	7.5
1	7-R	402	GLU	7.5
1	8-R	402	GLU	7.5
1	9-R	402	GLU	7.5
1	10-R	402	GLU	7.5
1	1-Q	407	ILE	7.5
1	2-Q	407	ILE	7.5
1	3-Q	407	ILE	7.5
1	4-Q	407	ILE	7.5
1	5-Q	407	ILE	7.5
1	6-Q	407	ILE	7.5
1	7-Q	407	ILE	7.5
1	8-Q	407	ILE	7.5
1	9-Q	407	ILE	7.5
1	10-Q	407	ILE	7.5
1	1-V	283	TYR	7.5
1	2-V	283	TYR	7.5
1	3-V	283	TYR	7.5
1	4-V	283	TYR	7.5
1	5-V	283	TYR	7.5
1	6-V	283	TYR	7.5
1	7-V	283	TYR	7.5
1	8-V	283	TYR	7.5

*Continued on next page...*

*Continued from previous page...*

Mol	Chain	Res	Type	RSRZ
1	9-V	283	TYR	7.5
1	10-V	283	TYR	7.5
1	1-I	400	PRO	7.5
1	2-I	400	PRO	7.5
1	3-I	400	PRO	7.5
1	4-I	400	PRO	7.5
1	5-I	400	PRO	7.5
1	6-I	400	PRO	7.5
1	7-I	400	PRO	7.5
1	8-I	400	PRO	7.5
1	9-I	400	PRO	7.5
1	10-I	400	PRO	7.5
1	1-N	402	GLU	7.5
1	2-N	402	GLU	7.5
1	3-N	402	GLU	7.5
1	4-N	402	GLU	7.5
1	5-N	402	GLU	7.5
1	6-N	402	GLU	7.5
1	7-N	402	GLU	7.5
1	8-N	402	GLU	7.5
1	9-N	402	GLU	7.5
1	10-N	402	GLU	7.5
1	1-L	54	ILE	7.5
1	2-L	54	ILE	7.5
1	3-L	54	ILE	7.5
1	4-L	54	ILE	7.5
1	5-L	54	ILE	7.5
1	6-L	54	ILE	7.5
1	7-L	54	ILE	7.5
1	8-L	54	ILE	7.5
1	9-L	54	ILE	7.5
1	10-L	54	ILE	7.5
1	1-X	59	SER	7.5
1	2-X	59	SER	7.5
1	3-X	59	SER	7.5
1	4-X	59	SER	7.5
1	5-X	59	SER	7.5
1	6-X	59	SER	7.5
1	7-X	59	SER	7.5
1	8-X	59	SER	7.5
1	9-X	59	SER	7.5
1	10-X	59	SER	7.5

*Continued on next page...*

*Continued from previous page...*

Mol	Chain	Res	Type	RSRZ
1	1-I	406	SER	7.4
1	2-I	406	SER	7.4
1	3-I	406	SER	7.4
1	4-I	406	SER	7.4
1	5-I	406	SER	7.4
1	6-I	406	SER	7.4
1	7-I	406	SER	7.4
1	8-I	406	SER	7.4
1	9-I	406	SER	7.4
1	10-I	406	SER	7.4
1	1-M	399	LEU	7.4
1	2-M	399	LEU	7.4
1	3-M	399	LEU	7.4
1	4-M	399	LEU	7.4
1	5-M	399	LEU	7.4
1	6-M	399	LEU	7.4
1	7-M	399	LEU	7.4
1	8-M	399	LEU	7.4
1	9-M	399	LEU	7.4
1	10-M	399	LEU	7.4
1	1-U	97	LEU	7.4
1	2-U	97	LEU	7.4
1	3-U	97	LEU	7.4
1	4-U	97	LEU	7.4
1	5-U	97	LEU	7.4
1	6-U	97	LEU	7.4
1	7-U	97	LEU	7.4
1	8-U	97	LEU	7.4
1	9-U	97	LEU	7.4
1	10-U	97	LEU	7.4
1	1-G	51	GLY	7.4
1	2-G	51	GLY	7.4
1	3-G	51	GLY	7.4
1	4-G	51	GLY	7.4
1	5-G	51	GLY	7.4
1	6-G	51	GLY	7.4
1	7-G	51	GLY	7.4
1	8-G	51	GLY	7.4
1	9-G	51	GLY	7.4
1	10-G	51	GLY	7.4
1	1-F	402	GLU	7.4
1	2-F	402	GLU	7.4

*Continued on next page...*

*Continued from previous page...*

Mol	Chain	Res	Type	RSRZ
1	3-F	402	GLU	7.4
1	4-F	402	GLU	7.4
1	5-F	402	GLU	7.4
1	6-F	402	GLU	7.4
1	7-F	402	GLU	7.4
1	8-F	402	GLU	7.4
1	9-F	402	GLU	7.4
1	10-F	402	GLU	7.4
1	1-E	63	SER	7.4
1	2-E	63	SER	7.4
1	3-E	63	SER	7.4
1	4-E	63	SER	7.4
1	5-E	63	SER	7.4
1	6-E	63	SER	7.4
1	7-E	63	SER	7.4
1	8-E	63	SER	7.4
1	9-E	63	SER	7.4
1	10-E	63	SER	7.4
1	1-O	59	SER	7.3
1	2-O	59	SER	7.3
1	3-O	59	SER	7.3
1	4-O	59	SER	7.3
1	5-O	59	SER	7.3
1	6-O	59	SER	7.3
1	7-O	59	SER	7.3
1	8-O	59	SER	7.3
1	9-O	59	SER	7.3
1	10-O	59	SER	7.3
1	1-A	601	THR	7.3
1	1-E	53	SER	7.3
1	2-A	601	THR	7.3
1	2-E	53	SER	7.3
1	3-A	601	THR	7.3
1	3-E	53	SER	7.3
1	4-A	601	THR	7.3
1	4-E	53	SER	7.3
1	5-A	601	THR	7.3
1	5-E	53	SER	7.3
1	6-A	601	THR	7.3
1	6-E	53	SER	7.3
1	7-A	601	THR	7.3
1	7-E	53	SER	7.3

*Continued on next page...*

*Continued from previous page...*

Mol	Chain	Res	Type	RSRZ
1	8-A	601	THR	7.3
1	8-E	53	SER	7.3
1	9-A	601	THR	7.3
1	9-E	53	SER	7.3
1	10-A	601	THR	7.3
1	10-E	53	SER	7.3
1	1-J	406	SER	7.3
1	2-J	406	SER	7.3
1	3-J	406	SER	7.3
1	4-J	406	SER	7.3
1	5-J	406	SER	7.3
1	6-J	406	SER	7.3
1	7-J	406	SER	7.3
1	8-J	406	SER	7.3
1	9-J	406	SER	7.3
1	10-J	406	SER	7.3
1	1-P	166	ALA	7.3
1	2-P	166	ALA	7.3
1	3-P	166	ALA	7.3
1	4-P	166	ALA	7.3
1	5-P	166	ALA	7.3
1	6-P	166	ALA	7.3
1	7-P	166	ALA	7.3
1	8-P	166	ALA	7.3
1	9-P	166	ALA	7.3
1	10-P	166	ALA	7.3
1	1-X	349	GLY	7.3
1	2-X	349	GLY	7.3
1	3-X	349	GLY	7.3
1	4-X	349	GLY	7.3
1	5-X	349	GLY	7.3
1	6-X	349	GLY	7.3
1	7-X	349	GLY	7.3
1	8-X	349	GLY	7.3
1	9-X	349	GLY	7.3
1	10-X	349	GLY	7.3
1	1-T	60	ILE	7.3
1	2-T	60	ILE	7.3
1	3-T	60	ILE	7.3
1	4-T	60	ILE	7.3
1	5-T	60	ILE	7.3
1	6-T	60	ILE	7.3

*Continued on next page...*

*Continued from previous page...*

Mol	Chain	Res	Type	RSRZ
1	7-T	60	ILE	7.3
1	8-T	60	ILE	7.3
1	9-T	60	ILE	7.3
1	10-T	60	ILE	7.3
1	1-Q	401	PRO	7.2
1	2-Q	401	PRO	7.2
1	3-Q	401	PRO	7.2
1	4-Q	401	PRO	7.2
1	5-Q	401	PRO	7.2
1	6-Q	401	PRO	7.2
1	7-Q	401	PRO	7.2
1	8-Q	401	PRO	7.2
1	9-Q	401	PRO	7.2
1	10-Q	401	PRO	7.2
1	1-V	95	PHE	7.2
1	2-V	95	PHE	7.2
1	3-V	95	PHE	7.2
1	4-V	95	PHE	7.2
1	5-V	95	PHE	7.2
1	6-V	95	PHE	7.2
1	7-V	95	PHE	7.2
1	8-V	95	PHE	7.2
1	9-V	95	PHE	7.2
1	10-V	95	PHE	7.2
1	1-X	97	LEU	7.2
1	2-X	97	LEU	7.2
1	3-X	97	LEU	7.2
1	4-X	97	LEU	7.2
1	5-X	97	LEU	7.2
1	6-X	97	LEU	7.2
1	7-X	97	LEU	7.2
1	8-X	97	LEU	7.2
1	9-X	97	LEU	7.2
1	10-X	97	LEU	7.2
1	1-X	601	THR	7.2
1	2-X	601	THR	7.2
1	3-X	601	THR	7.2
1	4-X	601	THR	7.2
1	5-X	601	THR	7.2
1	6-X	601	THR	7.2
1	7-X	601	THR	7.2
1	8-X	601	THR	7.2

*Continued on next page...*

*Continued from previous page...*

Mol	Chain	Res	Type	RSRZ
1	9-X	601	THR	7.2
1	10-X	601	THR	7.2
1	1-L	401	PRO	7.2
1	2-L	401	PRO	7.2
1	3-L	401	PRO	7.2
1	4-L	401	PRO	7.2
1	5-L	401	PRO	7.2
1	6-L	401	PRO	7.2
1	7-L	401	PRO	7.2
1	8-L	401	PRO	7.2
1	9-L	401	PRO	7.2
1	10-L	401	PRO	7.2
1	1-W	57	PHE	7.2
1	2-W	57	PHE	7.2
1	3-W	57	PHE	7.2
1	4-W	57	PHE	7.2
1	5-W	57	PHE	7.2
1	6-W	57	PHE	7.2
1	7-W	57	PHE	7.2
1	8-W	57	PHE	7.2
1	9-W	57	PHE	7.2
1	10-W	57	PHE	7.2
1	1-N	52	SER	7.2
1	2-N	52	SER	7.2
1	3-N	52	SER	7.2
1	4-N	52	SER	7.2
1	5-N	52	SER	7.2
1	6-N	52	SER	7.2
1	7-N	52	SER	7.2
1	8-N	52	SER	7.2
1	9-N	52	SER	7.2
1	10-N	52	SER	7.2
1	1-U	54	ILE	7.2
1	2-U	54	ILE	7.2
1	3-U	54	ILE	7.2
1	4-U	54	ILE	7.2
1	5-U	54	ILE	7.2
1	6-U	54	ILE	7.2
1	7-U	54	ILE	7.2
1	8-U	54	ILE	7.2
1	9-U	54	ILE	7.2
1	10-U	54	ILE	7.2

*Continued on next page...*

*Continued from previous page...*

Mol	Chain	Res	Type	RSRZ
1	1-S	349	GLY	7.2
1	2-S	349	GLY	7.2
1	3-S	349	GLY	7.2
1	4-S	349	GLY	7.2
1	5-S	349	GLY	7.2
1	6-S	349	GLY	7.2
1	7-S	349	GLY	7.2
1	8-S	349	GLY	7.2
1	9-S	349	GLY	7.2
1	10-S	349	GLY	7.2
1	1-K	350	SER	7.2
1	2-K	350	SER	7.2
1	3-K	350	SER	7.2
1	4-K	350	SER	7.2
1	5-K	350	SER	7.2
1	6-K	350	SER	7.2
1	7-K	350	SER	7.2
1	8-K	350	SER	7.2
1	9-K	350	SER	7.2
1	10-K	350	SER	7.2
1	1-O	54	ILE	7.1
1	2-O	54	ILE	7.1
1	3-O	54	ILE	7.1
1	4-O	54	ILE	7.1
1	5-O	54	ILE	7.1
1	6-O	54	ILE	7.1
1	7-O	54	ILE	7.1
1	8-O	54	ILE	7.1
1	9-O	54	ILE	7.1
1	10-O	54	ILE	7.1
1	1-U	601	THR	7.1
1	2-U	601	THR	7.1
1	3-U	601	THR	7.1
1	4-U	601	THR	7.1
1	5-U	601	THR	7.1
1	6-U	601	THR	7.1
1	7-U	601	THR	7.1
1	8-U	601	THR	7.1
1	9-U	601	THR	7.1
1	10-U	601	THR	7.1
1	1-K	401	PRO	7.1
1	2-K	401	PRO	7.1

*Continued on next page...*



*Continued from previous page...*

Mol	Chain	Res	Type	RSRZ
1	3-K	401	PRO	7.1
1	4-K	401	PRO	7.1
1	5-K	401	PRO	7.1
1	6-K	401	PRO	7.1
1	7-K	401	PRO	7.1
1	8-K	401	PRO	7.1
1	9-K	401	PRO	7.1
1	10-K	401	PRO	7.1
1	1-T	405	ALA	7.1
1	2-T	405	ALA	7.1
1	3-T	405	ALA	7.1
1	4-T	405	ALA	7.1
1	5-T	405	ALA	7.1
1	6-T	405	ALA	7.1
1	7-T	405	ALA	7.1
1	8-T	405	ALA	7.1
1	9-T	405	ALA	7.1
1	10-T	405	ALA	7.1
1	1-K	402	GLU	7.1
1	1-N	53	SER	7.1
1	2-K	402	GLU	7.1
1	2-N	53	SER	7.1
1	3-K	402	GLU	7.1
1	3-N	53	SER	7.1
1	4-K	402	GLU	7.1
1	4-N	53	SER	7.1
1	5-K	402	GLU	7.1
1	5-N	53	SER	7.1
1	6-K	402	GLU	7.1
1	6-N	53	SER	7.1
1	7-K	402	GLU	7.1
1	7-N	53	SER	7.1
1	8-K	402	GLU	7.1
1	8-N	53	SER	7.1
1	9-K	402	GLU	7.1
1	9-N	53	SER	7.1
1	10-K	402	GLU	7.1
1	10-N	53	SER	7.1
1	1-O	404	ALA	7.1
1	2-O	404	ALA	7.1
1	3-O	404	ALA	7.1
1	4-O	404	ALA	7.1

*Continued on next page...*

*Continued from previous page...*

Mol	Chain	Res	Type	RSRZ
1	5-O	404	ALA	7.1
1	6-O	404	ALA	7.1
1	7-O	404	ALA	7.1
1	8-O	404	ALA	7.1
1	9-O	404	ALA	7.1
1	10-O	404	ALA	7.1
1	1-C	283	TYR	7.1
1	2-C	283	TYR	7.1
1	3-C	283	TYR	7.1
1	4-C	283	TYR	7.1
1	5-C	283	TYR	7.1
1	6-C	283	TYR	7.1
1	7-C	283	TYR	7.1
1	8-C	283	TYR	7.1
1	9-C	283	TYR	7.1
1	10-C	283	TYR	7.1
1	1-E	96	THR	7.0
1	2-E	96	THR	7.0
1	3-E	96	THR	7.0
1	4-E	96	THR	7.0
1	5-E	96	THR	7.0
1	6-E	96	THR	7.0
1	7-E	96	THR	7.0
1	8-E	96	THR	7.0
1	9-E	96	THR	7.0
1	10-E	96	THR	7.0
1	1-C	60	ILE	7.0
1	2-C	60	ILE	7.0
1	3-C	60	ILE	7.0
1	4-C	60	ILE	7.0
1	5-C	60	ILE	7.0
1	6-C	60	ILE	7.0
1	7-C	60	ILE	7.0
1	8-C	60	ILE	7.0
1	9-C	60	ILE	7.0
1	10-C	60	ILE	7.0
1	1-P	325	GLY	7.0
1	1-S	405	ALA	7.0
1	2-P	325	GLY	7.0
1	2-S	405	ALA	7.0
1	3-P	325	GLY	7.0
1	3-S	405	ALA	7.0

*Continued on next page...*

*Continued from previous page...*

Mol	Chain	Res	Type	RSRZ
1	4-P	325	GLY	7.0
1	4-S	405	ALA	7.0
1	5-P	325	GLY	7.0
1	5-S	405	ALA	7.0
1	6-P	325	GLY	7.0
1	6-S	405	ALA	7.0
1	7-P	325	GLY	7.0
1	7-S	405	ALA	7.0
1	8-P	325	GLY	7.0
1	8-S	405	ALA	7.0
1	9-P	325	GLY	7.0
1	9-S	405	ALA	7.0
1	10-P	325	GLY	7.0
1	10-S	405	ALA	7.0
1	1-J	59	SER	7.0
1	2-J	59	SER	7.0
1	3-J	59	SER	7.0
1	4-J	59	SER	7.0
1	5-J	59	SER	7.0
1	6-J	59	SER	7.0
1	7-J	59	SER	7.0
1	8-J	59	SER	7.0
1	9-J	59	SER	7.0
1	10-J	59	SER	7.0
1	1-I	349	GLY	7.0
1	1-O	63	SER	7.0
1	2-I	349	GLY	7.0
1	2-O	63	SER	7.0
1	3-I	349	GLY	7.0
1	3-O	63	SER	7.0
1	4-I	349	GLY	7.0
1	4-O	63	SER	7.0
1	5-I	349	GLY	7.0
1	5-O	63	SER	7.0
1	6-I	349	GLY	7.0
1	6-O	63	SER	7.0
1	7-I	349	GLY	7.0
1	7-O	63	SER	7.0
1	8-I	349	GLY	7.0
1	8-O	63	SER	7.0
1	9-I	349	GLY	7.0
1	9-O	63	SER	7.0

*Continued on next page...*

*Continued from previous page...*

Mol	Chain	Res	Type	RSRZ
1	10-I	349	GLY	7.0
1	10-O	63	SER	7.0
1	1-B	400	PRO	7.0
1	2-B	400	PRO	7.0
1	3-B	400	PRO	7.0
1	4-B	400	PRO	7.0
1	5-B	400	PRO	7.0
1	6-B	400	PRO	7.0
1	7-B	400	PRO	7.0
1	8-B	400	PRO	7.0
1	9-B	400	PRO	7.0
1	10-B	400	PRO	7.0
1	1-G	54	ILE	7.0
1	1-S	54	ILE	7.0
1	2-G	54	ILE	7.0
1	2-S	54	ILE	7.0
1	3-G	54	ILE	7.0
1	3-S	54	ILE	7.0
1	4-G	54	ILE	7.0
1	4-S	54	ILE	7.0
1	5-G	54	ILE	7.0
1	5-S	54	ILE	7.0
1	6-G	54	ILE	7.0
1	6-S	54	ILE	7.0
1	7-G	54	ILE	7.0
1	7-S	54	ILE	7.0
1	8-G	54	ILE	7.0
1	8-S	54	ILE	7.0
1	9-G	54	ILE	7.0
1	9-S	54	ILE	7.0
1	10-G	54	ILE	7.0
1	10-S	54	ILE	7.0
1	1-C	7	LYS	7.0
1	2-C	7	LYS	7.0
1	3-C	7	LYS	7.0
1	4-C	7	LYS	7.0
1	5-C	7	LYS	7.0
1	6-C	7	LYS	7.0
1	7-C	7	LYS	7.0
1	8-C	7	LYS	7.0
1	9-C	7	LYS	7.0
1	10-C	7	LYS	7.0

*Continued on next page...*

*Continued from previous page...*

Mol	Chain	Res	Type	RSRZ
1	1-P	61	HIS	6.9
1	2-P	61	HIS	6.9
1	3-P	61	HIS	6.9
1	4-P	61	HIS	6.9
1	5-P	61	HIS	6.9
1	6-P	61	HIS	6.9
1	7-P	61	HIS	6.9
1	8-P	61	HIS	6.9
1	9-P	61	HIS	6.9
1	10-P	61	HIS	6.9
1	1-W	349	GLY	6.9
1	2-W	349	GLY	6.9
1	3-W	349	GLY	6.9
1	4-W	349	GLY	6.9
1	5-W	349	GLY	6.9
1	6-W	349	GLY	6.9
1	7-W	349	GLY	6.9
1	8-W	349	GLY	6.9
1	9-W	349	GLY	6.9
1	10-W	349	GLY	6.9
1	1-Q	397	TYR	6.9
1	2-Q	397	TYR	6.9
1	3-Q	397	TYR	6.9
1	4-Q	397	TYR	6.9
1	5-Q	397	TYR	6.9
1	6-Q	397	TYR	6.9
1	7-Q	397	TYR	6.9
1	8-Q	397	TYR	6.9
1	9-Q	397	TYR	6.9
1	10-Q	397	TYR	6.9
1	1-O	406	SER	6.9
1	2-O	406	SER	6.9
1	3-O	406	SER	6.9
1	4-O	406	SER	6.9
1	5-O	406	SER	6.9
1	6-O	406	SER	6.9
1	7-O	406	SER	6.9
1	8-O	406	SER	6.9
1	9-O	406	SER	6.9
1	10-O	406	SER	6.9
1	1-K	51	GLY	6.9
1	2-K	51	GLY	6.9

*Continued on next page...*

*Continued from previous page...*

Mol	Chain	Res	Type	RSRZ
1	3-K	51	GLY	6.9
1	4-K	51	GLY	6.9
1	5-K	51	GLY	6.9
1	6-K	51	GLY	6.9
1	7-K	51	GLY	6.9
1	8-K	51	GLY	6.9
1	9-K	51	GLY	6.9
1	10-K	51	GLY	6.9
1	1-O	62	GLU	6.9
1	2-O	62	GLU	6.9
1	3-O	62	GLU	6.9
1	4-O	62	GLU	6.9
1	5-O	62	GLU	6.9
1	6-O	62	GLU	6.9
1	7-O	62	GLU	6.9
1	8-O	62	GLU	6.9
1	9-O	62	GLU	6.9
1	10-O	62	GLU	6.9
1	1-X	93	ASP	6.8
1	2-X	93	ASP	6.8
1	3-X	93	ASP	6.8
1	4-X	93	ASP	6.8
1	5-X	93	ASP	6.8
1	6-X	93	ASP	6.8
1	7-X	93	ASP	6.8
1	8-X	93	ASP	6.8
1	9-X	93	ASP	6.8
1	10-X	93	ASP	6.8
1	1-U	95	PHE	6.8
1	2-U	95	PHE	6.8
1	3-U	95	PHE	6.8
1	4-U	95	PHE	6.8
1	5-U	95	PHE	6.8
1	6-U	95	PHE	6.8
1	7-U	95	PHE	6.8
1	8-U	95	PHE	6.8
1	9-U	95	PHE	6.8
1	10-U	95	PHE	6.8
1	1-F	55	ARG	6.8
1	2-F	55	ARG	6.8
1	3-F	55	ARG	6.8
1	4-F	55	ARG	6.8

*Continued on next page...*

*Continued from previous page...*

Mol	Chain	Res	Type	RSRZ
1	5-F	55	ARG	6.8
1	6-F	55	ARG	6.8
1	7-F	55	ARG	6.8
1	8-F	55	ARG	6.8
1	9-F	55	ARG	6.8
1	10-F	55	ARG	6.8
1	1-R	406	SER	6.8
1	2-R	406	SER	6.8
1	3-R	406	SER	6.8
1	4-R	406	SER	6.8
1	5-R	406	SER	6.8
1	6-R	406	SER	6.8
1	7-R	406	SER	6.8
1	8-R	406	SER	6.8
1	9-R	406	SER	6.8
1	10-R	406	SER	6.8
1	1-K	500	GLY	6.8
1	2-K	500	GLY	6.8
1	3-K	500	GLY	6.8
1	4-K	500	GLY	6.8
1	5-K	500	GLY	6.8
1	6-K	500	GLY	6.8
1	7-K	500	GLY	6.8
1	8-K	500	GLY	6.8
1	9-K	500	GLY	6.8
1	10-K	500	GLY	6.8
1	1-C	397	TYR	6.8
1	2-C	397	TYR	6.8
1	3-C	397	TYR	6.8
1	4-C	397	TYR	6.8
1	5-C	397	TYR	6.8
1	6-C	397	TYR	6.8
1	7-C	397	TYR	6.8
1	8-C	397	TYR	6.8
1	9-C	397	TYR	6.8
1	10-C	397	TYR	6.8
1	1-I	54	ILE	6.7
1	2-I	54	ILE	6.7
1	3-I	54	ILE	6.7
1	4-I	54	ILE	6.7
1	5-I	54	ILE	6.7
1	6-I	54	ILE	6.7

*Continued on next page...*

*Continued from previous page...*

Mol	Chain	Res	Type	RSRZ
1	7-I	54	ILE	6.7
1	8-I	54	ILE	6.7
1	9-I	54	ILE	6.7
1	10-I	54	ILE	6.7
1	1-A	400	PRO	6.7
1	2-A	400	PRO	6.7
1	3-A	400	PRO	6.7
1	4-A	400	PRO	6.7
1	5-A	400	PRO	6.7
1	6-A	400	PRO	6.7
1	7-A	400	PRO	6.7
1	8-A	400	PRO	6.7
1	9-A	400	PRO	6.7
1	10-A	400	PRO	6.7
1	1-C	405	ALA	6.7
1	2-C	405	ALA	6.7
1	3-C	405	ALA	6.7
1	4-C	405	ALA	6.7
1	5-C	405	ALA	6.7
1	6-C	405	ALA	6.7
1	7-C	405	ALA	6.7
1	8-C	405	ALA	6.7
1	9-C	405	ALA	6.7
1	10-C	405	ALA	6.7
1	1-I	402	GLU	6.7
1	2-I	402	GLU	6.7
1	3-I	402	GLU	6.7
1	4-I	402	GLU	6.7
1	5-I	402	GLU	6.7
1	6-I	402	GLU	6.7
1	7-I	402	GLU	6.7
1	8-I	402	GLU	6.7
1	9-I	402	GLU	6.7
1	10-I	402	GLU	6.7
1	1-F	397	TYR	6.7
1	2-F	397	TYR	6.7
1	3-F	397	TYR	6.7
1	4-F	397	TYR	6.7
1	5-F	397	TYR	6.7
1	6-F	397	TYR	6.7
1	7-F	397	TYR	6.7
1	8-F	397	TYR	6.7

*Continued on next page...*



*Continued from previous page...*

Mol	Chain	Res	Type	RSRZ
1	9-F	397	TYR	6.7
1	10-F	397	TYR	6.7
1	1-T	97	LEU	6.7
1	2-T	97	LEU	6.7
1	3-T	97	LEU	6.7
1	4-T	97	LEU	6.7
1	5-T	97	LEU	6.7
1	6-T	97	LEU	6.7
1	7-T	97	LEU	6.7
1	8-T	97	LEU	6.7
1	9-T	97	LEU	6.7
1	10-T	97	LEU	6.7
1	1-F	406	SER	6.7
1	1-H	59	SER	6.7
1	2-F	406	SER	6.7
1	2-H	59	SER	6.7
1	3-F	406	SER	6.7
1	3-H	59	SER	6.7
1	4-F	406	SER	6.7
1	4-H	59	SER	6.7
1	5-F	406	SER	6.7
1	5-H	59	SER	6.7
1	6-F	406	SER	6.7
1	6-H	59	SER	6.7
1	7-F	406	SER	6.7
1	7-H	59	SER	6.7
1	8-F	406	SER	6.7
1	8-H	59	SER	6.7
1	9-F	406	SER	6.7
1	9-H	59	SER	6.7
1	10-F	406	SER	6.7
1	10-H	59	SER	6.7
1	1-W	54	ILE	6.6
1	2-W	54	ILE	6.6
1	3-W	54	ILE	6.6
1	4-W	54	ILE	6.6
1	5-W	54	ILE	6.6
1	6-W	54	ILE	6.6
1	7-W	54	ILE	6.6
1	8-W	54	ILE	6.6
1	9-W	54	ILE	6.6
1	10-W	54	ILE	6.6

*Continued on next page...*

*Continued from previous page...*

Mol	Chain	Res	Type	RSRZ
1	1-V	97	LEU	6.6
1	2-V	97	LEU	6.6
1	3-V	97	LEU	6.6
1	4-V	97	LEU	6.6
1	5-V	97	LEU	6.6
1	6-V	97	LEU	6.6
1	7-V	97	LEU	6.6
1	8-V	97	LEU	6.6
1	9-V	97	LEU	6.6
1	10-V	97	LEU	6.6
1	1-Q	52	SER	6.6
1	2-Q	52	SER	6.6
1	3-Q	52	SER	6.6
1	4-Q	52	SER	6.6
1	5-Q	52	SER	6.6
1	6-Q	52	SER	6.6
1	7-Q	52	SER	6.6
1	8-Q	52	SER	6.6
1	9-Q	52	SER	6.6
1	10-Q	52	SER	6.6
1	1-C	404	ALA	6.6
1	2-C	404	ALA	6.6
1	3-C	404	ALA	6.6
1	4-C	404	ALA	6.6
1	5-C	404	ALA	6.6
1	6-C	404	ALA	6.6
1	7-C	404	ALA	6.6
1	8-C	404	ALA	6.6
1	9-C	404	ALA	6.6
1	10-C	404	ALA	6.6
1	1-X	390	ALA	6.6
1	2-X	390	ALA	6.6
1	3-X	390	ALA	6.6
1	4-X	390	ALA	6.6
1	5-X	390	ALA	6.6
1	6-X	390	ALA	6.6
1	7-X	390	ALA	6.6
1	8-X	390	ALA	6.6
1	9-X	390	ALA	6.6
1	10-X	390	ALA	6.6
1	1-G	500	GLY	6.6
1	1-J	349	GLY	6.6

*Continued on next page...*

*Continued from previous page...*

Mol	Chain	Res	Type	RSRZ
1	2-G	500	GLY	6.6
1	2-J	349	GLY	6.6
1	3-G	500	GLY	6.6
1	3-J	349	GLY	6.6
1	4-G	500	GLY	6.6
1	4-J	349	GLY	6.6
1	5-G	500	GLY	6.6
1	5-J	349	GLY	6.6
1	6-G	500	GLY	6.6
1	6-J	349	GLY	6.6
1	7-G	500	GLY	6.6
1	7-J	349	GLY	6.6
1	8-G	500	GLY	6.6
1	8-J	349	GLY	6.6
1	9-G	500	GLY	6.6
1	9-J	349	GLY	6.6
1	10-G	500	GLY	6.6
1	10-J	349	GLY	6.6
1	1-A	57	PHE	6.6
1	2-A	57	PHE	6.6
1	3-A	57	PHE	6.6
1	4-A	57	PHE	6.6
1	5-A	57	PHE	6.6
1	6-A	57	PHE	6.6
1	7-A	57	PHE	6.6
1	8-A	57	PHE	6.6
1	9-A	57	PHE	6.6
1	10-A	57	PHE	6.6
1	1-B	53	SER	6.6
1	2-B	53	SER	6.6
1	3-B	53	SER	6.6
1	4-B	53	SER	6.6
1	5-B	53	SER	6.6
1	6-B	53	SER	6.6
1	7-B	53	SER	6.6
1	8-B	53	SER	6.6
1	9-B	53	SER	6.6
1	10-B	53	SER	6.6
1	1-H	54	ILE	6.6
1	2-H	54	ILE	6.6
1	3-H	54	ILE	6.6
1	4-H	54	ILE	6.6

*Continued on next page...*

*Continued from previous page...*

Mol	Chain	Res	Type	RSRZ
1	5-H	54	ILE	6.6
1	6-H	54	ILE	6.6
1	7-H	54	ILE	6.6
1	8-H	54	ILE	6.6
1	9-H	54	ILE	6.6
1	10-H	54	ILE	6.6
1	1-G	397	TYR	6.6
1	2-G	397	TYR	6.6
1	3-G	397	TYR	6.6
1	4-G	397	TYR	6.6
1	5-G	397	TYR	6.6
1	6-G	397	TYR	6.6
1	7-G	397	TYR	6.6
1	8-G	397	TYR	6.6
1	9-G	397	TYR	6.6
1	10-G	397	TYR	6.6
1	1-W	55	ARG	6.5
1	2-W	55	ARG	6.5
1	3-W	55	ARG	6.5
1	4-W	55	ARG	6.5
1	5-W	55	ARG	6.5
1	6-W	55	ARG	6.5
1	7-W	55	ARG	6.5
1	8-W	55	ARG	6.5
1	9-W	55	ARG	6.5
1	10-W	55	ARG	6.5
1	1-C	51	GLY	6.5
1	2-C	51	GLY	6.5
1	3-C	51	GLY	6.5
1	4-C	51	GLY	6.5
1	5-C	51	GLY	6.5
1	6-C	51	GLY	6.5
1	7-C	51	GLY	6.5
1	8-C	51	GLY	6.5
1	9-C	51	GLY	6.5
1	10-C	51	GLY	6.5
1	1-O	397	TYR	6.5
1	2-O	397	TYR	6.5
1	3-O	397	TYR	6.5
1	4-O	397	TYR	6.5
1	5-O	397	TYR	6.5
1	6-O	397	TYR	6.5

*Continued on next page...*

*Continued from previous page...*

Mol	Chain	Res	Type	RSRZ
1	7-O	397	TYR	6.5
1	8-O	397	TYR	6.5
1	9-O	397	TYR	6.5
1	10-O	397	TYR	6.5
1	1-D	405	ALA	6.5
1	2-D	405	ALA	6.5
1	3-D	405	ALA	6.5
1	4-D	405	ALA	6.5
1	5-D	405	ALA	6.5
1	6-D	405	ALA	6.5
1	7-D	405	ALA	6.5
1	8-D	405	ALA	6.5
1	9-D	405	ALA	6.5
1	10-D	405	ALA	6.5
1	1-O	58	GLN	6.5
1	2-O	58	GLN	6.5
1	3-O	58	GLN	6.5
1	4-O	58	GLN	6.5
1	5-O	58	GLN	6.5
1	6-O	58	GLN	6.5
1	7-O	58	GLN	6.5
1	8-O	58	GLN	6.5
1	9-O	58	GLN	6.5
1	10-O	58	GLN	6.5
1	1-H	406	SER	6.5
1	2-H	406	SER	6.5
1	3-H	406	SER	6.5
1	4-H	406	SER	6.5
1	5-H	406	SER	6.5
1	6-H	406	SER	6.5
1	7-H	406	SER	6.5
1	8-H	406	SER	6.5
1	9-H	406	SER	6.5
1	10-H	406	SER	6.5
1	1-T	59	SER	6.5
1	2-T	59	SER	6.5
1	3-T	59	SER	6.5
1	4-T	59	SER	6.5
1	5-T	59	SER	6.5
1	6-T	59	SER	6.5
1	7-T	59	SER	6.5
1	8-T	59	SER	6.5

*Continued on next page...*

*Continued from previous page...*

Mol	Chain	Res	Type	RSRZ
1	9-T	59	SER	6.5
1	10-T	59	SER	6.5
1	1-F	401	PRO	6.5
1	2-F	401	PRO	6.5
1	3-F	401	PRO	6.5
1	4-F	401	PRO	6.5
1	5-F	401	PRO	6.5
1	6-F	401	PRO	6.5
1	7-F	401	PRO	6.5
1	8-F	401	PRO	6.5
1	9-F	401	PRO	6.5
1	10-F	401	PRO	6.5
1	1-P	500	GLY	6.5
1	2-P	500	GLY	6.5
1	3-P	500	GLY	6.5
1	4-P	500	GLY	6.5
1	5-P	500	GLY	6.5
1	6-P	500	GLY	6.5
1	7-P	500	GLY	6.5
1	8-P	500	GLY	6.5
1	9-P	500	GLY	6.5
1	10-P	500	GLY	6.5
1	1-J	400	PRO	6.5
1	2-J	400	PRO	6.5
1	3-J	400	PRO	6.5
1	4-J	400	PRO	6.5
1	5-J	400	PRO	6.5
1	6-J	400	PRO	6.5
1	7-J	400	PRO	6.5
1	8-J	400	PRO	6.5
1	9-J	400	PRO	6.5
1	10-J	400	PRO	6.5
1	1-I	286	THR	6.5
1	2-I	286	THR	6.5
1	3-I	286	THR	6.5
1	4-I	286	THR	6.5
1	5-I	286	THR	6.5
1	6-I	286	THR	6.5
1	7-I	286	THR	6.5
1	8-I	286	THR	6.5
1	9-I	286	THR	6.5
1	10-I	286	THR	6.5

*Continued on next page...*

*Continued from previous page...*

Mol	Chain	Res	Type	RSRZ
1	1-F	54	ILE	6.5
1	2-F	54	ILE	6.5
1	3-F	54	ILE	6.5
1	4-F	54	ILE	6.5
1	5-F	54	ILE	6.5
1	6-F	54	ILE	6.5
1	7-F	54	ILE	6.5
1	8-F	54	ILE	6.5
1	9-F	54	ILE	6.5
1	10-F	54	ILE	6.5
1	1-T	283	TYR	6.5
1	2-T	283	TYR	6.5
1	3-T	283	TYR	6.5
1	4-T	283	TYR	6.5
1	5-T	283	TYR	6.5
1	6-T	283	TYR	6.5
1	7-T	283	TYR	6.5
1	8-T	283	TYR	6.5
1	9-T	283	TYR	6.5
1	10-T	283	TYR	6.5
1	1-V	59	SER	6.4
1	2-V	59	SER	6.4
1	3-V	59	SER	6.4
1	4-V	59	SER	6.4
1	5-V	59	SER	6.4
1	6-V	59	SER	6.4
1	7-V	59	SER	6.4
1	8-V	59	SER	6.4
1	9-V	59	SER	6.4
1	10-V	59	SER	6.4
1	1-L	52	SER	6.4
1	2-L	52	SER	6.4
1	3-L	52	SER	6.4
1	4-L	52	SER	6.4
1	5-L	52	SER	6.4
1	6-L	52	SER	6.4
1	7-L	52	SER	6.4
1	8-L	52	SER	6.4
1	9-L	52	SER	6.4
1	10-L	52	SER	6.4
1	1-I	399	LEU	6.4
1	1-R	394	LYS	6.4

*Continued on next page...*

*Continued from previous page...*

<b>Mol</b>	<b>Chain</b>	<b>Res</b>	<b>Type</b>	<b>RSRZ</b>
1	2-I	399	LEU	6.4
1	2-R	394	LYS	6.4
1	3-I	399	LEU	6.4
1	3-R	394	LYS	6.4
1	4-I	399	LEU	6.4
1	4-R	394	LYS	6.4
1	5-I	399	LEU	6.4
1	5-R	394	LYS	6.4
1	6-I	399	LEU	6.4
1	6-R	394	LYS	6.4
1	7-I	399	LEU	6.4
1	7-R	394	LYS	6.4
1	8-I	399	LEU	6.4
1	8-R	394	LYS	6.4
1	9-I	399	LEU	6.4
1	9-R	394	LYS	6.4
1	10-I	399	LEU	6.4
1	10-R	394	LYS	6.4
1	1-B	401	PRO	6.3
1	1-N	384	ASN	6.3
1	2-B	401	PRO	6.3
1	2-N	384	ASN	6.3
1	3-B	401	PRO	6.3
1	3-N	384	ASN	6.3
1	4-B	401	PRO	6.3
1	4-N	384	ASN	6.3
1	5-B	401	PRO	6.3
1	5-N	384	ASN	6.3
1	6-B	401	PRO	6.3
1	6-N	384	ASN	6.3
1	7-B	401	PRO	6.3
1	7-N	384	ASN	6.3
1	8-B	401	PRO	6.3
1	8-N	384	ASN	6.3
1	9-B	401	PRO	6.3
1	9-N	384	ASN	6.3
1	10-B	401	PRO	6.3
1	10-N	384	ASN	6.3
1	1-I	395	ASP	6.3
1	2-I	395	ASP	6.3
1	3-I	395	ASP	6.3
1	4-I	395	ASP	6.3

*Continued on next page...*



*Continued from previous page...*

Mol	Chain	Res	Type	RSRZ
1	5-I	395	ASP	6.3
1	6-I	395	ASP	6.3
1	7-I	395	ASP	6.3
1	8-I	395	ASP	6.3
1	9-I	395	ASP	6.3
1	10-I	395	ASP	6.3
1	1-X	402	GLU	6.3
1	2-X	402	GLU	6.3
1	3-X	402	GLU	6.3
1	4-X	402	GLU	6.3
1	5-X	402	GLU	6.3
1	6-X	402	GLU	6.3
1	7-X	402	GLU	6.3
1	8-X	402	GLU	6.3
1	9-X	402	GLU	6.3
1	10-X	402	GLU	6.3
1	1-N	390	ALA	6.3
1	2-N	390	ALA	6.3
1	3-N	390	ALA	6.3
1	4-N	390	ALA	6.3
1	5-N	390	ALA	6.3
1	6-N	390	ALA	6.3
1	7-N	390	ALA	6.3
1	8-N	390	ALA	6.3
1	9-N	390	ALA	6.3
1	10-N	390	ALA	6.3
1	1-Q	57	PHE	6.3
1	2-Q	57	PHE	6.3
1	3-Q	57	PHE	6.3
1	4-Q	57	PHE	6.3
1	5-Q	57	PHE	6.3
1	6-Q	57	PHE	6.3
1	7-Q	57	PHE	6.3
1	8-Q	57	PHE	6.3
1	9-Q	57	PHE	6.3
1	10-Q	57	PHE	6.3
1	1-M	390	ALA	6.2
1	2-M	390	ALA	6.2
1	3-M	390	ALA	6.2
1	4-M	390	ALA	6.2
1	5-M	390	ALA	6.2
1	6-M	390	ALA	6.2

*Continued on next page...*

*Continued from previous page...*

Mol	Chain	Res	Type	RSRZ
1	7-M	390	ALA	6.2
1	8-M	390	ALA	6.2
1	9-M	390	ALA	6.2
1	10-M	390	ALA	6.2
1	1-X	53	SER	6.2
1	2-X	53	SER	6.2
1	3-X	53	SER	6.2
1	4-X	53	SER	6.2
1	5-X	53	SER	6.2
1	6-X	53	SER	6.2
1	7-X	53	SER	6.2
1	8-X	53	SER	6.2
1	9-X	53	SER	6.2
1	10-X	53	SER	6.2
1	1-J	404	ALA	6.2
1	2-J	404	ALA	6.2
1	3-J	404	ALA	6.2
1	4-J	404	ALA	6.2
1	5-J	404	ALA	6.2
1	6-J	404	ALA	6.2
1	7-J	404	ALA	6.2
1	8-J	404	ALA	6.2
1	9-J	404	ALA	6.2
1	10-J	404	ALA	6.2
1	1-I	398	GLU	6.2
1	2-I	398	GLU	6.2
1	3-I	398	GLU	6.2
1	4-I	398	GLU	6.2
1	5-I	398	GLU	6.2
1	6-I	398	GLU	6.2
1	7-I	398	GLU	6.2
1	8-I	398	GLU	6.2
1	9-I	398	GLU	6.2
1	10-I	398	GLU	6.2
1	1-H	400	PRO	6.2
1	2-H	400	PRO	6.2
1	3-H	400	PRO	6.2
1	4-H	400	PRO	6.2
1	5-H	400	PRO	6.2
1	6-H	400	PRO	6.2
1	7-H	400	PRO	6.2
1	8-H	400	PRO	6.2

*Continued on next page...*

*Continued from previous page...*

Mol	Chain	Res	Type	RSRZ
1	9-H	400	PRO	6.2
1	10-H	400	PRO	6.2
1	1-E	41	SER	6.2
1	2-E	41	SER	6.2
1	3-E	41	SER	6.2
1	4-E	41	SER	6.2
1	5-E	41	SER	6.2
1	6-E	41	SER	6.2
1	7-E	41	SER	6.2
1	8-E	41	SER	6.2
1	9-E	41	SER	6.2
1	10-E	41	SER	6.2
1	1-U	60	ILE	6.2
1	2-U	60	ILE	6.2
1	3-U	60	ILE	6.2
1	4-U	60	ILE	6.2
1	5-U	60	ILE	6.2
1	6-U	60	ILE	6.2
1	7-U	60	ILE	6.2
1	8-U	60	ILE	6.2
1	9-U	60	ILE	6.2
1	10-U	60	ILE	6.2
1	1-B	602	GLU	6.2
1	2-B	602	GLU	6.2
1	3-B	602	GLU	6.2
1	4-B	602	GLU	6.2
1	5-B	602	GLU	6.2
1	6-B	602	GLU	6.2
1	7-B	602	GLU	6.2
1	8-B	602	GLU	6.2
1	9-B	602	GLU	6.2
1	10-B	602	GLU	6.2
1	1-A	390	ALA	6.1
1	2-A	390	ALA	6.1
1	3-A	390	ALA	6.1
1	4-A	390	ALA	6.1
1	5-A	390	ALA	6.1
1	6-A	390	ALA	6.1
1	7-A	390	ALA	6.1
1	8-A	390	ALA	6.1
1	9-A	390	ALA	6.1
1	10-A	390	ALA	6.1

*Continued on next page...*

*Continued from previous page...*

Mol	Chain	Res	Type	RSRZ
1	1-H	56	GLY	6.1
1	2-H	56	GLY	6.1
1	3-H	56	GLY	6.1
1	4-H	56	GLY	6.1
1	5-H	56	GLY	6.1
1	6-H	56	GLY	6.1
1	7-H	56	GLY	6.1
1	8-H	56	GLY	6.1
1	9-H	56	GLY	6.1
1	10-H	56	GLY	6.1
1	1-P	59	SER	6.1
1	2-P	59	SER	6.1
1	3-P	59	SER	6.1
1	4-P	59	SER	6.1
1	5-P	59	SER	6.1
1	6-P	59	SER	6.1
1	7-P	59	SER	6.1
1	8-P	59	SER	6.1
1	9-P	59	SER	6.1
1	10-P	59	SER	6.1
1	1-N	97	LEU	6.1
1	2-N	97	LEU	6.1
1	3-N	97	LEU	6.1
1	4-N	97	LEU	6.1
1	5-N	97	LEU	6.1
1	6-N	97	LEU	6.1
1	7-N	97	LEU	6.1
1	8-N	97	LEU	6.1
1	9-N	97	LEU	6.1
1	10-N	97	LEU	6.1
1	1-B	404	ALA	6.1
1	2-B	404	ALA	6.1
1	3-B	404	ALA	6.1
1	4-B	404	ALA	6.1
1	5-B	404	ALA	6.1
1	6-B	404	ALA	6.1
1	7-B	404	ALA	6.1
1	8-B	404	ALA	6.1
1	9-B	404	ALA	6.1
1	10-B	404	ALA	6.1
1	1-V	53	SER	6.1
1	2-V	53	SER	6.1

*Continued on next page...*

*Continued from previous page...*

Mol	Chain	Res	Type	RSRZ
1	3-V	53	SER	6.1
1	4-V	53	SER	6.1
1	5-V	53	SER	6.1
1	6-V	53	SER	6.1
1	7-V	53	SER	6.1
1	8-V	53	SER	6.1
1	9-V	53	SER	6.1
1	10-V	53	SER	6.1
1	1-T	349	GLY	6.1
1	2-T	349	GLY	6.1
1	3-T	349	GLY	6.1
1	4-T	349	GLY	6.1
1	5-T	349	GLY	6.1
1	6-T	349	GLY	6.1
1	7-T	349	GLY	6.1
1	8-T	349	GLY	6.1
1	9-T	349	GLY	6.1
1	10-T	349	GLY	6.1
1	1-G	55	ARG	6.1
1	1-L	94	PRO	6.1
1	2-G	55	ARG	6.1
1	2-L	94	PRO	6.1
1	3-G	55	ARG	6.1
1	3-L	94	PRO	6.1
1	4-G	55	ARG	6.1
1	4-L	94	PRO	6.1
1	5-G	55	ARG	6.1
1	5-L	94	PRO	6.1
1	6-G	55	ARG	6.1
1	6-L	94	PRO	6.1
1	7-G	55	ARG	6.1
1	7-L	94	PRO	6.1
1	8-G	55	ARG	6.1
1	8-L	94	PRO	6.1
1	9-G	55	ARG	6.1
1	9-L	94	PRO	6.1
1	10-G	55	ARG	6.1
1	10-L	94	PRO	6.1
1	1-E	97	LEU	6.1
1	2-E	97	LEU	6.1
1	3-E	97	LEU	6.1
1	4-E	97	LEU	6.1

*Continued on next page...*

*Continued from previous page...*

Mol	Chain	Res	Type	RSRZ
1	5-E	97	LEU	6.1
1	6-E	97	LEU	6.1
1	7-E	97	LEU	6.1
1	8-E	97	LEU	6.1
1	9-E	97	LEU	6.1
1	10-E	97	LEU	6.1
1	1-V	406	SER	6.1
1	2-V	406	SER	6.1
1	3-V	406	SER	6.1
1	4-V	406	SER	6.1
1	5-V	406	SER	6.1
1	6-V	406	SER	6.1
1	7-V	406	SER	6.1
1	8-V	406	SER	6.1
1	9-V	406	SER	6.1
1	10-V	406	SER	6.1
1	1-K	53	SER	6.1
1	2-K	53	SER	6.1
1	3-K	53	SER	6.1
1	4-K	53	SER	6.1
1	5-K	53	SER	6.1
1	6-K	53	SER	6.1
1	7-K	53	SER	6.1
1	8-K	53	SER	6.1
1	9-K	53	SER	6.1
1	10-K	53	SER	6.1
1	1-S	95	PHE	6.1
1	2-S	95	PHE	6.1
1	3-S	95	PHE	6.1
1	4-S	95	PHE	6.1
1	5-S	95	PHE	6.1
1	6-S	95	PHE	6.1
1	7-S	95	PHE	6.1
1	8-S	95	PHE	6.1
1	9-S	95	PHE	6.1
1	10-S	95	PHE	6.1
1	1-U	286	THR	6.1
1	2-U	286	THR	6.1
1	3-U	286	THR	6.1
1	4-U	286	THR	6.1
1	5-U	286	THR	6.1
1	6-U	286	THR	6.1

*Continued on next page...*

*Continued from previous page...*

Mol	Chain	Res	Type	RSRZ
1	7-U	286	THR	6.1
1	8-U	286	THR	6.1
1	9-U	286	THR	6.1
1	10-U	286	THR	6.1
1	1-A	59	SER	6.0
1	1-I	52	SER	6.0
1	2-A	59	SER	6.0
1	2-I	52	SER	6.0
1	3-A	59	SER	6.0
1	3-I	52	SER	6.0
1	4-A	59	SER	6.0
1	4-I	52	SER	6.0
1	5-A	59	SER	6.0
1	5-I	52	SER	6.0
1	6-A	59	SER	6.0
1	6-I	52	SER	6.0
1	7-A	59	SER	6.0
1	7-I	52	SER	6.0
1	8-A	59	SER	6.0
1	8-I	52	SER	6.0
1	9-A	59	SER	6.0
1	9-I	52	SER	6.0
1	10-A	59	SER	6.0
1	10-I	52	SER	6.0
1	1-C	402	GLU	6.0
1	2-C	402	GLU	6.0
1	3-C	402	GLU	6.0
1	4-C	402	GLU	6.0
1	5-C	402	GLU	6.0
1	6-C	402	GLU	6.0
1	7-C	402	GLU	6.0
1	8-C	402	GLU	6.0
1	9-C	402	GLU	6.0
1	10-C	402	GLU	6.0
1	1-E	57	PHE	6.0
1	2-E	57	PHE	6.0
1	3-E	57	PHE	6.0
1	4-E	57	PHE	6.0
1	5-E	57	PHE	6.0
1	6-E	57	PHE	6.0
1	7-E	57	PHE	6.0
1	8-E	57	PHE	6.0

*Continued on next page...*

*Continued from previous page...*

Mol	Chain	Res	Type	RSRZ
1	9-E	57	PHE	6.0
1	10-E	57	PHE	6.0
1	1-X	94	PRO	6.0
1	2-X	94	PRO	6.0
1	3-X	94	PRO	6.0
1	4-X	94	PRO	6.0
1	5-X	94	PRO	6.0
1	6-X	94	PRO	6.0
1	7-X	94	PRO	6.0
1	8-X	94	PRO	6.0
1	9-X	94	PRO	6.0
1	10-X	94	PRO	6.0
1	1-F	286	THR	6.0
1	2-F	286	THR	6.0
1	3-F	286	THR	6.0
1	4-F	286	THR	6.0
1	5-F	286	THR	6.0
1	6-F	286	THR	6.0
1	7-F	286	THR	6.0
1	8-F	286	THR	6.0
1	9-F	286	THR	6.0
1	10-F	286	THR	6.0
1	1-P	406	SER	6.0
1	2-P	406	SER	6.0
1	3-P	406	SER	6.0
1	4-P	406	SER	6.0
1	5-P	406	SER	6.0
1	6-P	406	SER	6.0
1	7-P	406	SER	6.0
1	8-P	406	SER	6.0
1	9-P	406	SER	6.0
1	10-P	406	SER	6.0
1	1-B	350	SER	6.0
1	2-B	350	SER	6.0
1	3-B	350	SER	6.0
1	4-B	350	SER	6.0
1	5-B	350	SER	6.0
1	6-B	350	SER	6.0
1	7-B	350	SER	6.0
1	8-B	350	SER	6.0
1	9-B	350	SER	6.0
1	10-B	350	SER	6.0

*Continued on next page...*



*Continued from previous page...*

Mol	Chain	Res	Type	RSRZ
1	1-G	401	PRO	6.0
1	2-G	401	PRO	6.0
1	3-G	401	PRO	6.0
1	4-G	401	PRO	6.0
1	5-G	401	PRO	6.0
1	6-G	401	PRO	6.0
1	7-G	401	PRO	6.0
1	8-G	401	PRO	6.0
1	9-G	401	PRO	6.0
1	10-G	401	PRO	6.0
1	1-N	403	GLU	6.0
1	1-O	407	ILE	6.0
1	1-Q	406	SER	6.0
1	2-N	403	GLU	6.0
1	2-O	407	ILE	6.0
1	2-Q	406	SER	6.0
1	3-N	403	GLU	6.0
1	3-O	407	ILE	6.0
1	3-Q	406	SER	6.0
1	4-N	403	GLU	6.0
1	4-O	407	ILE	6.0
1	4-Q	406	SER	6.0
1	5-N	403	GLU	6.0
1	5-O	407	ILE	6.0
1	5-Q	406	SER	6.0
1	6-N	403	GLU	6.0
1	6-O	407	ILE	6.0
1	6-Q	406	SER	6.0
1	7-N	403	GLU	6.0
1	7-O	407	ILE	6.0
1	7-Q	406	SER	6.0
1	8-N	403	GLU	6.0
1	8-O	407	ILE	6.0
1	8-Q	406	SER	6.0
1	9-N	403	GLU	6.0
1	9-O	407	ILE	6.0
1	9-Q	406	SER	6.0
1	10-N	403	GLU	6.0
1	10-O	407	ILE	6.0
1	10-Q	406	SER	6.0
1	1-G	349	GLY	6.0
1	2-G	349	GLY	6.0

*Continued on next page...*

*Continued from previous page...*

Mol	Chain	Res	Type	RSRZ
1	3-G	349	GLY	6.0
1	4-G	349	GLY	6.0
1	5-G	349	GLY	6.0
1	6-G	349	GLY	6.0
1	7-G	349	GLY	6.0
1	8-G	349	GLY	6.0
1	9-G	349	GLY	6.0
1	10-G	349	GLY	6.0
1	1-N	55	ARG	5.9
1	2-N	55	ARG	5.9
1	3-N	55	ARG	5.9
1	4-N	55	ARG	5.9
1	5-N	55	ARG	5.9
1	6-N	55	ARG	5.9
1	7-N	55	ARG	5.9
1	8-N	55	ARG	5.9
1	9-N	55	ARG	5.9
1	10-N	55	ARG	5.9
1	1-A	399	LEU	5.9
1	2-A	399	LEU	5.9
1	3-A	399	LEU	5.9
1	4-A	399	LEU	5.9
1	5-A	399	LEU	5.9
1	6-A	399	LEU	5.9
1	7-A	399	LEU	5.9
1	8-A	399	LEU	5.9
1	9-A	399	LEU	5.9
1	10-A	399	LEU	5.9
1	1-Q	400	PRO	5.9
1	2-Q	400	PRO	5.9
1	3-Q	400	PRO	5.9
1	4-Q	400	PRO	5.9
1	5-Q	400	PRO	5.9
1	6-Q	400	PRO	5.9
1	7-Q	400	PRO	5.9
1	8-Q	400	PRO	5.9
1	9-Q	400	PRO	5.9
1	10-Q	400	PRO	5.9
1	1-F	399	LEU	5.9
1	1-M	97	LEU	5.9
1	2-F	399	LEU	5.9
1	2-M	97	LEU	5.9

*Continued on next page...*

*Continued from previous page...*

Mol	Chain	Res	Type	RSRZ
1	3-F	399	LEU	5.9
1	3-M	97	LEU	5.9
1	4-F	399	LEU	5.9
1	4-M	97	LEU	5.9
1	5-F	399	LEU	5.9
1	5-M	97	LEU	5.9
1	6-F	399	LEU	5.9
1	6-M	97	LEU	5.9
1	7-F	399	LEU	5.9
1	7-M	97	LEU	5.9
1	8-F	399	LEU	5.9
1	8-M	97	LEU	5.9
1	9-F	399	LEU	5.9
1	9-M	97	LEU	5.9
1	10-F	399	LEU	5.9
1	10-M	97	LEU	5.9
1	1-F	395	ASP	5.9
1	2-F	395	ASP	5.9
1	3-F	395	ASP	5.9
1	4-F	395	ASP	5.9
1	5-F	395	ASP	5.9
1	6-F	395	ASP	5.9
1	7-F	395	ASP	5.9
1	8-F	395	ASP	5.9
1	9-F	395	ASP	5.9
1	10-F	395	ASP	5.9
1	1-P	398	GLU	5.9
1	1-U	402	GLU	5.9
1	2-P	398	GLU	5.9
1	2-U	402	GLU	5.9
1	3-P	398	GLU	5.9
1	3-U	402	GLU	5.9
1	4-P	398	GLU	5.9
1	4-U	402	GLU	5.9
1	5-P	398	GLU	5.9
1	5-U	402	GLU	5.9
1	6-P	398	GLU	5.9
1	6-U	402	GLU	5.9
1	7-P	398	GLU	5.9
1	7-U	402	GLU	5.9
1	8-P	398	GLU	5.9
1	8-U	402	GLU	5.9

*Continued on next page...*

*Continued from previous page...*

Mol	Chain	Res	Type	RSRZ
1	9-P	398	GLU	5.9
1	9-U	402	GLU	5.9
1	10-P	398	GLU	5.9
1	10-U	402	GLU	5.9
1	1-V	55	ARG	5.9
1	2-V	55	ARG	5.9
1	3-V	55	ARG	5.9
1	4-V	55	ARG	5.9
1	5-V	55	ARG	5.9
1	6-V	55	ARG	5.9
1	7-V	55	ARG	5.9
1	8-V	55	ARG	5.9
1	9-V	55	ARG	5.9
1	10-V	55	ARG	5.9
1	1-K	208	LYS	5.9
1	2-K	208	LYS	5.9
1	3-K	208	LYS	5.9
1	4-K	208	LYS	5.9
1	5-K	208	LYS	5.9
1	6-K	208	LYS	5.9
1	7-K	208	LYS	5.9
1	8-K	208	LYS	5.9
1	9-K	208	LYS	5.9
1	10-K	208	LYS	5.9
1	1-U	602	GLU	5.9
1	2-U	602	GLU	5.9
1	3-U	602	GLU	5.9
1	4-U	602	GLU	5.9
1	5-U	602	GLU	5.9
1	6-U	602	GLU	5.9
1	7-U	602	GLU	5.9
1	8-U	602	GLU	5.9
1	9-U	602	GLU	5.9
1	10-U	602	GLU	5.9
1	1-L	57	PHE	5.9
1	2-L	57	PHE	5.9
1	3-L	57	PHE	5.9
1	4-L	57	PHE	5.9
1	5-L	57	PHE	5.9
1	6-L	57	PHE	5.9
1	7-L	57	PHE	5.9
1	8-L	57	PHE	5.9

*Continued on next page...*

*Continued from previous page...*

Mol	Chain	Res	Type	RSRZ
1	9-L	57	PHE	5.9
1	10-L	57	PHE	5.9
1	1-U	401	PRO	5.8
1	2-U	401	PRO	5.8
1	3-U	401	PRO	5.8
1	4-U	401	PRO	5.8
1	5-U	401	PRO	5.8
1	6-U	401	PRO	5.8
1	7-U	401	PRO	5.8
1	8-U	401	PRO	5.8
1	9-U	401	PRO	5.8
1	10-U	401	PRO	5.8
1	1-E	602	GLU	5.8
1	1-M	59	SER	5.8
1	2-E	602	GLU	5.8
1	2-M	59	SER	5.8
1	3-E	602	GLU	5.8
1	3-M	59	SER	5.8
1	4-E	602	GLU	5.8
1	4-M	59	SER	5.8
1	5-E	602	GLU	5.8
1	5-M	59	SER	5.8
1	6-E	602	GLU	5.8
1	6-M	59	SER	5.8
1	7-E	602	GLU	5.8
1	7-M	59	SER	5.8
1	8-E	602	GLU	5.8
1	8-M	59	SER	5.8
1	9-E	602	GLU	5.8
1	9-M	59	SER	5.8
1	10-E	602	GLU	5.8
1	10-M	59	SER	5.8
1	1-Q	96	THR	5.8
1	2-Q	96	THR	5.8
1	3-Q	96	THR	5.8
1	4-Q	96	THR	5.8
1	5-Q	96	THR	5.8
1	6-Q	96	THR	5.8
1	7-Q	96	THR	5.8
1	8-Q	96	THR	5.8
1	9-Q	96	THR	5.8
1	10-Q	96	THR	5.8

*Continued on next page...*

*Continued from previous page...*

Mol	Chain	Res	Type	RSRZ
1	1-E	406	SER	5.8
1	2-E	406	SER	5.8
1	3-E	406	SER	5.8
1	4-E	406	SER	5.8
1	5-E	406	SER	5.8
1	6-E	406	SER	5.8
1	7-E	406	SER	5.8
1	8-E	406	SER	5.8
1	9-E	406	SER	5.8
1	10-E	406	SER	5.8
1	1-H	401	PRO	5.8
1	2-H	401	PRO	5.8
1	3-H	401	PRO	5.8
1	4-H	401	PRO	5.8
1	5-H	401	PRO	5.8
1	6-H	401	PRO	5.8
1	7-H	401	PRO	5.8
1	8-H	401	PRO	5.8
1	9-H	401	PRO	5.8
1	10-H	401	PRO	5.8
1	1-G	57	PHE	5.8
1	2-G	57	PHE	5.8
1	3-G	57	PHE	5.8
1	4-G	57	PHE	5.8
1	5-G	57	PHE	5.8
1	6-G	57	PHE	5.8
1	7-G	57	PHE	5.8
1	8-G	57	PHE	5.8
1	9-G	57	PHE	5.8
1	10-G	57	PHE	5.8
1	1-I	602	GLU	5.8
1	1-K	395	ASP	5.8
1	2-I	602	GLU	5.8
1	2-K	395	ASP	5.8
1	3-I	602	GLU	5.8
1	3-K	395	ASP	5.8
1	4-I	602	GLU	5.8
1	4-K	395	ASP	5.8
1	5-I	602	GLU	5.8
1	5-K	395	ASP	5.8
1	6-I	602	GLU	5.8
1	6-K	395	ASP	5.8

*Continued on next page...*

*Continued from previous page...*

Mol	Chain	Res	Type	RSRZ
1	7-I	602	GLU	5.8
1	7-K	395	ASP	5.8
1	8-I	602	GLU	5.8
1	8-K	395	ASP	5.8
1	9-I	602	GLU	5.8
1	9-K	395	ASP	5.8
1	10-I	602	GLU	5.8
1	10-K	395	ASP	5.8
1	1-C	55	ARG	5.8
1	2-C	55	ARG	5.8
1	3-C	55	ARG	5.8
1	4-C	55	ARG	5.8
1	5-C	55	ARG	5.8
1	6-C	55	ARG	5.8
1	7-C	55	ARG	5.8
1	8-C	55	ARG	5.8
1	9-C	55	ARG	5.8
1	10-C	55	ARG	5.8
1	1-H	397	TYR	5.8
1	2-H	397	TYR	5.8
1	3-H	397	TYR	5.8
1	4-H	397	TYR	5.8
1	5-H	397	TYR	5.8
1	6-H	397	TYR	5.8
1	7-H	397	TYR	5.8
1	8-H	397	TYR	5.8
1	9-H	397	TYR	5.8
1	10-H	397	TYR	5.8
1	1-C	350	SER	5.8
1	2-C	350	SER	5.8
1	3-C	350	SER	5.8
1	4-C	350	SER	5.8
1	5-C	350	SER	5.8
1	6-C	350	SER	5.8
1	7-C	350	SER	5.8
1	8-C	350	SER	5.8
1	9-C	350	SER	5.8
1	10-C	350	SER	5.8
1	1-T	96	THR	5.8
1	2-T	96	THR	5.8
1	3-T	96	THR	5.8
1	4-T	96	THR	5.8

*Continued on next page...*

*Continued from previous page...*

Mol	Chain	Res	Type	RSRZ
1	5-T	96	THR	5.8
1	6-T	96	THR	5.8
1	7-T	96	THR	5.8
1	8-T	96	THR	5.8
1	9-T	96	THR	5.8
1	10-T	96	THR	5.8
1	1-D	398	GLU	5.7
1	1-Q	602	GLU	5.7
1	2-D	398	GLU	5.7
1	2-Q	602	GLU	5.7
1	3-D	398	GLU	5.7
1	3-Q	602	GLU	5.7
1	4-D	398	GLU	5.7
1	4-Q	602	GLU	5.7
1	5-D	398	GLU	5.7
1	5-Q	602	GLU	5.7
1	6-D	398	GLU	5.7
1	6-Q	602	GLU	5.7
1	7-D	398	GLU	5.7
1	7-Q	602	GLU	5.7
1	8-D	398	GLU	5.7
1	8-Q	602	GLU	5.7
1	9-D	398	GLU	5.7
1	9-Q	602	GLU	5.7
1	10-D	398	GLU	5.7
1	10-Q	602	GLU	5.7
1	1-C	288	ALA	5.7
1	2-C	288	ALA	5.7
1	3-C	288	ALA	5.7
1	4-C	288	ALA	5.7
1	5-C	288	ALA	5.7
1	6-C	288	ALA	5.7
1	7-C	288	ALA	5.7
1	8-C	288	ALA	5.7
1	9-C	288	ALA	5.7
1	10-C	288	ALA	5.7
1	1-W	401	PRO	5.7
1	2-W	401	PRO	5.7
1	3-W	401	PRO	5.7
1	4-W	401	PRO	5.7
1	5-W	401	PRO	5.7
1	6-W	401	PRO	5.7

*Continued on next page...*



*Continued from previous page...*

Mol	Chain	Res	Type	RSRZ
1	7-W	401	PRO	5.7
1	8-W	401	PRO	5.7
1	9-W	401	PRO	5.7
1	10-W	401	PRO	5.7
1	1-L	55	ARG	5.7
1	1-U	55	ARG	5.7
1	2-L	55	ARG	5.7
1	2-U	55	ARG	5.7
1	3-L	55	ARG	5.7
1	3-U	55	ARG	5.7
1	4-L	55	ARG	5.7
1	4-U	55	ARG	5.7
1	5-L	55	ARG	5.7
1	5-U	55	ARG	5.7
1	6-L	55	ARG	5.7
1	6-U	55	ARG	5.7
1	7-L	55	ARG	5.7
1	7-U	55	ARG	5.7
1	8-L	55	ARG	5.7
1	8-U	55	ARG	5.7
1	9-L	55	ARG	5.7
1	9-U	55	ARG	5.7
1	10-L	55	ARG	5.7
1	10-U	55	ARG	5.7
1	1-V	398	GLU	5.7
1	2-V	398	GLU	5.7
1	3-V	398	GLU	5.7
1	4-V	398	GLU	5.7
1	5-V	398	GLU	5.7
1	6-V	398	GLU	5.7
1	7-V	398	GLU	5.7
1	8-V	398	GLU	5.7
1	9-V	398	GLU	5.7
1	10-V	398	GLU	5.7
1	1-D	401	PRO	5.7
1	2-D	401	PRO	5.7
1	3-D	401	PRO	5.7
1	4-D	401	PRO	5.7
1	5-D	401	PRO	5.7
1	6-D	401	PRO	5.7
1	7-D	401	PRO	5.7
1	8-D	401	PRO	5.7

*Continued on next page...*

*Continued from previous page...*

Mol	Chain	Res	Type	RSRZ
1	9-D	401	PRO	5.7
1	10-D	401	PRO	5.7
1	1-W	56	GLY	5.7
1	2-W	56	GLY	5.7
1	3-W	56	GLY	5.7
1	4-W	56	GLY	5.7
1	5-W	56	GLY	5.7
1	6-W	56	GLY	5.7
1	7-W	56	GLY	5.7
1	8-W	56	GLY	5.7
1	9-W	56	GLY	5.7
1	10-W	56	GLY	5.7
1	1-T	398	GLU	5.7
1	2-T	398	GLU	5.7
1	3-T	398	GLU	5.7
1	4-T	398	GLU	5.7
1	5-T	398	GLU	5.7
1	6-T	398	GLU	5.7
1	7-T	398	GLU	5.7
1	8-T	398	GLU	5.7
1	9-T	398	GLU	5.7
1	10-T	398	GLU	5.7
1	1-X	54	ILE	5.7
1	2-X	54	ILE	5.7
1	3-X	54	ILE	5.7
1	4-X	54	ILE	5.7
1	5-X	54	ILE	5.7
1	6-X	54	ILE	5.7
1	7-X	54	ILE	5.7
1	8-X	54	ILE	5.7
1	9-X	54	ILE	5.7
1	10-X	54	ILE	5.7
1	1-T	602	GLU	5.6
1	2-T	602	GLU	5.6
1	3-T	602	GLU	5.6
1	4-T	602	GLU	5.6
1	5-T	602	GLU	5.6
1	6-T	602	GLU	5.6
1	7-T	602	GLU	5.6
1	8-T	602	GLU	5.6
1	9-T	602	GLU	5.6
1	10-T	602	GLU	5.6

*Continued on next page...*

*Continued from previous page...*

Mol	Chain	Res	Type	RSRZ
1	1-F	396	LEU	5.6
1	1-R	52	SER	5.6
1	2-F	396	LEU	5.6
1	2-R	52	SER	5.6
1	3-F	396	LEU	5.6
1	3-R	52	SER	5.6
1	4-F	396	LEU	5.6
1	4-R	52	SER	5.6
1	5-F	396	LEU	5.6
1	5-R	52	SER	5.6
1	6-F	396	LEU	5.6
1	6-R	52	SER	5.6
1	7-F	396	LEU	5.6
1	7-R	52	SER	5.6
1	8-F	396	LEU	5.6
1	8-R	52	SER	5.6
1	9-F	396	LEU	5.6
1	9-R	52	SER	5.6
1	10-F	396	LEU	5.6
1	10-R	52	SER	5.6
1	1-A	602	GLU	5.6
1	2-A	602	GLU	5.6
1	3-A	602	GLU	5.6
1	4-A	602	GLU	5.6
1	5-A	602	GLU	5.6
1	6-A	602	GLU	5.6
1	7-A	602	GLU	5.6
1	8-A	602	GLU	5.6
1	9-A	602	GLU	5.6
1	10-A	602	GLU	5.6
1	1-D	326	TYR	5.6
1	2-D	326	TYR	5.6
1	3-D	326	TYR	5.6
1	4-D	326	TYR	5.6
1	5-D	326	TYR	5.6
1	6-D	326	TYR	5.6
1	7-D	326	TYR	5.6
1	8-D	326	TYR	5.6
1	9-D	326	TYR	5.6
1	10-D	326	TYR	5.6
1	1-R	53	SER	5.6
1	2-R	53	SER	5.6

*Continued on next page...*

*Continued from previous page...*

Mol	Chain	Res	Type	RSRZ
1	3-R	53	SER	5.6
1	4-R	53	SER	5.6
1	5-R	53	SER	5.6
1	6-R	53	SER	5.6
1	7-R	53	SER	5.6
1	8-R	53	SER	5.6
1	9-R	53	SER	5.6
1	10-R	53	SER	5.6
1	1-Q	405	ALA	5.6
1	2-Q	405	ALA	5.6
1	3-Q	405	ALA	5.6
1	4-Q	405	ALA	5.6
1	5-Q	405	ALA	5.6
1	6-Q	405	ALA	5.6
1	7-Q	405	ALA	5.6
1	8-Q	405	ALA	5.6
1	9-Q	405	ALA	5.6
1	10-Q	405	ALA	5.6
1	1-G	400	PRO	5.6
1	2-G	400	PRO	5.6
1	3-G	400	PRO	5.6
1	4-G	400	PRO	5.6
1	5-G	400	PRO	5.6
1	6-G	400	PRO	5.6
1	7-G	400	PRO	5.6
1	8-G	400	PRO	5.6
1	9-G	400	PRO	5.6
1	10-G	400	PRO	5.6
1	1-N	397	TYR	5.6
1	2-N	397	TYR	5.6
1	3-N	397	TYR	5.6
1	4-N	397	TYR	5.6
1	5-N	397	TYR	5.6
1	6-N	397	TYR	5.6
1	7-N	397	TYR	5.6
1	8-N	397	TYR	5.6
1	9-N	397	TYR	5.6
1	10-N	397	TYR	5.6
1	1-K	399	LEU	5.6
1	2-K	399	LEU	5.6
1	3-K	399	LEU	5.6
1	4-K	399	LEU	5.6

*Continued on next page...*

*Continued from previous page...*

Mol	Chain	Res	Type	RSRZ
1	5-K	399	LEU	5.6
1	6-K	399	LEU	5.6
1	7-K	399	LEU	5.6
1	8-K	399	LEU	5.6
1	9-K	399	LEU	5.6
1	10-K	399	LEU	5.6
1	1-B	397	TYR	5.6
1	2-B	397	TYR	5.6
1	3-B	397	TYR	5.6
1	4-B	397	TYR	5.6
1	5-B	397	TYR	5.6
1	6-B	397	TYR	5.6
1	7-B	397	TYR	5.6
1	8-B	397	TYR	5.6
1	9-B	397	TYR	5.6
1	10-B	397	TYR	5.6
1	1-X	326	TYR	5.5
1	2-X	326	TYR	5.5
1	3-X	326	TYR	5.5
1	4-X	326	TYR	5.5
1	5-X	326	TYR	5.5
1	6-X	326	TYR	5.5
1	7-X	326	TYR	5.5
1	8-X	326	TYR	5.5
1	9-X	326	TYR	5.5
1	10-X	326	TYR	5.5
1	1-D	349	GLY	5.5
1	1-R	55	ARG	5.5
1	2-D	349	GLY	5.5
1	2-R	55	ARG	5.5
1	3-D	349	GLY	5.5
1	3-R	55	ARG	5.5
1	4-D	349	GLY	5.5
1	4-R	55	ARG	5.5
1	5-D	349	GLY	5.5
1	5-R	55	ARG	5.5
1	6-D	349	GLY	5.5
1	6-R	55	ARG	5.5
1	7-D	349	GLY	5.5
1	7-R	55	ARG	5.5
1	8-D	349	GLY	5.5
1	8-R	55	ARG	5.5

*Continued on next page...*

*Continued from previous page...*

Mol	Chain	Res	Type	RSRZ
1	9-D	349	GLY	5.5
1	9-R	55	ARG	5.5
1	10-D	349	GLY	5.5
1	10-R	55	ARG	5.5
1	1-A	406	SER	5.5
1	1-T	53	SER	5.5
1	2-A	406	SER	5.5
1	2-T	53	SER	5.5
1	3-A	406	SER	5.5
1	3-T	53	SER	5.5
1	4-A	406	SER	5.5
1	4-T	53	SER	5.5
1	5-A	406	SER	5.5
1	5-T	53	SER	5.5
1	6-A	406	SER	5.5
1	6-T	53	SER	5.5
1	7-A	406	SER	5.5
1	7-T	53	SER	5.5
1	8-A	406	SER	5.5
1	8-T	53	SER	5.5
1	9-A	406	SER	5.5
1	9-T	53	SER	5.5
1	10-A	406	SER	5.5
1	10-T	53	SER	5.5
1	1-U	397	TYR	5.5
1	2-U	397	TYR	5.5
1	3-U	397	TYR	5.5
1	4-U	397	TYR	5.5
1	5-U	397	TYR	5.5
1	6-U	397	TYR	5.5
1	7-U	397	TYR	5.5
1	8-U	397	TYR	5.5
1	9-U	397	TYR	5.5
1	10-U	397	TYR	5.5
1	1-T	55	ARG	5.5
1	2-T	55	ARG	5.5
1	3-T	55	ARG	5.5
1	4-T	55	ARG	5.5
1	5-T	55	ARG	5.5
1	6-T	55	ARG	5.5
1	7-T	55	ARG	5.5
1	8-T	55	ARG	5.5

*Continued on next page...*

*Continued from previous page...*

Mol	Chain	Res	Type	RSRZ
1	9-T	55	ARG	5.5
1	10-T	55	ARG	5.5
1	1-D	406	SER	5.5
1	1-K	406	SER	5.5
1	2-D	406	SER	5.5
1	2-K	406	SER	5.5
1	3-D	406	SER	5.5
1	3-K	406	SER	5.5
1	4-D	406	SER	5.5
1	4-K	406	SER	5.5
1	5-D	406	SER	5.5
1	5-K	406	SER	5.5
1	6-D	406	SER	5.5
1	6-K	406	SER	5.5
1	7-D	406	SER	5.5
1	7-K	406	SER	5.5
1	8-D	406	SER	5.5
1	8-K	406	SER	5.5
1	9-D	406	SER	5.5
1	9-K	406	SER	5.5
1	10-D	406	SER	5.5
1	10-K	406	SER	5.5
1	1-S	401	PRO	5.5
1	2-S	401	PRO	5.5
1	3-S	401	PRO	5.5
1	4-S	401	PRO	5.5
1	5-S	401	PRO	5.5
1	6-S	401	PRO	5.5
1	7-S	401	PRO	5.5
1	8-S	401	PRO	5.5
1	9-S	401	PRO	5.5
1	10-S	401	PRO	5.5
1	1-C	403	GLU	5.5
1	2-C	403	GLU	5.5
1	3-C	403	GLU	5.5
1	4-C	403	GLU	5.5
1	5-C	403	GLU	5.5
1	6-C	403	GLU	5.5
1	7-C	403	GLU	5.5
1	8-C	403	GLU	5.5
1	9-C	403	GLU	5.5
1	10-C	403	GLU	5.5

*Continued on next page...*

*Continued from previous page...*

Mol	Chain	Res	Type	RSRZ
1	1-C	41	SER	5.5
1	1-K	57	PHE	5.5
1	1-R	63	SER	5.5
1	2-C	41	SER	5.5
1	2-K	57	PHE	5.5
1	2-R	63	SER	5.5
1	3-C	41	SER	5.5
1	3-K	57	PHE	5.5
1	3-R	63	SER	5.5
1	4-C	41	SER	5.5
1	4-K	57	PHE	5.5
1	4-R	63	SER	5.5
1	5-C	41	SER	5.5
1	5-K	57	PHE	5.5
1	5-R	63	SER	5.5
1	6-C	41	SER	5.5
1	6-K	57	PHE	5.5
1	6-R	63	SER	5.5
1	7-C	41	SER	5.5
1	7-K	57	PHE	5.5
1	7-R	63	SER	5.5
1	8-C	41	SER	5.5
1	8-K	57	PHE	5.5
1	8-R	63	SER	5.5
1	9-C	41	SER	5.5
1	9-K	57	PHE	5.5
1	9-R	63	SER	5.5
1	10-C	41	SER	5.5
1	10-K	57	PHE	5.5
1	10-R	63	SER	5.5
1	1-H	52	SER	5.4
1	2-H	52	SER	5.4
1	3-H	52	SER	5.4
1	4-H	52	SER	5.4
1	5-H	52	SER	5.4
1	6-H	52	SER	5.4
1	7-H	52	SER	5.4
1	8-H	52	SER	5.4
1	9-H	52	SER	5.4
1	10-H	52	SER	5.4
1	1-K	601	THR	5.4
1	1-K	400	PRO	5.4

*Continued on next page...*



*Continued from previous page...*

Mol	Chain	Res	Type	RSRZ
1	2-K	601	THR	5.4
1	2-K	400	PRO	5.4
1	3-K	601	THR	5.4
1	3-K	400	PRO	5.4
1	4-K	601	THR	5.4
1	4-K	400	PRO	5.4
1	5-K	601	THR	5.4
1	5-K	400	PRO	5.4
1	6-K	601	THR	5.4
1	6-K	400	PRO	5.4
1	7-K	601	THR	5.4
1	7-K	400	PRO	5.4
1	8-K	601	THR	5.4
1	8-K	400	PRO	5.4
1	9-K	601	THR	5.4
1	9-K	400	PRO	5.4
1	10-K	601	THR	5.4
1	10-K	400	PRO	5.4
1	1-A	7	LYS	5.4
1	2-A	7	LYS	5.4
1	3-A	7	LYS	5.4
1	4-A	7	LYS	5.4
1	5-A	7	LYS	5.4
1	6-A	7	LYS	5.4
1	7-A	7	LYS	5.4
1	8-A	7	LYS	5.4
1	9-A	7	LYS	5.4
1	10-A	7	LYS	5.4
1	1-W	406	SER	5.4
1	2-W	406	SER	5.4
1	3-W	406	SER	5.4
1	4-W	406	SER	5.4
1	5-W	406	SER	5.4
1	6-W	406	SER	5.4
1	7-W	406	SER	5.4
1	8-W	406	SER	5.4
1	9-W	406	SER	5.4
1	10-W	406	SER	5.4
1	1-Q	390	ALA	5.4
1	2-Q	390	ALA	5.4
1	3-Q	390	ALA	5.4
1	4-Q	390	ALA	5.4

*Continued on next page...*

*Continued from previous page...*

Mol	Chain	Res	Type	RSRZ
1	5-Q	390	ALA	5.4
1	6-Q	390	ALA	5.4
1	7-Q	390	ALA	5.4
1	8-Q	390	ALA	5.4
1	9-Q	390	ALA	5.4
1	10-Q	390	ALA	5.4
1	1-J	42	VAL	5.4
1	2-J	42	VAL	5.4
1	3-J	42	VAL	5.4
1	4-J	42	VAL	5.4
1	5-J	42	VAL	5.4
1	6-J	42	VAL	5.4
1	7-J	42	VAL	5.4
1	8-J	42	VAL	5.4
1	9-J	42	VAL	5.4
1	10-J	42	VAL	5.4
1	1-I	503	GLY	5.4
1	2-I	503	GLY	5.4
1	3-I	503	GLY	5.4
1	4-I	503	GLY	5.4
1	5-I	503	GLY	5.4
1	6-I	503	GLY	5.4
1	7-I	503	GLY	5.4
1	8-I	503	GLY	5.4
1	9-I	503	GLY	5.4
1	10-I	503	GLY	5.4
1	1-I	63	SER	5.4
1	2-I	63	SER	5.4
1	3-I	63	SER	5.4
1	4-I	63	SER	5.4
1	5-I	63	SER	5.4
1	6-I	63	SER	5.4
1	7-I	63	SER	5.4
1	8-I	63	SER	5.4
1	9-I	63	SER	5.4
1	10-I	63	SER	5.4
1	1-N	401	PRO	5.4
1	2-N	401	PRO	5.4
1	3-N	401	PRO	5.4
1	4-N	401	PRO	5.4
1	5-N	401	PRO	5.4
1	6-N	401	PRO	5.4

*Continued on next page...*

*Continued from previous page...*

Mol	Chain	Res	Type	RSRZ
1	7-N	401	PRO	5.4
1	8-N	401	PRO	5.4
1	9-N	401	PRO	5.4
1	10-N	401	PRO	5.4
1	1-D	54	ILE	5.4
1	2-D	54	ILE	5.4
1	3-D	54	ILE	5.4
1	4-D	54	ILE	5.4
1	5-D	54	ILE	5.4
1	6-D	54	ILE	5.4
1	7-D	54	ILE	5.4
1	8-D	54	ILE	5.4
1	9-D	54	ILE	5.4
1	10-D	54	ILE	5.4
1	1-U	398	GLU	5.4
1	2-U	398	GLU	5.4
1	3-U	398	GLU	5.4
1	4-U	398	GLU	5.4
1	5-U	398	GLU	5.4
1	6-U	398	GLU	5.4
1	7-U	398	GLU	5.4
1	8-U	398	GLU	5.4
1	9-U	398	GLU	5.4
1	10-U	398	GLU	5.4
1	1-I	53	SER	5.4
1	2-I	53	SER	5.4
1	3-I	53	SER	5.4
1	4-I	53	SER	5.4
1	5-I	53	SER	5.4
1	6-I	53	SER	5.4
1	7-I	53	SER	5.4
1	8-I	53	SER	5.4
1	9-I	53	SER	5.4
1	10-I	53	SER	5.4
1	1-V	400	PRO	5.4
1	2-V	400	PRO	5.4
1	3-V	400	PRO	5.4
1	4-V	400	PRO	5.4
1	5-V	400	PRO	5.4
1	6-V	400	PRO	5.4
1	7-V	400	PRO	5.4
1	8-V	400	PRO	5.4

*Continued on next page...*

*Continued from previous page...*

Mol	Chain	Res	Type	RSRZ
1	9-V	400	PRO	5.4
1	10-V	400	PRO	5.4
1	1-U	400	PRO	5.4
1	2-U	400	PRO	5.4
1	3-U	400	PRO	5.4
1	4-U	400	PRO	5.4
1	5-U	400	PRO	5.4
1	6-U	400	PRO	5.4
1	7-U	400	PRO	5.4
1	8-U	400	PRO	5.4
1	9-U	400	PRO	5.4
1	10-U	400	PRO	5.4
1	1-C	398	GLU	5.4
1	1-P	57	PHE	5.4
1	2-C	398	GLU	5.4
1	2-P	57	PHE	5.4
1	3-C	398	GLU	5.4
1	3-P	57	PHE	5.4
1	4-C	398	GLU	5.4
1	4-P	57	PHE	5.4
1	5-C	398	GLU	5.4
1	5-P	57	PHE	5.4
1	6-C	398	GLU	5.4
1	6-P	57	PHE	5.4
1	7-C	398	GLU	5.4
1	7-P	57	PHE	5.4
1	8-C	398	GLU	5.4
1	8-P	57	PHE	5.4
1	9-C	398	GLU	5.4
1	9-P	57	PHE	5.4
1	10-C	398	GLU	5.4
1	10-P	57	PHE	5.4
1	1-K	325	GLY	5.3
1	2-K	325	GLY	5.3
1	3-K	325	GLY	5.3
1	4-K	325	GLY	5.3
1	5-K	325	GLY	5.3
1	6-K	325	GLY	5.3
1	7-K	325	GLY	5.3
1	8-K	325	GLY	5.3
1	9-K	325	GLY	5.3
1	10-K	325	GLY	5.3

*Continued on next page...*

*Continued from previous page...*

Mol	Chain	Res	Type	RSRZ
1	1-I	397	TYR	5.3
1	2-I	397	TYR	5.3
1	3-I	397	TYR	5.3
1	4-I	397	TYR	5.3
1	5-I	397	TYR	5.3
1	6-I	397	TYR	5.3
1	7-I	397	TYR	5.3
1	8-I	397	TYR	5.3
1	9-I	397	TYR	5.3
1	10-I	397	TYR	5.3
1	1-S	400	PRO	5.3
1	2-S	400	PRO	5.3
1	3-S	400	PRO	5.3
1	4-S	400	PRO	5.3
1	5-S	400	PRO	5.3
1	6-S	400	PRO	5.3
1	7-S	400	PRO	5.3
1	8-S	400	PRO	5.3
1	9-S	400	PRO	5.3
1	10-S	400	PRO	5.3
1	1-I	117	SER	5.3
1	1-S	402	GLU	5.3
1	1-W	350	SER	5.3
1	2-I	117	SER	5.3
1	2-S	402	GLU	5.3
1	2-W	350	SER	5.3
1	3-I	117	SER	5.3
1	3-S	402	GLU	5.3
1	3-W	350	SER	5.3
1	4-I	117	SER	5.3
1	4-S	402	GLU	5.3
1	4-W	350	SER	5.3
1	5-I	117	SER	5.3
1	5-S	402	GLU	5.3
1	5-W	350	SER	5.3
1	6-I	117	SER	5.3
1	6-S	402	GLU	5.3
1	6-W	350	SER	5.3
1	7-I	117	SER	5.3
1	7-S	402	GLU	5.3
1	7-W	350	SER	5.3
1	8-I	117	SER	5.3

*Continued on next page...*

*Continued from previous page...*

Mol	Chain	Res	Type	RSRZ
1	8-S	402	GLU	5.3
1	8-W	350	SER	5.3
1	9-I	117	SER	5.3
1	9-S	402	GLU	5.3
1	9-W	350	SER	5.3
1	10-I	117	SER	5.3
1	10-S	402	GLU	5.3
1	10-W	350	SER	5.3
1	1-D	601	THR	5.3
1	2-D	601	THR	5.3
1	3-D	601	THR	5.3
1	4-D	601	THR	5.3
1	5-D	601	THR	5.3
1	6-D	601	THR	5.3
1	7-D	601	THR	5.3
1	8-D	601	THR	5.3
1	9-D	601	THR	5.3
1	10-D	601	THR	5.3
1	1-C	394	LYS	5.3
1	2-C	394	LYS	5.3
1	3-C	394	LYS	5.3
1	4-C	394	LYS	5.3
1	5-C	394	LYS	5.3
1	6-C	394	LYS	5.3
1	7-C	394	LYS	5.3
1	8-C	394	LYS	5.3
1	9-C	394	LYS	5.3
1	10-C	394	LYS	5.3
1	1-M	401	PRO	5.3
1	2-M	401	PRO	5.3
1	3-M	401	PRO	5.3
1	4-M	401	PRO	5.3
1	5-M	401	PRO	5.3
1	6-M	401	PRO	5.3
1	7-M	401	PRO	5.3
1	8-M	401	PRO	5.3
1	9-M	401	PRO	5.3
1	10-M	401	PRO	5.3
1	1-H	398	GLU	5.3
1	2-H	398	GLU	5.3
1	3-H	398	GLU	5.3
1	4-H	398	GLU	5.3

*Continued on next page...*

*Continued from previous page...*

Mol	Chain	Res	Type	RSRZ
1	5-H	398	GLU	5.3
1	6-H	398	GLU	5.3
1	7-H	398	GLU	5.3
1	8-H	398	GLU	5.3
1	9-H	398	GLU	5.3
1	10-H	398	GLU	5.3
1	1-F	63	SER	5.3
1	2-F	63	SER	5.3
1	3-F	63	SER	5.3
1	4-F	63	SER	5.3
1	5-F	63	SER	5.3
1	6-F	63	SER	5.3
1	7-F	63	SER	5.3
1	8-F	63	SER	5.3
1	9-F	63	SER	5.3
1	10-F	63	SER	5.3
1	1-U	283	TYR	5.3
1	2-U	283	TYR	5.3
1	3-U	283	TYR	5.3
1	4-U	283	TYR	5.3
1	5-U	283	TYR	5.3
1	6-U	283	TYR	5.3
1	7-U	283	TYR	5.3
1	8-U	283	TYR	5.3
1	9-U	283	TYR	5.3
1	10-U	283	TYR	5.3
1	1-C	406	SER	5.3
1	2-C	406	SER	5.3
1	3-C	406	SER	5.3
1	4-C	406	SER	5.3
1	5-C	406	SER	5.3
1	6-C	406	SER	5.3
1	7-C	406	SER	5.3
1	8-C	406	SER	5.3
1	9-C	406	SER	5.3
1	10-C	406	SER	5.3
1	1-U	7	LYS	5.3
1	2-U	7	LYS	5.3
1	3-U	7	LYS	5.3
1	4-U	7	LYS	5.3
1	5-U	7	LYS	5.3
1	6-U	7	LYS	5.3

*Continued on next page...*

*Continued from previous page...*

Mol	Chain	Res	Type	RSRZ
1	7-U	7	LYS	5.3
1	8-U	7	LYS	5.3
1	9-U	7	LYS	5.3
1	10-U	7	LYS	5.3
1	1-H	283	TYR	5.3
1	1-O	292	ASP	5.3
1	1-T	402	GLU	5.3
1	1-W	397	TYR	5.3
1	2-H	283	TYR	5.3
1	2-O	292	ASP	5.3
1	2-T	402	GLU	5.3
1	2-W	397	TYR	5.3
1	3-H	283	TYR	5.3
1	3-O	292	ASP	5.3
1	3-T	402	GLU	5.3
1	3-W	397	TYR	5.3
1	4-H	283	TYR	5.3
1	4-O	292	ASP	5.3
1	4-T	402	GLU	5.3
1	4-W	397	TYR	5.3
1	5-H	283	TYR	5.3
1	5-O	292	ASP	5.3
1	5-T	402	GLU	5.3
1	5-W	397	TYR	5.3
1	6-H	283	TYR	5.3
1	6-O	292	ASP	5.3
1	6-T	402	GLU	5.3
1	6-W	397	TYR	5.3
1	7-H	283	TYR	5.3
1	7-O	292	ASP	5.3
1	7-T	402	GLU	5.3
1	7-W	397	TYR	5.3
1	8-H	283	TYR	5.3
1	8-O	292	ASP	5.3
1	8-T	402	GLU	5.3
1	8-W	397	TYR	5.3
1	9-H	283	TYR	5.3
1	9-O	292	ASP	5.3
1	9-T	402	GLU	5.3
1	9-W	397	TYR	5.3
1	10-H	283	TYR	5.3
1	10-O	292	ASP	5.3

*Continued on next page...*



*Continued from previous page...*

Mol	Chain	Res	Type	RSRZ
1	10-T	402	GLU	5.3
1	10-W	397	TYR	5.3
1	1-W	399	LEU	5.3
1	2-W	399	LEU	5.3
1	3-W	399	LEU	5.3
1	4-W	399	LEU	5.3
1	5-W	399	LEU	5.3
1	6-W	399	LEU	5.3
1	7-W	399	LEU	5.3
1	8-W	399	LEU	5.3
1	9-W	399	LEU	5.3
1	10-W	399	LEU	5.3
1	1-D	402	GLU	5.2
1	2-D	402	GLU	5.2
1	3-D	402	GLU	5.2
1	4-D	402	GLU	5.2
1	5-D	402	GLU	5.2
1	6-D	402	GLU	5.2
1	7-D	402	GLU	5.2
1	8-D	402	GLU	5.2
1	9-D	402	GLU	5.2
1	10-D	402	GLU	5.2
1	1-J	402	GLU	5.2
1	1-Q	55	ARG	5.2
1	2-J	402	GLU	5.2
1	2-Q	55	ARG	5.2
1	3-J	402	GLU	5.2
1	3-Q	55	ARG	5.2
1	4-J	402	GLU	5.2
1	4-Q	55	ARG	5.2
1	5-J	402	GLU	5.2
1	5-Q	55	ARG	5.2
1	6-J	402	GLU	5.2
1	6-Q	55	ARG	5.2
1	7-J	402	GLU	5.2
1	7-Q	55	ARG	5.2
1	8-J	402	GLU	5.2
1	8-Q	55	ARG	5.2
1	9-J	402	GLU	5.2
1	9-Q	55	ARG	5.2
1	10-J	402	GLU	5.2
1	10-Q	55	ARG	5.2

*Continued on next page...*

*Continued from previous page...*

Mol	Chain	Res	Type	RSRZ
1	1-E	56	GLY	5.2
1	2-E	56	GLY	5.2
1	3-E	56	GLY	5.2
1	4-E	56	GLY	5.2
1	5-E	56	GLY	5.2
1	6-E	56	GLY	5.2
1	7-E	56	GLY	5.2
1	8-E	56	GLY	5.2
1	9-E	56	GLY	5.2
1	10-E	56	GLY	5.2
1	1-N	50	ASP	5.2
1	2-N	50	ASP	5.2
1	3-N	50	ASP	5.2
1	4-N	50	ASP	5.2
1	5-N	50	ASP	5.2
1	6-N	50	ASP	5.2
1	7-N	50	ASP	5.2
1	8-N	50	ASP	5.2
1	9-N	50	ASP	5.2
1	10-N	50	ASP	5.2
1	1-C	601	THR	5.2
1	2-C	601	THR	5.2
1	3-C	601	THR	5.2
1	4-C	601	THR	5.2
1	5-C	601	THR	5.2
1	6-C	601	THR	5.2
1	7-C	601	THR	5.2
1	8-C	601	THR	5.2
1	9-C	601	THR	5.2
1	10-C	601	THR	5.2
1	1-W	53	SER	5.2
1	2-W	53	SER	5.2
1	3-W	53	SER	5.2
1	4-W	53	SER	5.2
1	5-W	53	SER	5.2
1	6-W	53	SER	5.2
1	7-W	53	SER	5.2
1	8-W	53	SER	5.2
1	9-W	53	SER	5.2
1	10-W	53	SER	5.2
1	1-R	404	ALA	5.2
1	2-R	404	ALA	5.2

*Continued on next page...*

*Continued from previous page...*

Mol	Chain	Res	Type	RSRZ
1	3-R	404	ALA	5.2
1	4-R	404	ALA	5.2
1	5-R	404	ALA	5.2
1	6-R	404	ALA	5.2
1	7-R	404	ALA	5.2
1	8-R	404	ALA	5.2
1	9-R	404	ALA	5.2
1	10-R	404	ALA	5.2
1	1-U	59	SER	5.2
1	2-U	59	SER	5.2
1	3-U	59	SER	5.2
1	4-U	59	SER	5.2
1	5-U	59	SER	5.2
1	6-U	59	SER	5.2
1	7-U	59	SER	5.2
1	8-U	59	SER	5.2
1	9-U	59	SER	5.2
1	10-U	59	SER	5.2
1	1-N	602	GLU	5.2
1	2-N	602	GLU	5.2
1	3-N	602	GLU	5.2
1	4-N	602	GLU	5.2
1	5-N	602	GLU	5.2
1	6-N	602	GLU	5.2
1	7-N	602	GLU	5.2
1	8-N	602	GLU	5.2
1	9-N	602	GLU	5.2
1	10-N	602	GLU	5.2
1	1-L	601	THR	5.2
1	2-L	601	THR	5.2
1	3-L	601	THR	5.2
1	4-L	601	THR	5.2
1	5-L	601	THR	5.2
1	6-L	601	THR	5.2
1	7-L	601	THR	5.2
1	8-L	601	THR	5.2
1	9-L	601	THR	5.2
1	10-L	601	THR	5.2
1	1-C	50	ASP	5.2
1	1-C	500	GLY	5.2
1	1-R	50	ASP	5.2
1	2-C	50	ASP	5.2

*Continued on next page...*

*Continued from previous page...*

Mol	Chain	Res	Type	RSRZ
1	2-C	500	GLY	5.2
1	2-R	50	ASP	5.2
1	3-C	50	ASP	5.2
1	3-C	500	GLY	5.2
1	3-R	50	ASP	5.2
1	4-C	50	ASP	5.2
1	4-C	500	GLY	5.2
1	4-R	50	ASP	5.2
1	5-C	50	ASP	5.2
1	5-C	500	GLY	5.2
1	5-R	50	ASP	5.2
1	6-C	50	ASP	5.2
1	6-C	500	GLY	5.2
1	6-R	50	ASP	5.2
1	7-C	50	ASP	5.2
1	7-C	500	GLY	5.2
1	7-R	50	ASP	5.2
1	8-C	50	ASP	5.2
1	8-C	500	GLY	5.2
1	8-R	50	ASP	5.2
1	9-C	50	ASP	5.2
1	9-C	500	GLY	5.2
1	9-R	50	ASP	5.2
1	10-C	50	ASP	5.2
1	10-C	500	GLY	5.2
1	10-R	50	ASP	5.2
1	1-P	602	GLU	5.2
1	2-P	602	GLU	5.2
1	3-P	602	GLU	5.2
1	4-P	602	GLU	5.2
1	5-P	602	GLU	5.2
1	6-P	602	GLU	5.2
1	7-P	602	GLU	5.2
1	8-P	602	GLU	5.2
1	9-P	602	GLU	5.2
1	10-P	602	GLU	5.2
1	1-I	96	THR	5.2
1	1-S	286	THR	5.2
1	2-I	96	THR	5.2
1	2-S	286	THR	5.2
1	3-I	96	THR	5.2
1	3-S	286	THR	5.2

*Continued on next page...*

*Continued from previous page...*

Mol	Chain	Res	Type	RSRZ
1	4-I	96	THR	5.2
1	4-S	286	THR	5.2
1	5-I	96	THR	5.2
1	5-S	286	THR	5.2
1	6-I	96	THR	5.2
1	6-S	286	THR	5.2
1	7-I	96	THR	5.2
1	7-S	286	THR	5.2
1	8-I	96	THR	5.2
1	8-S	286	THR	5.2
1	9-I	96	THR	5.2
1	9-S	286	THR	5.2
1	10-I	96	THR	5.2
1	10-S	286	THR	5.2
1	1-B	52	SER	5.2
1	2-B	52	SER	5.2
1	3-B	52	SER	5.2
1	4-B	52	SER	5.2
1	5-B	52	SER	5.2
1	6-B	52	SER	5.2
1	7-B	52	SER	5.2
1	8-B	52	SER	5.2
1	9-B	52	SER	5.2
1	10-B	52	SER	5.2
1	1-N	500	GLY	5.2
1	2-N	500	GLY	5.2
1	3-N	500	GLY	5.2
1	4-N	500	GLY	5.2
1	5-N	500	GLY	5.2
1	6-N	500	GLY	5.2
1	7-N	500	GLY	5.2
1	8-N	500	GLY	5.2
1	9-N	500	GLY	5.2
1	10-N	500	GLY	5.2
1	1-I	394	LYS	5.1
1	2-I	394	LYS	5.1
1	3-I	394	LYS	5.1
1	4-I	394	LYS	5.1
1	5-I	394	LYS	5.1
1	6-I	394	LYS	5.1
1	7-I	394	LYS	5.1
1	8-I	394	LYS	5.1

*Continued on next page...*

*Continued from previous page...*

Mol	Chain	Res	Type	RSRZ
1	9-I	394	LYS	5.1
1	10-I	394	LYS	5.1
1	1-C	64	ASP	5.1
1	1-R	393	ASP	5.1
1	1-V	64	ASP	5.1
1	2-C	64	ASP	5.1
1	2-R	393	ASP	5.1
1	2-V	64	ASP	5.1
1	3-C	64	ASP	5.1
1	3-R	393	ASP	5.1
1	3-V	64	ASP	5.1
1	4-C	64	ASP	5.1
1	4-R	393	ASP	5.1
1	4-V	64	ASP	5.1
1	5-C	64	ASP	5.1
1	5-R	393	ASP	5.1
1	5-V	64	ASP	5.1
1	6-C	64	ASP	5.1
1	6-R	393	ASP	5.1
1	6-V	64	ASP	5.1
1	7-C	64	ASP	5.1
1	7-R	393	ASP	5.1
1	7-V	64	ASP	5.1
1	8-C	64	ASP	5.1
1	8-R	393	ASP	5.1
1	8-V	64	ASP	5.1
1	9-C	64	ASP	5.1
1	9-R	393	ASP	5.1
1	9-V	64	ASP	5.1
1	10-C	64	ASP	5.1
1	10-R	393	ASP	5.1
1	10-V	64	ASP	5.1
1	1-K	384	ASN	5.1
1	2-K	384	ASN	5.1
1	3-K	384	ASN	5.1
1	4-K	384	ASN	5.1
1	5-K	384	ASN	5.1
1	6-K	384	ASN	5.1
1	7-K	384	ASN	5.1
1	8-K	384	ASN	5.1
1	9-K	384	ASN	5.1
1	10-K	384	ASN	5.1

*Continued on next page...*

*Continued from previous page...*

Mol	Chain	Res	Type	RSRZ
1	1-X	52	SER	5.1
1	2-X	52	SER	5.1
1	3-X	52	SER	5.1
1	4-X	52	SER	5.1
1	5-X	52	SER	5.1
1	6-X	52	SER	5.1
1	7-X	52	SER	5.1
1	8-X	52	SER	5.1
1	9-X	52	SER	5.1
1	10-X	52	SER	5.1
1	1-I	57	PHE	5.1
1	1-W	95	PHE	5.1
1	2-I	57	PHE	5.1
1	2-W	95	PHE	5.1
1	3-I	57	PHE	5.1
1	3-W	95	PHE	5.1
1	4-I	57	PHE	5.1
1	4-W	95	PHE	5.1
1	5-I	57	PHE	5.1
1	5-W	95	PHE	5.1
1	6-I	57	PHE	5.1
1	6-W	95	PHE	5.1
1	7-I	57	PHE	5.1
1	7-W	95	PHE	5.1
1	8-I	57	PHE	5.1
1	8-W	95	PHE	5.1
1	9-I	57	PHE	5.1
1	9-W	95	PHE	5.1
1	10-I	57	PHE	5.1
1	10-W	95	PHE	5.1
1	1-C	390	ALA	5.1
1	2-C	390	ALA	5.1
1	3-C	390	ALA	5.1
1	4-C	390	ALA	5.1
1	5-C	390	ALA	5.1
1	6-C	390	ALA	5.1
1	7-C	390	ALA	5.1
1	8-C	390	ALA	5.1
1	9-C	390	ALA	5.1
1	10-C	390	ALA	5.1
1	1-A	51	GLY	5.1
1	2-A	51	GLY	5.1

*Continued on next page...*

*Continued from previous page...*

Mol	Chain	Res	Type	RSRZ
1	3-A	51	GLY	5.1
1	4-A	51	GLY	5.1
1	5-A	51	GLY	5.1
1	6-A	51	GLY	5.1
1	7-A	51	GLY	5.1
1	8-A	51	GLY	5.1
1	9-A	51	GLY	5.1
1	10-A	51	GLY	5.1
1	1-O	602	GLU	5.1
1	2-O	602	GLU	5.1
1	3-O	602	GLU	5.1
1	4-O	602	GLU	5.1
1	5-O	602	GLU	5.1
1	6-O	602	GLU	5.1
1	7-O	602	GLU	5.1
1	8-O	602	GLU	5.1
1	9-O	602	GLU	5.1
1	10-O	602	GLU	5.1
1	1-J	401	PRO	5.1
1	2-J	401	PRO	5.1
1	3-J	401	PRO	5.1
1	4-J	401	PRO	5.1
1	5-J	401	PRO	5.1
1	6-J	401	PRO	5.1
1	7-J	401	PRO	5.1
1	8-J	401	PRO	5.1
1	9-J	401	PRO	5.1
1	10-J	401	PRO	5.1
1	1-L	50	ASP	5.1
1	2-L	50	ASP	5.1
1	3-L	50	ASP	5.1
1	4-L	50	ASP	5.1
1	5-L	50	ASP	5.1
1	6-L	50	ASP	5.1
1	7-L	50	ASP	5.1
1	8-L	50	ASP	5.1
1	9-L	50	ASP	5.1
1	10-L	50	ASP	5.1
1	1-M	398	GLU	5.1
1	1-T	500	GLY	5.1
1	2-M	398	GLU	5.1
1	2-T	500	GLY	5.1

*Continued on next page...*



*Continued from previous page...*

Mol	Chain	Res	Type	RSRZ
1	3-M	398	GLU	5.1
1	3-T	500	GLY	5.1
1	4-M	398	GLU	5.1
1	4-T	500	GLY	5.1
1	5-M	398	GLU	5.1
1	5-T	500	GLY	5.1
1	6-M	398	GLU	5.1
1	6-T	500	GLY	5.1
1	7-M	398	GLU	5.1
1	7-T	500	GLY	5.1
1	8-M	398	GLU	5.1
1	8-T	500	GLY	5.1
1	9-M	398	GLU	5.1
1	9-T	500	GLY	5.1
1	10-M	398	GLU	5.1
1	10-T	500	GLY	5.1
1	1-E	398	GLU	5.1
1	1-Q	64	ASP	5.1
1	2-E	398	GLU	5.1
1	2-Q	64	ASP	5.1
1	3-E	398	GLU	5.1
1	3-Q	64	ASP	5.1
1	4-E	398	GLU	5.1
1	4-Q	64	ASP	5.1
1	5-E	398	GLU	5.1
1	5-Q	64	ASP	5.1
1	6-E	398	GLU	5.1
1	6-Q	64	ASP	5.1
1	7-E	398	GLU	5.1
1	7-Q	64	ASP	5.1
1	8-E	398	GLU	5.1
1	8-Q	64	ASP	5.1
1	9-E	398	GLU	5.1
1	9-Q	64	ASP	5.1
1	10-E	398	GLU	5.1
1	10-Q	64	ASP	5.1
1	1-V	350	SER	5.0
1	2-V	350	SER	5.0
1	3-V	350	SER	5.0
1	4-V	350	SER	5.0
1	5-V	350	SER	5.0
1	6-V	350	SER	5.0

*Continued on next page...*

*Continued from previous page...*

Mol	Chain	Res	Type	RSRZ
1	7-V	350	SER	5.0
1	8-V	350	SER	5.0
1	9-V	350	SER	5.0
1	10-V	350	SER	5.0
1	1-I	283	TYR	5.0
1	2-I	283	TYR	5.0
1	3-I	283	TYR	5.0
1	4-I	283	TYR	5.0
1	5-I	283	TYR	5.0
1	6-I	283	TYR	5.0
1	7-I	283	TYR	5.0
1	8-I	283	TYR	5.0
1	9-I	283	TYR	5.0
1	10-I	283	TYR	5.0
1	1-G	398	GLU	5.0
1	2-G	398	GLU	5.0
1	3-G	398	GLU	5.0
1	4-G	398	GLU	5.0
1	5-G	398	GLU	5.0
1	6-G	398	GLU	5.0
1	7-G	398	GLU	5.0
1	8-G	398	GLU	5.0
1	9-G	398	GLU	5.0
1	10-G	398	GLU	5.0
1	1-E	64	ASP	5.0
1	2-E	64	ASP	5.0
1	3-E	64	ASP	5.0
1	4-E	64	ASP	5.0
1	5-E	64	ASP	5.0
1	6-E	64	ASP	5.0
1	7-E	64	ASP	5.0
1	8-E	64	ASP	5.0
1	9-E	64	ASP	5.0
1	10-E	64	ASP	5.0
1	1-D	179	TYR	5.0
1	2-D	179	TYR	5.0
1	3-D	179	TYR	5.0
1	4-D	179	TYR	5.0
1	5-D	179	TYR	5.0
1	6-D	179	TYR	5.0
1	7-D	179	TYR	5.0
1	8-D	179	TYR	5.0

*Continued on next page...*

*Continued from previous page...*

Mol	Chain	Res	Type	RSRZ
1	9-D	179	TYR	5.0
1	10-D	179	TYR	5.0
1	1-F	97	LEU	5.0
1	2-F	97	LEU	5.0
1	3-F	97	LEU	5.0
1	4-F	97	LEU	5.0
1	5-F	97	LEU	5.0
1	6-F	97	LEU	5.0
1	7-F	97	LEU	5.0
1	8-F	97	LEU	5.0
1	9-F	97	LEU	5.0
1	10-F	97	LEU	5.0
1	1-A	96	THR	5.0
1	2-A	96	THR	5.0
1	3-A	96	THR	5.0
1	4-A	96	THR	5.0
1	5-A	96	THR	5.0
1	6-A	96	THR	5.0
1	7-A	96	THR	5.0
1	8-A	96	THR	5.0
1	9-A	96	THR	5.0
1	10-A	96	THR	5.0
1	1-K	55	ARG	5.0
1	2-K	55	ARG	5.0
1	3-K	55	ARG	5.0
1	4-K	55	ARG	5.0
1	5-K	55	ARG	5.0
1	6-K	55	ARG	5.0
1	7-K	55	ARG	5.0
1	8-K	55	ARG	5.0
1	9-K	55	ARG	5.0
1	10-K	55	ARG	5.0
1	1-U	44	ASP	5.0
1	2-U	44	ASP	5.0
1	3-U	44	ASP	5.0
1	4-U	44	ASP	5.0
1	5-U	44	ASP	5.0
1	6-U	44	ASP	5.0
1	7-U	44	ASP	5.0
1	8-U	44	ASP	5.0
1	9-U	44	ASP	5.0
1	10-U	44	ASP	5.0

*Continued on next page...*

*Continued from previous page...*

<b>Mol</b>	<b>Chain</b>	<b>Res</b>	<b>Type</b>	<b>RSRZ</b>
1	1-A	286	THR	5.0
1	2-A	286	THR	5.0
1	3-A	286	THR	5.0
1	4-A	286	THR	5.0
1	5-A	286	THR	5.0
1	6-A	286	THR	5.0
1	7-A	286	THR	5.0
1	8-A	286	THR	5.0
1	9-A	286	THR	5.0
1	10-A	286	THR	5.0
1	1-E	55	ARG	5.0
1	2-E	55	ARG	5.0
1	3-E	55	ARG	5.0
1	4-E	55	ARG	5.0
1	5-E	55	ARG	5.0
1	6-E	55	ARG	5.0
1	7-E	55	ARG	5.0
1	8-E	55	ARG	5.0
1	9-E	55	ARG	5.0
1	10-E	55	ARG	5.0
1	1-R	286	THR	5.0
1	2-R	286	THR	5.0
1	3-R	286	THR	5.0
1	4-R	286	THR	5.0
1	5-R	286	THR	5.0
1	6-R	286	THR	5.0
1	7-R	286	THR	5.0
1	8-R	286	THR	5.0
1	9-R	286	THR	5.0
1	10-R	286	THR	5.0
1	1-M	347	ILE	5.0
1	2-M	347	ILE	5.0
1	3-M	347	ILE	5.0
1	4-M	347	ILE	5.0
1	5-M	347	ILE	5.0
1	6-M	347	ILE	5.0
1	7-M	347	ILE	5.0
1	8-M	347	ILE	5.0
1	9-M	347	ILE	5.0
1	10-M	347	ILE	5.0
1	1-M	166	ALA	4.9
1	2-M	166	ALA	4.9

*Continued on next page...*

*Continued from previous page...*

Mol	Chain	Res	Type	RSRZ
1	3-M	166	ALA	4.9
1	4-M	166	ALA	4.9
1	5-M	166	ALA	4.9
1	6-M	166	ALA	4.9
1	7-M	166	ALA	4.9
1	8-M	166	ALA	4.9
1	9-M	166	ALA	4.9
1	10-M	166	ALA	4.9
1	1-T	406	SER	4.9
1	2-T	406	SER	4.9
1	3-T	406	SER	4.9
1	4-T	406	SER	4.9
1	5-T	406	SER	4.9
1	6-T	406	SER	4.9
1	7-T	406	SER	4.9
1	8-T	406	SER	4.9
1	9-T	406	SER	4.9
1	10-T	406	SER	4.9
1	1-P	179	TYR	4.9
1	2-P	179	TYR	4.9
1	3-P	179	TYR	4.9
1	4-P	179	TYR	4.9
1	5-P	179	TYR	4.9
1	6-P	179	TYR	4.9
1	7-P	179	TYR	4.9
1	8-P	179	TYR	4.9
1	9-P	179	TYR	4.9
1	10-P	179	TYR	4.9
1	1-A	403	GLU	4.9
1	2-A	403	GLU	4.9
1	3-A	403	GLU	4.9
1	4-A	403	GLU	4.9
1	5-A	403	GLU	4.9
1	6-A	403	GLU	4.9
1	7-A	403	GLU	4.9
1	8-A	403	GLU	4.9
1	9-A	403	GLU	4.9
1	10-A	403	GLU	4.9
1	1-E	93	ASP	4.9
1	2-E	93	ASP	4.9
1	3-E	93	ASP	4.9
1	4-E	93	ASP	4.9

*Continued on next page...*

*Continued from previous page...*

Mol	Chain	Res	Type	RSRZ
1	5-E	93	ASP	4.9
1	6-E	93	ASP	4.9
1	7-E	93	ASP	4.9
1	8-E	93	ASP	4.9
1	9-E	93	ASP	4.9
1	10-E	93	ASP	4.9
1	1-L	56	GLY	4.9
1	2-L	56	GLY	4.9
1	3-L	56	GLY	4.9
1	4-L	56	GLY	4.9
1	5-L	56	GLY	4.9
1	6-L	56	GLY	4.9
1	7-L	56	GLY	4.9
1	8-L	56	GLY	4.9
1	9-L	56	GLY	4.9
1	10-L	56	GLY	4.9
1	1-M	96	THR	4.9
1	2-M	96	THR	4.9
1	3-M	96	THR	4.9
1	4-M	96	THR	4.9
1	5-M	96	THR	4.9
1	6-M	96	THR	4.9
1	7-M	96	THR	4.9
1	8-M	96	THR	4.9
1	9-M	96	THR	4.9
1	10-M	96	THR	4.9
1	1-P	52	SER	4.9
1	2-P	52	SER	4.9
1	3-P	52	SER	4.9
1	4-P	52	SER	4.9
1	5-P	52	SER	4.9
1	6-P	52	SER	4.9
1	7-P	52	SER	4.9
1	8-P	52	SER	4.9
1	9-P	52	SER	4.9
1	10-P	52	SER	4.9
1	1-P	326	TYR	4.9
1	2-P	326	TYR	4.9
1	3-P	326	TYR	4.9
1	4-P	326	TYR	4.9
1	5-P	326	TYR	4.9
1	6-P	326	TYR	4.9

*Continued on next page...*

*Continued from previous page...*

Mol	Chain	Res	Type	RSRZ
1	7-P	326	TYR	4.9
1	8-P	326	TYR	4.9
1	9-P	326	TYR	4.9
1	10-P	326	TYR	4.9
1	1-C	277	ASP	4.9
1	2-C	277	ASP	4.9
1	3-C	277	ASP	4.9
1	4-C	277	ASP	4.9
1	5-C	277	ASP	4.9
1	6-C	277	ASP	4.9
1	7-C	277	ASP	4.9
1	8-C	277	ASP	4.9
1	9-C	277	ASP	4.9
1	10-C	277	ASP	4.9
1	1-E	95	PHE	4.9
1	2-E	95	PHE	4.9
1	3-E	95	PHE	4.9
1	4-E	95	PHE	4.9
1	5-E	95	PHE	4.9
1	6-E	95	PHE	4.9
1	7-E	95	PHE	4.9
1	8-E	95	PHE	4.9
1	9-E	95	PHE	4.9
1	10-E	95	PHE	4.9
1	1-J	55	ARG	4.9
1	2-J	55	ARG	4.9
1	3-J	55	ARG	4.9
1	4-J	55	ARG	4.9
1	5-J	55	ARG	4.9
1	6-J	55	ARG	4.9
1	7-J	55	ARG	4.9
1	8-J	55	ARG	4.9
1	9-J	55	ARG	4.9
1	10-J	55	ARG	4.9
1	1-E	59	SER	4.9
1	2-E	59	SER	4.9
1	3-E	59	SER	4.9
1	4-E	59	SER	4.9
1	5-E	59	SER	4.9
1	6-E	59	SER	4.9
1	7-E	59	SER	4.9
1	8-E	59	SER	4.9

*Continued on next page...*

*Continued from previous page...*

Mol	Chain	Res	Type	RSRZ
1	9-E	59	SER	4.9
1	10-E	59	SER	4.9
1	1-L	58	GLN	4.9
1	2-L	58	GLN	4.9
1	3-L	58	GLN	4.9
1	4-L	58	GLN	4.9
1	5-L	58	GLN	4.9
1	6-L	58	GLN	4.9
1	7-L	58	GLN	4.9
1	8-L	58	GLN	4.9
1	9-L	58	GLN	4.9
1	10-L	58	GLN	4.9
1	1-Q	117	SER	4.9
1	2-Q	117	SER	4.9
1	3-Q	117	SER	4.9
1	4-Q	117	SER	4.9
1	5-Q	117	SER	4.9
1	6-Q	117	SER	4.9
1	7-Q	117	SER	4.9
1	8-Q	117	SER	4.9
1	9-Q	117	SER	4.9
1	10-Q	117	SER	4.9
1	1-C	44	ASP	4.9
1	2-C	44	ASP	4.9
1	3-C	44	ASP	4.9
1	4-C	44	ASP	4.9
1	5-C	44	ASP	4.9
1	6-C	44	ASP	4.9
1	7-C	44	ASP	4.9
1	8-C	44	ASP	4.9
1	9-C	44	ASP	4.9
1	10-C	44	ASP	4.9
1	1-N	283	TYR	4.9
1	2-N	283	TYR	4.9
1	3-N	283	TYR	4.9
1	4-N	283	TYR	4.9
1	5-N	283	TYR	4.9
1	6-N	283	TYR	4.9
1	7-N	283	TYR	4.9
1	8-N	283	TYR	4.9
1	9-N	283	TYR	4.9
1	10-N	283	TYR	4.9

*Continued on next page...*



*Continued from previous page...*

Mol	Chain	Res	Type	RSRZ
1	1-N	350	SER	4.9
1	2-N	350	SER	4.9
1	3-N	350	SER	4.9
1	4-N	350	SER	4.9
1	5-N	350	SER	4.9
1	6-N	350	SER	4.9
1	7-N	350	SER	4.9
1	8-N	350	SER	4.9
1	9-N	350	SER	4.9
1	10-N	350	SER	4.9
1	1-E	407	ILE	4.9
1	2-E	407	ILE	4.9
1	3-E	407	ILE	4.9
1	4-E	407	ILE	4.9
1	5-E	407	ILE	4.9
1	6-E	407	ILE	4.9
1	7-E	407	ILE	4.9
1	8-E	407	ILE	4.9
1	9-E	407	ILE	4.9
1	10-E	407	ILE	4.9
1	1-C	95	PHE	4.8
1	2-C	95	PHE	4.8
1	3-C	95	PHE	4.8
1	4-C	95	PHE	4.8
1	5-C	95	PHE	4.8
1	6-C	95	PHE	4.8
1	7-C	95	PHE	4.8
1	8-C	95	PHE	4.8
1	9-C	95	PHE	4.8
1	10-C	95	PHE	4.8
1	1-I	390	ALA	4.8
1	1-Q	50	ASP	4.8
1	2-I	390	ALA	4.8
1	2-Q	50	ASP	4.8
1	1-M	349	GLY	4.8
1	2-M	349	GLY	4.8
1	3-I	390	ALA	4.8
1	3-Q	50	ASP	4.8
1	4-I	390	ALA	4.8
1	4-Q	50	ASP	4.8
1	5-I	390	ALA	4.8
1	5-Q	50	ASP	4.8

*Continued on next page...*

*Continued from previous page...*

Mol	Chain	Res	Type	RSRZ
1	6-I	390	ALA	4.8
1	6-Q	50	ASP	4.8
1	7-I	390	ALA	4.8
1	7-Q	50	ASP	4.8
1	6-M	349	GLY	4.8
1	7-M	349	GLY	4.8
1	8-I	390	ALA	4.8
1	8-Q	50	ASP	4.8
1	9-I	390	ALA	4.8
1	9-Q	50	ASP	4.8
1	10-I	390	ALA	4.8
1	10-Q	50	ASP	4.8
1	3-M	349	GLY	4.8
1	4-M	349	GLY	4.8
1	5-M	349	GLY	4.8
1	8-M	349	GLY	4.8
1	9-M	349	GLY	4.8
1	10-M	349	GLY	4.8
1	1-V	62	GLU	4.8
1	2-V	62	GLU	4.8
1	3-V	62	GLU	4.8
1	4-V	62	GLU	4.8
1	5-V	62	GLU	4.8
1	6-V	62	GLU	4.8
1	7-V	62	GLU	4.8
1	8-V	62	GLU	4.8
1	9-V	62	GLU	4.8
1	10-V	62	GLU	4.8
1	1-Q	286	THR	4.8
1	2-Q	286	THR	4.8
1	3-Q	286	THR	4.8
1	4-Q	286	THR	4.8
1	5-Q	286	THR	4.8
1	6-Q	286	THR	4.8
1	7-Q	286	THR	4.8
1	8-Q	286	THR	4.8
1	9-Q	286	THR	4.8
1	10-Q	286	THR	4.8
1	1-B	402	GLU	4.8
1	2-B	402	GLU	4.8
1	3-B	402	GLU	4.8
1	4-B	402	GLU	4.8

*Continued on next page...*

*Continued from previous page...*

Mol	Chain	Res	Type	RSRZ
1	5-B	402	GLU	4.8
1	6-B	402	GLU	4.8
1	7-B	402	GLU	4.8
1	8-B	402	GLU	4.8
1	9-B	402	GLU	4.8
1	10-B	402	GLU	4.8
1	1-D	500	GLY	4.8
1	2-D	500	GLY	4.8
1	3-D	500	GLY	4.8
1	4-D	500	GLY	4.8
1	5-D	500	GLY	4.8
1	6-D	500	GLY	4.8
1	7-D	500	GLY	4.8
1	8-D	500	GLY	4.8
1	9-D	500	GLY	4.8
1	10-D	500	GLY	4.8
1	1-V	407	ILE	4.8
1	2-V	407	ILE	4.8
1	3-V	407	ILE	4.8
1	4-V	407	ILE	4.8
1	5-V	407	ILE	4.8
1	6-V	407	ILE	4.8
1	7-V	407	ILE	4.8
1	8-V	407	ILE	4.8
1	9-V	407	ILE	4.8
1	10-V	407	ILE	4.8
1	1-K	97	LEU	4.8
1	2-K	97	LEU	4.8
1	3-K	97	LEU	4.8
1	4-K	97	LEU	4.8
1	5-K	97	LEU	4.8
1	6-K	97	LEU	4.8
1	7-K	97	LEU	4.8
1	8-K	97	LEU	4.8
1	9-K	97	LEU	4.8
1	10-K	97	LEU	4.8
1	1-A	58	GLN	4.8
1	1-O	349	GLY	4.8
1	2-A	58	GLN	4.8
1	2-O	349	GLY	4.8
1	3-A	58	GLN	4.8
1	3-O	349	GLY	4.8

*Continued on next page...*

*Continued from previous page...*

Mol	Chain	Res	Type	RSRZ
1	4-A	58	GLN	4.8
1	4-O	349	GLY	4.8
1	5-A	58	GLN	4.8
1	5-O	349	GLY	4.8
1	6-A	58	GLN	4.8
1	6-O	349	GLY	4.8
1	7-A	58	GLN	4.8
1	7-O	349	GLY	4.8
1	8-A	58	GLN	4.8
1	8-O	349	GLY	4.8
1	9-A	58	GLN	4.8
1	9-O	349	GLY	4.8
1	10-A	58	GLN	4.8
1	10-O	349	GLY	4.8
1	1-B	403	GLU	4.8
1	2-B	403	GLU	4.8
1	3-B	403	GLU	4.8
1	4-B	403	GLU	4.8
1	5-B	403	GLU	4.8
1	6-B	403	GLU	4.8
1	7-B	403	GLU	4.8
1	8-B	403	GLU	4.8
1	9-B	403	GLU	4.8
1	10-B	403	GLU	4.8
1	1-D	55	ARG	4.8
1	2-D	55	ARG	4.8
1	3-D	55	ARG	4.8
1	4-D	55	ARG	4.8
1	5-D	55	ARG	4.8
1	6-D	55	ARG	4.8
1	7-D	55	ARG	4.8
1	8-D	55	ARG	4.8
1	9-D	55	ARG	4.8
1	10-D	55	ARG	4.8
1	1-B	286	THR	4.8
1	1-W	601	THR	4.8
1	2-B	286	THR	4.8
1	2-W	601	THR	4.8
1	3-B	286	THR	4.8
1	3-W	601	THR	4.8
1	4-B	286	THR	4.8
1	4-W	601	THR	4.8

*Continued on next page...*

*Continued from previous page...*

Mol	Chain	Res	Type	RSRZ
1	5-B	286	THR	4.8
1	5-W	601	THR	4.8
1	6-B	286	THR	4.8
1	6-W	601	THR	4.8
1	7-B	286	THR	4.8
1	7-W	601	THR	4.8
1	8-B	286	THR	4.8
1	8-W	601	THR	4.8
1	9-B	286	THR	4.8
1	9-W	601	THR	4.8
1	10-B	286	THR	4.8
1	10-W	601	THR	4.8
1	1-M	57	PHE	4.7
1	1-O	390	ALA	4.7
1	2-M	57	PHE	4.7
1	2-O	390	ALA	4.7
1	3-M	57	PHE	4.7
1	3-O	390	ALA	4.7
1	4-M	57	PHE	4.7
1	4-O	390	ALA	4.7
1	5-M	57	PHE	4.7
1	5-O	390	ALA	4.7
1	6-M	57	PHE	4.7
1	6-O	390	ALA	4.7
1	7-M	57	PHE	4.7
1	7-O	390	ALA	4.7
1	8-M	57	PHE	4.7
1	8-O	390	ALA	4.7
1	9-M	57	PHE	4.7
1	9-O	390	ALA	4.7
1	10-M	57	PHE	4.7
1	10-O	390	ALA	4.7
1	1-L	400	PRO	4.7
1	2-L	400	PRO	4.7
1	3-L	400	PRO	4.7
1	4-L	400	PRO	4.7
1	5-L	400	PRO	4.7
1	6-L	400	PRO	4.7
1	7-L	400	PRO	4.7
1	8-L	400	PRO	4.7
1	9-L	400	PRO	4.7
1	10-L	400	PRO	4.7

*Continued on next page...*

*Continued from previous page...*

Mol	Chain	Res	Type	RSRZ
1	1-L	64	ASP	4.7
1	2-L	64	ASP	4.7
1	3-L	64	ASP	4.7
1	4-L	64	ASP	4.7
1	5-L	64	ASP	4.7
1	6-L	64	ASP	4.7
1	7-L	64	ASP	4.7
1	8-L	64	ASP	4.7
1	9-L	64	ASP	4.7
1	10-L	64	ASP	4.7
1	1-O	95	PHE	4.7
1	2-O	95	PHE	4.7
1	3-O	95	PHE	4.7
1	4-O	95	PHE	4.7
1	5-O	95	PHE	4.7
1	6-O	95	PHE	4.7
1	7-O	95	PHE	4.7
1	8-O	95	PHE	4.7
1	9-O	95	PHE	4.7
1	10-O	95	PHE	4.7
1	1-M	407	ILE	4.7
1	2-M	407	ILE	4.7
1	3-M	407	ILE	4.7
1	4-M	407	ILE	4.7
1	5-M	407	ILE	4.7
1	6-M	407	ILE	4.7
1	7-M	407	ILE	4.7
1	8-M	407	ILE	4.7
1	9-M	407	ILE	4.7
1	10-M	407	ILE	4.7
1	1-I	41	SER	4.7
1	1-K	397	TYR	4.7
1	2-I	41	SER	4.7
1	2-K	397	TYR	4.7
1	3-I	41	SER	4.7
1	3-K	397	TYR	4.7
1	4-I	41	SER	4.7
1	4-K	397	TYR	4.7
1	5-I	41	SER	4.7
1	5-K	397	TYR	4.7
1	6-I	41	SER	4.7
1	6-K	397	TYR	4.7

*Continued on next page...*

*Continued from previous page...*

Mol	Chain	Res	Type	RSRZ
1	7-I	41	SER	4.7
1	7-K	397	TYR	4.7
1	8-I	41	SER	4.7
1	8-K	397	TYR	4.7
1	9-I	41	SER	4.7
1	9-K	397	TYR	4.7
1	10-I	41	SER	4.7
1	10-K	397	TYR	4.7
1	1-M	402	GLU	4.7
1	2-M	402	GLU	4.7
1	3-M	402	GLU	4.7
1	4-M	402	GLU	4.7
1	5-M	402	GLU	4.7
1	6-M	402	GLU	4.7
1	7-M	402	GLU	4.7
1	8-M	402	GLU	4.7
1	9-M	402	GLU	4.7
1	10-M	402	GLU	4.7
1	1-K	95	PHE	4.7
1	2-K	95	PHE	4.7
1	3-K	95	PHE	4.7
1	4-K	95	PHE	4.7
1	5-K	95	PHE	4.7
1	6-K	95	PHE	4.7
1	7-K	95	PHE	4.7
1	8-K	95	PHE	4.7
1	9-K	95	PHE	4.7
1	10-K	95	PHE	4.7
1	1-G	602	GLU	4.7
1	1-G	62	GLU	4.7
1	2-G	602	GLU	4.7
1	2-G	62	GLU	4.7
1	3-G	602	GLU	4.7
1	3-G	62	GLU	4.7
1	4-G	602	GLU	4.7
1	4-G	62	GLU	4.7
1	5-G	602	GLU	4.7
1	5-G	62	GLU	4.7
1	6-G	602	GLU	4.7
1	6-G	62	GLU	4.7
1	7-G	602	GLU	4.7
1	7-G	62	GLU	4.7

*Continued on next page...*

*Continued from previous page...*

Mol	Chain	Res	Type	RSRZ
1	8-G	602	GLU	4.7
1	8-G	62	GLU	4.7
1	9-G	602	GLU	4.7
1	9-G	62	GLU	4.7
1	10-G	602	GLU	4.7
1	10-G	62	GLU	4.7
1	1-O	283	TYR	4.7
1	2-O	283	TYR	4.7
1	3-O	283	TYR	4.7
1	4-O	283	TYR	4.7
1	5-O	283	TYR	4.7
1	6-O	283	TYR	4.7
1	7-O	283	TYR	4.7
1	8-O	283	TYR	4.7
1	9-O	283	TYR	4.7
1	10-O	283	TYR	4.7
1	1-N	404	ALA	4.7
1	2-N	404	ALA	4.7
1	3-N	404	ALA	4.7
1	4-N	404	ALA	4.7
1	5-N	404	ALA	4.7
1	6-N	404	ALA	4.7
1	7-N	404	ALA	4.7
1	8-N	404	ALA	4.7
1	9-N	404	ALA	4.7
1	10-N	404	ALA	4.7
1	1-A	95	PHE	4.7
1	1-O	398	GLU	4.7
1	2-A	95	PHE	4.7
1	2-O	398	GLU	4.7
1	3-A	95	PHE	4.7
1	3-O	398	GLU	4.7
1	4-A	95	PHE	4.7
1	4-O	398	GLU	4.7
1	5-A	95	PHE	4.7
1	5-O	398	GLU	4.7
1	6-A	95	PHE	4.7
1	6-O	398	GLU	4.7
1	7-A	95	PHE	4.7
1	7-O	398	GLU	4.7
1	8-A	95	PHE	4.7
1	8-O	398	GLU	4.7

*Continued on next page...*



*Continued from previous page...*

Mol	Chain	Res	Type	RSRZ
1	9-A	95	PHE	4.7
1	9-O	398	GLU	4.7
1	10-A	95	PHE	4.7
1	10-O	398	GLU	4.7
1	1-S	53	SER	4.7
1	1-S	59	SER	4.7
1	2-S	53	SER	4.7
1	2-S	59	SER	4.7
1	3-S	53	SER	4.7
1	3-S	59	SER	4.7
1	4-S	53	SER	4.7
1	4-S	59	SER	4.7
1	5-S	53	SER	4.7
1	5-S	59	SER	4.7
1	6-S	53	SER	4.7
1	6-S	59	SER	4.7
1	7-S	53	SER	4.7
1	7-S	59	SER	4.7
1	8-S	53	SER	4.7
1	8-S	59	SER	4.7
1	9-S	53	SER	4.7
1	9-S	59	SER	4.7
1	10-S	53	SER	4.7
1	10-S	59	SER	4.7
1	1-V	602	GLU	4.7
1	2-V	602	GLU	4.7
1	3-V	602	GLU	4.7
1	4-V	602	GLU	4.7
1	5-V	602	GLU	4.7
1	6-V	602	GLU	4.7
1	7-V	602	GLU	4.7
1	8-V	602	GLU	4.7
1	9-V	602	GLU	4.7
1	10-V	602	GLU	4.7
1	1-E	404	ALA	4.7
1	1-U	349	GLY	4.7
1	2-E	404	ALA	4.7
1	2-U	349	GLY	4.7
1	3-E	404	ALA	4.7
1	3-U	349	GLY	4.7
1	4-E	404	ALA	4.7
1	4-U	349	GLY	4.7

*Continued on next page...*

*Continued from previous page...*

Mol	Chain	Res	Type	RSRZ
1	5-E	404	ALA	4.7
1	5-U	349	GLY	4.7
1	6-E	404	ALA	4.7
1	6-U	349	GLY	4.7
1	7-E	404	ALA	4.7
1	7-U	349	GLY	4.7
1	8-E	404	ALA	4.7
1	8-U	349	GLY	4.7
1	9-E	404	ALA	4.7
1	9-U	349	GLY	4.7
1	10-E	404	ALA	4.7
1	10-U	349	GLY	4.7
1	1-R	337	ARG	4.7
1	2-R	337	ARG	4.7
1	3-R	337	ARG	4.7
1	4-R	337	ARG	4.7
1	5-R	337	ARG	4.7
1	6-R	337	ARG	4.7
1	7-R	337	ARG	4.7
1	8-R	337	ARG	4.7
1	9-R	337	ARG	4.7
1	10-R	337	ARG	4.7
1	1-J	403	GLU	4.7
1	2-J	403	GLU	4.7
1	3-J	403	GLU	4.7
1	4-J	403	GLU	4.7
1	5-J	403	GLU	4.7
1	6-J	403	GLU	4.7
1	7-J	403	GLU	4.7
1	8-J	403	GLU	4.7
1	9-J	403	GLU	4.7
1	10-J	403	GLU	4.7
1	1-X	407	ILE	4.7
1	2-X	407	ILE	4.7
1	3-X	407	ILE	4.7
1	4-X	407	ILE	4.7
1	5-X	407	ILE	4.7
1	6-X	407	ILE	4.7
1	7-X	407	ILE	4.7
1	8-X	407	ILE	4.7
1	9-X	407	ILE	4.7
1	10-X	407	ILE	4.7

*Continued on next page...*

*Continued from previous page...*

Mol	Chain	Res	Type	RSRZ
1	1-B	55	ARG	4.6
1	2-B	55	ARG	4.6
1	3-B	55	ARG	4.6
1	4-B	55	ARG	4.6
1	5-B	55	ARG	4.6
1	6-B	55	ARG	4.6
1	7-B	55	ARG	4.6
1	8-B	55	ARG	4.6
1	9-B	55	ARG	4.6
1	10-B	55	ARG	4.6
1	1-W	52	SER	4.6
1	2-W	52	SER	4.6
1	3-W	52	SER	4.6
1	4-W	52	SER	4.6
1	5-W	52	SER	4.6
1	6-W	52	SER	4.6
1	7-W	52	SER	4.6
1	8-W	52	SER	4.6
1	9-W	52	SER	4.6
1	10-W	52	SER	4.6
1	1-G	326	TYR	4.6
1	1-J	283	TYR	4.6
1	1-T	397	TYR	4.6
1	2-G	326	TYR	4.6
1	2-J	283	TYR	4.6
1	2-T	397	TYR	4.6
1	3-G	326	TYR	4.6
1	3-J	283	TYR	4.6
1	3-T	397	TYR	4.6
1	4-G	326	TYR	4.6
1	4-J	283	TYR	4.6
1	4-T	397	TYR	4.6
1	5-G	326	TYR	4.6
1	5-J	283	TYR	4.6
1	5-T	397	TYR	4.6
1	6-G	326	TYR	4.6
1	6-J	283	TYR	4.6
1	6-T	397	TYR	4.6
1	7-G	326	TYR	4.6
1	7-J	283	TYR	4.6
1	7-T	397	TYR	4.6
1	8-G	326	TYR	4.6

*Continued on next page...*

*Continued from previous page...*

Mol	Chain	Res	Type	RSRZ
1	8-J	283	TYR	4.6
1	8-T	397	TYR	4.6
1	9-G	326	TYR	4.6
1	9-J	283	TYR	4.6
1	9-T	397	TYR	4.6
1	10-G	326	TYR	4.6
1	10-J	283	TYR	4.6
1	10-T	397	TYR	4.6
1	1-B	59	SER	4.6
1	2-B	59	SER	4.6
1	3-B	59	SER	4.6
1	4-B	59	SER	4.6
1	5-B	59	SER	4.6
1	6-B	59	SER	4.6
1	7-B	59	SER	4.6
1	8-B	59	SER	4.6
1	9-B	59	SER	4.6
1	10-B	59	SER	4.6
1	1-G	402	GLU	4.6
1	2-G	402	GLU	4.6
1	3-G	402	GLU	4.6
1	4-G	402	GLU	4.6
1	5-G	402	GLU	4.6
1	6-G	402	GLU	4.6
1	7-G	402	GLU	4.6
1	8-G	402	GLU	4.6
1	9-G	402	GLU	4.6
1	10-G	402	GLU	4.6
1	1-E	286	THR	4.6
1	2-E	286	THR	4.6
1	3-E	286	THR	4.6
1	4-E	286	THR	4.6
1	5-E	286	THR	4.6
1	6-E	286	THR	4.6
1	7-E	286	THR	4.6
1	8-E	286	THR	4.6
1	9-E	286	THR	4.6
1	10-E	286	THR	4.6
1	1-F	403	GLU	4.6
1	2-F	403	GLU	4.6
1	3-F	403	GLU	4.6
1	4-F	403	GLU	4.6

*Continued on next page...*

*Continued from previous page...*

Mol	Chain	Res	Type	RSRZ
1	5-F	403	GLU	4.6
1	6-F	403	GLU	4.6
1	7-F	403	GLU	4.6
1	8-F	403	GLU	4.6
1	9-F	403	GLU	4.6
1	10-F	403	GLU	4.6
1	1-G	325	GLY	4.6
1	2-G	325	GLY	4.6
1	3-G	325	GLY	4.6
1	4-G	325	GLY	4.6
1	5-G	325	GLY	4.6
1	6-G	325	GLY	4.6
1	7-G	325	GLY	4.6
1	8-G	325	GLY	4.6
1	9-G	325	GLY	4.6
1	10-G	325	GLY	4.6
1	1-A	384	ASN	4.6
1	2-A	384	ASN	4.6
1	3-A	384	ASN	4.6
1	4-A	384	ASN	4.6
1	5-A	384	ASN	4.6
1	6-A	384	ASN	4.6
1	7-A	384	ASN	4.6
1	8-A	384	ASN	4.6
1	9-A	384	ASN	4.6
1	10-A	384	ASN	4.6
1	1-W	400	PRO	4.6
1	1-X	401	PRO	4.6
1	2-W	400	PRO	4.6
1	2-X	401	PRO	4.6
1	3-W	400	PRO	4.6
1	3-X	401	PRO	4.6
1	4-W	400	PRO	4.6
1	4-X	401	PRO	4.6
1	5-W	400	PRO	4.6
1	5-X	401	PRO	4.6
1	6-W	400	PRO	4.6
1	6-X	401	PRO	4.6
1	7-W	400	PRO	4.6
1	7-X	401	PRO	4.6
1	8-W	400	PRO	4.6
1	8-X	401	PRO	4.6

*Continued on next page...*

*Continued from previous page...*

Mol	Chain	Res	Type	RSRZ
1	9-W	400	PRO	4.6
1	9-X	401	PRO	4.6
1	10-W	400	PRO	4.6
1	10-X	401	PRO	4.6
1	1-T	7	LYS	4.6
1	1-W	404	ALA	4.6
1	2-T	7	LYS	4.6
1	2-W	404	ALA	4.6
1	3-T	7	LYS	4.6
1	3-W	404	ALA	4.6
1	4-T	7	LYS	4.6
1	4-W	404	ALA	4.6
1	5-T	7	LYS	4.6
1	5-W	404	ALA	4.6
1	6-T	7	LYS	4.6
1	6-W	404	ALA	4.6
1	7-T	7	LYS	4.6
1	7-W	404	ALA	4.6
1	8-T	7	LYS	4.6
1	8-W	404	ALA	4.6
1	9-T	7	LYS	4.6
1	9-W	404	ALA	4.6
1	10-T	7	LYS	4.6
1	10-W	404	ALA	4.6
1	1-X	63	SER	4.6
1	2-X	63	SER	4.6
1	3-X	63	SER	4.6
1	4-X	63	SER	4.6
1	5-X	63	SER	4.6
1	6-X	63	SER	4.6
1	7-X	63	SER	4.6
1	8-X	63	SER	4.6
1	9-X	63	SER	4.6
1	10-X	63	SER	4.6
1	1-I	284	ASP	4.6
1	2-I	284	ASP	4.6
1	3-I	284	ASP	4.6
1	4-I	284	ASP	4.6
1	5-I	284	ASP	4.6
1	6-I	284	ASP	4.6
1	7-I	284	ASP	4.6
1	8-I	284	ASP	4.6

*Continued on next page...*

*Continued from previous page...*

Mol	Chain	Res	Type	RSRZ
1	9-I	284	ASP	4.6
1	10-I	284	ASP	4.6
1	1-M	403	GLU	4.6
1	2-M	403	GLU	4.6
1	3-M	403	GLU	4.6
1	4-M	403	GLU	4.6
1	5-M	403	GLU	4.6
1	6-M	403	GLU	4.6
1	7-M	403	GLU	4.6
1	8-M	403	GLU	4.6
1	9-M	403	GLU	4.6
1	10-M	403	GLU	4.6
1	1-T	58	GLN	4.6
1	1-X	58	GLN	4.6
1	2-T	58	GLN	4.6
1	2-X	58	GLN	4.6
1	3-T	58	GLN	4.6
1	3-X	58	GLN	4.6
1	4-T	58	GLN	4.6
1	4-X	58	GLN	4.6
1	5-T	58	GLN	4.6
1	5-X	58	GLN	4.6
1	6-T	58	GLN	4.6
1	6-X	58	GLN	4.6
1	7-T	58	GLN	4.6
1	7-X	58	GLN	4.6
1	8-T	58	GLN	4.6
1	8-X	58	GLN	4.6
1	9-T	58	GLN	4.6
1	9-X	58	GLN	4.6
1	10-T	58	GLN	4.6
1	10-X	58	GLN	4.6
1	1-P	95	PHE	4.6
1	1-X	64	ASP	4.6
1	2-P	95	PHE	4.6
1	2-X	64	ASP	4.6
1	3-P	95	PHE	4.6
1	3-X	64	ASP	4.6
1	4-P	95	PHE	4.6
1	4-X	64	ASP	4.6
1	5-P	95	PHE	4.6
1	5-X	64	ASP	4.6

*Continued on next page...*

*Continued from previous page...*

Mol	Chain	Res	Type	RSRZ
1	6-P	95	PHE	4.6
1	6-X	64	ASP	4.6
1	7-P	95	PHE	4.6
1	7-X	64	ASP	4.6
1	8-P	95	PHE	4.6
1	8-X	64	ASP	4.6
1	9-P	95	PHE	4.6
1	9-X	64	ASP	4.6
1	10-P	95	PHE	4.6
1	10-X	64	ASP	4.6
1	1-G	65	MET	4.5
1	2-G	65	MET	4.5
1	3-G	65	MET	4.5
1	4-G	65	MET	4.5
1	5-G	65	MET	4.5
1	6-G	65	MET	4.5
1	7-G	65	MET	4.5
1	8-G	65	MET	4.5
1	9-G	65	MET	4.5
1	10-G	65	MET	4.5
1	1-J	7	LYS	4.5
1	1-P	385	LYS	4.5
1	2-J	7	LYS	4.5
1	2-P	385	LYS	4.5
1	3-J	7	LYS	4.5
1	3-P	385	LYS	4.5
1	4-J	7	LYS	4.5
1	4-P	385	LYS	4.5
1	5-J	7	LYS	4.5
1	5-P	385	LYS	4.5
1	6-J	7	LYS	4.5
1	6-P	385	LYS	4.5
1	7-J	7	LYS	4.5
1	7-P	385	LYS	4.5
1	8-J	7	LYS	4.5
1	8-P	385	LYS	4.5
1	9-J	7	LYS	4.5
1	9-P	385	LYS	4.5
1	10-J	7	LYS	4.5
1	10-P	385	LYS	4.5
1	1-C	278	GLY	4.5
1	1-J	45	ASP	4.5

*Continued on next page...*



*Continued from previous page...*

Mol	Chain	Res	Type	RSRZ
1	2-C	278	GLY	4.5
1	2-J	45	ASP	4.5
1	3-C	278	GLY	4.5
1	3-J	45	ASP	4.5
1	4-C	278	GLY	4.5
1	4-J	45	ASP	4.5
1	5-C	278	GLY	4.5
1	5-J	45	ASP	4.5
1	6-C	278	GLY	4.5
1	6-J	45	ASP	4.5
1	7-C	278	GLY	4.5
1	7-J	45	ASP	4.5
1	8-C	278	GLY	4.5
1	8-J	45	ASP	4.5
1	9-C	278	GLY	4.5
1	9-J	45	ASP	4.5
1	10-C	278	GLY	4.5
1	10-J	45	ASP	4.5
1	1-M	397	TYR	4.5
1	2-M	397	TYR	4.5
1	3-M	397	TYR	4.5
1	4-M	397	TYR	4.5
1	5-M	397	TYR	4.5
1	6-M	397	TYR	4.5
1	7-M	397	TYR	4.5
1	8-M	397	TYR	4.5
1	9-M	397	TYR	4.5
1	10-M	397	TYR	4.5
1	1-B	7	LYS	4.5
1	1-K	394	LYS	4.5
1	2-B	7	LYS	4.5
1	2-K	394	LYS	4.5
1	3-B	7	LYS	4.5
1	3-K	394	LYS	4.5
1	4-B	7	LYS	4.5
1	4-K	394	LYS	4.5
1	5-B	7	LYS	4.5
1	5-K	394	LYS	4.5
1	6-B	7	LYS	4.5
1	6-K	394	LYS	4.5
1	7-B	7	LYS	4.5
1	7-K	394	LYS	4.5

*Continued on next page...*

*Continued from previous page...*

Mol	Chain	Res	Type	RSRZ
1	8-B	7	LYS	4.5
1	8-K	394	LYS	4.5
1	9-B	7	LYS	4.5
1	9-K	394	LYS	4.5
1	10-B	7	LYS	4.5
1	10-K	394	LYS	4.5
1	1-M	406	SER	4.5
1	2-M	406	SER	4.5
1	3-M	406	SER	4.5
1	4-M	406	SER	4.5
1	5-M	406	SER	4.5
1	6-M	406	SER	4.5
1	7-M	406	SER	4.5
1	8-M	406	SER	4.5
1	9-M	406	SER	4.5
1	10-M	406	SER	4.5
1	1-U	500	GLY	4.5
1	1-U	503	GLY	4.5
1	2-U	500	GLY	4.5
1	2-U	503	GLY	4.5
1	3-U	500	GLY	4.5
1	3-U	503	GLY	4.5
1	4-U	500	GLY	4.5
1	4-U	503	GLY	4.5
1	5-U	500	GLY	4.5
1	5-U	503	GLY	4.5
1	6-U	500	GLY	4.5
1	6-U	503	GLY	4.5
1	7-U	500	GLY	4.5
1	7-U	503	GLY	4.5
1	8-U	500	GLY	4.5
1	8-U	503	GLY	4.5
1	9-U	500	GLY	4.5
1	9-U	503	GLY	4.5
1	10-U	500	GLY	4.5
1	10-U	503	GLY	4.5
1	1-Q	97	LEU	4.5
1	2-Q	97	LEU	4.5
1	3-Q	97	LEU	4.5
1	4-Q	97	LEU	4.5
1	5-Q	97	LEU	4.5
1	6-Q	97	LEU	4.5

*Continued on next page...*

*Continued from previous page...*

Mol	Chain	Res	Type	RSRZ
1	7-Q	97	LEU	4.5
1	8-Q	97	LEU	4.5
1	9-Q	97	LEU	4.5
1	10-Q	97	LEU	4.5
1	1-E	44	ASP	4.5
1	1-U	52	SER	4.5
1	2-E	44	ASP	4.5
1	2-U	52	SER	4.5
1	3-E	44	ASP	4.5
1	3-U	52	SER	4.5
1	4-E	44	ASP	4.5
1	4-U	52	SER	4.5
1	5-E	44	ASP	4.5
1	5-U	52	SER	4.5
1	6-E	44	ASP	4.5
1	6-U	52	SER	4.5
1	7-E	44	ASP	4.5
1	7-U	52	SER	4.5
1	8-E	44	ASP	4.5
1	8-U	52	SER	4.5
1	9-E	44	ASP	4.5
1	9-U	52	SER	4.5
1	10-E	44	ASP	4.5
1	10-U	52	SER	4.5
1	1-W	283	TYR	4.5
1	2-W	283	TYR	4.5
1	3-W	283	TYR	4.5
1	4-W	283	TYR	4.5
1	5-W	283	TYR	4.5
1	6-W	283	TYR	4.5
1	7-W	283	TYR	4.5
1	8-W	283	TYR	4.5
1	9-W	283	TYR	4.5
1	10-W	283	TYR	4.5
1	1-F	53	SER	4.5
1	2-F	53	SER	4.5
1	3-F	53	SER	4.5
1	4-F	53	SER	4.5
1	5-F	53	SER	4.5
1	6-F	53	SER	4.5
1	7-F	53	SER	4.5
1	8-F	53	SER	4.5

*Continued on next page...*

*Continued from previous page...*

Mol	Chain	Res	Type	RSRZ
1	9-F	53	SER	4.5
1	10-F	53	SER	4.5
1	1-A	503	GLY	4.5
1	1-P	51	GLY	4.5
1	2-A	503	GLY	4.5
1	2-P	51	GLY	4.5
1	3-A	503	GLY	4.5
1	3-P	51	GLY	4.5
1	4-A	503	GLY	4.5
1	4-P	51	GLY	4.5
1	5-A	503	GLY	4.5
1	5-P	51	GLY	4.5
1	6-A	503	GLY	4.5
1	6-P	51	GLY	4.5
1	7-A	503	GLY	4.5
1	7-P	51	GLY	4.5
1	8-A	503	GLY	4.5
1	8-P	51	GLY	4.5
1	9-A	503	GLY	4.5
1	9-P	51	GLY	4.5
1	10-A	503	GLY	4.5
1	10-P	51	GLY	4.5
1	1-S	602	GLU	4.5
1	1-X	55	ARG	4.5
1	2-S	602	GLU	4.5
1	2-X	55	ARG	4.5
1	3-S	602	GLU	4.5
1	3-X	55	ARG	4.5
1	4-S	602	GLU	4.5
1	4-X	55	ARG	4.5
1	5-S	602	GLU	4.5
1	5-X	55	ARG	4.5
1	6-S	602	GLU	4.5
1	6-X	55	ARG	4.5
1	7-S	602	GLU	4.5
1	7-X	55	ARG	4.5
1	8-S	602	GLU	4.5
1	8-X	55	ARG	4.5
1	9-S	602	GLU	4.5
1	9-X	55	ARG	4.5
1	10-S	602	GLU	4.5
1	10-X	55	ARG	4.5

*Continued on next page...*

*Continued from previous page...*

Mol	Chain	Res	Type	RSRZ
1	1-R	407	ILE	4.4
1	2-R	407	ILE	4.4
1	3-R	407	ILE	4.4
1	4-R	407	ILE	4.4
1	5-R	407	ILE	4.4
1	6-R	407	ILE	4.4
1	7-R	407	ILE	4.4
1	8-R	407	ILE	4.4
1	9-R	407	ILE	4.4
1	10-R	407	ILE	4.4
1	1-O	96	THR	4.4
1	2-O	96	THR	4.4
1	3-O	96	THR	4.4
1	4-O	96	THR	4.4
1	5-O	96	THR	4.4
1	6-O	96	THR	4.4
1	7-O	96	THR	4.4
1	8-O	96	THR	4.4
1	9-O	96	THR	4.4
1	10-O	96	THR	4.4
1	1-S	395	ASP	4.4
1	2-S	395	ASP	4.4
1	3-S	395	ASP	4.4
1	4-S	395	ASP	4.4
1	5-S	395	ASP	4.4
1	6-S	395	ASP	4.4
1	7-S	395	ASP	4.4
1	8-S	395	ASP	4.4
1	9-S	395	ASP	4.4
1	10-S	395	ASP	4.4
1	1-J	399	LEU	4.4
1	2-J	399	LEU	4.4
1	3-J	399	LEU	4.4
1	4-J	399	LEU	4.4
1	5-J	399	LEU	4.4
1	6-J	399	LEU	4.4
1	7-J	399	LEU	4.4
1	8-J	399	LEU	4.4
1	9-J	399	LEU	4.4
1	10-J	399	LEU	4.4
1	1-D	350	SER	4.4
1	1-W	326	TYR	4.4

*Continued on next page...*

*Continued from previous page...*

Mol	Chain	Res	Type	RSRZ
1	2-D	350	SER	4.4
1	2-W	326	TYR	4.4
1	3-D	350	SER	4.4
1	3-T	601	THR	4.4
1	3-W	326	TYR	4.4
1	4-D	350	SER	4.4
1	4-T	601	THR	4.4
1	4-W	326	TYR	4.4
1	5-D	350	SER	4.4
1	1-T	601	THR	4.4
1	2-T	601	THR	4.4
1	5-T	601	THR	4.4
1	5-W	326	TYR	4.4
1	6-D	350	SER	4.4
1	6-T	601	THR	4.4
1	6-W	326	TYR	4.4
1	7-D	350	SER	4.4
1	7-W	326	TYR	4.4
1	8-D	350	SER	4.4
1	8-T	601	THR	4.4
1	8-W	326	TYR	4.4
1	9-D	350	SER	4.4
1	9-W	326	TYR	4.4
1	10-D	350	SER	4.4
1	7-T	601	THR	4.4
1	9-T	601	THR	4.4
1	10-T	601	THR	4.4
1	10-W	326	TYR	4.4
1	1-C	395	ASP	4.4
1	2-C	395	ASP	4.4
1	3-C	395	ASP	4.4
1	4-C	395	ASP	4.4
1	5-C	395	ASP	4.4
1	6-C	395	ASP	4.4
1	7-C	395	ASP	4.4
1	8-C	395	ASP	4.4
1	9-C	395	ASP	4.4
1	10-C	395	ASP	4.4
1	1-H	349	GLY	4.4
1	2-H	349	GLY	4.4
1	3-H	349	GLY	4.4
1	4-H	349	GLY	4.4

*Continued on next page...*

*Continued from previous page...*

Mol	Chain	Res	Type	RSRZ
1	5-H	349	GLY	4.4
1	6-H	349	GLY	4.4
1	7-H	349	GLY	4.4
1	8-H	349	GLY	4.4
1	9-H	349	GLY	4.4
1	10-H	349	GLY	4.4
1	1-L	396	LEU	4.4
1	2-L	396	LEU	4.4
1	3-L	396	LEU	4.4
1	4-L	396	LEU	4.4
1	5-L	396	LEU	4.4
1	6-L	396	LEU	4.4
1	7-L	396	LEU	4.4
1	8-L	396	LEU	4.4
1	9-L	396	LEU	4.4
1	10-L	396	LEU	4.4
1	1-A	55	ARG	4.4
1	1-P	50	ASP	4.4
1	2-A	55	ARG	4.4
1	2-P	50	ASP	4.4
1	3-A	55	ARG	4.4
1	3-P	50	ASP	4.4
1	4-A	55	ARG	4.4
1	4-P	50	ASP	4.4
1	5-A	55	ARG	4.4
1	5-P	50	ASP	4.4
1	6-A	55	ARG	4.4
1	6-P	50	ASP	4.4
1	7-A	55	ARG	4.4
1	7-P	50	ASP	4.4
1	8-A	55	ARG	4.4
1	8-P	50	ASP	4.4
1	9-A	55	ARG	4.4
1	9-P	50	ASP	4.4
1	10-A	55	ARG	4.4
1	10-P	50	ASP	4.4
1	1-D	286	THR	4.4
1	1-L	407	ILE	4.4
1	2-D	286	THR	4.4
1	2-L	407	ILE	4.4
1	3-D	286	THR	4.4
1	3-L	407	ILE	4.4

*Continued on next page...*

*Continued from previous page...*

Mol	Chain	Res	Type	RSRZ
1	4-D	286	THR	4.4
1	4-L	407	ILE	4.4
1	5-D	286	THR	4.4
1	5-L	407	ILE	4.4
1	6-D	286	THR	4.4
1	6-L	407	ILE	4.4
1	7-D	286	THR	4.4
1	7-L	407	ILE	4.4
1	8-D	286	THR	4.4
1	8-L	407	ILE	4.4
1	9-D	286	THR	4.4
1	9-L	407	ILE	4.4
1	10-D	286	THR	4.4
1	10-L	407	ILE	4.4
1	1-E	58	GLN	4.4
1	1-G	58	GLN	4.4
1	1-T	404	ALA	4.4
1	1-V	405	ALA	4.4
1	2-E	58	GLN	4.4
1	2-G	58	GLN	4.4
1	2-T	404	ALA	4.4
1	2-V	405	ALA	4.4
1	3-E	58	GLN	4.4
1	3-G	58	GLN	4.4
1	3-T	404	ALA	4.4
1	3-V	405	ALA	4.4
1	4-E	58	GLN	4.4
1	4-G	58	GLN	4.4
1	4-T	404	ALA	4.4
1	4-V	405	ALA	4.4
1	5-E	58	GLN	4.4
1	5-G	58	GLN	4.4
1	5-T	404	ALA	4.4
1	5-V	405	ALA	4.4
1	6-E	58	GLN	4.4
1	6-G	58	GLN	4.4
1	6-T	404	ALA	4.4
1	6-V	405	ALA	4.4
1	7-E	58	GLN	4.4
1	7-G	58	GLN	4.4
1	7-T	404	ALA	4.4
1	7-V	405	ALA	4.4

*Continued on next page...*



*Continued from previous page...*

Mol	Chain	Res	Type	RSRZ
1	8-E	58	GLN	4.4
1	8-G	58	GLN	4.4
1	8-T	404	ALA	4.4
1	8-V	405	ALA	4.4
1	9-E	58	GLN	4.4
1	9-G	58	GLN	4.4
1	9-T	404	ALA	4.4
1	9-V	405	ALA	4.4
1	10-E	58	GLN	4.4
1	10-G	58	GLN	4.4
1	10-T	404	ALA	4.4
1	10-V	405	ALA	4.4
1	1-D	64	ASP	4.4
1	1-P	167	ASP	4.4
1	2-D	64	ASP	4.4
1	2-P	167	ASP	4.4
1	3-D	64	ASP	4.4
1	3-P	167	ASP	4.4
1	4-D	64	ASP	4.4
1	4-P	167	ASP	4.4
1	5-D	64	ASP	4.4
1	5-P	167	ASP	4.4
1	6-D	64	ASP	4.4
1	6-P	167	ASP	4.4
1	7-D	64	ASP	4.4
1	7-P	167	ASP	4.4
1	8-D	64	ASP	4.4
1	8-P	167	ASP	4.4
1	9-D	64	ASP	4.4
1	9-P	167	ASP	4.4
1	10-D	64	ASP	4.4
1	10-P	167	ASP	4.4
1	1-I	95	PHE	4.4
1	2-I	95	PHE	4.4
1	3-I	95	PHE	4.4
1	4-I	95	PHE	4.4
1	5-I	95	PHE	4.4
1	6-I	95	PHE	4.4
1	7-I	95	PHE	4.4
1	8-I	95	PHE	4.4
1	9-I	95	PHE	4.4
1	10-I	95	PHE	4.4

*Continued on next page...*

*Continued from previous page...*

Mol	Chain	Res	Type	RSRZ
1	1-W	58	GLN	4.4
1	2-W	58	GLN	4.4
1	3-W	58	GLN	4.4
1	4-W	58	GLN	4.4
1	5-W	58	GLN	4.4
1	6-W	58	GLN	4.4
1	7-W	58	GLN	4.4
1	8-W	58	GLN	4.4
1	9-W	58	GLN	4.4
1	10-W	58	GLN	4.4
1	1-A	402	GLU	4.4
1	1-D	285	GLU	4.4
1	1-D	325	GLY	4.4
1	2-A	402	GLU	4.4
1	2-D	285	GLU	4.4
1	2-D	325	GLY	4.4
1	3-A	402	GLU	4.4
1	3-D	285	GLU	4.4
1	3-D	325	GLY	4.4
1	4-A	402	GLU	4.4
1	4-D	285	GLU	4.4
1	4-D	325	GLY	4.4
1	5-A	402	GLU	4.4
1	5-D	285	GLU	4.4
1	5-D	325	GLY	4.4
1	6-A	402	GLU	4.4
1	6-D	285	GLU	4.4
1	6-D	325	GLY	4.4
1	7-A	402	GLU	4.4
1	7-D	285	GLU	4.4
1	7-D	325	GLY	4.4
1	8-A	402	GLU	4.4
1	8-D	285	GLU	4.4
1	8-D	325	GLY	4.4
1	9-A	402	GLU	4.4
1	9-D	285	GLU	4.4
1	9-D	325	GLY	4.4
1	10-A	402	GLU	4.4
1	10-D	285	GLU	4.4
1	10-D	325	GLY	4.4
1	1-N	400	PRO	4.4
1	2-N	400	PRO	4.4

*Continued on next page...*

*Continued from previous page...*

<b>Mol</b>	<b>Chain</b>	<b>Res</b>	<b>Type</b>	<b>RSRZ</b>
1	3-N	400	PRO	4.4
1	4-N	400	PRO	4.4
1	5-N	400	PRO	4.4
1	6-N	400	PRO	4.4
1	7-N	400	PRO	4.4
1	8-N	400	PRO	4.4
1	9-N	400	PRO	4.4
1	10-N	400	PRO	4.4
1	1-S	55	ARG	4.4
1	2-S	55	ARG	4.4
1	3-S	55	ARG	4.4
1	4-S	55	ARG	4.4
1	5-S	55	ARG	4.4
1	6-S	55	ARG	4.4
1	7-S	55	ARG	4.4
1	8-S	55	ARG	4.4
1	9-S	55	ARG	4.4
1	10-S	55	ARG	4.4
1	1-G	63	SER	4.4
1	1-I	93	ASP	4.4
1	2-G	63	SER	4.4
1	2-I	93	ASP	4.4
1	3-G	63	SER	4.4
1	3-I	93	ASP	4.4
1	4-G	63	SER	4.4
1	4-I	93	ASP	4.4
1	5-G	63	SER	4.4
1	5-I	93	ASP	4.4
1	6-G	63	SER	4.4
1	6-I	93	ASP	4.4
1	7-G	63	SER	4.4
1	7-I	93	ASP	4.4
1	8-G	63	SER	4.4
1	8-I	93	ASP	4.4
1	9-G	63	SER	4.4
1	9-I	93	ASP	4.4
1	10-G	63	SER	4.4
1	10-I	93	ASP	4.4
1	1-R	398	GLU	4.4
1	2-R	398	GLU	4.4
1	3-R	398	GLU	4.4
1	4-R	398	GLU	4.4

*Continued on next page...*

*Continued from previous page...*

Mol	Chain	Res	Type	RSRZ
1	5-R	398	GLU	4.4
1	6-R	398	GLU	4.4
1	7-R	398	GLU	4.4
1	8-R	398	GLU	4.4
1	9-R	398	GLU	4.4
1	10-R	398	GLU	4.4
1	1-C	52	SER	4.3
1	1-G	97	LEU	4.3
1	1-G	350	SER	4.3
1	2-C	52	SER	4.3
1	2-G	97	LEU	4.3
1	2-G	350	SER	4.3
1	3-C	52	SER	4.3
1	3-G	97	LEU	4.3
1	3-G	350	SER	4.3
1	4-C	52	SER	4.3
1	4-G	97	LEU	4.3
1	4-G	350	SER	4.3
1	5-C	52	SER	4.3
1	5-G	97	LEU	4.3
1	5-G	350	SER	4.3
1	6-C	52	SER	4.3
1	6-G	97	LEU	4.3
1	6-G	350	SER	4.3
1	7-C	52	SER	4.3
1	7-G	97	LEU	4.3
1	7-G	350	SER	4.3
1	8-C	52	SER	4.3
1	8-G	97	LEU	4.3
1	8-G	350	SER	4.3
1	9-C	52	SER	4.3
1	9-G	97	LEU	4.3
1	9-G	350	SER	4.3
1	10-C	52	SER	4.3
1	10-G	97	LEU	4.3
1	10-G	350	SER	4.3
1	1-R	400	PRO	4.3
1	2-R	400	PRO	4.3
1	3-R	400	PRO	4.3
1	4-R	400	PRO	4.3
1	5-R	400	PRO	4.3
1	6-R	400	PRO	4.3

*Continued on next page...*

*Continued from previous page...*

Mol	Chain	Res	Type	RSRZ
1	7-R	400	PRO	4.3
1	8-R	400	PRO	4.3
1	9-R	400	PRO	4.3
1	10-R	400	PRO	4.3
1	1-D	58	GLN	4.3
1	2-D	58	GLN	4.3
1	3-D	58	GLN	4.3
1	4-D	58	GLN	4.3
1	5-D	58	GLN	4.3
1	6-D	58	GLN	4.3
1	7-D	58	GLN	4.3
1	8-D	58	GLN	4.3
1	9-D	58	GLN	4.3
1	10-D	58	GLN	4.3
1	1-G	53	SER	4.3
1	1-N	406	SER	4.3
1	2-G	53	SER	4.3
1	2-N	406	SER	4.3
1	3-G	53	SER	4.3
1	3-N	406	SER	4.3
1	4-G	53	SER	4.3
1	4-N	406	SER	4.3
1	5-G	53	SER	4.3
1	5-N	406	SER	4.3
1	6-G	53	SER	4.3
1	6-N	406	SER	4.3
1	7-G	53	SER	4.3
1	7-N	406	SER	4.3
1	8-G	53	SER	4.3
1	8-N	406	SER	4.3
1	9-G	53	SER	4.3
1	9-N	406	SER	4.3
1	10-G	53	SER	4.3
1	10-N	406	SER	4.3
1	1-F	601	THR	4.3
1	1-L	500	GLY	4.3
1	2-F	601	THR	4.3
1	2-L	500	GLY	4.3
1	3-F	601	THR	4.3
1	3-L	500	GLY	4.3
1	4-F	601	THR	4.3
1	4-L	500	GLY	4.3

*Continued on next page...*

*Continued from previous page...*

Mol	Chain	Res	Type	RSRZ
1	5-F	601	THR	4.3
1	5-L	500	GLY	4.3
1	6-F	601	THR	4.3
1	6-L	500	GLY	4.3
1	7-F	601	THR	4.3
1	7-L	500	GLY	4.3
1	8-F	601	THR	4.3
1	8-L	500	GLY	4.3
1	9-F	601	THR	4.3
1	9-L	500	GLY	4.3
1	10-F	601	THR	4.3
1	10-L	500	GLY	4.3
1	1-L	404	ALA	4.3
1	2-L	404	ALA	4.3
1	3-L	404	ALA	4.3
1	4-L	404	ALA	4.3
1	5-L	404	ALA	4.3
1	6-L	404	ALA	4.3
1	7-L	404	ALA	4.3
1	8-L	404	ALA	4.3
1	9-L	404	ALA	4.3
1	10-L	404	ALA	4.3
1	1-C	602	GLU	4.3
1	1-M	50	ASP	4.3
1	2-C	602	GLU	4.3
1	2-M	50	ASP	4.3
1	3-C	602	GLU	4.3
1	3-M	50	ASP	4.3
1	4-C	602	GLU	4.3
1	4-M	50	ASP	4.3
1	5-C	602	GLU	4.3
1	5-M	50	ASP	4.3
1	6-C	602	GLU	4.3
1	6-M	50	ASP	4.3
1	7-C	602	GLU	4.3
1	7-M	50	ASP	4.3
1	8-C	602	GLU	4.3
1	8-M	50	ASP	4.3
1	9-C	602	GLU	4.3
1	9-M	50	ASP	4.3
1	10-C	602	GLU	4.3
1	10-M	50	ASP	4.3

*Continued on next page...*

*Continued from previous page...*

Mol	Chain	Res	Type	RSRZ
1	1-V	56	GLY	4.3
1	2-V	56	GLY	4.3
1	3-V	56	GLY	4.3
1	4-V	56	GLY	4.3
1	5-V	56	GLY	4.3
1	6-V	56	GLY	4.3
1	7-V	56	GLY	4.3
1	8-V	56	GLY	4.3
1	9-V	56	GLY	4.3
1	10-V	56	GLY	4.3
1	1-D	404	ALA	4.3
1	1-K	404	ALA	4.3
1	2-D	404	ALA	4.3
1	2-K	404	ALA	4.3
1	3-D	404	ALA	4.3
1	3-K	404	ALA	4.3
1	4-D	404	ALA	4.3
1	4-K	404	ALA	4.3
1	5-D	404	ALA	4.3
1	5-K	404	ALA	4.3
1	6-D	404	ALA	4.3
1	6-K	404	ALA	4.3
1	7-D	404	ALA	4.3
1	7-K	404	ALA	4.3
1	8-D	404	ALA	4.3
1	8-K	404	ALA	4.3
1	9-D	404	ALA	4.3
1	9-K	404	ALA	4.3
1	10-D	404	ALA	4.3
1	10-K	404	ALA	4.3
1	1-I	350	SER	4.3
1	1-Q	41	SER	4.3
1	1-X	350	SER	4.3
1	2-I	350	SER	4.3
1	2-Q	41	SER	4.3
1	2-X	350	SER	4.3
1	3-I	350	SER	4.3
1	3-Q	41	SER	4.3
1	3-X	350	SER	4.3
1	4-I	350	SER	4.3
1	4-Q	41	SER	4.3
1	4-X	350	SER	4.3

*Continued on next page...*

*Continued from previous page...*

Mol	Chain	Res	Type	RSRZ
1	5-I	350	SER	4.3
1	5-Q	41	SER	4.3
1	5-X	350	SER	4.3
1	6-I	350	SER	4.3
1	6-Q	41	SER	4.3
1	6-X	350	SER	4.3
1	7-I	350	SER	4.3
1	7-Q	41	SER	4.3
1	7-X	350	SER	4.3
1	8-I	350	SER	4.3
1	8-Q	41	SER	4.3
1	8-X	350	SER	4.3
1	9-I	350	SER	4.3
1	9-Q	41	SER	4.3
1	9-X	350	SER	4.3
1	10-I	350	SER	4.3
1	10-Q	41	SER	4.3
1	10-X	350	SER	4.3
1	1-D	323	VAL	4.3
1	1-X	602	GLU	4.3
1	2-D	323	VAL	4.3
1	2-X	602	GLU	4.3
1	3-D	323	VAL	4.3
1	3-X	602	GLU	4.3
1	4-D	323	VAL	4.3
1	4-X	602	GLU	4.3
1	5-D	323	VAL	4.3
1	5-X	602	GLU	4.3
1	6-D	323	VAL	4.3
1	6-X	602	GLU	4.3
1	7-D	323	VAL	4.3
1	7-X	602	GLU	4.3
1	8-D	323	VAL	4.3
1	8-X	602	GLU	4.3
1	9-D	323	VAL	4.3
1	9-X	602	GLU	4.3
1	10-D	323	VAL	4.3
1	10-X	602	GLU	4.3
1	1-P	395	ASP	4.3
1	2-P	395	ASP	4.3
1	3-P	395	ASP	4.3
1	4-P	395	ASP	4.3

*Continued on next page...*



*Continued from previous page...*

Mol	Chain	Res	Type	RSRZ
1	5-P	395	ASP	4.3
1	6-P	395	ASP	4.3
1	7-P	395	ASP	4.3
1	8-P	395	ASP	4.3
1	9-P	395	ASP	4.3
1	10-P	395	ASP	4.3
1	1-K	602	GLU	4.3
1	1-Q	402	GLU	4.3
1	2-K	602	GLU	4.3
1	2-Q	402	GLU	4.3
1	3-K	602	GLU	4.3
1	3-Q	402	GLU	4.3
1	4-K	602	GLU	4.3
1	4-Q	402	GLU	4.3
1	5-K	602	GLU	4.3
1	5-Q	402	GLU	4.3
1	6-K	602	GLU	4.3
1	6-Q	402	GLU	4.3
1	7-K	602	GLU	4.3
1	7-Q	402	GLU	4.3
1	8-K	602	GLU	4.3
1	8-Q	402	GLU	4.3
1	9-K	602	GLU	4.3
1	9-Q	402	GLU	4.3
1	10-K	602	GLU	4.3
1	10-Q	402	GLU	4.3
1	1-B	399	LEU	4.3
1	2-B	399	LEU	4.3
1	3-B	399	LEU	4.3
1	4-B	399	LEU	4.3
1	5-B	399	LEU	4.3
1	6-B	399	LEU	4.3
1	7-B	399	LEU	4.3
1	8-B	399	LEU	4.3
1	9-B	399	LEU	4.3
1	10-B	399	LEU	4.3
1	1-C	58	GLN	4.3
1	2-C	58	GLN	4.3
1	3-C	58	GLN	4.3
1	4-C	58	GLN	4.3
1	5-C	58	GLN	4.3
1	6-C	58	GLN	4.3

*Continued on next page...*

*Continued from previous page...*

Mol	Chain	Res	Type	RSRZ
1	7-C	58	GLN	4.3
1	8-C	58	GLN	4.3
1	9-C	58	GLN	4.3
1	10-C	58	GLN	4.3
1	1-C	208	LYS	4.3
1	1-G	49	PHE	4.3
1	2-C	208	LYS	4.3
1	2-G	49	PHE	4.3
1	3-C	208	LYS	4.3
1	3-G	49	PHE	4.3
1	4-C	208	LYS	4.3
1	4-G	49	PHE	4.3
1	5-C	208	LYS	4.3
1	5-G	49	PHE	4.3
1	6-C	208	LYS	4.3
1	6-G	49	PHE	4.3
1	7-C	208	LYS	4.3
1	7-G	49	PHE	4.3
1	8-C	208	LYS	4.3
1	8-G	49	PHE	4.3
1	9-C	208	LYS	4.3
1	9-G	49	PHE	4.3
1	10-C	208	LYS	4.3
1	10-G	49	PHE	4.3
1	1-P	63	SER	4.3
1	2-P	63	SER	4.3
1	3-P	63	SER	4.3
1	4-P	63	SER	4.3
1	5-P	63	SER	4.3
1	6-P	63	SER	4.3
1	7-P	63	SER	4.3
1	8-P	63	SER	4.3
1	9-P	63	SER	4.3
1	10-P	63	SER	4.3
1	1-F	349	GLY	4.3
1	1-O	399	LEU	4.3
1	2-F	349	GLY	4.3
1	2-O	399	LEU	4.3
1	3-F	349	GLY	4.3
1	3-O	399	LEU	4.3
1	4-F	349	GLY	4.3
1	4-O	399	LEU	4.3

*Continued on next page...*

*Continued from previous page...*

Mol	Chain	Res	Type	RSRZ
1	5-F	349	GLY	4.3
1	5-O	399	LEU	4.3
1	6-F	349	GLY	4.3
1	6-O	399	LEU	4.3
1	7-F	349	GLY	4.3
1	7-O	399	LEU	4.3
1	8-F	349	GLY	4.3
1	8-O	399	LEU	4.3
1	9-F	349	GLY	4.3
1	9-O	399	LEU	4.3
1	10-F	349	GLY	4.3
1	10-O	399	LEU	4.3
1	1-G	96	THR	4.3
1	1-P	348	THR	4.3
1	2-G	96	THR	4.3
1	2-P	348	THR	4.3
1	3-G	96	THR	4.3
1	3-P	348	THR	4.3
1	4-G	96	THR	4.3
1	4-P	348	THR	4.3
1	5-G	96	THR	4.3
1	5-P	348	THR	4.3
1	6-G	96	THR	4.3
1	6-P	348	THR	4.3
1	7-G	96	THR	4.3
1	7-P	348	THR	4.3
1	8-G	96	THR	4.3
1	8-P	348	THR	4.3
1	9-G	96	THR	4.3
1	9-P	348	THR	4.3
1	10-G	96	THR	4.3
1	10-P	348	THR	4.3
1	1-M	55	ARG	4.3
1	2-M	55	ARG	4.3
1	3-M	55	ARG	4.3
1	4-M	55	ARG	4.3
1	5-M	55	ARG	4.3
1	6-M	55	ARG	4.3
1	7-M	55	ARG	4.3
1	8-M	55	ARG	4.3
1	9-M	55	ARG	4.3
1	10-M	55	ARG	4.3

*Continued on next page...*

*Continued from previous page...*

Mol	Chain	Res	Type	RSRZ
1	1-I	407	ILE	4.2
1	2-I	407	ILE	4.2
1	3-I	407	ILE	4.2
1	4-I	407	ILE	4.2
1	5-I	407	ILE	4.2
1	6-I	407	ILE	4.2
1	7-I	407	ILE	4.2
1	8-I	407	ILE	4.2
1	9-I	407	ILE	4.2
1	10-I	407	ILE	4.2
1	1-I	59	SER	4.2
1	1-M	63	SER	4.2
1	2-I	59	SER	4.2
1	2-M	63	SER	4.2
1	3-I	59	SER	4.2
1	3-M	63	SER	4.2
1	4-I	59	SER	4.2
1	4-M	63	SER	4.2
1	5-I	59	SER	4.2
1	5-M	63	SER	4.2
1	6-I	59	SER	4.2
1	6-M	63	SER	4.2
1	7-I	59	SER	4.2
1	7-M	63	SER	4.2
1	8-I	59	SER	4.2
1	8-M	63	SER	4.2
1	9-I	59	SER	4.2
1	9-M	63	SER	4.2
1	10-I	59	SER	4.2
1	10-M	63	SER	4.2
1	1-B	406	SER	4.2
1	2-B	406	SER	4.2
1	3-B	406	SER	4.2
1	4-B	406	SER	4.2
1	5-B	406	SER	4.2
1	6-B	406	SER	4.2
1	7-B	406	SER	4.2
1	8-B	406	SER	4.2
1	9-B	406	SER	4.2
1	10-B	406	SER	4.2
1	1-R	396	LEU	4.2
1	2-R	396	LEU	4.2

*Continued on next page...*

*Continued from previous page...*

Mol	Chain	Res	Type	RSRZ
1	3-R	396	LEU	4.2
1	4-R	396	LEU	4.2
1	5-R	396	LEU	4.2
1	6-R	396	LEU	4.2
1	7-R	396	LEU	4.2
1	8-R	396	LEU	4.2
1	9-R	396	LEU	4.2
1	10-R	396	LEU	4.2
1	1-U	1	THR	4.2
1	2-U	1	THR	4.2
1	3-U	1	THR	4.2
1	4-U	1	THR	4.2
1	5-U	1	THR	4.2
1	6-U	1	THR	4.2
1	7-U	1	THR	4.2
1	8-U	1	THR	4.2
1	9-U	1	THR	4.2
1	10-U	1	THR	4.2
1	1-Q	93	ASP	4.2
1	1-W	398	GLU	4.2
1	2-Q	93	ASP	4.2
1	2-W	398	GLU	4.2
1	3-Q	93	ASP	4.2
1	3-W	398	GLU	4.2
1	4-Q	93	ASP	4.2
1	4-W	398	GLU	4.2
1	5-Q	93	ASP	4.2
1	5-W	398	GLU	4.2
1	6-Q	93	ASP	4.2
1	6-W	398	GLU	4.2
1	7-Q	93	ASP	4.2
1	7-W	398	GLU	4.2
1	8-Q	93	ASP	4.2
1	8-W	398	GLU	4.2
1	9-Q	93	ASP	4.2
1	9-W	398	GLU	4.2
1	10-Q	93	ASP	4.2
1	10-W	398	GLU	4.2
1	1-L	402	GLU	4.2
1	2-L	402	GLU	4.2
1	3-L	402	GLU	4.2
1	4-L	402	GLU	4.2

*Continued on next page...*

*Continued from previous page...*

Mol	Chain	Res	Type	RSRZ
1	5-L	402	GLU	4.2
1	6-L	402	GLU	4.2
1	7-L	402	GLU	4.2
1	8-L	402	GLU	4.2
1	9-L	402	GLU	4.2
1	10-L	402	GLU	4.2
1	1-B	57	PHE	4.2
1	2-B	57	PHE	4.2
1	3-B	57	PHE	4.2
1	4-B	57	PHE	4.2
1	5-B	57	PHE	4.2
1	6-B	57	PHE	4.2
1	7-B	57	PHE	4.2
1	8-B	57	PHE	4.2
1	9-B	57	PHE	4.2
1	10-B	57	PHE	4.2
1	1-H	97	LEU	4.2
1	2-H	97	LEU	4.2
1	3-H	97	LEU	4.2
1	4-H	97	LEU	4.2
1	5-H	97	LEU	4.2
1	6-H	97	LEU	4.2
1	7-H	97	LEU	4.2
1	8-H	97	LEU	4.2
1	9-H	97	LEU	4.2
1	10-H	97	LEU	4.2
1	1-V	403	GLU	4.2
1	2-V	403	GLU	4.2
1	3-V	403	GLU	4.2
1	4-V	403	GLU	4.2
1	5-V	403	GLU	4.2
1	6-V	403	GLU	4.2
1	7-V	403	GLU	4.2
1	8-V	403	GLU	4.2
1	9-V	403	GLU	4.2
1	10-V	403	GLU	4.2
1	1-H	41	SER	4.2
1	2-H	41	SER	4.2
1	3-H	41	SER	4.2
1	4-H	41	SER	4.2
1	5-H	41	SER	4.2
1	6-H	41	SER	4.2

*Continued on next page...*

*Continued from previous page...*

Mol	Chain	Res	Type	RSRZ
1	7-H	41	SER	4.2
1	8-H	41	SER	4.2
1	9-H	41	SER	4.2
1	10-H	41	SER	4.2
1	1-O	57	PHE	4.2
1	2-O	57	PHE	4.2
1	3-O	57	PHE	4.2
1	4-O	57	PHE	4.2
1	5-O	57	PHE	4.2
1	6-O	57	PHE	4.2
1	7-O	57	PHE	4.2
1	8-O	57	PHE	4.2
1	9-O	57	PHE	4.2
1	10-O	57	PHE	4.2
1	1-M	384	ASN	4.2
1	2-M	384	ASN	4.2
1	3-M	384	ASN	4.2
1	4-M	384	ASN	4.2
1	5-M	384	ASN	4.2
1	6-M	384	ASN	4.2
1	7-M	384	ASN	4.2
1	8-M	384	ASN	4.2
1	9-M	384	ASN	4.2
1	10-M	384	ASN	4.2
1	1-B	10	LYS	4.1
1	1-P	277	ASP	4.1
1	2-B	10	LYS	4.1
1	2-P	277	ASP	4.1
1	3-B	10	LYS	4.1
1	3-P	277	ASP	4.1
1	4-B	10	LYS	4.1
1	4-P	277	ASP	4.1
1	5-B	10	LYS	4.1
1	5-P	277	ASP	4.1
1	6-B	10	LYS	4.1
1	6-P	277	ASP	4.1
1	7-B	10	LYS	4.1
1	7-P	277	ASP	4.1
1	8-B	10	LYS	4.1
1	8-P	277	ASP	4.1
1	9-B	10	LYS	4.1
1	9-P	277	ASP	4.1

*Continued on next page...*

*Continued from previous page...*

Mol	Chain	Res	Type	RSRZ
1	10-B	10	LYS	4.1
1	10-P	277	ASP	4.1
1	1-D	208	LYS	4.1
1	2-D	208	LYS	4.1
1	3-D	208	LYS	4.1
1	4-D	208	LYS	4.1
1	5-D	208	LYS	4.1
1	6-D	208	LYS	4.1
1	7-D	208	LYS	4.1
1	8-D	208	LYS	4.1
1	9-D	208	LYS	4.1
1	10-D	208	LYS	4.1
1	1-A	52	SER	4.1
1	2-A	52	SER	4.1
1	3-A	52	SER	4.1
1	4-A	52	SER	4.1
1	5-A	52	SER	4.1
1	6-A	52	SER	4.1
1	7-A	52	SER	4.1
1	8-A	52	SER	4.1
1	9-A	52	SER	4.1
1	10-A	52	SER	4.1
1	1-U	208	LYS	4.1
1	2-U	208	LYS	4.1
1	3-U	208	LYS	4.1
1	4-U	208	LYS	4.1
1	5-U	208	LYS	4.1
1	6-U	208	LYS	4.1
1	7-U	208	LYS	4.1
1	8-U	208	LYS	4.1
1	9-U	208	LYS	4.1
1	10-U	208	LYS	4.1
1	1-E	397	TYR	4.1
1	1-N	326	TYR	4.1
1	1-T	285	GLU	4.1
1	2-E	397	TYR	4.1
1	2-N	326	TYR	4.1
1	2-T	285	GLU	4.1
1	3-E	397	TYR	4.1
1	3-N	326	TYR	4.1
1	3-T	285	GLU	4.1
1	4-E	397	TYR	4.1

*Continued on next page...*



*Continued from previous page...*

Mol	Chain	Res	Type	RSRZ
1	4-N	326	TYR	4.1
1	4-T	285	GLU	4.1
1	5-E	397	TYR	4.1
1	5-N	326	TYR	4.1
1	5-T	285	GLU	4.1
1	6-E	397	TYR	4.1
1	6-N	326	TYR	4.1
1	6-T	285	GLU	4.1
1	7-E	397	TYR	4.1
1	7-N	326	TYR	4.1
1	7-T	285	GLU	4.1
1	8-E	397	TYR	4.1
1	8-N	326	TYR	4.1
1	8-T	285	GLU	4.1
1	9-E	397	TYR	4.1
1	9-N	326	TYR	4.1
1	9-T	285	GLU	4.1
1	10-E	397	TYR	4.1
1	10-N	326	TYR	4.1
1	10-T	285	GLU	4.1
1	1-X	208	LYS	4.1
1	2-X	208	LYS	4.1
1	3-X	208	LYS	4.1
1	4-X	208	LYS	4.1
1	5-X	208	LYS	4.1
1	6-X	208	LYS	4.1
1	7-X	208	LYS	4.1
1	8-X	208	LYS	4.1
1	9-X	208	LYS	4.1
1	10-X	208	LYS	4.1
1	1-A	292	ASP	4.1
1	2-A	292	ASP	4.1
1	3-A	292	ASP	4.1
1	4-A	292	ASP	4.1
1	5-A	292	ASP	4.1
1	6-A	292	ASP	4.1
1	7-A	292	ASP	4.1
1	8-A	292	ASP	4.1
1	9-A	292	ASP	4.1
1	10-A	292	ASP	4.1
1	1-M	49	PHE	4.1
1	2-M	49	PHE	4.1

*Continued on next page...*

*Continued from previous page...*

Mol	Chain	Res	Type	RSRZ
1	3-M	49	PHE	4.1
1	4-M	49	PHE	4.1
1	5-M	49	PHE	4.1
1	6-M	49	PHE	4.1
1	7-M	49	PHE	4.1
1	8-M	49	PHE	4.1
1	9-M	49	PHE	4.1
1	10-M	49	PHE	4.1
1	1-M	278	GLY	4.1
1	1-X	56	GLY	4.1
1	2-M	278	GLY	4.1
1	2-X	56	GLY	4.1
1	3-M	278	GLY	4.1
1	3-X	56	GLY	4.1
1	4-M	278	GLY	4.1
1	4-X	56	GLY	4.1
1	5-M	278	GLY	4.1
1	5-X	56	GLY	4.1
1	6-M	278	GLY	4.1
1	6-X	56	GLY	4.1
1	7-M	278	GLY	4.1
1	7-X	56	GLY	4.1
1	8-M	278	GLY	4.1
1	8-X	56	GLY	4.1
1	9-M	278	GLY	4.1
1	9-X	56	GLY	4.1
1	10-M	278	GLY	4.1
1	10-X	56	GLY	4.1
1	1-K	96	THR	4.1
1	1-K	398	GLU	4.1
1	2-K	96	THR	4.1
1	2-K	398	GLU	4.1
1	3-K	96	THR	4.1
1	3-K	398	GLU	4.1
1	4-K	96	THR	4.1
1	4-K	398	GLU	4.1
1	5-K	96	THR	4.1
1	5-K	398	GLU	4.1
1	6-K	96	THR	4.1
1	6-K	398	GLU	4.1
1	7-K	96	THR	4.1
1	7-K	398	GLU	4.1

*Continued on next page...*

*Continued from previous page...*

Mol	Chain	Res	Type	RSRZ
1	8-K	96	THR	4.1
1	8-K	398	GLU	4.1
1	9-K	96	THR	4.1
1	9-K	398	GLU	4.1
1	10-K	96	THR	4.1
1	10-K	398	GLU	4.1
1	1-I	44	ASP	4.1
1	2-I	44	ASP	4.1
1	3-I	44	ASP	4.1
1	4-I	44	ASP	4.1
1	5-I	44	ASP	4.1
1	6-I	44	ASP	4.1
1	7-I	44	ASP	4.1
1	8-I	44	ASP	4.1
1	9-I	44	ASP	4.1
1	10-I	44	ASP	4.1
1	1-C	383	LYS	4.1
1	2-C	383	LYS	4.1
1	3-C	383	LYS	4.1
1	4-C	383	LYS	4.1
1	5-C	383	LYS	4.1
1	6-C	383	LYS	4.1
1	7-C	383	LYS	4.1
1	8-C	383	LYS	4.1
1	9-C	383	LYS	4.1
1	10-C	383	LYS	4.1
1	1-H	53	SER	4.1
1	1-B	45	ASP	4.1
1	1-G	50	ASP	4.1
1	1-L	65	MET	4.1
1	2-H	53	SER	4.1
1	2-G	50	ASP	4.1
1	2-L	65	MET	4.1
1	3-H	53	SER	4.1
1	2-B	45	ASP	4.1
1	3-B	45	ASP	4.1
1	3-G	50	ASP	4.1
1	3-L	65	MET	4.1
1	4-H	53	SER	4.1
1	4-B	45	ASP	4.1
1	4-G	50	ASP	4.1
1	4-L	65	MET	4.1

*Continued on next page...*

*Continued from previous page...*

Mol	Chain	Res	Type	RSRZ
1	5-H	53	SER	4.1
1	5-B	45	ASP	4.1
1	5-G	50	ASP	4.1
1	5-L	65	MET	4.1
1	6-H	53	SER	4.1
1	6-B	45	ASP	4.1
1	6-G	50	ASP	4.1
1	6-L	65	MET	4.1
1	7-H	53	SER	4.1
1	7-L	65	MET	4.1
1	8-H	53	SER	4.1
1	7-B	45	ASP	4.1
1	7-G	50	ASP	4.1
1	8-B	45	ASP	4.1
1	8-G	50	ASP	4.1
1	8-L	65	MET	4.1
1	9-H	53	SER	4.1
1	9-B	45	ASP	4.1
1	9-G	50	ASP	4.1
1	9-L	65	MET	4.1
1	10-H	53	SER	4.1
1	10-B	45	ASP	4.1
1	10-G	50	ASP	4.1
1	10-L	65	MET	4.1
1	1-G	404	ALA	4.1
1	2-G	404	ALA	4.1
1	3-G	404	ALA	4.1
1	4-G	404	ALA	4.1
1	5-G	404	ALA	4.1
1	6-G	404	ALA	4.1
1	7-G	404	ALA	4.1
1	8-G	404	ALA	4.1
1	9-G	404	ALA	4.1
1	10-G	404	ALA	4.1
1	1-Q	208	LYS	4.1
1	2-Q	208	LYS	4.1
1	3-Q	208	LYS	4.1
1	4-Q	208	LYS	4.1
1	5-Q	208	LYS	4.1
1	6-Q	208	LYS	4.1
1	7-Q	208	LYS	4.1
1	8-Q	208	LYS	4.1

*Continued on next page...*

*Continued from previous page...*

Mol	Chain	Res	Type	RSRZ
1	9-Q	208	LYS	4.1
1	10-Q	208	LYS	4.1
1	1-C	289	GLY	4.1
1	2-C	289	GLY	4.1
1	3-C	289	GLY	4.1
1	4-C	289	GLY	4.1
1	5-C	289	GLY	4.1
1	6-C	289	GLY	4.1
1	7-C	289	GLY	4.1
1	8-C	289	GLY	4.1
1	9-C	289	GLY	4.1
1	10-C	289	GLY	4.1
1	1-R	95	PHE	4.1
1	2-R	95	PHE	4.1
1	3-R	95	PHE	4.1
1	4-R	95	PHE	4.1
1	5-R	95	PHE	4.1
1	6-R	95	PHE	4.1
1	7-R	95	PHE	4.1
1	8-R	95	PHE	4.1
1	9-R	95	PHE	4.1
1	10-R	95	PHE	4.1
1	1-U	326	TYR	4.1
1	2-U	326	TYR	4.1
1	3-U	326	TYR	4.1
1	4-U	326	TYR	4.1
1	5-U	326	TYR	4.1
1	6-U	326	TYR	4.1
1	7-U	326	TYR	4.1
1	8-U	326	TYR	4.1
1	9-U	326	TYR	4.1
1	10-U	326	TYR	4.1
1	1-B	50	ASP	4.1
1	2-B	50	ASP	4.1
1	3-B	50	ASP	4.1
1	4-B	50	ASP	4.1
1	5-B	50	ASP	4.1
1	6-B	50	ASP	4.1
1	7-B	50	ASP	4.1
1	8-B	50	ASP	4.1
1	9-B	50	ASP	4.1
1	10-B	50	ASP	4.1

*Continued on next page...*

*Continued from previous page...*

Mol	Chain	Res	Type	RSRZ
1	1-I	7	LYS	4.1
1	2-I	7	LYS	4.1
1	3-I	7	LYS	4.1
1	4-I	7	LYS	4.1
1	5-I	7	LYS	4.1
1	6-I	7	LYS	4.1
1	7-I	7	LYS	4.1
1	8-I	7	LYS	4.1
1	9-I	7	LYS	4.1
1	10-I	7	LYS	4.1
1	1-L	49	PHE	4.1
1	1-T	95	PHE	4.1
1	2-L	49	PHE	4.1
1	2-T	95	PHE	4.1
1	3-L	49	PHE	4.1
1	3-T	95	PHE	4.1
1	4-L	49	PHE	4.1
1	4-T	95	PHE	4.1
1	5-L	49	PHE	4.1
1	5-T	95	PHE	4.1
1	6-L	49	PHE	4.1
1	6-T	95	PHE	4.1
1	7-L	49	PHE	4.1
1	7-T	95	PHE	4.1
1	8-L	49	PHE	4.1
1	8-T	95	PHE	4.1
1	9-L	49	PHE	4.1
1	9-T	95	PHE	4.1
1	10-L	49	PHE	4.1
1	10-T	95	PHE	4.1
1	1-D	395	ASP	4.0
1	1-M	167	ASP	4.0
1	2-D	395	ASP	4.0
1	2-M	167	ASP	4.0
1	3-D	395	ASP	4.0
1	3-M	167	ASP	4.0
1	4-D	395	ASP	4.0
1	4-M	167	ASP	4.0
1	5-D	395	ASP	4.0
1	5-M	167	ASP	4.0
1	6-D	395	ASP	4.0
1	6-M	167	ASP	4.0

*Continued on next page...*

*Continued from previous page...*

Mol	Chain	Res	Type	RSRZ
1	7-D	395	ASP	4.0
1	7-M	167	ASP	4.0
1	8-D	395	ASP	4.0
1	8-M	167	ASP	4.0
1	9-D	395	ASP	4.0
1	9-M	167	ASP	4.0
1	10-D	395	ASP	4.0
1	10-M	167	ASP	4.0
1	1-W	403	GLU	4.0
1	2-W	403	GLU	4.0
1	3-W	403	GLU	4.0
1	4-W	403	GLU	4.0
1	5-W	403	GLU	4.0
1	6-W	403	GLU	4.0
1	7-W	403	GLU	4.0
1	8-W	403	GLU	4.0
1	9-W	403	GLU	4.0
1	10-W	403	GLU	4.0
1	1-P	323	VAL	4.0
1	2-P	323	VAL	4.0
1	3-P	323	VAL	4.0
1	4-P	323	VAL	4.0
1	5-P	323	VAL	4.0
1	6-P	323	VAL	4.0
1	7-P	323	VAL	4.0
1	8-P	323	VAL	4.0
1	9-P	323	VAL	4.0
1	10-P	323	VAL	4.0
1	1-H	95	PHE	4.0
1	1-O	394	LYS	4.0
1	2-H	95	PHE	4.0
1	2-O	394	LYS	4.0
1	3-H	95	PHE	4.0
1	3-O	394	LYS	4.0
1	4-H	95	PHE	4.0
1	4-O	394	LYS	4.0
1	5-H	95	PHE	4.0
1	5-O	394	LYS	4.0
1	6-H	95	PHE	4.0
1	6-O	394	LYS	4.0
1	7-H	95	PHE	4.0
1	7-O	394	LYS	4.0

*Continued on next page...*

*Continued from previous page...*

Mol	Chain	Res	Type	RSRZ
1	8-H	95	PHE	4.0
1	8-O	394	LYS	4.0
1	9-H	95	PHE	4.0
1	9-O	394	LYS	4.0
1	10-H	95	PHE	4.0
1	10-O	394	LYS	4.0
1	1-Q	167	ASP	4.0
1	2-Q	167	ASP	4.0
1	3-Q	167	ASP	4.0
1	4-Q	167	ASP	4.0
1	5-Q	167	ASP	4.0
1	6-Q	167	ASP	4.0
1	7-Q	167	ASP	4.0
1	8-Q	167	ASP	4.0
1	9-Q	167	ASP	4.0
1	10-Q	167	ASP	4.0
1	1-G	406	SER	4.0
1	1-P	117	SER	4.0
1	1-U	285	GLU	4.0
1	2-G	406	SER	4.0
1	2-P	117	SER	4.0
1	2-U	285	GLU	4.0
1	3-G	406	SER	4.0
1	3-P	117	SER	4.0
1	3-U	285	GLU	4.0
1	4-G	406	SER	4.0
1	4-P	117	SER	4.0
1	4-U	285	GLU	4.0
1	5-G	406	SER	4.0
1	5-P	117	SER	4.0
1	5-U	285	GLU	4.0
1	6-G	406	SER	4.0
1	6-P	117	SER	4.0
1	6-U	285	GLU	4.0
1	7-G	406	SER	4.0
1	7-P	117	SER	4.0
1	7-U	285	GLU	4.0
1	8-G	406	SER	4.0
1	8-P	117	SER	4.0
1	8-U	285	GLU	4.0
1	9-G	406	SER	4.0
1	9-P	117	SER	4.0

*Continued on next page...*



*Continued from previous page...*

Mol	Chain	Res	Type	RSRZ
1	9-U	285	GLU	4.0
1	10-G	406	SER	4.0
1	10-P	117	SER	4.0
1	10-U	285	GLU	4.0
1	1-J	286	THR	4.0
1	2-J	286	THR	4.0
1	3-J	286	THR	4.0
1	4-J	286	THR	4.0
1	5-J	286	THR	4.0
1	6-J	286	THR	4.0
1	7-J	286	THR	4.0
1	8-J	286	THR	4.0
1	9-J	286	THR	4.0
1	10-J	286	THR	4.0
1	1-C	167	ASP	4.0
1	2-C	167	ASP	4.0
1	3-C	167	ASP	4.0
1	4-C	167	ASP	4.0
1	5-C	167	ASP	4.0
1	6-C	167	ASP	4.0
1	7-C	167	ASP	4.0
1	8-C	167	ASP	4.0
1	9-C	167	ASP	4.0
1	10-C	167	ASP	4.0
1	1-C	407	ILE	4.0
1	1-T	94	PRO	4.0
1	2-C	407	ILE	4.0
1	2-T	94	PRO	4.0
1	3-C	407	ILE	4.0
1	3-T	94	PRO	4.0
1	4-C	407	ILE	4.0
1	4-T	94	PRO	4.0
1	5-C	407	ILE	4.0
1	5-T	94	PRO	4.0
1	6-C	407	ILE	4.0
1	6-T	94	PRO	4.0
1	7-C	407	ILE	4.0
1	7-T	94	PRO	4.0
1	8-C	407	ILE	4.0
1	8-T	94	PRO	4.0
1	9-C	407	ILE	4.0
1	9-T	94	PRO	4.0

*Continued on next page...*

*Continued from previous page...*

Mol	Chain	Res	Type	RSRZ
1	10-C	407	ILE	4.0
1	10-T	94	PRO	4.0
1	1-M	51	GLY	4.0
1	2-M	51	GLY	4.0
1	3-M	51	GLY	4.0
1	4-M	51	GLY	4.0
1	5-M	51	GLY	4.0
1	6-M	51	GLY	4.0
1	7-M	51	GLY	4.0
1	8-M	51	GLY	4.0
1	9-M	51	GLY	4.0
1	10-M	51	GLY	4.0
1	1-D	385	LYS	4.0
1	2-D	385	LYS	4.0
1	3-D	385	LYS	4.0
1	4-D	385	LYS	4.0
1	5-D	385	LYS	4.0
1	6-D	385	LYS	4.0
1	7-D	385	LYS	4.0
1	8-D	385	LYS	4.0
1	9-D	385	LYS	4.0
1	10-D	385	LYS	4.0
1	1-H	45	ASP	4.0
1	1-V	402	GLU	4.0
1	2-H	45	ASP	4.0
1	2-V	402	GLU	4.0
1	3-H	45	ASP	4.0
1	3-V	402	GLU	4.0
1	4-H	45	ASP	4.0
1	4-V	402	GLU	4.0
1	5-H	45	ASP	4.0
1	5-V	402	GLU	4.0
1	6-H	45	ASP	4.0
1	6-V	402	GLU	4.0
1	7-H	45	ASP	4.0
1	7-V	402	GLU	4.0
1	8-H	45	ASP	4.0
1	8-V	402	GLU	4.0
1	9-H	45	ASP	4.0
1	9-V	402	GLU	4.0
1	10-H	45	ASP	4.0
1	10-V	402	GLU	4.0

*Continued on next page...*

*Continued from previous page...*

Mol	Chain	Res	Type	RSRZ
1	1-S	97	LEU	4.0
1	2-S	97	LEU	4.0
1	3-S	97	LEU	4.0
1	4-S	97	LEU	4.0
1	5-S	97	LEU	4.0
1	6-S	97	LEU	4.0
1	7-S	97	LEU	4.0
1	8-S	97	LEU	4.0
1	9-S	97	LEU	4.0
1	10-S	97	LEU	4.0
1	1-S	283	TYR	4.0
1	2-S	283	TYR	4.0
1	3-S	283	TYR	4.0
1	4-S	283	TYR	4.0
1	5-S	283	TYR	4.0
1	6-S	283	TYR	4.0
1	7-S	283	TYR	4.0
1	8-S	283	TYR	4.0
1	9-S	283	TYR	4.0
1	10-S	283	TYR	4.0
1	1-D	602	GLU	4.0
1	2-D	602	GLU	4.0
1	3-D	602	GLU	4.0
1	4-D	602	GLU	4.0
1	5-D	602	GLU	4.0
1	6-D	602	GLU	4.0
1	7-D	602	GLU	4.0
1	8-D	602	GLU	4.0
1	9-D	602	GLU	4.0
1	10-D	602	GLU	4.0
1	1-D	397	TYR	4.0
1	1-P	163	ALA	4.0
1	2-D	397	TYR	4.0
1	2-P	163	ALA	4.0
1	3-D	397	TYR	4.0
1	3-P	163	ALA	4.0
1	4-D	397	TYR	4.0
1	4-P	163	ALA	4.0
1	5-D	397	TYR	4.0
1	5-P	163	ALA	4.0
1	6-D	397	TYR	4.0
1	6-P	163	ALA	4.0

*Continued on next page...*

*Continued from previous page...*

Mol	Chain	Res	Type	RSRZ
1	7-D	397	TYR	4.0
1	7-P	163	ALA	4.0
1	8-D	397	TYR	4.0
1	8-P	163	ALA	4.0
1	9-D	397	TYR	4.0
1	9-P	163	ALA	4.0
1	10-D	397	TYR	4.0
1	10-P	163	ALA	4.0
1	1-B	337	ARG	4.0
1	2-B	337	ARG	4.0
1	3-B	337	ARG	4.0
1	4-B	337	ARG	4.0
1	5-B	337	ARG	4.0
1	6-B	337	ARG	4.0
1	7-B	337	ARG	4.0
1	8-B	337	ARG	4.0
1	9-B	337	ARG	4.0
1	10-B	337	ARG	4.0
1	1-H	62	GLU	4.0
1	1-K	63	SER	4.0
1	1-X	406	SER	4.0
1	2-H	62	GLU	4.0
1	2-K	63	SER	4.0
1	2-X	406	SER	4.0
1	3-H	62	GLU	4.0
1	3-K	63	SER	4.0
1	3-X	406	SER	4.0
1	4-H	62	GLU	4.0
1	4-K	63	SER	4.0
1	4-X	406	SER	4.0
1	5-H	62	GLU	4.0
1	5-K	63	SER	4.0
1	5-X	406	SER	4.0
1	6-H	62	GLU	4.0
1	6-K	63	SER	4.0
1	6-X	406	SER	4.0
1	7-H	62	GLU	4.0
1	7-K	63	SER	4.0
1	7-X	406	SER	4.0
1	8-H	62	GLU	4.0
1	8-K	63	SER	4.0
1	8-X	406	SER	4.0

*Continued on next page...*

*Continued from previous page...*

Mol	Chain	Res	Type	RSRZ
1	9-H	62	GLU	4.0
1	9-K	63	SER	4.0
1	9-X	406	SER	4.0
1	1-Q	347	ILE	4.0
1	1-R	399	LEU	4.0
1	2-Q	347	ILE	4.0
1	2-R	399	LEU	4.0
1	3-Q	347	ILE	4.0
1	3-R	399	LEU	4.0
1	4-Q	347	ILE	4.0
1	4-R	399	LEU	4.0
1	5-Q	347	ILE	4.0
1	5-R	399	LEU	4.0
1	10-H	62	GLU	4.0
1	10-K	63	SER	4.0
1	10-X	406	SER	4.0
1	6-Q	347	ILE	4.0
1	6-R	399	LEU	4.0
1	7-Q	347	ILE	4.0
1	7-R	399	LEU	4.0
1	8-Q	347	ILE	4.0
1	8-R	399	LEU	4.0
1	9-Q	347	ILE	4.0
1	9-R	399	LEU	4.0
1	10-Q	347	ILE	4.0
1	10-R	399	LEU	4.0
1	1-I	384	ASN	4.0
1	2-I	384	ASN	4.0
1	3-I	384	ASN	4.0
1	4-I	384	ASN	4.0
1	5-I	384	ASN	4.0
1	6-I	384	ASN	4.0
1	7-I	384	ASN	4.0
1	8-I	384	ASN	4.0
1	9-I	384	ASN	4.0
1	10-I	384	ASN	4.0
1	1-T	403	GLU	3.9
1	2-T	403	GLU	3.9
1	3-T	403	GLU	3.9
1	4-T	403	GLU	3.9
1	5-T	403	GLU	3.9
1	6-T	403	GLU	3.9

*Continued on next page...*

*Continued from previous page...*

Mol	Chain	Res	Type	RSRZ
1	7-T	403	GLU	3.9
1	8-T	403	GLU	3.9
1	9-T	403	GLU	3.9
1	10-T	403	GLU	3.9
1	1-F	337	ARG	3.9
1	1-M	394	LYS	3.9
1	1-V	399	LEU	3.9
1	2-F	337	ARG	3.9
1	2-M	394	LYS	3.9
1	2-V	399	LEU	3.9
1	3-F	337	ARG	3.9
1	3-M	394	LYS	3.9
1	4-F	337	ARG	3.9
1	4-M	394	LYS	3.9
1	5-M	394	LYS	3.9
1	3-V	399	LEU	3.9
1	4-V	399	LEU	3.9
1	5-F	337	ARG	3.9
1	6-F	337	ARG	3.9
1	6-M	394	LYS	3.9
1	6-V	399	LEU	3.9
1	7-F	337	ARG	3.9
1	7-M	394	LYS	3.9
1	8-F	337	ARG	3.9
1	8-M	394	LYS	3.9
1	9-F	337	ARG	3.9
1	9-M	394	LYS	3.9
1	5-V	399	LEU	3.9
1	9-V	399	LEU	3.9
1	10-F	337	ARG	3.9
1	10-M	394	LYS	3.9
1	7-V	399	LEU	3.9
1	8-V	399	LEU	3.9
1	10-V	399	LEU	3.9
1	1-I	285	GLU	3.9
1	1-M	412	THR	3.9
1	2-I	285	GLU	3.9
1	2-M	412	THR	3.9
1	3-I	285	GLU	3.9
1	3-M	412	THR	3.9
1	4-I	285	GLU	3.9
1	4-M	412	THR	3.9

*Continued on next page...*

*Continued from previous page...*

Mol	Chain	Res	Type	RSRZ
1	5-I	285	GLU	3.9
1	5-M	412	THR	3.9
1	6-I	285	GLU	3.9
1	6-M	412	THR	3.9
1	7-I	285	GLU	3.9
1	7-M	412	THR	3.9
1	8-I	285	GLU	3.9
1	8-M	412	THR	3.9
1	9-I	285	GLU	3.9
1	9-M	412	THR	3.9
1	10-I	285	GLU	3.9
1	10-M	412	THR	3.9
1	1-T	56	GLY	3.9
1	1-W	208	LYS	3.9
1	2-T	56	GLY	3.9
1	2-W	208	LYS	3.9
1	3-T	56	GLY	3.9
1	3-W	208	LYS	3.9
1	4-T	56	GLY	3.9
1	4-W	208	LYS	3.9
1	5-T	56	GLY	3.9
1	5-W	208	LYS	3.9
1	6-T	56	GLY	3.9
1	6-W	208	LYS	3.9
1	7-T	56	GLY	3.9
1	7-W	208	LYS	3.9
1	8-T	56	GLY	3.9
1	8-W	208	LYS	3.9
1	9-T	56	GLY	3.9
1	9-W	208	LYS	3.9
1	10-T	56	GLY	3.9
1	10-W	208	LYS	3.9
1	1-G	52	SER	3.9
1	1-H	117	SER	3.9
1	2-G	52	SER	3.9
1	2-H	117	SER	3.9
1	3-G	52	SER	3.9
1	3-H	117	SER	3.9
1	4-G	52	SER	3.9
1	4-H	117	SER	3.9
1	5-G	52	SER	3.9
1	5-H	117	SER	3.9

*Continued on next page...*

*Continued from previous page...*

Mol	Chain	Res	Type	RSRZ
1	6-G	52	SER	3.9
1	6-H	117	SER	3.9
1	7-G	52	SER	3.9
1	7-H	117	SER	3.9
1	8-G	52	SER	3.9
1	8-H	117	SER	3.9
1	9-G	52	SER	3.9
1	9-H	117	SER	3.9
1	10-G	52	SER	3.9
1	10-H	117	SER	3.9
1	1-C	45	ASP	3.9
1	1-Q	284	ASP	3.9
1	2-C	45	ASP	3.9
1	2-Q	284	ASP	3.9
1	3-C	45	ASP	3.9
1	3-Q	284	ASP	3.9
1	4-C	45	ASP	3.9
1	4-Q	284	ASP	3.9
1	5-C	45	ASP	3.9
1	5-Q	284	ASP	3.9
1	6-C	45	ASP	3.9
1	6-Q	284	ASP	3.9
1	7-C	45	ASP	3.9
1	7-Q	284	ASP	3.9
1	8-C	45	ASP	3.9
1	8-Q	284	ASP	3.9
1	9-C	45	ASP	3.9
1	9-Q	284	ASP	3.9
1	10-C	45	ASP	3.9
1	10-Q	284	ASP	3.9
1	1-O	423	ALA	3.9
1	2-O	423	ALA	3.9
1	3-O	423	ALA	3.9
1	4-O	423	ALA	3.9
1	5-O	423	ALA	3.9
1	6-O	423	ALA	3.9
1	7-O	423	ALA	3.9
1	8-O	423	ALA	3.9
1	9-O	423	ALA	3.9
1	10-O	423	ALA	3.9
1	1-F	58	GLN	3.9
1	1-R	3	ASP	3.9

*Continued on next page...*



*Continued from previous page...*

Mol	Chain	Res	Type	RSRZ
1	1-S	398	GLU	3.9
1	2-F	58	GLN	3.9
1	2-R	3	ASP	3.9
1	2-S	398	GLU	3.9
1	3-F	58	GLN	3.9
1	3-R	3	ASP	3.9
1	3-S	398	GLU	3.9
1	4-F	58	GLN	3.9
1	4-R	3	ASP	3.9
1	4-S	398	GLU	3.9
1	5-F	58	GLN	3.9
1	5-R	3	ASP	3.9
1	5-S	398	GLU	3.9
1	6-F	58	GLN	3.9
1	6-R	3	ASP	3.9
1	6-S	398	GLU	3.9
1	7-F	58	GLN	3.9
1	7-R	3	ASP	3.9
1	7-S	398	GLU	3.9
1	8-F	58	GLN	3.9
1	8-R	3	ASP	3.9
1	8-S	398	GLU	3.9
1	9-F	58	GLN	3.9
1	9-R	3	ASP	3.9
1	9-S	398	GLU	3.9
1	10-F	58	GLN	3.9
1	10-R	3	ASP	3.9
1	10-S	398	GLU	3.9
1	1-B	97	LEU	3.9
1	2-B	97	LEU	3.9
1	3-B	97	LEU	3.9
1	4-B	97	LEU	3.9
1	5-B	97	LEU	3.9
1	6-B	97	LEU	3.9
1	7-B	97	LEU	3.9
1	8-B	97	LEU	3.9
1	9-B	97	LEU	3.9
1	10-B	97	LEU	3.9
1	1-C	11	ASP	3.9
1	1-S	50	ASP	3.9
1	2-C	11	ASP	3.9
1	2-S	50	ASP	3.9

*Continued on next page...*

*Continued from previous page...*

Mol	Chain	Res	Type	RSRZ
1	3-C	11	ASP	3.9
1	3-S	50	ASP	3.9
1	4-C	11	ASP	3.9
1	4-S	50	ASP	3.9
1	5-C	11	ASP	3.9
1	5-S	50	ASP	3.9
1	6-C	11	ASP	3.9
1	6-S	50	ASP	3.9
1	7-C	11	ASP	3.9
1	7-S	50	ASP	3.9
1	8-C	11	ASP	3.9
1	8-S	50	ASP	3.9
1	9-C	11	ASP	3.9
1	9-S	50	ASP	3.9
1	10-C	11	ASP	3.9
1	10-S	50	ASP	3.9
1	1-Q	63	SER	3.9
1	2-Q	63	SER	3.9
1	3-Q	63	SER	3.9
1	4-Q	63	SER	3.9
1	5-Q	63	SER	3.9
1	6-Q	63	SER	3.9
1	7-Q	63	SER	3.9
1	8-Q	63	SER	3.9
1	9-Q	63	SER	3.9
1	10-Q	63	SER	3.9
1	1-H	286	THR	3.9
1	1-N	56	GLY	3.9
1	1-S	325	GLY	3.9
1	1-U	11	ASP	3.9
1	1-U	45	ASP	3.9
1	2-H	286	THR	3.9
1	2-N	56	GLY	3.9
1	2-S	325	GLY	3.9
1	2-U	11	ASP	3.9
1	2-U	45	ASP	3.9
1	3-H	286	THR	3.9
1	3-N	56	GLY	3.9
1	3-S	325	GLY	3.9
1	3-U	11	ASP	3.9
1	3-U	45	ASP	3.9
1	4-H	286	THR	3.9

*Continued on next page...*

*Continued from previous page...*

Mol	Chain	Res	Type	RSRZ
1	4-N	56	GLY	3.9
1	4-S	325	GLY	3.9
1	4-U	11	ASP	3.9
1	4-U	45	ASP	3.9
1	5-H	286	THR	3.9
1	5-N	56	GLY	3.9
1	5-S	325	GLY	3.9
1	5-U	11	ASP	3.9
1	5-U	45	ASP	3.9
1	6-H	286	THR	3.9
1	6-N	56	GLY	3.9
1	6-S	325	GLY	3.9
1	6-U	11	ASP	3.9
1	6-U	45	ASP	3.9
1	7-H	286	THR	3.9
1	7-N	56	GLY	3.9
1	7-S	325	GLY	3.9
1	7-U	11	ASP	3.9
1	7-U	45	ASP	3.9
1	8-H	286	THR	3.9
1	8-N	56	GLY	3.9
1	8-S	325	GLY	3.9
1	8-U	11	ASP	3.9
1	8-U	45	ASP	3.9
1	9-H	286	THR	3.9
1	9-N	56	GLY	3.9
1	9-S	325	GLY	3.9
1	9-U	11	ASP	3.9
1	9-U	45	ASP	3.9
1	10-H	286	THR	3.9
1	10-N	56	GLY	3.9
1	10-S	325	GLY	3.9
1	10-U	11	ASP	3.9
1	10-U	45	ASP	3.9
1	1-P	400	PRO	3.9
1	2-P	400	PRO	3.9
1	3-P	400	PRO	3.9
1	4-P	400	PRO	3.9
1	5-P	400	PRO	3.9
1	6-P	400	PRO	3.9
1	7-P	400	PRO	3.9
1	8-P	400	PRO	3.9

*Continued on next page...*

*Continued from previous page...*

Mol	Chain	Res	Type	RSRZ
1	9-P	400	PRO	3.9
1	10-P	400	PRO	3.9
1	1-G	403	GLU	3.9
1	2-G	403	GLU	3.9
1	3-G	403	GLU	3.9
1	4-G	403	GLU	3.9
1	5-G	403	GLU	3.9
1	6-G	403	GLU	3.9
1	7-G	403	GLU	3.9
1	8-G	403	GLU	3.9
1	9-G	403	GLU	3.9
1	10-G	403	GLU	3.9
1	1-M	58	GLN	3.9
1	1-S	58	GLN	3.9
1	2-M	58	GLN	3.9
1	2-S	58	GLN	3.9
1	3-M	58	GLN	3.9
1	3-S	58	GLN	3.9
1	4-M	58	GLN	3.9
1	4-S	58	GLN	3.9
1	5-M	58	GLN	3.9
1	5-S	58	GLN	3.9
1	6-M	58	GLN	3.9
1	6-S	58	GLN	3.9
1	7-M	58	GLN	3.9
1	7-S	58	GLN	3.9
1	8-M	58	GLN	3.9
1	8-S	58	GLN	3.9
1	9-M	58	GLN	3.9
1	9-S	58	GLN	3.9
1	10-M	58	GLN	3.9
1	10-S	58	GLN	3.9
1	1-K	348	THR	3.8
1	2-K	348	THR	3.8
1	3-K	348	THR	3.8
1	4-K	348	THR	3.8
1	5-K	348	THR	3.8
1	6-K	348	THR	3.8
1	7-K	348	THR	3.8
1	8-K	348	THR	3.8
1	9-K	348	THR	3.8
1	10-K	348	THR	3.8

*Continued on next page...*

*Continued from previous page...*

Mol	Chain	Res	Type	RSRZ
1	1-E	402	GLU	3.8
1	1-T	41	SER	3.8
1	2-E	402	GLU	3.8
1	2-T	41	SER	3.8
1	3-E	402	GLU	3.8
1	3-T	41	SER	3.8
1	4-E	402	GLU	3.8
1	4-T	41	SER	3.8
1	5-E	402	GLU	3.8
1	5-T	41	SER	3.8
1	6-E	402	GLU	3.8
1	6-T	41	SER	3.8
1	7-E	402	GLU	3.8
1	7-T	41	SER	3.8
1	8-E	402	GLU	3.8
1	8-T	41	SER	3.8
1	9-E	402	GLU	3.8
1	9-T	41	SER	3.8
1	10-E	402	GLU	3.8
1	10-T	41	SER	3.8
1	1-C	399	LEU	3.8
1	1-F	167	ASP	3.8
1	1-M	208	LYS	3.8
1	2-C	399	LEU	3.8
1	2-F	167	ASP	3.8
1	2-M	208	LYS	3.8
1	3-C	399	LEU	3.8
1	3-F	167	ASP	3.8
1	3-M	208	LYS	3.8
1	4-C	399	LEU	3.8
1	4-F	167	ASP	3.8
1	4-M	208	LYS	3.8
1	5-C	399	LEU	3.8
1	5-F	167	ASP	3.8
1	5-M	208	LYS	3.8
1	6-C	399	LEU	3.8
1	6-F	167	ASP	3.8
1	6-M	208	LYS	3.8
1	7-C	399	LEU	3.8
1	7-F	167	ASP	3.8
1	7-M	208	LYS	3.8
1	8-C	399	LEU	3.8

*Continued on next page...*

*Continued from previous page...*

Mol	Chain	Res	Type	RSRZ
1	8-F	167	ASP	3.8
1	8-M	208	LYS	3.8
1	9-C	399	LEU	3.8
1	9-F	167	ASP	3.8
1	9-M	208	LYS	3.8
1	10-C	399	LEU	3.8
1	10-F	167	ASP	3.8
1	10-M	208	LYS	3.8
1	1-I	56	GLY	3.8
1	2-I	56	GLY	3.8
1	3-I	56	GLY	3.8
1	4-I	56	GLY	3.8
1	5-I	56	GLY	3.8
1	6-I	56	GLY	3.8
1	7-I	56	GLY	3.8
1	8-I	56	GLY	3.8
1	9-I	56	GLY	3.8
1	10-I	56	GLY	3.8
1	1-U	96	THR	3.8
1	1-V	96	THR	3.8
1	2-U	96	THR	3.8
1	2-V	96	THR	3.8
1	3-U	96	THR	3.8
1	3-V	96	THR	3.8
1	4-U	96	THR	3.8
1	4-V	96	THR	3.8
1	5-U	96	THR	3.8
1	5-V	96	THR	3.8
1	6-U	96	THR	3.8
1	6-V	96	THR	3.8
1	7-U	96	THR	3.8
1	7-V	96	THR	3.8
1	8-U	96	THR	3.8
1	8-V	96	THR	3.8
1	9-U	96	THR	3.8
1	9-V	96	THR	3.8
1	10-U	96	THR	3.8
1	10-V	96	THR	3.8
1	1-D	327	GLU	3.8
1	2-D	327	GLU	3.8
1	3-D	327	GLU	3.8
1	4-D	327	GLU	3.8

*Continued on next page...*

*Continued from previous page...*

Mol	Chain	Res	Type	RSRZ
1	5-D	327	GLU	3.8
1	6-D	327	GLU	3.8
1	7-D	327	GLU	3.8
1	8-D	327	GLU	3.8
1	9-D	327	GLU	3.8
1	10-D	327	GLU	3.8
1	1-I	55	ARG	3.8
1	2-I	55	ARG	3.8
1	3-I	55	ARG	3.8
1	4-I	55	ARG	3.8
1	5-I	55	ARG	3.8
1	6-I	55	ARG	3.8
1	7-I	55	ARG	3.8
1	8-I	55	ARG	3.8
1	9-I	55	ARG	3.8
1	10-I	55	ARG	3.8
1	1-B	179	TYR	3.8
1	2-B	179	TYR	3.8
1	3-B	179	TYR	3.8
1	4-B	179	TYR	3.8
1	5-B	179	TYR	3.8
1	6-B	179	TYR	3.8
1	7-B	179	TYR	3.8
1	8-B	179	TYR	3.8
1	9-B	179	TYR	3.8
1	10-B	179	TYR	3.8
1	1-W	390	ALA	3.8
1	2-W	390	ALA	3.8
1	3-W	390	ALA	3.8
1	4-W	390	ALA	3.8
1	5-W	390	ALA	3.8
1	6-W	390	ALA	3.8
1	7-W	390	ALA	3.8
1	8-W	390	ALA	3.8
1	9-W	390	ALA	3.8
1	10-W	390	ALA	3.8
1	1-Q	58	GLN	3.8
1	2-Q	58	GLN	3.8
1	3-Q	58	GLN	3.8
1	4-Q	58	GLN	3.8
1	5-Q	58	GLN	3.8
1	6-Q	58	GLN	3.8

*Continued on next page...*

*Continued from previous page...*

Mol	Chain	Res	Type	RSRZ
1	7-Q	58	GLN	3.8
1	8-Q	58	GLN	3.8
1	9-Q	58	GLN	3.8
1	10-Q	58	GLN	3.8
1	1-T	325	GLY	3.8
1	2-T	325	GLY	3.8
1	3-T	325	GLY	3.8
1	4-T	325	GLY	3.8
1	5-T	325	GLY	3.8
1	6-T	325	GLY	3.8
1	7-T	325	GLY	3.8
1	8-T	325	GLY	3.8
1	9-T	325	GLY	3.8
1	10-T	325	GLY	3.8
1	1-F	393	ASP	3.8
1	1-H	39	ASP	3.8
1	1-H	50	ASP	3.8
1	2-F	393	ASP	3.8
1	2-H	39	ASP	3.8
1	2-H	50	ASP	3.8
1	3-F	393	ASP	3.8
1	3-H	39	ASP	3.8
1	3-H	50	ASP	3.8
1	4-F	393	ASP	3.8
1	4-H	39	ASP	3.8
1	4-H	50	ASP	3.8
1	5-F	393	ASP	3.8
1	5-H	39	ASP	3.8
1	5-H	50	ASP	3.8
1	6-F	393	ASP	3.8
1	6-H	39	ASP	3.8
1	6-H	50	ASP	3.8
1	7-F	393	ASP	3.8
1	7-H	39	ASP	3.8
1	7-H	50	ASP	3.8
1	8-F	393	ASP	3.8
1	8-H	39	ASP	3.8
1	8-H	50	ASP	3.8
1	9-F	393	ASP	3.8
1	9-H	39	ASP	3.8
1	9-H	50	ASP	3.8
1	10-F	393	ASP	3.8

*Continued on next page...*



*Continued from previous page...*

Mol	Chain	Res	Type	RSRZ
1	10-H	39	ASP	3.8
1	10-H	50	ASP	3.8
1	1-E	208	LYS	3.8
1	1-X	7	LYS	3.8
1	2-E	208	LYS	3.8
1	2-X	7	LYS	3.8
1	3-E	208	LYS	3.8
1	3-X	7	LYS	3.8
1	4-E	208	LYS	3.8
1	4-X	7	LYS	3.8
1	5-E	208	LYS	3.8
1	5-X	7	LYS	3.8
1	6-E	208	LYS	3.8
1	6-X	7	LYS	3.8
1	7-E	208	LYS	3.8
1	7-X	7	LYS	3.8
1	8-E	208	LYS	3.8
1	8-X	7	LYS	3.8
1	9-E	208	LYS	3.8
1	9-X	7	LYS	3.8
1	10-E	208	LYS	3.8
1	10-X	7	LYS	3.8
1	1-A	1	THR	3.8
1	2-A	1	THR	3.8
1	3-A	1	THR	3.8
1	4-A	1	THR	3.8
1	5-A	1	THR	3.8
1	6-A	1	THR	3.8
1	7-A	1	THR	3.8
1	8-A	1	THR	3.8
1	9-A	1	THR	3.8
1	10-A	1	THR	3.8
1	1-I	386	ILE	3.8
1	1-K	423	ALA	3.8
1	2-I	386	ILE	3.8
1	2-K	423	ALA	3.8
1	3-I	386	ILE	3.8
1	3-K	423	ALA	3.8
1	4-I	386	ILE	3.8
1	4-K	423	ALA	3.8
1	5-I	386	ILE	3.8
1	5-K	423	ALA	3.8

*Continued on next page...*

*Continued from previous page...*

Mol	Chain	Res	Type	RSRZ
1	6-I	386	ILE	3.8
1	6-K	423	ALA	3.8
1	7-I	386	ILE	3.8
1	7-K	423	ALA	3.8
1	8-I	386	ILE	3.8
1	8-K	423	ALA	3.8
1	9-I	386	ILE	3.8
1	9-K	423	ALA	3.8
1	10-I	386	ILE	3.8
1	10-K	423	ALA	3.8
1	1-O	56	GLY	3.8
1	2-O	56	GLY	3.8
1	3-O	56	GLY	3.8
1	4-O	56	GLY	3.8
1	5-O	56	GLY	3.8
1	6-O	56	GLY	3.8
1	7-O	56	GLY	3.8
1	8-O	56	GLY	3.8
1	9-O	56	GLY	3.8
1	10-O	56	GLY	3.8
1	1-M	396	LEU	3.8
1	2-M	396	LEU	3.8
1	3-M	396	LEU	3.8
1	4-M	396	LEU	3.8
1	5-M	396	LEU	3.8
1	6-M	396	LEU	3.8
1	7-M	396	LEU	3.8
1	8-M	396	LEU	3.8
1	9-M	396	LEU	3.8
1	10-M	396	LEU	3.8
1	1-U	403	GLU	3.8
1	2-U	403	GLU	3.8
1	3-U	403	GLU	3.8
1	4-U	403	GLU	3.8
1	5-U	403	GLU	3.8
1	6-U	403	GLU	3.8
1	7-U	403	GLU	3.8
1	8-U	403	GLU	3.8
1	9-U	403	GLU	3.8
1	10-U	403	GLU	3.8
1	1-O	118	THR	3.8
1	2-O	118	THR	3.8

*Continued on next page...*

*Continued from previous page...*

Mol	Chain	Res	Type	RSRZ
1	3-O	118	THR	3.8
1	4-O	118	THR	3.8
1	5-O	118	THR	3.8
1	6-O	118	THR	3.8
1	7-O	118	THR	3.8
1	8-O	118	THR	3.8
1	9-O	118	THR	3.8
1	10-O	118	THR	3.8
1	1-N	39	ASP	3.8
1	2-N	39	ASP	3.8
1	3-N	39	ASP	3.8
1	4-N	39	ASP	3.8
1	5-N	39	ASP	3.8
1	6-N	39	ASP	3.8
1	7-N	39	ASP	3.8
1	8-N	39	ASP	3.8
1	9-N	39	ASP	3.8
1	10-N	39	ASP	3.8
1	1-E	403	GLU	3.8
1	1-J	58	GLN	3.8
1	1-P	58	GLN	3.8
1	2-E	403	GLU	3.8
1	2-J	58	GLN	3.8
1	2-P	58	GLN	3.8
1	3-E	403	GLU	3.8
1	3-J	58	GLN	3.8
1	3-P	58	GLN	3.8
1	4-E	403	GLU	3.8
1	4-J	58	GLN	3.8
1	4-P	58	GLN	3.8
1	5-E	403	GLU	3.8
1	5-J	58	GLN	3.8
1	5-P	58	GLN	3.8
1	6-E	403	GLU	3.8
1	6-J	58	GLN	3.8
1	6-P	58	GLN	3.8
1	7-E	403	GLU	3.8
1	7-J	58	GLN	3.8
1	7-P	58	GLN	3.8
1	8-E	403	GLU	3.8
1	8-J	58	GLN	3.8
1	8-P	58	GLN	3.8

*Continued on next page...*

*Continued from previous page...*

Mol	Chain	Res	Type	RSRZ
1	9-E	403	GLU	3.8
1	9-J	58	GLN	3.8
1	9-P	58	GLN	3.8
1	10-E	403	GLU	3.8
1	10-J	58	GLN	3.8
1	10-P	58	GLN	3.8
1	1-P	97	LEU	3.8
1	2-P	97	LEU	3.8
1	3-P	97	LEU	3.8
1	4-P	97	LEU	3.8
1	5-P	97	LEU	3.8
1	6-P	97	LEU	3.8
1	7-P	97	LEU	3.8
1	8-P	97	LEU	3.8
1	9-P	97	LEU	3.8
1	10-P	97	LEU	3.8
1	1-D	41	SER	3.8
1	1-P	53	SER	3.8
1	2-D	41	SER	3.8
1	2-P	53	SER	3.8
1	3-D	41	SER	3.8
1	3-P	53	SER	3.8
1	4-D	41	SER	3.8
1	4-P	53	SER	3.8
1	5-D	41	SER	3.8
1	5-P	53	SER	3.8
1	6-D	41	SER	3.8
1	6-P	53	SER	3.8
1	7-D	41	SER	3.8
1	7-P	53	SER	3.8
1	8-D	41	SER	3.8
1	8-P	53	SER	3.8
1	9-D	41	SER	3.8
1	9-P	53	SER	3.8
1	10-D	41	SER	3.8
1	10-P	53	SER	3.8
1	1-J	179	TYR	3.7
1	2-J	179	TYR	3.7
1	3-J	179	TYR	3.7
1	4-J	179	TYR	3.7
1	5-J	179	TYR	3.7
1	6-J	179	TYR	3.7

*Continued on next page...*

*Continued from previous page...*

Mol	Chain	Res	Type	RSRZ
1	7-J	179	TYR	3.7
1	8-J	179	TYR	3.7
1	9-J	179	TYR	3.7
1	10-J	179	TYR	3.7
1	1-U	325	GLY	3.7
1	2-U	325	GLY	3.7
1	3-U	325	GLY	3.7
1	4-U	325	GLY	3.7
1	5-U	325	GLY	3.7
1	6-U	325	GLY	3.7
1	7-U	325	GLY	3.7
1	8-U	325	GLY	3.7
1	9-U	325	GLY	3.7
1	10-U	325	GLY	3.7
1	1-Q	350	SER	3.7
1	2-Q	350	SER	3.7
1	3-Q	350	SER	3.7
1	4-Q	350	SER	3.7
1	5-Q	350	SER	3.7
1	6-Q	350	SER	3.7
1	7-Q	350	SER	3.7
1	8-Q	350	SER	3.7
1	9-Q	350	SER	3.7
1	10-Q	350	SER	3.7
1	1-K	407	ILE	3.7
1	2-K	407	ILE	3.7
1	3-K	407	ILE	3.7
1	4-K	407	ILE	3.7
1	5-K	407	ILE	3.7
1	6-K	407	ILE	3.7
1	7-K	407	ILE	3.7
1	8-K	407	ILE	3.7
1	9-K	407	ILE	3.7
1	10-K	407	ILE	3.7
1	1-O	403	GLU	3.7
1	1-T	501	SER	3.7
1	2-O	403	GLU	3.7
1	2-T	501	SER	3.7
1	3-O	403	GLU	3.7
1	3-T	501	SER	3.7
1	4-O	403	GLU	3.7
1	4-T	501	SER	3.7

*Continued on next page...*

*Continued from previous page...*

Mol	Chain	Res	Type	RSRZ
1	5-O	403	GLU	3.7
1	5-T	501	SER	3.7
1	6-O	403	GLU	3.7
1	6-T	501	SER	3.7
1	7-O	403	GLU	3.7
1	7-T	501	SER	3.7
1	8-O	403	GLU	3.7
1	8-T	501	SER	3.7
1	9-O	403	GLU	3.7
1	9-T	501	SER	3.7
1	10-O	403	GLU	3.7
1	10-T	501	SER	3.7
1	1-H	325	GLY	3.7
1	2-H	325	GLY	3.7
1	3-H	325	GLY	3.7
1	4-H	325	GLY	3.7
1	5-H	325	GLY	3.7
1	6-H	325	GLY	3.7
1	7-H	325	GLY	3.7
1	8-H	325	GLY	3.7
1	9-H	325	GLY	3.7
1	10-H	325	GLY	3.7
1	1-H	179	TYR	3.7
1	2-H	179	TYR	3.7
1	3-H	179	TYR	3.7
1	4-H	179	TYR	3.7
1	5-H	179	TYR	3.7
1	6-H	179	TYR	3.7
1	7-H	179	TYR	3.7
1	8-H	179	TYR	3.7
1	9-H	179	TYR	3.7
1	10-H	179	TYR	3.7
1	1-B	58	GLN	3.7
1	1-C	96	THR	3.7
1	1-K	503	GLY	3.7
1	2-B	58	GLN	3.7
1	2-C	96	THR	3.7
1	2-K	503	GLY	3.7
1	3-B	58	GLN	3.7
1	3-C	96	THR	3.7
1	3-K	503	GLY	3.7
1	4-B	58	GLN	3.7

*Continued on next page...*

*Continued from previous page...*

Mol	Chain	Res	Type	RSRZ
1	4-C	96	THR	3.7
1	4-K	503	GLY	3.7
1	5-B	58	GLN	3.7
1	5-C	96	THR	3.7
1	5-K	503	GLY	3.7
1	6-B	58	GLN	3.7
1	6-C	96	THR	3.7
1	6-K	503	GLY	3.7
1	7-B	58	GLN	3.7
1	7-C	96	THR	3.7
1	7-K	503	GLY	3.7
1	8-B	58	GLN	3.7
1	8-C	96	THR	3.7
1	8-K	503	GLY	3.7
1	9-B	58	GLN	3.7
1	9-C	96	THR	3.7
1	9-K	503	GLY	3.7
1	10-B	58	GLN	3.7
1	10-C	96	THR	3.7
1	10-K	503	GLY	3.7
1	1-K	385	LYS	3.7
1	2-K	385	LYS	3.7
1	3-K	385	LYS	3.7
1	4-K	385	LYS	3.7
1	5-K	385	LYS	3.7
1	6-K	385	LYS	3.7
1	7-K	385	LYS	3.7
1	8-K	385	LYS	3.7
1	9-K	385	LYS	3.7
1	10-K	385	LYS	3.7
1	1-E	347	ILE	3.7
1	2-E	347	ILE	3.7
1	3-E	347	ILE	3.7
1	4-E	347	ILE	3.7
1	5-E	347	ILE	3.7
1	6-E	347	ILE	3.7
1	7-E	347	ILE	3.7
1	8-E	347	ILE	3.7
1	9-E	347	ILE	3.7
1	10-E	347	ILE	3.7
1	1-L	98	GLU	3.7
1	2-L	98	GLU	3.7

*Continued on next page...*

*Continued from previous page...*

Mol	Chain	Res	Type	RSRZ
1	3-L	98	GLU	3.7
1	4-L	98	GLU	3.7
1	5-L	98	GLU	3.7
1	6-L	98	GLU	3.7
1	7-L	98	GLU	3.7
1	8-L	98	GLU	3.7
1	9-L	98	GLU	3.7
1	10-L	98	GLU	3.7
1	1-C	56	GLY	3.7
1	2-C	56	GLY	3.7
1	3-C	56	GLY	3.7
1	4-C	56	GLY	3.7
1	5-C	56	GLY	3.7
1	6-C	56	GLY	3.7
1	7-C	56	GLY	3.7
1	8-C	56	GLY	3.7
1	9-C	56	GLY	3.7
1	10-C	56	GLY	3.7
1	1-G	390	ALA	3.7
1	2-G	390	ALA	3.7
1	3-G	390	ALA	3.7
1	4-G	390	ALA	3.7
1	5-G	390	ALA	3.7
1	6-G	390	ALA	3.7
1	7-G	390	ALA	3.7
1	8-G	390	ALA	3.7
1	9-G	390	ALA	3.7
1	10-G	390	ALA	3.7
1	1-N	57	PHE	3.7
1	1-P	402	GLU	3.7
1	2-N	57	PHE	3.7
1	2-P	402	GLU	3.7
1	3-N	57	PHE	3.7
1	3-P	402	GLU	3.7
1	4-N	57	PHE	3.7
1	4-P	402	GLU	3.7
1	5-N	57	PHE	3.7
1	5-P	402	GLU	3.7
1	6-N	57	PHE	3.7
1	6-P	402	GLU	3.7
1	7-N	57	PHE	3.7
1	7-P	402	GLU	3.7

*Continued on next page...*



*Continued from previous page...*

Mol	Chain	Res	Type	RSRZ
1	8-N	57	PHE	3.7
1	8-P	402	GLU	3.7
1	9-N	57	PHE	3.7
1	9-P	402	GLU	3.7
1	10-N	57	PHE	3.7
1	10-P	402	GLU	3.7
1	1-V	10	LYS	3.7
1	2-V	10	LYS	3.7
1	3-V	10	LYS	3.7
1	4-V	10	LYS	3.7
1	5-V	10	LYS	3.7
1	6-V	10	LYS	3.7
1	7-V	10	LYS	3.7
1	8-V	10	LYS	3.7
1	9-V	10	LYS	3.7
1	10-V	10	LYS	3.7
1	1-L	350	SER	3.7
1	2-L	350	SER	3.7
1	3-L	350	SER	3.7
1	4-L	350	SER	3.7
1	5-L	350	SER	3.7
1	6-L	350	SER	3.7
1	7-L	350	SER	3.7
1	8-L	350	SER	3.7
1	9-L	350	SER	3.7
1	10-L	350	SER	3.7
1	1-S	65	MET	3.7
1	2-S	65	MET	3.7
1	3-S	65	MET	3.7
1	4-S	65	MET	3.7
1	5-S	65	MET	3.7
1	6-S	65	MET	3.7
1	7-S	65	MET	3.7
1	8-S	65	MET	3.7
1	9-S	65	MET	3.7
1	10-S	65	MET	3.7
1	1-I	385	LYS	3.7
1	1-W	394	LYS	3.7
1	2-I	385	LYS	3.7
1	2-W	394	LYS	3.7
1	3-I	385	LYS	3.7
1	3-W	394	LYS	3.7

*Continued on next page...*

*Continued from previous page...*

Mol	Chain	Res	Type	RSRZ
1	4-I	385	LYS	3.7
1	4-W	394	LYS	3.7
1	5-I	385	LYS	3.7
1	5-W	394	LYS	3.7
1	6-I	385	LYS	3.7
1	6-W	394	LYS	3.7
1	7-I	385	LYS	3.7
1	7-W	394	LYS	3.7
1	8-I	385	LYS	3.7
1	8-W	394	LYS	3.7
1	9-I	385	LYS	3.7
1	9-W	394	LYS	3.7
1	10-I	385	LYS	3.7
1	10-W	394	LYS	3.7
1	1-U	351	PRO	3.7
1	2-U	351	PRO	3.7
1	3-U	351	PRO	3.7
1	4-U	351	PRO	3.7
1	5-U	351	PRO	3.7
1	6-U	351	PRO	3.7
1	7-U	351	PRO	3.7
1	8-U	351	PRO	3.7
1	9-U	351	PRO	3.7
1	10-U	351	PRO	3.7
1	1-C	39	ASP	3.7
1	1-I	292	ASP	3.7
1	1-L	167	ASP	3.7
1	1-Q	404	ALA	3.7
1	2-C	39	ASP	3.7
1	2-I	292	ASP	3.7
1	2-L	167	ASP	3.7
1	2-Q	404	ALA	3.7
1	3-C	39	ASP	3.7
1	3-I	292	ASP	3.7
1	3-L	167	ASP	3.7
1	3-Q	404	ALA	3.7
1	4-C	39	ASP	3.7
1	4-I	292	ASP	3.7
1	4-L	167	ASP	3.7
1	4-Q	404	ALA	3.7
1	5-C	39	ASP	3.7
1	5-I	292	ASP	3.7

*Continued on next page...*

*Continued from previous page...*

Mol	Chain	Res	Type	RSRZ
1	5-L	167	ASP	3.7
1	5-Q	404	ALA	3.7
1	6-C	39	ASP	3.7
1	6-I	292	ASP	3.7
1	6-L	167	ASP	3.7
1	6-Q	404	ALA	3.7
1	7-C	39	ASP	3.7
1	7-I	292	ASP	3.7
1	7-L	167	ASP	3.7
1	7-Q	404	ALA	3.7
1	8-C	39	ASP	3.7
1	8-I	292	ASP	3.7
1	8-L	167	ASP	3.7
1	8-Q	404	ALA	3.7
1	9-C	39	ASP	3.7
1	9-I	292	ASP	3.7
1	9-L	167	ASP	3.7
1	9-Q	404	ALA	3.7
1	10-C	39	ASP	3.7
1	10-I	292	ASP	3.7
1	10-L	167	ASP	3.7
1	10-Q	404	ALA	3.7
1	1-M	95	PHE	3.6
1	2-M	95	PHE	3.6
1	3-M	95	PHE	3.6
1	4-M	95	PHE	3.6
1	5-M	95	PHE	3.6
1	6-M	95	PHE	3.6
1	7-M	95	PHE	3.6
1	8-M	95	PHE	3.6
1	9-M	95	PHE	3.6
1	10-M	95	PHE	3.6
1	1-I	500	GLY	3.6
1	1-W	602	GLU	3.6
1	2-I	500	GLY	3.6
1	2-W	602	GLU	3.6
1	3-I	500	GLY	3.6
1	3-W	602	GLU	3.6
1	4-I	500	GLY	3.6
1	4-W	602	GLU	3.6
1	5-I	500	GLY	3.6
1	5-W	602	GLU	3.6

*Continued on next page...*

*Continued from previous page...*

Mol	Chain	Res	Type	RSRZ
1	6-I	500	GLY	3.6
1	6-W	602	GLU	3.6
1	7-I	500	GLY	3.6
1	7-W	602	GLU	3.6
1	8-I	500	GLY	3.6
1	8-W	602	GLU	3.6
1	9-I	500	GLY	3.6
1	9-W	602	GLU	3.6
1	10-I	500	GLY	3.6
1	10-W	602	GLU	3.6
1	1-E	400	PRO	3.6
1	1-F	408	PRO	3.6
1	1-R	408	PRO	3.6
1	2-E	400	PRO	3.6
1	2-F	408	PRO	3.6
1	2-R	408	PRO	3.6
1	3-E	400	PRO	3.6
1	3-F	408	PRO	3.6
1	3-R	408	PRO	3.6
1	4-E	400	PRO	3.6
1	4-F	408	PRO	3.6
1	4-R	408	PRO	3.6
1	5-E	400	PRO	3.6
1	5-F	408	PRO	3.6
1	5-R	408	PRO	3.6
1	6-E	400	PRO	3.6
1	6-F	408	PRO	3.6
1	6-R	408	PRO	3.6
1	7-E	400	PRO	3.6
1	7-F	408	PRO	3.6
1	7-R	408	PRO	3.6
1	8-E	400	PRO	3.6
1	8-F	408	PRO	3.6
1	8-R	408	PRO	3.6
1	9-E	400	PRO	3.6
1	9-F	408	PRO	3.6
1	9-R	408	PRO	3.6
1	10-E	400	PRO	3.6
1	10-F	408	PRO	3.6
1	10-R	408	PRO	3.6
1	1-A	208	LYS	3.6
1	1-J	96	THR	3.6

*Continued on next page...*

*Continued from previous page...*

Mol	Chain	Res	Type	RSRZ
1	2-A	208	LYS	3.6
1	2-J	96	THR	3.6
1	3-A	208	LYS	3.6
1	3-J	96	THR	3.6
1	4-A	208	LYS	3.6
1	4-J	96	THR	3.6
1	5-A	208	LYS	3.6
1	5-J	96	THR	3.6
1	6-A	208	LYS	3.6
1	6-J	96	THR	3.6
1	7-A	208	LYS	3.6
1	7-J	96	THR	3.6
1	8-A	208	LYS	3.6
1	8-J	96	THR	3.6
1	9-A	208	LYS	3.6
1	9-J	96	THR	3.6
1	10-A	208	LYS	3.6
1	10-J	96	THR	3.6
1	1-D	163	ALA	3.6
1	2-D	163	ALA	3.6
1	3-D	163	ALA	3.6
1	4-D	163	ALA	3.6
1	5-D	163	ALA	3.6
1	6-D	163	ALA	3.6
1	7-D	163	ALA	3.6
1	8-D	163	ALA	3.6
1	9-D	163	ALA	3.6
1	10-D	163	ALA	3.6
1	1-V	58	GLN	3.6
1	2-V	58	GLN	3.6
1	3-V	58	GLN	3.6
1	4-V	58	GLN	3.6
1	5-V	58	GLN	3.6
1	6-V	58	GLN	3.6
1	7-V	58	GLN	3.6
1	8-V	58	GLN	3.6
1	9-V	58	GLN	3.6
1	10-V	58	GLN	3.6
1	1-C	386	ILE	3.6
1	1-J	407	ILE	3.6
1	2-C	386	ILE	3.6
1	2-J	407	ILE	3.6

*Continued on next page...*

*Continued from previous page...*

Mol	Chain	Res	Type	RSRZ
1	3-C	386	ILE	3.6
1	3-J	407	ILE	3.6
1	4-C	386	ILE	3.6
1	4-J	407	ILE	3.6
1	5-C	386	ILE	3.6
1	5-J	407	ILE	3.6
1	6-C	386	ILE	3.6
1	6-J	407	ILE	3.6
1	7-C	386	ILE	3.6
1	7-J	407	ILE	3.6
1	8-C	386	ILE	3.6
1	8-J	407	ILE	3.6
1	9-C	386	ILE	3.6
1	9-J	407	ILE	3.6
1	10-C	386	ILE	3.6
1	10-J	407	ILE	3.6
1	1-H	337	ARG	3.6
1	2-H	337	ARG	3.6
1	3-H	337	ARG	3.6
1	4-H	337	ARG	3.6
1	5-H	337	ARG	3.6
1	6-H	337	ARG	3.6
1	7-H	337	ARG	3.6
1	8-H	337	ARG	3.6
1	9-H	337	ARG	3.6
1	10-H	337	ARG	3.6
1	1-F	350	SER	3.6
1	2-F	350	SER	3.6
1	3-F	350	SER	3.6
1	4-F	350	SER	3.6
1	5-F	350	SER	3.6
1	6-F	350	SER	3.6
1	7-F	350	SER	3.6
1	8-F	350	SER	3.6
1	9-F	350	SER	3.6
1	10-F	350	SER	3.6
1	1-G	179	TYR	3.6
1	2-G	179	TYR	3.6
1	3-G	179	TYR	3.6
1	4-G	179	TYR	3.6
1	5-G	179	TYR	3.6
1	6-G	179	TYR	3.6

*Continued on next page...*

*Continued from previous page...*

Mol	Chain	Res	Type	RSRZ
1	7-G	179	TYR	3.6
1	8-G	179	TYR	3.6
1	9-G	179	TYR	3.6
1	10-G	179	TYR	3.6
1	1-A	119	GLY	3.6
1	1-E	54	ILE	3.6
1	2-A	119	GLY	3.6
1	2-E	54	ILE	3.6
1	3-A	119	GLY	3.6
1	3-E	54	ILE	3.6
1	4-A	119	GLY	3.6
1	4-E	54	ILE	3.6
1	5-A	119	GLY	3.6
1	5-E	54	ILE	3.6
1	6-A	119	GLY	3.6
1	6-E	54	ILE	3.6
1	7-A	119	GLY	3.6
1	7-E	54	ILE	3.6
1	8-A	119	GLY	3.6
1	8-E	54	ILE	3.6
1	9-A	119	GLY	3.6
1	9-E	54	ILE	3.6
1	10-A	119	GLY	3.6
1	10-E	54	ILE	3.6
1	1-D	63	SER	3.6
1	1-F	3	ASP	3.6
1	2-D	63	SER	3.6
1	2-F	3	ASP	3.6
1	3-D	63	SER	3.6
1	3-F	3	ASP	3.6
1	4-D	63	SER	3.6
1	4-F	3	ASP	3.6
1	5-D	63	SER	3.6
1	5-F	3	ASP	3.6
1	6-D	63	SER	3.6
1	6-F	3	ASP	3.6
1	7-D	63	SER	3.6
1	7-F	3	ASP	3.6
1	8-D	63	SER	3.6
1	8-F	3	ASP	3.6
1	9-D	63	SER	3.6
1	9-F	3	ASP	3.6

*Continued on next page...*

*Continued from previous page...*

Mol	Chain	Res	Type	RSRZ
1	10-D	63	SER	3.6
1	10-F	3	ASP	3.6
1	1-D	97	LEU	3.6
1	1-H	58	GLN	3.6
1	1-M	602	GLU	3.6
1	2-D	97	LEU	3.6
1	2-H	58	GLN	3.6
1	2-M	602	GLU	3.6
1	3-D	97	LEU	3.6
1	3-H	58	GLN	3.6
1	3-M	602	GLU	3.6
1	4-D	97	LEU	3.6
1	4-H	58	GLN	3.6
1	4-M	602	GLU	3.6
1	5-D	97	LEU	3.6
1	5-H	58	GLN	3.6
1	5-M	602	GLU	3.6
1	6-D	97	LEU	3.6
1	6-H	58	GLN	3.6
1	6-M	602	GLU	3.6
1	7-D	97	LEU	3.6
1	7-H	58	GLN	3.6
1	7-M	602	GLU	3.6
1	8-D	97	LEU	3.6
1	8-H	58	GLN	3.6
1	8-M	602	GLU	3.6
1	9-D	97	LEU	3.6
1	9-H	58	GLN	3.6
1	9-M	602	GLU	3.6
1	10-D	97	LEU	3.6
1	10-H	58	GLN	3.6
1	10-M	602	GLU	3.6
1	1-H	55	ARG	3.6
1	1-P	404	ALA	3.6
1	2-H	55	ARG	3.6
1	2-P	404	ALA	3.6
1	3-H	55	ARG	3.6
1	3-P	404	ALA	3.6
1	4-H	55	ARG	3.6
1	4-P	404	ALA	3.6
1	5-H	55	ARG	3.6
1	5-P	404	ALA	3.6

*Continued on next page...*



*Continued from previous page...*

Mol	Chain	Res	Type	RSRZ
1	6-H	55	ARG	3.6
1	6-P	404	ALA	3.6
1	7-H	55	ARG	3.6
1	7-P	404	ALA	3.6
1	8-H	55	ARG	3.6
1	8-P	404	ALA	3.6
1	9-H	55	ARG	3.6
1	9-P	404	ALA	3.6
1	10-H	55	ARG	3.6
1	10-P	404	ALA	3.6
1	1-D	56	GLY	3.6
1	1-D	57	PHE	3.6
1	2-D	56	GLY	3.6
1	2-D	57	PHE	3.6
1	3-D	56	GLY	3.6
1	3-D	57	PHE	3.6
1	4-D	56	GLY	3.6
1	4-D	57	PHE	3.6
1	5-D	56	GLY	3.6
1	5-D	57	PHE	3.6
1	6-D	56	GLY	3.6
1	6-D	57	PHE	3.6
1	7-D	56	GLY	3.6
1	7-D	57	PHE	3.6
1	8-D	56	GLY	3.6
1	8-D	57	PHE	3.6
1	9-D	56	GLY	3.6
1	9-D	57	PHE	3.6
1	10-D	56	GLY	3.6
1	10-D	57	PHE	3.6
1	1-B	41	SER	3.6
1	1-S	63	SER	3.6
1	2-B	41	SER	3.6
1	2-S	63	SER	3.6
1	3-B	41	SER	3.6
1	3-S	63	SER	3.6
1	4-B	41	SER	3.6
1	4-S	63	SER	3.6
1	5-B	41	SER	3.6
1	5-S	63	SER	3.6
1	6-B	41	SER	3.6
1	6-S	63	SER	3.6

*Continued on next page...*

*Continued from previous page...*

Mol	Chain	Res	Type	RSRZ
1	7-B	41	SER	3.6
1	7-S	63	SER	3.6
1	8-B	41	SER	3.6
1	8-S	63	SER	3.6
1	9-B	41	SER	3.6
1	9-S	63	SER	3.6
1	10-B	41	SER	3.6
1	10-S	63	SER	3.6
1	1-A	97	LEU	3.6
1	2-A	97	LEU	3.6
1	3-A	97	LEU	3.6
1	4-A	97	LEU	3.6
1	5-A	97	LEU	3.6
1	6-A	97	LEU	3.6
1	7-A	97	LEU	3.6
1	8-A	97	LEU	3.6
1	9-A	97	LEU	3.6
1	10-A	97	LEU	3.6
1	1-P	286	THR	3.6
1	2-P	286	THR	3.6
1	3-P	286	THR	3.6
1	4-P	286	THR	3.6
1	5-P	286	THR	3.6
1	6-P	286	THR	3.6
1	7-P	286	THR	3.6
1	8-P	286	THR	3.6
1	9-P	286	THR	3.6
1	10-P	286	THR	3.6
1	1-E	119	GLY	3.6
1	2-E	119	GLY	3.6
1	3-E	119	GLY	3.6
1	4-E	119	GLY	3.6
1	5-E	119	GLY	3.6
1	6-E	119	GLY	3.6
1	7-E	119	GLY	3.6
1	8-E	119	GLY	3.6
1	9-E	119	GLY	3.6
1	10-E	119	GLY	3.6
1	1-J	350	SER	3.6
1	2-J	350	SER	3.6
1	3-J	350	SER	3.6
1	4-J	350	SER	3.6

*Continued on next page...*

*Continued from previous page...*

Mol	Chain	Res	Type	RSRZ
1	5-J	350	SER	3.6
1	6-J	350	SER	3.6
1	7-J	350	SER	3.6
1	8-J	350	SER	3.6
1	9-J	350	SER	3.6
1	10-J	350	SER	3.6
1	1-A	398	GLU	3.6
1	2-A	398	GLU	3.6
1	3-A	398	GLU	3.6
1	4-A	398	GLU	3.6
1	5-A	398	GLU	3.6
1	6-A	398	GLU	3.6
1	7-A	398	GLU	3.6
1	8-A	398	GLU	3.6
1	9-A	398	GLU	3.6
1	10-A	398	GLU	3.6
1	1-A	117	SER	3.6
1	2-A	117	SER	3.6
1	3-A	117	SER	3.6
1	4-A	117	SER	3.6
1	5-A	117	SER	3.6
1	6-A	117	SER	3.6
1	7-A	117	SER	3.6
1	8-A	117	SER	3.6
1	9-A	117	SER	3.6
1	10-A	117	SER	3.6
1	1-F	56	GLY	3.6
1	1-H	503	GLY	3.6
1	1-U	277	ASP	3.6
1	2-F	56	GLY	3.6
1	2-H	503	GLY	3.6
1	2-U	277	ASP	3.6
1	3-F	56	GLY	3.6
1	3-H	503	GLY	3.6
1	3-U	277	ASP	3.6
1	4-F	56	GLY	3.6
1	4-H	503	GLY	3.6
1	4-U	277	ASP	3.6
1	5-F	56	GLY	3.6
1	5-H	503	GLY	3.6
1	5-U	277	ASP	3.6
1	6-F	56	GLY	3.6

*Continued on next page...*

*Continued from previous page...*

Mol	Chain	Res	Type	RSRZ
1	6-H	503	GLY	3.6
1	6-U	277	ASP	3.6
1	7-F	56	GLY	3.6
1	7-H	503	GLY	3.6
1	7-U	277	ASP	3.6
1	8-F	56	GLY	3.6
1	8-H	503	GLY	3.6
1	8-U	277	ASP	3.6
1	9-F	56	GLY	3.6
1	9-H	503	GLY	3.6
1	9-U	277	ASP	3.6
1	10-F	56	GLY	3.6
1	10-H	503	GLY	3.6
1	10-U	277	ASP	3.6
1	1-I	11	ASP	3.5
1	1-L	431	GLY	3.5
1	1-T	1	THR	3.5
1	2-I	11	ASP	3.5
1	2-L	431	GLY	3.5
1	2-T	1	THR	3.5
1	3-I	11	ASP	3.5
1	3-L	431	GLY	3.5
1	3-T	1	THR	3.5
1	4-I	11	ASP	3.5
1	4-L	431	GLY	3.5
1	4-T	1	THR	3.5
1	5-I	11	ASP	3.5
1	5-L	431	GLY	3.5
1	5-T	1	THR	3.5
1	6-I	11	ASP	3.5
1	6-L	431	GLY	3.5
1	6-T	1	THR	3.5
1	7-I	11	ASP	3.5
1	7-L	431	GLY	3.5
1	7-T	1	THR	3.5
1	8-I	11	ASP	3.5
1	8-L	431	GLY	3.5
1	8-T	1	THR	3.5
1	9-I	11	ASP	3.5
1	9-L	431	GLY	3.5
1	9-T	1	THR	3.5
1	10-I	11	ASP	3.5

*Continued on next page...*

*Continued from previous page...*

Mol	Chain	Res	Type	RSRZ
1	10-L	431	GLY	3.5
1	10-T	1	THR	3.5
1	1-B	398	GLU	3.5
1	1-I	351	PRO	3.5
1	2-B	398	GLU	3.5
1	2-I	351	PRO	3.5
1	3-B	398	GLU	3.5
1	3-I	351	PRO	3.5
1	4-B	398	GLU	3.5
1	4-I	351	PRO	3.5
1	5-B	398	GLU	3.5
1	5-I	351	PRO	3.5
1	6-B	398	GLU	3.5
1	6-I	351	PRO	3.5
1	7-B	398	GLU	3.5
1	7-I	351	PRO	3.5
1	8-B	398	GLU	3.5
1	8-I	351	PRO	3.5
1	9-B	398	GLU	3.5
1	9-I	351	PRO	3.5
1	10-B	398	GLU	3.5
1	10-I	351	PRO	3.5
1	1-O	7	LYS	3.5
1	1-O	167	ASP	3.5
1	1-Q	44	ASP	3.5
1	1-T	292	ASP	3.5
1	2-O	7	LYS	3.5
1	2-O	167	ASP	3.5
1	2-Q	44	ASP	3.5
1	2-T	292	ASP	3.5
1	3-O	7	LYS	3.5
1	3-O	167	ASP	3.5
1	3-Q	44	ASP	3.5
1	3-T	292	ASP	3.5
1	4-O	7	LYS	3.5
1	4-O	167	ASP	3.5
1	4-Q	44	ASP	3.5
1	4-T	292	ASP	3.5
1	5-O	7	LYS	3.5
1	5-O	167	ASP	3.5
1	5-Q	44	ASP	3.5
1	5-T	292	ASP	3.5

*Continued on next page...*

*Continued from previous page...*

Mol	Chain	Res	Type	RSRZ
1	6-O	7	LYS	3.5
1	6-O	167	ASP	3.5
1	6-Q	44	ASP	3.5
1	6-T	292	ASP	3.5
1	7-O	7	LYS	3.5
1	7-O	167	ASP	3.5
1	7-Q	44	ASP	3.5
1	7-T	292	ASP	3.5
1	8-O	7	LYS	3.5
1	8-O	167	ASP	3.5
1	8-Q	44	ASP	3.5
1	8-T	292	ASP	3.5
1	9-O	7	LYS	3.5
1	9-O	167	ASP	3.5
1	9-Q	44	ASP	3.5
1	9-T	292	ASP	3.5
1	10-O	7	LYS	3.5
1	10-O	167	ASP	3.5
1	10-Q	44	ASP	3.5
1	10-T	292	ASP	3.5
1	1-T	390	ALA	3.5
1	2-T	390	ALA	3.5
1	3-T	390	ALA	3.5
1	4-T	390	ALA	3.5
1	5-T	390	ALA	3.5
1	6-T	390	ALA	3.5
1	7-T	390	ALA	3.5
1	8-T	390	ALA	3.5
1	9-T	390	ALA	3.5
1	10-T	390	ALA	3.5
1	1-D	53	SER	3.5
1	2-D	53	SER	3.5
1	3-D	53	SER	3.5
1	4-D	53	SER	3.5
1	5-D	53	SER	3.5
1	6-D	53	SER	3.5
1	7-D	53	SER	3.5
1	8-D	53	SER	3.5
1	9-D	53	SER	3.5
1	10-D	53	SER	3.5
1	1-E	277	ASP	3.5
1	1-N	167	ASP	3.5

*Continued on next page...*

*Continued from previous page...*

Mol	Chain	Res	Type	RSRZ
1	2-E	277	ASP	3.5
1	2-N	167	ASP	3.5
1	3-E	277	ASP	3.5
1	3-N	167	ASP	3.5
1	4-E	277	ASP	3.5
1	4-N	167	ASP	3.5
1	5-E	277	ASP	3.5
1	5-N	167	ASP	3.5
1	6-E	277	ASP	3.5
1	6-N	167	ASP	3.5
1	7-E	277	ASP	3.5
1	7-N	167	ASP	3.5
1	8-E	277	ASP	3.5
1	8-N	167	ASP	3.5
1	9-E	277	ASP	3.5
1	9-N	167	ASP	3.5
1	10-E	277	ASP	3.5
1	10-N	167	ASP	3.5
1	1-X	65	MET	3.5
1	2-X	65	MET	3.5
1	3-X	65	MET	3.5
1	4-X	65	MET	3.5
1	5-X	65	MET	3.5
1	6-X	65	MET	3.5
1	7-X	65	MET	3.5
1	8-X	65	MET	3.5
1	9-X	65	MET	3.5
1	10-X	65	MET	3.5
1	1-E	167	ASP	3.5
1	1-H	64	ASP	3.5
1	1-K	54	ILE	3.5
1	2-E	167	ASP	3.5
1	2-H	64	ASP	3.5
1	2-K	54	ILE	3.5
1	3-E	167	ASP	3.5
1	3-H	64	ASP	3.5
1	3-K	54	ILE	3.5
1	4-E	167	ASP	3.5
1	4-H	64	ASP	3.5
1	4-K	54	ILE	3.5
1	5-E	167	ASP	3.5
1	5-H	64	ASP	3.5

*Continued on next page...*

*Continued from previous page...*

Mol	Chain	Res	Type	RSRZ
1	5-K	54	ILE	3.5
1	6-E	167	ASP	3.5
1	6-H	64	ASP	3.5
1	6-K	54	ILE	3.5
1	7-E	167	ASP	3.5
1	7-H	64	ASP	3.5
1	7-K	54	ILE	3.5
1	8-E	167	ASP	3.5
1	8-H	64	ASP	3.5
1	8-K	54	ILE	3.5
1	9-E	167	ASP	3.5
1	9-H	64	ASP	3.5
1	9-K	54	ILE	3.5
1	10-E	167	ASP	3.5
1	10-H	64	ASP	3.5
1	10-K	54	ILE	3.5
1	1-O	504	ASN	3.5
1	1-R	602	GLU	3.5
1	2-O	504	ASN	3.5
1	2-R	602	GLU	3.5
1	3-O	504	ASN	3.5
1	3-R	602	GLU	3.5
1	4-O	504	ASN	3.5
1	4-R	602	GLU	3.5
1	5-O	504	ASN	3.5
1	5-R	602	GLU	3.5
1	6-O	504	ASN	3.5
1	6-R	602	GLU	3.5
1	7-O	504	ASN	3.5
1	7-R	602	GLU	3.5
1	8-O	504	ASN	3.5
1	8-R	602	GLU	3.5
1	9-O	504	ASN	3.5
1	9-R	602	GLU	3.5
1	10-O	504	ASN	3.5
1	10-R	602	GLU	3.5
1	1-U	396	LEU	3.5
1	2-U	396	LEU	3.5
1	3-U	396	LEU	3.5
1	4-U	396	LEU	3.5
1	5-U	396	LEU	3.5
1	6-U	396	LEU	3.5

*Continued on next page...*



*Continued from previous page...*

Mol	Chain	Res	Type	RSRZ
1	7-U	396	LEU	3.5
1	8-U	396	LEU	3.5
1	9-U	396	LEU	3.5
1	10-U	396	LEU	3.5
1	1-A	63	SER	3.5
1	1-L	63	SER	3.5
1	2-A	63	SER	3.5
1	2-L	63	SER	3.5
1	3-A	63	SER	3.5
1	3-L	63	SER	3.5
1	4-A	63	SER	3.5
1	4-L	63	SER	3.5
1	5-A	63	SER	3.5
1	5-L	63	SER	3.5
1	6-A	63	SER	3.5
1	6-L	63	SER	3.5
1	7-A	63	SER	3.5
1	7-L	63	SER	3.5
1	8-A	63	SER	3.5
1	8-L	63	SER	3.5
1	9-A	63	SER	3.5
1	9-L	63	SER	3.5
1	10-A	63	SER	3.5
1	10-L	63	SER	3.5
1	1-Q	325	GLY	3.5
1	2-Q	325	GLY	3.5
1	3-Q	325	GLY	3.5
1	4-Q	325	GLY	3.5
1	5-Q	325	GLY	3.5
1	6-Q	325	GLY	3.5
1	7-Q	325	GLY	3.5
1	8-Q	325	GLY	3.5
1	9-Q	325	GLY	3.5
1	10-Q	325	GLY	3.5
1	1-M	286	THR	3.5
1	1-U	390	ALA	3.5
1	1-X	404	ALA	3.5
1	2-M	286	THR	3.5
1	2-U	390	ALA	3.5
1	2-X	404	ALA	3.5
1	3-M	286	THR	3.5
1	3-U	390	ALA	3.5

*Continued on next page...*

*Continued from previous page...*

Mol	Chain	Res	Type	RSRZ
1	3-X	404	ALA	3.5
1	4-M	286	THR	3.5
1	4-U	390	ALA	3.5
1	4-X	404	ALA	3.5
1	5-M	286	THR	3.5
1	5-U	390	ALA	3.5
1	5-X	404	ALA	3.5
1	6-M	286	THR	3.5
1	6-U	390	ALA	3.5
1	6-X	404	ALA	3.5
1	7-M	286	THR	3.5
1	7-U	390	ALA	3.5
1	7-X	404	ALA	3.5
1	8-M	286	THR	3.5
1	8-U	390	ALA	3.5
1	8-X	404	ALA	3.5
1	9-M	286	THR	3.5
1	9-U	390	ALA	3.5
1	9-X	404	ALA	3.5
1	10-M	286	THR	3.5
1	10-U	390	ALA	3.5
1	10-X	404	ALA	3.5
1	1-J	444	SER	3.5
1	2-J	444	SER	3.5
1	3-J	444	SER	3.5
1	4-J	444	SER	3.5
1	5-J	444	SER	3.5
1	6-J	444	SER	3.5
1	7-J	444	SER	3.5
1	8-J	444	SER	3.5
1	9-J	444	SER	3.5
1	10-J	444	SER	3.5
1	1-Q	384	ASN	3.5
1	2-Q	384	ASN	3.5
1	3-Q	384	ASN	3.5
1	4-Q	384	ASN	3.5
1	5-Q	384	ASN	3.5
1	6-Q	384	ASN	3.5
1	7-Q	384	ASN	3.5
1	8-Q	384	ASN	3.5
1	9-Q	384	ASN	3.5
1	10-Q	384	ASN	3.5

*Continued on next page...*

*Continued from previous page...*

Mol	Chain	Res	Type	RSRZ
1	1-F	394	LYS	3.5
1	1-U	386	ILE	3.5
1	2-F	394	LYS	3.5
1	2-U	386	ILE	3.5
1	3-F	394	LYS	3.5
1	3-U	386	ILE	3.5
1	4-F	394	LYS	3.5
1	4-U	386	ILE	3.5
1	5-F	394	LYS	3.5
1	5-U	386	ILE	3.5
1	6-F	394	LYS	3.5
1	6-U	386	ILE	3.5
1	7-F	394	LYS	3.5
1	7-U	386	ILE	3.5
1	8-F	394	LYS	3.5
1	8-U	386	ILE	3.5
1	9-F	394	LYS	3.5
1	9-U	386	ILE	3.5
1	10-F	394	LYS	3.5
1	10-U	386	ILE	3.5
1	1-H	396	LEU	3.5
1	2-H	396	LEU	3.5
1	3-H	396	LEU	3.5
1	4-H	396	LEU	3.5
1	5-H	396	LEU	3.5
1	6-H	396	LEU	3.5
1	7-H	396	LEU	3.5
1	8-H	396	LEU	3.5
1	9-H	396	LEU	3.5
1	10-H	396	LEU	3.5
1	1-C	4	ASP	3.5
1	1-D	277	ASP	3.5
1	1-W	44	ASP	3.5
1	2-C	4	ASP	3.5
1	2-D	277	ASP	3.5
1	2-W	44	ASP	3.5
1	3-C	4	ASP	3.5
1	3-D	277	ASP	3.5
1	3-W	44	ASP	3.5
1	4-C	4	ASP	3.5
1	4-D	277	ASP	3.5
1	4-W	44	ASP	3.5

*Continued on next page...*

*Continued from previous page...*

Mol	Chain	Res	Type	RSRZ
1	5-C	4	ASP	3.5
1	5-D	277	ASP	3.5
1	5-W	44	ASP	3.5
1	6-C	4	ASP	3.5
1	6-D	277	ASP	3.5
1	6-W	44	ASP	3.5
1	7-C	4	ASP	3.5
1	7-D	277	ASP	3.5
1	7-W	44	ASP	3.5
1	8-C	4	ASP	3.5
1	8-D	277	ASP	3.5
1	8-W	44	ASP	3.5
1	9-C	4	ASP	3.5
1	9-D	277	ASP	3.5
1	9-W	44	ASP	3.5
1	10-C	4	ASP	3.5
1	10-D	277	ASP	3.5
1	10-W	44	ASP	3.5
1	1-T	504	ASN	3.5
1	2-T	504	ASN	3.5
1	3-T	504	ASN	3.5
1	4-T	504	ASN	3.5
1	5-T	504	ASN	3.5
1	6-T	504	ASN	3.5
1	7-T	504	ASN	3.5
1	8-T	504	ASN	3.5
1	9-T	504	ASN	3.5
1	10-T	504	ASN	3.5
1	1-Q	398	GLU	3.4
1	2-Q	398	GLU	3.4
1	3-Q	398	GLU	3.4
1	4-Q	398	GLU	3.4
1	5-Q	398	GLU	3.4
1	6-Q	398	GLU	3.4
1	7-Q	398	GLU	3.4
1	8-Q	398	GLU	3.4
1	9-Q	398	GLU	3.4
1	10-Q	398	GLU	3.4
1	1-I	423	ALA	3.4
1	1-M	44	ASP	3.4
1	2-I	423	ALA	3.4
1	2-M	44	ASP	3.4

*Continued on next page...*

*Continued from previous page...*

Mol	Chain	Res	Type	RSRZ
1	3-I	423	ALA	3.4
1	3-M	44	ASP	3.4
1	4-I	423	ALA	3.4
1	4-M	44	ASP	3.4
1	5-I	423	ALA	3.4
1	5-M	44	ASP	3.4
1	6-I	423	ALA	3.4
1	6-M	44	ASP	3.4
1	7-I	423	ALA	3.4
1	7-M	44	ASP	3.4
1	8-I	423	ALA	3.4
1	8-M	44	ASP	3.4
1	9-I	423	ALA	3.4
1	9-M	44	ASP	3.4
1	10-I	423	ALA	3.4
1	10-M	44	ASP	3.4
1	1-W	351	PRO	3.4
1	2-W	351	PRO	3.4
1	3-W	351	PRO	3.4
1	4-W	351	PRO	3.4
1	5-W	351	PRO	3.4
1	6-W	351	PRO	3.4
1	7-W	351	PRO	3.4
1	8-W	351	PRO	3.4
1	9-W	351	PRO	3.4
1	10-W	351	PRO	3.4
1	1-C	504	ASN	3.4
1	2-C	504	ASN	3.4
1	3-C	504	ASN	3.4
1	4-C	504	ASN	3.4
1	5-C	504	ASN	3.4
1	6-C	504	ASN	3.4
1	7-C	504	ASN	3.4
1	8-C	504	ASN	3.4
1	9-C	504	ASN	3.4
1	10-C	504	ASN	3.4
1	1-J	57	PHE	3.4
1	1-T	57	PHE	3.4
1	1-U	407	ILE	3.4
1	2-J	57	PHE	3.4
1	2-T	57	PHE	3.4
1	2-U	407	ILE	3.4

*Continued on next page...*

*Continued from previous page...*

Mol	Chain	Res	Type	RSRZ
1	3-J	57	PHE	3.4
1	3-T	57	PHE	3.4
1	3-U	407	ILE	3.4
1	4-J	57	PHE	3.4
1	4-T	57	PHE	3.4
1	4-U	407	ILE	3.4
1	5-J	57	PHE	3.4
1	5-T	57	PHE	3.4
1	5-U	407	ILE	3.4
1	6-J	57	PHE	3.4
1	6-T	57	PHE	3.4
1	6-U	407	ILE	3.4
1	7-J	57	PHE	3.4
1	7-T	57	PHE	3.4
1	7-U	407	ILE	3.4
1	8-J	57	PHE	3.4
1	8-T	57	PHE	3.4
1	8-U	407	ILE	3.4
1	9-J	57	PHE	3.4
1	9-T	57	PHE	3.4
1	9-U	407	ILE	3.4
1	10-J	57	PHE	3.4
1	10-T	57	PHE	3.4
1	10-U	407	ILE	3.4
1	1-O	50	ASP	3.4
1	1-S	394	LYS	3.4
1	1-V	394	LYS	3.4
1	2-O	50	ASP	3.4
1	2-S	394	LYS	3.4
1	2-V	394	LYS	3.4
1	3-O	50	ASP	3.4
1	3-S	394	LYS	3.4
1	3-V	394	LYS	3.4
1	4-O	50	ASP	3.4
1	4-S	394	LYS	3.4
1	4-V	394	LYS	3.4
1	5-O	50	ASP	3.4
1	5-S	394	LYS	3.4
1	5-V	394	LYS	3.4
1	6-O	50	ASP	3.4
1	6-S	394	LYS	3.4
1	6-V	394	LYS	3.4

*Continued on next page...*

*Continued from previous page...*

Mol	Chain	Res	Type	RSRZ
1	7-O	50	ASP	3.4
1	7-S	394	LYS	3.4
1	7-V	394	LYS	3.4
1	8-O	50	ASP	3.4
1	8-S	394	LYS	3.4
1	8-V	394	LYS	3.4
1	9-O	50	ASP	3.4
1	9-S	394	LYS	3.4
1	9-V	394	LYS	3.4
1	10-O	50	ASP	3.4
1	10-S	394	LYS	3.4
1	10-V	394	LYS	3.4
1	1-N	63	SER	3.4
1	2-N	63	SER	3.4
1	3-N	63	SER	3.4
1	4-N	63	SER	3.4
1	5-N	63	SER	3.4
1	6-N	63	SER	3.4
1	7-N	63	SER	3.4
1	8-N	63	SER	3.4
1	9-N	63	SER	3.4
1	10-N	63	SER	3.4
1	1-K	403	GLU	3.4
1	2-K	403	GLU	3.4
1	3-K	403	GLU	3.4
1	4-K	403	GLU	3.4
1	5-K	403	GLU	3.4
1	6-K	403	GLU	3.4
1	7-K	403	GLU	3.4
1	8-K	403	GLU	3.4
1	9-K	403	GLU	3.4
1	10-K	403	GLU	3.4
1	1-A	337	ARG	3.4
1	2-A	337	ARG	3.4
1	3-A	337	ARG	3.4
1	4-A	337	ARG	3.4
1	5-A	337	ARG	3.4
1	6-A	337	ARG	3.4
1	7-A	337	ARG	3.4
1	8-A	337	ARG	3.4
1	9-A	337	ARG	3.4
1	10-A	337	ARG	3.4

*Continued on next page...*

*Continued from previous page...*

Mol	Chain	Res	Type	RSRZ
1	1-D	95	PHE	3.4
1	1-U	287	TYR	3.4
1	2-D	95	PHE	3.4
1	2-U	287	TYR	3.4
1	3-D	95	PHE	3.4
1	3-U	287	TYR	3.4
1	4-D	95	PHE	3.4
1	4-U	287	TYR	3.4
1	5-D	95	PHE	3.4
1	5-U	287	TYR	3.4
1	6-D	95	PHE	3.4
1	6-U	287	TYR	3.4
1	7-D	95	PHE	3.4
1	7-U	287	TYR	3.4
1	8-D	95	PHE	3.4
1	8-U	287	TYR	3.4
1	9-D	95	PHE	3.4
1	9-U	287	TYR	3.4
1	10-D	95	PHE	3.4
1	10-U	287	TYR	3.4
1	1-H	96	THR	3.4
1	1-S	406	SER	3.4
1	2-H	96	THR	3.4
1	2-S	406	SER	3.4
1	3-H	96	THR	3.4
1	3-S	406	SER	3.4
1	4-H	96	THR	3.4
1	4-S	406	SER	3.4
1	5-H	96	THR	3.4
1	5-S	406	SER	3.4
1	6-H	96	THR	3.4
1	6-S	406	SER	3.4
1	7-H	96	THR	3.4
1	7-S	406	SER	3.4
1	8-H	96	THR	3.4
1	8-S	406	SER	3.4
1	9-H	96	THR	3.4
1	9-S	406	SER	3.4
1	10-H	96	THR	3.4
1	10-S	406	SER	3.4
1	1-B	504	ASN	3.4
1	2-B	504	ASN	3.4

*Continued on next page...*



*Continued from previous page...*

Mol	Chain	Res	Type	RSRZ
1	3-B	504	ASN	3.4
1	4-B	504	ASN	3.4
1	5-B	504	ASN	3.4
1	6-B	504	ASN	3.4
1	7-B	504	ASN	3.4
1	8-B	504	ASN	3.4
1	9-B	504	ASN	3.4
1	10-B	504	ASN	3.4
1	1-B	95	PHE	3.4
1	1-J	95	PHE	3.4
1	2-B	95	PHE	3.4
1	2-J	95	PHE	3.4
1	3-B	95	PHE	3.4
1	3-J	95	PHE	3.4
1	4-B	95	PHE	3.4
1	4-J	95	PHE	3.4
1	5-B	95	PHE	3.4
1	5-J	95	PHE	3.4
1	6-B	95	PHE	3.4
1	6-J	95	PHE	3.4
1	7-B	95	PHE	3.4
1	7-J	95	PHE	3.4
1	8-B	95	PHE	3.4
1	8-J	95	PHE	3.4
1	9-B	95	PHE	3.4
1	9-J	95	PHE	3.4
1	10-B	95	PHE	3.4
1	10-J	95	PHE	3.4
1	1-D	503	GLY	3.4
1	1-O	117	SER	3.4
1	1-Q	500	GLY	3.4
1	2-D	503	GLY	3.4
1	2-O	117	SER	3.4
1	2-Q	500	GLY	3.4
1	3-D	503	GLY	3.4
1	3-O	117	SER	3.4
1	3-Q	500	GLY	3.4
1	4-D	503	GLY	3.4
1	4-O	117	SER	3.4
1	4-Q	500	GLY	3.4
1	5-D	503	GLY	3.4
1	5-O	117	SER	3.4

*Continued on next page...*

*Continued from previous page...*

Mol	Chain	Res	Type	RSRZ
1	5-Q	500	GLY	3.4
1	6-D	503	GLY	3.4
1	6-O	117	SER	3.4
1	6-Q	500	GLY	3.4
1	7-D	503	GLY	3.4
1	7-O	117	SER	3.4
1	7-Q	500	GLY	3.4
1	8-D	503	GLY	3.4
1	8-O	117	SER	3.4
1	8-Q	500	GLY	3.4
1	9-D	503	GLY	3.4
1	9-O	117	SER	3.4
1	9-Q	500	GLY	3.4
1	10-D	503	GLY	3.4
1	10-O	117	SER	3.4
1	10-Q	500	GLY	3.4
1	1-V	45	ASP	3.4
1	2-V	45	ASP	3.4
1	3-V	45	ASP	3.4
1	4-V	45	ASP	3.4
1	5-V	45	ASP	3.4
1	6-V	45	ASP	3.4
1	7-V	45	ASP	3.4
1	8-V	45	ASP	3.4
1	9-V	45	ASP	3.4
1	10-V	45	ASP	3.4
1	1-E	43	PHE	3.4
1	2-E	43	PHE	3.4
1	3-E	43	PHE	3.4
1	4-E	43	PHE	3.4
1	5-E	43	PHE	3.4
1	6-E	43	PHE	3.4
1	7-E	43	PHE	3.4
1	8-E	43	PHE	3.4
1	9-E	43	PHE	3.4
1	10-E	43	PHE	3.4
1	1-A	350	SER	3.4
1	1-B	325	GLY	3.4
1	1-B	349	GLY	3.4
1	1-E	52	SER	3.4
1	1-E	500	GLY	3.4
1	2-A	350	SER	3.4

*Continued on next page...*

*Continued from previous page...*

Mol	Chain	Res	Type	RSRZ
1	2-B	325	GLY	3.4
1	2-B	349	GLY	3.4
1	2-E	52	SER	3.4
1	2-E	500	GLY	3.4
1	3-A	350	SER	3.4
1	3-B	325	GLY	3.4
1	3-B	349	GLY	3.4
1	3-E	52	SER	3.4
1	3-E	500	GLY	3.4
1	4-A	350	SER	3.4
1	4-B	325	GLY	3.4
1	4-B	349	GLY	3.4
1	4-E	52	SER	3.4
1	4-E	500	GLY	3.4
1	5-A	350	SER	3.4
1	5-B	325	GLY	3.4
1	5-B	349	GLY	3.4
1	5-E	52	SER	3.4
1	5-E	500	GLY	3.4
1	1-B	383	LYS	3.4
1	2-B	383	LYS	3.4
1	3-B	383	LYS	3.4
1	4-B	383	LYS	3.4
1	5-B	383	LYS	3.4
1	6-A	350	SER	3.4
1	6-B	325	GLY	3.4
1	6-B	349	GLY	3.4
1	6-B	383	LYS	3.4
1	6-E	52	SER	3.4
1	6-E	500	GLY	3.4
1	7-A	350	SER	3.4
1	7-B	325	GLY	3.4
1	7-B	349	GLY	3.4
1	7-E	52	SER	3.4
1	7-E	500	GLY	3.4
1	8-A	350	SER	3.4
1	8-B	325	GLY	3.4
1	8-B	349	GLY	3.4
1	8-E	52	SER	3.4
1	8-E	500	GLY	3.4
1	9-A	350	SER	3.4
1	9-B	325	GLY	3.4

*Continued on next page...*

*Continued from previous page...*

Mol	Chain	Res	Type	RSRZ
1	9-B	349	GLY	3.4
1	9-E	52	SER	3.4
1	9-E	500	GLY	3.4
1	10-A	350	SER	3.4
1	10-B	325	GLY	3.4
1	10-B	349	GLY	3.4
1	10-E	52	SER	3.4
1	10-E	500	GLY	3.4
1	7-B	383	LYS	3.4
1	8-B	383	LYS	3.4
1	9-B	383	LYS	3.4
1	10-B	383	LYS	3.4
1	1-G	208	LYS	3.4
1	1-J	394	LYS	3.4
1	2-G	208	LYS	3.4
1	2-J	394	LYS	3.4
1	3-G	208	LYS	3.4
1	3-J	394	LYS	3.4
1	4-G	208	LYS	3.4
1	4-J	394	LYS	3.4
1	5-G	208	LYS	3.4
1	5-J	394	LYS	3.4
1	6-G	208	LYS	3.4
1	6-J	394	LYS	3.4
1	7-G	208	LYS	3.4
1	7-J	394	LYS	3.4
1	8-G	208	LYS	3.4
1	8-J	394	LYS	3.4
1	9-G	208	LYS	3.4
1	9-J	394	LYS	3.4
1	10-G	208	LYS	3.4
1	10-J	394	LYS	3.4
1	1-A	404	ALA	3.4
1	1-P	390	ALA	3.4
1	2-A	404	ALA	3.4
1	2-P	390	ALA	3.4
1	3-A	404	ALA	3.4
1	3-P	390	ALA	3.4
1	4-A	404	ALA	3.4
1	4-P	390	ALA	3.4
1	5-A	404	ALA	3.4
1	5-P	390	ALA	3.4

*Continued on next page...*

*Continued from previous page...*

Mol	Chain	Res	Type	RSRZ
1	6-A	404	ALA	3.4
1	6-P	390	ALA	3.4
1	7-A	404	ALA	3.4
1	7-P	390	ALA	3.4
1	8-A	404	ALA	3.4
1	8-P	390	ALA	3.4
1	9-A	404	ALA	3.4
1	9-P	390	ALA	3.4
1	10-A	404	ALA	3.4
1	10-P	390	ALA	3.4
1	1-H	98	GLU	3.4
1	1-W	62	GLU	3.4
1	2-H	98	GLU	3.4
1	2-W	62	GLU	3.4
1	3-H	98	GLU	3.4
1	3-W	62	GLU	3.4
1	4-H	98	GLU	3.4
1	4-W	62	GLU	3.4
1	5-H	98	GLU	3.4
1	5-W	62	GLU	3.4
1	6-H	98	GLU	3.4
1	6-W	62	GLU	3.4
1	7-H	98	GLU	3.4
1	7-W	62	GLU	3.4
1	8-H	98	GLU	3.4
1	8-W	62	GLU	3.4
1	9-H	98	GLU	3.4
1	9-W	62	GLU	3.4
1	10-H	98	GLU	3.4
1	10-W	62	GLU	3.4
1	1-D	296	HIS	3.4
1	2-D	296	HIS	3.4
1	3-D	296	HIS	3.4
1	4-D	296	HIS	3.4
1	5-D	296	HIS	3.4
1	6-D	296	HIS	3.4
1	7-D	296	HIS	3.4
1	8-D	296	HIS	3.4
1	9-D	296	HIS	3.4
1	10-D	296	HIS	3.4
1	1-X	503	GLY	3.3
1	2-X	503	GLY	3.3

*Continued on next page...*

*Continued from previous page...*

Mol	Chain	Res	Type	RSRZ
1	3-X	503	GLY	3.3
1	4-X	503	GLY	3.3
1	5-X	503	GLY	3.3
1	6-X	503	GLY	3.3
1	7-X	503	GLY	3.3
1	8-X	503	GLY	3.3
1	9-X	503	GLY	3.3
1	10-X	503	GLY	3.3
1	1-X	57	PHE	3.3
1	2-X	57	PHE	3.3
1	3-X	57	PHE	3.3
1	4-X	57	PHE	3.3
1	5-X	57	PHE	3.3
1	6-X	57	PHE	3.3
1	7-X	57	PHE	3.3
1	8-X	57	PHE	3.3
1	9-X	57	PHE	3.3
1	10-X	57	PHE	3.3
1	1-C	3	ASP	3.3
1	1-O	44	ASP	3.3
1	2-C	3	ASP	3.3
1	2-O	44	ASP	3.3
1	3-C	3	ASP	3.3
1	3-O	44	ASP	3.3
1	4-C	3	ASP	3.3
1	4-O	44	ASP	3.3
1	5-C	3	ASP	3.3
1	5-O	44	ASP	3.3
1	6-C	3	ASP	3.3
1	6-O	44	ASP	3.3
1	7-C	3	ASP	3.3
1	7-O	44	ASP	3.3
1	8-C	3	ASP	3.3
1	8-O	44	ASP	3.3
1	9-C	3	ASP	3.3
1	9-O	44	ASP	3.3
1	10-C	3	ASP	3.3
1	10-O	44	ASP	3.3
1	1-L	208	LYS	3.3
1	1-T	40	LYS	3.3
1	2-L	208	LYS	3.3
1	2-T	40	LYS	3.3

*Continued on next page...*

*Continued from previous page...*

Mol	Chain	Res	Type	RSRZ
1	3-L	208	LYS	3.3
1	3-T	40	LYS	3.3
1	4-L	208	LYS	3.3
1	4-T	40	LYS	3.3
1	5-L	208	LYS	3.3
1	5-T	40	LYS	3.3
1	6-L	208	LYS	3.3
1	6-T	40	LYS	3.3
1	7-L	208	LYS	3.3
1	7-T	40	LYS	3.3
1	8-L	208	LYS	3.3
1	8-T	40	LYS	3.3
1	9-L	208	LYS	3.3
1	9-T	40	LYS	3.3
1	10-L	208	LYS	3.3
1	10-T	40	LYS	3.3
1	1-M	350	SER	3.3
1	2-M	350	SER	3.3
1	3-M	350	SER	3.3
1	4-M	350	SER	3.3
1	5-M	350	SER	3.3
1	6-M	350	SER	3.3
1	7-M	350	SER	3.3
1	8-M	350	SER	3.3
1	9-M	350	SER	3.3
1	10-M	350	SER	3.3
1	1-F	208	LYS	3.3
1	1-M	348	THR	3.3
1	1-T	351	PRO	3.3
1	2-F	208	LYS	3.3
1	2-M	348	THR	3.3
1	2-T	351	PRO	3.3
1	3-F	208	LYS	3.3
1	3-M	348	THR	3.3
1	3-T	351	PRO	3.3
1	4-F	208	LYS	3.3
1	4-M	348	THR	3.3
1	4-T	351	PRO	3.3
1	5-F	208	LYS	3.3
1	5-M	348	THR	3.3
1	5-T	351	PRO	3.3
1	6-F	208	LYS	3.3

*Continued on next page...*

*Continued from previous page...*

Mol	Chain	Res	Type	RSRZ
1	6-M	348	THR	3.3
1	6-T	351	PRO	3.3
1	7-F	208	LYS	3.3
1	7-M	348	THR	3.3
1	7-T	351	PRO	3.3
1	8-F	208	LYS	3.3
1	8-M	348	THR	3.3
1	8-T	351	PRO	3.3
1	9-F	208	LYS	3.3
1	9-M	348	THR	3.3
1	9-T	351	PRO	3.3
1	10-F	208	LYS	3.3
1	10-M	348	THR	3.3
1	10-T	351	PRO	3.3
1	1-I	504	ASN	3.3
1	1-W	323	VAL	3.3
1	2-I	504	ASN	3.3
1	2-W	323	VAL	3.3
1	3-I	504	ASN	3.3
1	3-W	323	VAL	3.3
1	4-I	504	ASN	3.3
1	4-W	323	VAL	3.3
1	5-I	504	ASN	3.3
1	5-W	323	VAL	3.3
1	6-I	504	ASN	3.3
1	6-W	323	VAL	3.3
1	7-I	504	ASN	3.3
1	7-W	323	VAL	3.3
1	8-I	504	ASN	3.3
1	8-W	323	VAL	3.3
1	9-I	504	ASN	3.3
1	9-W	323	VAL	3.3
1	10-I	504	ASN	3.3
1	10-W	323	VAL	3.3
1	1-X	41	SER	3.3
1	2-X	41	SER	3.3
1	3-X	41	SER	3.3
1	4-X	41	SER	3.3
1	5-X	41	SER	3.3
1	6-X	41	SER	3.3
1	7-X	41	SER	3.3
1	8-X	41	SER	3.3

*Continued on next page...*



*Continued from previous page...*

Mol	Chain	Res	Type	RSRZ
1	9-X	41	SER	3.3
1	10-X	41	SER	3.3
1	1-A	401	PRO	3.3
1	2-A	401	PRO	3.3
1	3-A	401	PRO	3.3
1	4-A	401	PRO	3.3
1	5-A	401	PRO	3.3
1	6-A	401	PRO	3.3
1	7-A	401	PRO	3.3
1	8-A	401	PRO	3.3
1	9-A	401	PRO	3.3
1	10-A	401	PRO	3.3
1	1-P	55	ARG	3.3
1	2-P	55	ARG	3.3
1	3-P	55	ARG	3.3
1	4-P	55	ARG	3.3
1	5-P	55	ARG	3.3
1	6-P	55	ARG	3.3
1	7-P	55	ARG	3.3
1	8-P	55	ARG	3.3
1	9-P	55	ARG	3.3
1	10-P	55	ARG	3.3
1	1-H	504	ASN	3.3
1	1-I	325	GLY	3.3
1	2-H	504	ASN	3.3
1	2-I	325	GLY	3.3
1	3-H	504	ASN	3.3
1	3-I	325	GLY	3.3
1	4-H	504	ASN	3.3
1	4-I	325	GLY	3.3
1	5-H	504	ASN	3.3
1	5-I	325	GLY	3.3
1	6-H	504	ASN	3.3
1	6-I	325	GLY	3.3
1	7-H	504	ASN	3.3
1	7-I	325	GLY	3.3
1	8-H	504	ASN	3.3
1	8-I	325	GLY	3.3
1	9-H	504	ASN	3.3
1	9-I	325	GLY	3.3
1	10-H	504	ASN	3.3
1	10-I	325	GLY	3.3

*Continued on next page...*

*Continued from previous page...*

Mol	Chain	Res	Type	RSRZ
1	1-O	383	LYS	3.3
1	2-O	383	LYS	3.3
1	3-O	383	LYS	3.3
1	4-O	383	LYS	3.3
1	5-O	383	LYS	3.3
1	6-O	383	LYS	3.3
1	7-O	383	LYS	3.3
1	8-O	383	LYS	3.3
1	9-O	383	LYS	3.3
1	10-O	383	LYS	3.3
1	1-N	44	ASP	3.3
1	2-N	44	ASP	3.3
1	3-N	44	ASP	3.3
1	4-N	44	ASP	3.3
1	5-N	44	ASP	3.3
1	6-N	44	ASP	3.3
1	7-N	44	ASP	3.3
1	8-N	44	ASP	3.3
1	9-N	44	ASP	3.3
1	10-N	44	ASP	3.3
1	1-P	324	PRO	3.3
1	2-P	324	PRO	3.3
1	3-P	324	PRO	3.3
1	4-P	324	PRO	3.3
1	5-P	324	PRO	3.3
1	6-P	324	PRO	3.3
1	7-P	324	PRO	3.3
1	8-P	324	PRO	3.3
1	9-P	324	PRO	3.3
1	10-P	324	PRO	3.3
1	1-Q	164	THR	3.3
1	1-R	403	GLU	3.3
1	2-Q	164	THR	3.3
1	2-R	403	GLU	3.3
1	3-Q	164	THR	3.3
1	3-R	403	GLU	3.3
1	4-Q	164	THR	3.3
1	4-R	403	GLU	3.3
1	5-Q	164	THR	3.3
1	5-R	403	GLU	3.3
1	6-Q	164	THR	3.3
1	6-R	403	GLU	3.3

*Continued on next page...*

*Continued from previous page...*

Mol	Chain	Res	Type	RSRZ
1	7-Q	164	THR	3.3
1	7-R	403	GLU	3.3
1	8-Q	164	THR	3.3
1	8-R	403	GLU	3.3
1	9-Q	164	THR	3.3
1	9-R	403	GLU	3.3
1	10-Q	164	THR	3.3
1	10-R	403	GLU	3.3
1	1-H	432	GLY	3.3
1	1-U	394	LYS	3.3
1	2-H	432	GLY	3.3
1	2-U	394	LYS	3.3
1	3-H	432	GLY	3.3
1	3-U	394	LYS	3.3
1	4-H	432	GLY	3.3
1	4-U	394	LYS	3.3
1	5-H	432	GLY	3.3
1	5-U	394	LYS	3.3
1	6-H	432	GLY	3.3
1	6-U	394	LYS	3.3
1	7-H	432	GLY	3.3
1	7-U	394	LYS	3.3
1	8-H	432	GLY	3.3
1	8-U	394	LYS	3.3
1	9-H	432	GLY	3.3
1	9-U	394	LYS	3.3
1	10-H	432	GLY	3.3
1	10-U	394	LYS	3.3
1	1-C	275	TRP	3.3
1	2-C	275	TRP	3.3
1	3-C	275	TRP	3.3
1	4-C	275	TRP	3.3
1	5-C	275	TRP	3.3
1	6-C	275	TRP	3.3
1	7-C	275	TRP	3.3
1	8-C	275	TRP	3.3
1	9-C	275	TRP	3.3
1	10-C	275	TRP	3.3
1	1-V	167	ASP	3.3
1	2-V	167	ASP	3.3
1	3-V	167	ASP	3.3
1	4-V	167	ASP	3.3

*Continued on next page...*

*Continued from previous page...*

Mol	Chain	Res	Type	RSRZ
1	5-V	167	ASP	3.3
1	6-V	167	ASP	3.3
1	7-V	167	ASP	3.3
1	8-V	167	ASP	3.3
1	9-V	167	ASP	3.3
1	10-V	167	ASP	3.3
1	1-U	337	ARG	3.3
1	1-X	403	GLU	3.3
1	2-U	337	ARG	3.3
1	2-X	403	GLU	3.3
1	3-U	337	ARG	3.3
1	3-X	403	GLU	3.3
1	4-U	337	ARG	3.3
1	4-X	403	GLU	3.3
1	5-U	337	ARG	3.3
1	5-X	403	GLU	3.3
1	6-U	337	ARG	3.3
1	6-X	403	GLU	3.3
1	7-U	337	ARG	3.3
1	7-X	403	GLU	3.3
1	8-U	337	ARG	3.3
1	8-X	403	GLU	3.3
1	9-U	337	ARG	3.3
1	9-X	403	GLU	3.3
1	10-U	337	ARG	3.3
1	10-X	403	GLU	3.3
1	1-M	404	ALA	3.3
1	1-P	347	ILE	3.3
1	2-M	404	ALA	3.3
1	2-P	347	ILE	3.3
1	3-M	404	ALA	3.3
1	3-P	347	ILE	3.3
1	4-M	404	ALA	3.3
1	4-P	347	ILE	3.3
1	5-M	404	ALA	3.3
1	5-P	347	ILE	3.3
1	6-M	404	ALA	3.3
1	6-P	347	ILE	3.3
1	7-M	404	ALA	3.3
1	7-P	347	ILE	3.3
1	8-M	404	ALA	3.3
1	8-P	347	ILE	3.3

*Continued on next page...*

*Continued from previous page...*

Mol	Chain	Res	Type	RSRZ
1	9-M	404	ALA	3.3
1	9-P	347	ILE	3.3
1	10-M	404	ALA	3.3
1	10-P	347	ILE	3.3
1	1-D	292	ASP	3.3
1	2-D	292	ASP	3.3
1	3-D	292	ASP	3.3
1	4-D	292	ASP	3.3
1	5-D	292	ASP	3.3
1	6-D	292	ASP	3.3
1	7-D	292	ASP	3.3
1	8-D	292	ASP	3.3
1	9-D	292	ASP	3.3
1	10-D	292	ASP	3.3
1	1-F	285	GLU	3.3
1	2-F	285	GLU	3.3
1	3-F	285	GLU	3.3
1	4-F	285	GLU	3.3
1	5-F	285	GLU	3.3
1	6-F	285	GLU	3.3
1	7-F	285	GLU	3.3
1	8-F	285	GLU	3.3
1	9-F	285	GLU	3.3
1	10-F	285	GLU	3.3
1	1-S	323	VAL	3.3
1	2-S	323	VAL	3.3
1	3-S	323	VAL	3.3
1	4-S	323	VAL	3.3
1	5-S	323	VAL	3.3
1	6-S	323	VAL	3.3
1	7-S	323	VAL	3.3
1	8-S	323	VAL	3.3
1	9-S	323	VAL	3.3
1	10-S	323	VAL	3.3
1	1-U	324	PRO	3.3
1	2-U	324	PRO	3.3
1	3-U	324	PRO	3.3
1	4-U	324	PRO	3.3
1	5-U	324	PRO	3.3
1	6-U	324	PRO	3.3
1	7-U	324	PRO	3.3
1	8-U	324	PRO	3.3

*Continued on next page...*

*Continued from previous page...*

Mol	Chain	Res	Type	RSRZ
1	9-U	324	PRO	3.3
1	10-U	324	PRO	3.3
1	1-D	347	ILE	3.3
1	2-D	347	ILE	3.3
1	3-D	347	ILE	3.3
1	4-D	347	ILE	3.3
1	5-D	347	ILE	3.3
1	6-D	347	ILE	3.3
1	7-D	347	ILE	3.3
1	8-D	347	ILE	3.3
1	9-D	347	ILE	3.3
1	10-D	347	ILE	3.3
1	1-L	503	GLY	3.3
1	1-O	384	ASN	3.3
1	2-L	503	GLY	3.3
1	2-O	384	ASN	3.3
1	3-L	503	GLY	3.3
1	3-O	384	ASN	3.3
1	4-L	503	GLY	3.3
1	4-O	384	ASN	3.3
1	5-L	503	GLY	3.3
1	5-O	384	ASN	3.3
1	6-L	503	GLY	3.3
1	6-O	384	ASN	3.3
1	7-L	503	GLY	3.3
1	7-O	384	ASN	3.3
1	8-L	503	GLY	3.3
1	8-O	384	ASN	3.3
1	9-L	503	GLY	3.3
1	9-O	384	ASN	3.3
1	10-L	503	GLY	3.3
1	10-O	384	ASN	3.3
1	1-H	10	LYS	3.3
1	1-U	350	SER	3.3
1	2-H	10	LYS	3.3
1	2-U	350	SER	3.3
1	3-H	10	LYS	3.3
1	3-U	350	SER	3.3
1	4-H	10	LYS	3.3
1	4-U	350	SER	3.3
1	5-H	10	LYS	3.3
1	5-U	350	SER	3.3

*Continued on next page...*

*Continued from previous page...*

Mol	Chain	Res	Type	RSRZ
1	6-H	10	LYS	3.3
1	6-U	350	SER	3.3
1	7-H	10	LYS	3.3
1	7-U	350	SER	3.3
1	8-H	10	LYS	3.3
1	8-U	350	SER	3.3
1	9-H	10	LYS	3.3
1	9-U	350	SER	3.3
1	10-H	10	LYS	3.3
1	10-U	350	SER	3.3
1	1-T	388	PRO	3.2
1	2-T	388	PRO	3.2
1	3-T	388	PRO	3.2
1	4-T	388	PRO	3.2
1	5-T	388	PRO	3.2
1	6-T	388	PRO	3.2
1	7-T	388	PRO	3.2
1	8-T	388	PRO	3.2
1	9-T	388	PRO	3.2
1	10-T	388	PRO	3.2
1	1-I	45	ASP	3.2
1	1-P	44	ASP	3.2
1	2-I	45	ASP	3.2
1	2-P	44	ASP	3.2
1	3-I	45	ASP	3.2
1	3-P	44	ASP	3.2
1	4-I	45	ASP	3.2
1	4-P	44	ASP	3.2
1	5-I	45	ASP	3.2
1	5-P	44	ASP	3.2
1	6-I	45	ASP	3.2
1	6-P	44	ASP	3.2
1	7-I	45	ASP	3.2
1	7-P	44	ASP	3.2
1	8-I	45	ASP	3.2
1	8-P	44	ASP	3.2
1	9-I	45	ASP	3.2
1	9-P	44	ASP	3.2
1	10-I	45	ASP	3.2
1	10-P	44	ASP	3.2
1	1-U	13	LYS	3.2
1	2-U	13	LYS	3.2

*Continued on next page...*

*Continued from previous page...*

Mol	Chain	Res	Type	RSRZ
1	3-U	13	LYS	3.2
1	4-U	13	LYS	3.2
1	5-U	13	LYS	3.2
1	6-U	13	LYS	3.2
1	7-U	13	LYS	3.2
1	8-U	13	LYS	3.2
1	9-U	13	LYS	3.2
1	10-U	13	LYS	3.2
1	1-A	351	PRO	3.2
1	2-A	351	PRO	3.2
1	3-A	351	PRO	3.2
1	4-A	351	PRO	3.2
1	5-A	351	PRO	3.2
1	6-A	351	PRO	3.2
1	7-A	351	PRO	3.2
1	8-A	351	PRO	3.2
1	9-A	351	PRO	3.2
1	10-A	351	PRO	3.2
1	1-N	382	ILE	3.2
1	2-N	382	ILE	3.2
1	3-N	382	ILE	3.2
1	4-N	382	ILE	3.2
1	5-N	382	ILE	3.2
1	6-N	382	ILE	3.2
1	7-N	382	ILE	3.2
1	8-N	382	ILE	3.2
1	9-N	382	ILE	3.2
1	10-N	382	ILE	3.2
1	1-F	52	SER	3.2
1	2-F	52	SER	3.2
1	3-F	52	SER	3.2
1	4-F	52	SER	3.2
1	5-F	52	SER	3.2
1	6-F	52	SER	3.2
1	7-F	52	SER	3.2
1	8-F	52	SER	3.2
1	9-F	52	SER	3.2
1	10-F	52	SER	3.2
1	1-C	391	PRO	3.2
1	1-E	42	VAL	3.2
1	2-C	391	PRO	3.2
1	2-E	42	VAL	3.2

*Continued on next page...*



*Continued from previous page...*

Mol	Chain	Res	Type	RSRZ
1	3-C	391	PRO	3.2
1	3-E	42	VAL	3.2
1	4-C	391	PRO	3.2
1	4-E	42	VAL	3.2
1	5-C	391	PRO	3.2
1	5-E	42	VAL	3.2
1	6-C	391	PRO	3.2
1	6-E	42	VAL	3.2
1	7-C	391	PRO	3.2
1	7-E	42	VAL	3.2
1	8-C	391	PRO	3.2
1	8-E	42	VAL	3.2
1	9-C	391	PRO	3.2
1	9-E	42	VAL	3.2
1	10-C	391	PRO	3.2
1	10-E	42	VAL	3.2
1	1-T	396	LEU	3.2
1	1-X	395	ASP	3.2
1	2-T	396	LEU	3.2
1	2-X	395	ASP	3.2
1	3-T	396	LEU	3.2
1	3-X	395	ASP	3.2
1	4-T	396	LEU	3.2
1	4-X	395	ASP	3.2
1	5-T	396	LEU	3.2
1	5-X	395	ASP	3.2
1	6-T	396	LEU	3.2
1	6-X	395	ASP	3.2
1	7-T	396	LEU	3.2
1	7-X	395	ASP	3.2
1	8-T	396	LEU	3.2
1	8-X	395	ASP	3.2
1	9-T	396	LEU	3.2
1	9-X	395	ASP	3.2
1	10-T	396	LEU	3.2
1	10-X	395	ASP	3.2
1	1-I	348	THR	3.2
1	2-I	348	THR	3.2
1	3-I	348	THR	3.2
1	4-I	348	THR	3.2
1	5-I	348	THR	3.2
1	6-I	348	THR	3.2

*Continued on next page...*

*Continued from previous page...*

Mol	Chain	Res	Type	RSRZ
1	7-I	348	THR	3.2
1	8-I	348	THR	3.2
1	9-I	348	THR	3.2
1	10-I	348	THR	3.2
1	1-F	398	GLU	3.2
1	2-F	398	GLU	3.2
1	3-F	398	GLU	3.2
1	4-F	398	GLU	3.2
1	5-F	398	GLU	3.2
1	6-F	398	GLU	3.2
1	7-F	398	GLU	3.2
1	8-F	398	GLU	3.2
1	9-F	398	GLU	3.2
1	10-F	398	GLU	3.2
1	1-G	283	TYR	3.2
1	1-W	50	ASP	3.2
1	2-G	283	TYR	3.2
1	2-W	50	ASP	3.2
1	3-G	283	TYR	3.2
1	3-W	50	ASP	3.2
1	4-G	283	TYR	3.2
1	4-W	50	ASP	3.2
1	5-G	283	TYR	3.2
1	5-W	50	ASP	3.2
1	6-G	283	TYR	3.2
1	6-W	50	ASP	3.2
1	7-G	283	TYR	3.2
1	7-W	50	ASP	3.2
1	8-G	283	TYR	3.2
1	8-W	50	ASP	3.2
1	9-G	283	TYR	3.2
1	9-W	50	ASP	3.2
1	10-G	283	TYR	3.2
1	10-W	50	ASP	3.2
1	1-E	98	GLU	3.2
1	1-F	602	GLU	3.2
1	1-O	347	ILE	3.2
1	1-P	54	ILE	3.2
1	2-E	98	GLU	3.2
1	2-F	602	GLU	3.2
1	2-O	347	ILE	3.2
1	2-P	54	ILE	3.2

*Continued on next page...*

*Continued from previous page...*

Mol	Chain	Res	Type	RSRZ
1	3-E	98	GLU	3.2
1	3-F	602	GLU	3.2
1	3-O	347	ILE	3.2
1	3-P	54	ILE	3.2
1	4-E	98	GLU	3.2
1	4-F	602	GLU	3.2
1	4-O	347	ILE	3.2
1	4-P	54	ILE	3.2
1	5-E	98	GLU	3.2
1	5-F	602	GLU	3.2
1	5-O	347	ILE	3.2
1	5-P	54	ILE	3.2
1	6-E	98	GLU	3.2
1	6-F	602	GLU	3.2
1	6-O	347	ILE	3.2
1	6-P	54	ILE	3.2
1	7-E	98	GLU	3.2
1	7-F	602	GLU	3.2
1	7-O	347	ILE	3.2
1	7-P	54	ILE	3.2
1	8-E	98	GLU	3.2
1	8-F	602	GLU	3.2
1	8-O	347	ILE	3.2
1	8-P	54	ILE	3.2
1	9-E	98	GLU	3.2
1	9-F	602	GLU	3.2
1	9-O	347	ILE	3.2
1	9-P	54	ILE	3.2
1	10-E	98	GLU	3.2
1	10-F	602	GLU	3.2
1	10-O	347	ILE	3.2
1	10-P	54	ILE	3.2
1	1-M	323	VAL	3.2
1	1-X	398	GLU	3.2
1	2-M	323	VAL	3.2
1	2-X	398	GLU	3.2
1	3-M	323	VAL	3.2
1	3-X	398	GLU	3.2
1	4-M	323	VAL	3.2
1	4-X	398	GLU	3.2
1	5-M	323	VAL	3.2
1	5-X	398	GLU	3.2

*Continued on next page...*

*Continued from previous page...*

Mol	Chain	Res	Type	RSRZ
1	6-M	323	VAL	3.2
1	6-X	398	GLU	3.2
1	7-M	323	VAL	3.2
1	7-X	398	GLU	3.2
1	8-M	323	VAL	3.2
1	8-X	398	GLU	3.2
1	9-M	323	VAL	3.2
1	9-X	398	GLU	3.2
1	10-M	323	VAL	3.2
1	10-X	398	GLU	3.2
1	1-W	501	SER	3.2
1	2-W	501	SER	3.2
1	3-W	501	SER	3.2
1	4-W	501	SER	3.2
1	5-W	501	SER	3.2
1	6-W	501	SER	3.2
1	7-W	501	SER	3.2
1	8-W	501	SER	3.2
1	9-W	501	SER	3.2
1	10-W	501	SER	3.2
1	1-N	45	ASP	3.2
1	2-N	45	ASP	3.2
1	3-N	45	ASP	3.2
1	4-N	45	ASP	3.2
1	5-N	45	ASP	3.2
1	6-N	45	ASP	3.2
1	7-N	45	ASP	3.2
1	8-N	45	ASP	3.2
1	9-N	45	ASP	3.2
1	10-N	45	ASP	3.2
1	1-I	324	PRO	3.2
1	1-X	98	GLU	3.2
1	2-I	324	PRO	3.2
1	2-X	98	GLU	3.2
1	3-I	324	PRO	3.2
1	3-X	98	GLU	3.2
1	4-I	324	PRO	3.2
1	4-X	98	GLU	3.2
1	5-I	324	PRO	3.2
1	5-X	98	GLU	3.2
1	6-I	324	PRO	3.2
1	6-X	98	GLU	3.2

*Continued on next page...*

*Continued from previous page...*

Mol	Chain	Res	Type	RSRZ
1	7-I	324	PRO	3.2
1	7-X	98	GLU	3.2
1	8-I	324	PRO	3.2
1	8-X	98	GLU	3.2
1	9-I	324	PRO	3.2
1	9-X	98	GLU	3.2
1	10-I	324	PRO	3.2
1	10-X	98	GLU	3.2
1	1-E	179	TYR	3.2
1	2-E	179	TYR	3.2
1	3-E	179	TYR	3.2
1	4-E	179	TYR	3.2
1	5-E	179	TYR	3.2
1	6-E	179	TYR	3.2
1	7-E	179	TYR	3.2
1	8-E	179	TYR	3.2
1	9-E	179	TYR	3.2
1	10-E	179	TYR	3.2
1	1-N	337	ARG	3.2
1	2-N	337	ARG	3.2
1	3-N	337	ARG	3.2
1	4-N	337	ARG	3.2
1	5-N	337	ARG	3.2
1	6-N	337	ARG	3.2
1	7-N	337	ARG	3.2
1	8-N	337	ARG	3.2
1	9-N	337	ARG	3.2
1	10-N	337	ARG	3.2
1	1-D	167	ASP	3.2
1	2-D	167	ASP	3.2
1	3-D	167	ASP	3.2
1	4-D	167	ASP	3.2
1	5-D	167	ASP	3.2
1	6-D	167	ASP	3.2
1	7-D	167	ASP	3.2
1	8-D	167	ASP	3.2
1	9-D	167	ASP	3.2
1	10-D	167	ASP	3.2
1	1-O	337	ARG	3.2
1	2-O	337	ARG	3.2
1	3-O	337	ARG	3.2
1	4-O	337	ARG	3.2

*Continued on next page...*

*Continued from previous page...*

Mol	Chain	Res	Type	RSRZ
1	5-O	337	ARG	3.2
1	6-O	337	ARG	3.2
1	7-O	337	ARG	3.2
1	8-O	337	ARG	3.2
1	9-O	337	ARG	3.2
1	10-O	337	ARG	3.2
1	1-L	399	LEU	3.2
1	2-L	399	LEU	3.2
1	3-L	399	LEU	3.2
1	4-L	399	LEU	3.2
1	5-L	399	LEU	3.2
1	6-L	399	LEU	3.2
1	7-L	399	LEU	3.2
1	8-L	399	LEU	3.2
1	9-L	399	LEU	3.2
1	10-L	399	LEU	3.2
1	1-G	347	ILE	3.1
1	1-H	407	ILE	3.1
1	2-G	347	ILE	3.1
1	2-H	407	ILE	3.1
1	3-G	347	ILE	3.1
1	3-H	407	ILE	3.1
1	4-G	347	ILE	3.1
1	4-H	407	ILE	3.1
1	5-G	347	ILE	3.1
1	5-H	407	ILE	3.1
1	6-G	347	ILE	3.1
1	6-H	407	ILE	3.1
1	7-G	347	ILE	3.1
1	7-H	407	ILE	3.1
1	8-G	347	ILE	3.1
1	8-H	407	ILE	3.1
1	9-G	347	ILE	3.1
1	9-H	407	ILE	3.1
1	10-G	347	ILE	3.1
1	10-H	407	ILE	3.1
1	1-N	41	SER	3.1
1	2-N	41	SER	3.1
1	3-N	41	SER	3.1
1	4-N	41	SER	3.1
1	5-N	41	SER	3.1
1	6-N	41	SER	3.1

*Continued on next page...*

*Continued from previous page...*

Mol	Chain	Res	Type	RSRZ
1	7-N	41	SER	3.1
1	8-N	41	SER	3.1
1	9-N	41	SER	3.1
1	10-N	41	SER	3.1
1	1-I	352	LYS	3.1
1	1-J	208	LYS	3.1
1	2-I	352	LYS	3.1
1	2-J	208	LYS	3.1
1	3-I	352	LYS	3.1
1	3-J	208	LYS	3.1
1	4-I	352	LYS	3.1
1	4-J	208	LYS	3.1
1	5-I	352	LYS	3.1
1	5-J	208	LYS	3.1
1	6-I	352	LYS	3.1
1	6-J	208	LYS	3.1
1	7-I	352	LYS	3.1
1	7-J	208	LYS	3.1
1	8-I	352	LYS	3.1
1	8-J	208	LYS	3.1
1	9-I	352	LYS	3.1
1	9-J	208	LYS	3.1
1	10-I	352	LYS	3.1
1	10-J	208	LYS	3.1
1	1-H	402	GLU	3.1
1	2-H	402	GLU	3.1
1	3-H	402	GLU	3.1
1	4-H	402	GLU	3.1
1	5-H	402	GLU	3.1
1	6-H	402	GLU	3.1
1	7-H	402	GLU	3.1
1	8-H	402	GLU	3.1
1	9-H	402	GLU	3.1
1	10-H	402	GLU	3.1
1	1-S	404	ALA	3.1
1	2-S	404	ALA	3.1
1	3-S	404	ALA	3.1
1	4-S	404	ALA	3.1
1	5-S	404	ALA	3.1
1	6-S	404	ALA	3.1
1	7-S	404	ALA	3.1
1	8-S	404	ALA	3.1

*Continued on next page...*

*Continued from previous page...*

Mol	Chain	Res	Type	RSRZ
1	9-S	404	ALA	3.1
1	10-S	404	ALA	3.1
1	1-B	385	LYS	3.1
1	1-J	500	GLY	3.1
1	1-W	41	SER	3.1
1	2-B	385	LYS	3.1
1	2-J	500	GLY	3.1
1	2-W	41	SER	3.1
1	3-B	385	LYS	3.1
1	1-P	384	ASN	3.1
1	2-P	384	ASN	3.1
1	3-J	500	GLY	3.1
1	3-W	41	SER	3.1
1	4-B	385	LYS	3.1
1	3-P	384	ASN	3.1
1	4-J	500	GLY	3.1
1	4-W	41	SER	3.1
1	5-B	385	LYS	3.1
1	5-J	500	GLY	3.1
1	5-W	41	SER	3.1
1	6-B	385	LYS	3.1
1	6-J	500	GLY	3.1
1	6-W	41	SER	3.1
1	7-B	385	LYS	3.1
1	7-J	500	GLY	3.1
1	7-W	41	SER	3.1
1	8-B	385	LYS	3.1
1	6-P	384	ASN	3.1
1	7-P	384	ASN	3.1
1	8-J	500	GLY	3.1
1	8-W	41	SER	3.1
1	9-B	385	LYS	3.1
1	8-P	384	ASN	3.1
1	9-J	500	GLY	3.1
1	9-W	41	SER	3.1
1	10-B	385	LYS	3.1
1	10-J	500	GLY	3.1
1	10-W	41	SER	3.1
1	4-P	384	ASN	3.1
1	5-P	384	ASN	3.1
1	9-P	384	ASN	3.1
1	10-P	384	ASN	3.1

*Continued on next page...*



*Continued from previous page...*

Mol	Chain	Res	Type	RSRZ
1	1-J	351	PRO	3.1
1	2-J	351	PRO	3.1
1	3-J	351	PRO	3.1
1	4-J	351	PRO	3.1
1	5-J	351	PRO	3.1
1	6-J	351	PRO	3.1
1	7-J	351	PRO	3.1
1	8-J	351	PRO	3.1
1	9-J	351	PRO	3.1
1	10-J	351	PRO	3.1
1	1-J	398	GLU	3.1
1	2-J	398	GLU	3.1
1	3-J	398	GLU	3.1
1	4-J	398	GLU	3.1
1	5-J	398	GLU	3.1
1	6-J	398	GLU	3.1
1	7-J	398	GLU	3.1
1	8-J	398	GLU	3.1
1	9-J	398	GLU	3.1
1	10-J	398	GLU	3.1
1	1-O	393	ASP	3.1
1	2-O	393	ASP	3.1
1	3-O	393	ASP	3.1
1	4-O	393	ASP	3.1
1	5-O	393	ASP	3.1
1	6-O	393	ASP	3.1
1	7-O	393	ASP	3.1
1	8-O	393	ASP	3.1
1	9-O	393	ASP	3.1
1	10-O	393	ASP	3.1
1	1-I	58	GLN	3.1
1	2-I	58	GLN	3.1
1	3-I	58	GLN	3.1
1	4-I	58	GLN	3.1
1	5-I	58	GLN	3.1
1	6-I	58	GLN	3.1
1	7-I	58	GLN	3.1
1	8-I	58	GLN	3.1
1	9-I	58	GLN	3.1
1	10-I	58	GLN	3.1
1	1-C	63	SER	3.1
1	1-D	51	GLY	3.1

*Continued on next page...*

*Continued from previous page...*

Mol	Chain	Res	Type	RSRZ
1	1-E	504	ASN	3.1
1	2-C	63	SER	3.1
1	2-D	51	GLY	3.1
1	2-E	504	ASN	3.1
1	3-C	63	SER	3.1
1	3-D	51	GLY	3.1
1	3-E	504	ASN	3.1
1	4-C	63	SER	3.1
1	4-D	51	GLY	3.1
1	4-E	504	ASN	3.1
1	5-C	63	SER	3.1
1	5-D	51	GLY	3.1
1	5-E	504	ASN	3.1
1	6-C	63	SER	3.1
1	6-D	51	GLY	3.1
1	6-E	504	ASN	3.1
1	7-C	63	SER	3.1
1	7-D	51	GLY	3.1
1	7-E	504	ASN	3.1
1	8-C	63	SER	3.1
1	8-D	51	GLY	3.1
1	8-E	504	ASN	3.1
1	9-C	63	SER	3.1
1	9-D	51	GLY	3.1
1	9-E	504	ASN	3.1
1	10-C	63	SER	3.1
1	10-D	51	GLY	3.1
1	10-E	504	ASN	3.1
1	1-A	285	GLU	3.1
1	2-A	285	GLU	3.1
1	3-A	285	GLU	3.1
1	4-A	285	GLU	3.1
1	5-A	285	GLU	3.1
1	6-A	285	GLU	3.1
1	7-A	285	GLU	3.1
1	8-A	285	GLU	3.1
1	9-A	285	GLU	3.1
1	10-A	285	GLU	3.1
1	1-Q	394	LYS	3.1
1	2-Q	394	LYS	3.1
1	3-Q	394	LYS	3.1
1	4-Q	394	LYS	3.1

*Continued on next page...*

*Continued from previous page...*

Mol	Chain	Res	Type	RSRZ
1	5-Q	394	LYS	3.1
1	6-Q	394	LYS	3.1
1	7-Q	394	LYS	3.1
1	8-Q	394	LYS	3.1
1	9-Q	394	LYS	3.1
1	10-Q	394	LYS	3.1
1	1-V	44	ASP	3.1
1	1-X	44	ASP	3.1
1	2-V	44	ASP	3.1
1	2-X	44	ASP	3.1
1	3-V	44	ASP	3.1
1	3-X	44	ASP	3.1
1	4-V	44	ASP	3.1
1	4-X	44	ASP	3.1
1	5-V	44	ASP	3.1
1	5-X	44	ASP	3.1
1	6-V	44	ASP	3.1
1	6-X	44	ASP	3.1
1	7-V	44	ASP	3.1
1	7-X	44	ASP	3.1
1	8-V	44	ASP	3.1
1	8-X	44	ASP	3.1
1	9-V	44	ASP	3.1
1	9-X	44	ASP	3.1
1	10-V	44	ASP	3.1
1	10-X	44	ASP	3.1
1	1-A	349	GLY	3.1
1	1-J	41	SER	3.1
1	1-K	337	ARG	3.1
1	2-A	349	GLY	3.1
1	2-J	41	SER	3.1
1	2-K	337	ARG	3.1
1	3-A	349	GLY	3.1
1	3-J	41	SER	3.1
1	3-K	337	ARG	3.1
1	4-A	349	GLY	3.1
1	4-J	41	SER	3.1
1	4-K	337	ARG	3.1
1	5-A	349	GLY	3.1
1	5-J	41	SER	3.1
1	5-K	337	ARG	3.1
1	6-A	349	GLY	3.1

*Continued on next page...*

*Continued from previous page...*

Mol	Chain	Res	Type	RSRZ
1	6-J	41	SER	3.1
1	6-K	337	ARG	3.1
1	7-A	349	GLY	3.1
1	7-J	41	SER	3.1
1	7-K	337	ARG	3.1
1	8-A	349	GLY	3.1
1	8-J	41	SER	3.1
1	8-K	337	ARG	3.1
1	9-A	349	GLY	3.1
1	9-J	41	SER	3.1
1	9-K	337	ARG	3.1
1	10-A	349	GLY	3.1
1	10-J	41	SER	3.1
1	10-K	337	ARG	3.1
1	1-W	94	PRO	3.1
1	2-W	94	PRO	3.1
1	3-W	94	PRO	3.1
1	4-W	94	PRO	3.1
1	5-W	94	PRO	3.1
1	6-W	94	PRO	3.1
1	7-W	94	PRO	3.1
1	8-W	94	PRO	3.1
1	9-W	94	PRO	3.1
1	10-W	94	PRO	3.1
1	1-J	97	LEU	3.1
1	1-T	348	THR	3.1
1	2-J	97	LEU	3.1
1	2-T	348	THR	3.1
1	3-J	97	LEU	3.1
1	3-T	348	THR	3.1
1	4-J	97	LEU	3.1
1	4-T	348	THR	3.1
1	5-J	97	LEU	3.1
1	5-T	348	THR	3.1
1	6-J	97	LEU	3.1
1	6-T	348	THR	3.1
1	7-J	97	LEU	3.1
1	7-T	348	THR	3.1
1	8-J	97	LEU	3.1
1	8-T	348	THR	3.1
1	9-J	97	LEU	3.1
1	9-T	348	THR	3.1

*Continued on next page...*

*Continued from previous page...*

<b>Mol</b>	<b>Chain</b>	<b>Res</b>	<b>Type</b>	<b>RSRZ</b>
1	10-J	97	LEU	3.1
1	10-T	348	THR	3.1
1	1-P	501	SER	3.1
1	2-P	501	SER	3.1
1	3-P	501	SER	3.1
1	4-P	501	SER	3.1
1	5-P	501	SER	3.1
1	6-P	501	SER	3.1
1	7-P	501	SER	3.1
1	8-P	501	SER	3.1
1	9-P	501	SER	3.1
1	10-P	501	SER	3.1
1	1-U	94	PRO	3.1
1	1-X	400	PRO	3.1
1	2-U	94	PRO	3.1
1	2-X	400	PRO	3.1
1	3-U	94	PRO	3.1
1	3-X	400	PRO	3.1
1	4-U	94	PRO	3.1
1	4-X	400	PRO	3.1
1	5-U	94	PRO	3.1
1	5-X	400	PRO	3.1
1	6-U	94	PRO	3.1
1	6-X	400	PRO	3.1
1	7-U	94	PRO	3.1
1	7-X	400	PRO	3.1
1	8-U	94	PRO	3.1
1	8-X	400	PRO	3.1
1	9-U	94	PRO	3.1
1	9-X	400	PRO	3.1
1	10-U	94	PRO	3.1
1	10-X	400	PRO	3.1
1	1-L	398	GLU	3.1
1	2-L	398	GLU	3.1
1	3-L	398	GLU	3.1
1	4-L	398	GLU	3.1
1	5-L	398	GLU	3.1
1	6-L	398	GLU	3.1
1	7-L	398	GLU	3.1
1	8-L	398	GLU	3.1
1	9-L	398	GLU	3.1
1	10-L	398	GLU	3.1

*Continued on next page...*

*Continued from previous page...*

Mol	Chain	Res	Type	RSRZ
1	1-E	431	GLY	3.1
1	1-V	349	GLY	3.1
1	2-E	431	GLY	3.1
1	2-V	349	GLY	3.1
1	3-E	431	GLY	3.1
1	3-V	349	GLY	3.1
1	4-E	431	GLY	3.1
1	4-V	349	GLY	3.1
1	5-E	431	GLY	3.1
1	5-V	349	GLY	3.1
1	6-E	431	GLY	3.1
1	6-V	349	GLY	3.1
1	7-E	431	GLY	3.1
1	7-V	349	GLY	3.1
1	8-E	431	GLY	3.1
1	8-V	349	GLY	3.1
1	9-E	431	GLY	3.1
1	9-V	349	GLY	3.1
1	10-E	431	GLY	3.1
1	10-V	349	GLY	3.1
1	1-U	405	ALA	3.1
1	2-U	405	ALA	3.1
1	3-U	405	ALA	3.1
1	4-U	405	ALA	3.1
1	5-U	405	ALA	3.1
1	6-U	405	ALA	3.1
1	7-U	405	ALA	3.1
1	8-U	405	ALA	3.1
1	9-U	405	ALA	3.1
1	10-U	405	ALA	3.1
1	1-D	10	LYS	3.1
1	2-D	10	LYS	3.1
1	3-D	10	LYS	3.1
1	4-D	10	LYS	3.1
1	5-D	10	LYS	3.1
1	6-D	10	LYS	3.1
1	7-D	10	LYS	3.1
1	8-D	10	LYS	3.1
1	9-D	10	LYS	3.1
1	10-D	10	LYS	3.1
1	1-K	324	PRO	3.1
1	1-L	283	TYR	3.1

*Continued on next page...*

*Continued from previous page...*

Mol	Chain	Res	Type	RSRZ
1	2-K	324	PRO	3.1
1	2-L	283	TYR	3.1
1	3-K	324	PRO	3.1
1	1-U	292	ASP	3.1
1	1-U	327	GLU	3.1
1	1-U	395	ASP	3.1
1	1-W	45	ASP	3.1
1	2-U	292	ASP	3.1
1	2-U	327	GLU	3.1
1	2-U	395	ASP	3.1
1	2-W	45	ASP	3.1
1	3-L	283	TYR	3.1
1	4-K	324	PRO	3.1
1	6-K	324	PRO	3.1
1	3-U	292	ASP	3.1
1	3-U	327	GLU	3.1
1	3-U	395	ASP	3.1
1	3-W	45	ASP	3.1
1	4-L	283	TYR	3.1
1	5-K	324	PRO	3.1
1	4-U	292	ASP	3.1
1	5-L	283	TYR	3.1
1	4-U	327	GLU	3.1
1	4-U	395	ASP	3.1
1	4-W	45	ASP	3.1
1	5-U	292	ASP	3.1
1	5-U	327	GLU	3.1
1	5-U	395	ASP	3.1
1	5-W	45	ASP	3.1
1	6-L	283	TYR	3.1
1	7-K	324	PRO	3.1
1	7-L	283	TYR	3.1
1	8-K	324	PRO	3.1
1	6-U	292	ASP	3.1
1	6-U	327	GLU	3.1
1	6-U	395	ASP	3.1
1	6-W	45	ASP	3.1
1	7-U	292	ASP	3.1
1	7-U	327	GLU	3.1
1	7-U	395	ASP	3.1
1	7-W	45	ASP	3.1
1	8-L	283	TYR	3.1

*Continued on next page...*

*Continued from previous page...*

Mol	Chain	Res	Type	RSRZ
1	9-K	324	PRO	3.1
1	8-U	292	ASP	3.1
1	8-U	327	GLU	3.1
1	8-U	395	ASP	3.1
1	8-W	45	ASP	3.1
1	9-L	283	TYR	3.1
1	10-K	324	PRO	3.1
1	9-U	292	ASP	3.1
1	9-U	327	GLU	3.1
1	9-U	395	ASP	3.1
1	9-W	45	ASP	3.1
1	10-L	283	TYR	3.1
1	10-U	292	ASP	3.1
1	10-U	327	GLU	3.1
1	10-U	395	ASP	3.1
1	10-W	45	ASP	3.1
1	1-M	56	GLY	3.1
1	1-V	432	GLY	3.1
1	2-M	56	GLY	3.1
1	2-V	432	GLY	3.1
1	3-M	56	GLY	3.1
1	3-V	432	GLY	3.1
1	4-M	56	GLY	3.1
1	4-V	432	GLY	3.1
1	5-M	56	GLY	3.1
1	5-V	432	GLY	3.1
1	6-M	56	GLY	3.1
1	6-V	432	GLY	3.1
1	7-M	56	GLY	3.1
1	7-V	432	GLY	3.1
1	8-M	56	GLY	3.1
1	8-V	432	GLY	3.1
1	9-M	56	GLY	3.1
1	9-V	432	GLY	3.1
1	10-M	56	GLY	3.1
1	10-V	432	GLY	3.1
1	1-D	328	ALA	3.1
1	1-I	1	THR	3.1
1	1-V	52	SER	3.1
1	2-D	328	ALA	3.1
1	2-I	1	THR	3.1
1	2-V	52	SER	3.1

*Continued on next page...*



*Continued from previous page...*

Mol	Chain	Res	Type	RSRZ
1	3-D	328	ALA	3.1
1	3-I	1	THR	3.1
1	3-V	52	SER	3.1
1	4-D	328	ALA	3.1
1	4-I	1	THR	3.1
1	4-V	52	SER	3.1
1	5-D	328	ALA	3.1
1	5-I	1	THR	3.1
1	5-V	52	SER	3.1
1	6-D	328	ALA	3.1
1	6-I	1	THR	3.1
1	6-V	52	SER	3.1
1	7-D	328	ALA	3.1
1	7-I	1	THR	3.1
1	7-V	52	SER	3.1
1	8-D	328	ALA	3.1
1	8-I	1	THR	3.1
1	8-V	52	SER	3.1
1	9-D	328	ALA	3.1
1	9-I	1	THR	3.1
1	9-V	52	SER	3.1
1	10-D	328	ALA	3.1
1	10-I	1	THR	3.1
1	10-V	52	SER	3.1
1	1-G	167	ASP	3.0
1	1-T	93	ASP	3.0
1	2-G	167	ASP	3.0
1	2-T	93	ASP	3.0
1	3-G	167	ASP	3.0
1	3-T	93	ASP	3.0
1	4-G	167	ASP	3.0
1	4-T	93	ASP	3.0
1	5-G	167	ASP	3.0
1	5-T	93	ASP	3.0
1	6-G	167	ASP	3.0
1	6-T	93	ASP	3.0
1	7-G	167	ASP	3.0
1	7-T	93	ASP	3.0
1	8-G	167	ASP	3.0
1	8-T	93	ASP	3.0
1	9-G	167	ASP	3.0
1	9-T	93	ASP	3.0

*Continued on next page...*

*Continued from previous page...*

<b>Mol</b>	<b>Chain</b>	<b>Res</b>	<b>Type</b>	<b>RSRZ</b>
1	10-G	167	ASP	3.0
1	10-T	93	ASP	3.0
1	1-C	347	ILE	3.0
1	1-S	407	ILE	3.0
1	2-C	347	ILE	3.0
1	2-S	407	ILE	3.0
1	3-C	347	ILE	3.0
1	3-S	407	ILE	3.0
1	4-C	347	ILE	3.0
1	4-S	407	ILE	3.0
1	5-C	347	ILE	3.0
1	5-S	407	ILE	3.0
1	6-C	347	ILE	3.0
1	6-S	407	ILE	3.0
1	7-C	347	ILE	3.0
1	7-S	407	ILE	3.0
1	8-C	347	ILE	3.0
1	8-S	407	ILE	3.0
1	9-C	347	ILE	3.0
1	9-S	407	ILE	3.0
1	10-C	347	ILE	3.0
1	10-S	407	ILE	3.0
1	1-D	283	TYR	3.0
1	2-D	283	TYR	3.0
1	3-D	283	TYR	3.0
1	4-D	283	TYR	3.0
1	5-D	283	TYR	3.0
1	6-D	283	TYR	3.0
1	7-D	283	TYR	3.0
1	8-D	283	TYR	3.0
1	9-D	283	TYR	3.0
1	10-D	283	TYR	3.0
1	1-C	396	LEU	3.0
1	1-D	59	SER	3.0
1	2-C	396	LEU	3.0
1	2-D	59	SER	3.0
1	3-C	396	LEU	3.0
1	3-D	59	SER	3.0
1	4-C	396	LEU	3.0
1	4-D	59	SER	3.0
1	5-C	396	LEU	3.0
1	5-D	59	SER	3.0

*Continued on next page...*

*Continued from previous page...*

Mol	Chain	Res	Type	RSRZ
1	6-C	396	LEU	3.0
1	6-D	59	SER	3.0
1	7-C	396	LEU	3.0
1	7-D	59	SER	3.0
1	8-C	396	LEU	3.0
1	8-D	59	SER	3.0
1	9-C	396	LEU	3.0
1	9-D	59	SER	3.0
1	10-C	396	LEU	3.0
1	10-D	59	SER	3.0
1	1-N	58	GLN	3.0
1	2-N	58	GLN	3.0
1	3-N	58	GLN	3.0
1	4-N	58	GLN	3.0
1	5-N	58	GLN	3.0
1	6-N	58	GLN	3.0
1	7-N	58	GLN	3.0
1	8-N	58	GLN	3.0
1	9-N	58	GLN	3.0
1	10-N	58	GLN	3.0
1	1-U	3	ASP	3.0
1	2-U	3	ASP	3.0
1	3-U	3	ASP	3.0
1	4-U	3	ASP	3.0
1	5-U	3	ASP	3.0
1	6-U	3	ASP	3.0
1	7-U	3	ASP	3.0
1	8-U	3	ASP	3.0
1	9-U	3	ASP	3.0
1	10-U	3	ASP	3.0
1	1-K	7	LYS	3.0
1	2-K	7	LYS	3.0
1	3-K	7	LYS	3.0
1	4-K	7	LYS	3.0
1	5-K	7	LYS	3.0
1	6-K	7	LYS	3.0
1	7-K	7	LYS	3.0
1	8-K	7	LYS	3.0
1	9-K	7	LYS	3.0
1	10-K	7	LYS	3.0
1	1-S	49	PHE	3.0
1	2-S	49	PHE	3.0

*Continued on next page...*

*Continued from previous page...*

Mol	Chain	Res	Type	RSRZ
1	3-S	49	PHE	3.0
1	4-S	49	PHE	3.0
1	5-S	49	PHE	3.0
1	6-S	49	PHE	3.0
1	7-S	49	PHE	3.0
1	8-S	49	PHE	3.0
1	9-S	49	PHE	3.0
1	10-S	49	PHE	3.0
1	1-G	177	GLY	3.0
1	2-G	177	GLY	3.0
1	3-G	177	GLY	3.0
1	4-G	177	GLY	3.0
1	5-G	177	GLY	3.0
1	6-G	177	GLY	3.0
1	7-G	177	GLY	3.0
1	8-G	177	GLY	3.0
1	9-G	177	GLY	3.0
1	10-G	177	GLY	3.0
1	1-P	41	SER	3.0
1	2-P	41	SER	3.0
1	3-P	41	SER	3.0
1	4-P	41	SER	3.0
1	5-P	41	SER	3.0
1	6-P	41	SER	3.0
1	7-P	41	SER	3.0
1	8-P	41	SER	3.0
1	9-P	41	SER	3.0
1	10-P	41	SER	3.0
1	1-W	325	GLY	3.0
1	2-W	325	GLY	3.0
1	3-W	325	GLY	3.0
1	4-W	325	GLY	3.0
1	5-W	325	GLY	3.0
1	6-W	325	GLY	3.0
1	7-W	325	GLY	3.0
1	8-W	325	GLY	3.0
1	9-W	325	GLY	3.0
1	10-W	325	GLY	3.0
1	1-B	395	ASP	3.0
1	1-F	96	THR	3.0
1	1-S	348	THR	3.0
1	2-B	395	ASP	3.0

*Continued on next page...*

*Continued from previous page...*

Mol	Chain	Res	Type	RSRZ
1	2-F	96	THR	3.0
1	2-S	348	THR	3.0
1	3-B	395	ASP	3.0
1	3-F	96	THR	3.0
1	3-S	348	THR	3.0
1	4-B	395	ASP	3.0
1	4-F	96	THR	3.0
1	4-S	348	THR	3.0
1	5-B	395	ASP	3.0
1	5-F	96	THR	3.0
1	5-S	348	THR	3.0
1	6-B	395	ASP	3.0
1	6-F	96	THR	3.0
1	6-S	348	THR	3.0
1	7-B	395	ASP	3.0
1	7-F	96	THR	3.0
1	7-S	348	THR	3.0
1	8-B	395	ASP	3.0
1	8-F	96	THR	3.0
1	8-S	348	THR	3.0
1	9-B	395	ASP	3.0
1	9-F	96	THR	3.0
1	9-S	348	THR	3.0
1	10-B	395	ASP	3.0
1	10-F	96	THR	3.0
1	10-S	348	THR	3.0
1	1-N	408	PRO	3.0
1	2-N	408	PRO	3.0
1	3-N	408	PRO	3.0
1	4-N	408	PRO	3.0
1	5-N	408	PRO	3.0
1	6-N	408	PRO	3.0
1	7-N	408	PRO	3.0
1	8-N	408	PRO	3.0
1	9-N	408	PRO	3.0
1	10-N	408	PRO	3.0
1	1-T	337	ARG	3.0
1	2-T	337	ARG	3.0
1	3-T	337	ARG	3.0
1	4-T	337	ARG	3.0
1	5-T	337	ARG	3.0
1	6-T	337	ARG	3.0

*Continued on next page...*

*Continued from previous page...*

Mol	Chain	Res	Type	RSRZ
1	7-T	337	ARG	3.0
1	8-T	337	ARG	3.0
1	9-T	337	ARG	3.0
1	10-T	337	ARG	3.0
1	1-C	292	ASP	3.0
1	2-C	292	ASP	3.0
1	3-C	292	ASP	3.0
1	4-C	292	ASP	3.0
1	5-C	292	ASP	3.0
1	6-C	292	ASP	3.0
1	7-C	292	ASP	3.0
1	8-C	292	ASP	3.0
1	9-C	292	ASP	3.0
1	10-C	292	ASP	3.0
1	1-O	166	ALA	3.0
1	2-O	166	ALA	3.0
1	3-O	166	ALA	3.0
1	4-O	166	ALA	3.0
1	5-O	166	ALA	3.0
1	6-O	166	ALA	3.0
1	7-O	166	ALA	3.0
1	8-O	166	ALA	3.0
1	9-O	166	ALA	3.0
1	10-O	166	ALA	3.0
1	1-O	351	PRO	3.0
1	2-O	351	PRO	3.0
1	3-O	351	PRO	3.0
1	4-O	351	PRO	3.0
1	5-O	351	PRO	3.0
1	6-O	351	PRO	3.0
1	7-O	351	PRO	3.0
1	8-O	351	PRO	3.0
1	9-O	351	PRO	3.0
1	10-O	351	PRO	3.0
1	1-H	65	MET	3.0
1	1-M	504	ASN	3.0
1	1-P	7	LYS	3.0
1	2-H	65	MET	3.0
1	2-M	504	ASN	3.0
1	2-P	7	LYS	3.0
1	3-H	65	MET	3.0
1	3-M	504	ASN	3.0

*Continued on next page...*

*Continued from previous page...*

Mol	Chain	Res	Type	RSRZ
1	3-P	7	LYS	3.0
1	4-H	65	MET	3.0
1	4-M	504	ASN	3.0
1	4-P	7	LYS	3.0
1	5-H	65	MET	3.0
1	5-M	504	ASN	3.0
1	5-P	7	LYS	3.0
1	6-H	65	MET	3.0
1	6-M	504	ASN	3.0
1	6-P	7	LYS	3.0
1	7-H	65	MET	3.0
1	7-M	504	ASN	3.0
1	7-P	7	LYS	3.0
1	8-H	65	MET	3.0
1	8-M	504	ASN	3.0
1	8-P	7	LYS	3.0
1	9-H	65	MET	3.0
1	9-M	504	ASN	3.0
1	9-P	7	LYS	3.0
1	10-H	65	MET	3.0
1	10-M	504	ASN	3.0
1	10-P	7	LYS	3.0
1	1-X	337	ARG	3.0
1	2-X	337	ARG	3.0
1	3-X	337	ARG	3.0
1	4-X	337	ARG	3.0
1	5-X	337	ARG	3.0
1	6-X	337	ARG	3.0
1	7-X	337	ARG	3.0
1	8-X	337	ARG	3.0
1	9-X	337	ARG	3.0
1	10-X	337	ARG	3.0
1	1-E	11	ASP	3.0
1	1-L	44	ASP	3.0
1	2-E	11	ASP	3.0
1	2-L	44	ASP	3.0
1	3-E	11	ASP	3.0
1	3-L	44	ASP	3.0
1	4-E	11	ASP	3.0
1	4-L	44	ASP	3.0
1	5-E	11	ASP	3.0
1	5-L	44	ASP	3.0

*Continued on next page...*

*Continued from previous page...*

Mol	Chain	Res	Type	RSRZ
1	6-E	11	ASP	3.0
1	6-L	44	ASP	3.0
1	7-E	11	ASP	3.0
1	7-L	44	ASP	3.0
1	8-E	11	ASP	3.0
1	8-L	44	ASP	3.0
1	9-E	11	ASP	3.0
1	9-L	44	ASP	3.0
1	10-E	11	ASP	3.0
1	10-L	44	ASP	3.0
1	1-D	166	ALA	3.0
1	1-J	8	LEU	3.0
1	2-D	166	ALA	3.0
1	2-J	8	LEU	3.0
1	3-D	166	ALA	3.0
1	3-J	8	LEU	3.0
1	4-D	166	ALA	3.0
1	4-J	8	LEU	3.0
1	5-D	166	ALA	3.0
1	5-J	8	LEU	3.0
1	6-D	166	ALA	3.0
1	6-J	8	LEU	3.0
1	7-D	166	ALA	3.0
1	7-J	8	LEU	3.0
1	8-D	166	ALA	3.0
1	8-J	8	LEU	3.0
1	9-D	166	ALA	3.0
1	9-J	8	LEU	3.0
1	10-D	166	ALA	3.0
1	10-J	8	LEU	3.0
1	1-W	384	ASN	3.0
1	2-W	384	ASN	3.0
1	3-W	384	ASN	3.0
1	4-W	384	ASN	3.0
1	5-W	384	ASN	3.0
1	6-W	384	ASN	3.0
1	7-W	384	ASN	3.0
1	8-W	384	ASN	3.0
1	9-W	384	ASN	3.0
1	10-W	384	ASN	3.0
1	1-C	72	GLU	3.0
1	2-C	72	GLU	3.0

*Continued on next page...*



*Continued from previous page...*

Mol	Chain	Res	Type	RSRZ
1	3-C	72	GLU	3.0
1	4-C	72	GLU	3.0
1	5-C	72	GLU	3.0
1	6-C	72	GLU	3.0
1	7-C	72	GLU	3.0
1	8-C	72	GLU	3.0
1	9-C	72	GLU	3.0
1	10-C	72	GLU	3.0
1	1-W	97	LEU	3.0
1	2-W	97	LEU	3.0
1	3-W	97	LEU	3.0
1	4-W	97	LEU	3.0
1	5-W	97	LEU	3.0
1	6-W	97	LEU	3.0
1	7-W	97	LEU	3.0
1	8-W	97	LEU	3.0
1	9-W	97	LEU	3.0
1	10-W	97	LEU	3.0
1	1-W	500	GLY	3.0
1	2-W	500	GLY	3.0
1	3-W	500	GLY	3.0
1	4-W	500	GLY	3.0
1	5-W	500	GLY	3.0
1	6-W	500	GLY	3.0
1	7-W	500	GLY	3.0
1	8-W	500	GLY	3.0
1	9-W	500	GLY	3.0
1	10-W	500	GLY	3.0
1	1-A	323	VAL	2.9
1	2-A	323	VAL	2.9
1	3-A	323	VAL	2.9
1	4-A	323	VAL	2.9
1	5-A	323	VAL	2.9
1	6-A	323	VAL	2.9
1	7-A	323	VAL	2.9
1	8-A	323	VAL	2.9
1	9-A	323	VAL	2.9
1	10-A	323	VAL	2.9
1	1-I	403	GLU	2.9
1	1-M	39	ASP	2.9
1	2-I	403	GLU	2.9
1	2-M	39	ASP	2.9

*Continued on next page...*

*Continued from previous page...*

Mol	Chain	Res	Type	RSRZ
1	3-I	403	GLU	2.9
1	3-M	39	ASP	2.9
1	4-I	403	GLU	2.9
1	4-M	39	ASP	2.9
1	5-I	403	GLU	2.9
1	5-M	39	ASP	2.9
1	6-I	403	GLU	2.9
1	6-M	39	ASP	2.9
1	7-I	403	GLU	2.9
1	7-M	39	ASP	2.9
1	8-I	403	GLU	2.9
1	8-M	39	ASP	2.9
1	9-I	403	GLU	2.9
1	9-M	39	ASP	2.9
1	10-I	403	GLU	2.9
1	10-M	39	ASP	2.9
1	1-C	384	ASN	2.9
1	2-C	384	ASN	2.9
1	3-C	384	ASN	2.9
1	4-C	384	ASN	2.9
1	5-C	384	ASN	2.9
1	6-C	384	ASN	2.9
1	7-C	384	ASN	2.9
1	8-C	384	ASN	2.9
1	9-C	384	ASN	2.9
1	10-C	384	ASN	2.9
1	1-F	45	ASP	2.9
1	1-X	3	ASP	2.9
1	2-F	45	ASP	2.9
1	2-X	3	ASP	2.9
1	3-F	45	ASP	2.9
1	3-X	3	ASP	2.9
1	4-F	45	ASP	2.9
1	4-X	3	ASP	2.9
1	5-F	45	ASP	2.9
1	5-X	3	ASP	2.9
1	6-F	45	ASP	2.9
1	6-X	3	ASP	2.9
1	7-F	45	ASP	2.9
1	7-X	3	ASP	2.9
1	8-F	45	ASP	2.9
1	8-X	3	ASP	2.9

*Continued on next page...*

*Continued from previous page...*

Mol	Chain	Res	Type	RSRZ
1	9-F	45	ASP	2.9
1	9-X	3	ASP	2.9
1	10-F	45	ASP	2.9
1	10-X	3	ASP	2.9
1	1-S	52	SER	2.9
1	2-S	52	SER	2.9
1	3-S	52	SER	2.9
1	4-S	52	SER	2.9
1	5-S	52	SER	2.9
1	6-S	52	SER	2.9
1	7-S	52	SER	2.9
1	8-S	52	SER	2.9
1	9-S	52	SER	2.9
1	10-S	52	SER	2.9
1	1-K	283	TYR	2.9
1	2-K	283	TYR	2.9
1	3-K	283	TYR	2.9
1	4-K	283	TYR	2.9
1	5-K	283	TYR	2.9
1	6-K	283	TYR	2.9
1	7-K	283	TYR	2.9
1	8-K	283	TYR	2.9
1	9-K	283	TYR	2.9
1	10-K	283	TYR	2.9
1	1-H	93	ASP	2.9
1	2-H	93	ASP	2.9
1	3-H	93	ASP	2.9
1	4-H	93	ASP	2.9
1	5-H	93	ASP	2.9
1	6-H	93	ASP	2.9
1	7-H	93	ASP	2.9
1	8-H	93	ASP	2.9
1	9-H	93	ASP	2.9
1	10-H	93	ASP	2.9
1	1-C	40	LYS	2.9
1	2-C	40	LYS	2.9
1	3-C	40	LYS	2.9
1	4-C	40	LYS	2.9
1	5-C	40	LYS	2.9
1	6-C	40	LYS	2.9
1	7-C	40	LYS	2.9
1	8-C	40	LYS	2.9

*Continued on next page...*

*Continued from previous page...*

Mol	Chain	Res	Type	RSRZ
1	9-C	40	LYS	2.9
1	10-C	40	LYS	2.9
1	1-A	56	GLY	2.9
1	1-L	325	GLY	2.9
1	2-A	56	GLY	2.9
1	2-L	325	GLY	2.9
1	3-A	56	GLY	2.9
1	3-L	325	GLY	2.9
1	4-A	56	GLY	2.9
1	4-L	325	GLY	2.9
1	5-A	56	GLY	2.9
1	5-L	325	GLY	2.9
1	6-A	56	GLY	2.9
1	6-L	325	GLY	2.9
1	7-A	56	GLY	2.9
1	7-L	325	GLY	2.9
1	8-A	56	GLY	2.9
1	8-L	325	GLY	2.9
1	9-A	56	GLY	2.9
1	9-L	325	GLY	2.9
1	10-A	56	GLY	2.9
1	10-L	325	GLY	2.9
1	1-T	44	ASP	2.9
1	2-T	44	ASP	2.9
1	3-T	44	ASP	2.9
1	4-T	44	ASP	2.9
1	5-T	44	ASP	2.9
1	6-T	44	ASP	2.9
1	7-T	44	ASP	2.9
1	8-T	44	ASP	2.9
1	9-T	44	ASP	2.9
1	10-T	44	ASP	2.9
1	1-H	381	GLY	2.9
1	1-T	394	LYS	2.9
1	1-V	13	LYS	2.9
1	2-H	381	GLY	2.9
1	2-T	394	LYS	2.9
1	2-V	13	LYS	2.9
1	3-H	381	GLY	2.9
1	3-T	394	LYS	2.9
1	3-V	13	LYS	2.9
1	4-H	381	GLY	2.9

*Continued on next page...*

*Continued from previous page...*

Mol	Chain	Res	Type	RSRZ
1	4-T	394	LYS	2.9
1	4-V	13	LYS	2.9
1	5-H	381	GLY	2.9
1	5-T	394	LYS	2.9
1	5-V	13	LYS	2.9
1	6-H	381	GLY	2.9
1	6-T	394	LYS	2.9
1	6-V	13	LYS	2.9
1	7-H	381	GLY	2.9
1	7-T	394	LYS	2.9
1	7-V	13	LYS	2.9
1	8-H	381	GLY	2.9
1	8-T	394	LYS	2.9
1	8-V	13	LYS	2.9
1	9-H	381	GLY	2.9
1	9-T	394	LYS	2.9
1	9-V	13	LYS	2.9
1	10-H	381	GLY	2.9
1	10-T	394	LYS	2.9
1	10-V	13	LYS	2.9
1	1-E	283	TYR	2.9
1	1-V	326	TYR	2.9
1	2-E	283	TYR	2.9
1	2-V	326	TYR	2.9
1	3-E	283	TYR	2.9
1	3-V	326	TYR	2.9
1	4-E	283	TYR	2.9
1	4-V	326	TYR	2.9
1	5-E	283	TYR	2.9
1	5-V	326	TYR	2.9
1	6-E	283	TYR	2.9
1	6-V	326	TYR	2.9
1	7-E	283	TYR	2.9
1	7-V	326	TYR	2.9
1	8-E	283	TYR	2.9
1	8-V	326	TYR	2.9
1	9-E	283	TYR	2.9
1	9-V	326	TYR	2.9
1	10-E	283	TYR	2.9
1	10-V	326	TYR	2.9
1	1-E	7	LYS	2.9
1	1-V	7	LYS	2.9

*Continued on next page...*

*Continued from previous page...*

Mol	Chain	Res	Type	RSRZ
1	2-E	7	LYS	2.9
1	2-V	7	LYS	2.9
1	3-E	7	LYS	2.9
1	3-V	7	LYS	2.9
1	4-E	7	LYS	2.9
1	4-V	7	LYS	2.9
1	5-E	7	LYS	2.9
1	5-V	7	LYS	2.9
1	6-E	7	LYS	2.9
1	6-V	7	LYS	2.9
1	7-E	7	LYS	2.9
1	7-V	7	LYS	2.9
1	8-E	7	LYS	2.9
1	8-V	7	LYS	2.9
1	9-E	7	LYS	2.9
1	9-V	7	LYS	2.9
1	10-E	7	LYS	2.9
1	10-V	7	LYS	2.9
1	1-E	384	ASN	2.9
1	1-X	504	ASN	2.9
1	2-E	384	ASN	2.9
1	2-X	504	ASN	2.9
1	3-E	384	ASN	2.9
1	3-X	504	ASN	2.9
1	4-E	384	ASN	2.9
1	4-X	504	ASN	2.9
1	5-E	384	ASN	2.9
1	5-X	504	ASN	2.9
1	6-E	384	ASN	2.9
1	6-X	504	ASN	2.9
1	7-E	384	ASN	2.9
1	7-X	504	ASN	2.9
1	8-E	384	ASN	2.9
1	8-X	504	ASN	2.9
1	9-E	384	ASN	2.9
1	9-X	504	ASN	2.9
1	10-E	384	ASN	2.9
1	10-X	504	ASN	2.9
1	1-G	164	THR	2.9
1	1-N	163	ALA	2.9
1	2-G	164	THR	2.9
1	2-N	163	ALA	2.9

*Continued on next page...*

*Continued from previous page...*

Mol	Chain	Res	Type	RSRZ
1	3-G	164	THR	2.9
1	3-N	163	ALA	2.9
1	4-G	164	THR	2.9
1	4-N	163	ALA	2.9
1	5-G	164	THR	2.9
1	5-N	163	ALA	2.9
1	6-G	164	THR	2.9
1	6-N	163	ALA	2.9
1	7-G	164	THR	2.9
1	7-N	163	ALA	2.9
1	8-G	164	THR	2.9
1	8-N	163	ALA	2.9
1	9-G	164	THR	2.9
1	9-N	163	ALA	2.9
1	10-G	164	THR	2.9
1	10-N	163	ALA	2.9
1	1-I	179	TYR	2.9
1	2-I	179	TYR	2.9
1	3-I	179	TYR	2.9
1	4-I	179	TYR	2.9
1	5-I	179	TYR	2.9
1	6-I	179	TYR	2.9
1	7-I	179	TYR	2.9
1	8-I	179	TYR	2.9
1	9-I	179	TYR	2.9
1	10-I	179	TYR	2.9
1	1-K	117	SER	2.9
1	1-U	53	SER	2.9
1	2-K	117	SER	2.9
1	2-U	53	SER	2.9
1	3-K	117	SER	2.9
1	3-U	53	SER	2.9
1	4-K	117	SER	2.9
1	4-U	53	SER	2.9
1	5-K	117	SER	2.9
1	5-U	53	SER	2.9
1	6-K	117	SER	2.9
1	6-U	53	SER	2.9
1	7-K	117	SER	2.9
1	7-U	53	SER	2.9
1	8-K	117	SER	2.9
1	8-U	53	SER	2.9

*Continued on next page...*

*Continued from previous page...*

Mol	Chain	Res	Type	RSRZ
1	9-K	117	SER	2.9
1	9-U	53	SER	2.9
1	10-K	117	SER	2.9
1	10-U	53	SER	2.9
1	1-G	93	ASP	2.9
1	1-O	395	ASP	2.9
1	2-G	93	ASP	2.9
1	2-O	395	ASP	2.9
1	3-G	93	ASP	2.9
1	3-O	395	ASP	2.9
1	4-G	93	ASP	2.9
1	4-O	395	ASP	2.9
1	5-G	93	ASP	2.9
1	5-O	395	ASP	2.9
1	6-G	93	ASP	2.9
1	6-O	395	ASP	2.9
1	7-G	93	ASP	2.9
1	7-O	395	ASP	2.9
1	8-G	93	ASP	2.9
1	8-O	395	ASP	2.9
1	9-G	93	ASP	2.9
1	9-O	395	ASP	2.9
1	10-G	93	ASP	2.9
1	10-O	395	ASP	2.9
1	1-N	347	ILE	2.9
1	1-S	347	ILE	2.9
1	2-N	347	ILE	2.9
1	2-S	347	ILE	2.9
1	3-N	347	ILE	2.9
1	3-S	347	ILE	2.9
1	4-N	347	ILE	2.9
1	4-S	347	ILE	2.9
1	5-N	347	ILE	2.9
1	5-S	347	ILE	2.9
1	6-N	347	ILE	2.9
1	6-S	347	ILE	2.9
1	7-N	347	ILE	2.9
1	7-S	347	ILE	2.9
1	8-N	347	ILE	2.9
1	8-S	347	ILE	2.9
1	9-N	347	ILE	2.9
1	9-S	347	ILE	2.9

*Continued on next page...*



*Continued from previous page...*

Mol	Chain	Res	Type	RSRZ
1	10-N	347	ILE	2.9
1	10-S	347	ILE	2.9
1	1-I	337	ARG	2.9
1	1-L	337	ARG	2.9
1	2-I	337	ARG	2.9
1	2-L	337	ARG	2.9
1	3-I	337	ARG	2.9
1	3-L	337	ARG	2.9
1	4-I	337	ARG	2.9
1	4-L	337	ARG	2.9
1	5-I	337	ARG	2.9
1	5-L	337	ARG	2.9
1	6-I	337	ARG	2.9
1	6-L	337	ARG	2.9
1	7-I	337	ARG	2.9
1	7-L	337	ARG	2.9
1	8-I	337	ARG	2.9
1	8-L	337	ARG	2.9
1	9-I	337	ARG	2.9
1	9-L	337	ARG	2.9
1	10-I	337	ARG	2.9
1	10-L	337	ARG	2.9
1	1-B	396	LEU	2.9
1	1-H	348	THR	2.9
1	1-J	164	THR	2.9
1	2-B	396	LEU	2.9
1	2-H	348	THR	2.9
1	2-J	164	THR	2.9
1	3-B	396	LEU	2.9
1	3-H	348	THR	2.9
1	3-J	164	THR	2.9
1	4-B	396	LEU	2.9
1	4-H	348	THR	2.9
1	4-J	164	THR	2.9
1	5-B	396	LEU	2.9
1	5-H	348	THR	2.9
1	5-J	164	THR	2.9
1	6-B	396	LEU	2.9
1	6-H	348	THR	2.9
1	6-J	164	THR	2.9
1	7-B	396	LEU	2.9
1	7-H	348	THR	2.9

*Continued on next page...*

*Continued from previous page...*

Mol	Chain	Res	Type	RSRZ
1	7-J	164	THR	2.9
1	8-B	396	LEU	2.9
1	8-H	348	THR	2.9
1	8-J	164	THR	2.9
1	9-B	396	LEU	2.9
1	9-H	348	THR	2.9
1	9-J	164	THR	2.9
1	10-B	396	LEU	2.9
1	10-H	348	THR	2.9
1	10-J	164	THR	2.9
1	1-D	50	ASP	2.8
1	1-G	327	GLU	2.8
1	1-S	403	GLU	2.8
1	1-T	291	SER	2.8
1	2-D	50	ASP	2.8
1	2-G	327	GLU	2.8
1	2-S	403	GLU	2.8
1	2-T	291	SER	2.8
1	3-D	50	ASP	2.8
1	3-G	327	GLU	2.8
1	3-S	403	GLU	2.8
1	3-T	291	SER	2.8
1	4-D	50	ASP	2.8
1	4-G	327	GLU	2.8
1	4-S	403	GLU	2.8
1	4-T	291	SER	2.8
1	5-D	50	ASP	2.8
1	5-G	327	GLU	2.8
1	5-S	403	GLU	2.8
1	5-T	291	SER	2.8
1	6-D	50	ASP	2.8
1	6-G	327	GLU	2.8
1	6-S	403	GLU	2.8
1	6-T	291	SER	2.8
1	7-D	50	ASP	2.8
1	7-G	327	GLU	2.8
1	7-S	403	GLU	2.8
1	7-T	291	SER	2.8
1	8-D	50	ASP	2.8
1	8-G	327	GLU	2.8
1	8-S	403	GLU	2.8
1	8-T	291	SER	2.8

*Continued on next page...*

*Continued from previous page...*

Mol	Chain	Res	Type	RSRZ
1	9-D	50	ASP	2.8
1	9-G	327	GLU	2.8
1	9-S	403	GLU	2.8
1	9-T	291	SER	2.8
1	10-D	50	ASP	2.8
1	10-G	327	GLU	2.8
1	10-S	403	GLU	2.8
1	10-T	291	SER	2.8
1	1-K	347	ILE	2.8
1	1-Q	385	LYS	2.8
1	2-K	347	ILE	2.8
1	2-Q	385	LYS	2.8
1	3-K	347	ILE	2.8
1	3-Q	385	LYS	2.8
1	4-K	347	ILE	2.8
1	4-Q	385	LYS	2.8
1	5-K	347	ILE	2.8
1	5-Q	385	LYS	2.8
1	6-K	347	ILE	2.8
1	6-Q	385	LYS	2.8
1	7-K	347	ILE	2.8
1	7-Q	385	LYS	2.8
1	8-K	347	ILE	2.8
1	8-Q	385	LYS	2.8
1	9-K	347	ILE	2.8
1	9-Q	385	LYS	2.8
1	10-K	347	ILE	2.8
1	10-Q	385	LYS	2.8
1	1-C	1	THR	2.8
1	1-N	164	THR	2.8
1	1-R	96	THR	2.8
1	2-C	1	THR	2.8
1	2-N	164	THR	2.8
1	2-R	96	THR	2.8
1	3-C	1	THR	2.8
1	3-N	164	THR	2.8
1	3-R	96	THR	2.8
1	4-C	1	THR	2.8
1	4-N	164	THR	2.8
1	4-R	96	THR	2.8
1	5-C	1	THR	2.8
1	5-N	164	THR	2.8

*Continued on next page...*

*Continued from previous page...*

Mol	Chain	Res	Type	RSRZ
1	5-R	96	THR	2.8
1	6-C	1	THR	2.8
1	6-N	164	THR	2.8
1	6-R	96	THR	2.8
1	7-C	1	THR	2.8
1	7-N	164	THR	2.8
1	7-R	96	THR	2.8
1	8-C	1	THR	2.8
1	8-N	164	THR	2.8
1	8-R	96	THR	2.8
1	9-C	1	THR	2.8
1	9-N	164	THR	2.8
1	9-R	96	THR	2.8
1	10-C	1	THR	2.8
1	10-N	164	THR	2.8
1	10-R	96	THR	2.8
1	1-D	384	ASN	2.8
1	1-K	56	GLY	2.8
1	2-D	384	ASN	2.8
1	2-K	56	GLY	2.8
1	3-D	384	ASN	2.8
1	3-K	56	GLY	2.8
1	4-D	384	ASN	2.8
1	4-K	56	GLY	2.8
1	5-D	384	ASN	2.8
1	5-K	56	GLY	2.8
1	6-D	384	ASN	2.8
1	6-K	56	GLY	2.8
1	7-D	384	ASN	2.8
1	7-K	56	GLY	2.8
1	8-D	384	ASN	2.8
1	8-K	56	GLY	2.8
1	9-D	384	ASN	2.8
1	9-K	56	GLY	2.8
1	10-D	384	ASN	2.8
1	10-K	56	GLY	2.8
1	1-F	7	LYS	2.8
1	1-N	208	LYS	2.8
1	2-F	7	LYS	2.8
1	2-N	208	LYS	2.8
1	3-F	7	LYS	2.8
1	3-N	208	LYS	2.8

*Continued on next page...*

*Continued from previous page...*

Mol	Chain	Res	Type	RSRZ
1	4-F	7	LYS	2.8
1	4-N	208	LYS	2.8
1	5-F	7	LYS	2.8
1	5-N	208	LYS	2.8
1	6-F	7	LYS	2.8
1	6-N	208	LYS	2.8
1	7-F	7	LYS	2.8
1	7-N	208	LYS	2.8
1	8-F	7	LYS	2.8
1	8-N	208	LYS	2.8
1	9-F	7	LYS	2.8
1	9-N	208	LYS	2.8
1	10-F	7	LYS	2.8
1	10-N	208	LYS	2.8
1	1-I	303	HIS	2.8
1	2-I	303	HIS	2.8
1	3-I	303	HIS	2.8
1	4-I	303	HIS	2.8
1	5-I	303	HIS	2.8
1	6-I	303	HIS	2.8
1	7-I	303	HIS	2.8
1	8-I	303	HIS	2.8
1	9-I	303	HIS	2.8
1	10-I	303	HIS	2.8
1	1-N	399	LEU	2.8
1	1-Q	399	LEU	2.8
1	2-N	399	LEU	2.8
1	2-Q	399	LEU	2.8
1	3-N	399	LEU	2.8
1	3-Q	399	LEU	2.8
1	4-N	399	LEU	2.8
1	4-Q	399	LEU	2.8
1	5-N	399	LEU	2.8
1	5-Q	399	LEU	2.8
1	6-N	399	LEU	2.8
1	6-Q	399	LEU	2.8
1	7-N	399	LEU	2.8
1	7-Q	399	LEU	2.8
1	8-N	399	LEU	2.8
1	8-Q	399	LEU	2.8
1	9-N	399	LEU	2.8
1	9-Q	399	LEU	2.8

*Continued on next page...*

*Continued from previous page...*

Mol	Chain	Res	Type	RSRZ
1	10-N	399	LEU	2.8
1	10-Q	399	LEU	2.8
1	1-E	503	GLY	2.8
1	1-L	501	SER	2.8
1	1-M	325	GLY	2.8
1	2-E	503	GLY	2.8
1	2-L	501	SER	2.8
1	2-M	325	GLY	2.8
1	3-E	503	GLY	2.8
1	3-L	501	SER	2.8
1	3-M	325	GLY	2.8
1	4-E	503	GLY	2.8
1	4-L	501	SER	2.8
1	4-M	325	GLY	2.8
1	5-E	503	GLY	2.8
1	5-L	501	SER	2.8
1	5-M	325	GLY	2.8
1	6-E	503	GLY	2.8
1	6-L	501	SER	2.8
1	6-M	325	GLY	2.8
1	7-E	503	GLY	2.8
1	7-L	501	SER	2.8
1	7-M	325	GLY	2.8
1	8-E	503	GLY	2.8
1	8-L	501	SER	2.8
1	8-M	325	GLY	2.8
1	9-E	503	GLY	2.8
1	9-L	501	SER	2.8
1	9-M	325	GLY	2.8
1	10-E	503	GLY	2.8
1	10-L	501	SER	2.8
1	10-M	325	GLY	2.8
1	1-Q	409	GLN	2.8
1	2-Q	409	GLN	2.8
1	3-Q	409	GLN	2.8
1	4-Q	409	GLN	2.8
1	5-Q	409	GLN	2.8
1	6-Q	409	GLN	2.8
1	7-Q	409	GLN	2.8
1	8-Q	409	GLN	2.8
1	9-Q	409	GLN	2.8
1	10-Q	409	GLN	2.8

*Continued on next page...*

*Continued from previous page...*

Mol	Chain	Res	Type	RSRZ
1	1-E	94	PRO	2.8
1	2-E	94	PRO	2.8
1	3-E	94	PRO	2.8
1	4-E	94	PRO	2.8
1	5-E	94	PRO	2.8
1	6-E	94	PRO	2.8
1	7-E	94	PRO	2.8
1	8-E	94	PRO	2.8
1	9-E	94	PRO	2.8
1	10-E	94	PRO	2.8
1	1-X	49	PHE	2.8
1	2-X	49	PHE	2.8
1	3-X	49	PHE	2.8
1	4-X	49	PHE	2.8
1	5-X	49	PHE	2.8
1	6-X	49	PHE	2.8
1	7-X	49	PHE	2.8
1	8-X	49	PHE	2.8
1	9-X	49	PHE	2.8
1	10-X	49	PHE	2.8
1	1-C	501	SER	2.8
1	1-R	58	GLN	2.8
1	1-T	350	SER	2.8
1	2-C	501	SER	2.8
1	2-R	58	GLN	2.8
1	2-T	350	SER	2.8
1	3-C	501	SER	2.8
1	3-R	58	GLN	2.8
1	3-T	350	SER	2.8
1	4-C	501	SER	2.8
1	4-R	58	GLN	2.8
1	4-T	350	SER	2.8
1	5-C	501	SER	2.8
1	5-R	58	GLN	2.8
1	5-T	350	SER	2.8
1	6-C	501	SER	2.8
1	6-R	58	GLN	2.8
1	6-T	350	SER	2.8
1	7-C	501	SER	2.8
1	7-R	58	GLN	2.8
1	7-T	350	SER	2.8
1	8-C	501	SER	2.8

*Continued on next page...*

*Continued from previous page...*

Mol	Chain	Res	Type	RSRZ
1	8-R	58	GLN	2.8
1	8-T	350	SER	2.8
1	9-C	501	SER	2.8
1	9-R	58	GLN	2.8
1	9-T	350	SER	2.8
1	10-C	501	SER	2.8
1	10-R	58	GLN	2.8
1	10-T	350	SER	2.8
1	1-P	287	TYR	2.8
1	1-P	297	TYR	2.8
1	1-X	283	TYR	2.8
1	2-P	287	TYR	2.8
1	2-P	297	TYR	2.8
1	2-X	283	TYR	2.8
1	3-P	287	TYR	2.8
1	3-P	297	TYR	2.8
1	3-X	283	TYR	2.8
1	4-P	287	TYR	2.8
1	4-P	297	TYR	2.8
1	4-X	283	TYR	2.8
1	5-P	287	TYR	2.8
1	5-P	297	TYR	2.8
1	5-X	283	TYR	2.8
1	6-P	287	TYR	2.8
1	6-P	297	TYR	2.8
1	6-X	283	TYR	2.8
1	7-P	287	TYR	2.8
1	7-P	297	TYR	2.8
1	7-X	283	TYR	2.8
1	8-P	287	TYR	2.8
1	8-P	297	TYR	2.8
1	8-X	283	TYR	2.8
1	9-P	287	TYR	2.8
1	9-P	297	TYR	2.8
1	9-X	283	TYR	2.8
1	10-P	287	TYR	2.8
1	10-P	297	TYR	2.8
1	10-X	283	TYR	2.8
1	1-P	407	ILE	2.8
1	1-U	57	PHE	2.8
1	2-P	407	ILE	2.8
1	2-U	57	PHE	2.8

*Continued on next page...*



*Continued from previous page...*

Mol	Chain	Res	Type	RSRZ
1	3-P	407	ILE	2.8
1	3-U	57	PHE	2.8
1	4-P	407	ILE	2.8
1	4-U	57	PHE	2.8
1	5-P	407	ILE	2.8
1	5-U	57	PHE	2.8
1	6-P	407	ILE	2.8
1	6-U	57	PHE	2.8
1	7-P	407	ILE	2.8
1	7-U	57	PHE	2.8
1	8-P	407	ILE	2.8
1	8-U	57	PHE	2.8
1	9-P	407	ILE	2.8
1	9-U	57	PHE	2.8
1	10-P	407	ILE	2.8
1	10-U	57	PHE	2.8
1	1-A	504	ASN	2.8
1	1-B	300	GLY	2.8
1	1-Q	503	GLY	2.8
1	2-A	504	ASN	2.8
1	2-B	300	GLY	2.8
1	2-Q	503	GLY	2.8
1	3-A	504	ASN	2.8
1	3-B	300	GLY	2.8
1	3-Q	503	GLY	2.8
1	4-A	504	ASN	2.8
1	4-B	300	GLY	2.8
1	4-Q	503	GLY	2.8
1	5-A	504	ASN	2.8
1	5-B	300	GLY	2.8
1	5-Q	503	GLY	2.8
1	6-A	504	ASN	2.8
1	6-B	300	GLY	2.8
1	6-Q	503	GLY	2.8
1	7-A	504	ASN	2.8
1	7-B	300	GLY	2.8
1	7-Q	503	GLY	2.8
1	8-A	504	ASN	2.8
1	8-B	300	GLY	2.8
1	8-Q	503	GLY	2.8
1	9-A	504	ASN	2.8
1	9-B	300	GLY	2.8

*Continued on next page...*

*Continued from previous page...*

Mol	Chain	Res	Type	RSRZ
1	9-Q	503	GLY	2.8
1	10-A	504	ASN	2.8
1	10-B	300	GLY	2.8
1	10-Q	503	GLY	2.8
1	1-G	98	GLU	2.8
1	1-R	285	GLU	2.8
1	1-X	501	SER	2.8
1	2-G	98	GLU	2.8
1	2-R	285	GLU	2.8
1	2-X	501	SER	2.8
1	3-G	98	GLU	2.8
1	3-R	285	GLU	2.8
1	3-X	501	SER	2.8
1	4-G	98	GLU	2.8
1	4-R	285	GLU	2.8
1	4-X	501	SER	2.8
1	5-G	98	GLU	2.8
1	5-R	285	GLU	2.8
1	5-X	501	SER	2.8
1	6-G	98	GLU	2.8
1	6-R	285	GLU	2.8
1	6-X	501	SER	2.8
1	7-G	98	GLU	2.8
1	7-R	285	GLU	2.8
1	7-X	501	SER	2.8
1	8-G	98	GLU	2.8
1	8-R	285	GLU	2.8
1	8-X	501	SER	2.8
1	9-G	98	GLU	2.8
1	9-R	285	GLU	2.8
1	9-X	501	SER	2.8
1	10-G	98	GLU	2.8
1	10-R	285	GLU	2.8
1	10-X	501	SER	2.8
1	1-V	352	LYS	2.8
1	1-X	351	PRO	2.8
1	2-V	352	LYS	2.8
1	2-X	351	PRO	2.8
1	3-V	352	LYS	2.8
1	3-X	351	PRO	2.8
1	4-V	352	LYS	2.8
1	4-X	351	PRO	2.8

*Continued on next page...*

*Continued from previous page...*

Mol	Chain	Res	Type	RSRZ
1	5-V	352	LYS	2.8
1	5-X	351	PRO	2.8
1	6-V	352	LYS	2.8
1	6-X	351	PRO	2.8
1	7-V	352	LYS	2.8
1	7-X	351	PRO	2.8
1	8-V	352	LYS	2.8
1	8-X	351	PRO	2.8
1	9-V	352	LYS	2.8
1	9-X	351	PRO	2.8
1	10-V	352	LYS	2.8
1	10-X	351	PRO	2.8
1	1-L	395	ASP	2.8
1	2-L	395	ASP	2.8
1	3-L	395	ASP	2.8
1	4-L	395	ASP	2.8
1	5-L	395	ASP	2.8
1	6-L	395	ASP	2.8
1	7-L	395	ASP	2.8
1	8-L	395	ASP	2.8
1	9-L	395	ASP	2.8
1	10-L	395	ASP	2.8
1	1-H	384	ASN	2.8
1	1-C	285	GLU	2.8
1	1-I	97	LEU	2.8
1	2-H	384	ASN	2.8
1	2-I	97	LEU	2.8
1	3-H	384	ASN	2.8
1	2-C	285	GLU	2.8
1	3-C	285	GLU	2.8
1	3-I	97	LEU	2.8
1	4-H	384	ASN	2.8
1	4-C	285	GLU	2.8
1	4-I	97	LEU	2.8
1	5-H	384	ASN	2.8
1	5-C	285	GLU	2.8
1	5-I	97	LEU	2.8
1	6-H	384	ASN	2.8
1	6-C	285	GLU	2.8
1	6-I	97	LEU	2.8
1	7-H	384	ASN	2.8
1	7-I	97	LEU	2.8

*Continued on next page...*

*Continued from previous page...*

Mol	Chain	Res	Type	RSRZ
1	8-H	384	ASN	2.8
1	7-C	285	GLU	2.8
1	8-C	285	GLU	2.8
1	8-I	97	LEU	2.8
1	9-H	384	ASN	2.8
1	9-C	285	GLU	2.8
1	9-I	97	LEU	2.8
1	10-H	384	ASN	2.8
1	10-C	285	GLU	2.8
1	10-I	97	LEU	2.8
1	1-V	41	SER	2.8
1	2-V	41	SER	2.8
1	3-V	41	SER	2.8
1	4-V	41	SER	2.8
1	5-V	41	SER	2.8
1	6-V	41	SER	2.8
1	7-V	41	SER	2.8
1	8-V	41	SER	2.8
1	9-V	41	SER	2.8
1	10-V	41	SER	2.8
1	1-U	352	LYS	2.8
1	2-U	352	LYS	2.8
1	3-U	352	LYS	2.8
1	4-U	352	LYS	2.8
1	5-U	352	LYS	2.8
1	6-U	352	LYS	2.8
1	7-U	352	LYS	2.8
1	8-U	352	LYS	2.8
1	9-U	352	LYS	2.8
1	10-U	352	LYS	2.8
1	1-D	400	PRO	2.8
1	1-H	339	ARG	2.8
1	2-D	400	PRO	2.8
1	2-H	339	ARG	2.8
1	3-D	400	PRO	2.8
1	3-H	339	ARG	2.8
1	4-D	400	PRO	2.8
1	4-H	339	ARG	2.8
1	5-D	400	PRO	2.8
1	5-H	339	ARG	2.8
1	6-D	400	PRO	2.8
1	6-H	339	ARG	2.8

*Continued on next page...*

*Continued from previous page...*

Mol	Chain	Res	Type	RSRZ
1	7-D	400	PRO	2.8
1	7-H	339	ARG	2.8
1	8-D	400	PRO	2.8
1	8-H	339	ARG	2.8
1	9-D	400	PRO	2.8
1	9-H	339	ARG	2.8
1	10-D	400	PRO	2.8
1	10-H	339	ARG	2.8
1	1-I	116	ILE	2.8
1	1-J	56	GLY	2.8
1	1-J	347	ILE	2.8
1	1-N	407	ILE	2.8
1	1-B	96	THR	2.8
1	1-Q	43	PHE	2.8
1	1-T	51	GLY	2.8
1	2-I	116	ILE	2.8
1	2-J	56	GLY	2.8
1	2-J	347	ILE	2.8
1	2-N	407	ILE	2.8
1	2-Q	43	PHE	2.8
1	2-T	51	GLY	2.8
1	3-I	116	ILE	2.8
1	3-J	56	GLY	2.8
1	3-J	347	ILE	2.8
1	3-N	407	ILE	2.8
1	3-Q	43	PHE	2.8
1	3-T	51	GLY	2.8
1	4-I	116	ILE	2.8
1	4-J	56	GLY	2.8
1	4-J	347	ILE	2.8
1	4-N	407	ILE	2.8
1	4-B	96	THR	2.8
1	4-Q	43	PHE	2.8
1	4-T	51	GLY	2.8
1	5-I	116	ILE	2.8
1	5-J	347	ILE	2.8
1	5-N	407	ILE	2.8
1	2-B	96	THR	2.8
1	3-B	96	THR	2.8
1	5-B	96	THR	2.8
1	5-J	56	GLY	2.8
1	5-Q	43	PHE	2.8

*Continued on next page...*

*Continued from previous page...*

Mol	Chain	Res	Type	RSRZ
1	5-T	51	GLY	2.8
1	6-I	116	ILE	2.8
1	6-B	96	THR	2.8
1	6-J	56	GLY	2.8
1	6-J	347	ILE	2.8
1	6-N	407	ILE	2.8
1	6-Q	43	PHE	2.8
1	6-T	51	GLY	2.8
1	7-I	116	ILE	2.8
1	7-J	56	GLY	2.8
1	7-J	347	ILE	2.8
1	7-N	407	ILE	2.8
1	7-Q	43	PHE	2.8
1	7-T	51	GLY	2.8
1	8-I	116	ILE	2.8
1	8-J	56	GLY	2.8
1	8-J	347	ILE	2.8
1	8-N	407	ILE	2.8
1	8-Q	43	PHE	2.8
1	8-T	51	GLY	2.8
1	9-I	116	ILE	2.8
1	9-J	56	GLY	2.8
1	9-J	347	ILE	2.8
1	9-N	407	ILE	2.8
1	9-B	96	THR	2.8
1	9-Q	43	PHE	2.8
1	9-T	51	GLY	2.8
1	10-I	116	ILE	2.8
1	10-J	56	GLY	2.8
1	10-J	347	ILE	2.8
1	10-N	407	ILE	2.8
1	7-B	96	THR	2.8
1	8-B	96	THR	2.8
1	10-B	96	THR	2.8
1	10-Q	43	PHE	2.8
1	10-T	51	GLY	2.8
1	1-V	603	LYS	2.8
1	2-V	603	LYS	2.8
1	3-V	603	LYS	2.8
1	4-V	603	LYS	2.8
1	5-V	603	LYS	2.8
1	6-V	603	LYS	2.8

*Continued on next page...*

*Continued from previous page...*

Mol	Chain	Res	Type	RSRZ
1	7-V	603	LYS	2.8
1	8-V	603	LYS	2.8
1	9-V	603	LYS	2.8
1	10-V	603	LYS	2.8
1	1-A	167	ASP	2.8
1	1-V	351	PRO	2.8
1	1-X	45	ASP	2.8
1	2-A	167	ASP	2.8
1	2-V	351	PRO	2.8
1	2-X	45	ASP	2.8
1	3-A	167	ASP	2.8
1	3-V	351	PRO	2.8
1	3-X	45	ASP	2.8
1	4-A	167	ASP	2.8
1	4-V	351	PRO	2.8
1	4-X	45	ASP	2.8
1	5-A	167	ASP	2.8
1	5-V	351	PRO	2.8
1	5-X	45	ASP	2.8
1	6-A	167	ASP	2.8
1	6-V	351	PRO	2.8
1	6-X	45	ASP	2.8
1	7-A	167	ASP	2.8
1	7-V	351	PRO	2.8
1	7-X	45	ASP	2.8
1	8-A	167	ASP	2.8
1	8-V	351	PRO	2.8
1	8-X	45	ASP	2.8
1	9-A	167	ASP	2.8
1	9-V	351	PRO	2.8
1	9-X	45	ASP	2.8
1	10-A	167	ASP	2.8
1	10-V	351	PRO	2.8
1	10-X	45	ASP	2.8
1	1-Q	42	VAL	2.7
1	2-Q	42	VAL	2.7
1	3-Q	42	VAL	2.7
1	4-Q	42	VAL	2.7
1	5-Q	42	VAL	2.7
1	6-Q	42	VAL	2.7
1	7-Q	42	VAL	2.7
1	8-Q	42	VAL	2.7

*Continued on next page...*

*Continued from previous page...*

Mol	Chain	Res	Type	RSRZ
1	9-Q	42	VAL	2.7
1	10-Q	42	VAL	2.7
1	1-Q	504	ASN	2.7
1	2-Q	504	ASN	2.7
1	3-Q	504	ASN	2.7
1	4-Q	504	ASN	2.7
1	5-Q	504	ASN	2.7
1	6-Q	504	ASN	2.7
1	7-Q	504	ASN	2.7
1	8-Q	504	ASN	2.7
1	9-Q	504	ASN	2.7
1	10-Q	504	ASN	2.7
1	1-A	118	THR	2.7
1	1-D	164	THR	2.7
1	1-K	386	ILE	2.7
1	1-S	7	LYS	2.7
1	2-K	386	ILE	2.7
1	2-S	7	LYS	2.7
1	1-N	286	THR	2.7
1	2-A	118	THR	2.7
1	2-D	164	THR	2.7
1	2-N	286	THR	2.7
1	3-A	118	THR	2.7
1	3-D	164	THR	2.7
1	3-K	386	ILE	2.7
1	3-S	7	LYS	2.7
1	4-S	7	LYS	2.7
1	3-N	286	THR	2.7
1	4-A	118	THR	2.7
1	4-D	164	THR	2.7
1	4-K	386	ILE	2.7
1	5-A	118	THR	2.7
1	5-D	164	THR	2.7
1	5-K	386	ILE	2.7
1	5-S	7	LYS	2.7
1	4-N	286	THR	2.7
1	5-N	286	THR	2.7
1	6-A	118	THR	2.7
1	6-D	164	THR	2.7
1	6-K	386	ILE	2.7
1	6-S	7	LYS	2.7
1	7-K	386	ILE	2.7

*Continued on next page...*



*Continued from previous page...*

Mol	Chain	Res	Type	RSRZ
1	7-S	7	LYS	2.7
1	6-N	286	THR	2.7
1	7-A	118	THR	2.7
1	7-D	164	THR	2.7
1	7-N	286	THR	2.7
1	8-A	118	THR	2.7
1	8-D	164	THR	2.7
1	8-K	386	ILE	2.7
1	8-S	7	LYS	2.7
1	9-K	386	ILE	2.7
1	9-S	7	LYS	2.7
1	10-K	386	ILE	2.7
1	10-S	7	LYS	2.7
1	8-N	286	THR	2.7
1	9-A	118	THR	2.7
1	9-D	164	THR	2.7
1	9-N	286	THR	2.7
1	10-A	118	THR	2.7
1	10-D	164	THR	2.7
1	10-N	286	THR	2.7
1	1-P	350	SER	2.7
1	1-U	501	SER	2.7
1	2-P	350	SER	2.7
1	2-U	501	SER	2.7
1	3-P	350	SER	2.7
1	3-U	501	SER	2.7
1	4-P	350	SER	2.7
1	4-U	501	SER	2.7
1	5-P	350	SER	2.7
1	5-U	501	SER	2.7
1	6-P	350	SER	2.7
1	6-U	501	SER	2.7
1	7-P	350	SER	2.7
1	7-U	501	SER	2.7
1	8-P	350	SER	2.7
1	8-U	501	SER	2.7
1	9-P	350	SER	2.7
1	9-U	501	SER	2.7
1	10-P	350	SER	2.7
1	10-U	501	SER	2.7
1	1-B	284	ASP	2.7
1	1-D	4	ASP	2.7

*Continued on next page...*

*Continued from previous page...*

<b>Mol</b>	<b>Chain</b>	<b>Res</b>	<b>Type</b>	<b>RSRZ</b>
1	1-M	4	ASP	2.7
1	2-B	284	ASP	2.7
1	2-D	4	ASP	2.7
1	2-M	4	ASP	2.7
1	3-B	284	ASP	2.7
1	3-D	4	ASP	2.7
1	3-M	4	ASP	2.7
1	4-B	284	ASP	2.7
1	4-D	4	ASP	2.7
1	4-M	4	ASP	2.7
1	5-B	284	ASP	2.7
1	5-D	4	ASP	2.7
1	5-M	4	ASP	2.7
1	6-B	284	ASP	2.7
1	6-D	4	ASP	2.7
1	6-M	4	ASP	2.7
1	7-B	284	ASP	2.7
1	7-D	4	ASP	2.7
1	7-M	4	ASP	2.7
1	8-B	284	ASP	2.7
1	8-D	4	ASP	2.7
1	8-M	4	ASP	2.7
1	9-B	284	ASP	2.7
1	9-D	4	ASP	2.7
1	9-M	4	ASP	2.7
1	10-B	284	ASP	2.7
1	10-D	4	ASP	2.7
1	10-M	4	ASP	2.7
1	1-K	408	PRO	2.7
1	2-K	408	PRO	2.7
1	3-K	408	PRO	2.7
1	4-K	408	PRO	2.7
1	5-K	408	PRO	2.7
1	6-K	408	PRO	2.7
1	7-K	408	PRO	2.7
1	8-K	408	PRO	2.7
1	9-K	408	PRO	2.7
1	10-K	408	PRO	2.7
1	1-G	323	VAL	2.7
1	2-G	323	VAL	2.7
1	3-G	323	VAL	2.7
1	4-G	323	VAL	2.7

*Continued on next page...*

*Continued from previous page...*

Mol	Chain	Res	Type	RSRZ
1	5-G	323	VAL	2.7
1	6-G	323	VAL	2.7
1	7-G	323	VAL	2.7
1	8-G	323	VAL	2.7
1	9-G	323	VAL	2.7
1	10-G	323	VAL	2.7
1	1-C	57	PHE	2.7
1	1-F	57	PHE	2.7
1	1-R	166	ALA	2.7
1	2-C	57	PHE	2.7
1	2-F	57	PHE	2.7
1	2-R	166	ALA	2.7
1	3-C	57	PHE	2.7
1	3-F	57	PHE	2.7
1	3-R	166	ALA	2.7
1	4-C	57	PHE	2.7
1	4-F	57	PHE	2.7
1	4-R	166	ALA	2.7
1	5-C	57	PHE	2.7
1	5-F	57	PHE	2.7
1	5-R	166	ALA	2.7
1	6-C	57	PHE	2.7
1	6-F	57	PHE	2.7
1	6-R	166	ALA	2.7
1	7-C	57	PHE	2.7
1	7-F	57	PHE	2.7
1	7-R	166	ALA	2.7
1	8-C	57	PHE	2.7
1	8-F	57	PHE	2.7
1	8-R	166	ALA	2.7
1	9-C	57	PHE	2.7
1	9-F	57	PHE	2.7
1	9-R	166	ALA	2.7
1	10-C	57	PHE	2.7
1	10-F	57	PHE	2.7
1	10-R	166	ALA	2.7
1	1-B	167	ASP	2.7
1	1-O	4	ASP	2.7
1	2-B	167	ASP	2.7
1	2-O	4	ASP	2.7
1	3-B	167	ASP	2.7
1	3-O	4	ASP	2.7

*Continued on next page...*

*Continued from previous page...*

Mol	Chain	Res	Type	RSRZ
1	4-B	167	ASP	2.7
1	4-O	4	ASP	2.7
1	5-B	167	ASP	2.7
1	5-O	4	ASP	2.7
1	6-B	167	ASP	2.7
1	6-O	4	ASP	2.7
1	7-B	167	ASP	2.7
1	7-O	4	ASP	2.7
1	8-B	167	ASP	2.7
1	8-O	4	ASP	2.7
1	9-B	167	ASP	2.7
1	9-O	4	ASP	2.7
1	10-B	167	ASP	2.7
1	10-O	4	ASP	2.7
1	1-D	209	GLY	2.7
1	1-X	323	VAL	2.7
1	2-D	209	GLY	2.7
1	2-X	323	VAL	2.7
1	3-D	209	GLY	2.7
1	3-X	323	VAL	2.7
1	4-D	209	GLY	2.7
1	4-X	323	VAL	2.7
1	5-D	209	GLY	2.7
1	5-X	323	VAL	2.7
1	6-D	209	GLY	2.7
1	6-X	323	VAL	2.7
1	7-D	209	GLY	2.7
1	7-X	323	VAL	2.7
1	8-D	209	GLY	2.7
1	8-X	323	VAL	2.7
1	9-D	209	GLY	2.7
1	9-X	323	VAL	2.7
1	10-D	209	GLY	2.7
1	10-X	323	VAL	2.7
1	1-C	286	THR	2.7
1	1-G	285	GLU	2.7
1	1-J	163	ALA	2.7
1	1-L	286	THR	2.7
1	1-P	285	GLU	2.7
1	1-R	390	ALA	2.7
1	1-W	166	ALA	2.7
1	2-C	286	THR	2.7

*Continued on next page...*

*Continued from previous page...*

Mol	Chain	Res	Type	RSRZ
1	2-G	285	GLU	2.7
1	2-J	163	ALA	2.7
1	2-L	286	THR	2.7
1	2-P	285	GLU	2.7
1	2-R	390	ALA	2.7
1	2-W	166	ALA	2.7
1	3-C	286	THR	2.7
1	3-G	285	GLU	2.7
1	3-J	163	ALA	2.7
1	3-L	286	THR	2.7
1	3-P	285	GLU	2.7
1	3-R	390	ALA	2.7
1	3-W	166	ALA	2.7
1	4-C	286	THR	2.7
1	4-G	285	GLU	2.7
1	4-J	163	ALA	2.7
1	4-L	286	THR	2.7
1	4-P	285	GLU	2.7
1	4-R	390	ALA	2.7
1	4-W	166	ALA	2.7
1	5-C	286	THR	2.7
1	5-G	285	GLU	2.7
1	5-J	163	ALA	2.7
1	5-L	286	THR	2.7
1	5-P	285	GLU	2.7
1	5-R	390	ALA	2.7
1	5-W	166	ALA	2.7
1	6-C	286	THR	2.7
1	6-G	285	GLU	2.7
1	6-J	163	ALA	2.7
1	6-L	286	THR	2.7
1	6-P	285	GLU	2.7
1	6-R	390	ALA	2.7
1	6-W	166	ALA	2.7
1	7-C	286	THR	2.7
1	7-G	285	GLU	2.7
1	7-J	163	ALA	2.7
1	7-L	286	THR	2.7
1	7-P	285	GLU	2.7
1	7-R	390	ALA	2.7
1	7-W	166	ALA	2.7
1	8-C	286	THR	2.7

*Continued on next page...*

*Continued from previous page...*

Mol	Chain	Res	Type	RSRZ
1	8-G	285	GLU	2.7
1	8-J	163	ALA	2.7
1	8-L	286	THR	2.7
1	8-P	285	GLU	2.7
1	8-R	390	ALA	2.7
1	8-W	166	ALA	2.7
1	9-C	286	THR	2.7
1	9-G	285	GLU	2.7
1	9-J	163	ALA	2.7
1	9-L	286	THR	2.7
1	9-P	285	GLU	2.7
1	9-R	390	ALA	2.7
1	9-W	166	ALA	2.7
1	10-C	286	THR	2.7
1	10-G	285	GLU	2.7
1	10-J	163	ALA	2.7
1	10-L	286	THR	2.7
1	10-P	285	GLU	2.7
1	10-R	390	ALA	2.7
1	10-W	166	ALA	2.7
1	1-I	287	TYR	2.7
1	1-J	52	SER	2.7
1	1-U	8	LEU	2.7
1	1-U	41	SER	2.7
1	2-I	287	TYR	2.7
1	2-J	52	SER	2.7
1	2-U	8	LEU	2.7
1	2-U	41	SER	2.7
1	3-I	287	TYR	2.7
1	3-J	52	SER	2.7
1	3-U	8	LEU	2.7
1	3-U	41	SER	2.7
1	4-I	287	TYR	2.7
1	4-J	52	SER	2.7
1	4-U	8	LEU	2.7
1	4-U	41	SER	2.7
1	5-I	287	TYR	2.7
1	5-J	52	SER	2.7
1	5-U	8	LEU	2.7
1	5-U	41	SER	2.7
1	6-I	287	TYR	2.7
1	6-J	52	SER	2.7

*Continued on next page...*

*Continued from previous page...*

Mol	Chain	Res	Type	RSRZ
1	6-U	8	LEU	2.7
1	6-U	41	SER	2.7
1	7-I	287	TYR	2.7
1	7-J	52	SER	2.7
1	7-U	8	LEU	2.7
1	7-U	41	SER	2.7
1	8-I	287	TYR	2.7
1	8-J	52	SER	2.7
1	8-U	8	LEU	2.7
1	8-U	41	SER	2.7
1	9-I	287	TYR	2.7
1	9-J	52	SER	2.7
1	9-U	8	LEU	2.7
1	9-U	41	SER	2.7
1	10-I	287	TYR	2.7
1	10-J	52	SER	2.7
1	10-U	8	LEU	2.7
1	10-U	41	SER	2.7
1	1-B	44	ASP	2.7
1	1-K	58	GLN	2.7
1	2-B	44	ASP	2.7
1	2-K	58	GLN	2.7
1	3-B	44	ASP	2.7
1	3-K	58	GLN	2.7
1	4-B	44	ASP	2.7
1	4-K	58	GLN	2.7
1	5-B	44	ASP	2.7
1	5-K	58	GLN	2.7
1	6-B	44	ASP	2.7
1	6-K	58	GLN	2.7
1	7-B	44	ASP	2.7
1	7-K	58	GLN	2.7
1	8-B	44	ASP	2.7
1	8-K	58	GLN	2.7
1	9-B	44	ASP	2.7
1	9-K	58	GLN	2.7
1	10-B	44	ASP	2.7
1	10-K	58	GLN	2.7
1	1-E	12	GLU	2.7
1	1-S	285	GLU	2.7
1	2-E	12	GLU	2.7
1	2-S	285	GLU	2.7

*Continued on next page...*

*Continued from previous page...*

Mol	Chain	Res	Type	RSRZ
1	3-E	12	GLU	2.7
1	3-S	285	GLU	2.7
1	4-E	12	GLU	2.7
1	4-S	285	GLU	2.7
1	5-E	12	GLU	2.7
1	5-S	285	GLU	2.7
1	6-E	12	GLU	2.7
1	6-S	285	GLU	2.7
1	7-E	12	GLU	2.7
1	7-S	285	GLU	2.7
1	8-E	12	GLU	2.7
1	8-S	285	GLU	2.7
1	9-E	12	GLU	2.7
1	9-S	285	GLU	2.7
1	10-E	12	GLU	2.7
1	10-S	285	GLU	2.7
1	1-A	44	ASP	2.7
1	1-S	390	ALA	2.7
1	1-O	49	PHE	2.7
1	2-A	44	ASP	2.7
1	2-S	390	ALA	2.7
1	2-O	49	PHE	2.7
1	3-A	44	ASP	2.7
1	3-S	390	ALA	2.7
1	3-O	49	PHE	2.7
1	4-A	44	ASP	2.7
1	4-S	390	ALA	2.7
1	5-A	44	ASP	2.7
1	5-S	390	ALA	2.7
1	4-O	49	PHE	2.7
1	5-O	49	PHE	2.7
1	6-A	44	ASP	2.7
1	6-S	390	ALA	2.7
1	6-O	49	PHE	2.7
1	7-A	44	ASP	2.7
1	7-S	390	ALA	2.7
1	7-O	49	PHE	2.7
1	8-A	44	ASP	2.7
1	8-S	390	ALA	2.7
1	8-O	49	PHE	2.7
1	9-A	44	ASP	2.7
1	9-S	390	ALA	2.7

*Continued on next page...*



*Continued from previous page...*

Mol	Chain	Res	Type	RSRZ
1	10-A	44	ASP	2.7
1	10-S	390	ALA	2.7
1	9-O	49	PHE	2.7
1	10-O	49	PHE	2.7
1	1-K	287	TYR	2.7
1	1-N	297	TYR	2.7
1	2-K	287	TYR	2.7
1	2-N	297	TYR	2.7
1	3-K	287	TYR	2.7
1	3-N	297	TYR	2.7
1	4-K	287	TYR	2.7
1	4-N	297	TYR	2.7
1	5-K	287	TYR	2.7
1	5-N	297	TYR	2.7
1	6-K	287	TYR	2.7
1	6-N	297	TYR	2.7
1	7-K	287	TYR	2.7
1	7-N	297	TYR	2.7
1	8-K	287	TYR	2.7
1	8-N	297	TYR	2.7
1	9-K	287	TYR	2.7
1	9-N	297	TYR	2.7
1	10-K	287	TYR	2.7
1	10-N	297	TYR	2.7
1	1-B	277	ASP	2.7
1	2-B	277	ASP	2.7
1	3-B	277	ASP	2.7
1	4-B	277	ASP	2.7
1	5-B	277	ASP	2.7
1	6-B	277	ASP	2.7
1	7-B	277	ASP	2.7
1	8-B	277	ASP	2.7
1	9-B	277	ASP	2.7
1	10-B	277	ASP	2.7
1	1-L	163	ALA	2.7
1	1-O	111	ALA	2.7
1	2-L	163	ALA	2.7
1	2-O	111	ALA	2.7
1	3-L	163	ALA	2.7
1	3-O	111	ALA	2.7
1	4-L	163	ALA	2.7
1	4-O	111	ALA	2.7

*Continued on next page...*

*Continued from previous page...*

Mol	Chain	Res	Type	RSRZ
1	5-L	163	ALA	2.7
1	5-O	111	ALA	2.7
1	6-L	163	ALA	2.7
1	6-O	111	ALA	2.7
1	7-L	163	ALA	2.7
1	7-O	111	ALA	2.7
1	8-L	163	ALA	2.7
1	8-O	111	ALA	2.7
1	9-L	163	ALA	2.7
1	9-O	111	ALA	2.7
1	10-L	163	ALA	2.7
1	10-O	111	ALA	2.7
1	1-Q	95	PHE	2.7
1	2-Q	95	PHE	2.7
1	3-Q	95	PHE	2.7
1	4-Q	95	PHE	2.7
1	5-Q	95	PHE	2.7
1	6-Q	95	PHE	2.7
1	7-Q	95	PHE	2.7
1	8-Q	95	PHE	2.7
1	9-Q	95	PHE	2.7
1	10-Q	95	PHE	2.7
1	1-B	285	GLU	2.7
1	1-P	327	GLU	2.7
1	2-B	285	GLU	2.7
1	2-P	327	GLU	2.7
1	3-B	285	GLU	2.7
1	3-P	327	GLU	2.7
1	4-B	285	GLU	2.7
1	4-P	327	GLU	2.7
1	5-B	285	GLU	2.7
1	5-P	327	GLU	2.7
1	6-B	285	GLU	2.7
1	6-P	327	GLU	2.7
1	7-B	285	GLU	2.7
1	7-P	327	GLU	2.7
1	8-B	285	GLU	2.7
1	8-P	327	GLU	2.7
1	9-B	285	GLU	2.7
1	9-P	327	GLU	2.7
1	10-B	285	GLU	2.7
1	10-P	327	GLU	2.7

*Continued on next page...*

*Continued from previous page...*

Mol	Chain	Res	Type	RSRZ
1	1-E	401	PRO	2.7
1	1-Q	432	GLY	2.7
1	1-U	408	PRO	2.7
1	2-E	401	PRO	2.7
1	2-Q	432	GLY	2.7
1	2-U	408	PRO	2.7
1	3-E	401	PRO	2.7
1	3-Q	432	GLY	2.7
1	3-U	408	PRO	2.7
1	4-E	401	PRO	2.7
1	4-Q	432	GLY	2.7
1	4-U	408	PRO	2.7
1	5-E	401	PRO	2.7
1	5-Q	432	GLY	2.7
1	5-U	408	PRO	2.7
1	6-E	401	PRO	2.7
1	6-Q	432	GLY	2.7
1	6-U	408	PRO	2.7
1	7-E	401	PRO	2.7
1	7-Q	432	GLY	2.7
1	7-U	408	PRO	2.7
1	8-E	401	PRO	2.7
1	8-Q	432	GLY	2.7
1	8-U	408	PRO	2.7
1	9-E	401	PRO	2.7
1	9-Q	432	GLY	2.7
1	9-U	408	PRO	2.7
1	10-E	401	PRO	2.7
1	10-Q	432	GLY	2.7
1	10-U	408	PRO	2.7
1	1-O	385	LYS	2.7
1	2-O	385	LYS	2.7
1	3-O	385	LYS	2.7
1	4-O	385	LYS	2.7
1	5-O	385	LYS	2.7
1	6-O	385	LYS	2.7
1	7-O	385	LYS	2.7
1	8-O	385	LYS	2.7
1	9-O	385	LYS	2.7
1	10-O	385	LYS	2.7
1	1-K	284	ASP	2.7
1	1-O	64	ASP	2.7

*Continued on next page...*

*Continued from previous page...*

Mol	Chain	Res	Type	RSRZ
1	2-K	284	ASP	2.7
1	2-O	64	ASP	2.7
1	3-K	284	ASP	2.7
1	3-O	64	ASP	2.7
1	4-K	284	ASP	2.7
1	4-O	64	ASP	2.7
1	5-K	284	ASP	2.7
1	5-O	64	ASP	2.7
1	6-K	284	ASP	2.7
1	6-O	64	ASP	2.7
1	7-K	284	ASP	2.7
1	7-O	64	ASP	2.7
1	8-K	284	ASP	2.7
1	8-O	64	ASP	2.7
1	9-K	284	ASP	2.7
1	9-O	64	ASP	2.7
1	10-K	284	ASP	2.7
1	10-O	64	ASP	2.7
1	1-F	501	SER	2.7
1	2-F	501	SER	2.7
1	3-F	501	SER	2.7
1	4-F	501	SER	2.7
1	5-F	501	SER	2.7
1	6-F	501	SER	2.7
1	7-F	501	SER	2.7
1	8-F	501	SER	2.7
1	9-F	501	SER	2.7
1	10-F	501	SER	2.7
1	1-Q	171	TYR	2.7
1	1-R	297	TYR	2.7
1	2-Q	171	TYR	2.7
1	2-R	297	TYR	2.7
1	3-Q	171	TYR	2.7
1	3-R	297	TYR	2.7
1	4-Q	171	TYR	2.7
1	4-R	297	TYR	2.7
1	5-Q	171	TYR	2.7
1	5-R	297	TYR	2.7
1	6-Q	171	TYR	2.7
1	6-R	297	TYR	2.7
1	7-Q	171	TYR	2.7
1	7-R	297	TYR	2.7

*Continued on next page...*

*Continued from previous page...*

Mol	Chain	Res	Type	RSRZ
1	8-Q	171	TYR	2.7
1	8-R	297	TYR	2.7
1	9-Q	171	TYR	2.7
1	9-R	297	TYR	2.7
1	10-Q	171	TYR	2.7
1	10-R	297	TYR	2.7
1	1-A	50	ASP	2.7
1	1-M	292	ASP	2.7
1	1-Q	277	ASP	2.7
1	2-A	50	ASP	2.7
1	2-M	292	ASP	2.7
1	2-Q	277	ASP	2.7
1	3-A	50	ASP	2.7
1	3-M	292	ASP	2.7
1	3-Q	277	ASP	2.7
1	4-A	50	ASP	2.7
1	4-M	292	ASP	2.7
1	4-Q	277	ASP	2.7
1	5-A	50	ASP	2.7
1	5-M	292	ASP	2.7
1	5-Q	277	ASP	2.7
1	6-A	50	ASP	2.7
1	6-M	292	ASP	2.7
1	6-Q	277	ASP	2.7
1	7-A	50	ASP	2.7
1	7-M	292	ASP	2.7
1	7-Q	277	ASP	2.7
1	8-A	50	ASP	2.7
1	8-M	292	ASP	2.7
1	8-Q	277	ASP	2.7
1	9-A	50	ASP	2.7
1	9-M	292	ASP	2.7
1	9-Q	277	ASP	2.7
1	10-A	50	ASP	2.7
1	10-M	292	ASP	2.7
1	10-Q	277	ASP	2.7
1	1-C	36	SER	2.6
1	1-L	91	VAL	2.6
1	1-J	279	ALA	2.6
1	2-C	36	SER	2.6
1	2-L	91	VAL	2.6
1	3-C	36	SER	2.6

*Continued on next page...*

*Continued from previous page...*

Mol	Chain	Res	Type	RSRZ
1	3-L	91	VAL	2.6
1	4-C	36	SER	2.6
1	4-L	91	VAL	2.6
1	5-C	36	SER	2.6
1	5-L	91	VAL	2.6
1	6-C	36	SER	2.6
1	6-L	91	VAL	2.6
1	6-J	279	ALA	2.6
1	7-C	36	SER	2.6
1	7-L	91	VAL	2.6
1	8-C	36	SER	2.6
1	8-L	91	VAL	2.6
1	9-C	36	SER	2.6
1	9-L	91	VAL	2.6
1	10-C	36	SER	2.6
1	10-L	91	VAL	2.6
1	2-J	279	ALA	2.6
1	3-J	279	ALA	2.6
1	4-J	279	ALA	2.6
1	5-J	279	ALA	2.6
1	7-J	279	ALA	2.6
1	8-J	279	ALA	2.6
1	9-J	279	ALA	2.6
1	10-J	279	ALA	2.6
1	1-I	10	LYS	2.6
1	2-I	10	LYS	2.6
1	3-I	10	LYS	2.6
1	4-I	10	LYS	2.6
1	5-I	10	LYS	2.6
1	6-I	10	LYS	2.6
1	7-I	10	LYS	2.6
1	8-I	10	LYS	2.6
1	9-I	10	LYS	2.6
1	10-I	10	LYS	2.6
1	1-P	56	GLY	2.6
1	1-R	57	PHE	2.6
1	2-P	56	GLY	2.6
1	2-R	57	PHE	2.6
1	3-P	56	GLY	2.6
1	3-R	57	PHE	2.6
1	4-P	56	GLY	2.6
1	4-R	57	PHE	2.6

*Continued on next page...*

*Continued from previous page...*

Mol	Chain	Res	Type	RSRZ
1	5-P	56	GLY	2.6
1	5-R	57	PHE	2.6
1	6-P	56	GLY	2.6
1	6-R	57	PHE	2.6
1	7-P	56	GLY	2.6
1	7-R	57	PHE	2.6
1	8-P	56	GLY	2.6
1	8-R	57	PHE	2.6
1	9-P	56	GLY	2.6
1	9-R	57	PHE	2.6
1	10-P	56	GLY	2.6
1	10-R	57	PHE	2.6
1	1-A	326	TYR	2.6
1	1-F	326	TYR	2.6
1	1-G	94	PRO	2.6
1	1-M	280	PRO	2.6
1	2-A	326	TYR	2.6
1	2-F	326	TYR	2.6
1	2-G	94	PRO	2.6
1	2-M	280	PRO	2.6
1	3-A	326	TYR	2.6
1	3-F	326	TYR	2.6
1	3-G	94	PRO	2.6
1	3-M	280	PRO	2.6
1	4-A	326	TYR	2.6
1	4-F	326	TYR	2.6
1	4-G	94	PRO	2.6
1	4-M	280	PRO	2.6
1	5-A	326	TYR	2.6
1	5-F	326	TYR	2.6
1	5-G	94	PRO	2.6
1	5-M	280	PRO	2.6
1	6-A	326	TYR	2.6
1	6-F	326	TYR	2.6
1	6-G	94	PRO	2.6
1	6-M	280	PRO	2.6
1	7-A	326	TYR	2.6
1	7-F	326	TYR	2.6
1	7-G	94	PRO	2.6
1	7-M	280	PRO	2.6
1	8-A	326	TYR	2.6
1	8-F	326	TYR	2.6

*Continued on next page...*

*Continued from previous page...*

Mol	Chain	Res	Type	RSRZ
1	8-G	94	PRO	2.6
1	8-M	280	PRO	2.6
1	9-A	326	TYR	2.6
1	9-F	326	TYR	2.6
1	9-G	94	PRO	2.6
1	9-M	280	PRO	2.6
1	10-A	326	TYR	2.6
1	10-F	326	TYR	2.6
1	10-G	94	PRO	2.6
1	10-M	280	PRO	2.6
1	1-T	50	ASP	2.6
1	1-U	387	GLU	2.6
1	2-T	50	ASP	2.6
1	2-U	387	GLU	2.6
1	3-T	50	ASP	2.6
1	3-U	387	GLU	2.6
1	4-T	50	ASP	2.6
1	4-U	387	GLU	2.6
1	5-T	50	ASP	2.6
1	5-U	387	GLU	2.6
1	6-T	50	ASP	2.6
1	6-U	387	GLU	2.6
1	7-T	50	ASP	2.6
1	7-U	387	GLU	2.6
1	8-T	50	ASP	2.6
1	8-U	387	GLU	2.6
1	9-T	50	ASP	2.6
1	9-U	387	GLU	2.6
1	10-T	50	ASP	2.6
1	10-U	387	GLU	2.6
1	1-C	385	LYS	2.6
1	1-L	10	LYS	2.6
1	1-T	385	LYS	2.6
1	2-C	385	LYS	2.6
1	2-L	10	LYS	2.6
1	2-T	385	LYS	2.6
1	3-C	385	LYS	2.6
1	3-L	10	LYS	2.6
1	3-T	385	LYS	2.6
1	4-C	385	LYS	2.6
1	4-L	10	LYS	2.6
1	4-T	385	LYS	2.6

*Continued on next page...*



*Continued from previous page...*

Mol	Chain	Res	Type	RSRZ
1	5-C	385	LYS	2.6
1	5-L	10	LYS	2.6
1	5-T	385	LYS	2.6
1	6-C	385	LYS	2.6
1	6-L	10	LYS	2.6
1	6-T	385	LYS	2.6
1	7-C	385	LYS	2.6
1	7-L	10	LYS	2.6
1	7-T	385	LYS	2.6
1	8-C	385	LYS	2.6
1	8-L	10	LYS	2.6
1	8-T	385	LYS	2.6
1	9-C	385	LYS	2.6
1	9-L	10	LYS	2.6
1	9-T	385	LYS	2.6
1	10-C	385	LYS	2.6
1	10-L	10	LYS	2.6
1	10-T	385	LYS	2.6
1	1-G	410	THR	2.6
1	1-V	601	THR	2.6
1	2-G	410	THR	2.6
1	2-V	601	THR	2.6
1	3-G	410	THR	2.6
1	3-V	601	THR	2.6
1	4-G	410	THR	2.6
1	4-V	601	THR	2.6
1	5-G	410	THR	2.6
1	5-V	601	THR	2.6
1	6-G	410	THR	2.6
1	6-V	601	THR	2.6
1	7-G	410	THR	2.6
1	7-V	601	THR	2.6
1	8-G	410	THR	2.6
1	8-V	601	THR	2.6
1	9-G	410	THR	2.6
1	9-V	601	THR	2.6
1	10-G	410	THR	2.6
1	10-V	601	THR	2.6
1	1-H	399	LEU	2.6
1	1-U	116	ILE	2.6
1	2-H	399	LEU	2.6
1	2-U	116	ILE	2.6

*Continued on next page...*

*Continued from previous page...*

Mol	Chain	Res	Type	RSRZ
1	3-H	399	LEU	2.6
1	3-U	116	ILE	2.6
1	4-H	399	LEU	2.6
1	4-U	116	ILE	2.6
1	5-H	399	LEU	2.6
1	5-U	116	ILE	2.6
1	6-H	399	LEU	2.6
1	6-U	116	ILE	2.6
1	7-H	399	LEU	2.6
1	7-U	116	ILE	2.6
1	8-H	399	LEU	2.6
1	8-U	116	ILE	2.6
1	9-H	399	LEU	2.6
1	9-U	116	ILE	2.6
1	10-H	399	LEU	2.6
1	10-U	116	ILE	2.6
1	1-K	44	ASP	2.6
1	1-V	3	ASP	2.6
1	2-K	44	ASP	2.6
1	2-V	3	ASP	2.6
1	3-K	44	ASP	2.6
1	3-V	3	ASP	2.6
1	4-K	44	ASP	2.6
1	4-V	3	ASP	2.6
1	5-K	44	ASP	2.6
1	5-V	3	ASP	2.6
1	6-K	44	ASP	2.6
1	6-V	3	ASP	2.6
1	7-K	44	ASP	2.6
1	7-V	3	ASP	2.6
1	8-K	44	ASP	2.6
1	8-V	3	ASP	2.6
1	9-K	44	ASP	2.6
1	9-V	3	ASP	2.6
1	10-K	44	ASP	2.6
1	10-V	3	ASP	2.6
1	1-E	385	LYS	2.6
1	2-E	385	LYS	2.6
1	3-E	385	LYS	2.6
1	4-E	385	LYS	2.6
1	5-E	385	LYS	2.6
1	6-E	385	LYS	2.6

*Continued on next page...*

*Continued from previous page...*

Mol	Chain	Res	Type	RSRZ
1	7-E	385	LYS	2.6
1	8-E	385	LYS	2.6
1	9-E	385	LYS	2.6
1	10-E	385	LYS	2.6
1	1-B	390	ALA	2.6
1	2-B	390	ALA	2.6
1	3-B	390	ALA	2.6
1	4-B	390	ALA	2.6
1	5-B	390	ALA	2.6
1	6-B	390	ALA	2.6
1	7-B	390	ALA	2.6
1	8-B	390	ALA	2.6
1	9-B	390	ALA	2.6
1	10-B	390	ALA	2.6
1	1-Q	292	ASP	2.6
1	1-R	49	PHE	2.6
1	2-Q	292	ASP	2.6
1	2-R	49	PHE	2.6
1	3-Q	292	ASP	2.6
1	3-R	49	PHE	2.6
1	4-Q	292	ASP	2.6
1	4-R	49	PHE	2.6
1	5-Q	292	ASP	2.6
1	5-R	49	PHE	2.6
1	6-Q	292	ASP	2.6
1	6-R	49	PHE	2.6
1	7-Q	292	ASP	2.6
1	7-R	49	PHE	2.6
1	8-Q	292	ASP	2.6
1	8-R	49	PHE	2.6
1	9-Q	292	ASP	2.6
1	9-R	49	PHE	2.6
1	10-Q	292	ASP	2.6
1	10-R	49	PHE	2.6
1	1-I	40	LYS	2.6
1	1-P	337	ARG	2.6
1	2-I	40	LYS	2.6
1	2-P	337	ARG	2.6
1	3-I	40	LYS	2.6
1	3-P	337	ARG	2.6
1	4-I	40	LYS	2.6
1	4-P	337	ARG	2.6

*Continued on next page...*

*Continued from previous page...*

Mol	Chain	Res	Type	RSRZ
1	5-I	40	LYS	2.6
1	5-P	337	ARG	2.6
1	6-I	40	LYS	2.6
1	6-P	337	ARG	2.6
1	7-I	40	LYS	2.6
1	7-P	337	ARG	2.6
1	8-I	40	LYS	2.6
1	8-P	337	ARG	2.6
1	9-I	40	LYS	2.6
1	9-P	337	ARG	2.6
1	10-I	40	LYS	2.6
1	10-P	337	ARG	2.6
1	1-W	179	TYR	2.6
1	2-W	179	TYR	2.6
1	3-W	179	TYR	2.6
1	4-W	179	TYR	2.6
1	5-W	179	TYR	2.6
1	6-W	179	TYR	2.6
1	7-W	179	TYR	2.6
1	8-W	179	TYR	2.6
1	9-W	179	TYR	2.6
1	10-W	179	TYR	2.6
1	1-E	35	ALA	2.6
1	2-E	35	ALA	2.6
1	3-E	35	ALA	2.6
1	4-E	35	ALA	2.6
1	5-E	35	ALA	2.6
1	6-E	35	ALA	2.6
1	7-E	35	ALA	2.6
1	8-E	35	ALA	2.6
1	9-E	35	ALA	2.6
1	10-E	35	ALA	2.6
1	1-D	394	LYS	2.6
1	1-T	399	LEU	2.6
1	2-D	394	LYS	2.6
1	2-T	399	LEU	2.6
1	3-D	394	LYS	2.6
1	3-T	399	LEU	2.6
1	4-D	394	LYS	2.6
1	4-T	399	LEU	2.6
1	5-D	394	LYS	2.6
1	5-T	399	LEU	2.6

*Continued on next page...*

*Continued from previous page...*

Mol	Chain	Res	Type	RSRZ
1	6-D	394	LYS	2.6
1	6-T	399	LEU	2.6
1	7-D	394	LYS	2.6
1	7-T	399	LEU	2.6
1	8-D	394	LYS	2.6
1	8-T	399	LEU	2.6
1	9-D	394	LYS	2.6
1	9-T	399	LEU	2.6
1	10-D	394	LYS	2.6
1	10-T	399	LEU	2.6
1	1-C	116	ILE	2.6
1	1-L	408	PRO	2.6
1	2-C	116	ILE	2.6
1	2-L	408	PRO	2.6
1	3-C	116	ILE	2.6
1	3-L	408	PRO	2.6
1	4-C	116	ILE	2.6
1	4-L	408	PRO	2.6
1	5-C	116	ILE	2.6
1	5-L	408	PRO	2.6
1	6-C	116	ILE	2.6
1	6-L	408	PRO	2.6
1	7-C	116	ILE	2.6
1	7-L	408	PRO	2.6
1	8-C	116	ILE	2.6
1	8-L	408	PRO	2.6
1	9-C	116	ILE	2.6
1	9-L	408	PRO	2.6
1	10-C	116	ILE	2.6
1	10-L	408	PRO	2.6
1	1-U	117	SER	2.6
1	1-S	208	LYS	2.6
1	1-U	383	LYS	2.6
1	1-V	384	ASN	2.6
1	2-U	117	SER	2.6
1	2-S	208	LYS	2.6
1	2-U	383	LYS	2.6
1	2-V	384	ASN	2.6
1	3-U	117	SER	2.6
1	3-S	208	LYS	2.6
1	3-U	383	LYS	2.6
1	3-V	384	ASN	2.6

*Continued on next page...*

*Continued from previous page...*

Mol	Chain	Res	Type	RSRZ
1	4-U	117	SER	2.6
1	5-U	117	SER	2.6
1	4-S	208	LYS	2.6
1	4-U	383	LYS	2.6
1	4-V	384	ASN	2.6
1	5-S	208	LYS	2.6
1	5-U	383	LYS	2.6
1	5-V	384	ASN	2.6
1	6-U	117	SER	2.6
1	6-S	208	LYS	2.6
1	6-U	383	LYS	2.6
1	6-V	384	ASN	2.6
1	7-U	117	SER	2.6
1	7-S	208	LYS	2.6
1	7-U	383	LYS	2.6
1	7-V	384	ASN	2.6
1	8-U	117	SER	2.6
1	8-S	208	LYS	2.6
1	8-U	383	LYS	2.6
1	8-V	384	ASN	2.6
1	9-U	117	SER	2.6
1	9-U	383	LYS	2.6
1	9-V	384	ASN	2.6
1	10-U	117	SER	2.6
1	9-S	208	LYS	2.6
1	10-S	208	LYS	2.6
1	10-U	383	LYS	2.6
1	10-V	384	ASN	2.6
1	1-E	395	ASP	2.6
1	1-O	9	ALA	2.6
1	2-E	395	ASP	2.6
1	2-O	9	ALA	2.6
1	3-E	395	ASP	2.6
1	3-O	9	ALA	2.6
1	4-E	395	ASP	2.6
1	4-O	9	ALA	2.6
1	5-E	395	ASP	2.6
1	5-O	9	ALA	2.6
1	6-E	395	ASP	2.6
1	6-O	9	ALA	2.6
1	7-E	395	ASP	2.6
1	7-O	9	ALA	2.6

*Continued on next page...*

*Continued from previous page...*

Mol	Chain	Res	Type	RSRZ
1	8-E	395	ASP	2.6
1	8-O	9	ALA	2.6
1	9-E	395	ASP	2.6
1	9-O	9	ALA	2.6
1	10-E	395	ASP	2.6
1	10-O	9	ALA	2.6
1	1-E	399	LEU	2.6
1	2-E	399	LEU	2.6
1	3-E	399	LEU	2.6
1	4-E	399	LEU	2.6
1	5-E	399	LEU	2.6
1	6-E	399	LEU	2.6
1	7-E	399	LEU	2.6
1	8-E	399	LEU	2.6
1	9-E	399	LEU	2.6
1	10-E	399	LEU	2.6
1	1-C	119	GLY	2.6
1	1-W	432	GLY	2.6
1	2-C	119	GLY	2.6
1	2-W	432	GLY	2.6
1	3-C	119	GLY	2.6
1	3-W	432	GLY	2.6
1	4-C	119	GLY	2.6
1	4-W	432	GLY	2.6
1	5-C	119	GLY	2.6
1	5-W	432	GLY	2.6
1	6-C	119	GLY	2.6
1	6-W	432	GLY	2.6
1	7-C	119	GLY	2.6
1	7-W	432	GLY	2.6
1	8-C	119	GLY	2.6
1	8-W	432	GLY	2.6
1	9-C	119	GLY	2.6
1	9-W	432	GLY	2.6
1	10-C	119	GLY	2.6
1	10-W	432	GLY	2.6
1	1-P	164	THR	2.6
1	2-P	164	THR	2.6
1	3-P	164	THR	2.6
1	4-P	164	THR	2.6
1	5-P	164	THR	2.6
1	6-P	164	THR	2.6

*Continued on next page...*

*Continued from previous page...*

Mol	Chain	Res	Type	RSRZ
1	7-P	164	THR	2.6
1	8-P	164	THR	2.6
1	9-P	164	THR	2.6
1	10-P	164	THR	2.6
1	1-E	285	GLU	2.6
1	1-S	396	LEU	2.6
1	2-E	285	GLU	2.6
1	2-S	396	LEU	2.6
1	3-E	285	GLU	2.6
1	3-S	396	LEU	2.6
1	4-E	285	GLU	2.6
1	4-S	396	LEU	2.6
1	5-E	285	GLU	2.6
1	5-S	396	LEU	2.6
1	6-E	285	GLU	2.6
1	6-S	396	LEU	2.6
1	7-E	285	GLU	2.6
1	7-S	396	LEU	2.6
1	8-E	285	GLU	2.6
1	8-S	396	LEU	2.6
1	9-E	285	GLU	2.6
1	9-S	396	LEU	2.6
1	10-E	285	GLU	2.6
1	10-S	396	LEU	2.6
1	1-P	382	ILE	2.6
1	2-P	382	ILE	2.6
1	3-P	382	ILE	2.6
1	4-P	382	ILE	2.6
1	5-P	382	ILE	2.6
1	6-P	382	ILE	2.6
1	7-P	382	ILE	2.6
1	8-P	382	ILE	2.6
1	9-P	382	ILE	2.6
1	10-P	382	ILE	2.6
1	1-H	208	LYS	2.6
1	1-M	352	LYS	2.6
1	2-H	208	LYS	2.6
1	2-M	352	LYS	2.6
1	3-H	208	LYS	2.6
1	3-M	352	LYS	2.6
1	4-H	208	LYS	2.6
1	4-M	352	LYS	2.6

*Continued on next page...*



*Continued from previous page...*

Mol	Chain	Res	Type	RSRZ
1	5-H	208	LYS	2.6
1	5-M	352	LYS	2.6
1	6-H	208	LYS	2.6
1	6-M	352	LYS	2.6
1	7-H	208	LYS	2.6
1	7-M	352	LYS	2.6
1	8-H	208	LYS	2.6
1	8-M	352	LYS	2.6
1	9-H	208	LYS	2.6
1	9-M	352	LYS	2.6
1	10-H	208	LYS	2.6
1	10-M	352	LYS	2.6
1	1-D	52	SER	2.6
1	1-E	278	GLY	2.6
1	1-M	52	SER	2.6
1	2-D	52	SER	2.6
1	2-E	278	GLY	2.6
1	2-M	52	SER	2.6
1	3-D	52	SER	2.6
1	3-E	278	GLY	2.6
1	3-M	52	SER	2.6
1	4-D	52	SER	2.6
1	4-E	278	GLY	2.6
1	4-M	52	SER	2.6
1	5-D	52	SER	2.6
1	5-E	278	GLY	2.6
1	5-M	52	SER	2.6
1	6-D	52	SER	2.6
1	6-E	278	GLY	2.6
1	6-M	52	SER	2.6
1	7-D	52	SER	2.6
1	7-E	278	GLY	2.6
1	7-M	52	SER	2.6
1	8-D	52	SER	2.6
1	8-E	278	GLY	2.6
1	8-M	52	SER	2.6
1	9-D	52	SER	2.6
1	9-E	278	GLY	2.6
1	9-M	52	SER	2.6
1	10-D	52	SER	2.6
1	10-E	278	GLY	2.6
1	10-M	52	SER	2.6

*Continued on next page...*

*Continued from previous page...*

Mol	Chain	Res	Type	RSRZ
1	1-F	404	ALA	2.5
1	1-N	288	ALA	2.5
1	1-Q	285	GLU	2.6
1	2-F	404	ALA	2.5
1	2-N	288	ALA	2.5
1	2-Q	285	GLU	2.6
1	3-F	404	ALA	2.5
1	3-N	288	ALA	2.5
1	3-Q	285	GLU	2.6
1	4-F	404	ALA	2.5
1	4-N	288	ALA	2.5
1	4-Q	285	GLU	2.6
1	5-F	404	ALA	2.5
1	5-N	288	ALA	2.5
1	5-Q	285	GLU	2.6
1	6-F	404	ALA	2.5
1	6-N	288	ALA	2.5
1	6-Q	285	GLU	2.6
1	7-F	404	ALA	2.5
1	7-N	288	ALA	2.5
1	7-Q	285	GLU	2.6
1	8-F	404	ALA	2.5
1	8-N	288	ALA	2.5
1	8-Q	285	GLU	2.6
1	9-F	404	ALA	2.5
1	9-N	288	ALA	2.5
1	9-Q	285	GLU	2.6
1	10-F	404	ALA	2.5
1	10-N	288	ALA	2.5
1	10-Q	285	GLU	2.6
1	1-M	93	ASP	2.5
1	2-M	93	ASP	2.5
1	3-M	93	ASP	2.5
1	4-M	93	ASP	2.5
1	5-M	93	ASP	2.5
1	6-M	93	ASP	2.5
1	7-M	93	ASP	2.5
1	8-M	93	ASP	2.5
1	9-M	93	ASP	2.5
1	10-M	93	ASP	2.5
1	1-C	326	TYR	2.5
1	1-S	326	TYR	2.5

*Continued on next page...*

*Continued from previous page...*

Mol	Chain	Res	Type	RSRZ
1	2-C	326	TYR	2.5
1	2-S	326	TYR	2.5
1	3-C	326	TYR	2.5
1	3-S	326	TYR	2.5
1	4-C	326	TYR	2.5
1	4-S	326	TYR	2.5
1	5-C	326	TYR	2.5
1	5-S	326	TYR	2.5
1	6-C	326	TYR	2.5
1	6-S	326	TYR	2.5
1	7-C	326	TYR	2.5
1	7-S	326	TYR	2.5
1	8-C	326	TYR	2.5
1	8-S	326	TYR	2.5
1	9-C	326	TYR	2.5
1	9-S	326	TYR	2.5
1	10-C	326	TYR	2.5
1	10-S	326	TYR	2.5
1	1-C	328	ALA	2.5
1	1-I	404	ALA	2.5
1	2-C	328	ALA	2.5
1	2-I	404	ALA	2.5
1	3-C	328	ALA	2.5
1	3-I	404	ALA	2.5
1	4-C	328	ALA	2.5
1	4-I	404	ALA	2.5
1	5-C	328	ALA	2.5
1	5-I	404	ALA	2.5
1	6-C	328	ALA	2.5
1	6-I	404	ALA	2.5
1	7-C	328	ALA	2.5
1	7-I	404	ALA	2.5
1	8-C	328	ALA	2.5
1	8-I	404	ALA	2.5
1	9-C	328	ALA	2.5
1	9-I	404	ALA	2.5
1	10-C	328	ALA	2.5
1	10-I	404	ALA	2.5
1	1-A	278	GLY	2.5
1	1-C	49	PHE	2.5
1	1-H	347	ILE	2.5
1	1-R	347	ILE	2.5

*Continued on next page...*

*Continued from previous page...*

Mol	Chain	Res	Type	RSRZ
1	1-H	292	ASP	2.5
1	1-N	285	GLU	2.5
1	2-A	278	GLY	2.5
1	2-C	49	PHE	2.5
1	2-H	347	ILE	2.5
1	2-R	347	ILE	2.5
1	3-A	278	GLY	2.5
1	3-C	49	PHE	2.5
1	3-H	347	ILE	2.5
1	3-R	347	ILE	2.5
1	3-N	285	GLU	2.5
1	4-A	278	GLY	2.5
1	4-C	49	PHE	2.5
1	4-H	347	ILE	2.5
1	4-R	347	ILE	2.5
1	5-R	347	ILE	2.5
1	6-C	49	PHE	2.5
1	6-H	347	ILE	2.5
1	6-R	347	ILE	2.5
1	6-H	292	ASP	2.5
1	6-N	285	GLU	2.5
1	7-A	278	GLY	2.5
1	7-C	49	PHE	2.5
1	7-H	347	ILE	2.5
1	7-R	347	ILE	2.5
1	8-A	278	GLY	2.5
1	8-C	49	PHE	2.5
1	8-H	347	ILE	2.5
1	8-R	347	ILE	2.5
1	8-N	285	GLU	2.5
1	9-A	278	GLY	2.5
1	9-C	49	PHE	2.5
1	9-H	347	ILE	2.5
1	9-R	347	ILE	2.5
1	10-A	278	GLY	2.5
1	10-C	49	PHE	2.5
1	10-H	347	ILE	2.5
1	10-R	347	ILE	2.5
1	5-A	278	GLY	2.5
1	5-C	49	PHE	2.5
1	5-H	347	ILE	2.5
1	2-H	292	ASP	2.5

*Continued on next page...*

*Continued from previous page...*

Mol	Chain	Res	Type	RSRZ
1	2-N	285	GLU	2.5
1	3-H	292	ASP	2.5
1	4-H	292	ASP	2.5
1	4-N	285	GLU	2.5
1	5-H	292	ASP	2.5
1	5-N	285	GLU	2.5
1	6-A	278	GLY	2.5
1	7-H	292	ASP	2.5
1	7-N	285	GLU	2.5
1	8-H	292	ASP	2.5
1	9-H	292	ASP	2.5
1	9-N	285	GLU	2.5
1	10-H	292	ASP	2.5
1	10-N	285	GLU	2.5
1	1-H	63	SER	2.5
1	2-H	63	SER	2.5
1	3-H	63	SER	2.5
1	4-H	63	SER	2.5
1	5-H	63	SER	2.5
1	6-H	63	SER	2.5
1	7-H	63	SER	2.5
1	8-H	63	SER	2.5
1	9-H	63	SER	2.5
1	10-H	63	SER	2.5
1	1-T	401	PRO	2.5
1	1-V	286	THR	2.5
1	2-T	401	PRO	2.5
1	2-V	286	THR	2.5
1	3-T	401	PRO	2.5
1	3-V	286	THR	2.5
1	4-T	401	PRO	2.5
1	4-V	286	THR	2.5
1	5-T	401	PRO	2.5
1	5-V	286	THR	2.5
1	6-T	401	PRO	2.5
1	6-V	286	THR	2.5
1	7-T	401	PRO	2.5
1	7-V	286	THR	2.5
1	8-T	401	PRO	2.5
1	8-V	286	THR	2.5
1	9-T	401	PRO	2.5
1	9-V	286	THR	2.5

*Continued on next page...*

*Continued from previous page...*

Mol	Chain	Res	Type	RSRZ
1	10-T	401	PRO	2.5
1	10-V	286	THR	2.5
1	1-K	323	VAL	2.5
1	2-K	323	VAL	2.5
1	3-K	323	VAL	2.5
1	4-K	323	VAL	2.5
1	5-K	323	VAL	2.5
1	6-K	323	VAL	2.5
1	7-K	323	VAL	2.5
1	8-K	323	VAL	2.5
1	9-K	323	VAL	2.5
1	10-K	323	VAL	2.5
1	1-A	347	ILE	2.5
1	1-C	349	GLY	2.5
1	1-O	277	ASP	2.5
1	1-W	3	ASP	2.5
1	2-A	347	ILE	2.5
1	2-C	349	GLY	2.5
1	2-O	277	ASP	2.5
1	2-W	3	ASP	2.5
1	3-A	347	ILE	2.5
1	3-C	349	GLY	2.5
1	3-O	277	ASP	2.5
1	3-W	3	ASP	2.5
1	3-Q	49	PHE	2.5
1	3-T	208	LYS	2.5
1	4-A	347	ILE	2.5
1	4-C	349	GLY	2.5
1	4-O	277	ASP	2.5
1	4-W	3	ASP	2.5
1	5-O	277	ASP	2.5
1	5-W	3	ASP	2.5
1	4-T	208	LYS	2.5
1	5-A	347	ILE	2.5
1	5-C	349	GLY	2.5
1	6-C	349	GLY	2.5
1	6-O	277	ASP	2.5
1	6-W	3	ASP	2.5
1	7-A	347	ILE	2.5
1	7-C	349	GLY	2.5
1	7-O	277	ASP	2.5
1	7-W	3	ASP	2.5

*Continued on next page...*

*Continued from previous page...*

Mol	Chain	Res	Type	RSRZ
1	8-A	347	ILE	2.5
1	8-C	349	GLY	2.5
1	8-O	277	ASP	2.5
1	8-W	3	ASP	2.5
1	8-Q	49	PHE	2.5
1	8-T	208	LYS	2.5
1	9-A	347	ILE	2.5
1	9-C	349	GLY	2.5
1	9-O	277	ASP	2.5
1	9-W	3	ASP	2.5
1	10-A	347	ILE	2.5
1	10-C	349	GLY	2.5
1	10-O	277	ASP	2.5
1	10-W	3	ASP	2.5
1	1-Q	49	PHE	2.5
1	1-T	208	LYS	2.5
1	2-Q	49	PHE	2.5
1	2-T	208	LYS	2.5
1	4-Q	49	PHE	2.5
1	5-Q	49	PHE	2.5
1	5-T	208	LYS	2.5
1	6-A	347	ILE	2.5
1	6-Q	49	PHE	2.5
1	6-T	208	LYS	2.5
1	7-Q	49	PHE	2.5
1	7-T	208	LYS	2.5
1	9-Q	49	PHE	2.5
1	9-T	208	LYS	2.5
1	10-Q	49	PHE	2.5
1	10-T	208	LYS	2.5
1	1-F	41	SER	2.5
1	1-T	36	SER	2.5
1	2-F	41	SER	2.5
1	2-T	36	SER	2.5
1	3-F	41	SER	2.5
1	3-T	36	SER	2.5
1	4-F	41	SER	2.5
1	4-T	36	SER	2.5
1	5-F	41	SER	2.5
1	5-T	36	SER	2.5
1	6-F	41	SER	2.5
1	6-T	36	SER	2.5

*Continued on next page...*

*Continued from previous page...*

Mol	Chain	Res	Type	RSRZ
1	7-F	41	SER	2.5
1	7-T	36	SER	2.5
1	8-F	41	SER	2.5
1	8-T	36	SER	2.5
1	9-F	41	SER	2.5
1	9-T	36	SER	2.5
1	10-F	41	SER	2.5
1	10-T	36	SER	2.5
1	1-R	328	ALA	2.5
1	2-R	328	ALA	2.5
1	3-R	328	ALA	2.5
1	4-R	328	ALA	2.5
1	5-R	328	ALA	2.5
1	6-R	328	ALA	2.5
1	7-R	328	ALA	2.5
1	8-R	328	ALA	2.5
1	9-R	328	ALA	2.5
1	10-R	328	ALA	2.5
1	1-R	283	TYR	2.5
1	2-R	283	TYR	2.5
1	3-R	283	TYR	2.5
1	4-R	283	TYR	2.5
1	5-R	283	TYR	2.5
1	6-R	283	TYR	2.5
1	7-R	283	TYR	2.5
1	8-R	283	TYR	2.5
1	9-R	283	TYR	2.5
1	10-R	283	TYR	2.5
1	1-X	277	ASP	2.5
1	2-X	277	ASP	2.5
1	3-X	277	ASP	2.5
1	4-X	277	ASP	2.5
1	5-X	277	ASP	2.5
1	6-X	277	ASP	2.5
1	7-X	277	ASP	2.5
1	8-X	277	ASP	2.5
1	9-X	277	ASP	2.5
1	10-X	277	ASP	2.5
1	1-X	431	GLY	2.5
1	2-X	431	GLY	2.5
1	3-X	431	GLY	2.5
1	4-X	431	GLY	2.5

*Continued on next page...*



*Continued from previous page...*

Mol	Chain	Res	Type	RSRZ
1	5-X	431	GLY	2.5
1	6-X	431	GLY	2.5
1	7-X	431	GLY	2.5
1	8-X	431	GLY	2.5
1	9-X	431	GLY	2.5
1	10-X	431	GLY	2.5
1	1-T	63	SER	2.5
1	2-T	63	SER	2.5
1	3-T	63	SER	2.5
1	4-T	63	SER	2.5
1	5-T	63	SER	2.5
1	6-T	63	SER	2.5
1	7-T	63	SER	2.5
1	8-T	63	SER	2.5
1	9-T	63	SER	2.5
1	10-T	63	SER	2.5
1	1-V	448	GLU	2.5
1	2-V	448	GLU	2.5
1	3-V	448	GLU	2.5
1	4-V	448	GLU	2.5
1	5-V	448	GLU	2.5
1	6-V	448	GLU	2.5
1	7-V	448	GLU	2.5
1	8-V	448	GLU	2.5
1	9-V	448	GLU	2.5
1	10-V	448	GLU	2.5
1	1-H	277	ASP	2.5
1	1-X	286	THR	2.5
1	1-X	348	THR	2.5
1	2-H	277	ASP	2.5
1	2-X	286	THR	2.5
1	2-X	348	THR	2.5
1	3-H	277	ASP	2.5
1	3-X	286	THR	2.5
1	3-X	348	THR	2.5
1	4-H	277	ASP	2.5
1	4-X	286	THR	2.5
1	4-X	348	THR	2.5
1	5-H	277	ASP	2.5
1	5-X	286	THR	2.5
1	5-X	348	THR	2.5
1	6-H	277	ASP	2.5

*Continued on next page...*

*Continued from previous page...*

Mol	Chain	Res	Type	RSRZ
1	6-X	286	THR	2.5
1	6-X	348	THR	2.5
1	7-H	277	ASP	2.5
1	7-X	286	THR	2.5
1	7-X	348	THR	2.5
1	8-H	277	ASP	2.5
1	8-X	286	THR	2.5
1	8-X	348	THR	2.5
1	9-H	277	ASP	2.5
1	9-X	286	THR	2.5
1	9-X	348	THR	2.5
1	10-H	277	ASP	2.5
1	10-X	286	THR	2.5
1	10-X	348	THR	2.5
1	1-O	8	LEU	2.5
1	2-O	8	LEU	2.5
1	3-O	8	LEU	2.5
1	4-O	8	LEU	2.5
1	5-O	8	LEU	2.5
1	6-O	8	LEU	2.5
1	7-O	8	LEU	2.5
1	8-O	8	LEU	2.5
1	9-O	8	LEU	2.5
1	10-O	8	LEU	2.5
1	1-V	36	SER	2.5
1	2-V	36	SER	2.5
1	3-V	36	SER	2.5
1	4-V	36	SER	2.5
1	5-V	36	SER	2.5
1	6-V	36	SER	2.5
1	7-V	36	SER	2.5
1	8-V	36	SER	2.5
1	9-V	36	SER	2.5
1	10-V	36	SER	2.5
1	1-K	167	ASP	2.5
1	2-K	167	ASP	2.5
1	3-K	167	ASP	2.5
1	4-K	167	ASP	2.5
1	5-K	167	ASP	2.5
1	6-K	167	ASP	2.5
1	7-K	167	ASP	2.5
1	8-K	167	ASP	2.5

*Continued on next page...*

*Continued from previous page...*

Mol	Chain	Res	Type	RSRZ
1	9-K	167	ASP	2.5
1	10-K	167	ASP	2.5
1	1-J	325	GLY	2.5
1	1-R	325	GLY	2.5
1	2-J	325	GLY	2.5
1	2-R	325	GLY	2.5
1	3-J	325	GLY	2.5
1	3-R	325	GLY	2.5
1	4-J	325	GLY	2.5
1	4-R	325	GLY	2.5
1	5-J	325	GLY	2.5
1	5-R	325	GLY	2.5
1	6-J	325	GLY	2.5
1	6-R	325	GLY	2.5
1	7-J	325	GLY	2.5
1	7-R	325	GLY	2.5
1	8-J	325	GLY	2.5
1	8-R	325	GLY	2.5
1	9-J	325	GLY	2.5
1	9-R	325	GLY	2.5
1	10-J	325	GLY	2.5
1	10-R	325	GLY	2.5
1	1-X	399	LEU	2.5
1	2-X	399	LEU	2.5
1	3-X	399	LEU	2.5
1	4-X	399	LEU	2.5
1	5-X	399	LEU	2.5
1	6-X	399	LEU	2.5
1	7-X	399	LEU	2.5
1	8-X	399	LEU	2.5
1	9-X	399	LEU	2.5
1	10-X	399	LEU	2.5
1	1-R	426	GLU	2.5
1	2-R	426	GLU	2.5
1	3-R	426	GLU	2.5
1	4-R	426	GLU	2.5
1	5-R	426	GLU	2.5
1	6-R	426	GLU	2.5
1	7-R	426	GLU	2.5
1	8-R	426	GLU	2.5
1	9-R	426	GLU	2.5
1	10-R	426	GLU	2.5

*Continued on next page...*

*Continued from previous page...*

Mol	Chain	Res	Type	RSRZ
1	1-B	386	ILE	2.5
1	2-B	386	ILE	2.5
1	3-B	386	ILE	2.5
1	4-B	386	ILE	2.5
1	5-B	386	ILE	2.5
1	6-B	386	ILE	2.5
1	7-B	386	ILE	2.5
1	8-B	386	ILE	2.5
1	9-B	386	ILE	2.5
1	10-B	386	ILE	2.5
1	1-E	45	ASP	2.5
1	1-E	292	ASP	2.5
1	1-G	395	ASP	2.5
1	1-H	284	ASP	2.5
1	1-S	277	ASP	2.5
1	2-E	45	ASP	2.5
1	2-E	292	ASP	2.5
1	2-G	395	ASP	2.5
1	2-H	284	ASP	2.5
1	2-S	277	ASP	2.5
1	3-E	45	ASP	2.5
1	3-E	292	ASP	2.5
1	3-G	395	ASP	2.5
1	3-H	284	ASP	2.5
1	3-S	277	ASP	2.5
1	4-E	45	ASP	2.5
1	4-E	292	ASP	2.5
1	4-G	395	ASP	2.5
1	4-H	284	ASP	2.5
1	4-S	277	ASP	2.5
1	5-E	45	ASP	2.5
1	5-E	292	ASP	2.5
1	5-G	395	ASP	2.5
1	5-H	284	ASP	2.5
1	5-S	277	ASP	2.5
1	6-E	45	ASP	2.5
1	6-E	292	ASP	2.5
1	6-G	395	ASP	2.5
1	6-H	284	ASP	2.5
1	6-S	277	ASP	2.5
1	7-E	45	ASP	2.5
1	7-E	292	ASP	2.5

*Continued on next page...*

*Continued from previous page...*

Mol	Chain	Res	Type	RSRZ
1	7-G	395	ASP	2.5
1	7-H	284	ASP	2.5
1	7-S	277	ASP	2.5
1	8-E	45	ASP	2.5
1	8-E	292	ASP	2.5
1	8-G	395	ASP	2.5
1	8-H	284	ASP	2.5
1	8-S	277	ASP	2.5
1	9-E	45	ASP	2.5
1	9-E	292	ASP	2.5
1	9-G	395	ASP	2.5
1	9-H	284	ASP	2.5
1	9-S	277	ASP	2.5
1	10-E	45	ASP	2.5
1	10-E	292	ASP	2.5
1	10-G	395	ASP	2.5
1	10-H	284	ASP	2.5
1	10-S	277	ASP	2.5
1	1-C	94	PRO	2.5
1	1-M	324	PRO	2.5
1	1-N	351	PRO	2.5
1	2-C	94	PRO	2.5
1	2-M	324	PRO	2.5
1	2-N	351	PRO	2.5
1	3-C	94	PRO	2.5
1	3-M	324	PRO	2.5
1	3-N	351	PRO	2.5
1	4-C	94	PRO	2.5
1	4-M	324	PRO	2.5
1	4-N	351	PRO	2.5
1	5-C	94	PRO	2.5
1	5-M	324	PRO	2.5
1	5-N	351	PRO	2.5
1	6-C	94	PRO	2.5
1	6-M	324	PRO	2.5
1	6-N	351	PRO	2.5
1	7-C	94	PRO	2.5
1	7-M	324	PRO	2.5
1	7-N	351	PRO	2.5
1	8-C	94	PRO	2.5
1	8-M	324	PRO	2.5
1	8-N	351	PRO	2.5

*Continued on next page...*

*Continued from previous page...*

Mol	Chain	Res	Type	RSRZ
1	9-C	94	PRO	2.5
1	9-M	324	PRO	2.5
1	9-N	351	PRO	2.5
1	10-C	94	PRO	2.5
1	10-M	324	PRO	2.5
1	10-N	351	PRO	2.5
1	1-O	119	GLY	2.5
1	1-Q	12	GLU	2.5
1	1-S	96	THR	2.5
1	2-O	119	GLY	2.5
1	2-Q	12	GLU	2.5
1	2-S	96	THR	2.5
1	3-O	119	GLY	2.5
1	3-Q	12	GLU	2.5
1	3-S	96	THR	2.5
1	4-O	119	GLY	2.5
1	4-Q	12	GLU	2.5
1	4-S	96	THR	2.5
1	5-O	119	GLY	2.5
1	5-Q	12	GLU	2.5
1	5-S	96	THR	2.5
1	6-O	119	GLY	2.5
1	6-Q	12	GLU	2.5
1	6-S	96	THR	2.5
1	7-O	119	GLY	2.5
1	7-Q	12	GLU	2.5
1	7-S	96	THR	2.5
1	8-O	119	GLY	2.5
1	8-Q	12	GLU	2.5
1	8-S	96	THR	2.5
1	9-O	119	GLY	2.5
1	9-Q	12	GLU	2.5
1	9-S	96	THR	2.5
1	10-O	119	GLY	2.5
1	10-Q	12	GLU	2.5
1	10-S	96	THR	2.5
1	1-U	296	HIS	2.4
1	2-U	296	HIS	2.4
1	3-U	296	HIS	2.4
1	4-U	296	HIS	2.4
1	5-U	296	HIS	2.4
1	6-U	296	HIS	2.4

*Continued on next page...*

*Continued from previous page...*

Mol	Chain	Res	Type	RSRZ
1	7-U	296	HIS	2.4
1	8-U	296	HIS	2.4
1	9-U	296	HIS	2.4
1	10-U	296	HIS	2.4
1	1-J	603	LYS	2.4
1	1-V	42	VAL	2.4
1	2-J	603	LYS	2.4
1	2-V	42	VAL	2.4
1	3-J	603	LYS	2.4
1	3-V	42	VAL	2.4
1	4-J	603	LYS	2.4
1	4-V	42	VAL	2.4
1	5-J	603	LYS	2.4
1	5-V	42	VAL	2.4
1	6-J	603	LYS	2.4
1	6-V	42	VAL	2.4
1	7-J	603	LYS	2.4
1	7-V	42	VAL	2.4
1	8-J	603	LYS	2.4
1	8-V	42	VAL	2.4
1	9-J	603	LYS	2.4
1	9-V	42	VAL	2.4
1	10-J	603	LYS	2.4
1	10-V	42	VAL	2.4
1	1-S	57	PHE	2.4
1	2-S	57	PHE	2.4
1	3-S	57	PHE	2.4
1	4-S	57	PHE	2.4
1	5-S	57	PHE	2.4
1	6-S	57	PHE	2.4
1	7-S	57	PHE	2.4
1	8-S	57	PHE	2.4
1	9-S	57	PHE	2.4
1	10-S	57	PHE	2.4
1	1-T	45	ASP	2.4
1	2-T	45	ASP	2.4
1	3-T	45	ASP	2.4
1	4-T	45	ASP	2.4
1	5-T	45	ASP	2.4
1	6-T	45	ASP	2.4
1	7-T	45	ASP	2.4
1	8-T	45	ASP	2.4

*Continued on next page...*

*Continued from previous page...*

Mol	Chain	Res	Type	RSRZ
1	9-T	45	ASP	2.4
1	10-T	45	ASP	2.4
1	1-D	403	GLU	2.4
1	2-D	403	GLU	2.4
1	3-D	403	GLU	2.4
1	4-D	403	GLU	2.4
1	5-D	403	GLU	2.4
1	6-D	403	GLU	2.4
1	7-D	403	GLU	2.4
1	8-D	403	GLU	2.4
1	9-D	403	GLU	2.4
1	10-D	403	GLU	2.4
1	1-R	500	GLY	2.4
1	1-S	503	GLY	2.4
1	1-U	203	GLY	2.4
1	2-R	500	GLY	2.4
1	2-S	503	GLY	2.4
1	2-U	203	GLY	2.4
1	3-R	500	GLY	2.4
1	3-S	503	GLY	2.4
1	3-U	203	GLY	2.4
1	4-R	500	GLY	2.4
1	4-S	503	GLY	2.4
1	4-U	203	GLY	2.4
1	5-R	500	GLY	2.4
1	5-S	503	GLY	2.4
1	5-U	203	GLY	2.4
1	6-R	500	GLY	2.4
1	6-S	503	GLY	2.4
1	6-U	203	GLY	2.4
1	7-R	500	GLY	2.4
1	7-S	503	GLY	2.4
1	7-U	203	GLY	2.4
1	8-R	500	GLY	2.4
1	8-S	503	GLY	2.4
1	8-U	203	GLY	2.4
1	9-R	500	GLY	2.4
1	9-S	503	GLY	2.4
1	9-U	203	GLY	2.4
1	10-R	500	GLY	2.4
1	10-S	503	GLY	2.4
1	10-U	203	GLY	2.4

*Continued on next page...*



*Continued from previous page...*

Mol	Chain	Res	Type	RSRZ
1	1-J	601	THR	2.4
1	1-S	164	THR	2.4
1	1-W	164	THR	2.4
1	2-J	601	THR	2.4
1	2-S	164	THR	2.4
1	2-W	164	THR	2.4
1	3-J	601	THR	2.4
1	3-S	164	THR	2.4
1	3-W	164	THR	2.4
1	4-J	601	THR	2.4
1	4-S	164	THR	2.4
1	4-W	164	THR	2.4
1	5-J	601	THR	2.4
1	5-S	164	THR	2.4
1	5-W	164	THR	2.4
1	6-J	601	THR	2.4
1	6-S	164	THR	2.4
1	6-W	164	THR	2.4
1	7-J	601	THR	2.4
1	7-S	164	THR	2.4
1	7-W	164	THR	2.4
1	8-J	601	THR	2.4
1	8-S	164	THR	2.4
1	8-W	164	THR	2.4
1	9-J	601	THR	2.4
1	9-S	164	THR	2.4
1	9-W	164	THR	2.4
1	10-J	601	THR	2.4
1	10-S	164	THR	2.4
1	10-W	164	THR	2.4
1	1-D	501	SER	2.4
1	2-D	501	SER	2.4
1	3-D	501	SER	2.4
1	4-D	501	SER	2.4
1	5-D	501	SER	2.4
1	6-D	501	SER	2.4
1	7-D	501	SER	2.4
1	8-D	501	SER	2.4
1	9-D	501	SER	2.4
1	10-D	501	SER	2.4
1	1-E	171	TYR	2.4
1	2-E	171	TYR	2.4

*Continued on next page...*

*Continued from previous page...*

Mol	Chain	Res	Type	RSRZ
1	3-E	171	TYR	2.4
1	4-E	171	TYR	2.4
1	5-E	171	TYR	2.4
1	6-E	171	TYR	2.4
1	7-E	171	TYR	2.4
1	8-E	171	TYR	2.4
1	9-E	171	TYR	2.4
1	10-E	171	TYR	2.4
1	1-I	3	ASP	2.4
1	1-I	277	ASP	2.4
1	1-M	64	ASP	2.4
1	2-I	3	ASP	2.4
1	2-I	277	ASP	2.4
1	2-M	64	ASP	2.4
1	3-I	3	ASP	2.4
1	3-I	277	ASP	2.4
1	3-M	64	ASP	2.4
1	4-I	3	ASP	2.4
1	4-I	277	ASP	2.4
1	4-M	64	ASP	2.4
1	5-I	3	ASP	2.4
1	5-I	277	ASP	2.4
1	5-M	64	ASP	2.4
1	6-I	3	ASP	2.4
1	6-I	277	ASP	2.4
1	6-M	64	ASP	2.4
1	7-I	3	ASP	2.4
1	7-I	277	ASP	2.4
1	7-M	64	ASP	2.4
1	8-I	3	ASP	2.4
1	8-I	277	ASP	2.4
1	8-M	64	ASP	2.4
1	9-I	3	ASP	2.4
1	9-I	277	ASP	2.4
1	9-M	64	ASP	2.4
1	10-I	3	ASP	2.4
1	10-I	277	ASP	2.4
1	10-M	64	ASP	2.4
1	1-S	38	PHE	2.4
1	2-S	38	PHE	2.4
1	3-S	38	PHE	2.4
1	4-S	38	PHE	2.4

*Continued on next page...*

*Continued from previous page...*

Mol	Chain	Res	Type	RSRZ
1	5-S	38	PHE	2.4
1	6-S	38	PHE	2.4
1	7-S	38	PHE	2.4
1	8-S	38	PHE	2.4
1	9-S	38	PHE	2.4
1	10-S	38	PHE	2.4
1	1-B	394	LYS	2.4
1	2-B	394	LYS	2.4
1	3-B	394	LYS	2.4
1	4-B	394	LYS	2.4
1	5-B	394	LYS	2.4
1	6-B	394	LYS	2.4
1	7-B	394	LYS	2.4
1	8-B	394	LYS	2.4
1	9-B	394	LYS	2.4
1	10-B	394	LYS	2.4
1	1-A	412	THR	2.4
1	1-B	166	ALA	2.4
1	2-A	412	THR	2.4
1	2-B	166	ALA	2.4
1	3-A	412	THR	2.4
1	3-B	166	ALA	2.4
1	4-A	412	THR	2.4
1	4-B	166	ALA	2.4
1	5-A	412	THR	2.4
1	5-B	166	ALA	2.4
1	6-A	412	THR	2.4
1	6-B	166	ALA	2.4
1	7-A	412	THR	2.4
1	7-B	166	ALA	2.4
1	8-A	412	THR	2.4
1	8-B	166	ALA	2.4
1	9-A	412	THR	2.4
1	9-B	166	ALA	2.4
1	10-A	412	THR	2.4
1	10-B	166	ALA	2.4
1	1-E	284	ASP	2.4
1	1-H	285	GLU	2.4
1	1-K	3	ASP	2.4
1	1-O	3	ASP	2.4
1	1-X	167	ASP	2.4
1	2-E	284	ASP	2.4

*Continued on next page...*

*Continued from previous page...*

Mol	Chain	Res	Type	RSRZ
1	2-H	285	GLU	2.4
1	2-K	3	ASP	2.4
1	2-O	3	ASP	2.4
1	2-X	167	ASP	2.4
1	3-E	284	ASP	2.4
1	3-H	285	GLU	2.4
1	3-K	3	ASP	2.4
1	3-O	3	ASP	2.4
1	3-X	167	ASP	2.4
1	4-E	284	ASP	2.4
1	4-H	285	GLU	2.4
1	4-K	3	ASP	2.4
1	4-O	3	ASP	2.4
1	4-X	167	ASP	2.4
1	5-E	284	ASP	2.4
1	5-H	285	GLU	2.4
1	5-K	3	ASP	2.4
1	5-O	3	ASP	2.4
1	5-X	167	ASP	2.4
1	6-E	284	ASP	2.4
1	6-H	285	GLU	2.4
1	6-K	3	ASP	2.4
1	6-O	3	ASP	2.4
1	6-X	167	ASP	2.4
1	7-E	284	ASP	2.4
1	7-H	285	GLU	2.4
1	7-K	3	ASP	2.4
1	7-O	3	ASP	2.4
1	7-X	167	ASP	2.4
1	8-E	284	ASP	2.4
1	8-H	285	GLU	2.4
1	8-K	3	ASP	2.4
1	8-O	3	ASP	2.4
1	8-X	167	ASP	2.4
1	9-E	284	ASP	2.4
1	9-H	285	GLU	2.4
1	9-K	3	ASP	2.4
1	9-O	3	ASP	2.4
1	9-X	167	ASP	2.4
1	10-E	284	ASP	2.4
1	10-H	285	GLU	2.4
1	10-K	3	ASP	2.4

*Continued on next page...*

*Continued from previous page...*

Mol	Chain	Res	Type	RSRZ
1	10-O	3	ASP	2.4
1	10-X	167	ASP	2.4
1	1-K	326	TYR	2.4
1	2-K	326	TYR	2.4
1	3-K	326	TYR	2.4
1	4-K	326	TYR	2.4
1	5-K	326	TYR	2.4
1	6-K	326	TYR	2.4
1	7-K	326	TYR	2.4
1	8-K	326	TYR	2.4
1	9-K	326	TYR	2.4
1	10-K	326	TYR	2.4
1	1-D	383	LYS	2.4
1	1-U	10	LYS	2.4
1	2-D	383	LYS	2.4
1	2-U	10	LYS	2.4
1	3-D	383	LYS	2.4
1	3-U	10	LYS	2.4
1	4-D	383	LYS	2.4
1	4-U	10	LYS	2.4
1	5-D	383	LYS	2.4
1	5-U	10	LYS	2.4
1	6-D	383	LYS	2.4
1	6-U	10	LYS	2.4
1	7-D	383	LYS	2.4
1	7-U	10	LYS	2.4
1	8-D	383	LYS	2.4
1	8-U	10	LYS	2.4
1	9-D	383	LYS	2.4
1	9-U	10	LYS	2.4
1	10-D	383	LYS	2.4
1	10-U	10	LYS	2.4
1	1-R	56	GLY	2.4
1	1-U	504	ASN	2.4
1	1-V	57	PHE	2.4
1	2-R	56	GLY	2.4
1	2-U	504	ASN	2.4
1	2-V	57	PHE	2.4
1	3-R	56	GLY	2.4
1	3-U	504	ASN	2.4
1	3-V	57	PHE	2.4
1	4-U	504	ASN	2.4

*Continued on next page...*

*Continued from previous page...*

Mol	Chain	Res	Type	RSRZ
1	4-V	57	PHE	2.4
1	5-D	278	GLY	2.4
1	5-R	56	GLY	2.4
1	5-U	504	ASN	2.4
1	5-V	57	PHE	2.4
1	1-D	278	GLY	2.4
1	2-D	278	GLY	2.4
1	3-D	278	GLY	2.4
1	4-D	278	GLY	2.4
1	4-R	56	GLY	2.4
1	6-R	56	GLY	2.4
1	6-U	504	ASN	2.4
1	6-V	57	PHE	2.4
1	7-R	56	GLY	2.4
1	7-U	504	ASN	2.4
1	7-V	57	PHE	2.4
1	8-R	56	GLY	2.4
1	8-U	504	ASN	2.4
1	8-V	57	PHE	2.4
1	9-U	504	ASN	2.4
1	9-V	57	PHE	2.4
1	10-U	504	ASN	2.4
1	10-V	57	PHE	2.4
1	6-D	278	GLY	2.4
1	7-D	278	GLY	2.4
1	8-D	278	GLY	2.4
1	9-D	278	GLY	2.4
1	9-R	56	GLY	2.4
1	10-D	278	GLY	2.4
1	10-R	56	GLY	2.4
1	1-U	388	PRO	2.4
1	2-U	388	PRO	2.4
1	3-U	388	PRO	2.4
1	4-U	388	PRO	2.4
1	5-U	388	PRO	2.4
1	6-U	388	PRO	2.4
1	7-U	388	PRO	2.4
1	8-U	388	PRO	2.4
1	9-U	388	PRO	2.4
1	10-U	388	PRO	2.4
1	1-O	1	THR	2.4
1	2-O	1	THR	2.4

*Continued on next page...*

*Continued from previous page...*

Mol	Chain	Res	Type	RSRZ
1	3-O	1	THR	2.4
1	4-O	1	THR	2.4
1	5-O	1	THR	2.4
1	6-O	1	THR	2.4
1	7-O	1	THR	2.4
1	8-O	1	THR	2.4
1	9-O	1	THR	2.4
1	10-O	1	THR	2.4
1	1-M	41	SER	2.4
1	2-M	41	SER	2.4
1	3-M	41	SER	2.4
1	4-M	41	SER	2.4
1	5-M	41	SER	2.4
1	6-M	41	SER	2.4
1	7-M	41	SER	2.4
1	8-M	41	SER	2.4
1	9-M	41	SER	2.4
1	10-M	41	SER	2.4
1	1-D	7	LYS	2.4
1	1-E	10	LYS	2.4
1	1-M	392	VAL	2.4
1	2-D	7	LYS	2.4
1	2-E	10	LYS	2.4
1	2-M	392	VAL	2.4
1	3-D	7	LYS	2.4
1	3-E	10	LYS	2.4
1	3-M	392	VAL	2.4
1	4-D	7	LYS	2.4
1	4-E	10	LYS	2.4
1	4-M	392	VAL	2.4
1	5-D	7	LYS	2.4
1	5-E	10	LYS	2.4
1	5-M	392	VAL	2.4
1	6-D	7	LYS	2.4
1	6-E	10	LYS	2.4
1	6-M	392	VAL	2.4
1	7-D	7	LYS	2.4
1	7-E	10	LYS	2.4
1	7-M	392	VAL	2.4
1	8-D	7	LYS	2.4
1	8-E	10	LYS	2.4
1	8-M	392	VAL	2.4

*Continued on next page...*

*Continued from previous page...*

Mol	Chain	Res	Type	RSRZ
1	9-D	7	LYS	2.4
1	9-E	10	LYS	2.4
1	9-M	392	VAL	2.4
1	10-D	7	LYS	2.4
1	10-E	10	LYS	2.4
1	10-M	392	VAL	2.4
1	1-I	205	ILE	2.4
1	2-I	205	ILE	2.4
1	3-I	205	ILE	2.4
1	4-I	205	ILE	2.4
1	5-I	205	ILE	2.4
1	6-I	205	ILE	2.4
1	7-I	205	ILE	2.4
1	8-I	205	ILE	2.4
1	9-I	205	ILE	2.4
1	10-I	205	ILE	2.4
1	1-P	49	PHE	2.4
1	2-P	49	PHE	2.4
1	3-P	49	PHE	2.4
1	4-P	49	PHE	2.4
1	5-P	49	PHE	2.4
1	6-P	49	PHE	2.4
1	7-P	49	PHE	2.4
1	8-P	49	PHE	2.4
1	9-P	49	PHE	2.4
1	10-P	49	PHE	2.4
1	1-E	429	THR	2.4
1	1-E	3	ASP	2.4
1	1-H	394	LYS	2.4
1	1-S	13	LYS	2.4
1	1-W	96	THR	2.4
1	2-E	429	THR	2.4
1	2-H	394	LYS	2.4
1	2-S	13	LYS	2.4
1	2-W	96	THR	2.4
1	3-E	429	THR	2.4
1	1-G	41	SER	2.4
1	1-H	395	ASP	2.4
1	1-J	501	SER	2.4
1	2-E	3	ASP	2.4
1	2-G	41	SER	2.4
1	2-H	395	ASP	2.4

*Continued on next page...*



*Continued from previous page...*

Mol	Chain	Res	Type	RSRZ
1	3-E	3	ASP	2.4
1	3-H	394	LYS	2.4
1	3-S	13	LYS	2.4
1	3-W	96	THR	2.4
1	4-E	429	THR	2.4
1	4-E	3	ASP	2.4
1	4-H	394	LYS	2.4
1	4-S	13	LYS	2.4
1	4-W	96	THR	2.4
1	5-E	429	THR	2.4
1	5-E	3	ASP	2.4
1	5-H	394	LYS	2.4
1	5-S	13	LYS	2.4
1	5-W	96	THR	2.4
1	6-E	429	THR	2.4
1	6-E	3	ASP	2.4
1	6-H	394	LYS	2.4
1	6-S	13	LYS	2.4
1	6-W	96	THR	2.4
1	7-E	429	THR	2.4
1	7-H	394	LYS	2.4
1	7-H	395	ASP	2.4
1	7-S	13	LYS	2.4
1	7-W	96	THR	2.4
1	8-E	429	THR	2.4
1	6-G	41	SER	2.4
1	6-H	395	ASP	2.4
1	6-J	501	SER	2.4
1	7-E	3	ASP	2.4
1	8-E	3	ASP	2.4
1	8-H	394	LYS	2.4
1	8-S	13	LYS	2.4
1	8-W	96	THR	2.4
1	9-E	429	THR	2.4
1	9-E	3	ASP	2.4
1	9-H	394	LYS	2.4
1	9-S	13	LYS	2.4
1	9-W	96	THR	2.4
1	10-E	429	THR	2.4
1	10-E	3	ASP	2.4
1	10-H	394	LYS	2.4
1	10-S	13	LYS	2.4

*Continued on next page...*

*Continued from previous page...*

Mol	Chain	Res	Type	RSRZ
1	10-W	96	THR	2.4
1	2-J	501	SER	2.4
1	3-G	41	SER	2.4
1	3-H	395	ASP	2.4
1	3-J	501	SER	2.4
1	4-G	41	SER	2.4
1	4-H	395	ASP	2.4
1	4-J	501	SER	2.4
1	5-G	41	SER	2.4
1	5-H	395	ASP	2.4
1	5-J	501	SER	2.4
1	7-G	41	SER	2.4
1	7-J	501	SER	2.4
1	8-G	41	SER	2.4
1	8-H	395	ASP	2.4
1	8-J	501	SER	2.4
1	9-G	41	SER	2.4
1	9-H	395	ASP	2.4
1	9-J	501	SER	2.4
1	10-G	41	SER	2.4
1	10-H	395	ASP	2.4
1	10-J	501	SER	2.4
1	1-A	500	GLY	2.4
1	2-A	500	GLY	2.4
1	3-A	500	GLY	2.4
1	4-A	500	GLY	2.4
1	5-A	500	GLY	2.4
1	6-A	500	GLY	2.4
1	7-A	500	GLY	2.4
1	8-A	500	GLY	2.4
1	9-A	500	GLY	2.4
1	10-A	500	GLY	2.4
1	1-A	394	LYS	2.4
1	1-I	208	LYS	2.4
1	2-A	394	LYS	2.4
1	2-I	208	LYS	2.4
1	3-A	394	LYS	2.4
1	3-I	208	LYS	2.4
1	4-A	394	LYS	2.4
1	4-I	208	LYS	2.4
1	5-A	394	LYS	2.4
1	5-I	208	LYS	2.4

*Continued on next page...*

*Continued from previous page...*

Mol	Chain	Res	Type	RSRZ
1	6-A	394	LYS	2.4
1	6-I	208	LYS	2.4
1	7-A	394	LYS	2.4
1	7-I	208	LYS	2.4
1	8-A	394	LYS	2.4
1	8-I	208	LYS	2.4
1	9-A	394	LYS	2.4
1	9-I	208	LYS	2.4
1	10-A	394	LYS	2.4
1	10-I	208	LYS	2.4
1	1-K	4	ASP	2.4
1	2-K	4	ASP	2.4
1	3-K	4	ASP	2.4
1	4-K	4	ASP	2.4
1	5-K	4	ASP	2.4
1	6-K	4	ASP	2.4
1	7-K	4	ASP	2.4
1	8-K	4	ASP	2.4
1	9-K	4	ASP	2.4
1	10-K	4	ASP	2.4
1	1-I	603	LYS	2.4
1	2-I	603	LYS	2.4
1	3-I	603	LYS	2.4
1	4-I	603	LYS	2.4
1	5-I	603	LYS	2.4
1	6-I	603	LYS	2.4
1	7-I	603	LYS	2.4
1	8-I	603	LYS	2.4
1	9-I	603	LYS	2.4
1	10-I	603	LYS	2.4
1	1-F	179	TYR	2.4
1	1-G	351	PRO	2.4
1	1-R	326	TYR	2.4
1	2-F	179	TYR	2.4
1	2-G	351	PRO	2.4
1	2-R	326	TYR	2.4
1	3-F	179	TYR	2.4
1	3-G	351	PRO	2.4
1	3-R	326	TYR	2.4
1	4-F	179	TYR	2.4
1	4-G	351	PRO	2.4
1	4-R	326	TYR	2.4

*Continued on next page...*

*Continued from previous page...*

Mol	Chain	Res	Type	RSRZ
1	5-F	179	TYR	2.4
1	5-G	351	PRO	2.4
1	5-R	326	TYR	2.4
1	6-F	179	TYR	2.4
1	6-G	351	PRO	2.4
1	6-R	326	TYR	2.4
1	7-F	179	TYR	2.4
1	7-G	351	PRO	2.4
1	7-R	326	TYR	2.4
1	8-F	179	TYR	2.4
1	8-G	351	PRO	2.4
1	8-R	326	TYR	2.4
1	9-F	179	TYR	2.4
1	9-G	351	PRO	2.4
1	9-R	326	TYR	2.4
1	10-F	179	TYR	2.4
1	10-G	351	PRO	2.4
1	10-R	326	TYR	2.4
1	1-I	437	ASP	2.4
1	1-U	4	ASP	2.4
1	2-I	437	ASP	2.4
1	2-U	4	ASP	2.4
1	3-I	437	ASP	2.4
1	3-U	4	ASP	2.4
1	4-I	437	ASP	2.4
1	4-U	4	ASP	2.4
1	5-I	437	ASP	2.4
1	5-U	4	ASP	2.4
1	6-I	437	ASP	2.4
1	6-U	4	ASP	2.4
1	7-I	437	ASP	2.4
1	7-U	4	ASP	2.4
1	8-I	437	ASP	2.4
1	8-U	4	ASP	2.4
1	9-I	437	ASP	2.4
1	9-U	4	ASP	2.4
1	10-I	437	ASP	2.4
1	10-U	4	ASP	2.4
1	1-A	279	ALA	2.4
1	1-C	279	ALA	2.4
1	1-F	328	ALA	2.4
1	2-A	279	ALA	2.4

*Continued on next page...*

*Continued from previous page...*

Mol	Chain	Res	Type	RSRZ
1	2-C	279	ALA	2.4
1	2-F	328	ALA	2.4
1	3-A	279	ALA	2.4
1	3-C	279	ALA	2.4
1	3-F	328	ALA	2.4
1	4-A	279	ALA	2.4
1	4-C	279	ALA	2.4
1	4-F	328	ALA	2.4
1	5-A	279	ALA	2.4
1	5-C	279	ALA	2.4
1	5-F	328	ALA	2.4
1	6-A	279	ALA	2.4
1	6-C	279	ALA	2.4
1	6-F	328	ALA	2.4
1	7-A	279	ALA	2.4
1	7-C	279	ALA	2.4
1	7-F	328	ALA	2.4
1	8-A	279	ALA	2.4
1	8-C	279	ALA	2.4
1	8-F	328	ALA	2.4
1	9-A	279	ALA	2.4
1	9-C	279	ALA	2.4
1	9-F	328	ALA	2.4
1	10-A	279	ALA	2.4
1	10-C	279	ALA	2.4
1	10-F	328	ALA	2.4
1	1-K	1	THR	2.4
1	2-K	1	THR	2.4
1	3-K	1	THR	2.4
1	4-K	1	THR	2.4
1	5-K	1	THR	2.4
1	6-K	1	THR	2.4
1	7-K	1	THR	2.4
1	8-K	1	THR	2.4
1	9-K	1	THR	2.4
1	10-K	1	THR	2.4
1	1-M	503	GLY	2.3
1	2-M	503	GLY	2.3
1	3-M	503	GLY	2.3
1	4-M	503	GLY	2.3
1	5-M	503	GLY	2.3
1	6-M	503	GLY	2.3

*Continued on next page...*

*Continued from previous page...*

Mol	Chain	Res	Type	RSRZ
1	7-M	503	GLY	2.3
1	8-M	503	GLY	2.3
1	9-M	503	GLY	2.3
1	10-M	503	GLY	2.3
1	1-C	419	ASP	2.3
1	2-C	419	ASP	2.3
1	3-C	419	ASP	2.3
1	4-C	419	ASP	2.3
1	5-C	419	ASP	2.3
1	6-C	419	ASP	2.3
1	7-C	419	ASP	2.3
1	8-C	419	ASP	2.3
1	9-C	419	ASP	2.3
1	10-C	419	ASP	2.3
1	1-B	501	SER	2.3
1	2-B	501	SER	2.3
1	3-B	501	SER	2.3
1	4-B	501	SER	2.3
1	5-B	501	SER	2.3
1	6-B	501	SER	2.3
1	7-B	501	SER	2.3
1	8-B	501	SER	2.3
1	9-B	501	SER	2.3
1	10-B	501	SER	2.3
1	1-A	325	GLY	2.3
1	1-I	46	GLY	2.3
1	1-O	325	GLY	2.3
1	2-A	325	GLY	2.3
1	2-I	46	GLY	2.3
1	2-O	325	GLY	2.3
1	3-A	325	GLY	2.3
1	3-I	46	GLY	2.3
1	3-O	325	GLY	2.3
1	4-A	325	GLY	2.3
1	4-I	46	GLY	2.3
1	4-O	325	GLY	2.3
1	5-A	325	GLY	2.3
1	5-I	46	GLY	2.3
1	5-O	325	GLY	2.3
1	6-A	325	GLY	2.3
1	6-I	46	GLY	2.3
1	6-O	325	GLY	2.3

*Continued on next page...*

*Continued from previous page...*

Mol	Chain	Res	Type	RSRZ
1	7-A	325	GLY	2.3
1	7-I	46	GLY	2.3
1	7-O	325	GLY	2.3
1	8-A	325	GLY	2.3
1	8-I	46	GLY	2.3
1	8-O	325	GLY	2.3
1	9-A	325	GLY	2.3
1	9-I	46	GLY	2.3
1	9-O	325	GLY	2.3
1	10-A	325	GLY	2.3
1	10-I	46	GLY	2.3
1	10-O	325	GLY	2.3
1	1-C	296	HIS	2.3
1	2-C	296	HIS	2.3
1	3-C	296	HIS	2.3
1	4-C	296	HIS	2.3
1	5-C	296	HIS	2.3
1	6-C	296	HIS	2.3
1	7-C	296	HIS	2.3
1	8-C	296	HIS	2.3
1	9-C	296	HIS	2.3
1	10-C	296	HIS	2.3
1	1-B	94	PRO	2.3
1	1-B	292	ASP	2.3
1	1-D	11	ASP	2.3
1	1-D	45	ASP	2.3
1	2-B	94	PRO	2.3
1	2-B	292	ASP	2.3
1	2-D	11	ASP	2.3
1	2-D	45	ASP	2.3
1	3-B	94	PRO	2.3
1	3-B	292	ASP	2.3
1	3-D	11	ASP	2.3
1	3-D	45	ASP	2.3
1	4-B	94	PRO	2.3
1	4-B	292	ASP	2.3
1	4-D	11	ASP	2.3
1	4-D	45	ASP	2.3
1	5-B	94	PRO	2.3
1	5-B	292	ASP	2.3
1	5-D	11	ASP	2.3
1	5-D	45	ASP	2.3

*Continued on next page...*

*Continued from previous page...*

Mol	Chain	Res	Type	RSRZ
1	6-B	94	PRO	2.3
1	6-B	292	ASP	2.3
1	6-D	11	ASP	2.3
1	6-D	45	ASP	2.3
1	7-B	94	PRO	2.3
1	7-B	292	ASP	2.3
1	7-D	11	ASP	2.3
1	7-D	45	ASP	2.3
1	8-B	94	PRO	2.3
1	8-B	292	ASP	2.3
1	8-D	11	ASP	2.3
1	8-D	45	ASP	2.3
1	9-B	94	PRO	2.3
1	9-B	292	ASP	2.3
1	9-D	11	ASP	2.3
1	9-D	45	ASP	2.3
1	10-B	94	PRO	2.3
1	10-B	292	ASP	2.3
1	10-D	11	ASP	2.3
1	10-D	45	ASP	2.3
1	1-A	407	ILE	2.3
1	1-B	407	ILE	2.3
1	2-A	407	ILE	2.3
1	2-B	407	ILE	2.3
1	3-A	407	ILE	2.3
1	3-B	407	ILE	2.3
1	4-A	407	ILE	2.3
1	4-B	407	ILE	2.3
1	5-A	407	ILE	2.3
1	5-B	407	ILE	2.3
1	6-A	407	ILE	2.3
1	6-B	407	ILE	2.3
1	7-A	407	ILE	2.3
1	7-B	407	ILE	2.3
1	8-A	407	ILE	2.3
1	8-B	407	ILE	2.3
1	9-A	407	ILE	2.3
1	9-B	407	ILE	2.3
1	10-A	407	ILE	2.3
1	10-B	407	ILE	2.3
1	1-J	352	LYS	2.3
1	1-L	166	ALA	2.3

*Continued on next page...*



*Continued from previous page...*

Mol	Chain	Res	Type	RSRZ
1	1-M	326	TYR	2.3
1	1-N	166	ALA	2.3
1	1-P	208	LYS	2.3
1	1-P	283	TYR	2.3
1	1-T	326	TYR	2.3
1	2-J	352	LYS	2.3
1	2-L	166	ALA	2.3
1	2-M	326	TYR	2.3
1	2-N	166	ALA	2.3
1	2-P	208	LYS	2.3
1	2-P	283	TYR	2.3
1	2-T	326	TYR	2.3
1	3-J	352	LYS	2.3
1	3-L	166	ALA	2.3
1	3-M	326	TYR	2.3
1	3-N	166	ALA	2.3
1	3-P	208	LYS	2.3
1	3-P	283	TYR	2.3
1	3-T	326	TYR	2.3
1	4-J	352	LYS	2.3
1	4-L	166	ALA	2.3
1	4-M	326	TYR	2.3
1	4-N	166	ALA	2.3
1	4-P	208	LYS	2.3
1	4-P	283	TYR	2.3
1	4-T	326	TYR	2.3
1	5-J	352	LYS	2.3
1	5-L	166	ALA	2.3
1	5-M	326	TYR	2.3
1	5-N	166	ALA	2.3
1	5-P	208	LYS	2.3
1	5-P	283	TYR	2.3
1	5-T	326	TYR	2.3
1	6-J	352	LYS	2.3
1	6-L	166	ALA	2.3
1	6-M	326	TYR	2.3
1	6-N	166	ALA	2.3
1	6-P	208	LYS	2.3
1	6-P	283	TYR	2.3
1	6-T	326	TYR	2.3
1	7-J	352	LYS	2.3
1	7-L	166	ALA	2.3

*Continued on next page...*

*Continued from previous page...*

Mol	Chain	Res	Type	RSRZ
1	7-M	326	TYR	2.3
1	7-N	166	ALA	2.3
1	7-P	208	LYS	2.3
1	7-P	283	TYR	2.3
1	7-T	326	TYR	2.3
1	8-J	352	LYS	2.3
1	8-L	166	ALA	2.3
1	8-M	326	TYR	2.3
1	8-N	166	ALA	2.3
1	8-P	208	LYS	2.3
1	8-P	283	TYR	2.3
1	8-T	326	TYR	2.3
1	9-J	352	LYS	2.3
1	9-L	166	ALA	2.3
1	9-M	326	TYR	2.3
1	9-N	166	ALA	2.3
1	9-P	208	LYS	2.3
1	9-P	283	TYR	2.3
1	9-T	326	TYR	2.3
1	10-J	352	LYS	2.3
1	10-L	166	ALA	2.3
1	10-M	326	TYR	2.3
1	10-N	166	ALA	2.3
1	10-P	208	LYS	2.3
1	10-P	283	TYR	2.3
1	10-T	326	TYR	2.3
1	1-E	348	THR	2.3
1	2-E	348	THR	2.3
1	3-E	348	THR	2.3
1	4-E	348	THR	2.3
1	5-E	348	THR	2.3
1	6-E	348	THR	2.3
1	7-E	348	THR	2.3
1	8-E	348	THR	2.3
1	9-E	348	THR	2.3
1	10-E	348	THR	2.3
1	1-B	384	ASN	2.3
1	1-Q	56	GLY	2.3
1	2-B	384	ASN	2.3
1	2-Q	56	GLY	2.3
1	3-B	384	ASN	2.3
1	3-Q	56	GLY	2.3

*Continued on next page...*

*Continued from previous page...*

Mol	Chain	Res	Type	RSRZ
1	4-B	384	ASN	2.3
1	4-Q	56	GLY	2.3
1	5-B	384	ASN	2.3
1	5-Q	56	GLY	2.3
1	6-B	384	ASN	2.3
1	6-Q	56	GLY	2.3
1	7-B	384	ASN	2.3
1	7-Q	56	GLY	2.3
1	8-B	384	ASN	2.3
1	8-Q	56	GLY	2.3
1	9-B	384	ASN	2.3
1	9-Q	56	GLY	2.3
1	10-B	384	ASN	2.3
1	10-Q	56	GLY	2.3
1	1-L	393	ASP	2.3
1	2-L	393	ASP	2.3
1	3-L	393	ASP	2.3
1	4-L	393	ASP	2.3
1	5-L	393	ASP	2.3
1	6-L	393	ASP	2.3
1	7-L	393	ASP	2.3
1	8-L	393	ASP	2.3
1	9-L	393	ASP	2.3
1	10-L	393	ASP	2.3
1	1-T	99	PRO	2.3
1	1-W	411	PRO	2.3
1	2-T	99	PRO	2.3
1	2-W	411	PRO	2.3
1	3-T	99	PRO	2.3
1	3-W	411	PRO	2.3
1	4-T	99	PRO	2.3
1	4-W	411	PRO	2.3
1	5-T	99	PRO	2.3
1	5-W	411	PRO	2.3
1	6-T	99	PRO	2.3
1	6-W	411	PRO	2.3
1	7-T	99	PRO	2.3
1	7-W	411	PRO	2.3
1	8-T	99	PRO	2.3
1	8-W	411	PRO	2.3
1	9-T	99	PRO	2.3
1	9-W	411	PRO	2.3

*Continued on next page...*

*Continued from previous page...*

Mol	Chain	Res	Type	RSRZ
1	10-T	99	PRO	2.3
1	10-W	411	PRO	2.3
1	1-X	40	LYS	2.3
1	2-X	40	LYS	2.3
1	3-X	40	LYS	2.3
1	4-X	40	LYS	2.3
1	5-X	40	LYS	2.3
1	6-X	40	LYS	2.3
1	7-X	40	LYS	2.3
1	8-X	40	LYS	2.3
1	9-X	40	LYS	2.3
1	10-X	40	LYS	2.3
1	1-B	326	TYR	2.3
1	1-M	36	SER	2.3
1	1-M	279	ALA	2.3
1	2-B	326	TYR	2.3
1	2-M	36	SER	2.3
1	2-M	279	ALA	2.3
1	3-B	326	TYR	2.3
1	3-M	36	SER	2.3
1	3-M	279	ALA	2.3
1	4-B	326	TYR	2.3
1	4-M	36	SER	2.3
1	4-M	279	ALA	2.3
1	5-B	326	TYR	2.3
1	5-M	36	SER	2.3
1	5-M	279	ALA	2.3
1	6-B	326	TYR	2.3
1	6-M	36	SER	2.3
1	6-M	279	ALA	2.3
1	7-B	326	TYR	2.3
1	7-M	36	SER	2.3
1	7-M	279	ALA	2.3
1	8-B	326	TYR	2.3
1	8-M	36	SER	2.3
1	8-M	279	ALA	2.3
1	9-B	326	TYR	2.3
1	9-M	36	SER	2.3
1	9-M	279	ALA	2.3
1	10-B	326	TYR	2.3
1	10-M	36	SER	2.3
1	10-M	279	ALA	2.3

*Continued on next page...*

*Continued from previous page...*

Mol	Chain	Res	Type	RSRZ
1	1-H	500	GLY	2.3
1	2-H	500	GLY	2.3
1	3-H	500	GLY	2.3
1	4-H	500	GLY	2.3
1	5-H	500	GLY	2.3
1	6-H	500	GLY	2.3
1	7-H	500	GLY	2.3
1	8-H	500	GLY	2.3
1	9-H	500	GLY	2.3
1	10-H	500	GLY	2.3
1	1-C	448	GLU	2.3
1	1-P	290	LEU	2.3
1	1-T	274	LEU	2.3
1	2-C	448	GLU	2.3
1	2-P	290	LEU	2.3
1	2-T	274	LEU	2.3
1	3-C	448	GLU	2.3
1	3-P	290	LEU	2.3
1	3-T	274	LEU	2.3
1	4-C	448	GLU	2.3
1	4-P	290	LEU	2.3
1	4-T	274	LEU	2.3
1	5-C	448	GLU	2.3
1	5-P	290	LEU	2.3
1	5-T	274	LEU	2.3
1	6-C	448	GLU	2.3
1	6-P	290	LEU	2.3
1	6-T	274	LEU	2.3
1	7-C	448	GLU	2.3
1	7-P	290	LEU	2.3
1	7-T	274	LEU	2.3
1	8-C	448	GLU	2.3
1	8-P	290	LEU	2.3
1	8-T	274	LEU	2.3
1	9-C	448	GLU	2.3
1	9-P	290	LEU	2.3
1	9-T	274	LEU	2.3
1	10-C	448	GLU	2.3
1	10-P	290	LEU	2.3
1	10-T	274	LEU	2.3
1	1-G	64	ASP	2.3
1	1-I	409	GLN	2.3

*Continued on next page...*

*Continued from previous page...*

<b>Mol</b>	<b>Chain</b>	<b>Res</b>	<b>Type</b>	<b>RSRZ</b>
1	1-Q	45	ASP	2.3
1	1-R	167	ASP	2.3
1	2-G	64	ASP	2.3
1	2-I	409	GLN	2.3
1	2-Q	45	ASP	2.3
1	2-R	167	ASP	2.3
1	3-G	64	ASP	2.3
1	3-I	409	GLN	2.3
1	3-Q	45	ASP	2.3
1	3-R	167	ASP	2.3
1	4-G	64	ASP	2.3
1	4-I	409	GLN	2.3
1	4-Q	45	ASP	2.3
1	4-R	167	ASP	2.3
1	5-G	64	ASP	2.3
1	5-I	409	GLN	2.3
1	5-Q	45	ASP	2.3
1	5-R	167	ASP	2.3
1	6-G	64	ASP	2.3
1	6-I	409	GLN	2.3
1	6-Q	45	ASP	2.3
1	6-R	167	ASP	2.3
1	7-G	64	ASP	2.3
1	7-I	409	GLN	2.3
1	7-Q	45	ASP	2.3
1	7-R	167	ASP	2.3
1	8-G	64	ASP	2.3
1	8-I	409	GLN	2.3
1	8-Q	45	ASP	2.3
1	8-R	167	ASP	2.3
1	9-G	64	ASP	2.3
1	9-I	409	GLN	2.3
1	9-Q	45	ASP	2.3
1	9-R	167	ASP	2.3
1	10-G	64	ASP	2.3
1	10-I	409	GLN	2.3
1	10-Q	45	ASP	2.3
1	10-R	167	ASP	2.3
1	1-A	324	PRO	2.3
1	1-T	323	VAL	2.3
1	2-A	324	PRO	2.3
1	2-T	323	VAL	2.3

*Continued on next page...*

*Continued from previous page...*

Mol	Chain	Res	Type	RSRZ
1	3-A	324	PRO	2.3
1	3-T	323	VAL	2.3
1	4-A	324	PRO	2.3
1	4-T	323	VAL	2.3
1	5-A	324	PRO	2.3
1	5-T	323	VAL	2.3
1	6-A	324	PRO	2.3
1	6-T	323	VAL	2.3
1	7-A	324	PRO	2.3
1	7-T	323	VAL	2.3
1	8-A	324	PRO	2.3
1	8-T	323	VAL	2.3
1	9-A	324	PRO	2.3
1	9-T	323	VAL	2.3
1	10-A	324	PRO	2.3
1	10-T	323	VAL	2.3
1	1-O	501	SER	2.3
1	2-O	501	SER	2.3
1	3-O	501	SER	2.3
1	4-O	501	SER	2.3
1	5-O	501	SER	2.3
1	6-O	501	SER	2.3
1	7-O	501	SER	2.3
1	8-O	501	SER	2.3
1	9-O	501	SER	2.3
1	10-O	501	SER	2.3
1	1-D	348	THR	2.3
1	2-D	348	THR	2.3
1	3-D	348	THR	2.3
1	4-D	348	THR	2.3
1	5-D	348	THR	2.3
1	6-D	348	THR	2.3
1	7-D	348	THR	2.3
1	8-D	348	THR	2.3
1	9-D	348	THR	2.3
1	10-D	348	THR	2.3
1	1-E	13	LYS	2.3
1	1-O	97	LEU	2.3
1	2-E	13	LYS	2.3
1	2-O	97	LEU	2.3
1	3-E	13	LYS	2.3
1	3-O	97	LEU	2.3

*Continued on next page...*

*Continued from previous page...*

Mol	Chain	Res	Type	RSRZ
1	4-E	13	LYS	2.3
1	4-O	97	LEU	2.3
1	5-E	13	LYS	2.3
1	5-O	97	LEU	2.3
1	6-E	13	LYS	2.3
1	6-O	97	LEU	2.3
1	7-E	13	LYS	2.3
1	7-O	97	LEU	2.3
1	8-E	13	LYS	2.3
1	8-O	97	LEU	2.3
1	9-E	13	LYS	2.3
1	9-O	97	LEU	2.3
1	10-E	13	LYS	2.3
1	10-O	97	LEU	2.3
1	1-E	276	LYS	2.3
1	1-E	394	LYS	2.3
1	2-E	276	LYS	2.3
1	2-E	394	LYS	2.3
1	3-E	276	LYS	2.3
1	3-E	394	LYS	2.3
1	4-E	276	LYS	2.3
1	4-E	394	LYS	2.3
1	5-E	276	LYS	2.3
1	5-E	394	LYS	2.3
1	6-E	276	LYS	2.3
1	6-E	394	LYS	2.3
1	7-E	276	LYS	2.3
1	7-E	394	LYS	2.3
1	8-E	276	LYS	2.3
1	8-E	394	LYS	2.3
1	9-E	276	LYS	2.3
1	9-E	394	LYS	2.3
1	10-E	276	LYS	2.3
1	10-E	394	LYS	2.3
1	1-P	4	ASP	2.3
1	2-P	4	ASP	2.3
1	3-P	4	ASP	2.3
1	4-P	4	ASP	2.3
1	5-P	4	ASP	2.3
1	6-P	4	ASP	2.3
1	7-P	4	ASP	2.3
1	8-P	4	ASP	2.3

*Continued on next page...*



*Continued from previous page...*

Mol	Chain	Res	Type	RSRZ
1	9-P	4	ASP	2.3
1	10-P	4	ASP	2.3
1	1-E	448	GLU	2.3
1	2-E	448	GLU	2.3
1	3-E	448	GLU	2.3
1	4-E	448	GLU	2.3
1	5-E	448	GLU	2.3
1	6-E	448	GLU	2.3
1	7-E	448	GLU	2.3
1	8-E	448	GLU	2.3
1	9-E	448	GLU	2.3
1	10-E	448	GLU	2.3
1	1-C	337	ARG	2.3
1	2-C	337	ARG	2.3
1	3-C	337	ARG	2.3
1	4-C	337	ARG	2.3
1	5-C	337	ARG	2.3
1	6-C	337	ARG	2.3
1	7-C	337	ARG	2.3
1	8-C	337	ARG	2.3
1	9-C	337	ARG	2.3
1	10-C	337	ARG	2.3
1	1-U	385	LYS	2.3
1	2-U	385	LYS	2.3
1	3-U	385	LYS	2.3
1	4-U	385	LYS	2.3
1	5-U	385	LYS	2.3
1	6-U	385	LYS	2.3
1	7-U	385	LYS	2.3
1	8-U	385	LYS	2.3
1	9-U	385	LYS	2.3
1	10-U	385	LYS	2.3
1	1-U	36	SER	2.3
1	1-U	278	GLY	2.3
1	2-U	36	SER	2.3
1	2-U	278	GLY	2.3
1	3-U	36	SER	2.3
1	3-U	278	GLY	2.3
1	4-U	36	SER	2.3
1	4-U	278	GLY	2.3
1	5-U	36	SER	2.3
1	5-U	278	GLY	2.3

*Continued on next page...*

*Continued from previous page...*

Mol	Chain	Res	Type	RSRZ
1	6-U	36	SER	2.3
1	6-U	278	GLY	2.3
1	7-U	36	SER	2.3
1	7-U	278	GLY	2.3
1	8-U	36	SER	2.3
1	8-U	278	GLY	2.3
1	9-U	36	SER	2.3
1	9-U	278	GLY	2.3
1	10-U	36	SER	2.3
1	10-U	278	GLY	2.3
1	1-I	4	ASP	2.3
1	1-N	393	ASP	2.3
1	2-I	4	ASP	2.3
1	2-N	393	ASP	2.3
1	3-I	4	ASP	2.3
1	3-N	393	ASP	2.3
1	4-I	4	ASP	2.3
1	4-N	393	ASP	2.3
1	5-I	4	ASP	2.3
1	5-N	393	ASP	2.3
1	6-I	4	ASP	2.3
1	6-N	393	ASP	2.3
1	7-I	4	ASP	2.3
1	7-N	393	ASP	2.3
1	8-I	4	ASP	2.3
1	8-N	393	ASP	2.3
1	9-I	4	ASP	2.3
1	9-N	393	ASP	2.3
1	10-I	4	ASP	2.3
1	10-N	393	ASP	2.3
1	1-A	327	GLU	2.3
1	1-I	396	LEU	2.3
1	2-A	327	GLU	2.3
1	2-I	396	LEU	2.3
1	3-A	327	GLU	2.3
1	3-I	396	LEU	2.3
1	4-A	327	GLU	2.3
1	4-I	396	LEU	2.3
1	5-A	327	GLU	2.3
1	5-I	396	LEU	2.3
1	6-A	327	GLU	2.3
1	6-I	396	LEU	2.3

*Continued on next page...*

*Continued from previous page...*

Mol	Chain	Res	Type	RSRZ
1	7-A	327	GLU	2.3
1	7-I	396	LEU	2.3
1	8-A	327	GLU	2.3
1	8-I	396	LEU	2.3
1	9-A	327	GLU	2.3
1	9-I	396	LEU	2.3
1	10-A	327	GLU	2.3
1	10-I	396	LEU	2.3
1	1-D	40	LYS	2.2
1	1-X	388	PRO	2.2
1	2-D	40	LYS	2.2
1	2-X	388	PRO	2.2
1	3-D	40	LYS	2.2
1	3-X	388	PRO	2.2
1	4-D	40	LYS	2.2
1	4-X	388	PRO	2.2
1	5-D	40	LYS	2.2
1	5-X	388	PRO	2.2
1	6-D	40	LYS	2.2
1	6-X	388	PRO	2.2
1	7-D	40	LYS	2.2
1	7-X	388	PRO	2.2
1	8-D	40	LYS	2.2
1	8-X	388	PRO	2.2
1	9-D	40	LYS	2.2
1	9-X	388	PRO	2.2
1	10-D	40	LYS	2.2
1	10-X	388	PRO	2.2
1	1-B	142	SER	2.2
1	1-K	292	ASP	2.2
1	1-M	277	ASP	2.2
1	2-B	142	SER	2.2
1	2-K	292	ASP	2.2
1	2-M	277	ASP	2.2
1	3-B	142	SER	2.2
1	3-K	292	ASP	2.2
1	3-M	277	ASP	2.2
1	4-B	142	SER	2.2
1	4-K	292	ASP	2.2
1	4-M	277	ASP	2.2
1	5-B	142	SER	2.2
1	5-K	292	ASP	2.2

*Continued on next page...*

*Continued from previous page...*

Mol	Chain	Res	Type	RSRZ
1	5-M	277	ASP	2.2
1	6-B	142	SER	2.2
1	6-K	292	ASP	2.2
1	6-M	277	ASP	2.2
1	7-B	142	SER	2.2
1	7-K	292	ASP	2.2
1	7-M	277	ASP	2.2
1	8-B	142	SER	2.2
1	8-K	292	ASP	2.2
1	8-M	277	ASP	2.2
1	9-B	142	SER	2.2
1	9-K	292	ASP	2.2
1	9-M	277	ASP	2.2
1	10-B	142	SER	2.2
1	10-K	292	ASP	2.2
1	10-M	277	ASP	2.2
1	1-B	382	ILE	2.2
1	1-D	382	ILE	2.2
1	2-B	382	ILE	2.2
1	2-D	382	ILE	2.2
1	3-B	382	ILE	2.2
1	3-D	382	ILE	2.2
1	4-B	382	ILE	2.2
1	4-D	382	ILE	2.2
1	5-B	382	ILE	2.2
1	5-D	382	ILE	2.2
1	6-B	382	ILE	2.2
1	6-D	382	ILE	2.2
1	7-B	382	ILE	2.2
1	7-D	382	ILE	2.2
1	8-B	382	ILE	2.2
1	8-D	382	ILE	2.2
1	9-B	382	ILE	2.2
1	9-D	382	ILE	2.2
1	10-B	382	ILE	2.2
1	10-D	382	ILE	2.2
1	1-H	57	PHE	2.2
1	1-M	118	THR	2.2
1	2-H	57	PHE	2.2
1	2-M	118	THR	2.2
1	3-H	57	PHE	2.2
1	3-M	118	THR	2.2

*Continued on next page...*

*Continued from previous page...*

Mol	Chain	Res	Type	RSRZ
1	4-H	57	PHE	2.2
1	3-V	98	GLU	2.2
1	3-W	285	GLU	2.2
1	4-M	118	THR	2.2
1	5-H	57	PHE	2.2
1	1-V	98	GLU	2.2
1	1-W	285	GLU	2.2
1	2-V	98	GLU	2.2
1	2-W	285	GLU	2.2
1	4-V	98	GLU	2.2
1	4-W	285	GLU	2.2
1	5-M	118	THR	2.2
1	6-H	57	PHE	2.2
1	5-V	98	GLU	2.2
1	5-W	285	GLU	2.2
1	6-M	118	THR	2.2
1	7-H	57	PHE	2.2
1	7-M	118	THR	2.2
1	8-H	57	PHE	2.2
1	6-V	98	GLU	2.2
1	6-W	285	GLU	2.2
1	7-V	98	GLU	2.2
1	7-W	285	GLU	2.2
1	8-M	118	THR	2.2
1	9-H	57	PHE	2.2
1	8-V	98	GLU	2.2
1	8-W	285	GLU	2.2
1	9-M	118	THR	2.2
1	10-H	57	PHE	2.2
1	9-V	98	GLU	2.2
1	9-W	285	GLU	2.2
1	10-M	118	THR	2.2
1	10-V	98	GLU	2.2
1	10-W	285	GLU	2.2
1	1-B	339	ARG	2.2
1	1-F	334	TYR	2.2
1	1-L	326	TYR	2.2
1	2-B	339	ARG	2.2
1	2-F	334	TYR	2.2
1	2-L	326	TYR	2.2
1	3-B	339	ARG	2.2
1	3-F	334	TYR	2.2

*Continued on next page...*

*Continued from previous page...*

Mol	Chain	Res	Type	RSRZ
1	3-L	326	TYR	2.2
1	4-B	339	ARG	2.2
1	4-F	334	TYR	2.2
1	4-L	326	TYR	2.2
1	5-B	339	ARG	2.2
1	5-F	334	TYR	2.2
1	5-L	326	TYR	2.2
1	6-B	339	ARG	2.2
1	6-F	334	TYR	2.2
1	6-L	326	TYR	2.2
1	7-B	339	ARG	2.2
1	7-F	334	TYR	2.2
1	7-L	326	TYR	2.2
1	8-B	339	ARG	2.2
1	8-F	334	TYR	2.2
1	8-L	326	TYR	2.2
1	9-B	339	ARG	2.2
1	9-F	334	TYR	2.2
1	9-L	326	TYR	2.2
1	10-B	339	ARG	2.2
1	10-F	334	TYR	2.2
1	10-L	326	TYR	2.2
1	1-I	278	GLY	2.2
1	2-I	278	GLY	2.2
1	3-I	278	GLY	2.2
1	4-I	278	GLY	2.2
1	5-I	278	GLY	2.2
1	6-I	278	GLY	2.2
1	7-I	278	GLY	2.2
1	8-I	278	GLY	2.2
1	9-I	278	GLY	2.2
1	10-I	278	GLY	2.2
1	1-F	64	ASP	2.2
1	2-F	64	ASP	2.2
1	3-F	64	ASP	2.2
1	4-F	64	ASP	2.2
1	5-F	64	ASP	2.2
1	6-F	64	ASP	2.2
1	7-F	64	ASP	2.2
1	8-F	64	ASP	2.2
1	9-F	64	ASP	2.2
1	10-F	64	ASP	2.2

*Continued on next page...*

*Continued from previous page...*

Mol	Chain	Res	Type	RSRZ
1	1-W	63	SER	2.2
1	2-W	63	SER	2.2
1	3-W	63	SER	2.2
1	4-W	63	SER	2.2
1	5-W	63	SER	2.2
1	6-W	63	SER	2.2
1	7-W	63	SER	2.2
1	8-W	63	SER	2.2
1	9-W	63	SER	2.2
1	10-W	63	SER	2.2
1	1-I	164	THR	2.2
1	2-I	164	THR	2.2
1	3-I	164	THR	2.2
1	4-I	164	THR	2.2
1	5-I	164	THR	2.2
1	6-I	164	THR	2.2
1	7-I	164	THR	2.2
1	8-I	164	THR	2.2
1	9-I	164	THR	2.2
1	10-I	164	THR	2.2
1	1-V	280	PRO	2.2
1	1-X	287	TYR	2.2
1	2-V	280	PRO	2.2
1	2-X	287	TYR	2.2
1	3-V	280	PRO	2.2
1	3-X	287	TYR	2.2
1	4-V	280	PRO	2.2
1	4-X	287	TYR	2.2
1	5-V	280	PRO	2.2
1	5-X	287	TYR	2.2
1	6-V	280	PRO	2.2
1	6-X	287	TYR	2.2
1	7-V	280	PRO	2.2
1	7-X	287	TYR	2.2
1	8-V	280	PRO	2.2
1	8-X	287	TYR	2.2
1	9-V	280	PRO	2.2
1	9-X	287	TYR	2.2
1	10-V	280	PRO	2.2
1	10-X	287	TYR	2.2
1	1-A	93	ASP	2.2
1	1-A	393	ASP	2.2

*Continued on next page...*

*Continued from previous page...*

Mol	Chain	Res	Type	RSRZ
1	1-U	119	GLY	2.2
1	1-U	289	GLY	2.2
1	2-A	93	ASP	2.2
1	2-A	393	ASP	2.2
1	2-U	119	GLY	2.2
1	2-U	289	GLY	2.2
1	3-A	93	ASP	2.2
1	3-A	393	ASP	2.2
1	3-U	119	GLY	2.2
1	3-U	289	GLY	2.2
1	4-A	93	ASP	2.2
1	4-A	393	ASP	2.2
1	4-U	119	GLY	2.2
1	4-U	289	GLY	2.2
1	5-A	93	ASP	2.2
1	5-A	393	ASP	2.2
1	5-U	119	GLY	2.2
1	5-U	289	GLY	2.2
1	6-A	93	ASP	2.2
1	6-A	393	ASP	2.2
1	6-U	119	GLY	2.2
1	6-U	289	GLY	2.2
1	7-A	93	ASP	2.2
1	7-A	393	ASP	2.2
1	7-U	119	GLY	2.2
1	7-U	289	GLY	2.2
1	8-A	93	ASP	2.2
1	8-A	393	ASP	2.2
1	8-U	119	GLY	2.2
1	8-U	289	GLY	2.2
1	9-A	93	ASP	2.2
1	9-A	393	ASP	2.2
1	9-U	119	GLY	2.2
1	9-U	289	GLY	2.2
1	10-A	93	ASP	2.2
1	10-A	393	ASP	2.2
1	10-U	119	GLY	2.2
1	10-U	289	GLY	2.2
1	1-C	13	LYS	2.2
1	1-F	13	LYS	2.2
1	1-K	501	SER	2.2
1	2-C	13	LYS	2.2

*Continued on next page...*



*Continued from previous page...*

Mol	Chain	Res	Type	RSRZ
1	2-F	13	LYS	2.2
1	2-K	501	SER	2.2
1	3-C	13	LYS	2.2
1	3-F	13	LYS	2.2
1	3-K	501	SER	2.2
1	4-C	13	LYS	2.2
1	4-F	13	LYS	2.2
1	4-K	501	SER	2.2
1	5-C	13	LYS	2.2
1	5-F	13	LYS	2.2
1	5-K	501	SER	2.2
1	6-C	13	LYS	2.2
1	6-F	13	LYS	2.2
1	6-K	501	SER	2.2
1	7-C	13	LYS	2.2
1	7-F	13	LYS	2.2
1	7-K	501	SER	2.2
1	8-C	13	LYS	2.2
1	8-F	13	LYS	2.2
1	8-K	501	SER	2.2
1	9-C	13	LYS	2.2
1	9-F	13	LYS	2.2
1	9-K	501	SER	2.2
1	10-C	13	LYS	2.2
1	10-F	13	LYS	2.2
1	10-K	501	SER	2.2
1	1-P	328	ALA	2.2
1	1-U	35	ALA	2.2
1	2-P	328	ALA	2.2
1	2-U	35	ALA	2.2
1	3-P	328	ALA	2.2
1	3-U	35	ALA	2.2
1	4-P	328	ALA	2.2
1	4-U	35	ALA	2.2
1	5-P	328	ALA	2.2
1	5-U	35	ALA	2.2
1	6-P	328	ALA	2.2
1	6-U	35	ALA	2.2
1	7-P	328	ALA	2.2
1	7-U	35	ALA	2.2
1	8-P	328	ALA	2.2
1	8-U	35	ALA	2.2

*Continued on next page...*

*Continued from previous page...*

Mol	Chain	Res	Type	RSRZ
1	9-P	328	ALA	2.2
1	9-U	35	ALA	2.2
1	10-P	328	ALA	2.2
1	10-U	35	ALA	2.2
1	1-N	396	LEU	2.2
1	1-O	408	PRO	2.2
1	2-N	396	LEU	2.2
1	2-O	408	PRO	2.2
1	3-N	396	LEU	2.2
1	3-O	408	PRO	2.2
1	4-N	396	LEU	2.2
1	4-O	408	PRO	2.2
1	5-N	396	LEU	2.2
1	5-O	408	PRO	2.2
1	6-N	396	LEU	2.2
1	6-O	408	PRO	2.2
1	7-N	396	LEU	2.2
1	7-O	408	PRO	2.2
1	8-N	396	LEU	2.2
1	8-O	408	PRO	2.2
1	9-N	396	LEU	2.2
1	9-O	408	PRO	2.2
1	10-N	396	LEU	2.2
1	10-O	408	PRO	2.2
1	1-E	349	GLY	2.2
1	1-V	325	GLY	2.2
1	2-E	349	GLY	2.2
1	2-V	325	GLY	2.2
1	3-E	349	GLY	2.2
1	3-V	325	GLY	2.2
1	4-E	349	GLY	2.2
1	4-V	325	GLY	2.2
1	5-E	349	GLY	2.2
1	5-V	325	GLY	2.2
1	6-E	349	GLY	2.2
1	6-V	325	GLY	2.2
1	7-E	349	GLY	2.2
1	7-V	325	GLY	2.2
1	8-E	349	GLY	2.2
1	8-V	325	GLY	2.2
1	9-E	349	GLY	2.2
1	9-V	325	GLY	2.2

*Continued on next page...*

*Continued from previous page...*

Mol	Chain	Res	Type	RSRZ
1	10-E	349	GLY	2.2
1	10-V	325	GLY	2.2
1	1-F	40	LYS	2.2
1	1-S	287	TYR	2.2
1	1-W	7	LYS	2.2
1	2-F	40	LYS	2.2
1	2-S	287	TYR	2.2
1	2-W	7	LYS	2.2
1	3-F	40	LYS	2.2
1	3-S	287	TYR	2.2
1	3-W	7	LYS	2.2
1	4-F	40	LYS	2.2
1	4-S	287	TYR	2.2
1	4-W	7	LYS	2.2
1	5-F	40	LYS	2.2
1	5-S	287	TYR	2.2
1	5-W	7	LYS	2.2
1	6-F	40	LYS	2.2
1	6-S	287	TYR	2.2
1	6-W	7	LYS	2.2
1	7-F	40	LYS	2.2
1	7-S	287	TYR	2.2
1	7-W	7	LYS	2.2
1	8-F	40	LYS	2.2
1	8-S	287	TYR	2.2
1	8-W	7	LYS	2.2
1	9-F	40	LYS	2.2
1	9-S	287	TYR	2.2
1	9-W	7	LYS	2.2
1	10-F	40	LYS	2.2
1	10-S	287	TYR	2.2
1	10-W	7	LYS	2.2
1	1-P	65	MET	2.2
1	2-P	65	MET	2.2
1	3-P	65	MET	2.2
1	4-P	65	MET	2.2
1	5-P	65	MET	2.2
1	6-P	65	MET	2.2
1	7-P	65	MET	2.2
1	8-P	65	MET	2.2
1	9-P	65	MET	2.2
1	10-P	65	MET	2.2

*Continued on next page...*

*Continued from previous page...*

Mol	Chain	Res	Type	RSRZ
1	1-Q	163	ALA	2.2
1	1-Q	288	ALA	2.2
1	1-Q	423	ALA	2.2
1	2-Q	163	ALA	2.2
1	2-Q	288	ALA	2.2
1	2-Q	423	ALA	2.2
1	3-Q	163	ALA	2.2
1	3-Q	288	ALA	2.2
1	3-Q	423	ALA	2.2
1	4-Q	163	ALA	2.2
1	4-Q	288	ALA	2.2
1	4-Q	423	ALA	2.2
1	5-Q	163	ALA	2.2
1	5-Q	288	ALA	2.2
1	5-Q	423	ALA	2.2
1	6-Q	163	ALA	2.2
1	6-Q	288	ALA	2.2
1	6-Q	423	ALA	2.2
1	7-Q	163	ALA	2.2
1	7-Q	288	ALA	2.2
1	7-Q	423	ALA	2.2
1	8-Q	163	ALA	2.2
1	8-Q	288	ALA	2.2
1	8-Q	423	ALA	2.2
1	9-Q	163	ALA	2.2
1	9-Q	288	ALA	2.2
1	9-Q	423	ALA	2.2
1	10-Q	163	ALA	2.2
1	10-Q	288	ALA	2.2
1	10-Q	423	ALA	2.2
1	1-N	96	THR	2.2
1	1-W	1	THR	2.2
1	2-N	96	THR	2.2
1	2-W	1	THR	2.2
1	3-N	96	THR	2.2
1	3-W	1	THR	2.2
1	4-N	96	THR	2.2
1	4-W	1	THR	2.2
1	5-N	96	THR	2.2
1	5-W	1	THR	2.2
1	6-N	96	THR	2.2
1	6-W	1	THR	2.2

*Continued on next page...*

*Continued from previous page...*

Mol	Chain	Res	Type	RSRZ
1	7-N	96	THR	2.2
1	7-W	1	THR	2.2
1	8-N	96	THR	2.2
1	8-W	1	THR	2.2
1	9-N	96	THR	2.2
1	9-W	1	THR	2.2
1	10-N	96	THR	2.2
1	10-W	1	THR	2.2
1	1-E	430	GLU	2.2
1	2-E	430	GLU	2.2
1	3-E	430	GLU	2.2
1	4-E	430	GLU	2.2
1	5-E	430	GLU	2.2
1	6-E	430	GLU	2.2
1	7-E	430	GLU	2.2
1	8-E	430	GLU	2.2
1	9-E	430	GLU	2.2
1	10-E	430	GLU	2.2
1	1-J	94	PRO	2.2
1	1-K	383	LYS	2.2
1	1-L	504	ASN	2.2
1	1-G	209	GLY	2.2
1	1-M	7	LYS	2.2
1	1-P	45	ASP	2.2
1	1-R	4	ASP	2.2
1	2-G	209	GLY	2.2
1	2-J	94	PRO	2.2
1	2-K	383	LYS	2.2
1	2-L	504	ASN	2.2
1	2-M	7	LYS	2.2
1	2-P	45	ASP	2.2
1	2-R	4	ASP	2.2
1	3-G	209	GLY	2.2
1	3-J	94	PRO	2.2
1	3-K	383	LYS	2.2
1	3-L	504	ASN	2.2
1	3-M	7	LYS	2.2
1	3-P	45	ASP	2.2
1	3-R	4	ASP	2.2
1	4-L	504	ASN	2.2
1	4-G	209	GLY	2.2
1	4-J	94	PRO	2.2

*Continued on next page...*

*Continued from previous page...*

Mol	Chain	Res	Type	RSRZ
1	4-K	383	LYS	2.2
1	4-M	7	LYS	2.2
1	4-P	45	ASP	2.2
1	4-R	4	ASP	2.2
1	5-G	209	GLY	2.2
1	5-J	94	PRO	2.2
1	5-K	383	LYS	2.2
1	5-L	504	ASN	2.2
1	5-M	7	LYS	2.2
1	5-P	45	ASP	2.2
1	5-R	4	ASP	2.2
1	6-G	209	GLY	2.2
1	6-J	94	PRO	2.2
1	6-K	383	LYS	2.2
1	6-L	504	ASN	2.2
1	6-M	7	LYS	2.2
1	6-P	45	ASP	2.2
1	6-R	4	ASP	2.2
1	7-J	94	PRO	2.2
1	7-K	383	LYS	2.2
1	7-L	504	ASN	2.2
1	7-M	7	LYS	2.2
1	7-P	45	ASP	2.2
1	7-R	4	ASP	2.2
1	8-G	209	GLY	2.2
1	8-J	94	PRO	2.2
1	8-K	383	LYS	2.2
1	8-L	504	ASN	2.2
1	7-G	209	GLY	2.2
1	8-M	7	LYS	2.2
1	8-P	45	ASP	2.2
1	8-R	4	ASP	2.2
1	9-G	209	GLY	2.2
1	9-J	94	PRO	2.2
1	9-K	383	LYS	2.2
1	9-L	504	ASN	2.2
1	9-M	7	LYS	2.2
1	9-P	45	ASP	2.2
1	9-R	4	ASP	2.2
1	10-G	209	GLY	2.2
1	10-J	94	PRO	2.2
1	10-K	383	LYS	2.2

*Continued on next page...*

*Continued from previous page...*

Mol	Chain	Res	Type	RSRZ
1	10-L	504	ASN	2.2
1	10-M	7	LYS	2.2
1	10-P	45	ASP	2.2
1	10-R	4	ASP	2.2
1	1-R	179	TYR	2.2
1	2-R	179	TYR	2.2
1	3-R	179	TYR	2.2
1	4-R	179	TYR	2.2
1	5-R	179	TYR	2.2
1	6-R	179	TYR	2.2
1	7-R	179	TYR	2.2
1	8-R	179	TYR	2.2
1	9-R	179	TYR	2.2
1	10-R	179	TYR	2.2
1	1-U	406	SER	2.2
1	2-U	406	SER	2.2
1	3-U	406	SER	2.2
1	4-U	406	SER	2.2
1	5-U	406	SER	2.2
1	6-U	406	SER	2.2
1	7-U	406	SER	2.2
1	8-U	406	SER	2.2
1	9-U	406	SER	2.2
1	10-U	406	SER	2.2
1	1-E	166	ALA	2.2
1	1-F	341	ALA	2.2
1	2-E	166	ALA	2.2
1	2-F	341	ALA	2.2
1	3-E	166	ALA	2.2
1	3-F	341	ALA	2.2
1	4-E	166	ALA	2.2
1	4-F	341	ALA	2.2
1	5-E	166	ALA	2.2
1	5-F	341	ALA	2.2
1	6-E	166	ALA	2.2
1	6-F	341	ALA	2.2
1	7-E	166	ALA	2.2
1	7-F	341	ALA	2.2
1	8-E	166	ALA	2.2
1	8-F	341	ALA	2.2
1	9-E	166	ALA	2.2
1	9-F	341	ALA	2.2

*Continued on next page...*

*Continued from previous page...*

Mol	Chain	Res	Type	RSRZ
1	10-E	166	ALA	2.2
1	10-F	341	ALA	2.2
1	1-G	601	THR	2.2
1	1-O	386	ILE	2.2
1	1-S	293	THR	2.2
1	1-V	164	THR	2.2
1	2-G	601	THR	2.2
1	2-O	386	ILE	2.2
1	2-S	293	THR	2.2
1	2-V	164	THR	2.2
1	3-G	601	THR	2.2
1	3-O	386	ILE	2.2
1	3-S	293	THR	2.2
1	3-V	164	THR	2.2
1	4-G	601	THR	2.2
1	4-O	386	ILE	2.2
1	4-S	293	THR	2.2
1	4-V	164	THR	2.2
1	5-G	601	THR	2.2
1	5-O	386	ILE	2.2
1	5-S	293	THR	2.2
1	5-V	164	THR	2.2
1	6-G	601	THR	2.2
1	6-O	386	ILE	2.2
1	6-S	293	THR	2.2
1	6-V	164	THR	2.2
1	7-G	601	THR	2.2
1	7-O	386	ILE	2.2
1	7-S	293	THR	2.2
1	7-V	164	THR	2.2
1	8-G	601	THR	2.2
1	8-O	386	ILE	2.2
1	8-S	293	THR	2.2
1	8-V	164	THR	2.2
1	9-G	601	THR	2.2
1	9-O	386	ILE	2.2
1	9-S	293	THR	2.2
1	9-V	164	THR	2.2
1	10-G	601	THR	2.2
1	10-O	386	ILE	2.2
1	10-S	293	THR	2.2
1	10-V	164	THR	2.2

*Continued on next page...*



*Continued from previous page...*

Mol	Chain	Res	Type	RSRZ
1	1-O	436	ASN	2.2
1	2-O	436	ASN	2.2
1	3-O	436	ASN	2.2
1	4-O	436	ASN	2.2
1	5-O	436	ASN	2.2
1	6-O	436	ASN	2.2
1	7-O	436	ASN	2.2
1	8-O	436	ASN	2.2
1	9-O	436	ASN	2.2
1	10-O	436	ASN	2.2
1	1-A	280	PRO	2.2
1	1-C	351	PRO	2.2
1	1-K	351	PRO	2.2
1	2-A	280	PRO	2.2
1	2-C	351	PRO	2.2
1	2-K	351	PRO	2.2
1	3-A	280	PRO	2.2
1	3-C	351	PRO	2.2
1	3-K	351	PRO	2.2
1	4-A	280	PRO	2.2
1	4-C	351	PRO	2.2
1	4-K	351	PRO	2.2
1	5-A	280	PRO	2.2
1	5-C	351	PRO	2.2
1	5-K	351	PRO	2.2
1	6-A	280	PRO	2.2
1	6-C	351	PRO	2.2
1	6-K	351	PRO	2.2
1	7-A	280	PRO	2.2
1	7-C	351	PRO	2.2
1	7-K	351	PRO	2.2
1	8-A	280	PRO	2.2
1	8-C	351	PRO	2.2
1	8-K	351	PRO	2.2
1	9-A	280	PRO	2.2
1	9-C	351	PRO	2.2
1	9-K	351	PRO	2.2
1	10-A	280	PRO	2.2
1	10-C	351	PRO	2.2
1	10-K	351	PRO	2.2
1	1-H	350	SER	2.2
1	1-N	98	GLU	2.2

*Continued on next page...*

*Continued from previous page...*

Mol	Chain	Res	Type	RSRZ
1	1-N	501	SER	2.2
1	2-H	350	SER	2.2
1	2-N	98	GLU	2.2
1	2-N	501	SER	2.2
1	3-H	350	SER	2.2
1	3-N	98	GLU	2.2
1	3-N	501	SER	2.2
1	4-H	350	SER	2.2
1	4-N	98	GLU	2.2
1	4-N	501	SER	2.2
1	5-H	350	SER	2.2
1	5-N	98	GLU	2.2
1	5-N	501	SER	2.2
1	6-H	350	SER	2.2
1	6-N	98	GLU	2.2
1	6-N	501	SER	2.2
1	7-H	350	SER	2.2
1	7-N	98	GLU	2.2
1	7-N	501	SER	2.2
1	8-H	350	SER	2.2
1	8-N	98	GLU	2.2
1	8-N	501	SER	2.2
1	9-H	350	SER	2.2
1	9-N	98	GLU	2.2
1	9-N	501	SER	2.2
1	10-H	350	SER	2.2
1	10-N	98	GLU	2.2
1	10-N	501	SER	2.2
1	1-A	276	LYS	2.2
1	2-A	276	LYS	2.2
1	3-A	276	LYS	2.2
1	4-A	276	LYS	2.2
1	5-A	276	LYS	2.2
1	6-A	276	LYS	2.2
1	7-A	276	LYS	2.2
1	8-A	276	LYS	2.2
1	9-A	276	LYS	2.2
1	10-A	276	LYS	2.2
1	1-C	166	ALA	2.2
1	1-G	310	ALA	2.2
1	2-C	166	ALA	2.2
1	2-G	310	ALA	2.2

*Continued on next page...*

*Continued from previous page...*

Mol	Chain	Res	Type	RSRZ
1	3-C	166	ALA	2.2
1	3-G	310	ALA	2.2
1	4-C	166	ALA	2.2
1	4-G	310	ALA	2.2
1	5-C	166	ALA	2.2
1	5-G	310	ALA	2.2
1	6-C	166	ALA	2.2
1	6-G	310	ALA	2.2
1	7-C	166	ALA	2.2
1	7-G	310	ALA	2.2
1	8-C	166	ALA	2.2
1	8-G	310	ALA	2.2
1	9-C	166	ALA	2.2
1	9-G	310	ALA	2.2
1	10-C	166	ALA	2.2
1	10-G	310	ALA	2.2
1	1-K	11	ASP	2.2
1	1-O	120	ILE	2.2
1	1-O	286	THR	2.2
1	1-R	44	ASP	2.2
1	2-K	11	ASP	2.2
1	2-O	120	ILE	2.2
1	2-O	286	THR	2.2
1	2-R	44	ASP	2.2
1	3-K	11	ASP	2.2
1	3-O	120	ILE	2.2
1	3-O	286	THR	2.2
1	3-R	44	ASP	2.2
1	4-K	11	ASP	2.2
1	4-O	120	ILE	2.2
1	4-O	286	THR	2.2
1	4-R	44	ASP	2.2
1	5-K	11	ASP	2.2
1	5-O	120	ILE	2.2
1	5-O	286	THR	2.2
1	5-R	44	ASP	2.2
1	6-K	11	ASP	2.2
1	6-O	120	ILE	2.2
1	6-O	286	THR	2.2
1	6-R	44	ASP	2.2
1	7-K	11	ASP	2.2
1	7-O	120	ILE	2.2

*Continued on next page...*

*Continued from previous page...*

Mol	Chain	Res	Type	RSRZ
1	7-O	286	THR	2.2
1	7-R	44	ASP	2.2
1	8-K	11	ASP	2.2
1	8-O	120	ILE	2.2
1	8-O	286	THR	2.2
1	8-R	44	ASP	2.2
1	9-K	11	ASP	2.2
1	9-O	120	ILE	2.2
1	9-O	286	THR	2.2
1	9-R	44	ASP	2.2
1	10-K	11	ASP	2.2
1	10-O	120	ILE	2.2
1	10-O	286	THR	2.2
1	10-R	44	ASP	2.2
1	1-E	432	GLY	2.2
1	1-N	49	PHE	2.2
1	2-E	432	GLY	2.2
1	2-N	49	PHE	2.2
1	3-E	432	GLY	2.2
1	3-N	49	PHE	2.2
1	4-E	432	GLY	2.2
1	4-N	49	PHE	2.2
1	5-E	432	GLY	2.2
1	5-N	49	PHE	2.2
1	6-E	432	GLY	2.2
1	6-N	49	PHE	2.2
1	7-E	432	GLY	2.2
1	7-N	49	PHE	2.2
1	8-E	432	GLY	2.2
1	8-N	49	PHE	2.2
1	9-E	432	GLY	2.2
1	9-N	49	PHE	2.2
1	10-E	432	GLY	2.2
1	10-N	49	PHE	2.2
1	1-V	94	PRO	2.2
1	2-V	94	PRO	2.2
1	3-V	94	PRO	2.2
1	4-V	94	PRO	2.2
1	5-V	94	PRO	2.2
1	6-V	94	PRO	2.2
1	7-V	94	PRO	2.2
1	8-V	94	PRO	2.2

*Continued on next page...*

*Continued from previous page...*

Mol	Chain	Res	Type	RSRZ
1	9-V	94	PRO	2.2
1	10-V	94	PRO	2.2
1	1-F	50	ASP	2.1
1	1-K	163	ALA	2.1
1	1-R	163	ALA	2.1
1	2-F	50	ASP	2.1
1	2-K	163	ALA	2.1
1	2-R	163	ALA	2.1
1	3-F	50	ASP	2.1
1	3-K	163	ALA	2.1
1	3-R	163	ALA	2.1
1	4-F	50	ASP	2.1
1	4-K	163	ALA	2.1
1	4-R	163	ALA	2.1
1	5-F	50	ASP	2.1
1	5-K	163	ALA	2.1
1	5-R	163	ALA	2.1
1	6-F	50	ASP	2.1
1	6-K	163	ALA	2.1
1	6-R	163	ALA	2.1
1	7-F	50	ASP	2.1
1	7-K	163	ALA	2.1
1	7-R	163	ALA	2.1
1	8-F	50	ASP	2.1
1	8-K	163	ALA	2.1
1	8-R	163	ALA	2.1
1	9-F	50	ASP	2.1
1	9-K	163	ALA	2.1
1	9-R	163	ALA	2.1
1	10-F	50	ASP	2.1
1	10-K	163	ALA	2.1
1	10-R	163	ALA	2.1
1	1-D	49	PHE	2.1
1	2-D	49	PHE	2.1
1	3-D	49	PHE	2.1
1	4-D	49	PHE	2.1
1	5-D	49	PHE	2.1
1	6-D	49	PHE	2.1
1	7-D	49	PHE	2.1
1	8-D	49	PHE	2.1
1	9-D	49	PHE	2.1
1	10-D	49	PHE	2.1

*Continued on next page...*

*Continued from previous page...*

Mol	Chain	Res	Type	RSRZ
1	1-O	379	LEU	2.1
1	2-O	379	LEU	2.1
1	3-O	379	LEU	2.1
1	4-O	379	LEU	2.1
1	5-O	379	LEU	2.1
1	6-O	379	LEU	2.1
1	7-O	379	LEU	2.1
1	8-O	379	LEU	2.1
1	9-O	379	LEU	2.1
1	10-O	379	LEU	2.1
1	1-N	385	LYS	2.1
1	2-N	385	LYS	2.1
1	3-N	385	LYS	2.1
1	4-N	385	LYS	2.1
1	5-N	385	LYS	2.1
1	6-N	385	LYS	2.1
1	7-N	385	LYS	2.1
1	8-N	385	LYS	2.1
1	9-N	385	LYS	2.1
1	10-N	385	LYS	2.1
1	1-A	179	TYR	2.1
1	1-Q	337	ARG	2.1
1	1-U	179	TYR	2.1
1	1-W	11	ASP	2.1
1	1-W	395	ASP	2.1
1	2-A	179	TYR	2.1
1	2-Q	337	ARG	2.1
1	2-U	179	TYR	2.1
1	2-W	11	ASP	2.1
1	2-W	395	ASP	2.1
1	3-A	179	TYR	2.1
1	3-Q	337	ARG	2.1
1	3-U	179	TYR	2.1
1	3-W	11	ASP	2.1
1	3-W	395	ASP	2.1
1	4-A	179	TYR	2.1
1	4-U	179	TYR	2.1
1	4-W	11	ASP	2.1
1	4-W	395	ASP	2.1
1	5-A	179	TYR	2.1
1	5-Q	337	ARG	2.1
1	5-U	179	TYR	2.1

*Continued on next page...*

*Continued from previous page...*

Mol	Chain	Res	Type	RSRZ
1	5-W	11	ASP	2.1
1	5-W	395	ASP	2.1
1	4-Q	337	ARG	2.1
1	6-A	179	TYR	2.1
1	6-Q	337	ARG	2.1
1	6-U	179	TYR	2.1
1	6-W	11	ASP	2.1
1	6-W	395	ASP	2.1
1	7-A	179	TYR	2.1
1	7-Q	337	ARG	2.1
1	7-U	179	TYR	2.1
1	7-W	11	ASP	2.1
1	7-W	395	ASP	2.1
1	8-A	179	TYR	2.1
1	8-W	11	ASP	2.1
1	8-W	395	ASP	2.1
1	8-Q	337	ARG	2.1
1	8-U	179	TYR	2.1
1	9-A	179	TYR	2.1
1	9-U	179	TYR	2.1
1	9-W	11	ASP	2.1
1	9-W	395	ASP	2.1
1	10-A	179	TYR	2.1
1	10-U	179	TYR	2.1
1	10-W	11	ASP	2.1
1	10-W	395	ASP	2.1
1	9-Q	337	ARG	2.1
1	10-Q	337	ARG	2.1
1	1-V	278	GLY	2.1
1	2-V	278	GLY	2.1
1	3-V	278	GLY	2.1
1	4-V	278	GLY	2.1
1	5-V	278	GLY	2.1
1	6-V	278	GLY	2.1
1	7-V	278	GLY	2.1
1	8-V	278	GLY	2.1
1	9-V	278	GLY	2.1
1	10-V	278	GLY	2.1
1	1-Q	94	PRO	2.1
1	2-Q	94	PRO	2.1
1	3-Q	94	PRO	2.1
1	4-Q	94	PRO	2.1

*Continued on next page...*

*Continued from previous page...*

Mol	Chain	Res	Type	RSRZ
1	5-Q	94	PRO	2.1
1	6-Q	94	PRO	2.1
1	7-Q	94	PRO	2.1
1	8-Q	94	PRO	2.1
1	9-Q	94	PRO	2.1
1	10-Q	94	PRO	2.1
1	1-U	428	LEU	2.1
1	2-U	428	LEU	2.1
1	3-U	428	LEU	2.1
1	4-U	428	LEU	2.1
1	5-U	428	LEU	2.1
1	6-U	428	LEU	2.1
1	7-U	428	LEU	2.1
1	8-U	428	LEU	2.1
1	9-U	428	LEU	2.1
1	10-U	428	LEU	2.1
1	1-A	41	SER	2.1
1	2-A	41	SER	2.1
1	3-A	41	SER	2.1
1	4-A	41	SER	2.1
1	5-A	41	SER	2.1
1	6-A	41	SER	2.1
1	7-A	41	SER	2.1
1	8-A	41	SER	2.1
1	9-A	41	SER	2.1
1	10-A	41	SER	2.1
1	1-J	337	ARG	2.1
1	2-J	337	ARG	2.1
1	3-J	337	ARG	2.1
1	4-J	337	ARG	2.1
1	5-J	337	ARG	2.1
1	6-J	337	ARG	2.1
1	7-J	337	ARG	2.1
1	8-J	337	ARG	2.1
1	9-J	337	ARG	2.1
1	10-J	337	ARG	2.1
1	1-A	283	TYR	2.1
1	1-G	7	LYS	2.1
1	1-H	390	ALA	2.1
1	1-P	383	LYS	2.1
1	2-A	283	TYR	2.1
1	2-G	7	LYS	2.1

*Continued on next page...*



*Continued from previous page...*

Mol	Chain	Res	Type	RSRZ
1	2-H	390	ALA	2.1
1	2-P	383	LYS	2.1
1	3-A	283	TYR	2.1
1	3-G	7	LYS	2.1
1	3-H	390	ALA	2.1
1	3-P	383	LYS	2.1
1	4-A	283	TYR	2.1
1	4-G	7	LYS	2.1
1	4-H	390	ALA	2.1
1	4-P	383	LYS	2.1
1	5-A	283	TYR	2.1
1	5-G	7	LYS	2.1
1	5-H	390	ALA	2.1
1	5-P	383	LYS	2.1
1	6-A	283	TYR	2.1
1	6-G	7	LYS	2.1
1	6-H	390	ALA	2.1
1	6-P	383	LYS	2.1
1	7-A	283	TYR	2.1
1	7-G	7	LYS	2.1
1	7-H	390	ALA	2.1
1	7-P	383	LYS	2.1
1	8-A	283	TYR	2.1
1	8-G	7	LYS	2.1
1	8-H	390	ALA	2.1
1	8-P	383	LYS	2.1
1	9-A	283	TYR	2.1
1	9-G	7	LYS	2.1
1	9-H	390	ALA	2.1
1	9-P	383	LYS	2.1
1	10-A	283	TYR	2.1
1	10-G	7	LYS	2.1
1	10-H	390	ALA	2.1
1	10-P	383	LYS	2.1
1	1-K	286	THR	2.1
1	2-K	286	THR	2.1
1	3-K	286	THR	2.1
1	4-K	286	THR	2.1
1	5-K	286	THR	2.1
1	6-K	286	THR	2.1
1	7-K	286	THR	2.1
1	8-K	286	THR	2.1

*Continued on next page...*

*Continued from previous page...*

Mol	Chain	Res	Type	RSRZ
1	9-K	286	THR	2.1
1	10-K	286	THR	2.1
1	1-V	99	PRO	2.1
1	2-V	99	PRO	2.1
1	3-V	99	PRO	2.1
1	4-V	99	PRO	2.1
1	5-V	99	PRO	2.1
1	6-V	99	PRO	2.1
1	7-V	99	PRO	2.1
1	8-V	99	PRO	2.1
1	9-V	99	PRO	2.1
1	10-V	99	PRO	2.1
1	1-K	421	LEU	2.1
1	2-K	421	LEU	2.1
1	3-K	421	LEU	2.1
1	4-K	421	LEU	2.1
1	5-K	421	LEU	2.1
1	6-K	421	LEU	2.1
1	7-K	421	LEU	2.1
1	8-K	421	LEU	2.1
1	9-K	421	LEU	2.1
1	10-K	421	LEU	2.1
1	1-O	350	SER	2.1
1	2-O	350	SER	2.1
1	3-O	350	SER	2.1
1	4-O	350	SER	2.1
1	5-O	350	SER	2.1
1	6-O	350	SER	2.1
1	7-O	350	SER	2.1
1	8-O	350	SER	2.1
1	9-O	350	SER	2.1
1	10-O	350	SER	2.1
1	1-D	122	ASP	2.1
1	1-M	11	ASP	2.1
1	2-D	122	ASP	2.1
1	2-M	11	ASP	2.1
1	3-D	122	ASP	2.1
1	3-M	11	ASP	2.1
1	4-D	122	ASP	2.1
1	4-M	11	ASP	2.1
1	5-D	122	ASP	2.1
1	5-M	11	ASP	2.1

*Continued on next page...*

*Continued from previous page...*

Mol	Chain	Res	Type	RSRZ
1	6-D	122	ASP	2.1
1	6-M	11	ASP	2.1
1	7-D	122	ASP	2.1
1	7-M	11	ASP	2.1
1	8-D	122	ASP	2.1
1	8-M	11	ASP	2.1
1	9-D	122	ASP	2.1
1	9-M	11	ASP	2.1
1	10-D	122	ASP	2.1
1	10-M	11	ASP	2.1
1	1-N	432	GLY	2.1
1	2-N	432	GLY	2.1
1	3-N	432	GLY	2.1
1	4-N	432	GLY	2.1
1	5-N	432	GLY	2.1
1	6-N	432	GLY	2.1
1	7-N	432	GLY	2.1
1	8-N	432	GLY	2.1
1	9-N	432	GLY	2.1
1	10-N	432	GLY	2.1
1	1-F	390	ALA	2.1
1	1-G	286	THR	2.1
1	1-N	179	TYR	2.1
1	1-X	91	VAL	2.1
1	2-F	390	ALA	2.1
1	2-G	286	THR	2.1
1	2-N	179	TYR	2.1
1	2-X	91	VAL	2.1
1	3-F	390	ALA	2.1
1	3-N	179	TYR	2.1
1	3-X	91	VAL	2.1
1	4-F	390	ALA	2.1
1	4-G	286	THR	2.1
1	4-N	179	TYR	2.1
1	4-X	91	VAL	2.1
1	5-F	390	ALA	2.1
1	5-G	286	THR	2.1
1	5-N	179	TYR	2.1
1	5-X	91	VAL	2.1
1	6-F	390	ALA	2.1
1	6-G	286	THR	2.1
1	6-N	179	TYR	2.1

*Continued on next page...*

*Continued from previous page...*

Mol	Chain	Res	Type	RSRZ
1	6-X	91	VAL	2.1
1	7-F	390	ALA	2.1
1	7-N	179	TYR	2.1
1	7-X	91	VAL	2.1
1	8-F	390	ALA	2.1
1	8-N	179	TYR	2.1
1	8-X	91	VAL	2.1
1	9-F	390	ALA	2.1
1	3-G	286	THR	2.1
1	9-G	286	THR	2.1
1	9-N	179	TYR	2.1
1	9-X	91	VAL	2.1
1	10-F	390	ALA	2.1
1	10-N	179	TYR	2.1
1	10-X	91	VAL	2.1
1	7-G	286	THR	2.1
1	8-G	286	THR	2.1
1	10-G	286	THR	2.1
1	1-M	8	LEU	2.1
1	1-O	396	LEU	2.1
1	1-P	379	LEU	2.1
1	1-H	385	LYS	2.1
1	1-I	304	HIS	2.1
1	1-L	7	LYS	2.1
1	1-X	50	ASP	2.1
1	2-M	8	LEU	2.1
1	2-O	396	LEU	2.1
1	2-P	379	LEU	2.1
1	2-X	50	ASP	2.1
1	3-M	8	LEU	2.1
1	3-O	396	LEU	2.1
1	3-P	379	LEU	2.1
1	3-X	50	ASP	2.1
1	4-M	8	LEU	2.1
1	4-O	396	LEU	2.1
1	4-P	379	LEU	2.1
1	4-X	50	ASP	2.1
1	5-M	8	LEU	2.1
1	5-O	396	LEU	2.1
1	5-P	379	LEU	2.1
1	2-H	385	LYS	2.1
1	2-I	304	HIS	2.1

*Continued on next page...*

*Continued from previous page...*

Mol	Chain	Res	Type	RSRZ
1	2-L	7	LYS	2.1
1	3-H	385	LYS	2.1
1	3-I	304	HIS	2.1
1	3-L	7	LYS	2.1
1	4-H	385	LYS	2.1
1	4-I	304	HIS	2.1
1	4-L	7	LYS	2.1
1	5-H	385	LYS	2.1
1	5-I	304	HIS	2.1
1	5-L	7	LYS	2.1
1	5-X	50	ASP	2.1
1	6-M	8	LEU	2.1
1	6-O	396	LEU	2.1
1	6-P	379	LEU	2.1
1	6-H	385	LYS	2.1
1	6-I	304	HIS	2.1
1	6-L	7	LYS	2.1
1	6-X	50	ASP	2.1
1	7-M	8	LEU	2.1
1	7-O	396	LEU	2.1
1	7-P	379	LEU	2.1
1	7-X	50	ASP	2.1
1	8-M	8	LEU	2.1
1	8-O	396	LEU	2.1
1	8-P	379	LEU	2.1
1	8-X	50	ASP	2.1
1	9-M	8	LEU	2.1
1	9-O	396	LEU	2.1
1	9-P	379	LEU	2.1
1	9-X	50	ASP	2.1
1	10-M	8	LEU	2.1
1	10-O	396	LEU	2.1
1	10-P	379	LEU	2.1
1	7-H	385	LYS	2.1
1	7-I	304	HIS	2.1
1	7-L	7	LYS	2.1
1	8-H	385	LYS	2.1
1	8-I	304	HIS	2.1
1	8-L	7	LYS	2.1
1	9-H	385	LYS	2.1
1	9-I	304	HIS	2.1
1	9-L	7	LYS	2.1

*Continued on next page...*

*Continued from previous page...*

<b>Mol</b>	<b>Chain</b>	<b>Res</b>	<b>Type</b>	<b>RSRZ</b>
1	10-H	385	LYS	2.1
1	10-I	304	HIS	2.1
1	10-L	7	LYS	2.1
1	10-X	50	ASP	2.1
1	1-J	504	ASN	2.1
1	2-J	504	ASN	2.1
1	3-J	504	ASN	2.1
1	4-J	504	ASN	2.1
1	5-J	504	ASN	2.1
1	6-J	504	ASN	2.1
1	7-J	504	ASN	2.1
1	8-J	504	ASN	2.1
1	9-J	504	ASN	2.1
1	10-J	504	ASN	2.1
1	1-D	390	ALA	2.1
1	2-D	390	ALA	2.1
1	3-D	390	ALA	2.1
1	4-D	390	ALA	2.1
1	5-D	390	ALA	2.1
1	6-D	390	ALA	2.1
1	7-D	390	ALA	2.1
1	8-D	390	ALA	2.1
1	9-D	390	ALA	2.1
1	10-D	390	ALA	2.1
1	1-F	400	PRO	2.1
1	1-J	440	GLU	2.1
1	1-Q	1	THR	2.1
1	2-F	400	PRO	2.1
1	2-J	440	GLU	2.1
1	2-Q	1	THR	2.1
1	3-F	400	PRO	2.1
1	3-J	440	GLU	2.1
1	3-Q	1	THR	2.1
1	4-F	400	PRO	2.1
1	4-J	440	GLU	2.1
1	4-Q	1	THR	2.1
1	5-F	400	PRO	2.1
1	5-J	440	GLU	2.1
1	5-Q	1	THR	2.1
1	6-F	400	PRO	2.1
1	6-J	440	GLU	2.1
1	6-Q	1	THR	2.1

*Continued on next page...*

*Continued from previous page...*

Mol	Chain	Res	Type	RSRZ
1	7-F	400	PRO	2.1
1	7-J	440	GLU	2.1
1	7-Q	1	THR	2.1
1	8-F	400	PRO	2.1
1	8-J	440	GLU	2.1
1	8-Q	1	THR	2.1
1	9-F	400	PRO	2.1
1	9-J	440	GLU	2.1
1	9-Q	1	THR	2.1
1	10-F	400	PRO	2.1
1	10-J	440	GLU	2.1
1	10-Q	1	THR	2.1
1	1-P	39	ASP	2.1
1	1-T	395	ASP	2.1
1	2-P	39	ASP	2.1
1	2-T	395	ASP	2.1
1	3-P	39	ASP	2.1
1	3-T	395	ASP	2.1
1	4-P	39	ASP	2.1
1	4-T	395	ASP	2.1
1	5-P	39	ASP	2.1
1	5-T	395	ASP	2.1
1	6-P	39	ASP	2.1
1	6-T	395	ASP	2.1
1	7-P	39	ASP	2.1
1	7-T	395	ASP	2.1
1	8-P	39	ASP	2.1
1	8-T	395	ASP	2.1
1	9-P	39	ASP	2.1
1	9-T	395	ASP	2.1
1	10-P	39	ASP	2.1
1	10-T	395	ASP	2.1
1	1-F	278	GLY	2.1
1	2-F	278	GLY	2.1
1	3-F	278	GLY	2.1
1	4-F	278	GLY	2.1
1	5-F	278	GLY	2.1
1	6-F	278	GLY	2.1
1	7-F	278	GLY	2.1
1	8-F	278	GLY	2.1
1	9-F	278	GLY	2.1
1	10-F	278	GLY	2.1

*Continued on next page...*

*Continued from previous page...*

Mol	Chain	Res	Type	RSRZ
1	1-N	81	ALA	2.1
1	1-U	603	LYS	2.1
1	2-N	81	ALA	2.1
1	2-U	603	LYS	2.1
1	3-N	81	ALA	2.1
1	3-U	603	LYS	2.1
1	4-N	81	ALA	2.1
1	4-U	603	LYS	2.1
1	5-N	81	ALA	2.1
1	5-U	603	LYS	2.1
1	6-N	81	ALA	2.1
1	6-U	603	LYS	2.1
1	7-N	81	ALA	2.1
1	7-U	603	LYS	2.1
1	8-N	81	ALA	2.1
1	8-U	603	LYS	2.1
1	9-N	81	ALA	2.1
1	9-U	603	LYS	2.1
1	10-N	81	ALA	2.1
1	10-U	603	LYS	2.1
1	1-O	412	THR	2.1
1	1-T	286	THR	2.1
1	2-O	412	THR	2.1
1	2-T	286	THR	2.1
1	3-O	412	THR	2.1
1	3-T	286	THR	2.1
1	4-O	412	THR	2.1
1	4-T	286	THR	2.1
1	5-O	412	THR	2.1
1	5-T	286	THR	2.1
1	6-O	412	THR	2.1
1	6-T	286	THR	2.1
1	7-O	412	THR	2.1
1	7-T	286	THR	2.1
1	8-O	412	THR	2.1
1	8-T	286	THR	2.1
1	9-O	412	THR	2.1
1	9-T	286	THR	2.1
1	10-O	412	THR	2.1
1	10-T	286	THR	2.1
1	1-Q	283	TYR	2.1
1	1-R	287	TYR	2.1

*Continued on next page...*



*Continued from previous page...*

Mol	Chain	Res	Type	RSRZ
1	1-V	397	TYR	2.1
1	2-Q	283	TYR	2.1
1	2-R	287	TYR	2.1
1	2-V	397	TYR	2.1
1	3-Q	283	TYR	2.1
1	3-R	287	TYR	2.1
1	3-V	397	TYR	2.1
1	4-Q	283	TYR	2.1
1	4-R	287	TYR	2.1
1	4-V	397	TYR	2.1
1	5-Q	283	TYR	2.1
1	5-R	287	TYR	2.1
1	5-V	397	TYR	2.1
1	6-Q	283	TYR	2.1
1	6-R	287	TYR	2.1
1	6-V	397	TYR	2.1
1	7-Q	283	TYR	2.1
1	7-R	287	TYR	2.1
1	7-V	397	TYR	2.1
1	8-Q	283	TYR	2.1
1	8-R	287	TYR	2.1
1	8-V	397	TYR	2.1
1	9-Q	283	TYR	2.1
1	9-R	287	TYR	2.1
1	9-V	397	TYR	2.1
1	10-Q	283	TYR	2.1
1	10-R	287	TYR	2.1
1	10-V	397	TYR	2.1
1	1-E	386	ILE	2.1
1	2-E	386	ILE	2.1
1	3-E	386	ILE	2.1
1	4-E	386	ILE	2.1
1	5-E	386	ILE	2.1
1	6-E	386	ILE	2.1
1	7-E	386	ILE	2.1
1	8-E	386	ILE	2.1
1	9-E	386	ILE	2.1
1	10-E	386	ILE	2.1
1	1-T	52	SER	2.1
1	2-T	52	SER	2.1
1	3-T	52	SER	2.1
1	4-T	52	SER	2.1

*Continued on next page...*

*Continued from previous page...*

Mol	Chain	Res	Type	RSRZ
1	5-T	52	SER	2.1
1	6-T	52	SER	2.1
1	7-T	52	SER	2.1
1	8-T	52	SER	2.1
1	9-T	52	SER	2.1
1	10-T	52	SER	2.1
1	1-O	209	GLY	2.1
1	1-U	58	GLN	2.1
1	2-O	209	GLY	2.1
1	2-U	58	GLN	2.1
1	3-O	209	GLY	2.1
1	3-U	58	GLN	2.1
1	4-O	209	GLY	2.1
1	4-U	58	GLN	2.1
1	5-O	209	GLY	2.1
1	5-U	58	GLN	2.1
1	6-O	209	GLY	2.1
1	6-U	58	GLN	2.1
1	7-O	209	GLY	2.1
1	7-U	58	GLN	2.1
1	8-O	209	GLY	2.1
1	8-U	58	GLN	2.1
1	9-O	209	GLY	2.1
1	9-U	58	GLN	2.1
1	10-O	209	GLY	2.1
1	10-U	58	GLN	2.1
1	1-B	40	LYS	2.1
1	1-X	385	LYS	2.1
1	2-B	40	LYS	2.1
1	2-X	385	LYS	2.1
1	3-B	40	LYS	2.1
1	3-X	385	LYS	2.1
1	4-B	40	LYS	2.1
1	4-X	385	LYS	2.1
1	5-B	40	LYS	2.1
1	5-X	385	LYS	2.1
1	6-B	40	LYS	2.1
1	6-X	385	LYS	2.1
1	7-B	40	LYS	2.1
1	7-X	385	LYS	2.1
1	8-B	40	LYS	2.1
1	8-X	385	LYS	2.1

*Continued on next page...*

*Continued from previous page...*

Mol	Chain	Res	Type	RSRZ
1	9-B	40	LYS	2.1
1	9-X	385	LYS	2.1
1	10-B	40	LYS	2.1
1	10-X	385	LYS	2.1
1	1-K	50	ASP	2.0
1	1-W	277	ASP	2.0
1	2-K	50	ASP	2.0
1	2-W	277	ASP	2.0
1	3-K	50	ASP	2.0
1	3-W	277	ASP	2.0
1	4-K	50	ASP	2.0
1	4-W	277	ASP	2.0
1	5-K	50	ASP	2.0
1	5-W	277	ASP	2.0
1	6-K	50	ASP	2.0
1	6-W	277	ASP	2.0
1	7-K	50	ASP	2.0
1	7-W	277	ASP	2.0
1	8-K	50	ASP	2.0
1	8-W	277	ASP	2.0
1	9-K	50	ASP	2.0
1	9-W	277	ASP	2.0
1	10-K	50	ASP	2.0
1	10-W	277	ASP	2.0
1	1-Q	410	THR	2.0
1	2-Q	410	THR	2.0
1	3-Q	410	THR	2.0
1	4-Q	410	THR	2.0
1	5-Q	410	THR	2.0
1	6-Q	410	THR	2.0
1	7-Q	410	THR	2.0
1	8-Q	410	THR	2.0
1	9-Q	410	THR	2.0
1	10-Q	410	THR	2.0
1	1-D	407	ILE	2.0
1	1-F	171	TYR	2.0
1	2-D	407	ILE	2.0
1	2-F	171	TYR	2.0
1	3-D	407	ILE	2.0
1	3-F	171	TYR	2.0
1	4-D	407	ILE	2.0
1	4-F	171	TYR	2.0

*Continued on next page...*

*Continued from previous page...*

Mol	Chain	Res	Type	RSRZ
1	5-D	407	ILE	2.0
1	5-F	171	TYR	2.0
1	1-L	403	GLU	2.0
1	2-L	403	GLU	2.0
1	3-L	403	GLU	2.0
1	4-L	403	GLU	2.0
1	5-L	403	GLU	2.0
1	6-D	407	ILE	2.0
1	6-F	171	TYR	2.0
1	7-D	407	ILE	2.0
1	7-F	171	TYR	2.0
1	8-D	407	ILE	2.0
1	8-F	171	TYR	2.0
1	9-D	407	ILE	2.0
1	9-F	171	TYR	2.0
1	10-D	407	ILE	2.0
1	10-F	171	TYR	2.0
1	6-L	403	GLU	2.0
1	7-L	403	GLU	2.0
1	8-L	403	GLU	2.0
1	9-L	403	GLU	2.0
1	10-L	403	GLU	2.0
1	1-C	209	GLY	2.0
1	1-C	325	GLY	2.0
1	1-R	349	GLY	2.0
1	2-C	209	GLY	2.0
1	2-C	325	GLY	2.0
1	2-R	349	GLY	2.0
1	3-C	209	GLY	2.0
1	3-C	325	GLY	2.0
1	3-R	349	GLY	2.0
1	4-C	209	GLY	2.0
1	4-C	325	GLY	2.0
1	4-R	349	GLY	2.0
1	5-C	209	GLY	2.0
1	5-C	325	GLY	2.0
1	5-R	349	GLY	2.0
1	6-C	209	GLY	2.0
1	6-C	325	GLY	2.0
1	6-R	349	GLY	2.0
1	7-C	209	GLY	2.0
1	7-C	325	GLY	2.0

*Continued on next page...*

*Continued from previous page...*

Mol	Chain	Res	Type	RSRZ
1	7-R	349	GLY	2.0
1	8-C	209	GLY	2.0
1	8-C	325	GLY	2.0
1	8-R	349	GLY	2.0
1	9-C	209	GLY	2.0
1	9-C	325	GLY	2.0
1	9-R	349	GLY	2.0
1	10-C	209	GLY	2.0
1	10-C	325	GLY	2.0
1	10-R	349	GLY	2.0
1	1-C	603	LYS	2.0
1	2-C	603	LYS	2.0
1	3-C	603	LYS	2.0
1	4-C	603	LYS	2.0
1	5-C	603	LYS	2.0
1	6-C	603	LYS	2.0
1	7-C	603	LYS	2.0
1	8-C	603	LYS	2.0
1	9-C	603	LYS	2.0
1	10-C	603	LYS	2.0
1	1-C	284	ASP	2.0
1	1-L	284	ASP	2.0
1	1-T	3	ASP	2.0
1	2-C	284	ASP	2.0
1	2-L	284	ASP	2.0
1	2-T	3	ASP	2.0
1	3-C	284	ASP	2.0
1	3-L	284	ASP	2.0
1	3-T	3	ASP	2.0
1	4-C	284	ASP	2.0
1	4-L	284	ASP	2.0
1	4-T	3	ASP	2.0
1	5-C	284	ASP	2.0
1	5-L	284	ASP	2.0
1	5-T	3	ASP	2.0
1	6-C	284	ASP	2.0
1	6-L	284	ASP	2.0
1	6-T	3	ASP	2.0
1	7-C	284	ASP	2.0
1	7-L	284	ASP	2.0
1	7-T	3	ASP	2.0
1	8-C	284	ASP	2.0

*Continued on next page...*

*Continued from previous page...*

Mol	Chain	Res	Type	RSRZ
1	8-L	284	ASP	2.0
1	8-T	3	ASP	2.0
1	9-C	284	ASP	2.0
1	9-L	284	ASP	2.0
1	9-T	3	ASP	2.0
1	10-C	284	ASP	2.0
1	10-L	284	ASP	2.0
1	10-T	3	ASP	2.0
1	1-E	82	ALA	2.0
1	1-U	99	PRO	2.0
1	2-E	82	ALA	2.0
1	2-U	99	PRO	2.0
1	3-E	82	ALA	2.0
1	3-U	99	PRO	2.0
1	4-E	82	ALA	2.0
1	4-U	99	PRO	2.0
1	5-E	82	ALA	2.0
1	5-U	99	PRO	2.0
1	6-E	82	ALA	2.0
1	6-U	99	PRO	2.0
1	7-E	82	ALA	2.0
1	7-U	99	PRO	2.0
1	8-E	82	ALA	2.0
1	8-U	99	PRO	2.0
1	9-E	82	ALA	2.0
1	9-U	99	PRO	2.0
1	10-E	82	ALA	2.0
1	10-U	99	PRO	2.0
1	1-P	293	THR	2.0
1	1-T	118	THR	2.0
1	2-P	293	THR	2.0
1	2-T	118	THR	2.0
1	3-P	293	THR	2.0
1	3-T	118	THR	2.0
1	4-P	293	THR	2.0
1	4-T	118	THR	2.0
1	5-P	293	THR	2.0
1	5-T	118	THR	2.0
1	6-P	293	THR	2.0
1	6-T	118	THR	2.0
1	7-P	293	THR	2.0
1	7-T	118	THR	2.0

*Continued on next page...*

*Continued from previous page...*

Mol	Chain	Res	Type	RSRZ
1	8-P	293	THR	2.0
1	8-T	118	THR	2.0
1	9-P	293	THR	2.0
1	9-T	118	THR	2.0
1	10-P	293	THR	2.0
1	10-T	118	THR	2.0
1	1-M	283	TYR	2.0
1	1-U	46	GLY	2.0
1	2-M	283	TYR	2.0
1	2-U	46	GLY	2.0
1	3-M	283	TYR	2.0
1	3-U	46	GLY	2.0
1	4-M	283	TYR	2.0
1	4-U	46	GLY	2.0
1	5-M	283	TYR	2.0
1	5-U	46	GLY	2.0
1	6-M	283	TYR	2.0
1	6-U	46	GLY	2.0
1	7-M	283	TYR	2.0
1	7-U	46	GLY	2.0
1	8-M	283	TYR	2.0
1	8-U	46	GLY	2.0
1	9-M	283	TYR	2.0
1	9-U	46	GLY	2.0
1	10-M	283	TYR	2.0
1	10-U	46	GLY	2.0
1	1-V	284	ASP	2.0
1	2-V	284	ASP	2.0
1	3-V	284	ASP	2.0
1	4-V	284	ASP	2.0
1	5-V	284	ASP	2.0
1	6-V	284	ASP	2.0
1	7-V	284	ASP	2.0
1	8-V	284	ASP	2.0
1	9-V	284	ASP	2.0
1	10-V	284	ASP	2.0
1	1-D	324	PRO	2.0
1	1-G	502	PRO	2.0
1	2-D	324	PRO	2.0
1	2-G	502	PRO	2.0
1	3-D	324	PRO	2.0
1	3-G	502	PRO	2.0

*Continued on next page...*

*Continued from previous page...*

Mol	Chain	Res	Type	RSRZ
1	4-D	324	PRO	2.0
1	4-G	502	PRO	2.0
1	5-D	324	PRO	2.0
1	5-G	502	PRO	2.0
1	6-D	324	PRO	2.0
1	6-G	502	PRO	2.0
1	7-D	324	PRO	2.0
1	7-G	502	PRO	2.0
1	8-D	324	PRO	2.0
1	8-G	502	PRO	2.0
1	9-D	324	PRO	2.0
1	9-G	502	PRO	2.0
1	10-D	324	PRO	2.0
1	10-G	502	PRO	2.0
1	1-M	342	CYS	2.0
1	1-O	276	LYS	2.0
1	1-Q	183	ALA	2.0
1	1-S	342	CYS	2.0
1	2-M	342	CYS	2.0
1	2-O	276	LYS	2.0
1	2-Q	183	ALA	2.0
1	2-S	342	CYS	2.0
1	3-M	342	CYS	2.0
1	3-O	276	LYS	2.0
1	3-Q	183	ALA	2.0
1	3-S	342	CYS	2.0
1	4-M	342	CYS	2.0
1	4-O	276	LYS	2.0
1	4-Q	183	ALA	2.0
1	4-S	342	CYS	2.0
1	5-M	342	CYS	2.0
1	5-O	276	LYS	2.0
1	5-Q	183	ALA	2.0
1	5-S	342	CYS	2.0
1	6-M	342	CYS	2.0
1	6-O	276	LYS	2.0
1	6-Q	183	ALA	2.0
1	6-S	342	CYS	2.0
1	7-M	342	CYS	2.0
1	7-O	276	LYS	2.0
1	7-Q	183	ALA	2.0
1	7-S	342	CYS	2.0

*Continued on next page...*



*Continued from previous page...*

Mol	Chain	Res	Type	RSRZ
1	8-M	342	CYS	2.0
1	8-O	276	LYS	2.0
1	8-Q	183	ALA	2.0
1	8-S	342	CYS	2.0
1	9-M	342	CYS	2.0
1	9-O	276	LYS	2.0
1	9-Q	183	ALA	2.0
1	9-S	342	CYS	2.0
1	10-M	342	CYS	2.0
1	10-O	276	LYS	2.0
1	10-Q	183	ALA	2.0
1	10-S	342	CYS	2.0
1	1-X	325	GLY	2.0
1	2-X	325	GLY	2.0
1	3-X	325	GLY	2.0
1	4-X	325	GLY	2.0
1	5-X	325	GLY	2.0
1	6-X	325	GLY	2.0
1	7-X	325	GLY	2.0
1	8-X	325	GLY	2.0
1	9-X	325	GLY	2.0
1	10-X	325	GLY	2.0
1	1-G	345	ILE	2.0
1	2-G	345	ILE	2.0
1	3-G	345	ILE	2.0
1	4-G	345	ILE	2.0
1	5-G	345	ILE	2.0
1	6-G	345	ILE	2.0
1	7-G	345	ILE	2.0
1	8-G	345	ILE	2.0
1	9-G	345	ILE	2.0
1	10-G	345	ILE	2.0
1	1-A	397	TYR	2.0
1	1-H	287	TYR	2.0
1	2-A	397	TYR	2.0
1	2-H	287	TYR	2.0
1	3-A	397	TYR	2.0
1	3-H	287	TYR	2.0
1	4-A	397	TYR	2.0
1	4-H	287	TYR	2.0
1	5-A	397	TYR	2.0
1	5-H	287	TYR	2.0

*Continued on next page...*

*Continued from previous page...*

Mol	Chain	Res	Type	RSRZ
1	6-A	397	TYR	2.0
1	6-H	287	TYR	2.0
1	7-A	397	TYR	2.0
1	7-H	287	TYR	2.0
1	8-A	397	TYR	2.0
1	8-H	287	TYR	2.0
1	9-A	397	TYR	2.0
1	9-H	287	TYR	2.0
1	10-A	397	TYR	2.0
1	10-H	287	TYR	2.0
1	1-N	394	LYS	2.0
1	2-N	394	LYS	2.0
1	3-N	394	LYS	2.0
1	4-N	394	LYS	2.0
1	5-N	394	LYS	2.0
1	6-N	394	LYS	2.0
1	7-N	394	LYS	2.0
1	8-N	394	LYS	2.0
1	9-N	394	LYS	2.0
1	10-N	394	LYS	2.0
1	1-E	388	PRO	2.0
1	1-H	351	PRO	2.0
1	1-I	388	PRO	2.0
1	2-E	388	PRO	2.0
1	2-H	351	PRO	2.0
1	2-I	388	PRO	2.0
1	3-E	388	PRO	2.0
1	3-H	351	PRO	2.0
1	3-I	388	PRO	2.0
1	4-E	388	PRO	2.0
1	4-H	351	PRO	2.0
1	4-I	388	PRO	2.0
1	5-E	388	PRO	2.0
1	5-H	351	PRO	2.0
1	5-I	388	PRO	2.0
1	6-E	388	PRO	2.0
1	6-H	351	PRO	2.0
1	6-I	388	PRO	2.0
1	7-E	388	PRO	2.0
1	7-H	351	PRO	2.0
1	7-I	388	PRO	2.0
1	8-E	388	PRO	2.0

*Continued on next page...*

*Continued from previous page...*

Mol	Chain	Res	Type	RSRZ
1	8-H	351	PRO	2.0
1	8-I	388	PRO	2.0
1	9-E	388	PRO	2.0
1	9-H	351	PRO	2.0
1	9-I	388	PRO	2.0
1	10-E	388	PRO	2.0
1	10-H	351	PRO	2.0
1	10-I	388	PRO	2.0

## 6.2 Non-standard residues in protein, DNA, RNA chains ⓘ

There are no non-standard protein/DNA/RNA residues in this entry.

## 6.3 Carbohydrates ⓘ

There are no carbohydrates in this entry.

## 6.4 Ligands ⓘ

In the following table, the Atoms column lists the number of modelled atoms in the group and the number defined in the chemical component dictionary. The B-factors column lists the minimum, median, 95<sup>th</sup> percentile and maximum values of B factors of atoms in the group. The column labelled 'Q< 0.9' lists the number of atoms with occupancy less than 0.9.

Mol	Type	Chain	Res	Atoms	RSCC	RSR	B-factors(Å <sup>2</sup> )	Q<0.9
3	AMP	9-A	7475	23/23	0.37	0.57	24,24,24,24	23
3	AMP	4-A	7475	23/23	0.37	0.57	24,24,24,24	23
3	AMP	5-A	7475	23/23	0.37	0.57	24,24,24,24	23
3	AMP	7-A	7475	23/23	0.37	0.57	24,24,24,24	23
3	AMP	2-A	7475	23/23	0.37	0.57	24,24,24,24	23
3	AMP	10-A	7475	23/23	0.37	0.57	24,24,24,24	23
3	AMP	3-A	7475	23/23	0.37	0.57	24,24,24,24	23
3	AMP	8-A	7475	23/23	0.37	0.57	24,24,24,24	23
3	AMP	6-A	7475	23/23	0.37	0.57	24,24,24,24	23
3	AMP	1-A	7475	23/23	0.37	0.57	24,24,24,24	23
3	AMP	1-L	7497	23/23	0.41	0.55	24,24,24,24	23
3	AMP	2-L	7497	23/23	0.41	0.55	24,24,24,24	23
3	AMP	5-L	7497	23/23	0.41	0.55	24,24,24,24	23
3	AMP	8-L	7497	23/23	0.41	0.55	24,24,24,24	23

*Continued on next page...*

*Continued from previous page...*

Mol	Type	Chain	Res	Atoms	RSCC	RSR	B-factors( $\text{\AA}^2$ )	Q<0.9
3	AMP	3-L	7497	23/23	0.41	0.55	24,24,24,24	23
3	AMP	9-L	7497	23/23	0.41	0.55	24,24,24,24	23
3	AMP	4-L	7497	23/23	0.41	0.55	24,24,24,24	23
3	AMP	10-L	7497	23/23	0.41	0.55	24,24,24,24	23
3	AMP	6-L	7497	23/23	0.41	0.55	24,24,24,24	23
3	AMP	7-L	7497	23/23	0.41	0.55	24,24,24,24	23
3	AMP	6-J	7493	23/23	0.44	0.62	24,24,24,24	23
3	AMP	2-S	7511	23/23	0.44	0.53	24,24,24,24	23
3	AMP	10-S	7511	23/23	0.44	0.53	24,24,24,24	23
3	AMP	9-S	7511	23/23	0.44	0.53	24,24,24,24	23
3	AMP	8-R	7509	23/23	0.44	0.59	24,24,24,24	23
3	AMP	1-S	7511	23/23	0.44	0.53	24,24,24,24	23
3	AMP	5-R	7509	23/23	0.44	0.59	24,24,24,24	23
3	AMP	10-J	7493	23/23	0.44	0.62	24,24,24,24	23
3	AMP	3-R	7509	23/23	0.44	0.59	24,24,24,24	23
3	AMP	6-R	7509	23/23	0.44	0.59	24,24,24,24	23
3	AMP	7-J	7493	23/23	0.44	0.62	24,24,24,24	23
3	AMP	3-S	7511	23/23	0.44	0.53	24,24,24,24	23
3	AMP	6-S	7511	23/23	0.44	0.53	24,24,24,24	23
3	AMP	1-R	7509	23/23	0.44	0.59	24,24,24,24	23
3	AMP	10-R	7509	23/23	0.44	0.59	24,24,24,24	23
3	AMP	9-J	7493	23/23	0.44	0.62	24,24,24,24	23
3	AMP	5-J	7493	23/23	0.44	0.62	24,24,24,24	23
3	AMP	4-S	7511	23/23	0.44	0.53	24,24,24,24	23
3	AMP	8-J	7493	23/23	0.44	0.62	24,24,24,24	23
3	AMP	9-R	7509	23/23	0.44	0.59	24,24,24,24	23
3	AMP	4-R	7509	23/23	0.44	0.59	24,24,24,24	23
3	AMP	4-J	7493	23/23	0.44	0.62	24,24,24,24	23
3	AMP	2-R	7509	23/23	0.44	0.59	24,24,24,24	23
3	AMP	7-R	7509	23/23	0.44	0.59	24,24,24,24	23
3	AMP	3-J	7493	23/23	0.44	0.62	24,24,24,24	23
3	AMP	8-S	7511	23/23	0.44	0.53	24,24,24,24	23
3	AMP	2-J	7493	23/23	0.44	0.62	24,24,24,24	23
3	AMP	7-S	7511	23/23	0.44	0.53	24,24,24,24	23
3	AMP	1-J	7493	23/23	0.44	0.62	24,24,24,24	23
3	AMP	5-S	7511	23/23	0.44	0.53	24,24,24,24	23
3	AMP	9-E	7483	23/23	0.45	0.65	24,24,24,24	23
3	AMP	8-D	7481	23/23	0.45	0.74	24,24,24,24	23
3	AMP	7-D	7481	23/23	0.45	0.74	24,24,24,24	23
3	AMP	2-D	7481	23/23	0.45	0.74	24,24,24,24	23
3	AMP	1-D	7481	23/23	0.45	0.74	24,24,24,24	23

*Continued on next page...*

*Continued from previous page...*

Mol	Type	Chain	Res	Atoms	RSCC	RSR	B-factors( $\text{\AA}^2$ )	Q<0.9
3	AMP	5-E	7483	23/23	0.45	0.65	24,24,24,24	23
3	AMP	10-D	7481	23/23	0.45	0.74	24,24,24,24	23
3	AMP	3-E	7483	23/23	0.45	0.65	24,24,24,24	23
3	AMP	1-E	7483	23/23	0.45	0.65	24,24,24,24	23
3	AMP	3-D	7481	23/23	0.45	0.74	24,24,24,24	23
3	AMP	4-D	7481	23/23	0.45	0.74	24,24,24,24	23
3	AMP	4-E	7483	23/23	0.45	0.65	24,24,24,24	23
3	AMP	2-E	7483	23/23	0.45	0.65	24,24,24,24	23
3	AMP	5-D	7481	23/23	0.45	0.74	24,24,24,24	23
3	AMP	10-E	7483	23/23	0.45	0.65	24,24,24,24	23
3	AMP	6-E	7483	23/23	0.45	0.65	24,24,24,24	23
3	AMP	6-D	7481	23/23	0.45	0.74	24,24,24,24	23
3	AMP	7-E	7483	23/23	0.45	0.65	24,24,24,24	23
3	AMP	9-D	7481	23/23	0.45	0.74	24,24,24,24	23
3	AMP	8-E	7483	23/23	0.45	0.65	24,24,24,24	23
3	AMP	6-O	7503	23/23	0.46	0.73	24,24,24,24	23
3	AMP	8-O	7503	23/23	0.46	0.73	24,24,24,24	23
3	AMP	1-O	7503	23/23	0.46	0.73	24,24,24,24	23
3	AMP	10-O	7503	23/23	0.46	0.73	24,24,24,24	23
3	AMP	7-O	7503	23/23	0.46	0.73	24,24,24,24	23
3	AMP	3-O	7503	23/23	0.46	0.73	24,24,24,24	23
3	AMP	4-O	7503	23/23	0.46	0.73	24,24,24,24	23
3	AMP	2-O	7503	23/23	0.46	0.73	24,24,24,24	23
3	AMP	5-O	7503	23/23	0.46	0.73	24,24,24,24	23
3	AMP	9-O	7503	23/23	0.46	0.73	24,24,24,24	23
3	AMP	9-P	7505	23/23	0.47	0.68	24,24,24,24	23
3	AMP	7-P	7505	23/23	0.47	0.68	24,24,24,24	23
3	AMP	2-P	7505	23/23	0.47	0.68	24,24,24,24	23
3	AMP	4-P	7505	23/23	0.47	0.68	24,24,24,24	23
3	AMP	10-P	7505	23/23	0.47	0.68	24,24,24,24	23
3	AMP	3-P	7505	23/23	0.47	0.68	24,24,24,24	23
3	AMP	8-P	7505	23/23	0.47	0.68	24,24,24,24	23
3	AMP	1-P	7505	23/23	0.47	0.68	24,24,24,24	23
3	AMP	5-P	7505	23/23	0.47	0.68	24,24,24,24	23
3	AMP	6-P	7505	23/23	0.47	0.68	24,24,24,24	23
3	AMP	9-G	7487	23/23	0.49	0.53	24,24,24,24	23
3	AMP	10-G	7487	23/23	0.49	0.53	24,24,24,24	23
3	AMP	8-G	7487	23/23	0.49	0.53	24,24,24,24	23
3	AMP	7-G	7487	23/23	0.49	0.53	24,24,24,24	23
3	AMP	5-G	7487	23/23	0.49	0.53	24,24,24,24	23
3	AMP	4-G	7487	23/23	0.49	0.53	24,24,24,24	23

*Continued on next page...*

*Continued from previous page...*

Mol	Type	Chain	Res	Atoms	RSCC	RSR	B-factors( $\text{\AA}^2$ )	Q<0.9
3	AMP	1-G	7487	23/23	0.49	0.53	24,24,24,24	23
3	AMP	2-G	7487	23/23	0.49	0.53	24,24,24,24	23
3	AMP	3-G	7487	23/23	0.49	0.53	24,24,24,24	23
3	AMP	6-G	7487	23/23	0.49	0.53	24,24,24,24	23
3	AMP	1-U	7515	23/23	0.50	0.74	24,24,24,24	23
3	AMP	4-U	7515	23/23	0.50	0.74	24,24,24,24	23
3	AMP	7-U	7515	23/23	0.50	0.74	24,24,24,24	23
3	AMP	9-W	7519	23/23	0.50	0.64	24,24,24,24	23
3	AMP	3-I	7491	23/23	0.50	0.59	24,24,24,24	23
3	AMP	1-I	7491	23/23	0.50	0.59	24,24,24,24	23
3	AMP	6-I	7491	23/23	0.50	0.59	24,24,24,24	23
3	AMP	5-U	7515	23/23	0.50	0.74	24,24,24,24	23
3	AMP	8-W	7519	23/23	0.50	0.64	24,24,24,24	23
3	AMP	5-I	7491	23/23	0.50	0.59	24,24,24,24	23
3	AMP	10-U	7515	23/23	0.50	0.74	24,24,24,24	23
3	AMP	7-W	7519	23/23	0.50	0.64	24,24,24,24	23
3	AMP	6-W	7519	23/23	0.50	0.64	24,24,24,24	23
3	AMP	4-I	7491	23/23	0.50	0.59	24,24,24,24	23
3	AMP	3-W	7519	23/23	0.50	0.64	24,24,24,24	23
3	AMP	10-W	7519	23/23	0.50	0.64	24,24,24,24	23
3	AMP	7-I	7491	23/23	0.50	0.59	24,24,24,24	23
3	AMP	2-U	7515	23/23	0.50	0.74	24,24,24,24	23
3	AMP	8-U	7515	23/23	0.50	0.74	24,24,24,24	23
3	AMP	9-U	7515	23/23	0.50	0.74	24,24,24,24	23
3	AMP	4-W	7519	23/23	0.50	0.64	24,24,24,24	23
3	AMP	1-W	7519	23/23	0.50	0.64	24,24,24,24	23
3	AMP	3-U	7515	23/23	0.50	0.74	24,24,24,24	23
3	AMP	8-I	7491	23/23	0.50	0.59	24,24,24,24	23
3	AMP	10-I	7491	23/23	0.50	0.59	24,24,24,24	23
3	AMP	9-I	7491	23/23	0.50	0.59	24,24,24,24	23
3	AMP	2-W	7519	23/23	0.50	0.64	24,24,24,24	23
3	AMP	6-U	7515	23/23	0.50	0.74	24,24,24,24	23
3	AMP	2-I	7491	23/23	0.50	0.59	24,24,24,24	23
3	AMP	5-W	7519	23/23	0.50	0.64	24,24,24,24	23
3	AMP	8-X	7521	23/23	0.53	0.64	24,24,24,24	23
3	AMP	10-X	7521	23/23	0.53	0.64	24,24,24,24	23
3	AMP	3-K	7495	23/23	0.53	0.60	24,24,24,24	23
3	AMP	9-K	7495	23/23	0.53	0.60	24,24,24,24	23
3	AMP	4-V	7517	23/23	0.53	0.64	24,24,24,24	23
3	AMP	1-K	7495	23/23	0.53	0.60	24,24,24,24	23
3	AMP	1-X	7521	23/23	0.53	0.64	24,24,24,24	23

*Continued on next page...*

*Continued from previous page...*

Mol	Type	Chain	Res	Atoms	RSCC	RSR	B-factors( $\text{\AA}^2$ )	Q<0.9
3	AMP	1-V	7517	23/23	0.53	0.64	24,24,24,24	23
3	AMP	2-X	7521	23/23	0.53	0.64	24,24,24,24	23
3	AMP	6-V	7517	23/23	0.53	0.64	24,24,24,24	23
3	AMP	4-K	7495	23/23	0.53	0.60	24,24,24,24	23
3	AMP	3-V	7517	23/23	0.53	0.64	24,24,24,24	23
3	AMP	4-H	7489	23/23	0.53	0.57	24,24,24,24	23
3	AMP	5-V	7517	23/23	0.53	0.64	24,24,24,24	23
3	AMP	9-X	7521	23/23	0.53	0.64	24,24,24,24	23
3	AMP	5-H	7489	23/23	0.53	0.57	24,24,24,24	23
3	AMP	9-H	7489	23/23	0.53	0.57	24,24,24,24	23
3	AMP	7-X	7521	23/23	0.53	0.64	24,24,24,24	23
3	AMP	10-K	7495	23/23	0.53	0.60	24,24,24,24	23
3	AMP	3-H	7489	23/23	0.53	0.57	24,24,24,24	23
3	AMP	6-H	7489	23/23	0.53	0.57	24,24,24,24	23
3	AMP	10-V	7517	23/23	0.53	0.64	24,24,24,24	23
3	AMP	3-X	7521	23/23	0.53	0.64	24,24,24,24	23
3	AMP	2-H	7489	23/23	0.53	0.57	24,24,24,24	23
3	AMP	7-K	7495	23/23	0.53	0.60	24,24,24,24	23
3	AMP	6-K	7495	23/23	0.53	0.60	24,24,24,24	23
3	AMP	8-H	7489	23/23	0.53	0.57	24,24,24,24	23
3	AMP	4-X	7521	23/23	0.53	0.64	24,24,24,24	23
3	AMP	6-X	7521	23/23	0.53	0.64	24,24,24,24	23
3	AMP	8-V	7517	23/23	0.53	0.64	24,24,24,24	23
3	AMP	1-H	7489	23/23	0.53	0.57	24,24,24,24	23
3	AMP	2-K	7495	23/23	0.53	0.60	24,24,24,24	23
3	AMP	8-K	7495	23/23	0.53	0.60	24,24,24,24	23
3	AMP	7-V	7517	23/23	0.53	0.64	24,24,24,24	23
3	AMP	5-X	7521	23/23	0.53	0.64	24,24,24,24	23
3	AMP	10-H	7489	23/23	0.53	0.57	24,24,24,24	23
3	AMP	2-V	7517	23/23	0.53	0.64	24,24,24,24	23
3	AMP	5-K	7495	23/23	0.53	0.60	24,24,24,24	23
3	AMP	7-H	7489	23/23	0.53	0.57	24,24,24,24	23
3	AMP	9-V	7517	23/23	0.53	0.64	24,24,24,24	23
3	AMP	4-F	7485	23/23	0.54	0.62	24,24,24,24	23
3	AMP	5-F	7485	23/23	0.54	0.62	24,24,24,24	23
3	AMP	3-F	7485	23/23	0.54	0.62	24,24,24,24	23
3	AMP	1-F	7485	23/23	0.54	0.62	24,24,24,24	23
3	AMP	6-F	7485	23/23	0.54	0.62	24,24,24,24	23
3	AMP	10-F	7485	23/23	0.54	0.62	24,24,24,24	23
3	AMP	2-F	7485	23/23	0.54	0.62	24,24,24,24	23
3	AMP	9-F	7485	23/23	0.54	0.62	24,24,24,24	23

*Continued on next page...*

*Continued from previous page...*

Mol	Type	Chain	Res	Atoms	RSCC	RSR	B-factors( $\text{\AA}^2$ )	Q<0.9
3	AMP	7-F	7485	23/23	0.54	0.62	24,24,24,24	23
3	AMP	8-F	7485	23/23	0.54	0.62	24,24,24,24	23
3	AMP	9-N	7501	23/23	0.55	0.59	24,24,24,24	23
3	AMP	6-N	7501	23/23	0.55	0.59	24,24,24,24	23
3	AMP	8-Q	7507	23/23	0.55	0.54	24,24,24,24	23
3	AMP	4-Q	7507	23/23	0.55	0.54	24,24,24,24	23
3	AMP	7-N	7501	23/23	0.55	0.59	24,24,24,24	23
3	AMP	7-Q	7507	23/23	0.55	0.54	24,24,24,24	23
3	AMP	2-N	7501	23/23	0.55	0.59	24,24,24,24	23
3	AMP	3-N	7501	23/23	0.55	0.59	24,24,24,24	23
3	AMP	4-N	7501	23/23	0.55	0.59	24,24,24,24	23
3	AMP	10-Q	7507	23/23	0.55	0.54	24,24,24,24	23
3	AMP	5-N	7501	23/23	0.55	0.59	24,24,24,24	23
3	AMP	6-Q	7507	23/23	0.55	0.54	24,24,24,24	23
3	AMP	10-N	7501	23/23	0.55	0.59	24,24,24,24	23
3	AMP	5-Q	7507	23/23	0.55	0.54	24,24,24,24	23
3	AMP	8-N	7501	23/23	0.55	0.59	24,24,24,24	23
3	AMP	9-Q	7507	23/23	0.55	0.54	24,24,24,24	23
3	AMP	1-N	7501	23/23	0.55	0.59	24,24,24,24	23
3	AMP	1-Q	7507	23/23	0.55	0.54	24,24,24,24	23
3	AMP	3-Q	7507	23/23	0.55	0.54	24,24,24,24	23
3	AMP	2-Q	7507	23/23	0.55	0.54	24,24,24,24	23
3	AMP	9-B	7477	23/23	0.56	0.60	24,24,24,24	23
3	AMP	2-B	7477	23/23	0.56	0.60	24,24,24,24	23
3	AMP	4-B	7477	23/23	0.56	0.60	24,24,24,24	23
3	AMP	6-B	7477	23/23	0.56	0.60	24,24,24,24	23
3	AMP	2-M	7499	23/23	0.56	0.64	24,24,24,24	23
3	AMP	10-M	7499	23/23	0.56	0.64	24,24,24,24	23
3	AMP	5-M	7499	23/23	0.56	0.64	24,24,24,24	23
3	AMP	3-M	7499	23/23	0.56	0.64	24,24,24,24	23
3	AMP	1-M	7499	23/23	0.56	0.64	24,24,24,24	23
3	AMP	5-B	7477	23/23	0.56	0.60	24,24,24,24	23
3	AMP	6-M	7499	23/23	0.56	0.64	24,24,24,24	23
3	AMP	7-B	7477	23/23	0.56	0.60	24,24,24,24	23
3	AMP	9-M	7499	23/23	0.56	0.64	24,24,24,24	23
3	AMP	10-B	7477	23/23	0.56	0.60	24,24,24,24	23
3	AMP	3-B	7477	23/23	0.56	0.60	24,24,24,24	23
3	AMP	8-M	7499	23/23	0.56	0.64	24,24,24,24	23
3	AMP	4-M	7499	23/23	0.56	0.64	24,24,24,24	23
3	AMP	1-B	7477	23/23	0.56	0.60	24,24,24,24	23
3	AMP	8-B	7477	23/23	0.56	0.60	24,24,24,24	23

*Continued on next page...*



*Continued from previous page...*

Mol	Type	Chain	Res	Atoms	RSCC	RSR	B-factors( $\text{\AA}^2$ )	Q<0.9
3	AMP	7-M	7499	23/23	0.56	0.64	24,24,24,24	23
2	MN	9-R	470	1/1	0.57	0.65	24,24,24,24	1
2	MN	10-R	470	1/1	0.57	0.65	24,24,24,24	1
2	MN	6-R	470	1/1	0.57	0.65	24,24,24,24	1
3	AMP	8-C	7479	23/23	0.57	0.73	24,24,24,24	23
3	AMP	9-C	7479	23/23	0.57	0.73	24,24,24,24	23
3	AMP	10-C	7479	23/23	0.57	0.73	24,24,24,24	23
2	MN	3-R	470	1/1	0.57	0.65	24,24,24,24	1
3	AMP	3-C	7479	23/23	0.57	0.73	24,24,24,24	23
3	AMP	2-C	7479	23/23	0.57	0.73	24,24,24,24	23
3	AMP	5-C	7479	23/23	0.57	0.73	24,24,24,24	23
2	MN	7-R	470	1/1	0.57	0.65	24,24,24,24	1
2	MN	2-R	470	1/1	0.57	0.65	24,24,24,24	1
2	MN	5-R	470	1/1	0.57	0.65	24,24,24,24	1
2	MN	8-R	470	1/1	0.57	0.65	24,24,24,24	1
2	MN	1-R	470	1/1	0.57	0.65	24,24,24,24	1
3	AMP	7-C	7479	23/23	0.57	0.73	24,24,24,24	23
3	AMP	4-C	7479	23/23	0.57	0.73	24,24,24,24	23
2	MN	4-R	470	1/1	0.57	0.65	24,24,24,24	1
3	AMP	1-C	7479	23/23	0.57	0.73	24,24,24,24	23
3	AMP	6-C	7479	23/23	0.57	0.73	24,24,24,24	23
3	AMP	6-T	7513	23/23	0.58	0.68	24,24,24,24	23
3	AMP	3-T	7513	23/23	0.58	0.68	24,24,24,24	23
3	AMP	7-T	7513	23/23	0.58	0.68	24,24,24,24	23
3	AMP	10-T	7513	23/23	0.58	0.68	24,24,24,24	23
3	AMP	9-T	7513	23/23	0.58	0.68	24,24,24,24	23
3	AMP	4-T	7513	23/23	0.58	0.68	24,24,24,24	23
3	AMP	5-T	7513	23/23	0.58	0.68	24,24,24,24	23
3	AMP	8-T	7513	23/23	0.58	0.68	24,24,24,24	23
3	AMP	2-T	7513	23/23	0.58	0.68	24,24,24,24	23
3	AMP	1-T	7513	23/23	0.58	0.68	24,24,24,24	23
4	CIT	10-R	7510	13/13	0.62	0.48	24,24,24,24	13
4	CIT	2-R	7510	13/13	0.62	0.48	24,24,24,24	13
4	CIT	4-R	7510	13/13	0.62	0.48	24,24,24,24	13
4	CIT	9-R	7510	13/13	0.62	0.48	24,24,24,24	13
4	CIT	5-R	7510	13/13	0.62	0.48	24,24,24,24	13
4	CIT	8-R	7510	13/13	0.62	0.48	24,24,24,24	13
4	CIT	1-R	7510	13/13	0.62	0.48	24,24,24,24	13
4	CIT	6-R	7510	13/13	0.62	0.48	24,24,24,24	13
4	CIT	3-R	7510	13/13	0.62	0.48	24,24,24,24	13
4	CIT	7-R	7510	13/13	0.62	0.48	24,24,24,24	13

*Continued on next page...*

*Continued from previous page...*

Mol	Type	Chain	Res	Atoms	RSCC	RSR	B-factors( $\text{\AA}^2$ )	Q<0.9
4	CIT	4-F	7486	13/13	0.63	0.51	24,24,24,24	13
4	CIT	1-F	7486	13/13	0.63	0.51	24,24,24,24	13
4	CIT	2-F	7486	13/13	0.63	0.51	24,24,24,24	13
4	CIT	7-F	7486	13/13	0.63	0.51	24,24,24,24	13
4	CIT	8-F	7486	13/13	0.63	0.51	24,24,24,24	13
4	CIT	3-F	7486	13/13	0.63	0.51	24,24,24,24	13
4	CIT	6-F	7486	13/13	0.63	0.51	24,24,24,24	13
4	CIT	10-F	7486	13/13	0.63	0.51	24,24,24,24	13
4	CIT	9-F	7486	13/13	0.63	0.51	24,24,24,24	13
4	CIT	5-F	7486	13/13	0.63	0.51	24,24,24,24	13
4	CIT	8-H	7490	13/13	0.64	0.61	24,24,24,24	13
4	CIT	10-H	7490	13/13	0.64	0.61	24,24,24,24	13
4	CIT	5-H	7490	13/13	0.64	0.61	24,24,24,24	13
4	CIT	9-H	7490	13/13	0.64	0.61	24,24,24,24	13
4	CIT	1-H	7490	13/13	0.64	0.61	24,24,24,24	13
4	CIT	6-H	7490	13/13	0.64	0.61	24,24,24,24	13
4	CIT	7-H	7490	13/13	0.64	0.61	24,24,24,24	13
4	CIT	2-H	7490	13/13	0.64	0.61	24,24,24,24	13
4	CIT	3-H	7490	13/13	0.64	0.61	24,24,24,24	13
4	CIT	4-H	7490	13/13	0.64	0.61	24,24,24,24	13
2	MN	7-N	470	1/1	0.65	0.45	24,24,24,24	1
2	MN	3-N	470	1/1	0.65	0.45	24,24,24,24	1
2	MN	9-N	470	1/1	0.65	0.45	24,24,24,24	1
2	MN	5-N	470	1/1	0.65	0.45	24,24,24,24	1
2	MN	1-N	470	1/1	0.65	0.45	24,24,24,24	1
2	MN	10-N	470	1/1	0.65	0.45	24,24,24,24	1
2	MN	8-N	470	1/1	0.65	0.45	24,24,24,24	1
2	MN	4-N	470	1/1	0.65	0.45	24,24,24,24	1
2	MN	2-N	470	1/1	0.65	0.45	24,24,24,24	1
2	MN	6-N	470	1/1	0.65	0.45	24,24,24,24	1
4	CIT	7-Q	7508	13/13	0.66	0.52	24,24,24,24	13
4	CIT	3-T	7514	13/13	0.66	0.47	24,24,24,24	13
4	CIT	10-Q	7508	13/13	0.66	0.52	24,24,24,24	13
4	CIT	7-T	7514	13/13	0.66	0.47	24,24,24,24	13
4	CIT	5-N	7502	13/13	0.66	0.45	24,24,24,24	13
4	CIT	1-T	7514	13/13	0.66	0.47	24,24,24,24	13
4	CIT	8-Q	7508	13/13	0.66	0.52	24,24,24,24	13
4	CIT	6-N	7502	13/13	0.66	0.45	24,24,24,24	13
4	CIT	7-N	7502	13/13	0.66	0.45	24,24,24,24	13
4	CIT	4-Q	7508	13/13	0.66	0.52	24,24,24,24	13
4	CIT	9-T	7514	13/13	0.66	0.47	24,24,24,24	13

*Continued on next page...*

*Continued from previous page...*

Mol	Type	Chain	Res	Atoms	RSCC	RSR	B-factors( $\text{\AA}^2$ )	Q<0.9
4	CIT	10-N	7502	13/13	0.66	0.45	24,24,24,24	13
4	CIT	9-N	7502	13/13	0.66	0.45	24,24,24,24	13
4	CIT	1-Q	7508	13/13	0.66	0.52	24,24,24,24	13
4	CIT	8-N	7502	13/13	0.66	0.45	24,24,24,24	13
4	CIT	3-N	7502	13/13	0.66	0.45	24,24,24,24	13
4	CIT	4-T	7514	13/13	0.66	0.47	24,24,24,24	13
4	CIT	2-T	7514	13/13	0.66	0.47	24,24,24,24	13
4	CIT	6-T	7514	13/13	0.66	0.47	24,24,24,24	13
4	CIT	10-T	7514	13/13	0.66	0.47	24,24,24,24	13
4	CIT	5-Q	7508	13/13	0.66	0.52	24,24,24,24	13
4	CIT	1-N	7502	13/13	0.66	0.45	24,24,24,24	13
4	CIT	3-Q	7508	13/13	0.66	0.52	24,24,24,24	13
4	CIT	6-Q	7508	13/13	0.66	0.52	24,24,24,24	13
4	CIT	4-N	7502	13/13	0.66	0.45	24,24,24,24	13
4	CIT	9-Q	7508	13/13	0.66	0.52	24,24,24,24	13
4	CIT	2-Q	7508	13/13	0.66	0.52	24,24,24,24	13
4	CIT	5-T	7514	13/13	0.66	0.47	24,24,24,24	13
4	CIT	2-N	7502	13/13	0.66	0.45	24,24,24,24	13
4	CIT	8-T	7514	13/13	0.66	0.47	24,24,24,24	13
4	CIT	3-G	7488	13/13	0.67	0.44	24,24,24,24	13
4	CIT	8-U	7516	13/13	0.67	0.46	24,24,24,24	13
4	CIT	2-K	7496	13/13	0.67	0.52	24,24,24,24	13
4	CIT	4-K	7496	13/13	0.67	0.52	24,24,24,24	13
4	CIT	9-G	7488	13/13	0.67	0.44	24,24,24,24	13
4	CIT	9-K	7496	13/13	0.67	0.52	24,24,24,24	13
4	CIT	4-G	7488	13/13	0.67	0.44	24,24,24,24	13
4	CIT	10-U	7516	13/13	0.67	0.46	24,24,24,24	13
4	CIT	1-K	7496	13/13	0.67	0.52	24,24,24,24	13
4	CIT	7-U	7516	13/13	0.67	0.46	24,24,24,24	13
4	CIT	10-G	7488	13/13	0.67	0.44	24,24,24,24	13
4	CIT	7-K	7496	13/13	0.67	0.52	24,24,24,24	13
4	CIT	10-K	7496	13/13	0.67	0.52	24,24,24,24	13
4	CIT	5-G	7488	13/13	0.67	0.44	24,24,24,24	13
4	CIT	5-K	7496	13/13	0.67	0.52	24,24,24,24	13
4	CIT	6-G	7488	13/13	0.67	0.44	24,24,24,24	13
4	CIT	1-G	7488	13/13	0.67	0.44	24,24,24,24	13
4	CIT	3-K	7496	13/13	0.67	0.52	24,24,24,24	13
4	CIT	8-G	7488	13/13	0.67	0.44	24,24,24,24	13
4	CIT	3-U	7516	13/13	0.67	0.46	24,24,24,24	13
4	CIT	2-G	7488	13/13	0.67	0.44	24,24,24,24	13
4	CIT	8-K	7496	13/13	0.67	0.52	24,24,24,24	13

*Continued on next page...*

*Continued from previous page...*

Mol	Type	Chain	Res	Atoms	RSCC	RSR	B-factors( $\text{\AA}^2$ )	Q<0.9
4	CIT	6-K	7496	13/13	0.67	0.52	24,24,24,24	13
4	CIT	1-U	7516	13/13	0.67	0.46	24,24,24,24	13
4	CIT	4-U	7516	13/13	0.67	0.46	24,24,24,24	13
4	CIT	7-G	7488	13/13	0.67	0.44	24,24,24,24	13
4	CIT	6-U	7516	13/13	0.67	0.46	24,24,24,24	13
4	CIT	5-U	7516	13/13	0.67	0.46	24,24,24,24	13
4	CIT	9-U	7516	13/13	0.67	0.46	24,24,24,24	13
4	CIT	2-U	7516	13/13	0.67	0.46	24,24,24,24	13
4	CIT	4-V	7518	13/13	0.68	0.43	24,24,24,24	13
2	MN	8-O	470	1/1	0.68	0.77	24,24,24,24	1
4	CIT	2-V	7518	13/13	0.68	0.43	24,24,24,24	13
2	MN	4-O	470	1/1	0.68	0.77	24,24,24,24	1
4	CIT	5-V	7518	13/13	0.68	0.43	24,24,24,24	13
2	MN	9-O	470	1/1	0.68	0.77	24,24,24,24	1
2	MN	1-O	470	1/1	0.68	0.77	24,24,24,24	1
4	CIT	7-V	7518	13/13	0.68	0.43	24,24,24,24	13
4	CIT	1-V	7518	13/13	0.68	0.43	24,24,24,24	13
2	MN	10-O	470	1/1	0.68	0.77	24,24,24,24	1
4	CIT	3-V	7518	13/13	0.68	0.43	24,24,24,24	13
4	CIT	9-V	7518	13/13	0.68	0.43	24,24,24,24	13
2	MN	7-O	470	1/1	0.68	0.77	24,24,24,24	1
2	MN	6-O	470	1/1	0.68	0.77	24,24,24,24	1
4	CIT	10-V	7518	13/13	0.68	0.43	24,24,24,24	13
2	MN	2-O	470	1/1	0.68	0.77	24,24,24,24	1
2	MN	3-O	470	1/1	0.68	0.77	24,24,24,24	1
2	MN	5-O	470	1/1	0.68	0.77	24,24,24,24	1
4	CIT	6-V	7518	13/13	0.68	0.43	24,24,24,24	13
4	CIT	8-V	7518	13/13	0.68	0.43	24,24,24,24	13
4	CIT	4-E	7484	13/13	0.69	0.50	24,24,24,24	13
4	CIT	1-E	7484	13/13	0.69	0.50	24,24,24,24	13
4	CIT	2-P	7506	13/13	0.69	0.41	24,24,24,24	13
4	CIT	3-L	7498	13/13	0.69	0.47	24,24,24,24	13
4	CIT	5-E	7484	13/13	0.69	0.50	24,24,24,24	13
4	CIT	8-L	7498	13/13	0.69	0.47	24,24,24,24	13
4	CIT	10-E	7484	13/13	0.69	0.50	24,24,24,24	13
4	CIT	7-P	7506	13/13	0.69	0.41	24,24,24,24	13
4	CIT	2-L	7498	13/13	0.69	0.47	24,24,24,24	13
4	CIT	4-P	7506	13/13	0.69	0.41	24,24,24,24	13
4	CIT	6-L	7498	13/13	0.69	0.47	24,24,24,24	13
4	CIT	8-E	7484	13/13	0.69	0.50	24,24,24,24	13
4	CIT	7-E	7484	13/13	0.69	0.50	24,24,24,24	13

*Continued on next page...*

*Continued from previous page...*

Mol	Type	Chain	Res	Atoms	RSCC	RSR	B-factors( $\text{\AA}^2$ )	Q<0.9
4	CIT	9-E	7484	13/13	0.69	0.50	24,24,24,24	13
4	CIT	1-P	7506	13/13	0.69	0.41	24,24,24,24	13
4	CIT	9-P	7506	13/13	0.69	0.41	24,24,24,24	13
4	CIT	3-P	7506	13/13	0.69	0.41	24,24,24,24	13
4	CIT	7-L	7498	13/13	0.69	0.47	24,24,24,24	13
4	CIT	6-P	7506	13/13	0.69	0.41	24,24,24,24	13
4	CIT	8-P	7506	13/13	0.69	0.41	24,24,24,24	13
4	CIT	5-L	7498	13/13	0.69	0.47	24,24,24,24	13
4	CIT	2-E	7484	13/13	0.69	0.50	24,24,24,24	13
4	CIT	4-L	7498	13/13	0.69	0.47	24,24,24,24	13
4	CIT	10-P	7506	13/13	0.69	0.41	24,24,24,24	13
4	CIT	1-L	7498	13/13	0.69	0.47	24,24,24,24	13
4	CIT	6-E	7484	13/13	0.69	0.50	24,24,24,24	13
4	CIT	5-P	7506	13/13	0.69	0.41	24,24,24,24	13
4	CIT	3-E	7484	13/13	0.69	0.50	24,24,24,24	13
4	CIT	9-L	7498	13/13	0.69	0.47	24,24,24,24	13
4	CIT	10-L	7498	13/13	0.69	0.47	24,24,24,24	13
4	CIT	8-D	7482	13/13	0.70	0.46	24,24,24,24	13
4	CIT	4-D	7482	13/13	0.70	0.46	24,24,24,24	13
4	CIT	1-D	7482	13/13	0.70	0.46	24,24,24,24	13
4	CIT	3-D	7482	13/13	0.70	0.46	24,24,24,24	13
4	CIT	7-D	7482	13/13	0.70	0.46	24,24,24,24	13
4	CIT	10-D	7482	13/13	0.70	0.46	24,24,24,24	13
4	CIT	6-D	7482	13/13	0.70	0.46	24,24,24,24	13
4	CIT	9-D	7482	13/13	0.70	0.46	24,24,24,24	13
4	CIT	2-D	7482	13/13	0.70	0.46	24,24,24,24	13
4	CIT	5-D	7482	13/13	0.70	0.46	24,24,24,24	13
2	MN	8-E	470	1/1	0.72	0.54	24,24,24,24	1
2	MN	5-E	470	1/1	0.72	0.54	24,24,24,24	1
2	MN	2-E	470	1/1	0.72	0.54	24,24,24,24	1
2	MN	1-E	470	1/1	0.72	0.54	24,24,24,24	1
2	MN	3-E	470	1/1	0.72	0.54	24,24,24,24	1
2	MN	6-E	470	1/1	0.72	0.54	24,24,24,24	1
2	MN	7-E	470	1/1	0.72	0.54	24,24,24,24	1
2	MN	9-E	470	1/1	0.72	0.54	24,24,24,24	1
2	MN	10-E	470	1/1	0.72	0.54	24,24,24,24	1
2	MN	4-E	470	1/1	0.72	0.54	24,24,24,24	1
4	CIT	9-I	7492	13/13	0.73	0.35	24,24,24,24	13
4	CIT	6-I	7492	13/13	0.73	0.35	24,24,24,24	13
4	CIT	5-I	7492	13/13	0.73	0.35	24,24,24,24	13
4	CIT	3-I	7492	13/13	0.73	0.35	24,24,24,24	13

*Continued on next page...*

*Continued from previous page...*

Mol	Type	Chain	Res	Atoms	RSCC	RSR	B-factors( $\text{\AA}^2$ )	Q<0.9
4	CIT	2-I	7492	13/13	0.73	0.35	24,24,24,24	13
4	CIT	8-I	7492	13/13	0.73	0.35	24,24,24,24	13
4	CIT	4-I	7492	13/13	0.73	0.35	24,24,24,24	13
4	CIT	10-I	7492	13/13	0.73	0.35	24,24,24,24	13
4	CIT	1-I	7492	13/13	0.73	0.35	24,24,24,24	13
4	CIT	7-I	7492	13/13	0.73	0.35	24,24,24,24	13
4	CIT	7-J	7494	13/13	0.74	0.51	24,24,24,24	13
4	CIT	6-J	7494	13/13	0.74	0.51	24,24,24,24	13
4	CIT	5-J	7494	13/13	0.74	0.51	24,24,24,24	13
4	CIT	3-J	7494	13/13	0.74	0.51	24,24,24,24	13
4	CIT	1-J	7494	13/13	0.74	0.51	24,24,24,24	13
4	CIT	8-J	7494	13/13	0.74	0.51	24,24,24,24	13
4	CIT	4-J	7494	13/13	0.74	0.51	24,24,24,24	13
4	CIT	2-J	7494	13/13	0.74	0.51	24,24,24,24	13
4	CIT	9-J	7494	13/13	0.74	0.51	24,24,24,24	13
4	CIT	10-J	7494	13/13	0.74	0.51	24,24,24,24	13
4	CIT	6-B	7478	13/13	0.75	0.38	24,24,24,24	13
4	CIT	2-A	7476	13/13	0.75	0.39	24,24,24,24	13
4	CIT	4-B	7478	13/13	0.75	0.38	24,24,24,24	13
4	CIT	1-B	7478	13/13	0.75	0.38	24,24,24,24	13
4	CIT	9-B	7478	13/13	0.75	0.38	24,24,24,24	13
4	CIT	10-X	7522	13/13	0.75	0.37	24,24,24,24	13
4	CIT	5-X	7522	13/13	0.75	0.37	24,24,24,24	13
4	CIT	8-X	7522	13/13	0.75	0.37	24,24,24,24	13
4	CIT	1-X	7522	13/13	0.75	0.37	24,24,24,24	13
4	CIT	6-X	7522	13/13	0.75	0.37	24,24,24,24	13
4	CIT	5-B	7478	13/13	0.75	0.38	24,24,24,24	13
4	CIT	4-A	7476	13/13	0.75	0.39	24,24,24,24	13
4	CIT	5-A	7476	13/13	0.75	0.39	24,24,24,24	13
4	CIT	9-A	7476	13/13	0.75	0.39	24,24,24,24	13
4	CIT	7-B	7478	13/13	0.75	0.38	24,24,24,24	13
4	CIT	7-A	7476	13/13	0.75	0.39	24,24,24,24	13
4	CIT	8-B	7478	13/13	0.75	0.38	24,24,24,24	13
4	CIT	10-B	7478	13/13	0.75	0.38	24,24,24,24	13
4	CIT	6-A	7476	13/13	0.75	0.39	24,24,24,24	13
4	CIT	2-B	7478	13/13	0.75	0.38	24,24,24,24	13
4	CIT	3-X	7522	13/13	0.75	0.37	24,24,24,24	13
4	CIT	3-B	7478	13/13	0.75	0.38	24,24,24,24	13
4	CIT	7-X	7522	13/13	0.75	0.37	24,24,24,24	13
4	CIT	9-X	7522	13/13	0.75	0.37	24,24,24,24	13
4	CIT	8-A	7476	13/13	0.75	0.39	24,24,24,24	13
4	CIT	1-A	7476	13/13	0.75	0.39	24,24,24,24	13

*Continued on next page...*

*Continued from previous page...*

Mol	Type	Chain	Res	Atoms	RSCC	RSR	B-factors( $\text{\AA}^2$ )	Q<0.9
4	CIT	10-A	7476	13/13	0.75	0.39	24,24,24,24	13
4	CIT	3-A	7476	13/13	0.75	0.39	24,24,24,24	13
4	CIT	4-X	7522	13/13	0.75	0.37	24,24,24,24	13
4	CIT	2-X	7522	13/13	0.75	0.37	24,24,24,24	13
4	CIT	3-O	7504	13/13	0.76	0.42	24,24,24,24	13
4	CIT	9-O	7504	13/13	0.76	0.42	24,24,24,24	13
4	CIT	2-O	7504	13/13	0.76	0.42	24,24,24,24	13
4	CIT	4-O	7504	13/13	0.76	0.42	24,24,24,24	13
4	CIT	8-O	7504	13/13	0.76	0.42	24,24,24,24	13
4	CIT	5-O	7504	13/13	0.76	0.42	24,24,24,24	13
4	CIT	6-O	7504	13/13	0.76	0.42	24,24,24,24	13
4	CIT	7-O	7504	13/13	0.76	0.42	24,24,24,24	13
4	CIT	1-O	7504	13/13	0.76	0.42	24,24,24,24	13
4	CIT	10-O	7504	13/13	0.76	0.42	24,24,24,24	13
4	CIT	1-S	7512	13/13	0.77	0.38	24,24,24,24	13
4	CIT	3-S	7512	13/13	0.77	0.38	24,24,24,24	13
4	CIT	6-S	7512	13/13	0.77	0.38	24,24,24,24	13
4	CIT	4-S	7512	13/13	0.77	0.38	24,24,24,24	13
4	CIT	10-W	7520	13/13	0.77	0.42	24,24,24,24	13
4	CIT	7-W	7520	13/13	0.77	0.42	24,24,24,24	13
4	CIT	8-S	7512	13/13	0.77	0.38	24,24,24,24	13
4	CIT	4-W	7520	13/13	0.77	0.42	24,24,24,24	13
4	CIT	6-W	7520	13/13	0.77	0.42	24,24,24,24	13
4	CIT	9-S	7512	13/13	0.77	0.38	24,24,24,24	13
4	CIT	3-W	7520	13/13	0.77	0.42	24,24,24,24	13
4	CIT	1-W	7520	13/13	0.77	0.42	24,24,24,24	13
4	CIT	7-S	7512	13/13	0.77	0.38	24,24,24,24	13
4	CIT	5-S	7512	13/13	0.77	0.38	24,24,24,24	13
4	CIT	10-S	7512	13/13	0.77	0.38	24,24,24,24	13
4	CIT	2-W	7520	13/13	0.77	0.42	24,24,24,24	13
4	CIT	9-W	7520	13/13	0.77	0.42	24,24,24,24	13
4	CIT	8-W	7520	13/13	0.77	0.42	24,24,24,24	13
4	CIT	2-S	7512	13/13	0.77	0.38	24,24,24,24	13
4	CIT	5-W	7520	13/13	0.77	0.42	24,24,24,24	13
4	CIT	1-C	7480	13/13	0.78	0.41	24,24,24,24	13
2	MN	2-L	470	1/1	0.78	0.58	24,24,24,24	1
2	MN	1-L	470	1/1	0.78	0.58	24,24,24,24	1
4	CIT	7-C	7480	13/13	0.78	0.41	24,24,24,24	13
2	MN	8-L	470	1/1	0.78	0.58	24,24,24,24	1
4	CIT	1-M	7500	13/13	0.78	0.43	24,24,24,24	13
4	CIT	10-C	7480	13/13	0.78	0.41	24,24,24,24	13

*Continued on next page...*

*Continued from previous page...*

Mol	Type	Chain	Res	Atoms	RSCC	RSR	B-factors( $\text{\AA}^2$ )	Q<0.9
4	CIT	4-C	7480	13/13	0.78	0.41	24,24,24,24	13
4	CIT	5-C	7480	13/13	0.78	0.41	24,24,24,24	13
2	MN	6-L	470	1/1	0.78	0.58	24,24,24,24	1
2	MN	7-L	470	1/1	0.78	0.58	24,24,24,24	1
4	CIT	2-C	7480	13/13	0.78	0.41	24,24,24,24	13
2	MN	9-L	470	1/1	0.78	0.58	24,24,24,24	1
4	CIT	7-M	7500	13/13	0.78	0.43	24,24,24,24	13
4	CIT	9-C	7480	13/13	0.78	0.41	24,24,24,24	13
2	MN	3-L	470	1/1	0.78	0.58	24,24,24,24	1
4	CIT	8-C	7480	13/13	0.78	0.41	24,24,24,24	13
2	MN	5-L	470	1/1	0.78	0.58	24,24,24,24	1
4	CIT	8-M	7500	13/13	0.78	0.43	24,24,24,24	13
4	CIT	2-M	7500	13/13	0.78	0.43	24,24,24,24	13
4	CIT	6-C	7480	13/13	0.78	0.41	24,24,24,24	13
4	CIT	9-M	7500	13/13	0.78	0.43	24,24,24,24	13
4	CIT	10-M	7500	13/13	0.78	0.43	24,24,24,24	13
4	CIT	5-M	7500	13/13	0.78	0.43	24,24,24,24	13
4	CIT	6-M	7500	13/13	0.78	0.43	24,24,24,24	13
4	CIT	3-M	7500	13/13	0.78	0.43	24,24,24,24	13
2	MN	10-L	470	1/1	0.78	0.58	24,24,24,24	1
2	MN	4-L	470	1/1	0.78	0.58	24,24,24,24	1
4	CIT	3-C	7480	13/13	0.78	0.41	24,24,24,24	13
4	CIT	4-M	7500	13/13	0.78	0.43	24,24,24,24	13
2	MN	2-A	470	1/1	0.79	0.50	24,24,24,24	1
2	MN	6-A	470	1/1	0.79	0.50	24,24,24,24	1
2	MN	4-A	470	1/1	0.79	0.50	24,24,24,24	1
2	MN	5-A	470	1/1	0.79	0.50	24,24,24,24	1
2	MN	9-A	470	1/1	0.79	0.50	24,24,24,24	1
2	MN	10-A	470	1/1	0.79	0.50	24,24,24,24	1
2	MN	1-A	470	1/1	0.79	0.50	24,24,24,24	1
2	MN	8-A	470	1/1	0.79	0.50	24,24,24,24	1
2	MN	7-A	470	1/1	0.79	0.50	24,24,24,24	1
2	MN	3-A	470	1/1	0.79	0.50	24,24,24,24	1
2	MN	10-I	470	1/1	0.80	0.55	24,24,24,24	1
2	MN	8-I	470	1/1	0.80	0.55	24,24,24,24	1
2	MN	6-I	470	1/1	0.80	0.55	24,24,24,24	1
2	MN	2-I	470	1/1	0.80	0.55	24,24,24,24	1
2	MN	7-I	470	1/1	0.80	0.55	24,24,24,24	1
2	MN	3-I	470	1/1	0.80	0.55	24,24,24,24	1
2	MN	4-I	470	1/1	0.80	0.55	24,24,24,24	1
2	MN	1-I	470	1/1	0.80	0.55	24,24,24,24	1

*Continued on next page...*



*Continued from previous page...*

Mol	Type	Chain	Res	Atoms	RSCC	RSR	B-factors( $\text{\AA}^2$ )	Q<0.9
2	MN	5-I	470	1/1	0.80	0.55	24,24,24,24	1
2	MN	9-I	470	1/1	0.80	0.55	24,24,24,24	1
2	MN	9-M	470	1/1	0.81	0.52	24,24,24,24	1
2	MN	1-M	470	1/1	0.81	0.52	24,24,24,24	1
2	MN	6-M	470	1/1	0.81	0.52	24,24,24,24	1
2	MN	3-M	470	1/1	0.81	0.52	24,24,24,24	1
2	MN	7-M	470	1/1	0.81	0.52	24,24,24,24	1
2	MN	2-M	470	1/1	0.81	0.52	24,24,24,24	1
2	MN	4-M	470	1/1	0.81	0.52	24,24,24,24	1
2	MN	8-M	470	1/1	0.81	0.52	24,24,24,24	1
2	MN	5-M	470	1/1	0.81	0.52	24,24,24,24	1
2	MN	10-M	470	1/1	0.81	0.52	24,24,24,24	1
2	MN	2-W	470	1/1	0.82	0.51	24,24,24,24	1
2	MN	2-Q	470	1/1	0.82	0.61	24,24,24,24	1
2	MN	7-W	470	1/1	0.82	0.51	24,24,24,24	1
2	MN	1-W	470	1/1	0.82	0.51	24,24,24,24	1
2	MN	6-D	470	1/1	0.82	0.60	24,24,24,24	1
2	MN	9-W	470	1/1	0.82	0.51	24,24,24,24	1
2	MN	8-W	470	1/1	0.82	0.51	24,24,24,24	1
2	MN	10-D	470	1/1	0.82	0.60	24,24,24,24	1
2	MN	9-D	470	1/1	0.82	0.60	24,24,24,24	1
2	MN	10-W	470	1/1	0.82	0.51	24,24,24,24	1
2	MN	8-D	470	1/1	0.82	0.60	24,24,24,24	1
2	MN	4-W	470	1/1	0.82	0.51	24,24,24,24	1
2	MN	2-D	470	1/1	0.82	0.60	24,24,24,24	1
2	MN	1-Q	470	1/1	0.82	0.61	24,24,24,24	1
2	MN	8-Q	470	1/1	0.82	0.61	24,24,24,24	1
2	MN	4-D	470	1/1	0.82	0.60	24,24,24,24	1
2	MN	3-Q	470	1/1	0.82	0.61	24,24,24,24	1
2	MN	6-W	470	1/1	0.82	0.51	24,24,24,24	1
2	MN	5-D	470	1/1	0.82	0.60	24,24,24,24	1
2	MN	5-Q	470	1/1	0.82	0.61	24,24,24,24	1
2	MN	7-D	470	1/1	0.82	0.60	24,24,24,24	1
2	MN	5-W	470	1/1	0.82	0.51	24,24,24,24	1
2	MN	6-Q	470	1/1	0.82	0.61	24,24,24,24	1
2	MN	7-Q	470	1/1	0.82	0.61	24,24,24,24	1
2	MN	1-D	470	1/1	0.82	0.60	24,24,24,24	1
2	MN	4-Q	470	1/1	0.82	0.61	24,24,24,24	1
2	MN	3-W	470	1/1	0.82	0.51	24,24,24,24	1
2	MN	3-D	470	1/1	0.82	0.60	24,24,24,24	1
2	MN	9-Q	470	1/1	0.82	0.61	24,24,24,24	1
2	MN	10-Q	470	1/1	0.82	0.61	24,24,24,24	1

*Continued on next page...*

*Continued from previous page...*

Mol	Type	Chain	Res	Atoms	RSCC	RSR	B-factors( $\text{\AA}^2$ )	Q<0.9
2	MN	6-G	470	1/1	0.83	0.57	24,24,24,24	1
2	MN	5-G	470	1/1	0.83	0.57	24,24,24,24	1
2	MN	1-G	470	1/1	0.83	0.57	24,24,24,24	1
2	MN	4-G	470	1/1	0.83	0.57	24,24,24,24	1
2	MN	10-G	470	1/1	0.83	0.57	24,24,24,24	1
2	MN	8-G	470	1/1	0.83	0.57	24,24,24,24	1
2	MN	9-G	470	1/1	0.83	0.57	24,24,24,24	1
2	MN	7-G	470	1/1	0.83	0.57	24,24,24,24	1
2	MN	2-G	470	1/1	0.83	0.57	24,24,24,24	1
2	MN	3-G	470	1/1	0.83	0.57	24,24,24,24	1
2	MN	8-F	470	1/1	0.88	0.59	24,24,24,24	1
2	MN	4-F	470	1/1	0.88	0.59	24,24,24,24	1
2	MN	6-F	470	1/1	0.88	0.59	24,24,24,24	1
2	MN	7-F	470	1/1	0.88	0.59	24,24,24,24	1
2	MN	10-F	470	1/1	0.88	0.59	24,24,24,24	1
2	MN	1-F	470	1/1	0.88	0.59	24,24,24,24	1
2	MN	3-F	470	1/1	0.88	0.59	24,24,24,24	1
2	MN	5-F	470	1/1	0.88	0.59	24,24,24,24	1
2	MN	2-F	470	1/1	0.88	0.59	24,24,24,24	1
2	MN	9-F	470	1/1	0.88	0.59	24,24,24,24	1
2	MN	3-P	470	1/1	0.89	0.51	24,24,24,24	1
2	MN	10-P	470	1/1	0.89	0.51	24,24,24,24	1
2	MN	9-K	470	1/1	0.89	0.53	24,24,24,24	1
2	MN	8-K	470	1/1	0.89	0.53	24,24,24,24	1
2	MN	3-K	470	1/1	0.89	0.53	24,24,24,24	1
2	MN	6-K	470	1/1	0.89	0.53	24,24,24,24	1
2	MN	7-K	470	1/1	0.89	0.53	24,24,24,24	1
2	MN	5-K	470	1/1	0.89	0.53	24,24,24,24	1
2	MN	9-P	470	1/1	0.89	0.51	24,24,24,24	1
2	MN	1-K	470	1/1	0.89	0.53	24,24,24,24	1
2	MN	8-P	470	1/1	0.89	0.51	24,24,24,24	1
2	MN	2-P	470	1/1	0.89	0.51	24,24,24,24	1
2	MN	4-K	470	1/1	0.89	0.53	24,24,24,24	1
2	MN	6-P	470	1/1	0.89	0.51	24,24,24,24	1
2	MN	5-P	470	1/1	0.89	0.51	24,24,24,24	1
2	MN	4-P	470	1/1	0.89	0.51	24,24,24,24	1
2	MN	2-K	470	1/1	0.89	0.53	24,24,24,24	1
2	MN	7-P	470	1/1	0.89	0.51	24,24,24,24	1
2	MN	10-K	470	1/1	0.89	0.53	24,24,24,24	1
2	MN	1-P	470	1/1	0.89	0.51	24,24,24,24	1
2	MN	8-J	470	1/1	0.90	0.56	24,24,24,24	1
2	MN	3-J	470	1/1	0.90	0.56	24,24,24,24	1

*Continued on next page...*

*Continued from previous page...*

Mol	Type	Chain	Res	Atoms	RSCC	RSR	B-factors( $\text{\AA}^2$ )	Q<0.9
2	MN	10-J	470	1/1	0.90	0.56	24,24,24,24	1
2	MN	8-C	470	1/1	0.90	0.55	24,24,24,24	1
2	MN	7-C	470	1/1	0.90	0.55	24,24,24,24	1
2	MN	7-J	470	1/1	0.90	0.56	24,24,24,24	1
2	MN	4-J	470	1/1	0.90	0.56	24,24,24,24	1
2	MN	4-C	470	1/1	0.90	0.55	24,24,24,24	1
2	MN	9-C	470	1/1	0.90	0.55	24,24,24,24	1
2	MN	10-C	470	1/1	0.90	0.55	24,24,24,24	1
2	MN	5-C	470	1/1	0.90	0.55	24,24,24,24	1
2	MN	9-J	470	1/1	0.90	0.56	24,24,24,24	1
2	MN	2-J	470	1/1	0.90	0.56	24,24,24,24	1
2	MN	6-C	470	1/1	0.90	0.55	24,24,24,24	1
2	MN	2-C	470	1/1	0.90	0.55	24,24,24,24	1
2	MN	5-J	470	1/1	0.90	0.56	24,24,24,24	1
2	MN	3-C	470	1/1	0.90	0.55	24,24,24,24	1
2	MN	1-J	470	1/1	0.90	0.56	24,24,24,24	1
2	MN	1-C	470	1/1	0.90	0.55	24,24,24,24	1
2	MN	6-J	470	1/1	0.90	0.56	24,24,24,24	1
2	MN	4-H	470	1/1	0.91	0.58	24,24,24,24	1
2	MN	7-X	470	1/1	0.91	0.60	24,24,24,24	1
2	MN	2-H	470	1/1	0.91	0.58	24,24,24,24	1
2	MN	3-X	470	1/1	0.91	0.60	24,24,24,24	1
2	MN	8-X	470	1/1	0.91	0.60	24,24,24,24	1
2	MN	5-X	470	1/1	0.91	0.60	24,24,24,24	1
2	MN	6-H	470	1/1	0.91	0.58	24,24,24,24	1
2	MN	5-H	470	1/1	0.91	0.58	24,24,24,24	1
2	MN	3-H	470	1/1	0.91	0.58	24,24,24,24	1
2	MN	1-X	470	1/1	0.91	0.60	24,24,24,24	1
2	MN	2-X	470	1/1	0.91	0.60	24,24,24,24	1
2	MN	9-X	470	1/1	0.91	0.60	24,24,24,24	1
2	MN	10-H	470	1/1	0.91	0.58	24,24,24,24	1
2	MN	8-H	470	1/1	0.91	0.58	24,24,24,24	1
2	MN	7-H	470	1/1	0.91	0.58	24,24,24,24	1
2	MN	6-X	470	1/1	0.91	0.60	24,24,24,24	1
2	MN	10-X	470	1/1	0.91	0.60	24,24,24,24	1
2	MN	9-H	470	1/1	0.91	0.58	24,24,24,24	1
2	MN	1-H	470	1/1	0.91	0.58	24,24,24,24	1
2	MN	4-X	470	1/1	0.91	0.60	24,24,24,24	1
2	MN	8-T	470	1/1	0.92	0.39	24,24,24,24	1
2	MN	10-T	470	1/1	0.92	0.39	24,24,24,24	1
2	MN	2-T	470	1/1	0.92	0.39	24,24,24,24	1
2	MN	5-T	470	1/1	0.92	0.39	24,24,24,24	1

*Continued on next page...*

*Continued from previous page...*

Mol	Type	Chain	Res	Atoms	RSCC	RSR	B-factors( $\text{\AA}^2$ )	Q<0.9
2	MN	3-T	470	1/1	0.92	0.39	24,24,24,24	1
2	MN	1-T	470	1/1	0.92	0.39	24,24,24,24	1
2	MN	9-T	470	1/1	0.92	0.39	24,24,24,24	1
2	MN	7-T	470	1/1	0.92	0.39	24,24,24,24	1
2	MN	4-T	470	1/1	0.92	0.39	24,24,24,24	1
2	MN	6-T	470	1/1	0.92	0.39	24,24,24,24	1
2	MN	5-U	470	1/1	0.94	0.56	24,24,24,24	1
2	MN	3-U	470	1/1	0.94	0.56	24,24,24,24	1
2	MN	6-B	470	1/1	0.94	0.52	24,24,24,24	1
2	MN	10-V	470	1/1	0.94	0.46	24,24,24,24	1
2	MN	2-U	470	1/1	0.94	0.56	24,24,24,24	1
2	MN	1-B	470	1/1	0.94	0.52	24,24,24,24	1
2	MN	5-B	470	1/1	0.94	0.52	24,24,24,24	1
2	MN	8-V	470	1/1	0.94	0.46	24,24,24,24	1
2	MN	3-B	470	1/1	0.94	0.52	24,24,24,24	1
2	MN	6-U	470	1/1	0.94	0.56	24,24,24,24	1
2	MN	2-V	470	1/1	0.94	0.46	24,24,24,24	1
2	MN	7-B	470	1/1	0.94	0.52	24,24,24,24	1
2	MN	10-U	470	1/1	0.94	0.56	24,24,24,24	1
2	MN	8-U	470	1/1	0.94	0.56	24,24,24,24	1
2	MN	7-U	470	1/1	0.94	0.56	24,24,24,24	1
2	MN	5-V	470	1/1	0.94	0.46	24,24,24,24	1
2	MN	6-V	470	1/1	0.94	0.46	24,24,24,24	1
2	MN	4-B	470	1/1	0.94	0.52	24,24,24,24	1
2	MN	9-B	470	1/1	0.94	0.52	24,24,24,24	1
2	MN	1-U	470	1/1	0.94	0.56	24,24,24,24	1
2	MN	8-B	470	1/1	0.94	0.52	24,24,24,24	1
2	MN	2-B	470	1/1	0.94	0.52	24,24,24,24	1
2	MN	7-V	470	1/1	0.94	0.46	24,24,24,24	1
2	MN	3-V	470	1/1	0.94	0.46	24,24,24,24	1
2	MN	9-U	470	1/1	0.94	0.56	24,24,24,24	1
2	MN	10-B	470	1/1	0.94	0.52	24,24,24,24	1
2	MN	1-V	470	1/1	0.94	0.46	24,24,24,24	1
2	MN	4-V	470	1/1	0.94	0.46	24,24,24,24	1
2	MN	4-U	470	1/1	0.94	0.56	24,24,24,24	1
2	MN	9-V	470	1/1	0.94	0.46	24,24,24,24	1
2	MN	10-S	470	1/1	0.96	0.50	24,24,24,24	1
2	MN	2-S	470	1/1	0.96	0.50	24,24,24,24	1
2	MN	8-S	470	1/1	0.96	0.50	24,24,24,24	1
2	MN	3-S	470	1/1	0.96	0.50	24,24,24,24	1
2	MN	1-S	470	1/1	0.96	0.50	24,24,24,24	1
2	MN	6-S	470	1/1	0.96	0.50	24,24,24,24	1

*Continued on next page...*

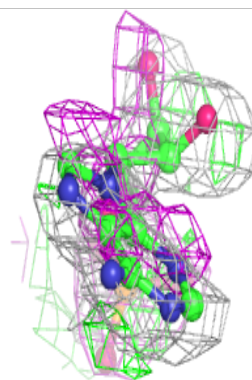
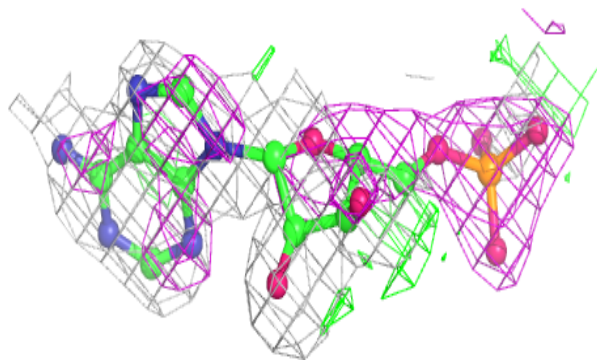
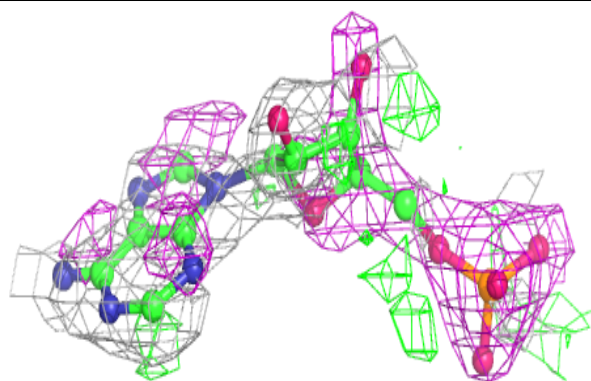
*Continued from previous page...*

Mol	Type	Chain	Res	Atoms	RSCC	RSR	B-factors( $\text{\AA}^2$ )	Q<0.9
2	MN	4-S	470	1/1	0.96	0.50	24,24,24,24	1
2	MN	5-S	470	1/1	0.96	0.50	24,24,24,24	1
2	MN	9-S	470	1/1	0.96	0.50	24,24,24,24	1
2	MN	7-S	470	1/1	0.96	0.50	24,24,24,24	1

The following is a graphical depiction of the model fit to experimental electron density of all instances of the Ligand of Interest. In addition, ligands with molecular weight > 250 and outliers as shown on the geometry validation Tables will also be included. Each fit is shown from different orientation to approximate a three-dimensional view.

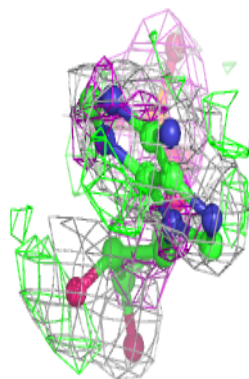
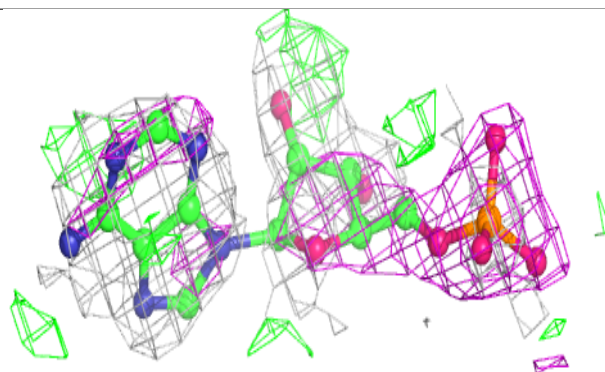
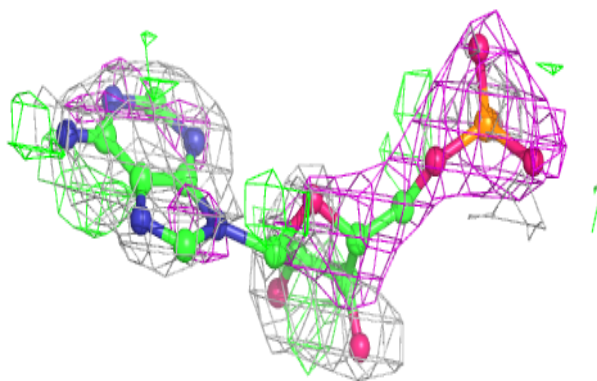
**Electron density around AMP A 7475:**

2mF<sub>o</sub>-DF<sub>c</sub> (at 0.7 rmsd) in gray  
mF<sub>o</sub>-DF<sub>c</sub> (at 3 rmsd) in purple (negative)  
and green (positive)

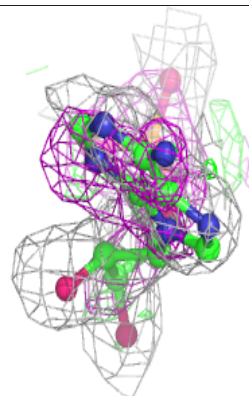
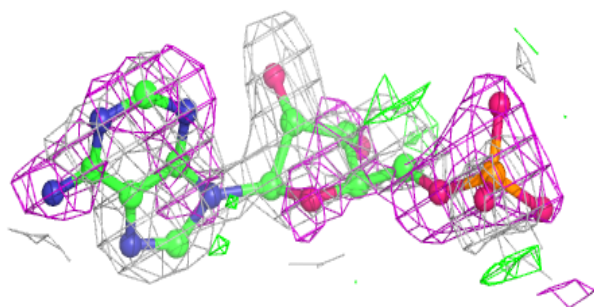
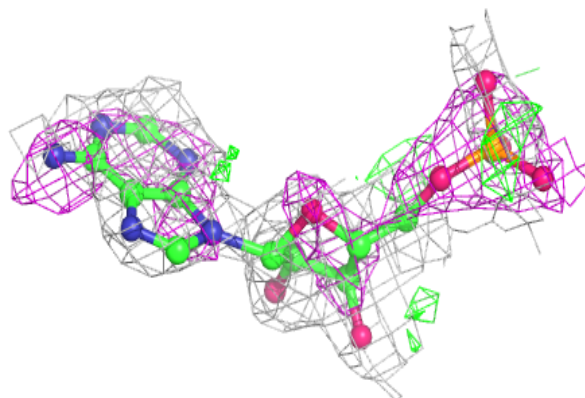


**Electron density around AMP L 7497:**

$2mF_o-DF_c$  (at 0.7 rmsd) in gray  
 $mF_o-DF_c$  (at 3 rmsd) in purple (negative)  
and green (positive)

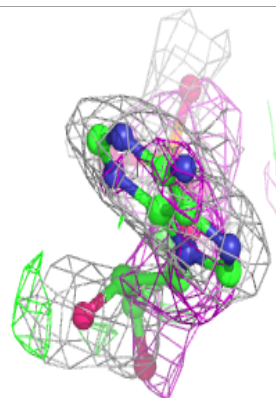
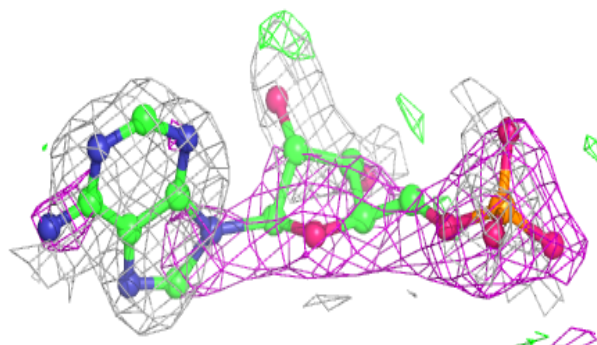
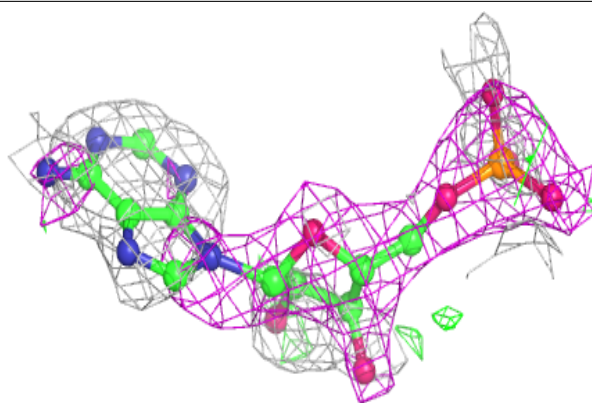
**Electron density around AMP S 7511:**

$2mF_o-DF_c$  (at 0.7 rmsd) in gray  
 $mF_o-DF_c$  (at 3 rmsd) in purple (negative)  
and green (positive)

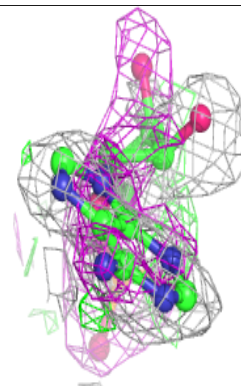
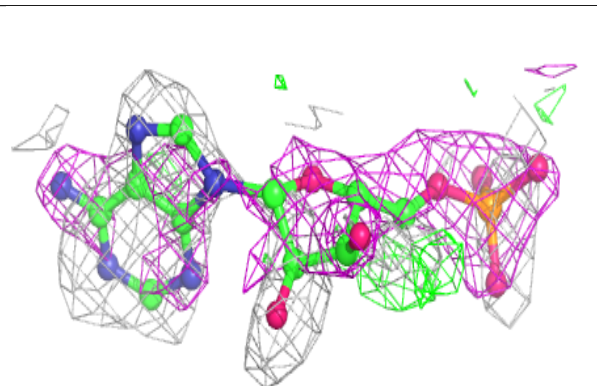
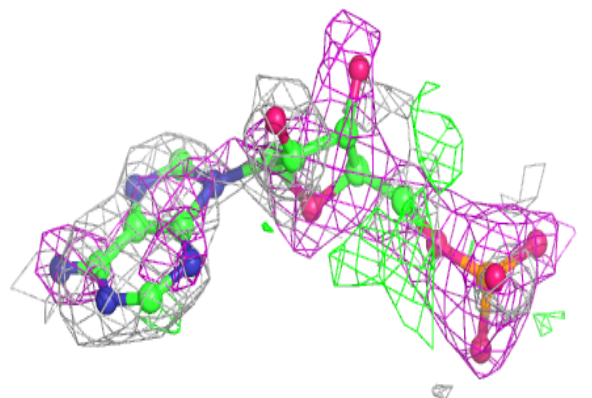


**Electron density around AMP R 7509:**

$2mF_o-DF_c$  (at 0.7 rmsd) in gray  
 $mF_o-DF_c$  (at 3 rmsd) in purple (negative)  
and green (positive)

**Electron density around AMP J 7493:**

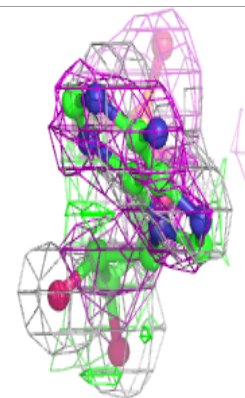
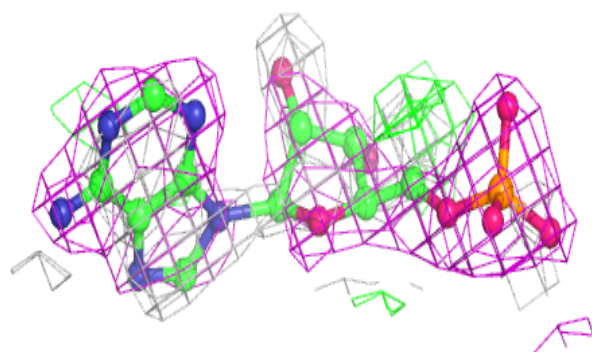
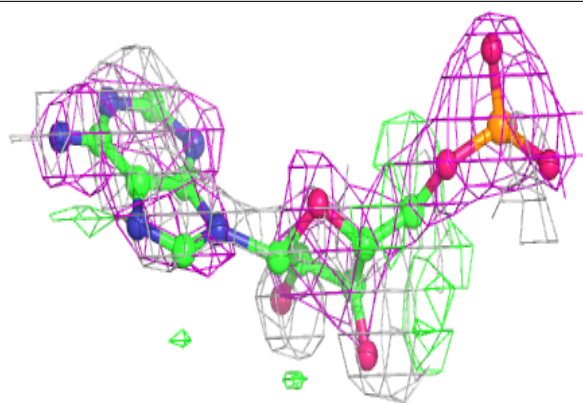
$2mF_o-DF_c$  (at 0.7 rmsd) in gray  
 $mF_o-DF_c$  (at 3 rmsd) in purple (negative)  
and green (positive)



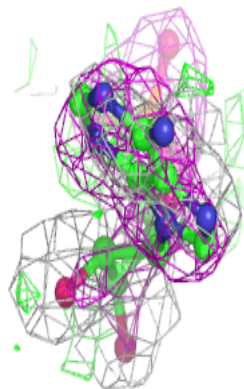
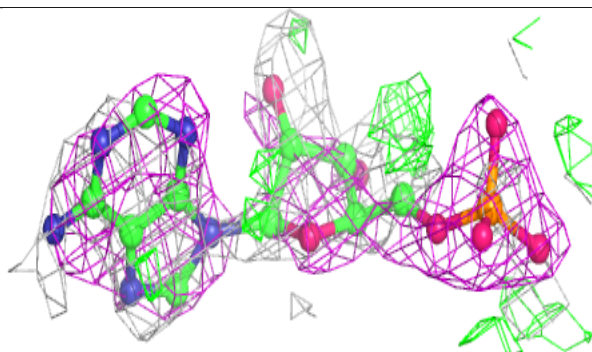
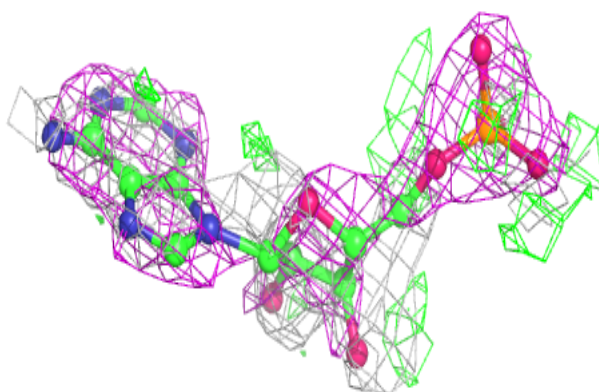


**Electron density around AMP D 7481:**

$2mF_o-DF_c$  (at 0.7 rmsd) in gray  
 $mF_o-DF_c$  (at 3 rmsd) in purple (negative)  
and green (positive)

**Electron density around AMP E 7483:**

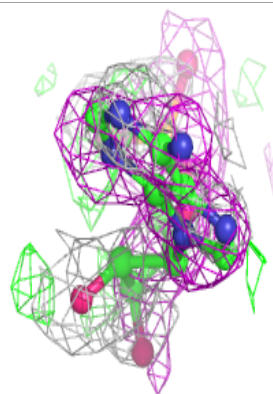
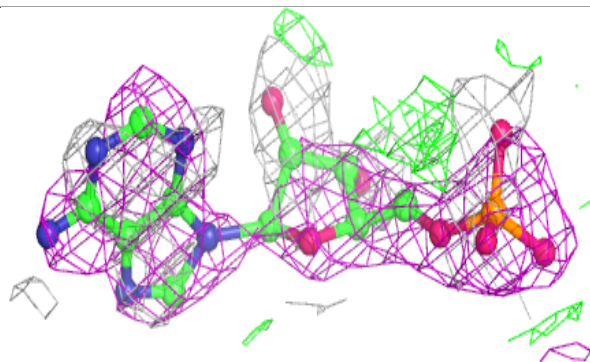
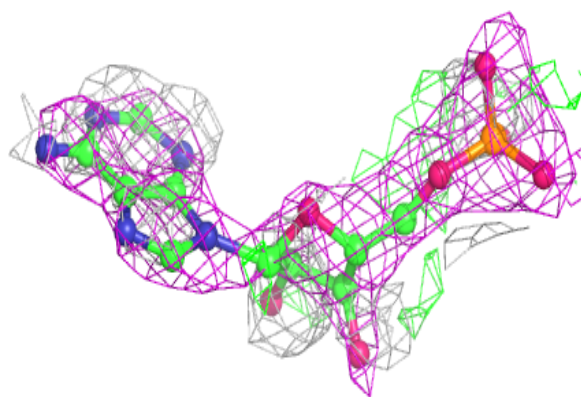
$2mF_o-DF_c$  (at 0.7 rmsd) in gray  
 $mF_o-DF_c$  (at 3 rmsd) in purple (negative)  
and green (positive)



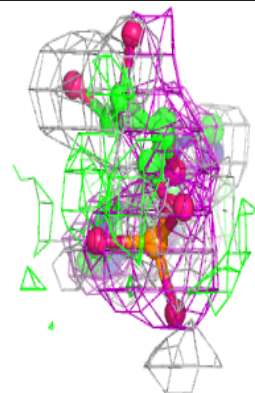
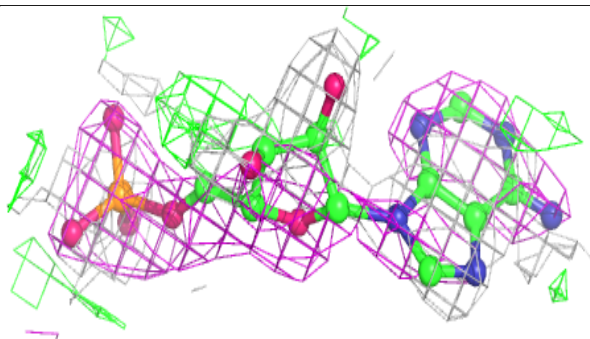
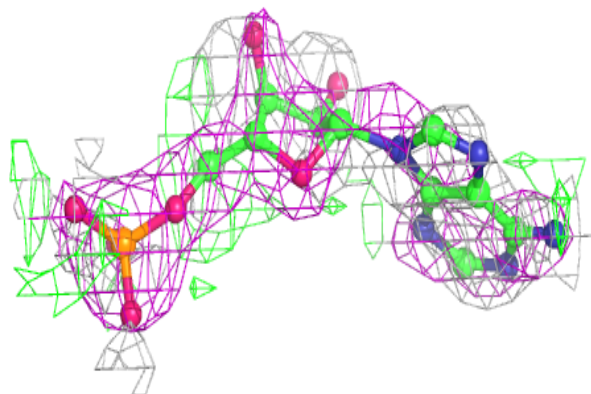


**Electron density around AMP O 7503:**

$2mF_o-DF_c$  (at 0.7 rmsd) in gray  
 $mF_o-DF_c$  (at 3 rmsd) in purple (negative)  
and green (positive)

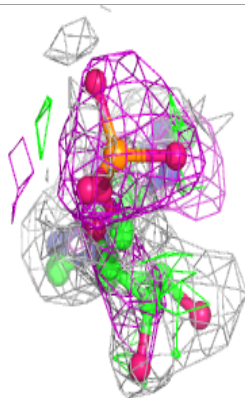
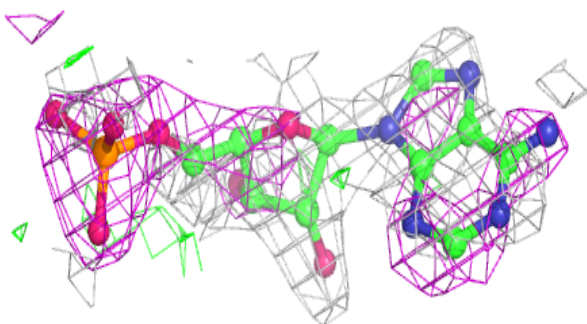
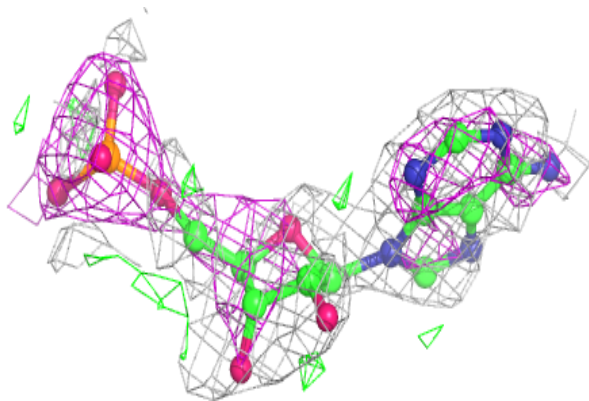
**Electron density around AMP P 7505:**

$2mF_o-DF_c$  (at 0.7 rmsd) in gray  
 $mF_o-DF_c$  (at 3 rmsd) in purple (negative)  
and green (positive)

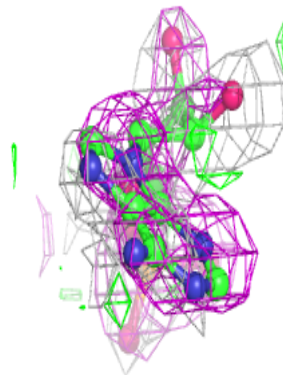
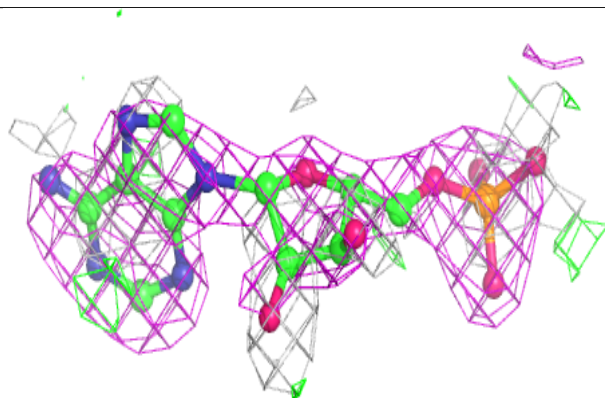
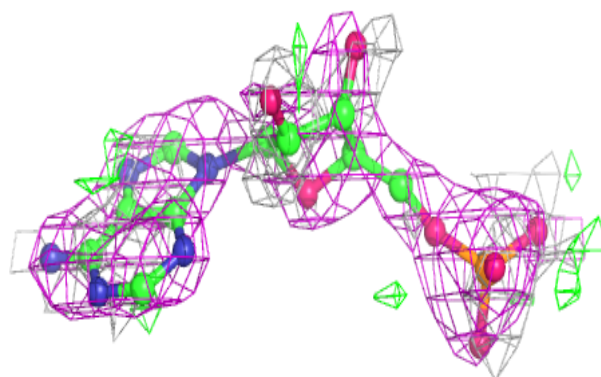


**Electron density around AMP G 7487:**

$2mF_o-DF_c$  (at 0.7 rmsd) in gray  
 $mF_o-DF_c$  (at 3 rmsd) in purple (negative)  
and green (positive)

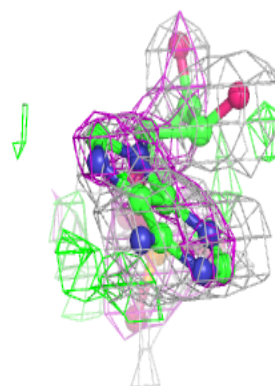
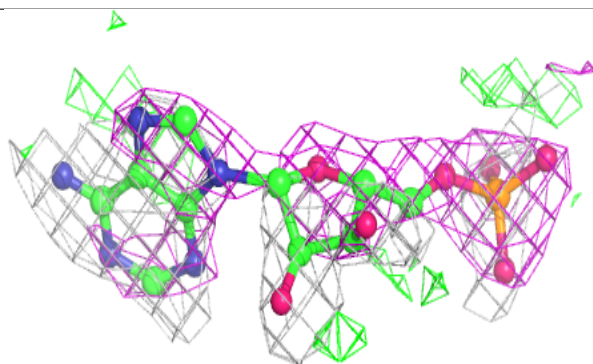
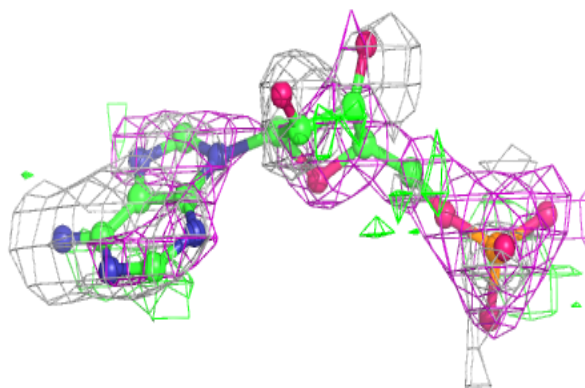
**Electron density around AMP U 7515:**

$2mF_o-DF_c$  (at 0.7 rmsd) in gray  
 $mF_o-DF_c$  (at 3 rmsd) in purple (negative)  
and green (positive)

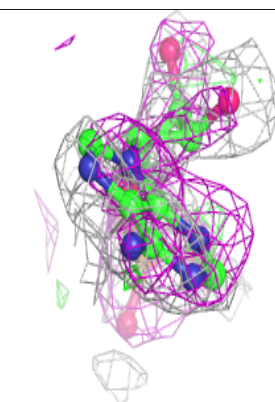
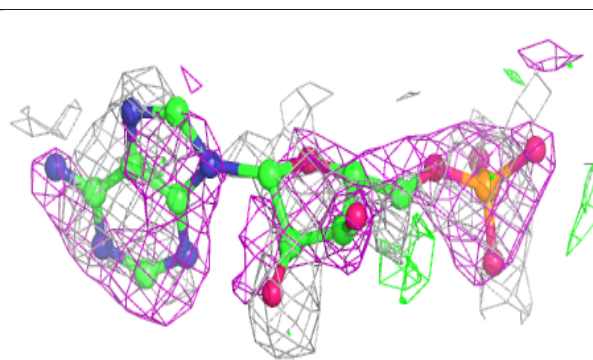
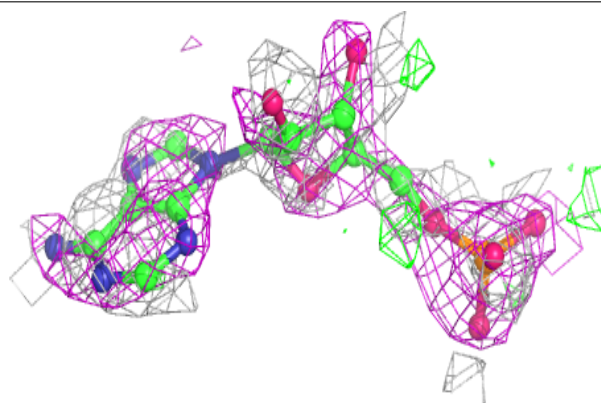


**Electron density around AMP I 7491:**

$2mF_o-DF_c$  (at 0.7 rmsd) in gray  
 $mF_o-DF_c$  (at 3 rmsd) in purple (negative)  
and green (positive)

**Electron density around AMP W 7519:**

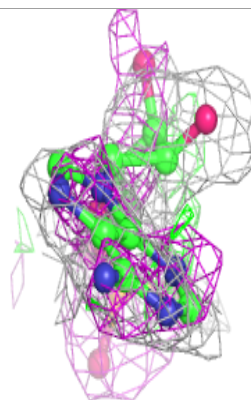
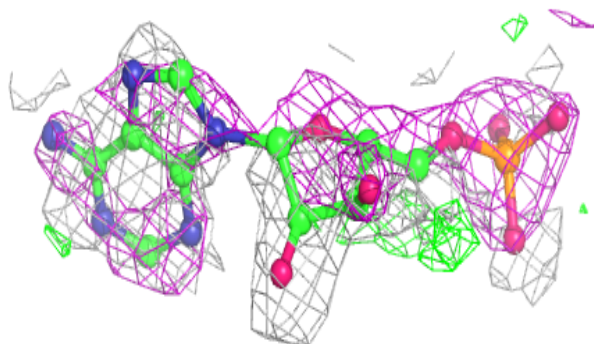
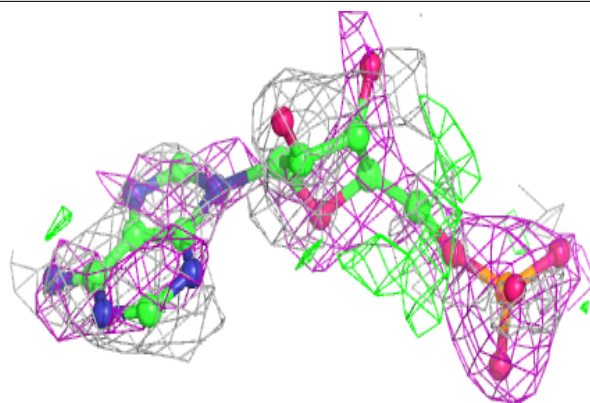
$2mF_o-DF_c$  (at 0.7 rmsd) in gray  
 $mF_o-DF_c$  (at 3 rmsd) in purple (negative)  
and green (positive)



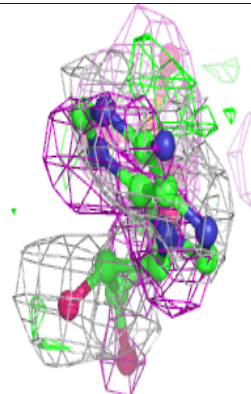
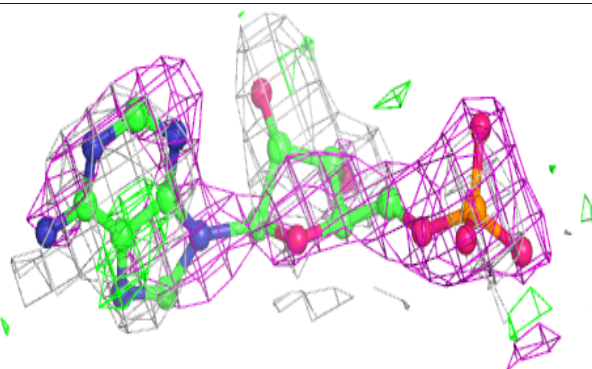
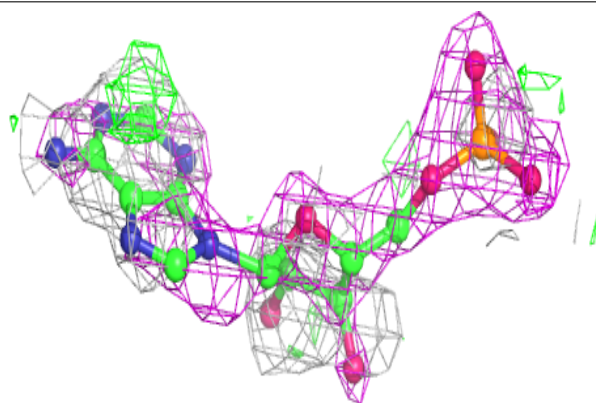


**Electron density around AMP K 7495:**

$2mF_o-DF_c$  (at 0.7 rmsd) in gray  
 $mF_o-DF_c$  (at 3 rmsd) in purple (negative)  
and green (positive)

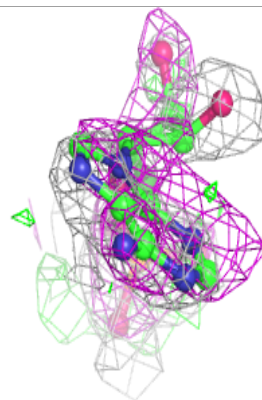
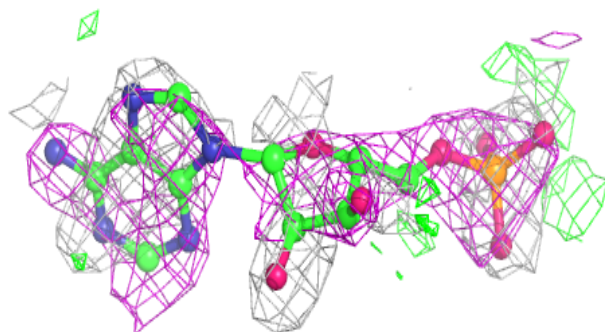
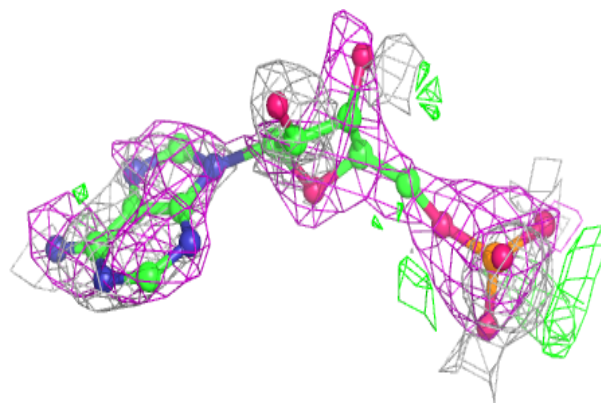
**Electron density around AMP X 7521:**

$2mF_o-DF_c$  (at 0.7 rmsd) in gray  
 $mF_o-DF_c$  (at 3 rmsd) in purple (negative)  
and green (positive)

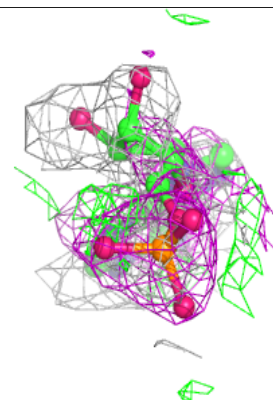
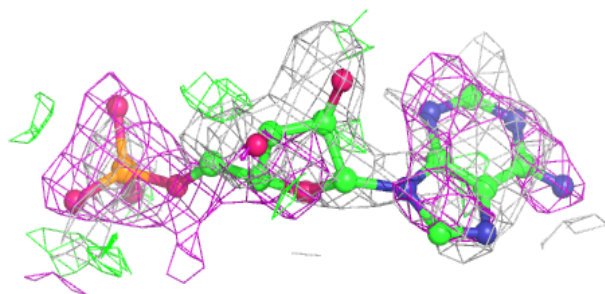
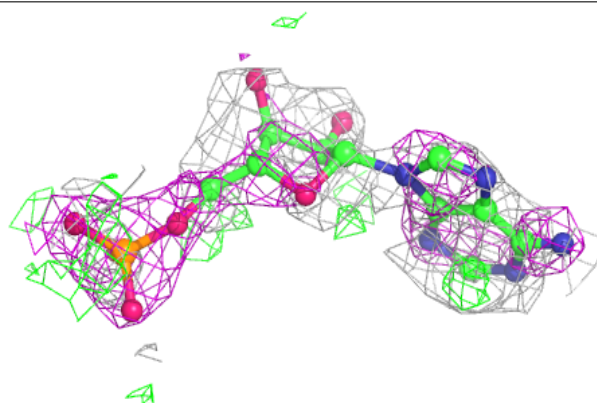


**Electron density around AMP V 7517:**

$2mF_o-DF_c$  (at 0.7 rmsd) in gray  
 $mF_o-DF_c$  (at 3 rmsd) in purple (negative)  
and green (positive)

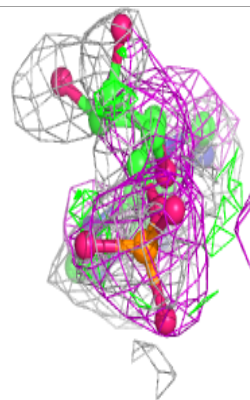
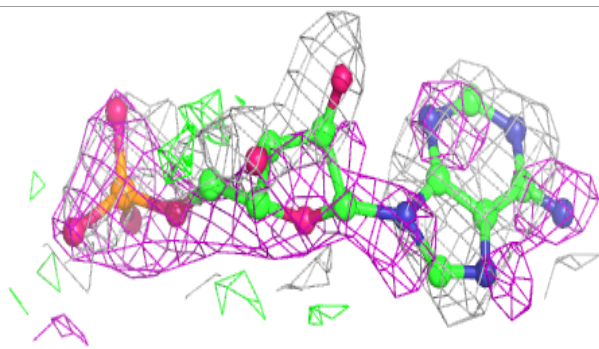
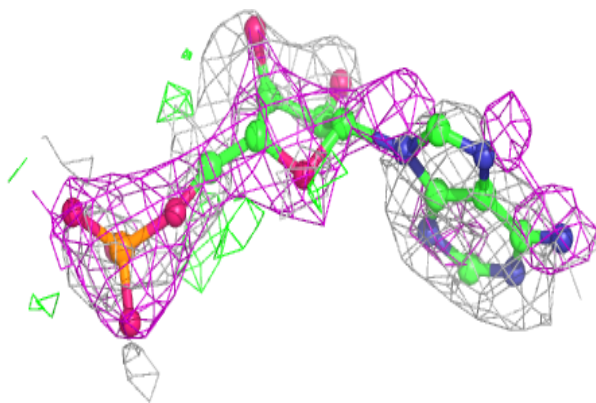
**Electron density around AMP H 7489:**

$2mF_o-DF_c$  (at 0.7 rmsd) in gray  
 $mF_o-DF_c$  (at 3 rmsd) in purple (negative)  
and green (positive)

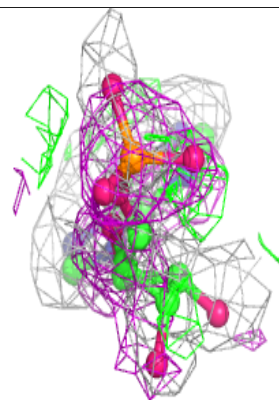
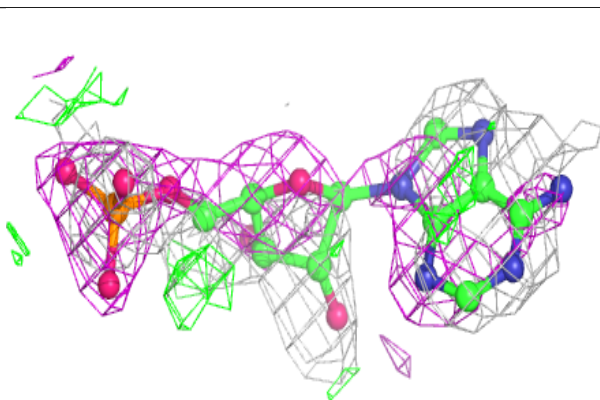
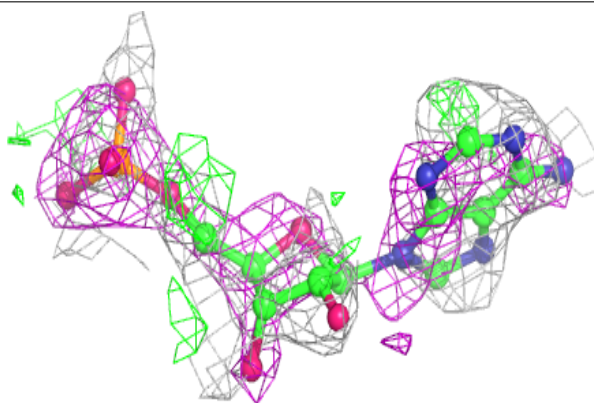


**Electron density around AMP F 7485:**

$2mF_o-DF_c$  (at 0.7 rmsd) in gray  
 $mF_o-DF_c$  (at 3 rmsd) in purple (negative)  
and green (positive)

**Electron density around AMP N 7501:**

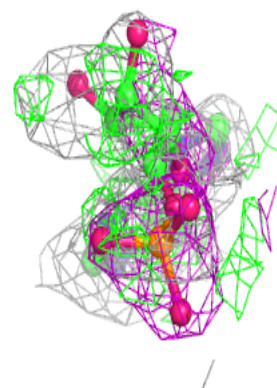
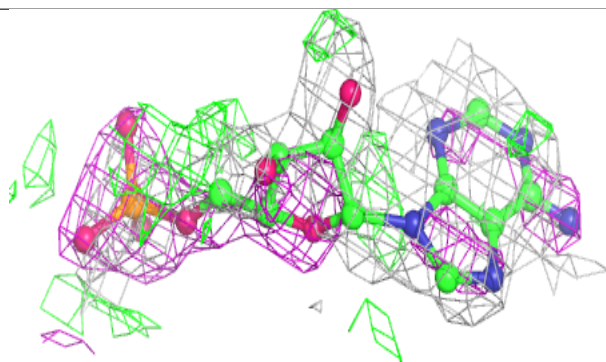
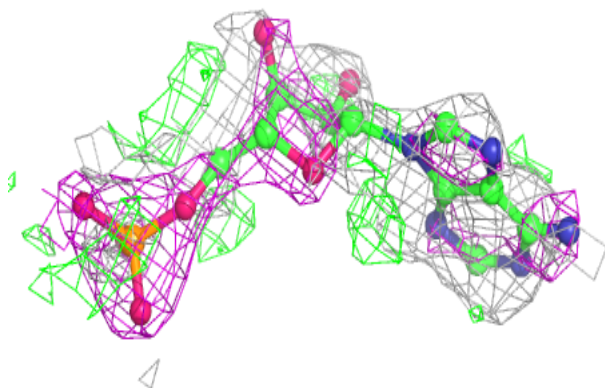
$2mF_o-DF_c$  (at 0.7 rmsd) in gray  
 $mF_o-DF_c$  (at 3 rmsd) in purple (negative)  
and green (positive)



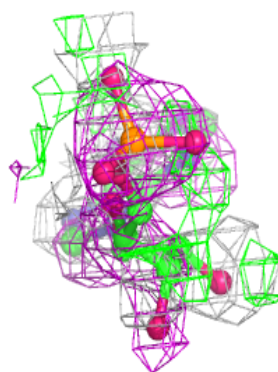
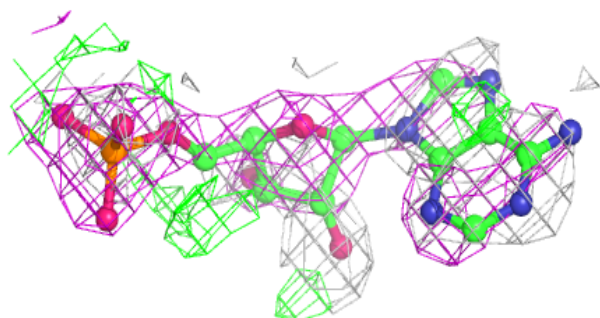
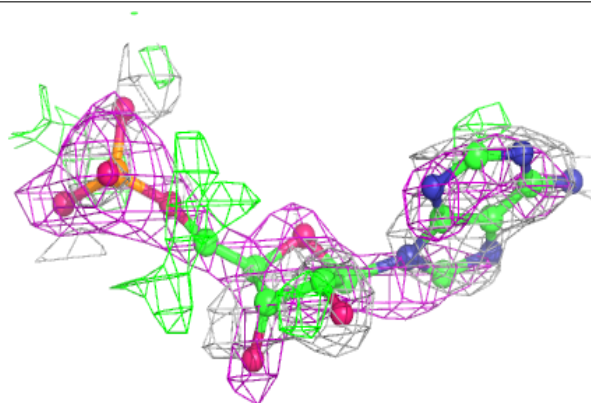


**Electron density around AMP Q 7507:**

$2mF_o-DF_c$  (at 0.7 rmsd) in gray  
 $mF_o-DF_c$  (at 3 rmsd) in purple (negative)  
and green (positive)

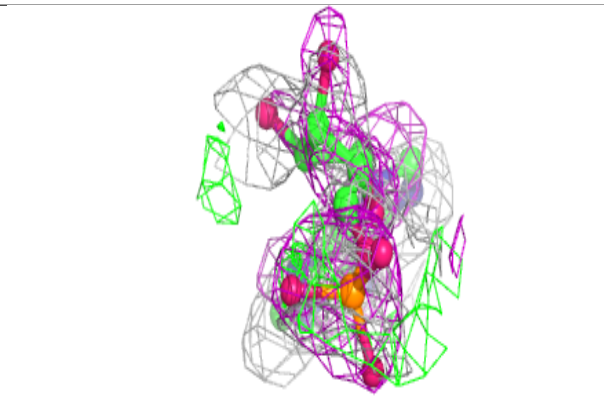
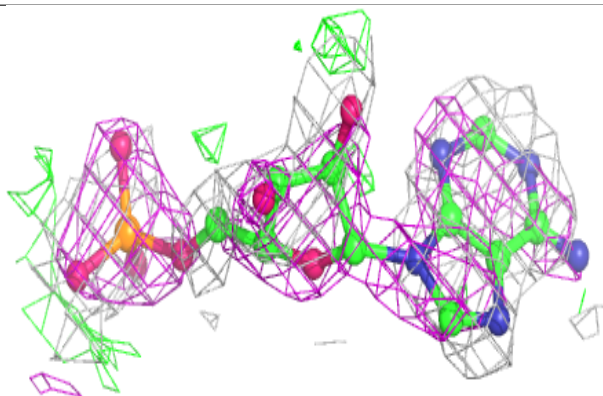
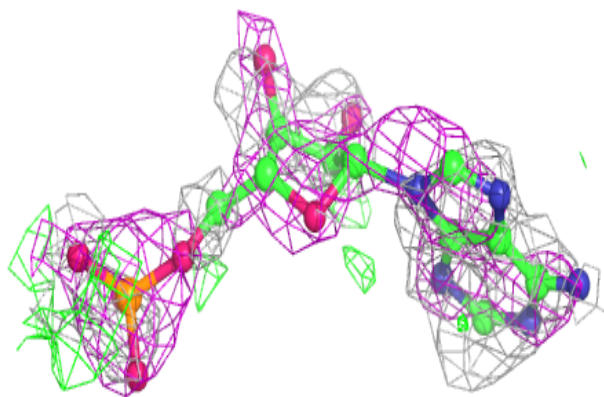
**Electron density around AMP M 7499:**

$2mF_o-DF_c$  (at 0.7 rmsd) in gray  
 $mF_o-DF_c$  (at 3 rmsd) in purple (negative)  
and green (positive)

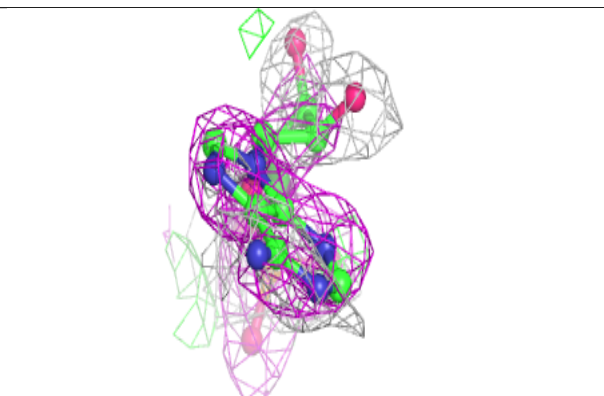
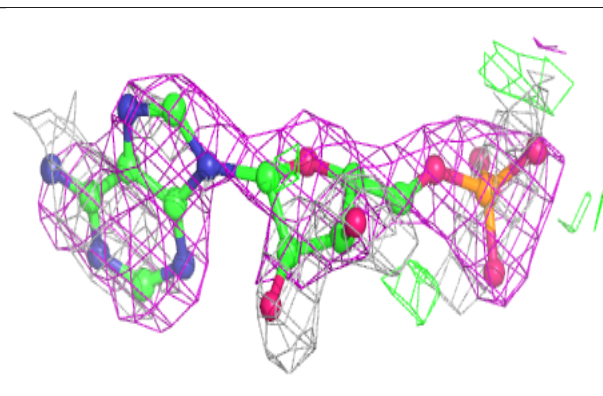
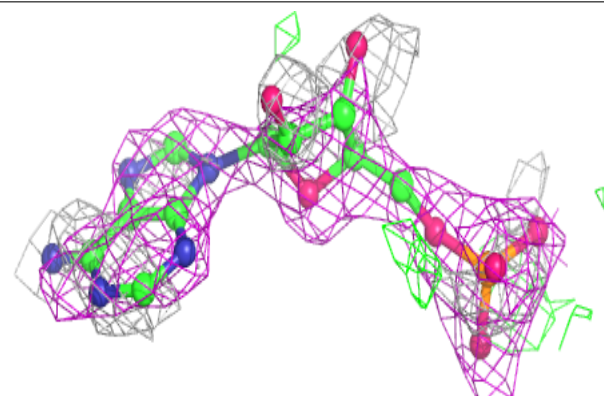


**Electron density around AMP B 7477:**

$2mF_o-DF_c$  (at 0.7 rmsd) in gray  
 $mF_o-DF_c$  (at 3 rmsd) in purple (negative)  
and green (positive)

**Electron density around AMP C 7479:**

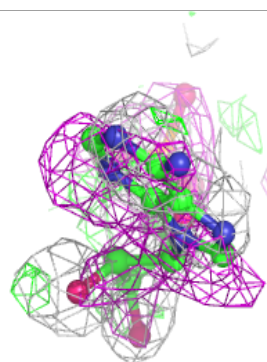
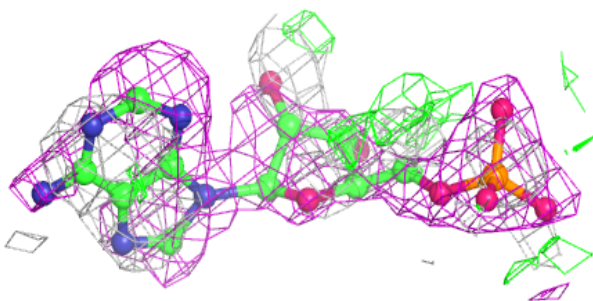
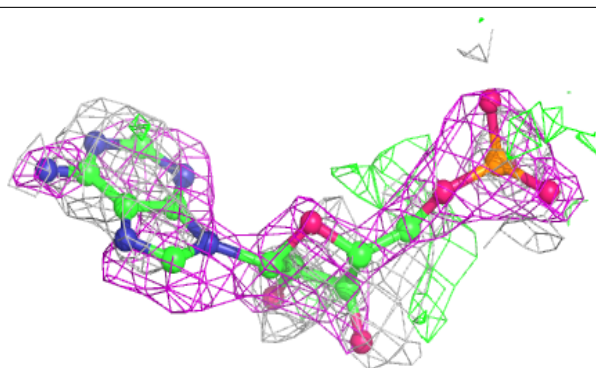
$2mF_o-DF_c$  (at 0.7 rmsd) in gray  
 $mF_o-DF_c$  (at 3 rmsd) in purple (negative)  
and green (positive)





**Electron density around AMP T 7513:**

$2mF_o-DF_c$  (at 0.7 rmsd) in gray  
 $mF_o-DF_c$  (at 3 rmsd) in purple (negative)  
and green (positive)



## 6.5 Other polymers [i](#)

There are no such residues in this entry.