



# Full wwPDB X-ray Structure Validation Report ⓘ

Aug 8, 2020 – 05:28 PM BST

PDB ID : 5I5K  
Title : Structure of complement C5 in complex with eculizumab  
Authors : Schatz-Jakobsen, J.A.; Andersen, G.R.  
Deposited on : 2016-02-15  
Resolution : 4.20 Å(reported)

This is a Full wwPDB X-ray Structure Validation Report for a publicly released PDB entry.

We welcome your comments at [validation@mail.wwpdb.org](mailto:validation@mail.wwpdb.org)

A user guide is available at

<https://www.wwpdb.org/validation/2017/XrayValidationReportHelp>

with specific help available everywhere you see the ⓘ symbol.

---

The following versions of software and data (see [references ⓘ](#)) were used in the production of this report:

MolProbity : 4.02b-467  
Mogul : 1.8.5 (274361), CSD as541be (2020)  
Xtriage (Phenix) : 1.13  
EDS : 2.13.1  
Percentile statistics : 20191225.v01 (using entries in the PDB archive December 25th 2019)  
Refmac : 5.8.0158  
CCP4 : 7.0.044 (Gargrove)  
Ideal geometry (proteins) : Engh & Huber (2001)  
Ideal geometry (DNA, RNA) : Parkinson et al. (1996)  
Validation Pipeline (wwPDB-VP) : 2.13.1

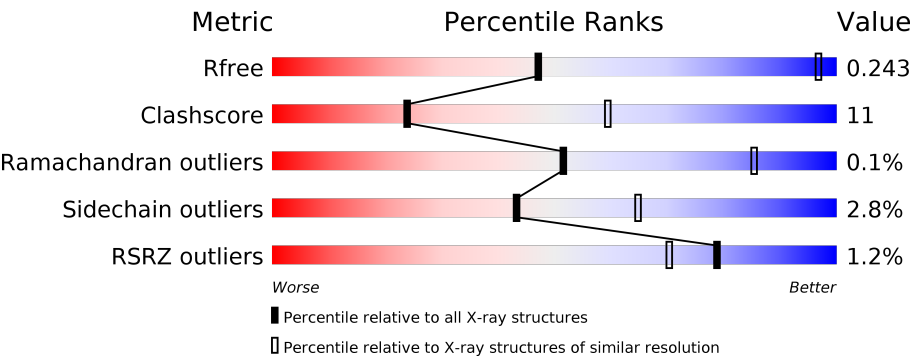
# 1 Overall quality at a glance i

The following experimental techniques were used to determine the structure:

*X-RAY DIFFRACTION*

The reported resolution of this entry is 4.20 Å.

Percentile scores (ranging between 0-100) for global validation metrics of the entry are shown in the following graphic. The table shows the number of entries on which the scores are based.





Metric	Whole archive (#Entries)	Similar resolution (#Entries, resolution range(Å))
$R_{free}$	130704	1005 (4.62-3.78)
Clashscore	141614	1044 (4.60-3.80)
Ramachandran outliers	138981	1000 (4.60-3.80)
Sidechain outliers	138945	1007 (4.62-3.78)
RSRZ outliers	127900	1063 (4.70-3.70)

The table below summarises the geometric issues observed across the polymeric chains and their fit to the electron density. The red, orange, yellow and green segments on the lower bar indicate the fraction of residues that contain outliers for  $\geq 3$ , 2, 1 and 0 types of geometric quality criteria respectively. A grey segment represents the fraction of residues that are not modelled. The numeric value for each fraction is indicated below the corresponding segment, with a dot representing fractions  $\leq 5\%$ . The upper red bar (where present) indicates the fraction of residues that have poor fit to the electron density. The numeric value is given above the bar.

Mol	Chain	Length	Quality of chain
1	A	1676	<div><div>%</div><div><div></div><div></div><div></div><div></div></div><div>71%25%..</div></div>
1	B	1676	<div><div></div><div><div></div><div></div><div></div><div></div></div><div>70%27%..</div></div>
2	H	230	<div><div>%</div><div><div></div><div></div><div></div><div></div></div><div>70%26%..</div></div>
2	X	230	<div><div>3%</div><div><div></div><div></div><div></div><div></div></div><div>64%31%..</div></div>
3	L	214	<div><div>2%</div><div><div></div><div></div><div></div><div></div></div><div>71%28%</div></div>
3	Y	214	<div><div>6%</div><div><div></div><div></div><div></div><div></div></div><div>70%29%</div></div>

Continued on next page...

*Continued from previous page...*

Mol	Chain	Length	Quality of chain
4	C	3	 67%33%
4	D	3	 67%33%

## 2 Entry composition [i](#)

There are 4 unique types of molecules in this entry. The entry contains 32530 atoms, of which 0 are hydrogens and 0 are deuteriums.

In the tables below, the ZeroOcc column contains the number of atoms modelled with zero occupancy, the AltConf column contains the number of residues with at least one atom in alternate conformation and the Trace column contains the number of residues modelled with at most 2 atoms.

- Molecule 1 is a protein called Complement C5.

Mol	Chain	Residues	Atoms					ZeroOcc	AltConf	Trace
1	B	1634	Total	C	N	O	S	0	0	0
			12932	8277	2126	2476	53			
1	A	1632	Total	C	N	O	S	0	0	0
			12922	8271	2124	2474	53			

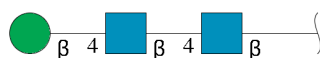
- Molecule 2 is a protein called Eculizumab heavy chain (variable domain).

Mol	Chain	Residues	Atoms					ZeroOcc	AltConf	Trace
2	H	221	Total	C	N	O	S	0	0	0
			1679	1064	276	332	7			
2	X	221	Total	C	N	O	S	0	0	0
			1679	1064	276	332	7			

- Molecule 3 is a protein called Eculizumab light chain (variable domain).

Mol	Chain	Residues	Atoms					ZeroOcc	AltConf	Trace
3	L	213	Total	C	N	O	S	0	0	0
			1620	1013	270	332	5			
3	Y	213	Total	C	N	O	S	0	0	0
			1620	1013	270	332	5			

- Molecule 4 is an oligosaccharide called beta-D-mannopyranose-(1-4)-2-acetamido-2-deoxy-beta-D-glucopyranose-(1-4)-2-acetamido-2-deoxy-beta-D-glucopyranose.



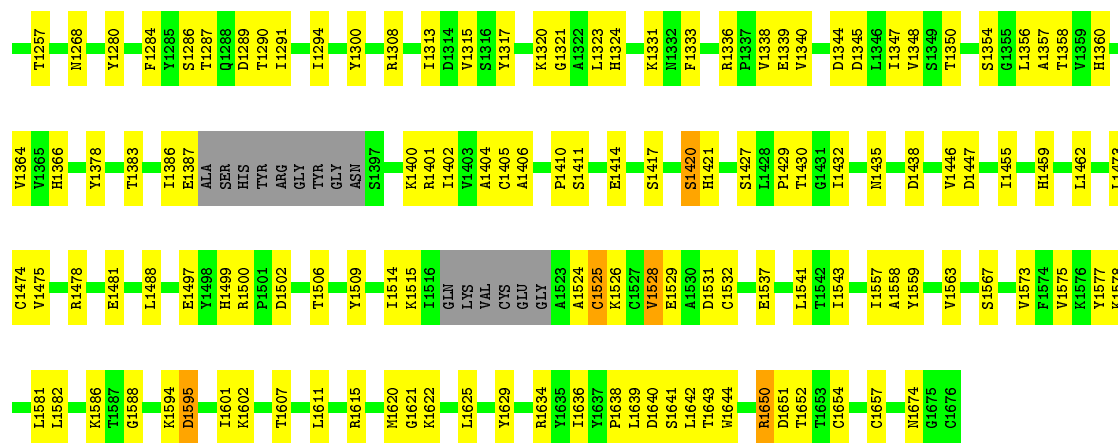
Mol	Chain	Residues	Atoms				ZeroOcc	AltConf	Trace
4	C	3	Total	C	N	O	0	0	0
			39	22	2	15			

*Continued on next page...*

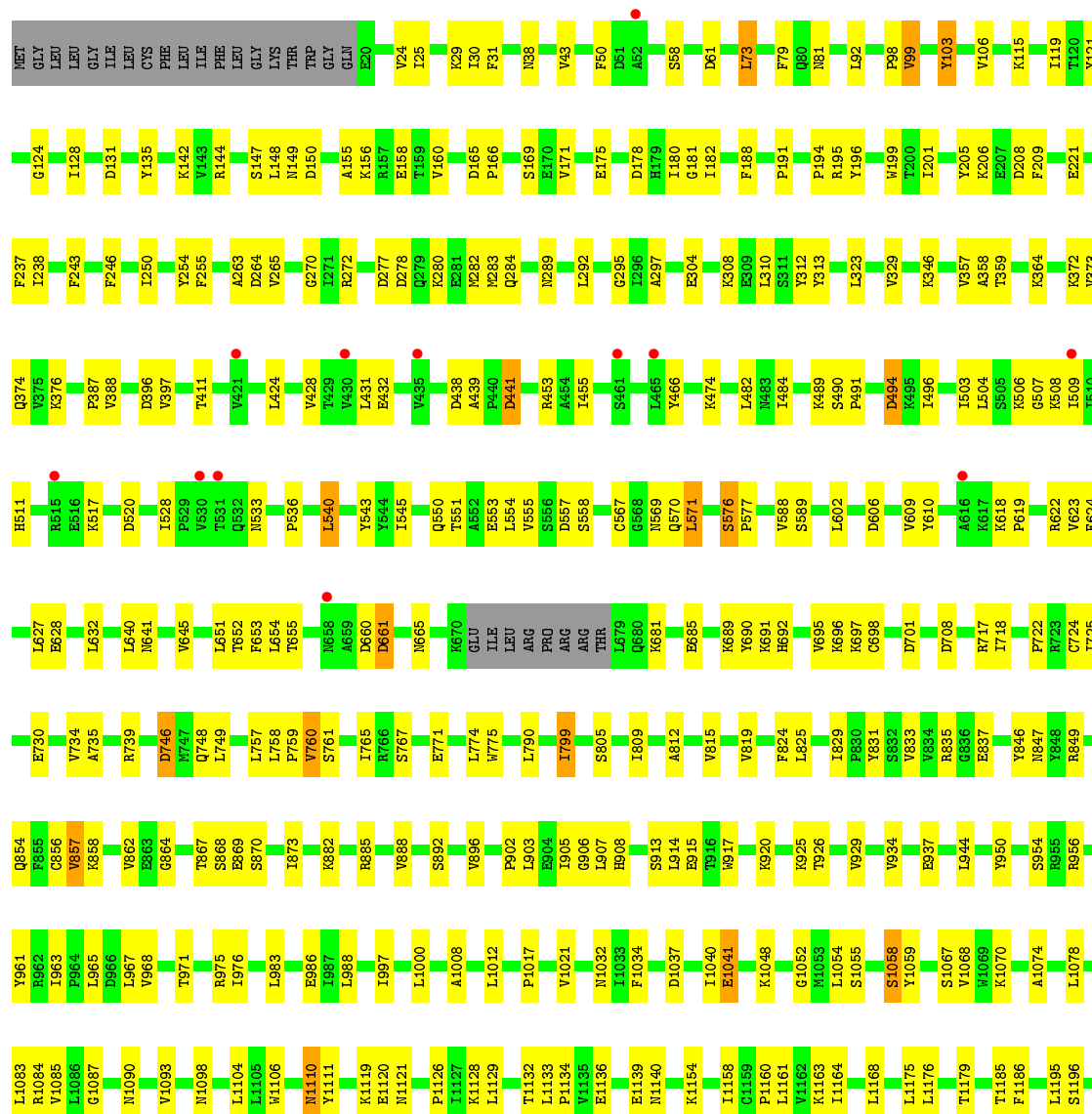
*Continued from previous page...*

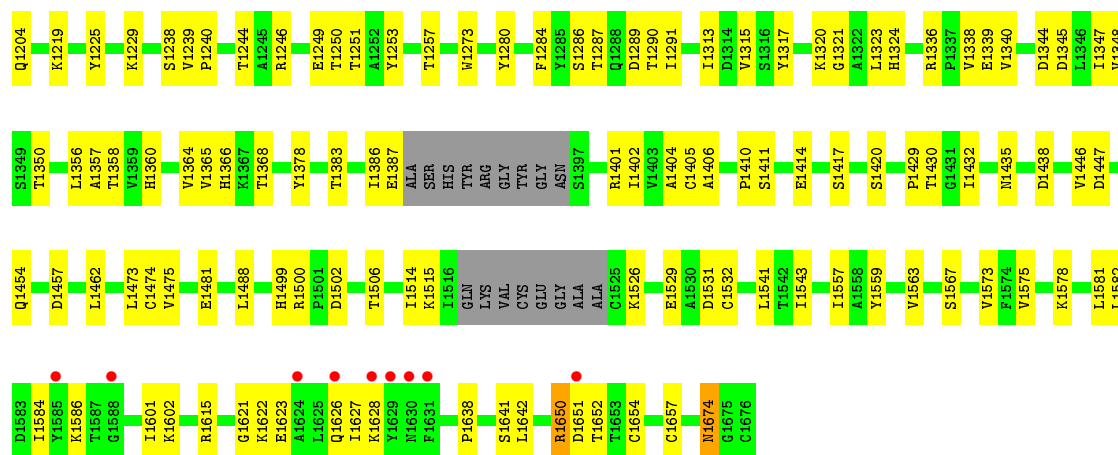
Mol	Chain	Residues	Atoms				ZeroOcc	AltConf	Trace
4	D	3	Total	C	N	O	0	0	0
			39	22	2	15			



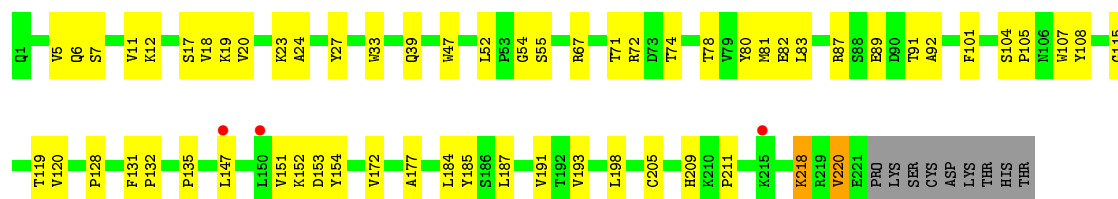


• Molecule 1: Complement C5

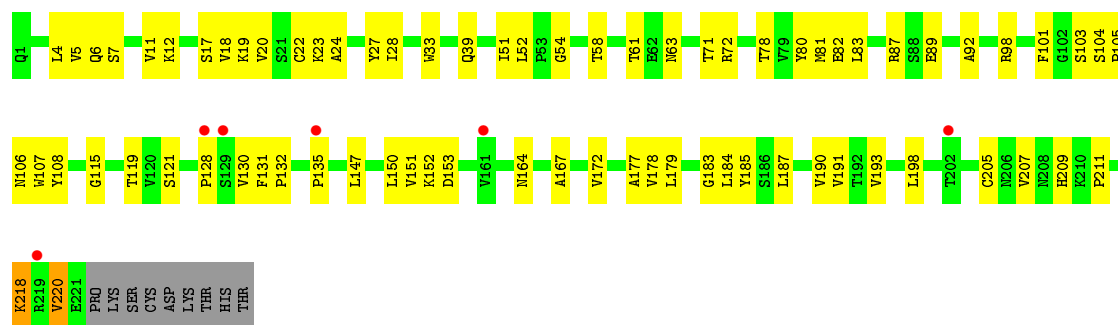




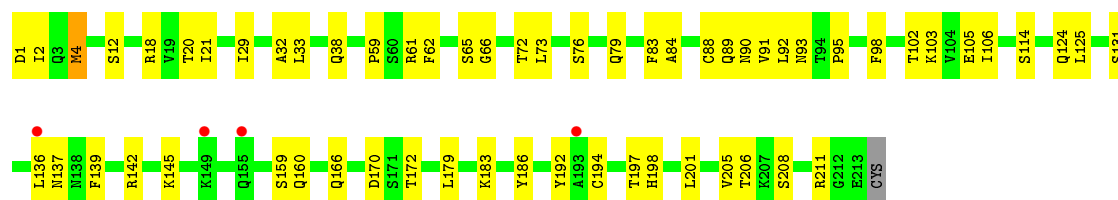
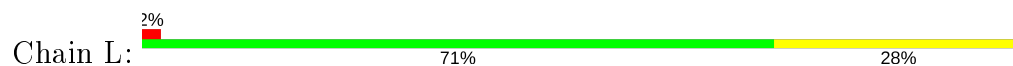
• Molecule 2: Eculizumab heavy chain (variable domain)



• Molecule 2: Eculizumab heavy chain (variable domain)

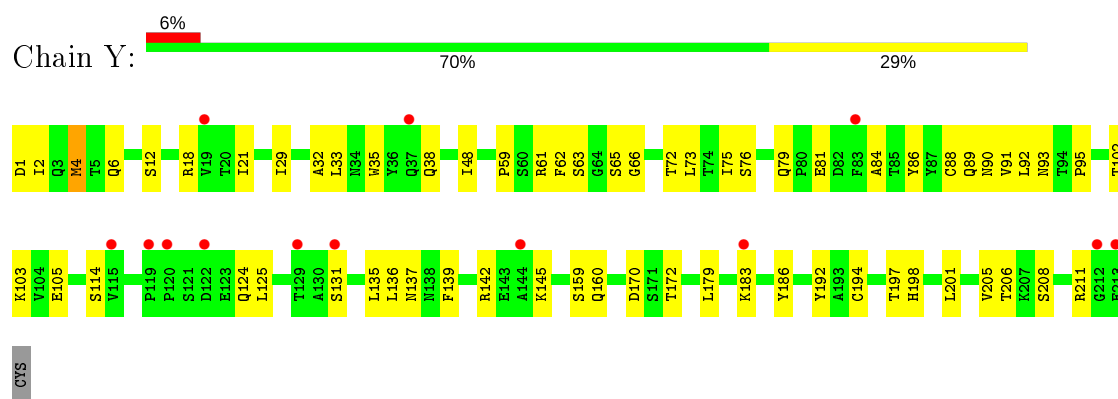


• Molecule 3: Eculizumab light chain (variable domain)



• Molecule 3: Eculizumab light chain (variable domain)





- Molecule 4: beta-D-mannopyranose-(1-4)-2-acetamido-2-deoxy-beta-D-glucopyranose-(1-4)-2-acetamido-2-deoxy-beta-D-glucopyranose



- Molecule 4: beta-D-mannopyranose-(1-4)-2-acetamido-2-deoxy-beta-D-glucopyranose-(1-4)-2-acetamido-2-deoxy-beta-D-glucopyranose



## 4 Data and refinement statistics

Property	Value	Source
Space group	C 1 2 1	Depositor
Cell constants a, b, c, $\alpha$ , $\beta$ , $\gamma$	197.70Å 269.32Å 202.82Å 90.00° 98.58° 90.00°	Depositor
Resolution (Å)	49.80 – 4.20 49.79 – 4.10	Depositor EDS
% Data completeness (in resolution range)	99.7 (49.80-4.20) 99.7 (49.79-4.10)	Depositor EDS
$R_{merge}$	(Not available)	Depositor
$R_{sym}$	0.17	Depositor
$\langle I/\sigma(I) \rangle$ <sup>1</sup>	1.17 (at 4.14Å)	Xtriage
Refinement program	PHENIX (1.10 _2152: ???)	Depositor
R, $R_{free}$	0.204 , 0.244 0.205 , 0.243	Depositor DCC
$R_{free}$ test set	2000 reflections (2.45%)	wwPDB-VP
Wilson B-factor (Å <sup>2</sup> )	182.6	Xtriage
Anisotropy	0.110	Xtriage
Bulk solvent $k_{sol}$ (e/Å <sup>3</sup> ), $B_{sol}$ (Å <sup>2</sup> )	0.23 , 160.7	EDS
L-test for twinning <sup>2</sup>	$\langle  L  \rangle = 0.41$ , $\langle L^2 \rangle = 0.23$	Xtriage
Estimated twinning fraction	No twinning to report.	Xtriage
$F_o, F_c$ correlation	0.93	EDS
Total number of atoms	32530	wwPDB-VP
Average B, all atoms (Å <sup>2</sup> )	244.0	wwPDB-VP

Xtriage's analysis on translational NCS is as follows: *The largest off-origin peak in the Patterson function is 2.77% of the height of the origin peak. No significant pseudotranslation is detected.*

<sup>1</sup>Intensities estimated from amplitudes.

<sup>2</sup>Theoretical values of  $\langle |L| \rangle$ ,  $\langle L^2 \rangle$  for acentric reflections are 0.5, 0.333 respectively for untwinned datasets, and 0.375, 0.2 for perfectly twinned datasets.

## 5 Model quality

### 5.1 Standard geometry

Bond lengths and bond angles in the following residue types are not validated in this section: BMA, NAG

The Z score for a bond length (or angle) is the number of standard deviations the observed value is removed from the expected value. A bond length (or angle) with  $|Z| > 5$  is considered an outlier worth inspection. RMSZ is the root-mean-square of all Z scores of the bond lengths (or angles).

Mol	Chain	Bond lengths		Bond angles	
		RMSZ	# Z  >5	RMSZ	# Z  >5
1	A	0.27	1/13201 (0.0%)	0.46	0/17907
1	B	0.27	1/13211 (0.0%)	0.46	1/17921 (0.0%)
2	H	0.26	0/1723	0.51	0/2350
2	X	0.26	0/1723	0.51	0/2350
3	L	0.26	0/1653	0.49	1/2247 (0.0%)
3	Y	0.26	0/1653	0.49	1/2247 (0.0%)
All	All	0.27	2/33164 (0.0%)	0.47	3/45022 (0.0%)

Chiral center outliers are detected by calculating the chiral volume of a chiral center and verifying if the center is modelled as a planar moiety or with the opposite hand. A planarity outlier is detected by checking planarity of atoms in a peptide group, atoms in a mainchain group or atoms of a sidechain that are expected to be planar.

Mol	Chain	#Chirality outliers	#Planarity outliers
1	A	0	2
1	B	0	2
2	H	0	1
2	X	0	1
All	All	0	6

All (2) bond length outliers are listed below:

Mol	Chain	Res	Type	Atoms	Z	Observed(Å)	Ideal(Å)
1	A	576	SER	C-N	10.24	1.53	1.34
1	B	576	SER	C-N	9.38	1.52	1.34

All (3) bond angle outliers are listed below:

Mol	Chain	Res	Type	Atoms	Z	Observed(°)	Ideal(°)
3	L	66	GLY	N-CA-C	5.42	126.66	113.10

*Continued on next page...*

*Continued from previous page...*

Mol	Chain	Res	Type	Atoms	Z	Observed(°)	Ideal(°)
3	Y	66	GLY	N-CA-C	5.13	125.93	113.10
1	B	1107	LEU	CA-CB-CG	5.12	127.07	115.30

There are no chirality outliers.

All (6) planarity outliers are listed below:

Mol	Chain	Res	Type	Group
1	A	489	LYS	Peptide
1	A	494	ASP	Peptide
1	B	489	LYS	Peptide
1	B	494	ASP	Peptide
2	H	108	TYR	Peptide
2	X	108	TYR	Peptide

## 5.2 Too-close contacts ⓘ

In the following table, the Non-H and H(model) columns list the number of non-hydrogen atoms and hydrogen atoms in the chain respectively. The H(added) column lists the number of hydrogen atoms added and optimized by MolProbity. The Clashes column lists the number of clashes within the asymmetric unit, whereas Symm-Clashes lists symmetry related clashes.

Mol	Chain	Non-H	H(model)	H(added)	Clashes	Symm-Clashes
1	A	12922	0	12866	277	0
1	B	12932	0	12876	289	0
2	H	1679	0	1628	42	0
2	X	1679	0	1628	48	0
3	L	1620	0	1576	41	0
3	Y	1620	0	1576	39	0
4	C	39	0	34	1	0
4	D	39	0	34	1	0
All	All	32530	0	32218	717	0

The all-atom clashscore is defined as the number of clashes found per 1000 atoms (including hydrogen atoms). The all-atom clashscore for this structure is 11.

All (717) close contacts within the same asymmetric unit are listed below, sorted by their clash magnitude.

Atom-1	Atom-2	Interatomic distance (Å)	Clash overlap (Å)
1:B:1106:TRP:O	1:B:1110:ASN:HB2	1.48	1.14

*Continued on next page...*

*Continued from previous page...*

Atom-1	Atom-2	Interatomic distance (Å)	Clash overlap (Å)
1:A:1106:TRP:O	1:A:1110:ASN:HB2	1.49	1.09
1:A:364:LYS:NZ	1:A:557:ASP:OD2	1.85	1.07
1:B:1229:LYS:HZ1	1:B:1240:PRO:HD2	1.28	0.96
1:A:150:ASP:OD2	1:A:508:LYS:NZ	2.00	0.94
1:B:717:ARG:NH1	1:B:1447:ASP:O	1.99	0.94
1:B:1229:LYS:NZ	1:B:1238:SER:O	2.05	0.90
1:A:1229:LYS:HZ1	1:A:1239:VAL:HA	1.37	0.89
1:A:717:ARG:NH1	1:A:1447:ASP:O	2.06	0.89
1:A:1229:LYS:NZ	1:A:1238:SER:O	2.06	0.88
1:B:692:HIS:HB2	1:B:695:VAL:HB	1.56	0.86
2:X:135:PRO:HG3	2:X:198:LEU:HD21	1.56	0.85
2:H:135:PRO:HG3	2:H:198:LEU:HD21	1.57	0.85
1:A:282:MET:HG3	1:A:757:LEU:HD21	1.60	0.83
1:B:1128:LYS:NZ	1:B:1417:SER:OG	2.13	0.81
1:A:1229:LYS:HZ1	1:A:1240:PRO:HD2	1.43	0.81
1:A:692:HIS:HB2	1:A:695:VAL:HB	1.62	0.80
1:A:685:GLU:O	1:A:689:LYS:HB2	1.81	0.80
1:B:506:LYS:NZ	1:B:533:ASN:O	2.15	0.78
1:B:906:GLY:H	1:B:929:VAL:HB	1.49	0.77
1:B:150:ASP:OD2	1:B:508:LYS:NZ	2.14	0.77
1:A:124:GLY:HA3	1:A:148:LEU:O	1.85	0.77
1:B:1160:PRO:O	1:A:1098:ASN:ND2	2.18	0.77
1:B:835:ARG:HA	1:B:902:PRO:HG2	1.67	0.76
1:A:906:GLY:H	1:A:929:VAL:HB	1.50	0.76
1:B:124:GLY:HA3	1:B:148:LEU:O	1.84	0.74
1:B:1098:ASN:ND2	1:A:1160:PRO:O	2.20	0.74
1:A:835:ARG:HA	1:A:902:PRO:HG2	1.70	0.73
1:B:685:GLU:O	1:B:689:LYS:HB2	1.87	0.73
3:Y:18:ARG:NH1	3:Y:76:SER:OG	2.22	0.73
2:H:132:PRO:HB3	2:H:218:LYS:NZ	2.04	0.73
3:L:61:ARG:HH11	3:L:79:GLN:HG3	1.53	0.73
1:B:976:ILE:HG12	1:B:1339:GLU:HG2	1.71	0.72
1:B:149:ASN:HB3	1:B:155:ALA:HB2	1.71	0.72
1:B:885:ARG:HD2	2:H:101:PHE:HB2	1.70	0.72
1:A:735:ALA:HB1	1:A:739:ARG:HH12	1.55	0.72
1:B:1383:THR:HG22	1:B:1402:ILE:HG12	1.71	0.72
1:B:661:ASP:O	1:B:665:ASN:ND2	2.23	0.72
1:A:885:ARG:HD2	2:X:101:PHE:HB2	1.72	0.72
2:X:132:PRO:HB3	2:X:218:LYS:HZ3	1.54	0.71
2:H:20:VAL:O	2:H:81:MET:HB3	1.89	0.71
3:Y:114:SER:O	3:Y:136:LEU:HA	1.91	0.71

*Continued on next page...*

*Continued from previous page...*

Atom-1	Atom-2	Interatomic distance (Å)	Clash overlap (Å)
1:B:944:LEU:HB2	1:B:1357:ALA:HB3	1.73	0.71
1:B:432:GLU:OE2	1:B:453:ARG:NH2	2.23	0.70
1:A:1383:THR:HG22	1:A:1402:ILE:HG12	1.71	0.70
1:A:131:ASP:OD1	1:A:135:TYR:OH	2.08	0.70
3:L:170:ASP:OD2	3:L:172:THR:OG1	2.08	0.70
1:A:1128:LYS:NZ	1:A:1417:SER:OG	2.25	0.70
1:B:735:ALA:HB1	1:B:739:ARG:HH12	1.57	0.70
1:B:144:ARG:NH2	1:B:602:LEU:O	2.25	0.69
3:Y:170:ASP:OD2	3:Y:172:THR:OG1	2.09	0.69
1:A:606:ASP:HB3	1:A:609:VAL:HG23	1.74	0.69
1:B:1229:LYS:HZ1	1:B:1239:VAL:HA	1.56	0.69
1:B:98:PRO:HB3	1:B:121:TYR:HE2	1.56	0.69
1:A:858:LYS:HB2	1:A:913:SER:HB2	1.74	0.69
1:A:1128:LYS:O	1:A:1246:ARG:NH2	2.22	0.69
1:A:1229:LYS:NZ	1:A:1240:PRO:HD2	2.07	0.69
1:B:1229:LYS:NZ	1:B:1240:PRO:HD2	2.07	0.69
1:B:1541:LEU:HB2	1:B:1543:ILE:HG13	1.74	0.69
1:A:373:VAL:HG21	1:A:388:VAL:HG11	1.75	0.68
3:L:114:SER:O	3:L:136:LEU:HA	1.93	0.68
3:Y:114:SER:HB2	3:Y:137:ASN:HB3	1.76	0.68
1:B:1575:VAL:HB	1:B:1602:LYS:HB3	1.76	0.68
2:X:132:PRO:HB3	2:X:218:LYS:NZ	2.08	0.68
1:B:934:VAL:O	1:B:1366:HIS:HA	1.93	0.68
1:B:131:ASP:OD1	1:B:135:TYR:OH	2.12	0.68
2:H:153:ASP:HA	2:H:184:LEU:HB3	1.74	0.67
1:A:1074:ALA:O	1:A:1121:ASN:ND2	2.28	0.67
1:A:1378:TYR:O	1:A:1406:ALA:HA	1.95	0.67
1:B:858:LYS:HB2	1:B:913:SER:HB2	1.77	0.67
3:L:114:SER:HB2	3:L:137:ASN:HB3	1.75	0.67
1:B:857:VAL:HG21	1:B:896:VAL:HG21	1.77	0.67
2:H:132:PRO:HB3	2:H:218:LYS:HZ3	1.59	0.67
1:B:1246:ARG:NH1	1:B:1500:ARG:HD3	2.09	0.66
1:B:606:ASP:HB3	1:B:609:VAL:HG23	1.77	0.66
1:A:1084:ARG:HD2	1:A:1154:LYS:HG3	1.76	0.66
1:A:98:PRO:HB3	1:A:121:TYR:HE2	1.60	0.66
1:A:1246:ARG:HH11	1:A:1500:ARG:HD3	1.61	0.66
1:A:1557:ILE:HA	1:A:1622:LYS:HA	1.78	0.66
3:Y:12:SER:HA	3:Y:105:GLU:HB2	1.76	0.66
1:A:1432:ILE:HG22	1:A:1481:GLU:HA	1.77	0.65
1:A:441:ASP:N	1:A:441:ASP:OD1	2.29	0.65
1:A:358:ALA:HB2	1:A:474:LYS:HE3	1.78	0.65

*Continued on next page...*

*Continued from previous page...*

Atom-1	Atom-2	Interatomic distance (Å)	Clash overlap (Å)
1:A:868:SER:HB2	1:A:1526:LYS:HB3	1.77	0.65
1:B:31:PHE:HB2	1:B:119:ILE:HG22	1.78	0.65
1:B:504:LEU:HG	1:B:509:ILE:HA	1.79	0.65
1:A:31:PHE:HB2	1:A:119:ILE:HG22	1.78	0.65
2:H:54:GLY:H	2:H:72:ARG:HE	1.45	0.65
1:A:1622:LYS:NZ	1:A:1642:LEU:HD12	2.12	0.65
1:A:1411:SER:H	1:A:1414:GLU:HG3	1.62	0.65
1:A:43:VAL:HG11	1:A:50:PHE:HZ	1.62	0.65
1:B:1557:ILE:HA	1:B:1622:LYS:HA	1.78	0.65
1:B:988:LEU:HD23	1:B:1021:VAL:HG22	1.78	0.65
3:Y:29:ILE:HB	3:Y:32:ALA:HB3	1.78	0.65
1:A:506:LYS:NZ	1:A:533:ASN:O	2.30	0.65
1:A:829:ILE:HD13	1:A:925:LYS:HG2	1.78	0.65
2:H:17:SER:HA	2:H:83:LEU:O	1.97	0.65
1:B:681:LYS:HD2	1:B:681:LYS:H	1.62	0.64
1:B:799:ILE:HG23	1:B:815:VAL:HB	1.80	0.64
1:B:364:LYS:NZ	1:B:557:ASP:OD2	2.29	0.64
2:X:54:GLY:H	2:X:72:ARG:HE	1.43	0.64
1:B:708:ASP:OD2	1:B:1401:ARG:NH2	2.31	0.64
1:A:944:LEU:HB2	1:A:1357:ALA:HB3	1.77	0.64
1:A:825:LEU:HB2	1:A:914:LEU:HD22	1.80	0.64
1:B:1432:ILE:HG22	1:B:1481:GLU:HA	1.79	0.64
3:L:29:ILE:HB	3:L:32:ALA:HB3	1.79	0.64
1:A:1000:LEU:HD11	1:A:1017:PRO:HG3	1.80	0.64
1:A:854:GLN:NE2	3:Y:92:LEU:O	2.31	0.64
1:A:504:LEU:HD21	1:A:651:LEU:HD21	1.79	0.63
1:A:536:PRO:HB3	1:A:628:GLU:OE2	1.99	0.63
2:X:20:VAL:O	2:X:81:MET:HB3	1.98	0.63
1:A:29:LYS:HG3	1:A:30:ILE:HG12	1.80	0.63
1:B:1411:SER:H	1:B:1414:GLU:HG3	1.61	0.63
1:A:847:ASN:HD21	1:A:849:ARG:HB3	1.64	0.63
3:Y:103:LYS:HD3	3:Y:142:ARG:HH12	1.64	0.63
1:A:1246:ARG:NH1	1:A:1500:ARG:HD3	2.13	0.63
1:A:263:ALA:HB3	1:A:292:LEU:HB3	1.80	0.63
1:A:685:GLU:O	1:A:689:LYS:CB	2.46	0.63
1:A:976:ILE:HG12	1:A:1339:GLU:HG2	1.80	0.63
1:A:681:LYS:H	1:A:681:LYS:HD2	1.64	0.63
1:B:1128:LYS:O	1:B:1246:ARG:NH2	2.24	0.63
2:X:218:LYS:HE3	2:X:220:VAL:HG22	1.81	0.63
1:B:1315:VAL:HG13	1:B:1323:LEU:HB3	1.79	0.62
1:A:661:ASP:O	1:A:665:ASN:ND2	2.32	0.62

*Continued on next page...*

*Continued from previous page...*

Atom-1	Atom-2	Interatomic distance (Å)	Clash overlap (Å)
1:B:653:PHE:CZ	1:B:660:ASP:HB3	2.34	0.62
1:A:1229:LYS:NZ	1:A:1239:VAL:HA	2.12	0.62
1:B:1000:LEU:HD11	1:B:1017:PRO:HG3	1.82	0.62
3:L:18:ARG:NH1	3:L:76:SER:OG	2.33	0.62
2:X:190:VAL:HG21	3:Y:135:LEU:HD11	1.81	0.62
1:A:708:ASP:OD2	1:A:1401:ARG:NH2	2.33	0.62
1:B:691:LYS:HA	1:B:696:LYS:HE3	1.81	0.62
1:B:847:ASN:HD21	1:B:849:ARG:HB3	1.64	0.62
1:A:387:PRO:HB2	1:A:438:ASP:HB3	1.82	0.61
1:A:432:GLU:OE2	1:A:453:ARG:NH2	2.33	0.61
2:X:153:ASP:HA	2:X:184:LEU:HB3	1.82	0.61
1:B:1246:ARG:HH11	1:B:1500:ARG:HD3	1.66	0.61
1:A:799:ILE:HG23	1:A:815:VAL:HB	1.83	0.61
1:A:149:ASN:HB3	1:A:155:ALA:HB2	1.83	0.61
1:A:571:LEU:HD12	1:A:812:ALA:HB2	1.83	0.61
1:B:396:ASP:OD1	1:B:397:VAL:N	2.34	0.61
1:A:115:LYS:HB2	1:A:654:LEU:HD11	1.82	0.61
1:B:24:VAL:HA	1:B:655:THR:HG22	1.81	0.61
3:Y:1:ASP:OD2	3:Y:95:PRO:HG2	2.01	0.61
4:C:2:NAG:H3	4:C:2:NAG:H83	1.83	0.60
1:B:1249:GLU:HG2	1:B:1253:TYR:HE2	1.66	0.60
1:A:374:GLN:OE1	1:A:376:LYS:NZ	2.29	0.60
1:B:550:GLN:HG2	1:B:551:THR:H	1.67	0.60
1:B:58:SER:OG	1:B:61:ASP:O	2.18	0.60
1:B:1229:LYS:NZ	1:B:1239:VAL:HA	2.15	0.60
1:A:503:ILE:HB	1:A:511:HIS:HB2	1.83	0.60
1:A:997:ILE:HD11	1:A:1048:LYS:HD3	1.83	0.60
1:B:205:TYR:HB2	1:B:209:PHE:HB2	1.84	0.60
1:B:829:ILE:HD13	1:B:925:LYS:HG2	1.83	0.60
1:A:195:ARG:HG3	1:A:1058:SER:HA	1.83	0.59
1:A:735:ALA:HB1	1:A:739:ARG:NH1	2.16	0.59
1:B:685:GLU:O	1:B:689:LYS:CB	2.51	0.59
1:A:1249:GLU:HG2	1:A:1253:TYR:HE2	1.67	0.58
1:A:144:ARG:NH1	1:A:775:TRP:O	2.28	0.58
1:B:1625:LEU:HB2	1:B:1636:ILE:O	2.03	0.58
1:B:1129:LEU:HD13	1:B:1139:GLU:HB3	1.85	0.58
1:B:1084:ARG:HD2	1:B:1154:LYS:HG3	1.86	0.58
1:A:653:PHE:CZ	1:A:660:ASP:HB3	2.38	0.58
1:A:857:VAL:HG21	1:A:896:VAL:HG21	1.85	0.58
1:B:171:VAL:HG12	1:B:1054:LEU:HD13	1.86	0.58
4:D:2:NAG:H83	4:D:2:NAG:H3	1.86	0.58

*Continued on next page...*



*Continued from previous page...*

Atom-1	Atom-2	Interatomic distance (Å)	Clash overlap (Å)
2:X:19:LYS:HG2	2:X:82:GLU:HG2	1.86	0.58
1:B:1308:ARG:NH1	1:A:103:TYR:OH	2.37	0.58
1:B:1620:MET:HG3	1:B:1644:TRP:HB3	1.86	0.58
1:B:25:ILE:O	1:B:653:PHE:HA	2.03	0.58
1:A:988:LEU:HD23	1:A:1021:VAL:HG22	1.85	0.57
1:B:735:ALA:HB1	1:B:739:ARG:NH1	2.17	0.57
1:B:1012:LEU:HD22	1:B:1085:VAL:HG21	1.85	0.57
1:B:263:ALA:HB3	1:B:292:LEU:HB3	1.86	0.57
1:B:825:LEU:HB2	1:B:914:LEU:HD22	1.86	0.57
1:A:550:GLN:HG2	1:A:551:THR:H	1.69	0.57
1:B:484:ILE:HD12	1:B:528:ILE:HD12	1.86	0.57
2:H:67:ARG:CZ	2:H:87:ARG:HH12	2.17	0.57
1:A:1161:LEU:HB3	1:A:1164:ILE:HG12	1.87	0.57
2:H:67:ARG:NH2	2:H:87:ARG:HH12	2.02	0.57
3:L:125:LEU:HD23	3:L:183:LYS:HE3	1.86	0.57
1:A:758:LEU:HB2	1:A:759:PRO:HD3	1.87	0.57
1:A:1244:THR:HG23	1:A:1502:ASP:OD2	2.04	0.57
1:A:156:LYS:HA	1:A:178:ASP:OD2	2.05	0.57
1:B:1161:LEU:HB3	1:B:1164:ILE:HG12	1.86	0.57
3:Y:4:MET:N	3:Y:4:MET:SD	2.78	0.57
1:A:124:GLY:CA	1:A:148:LEU:O	2.52	0.57
1:B:1286:SER:O	1:B:1290:THR:OG1	2.18	0.57
1:B:618:LYS:HE2	1:B:800:GLN:HE22	1.69	0.57
1:B:997:ILE:HD11	1:B:1048:LYS:HD3	1.86	0.57
2:H:218:LYS:HE3	2:H:220:VAL:HG22	1.87	0.57
1:A:610:TYR:HE1	1:A:618:LYS:HD3	1.70	0.56
1:A:746:ASP:HA	1:A:749:LEU:HD12	1.87	0.56
1:B:180:ILE:HG13	1:B:182:ILE:H	1.70	0.56
1:B:1435:ASN:ND2	1:B:1438:ASP:OD1	2.37	0.56
1:B:1420:SER:HB3	1:B:1497:GLU:OE2	2.05	0.56
1:B:1068:VAL:HA	1:B:1078:LEU:HD13	1.87	0.56
1:B:1650:ARG:O	1:B:1652:THR:N	2.39	0.56
1:B:652:THR:HG23	1:B:660:ASP:OD2	2.05	0.56
1:A:1012:LEU:HD22	1:A:1085:VAL:HG21	1.87	0.56
1:A:237:PHE:HD1	1:A:346:LYS:HB3	1.71	0.56
1:B:1313:ILE:HG23	1:B:1350:THR:HG22	1.86	0.56
1:B:1429:PRO:HB2	1:B:1432:ILE:HD11	1.87	0.56
1:A:944:LEU:HD13	1:A:1350:THR:HG21	1.87	0.56
1:B:195:ARG:HG3	1:B:1058:SER:HA	1.86	0.56
1:B:504:LEU:HD21	1:B:651:LEU:HD21	1.86	0.56
3:Y:103:LYS:HD3	3:Y:142:ARG:NH1	2.19	0.56

*Continued on next page...*

*Continued from previous page...*

Atom-1	Atom-2	Interatomic distance (Å)	Clash overlap (Å)
1:B:975:ARG:HB2	1:B:1340:VAL:HB	1.87	0.56
2:H:152:LYS:HE3	2:H:153:ASP:OD2	2.05	0.56
1:B:29:LYS:HG3	1:B:30:ILE:HG12	1.88	0.56
1:B:1615:ARG:HD3	1:B:1650:ARG:HE	1.70	0.56
1:B:156:LYS:HA	1:B:178:ASP:OD2	2.06	0.56
1:B:620:LEU:HD11	1:B:800:GLN:HB2	1.88	0.56
2:X:147:LEU:HD13	2:X:198:LEU:HD13	1.86	0.56
1:B:1219:LYS:HB2	1:B:1225:TYR:HB2	1.88	0.56
1:B:1315:VAL:HG23	1:B:1348:VAL:HG22	1.87	0.55
1:B:1378:TYR:O	1:B:1406:ALA:HA	2.06	0.55
2:H:54:GLY:H	2:H:72:ARG:NE	2.03	0.55
1:B:1629:TYR:HE2	1:B:1634:ARG:HB2	1.71	0.55
1:B:178:ASP:OD1	1:B:181:GLY:N	2.39	0.55
1:A:1313:ILE:HG23	1:A:1350:THR:HG22	1.87	0.55
1:A:1344:ASP:OD1	1:A:1345:ASP:N	2.39	0.55
1:A:691:LYS:HA	1:A:696:LYS:HE3	1.87	0.55
1:B:697:LYS:HE3	1:B:701:ASP:OD2	2.05	0.55
2:X:177:ALA:HB1	2:X:185:TYR:HB3	1.88	0.55
1:A:1126:PRO:O	1:A:1499:HIS:ND1	2.39	0.55
3:Y:125:LEU:HD23	3:Y:183:LYS:HE3	1.89	0.55
1:A:1429:PRO:HB2	1:A:1432:ILE:HD11	1.89	0.55
1:A:956:ARG:HA	1:A:1348:VAL:O	2.06	0.55
1:B:135:TYR:HB2	1:B:219:VAL:HG22	1.88	0.55
1:B:237:PHE:HD1	1:B:346:LYS:HB3	1.72	0.55
1:B:854:GLN:NE2	3:L:92:LEU:O	2.39	0.54
1:A:1575:VAL:HB	1:A:1602:LYS:HB3	1.88	0.54
1:A:191:PRO:HD2	1:A:194:PRO:HB3	1.88	0.54
1:A:567:CYS:HB2	1:A:570:GLN:H	1.72	0.54
2:X:147:LEU:HD12	2:X:220:VAL:HB	1.89	0.54
2:X:17:SER:HA	2:X:83:LEU:O	2.07	0.54
1:A:1650:ARG:O	1:A:1652:THR:N	2.40	0.54
1:A:1410:PRO:HB2	1:A:1414:GLU:HB2	1.88	0.54
1:B:196:TYR:CZ	1:B:221:GLU:HB2	2.42	0.54
1:A:934:VAL:O	1:A:1366:HIS:HA	2.07	0.54
1:A:833:VAL:HG13	1:A:1430:THR:HG21	1.90	0.54
1:B:25:ILE:HB	1:B:654:LEU:HB2	1.89	0.54
1:B:99:VAL:HG23	1:B:119:ILE:HD11	1.90	0.54
1:A:1087:GLY:HA2	1:A:1158:ILE:HD11	1.88	0.54
1:A:746:ASP:OD1	1:A:746:ASP:N	2.41	0.54
1:B:1229:LYS:HZ1	1:B:1240:PRO:CD	2.12	0.54
1:B:387:PRO:HB2	1:B:438:ASP:HB3	1.88	0.54

*Continued on next page...*

*Continued from previous page...*

Atom-1	Atom-2	Interatomic distance (Å)	Clash overlap (Å)
1:A:1249:GLU:HG2	1:A:1253:TYR:CE2	2.42	0.54
1:A:950:TYR:CD2	1:A:1356:LEU:HD21	2.43	0.54
3:Y:65:SER:HB3	3:Y:72:THR:OG1	2.08	0.54
1:B:1107:LEU:HD11	1:B:1152:ILE:HD11	1.90	0.53
1:B:1563:VAL:HG12	1:B:1581:LEU:HA	1.90	0.53
1:B:594:THR:OG1	1:B:596:MET:O	2.18	0.53
1:B:619:PRO:O	1:B:623:VAL:HB	2.09	0.53
2:H:72:ARG:NH2	2:H:74:THR:OG1	2.40	0.53
3:L:21:ILE:HD13	3:L:102:THR:HG21	1.90	0.53
1:A:1315:VAL:HG23	1:A:1348:VAL:HG22	1.90	0.53
1:A:831:TYR:CZ	1:A:1457:ASP:HB3	2.43	0.53
1:B:619:PRO:HA	1:B:622:ARG:HG2	1.89	0.53
3:Y:131:SER:HA	3:Y:179:LEU:O	2.09	0.53
1:A:205:TYR:HB2	1:A:209:PHE:HB2	1.89	0.53
1:B:1622:LYS:NZ	1:B:1642:LEU:HD12	2.24	0.53
1:B:1462:LEU:HD11	1:B:1475:VAL:HG21	1.90	0.53
1:A:1068:VAL:HA	1:A:1078:LEU:HD13	1.90	0.53
1:A:1563:VAL:HG12	1:A:1581:LEU:HA	1.89	0.53
1:A:507:GLY:HA2	1:A:632:LEU:HG	1.91	0.53
1:B:758:LEU:HB2	1:B:759:PRO:HD3	1.90	0.53
1:A:1175:LEU:O	1:A:1179:THR:OG1	2.19	0.53
1:A:1315:VAL:HG13	1:A:1323:LEU:HB3	1.91	0.53
3:L:194:CYS:O	3:L:206:THR:HA	2.09	0.53
1:B:1244:THR:HG23	1:B:1502:ASP:OD2	2.09	0.53
1:A:873:ILE:HG13	1:A:882:LYS:HE3	1.91	0.53
1:B:1196:SER:HB2	1:B:1257:THR:HG23	1.91	0.53
1:A:99:VAL:HG23	1:A:119:ILE:HD11	1.91	0.52
3:L:61:ARG:HH11	3:L:79:GLN:CG	2.20	0.52
2:X:5:VAL:HB	2:X:23:LYS:HB2	1.90	0.52
1:A:1289:ASP:OD1	1:A:1290:THR:N	2.42	0.52
1:B:1559:TYR:CZ	1:B:1621:GLY:HA3	2.45	0.52
1:A:1111:TYR:HB3	1:A:1119:LYS:HG3	1.91	0.52
1:A:180:ILE:HG13	1:A:182:ILE:H	1.74	0.52
1:B:1515:LYS:HD2	1:B:1607:THR:HG21	1.90	0.52
1:B:358:ALA:HB1	1:B:469:TRP:HH2	1.75	0.52
1:B:115:LYS:HB2	1:B:654:LEU:HD11	1.90	0.52
1:A:697:LYS:HE3	1:A:701:ASP:OD2	2.10	0.52
1:B:1249:GLU:HG2	1:B:1253:TYR:CE2	2.44	0.52
1:B:746:ASP:OD1	1:B:746:ASP:N	2.40	0.52
2:X:209:HIS:CD2	2:X:211:PRO:HD2	2.44	0.52
1:B:1420:SER:OG	1:B:1421:HIS:N	2.43	0.52

*Continued on next page...*

*Continued from previous page...*

Atom-1	Atom-2	Interatomic distance (Å)	Clash overlap (Å)
1:B:983:LEU:HD21	1:B:1356:LEU:HD13	1.91	0.52
1:A:1435:ASN:ND2	1:A:1438:ASP:OD1	2.43	0.52
1:A:178:ASP:OD1	1:A:181:GLY:N	2.43	0.52
1:B:1047:LYS:NZ	1:B:1051:GLU:OE2	2.43	0.52
1:B:854:GLN:HE22	3:L:92:LEU:HD12	1.75	0.52
3:L:1:ASP:OD2	3:L:95:PRO:HG2	2.09	0.52
2:X:54:GLY:H	2:X:72:ARG:NE	2.08	0.52
1:A:1323:LEU:HG	1:A:1324:HIS:H	1.75	0.52
1:B:1083:LEU:HD13	1:B:1104:LEU:HD23	1.92	0.52
3:Y:201:LEU:HD21	3:Y:205:VAL:HG23	1.92	0.52
1:B:1344:ASP:OD1	1:B:1345:ASP:N	2.44	0.51
3:L:59:PRO:HB2	3:L:61:ARG:HG3	1.92	0.51
2:X:87:ARG:HG3	2:X:89:GLU:HG2	1.91	0.51
1:B:618:LYS:HE3	1:B:619:PRO:HD2	1.93	0.51
2:H:24:ALA:HB1	2:H:27:TYR:HE1	1.75	0.51
3:L:32:ALA:O	3:L:91:VAL:HG22	2.11	0.51
1:A:975:ARG:HB2	1:A:1340:VAL:HB	1.92	0.51
1:A:1615:ARG:HD3	1:A:1650:ARG:HE	1.75	0.51
2:H:6:GLN:HG2	2:H:115:GLY:C	2.31	0.51
2:H:5:VAL:HB	2:H:23:LYS:HB2	1.91	0.51
2:H:87:ARG:HG3	2:H:89:GLU:HG2	1.93	0.51
1:A:424:LEU:HD13	1:A:428:VAL:HG21	1.92	0.51
1:A:484:ILE:HD12	1:A:528:ILE:HD12	1.93	0.51
1:A:490:SER:N	1:A:491:PRO:HD3	2.25	0.51
1:B:503:ILE:HB	1:B:511:HIS:HB2	1.92	0.51
3:Y:145:LYS:HB3	3:Y:197:THR:HB	1.92	0.51
1:B:837:GLU:HG2	1:B:1488:LEU:HA	1.91	0.51
3:Y:194:CYS:O	3:Y:206:THR:HA	2.09	0.51
1:A:858:LYS:HE2	1:A:915:GLU:OE2	2.11	0.51
1:B:944:LEU:HD13	1:B:1350:THR:HG21	1.91	0.51
1:A:1286:SER:O	1:A:1290:THR:OG1	2.22	0.51
1:A:1622:LYS:HZ2	1:A:1642:LEU:HD12	1.74	0.51
1:B:590:LEU:HB3	1:B:786:LEU:O	2.11	0.51
3:L:59:PRO:HG2	3:L:62:PHE:HE1	1.75	0.51
3:Y:32:ALA:O	3:Y:91:VAL:HG22	2.11	0.51
1:A:284:GLN:H	1:A:310:LEU:HD13	1.75	0.51
1:A:387:PRO:HD2	1:A:439:ALA:HA	1.92	0.51
2:H:147:LEU:HD13	2:H:198:LEU:HD13	1.91	0.51
2:H:7:SER:HB2	2:H:20:VAL:HG13	1.92	0.51
1:A:824:PHE:CZ	1:A:846:TYR:HB2	2.46	0.50
1:B:1074:ALA:O	1:B:1121:ASN:ND2	2.44	0.50

*Continued on next page...*

*Continued from previous page...*

Atom-1	Atom-2	Interatomic distance (Å)	Clash overlap (Å)
1:B:950:TYR:CD2	1:B:1356:LEU:HD21	2.46	0.50
1:A:746:ASP:HA	1:A:749:LEU:HB2	1.93	0.50
2:H:177:ALA:HB1	2:H:185:TYR:HB3	1.92	0.50
3:Y:59:PRO:HB2	3:Y:61:ARG:HG3	1.94	0.50
1:B:1558:ALA:HB1	1:B:1588:GLY:HA3	1.94	0.50
1:B:81:ASN:HD22	1:B:82:SER:H	1.58	0.50
3:L:145:LYS:HB3	3:L:197:THR:HB	1.94	0.50
1:A:292:LEU:HD21	1:A:295:GLY:HA2	1.94	0.50
1:A:968:VAL:O	1:A:971:THR:OG1	2.29	0.50
1:B:923:LEU:HD11	1:B:925:LYS:HD3	1.92	0.50
3:Y:61:ARG:HH11	3:Y:79:GLN:HG3	1.75	0.50
1:A:25:ILE:HB	1:A:654:LEU:HB2	1.94	0.50
1:B:490:SER:N	1:B:491:PRO:HD3	2.27	0.49
3:L:131:SER:HA	3:L:179:LEU:O	2.12	0.49
1:A:917:TRP:HB2	2:X:107:TRP:CH2	2.46	0.49
1:B:152:LEU:HD22	1:B:627:LEU:HD11	1.93	0.49
3:L:201:LEU:HD21	3:L:205:VAL:HG23	1.94	0.49
2:X:6:GLN:HG2	2:X:115:GLY:C	2.32	0.49
1:A:760:VAL:HG23	1:A:761:SER:H	1.77	0.49
1:A:790:LEU:HD13	1:A:819:VAL:HG22	1.94	0.49
1:B:1317:TYR:HB2	1:B:1320:LYS:HB3	1.94	0.49
1:B:1427:SER:O	1:B:1509:TYR:OH	2.18	0.49
1:B:1087:GLY:HA2	1:B:1158:ILE:HD11	1.94	0.49
1:A:1336:ARG:HG3	1:A:1338:VAL:HG23	1.94	0.49
1:B:906:GLY:N	1:B:929:VAL:HB	2.22	0.49
1:A:1462:LEU:HD11	1:A:1475:VAL:HG21	1.94	0.49
1:B:357:VAL:O	1:B:372:LYS:HB2	2.13	0.49
2:X:23:LYS:HG2	2:X:78:THR:HG22	1.94	0.49
1:A:956:ARG:HH21	1:A:1347:ILE:HG21	1.78	0.49
1:A:983:LEU:HD21	1:A:1356:LEU:HD13	1.94	0.49
1:B:1126:PRO:O	1:B:1499:HIS:ND1	2.41	0.49
1:B:147:SER:HB2	1:B:205:TYR:OH	2.12	0.49
1:B:373:VAL:HG21	1:B:388:VAL:HG11	1.94	0.49
1:A:961:TYR:O	1:A:1628:LYS:HD3	2.13	0.49
1:A:554:LEU:HD11	1:A:655:THR:HG21	1.93	0.49
1:A:623:VAL:HG21	1:A:809:ILE:HD13	1.93	0.49
1:A:455:ILE:HD12	1:A:640:LEU:HD21	1.94	0.49
3:L:12:SER:HA	3:L:105:GLU:HB2	1.93	0.49
1:B:360:PRO:O	1:B:369:TYR:OH	2.19	0.49
1:B:833:VAL:HG13	1:B:1430:THR:HG21	1.94	0.49
1:A:730:GLU:O	1:A:734:VAL:HG23	2.13	0.48

*Continued on next page...*

*Continued from previous page...*

Atom-1	Atom-2	Interatomic distance (Å)	Clash overlap (Å)
1:A:1601:ILE:HG12	1:A:1638:PRO:HA	1.94	0.48
1:B:250:ILE:HD12	1:B:265:VAL:HG11	1.95	0.48
1:B:858:LYS:HE2	1:B:915:GLU:OE2	2.14	0.48
1:B:908:HIS:O	1:B:926:THR:HA	2.14	0.48
2:X:152:LYS:HE3	2:X:153:ASP:OD2	2.12	0.48
1:A:837:GLU:HG2	1:A:1488:LEU:HA	1.96	0.48
1:A:1622:LYS:HG3	1:A:1623:GLU:HG2	1.95	0.48
1:A:652:THR:HG23	1:A:660:ASP:OD2	2.13	0.48
1:B:1386:ILE:HG13	1:B:1387:GLU:H	1.78	0.48
1:B:292:LEU:HD21	1:B:295:GLY:HA2	1.94	0.48
1:B:390:LEU:HD13	1:B:435:VAL:HG22	1.96	0.48
1:A:1404:ALA:O	1:A:1474:CYS:HA	2.14	0.48
1:B:1323:LEU:HG	1:B:1324:HIS:H	1.77	0.48
1:B:1289:ASP:OD1	1:B:1290:THR:N	2.46	0.48
1:B:1514:ILE:HG22	1:B:1515:LYS:H	1.78	0.48
1:A:25:ILE:O	1:A:653:PHE:HA	2.14	0.48
3:L:65:SER:HB3	3:L:72:THR:OG1	2.13	0.48
2:X:24:ALA:HB1	2:X:27:TYR:HE1	1.79	0.48
1:A:1358:THR:HB	1:A:1360:HIS:CE1	2.49	0.48
1:A:1674:ASN:ND2	1:A:1674:ASN:O	2.46	0.48
1:A:1083:LEU:HD13	1:A:1104:LEU:HD23	1.96	0.48
1:B:1529:GLU:HB3	1:B:1532:CYS:SG	2.54	0.48
1:B:641:ASN:H	1:B:644:ASN:HB3	1.78	0.48
1:B:968:VAL:O	1:B:971:THR:OG1	2.28	0.48
1:A:73:LEU:HD12	1:A:79:PHE:HD1	1.79	0.47
1:B:1067:SER:HA	1:B:1074:ALA:HA	1.95	0.47
1:A:92:LEU:HD22	1:A:99:VAL:HG21	1.96	0.47
2:H:209:HIS:CD2	2:H:211:PRO:HD2	2.49	0.47
2:X:27:TYR:CD2	2:X:98:ARG:NH1	2.83	0.47
1:A:1654:CYS:SG	1:A:1657:CYS:N	2.88	0.47
1:A:58:SER:OG	1:A:61:ASP:O	2.22	0.47
1:A:292:LEU:HA	1:A:297:ALA:HB2	1.96	0.47
1:A:304:GLU:HG3	1:A:308:LYS:HD2	1.97	0.47
3:Y:192:TYR:O	3:Y:208:SER:HA	2.15	0.47
1:A:250:ILE:HD12	1:A:265:VAL:HG11	1.96	0.47
1:B:956:ARG:HH21	1:B:1347:ILE:HG21	1.79	0.47
3:Y:21:ILE:HD13	3:Y:102:THR:HG21	1.95	0.47
1:A:1541:LEU:HB2	1:A:1543:ILE:HG13	1.97	0.47
1:A:158:GLU:OE2	1:A:206:LYS:HD3	2.15	0.47
1:A:888:VAL:HG22	1:A:892:SER:HB2	1.95	0.47
1:B:1133:LEU:H	1:B:1133:LEU:HD12	1.80	0.47

*Continued on next page...*

*Continued from previous page...*

Atom-1	Atom-2	Interatomic distance (Å)	Clash overlap (Å)
1:B:292:LEU:HA	1:B:297:ALA:HB2	1.97	0.47
1:A:577:PRO:HD2	1:A:588:VAL:HG23	1.95	0.47
1:B:165:ASP:OD1	1:B:169:SER:N	2.48	0.47
1:A:503:ILE:HG12	1:A:540:LEU:HD12	1.95	0.47
1:B:1315:VAL:HG12	1:B:1324:HIS:O	2.15	0.47
3:L:103:LYS:HD3	3:L:142:ARG:HH12	1.79	0.47
1:A:1120:GLU:OE2	1:A:1121:ASN:N	2.46	0.47
1:A:278:ASP:OD1	1:A:278:ASP:N	2.42	0.47
1:B:1128:LYS:NZ	1:B:1136:GLU:OE2	2.40	0.47
1:B:1586:LYS:HE3	1:B:1674:ASN:HA	1.97	0.47
1:B:192:SER:HB2	1:B:1011:GLU:OE2	2.15	0.47
1:A:272:ARG:NH2	1:A:277:ASP:O	2.43	0.47
1:B:124:GLY:CA	1:B:148:LEU:O	2.57	0.47
2:H:147:LEU:HD12	2:H:220:VAL:HB	1.97	0.47
2:H:71:THR:OG1	2:H:80:TYR:HB2	2.15	0.47
1:A:1133:LEU:HD12	1:A:1133:LEU:H	1.80	0.46
1:B:862:VAL:HG22	1:B:907:LEU:HD21	1.96	0.46
2:H:39:GLN:O	2:H:92:ALA:HB1	2.15	0.46
1:B:1186:PHE:HA	1:B:1250:THR:HG22	1.97	0.46
1:B:1405:CYS:HA	1:B:1473:LEU:O	2.15	0.46
1:B:191:PRO:HD2	1:B:194:PRO:HB3	1.97	0.46
1:B:1358:THR:HB	1:B:1360:HIS:CE1	2.51	0.46
2:X:104:SER:HB2	2:X:105:PRO:HD2	1.97	0.46
2:X:130:VAL:HA	2:X:150:LEU:O	2.15	0.46
1:A:862:VAL:HG22	1:A:907:LEU:HD21	1.97	0.46
1:B:1136:GLU:O	1:B:1140:ASN:HB2	2.16	0.46
1:B:1284:PHE:HD1	1:B:1290:THR:HG23	1.80	0.46
1:B:1410:PRO:HB2	1:B:1414:GLU:HB2	1.96	0.46
1:B:256:TYR:CD2	1:B:824:PHE:HE2	2.34	0.46
3:Y:89:GLN:HG2	3:Y:90:ASN:N	2.31	0.46
1:A:1196:SER:HB2	1:A:1257:THR:HG23	1.98	0.46
1:A:698:CYS:SG	1:A:1446:VAL:HG21	2.55	0.46
2:X:12:LYS:HD2	2:X:18:VAL:HA	1.97	0.46
1:A:1586:LYS:HE3	1:A:1674:ASN:HA	1.97	0.46
1:A:308:LYS:HA	1:A:313:TYR:HA	1.97	0.46
1:A:602:LEU:HD12	1:A:774:LEU:HD22	1.97	0.46
1:B:1400:LYS:NZ	1:B:1481:GLU:OE2	2.23	0.46
1:B:193:ASN:O	1:B:1058:SER:OG	2.25	0.46
2:H:23:LYS:HG2	2:H:78:THR:HG22	1.98	0.46
2:X:71:THR:OG1	2:X:80:TYR:HB2	2.15	0.46
1:A:965:LEU:HA	1:A:1627:ILE:HD13	1.98	0.46

*Continued on next page...*

*Continued from previous page...*

Atom-1	Atom-2	Interatomic distance (Å)	Clash overlap (Å)
1:B:520:ASP:OD1	1:B:520:ASP:N	2.42	0.46
1:B:610:TYR:HE1	1:B:618:LYS:HD3	1.81	0.46
1:A:1622:LYS:HZ1	1:A:1642:LEU:HD12	1.79	0.46
1:A:243:PHE:CE2	1:A:304:GLU:HB2	2.51	0.46
1:B:1268:ASN:OD1	1:B:1300:TYR:OH	2.31	0.46
1:B:1336:ARG:HG3	1:B:1338:VAL:HG23	1.98	0.46
1:B:1524:ALA:HB1	1:B:1528:VAL:HG21	1.98	0.46
1:B:550:GLN:CD	1:B:550:GLN:H	2.19	0.46
3:L:186:TYR:HE2	3:L:211:ARG:HH22	1.64	0.46
1:B:1034:PHE:CE1	1:B:1041:GLU:HG2	2.51	0.46
2:H:104:SER:HB2	2:H:105:PRO:HD2	1.98	0.46
1:A:1059:TYR:CE2	1:A:1070:LYS:HG2	2.51	0.46
1:B:592:MET:SD	1:B:600:VAL:HG21	2.56	0.46
1:B:590:LEU:O	1:B:785:GLN:HA	2.16	0.46
3:Y:2:ILE:HG21	3:Y:93:ASN:HB2	1.96	0.46
1:A:1008:ALA:HB3	1:A:1078:LEU:HD11	1.99	0.45
1:A:1317:TYR:HB2	1:A:1320:LYS:HB3	1.97	0.45
1:A:171:VAL:HG12	1:A:1054:LEU:HD13	1.98	0.45
1:A:520:ASP:N	1:A:520:ASP:OD1	2.45	0.45
1:B:1132:THR:O	1:B:1136:GLU:N	2.40	0.45
1:B:624:PHE:O	1:B:628:GLU:HG2	2.16	0.45
1:A:254:TYR:O	1:A:255:PHE:HD1	1.99	0.45
1:A:98:PRO:HB3	1:A:121:TYR:CE2	2.47	0.45
2:H:154:TYR:CE2	2:H:185:TYR:HB2	2.51	0.45
1:A:396:ASP:OD1	1:A:397:VAL:N	2.49	0.45
1:A:920:LYS:HE2	2:X:103:SER:O	2.15	0.45
1:B:571:LEU:HD12	1:B:812:ALA:HB2	1.97	0.45
2:H:11:VAL:HG12	2:H:119:THR:HB	1.99	0.45
3:L:2:ILE:HG21	3:L:93:ASN:HB2	1.97	0.45
2:X:39:GLN:O	2:X:92:ALA:HB1	2.17	0.45
1:A:624:PHE:O	1:A:628:GLU:HG2	2.16	0.45
1:A:963:ILE:O	1:A:1627:ILE:HG23	2.17	0.45
1:B:1531:ASP:OD1	1:B:1641:SER:OG	2.21	0.45
1:A:1186:PHE:HA	1:A:1250:THR:HG22	1.98	0.45
1:A:504:LEU:HG	1:A:509:ILE:HA	1.98	0.45
2:X:7:SER:HB2	2:X:20:VAL:HG13	1.98	0.45
1:A:1136:GLU:O	1:A:1140:ASN:HB2	2.17	0.45
1:A:619:PRO:HA	1:A:622:ARG:HG2	1.98	0.45
1:B:284:GLN:H	1:B:310:LEU:HD13	1.81	0.45
1:B:469:TRP:HE3	1:B:469:TRP:H	1.65	0.45
1:B:42:GLN:HG2	1:B:80:GLN:HG2	1.99	0.45

*Continued on next page...*



*Continued from previous page...*

Atom-1	Atom-2	Interatomic distance (Å)	Clash overlap (Å)
2:X:193:VAL:HG23	2:X:198:LEU:HB2	1.98	0.45
3:Y:35:TRP:HB2	3:Y:48:ILE:HB	1.98	0.45
2:X:178:VAL:HG21	3:Y:160:GLN:HB3	1.98	0.45
3:Y:159:SER:HB3	3:Y:179:LEU:HD13	1.99	0.45
1:A:1286:SER:OG	1:A:1287:THR:N	2.50	0.45
1:A:1320:LYS:HG3	1:A:1321:GLY:H	1.81	0.45
1:A:147:SER:HB2	1:A:205:TYR:OH	2.17	0.45
1:A:1500:ARG:HB2	1:A:1502:ASP:OD1	2.17	0.45
1:A:1531:ASP:OD1	1:A:1641:SER:OG	2.21	0.45
1:B:1320:LYS:HG3	1:B:1321:GLY:H	1.82	0.45
1:B:873:ILE:HG13	1:B:882:LYS:HE3	1.99	0.45
1:A:25:ILE:HG13	1:A:106:VAL:HG21	1.99	0.45
1:A:1514:ILE:HG22	1:A:1515:LYS:H	1.81	0.45
1:B:1455:ILE:HA	1:B:1459:HIS:O	2.17	0.45
1:B:304:GLU:HG3	1:B:308:LYS:HD2	1.99	0.45
3:L:83:PHE:CG	3:L:106:ILE:HD12	2.52	0.45
1:A:1129:LEU:HD13	1:A:1139:GLU:HB3	1.98	0.44
1:A:618:LYS:HD2	1:A:618:LYS:HA	1.85	0.44
1:A:142:LYS:NZ	1:A:771:GLU:OE2	2.36	0.44
1:B:1052:GLY:O	1:B:1055:SER:HB3	2.17	0.44
1:B:1404:ALA:O	1:B:1474:CYS:HA	2.16	0.44
1:B:1581:LEU:HD12	1:B:1582:LEU:H	1.82	0.44
1:B:390:LEU:HD11	1:B:433:PHE:HB2	1.98	0.44
1:A:722:PRO:HA	1:A:725:ILE:HB	1.98	0.44
1:B:571:LEU:HD21	1:B:810:CYS:HB3	1.99	0.44
2:H:193:VAL:HG23	2:H:198:LEU:HB2	1.98	0.44
3:L:159:SER:HB3	3:L:179:LEU:HD13	1.99	0.44
3:L:20:THR:HA	3:L:73:LEU:O	2.17	0.44
1:A:1132:THR:O	1:A:1136:GLU:N	2.36	0.44
1:A:908:HIS:O	1:A:926:THR:HA	2.18	0.44
1:B:1120:GLU:OE2	1:B:1121:ASN:N	2.50	0.44
1:B:1286:SER:OG	1:B:1287:THR:N	2.50	0.44
1:B:166:PRO:HD3	1:B:199:TRP:CE2	2.52	0.44
1:B:1109:GLU:OE2	1:A:1163:LYS:HD2	2.17	0.44
1:A:128:ILE:HD13	1:A:201:ILE:HG22	2.00	0.44
1:A:1581:LEU:HD12	1:A:1582:LEU:H	1.82	0.44
1:B:603:ALA:HB3	1:B:800:GLN:HG2	1.99	0.44
1:B:917:TRP:HB2	2:H:107:TRP:CH2	2.52	0.44
1:A:1037:ASP:OD2	1:A:1040:ILE:HG13	2.17	0.44
1:A:160:VAL:HG22	1:A:175:GLU:HB3	1.98	0.44
1:B:1176:LEU:HD23	1:B:1195:LEU:HD13	2.00	0.44

*Continued on next page...*

*Continued from previous page...*

Atom-1	Atom-2	Interatomic distance (Å)	Clash overlap (Å)
1:B:1567:SER:HB3	1:B:1578:LYS:HB2	2.00	0.44
1:B:496:ILE:O	1:B:517:LYS:HD2	2.17	0.44
1:B:705:VAL:HG12	1:B:739:ARG:CZ	2.48	0.44
1:B:1096:ASN:O	1:B:1100:ILE:HG12	2.18	0.44
1:B:947:ARG:NH1	1:B:1354:SER:HB3	2.33	0.44
1:B:251:LYS:HG2	1:B:296:ILE:HG12	2.00	0.44
1:B:370:PRO:HG3	1:B:466:TYR:OH	2.17	0.44
1:B:80:GLN:OE1	1:B:514:THR:OG1	2.25	0.44
1:A:1067:SER:HA	1:A:1074:ALA:HA	1.99	0.44
1:B:623:VAL:O	1:B:627:LEU:HB2	2.17	0.44
2:X:11:VAL:HA	2:X:119:THR:O	2.18	0.44
2:X:151:VAL:HB	2:X:187:LEU:HG	1.99	0.44
1:B:1358:THR:HB	1:B:1360:HIS:HE1	1.83	0.44
1:B:1674:ASN:ND2	1:B:1674:ASN:O	2.50	0.44
3:L:59:PRO:HG2	3:L:62:PHE:CE1	2.52	0.44
1:A:543:TYR:HA	1:A:555:VAL:O	2.18	0.43
1:B:1037:ASP:OD2	1:B:1040:ILE:HG13	2.18	0.43
3:L:4:MET:SD	3:L:4:MET:N	2.91	0.43
1:A:1034:PHE:CE1	1:A:1041:GLU:HG2	2.54	0.43
1:A:765:ILE:HG13	1:A:767:SER:H	1.82	0.43
1:B:1639:LEU:HA	1:B:1639:LEU:HD12	1.90	0.43
1:A:1251:THR:HG21	1:A:1273:TRP:CZ3	2.54	0.43
1:A:270:GLY:HA2	1:A:283:MET:HG3	2.01	0.43
1:B:986:GLU:OE2	1:B:1280:TYR:O	2.36	0.43
1:A:619:PRO:O	1:A:623:VAL:HB	2.18	0.43
1:B:869:GLU:O	1:B:870:SER:OG	2.33	0.43
1:A:1623:GLU:HB2	1:A:1638:PRO:HG2	2.01	0.43
1:A:857:VAL:HA	1:A:913:SER:O	2.19	0.43
1:B:956:ARG:HA	1:B:1348:VAL:O	2.19	0.43
1:B:1438:ASP:OD2	1:B:1478:ARG:HG3	2.19	0.43
1:B:503:ILE:HG12	1:B:540:LEU:HD12	2.01	0.43
1:A:963:ILE:HD12	1:A:1626:GLN:O	2.19	0.43
1:A:424:LEU:HD11	1:A:431:LEU:HD22	2.01	0.43
3:Y:18:ARG:HG3	3:Y:76:SER:HA	2.01	0.43
1:A:864:GLY:O	1:A:903:LEU:HB2	2.19	0.43
1:A:986:GLU:OE2	1:A:1280:TYR:O	2.36	0.43
1:B:1008:ALA:HB3	1:B:1078:LEU:HD11	2.01	0.43
2:H:19:LYS:HG2	2:H:82:GLU:HG2	1.99	0.43
2:H:47:TRP:HB2	3:L:98:PHE:CD2	2.54	0.43
3:L:38:GLN:O	3:L:84:ALA:HB1	2.19	0.43
2:X:51:ILE:HG13	2:X:58:THR:HG22	2.01	0.43

*Continued on next page...*

*Continued from previous page...*

Atom-1	Atom-2	Interatomic distance (Å)	Clash overlap (Å)
3:Y:1:ASP:N	3:Y:1:ASP:OD1	2.42	0.43
1:A:1133:LEU:HB2	1:A:1134:PRO:HD3	2.01	0.43
1:A:1386:ILE:HG13	1:A:1387:GLU:H	1.84	0.43
1:B:1090:ASN:HA	1:B:1093:VAL:O	2.19	0.43
1:B:1500:ARG:HB2	1:B:1502:ASP:OD1	2.18	0.43
1:B:162:THR:HG22	1:B:173:MET:HB2	2.00	0.43
1:B:730:GLU:O	1:B:734:VAL:HG23	2.18	0.43
3:L:192:TYR:O	3:L:208:SER:HA	2.18	0.43
3:L:18:ARG:HG3	3:L:76:SER:HA	2.01	0.43
3:Y:139:PHE:HB2	3:Y:198:HIS:NE2	2.33	0.43
3:L:89:GLN:HG2	3:L:90:ASN:N	2.34	0.42
2:X:106:ASN:O	2:X:107:TRP:HD1	2.01	0.42
2:H:52:LEU:HD13	2:H:55:SER:HB2	2.01	0.42
2:X:172:VAL:HG22	2:X:191:VAL:HG23	2.01	0.42
1:A:1405:CYS:HA	1:A:1473:LEU:O	2.19	0.42
1:A:545:ILE:HG12	1:A:554:LEU:HD23	2.00	0.42
1:B:1525:CYS:HB2	1:B:1526:LYS:HD2	2.01	0.42
1:B:414:ASP:N	1:B:414:ASP:OD1	2.52	0.42
1:B:980:LYS:HD3	1:B:1333:PHE:O	2.19	0.42
2:X:11:VAL:HB	2:X:121:SER:HB2	2.01	0.42
1:A:265:VAL:HG13	1:A:329:VAL:HG22	2.00	0.42
1:A:364:LYS:HG3	1:A:466:TYR:HB2	2.01	0.42
1:A:496:ILE:O	1:A:517:LYS:HD2	2.19	0.42
1:B:1110:ASN:HB3	1:B:1111:TYR:CD2	2.55	0.42
1:B:357:VAL:O	1:B:359:THR:HG22	2.20	0.42
1:B:386:VAL:H	1:B:411:THR:HG23	1.84	0.42
1:B:387:PRO:HA	1:B:410:VAL:HG22	2.01	0.42
3:Y:38:GLN:O	3:Y:84:ALA:HB1	2.19	0.42
1:A:1110:ASN:HB3	1:A:1111:TYR:CD2	2.55	0.42
1:A:165:ASP:OD1	1:A:169:SER:N	2.44	0.42
1:B:1290:THR:O	1:B:1294:ILE:HG12	2.20	0.42
1:B:160:VAL:HG22	1:B:175:GLU:HB3	2.00	0.42
1:B:424:LEU:HD13	1:B:428:VAL:HG21	2.00	0.42
1:A:1175:LEU:HB2	1:A:1195:LEU:HD21	2.00	0.42
1:A:835:ARG:HE	1:A:905:ILE:HD11	1.84	0.42
1:B:1622:LYS:HZ1	1:B:1642:LEU:HD12	1.84	0.42
3:L:21:ILE:O	3:L:73:LEU:HB3	2.20	0.42
1:A:868:SER:CB	1:A:1526:LYS:HB3	2.48	0.42
1:A:1559:TYR:CZ	1:A:1621:GLY:HA3	2.55	0.42
1:A:1567:SER:HB3	1:A:1578:LYS:HB2	2.02	0.42
1:B:718:ILE:HG12	1:B:1446:VAL:HG12	2.01	0.42

*Continued on next page...*

*Continued from previous page...*

Atom-1	Atom-2	Interatomic distance (Å)	Clash overlap (Å)
2:H:172:VAL:HG22	2:H:191:VAL:HG23	2.02	0.42
2:X:128:PRO:HG3	2:X:209:HIS:HB2	2.02	0.42
3:Y:186:TYR:HE2	3:Y:211:ARG:HH22	1.67	0.42
1:A:967:LEU:HD13	1:A:1365:VAL:HG22	2.01	0.42
1:A:623:VAL:O	1:A:627:LEU:HB2	2.20	0.42
1:B:254:TYR:O	1:B:255:PHE:HD1	2.02	0.42
1:B:557:ASP:OD1	1:B:558:SER:N	2.53	0.42
1:B:915:GLU:HG2	1:B:920:LYS:HG2	2.02	0.42
1:B:92:LEU:HB3	1:B:93:PRO:HD2	2.01	0.42
1:A:1090:ASN:HA	1:A:1093:VAL:O	2.20	0.42
1:B:1032:ASN:HD22	1:A:61:ASP:CG	2.24	0.42
1:B:1629:TYR:CE2	1:B:1634:ARG:HB2	2.53	0.42
1:B:835:ARG:NH2	1:B:969:PRO:O	2.52	0.42
2:X:131:PHE:HB3	3:Y:124:GLN:HB2	2.01	0.42
1:B:43:VAL:HG11	1:B:50:PHE:HZ	1.85	0.42
2:H:12:LYS:HD2	2:H:18:VAL:HA	2.02	0.42
1:A:550:GLN:HG2	1:A:551:THR:N	2.35	0.41
1:A:869:GLU:O	1:A:870:SER:OG	2.28	0.41
1:B:250:ILE:CD1	1:B:265:VAL:HG11	2.49	0.41
1:B:396:ASP:HB3	1:B:400:GLU:H	1.85	0.41
1:B:937:GLU:HG2	1:B:1364:VAL:HG22	2.02	0.41
3:L:139:PHE:HB2	3:L:198:HIS:NE2	2.35	0.41
3:L:160:GLN:HE21	3:L:160:GLN:HB2	1.68	0.41
2:X:61:THR:HG22	2:X:63:ASN:H	1.85	0.41
1:A:1176:LEU:HD23	1:A:1195:LEU:HD13	2.01	0.41
1:A:1581:LEU:HD21	1:A:1584:ILE:HG12	2.01	0.41
1:A:29:LYS:HE3	1:A:30:ILE:HD11	2.01	0.41
1:A:569:ASN:ND2	1:A:805:SER:OG	2.38	0.41
1:B:495:LYS:HD3	1:B:495:LYS:HA	1.75	0.41
3:L:139:PHE:HB2	3:L:198:HIS:CE1	2.55	0.41
3:Y:63:SER:O	3:Y:73:LEU:HD12	2.20	0.41
1:B:60:PRO:HB2	1:A:1032:ASN:ND2	2.35	0.41
1:A:1219:LYS:HB2	1:A:1225:TYR:HB2	2.01	0.41
1:A:718:ILE:HG12	1:A:1446:VAL:HG12	2.02	0.41
1:B:238:ILE:HG12	1:B:246:PHE:CE2	2.55	0.41
1:B:550:GLN:HG2	1:B:551:THR:N	2.35	0.41
1:B:888:VAL:HG22	1:B:892:SER:HB2	2.01	0.41
1:A:270:GLY:O	1:A:323:LEU:HD12	2.19	0.41
1:A:618:LYS:HE3	1:A:619:PRO:HD2	2.03	0.41
1:B:243:PHE:CE2	1:B:304:GLU:HB2	2.55	0.41
1:B:700:TYR:HB2	1:B:758:LEU:HD13	2.01	0.41

*Continued on next page...*

*Continued from previous page...*

Atom-1	Atom-2	Interatomic distance (Å)	Clash overlap (Å)
2:H:128:PRO:HD3	2:H:209:HIS:ND1	2.35	0.41
2:H:151:VAL:HB	2:H:187:LEU:HG	2.03	0.41
3:L:106:ILE:HG12	3:L:166:GLN:NE2	2.35	0.41
1:A:557:ASP:OD1	1:A:558:SER:N	2.53	0.41
1:B:1387:GLU:HG3	1:B:1387:GLU:H	1.72	0.41
1:B:1537:GLU:HB2	1:B:1541:LEU:HD11	2.01	0.41
1:B:265:VAL:HG13	1:B:329:VAL:HG22	2.03	0.41
2:X:130:VAL:HG21	2:X:207:VAL:HG21	2.02	0.41
2:X:164:ASN:HB2	2:X:167:ALA:HB3	2.01	0.41
2:X:33:TRP:CZ2	2:X:52:LEU:HD12	2.55	0.41
1:A:868:SER:HB2	1:A:1526:LYS:CB	2.49	0.41
1:A:873:ILE:CG1	1:A:882:LYS:HE3	2.50	0.41
1:B:56:ILE:HD12	1:B:87:ILE:HG12	2.03	0.41
1:A:238:ILE:HG12	1:A:246:PHE:CE2	2.56	0.41
1:B:1594:LYS:HE3	1:B:1595:ASP:HB3	2.03	0.41
1:B:867:THR:C	1:B:869:GLU:H	2.24	0.41
3:Y:86:TYR:HB2	3:Y:102:THR:HB	2.03	0.41
1:B:543:TYR:HA	1:B:555:VAL:O	2.21	0.41
1:B:765:ILE:HG13	1:B:767:SER:H	1.85	0.41
2:H:47:TRP:HD1	3:L:98:PHE:HE2	1.69	0.41
1:A:1358:THR:HB	1:A:1360:HIS:HE1	1.85	0.41
1:A:196:TYR:CZ	1:A:221:GLU:HB2	2.56	0.41
1:B:158:GLU:OE2	1:B:206:LYS:HD3	2.19	0.41
1:B:1331:LYS:HA	1:B:1331:LYS:HD3	1.88	0.41
1:B:545:ILE:HG12	1:B:554:LEU:HD23	2.03	0.41
1:B:978:SER:OG	1:B:986:GLU:OE1	2.33	0.41
2:H:91:THR:HG21	2:H:120:VAL:HB	2.02	0.41
2:H:33:TRP:CZ2	2:H:52:LEU:HD12	2.56	0.41
3:Y:59:PRO:HG2	3:Y:62:PHE:HE1	1.86	0.41
3:Y:6:GLN:NE2	3:Y:102:THR:OG1	2.54	0.41
1:A:50:PHE:CZ	1:A:73:LEU:HD11	2.55	0.40
1:B:1640:ASP:HB2	1:B:1643:THR:HG23	2.03	0.40
1:A:1529:GLU:HB3	1:A:1532:CYS:SG	2.61	0.40
1:A:882:LYS:NZ	2:X:28:ILE:HD13	2.37	0.40
3:Y:62:PHE:CD2	3:Y:75:ILE:HD11	2.57	0.40
1:A:103:TYR:HD1	1:A:103:TYR:HA	1.78	0.40
1:A:1251:THR:HG21	1:A:1273:TRP:HZ3	1.87	0.40
1:A:24:VAL:HA	1:A:655:THR:HG22	2.03	0.40
1:A:284:GLN:N	1:A:310:LEU:HD13	2.36	0.40
1:A:641:ASN:O	1:A:645:VAL:HG23	2.22	0.40
1:A:906:GLY:N	1:A:929:VAL:HB	2.26	0.40

*Continued on next page...*

Continued from previous page...

Atom-1	Atom-2	Interatomic distance (Å)	Clash overlap (Å)
1:B:1601:ILE:HG12	1:B:1638:PRO:HA	2.03	0.40
1:B:1654:CYS:SG	1:B:1657:CYS:N	2.95	0.40
1:B:620:LEU:HD22	1:B:811:VAL:HG13	2.03	0.40
1:B:629:LYS:HA	1:B:629:LYS:HD3	1.92	0.40
1:B:847:ASN:O	1:B:891:SER:HA	2.22	0.40
2:H:131:PHE:HB3	3:L:124:GLN:HB2	2.02	0.40
2:X:179:LEU:HD11	2:X:183:GLY:HA2	2.04	0.40
2:X:4:LEU:HD11	2:X:22:CYS:HB3	2.02	0.40
1:A:1052:GLY:O	1:A:1055:SER:HB3	2.21	0.40
1:A:1284:PHE:HD1	1:A:1290:THR:HG23	1.87	0.40
1:A:1315:VAL:HG12	1:A:1324:HIS:O	2.21	0.40
1:A:968:VAL:HG22	1:A:1368:THR:HG22	2.04	0.40
1:A:166:PRO:HD3	1:A:199:TRP:CE2	2.56	0.40
1:B:1320:LYS:HB2	1:B:1344:ASP:OD2	2.22	0.40
1:B:1577:TYR:CZ	1:B:1611:LEU:HD12	2.56	0.40
1:B:833:VAL:O	1:B:929:VAL:HA	2.21	0.40
1:A:937:GLU:HG2	1:A:1364:VAL:HG22	2.03	0.40
1:A:357:VAL:O	1:A:372:LYS:HB2	2.22	0.40
1:B:1059:TYR:CE2	1:B:1070:LYS:HG2	2.57	0.40

There are no symmetry-related clashes.

## 5.3 Torsion angles [i](#)

### 5.3.1 Protein backbone [i](#)

In the following table, the Percentiles column shows the percent Ramachandran outliers of the chain as a percentile score with respect to all X-ray entries followed by that with respect to entries of similar resolution.

The Analysed column shows the number of residues for which the backbone conformation was analysed, and the total number of residues.

Mol	Chain	Analysed	Favoured	Allowed	Outliers	Percentiles	
1	A	1624/1676 (97%)	1552 (96%)	70 (4%)	2 (0%)	51	85
1	B	1626/1676 (97%)	1553 (96%)	71 (4%)	2 (0%)	51	85
2	H	219/230 (95%)	207 (94%)	12 (6%)	0	100	100
2	X	219/230 (95%)	208 (95%)	11 (5%)	0	100	100
3	L	211/214 (99%)	197 (93%)	14 (7%)	0	100	100

Continued on next page...

*Continued from previous page...*

Mol	Chain	Analysed	Favoured	Allowed	Outliers	Percentiles	
3	Y	211/214 (99%)	196 (93%)	15 (7%)	0	100	100
All	All	4110/4240 (97%)	3913 (95%)	193 (5%)	4 (0%)	51	85

All (4) Ramachandran outliers are listed below:

Mol	Chain	Res	Type
1	B	1573	VAL
1	A	1573	VAL
1	B	1651	ASP
1	A	1651	ASP

### 5.3.2 Protein sidechains ⓘ

In the following table, the Percentiles column shows the percent sidechain outliers of the chain as a percentile score with respect to all X-ray entries followed by that with respect to entries of similar resolution.

The Analysed column shows the number of residues for which the sidechain conformation was analysed, and the total number of residues.

Mol	Chain	Analysed	Rotameric	Outliers	Percentiles	
1	A	1450/1484 (98%)	1406 (97%)	44 (3%)	41	63
1	B	1450/1484 (98%)	1406 (97%)	44 (3%)	41	63
2	H	190/199 (96%)	187 (98%)	3 (2%)	62	79
2	X	190/199 (96%)	187 (98%)	3 (2%)	62	79
3	L	184/185 (100%)	181 (98%)	3 (2%)	62	79
3	Y	184/185 (100%)	180 (98%)	4 (2%)	52	70
All	All	3648/3736 (98%)	3547 (97%)	101 (3%)	43	65

All (101) residues with a non-rotameric sidechain are listed below:

Mol	Chain	Res	Type
1	B	26	SER
1	B	73	LEU
1	B	81	ASN
1	B	99	VAL
1	B	103	TYR
1	B	150	ASP
1	B	188	PHE

*Continued on next page...*

*Continued from previous page...*

Mol	Chain	Res	Type
1	B	264	ASP
1	B	280	LYS
1	B	289	ASN
1	B	312	TYR
1	B	313	TYR
1	B	359	THR
1	B	411	THR
1	B	482	LEU
1	B	487	THR
1	B	494	ASP
1	B	540	LEU
1	B	553	GLU
1	B	571	LEU
1	B	576	SER
1	B	589	SER
1	B	661	ASP
1	B	690	TYR
1	B	724	CYS
1	B	746	ASP
1	B	760	VAL
1	B	856	CYS
1	B	857	VAL
1	B	867	THR
1	B	954	SER
1	B	1041	GLU
1	B	1056	ILE
1	B	1058	SER
1	B	1110	ASN
1	B	1168	LEU
1	B	1185	THR
1	B	1291	ILE
1	B	1420	SER
1	B	1506	THR
1	B	1525	CYS
1	B	1528	VAL
1	B	1595	ASP
1	B	1650	ARG
2	H	205	CYS
2	H	218	LYS
2	H	220	VAL
3	L	4	MET
3	L	33	LEU

*Continued on next page...*



*Continued from previous page...*

Mol	Chain	Res	Type
3	L	88	CYS
1	A	38	ASN
1	A	73	LEU
1	A	81	ASN
1	A	99	VAL
1	A	103	TYR
1	A	188	PHE
1	A	208	ASP
1	A	264	ASP
1	A	280	LYS
1	A	289	ASN
1	A	312	TYR
1	A	359	THR
1	A	411	THR
1	A	441	ASP
1	A	482	LEU
1	A	494	ASP
1	A	540	LEU
1	A	553	GLU
1	A	571	LEU
1	A	576	SER
1	A	589	SER
1	A	661	ASP
1	A	690	TYR
1	A	724	CYS
1	A	746	ASP
1	A	748	GLN
1	A	760	VAL
1	A	799	ILE
1	A	856	CYS
1	A	857	VAL
1	A	867	THR
1	A	954	SER
1	A	1041	GLU
1	A	1058	SER
1	A	1110	ASN
1	A	1168	LEU
1	A	1185	THR
1	A	1204	GLN
1	A	1291	ILE
1	A	1420	SER
1	A	1454	GLN

*Continued on next page...*

*Continued from previous page...*

Mol	Chain	Res	Type
1	A	1506	THR
1	A	1650	ARG
1	A	1674	ASN
2	X	205	CYS
2	X	218	LYS
2	X	220	VAL
3	Y	4	MET
3	Y	33	LEU
3	Y	81	GLU
3	Y	88	CYS

Some sidechains can be flipped to improve hydrogen bonding and reduce clashes. All (2) such sidechains are listed below:

Mol	Chain	Res	Type
1	B	800	GLN
1	A	665	ASN

### 5.3.3 RNA ⓘ

There are no RNA molecules in this entry.

## 5.4 Non-standard residues in protein, DNA, RNA chains ⓘ

There are no non-standard protein/DNA/RNA residues in this entry.

## 5.5 Carbohydrates ⓘ

6 monosaccharides are modelled in this entry.

In the following table, the Counts columns list the number of bonds (or angles) for which Mogul statistics could be retrieved, the number of bonds (or angles) that are observed in the model and the number of bonds (or angles) that are defined in the Chemical Component Dictionary. The Link column lists molecule types, if any, to which the group is linked. The Z score for a bond length (or angle) is the number of standard deviations the observed value is removed from the expected value. A bond length (or angle) with  $|Z| > 2$  is considered an outlier worth inspection. RMSZ is the root-mean-square of all Z scores of the bond lengths (or angles).

Mol	Type	Chain	Res	Link	Bond lengths			Bond angles		
					Counts	RMSZ	$\# Z  > 2$	Counts	RMSZ	$\# Z  > 2$
4	NAG	C	1	1,4	14,14,15	0.57	0	17,19,21	0.43	0

Mol	Type	Chain	Res	Link	Bond lengths			Bond angles		
					Counts	RMSZ	# Z  > 2	Counts	RMSZ	# Z  > 2
4	NAG	C	2	4	14,14,15	0.65	1 (7%)	17,19,21	1.25	1 (5%)
4	BMA	C	3	4	11,11,12	0.62	0	15,15,17	0.71	0
4	NAG	D	1	1,4	14,14,15	0.67	0	17,19,21	0.48	0
4	NAG	D	2	4	14,14,15	0.54	0	17,19,21	1.34	2 (11%)
4	BMA	D	3	4	11,11,12	0.55	0	15,15,17	0.75	0

In the following table, the Chirals column lists the number of chiral outliers, the number of chiral centers analysed, the number of these observed in the model and the number defined in the Chemical Component Dictionary. Similar counts are reported in the Torsion and Rings columns. '-' means no outliers of that kind were identified.

Mol	Type	Chain	Res	Link	Chirals	Torsions	Rings
4	NAG	C	1	1,4	-	2/6/23/26	0/1/1/1
4	NAG	C	2	4	-	5/6/23/26	0/1/1/1
4	BMA	C	3	4	-	0/2/19/22	0/1/1/1
4	NAG	D	1	1,4	-	2/6/23/26	0/1/1/1
4	NAG	D	2	4	-	5/6/23/26	0/1/1/1
4	BMA	D	3	4	-	0/2/19/22	0/1/1/1

All (1) bond length outliers are listed below:

Mol	Chain	Res	Type	Atoms	Z	Observed(Å)	Ideal(Å)
4	C	2	NAG	C1-C2	2.19	1.55	1.52

All (3) bond angle outliers are listed below:

Mol	Chain	Res	Type	Atoms	Z	Observed(°)	Ideal(°)
4	D	2	NAG	C2-N2-C7	4.31	129.04	122.90
4	C	2	NAG	C2-N2-C7	4.27	128.99	122.90
4	D	2	NAG	C1-C2-N2	2.15	114.17	110.49

There are no chirality outliers.

All (14) torsion outliers are listed below:

Mol	Chain	Res	Type	Atoms
4	D	2	NAG	O5-C5-C6-O6
4	D	2	NAG	C4-C5-C6-O6
4	D	2	NAG	C8-C7-N2-C2
4	D	2	NAG	O7-C7-N2-C2
4	C	2	NAG	C8-C7-N2-C2

*Continued on next page...*

*Continued from previous page...*

Mol	Chain	Res	Type	Atoms
4	C	2	NAG	O7-C7-N2-C2
4	C	2	NAG	O5-C5-C6-O6
4	D	1	NAG	O5-C5-C6-O6
4	C	1	NAG	O5-C5-C6-O6
4	C	2	NAG	C4-C5-C6-O6
4	D	1	NAG	C4-C5-C6-O6
4	C	1	NAG	C4-C5-C6-O6
4	D	2	NAG	C3-C2-N2-C7
4	C	2	NAG	C3-C2-N2-C7

There are no ring outliers.

2 monomers are involved in 2 short contacts:

Mol	Chain	Res	Type	Clashes	Symm-Clashes
4	D	2	NAG	1	0
4	C	2	NAG	1	0

## 5.6 Ligand geometry [i](#)

There are no ligands in this entry.

## 5.7 Other polymers [i](#)

There are no such residues in this entry.

## 5.8 Polymer linkage issues [i](#)

There are no chain breaks in this entry.

## 6 Fit of model and data ⓘ

### 6.1 Protein, DNA and RNA chains ⓘ

In the following table, the column labelled ‘#RSRZ> 2’ contains the number (and percentage) of RSRZ outliers, followed by percent RSRZ outliers for the chain as percentile scores relative to all X-ray entries and entries of similar resolution. The OWAB column contains the minimum, median, 95<sup>th</sup> percentile and maximum values of the occupancy-weighted average B-factor per residue. The column labelled ‘Q< 0.9’ lists the number of (and percentage) of residues with an average occupancy less than 0.9.

Mol	Chain	Analysed	<RSRZ>	#RSRZ>2	OWAB(Å <sup>2</sup> )	Q<0.9
1	A	1632/1676 (97%)	-0.26	21 (1%) 77 68	120, 256, 409, 564	0
1	B	1634/1676 (97%)	-0.52	2 (0%) 95 95	122, 185, 271, 483	0
2	H	221/230 (96%)	-0.21	3 (1%) 75 65	177, 262, 403, 459	0
2	X	221/230 (96%)	-0.23	6 (2%) 54 44	207, 297, 454, 565	0
3	L	213/214 (99%)	-0.04	4 (1%) 66 58	181, 289, 424, 499	0
3	Y	213/214 (99%)	0.05	13 (6%) 21 17	183, 315, 423, 494	0
All	All	4134/4240 (97%)	-0.33	49 (1%) 79 70	120, 225, 399, 565	0

All (49) RSRZ outliers are listed below:

Mol	Chain	Res	Type	RSRZ
1	A	530	VAL	8.5
1	A	1630	ASN	8.2
1	A	1624	ALA	7.4
2	H	150	LEU	6.3
3	Y	212	GLY	6.2
3	Y	213	GLU	5.4
1	B	878	THR	4.8
1	A	1628	LYS	4.6
3	L	155	GLN	4.5
1	A	1651	ASP	4.2
2	X	202	THR	4.1
1	A	658	ASN	3.9
2	X	129	SER	3.8
3	Y	183	LYS	3.7
1	A	465	LEU	3.7
1	A	461	SER	3.6
3	Y	131	SER	3.6
1	A	1629	TYR	3.5
2	X	128	PRO	3.4

*Continued on next page...*

*Continued from previous page...*

Mol	Chain	Res	Type	RSRZ
2	X	135	PRO	3.3
2	X	219	ARG	3.3
3	Y	19	VAL	3.2
3	L	149	LYS	3.1
2	H	147	LEU	3.0
2	H	215	LYS	3.0
1	B	875	HIS	2.9
1	A	435	VAL	2.8
1	A	421	VAL	2.7
2	X	161	VAL	2.7
3	Y	122	ASP	2.7
3	L	136	LEU	2.6
3	L	193	ALA	2.6
3	Y	37	GLN	2.5
1	A	531	THR	2.5
1	A	515	ARG	2.4
3	Y	120	PRO	2.3
3	Y	144	ALA	2.3
1	A	1585	TYR	2.3
1	A	1626	GLN	2.3
3	Y	129	THR	2.2
3	Y	119	PRO	2.1
1	A	1588	GLY	2.1
1	A	52	ALA	2.1
1	A	430	VAL	2.1
3	Y	115	VAL	2.1
1	A	616	ALA	2.0
1	A	509	ILE	2.0
1	A	1631	PHE	2.0
3	Y	83	PHE	2.0

## 6.2 Non-standard residues in protein, DNA, RNA chains [i](#)

There are no non-standard protein/DNA/RNA residues in this entry.

## 6.3 Carbohydrates [i](#)

In the following table, the Atoms column lists the number of modelled atoms in the group and the number defined in the chemical component dictionary. The B-factors column lists the minimum, median, 95<sup>th</sup> percentile and maximum values of B factors of atoms in the group. The column labelled 'Q< 0.9' lists the number of atoms with occupancy less than 0.9.

Mol	Type	Chain	Res	Atoms	RSCC	RSR	B-factors( $\text{\AA}^2$ )	Q<0.9
4	BMA	D	3	11/12	0.86	0.35	302,324,338,340	0
4	BMA	C	3	11/12	0.86	0.15	188,266,294,295	0
4	NAG	D	2	14/15	0.87	0.23	220,281,316,337	0
4	NAG	C	2	14/15	0.91	0.14	242,277,305,310	0
4	NAG	D	1	14/15	0.94	0.17	167,236,272,278	0
4	NAG	C	1	14/15	0.94	0.16	149,202,253,254	0

## 6.4 Ligands [i](#)

There are no ligands in this entry.

## 6.5 Other polymers [i](#)

There are no such residues in this entry.