



# Full wwPDB X-ray Structure Validation Report ⓘ

May 26, 2020 – 03:56 pm BST

PDB ID : 6II2  
Title : Crystal structure of alpha-beta hydrolase (ABH) and Makes Caterpillars Floppy (MCF)-Like effectors of *Vibrio vulnificus* MO6-24/O  
Authors : Lee, Y.; Kim, B.S.; Choi, S.; Lee, E.Y.; Park, S.; Hwang, J.; Kwon, Y.; Hyung, J.; Lee, C.; Eom, S.H.; Kim, M.H.  
Deposited on : 2018-10-03  
Resolution : 3.50 Å(reported)

This is a Full wwPDB X-ray Structure Validation Report for a publicly released PDB entry.

We welcome your comments at [validation@mail.wwpdb.org](mailto:validation@mail.wwpdb.org)

A user guide is available at

<https://www.wwpdb.org/validation/2017/XrayValidationReportHelp>

with specific help available everywhere you see the ⓘ symbol.

---

The following versions of software and data (see [references ⓘ](#)) were used in the production of this report:

MolProbity	:	4.02b-467
Xtriage (Phenix)	:	1.13
EDS	:	2.11
Percentile statistics	:	20191225.v01 (using entries in the PDB archive December 25th 2019)
Refmac	:	5.8.0158
CCP4	:	7.0.044 (Gargrove)
Ideal geometry (proteins)	:	Engh & Huber (2001)
Ideal geometry (DNA, RNA)	:	Parkinson et al. (1996)
Validation Pipeline (wwPDB-VP)	:	2.11

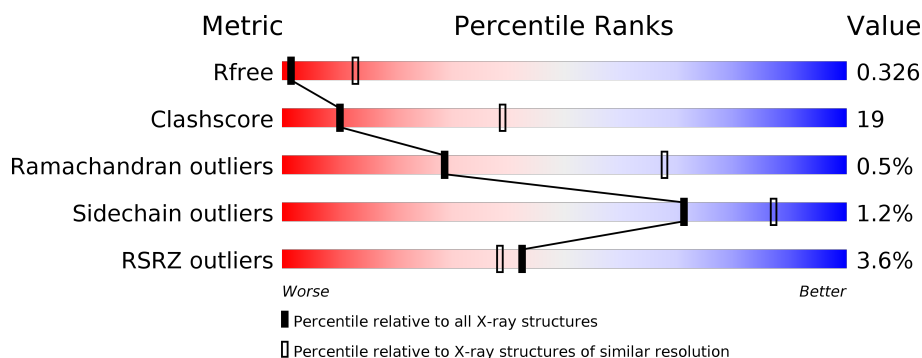
# 1 Overall quality at a glance ⓘ

The following experimental techniques were used to determine the structure:

## *X-RAY DIFFRACTION*

The reported resolution of this entry is 3.50 Å.

Percentile scores (ranging between 0-100) for global validation metrics of the entry are shown in the following graphic. The table shows the number of entries on which the scores are based.



Metric	Whole archive (#Entries)	Similar resolution (#Entries, resolution range(Å))
$R_{free}$	130704	1659 (3.60-3.40)
Clashscore	141614	1036 (3.58-3.42)
Ramachandran outliers	138981	1005 (3.58-3.42)
Sidechain outliers	138945	1006 (3.58-3.42)
RSRZ outliers	127900	1559 (3.60-3.40)

The table below summarises the geometric issues observed across the polymeric chains and their fit to the electron density. The red, orange, yellow and green segments on the lower bar indicate the fraction of residues that contain outliers for  $\geq 3$ , 2, 1 and 0 types of geometric quality criteria respectively. A grey segment represents the fraction of residues that are not modelled. The numeric value for each fraction is indicated below the corresponding segment, with a dot representing fractions  $\leq 5\%$ . The upper red bar (where present) indicates the fraction of residues that have poor fit to the electron density. The numeric value is given above the bar.

Mol	Chain	Length	Quality of chain
1	A	694	<div> <div>0%</div> <div> <div></div> <div>71%</div> <div>16%</div> <div>•</div> <div>12%</div> </div> </div>
1	B	694	<div> <div>2%</div> <div> <div></div> <div>71%</div> <div>15%</div> <div>•</div> <div>12%</div> </div> </div>
1	C	694	<div> <div>5%</div> <div> <div></div> <div>64%</div> <div>16%</div> <div>•</div> <div>18%</div> </div> </div>
1	D	694	<div> <div>4%</div> <div> <div></div> <div>53%</div> <div>22%</div> <div>••</div> <div>22%</div> </div> </div>

## 2 Entry composition

There is only 1 type of molecule in this entry. The entry contains 17825 atoms, of which 0 are hydrogens and 0 are deuteriums.

In the tables below, the ZeroOcc column contains the number of atoms modelled with zero occupancy, the AltConf column contains the number of residues with at least one atom in alternate conformation and the Trace column contains the number of residues modelled with at most 2 atoms.

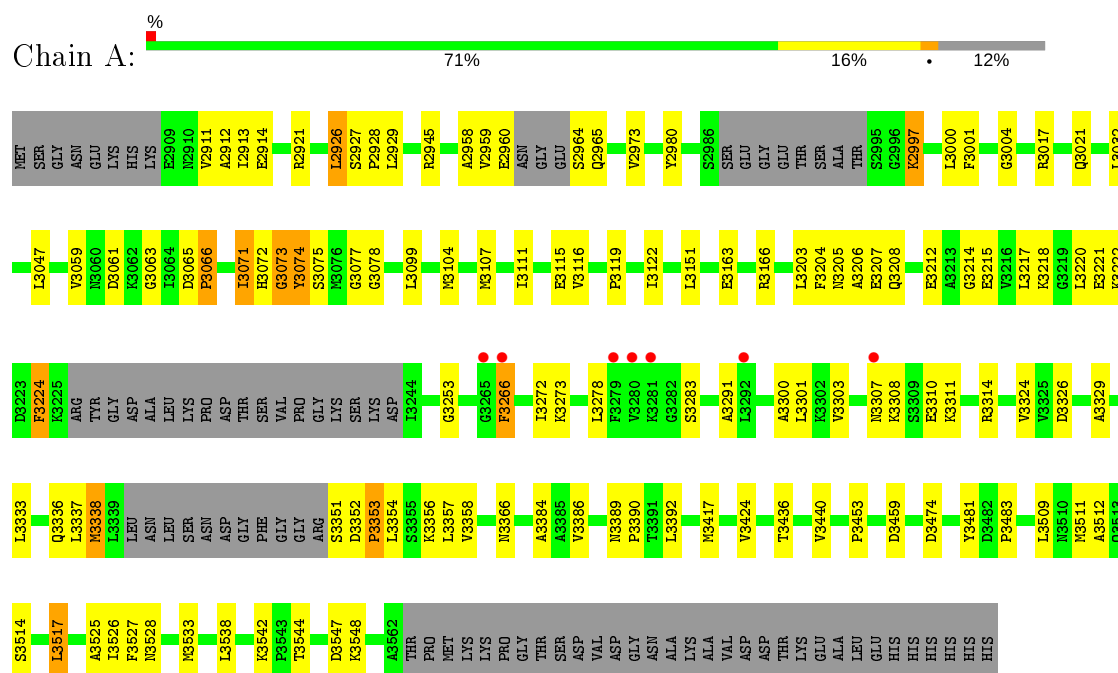
- Molecule 1 is a protein called Putative RTX-toxin.

Mol	Chain	Residues	Atoms					ZeroOcc	AltConf	Trace
1	A	614	Total	C	N	O	S	0	0	0
			4681	2938	808	920	15			
1	B	612	Total	C	N	O	S	0	0	0
			4673	2932	808	918	15			
1	C	568	Total	C	N	O	S	0	0	0
			4338	2732	748	847	11			
1	D	539	Total	C	N	O	S	0	0	0
			4133	2604	717	800	12			

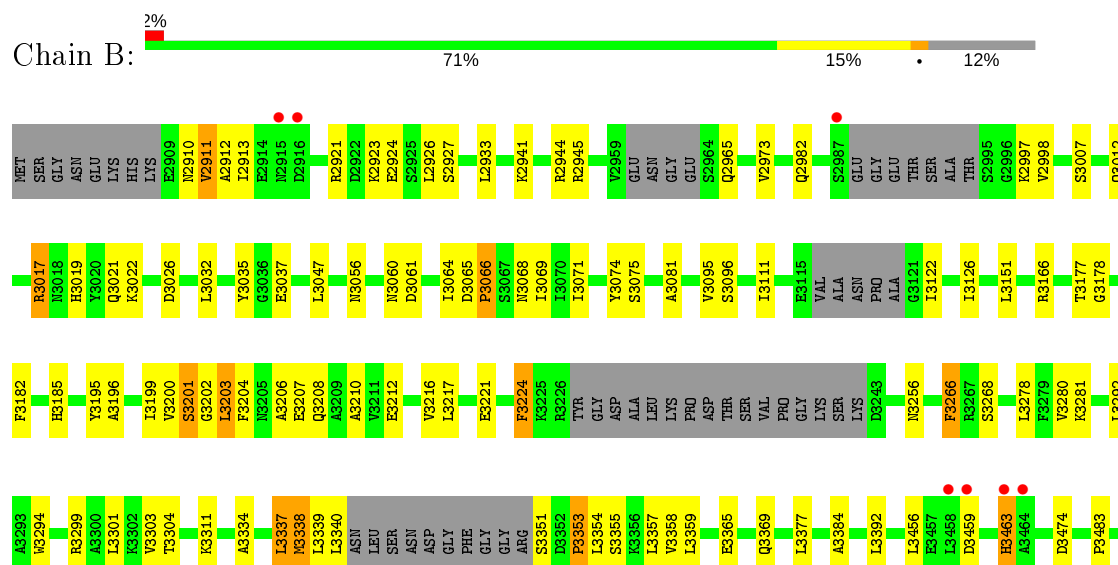
### 3 Residue-property plots

These plots are drawn for all protein, RNA and DNA chains in the entry. The first graphic for a chain summarises the proportions of the various outlier classes displayed in the second graphic. The second graphic shows the sequence view annotated by issues in geometry and electron density. Residues are color-coded according to the number of geometric quality criteria for which they contain at least one outlier: green = 0, yellow = 1, orange = 2 and red = 3 or more. A red dot above a residue indicates a poor fit to the electron density ( $RSRZ > 2$ ). Stretches of 2 or more consecutive residues without any outlier are shown as a green connector. Residues present in the sample, but not in the model, are shown in grey.

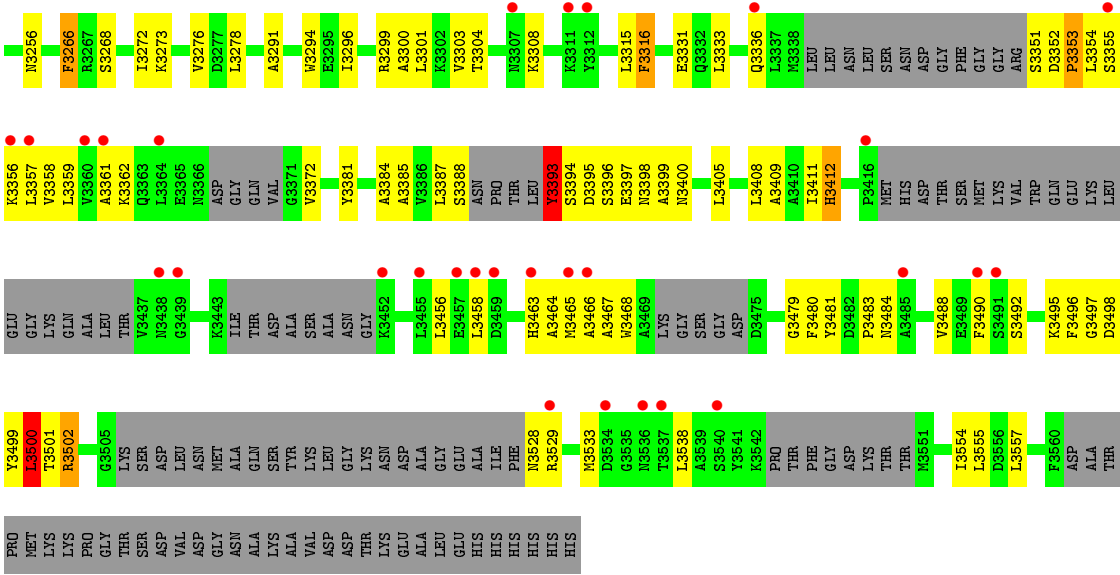
#### • Molecule 1: Putative RTX-toxin



#### • Molecule 1: Putative RTX-toxin







## 4 Data and refinement statistics

Property	Value	Source
Space group	P 21 21 21	Depositor
Cell constants a, b, c, $\alpha$ , $\beta$ , $\gamma$	86.22Å 108.59Å 334.74Å 90.00° 90.00° 90.00°	Depositor
Resolution (Å)	49.60 – 3.50 49.62 – 3.50	Depositor EDS
% Data completeness (in resolution range)	77.5 (49.60-3.50) 77.6 (49.62-3.50)	Depositor EDS
$R_{merge}$	(Not available)	Depositor
$R_{sym}$	(Not available)	Depositor
$\langle I/\sigma(I) \rangle$ <sup>1</sup>	1.87 (at 3.48Å)	Xtriage
Refinement program	REFMAC 5.8.0158, REFMAC	Depositor
R, $R_{free}$	0.285 , 0.327 0.284 , 0.326	Depositor DCC
$R_{free}$ test set	1514 reflections (4.81%)	wwPDB-VP
Wilson B-factor (Å <sup>2</sup> )	44.1	Xtriage
Anisotropy	0.221	Xtriage
Bulk solvent $k_{sol}$ (e/Å <sup>3</sup> ), $B_{sol}$ (Å <sup>2</sup> )	0.28 , 33.1	EDS
L-test for twinning <sup>2</sup>	$\langle  L  \rangle = 0.47$ , $\langle L^2 \rangle = 0.30$	Xtriage
Estimated twinning fraction	No twinning to report.	Xtriage
$F_o, F_c$ correlation	0.79	EDS
Total number of atoms	17825	wwPDB-VP
Average B, all atoms (Å <sup>2</sup> )	61.0	wwPDB-VP

Xtriage's analysis on translational NCS is as follows: *The largest off-origin peak in the Patterson function is 2.58% of the height of the origin peak. No significant pseudotranslation is detected.*

<sup>1</sup>Intensities estimated from amplitudes.

<sup>2</sup>Theoretical values of  $\langle |L| \rangle$ ,  $\langle L^2 \rangle$  for acentric reflections are 0.5, 0.333 respectively for untwinned datasets, and 0.375, 0.2 for perfectly twinned datasets.

## 5 Model quality [i](#)

### 5.1 Standard geometry [i](#)

The Z score for a bond length (or angle) is the number of standard deviations the observed value is removed from the expected value. A bond length (or angle) with  $|Z| > 5$  is considered an outlier worth inspection. RMSZ is the root-mean-square of all Z scores of the bond lengths (or angles).

Mol	Chain	Bond lengths		Bond angles	
		RMSZ	# Z  >5	RMSZ	# Z  >5
1	A	0.54	0/4756	0.66	8/6412 (0.1%)
1	B	0.50	0/4746	0.61	4/6394 (0.1%)
1	C	0.49	0/4402	0.66	6/5928 (0.1%)
1	D	0.55	0/4194	0.72	8/5643 (0.1%)
All	All	0.52	0/18098	0.66	26/24377 (0.1%)

Chiral center outliers are detected by calculating the chiral volume of a chiral center and verifying if the center is modelled as a planar moiety or with the opposite hand. A planarity outlier is detected by checking planarity of atoms in a peptide group, atoms in a mainchain group or atoms of a sidechain that are expected to be planar.

Mol	Chain	#Chirality outliers	#Planarity outliers
1	A	0	1
1	B	0	4
1	C	0	3
1	D	0	6
All	All	0	14

There are no bond length outliers.

All (26) bond angle outliers are listed below:

Mol	Chain	Res	Type	Atoms	Z	Observed(°)	Ideal(°)
1	D	3102	ARG	NE-CZ-NH1	-9.04	115.78	120.30
1	C	3516	LYS	N-CA-C	-8.65	87.65	111.00
1	C	3065	ASP	N-CA-C	8.48	133.90	111.00
1	D	3102	ARG	NE-CZ-NH2	8.20	124.40	120.30
1	A	3073	GLY	N-CA-C	-7.49	94.36	113.10
1	A	3338	MET	N-CA-C	-7.02	92.03	111.00
1	B	3017	ARG	CB-CA-C	-6.90	96.61	110.40
1	C	3115	GLU	CB-CA-C	-6.58	97.24	110.40
1	A	3074	TYR	CB-CA-C	6.49	123.39	110.40
1	A	2926	LEU	N-CA-C	6.38	128.22	111.00

*Continued on next page...*



*Continued from previous page...*

Mol	Chain	Res	Type	Atoms	Z	Observed(°)	Ideal(°)
1	A	2945	ARG	CB-CA-C	-6.35	97.70	110.40
1	D	3064	ILE	N-CA-C	-6.04	94.70	111.00
1	D	3396	SER	N-CA-C	-5.92	95.00	111.00
1	D	3066	PRO	CA-N-CD	-5.81	103.36	111.50
1	D	3226	ARG	N-CA-C	-5.80	95.34	111.00
1	A	3224	PHE	CB-CA-C	-5.51	99.38	110.40
1	B	3217	LEU	CB-CA-C	-5.49	99.77	110.20
1	C	3016	ILE	CB-CA-C	-5.45	100.69	111.60
1	D	3224	PHE	CB-CG-CD1	5.44	124.61	120.80
1	B	2924	GLU	CB-CA-C	-5.44	99.53	110.40
1	D	3068	ASN	C-N-CA	5.35	135.07	121.70
1	C	2945	ARG	CB-CA-C	-5.34	99.71	110.40
1	A	3071	ILE	N-CA-C	5.29	125.29	111.00
1	C	3515	TYR	N-CA-C	5.10	124.76	111.00
1	A	3338	MET	CB-CA-C	5.08	120.56	110.40
1	B	3516	LYS	N-CA-C	5.06	124.65	111.00

There are no chirality outliers.

All (14) planarity outliers are listed below:

Mol	Chain	Res	Type	Group
1	A	3283	SER	Peptide
1	B	2927	SER	Peptide
1	B	3201	SER	Peptide
1	B	3337	LEU	Peptide
1	B	3338	MET	Peptide
1	C	2927	SER	Peptide
1	C	3115	GLU	Peptide
1	C	3204	PHE	Peptide
1	D	2927	SER	Peptide
1	D	3077	GLY	Peptide
1	D	3102	ARG	Sidechain
1	D	3115	GLU	Peptide
1	D	3393	TYR	Peptide
1	D	3500	LEU	Peptide

## 5.2 Too-close contacts

In the following table, the Non-H and H(model) columns list the number of non-hydrogen atoms and hydrogen atoms in the chain respectively. The H(added) column lists the number of hydrogen atoms added and optimized by MolProbity. The Clashes column lists the number of clashes within

the asymmetric unit, whereas Symm-Clashes lists symmetry related clashes.

Mol	Chain	Non-H	H(model)	H(added)	Clashes	Symm-Clashes
1	A	4681	0	4639	143	0
1	B	4673	0	4633	148	0
1	C	4338	0	4314	143	0
1	D	4133	0	4104	249	0
All	All	17825	0	17690	666	0

The all-atom clashscore is defined as the number of clashes found per 1000 atoms (including hydrogen atoms). The all-atom clashscore for this structure is 19.

All (666) close contacts within the same asymmetric unit are listed below, sorted by their clash magnitude.

Atom-1	Atom-2	Interatomic distance (Å)	Clash overlap (Å)
1:B:3304:THR:HG21	1:B:3337:LEU:HD23	1.31	1.13
1:C:2911:VAL:HA	1:C:3060:ASN:ND2	1.65	1.10
1:D:3315:LEU:HD21	1:D:3502:ARG:CB	1.82	1.09
1:A:3266:PHE:HB2	1:A:3278:LEU:CD2	1.84	1.06
1:A:3072:HIS:HD2	1:A:3099:LEU:HD23	1.18	1.06
1:D:3066:PRO:HD2	1:D:3068:ASN:H	1.21	1.06
1:A:3122:ILE:CD1	1:D:3122:ILE:HG21	1.85	1.05
1:C:3517:LEU:HD13	1:C:3518:GLY:N	1.71	1.05
1:C:3355:SER:O	1:C:3359:LEU:HD12	1.57	1.05
1:D:3315:LEU:HD21	1:D:3502:ARG:HB3	1.33	1.03
1:D:3315:LEU:HD23	1:D:3499:TYR:CE1	1.92	1.03
1:A:3440:VAL:HG21	1:A:3527:PHE:HE2	1.24	1.01
1:B:3017:ARG:O	1:B:3021:GLN:HG2	1.59	1.01
1:C:3516:LYS:HB2	1:C:3517:LEU:HB2	1.38	1.01
1:D:3315:LEU:HD23	1:D:3499:TYR:HE1	1.20	1.01
1:D:2923:LYS:HE3	1:D:2941:LYS:HE3	1.43	1.00
1:B:3203:LEU:HD22	1:B:3203:LEU:O	1.60	1.00
1:B:3301:LEU:HD22	1:B:3384:ALA:HB2	1.39	1.00
1:C:3120:ALA:HB1	1:C:3121:GLY:HA2	1.42	0.99
1:B:2921:ARG:HE	1:B:2945:ARG:HD2	1.26	0.99
1:C:3221:GLU:OE2	1:C:3276:VAL:HB	1.63	0.97
1:A:3074:TYR:CD1	1:A:3075:SER:N	2.32	0.97
1:C:3070:ILE:HG21	1:C:3203:LEU:HG	1.46	0.97
1:C:3354:LEU:CD1	1:C:3380:MET:HE1	1.94	0.96
1:D:3315:LEU:CD2	1:D:3499:TYR:HE1	1.77	0.96
1:C:3354:LEU:CD1	1:C:3380:MET:CE	2.44	0.95
1:A:3204:PHE:O	1:A:3207:GLU:HG2	1.66	0.95
1:C:3362:LYS:HA	1:C:3362:LYS:HE2	1.49	0.93

*Continued on next page...*

*Continued from previous page...*

Atom-1	Atom-2	Interatomic distance (Å)	Clash overlap (Å)
1:A:3509:LEU:HD12	1:A:3511:MET:HB2	1.50	0.93
1:D:3528:ASN:HA	1:D:3529:ARG:HG3	1.49	0.92
1:A:3017:ARG:O	1:A:3021:GLN:HG2	1.68	0.92
1:B:2998:VAL:HG22	1:B:3026:ASP:HB2	1.51	0.91
1:B:3304:THR:HG21	1:B:3337:LEU:CD2	2.00	0.91
1:A:3217:LEU:HD21	1:A:3273:LYS:HE3	1.50	0.91
1:C:3509:LEU:HD12	1:C:3511:MET:HB2	1.53	0.91
1:B:2923:LYS:HD2	1:B:2941:LYS:HD2	1.52	0.90
1:D:3352:ASP:N	1:D:3353:PRO:HD3	1.86	0.90
1:C:2911:VAL:HA	1:C:3060:ASN:HD22	1.26	0.90
1:D:3183:TYR:CE1	1:D:3190:ARG:HG3	2.05	0.90
1:B:3065:ASP:HB3	1:B:3066:PRO:HD2	1.54	0.90
1:C:3354:LEU:HD12	1:C:3380:MET:CE	2.02	0.90
1:C:3064:ILE:HG22	1:C:3065:ASP:H	1.37	0.89
1:D:3315:LEU:CD2	1:D:3499:TYR:CE1	2.54	0.88
1:C:3116:VAL:HG23	1:C:3119:PRO:HG3	1.53	0.88
1:A:3072:HIS:CD2	1:A:3099:LEU:HD23	2.08	0.88
1:A:3440:VAL:HG21	1:A:3527:PHE:CE2	2.10	0.87
1:C:2956:ASP:O	1:C:2958:ALA:HB3	1.74	0.87
1:B:3301:LEU:CD2	1:B:3384:ALA:HB2	2.04	0.87
1:C:2956:ASP:O	1:C:2958:ALA:CB	2.23	0.87
1:D:3352:ASP:N	1:D:3353:PRO:CD	2.36	0.87
1:D:3499:TYR:CD1	1:D:3502:ARG:HG2	2.10	0.87
1:A:3266:PHE:HB2	1:A:3278:LEU:HD22	1.54	0.87
1:D:3117:ALA:O	1:D:3118:ASN:HB2	1.73	0.87
1:D:3076:MET:O	1:D:3080:ILE:HG12	1.74	0.86
1:C:3513:GLN:O	1:C:3516:LYS:HD3	1.73	0.86
1:C:3516:LYS:CB	1:C:3517:LEU:HB2	2.05	0.86
1:D:3208:GLN:HA	1:D:3211:VAL:CG2	2.05	0.86
1:B:3182:PHE:CE2	1:B:3392:LEU:CD1	2.58	0.86
1:D:3316:PHE:CZ	1:D:3488:VAL:HG12	2.11	0.85
1:A:3206:ALA:N	1:A:3207:GLU:HB3	1.92	0.85
1:A:3001:PHE:HD1	1:A:3072:HIS:HD1	1.19	0.85
1:A:2997:LYS:HE3	1:A:3203:LEU:HD22	1.56	0.85
1:A:3122:ILE:CD1	1:D:3122:ILE:CG2	2.55	0.84
1:C:3017:ARG:O	1:C:3021:GLN:HG2	1.78	0.84
1:B:3509:LEU:HD12	1:B:3511:MET:HB2	1.58	0.83
1:A:3354:LEU:HD21	1:A:3358:VAL:CG2	2.07	0.83
1:B:3463:HIS:NE2	1:B:3483:PRO:HB2	1.94	0.82
1:C:3354:LEU:HD11	1:C:3380:MET:CE	2.09	0.82
1:B:3182:PHE:CE2	1:B:3392:LEU:HD12	2.15	0.82

*Continued on next page...*

*Continued from previous page...*

Atom-1	Atom-2	Interatomic distance (Å)	Clash overlap (Å)
1:B:3520:ASN:HB3	1:B:3526:ILE:HG21	1.60	0.82
1:C:3304:THR:O	1:C:3336:GLN:HG2	1.79	0.82
1:C:3354:LEU:HD12	1:C:3380:MET:HE1	1.60	0.82
1:A:3074:TYR:HD1	1:A:3075:SER:H	1.27	0.81
1:B:3338:MET:HG3	1:B:3351:SER:HA	1.62	0.81
1:A:3072:HIS:HD2	1:A:3099:LEU:CD2	1.91	0.81
1:D:3221:GLU:O	1:D:3224:PHE:HB3	1.80	0.81
1:A:2997:LYS:CE	1:A:3203:LEU:HD22	2.10	0.80
1:B:3517:LEU:HD13	1:B:3517:LEU:H	1.45	0.80
1:A:3065:ASP:HB3	1:A:3066:PRO:HD2	1.62	0.80
1:C:2957:HIS:HA	1:C:2958:ALA:HB3	1.62	0.80
1:D:3315:LEU:HD21	1:D:3502:ARG:CG	2.12	0.80
1:D:3354:LEU:O	1:D:3358:VAL:HG23	1.82	0.80
1:C:3070:ILE:CG2	1:C:3203:LEU:HG	2.11	0.80
1:D:3115:GLU:HB3	1:D:3116:VAL:HG13	1.64	0.79
1:D:3017:ARG:O	1:D:3021:GLN:HG2	1.81	0.79
1:D:3074:TYR:O	1:D:3077:GLY:HA3	1.83	0.79
1:D:2997:LYS:NZ	1:D:3203:LEU:HD21	1.97	0.79
1:D:3227:TYR:CD1	1:D:3227:TYR:O	2.36	0.79
1:D:2923:LYS:CE	1:D:2941:LYS:HE3	2.14	0.78
1:C:3202:GLY:C	1:C:3203:LEU:HD12	2.05	0.78
1:B:2998:VAL:CG2	1:B:3064:ILE:CD1	2.62	0.77
1:B:3304:THR:CG2	1:B:3337:LEU:HD23	2.11	0.77
1:D:3315:LEU:HD11	1:D:3502:ARG:HG3	1.64	0.77
1:B:3196:ALA:O	1:B:3200:VAL:HG23	1.85	0.77
1:D:3356:LYS:HA	1:D:3359:LEU:HD12	1.67	0.77
1:A:3509:LEU:CD1	1:A:3511:MET:HB2	2.15	0.76
1:C:3354:LEU:CD1	1:C:3380:MET:HE2	2.16	0.76
1:D:3458:LEU:HB2	1:D:3465:MET:O	1.84	0.76
1:C:3064:ILE:HG22	1:C:3065:ASP:N	2.00	0.76
1:B:3182:PHE:CE2	1:B:3392:LEU:HD11	2.21	0.76
1:C:3509:LEU:CD1	1:C:3511:MET:HB2	2.15	0.76
1:C:3354:LEU:HD11	1:C:3380:MET:HE2	1.67	0.76
1:B:2923:LYS:CD	1:B:2941:LYS:HD2	2.16	0.76
1:D:3316:PHE:CE2	1:D:3331:GLU:HB2	2.21	0.76
1:A:3389:ASN:OD1	1:A:3392:LEU:HD13	1.85	0.75
1:B:3301:LEU:HD22	1:B:3384:ALA:CB	2.16	0.75
1:A:2997:LYS:HE3	1:A:3203:LEU:CD2	2.17	0.75
1:A:3266:PHE:HB2	1:A:3278:LEU:HD21	1.68	0.75
1:D:2911:VAL:O	1:D:3060:ASN:HB3	1.86	0.74
1:A:3207:GLU:HG3	1:A:3208:GLN:N	2.03	0.74

*Continued on next page...*

*Continued from previous page...*

Atom-1	Atom-2	Interatomic distance (Å)	Clash overlap (Å)
1:B:2965:GLN:OE1	1:B:2982:GLN:HG2	1.88	0.74
1:B:2998:VAL:CG2	1:B:3064:ILE:HD11	2.17	0.74
1:A:3354:LEU:CD2	1:A:3358:VAL:HG23	2.16	0.74
1:A:3122:ILE:HD13	1:D:3122:ILE:CG2	2.18	0.73
1:D:3004:GLY:HA2	1:D:3075:SER:O	1.88	0.73
1:D:3395:ASP:HB3	1:D:3397:GLU:HG3	1.70	0.73
1:B:2997:LYS:NZ	1:B:3203:LEU:CD2	2.52	0.73
1:C:3355:SER:O	1:C:3359:LEU:CD1	2.35	0.73
1:B:3017:ARG:O	1:B:3021:GLN:CG	2.36	0.73
1:C:3354:LEU:HD23	1:C:3358:VAL:CG2	2.18	0.73
1:D:3076:MET:O	1:D:3080:ILE:CG1	2.36	0.73
1:B:3182:PHE:HE2	1:B:3392:LEU:HD12	1.53	0.72
1:C:2933:LEU:CD1	1:C:3126:ILE:HG23	2.20	0.72
1:B:2997:LYS:CD	1:B:3203:LEU:HD21	2.19	0.72
1:D:3208:GLN:HA	1:D:3211:VAL:HG21	1.72	0.72
1:D:3351:SER:N	1:D:3353:PRO:HD3	2.06	0.71
1:D:3077:GLY:O	1:D:3081:ALA:CB	2.38	0.71
1:D:3353:PRO:C	1:D:3357:LEU:HD12	2.09	0.71
1:A:3122:ILE:HD13	1:D:3122:ILE:HG21	1.73	0.71
1:B:2998:VAL:HG21	1:B:3064:ILE:CD1	2.20	0.71
1:D:2997:LYS:CD	1:D:3203:LEU:HD21	2.21	0.71
1:D:3077:GLY:O	1:D:3081:ALA:HB2	1.91	0.71
1:A:3354:LEU:HD21	1:A:3358:VAL:HG23	1.71	0.71
1:B:3304:THR:CG2	1:B:3337:LEU:HB3	2.21	0.71
1:A:3074:TYR:HD1	1:A:3075:SER:N	1.84	0.70
1:C:3354:LEU:HD23	1:C:3358:VAL:HG23	1.73	0.70
1:D:3183:TYR:CD1	1:D:3190:ARG:HG3	2.27	0.70
1:D:3208:GLN:O	1:D:3211:VAL:HB	1.91	0.70
1:D:3492:SER:HB3	1:D:3495:LYS:CG	2.21	0.70
1:D:3118:ASN:N	1:D:3119:PRO:HD3	2.07	0.70
1:B:3304:THR:HG21	1:B:3337:LEU:HB3	1.74	0.69
1:C:2954:LEU:O	1:C:2957:HIS:HB2	1.92	0.69
1:B:2921:ARG:HH21	1:B:2945:ARG:HB3	1.58	0.69
1:A:2973:VAL:HG12	1:A:2973:VAL:O	1.92	0.68
1:D:3351:SER:N	1:D:3353:PRO:CD	2.56	0.68
1:A:3204:PHE:O	1:A:3207:GLU:CG	2.41	0.68
1:D:3079:PRO:HG3	1:D:3134:PHE:HB3	1.74	0.68
1:B:3463:HIS:CD2	1:B:3483:PRO:HG2	2.28	0.68
1:D:3057:TYR:CZ	1:D:3062:LYS:HE2	2.29	0.68
1:D:3385:ALA:O	1:D:3388:SER:HB3	1.94	0.68
1:D:2997:LYS:CE	1:D:3203:LEU:HD21	2.24	0.68

*Continued on next page...*

*Continued from previous page...*

Atom-1	Atom-2	Interatomic distance (Å)	Clash overlap (Å)
1:D:3253:GLY:O	1:D:3291:ALA:HA	1.94	0.68
1:B:3354:LEU:HD21	1:B:3358:VAL:HG23	1.74	0.67
1:C:3070:ILE:HG21	1:C:3203:LEU:CG	2.22	0.67
1:D:3498:ASP:O	1:D:3501:THR:HB	1.92	0.67
1:C:3465:MET:HE2	1:C:3515:TYR:CE2	2.29	0.67
1:D:3492:SER:HB3	1:D:3495:LYS:HG3	1.76	0.67
1:A:3509:LEU:C	1:A:3509:LEU:HD13	2.14	0.67
1:B:3122:ILE:HB	1:C:3122:ILE:HD12	1.76	0.67
1:D:3066:PRO:CG	1:D:3067:SER:H	2.07	0.67
1:D:2997:LYS:HZ2	1:D:3203:LEU:HD21	1.60	0.67
1:D:3183:TYR:CE1	1:D:3190:ARG:CG	2.76	0.67
1:D:3304:THR:O	1:D:3336:GLN:HG2	1.95	0.67
1:D:3315:LEU:HD21	1:D:3502:ARG:HG3	1.75	0.67
1:D:3065:ASP:N	1:D:3066:PRO:HA	2.09	0.66
1:C:3120:ALA:HB1	1:C:3121:GLY:CA	2.23	0.66
1:D:3351:SER:C	1:D:3353:PRO:CD	2.63	0.66
1:A:3266:PHE:CB	1:A:3278:LEU:CD2	2.70	0.66
1:B:2921:ARG:CD	1:B:3037:GLU:HA	2.26	0.66
1:B:3354:LEU:CD2	1:B:3358:VAL:HG23	2.26	0.66
1:C:2957:HIS:CA	1:C:2958:ALA:HB3	2.24	0.66
1:A:3073:GLY:HA3	1:A:3099:LEU:O	1.95	0.66
1:D:3057:TYR:OH	1:D:3062:LYS:HE2	1.95	0.66
1:B:3509:LEU:CD1	1:B:3511:MET:HB2	2.25	0.66
1:D:3463:HIS:CE1	1:D:3484:ASN:HB2	2.31	0.66
1:B:2933:LEU:HD13	1:B:3126:ILE:CG2	2.26	0.66
1:C:2954:LEU:HD23	1:C:3017:ARG:HH22	1.61	0.66
1:C:3362:LYS:HZ3	1:C:3365:GLU:CD	1.99	0.66
1:C:3311:LYS:HE2	1:C:3509:LEU:HD21	1.77	0.65
1:D:3351:SER:C	1:D:3353:PRO:HD2	2.16	0.65
1:D:3315:LEU:CG	1:D:3499:TYR:HE1	2.09	0.65
1:B:2998:VAL:HG21	1:B:3064:ILE:HD11	1.78	0.65
1:C:3517:LEU:HD12	1:C:3519:LYS:HG3	1.78	0.65
1:A:3544:THR:OG1	1:A:3547:ASP:HB3	1.97	0.65
1:A:3217:LEU:C	1:A:3217:LEU:HD13	2.17	0.65
1:C:3544:THR:OG1	1:C:3547:ASP:HB3	1.96	0.65
1:D:3351:SER:CA	1:D:3353:PRO:HD2	2.26	0.65
1:B:3351:SER:O	1:B:3355:SER:HB3	1.97	0.65
1:D:3057:TYR:OH	1:D:3062:LYS:CE	2.44	0.65
1:D:3381:TYR:O	1:D:3384:ALA:HB3	1.97	0.65
1:B:3517:LEU:CD1	1:B:3517:LEU:H	2.09	0.65
1:C:2912:ALA:HA	1:C:3061:ASP:OD1	1.97	0.65

*Continued on next page...*

*Continued from previous page...*

Atom-1	Atom-2	Interatomic distance (Å)	Clash overlap (Å)
1:D:3222:LYS:NZ	1:D:3303:VAL:CG1	2.60	0.65
1:D:3204:PHE:O	1:D:3207:GLU:HG2	1.97	0.64
1:D:3409:ALA:O	1:D:3412:HIS:HB2	1.97	0.64
1:D:3315:LEU:CD1	1:D:3502:ARG:HG3	2.27	0.64
1:B:3311:LYS:HE2	1:B:3509:LEU:HD21	1.79	0.64
1:D:3078:GLY:HA2	1:D:3079:PRO:C	2.18	0.64
1:D:3206:ALA:N	1:D:3207:GLU:HB3	2.12	0.64
1:D:3315:LEU:CG	1:D:3502:ARG:HG3	2.28	0.64
1:C:3362:LYS:NZ	1:C:3365:GLU:CD	2.50	0.64
1:D:3316:PHE:HE2	1:D:3331:GLU:HB2	1.63	0.64
1:D:3116:VAL:O	1:D:3116:VAL:HG22	1.97	0.64
1:D:3496:PHE:CE2	1:D:3500:LEU:HD23	2.32	0.64
1:D:3074:TYR:HE1	1:D:3102:ARG:NH1	1.95	0.64
1:A:3122:ILE:HD11	1:D:3122:ILE:HG21	1.79	0.64
1:A:3001:PHE:CD1	1:A:3072:HIS:ND1	2.64	0.64
1:B:3509:LEU:C	1:B:3509:LEU:HD13	2.18	0.64
1:C:2933:LEU:HD11	1:C:3126:ILE:HG23	1.79	0.64
1:A:3065:ASP:O	1:A:3066:PRO:C	2.36	0.64
1:C:3120:ALA:CB	1:C:3121:GLY:HA2	2.14	0.64
1:D:3458:LEU:H	1:D:3466:ALA:HB2	1.62	0.63
1:B:3520:ASN:HB3	1:B:3526:ILE:CG2	2.28	0.63
1:D:2998:VAL:HG21	1:D:3064:ILE:HD11	1.80	0.63
1:D:3102:ARG:HD2	1:D:3185:HIS:HA	1.80	0.63
1:A:2959:VAL:O	1:A:2960:GLU:HG3	1.99	0.63
1:D:3225:LYS:HB2	1:D:3276:VAL:HG13	1.79	0.63
1:C:3509:LEU:C	1:C:3509:LEU:HD13	2.19	0.63
1:D:3355:SER:O	1:D:3359:LEU:HG	1.98	0.63
1:C:3465:MET:CE	1:C:3515:TYR:CE2	2.82	0.63
1:D:3393:TYR:CD1	1:D:3394:SER:HA	2.34	0.63
1:C:3518:GLY:O	1:C:3525:ALA:HA	1.99	0.62
1:D:3352:ASP:O	1:D:3355:SER:HB3	1.99	0.62
1:B:3338:MET:SD	1:B:3351:SER:N	2.72	0.62
1:B:3278:LEU:HD22	1:B:3292:LEU:HD21	1.82	0.62
1:C:2997:LYS:HZ3	1:C:3200:VAL:HG13	1.63	0.62
1:A:3001:PHE:HD1	1:A:3072:HIS:ND1	1.93	0.62
1:B:3354:LEU:HA	1:B:3357:LEU:HD12	1.82	0.62
1:A:3354:LEU:CD2	1:A:3358:VAL:CG2	2.77	0.62
1:A:3440:VAL:CG2	1:A:3527:PHE:HE2	2.05	0.62
1:D:3352:ASP:H	1:D:3353:PRO:HD3	1.65	0.62
1:D:3354:LEU:H	1:D:3354:LEU:HD12	1.65	0.62
1:D:3393:TYR:CG	1:D:3394:SER:HA	2.35	0.61

*Continued on next page...*

*Continued from previous page...*

Atom-1	Atom-2	Interatomic distance (Å)	Clash overlap (Å)
1:B:2998:VAL:HG23	1:B:3064:ILE:HD11	1.82	0.61
1:B:3338:MET:CG	1:B:3351:SER:HA	2.30	0.61
1:C:2923:LYS:HZ3	1:C:2945:ARG:NE	1.98	0.61
1:B:2998:VAL:HG23	1:B:3064:ILE:CD1	2.31	0.61
1:C:3513:GLN:O	1:C:3516:LYS:HB3	2.00	0.61
1:D:3358:VAL:O	1:D:3362:LYS:HG2	2.00	0.61
1:B:3195:TYR:O	1:B:3199:ILE:HG13	2.01	0.61
1:C:3017:ARG:O	1:C:3021:GLN:CG	2.48	0.61
1:C:3463:HIS:CD2	1:C:3483:PRO:HB2	2.35	0.61
1:D:3222:LYS:HZ2	1:D:3303:VAL:CG1	2.13	0.61
1:A:3122:ILE:HD12	1:D:3122:ILE:HG21	1.81	0.61
1:A:3059:VAL:O	1:A:3063:GLY:HA2	2.00	0.61
1:D:2997:LYS:HD2	1:D:3203:LEU:HD21	1.81	0.60
1:D:3458:LEU:N	1:D:3466:ALA:HB2	2.15	0.60
1:D:3222:LYS:HG2	1:D:3272:ILE:HG21	1.83	0.60
1:B:3278:LEU:HD22	1:B:3292:LEU:CD2	2.32	0.60
1:C:2997:LYS:NZ	1:C:3200:VAL:HG13	2.17	0.60
1:D:3079:PRO:HG3	1:D:3134:PHE:CA	2.32	0.60
1:D:3221:GLU:HG3	1:D:3273:LYS:HE3	1.84	0.60
1:C:3216:VAL:O	1:C:3220:LEU:HD13	2.01	0.60
1:D:3059:VAL:HA	1:D:3064:ILE:O	2.02	0.60
1:C:3221:GLU:CD	1:C:3273:LYS:HA	2.21	0.60
1:C:3301:LEU:HD23	1:C:3384:ALA:HA	1.83	0.60
1:D:3005:SER:HB3	1:D:3076:MET:SD	2.42	0.60
1:D:3058:LEU:O	1:D:3064:ILE:HB	2.02	0.60
1:D:3074:TYR:O	1:D:3077:GLY:CA	2.50	0.60
1:D:3079:PRO:HG3	1:D:3134:PHE:CB	2.31	0.60
1:A:2927:SER:OG	1:A:2928:PRO:HD2	2.02	0.59
1:A:3116:VAL:O	1:A:3119:PRO:HD3	2.01	0.59
1:A:3074:TYR:O	1:A:3078:GLY:N	2.33	0.59
1:B:3203:LEU:CD1	1:B:3203:LEU:H	2.15	0.59
1:B:3517:LEU:N	1:B:3517:LEU:CD1	2.64	0.59
1:D:3316:PHE:HE1	1:D:3490:PHE:CZ	2.20	0.59
1:A:3509:LEU:HD13	1:A:3509:LEU:O	2.03	0.59
1:D:3066:PRO:HD2	1:D:3068:ASN:N	2.05	0.59
1:B:2911:VAL:HG23	1:B:3060:ASN:CG	2.22	0.59
1:C:2997:LYS:HB2	1:C:3068:ASN:O	2.02	0.59
1:D:3066:PRO:HG2	1:D:3067:SER:H	1.66	0.59
1:D:3336:GLN:HG3	1:D:3336:GLN:O	2.03	0.59
1:A:3266:PHE:CB	1:A:3278:LEU:HD21	2.31	0.59
1:D:3048:TYR:CE1	1:D:3080:ILE:HD13	2.37	0.59

*Continued on next page...*



*Continued from previous page...*

Atom-1	Atom-2	Interatomic distance (Å)	Clash overlap (Å)
1:C:3517:LEU:HD13	1:C:3518:GLY:H	1.65	0.59
1:A:3354:LEU:HD21	1:A:3358:VAL:HG21	1.84	0.59
1:B:3206:ALA:N	1:B:3207:GLU:HB3	2.18	0.59
1:D:3316:PHE:CD2	1:D:3331:GLU:HB2	2.37	0.59
1:D:3499:TYR:CD1	1:D:3502:ARG:CG	2.85	0.59
1:A:3417:MET:CE	1:A:3424:VAL:CG2	2.80	0.58
1:D:3116:VAL:O	1:D:3119:PRO:HG3	2.03	0.58
1:D:3393:TYR:CB	1:D:3394:SER:HA	2.33	0.58
1:B:3071:ILE:HD12	1:B:3095:VAL:HG11	1.84	0.58
1:C:3248:LYS:O	1:C:3248:LYS:HG2	2.03	0.58
1:C:3357:LEU:HD22	1:C:3555:LEU:HD23	1.84	0.58
1:C:2956:ASP:O	1:C:2958:ALA:HB2	2.04	0.58
1:C:3206:ALA:N	1:C:3207:GLU:HB3	2.19	0.58
1:D:3500:LEU:O	1:D:3500:LEU:HD12	2.04	0.58
1:A:3324:VAL:HG13	1:B:2973:VAL:HG12	1.86	0.58
1:B:3337:LEU:HD12	1:B:3337:LEU:C	2.24	0.58
1:A:2914:GLU:N	1:A:3061:ASP:OD2	2.37	0.57
1:A:3354:LEU:HD22	1:A:3481:TYR:CZ	2.39	0.57
1:D:3315:LEU:CD2	1:D:3502:ARG:HB3	2.21	0.57
1:A:3214:GLY:O	1:A:3217:LEU:HB3	2.04	0.57
1:D:3358:VAL:HG11	1:D:3468:TRP:CH2	2.40	0.57
1:B:2997:LYS:HZ3	1:B:3203:LEU:CD2	2.17	0.57
1:B:3207:GLU:O	1:B:3210:ALA:N	2.36	0.57
1:D:2923:LYS:HE3	1:D:2941:LYS:CE	2.26	0.57
1:B:2921:ARG:HD2	1:B:3037:GLU:HA	1.86	0.56
1:A:3207:GLU:HG3	1:A:3208:GLN:H	1.70	0.56
1:D:3316:PHE:CE1	1:D:3488:VAL:CG1	2.88	0.56
1:C:3177:THR:HG22	1:C:3178:GLY:N	2.20	0.56
1:A:3542:LYS:HZ3	1:A:3548:LYS:HA	1.69	0.56
1:B:3203:LEU:O	1:B:3203:LEU:CD2	2.43	0.56
1:D:3492:SER:HB3	1:D:3495:LYS:HG2	1.87	0.56
1:A:3072:HIS:CD2	1:A:3099:LEU:CD2	2.80	0.56
1:D:3185:HIS:O	1:D:3185:HIS:CG	2.57	0.56
1:A:3001:PHE:HE1	1:A:3072:HIS:CE1	2.24	0.56
1:C:3137:GLU:HG2	1:C:3141:LYS:HE3	1.88	0.56
1:C:3357:LEU:HD22	1:C:3555:LEU:CD2	2.34	0.56
1:D:3315:LEU:CD2	1:D:3502:ARG:HG3	2.35	0.56
1:D:3528:ASN:CA	1:D:3529:ARG:HG3	2.30	0.56
1:A:2997:LYS:CE	1:A:3203:LEU:CD2	2.79	0.56
1:D:3353:PRO:O	1:D:3357:LEU:HD12	2.05	0.56
1:D:3316:PHE:CE1	1:D:3488:VAL:HG12	2.41	0.56

*Continued on next page...*

*Continued from previous page...*

Atom-1	Atom-2	Interatomic distance (Å)	Clash overlap (Å)
1:B:2997:LYS:HZ2	1:B:3203:LEU:CD2	2.18	0.56
1:D:3056:ASN:O	1:D:3060:ASN:HB2	2.05	0.56
1:A:3122:ILE:HD11	1:D:3122:ILE:CG2	2.35	0.56
1:D:3499:TYR:HD1	1:D:3502:ARG:HG2	1.63	0.56
1:A:3366:ASN:ND2	1:A:3453:PRO:HD3	2.21	0.55
1:A:3509:LEU:HD11	1:A:3511:MET:CE	2.36	0.55
1:C:3517:LEU:CD1	1:C:3519:LYS:HG3	2.35	0.55
1:C:3362:LYS:CA	1:C:3362:LYS:HE2	2.30	0.55
1:A:3517:LEU:HD21	1:A:3525:ALA:HB1	1.87	0.55
1:B:2997:LYS:HD3	1:B:3203:LEU:CD2	2.36	0.55
1:B:3203:LEU:CD1	1:B:3203:LEU:N	2.69	0.55
1:C:3066:PRO:C	1:C:3068:ASN:H	2.10	0.55
1:D:3351:SER:CA	1:D:3353:PRO:CD	2.83	0.55
1:B:2911:VAL:HG23	1:B:3060:ASN:HB3	1.89	0.55
1:C:3064:ILE:CG2	1:C:3065:ASP:H	2.13	0.55
1:A:3220:LEU:HD11	1:A:3224:PHE:HE1	1.72	0.55
1:B:3337:LEU:HD12	1:B:3337:LEU:O	2.07	0.55
1:B:3542:LYS:HD2	1:B:3547:ASP:O	2.07	0.55
1:D:3316:PHE:CE2	1:D:3488:VAL:HG12	2.42	0.55
1:A:3221:GLU:O	1:A:3224:PHE:HB2	2.07	0.55
1:B:3203:LEU:H	1:B:3203:LEU:HD13	1.71	0.55
1:D:3183:TYR:CD1	1:D:3190:ARG:CG	2.90	0.55
1:C:2973:VAL:HG22	1:C:2973:VAL:O	2.08	0.54
1:C:3509:LEU:HD11	1:C:3511:MET:CE	2.37	0.54
1:D:3316:PHE:CZ	1:D:3488:VAL:CG1	2.89	0.54
1:C:3220:LEU:N	1:C:3220:LEU:HD12	2.22	0.54
1:B:2997:LYS:HD2	1:B:3203:LEU:HD21	1.90	0.54
1:D:3118:ASN:N	1:D:3119:PRO:CD	2.71	0.54
1:D:2997:LYS:HD2	1:D:3203:LEU:CD2	2.37	0.54
1:D:3492:SER:CB	1:D:3495:LYS:HG2	2.38	0.54
1:C:3218:LYS:HA	1:C:3221:GLU:HB3	1.90	0.54
1:D:3071:ILE:HG21	1:D:3081:ALA:HB1	1.89	0.54
1:A:3351:SER:OG	1:A:3352:ASP:N	2.40	0.54
1:A:3001:PHE:CE1	1:A:3072:HIS:CE1	2.96	0.54
1:D:3395:ASP:C	1:D:3397:GLU:H	2.11	0.54
1:A:3163:GLU:OE2	1:A:3166:ARG:NH1	2.40	0.54
1:A:3307:ASN:O	1:A:3336:GLN:NE2	2.41	0.53
1:C:3352:ASP:N	1:C:3353:PRO:CD	2.72	0.53
1:C:3311:LYS:CE	1:C:3509:LEU:HD21	2.38	0.53
1:D:3497:GLY:O	1:D:3501:THR:N	2.40	0.53
1:A:3220:LEU:CD1	1:A:3224:PHE:CE1	2.91	0.53

*Continued on next page...*

*Continued from previous page...*

Atom-1	Atom-2	Interatomic distance (Å)	Clash overlap (Å)
1:A:3253:GLY:O	1:A:3291:ALA:HA	2.08	0.53
1:A:3111:ILE:O	1:A:3115:GLU:HG2	2.08	0.53
1:B:2998:VAL:HG21	1:B:3064:ILE:HD12	1.89	0.53
1:C:3207:GLU:O	1:C:3210:ALA:N	2.40	0.53
1:C:3463:HIS:NE2	1:C:3483:PRO:HB2	2.24	0.53
1:C:3516:LYS:CG	1:C:3517:LEU:HB2	2.38	0.53
1:D:3066:PRO:CD	1:D:3067:SER:N	2.72	0.53
1:A:3220:LEU:HD13	1:A:3220:LEU:C	2.28	0.53
1:B:3212:GLU:O	1:B:3216:VAL:HG23	2.09	0.53
1:C:3517:LEU:HD13	1:C:3518:GLY:C	2.30	0.53
1:A:2911:VAL:HG12	1:A:2912:ALA:N	2.24	0.53
1:A:3073:GLY:O	1:A:3074:TYR:HB2	2.09	0.53
1:A:3542:LYS:CD	1:A:3548:LYS:HA	2.39	0.52
1:D:2997:LYS:NZ	1:D:3203:LEU:CD2	2.69	0.52
1:D:3207:GLU:HG3	1:D:3208:GLN:N	2.25	0.52
1:D:3499:TYR:O	1:D:3502:ARG:N	2.34	0.52
1:B:3509:LEU:O	1:B:3509:LEU:HD13	2.09	0.52
1:B:3096:SER:OG	1:B:3203:LEU:HB2	2.09	0.52
1:D:3183:TYR:HE1	1:D:3190:ARG:HE	1.56	0.52
1:A:2911:VAL:HG12	1:A:2912:ALA:H	1.75	0.52
1:A:3386:VAL:O	1:A:3389:ASN:O	2.28	0.52
1:A:3017:ARG:O	1:A:3021:GLN:CG	2.49	0.52
1:B:3463:HIS:CD2	1:B:3483:PRO:HB2	2.45	0.52
1:C:3362:LYS:HD3	1:C:3470:LYS:HD3	1.91	0.52
1:B:2997:LYS:HD3	1:B:3203:LEU:HD21	1.92	0.52
1:D:3117:ALA:O	1:D:3118:ASN:CB	2.46	0.52
1:B:3463:HIS:NE2	1:B:3483:PRO:CB	2.70	0.52
1:D:3222:LYS:NZ	1:D:3303:VAL:HG13	2.25	0.52
1:D:3224:PHE:C	1:D:3224:PHE:CD1	2.83	0.51
1:D:2965:GLN:OE1	1:D:2982:GLN:HG3	2.11	0.51
1:B:3177:THR:HG22	1:B:3178:GLY:N	2.26	0.51
1:D:3479:GLY:O	1:D:3496:PHE:CE1	2.63	0.51
1:A:3354:LEU:HD23	1:A:3354:LEU:C	2.30	0.51
1:D:3315:LEU:HG	1:D:3499:TYR:CE1	2.46	0.51
1:B:3019:HIS:HA	1:B:3022:LYS:HZ2	1.74	0.51
1:A:2929:LEU:HD11	1:D:2933:LEU:HD22	1.91	0.51
1:B:2913:ILE:CG2	1:B:2913:ILE:O	2.58	0.51
1:D:3004:GLY:CA	1:D:3075:SER:O	2.57	0.51
1:D:3398:ASN:OD1	1:D:3399:ALA:N	2.44	0.51
1:C:3069:ILE:O	1:C:3095:VAL:HG22	2.11	0.51
1:C:3463:HIS:CD2	1:C:3483:PRO:HG2	2.45	0.51

*Continued on next page...*

*Continued from previous page...*

Atom-1	Atom-2	Interatomic distance (Å)	Clash overlap (Å)
1:B:2997:LYS:CD	1:B:3203:LEU:CD2	2.89	0.51
1:C:3509:LEU:HD11	1:C:3511:MET:HE2	1.93	0.51
1:A:3417:MET:HE1	1:A:3424:VAL:CG2	2.41	0.50
1:C:3351:SER:N	1:C:3412:HIS:CE1	2.79	0.50
1:D:3102:ARG:HD2	1:D:3154:ASP:HB3	1.92	0.50
1:D:3301:LEU:HD23	1:D:3384:ALA:HA	1.93	0.50
1:A:2973:VAL:CG1	1:A:2973:VAL:O	2.60	0.50
1:C:3112:THR:O	1:C:3115:GLU:O	2.30	0.50
1:B:3268:SER:O	1:B:3299:ARG:NH1	2.44	0.50
1:C:3032:LEU:HD13	1:C:3047:LEU:HD22	1.93	0.50
1:D:3212:GLU:O	1:D:3216:VAL:HG23	2.10	0.50
1:C:2910:ASN:O	1:C:2911:VAL:HG23	2.11	0.50
1:C:2923:LYS:HE3	1:C:2941:LYS:HD3	1.94	0.50
1:D:2916:ASP:OD1	1:D:2917:GLY:N	2.44	0.50
1:A:3351:SER:HB3	1:A:3483:PRO:HB3	1.93	0.50
1:D:3079:PRO:CB	1:D:3139:ASN:ND2	2.75	0.50
1:D:3225:LYS:HD2	1:D:3296:ILE:HG21	1.92	0.50
1:B:3151:LEU:O	1:B:3166:ARG:NH2	2.35	0.49
1:D:3502:ARG:HA	1:D:3502:ARG:NE	2.27	0.49
1:B:3207:GLU:HG3	1:B:3208:GLN:N	2.27	0.49
1:D:3071:ILE:CG2	1:D:3081:ALA:HB1	2.42	0.49
1:C:3465:MET:HE1	1:C:3515:TYR:CD2	2.47	0.49
1:D:3080:ILE:HD11	1:D:3134:PHE:HE1	1.76	0.49
1:D:3465:MET:O	1:D:3465:MET:CG	2.61	0.49
1:B:2997:LYS:HE2	1:B:3068:ASN:HB2	1.95	0.49
1:B:3069:ILE:O	1:B:3095:VAL:HG22	2.12	0.49
1:C:2923:LYS:NZ	1:C:2945:ARG:HE	2.10	0.49
1:D:3528:ASN:HA	1:D:3529:ARG:CG	2.33	0.49
1:B:3463:HIS:CD2	1:B:3483:PRO:CG	2.94	0.49
1:D:3533:MET:SD	1:D:3538:LEU:HD22	2.53	0.49
1:A:3542:LYS:HD2	1:A:3548:LYS:HA	1.95	0.49
1:C:3374:ARG:NH1	1:C:3378:GLU:OE2	2.46	0.49
1:B:2933:LEU:HD13	1:B:3126:ILE:HG21	1.94	0.49
1:D:3315:LEU:CG	1:D:3499:TYR:CE1	2.92	0.49
1:B:3111:ILE:HD13	1:B:3126:ILE:HD13	1.93	0.49
1:D:3066:PRO:HD2	1:D:3067:SER:N	2.28	0.49
1:B:3359:LEU:HD12	1:B:3533:MET:HE3	1.95	0.48
1:A:3122:ILE:HD13	1:D:3122:ILE:CG1	2.43	0.48
1:A:3220:LEU:HD11	1:A:3224:PHE:CE1	2.48	0.48
1:D:3086:ARG:HD3	1:D:3139:ASN:O	2.12	0.48
1:A:3205:ASN:C	1:A:3207:GLU:HB3	2.34	0.48

*Continued on next page...*

*Continued from previous page...*

Atom-1	Atom-2	Interatomic distance (Å)	Clash overlap (Å)
1:B:2911:VAL:HG23	1:B:3060:ASN:CB	2.43	0.48
1:B:3311:LYS:CE	1:B:3509:LEU:HD21	2.43	0.48
1:D:3395:ASP:C	1:D:3397:GLU:N	2.66	0.48
1:A:3354:LEU:HD22	1:A:3481:TYR:CE2	2.48	0.48
1:C:3217:LEU:C	1:C:3217:LEU:HD23	2.33	0.48
1:D:3495:LYS:O	1:D:3498:ASP:N	2.46	0.48
1:B:2921:ARG:NH2	1:B:2945:ARG:HB3	2.27	0.48
1:C:2923:LYS:NZ	1:C:2945:ARG:NE	2.62	0.48
1:C:3513:GLN:O	1:C:3516:LYS:CD	2.56	0.48
1:B:3200:VAL:O	1:B:3200:VAL:HG12	2.14	0.48
1:B:3353:PRO:O	1:B:3357:LEU:HD12	2.14	0.48
1:B:3354:LEU:HD23	1:B:3354:LEU:O	2.14	0.48
1:A:3151:LEU:O	1:A:3166:ARG:NH2	2.40	0.48
1:B:3256:ASN:HB3	1:B:3294:TRP:CZ2	2.49	0.48
1:D:3064:ILE:CA	1:D:3065:ASP:HB2	2.44	0.48
1:A:3474:ASP:OD2	1:B:2926:LEU:HB3	2.14	0.48
1:B:2910:ASN:O	1:B:2911:VAL:HB	2.13	0.48
1:C:2998:VAL:HG21	1:C:3064:ILE:HD11	1.96	0.47
1:C:3121:GLY:O	1:C:3122:ILE:C	2.50	0.47
1:D:3554:ILE:HA	1:D:3557:LEU:HD12	1.96	0.47
1:C:3151:LEU:O	1:C:3166:ARG:NH2	2.39	0.47
1:C:3397:GLU:O	1:C:3400:ASN:HB2	2.14	0.47
1:A:3000:LEU:O	1:A:3071:ILE:O	2.32	0.47
1:D:3266:PHE:HB2	1:D:3278:LEU:CD2	2.44	0.47
1:D:3256:ASN:HB3	1:D:3294:TRP:CZ2	2.50	0.47
1:D:3066:PRO:CG	1:D:3067:SER:N	2.73	0.47
1:D:3073:GLY:HA3	1:D:3077:GLY:C	2.34	0.47
1:A:3074:TYR:H	1:A:3077:GLY:C	2.18	0.47
1:B:3074:TYR:CD1	1:B:3075:SER:N	2.82	0.47
1:B:2997:LYS:NZ	1:B:3203:LEU:HD21	2.29	0.47
1:C:3177:THR:HG22	1:C:3178:GLY:H	1.79	0.47
1:C:3509:LEU:O	1:C:3509:LEU:HD13	2.15	0.47
1:D:3151:LEU:O	1:D:3166:ARG:NH2	2.37	0.47
1:D:3357:LEU:HD23	1:D:3555:LEU:HD21	1.95	0.47
1:B:3204:PHE:CE1	1:B:3207:GLU:HB2	2.49	0.47
1:C:2982:GLN:O	1:C:3021:GLN:NE2	2.48	0.47
1:C:3517:LEU:C	1:C:3517:LEU:HD13	2.30	0.47
1:D:3150:LEU:HD13	1:D:3177:THR:HG23	1.97	0.47
1:B:2998:VAL:CG2	1:B:3064:ILE:HD12	2.44	0.47
1:B:2944:ARG:HG2	1:B:3035:TYR:CE1	2.50	0.47
1:A:3217:LEU:HD21	1:A:3273:LYS:CE	2.34	0.47

*Continued on next page...*

*Continued from previous page...*

Atom-1	Atom-2	Interatomic distance (Å)	Clash overlap (Å)
1:C:3253:GLY:O	1:C:3291:ALA:HA	2.15	0.47
1:A:3218:LYS:HD3	1:A:3272:ILE:HD12	1.97	0.47
1:A:3301:LEU:HD23	1:A:3384:ALA:HA	1.97	0.47
1:B:3517:LEU:HD21	1:B:3525:ALA:HB1	1.97	0.46
1:A:2913:ILE:H	1:A:3061:ASP:CG	2.18	0.46
1:A:3122:ILE:HG21	1:D:3122:ILE:CD1	2.45	0.46
1:C:3301:LEU:HG	1:C:3384:ALA:HB2	1.97	0.46
1:A:3217:LEU:C	1:A:3217:LEU:CD1	2.84	0.46
1:A:3512:ALA:O	1:A:3517:LEU:CD1	2.64	0.46
1:B:3517:LEU:HD22	1:B:3517:LEU:O	2.16	0.46
1:D:3227:TYR:O	1:D:3227:TYR:CG	2.65	0.46
1:A:3533:MET:SD	1:A:3538:LEU:HD22	2.55	0.46
1:B:2912:ALA:HA	1:B:3061:ASP:OD1	2.15	0.46
1:C:2957:HIS:CA	1:C:2958:ALA:CB	2.93	0.46
1:C:2953:THR:O	1:C:2957:HIS:ND1	2.46	0.46
1:A:3326:ASP:HB3	1:A:3329:ALA:HB2	1.98	0.46
1:B:3019:HIS:HA	1:B:3022:LYS:NZ	2.30	0.46
1:C:3465:MET:HE1	1:C:3515:TYR:CE2	2.50	0.46
1:D:3224:PHE:HD1	1:D:3224:PHE:O	1.98	0.46
1:A:3511:MET:SD	1:A:3514:SER:OG	2.68	0.46
1:D:3357:LEU:HD22	1:D:3555:LEU:CD2	2.45	0.46
1:D:3492:SER:OG	1:D:3495:LYS:HG2	2.15	0.46
1:A:3354:LEU:O	1:A:3357:LEU:N	2.46	0.46
1:B:2911:VAL:HG22	1:B:2912:ALA:N	2.30	0.46
1:D:3074:TYR:O	1:D:3077:GLY:N	2.48	0.46
1:C:3118:ASN:N	1:C:3119:PRO:HD3	2.31	0.46
1:C:3215:GLU:OE2	1:C:3306:GLN:HB3	2.16	0.46
1:C:3396:SER:O	1:C:3399:ALA:HB3	2.16	0.46
1:A:3436:THR:HG22	1:A:3526:ILE:HG22	1.98	0.46
1:C:3354:LEU:O	1:C:3358:VAL:HG23	2.17	0.46
1:B:3351:SER:O	1:B:3355:SER:CB	2.63	0.45
1:C:2981:HIS:CE1	1:C:3017:ARG:HD3	2.51	0.45
1:D:3077:GLY:O	1:D:3081:ALA:N	2.40	0.45
1:D:3076:MET:HG3	1:D:3104:MET:CE	2.46	0.45
1:A:3004:GLY:HA2	1:A:3075:SER:O	2.16	0.45
1:A:3509:LEU:C	1:A:3509:LEU:CD1	2.84	0.45
1:D:3479:GLY:O	1:D:3496:PHE:HE1	1.99	0.45
1:A:3065:ASP:HB3	1:A:3066:PRO:CD	2.41	0.45
1:C:3301:LEU:HD23	1:C:3384:ALA:CA	2.45	0.45
1:D:3057:TYR:CZ	1:D:3062:LYS:CE	2.97	0.45
1:D:3294:TRP:CZ2	1:D:3387:LEU:HD22	2.51	0.45

*Continued on next page...*

*Continued from previous page...*

Atom-1	Atom-2	Interatomic distance (Å)	Clash overlap (Å)
1:D:3465:MET:HA	1:D:3481:TYR:O	2.17	0.45
1:A:3352:ASP:N	1:A:3353:PRO:CD	2.80	0.45
1:C:3354:LEU:CD2	1:C:3358:VAL:CG2	2.92	0.45
1:D:3116:VAL:CG2	1:D:3116:VAL:O	2.65	0.45
1:A:2912:ALA:HA	1:A:3061:ASP:OD1	2.17	0.45
1:B:3071:ILE:CG2	1:B:3081:ALA:HB1	2.46	0.45
1:B:3206:ALA:HA	1:B:3207:GLU:C	2.37	0.45
1:D:3224:PHE:C	1:D:3224:PHE:HD1	2.19	0.45
1:D:3405:LEU:C	1:D:3405:LEU:HD13	2.37	0.45
1:D:3465:MET:O	1:D:3465:MET:HG3	2.17	0.45
1:A:3308:LYS:HE2	1:A:3333:LEU:CD2	2.47	0.45
1:A:3311:LYS:HE2	1:A:3509:LEU:HD21	1.98	0.45
1:D:3361:ALA:CB	1:D:3372:VAL:HG23	2.47	0.45
1:C:3352:ASP:H	1:C:3353:PRO:CD	2.29	0.45
1:D:2923:LYS:NZ	1:D:2945:ARG:HE	2.14	0.45
1:D:3222:LYS:HZ3	1:D:3303:VAL:HG13	1.82	0.45
1:B:2913:ILE:HG22	1:B:2913:ILE:O	2.16	0.45
1:C:2923:LYS:CD	1:C:2941:LYS:HD3	2.47	0.45
1:C:3016:ILE:HG22	1:C:3016:ILE:O	2.15	0.45
1:C:3220:LEU:N	1:C:3220:LEU:CD1	2.80	0.45
1:D:3225:LYS:O	1:D:3227:TYR:N	2.45	0.45
1:D:3354:LEU:HA	1:D:3357:LEU:HB2	1.97	0.45
1:D:3465:MET:HB2	1:D:3480:PHE:CE1	2.52	0.45
1:B:3221:GLU:HA	1:B:3224:PHE:HB2	1.99	0.44
1:C:3517:LEU:HD13	1:C:3518:GLY:CA	2.45	0.44
1:A:3354:LEU:HD23	1:A:3358:VAL:HG23	1.95	0.44
1:C:3202:GLY:O	1:C:3203:LEU:HD12	2.16	0.44
1:C:3256:ASN:HB3	1:C:3294:TRP:CZ2	2.52	0.44
1:D:3115:GLU:HB3	1:D:3116:VAL:CG1	2.43	0.44
1:A:3222:LYS:NZ	1:A:3338:MET:HB2	2.32	0.44
1:C:3516:LYS:HB2	1:C:3517:LEU:CB	2.28	0.44
1:A:2928:PRO:HG2	1:D:3129:ALA:HB2	1.99	0.44
1:D:3222:LYS:HZ2	1:D:3300:ALA:HA	1.82	0.44
1:C:2924:GLU:HG2	1:C:2926:LEU:CD1	2.46	0.44
1:D:2945:ARG:HD3	1:D:3036:GLY:O	2.17	0.44
1:D:2964:SER:O	1:D:2980:TYR:HB3	2.17	0.44
1:D:3064:ILE:CA	1:D:3065:ASP:CB	2.95	0.44
1:A:3032:LEU:HD13	1:A:3047:LEU:HD22	1.99	0.44
1:A:3300:ALA:O	1:A:3303:VAL:HG12	2.17	0.44
1:C:3070:ILE:HD13	1:C:3203:LEU:HD21	1.99	0.44
1:D:3395:ASP:HB3	1:D:3397:GLU:CG	2.45	0.44

*Continued on next page...*

*Continued from previous page...*

Atom-1	Atom-2	Interatomic distance (Å)	Clash overlap (Å)
1:A:3212:GLU:O	1:A:3215:GLU:HB3	2.18	0.44
1:A:3509:LEU:HD11	1:A:3511:MET:HE3	2.00	0.44
1:B:2997:LYS:HZ2	1:B:3203:LEU:HD21	1.82	0.44
1:B:3266:PHE:HB2	1:B:3278:LEU:CD1	2.48	0.44
1:B:3459:ASP:O	1:B:3528:ASN:HB2	2.18	0.44
1:A:3337:LEU:HD22	1:A:3351:SER:N	2.32	0.44
1:B:3071:ILE:CD1	1:B:3095:VAL:HG11	2.48	0.44
1:B:3207:GLU:HG3	1:B:3208:GLN:H	1.82	0.44
1:C:2998:VAL:HG22	1:C:3026:ASP:HB2	2.00	0.44
1:A:3122:ILE:CD1	1:D:3122:ILE:HD13	2.48	0.44
1:B:3032:LEU:HD13	1:B:3047:LEU:HD22	2.00	0.44
1:B:3517:LEU:C	1:B:3517:LEU:HD22	2.38	0.44
1:A:3459:ASP:O	1:A:3528:ASN:HB2	2.17	0.43
1:B:3201:SER:N	1:B:3202:GLY:HA3	2.32	0.43
1:D:3076:MET:HG3	1:D:3104:MET:HE2	2.00	0.43
1:D:3208:GLN:HA	1:D:3211:VAL:CB	2.47	0.43
1:B:3071:ILE:HG22	1:B:3081:ALA:HB1	2.00	0.43
1:D:3359:LEU:HD21	1:D:3456:LEU:O	2.18	0.43
1:D:3463:HIS:HB3	1:D:3483:PRO:HD2	2.00	0.43
1:A:2958:ALA:HB1	1:A:2965:GLN:HB2	2.00	0.43
1:C:3116:VAL:CG2	1:C:3119:PRO:HG3	2.38	0.43
1:B:3203:LEU:O	1:B:3204:PHE:HB3	2.18	0.43
1:C:3356:LYS:HE3	1:C:3457:GLU:OE2	2.18	0.43
1:B:2921:ARG:HD3	1:B:3037:GLU:HA	1.99	0.43
1:C:3362:LYS:HA	1:C:3362:LYS:CE	2.33	0.43
1:D:3073:GLY:HA3	1:D:3077:GLY:O	2.18	0.43
1:D:3495:LYS:HE2	1:D:3495:LYS:HB3	1.83	0.43
1:D:3064:ILE:HA	1:D:3065:ASP:CB	2.48	0.43
1:C:3065:ASP:N	1:C:3066:PRO:HA	2.33	0.43
1:A:3074:TYR:H	1:A:3078:GLY:N	2.16	0.43
1:D:2923:LYS:NZ	1:D:2945:ARG:NE	2.67	0.43
1:D:3032:LEU:HD13	1:D:3047:LEU:HD22	1.99	0.43
1:A:3356:LYS:HD3	1:A:3356:LYS:HA	1.83	0.43
1:D:3357:LEU:CD2	1:D:3555:LEU:HD21	2.49	0.43
1:D:3397:GLU:O	1:D:3400:ASN:HB2	2.19	0.43
1:D:3463:HIS:ND1	1:D:3483:PRO:HB2	2.34	0.43
1:D:2998:VAL:HG22	1:D:3026:ASP:HB2	2.01	0.43
1:D:3225:LYS:C	1:D:3227:TYR:N	2.72	0.43
1:D:3268:SER:O	1:D:3299:ARG:NH1	2.52	0.43
1:B:3280:VAL:HG23	1:B:3281:LYS:HG3	2.01	0.42
1:A:3266:PHE:CB	1:A:3278:LEU:HD22	2.38	0.42

*Continued on next page...*



*Continued from previous page...*

Atom-1	Atom-2	Interatomic distance (Å)	Clash overlap (Å)
1:A:3517:LEU:HD13	1:A:3517:LEU:H	1.84	0.42
1:D:3048:TYR:HE1	1:D:3080:ILE:HD13	1.80	0.42
1:D:3206:ALA:HA	1:D:3207:GLU:C	2.39	0.42
1:A:3311:LYS:CE	1:A:3509:LEU:HD21	2.50	0.42
1:B:3204:PHE:HD1	1:B:3206:ALA:H	1.67	0.42
1:B:3517:LEU:N	1:B:3517:LEU:HD13	2.15	0.42
1:D:3358:VAL:HG11	1:D:3468:TRP:CZ3	2.54	0.42
1:D:3496:PHE:O	1:D:3500:LEU:HB3	2.19	0.42
1:C:3249:ASP:CB	1:C:3286:ALA:HB3	2.50	0.42
1:C:3359:LEU:HD11	1:C:3466:ALA:CB	2.49	0.42
1:C:3511:MET:SD	1:C:3514:SER:CB	3.07	0.42
1:B:3526:ILE:O	1:B:3526:ILE:HG13	2.19	0.42
1:D:3079:PRO:HG3	1:D:3134:PHE:HA	2.02	0.42
1:D:3079:PRO:HB2	1:D:3139:ASN:ND2	2.33	0.42
1:A:2964:SER:O	1:A:2980:TYR:HB3	2.20	0.42
1:A:3104:MET:SD	1:A:3107:MET:HA	2.60	0.42
1:C:3104:MET:SD	1:C:3107:MET:HA	2.60	0.42
1:D:3185:HIS:O	1:D:3185:HIS:ND1	2.52	0.42
1:D:3464:ALA:H	1:D:3483:PRO:HG2	1.85	0.42
1:A:3204:PHE:O	1:A:3207:GLU:CB	2.68	0.41
1:A:3353:PRO:HD2	1:A:3354:LEU:H	1.85	0.41
1:B:3303:VAL:O	1:B:3303:VAL:HG22	2.20	0.41
1:B:3339:LEU:O	1:B:3340:LEU:C	2.57	0.41
1:A:3310:GLU:O	1:A:3314:ARG:HG2	2.20	0.41
1:B:3509:LEU:HD11	1:B:3511:MET:CE	2.49	0.41
1:B:3359:LEU:HD12	1:B:3533:MET:CE	2.50	0.41
1:A:3122:ILE:HD13	1:D:3122:ILE:HD13	2.02	0.41
1:B:3359:LEU:HD11	1:B:3456:LEU:O	2.21	0.41
1:D:3467:ALA:CB	1:D:3496:PHE:HZ	2.34	0.41
1:C:2923:LYS:CE	1:C:2941:LYS:HD3	2.50	0.41
1:A:2926:LEU:HD22	1:B:3474:ASP:OD1	2.20	0.41
1:B:3074:TYR:OH	1:B:3185:HIS:O	2.29	0.41
1:B:3511:MET:HG3	1:B:3515:TYR:CD2	2.55	0.41
1:C:3204:PHE:O	1:C:3207:GLU:HG2	2.21	0.41
1:D:2944:ARG:HG2	1:D:3035:TYR:CE2	2.55	0.41
1:D:3479:GLY:C	1:D:3496:PHE:HE1	2.24	0.41
1:C:3362:LYS:NZ	1:C:3365:GLU:OE1	2.51	0.41
1:B:3278:LEU:CD2	1:B:3292:LEU:HD11	2.49	0.41
1:C:3511:MET:HA	1:C:3514:SER:HB2	2.03	0.41
1:D:3225:LYS:CD	1:D:3296:ILE:HG21	2.50	0.41
1:B:2933:LEU:HD13	1:B:3126:ILE:HG22	2.00	0.41

*Continued on next page...*

*Continued from previous page...*

Atom-1	Atom-2	Interatomic distance (Å)	Clash overlap (Å)
1:A:3417:MET:CE	1:A:3424:VAL:HG23	2.49	0.41
1:A:3509:LEU:HD11	1:A:3511:MET:HE2	2.03	0.41
1:B:3007:SER:OG	1:B:3012:GLN:HG3	2.21	0.41
1:D:3063:GLY:C	1:D:3065:ASP:HB2	2.41	0.41
1:D:3208:GLN:C	1:D:3211:VAL:HB	2.39	0.41
1:D:3357:LEU:CD2	1:D:3555:LEU:CD2	2.99	0.41
1:B:2911:VAL:CG2	1:B:2912:ALA:N	2.84	0.41
1:B:3196:ALA:HA	1:B:3199:ILE:HD12	2.03	0.41
1:B:3334:ALA:HA	1:B:3377:LEU:HD22	2.03	0.41
1:D:3115:GLU:CB	1:D:3116:VAL:HG13	2.41	0.40
1:D:3225:LYS:HB2	1:D:3276:VAL:CG1	2.47	0.40
1:C:3458:LEU:HB3	1:C:3527:PHE:CE2	2.56	0.40
1:D:2918:THR:N	1:D:2919:PRO:CD	2.84	0.40
1:D:3221:GLU:HA	1:D:3224:PHE:HB3	2.03	0.40
1:D:3076:MET:CG	1:D:3104:MET:CE	3.00	0.40
1:A:3417:MET:HE1	1:A:3424:VAL:HG22	2.03	0.40
1:A:3542:LYS:HD2	1:A:3547:ASP:O	2.22	0.40
1:D:3308:LYS:NZ	1:D:3333:LEU:CD2	2.85	0.40
1:B:3056:ASN:O	1:B:3060:ASN:HB2	2.20	0.40
1:B:3365:GLU:HA	1:B:3369:GLN:O	2.22	0.40
1:D:3007:SER:HB2	1:D:3012:GLN:HG3	2.03	0.40
1:D:3066:PRO:CD	1:D:3067:SER:H	2.35	0.40
1:D:3408:LEU:O	1:D:3411:ILE:HB	2.22	0.40

There are no symmetry-related clashes.

## 5.3 Torsion angles [i](#)

### 5.3.1 Protein backbone [i](#)

In the following table, the Percentiles column shows the percent Ramachandran outliers of the chain as a percentile score with respect to all X-ray entries followed by that with respect to entries of similar resolution.

The Analysed column shows the number of residues for which the backbone conformation was analysed, and the total number of residues.

Mol	Chain	Analysed	Favoured	Allowed	Outliers	Percentiles
1	A	604/694 (87%)	572 (95%)	29 (5%)	3 (0%)	29 68
1	B	600/694 (86%)	563 (94%)	34 (6%)	3 (0%)	29 68

*Continued on next page...*

*Continued from previous page...*

Mol	Chain	Analysed	Favoured	Allowed	Outliers	Percentiles	
1	C	546/694 (79%)	510 (93%)	34 (6%)	2 (0%)	34	72
1	D	515/694 (74%)	478 (93%)	34 (7%)	3 (1%)	25	64
All	All	2265/2776 (82%)	2123 (94%)	131 (6%)	11 (0%)	29	68

All (11) Ramachandran outliers are listed below:

Mol	Chain	Res	Type
1	B	3066	PRO
1	D	3066	PRO
1	A	3353	PRO
1	C	3118	ASN
1	C	3352	ASP
1	B	3353	PRO
1	D	3118	ASN
1	B	2911	VAL
1	A	3066	PRO
1	D	3353	PRO
1	A	3390	PRO

### 5.3.2 Protein sidechains ⓘ

In the following table, the Percentiles column shows the percent sidechain outliers of the chain as a percentile score with respect to all X-ray entries followed by that with respect to entries of similar resolution.

The Analysed column shows the number of residues for which the sidechain conformation was analysed, and the total number of residues.

Mol	Chain	Analysed	Rotameric	Outliers	Percentiles	
1	A	490/555 (88%)	486 (99%)	4 (1%)	81	91
1	B	490/555 (88%)	485 (99%)	5 (1%)	76	88
1	C	453/555 (82%)	450 (99%)	3 (1%)	84	93
1	D	431/555 (78%)	421 (98%)	10 (2%)	50	77
All	All	1864/2220 (84%)	1842 (99%)	22 (1%)	71	87

All (22) residues with a non-rotameric sidechain are listed below:

Mol	Chain	Res	Type
1	A	2921	ARG

*Continued on next page...*

*Continued from previous page...*

Mol	Chain	Res	Type
1	A	2997	LYS
1	A	3266	PHE
1	A	3517	LEU
1	B	3203	LEU
1	B	3224	PHE
1	B	3266	PHE
1	B	3463	HIS
1	B	3517	LEU
1	C	2921	ARG
1	C	3463	HIS
1	C	3545	PHE
1	D	2921	ARG
1	D	3087	TYR
1	D	3182	PHE
1	D	3224	PHE
1	D	3266	PHE
1	D	3316	PHE
1	D	3393	TYR
1	D	3412	HIS
1	D	3500	LEU
1	D	3502	ARG

Some sidechains can be flipped to improve hydrogen bonding and reduce clashes. There are no such sidechains identified.

### 5.3.3 RNA ⓘ

There are no RNA molecules in this entry.

### 5.4 Non-standard residues in protein, DNA, RNA chains ⓘ

There are no non-standard protein/DNA/RNA residues in this entry.

### 5.5 Carbohydrates ⓘ

There are no carbohydrates in this entry.

### 5.6 Ligand geometry ⓘ

There are no ligands in this entry.

## 5.7 Other polymers

There are no such residues in this entry.

## 5.8 Polymer linkage issues

There are no chain breaks in this entry.

## 6 Fit of model and data ⓘ

### 6.1 Protein, DNA and RNA chains ⓘ

In the following table, the column labelled ‘#RSRZ> 2’ contains the number (and percentage) of RSRZ outliers, followed by percent RSRZ outliers for the chain as percentile scores relative to all X-ray entries and entries of similar resolution. The OWAB column contains the minimum, median, 95<sup>th</sup> percentile and maximum values of the occupancy-weighted average B-factor per residue. The column labelled ‘Q< 0.9’ lists the number of (and percentage) of residues with an average occupancy less than 0.9.

Mol	Chain	Analysed	<RSRZ>	#RSRZ>2	OWAB(Å <sup>2</sup> )	Q<0.9
1	A	614/694 (88%)	-0.29	7 (1%) 80 75	6, 33, 114, 159	0
1	B	612/694 (88%)	0.02	14 (2%) 60 54	22, 58, 99, 133	0
1	C	568/694 (81%)	0.40	34 (5%) 21 19	26, 74, 144, 172	0
1	D	539/694 (77%)	0.07	30 (5%) 24 22	17, 48, 145, 213	0
All	All	2333/2776 (84%)	0.04	85 (3%) 42 38	6, 54, 131, 213	0

All (85) RSRZ outliers are listed below:

Mol	Chain	Res	Type	RSRZ
1	C	3527	PHE	6.2
1	D	3457	GLU	5.2
1	D	3065	ASP	4.8
1	D	3465	MET	4.6
1	C	3458	LEU	4.2
1	C	3277	ASP	4.1
1	C	3427	GLU	4.0
1	D	3540	SER	3.9
1	D	3455	LEU	3.9
1	D	3356	LYS	3.9
1	C	3459	ASP	3.9
1	C	3526	ILE	3.8
1	D	3537	THR	3.8
1	D	3459	ASP	3.6
1	B	3522	ALA	3.5
1	C	3436	THR	3.5
1	B	3463	HIS	3.5
1	D	3416	PRO	3.4
1	C	3336	GLN	3.3
1	A	3265	GLY	3.3
1	D	3536	ASN	3.2

*Continued on next page...*

*Continued from previous page...*

Mol	Chain	Res	Type	RSRZ
1	C	3515	TYR	3.1
1	C	2951	THR	3.1
1	D	3491	SER	3.1
1	D	3312	TYR	3.0
1	C	3307	ASN	3.0
1	C	3425	TRP	3.0
1	A	3281	LYS	3.0
1	C	3065	ASP	3.0
1	D	3439	GLY	2.9
1	B	3525	ALA	2.9
1	C	3435	LEU	2.9
1	C	3014	SER	2.9
1	D	3364	LEU	2.9
1	C	3257	ASP	2.9
1	C	3428	LYS	2.8
1	C	3289	LYS	2.8
1	B	3501	THR	2.7
1	D	3463	HIS	2.7
1	D	3311	LYS	2.7
1	D	3534	ASP	2.7
1	D	3307	ASN	2.7
1	B	2915	ASN	2.6
1	B	3543	PRO	2.6
1	B	2987	SER	2.6
1	C	3504	PHE	2.6
1	D	3336	GLN	2.6
1	B	3504	PHE	2.6
1	C	3517	LEU	2.6
1	B	3464	ALA	2.6
1	A	3266	PHE	2.5
1	C	3248	LYS	2.4
1	D	3466	ALA	2.4
1	A	3279	PHE	2.4
1	D	3357	LEU	2.4
1	C	3318	GLU	2.4
1	C	3536	ASN	2.3
1	D	3361	ALA	2.3
1	C	3306	GLN	2.3
1	C	3368	GLY	2.3
1	A	3280	VAL	2.2
1	A	3307	ASN	2.2
1	D	3438	ASN	2.2

*Continued on next page...*

*Continued from previous page...*

Mol	Chain	Res	Type	RSRZ
1	C	3438	ASN	2.2
1	B	3458	LEU	2.2
1	D	3490	PHE	2.2
1	B	3544	THR	2.2
1	B	3524	GLU	2.2
1	C	2942	ASP	2.2
1	B	3459	ASP	2.1
1	D	3452	LYS	2.1
1	D	3485	ALA	2.1
1	C	3443	LYS	2.1
1	C	3429	LEU	2.1
1	C	3215	GLU	2.1
1	D	3355	SER	2.1
1	C	3529	ARG	2.1
1	C	3524	GLU	2.1
1	D	3458	LEU	2.1
1	C	3469	ALA	2.0
1	C	3499	TYR	2.0
1	D	3360	VAL	2.0
1	A	3292	LEU	2.0
1	B	2916	ASP	2.0
1	D	3529	ARG	2.0

## 6.2 Non-standard residues in protein, DNA, RNA chains ⓘ

There are no non-standard protein/DNA/RNA residues in this entry.

## 6.3 Carbohydrates ⓘ

There are no carbohydrates in this entry.

## 6.4 Ligands ⓘ

There are no ligands in this entry.

## 6.5 Other polymers ⓘ

There are no such residues in this entry.