



Full wwPDB X-ray Structure Validation Report ⓘ

May 21, 2020 – 01:15 am BST

PDB ID : 3IQX
Title : ADP complex of C.therm. Get3 in closed form
Authors : Bozkurt, G.; Wild, K.; Sinning, I.
Deposited on : 2009-08-21
Resolution : 3.50 Å(reported)

This is a Full wwPDB X-ray Structure Validation Report for a publicly released PDB entry.

We welcome your comments at validation@mail.wwpdb.org

A user guide is available at

<https://www.wwpdb.org/validation/2017/XrayValidationReportHelp>

with specific help available everywhere you see the ⓘ symbol.

The following versions of software and data (see [references ⓘ](#)) were used in the production of this report:

MolProbity : 4.02b-467
Mogul : 1.8.5 (274361), CSD as541be (2020)
Xtriage (Phenix) : 1.13
EDS : 2.11
buster-report : 1.1.7 (2018)
Percentile statistics : 20191225.v01 (using entries in the PDB archive December 25th 2019)
Refmac : 5.8.0158
CCP4 : 7.0.044 (Gargrove)
Ideal geometry (proteins) : Engh & Huber (2001)
Ideal geometry (DNA, RNA) : Parkinson et al. (1996)
Validation Pipeline (wwPDB-VP) : 2.11

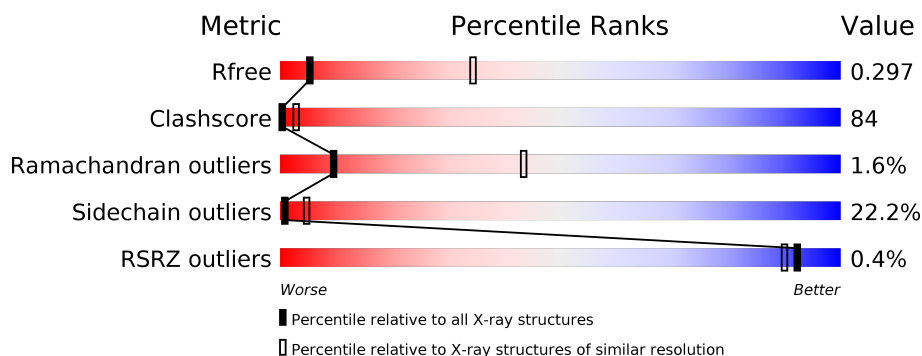
1 Overall quality at a glance

The following experimental techniques were used to determine the structure:

X-RAY DIFFRACTION

The reported resolution of this entry is 3.50 Å.

Percentile scores (ranging between 0-100) for global validation metrics of the entry are shown in the following graphic. The table shows the number of entries on which the scores are based.



Metric	Whole archive (#Entries)	Similar resolution (#Entries, resolution range(Å))
R_{free}	130704	1659 (3.60-3.40)
Clashscore	141614	1036 (3.58-3.42)
Ramachandran outliers	138981	1005 (3.58-3.42)
Sidechain outliers	138945	1006 (3.58-3.42)
RSRZ outliers	127900	1559 (3.60-3.40)

The table below summarises the geometric issues observed across the polymeric chains and their fit to the electron density. The red, orange, yellow and green segments on the lower bar indicate the fraction of residues that contain outliers for ≥ 3 , 2, 1 and 0 types of geometric quality criteria respectively. A grey segment represents the fraction of residues that are not modelled. The numeric value for each fraction is indicated below the corresponding segment, with a dot representing fractions $\leq 5\%$. The upper red bar (where present) indicates the fraction of residues that have poor fit to the electron density. The numeric value is given above the bar.

Mol	Chain	Length	Quality of chain
1	A	334	
1	B	334	

2 Entry composition [i](#)

There are 4 unique types of molecules in this entry. The entry contains 4178 atoms, of which 0 are hydrogens and 0 are deuteriums.

In the tables below, the ZeroOcc column contains the number of atoms modelled with zero occupancy, the AltConf column contains the number of residues with at least one atom in alternate conformation and the Trace column contains the number of residues modelled with at most 2 atoms.

- Molecule 1 is a protein called Tail-anchored protein targeting factor Get3.

Mol	Chain	Residues	Atoms					ZeroOcc	AltConf	Trace
1	A	261	Total	C	N	O	S	0	0	0
			2079	1326	344	395	14			
1	B	255	Total	C	N	O	S	0	0	0
			2042	1301	338	389	14			

- Molecule 2 is ADENOSINE-5'-DIPHOSPHATE (three-letter code: ADP) (formula: $C_{10}H_{15}N_5O_{10}P_2$).



Mol	Chain	Residues	Atoms					ZeroOcc	AltConf
2	A	1	Total	C	N	O	P	0	0
			27	10	5	10	2		
2	B	1	Total	C	N	O	P	0	0
			27	10	5	10	2		

- Molecule 3 is MAGNESIUM ION (three-letter code: MG) (formula: Mg).

Mol	Chain	Residues	Atoms		ZeroOcc	AltConf
3	B	1	Total	Mg	0	0
			1	1		
3	A	1	Total	Mg	0	0
			1	1		

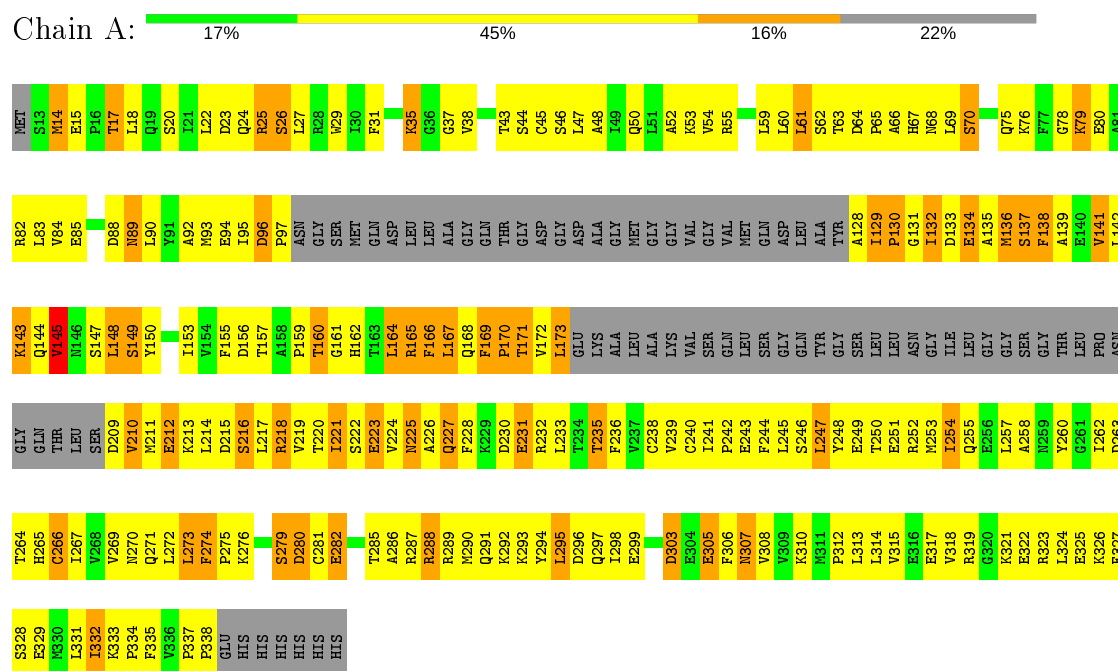
- Molecule 4 is ZINC ION (three-letter code: ZN) (formula: Zn).

Mol	Chain	Residues	Atoms		ZeroOcc	AltConf
4	A	1	Total	Zn	0	0
			1	1		

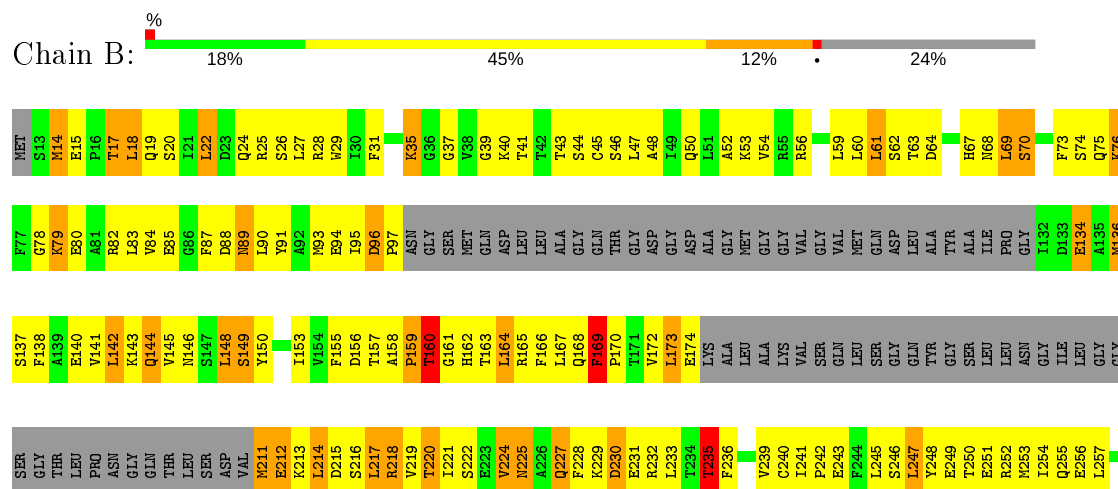
3 Residue-property plots


These plots are drawn for all protein, RNA and DNA chains in the entry. The first graphic for a chain summarises the proportions of the various outlier classes displayed in the second graphic. The second graphic shows the sequence view annotated by issues in geometry and electron density. Residues are color-coded according to the number of geometric quality criteria for which they contain at least one outlier: green = 0, yellow = 1, orange = 2 and red = 3 or more. A red dot above a residue indicates a poor fit to the electron density ($RSRZ > 2$). Stretches of 2 or more consecutive residues without any outlier are shown as a green connector. Residues present in the sample, but not in the model, are shown in grey.

- Molecule 1: Tail-anchored protein targeting factor Get3



- Molecule 1: Tail-anchored protein targeting factor Get3





4 Data and refinement statistics

Property	Value	Source
Space group	P 21 21 21	Depositor
Cell constants a, b, c, α , β , γ	46.75Å 105.59Å 137.35Å 90.00° 90.00° 90.00°	Depositor
Resolution (Å)	49.28 – 3.50 49.28 – 3.50	Depositor EDS
% Data completeness (in resolution range)	100.0 (49.28-3.50) 100.0 (49.28-3.50)	Depositor EDS
R_{merge}	(Not available)	Depositor
R_{sym}	0.25	Depositor
$\langle I/\sigma(I) \rangle$ ¹	3.89 (at 3.48Å)	Xtriage
Refinement program	REFMAC 5.5.0066	Depositor
R, R_{free}	0.229 , 0.295 0.232 , 0.297	Depositor DCC
R_{free} test set	455 reflections (5.01%)	wwPDB-VP
Wilson B-factor (Å ²)	63.5	Xtriage
Anisotropy	0.052	Xtriage
Bulk solvent k_{sol} (e/Å ³), B_{sol} (Å ²)	0.28 , 52.8	EDS
L-test for twinning ²	$\langle L \rangle = 0.45$, $\langle L^2 \rangle = 0.28$	Xtriage
Estimated twinning fraction	No twinning to report.	Xtriage
F_o, F_c correlation	0.89	EDS
Total number of atoms	4178	wwPDB-VP
Average B, all atoms (Å ²)	51.0	wwPDB-VP

Xtriage's analysis on translational NCS is as follows: *The largest off-origin peak in the Patterson function is 4.97% of the height of the origin peak. No significant pseudotranslation is detected.*

¹Intensities estimated from amplitudes.

²Theoretical values of $\langle |L| \rangle$, $\langle L^2 \rangle$ for acentric reflections are 0.5, 0.333 respectively for untwinned datasets, and 0.375, 0.2 for perfectly twinned datasets.

5 Model quality ⓘ

5.1 Standard geometry ⓘ

Bond lengths and bond angles in the following residue types are not validated in this section: ZN, MG, ADP

The Z score for a bond length (or angle) is the number of standard deviations the observed value is removed from the expected value. A bond length (or angle) with $|Z| > 5$ is considered an outlier worth inspection. RMSZ is the root-mean-square of all Z scores of the bond lengths (or angles).

Mol	Chain	Bond lengths		Bond angles	
		RMSZ	$\# Z > 5$	RMSZ	$\# Z > 5$
1	A	0.99	2/2115 (0.1%)	0.98	3/2856 (0.1%)
1	B	0.83	1/2076 (0.0%)	0.92	3/2800 (0.1%)
All	All	0.92	3/4191 (0.1%)	0.95	6/5656 (0.1%)

All (3) bond length outliers are listed below:

Mol	Chain	Res	Type	Atoms	Z	Observed(Å)	Ideal(Å)
1	B	266	CYS	CB-SG	-8.32	1.68	1.82
1	A	238	CYS	CB-SG	-7.58	1.69	1.82
1	A	266	CYS	CB-SG	-6.11	1.71	1.82

All (6) bond angle outliers are listed below:

Mol	Chain	Res	Type	Atoms	Z	Observed(°)	Ideal(°)
1	A	145	VAL	CB-CA-C	-5.95	100.10	111.40
1	B	235	THR	CB-CA-C	-5.91	95.64	111.60
1	A	254	ILE	CB-CA-C	-5.80	100.01	111.60
1	A	141	VAL	CB-CA-C	-5.35	101.24	111.40
1	B	18	LEU	CA-CB-CG	-5.20	103.33	115.30
1	B	76	LYS	CA-CB-CG	5.16	124.76	113.40

There are no chirality outliers.

There are no planarity outliers.

5.2 Too-close contacts ⓘ

In the following table, the Non-H and H(model) columns list the number of non-hydrogen atoms and hydrogen atoms in the chain respectively. The H(added) column lists the number of hydrogen atoms added and optimized by MolProbity. The Clashes column lists the number of clashes within

the asymmetric unit, whereas Symm-Clashes lists symmetry related clashes.

Mol	Chain	Non-H	H(model)	H(added)	Clashes	Symm-Clashes
1	A	2079	0	2093	366	6
1	B	2042	0	2052	362	6
2	A	27	0	12	4	0
2	B	27	0	12	6	0
3	A	1	0	0	0	0
3	B	1	0	0	0	0
4	A	1	0	0	0	0
All	All	4178	0	4169	705	7

The all-atom clashscore is defined as the number of clashes found per 1000 atoms (including hydrogen atoms). The all-atom clashscore for this structure is 84.

All (705) close contacts within the same asymmetric unit are listed below, sorted by their clash magnitude.

Atom-1	Atom-2	Interatomic distance (Å)	Clash overlap (Å)
1:B:29:TRP:CH2	1:B:227:GLN:NE2	1.67	1.58
1:A:129:ILE:CG2	1:A:132:ILE:CG2	1.78	1.57
1:A:129:ILE:CB	1:A:132:ILE:HG21	1.31	1.53
1:B:14:MET:CE	1:B:305:GLU:HA	1.45	1.47
1:A:129:ILE:CG2	1:A:130:PRO:HD2	1.44	1.45
1:A:129:ILE:HB	1:A:132:ILE:CG2	1.44	1.45
1:A:129:ILE:CG2	1:A:132:ILE:HG22	1.32	1.42
1:A:129:ILE:HG23	1:A:130:PRO:CD	1.46	1.42
1:A:136:MET:HA	1:A:136:MET:CE	1.50	1.39
1:A:129:ILE:CG2	1:A:130:PRO:CD	2.00	1.38
1:A:14:MET:CE	1:A:305:GLU:HA	1.54	1.38
1:B:218:ARG:HD3	1:B:219:VAL:N	1.38	1.37
1:A:136:MET:SD	1:A:217:LEU:HD23	1.65	1.35
1:A:287:ARG:NH2	1:B:313:LEU:CD2	1.90	1.34
1:A:313:LEU:CD2	1:B:287:ARG:NH2	1.88	1.34
1:B:217:LEU:O	1:B:217:LEU:HD12	1.25	1.33
1:B:14:MET:CE	1:B:305:GLU:CA	2.06	1.32
1:B:235:THR:HG23	1:B:263:ASP:OD1	1.23	1.31
1:A:287:ARG:NH2	1:B:313:LEU:HD21	1.43	1.31
1:A:173:LEU:C	1:A:173:LEU:HD23	1.52	1.28
1:A:235:THR:HG23	1:A:263:ASP:OD1	1.11	1.23
1:A:129:ILE:CB	1:A:132:ILE:CG2	1.93	1.23
1:A:211:MET:O	1:A:213:LYS:N	1.72	1.21
1:B:160:THR:OG1	1:B:249:GLU:OE2	1.59	1.21
1:A:235:THR:CG2	1:A:263:ASP:OD1	1.88	1.20

Continued on next page...

Continued from previous page...

Atom-1	Atom-2	Interatomic distance (Å)	Clash overlap (Å)
1:B:63:THR:CB	1:B:157:THR:HG22	1.73	1.19
1:A:128:ALA:O	1:A:129:ILE:CD1	1.91	1.19
1:A:130:PRO:HG2	1:A:131:GLY:H	1.09	1.18
1:A:313:LEU:CD2	1:B:287:ARG:HH21	1.52	1.18
1:A:313:LEU:HD21	1:B:287:ARG:NH2	1.49	1.17
1:B:14:MET:HE3	1:B:305:GLU:C	1.62	1.17
1:A:136:MET:CA	1:A:136:MET:CE	2.22	1.16
1:B:215:ASP:O	1:B:219:VAL:HG23	1.44	1.15
1:B:29:TRP:CZ2	1:B:142:LEU:CD2	2.29	1.15
1:A:14:MET:CE	1:A:305:GLU:CA	2.25	1.15
1:A:167:LEU:HD23	1:A:167:LEU:N	1.37	1.14
1:A:211:MET:C	1:A:213:LYS:H	1.45	1.14
1:A:275:PRO:CD	1:A:288:ARG:HG3	1.78	1.13
1:B:217:LEU:C	1:B:217:LEU:HD12	1.63	1.12
1:A:164:LEU:O	1:A:164:LEU:HD12	1.48	1.12
1:A:173:LEU:CD2	1:A:173:LEU:C	2.17	1.11
1:A:136:MET:HA	1:A:136:MET:HE3	1.14	1.11
1:A:128:ALA:O	1:A:129:ILE:HD13	1.46	1.10
1:A:131:GLY:O	1:A:134:GLU:HG3	1.49	1.10
1:A:61:LEU:HD23	1:A:61:LEU:C	1.71	1.09
1:B:63:THR:HB	1:B:157:THR:CG2	1.82	1.09
1:A:129:ILE:HG23	1:A:130:PRO:HD3	1.34	1.09
1:B:211:MET:HA	1:B:214:LEU:HD21	1.35	1.09
1:A:129:ILE:HG22	1:A:132:ILE:CG2	1.64	1.09
1:B:164:LEU:CD1	1:B:168:GLN:HE21	1.65	1.09
1:B:218:ARG:HD3	1:B:218:ARG:C	1.70	1.09
1:B:14:MET:HE1	1:B:305:GLU:HA	1.09	1.08
1:A:14:MET:HE1	1:A:305:GLU:HA	1.11	1.08
1:B:265:HIS:HA	1:B:306:PHE:CE1	1.89	1.08
1:B:173:LEU:N	1:B:173:LEU:HD12	1.63	1.08
1:B:29:TRP:CH2	1:B:142:LEU:HD22	1.89	1.07
1:A:224:VAL:HG12	1:A:225:ASN:N	1.60	1.07
1:A:275:PRO:HD3	1:A:288:ARG:CG	1.86	1.06
1:A:136:MET:SD	1:A:217:LEU:CD2	2.43	1.05
1:A:265:HIS:HA	1:A:306:PHE:CE1	1.91	1.05
1:B:275:PRO:CD	1:B:288:ARG:HG3	1.86	1.05
1:B:14:MET:HE2	1:B:305:GLU:CA	1.86	1.05
1:B:29:TRP:CZ2	1:B:227:GLN:NE2	2.25	1.05
1:A:287:ARG:NH2	1:B:313:LEU:HD23	1.70	1.04
1:B:138:PHE:O	1:B:141:VAL:HG12	1.57	1.04
1:B:173:LEU:CD1	1:B:173:LEU:H	1.63	1.04

Continued on next page...

Continued from previous page...

Atom-1	Atom-2	Interatomic distance (Å)	Clash overlap (Å)
1:B:14:MET:CE	1:B:305:GLU:C	2.19	1.04
1:A:129:ILE:HG22	1:A:130:PRO:HD2	1.34	1.04
1:A:129:ILE:HG22	1:A:132:ILE:HG23	1.39	1.03
1:B:235:THR:CG2	1:B:263:ASP:OD1	2.05	1.03
1:A:136:MET:CA	1:A:136:MET:HE3	1.84	1.03
1:A:287:ARG:HH22	1:B:313:LEU:CD2	1.57	1.02
1:A:167:LEU:CD2	1:A:167:LEU:N	2.16	1.01
1:A:313:LEU:HD23	1:B:287:ARG:NH2	1.72	1.00
1:A:14:MET:CE	1:A:305:GLU:C	2.30	1.00
1:A:156:ASP:O	1:A:157:THR:HG23	1.60	1.00
1:B:214:LEU:HD12	1:B:214:LEU:H	1.25	0.99
1:A:129:ILE:HG22	1:A:130:PRO:CD	1.84	0.99
1:B:169:PHE:CE1	1:B:173:LEU:HD21	1.97	0.99
1:B:275:PRO:HD3	1:B:288:ARG:HG3	1.02	0.99
1:A:166:PHE:O	1:A:170:PRO:HD3	1.63	0.99
1:A:130:PRO:CG	1:A:131:GLY:H	1.69	0.98
1:B:164:LEU:HD12	1:B:168:GLN:NE2	1.77	0.98
1:B:173:LEU:HD12	1:B:173:LEU:H	0.82	0.98
1:A:129:ILE:HG21	1:A:132:ILE:HG22	0.99	0.97
1:A:265:HIS:HA	1:A:306:PHE:CD1	1.98	0.97
1:B:24:GLN:HG2	1:B:27:LEU:HG	1.44	0.97
1:A:61:LEU:HD23	1:A:62:SER:N	1.79	0.97
1:B:214:LEU:HD12	1:B:214:LEU:N	1.75	0.96
1:B:29:TRP:CZ3	1:B:227:GLN:NE2	2.32	0.96
1:A:64:ASP:OD1	1:A:66:ALA:HB3	1.66	0.96
1:A:129:ILE:CG2	1:A:132:ILE:HG23	1.94	0.95
1:B:265:HIS:HA	1:B:306:PHE:CD1	2.00	0.95
1:A:167:LEU:H	1:A:167:LEU:HD23	1.30	0.94
1:B:217:LEU:C	1:B:217:LEU:CD1	2.33	0.94
1:A:128:ALA:C	1:A:129:ILE:HD13	1.87	0.94
1:B:167:LEU:CD2	1:B:262:ILE:CD1	2.46	0.94
1:B:160:THR:CG2	1:B:253:MET:HG3	1.97	0.93
1:B:164:LEU:HD11	1:B:168:GLN:HE21	1.30	0.93
1:A:61:LEU:CD2	1:A:61:LEU:C	2.37	0.93
1:B:156:ASP:O	1:B:157:THR:HG23	1.66	0.93
1:A:287:ARG:HH21	1:B:313:LEU:CD2	1.79	0.92
1:A:64:ASP:OD1	1:A:66:ALA:CB	2.17	0.92
1:A:63:THR:HB	1:A:157:THR:HG22	1.49	0.92
1:B:144:GLN:HG2	1:B:145:VAL:N	1.84	0.91
1:A:14:MET:HE2	1:A:305:GLU:CA	1.99	0.91
1:A:172:VAL:O	1:A:173:LEU:O	1.88	0.91

Continued on next page...

Continued from previous page...

Atom-1	Atom-2	Interatomic distance (Å)	Clash overlap (Å)
1:B:275:PRO:HD3	1:B:288:ARG:CG	1.97	0.91
1:A:156:ASP:O	1:A:157:THR:CG2	2.18	0.91
1:B:218:ARG:HH21	1:B:222:SER:CB	1.83	0.91
1:B:164:LEU:CD1	1:B:168:GLN:NE2	2.34	0.91
1:B:167:LEU:HD21	1:B:262:ILE:CD1	1.99	0.91
1:B:83:LEU:HD21	1:B:88:ASP:HA	1.54	0.90
1:A:313:LEU:CD2	1:B:287:ARG:HH22	1.80	0.90
1:B:61:LEU:HD23	1:B:62:SER:N	1.88	0.89
1:B:173:LEU:O	1:B:174:GLU:HB2	1.72	0.89
1:A:132:ILE:HG12	1:A:133:ASP:N	1.86	0.89
1:A:164:LEU:C	1:A:164:LEU:HD12	1.87	0.88
1:A:219:VAL:O	1:A:223:GLU:HG3	1.72	0.88
1:A:128:ALA:O	1:A:129:ILE:HD12	1.72	0.88
1:B:29:TRP:CZ2	1:B:142:LEU:HD22	2.04	0.87
1:B:218:ARG:HD3	1:B:219:VAL:CA	2.04	0.87
1:B:61:LEU:HD23	1:B:61:LEU:C	1.93	0.87
1:A:54:VAL:HG23	1:A:54:VAL:O	1.72	0.86
1:A:136:MET:CE	1:A:136:MET:O	2.24	0.86
1:B:37:GLY:HA2	2:B:1:ADP:O3B	1.74	0.86
1:B:167:LEU:CD2	1:B:262:ILE:HD12	2.05	0.86
1:B:214:LEU:CD1	1:B:214:LEU:H	1.82	0.86
1:B:288:ARG:O	1:B:292:LYS:HB2	1.75	0.86
1:A:211:MET:C	1:A:213:LYS:N	2.15	0.86
1:A:313:LEU:HD23	1:B:287:ARG:HH21	1.32	0.85
1:B:211:MET:CA	1:B:214:LEU:HD21	2.06	0.85
1:A:24:GLN:HG2	1:A:27:LEU:HG	1.59	0.84
1:B:247:LEU:N	1:B:247:LEU:HD23	1.92	0.84
1:A:218:ARG:HA	1:A:218:ARG:NE	1.90	0.84
1:A:14:MET:HE3	1:A:305:GLU:C	1.96	0.84
1:A:275:PRO:HD3	1:A:288:ARG:HG3	0.89	0.84
1:B:14:MET:HE3	1:B:305:GLU:O	1.76	0.84
1:A:131:GLY:C	1:A:134:GLU:HG3	1.98	0.84
1:B:141:VAL:HG13	1:B:142:LEU:N	1.93	0.84
1:A:129:ILE:HG23	1:A:130:PRO:HD2	1.13	0.83
1:A:169:PHE:O	1:A:173:LEU:N	2.09	0.83
1:A:167:LEU:O	1:A:170:PRO:HD2	1.78	0.83
1:A:221:ILE:HD12	1:A:221:ILE:N	1.93	0.83
1:A:14:MET:HE2	1:A:305:GLU:C	1.96	0.83
1:B:169:PHE:HE1	1:B:173:LEU:HD21	1.39	0.83
1:B:211:MET:HA	1:B:214:LEU:CD2	2.08	0.82
1:B:29:TRP:CE2	1:B:142:LEU:CD2	2.62	0.82

Continued on next page...

Continued from previous page...

Atom-1	Atom-2	Interatomic distance (Å)	Clash overlap (Å)
1:B:61:LEU:C	1:B:61:LEU:CD2	2.47	0.82
1:B:218:ARG:CD	1:B:218:ARG:C	2.43	0.82
1:B:29:TRP:CZ2	1:B:142:LEU:HD23	2.12	0.82
1:A:129:ILE:HG22	1:A:130:PRO:N	1.89	0.82
1:B:141:VAL:HG13	1:B:142:LEU:H	1.45	0.82
1:B:138:PHE:O	1:B:141:VAL:CG1	2.27	0.82
1:A:130:PRO:CG	1:A:131:GLY:N	2.41	0.81
1:A:136:MET:HE2	1:A:136:MET:O	1.81	0.81
1:A:224:VAL:CG1	1:A:225:ASN:N	2.35	0.81
1:B:29:TRP:HH2	1:B:227:GLN:NE2	1.72	0.81
1:B:136:MET:O	1:B:136:MET:SD	2.38	0.81
1:A:329:GLU:HA	1:A:329:GLU:OE2	1.80	0.80
1:B:63:THR:HB	1:B:157:THR:HG22	0.87	0.80
1:A:75:GLN:HE22	1:A:85:GLU:HB2	1.44	0.80
1:A:136:MET:CG	1:A:217:LEU:HD21	2.11	0.80
1:B:241:ILE:O	1:B:247:LEU:HD21	1.79	0.80
1:B:169:PHE:O	1:B:172:VAL:N	2.14	0.80
1:A:63:THR:CB	1:A:157:THR:HG22	2.10	0.80
1:A:318:VAL:HG12	1:A:324:LEU:CD2	2.12	0.80
1:A:169:PHE:CD2	1:A:170:PRO:N	2.50	0.79
1:B:29:TRP:CH2	1:B:142:LEU:CD2	2.59	0.79
1:B:218:ARG:NH2	1:B:222:SER:OG	2.15	0.79
1:B:264:THR:O	1:B:306:PHE:HE1	1.64	0.79
1:A:131:GLY:O	1:A:134:GLU:CG	2.28	0.79
1:B:217:LEU:HD11	1:B:221:ILE:HG13	1.62	0.79
1:B:173:LEU:O	1:B:174:GLU:CB	2.30	0.79
1:B:62:SER:OG	1:B:67:HIS:ND1	2.14	0.79
1:A:318:VAL:HG12	1:A:324:LEU:HD23	1.65	0.79
1:A:169:PHE:HD2	1:A:170:PRO:N	1.80	0.78
1:A:136:MET:CE	1:A:136:MET:C	2.50	0.78
1:A:167:LEU:H	1:A:167:LEU:CD2	1.90	0.78
1:B:264:THR:O	1:B:306:PHE:CE1	2.37	0.78
1:A:168:GLN:HA	1:A:260:TYR:OH	1.84	0.78
1:A:141:VAL:O	1:A:144:GLN:HB3	1.84	0.77
1:A:129:ILE:HG21	1:A:132:ILE:CG2	1.80	0.77
1:A:136:MET:HE2	1:A:136:MET:C	2.05	0.77
1:B:224:VAL:HG12	1:B:225:ASN:N	1.99	0.77
1:A:136:MET:CG	1:A:217:LEU:CD2	2.63	0.77
1:A:264:THR:O	1:A:306:PHE:CE1	2.38	0.77
1:B:29:TRP:CE2	1:B:142:LEU:HD21	2.19	0.77
1:B:14:MET:HE2	1:B:305:GLU:N	1.99	0.77

Continued on next page...

Continued from previous page...

Atom-1	Atom-2	Interatomic distance (Å)	Clash overlap (Å)
1:A:288:ARG:O	1:A:292:LYS:HB2	1.85	0.77
1:B:329:GLU:OE2	1:B:329:GLU:HA	1.85	0.77
1:A:69:LEU:HB2	1:A:94:GLU:OE2	1.84	0.76
1:B:169:PHE:HE1	1:B:173:LEU:CD2	1.96	0.76
1:B:169:PHE:CD1	1:B:173:LEU:HD11	2.21	0.76
1:B:54:VAL:HG23	1:B:54:VAL:O	1.85	0.76
1:B:169:PHE:HD1	1:B:169:PHE:C	1.89	0.76
1:B:170:PRO:O	1:B:173:LEU:CD1	2.34	0.76
1:A:63:THR:O	1:A:64:ASP:C	2.23	0.75
1:A:64:ASP:C	1:A:66:ALA:H	1.89	0.75
1:A:318:VAL:CG1	1:A:324:LEU:HD23	2.16	0.75
1:B:172:VAL:O	1:B:174:GLU:HG3	1.87	0.75
1:A:130:PRO:HG2	1:A:131:GLY:N	1.94	0.75
1:B:169:PHE:C	1:B:169:PHE:CD1	2.59	0.75
1:A:166:PHE:C	1:A:167:LEU:HD23	2.07	0.75
1:B:265:HIS:C	1:B:306:PHE:HD1	1.89	0.75
1:A:83:LEU:HD21	1:A:88:ASP:HA	1.69	0.75
1:B:140:GLU:OE1	1:B:143:LYS:HE3	1.87	0.75
1:B:160:THR:HG21	1:B:253:MET:HG3	1.68	0.75
1:B:169:PHE:HB3	1:B:170:PRO:HD3	1.69	0.75
1:A:159:PRO:O	1:A:162:HIS:N	2.19	0.75
1:A:136:MET:HG3	1:A:217:LEU:HD21	1.70	0.74
1:B:35:LYS:HG3	1:B:249:GLU:OE1	1.85	0.74
1:A:170:PRO:O	1:A:171:THR:C	2.26	0.74
1:B:250:THR:O	1:B:254:ILE:HG13	1.88	0.74
1:A:299:GLU:O	1:A:303:ASP:HB2	1.88	0.74
1:A:221:ILE:N	1:A:221:ILE:CD1	2.51	0.73
1:B:80:GLU:HB3	1:B:82:ARG:HH21	1.54	0.73
1:A:159:PRO:O	1:A:160:THR:C	2.27	0.73
1:A:265:HIS:C	1:A:306:PHE:HD1	1.91	0.73
1:B:15:GLU:HB3	1:B:17:THR:HG23	1.69	0.73
1:A:241:ILE:O	1:A:247:LEU:HD21	1.88	0.73
1:A:265:HIS:CA	1:A:306:PHE:CD1	2.72	0.73
1:A:166:PHE:HB3	1:A:167:LEU:HD23	1.71	0.73
1:B:14:MET:HE2	1:B:305:GLU:C	2.06	0.73
1:A:210:VAL:O	1:A:213:LYS:HB2	1.87	0.72
1:A:136:MET:CA	1:A:136:MET:HE2	2.18	0.72
1:A:264:THR:O	1:A:306:PHE:HE1	1.70	0.72
1:B:159:PRO:O	1:B:161:GLY:N	2.23	0.72
1:A:166:PHE:HB3	1:A:167:LEU:CD2	2.20	0.72
1:A:210:VAL:O	1:A:213:LYS:HE3	1.90	0.72

Continued on next page...

Continued from previous page...

Atom-1	Atom-2	Interatomic distance (Å)	Clash overlap (Å)
1:B:138:PHE:HD2	1:B:166:PHE:CE1	2.06	0.72
1:B:212:GLU:C	1:B:214:LEU:HD12	2.10	0.71
1:B:173:LEU:O	1:B:174:GLU:OE1	2.08	0.71
1:A:313:LEU:HD21	1:B:287:ARG:HH21	1.18	0.71
1:B:299:GLU:O	1:B:303:ASP:HB2	1.91	0.71
1:A:129:ILE:CB	1:A:132:ILE:HG23	2.10	0.71
1:B:167:LEU:O	1:B:170:PRO:HD2	1.90	0.71
1:A:129:ILE:HG22	1:A:132:ILE:HG22	1.34	0.71
1:B:169:PHE:HE1	1:B:173:LEU:CG	2.03	0.71
1:A:160:THR:OG1	1:A:249:GLU:OE2	2.07	0.71
1:B:213:LYS:N	1:B:214:LEU:HD12	2.05	0.71
1:B:84:VAL:HG23	1:B:90:LEU:O	1.89	0.71
1:A:280:ASP:OD1	1:A:280:ASP:C	2.29	0.71
1:B:224:VAL:CG1	1:B:225:ASN:N	2.54	0.71
1:A:145:VAL:HG13	1:A:145:VAL:O	1.89	0.70
1:B:235:THR:HG22	1:B:264:THR:HA	1.73	0.70
1:B:63:THR:CB	1:B:157:THR:CG2	2.57	0.70
1:B:225:ASN:HD21	1:B:229:LYS:HD2	1.56	0.70
1:A:131:GLY:HA2	1:A:134:GLU:CD	2.13	0.70
1:A:169:PHE:C	1:A:169:PHE:CD2	2.65	0.69
1:B:217:LEU:CD1	1:B:221:ILE:HG13	2.22	0.69
1:A:132:ILE:CG1	1:A:133:ASP:N	2.55	0.69
1:B:319:ARG:O	1:B:323:ARG:HB2	1.93	0.69
1:A:156:ASP:C	1:A:157:THR:HG23	2.13	0.68
2:A:1:ADP:O5'	2:A:1:ADP:H2'	1.93	0.68
1:B:280:ASP:C	1:B:280:ASP:OD1	2.32	0.68
1:B:156:ASP:O	1:B:157:THR:CG2	2.40	0.67
1:A:335:PHE:CE2	1:A:337:PRO:HG3	2.29	0.67
1:B:167:LEU:HD22	1:B:262:ILE:HD12	1.76	0.67
1:B:159:PRO:O	1:B:160:THR:C	2.33	0.67
1:A:64:ASP:C	1:A:66:ALA:N	2.47	0.67
1:A:220:THR:HA	1:A:223:GLU:OE1	1.95	0.67
1:A:248:TYR:HE2	1:A:252:ARG:NH2	1.93	0.67
1:B:286:ALA:O	1:B:289:ARG:HB3	1.95	0.67
1:A:328:SER:O	1:A:331:LEU:HB2	1.95	0.67
1:A:219:VAL:O	1:A:223:GLU:CG	2.42	0.66
1:B:169:PHE:CE1	1:B:173:LEU:HD11	2.29	0.66
1:B:314:LEU:N	1:B:314:LEU:HD12	2.11	0.66
1:A:132:ILE:O	1:A:133:ASP:C	2.27	0.66
1:A:217:LEU:O	1:A:218:ARG:C	2.32	0.66
1:B:14:MET:HE3	1:B:305:GLU:CA	2.02	0.66

Continued on next page...

Continued from previous page...

Atom-1	Atom-2	Interatomic distance (Å)	Clash overlap (Å)
1:A:165:ARG:CB	1:A:165:ARG:HH11	2.08	0.66
1:A:252:ARG:O	1:A:255:GLN:HB3	1.96	0.66
1:A:248:TYR:CE2	1:A:252:ARG:NH2	2.65	0.65
1:B:31:PHE:CD1	1:B:155:PHE:HB2	2.31	0.65
1:B:265:HIS:CA	1:B:306:PHE:CD1	2.76	0.65
1:A:236:PHE:O	1:A:264:THR:OG1	2.13	0.65
1:A:64:ASP:O	1:A:66:ALA:N	2.30	0.65
1:A:159:PRO:O	1:A:161:GLY:N	2.29	0.65
1:A:132:ILE:HG12	1:A:133:ASP:H	1.62	0.65
1:A:235:THR:HG22	1:A:264:THR:HA	1.77	0.65
1:B:162:HIS:ND1	1:B:165:ARG:NH2	2.45	0.64
1:A:14:MET:HE3	1:A:305:GLU:O	1.97	0.64
1:A:80:GLU:HB3	1:A:82:ARG:HH21	1.61	0.64
1:B:170:PRO:O	1:B:173:LEU:HD12	1.98	0.64
1:B:69:LEU:HB2	1:B:94:GLU:OE2	1.98	0.64
1:A:218:ARG:CA	1:A:218:ARG:NE	2.60	0.63
1:A:217:LEU:O	1:A:221:ILE:HD13	1.97	0.63
1:B:167:LEU:CD2	1:B:262:ILE:HD11	2.27	0.63
1:B:217:LEU:O	1:B:217:LEU:CD1	2.21	0.63
1:B:59:LEU:HD12	1:B:60:LEU:N	2.14	0.63
1:B:75:GLN:HE22	1:B:85:GLU:HB2	1.63	0.63
1:B:173:LEU:C	1:B:174:GLU:CG	2.65	0.63
1:A:135:ALA:O	1:A:136:MET:C	2.37	0.63
1:A:24:GLN:HG2	1:A:24:GLN:O	1.98	0.63
1:A:136:MET:HE3	1:A:136:MET:O	1.99	0.63
1:A:131:GLY:C	1:A:134:GLU:CG	2.66	0.63
1:A:128:ALA:C	1:A:129:ILE:CD1	2.58	0.63
1:A:131:GLY:CA	1:A:134:GLU:HG3	2.28	0.63
1:B:31:PHE:CE1	1:B:155:PHE:CG	2.87	0.63
1:B:136:MET:C	1:B:136:MET:SD	2.76	0.62
1:B:75:GLN:NE2	1:B:85:GLU:HB2	2.15	0.62
1:A:247:LEU:N	1:A:247:LEU:HD23	2.13	0.62
1:A:212:GLU:O	1:A:212:GLU:CG	2.48	0.62
1:B:218:ARG:HH21	1:B:222:SER:HB3	1.62	0.62
1:B:217:LEU:HG	1:B:218:ARG:N	2.14	0.62
1:B:248:TYR:CE2	1:B:252:ARG:NH2	2.68	0.62
1:B:332:ILE:C	1:B:333:LYS:HG3	2.20	0.62
1:A:228:PHE:HD1	1:A:262:ILE:HD13	1.64	0.62
1:A:64:ASP:OD1	1:A:66:ALA:N	2.32	0.62
1:A:172:VAL:HG12	1:A:173:LEU:N	2.15	0.62
1:A:172:VAL:O	1:A:173:LEU:C	2.39	0.62

Continued on next page...

Continued from previous page...

Atom-1	Atom-2	Interatomic distance (Å)	Clash overlap (Å)
1:B:37:GLY:CA	2:B:1:ADP:O3B	2.47	0.62
1:B:218:ARG:NE	1:B:222:SER:OG	2.33	0.62
1:A:136:MET:CE	1:A:139:ALA:HB3	2.30	0.61
1:A:31:PHE:CD1	1:A:155:PHE:HB2	2.35	0.61
1:A:255:GLN:O	1:A:258:ALA:HB3	2.00	0.61
1:B:248:TYR:HE2	1:B:252:ARG:NH2	1.99	0.61
1:B:14:MET:HE3	1:B:305:GLU:HA	1.63	0.61
1:A:131:GLY:HA2	1:A:134:GLU:CG	2.31	0.61
1:B:306:PHE:O	1:B:308:VAL:HG23	2.01	0.61
1:A:136:MET:HE3	1:A:136:MET:C	2.17	0.61
1:A:149:SER:O	1:A:150:TYR:C	2.38	0.61
1:B:28:ARG:NH1	1:B:146:ASN:O	2.34	0.60
1:A:75:GLN:NE2	1:A:85:GLU:HB2	2.13	0.60
1:B:134:GLU:CA	1:B:134:GLU:OE2	2.50	0.60
1:B:167:LEU:HD21	1:B:262:ILE:HD12	1.69	0.60
1:A:84:VAL:HG23	1:A:90:LEU:O	2.02	0.60
1:A:265:HIS:C	1:A:306:PHE:CD1	2.74	0.60
1:A:22:LEU:HD11	1:A:332:ILE:HG13	1.82	0.60
1:B:170:PRO:O	1:B:173:LEU:HD13	2.01	0.60
1:A:297:GLN:O	1:A:298:ILE:C	2.36	0.59
1:B:231:GLU:HB2	1:B:263:ASP:HB2	1.83	0.59
1:A:22:LEU:O	1:A:55:ARG:NH2	2.33	0.59
1:B:265:HIS:C	1:B:306:PHE:CD1	2.73	0.59
1:B:168:GLN:HA	1:B:260:TYR:OH	2.02	0.59
1:A:148:LEU:HD23	1:A:150:TYR:CE1	2.38	0.59
1:A:223:GLU:O	1:A:226:ALA:HB3	2.02	0.59
1:A:286:ALA:O	1:A:289:ARG:HB3	2.01	0.59
1:A:319:ARG:O	1:A:323:ARG:HB2	2.03	0.59
1:A:131:GLY:HA2	1:A:134:GLU:HG3	1.83	0.59
1:A:224:VAL:HG12	1:A:225:ASN:CA	2.33	0.58
1:B:214:LEU:N	1:B:214:LEU:CD1	2.45	0.58
1:A:326:LYS:O	1:A:327:PHE:C	2.39	0.58
1:A:84:VAL:HG21	1:A:90:LEU:HG	1.85	0.58
1:A:160:THR:O	1:A:161:GLY:C	2.41	0.58
1:B:169:PHE:O	1:B:172:VAL:HB	2.03	0.58
1:B:264:THR:HG23	1:B:264:THR:O	2.04	0.58
1:B:308:VAL:O	1:B:310:LYS:HE3	2.03	0.58
1:B:40:LYS:N	2:B:1:ADP:O1B	2.36	0.58
1:B:146:ASN:OD1	1:B:146:ASN:C	2.41	0.58
1:B:64:ASP:O	1:B:67:HIS:CD2	2.57	0.58
1:A:142:LEU:O	1:A:145:VAL:HG12	2.04	0.58

Continued on next page...

Continued from previous page...

Atom-1	Atom-2	Interatomic distance (Å)	Clash overlap (Å)
1:A:287:ARG:HH21	1:B:313:LEU:HD21	1.44	0.58
1:A:307:ASN:OD1	1:A:307:ASN:N	2.35	0.58
1:A:167:LEU:O	1:A:168:GLN:C	2.42	0.57
1:B:146:ASN:ND2	1:B:227:GLN:OE1	2.36	0.57
1:B:281:CYS:O	1:B:282:GLU:C	2.39	0.57
1:A:212:GLU:O	1:A:212:GLU:HG2	2.02	0.57
1:B:159:PRO:C	1:B:161:GLY:N	2.55	0.57
1:B:96:ASP:O	1:B:97:PRO:C	2.42	0.57
1:B:162:HIS:CE1	1:B:165:ARG:NH2	2.72	0.57
1:A:211:MET:O	1:A:212:GLU:C	2.43	0.57
1:A:129:ILE:HB	1:A:132:ILE:HG21	0.60	0.56
1:A:97:PRO:HB3	1:A:137:SER:HB2	1.86	0.56
1:A:223:GLU:O	1:A:224:VAL:C	2.42	0.56
1:A:314:LEU:N	1:A:314:LEU:HD12	2.20	0.56
1:B:39:GLY:HA2	2:B:1:ADP:PA	2.45	0.56
1:A:265:HIS:CA	1:A:306:PHE:CE1	2.79	0.56
1:B:169:PHE:CZ	1:B:173:LEU:HD21	2.40	0.56
1:B:274:PHE:N	1:B:274:PHE:CD2	2.73	0.56
1:A:218:ARG:HE	1:A:218:ARG:CA	2.19	0.56
1:B:168:GLN:HA	1:B:260:TYR:CZ	2.40	0.56
1:B:84:VAL:HG21	1:B:90:LEU:HG	1.88	0.56
1:A:144:GLN:O	1:A:147:SER:OG	2.23	0.56
1:B:145:VAL:O	1:B:148:LEU:HB2	2.06	0.56
1:B:22:LEU:HD21	1:B:332:ILE:HG13	1.87	0.56
1:A:96:ASP:O	1:A:97:PRO:C	2.44	0.56
1:B:231:GLU:HB2	1:B:263:ASP:CB	2.36	0.56
1:B:79:LYS:O	1:B:93:MET:CE	2.53	0.56
1:B:24:GLN:O	1:B:24:GLN:CG	2.54	0.55
1:B:242:PRO:O	1:B:243:GLU:HB3	2.06	0.55
1:B:307:ASN:N	1:B:307:ASN:OD1	2.38	0.55
1:B:321:LYS:NZ	1:B:325:GLU:OE2	2.37	0.55
1:A:170:PRO:O	1:A:173:LEU:N	2.39	0.55
1:A:29:TRP:CZ2	1:A:227:GLN:NE2	2.75	0.55
1:B:218:ARG:CZ	1:B:222:SER:OG	2.54	0.55
1:A:15:GLU:HB3	1:A:17:THR:HG23	1.88	0.55
1:A:24:GLN:O	1:A:24:GLN:CG	2.54	0.55
1:A:264:THR:O	1:A:264:THR:HG23	2.05	0.55
1:B:299:GLU:O	1:B:303:ASP:N	2.36	0.55
1:B:332:ILE:O	1:B:333:LYS:HG3	2.06	0.55
1:B:141:VAL:CG1	1:B:142:LEU:N	2.65	0.55
1:A:14:MET:HE2	1:A:306:PHE:N	2.20	0.55

Continued on next page...

Continued from previous page...

Atom-1	Atom-2	Interatomic distance (Å)	Clash overlap (Å)
1:A:165:ARG:HH11	1:A:165:ARG:HB3	1.72	0.55
1:B:134:GLU:HA	1:B:134:GLU:OE2	2.05	0.55
1:B:140:GLU:OE1	1:B:143:LYS:CE	2.53	0.55
1:B:39:GLY:HA2	2:B:1:ADP:O3A	2.07	0.55
1:B:297:GLN:O	1:B:298:ILE:C	2.43	0.55
1:B:97:PRO:HB3	1:B:137:SER:HB2	1.87	0.54
1:B:24:GLN:O	1:B:24:GLN:HG2	2.07	0.54
1:A:129:ILE:HG22	1:A:132:ILE:H	1.71	0.54
1:B:264:THR:CG2	1:B:264:THR:O	2.54	0.54
1:B:31:PHE:HD1	1:B:155:PHE:HB2	1.71	0.54
1:B:143:LYS:HG2	1:B:144:GLN:N	2.22	0.54
1:B:169:PHE:CE1	1:B:173:LEU:CD2	2.76	0.54
1:B:218:ARG:CD	1:B:219:VAL:CA	2.83	0.54
1:B:218:ARG:CD	1:B:219:VAL:N	2.35	0.54
1:B:236:PHE:CD2	1:B:257:LEU:HD11	2.42	0.54
1:B:37:GLY:HA2	2:B:1:ADP:PB	2.47	0.54
1:A:243:GLU:OE2	1:A:246:SER:N	2.41	0.54
1:B:250:THR:HA	1:B:253:MET:HE3	1.89	0.54
1:B:311:MET:SD	1:B:331:LEU:HD12	2.48	0.54
1:B:52:ALA:O	1:B:89:ASN:OD1	2.26	0.54
1:A:219:VAL:HG12	1:A:223:GLU:OE1	2.08	0.54
1:A:329:GLU:OE2	1:A:329:GLU:CA	2.53	0.54
1:B:212:GLU:C	1:B:214:LEU:CD1	2.76	0.54
1:B:252:ARG:O	1:B:255:GLN:HB3	2.08	0.53
1:A:131:GLY:CA	1:A:134:GLU:CG	2.87	0.53
1:A:318:VAL:HG12	1:A:324:LEU:HD21	1.88	0.53
1:A:48:ALA:HB2	1:A:60:LEU:HD13	1.89	0.53
1:A:79:LYS:O	1:A:93:MET:CE	2.56	0.53
1:B:173:LEU:N	1:B:173:LEU:CD1	2.40	0.53
1:A:250:THR:HA	1:A:253:MET:HE3	1.91	0.53
1:B:270:ASN:O	1:B:271:GLN:HB2	2.08	0.53
1:A:220:THR:OG1	1:A:221:ILE:HD12	2.08	0.53
1:A:68:ASN:HD22	1:B:245:LEU:HD22	1.74	0.53
1:B:332:ILE:HG22	1:B:333:LYS:HG3	1.91	0.53
1:A:166:PHE:O	1:A:169:PHE:HB3	2.09	0.53
1:B:64:ASP:O	1:B:67:HIS:NE2	2.42	0.53
1:A:221:ILE:CD1	1:A:221:ILE:H	2.21	0.52
1:B:218:ARG:CD	1:B:219:VAL:HA	2.39	0.52
2:A:1:ADP:C2'	2:A:1:ADP:O5'	2.58	0.52
1:B:295:LEU:O	1:B:296:ASP:C	2.46	0.52
1:B:56:ARG:O	1:B:89:ASN:ND2	2.42	0.52

Continued on next page...

Continued from previous page...

Atom-1	Atom-2	Interatomic distance (Å)	Clash overlap (Å)
1:A:216:SER:O	1:A:220:THR:HG23	2.08	0.52
1:A:26:SER:HB2	1:A:232:ARG:O	2.10	0.52
1:B:291:GLN:O	1:B:292:LYS:C	2.48	0.52
1:B:280:ASP:O	1:B:280:ASP:OD1	2.28	0.52
1:A:230:ASP:OD2	1:A:232:ARG:NH1	2.43	0.52
1:A:70:SER:HB3	1:A:75:GLN:O	2.10	0.52
1:B:62:SER:O	1:B:67:HIS:HE1	1.93	0.52
1:B:29:TRP:CD2	1:B:142:LEU:HD21	2.45	0.51
1:A:249:GLU:O	1:A:250:THR:C	2.47	0.51
1:A:281:CYS:O	1:A:282:GLU:C	2.49	0.51
1:B:225:ASN:O	1:B:228:PHE:HB2	2.11	0.51
1:B:45:CYS:O	1:B:46:SER:C	2.49	0.51
1:B:172:VAL:O	1:B:174:GLU:CG	2.57	0.51
1:B:257:LEU:HD22	1:B:262:ILE:HB	1.92	0.51
1:A:287:ARG:HH22	1:B:313:LEU:HD23	1.43	0.51
1:A:243:GLU:O	1:A:244:PHE:C	2.49	0.51
1:B:173:LEU:C	1:B:174:GLU:HG3	2.30	0.51
1:B:230:ASP:OD1	1:B:232:ARG:N	2.34	0.51
1:B:280:ASP:CG	1:B:280:ASP:O	2.49	0.51
1:A:264:THR:O	1:A:264:THR:CG2	2.59	0.51
1:A:274:PHE:HE2	1:A:312:PRO:HB3	1.75	0.51
1:A:214:LEU:O	1:A:214:LEU:HD23	2.11	0.51
1:A:248:TYR:O	1:A:248:TYR:CD2	2.63	0.51
1:A:242:PRO:HG2	1:A:291:GLN:NE2	2.26	0.51
1:A:280:ASP:OD1	1:A:280:ASP:O	2.28	0.51
1:A:52:ALA:O	1:A:89:ASN:OD1	2.29	0.50
1:B:19:GLN:O	1:B:22:LEU:HB2	2.11	0.50
1:B:216:SER:O	1:B:220:THR:HG22	2.12	0.50
1:B:59:LEU:HD12	1:B:60:LEU:H	1.76	0.50
1:B:141:VAL:CG1	1:B:142:LEU:H	2.19	0.50
1:A:286:ALA:HA	1:A:289:ARG:NH1	2.26	0.50
1:B:169:PHE:O	1:B:170:PRO:C	2.46	0.50
2:A:1:ADP:H3'	1:B:245:LEU:HD12	1.94	0.50
1:B:325:GLU:O	1:B:328:SER:OG	2.18	0.50
1:B:80:GLU:HB3	1:B:82:ARG:NH2	2.24	0.50
1:A:270:ASN:O	1:A:271:GLN:HB2	2.12	0.49
1:A:293:LYS:HG2	1:A:294:TYR:N	2.23	0.49
1:B:169:PHE:HD1	1:B:169:PHE:O	1.93	0.49
1:B:225:ASN:ND2	1:B:225:ASN:C	2.65	0.49
1:A:173:LEU:CD2	1:A:173:LEU:O	2.59	0.49
1:A:287:ARG:HH12	1:B:287:ARG:HH12	1.61	0.49

Continued on next page...

Continued from previous page...

Atom-1	Atom-2	Interatomic distance (Å)	Clash overlap (Å)
1:B:22:LEU:CD2	1:B:332:ILE:HG13	2.42	0.49
1:B:79:LYS:HA	1:B:95:ILE:HG22	1.94	0.49
1:B:230:ASP:OD1	1:B:230:ASP:C	2.51	0.49
1:B:145:VAL:O	1:B:148:LEU:N	2.46	0.49
1:A:48:ALA:CB	1:A:60:LEU:HD13	2.43	0.49
1:A:46:SER:HB3	1:A:328:SER:CB	2.43	0.49
1:B:169:PHE:CE1	1:B:173:LEU:CG	2.92	0.49
1:A:236:PHE:CD2	1:A:257:LEU:HD11	2.47	0.49
1:A:287:ARG:HH21	1:B:313:LEU:HD23	1.53	0.49
1:A:332:ILE:C	1:A:333:LYS:HG3	2.32	0.49
1:B:145:VAL:CG1	1:B:153:ILE:CD1	2.91	0.49
1:B:145:VAL:HG12	1:B:146:ASN:N	2.26	0.49
1:B:160:THR:HG23	1:B:253:MET:SD	2.53	0.49
1:A:273:LEU:O	1:A:288:ARG:HG2	2.12	0.49
1:B:35:LYS:CG	1:B:249:GLU:OE1	2.59	0.49
1:B:62:SER:CB	1:B:69:LEU:HD22	2.43	0.49
1:B:265:HIS:CA	1:B:306:PHE:CE1	2.80	0.49
1:A:167:LEU:C	1:A:169:PHE:N	2.65	0.48
1:A:217:LEU:O	1:A:220:THR:N	2.46	0.48
1:B:48:ALA:HB2	1:B:60:LEU:HD13	1.95	0.48
1:B:308:VAL:O	1:B:310:LYS:CE	2.62	0.48
1:A:148:LEU:HD23	1:A:150:TYR:CD1	2.48	0.48
1:A:129:ILE:HB	1:A:132:ILE:HD13	1.94	0.48
1:A:169:PHE:HD2	1:A:170:PRO:CD	2.26	0.48
1:A:169:PHE:O	1:A:170:PRO:C	2.50	0.48
1:A:227:GLN:HG2	1:A:233:LEU:CD1	2.43	0.48
1:A:294:TYR:O	1:A:297:GLN:HB2	2.12	0.48
1:A:61:LEU:O	1:A:61:LEU:CD2	2.61	0.48
1:B:270:ASN:O	1:B:271:GLN:CB	2.62	0.48
1:A:130:PRO:CD	1:A:131:GLY:N	2.76	0.48
1:A:136:MET:HE1	1:A:139:ALA:HB3	1.94	0.48
1:B:217:LEU:O	1:B:220:THR:HG23	2.13	0.48
1:B:29:TRP:HZ2	1:B:146:ASN:HB2	1.79	0.48
1:B:296:ASP:O	1:B:299:GLU:HB2	2.14	0.48
1:B:62:SER:HB2	1:B:69:LEU:HD22	1.96	0.48
1:A:245:LEU:HD22	1:B:68:ASN:HD22	1.79	0.48
1:A:236:PHE:CG	1:A:257:LEU:HD11	2.49	0.48
1:B:243:GLU:OE2	1:B:246:SER:N	2.47	0.48
1:B:251:GLU:O	1:B:252:ARG:C	2.52	0.47
1:B:294:TYR:O	1:B:297:GLN:HB2	2.15	0.47
1:B:82:ARG:C	1:B:91:TYR:HD1	2.17	0.47

Continued on next page...

Continued from previous page...

Atom-1	Atom-2	Interatomic distance (Å)	Clash overlap (Å)
1:A:221:ILE:O	1:A:225:ASN:HB3	2.14	0.47
1:B:273:LEU:O	1:B:288:ARG:HG2	2.14	0.47
1:A:280:ASP:CG	1:A:280:ASP:O	2.51	0.47
1:A:291:GLN:O	1:A:294:TYR:HB2	2.15	0.47
1:B:164:LEU:HD21	1:B:256:GLU:HG3	1.96	0.47
1:B:67:HIS:ND1	1:B:94:GLU:HB3	2.30	0.47
1:A:35:LYS:HG3	1:A:249:GLU:OE1	2.14	0.47
1:B:312:PRO:O	1:B:314:LEU:HD12	2.13	0.47
1:B:314:LEU:CD1	1:B:314:LEU:N	2.77	0.47
1:B:70:SER:HB3	1:B:75:GLN:O	2.15	0.47
1:B:169:PHE:HB3	1:B:170:PRO:CD	2.41	0.47
1:B:230:ASP:OD1	1:B:233:LEU:HG	2.15	0.47
1:B:87:PHE:CZ	1:B:321:LYS:HG3	2.50	0.47
1:A:294:TYR:O	1:A:298:ILE:HG12	2.15	0.47
1:B:50:GLN:HG2	1:B:332:ILE:HG12	1.97	0.47
1:A:257:LEU:HD22	1:A:262:ILE:HB	1.97	0.47
1:A:37:GLY:HA2	2:A:1:ADP:PB	2.55	0.47
1:A:43:THR:O	1:A:44:SER:C	2.50	0.47
1:A:142:LEU:O	1:A:143:LYS:C	2.53	0.47
1:A:274:PHE:N	1:A:274:PHE:CD2	2.82	0.47
1:A:171:THR:OG1	1:A:172:VAL:N	2.47	0.46
1:A:267:ILE:HG22	1:A:269:VAL:HG23	1.97	0.46
1:A:264:THR:C	1:A:306:PHE:HE1	2.18	0.46
1:B:230:ASP:OD2	1:B:232:ARG:NH1	2.47	0.46
1:A:68:ASN:ND2	1:B:245:LEU:HD22	2.29	0.46
1:B:162:HIS:O	1:B:163:THR:C	2.53	0.46
1:A:298:ILE:HG12	1:A:298:ILE:H	1.49	0.46
1:A:60:LEU:O	1:A:92:ALA:HA	2.15	0.46
1:B:212:GLU:OE2	1:B:213:LYS:HE3	2.16	0.46
1:B:62:SER:HG	1:B:67:HIS:CE1	2.21	0.46
1:A:149:SER:O	1:A:150:TYR:O	2.34	0.46
1:A:79:LYS:HB3	1:A:95:ILE:HG22	1.98	0.46
1:B:169:PHE:HE1	1:B:173:LEU:HG	1.79	0.46
1:B:243:GLU:O	1:B:247:LEU:HG	2.16	0.46
1:A:53:LYS:HE2	1:A:53:LYS:HB2	1.53	0.46
1:B:145:VAL:HG13	1:B:153:ILE:HD11	1.97	0.46
1:B:287:ARG:O	1:B:291:GLN:HG3	2.16	0.46
1:A:138:PHE:O	1:A:139:ALA:C	2.53	0.46
1:A:31:PHE:CE1	1:A:155:PHE:CG	3.04	0.46
1:A:242:PRO:HG2	1:A:291:GLN:HE21	1.81	0.46
1:A:27:LEU:HA	1:A:27:LEU:HD23	1.47	0.46

Continued on next page...

Continued from previous page...

Atom-1	Atom-2	Interatomic distance (Å)	Clash overlap (Å)
1:B:22:LEU:HD22	1:B:332:ILE:CD1	2.45	0.46
1:A:317:GLU:OE2	1:B:243:GLU:HA	2.15	0.46
1:B:220:THR:O	1:B:221:ILE:C	2.52	0.46
1:A:242:PRO:O	1:A:243:GLU:HB3	2.15	0.46
1:B:242:PRO:HG2	1:B:291:GLN:NE2	2.31	0.46
1:B:285:THR:CG2	1:B:289:ARG:NH2	2.79	0.46
1:A:78:GLY:C	1:A:80:GLU:H	2.18	0.45
1:B:273:LEU:HD22	1:B:274:PHE:N	2.31	0.45
1:B:50:GLN:HA	1:B:50:GLN:OE1	2.17	0.45
1:A:332:ILE:HG22	1:A:333:LYS:HG3	1.98	0.45
1:B:148:LEU:HD13	1:B:148:LEU:HA	1.50	0.45
1:B:63:THR:HG22	1:B:63:THR:O	2.17	0.45
1:A:227:GLN:HG2	1:A:233:LEU:HD12	1.97	0.45
1:A:148:LEU:HD23	1:A:150:TYR:HE1	1.81	0.45
1:B:324:LEU:O	1:B:325:GLU:C	2.54	0.45
1:B:169:PHE:O	1:B:172:VAL:CB	2.64	0.45
1:A:173:LEU:O	1:A:173:LEU:HD22	2.17	0.45
1:A:156:ASP:O	1:A:157:THR:HG22	2.12	0.45
1:A:308:VAL:O	1:A:310:LYS:HE3	2.17	0.45
1:B:285:THR:HG22	1:B:289:ARG:NH2	2.32	0.45
1:A:133:ASP:C	1:A:133:ASP:OD1	2.55	0.44
1:A:293:LYS:HE2	1:A:294:TYR:CE1	2.52	0.44
1:B:231:GLU:OE2	1:B:231:GLU:N	2.45	0.44
1:A:273:LEU:HA	1:A:273:LEU:HD23	1.66	0.44
1:B:274:PHE:HE2	1:B:312:PRO:HB3	1.81	0.44
1:A:166:PHE:HB3	1:A:167:LEU:HD21	1.95	0.44
1:A:250:THR:O	1:A:254:ILE:HG13	2.18	0.44
1:A:282:GLU:H	1:A:282:GLU:HG2	1.44	0.44
1:A:321:LYS:O	1:A:322:GLU:C	2.55	0.44
1:B:281:CYS:SG	1:B:284:CYS:SG	3.15	0.44
1:B:312:PRO:O	1:B:314:LEU:CD1	2.66	0.44
1:B:134:GLU:N	1:B:134:GLU:OE2	2.50	0.44
1:A:272:LEU:HA	1:A:272:LEU:HD23	1.68	0.44
1:B:14:MET:HE2	1:B:306:PHE:N	2.33	0.44
1:B:169:PHE:CE1	1:B:173:LEU:CD1	2.99	0.44
1:B:53:LYS:HB2	1:B:53:LYS:HE2	1.47	0.44
1:B:247:LEU:CD2	1:B:247:LEU:H	2.30	0.44
1:B:62:SER:OG	1:B:67:HIS:CE1	2.70	0.44
1:A:29:TRP:CH2	1:A:227:GLN:NE2	2.86	0.44
1:A:254:ILE:O	1:A:254:ILE:HG22	2.15	0.44
1:A:79:LYS:C	1:A:93:MET:CE	2.87	0.44

Continued on next page...

Continued from previous page...

Atom-1	Atom-2	Interatomic distance (Å)	Clash overlap (Å)
1:B:293:LYS:HE2	1:B:294:TYR:CE1	2.52	0.44
1:A:173:LEU:C	1:A:173:LEU:HD22	2.28	0.43
1:A:79:LYS:HA	1:A:95:ILE:HG22	2.00	0.43
1:B:286:ALA:HA	1:B:289:ARG:NH1	2.33	0.43
1:B:79:LYS:O	1:B:93:MET:HE1	2.18	0.43
1:A:45:CYS:O	1:A:46:SER:C	2.55	0.43
1:A:79:LYS:C	1:A:93:MET:HE3	2.38	0.43
1:B:273:LEU:HD23	1:B:273:LEU:HA	1.54	0.43
1:B:91:TYR:CD2	1:B:150:TYR:HE2	2.36	0.43
1:A:18:LEU:HA	1:A:18:LEU:HD23	1.58	0.43
1:A:265:HIS:O	1:A:265:HIS:ND1	2.51	0.43
1:B:167:LEU:HD21	1:B:262:ILE:HD13	1.93	0.43
1:A:218:ARG:NH2	1:A:221:ILE:HB	2.34	0.43
1:A:225:ASN:C	1:A:225:ASN:ND2	2.72	0.43
1:B:160:THR:HG23	1:B:253:MET:HG3	1.91	0.43
1:A:235:THR:HG22	1:A:263:ASP:OD1	2.05	0.43
1:A:79:LYS:HB2	1:A:79:LYS:HE3	1.79	0.43
1:B:270:ASN:ND2	1:B:271:GLN:CG	2.82	0.43
1:A:168:GLN:O	1:A:172:VAL:HG23	2.19	0.43
1:A:169:PHE:O	1:A:170:PRO:O	2.36	0.43
1:B:78:GLY:C	1:B:80:GLU:H	2.22	0.43
1:A:29:TRP:CE2	1:A:227:GLN:NE2	2.86	0.43
1:A:166:PHE:CB	1:A:167:LEU:HD23	2.46	0.43
1:B:79:LYS:HB3	1:B:95:ILE:HG22	2.00	0.43
1:A:167:LEU:O	1:A:169:PHE:N	2.52	0.43
1:A:25:ARG:HG2	1:A:25:ARG:HH11	1.84	0.42
1:A:63:THR:OG1	1:A:157:THR:HG22	2.18	0.42
1:A:69:LEU:HD23	1:A:69:LEU:HA	1.56	0.42
1:B:69:LEU:HD12	1:B:69:LEU:HA	1.56	0.42
1:A:295:LEU:O	1:A:296:ASP:C	2.58	0.42
1:B:63:THR:OG1	1:B:157:THR:CG2	2.67	0.42
1:A:161:GLY:O	1:A:164:LEU:HB3	2.18	0.42
1:A:332:ILE:HA	1:A:332:ILE:HD13	1.57	0.42
1:A:50:GLN:HG2	1:A:332:ILE:HG12	2.01	0.42
1:A:59:LEU:HD23	1:A:153:ILE:HD13	2.01	0.42
1:B:218:ARG:NH2	1:B:222:SER:CB	2.65	0.42
1:B:332:ILE:HA	1:B:332:ILE:HD13	1.68	0.42
1:A:243:GLU:HA	1:B:317:GLU:OE2	2.20	0.42
1:A:257:LEU:HD23	1:A:257:LEU:HA	1.32	0.42
1:A:79:LYS:O	1:A:93:MET:HE1	2.19	0.42
1:A:285:THR:CG2	1:A:289:ARG:NH2	2.82	0.42

Continued on next page...

Continued from previous page...

Atom-1	Atom-2	Interatomic distance (Å)	Clash overlap (Å)
1:A:136:MET:O	1:A:139:ALA:HB3	2.20	0.42
1:A:218:ARG:C	1:A:218:ARG:HE	2.22	0.42
1:B:326:LYS:O	1:B:327:PHE:C	2.58	0.42
1:A:169:PHE:CD2	1:A:170:PRO:CA	3.03	0.42
1:A:220:THR:OG1	1:A:221:ILE:CD1	2.67	0.42
1:A:231:GLU:O	1:A:231:GLU:CG	2.65	0.42
1:B:27:LEU:HA	1:B:27:LEU:HD23	1.55	0.42
1:B:18:LEU:HD23	1:B:18:LEU:HA	1.38	0.42
1:B:26:SER:HB2	1:B:232:ARG:O	2.20	0.42
1:B:43:THR:O	1:B:44:SER:C	2.58	0.42
1:A:214:LEU:O	1:A:218:ARG:HB2	2.20	0.41
1:A:239:VAL:HG12	1:A:240:CYS:N	2.34	0.41
1:A:281:CYS:SG	1:B:281:CYS:SG	3.18	0.41
1:A:47:LEU:HD12	1:A:47:LEU:O	2.20	0.41
1:B:328:SER:O	1:B:331:LEU:HB2	2.20	0.41
1:A:266:CYS:O	1:A:267:ILE:HG13	2.20	0.41
1:A:308:VAL:O	1:A:310:LYS:CE	2.69	0.41
1:B:160:THR:CG2	1:B:253:MET:CG	2.83	0.41
1:B:293:LYS:HE2	1:B:294:TYR:CD1	2.55	0.41
1:B:79:LYS:C	1:B:93:MET:CE	2.88	0.41
1:A:136:MET:HE3	1:A:139:ALA:HB3	2.02	0.41
1:A:274:PHE:CE2	1:A:312:PRO:HB3	2.55	0.41
1:B:166:PHE:CD2	1:B:166:PHE:C	2.93	0.41
1:B:173:LEU:O	1:B:174:GLU:CG	2.67	0.41
1:B:231:GLU:CB	1:B:263:ASP:HB2	2.49	0.41
1:B:265:HIS:HA	1:B:306:PHE:HE1	1.65	0.41
1:A:213:LYS:O	1:A:216:SER:OG	2.31	0.41
1:A:299:GLU:O	1:A:303:ASP:N	2.47	0.41
1:A:332:ILE:O	1:A:333:LYS:HG3	2.21	0.41
1:B:166:PHE:O	1:B:169:PHE:HB3	2.20	0.41
1:B:248:TYR:O	1:B:248:TYR:CD2	2.73	0.41
1:B:73:PHE:O	1:B:74:SER:HB2	2.21	0.41
1:B:138:PHE:CD2	1:B:166:PHE:CE1	2.96	0.41
1:B:335:PHE:CE2	1:B:337:PRO:HG3	2.55	0.41
1:A:270:ASN:O	1:A:271:GLN:CB	2.68	0.41
1:A:78:GLY:C	1:A:80:GLU:N	2.73	0.41
1:B:239:VAL:HG12	1:B:240:CYS:N	2.36	0.41
1:B:29:TRP:CE2	1:B:142:LEU:HD23	2.48	0.41
1:B:64:ASP:OD1	1:B:64:ASP:C	2.59	0.41
1:B:79:LYS:CB	1:B:95:ILE:HG22	2.51	0.41
1:A:138:PHE:HD1	1:A:138:PHE:C	2.24	0.41

Continued on next page...

Continued from previous page...

Atom-1	Atom-2	Interatomic distance (Å)	Clash overlap (Å)
1:A:276:LYS:HD2	1:B:282:GLU:OE1	2.21	0.41
1:B:333:LYS:HA	1:B:334:PRO:HD3	1.57	0.41
1:A:138:PHE:C	1:A:138:PHE:CD1	2.94	0.41
1:A:164:LEU:HD12	1:A:168:GLN:HG3	2.03	0.41
1:B:158:ALA:HB1	1:B:159:PRO:HD2	2.01	0.41
1:A:159:PRO:C	1:A:161:GLY:N	2.73	0.41
1:A:251:GLU:O	1:A:252:ARG:C	2.59	0.41
1:A:35:LYS:O	1:A:38:VAL:HG13	2.21	0.41
1:A:97:PRO:HB3	1:A:137:SER:CB	2.50	0.41
1:A:245:LEU:HD22	1:B:68:ASN:ND2	2.36	0.40
1:A:333:LYS:HA	1:A:334:PRO:HD3	1.64	0.40
1:A:61:LEU:O	1:A:61:LEU:HD22	2.21	0.40
1:B:40:LYS:O	1:B:41:THR:C	2.60	0.40
1:B:31:PHE:HE1	1:B:155:PHE:CG	2.38	0.40
1:A:325:GLU:O	1:A:326:LYS:C	2.59	0.40
1:B:159:PRO:C	1:B:161:GLY:H	2.22	0.40
1:B:162:HIS:CE1	1:B:165:ARG:HH21	2.38	0.40
1:B:47:LEU:HD12	1:B:47:LEU:O	2.21	0.40
1:B:69:LEU:CB	1:B:94:GLU:OE2	2.68	0.40
1:A:287:ARG:NH1	1:B:287:ARG:HH12	2.17	0.40
1:B:63:THR:O	1:B:64:ASP:C	2.59	0.40
1:B:160:THR:HG23	1:B:253:MET:CG	2.51	0.40
1:B:236:PHE:CG	1:B:257:LEU:HD11	2.57	0.40
1:B:79:LYS:C	1:B:93:MET:HE3	2.42	0.40

All (7) symmetry-related close contacts are listed below. The label for Atom-2 includes the symmetry operator and encoded unit-cell translations to be applied.

Atom-1	Atom-2	Interatomic distance (Å)	Clash overlap (Å)
1:A:279:SER:OG	1:B:80:GLU:OE2[3_445]	0.18	2.02
1:A:279:SER:OG	1:B:80:GLU:CD[3_445]	1.31	0.89
1:A:279:SER:CB	1:B:80:GLU:OE2[3_445]	1.41	0.79
1:B:82:ARG:NH2	1:B:282:GLU:OE2[3_455]	1.84	0.36
1:A:338:PRO:CB	1:B:149:SER:CB[3_445]	2.04	0.16
1:A:23:ASP:OD2	1:A:149:SER:N[4_445]	2.08	0.12
1:A:279:SER:OG	1:B:80:GLU:OE1[3_445]	2.15	0.05

5.3 Torsion angles [i](#)

5.3.1 Protein backbone [i](#)

In the following table, the Percentiles column shows the percent Ramachandran outliers of the chain as a percentile score with respect to all X-ray entries followed by that with respect to entries of similar resolution.

The Analysed column shows the number of residues for which the backbone conformation was analysed, and the total number of residues.

Mol	Chain	Analysed	Favoured	Allowed	Outliers	Percentiles	
1	A	255/334 (76%)	201 (79%)	49 (19%)	5 (2%)	7	39
1	B	249/334 (75%)	205 (82%)	41 (16%)	3 (1%)	13	50
All	All	504/668 (75%)	406 (81%)	90 (18%)	8 (2%)	9	43

All (8) Ramachandran outliers are listed below:

Mol	Chain	Res	Type
1	A	130	PRO
1	A	212	GLU
1	A	160	THR
1	A	65	PRO
1	B	160	THR
1	A	170	PRO
1	B	169	PHE
1	B	159	PRO

5.3.2 Protein sidechains [i](#)

In the following table, the Percentiles column shows the percent sidechain outliers of the chain as a percentile score with respect to all X-ray entries followed by that with respect to entries of similar resolution.

The Analysed column shows the number of residues for which the sidechain conformation was analysed, and the total number of residues.

Mol	Chain	Analysed	Rotameric	Outliers	Percentiles	
1	A	236/289 (82%)	180 (76%)	56 (24%)	1	4
1	B	232/289 (80%)	184 (79%)	48 (21%)	1	6
All	All	468/578 (81%)	364 (78%)	104 (22%)	1	5

All (104) residues with a non-rotameric sidechain are listed below:

Mol	Chain	Res	Type
1	A	14	MET
1	A	17	THR
1	A	20	SER
1	A	25	ARG
1	A	26	SER
1	A	35	LYS
1	A	61	LEU
1	A	67	HIS
1	A	70	SER
1	A	76	LYS
1	A	79	LYS
1	A	89	ASN
1	A	96	ASP
1	A	129	ILE
1	A	132	ILE
1	A	134	GLU
1	A	136	MET
1	A	137	SER
1	A	138	PHE
1	A	143	LYS
1	A	145	VAL
1	A	148	LEU
1	A	149	SER
1	A	164	LEU
1	A	165	ARG
1	A	166	PHE
1	A	167	LEU
1	A	169	PHE
1	A	171	THR
1	A	173	LEU
1	A	209	ASP
1	A	210	VAL
1	A	215	ASP
1	A	216	SER
1	A	218	ARG
1	A	221	ILE
1	A	222	SER
1	A	223	GLU
1	A	225	ASN
1	A	227	GLN
1	A	231	GLU
1	A	235	THR
1	A	247	LEU

Continued on next page...

Continued from previous page...

Mol	Chain	Res	Type
1	A	273	LEU
1	A	274	PHE
1	A	279	SER
1	A	280	ASP
1	A	282	GLU
1	A	288	ARG
1	A	290	MET
1	A	295	LEU
1	A	303	ASP
1	A	305	GLU
1	A	307	ASN
1	A	315	VAL
1	A	332	ILE
1	B	14	MET
1	B	17	THR
1	B	20	SER
1	B	22	LEU
1	B	25	ARG
1	B	35	LYS
1	B	61	LEU
1	B	69	LEU
1	B	70	SER
1	B	76	LYS
1	B	79	LYS
1	B	89	ASN
1	B	96	ASP
1	B	134	GLU
1	B	136	MET
1	B	142	LEU
1	B	144	GLN
1	B	148	LEU
1	B	149	SER
1	B	160	THR
1	B	164	LEU
1	B	169	PHE
1	B	173	LEU
1	B	211	MET
1	B	212	GLU
1	B	214	LEU
1	B	217	LEU
1	B	218	ARG
1	B	220	THR

Continued on next page...

Continued from previous page...

Mol	Chain	Res	Type
1	B	224	VAL
1	B	225	ASN
1	B	227	GLN
1	B	230	ASP
1	B	235	THR
1	B	247	LEU
1	B	273	LEU
1	B	274	PHE
1	B	279	SER
1	B	280	ASP
1	B	282	GLU
1	B	288	ARG
1	B	290	MET
1	B	295	LEU
1	B	303	ASP
1	B	305	GLU
1	B	307	ASN
1	B	315	VAL
1	B	336	VAL

Some sidechains can be flipped to improve hydrogen bonding and reduce clashes. All (8) such sidechains are listed below:

Mol	Chain	Res	Type
1	A	68	ASN
1	A	75	GLN
1	A	89	ASN
1	A	144	GLN
1	A	225	ASN
1	A	227	GLN
1	B	168	GLN
1	B	225	ASN

5.3.3 RNA ⓘ

There are no RNA molecules in this entry.

5.4 Non-standard residues in protein, DNA, RNA chains ⓘ

There are no non-standard protein/DNA/RNA residues in this entry.

5.5 Carbohydrates

There are no carbohydrates in this entry.

5.6 Ligand geometry

Of 5 ligands modelled in this entry, 3 are monoatomic - leaving 2 for Mogul analysis.

In the following table, the Counts columns list the number of bonds (or angles) for which Mogul statistics could be retrieved, the number of bonds (or angles) that are observed in the model and the number of bonds (or angles) that are defined in the Chemical Component Dictionary. The Link column lists molecule types, if any, to which the group is linked. The Z score for a bond length (or angle) is the number of standard deviations the observed value is removed from the expected value. A bond length (or angle) with $|Z| > 2$ is considered an outlier worth inspection. RMSZ is the root-mean-square of all Z scores of the bond lengths (or angles).

Mol	Type	Chain	Res	Link	Bond lengths			Bond angles		
					Counts	RMSZ	$\# Z > 2$	Counts	RMSZ	$\# Z > 2$
2	ADP	B	1	-	24,29,29	1.25	3 (12%)	29,45,45	1.45	5 (17%)
2	ADP	A	1	3	24,29,29	0.95	0	29,45,45	1.72	7 (24%)

In the following table, the Chirals column lists the number of chiral outliers, the number of chiral centers analysed, the number of these observed in the model and the number defined in the Chemical Component Dictionary. Similar counts are reported in the Torsion and Rings columns. '-' means no outliers of that kind were identified.

Mol	Type	Chain	Res	Link	Chirals	Torsions	Rings
2	ADP	B	1	-	-	4/12/32/32	0/3/3/3
2	ADP	A	1	3	-	2/12/32/32	0/3/3/3

All (3) bond length outliers are listed below:

Mol	Chain	Res	Type	Atoms	Z	Observed(Å)	Ideal(Å)
2	B	1	ADP	C5-C4	3.20	1.49	1.40
2	B	1	ADP	C2-N3	2.40	1.36	1.32
2	B	1	ADP	C6-C5	2.12	1.51	1.43

All (12) bond angle outliers are listed below:

Mol	Chain	Res	Type	Atoms	Z	Observed(°)	Ideal(°)
2	A	1	ADP	O4'-C1'-C2'	-3.90	101.22	106.93
2	A	1	ADP	O3'-C3'-C4'	-3.79	100.08	111.05
2	A	1	ADP	N3-C2-N1	-3.54	123.15	128.68

Continued on next page...

Continued from previous page...

Mol	Chain	Res	Type	Atoms	Z	Observed(°)	Ideal(°)
2	B	1	ADP	C1'-N9-C4	-3.42	120.63	126.64
2	B	1	ADP	C4-C5-N7	-2.73	106.56	109.40
2	B	1	ADP	PA-O3A-PB	-2.70	123.57	132.83
2	A	1	ADP	PA-O3A-PB	-2.26	125.06	132.83
2	A	1	ADP	N6-C6-N1	2.22	123.19	118.57
2	A	1	ADP	C4-C5-N7	-2.21	107.10	109.40
2	A	1	ADP	C2'-C3'-C4'	-2.12	98.53	102.64
2	B	1	ADP	N3-C2-N1	-2.08	125.42	128.68
2	B	1	ADP	O3A-PB-O1B	-2.02	99.99	111.19

There are no chirality outliers.

All (6) torsion outliers are listed below:

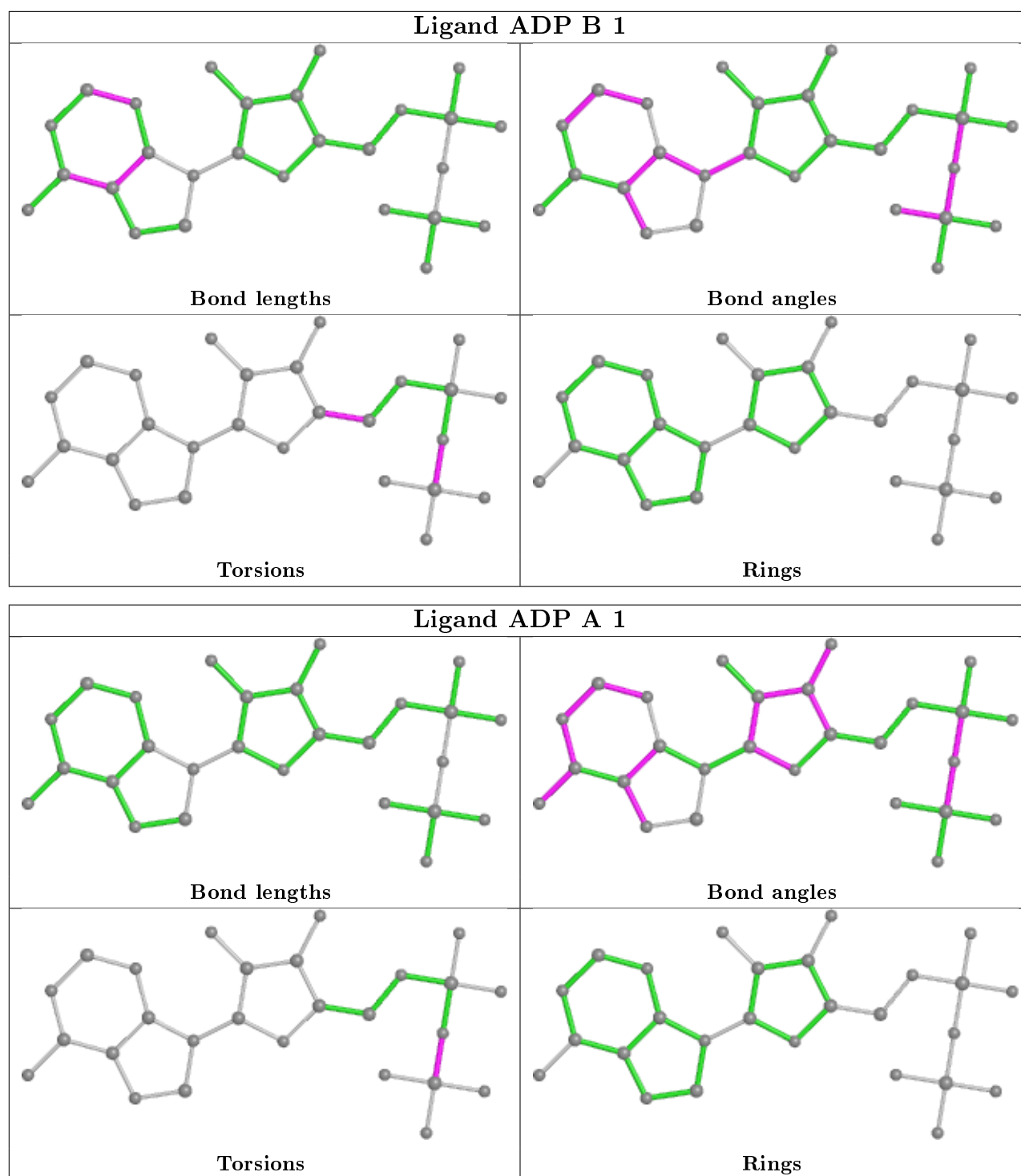
Mol	Chain	Res	Type	Atoms
2	B	1	ADP	PA-O3A-PB-O2B
2	B	1	ADP	C3'-C4'-C5'-O5'
2	B	1	ADP	O4'-C4'-C5'-O5'
2	A	1	ADP	PA-O3A-PB-O1B
2	A	1	ADP	PA-O3A-PB-O2B
2	B	1	ADP	PA-O3A-PB-O1B

There are no ring outliers.

2 monomers are involved in 10 short contacts:

Mol	Chain	Res	Type	Clashes	Symm-Clashes
2	B	1	ADP	6	0
2	A	1	ADP	4	0

The following is a two-dimensional graphical depiction of Mogul quality analysis of bond lengths, bond angles, torsion angles, and ring geometry for all instances of the Ligand of Interest. In addition, ligands with molecular weight > 250 and outliers as shown on the validation Tables will also be included. For torsion angles, if less than 5% of the Mogul distribution of torsion angles is within 10 degrees of the torsion angle in question, then that torsion angle is considered an outlier. Any bond that is central to one or more torsion angles identified as an outlier by Mogul will be highlighted in the graph. For rings, the root-mean-square deviation (RMSD) between the ring in question and similar rings identified by Mogul is calculated over all ring torsion angles. If the average RMSD is greater than 60 degrees and the minimal RMSD between the ring in question and any Mogul-identified rings is also greater than 60 degrees, then that ring is considered an outlier. The outliers are highlighted in purple. The color gray indicates Mogul did not find sufficient equivalents in the CSD to analyse the geometry.



5.7 Other polymers ⓘ

There are no such residues in this entry.

5.8 Polymer linkage issues ⓘ

There are no chain breaks in this entry.

6 Fit of model and data [i](#)

6.1 Protein, DNA and RNA chains [i](#)

In the following table, the column labelled ‘#RSRZ> 2’ contains the number (and percentage) of RSRZ outliers, followed by percent RSRZ outliers for the chain as percentile scores relative to all X-ray entries and entries of similar resolution. The OWAB column contains the minimum, median, 95th percentile and maximum values of the occupancy-weighted average B-factor per residue. The column labelled ‘Q< 0.9’ lists the number of (and percentage) of residues with an average occupancy less than 0.9.

Mol	Chain	Analysed	<RSRZ>	#RSRZ>2		OWAB(Å ²)	Q<0.9
1	A	261/334 (78%)	-0.55	0	100 100	21, 40, 87, 150	0
1	B	255/334 (76%)	-0.45	2 (0%)	86 81	35, 56, 78, 115	0
All	All	516/668 (77%)	-0.50	2 (0%)	92 90	21, 50, 84, 150	0

All (2) RSRZ outliers are listed below:

Mol	Chain	Res	Type	RSRZ
1	B	279	SER	3.2
1	B	278	GLY	2.4

6.2 Non-standard residues in protein, DNA, RNA chains [i](#)

There are no non-standard protein/DNA/RNA residues in this entry.

6.3 Carbohydrates [i](#)

There are no carbohydrates in this entry.

6.4 Ligands [i](#)

In the following table, the Atoms column lists the number of modelled atoms in the group and the number defined in the chemical component dictionary. The B-factors column lists the minimum, median, 95th percentile and maximum values of B factors of atoms in the group. The column labelled ‘Q< 0.9’ lists the number of atoms with occupancy less than 0.9.

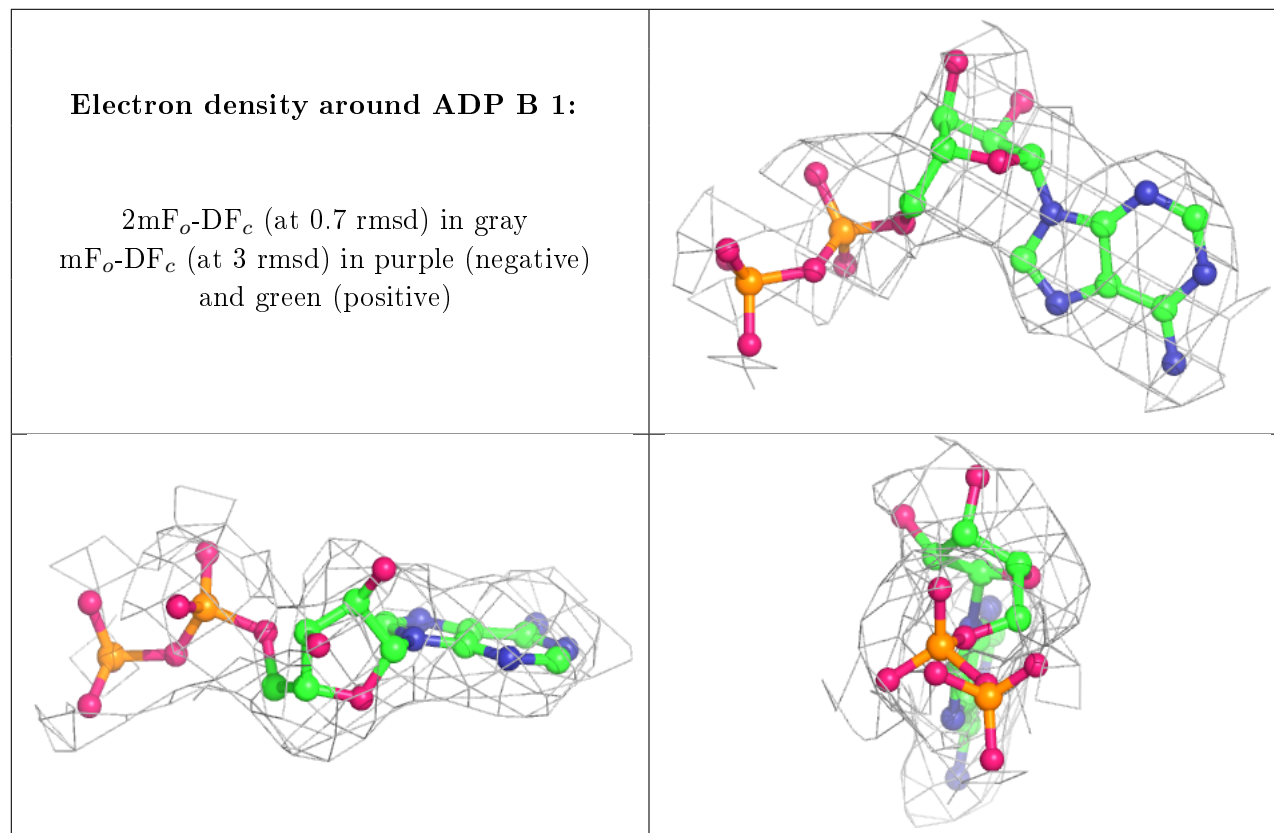
Mol	Type	Chain	Res	Atoms	RSCC	RSR	B-factors(Å ²)	Q<0.9
4	ZN	A	3	1/1	0.96	0.08	36,36,36,36	0
3	MG	A	346	1/1	0.97	0.31	17,17,17,17	0
2	ADP	B	1	27/27	0.97	0.13	22,26,28,29	0

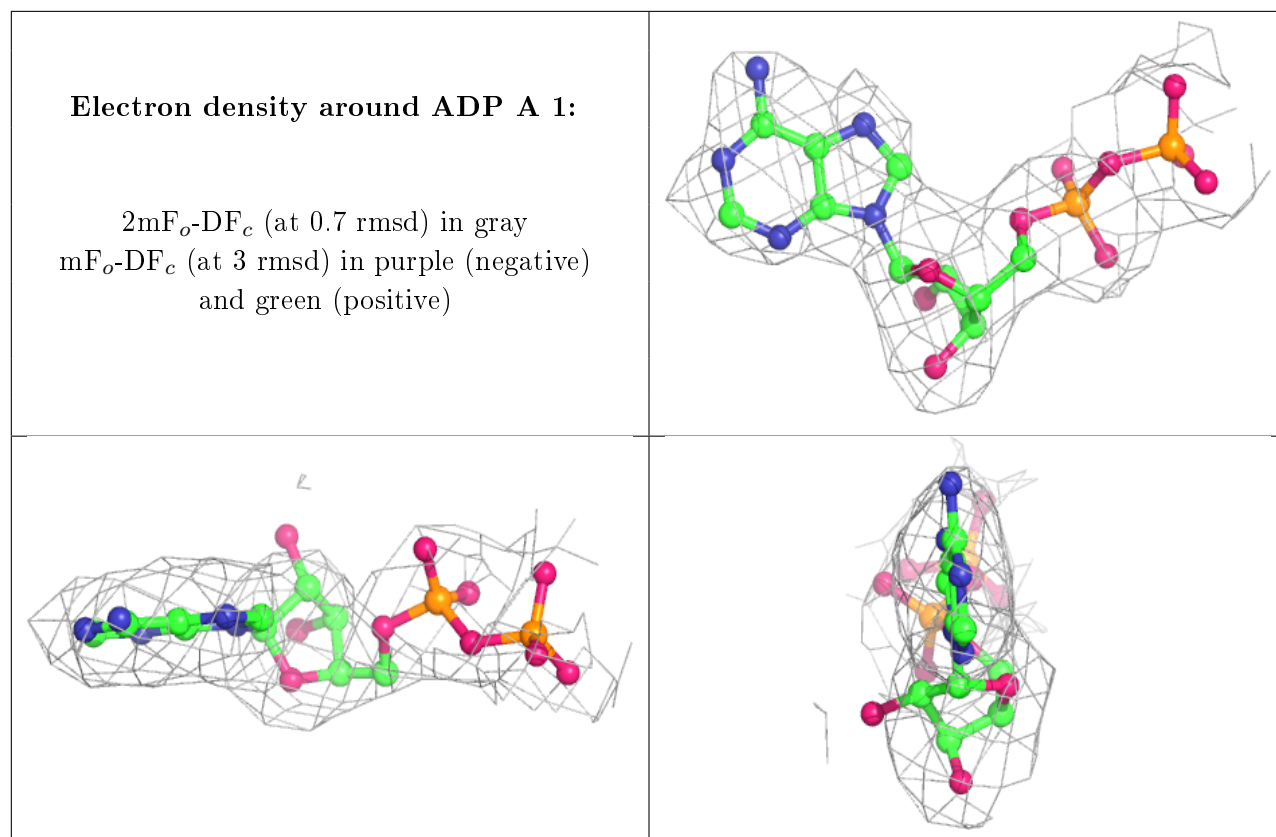
Continued on next page...

Continued from previous page...

Mol	Type	Chain	Res	Atoms	RSCC	RSR	B-factors(\AA^2)	Q<0.9
2	ADP	A	1	27/27	0.97	0.15	15,16,20,20	0
3	MG	B	2	1/1	0.98	0.21	26,26,26,26	0

The following is a graphical depiction of the model fit to experimental electron density of all instances of the Ligand of Interest. In addition, ligands with molecular weight > 250 and outliers as shown on the geometry validation Tables will also be included. Each fit is shown from different orientation to approximate a three-dimensional view.





6.5 Other polymers [i](#)

There are no such residues in this entry.