



Full wwPDB X-ray Structure Validation Report ⓘ

May 30, 2020 – 02:22 pm BST

PDB ID : 1IW7
Title : Crystal structure of the RNA polymerase holoenzyme from *Thermus thermophilus* at 2.6Å resolution
Authors : RIKEN Structural Genomics/Proteomics Initiative (RSGI)
Deposited on : 2002-04-22
Resolution : 2.60 Å(reported)

This is a Full wwPDB X-ray Structure Validation Report for a publicly released PDB entry.

We welcome your comments at validation@mail.wwpdb.org

A user guide is available at

<https://www.wwpdb.org/validation/2017/XrayValidationReportHelp>

with specific help available everywhere you see the ⓘ symbol.

The following versions of software and data (see [references ⓘ](#)) were used in the production of this report:

MolProbity : 4.02b-467
Xtriage (Phenix) : **NOT EXECUTED**
EDS : **NOT EXECUTED**
Percentile statistics : 20191225.v01 (using entries in the PDB archive December 25th 2019)
Ideal geometry (proteins) : Engh & Huber (2001)
Ideal geometry (DNA, RNA) : Parkinson et al. (1996)
Validation Pipeline (wwPDB-VP) : 2.11

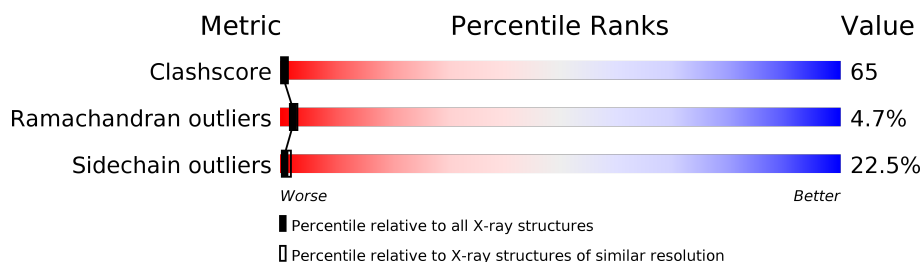
1 Overall quality at a glance

The following experimental techniques were used to determine the structure:

X-RAY DIFFRACTION

The reported resolution of this entry is 2.60 Å.

Percentile scores (ranging between 0-100) for global validation metrics of the entry are shown in the following graphic. The table shows the number of entries on which the scores are based.



Metric	Whole archive (#Entries)	Similar resolution (#Entries, resolution range(Å))
Clashscore	141614	3518 (2.60-2.60)
Ramachandran outliers	138981	3455 (2.60-2.60)
Sidechain outliers	138945	3455 (2.60-2.60)

The table below summarises the geometric issues observed across the polymeric chains and their fit to the electron density. The red, orange, yellow and green segments on the lower bar indicate the fraction of residues that contain outliers for ≥ 3 , 2, 1 and 0 types of geometric quality criteria respectively. A grey segment represents the fraction of residues that are not modelled. The numeric value for each fraction is indicated below the corresponding segment, with a dot representing fractions $\leq 5\%$.

Note EDS was not executed.

Mol	Chain	Length	Quality of chain
1	A	315	
1	B	315	
1	K	315	
1	L	315	
2	C	1119	
2	M	1119	
3	D	1524	
3	N	1524	

Continued on next page...

Continued from previous page...

Mol	Chain	Length	Quality of chain
4	E	99	<div><div></div><div>24%56%14%</div><div></div><div></div><div></div></div>
4	O	99	<div><div></div><div>24%60%11%</div><div></div><div></div><div></div></div>
5	F	423	<div><div></div><div>20%47%12%</div><div></div><div></div><div></div></div>
5	P	423	<div><div></div><div>21%44%14%</div><div></div><div></div><div></div></div>

2 Entry composition

There are 8 unique types of molecules in this entry. The entry contains 59529 atoms, of which 0 are hydrogens and 0 are deuteriums.

In the tables below, the ZeroOcc column contains the number of atoms modelled with zero occupancy, the AltConf column contains the number of residues with at least one atom in alternate conformation and the Trace column contains the number of residues modelled with at most 2 atoms.

- Molecule 1 is a protein called RNA polymerase alpha subunit.

Mol	Chain	Residues	Atoms					ZeroOcc	AltConf	Trace
1	A	229	Total	C	N	O	S	0	0	0
			1806	1153	313	337	3			
1	B	229	Total	C	N	O	S	0	0	0
			1806	1153	313	337	3			
1	K	229	Total	C	N	O	S	0	0	0
			1806	1153	313	337	3			
1	L	229	Total	C	N	O	S	0	0	0
			1806	1153	313	337	3			

- Molecule 2 is a protein called RNA polymerase beta subunit.

Mol	Chain	Residues	Atoms					ZeroOcc	AltConf	Trace
2	C	1119	Total	C	N	O	S	0	0	0
			8829	5581	1577	1647	24			
2	M	1119	Total	C	N	O	S	0	0	0
			8829	5581	1577	1647	24			

- Molecule 3 is a protein called RNA polymerase beta subunit.

Mol	Chain	Residues	Atoms					ZeroOcc	AltConf	Trace
3	D	1392	Total	C	N	O	S	0	0	0
			10801	6823	1925	2020	33			
3	N	1392	Total	C	N	O	S	0	0	0
			10801	6823	1925	2020	33			

- Molecule 4 is a protein called RNA polymerase omega subunit.

Mol	Chain	Residues	Atoms					ZeroOcc	AltConf	Trace
4	E	95	Total	C	N	O	S	0	0	0
			769	488	133	144	4			
4	O	95	Total	C	N	O	S	0	0	0
			769	488	133	144	4			

- Molecule 5 is a protein called RNA polymerase sigma-70 subunit.

Mol	Chain	Residues	Atoms					ZeroOcc	AltConf	Trace
5	F	345	Total	C	N	O	S	0	0	0
			2771	1744	504	519	4			
5	P	345	Total	C	N	O	S	0	0	0
			2771	1744	504	519	4			

- Molecule 6 is MAGNESIUM ION (three-letter code: MG) (formula: Mg).

Mol	Chain	Residues	Atoms		ZeroOcc	AltConf
6	P	22	Total	Mg	0	0
			22	22		
6	D	118	Total	Mg	0	0
			118	118		
6	K	20	Total	Mg	0	0
			20	20		
6	E	6	Total	Mg	0	0
			6	6		
6	B	24	Total	Mg	0	0
			24	24		
6	C	63	Total	Mg	0	0
			63	63		
6	A	18	Total	Mg	0	0
			18	18		
6	N	92	Total	Mg	0	0
			92	92		
6	O	8	Total	Mg	0	0
			8	8		
6	L	19	Total	Mg	0	0
			19	19		
6	F	31	Total	Mg	0	0
			31	31		
6	M	64	Total	Mg	0	0
			64	64		

- Molecule 7 is LEAD (II) ION (three-letter code: PB) (formula: Pb).

Mol	Chain	Residues	Atoms		ZeroOcc	AltConf
7	D	2	Total	Pb	0	0
			2	2		
7	N	2	Total	Pb	0	0
			2	2		


- Molecule 8 is water.

Mol	Chain	Residues	Atoms		ZeroOcc	AltConf
8	A	194	Total 194	O 194	0	0
8	B	193	Total 193	O 193	0	0
8	C	869	Total 869	O 869	0	0
8	D	1163	Total 1163	O 1163	0	0
8	E	114	Total 114	O 114	0	0
8	F	381	Total 381	O 381	0	0
8	K	161	Total 161	O 161	0	0
8	L	157	Total 157	O 157	0	0
8	M	822	Total 822	O 822	0	0
8	N	983	Total 983	O 983	0	0
8	O	114	Total 114	O 114	0	0
8	P	325	Total 325	O 325	0	0

VAL LEU HIS SER LYS LEU GLU GLY ILE GLU VAL SER ARG ALA LEU LEU LEU ASN LEU LEU LYS ASP LYS LEU LYS ASN ILE PRO GLY ILE GLY GLU ANG SER LEU GLU TLE

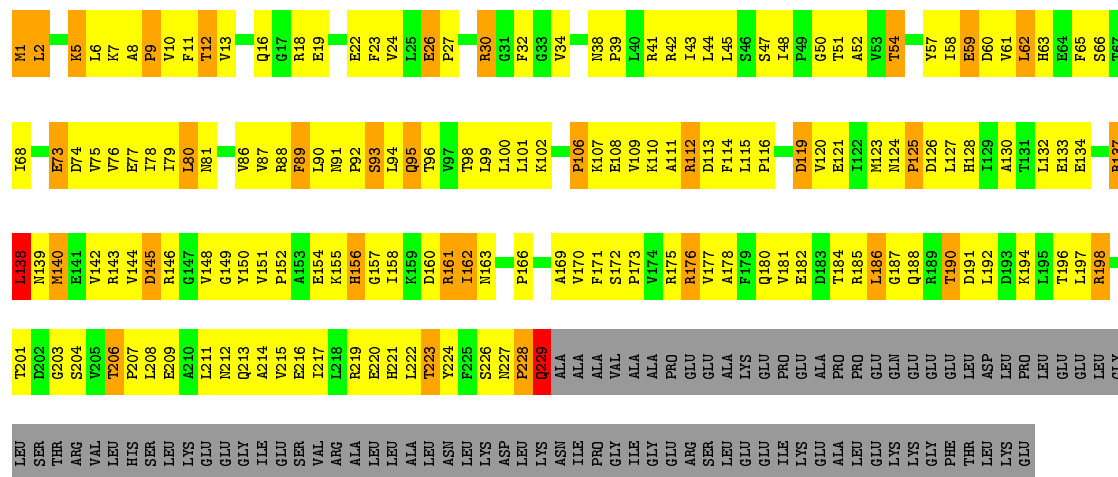
• Molecule 1: RNA polymerase alpha subunit

Chain K: 17% 43% 11% • 27%



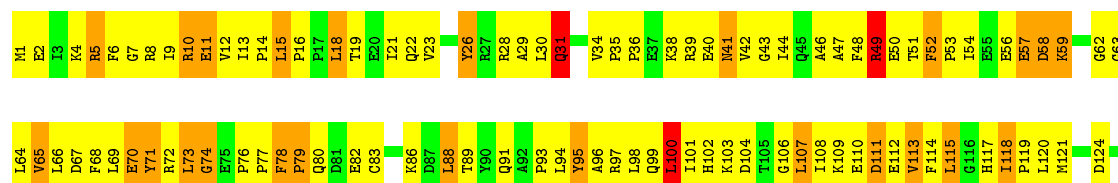
• Molecule 1: RNA polymerase alpha subunit

Chain L: 20% 42% 10% • 27%



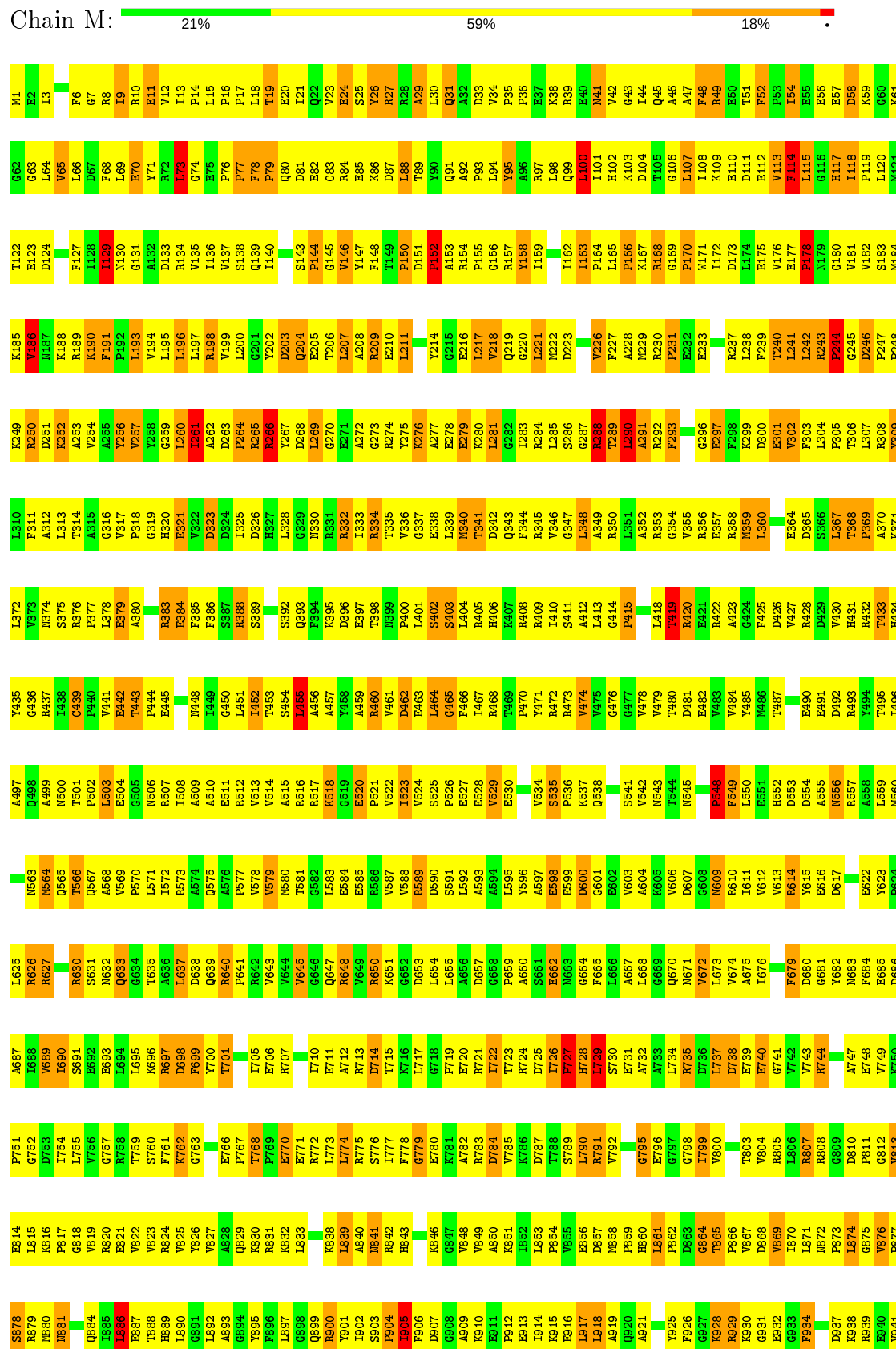
• Molecule 2: RNA polymerase beta subunit


Chain C: 23% 58% 17% •



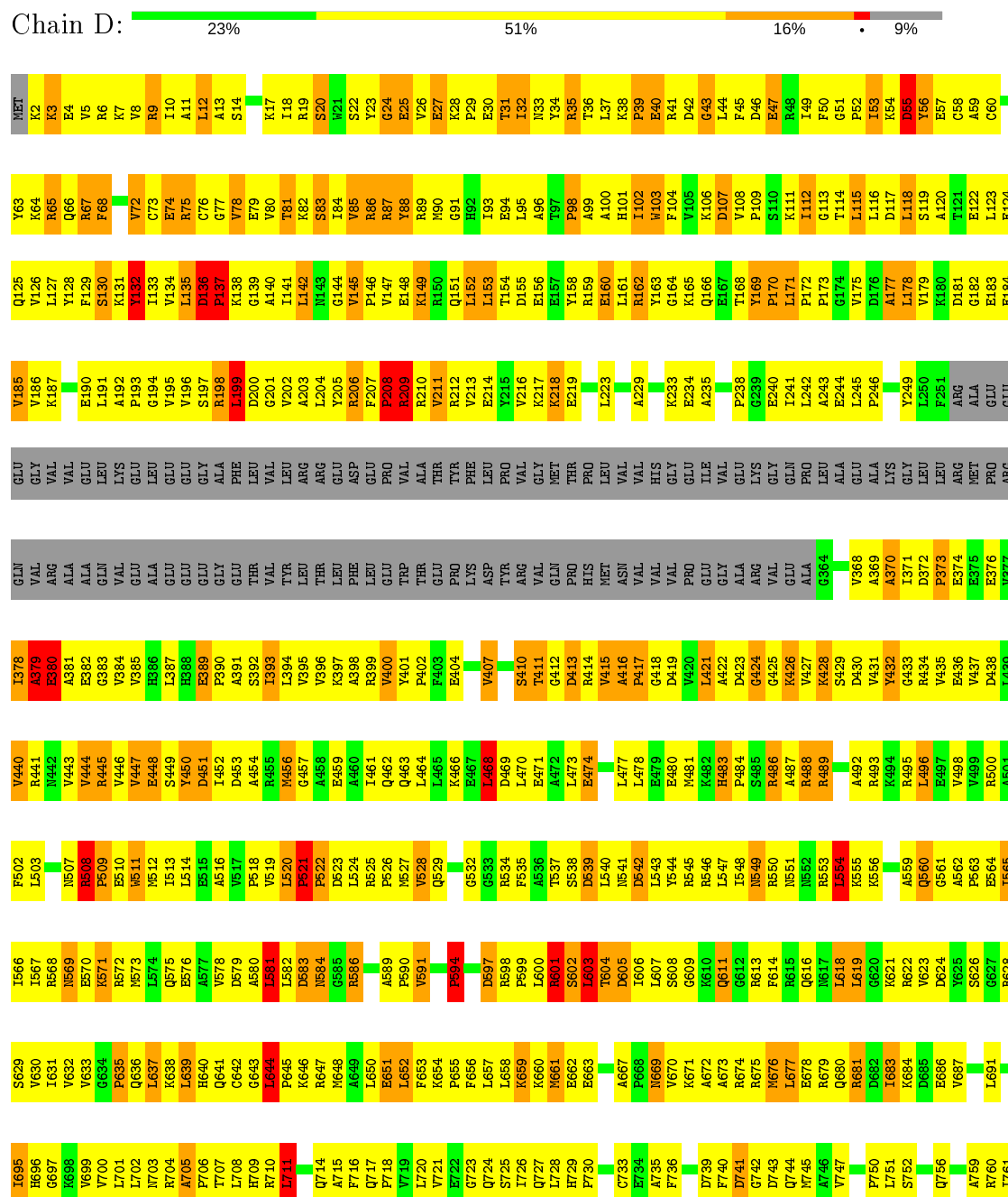
Q1093	A1094	L1095	A1096	L1097	D1098	V1099	Q1100	T1101	L1102	D1103	E1104	K1105	D1106	M1107	P1108	V1109	D1110	I1111	F1112	L1115	A1116	S1117	K1118	R1119	
L966	F967	L968	Q969	G970	K971	Y975	D976	G977	R978	G979	T979	G980	E981	P982	L983	E984	G985	P986	L987	V988	G989	Q990	Q991	L992	F993
L1031	F1032	G1033	E1034	L1035	E1036	V1037	L1038	A1039	L1040	L1041	L1042	Y1043	G1044	P1045	L1046	L1047	T1048	L1049	Q1050	E1051	M1052	L1053	T1054	L1055	K1056
L1063	L1064	A1065	A1066	Y1067	L1070	L1071	K1072	G1073	E1074	D1075	L1076	P1077	E1078	P1079	L1080	S1081	Q1082	P1083	E1084	F1085	R1086	V1087	L1088	V1089	
L1092	F1093	G1094	L1095	L1096	L1097	L1098	L1099	L1100	L1101	L1102	L1103	L1104	L1105	L1106	L1107	L1108	L1109	L1110	L1111	L1112	L1113	L1114	L1115	L1116	
L966	F967	L968	Q969	G970	K971	Y975	D976	G977	R978	G979	T979	G980	E981	P982	L983	E984	G985	P986	L987	V988	G989	Q990	Q991	L992	F993
L1031	F1032	G1033	E1034	L1035	E1036	V1037	L1038	A1039	L1040	L1041	L1042	Y1043	G1044	P1045	L1046	L1047	T1048	L1049	Q1050	E1051	M1052	L1053	T1054	L1055	K1056
L1063	L1064	A1065	A1066	Y1067	L1070	L1071	K1072	G1073	E1074	D1075	L1076	P1077	E1078	P1079	L1080	S1081	Q1082	P1083	E1084	F1085	R1086	V1087	L1088	V1089	
L1092	F1093	G1094	L1095	L1096	L1097	L1098	L1099	L1100	L1101	L1102	L1103	L1104	L1105	L1106	L1107	L1108	L1109	L1110	L1111	L1112	L1113	L1114	L1115	L1116	
L966	F967	L968	Q969	G970	K971	Y975	D976	G977	R978	G979	T979	G980	E981	P982	L983	E984	G985	P986	L987	V988	G989	Q990	Q991	L992	F993
L1031	F1032	G1033	E1034	L1035	E1036	V1037	L1038	A1039	L1040	L1041	L1042	Y1043	G1044	P1045	L1046	L1047	T1048	L1049	Q1050	E1051	M1052	L1053	T1054	L1055	K1056
L1063	L1064	A1065	A1066	Y1067	L1070	L1071	K1072	G1073	E1074	D1075	L1076	P1077	E1078	P1079	L1080	S1081	Q1082	P1083	E1084	F1085	R1086	V1087	L1088	V1089	
L1092	F1093	G1094	L1095	L1096	L1097	L1098	L1099	L1100	L1101	L1102	L1103	L1104	L1105	L1106	L1107	L1108	L1109	L1110	L1111	L1112	L1113	L1114	L1115	L1116	
L966	F967	L968	Q969	G970	K971	Y975	D976	G977	R978	G979	T979	G980	E981	P982	L983	E984	G985	P986	L987	V988	G989	Q990	Q991	L992	F993
L1031	F1032	G1033	E1034	L1035	E1036	V1037	L1038	A1039	L1040	L1041	L1042	Y1043	G1044	P1045	L1046	L1047	T1048	L1049	Q1050	E1051	M1052	L1053	T1054	L1055	K1056
L1063	L1064	A1065	A1066	Y1067	L1070	L1071	K1072	G1073	E1074	D1075	L1076	P1077	E1078	P1079	L1080	S1081	Q1082	P1083	E1084	F1085	R1086	V1087	L1088	V1089	
L1092	F1093	G1094	L1095	L1096	L1097	L1098	L1099	L1100	L1101	L1102	L1103	L1104	L1105	L1106	L1107	L1108	L1109	L1110	L1111	L1112	L1113	L1114	L1115	L1116	
L966	F967	L968	Q969	G970	K971	Y975	D976	G977	R978	G979	T979	G980	E981	P982	L983	E984	G985	P986	L987	V988	G989	Q990	Q991	L992	F993
L1031	F1032	G1033	E1034	L1035	E1036	V1037	L1038	A1039	L1040	L1041	L1042	Y1043	G1044	P1045	L1046	L1047	T1048	L1049	Q1050	E1051	M1052	L1053	T1054	L1055	K1056
L1063	L1064	A1065	A1066	Y1067	L1070	L1071	K1072	G1073	E1074	D1075	L1076	P1077	E1078	P1079	L1080	S1081	Q1082	P1083	E1084	F1085	R1086	V1087	L1088	V1089	
L1092	F1093	G1094	L1095	L1096	L1097	L1098	L1099	L1100	L1101	L1102	L1103	L1104	L1105	L1106	L1107	L1108	L1109	L1110	L1111	L1112	L1113	L1114	L1115	L1116	
L966	F967	L968	Q969	G970	K971	Y975	D976	G977	R978	G979	T979	G980	E981	P982	L983	E984	G985	P986	L987	V988	G989	Q990	Q991	L992	F993
L1031	F1032	G1033	E1034	L1035	E1036	V1037	L1038	A1039	L1040	L1041	L1042	Y1043	G1044	P1045	L1046	L1047	T1048	L1049	Q1050	E1051	M1052	L1053	T1054	L1055	K1056
L1063	L1064	A1065	A1066	Y1067	L1070	L1071	K1072	G1073	E1074	D1075	L1076	P1077	E1078	P1079	L1080	S1081	Q1082	P1083	E1084	F1085	R1086	V1087	L1088	V1089	
L1092	F1093	G1094	L1095	L1096	L1097	L1098	L1099	L1100	L1101	L1102	L1103	L1104	L1105	L1106	L1107	L1108	L1109	L1110	L1111	L1112	L1113	L1114	L1115	L1116	
L966	F967	L968	Q969	G970	K971	Y975	D976	G977	R978	G979	T979	G980	E981	P982	L983	E984	G985	P986	L987	V988	G989	Q990	Q991	L992	F993
L1031	F1032	G1033	E1034	L1035	E1036	V1037	L1038	A1039	L1040	L1041	L1042	Y1043	G1044	P1045	L1046	L1047	T1048	L1049	Q1050	E1051	M1052	L1053	T1054	L1055	K1056
L1063	L1064	A1065	A1066	Y1067	L1070	L1071	K1072	G1073	E1074	D1075	L1076	P1077	E1078	P1079	L1080	S1081	Q1082	P1083	E1084	F1085	R1086	V1087	L1088	V1089	
L1092	F1093	G1094	L1095	L1096	L1097	L1098	L1099	L1100	L1101	L1102	L1103	L1104	L1105	L1106	L1107	L1108	L1109	L1110	L1111	L1112	L1113	L1114	L1115	L1116	
L966	F967	L968	Q969	G970	K971	Y975	D976	G977	R978	G979	T979	G980	E981	P982	L983	E984	G985	P986	L987	V988	G989	Q990	Q991	L992	F993
L1031	F1032	G1033	E1034	L1035	E1036	V1037	L1038	A1039	L1040	L1041	L1042	Y1043	G1044	P1045	L1046	L1047	T1048	L1049	Q1050	E1051	M1052	L1053	T1054	L1055	K1056
L1063	L1064	A1065	A1066	Y1067	L1070	L1071	K1072	G1073	E1074	D1075	L1076	P1077	E1078	P1079	L1080	S1081	Q1082	P1083	E1084	F1085	R1086	V1087	L1088	V1089	
L1092	F1093	G1094	L1095	L1096	L1097	L1098	L1099	L1100	L1101	L1102	L1103	L1104	L1105	L1106	L1107	L1108	L1109	L1110	L1111	L1112	L1113	L1114	L1115	L1116	
L966	F967	L968	Q969	G970	K971	Y975	D976	G977	R978	G979	T979	G980	E981	P982	L983	E984	G985	P986	L987	V988	G989	Q990	Q991	L992	F993
L1031	F1032	G1033	E1034	L1035	E1036	V1037	L1038	A1039	L1040	L1041	L1042	Y1043	G1044	P1045	L1046	L1047	T1048	L1049	Q1050	E1051	M1052	L1053	T1054	L1055	K1056
L1063	L1064	A1065	A1066	Y1067	L1070	L1071	K1072	G1073	E1074	D1075	L1076	P1077	E1078	P1079	L1080	S1081	Q1082	P1083	E1084	F1085	R1086	V1087	L1088	V1089	
L1092	F1093	G1094	L1095	L1096	L1097	L1098	L1099	L1100	L1101	L1102	L1103	L1104	L1105	L1106	L1107	L1108	L1109	L1110	L1111	L1112	L1113	L1114	L1115	L1116	
L966	F967	L968	Q969	G970	K971	Y975	D976	G977	R978	G979	T979	G980	E981	P982	L983	E984	G985	P986	L987	V988	G989	Q990	Q991	L992	F993
L1031	F1032	G1033	E1034	L1035	E1036	V1037	L1038	A1039	L1040	L1041	L1042	Y1043	G1044	P1045	L1046	L1047	T1048	L1049	Q1050	E1051	M1052	L1053	T1054	L1055	K1056
L1063	L1064	A1065	A1066	Y1067	L1070	L1071	K1072	G1073	E1074	D1075	L1076	P1077	E1078	P1079	L1080	S1081	Q1082	P1083	E1084	F1085	R1086	V1087	L1088	V1089	
L1092	F1093	G1094	L1095	L1096	L1097	L1098	L1099	L1100	L1101	L1102	L1103	L1104	L1105	L1106	L1107	L1108	L1109	L1110	L1111	L1112	L1113	L1114	L1115	L1116	
L966	F967	L968	Q969	G970	K971	Y975	D976	G977	R978	G979	T979	G980	E981	P982	L983	E984	G985	P986	L987	V988	G989	Q990	Q991	L992	F993
L1031	F1032	G1033	E1034	L1035	E1036	V1037	L1038	A1039	L1040	L1041	L1042	Y1043	G1044	P1045	L1046	L1047	T1048	L1049	Q1050	E1051	M1052	L1053	T1054	L1055	K1056
L1063	L1064	A1065	A1066	Y1067	L1070	L1071	K1072	G1073	E1074	D1075	L1076	P1077	E1078	P1079	L1080	S1081	Q1082	P1083	E1084	F1085	R1086	V1087	L1088	V1089	
L1092	F1093	G1094	L1095	L1096	L1097	L1098	L1099	L1100	L1101	L1102	L1103	L1104	L1105	L1106	L1107	L1108	L1109	L1110	L1111	L1112	L1113	L1114	L1115	L1116	
L966	F967	L968	Q969	G970	K971	Y975	D976	G977	R978	G979	T979	G980	E981	P982	L983	E984	G985	P986	L987	V988	G989	Q990	Q991	L992	F993
L1031	F1032	G1033	E1034	L1035	E1036	V1037	L1038	A1039	L1040	L1041	L1042	Y1043	G1044	P1045	L1046	L1047	T1048	L1049	Q1050	E1051	M1052	L1053	T1054	L1055	K1056
L1063	L1064	A1065	A1066	Y1067	L1070	L1071	K1072	G1073	E1074	D1075	L1076	P1077	E1078	P1079	L1080	S1081	Q1082	P1083	E1084	F1085	R1086	V1087	L1088	V1089	
L1092	F1093	G1094	L1095	L1096	L1097	L1098	L1099	L1100	L1101	L1102	L1103	L1104	L1105	L1106	L1107	L1108	L1109	L1110	L1111	L1112	L1113	L1114	L1115	L1116	
L966	F967	L968	Q969	G970	K971	Y975	D976	G977	R978	G979	T979	G980	E981	P982	L983	E984	G985	P986	L987	V988	G989	Q990	Q991	L992	F993
L1031	F1032	G1033	E1034	L1035	E1036	V1037	L1038	A1039	L1040	L1041	L1042	Y1043	G1044	P1045	L1046	L1047	T1048	L1049	Q1050	E1051	M1052	L1053	T1054	L1055	K1056
L1063	L1064	A1065	A1066	Y1067	L1070	L1071	K1072	G1073	E1074	D1075	L1076	P1077	E1078	P1079	L1080	S1081	Q1082	P1083	E1084	F1085	R1086	V1087	L1088	V1089	
L1092	F1093	G1094	L1095	L1096	L1097	L1098	L1099	L1100	L1101	L1102	L1103	L1104	L1105	L1106	L1107	L1108	L1109	L1110	L1111	L1112	L1113	L1114	L1115	L1116	
L966	F967	L968	Q969	G970	K971	Y975	D976	G977	R978	G979	T979	G980	E981	P982	L983	E984	G985	P986	L987	V988	G989	Q990	Q991	L992	F993
L1031	F1032	G1033</																							

● Molecule 2: RNA polymerase beta subunit



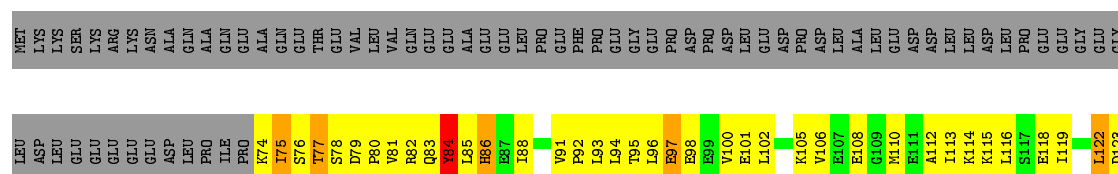


• Molecule 3: RNA polymerase beta subunit









4 Data and refinement statistics

Xtriage (Phenix) and EDS were not executed - this section is therefore incomplete.

Property	Value	Source
Space group	P 32	Depositor
Cell constants a, b, c, α , β , γ	236.35Å 236.35Å 249.04Å 90.00° 90.00° 120.00°	Depositor
Resolution (Å)	40.00 – 2.60	Depositor
% Data completeness (in resolution range)	(Not available) (40.00-2.60)	Depositor
R_{merge}	0.13	Depositor
R_{sym}	(Not available)	Depositor
Refinement program	CNS 1.0	Depositor
R, R_{free}	0.228 , 0.274	Depositor
Estimated twinning fraction	No twinning to report.	Xtriage
Total number of atoms	59529	wwPDB-VP
Average B, all atoms (Å ²)	58.0	wwPDB-VP

5 Model quality

5.1 Standard geometry

Bond lengths and bond angles in the following residue types are not validated in this section: PB, MG

The Z score for a bond length (or angle) is the number of standard deviations the observed value is removed from the expected value. A bond length (or angle) with $|Z| > 5$ is considered an outlier worth inspection. RMSZ is the root-mean-square of all Z scores of the bond lengths (or angles).

Mol	Chain	Bond lengths		Bond angles	
		RMSZ	$\# Z > 5$	RMSZ	$\# Z > 5$
1	A	0.68	0/1838	0.87	4/2498 (0.2%)
1	B	0.68	0/1838	0.85	7/2498 (0.3%)
1	K	0.66	1/1838 (0.1%)	0.85	5/2498 (0.2%)
1	L	0.67	0/1838	0.90	4/2498 (0.2%)
2	C	0.72	3/8997 (0.0%)	0.97	30/12164 (0.2%)
2	M	0.73	2/8997 (0.0%)	0.97	26/12164 (0.2%)
3	D	0.71	8/10979 (0.1%)	1.01	52/14844 (0.4%)
3	N	0.73	6/10979 (0.1%)	1.02	38/14844 (0.3%)
4	E	0.72	0/783	1.01	2/1054 (0.2%)
4	O	0.71	0/783	1.02	2/1054 (0.2%)
5	F	0.90	8/2812 (0.3%)	1.08	20/3781 (0.5%)
5	P	0.85	4/2812 (0.1%)	1.12	20/3781 (0.5%)
All	All	0.73	32/54494 (0.1%)	0.99	210/73678 (0.3%)

Chiral center outliers are detected by calculating the chiral volume of a chiral center and verifying if the center is modelled as a planar moiety or with the opposite hand. A planarity outlier is detected by checking planarity of atoms in a peptide group, atoms in a mainchain group or atoms of a sidechain that are expected to be planar.

Mol	Chain	#Chirality outliers	#Planarity outliers
3	D	0	3
3	N	0	3
5	F	0	1
All	All	0	7

All (32) bond length outliers are listed below:

Mol	Chain	Res	Type	Atoms	Z	Observed(Å)	Ideal(Å)
5	F	401	GLU	CG-CD	13.42	1.72	1.51
5	F	401	GLU	CB-CG	13.27	1.77	1.52
5	P	401	GLU	CG-CD	13.01	1.71	1.51

Continued on next page...

Continued from previous page...

Mol	Chain	Res	Type	Atoms	Z	Observed(Å)	Ideal(Å)
5	P	401	GLU	CB-CG	12.94	1.76	1.52
5	F	423	ASP	C-OXT	11.47	1.45	1.23
5	F	419	ARG	CB-CG	8.88	1.76	1.52
5	P	423	ASP	C-OXT	8.52	1.39	1.23
3	D	380	GLU	C-N	-7.36	1.17	1.34
5	F	350	LEU	CG-CD1	-7.22	1.25	1.51
3	N	380	GLU	C-N	-7.18	1.17	1.34
1	K	229	GLN	C-O	6.39	1.35	1.23
3	D	378	ILE	C-O	6.24	1.35	1.23
2	M	264	PRO	CB-CG	-6.12	1.19	1.50
3	N	177	ALA	CA-CB	-6.04	1.39	1.52
3	N	372	ASP	C-N	6.03	1.45	1.34
5	F	419	ARG	CG-CD	5.98	1.66	1.51
3	D	372	ASP	C-N	5.85	1.45	1.34
5	P	421	PHE	CB-CG	-5.71	1.41	1.51
3	D	380	GLU	C-O	5.63	1.34	1.23
3	N	378	ILE	C-O	5.47	1.33	1.23
2	M	291	ALA	CA-CB	-5.47	1.41	1.52
3	D	379	ALA	C-N	-5.37	1.21	1.34
3	N	1101	VAL	CB-CG2	-5.34	1.41	1.52
2	C	58	ASP	CA-C	-5.33	1.39	1.52
3	N	380	GLU	C-O	5.26	1.33	1.23
5	F	366	ALA	CA-CB	-5.25	1.41	1.52
2	C	291	ALA	CA-CB	-5.23	1.41	1.52
3	D	245	LEU	C-N	-5.17	1.24	1.34
3	D	208	PRO	CA-C	5.10	1.63	1.52
3	D	891	GLU	CB-CG	5.08	1.61	1.52
5	F	363	GLU	CB-CG	5.02	1.61	1.52
2	C	57	GLU	CG-CD	-5.01	1.44	1.51

All (210) bond angle outliers are listed below:

Mol	Chain	Res	Type	Atoms	Z	Observed(°)	Ideal(°)
1	L	229	GLN	CA-C-O	17.63	157.12	120.10
5	P	416	ARG	NE-CZ-NH1	13.69	127.14	120.30
2	C	243	ARG	C-N-CD	-12.01	94.19	120.60
2	M	163	ILE	C-N-CD	-11.12	96.14	120.60
3	D	380	GLU	CA-C-O	-11.07	96.85	120.10
5	P	419	ARG	NE-CZ-NH1	10.92	125.76	120.30
2	C	163	ILE	C-N-CD	-10.81	96.81	120.60
3	N	380	GLU	CA-C-O	-10.59	97.86	120.10
3	D	603	LEU	CA-CB-CG	-10.39	91.41	115.30

Continued on next page...

Continued from previous page...

Mol	Chain	Res	Type	Atoms	Z	Observed(°)	Ideal(°)
3	N	199	LEU	CA-CB-CG	-10.29	91.64	115.30
5	F	361	LEU	CA-CB-CG	10.04	138.40	115.30
2	M	243	ARG	C-N-CD	-9.86	98.92	120.60
3	D	199	LEU	CA-CB-CG	-9.77	92.84	115.30
5	F	423	ASP	CA-C-O	9.62	140.29	120.10
3	D	637	LEU	CA-CB-CG	9.56	137.29	115.30
2	C	49	ARG	NE-CZ-NH1	9.17	124.89	120.30
3	D	171	LEU	CA-CB-CG	9.13	136.31	115.30
5	F	84	TYR	CA-CB-CG	8.73	129.98	113.40
3	N	639	LEU	CA-CB-CG	8.71	135.34	115.30
5	P	423	ASP	CB-CG-OD2	8.63	126.07	118.30
3	N	380	GLU	CA-C-N	8.43	135.75	117.20
2	C	269	LEU	CA-CB-CG	8.42	134.66	115.30
3	D	380	GLU	CA-C-N	8.35	135.57	117.20
5	P	410	TYR	CA-CB-CG	-8.34	97.56	113.40
3	N	132	TYR	CA-CB-CG	-8.26	97.70	113.40
3	N	1124	GLN	C-N-CD	-8.22	102.51	120.60
3	D	208	PRO	N-CA-C	8.04	133.01	112.10
3	D	378	ILE	CA-C-N	8.00	134.81	117.20
3	N	1420	LEU	CA-CB-CG	7.98	133.66	115.30
3	N	637	LEU	CA-CB-CG	7.95	133.58	115.30
3	N	378	ILE	CA-C-N	7.88	134.53	117.20
3	D	831	GLY	N-CA-C	-7.85	93.47	113.10
3	N	831	GLY	N-CA-C	-7.81	93.58	113.10
2	C	18	LEU	CA-CB-CG	-7.76	97.46	115.30
3	N	208	PRO	N-CA-C	7.54	131.72	112.10
5	F	421	PHE	CB-CG-CD2	-7.54	115.52	120.80
2	M	319	GLY	N-CA-C	-7.53	94.28	113.10
5	P	411	HIS	CB-CA-C	7.53	125.45	110.40
3	D	639	LEU	CA-CB-CG	7.48	132.50	115.30
5	F	136	LEU	CA-CB-CG	7.47	132.47	115.30
1	A	229	GLN	CA-C-O	7.43	135.71	120.10
2	M	360	LEU	CA-CB-CG	7.42	132.36	115.30
3	D	554	LEU	CA-CB-CG	7.40	132.33	115.30
5	F	410	TYR	CA-CB-CG	-7.35	99.43	113.40
1	B	229	GLN	CA-C-O	7.31	135.45	120.10
5	F	401	GLU	OE1-CD-OE2	-7.27	114.58	123.30
2	C	319	GLY	N-CA-C	-7.24	95.00	113.10
5	P	419	ARG	NH1-CZ-NH2	-7.18	111.50	119.40
3	D	1124	GLN	C-N-CD	-7.11	104.97	120.60
3	N	209	ARG	N-CA-C	6.98	129.84	111.00
3	D	209	ARG	N-CA-C	6.97	129.82	111.00

Continued on next page...

Continued from previous page...

Mol	Chain	Res	Type	Atoms	Z	Observed(°)	Ideal(°)
2	M	100	LEU	CA-CB-CG	6.93	131.23	115.30
3	N	1126	ASP	N-CA-C	6.84	129.48	111.00
4	O	49	GLN	N-CA-C	6.81	129.40	111.00
3	D	739	ASP	CB-CG-OD1	6.79	124.42	118.30
5	F	184	ARG	NE-CZ-NH2	-6.67	116.97	120.30
3	D	132	TYR	CA-CB-CG	-6.65	100.77	113.40
4	E	49	GLN	N-CA-C	6.63	128.91	111.00
3	D	644	LEU	CA-CB-CG	6.63	130.54	115.30
3	D	1166	LEU	CA-CB-CG	6.62	130.52	115.30
2	C	1021	LEU	CA-CB-CG	-6.60	100.11	115.30
3	N	371	ILE	CA-C-N	6.58	131.67	117.20
5	F	419	ARG	CB-CG-CD	6.55	128.62	111.60
3	N	619	LEU	CA-CB-CG	6.53	130.33	115.30
5	P	418	LEU	CA-CB-CG	6.50	130.25	115.30
5	P	401	GLU	OE1-CD-OE2	-6.50	115.50	123.30
2	C	244	PRO	CA-N-CD	-6.45	102.47	111.50
3	N	171	LEU	CA-CB-CG	6.39	129.99	115.30
3	D	201	GLY	N-CA-C	-6.34	97.26	113.10
2	C	853	LEU	CA-CB-CG	6.33	129.85	115.30
3	D	1395	LEU	CA-CB-CG	6.31	129.81	115.30
3	D	371	ILE	CA-C-N	6.30	131.07	117.20
3	N	201	GLY	N-CA-C	-6.28	97.40	113.10
2	M	73	LEU	CA-CB-CG	6.22	129.61	115.30
5	P	421	PHE	CB-CG-CD2	-6.21	116.45	120.80
2	C	455	LEU	CA-CB-CG	6.20	129.55	115.30
2	M	260	LEU	N-CA-C	6.18	127.70	111.00
3	D	1126	ASP	N-CA-C	6.16	127.64	111.00
5	F	423	ASP	CB-CG-OD2	6.13	123.82	118.30
5	F	377	ASP	N-CA-C	-6.13	94.45	111.00
3	N	1290	LEU	CA-CB-CG	6.11	129.35	115.30
3	N	1087	ARG	NE-CZ-NH2	-6.10	117.25	120.30
3	N	1166	LEU	CA-CB-CG	6.07	129.25	115.30
2	C	1102	LEU	CA-CB-CG	-6.03	101.44	115.30
5	P	411	HIS	CA-CB-CG	6.01	123.82	113.60
1	A	2	LEU	N-CA-C	6.00	127.20	111.00
2	M	917	LEU	CA-CB-CG	-6.00	101.51	115.30
5	F	419	ARG	NE-CZ-NH1	6.00	123.30	120.30
2	C	260	LEU	N-CA-C	5.99	127.18	111.00
3	N	199	LEU	C-N-CA	-5.98	106.75	121.70
3	D	245	LEU	CA-C-O	-5.93	107.65	120.10
1	A	187	GLY	N-CA-C	5.91	127.88	113.10
5	P	371	LEU	CB-CG-CD1	-5.91	100.96	111.00

Continued on next page...

Continued from previous page...

Mol	Chain	Res	Type	Atoms	Z	Observed(°)	Ideal(°)
3	N	199	LEU	CA-C-N	5.90	130.18	117.20
1	B	197	LEU	CA-CB-CG	5.89	128.85	115.30
1	K	187	GLY	N-CA-C	5.88	127.79	113.10
3	D	378	ILE	O-C-N	-5.87	113.30	122.70
3	D	468	LEU	CA-CB-CG	5.86	128.79	115.30
3	D	581	LEU	CA-CB-CG	5.83	128.72	115.30
5	P	410	TYR	CB-CG-CD2	-5.83	117.50	121.00
1	L	138	LEU	CA-CB-CG	5.82	128.69	115.30
2	C	100	LEU	CA-CB-CG	5.82	128.69	115.30
3	D	899	LEU	CA-CB-CG	5.79	128.63	115.30
3	N	1209	LEU	N-CA-C	-5.79	95.36	111.00
3	N	902	LEU	CA-CB-CG	5.76	128.55	115.30
3	N	813	LEU	CA-CB-CG	5.74	128.51	115.30
3	N	378	ILE	O-C-N	-5.74	113.52	122.70
3	D	1209	LEU	N-CA-C	-5.73	95.53	111.00
3	D	1389	LEU	N-CA-C	5.71	126.42	111.00
3	N	468	LEU	CA-CB-CG	5.69	128.39	115.30
3	D	1068	LEU	CA-CB-CG	-5.67	102.25	115.30
1	L	2	LEU	N-CA-C	5.66	126.29	111.00
3	D	217	LYS	CA-C-N	5.66	129.65	117.20
1	B	186	LEU	CA-CB-CG	-5.65	102.31	115.30
2	M	244	PRO	CA-N-CD	-5.65	103.59	111.50
1	A	197	LEU	CA-CB-CG	5.64	128.27	115.30
1	K	218	LEU	CA-CB-CG	5.64	128.27	115.30
2	M	795	GLY	N-CA-C	-5.63	99.02	113.10
1	L	198	ARG	NE-CZ-NH2	-5.63	117.48	120.30
3	N	899	LEU	CA-CB-CG	5.61	128.21	115.30
3	D	1311	LEU	CA-CB-CG	5.61	128.21	115.30
1	K	90	LEU	CA-CB-CG	-5.61	102.39	115.30
3	D	218	LYS	CA-C-N	5.60	129.53	117.20
3	D	711	LEU	CA-CB-CG	5.60	128.19	115.30
3	N	1389	LEU	N-CA-C	5.60	126.13	111.00
5	P	354	LEU	CA-CB-CG	5.60	128.19	115.30
3	D	1116	ASN	N-CA-C	-5.60	95.89	111.00
3	D	583	ASP	CB-CG-OD1	-5.59	113.26	118.30
1	B	127	LEU	CA-CB-CG	5.58	128.13	115.30
5	P	416	ARG	NH1-CZ-NH2	-5.58	113.27	119.40
2	C	165	LEU	C-N-CD	-5.57	108.35	120.60
3	D	839	LEU	CA-CB-CG	5.56	128.09	115.30
1	K	2	LEU	N-CA-C	5.55	125.98	111.00
1	B	2	LEU	N-CA-C	5.54	125.95	111.00
5	F	419	ARG	CB-CA-C	-5.51	99.39	110.40

Continued on next page...

Continued from previous page...

Mol	Chain	Res	Type	Atoms	Z	Observed(°)	Ideal(°)
1	K	138	LEU	CA-CB-CG	5.49	127.93	115.30
2	C	57	GLU	C-N-CA	-5.49	107.98	121.70
5	F	75	ILE	C-N-CA	5.47	135.38	121.70
3	N	920	LEU	CA-CB-CG	5.47	127.88	115.30
2	M	261	ILE	N-CA-C	5.46	125.75	111.00
2	C	728	HIS	CA-C-N	5.46	129.21	117.20
2	C	261	ILE	N-CA-C	5.46	125.73	111.00
2	M	728	HIS	N-CA-C	5.46	125.73	111.00
2	C	235	LEU	CA-CB-CG	5.45	127.83	115.30
2	C	310	LEU	CA-CB-CG	-5.45	102.77	115.30
2	M	737	LEU	CA-CB-CG	5.43	127.79	115.30
3	D	448	GLU	N-CA-C	5.43	125.66	111.00
2	M	886	LEU	CA-CB-CG	-5.42	102.83	115.30
3	N	371	ILE	O-C-N	-5.42	114.02	122.70
2	C	243	ARG	C-N-CA	5.42	144.75	122.00
3	D	199	LEU	CA-C-N	5.39	129.06	117.20
5	F	419	ARG	N-CA-CB	5.39	120.31	110.60
2	C	950	LEU	CA-CB-CG	5.39	127.70	115.30
2	M	728	HIS	CA-C-N	5.38	129.04	117.20
2	C	728	HIS	N-CA-C	5.38	125.52	111.00
5	F	337	HIS	CB-CA-C	-5.35	99.70	110.40
2	M	1118	LYS	C-N-CA	5.32	134.99	121.70
2	C	737	LEU	CA-CB-CG	5.31	127.52	115.30
2	M	264	PRO	CA-N-CD	-5.31	104.07	111.50
3	D	199	LEU	N-CA-C	5.31	125.33	111.00
2	C	178	PRO	N-CA-C	5.30	125.88	112.10
3	D	1038	LEU	CA-CB-CG	5.30	127.49	115.30
2	M	729	LEU	N-CA-C	5.30	125.31	111.00
5	P	75	ILE	C-N-CA	5.30	134.95	121.70
2	C	1118	LYS	C-N-CA	5.30	134.94	121.70
5	F	91	VAL	C-N-CD	5.29	139.52	128.40
3	D	813	LEU	CA-CB-CG	5.29	127.47	115.30
3	N	393	ILE	CB-CA-C	-5.29	101.03	111.60
3	N	448	GLU	N-CA-C	5.28	125.25	111.00
3	D	581	LEU	CB-CG-CD2	-5.27	102.04	111.00
2	C	73	LEU	C-N-CA	-5.27	111.23	122.30
4	O	49	GLN	CA-C-N	5.27	128.79	117.20
5	F	368	VAL	CG1-CB-CG2	-5.25	102.50	110.90
3	D	1087	ARG	CA-CB-CG	-5.22	101.91	113.40
5	P	377	ASP	N-CA-C	-5.22	96.90	111.00
3	D	618	LEU	CA-CB-CG	-5.21	103.33	115.30
3	N	207	PHE	C-N-CA	5.20	143.86	122.00

Continued on next page...

Continued from previous page...

Mol	Chain	Res	Type	Atoms	Z	Observed(°)	Ideal(°)
2	C	729	LEU	N-CA-C	5.18	124.99	111.00
3	D	198	ARG	C-N-CA	-5.18	108.75	121.70
3	D	371	ILE	O-C-N	-5.18	114.41	122.70
3	N	199	LEU	N-CA-C	5.18	124.97	111.00
5	P	337	HIS	CB-CA-C	-5.17	100.06	110.40
2	C	795	GLY	N-CA-C	-5.17	100.18	113.10
3	N	1389	LEU	CA-C-N	5.16	128.56	117.20
4	E	49	GLN	CA-C-N	5.16	128.54	117.20
1	B	138	LEU	CA-CB-CG	5.15	127.15	115.30
5	P	367	MET	CG-SD-CE	5.15	108.44	100.20
5	F	350	LEU	CD1-CG-CD2	-5.14	95.08	110.50
2	M	178	PRO	N-CA-C	5.12	125.42	112.10
2	M	165	LEU	C-N-CD	-5.12	109.34	120.60
3	D	804	LEU	CA-CB-CG	5.12	127.07	115.30
3	D	132	TYR	CA-C-N	-5.10	105.97	117.20
2	C	266	ARG	N-CA-C	-5.10	97.23	111.00
2	C	464	LEU	CA-CB-CG	-5.10	103.58	115.30
5	F	361	LEU	CB-CA-C	-5.09	100.53	110.20
1	B	176	ARG	NE-CZ-NH2	-5.08	117.76	120.30
2	M	114	PHE	CA-C-N	-5.08	106.02	117.20
2	M	266	ARG	N-CA-C	-5.08	97.28	111.00
5	P	91	VAL	C-N-CD	5.07	139.04	128.40
5	P	136	LEU	CA-CB-CG	5.06	126.94	115.30
3	D	81	THR	N-CA-C	-5.05	97.36	111.00
2	M	464	LEU	CA-CB-CG	-5.05	103.68	115.30
3	D	904	VAL	CB-CA-C	-5.04	101.82	111.40
3	D	508	ARG	C-N-CA	5.04	143.16	122.00
3	N	118	LEU	CA-CB-CG	5.03	126.86	115.30
3	N	554	LEU	CA-CB-CG	5.02	126.84	115.30
2	M	455	LEU	CA-CB-CG	5.02	126.84	115.30
3	D	244	GLU	C-N-CA	-5.00	109.19	121.70
2	M	1118	LYS	N-CA-C	5.00	124.51	111.00
2	M	1118	LYS	CA-C-N	-5.00	106.19	117.20

There are no chirality outliers.

All (7) planarity outliers are listed below:

Mol	Chain	Res	Type	Group
3	D	132	TYR	Sidechain
3	D	379	ALA	Peptide
3	D	380	GLU	Mainchain
5	F	421	PHE	Sidechain

Continued on next page...

Continued from previous page...

Mol	Chain	Res	Type	Group
3	N	132	TYR	Sidechain
3	N	379	ALA	Peptide
3	N	380	GLU	Mainchain

5.2 Too-close contacts

In the following table, the Non-H and H(model) columns list the number of non-hydrogen atoms and hydrogen atoms in the chain respectively. The H(added) column lists the number of hydrogen atoms added and optimized by MolProbity. The Clashes column lists the number of clashes within the asymmetric unit, whereas Symm-Clashes lists symmetry related clashes.

Mol	Chain	Non-H	H(model)	H(added)	Clashes	Symm-Clashes
1	A	1806	0	1861	247	0
1	B	1806	0	1861	213	0
1	K	1806	0	1861	216	0
1	L	1806	0	1861	213	0
2	C	8829	0	8933	1312	0
2	M	8829	0	8933	1273	0
3	D	10801	0	10887	1543	0
3	N	10801	0	10885	1539	0
4	E	769	0	775	94	0
4	O	769	0	775	106	0
5	F	2771	0	2843	392	0
5	P	2771	0	2844	429	0
6	A	18	0	0	0	0
6	B	24	0	0	0	0
6	C	63	0	0	0	0
6	D	118	0	0	1	0
6	E	6	0	0	0	0
6	F	31	0	0	0	0
6	K	20	0	0	0	0
6	L	19	0	0	0	0
6	M	64	0	0	0	0
6	N	92	0	0	0	0
6	O	8	0	0	0	0
6	P	22	0	0	0	0
7	D	2	0	0	0	0
7	N	2	0	0	0	0
8	A	194	0	0	44	0
8	B	193	0	0	50	0
8	C	869	0	0	254	0
8	D	1163	0	0	325	0

Continued on next page...

Continued from previous page...

Mol	Chain	Non-H	H(model)	H(added)	Clashes	Symm-Clashes
8	E	114	0	0	30	0
8	F	381	0	0	67	0
8	K	161	0	0	49	0
8	L	157	0	0	52	0
8	M	822	0	0	266	0
8	N	983	0	0	291	0
8	O	114	0	0	30	0
8	P	325	0	0	75	0
All	All	59529	0	54319	7072	0

The all-atom clashscore is defined as the number of clashes found per 1000 atoms (including hydrogen atoms). The all-atom clashscore for this structure is 65.

All (7072) close contacts within the same asymmetric unit are listed below, sorted by their clash magnitude.

Atom-1	Atom-2	Interatomic distance (Å)	Clash overlap (Å)
5:F:419:ARG:CB	5:F:419:ARG:CG	1.76	1.60
5:P:401:GLU:CB	5:P:401:GLU:CG	1.76	1.56
5:F:401:GLU:CB	5:F:401:GLU:CG	1.77	1.55
3:N:218:LYS:CB	8:N:9902:HOH:O	1.85	1.18
1:A:94:LEU:HD21	1:A:119:ASP:HB2	1.26	1.16
5:F:358:LEU:HD11	5:F:370:LYS:HD2	1.28	1.15
5:F:361:LEU:HD12	5:F:366:ALA:HB2	1.24	1.15
1:B:94:LEU:HD21	1:B:119:ASP:HB2	1.29	1.14
3:N:218:LYS:CB	3:N:372:ASP:O	1.94	1.14
1:L:94:LEU:HD21	1:L:119:ASP:HB3	1.16	1.11
1:L:1:MET:O	1:L:6:LEU:HB2	1.51	1.10
2:M:1101:THR:HB	3:N:5:VAL:HG13	1.34	1.08
2:M:328:LEU:HD13	2:M:433:THR:HB	1.36	1.08
3:N:1045:MET:HG2	3:N:1073:SER:HA	1.32	1.08
3:D:972:LEU:HG	3:D:976:GLN:NE2	1.69	1.07
3:D:972:LEU:HG	3:D:976:GLN:HE22	0.94	1.07
3:N:1258:ARG:HH21	3:N:1351:GLU:HG2	1.13	1.06
1:B:1:MET:O	1:B:6:LEU:HB2	1.55	1.06
1:K:1:MET:O	1:K:6:LEU:HB2	1.56	1.06
3:N:616:GLN:HB2	5:P:326:ASP:HB2	1.36	1.06
2:M:139:GLN:HE22	2:M:414:GLY:HA3	1.21	1.05
5:P:76:SER:O	5:P:80:PRO:HD2	1.58	1.04
3:N:137:PRO:HD2	3:N:453:ASP:HB3	1.38	1.03
2:C:939:ARG:HB3	2:C:982:PRO:HG3	1.39	1.03
5:P:402:ASN:O	5:P:406:ARG:HD2	1.58	1.03

Continued on next page...

Continued from previous page...

Atom-1	Atom-2	Interatomic distance (Å)	Clash overlap (Å)
3:N:475:LYS:HA	3:N:478:LEU:HD12	1.41	1.03
1:A:1:MET:O	1:A:6:LEU:HB2	1.60	1.02
2:C:368:THR:HB	2:C:369:PRO:HD3	1.41	1.02
3:N:208:PRO:HB2	3:N:395:VAL:HG13	1.41	1.02
3:N:87:ARG:O	3:N:521:PRO:HB3	1.59	1.02
3:D:370:ALA:HB1	6:D:9039:MG:MG	0.80	1.01
3:D:87:ARG:O	3:D:521:PRO:HB3	1.60	1.01
3:N:131:LYS:HG2	3:N:568:ARG:HG2	1.40	1.01
5:P:394:ARG:HD2	5:P:394:ARG:H	1.22	1.00
3:D:26:VAL:HG11	3:D:44:LEU:HD23	1.44	1.00
3:N:434:ARG:HB2	3:N:447:VAL:HG22	1.44	1.00
2:M:1055:LEU:HA	8:M:9570:HOH:O	1.62	0.99
5:P:411:HIS:HA	5:P:414:ARG:HG3	1.41	0.99
2:C:207:LEU:HD13	2:C:221:LEU:HD11	1.45	0.99
1:B:50:GLY:HA3	1:B:171:PHE:O	1.62	0.99
3:N:119:SER:HB2	3:N:123:LEU:HB2	1.42	0.99
2:C:145:GLY:H	2:C:163:ILE:HG23	1.28	0.99
5:P:416:ARG:HD3	5:P:419:ARG:HG3	1.44	0.98
3:N:136:ASP:HB3	3:N:137:PRO:HD3	1.44	0.98
3:D:1033:GLN:HE21	3:D:1036:ARG:NH1	1.61	0.98
3:D:148:GLU:HB3	3:D:151:GLN:HB2	1.45	0.98
2:M:516:ARG:HH11	2:M:521:PRO:HB3	1.28	0.98
2:M:110:GLU:HG2	2:M:369:PRO:HG3	1.46	0.97
2:M:1054:THR:HG21	2:M:1079:PRO:HB3	1.45	0.97
1:A:180:GLN:NE2	2:C:934:PHE:HB2	1.78	0.97
3:D:136:ASP:HB3	3:D:137:PRO:HD3	1.41	0.97
3:D:197:SER:HB3	3:D:203:ALA:HB3	1.47	0.97
3:D:972:LEU:CG	3:D:976:GLN:HE22	1.78	0.97
1:K:35:THR:HB	8:K:1009:HOH:O	1.64	0.97
1:K:54:THR:HG23	1:K:158:ILE:HG13	1.46	0.97
3:N:481:MET:HE3	3:N:493:ARG:HH21	1.27	0.97
5:F:420:ASP:O	5:F:422:LEU:HD23	1.63	0.96
2:C:987:ILE:HG23	3:D:948:THR:HG21	1.44	0.96
2:C:631:SER:HB3	2:C:637:LEU:HD21	1.48	0.96
1:K:176:ARG:HD3	2:M:864:GLY:HA3	1.48	0.96
1:A:181:VAL:O	2:C:937:ASP:HA	1.65	0.96
2:C:770:GLU:HG2	3:D:65:ARG:HH22	1.26	0.96
3:N:646:LYS:HA	3:N:720:LEU:HD22	1.45	0.96
2:M:51:THR:HB	2:M:348:LEU:HD23	1.48	0.95
3:D:1033:GLN:HE21	3:D:1036:ARG:HH11	0.99	0.95
4:E:39:VAL:HB	4:E:72:ARG:HD2	1.44	0.95

Continued on next page...

Continued from previous page...

Atom-1	Atom-2	Interatomic distance (Å)	Clash overlap (Å)
3:D:1310:ARG:HE	3:D:1327:ARG:HB3	1.29	0.95
3:D:861:GLN:H	3:D:861:GLN:HE21	1.13	0.95
3:N:197:SER:HB3	3:N:203:ALA:HB3	1.45	0.95
5:P:94:LEU:HD13	5:P:96:LEU:H	1.28	0.95
2:C:49:ARG:NH1	2:C:49:ARG:HB2	1.81	0.95
3:D:699:VAL:H	3:D:756:GLN:HE22	0.98	0.94
2:C:34:VAL:HB	2:C:38:LYS:HG3	1.47	0.94
1:B:54:THR:HG23	1:B:158:ILE:HG13	1.47	0.94
3:D:186:VAL:HG21	3:D:213:VAL:HB	1.48	0.94
3:N:137:PRO:HD2	3:N:453:ASP:CB	1.98	0.94
2:M:987:ILE:HG23	3:N:948:THR:HG21	1.50	0.94
3:D:191:LEU:HB3	3:D:195:VAL:HG21	1.47	0.94
3:N:1209:LEU:HD13	3:N:1216:SER:H	1.32	0.94
3:N:1389:LEU:H	3:N:1389:LEU:HD23	1.33	0.94
3:N:1213:ARG:HB2	3:N:1214:PRO:HD2	1.49	0.94
3:N:425:GLY:HA3	5:P:135:ILE:HD13	1.49	0.94
2:C:640:ARG:HH11	2:C:642:ARG:HH12	1.03	0.93
2:C:461:VAL:HG13	2:C:465:GLY:HA2	1.48	0.93
3:D:208:PRO:HB2	3:D:395:VAL:HG13	1.48	0.93
3:D:126:VAL:HG13	3:D:132:TYR:HB2	1.51	0.93
2:M:269:LEU:HA	2:M:288:ARG:HE	1.31	0.93
2:M:274:ARG:HB2	2:M:288:ARG:HH12	1.32	0.93
3:D:861:GLN:H	3:D:861:GLN:NE2	1.66	0.93
2:M:461:VAL:HG13	2:M:465:GLY:HA2	1.50	0.93
3:D:1232:PRO:HB3	3:D:1361:VAL:HG21	1.50	0.93
3:D:424:GLY:HA2	3:D:436:GLU:HA	1.51	0.92
2:M:572:ILE:HD11	2:M:701:THR:HB	1.51	0.92
3:N:465:LEU:HD23	3:N:468:LEU:HD11	1.49	0.92
3:D:145:VAL:HG22	3:D:146:PRO:HD2	1.49	0.92
3:D:65:ARG:HB2	5:F:375:LEU:HA	1.49	0.92
2:M:73:LEU:HB3	2:M:93:PRO:O	1.68	0.92
5:P:369:LEU:HD11	5:P:401:GLU:HG3	1.50	0.92
2:C:751:PRO:HB2	3:D:680:GLN:HG3	1.50	0.92
2:M:100:LEU:HD23	2:M:372:LEU:HD11	1.49	0.92
3:N:161:LEU:O	3:N:449:SER:HB2	1.70	0.92
2:M:1005:MET:HB3	8:N:9578:HOH:O	1.67	0.92
3:N:861:GLN:H	3:N:861:GLN:HE21	0.94	0.92
3:N:520:LEU:HD12	3:N:521:PRO:HD2	1.51	0.92
2:C:1115:LEU:H	2:C:1115:LEU:HD12	1.35	0.92
3:D:890:VAL:HG12	3:D:926:LYS:HG2	1.52	0.92
3:N:1304:LYS:H	3:N:1304:LYS:HD3	1.35	0.92

Continued on next page...

Continued from previous page...

Atom-1	Atom-2	Interatomic distance (Å)	Clash overlap (Å)
2:C:478:VAL:HG13	2:C:506:ASN:HB3	1.51	0.92
3:N:784:ASP:HA	8:N:2330:HOH:O	1.69	0.92
2:M:939:ARG:HB3	2:M:982:PRO:HG3	1.50	0.91
3:N:1090:ASP:HB3	3:N:1093:TYR:HB2	1.50	0.91
3:N:138:LYS:H	3:N:138:LYS:HD2	1.35	0.91
3:D:1481:VAL:HG11	4:E:18:ARG:HA	1.49	0.91
3:D:101:HIS:CD2	3:D:582:LEU:HD13	2.05	0.91
3:D:98:PRO:HG2	3:D:462:GLN:HE22	1.34	0.91
3:N:207:PHE:HB3	3:N:208:PRO:HD2	1.52	0.91
1:L:12:THR:HG23	1:L:24:VAL:HB	1.49	0.91
8:M:2268:HOH:O	5:P:342:VAL:HA	1.71	0.91
5:P:413:SER:HA	5:P:419:ARG:HE	1.35	0.91
2:M:328:LEU:H	2:M:433:THR:HG21	1.36	0.91
2:M:130:ASN:HA	8:M:9667:HOH:O	1.70	0.91
3:N:422:ALA:H	3:N:427:VAL:HG11	1.36	0.91
3:N:18:ILE:HG23	3:N:518:PRO:HG3	1.51	0.91
3:D:1304:LYS:H	3:D:1304:LYS:HD3	1.36	0.91
3:N:422:ALA:HB1	5:P:178:ARG:HH12	1.34	0.91
2:M:857:ASP:HB2	2:M:978:ARG:HG2	1.49	0.91
5:P:416:ARG:HH11	5:P:419:ARG:HD2	1.34	0.90
2:C:1095:LEU:HA	3:D:582:LEU:CD2	2.01	0.90
2:M:145:GLY:H	2:M:163:ILE:HG23	1.36	0.90
2:M:606:VAL:HG22	2:M:645:VAL:HG13	1.51	0.90
2:C:436:GLY:HA2	2:C:538:GLN:O	1.71	0.90
3:N:1087:ARG:NH2	3:N:1256:LEU:HD22	1.85	0.90
3:N:699:VAL:H	3:N:756:GLN:HE22	1.19	0.90
3:D:132:TYR:HA	8:D:9952:HOH:O	1.72	0.90
5:F:76:SER:O	5:F:80:PRO:HD2	1.69	0.90
2:M:108:ILE:HB	2:M:368:THR:OG1	1.70	0.90
3:N:868:TYR:HD1	3:N:869:MET:H	1.16	0.90
2:M:420:ARG:HD2	2:M:420:ARG:H	1.37	0.90
2:M:66:LEU:HD22	2:M:372:LEU:HD13	1.54	0.89
1:L:108:GLU:HB3	1:L:128:HIS:HE1	1.36	0.89
4:E:40:LEU:HB2	4:E:45:ARG:HD2	1.53	0.89
3:N:424:GLY:HA2	3:N:436:GLU:HA	1.52	0.89
5:P:135:ILE:HD11	5:P:178:ARG:HB3	1.52	0.89
2:M:1015:LEU:HA	5:P:335:ASP:HB3	1.55	0.89
2:C:585:GLU:HB3	8:C:9492:HOH:O	1.72	0.89
2:M:478:VAL:HG13	2:M:506:ASN:HB3	1.55	0.89
2:C:140:ILE:HG23	2:C:333:ILE:HD12	1.53	0.88
5:F:278:LEU:HD13	5:F:290:GLU:HB3	1.50	0.88

Continued on next page...

Continued from previous page...

Atom-1	Atom-2	Interatomic distance (Å)	Clash overlap (Å)
3:D:1045:MET:HG2	3:D:1073:SER:HA	1.55	0.88
3:D:136:ASP:HB3	3:D:137:PRO:CD	2.02	0.88
2:M:73:LEU:HD23	2:M:94:LEU:HB2	1.55	0.88
4:O:51:LEU:HG	4:O:53:GLY:H	1.38	0.88
3:N:799:LYS:HA	8:N:2140:HOH:O	1.71	0.88
2:C:1111:ILE:HG13	2:C:1112:PHE:H	1.38	0.88
3:N:565:ILE:H	3:N:565:ILE:HD12	1.36	0.88
3:N:984:THR:HG22	3:N:987:GLU:HG3	1.52	0.88
3:D:462:GLN:HG3	3:D:513:ILE:HD13	1.56	0.88
3:N:1481:VAL:HG11	4:O:18:ARG:HA	1.53	0.88
2:C:15:LEU:HD22	2:C:15:LEU:H	1.39	0.88
2:C:100:LEU:HG	2:C:368:THR:HG23	1.56	0.88
1:K:86:VAL:HG12	1:K:124:ASN:HD22	1.38	0.88
3:D:569:ASN:HD21	5:F:210:LEU:HD22	1.38	0.87
3:N:556:LYS:HA	8:N:9490:HOH:O	1.72	0.87
1:B:133:GLU:HG3	1:B:134:GLU:H	1.38	0.87
3:D:118:LEU:HB3	3:D:123:LEU:HD22	1.56	0.87
3:D:119:SER:HB2	3:D:123:LEU:H	1.37	0.87
3:N:126:VAL:HG13	3:N:132:TYR:HB2	1.57	0.87
3:N:197:SER:HB2	3:N:205:TYR:CE1	2.08	0.87
3:N:39:PRO:HB3	3:N:45:PHE:O	1.75	0.87
3:N:1385:GLY:HA2	8:N:9997:HOH:O	1.73	0.87
3:N:704:ARG:HG3	8:N:9496:HOH:O	1.74	0.87
2:C:586:ARG:HD3	2:C:590:ASP:OD2	1.75	0.87
3:D:1394:VAL:HB	3:D:1397:LYS:HG3	1.56	0.87
3:N:481:MET:SD	3:N:1388:ARG:HG2	2.14	0.87
3:N:616:GLN:O	3:N:619:LEU:HB3	1.75	0.87
2:C:413:LEU:HD12	2:C:413:LEU:H	1.40	0.87
2:M:432:ARG:HH12	3:N:1047:LYS:HE2	1.35	0.87
2:C:650:ARG:HD3	2:C:650:ARG:H	1.39	0.87
3:N:430:ASP:HB2	3:N:432:TYR:CE2	2.09	0.87
3:N:483:HIS:HB2	3:N:484:PRO:HD3	1.56	0.87
1:B:132:LEU:HD21	1:B:138:LEU:HD22	1.57	0.87
2:M:577:PRO:HA	2:M:671:ASN:HD21	1.39	0.87
1:K:143:ARG:HG3	1:K:143:ARG:HH11	1.40	0.87
1:A:5:LYS:HE3	1:A:5:LYS:HA	1.56	0.86
3:D:422:ALA:HB3	3:D:427:VAL:HG22	1.54	0.86
3:N:994:GLN:HG3	8:N:2307:HOH:O	1.73	0.86
3:D:101:HIS:HD2	3:D:582:LEU:HD13	1.41	0.86
3:D:141:ILE:HD13	3:D:449:SER:HA	1.57	0.86
2:M:430:VAL:HG23	3:N:1078:ARG:CZ	2.05	0.86

Continued on next page...

Continued from previous page...

Atom-1	Atom-2	Interatomic distance (Å)	Clash overlap (Å)
3:N:1045:MET:CG	3:N:1073:SER:HA	2.05	0.86
4:O:40:LEU:HD21	4:O:67:GLU:HA	1.57	0.86
2:C:1102:LEU:HD13	3:D:9:ARG:HB3	1.55	0.86
3:D:547:LEU:HD22	3:D:581:LEU:HD21	1.56	0.86
3:N:148:GLU:HB3	3:N:151:GLN:HB2	1.58	0.86
5:P:420:ASP:O	5:P:422:LEU:HD23	1.74	0.86
2:C:36:PRO:HG2	2:C:70:GLU:HB3	1.56	0.86
3:N:191:LEU:HB3	3:N:195:VAL:HG21	1.56	0.86
2:C:487:THR:HG22	2:C:489:THR:H	1.38	0.86
3:D:39:PRO:HB3	3:D:45:PHE:O	1.75	0.86
3:N:1109:GLU:HG2	3:N:1202:GLN:H	1.39	0.86
1:B:86:VAL:HG12	1:B:124:ASN:HD22	1.38	0.86
3:D:1194:CYS:HB3	3:D:1373:ARG:NH2	1.90	0.86
2:M:81:ASP:HA	8:M:9757:HOH:O	1.74	0.86
2:C:420:ARG:HD2	2:C:420:ARG:H	1.40	0.86
3:D:1026:SER:HA	8:D:2030:HOH:O	1.76	0.86
2:C:383:ARG:HH11	2:C:383:ARG:HB2	1.40	0.85
1:L:54:THR:HG23	1:L:158:ILE:HG13	1.57	0.85
2:M:20:GLU:HG3	8:M:9519:HOH:O	1.76	0.85
2:M:260:LEU:HA	2:M:291:ALA:CB	2.06	0.85
1:A:180:GLN:HE22	2:C:934:PHE:HB2	1.39	0.85
2:C:263:ASP:HB2	2:C:264:PRO:HD3	1.56	0.85
2:C:517:ARG:HH21	2:C:524:VAL:HG23	1.39	0.85
2:C:734:LEU:HD13	2:C:737:LEU:HD13	1.58	0.85
3:N:52:PRO:HG2	8:N:9939:HOH:O	1.76	0.85
3:N:422:ALA:HB1	5:P:178:ARG:NH1	1.90	0.85
2:C:492:ASP:HA	2:C:518:LYS:HB3	1.57	0.85
2:C:516:ARG:HD3	2:C:521:PRO:HA	1.58	0.85
5:F:94:LEU:HD13	5:F:96:LEU:H	1.39	0.85
2:C:210:GLU:HG3	8:C:9693:HOH:O	1.75	0.85
2:C:260:LEU:HA	2:C:291:ALA:CB	2.06	0.85
5:P:408:LEU:O	5:P:412:GLU:HG2	1.75	0.85
2:C:941:VAL:HA	2:C:944:LEU:HD12	1.55	0.85
2:M:170:PRO:HD2	2:M:263:ASP:HB3	1.55	0.85
4:O:39:VAL:HB	4:O:72:ARG:HD2	1.55	0.85
2:C:519:GLY:HA3	8:C:9911:HOH:O	1.77	0.85
3:D:139:GLY:HA3	3:D:452:ILE:HD12	1.58	0.85
3:D:543:LEU:HD22	3:D:580:ALA:HB1	1.57	0.85
3:D:64:LYS:HG2	8:D:9558:HOH:O	1.76	0.85
5:F:408:LEU:O	5:F:412:GLU:HG2	1.76	0.85
3:N:197:SER:HB2	3:N:205:TYR:HE1	1.40	0.85

Continued on next page...

Continued from previous page...

Atom-1	Atom-2	Interatomic distance (Å)	Clash overlap (Å)
3:N:422:ALA:HB3	3:N:427:VAL:HG22	1.59	0.85
3:N:890:VAL:HG12	3:N:926:LYS:HG2	1.57	0.85
3:D:1033:GLN:NE2	3:D:1036:ARG:HH11	1.74	0.85
4:E:51:LEU:HG	4:E:53:GLY:H	1.40	0.85
1:K:193:ASP:HA	2:M:938:LYS:HZ3	1.42	0.85
3:N:1342:GLU:CD	3:N:1342:GLU:H	1.80	0.85
3:D:834:THR:HG22	3:D:838:ARG:HE	1.39	0.84
2:M:396:ASP:HA	2:M:633:GLN:HE22	1.42	0.84
3:N:32:ILE:HD12	3:N:527:MET:HG2	1.56	0.84
2:C:100:LEU:HD21	2:C:368:THR:HA	1.57	0.84
3:D:1389:LEU:H	3:D:1389:LEU:HD23	1.43	0.84
5:P:416:ARG:NH1	5:P:419:ARG:HD2	1.92	0.84
2:C:537:LYS:HA	2:C:545:ASN:HD21	1.40	0.84
5:F:291:ILE:HG23	5:F:304:VAL:HG21	1.59	0.84
2:M:1095:LEU:HA	8:M:9921:HOH:O	1.77	0.84
2:M:140:ILE:HG13	8:M:2237:HOH:O	1.77	0.84
3:N:171:LEU:HB3	3:N:390:PRO:HA	1.59	0.84
2:C:1115:LEU:HB3	3:D:85:VAL:HG12	1.59	0.84
3:D:865:THR:HG22	8:D:2489:HOH:O	1.75	0.84
5:F:148:LYS:O	5:F:148:LYS:HD2	1.78	0.84
2:M:34:VAL:HB	2:M:38:LYS:HG3	1.59	0.84
5:P:166:LEU:HB3	5:P:170:HIS:HB2	1.58	0.84
2:C:904:PRO:HB2	2:C:907:ASP:O	1.78	0.84
3:D:808:THR:HB	3:D:809:PRO:HD3	1.58	0.84
1:K:222:LEU:HD12	1:L:215:VAL:HB	1.57	0.84
3:N:1389:LEU:H	3:N:1389:LEU:CD2	1.91	0.84
2:C:857:ASP:HB2	2:C:978:ARG:HG2	1.58	0.84
3:D:1097:LYS:O	3:D:1101:VAL:HG23	1.78	0.84
5:P:141:VAL:O	5:P:145:PRO:HD2	1.76	0.84
1:A:219:ARG:HH12	1:B:219:ARG:HD2	1.40	0.83
3:N:783:ARG:HB2	8:N:9557:HOH:O	1.78	0.83
3:N:836:VAL:HA	3:N:839:LEU:HD12	1.60	0.83
2:C:206:THR:HA	8:C:9693:HOH:O	1.78	0.83
3:D:219:GLU:O	3:D:370:ALA:CB	2.26	0.83
2:M:442:GLU:HG2	2:M:454:SER:HB2	1.59	0.83
3:N:810:GLU:O	3:N:813:LEU:HG	1.78	0.83
1:B:46:SER:O	1:B:148:VAL:HB	1.78	0.83
3:D:836:VAL:HA	3:D:839:LEU:HD12	1.60	0.83
5:F:407:LYS:HB3	8:F:9529:HOH:O	1.78	0.83
2:M:1115:LEU:HB3	3:N:85:VAL:HG12	1.57	0.83
4:O:23:VAL:HG22	8:O:3627:HOH:O	1.78	0.83

Continued on next page...

Continued from previous page...

Atom-1	Atom-2	Interatomic distance (Å)	Clash overlap (Å)
2:C:710:ILE:HB	2:C:790:LEU:HD22	1.60	0.83
1:L:86:VAL:HG12	1:L:124:ASN:HD22	1.42	0.83
2:M:41:ASN:HA	8:M:9520:HOH:O	1.77	0.83
1:B:153:ALA:HA	1:B:156:HIS:NE2	1.94	0.83
2:C:620:LEU:HA	8:C:9571:HOH:O	1.77	0.83
3:D:561:GLY:HA3	5:F:184:ARG:NH2	1.94	0.83
5:P:411:HIS:HA	5:P:414:ARG:CG	2.09	0.83
2:C:710:ILE:HD12	2:C:790:LEU:HB2	1.61	0.83
2:C:536:PRO:HB3	2:C:906:PHE:HD1	1.41	0.83
2:M:1092:LEU:HD23	2:M:1099:VAL:HG11	1.59	0.83
3:N:149:LYS:HD3	3:N:149:LYS:H	1.43	0.83
2:C:52:PHE:HB3	8:C:9488:HOH:O	1.78	0.83
5:F:93:LEU:HD22	5:F:98:GLU:HB3	1.59	0.83
2:M:95:TYR:CD2	2:M:114:PHE:HB3	2.12	0.83
5:P:392:VAL:HG22	8:P:9742:HOH:O	1.78	0.83
2:C:443:THR:HG21	2:C:450:GLY:H	1.41	0.83
2:C:690:ILE:HB	2:C:852:ILE:HD13	1.60	0.83
3:N:170:PRO:O	3:N:391:ALA:HB3	1.79	0.83
3:N:583:ASP:OD1	3:N:604:THR:HB	1.78	0.83
5:P:369:LEU:CD1	5:P:401:GLU:HG3	2.09	0.83
2:C:89:THR:HA	2:C:129:ILE:O	1.79	0.82
3:N:45:PHE:HD1	3:N:86:ARG:HH22	1.26	0.82
1:A:86:VAL:HG12	1:A:124:ASN:HD22	1.43	0.82
3:D:36:THR:HB	8:D:9731:HOH:O	1.79	0.82
3:N:1075:HIS:HA	8:N:9591:HOH:O	1.79	0.82
2:C:1107:ASN:HB3	8:C:2039:HOH:O	1.78	0.82
2:C:170:PRO:HB3	2:C:186:VAL:HG12	1.60	0.82
1:K:18:ARG:O	1:K:207:PRO:HD3	1.79	0.82
3:N:573:MET:HE1	5:P:214:GLN:HG3	1.61	0.82
2:C:139:GLN:HB3	2:C:334:ARG:HG3	1.61	0.82
2:C:288:ARG:HB3	8:C:2156:HOH:O	1.80	0.82
3:N:391:ALA:HB1	8:N:2275:HOH:O	1.80	0.82
3:D:1146:GLY:HA3	3:D:1207:TYR:HB2	1.60	0.82
5:F:369:LEU:HD11	5:F:401:GLU:HG3	1.61	0.82
2:M:711:GLU:HG2	2:M:822:VAL:HG12	1.59	0.82
3:D:18:ILE:HG23	3:D:518:PRO:HG3	1.61	0.82
3:D:210:ARG:HD2	3:D:398:ALA:HB3	1.59	0.82
2:C:458:TYR:HB3	2:C:470:PRO:HG2	1.62	0.82
2:C:56:GLU:HB2	2:C:64:LEU:HD23	1.59	0.82
3:D:561:GLY:HA3	5:F:184:ARG:HH22	1.43	0.82
3:N:988:ARG:NH1	3:N:992:ILE:HD11	1.95	0.82

Continued on next page...

Continued from previous page...

Atom-1	Atom-2	Interatomic distance (Å)	Clash overlap (Å)
1:B:190:THR:HA	8:B:9553:HOH:O	1.78	0.82
2:C:1076:VAL:HG22	3:D:752:SER:HB3	1.59	0.82
3:D:131:LYS:HA	3:D:456:MET:HG3	1.62	0.82
2:M:715:THR:HG22	2:M:717:LEU:H	1.42	0.82
3:N:387:LEU:CB	5:P:94:LEU:HD11	2.09	0.82
5:F:364:ARG:O	5:F:368:VAL:HG23	1.79	0.82
2:C:274:ARG:H	2:C:288:ARG:HH12	1.29	0.81
2:C:412:ALA:HB3	8:C:9584:HOH:O	1.80	0.81
3:D:772:PRO:HB3	3:D:1224:VAL:HG13	1.61	0.81
5:F:394:ARG:HA	5:F:397:ILE:HD12	1.60	0.81
5:P:132:ARG:O	5:P:136:LEU:HG	1.80	0.81
3:D:202:VAL:O	3:D:204:LEU:HG	1.80	0.81
2:M:368:THR:HB	2:M:369:PRO:HD3	1.61	0.81
2:M:478:VAL:HA	2:M:506:ASN:O	1.81	0.81
3:N:479:GLU:HG2	8:N:2227:HOH:O	1.80	0.81
5:F:125:ASP:HA	8:F:9482:HOH:O	1.80	0.81
5:P:395:GLU:O	5:P:399:GLN:HG2	1.80	0.81
2:M:728:HIS:CE1	5:P:423:ASP:O	2.33	0.81
1:B:169:ALA:HA	8:B:9642:HOH:O	1.78	0.81
2:C:169:GLY:HA2	2:C:263:ASP:HB3	1.60	0.81
3:D:1495:ILE:HD11	4:E:84:ARG:HG2	1.62	0.81
5:P:305:GLU:HG2	5:P:309:LYS:HE3	1.62	0.81
3:N:562:ALA:HB1	3:N:567:ILE:HD11	1.60	0.81
4:O:14:ASP:HA	8:O:2164:HOH:O	1.80	0.81
5:F:166:LEU:HB3	5:F:170:HIS:HB2	1.62	0.81
5:F:320:PRO:HA	8:F:9526:HOH:O	1.79	0.81
2:M:93:PRO:HG3	2:M:117:HIS:HE1	1.45	0.81
3:N:1146:GLY:HA3	3:N:1207:TYR:HB2	1.62	0.81
3:N:208:PRO:HB2	3:N:395:VAL:CG1	2.09	0.81
2:C:57:GLU:HG2	2:C:58:ASP:OD2	1.81	0.81
2:M:44:ILE:HD12	8:M:9899:HOH:O	1.80	0.81
2:M:462:ASP:HB3	2:M:468:ARG:HD2	1.62	0.81
3:N:782:SER:O	3:N:786:ILE:HD12	1.80	0.81
2:C:150:PRO:HA	2:C:158:TYR:HB3	1.61	0.81
2:C:264:PRO:HB3	2:C:289:THR:HG21	1.61	0.81
2:C:478:VAL:HA	2:C:506:ASN:O	1.80	0.81
3:D:699:VAL:N	3:D:756:GLN:HE22	1.78	0.81
3:N:139:GLY:HA3	3:N:452:ILE:HD12	1.61	0.81
3:D:422:ALA:H	3:D:427:VAL:HG11	1.45	0.81
2:C:1091:GLU:HG2	3:D:606:ILE:HB	1.61	0.81
5:F:77:THR:O	5:F:81:VAL:HG23	1.81	0.81

Continued on next page...

Continued from previous page...

Atom-1	Atom-2	Interatomic distance (Å)	Clash overlap (Å)
2:M:778:PHE:CZ	5:P:419:ARG:HD3	2.15	0.81
5:P:88:ILE:HD13	5:P:193:ARG:HB2	1.59	0.81
1:A:42:ARG:HG2	1:A:42:ARG:HH11	1.46	0.81
2:C:345:ARG:HB2	8:C:2085:HOH:O	1.81	0.81
2:M:207:LEU:HD13	2:M:221:LEU:HD11	1.63	0.81
2:M:874:LEU:HD11	8:N:2330:HOH:O	1.81	0.81
3:N:44:LEU:HB3	3:N:525:ARG:HH21	1.44	0.81
5:P:364:ARG:O	5:P:368:VAL:HG23	1.81	0.81
5:P:394:ARG:HA	5:P:397:ILE:HD12	1.60	0.81
3:D:1442:ASN:HB3	8:D:9715:HOH:O	1.80	0.81
3:D:219:GLU:O	3:D:370:ALA:HB2	1.80	0.81
2:M:300:ASP:HA	8:M:9575:HOH:O	1.78	0.81
3:N:1112:CYS:HA	8:N:9585:HOH:O	1.81	0.81
2:M:1089:VAL:HG13	2:M:1099:VAL:HG23	1.60	0.80
3:N:214:GLU:HB3	3:N:390:PRO:HD2	1.64	0.80
3:N:507:ASN:HB2	8:N:9529:HOH:O	1.81	0.80
3:N:899:LEU:HD23	3:N:917:GLN:HB3	1.61	0.80
5:P:277:GLN:O	5:P:280:GLN:HB3	1.81	0.80
3:D:826:PRO:HD2	3:D:829:VAL:HG22	1.63	0.80
3:N:172:PRO:HB3	3:N:178:LEU:HB3	1.62	0.80
3:D:207:PHE:HB3	3:D:208:PRO:HD2	1.62	0.80
2:M:427:VAL:HA	8:M:9593:HOH:O	1.81	0.80
3:N:861:GLN:H	3:N:861:GLN:NE2	1.78	0.80
5:P:358:LEU:HD21	5:P:370:LYS:HZ3	1.46	0.80
2:C:204:GLN:HG2	8:C:9564:HOH:O	1.80	0.80
2:M:244:PRO:HD2	2:M:245:GLY:H	1.43	0.80
2:M:435:TYR:O	2:M:437:ARG:HG2	1.81	0.80
2:M:89:THR:HG23	2:M:129:ILE:HA	1.64	0.80
1:A:30:ARG:HH12	1:B:155:LYS:HZ1	1.30	0.80
5:P:266:GLU:HB3	8:P:9668:HOH:O	1.80	0.80
1:A:222:LEU:HD12	1:B:215:VAL:HB	1.63	0.80
2:M:107:LEU:HG	8:M:9718:HOH:O	1.82	0.80
5:P:152:ASP:HB2	5:P:153:PRO:HD3	1.64	0.80
3:D:834:THR:HG22	3:D:838:ARG:NE	1.97	0.80
3:D:890:VAL:HG11	3:D:922:LEU:HD13	1.60	0.80
3:N:1271:LYS:CE	3:N:1334:GLN:HE22	1.93	0.80
5:P:163:LEU:HD22	5:P:174:LEU:HG	1.62	0.80
4:E:30:LEU:O	4:E:35:PHE:HA	1.81	0.80
3:N:119:SER:HB3	8:N:9542:HOH:O	1.82	0.80
8:A:9594:HOH:O	1:B:39:PRO:HB3	1.82	0.80
2:C:676:ILE:HG23	3:D:948:THR:HB	1.63	0.80

Continued on next page...

Continued from previous page...

Atom-1	Atom-2	Interatomic distance (Å)	Clash overlap (Å)
2:C:979:THR:HG23	2:C:981:GLU:H	1.47	0.80
3:D:12:LEU:HD23	3:D:13:ALA:H	1.47	0.80
3:D:148:GLU:HG3	8:D:9742:HOH:O	1.81	0.80
1:K:104:GLU:HG3	8:K:1171:HOH:O	1.81	0.80
3:N:132:TYR:HB3	8:N:2215:HOH:O	1.81	0.80
3:D:1231:GLU:HB3	3:D:1232:PRO:HD3	1.64	0.79
3:D:374:GLU:HA	8:D:9620:HOH:O	1.83	0.79
5:P:364:ARG:HB2	5:P:365:GLU:OE1	1.81	0.79
2:C:767:PRO:HB2	8:C:9776:HOH:O	1.83	0.79
3:N:616:GLN:HB2	5:P:326:ASP:CB	2.11	0.79
2:C:810:ASP:HB3	2:C:813:VAL:HG22	1.64	0.79
3:D:1103:HIS:HD2	3:D:1462:LEU:H	1.27	0.79
5:P:214:GLN:HA	5:P:217:ASN:HD22	1.46	0.79
2:C:238:LEU:HA	2:C:241:LEU:HD12	1.64	0.79
3:D:1077:ALA:HB2	8:D:9889:HOH:O	1.82	0.79
1:K:193:ASP:HA	2:M:938:LYS:NZ	1.97	0.79
2:M:260:LEU:HA	2:M:291:ALA:HB1	1.63	0.79
2:M:323:ASP:HB2	8:M:2151:HOH:O	1.82	0.79
2:M:862:PRO:HA	2:M:975:TYR:HE1	1.45	0.79
4:O:30:LEU:O	4:O:35:PHE:HA	1.83	0.79
5:P:129:GLU:HB3	5:P:142:ARG:HH22	1.48	0.79
1:B:22:GLU:HB3	8:B:9505:HOH:O	1.81	0.79
3:D:957:PRO:HG2	3:D:1007:VAL:HG12	1.64	0.79
3:D:962:GLN:HA	8:D:9754:HOH:O	1.82	0.79
2:M:721:ARG:HE	2:M:783:ARG:NH2	1.80	0.79
2:M:274:ARG:HD2	8:M:9866:HOH:O	1.81	0.79
3:N:170:PRO:HB2	8:N:9760:HOH:O	1.83	0.79
1:K:42:ARG:HG2	1:K:42:ARG:HH11	1.46	0.79
2:M:64:LEU:HD22	2:M:359:MET:HG3	1.63	0.79
1:A:218:LEU:HD23	1:B:222:LEU:HD11	1.65	0.79
2:C:198:ARG:HH21	2:C:203:ASP:HB3	1.44	0.79
8:N:9748:HOH:O	4:O:17:TYR:HB3	1.83	0.79
3:N:639:LEU:HB2	8:N:9609:HOH:O	1.83	0.79
2:C:1054:THR:HG21	2:C:1079:PRO:HB3	1.65	0.79
2:C:338:GLU:HB2	8:C:9884:HOH:O	1.81	0.79
2:C:511:GLU:O	2:C:526:PRO:HD3	1.82	0.79
2:C:71:TYR:H	2:C:71:TYR:HD2	1.31	0.79
3:D:542:ASP:O	3:D:546:ARG:HG2	1.83	0.79
2:C:136:ILE:HG21	2:C:336:VAL:HG13	1.62	0.78
2:C:627:ARG:HG3	2:C:628:PHE:H	1.48	0.78
5:F:277:GLN:HA	8:F:9625:HOH:O	1.82	0.78

Continued on next page...

Continued from previous page...

Atom-1	Atom-2	Interatomic distance (Å)	Clash overlap (Å)
2:C:110:GLU:HG2	2:C:369:PRO:HG3	1.65	0.78
2:C:139:GLN:HE22	2:C:415:PRO:HD2	1.48	0.78
5:F:200:LYS:HA	5:F:209:PHE:HE1	1.48	0.78
2:C:411:SER:HB2	2:C:452:ILE:HG23	1.63	0.78
5:P:278:LEU:HD13	5:P:290:GLU:HB3	1.64	0.78
2:C:19:THR:HG22	2:C:23:VAL:HG23	1.66	0.78
2:C:694:LEU:HD11	2:C:868:ASP:HB3	1.66	0.78
3:D:160:GLU:HG2	3:D:165:LYS:HD3	1.66	0.78
3:D:170:PRO:O	3:D:391:ALA:HB3	1.83	0.78
3:D:44:LEU:HB3	3:D:525:ARG:HH21	1.49	0.78
2:M:1059:ASP:HB3	8:M:9570:HOH:O	1.82	0.78
3:N:732:VAL:HA	8:N:9711:HOH:O	1.82	0.78
1:B:94:LEU:HD21	1:B:119:ASP:CB	2.11	0.78
3:D:899:LEU:HD23	3:D:917:GLN:HB3	1.63	0.78
1:L:175:ARG:HA	8:L:4017:HOH:O	1.81	0.78
2:M:36:PRO:HG2	2:M:70:GLU:HB3	1.65	0.78
3:N:36:THR:HG22	3:N:38:LYS:HG3	1.65	0.78
3:D:130:SER:HB3	3:D:132:TYR:CE1	2.18	0.78
5:F:363:GLU:OE2	5:F:364:ARG:HG2	1.83	0.78
2:M:110:GLU:CG	2:M:369:PRO:HG3	2.13	0.78
2:M:433:THR:HA	8:M:9545:HOH:O	1.83	0.78
2:M:462:ASP:CG	2:M:463:GLU:H	1.87	0.78
2:M:775:ARG:HD2	8:M:2224:HOH:O	1.82	0.78
2:C:774:LEU:HD11	5:F:421:PHE:HE2	1.48	0.78
2:M:660:ALA:O	2:M:667:ALA:HB3	1.84	0.78
3:N:141:ILE:HD13	3:N:450:TYR:H	1.49	0.78
2:C:603:VAL:HG21	2:C:643:VAL:HG11	1.63	0.78
2:C:74:GLY:HA2	8:C:9794:HOH:O	1.82	0.78
1:L:42:ARG:HH11	1:L:42:ARG:HG2	1.49	0.78
3:N:1157:GLY:HA3	8:N:9681:HOH:O	1.84	0.78
3:N:426:LYS:HB3	5:P:134:LYS:O	1.82	0.78
3:N:396:VAL:HG13	3:N:447:VAL:HA	1.66	0.78
3:N:705:ALA:HB3	3:N:706:PRO:HD3	1.66	0.78
5:P:402:ASN:HB3	5:P:406:ARG:NH2	1.99	0.78
2:C:1094:ALA:HB1	3:D:603:LEU:HD13	1.66	0.78
2:C:470:PRO:HG3	2:C:485:TYR:CE2	2.19	0.78
3:D:144:GLY:HA3	8:D:9577:HOH:O	1.84	0.78
3:D:608:SER:HB2	8:D:2144:HOH:O	1.81	0.78
3:D:85:VAL:HG23	8:D:9655:HOH:O	1.84	0.78
5:F:92:PRO:HB3	8:F:9549:HOH:O	1.82	0.78
2:M:139:GLN:NE2	2:M:414:GLY:HA3	1.98	0.78

Continued on next page...

Continued from previous page...

Atom-1	Atom-2	Interatomic distance (Å)	Clash overlap (Å)
3:N:471:GLU:HB2	8:N:9762:HOH:O	1.84	0.78
4:O:40:LEU:HB2	4:O:45:ARG:HD2	1.66	0.78
5:P:416:ARG:HD3	5:P:419:ARG:CG	2.14	0.78
2:C:1058:ASP:OD2	2:C:1083:GLU:HB2	1.84	0.78
2:M:492:ASP:HB3	2:M:518:LYS:HD3	1.64	0.78
2:C:1092:LEU:HA	2:C:1095:LEU:HD12	1.65	0.77
3:D:710:ARG:HG3	3:D:711:LEU:HD23	1.66	0.77
3:N:24:GLY:HA3	3:N:49:ILE:HG12	1.66	0.77
3:D:1472:ILE:O	3:D:1477:GLY:HA3	1.84	0.77
3:D:502:PHE:CD2	3:D:509:PRO:HD3	2.19	0.77
3:D:562:ALA:HB3	8:D:2463:HOH:O	1.84	0.77
5:F:361:LEU:HD12	5:F:366:ALA:CB	2.09	0.77
2:M:492:ASP:HA	2:M:518:LYS:HB3	1.66	0.77
3:N:192:ALA:O	3:N:195:VAL:HG23	1.83	0.77
3:N:616:GLN:CB	5:P:326:ASP:HB2	2.14	0.77
5:F:141:VAL:O	5:F:145:PRO:HD2	1.84	0.77
1:L:132:LEU:HD21	1:L:138:LEU:HD22	1.66	0.77
2:M:376:ARG:HB3	2:M:377:PRO:HD3	1.67	0.77
3:N:1356:TYR:CD1	3:N:1363:LEU:HD21	2.19	0.77
3:D:1082:ALA:O	3:D:1086:LEU:HD13	1.83	0.77
3:D:1198:TYR:HA	8:D:2227:HOH:O	1.85	0.77
5:F:128:ARG:HD3	8:F:9477:HOH:O	1.82	0.77
1:L:132:LEU:HD11	1:L:138:LEU:HD13	1.66	0.77
1:B:42:ARG:HH11	1:B:42:ARG:HG2	1.47	0.77
3:D:1362:LYS:HE3	8:D:9659:HOH:O	1.84	0.77
3:N:1116:ASN:H	3:N:1116:ASN:HD22	1.32	0.77
3:N:1372:VAL:HA	3:N:1375:MET:SD	2.23	0.77
2:C:49:ARG:HH11	2:C:49:ARG:HB2	1.47	0.77
2:M:89:THR:HA	2:M:129:ILE:O	1.83	0.77
3:N:1116:ASN:H	3:N:1116:ASN:ND2	1.83	0.77
3:N:1173:LEU:HA	8:N:9906:HOH:O	1.83	0.77
3:N:561:GLY:HA2	8:N:9520:HOH:O	1.83	0.77
3:N:539:ASP:HB2	5:P:318:GLU:CD	2.04	0.77
3:D:483:HIS:HB2	3:D:484:PRO:HD3	1.66	0.77
3:N:1362:LYS:HG3	8:N:9772:HOH:O	1.83	0.77
5:P:402:ASN:HB3	5:P:406:ARG:CZ	2.15	0.77
3:N:1472:ILE:O	3:N:1477:GLY:HA3	1.83	0.77
3:D:1057:VAL:HG21	8:D:9564:HOH:O	1.84	0.77
3:D:1273:VAL:HG22	3:D:1326:THR:OG1	1.84	0.77
3:D:171:LEU:HD11	8:D:2193:HOH:O	1.83	0.77
3:D:994:GLN:HB2	8:D:9576:HOH:O	1.85	0.77

Continued on next page...

Continued from previous page...

Atom-1	Atom-2	Interatomic distance (Å)	Clash overlap (Å)
2:M:101:ILE:HG23	2:M:107:LEU:HD22	1.66	0.77
2:M:909:ALA:HB1	2:M:914:ILE:HD11	1.67	0.77
2:M:9:ILE:HG21	2:M:499:ALA:HB1	1.67	0.77
3:N:1397:LYS:NZ	3:N:1432:LYS:HB3	1.99	0.77
3:N:940:THR:HG21	8:N:9579:HOH:O	1.84	0.77
3:D:1314:LYS:NZ	3:D:1317:ASP:HB2	2.00	0.76
2:M:220:GLY:HA3	8:M:2108:HOH:O	1.86	0.76
2:M:336:VAL:HA	2:M:339:LEU:HD12	1.67	0.76
3:N:205:TYR:HD2	3:N:393:ILE:HG12	1.49	0.76
3:N:540:LEU:HA	3:N:543:LEU:HD12	1.67	0.76
3:N:806:PHE:CE1	3:N:813:LEU:HB3	2.20	0.76
3:D:1168:MET:HE3	3:D:1171:VAL:HB	1.68	0.76
1:A:229:GLN:HB3	8:A:9609:HOH:O	1.85	0.76
1:B:182:GLU:HA	8:B:9564:HOH:O	1.86	0.76
3:D:1243:THR:HB	3:D:1253:THR:HB	1.66	0.76
3:D:1433:SER:HB2	3:D:1457:ASP:OD2	1.84	0.76
4:O:41:GLU:CA	4:O:45:ARG:HG3	2.16	0.76
2:C:1057:SER:HB2	3:D:622:ARG:O	1.84	0.76
3:D:383:GLY:HA2	8:D:9900:HOH:O	1.84	0.76
3:D:868:TYR:HD1	3:D:869:MET:H	1.33	0.76
2:C:197:LEU:HD22	2:C:202:TYR:HD2	1.48	0.76
2:C:516:ARG:NE	3:D:1068:LEU:HD13	2.00	0.76
3:D:208:PRO:HB2	3:D:395:VAL:CG1	2.14	0.76
2:M:1018:GLN:NE2	2:M:1063:ARG:HH22	1.84	0.76
3:D:163:TYR:HB2	8:D:9658:HOH:O	1.86	0.76
2:C:568:ALA:HB1	2:C:668:LEU:HB3	1.66	0.76
3:D:131:LYS:HG2	3:D:568:ARG:HG2	1.68	0.76
3:D:537:THR:HG23	8:D:2538:HOH:O	1.86	0.76
3:D:793:THR:HA	8:D:9489:HOH:O	1.84	0.76
2:M:12:VAL:HG12	2:M:534:VAL:HG13	1.67	0.76
2:M:573:ARG:HG3	2:M:698:ASP:O	1.85	0.76
2:M:710:ILE:HG22	2:M:823:VAL:HB	1.68	0.76
3:N:1166:LEU:HD11	8:N:2033:HOH:O	1.84	0.76
1:A:189:ARG:NH2	1:B:155:LYS:HG2	2.01	0.76
2:C:260:LEU:HA	2:C:291:ALA:HB1	1.66	0.76
2:M:1001:VAL:HA	8:M:9560:HOH:O	1.86	0.76
5:P:76:SER:HB2	8:P:9639:HOH:O	1.85	0.76
2:C:269:LEU:HD23	2:C:288:ARG:HB2	1.68	0.76
2:C:660:ALA:O	2:C:667:ALA:HB3	1.85	0.76
3:D:1299:PHE:HB3	8:D:2129:HOH:O	1.86	0.76
8:C:9676:HOH:O	3:D:656:PHE:HA	1.84	0.76

Continued on next page...

Continued from previous page...

Atom-1	Atom-2	Interatomic distance (Å)	Clash overlap (Å)
2:M:1082:PRO:HG2	3:N:1469:GLY:HA3	1.67	0.76
3:N:1388:ARG:HG3	3:N:1389:LEU:CD2	2.16	0.76
3:D:1412:LYS:O	3:D:1414:PRO:HD3	1.85	0.75
3:D:953:ASP:HA	8:D:9507:HOH:O	1.85	0.75
1:L:101:LEU:HD22	1:L:140:MET:HE1	1.67	0.75
1:A:226:SER:O	1:A:228:PRO:HD3	1.86	0.75
2:C:64:LEU:HD22	2:C:359:MET:HG3	1.68	0.75
3:D:133:ILE:HG21	3:D:454:ALA:HB1	1.67	0.75
1:K:226:SER:O	1:K:228:PRO:HD3	1.86	0.75
2:M:600:ASP:HB3	8:M:2091:HOH:O	1.84	0.75
3:N:1087:ARG:CZ	3:N:1238:MET:HG3	2.16	0.75
2:C:957:LYS:HD3	2:C:961:GLU:HB3	1.69	0.75
2:M:290:LEU:HD22	2:M:302:VAL:HG11	1.67	0.75
2:M:710:ILE:HD12	2:M:790:LEU:HB2	1.66	0.75
3:N:908:LYS:HB3	3:N:1027:GLY:HA3	1.67	0.75
3:N:1314:LYS:HA	8:N:2212:HOH:O	1.85	0.75
3:N:219:GLU:O	3:N:370:ALA:CB	2.34	0.75
2:C:101:ILE:HG23	2:C:107:LEU:HD22	1.67	0.75
2:C:343:GLN:HG2	2:C:385:PHE:HB2	1.68	0.75
3:D:633:VAL:HG22	3:D:635:PRO:HD3	1.68	0.75
1:L:156:HIS:HD2	1:L:157:GLY:H	1.35	0.75
2:M:183:SER:HB3	2:M:190:LYS:NZ	2.01	0.75
2:M:274:ARG:HB2	2:M:288:ARG:NH1	2.02	0.75
2:M:411:SER:HB3	8:M:2133:HOH:O	1.86	0.75
3:N:994:GLN:HE21	3:N:998:GLU:HG3	1.52	0.75
2:C:672:VAL:HG23	2:C:868:ASP:HB2	1.67	0.75
3:D:1101:VAL:HG21	3:D:1424:VAL:HG22	1.68	0.75
5:F:210:LEU:HA	5:F:213:ILE:HD12	1.68	0.75
5:F:277:GLN:O	5:F:280:GLN:HB3	1.87	0.75
5:F:376:ILE:HG22	5:F:377:ASP:HB2	1.68	0.75
2:M:778:PHE:CE2	5:P:419:ARG:HD3	2.21	0.75
2:C:841:ASN:HD22	2:C:843:HIS:H	1.34	0.75
3:D:812:ALA:HA	8:D:9496:HOH:O	1.85	0.75
4:E:54:LEU:HG	4:E:58:PRO:HD2	1.68	0.75
2:M:65:VAL:HG23	2:M:101:ILE:HB	1.68	0.75
2:M:603:VAL:HG21	2:M:643:VAL:HG11	1.67	0.75
3:N:119:SER:HB2	3:N:123:LEU:CB	2.16	0.75
3:N:44:LEU:HB3	3:N:525:ARG:NH2	2.01	0.75
3:D:1279:GLY:O	3:D:1318:TYR:HA	1.87	0.75
3:D:411:THR:HG23	3:D:429:SER:HB3	1.69	0.75
3:D:646:LYS:HA	3:D:720:LEU:HD23	1.66	0.75

Continued on next page...

Continued from previous page...

Atom-1	Atom-2	Interatomic distance (Å)	Clash overlap (Å)
5:F:108:GLU:HG3	5:F:176:ILE:HG21	1.66	0.75
2:M:528:GLU:HB3	8:M:9589:HOH:O	1.85	0.75
2:M:897:LEU:HB3	2:M:899:GLN:HE21	1.50	0.75
2:C:173:ASP:HB2	8:C:2311:HOH:O	1.87	0.75
2:C:640:ARG:NH1	2:C:642:ARG:HH12	1.82	0.75
2:C:911:GLU:O	2:C:915:LYS:HG2	1.86	0.75
3:D:131:LYS:HD2	5:F:83:GLN:OE1	1.86	0.75
3:D:126:VAL:CG1	3:D:132:TYR:HB2	2.17	0.75
3:D:30:GLU:HG3	3:D:41:ARG:HG2	1.69	0.75
2:M:341:THR:HG21	8:M:9646:HOH:O	1.86	0.75
2:M:418:LEU:HB3	8:M:9802:HOH:O	1.85	0.75
2:M:423:ALA:HA	8:M:2231:HOH:O	1.86	0.75
2:M:52:PHE:CZ	2:M:98:LEU:HD21	2.21	0.75
3:N:1273:VAL:HG22	3:N:1326:THR:OG1	1.86	0.75
2:M:1051:GLU:OE2	3:N:752:SER:HB3	1.86	0.75
2:C:725:ASP:O	2:C:727:PRO:HD3	1.87	0.75
3:D:800:LYS:HE2	3:D:830:ALA:HB3	1.68	0.75
2:M:148:PHE:HZ	2:M:281:LEU:HD22	1.52	0.75
2:M:511:GLU:O	2:M:526:PRO:HD3	1.84	0.75
3:N:1412:LYS:O	3:N:1414:PRO:HD3	1.86	0.75
2:C:289:THR:HG22	2:C:290:LEU:HD23	1.66	0.74
1:L:220:GLU:O	1:L:223:THR:HG22	1.87	0.74
3:N:133:ILE:HD13	8:N:9573:HOH:O	1.86	0.74
3:D:699:VAL:H	3:D:756:GLN:NE2	1.81	0.74
3:N:1258:ARG:NH2	3:N:1351:GLU:HG2	1.96	0.74
3:N:123:LEU:HD21	3:N:152:LEU:HD22	1.68	0.74
2:C:546:LEU:HD12	2:C:565:GLN:HE22	1.51	0.74
3:D:429:SER:HB2	8:D:9724:HOH:O	1.85	0.74
2:C:774:LEU:HD11	5:F:421:PHE:CE2	2.21	0.74
2:M:723:THR:HG23	2:M:725:ASP:H	1.50	0.74
3:N:128:TYR:HE1	3:N:461:ILE:HG13	1.53	0.74
3:N:800:LYS:HA	8:N:2379:HOH:O	1.87	0.74
1:A:182:GLU:CD	2:C:934:PHE:HB3	2.07	0.74
2:C:838:LYS:HD2	2:C:997:LEU:HD12	1.69	0.74
1:B:70:GLY:HA2	8:B:9650:HOH:O	1.87	0.74
2:C:195:LEU:HA	8:C:9981:HOH:O	1.88	0.74
2:C:356:ARG:HA	8:C:9554:HOH:O	1.86	0.74
3:D:657:LEU:HD22	3:D:691:LEU:HD13	1.69	0.74
2:M:147:TYR:HA	8:M:2202:HOH:O	1.87	0.74
2:M:728:HIS:O	2:M:729:LEU:HD22	1.87	0.74
4:O:74:VAL:HG12	4:O:79:LEU:HD21	1.66	0.74

Continued on next page...

Continued from previous page...

Atom-1	Atom-2	Interatomic distance (Å)	Clash overlap (Å)
1:A:97:VAL:HG23	8:A:9431:HOH:O	1.87	0.74
2:C:729:LEU:HD11	5:F:419:ARG:NH2	2.01	0.74
5:F:369:LEU:CD1	5:F:401:GLU:HG3	2.17	0.74
2:M:675:ALA:HB2	2:M:867:VAL:HG11	1.69	0.74
3:N:86:ARG:O	3:N:522:PRO:HD2	1.87	0.74
5:P:163:LEU:HB3	5:P:174:LEU:HG	1.70	0.74
2:C:211:LEU:HD11	8:C:9607:HOH:O	1.87	0.74
2:C:889:HIS:CE1	3:D:951:ILE:H	2.06	0.74
3:D:984:THR:HG23	3:D:987:GLU:H	1.52	0.74
3:N:776:GLU:HG3	8:N:9518:HOH:O	1.88	0.74
3:N:875:THR:HG21	3:N:902:LEU:HD13	1.69	0.74
2:C:480:THR:HG22	2:C:482:GLU:H	1.52	0.74
3:D:192:ALA:O	3:D:195:VAL:HG23	1.88	0.74
2:M:1101:THR:HB	3:N:5:VAL:CG1	2.15	0.74
3:N:469:ASP:HB3	8:N:9534:HOH:O	1.87	0.74
3:N:112:ILE:HG22	3:N:512:MET:SD	2.28	0.74
5:P:297:PRO:HB2	8:P:9575:HOH:O	1.87	0.74
2:C:313:LEU:HD13	2:C:321:GLU:HB2	1.68	0.74
3:D:1101:VAL:CG1	3:D:1427:SER:HB3	2.17	0.74
3:D:172:PRO:HB3	3:D:178:LEU:HB3	1.69	0.74
5:F:416:ARG:NH1	5:F:419:ARG:HB2	2.02	0.74
2:M:130:ASN:HB3	8:M:9869:HOH:O	1.88	0.74
3:N:434:ARG:HB2	3:N:447:VAL:CG2	2.16	0.74
5:P:260:ILE:HG12	5:P:264:MET:HB2	1.67	0.74
2:C:629:TYR:HB2	8:C:9559:HOH:O	1.86	0.74
5:F:371:LEU:HD11	8:F:9822:HOH:O	1.87	0.74
2:M:1025:ALA:HA	8:M:9816:HOH:O	1.87	0.74
3:N:136:ASP:HB3	3:N:137:PRO:CD	2.16	0.74
3:N:1396:GLU:HA	3:N:1399:ASP:OD2	1.87	0.74
3:N:131:LYS:CG	3:N:568:ARG:HG2	2.17	0.74
5:P:361:LEU:HD13	5:P:404:ALA:HB1	1.70	0.74
1:L:185:ARG:HD2	8:L:3631:HOH:O	1.88	0.73
2:M:874:LEU:HD23	3:N:1023:MET:SD	2.28	0.73
3:N:698:LYS:HA	3:N:756:GLN:NE2	2.03	0.73
5:P:395:GLU:HA	8:P:9476:HOH:O	1.87	0.73
2:C:1074:GLU:HB3	8:C:2223:HOH:O	1.87	0.73
2:M:56:GLU:HB2	2:M:64:LEU:HD23	1.69	0.73
2:M:795:GLY:O	2:M:796:GLU:HG2	1.86	0.73
2:M:536:PRO:HB3	2:M:906:PHE:HB2	1.70	0.73
5:P:130:VAL:HG21	5:P:159:ILE:HG21	1.70	0.73
5:P:410:TYR:HA	5:P:413:SER:OG	1.88	0.73

Continued on next page...

Continued from previous page...

Atom-1	Atom-2	Interatomic distance (Å)	Clash overlap (Å)
2:C:881:ASN:HD22	2:C:881:ASN:N	1.84	0.73
3:D:1209:LEU:HD13	3:D:1216:SER:H	1.54	0.73
3:D:396:VAL:HG13	3:D:447:VAL:HA	1.70	0.73
3:D:427:VAL:HB	3:D:435:VAL:HB	1.71	0.73
3:D:32:ILE:O	5:F:258:ILE:HG23	1.89	0.73
2:M:578:VAL:HG23	2:M:579:VAL:HG12	1.70	0.73
3:N:219:GLU:O	3:N:370:ALA:HB2	1.88	0.73
2:C:811:PRO:HD3	8:C:2192:HOH:O	1.87	0.73
3:D:1398:TRP:CZ3	3:D:1415:VAL:HG11	2.23	0.73
3:D:544:TYR:CE1	3:D:581:LEU:HD13	2.23	0.73
1:K:39:PRO:HG2	1:L:39:PRO:HG2	1.70	0.73
1:L:190:THR:HG21	8:L:5177:HOH:O	1.87	0.73
2:M:66:LEU:HD13	2:M:100:LEU:HB3	1.70	0.73
2:M:148:PHE:HB2	8:M:9596:HOH:O	1.88	0.73
3:N:563:PRO:HG2	5:P:188:ILE:HG21	1.69	0.73
3:N:101:HIS:HD2	3:N:582:LEU:HD13	1.53	0.73
5:P:291:ILE:HG23	5:P:304:VAL:HG21	1.69	0.73
1:K:94:LEU:HD21	1:K:119:ASP:HB2	1.71	0.73
3:N:1353:GLN:HE21	3:N:1357:ARG:NE	1.86	0.73
3:N:177:ALA:HB1	3:N:199:LEU:HD22	1.70	0.73
3:N:216:VAL:HG13	8:N:9883:HOH:O	1.87	0.73
5:P:119:ILE:HG13	8:P:9609:HOH:O	1.86	0.73
1:A:198:ARG:HH22	2:C:932:GLU:HB3	1.54	0.73
1:A:91:ASN:CG	1:A:92:PRO:HD2	2.08	0.73
2:C:110:GLU:CG	2:C:369:PRO:HG3	2.18	0.73
2:C:762:LYS:NZ	2:C:762:LYS:HB2	2.01	0.73
3:D:1380:GLU:OE2	3:D:1390:LEU:HD22	1.88	0.73
2:C:1030:GLN:HE22	3:D:628:ARG:HE	1.35	0.73
3:D:789:LEU:HD12	3:D:911:LEU:HD21	1.69	0.73
1:L:101:LEU:HB3	1:L:140:MET:SD	2.28	0.73
1:L:27:PRO:HB3	1:L:192:LEU:HD13	1.70	0.73
2:M:418:LEU:HB2	8:M:9616:HOH:O	1.88	0.73
3:N:101:HIS:CD2	3:N:582:LEU:HD13	2.23	0.73
3:N:897:TRP:CZ2	3:N:902:LEU:HD21	2.23	0.73
5:P:82:ARG:O	5:P:86:HIS:HB2	1.88	0.73
1:A:67:THR:HG21	2:C:609:ASN:ND2	2.04	0.73
1:A:88:ARG:HG3	1:A:204:SER:O	1.88	0.73
2:M:1053:LEU:HA	8:M:9509:HOH:O	1.87	0.73
2:M:660:ALA:HB1	2:M:667:ALA:O	1.89	0.73
3:N:573:MET:SD	5:P:210:LEU:HB3	2.29	0.73
2:C:1111:ILE:HG13	2:C:1112:PHE:N	2.01	0.73

Continued on next page...

Continued from previous page...

Atom-1	Atom-2	Interatomic distance (Å)	Clash overlap (Å)
2:C:250:ARG:NE	2:C:253:ALA:HB1	2.04	0.73
2:C:748:GLU:HA	2:C:799:ILE:HG22	1.70	0.73
3:D:705:ALA:HB3	3:D:706:PRO:HD3	1.69	0.73
5:F:357:ALA:HB2	5:F:412:GLU:OE2	1.88	0.73
2:M:250:ARG:HG3	8:M:2200:HOH:O	1.87	0.73
2:M:405:ARG:NH2	2:M:409:ARG:HH21	1.86	0.73
3:N:177:ALA:HB1	3:N:199:LEU:HD13	1.70	0.73
1:A:206:THR:HG22	1:A:209:GLU:H	1.54	0.73
2:C:1040:LEU:HD21	2:C:1048:THR:HG22	1.71	0.73
2:C:500:ASN:HB3	8:C:9512:HOH:O	1.89	0.73
2:C:943:VAL:HG22	2:C:985:GLY:H	1.53	0.73
3:D:1003:VAL:O	3:D:1007:VAL:HG13	1.89	0.73
1:K:86:VAL:HG12	1:K:124:ASN:ND2	2.04	0.73
1:A:54:THR:HG23	1:A:158:ILE:HG13	1.70	0.73
2:C:1028:GLY:HA2	8:C:2253:HOH:O	1.88	0.73
8:C:2215:HOH:O	3:D:1047:LYS:HE2	1.89	0.73
5:F:140:ARG:HG3	5:F:141:VAL:H	1.53	0.73
5:F:205:ARG:HD2	5:F:251:ILE:HG21	1.71	0.73
1:L:95:GLN:HG3	8:L:1866:HOH:O	1.89	0.73
2:M:84:ARG:HD2	8:M:9757:HOH:O	1.89	0.73
3:N:1383:ASP:HB2	3:N:1416:ALA:HB3	1.70	0.73
3:N:496:LEU:HB3	8:N:9704:HOH:O	1.89	0.72
5:P:401:GLU:O	5:P:405:LEU:HB2	1.89	0.72
2:C:266:ARG:HG3	2:C:266:ARG:HH11	1.54	0.72
3:D:68:PHE:HB2	8:D:9549:HOH:O	1.90	0.72
5:F:292:ALA:HB2	8:F:9565:HOH:O	1.89	0.72
5:F:408:LEU:HD23	5:F:409:LYS:N	2.04	0.72
2:M:470:PRO:HG3	2:M:485:TYR:CZ	2.24	0.72
5:P:358:LEU:HD21	5:P:370:LYS:NZ	2.03	0.72
2:C:241:LEU:HD11	8:C:9948:HOH:O	1.89	0.72
5:F:200:LYS:HA	5:F:209:PHE:CE1	2.24	0.72
2:M:262:ALA:HB2	8:M:2129:HOH:O	1.90	0.72
3:N:1144:LEU:HB3	8:N:2033:HOH:O	1.89	0.72
3:N:800:LYS:HE2	3:N:830:ALA:HB3	1.71	0.72
2:C:710:ILE:HD11	2:C:758:ARG:HE	1.55	0.72
2:C:953:VAL:HG13	2:C:966:LEU:HD13	1.72	0.72
3:D:996:TRP:CD2	3:D:1056:PRO:HG2	2.24	0.72
8:K:2135:HOH:O	1:L:10:VAL:HG13	1.89	0.72
2:M:170:PRO:HB3	2:M:186:VAL:HG12	1.70	0.72
3:N:826:PRO:HD2	3:N:829:VAL:HG22	1.70	0.72
3:D:860:LEU:HA	3:D:877:PRO:HB2	1.72	0.72

Continued on next page...

Continued from previous page...

Atom-1	Atom-2	Interatomic distance (Å)	Clash overlap (Å)
5:F:361:LEU:HD13	5:F:404:ALA:HB1	1.69	0.72
5:F:419:ARG:C	5:F:419:ARG:HG3	2.09	0.72
2:M:314:THR:HG23	8:M:9735:HOH:O	1.90	0.72
3:N:126:VAL:HG11	3:N:152:LEU:CD1	2.20	0.72
3:N:1326:THR:HG22	3:N:1327:ARG:H	1.53	0.72
5:P:416:ARG:HH11	5:P:419:ARG:CD	2.03	0.72
3:D:471:GLU:HB3	8:D:9613:HOH:O	1.90	0.72
3:D:810:GLU:O	3:D:813:LEU:HG	1.89	0.72
3:D:796:ARG:HD3	3:D:862:ASP:OD2	1.89	0.72
2:M:205:GLU:O	2:M:209:ARG:HD2	1.89	0.72
5:P:84:TYR:O	5:P:88:ILE:HD12	1.90	0.72
2:C:368:THR:HB	2:C:369:PRO:CD	2.18	0.72
2:C:660:ALA:HB1	2:C:667:ALA:O	1.90	0.72
3:D:172:PRO:HD2	3:D:389:GLU:O	1.90	0.72
3:D:683:ILE:HG22	3:D:687:VAL:HG21	1.72	0.72
3:D:798:GLU:HG2	3:D:799:LYS:H	1.55	0.72
2:M:269:LEU:HA	2:M:288:ARG:NE	2.02	0.72
1:A:27:PRO:HG2	1:A:186:LEU:HD22	1.72	0.72
1:B:23:PHE:HE1	1:B:208:LEU:HD13	1.53	0.72
3:D:430:ASP:HB2	3:D:432:TYR:CE2	2.25	0.72
5:F:82:ARG:O	5:F:86:HIS:HB2	1.89	0.72
3:N:1269:LYS:HA	3:N:1269:LYS:HE2	1.71	0.72
1:A:94:LEU:HD21	1:A:119:ASP:CB	2.14	0.72
2:M:10:ARG:HD2	8:M:9719:HOH:O	1.88	0.72
2:M:145:GLY:HA3	2:M:276:LYS:HD2	1.70	0.72
2:M:250:ARG:NH2	2:M:253:ALA:HB1	2.05	0.72
2:M:266:ARG:HD2	8:M:9502:HOH:O	1.90	0.72
2:M:490:GLU:HA	2:M:493:ARG:HD2	1.71	0.72
2:M:1110:ASP:HA	8:M:9592:HOH:O	1.90	0.72
2:C:690:ILE:HG21	2:C:833:LEU:HD21	1.72	0.71
3:D:218:LYS:CB	3:D:373:PRO:HA	2.20	0.71
2:M:727:PRO:HG2	2:M:785:VAL:HG12	1.70	0.71
2:C:1054:THR:HG23	2:C:1059:ASP:HB2	1.71	0.71
2:C:829:GLN:NE2	2:C:831:ARG:HD3	2.04	0.71
4:E:40:LEU:HB2	4:E:45:ARG:CD	2.20	0.71
1:K:206:THR:HG22	1:K:209:GLU:HG3	1.72	0.71
3:N:133:ILE:HG21	3:N:454:ALA:HB1	1.72	0.71
3:N:1438:ALA:O	3:N:1443:THR:HG22	1.89	0.71
3:N:654:LYS:HB3	3:N:655:PRO:HD3	1.72	0.71
3:N:808:THR:HB	3:N:809:PRO:HD3	1.70	0.71
5:P:350:LEU:CD1	5:P:422:LEU:HB3	2.19	0.71

Continued on next page...

Continued from previous page...

Atom-1	Atom-2	Interatomic distance (Å)	Clash overlap (Å)
5:P:368:VAL:O	5:P:372:ARG:HB2	1.90	0.71
2:C:386:PHE:HA	8:C:9659:HOH:O	1.89	0.71
1:K:110:LYS:HD3	8:K:2970:HOH:O	1.90	0.71
2:M:264:PRO:HB3	2:M:289:THR:HG21	1.70	0.71
2:M:943:VAL:HG13	2:M:985:GLY:H	1.56	0.71
3:N:1279:GLY:O	3:N:1318:TYR:HA	1.91	0.71
5:P:94:LEU:HD13	5:P:96:LEU:N	2.05	0.71
1:B:38:ASN:HB3	1:B:39:PRO:HD3	1.71	0.71
2:C:971:LYS:HA	2:C:988:VAL:HA	1.72	0.71
3:N:1440:PHE:HB2	3:N:1442:ASN:HD21	1.56	0.71
2:C:442:GLU:HB3	8:C:9551:HOH:O	1.88	0.71
2:C:477:GLY:HA3	8:C:9519:HOH:O	1.90	0.71
2:M:14:PRO:HA	8:M:9924:HOH:O	1.89	0.71
3:N:1459:LEU:HD11	3:N:1468:LEU:HD13	1.73	0.71
2:C:328:LEU:HD13	2:C:433:THR:HB	1.71	0.71
2:C:53:PRO:HB3	8:C:2065:HOH:O	1.91	0.71
3:D:1262:LEU:HD21	3:D:1351:GLU:HG3	1.72	0.71
5:F:393:THR:HG22	5:F:394:ARG:N	2.06	0.71
1:K:34:VAL:HG22	1:K:181:VAL:HG21	1.73	0.71
3:N:1258:ARG:HH21	3:N:1351:GLU:CG	1.99	0.71
1:A:65:PHE:HE1	2:C:799:ILE:HD11	1.55	0.71
3:D:119:SER:HB2	3:D:123:LEU:N	2.05	0.71
3:D:1398:TRP:CH2	3:D:1415:VAL:HG11	2.26	0.71
2:C:1109:VAL:HG11	3:D:5:VAL:HG13	1.72	0.71
5:F:347:GLN:HB3	8:F:9613:HOH:O	1.90	0.71
2:M:204:GLN:CD	2:M:222:MET:HB3	2.11	0.71
3:N:1109:GLU:HG2	3:N:1202:GLN:N	2.06	0.71
2:C:383:ARG:HB2	2:C:383:ARG:NH1	2.06	0.71
2:C:876:VAL:H	2:C:877:PRO:HD2	1.54	0.71
1:K:143:ARG:HH11	1:K:143:ARG:CG	2.02	0.71
2:M:21:ILE:HG22	8:M:9955:HOH:O	1.90	0.71
3:N:902:LEU:HA	8:N:9832:HOH:O	1.90	0.71
5:P:161:GLN:HG2	8:P:9608:HOH:O	1.89	0.71
5:P:205:ARG:HG3	5:P:251:ILE:HD13	1.72	0.71
5:P:413:SER:CB	5:P:419:ARG:HH21	2.02	0.71
3:D:152:LEU:HD23	3:D:152:LEU:H	1.56	0.71
4:E:40:LEU:HD21	4:E:67:GLU:HA	1.73	0.71
5:F:164:LYS:HA	5:F:171:LYS:NZ	2.06	0.71
2:M:260:LEU:CA	2:M:291:ALA:HB1	2.19	0.71
3:N:145:VAL:HG13	3:N:146:PRO:HD2	1.72	0.71
1:A:39:PRO:HG2	1:B:39:PRO:HG2	1.73	0.70

Continued on next page...

Continued from previous page...

Atom-1	Atom-2	Interatomic distance (Å)	Clash overlap (Å)
3:D:676:MET:HG3	8:D:9511:HOH:O	1.89	0.70
3:D:742:GLY:HA3	8:D:2298:HOH:O	1.90	0.70
5:F:358:LEU:HD11	5:F:370:LYS:CD	2.16	0.70
3:N:1320:GLU:HB3	8:N:9773:HOH:O	1.91	0.70
5:P:129:GLU:HB3	5:P:142:ARG:NH2	2.06	0.70
2:C:198:ARG:NH2	2:C:203:ASP:HB3	2.05	0.70
2:C:929:ARG:HG3	8:C:9628:HOH:O	1.91	0.70
3:D:1262:LEU:HD23	3:D:1352:ILE:HG13	1.73	0.70
3:N:806:PHE:HA	8:N:9498:HOH:O	1.91	0.70
1:B:86:VAL:HG12	1:B:124:ASN:ND2	2.05	0.70
2:C:683:ASN:HA	2:C:687:ALA:HB3	1.72	0.70
3:D:879:ARG:HG2	8:D:9489:HOH:O	1.89	0.70
3:D:924:MET:HG2	8:D:9757:HOH:O	1.90	0.70
1:L:221:HIS:HA	1:L:224:TYR:CD2	2.26	0.70
3:N:955:VAL:O	3:N:1039:CYS:HB3	1.90	0.70
3:N:1465:ASN:ND2	3:N:1473:PRO:HG3	2.06	0.70
3:N:728:LEU:HD22	3:N:745:MET:SD	2.31	0.70
5:P:291:ILE:HG21	5:P:304:VAL:HG11	1.72	0.70
1:K:127:LEU:HD12	1:K:128:HIS:N	2.07	0.70
2:M:1056:LYS:O	3:N:624:ASP:HB2	1.92	0.70
1:B:78:ILE:HA	8:B:9519:HOH:O	1.91	0.70
3:D:102:ILE:HD12	3:D:579:ASP:HB3	1.73	0.70
4:E:25:LYS:HA	4:E:28:GLN:CD	2.10	0.70
3:N:1209:LEU:CD1	3:N:1216:SER:H	2.03	0.70
2:M:874:LEU:HD21	3:N:787:LEU:HD22	1.72	0.70
1:A:14:ARG:HB3	8:A:9617:HOH:O	1.92	0.70
2:C:1018:GLN:HG3	2:C:1083:GLU:HG3	1.74	0.70
2:C:139:GLN:O	2:C:333:ILE:HA	1.90	0.70
2:C:475:VAL:HA	8:C:2211:HOH:O	1.91	0.70
3:D:30:GLU:HB3	3:D:40:GLU:HB3	1.72	0.70
3:D:474:GLU:HA	8:D:9706:HOH:O	1.91	0.70
5:F:92:PRO:HG2	8:F:9678:HOH:O	1.91	0.70
3:N:1348:LEU:HG	3:N:1375:MET:HE1	1.74	0.70
3:N:491:LYS:HE3	8:N:2434:HOH:O	1.91	0.70
5:P:408:LEU:HD23	5:P:409:LYS:N	2.07	0.70
3:D:18:ILE:HD12	3:D:518:PRO:HG3	1.72	0.70
1:K:67:THR:HG22	8:K:913:HOH:O	1.91	0.70
2:M:123:GLU:HA	8:M:9669:HOH:O	1.91	0.70
3:N:1490:LYS:NZ	4:O:39:VAL:HA	2.05	0.70
3:N:508:ARG:HG2	3:N:509:PRO:HD2	1.73	0.70
3:N:777:PRO:HG2	3:N:915:VAL:HB	1.72	0.70

Continued on next page...

Continued from previous page...

Atom-1	Atom-2	Interatomic distance (Å)	Clash overlap (Å)
2:C:254:VAL:O	2:C:257:VAL:HG23	1.91	0.70
1:L:87:VAL:HG21	1:L:144:VAL:HG11	1.74	0.70
1:L:80:LEU:HB3	8:N:9812:HOH:O	1.91	0.70
2:M:904:PRO:HB2	2:M:907:ASP:O	1.91	0.70
3:N:1213:ARG:HB2	3:N:1214:PRO:CD	2.22	0.70
2:C:588:VAL:HB	8:C:9533:HOH:O	1.92	0.70
3:D:1046:GLN:HA	3:D:1052:THR:HA	1.73	0.70
3:D:379:ALA:HB3	8:D:2234:HOH:O	1.91	0.70
5:F:137:GLY:HA3	5:F:140:ARG:HH12	1.56	0.70
5:F:207:LEU:HB3	5:F:212:LEU:HG	1.73	0.70
1:L:137:ARG:HG2	1:L:137:ARG:HH11	1.57	0.70
5:P:371:LEU:HD22	5:P:375:LEU:CD1	2.22	0.70
2:C:11:GLU:HG2	2:C:537:LYS:NZ	2.07	0.70
2:C:391:LEU:HA	8:C:9691:HOH:O	1.92	0.70
2:C:73:LEU:HB3	2:C:93:PRO:O	1.91	0.70
2:C:881:ASN:HD22	2:C:881:ASN:H	1.38	0.70
2:C:91:GLN:OE1	2:C:117:HIS:HB3	1.92	0.70
2:M:1014:SER:HB3	2:M:1017:THR:O	1.92	0.70
3:N:30:GLU:HG3	3:N:41:ARG:HE	1.57	0.70
3:N:477:LEU:HD22	3:N:492:ALA:HB1	1.72	0.70
3:N:490:ALA:HA	8:N:9506:HOH:O	1.92	0.70
3:N:675:ARG:O	3:N:678:GLU:HG2	1.92	0.70
1:A:221:HIS:HA	1:A:224:TYR:CD2	2.27	0.69
2:C:34:VAL:HG12	8:C:9992:HOH:O	1.92	0.69
2:C:428:ARG:HH21	2:C:451:LEU:HD11	1.56	0.69
2:C:328:LEU:HD11	2:C:434:HIS:CD2	2.27	0.69
3:D:1299:PHE:HB2	8:D:2268:HOH:O	1.92	0.69
1:K:34:VAL:HG21	2:M:939:ARG:NH2	2.07	0.69
2:M:563:ASN:HB3	8:M:2167:HOH:O	1.90	0.69
2:M:729:LEU:HD11	8:P:9571:HOH:O	1.92	0.69
2:M:829:GLN:HB2	8:M:9535:HOH:O	1.90	0.69
2:M:1043:TYR:CE2	3:N:763:MET:HA	2.27	0.69
5:P:162:LYS:HG3	8:P:9778:HOH:O	1.92	0.69
5:P:366:ALA:O	5:P:370:LYS:HB3	1.92	0.69
2:C:260:LEU:CA	2:C:291:ALA:HB1	2.22	0.69
2:C:266:ARG:H	2:C:266:ARG:HD2	1.57	0.69
2:C:454:SER:HB3	8:C:9803:HOH:O	1.91	0.69
3:D:1109:GLU:HG2	3:D:1202:GLN:H	1.55	0.69
3:D:171:LEU:HB3	3:D:390:PRO:HA	1.72	0.69
3:D:196:VAL:HG13	3:D:202:VAL:HG11	1.72	0.69
2:M:1111:ILE:HG13	2:M:1112:PHE:H	1.54	0.69

Continued on next page...

Continued from previous page...

Atom-1	Atom-2	Interatomic distance (Å)	Clash overlap (Å)
2:M:580:MET:O	2:M:903:SER:N	2.25	0.69
2:M:832:LYS:HB2	8:M:2063:HOH:O	1.92	0.69
3:N:1061:PHE:HA	8:N:9640:HOH:O	1.90	0.69
3:N:136:ASP:CB	3:N:137:PRO:HD3	2.21	0.69
5:P:348:SER:HA	8:P:9549:HOH:O	1.91	0.69
2:C:1101:THR:HG22	3:D:8:VAL:HG22	1.74	0.69
3:D:168:THR:HB	3:D:393:ILE:HG13	1.75	0.69
3:D:564:GLU:HA	3:D:567:ILE:HD12	1.74	0.69
2:C:1115:LEU:HD23	3:D:85:VAL:HA	1.74	0.69
2:M:343:GLN:HG2	2:M:385:PHE:HB2	1.73	0.69
2:M:768:THR:HB	2:M:771:GLU:HB3	1.75	0.69
3:N:1045:MET:HE3	8:N:9780:HOH:O	1.90	0.69
3:N:55:ASP:HB3	3:N:82:LYS:HE2	1.74	0.69
3:D:35:ARG:HD2	8:D:9736:HOH:O	1.92	0.69
5:F:371:LEU:HD22	5:F:375:LEU:CD1	2.22	0.69
1:K:38:ASN:HB3	1:K:39:PRO:HD3	1.74	0.69
1:L:86:VAL:HG12	1:L:124:ASN:ND2	2.07	0.69
2:M:461:VAL:CG1	2:M:465:GLY:HA2	2.22	0.69
2:M:580:MET:HB3	2:M:584:GLU:CD	2.13	0.69
3:N:18:ILE:HG21	3:N:516:ALA:O	1.92	0.69
5:P:87:GLU:O	5:P:91:VAL:HG23	1.92	0.69
2:C:341:THR:HG23	2:C:345:ARG:NH2	2.08	0.69
2:C:557:ARG:NH1	2:C:879:ARG:HG2	2.07	0.69
2:C:675:ALA:HB2	2:C:867:VAL:HG11	1.73	0.69
3:D:1410:GLU:HG3	8:D:2074:HOH:O	1.92	0.69
3:D:434:ARG:HB2	3:D:447:VAL:HG22	1.72	0.69
3:D:459:GLU:HB3	8:D:2363:HOH:O	1.92	0.69
2:M:848:VAL:HB	3:N:740:PHE:O	1.91	0.69
3:N:177:ALA:CB	3:N:199:LEU:HD22	2.21	0.69
3:N:624:ASP:N	8:N:2406:HOH:O	2.25	0.69
2:C:42:VAL:HG12	2:C:43:GLY:H	1.58	0.69
3:D:1047:LYS:HB3	3:D:1048:PRO:CD	2.22	0.69
3:D:1307:LYS:HE3	8:D:2368:HOH:O	1.91	0.69
1:L:22:GLU:HG2	1:L:198:ARG:HG2	1.74	0.69
3:N:1262:LEU:HD23	3:N:1352:ILE:HG13	1.74	0.69
3:N:50:PHE:HB3	3:N:522:PRO:HG2	1.75	0.69
4:O:94:PRO:HA	8:O:893:HOH:O	1.93	0.69
1:B:23:PHE:CE1	1:B:208:LEU:HD13	2.27	0.69
2:C:162:ILE:HD12	2:C:172:ILE:HB	1.74	0.69
2:C:676:ILE:CG2	2:C:988:VAL:HG13	2.23	0.69
1:K:94:LEU:HD21	1:K:119:ASP:CB	2.23	0.69

Continued on next page...

Continued from previous page...

Atom-1	Atom-2	Interatomic distance (Å)	Clash overlap (Å)
8:K:4458:HOH:O	1:L:11:PHE:HB2	1.93	0.69
2:M:52:PHE:CD2	2:M:68:PHE:HB2	2.28	0.69
1:A:87:VAL:HG21	1:A:144:VAL:HG11	1.74	0.69
2:C:1054:THR:HG21	2:C:1079:PRO:CB	2.22	0.69
2:C:149:THR:HB	8:C:9648:HOH:O	1.91	0.69
3:D:148:GLU:HB3	3:D:151:GLN:CB	2.20	0.69
1:L:59:GLU:HG3	1:L:60:ASP:H	1.57	0.69
3:N:128:TYR:CE1	3:N:461:ILE:HG13	2.27	0.69
3:N:984:THR:HG23	3:N:987:GLU:H	1.58	0.69
3:D:897:TRP:CZ2	3:D:902:LEU:HD21	2.28	0.69
5:F:330:GLY:HA2	5:F:333:ILE:HD12	1.75	0.69
1:K:87:VAL:HG21	1:K:144:VAL:HG11	1.75	0.69
1:K:59:GLU:HG3	1:K:60:ASP:H	1.57	0.69
2:M:570:PRO:HA	8:M:9977:HOH:O	1.91	0.69
2:M:930:LYS:HA	8:M:2157:HOH:O	1.91	0.69
3:N:997:THR:HG23	8:N:9593:HOH:O	1.93	0.69
2:C:283:ILE:HG22	2:C:284:ARG:HG3	1.75	0.69
3:D:474:GLU:O	3:D:478:LEU:HG	1.92	0.69
5:F:209:PHE:O	5:F:213:ILE:HG13	1.93	0.69
2:M:1105:LYS:HD2	8:M:9576:HOH:O	1.92	0.69
3:N:125:GLN:HG2	8:N:9888:HOH:O	1.93	0.69
3:N:1264:GLU:O	3:N:1266:ARG:HG3	1.92	0.69
3:N:1327:ARG:HB3	8:N:9839:HOH:O	1.93	0.69
3:N:171:LEU:HD23	3:N:390:PRO:HG3	1.75	0.69
3:N:404:GLU:OE1	3:N:414:ARG:HD3	1.92	0.69
3:N:422:ALA:HB3	3:N:427:VAL:CG2	2.23	0.69
3:N:52:PRO:HG3	3:N:80:VAL:HG23	1.75	0.69
5:P:351:SER:O	5:P:355:GLU:HB2	1.92	0.69
1:B:176:ARG:HH22	3:D:884:ARG:NE	1.90	0.69
2:C:1094:ALA:HB3	3:D:603:LEU:HD22	1.75	0.69
2:C:575:GLN:H	2:C:667:ALA:HB1	1.58	0.69
1:A:67:THR:HG21	2:C:609:ASN:HD21	1.57	0.69
3:D:432:TYR:HD2	8:D:9724:HOH:O	1.76	0.69
4:E:82:GLU:CD	4:E:82:GLU:H	1.95	0.69
5:F:273:ARG:HA	5:F:276:ARG:HG3	1.76	0.69
2:M:553:ASP:HA	2:M:881:ASN:HA	1.74	0.69
3:N:1311:LEU:H	3:N:1311:LEU:HD23	1.58	0.69
3:N:149:LYS:H	3:N:149:LYS:CD	2.01	0.69
3:N:218:LYS:CB	3:N:373:PRO:HA	2.23	0.69
3:N:496:LEU:HD23	3:N:500:ARG:HG3	1.75	0.69
3:N:96:ALA:HB1	3:N:554:LEU:HD12	1.73	0.69

Continued on next page...

Continued from previous page...

Atom-1	Atom-2	Interatomic distance (Å)	Clash overlap (Å)
2:C:260:LEU:HA	2:C:291:ALA:HB2	1.74	0.68
2:C:490:GLU:HB3	8:C:9678:HOH:O	1.92	0.68
2:C:730:SER:O	2:C:734:LEU:HD23	1.92	0.68
8:C:9511:HOH:O	3:D:13:ALA:HA	1.92	0.68
3:D:223:LEU:HA	8:D:9492:HOH:O	1.93	0.68
3:D:702:LEU:HD23	3:D:745:MET:CE	2.22	0.68
5:F:93:LEU:HG	5:F:190:ALA:CB	2.22	0.68
1:K:95:GLN:HG3	8:K:802:HOH:O	1.92	0.68
2:M:783:ARG:O	2:M:785:VAL:N	2.26	0.68
2:M:432:ARG:HH22	3:N:1047:LYS:HD3	1.58	0.68
5:P:316:SER:OG	5:P:318:GLU:HG3	1.93	0.68
1:A:9:PRO:HD2	1:B:224:TYR:CE1	2.27	0.68
1:B:5:LYS:O	1:B:8:ALA:HB2	1.92	0.68
1:B:59:GLU:HG3	1:B:60:ASP:H	1.58	0.68
2:C:283:ILE:HG21	8:C:9739:HOH:O	1.93	0.68
2:C:292:ARG:NH1	2:C:299:LYS:HD3	2.09	0.68
3:D:1009:LYS:O	3:D:1013:GLU:HG2	1.93	0.68
3:D:1162:GLU:HB2	8:D:9602:HOH:O	1.92	0.68
3:D:1218:GLY:HA2	8:D:9761:HOH:O	1.93	0.68
1:K:5:LYS:O	1:K:8:ALA:HB2	1.93	0.68
3:N:1036:ARG:HH21	3:N:1042:ARG:HA	1.58	0.68
4:O:41:GLU:HB3	8:O:3641:HOH:O	1.94	0.68
5:P:232:ARG:HG2	8:P:9663:HOH:O	1.93	0.68
5:P:413:SER:HA	5:P:419:ARG:NE	2.07	0.68
1:B:191:ASP:HB2	8:B:9576:HOH:O	1.93	0.68
1:B:90:LEU:HD12	8:B:9478:HOH:O	1.94	0.68
2:C:69:LEU:HD12	2:C:97:ARG:HB3	1.76	0.68
2:C:760:SER:O	2:C:785:VAL:HG22	1.93	0.68
2:C:876:VAL:HG22	2:C:884:GLN:NE2	2.08	0.68
3:D:55:ASP:HA	3:D:82:LYS:HG2	1.74	0.68
5:F:118:GLU:HB3	8:F:9490:HOH:O	1.92	0.68
1:K:139:ASN:HB2	8:K:845:HOH:O	1.92	0.68
2:M:725:ASP:O	2:M:727:PRO:HD3	1.92	0.68
2:C:728:HIS:O	2:C:729:LEU:HD22	1.93	0.68
1:L:106:PRO:HB2	8:L:1100:HOH:O	1.92	0.68
1:L:38:ASN:HB3	1:L:39:PRO:HD3	1.74	0.68
2:M:231:PRO:HA	8:M:9534:HOH:O	1.93	0.68
3:N:135:LEU:HD11	3:N:452:ILE:HD11	1.75	0.68
3:N:660:LYS:HD3	8:N:9491:HOH:O	1.91	0.68
2:C:31:GLN:OE1	2:C:40:GLU:HB2	1.93	0.68
3:D:1312:LEU:HD12	3:D:1326:THR:O	1.93	0.68

Continued on next page...

Continued from previous page...

Atom-1	Atom-2	Interatomic distance (Å)	Clash overlap (Å)
3:D:1327:ARG:HD2	8:D:9883:HOH:O	1.91	0.68
3:D:1412:LYS:HD2	3:D:1414:PRO:HG3	1.74	0.68
3:D:443:VAL:HG21	8:D:9877:HOH:O	1.93	0.68
3:D:550:ARG:HD3	8:D:9518:HOH:O	1.93	0.68
3:D:863:VAL:HG23	8:D:9469:HOH:O	1.93	0.68
5:F:130:VAL:HG21	5:F:159:ILE:HG21	1.76	0.68
2:M:250:ARG:HB3	2:M:253:ALA:CB	2.24	0.68
3:N:1232:PRO:HB3	3:N:1361:VAL:HG21	1.75	0.68
3:N:824:ASN:HB2	8:N:9847:HOH:O	1.93	0.68
3:N:861:GLN:N	3:N:861:GLN:HE21	1.79	0.68
5:P:169:GLU:H	5:P:169:GLU:CD	1.96	0.68
1:A:86:VAL:HG12	1:A:124:ASN:ND2	2.08	0.68
2:C:906:PHE:CD1	3:D:1067:VAL:HG22	2.29	0.68
3:D:235:ALA:HA	8:D:9481:HOH:O	1.93	0.68
3:D:970:LYS:HD2	3:D:995:LEU:HD13	1.74	0.68
5:F:401:GLU:O	5:F:405:LEU:HB2	1.92	0.68
1:L:34:VAL:HG22	1:L:181:VAL:HG21	1.74	0.68
3:N:1397:LYS:HZ1	3:N:1432:LYS:HB3	1.55	0.68
2:C:12:VAL:HG12	8:C:2224:HOH:O	1.94	0.68
3:D:1336:LEU:HD22	3:D:1421:LEU:HB2	1.76	0.68
3:D:149:LYS:H	3:D:149:LYS:CD	2.06	0.68
4:E:74:VAL:HG12	4:E:79:LEU:HD21	1.75	0.68
1:K:227:ASN:HD22	1:K:227:ASN:H	1.39	0.68
1:L:137:ARG:HH12	1:L:139:ASN:CB	2.07	0.68
1:L:94:LEU:HD21	1:L:119:ASP:CB	2.09	0.68
3:N:1468:LEU:HD22	3:N:1470:ARG:HB2	1.76	0.68
2:C:264:PRO:HB3	2:C:289:THR:CG2	2.24	0.68
2:C:326:ASP:HB2	8:C:9825:HOH:O	1.92	0.68
2:C:432:ARG:HG3	8:C:9911:HOH:O	1.93	0.68
2:C:589:ARG:HD3	2:C:596:TYR:CE1	2.29	0.68
2:C:694:LEU:HD23	2:C:697:ARG:HH21	1.58	0.68
2:M:73:LEU:CD2	2:M:94:LEU:HB2	2.24	0.68
3:N:1422:MET:CE	3:N:1427:SER:HA	2.23	0.68
5:P:148:LYS:HD2	8:P:9482:HOH:O	1.92	0.68
2:C:65:VAL:O	2:C:101:ILE:HG12	1.93	0.68
2:C:352:ALA:HA	2:C:355:VAL:HG12	1.76	0.68
2:C:952:LEU:HD12	2:C:969:GLN:HE22	1.58	0.68
3:D:33:ASN:HB2	3:D:40:GLU:OE1	1.93	0.68
3:D:422:ALA:HB1	5:F:178:ARG:HH12	1.59	0.68
1:L:151:VAL:HB	1:L:169:ALA:HB3	1.74	0.68
1:L:206:THR:HG22	1:L:209:GLU:H	1.57	0.68

Continued on next page...

Continued from previous page...

Atom-1	Atom-2	Interatomic distance (Å)	Clash overlap (Å)
3:N:1046:GLN:HA	3:N:1052:THR:HA	1.76	0.68
3:N:386:HIS:O	5:P:96:LEU:HD12	1.94	0.68
3:N:795:VAL:HG23	3:N:879:ARG:NH2	2.09	0.68
3:D:417:PRO:HB2	8:D:9534:HOH:O	1.92	0.68
2:C:889:HIS:HE1	3:D:951:ILE:H	1.38	0.68
1:K:98:THR:HG21	8:K:2063:HOH:O	1.93	0.68
3:N:957:PRO:HG2	3:N:1007:VAL:HG12	1.76	0.68
3:N:908:LYS:HG2	8:N:9858:HOH:O	1.94	0.68
1:B:123:MET:C	1:B:125:PRO:HD3	2.14	0.67
2:C:691:SER:HB2	2:C:858:MET:SD	2.34	0.67
2:C:734:LEU:HA	2:C:737:LEU:HD12	1.76	0.67
4:E:23:VAL:HG21	4:E:65:MET:HG2	1.76	0.67
2:M:198:ARG:HG2	8:M:9515:HOH:O	1.93	0.67
2:M:135:VAL:HB	2:M:406:HIS:CE1	2.29	0.67
2:M:950:LEU:HB3	2:M:952:LEU:HD23	1.77	0.67
3:N:1083:ASP:O	3:N:1087:ARG:HG2	1.93	0.67
5:P:234:LYS:HE3	5:P:236:SER:HB2	1.74	0.67
1:B:195:LEU:HD12	1:B:196:THR:N	2.08	0.67
1:B:11:PHE:HD1	1:B:25:LEU:HD12	1.58	0.67
2:C:1005:MET:SD	3:D:648:MET:HB2	2.34	0.67
2:C:1081:VAL:HB	2:C:1086:ARG:HH21	1.59	0.67
2:C:1095:LEU:HA	3:D:582:LEU:HD22	1.73	0.67
2:C:342:ASP:HA	2:C:345:ARG:HE	1.59	0.67
3:D:1162:GLU:HB3	8:D:2357:HOH:O	1.93	0.67
3:D:133:ILE:HD12	8:D:2265:HOH:O	1.94	0.67
2:M:484:VAL:HG22	8:M:9670:HOH:O	1.94	0.67
2:M:1046:ALA:CB	3:N:1476:THR:HB	2.24	0.67
3:N:558:LEU:HB3	5:P:145:PRO:HB3	1.75	0.67
3:N:861:GLN:HA	8:N:9914:HOH:O	1.94	0.67
4:O:51:LEU:HD12	4:O:52:GLU:H	1.57	0.67
3:D:775:GLY:HA3	3:D:1145:TYR:CE1	2.29	0.67
3:D:818:ARG:HA	8:D:2054:HOH:O	1.94	0.67
2:M:1018:GLN:HG3	2:M:1060:ILE:HD11	1.75	0.67
1:A:93:SER:HB3	8:A:9454:HOH:O	1.95	0.67
1:B:39:PRO:O	1:B:43:ILE:HG12	1.94	0.67
2:C:221:LEU:HG	8:C:9564:HOH:O	1.94	0.67
2:C:64:LEU:HD11	8:C:9904:HOH:O	1.94	0.67
2:C:571:LEU:HD23	2:C:700:TYR:HA	1.75	0.67
3:D:1452:ILE:HD12	8:D:9532:HOH:O	1.94	0.67
3:D:149:LYS:HE2	3:D:149:LYS:H	1.59	0.67
3:D:177:ALA:HB1	3:D:199:LEU:HD22	1.76	0.67

Continued on next page...

Continued from previous page...

Atom-1	Atom-2	Interatomic distance (Å)	Clash overlap (Å)
5:F:356:LYS:HG2	8:F:9639:HOH:O	1.95	0.67
1:K:11:PHE:HB3	8:L:679:HOH:O	1.95	0.67
2:M:568:ALA:HB3	2:M:668:LEU:HD22	1.75	0.67
1:A:227:ASN:H	1:A:227:ASN:HD22	1.40	0.67
2:C:601:GLY:HA2	2:C:616:GLU:HG2	1.76	0.67
3:D:127:LEU:HD11	3:D:461:ILE:HD11	1.76	0.67
3:D:154:THR:HG22	3:D:156:GLU:H	1.60	0.67
5:F:419:ARG:C	5:F:419:ARG:CG	2.62	0.67
1:L:73:GLU:OE1	1:L:130:ALA:HA	1.95	0.67
2:M:655:LEU:HD11	8:M:9608:HOH:O	1.94	0.67
2:M:676:ILE:CG2	2:M:988:VAL:HG13	2.25	0.67
1:A:110:LYS:HE2	8:A:9467:HOH:O	1.93	0.67
1:B:176:ARG:HH22	3:D:884:ARG:HD3	1.60	0.67
2:C:1021:LEU:HG	2:C:1022:GLY:N	2.07	0.67
2:C:1074:GLU:HG2	2:C:1075:ASP:N	2.10	0.67
2:C:185:LYS:HD2	8:C:9927:HOH:O	1.93	0.67
2:C:328:LEU:HD11	2:C:434:HIS:HD2	1.60	0.67
3:D:422:ALA:HB3	3:D:427:VAL:CG2	2.24	0.67
3:D:756:GLN:O	3:D:760:ARG:HG2	1.95	0.67
3:D:93:ILE:HG12	3:D:548:ILE:HD11	1.77	0.67
2:M:1004:LYS:HE2	2:M:1027:PHE:CZ	2.29	0.67
2:M:148:PHE:CZ	2:M:281:LEU:HD22	2.29	0.67
5:P:291:ILE:CG2	5:P:304:VAL:HG21	2.24	0.67
1:A:123:MET:C	1:A:125:PRO:HD3	2.14	0.67
1:A:59:GLU:HG3	1:A:60:ASP:H	1.59	0.67
1:B:172:SER:HB2	8:B:9529:HOH:O	1.94	0.67
1:B:176:ARG:HH22	3:D:884:ARG:CD	2.08	0.67
3:D:1459:LEU:HB3	3:D:1465:ASN:HD22	1.59	0.67
2:M:1054:THR:HG21	2:M:1079:PRO:CB	2.23	0.67
3:N:1295:GLU:HB3	3:N:1300:SER:OG	1.94	0.67
3:N:1389:LEU:HD23	3:N:1389:LEU:N	2.06	0.67
3:N:785:ILE:HG22	3:N:789:LEU:HD12	1.76	0.67
5:P:214:GLN:HA	5:P:217:ASN:ND2	2.09	0.67
1:B:133:GLU:HG3	1:B:134:GLU:N	2.09	0.67
2:C:66:LEU:HD13	2:C:100:LEU:HB3	1.76	0.67
2:C:256:TYR:HE1	2:C:293:PHE:HB2	1.59	0.67
2:M:135:VAL:HB	2:M:406:HIS:HE1	1.60	0.67
2:M:136:ILE:HD13	2:M:392:SER:HB2	1.76	0.67
2:M:810:ASP:HB3	2:M:813:VAL:HG22	1.77	0.67
3:N:1489:GLN:HE22	3:N:1492:LEU:HG	1.60	0.67
3:D:550:ARG:HA	8:D:9518:HOH:O	1.94	0.67

Continued on next page...

Continued from previous page...

Atom-1	Atom-2	Interatomic distance (Å)	Clash overlap (Å)
5:F:366:ALA:O	5:F:370:LYS:HB3	1.94	0.67
5:F:88:ILE:HD13	5:F:193:ARG:HB2	1.75	0.67
2:M:352:ALA:HA	2:M:355:VAL:HG12	1.76	0.67
2:M:445:GLU:HG2	8:M:9829:HOH:O	1.94	0.67
3:N:777:PRO:HD2	3:N:912:LYS:HG2	1.75	0.67
5:P:257:THR:HB	5:P:314:PRO:HG2	1.75	0.67
1:A:18:ARG:NH1	1:A:88:ARG:HE	1.93	0.67
1:A:191:ASP:HB2	8:C:9606:HOH:O	1.95	0.67
1:B:32:PHE:HB3	8:B:9655:HOH:O	1.94	0.67
1:B:87:VAL:HG21	1:B:144:VAL:HG11	1.77	0.67
2:C:944:LEU:HD21	2:C:963:LEU:HD23	1.77	0.67
3:D:817:GLU:O	3:D:821:VAL:HG23	1.95	0.67
2:M:185:LYS:HD2	8:M:9773:HOH:O	1.95	0.67
2:M:841:ASN:HD21	2:M:843:HIS:CD2	2.13	0.67
2:M:966:LEU:HD11	2:M:986:PRO:HG2	1.76	0.67
3:N:233:LYS:HA	8:N:2413:HOH:O	1.95	0.67
3:N:675:ARG:HD3	8:N:9600:HOH:O	1.94	0.67
3:N:699:VAL:N	3:N:756:GLN:HE22	1.92	0.67
1:B:34:VAL:HG22	1:B:181:VAL:HG21	1.76	0.66
2:C:163:ILE:HG12	2:C:163:ILE:O	1.95	0.66
2:C:961:GLU:HG2	8:C:9994:HOH:O	1.94	0.66
3:D:908:LYS:HB3	3:D:1027:GLY:HA3	1.76	0.66
3:D:1307:LYS:HA	8:D:9947:HOH:O	1.95	0.66
3:D:1383:ASP:HB2	3:D:1416:ALA:HB3	1.77	0.66
3:D:449:SER:HB3	8:D:9476:HOH:O	1.94	0.66
5:F:115:LYS:HD2	8:F:9528:HOH:O	1.95	0.66
5:F:291:ILE:CG2	5:F:304:VAL:HG21	2.23	0.66
5:F:346:THR:HG23	5:F:422:LEU:HB3	1.78	0.66
1:K:123:MET:C	1:K:125:PRO:HD3	2.16	0.66
2:M:730:SER:O	2:M:734:LEU:HD23	1.94	0.66
3:N:1025:GLN:HA	3:N:1025:GLN:OE1	1.94	0.66
3:N:1277:ILE:HD12	3:N:1301:LYS:HB2	1.77	0.66
3:N:785:ILE:HD12	3:N:785:ILE:H	1.59	0.66
1:A:5:LYS:O	1:A:8:ALA:HB2	1.93	0.66
2:C:288:ARG:NE	2:C:288:ARG:HA	2.10	0.66
2:C:758:ARG:HB3	2:C:788:THR:O	1.95	0.66
3:D:1203:LYS:HG3	8:D:2468:HOH:O	1.92	0.66
3:D:1341:PRO:HA	3:D:1344:VAL:HG23	1.78	0.66
1:L:94:LEU:CD2	1:L:119:ASP:HB3	2.09	0.66
1:K:42:ARG:HH12	2:M:857:ASP:HB3	1.59	0.66
1:A:38:ASN:HB3	1:A:39:PRO:HD3	1.75	0.66

Continued on next page...

Continued from previous page...

Atom-1	Atom-2	Interatomic distance (Å)	Clash overlap (Å)
2:C:172:ILE:H	2:C:172:ILE:HD12	1.60	0.66
2:C:715:THR:HG22	2:C:717:LEU:H	1.60	0.66
3:D:1472:ILE:HG22	3:D:1474:ALA:H	1.59	0.66
3:D:705:ALA:HB2	8:D:9759:HOH:O	1.94	0.66
5:F:209:PHE:CD2	5:F:213:ILE:HD11	2.29	0.66
2:M:247:PRO:HG3	8:M:9717:HOH:O	1.94	0.66
2:M:251:ASP:HB3	2:M:252:LYS:HD2	1.76	0.66
2:M:289:THR:HG23	8:M:9502:HOH:O	1.95	0.66
5:P:102:LEU:O	5:P:106:VAL:HG23	1.95	0.66
5:P:167:PRO:HB2	5:P:169:GLU:OE1	1.95	0.66
1:A:18:ARG:O	1:A:207:PRO:HD3	1.96	0.66
3:D:108:VAL:HB	3:D:109:PRO:HD3	1.77	0.66
3:D:1126:ASP:OD1	3:D:1129:THR:HA	1.95	0.66
1:L:123:MET:C	1:L:125:PRO:HD3	2.16	0.66
3:N:864:VAL:HG12	3:N:865:THR:H	1.60	0.66
5:P:200:LYS:HG3	5:P:209:PHE:CZ	2.30	0.66
2:C:453:THR:HG21	8:C:9979:HOH:O	1.95	0.66
2:C:433:THR:HG21	2:C:488:ALA:HB1	1.77	0.66
3:D:1269:LYS:HA	3:D:1269:LYS:HE2	1.77	0.66
3:D:161:LEU:O	3:D:449:SER:HB2	1.96	0.66
3:D:584:ASN:ND2	3:D:590:PRO:HD2	2.10	0.66
3:D:979:GLU:HG3	8:D:9614:HOH:O	1.95	0.66
5:F:260:ILE:HG12	5:F:264:MET:HB2	1.78	0.66
1:L:162:ILE:HG23	8:L:4097:HOH:O	1.93	0.66
1:L:89:PHE:CB	1:L:94:LEU:HD22	2.25	0.66
2:M:579:VAL:HG11	2:M:887:GLU:HG3	1.78	0.66
2:M:693:GLU:HG2	8:M:9913:HOH:O	1.96	0.66
3:N:119:SER:H	3:N:123:LEU:CD1	2.08	0.66
3:N:133:ILE:HG22	3:N:455:ARG:N	2.10	0.66
3:N:393:ILE:HG21	8:N:2370:HOH:O	1.95	0.66
3:N:984:THR:CG2	3:N:987:GLU:H	2.09	0.66
5:P:415:THR:O	5:P:417:LYS:HG3	1.95	0.66
1:B:89:PHE:CB	1:B:94:LEU:HD22	2.26	0.66
2:C:626:ARG:HB3	8:C:9559:HOH:O	1.96	0.66
3:D:148:GLU:CB	3:D:151:GLN:HB2	2.25	0.66
2:M:798:GLY:H	2:M:827:VAL:HG11	1.59	0.66
3:N:786:ILE:HD13	3:N:908:LYS:HB3	1.77	0.66
2:C:63:GLY:O	2:C:103:LYS:HE2	1.95	0.66
2:C:577:PRO:HA	2:C:671:ASN:HD21	1.60	0.66
3:D:63:TYR:HB3	3:D:68:PHE:HD1	1.60	0.66
5:F:199:ALA:HA	8:F:9547:HOH:O	1.95	0.66

Continued on next page...

Continued from previous page...

Atom-1	Atom-2	Interatomic distance (Å)	Clash overlap (Å)
5:F:262:VAL:HG23	8:F:9481:HOH:O	1.95	0.66
1:L:162:ILE:HG21	8:L:5120:HOH:O	1.95	0.66
2:M:360:LEU:HD21	8:M:2232:HOH:O	1.95	0.66
3:N:1497:GLU:O	3:N:1501:GLU:HG3	1.96	0.66
3:N:543:LEU:HD21	3:N:600:LEU:HB2	1.77	0.66
1:B:27:PRO:HG2	1:B:186:LEU:HD12	1.77	0.66
2:C:128:ILE:HG22	8:C:9592:HOH:O	1.94	0.66
2:C:368:THR:HG22	8:C:9664:HOH:O	1.95	0.66
3:D:1326:THR:HG22	3:D:1327:ARG:H	1.58	0.66
3:D:422:ALA:H	3:D:427:VAL:CG1	2.09	0.66
3:D:456:MET:HG2	3:D:568:ARG:NH1	2.11	0.66
1:L:23:PHE:HE1	1:L:208:LEU:HD13	1.60	0.66
1:L:77:GLU:HB2	3:N:872:ARG:HH21	1.60	0.66
2:M:1003:ASP:HB3	8:M:2181:HOH:O	1.95	0.66
2:M:353:ARG:HG2	8:M:9875:HOH:O	1.95	0.66
2:M:36:PRO:CG	2:M:70:GLU:HB3	2.25	0.66
3:N:1312:LEU:HA	8:N:2142:HOH:O	1.96	0.66
3:N:210:ARG:HG3	3:N:398:ALA:H	1.60	0.66
8:N:2375:HOH:O	5:P:374:GLY:HA3	1.95	0.66
2:C:301:GLU:HB2	8:C:9986:HOH:O	1.95	0.66
3:D:1459:LEU:HD12	3:D:1470:ARG:HH11	1.61	0.66
2:M:420:ARG:HD2	2:M:420:ARG:N	2.11	0.66
2:M:516:ARG:NH1	2:M:521:PRO:HB3	2.07	0.66
5:P:222:ARG:HA	8:P:9484:HOH:O	1.96	0.66
1:A:27:PRO:HB2	8:A:9548:HOH:O	1.95	0.66
2:C:97:ARG:HH21	2:C:109:LYS:HD2	1.61	0.66
2:C:51:THR:HB	2:C:348:LEU:HD23	1.76	0.66
3:D:1197:ARG:HD3	3:D:1396:GLU:HB2	1.77	0.66
3:D:149:LYS:HB3	8:D:2307:HOH:O	1.95	0.66
3:D:510:GLU:O	3:D:513:ILE:HD12	1.95	0.66
3:D:526:PRO:O	3:D:537:THR:HA	1.95	0.66
5:F:406:ARG:O	5:F:409:LYS:HG2	1.96	0.66
2:C:729:LEU:HD11	5:F:419:ARG:HH22	1.59	0.66
2:M:599:GLU:HB3	8:M:2119:HOH:O	1.95	0.66
1:A:58:ILE:HB	1:A:61:VAL:HB	1.79	0.65
2:C:1081:VAL:HB	2:C:1086:ARG:HE	1.60	0.65
2:C:650:ARG:HD3	2:C:650:ARG:N	2.11	0.65
5:F:92:PRO:HB2	8:F:9823:HOH:O	1.95	0.65
2:M:194:VAL:HG13	2:M:221:LEU:HD12	1.77	0.65
3:N:1398:TRP:CE3	3:N:1415:VAL:HG11	2.31	0.65
5:P:350:LEU:HD12	5:P:422:LEU:HD12	1.77	0.65

Continued on next page...

Continued from previous page...

Atom-1	Atom-2	Interatomic distance (Å)	Clash overlap (Å)
3:D:1359:GLN:HG2	8:D:9842:HOH:O	1.96	0.65
3:D:481:MET:HG2	3:D:493:ARG:NH2	2.11	0.65
3:D:805:GLU:HB2	8:D:2175:HOH:O	1.95	0.65
3:D:842:VAL:HG23	8:D:2600:HOH:O	1.95	0.65
3:D:873:LEU:HD21	8:D:9775:HOH:O	1.97	0.65
1:K:97:VAL:HG23	8:K:1185:HOH:O	1.95	0.65
3:N:1435:LEU:HD23	3:N:1464:GLU:HB2	1.78	0.65
4:O:41:GLU:HA	4:O:45:ARG:HG3	1.79	0.65
2:C:408:ARG:NH1	2:C:542:VAL:HG23	2.11	0.65
2:C:612:VAL:HG22	2:C:622:GLU:HA	1.78	0.65
3:D:1400:VAL:HG12	8:D:9583:HOH:O	1.95	0.65
3:D:87:ARG:HG3	3:D:88:TYR:N	2.12	0.65
2:M:172:ILE:HA	2:M:185:LYS:O	1.96	0.65
2:M:411:SER:OG	2:M:452:ILE:HG23	1.96	0.65
1:K:42:ARG:NH1	2:M:857:ASP:HB3	2.11	0.65
3:N:87:ARG:HB2	3:N:523:ASP:HB2	1.78	0.65
3:N:525:ARG:HE	3:N:541:ASN:HD21	1.43	0.65
2:C:1005:MET:HE3	3:D:724:GLN:O	1.96	0.65
2:C:120:LEU:HD13	8:C:2036:HOH:O	1.95	0.65
3:D:1132:LEU:HD23	8:D:9601:HOH:O	1.95	0.65
3:D:1481:VAL:HG22	8:E:9450:HOH:O	1.97	0.65
3:D:613:ARG:HH11	3:D:613:ARG:HG3	1.61	0.65
5:F:138:SER:O	5:F:141:VAL:HG12	1.97	0.65
3:N:1271:LYS:NZ	3:N:1334:GLN:HE22	1.93	0.65
3:N:28:LYS:CD	3:N:41:ARG:HD2	2.26	0.65
5:P:367:MET:CE	5:P:371:LEU:HD11	2.26	0.65
1:A:90:LEU:HD21	8:A:9506:HOH:O	1.96	0.65
2:C:399:ASN:ND2	2:C:568:ALA:HB3	2.12	0.65
2:C:874:LEU:HD21	3:D:787:LEU:CD2	2.27	0.65
3:D:814:ALA:O	3:D:818:ARG:HG3	1.97	0.65
5:F:234:LYS:HD2	5:F:236:SER:H	1.61	0.65
5:F:295:MET:HE2	5:F:295:MET:HA	1.77	0.65
2:M:1087:VAL:HA	8:M:9750:HOH:O	1.95	0.65
2:M:1:MET:HE1	8:M:2194:HOH:O	1.96	0.65
2:M:805:ARG:HD3	8:M:2083:HOH:O	1.96	0.65
3:N:693:GLU:HG2	4:O:48:MET:SD	2.37	0.65
5:P:406:ARG:HA	5:P:409:LYS:CG	2.26	0.65
2:C:1033:GLY:O	2:C:1037:VAL:HG23	1.95	0.65
1:A:65:PHE:CE1	2:C:799:ILE:HD11	2.31	0.65
3:D:119:SER:HB2	3:D:123:LEU:HB2	1.77	0.65
4:O:40:LEU:HD12	4:O:40:LEU:O	1.97	0.65

Continued on next page...

Continued from previous page...

Atom-1	Atom-2	Interatomic distance (Å)	Clash overlap (Å)
4:O:54:LEU:HG	4:O:58:PRO:HD2	1.79	0.65
2:C:22:GLN:NE2	2:C:336:VAL:HG21	2.12	0.65
2:C:464:LEU:HD12	2:C:465:GLY:N	2.11	0.65
3:D:1489:GLN:O	3:D:1493:LYS:HG2	1.97	0.65
5:F:371:LEU:HD22	5:F:375:LEU:HD13	1.78	0.65
5:F:403:LYS:HB3	8:F:9814:HOH:O	1.95	0.65
2:M:107:LEU:HD11	8:M:9696:HOH:O	1.96	0.65
2:M:43:GLY:HA2	2:M:341:THR:CG2	2.27	0.65
2:M:804:VAL:HB	2:M:824:ARG:HB2	1.79	0.65
3:N:1271:LYS:HE3	3:N:1334:GLN:HE22	1.62	0.65
3:N:601:ARG:HH11	3:N:613:ARG:HH21	1.44	0.65
3:N:786:ILE:CD1	3:N:908:LYS:HB3	2.26	0.65
1:B:151:VAL:HB	1:B:169:ALA:HB3	1.78	0.65
1:B:226:SER:O	1:B:228:PRO:HD3	1.96	0.65
2:C:100:LEU:HD13	8:C:9627:HOH:O	1.96	0.65
2:C:244:PRO:HG2	2:C:246:ASP:OD2	1.97	0.65
2:C:383:ARG:HD2	8:C:2220:HOH:O	1.95	0.65
2:C:420:ARG:HD2	2:C:420:ARG:N	2.09	0.65
3:D:98:PRO:HG2	3:D:462:GLN:NE2	2.10	0.65
1:L:152:PRO:HD2	1:L:155:LYS:HB2	1.79	0.65
3:N:168:THR:C	3:N:170:PRO:HD3	2.17	0.65
3:N:414:ARG:HG3	3:N:418:GLY:O	1.97	0.65
2:C:112:GLU:HG2	8:C:2042:HOH:O	1.97	0.65
2:C:274:ARG:H	2:C:288:ARG:NH1	1.94	0.65
2:C:290:LEU:H	2:C:290:LEU:HD23	1.62	0.65
2:C:721:ARG:HE	2:C:783:ARG:HH21	1.44	0.65
2:C:909:ALA:HB1	2:C:914:ILE:HD11	1.79	0.65
3:D:434:ARG:HB2	3:D:447:VAL:HG13	1.79	0.65
2:M:17:PRO:HD2	8:M:9519:HOH:O	1.96	0.65
2:M:504:GLU:HB2	2:M:507:ARG:HD2	1.77	0.65
2:M:593:ALA:HA	8:M:9732:HOH:O	1.96	0.65
2:M:820:ARG:HA	8:M:9511:HOH:O	1.95	0.65
3:N:119:SER:CB	3:N:123:LEU:HB2	2.21	0.65
3:N:54:LYS:HD3	3:N:57:GLU:HB2	1.79	0.65
3:N:864:VAL:HG12	3:N:865:THR:N	2.12	0.65
1:A:184:THR:O	1:A:192:LEU:HD12	1.97	0.65
2:C:554:ASP:OD2	2:C:556:ASN:HB3	1.97	0.65
3:D:534:ARG:HG2	5:F:312:GLN:NE2	2.12	0.65
2:M:260:LEU:HA	2:M:291:ALA:HB2	1.77	0.65
1:A:56:VAL:HG22	1:A:142:VAL:HG12	1.78	0.64
1:A:34:VAL:HG22	1:A:181:VAL:HG21	1.78	0.64

Continued on next page...

Continued from previous page...

Atom-1	Atom-2	Interatomic distance (Å)	Clash overlap (Å)
3:D:1432:LYS:HZ3	3:D:1460:ILE:HB	1.62	0.64
3:D:396:VAL:HG22	3:D:447:VAL:HB	1.79	0.64
1:K:91:ASN:CG	1:K:92:PRO:HD2	2.18	0.64
3:N:1378:TYR:O	3:N:1420:LEU:HB3	1.97	0.64
3:N:441:ARG:HB3	3:N:443:VAL:HG23	1.79	0.64
2:C:172:ILE:HA	2:C:185:LYS:O	1.97	0.64
2:C:227:PHE:HB2	8:C:2150:HOH:O	1.96	0.64
2:C:810:ASP:HA	8:C:2192:HOH:O	1.97	0.64
3:D:212:ARG:HD2	3:D:445:ARG:HH12	1.62	0.64
3:D:657:LEU:O	3:D:661:MET:HG2	1.97	0.64
2:M:1085:PHE:CZ	3:N:1468:LEU:HG	2.31	0.64
2:M:263:ASP:HB2	2:M:264:PRO:HD3	1.78	0.64
2:M:412:ALA:HA	8:M:9833:HOH:O	1.96	0.64
2:M:601:GLY:O	2:M:648:ARG:HA	1.97	0.64
2:M:798:GLY:H	2:M:827:VAL:CG1	2.10	0.64
3:N:1127:GLU:HB3	8:N:2461:HOH:O	1.95	0.64
3:N:1271:LYS:NZ	3:N:1273:VAL:HA	2.12	0.64
3:N:1454:GLY:HA3	8:N:9670:HOH:O	1.97	0.64
3:N:553:ARG:HH21	5:P:215:GLU:HG2	1.61	0.64
1:B:20:TYR:HB3	8:B:9497:HOH:O	1.96	0.64
2:C:1088:LEU:HD12	8:D:2415:HOH:O	1.96	0.64
2:C:34:VAL:HG23	8:C:2231:HOH:O	1.98	0.64
3:D:1364:HIS:CE1	3:D:1366:LYS:HG3	2.32	0.64
3:D:1487:VAL:HG11	3:D:1492:LEU:HD23	1.79	0.64
3:D:415:VAL:HG11	8:D:2050:HOH:O	1.96	0.64
3:D:425:GLY:HA3	5:F:135:ILE:HD13	1.79	0.64
1:K:102:LYS:HG2	8:K:1171:HOH:O	1.97	0.64
2:M:290:LEU:HD22	2:M:302:VAL:CG1	2.27	0.64
3:N:73:CYS:HB3	3:N:76:CYS:O	1.96	0.64
4:O:95:GLY:HA3	8:O:830:HOH:O	1.97	0.64
3:N:423:ASP:OD1	5:P:175:HIS:HA	1.98	0.64
5:P:409:LYS:HB3	8:P:9577:HOH:O	1.98	0.64
2:C:976:ASP:HB3	2:C:979:THR:HG22	1.78	0.64
3:D:1412:LYS:HE3	8:D:2116:HOH:O	1.96	0.64
3:D:524:LEU:C	3:D:526:PRO:HD3	2.18	0.64
3:D:566:ILE:HD13	5:F:217:ASN:HB3	1.78	0.64
2:C:1095:LEU:HG	3:D:603:LEU:HB3	1.79	0.64
5:F:361:LEU:HD22	5:F:404:ALA:HB1	1.79	0.64
2:M:670:GLN:HB3	2:M:699:PHE:CE2	2.32	0.64
2:M:767:PRO:HG2	8:M:2141:HOH:O	1.98	0.64
3:N:60:CYS:HB2	8:N:9509:HOH:O	1.98	0.64

Continued on next page...

Continued from previous page...

Atom-1	Atom-2	Interatomic distance (Å)	Clash overlap (Å)
3:N:817:GLU:O	3:N:821:VAL:HG23	1.98	0.64
2:C:1032:PHE:HZ	2:C:1040:LEU:HD22	1.62	0.64
2:C:66:LEU:HB2	8:C:9904:HOH:O	1.97	0.64
3:D:1304:LYS:CD	3:D:1304:LYS:H	2.07	0.64
3:D:988:ARG:O	3:D:992:ILE:HG13	1.98	0.64
5:F:289:GLU:HA	8:F:9486:HOH:O	1.96	0.64
2:M:1089:VAL:HG13	2:M:1099:VAL:CG2	2.26	0.64
2:M:110:GLU:CB	2:M:369:PRO:HG3	2.27	0.64
3:N:185:VAL:HG11	8:N:2341:HOH:O	1.97	0.64
3:N:486:ARG:HH21	3:N:489:ARG:CZ	2.09	0.64
3:N:558:LEU:HD13	5:P:145:PRO:HB3	1.78	0.64
5:P:220:LEU:HD12	5:P:243:ILE:HD11	1.79	0.64
5:P:279:GLN:HG3	8:P:9541:HOH:O	1.98	0.64
1:A:73:GLU:OE1	1:A:130:ALA:HA	1.97	0.64
1:B:189:ARG:HD2	8:B:9558:HOH:O	1.98	0.64
2:C:1031:ARG:HD3	3:D:619:LEU:HD21	1.79	0.64
2:C:1095:LEU:HD21	3:D:604:THR:N	2.12	0.64
2:C:247:PRO:HD2	8:C:9536:HOH:O	1.97	0.64
2:C:5:ARG:HB3	2:C:902:ILE:HB	1.80	0.64
1:A:198:ARG:NH2	2:C:932:GLU:HB3	2.13	0.64
2:C:961:GLU:HG3	8:C:9735:HOH:O	1.96	0.64
3:D:813:LEU:HD11	8:D:9968:HOH:O	1.98	0.64
5:F:270:LYS:HA	8:F:9592:HOH:O	1.96	0.64
1:K:171:PHE:O	1:K:173:PRO:HD3	1.98	0.64
1:L:90:LEU:HD13	8:L:1194:HOH:O	1.96	0.64
2:M:1090:LYS:HE3	3:N:88:TYR:O	1.98	0.64
2:M:158:TYR:HB2	2:M:313:LEU:HD21	1.79	0.64
2:M:744:ARG:HG3	2:M:747:ALA:HB2	1.80	0.64
3:N:1192:LEU:HD22	3:N:1345:GLU:CD	2.18	0.64
3:N:1243:THR:HB	3:N:1253:THR:HB	1.79	0.64
2:C:599:GLU:HG3	2:C:600:ASP:N	2.13	0.64
2:C:841:ASN:C	2:C:841:ASN:HD22	2.01	0.64
3:D:658:LEU:HD13	3:D:670:VAL:HG13	1.78	0.64
5:F:205:ARG:HG3	5:F:251:ILE:HD13	1.79	0.64
2:M:1045:ALA:HA	3:N:758:GLU:CD	2.17	0.64
2:M:139:GLN:HB3	2:M:334:ARG:HD2	1.79	0.64
2:M:269:LEU:H	2:M:269:LEU:HD23	1.62	0.64
2:M:630:ARG:HD3	2:M:705:ILE:HG22	1.79	0.64
3:N:28:LYS:HD3	3:N:41:ARG:HD2	1.79	0.64
3:N:617:ASN:C	3:N:619:LEU:H	2.01	0.64
3:N:694:VAL:HG13	8:N:9768:HOH:O	1.96	0.64

Continued on next page...

Continued from previous page...

Atom-1	Atom-2	Interatomic distance (Å)	Clash overlap (Å)
3:N:882:PHE:CE1	3:N:906:GLN:HG3	2.32	0.64
2:C:141:HIS:HB2	2:C:418:LEU:HD12	1.79	0.64
3:D:1312:LEU:HD21	8:D:2130:HOH:O	1.98	0.64
3:D:1264:GLU:OE2	3:D:1424:VAL:HG12	1.98	0.64
3:D:1438:ALA:O	3:D:1443:THR:HG22	1.98	0.64
3:D:972:LEU:HD23	3:D:973:GLN:N	2.11	0.64
1:K:58:ILE:HB	1:K:61:VAL:HB	1.80	0.64
2:M:129:ILE:HG22	2:M:130:ASN:N	2.13	0.64
2:M:332:ARG:NE	2:M:464:LEU:HD21	2.13	0.64
3:N:1388:ARG:HG3	3:N:1389:LEU:HD23	1.80	0.64
3:N:369:ALA:O	3:N:370:ALA:HB2	1.98	0.64
3:N:598:ARG:HG2	8:N:9783:HOH:O	1.97	0.64
5:P:160:ASP:O	5:P:164:LYS:HG3	1.97	0.64
3:N:422:ALA:HB1	5:P:178:ARG:CZ	2.28	0.64
1:A:194:LYS:HG2	8:A:9445:HOH:O	1.98	0.64
1:B:103:ALA:HB2	8:B:9640:HOH:O	1.96	0.64
1:B:130:ALA:HB2	8:B:9503:HOH:O	1.98	0.64
3:D:369:ALA:O	3:D:370:ALA:HB2	1.98	0.64
3:D:422:ALA:HB2	8:F:9563:HOH:O	1.98	0.64
3:D:584:ASN:HD21	3:D:590:PRO:HB2	1.61	0.64
5:F:393:THR:HG22	5:F:394:ARG:H	1.63	0.64
1:L:175:ARG:HD2	8:N:2419:HOH:O	1.97	0.64
1:L:5:LYS:O	1:L:8:ALA:HB2	1.98	0.64
2:M:150:PRO:HA	2:M:158:TYR:HB3	1.79	0.64
2:M:432:ARG:HH22	3:N:1047:LYS:CD	2.11	0.64
2:M:707:ARG:HD2	2:M:824:ARG:HH11	1.63	0.64
3:N:116:LEU:CD2	3:N:468:LEU:HD21	2.28	0.64
1:A:89:PHE:HB3	1:A:94:LEU:HD22	1.80	0.64
2:C:14:PRO:HA	8:C:9630:HOH:O	1.98	0.64
2:C:244:PRO:HD2	2:C:245:GLY:H	1.62	0.64
2:C:442:GLU:HG3	8:C:2023:HOH:O	1.97	0.64
2:C:650:ARG:H	2:C:650:ARG:CD	2.00	0.64
2:C:834:GLN:HG2	8:C:9652:HOH:O	1.97	0.64
2:C:866:PRO:HD2	8:C:9576:HOH:O	1.98	0.64
3:D:462:GLN:HA	3:D:513:ILE:CD1	2.29	0.64
3:D:63:TYR:HB3	3:D:68:PHE:CD1	2.33	0.64
3:D:696:HIS:HA	8:D:2155:HOH:O	1.98	0.64
3:N:1101:VAL:HG11	3:N:1424:VAL:CG2	2.28	0.64
3:N:1314:LYS:HD3	3:N:1314:LYS:N	2.13	0.64
3:N:440:VAL:HG13	8:N:9706:HOH:O	1.97	0.64
3:N:787:LEU:HD21	3:N:947:ILE:HD11	1.80	0.64

Continued on next page...

Continued from previous page...

Atom-1	Atom-2	Interatomic distance (Å)	Clash overlap (Å)
4:O:50:THR:HG22	8:O:4507:HOH:O	1.98	0.64
1:B:10:VAL:HG12	1:B:12:THR:HG22	1.81	0.63
2:C:73:LEU:HG	2:C:94:LEU:HD13	1.80	0.63
3:D:404:GLU:HB3	3:D:414:ARG:NE	2.13	0.63
2:M:571:LEU:CD2	2:M:700:TYR:HA	2.28	0.63
2:M:672:VAL:HG23	2:M:868:ASP:HB2	1.80	0.63
3:N:1434:TRP:CZ3	3:N:1457:ASP:HB2	2.33	0.63
5:P:358:LEU:O	5:P:358:LEU:HD23	1.97	0.63
1:A:34:VAL:HG23	8:A:9440:HOH:O	1.97	0.63
2:C:36:PRO:CG	2:C:70:GLU:HB3	2.26	0.63
3:D:820:GLU:HB2	3:D:836:VAL:HG11	1.79	0.63
4:E:47:LYS:HE3	8:E:9392:HOH:O	1.97	0.63
1:K:73:GLU:OE1	1:K:130:ALA:HA	1.98	0.63
1:L:58:ILE:HB	1:L:61:VAL:HB	1.80	0.63
3:N:227:LEU:HA	8:N:9599:HOH:O	1.97	0.63
3:N:427:VAL:CG2	3:N:435:VAL:HB	2.28	0.63
1:B:123:MET:HE1	8:B:9499:HOH:O	1.98	0.63
1:A:224:TYR:HB3	1:B:9:PRO:HB2	1.79	0.63
2:C:536:PRO:HB3	2:C:906:PHE:CD1	2.30	0.63
2:C:441:VAL:O	2:C:559:LEU:HD13	1.99	0.63
2:C:607:ASP:HB3	2:C:609:ASN:H	1.63	0.63
3:D:1407:LEU:HA	8:D:2362:HOH:O	1.98	0.63
3:D:185:VAL:HG11	8:D:9744:HOH:O	1.99	0.63
3:D:54:LYS:HG2	3:D:55:ASP:H	1.63	0.63
1:K:66:SER:HA	8:K:913:HOH:O	1.99	0.63
2:M:670:GLN:HB3	2:M:699:PHE:HE2	1.62	0.63
2:M:712:ALA:O	2:M:820:ARG:N	2.30	0.63
3:N:1046:GLN:NE2	3:N:1050:GLY:HA2	2.13	0.63
3:N:1055:VAL:HG12	8:N:9865:HOH:O	1.97	0.63
3:N:421:LEU:O	3:N:421:LEU:HD23	1.99	0.63
3:N:829:VAL:HA	8:N:9503:HOH:O	1.99	0.63
2:C:580:MET:HB3	2:C:584:GLU:CD	2.18	0.63
2:C:9:ILE:O	2:C:9:ILE:HG13	1.97	0.63
3:D:1232:PRO:HB3	3:D:1361:VAL:CG2	2.26	0.63
3:D:177:ALA:HB1	3:D:199:LEU:HD13	1.81	0.63
3:D:179:VAL:HG11	8:D:9501:HOH:O	1.97	0.63
3:D:658:LEU:HD11	3:D:674:ARG:HH11	1.63	0.63
3:D:683:ILE:HB	8:D:2010:HOH:O	1.97	0.63
2:M:502:PRO:HB2	2:M:509:ALA:HB3	1.81	0.63
3:N:1100:ASP:HB2	8:N:9612:HOH:O	1.97	0.63
3:N:1191:PRO:HB3	3:N:1370:ILE:HD13	1.79	0.63

Continued on next page...

Continued from previous page...

Atom-1	Atom-2	Interatomic distance (Å)	Clash overlap (Å)
3:N:646:LYS:HA	3:N:720:LEU:CD2	2.25	0.63
3:N:833:GLU:HB3	8:N:2025:HOH:O	1.99	0.63
2:C:204:GLN:HE21	2:C:228:ALA:CB	2.12	0.63
2:C:591:SER:HB2	8:C:9725:HOH:O	1.98	0.63
2:C:605:LYS:CB	2:C:610:ARG:HH12	2.12	0.63
2:C:952:LEU:HD12	2:C:969:GLN:NE2	2.13	0.63
3:D:1208:ASP:HB2	8:D:9803:HOH:O	1.99	0.63
3:D:893:GLU:HG2	8:D:9710:HOH:O	1.98	0.63
4:E:46:PRO:HD2	8:E:9375:HOH:O	1.99	0.63
1:K:127:LEU:HD12	1:K:128:HIS:H	1.61	0.63
1:L:171:PHE:HB2	8:L:5023:HOH:O	1.98	0.63
2:M:1035:MET:HA	2:M:1038:TRP:CE3	2.34	0.63
2:M:252:LYS:NZ	2:M:296:GLY:HA3	2.13	0.63
2:M:347:GLY:HA2	2:M:350:ARG:HD2	1.80	0.63
3:N:1110:ALA:HB1	8:N:9775:HOH:O	1.98	0.63
3:N:1462:LEU:HD23	3:N:1473:PRO:HD2	1.80	0.63
3:N:148:GLU:HB3	3:N:151:GLN:CB	2.27	0.63
3:N:420:VAL:HG13	8:P:9538:HOH:O	1.98	0.63
5:P:406:ARG:HA	5:P:409:LYS:HG2	1.79	0.63
1:B:58:ILE:HB	1:B:61:VAL:HB	1.80	0.63
2:C:1056:LYS:HB3	3:D:624:ASP:H	1.64	0.63
3:D:73:CYS:HB2	3:D:76:CYS:O	1.98	0.63
5:F:276:ARG:HG3	5:F:276:ARG:HH11	1.63	0.63
1:K:223:THR:HG22	8:K:1154:HOH:O	1.98	0.63
2:M:1061:GLU:HG2	8:M:2175:HOH:O	1.98	0.63
2:M:290:LEU:HB3	8:M:9575:HOH:O	1.98	0.63
3:N:957:PRO:HG3	3:N:1007:VAL:HA	1.80	0.63
3:N:1440:PHE:HA	8:N:9784:HOH:O	1.97	0.63
3:N:422:ALA:CB	5:P:178:ARG:HH12	2.07	0.63
1:B:201:THR:HG22	1:B:203:GLY:H	1.64	0.63
2:C:1095:LEU:HA	3:D:582:LEU:HD23	1.80	0.63
3:D:1277:ILE:HD12	3:D:1301:LYS:HB2	1.81	0.63
3:D:1503:VAL:HG22	8:D:2106:HOH:O	1.99	0.63
3:D:131:LYS:HG2	3:D:568:ARG:HD3	1.81	0.63
4:E:48:MET:CB	4:E:54:LEU:HB2	2.29	0.63
4:E:60:ALA:O	4:E:63:TRP:HB2	1.98	0.63
1:K:206:THR:HG22	1:K:209:GLU:H	1.62	0.63
1:L:39:PRO:O	1:L:43:ILE:HG12	1.98	0.63
2:M:368:THR:HB	2:M:369:PRO:CD	2.29	0.63
3:N:493:ARG:NE	3:N:1389:LEU:HD21	2.14	0.63
3:N:10:ILE:HG22	3:N:1451:ALA:HA	1.79	0.63

Continued on next page...

Continued from previous page...

Atom-1	Atom-2	Interatomic distance (Å)	Clash overlap (Å)
3:N:659:LYS:HE2	3:N:663:GLU:HG2	1.80	0.63
5:P:131:VAL:HG13	5:P:178:ARG:HG2	1.80	0.63
3:N:423:ASP:OD2	5:P:178:ARG:HG3	1.99	0.63
5:P:393:THR:HG23	5:P:394:ARG:HD2	1.79	0.63
1:A:108:GLU:HB3	8:A:9467:HOH:O	1.98	0.63
1:A:150:TYR:CE1	2:C:696:LYS:HA	2.34	0.63
1:A:229:GLN:O	8:A:9443:HOH:O	2.15	0.63
2:C:299:LYS:HG3	8:C:2020:HOH:O	1.98	0.63
2:C:573:ARG:HD2	8:C:9990:HOH:O	1.97	0.63
2:C:606:VAL:CG2	2:C:645:VAL:HG22	2.29	0.63
3:D:1095:THR:OG1	3:D:1230:GLY:HA3	1.99	0.63
3:D:1112:CYS:HA	8:D:9721:HOH:O	1.99	0.63
5:F:365:GLU:HB2	5:F:400:ILE:CG2	2.29	0.63
1:K:212:ASN:O	1:K:215:VAL:HG22	1.98	0.63
2:M:332:ARG:HB2	2:M:466:PHE:CE1	2.34	0.63
3:N:545:ARG:NH1	3:N:545:ARG:HB3	2.14	0.63
3:D:1432:LYS:HD3	3:D:1460:ILE:HD12	1.81	0.63
3:D:149:LYS:H	3:D:149:LYS:CE	2.12	0.63
3:D:162:ARG:HG2	8:D:9658:HOH:O	1.99	0.63
3:D:495:ARG:HB2	8:D:2090:HOH:O	1.98	0.63
1:K:115:LEU:O	1:K:115:LEU:HD12	1.99	0.63
1:L:186:LEU:HB2	1:L:192:LEU:CD1	2.29	0.63
8:K:5027:HOH:O	1:L:215:VAL:HG21	1.97	0.63
2:M:143:SER:CB	2:M:276:LYS:HZ3	2.11	0.63
3:N:996:TRP:CD2	3:N:1056:PRO:HG2	2.34	0.63
3:N:1116:ASN:HD22	3:N:1116:ASN:N	1.94	0.63
5:P:226:LYS:HG3	5:P:242:TRP:CZ2	2.34	0.63
2:C:911:GLU:HB2	8:C:9947:HOH:O	1.99	0.62
3:D:1405:GLU:HA	8:D:9486:HOH:O	1.98	0.62
3:D:795:VAL:HG11	3:D:863:VAL:HG13	1.81	0.62
3:D:812:ALA:HB1	8:D:9956:HOH:O	1.98	0.62
1:L:30:ARG:HE	2:M:854:PRO:HG3	1.63	0.62
2:M:23:VAL:HG12	8:M:9500:HOH:O	1.98	0.62
3:N:1161:GLU:HG2	3:N:1164:ARG:HB2	1.79	0.62
3:N:694:VAL:HA	8:N:9485:HOH:O	1.98	0.62
3:N:956:ILE:HD13	8:N:9750:HOH:O	1.99	0.62
1:A:89:PHE:CB	1:A:94:LEU:HD22	2.30	0.62
2:C:468:ARG:HG2	2:C:487:THR:HA	1.82	0.62
2:C:601:GLY:O	2:C:648:ARG:HA	2.00	0.62
3:D:1412:LYS:HG3	3:D:1412:LYS:O	1.99	0.62
3:D:486:ARG:O	3:D:489:ARG:HG2	2.00	0.62

Continued on next page...

Continued from previous page...

Atom-1	Atom-2	Interatomic distance (Å)	Clash overlap (Å)
3:D:806:PHE:CE1	3:D:813:LEU:HB3	2.34	0.62
2:M:195:LEU:HD21	2:M:238:LEU:HG	1.80	0.62
2:M:250:ARG:HB3	2:M:253:ALA:HB3	1.81	0.62
3:N:1052:THR:HG22	8:N:9487:HOH:O	1.99	0.62
3:N:1271:LYS:HZ1	3:N:1273:VAL:HA	1.63	0.62
3:N:126:VAL:HG11	3:N:152:LEU:HD13	1.81	0.62
2:M:1071:ILE:HG23	3:N:670:VAL:HG21	1.80	0.62
1:B:81:ASN:HA	8:B:9514:HOH:O	1.99	0.62
3:D:957:PRO:CG	3:D:1007:VAL:HG12	2.30	0.62
3:D:1489:GLN:O	3:D:1493:LYS:HE2	2.00	0.62
3:D:152:LEU:HD23	3:D:152:LEU:N	2.13	0.62
4:E:48:MET:HB3	4:E:54:LEU:HB2	1.82	0.62
5:F:344:ALA:HA	8:F:9487:HOH:O	1.98	0.62
5:F:81:VAL:O	5:F:85:LEU:HG	1.99	0.62
2:M:472:ARG:HD2	2:M:480:THR:O	1.99	0.62
2:M:971:LYS:HA	2:M:988:VAL:HA	1.80	0.62
3:N:556:LYS:HE2	5:P:218:GLN:HE22	1.64	0.62
2:C:197:LEU:HB3	2:C:202:TYR:HB2	1.81	0.62
2:C:338:GLU:HA	2:C:341:THR:HG22	1.81	0.62
2:C:512:ARG:CD	2:C:523:ILE:HD11	2.29	0.62
3:D:199:LEU:HD23	3:D:199:LEU:O	1.98	0.62
5:F:93:LEU:HD11	5:F:102:LEU:HD12	1.81	0.62
1:L:54:THR:CG2	1:L:158:ILE:HG13	2.29	0.62
3:N:1472:ILE:HG22	3:N:1475:GLY:H	1.63	0.62
3:N:127:LEU:HD12	3:N:457:GLY:H	1.62	0.62
3:N:58:CYS:SG	3:N:59:ALA:N	2.71	0.62
3:N:655:PRO:HA	3:N:658:LEU:HD12	1.81	0.62
5:P:402:ASN:O	5:P:406:ARG:CD	2.43	0.62
1:A:167:VAL:HA	8:A:9446:HOH:O	1.99	0.62
1:B:91:ASN:OD1	1:B:93:SER:HB2	1.99	0.62
2:C:443:THR:HG23	2:C:444:PRO:HD2	1.80	0.62
3:D:1346:ARG:HA	3:D:1346:ARG:HH11	1.65	0.62
3:D:1493:LYS:O	3:D:1497:GLU:HG2	1.98	0.62
3:D:572:ARG:NE	5:F:80:PRO:HG3	2.14	0.62
3:D:862:ASP:O	3:D:877:PRO:HD2	2.00	0.62
5:F:405:LEU:O	5:F:408:LEU:HD22	1.98	0.62
1:K:27:PRO:HB2	8:K:1253:HOH:O	1.97	0.62
1:L:137:ARG:HH12	1:L:139:ASN:HB3	1.65	0.62
2:M:1049:LEU:O	2:M:1053:LEU:HD23	1.98	0.62
2:M:598:GLU:O	2:M:651:LYS:HG3	2.00	0.62
3:N:179:VAL:HG13	8:N:9757:HOH:O	1.99	0.62

Continued on next page...

Continued from previous page...

Atom-1	Atom-2	Interatomic distance (Å)	Clash overlap (Å)
3:N:440:VAL:HA	8:N:2151:HOH:O	1.99	0.62
4:O:40:LEU:HB2	4:O:45:ARG:CD	2.30	0.62
4:O:51:LEU:HD21	8:O:709:HOH:O	2.00	0.62
5:P:395:GLU:O	5:P:399:GLN:CG	2.45	0.62
5:P:350:LEU:HD12	5:P:422:LEU:HB3	1.81	0.62
1:B:107:LYS:HB3	8:B:9534:HOH:O	1.98	0.62
2:C:197:LEU:HD22	2:C:202:TYR:CD2	2.34	0.62
3:D:774:SER:HB3	3:D:1362:LYS:O	2.00	0.62
3:D:843:PHE:CE1	3:D:864:VAL:HG11	2.34	0.62
4:E:23:VAL:CG2	4:E:65:MET:HG2	2.30	0.62
4:E:4:PRO:HD2	8:E:9453:HOH:O	1.98	0.62
1:K:23:PHE:O	1:K:196:THR:HA	1.98	0.62
1:K:27:PRO:HG2	1:K:186:LEU:HD22	1.82	0.62
1:K:47:SER:HB2	1:K:217:ILE:HD13	1.81	0.62
2:M:537:LYS:HA	2:M:905:ILE:HD11	1.81	0.62
3:N:1418:LYS:HB3	8:N:9558:HOH:O	1.99	0.62
2:M:1101:THR:CB	3:N:5:VAL:HG13	2.21	0.62
3:N:656:PHE:CE2	3:N:698:LYS:HE3	2.34	0.62
2:M:1013:TYR:HE2	5:P:341:PRO:HD2	1.65	0.62
5:P:416:ARG:HH11	5:P:419:ARG:HB3	1.63	0.62
1:B:159:LYS:HB2	8:B:9544:HOH:O	1.98	0.62
3:D:131:LYS:HB3	3:D:456:MET:CE	2.30	0.62
3:D:670:VAL:O	3:D:674:ARG:HG3	2.00	0.62
2:M:1044:GLY:N	3:N:762:GLN:OE1	2.31	0.62
2:M:396:ASP:HA	2:M:633:GLN:NE2	2.13	0.62
2:M:91:GLN:OE1	2:M:117:HIS:HB3	2.00	0.62
3:N:1030:GLY:HA3	8:N:9601:HOH:O	1.98	0.62
3:N:404:GLU:HB3	8:N:2350:HOH:O	2.00	0.62
3:N:558:LEU:HD22	5:P:145:PRO:HG3	1.80	0.62
5:P:376:ILE:HD12	8:P:9528:HOH:O	2.00	0.62
2:C:254:VAL:HG13	2:C:258:TYR:HE1	1.65	0.62
2:C:957:LYS:CD	2:C:961:GLU:HB3	2.30	0.62
2:M:332:ARG:HB2	2:M:466:PHE:HE1	1.64	0.62
2:M:25:SER:OG	2:M:336:VAL:HB	2.00	0.62
2:M:926:PHE:HE1	2:M:929:ARG:NH2	1.97	0.62
2:M:931:GLY:HA3	8:M:9835:HOH:O	1.99	0.62
3:N:195:VAL:HG13	8:N:9862:HOH:O	1.98	0.62
3:N:486:ARG:HA	3:N:489:ARG:HD3	1.82	0.62
3:N:484:PRO:O	3:N:489:ARG:HD2	1.99	0.62
3:N:543:LEU:O	3:N:546:ARG:HB2	2.00	0.62
3:N:961:LYS:HA	8:N:2262:HOH:O	2.00	0.62

Continued on next page...

Continued from previous page...

Atom-1	Atom-2	Interatomic distance (Å)	Clash overlap (Å)
5:P:304:VAL:O	5:P:308:LEU:HG	2.00	0.62
1:A:6:LEU:C	1:A:8:ALA:H	2.02	0.62
2:C:443:THR:HG21	2:C:450:GLY:N	2.14	0.62
3:D:111:LYS:HE2	3:D:1452:ILE:HG12	1.81	0.62
3:D:906:GLN:HB3	3:D:911:LEU:CD1	2.30	0.62
2:M:341:THR:HG23	8:M:9899:HOH:O	1.99	0.62
2:M:536:PRO:HD2	8:M:9912:HOH:O	2.00	0.62
3:N:699:VAL:HG21	3:N:760:ARG:HB3	1.82	0.62
3:N:781:PRO:HG2	3:N:934:LEU:HD22	1.81	0.62
1:L:77:GLU:CB	3:N:872:ARG:HH21	2.11	0.62
2:C:881:ASN:N	2:C:881:ASN:ND2	2.47	0.62
2:C:886:LEU:HA	8:C:9674:HOH:O	1.98	0.62
3:D:32:ILE:HG22	5:F:258:ILE:HD13	1.81	0.62
3:D:83:SER:HB2	8:D:9611:HOH:O	2.00	0.62
3:D:986:ARG:HG3	3:D:990:ASP:OD1	2.00	0.62
2:M:279:GLU:HG3	2:M:280:LYS:HG3	1.81	0.62
2:M:841:ASN:ND2	2:M:843:HIS:CD2	2.68	0.62
2:M:92:ALA:HB2	2:M:120:LEU:HD21	1.79	0.62
3:N:1314:LYS:HD3	3:N:1314:LYS:H	1.64	0.62
3:N:181:ASP:CG	3:N:198:ARG:HB2	2.21	0.62
8:M:9750:HOH:O	3:N:524:LEU:HD11	2.00	0.62
1:A:162:ILE:HG13	1:A:163:ASN:ND2	2.15	0.61
2:C:444:PRO:HG2	2:C:452:ILE:HD12	1.82	0.61
2:C:759:THR:HG21	2:C:783:ARG:NH1	2.15	0.61
3:D:565:ILE:HD13	5:F:192:LEU:CD1	2.30	0.61
3:D:630:VAL:HA	3:D:744:GLN:HG2	1.82	0.61
3:D:58:CYS:SG	3:D:78:VAL:HB	2.40	0.61
3:D:809:PRO:HB2	3:D:812:ALA:HB2	1.82	0.61
1:B:175:ARG:O	3:D:851:LEU:HD21	2.00	0.61
2:M:101:ILE:HG22	2:M:102:HIS:H	1.65	0.61
2:M:1097:LEU:HB3	3:N:10:ILE:HG23	1.81	0.61
2:M:181:VAL:HG23	8:M:9655:HOH:O	2.00	0.61
3:N:11:ALA:HB1	3:N:507:ASN:OD1	2.00	0.61
3:N:434:ARG:CB	3:N:447:VAL:HG22	2.27	0.61
3:N:868:TYR:CD1	3:N:869:MET:HG3	2.34	0.61
2:M:987:ILE:HD12	3:N:948:THR:CG2	2.30	0.61
3:N:539:ASP:HB2	5:P:318:GLU:OE2	1.99	0.61
5:P:94:LEU:HD12	5:P:97:GLU:N	2.15	0.61
1:A:198:ARG:HB2	1:A:200:TRP:CZ3	2.35	0.61
1:B:74:ASP:O	1:B:78:ILE:HG13	2.00	0.61
3:D:438:ASP:OD2	3:D:440:VAL:HB	2.00	0.61

Continued on next page...

Continued from previous page...

Atom-1	Atom-2	Interatomic distance (Å)	Clash overlap (Å)
3:D:470:LEU:HD23	8:D:9988:HOH:O	1.99	0.61
3:D:546:ARG:O	3:D:550:ARG:HG2	2.00	0.61
3:D:66:GLN:HB2	8:D:2184:HOH:O	2.00	0.61
1:A:185:ARG:HD2	8:A:9484:HOH:O	2.00	0.61
1:A:14:ARG:HH22	1:A:24:VAL:CG2	2.13	0.61
2:C:645:VAL:HG23	8:C:9746:HOH:O	2.00	0.61
2:C:893:ALA:O	2:C:897:LEU:HB2	1.99	0.61
3:D:770:LEU:HB2	3:D:1210:SER:O	2.00	0.61
1:K:150:TYR:HE2	1:K:152:PRO:HG3	1.65	0.61
1:K:176:ARG:HG3	1:K:200:TRP:CE3	2.35	0.61
2:M:30:LEU:HD12	2:M:30:LEU:O	2.00	0.61
2:M:480:THR:HG22	2:M:482:GLU:H	1.64	0.61
2:M:722:ILE:HG21	2:M:821:GLU:OE1	2.00	0.61
3:N:87:ARG:HG3	3:N:88:TYR:N	2.14	0.61
5:P:365:GLU:HB2	5:P:400:ILE:CG2	2.30	0.61
5:P:369:LEU:O	5:P:373:LYS:HD3	2.00	0.61
1:A:154:GLU:HA	8:C:9698:HOH:O	1.99	0.61
1:B:89:PHE:HB3	1:B:94:LEU:HD22	1.81	0.61
2:C:1109:VAL:HA	8:C:2004:HOH:O	2.00	0.61
2:C:110:GLU:HG2	2:C:369:PRO:CG	2.30	0.61
2:C:624:PRO:O	2:C:625:LEU:HD23	2.00	0.61
2:C:722:ILE:O	2:C:722:ILE:HD13	2.00	0.61
3:D:1377:LYS:HE2	3:D:1378:TYR:OH	2.00	0.61
2:C:1090:LYS:HG3	3:D:521:PRO:HG2	1.82	0.61
3:D:581:LEU:O	3:D:603:LEU:HD12	2.00	0.61
3:D:770:LEU:HD23	3:D:777:PRO:HA	1.82	0.61
4:E:41:GLU:N	4:E:45:ARG:HG3	2.14	0.61
3:D:572:ARG:CZ	5:F:80:PRO:HD3	2.30	0.61
1:K:6:LEU:C	1:K:8:ALA:H	2.02	0.61
1:L:125:PRO:HD2	8:L:2988:HOH:O	2.00	0.61
2:M:30:LEU:HD22	2:M:118:ILE:HD11	1.82	0.61
2:M:1019:GLN:HE22	3:N:621:LYS:HE3	1.65	0.61
3:N:703:ASN:ND2	3:N:713:ILE:HG12	2.15	0.61
3:N:789:LEU:HD13	3:N:934:LEU:HD23	1.81	0.61
3:N:806:PHE:HE1	3:N:813:LEU:HB3	1.65	0.61
5:P:393:THR:CG2	5:P:394:ARG:HD2	2.30	0.61
1:B:73:GLU:OE1	1:B:130:ALA:HA	2.00	0.61
2:C:1094:ALA:CB	3:D:603:LEU:HD13	2.31	0.61
2:C:333:ILE:HD13	2:C:467:ILE:HD11	1.80	0.61
2:C:676:ILE:O	2:C:676:ILE:HG23	2.00	0.61
2:C:859:PRO:O	2:C:867:VAL:HG22	2.01	0.61

Continued on next page...

Continued from previous page...

Atom-1	Atom-2	Interatomic distance (Å)	Clash overlap (Å)
3:D:9:ARG:NH1	3:D:11:ALA:HB2	2.15	0.61
3:D:1243:THR:CB	3:D:1253:THR:HB	2.31	0.61
3:D:190:GLU:CD	3:D:190:GLU:H	2.03	0.61
3:D:52:PRO:HG3	3:D:78:VAL:HG13	1.81	0.61
4:E:47:LYS:N	4:E:54:LEU:HD22	2.14	0.61
3:N:568:ARG:CZ	8:N:2401:HOH:O	2.47	0.61
3:N:769:LEU:HG	3:N:931:LEU:HD11	1.83	0.61
4:O:87:LYS:HA	8:O:728:HOH:O	2.00	0.61
5:P:371:LEU:HD22	5:P:375:LEU:HD13	1.82	0.61
2:C:431:HIS:CE1	2:C:432:ARG:HG2	2.36	0.61
3:D:1264:GLU:HG2	3:D:1266:ARG:CZ	2.31	0.61
3:D:462:GLN:HA	3:D:513:ILE:HD13	1.82	0.61
3:D:576:GLU:HA	3:D:579:ASP:OD2	2.01	0.61
2:M:164:PRO:HG2	8:M:9585:HOH:O	2.00	0.61
3:N:1332:PRO:HB3	3:N:1421:LEU:HD21	1.83	0.61
3:N:1409:ALA:HB3	8:N:9829:HOH:O	2.01	0.61
3:N:436:GLU:HB2	3:N:445:ARG:HB3	1.81	0.61
5:P:289:GLU:HA	8:P:9504:HOH:O	2.00	0.61
1:A:101:LEU:HD23	1:A:102:LYS:N	2.16	0.61
3:D:1377:LYS:HE2	3:D:1378:TYR:CZ	2.36	0.61
3:D:551:ASN:O	3:D:554:LEU:HB3	2.00	0.61
8:C:9889:HOH:O	3:D:659:LYS:HG2	2.00	0.61
3:D:984:THR:HG22	3:D:987:GLU:CG	2.31	0.61
5:F:291:ILE:HG21	5:F:304:VAL:HG11	1.82	0.61
5:F:361:LEU:CD1	5:F:366:ALA:HB2	2.16	0.61
5:F:350:LEU:CD1	5:F:422:LEU:HB2	2.30	0.61
1:L:186:LEU:HB2	1:L:192:LEU:HD11	1.83	0.61
2:M:380:ALA:O	2:M:384:GLU:HB2	2.00	0.61
2:M:510:ALA:HB3	2:M:513:VAL:CG2	2.31	0.61
2:M:916:GLU:O	2:M:919:ALA:HB3	2.01	0.61
3:N:1267:ARG:NH1	3:N:1271:LYS:HG3	2.16	0.61
4:O:57:ASP:HB3	8:O:5269:HOH:O	1.99	0.61
5:P:377:ASP:HB3	8:P:9661:HOH:O	2.00	0.61
1:A:123:MET:HE3	1:A:203:GLY:O	2.01	0.61
1:B:156:HIS:HD2	1:B:157:GLY:H	1.49	0.61
1:B:212:ASN:O	1:B:215:VAL:HG22	2.01	0.61
2:C:723:THR:HG21	2:C:783:ARG:HH22	1.66	0.61
2:C:816:LYS:HB2	2:C:819:VAL:HG21	1.82	0.61
3:D:1286:THR:HG22	3:D:1287:GLU:H	1.66	0.61
3:D:1432:LYS:HD2	3:D:1433:SER:H	1.66	0.61
3:D:675:ARG:O	3:D:678:GLU:HG2	2.01	0.61

Continued on next page...

Continued from previous page...

Atom-1	Atom-2	Interatomic distance (Å)	Clash overlap (Å)
3:D:925:GLU:OE1	4:E:6:ILE:HG22	2.00	0.61
5:F:135:ILE:HD11	5:F:178:ARG:HB3	1.82	0.61
1:K:219:ARG:HG3	8:L:961:HOH:O	2.00	0.61
1:L:101:LEU:HD23	1:L:102:LYS:N	2.15	0.61
1:L:212:ASN:O	1:L:215:VAL:HG22	2.00	0.61
2:M:264:PRO:HB2	2:M:289:THR:OG1	2.00	0.61
3:N:191:LEU:CB	3:N:195:VAL:HG21	2.30	0.61
5:P:340:SER:O	5:P:342:VAL:N	2.33	0.61
1:B:101:LEU:HD23	1:B:102:LYS:N	2.15	0.61
2:C:15:LEU:CD2	2:C:15:LEU:H	2.11	0.61
2:C:18:LEU:HD23	2:C:542:VAL:HG21	1.83	0.61
2:C:1038:TRP:CZ2	3:D:1096:ARG:HD2	2.36	0.61
3:D:1122:LEU:HD11	3:D:1186:VAL:HG23	1.83	0.61
3:D:583:ASP:OD2	3:D:604:THR:HB	2.01	0.61
3:D:654:LYS:HB3	3:D:655:PRO:HD3	1.83	0.61
2:M:683:ASN:HA	2:M:687:ALA:HB3	1.83	0.61
2:M:976:ASP:HB3	2:M:979:THR:HG22	1.81	0.61
3:N:1450:ALA:HA	3:N:1455:LYS:HG3	1.83	0.61
3:N:422:ALA:HB1	5:P:178:ARG:NH2	2.15	0.61
3:N:560:GLN:HA	3:N:560:GLN:HE21	1.66	0.61
3:N:65:ARG:HG3	3:N:66:GLN:H	1.65	0.61
3:N:804:LEU:HD11	8:N:9675:HOH:O	1.99	0.61
5:P:324:GLU:HG3	8:P:9622:HOH:O	2.00	0.61
1:A:23:PHE:O	1:A:196:THR:HA	2.00	0.61
1:B:86:VAL:HG23	8:B:9484:HOH:O	2.00	0.61
2:C:1005:MET:HE3	3:D:645:PRO:HG2	1.83	0.61
3:D:1426:LYS:HB2	3:D:1426:LYS:NZ	2.16	0.61
2:M:266:ARG:HB3	8:M:9764:HOH:O	2.00	0.61
3:N:860:LEU:HA	3:N:877:PRO:HB2	1.83	0.61
1:B:67:THR:HB	8:B:9510:HOH:O	2.01	0.60
2:C:129:ILE:HB	8:C:2312:HOH:O	2.00	0.60
2:C:89:THR:O	2:C:91:GLN:HG3	2.01	0.60
3:D:1309:ALA:HB1	3:D:1326:THR:HG23	1.82	0.60
3:D:13:ALA:HB1	3:D:18:ILE:HD11	1.82	0.60
3:D:466:LYS:HE2	8:D:9933:HOH:O	2.00	0.60
3:D:50:PHE:HB3	3:D:522:PRO:HG2	1.82	0.60
3:D:543:LEU:HA	3:D:546:ARG:HG3	1.82	0.60
2:C:1020:PRO:O	3:D:622:ARG:HD2	2.01	0.60
3:D:636:GLN:HB2	8:D:2028:HOH:O	2.01	0.60
3:D:970:LYS:HG2	8:D:2147:HOH:O	2.00	0.60
1:L:74:ASP:O	1:L:78:ILE:HG13	2.01	0.60

Continued on next page...

Continued from previous page...

Atom-1	Atom-2	Interatomic distance (Å)	Clash overlap (Å)
2:M:1018:GLN:NE2	2:M:1063:ARG:NH2	2.49	0.60
2:M:176:VAL:C	2:M:178:PRO:HD3	2.21	0.60
2:M:195:LEU:O	2:M:199:VAL:HG23	2.00	0.60
2:M:762:LYS:HB2	2:M:762:LYS:NZ	2.16	0.60
3:N:1147:ARG:H	3:N:1166:LEU:HD23	1.66	0.60
3:N:1095:THR:OG1	3:N:1230:GLY:HA3	2.01	0.60
3:N:1309:ALA:HB1	3:N:1326:THR:HG23	1.82	0.60
3:N:729:HIS:CE1	3:N:731:LEU:HG	2.36	0.60
3:N:814:ALA:HB2	8:N:9621:HOH:O	2.01	0.60
3:N:639:LEU:HD11	3:N:931:LEU:HD12	1.82	0.60
5:P:118:GLU:HB3	8:P:9609:HOH:O	2.01	0.60
5:P:160:ASP:HA	5:P:163:LEU:HD12	1.82	0.60
2:C:1090:LYS:HB3	3:D:521:PRO:HD2	1.83	0.60
2:C:49:ARG:HD3	8:C:2304:HOH:O	2.00	0.60
2:C:528:GLU:O	2:C:530:GLU:HG3	2.01	0.60
1:A:182:GLU:OE1	2:C:934:PHE:HB3	2.00	0.60
3:D:1459:LEU:HB3	3:D:1465:ASN:ND2	2.16	0.60
3:D:556:LYS:HD2	8:D:2572:HOH:O	2.01	0.60
3:D:547:LEU:CD2	3:D:581:LEU:HD21	2.31	0.60
3:D:710:ARG:HG3	3:D:711:LEU:N	2.15	0.60
5:F:346:THR:HG21	5:F:422:LEU:O	2.01	0.60
1:L:108:GLU:HB3	1:L:128:HIS:CE1	2.27	0.60
2:M:288:ARG:HD2	8:M:2222:HOH:O	2.01	0.60
3:N:422:ALA:H	3:N:427:VAL:CG1	2.13	0.60
3:N:127:LEU:HD21	3:N:461:ILE:HD11	1.82	0.60
3:N:834:THR:HB	3:N:838:ARG:HB2	1.83	0.60
1:A:54:THR:CG2	1:A:158:ILE:HG13	2.31	0.60
2:C:1096:ALA:HB3	3:D:101:HIS:ND1	2.16	0.60
2:C:205:GLU:HB2	8:C:9906:HOH:O	2.00	0.60
2:C:876:VAL:HG22	2:C:884:GLN:HE21	1.65	0.60
2:C:73:LEU:HD23	2:C:94:LEU:HB2	1.83	0.60
3:D:119:SER:CB	3:D:123:LEU:HB2	2.32	0.60
8:C:2084:HOH:O	3:D:3:LYS:HG3	2.01	0.60
5:F:140:ARG:HG3	5:F:141:VAL:N	2.15	0.60
5:F:350:LEU:HD13	5:F:422:LEU:HB2	1.82	0.60
1:K:39:PRO:O	1:K:43:ILE:HG12	2.02	0.60
2:M:254:VAL:O	2:M:257:VAL:HG23	2.00	0.60
2:M:846:LYS:NZ	3:N:741:ASP:O	2.34	0.60
3:N:960:LYS:HG2	3:N:964:LEU:HD12	1.83	0.60
2:C:1009:SER:HB2	3:D:651:GLU:O	2.02	0.60
2:C:379:GLU:O	2:C:383:ARG:HB3	2.01	0.60

Continued on next page...

Continued from previous page...

Atom-1	Atom-2	Interatomic distance (Å)	Clash overlap (Å)
2:C:498:GLN:HB3	8:C:9751:HOH:O	2.02	0.60
3:D:10:ILE:HG13	3:D:1434:TRP:CZ2	2.36	0.60
3:D:1357:ARG:HG3	8:D:2490:HOH:O	2.01	0.60
3:D:148:GLU:HA	3:D:149:LYS:HE2	1.83	0.60
3:D:127:LEU:HD21	3:D:461:ILE:HD11	1.83	0.60
3:D:512:MET:HB3	8:D:2085:HOH:O	1.99	0.60
3:D:584:ASN:HB2	3:D:602:SER:OG	2.02	0.60
3:D:772:PRO:O	3:D:1367:HIS:NE2	2.34	0.60
3:D:894:LYS:HG2	8:D:9710:HOH:O	2.01	0.60
4:E:41:GLU:HB3	4:E:42:PRO:HD3	1.84	0.60
5:F:114:LYS:HE3	8:F:9811:HOH:O	2.01	0.60
5:F:160:ASP:O	5:F:164:LYS:HG3	2.01	0.60
3:D:572:ARG:HH22	5:F:83:GLN:NE2	2.00	0.60
1:K:12:THR:HG23	1:K:24:VAL:HB	1.84	0.60
1:L:216:GLU:HG3	1:L:220:GLU:OE1	2.01	0.60
2:M:313:LEU:HD13	2:M:321:GLU:O	2.02	0.60
2:M:110:GLU:H	2:M:368:THR:HG21	1.66	0.60
2:M:405:ARG:HH21	2:M:409:ARG:HH21	1.47	0.60
3:N:1033:GLN:HG2	8:N:2106:HOH:O	2.00	0.60
3:N:535:PHE:O	5:P:314:PRO:HA	2.01	0.60
3:N:798:GLU:HG2	3:N:799:LYS:H	1.65	0.60
3:N:868:TYR:HD1	3:N:869:MET:HG3	1.66	0.60
4:O:60:ALA:O	4:O:63:TRP:HB2	2.01	0.60
2:C:49:ARG:CZ	2:C:49:ARG:HB2	2.31	0.60
2:C:4:LYS:HD3	8:C:2222:HOH:O	2.00	0.60
3:D:957:PRO:HG3	3:D:1007:VAL:HA	1.83	0.60
1:L:89:PHE:HB3	1:L:120:VAL:HG22	1.82	0.60
2:M:398:THR:HG23	2:M:635:THR:HG21	1.82	0.60
2:M:905:ILE:HG12	8:M:9571:HOH:O	2.00	0.60
2:M:432:ARG:NH1	3:N:1047:LYS:HE2	2.12	0.60
3:N:1092:GLY:O	3:N:1096:ARG:HB2	2.01	0.60
3:N:1161:GLU:CG	3:N:1164:ARG:HB2	2.32	0.60
2:M:1096:ALA:O	3:N:13:ALA:HB2	2.01	0.60
1:A:115:LEU:O	1:A:115:LEU:HD12	2.00	0.60
1:B:6:LEU:C	1:B:8:ALA:H	2.03	0.60
2:C:1115:LEU:HG	8:C:9518:HOH:O	2.01	0.60
2:C:176:VAL:HG12	2:C:182:VAL:CG1	2.31	0.60
2:C:244:PRO:HA	8:C:2250:HOH:O	2.01	0.60
2:C:170:PRO:HG2	2:C:258:TYR:CD2	2.37	0.60
2:C:462:ASP:HB2	8:C:9962:HOH:O	2.02	0.60
2:C:776:SER:HA	2:C:780:GLU:HB3	1.83	0.60

Continued on next page...

Continued from previous page...

Atom-1	Atom-2	Interatomic distance (Å)	Clash overlap (Å)
4:E:44:GLU:N	8:E:9370:HOH:O	2.33	0.60
4:E:74:VAL:CG1	4:E:79:LEU:HD21	2.31	0.60
2:M:206:THR:HB	8:M:9850:HOH:O	2.00	0.60
2:M:208:ALA:HB1	2:M:218:VAL:HG11	1.82	0.60
2:M:42:VAL:HG12	2:M:43:GLY:H	1.65	0.60
2:M:93:PRO:HG3	2:M:117:HIS:CE1	2.32	0.60
3:N:462:GLN:HA	3:N:513:ILE:CD1	2.30	0.60
2:M:1019:GLN:HE22	3:N:621:LYS:CE	2.14	0.60
3:N:786:ILE:HG21	3:N:1027:GLY:N	2.16	0.60
1:B:185:ARG:HA	8:B:9553:HOH:O	2.01	0.60
1:B:206:THR:HG22	1:B:209:GLU:CG	2.32	0.60
1:B:206:THR:HG22	1:B:209:GLU:HG3	1.83	0.60
3:D:1258:ARG:NH2	3:D:1262:LEU:HD11	2.17	0.60
3:D:380:GLU:O	3:D:382:GLU:N	2.34	0.60
3:D:486:ARG:HA	3:D:489:ARG:HD3	1.83	0.60
4:E:46:PRO:HB3	4:E:54:LEU:HD21	1.84	0.60
5:F:156:VAL:HG13	8:F:9476:HOH:O	2.02	0.60
1:K:29:GLU:N	8:K:1204:HOH:O	2.34	0.60
2:M:686:ASP:O	3:N:740:PHE:HB2	2.02	0.60
3:N:1346:ARG:O	3:N:1350:GLU:HG3	2.01	0.60
3:N:1388:ARG:O	3:N:1391:GLU:HG2	2.00	0.60
3:N:843:PHE:CE1	3:N:864:VAL:HG11	2.36	0.60
1:B:18:ARG:O	1:B:207:PRO:HD3	2.02	0.60
1:B:215:VAL:HG23	8:B:9526:HOH:O	2.01	0.60
1:A:218:LEU:CD2	1:B:222:LEU:HD11	2.31	0.60
2:C:1050:GLN:HB2	8:D:2065:HOH:O	2.02	0.60
3:D:477:LEU:HD21	3:D:495:ARG:NH1	2.17	0.60
4:E:9:LEU:HB3	4:E:19:LEU:HD21	1.84	0.60
3:D:560:GLN:O	5:F:184:ARG:NH2	2.35	0.60
5:F:277:GLN:HG3	8:F:9724:HOH:O	2.00	0.60
1:K:197:LEU:H	1:K:197:LEU:HD23	1.66	0.60
1:K:96:THR:OG1	1:K:143:ARG:NH1	2.35	0.60
1:L:18:ARG:O	1:L:207:PRO:HD3	2.01	0.60
1:L:226:SER:HA	8:L:3072:HOH:O	2.02	0.60
2:M:397:GLU:HG3	2:M:631:SER:HB2	1.83	0.60
2:M:803:THR:HG22	2:M:825:VAL:HG22	1.82	0.60
3:N:1441:GLN:HB2	8:N:9617:HOH:O	2.01	0.60
8:M:9822:HOH:O	3:N:651:GLU:HB3	2.01	0.60
4:O:48:MET:HB3	4:O:54:LEU:HB2	1.83	0.60
5:P:406:ARG:HA	5:P:409:LYS:HD3	1.83	0.60
1:A:212:ASN:O	1:A:215:VAL:HG22	2.02	0.60

Continued on next page...

Continued from previous page...

Atom-1	Atom-2	Interatomic distance (Å)	Clash overlap (Å)
3:D:18:ILE:HG21	3:D:516:ALA:O	2.02	0.60
1:K:1:MET:O	1:K:6:LEU:HD22	2.01	0.60
1:L:162:ILE:HD13	8:L:5120:HOH:O	2.01	0.60
1:L:86:VAL:HA	8:L:1948:HOH:O	2.01	0.60
2:M:535:SER:HB2	8:M:9912:HOH:O	2.02	0.60
3:N:1397:LYS:HG2	8:N:2381:HOH:O	2.01	0.60
3:N:785:ILE:HD12	3:N:785:ILE:N	2.16	0.60
2:C:841:ASN:ND2	2:C:843:HIS:H	2.00	0.60
4:E:50:THR:HG22	8:E:9360:HOH:O	2.01	0.60
5:F:419:ARG:O	5:F:421:PHE:N	2.35	0.60
5:F:94:LEU:HD13	5:F:96:LEU:N	2.15	0.60
1:K:108:GLU:O	1:K:110:LYS:HG3	2.01	0.60
1:L:185:ARG:HH12	3:N:692:GLU:HG3	1.67	0.60
2:M:443:THR:HG22	2:M:452:ILE:O	2.02	0.60
2:M:878:SER:HA	3:N:1034:GLN:OE1	2.02	0.60
3:N:1422:MET:HE2	3:N:1427:SER:HA	1.83	0.60
3:N:52:PRO:HB3	3:N:80:VAL:HB	1.83	0.60
3:N:538:SER:N	5:P:317:LEU:HD12	2.16	0.60
5:P:376:ILE:HG22	5:P:377:ASP:CB	2.31	0.60
1:B:7:LYS:CE	1:B:186:LEU:HD13	2.31	0.59
2:C:288:ARG:HE	2:C:288:ARG:HA	1.66	0.59
2:C:462:ASP:CG	2:C:463:GLU:H	2.05	0.59
2:C:41:ASN:O	2:C:46:ALA:HB2	2.02	0.59
3:D:601:ARG:HD3	3:D:613:ARG:HH21	1.67	0.59
1:L:76:VAL:HA	1:L:79:ILE:HG12	1.82	0.59
2:M:49:ARG:NH2	8:M:9564:HOH:O	2.35	0.59
3:N:1046:GLN:HB3	8:N:9803:HOH:O	2.01	0.59
3:N:1122:LEU:HD23	3:N:1178:ALA:HB2	1.84	0.59
3:N:380:GLU:O	3:N:382:GLU:N	2.35	0.59
3:N:984:THR:HG22	3:N:987:GLU:CG	2.29	0.59
2:C:1001:VAL:HG12	8:C:2021:HOH:O	2.02	0.59
3:D:1213:ARG:HB2	3:D:1214:PRO:CD	2.31	0.59
3:D:594:PRO:HB2	8:D:2420:HOH:O	2.02	0.59
1:K:101:LEU:HD23	1:K:102:LYS:N	2.17	0.59
1:L:108:GLU:O	1:L:110:LYS:HG3	2.02	0.59
2:M:1009:SER:HB2	3:N:651:GLU:OE1	2.02	0.59
3:N:47:GLU:HB2	3:N:78:VAL:HG22	1.84	0.59
5:P:166:LEU:O	5:P:171:LYS:HB2	2.02	0.59
1:B:38:ASN:HB2	8:C:2221:HOH:O	2.00	0.59
1:B:7:LYS:NZ	1:B:186:LEU:HD13	2.18	0.59
2:C:1042:ALA:O	3:D:1220:ALA:HB3	2.01	0.59

Continued on next page...

Continued from previous page...

Atom-1	Atom-2	Interatomic distance (Å)	Clash overlap (Å)
2:C:162:ILE:HB	2:C:172:ILE:HD13	1.83	0.59
2:C:208:ALA:HB1	2:C:218:VAL:HG11	1.85	0.59
2:C:42:VAL:HG11	8:C:9546:HOH:O	2.01	0.59
3:D:407:VAL:HA	8:D:9600:HOH:O	2.01	0.59
3:D:4:GLU:HB2	8:D:9671:HOH:O	2.02	0.59
3:D:525:ARG:HA	3:D:538:SER:OG	2.01	0.59
3:D:546:ARG:NH2	3:D:550:ARG:HH22	2.00	0.59
5:F:184:ARG:O	5:F:188:ILE:HG13	2.02	0.59
2:M:1083:GLU:O	2:M:1087:VAL:HG23	2.02	0.59
3:N:111:LYS:HA	3:N:111:LYS:HE2	1.85	0.59
3:N:1489:GLN:HA	3:N:1489:GLN:NE2	2.16	0.59
3:N:177:ALA:HB1	3:N:199:LEU:CG	2.32	0.59
3:N:555:LYS:HA	3:N:558:LEU:HD12	1.84	0.59
2:M:376:ARG:HH12	5:P:285:GLU:HG2	1.66	0.59
2:C:101:ILE:HG22	2:C:102:HIS:H	1.67	0.59
3:D:1022:VAL:HG21	8:D:9500:HOH:O	2.02	0.59
3:D:1109:GLU:HG2	3:D:1202:GLN:N	2.16	0.59
3:D:1109:GLU:CG	3:D:1202:GLN:H	2.15	0.59
3:D:1295:GLU:HB3	3:D:1300:SER:CB	2.32	0.59
3:D:488:ARG:HD3	8:D:2340:HOH:O	2.01	0.59
2:M:250:ARG:CZ	2:M:253:ALA:HB1	2.31	0.59
2:M:297:GLU:HB2	8:M:9925:HOH:O	2.03	0.59
3:N:1336:LEU:HD22	3:N:1421:LEU:HB2	1.83	0.59
3:N:558:LEU:HD13	5:P:145:PRO:CB	2.32	0.59
3:N:58:CYS:SG	3:N:78:VAL:HB	2.43	0.59
5:P:359:SER:HB3	8:P:9756:HOH:O	2.00	0.59
2:C:200:LEU:HD13	2:C:300:ASP:CG	2.22	0.59
2:C:34:VAL:HB	2:C:38:LYS:CG	2.29	0.59
2:C:751:PRO:HB2	3:D:680:GLN:CG	2.30	0.59
3:D:1264:GLU:HB3	3:D:1266:ARG:HD2	1.84	0.59
3:D:1263:PHE:CZ	3:D:1352:ILE:HD13	2.37	0.59
3:D:1390:LEU:HG	8:D:9868:HOH:O	2.02	0.59
3:D:1399:ASP:O	3:D:1403:LEU:HB2	2.02	0.59
3:D:168:THR:C	3:D:170:PRO:HD3	2.23	0.59
3:D:452:ILE:HG23	3:D:452:ILE:O	2.01	0.59
3:D:783:ARG:HH21	3:D:1029:ARG:HG2	1.68	0.59
1:K:89:PHE:HB3	1:K:120:VAL:HG22	1.84	0.59
1:K:53:VAL:HG12	1:K:167:VAL:HG21	1.83	0.59
2:M:176:VAL:HG12	2:M:182:VAL:HG13	1.84	0.59
2:M:514:VAL:HG11	2:M:516:ARG:CZ	2.32	0.59
2:M:571:LEU:HD22	2:M:670:GLN:OE1	2.02	0.59

Continued on next page...

Continued from previous page...

Atom-1	Atom-2	Interatomic distance (Å)	Clash overlap (Å)
2:M:862:PRO:HA	2:M:975:TYR:CE1	2.34	0.59
3:N:146:PRO:HA	8:N:9562:HOH:O	2.03	0.59
3:N:75:ARG:HH11	3:N:75:ARG:HG3	1.67	0.59
3:N:756:GLN:O	3:N:760:ARG:HG2	2.02	0.59
5:P:200:LYS:HA	5:P:209:PHE:HE1	1.67	0.59
1:B:102:LYS:HB3	8:B:9575:HOH:O	2.02	0.59
1:B:206:THR:HG22	1:B:209:GLU:H	1.68	0.59
2:C:120:LEU:HB2	8:C:2229:HOH:O	2.01	0.59
2:C:42:VAL:HG12	2:C:43:GLY:N	2.18	0.59
2:C:57:GLU:O	2:C:62:GLY:HA3	2.02	0.59
3:D:126:VAL:HG13	3:D:132:TYR:CB	2.31	0.59
3:D:1310:ARG:NE	3:D:1327:ARG:HB3	2.11	0.59
3:D:423:ASP:O	3:D:425:GLY:N	2.30	0.59
3:D:481:MET:HG2	3:D:493:ARG:HH21	1.65	0.59
3:D:23:TYR:O	3:D:49:ILE:HG23	2.02	0.59
3:D:65:ARG:HB2	5:F:375:LEU:CA	2.28	0.59
3:D:829:VAL:HG13	8:D:2203:HOH:O	2.03	0.59
2:M:250:ARG:HH21	2:M:253:ALA:HB1	1.67	0.59
2:M:266:ARG:HD3	2:M:273:GLY:HA3	1.85	0.59
2:M:676:ILE:HG23	2:M:676:ILE:O	2.02	0.59
2:M:691:SER:HB2	2:M:858:MET:HE1	1.83	0.59
2:M:8:ARG:HG2	8:M:9832:HOH:O	2.02	0.59
3:N:1286:THR:HG22	3:N:1287:GLU:N	2.17	0.59
3:N:116:LEU:HD23	3:N:468:LEU:HD21	1.84	0.59
3:N:470:LEU:HD22	3:N:499:VAL:HG22	1.84	0.59
3:N:499:VAL:O	3:N:503:LEU:HB2	2.02	0.59
3:N:787:LEU:HD21	3:N:947:ILE:CD1	2.32	0.59
3:N:845:ASN:H	3:N:848:GLU:HG3	1.68	0.59
4:O:41:GLU:HB3	4:O:42:PRO:HD3	1.83	0.59
1:A:227:ASN:ND2	1:A:227:ASN:H	2.00	0.59
2:C:188:LYS:HE2	2:C:188:LYS:O	2.01	0.59
2:C:19:THR:HG22	2:C:19:THR:O	2.02	0.59
2:C:437:ARG:NH2	2:C:488:ALA:HA	2.16	0.59
3:D:730:PRO:HA	3:D:733:CYS:SG	2.42	0.59
1:B:176:ARG:NH2	3:D:884:ARG:CZ	2.66	0.59
3:D:897:TRP:HZ3	8:D:2492:HOH:O	1.85	0.59
5:F:195:VAL:HG11	5:F:217:ASN:OD1	2.01	0.59
1:K:96:THR:CB	1:K:143:ARG:HH12	2.15	0.59
2:M:41:ASN:O	2:M:46:ALA:HB2	2.02	0.59
2:M:501:THR:HG22	2:M:513:VAL:CG1	2.33	0.59
2:M:603:VAL:HG21	2:M:643:VAL:CG1	2.31	0.59

Continued on next page...

Continued from previous page...

Atom-1	Atom-2	Interatomic distance (Å)	Clash overlap (Å)
3:N:601:ARG:HH11	3:N:613:ARG:NH2	1.99	0.59
1:A:197:LEU:HD23	1:A:197:LEU:N	2.17	0.59
1:A:227:ASN:N	1:A:227:ASN:HD22	1.97	0.59
1:B:91:ASN:HB3	8:B:9492:HOH:O	2.02	0.59
8:C:9694:HOH:O	3:D:1068:LEU:HD21	2.03	0.59
3:D:1101:VAL:HG11	3:D:1427:SER:HB3	1.85	0.59
3:D:456:MET:HG2	3:D:568:ARG:HH11	1.68	0.59
5:F:163:LEU:HD13	5:F:174:LEU:HG	1.85	0.59
5:F:367:MET:HE2	5:F:367:MET:N	2.18	0.59
2:M:1020:PRO:O	3:N:622:ARG:HD2	2.03	0.59
2:M:238:LEU:O	2:M:242:LEU:HD22	2.03	0.59
2:M:431:HIS:HD2	2:M:433:THR:OG1	1.85	0.59
2:M:545:ASN:O	2:M:581:THR:HG21	2.03	0.59
2:M:707:ARG:HG3	2:M:826:TYR:CE2	2.38	0.59
2:M:846:LYS:O	3:N:741:ASP:HB3	2.02	0.59
3:N:422:ALA:HB1	5:P:178:ARG:HH22	1.68	0.59
3:N:498:VAL:HG11	8:N:9878:HOH:O	2.02	0.59
3:N:820:GLU:HG2	3:N:825:ALA:O	2.03	0.59
5:P:94:LEU:H	5:P:98:GLU:HB2	1.67	0.59
1:A:143:ARG:HD3	1:A:160:ASP:OD2	2.03	0.59
2:C:194:VAL:HG21	2:C:221:LEU:O	2.02	0.59
2:C:371:LYS:O	2:C:372:LEU:HD12	2.02	0.59
2:C:853:LEU:HB3	2:C:858:MET:HE3	1.85	0.59
2:C:858:MET:HB2	2:C:859:PRO:HD2	1.84	0.59
2:C:938:LYS:HE3	8:C:9606:HOH:O	2.03	0.59
3:D:13:ALA:O	3:D:511:TRP:HB3	2.03	0.59
3:D:1489:GLN:HE21	3:D:1493:LYS:NZ	2.01	0.59
3:D:166:GLN:HG2	3:D:207:PHE:HB2	1.85	0.59
3:D:379:ALA:HB1	8:D:2450:HOH:O	2.02	0.59
4:E:40:LEU:O	4:E:40:LEU:HD12	2.03	0.59
8:D:9617:HOH:O	5:F:141:VAL:HG21	2.02	0.59
5:F:132:ARG:HG2	5:F:181:GLU:OE1	2.03	0.59
5:F:267:THR:HA	8:F:9561:HOH:O	2.02	0.59
2:M:1097:LEU:HD21	3:N:103:TRP:HZ3	1.68	0.59
2:M:183:SER:HB3	2:M:190:LYS:HZ1	1.66	0.59
2:M:567:GLN:HB2	2:M:997:LEU:HD22	1.85	0.59
3:N:477:LEU:HB3	3:N:496:LEU:HD12	1.84	0.59
2:C:1032:PHE:CZ	2:C:1040:LEU:HD22	2.38	0.59
2:C:1081:VAL:HB	2:C:1086:ARG:NH2	2.18	0.59
2:C:220:GLY:HA3	8:C:9517:HOH:O	2.01	0.59
2:C:254:VAL:HG13	2:C:258:TYR:CE1	2.38	0.59

Continued on next page...

Continued from previous page...

Atom-1	Atom-2	Interatomic distance (Å)	Clash overlap (Å)
2:C:162:ILE:HG12	2:C:306:THR:HG21	1.84	0.59
2:C:537:LYS:CA	2:C:545:ASN:HD21	2.15	0.59
2:C:583:LEU:O	2:C:587:VAL:HG23	2.03	0.59
2:C:767:PRO:HG3	8:C:2016:HOH:O	2.02	0.59
2:C:798:GLY:H	2:C:827:VAL:CG1	2.16	0.59
3:D:56:TYR:HB2	8:D:9482:HOH:O	2.02	0.59
3:D:583:ASP:HA	3:D:602:SER:HB2	1.83	0.59
3:D:826:PRO:HD3	8:D:9587:HOH:O	2.01	0.59
3:D:785:ILE:HG12	3:D:935:LYS:HA	1.85	0.59
1:K:50:GLY:O	1:K:146:ARG:HA	2.03	0.59
2:M:242:LEU:HA	8:M:9620:HOH:O	2.02	0.59
2:M:393:GLN:HE21	2:M:409:ARG:NH1	2.00	0.59
3:N:646:LYS:CA	3:N:720:LEU:HD22	2.27	0.59
5:P:398:ARG:HD2	8:P:9476:HOH:O	2.02	0.59
1:A:189:ARG:HH22	1:B:155:LYS:HG2	1.67	0.58
1:B:77:GLU:HB2	3:D:872:ARG:NH2	2.18	0.58
2:C:19:THR:HG21	2:C:124:ASP:O	2.03	0.58
2:C:266:ARG:NH1	2:C:266:ARG:HG3	2.16	0.58
2:C:442:GLU:HG2	2:C:454:SER:HB2	1.84	0.58
2:C:679:PHE:N	8:C:9687:HOH:O	2.36	0.58
1:A:42:ARG:NH1	2:C:857:ASP:HB3	2.18	0.58
2:C:900:ARG:HD2	8:C:9612:HOH:O	2.02	0.58
2:C:902:ILE:HG22	2:C:904:PRO:HD3	1.84	0.58
3:D:1066:THR:HG23	3:D:1069:GLU:OE1	2.03	0.58
2:C:447:ALA:HA	3:D:1085:ALA:HB1	1.84	0.58
3:D:1460:ILE:HA	8:D:9474:HOH:O	2.03	0.58
3:D:416:ALA:H	3:D:417:PRO:CD	2.15	0.58
3:D:502:PHE:CZ	3:D:1452:ILE:HG13	2.38	0.58
1:L:89:PHE:HB3	1:L:94:LEU:HD22	1.85	0.58
2:M:139:GLN:HB3	2:M:334:ARG:CD	2.33	0.58
2:M:610:ARG:HG3	2:M:610:ARG:HH11	1.68	0.58
2:M:613:VAL:HG21	8:M:9608:HOH:O	2.02	0.58
2:M:727:PRO:HB3	8:M:9890:HOH:O	2.03	0.58
2:M:955:PRO:HD3	8:M:9758:HOH:O	2.02	0.58
3:N:699:VAL:H	3:N:756:GLN:NE2	1.97	0.58
1:B:41:ARG:HG3	1:B:41:ARG:HH11	1.68	0.58
2:C:292:ARG:HH11	2:C:299:LYS:HD3	1.68	0.58
2:C:347:GLY:HA2	2:C:350:ARG:HD2	1.85	0.58
2:C:524:VAL:HB	8:C:2063:HOH:O	2.02	0.58
3:D:1464:GLU:HA	3:D:1467:ILE:HD12	1.84	0.58
3:D:396:VAL:CG2	3:D:447:VAL:HB	2.32	0.58

Continued on next page...

Continued from previous page...

Atom-1	Atom-2	Interatomic distance (Å)	Clash overlap (Å)
2:C:1056:LYS:HD3	3:D:623:VAL:HG22	1.85	0.58
3:D:697:GLY:HA3	4:E:59:ASN:OD1	2.01	0.58
2:C:1010:THR:HG21	5:F:341:PRO:HB2	1.84	0.58
3:D:65:ARG:CB	5:F:375:LEU:HA	2.29	0.58
2:M:1031:ARG:HD3	3:N:620:GLY:O	2.03	0.58
2:M:256:TYR:HB3	8:M:2097:HOH:O	2.01	0.58
2:M:445:GLU:OE2	2:M:560:MET:HG2	2.02	0.58
2:M:909:ALA:HB1	2:M:914:ILE:CD1	2.31	0.58
2:C:95:TYR:CD2	2:C:114:PHE:HB3	2.38	0.58
2:C:673:LEU:HD23	2:C:867:VAL:HG12	1.84	0.58
3:D:609:GLY:CA	3:D:613:ARG:HB3	2.33	0.58
5:F:272:SER:O	5:F:276:ARG:HG2	2.02	0.58
1:L:132:LEU:HD22	8:L:960:HOH:O	2.02	0.58
2:M:244:PRO:CD	2:M:245:GLY:H	2.16	0.58
2:M:354:GLY:HA3	8:M:2246:HOH:O	2.03	0.58
2:M:545:ASN:OD1	2:M:905:ILE:HD13	2.03	0.58
3:N:1236:LEU:HD11	3:N:1356:TYR:CE2	2.38	0.58
3:N:186:VAL:HG11	3:N:213:VAL:HB	1.85	0.58
3:N:777:PRO:CG	3:N:915:VAL:HB	2.33	0.58
3:N:813:LEU:HD12	3:N:814:ALA:N	2.18	0.58
1:B:78:ILE:HG12	8:B:9503:HOH:O	2.02	0.58
2:C:129:ILE:HG22	2:C:130:ASN:N	2.18	0.58
2:C:174:LEU:HD22	2:C:193:LEU:HD23	1.85	0.58
2:C:218:VAL:O	2:C:221:LEU:HB3	2.02	0.58
2:C:382:ILE:HA	8:C:9515:HOH:O	2.03	0.58
3:D:1339:LYS:HD2	8:D:2350:HOH:O	2.02	0.58
3:D:12:LEU:CD2	3:D:13:ALA:H	2.16	0.58
5:F:310:ILE:HA	8:F:9654:HOH:O	2.03	0.58
5:F:340:SER:O	5:F:342:VAL:N	2.36	0.58
5:F:415:THR:HG21	5:F:417:LYS:NZ	2.18	0.58
1:K:51:THR:HA	1:K:145:ASP:O	2.03	0.58
1:K:89:PHE:HB3	1:K:94:LEU:HD22	1.86	0.58
1:L:101:LEU:HD22	1:L:140:MET:CE	2.34	0.58
1:L:89:PHE:HB2	1:L:94:LEU:HD22	1.86	0.58
1:L:6:LEU:C	1:L:8:ALA:H	2.05	0.58
2:M:226:VAL:HA	8:M:9817:HOH:O	2.03	0.58
2:M:675:ALA:HA	2:M:989:VAL:HG12	1.84	0.58
3:N:1148:VAL:HB	3:N:1203:LYS:O	2.04	0.58
3:N:1458:GLU:O	3:N:1460:ILE:HG13	2.03	0.58
3:N:196:VAL:HG13	3:N:202:VAL:HG11	1.84	0.58
3:N:558:LEU:HD13	5:P:145:PRO:HA	1.84	0.58

Continued on next page...

Continued from previous page...

Atom-1	Atom-2	Interatomic distance (Å)	Clash overlap (Å)
4:O:40:LEU:HG	4:O:67:GLU:HG2	1.83	0.58
1:B:206:THR:CG2	1:B:209:GLU:H	2.16	0.58
2:C:102:HIS:HB2	2:C:106:GLY:O	2.04	0.58
2:C:15:LEU:N	2:C:15:LEU:HD22	2.14	0.58
2:C:165:LEU:HD12	2:C:166:PRO:N	2.18	0.58
2:C:279:GLU:OE2	2:C:489:THR:HG21	2.03	0.58
3:D:195:VAL:HB	3:D:205:TYR:HB2	1.85	0.58
3:D:379:ALA:HA	8:D:9674:HOH:O	2.02	0.58
3:D:507:ASN:HA	8:D:9897:HOH:O	2.03	0.58
3:D:583:ASP:OD1	3:D:604:THR:HB	2.04	0.58
5:F:352:GLU:HG2	8:F:9501:HOH:O	2.03	0.58
5:F:85:LEU:HA	5:F:88:ILE:HD12	1.84	0.58
1:K:224:TYR:CD1	1:L:9:PRO:HD2	2.39	0.58
3:N:1043:GLY:O	3:N:1056:PRO:HB3	2.04	0.58
5:P:411:HIS:CB	5:P:414:ARG:HE	2.16	0.58
1:A:39:PRO:O	1:A:43:ILE:HG12	2.04	0.58
2:C:309:TYR:HA	2:C:312:ALA:HB3	1.86	0.58
2:C:637:LEU:HA	2:C:659:PRO:HG3	1.85	0.58
1:A:178:ALA:CB	2:C:864:GLY:H	2.16	0.58
2:C:916:GLU:O	2:C:919:ALA:HB3	2.04	0.58
1:A:196:THR:HG21	2:C:934:PHE:CD2	2.39	0.58
3:D:112:ILE:HG22	3:D:512:MET:SD	2.43	0.58
3:D:897:TRP:CE2	3:D:902:LEU:HD21	2.38	0.58
1:K:224:TYR:CE1	1:L:9:PRO:HD2	2.39	0.58
1:L:76:VAL:O	1:L:80:LEU:HB2	2.04	0.58
2:M:39:ARG:HG3	2:M:39:ARG:O	2.04	0.58
2:M:588:VAL:HG21	2:M:664:GLY:O	2.02	0.58
2:M:720:GLU:HG2	2:M:760:SER:HB3	1.86	0.58
2:M:73:LEU:HD23	2:M:94:LEU:CB	2.31	0.58
3:N:212:ARG:HA	8:N:9712:HOH:O	2.04	0.58
3:N:99:ALA:HA	3:N:575:GLN:NE2	2.18	0.58
3:N:87:ARG:CB	3:N:523:ASP:HB2	2.33	0.58
5:P:172:ARG:O	5:P:176:ILE:HG13	2.03	0.58
1:A:30:ARG:HH12	1:B:155:LYS:NZ	2.02	0.58
1:B:7:LYS:HE3	1:B:186:LEU:HD13	1.86	0.58
1:B:89:PHE:HB3	1:B:120:VAL:HG22	1.86	0.58
2:C:1013:TYR:HE1	2:C:1020:PRO:HG3	1.68	0.58
2:C:512:ARG:HD2	2:C:523:ILE:HD11	1.85	0.58
2:C:516:ARG:NH1	3:D:1068:LEU:HD22	2.19	0.58
2:C:742:VAL:HB	8:C:9959:HOH:O	2.03	0.58
3:D:761:ILE:CD1	4:E:23:VAL:HG11	2.32	0.58

Continued on next page...

Continued from previous page...

Atom-1	Atom-2	Interatomic distance (Å)	Clash overlap (Å)
2:M:354:GLY:HA2	8:M:9663:HOH:O	2.02	0.58
2:M:734:LEU:HA	2:M:737:LEU:HD12	1.85	0.58
2:M:744:ARG:HG3	2:M:744:ARG:O	2.02	0.58
3:N:1065:LEU:HD12	3:N:1069:GLU:OE2	2.04	0.58
3:N:181:ASP:O	3:N:185:VAL:HG23	2.03	0.58
1:A:35:THR:HG22	8:A:9594:HOH:O	2.02	0.58
1:B:156:HIS:CD2	1:B:157:GLY:H	2.22	0.58
1:B:26:GLU:HB3	1:B:194:LYS:HG3	1.86	0.58
2:C:195:LEU:O	2:C:199:VAL:HG23	2.04	0.58
2:C:358:ARG:HH22	2:C:374:ASN:HB3	1.69	0.58
2:C:49:ARG:HH11	2:C:49:ARG:CB	2.15	0.58
2:C:710:ILE:HB	2:C:790:LEU:CD2	2.32	0.58
2:C:853:LEU:HD23	2:C:858:MET:HE2	1.86	0.58
3:D:1065:LEU:HD12	3:D:1069:GLU:HB3	1.86	0.58
3:D:1388:ARG:O	3:D:1391:GLU:HG2	2.04	0.58
2:M:162:ILE:HD11	2:M:306:THR:HG21	1.86	0.58
2:M:352:ALA:O	2:M:355:VAL:HG12	2.04	0.58
2:M:906:PHE:CG	3:N:1067:VAL:HG22	2.38	0.58
3:N:1274:ILE:HD11	3:N:1334:GLN:NE2	2.18	0.58
3:N:28:LYS:O	3:N:43:GLY:HA2	2.04	0.58
3:N:651:GLU:HG2	8:N:2376:HOH:O	2.04	0.58
3:N:978:TYR:HE1	3:N:985:ASP:HA	1.69	0.58
1:A:108:GLU:O	1:A:110:LYS:HG3	2.04	0.58
2:C:331:ARG:HG2	8:C:2153:HOH:O	2.03	0.58
2:C:35:PRO:HD3	8:C:9992:HOH:O	2.04	0.58
2:C:443:THR:CG2	2:C:449:ILE:HA	2.33	0.58
2:C:896:PHE:CD2	2:C:925:TYR:HB2	2.39	0.58
3:D:1043:GLY:O	3:D:1056:PRO:HB3	2.04	0.58
3:D:1038:LEU:O	3:D:1060:SER:HB2	2.04	0.58
3:D:135:LEU:HD13	3:D:147:VAL:HG12	1.85	0.58
3:D:828:LYS:N	3:D:828:LYS:HD3	2.19	0.58
2:M:1047:HIS:O	2:M:1051:GLU:HG3	2.03	0.58
2:M:607:ASP:HB2	2:M:610:ARG:H	1.69	0.58
3:N:1242:HIS:C	3:N:1269:LYS:HD2	2.24	0.58
3:N:25:GLU:O	3:N:27:GLU:HG2	2.03	0.58
3:N:486:ARG:HH21	3:N:489:ARG:NE	2.02	0.58
5:P:405:LEU:O	5:P:408:LEU:HD22	2.04	0.58
2:C:18:LEU:HD12	2:C:18:LEU:N	2.18	0.58
2:C:549:PHE:CZ	2:C:886:LEU:HB3	2.39	0.58
2:C:647:GLN:HA	8:C:9499:HOH:O	2.04	0.58
3:D:422:ALA:N	3:D:427:VAL:HG11	2.17	0.58

Continued on next page...

Continued from previous page...

Atom-1	Atom-2	Interatomic distance (Å)	Clash overlap (Å)
3:D:86:ARG:O	3:D:522:PRO:HD2	2.04	0.58
2:M:332:ARG:CZ	2:M:464:LEU:HD21	2.34	0.58
2:M:583:LEU:O	2:M:587:VAL:HG23	2.04	0.58
2:M:872:ASN:HB3	8:M:9634:HOH:O	2.04	0.58
2:M:913:GLU:O	2:M:916:GLU:HB3	2.03	0.58
3:N:466:LYS:HG3	3:N:510:GLU:HG2	1.85	0.58
3:N:462:GLN:HA	3:N:513:ILE:HD13	1.85	0.58
3:N:554:LEU:O	3:N:558:LEU:HG	2.03	0.58
3:N:662:GLU:HB2	8:N:9492:HOH:O	2.04	0.58
3:N:704:ARG:NE	3:N:705:ALA:H	2.02	0.58
3:N:888:GLU:HG2	8:N:2229:HOH:O	2.04	0.58
2:C:333:ILE:HG12	2:C:410:ILE:HD13	1.86	0.57
2:C:52:PHE:CD2	2:C:68:PHE:HB2	2.39	0.57
2:C:430:VAL:CG1	3:D:1075:HIS:HA	2.34	0.57
3:D:825:ALA:HA	8:D:9587:HOH:O	2.03	0.57
2:M:1107:ASN:HB3	8:M:9586:HOH:O	2.02	0.57
2:M:367:LEU:O	2:M:371:LYS:HB3	2.04	0.57
2:M:54:ILE:HG23	2:M:54:ILE:O	2.03	0.57
2:M:69:LEU:HD13	2:M:97:ARG:CZ	2.34	0.57
3:N:1159:ARG:HG3	3:N:1159:ARG:O	2.04	0.57
3:N:1243:THR:CB	3:N:1253:THR:HB	2.34	0.57
3:N:12:LEU:HB2	8:N:9529:HOH:O	2.02	0.57
3:N:502:PHE:CE2	3:N:1452:ILE:HG13	2.39	0.57
8:M:2233:HOH:O	3:N:532:GLY:HA3	2.02	0.57
3:N:609:GLY:CA	3:N:613:ARG:HB3	2.34	0.57
3:N:704:ARG:CD	3:N:705:ALA:H	2.17	0.57
1:B:208:LEU:HB2	8:B:9488:HOH:O	2.04	0.57
2:C:605:LYS:HB2	2:C:610:ARG:HH12	1.68	0.57
2:C:762:LYS:HZ2	2:C:762:LYS:HB2	1.68	0.57
3:D:1478:SER:HB2	8:D:9761:HOH:O	2.03	0.57
3:D:196:VAL:HG13	3:D:202:VAL:CG1	2.34	0.57
3:D:223:LEU:CB	8:D:9844:HOH:O	2.51	0.57
3:D:68:PHE:CZ	5:F:375:LEU:HD23	2.39	0.57
2:M:1085:PHE:HE1	2:M:1111:ILE:HG21	1.69	0.57
2:M:290:LEU:H	2:M:290:LEU:HD23	1.69	0.57
3:N:1155:VAL:CG1	3:N:1183:ILE:HD11	2.35	0.57
3:N:1267:ARG:NH2	3:N:1271:LYS:HD2	2.18	0.57
3:N:1354:LYS:HE3	8:N:9859:HOH:O	2.04	0.57
3:N:1197:ARG:CD	3:N:1396:GLU:HB2	2.33	0.57
3:N:153:LEU:HD12	3:N:158:TYR:HB2	1.86	0.57
3:N:177:ALA:HB1	3:N:199:LEU:CD1	2.34	0.57

Continued on next page...

Continued from previous page...

Atom-1	Atom-2	Interatomic distance (Å)	Clash overlap (Å)
3:N:473:LEU:HD11	8:N:9502:HOH:O	2.02	0.57
5:P:136:LEU:HD12	5:P:137:GLY:N	2.19	0.57
5:P:371:LEU:HD12	8:P:9520:HOH:O	2.04	0.57
1:B:115:LEU:O	1:B:115:LEU:HD12	2.03	0.57
1:B:74:ASP:HB2	8:B:9510:HOH:O	2.04	0.57
2:C:285:LEU:HD11	2:C:290:LEU:HA	1.86	0.57
2:C:342:ASP:O	2:C:346:VAL:HG23	2.04	0.57
2:C:913:GLU:HA	8:C:9822:HOH:O	2.04	0.57
2:C:1106:ASP:CG	3:D:1456:LYS:HD3	2.24	0.57
3:D:18:ILE:HD12	3:D:518:PRO:CG	2.33	0.57
3:D:817:GLU:HG3	3:D:839:LEU:HD13	1.85	0.57
3:D:95:LEU:HA	3:D:551:ASN:HD21	1.68	0.57
5:F:373:LYS:HB3	8:F:9489:HOH:O	2.03	0.57
1:K:9:PRO:HB2	1:L:224:TYR:HB3	1.86	0.57
2:M:462:ASP:CG	2:M:463:GLU:N	2.57	0.57
2:M:627:ARG:HD2	8:M:2249:HOH:O	2.03	0.57
3:N:150:ARG:NH1	3:N:464:LEU:HD22	2.20	0.57
3:N:508:ARG:CG	3:N:509:PRO:HD2	2.34	0.57
3:N:609:GLY:HA2	3:N:613:ARG:HB3	1.86	0.57
3:N:895:VAL:HG23	8:N:2399:HOH:O	2.05	0.57
5:P:310:ILE:HA	8:P:9658:HOH:O	2.04	0.57
1:A:18:ARG:HH12	1:A:88:ARG:NH2	2.02	0.57
1:A:26:GLU:HB3	1:A:194:LYS:HG3	1.85	0.57
2:C:176:VAL:C	2:C:178:PRO:HD3	2.24	0.57
2:C:359:MET:HB2	8:C:9554:HOH:O	2.03	0.57
2:C:370:ALA:HB3	8:C:9960:HOH:O	2.02	0.57
3:D:1379:VAL:HG11	3:D:1395:LEU:HD23	1.87	0.57
3:D:50:PHE:CB	3:D:522:PRO:HG2	2.34	0.57
3:D:864:VAL:HG12	3:D:865:THR:H	1.69	0.57
1:K:89:PHE:CB	1:K:94:LEU:HD22	2.33	0.57
2:M:101:ILE:HG22	2:M:102:HIS:N	2.19	0.57
3:N:1437:ALA:HB3	3:N:1446:VAL:HG11	1.86	0.57
3:N:486:ARG:O	3:N:489:ARG:HG2	2.04	0.57
3:N:29:PRO:HB3	3:N:545:ARG:HG2	1.86	0.57
1:A:178:ALA:HB2	2:C:864:GLY:H	1.69	0.57
1:B:121:GLU:HB2	8:B:9495:HOH:O	2.05	0.57
2:C:431:HIS:H	2:C:434:HIS:CE1	2.22	0.57
2:C:584:GLU:H	2:C:584:GLU:CD	2.08	0.57
2:C:589:ARG:HB2	2:C:589:ARG:HH11	1.69	0.57
3:D:1092:GLY:O	3:D:1096:ARG:HB2	2.03	0.57
3:D:1095:THR:O	3:D:1099:VAL:HG23	2.05	0.57

Continued on next page...

Continued from previous page...

Atom-1	Atom-2	Interatomic distance (Å)	Clash overlap (Å)
3:D:1148:VAL:HG21	3:D:1203:LYS:HA	1.85	0.57
3:D:136:ASP:CB	3:D:137:PRO:HD3	2.27	0.57
3:D:171:LEU:HD22	3:D:390:PRO:HG3	1.86	0.57
3:D:477:LEU:HD22	3:D:492:ALA:HB1	1.85	0.57
3:D:861:GLN:HE21	3:D:861:GLN:N	1.92	0.57
3:D:984:THR:HG22	3:D:987:GLU:CD	2.24	0.57
4:E:34:GLY:HA3	8:E:9401:HOH:O	2.03	0.57
5:F:351:SER:HA	8:F:9585:HOH:O	2.04	0.57
5:F:94:LEU:HD12	5:F:97:GLU:N	2.20	0.57
1:K:104:GLU:HG2	1:K:137:ARG:HD2	1.86	0.57
1:K:132:LEU:HD11	1:K:138:LEU:HD22	1.86	0.57
2:M:1008:ARG:NH2	2:M:1020:PRO:HB3	2.20	0.57
2:M:193:LEU:O	2:M:193:LEU:HD13	2.05	0.57
2:M:36:PRO:HA	8:M:9498:HOH:O	2.03	0.57
2:M:580:MET:SD	2:M:584:GLU:HG3	2.45	0.57
3:N:1242:HIS:NE2	3:N:1266:ARG:HD2	2.19	0.57
3:N:75:ARG:HG2	8:N:2006:HOH:O	2.05	0.57
2:C:183:SER:HB3	2:C:190:LYS:HD3	1.87	0.57
3:D:1373:ARG:HG2	3:D:1374:GLN:HE21	1.68	0.57
3:D:171:LEU:CB	3:D:390:PRO:HA	2.33	0.57
3:D:52:PRO:HG2	3:D:80:VAL:HB	1.86	0.57
2:C:1007:ALA:HB1	3:D:652:LEU:HD13	1.85	0.57
3:D:705:ALA:CB	3:D:706:PRO:HD3	2.34	0.57
3:D:972:LEU:C	3:D:972:LEU:HD23	2.24	0.57
5:F:367:MET:SD	5:F:370:LYS:HD3	2.44	0.57
1:K:27:PRO:HG3	1:K:186:LEU:HD13	1.85	0.57
1:L:52:ALA:HB2	1:L:170:VAL:O	2.04	0.57
2:M:364:GLU:HA	8:M:9849:HOH:O	2.03	0.57
2:M:553:ASP:OD2	2:M:881:ASN:HB2	2.04	0.57
3:N:1041:LEU:O	3:N:1041:LEU:HD23	2.05	0.57
3:N:1173:LEU:HG	8:N:9906:HOH:O	2.04	0.57
3:N:1440:PHE:HB2	3:N:1442:ASN:ND2	2.19	0.57
3:N:185:VAL:HB	8:N:2354:HOH:O	2.03	0.57
3:N:135:LEU:HD21	3:N:452:ILE:CD1	2.35	0.57
3:N:112:ILE:HD13	3:N:461:ILE:HG21	1.86	0.57
3:N:534:ARG:HG2	8:N:9604:HOH:O	2.04	0.57
3:N:822:ALA:HB1	8:N:9817:HOH:O	2.04	0.57
1:B:176:ARG:NH2	3:D:884:ARG:NE	2.53	0.57
1:B:77:GLU:HB2	3:D:872:ARG:HH21	1.70	0.57
2:C:260:LEU:HG	2:C:261:ILE:HG12	1.86	0.57
2:C:905:ILE:HG22	2:C:906:PHE:N	2.20	0.57

Continued on next page...

Continued from previous page...

Atom-1	Atom-2	Interatomic distance (Å)	Clash overlap (Å)
3:D:440:VAL:HA	8:D:2292:HOH:O	2.04	0.57
4:E:59:ASN:HB2	8:E:9410:HOH:O	2.04	0.57
5:F:266:GLU:HA	5:F:269:ASN:HD22	1.69	0.57
1:K:119:ASP:HB3	8:K:742:HOH:O	2.05	0.57
3:N:112:ILE:HD11	3:N:124:GLU:OE1	2.04	0.57
3:N:1266:ARG:O	3:N:1268:PRO:HD3	2.05	0.57
3:N:1320:GLU:O	3:N:1323:GLN:HB2	2.04	0.57
3:N:550:ARG:NE	3:N:573:MET:HB3	2.20	0.57
2:C:328:LEU:CD1	2:C:433:THR:HB	2.35	0.57
2:C:605:LYS:HD3	2:C:610:ARG:HH22	1.69	0.57
2:C:672:VAL:CG2	2:C:868:ASP:HB2	2.34	0.57
2:C:770:GLU:HG2	3:D:65:ARG:NH2	2.09	0.57
3:D:1489:GLN:HG3	8:D:2185:HOH:O	2.04	0.57
3:D:1498:ALA:HB1	8:E:9390:HOH:O	2.04	0.57
3:D:904:VAL:HG12	3:D:905:PRO:HD2	1.85	0.57
5:F:74:LYS:HB2	8:F:9509:HOH:O	2.04	0.57
1:K:116:PRO:HD2	8:K:5139:HOH:O	2.03	0.57
1:K:162:ILE:HG13	1:K:163:ASN:N	2.19	0.57
2:M:183:SER:HB3	2:M:190:LYS:HZ3	1.70	0.57
2:M:270:GLY:H	2:M:288:ARG:NH2	2.03	0.57
2:M:585:GLU:HG3	2:M:665:PHE:CE2	2.39	0.57
2:M:740:GLU:HB3	8:M:9868:HOH:O	2.05	0.57
2:M:555:ALA:HA	3:N:1070:TYR:OH	2.05	0.57
3:N:1149:LEU:HD12	3:N:1161:GLU:O	2.05	0.57
3:N:1205:TYR:O	3:N:1366:LYS:HD3	2.04	0.57
3:N:177:ALA:HB1	3:N:199:LEU:CD2	2.33	0.57
3:N:441:ARG:O	3:N:443:VAL:N	2.38	0.57
2:C:571:LEU:CD2	2:C:700:TYR:HA	2.35	0.57
3:D:1197:ARG:CD	3:D:1396:GLU:HB2	2.35	0.57
3:D:1500:LYS:O	3:D:1503:VAL:HG23	2.05	0.57
3:D:658:LEU:HD11	3:D:674:ARG:NH1	2.19	0.57
3:D:7:LYS:HD3	3:D:1458:GLU:OE1	2.05	0.57
5:F:166:LEU:O	5:F:171:LYS:HB2	2.05	0.57
1:L:23:PHE:O	1:L:196:THR:HA	2.05	0.57
2:M:436:GLY:HA2	2:M:538:GLN:O	2.05	0.57
2:M:710:ILE:HB	2:M:790:LEU:HD23	1.85	0.57
3:N:1045:MET:SD	3:N:1073:SER:HA	2.44	0.57
3:N:205:TYR:HB3	3:N:393:ILE:HD13	1.85	0.57
3:N:75:ARG:NH1	3:N:75:ARG:HG3	2.20	0.57
5:P:331:ASP:HB2	8:P:9474:HOH:O	2.05	0.57
1:A:88:ARG:HA	8:A:9600:HOH:O	2.05	0.57

Continued on next page...

Continued from previous page...

Atom-1	Atom-2	Interatomic distance (Å)	Clash overlap (Å)
1:B:127:LEU:HD12	1:B:128:HIS:N	2.20	0.57
1:B:22:GLU:HG2	1:B:198:ARG:HG2	1.87	0.57
2:C:430:VAL:HG11	8:D:9725:HOH:O	2.05	0.57
2:C:495:THR:HG21	2:C:524:VAL:HG21	1.87	0.57
3:D:1262:LEU:HD23	3:D:1352:ILE:CG1	2.34	0.57
3:D:1377:LYS:HG2	3:D:1378:TYR:CE1	2.39	0.57
3:D:1471:LEU:HA	8:D:2065:HOH:O	2.04	0.57
3:D:58:CYS:SG	3:D:59:ALA:N	2.78	0.57
3:D:616:GLN:HA	3:D:619:LEU:HB3	1.87	0.57
2:M:100:LEU:HD23	2:M:372:LEU:CD1	2.28	0.57
2:M:1101:THR:C	2:M:1102:LEU:HD12	2.25	0.57
5:P:113:ILE:HG23	5:P:127:ILE:CG2	2.35	0.57
5:P:140:ARG:HG3	5:P:141:VAL:H	1.69	0.57
2:C:1016:ILE:HG21	5:F:317:LEU:HD21	1.87	0.56
2:C:176:VAL:HB	8:C:9957:HOH:O	2.04	0.56
2:C:216:GLU:HG2	2:C:217:LEU:HD23	1.87	0.56
2:C:352:ALA:O	2:C:356:ARG:HG3	2.05	0.56
3:D:1500:LYS:HB3	8:D:2094:HOH:O	2.05	0.56
1:K:186:LEU:HB2	1:K:192:LEU:CD1	2.35	0.56
1:K:201:THR:HG22	1:K:203:GLY:H	1.69	0.56
2:M:20:GLU:HG3	2:M:460:ARG:HH21	1.69	0.56
2:M:710:ILE:HB	2:M:790:LEU:CD2	2.35	0.56
2:M:717:LEU:HB3	2:M:761:PHE:HB2	1.87	0.56
1:K:46:SER:HB3	2:M:856:GLU:CD	2.25	0.56
2:M:893:ALA:O	2:M:897:LEU:HB2	2.05	0.56
3:N:1083:ASP:OD1	3:N:1238:MET:HB3	2.05	0.56
3:N:574:LEU:O	3:N:578:VAL:HG23	2.05	0.56
3:N:704:ARG:HH21	3:N:706:PRO:HD3	1.69	0.56
5:P:393:THR:HG22	5:P:394:ARG:N	2.19	0.56
5:P:94:LEU:HD22	5:P:95:THR:H	1.69	0.56
1:A:49:PRO:HA	1:A:148:VAL:HG22	1.88	0.56
2:C:273:GLY:HA2	2:C:276:LYS:HD3	1.87	0.56
2:C:256:TYR:CE1	2:C:293:PHE:HB2	2.38	0.56
2:C:573:ARG:NH1	8:C:2347:HOH:O	2.38	0.56
1:A:177:VAL:O	2:C:864:GLY:HA3	2.04	0.56
3:D:1324:PRO:HB3	8:D:2070:HOH:O	2.04	0.56
3:D:127:LEU:CD1	3:D:457:GLY:H	2.17	0.56
3:D:658:LEU:HA	3:D:661:MET:HG3	1.86	0.56
5:F:185:GLN:O	5:F:189:GLU:HG3	2.05	0.56
5:F:88:ILE:HD13	5:F:193:ARG:CB	2.35	0.56
5:F:287:THR:HG23	5:F:289:GLU:HB2	1.88	0.56

Continued on next page...

Continued from previous page...

Atom-1	Atom-2	Interatomic distance (Å)	Clash overlap (Å)
1:L:50:GLY:HA3	1:L:171:PHE:O	2.05	0.56
2:M:1043:TYR:CD2	3:N:763:MET:HA	2.39	0.56
2:M:108:ILE:HB	2:M:368:THR:HG1	1.66	0.56
1:K:150:TYR:CD1	2:M:696:LYS:HG2	2.40	0.56
2:M:918:LEU:HB3	2:M:968:LEU:HD23	1.87	0.56
3:N:41:ARG:O	8:N:9493:HOH:O	2.18	0.56
3:N:617:ASN:O	3:N:619:LEU:N	2.38	0.56
3:N:683:ILE:HG22	3:N:687:VAL:HG21	1.86	0.56
3:N:890:VAL:HG12	3:N:926:LYS:CG	2.33	0.56
5:P:358:LEU:HD11	5:P:370:LYS:HD2	1.87	0.56
5:P:411:HIS:HB2	5:P:414:ARG:HE	1.70	0.56
1:B:108:GLU:O	1:B:110:LYS:HG3	2.04	0.56
2:C:1115:LEU:CD2	3:D:85:VAL:HA	2.35	0.56
2:C:675:ALA:HA	2:C:989:VAL:HG12	1.86	0.56
3:D:1416:ALA:HA	8:D:9707:HOH:O	2.05	0.56
3:D:1422:MET:HE2	3:D:1427:SER:HA	1.87	0.56
5:F:113:ILE:HG23	5:F:127:ILE:CG2	2.35	0.56
5:F:393:THR:CG2	5:F:394:ARG:H	2.18	0.56
5:F:394:ARG:NH1	8:F:9729:HOH:O	2.37	0.56
2:M:1050:GLN:HG2	2:M:1079:PRO:HG2	1.88	0.56
2:M:401:LEU:HD13	2:M:587:VAL:HG11	1.87	0.56
2:M:841:ASN:ND2	2:M:843:HIS:H	2.03	0.56
3:N:879:ARG:HD2	3:N:902:LEU:O	2.05	0.56
5:P:354:LEU:HG	8:P:9633:HOH:O	2.06	0.56
5:P:413:SER:OG	5:P:419:ARG:NH2	2.32	0.56
1:B:65:PHE:HB2	8:B:9631:HOH:O	2.04	0.56
2:C:1015:LEU:HB3	2:C:1016:ILE:HD13	1.87	0.56
2:C:250:ARG:HH22	2:C:254:VAL:HG23	1.70	0.56
2:C:958:THR:HB	8:C:2248:HOH:O	2.05	0.56
3:D:502:PHE:CE2	3:D:1452:ILE:HG13	2.40	0.56
3:D:609:GLY:HA2	3:D:613:ARG:HB3	1.87	0.56
3:D:897:TRP:CZ2	3:D:902:LEU:HD11	2.40	0.56
3:D:957:PRO:HG3	8:D:9477:HOH:O	2.04	0.56
4:E:90:GLU:HG2	8:E:9383:HOH:O	2.04	0.56
5:F:282:LEU:HB3	5:F:284:ARG:HB2	1.87	0.56
1:K:29:GLU:CA	8:K:1204:HOH:O	2.53	0.56
2:M:1056:LYS:HE2	3:N:623:VAL:HG13	1.87	0.56
3:N:1320:GLU:HG2	8:N:9694:HOH:O	2.05	0.56
3:N:39:PRO:HB3	3:N:45:PHE:C	2.25	0.56
3:N:46:ASP:N	8:N:9483:HOH:O	2.37	0.56
3:N:770:LEU:HD11	3:N:919:PHE:CG	2.40	0.56

Continued on next page...

Continued from previous page...

Atom-1	Atom-2	Interatomic distance (Å)	Clash overlap (Å)
3:N:829:VAL:HG13	8:N:9503:HOH:O	2.06	0.56
4:O:51:LEU:HD12	4:O:52:GLU:N	2.19	0.56
1:A:123:MET:O	1:A:125:PRO:HD3	2.05	0.56
2:C:1081:VAL:HB	2:C:1086:ARG:NE	2.20	0.56
2:C:141:HIS:CE1	2:C:332:ARG:HD3	2.41	0.56
2:C:918:LEU:HD23	2:C:967:PHE:O	2.05	0.56
3:D:1076:GLY:O	3:D:1079:LYS:HG2	2.06	0.56
3:D:1101:VAL:HG13	3:D:1427:SER:HB3	1.85	0.56
3:D:162:ARG:HA	8:D:9476:HOH:O	2.05	0.56
3:D:214:GLU:CB	3:D:390:PRO:HD2	2.35	0.56
3:D:400:VAL:HG22	3:D:441:ARG:HG2	1.87	0.56
3:D:87:ARG:CB	3:D:523:ASP:HB2	2.35	0.56
2:M:762:LYS:HZ3	2:M:784:ASP:C	2.09	0.56
3:N:1133:ARG:HG2	3:N:1134:LEU:O	2.05	0.56
3:N:162:ARG:HE	3:N:434:ARG:HH21	1.52	0.56
2:M:1071:ILE:CG2	3:N:670:VAL:HG21	2.35	0.56
5:P:124:PRO:HB3	8:P:9525:HOH:O	2.04	0.56
5:P:81:VAL:HG13	8:P:9754:HOH:O	2.05	0.56
2:C:139:GLN:HA	2:C:411:SER:O	2.05	0.56
2:C:1:MET:SD	2:C:900:ARG:HD3	2.44	0.56
3:D:1109:GLU:HG2	3:D:1201:CYS:HA	1.86	0.56
3:D:1267:ARG:HH21	3:D:1271:LYS:HD2	1.70	0.56
3:D:1396:GLU:O	3:D:1400:VAL:HG23	2.05	0.56
4:E:41:GLU:CA	4:E:45:ARG:HG3	2.35	0.56
5:F:101:GLU:O	5:F:105:LYS:HG3	2.06	0.56
5:F:368:VAL:O	5:F:372:ARG:HB2	2.05	0.56
1:L:156:HIS:CD2	1:L:157:GLY:H	2.19	0.56
2:M:441:VAL:HG22	2:M:559:LEU:HA	1.87	0.56
2:M:723:THR:HG23	2:M:725:ASP:HB2	1.86	0.56
3:N:1041:LEU:HD12	3:N:1058:ARG:HA	1.87	0.56
3:N:172:PRO:HD3	8:N:9638:HOH:O	2.05	0.56
3:N:186:VAL:HG21	3:N:213:VAL:HB	1.87	0.56
3:N:613:ARG:HA	8:P:9750:HOH:O	2.06	0.56
3:N:853:VAL:HG13	3:N:858:VAL:O	2.06	0.56
3:N:89:ARG:NE	8:N:9574:HOH:O	2.38	0.56
4:O:48:MET:CB	4:O:54:LEU:HB2	2.36	0.56
5:P:270:LYS:NZ	8:P:9668:HOH:O	2.37	0.56
2:C:182:VAL:HG22	8:C:9517:HOH:O	2.05	0.56
2:C:710:ILE:CD1	2:C:758:ARG:HE	2.19	0.56
3:D:650:LEU:HD12	3:D:657:LEU:CD2	2.35	0.56
3:D:708:LEU:HD12	3:D:1231:GLU:HG2	1.87	0.56

Continued on next page...

Continued from previous page...

Atom-1	Atom-2	Interatomic distance (Å)	Clash overlap (Å)
3:D:629:SER:HB3	3:D:726:ILE:HD11	1.88	0.56
3:D:871:LYS:HB3	3:D:873:LEU:HG	1.87	0.56
3:D:916:TYR:HE2	3:D:920:LEU:HD13	1.70	0.56
5:F:415:THR:HG21	5:F:417:LYS:HZ1	1.71	0.56
1:L:92:PRO:HD3	8:L:879:HOH:O	2.04	0.56
2:M:685:GLU:N	8:M:9693:HOH:O	2.38	0.56
2:M:571:LEU:HD23	2:M:700:TYR:HA	1.86	0.56
2:M:719:PRO:HB3	2:M:820:ARG:NE	2.21	0.56
3:N:1264:GLU:OE2	3:N:1424:VAL:HG12	2.06	0.56
3:N:1432:LYS:HD2	3:N:1433:SER:H	1.70	0.56
3:N:631:ILE:HG21	3:N:745:MET:SD	2.46	0.56
3:N:706:PRO:HG2	8:N:2226:HOH:O	2.04	0.56
3:N:709:HIS:CD2	3:N:711:LEU:HB2	2.41	0.56
3:N:715:ALA:HB3	3:N:764:LEU:HA	1.88	0.56
5:P:367:MET:HE2	5:P:371:LEU:HD11	1.87	0.56
5:P:376:ILE:HG22	5:P:377:ASP:HB2	1.87	0.56
1:A:209:GLU:HA	8:A:9590:HOH:O	2.05	0.56
1:A:219:ARG:HH12	1:B:219:ARG:CD	2.14	0.56
2:C:72:ARG:NH1	2:C:95:TYR:HE1	2.03	0.56
3:D:12:LEU:HD11	3:D:104:PHE:HE1	1.71	0.56
3:D:1195:GLN:HA	8:D:9914:HOH:O	2.05	0.56
3:D:1372:VAL:O	3:D:1375:MET:HB2	2.06	0.56
3:D:1442:ASN:HA	8:D:9499:HOH:O	2.04	0.56
5:F:364:ARG:HB2	5:F:365:GLU:OE1	2.06	0.56
1:L:98:THR:HB	8:L:1011:HOH:O	2.04	0.56
2:M:1004:LYS:HE2	2:M:1027:PHE:CE1	2.40	0.56
2:M:503:LEU:HD13	2:M:507:ARG:O	2.06	0.56
2:M:979:THR:HG23	2:M:981:GLU:H	1.71	0.56
2:M:833:LEU:HD13	2:M:996:LYS:HD2	1.86	0.56
3:N:12:LEU:HD21	3:N:104:PHE:CZ	2.40	0.56
3:N:42:ASP:O	3:N:46:ASP:HB2	2.06	0.56
3:N:775:GLY:HA2	8:N:9633:HOH:O	2.04	0.56
5:P:398:ARG:HD3	5:P:399:GLN:N	2.20	0.56
1:A:1:MET:O	1:A:6:LEU:HD22	2.05	0.56
1:B:101:LEU:HD21	8:B:9640:HOH:O	2.05	0.56
1:B:23:PHE:O	1:B:196:THR:HA	2.06	0.56
3:D:1031:ASN:HB3	3:D:1034:GLN:CD	2.25	0.56
3:D:1266:ARG:HA	8:D:2318:HOH:O	2.06	0.56
3:D:1412:LYS:HB3	8:D:9962:HOH:O	2.05	0.56
3:D:684:LYS:HG3	8:D:9823:HOH:O	2.06	0.56
1:L:115:LEU:O	1:L:115:LEU:HD12	2.04	0.56

Continued on next page...

Continued from previous page...

Atom-1	Atom-2	Interatomic distance (Å)	Clash overlap (Å)
1:L:166:PRO:HB2	8:L:705:HOH:O	2.04	0.56
1:L:91:ASN:HB2	1:L:92:PRO:HD2	1.86	0.56
2:M:159:ILE:HG21	2:M:175:GLU:OE1	2.05	0.56
3:N:1115:THR:HG22	3:N:1151:ARG:HH21	1.71	0.56
3:N:483:HIS:HB2	3:N:484:PRO:CD	2.34	0.56
3:N:565:ILE:H	3:N:565:ILE:CD1	2.11	0.56
2:C:14:PRO:HG3	8:C:9667:HOH:O	2.06	0.56
2:C:31:GLN:HB2	8:C:9887:HOH:O	2.05	0.56
2:C:141:HIS:O	2:C:331:ARG:HA	2.05	0.56
2:C:677:MET:HB3	2:C:987:ILE:HD13	1.88	0.56
2:C:874:LEU:HD21	3:D:787:LEU:HD22	1.87	0.56
2:C:897:LEU:HB3	2:C:899:GLN:NE2	2.20	0.56
3:D:138:LYS:HD2	3:D:138:LYS:H	1.70	0.56
3:D:583:ASP:CG	3:D:604:THR:HB	2.26	0.56
5:F:413:SER:O	5:F:416:ARG:HG2	2.06	0.56
1:L:211:LEU:O	1:L:215:VAL:HG13	2.06	0.56
2:M:102:HIS:HB2	2:M:106:GLY:O	2.05	0.56
2:M:97:ARG:HH21	2:M:109:LYS:HD2	1.71	0.56
2:M:250:ARG:NE	2:M:253:ALA:HB1	2.21	0.56
2:M:265:ARG:HE	2:M:267:TYR:HA	1.69	0.56
2:M:43:GLY:HA2	2:M:341:THR:HG21	1.87	0.56
2:M:585:GLU:O	2:M:588:VAL:HG22	2.06	0.56
3:N:1049:SER:HB2	8:N:2290:HOH:O	2.06	0.56
3:N:1258:ARG:NH2	3:N:1262:LEU:HD11	2.21	0.56
3:N:863:VAL:HG12	8:N:9933:HOH:O	2.06	0.56
4:O:51:LEU:HG	4:O:53:GLY:N	2.16	0.56
5:P:420:ASP:OD2	5:P:420:ASP:N	2.35	0.56
1:B:178:ALA:HB3	1:B:198:ARG:HB2	1.87	0.56
2:C:1060:ILE:HG12	2:C:1063:ARG:NH2	2.20	0.56
2:C:1067:TYR:CB	5:F:341:PRO:HB3	2.36	0.56
2:C:516:ARG:NH1	2:C:521:PRO:HB3	2.21	0.56
3:D:1042:ARG:HH11	3:D:1065:LEU:HD22	1.71	0.56
3:D:1149:LEU:HG	3:D:1166:LEU:HD22	1.88	0.56
3:D:1374:GLN:HA	8:D:2457:HOH:O	2.05	0.56
3:D:1440:PHE:HB2	3:D:1442:ASN:HD21	1.70	0.56
3:D:168:THR:HG22	3:D:170:PRO:HD3	1.87	0.56
3:D:214:GLU:HB2	3:D:390:PRO:HD2	1.87	0.56
3:D:43:GLY:N	8:D:2541:HOH:O	2.39	0.56
4:E:68:LEU:HD13	4:E:73:LEU:HD12	1.87	0.56
5:F:220:LEU:HB2	5:F:243:ILE:HD11	1.88	0.56
5:F:419:ARG:HG3	5:F:420:ASP:N	2.20	0.56

Continued on next page...

Continued from previous page...

Atom-1	Atom-2	Interatomic distance (Å)	Clash overlap (Å)
1:K:123:MET:HB3	8:K:4466:HOH:O	2.05	0.56
1:K:206:THR:CG2	1:K:209:GLU:HG3	2.35	0.56
2:M:283:ILE:HG22	2:M:284:ARG:CG	2.35	0.56
2:M:448:ASN:HB2	8:M:9510:HOH:O	2.05	0.56
2:M:516:ARG:HD2	3:N:1068:LEU:HD22	1.88	0.56
2:M:69:LEU:HD12	2:M:97:ARG:HB3	1.87	0.56
3:N:1003:VAL:O	3:N:1007:VAL:HG13	2.05	0.56
3:N:1098:LEU:O	3:N:1102:THR:HB	2.06	0.56
3:N:131:LYS:O	3:N:133:ILE:HG12	2.05	0.56
3:N:182:GLY:O	3:N:186:VAL:HB	2.06	0.56
3:N:642:CYS:HB3	3:N:716:PHE:CD2	2.40	0.56
4:O:84:ARG:HG2	8:O:1862:HOH:O	2.04	0.56
5:P:376:ILE:HG22	5:P:377:ASP:N	2.20	0.56
1:A:1:MET:O	1:A:6:LEU:CB	2.45	0.55
1:B:123:MET:O	1:B:125:PRO:HD3	2.06	0.55
2:C:133:ASP:N	2:C:632:ASN:HD21	2.04	0.55
2:C:250:ARG:HB3	2:C:253:ALA:HB3	1.87	0.55
2:C:396:ASP:OD1	2:C:402:SER:HB3	2.06	0.55
2:C:704:HIS:CD2	2:C:831:ARG:HH22	2.23	0.55
2:C:89:THR:HG23	2:C:129:ILE:HA	1.86	0.55
4:E:54:LEU:HD12	4:E:58:PRO:HB2	1.88	0.55
5:F:195:VAL:HG22	5:F:243:ILE:HD11	1.88	0.55
2:M:1052:MET:SD	2:M:1056:LYS:HD3	2.46	0.55
2:M:218:VAL:O	2:M:221:LEU:HB3	2.05	0.55
2:M:612:VAL:HG22	2:M:622:GLU:HA	1.87	0.55
2:M:700:TYR:N	8:M:2053:HOH:O	2.38	0.55
3:N:111:LYS:HE2	8:N:9878:HOH:O	2.06	0.55
3:N:1209:LEU:HD13	3:N:1216:SER:N	2.14	0.55
3:N:1258:ARG:CZ	3:N:1262:LEU:HD11	2.36	0.55
5:P:137:GLY:HA2	5:P:140:ARG:NH2	2.21	0.55
1:A:128:HIS:HB2	8:A:9598:HOH:O	2.06	0.55
2:C:1004:LYS:HE3	2:C:1027:PHE:HE1	1.69	0.55
2:C:193:LEU:HD13	2:C:193:LEU:O	2.06	0.55
2:C:958:THR:HG23	2:C:961:GLU:HB2	1.87	0.55
3:D:1146:GLY:HA3	3:D:1207:TYR:CB	2.34	0.55
3:D:25:GLU:O	3:D:27:GLU:HG2	2.06	0.55
3:D:28:LYS:N	8:D:2541:HOH:O	2.39	0.55
3:D:951:ILE:HG23	3:D:1062:ARG:HH21	1.71	0.55
4:E:17:TYR:O	4:E:21:VAL:HG23	2.05	0.55
1:K:42:ARG:HG2	1:K:42:ARG:NH1	2.17	0.55
1:K:96:THR:HB	1:K:143:ARG:HH12	1.70	0.55

Continued on next page...

Continued from previous page...

Atom-1	Atom-2	Interatomic distance (Å)	Clash overlap (Å)
1:L:102:LYS:HB2	1:L:139:ASN:OD1	2.06	0.55
2:M:280:LYS:HB3	8:M:9645:HOH:O	2.05	0.55
2:M:474:VAL:HG13	2:M:530:GLU:C	2.26	0.55
2:M:567:GLN:CB	2:M:997:LEU:HD22	2.36	0.55
3:N:1236:LEU:HD21	3:N:1356:TYR:CD2	2.40	0.55
3:N:32:ILE:HD12	3:N:527:MET:CG	2.34	0.55
3:N:416:ALA:H	3:N:417:PRO:CD	2.19	0.55
3:N:562:ALA:CB	3:N:567:ILE:HD11	2.32	0.55
3:N:912:LYS:HB3	3:N:912:LYS:NZ	2.21	0.55
5:P:138:SER:H	5:P:140:ARG:CZ	2.19	0.55
1:A:50:GLY:O	1:A:146:ARG:HA	2.07	0.55
1:A:195:LEU:HD11	1:A:197:LEU:HD22	1.87	0.55
1:A:206:THR:HG22	1:A:209:GLU:HG3	1.87	0.55
2:C:1016:ILE:HD12	5:F:317:LEU:HD11	1.88	0.55
3:D:1314:LYS:HZ3	3:D:1317:ASP:HB2	1.71	0.55
3:D:667:ALA:HB2	8:D:9511:HOH:O	2.05	0.55
3:D:803:GLY:HA2	8:D:9895:HOH:O	2.06	0.55
5:F:376:ILE:HG22	5:F:377:ASP:N	2.20	0.55
5:F:94:LEU:H	5:F:98:GLU:HB2	1.71	0.55
2:M:672:VAL:HG23	2:M:868:ASP:OD2	2.06	0.55
2:M:719:PRO:HB3	2:M:820:ARG:HE	1.70	0.55
2:M:815:LEU:HD21	2:M:821:GLU:HA	1.88	0.55
3:N:191:LEU:HD13	3:N:195:VAL:HG11	1.87	0.55
3:N:196:VAL:HG13	3:N:202:VAL:CG1	2.36	0.55
8:M:9602:HOH:O	3:N:618:LEU:HB2	2.06	0.55
5:P:339:PRO:HB3	5:P:343:ASP:HB2	1.87	0.55
8:N:2195:HOH:O	5:P:90:GLN:HG2	2.05	0.55
1:A:137:ARG:HD3	8:A:9486:HOH:O	2.06	0.55
2:C:1090:LYS:NZ	3:D:90:MET:HG3	2.21	0.55
2:C:16:PRO:O	2:C:18:LEU:HD12	2.07	0.55
2:C:759:THR:HB	2:C:785:VAL:HG11	1.89	0.55
2:C:858:MET:HB2	2:C:859:PRO:CD	2.36	0.55
3:D:1258:ARG:HH21	3:D:1351:GLU:HG2	1.71	0.55
3:D:114:THR:O	3:D:495:ARG:HG3	2.06	0.55
3:D:679:ARG:HH12	3:D:681:ARG:HD2	1.70	0.55
4:E:86:GLN:HB3	8:E:9362:HOH:O	2.06	0.55
5:F:160:ASP:OD2	5:F:178:ARG:NH2	2.39	0.55
1:K:41:ARG:HG3	1:K:41:ARG:HH11	1.70	0.55
1:L:149:GLY:N	8:L:5023:HOH:O	2.40	0.55
2:M:1103:ASP:CG	2:M:1104:GLU:H	2.07	0.55
2:M:16:PRO:O	2:M:18:LEU:HD12	2.06	0.55

Continued on next page...

Continued from previous page...

Atom-1	Atom-2	Interatomic distance (Å)	Clash overlap (Å)
2:M:229:MET:HA	8:M:2154:HOH:O	2.07	0.55
3:N:1353:GLN:NE2	3:N:1357:ARG:HE	2.03	0.55
3:N:1472:ILE:CG2	3:N:1475:GLY:H	2.19	0.55
3:N:1490:LYS:HZ1	4:O:39:VAL:HA	1.70	0.55
3:N:221:ALA:HA	8:N:9545:HOH:O	2.05	0.55
3:N:567:ILE:HG22	3:N:571:LYS:NZ	2.22	0.55
3:N:858:VAL:HG12	3:N:859:ASP:O	2.06	0.55
3:N:99:ALA:HB1	3:N:575:GLN:OE1	2.06	0.55
5:P:282:LEU:HD12	5:P:284:ARG:CD	2.36	0.55
5:P:361:LEU:HD12	5:P:366:ALA:HB2	1.88	0.55
2:C:304:LEU:HB3	2:C:305:PRO:HD3	1.89	0.55
2:C:326:ASP:HA	2:C:331:ARG:HD3	1.88	0.55
2:C:774:LEU:HD13	2:C:774:LEU:C	2.27	0.55
2:C:889:HIS:HB2	8:C:9674:HOH:O	2.07	0.55
3:D:1153:VAL:HG12	3:D:1155:VAL:HG23	1.88	0.55
3:D:1314:LYS:HZ1	3:D:1317:ASP:HB2	1.71	0.55
3:D:793:THR:HG22	3:D:879:ARG:HA	1.88	0.55
4:E:45:ARG:HG2	8:E:9370:HOH:O	2.07	0.55
5:F:128:ARG:HD2	8:F:9482:HOH:O	2.06	0.55
5:F:361:LEU:CD1	5:F:404:ALA:HB1	2.37	0.55
5:F:78:SER:HB2	5:F:82:ARG:NH2	2.21	0.55
2:M:127:PHE:O	2:M:133:ASP:HA	2.07	0.55
2:M:721:ARG:HD2	8:M:9788:HOH:O	2.06	0.55
2:M:722:ILE:HD13	2:M:722:ILE:O	2.06	0.55
3:N:1267:ARG:HH12	3:N:1271:LYS:HE3	1.71	0.55
3:N:148:GLU:CB	3:N:151:GLN:HB2	2.33	0.55
3:N:133:ILE:HG23	3:N:456:MET:SD	2.46	0.55
3:N:29:PRO:HG2	3:N:549:ASN:ND2	2.20	0.55
3:N:554:LEU:HD12	3:N:558:LEU:HD11	1.89	0.55
3:N:649:ALA:CB	3:N:720:LEU:HD21	2.36	0.55
1:A:41:ARG:HH11	1:A:41:ARG:HG3	1.70	0.55
1:B:132:LEU:HD11	1:B:138:LEU:HD13	1.88	0.55
2:C:217:LEU:HB2	2:C:311:PHE:CZ	2.42	0.55
2:C:510:ALA:HB3	2:C:513:VAL:CG2	2.37	0.55
3:D:1154:GLU:OE2	3:D:1159:ARG:HG2	2.06	0.55
3:D:715:ALA:HB3	3:D:764:LEU:HA	1.88	0.55
2:M:18:LEU:N	2:M:18:LEU:HD12	2.22	0.55
2:M:721:ARG:HE	2:M:783:ARG:HH22	1.54	0.55
3:N:691:LEU:HG	3:N:720:LEU:HD11	1.88	0.55
1:A:46:SER:HB3	8:A:9595:HOH:O	2.06	0.55
2:C:1018:GLN:HE21	2:C:1063:ARG:HH22	1.53	0.55

Continued on next page...

Continued from previous page...

Atom-1	Atom-2	Interatomic distance (Å)	Clash overlap (Å)
2:C:433:THR:CG2	2:C:488:ALA:HB1	2.36	0.55
2:C:476:GLY:HA2	8:C:9625:HOH:O	2.06	0.55
2:C:530:GLU:C	2:C:531:PHE:HD1	2.09	0.55
3:D:1286:THR:HG22	3:D:1287:GLU:N	2.21	0.55
3:D:131:LYS:HG2	3:D:568:ARG:CG	2.37	0.55
3:D:1365:ASP:O	3:D:1369:GLU:HG3	2.06	0.55
3:D:28:LYS:O	3:D:43:GLY:HA2	2.07	0.55
3:D:500:ARG:HH22	3:D:1388:ARG:HH11	1.55	0.55
3:D:1495:ILE:CD1	4:E:84:ARG:HG2	2.36	0.55
5:F:282:LEU:HD12	5:F:284:ARG:HD2	1.88	0.55
1:L:170:VAL:O	1:L:170:VAL:HG23	2.07	0.55
2:M:200:LEU:HD13	2:M:300:ASP:CG	2.27	0.55
2:M:352:ALA:HA	2:M:355:VAL:CG1	2.37	0.55
2:M:69:LEU:C	2:M:70:GLU:HG3	2.26	0.55
2:M:899:GLN:HG3	2:M:901:TYR:CZ	2.42	0.55
4:O:41:GLU:N	4:O:45:ARG:HG3	2.22	0.55
2:C:474:VAL:HG13	2:C:530:GLU:C	2.27	0.55
2:C:799:ILE:HG12	2:C:799:ILE:O	2.07	0.55
3:D:1311:LEU:HD23	3:D:1311:LEU:H	1.70	0.55
3:D:135:LEU:HD11	3:D:452:ILE:HD11	1.88	0.55
3:D:213:VAL:HG23	3:D:391:ALA:HA	1.89	0.55
3:D:711:LEU:HD11	8:D:2469:HOH:O	2.06	0.55
3:D:806:PHE:O	3:D:806:PHE:CG	2.60	0.55
3:D:563:PRO:HG3	5:F:188:ILE:HG21	1.88	0.55
5:F:225:GLU:HG2	5:F:226:LYS:NZ	2.22	0.55
5:F:369:LEU:HD11	8:F:9847:HOH:O	2.06	0.55
2:M:100:LEU:HD12	2:M:100:LEU:O	2.06	0.55
2:M:228:ALA:HB3	8:M:9807:HOH:O	2.06	0.55
2:M:385:PHE:O	2:M:389:SER:HB3	2.07	0.55
2:M:514:VAL:HB	8:M:9879:HOH:O	2.06	0.55
2:M:738:ASP:HB3	8:M:9801:HOH:O	2.07	0.55
2:M:77:PRO:HD2	2:M:91:GLN:O	2.06	0.55
2:M:967:PHE:HD1	2:M:972:VAL:HG12	1.72	0.55
2:M:432:ARG:NE	3:N:1048:PRO:HD2	2.21	0.55
3:N:1084:THR:HA	3:N:1087:ARG:HG2	1.89	0.55
3:N:1476:THR:HA	8:N:9748:HOH:O	2.07	0.55
3:N:199:LEU:HD23	3:N:199:LEU:O	2.07	0.55
3:N:1209:LEU:CD2	4:O:16:LYS:HD2	2.37	0.55
1:A:9:PRO:HB2	1:B:224:TYR:HB3	1.89	0.55
2:C:250:ARG:NH2	2:C:254:VAL:HG23	2.22	0.55
2:C:328:LEU:N	2:C:328:LEU:HD12	2.21	0.55

Continued on next page...

Continued from previous page...

Atom-1	Atom-2	Interatomic distance (Å)	Clash overlap (Å)
2:C:47:ALA:HB1	8:C:2085:HOH:O	2.07	0.55
2:C:643:VAL:HG13	2:C:647:GLN:NE2	2.21	0.55
2:C:568:ALA:CB	2:C:668:LEU:HB3	2.36	0.55
2:C:630:ARG:NE	2:C:705:ILE:O	2.40	0.55
2:C:725:ASP:HB2	2:C:783:ARG:HH12	1.72	0.55
3:D:1049:SER:OG	3:D:1051:GLU:HG2	2.07	0.55
3:D:555:LYS:HE2	8:D:2118:HOH:O	2.06	0.55
3:D:584:ASN:H	3:D:602:SER:CB	2.20	0.55
3:D:618:LEU:HD23	8:D:2051:HOH:O	2.06	0.55
3:D:98:PRO:HD3	8:D:9851:HOH:O	2.07	0.55
5:F:128:ARG:HG2	8:F:9604:HOH:O	2.07	0.55
5:F:181:GLU:O	5:F:184:ARG:HB3	2.06	0.55
5:F:276:ARG:NH1	5:F:276:ARG:HG3	2.22	0.55
1:L:169:ALA:HB1	1:L:171:PHE:CE1	2.42	0.55
2:M:34:VAL:HB	2:M:38:LYS:CG	2.35	0.55
2:M:752:GLY:O	2:M:791:ARG:HD2	2.06	0.55
3:N:1437:ALA:O	3:N:1446:VAL:HG21	2.07	0.55
1:A:89:PHE:HB3	1:A:120:VAL:HG22	1.88	0.55
1:B:52:ALA:HB2	1:B:170:VAL:O	2.06	0.55
2:C:233:GLU:HG2	8:C:9873:HOH:O	2.07	0.55
2:C:275:TYR:OH	2:C:487:THR:HG21	2.07	0.55
2:C:135:VAL:HB	2:C:406:HIS:CE1	2.42	0.55
2:C:418:LEU:HD12	8:C:9500:HOH:O	2.06	0.55
2:C:598:GLU:O	2:C:651:LYS:HG3	2.06	0.55
3:D:645:PRO:HB3	3:D:723:GLY:O	2.07	0.55
3:D:804:LEU:HD12	3:D:804:LEU:O	2.07	0.55
2:C:949:LYS:HD2	3:D:859:ASP:OD2	2.07	0.55
4:E:3:GLU:HB3	8:E:9453:HOH:O	2.06	0.55
1:L:176:ARG:HB2	8:L:2002:HOH:O	2.06	0.55
2:M:1016:ILE:HD13	2:M:1016:ILE:H	1.71	0.55
2:M:164:PRO:CB	8:M:9843:HOH:O	2.55	0.55
2:M:537:LYS:CA	2:M:905:ILE:HD11	2.36	0.55
3:N:625:TYR:O	3:N:749:VAL:HG23	2.06	0.55
3:N:897:TRP:CH2	3:N:902:LEU:HD21	2.41	0.55
5:P:124:PRO:HG2	8:P:9646:HOH:O	2.07	0.55
1:A:47:SER:HB2	1:A:217:ILE:HD13	1.88	0.54
1:A:27:PRO:CG	1:A:186:LEU:HD22	2.37	0.54
2:C:31:GLN:NE2	8:C:2231:HOH:O	2.40	0.54
2:C:653:ASP:OD1	2:C:654:LEU:HD23	2.07	0.54
3:D:1379:VAL:O	3:D:1392:GLY:HA2	2.07	0.54
3:D:1437:ALA:O	3:D:1446:VAL:HG21	2.07	0.54

Continued on next page...

Continued from previous page...

Atom-1	Atom-2	Interatomic distance (Å)	Clash overlap (Å)
3:D:179:VAL:HG22	8:D:9925:HOH:O	2.07	0.54
3:D:181:ASP:O	3:D:185:VAL:HG23	2.07	0.54
3:D:55:ASP:CA	3:D:82:LYS:HG2	2.37	0.54
4:E:91:ARG:HG2	8:E:9368:HOH:O	2.06	0.54
1:L:41:ARG:HH11	1:L:41:ARG:HG3	1.71	0.54
2:M:113:VAL:HG13	8:M:9704:HOH:O	2.06	0.54
2:M:17:PRO:O	2:M:20:GLU:HB2	2.07	0.54
2:M:264:PRO:HB3	2:M:289:THR:CG2	2.37	0.54
2:M:442:GLU:HG3	2:M:442:GLU:O	2.06	0.54
2:M:497:ALA:HA	2:M:515:ALA:HA	1.88	0.54
2:M:726:ILE:HD11	2:M:737:LEU:HD11	1.89	0.54
3:N:1265:ALA:HB1	3:N:1332:PRO:HB2	1.87	0.54
3:N:1377:LYS:HG2	3:N:1378:TYR:CD1	2.42	0.54
3:N:162:ARG:NE	3:N:434:ARG:HH21	2.03	0.54
8:M:9821:HOH:O	3:N:3:LYS:HB3	2.07	0.54
3:N:87:ARG:O	3:N:521:PRO:CB	2.46	0.54
1:A:131:THR:HG21	8:A:9522:HOH:O	2.07	0.54
1:B:89:PHE:HB2	1:B:94:LEU:HD22	1.89	0.54
2:C:172:ILE:N	2:C:172:ILE:HD12	2.21	0.54
2:C:274:ARG:N	2:C:288:ARG:HH12	2.01	0.54
2:C:108:ILE:HD11	2:C:365:ASP:OD1	2.07	0.54
2:C:679:PHE:CE2	2:C:853:LEU:HD21	2.42	0.54
2:C:999:HIS:HE1	8:C:9820:HOH:O	1.89	0.54
3:D:118:LEU:HA	3:D:123:LEU:HD13	1.88	0.54
3:D:743:ASP:HA	8:D:9498:HOH:O	2.08	0.54
1:L:50:GLY:O	1:L:146:ARG:HA	2.07	0.54
2:M:284:ARG:O	2:M:301:GLU:HB3	2.08	0.54
2:M:333:ILE:O	2:M:465:GLY:HA3	2.06	0.54
2:M:480:THR:HG22	2:M:481:ASP:N	2.23	0.54
2:M:789:SER:O	2:M:791:ARG:HG2	2.08	0.54
3:N:1036:ARG:NH2	3:N:1042:ARG:HA	2.21	0.54
3:N:149:LYS:N	3:N:149:LYS:HD3	2.19	0.54
3:N:154:THR:HG22	3:N:155:ASP:N	2.22	0.54
3:N:195:VAL:O	3:N:205:TYR:HD1	1.90	0.54
3:N:381:ALA:HB1	8:N:9952:HOH:O	2.08	0.54
3:N:645:PRO:HB3	3:N:723:GLY:O	2.08	0.54
3:N:827:ILE:HG22	3:N:837:GLY:HA2	1.87	0.54
5:P:413:SER:O	5:P:416:ARG:HG2	2.07	0.54
1:A:18:ARG:HH12	1:A:88:ARG:HH21	1.54	0.54
2:C:101:ILE:HG22	2:C:102:HIS:N	2.21	0.54
2:C:1090:LYS:HE2	2:C:1112:PHE:CZ	2.43	0.54

Continued on next page...

Continued from previous page...

Atom-1	Atom-2	Interatomic distance (Å)	Clash overlap (Å)
2:C:11:GLU:HA	8:C:2224:HOH:O	2.07	0.54
2:C:4:LYS:HG3	8:C:9575:HOH:O	2.07	0.54
2:C:983:ILE:HG21	2:C:987:ILE:CD1	2.38	0.54
3:D:1409:ALA:HB2	8:D:9593:HOH:O	2.07	0.54
5:F:167:PRO:HB2	5:F:169:GLU:OE1	2.07	0.54
5:F:164:LYS:HA	5:F:171:LYS:HZ2	1.72	0.54
3:D:423:ASP:OD2	5:F:174:LEU:HD22	2.07	0.54
1:K:18:ARG:HH22	1:K:88:ARG:HH21	1.54	0.54
1:L:169:ALA:HB1	1:L:171:PHE:CZ	2.42	0.54
2:M:164:PRO:HB2	8:M:9843:HOH:O	2.08	0.54
2:M:510:ALA:O	2:M:513:VAL:HG23	2.08	0.54
2:M:51:THR:HG22	2:M:51:THR:O	2.07	0.54
2:M:587:VAL:O	2:M:591:SER:HB3	2.07	0.54
2:M:953:VAL:HG13	2:M:966:LEU:HD13	1.88	0.54
3:N:1437:ALA:HB3	3:N:1446:VAL:CG1	2.36	0.54
3:N:139:GLY:CA	3:N:452:ILE:HD12	2.36	0.54
3:N:660:LYS:HA	3:N:663:GLU:HG3	1.88	0.54
3:N:660:LYS:HD2	3:N:663:GLU:OE2	2.07	0.54
3:N:703:ASN:HD22	3:N:713:ILE:HG12	1.72	0.54
3:N:80:VAL:HG12	8:N:2191:HOH:O	2.07	0.54
1:B:24:VAL:HG23	8:B:9505:HOH:O	2.06	0.54
2:C:231:PRO:HB2	8:C:9804:HOH:O	2.08	0.54
2:C:44:ILE:HD12	2:C:44:ILE:H	1.73	0.54
3:D:710:ARG:HH21	3:D:1224:VAL:HG21	1.71	0.54
3:D:169:TYR:CG	3:D:169:TYR:O	2.60	0.54
3:D:628:ARG:HG2	3:D:629:SER:N	2.22	0.54
3:D:647:ARG:HD2	3:D:680:GLN:NE2	2.22	0.54
3:D:799:LYS:HD2	8:D:2525:HOH:O	2.07	0.54
3:D:996:TRP:CG	3:D:1056:PRO:HG2	2.41	0.54
5:F:163:LEU:HB3	5:F:174:LEU:HG	1.89	0.54
5:F:290:GLU:HB2	8:F:9483:HOH:O	2.07	0.54
5:F:369:LEU:HG	8:F:9532:HOH:O	2.07	0.54
2:M:415:PRO:HA	8:M:9730:HOH:O	2.07	0.54
2:M:722:ILE:HG23	2:M:722:ILE:O	2.08	0.54
1:K:65:PHE:CE2	2:M:830:LYS:HG3	2.42	0.54
2:M:897:LEU:HD23	2:M:899:GLN:NE2	2.22	0.54
3:N:1047:LYS:HG2	3:N:1053:PHE:CZ	2.43	0.54
3:N:1332:PRO:CB	3:N:1421:LEU:HD21	2.38	0.54
3:N:1101:VAL:HG11	3:N:1424:VAL:HG23	1.90	0.54
3:N:1498:ALA:HB2	4:O:88:GLU:OE1	2.07	0.54
3:N:434:ARG:NH1	8:N:2094:HOH:O	2.41	0.54

Continued on next page...

Continued from previous page...

Atom-1	Atom-2	Interatomic distance (Å)	Clash overlap (Å)
3:N:562:ALA:HB1	3:N:567:ILE:CD1	2.35	0.54
5:P:288:TYR:CD1	5:P:288:TYR:N	2.74	0.54
1:A:9:PRO:HD2	1:B:224:TYR:CD1	2.41	0.54
2:C:207:LEU:HB3	2:C:221:LEU:HD21	1.88	0.54
2:C:129:ILE:HD11	2:C:386:PHE:HD2	1.72	0.54
2:C:604:ALA:HB3	2:C:612:VAL:O	2.07	0.54
2:C:722:ILE:HG23	2:C:805:ARG:HH21	1.73	0.54
2:C:869:VAL:HG22	2:C:871:LEU:HD13	1.89	0.54
3:D:54:LYS:HG2	3:D:55:ASP:OD1	2.08	0.54
3:D:763:MET:HA	8:D:9596:HOH:O	2.08	0.54
5:F:399:GLN:HG3	8:F:9828:HOH:O	2.08	0.54
2:M:1111:ILE:HG13	2:M:1112:PHE:N	2.22	0.54
2:M:507:ARG:HG3	8:M:9565:HOH:O	2.06	0.54
2:M:820:ARG:HG3	8:M:9511:HOH:O	2.08	0.54
3:N:1320:GLU:HA	8:N:9629:HOH:O	2.07	0.54
3:N:738:ALA:HB2	8:N:9496:HOH:O	2.08	0.54
4:O:87:LYS:HB2	8:O:724:HOH:O	2.08	0.54
5:P:207:LEU:HB3	5:P:212:LEU:HG	1.90	0.54
5:P:267:THR:HG23	5:P:299:TRP:HH2	1.73	0.54
5:P:325:LYS:HD3	8:P:9772:HOH:O	2.07	0.54
1:A:187:GLY:HA2	8:A:9473:HOH:O	2.07	0.54
2:C:1039:ALA:HB2	3:D:707:THR:CG2	2.37	0.54
2:C:163:ILE:HG13	2:C:171:TRP:HZ3	1.71	0.54
2:C:328:LEU:HD22	2:C:437:ARG:HD3	1.89	0.54
2:C:443:THR:CG2	2:C:450:GLY:H	2.15	0.54
2:C:549:PHE:CE2	2:C:886:LEU:HB3	2.42	0.54
2:C:93:PRO:HA	8:C:9502:HOH:O	2.08	0.54
2:C:889:HIS:NE2	2:C:970:GLY:HA3	2.23	0.54
3:D:11:ALA:HB1	3:D:507:ASN:OD1	2.07	0.54
3:D:1395:LEU:HG	8:D:2279:HOH:O	2.07	0.54
3:D:1487:VAL:HG12	3:D:1488:ASP:N	2.23	0.54
3:D:638:LYS:HE3	8:D:2552:HOH:O	2.06	0.54
5:F:192:LEU:O	5:F:196:VAL:HG23	2.08	0.54
5:F:412:GLU:HG3	5:F:418:LEU:HD13	1.89	0.54
1:L:156:HIS:CD2	1:L:157:GLY:N	2.75	0.54
1:L:156:HIS:HD2	1:L:157:GLY:N	2.04	0.54
1:L:91:ASN:HA	8:L:879:HOH:O	2.07	0.54
2:M:1062:GLY:HA3	8:M:9570:HOH:O	2.06	0.54
2:M:1090:LYS:HE2	2:M:1112:PHE:CE2	2.43	0.54
2:M:723:THR:CG2	2:M:725:ASP:HB2	2.38	0.54
3:N:1020:LEU:HD21	3:N:1038:LEU:CD2	2.37	0.54

Continued on next page...

Continued from previous page...

Atom-1	Atom-2	Interatomic distance (Å)	Clash overlap (Å)
3:N:1455:LYS:HD2	8:N:2323:HOH:O	2.08	0.54
3:N:444:VAL:HG22	3:N:444:VAL:O	2.07	0.54
3:N:55:ASP:HA	3:N:82:LYS:HG2	1.90	0.54
3:N:972:LEU:HD12	8:N:2464:HOH:O	2.08	0.54
5:P:130:VAL:HG13	5:P:156:VAL:HG23	1.90	0.54
1:A:42:ARG:HG2	1:A:42:ARG:NH1	2.18	0.54
2:C:15:LEU:HD22	8:C:9630:HOH:O	2.08	0.54
2:C:270:GLY:H	2:C:288:ARG:NH2	2.05	0.54
2:C:22:GLN:HE22	2:C:336:VAL:HG21	1.71	0.54
2:C:358:ARG:NH2	2:C:374:ASN:HB3	2.23	0.54
2:C:738:ASP:HB2	2:C:744:ARG:HB3	1.90	0.54
3:D:1079:LYS:HG3	3:D:1080:GLY:N	2.22	0.54
3:D:1339:LYS:HG2	3:D:1343:ALA:HB2	1.88	0.54
2:C:1049:LEU:HD23	3:D:1472:ILE:HD11	1.87	0.54
3:D:195:VAL:HG13	8:D:9592:HOH:O	2.07	0.54
3:D:441:ARG:O	3:D:443:VAL:N	2.41	0.54
3:D:510:GLU:HG2	8:D:2069:HOH:O	2.07	0.54
3:D:77:GLY:O	3:D:78:VAL:HG23	2.07	0.54
3:D:797:LYS:HG2	8:D:2474:HOH:O	2.07	0.54
5:F:130:VAL:HG21	5:F:159:ILE:CG2	2.37	0.54
5:F:172:ARG:O	5:F:176:ILE:HG13	2.07	0.54
2:C:1021:LEU:HD22	5:F:332:PHE:HA	1.89	0.54
1:L:133:GLU:HG3	1:L:134:GLU:H	1.73	0.54
1:L:196:THR:HG21	8:L:3509:HOH:O	2.07	0.54
2:M:283:ILE:HG22	2:M:284:ARG:HG3	1.90	0.54
2:M:470:PRO:HB2	2:M:534:VAL:HG21	1.90	0.54
2:M:843:HIS:CD2	2:M:884:GLN:HA	2.41	0.54
3:N:496:LEU:CD2	3:N:500:ARG:HG3	2.38	0.54
3:N:584:ASN:ND2	3:N:590:PRO:HD2	2.23	0.54
3:N:704:ARG:HD2	3:N:705:ALA:H	1.72	0.54
3:N:55:ASP:CA	3:N:82:LYS:HG2	2.37	0.54
4:O:40:LEU:CD2	4:O:67:GLU:HA	2.34	0.54
2:C:73:LEU:HD23	2:C:93:PRO:O	2.08	0.54
3:D:402:PRO:HB3	8:D:2109:HOH:O	2.07	0.54
3:D:80:VAL:HG23	3:D:81:THR:O	2.08	0.54
3:D:950:GLY:N	3:D:953:ASP:OD1	2.35	0.54
2:M:211:LEU:HD12	2:M:308:ARG:HD3	1.89	0.54
2:M:383:ARG:NH2	8:M:9873:HOH:O	2.38	0.54
2:M:503:LEU:HB3	8:M:9597:HOH:O	2.08	0.54
2:M:69:LEU:HB2	2:M:97:ARG:HB2	1.89	0.54
2:M:739:GLU:HG2	8:M:9580:HOH:O	2.08	0.54

Continued on next page...

Continued from previous page...

Atom-1	Atom-2	Interatomic distance (Å)	Clash overlap (Å)
2:M:808:ARG:HH21	2:M:820:ARG:NH2	2.06	0.54
1:K:34:VAL:HG21	2:M:939:ARG:CZ	2.38	0.54
3:N:1114:THR:HB	3:N:1195:GLN:HB2	1.90	0.54
3:N:1243:THR:O	3:N:1269:LYS:HD3	2.08	0.54
3:N:1420:LEU:HD12	8:N:9548:HOH:O	2.07	0.54
3:N:477:LEU:O	3:N:481:MET:HB2	2.08	0.54
3:N:806:PHE:CG	3:N:806:PHE:O	2.61	0.54
5:P:398:ARG:HB3	8:P:9476:HOH:O	2.07	0.54
1:A:51:THR:HA	1:A:145:ASP:O	2.07	0.54
1:B:101:LEU:HB2	1:B:114:PHE:CD2	2.43	0.54
1:B:58:ILE:HG21	1:B:68:ILE:HD11	1.90	0.54
2:C:195:LEU:HG	2:C:238:LEU:HD12	1.90	0.54
2:C:625:LEU:CD1	2:C:641:PRO:HG3	2.38	0.54
2:C:720:GLU:CD	2:C:758:ARG:HH11	2.11	0.54
2:C:1096:ALA:HB3	3:D:101:HIS:CE1	2.43	0.54
3:D:1439:SER:HB3	8:D:2132:HOH:O	2.07	0.54
3:D:659:LYS:C	3:D:659:LYS:HD3	2.28	0.54
3:D:843:PHE:CD1	3:D:849:ALA:HA	2.43	0.54
1:K:150:TYR:CE1	2:M:696:LYS:HA	2.42	0.54
1:K:205:VAL:HG23	1:K:206:THR:N	2.23	0.54
1:L:94:LEU:HD11	1:L:119:ASP:OD2	2.07	0.54
2:M:1089:VAL:O	2:M:1093:GLN:HG3	2.08	0.54
2:M:162:ILE:O	2:M:164:PRO:HD2	2.08	0.54
2:M:19:THR:HG21	2:M:124:ASP:O	2.07	0.54
2:M:203:ASP:HB2	8:M:9850:HOH:O	2.08	0.54
2:M:448:ASN:HA	2:M:451:LEU:HD12	1.89	0.54
2:M:501:THR:O	2:M:503:LEU:HD23	2.08	0.54
2:M:63:GLY:O	2:M:103:LYS:HE2	2.08	0.54
3:N:1498:ALA:HB1	8:N:2333:HOH:O	2.07	0.54
3:N:770:LEU:HD11	3:N:919:PHE:CD2	2.42	0.54
3:N:950:GLY:O	3:N:953:ASP:N	2.36	0.54
5:P:181:GLU:OE2	5:P:184:ARG:HD3	2.07	0.54
2:M:778:PHE:HZ	5:P:419:ARG:HD3	1.68	0.54
2:C:1101:THR:C	2:C:1102:LEU:HD12	2.28	0.54
2:C:139:GLN:HE22	2:C:415:PRO:CD	2.18	0.54
2:C:679:PHE:HB2	8:C:9687:HOH:O	2.08	0.54
2:C:749:VAL:HA	8:C:2219:HOH:O	2.07	0.54
2:C:95:TYR:HD2	2:C:114:PHE:HB3	1.73	0.54
3:D:434:ARG:HB2	3:D:447:VAL:CG2	2.37	0.54
3:D:131:LYS:HB3	3:D:456:MET:HE2	1.90	0.54
3:D:806:PHE:O	3:D:808:THR:N	2.40	0.54

Continued on next page...

Continued from previous page...

Atom-1	Atom-2	Interatomic distance (Å)	Clash overlap (Å)
3:D:131:LYS:HD2	5:F:83:GLN:CD	2.28	0.54
1:K:32:PHE:HB2	8:K:1204:HOH:O	2.08	0.54
2:M:204:GLN:HG3	8:M:2184:HOH:O	2.08	0.54
2:M:325:ILE:HA	8:M:2182:HOH:O	2.08	0.54
2:M:554:ASP:HB2	2:M:880:MET:HB2	1.90	0.54
3:N:1377:LYS:HE2	3:N:1378:TYR:CZ	2.43	0.54
3:N:166:GLN:HG2	3:N:207:PHE:HB2	1.90	0.54
3:N:524:LEU:C	3:N:526:PRO:HD3	2.28	0.54
3:N:711:LEU:HD12	3:N:778:LEU:HD23	1.88	0.54
3:N:781:PRO:O	3:N:786:ILE:HG13	2.08	0.54
3:N:988:ARG:HH11	3:N:988:ARG:HG2	1.72	0.54
5:P:134:LYS:HE3	5:P:134:LYS:HA	1.90	0.54
3:N:558:LEU:HD13	5:P:145:PRO:CA	2.37	0.54
5:P:361:LEU:HD21	5:P:408:LEU:HB2	1.90	0.54
1:A:196:THR:HG22	8:A:9445:HOH:O	2.08	0.53
2:C:1013:TYR:HB2	5:F:335:ASP:OD2	2.07	0.53
2:C:328:LEU:HD13	2:C:433:THR:CB	2.38	0.53
2:C:474:VAL:HG13	2:C:530:GLU:O	2.09	0.53
2:C:534:VAL:N	2:C:538:GLN:HE22	2.05	0.53
2:C:572:ILE:HD11	2:C:698:ASP:HB3	1.90	0.53
3:D:1103:HIS:HD2	3:D:1462:LEU:N	2.01	0.53
3:D:865:THR:HG23	3:D:874:GLU:HG2	1.89	0.53
5:F:376:ILE:HG22	5:F:377:ASP:CB	2.35	0.53
2:M:127:PHE:HB3	2:M:129:ILE:HD13	1.90	0.53
2:M:432:ARG:HB3	8:M:9836:HOH:O	2.08	0.53
3:N:1130:ARG:HB2	8:N:2015:HOH:O	2.07	0.53
2:C:352:ALA:HA	2:C:355:VAL:CG1	2.37	0.53
2:C:876:VAL:O	2:C:879:ARG:O	2.26	0.53
3:D:1114:THR:O	3:D:1114:THR:HG23	2.07	0.53
3:D:116:LEU:HB3	3:D:118:LEU:HD13	1.90	0.53
3:D:1489:GLN:HE21	3:D:1493:LYS:HZ1	1.57	0.53
3:D:160:GLU:HG2	3:D:165:LYS:CD	2.37	0.53
3:D:175:VAL:HG21	8:D:2442:HOH:O	2.08	0.53
3:D:181:ASP:CG	3:D:198:ARG:HB2	2.27	0.53
3:D:421:LEU:HD23	3:D:421:LEU:O	2.09	0.53
3:D:774:SER:HB2	3:D:776:GLU:HG2	1.91	0.53
3:D:776:GLU:HG3	8:D:9714:HOH:O	2.09	0.53
5:F:361:LEU:HD13	5:F:404:ALA:CB	2.37	0.53
1:K:58:ILE:HG21	1:K:68:ILE:HD11	1.91	0.53
2:M:441:VAL:HA	8:M:9785:HOH:O	2.08	0.53
2:M:405:ARG:HD2	2:M:442:GLU:OE1	2.09	0.53

Continued on next page...

Continued from previous page...

Atom-1	Atom-2	Interatomic distance (Å)	Clash overlap (Å)
2:M:566:THR:HG21	8:M:2185:HOH:O	2.07	0.53
2:M:610:ARG:HG3	2:M:610:ARG:NH1	2.21	0.53
2:M:841:ASN:HD21	2:M:843:HIS:CG	2.25	0.53
2:M:554:ASP:N	2:M:880:MET:O	2.28	0.53
2:M:910:LYS:HG3	8:M:9715:HOH:O	2.07	0.53
3:N:1031:ASN:OD1	3:N:1033:GLN:N	2.41	0.53
3:N:1281:VAL:HG21	3:N:1313:VAL:HG21	1.90	0.53
3:N:421:LEU:HG	3:N:422:ALA:O	2.08	0.53
3:N:452:ILE:HG23	3:N:452:ILE:O	2.07	0.53
2:M:1039:ALA:HB3	3:N:713:ILE:HD12	1.89	0.53
3:N:761:ILE:HD13	4:O:19:LEU:HD23	1.90	0.53
3:N:820:GLU:HB2	3:N:836:VAL:HG11	1.90	0.53
3:N:827:ILE:HG13	8:N:9926:HOH:O	2.07	0.53
5:P:392:VAL:CG1	5:P:396:ARG:HB2	2.38	0.53
5:P:83:GLN:O	5:P:87:GLU:HG3	2.08	0.53
5:P:99:GLU:OE1	5:P:234:LYS:HB2	2.07	0.53
2:C:237:ARG:O	2:C:240:THR:HB	2.09	0.53
2:C:158:TYR:CE1	2:C:313:LEU:HG	2.43	0.53
2:C:43:GLY:HA2	8:C:9879:HOH:O	2.08	0.53
2:C:843:HIS:CD2	2:C:884:GLN:HA	2.43	0.53
2:C:843:HIS:HD2	2:C:884:GLN:CB	2.21	0.53
3:D:1033:GLN:NE2	3:D:1036:ARG:NH1	2.44	0.53
3:D:112:ILE:O	3:D:112:ILE:HD12	2.08	0.53
5:F:202:TYR:HB2	8:F:9547:HOH:O	2.08	0.53
1:L:176:ARG:NH2	3:N:884:ARG:NE	2.56	0.53
2:M:153:ALA:O	2:M:155:PRO:HD3	2.08	0.53
2:M:263:ASP:HB2	2:M:264:PRO:CD	2.39	0.53
2:M:412:ALA:HA	8:M:2237:HOH:O	2.09	0.53
2:M:501:THR:HG22	2:M:513:VAL:HG11	1.88	0.53
2:M:770:GLU:HB3	8:M:9573:HOH:O	2.08	0.53
3:N:1065:LEU:HD23	3:N:1070:TYR:HD2	1.73	0.53
3:N:42:ASP:O	3:N:43:GLY:O	2.26	0.53
3:N:528:VAL:HG22	8:P:9581:HOH:O	2.07	0.53
3:N:564:GLU:H	3:N:564:GLU:CD	2.12	0.53
5:P:164:LYS:HE2	8:P:9648:HOH:O	2.08	0.53
5:P:406:ARG:HB3	8:P:9621:HOH:O	2.08	0.53
2:C:194:VAL:HG13	2:C:221:LEU:HD12	1.90	0.53
2:C:497:ALA:HA	2:C:515:ALA:HA	1.90	0.53
3:D:1104:GLU:HG3	3:D:1105:ILE:HD13	1.91	0.53
3:D:209:ARG:CZ	3:D:397:LYS:HB2	2.38	0.53
3:D:209:ARG:NH2	3:D:397:LYS:HB2	2.23	0.53

Continued on next page...

Continued from previous page...

Atom-1	Atom-2	Interatomic distance (Å)	Clash overlap (Å)
5:F:142:ARG:HD3	8:F:9733:HOH:O	2.08	0.53
5:F:292:ALA:HB1	5:F:299:TRP:O	2.08	0.53
8:C:9763:HOH:O	5:F:373:LYS:HD2	2.09	0.53
5:F:393:THR:CG2	5:F:394:ARG:N	2.69	0.53
1:K:28:LEU:HA	8:K:2870:HOH:O	2.08	0.53
1:L:51:THR:HA	1:L:145:ASP:O	2.07	0.53
2:M:264:PRO:CB	2:M:289:THR:HG21	2.37	0.53
2:M:751:PRO:HA	2:M:792:VAL:CG1	2.39	0.53
2:M:944:LEU:HB3	8:M:9761:HOH:O	2.09	0.53
3:N:1232:PRO:HB3	3:N:1361:VAL:HG11	1.89	0.53
3:N:1461:GLY:O	3:N:1473:PRO:HG2	2.08	0.53
3:N:148:GLU:HB3	3:N:151:GLN:CG	2.38	0.53
3:N:432:TYR:HA	3:N:448:GLU:O	2.09	0.53
3:N:484:PRO:HB3	8:N:9566:HOH:O	2.09	0.53
3:N:601:ARG:NE	3:N:605:ASP:HB3	2.23	0.53
1:L:77:GLU:HB2	3:N:872:ARG:NH2	2.24	0.53
5:P:134:LYS:HB3	5:P:178:ARG:CZ	2.38	0.53
8:N:2187:HOH:O	5:P:90:GLN:HG3	2.07	0.53
2:C:195:LEU:HD12	2:C:195:LEU:O	2.08	0.53
2:C:438:ILE:HG21	8:C:9979:HOH:O	2.07	0.53
2:C:399:ASN:HB3	2:C:568:ALA:O	2.09	0.53
2:C:569:VAL:HG12	2:C:996:LYS:O	2.09	0.53
2:C:850:ALA:HA	3:D:632:VAL:HG11	1.90	0.53
2:C:949:LYS:CB	3:D:796:ARG:HH21	2.22	0.53
3:D:1011:PHE:HE1	3:D:1018:ASN:ND2	2.05	0.53
3:D:1133:ARG:HB2	8:D:2100:HOH:O	2.08	0.53
3:D:142:LEU:HA	8:D:9493:HOH:O	2.08	0.53
3:D:541:ASN:O	3:D:545:ARG:HG3	2.08	0.53
3:D:968:ASP:O	3:D:971:LEU:HB3	2.09	0.53
1:K:182:GLU:O	1:K:194:LYS:HB3	2.09	0.53
1:L:206:THR:HB	1:L:209:GLU:OE2	2.09	0.53
2:M:1104:GLU:HG2	8:M:9503:HOH:O	2.08	0.53
3:N:1017:PHE:HA	3:N:1022:VAL:CG2	2.38	0.53
3:N:535:PHE:HA	8:N:9957:HOH:O	2.08	0.53
3:N:560:GLN:CA	3:N:560:GLN:HE21	2.22	0.53
3:N:633:VAL:HG22	3:N:635:PRO:HD3	1.89	0.53
1:B:50:GLY:O	1:B:146:ARG:HA	2.08	0.53
2:C:144:PRO:HG2	2:C:165:LEU:HD23	1.91	0.53
2:C:266:ARG:HD3	2:C:273:GLY:HA3	1.88	0.53
2:C:286:SER:HB3	2:C:299:LYS:NZ	2.23	0.53
2:C:290:LEU:HD12	8:C:9781:HOH:O	2.08	0.53

Continued on next page...

Continued from previous page...

Atom-1	Atom-2	Interatomic distance (Å)	Clash overlap (Å)
2:C:484:VAL:HG12	2:C:486:MET:HG3	1.89	0.53
2:C:674:VAL:HG23	2:C:869:VAL:O	2.08	0.53
2:C:679:PHE:O	2:C:681:GLY:N	2.41	0.53
2:C:768:THR:HB	2:C:771:GLU:HB3	1.89	0.53
2:C:704:HIS:CD2	2:C:831:ARG:HH12	2.27	0.53
2:C:911:GLU:HG2	2:C:915:LYS:HE3	1.91	0.53
3:D:653:PHE:CD1	3:D:695:ILE:HD11	2.43	0.53
5:F:326:ASP:HA	8:F:9543:HOH:O	2.08	0.53
2:M:1008:ARG:CZ	2:M:1020:PRO:HB3	2.38	0.53
2:M:672:VAL:CG2	2:M:868:ASP:HB2	2.38	0.53
1:K:181:VAL:O	2:M:938:LYS:HD2	2.08	0.53
2:M:516:ARG:HG3	3:N:1068:LEU:HD13	1.90	0.53
3:N:1376:MET:CE	3:N:1421:LEU:HD13	2.38	0.53
3:N:379:ALA:HB2	8:N:9770:HOH:O	2.09	0.53
3:N:482:LYS:HG2	8:N:9980:HOH:O	2.08	0.53
4:O:74:VAL:CG1	4:O:79:LEU:HD21	2.35	0.53
1:A:58:ILE:HG21	1:A:68:ILE:HD11	1.90	0.53
2:C:862:PRO:HG3	2:C:975:TYR:HE1	1.74	0.53
3:D:115:LEU:HD11	3:D:468:LEU:HD13	1.90	0.53
3:D:1403:LEU:HD22	8:D:9569:HOH:O	2.08	0.53
3:D:484:PRO:O	3:D:489:ARG:HD2	2.09	0.53
3:D:633:VAL:HG22	3:D:635:PRO:CD	2.39	0.53
3:D:74:GLU:HB2	3:D:75:ARG:HD2	1.91	0.53
3:D:895:VAL:O	3:D:899:LEU:HD12	2.08	0.53
3:D:955:VAL:HG11	3:D:1015:TYR:HE2	1.74	0.53
1:K:220:GLU:HG2	8:K:1270:HOH:O	2.08	0.53
1:L:47:SER:HB2	1:L:217:ILE:HD13	1.91	0.53
2:M:1017:THR:OG1	2:M:1019:GLN:HG2	2.09	0.53
2:M:257:VAL:HG12	2:M:263:ASP:CG	2.29	0.53
2:M:44:ILE:HD11	2:M:340:MET:HE1	1.91	0.53
2:M:71:TYR:HD2	2:M:71:TYR:H	1.51	0.53
2:M:74:GLY:HA2	8:M:9521:HOH:O	2.09	0.53
2:M:890:LEU:HD12	2:M:890:LEU:O	2.09	0.53
3:N:119:SER:H	3:N:123:LEU:HD12	1.73	0.53
3:N:40:GLU:OE1	3:N:40:GLU:HA	2.08	0.53
3:N:658:LEU:HD11	3:N:674:ARG:NH1	2.24	0.53
2:C:1083:GLU:HG2	8:C:9782:HOH:O	2.09	0.53
2:C:480:THR:HG22	2:C:481:ASP:N	2.24	0.53
2:C:763:GLY:HA3	8:C:2108:HOH:O	2.09	0.53
2:C:837:ASP:OD2	2:C:838:LYS:N	2.41	0.53
3:D:480:GLU:O	3:D:484:PRO:HD2	2.08	0.53

Continued on next page...

Continued from previous page...

Atom-1	Atom-2	Interatomic distance (Å)	Clash overlap (Å)
1:K:219:ARG:HH12	1:K:220:GLU:HG3	1.74	0.53
1:L:57:TYR:HE1	1:L:163:ASN:HB2	1.74	0.53
2:M:1054:THR:CG2	2:M:1079:PRO:HB3	2.30	0.53
2:M:317:VAL:HG22	2:M:320:HIS:CE1	2.43	0.53
2:M:520:GLU:O	2:M:522:VAL:HG23	2.08	0.53
2:M:537:LYS:N	2:M:905:ILE:HD11	2.24	0.53
3:N:141:ILE:HD12	3:N:141:ILE:N	2.24	0.53
3:N:1485:GLN:HB3	8:N:2188:HOH:O	2.08	0.53
3:N:396:VAL:HG22	3:N:447:VAL:HB	1.90	0.53
3:N:598:ARG:NH2	5:P:318:GLU:O	2.42	0.53
1:B:211:LEU:O	1:B:215:VAL:HG13	2.09	0.53
1:A:39:PRO:CG	1:B:39:PRO:HG2	2.39	0.53
2:C:1001:VAL:HA	8:C:9545:HOH:O	2.09	0.53
2:C:252:LYS:HE2	2:C:296:GLY:HA3	1.89	0.53
2:C:290:LEU:HD13	8:C:9742:HOH:O	2.08	0.53
2:C:322:VAL:HA	8:C:9963:HOH:O	2.08	0.53
2:C:720:GLU:OE2	2:C:760:SER:HB3	2.08	0.53
3:D:1462:LEU:HD22	3:D:1472:ILE:HG23	1.91	0.53
3:D:42:ASP:O	3:D:43:GLY:O	2.27	0.53
2:C:1039:ALA:HB2	3:D:707:THR:HG21	1.91	0.53
5:F:122:LEU:HD23	5:F:126:LEU:HB3	1.91	0.53
1:L:185:ARG:NH1	3:N:692:GLU:HG3	2.24	0.53
2:M:247:PRO:HG2	8:M:2139:HOH:O	2.09	0.53
2:M:448:ASN:ND2	2:M:452:ILE:HD11	2.24	0.53
2:M:455:LEU:HD13	2:M:456:ALA:O	2.09	0.53
2:M:971:LYS:NZ	3:N:950:GLY:HA3	2.23	0.53
2:M:432:ARG:NH2	3:N:1047:LYS:HB3	2.24	0.53
3:N:774:SER:HB2	3:N:776:GLU:HG2	1.91	0.53
3:N:820:GLU:CB	3:N:836:VAL:HG21	2.38	0.53
4:O:70:THR:HG22	4:O:71:GLY:H	1.73	0.53
1:A:212:ASN:HA	8:A:9434:HOH:O	2.09	0.53
1:A:212:ASN:HB2	8:A:9590:HOH:O	2.09	0.53
1:B:65:PHE:HB2	8:B:9547:HOH:O	2.08	0.53
2:C:263:ASP:HB2	2:C:264:PRO:CD	2.34	0.53
3:D:24:GLY:HA3	3:D:49:ILE:HG12	1.91	0.53
3:D:30:GLU:HB3	3:D:40:GLU:CB	2.39	0.53
3:D:820:GLU:HB3	3:D:836:VAL:HG21	1.91	0.53
2:M:1035:MET:HB2	2:M:1036:GLU:OE1	2.09	0.53
2:M:918:LEU:HD23	2:M:968:LEU:HA	1.91	0.53
3:N:138:LYS:HD2	3:N:138:LYS:N	2.15	0.53
3:N:1399:ASP:O	3:N:1403:LEU:HB2	2.08	0.53

Continued on next page...

Continued from previous page...

Atom-1	Atom-2	Interatomic distance (Å)	Clash overlap (Å)
3:N:792:ILE:HG23	3:N:793:THR:HG23	1.91	0.53
3:N:80:VAL:HG23	3:N:81:THR:O	2.09	0.53
3:N:930:LEU:O	3:N:934:LEU:HD12	2.09	0.53
3:N:885:ILE:HG23	3:N:937:TYR:CE1	2.44	0.53
1:B:132:LEU:CD2	1:B:138:LEU:HD22	2.34	0.52
2:C:1007:ALA:HB2	3:D:648:MET:HG3	1.90	0.52
2:C:1034:GLU:HG3	2:C:1035:MET:N	2.24	0.52
2:C:501:THR:HG22	2:C:513:VAL:CG1	2.39	0.52
1:A:72:LYS:HZ1	2:C:644:VAL:HA	1.74	0.52
2:C:909:ALA:HB1	2:C:914:ILE:CD1	2.39	0.52
3:D:1047:LYS:HG2	3:D:1053:PHE:CZ	2.44	0.52
3:D:1106:VAL:HG21	3:D:1474:ALA:HB2	1.91	0.52
3:D:529:GLN:HB2	8:D:2263:HOH:O	2.07	0.52
3:D:775:GLY:HA3	3:D:1145:TYR:HE1	1.74	0.52
3:D:84:ILE:HA	8:D:2066:HOH:O	2.09	0.52
4:E:4:PRO:HB2	8:E:9361:HOH:O	2.08	0.52
5:F:153:PRO:HB2	8:F:9637:HOH:O	2.09	0.52
5:F:289:GLU:O	5:F:293:GLU:HG3	2.09	0.52
5:F:412:GLU:CG	5:F:418:LEU:HD13	2.40	0.52
5:F:85:LEU:HD22	5:F:193:ARG:HG3	1.90	0.52
2:M:358:ARG:HB3	2:M:371:LYS:O	2.09	0.52
3:N:104:PHE:HA	8:N:9484:HOH:O	2.09	0.52
3:N:1105:ILE:HD11	3:N:1374:GLN:NE2	2.24	0.52
3:N:399:ARG:HD3	3:N:402:PRO:HG3	1.91	0.52
3:N:422:ALA:N	3:N:427:VAL:HG11	2.15	0.52
3:N:496:LEU:HD21	3:N:500:ARG:NE	2.25	0.52
3:N:908:LYS:O	3:N:912:LYS:HB2	2.09	0.52
3:N:992:ILE:O	3:N:995:LEU:HB3	2.08	0.52
4:O:18:ARG:NH1	8:O:4048:HOH:O	2.43	0.52
5:P:292:ALA:HB1	5:P:299:TRP:O	2.09	0.52
8:A:9609:HOH:O	1:B:12:THR:HG22	2.10	0.52
2:C:1005:MET:O	2:C:1005:MET:HG2	2.07	0.52
2:C:1115:LEU:O	3:D:89:ARG:HG2	2.09	0.52
2:C:428:ARG:HH21	2:C:451:LEU:CD1	2.22	0.52
3:D:10:ILE:HG13	3:D:1434:TRP:CE2	2.43	0.52
3:D:444:VAL:HG22	3:D:444:VAL:O	2.09	0.52
3:D:470:LEU:HD12	3:D:508:ARG:NH1	2.24	0.52
3:D:584:ASN:CG	3:D:590:PRO:HD2	2.30	0.52
4:E:8:LYS:O	4:E:12:MET:HG3	2.08	0.52
2:M:100:LEU:HD21	2:M:367:LEU:HG	1.91	0.52
2:M:1032:PHE:CE1	2:M:1052:MET:HE2	2.43	0.52

Continued on next page...

Continued from previous page...

Atom-1	Atom-2	Interatomic distance (Å)	Clash overlap (Å)
2:M:1085:PHE:CE1	2:M:1111:ILE:HG21	2.44	0.52
2:M:146:VAL:HG12	2:M:162:ILE:HA	1.91	0.52
2:M:181:VAL:HG12	2:M:182:VAL:H	1.74	0.52
2:M:241:LEU:HB3	8:M:9936:HOH:O	2.09	0.52
2:M:617:ASP:HB3	8:M:9992:HOH:O	2.08	0.52
3:N:558:LEU:CB	5:P:145:PRO:HB3	2.39	0.52
3:N:680:GLN:O	3:N:683:ILE:HG13	2.09	0.52
3:N:806:PHE:O	3:N:808:THR:N	2.42	0.52
3:N:827:ILE:HD12	3:N:828:LYS:NZ	2.24	0.52
5:P:282:LEU:HD12	5:P:284:ARG:HD2	1.90	0.52
1:B:90:LEU:HD11	8:B:9549:HOH:O	2.08	0.52
2:C:281:LEU:CD1	2:C:306:THR:HA	2.39	0.52
2:C:359:MET:HE1	8:C:2181:HOH:O	2.09	0.52
2:C:985:GLY:HA3	8:D:9822:HOH:O	2.09	0.52
3:D:1432:LYS:NZ	3:D:1460:ILE:HB	2.23	0.52
3:D:1493:LYS:HG3	8:D:9515:HOH:O	2.09	0.52
2:C:1118:LYS:NZ	3:D:20:SER:HA	2.24	0.52
3:D:708:LEU:O	3:D:1227:GLN:HG2	2.08	0.52
5:F:286:PRO:HB3	5:F:290:GLU:HB2	1.91	0.52
1:K:146:ARG:NH2	1:K:147:GLY:HA2	2.23	0.52
2:M:1014:SER:HB2	8:M:9765:HOH:O	2.09	0.52
2:M:1019:GLN:NE2	3:N:621:LYS:HB3	2.25	0.52
2:M:1065:ALA:HB1	2:M:1077:PRO:HG2	1.91	0.52
2:M:339:LEU:HD21	8:M:9656:HOH:O	2.09	0.52
2:M:42:VAL:HG12	2:M:43:GLY:N	2.23	0.52
2:M:52:PHE:HD2	2:M:68:PHE:HB2	1.71	0.52
2:M:686:ASP:HB2	8:N:2331:HOH:O	2.09	0.52
3:N:128:TYR:HB3	3:N:129:PHE:CD1	2.44	0.52
3:N:1462:LEU:CD2	3:N:1473:PRO:HD2	2.39	0.52
3:N:584:ASN:H	3:N:602:SER:CB	2.22	0.52
3:N:847:ASP:HB2	8:N:2224:HOH:O	2.09	0.52
5:P:261:PRO:O	5:P:265:VAL:HG23	2.10	0.52
5:P:406:ARG:HA	5:P:409:LYS:CD	2.39	0.52
5:P:405:LEU:O	5:P:408:LEU:CD2	2.58	0.52
1:A:124:ASN:HB3	1:A:127:LEU:HD23	1.92	0.52
2:C:139:GLN:HB3	2:C:334:ARG:CG	2.38	0.52
2:C:344:PHE:HD2	2:C:382:ILE:HD11	1.74	0.52
2:C:987:ILE:HD11	3:D:946:GLY:HA2	1.91	0.52
3:D:17:LYS:HG3	8:D:9805:HOH:O	2.08	0.52
3:D:736:PHE:HA	8:D:9665:HOH:O	2.08	0.52
3:D:907:GLU:HA	8:D:2030:HOH:O	2.10	0.52

Continued on next page...

Continued from previous page...

Atom-1	Atom-2	Interatomic distance (Å)	Clash overlap (Å)
1:L:124:ASN:HA	8:L:932:HOH:O	2.09	0.52
1:L:12:THR:CG2	1:L:24:VAL:HB	2.31	0.52
2:M:65:VAL:O	2:M:101:ILE:HG12	2.08	0.52
2:M:462:ASP:HB2	8:M:9695:HOH:O	2.09	0.52
2:M:568:ALA:HB1	2:M:668:LEU:HB3	1.91	0.52
2:M:728:HIS:NE2	5:P:423:ASP:OD1	2.43	0.52
3:N:1096:ARG:CG	3:N:1096:ARG:HH11	2.21	0.52
3:N:1103:HIS:CE1	3:N:1463:LYS:HE2	2.45	0.52
3:N:114:THR:O	3:N:495:ARG:HG3	2.09	0.52
5:P:88:ILE:CD1	5:P:193:ARG:HB2	2.33	0.52
1:A:35:THR:HG21	1:B:43:ILE:HD11	1.92	0.52
2:C:290:LEU:HG	8:C:9714:HOH:O	2.09	0.52
2:C:683:ASN:HB2	2:C:687:ALA:O	2.09	0.52
3:D:1062:ARG:HG3	3:D:1062:ARG:HH11	1.74	0.52
3:D:1364:HIS:ND1	3:D:1366:LYS:HG3	2.23	0.52
3:D:404:GLU:HB3	3:D:414:ARG:CD	2.39	0.52
5:F:163:LEU:HD22	5:F:174:LEU:HG	1.92	0.52
2:M:266:ARG:HH11	2:M:266:ARG:HG3	1.75	0.52
2:M:448:ASN:CG	2:M:452:ILE:HD11	2.29	0.52
2:M:807:ARG:HG2	8:M:9793:HOH:O	2.08	0.52
3:N:119:SER:N	3:N:123:LEU:HB2	2.23	0.52
3:N:1286:THR:CG2	3:N:1287:GLU:N	2.71	0.52
3:N:131:LYS:HG2	3:N:568:ARG:CG	2.28	0.52
3:N:1422:MET:HE3	3:N:1427:SER:HA	1.91	0.52
3:N:1500:LYS:HA	8:N:9894:HOH:O	2.09	0.52
3:N:471:GLU:HG2	8:N:9534:HOH:O	2.09	0.52
3:N:633:VAL:O	3:N:635:PRO:HD3	2.09	0.52
5:P:144:ILE:HB	5:P:145:PRO:HD3	1.91	0.52
5:P:169:GLU:HA	5:P:172:ARG:NH2	2.25	0.52
5:P:256:ARG:HD2	8:P:9506:HOH:O	2.10	0.52
1:A:33:GLY:O	1:A:195:LEU:HD22	2.10	0.52
2:C:837:ASP:HA	8:C:9820:HOH:O	2.09	0.52
2:C:964:LYS:HD2	8:C:9496:HOH:O	2.10	0.52
3:D:112:ILE:HD13	3:D:461:ILE:HG21	1.91	0.52
3:D:166:GLN:HG3	3:D:168:THR:OG1	2.10	0.52
3:D:177:ALA:CB	3:D:199:LEU:HD13	2.40	0.52
3:D:418:GLY:HA2	8:D:9642:HOH:O	2.09	0.52
3:D:553:ARG:HH12	5:F:211:ASP:HA	1.75	0.52
3:D:64:LYS:HD3	5:F:376:ILE:O	2.09	0.52
3:D:660:LYS:HA	3:D:663:GLU:HG3	1.91	0.52
3:D:566:ILE:HG23	5:F:217:ASN:HD22	1.75	0.52

Continued on next page...

Continued from previous page...

Atom-1	Atom-2	Interatomic distance (Å)	Clash overlap (Å)
1:K:29:GLU:C	8:K:1204:HOH:O	2.48	0.52
2:M:492:ASP:CA	2:M:518:LYS:HB3	2.39	0.52
2:M:610:ARG:HD3	2:M:622:GLU:OE1	2.09	0.52
2:M:816:LYS:HB2	2:M:819:VAL:HG21	1.92	0.52
2:M:841:ASN:HD21	2:M:843:HIS:CB	2.23	0.52
2:M:516:ARG:HG3	3:N:1068:LEU:CD1	2.40	0.52
3:N:1133:ARG:HG3	8:N:9895:HOH:O	2.08	0.52
3:N:428:LYS:HB3	3:N:450:TYR:CE1	2.45	0.52
3:N:777:PRO:HG2	3:N:912:LYS:O	2.08	0.52
5:P:137:GLY:HA2	5:P:140:ARG:HH22	1.74	0.52
5:P:337:HIS:HB2	8:P:9745:HOH:O	2.09	0.52
2:C:139:GLN:NE2	2:C:415:PRO:HD2	2.22	0.52
2:C:468:ARG:HD3	2:C:485:TYR:O	2.10	0.52
2:C:671:ASN:HD22	2:C:671:ASN:N	2.08	0.52
2:C:577:PRO:HG3	2:C:993:PHE:CE1	2.44	0.52
3:D:9:ARG:HB2	3:D:1456:LYS:HA	1.92	0.52
3:D:820:GLU:CB	3:D:836:VAL:HG21	2.40	0.52
3:D:55:ASP:HB3	3:D:82:LYS:HE2	1.92	0.52
3:D:864:VAL:HG23	3:D:877:PRO:HD3	1.92	0.52
5:F:191:ASN:HB3	5:F:220:LEU:HD11	1.91	0.52
5:F:331:ASP:N	8:F:9658:HOH:O	2.42	0.52
1:K:206:THR:HG21	8:K:1068:HOH:O	2.10	0.52
2:M:564:MET:HG2	2:M:840:ALA:HB3	1.92	0.52
3:N:213:VAL:HG23	3:N:391:ALA:HA	1.92	0.52
5:P:257:THR:O	5:P:258:ILE:HD13	2.09	0.52
1:B:51:THR:HA	1:B:145:ASP:O	2.09	0.52
2:C:352:ALA:O	2:C:355:VAL:HG12	2.10	0.52
2:C:435:TYR:C	2:C:437:ARG:H	2.11	0.52
2:C:546:LEU:CD1	2:C:565:GLN:HE22	2.22	0.52
2:C:64:LEU:HB2	8:C:9487:HOH:O	2.10	0.52
3:D:1281:VAL:HG23	3:D:1317:ASP:O	2.10	0.52
3:D:415:VAL:HG12	3:D:416:ALA:N	2.25	0.52
8:D:2217:HOH:O	4:E:92:ILE:HD13	2.10	0.52
5:F:138:SER:OG	5:F:140:ARG:HG2	2.09	0.52
5:F:416:ARG:NH1	5:F:419:ARG:CB	2.72	0.52
1:K:150:TYR:HD1	1:K:170:VAL:HG13	1.74	0.52
2:M:473:ARG:HB3	8:M:9483:HOH:O	2.08	0.52
2:M:838:LYS:HD3	2:M:846:LYS:NZ	2.25	0.52
3:N:1093:TYR:CE1	3:N:1097:LYS:HE2	2.45	0.52
3:N:1133:ARG:NH1	8:N:2461:HOH:O	2.42	0.52
3:N:169:TYR:N	3:N:170:PRO:HD3	2.23	0.52

Continued on next page...

Continued from previous page...

Atom-1	Atom-2	Interatomic distance (Å)	Clash overlap (Å)
3:N:19:ARG:HH21	3:N:94:GLU:CD	2.13	0.52
3:N:23:TYR:HB2	3:N:49:ILE:O	2.10	0.52
3:N:426:LYS:HE2	3:N:428:LYS:HE3	1.92	0.52
3:N:478:LEU:HD23	3:N:1388:ARG:NH1	2.24	0.52
3:N:675:ARG:HA	3:N:678:GLU:OE2	2.09	0.52
5:P:225:GLU:HB3	5:P:226:LYS:HZ2	1.74	0.52
5:P:286:PRO:HB3	5:P:290:GLU:HB2	1.92	0.52
2:C:158:TYR:CD1	2:C:313:LEU:HG	2.45	0.52
1:A:72:LYS:O	2:C:608:GLY:HA2	2.10	0.52
3:D:1304:LYS:N	3:D:1304:LYS:HD3	2.16	0.52
3:D:172:PRO:HG3	3:D:178:LEU:HD22	1.91	0.52
3:D:187:LYS:HE2	3:D:213:VAL:HG12	1.92	0.52
3:D:781:PRO:HB3	3:D:785:ILE:CG2	2.40	0.52
3:D:838:ARG:HH11	3:D:838:ARG:HG3	1.75	0.52
3:D:920:LEU:HD21	8:D:9484:HOH:O	2.10	0.52
2:C:676:ILE:O	3:D:948:THR:HG22	2.09	0.52
5:F:392:VAL:CG1	5:F:396:ARG:HB2	2.40	0.52
2:M:862:PRO:HG2	2:M:925:TYR:OH	2.10	0.52
2:M:580:MET:HE2	2:M:902:ILE:HG12	1.91	0.52
2:M:892:LEU:HD21	2:M:967:PHE:CE1	2.45	0.52
2:M:976:ASP:HB3	2:M:979:THR:CG2	2.39	0.52
2:M:839:LEU:HD12	2:M:994:ILE:HG21	1.92	0.52
3:N:187:LYS:HE2	8:N:2337:HOH:O	2.08	0.52
3:N:423:ASP:O	3:N:425:GLY:N	2.34	0.52
3:N:760:ARG:NE	4:O:3:GLU:OE1	2.43	0.52
5:P:123:ASP:HB3	5:P:125:ASP:OD1	2.10	0.52
2:C:1032:PHE:CD1	2:C:1052:MET:HG2	2.44	0.52
2:C:896:PHE:CE2	2:C:925:TYR:HB2	2.44	0.52
3:D:1381:VAL:O	3:D:1389:LEU:O	2.28	0.52
3:D:416:ALA:HB3	8:D:2272:HOH:O	2.10	0.52
2:C:682:TYR:HA	3:D:635:PRO:HG2	1.92	0.52
2:C:770:GLU:CG	3:D:65:ARG:HH22	2.11	0.52
8:D:9635:HOH:O	5:F:101:GLU:HG3	2.10	0.52
5:F:144:ILE:HB	5:F:145:PRO:HD3	1.92	0.52
8:C:9560:HOH:O	5:F:405:LEU:HD22	2.09	0.52
1:K:187:GLY:HA2	8:K:2920:HOH:O	2.10	0.52
1:L:101:LEU:HB2	1:L:114:PHE:CD2	2.45	0.52
2:M:270:GLY:H	2:M:288:ARG:CZ	2.22	0.52
2:M:512:ARG:HD3	2:M:523:ILE:HD11	1.92	0.52
2:M:554:ASP:OD2	2:M:556:ASN:HB2	2.10	0.52
2:M:572:ILE:CD1	2:M:701:THR:HB	2.34	0.52

Continued on next page...

Continued from previous page...

Atom-1	Atom-2	Interatomic distance (Å)	Clash overlap (Å)
2:M:714:ASP:N	2:M:818:GLY:O	2.41	0.52
2:M:861:LEU:HD23	2:M:862:PRO:HD2	1.93	0.52
3:N:1459:LEU:HD12	3:N:1470:ARG:HH11	1.75	0.52
3:N:496:LEU:HD21	3:N:500:ARG:HE	1.73	0.52
3:N:55:ASP:O	3:N:82:LYS:HA	2.10	0.52
3:N:638:LYS:HD3	8:N:9823:HOH:O	2.10	0.52
3:N:75:ARG:HB2	8:N:2407:HOH:O	2.10	0.52
3:N:850:LEU:CD2	3:N:881:LEU:HD13	2.40	0.52
3:N:888:GLU:HB3	8:N:9679:HOH:O	2.09	0.52
5:P:147:LEU:HD12	8:P:9554:HOH:O	2.10	0.52
1:A:91:ASN:HB3	8:A:9436:HOH:O	2.09	0.51
2:C:1016:ILE:HG23	3:D:526:PRO:HG2	1.92	0.51
2:C:528:GLU:HB3	8:C:2302:HOH:O	2.09	0.51
2:C:69:LEU:C	2:C:70:GLU:HG3	2.30	0.51
3:D:1192:LEU:HD22	3:D:1345:GLU:OE2	2.10	0.51
3:D:528:VAL:O	3:D:535:PHE:HA	2.10	0.51
3:D:591:VAL:CG1	3:D:597:ASP:HA	2.40	0.51
3:D:637:LEU:HD11	3:D:642:CYS:HA	1.91	0.51
1:L:178:ALA:HB3	1:L:198:ARG:HB2	1.90	0.51
1:L:42:ARG:NH1	1:L:42:ARG:HG2	2.19	0.51
2:M:211:LEU:O	2:M:211:LEU:HG	2.11	0.51
2:M:596:TYR:HD1	8:M:2274:HOH:O	1.92	0.51
2:M:536:PRO:CB	2:M:906:PHE:HB2	2.38	0.51
3:N:1286:THR:HB	8:N:2263:HOH:O	2.08	0.51
3:N:12:LEU:HD21	3:N:104:PHE:CE1	2.45	0.51
3:N:1393:GLN:CB	3:N:1398:TRP:HE1	2.23	0.51
3:N:163:TYR:OH	3:N:394:LEU:HD21	2.10	0.51
5:P:218:GLN:HA	5:P:221:ILE:HD12	1.91	0.51
5:P:94:LEU:HD22	5:P:95:THR:N	2.25	0.51
2:C:1084:SER:HA	8:C:2139:HOH:O	2.09	0.51
2:C:263:ASP:CB	2:C:264:PRO:HD3	2.35	0.51
3:D:118:LEU:CA	3:D:123:LEU:HD13	2.40	0.51
3:D:1270:ALA:HB3	8:D:9570:HOH:O	2.10	0.51
3:D:1304:LYS:HB2	8:D:9970:HOH:O	2.09	0.51
3:D:411:THR:HG22	8:D:9544:HOH:O	2.10	0.51
3:D:669:ASN:HD22	3:D:672:ALA:H	1.56	0.51
3:D:844:ALA:O	3:D:867:ARG:HB3	2.10	0.51
8:D:2493:HOH:O	5:F:264:MET:HE2	2.10	0.51
1:L:91:ASN:H	1:L:94:LEU:HD13	1.76	0.51
2:M:516:ARG:NE	3:N:1068:LEU:HD13	2.25	0.51
3:N:1020:LEU:HA	3:N:1023:MET:HE3	1.92	0.51

Continued on next page...

Continued from previous page...

Atom-1	Atom-2	Interatomic distance (Å)	Clash overlap (Å)
3:N:1042:ARG:O	3:N:1057:VAL:HB	2.10	0.51
3:N:1353:GLN:NE2	3:N:1357:ARG:NE	2.55	0.51
3:N:477:LEU:HD21	3:N:495:ARG:HD3	1.91	0.51
3:N:711:LEU:HD21	8:N:2357:HOH:O	2.09	0.51
3:N:953:ASP:OD2	3:N:1019:PRO:HD2	2.09	0.51
5:P:163:LEU:HD13	5:P:174:LEU:CD2	2.40	0.51
5:P:337:HIS:HA	8:P:9567:HOH:O	2.09	0.51
1:A:156:HIS:CD2	1:A:158:ILE:HG12	2.46	0.51
2:C:1004:LYS:HE3	2:C:1027:PHE:CE1	2.45	0.51
2:C:1051:GLU:HB3	8:C:9565:HOH:O	2.10	0.51
2:C:225:SER:HB2	2:C:229:MET:CE	2.41	0.51
2:C:358:ARG:HB3	2:C:371:LYS:O	2.10	0.51
2:C:816:LYS:HB2	2:C:819:VAL:CG2	2.40	0.51
2:C:860:HIS:NE2	2:C:975:TYR:HB2	2.25	0.51
3:D:1241:PHE:O	3:D:1243:THR:N	2.44	0.51
3:D:434:ARG:HB3	8:D:9567:HOH:O	2.09	0.51
3:D:131:LYS:HB3	3:D:456:MET:HE3	1.91	0.51
3:D:826:PRO:O	3:D:836:VAL:HG13	2.10	0.51
5:F:276:ARG:HB3	8:F:9780:HOH:O	2.10	0.51
5:F:316:SER:C	5:F:318:GLU:N	2.64	0.51
5:F:363:GLU:O	5:F:367:MET:HG2	2.10	0.51
2:M:177:GLU:N	2:M:178:PRO:HD3	2.26	0.51
2:M:379:GLU:O	2:M:383:ARG:HB3	2.11	0.51
3:N:1191:PRO:O	3:N:1373:ARG:HD2	2.10	0.51
3:N:1493:LYS:O	3:N:1497:GLU:HG2	2.10	0.51
2:C:11:GLU:HG2	2:C:537:LYS:HZ1	1.75	0.51
2:C:78:PHE:HB3	2:C:79:PRO:CD	2.41	0.51
3:D:164:GLY:HA2	8:D:9590:HOH:O	2.09	0.51
3:D:820:GLU:HG2	3:D:825:ALA:O	2.10	0.51
3:D:838:ARG:HD3	3:D:874:GLU:HB3	1.93	0.51
3:D:983:LEU:HA	3:D:987:GLU:OE2	2.09	0.51
5:F:194:LEU:HD23	8:F:9810:HOH:O	2.10	0.51
5:F:287:THR:O	5:F:289:GLU:N	2.44	0.51
5:F:392:VAL:HG22	8:F:9801:HOH:O	2.10	0.51
1:K:109:VAL:HG23	1:K:132:LEU:HD13	1.93	0.51
2:M:1029:GLY:HA2	8:M:2100:HOH:O	2.10	0.51
2:M:25:SER:HB2	2:M:335:THR:OG1	2.10	0.51
2:M:266:ARG:HG3	2:M:266:ARG:NH1	2.24	0.51
3:N:12:LEU:HD11	3:N:104:PHE:CE1	2.46	0.51
3:N:1068:LEU:HD23	3:N:1072:ILE:HD13	1.92	0.51
3:N:1129:THR:HG23	3:N:1130:ARG:H	1.74	0.51

Continued on next page...

Continued from previous page...

Atom-1	Atom-2	Interatomic distance (Å)	Clash overlap (Å)
3:N:1209:LEU:HB3	3:N:1211:MET:HB2	1.93	0.51
3:N:1231:GLU:HB3	3:N:1232:PRO:HD3	1.93	0.51
3:N:1357:ARG:HG2	8:N:2014:HOH:O	2.09	0.51
3:N:1381:VAL:O	3:N:1389:LEU:O	2.29	0.51
3:N:1397:LYS:HZ2	3:N:1432:LYS:HB3	1.74	0.51
3:N:1441:GLN:HG3	3:N:1441:GLN:O	2.11	0.51
5:P:135:ILE:HG12	5:P:178:ARG:HD3	1.92	0.51
5:P:402:ASN:HB2	8:P:9753:HOH:O	2.09	0.51
2:C:1030:GLN:OE1	3:D:628:ARG:HB2	2.10	0.51
2:C:2:GLU:HB2	8:C:2326:HOH:O	2.09	0.51
2:C:610:ARG:HB2	8:C:9839:HOH:O	2.10	0.51
2:C:620:LEU:HD23	8:C:2191:HOH:O	2.09	0.51
2:C:939:ARG:N	2:C:939:ARG:HE	2.08	0.51
3:D:1350:GLU:O	3:D:1354:LYS:HG2	2.11	0.51
3:D:1429:LEU:HD11	8:D:9681:HOH:O	2.10	0.51
3:D:781:PRO:HB2	3:D:911:LEU:HD23	1.91	0.51
3:D:894:LYS:O	3:D:898:GLU:HG3	2.09	0.51
4:E:63:TRP:O	4:E:67:GLU:HG3	2.10	0.51
5:F:137:GLY:HA2	5:F:140:ARG:HH22	1.75	0.51
1:L:184:THR:O	1:L:192:LEU:HB2	2.11	0.51
2:M:418:LEU:HD21	8:M:2225:HOH:O	2.10	0.51
2:M:612:VAL:HG21	8:M:9617:HOH:O	2.10	0.51
2:M:616:GLU:OE1	2:M:616:GLU:HA	2.11	0.51
2:M:686:ASP:N	8:N:2331:HOH:O	2.43	0.51
3:N:1074:SER:O	3:N:1077:ALA:HB3	2.11	0.51
3:N:1459:LEU:HD12	3:N:1470:ARG:NH1	2.24	0.51
3:N:1463:LYS:HG2	8:N:9565:HOH:O	2.09	0.51
3:N:1498:ALA:HA	3:N:1501:GLU:OE2	2.11	0.51
3:N:154:THR:HG22	3:N:156:GLU:HG2	1.92	0.51
3:N:36:THR:CG2	3:N:38:LYS:HG3	2.38	0.51
3:N:779:ALA:O	3:N:931:LEU:HD22	2.11	0.51
3:N:965:GLU:HA	3:N:968:ASP:HB2	1.93	0.51
3:N:970:LYS:HD2	3:N:995:LEU:HD13	1.93	0.51
5:P:133:ALA:O	5:P:137:GLY:O	2.27	0.51
5:P:161:GLN:HA	5:P:164:LYS:HD2	1.91	0.51
8:M:9948:HOH:O	5:P:354:LEU:HD11	2.10	0.51
5:P:372:ARG:O	5:P:377:ASP:O	2.29	0.51
1:A:143:ARG:HH21	1:A:158:ILE:HD12	1.76	0.51
1:B:127:LEU:HD12	1:B:128:HIS:H	1.75	0.51
2:C:1054:THR:HG23	2:C:1059:ASP:CB	2.41	0.51
2:C:191:PHE:CE1	2:C:238:LEU:HD21	2.46	0.51

Continued on next page...

Continued from previous page...

Atom-1	Atom-2	Interatomic distance (Å)	Clash overlap (Å)
2:C:435:TYR:C	2:C:437:ARG:N	2.64	0.51
2:C:480:THR:HG22	2:C:482:GLU:N	2.23	0.51
2:C:78:PHE:HB3	2:C:79:PRO:HD2	1.92	0.51
2:C:674:VAL:HB	2:C:869:VAL:HG13	1.91	0.51
2:C:579:VAL:HG11	2:C:887:GLU:HG3	1.91	0.51
3:D:173:PRO:HG2	3:D:200:ASP:OD2	2.11	0.51
3:D:36:THR:C	3:D:38:LYS:H	2.13	0.51
3:D:496:LEU:HD12	8:D:9706:HOH:O	2.11	0.51
3:D:590:PRO:HD2	8:D:9687:HOH:O	2.11	0.51
3:D:875:THR:HG22	3:D:879:ARG:HB2	1.90	0.51
5:F:368:VAL:HG13	5:F:388:ALA:O	2.11	0.51
1:K:17:GLY:HA3	8:K:1202:HOH:O	2.09	0.51
1:L:120:VAL:HG23	8:L:4092:HOH:O	2.10	0.51
2:M:341:THR:HB	2:M:345:ARG:NH2	2.26	0.51
2:M:396:ASP:OD1	2:M:402:SER:HB2	2.10	0.51
2:M:480:THR:HA	8:M:9505:HOH:O	2.10	0.51
3:N:12:LEU:HD11	3:N:104:PHE:HE1	1.75	0.51
3:N:1379:VAL:HG11	3:N:1395:LEU:HD23	1.92	0.51
3:N:162:ARG:HA	3:N:449:SER:HB3	1.92	0.51
3:N:22:SER:OG	3:N:91:GLY:HA2	2.10	0.51
3:N:14:SER:HB3	3:N:511:TRP:CE2	2.45	0.51
3:N:814:ALA:O	3:N:818:ARG:HG3	2.11	0.51
5:P:367:MET:HA	5:P:370:LYS:HD3	1.93	0.51
2:C:1067:TYR:CG	5:F:341:PRO:HB3	2.46	0.51
2:C:108:ILE:HD13	8:C:9686:HOH:O	2.09	0.51
2:C:127:PHE:O	2:C:133:ASP:HA	2.11	0.51
2:C:197:LEU:CD1	2:C:207:LEU:HD21	2.41	0.51
2:C:250:ARG:NE	2:C:253:ALA:CB	2.73	0.51
2:C:332:ARG:HE	2:C:464:LEU:HD11	1.76	0.51
2:C:648:ARG:HB2	8:C:9859:HOH:O	2.09	0.51
3:D:1215:VAL:HB	8:D:9589:HOH:O	2.09	0.51
3:D:152:LEU:HD21	8:D:2093:HOH:O	2.11	0.51
3:D:36:THR:HG22	3:D:38:LYS:HG3	1.93	0.51
3:D:432:TYR:HA	3:D:448:GLU:O	2.11	0.51
5:F:372:ARG:O	5:F:377:ASP:O	2.29	0.51
2:M:178:PRO:HB3	8:M:9974:HOH:O	2.10	0.51
2:M:244:PRO:HD2	2:M:245:GLY:N	2.18	0.51
2:M:707:ARG:CZ	2:M:824:ARG:HH12	2.24	0.51
3:N:1144:LEU:HD22	8:N:2033:HOH:O	2.10	0.51
3:N:510:GLU:O	3:N:513:ILE:HD12	2.11	0.51
3:N:95:LEU:HD11	3:N:517:VAL:HG23	1.92	0.51

Continued on next page...

Continued from previous page...

Atom-1	Atom-2	Interatomic distance (Å)	Clash overlap (Å)
3:N:584:ASN:CG	3:N:590:PRO:HD2	2.31	0.51
8:L:4017:HOH:O	3:N:851:LEU:HD11	2.11	0.51
3:N:96:ALA:H	3:N:551:ASN:ND2	2.09	0.51
3:N:96:ALA:N	3:N:551:ASN:ND2	2.59	0.51
5:P:306:GLU:O	5:P:310:ILE:HG13	2.10	0.51
5:P:372:ARG:NH2	8:P:9689:HOH:O	2.44	0.51
1:B:108:GLU:HB3	1:B:128:HIS:HE1	1.76	0.51
1:B:19:GLU:HG3	1:B:201:THR:O	2.11	0.51
2:C:1083:GLU:O	2:C:1087:VAL:HG23	2.10	0.51
2:C:110:GLU:H	2:C:368:THR:HG21	1.76	0.51
2:C:686:ASP:O	3:D:740:PHE:HB2	2.11	0.51
2:C:848:VAL:HB	3:D:740:PHE:O	2.10	0.51
2:C:689:VAL:HB	2:C:870:ILE:HD12	1.93	0.51
3:D:1087:ARG:C	3:D:1089:ALA:N	2.64	0.51
3:D:1422:MET:CE	3:D:1427:SER:HA	2.41	0.51
3:D:601:ARG:HH22	3:D:611:GLN:HB2	1.75	0.51
3:D:633:VAL:C	3:D:635:PRO:HD3	2.31	0.51
2:M:252:LYS:HG2	2:M:296:GLY:HA2	1.93	0.51
2:M:266:ARG:HA	8:M:9486:HOH:O	2.10	0.51
2:M:552:HIS:CE1	2:M:886:LEU:HD13	2.45	0.51
2:M:599:GLU:HG3	2:M:600:ASP:OD2	2.11	0.51
2:M:604:ALA:HB3	2:M:612:VAL:O	2.10	0.51
2:M:787:ASP:HA	8:M:2208:HOH:O	2.10	0.51
2:M:707:ARG:CD	2:M:824:ARG:HH11	2.24	0.51
3:N:107:ASP:HB2	8:N:9484:HOH:O	2.09	0.51
3:N:1242:HIS:CE1	3:N:1266:ARG:HD2	2.45	0.51
3:N:1274:ILE:CG1	3:N:1334:GLN:HE21	2.22	0.51
3:N:404:GLU:HB2	3:N:414:ARG:NH2	2.26	0.51
3:N:459:GLU:HB2	8:N:9942:HOH:O	2.11	0.51
3:N:47:GLU:HA	3:N:51:GLY:O	2.10	0.51
4:O:54:LEU:O	4:O:54:LEU:HD23	2.10	0.51
5:P:82:ARG:HB3	8:P:9558:HOH:O	2.09	0.51
2:C:188:LYS:C	2:C:188:LYS:HE2	2.31	0.51
2:C:290:LEU:HB2	8:C:9836:HOH:O	2.10	0.51
2:C:4:LYS:HA	8:C:9926:HOH:O	2.11	0.51
2:C:832:LYS:HD2	8:C:2228:HOH:O	2.11	0.51
3:D:1127:GLU:HB2	8:D:2519:HOH:O	2.11	0.51
3:D:1459:LEU:HD11	3:D:1468:LEU:HD12	1.91	0.51
3:D:416:ALA:HB2	8:D:9825:HOH:O	2.10	0.51
3:D:402:PRO:HG2	3:D:444:VAL:HG11	1.93	0.51
3:D:650:LEU:HD12	3:D:657:LEU:HD23	1.93	0.51

Continued on next page...

Continued from previous page...

Atom-1	Atom-2	Interatomic distance (Å)	Clash overlap (Å)
5:F:254:GLN:HB3	8:F:9518:HOH:O	2.09	0.51
1:K:30:ARG:HA	8:K:1905:HOH:O	2.10	0.51
2:M:383:ARG:CZ	8:M:9872:HOH:O	2.58	0.51
2:M:640:ARG:HB3	2:M:640:ARG:HH11	1.74	0.51
2:M:751:PRO:HA	2:M:792:VAL:HG12	1.93	0.51
3:N:466:LYS:CG	3:N:510:GLU:HG2	2.41	0.51
3:N:77:GLY:O	3:N:78:VAL:HG23	2.11	0.51
3:N:850:LEU:HD22	3:N:884:ARG:HH22	1.75	0.51
3:N:754:PHE:HA	4:O:24:ALA:HB1	1.93	0.51
5:P:148:LYS:O	5:P:148:LYS:HG2	2.11	0.51
1:A:127:LEU:HD12	1:A:128:HIS:N	2.26	0.51
1:A:177:VAL:HG12	8:A:9451:HOH:O	2.09	0.51
1:A:222:LEU:HD21	1:B:218:LEU:HD23	1.93	0.51
2:C:461:VAL:CG1	2:C:465:GLY:HA2	2.31	0.51
3:D:1104:GLU:HA	3:D:1461:GLY:HA2	1.92	0.51
3:D:1364:HIS:NE2	3:D:1366:LYS:HE3	2.26	0.51
3:D:434:ARG:HB2	3:D:447:VAL:CG1	2.41	0.51
3:D:907:GLU:HG3	8:D:2030:HOH:O	2.10	0.51
5:F:316:SER:C	5:F:318:GLU:H	2.13	0.51
1:K:173:PRO:O	1:K:201:THR:HG23	2.11	0.51
2:M:263:ASP:CB	2:M:264:PRO:HD3	2.39	0.51
2:M:285:LEU:HD13	2:M:302:VAL:HG23	1.93	0.51
2:M:34:VAL:HG22	8:M:2159:HOH:O	2.10	0.51
2:M:64:LEU:HB2	2:M:359:MET:HE3	1.92	0.51
2:M:906:PHE:CB	3:N:1067:VAL:HG22	2.41	0.51
3:N:17:LYS:HG2	8:N:9686:HOH:O	2.10	0.51
3:N:519:VAL:HG13	3:N:544:TYR:CZ	2.46	0.51
3:N:768:ASN:HB3	8:N:2357:HOH:O	2.10	0.51
3:N:81:THR:HB	3:N:85:VAL:HG22	1.93	0.51
3:N:873:LEU:HD11	8:N:2008:HOH:O	2.10	0.51
3:N:850:LEU:HD22	3:N:884:ARG:NH2	2.26	0.51
1:A:77:GLU:HG3	8:A:9496:HOH:O	2.10	0.50
2:C:1013:TYR:CE1	2:C:1020:PRO:HG3	2.45	0.50
2:C:1115:LEU:HD12	2:C:1115:LEU:N	2.17	0.50
2:C:170:PRO:HG2	2:C:258:TYR:HD2	1.76	0.50
2:C:419:THR:HG22	8:C:2202:HOH:O	2.11	0.50
2:C:471:TYR:CE2	2:C:496:ILE:HG21	2.46	0.50
2:C:70:GLU:OE1	2:C:97:ARG:HD3	2.11	0.50
3:D:34:TYR:CD1	3:D:35:ARG:N	2.79	0.50
3:D:659:LYS:HD3	3:D:659:LYS:O	2.11	0.50
2:C:1115:LEU:HD23	3:D:85:VAL:CG1	2.40	0.50

Continued on next page...

Continued from previous page...

Atom-1	Atom-2	Interatomic distance (Å)	Clash overlap (Å)
3:D:868:TYR:HE1	3:D:869:MET:SD	2.33	0.50
4:E:48:MET:HG2	8:E:9382:HOH:O	2.11	0.50
5:F:163:LEU:HB3	5:F:174:LEU:CD1	2.41	0.50
2:M:1040:LEU:CD2	2:M:1048:THR:HG22	2.41	0.50
2:M:1092:LEU:HD23	2:M:1099:VAL:CG1	2.37	0.50
2:M:164:PRO:HA	2:M:266:ARG:HH12	1.76	0.50
2:M:264:PRO:HG3	8:M:9995:HOH:O	2.10	0.50
2:M:304:LEU:HB3	2:M:305:PRO:HD3	1.93	0.50
2:M:334:ARG:HD3	2:M:339:LEU:HD21	1.94	0.50
3:N:181:ASP:HB2	8:N:2389:HOH:O	2.11	0.50
3:N:820:GLU:HB3	3:N:836:VAL:HG21	1.93	0.50
4:O:42:PRO:HD3	8:O:3641:HOH:O	2.11	0.50
5:P:278:LEU:CB	5:P:286:PRO:HG2	2.41	0.50
1:B:57:TYR:HE1	1:B:163:ASN:HB2	1.76	0.50
2:C:232:GLU:HG3	8:C:9807:HOH:O	2.10	0.50
2:C:798:GLY:H	2:C:827:VAL:HG11	1.75	0.50
2:C:98:LEU:O	2:C:109:LYS:HG3	2.11	0.50
1:K:72:LYS:HA	8:M:9524:HOH:O	2.11	0.50
1:L:132:LEU:CD2	1:L:138:LEU:HD22	2.40	0.50
1:L:180:GLN:OE1	1:L:198:ARG:NH2	2.33	0.50
2:M:254:VAL:HG22	8:M:2121:HOH:O	2.10	0.50
2:M:355:VAL:HG13	2:M:356:ARG:N	2.26	0.50
2:M:946:ARG:HD2	2:M:984:GLU:HB2	1.94	0.50
3:N:1074:SER:HA	8:N:9822:HOH:O	2.10	0.50
3:N:1118:ILE:HD12	3:N:1346:ARG:HE	1.76	0.50
3:N:1249:ALA:HB3	8:N:2022:HOH:O	2.10	0.50
3:N:1304:LYS:N	3:N:1304:LYS:HD3	2.16	0.50
3:N:1491:THR:HG21	4:O:89:MET:SD	2.51	0.50
3:N:937:TYR:HA	3:N:940:THR:OG1	2.12	0.50
5:P:412:GLU:HA	5:P:412:GLU:OE1	2.10	0.50
2:C:162:ILE:O	2:C:164:PRO:HD2	2.11	0.50
2:C:615:TYR:HB2	2:C:617:ASP:OD1	2.11	0.50
2:C:643:VAL:HG13	2:C:647:GLN:CD	2.31	0.50
3:D:1109:GLU:CD	3:D:1202:GLN:H	2.14	0.50
3:D:671:LYS:HG2	8:F:9767:HOH:O	2.12	0.50
3:D:711:LEU:CD1	3:D:778:LEU:HD23	2.42	0.50
5:F:88:ILE:HG21	5:F:193:ARG:HD3	1.94	0.50
5:F:339:PRO:HB3	5:F:343:ASP:HB2	1.93	0.50
2:M:1003:ASP:O	2:M:1005:MET:N	2.44	0.50
2:M:10:ARG:NH1	8:M:9832:HOH:O	2.43	0.50
2:M:472:ARG:NH2	8:M:9697:HOH:O	2.43	0.50

Continued on next page...

Continued from previous page...

Atom-1	Atom-2	Interatomic distance (Å)	Clash overlap (Å)
2:M:516:ARG:CZ	3:N:1068:LEU:HD22	2.41	0.50
3:N:1148:VAL:HG12	3:N:1189:ARG:HG3	1.92	0.50
3:N:1283:ILE:C	3:N:1284:GLU:HG2	2.31	0.50
3:N:127:LEU:CD1	3:N:457:GLY:H	2.24	0.50
3:N:85:VAL:HG12	8:N:9574:HOH:O	2.12	0.50
5:P:372:ARG:NH2	8:P:9523:HOH:O	2.44	0.50
2:C:158:TYR:O	2:C:310:LEU:HD11	2.12	0.50
2:C:194:VAL:HG22	2:C:221:LEU:HD12	1.93	0.50
2:C:578:VAL:HG23	2:C:579:VAL:HG12	1.93	0.50
2:C:582:GLY:N	2:C:584:GLU:OE2	2.44	0.50
3:D:113:GLY:HA3	3:D:124:GLU:OE2	2.11	0.50
3:D:169:TYR:N	3:D:170:PRO:HD3	2.26	0.50
3:D:39:PRO:HB3	3:D:45:PHE:C	2.31	0.50
3:D:513:ILE:HG13	8:D:9594:HOH:O	2.11	0.50
3:D:566:ILE:HG22	5:F:214:GLN:HE22	1.77	0.50
3:D:704:ARG:HD2	3:D:705:ALA:H	1.76	0.50
3:D:55:ASP:O	3:D:82:LYS:HA	2.11	0.50
3:D:864:VAL:HG12	3:D:865:THR:N	2.26	0.50
3:D:919:PHE:C	3:D:919:PHE:HD2	2.15	0.50
5:F:133:ALA:O	5:F:137:GLY:O	2.29	0.50
5:F:225:GLU:HG2	5:F:226:LYS:HZ2	1.77	0.50
5:F:262:VAL:O	5:F:266:GLU:HG3	2.12	0.50
1:K:2:LEU:HD22	8:K:3063:HOH:O	2.12	0.50
2:M:257:VAL:HG22	8:M:9999:HOH:O	2.10	0.50
2:M:393:GLN:NE2	2:M:409:ARG:NH1	2.60	0.50
2:M:474:VAL:HG13	2:M:530:GLU:O	2.11	0.50
3:N:1381:VAL:HG23	3:N:1391:GLU:HB2	1.92	0.50
3:N:214:GLU:HG2	3:N:215:TYR:CE1	2.46	0.50
3:N:30:GLU:HB3	3:N:40:GLU:HB3	1.93	0.50
3:N:729:HIS:HE1	3:N:731:LEU:HG	1.75	0.50
2:C:1067:TYR:HE2	5:F:345:ALA:HB2	1.77	0.50
2:C:59:LYS:HE3	8:C:9798:HOH:O	2.09	0.50
2:C:678:PRO:HB2	3:D:942:SER:OG	2.11	0.50
3:D:1161:GLU:HG2	3:D:1164:ARG:HB2	1.93	0.50
3:D:119:SER:HB2	3:D:123:LEU:CB	2.41	0.50
3:D:1242:HIS:CE1	3:D:1266:ARG:HD3	2.47	0.50
3:D:1379:VAL:HG13	3:D:1395:LEU:HB2	1.93	0.50
3:D:36:THR:O	3:D:38:LYS:N	2.44	0.50
3:D:404:GLU:HB3	3:D:414:ARG:HD3	1.92	0.50
3:D:788:GLY:O	3:D:792:ILE:HG22	2.11	0.50
3:D:902:LEU:HD23	8:D:2567:HOH:O	2.10	0.50

Continued on next page...

Continued from previous page...

Atom-1	Atom-2	Interatomic distance (Å)	Clash overlap (Å)
2:C:1015:LEU:N	5:F:333:ILE:O	2.44	0.50
1:L:108:GLU:HB2	8:L:2022:HOH:O	2.10	0.50
1:L:58:ILE:HG21	1:L:68:ILE:HD11	1.92	0.50
2:M:242:LEU:HD12	8:M:9620:HOH:O	2.11	0.50
2:M:503:LEU:HD21	2:M:508:ILE:HD13	1.94	0.50
2:M:398:THR:HA	2:M:633:GLN:HG3	1.93	0.50
2:M:717:LEU:HD11	2:M:763:GLY:O	2.10	0.50
3:N:1232:PRO:HB3	3:N:1361:VAL:CG2	2.41	0.50
3:N:28:LYS:HD2	3:N:41:ARG:HD2	1.94	0.50
5:P:282:LEU:HB3	5:P:284:ARG:HB2	1.94	0.50
5:P:356:LYS:HD3	8:P:9751:HOH:O	2.10	0.50
1:A:156:HIS:CD2	1:A:157:GLY:N	2.79	0.50
1:A:47:SER:CB	1:A:217:ILE:HD13	2.42	0.50
1:B:132:LEU:HB3	8:B:9645:HOH:O	2.10	0.50
1:B:133:GLU:CG	1:B:134:GLU:H	2.18	0.50
1:B:76:VAL:HA	1:B:79:ILE:HG12	1.92	0.50
2:C:288:ARG:CA	2:C:288:ARG:NE	2.75	0.50
2:C:516:ARG:HD2	3:D:1068:LEU:HD22	1.94	0.50
3:D:477:LEU:HD21	3:D:495:ARG:HH11	1.77	0.50
3:D:47:GLU:OE1	3:D:59:ALA:HB2	2.11	0.50
3:D:488:ARG:HB3	8:D:2340:HOH:O	2.10	0.50
3:D:68:PHE:N	3:D:68:PHE:CD2	2.80	0.50
3:D:724:GLN:NE2	8:D:9936:HOH:O	2.44	0.50
3:D:858:VAL:HG11	3:D:864:VAL:HG21	1.93	0.50
5:F:151:LEU:HB2	5:F:155:THR:HB	1.93	0.50
5:F:373:LYS:HE2	8:F:9560:HOH:O	2.12	0.50
2:M:443:THR:HG21	2:M:450:GLY:H	1.76	0.50
2:M:493:ARG:HD3	8:M:9690:HOH:O	2.11	0.50
2:M:897:LEU:HB3	2:M:899:GLN:HG2	1.94	0.50
3:N:1353:GLN:HE21	3:N:1357:ARG:HE	1.54	0.50
3:N:169:TYR:O	3:N:169:TYR:CG	2.65	0.50
3:N:425:GLY:HA3	5:P:135:ILE:CD1	2.31	0.50
3:N:45:PHE:HD1	3:N:86:ARG:NH2	2.03	0.50
3:N:495:ARG:HG2	3:N:495:ARG:O	2.11	0.50
5:P:271:LEU:HD23	5:P:295:MET:HG3	1.93	0.50
1:B:17:GLY:HA2	8:B:9562:HOH:O	2.11	0.50
2:C:1004:LYS:O	2:C:1006:HIS:ND1	2.45	0.50
2:C:184:MET:SD	2:C:196:LEU:HD13	2.52	0.50
2:C:374:ASN:O	2:C:377:PRO:HD2	2.12	0.50
2:C:432:ARG:HD3	2:C:432:ARG:H	1.76	0.50
3:D:1105:ILE:HD11	3:D:1374:GLN:OE1	2.11	0.50

Continued on next page...

Continued from previous page...

Atom-1	Atom-2	Interatomic distance (Å)	Clash overlap (Å)
3:D:410:SER:CB	3:D:414:ARG:HH21	2.25	0.50
3:D:704:ARG:CD	3:D:705:ALA:H	2.25	0.50
5:F:141:VAL:HG13	5:F:142:ARG:N	2.25	0.50
1:K:101:LEU:HB2	1:K:114:PHE:CD2	2.46	0.50
1:L:27:PRO:HG2	1:L:186:LEU:HD12	1.94	0.50
3:N:1376:MET:HE3	3:N:1421:LEU:HD13	1.93	0.50
3:N:166:GLN:HG3	3:N:168:THR:OG1	2.12	0.50
3:N:826:PRO:O	3:N:836:VAL:HG13	2.12	0.50
5:P:129:GLU:CB	5:P:142:ARG:HH22	2.22	0.50
2:C:181:VAL:HG12	2:C:182:VAL:N	2.26	0.50
2:C:53:PRO:HG2	8:C:9708:HOH:O	2.10	0.50
3:D:139:GLY:CA	3:D:452:ILE:HD12	2.38	0.50
3:D:569:ASN:C	3:D:569:ASN:HD22	2.15	0.50
3:D:813:LEU:HD12	3:D:814:ALA:N	2.27	0.50
3:D:920:LEU:HD11	8:D:9608:HOH:O	2.12	0.50
4:E:54:LEU:HA	4:E:58:PRO:HG2	1.93	0.50
8:D:9740:HOH:O	5:F:136:LEU:HD21	2.12	0.50
5:F:346:THR:CG2	5:F:422:LEU:HB3	2.40	0.50
1:K:224:TYR:CD2	1:L:9:PRO:HG2	2.46	0.50
2:M:1008:ARG:HD2	2:M:1027:PHE:O	2.12	0.50
2:M:98:LEU:O	2:M:109:LYS:HG3	2.12	0.50
2:M:95:TYR:HD2	2:M:114:PHE:HB3	1.72	0.50
2:M:674:VAL:HB	2:M:869:VAL:HG13	1.93	0.50
2:M:839:LEU:HD21	2:M:849:VAL:HG22	1.93	0.50
3:N:1090:ASP:C	3:N:1092:GLY:N	2.62	0.50
3:N:207:PHE:HB2	8:N:9756:HOH:O	2.11	0.50
3:N:452:ILE:HG21	8:N:9771:HOH:O	2.12	0.50
3:N:502:PHE:CZ	3:N:1452:ILE:HG13	2.45	0.50
3:N:54:LYS:HD3	3:N:57:GLU:CB	2.40	0.50
3:N:75:ARG:HD3	8:N:9538:HOH:O	2.11	0.50
5:P:74:LYS:HD3	8:P:9694:HOH:O	2.12	0.50
1:A:195:LEU:HD12	1:A:196:THR:H	1.76	0.50
2:C:1043:TYR:CE2	3:D:710:ARG:HD3	2.47	0.50
2:C:178:PRO:HA	8:C:9721:HOH:O	2.12	0.50
2:C:444:PRO:HB2	2:C:448:ASN:O	2.12	0.50
2:C:472:ARG:HD2	2:C:480:THR:O	2.11	0.50
2:C:988:VAL:HG12	3:D:948:THR:OG1	2.12	0.50
3:D:1211:MET:HG2	3:D:1213:ARG:HD2	1.94	0.50
3:D:1472:ILE:HA	8:D:9619:HOH:O	2.10	0.50
3:D:1478:SER:OG	3:D:1480:PHE:HB3	2.12	0.50
3:D:376:GLU:HA	3:D:384:VAL:HA	1.94	0.50

Continued on next page...

Continued from previous page...

Atom-1	Atom-2	Interatomic distance (Å)	Clash overlap (Å)
3:D:728:LEU:HD12	3:D:729:HIS:H	1.77	0.50
3:D:986:ARG:NH1	8:D:2314:HOH:O	2.44	0.50
5:F:129:GLU:HB3	5:F:142:ARG:NH2	2.27	0.50
2:C:1021:LEU:HD22	5:F:331:ASP:O	2.12	0.50
1:L:112:ARG:HB2	8:L:5359:HOH:O	2.10	0.50
1:L:116:PRO:HG3	8:L:726:HOH:O	2.10	0.50
1:L:146:ARG:HD2	8:L:1866:HOH:O	2.11	0.50
2:M:404:LEU:O	2:M:408:ARG:HG2	2.11	0.50
2:M:599:GLU:HG3	2:M:600:ASP:H	1.77	0.50
2:M:889:HIS:CD2	2:M:970:GLY:HA3	2.47	0.50
3:N:1031:ASN:HB3	3:N:1034:GLN:HB2	1.92	0.50
3:N:1107:VAL:HG22	3:N:1200:VAL:HG12	1.93	0.50
3:N:118:LEU:O	3:N:120:ALA:N	2.44	0.50
3:N:1239:ARG:NH1	8:N:9974:HOH:O	2.41	0.50
3:N:1304:LYS:H	3:N:1304:LYS:CD	2.16	0.50
3:N:1350:GLU:HB3	8:N:9495:HOH:O	2.11	0.50
3:N:1236:LEU:HD22	3:N:1355:VAL:HG12	1.93	0.50
3:N:601:ARG:HE	3:N:605:ASP:HB3	1.77	0.50
3:N:819:GLY:HA3	8:N:9847:HOH:O	2.11	0.50
5:P:223:ALA:HB2	5:P:242:TRP:HB2	1.94	0.50
5:P:295:MET:HB3	5:P:299:TRP:CD1	2.47	0.50
1:A:101:LEU:HB2	1:A:114:PHE:CD2	2.47	0.49
1:B:42:ARG:HG2	1:B:42:ARG:NH1	2.20	0.49
2:C:1035:MET:HG3	2:C:1038:TRP:CZ3	2.47	0.49
2:C:502:PRO:HB2	2:C:509:ALA:HB3	1.94	0.49
2:C:739:GLU:HA	8:C:2058:HOH:O	2.11	0.49
2:C:971:LYS:HE3	8:C:9513:HOH:O	2.11	0.49
2:C:1038:TRP:HZ2	3:D:1096:ARG:HD2	1.76	0.49
3:D:1207:TYR:O	3:D:1213:ARG:O	2.30	0.49
3:D:1327:ARG:NH2	8:D:2130:HOH:O	2.45	0.49
3:D:1459:LEU:HD11	3:D:1468:LEU:CD1	2.41	0.49
3:D:191:LEU:CB	3:D:195:VAL:HG21	2.29	0.49
3:D:194:GLY:H	3:D:206:ARG:HA	1.77	0.49
3:D:47:GLU:HA	3:D:51:GLY:O	2.11	0.49
3:D:470:LEU:HB2	3:D:503:LEU:HD11	1.93	0.49
3:D:710:ARG:CG	3:D:711:LEU:HD23	2.37	0.49
5:F:300:ASP:CG	5:F:301:ALA:N	2.65	0.49
5:F:79:ASP:HB3	5:F:80:PRO:CD	2.42	0.49
5:F:94:LEU:HD12	5:F:97:GLU:HB2	1.94	0.49
1:K:86:VAL:HG11	8:K:5289:HOH:O	2.11	0.49
1:L:123:MET:O	1:L:125:PRO:HD3	2.11	0.49

Continued on next page...

Continued from previous page...

Atom-1	Atom-2	Interatomic distance (Å)	Clash overlap (Å)
1:L:196:THR:HG23	1:L:196:THR:O	2.11	0.49
2:M:504:GLU:CB	2:M:507:ARG:HD2	2.41	0.49
3:N:1201:CYS:SG	3:N:1202:GLN:N	2.85	0.49
3:N:1236:LEU:HD21	3:N:1356:TYR:HD2	1.76	0.49
3:N:1377:LYS:HE2	3:N:1378:TYR:CE1	2.47	0.49
3:N:123:LEU:CD2	3:N:152:LEU:HD22	2.37	0.49
3:N:465:LEU:CD2	3:N:468:LEU:HD11	2.34	0.49
5:P:163:LEU:HD13	5:P:174:LEU:HD21	1.93	0.49
5:P:214:GLN:O	5:P:217:ASN:HB2	2.11	0.49
5:P:205:ARG:CG	5:P:251:ILE:HD13	2.41	0.49
5:P:396:ARG:O	5:P:399:GLN:HB2	2.12	0.49
5:P:82:ARG:HD2	8:P:9475:HOH:O	2.12	0.49
1:B:196:THR:O	1:B:196:THR:HG23	2.12	0.49
2:C:41:ASN:H	2:C:41:ASN:HD22	1.59	0.49
2:C:780:GLU:HG3	2:C:781:LYS:H	1.77	0.49
2:C:757:GLY:HA2	2:C:789:SER:HB3	1.94	0.49
2:C:885:ILE:HG23	3:D:949:ILE:O	2.10	0.49
3:D:1272:ALA:HA	3:D:1326:THR:HB	1.94	0.49
3:D:153:LEU:HD12	3:D:158:TYR:HB2	1.94	0.49
3:D:141:ILE:CD1	3:D:449:SER:HA	2.38	0.49
3:D:651:GLU:OE1	3:D:651:GLU:HA	2.12	0.49
3:D:989:TYR:CZ	3:D:993:LEU:HD11	2.46	0.49
4:E:40:LEU:C	4:E:45:ARG:HG3	2.33	0.49
5:F:278:LEU:CB	5:F:286:PRO:HG2	2.42	0.49
5:F:303:ARG:HA	8:F:9545:HOH:O	2.12	0.49
5:F:94:LEU:CD1	5:F:96:LEU:H	2.19	0.49
1:L:91:ASN:OD1	1:L:93:SER:HB2	2.13	0.49
2:M:1031:ARG:HG2	3:N:621:LYS:O	2.12	0.49
2:M:697:ARG:O	2:M:699:PHE:N	2.44	0.49
2:M:782:ALA:HB2	8:M:2224:HOH:O	2.11	0.49
3:N:107:ASP:HA	8:N:2416:HOH:O	2.11	0.49
3:N:1280:VAL:HG13	3:N:1316:GLY:O	2.11	0.49
3:N:140:ALA:HA	8:N:9588:HOH:O	2.12	0.49
3:N:890:VAL:HG23	3:N:890:VAL:O	2.12	0.49
3:N:8:VAL:O	3:N:1434:TRP:HH2	1.95	0.49
5:P:120:THR:HG22	5:P:122:LEU:HD13	1.94	0.49
5:P:163:LEU:CD2	5:P:174:LEU:HG	2.36	0.49
5:P:416:ARG:NH1	5:P:419:ARG:HB3	2.27	0.49
2:C:1042:ALA:HB2	3:D:1223:ILE:HG22	1.94	0.49
2:C:136:ILE:HG22	2:C:336:VAL:HG22	1.93	0.49
2:C:625:LEU:HB3	2:C:639:GLN:HB2	1.92	0.49

Continued on next page...

Continued from previous page...

Atom-1	Atom-2	Interatomic distance (Å)	Clash overlap (Å)
2:C:710:ILE:CD1	2:C:790:LEU:HB2	2.36	0.49
2:C:704:HIS:HB3	2:C:831:ARG:NH1	2.27	0.49
3:D:1092:GLY:O	3:D:1096:ARG:HD3	2.11	0.49
3:D:565:ILE:HD12	3:D:565:ILE:H	1.76	0.49
3:D:683:ILE:HG22	3:D:687:VAL:CG2	2.39	0.49
3:D:671:LYS:HE3	5:F:421:PHE:O	2.12	0.49
1:L:137:ARG:HH12	1:L:139:ASN:HB2	1.75	0.49
2:M:197:LEU:HA	2:M:200:LEU:HD12	1.94	0.49
2:M:283:ILE:HA	8:M:9830:HOH:O	2.12	0.49
2:M:352:ALA:CA	2:M:355:VAL:HG12	2.40	0.49
2:M:496:ILE:O	2:M:515:ALA:HB1	2.12	0.49
2:M:564:MET:SD	2:M:846:LYS:HD2	2.53	0.49
2:M:64:LEU:HD22	2:M:359:MET:CG	2.37	0.49
2:M:683:ASN:ND2	2:M:872:ASN:HB2	2.27	0.49
3:N:1286:THR:CG2	3:N:1287:GLU:H	2.24	0.49
3:N:1396:GLU:O	3:N:1400:VAL:HG23	2.13	0.49
3:N:547:LEU:HD11	3:N:578:VAL:HG22	1.93	0.49
3:N:97:THR:CG2	3:N:571:LYS:HD3	2.42	0.49
5:P:276:ARG:HH11	5:P:276:ARG:HG3	1.78	0.49
1:B:91:ASN:HB2	1:B:92:PRO:HD2	1.94	0.49
2:C:1005:MET:CE	3:D:645:PRO:HG2	2.42	0.49
2:C:1007:ALA:O	2:C:1027:PHE:HD2	1.96	0.49
2:C:1058:ASP:HB2	3:D:621:LYS:HE3	1.94	0.49
2:C:833:LEU:HD11	2:C:849:VAL:HG21	1.95	0.49
3:D:1020:LEU:HA	3:D:1023:MET:HE2	1.94	0.49
3:D:1164:ARG:NH2	3:D:1170:ASP:OD1	2.45	0.49
3:D:1284:GLU:HB3	8:D:2537:HOH:O	2.10	0.49
3:D:1389:LEU:H	3:D:1389:LEU:CD2	2.12	0.49
3:D:418:GLY:HA3	8:D:9466:HOH:O	2.12	0.49
3:D:28:LYS:HD3	3:D:41:ARG:HD2	1.93	0.49
3:D:495:ARG:HD2	8:D:2090:HOH:O	2.12	0.49
3:D:571:LYS:HB2	3:D:571:LYS:NZ	2.26	0.49
3:D:806:PHE:O	3:D:806:PHE:CD1	2.65	0.49
3:D:829:VAL:H	3:D:835:SER:HB2	1.78	0.49
3:D:939:PHE:O	3:D:942:SER:HB3	2.12	0.49
3:D:1476:THR:HG23	4:E:21:VAL:HG22	1.93	0.49
3:D:65:ARG:HD3	5:F:374:GLY:O	2.12	0.49
1:K:169:ALA:HB1	1:K:171:PHE:CZ	2.47	0.49
2:M:1066:ALA:O	2:M:1070:ILE:HG13	2.11	0.49
2:M:290:LEU:H	2:M:290:LEU:CD2	2.13	0.49
2:M:523:ILE:HD13	8:M:2099:HOH:O	2.12	0.49

Continued on next page...

Continued from previous page...

Atom-1	Atom-2	Interatomic distance (Å)	Clash overlap (Å)
2:M:650:ARG:HB2	8:M:9572:HOH:O	2.12	0.49
2:M:728:HIS:CE1	2:M:775:ARG:NH1	2.81	0.49
2:M:897:LEU:CB	2:M:899:GLN:HE21	2.21	0.49
3:N:1357:ARG:HD2	8:N:9692:HOH:O	2.12	0.49
3:N:1403:LEU:O	3:N:1407:LEU:HB2	2.11	0.49
3:N:36:THR:C	3:N:38:LYS:H	2.16	0.49
3:N:421:LEU:HD12	3:N:435:VAL:CG1	2.42	0.49
3:N:559:ALA:HB3	8:N:9490:HOH:O	2.12	0.49
4:O:51:LEU:CG	4:O:53:GLY:H	2.17	0.49
5:P:156:VAL:HG12	8:P:9471:HOH:O	2.11	0.49
2:M:375:SER:H	5:P:279:GLN:HE22	1.61	0.49
2:C:501:THR:O	2:C:503:LEU:HD23	2.13	0.49
2:C:944:LEU:HD22	2:C:962:GLN:OE1	2.13	0.49
3:D:1089:ALA:HA	8:D:2088:HOH:O	2.11	0.49
3:D:1280:VAL:HG13	3:D:1316:GLY:O	2.13	0.49
3:D:165:LYS:HD2	8:D:2157:HOH:O	2.12	0.49
3:D:168:THR:HB	3:D:393:ILE:CG1	2.42	0.49
3:D:573:MET:SD	5:F:210:LEU:HB3	2.52	0.49
5:F:361:LEU:CD2	5:F:404:ALA:HB1	2.43	0.49
3:D:572:ARG:HE	5:F:80:PRO:HG3	1.77	0.49
1:K:183:ASP:OD1	2:M:938:LYS:HE3	2.13	0.49
1:K:33:GLY:O	1:K:195:LEU:HD22	2.13	0.49
1:K:61:VAL:HG11	1:K:75:VAL:HG21	1.93	0.49
2:M:204:GLN:OE1	2:M:222:MET:HB3	2.12	0.49
3:N:1462:LEU:HD21	3:N:1474:ALA:HB2	1.93	0.49
3:N:438:ASP:OD2	3:N:440:VAL:HB	2.12	0.49
2:M:1008:ARG:HH12	3:N:624:ASP:CG	2.15	0.49
3:N:921:ARG:HG2	8:N:9891:HOH:O	2.11	0.49
2:C:1045:ALA:HB1	2:C:1048:THR:HB	1.93	0.49
2:C:109:LYS:HE3	8:C:9787:HOH:O	2.12	0.49
2:C:276:LYS:O	2:C:280:LYS:HG3	2.12	0.49
2:C:141:HIS:O	2:C:332:ARG:N	2.44	0.49
2:C:73:LEU:CD2	2:C:94:LEU:HB2	2.42	0.49
3:D:1194:CYS:HB3	3:D:1373:ARG:CZ	2.42	0.49
3:D:1389:LEU:HG	8:D:9868:HOH:O	2.12	0.49
3:D:1432:LYS:HD2	3:D:1433:SER:N	2.27	0.49
3:D:445:ARG:HG2	3:D:445:ARG:HH11	1.77	0.49
3:D:473:LEU:HD11	3:D:495:ARG:NH2	2.27	0.49
3:D:669:ASN:O	3:D:672:ALA:HB3	2.12	0.49
5:F:148:LYS:HA	8:F:9536:HOH:O	2.11	0.49
1:L:139:ASN:HB3	8:L:1052:HOH:O	2.11	0.49

Continued on next page...

Continued from previous page...

Atom-1	Atom-2	Interatomic distance (Å)	Clash overlap (Å)
1:L:176:ARG:HH22	3:N:884:ARG:NE	2.10	0.49
2:M:413:LEU:H	2:M:413:LEU:HD12	1.77	0.49
3:N:1031:ASN:HB3	3:N:1034:GLN:CG	2.43	0.49
3:N:1116:ASN:CG	3:N:1193:THR:HB	2.32	0.49
3:N:177:ALA:CB	3:N:199:LEU:HD13	2.41	0.49
3:N:212:ARG:HD3	3:N:394:LEU:HD13	1.95	0.49
3:N:481:MET:HE3	3:N:493:ARG:NH2	2.10	0.49
3:N:764:LEU:HD23	3:N:767:HIS:CD2	2.47	0.49
5:P:94:LEU:HB3	5:P:98:GLU:HG3	1.95	0.49
1:A:176:ARG:HG3	1:A:200:TRP:CE3	2.48	0.49
1:A:187:GLY:HA2	8:A:9484:HOH:O	2.13	0.49
2:C:1083:GLU:OE2	3:D:87:ARG:HD2	2.13	0.49
2:C:209:ARG:HB3	8:C:9869:HOH:O	2.12	0.49
2:C:139:GLN:HG3	2:C:411:SER:O	2.11	0.49
2:C:496:ILE:O	2:C:515:ALA:HB1	2.13	0.49
2:C:671:ASN:ND2	2:C:671:ASN:N	2.60	0.49
2:C:721:ARG:HE	2:C:783:ARG:NH2	2.10	0.49
2:C:826:TYR:CD1	2:C:826:TYR:N	2.81	0.49
2:C:945:ARG:HB3	8:D:2414:HOH:O	2.12	0.49
3:D:964:LEU:HD22	3:D:1058:ARG:HH11	1.77	0.49
3:D:1434:TRP:CZ3	3:D:1457:ASP:HB2	2.48	0.49
3:D:1443:THR:HG23	8:D:2144:HOH:O	2.13	0.49
3:D:1103:HIS:CD2	3:D:1463:LYS:H	2.30	0.49
3:D:543:LEU:O	3:D:546:ARG:HB2	2.12	0.49
1:K:159:LYS:HD3	8:K:4474:HOH:O	2.13	0.49
1:L:26:GLU:HB3	1:L:194:LYS:HG3	1.94	0.49
2:M:102:HIS:NE2	2:M:365:ASP:OD2	2.45	0.49
2:M:288:ARG:HB3	8:M:9987:HOH:O	2.12	0.49
2:M:585:GLU:HG3	2:M:665:PHE:HE2	1.77	0.49
2:M:724:ARG:O	2:M:734:LEU:HD11	2.13	0.49
2:M:734:LEU:HD13	2:M:737:LEU:HD13	1.94	0.49
2:M:767:PRO:HA	8:M:9989:HOH:O	2.11	0.49
2:M:774:LEU:HD13	2:M:775:ARG:N	2.27	0.49
2:M:759:THR:HB	2:M:785:VAL:HG11	1.93	0.49
2:M:719:PRO:HB3	2:M:820:ARG:CD	2.43	0.49
3:N:1109:GLU:CG	3:N:1202:GLN:H	2.20	0.49
3:N:1118:ILE:HD12	3:N:1346:ARG:NE	2.28	0.49
3:N:1456:LYS:HD3	8:N:9815:HOH:O	2.13	0.49
3:N:162:ARG:HB2	8:N:9771:HOH:O	2.11	0.49
3:N:626:SER:C	3:N:652:LEU:HD11	2.32	0.49
2:M:1102:LEU:HD22	3:N:7:LYS:HD2	1.95	0.49

Continued on next page...

Continued from previous page...

Atom-1	Atom-2	Interatomic distance (Å)	Clash overlap (Å)
3:N:99:ALA:HA	3:N:575:GLN:HE22	1.77	0.49
4:O:43:GLU:HG2	8:O:5067:HOH:O	2.11	0.49
4:O:54:LEU:HD21	4:O:63:TRP:HE1	1.77	0.49
1:B:184:THR:O	1:B:192:LEU:HB2	2.13	0.49
2:C:154:ARG:O	2:C:156:GLY:N	2.46	0.49
2:C:247:PRO:HB2	8:C:9690:HOH:O	2.12	0.49
2:C:250:ARG:HE	2:C:253:ALA:CB	2.26	0.49
2:C:260:LEU:CB	2:C:291:ALA:HB1	2.42	0.49
2:C:738:ASP:O	2:C:739:GLU:C	2.50	0.49
2:C:876:VAL:N	2:C:877:PRO:HD2	2.27	0.49
3:D:1033:GLN:HG3	3:D:1036:ARG:NH1	2.28	0.49
3:D:1149:LEU:HG	3:D:1166:LEU:CD2	2.42	0.49
3:D:40:GLU:N	8:D:9464:HOH:O	2.45	0.49
3:D:44:LEU:HB3	3:D:525:ARG:NH2	2.23	0.49
3:D:131:LYS:HG2	3:D:568:ARG:CD	2.43	0.49
3:D:893:GLU:O	3:D:896:ALA:HB3	2.12	0.49
5:F:137:GLY:HA3	5:F:140:ARG:NH1	2.25	0.49
5:F:162:LYS:NZ	8:F:9643:HOH:O	2.46	0.49
5:F:134:LYS:HG3	5:F:178:ARG:NH2	2.28	0.49
5:F:196:VAL:HG22	5:F:213:ILE:HG21	1.94	0.49
5:F:325:LYS:NZ	8:F:9539:HOH:O	2.46	0.49
5:F:370:LYS:HG2	5:F:371:LEU:N	2.28	0.49
2:M:1032:PHE:CE2	2:M:1052:MET:HG2	2.48	0.49
2:M:1063:ARG:O	2:M:1066:ALA:HB3	2.12	0.49
2:M:435:TYR:C	2:M:437:ARG:H	2.15	0.49
2:M:16:PRO:HB3	2:M:460:ARG:HD2	1.93	0.49
2:M:479:VAL:HG21	2:M:503:LEU:HD11	1.95	0.49
2:M:607:ASP:HB3	2:M:609:ASN:H	1.78	0.49
2:M:737:LEU:HA	2:M:743:VAL:HA	1.94	0.49
3:N:1042:ARG:NH1	3:N:1045:MET:SD	2.81	0.49
3:N:996:TRP:CE2	3:N:1056:PRO:HG2	2.48	0.49
3:N:1448:THR:HG21	8:N:9484:HOH:O	2.12	0.49
3:N:36:THR:O	3:N:38:LYS:N	2.46	0.49
3:N:477:LEU:CB	3:N:496:LEU:HD12	2.42	0.49
3:N:601:ARG:CD	3:N:613:ARG:HH21	2.26	0.49
3:N:785:ILE:HG23	3:N:938:GLY:HA3	1.95	0.49
1:A:57:TYR:HE1	1:A:163:ASN:HB2	1.77	0.49
1:A:86:VAL:HG21	1:A:202:ASP:O	2.13	0.49
1:B:47:SER:HB2	1:B:217:ILE:HD13	1.95	0.49
2:C:1005:MET:HE2	3:D:629:SER:HB2	1.93	0.49
2:C:604:ALA:HB2	8:C:9615:HOH:O	2.13	0.49

Continued on next page...

Continued from previous page...

Atom-1	Atom-2	Interatomic distance (Å)	Clash overlap (Å)
2:C:683:ASN:ND2	2:C:872:ASN:HB2	2.28	0.49
2:C:952:LEU:HD11	8:C:9620:HOH:O	2.13	0.49
3:D:1236:LEU:HA	3:D:1359:GLN:OE1	2.13	0.49
3:D:1390:LEU:N	8:D:9868:HOH:O	2.45	0.49
3:D:701:LEU:HD21	3:D:763:MET:CE	2.43	0.49
4:E:23:VAL:HG12	4:E:24:ALA:N	2.28	0.49
1:K:132:LEU:HD11	1:K:138:LEU:CD2	2.43	0.49
1:L:7:LYS:HA	8:L:2136:HOH:O	2.12	0.49
2:M:110:GLU:HG2	2:M:369:PRO:CG	2.32	0.49
2:M:252:LYS:HZ3	2:M:296:GLY:HA3	1.77	0.49
2:M:143:SER:HB2	2:M:276:LYS:HZ3	1.77	0.49
2:M:437:ARG:HA	2:M:467:ILE:HG21	1.94	0.49
2:M:929:ARG:HH11	2:M:929:ARG:HG3	1.77	0.49
3:N:1020:LEU:HD21	3:N:1038:LEU:HD22	1.95	0.49
3:N:1487:VAL:HG12	3:N:1488:ASP:N	2.28	0.49
3:N:33:ASN:CG	3:N:40:GLU:HG2	2.33	0.49
3:N:550:ARG:HG3	3:N:550:ARG:HH11	1.78	0.49
3:N:569:ASN:O	3:N:573:MET:HG3	2.13	0.49
3:N:698:LYS:HA	3:N:756:GLN:HE21	1.77	0.49
3:N:849:ALA:HB2	8:N:9489:HOH:O	2.12	0.49
1:A:154:GLU:OE2	1:A:154:GLU:N	2.46	0.49
2:C:1090:LYS:HB3	3:D:520:LEU:HD12	1.95	0.49
2:C:333:ILE:HD11	2:C:410:ILE:HG21	1.95	0.49
2:C:442:GLU:HG2	2:C:454:SER:CB	2.42	0.49
2:C:492:ASP:CA	2:C:518:LYS:HB3	2.36	0.49
3:D:1047:LYS:HB3	3:D:1048:PRO:HD3	1.94	0.49
3:D:1134:LEU:HD11	3:D:1179:GLU:HG2	1.95	0.49
3:D:205:TYR:HB3	3:D:393:ILE:HD13	1.94	0.49
3:D:563:PRO:O	3:D:567:ILE:HG13	2.13	0.49
2:C:1029:GLY:O	3:D:622:ARG:HD3	2.13	0.49
2:M:1056:LYS:HB3	3:N:624:ASP:H	1.77	0.49
2:M:1050:GLN:CG	2:M:1079:PRO:HG2	2.42	0.49
2:M:1090:LYS:NZ	8:M:9629:HOH:O	2.46	0.49
2:M:1109:VAL:HG22	3:N:3:LYS:CB	2.43	0.49
2:M:184:MET:CE	2:M:186:VAL:HG22	2.43	0.49
2:M:269:LEU:N	2:M:269:LEU:HD23	2.28	0.49
2:M:290:LEU:HD22	2:M:302:VAL:CB	2.43	0.49
2:M:554:ASP:HB3	2:M:880:MET:O	2.13	0.49
2:M:929:ARG:HG3	2:M:929:ARG:NH1	2.28	0.49
2:M:1038:TRP:NE1	3:N:1099:VAL:HG11	2.28	0.49
3:N:1243:THR:O	3:N:1269:LYS:CD	2.61	0.49

Continued on next page...

Continued from previous page...

Atom-1	Atom-2	Interatomic distance (Å)	Clash overlap (Å)
3:N:55:ASP:HB3	3:N:82:LYS:HG2	1.95	0.49
2:M:987:ILE:HD12	3:N:948:THR:HG21	1.95	0.49
3:N:1209:LEU:HD21	4:O:16:LYS:HD2	1.95	0.49
5:P:160:ASP:O	5:P:163:LEU:HB2	2.12	0.49
5:P:337:HIS:CE1	8:P:9510:HOH:O	2.65	0.49
1:A:224:TYR:HB3	1:B:9:PRO:CB	2.43	0.48
2:C:176:VAL:HG12	2:C:182:VAL:HG12	1.94	0.48
2:C:28:ARG:HG2	2:C:40:GLU:OE1	2.13	0.48
2:C:603:VAL:HG21	2:C:643:VAL:CG1	2.36	0.48
2:C:63:GLY:HA3	2:C:103:LYS:CG	2.43	0.48
2:C:679:PHE:CE1	2:C:870:ILE:HD13	2.48	0.48
3:D:1066:THR:O	3:D:1070:TYR:HB2	2.13	0.48
3:D:1166:LEU:N	3:D:1166:LEU:HD23	2.28	0.48
3:D:1372:VAL:HG22	3:D:1375:MET:HE3	1.94	0.48
3:D:426:LYS:HE3	8:D:2232:HOH:O	2.13	0.48
3:D:703:ASN:O	3:D:745:MET:HG2	2.12	0.48
3:D:19:ARG:HH21	3:D:94:GLU:CD	2.16	0.48
4:E:74:VAL:HG13	8:E:9364:HOH:O	2.12	0.48
5:F:288:TYR:HE2	5:F:305:GLU:HG3	1.78	0.48
1:L:24:VAL:CG1	1:L:194:LYS:HE3	2.43	0.48
2:M:1087:VAL:HG22	8:M:9750:HOH:O	2.13	0.48
2:M:418:LEU:N	2:M:418:LEU:HD22	2.28	0.48
2:M:430:VAL:HG23	3:N:1078:ARG:NH2	2.28	0.48
2:M:782:ALA:O	2:M:784:ASP:N	2.45	0.48
2:M:939:ARG:HD3	2:M:982:PRO:HD3	1.95	0.48
2:M:971:LYS:HD2	8:M:2221:HOH:O	2.13	0.48
2:M:906:PHE:CE1	3:N:1067:VAL:HA	2.47	0.48
3:N:715:ALA:O	3:N:764:LEU:HD12	2.12	0.48
5:P:142:ARG:HG3	8:P:9619:HOH:O	2.13	0.48
5:P:274:THR:O	5:P:278:LEU:HG	2.13	0.48
5:P:394:ARG:HG2	5:P:394:ARG:HH11	1.78	0.48
2:M:728:HIS:NE2	5:P:423:ASP:O	2.46	0.48
1:A:151:VAL:HB	1:A:169:ALA:HB3	1.96	0.48
2:C:1017:THR:OG1	2:C:1019:GLN:HG2	2.13	0.48
3:D:1203:LYS:HE3	8:D:2355:HOH:O	2.12	0.48
3:D:1264:GLU:HG2	3:D:1266:ARG:NH2	2.27	0.48
8:C:2291:HOH:O	3:D:859:ASP:HA	2.13	0.48
5:F:270:LYS:HD3	5:F:295:MET:HE3	1.95	0.48
1:K:123:MET:O	1:K:125:PRO:HD3	2.12	0.48
1:L:19:GLU:HG3	1:L:201:THR:O	2.13	0.48
2:M:277:ALA:O	2:M:281:LEU:O	2.31	0.48

Continued on next page...

Continued from previous page...

Atom-1	Atom-2	Interatomic distance (Å)	Clash overlap (Å)
2:M:309:TYR:O	2:M:313:LEU:N	2.40	0.48
2:M:384:GLU:CD	2:M:388:ARG:HH21	2.16	0.48
2:M:442:GLU:HG2	2:M:454:SER:CB	2.37	0.48
2:M:754:ILE:HD13	2:M:791:ARG:HD3	1.96	0.48
2:M:879:ARG:H	2:M:879:ARG:HD2	1.78	0.48
3:N:1241:PHE:O	3:N:1257:PRO:HB3	2.12	0.48
3:N:1302:GLU:HG3	8:N:9623:HOH:O	2.13	0.48
3:N:1379:VAL:O	3:N:1392:GLY:HA2	2.12	0.48
3:N:9:ARG:HA	3:N:1434:TRP:CH2	2.48	0.48
3:N:172:PRO:HB3	3:N:178:LEU:HD13	1.95	0.48
3:N:871:LYS:HE2	8:N:2008:HOH:O	2.13	0.48
3:N:769:LEU:CG	3:N:931:LEU:HD11	2.42	0.48
5:P:152:ASP:HB2	5:P:153:PRO:CD	2.37	0.48
5:P:350:LEU:HD12	5:P:422:LEU:CB	2.42	0.48
1:A:191:ASP:O	1:A:192:LEU:HD23	2.13	0.48
1:A:32:PHE:HZ	1:B:47:SER:HG	1.61	0.48
2:C:256:TYR:HD1	8:C:9480:HOH:O	1.96	0.48
2:C:193:LEU:CD1	2:C:307:LEU:HD22	2.43	0.48
2:C:356:ARG:HD2	8:C:9550:HOH:O	2.12	0.48
2:C:328:LEU:H	2:C:433:THR:HG21	1.76	0.48
2:C:54:ILE:O	2:C:54:ILE:HG13	2.13	0.48
2:C:574:ALA:HB3	8:C:9508:HOH:O	2.13	0.48
2:C:725:ASP:HB2	2:C:783:ARG:NH1	2.29	0.48
2:C:88:LEU:N	2:C:88:LEU:HD23	2.29	0.48
2:C:939:ARG:CB	2:C:982:PRO:HG3	2.29	0.48
2:C:98:LEU:HA	8:C:9557:HOH:O	2.13	0.48
3:D:1031:ASN:HB3	3:D:1034:GLN:HB2	1.95	0.48
3:D:1047:LYS:HA	3:D:1053:PHE:CE1	2.47	0.48
3:D:1283:ILE:C	3:D:1284:GLU:HG2	2.33	0.48
3:D:179:VAL:HG22	3:D:389:GLU:HG3	1.95	0.48
3:D:653:PHE:CG	3:D:695:ILE:HD11	2.48	0.48
3:D:65:ARG:CB	5:F:375:LEU:HG	2.44	0.48
3:D:772:PRO:HB3	3:D:1224:VAL:CG1	2.39	0.48
3:D:786:ILE:HD11	3:D:908:LYS:CB	2.43	0.48
3:D:808:THR:HB	3:D:809:PRO:CD	2.39	0.48
3:D:826:PRO:CD	3:D:829:VAL:HG22	2.36	0.48
3:D:87:ARG:O	3:D:521:PRO:CB	2.48	0.48
3:D:99:ALA:HA	3:D:575:GLN:HE22	1.78	0.48
8:D:2111:HOH:O	4:E:11:GLY:HA2	2.14	0.48
1:K:198:ARG:HB2	1:K:200:TRP:CZ3	2.48	0.48
2:M:719:PRO:HB3	2:M:820:ARG:HD2	1.95	0.48

Continued on next page...

Continued from previous page...

Atom-1	Atom-2	Interatomic distance (Å)	Clash overlap (Å)
3:N:421:LEU:HD11	3:N:437:VAL:HG22	1.94	0.48
3:N:483:HIS:ND1	3:N:483:HIS:N	2.59	0.48
3:N:807:ALA:HB3	8:N:2405:HOH:O	2.13	0.48
3:N:939:PHE:O	3:N:942:SER:HB3	2.13	0.48
5:P:79:ASP:HB3	5:P:80:PRO:CD	2.43	0.48
1:A:169:ALA:HB1	1:A:171:PHE:CZ	2.48	0.48
2:C:773:LEU:O	2:C:777:ILE:HG13	2.14	0.48
2:C:96:ALA:HB2	8:C:9663:HOH:O	2.12	0.48
3:D:1107:VAL:HA	3:D:1200:VAL:O	2.13	0.48
3:D:1152:GLU:N	8:D:9602:HOH:O	2.46	0.48
3:D:1460:ILE:HG12	8:D:9667:HOH:O	2.12	0.48
3:D:527:MET:CE	3:D:535:PHE:HB3	2.44	0.48
3:D:550:ARG:HG3	3:D:550:ARG:HH11	1.77	0.48
3:D:781:PRO:O	3:D:786:ILE:HG13	2.13	0.48
3:D:967:ALA:O	3:D:995:LEU:HD21	2.14	0.48
1:K:67:THR:N	8:K:913:HOH:O	2.46	0.48
1:L:143:ARG:HG3	1:L:143:ARG:HH11	1.78	0.48
1:L:216:GLU:OE2	1:L:219:ARG:CZ	2.61	0.48
1:L:7:LYS:O	1:L:7:LYS:HG2	2.14	0.48
2:M:276:LYS:HG3	8:M:9622:HOH:O	2.13	0.48
2:M:260:LEU:CB	2:M:291:ALA:HB1	2.43	0.48
2:M:328:LEU:HB2	2:M:433:THR:HG21	1.96	0.48
2:M:595:LEU:HD21	2:M:623:TYR:HB3	1.95	0.48
3:N:101:HIS:HD2	3:N:582:LEU:CD1	2.24	0.48
3:N:102:ILE:HD12	3:N:579:ASP:CG	2.33	0.48
3:N:1150:ALA:O	3:N:1151:ARG:HD3	2.12	0.48
3:N:1354:LYS:HB3	8:N:2203:HOH:O	2.14	0.48
2:C:191:PHE:CZ	2:C:238:LEU:HD21	2.49	0.48
2:C:577:PRO:HG3	2:C:993:PHE:CZ	2.49	0.48
2:C:993:PHE:HB3	8:C:2157:HOH:O	2.13	0.48
3:D:1109:GLU:HA	8:D:9566:HOH:O	2.13	0.48
3:D:1150:ALA:C	3:D:1151:ARG:HG2	2.31	0.48
3:D:1243:THR:HG22	3:D:1244:GLY:H	1.79	0.48
3:D:1278:ASP:N	3:D:1278:ASP:OD1	2.46	0.48
3:D:1354:LYS:HE2	8:D:2197:HOH:O	2.13	0.48
3:D:543:LEU:HB3	8:D:2488:HOH:O	2.13	0.48
3:D:906:GLN:HB3	3:D:911:LEU:HD11	1.94	0.48
5:F:274:THR:O	5:F:278:LEU:HG	2.13	0.48
5:F:369:LEU:O	5:F:373:LYS:CG	2.61	0.48
1:K:189:ARG:NH2	1:L:155:LYS:HD3	2.28	0.48
1:L:59:GLU:OE1	1:L:137:ARG:NH1	2.46	0.48

Continued on next page...

Continued from previous page...

Atom-1	Atom-2	Interatomic distance (Å)	Clash overlap (Å)
2:M:194:VAL:HG21	2:M:221:LEU:O	2.13	0.48
2:M:352:ALA:C	2:M:355:VAL:HG12	2.34	0.48
2:M:705:ILE:O	2:M:705:ILE:HG22	2.12	0.48
2:M:774:LEU:HD22	2:M:774:LEU:O	2.13	0.48
2:M:578:VAL:HA	2:M:900:ARG:HD2	1.95	0.48
3:N:138:LYS:H	3:N:138:LYS:CD	2.07	0.48
3:N:142:LEU:HG	8:N:9766:HOH:O	2.13	0.48
3:N:194:GLY:H	3:N:206:ARG:HA	1.77	0.48
4:O:52:GLU:OE2	4:O:52:GLU:HA	2.14	0.48
5:P:282:LEU:O	5:P:282:LEU:HD13	2.13	0.48
5:P:384:GLU:O	5:P:388:ALA:N	2.46	0.48
5:P:94:LEU:HB2	8:P:9522:HOH:O	2.14	0.48
1:A:60:ASP:HB3	8:A:9497:HOH:O	2.14	0.48
2:C:1100:GLN:HB2	2:C:1100:GLN:HE21	1.49	0.48
2:C:428:ARG:HA	2:C:450:GLY:HA3	1.94	0.48
3:D:500:ARG:NH2	3:D:1388:ARG:HD3	2.29	0.48
3:D:481:MET:SD	3:D:1388:ARG:HG3	2.53	0.48
3:D:543:LEU:HA	3:D:546:ARG:CG	2.44	0.48
3:D:701:LEU:HD21	3:D:763:MET:HE1	1.94	0.48
4:E:47:LYS:HG3	8:E:9443:HOH:O	2.12	0.48
5:F:331:ASP:HB2	8:F:9658:HOH:O	2.12	0.48
2:M:233:GLU:OE2	2:M:237:ARG:HD3	2.13	0.48
2:M:247:PRO:HB2	8:M:2200:HOH:O	2.13	0.48
2:M:200:LEU:HD13	2:M:300:ASP:OD2	2.14	0.48
2:M:336:VAL:CA	2:M:339:LEU:HD12	2.42	0.48
2:M:377:PRO:HG3	8:M:9526:HOH:O	2.13	0.48
2:M:435:TYR:C	2:M:437:ARG:N	2.67	0.48
2:M:568:ALA:CB	2:M:668:LEU:HB3	2.43	0.48
3:N:14:SER:HB3	3:N:511:TRP:CZ2	2.49	0.48
3:N:79:GLU:HG2	3:N:80:VAL:N	2.28	0.48
3:N:819:GLY:O	3:N:822:ALA:HB3	2.13	0.48
4:O:16:LYS:HD3	4:O:17:TYR:CE1	2.49	0.48
4:O:73:LEU:N	8:O:690:HOH:O	2.46	0.48
5:P:266:GLU:HG2	8:P:9618:HOH:O	2.14	0.48
5:P:300:ASP:CG	5:P:301:ALA:N	2.66	0.48
1:A:107:LYS:HG2	1:A:108:GLU:N	2.28	0.48
1:A:198:ARG:HH22	2:C:932:GLU:CB	2.21	0.48
1:A:14:ARG:HH22	1:A:24:VAL:HG23	1.78	0.48
2:C:198:ARG:HD2	8:C:9779:HOH:O	2.13	0.48
2:C:100:LEU:CD2	2:C:368:THR:HA	2.38	0.48
2:C:760:SER:O	2:C:786:LYS:N	2.35	0.48

Continued on next page...

Continued from previous page...

Atom-1	Atom-2	Interatomic distance (Å)	Clash overlap (Å)
3:D:191:LEU:HD22	3:D:195:VAL:CG1	2.44	0.48
3:D:669:ASN:ND2	3:D:672:ALA:HB2	2.28	0.48
1:K:18:ARG:HH12	1:K:88:ARG:HE	1.62	0.48
2:M:1054:THR:HG22	2:M:1055:LEU:HD23	1.96	0.48
2:M:357:GLU:HA	8:M:2296:HOH:O	2.13	0.48
2:M:44:ILE:O	2:M:48:PHE:HB2	2.14	0.48
2:M:731:GLU:HB3	8:M:9529:HOH:O	2.13	0.48
2:M:840:ALA:HB2	2:M:846:LYS:HA	1.95	0.48
2:M:875:GLY:HA2	2:M:879:ARG:HH11	1.77	0.48
3:N:1171:VAL:HG12	3:N:1171:VAL:O	2.12	0.48
3:N:1243:THR:HG22	8:N:9796:HOH:O	2.14	0.48
3:N:1286:THR:N	8:N:2263:HOH:O	2.46	0.48
3:N:1339:LYS:HG2	3:N:1343:ALA:HB2	1.96	0.48
3:N:477:LEU:HD11	3:N:495:ARG:HD3	1.95	0.48
5:P:163:LEU:HB3	5:P:174:LEU:CG	2.40	0.48
1:A:22:GLU:OE1	2:C:934:PHE:HZ	1.96	0.48
2:C:274:ARG:NH2	2:C:284:ARG:HG2	2.28	0.48
2:C:64:LEU:HD13	2:C:359:MET:CE	2.43	0.48
2:C:734:LEU:HA	2:C:737:LEU:CD1	2.42	0.48
3:D:1202:GLN:HA	3:D:1215:VAL:CG1	2.44	0.48
3:D:154:THR:HG22	3:D:155:ASP:N	2.28	0.48
3:D:191:LEU:HD22	3:D:195:VAL:HG11	1.96	0.48
3:D:510:GLU:HB2	3:D:511:TRP:CZ3	2.49	0.48
3:D:526:PRO:HB2	5:F:317:LEU:CD1	2.43	0.48
4:E:51:LEU:HG	4:E:53:GLY:N	2.19	0.48
1:K:90:LEU:N	8:K:742:HOH:O	2.46	0.48
1:L:126:ASP:HB2	8:L:919:HOH:O	2.13	0.48
1:L:127:LEU:HD12	1:L:128:HIS:H	1.79	0.48
1:L:206:THR:HG23	1:L:207:PRO:HD2	1.94	0.48
2:M:203:ASP:O	2:M:207:LEU:HB2	2.13	0.48
2:M:43:GLY:HA2	2:M:341:THR:HG23	1.95	0.48
2:M:444:PRO:HB2	8:M:9543:HOH:O	2.12	0.48
2:M:603:VAL:HG23	2:M:647:GLN:O	2.14	0.48
2:M:726:ILE:HD11	2:M:737:LEU:CD1	2.43	0.48
2:M:76:PRO:HG2	8:M:2023:HOH:O	2.13	0.48
2:M:860:HIS:NE2	2:M:975:TYR:HB2	2.29	0.48
2:M:881:ASN:H	2:M:881:ASN:HD22	1.61	0.48
2:M:89:THR:O	2:M:91:GLN:HG3	2.13	0.48
3:N:1096:ARG:CB	3:N:1096:ARG:HH11	2.26	0.48
3:N:108:VAL:HB	3:N:109:PRO:HD3	1.95	0.48
3:N:1489:GLN:O	3:N:1493:LYS:HG2	2.13	0.48

Continued on next page...

Continued from previous page...

Atom-1	Atom-2	Interatomic distance (Å)	Clash overlap (Å)
3:N:1499:ARG:HD3	8:N:9594:HOH:O	2.13	0.48
3:N:190:GLU:CD	3:N:190:GLU:H	2.17	0.48
3:N:98:PRO:HG3	3:N:515:GLU:HB3	1.94	0.48
2:M:1109:VAL:HG11	3:N:5:VAL:HG22	1.95	0.48
3:N:785:ILE:CD1	3:N:785:ILE:H	2.27	0.48
5:P:371:LEU:HD22	5:P:375:LEU:HD12	1.95	0.48
1:B:20:TYR:HE1	8:B:9522:HOH:O	1.97	0.48
2:C:1087:VAL:HG12	2:C:1091:GLU:OE1	2.14	0.48
2:C:159:ILE:HG22	2:C:175:GLU:HG3	1.95	0.48
2:C:282:GLY:HA2	2:C:308:ARG:HH21	1.79	0.48
2:C:313:LEU:HD12	2:C:313:LEU:O	2.13	0.48
2:C:451:LEU:HB3	8:C:9584:HOH:O	2.12	0.48
2:C:493:ARG:HA	8:C:2274:HOH:O	2.14	0.48
2:C:708:TYR:N	2:C:708:TYR:CD1	2.82	0.48
2:C:911:GLU:HB3	2:C:912:PRO:HD3	1.96	0.48
3:D:1092:GLY:O	3:D:1096:ARG:N	2.47	0.48
3:D:1198:TYR:OH	3:D:1397:LYS:HE3	2.13	0.48
3:D:119:SER:H	3:D:123:LEU:HD13	1.79	0.48
3:D:1225:ALA:HA	3:D:1367:HIS:ND1	2.29	0.48
3:D:397:LYS:CE	3:D:399:ARG:HE	2.27	0.48
3:D:212:ARG:HB2	3:D:445:ARG:HH22	1.77	0.48
3:D:809:PRO:HB2	3:D:812:ALA:CB	2.44	0.48
3:D:901:GLN:HG3	8:D:9734:HOH:O	2.14	0.48
3:D:919:PHE:C	3:D:919:PHE:CD2	2.86	0.48
4:E:24:ALA:O	4:E:28:GLN:HG3	2.14	0.48
5:F:102:LEU:O	5:F:106:VAL:HG23	2.13	0.48
5:F:287:THR:C	5:F:289:GLU:H	2.17	0.48
5:F:325:LYS:HB2	8:F:9479:HOH:O	2.14	0.48
5:F:363:GLU:HG2	5:F:364:ARG:N	2.28	0.48
5:F:367:MET:HA	5:F:370:LYS:HD3	1.95	0.48
1:L:214:ALA:HA	1:L:217:ILE:HD12	1.96	0.48
2:M:26:TYR:CE2	2:M:30:LEU:HD21	2.49	0.48
3:N:1046:GLN:N	8:N:9803:HOH:O	2.46	0.48
3:N:1057:VAL:HG13	3:N:1069:GLU:HB3	1.96	0.48
3:N:1281:VAL:HG23	3:N:1317:ASP:O	2.14	0.48
3:N:470:LEU:HB2	8:N:9989:HOH:O	2.13	0.48
3:N:617:ASN:C	3:N:619:LEU:N	2.67	0.48
3:N:699:VAL:CG2	3:N:760:ARG:HB3	2.43	0.48
3:N:809:PRO:HB2	3:N:812:ALA:HB2	1.95	0.48
3:N:780:LYS:HD3	3:N:912:LYS:HG3	1.95	0.48
4:O:50:THR:HG23	8:O:1851:HOH:O	2.14	0.48

Continued on next page...

Continued from previous page...

Atom-1	Atom-2	Interatomic distance (Å)	Clash overlap (Å)
1:A:18:ARG:HD3	1:A:123:MET:HE3	1.96	0.48
1:A:206:THR:CG2	1:A:209:GLU:H	2.23	0.48
1:B:109:VAL:HG23	1:B:132:LEU:HD13	1.96	0.48
1:B:182:GLU:O	1:B:194:LYS:HB3	2.14	0.48
2:C:195:LEU:HD12	2:C:234:ALA:HB1	1.96	0.48
2:C:21:ILE:HD12	2:C:21:ILE:H	1.79	0.48
2:C:355:VAL:HG13	2:C:356:ARG:N	2.28	0.48
2:C:605:LYS:HB3	2:C:610:ARG:HH12	1.79	0.48
2:C:716:LYS:HD3	2:C:716:LYS:HA	1.70	0.48
2:C:79:PRO:O	2:C:83:CYS:SG	2.69	0.48
3:D:1087:ARG:NH1	3:D:1234:THR:O	2.46	0.48
3:D:175:VAL:N	8:D:2366:HOH:O	2.44	0.48
3:D:23:TYR:HB2	3:D:49:ILE:O	2.13	0.48
3:D:400:VAL:HG12	3:D:401:TYR:HD1	1.78	0.48
3:D:31:THR:HG23	3:D:45:PHE:CE2	2.49	0.48
3:D:87:ARG:HB2	3:D:523:ASP:HB2	1.94	0.48
3:D:705:ALA:HB3	3:D:706:PRO:CD	2.43	0.48
3:D:891:GLU:O	3:D:893:GLU:N	2.46	0.48
5:F:112:ALA:O	5:F:116:LEU:HG	2.13	0.48
5:F:123:ASP:HB3	5:F:125:ASP:OD1	2.14	0.48
3:D:549:ASN:ND2	5:F:254:GLN:NE2	2.62	0.48
1:K:9:PRO:CB	1:L:224:TYR:HB3	2.43	0.48
2:M:177:GLU:HG3	8:M:9679:HOH:O	2.13	0.48
2:M:433:THR:O	2:M:435:TYR:N	2.47	0.48
2:M:724:ARG:HG2	2:M:734:LEU:HD12	1.95	0.48
3:N:1047:LYS:HG2	3:N:1053:PHE:CE2	2.49	0.48
3:N:702:LEU:HD23	3:N:745:MET:HE1	1.94	0.48
3:N:827:ILE:HG22	3:N:837:GLY:CA	2.44	0.48
4:O:45:ARG:NH1	4:O:72:ARG:HH21	2.12	0.48
5:P:252:ALA:HB1	5:P:265:VAL:HG21	1.96	0.48
2:M:114:PHE:CE1	5:P:283:GLY:HA3	2.48	0.48
5:P:333:ILE:HA	5:P:334:PRO:HD3	1.77	0.48
2:C:1014:SER:HB3	2:C:1017:THR:O	2.14	0.47
2:C:113:VAL:HB	2:C:115:LEU:HD23	1.95	0.47
2:C:195:LEU:CD1	2:C:234:ALA:HB1	2.44	0.47
2:C:35:PRO:HD2	2:C:38:LYS:HG2	1.95	0.47
2:C:403:SER:HB2	2:C:407:LYS:NZ	2.29	0.47
2:C:458:TYR:CB	2:C:470:PRO:HG2	2.38	0.47
2:C:443:THR:O	2:C:559:LEU:HD11	2.14	0.47
1:A:72:LYS:HE2	2:C:643:VAL:O	2.13	0.47
2:C:780:GLU:HG3	2:C:781:LYS:N	2.29	0.47

Continued on next page...

Continued from previous page...

Atom-1	Atom-2	Interatomic distance (Å)	Clash overlap (Å)
3:D:955:VAL:HG21	3:D:1015:TYR:CD2	2.49	0.47
3:D:1264:GLU:OE2	3:D:1425:THR:N	2.44	0.47
3:D:416:ALA:HB1	8:D:2533:HOH:O	2.13	0.47
3:D:520:LEU:HD12	3:D:521:PRO:HD2	1.94	0.47
3:D:969:ARG:HG3	3:D:970:LYS:N	2.29	0.47
5:F:171:LYS:HG3	5:F:175:HIS:CD2	2.48	0.47
5:F:216:GLY:O	5:F:243:ILE:HG12	2.13	0.47
1:K:176:ARG:NE	8:K:1966:HOH:O	2.45	0.47
2:M:11:GLU:HG2	2:M:537:LYS:HZ1	1.78	0.47
2:M:154:ARG:O	2:M:156:GLY:N	2.47	0.47
2:M:431:HIS:CD2	2:M:433:THR:OG1	2.67	0.47
2:M:444:PRO:HB3	8:M:9878:HOH:O	2.14	0.47
2:M:650:ARG:CG	2:M:653:ASP:HB2	2.44	0.47
2:M:575:GLN:HA	2:M:662:GLU:HG3	1.96	0.47
2:M:681:GLY:HA2	8:M:2103:HOH:O	2.14	0.47
3:N:1045:MET:HG2	3:N:1073:SER:CA	2.24	0.47
3:N:1145:TYR:HA	3:N:1171:VAL:HG21	1.95	0.47
3:N:1109:GLU:HG2	3:N:1201:CYS:HA	1.96	0.47
3:N:131:LYS:HD3	3:N:456:MET:HE2	1.96	0.47
3:N:145:VAL:HG13	3:N:146:PRO:CD	2.43	0.47
3:N:104:PHE:CD1	3:N:512:MET:HG2	2.49	0.47
3:N:669:ASN:O	3:N:672:ALA:HB3	2.13	0.47
3:N:792:ILE:HG23	3:N:793:THR:N	2.29	0.47
3:N:865:THR:HG23	3:N:874:GLU:HG2	1.96	0.47
3:N:970:LYS:HD2	3:N:995:LEU:CD1	2.44	0.47
4:O:25:LYS:O	4:O:28:GLN:HB2	2.14	0.47
4:O:54:LEU:HG	4:O:58:PRO:CD	2.43	0.47
8:N:9520:HOH:O	5:P:136:LEU:HD21	2.14	0.47
2:M:773:LEU:HD23	5:P:354:LEU:HD13	1.96	0.47
5:P:395:GLU:HA	5:P:398:ARG:HD2	1.95	0.47
1:A:133:GLU:HG2	1:A:134:GLU:N	2.28	0.47
1:A:170:VAL:CG1	2:C:696:LYS:HD3	2.44	0.47
1:A:19:GLU:HG3	1:A:201:THR:O	2.14	0.47
1:A:10:VAL:HG13	1:B:229:GLN:NE2	2.28	0.47
2:C:142:ARG:NH1	2:C:325:ILE:HG12	2.30	0.47
2:C:164:PRO:HG2	8:C:2104:HOH:O	2.13	0.47
2:C:292:ARG:HD2	2:C:299:LYS:HG2	1.95	0.47
2:C:512:ARG:HD3	2:C:523:ILE:HD11	1.97	0.47
2:C:539:VAL:HG21	3:D:1067:VAL:CG1	2.43	0.47
2:C:841:ASN:HD21	2:C:845:ASN:H	1.63	0.47
2:C:861:LEU:HD23	2:C:862:PRO:HD2	1.96	0.47

Continued on next page...

Continued from previous page...

Atom-1	Atom-2	Interatomic distance (Å)	Clash overlap (Å)
3:D:1155:VAL:HG12	3:D:1156:LEU:N	2.28	0.47
3:D:446:VAL:HG11	8:D:2498:HOH:O	2.13	0.47
3:D:636:GLN:HB3	8:D:2240:HOH:O	2.13	0.47
3:D:932:ASP:HA	3:D:935:LYS:HB3	1.97	0.47
3:D:1495:ILE:HG12	4:E:80:VAL:HG13	1.95	0.47
5:F:136:LEU:HD12	5:F:137:GLY:N	2.29	0.47
2:M:442:GLU:HB3	8:M:9508:HOH:O	2.13	0.47
2:M:84:ARG:HB3	8:M:9692:HOH:O	2.14	0.47
2:M:857:ASP:HB2	2:M:978:ARG:CG	2.33	0.47
3:N:1111:ASP:HB3	3:N:1203:LYS:HG3	1.97	0.47
3:N:1274:ILE:HG13	3:N:1334:GLN:HE21	1.79	0.47
3:N:1363:LEU:HD11	3:N:1368:ILE:HD11	1.96	0.47
3:N:205:TYR:HB3	3:N:393:ILE:CD1	2.44	0.47
3:N:440:VAL:HG21	8:N:2202:HOH:O	2.14	0.47
3:N:66:GLN:O	3:N:67:ARG:C	2.52	0.47
3:N:700:VAL:HG22	3:N:718:PRO:HG3	1.96	0.47
3:N:895:VAL:O	3:N:899:LEU:HD12	2.14	0.47
5:P:413:SER:CB	5:P:419:ARG:NH2	2.74	0.47
1:A:165:ILE:O	1:A:165:ILE:HG13	2.13	0.47
1:B:76:VAL:O	1:B:80:LEU:HB2	2.14	0.47
2:C:1016:ILE:HD13	2:C:1016:ILE:N	2.29	0.47
2:C:1092:LEU:HG	3:D:607:LEU:HD11	1.95	0.47
2:C:151:ASP:CG	2:C:152:PRO:HD2	2.35	0.47
2:C:177:GLU:N	2:C:178:PRO:HD3	2.29	0.47
2:C:136:ILE:CG2	2:C:336:VAL:HG13	2.40	0.47
2:C:455:LEU:HD13	2:C:456:ALA:O	2.15	0.47
2:C:572:ILE:HG12	2:C:701:THR:O	2.14	0.47
2:C:679:PHE:HE1	2:C:859:PRO:HD3	1.79	0.47
2:C:889:HIS:CD2	2:C:970:GLY:HA3	2.50	0.47
3:D:1005:GLN:HG2	8:D:9660:HOH:O	2.15	0.47
3:D:1062:ARG:HD3	3:D:1062:ARG:C	2.34	0.47
3:D:1263:PHE:O	3:D:1424:VAL:HB	2.13	0.47
3:D:191:LEU:HD13	3:D:195:VAL:HG11	1.96	0.47
3:D:22:SER:OG	3:D:91:GLY:HA2	2.14	0.47
3:D:249:TYR:CB	8:D:9465:HOH:O	2.61	0.47
2:C:1052:MET:CE	3:D:623:VAL:HG21	2.43	0.47
3:D:843:PHE:HB2	3:D:866:VAL:HG22	1.95	0.47
5:F:84:TYR:HE1	5:F:196:VAL:CG2	2.26	0.47
1:L:106:PRO:HG2	1:L:134:GLU:OE1	2.15	0.47
1:L:201:THR:HG22	1:L:203:GLY:H	1.79	0.47
2:M:1000:MET:HB3	2:M:1002:GLU:HG2	1.96	0.47

Continued on next page...

Continued from previous page...

Atom-1	Atom-2	Interatomic distance (Å)	Clash overlap (Å)
2:M:35:PRO:HD2	2:M:38:LYS:HG2	1.96	0.47
2:M:419:THR:HG23	8:M:9802:HOH:O	2.13	0.47
2:M:430:VAL:O	2:M:430:VAL:HG12	2.14	0.47
2:M:881:ASN:N	2:M:881:ASN:HD22	2.11	0.47
2:M:934:PHE:N	2:M:934:PHE:CD1	2.82	0.47
2:M:921:ALA:HB3	2:M:967:PHE:HE2	1.78	0.47
3:N:1087:ARG:NH1	3:N:1238:MET:HG3	2.29	0.47
3:N:1262:LEU:HD23	3:N:1352:ILE:CG1	2.41	0.47
3:N:129:PHE:O	3:N:572:ARG:HG3	2.14	0.47
3:N:168:THR:HG23	8:N:2247:HOH:O	2.14	0.47
3:N:550:ARG:NH1	3:N:577:ALA:HB2	2.29	0.47
3:N:871:LYS:HB3	3:N:873:LEU:HG	1.96	0.47
5:P:148:LYS:O	5:P:148:LYS:CG	2.62	0.47
5:P:305:GLU:O	5:P:309:LYS:HG3	2.14	0.47
5:P:377:ASP:O	5:P:378:GLY:C	2.52	0.47
1:A:25:LEU:HD13	1:B:225:PHE:CE2	2.50	0.47
2:C:176:VAL:O	2:C:176:VAL:HG23	2.14	0.47
2:C:352:ALA:CA	2:C:355:VAL:HG12	2.42	0.47
2:C:435:TYR:O	2:C:437:ARG:HG3	2.14	0.47
2:C:626:ARG:H	2:C:639:GLN:HE21	1.63	0.47
3:D:1166:LEU:HD23	3:D:1166:LEU:H	1.79	0.47
3:D:1258:ARG:CZ	3:D:1262:LEU:HD11	2.44	0.47
3:D:1465:ASN:HB3	8:D:9619:HOH:O	2.15	0.47
3:D:181:ASP:OD2	3:D:199:LEU:HD12	2.13	0.47
3:D:166:GLN:HB3	3:D:395:VAL:CG2	2.44	0.47
3:D:441:ARG:HG3	8:D:2480:HOH:O	2.14	0.47
3:D:481:MET:SD	3:D:1388:ARG:CG	3.02	0.47
3:D:523:ASP:O	3:D:526:PRO:HG3	2.14	0.47
2:C:850:ALA:HA	3:D:632:VAL:CG1	2.43	0.47
5:F:395:GLU:O	5:F:399:GLN:HB2	2.14	0.47
2:M:264:PRO:HB2	2:M:289:THR:CB	2.43	0.47
2:M:393:GLN:OE1	2:M:393:GLN:N	2.47	0.47
2:M:460:ARG:NH2	8:M:9491:HOH:O	2.46	0.47
2:M:752:GLY:H	2:M:792:VAL:HB	1.78	0.47
3:N:1124:GLN:HE21	3:N:1133:ARG:HD2	1.80	0.47
3:N:133:ILE:HG21	8:N:9573:HOH:O	2.14	0.47
3:N:496:LEU:O	3:N:496:LEU:HD23	2.14	0.47
3:N:565:ILE:HD12	3:N:565:ILE:N	2.17	0.47
4:O:36:LYS:HE2	8:O:2142:HOH:O	2.14	0.47
8:N:9520:HOH:O	5:P:132:ARG:HD3	2.13	0.47
5:P:200:LYS:HG3	5:P:209:PHE:CE1	2.49	0.47

Continued on next page...

Continued from previous page...

Atom-1	Atom-2	Interatomic distance (Å)	Clash overlap (Å)
5:P:225:GLU:HB3	5:P:226:LYS:NZ	2.29	0.47
1:A:14:ARG:HH12	1:A:24:VAL:HG21	1.80	0.47
1:A:18:ARG:HH22	1:A:88:ARG:HH21	1.62	0.47
2:C:1065:ALA:CB	2:C:1077:PRO:HG2	2.44	0.47
2:C:227:PHE:HB3	8:C:9481:HOH:O	2.15	0.47
2:C:282:GLY:HA2	2:C:308:ARG:NH2	2.28	0.47
2:C:643:VAL:HG22	2:C:647:GLN:HE22	1.79	0.47
2:C:739:GLU:O	2:C:741:GLY:N	2.47	0.47
3:D:1429:LEU:HD23	3:D:1429:LEU:O	2.14	0.47
3:D:154:THR:CG2	3:D:155:ASP:N	2.78	0.47
3:D:661:MET:CE	3:D:673:ALA:HB1	2.44	0.47
3:D:899:LEU:HD23	3:D:917:GLN:CB	2.41	0.47
3:D:890:VAL:CG1	3:D:926:LYS:HG2	2.34	0.47
5:F:273:ARG:HD3	8:F:9778:HOH:O	2.13	0.47
5:F:288:TYR:CD1	5:F:288:TYR:N	2.82	0.47
1:L:206:THR:HG21	8:L:5234:HOH:O	2.15	0.47
2:M:1040:LEU:HD23	2:M:1048:THR:HG22	1.96	0.47
2:M:1087:VAL:HG12	2:M:1091:GLU:OE2	2.13	0.47
2:M:169:GLY:HA3	2:M:263:ASP:O	2.14	0.47
2:M:342:ASP:O	2:M:346:VAL:HG23	2.14	0.47
2:M:442:GLU:HG3	8:M:9552:HOH:O	2.13	0.47
2:M:601:GLY:HA3	2:M:615:TYR:HA	1.97	0.47
2:M:728:HIS:CE1	2:M:775:ARG:HH12	2.33	0.47
2:M:848:VAL:HG11	3:N:632:VAL:HG22	1.95	0.47
3:N:114:THR:HB	8:N:9878:HOH:O	2.13	0.47
3:N:1295:GLU:HB3	3:N:1300:SER:CB	2.44	0.47
3:N:30:GLU:HG3	3:N:41:ARG:NE	2.25	0.47
3:N:475:LYS:O	3:N:478:LEU:HB2	2.15	0.47
3:N:558:LEU:HD22	5:P:145:PRO:CG	2.43	0.47
3:N:598:ARG:HD2	8:N:2171:HOH:O	2.14	0.47
3:N:729:HIS:HB3	3:N:732:VAL:HG22	1.96	0.47
3:N:899:LEU:HD13	3:N:900:ILE:HG23	1.96	0.47
3:N:693:GLU:CG	4:O:48:MET:HE1	2.45	0.47
4:O:54:LEU:HA	4:O:58:PRO:HG2	1.97	0.47
5:P:358:LEU:HD11	5:P:370:LYS:HZ2	1.79	0.47
5:P:368:VAL:HG13	5:P:388:ALA:O	2.14	0.47
1:A:109:VAL:HG23	1:A:132:LEU:HD13	1.96	0.47
1:A:171:PHE:O	1:A:173:PRO:HD3	2.14	0.47
1:A:30:ARG:NH1	1:B:155:LYS:HZ1	2.06	0.47
1:B:45:LEU:HD21	1:B:177:VAL:HG23	1.96	0.47
2:C:108:ILE:HB	2:C:368:THR:OG1	2.14	0.47

Continued on next page...

Continued from previous page...

Atom-1	Atom-2	Interatomic distance (Å)	Clash overlap (Å)
2:C:910:LYS:HB3	2:C:912:PRO:HD2	1.96	0.47
3:D:955:VAL:HG21	3:D:1015:TYR:CE2	2.49	0.47
3:D:74:GLU:H	3:D:74:GLU:HG3	1.33	0.47
3:D:711:LEU:HD12	3:D:778:LEU:HD23	1.96	0.47
3:D:964:LEU:HD22	3:D:1058:ARG:NH1	2.29	0.47
5:F:110:MET:HG3	8:F:9811:HOH:O	2.13	0.47
5:F:119:ILE:HD13	5:F:170:HIS:CG	2.49	0.47
5:F:140:ARG:NH1	8:F:9661:HOH:O	2.47	0.47
1:K:211:LEU:O	1:K:215:VAL:HG13	2.14	0.47
1:L:161:ARG:HG2	8:L:4097:HOH:O	2.14	0.47
1:L:216:GLU:HA	8:L:1203:HOH:O	2.14	0.47
2:M:577:PRO:HG2	2:M:842:ARG:NH1	2.30	0.47
2:M:589:ARG:HD3	2:M:596:TYR:CZ	2.50	0.47
2:M:854:PRO:C	2:M:856:GLU:N	2.67	0.47
3:N:1107:VAL:HA	3:N:1200:VAL:O	2.14	0.47
3:N:1314:LYS:NZ	3:N:1317:ASP:HB2	2.29	0.47
3:N:205:TYR:CD2	3:N:393:ILE:HG12	2.39	0.47
3:N:601:ARG:HD2	3:N:613:ARG:HH21	1.79	0.47
3:N:701:LEU:CD1	3:N:750:PRO:HD3	2.45	0.47
3:N:843:PHE:CD1	3:N:864:VAL:HG11	2.49	0.47
3:N:971:LEU:O	3:N:975:GLU:HG2	2.15	0.47
4:O:8:LYS:O	4:O:12:MET:HG3	2.15	0.47
5:P:94:LEU:N	5:P:98:GLU:HB2	2.29	0.47
1:A:156:HIS:HD2	1:A:157:GLY:N	2.12	0.47
2:C:100:LEU:HD22	2:C:367:LEU:HD12	1.96	0.47
2:C:370:ALA:HB1	8:C:2217:HOH:O	2.14	0.47
2:C:34:VAL:CB	2:C:38:LYS:HG3	2.33	0.47
2:C:525:SER:O	2:C:529:VAL:HG23	2.15	0.47
2:C:636:ALA:HB2	2:C:703:ILE:HG22	1.96	0.47
2:C:683:ASN:HD22	2:C:872:ASN:N	2.12	0.47
2:C:816:LYS:O	2:C:819:VAL:HB	2.15	0.47
2:C:879:ARG:HB3	8:C:9530:HOH:O	2.15	0.47
3:D:186:VAL:HG13	3:D:187:LYS:N	2.29	0.47
3:D:211:VAL:HG13	3:D:393:ILE:HG23	1.97	0.47
3:D:30:GLU:HG3	3:D:41:ARG:CG	2.40	0.47
3:D:428:LYS:HB2	8:D:2076:HOH:O	2.15	0.47
3:D:427:VAL:CB	3:D:435:VAL:HB	2.43	0.47
3:D:131:LYS:CA	3:D:456:MET:HG3	2.40	0.47
3:D:526:PRO:HD2	3:D:538:SER:OG	2.15	0.47
3:D:646:LYS:HA	3:D:720:LEU:CD2	2.41	0.47
3:D:85:VAL:HB	3:D:89:ARG:HE	1.80	0.47

Continued on next page...

Continued from previous page...

Atom-1	Atom-2	Interatomic distance (Å)	Clash overlap (Å)
2:M:1097:LEU:HD21	3:N:103:TRP:CZ3	2.49	0.47
2:M:479:VAL:CG2	2:M:503:LEU:HD11	2.44	0.47
2:M:569:VAL:HG23	2:M:635:THR:HG22	1.97	0.47
2:M:78:PHE:HB3	2:M:79:PRO:HD2	1.96	0.47
3:N:1155:VAL:HG11	3:N:1183:ILE:HD11	1.94	0.47
3:N:119:SER:CB	3:N:123:LEU:H	2.28	0.47
3:N:1277:ILE:CD1	3:N:1301:LYS:HB2	2.41	0.47
3:N:572:ARG:HB2	8:N:2401:HOH:O	2.13	0.47
2:M:1115:LEU:HD22	3:N:85:VAL:HG13	1.96	0.47
3:N:958:GLU:OE2	3:N:958:GLU:HA	2.14	0.47
1:A:19:GLU:O	1:A:207:PRO:HG3	2.15	0.47
2:C:155:PRO:HB3	8:C:2281:HOH:O	2.14	0.47
2:C:167:LYS:O	2:C:167:LYS:HE2	2.15	0.47
2:C:218:VAL:HG23	2:C:311:PHE:HE1	1.78	0.47
2:C:30:LEU:O	2:C:30:LEU:HD12	2.14	0.47
2:C:675:ALA:O	2:C:870:ILE:HA	2.14	0.47
3:D:100:ALA:N	8:D:9989:HOH:O	2.42	0.47
3:D:1066:THR:HA	8:D:9463:HOH:O	2.13	0.47
3:D:118:LEU:O	3:D:120:ALA:N	2.48	0.47
3:D:127:LEU:HD13	3:D:457:GLY:H	1.77	0.47
3:D:145:VAL:CG2	3:D:146:PRO:HD2	2.31	0.47
3:D:563:PRO:HG3	5:F:188:ILE:CG2	2.45	0.47
3:D:761:ILE:HD11	4:E:23:VAL:HG11	1.96	0.47
3:D:826:PRO:HD2	3:D:829:VAL:CG2	2.41	0.47
1:K:172:SER:N	8:K:5034:HOH:O	2.48	0.47
1:L:111:ALA:HB3	1:L:124:ASN:O	2.15	0.47
1:L:182:GLU:O	1:L:194:LYS:HB3	2.15	0.47
1:L:42:ARG:CZ	8:L:4157:HOH:O	2.62	0.47
2:M:1033:GLY:O	2:M:1037:VAL:HG23	2.15	0.47
2:M:301:GLU:O	2:M:305:PRO:HG2	2.15	0.47
2:M:304:LEU:HD23	2:M:305:PRO:N	2.30	0.47
2:M:328:LEU:HB2	2:M:433:THR:CG2	2.44	0.47
2:M:332:ARG:HE	2:M:464:LEU:HD11	1.78	0.47
2:M:346:VAL:HG12	2:M:350:ARG:HE	1.80	0.47
2:M:369:PRO:HD2	8:M:2250:HOH:O	2.15	0.47
2:M:474:VAL:HG23	2:M:478:VAL:O	2.15	0.47
2:M:580:MET:O	2:M:902:ILE:HA	2.14	0.47
2:M:88:LEU:HD23	2:M:814:GLU:HG2	1.97	0.47
3:N:633:VAL:C	3:N:635:PRO:HD3	2.34	0.47
3:N:96:ALA:H	3:N:551:ASN:HD22	1.62	0.47
3:N:556:LYS:CE	5:P:218:GLN:HE22	2.27	0.47

Continued on next page...

Continued from previous page...

Atom-1	Atom-2	Interatomic distance (Å)	Clash overlap (Å)
1:A:186:LEU:H	1:A:192:LEU:HD12	1.79	0.47
1:A:197:LEU:HD23	1:A:197:LEU:H	1.79	0.47
1:B:221:HIS:HA	1:B:224:TYR:CD2	2.50	0.47
2:C:159:ILE:HG21	2:C:175:GLU:OE1	2.14	0.47
2:C:173:ASP:O	2:C:184:MET:HA	2.14	0.47
2:C:257:VAL:HG12	2:C:263:ASP:CG	2.35	0.47
2:C:523:ILE:HG12	2:C:523:ILE:O	2.14	0.47
2:C:627:ARG:HG3	2:C:628:PHE:N	2.25	0.47
2:C:693:GLU:OE1	2:C:696:LYS:HD2	2.15	0.47
2:C:695:LEU:HD21	2:C:833:LEU:O	2.15	0.47
3:D:1357:ARG:HB3	8:D:2102:HOH:O	2.14	0.47
3:D:586:ARG:NH1	3:D:1444:THR:HG21	2.29	0.47
3:D:191:LEU:HD12	3:D:211:VAL:HG21	1.96	0.47
3:D:427:VAL:CG2	3:D:435:VAL:HB	2.44	0.47
3:D:440:VAL:HG12	3:D:441:ARG:N	2.29	0.47
3:D:444:VAL:HG22	3:D:446:VAL:HG23	1.97	0.47
3:D:445:ARG:HG2	3:D:445:ARG:NH1	2.30	0.47
3:D:462:GLN:CG	3:D:513:ILE:HD13	2.38	0.47
3:D:728:LEU:HD22	3:D:745:MET:SD	2.55	0.47
5:F:411:HIS:HA	5:F:414:ARG:HG3	1.96	0.47
1:K:54:THR:CG2	1:K:158:ILE:HG13	2.31	0.47
1:K:88:ARG:HG3	1:K:204:SER:O	2.14	0.47
2:M:1046:ALA:HB2	3:N:1476:THR:H	1.79	0.47
2:M:193:LEU:HD12	2:M:307:LEU:HD22	1.95	0.47
2:M:721:ARG:HG3	2:M:721:ARG:HH11	1.79	0.47
2:M:841:ASN:HD21	2:M:843:HIS:HB2	1.80	0.47
3:N:828:LYS:N	3:N:828:LYS:HD3	2.29	0.47
4:O:45:ARG:HH12	4:O:72:ARG:NH2	2.12	0.47
4:O:70:THR:HG22	4:O:71:GLY:N	2.29	0.47
1:A:182:GLU:O	1:A:194:LYS:HB3	2.15	0.47
2:C:1063:ARG:O	2:C:1066:ALA:HB3	2.15	0.47
2:C:1067:TYR:CE1	2:C:1071:ILE:HD11	2.50	0.47
2:C:443:THR:HG23	2:C:444:PRO:CD	2.45	0.47
2:C:537:LYS:H	2:C:537:LYS:HD3	1.80	0.47
2:C:547:ILE:HA	2:C:548:PRO:HD3	1.78	0.47
2:C:789:SER:O	2:C:791:ARG:HG2	2.15	0.47
3:D:1058:ARG:HG3	3:D:1058:ARG:HH11	1.80	0.47
3:D:1403:LEU:O	3:D:1407:LEU:HB2	2.15	0.47
3:D:441:ARG:HB3	3:D:443:VAL:CG2	2.45	0.47
3:D:54:LYS:HD3	3:D:57:GLU:HB2	1.97	0.47
3:D:838:ARG:HG3	3:D:838:ARG:NH1	2.30	0.47

Continued on next page...

Continued from previous page...

Atom-1	Atom-2	Interatomic distance (Å)	Clash overlap (Å)
3:D:999:THR:O	3:D:1002:LYS:HB2	2.15	0.47
5:F:384:GLU:N	8:F:9689:HOH:O	2.47	0.47
2:M:288:ARG:HA	2:M:288:ARG:NE	2.28	0.47
2:M:512:ARG:HD2	8:M:9619:HOH:O	2.13	0.47
2:M:672:VAL:HG23	2:M:868:ASP:CB	2.43	0.47
3:N:507:ASN:H	3:N:507:ASN:ND2	2.12	0.47
3:N:679:ARG:HD3	8:N:2378:HOH:O	2.15	0.47
3:N:822:ALA:HA	8:N:9525:HOH:O	2.15	0.47
3:N:899:LEU:HD21	3:N:914:LEU:HD23	1.97	0.47
3:N:935:LYS:HG2	3:N:939:PHE:CE1	2.50	0.47
3:N:958:GLU:N	8:N:2345:HOH:O	2.48	0.47
3:N:960:LYS:HE2	3:N:964:LEU:HD11	1.97	0.47
4:O:93:TYR:HA	4:O:94:PRO:HD3	1.62	0.47
1:A:104:GLU:HG2	1:A:137:ARG:HD2	1.97	0.47
1:B:73:GLU:HB3	8:B:9545:HOH:O	2.15	0.47
3:D:1377:LYS:HB3	8:D:2457:HOH:O	2.14	0.47
3:D:724:GLN:HA	8:D:9554:HOH:O	2.15	0.47
1:K:184:THR:O	1:K:192:LEU:HD12	2.15	0.47
1:L:227:ASN:N	8:L:679:HOH:O	2.48	0.47
2:M:1103:ASP:CG	2:M:1104:GLU:N	2.67	0.47
2:M:181:VAL:HG11	8:M:9805:HOH:O	2.14	0.47
2:M:266:ARG:H	2:M:266:ARG:HD2	1.80	0.47
3:N:1258:ARG:HG3	3:N:1258:ARG:HH11	1.80	0.47
3:N:198:ARG:HG2	8:N:9544:HOH:O	2.14	0.47
2:M:1109:VAL:HG22	3:N:3:LYS:HB2	1.97	0.47
3:N:447:VAL:HG11	8:N:2391:HOH:O	2.14	0.47
3:N:553:ARG:NH2	5:P:215:GLU:HG2	2.26	0.47
3:N:623:VAL:HA	8:N:2406:HOH:O	2.14	0.47
5:P:130:VAL:HG21	5:P:159:ILE:CG2	2.42	0.47
5:P:86:HIS:HB3	8:P:9560:HOH:O	2.14	0.47
2:C:1054:THR:HG21	2:C:1079:PRO:CA	2.45	0.46
2:C:342:ASP:HA	2:C:345:ARG:NE	2.27	0.46
2:C:769:PRO:HD2	8:D:9888:HOH:O	2.15	0.46
3:D:1066:THR:O	3:D:1070:TYR:N	2.45	0.46
3:D:175:VAL:HG11	8:D:2442:HOH:O	2.14	0.46
3:D:177:ALA:HB1	3:D:199:LEU:CG	2.45	0.46
3:D:177:ALA:CA	3:D:199:LEU:HD13	2.46	0.46
3:D:3:LYS:N	3:D:3:LYS:HD3	2.30	0.46
3:D:603:LEU:HD23	3:D:606:ILE:HD12	1.97	0.46
3:D:786:ILE:CD1	3:D:908:LYS:HB3	2.45	0.46
5:F:280:GLN:O	5:F:280:GLN:HG2	2.15	0.46

Continued on next page...

Continued from previous page...

Atom-1	Atom-2	Interatomic distance (Å)	Clash overlap (Å)
5:F:316:SER:HB3	5:F:318:GLU:O	2.16	0.46
5:F:356:LYS:HE3	8:F:9501:HOH:O	2.14	0.46
5:F:401:GLU:CG	5:F:402:ASN:OD1	2.62	0.46
5:F:412:GLU:OE1	5:F:412:GLU:HA	2.15	0.46
1:K:6:LEU:C	1:K:8:ALA:N	2.68	0.46
1:L:219:ARG:HG3	8:L:3455:HOH:O	2.15	0.46
2:M:173:ASP:O	2:M:184:MET:HA	2.15	0.46
2:M:260:LEU:O	2:M:260:LEU:HD12	2.14	0.46
2:M:573:ARG:HB2	2:M:670:GLN:HE22	1.80	0.46
2:M:537:LYS:HA	2:M:905:ILE:CD1	2.45	0.46
3:N:1001:GLU:HG2	8:N:2177:HOH:O	2.15	0.46
3:N:1186:VAL:HG11	8:N:2033:HOH:O	2.15	0.46
3:N:1342:GLU:N	3:N:1342:GLU:CD	2.57	0.46
3:N:450:TYR:O	3:N:452:ILE:N	2.48	0.46
3:N:476:GLU:HG2	8:N:9610:HOH:O	2.15	0.46
3:N:83:SER:HA	8:N:9939:HOH:O	2.13	0.46
5:P:135:ILE:HD11	5:P:178:ARG:CB	2.36	0.46
5:P:285:GLU:HG2	8:P:9682:HOH:O	2.15	0.46
1:B:44:LEU:HD23	1:B:48:ILE:CD1	2.46	0.46
2:C:1066:ALA:O	2:C:1070:ILE:HG13	2.15	0.46
2:C:26:TYR:HE1	2:C:340:MET:HE3	1.81	0.46
2:C:464:LEU:HD22	8:C:9598:HOH:O	2.15	0.46
2:C:697:ARG:O	2:C:699:PHE:N	2.46	0.46
2:C:817:PRO:C	2:C:819:VAL:H	2.19	0.46
2:C:704:HIS:CG	2:C:831:ARG:HH22	2.33	0.46
3:D:1441:GLN:HA	8:D:2144:HOH:O	2.15	0.46
3:D:177:ALA:HB1	3:D:199:LEU:CB	2.45	0.46
2:C:1096:ALA:HB2	3:D:514:LEU:HD11	1.97	0.46
1:K:2:LEU:HD11	8:K:5314:HOH:O	2.15	0.46
1:L:107:LYS:HG2	1:L:108:GLU:N	2.30	0.46
1:L:229:GLN:HG3	8:L:2218:HOH:O	2.13	0.46
1:L:62:LEU:H	1:L:62:LEU:HD12	1.81	0.46
2:M:191:PHE:HE2	2:M:196:LEU:HD12	1.81	0.46
2:M:286:SER:O	2:M:299:LYS:HE3	2.15	0.46
2:M:36:PRO:HD2	8:M:9886:HOH:O	2.15	0.46
2:M:61:LYS:HD2	8:M:9710:HOH:O	2.15	0.46
2:M:757:GLY:HA2	2:M:789:SER:OG	2.16	0.46
3:N:1232:PRO:CB	3:N:1361:VAL:HG11	2.44	0.46
3:N:1441:GLN:HB3	8:N:9662:HOH:O	2.14	0.46
3:N:396:VAL:CG2	3:N:447:VAL:HB	2.46	0.46
3:N:538:SER:HA	5:P:317:LEU:HB2	1.97	0.46

Continued on next page...

Continued from previous page...

Atom-1	Atom-2	Interatomic distance (Å)	Clash overlap (Å)
4:O:46:PRO:HB3	4:O:54:LEU:CD2	2.45	0.46
5:P:181:GLU:O	5:P:184:ARG:HB3	2.16	0.46
1:A:161:ARG:HH11	1:A:161:ARG:HG3	1.79	0.46
2:C:11:GLU:HG2	2:C:537:LYS:HZ2	1.77	0.46
2:C:304:LEU:HD23	2:C:305:PRO:N	2.31	0.46
2:C:31:GLN:HE21	2:C:31:GLN:HB3	1.42	0.46
2:C:484:VAL:CG1	2:C:486:MET:HG3	2.46	0.46
2:C:815:LEU:HD23	2:C:819:VAL:O	2.14	0.46
3:D:1047:LYS:HG2	3:D:1053:PHE:CE1	2.49	0.46
3:D:1104:GLU:O	3:D:1106:VAL:HG23	2.14	0.46
3:D:781:PRO:HG2	3:D:911:LEU:HD23	1.98	0.46
3:D:787:LEU:HD21	3:D:947:ILE:HD13	1.97	0.46
1:K:14:ARG:HA	8:K:2767:HOH:O	2.14	0.46
1:K:43:ILE:HD12	1:L:32:PHE:CZ	2.50	0.46
1:K:90:LEU:HD11	8:K:2043:HOH:O	2.15	0.46
1:L:42:ARG:NE	8:L:4157:HOH:O	2.49	0.46
1:L:80:LEU:HD23	8:N:9812:HOH:O	2.14	0.46
2:M:1019:GLN:NE2	3:N:621:LYS:HE3	2.31	0.46
2:M:163:ILE:HG13	2:M:171:TRP:HZ3	1.80	0.46
2:M:689:VAL:HG23	2:M:870:ILE:HB	1.97	0.46
2:M:944:LEU:HD22	2:M:962:GLN:HG2	1.96	0.46
3:N:1272:ALA:HA	3:N:1326:THR:HB	1.97	0.46
3:N:1348:LEU:HG	3:N:1375:MET:CE	2.43	0.46
3:N:55:ASP:CB	3:N:82:LYS:HG2	2.46	0.46
2:M:1071:ILE:O	3:N:659:LYS:HD3	2.16	0.46
4:O:48:MET:HG2	4:O:54:LEU:HB2	1.97	0.46
3:N:1495:ILE:HD13	4:O:88:GLU:HG3	1.96	0.46
2:C:142:ARG:HB2	8:C:9877:HOH:O	2.15	0.46
2:C:260:LEU:HD12	2:C:260:LEU:O	2.14	0.46
2:C:26:TYR:CE1	2:C:340:MET:HE3	2.51	0.46
2:C:433:THR:O	2:C:435:TYR:N	2.49	0.46
2:C:853:LEU:HD23	2:C:858:MET:HB3	1.97	0.46
2:C:905:ILE:CG2	2:C:906:PHE:N	2.78	0.46
3:D:1324:PRO:HG3	3:D:1330:ILE:HD11	1.98	0.46
3:D:171:LEU:CD2	3:D:390:PRO:HG3	2.45	0.46
3:D:820:GLU:HA	3:D:825:ALA:O	2.14	0.46
5:F:282:LEU:HD12	5:F:284:ARG:HB2	1.97	0.46
5:F:94:LEU:N	5:F:98:GLU:HB2	2.30	0.46
1:K:111:ALA:HB3	1:K:124:ASN:O	2.16	0.46
2:M:1031:ARG:HA	3:N:621:LYS:O	2.15	0.46
2:M:1096:ALA:HB1	3:N:13:ALA:HB3	1.98	0.46

Continued on next page...

Continued from previous page...

Atom-1	Atom-2	Interatomic distance (Å)	Clash overlap (Å)
2:M:157:ARG:HB2	8:M:9963:HOH:O	2.15	0.46
2:M:270:GLY:N	2:M:288:ARG:NH2	2.63	0.46
2:M:252:LYS:HZ2	2:M:296:GLY:HA3	1.78	0.46
2:M:345:ARG:HG2	8:M:9798:HOH:O	2.15	0.46
2:M:408:ARG:NH1	2:M:542:VAL:HG23	2.30	0.46
2:M:78:PHE:HB3	2:M:79:PRO:CD	2.45	0.46
2:M:816:LYS:O	2:M:819:VAL:HB	2.16	0.46
3:N:1115:THR:O	3:N:1151:ARG:NH2	2.48	0.46
3:N:1106:VAL:HG21	3:N:1474:ALA:HB2	1.96	0.46
3:N:153:LEU:H	3:N:153:LEU:HD23	1.78	0.46
3:N:166:GLN:HG2	3:N:207:PHE:CG	2.49	0.46
3:N:195:VAL:HB	3:N:205:TYR:HB2	1.98	0.46
3:N:205:TYR:HD2	3:N:393:ILE:CG1	2.26	0.46
3:N:412:GLY:O	3:N:421:LEU:HB3	2.16	0.46
3:N:684:LYS:HE2	8:N:2408:HOH:O	2.16	0.46
5:P:393:THR:HG23	5:P:394:ARG:CD	2.44	0.46
5:P:402:ASN:OD1	5:P:402:ASN:N	2.48	0.46
5:P:405:LEU:HA	5:P:408:LEU:HD22	1.98	0.46
1:A:202:ASP:HA	8:A:9549:HOH:O	2.15	0.46
1:B:111:ALA:HB3	1:B:124:ASN:O	2.15	0.46
1:B:156:HIS:HD2	1:B:157:GLY:N	2.14	0.46
2:C:341:THR:HG23	2:C:345:ARG:HH22	1.81	0.46
2:C:52:PHE:CE1	2:C:98:LEU:HD21	2.51	0.46
2:C:620:LEU:O	2:C:620:LEU:HD23	2.15	0.46
2:C:810:ASP:HA	2:C:811:PRO:HD3	1.57	0.46
2:C:880:MET:N	8:C:9530:HOH:O	2.47	0.46
3:D:426:LYS:HB3	5:F:134:LYS:O	2.15	0.46
3:D:621:LYS:N	8:D:9762:HOH:O	2.48	0.46
3:D:72:VAL:HG22	3:D:78:VAL:H	1.81	0.46
3:D:899:LEU:HB2	3:D:917:GLN:HG2	1.97	0.46
5:F:88:ILE:HD13	5:F:193:ARG:CG	2.45	0.46
5:F:347:GLN:O	5:F:351:SER:HB2	2.16	0.46
1:K:48:ILE:HG22	1:K:173:PRO:HD2	1.98	0.46
2:M:15:LEU:HD12	2:M:15:LEU:N	2.30	0.46
2:M:217:LEU:HA	8:M:9626:HOH:O	2.16	0.46
2:M:129:ILE:HD11	2:M:386:PHE:CD2	2.51	0.46
2:M:398:THR:N	2:M:633:GLN:OE1	2.48	0.46
2:M:63:GLY:CA	2:M:103:LYS:HE2	2.46	0.46
2:M:643:VAL:HG13	2:M:647:GLN:CD	2.36	0.46
2:M:89:THR:N	8:M:9667:HOH:O	2.49	0.46
3:N:959:GLU:HG3	3:N:1006:ALA:HB1	1.97	0.46

Continued on next page...

Continued from previous page...

Atom-1	Atom-2	Interatomic distance (Å)	Clash overlap (Å)
3:N:145:VAL:HG12	8:N:2383:HOH:O	2.15	0.46
3:N:22:SER:HA	3:N:90:MET:O	2.16	0.46
3:N:523:ASP:O	3:N:526:PRO:HG3	2.15	0.46
3:N:546:ARG:NH1	3:N:550:ARG:HH22	2.14	0.46
5:P:188:ILE:HD11	5:P:221:ILE:HA	1.97	0.46
5:P:287:THR:O	5:P:289:GLU:N	2.49	0.46
1:A:88:ARG:NE	8:A:9503:HOH:O	2.49	0.46
1:B:103:ALA:HB1	8:B:9534:HOH:O	2.16	0.46
1:A:222:LEU:CD1	1:B:215:VAL:HB	2.42	0.46
2:C:476:GLY:C	2:C:478:VAL:H	2.19	0.46
2:C:650:ARG:HG2	2:C:653:ASP:HB2	1.97	0.46
2:C:670:GLN:O	2:C:672:VAL:HG12	2.13	0.46
2:C:69:LEU:HG	8:C:9557:HOH:O	2.15	0.46
2:C:744:ARG:HD2	8:C:9769:HOH:O	2.16	0.46
2:C:886:LEU:HD23	8:C:9674:HOH:O	2.15	0.46
2:C:953:VAL:CG1	2:C:966:LEU:HD13	2.44	0.46
3:D:106:LYS:HE2	3:D:125:GLN:OE1	2.16	0.46
3:D:1132:LEU:N	8:D:9601:HOH:O	2.48	0.46
3:D:1405:GLU:HG2	8:D:9486:HOH:O	2.15	0.46
3:D:149:LYS:HE2	3:D:149:LYS:N	2.27	0.46
3:D:177:ALA:HB1	3:D:199:LEU:CD2	2.43	0.46
3:D:66:GLN:O	3:D:67:ARG:C	2.53	0.46
5:F:384:GLU:O	5:F:388:ALA:N	2.48	0.46
1:L:172:SER:N	8:L:5023:HOH:O	2.46	0.46
2:M:333:ILE:HD11	2:M:410:ILE:HG21	1.98	0.46
2:M:56:GLU:HB3	8:M:2105:HOH:O	2.15	0.46
2:M:707:ARG:CZ	2:M:824:ARG:NH1	2.79	0.46
2:M:762:LYS:HZ3	2:M:784:ASP:HB3	1.81	0.46
2:M:901:TYR:N	2:M:901:TYR:CD1	2.82	0.46
2:M:950:LEU:HB3	2:M:952:LEU:CD2	2.44	0.46
2:M:939:ARG:CB	2:M:982:PRO:HG3	2.33	0.46
2:M:99:GLN:HG3	2:M:99:GLN:O	2.15	0.46
3:N:1092:GLY:O	3:N:1096:ARG:N	2.48	0.46
3:N:116:LEU:HA	8:N:9831:HOH:O	2.15	0.46
3:N:1102:THR:HG22	3:N:1222:GLY:CA	2.45	0.46
3:N:132:TYR:N	3:N:132:TYR:CD1	2.79	0.46
3:N:154:THR:CG2	3:N:156:GLU:HG2	2.45	0.46
3:N:41:ARG:HG3	3:N:42:ASP:N	2.31	0.46
3:N:428:LYS:HD3	3:N:451:ASP:OD1	2.16	0.46
3:N:97:THR:HG21	3:N:571:LYS:HD3	1.98	0.46
4:O:47:LYS:HA	4:O:54:LEU:HB3	1.97	0.46

Continued on next page...

Continued from previous page...

Atom-1	Atom-2	Interatomic distance (Å)	Clash overlap (Å)
5:P:151:LEU:HB2	5:P:155:THR:HB	1.98	0.46
5:P:316:SER:C	5:P:318:GLU:H	2.19	0.46
5:P:409:LYS:HG3	8:P:9621:HOH:O	2.16	0.46
5:P:415:THR:HG22	5:P:417:LYS:CG	2.46	0.46
2:C:274:ARG:HD2	8:C:9567:HOH:O	2.15	0.46
2:C:44:ILE:HD11	2:C:340:MET:HE1	1.97	0.46
2:C:480:THR:HG23	8:C:9749:HOH:O	2.14	0.46
2:C:500:ASN:HA	8:C:9900:HOH:O	2.16	0.46
3:D:1385:GLY:HA2	8:D:9913:HOH:O	2.15	0.46
3:D:240:GLU:O	3:D:242:LEU:N	2.49	0.46
3:D:525:ARG:HA	3:D:538:SER:CB	2.46	0.46
3:D:632:VAL:O	3:D:727:GLN:HA	2.15	0.46
3:D:701:LEU:O	3:D:747:VAL:HA	2.16	0.46
1:K:94:LEU:HD21	1:K:119:ASP:HB3	1.97	0.46
1:K:44:LEU:HD23	1:K:48:ILE:CD1	2.46	0.46
1:L:62:LEU:HD13	1:L:63:HIS:ND1	2.30	0.46
1:L:74:ASP:HB2	8:L:5263:HOH:O	2.14	0.46
2:M:244:PRO:CD	2:M:245:GLY:N	2.79	0.46
2:M:278:GLU:HB2	8:M:2038:HOH:O	2.15	0.46
2:M:338:GLU:HA	2:M:341:THR:OG1	2.16	0.46
2:M:471:TYR:CE2	2:M:496:ILE:HG21	2.50	0.46
2:M:541:SER:HB2	8:M:9853:HOH:O	2.14	0.46
2:M:739:GLU:O	2:M:741:GLY:N	2.49	0.46
2:M:816:LYS:HE3	8:M:9538:HOH:O	2.14	0.46
2:M:876:VAL:O	2:M:879:ARG:O	2.34	0.46
2:M:986:PRO:C	2:M:987:ILE:HD13	2.35	0.46
2:M:428:ARG:O	3:N:1078:ARG:NH1	2.48	0.46
3:N:139:GLY:N	3:N:147:VAL:HG11	2.30	0.46
3:N:546:ARG:NH2	3:N:576:GLU:OE1	2.48	0.46
3:N:590:PRO:HB3	8:N:2178:HOH:O	2.16	0.46
3:N:678:GLU:HG3	3:N:679:ARG:HG3	1.98	0.46
3:N:804:LEU:O	3:N:804:LEU:HD12	2.15	0.46
4:O:12:MET:O	4:O:75:PHE:HZ	1.98	0.46
1:A:154:GLU:H	1:A:154:GLU:CD	2.20	0.46
1:A:183:ASP:HB3	8:A:9448:HOH:O	2.15	0.46
1:A:89:PHE:HB2	1:A:94:LEU:HD22	1.98	0.46
2:C:615:TYR:N	8:C:9571:HOH:O	2.40	0.46
2:C:626:ARG:HD3	8:C:9724:HOH:O	2.16	0.46
2:C:897:LEU:HB3	2:C:899:GLN:CD	2.36	0.46
3:D:1087:ARG:C	3:D:1089:ALA:H	2.17	0.46
3:D:1118:ILE:CD1	3:D:1192:LEU:HD12	2.45	0.46

Continued on next page...

Continued from previous page...

Atom-1	Atom-2	Interatomic distance (Å)	Clash overlap (Å)
3:D:1118:ILE:HG13	8:D:9509:HOH:O	2.15	0.46
3:D:1281:VAL:HG21	3:D:1313:VAL:HG21	1.96	0.46
3:D:389:GLU:HG3	8:D:9925:HOH:O	2.16	0.46
3:D:675:ARG:NH2	5:F:420:ASP:OD2	2.48	0.46
3:D:81:THR:HG22	3:D:82:LYS:N	2.29	0.46
2:C:1115:LEU:CB	3:D:85:VAL:HG12	2.38	0.46
4:E:32:ARG:CZ	4:E:32:ARG:HB2	2.46	0.46
5:F:96:LEU:O	5:F:100:VAL:HG23	2.15	0.46
5:F:151:LEU:HG	5:F:155:THR:OG1	2.16	0.46
5:F:265:VAL:HG12	8:F:9687:HOH:O	2.16	0.46
1:K:171:PHE:HZ	8:K:972:HOH:O	1.97	0.46
1:K:19:GLU:HG3	1:K:201:THR:O	2.16	0.46
1:K:7:LYS:O	1:K:7:LYS:HG2	2.16	0.46
2:M:1064:ASN:HD21	5:P:344:ALA:CB	2.28	0.46
2:M:1106:ASP:CA	3:N:7:LYS:HE3	2.46	0.46
2:M:226:VAL:HG13	2:M:227:PHE:CD1	2.50	0.46
2:M:773:LEU:HD23	8:M:9948:HOH:O	2.16	0.46
2:M:909:ALA:HA	2:M:913:GLU:OE1	2.16	0.46
3:N:1024:ALA:HB2	8:N:9601:HOH:O	2.14	0.46
3:N:12:LEU:HD23	3:N:12:LEU:HA	1.74	0.46
3:N:1336:LEU:HB2	3:N:1344:VAL:HG21	1.97	0.46
3:N:191:LEU:HD12	3:N:211:VAL:HG21	1.97	0.46
3:N:960:LYS:HE2	3:N:964:LEU:CD1	2.46	0.46
5:P:140:ARG:NH1	5:P:141:VAL:HG23	2.31	0.46
5:P:358:LEU:HD11	5:P:370:LYS:CE	2.45	0.46
5:P:358:LEU:HD11	5:P:370:LYS:CD	2.44	0.46
1:A:173:PRO:O	1:A:201:THR:HG23	2.16	0.46
1:A:192:LEU:HA	8:A:9591:HOH:O	2.15	0.46
2:C:127:PHE:CE1	2:C:386:PHE:HE2	2.34	0.46
2:C:298:PHE:N	2:C:298:PHE:CD1	2.84	0.46
2:C:726:ILE:HG13	2:C:734:LEU:HD21	1.96	0.46
2:C:730:SER:N	8:C:9532:HOH:O	2.49	0.46
3:D:100:ALA:HB3	8:D:9989:HOH:O	2.15	0.46
3:D:1130:ARG:HD2	8:D:9601:HOH:O	2.14	0.46
3:D:1141:GLU:HG2	3:D:1168:MET:HE2	1.97	0.46
3:D:204:LEU:HD12	8:D:2181:HOH:O	2.16	0.46
3:D:562:ALA:HB1	3:D:567:ILE:HD11	1.98	0.46
3:D:639:LEU:N	3:D:729:HIS:CD2	2.84	0.46
3:D:710:ARG:HH21	3:D:1224:VAL:CG2	2.28	0.46
3:D:782:SER:O	3:D:786:ILE:HD12	2.15	0.46
3:D:850:LEU:HD13	3:D:884:ARG:NH2	2.31	0.46

Continued on next page...

Continued from previous page...

Atom-1	Atom-2	Interatomic distance (Å)	Clash overlap (Å)
3:D:794:GLN:O	3:D:861:GLN:HB3	2.16	0.46
3:D:8:VAL:HG12	3:D:1434:TRP:CH2	2.50	0.46
3:D:906:GLN:OE1	3:D:906:GLN:HA	2.16	0.46
3:D:991:GLN:HG3	8:D:9597:HOH:O	2.16	0.46
4:E:30:LEU:HD21	4:E:63:TRP:HE3	1.80	0.46
2:M:10:ARG:O	2:M:12:VAL:N	2.49	0.46
2:M:247:PRO:HA	2:M:248:PRO:HD3	1.83	0.46
2:M:261:ILE:H	2:M:261:ILE:HG13	1.63	0.46
2:M:352:ALA:O	2:M:356:ARG:HG3	2.16	0.46
2:M:773:LEU:O	2:M:777:ILE:HG13	2.16	0.46
2:M:810:ASP:HA	2:M:811:PRO:HD3	1.56	0.46
2:M:432:ARG:CZ	3:N:1048:PRO:HD2	2.46	0.46
3:N:1057:VAL:HG12	3:N:1069:GLU:OE2	2.15	0.46
2:M:1046:ALA:HB3	3:N:1476:THR:HB	1.98	0.46
3:N:422:ALA:HB3	3:N:427:VAL:HG13	1.98	0.46
3:N:676:MET:O	3:N:676:MET:SD	2.74	0.46
3:N:737:ASN:C	8:N:9496:HOH:O	2.53	0.46
3:N:806:PHE:O	3:N:806:PHE:CD1	2.68	0.46
1:L:176:ARG:HH22	3:N:884:ARG:CD	2.28	0.46
3:N:891:GLU:HG3	3:N:891:GLU:O	2.16	0.46
5:P:358:LEU:HD23	5:P:358:LEU:C	2.35	0.46
1:A:118:ALA:HB2	8:A:9586:HOH:O	2.15	0.46
1:B:119:ASP:N	1:B:119:ASP:OD1	2.49	0.46
1:B:7:LYS:HZ2	1:B:186:LEU:HD13	1.81	0.46
2:C:1054:THR:HG22	2:C:1055:LEU:HD23	1.97	0.46
2:C:118:ILE:HA	2:C:119:PRO:HD3	1.85	0.46
2:C:264:PRO:HG2	8:C:9714:HOH:O	2.16	0.46
2:C:31:GLN:HG3	8:C:9887:HOH:O	2.15	0.46
2:C:338:GLU:HA	2:C:341:THR:CG2	2.43	0.46
2:C:134:ARG:HH12	2:C:392:SER:C	2.20	0.46
2:C:426:ASP:HA	2:C:429:ASP:OD2	2.15	0.46
2:C:571:LEU:HD21	2:C:700:TYR:HD2	1.80	0.46
2:C:679:PHE:CZ	2:C:853:LEU:HD21	2.51	0.46
3:D:1346:ARG:NH1	3:D:1346:ARG:HA	2.31	0.46
3:D:1393:GLN:NE2	8:D:2138:HOH:O	2.46	0.46
3:D:1436:SER:OG	3:D:1463:LYS:HD2	2.16	0.46
3:D:182:GLY:O	3:D:186:VAL:HB	2.16	0.46
3:D:859:ASP:HB3	3:D:861:GLN:HE22	1.81	0.46
3:D:873:LEU:N	8:D:2489:HOH:O	2.48	0.46
2:C:987:ILE:CG2	3:D:948:THR:HG21	2.30	0.46
5:F:377:ASP:O	5:F:378:GLY:C	2.53	0.46

Continued on next page...

Continued from previous page...

Atom-1	Atom-2	Interatomic distance (Å)	Clash overlap (Å)
1:K:219:ARG:HH12	1:K:220:GLU:CG	2.28	0.46
1:K:14:ARG:HH12	1:K:24:VAL:HG21	1.81	0.46
1:K:62:LEU:H	1:K:62:LEU:HD12	1.81	0.46
1:L:206:THR:HB	1:L:209:GLU:CD	2.36	0.46
2:M:335:THR:HG22	2:M:461:VAL:HG11	1.98	0.46
2:M:412:ALA:CA	8:M:2237:HOH:O	2.64	0.46
2:M:54:ILE:HD13	8:M:9525:HOH:O	2.14	0.46
2:M:554:ASP:CB	2:M:880:MET:O	2.64	0.46
2:M:441:VAL:O	2:M:559:LEU:HD13	2.16	0.46
2:M:63:GLY:HA3	2:M:103:LYS:CG	2.45	0.46
2:M:54:ILE:HG23	2:M:64:LEU:HD21	1.98	0.46
2:M:683:ASN:HB2	2:M:687:ALA:O	2.16	0.46
2:M:691:SER:HB2	2:M:858:MET:CE	2.45	0.46
2:M:73:LEU:HD23	2:M:94:LEU:HD13	1.98	0.46
2:M:755:LEU:HA	2:M:755:LEU:HD23	1.76	0.46
2:M:772:ARG:HG3	8:P:9568:HOH:O	2.16	0.46
2:M:817:PRO:C	2:M:819:VAL:H	2.20	0.46
2:M:850:ALA:HA	3:N:632:VAL:HG11	1.98	0.46
2:M:906:PHE:HB3	3:N:1067:VAL:HG22	1.95	0.46
3:N:125:GLN:CD	3:N:587:ARG:HH21	2.19	0.46
3:N:1408:ILE:HG21	8:N:9555:HOH:O	2.16	0.46
3:N:472:ALA:N	8:N:9762:HOH:O	2.48	0.46
3:N:794:GLN:O	3:N:861:GLN:HB3	2.15	0.46
3:N:1490:LYS:HZ2	4:O:39:VAL:HA	1.79	0.46
5:P:151:LEU:HB2	5:P:155:THR:CB	2.45	0.46
5:P:291:ILE:HG23	5:P:292:ALA:N	2.31	0.46
5:P:94:LEU:HD12	5:P:97:GLU:HG2	1.98	0.46
2:C:449:ILE:N	8:C:9931:HOH:O	2.48	0.45
2:C:474:VAL:HG23	2:C:478:VAL:O	2.16	0.45
2:C:647:GLN:NE2	2:C:650:ARG:NH2	2.64	0.45
2:C:843:HIS:HD2	2:C:884:GLN:HB3	1.81	0.45
2:C:949:LYS:HB3	3:D:796:ARG:HH21	1.79	0.45
3:D:1031:ASN:HB3	3:D:1034:GLN:CG	2.46	0.45
3:D:1086:LEU:CD1	3:D:1086:LEU:N	2.79	0.45
3:D:119:SER:H	3:D:123:LEU:CD1	2.29	0.45
3:D:613:ARG:HB2	8:D:9728:HOH:O	2.15	0.45
3:D:609:GLY:HA3	3:D:613:ARG:HB3	1.97	0.45
5:F:261:PRO:O	5:F:265:VAL:HG23	2.16	0.45
1:K:149:GLY:N	8:K:5034:HOH:O	2.45	0.45
1:K:64:GLU:HG2	1:K:64:GLU:O	2.16	0.45
1:K:65:PHE:HE2	2:M:830:LYS:HG3	1.78	0.45

Continued on next page...

Continued from previous page...

Atom-1	Atom-2	Interatomic distance (Å)	Clash overlap (Å)
2:M:1099:VAL:HG13	8:M:9533:HOH:O	2.15	0.45
2:M:226:VAL:HG13	2:M:227:PHE:CE1	2.51	0.45
2:M:237:ARG:O	2:M:240:THR:HB	2.17	0.45
2:M:239:PHE:HE1	2:M:246:ASP:HB3	1.80	0.45
2:M:589:ARG:HB2	2:M:589:ARG:HH11	1.81	0.45
2:M:63:GLY:HA3	2:M:103:LYS:HG2	1.97	0.45
2:M:738:ASP:O	2:M:739:GLU:C	2.52	0.45
2:M:778:PHE:HA	8:M:9540:HOH:O	2.15	0.45
3:N:1241:PHE:O	3:N:1243:THR:N	2.49	0.45
3:N:396:VAL:HG13	3:N:447:VAL:CA	2.42	0.45
3:N:456:MET:C	8:N:9942:HOH:O	2.55	0.45
3:N:544:TYR:CZ	3:N:581:LEU:HD11	2.51	0.45
3:N:956:ILE:HD11	3:N:1062:ARG:HB3	1.98	0.45
4:O:46:PRO:HD2	8:O:707:HOH:O	2.15	0.45
4:O:52:GLU:HB2	4:O:55:PHE:HE2	1.79	0.45
5:P:170:HIS:HA	5:P:173:TYR:CD1	2.51	0.45
5:P:318:GLU:HB2	5:P:328:PHE:HE2	1.81	0.45
1:A:162:ILE:HG13	1:A:163:ASN:N	2.31	0.45
1:A:70:GLY:H	2:C:607:ASP:CG	2.19	0.45
2:C:1044:GLY:O	2:C:1046:ALA:N	2.49	0.45
2:C:277:ALA:O	2:C:281:LEU:O	2.33	0.45
2:C:341:THR:HG23	2:C:345:ARG:HH21	1.81	0.45
2:C:428:ARG:HE	2:C:451:LEU:HG	1.80	0.45
2:C:516:ARG:HB2	8:C:9494:HOH:O	2.15	0.45
2:C:516:ARG:HH11	2:C:521:PRO:HG3	1.81	0.45
2:C:54:ILE:HG12	8:C:9524:HOH:O	2.17	0.45
2:C:575:GLN:HA	2:C:662:GLU:OE2	2.17	0.45
2:C:679:PHE:CD1	2:C:870:ILE:HD13	2.51	0.45
2:C:854:PRO:C	2:C:856:GLU:N	2.69	0.45
3:D:469:ASP:N	8:D:2520:HOH:O	2.48	0.45
3:D:902:LEU:N	8:D:2567:HOH:O	2.48	0.45
5:F:371:LEU:HD22	5:F:375:LEU:HD12	1.96	0.45
1:K:191:ASP:O	1:K:192:LEU:HD23	2.16	0.45
1:K:213:GLN:O	1:K:217:ILE:HG13	2.15	0.45
1:L:222:LEU:HB2	8:L:2116:HOH:O	2.15	0.45
1:L:91:ASN:HB2	1:L:92:PRO:CD	2.46	0.45
1:K:224:TYR:HB3	1:L:9:PRO:HB2	1.99	0.45
2:M:309:TYR:O	2:M:313:LEU:HB3	2.17	0.45
2:M:691:SER:HB2	2:M:858:MET:SD	2.56	0.45
3:N:101:HIS:CD2	3:N:582:LEU:CD1	2.96	0.45
3:N:1304:LYS:HA	8:N:9663:HOH:O	2.14	0.45

Continued on next page...

Continued from previous page...

Atom-1	Atom-2	Interatomic distance (Å)	Clash overlap (Å)
3:N:804:LEU:C	3:N:804:LEU:HD12	2.37	0.45
5:P:97:GLU:O	5:P:101:GLU:HB2	2.16	0.45
5:P:163:LEU:HD22	5:P:174:LEU:CG	2.39	0.45
5:P:410:TYR:O	5:P:414:ARG:HG2	2.16	0.45
2:C:1031:ARG:HH11	2:C:1031:ARG:HG2	1.81	0.45
2:C:148:PHE:CE1	2:C:309:TYR:HB3	2.50	0.45
2:C:474:VAL:HA	2:C:478:VAL:O	2.16	0.45
3:D:1073:SER:HB2	8:D:9564:HOH:O	2.15	0.45
3:D:1207:TYR:H	3:D:1366:LYS:NZ	2.14	0.45
3:D:1437:ALA:HB3	3:D:1446:VAL:CG1	2.47	0.45
3:D:1503:VAL:HG11	8:D:2173:HOH:O	2.16	0.45
3:D:186:VAL:CG1	3:D:187:LYS:N	2.79	0.45
3:D:549:ASN:ND2	8:D:9505:HOH:O	2.48	0.45
3:D:678:GLU:HG3	3:D:679:ARG:HG3	1.98	0.45
3:D:984:THR:CG2	3:D:987:GLU:H	2.25	0.45
3:D:65:ARG:CD	5:F:374:GLY:O	2.65	0.45
1:K:44:LEU:HD23	1:K:48:ILE:HD12	1.99	0.45
2:M:1097:LEU:HD13	2:M:1097:LEU:N	2.30	0.45
2:M:318:PRO:HB2	2:M:321:GLU:OE1	2.16	0.45
2:M:3:ILE:HD13	2:M:900:ARG:O	2.16	0.45
2:M:473:ARG:HG3	2:M:474:VAL:N	2.30	0.45
2:M:606:VAL:CG2	2:M:645:VAL:HG13	2.35	0.45
2:M:77:PRO:HD3	2:M:93:PRO:HD3	1.97	0.45
3:N:1159:ARG:CZ	3:N:1159:ARG:HB2	2.46	0.45
3:N:379:ALA:HB2	8:N:9622:HOH:O	2.15	0.45
3:N:576:GLU:O	3:N:579:ASP:HB2	2.16	0.45
2:M:1043:TYR:CZ	3:N:763:MET:HG3	2.51	0.45
3:N:786:ILE:HD13	3:N:1027:GLY:HA3	1.99	0.45
3:N:809:PRO:HD2	8:N:9498:HOH:O	2.14	0.45
3:N:893:GLU:O	3:N:896:ALA:HB3	2.16	0.45
1:B:101:LEU:HD23	1:B:101:LEU:C	2.37	0.45
1:B:6:LEU:C	1:B:8:ALA:N	2.70	0.45
2:C:10:ARG:O	2:C:12:VAL:N	2.49	0.45
2:C:309:TYR:O	2:C:313:LEU:N	2.37	0.45
2:C:338:GLU:CA	2:C:341:THR:HG22	2.45	0.45
2:C:413:LEU:HD11	2:C:451:LEU:HB3	1.99	0.45
2:C:840:ALA:HB2	2:C:846:LYS:HA	1.98	0.45
3:D:1111:ASP:O	3:D:1111:ASP:OD2	2.34	0.45
3:D:1162:GLU:HG2	3:D:1163:GLY:N	2.32	0.45
3:D:2:LYS:HD2	8:D:2092:HOH:O	2.17	0.45
3:D:397:LYS:HG2	3:D:397:LYS:O	2.15	0.45

Continued on next page...

Continued from previous page...

Atom-1	Atom-2	Interatomic distance (Å)	Clash overlap (Å)
3:D:567:ILE:HG22	3:D:571:LYS:HE3	1.99	0.45
3:D:79:GLU:HG2	3:D:80:VAL:N	2.31	0.45
3:D:994:GLN:HG2	8:D:9597:HOH:O	2.16	0.45
3:D:1491:THR:HG21	4:E:89:MET:SD	2.57	0.45
5:F:141:VAL:CG1	5:F:142:ARG:N	2.79	0.45
5:F:278:LEU:HB2	5:F:286:PRO:HG2	1.98	0.45
5:F:365:GLU:HB2	5:F:400:ILE:HG21	1.97	0.45
2:M:276:LYS:HG2	2:M:280:LYS:HE3	1.97	0.45
2:M:626:ARG:NH2	8:M:2096:HOH:O	2.50	0.45
2:M:711:GLU:HB2	8:M:9684:HOH:O	2.16	0.45
2:M:888:THR:HG21	8:M:9676:HOH:O	2.16	0.45
3:N:1209:LEU:O	3:N:1210:SER:C	2.52	0.45
3:N:9:ARG:HA	3:N:1434:TRP:HH2	1.82	0.45
3:N:1436:SER:HA	8:N:2074:HOH:O	2.16	0.45
3:N:414:ARG:HG2	8:N:2350:HOH:O	2.16	0.45
3:N:471:GLU:CG	8:N:9534:HOH:O	2.64	0.45
3:N:545:ARG:HH11	3:N:545:ARG:HB3	1.80	0.45
3:N:865:THR:HG23	3:N:874:GLU:CG	2.45	0.45
4:O:64:ALA:C	8:O:3627:HOH:O	2.53	0.45
5:P:161:GLN:HG3	5:P:164:LYS:HZ2	1.81	0.45
5:P:287:THR:C	5:P:289:GLU:H	2.20	0.45
5:P:393:THR:CG2	5:P:394:ARG:N	2.79	0.45
1:A:13:VAL:HG12	1:A:15:THR:HG22	1.98	0.45
1:A:62:LEU:H	1:A:62:LEU:HD12	1.81	0.45
1:A:6:LEU:C	1:A:8:ALA:N	2.68	0.45
2:C:397:GLU:H	2:C:633:GLN:CD	2.19	0.45
2:C:723:THR:C	2:C:725:ASP:H	2.20	0.45
2:C:774:LEU:HD13	2:C:775:ARG:N	2.32	0.45
2:C:957:LYS:CG	2:C:961:GLU:HB3	2.47	0.45
3:D:1164:ARG:HG3	3:D:1164:ARG:HH11	1.82	0.45
3:D:1312:LEU:HD11	3:D:1327:ARG:HG3	1.98	0.45
3:D:161:LEU:O	3:D:449:SER:CB	2.63	0.45
3:D:540:LEU:HD23	3:D:540:LEU:HA	1.84	0.45
3:D:540:LEU:HD23	3:D:543:LEU:HD12	1.99	0.45
3:D:914:LEU:O	3:D:914:LEU:HD23	2.17	0.45
1:K:18:ARG:N	8:K:1202:HOH:O	2.49	0.45
2:M:637:LEU:N	2:M:637:LEU:HD23	2.32	0.45
2:M:713:ARG:HB2	2:M:720:GLU:OE1	2.17	0.45
2:M:873:PRO:HB3	3:N:949:ILE:HG13	1.98	0.45
2:M:928:LYS:O	2:M:932:GLU:HG3	2.16	0.45
3:N:1412:LYS:O	3:N:1412:LYS:HG3	2.16	0.45

Continued on next page...

Continued from previous page...

Atom-1	Atom-2	Interatomic distance (Å)	Clash overlap (Å)
3:N:1476:THR:HG22	3:N:1476:THR:O	2.17	0.45
3:N:166:GLN:HB3	3:N:395:VAL:CG2	2.46	0.45
3:N:423:ASP:HB2	5:P:178:ARG:HB2	1.98	0.45
3:N:525:ARG:NE	3:N:541:ASN:HD21	2.10	0.45
3:N:581:LEU:O	3:N:603:LEU:HG	2.17	0.45
3:N:843:PHE:HB3	8:N:9489:HOH:O	2.16	0.45
3:N:828:LYS:NZ	3:N:862:ASP:OD1	2.49	0.45
3:N:754:PHE:HA	4:O:24:ALA:CB	2.47	0.45
3:N:423:ASP:OD1	5:P:175:HIS:ND1	2.49	0.45
5:P:84:TYR:CE1	5:P:196:VAL:HG21	2.51	0.45
1:A:53:VAL:HG12	1:A:167:VAL:HG21	1.99	0.45
1:A:49:PRO:O	1:A:173:PRO:CD	2.65	0.45
1:A:5:LYS:CA	1:A:5:LYS:HE3	2.36	0.45
2:C:1050:GLN:HG2	2:C:1079:PRO:HG2	1.97	0.45
2:C:546:LEU:HD12	2:C:565:GLN:NE2	2.24	0.45
2:C:774:LEU:HA	2:C:777:ILE:HD12	1.99	0.45
2:C:957:LYS:HG2	2:C:961:GLU:CB	2.47	0.45
3:D:500:ARG:HH22	3:D:1388:ARG:HD3	1.80	0.45
1:K:151:VAL:HB	1:K:169:ALA:HB3	1.98	0.45
1:L:124:ASN:OD1	1:L:127:LEU:HB2	2.17	0.45
2:M:1047:HIS:CG	3:N:754:PHE:HB3	2.52	0.45
2:M:1105:LYS:O	2:M:1107:ASN:N	2.50	0.45
2:M:17:PRO:HB2	8:M:9519:HOH:O	2.17	0.45
2:M:184:MET:HB2	2:M:193:LEU:HD23	1.98	0.45
2:M:44:ILE:HD12	2:M:44:ILE:H	1.82	0.45
3:N:1166:LEU:HB2	3:N:1170:ASP:HB2	1.98	0.45
3:N:130:SER:HB2	3:N:132:TYR:HE1	1.82	0.45
3:N:133:ILE:HA	3:N:455:ARG:O	2.16	0.45
3:N:388:HIS:O	5:P:97:GLU:HG3	2.16	0.45
3:N:539:ASP:HA	8:N:9616:HOH:O	2.16	0.45
3:N:828:LYS:HD2	3:N:862:ASP:OD2	2.17	0.45
4:O:40:LEU:HB2	4:O:45:ARG:NE	2.31	0.45
4:O:72:ARG:HG2	4:O:72:ARG:HH11	1.81	0.45
5:P:235:PHE:CE2	5:P:239:ALA:HB2	2.52	0.45
1:A:45:LEU:HD21	1:A:177:VAL:HG23	1.98	0.45
1:B:7:LYS:HZ2	1:B:186:LEU:HD22	1.82	0.45
2:C:1102:LEU:HD23	2:C:1107:ASN:N	2.32	0.45
2:C:121:MET:HB2	2:C:127:PHE:HE2	1.82	0.45
2:C:216:GLU:O	2:C:218:VAL:N	2.49	0.45
2:C:300:ASP:O	2:C:300:ASP:CG	2.55	0.45
2:C:134:ARG:NH1	2:C:392:SER:OG	2.50	0.45

Continued on next page...

Continued from previous page...

Atom-1	Atom-2	Interatomic distance (Å)	Clash overlap (Å)
2:C:730:SER:HB2	8:C:9654:HOH:O	2.16	0.45
2:C:762:LYS:HA	2:C:786:LYS:HG3	1.98	0.45
2:C:843:HIS:CD2	2:C:884:GLN:CA	3.00	0.45
3:D:1074:SER:O	3:D:1077:ALA:HB3	2.16	0.45
3:D:1197:ARG:HG3	3:D:1198:TYR:CD1	2.51	0.45
3:D:1401:GLU:HA	8:D:9583:HOH:O	2.16	0.45
3:D:395:VAL:O	3:D:395:VAL:HG12	2.16	0.45
3:D:580:ALA:HB3	8:D:2488:HOH:O	2.16	0.45
3:D:633:VAL:O	3:D:635:PRO:HD3	2.16	0.45
3:D:898:GLU:HA	8:D:2553:HOH:O	2.16	0.45
5:F:155:THR:HG22	5:F:156:VAL:N	2.31	0.45
5:F:163:LEU:HB3	5:F:174:LEU:CG	2.46	0.45
1:L:161:ARG:HH11	1:L:161:ARG:HG3	1.81	0.45
1:K:9:PRO:HG2	1:L:224:TYR:HB3	1.98	0.45
2:M:188:LYS:HB2	8:M:9908:HOH:O	2.17	0.45
2:M:292:ARG:HD2	2:M:299:LYS:HD3	1.99	0.45
2:M:334:ARG:HB2	8:M:9656:HOH:O	2.17	0.45
2:M:137:VAL:HG21	2:M:393:GLN:HE22	1.81	0.45
2:M:714:ASP:HB2	2:M:818:GLY:O	2.17	0.45
3:N:1095:THR:O	3:N:1099:VAL:HG23	2.17	0.45
3:N:126:VAL:HG11	3:N:152:LEU:HD12	1.97	0.45
3:N:1312:LEU:HD13	3:N:1326:THR:O	2.16	0.45
3:N:376:GLU:HA	3:N:384:VAL:HA	1.98	0.45
3:N:521:PRO:HA	3:N:522:PRO:HD3	1.69	0.45
3:N:591:VAL:CG1	3:N:597:ASP:HA	2.47	0.45
3:N:711:LEU:HD12	3:N:778:LEU:CD2	2.47	0.45
3:N:873:LEU:HD21	8:N:2008:HOH:O	2.17	0.45
3:N:890:VAL:HG11	3:N:922:LEU:HD13	1.98	0.45
4:O:32:ARG:NH2	8:O:1198:HOH:O	2.49	0.45
1:B:136:GLY:HA3	8:B:9645:HOH:O	2.17	0.45
2:C:1092:LEU:HA	2:C:1095:LEU:CD1	2.40	0.45
2:C:273:GLY:HA2	2:C:276:LYS:CD	2.45	0.45
2:C:324:ASP:HB2	8:C:9878:HOH:O	2.15	0.45
2:C:458:TYR:HB3	2:C:470:PRO:CG	2.40	0.45
2:C:474:VAL:HG22	2:C:474:VAL:O	2.17	0.45
2:C:666:LEU:HD11	2:C:668:LEU:HD21	1.99	0.45
2:C:744:ARG:HG3	2:C:747:ALA:HB2	1.98	0.45
2:C:752:GLY:H	2:C:792:VAL:HB	1.81	0.45
3:D:107:ASP:O	3:D:108:VAL:C	2.55	0.45
3:D:1212:ALA:HB1	8:D:9608:HOH:O	2.17	0.45
3:D:546:ARG:NH2	3:D:550:ARG:NH2	2.65	0.45

Continued on next page...

Continued from previous page...

Atom-1	Atom-2	Interatomic distance (Å)	Clash overlap (Å)
3:D:750:PRO:HG2	3:D:756:GLN:OE1	2.16	0.45
1:K:143:ARG:NH1	1:K:143:ARG:CG	2.70	0.45
2:M:183:SER:HB2	2:M:190:LYS:HG2	1.98	0.45
2:M:196:LEU:HD23	2:M:200:LEU:HD11	1.98	0.45
2:M:263:ASP:CB	2:M:264:PRO:CD	2.95	0.45
2:M:431:HIS:CG	2:M:432:ARG:N	2.85	0.45
2:M:749:VAL:HG11	2:M:755:LEU:HD21	1.98	0.45
3:N:1066:THR:OG1	3:N:1067:VAL:N	2.50	0.45
3:N:1271:LYS:HE3	3:N:1334:GLN:NE2	2.31	0.45
3:N:126:VAL:HG12	3:N:127:LEU:N	2.32	0.45
3:N:1485:GLN:HB2	8:N:2421:HOH:O	2.17	0.45
3:N:249:TYR:HA	8:N:2240:HOH:O	2.16	0.45
3:N:67:ARG:HD3	8:N:2440:HOH:O	2.17	0.45
3:N:899:LEU:HB2	3:N:917:GLN:HG2	1.98	0.45
3:N:996:TRP:HB3	3:N:1044:LEU:HD11	1.99	0.45
5:P:321:ILE:HD11	5:P:329:TYR:HB2	1.98	0.45
2:C:1097:LEU:HA	2:C:1097:LEU:HD13	1.69	0.45
2:C:1118:LYS:NZ	8:C:2317:HOH:O	2.48	0.45
2:C:243:ARG:HG2	2:C:243:ARG:HH11	1.82	0.45
2:C:148:PHE:HZ	2:C:281:LEU:HD13	1.81	0.45
2:C:148:PHE:CZ	2:C:309:TYR:HB3	2.52	0.45
2:C:484:VAL:HG11	8:C:2006:HOH:O	2.17	0.45
2:C:67:ASP:O	2:C:98:LEU:HD23	2.16	0.45
2:C:984:GLU:HG2	2:C:984:GLU:H	1.37	0.45
3:D:1129:THR:HG23	3:D:1130:ARG:H	1.82	0.45
3:D:9:ARG:CZ	3:D:11:ALA:HB2	2.47	0.45
3:D:1213:ARG:HD3	8:D:9784:HOH:O	2.16	0.45
3:D:1306:PRO:HG2	8:D:2005:HOH:O	2.17	0.45
3:D:1460:ILE:HG23	8:D:9667:HOH:O	2.16	0.45
3:D:819:GLY:O	3:D:822:ALA:HB3	2.16	0.45
2:C:1115:LEU:HD22	3:D:88:TYR:HD1	1.82	0.45
4:E:41:GLU:HA	4:E:45:ARG:HG3	1.97	0.45
5:F:271:LEU:HD23	5:F:295:MET:HG3	1.99	0.45
1:K:123:MET:HE3	1:K:203:GLY:O	2.17	0.45
1:K:89:PHE:HB2	1:K:94:LEU:HD22	1.99	0.45
1:L:109:VAL:HG23	1:L:132:LEU:HD13	1.99	0.45
1:L:24:VAL:HG22	1:L:196:THR:OG1	2.17	0.45
1:L:19:GLU:O	1:L:207:PRO:HG3	2.16	0.45
2:M:101:ILE:HD12	2:M:107:LEU:HD22	1.98	0.45
2:M:122:THR:HG22	2:M:123:GLU:N	2.32	0.45
2:M:460:ARG:NH2	8:M:9519:HOH:O	2.50	0.45

Continued on next page...

Continued from previous page...

Atom-1	Atom-2	Interatomic distance (Å)	Clash overlap (Å)
2:M:625:LEU:CD1	2:M:641:PRO:HG3	2.47	0.45
2:M:710:ILE:CG2	2:M:823:VAL:HB	2.43	0.45
2:M:881:ASN:N	2:M:881:ASN:ND2	2.65	0.45
2:M:939:ARG:NH1	2:M:981:GLU:HG2	2.32	0.45
2:M:1095:LEU:HD13	3:N:103:TRP:CH2	2.52	0.45
3:N:107:ASP:O	3:N:108:VAL:C	2.55	0.45
3:N:1271:LYS:HZ3	3:N:1273:VAL:HG12	1.82	0.45
3:N:1394:VAL:HB	3:N:1397:LYS:HD2	1.99	0.45
3:N:529:GLN:HA	8:N:9957:HOH:O	2.15	0.45
3:N:600:LEU:HD23	8:N:9783:HOH:O	2.16	0.45
2:M:1005:MET:CE	3:N:648:MET:HB2	2.47	0.45
2:M:1071:ILE:O	3:N:659:LYS:HB2	2.17	0.45
3:N:78:VAL:HG12	8:N:2191:HOH:O	2.17	0.45
5:P:114:LYS:HG3	8:P:9525:HOH:O	2.16	0.45
5:P:142:ARG:HD3	5:P:150:THR:OG1	2.17	0.45
5:P:222:ARG:HB3	5:P:242:TRP:CE3	2.52	0.45
5:P:276:ARG:NH1	5:P:276:ARG:HG3	2.31	0.45
5:P:278:LEU:HB2	5:P:286:PRO:HG2	1.99	0.45
1:A:48:ILE:HA	1:A:49:PRO:HD3	1.83	0.45
1:A:50:GLY:HA3	1:A:171:PHE:O	2.17	0.45
1:B:107:LYS:HG2	1:B:108:GLU:N	2.32	0.45
2:C:525:SER:HA	8:C:9516:HOH:O	2.16	0.45
2:C:551:GLU:HG3	2:C:551:GLU:H	1.38	0.45
2:C:666:LEU:HD12	2:C:667:ALA:H	1.82	0.45
2:C:983:ILE:HG21	2:C:987:ILE:HD11	1.99	0.45
3:D:1102:THR:HG22	3:D:1102:THR:O	2.16	0.45
3:D:135:LEU:HD21	3:D:452:ILE:CD1	2.47	0.45
3:D:166:GLN:HB3	3:D:395:VAL:HG21	1.99	0.45
3:D:674:ARG:HG2	3:D:674:ARG:HH11	1.82	0.45
4:E:27:ALA:HB2	4:E:61:GLU:HB3	1.99	0.45
5:F:148:LYS:O	5:F:148:LYS:CD	2.58	0.45
5:F:291:ILE:HG23	5:F:292:ALA:N	2.31	0.45
1:K:39:PRO:CG	1:L:39:PRO:HG2	2.43	0.45
2:M:1006:HIS:HA	2:M:1027:PHE:CZ	2.51	0.45
2:M:265:ARG:HB3	8:M:9905:HOH:O	2.16	0.45
2:M:375:SER:HA	8:M:9662:HOH:O	2.16	0.45
2:M:393:GLN:HE21	2:M:409:ARG:HH12	1.63	0.45
2:M:444:PRO:HD3	2:M:452:ILE:O	2.17	0.45
3:N:1126:ASP:OD1	3:N:1129:THR:O	2.35	0.45
3:N:1148:VAL:HG23	3:N:1165:TYR:CD2	2.51	0.45
3:N:240:GLU:O	3:N:242:LEU:N	2.50	0.45

Continued on next page...

Continued from previous page...

Atom-1	Atom-2	Interatomic distance (Å)	Clash overlap (Å)
3:N:583:ASP:OD1	3:N:604:THR:CB	2.58	0.45
3:N:778:LEU:HA	3:N:778:LEU:HD12	1.74	0.45
3:N:914:LEU:HD22	3:N:930:LEU:HD21	1.99	0.45
4:O:94:PRO:HG3	8:O:4486:HOH:O	2.17	0.45
5:P:209:PHE:CE2	5:P:213:ILE:HD11	2.52	0.45
5:P:288:TYR:C	5:P:291:ILE:HG22	2.37	0.45
5:P:411:HIS:HB2	5:P:414:ARG:NE	2.31	0.45
1:B:81:ASN:ND2	8:B:9514:HOH:O	2.50	0.44
2:C:136:ILE:HD11	8:C:9659:HOH:O	2.17	0.44
2:C:230:ARG:HA	2:C:231:PRO:HD3	1.57	0.44
2:C:352:ALA:C	2:C:355:VAL:HG12	2.37	0.44
2:C:486:MET:HG2	8:C:9678:HOH:O	2.16	0.44
2:C:544:THR:HG22	2:C:547:ILE:HD12	1.99	0.44
2:C:625:LEU:O	2:C:627:ARG:N	2.50	0.44
2:C:926:PHE:HD1	8:C:9628:HOH:O	2.00	0.44
3:D:1336:LEU:HD13	3:D:1344:VAL:HG21	1.99	0.44
3:D:10:ILE:HD11	3:D:1434:TRP:NE1	2.31	0.44
3:D:146:PRO:HB2	8:D:9853:HOH:O	2.17	0.44
3:D:1476:THR:CG2	4:E:21:VAL:HG22	2.47	0.44
3:D:695:ILE:HG22	8:D:2155:HOH:O	2.17	0.44
2:C:774:LEU:CD1	5:F:421:PHE:HE2	2.24	0.44
1:L:115:LEU:HB3	8:L:2300:HOH:O	2.16	0.44
1:L:27:PRO:HG2	1:L:186:LEU:CD1	2.46	0.44
2:M:266:ARG:CD	2:M:273:GLY:HA3	2.47	0.44
2:M:264:PRO:CB	2:M:289:THR:CB	2.94	0.44
2:M:3:ILE:HA	2:M:3:ILE:HD13	1.81	0.44
2:M:41:ASN:HD22	2:M:41:ASN:C	2.21	0.44
2:M:597:ALA:HB2	2:M:655:LEU:HD21	1.98	0.44
3:N:1209:LEU:HD21	3:N:1216:SER:HB2	1.99	0.44
3:N:1341:PRO:HD2	3:N:1342:GLU:OE2	2.17	0.44
3:N:141:ILE:H	3:N:141:ILE:HD12	1.80	0.44
3:N:1457:ASP:OD1	3:N:1457:ASP:C	2.55	0.44
3:N:433:GLY:HA3	8:N:2094:HOH:O	2.17	0.44
3:N:486:ARG:CA	3:N:489:ARG:HD3	2.47	0.44
3:N:683:ILE:CG2	3:N:687:VAL:HG21	2.47	0.44
4:O:3:GLU:HB3	8:O:1282:HOH:O	2.17	0.44
2:M:1018:GLN:NE2	5:P:338:LEU:HD13	2.32	0.44
5:P:367:MET:HE3	5:P:371:LEU:HD11	1.99	0.44
1:A:156:HIS:CD2	1:A:157:GLY:H	2.35	0.44
2:C:89:THR:CA	2:C:129:ILE:O	2.61	0.44
2:C:67:ASP:HA	8:C:9488:HOH:O	2.17	0.44

Continued on next page...

Continued from previous page...

Atom-1	Atom-2	Interatomic distance (Å)	Clash overlap (Å)
2:C:772:ARG:NH2	8:C:2204:HOH:O	2.49	0.44
2:C:843:HIS:NE2	2:C:887:GLU:OE2	2.50	0.44
3:D:1097:LYS:HG2	3:D:1097:LYS:H	1.47	0.44
3:D:447:VAL:HG23	3:D:448:GLU:N	2.32	0.44
3:D:637:LEU:HD11	3:D:642:CYS:CA	2.46	0.44
3:D:729:HIS:ND1	3:D:730:PRO:N	2.66	0.44
4:E:51:LEU:CG	4:E:53:GLY:H	2.21	0.44
5:F:358:LEU:O	5:F:358:LEU:HD23	2.17	0.44
5:F:408:LEU:HA	5:F:411:HIS:CE1	2.52	0.44
5:F:415:THR:CG2	5:F:417:LYS:NZ	2.80	0.44
1:K:20:TYR:HE2	1:K:198:ARG:HB3	1.82	0.44
2:M:136:ILE:CD1	2:M:392:SER:HB2	2.43	0.44
2:M:190:LYS:HE2	8:M:2075:HOH:O	2.17	0.44
2:M:433:THR:O	2:M:437:ARG:HG3	2.17	0.44
2:M:557:ARG:NE	2:M:560:MET:SD	2.90	0.44
2:M:589:ARG:HD3	2:M:596:TYR:CE2	2.52	0.44
2:M:775:ARG:O	2:M:779:GLY:C	2.55	0.44
2:M:858:MET:HB2	2:M:859:PRO:HD2	1.98	0.44
2:M:939:ARG:HH11	2:M:981:GLU:HG2	1.82	0.44
3:N:1045:MET:SD	3:N:1073:SER:HB2	2.57	0.44
3:N:1148:VAL:HG23	3:N:1165:TYR:CE2	2.52	0.44
3:N:1487:VAL:HG21	4:O:79:LEU:HG	2.00	0.44
3:N:207:PHE:CB	3:N:208:PRO:HD2	2.30	0.44
3:N:436:GLU:HB2	3:N:445:ARG:CB	2.45	0.44
3:N:704:ARG:HG3	3:N:736:PHE:HB3	1.99	0.44
3:N:75:ARG:HD3	8:N:2038:HOH:O	2.17	0.44
3:N:807:ALA:HB1	8:N:2335:HOH:O	2.17	0.44
3:N:826:PRO:CD	3:N:829:VAL:HG22	2.41	0.44
3:N:830:ALA:HB2	8:N:9597:HOH:O	2.17	0.44
1:A:83:LYS:NZ	2:C:698:ASP:OD2	2.50	0.44
1:A:9:PRO:HG2	1:B:224:TYR:CG	2.53	0.44
1:B:81:ASN:HB2	8:B:9519:HOH:O	2.18	0.44
2:C:1024:LYS:HB2	2:C:1024:LYS:HE3	1.88	0.44
2:C:260:LEU:HB2	2:C:291:ALA:HB1	2.00	0.44
2:C:49:ARG:HB3	8:C:9834:HOH:O	2.18	0.44
2:C:627:ARG:HD2	8:C:2176:HOH:O	2.17	0.44
2:C:722:ILE:HG21	2:C:821:GLU:OE1	2.18	0.44
3:D:1209:LEU:O	3:D:1210:SER:C	2.53	0.44
3:D:207:PHE:HB3	3:D:208:PRO:CD	2.42	0.44
3:D:127:LEU:HD12	3:D:457:GLY:H	1.82	0.44
3:D:642:CYS:SG	3:D:716:PHE:HB2	2.58	0.44

Continued on next page...

Continued from previous page...

Atom-1	Atom-2	Interatomic distance (Å)	Clash overlap (Å)
3:D:804:LEU:HD12	3:D:831:GLY:HA3	1.99	0.44
3:D:937:TYR:HA	3:D:940:THR:OG1	2.17	0.44
3:D:964:LEU:O	3:D:968:ASP:HB2	2.17	0.44
4:E:51:LEU:HB2	8:E:9429:HOH:O	2.17	0.44
2:M:1037:VAL:HG12	2:M:1041:GLU:CD	2.36	0.44
2:M:172:ILE:HG22	2:M:173:ASP:N	2.32	0.44
2:M:411:SER:CB	2:M:452:ILE:HG23	2.47	0.44
2:M:559:LEU:CD1	2:M:563:ASN:ND2	2.81	0.44
2:M:588:VAL:HG23	2:M:589:ARG:N	2.31	0.44
2:M:71:TYR:O	2:M:71:TYR:CG	2.70	0.44
3:N:1057:VAL:CG1	3:N:1069:GLU:HB3	2.47	0.44
3:N:1062:ARG:HH11	3:N:1062:ARG:HG3	1.83	0.44
3:N:710:ARG:NH1	3:N:1210:SER:OG	2.50	0.44
3:N:1504:GLU:HB2	8:N:2110:HOH:O	2.16	0.44
3:N:194:GLY:N	3:N:206:ARG:HD3	2.32	0.44
3:N:796:ARG:H	3:N:796:ARG:HG2	1.59	0.44
5:P:110:MET:HE1	8:P:9585:HOH:O	2.17	0.44
5:P:278:LEU:HB3	5:P:286:PRO:HG2	2.00	0.44
5:P:358:LEU:CD2	5:P:370:LYS:NZ	2.78	0.44
5:P:416:ARG:HH11	5:P:419:ARG:CB	2.27	0.44
5:P:94:LEU:HD12	5:P:97:GLU:H	1.82	0.44
1:A:81:ASN:ND2	1:A:128:HIS:O	2.51	0.44
2:C:175:GLU:HB3	2:C:183:SER:OG	2.17	0.44
2:C:205:GLU:O	2:C:209:ARG:HD2	2.18	0.44
2:C:136:ILE:CG2	2:C:336:VAL:HG22	2.48	0.44
2:C:630:ARG:HH21	2:C:707:ARG:N	2.15	0.44
3:D:1101:VAL:O	3:D:1374:GLN:HG3	2.17	0.44
3:D:1146:GLY:CA	3:D:1207:TYR:HB2	2.40	0.44
3:D:1286:THR:CG2	3:D:1287:GLU:H	2.30	0.44
2:C:1085:PHE:CE2	3:D:1468:LEU:HD23	2.53	0.44
3:D:30:GLU:CB	3:D:40:GLU:HB3	2.43	0.44
3:D:521:PRO:O	3:D:525:ARG:HG2	2.18	0.44
3:D:103:TRP:HZ2	3:D:604:THR:HG1	1.62	0.44
3:D:637:LEU:HD11	3:D:643:GLY:N	2.32	0.44
3:D:680:GLN:O	3:D:683:ILE:HG13	2.18	0.44
3:D:716:PHE:CE2	3:D:765:SER:HB3	2.53	0.44
3:D:565:ILE:HD13	5:F:192:LEU:HD13	2.00	0.44
5:F:328:PHE:HD2	5:F:328:PHE:HA	1.71	0.44
5:F:406:ARG:HA	5:F:409:LYS:HG2	1.98	0.44
1:L:143:ARG:HD3	1:L:158:ILE:HG21	1.99	0.44
2:M:1036:GLU:OE1	2:M:1036:GLU:N	2.49	0.44

Continued on next page...

Continued from previous page...

Atom-1	Atom-2	Interatomic distance (Å)	Clash overlap (Å)
2:M:259:GLY:O	2:M:290:LEU:O	2.34	0.44
2:M:326:ASP:HB3	2:M:431:HIS:CG	2.52	0.44
2:M:610:ARG:CZ	8:M:2156:HOH:O	2.65	0.44
3:N:1202:GLN:HE21	3:N:1202:GLN:HB2	1.62	0.44
3:N:1393:GLN:HB2	3:N:1398:TRP:HE1	1.83	0.44
3:N:153:LEU:HD23	3:N:153:LEU:N	2.33	0.44
3:N:3:LYS:HG2	3:N:3:LYS:H	1.37	0.44
3:N:524:LEU:O	3:N:526:PRO:HD3	2.18	0.44
4:O:28:GLN:HG2	8:O:1198:HOH:O	2.16	0.44
5:P:122:LEU:HG	5:P:126:LEU:HD23	1.98	0.44
5:P:89:GLY:HA3	8:P:9699:HOH:O	2.16	0.44
1:A:158:ILE:HD13	1:A:158:ILE:HA	1.83	0.44
2:C:106:GLY:O	2:C:107:LEU:HD23	2.17	0.44
2:C:737:LEU:HA	2:C:743:VAL:HA	1.99	0.44
2:C:755:LEU:HD11	2:C:792:VAL:HG22	1.98	0.44
2:C:843:HIS:HD2	2:C:884:GLN:CA	2.31	0.44
2:C:950:LEU:HG	2:C:952:LEU:HD23	2.00	0.44
3:D:1095:THR:HG23	3:D:1226:ALA:O	2.18	0.44
3:D:1133:ARG:HB3	8:D:9645:HOH:O	2.17	0.44
3:D:1241:PHE:CD2	3:D:1260:ILE:HG13	2.51	0.44
3:D:1464:GLU:HA	3:D:1467:ILE:CD1	2.47	0.44
3:D:1462:LEU:HD21	3:D:1474:ALA:HB2	1.99	0.44
3:D:699:VAL:HG12	3:D:717:GLN:HA	2.00	0.44
3:D:806:PHE:O	3:D:807:ALA:C	2.55	0.44
3:D:8:VAL:HG12	3:D:1434:TRP:HH2	1.83	0.44
4:E:46:PRO:HB3	4:E:54:LEU:CD2	2.47	0.44
5:F:158:GLU:HA	5:F:161:GLN:CD	2.37	0.44
5:F:188:ILE:HD13	5:F:221:ILE:HG12	1.99	0.44
5:F:260:ILE:CG1	5:F:264:MET:HB2	2.46	0.44
5:F:270:LYS:HB3	5:F:295:MET:SD	2.57	0.44
5:F:88:ILE:HD13	5:F:193:ARG:HD3	1.98	0.44
1:L:150:TYR:HH	3:N:843:PHE:HE2	1.62	0.44
2:M:1097:LEU:HD13	2:M:1097:LEU:H	1.83	0.44
2:M:1109:VAL:HG13	3:N:3:LYS:O	2.18	0.44
2:M:115:LEU:H	2:M:115:LEU:HG	1.53	0.44
2:M:516:ARG:CD	3:N:1068:LEU:HD22	2.48	0.44
2:M:679:PHE:O	2:M:681:GLY:N	2.43	0.44
2:M:572:ILE:HG12	2:M:701:THR:O	2.18	0.44
2:M:776:SER:HA	2:M:780:GLU:HB2	2.00	0.44
2:M:841:ASN:ND2	2:M:843:HIS:N	2.65	0.44
3:N:11:ALA:HB1	3:N:507:ASN:CG	2.38	0.44

Continued on next page...

Continued from previous page...

Atom-1	Atom-2	Interatomic distance (Å)	Clash overlap (Å)
3:N:1364:HIS:CE1	3:N:1366:LYS:HG3	2.53	0.44
3:N:137:PRO:HA	8:N:9761:HOH:O	2.17	0.44
3:N:1413:THR:O	3:N:1413:THR:HG22	2.17	0.44
3:N:1475:GLY:HA2	8:N:9507:HOH:O	2.17	0.44
3:N:568:ARG:HB3	8:N:9947:HOH:O	2.17	0.44
3:N:602:SER:O	3:N:605:ASP:HB2	2.17	0.44
2:M:1019:GLN:HE22	3:N:621:LYS:CG	2.30	0.44
3:N:649:ALA:HB3	3:N:691:LEU:HD21	1.99	0.44
3:N:86:ARG:HD3	3:N:523:ASP:OD1	2.17	0.44
3:N:955:VAL:HA	8:N:2329:HOH:O	2.17	0.44
3:N:988:ARG:CZ	3:N:992:ILE:HD11	2.47	0.44
5:P:105:LYS:HD3	5:P:183:ALA:HB2	1.99	0.44
5:P:347:GLN:O	5:P:351:SER:HB2	2.16	0.44
5:P:419:ARG:O	5:P:421:PHE:N	2.51	0.44
1:A:139:ASN:ND2	8:A:9489:HOH:O	2.50	0.44
1:B:166:PRO:HB2	8:B:9542:HOH:O	2.17	0.44
1:B:165:ILE:HA	1:B:166:PRO:HD3	1.88	0.44
1:B:7:LYS:HG2	1:B:7:LYS:O	2.18	0.44
2:C:135:VAL:HB	2:C:406:HIS:HE1	1.81	0.44
2:C:264:PRO:HB3	2:C:289:THR:CB	2.48	0.44
3:D:1000:THR:O	3:D:1003:VAL:HG22	2.17	0.44
3:D:1007:VAL:CG2	3:D:1008:PHE:N	2.79	0.44
3:D:1273:VAL:O	3:D:1273:VAL:HG23	2.16	0.44
3:D:1359:GLN:HE21	3:D:1359:GLN:HB3	1.58	0.44
3:D:179:VAL:HG12	3:D:183:GLU:OE2	2.18	0.44
3:D:414:ARG:HA	8:D:9502:HOH:O	2.17	0.44
3:D:589:ALA:HA	8:D:9687:HOH:O	2.17	0.44
3:D:714:GLN:HE22	3:D:735:ALA:CB	2.30	0.44
2:C:846:LYS:O	3:D:741:ASP:HB2	2.17	0.44
5:F:301:ALA:N	8:F:9565:HOH:O	2.50	0.44
1:K:5:LYS:O	1:K:8:ALA:CB	2.64	0.44
1:K:88:ARG:HD2	1:K:123:MET:HE1	2.00	0.44
1:K:9:PRO:CG	1:L:224:TYR:HB3	2.48	0.44
2:M:12:VAL:HG13	2:M:13:ILE:HG12	1.99	0.44
2:M:368:THR:CB	2:M:369:PRO:CD	2.96	0.44
2:M:569:VAL:HG12	2:M:996:LYS:O	2.18	0.44
2:M:625:LEU:O	2:M:627:ARG:N	2.51	0.44
3:N:1118:ILE:HA	3:N:1118:ILE:HD13	1.80	0.44
3:N:1273:VAL:O	3:N:1273:VAL:HG23	2.18	0.44
3:N:1361:VAL:CG1	3:N:1363:LEU:HD23	2.48	0.44
3:N:417:PRO:HA	5:P:168:LYS:HZ3	1.82	0.44

Continued on next page...

Continued from previous page...

Atom-1	Atom-2	Interatomic distance (Å)	Clash overlap (Å)
3:N:709:HIS:HD2	3:N:711:LEU:H	1.64	0.44
3:N:702:LEU:HB3	3:N:745:MET:HE2	1.99	0.44
3:N:786:ILE:HD13	3:N:1027:GLY:CA	2.48	0.44
3:N:825:ALA:HA	3:N:826:PRO:HD3	1.87	0.44
3:N:87:ARG:CG	3:N:88:TYR:N	2.79	0.44
3:N:786:ILE:HD11	3:N:908:LYS:HB3	1.98	0.44
3:N:965:GLU:OE1	3:N:968:ASP:HB3	2.18	0.44
4:O:46:PRO:HG2	4:O:63:TRP:CD1	2.51	0.44
5:P:358:LEU:CD1	5:P:370:LYS:HZ2	2.30	0.44
5:P:385:GLU:O	5:P:397:ILE:HD13	2.18	0.44
1:A:178:ALA:HB3	1:A:198:ARG:HG3	2.00	0.44
2:C:208:ALA:HA	2:C:218:VAL:CG2	2.48	0.44
1:A:180:GLN:HE21	2:C:934:PHE:HB2	1.76	0.44
3:D:1065:LEU:CD1	3:D:1069:GLU:HB3	2.46	0.44
3:D:1320:GLU:H	3:D:1323:GLN:NE2	2.16	0.44
3:D:177:ALA:HB1	3:D:199:LEU:CD1	2.47	0.44
3:D:539:ASP:HA	8:D:2538:HOH:O	2.17	0.44
3:D:539:ASP:OD1	3:D:600:LEU:HD22	2.17	0.44
3:D:68:PHE:CZ	5:F:375:LEU:CD2	3.01	0.44
3:D:83:SER:O	3:D:86:ARG:HB3	2.16	0.44
3:D:88:TYR:HA	8:D:9471:HOH:O	2.17	0.44
3:D:960:LYS:HG2	3:D:964:LEU:CD1	2.47	0.44
5:F:95:THR:HG22	5:F:96:LEU:HD23	1.99	0.44
1:K:11:PHE:HD2	8:L:679:HOH:O	2.00	0.44
1:K:189:ARG:NH1	1:L:155:LYS:NZ	2.65	0.44
2:M:1006:HIS:HA	2:M:1027:PHE:CE2	2.53	0.44
2:M:1054:THR:CG2	2:M:1059:ASP:HB2	2.48	0.44
2:M:202:TYR:O	2:M:207:LEU:HD12	2.18	0.44
2:M:687:ALA:CB	8:M:9693:HOH:O	2.66	0.44
3:N:1083:ASP:O	3:N:1087:ARG:CG	2.65	0.44
3:N:1281:VAL:HG21	3:N:1313:VAL:CG2	2.48	0.44
3:N:395:VAL:O	3:N:395:VAL:HG12	2.17	0.44
3:N:430:ASP:HB2	3:N:432:TYR:CZ	2.51	0.44
3:N:566:ILE:HD11	5:P:192:LEU:HD21	2.00	0.44
3:N:658:LEU:HD11	3:N:674:ARG:HH11	1.83	0.44
3:N:660:LYS:HE3	3:N:693:GLU:OE1	2.18	0.44
3:N:764:LEU:HG	3:N:765:SER:N	2.33	0.44
3:N:806:PHE:O	3:N:807:ALA:C	2.56	0.44
5:P:316:SER:C	5:P:318:GLU:N	2.71	0.44
5:P:95:THR:C	5:P:96:LEU:HD23	2.38	0.44
1:A:111:ALA:HB3	1:A:124:ASN:O	2.18	0.44

Continued on next page...

Continued from previous page...

Atom-1	Atom-2	Interatomic distance (Å)	Clash overlap (Å)
2:C:1098:ASP:OD1	2:C:1098:ASP:C	2.56	0.44
2:C:203:ASP:OD1	2:C:206:THR:HB	2.18	0.44
2:C:272:ALA:O	2:C:276:LYS:HD2	2.17	0.44
2:C:301:GLU:O	2:C:305:PRO:HG2	2.17	0.44
2:C:775:ARG:O	2:C:779:GLY:C	2.56	0.44
3:D:138:LYS:HA	8:D:2105:HOH:O	2.18	0.44
3:D:202:VAL:HG22	8:D:2526:HOH:O	2.18	0.44
3:D:210:ARG:CD	3:D:398:ALA:HB3	2.40	0.44
3:D:661:MET:HE1	3:D:677:LEU:HD21	2.00	0.44
3:D:959:GLU:HG3	3:D:1006:ALA:HB1	1.99	0.44
4:E:44:GLU:O	4:E:45:ARG:HD3	2.17	0.44
3:D:423:ASP:OD1	5:F:175:HIS:CE1	2.71	0.44
5:F:394:ARG:HA	5:F:397:ILE:CD1	2.38	0.44
5:F:93:LEU:HG	5:F:190:ALA:HB3	1.98	0.44
1:K:19:GLU:O	1:K:207:PRO:HG3	2.18	0.44
1:L:66:SER:O	1:L:75:VAL:HG23	2.18	0.44
2:M:1008:ARG:HG2	2:M:1008:ARG:HH11	1.83	0.44
2:M:1115:LEU:HB3	8:N:9574:HOH:O	2.17	0.44
2:M:428:ARG:HA	2:M:450:GLY:HA3	1.99	0.44
2:M:474:VAL:HA	2:M:478:VAL:O	2.18	0.44
2:M:685:GLU:CB	8:N:2331:HOH:O	2.66	0.44
2:M:859:PRO:HB3	2:M:974:LEU:HD23	1.99	0.44
3:N:1197:ARG:HB2	3:N:1396:GLU:CG	2.48	0.44
3:N:178:LEU:HD22	8:N:9638:HOH:O	2.18	0.44
2:M:1108:PRO:O	3:N:3:LYS:HG3	2.16	0.44
3:N:528:VAL:HG12	3:N:529:GLN:N	2.33	0.44
3:N:669:ASN:OD1	3:N:672:ALA:HB2	2.18	0.44
3:N:93:ILE:HD13	3:N:547:LEU:HD23	1.98	0.44
5:P:411:HIS:HA	5:P:414:ARG:HE	1.82	0.44
1:B:156:HIS:CD2	1:B:157:GLY:N	2.85	0.44
1:B:165:ILE:HG13	1:B:165:ILE:O	2.18	0.44
2:C:1021:LEU:CD2	5:F:332:PHE:HA	2.48	0.44
2:C:148:PHE:HB2	2:C:313:LEU:HD22	1.99	0.44
2:C:158:TYR:HE1	2:C:313:LEU:O	2.01	0.44
2:C:204:GLN:NE2	8:C:9840:HOH:O	2.51	0.44
2:C:367:LEU:HA	2:C:371:LYS:HB2	2.00	0.44
2:C:462:ASP:CG	2:C:463:GLU:N	2.71	0.44
2:C:603:VAL:HG22	2:C:613:VAL:HG12	1.99	0.44
2:C:742:VAL:HG12	2:C:743:VAL:N	2.33	0.44
2:C:775:ARG:CZ	2:C:782:ALA:CB	2.96	0.44
3:D:998:GLU:O	3:D:1002:LYS:HG3	2.18	0.44

Continued on next page...

Continued from previous page...

Atom-1	Atom-2	Interatomic distance (Å)	Clash overlap (Å)
3:D:1120:VAL:HB	3:D:1144:LEU:HD21	2.00	0.44
3:D:128:TYR:HB3	3:D:129:PHE:CD1	2.52	0.44
3:D:1389:LEU:HD12	8:D:2466:HOH:O	2.18	0.44
3:D:605:ASP:OD1	3:D:605:ASP:N	2.50	0.44
3:D:631:ILE:CG2	3:D:745:MET:HB2	2.48	0.44
3:D:762:GLN:HE21	4:E:20:THR:HG21	1.83	0.44
5:F:181:GLU:OE2	5:F:184:ARG:HD3	2.18	0.44
5:F:385:GLU:O	5:F:397:ILE:HD13	2.17	0.44
1:K:151:VAL:HG22	8:K:3959:HOH:O	2.18	0.44
1:K:47:SER:CB	1:K:217:ILE:HD13	2.47	0.44
1:K:64:GLU:OE2	1:K:76:VAL:HG22	2.18	0.44
2:M:1054:THR:HG23	2:M:1059:ASP:HB2	1.99	0.44
2:M:168:ARG:NH1	8:M:9881:HOH:O	2.50	0.44
2:M:198:ARG:NH2	2:M:203:ASP:HB3	2.33	0.44
2:M:974:LEU:HD11	2:M:989:VAL:HG11	2.00	0.44
3:N:1026:SER:C	3:N:1028:ALA:H	2.21	0.44
3:N:1106:VAL:HG12	3:N:1107:VAL:N	2.33	0.44
3:N:1223:ILE:O	3:N:1227:GLN:HG3	2.18	0.44
3:N:34:TYR:O	3:N:35:ARG:C	2.55	0.44
3:N:413:ASP:OD1	3:N:421:LEU:HD13	2.16	0.44
3:N:704:ARG:HE	3:N:705:ALA:H	1.64	0.44
3:N:750:PRO:HG2	3:N:756:GLN:OE1	2.18	0.44
5:P:328:PHE:HD1	8:P:9750:HOH:O	2.00	0.44
1:A:191:ASP:O	1:A:191:ASP:CG	2.57	0.43
1:A:44:LEU:HD23	1:A:48:ILE:CD1	2.48	0.43
1:A:83:LYS:HE3	1:A:167:VAL:HG12	2.00	0.43
2:C:1091:GLU:O	3:D:603:LEU:HD22	2.17	0.43
2:C:181:VAL:CG1	2:C:182:VAL:N	2.81	0.43
2:C:395:LYS:HE2	2:C:403:SER:HB2	1.99	0.43
2:C:50:GLU:HG3	2:C:265:ARG:NH1	2.33	0.43
2:C:517:ARG:HD2	8:C:9983:HOH:O	2.17	0.43
2:C:564:MET:HE3	2:C:564:MET:HA	1.99	0.43
2:C:787:ASP:N	8:C:2178:HOH:O	2.45	0.43
1:A:177:VAL:O	2:C:864:GLY:CA	2.65	0.43
2:C:94:LEU:CD1	8:C:9663:HOH:O	2.66	0.43
3:D:1114:THR:CG2	3:D:1114:THR:O	2.66	0.43
3:D:1356:TYR:N	3:D:1356:TYR:CD1	2.86	0.43
3:D:1394:VAL:HG23	8:D:2077:HOH:O	2.17	0.43
3:D:1440:PHE:HB2	3:D:1442:ASN:ND2	2.32	0.43
3:D:1487:VAL:HB	4:E:74:VAL:HB	1.99	0.43
3:D:786:ILE:HD11	3:D:908:LYS:HB2	2.00	0.43

Continued on next page...

Continued from previous page...

Atom-1	Atom-2	Interatomic distance (Å)	Clash overlap (Å)
4:E:55:PHE:H	4:E:55:PHE:HD2	1.65	0.43
5:F:405:LEU:O	5:F:408:LEU:CD2	2.65	0.43
2:M:1000:MET:CE	2:M:1001:VAL:HG22	2.48	0.43
2:M:118:ILE:HG12	2:M:118:ILE:O	2.17	0.43
2:M:122:THR:HG22	2:M:124:ASP:H	1.83	0.43
2:M:163:ILE:HG12	2:M:163:ILE:O	2.17	0.43
2:M:24:GLU:HG2	8:M:9500:HOH:O	2.17	0.43
2:M:287:GLY:O	2:M:288:ARG:C	2.56	0.43
2:M:368:THR:CB	2:M:369:PRO:HD3	2.39	0.43
2:M:18:LEU:HD13	2:M:590:ASP:OD2	2.18	0.43
2:M:630:ARG:HH11	2:M:630:ARG:HG3	1.83	0.43
2:M:643:VAL:HG13	2:M:647:GLN:NE2	2.33	0.43
2:M:906:PHE:CD1	3:N:1067:VAL:HG13	2.53	0.43
3:N:1314:LYS:HZ3	3:N:1317:ASP:H	1.66	0.43
3:N:131:LYS:HE3	8:N:9947:HOH:O	2.17	0.43
3:N:13:ALA:O	3:N:511:TRP:HB3	2.18	0.43
2:M:1005:MET:SD	3:N:648:MET:HB2	2.58	0.43
3:N:689:ASP:HA	8:N:2043:HOH:O	2.18	0.43
5:P:411:HIS:CA	5:P:414:ARG:HE	2.31	0.43
1:A:161:ARG:NH1	1:A:161:ARG:HG3	2.33	0.43
1:B:101:LEU:HA	8:B:9491:HOH:O	2.17	0.43
1:B:137:ARG:HH12	1:B:139:ASN:HB3	1.83	0.43
1:B:78:ILE:HG23	8:B:9503:HOH:O	2.17	0.43
2:C:1016:ILE:HD13	2:C:1016:ILE:H	1.82	0.43
2:C:1019:GLN:HB3	2:C:1019:GLN:HE21	1.59	0.43
2:C:129:ILE:HB	2:C:134:ARG:HD2	2.00	0.43
2:C:369:PRO:HA	8:C:2227:HOH:O	2.18	0.43
2:C:413:LEU:H	2:C:413:LEU:CD1	2.18	0.43
2:C:885:ILE:HG13	3:D:949:ILE:HG22	2.00	0.43
2:C:987:ILE:HG12	3:D:948:THR:HG23	2.00	0.43
2:C:676:ILE:HG22	2:C:988:VAL:HG13	1.99	0.43
3:D:1042:ARG:HG3	3:D:1042:ARG:O	2.18	0.43
3:D:1209:LEU:C	3:D:1211:MET:N	2.70	0.43
3:D:1102:THR:HG22	3:D:1222:GLY:CA	2.49	0.43
3:D:1465:ASN:ND2	8:D:9954:HOH:O	2.51	0.43
3:D:22:SER:OG	3:D:23:TYR:N	2.51	0.43
3:D:399:ARG:CZ	8:D:2498:HOH:O	2.66	0.43
3:D:470:LEU:HB2	3:D:503:LEU:HD21	2.00	0.43
3:D:500:ARG:HH22	3:D:1388:ARG:NH1	2.16	0.43
3:D:584:ASN:HB3	8:D:9687:HOH:O	2.17	0.43
3:D:618:LEU:HA	3:D:618:LEU:HD23	1.69	0.43

Continued on next page...

Continued from previous page...

Atom-1	Atom-2	Interatomic distance (Å)	Clash overlap (Å)
3:D:79:GLU:O	3:D:80:VAL:HB	2.18	0.43
3:D:796:ARG:NH1	3:D:859:ASP:HB2	2.33	0.43
2:M:29:ALA:HB2	2:M:337:GLY:HA3	2.01	0.43
2:M:353:ARG:HB3	8:M:2122:HOH:O	2.18	0.43
2:M:771:GLU:HB2	8:M:9723:HOH:O	2.17	0.43
3:N:1096:ARG:CG	3:N:1096:ARG:NH1	2.81	0.43
3:N:1096:ARG:NH1	3:N:1096:ARG:HG2	2.33	0.43
3:N:1115:THR:CG2	3:N:1151:ARG:HH21	2.31	0.43
3:N:1385:GLY:HA2	3:N:1413:THR:HG21	1.99	0.43
3:N:195:VAL:HG22	8:N:9862:HOH:O	2.18	0.43
3:N:177:ALA:HB1	3:N:199:LEU:CB	2.47	0.43
3:N:433:GLY:HA3	3:N:449:SER:O	2.17	0.43
3:N:530:VAL:HG12	3:N:531:ASP:N	2.33	0.43
1:L:176:ARG:HH12	3:N:884:ARG:HD3	1.83	0.43
4:O:4:PRO:HA	8:O:1112:HOH:O	2.18	0.43
4:O:40:LEU:CG	4:O:67:GLU:HG2	2.48	0.43
1:A:133:GLU:CG	1:A:134:GLU:N	2.81	0.43
1:A:18:ARG:NH1	1:A:88:ARG:NE	2.63	0.43
1:A:198:ARG:NH2	2:C:934:PHE:HE1	2.16	0.43
1:A:39:PRO:HG2	1:B:39:PRO:CG	2.46	0.43
2:C:1034:GLU:HG3	2:C:1035:MET:H	1.82	0.43
2:C:1:MET:N	8:C:2269:HOH:O	2.50	0.43
2:C:439:CYS:SG	2:C:441:VAL:N	2.91	0.43
2:C:720:GLU:HG2	2:C:760:SER:HB3	2.00	0.43
3:D:1171:VAL:HG12	3:D:1171:VAL:O	2.18	0.43
3:D:116:LEU:HB3	3:D:118:LEU:CD1	2.48	0.43
3:D:1438:ALA:HB1	8:D:9745:HOH:O	2.17	0.43
3:D:148:GLU:HB3	3:D:151:GLN:HG3	2.00	0.43
3:D:396:VAL:HG13	3:D:447:VAL:CA	2.45	0.43
3:D:480:GLU:HG2	3:D:492:ALA:HB2	2.00	0.43
3:D:947:ILE:HD12	3:D:947:ILE:O	2.19	0.43
3:D:988:ARG:HH11	3:D:992:ILE:HD11	1.83	0.43
4:E:6:ILE:HA	4:E:9:LEU:HD12	2.00	0.43
2:M:1014:SER:HA	2:M:1021:LEU:HD23	2.00	0.43
2:M:1102:LEU:HD13	3:N:7:LYS:O	2.19	0.43
2:M:283:ILE:HG22	2:M:284:ARG:HG2	2.00	0.43
2:M:578:VAL:HG11	2:M:991:GLN:OE1	2.18	0.43
3:N:1363:LEU:CD1	3:N:1368:ILE:HD11	2.49	0.43
3:N:1406:ARG:HG2	8:N:9632:HOH:O	2.17	0.43
3:N:420:VAL:HG22	8:N:2309:HOH:O	2.16	0.43
3:N:567:ILE:HG22	3:N:571:LYS:HZ2	1.83	0.43

Continued on next page...

Continued from previous page...

Atom-1	Atom-2	Interatomic distance (Å)	Clash overlap (Å)
3:N:568:ARG:NH2	8:N:2401:HOH:O	2.50	0.43
3:N:1487:VAL:HB	4:O:74:VAL:HB	2.01	0.43
2:C:533:ASP:HB3	2:C:538:GLN:NE2	2.33	0.43
3:D:1240:THR:O	3:D:1257:PRO:HB3	2.17	0.43
3:D:614:PHE:CZ	3:D:1439:SER:O	2.71	0.43
3:D:144:GLY:HA2	8:D:9643:HOH:O	2.18	0.43
3:D:207:PHE:CB	3:D:208:PRO:HD2	2.41	0.43
3:D:229:ALA:HB1	8:D:2446:HOH:O	2.18	0.43
3:D:389:GLU:HG2	3:D:389:GLU:O	2.18	0.43
3:D:550:ARG:HG3	3:D:550:ARG:NH1	2.33	0.43
3:D:613:ARG:NH1	3:D:613:ARG:HG3	2.31	0.43
3:D:700:VAL:HG22	3:D:718:PRO:HG3	2.00	0.43
4:E:16:LYS:NZ	8:E:9422:HOH:O	2.50	0.43
5:F:164:LYS:HA	5:F:171:LYS:HZ3	1.83	0.43
5:F:365:GLU:OE1	5:F:365:GLU:N	2.51	0.43
1:K:64:GLU:OE2	1:K:76:VAL:HG13	2.18	0.43
1:L:188:GLN:HG2	1:L:188:GLN:H	1.52	0.43
2:M:1065:ALA:CB	2:M:1077:PRO:HG2	2.48	0.43
2:M:207:LEU:HD22	2:M:221:LEU:CD1	2.49	0.43
2:M:524:VAL:HG22	2:M:528:GLU:HB2	1.99	0.43
2:M:559:LEU:HD22	8:M:9785:HOH:O	2.18	0.43
2:M:58:ASP:O	2:M:59:LYS:HG2	2.18	0.43
3:N:116:LEU:C	3:N:118:LEU:HD13	2.39	0.43
3:N:427:VAL:HB	3:N:435:VAL:HB	2.01	0.43
3:N:112:ILE:HG22	3:N:512:MET:CE	2.48	0.43
3:N:831:GLY:HA3	8:N:9675:HOH:O	2.18	0.43
3:N:97:THR:HB	3:N:571:LYS:HD3	2.00	0.43
4:O:2:ALA:N	8:O:1102:HOH:O	2.50	0.43
4:O:45:ARG:NE	8:O:5067:HOH:O	2.51	0.43
5:P:209:PHE:O	5:P:213:ILE:HG13	2.19	0.43
5:P:259:ARG:N	8:P:9565:HOH:O	2.51	0.43
5:P:410:TYR:O	5:P:413:SER:HB2	2.18	0.43
5:P:76:SER:O	5:P:77:THR:C	2.56	0.43
5:P:85:LEU:HD22	5:P:193:ARG:CZ	2.48	0.43
1:B:88:ARG:NH1	8:B:9511:HOH:O	2.52	0.43
2:C:204:GLN:NE2	2:C:228:ALA:CB	2.81	0.43
2:C:110:GLU:CB	2:C:369:PRO:HG3	2.48	0.43
2:C:638:ASP:HB2	8:C:2064:HOH:O	2.19	0.43
3:D:996:TRP:CE2	3:D:1056:PRO:HG2	2.53	0.43
3:D:1493:LYS:HG3	8:D:9756:HOH:O	2.17	0.43
3:D:470:LEU:H	3:D:470:LEU:HG	1.57	0.43

Continued on next page...

Continued from previous page...

Atom-1	Atom-2	Interatomic distance (Å)	Clash overlap (Å)
3:D:853:VAL:HG22	3:D:858:VAL:O	2.19	0.43
5:F:278:LEU:CD1	5:F:290:GLU:HB3	2.36	0.43
1:K:219:ARG:NH1	1:K:220:GLU:HA	2.33	0.43
1:K:83:LYS:HD3	8:M:9621:HOH:O	2.16	0.43
2:M:1044:GLY:O	2:M:1046:ALA:N	2.51	0.43
2:M:181:VAL:HG12	2:M:182:VAL:N	2.32	0.43
2:M:790:LEU:HD12	2:M:790:LEU:C	2.39	0.43
2:M:917:LEU:HA	2:M:917:LEU:HD23	1.73	0.43
2:M:945:ARG:NH2	8:M:9941:HOH:O	2.50	0.43
3:N:908:LYS:CB	3:N:1027:GLY:HA3	2.43	0.43
3:N:1326:THR:HG22	3:N:1327:ARG:N	2.28	0.43
3:N:1471:LEU:HD23	8:N:9651:HOH:O	2.19	0.43
3:N:154:THR:CG2	3:N:155:ASP:N	2.82	0.43
3:N:521:PRO:O	3:N:525:ARG:NH1	2.50	0.43
3:N:580:ALA:HA	3:N:584:ASN:OD1	2.19	0.43
3:N:695:ILE:O	3:N:696:HIS:C	2.57	0.43
3:N:792:ILE:HA	8:N:9873:HOH:O	2.19	0.43
3:N:849:ALA:O	3:N:853:VAL:HG23	2.18	0.43
3:N:889:ALA:HB1	3:N:930:LEU:HA	2.01	0.43
3:N:970:LYS:NZ	8:N:9576:HOH:O	2.51	0.43
4:O:54:LEU:CD2	4:O:63:TRP:HE1	2.31	0.43
5:P:277:GLN:HB2	8:P:9578:HOH:O	2.18	0.43
5:P:85:LEU:HB3	8:P:9542:HOH:O	2.19	0.43
1:B:109:VAL:HG21	1:B:138:LEU:HD21	1.99	0.43
2:C:1058:ASP:OD1	2:C:1083:GLU:N	2.52	0.43
2:C:129:ILE:HD11	2:C:386:PHE:CD2	2.53	0.43
2:C:22:GLN:HE21	2:C:22:GLN:HB3	1.70	0.43
2:C:479:VAL:HG21	2:C:503:LEU:HD11	2.00	0.43
2:C:594:ALA:N	8:C:9533:HOH:O	2.51	0.43
2:C:595:LEU:HD13	2:C:639:GLN:OE1	2.19	0.43
2:C:602:GLU:HG2	2:C:603:VAL:N	2.34	0.43
2:C:643:VAL:HG22	8:C:2226:HOH:O	2.18	0.43
2:C:669:GLY:O	2:C:670:GLN:HG3	2.19	0.43
2:C:672:VAL:HG23	2:C:868:ASP:CB	2.42	0.43
2:C:630:ARG:HH21	2:C:707:ARG:H	1.66	0.43
2:C:710:ILE:HD11	2:C:758:ARG:HH21	1.84	0.43
3:D:1058:ARG:HH11	3:D:1058:ARG:CG	2.32	0.43
3:D:1243:THR:O	3:D:1269:LYS:HD2	2.18	0.43
3:D:1476:THR:O	3:D:1476:THR:HG22	2.17	0.43
3:D:148:GLU:HB3	3:D:151:GLN:CG	2.48	0.43
3:D:126:VAL:HG11	3:D:152:LEU:HD12	2.00	0.43

Continued on next page...

Continued from previous page...

Atom-1	Atom-2	Interatomic distance (Å)	Clash overlap (Å)
3:D:240:GLU:O	3:D:243:ALA:N	2.50	0.43
3:D:28:LYS:HA	3:D:29:PRO:HD3	1.79	0.43
3:D:2:LYS:HB3	3:D:3:LYS:HD3	2.01	0.43
3:D:521:PRO:HA	3:D:522:PRO:HD3	1.73	0.43
3:D:638:LYS:C	3:D:729:HIS:HD2	2.22	0.43
2:C:1070:ILE:HD13	3:D:751:LEU:HD22	2.00	0.43
3:D:787:LEU:HD12	3:D:787:LEU:O	2.18	0.43
3:D:827:ILE:O	3:D:837:GLY:HA3	2.19	0.43
3:D:899:LEU:HD21	3:D:914:LEU:HD23	2.01	0.43
5:F:402:ASN:OD1	5:F:402:ASN:N	2.50	0.43
1:K:161:ARG:HH11	1:K:161:ARG:HG3	1.83	0.43
1:K:44:LEU:HD21	1:K:199:ILE:HD13	2.01	0.43
1:L:6:LEU:C	1:L:8:ALA:N	2.71	0.43
2:M:358:ARG:HH22	2:M:374:ASN:CG	2.21	0.43
2:M:395:LYS:HE2	2:M:403:SER:HB2	2.01	0.43
2:M:441:VAL:HG13	2:M:442:GLU:N	2.34	0.43
2:M:44:ILE:HD11	2:M:340:MET:CE	2.49	0.43
2:M:611:ILE:HD11	2:M:641:PRO:HB3	2.01	0.43
3:N:171:LEU:HA	3:N:172:PRO:HD2	1.56	0.43
3:N:23:TYR:O	3:N:24:GLY:O	2.37	0.43
3:N:950:GLY:C	3:N:952:ASP:N	2.70	0.43
4:O:5:GLY:O	4:O:9:LEU:HG	2.18	0.43
5:P:144:ILE:CB	5:P:145:PRO:HD3	2.48	0.43
5:P:282:LEU:HD22	5:P:282:LEU:HA	1.82	0.43
5:P:408:LEU:C	5:P:408:LEU:HD23	2.39	0.43
1:A:226:SER:HB2	8:A:9514:HOH:O	2.17	0.43
1:A:61:VAL:HG11	1:A:75:VAL:HG21	2.01	0.43
2:C:264:PRO:CB	2:C:289:THR:HB	2.49	0.43
2:C:281:LEU:HD11	2:C:306:THR:HA	2.00	0.43
2:C:367:LEU:HA	2:C:371:LYS:CB	2.48	0.43
2:C:479:VAL:HB	2:C:503:LEU:HD11	2.00	0.43
2:C:885:ILE:HD12	3:D:949:ILE:O	2.18	0.43
2:C:94:LEU:HD11	8:C:9663:HOH:O	2.19	0.43
3:D:1197:ARG:HD3	3:D:1396:GLU:CB	2.46	0.43
3:D:534:ARG:HG2	5:F:312:GLN:HE22	1.82	0.43
3:D:684:LYS:HD3	3:D:686:GLU:OE2	2.18	0.43
3:D:806:PHE:HE1	3:D:809:PRO:O	2.01	0.43
3:D:82:LYS:O	3:D:84:ILE:N	2.51	0.43
1:K:143:ARG:NH1	1:K:145:ASP:OD1	2.52	0.43
1:K:156:HIS:CD2	1:K:158:ILE:HG12	2.53	0.43
1:K:45:LEU:HD21	1:K:177:VAL:HG23	2.00	0.43

Continued on next page...

Continued from previous page...

Atom-1	Atom-2	Interatomic distance (Å)	Clash overlap (Å)
2:M:1002:GLU:HG3	2:M:1003:ASP:N	2.33	0.43
2:M:1056:LYS:HE2	3:N:623:VAL:CG1	2.48	0.43
2:M:197:LEU:HB3	2:M:202:TYR:HB2	2.01	0.43
2:M:216:GLU:O	2:M:218:VAL:N	2.51	0.43
2:M:242:LEU:HD13	2:M:242:LEU:N	2.33	0.43
2:M:330:ASN:HB3	8:M:2182:HOH:O	2.18	0.43
2:M:454:SER:HB2	8:M:9853:HOH:O	2.18	0.43
2:M:737:LEU:HD21	2:M:754:ILE:CG2	2.48	0.43
2:M:727:PRO:CG	2:M:785:VAL:HG12	2.44	0.43
3:N:1116:ASN:N	3:N:1116:ASN:ND2	2.52	0.43
3:N:1372:VAL:HA	3:N:1375:MET:CE	2.48	0.43
3:N:41:ARG:O	3:N:42:ASP:C	2.57	0.43
3:N:481:MET:SD	3:N:1388:ARG:CG	2.96	0.43
3:N:96:ALA:CB	3:N:554:LEU:HD12	2.47	0.43
3:N:609:GLY:HA3	3:N:613:ARG:HB3	2.01	0.43
2:M:1030:GLN:OE1	3:N:628:ARG:HB2	2.18	0.43
4:O:54:LEU:HG	4:O:58:PRO:CG	2.48	0.43
1:A:55:SER:HB2	1:A:158:ILE:HG21	2.01	0.43
1:B:62:LEU:HD12	1:B:62:LEU:H	1.83	0.43
2:C:1072:LYS:HD2	8:C:9885:HOH:O	2.19	0.43
2:C:162:ILE:HB	2:C:172:ILE:CD1	2.49	0.43
2:C:193:LEU:HG	2:C:307:LEU:HD22	2.01	0.43
2:C:657:ASP:OD2	2:C:662:GLU:O	2.37	0.43
2:C:759:THR:HB	2:C:785:VAL:CG1	2.48	0.43
2:C:979:THR:HG23	2:C:981:GLU:N	2.25	0.43
3:D:1026:SER:C	3:D:1028:ALA:H	2.22	0.43
3:D:1079:LYS:NZ	8:D:9833:HOH:O	2.52	0.43
3:D:1275:SER:OG	3:D:1277:ILE:O	2.37	0.43
3:D:1353:GLN:O	3:D:1357:ARG:HD2	2.19	0.43
3:D:1354:LYS:HE3	8:D:9873:HOH:O	2.18	0.43
3:D:145:VAL:HG13	3:D:146:PRO:N	2.34	0.43
3:D:421:LEU:HG	3:D:422:ALA:O	2.19	0.43
3:D:580:ALA:O	3:D:602:SER:HB3	2.18	0.43
3:D:799:LYS:HE2	3:D:824:ASN:O	2.18	0.43
3:D:889:ALA:HB1	3:D:930:LEU:HA	2.01	0.43
4:E:46:PRO:CB	4:E:54:LEU:CD2	2.97	0.43
5:F:288:TYR:C	5:F:291:ILE:HG22	2.39	0.43
1:L:186:LEU:HD23	1:L:186:LEU:HA	1.79	0.43
2:M:101:ILE:HG23	2:M:107:LEU:CD2	2.41	0.43
2:M:3:ILE:O	2:M:3:ILE:HG22	2.19	0.43
2:M:569:VAL:HG13	2:M:569:VAL:O	2.18	0.43

Continued on next page...

Continued from previous page...

Atom-1	Atom-2	Interatomic distance (Å)	Clash overlap (Å)
2:M:770:GLU:HG2	3:N:65:ARG:HH22	1.83	0.43
2:M:984:GLU:H	2:M:984:GLU:HG2	1.68	0.43
3:N:1151:ARG:NH1	8:N:9821:HOH:O	2.52	0.43
3:N:112:ILE:HG13	3:N:124:GLU:OE2	2.18	0.43
3:N:1340:GLY:O	3:N:1344:VAL:HG23	2.18	0.43
3:N:1396:GLU:HG2	3:N:1399:ASP:OD2	2.19	0.43
3:N:1487:VAL:HG12	3:N:1488:ASP:O	2.19	0.43
3:N:214:GLU:HG2	3:N:215:TYR:CD1	2.54	0.43
3:N:820:GLU:HA	3:N:825:ALA:O	2.18	0.43
5:P:166:LEU:HD13	5:P:170:HIS:HB2	2.00	0.43
5:P:198:ILE:HD11	5:P:240:THR:HA	2.01	0.43
5:P:249:ARG:HG3	5:P:253:ASP:OD2	2.19	0.43
1:B:61:VAL:HG22	8:B:9525:HOH:O	2.19	0.43
2:C:1021:LEU:C	8:C:2253:HOH:O	2.56	0.43
2:C:63:GLY:HA3	2:C:103:LYS:HG2	1.99	0.43
2:C:146:VAL:HB	2:C:281:LEU:HD22	2.01	0.43
2:C:473:ARG:HG3	2:C:474:VAL:N	2.34	0.43
2:C:748:GLU:CA	2:C:799:ILE:HG22	2.46	0.43
1:A:182:GLU:OE2	2:C:934:PHE:HB3	2.17	0.43
2:C:950:LEU:HG	2:C:952:LEU:CD2	2.48	0.43
2:C:957:LYS:HG2	2:C:961:GLU:HB3	2.00	0.43
3:D:1499:ARG:O	3:D:1502:ALA:HB3	2.19	0.43
3:D:19:ARG:HD2	8:D:9545:HOH:O	2.18	0.43
3:D:434:ARG:CB	3:D:447:VAL:HG22	2.45	0.43
3:D:704:ARG:HG3	3:D:705:ALA:N	2.34	0.43
3:D:937:TYR:HB3	3:D:941:PHE:CE1	2.54	0.43
5:F:156:VAL:N	8:F:9476:HOH:O	2.47	0.43
1:K:101:LEU:C	1:K:101:LEU:HD23	2.39	0.43
2:M:238:LEU:HD23	8:M:9936:HOH:O	2.19	0.43
2:M:44:ILE:HG23	2:M:344:PHE:CE1	2.54	0.43
2:M:476:GLY:C	2:M:478:VAL:H	2.22	0.43
2:M:525:SER:O	2:M:529:VAL:HG23	2.19	0.43
2:M:732:ALA:HA	2:M:735:ARG:NE	2.34	0.43
2:M:999:HIS:HD2	8:M:2181:HOH:O	2.01	0.43
3:N:1093:TYR:O	3:N:1097:LYS:HG2	2.18	0.43
3:N:1107:VAL:HG12	3:N:1217:ILE:HA	2.00	0.43
3:N:122:GLU:O	3:N:126:VAL:HB	2.19	0.43
4:O:37:ASN:C	8:O:691:HOH:O	2.57	0.43
5:P:167:PRO:HB2	5:P:169:GLU:CD	2.39	0.43
5:P:204:GLY:HA2	8:P:9767:HOH:O	2.19	0.43
5:P:223:ALA:HB2	5:P:242:TRP:CB	2.49	0.43

Continued on next page...

Continued from previous page...

Atom-1	Atom-2	Interatomic distance (Å)	Clash overlap (Å)
5:P:350:LEU:CD1	5:P:422:LEU:CB	2.92	0.43
1:A:48:ILE:HG22	1:A:173:PRO:HD2	2.00	0.43
2:C:1081:VAL:HB	2:C:1086:ARG:CZ	2.49	0.43
2:C:299:LYS:O	2:C:299:LYS:HG3	2.19	0.43
2:C:200:LEU:HD22	2:C:300:ASP:OD1	2.19	0.43
2:C:395:LYS:O	2:C:633:GLN:NE2	2.52	0.43
3:D:1353:GLN:NE2	3:D:1365:ASP:OD2	2.52	0.43
3:D:1416:ALA:HB2	8:D:9686:HOH:O	2.19	0.43
3:D:10:ILE:HG22	3:D:1451:ALA:HA	1.99	0.43
3:D:1458:GLU:HB3	8:D:9556:HOH:O	2.18	0.43
3:D:42:ASP:O	3:D:46:ASP:HB2	2.19	0.43
3:D:572:ARG:O	3:D:575:GLN:HB3	2.19	0.43
3:D:661:MET:HE3	3:D:673:ALA:HB1	2.01	0.43
3:D:894:LYS:HB2	8:D:9522:HOH:O	2.19	0.43
3:D:949:ILE:HD11	3:D:1023:MET:HE1	2.01	0.43
3:D:9:ARG:HD2	8:D:2198:HOH:O	2.18	0.43
5:F:288:TYR:CE2	5:F:305:GLU:HA	2.53	0.43
5:F:353:GLU:OE2	5:F:356:LYS:HD2	2.19	0.43
5:F:372:ARG:HD2	5:F:372:ARG:HA	1.75	0.43
1:L:137:ARG:HG2	1:L:137:ARG:NH1	2.30	0.43
2:M:1055:LEU:N	2:M:1055:LEU:HD23	2.33	0.43
2:M:309:TYR:HA	2:M:312:ALA:HB3	2.01	0.43
2:M:906:PHE:CZ	3:N:1067:VAL:HA	2.53	0.43
2:M:889:HIS:NE2	2:M:970:GLY:HA3	2.34	0.43
3:N:1083:ASP:O	3:N:1087:ARG:CD	2.67	0.43
3:N:1373:ARG:HG2	3:N:1374:GLN:HE21	1.84	0.43
3:N:141:ILE:HG22	3:N:142:LEU:N	2.34	0.43
3:N:1425:THR:HG21	8:N:2233:HOH:O	2.18	0.43
3:N:427:VAL:O	3:N:433:GLY:O	2.37	0.43
3:N:598:ARG:HA	3:N:599:PRO:HD3	1.89	0.43
3:N:693:GLU:HA	8:N:9582:HOH:O	2.19	0.43
3:N:781:PRO:HB3	3:N:785:ILE:CG2	2.49	0.43
3:N:794:GLN:CA	3:N:879:ARG:HH12	2.31	0.43
4:O:45:ARG:HH12	4:O:72:ARG:HH21	1.66	0.43
5:P:170:HIS:HA	5:P:173:TYR:HD1	1.83	0.43
3:N:422:ALA:CB	5:P:178:ARG:HH22	2.32	0.43
1:A:101:LEU:C	1:A:101:LEU:HD23	2.40	0.42
1:A:177:VAL:HG12	1:A:178:ALA:N	2.34	0.42
1:A:219:ARG:HD3	8:A:9459:HOH:O	2.19	0.42
1:A:9:PRO:HG2	1:B:224:TYR:CD2	2.54	0.42
2:C:207:LEU:HD22	2:C:221:LEU:CD2	2.49	0.42

Continued on next page...

Continued from previous page...

Atom-1	Atom-2	Interatomic distance (Å)	Clash overlap (Å)
2:C:626:ARG:HG2	2:C:629:TYR:CE1	2.54	0.42
2:C:673:LEU:HD23	2:C:867:VAL:HA	2.01	0.42
3:D:1138:ALA:O	3:D:1141:GLU:HB2	2.19	0.42
3:D:1234:THR:HG23	8:D:2149:HOH:O	2.18	0.42
3:D:12:LEU:HD23	3:D:13:ALA:N	2.25	0.42
3:D:169:TYR:HA	3:D:392:SER:HA	2.00	0.42
3:D:696:HIS:HD2	8:E:9410:HOH:O	2.01	0.42
3:D:729:HIS:ND1	3:D:730:PRO:CD	2.82	0.42
4:E:54:LEU:HA	4:E:58:PRO:CG	2.49	0.42
4:E:72:ARG:N	8:E:9366:HOH:O	2.45	0.42
5:F:315:VAL:HG12	5:F:316:SER:N	2.34	0.42
5:F:369:LEU:O	5:F:373:LYS:HG2	2.19	0.42
1:K:107:LYS:HG2	1:K:108:GLU:N	2.34	0.42
2:M:27:ARG:HG2	8:M:9618:HOH:O	2.18	0.42
2:M:33:ASP:N	8:M:2159:HOH:O	2.52	0.42
2:M:418:LEU:HD11	8:M:2225:HOH:O	2.19	0.42
2:M:879:ARG:NH1	3:N:1029:ARG:HH12	2.17	0.42
3:N:10:ILE:HG13	3:N:1434:TRP:CZ2	2.54	0.42
3:N:404:GLU:OE2	3:N:414:ARG:NH1	2.52	0.42
5:P:74:LYS:HD3	5:P:74:LYS:HA	1.87	0.42
1:A:96:THR:HG21	8:A:9543:HOH:O	2.19	0.42
2:C:1105:LYS:O	2:C:1107:ASN:N	2.52	0.42
2:C:121:MET:HA	2:C:127:PHE:CD2	2.55	0.42
2:C:196:LEU:HD11	2:C:303:PHE:CE1	2.54	0.42
2:C:217:LEU:HD12	2:C:311:PHE:CD2	2.54	0.42
2:C:265:ARG:HA	2:C:289:THR:OG1	2.18	0.42
2:C:367:LEU:HD11	8:C:9627:HOH:O	2.18	0.42
2:C:501:THR:O	2:C:502:PRO:C	2.57	0.42
2:C:601:GLY:HA3	2:C:615:TYR:HA	2.01	0.42
2:C:575:GLN:HA	2:C:662:GLU:HG3	2.00	0.42
2:C:715:THR:HG22	2:C:717:LEU:HG	2.01	0.42
3:D:1487:VAL:HG12	3:D:1488:ASP:O	2.19	0.42
3:D:171:LEU:HA	3:D:172:PRO:HD3	1.59	0.42
3:D:399:ARG:NH2	8:D:2498:HOH:O	2.51	0.42
3:D:41:ARG:O	3:D:42:ASP:C	2.57	0.42
3:D:54:LYS:HA	8:D:9647:HOH:O	2.19	0.42
3:D:960:LYS:HG2	3:D:964:LEU:HD12	2.00	0.42
5:F:363:GLU:CG	5:F:364:ARG:N	2.82	0.42
5:F:416:ARG:HD2	5:F:419:ARG:HB3	2.01	0.42
1:K:218:LEU:HD12	1:K:222:LEU:HD23	2.00	0.42
2:M:1101:THR:O	2:M:1102:LEU:HD12	2.20	0.42

Continued on next page...

Continued from previous page...

Atom-1	Atom-2	Interatomic distance (Å)	Clash overlap (Å)
2:M:516:ARG:CD	2:M:521:PRO:HA	2.49	0.42
2:M:778:PHE:CE2	5:P:419:ARG:CD	2.98	0.42
2:M:691:SER:CB	2:M:858:MET:SD	3.07	0.42
3:N:1320:GLU:H	3:N:1323:GLN:NE2	2.17	0.42
3:N:1481:VAL:HG11	4:O:18:ARG:CA	2.38	0.42
3:N:166:GLN:N	8:N:9606:HOH:O	2.52	0.42
3:N:172:PRO:HA	3:N:173:PRO:HD3	1.53	0.42
3:N:103:TRP:NE1	3:N:583:ASP:OD2	2.52	0.42
5:P:361:LEU:HD21	5:P:408:LEU:CB	2.49	0.42
1:A:222:LEU:HD13	1:A:222:LEU:HA	1.83	0.42
1:B:108:GLU:HB3	1:B:128:HIS:CE1	2.54	0.42
1:B:192:LEU:HD23	1:B:192:LEU:HA	1.84	0.42
2:C:103:LYS:HD3	2:C:103:LYS:HA	1.56	0.42
2:C:12:VAL:CG1	2:C:534:VAL:HG13	2.49	0.42
2:C:203:ASP:O	2:C:207:LEU:HB2	2.18	0.42
2:C:217:LEU:HB2	2:C:311:PHE:CE2	2.54	0.42
2:C:346:VAL:O	2:C:350:ARG:HG3	2.19	0.42
2:C:607:ASP:HB2	2:C:610:ARG:H	1.83	0.42
2:C:572:ILE:CD1	2:C:701:THR:HB	2.49	0.42
2:C:564:MET:SD	2:C:846:LYS:HD2	2.59	0.42
3:D:1144:LEU:HA	3:D:1147:ARG:HG3	2.01	0.42
3:D:1228:SER:O	3:D:1232:PRO:HD2	2.19	0.42
3:D:1266:ARG:O	3:D:1268:PRO:HD3	2.19	0.42
3:D:1310:ARG:HG3	3:D:1327:ARG:HB3	2.01	0.42
3:D:411:THR:CG2	3:D:429:SER:HB3	2.46	0.42
3:D:433:GLY:HA3	3:D:449:SER:O	2.18	0.42
3:D:483:HIS:ND1	3:D:483:HIS:N	2.67	0.42
3:D:601:ARG:HH22	3:D:611:GLN:H	1.68	0.42
3:D:695:ILE:O	3:D:696:HIS:C	2.56	0.42
3:D:951:ILE:HG23	3:D:1062:ARG:NH2	2.34	0.42
3:D:991:GLN:HG2	8:D:9698:HOH:O	2.19	0.42
5:F:79:ASP:HB3	5:F:80:PRO:HD2	2.01	0.42
1:K:224:TYR:CG	1:L:9:PRO:HG2	2.55	0.42
2:M:207:LEU:HB3	2:M:221:LEU:HD21	2.00	0.42
2:M:279:GLU:HG3	2:M:280:LYS:N	2.33	0.42
2:M:376:ARG:HH12	5:P:285:GLU:CG	2.31	0.42
2:M:695:LEU:HD21	2:M:833:LEU:O	2.19	0.42
2:M:432:ARG:HH22	3:N:1047:LYS:CE	2.31	0.42
3:N:1110:ALA:O	3:N:1111:ASP:C	2.54	0.42
3:N:1141:GLU:HB3	3:N:1168:MET:HE1	2.02	0.42
3:N:1489:GLN:HE21	3:N:1489:GLN:HA	1.82	0.42

Continued on next page...

Continued from previous page...

Atom-1	Atom-2	Interatomic distance (Å)	Clash overlap (Å)
3:N:152:LEU:HD23	3:N:152:LEU:H	1.83	0.42
3:N:194:GLY:O	3:N:196:VAL:HG23	2.19	0.42
3:N:55:ASP:OD2	3:N:82:LYS:HD3	2.18	0.42
3:N:584:ASN:HD21	3:N:590:PRO:HB2	1.84	0.42
4:O:26:ARG:HH21	4:O:67:GLU:CD	2.22	0.42
5:P:149:GLU:N	8:P:9479:HOH:O	2.52	0.42
1:B:54:THR:CG2	1:B:158:ILE:HG13	2.33	0.42
1:B:95:GLN:HB3	8:B:9540:HOH:O	2.18	0.42
2:C:110:GLU:HB3	8:C:9664:HOH:O	2.18	0.42
2:C:149:THR:HG23	2:C:150:PRO:HD2	2.02	0.42
2:C:259:GLY:O	2:C:290:LEU:O	2.37	0.42
2:C:2:GLU:HG2	8:C:9758:HOH:O	2.18	0.42
2:C:605:LYS:HB2	2:C:610:ARG:NH1	2.34	0.42
2:C:722:ILE:O	2:C:722:ILE:HG23	2.19	0.42
2:C:578:VAL:HG11	2:C:991:GLN:HB3	2.01	0.42
3:D:1210:SER:HA	8:D:2016:HOH:O	2.20	0.42
3:D:450:TYR:O	3:D:452:ILE:N	2.51	0.42
3:D:459:GLU:O	3:D:463:GLN:HG2	2.19	0.42
3:D:553:ARG:HD2	3:D:570:GLU:OE2	2.19	0.42
3:D:884:ARG:HG3	8:D:9779:HOH:O	2.19	0.42
4:E:37:ASN:HA	8:E:9378:HOH:O	2.19	0.42
4:E:95:GLY:HA3	8:E:9401:HOH:O	2.19	0.42
1:K:139:ASN:ND2	8:K:5059:HOH:O	2.52	0.42
1:K:1:MET:O	1:K:6:LEU:CB	2.47	0.42
1:L:11:PHE:CE2	1:L:13:VAL:HG22	2.54	0.42
2:M:1106:ASP:HA	3:N:7:LYS:HE3	2.00	0.42
2:M:118:ILE:HA	2:M:119:PRO:HD3	1.83	0.42
2:M:182:VAL:HG23	8:M:2190:HOH:O	2.20	0.42
2:M:276:LYS:CG	2:M:280:LYS:HE3	2.50	0.42
2:M:630:ARG:HE	2:M:707:ARG:HB2	1.84	0.42
3:N:1114:THR:O	3:N:1114:THR:HG22	2.19	0.42
3:N:119:SER:HB3	3:N:123:LEU:H	1.84	0.42
3:N:1377:LYS:HG2	3:N:1378:TYR:CE1	2.54	0.42
3:N:186:VAL:O	3:N:211:VAL:HB	2.20	0.42
3:N:447:VAL:HG23	3:N:448:GLU:N	2.33	0.42
3:N:632:VAL:O	3:N:727:GLN:HA	2.19	0.42
3:N:657:LEU:HD13	3:N:691:LEU:HA	2.02	0.42
3:N:658:LEU:O	3:N:661:MET:HB2	2.19	0.42
3:N:862:ASP:O	3:N:877:PRO:HD2	2.19	0.42
3:N:936:TYR:HB2	8:N:9603:HOH:O	2.19	0.42
5:P:384:GLU:O	5:P:385:GLU:C	2.57	0.42

Continued on next page...

Continued from previous page...

Atom-1	Atom-2	Interatomic distance (Å)	Clash overlap (Å)
1:A:137:ARG:C	8:A:9482:HOH:O	2.57	0.42
2:C:287:GLY:O	2:C:288:ARG:C	2.58	0.42
2:C:696:LYS:NZ	8:C:9599:HOH:O	2.44	0.42
2:C:830:LYS:HD3	8:C:2071:HOH:O	2.18	0.42
2:C:701:THR:HG23	2:C:832:LYS:HG2	2.02	0.42
1:A:42:ARG:CZ	2:C:857:ASP:HB3	2.50	0.42
3:D:1259:VAL:HG11	3:D:1356:TYR:OH	2.20	0.42
3:D:1327:ARG:NH1	8:D:9696:HOH:O	2.52	0.42
3:D:147:VAL:HG11	8:D:2105:HOH:O	2.20	0.42
3:D:168:THR:HB	3:D:393:ILE:CD1	2.49	0.42
3:D:34:TYR:O	3:D:35:ARG:C	2.55	0.42
3:D:23:TYR:CE2	3:D:89:ARG:NH1	2.88	0.42
3:D:916:TYR:HD2	3:D:916:TYR:O	2.03	0.42
5:F:332:PHE:N	5:F:332:PHE:CD1	2.88	0.42
5:F:370:LYS:O	5:F:374:GLY:N	2.46	0.42
5:F:384:GLU:O	5:F:385:GLU:C	2.57	0.42
1:K:180:GLN:HG3	8:K:2871:HOH:O	2.19	0.42
1:K:94:LEU:HD13	8:K:742:HOH:O	2.20	0.42
2:M:1105:LYS:HG2	2:M:1105:LYS:H	1.52	0.42
2:M:1109:VAL:HG22	3:N:3:LYS:CG	2.50	0.42
2:M:129:ILE:CG2	2:M:130:ASN:N	2.82	0.42
2:M:250:ARG:HE	2:M:253:ALA:HB1	1.85	0.42
2:M:29:ALA:HB2	2:M:337:GLY:CA	2.50	0.42
2:M:473:ARG:NH2	8:M:9920:HOH:O	2.48	0.42
3:N:1097:LYS:H	3:N:1097:LYS:HG2	1.47	0.42
3:N:1434:TRP:CZ3	3:N:1455:LYS:O	2.73	0.42
3:N:33:ASN:HB2	3:N:40:GLU:OE1	2.20	0.42
3:N:462:GLN:CB	3:N:513:ILE:HD13	2.49	0.42
3:N:543:LEU:HA	3:N:546:ARG:HG3	2.01	0.42
3:N:56:TYR:HA	3:N:80:VAL:CG2	2.49	0.42
3:N:607:LEU:HA	8:N:2216:HOH:O	2.19	0.42
5:P:394:ARG:HA	5:P:397:ILE:CD1	2.39	0.42
1:B:86:VAL:HG23	8:B:9516:HOH:O	2.20	0.42
1:B:86:VAL:O	1:B:86:VAL:HG13	2.20	0.42
2:C:1031:ARG:HD3	3:D:619:LEU:CD2	2.47	0.42
2:C:264:PRO:CB	2:C:289:THR:CB	2.97	0.42
2:C:296:GLY:HA2	8:C:2264:HOH:O	2.19	0.42
2:C:302:VAL:HG12	8:C:9742:HOH:O	2.19	0.42
2:C:44:ILE:HB	8:C:9525:HOH:O	2.18	0.42
2:C:683:ASN:CB	2:C:687:ALA:O	2.67	0.42
2:C:80:GLN:O	2:C:83:CYS:HB2	2.19	0.42

Continued on next page...

Continued from previous page...

Atom-1	Atom-2	Interatomic distance (Å)	Clash overlap (Å)
2:C:676:ILE:HG21	2:C:988:VAL:HG13	1.99	0.42
3:D:790:TYR:CE1	3:D:1022:VAL:HG13	2.54	0.42
3:D:1219:GLU:O	3:D:1221:VAL:N	2.53	0.42
3:D:1320:GLU:O	3:D:1323:GLN:HB2	2.19	0.42
3:D:1425:THR:HG22	3:D:1426:LYS:N	2.34	0.42
3:D:207:PHE:HE2	8:D:2157:HOH:O	2.01	0.42
3:D:412:GLY:O	3:D:421:LEU:HB3	2.20	0.42
3:D:910:SER:HB3	8:D:9734:HOH:O	2.19	0.42
3:D:785:ILE:HG23	3:D:938:GLY:HA3	2.02	0.42
4:E:29:GLN:HB2	4:E:33:HIS:HD2	1.84	0.42
4:E:41:GLU:HB3	8:E:9389:HOH:O	2.18	0.42
4:E:45:ARG:HB3	4:E:46:PRO:CD	2.49	0.42
4:E:54:LEU:HG	4:E:58:PRO:CD	2.44	0.42
4:E:54:LEU:CD1	4:E:58:PRO:HB2	2.49	0.42
5:F:363:GLU:CB	8:F:9704:HOH:O	2.67	0.42
1:K:214:ALA:HA	1:K:217:ILE:HD12	2.00	0.42
1:K:81:ASN:ND2	1:K:128:HIS:O	2.53	0.42
1:L:227:ASN:C	8:L:679:HOH:O	2.57	0.42
2:M:1043:TYR:CE2	3:N:763:MET:HG3	2.55	0.42
2:M:139:GLN:N	8:M:9656:HOH:O	2.52	0.42
2:M:38:LYS:HA	2:M:38:LYS:HD3	1.89	0.42
2:M:625:LEU:HD11	2:M:641:PRO:HG3	2.02	0.42
2:M:858:MET:HB2	2:M:859:PRO:CD	2.50	0.42
2:M:552:HIS:ND1	2:M:886:LEU:HD13	2.35	0.42
3:N:1008:PHE:CZ	3:N:1032:PRO:HA	2.55	0.42
3:N:1344:VAL:HG12	3:N:1348:LEU:HD23	2.00	0.42
3:N:153:LEU:CD1	3:N:158:TYR:HB2	2.49	0.42
3:N:228:ALA:HB2	8:N:9528:HOH:O	2.20	0.42
3:N:552:ASN:HB3	8:N:9969:HOH:O	2.18	0.42
3:N:661:MET:CE	3:N:673:ALA:HB1	2.50	0.42
3:N:786:ILE:HD11	3:N:908:LYS:CB	2.49	0.42
4:O:29:GLN:NE2	8:O:895:HOH:O	2.51	0.42
5:P:288:TYR:HE2	5:P:305:GLU:HG3	1.85	0.42
5:P:407:LYS:HG3	8:P:9714:HOH:O	2.19	0.42
1:A:138:LEU:HB2	8:A:9482:HOH:O	2.19	0.42
2:C:157:ARG:HD2	2:C:314:THR:HG22	2.02	0.42
2:C:440:PRO:HB3	8:D:9725:HOH:O	2.19	0.42
2:C:399:ASN:ND2	2:C:568:ALA:O	2.49	0.42
2:C:695:LEU:HD22	2:C:832:LYS:HE2	2.00	0.42
2:C:516:ARG:CD	3:D:1068:LEU:HD13	2.49	0.42
3:D:1109:GLU:HG2	3:D:1201:CYS:CA	2.49	0.42

Continued on next page...

Continued from previous page...

Atom-1	Atom-2	Interatomic distance (Å)	Clash overlap (Å)
3:D:1237:THR:HG22	3:D:1238:MET:N	2.35	0.42
3:D:1342:GLU:HB2	8:D:2486:HOH:O	2.18	0.42
2:C:1118:LYS:HZ3	3:D:20:SER:HA	1.84	0.42
3:D:437:VAL:N	8:D:2096:HOH:O	2.52	0.42
2:C:1005:MET:HE2	3:D:629:SER:CB	2.49	0.42
3:D:792:ILE:HG12	3:D:793:THR:HG23	2.00	0.42
3:D:853:VAL:HG22	3:D:858:VAL:HB	2.02	0.42
5:F:170:HIS:HA	5:F:173:TYR:HD1	1.84	0.42
1:L:44:LEU:HD23	1:L:48:ILE:CD1	2.50	0.42
2:M:1005:MET:O	2:M:1005:MET:HG3	2.20	0.42
2:M:1037:VAL:HG11	8:M:9845:HOH:O	2.20	0.42
2:M:431:HIS:CD2	2:M:433:THR:H	2.37	0.42
2:M:865:THR:HA	2:M:866:PRO:HD3	1.85	0.42
2:M:578:VAL:HG11	2:M:991:GLN:HB3	2.01	0.42
3:N:1003:VAL:O	3:N:1006:ALA:HB3	2.19	0.42
3:N:1106:VAL:O	3:N:1108:ARG:HG2	2.20	0.42
3:N:51:GLY:HA3	8:N:9729:HOH:O	2.19	0.42
2:M:1009:SER:OG	3:N:655:PRO:HD3	2.20	0.42
3:N:701:LEU:O	3:N:747:VAL:HA	2.20	0.42
3:N:645:PRO:HA	3:N:721:VAL:O	2.19	0.42
3:N:739:ASP:HB2	8:N:2331:HOH:O	2.19	0.42
5:P:113:ILE:HG23	5:P:127:ILE:HB	2.02	0.42
1:A:198:ARG:HD3	1:A:200:TRP:HH2	1.85	0.42
2:C:1034:GLU:OE2	3:D:1096:ARG:NE	2.52	0.42
2:C:626:ARG:HB3	2:C:629:TYR:HD1	1.85	0.42
2:C:866:PRO:HB2	8:C:9715:HOH:O	2.20	0.42
2:C:978:ARG:HH11	2:C:978:ARG:HG3	1.85	0.42
2:C:966:LEU:HD21	2:C:986:PRO:HG2	2.01	0.42
3:D:113:GLY:CA	3:D:124:GLU:OE2	2.68	0.42
3:D:152:LEU:CD2	3:D:152:LEU:N	2.83	0.42
3:D:427:VAL:O	3:D:433:GLY:O	2.38	0.42
3:D:435:VAL:HG22	3:D:446:VAL:HG22	2.01	0.42
3:D:569:ASN:OD1	5:F:80:PRO:HB3	2.20	0.42
3:D:79:GLU:HG2	3:D:80:VAL:H	1.84	0.42
5:F:223:ALA:HB2	5:F:242:TRP:HB2	2.01	0.42
1:K:32:PHE:CG	8:K:1204:HOH:O	2.69	0.42
1:L:109:VAL:HA	1:L:113:ASP:OD2	2.19	0.42
1:L:142:VAL:HG23	1:L:142:VAL:O	2.19	0.42
1:L:226:SER:O	1:L:228:PRO:HD3	2.20	0.42
2:M:1071:ILE:HG23	3:N:670:VAL:CG2	2.47	0.42
2:M:203:ASP:O	2:M:206:THR:HG22	2.19	0.42

Continued on next page...

Continued from previous page...

Atom-1	Atom-2	Interatomic distance (Å)	Clash overlap (Å)
2:M:292:ARG:HD2	2:M:299:LYS:CD	2.49	0.42
2:M:683:ASN:HD22	2:M:872:ASN:N	2.18	0.42
3:N:1044:LEU:HD13	8:N:9593:HOH:O	2.19	0.42
3:N:708:LEU:HD21	3:N:1091:SER:OG	2.19	0.42
3:N:1104:GLU:O	3:N:1106:VAL:HG23	2.20	0.42
3:N:1149:LEU:HD13	3:N:1153:VAL:HG23	2.01	0.42
3:N:1380:GLU:OE2	3:N:1390:LEU:HD13	2.19	0.42
3:N:1389:LEU:O	3:N:1391:GLU:N	2.52	0.42
3:N:1398:TRP:HE3	3:N:1415:VAL:HG11	1.80	0.42
3:N:195:VAL:HG22	8:N:9660:HOH:O	2.18	0.42
3:N:978:TYR:CE1	3:N:985:ASP:HA	2.52	0.42
5:P:413:SER:HG	5:P:419:ARG:HH21	1.63	0.42
1:A:79:ILE:HG21	1:A:165:ILE:HD11	2.01	0.42
2:C:1038:TRP:CH2	3:D:1096:ARG:HD2	2.55	0.42
2:C:287:GLY:HA2	8:C:2319:HOH:O	2.20	0.42
2:C:200:LEU:HD22	2:C:300:ASP:HB3	2.02	0.42
2:C:346:VAL:HG12	2:C:350:ARG:HE	1.85	0.42
2:C:41:ASN:N	2:C:41:ASN:HD22	2.16	0.42
2:C:569:VAL:HG11	2:C:996:LYS:HE2	2.01	0.42
2:C:623:TYR:N	8:C:9839:HOH:O	2.44	0.42
2:C:728:HIS:NE2	5:F:423:ASP:O	2.52	0.42
2:C:718:GLY:HA3	2:C:761:PHE:CE1	2.55	0.42
2:C:99:GLN:HG3	2:C:99:GLN:O	2.20	0.42
3:D:1137:ARG:O	3:D:1141:GLU:HG3	2.20	0.42
3:D:116:LEU:HD22	3:D:464:LEU:HB3	2.02	0.42
3:D:1472:ILE:HD13	8:D:9619:HOH:O	2.19	0.42
3:D:23:TYR:O	3:D:24:GLY:O	2.38	0.42
3:D:493:ARG:CD	8:D:9868:HOH:O	2.67	0.42
3:D:503:LEU:HA	8:D:9521:HOH:O	2.19	0.42
3:D:798:GLU:CG	3:D:799:LYS:H	2.28	0.42
2:C:1090:LYS:HZ1	3:D:90:MET:HG3	1.85	0.42
3:D:566:ILE:CG2	5:F:214:GLN:HE22	2.32	0.42
1:K:18:ARG:HH11	1:K:123:MET:HE3	1.85	0.42
1:L:187:GLY:HA2	8:L:2254:HOH:O	2.19	0.42
2:M:1012:PRO:HA	8:P:9485:HOH:O	2.19	0.42
2:M:1015:LEU:N	8:M:9633:HOH:O	2.53	0.42
2:M:630:ARG:CG	2:M:630:ARG:HH11	2.32	0.42
2:M:659:PRO:HD3	8:M:9732:HOH:O	2.19	0.42
2:M:690:ILE:HD13	2:M:690:ILE:HA	1.81	0.42
2:M:707:ARG:HD2	2:M:824:ARG:NH1	2.33	0.42
2:M:739:GLU:O	2:M:740:GLU:C	2.58	0.42

Continued on next page...

Continued from previous page...

Atom-1	Atom-2	Interatomic distance (Å)	Clash overlap (Å)
2:M:816:LYS:HB2	2:M:819:VAL:CG2	2.49	0.42
3:N:1112:CYS:N	8:N:2258:HOH:O	2.53	0.42
3:N:1205:TYR:CZ	3:N:1221:VAL:HG22	2.54	0.42
3:N:27:GLU:O	3:N:28:LYS:HG3	2.19	0.42
3:N:401:TYR:HD2	3:N:415:VAL:HG13	1.85	0.42
3:N:422:ALA:HB3	3:N:427:VAL:CG1	2.50	0.42
3:N:131:LYS:HD3	3:N:456:MET:CE	2.50	0.42
3:N:477:LEU:HD22	3:N:492:ALA:CB	2.45	0.42
3:N:683:ILE:HG22	3:N:687:VAL:CG2	2.47	0.42
3:N:887:ALA:HB1	3:N:893:GLU:HG3	2.01	0.42
3:N:950:GLY:O	3:N:953:ASP:HB2	2.19	0.42
3:N:993:LEU:O	3:N:997:THR:OG1	2.37	0.42
3:N:1486:VAL:CG2	4:O:22:VAL:HG13	2.50	0.42
1:A:66:SER:O	1:A:75:VAL:HG23	2.20	0.42
1:A:86:VAL:HG23	1:A:202:ASP:OD1	2.20	0.42
2:C:1108:PRO:HB2	8:C:2213:HOH:O	2.19	0.42
2:C:30:LEU:HD22	2:C:118:ILE:HD11	2.01	0.42
2:C:874:LEU:HD21	3:D:787:LEU:HD23	1.98	0.42
2:C:933:GLY:HA3	8:C:2179:HOH:O	2.19	0.42
3:D:1122:LEU:HD12	3:D:1122:LEU:N	2.34	0.42
3:D:135:LEU:HD21	3:D:139:GLY:HA3	2.01	0.42
3:D:1373:ARG:HG2	3:D:1374:GLN:NE2	2.33	0.42
3:D:714:GLN:HE22	3:D:735:ALA:HB3	1.85	0.42
4:E:18:ARG:NH2	8:E:9450:HOH:O	2.51	0.42
4:E:84:ARG:HD2	8:E:9390:HOH:O	2.18	0.42
5:F:286:PRO:HA	5:F:290:GLU:OE1	2.19	0.42
5:F:420:ASP:O	5:F:422:LEU:CD2	2.51	0.42
2:M:243:ARG:HA	2:M:244:PRO:HD3	1.54	0.42
2:M:374:ASN:O	2:M:377:PRO:HD2	2.20	0.42
2:M:413:LEU:N	2:M:413:LEU:HD12	2.34	0.42
2:M:520:GLU:HA	2:M:521:PRO:HD3	1.90	0.42
2:M:610:ARG:HD2	2:M:612:VAL:HG23	2.02	0.42
2:M:627:ARG:O	2:M:638:ASP:HB3	2.19	0.42
3:N:1319:VAL:O	3:N:1319:VAL:HG23	2.20	0.42
3:N:18:ILE:HD12	3:N:518:PRO:HD3	2.01	0.42
3:N:99:ALA:HB1	3:N:575:GLN:HA	2.01	0.42
3:N:628:ARG:HG2	3:N:629:SER:N	2.34	0.42
3:N:826:PRO:HB3	8:N:9926:HOH:O	2.19	0.42
3:N:82:LYS:HB3	8:N:2103:HOH:O	2.19	0.42
3:N:864:VAL:CG1	3:N:865:THR:N	2.83	0.42
4:O:48:MET:N	4:O:54:LEU:HB2	2.35	0.42

Continued on next page...

Continued from previous page...

Atom-1	Atom-2	Interatomic distance (Å)	Clash overlap (Å)
5:P:156:VAL:N	8:P:9471:HOH:O	2.46	0.42
5:P:195:VAL:HG12	5:P:213:ILE:HG23	2.02	0.42
5:P:361:LEU:HD12	5:P:366:ALA:CB	2.49	0.42
5:P:94:LEU:CD1	5:P:96:LEU:H	2.13	0.42
1:A:209:GLU:O	1:A:213:GLN:HG3	2.20	0.41
1:B:191:ASP:CG	1:B:191:ASP:O	2.57	0.41
1:B:5:LYS:O	1:B:8:ALA:CB	2.64	0.41
2:C:168:ARG:HD2	2:C:168:ARG:N	2.33	0.41
2:C:217:LEU:HD12	2:C:311:PHE:HA	2.01	0.41
2:C:143:SER:HB3	2:C:332:ARG:HB2	2.01	0.41
2:C:690:ILE:HG21	2:C:833:LEU:CD2	2.47	0.41
3:D:1197:ARG:N	8:D:9488:HOH:O	2.53	0.41
3:D:1099:VAL:HG13	3:D:1223:ILE:HG13	2.02	0.41
3:D:1217:ILE:HG21	3:D:1480:PHE:CD2	2.55	0.41
3:D:195:VAL:HG22	8:D:9592:HOH:O	2.20	0.41
3:D:508:ARG:HA	3:D:509:PRO:HD2	1.28	0.41
3:D:678:GLU:HB2	8:D:9785:HOH:O	2.19	0.41
2:C:1067:TYR:CE2	5:F:345:ALA:HB2	2.55	0.41
1:K:186:LEU:HB2	1:K:192:LEU:HD11	2.01	0.41
1:K:225:PHE:HB2	8:K:5027:HOH:O	2.19	0.41
1:L:65:PHE:HD1	8:L:3952:HOH:O	2.03	0.41
2:M:103:LYS:HA	2:M:103:LYS:HD3	1.58	0.41
2:M:18:LEU:HD23	2:M:542:VAL:HG21	2.01	0.41
2:M:253:ALA:N	8:M:9827:HOH:O	2.53	0.41
2:M:439:CYS:SG	2:M:541:SER:N	2.90	0.41
2:M:52:PHE:O	2:M:54:ILE:N	2.53	0.41
2:M:614:ARG:HH11	2:M:614:ARG:CG	2.33	0.41
2:M:650:ARG:HG2	2:M:653:ASP:HB2	2.01	0.41
2:M:639:GLN:HA	2:M:657:ASP:O	2.20	0.41
2:M:571:LEU:HD21	2:M:700:TYR:CD2	2.55	0.41
2:M:777:ILE:HG22	2:M:778:PHE:HD1	1.85	0.41
2:M:536:PRO:HB2	2:M:905:ILE:HD12	2.00	0.41
2:M:918:LEU:HD23	2:M:968:LEU:O	2.20	0.41
3:N:1042:ARG:HH12	3:N:1045:MET:CE	2.32	0.41
3:N:1209:LEU:C	3:N:1211:MET:N	2.69	0.41
3:N:654:LYS:O	3:N:658:LEU:HG	2.20	0.41
3:N:91:GLY:O	3:N:519:VAL:N	2.53	0.41
2:M:1098:ASP:O	3:N:9:ARG:O	2.38	0.41
3:N:455:ARG:HH22	5:P:140:ARG:CB	2.33	0.41
5:P:140:ARG:HG3	5:P:141:VAL:N	2.33	0.41
2:M:778:PHE:HE2	5:P:419:ARG:HD3	1.79	0.41

Continued on next page...

Continued from previous page...

Atom-1	Atom-2	Interatomic distance (Å)	Clash overlap (Å)
5:P:79:ASP:HB3	5:P:80:PRO:HD3	2.02	0.41
1:A:5:LYS:O	1:A:8:ALA:CB	2.65	0.41
2:C:279:GLU:HG3	2:C:280:LYS:N	2.35	0.41
2:C:749:VAL:HG23	2:C:749:VAL:O	2.20	0.41
3:D:1022:VAL:CG2	8:D:9500:HOH:O	2.66	0.41
3:D:1106:VAL:O	3:D:1108:ARG:HG2	2.21	0.41
3:D:191:LEU:HD23	3:D:191:LEU:HA	1.87	0.41
3:D:191:LEU:CG	3:D:211:VAL:HG21	2.50	0.41
2:C:1031:ARG:CD	3:D:619:LEU:HD21	2.49	0.41
3:D:704:ARG:CG	3:D:705:ALA:N	2.83	0.41
3:D:83:SER:HA	8:D:9655:HOH:O	2.19	0.41
3:D:899:LEU:HD13	3:D:900:ILE:HG23	2.02	0.41
5:F:286:PRO:HB3	8:F:9483:HOH:O	2.19	0.41
1:K:150:TYR:CE2	1:K:152:PRO:HG3	2.49	0.41
1:L:171:PHE:O	1:L:173:PRO:HD3	2.20	0.41
1:L:191:ASP:O	1:L:192:LEU:HD23	2.21	0.41
2:M:249:LYS:O	2:M:249:LYS:HE3	2.20	0.41
2:M:274:ARG:NH2	8:M:9939:HOH:O	2.52	0.41
2:M:548:PRO:CG	2:M:842:ARG:NH2	2.84	0.41
2:M:553:ASP:OD1	2:M:843:HIS:ND1	2.53	0.41
2:M:954:THR:N	8:M:9892:HOH:O	2.53	0.41
2:M:577:PRO:HG3	2:M:993:PHE:CD2	2.55	0.41
3:N:1047:LYS:HA	3:N:1053:PHE:CE1	2.54	0.41
3:N:1335:LEU:O	3:N:1335:LEU:HD23	2.20	0.41
3:N:1471:LEU:HB3	8:N:9651:HOH:O	2.19	0.41
3:N:33:ASN:OD1	3:N:40:GLU:HG2	2.21	0.41
3:N:640:HIS:HE1	3:N:717:GLN:CD	2.24	0.41
3:N:91:GLY:O	3:N:519:VAL:HB	2.20	0.41
5:P:163:LEU:CB	5:P:174:LEU:HG	2.45	0.41
5:P:416:ARG:NH1	5:P:419:ARG:CD	2.70	0.41
1:A:219:ARG:NH1	1:B:219:ARG:CG	2.84	0.41
1:B:91:ASN:H	1:B:94:LEU:HD13	1.86	0.41
2:C:1067:TYR:CZ	2:C:1071:ILE:HD11	2.54	0.41
2:C:1098:ASP:HB3	3:D:11:ALA:O	2.20	0.41
2:C:190:LYS:H	2:C:190:LYS:HG3	1.51	0.41
2:C:230:ARG:HB3	8:C:2241:HOH:O	2.20	0.41
2:C:334:ARG:HB3	2:C:338:GLU:OE2	2.20	0.41
2:C:417:GLY:C	2:C:418:LEU:HD13	2.41	0.41
2:C:589:ARG:HD3	2:C:596:TYR:CZ	2.54	0.41
2:C:654:LEU:HD23	2:C:654:LEU:O	2.20	0.41
2:C:962:GLN:NE2	8:C:9534:HOH:O	2.52	0.41

Continued on next page...

Continued from previous page...

Atom-1	Atom-2	Interatomic distance (Å)	Clash overlap (Å)
3:D:1240:THR:O	3:D:1243:THR:HG23	2.21	0.41
3:D:12:LEU:HD13	3:D:511:TRP:HB2	2.02	0.41
3:D:104:PHE:CD1	3:D:512:MET:HG2	2.54	0.41
3:D:6:ARG:HG2	8:D:2460:HOH:O	2.19	0.41
3:D:58:CYS:HA	3:D:78:VAL:HG11	2.01	0.41
2:C:949:LYS:HB2	3:D:796:ARG:HH21	1.85	0.41
4:E:81:PRO:HB3	8:E:9387:HOH:O	2.19	0.41
5:F:288:TYR:HE2	5:F:305:GLU:HA	1.85	0.41
5:F:302:LYS:HE3	5:F:306:GLU:OE2	2.20	0.41
1:K:176:ARG:HB2	8:M:2117:HOH:O	2.19	0.41
1:L:101:LEU:HD23	1:L:101:LEU:C	2.41	0.41
1:L:81:ASN:CG	8:L:1941:HOH:O	2.58	0.41
2:M:17:PRO:CD	8:M:9519:HOH:O	2.61	0.41
2:M:290:LEU:HD23	2:M:290:LEU:N	2.35	0.41
2:M:293:PHE:O	2:M:293:PHE:CD2	2.73	0.41
2:M:401:LEU:HD13	2:M:587:VAL:CG1	2.50	0.41
2:M:45:GLN:HB3	8:M:9520:HOH:O	2.19	0.41
2:M:721:ARG:HE	2:M:783:ARG:HH21	1.63	0.41
2:M:762:LYS:HB2	8:M:9919:HOH:O	2.20	0.41
2:M:913:GLU:N	8:M:9582:HOH:O	2.53	0.41
3:N:1032:PRO:HG2	8:N:9991:HOH:O	2.19	0.41
8:M:9803:HOH:O	3:N:1054:GLU:HB2	2.19	0.41
3:N:1099:VAL:HG12	3:N:1099:VAL:O	2.21	0.41
3:N:1495:ILE:HD12	8:O:1862:HOH:O	2.20	0.41
3:N:181:ASP:OD2	3:N:198:ARG:HB2	2.20	0.41
3:N:23:TYR:O	3:N:49:ILE:HG23	2.20	0.41
3:N:640:HIS:CD2	3:N:641:GLN:HG3	2.55	0.41
3:N:783:ARG:HA	3:N:1028:ALA:HA	2.02	0.41
3:N:97:THR:HG23	5:P:144:ILE:HG21	2.02	0.41
1:B:220:GLU:O	1:B:223:THR:HG23	2.20	0.41
1:B:44:LEU:HD23	1:B:48:ILE:HD12	2.02	0.41
2:C:1008:ARG:HB2	2:C:1027:PHE:HB2	2.02	0.41
2:C:1115:LEU:CD1	2:C:1115:LEU:H	2.07	0.41
2:C:1117:SER:HB2	8:C:9543:HOH:O	2.20	0.41
2:C:139:GLN:O	2:C:334:ARG:N	2.51	0.41
2:C:285:LEU:N	8:C:9567:HOH:O	2.44	0.41
2:C:298:PHE:HD1	2:C:298:PHE:H	1.68	0.41
2:C:438:ILE:HD13	2:C:453:THR:CG2	2.50	0.41
2:C:58:ASP:O	2:C:59:LYS:HG3	2.19	0.41
3:D:1010:ASN:ND2	8:D:2570:HOH:O	2.52	0.41
3:D:1017:PHE:HA	8:D:9500:HOH:O	2.21	0.41

Continued on next page...

Continued from previous page...

Atom-1	Atom-2	Interatomic distance (Å)	Clash overlap (Å)
3:D:1111:ASP:O	3:D:1112:CYS:C	2.58	0.41
3:D:1197:ARG:NH2	8:D:2227:HOH:O	2.53	0.41
3:D:1241:PHE:CE2	3:D:1260:ILE:HG13	2.54	0.41
3:D:1264:GLU:HB3	3:D:1266:ARG:CD	2.49	0.41
3:D:1273:VAL:HG22	3:D:1326:THR:HG1	1.85	0.41
3:D:1306:PRO:HB3	8:D:2459:HOH:O	2.21	0.41
3:D:1458:GLU:O	3:D:1460:ILE:HG13	2.20	0.41
3:D:1483:PHE:CD1	3:D:1483:PHE:N	2.87	0.41
3:D:378:ILE:HA	8:D:2467:HOH:O	2.20	0.41
3:D:428:LYS:HD3	3:D:451:ASP:OD1	2.20	0.41
3:D:598:ARG:HA	3:D:599:PRO:HD3	1.92	0.41
3:D:701:LEU:C	3:D:702:LEU:HD12	2.40	0.41
3:D:863:VAL:HG23	8:D:9732:HOH:O	2.21	0.41
5:F:338:LEU:N	5:F:338:LEU:HD23	2.35	0.41
5:F:93:LEU:HD22	5:F:98:GLU:CB	2.40	0.41
1:K:50:GLY:HA3	1:K:171:PHE:O	2.20	0.41
2:M:209:ARG:HB3	8:M:2238:HOH:O	2.19	0.41
2:M:272:ALA:HB1	8:M:9764:HOH:O	2.19	0.41
2:M:293:PHE:O	2:M:293:PHE:CG	2.73	0.41
2:M:45:GLN:NE2	8:M:9520:HOH:O	2.52	0.41
2:M:568:ALA:CB	2:M:668:LEU:HD22	2.46	0.41
2:M:723:THR:C	2:M:725:ASP:H	2.23	0.41
2:M:734:LEU:O	2:M:735:ARG:C	2.58	0.41
2:M:69:LEU:HD13	2:M:97:ARG:NE	2.35	0.41
3:N:1242:HIS:HE1	3:N:1261:GLU:HA	1.84	0.41
3:N:521:PRO:HB2	3:N:524:LEU:HD12	2.00	0.41
3:N:556:LYS:HB3	3:N:556:LYS:HE2	1.92	0.41
3:N:72:VAL:HG22	3:N:79:GLU:HB2	2.03	0.41
3:N:827:ILE:HD12	3:N:828:LYS:HZ1	1.85	0.41
5:P:93:LEU:HG	5:P:190:ALA:HB1	2.03	0.41
5:P:264:MET:O	5:P:268:ILE:HG13	2.20	0.41
3:N:616:GLN:CG	5:P:326:ASP:HB2	2.51	0.41
5:P:401:GLU:CG	5:P:402:ASN:OD1	2.68	0.41
1:A:184:THR:HG23	1:A:192:LEU:HB2	2.01	0.41
1:B:88:ARG:CB	1:B:123:MET:HE2	2.51	0.41
2:C:10:ARG:HA	2:C:10:ARG:HD2	1.57	0.41
2:C:148:PHE:CZ	2:C:281:LEU:HD13	2.55	0.41
2:C:395:LYS:HE3	2:C:407:LYS:HZ3	1.85	0.41
1:A:42:ARG:HH12	2:C:857:ASP:HB3	1.84	0.41
2:C:926:PHE:HE1	2:C:929:ARG:NH2	2.19	0.41
2:C:943:VAL:HG22	2:C:985:GLY:N	2.27	0.41

Continued on next page...

Continued from previous page...

Atom-1	Atom-2	Interatomic distance (Å)	Clash overlap (Å)
3:D:116:LEU:C	3:D:118:LEU:HD13	2.41	0.41
3:D:126:VAL:O	3:D:132:TYR:HD1	2.04	0.41
3:D:162:ARG:HB2	3:D:162:ARG:HE	1.50	0.41
3:D:214:GLU:HB3	3:D:390:PRO:HD2	2.02	0.41
3:D:644:LEU:HD23	3:D:718:PRO:HB3	2.03	0.41
3:D:699:VAL:HB	3:D:716:PHE:O	2.20	0.41
3:D:644:LEU:HD23	3:D:718:PRO:CG	2.50	0.41
3:D:872:ARG:C	8:D:2489:HOH:O	2.59	0.41
4:E:69:LEU:HD21	8:E:9379:HOH:O	2.21	0.41
5:F:267:THR:HG23	5:F:299:TRP:CH2	2.56	0.41
1:K:152:PRO:HA	1:K:168:ASP:OD1	2.20	0.41
2:M:115:LEU:HD12	2:M:378:LEU:CD2	2.51	0.41
2:M:415:PRO:HB2	8:M:9616:HOH:O	2.20	0.41
2:M:549:PHE:N	2:M:549:PHE:CD2	2.88	0.41
2:M:70:GLU:OE1	2:M:97:ARG:HD3	2.19	0.41
2:M:80:GLN:O	2:M:83:CYS:HB2	2.21	0.41
2:M:668:LEU:H	2:M:993:PHE:HZ	1.67	0.41
3:N:116:LEU:O	3:N:118:LEU:N	2.54	0.41
3:N:116:LEU:HB3	3:N:118:LEU:CD1	2.51	0.41
3:N:122:GLU:HB3	8:N:2207:HOH:O	2.20	0.41
3:N:1368:ILE:HG13	3:N:1368:ILE:H	1.69	0.41
3:N:1413:THR:HG21	8:N:9997:HOH:O	2.20	0.41
3:N:14:SER:HA	3:N:511:TRP:CD2	2.56	0.41
3:N:166:GLN:HB3	3:N:395:VAL:HG21	2.02	0.41
5:P:189:GLU:O	5:P:192:LEU:HD12	2.21	0.41
5:P:256:ARG:N	8:P:9547:HOH:O	2.53	0.41
5:P:267:THR:HG23	5:P:299:TRP:CH2	2.55	0.41
5:P:370:LYS:HG2	5:P:371:LEU:N	2.35	0.41
1:A:48:ILE:HD13	1:A:210:ALA:HB1	2.03	0.41
1:B:34:VAL:HG12	8:C:2221:HOH:O	2.21	0.41
1:A:224:TYR:CG	1:B:9:PRO:HG2	2.55	0.41
2:C:1095:LEU:O	2:C:1097:LEU:N	2.54	0.41
2:C:127:PHE:CE1	2:C:386:PHE:CE2	3.09	0.41
2:C:197:LEU:HD13	2:C:207:LEU:HD21	2.03	0.41
2:C:293:PHE:CG	2:C:293:PHE:O	2.74	0.41
2:C:436:GLY:O	2:C:459:ALA:HB2	2.20	0.41
2:C:510:ALA:O	2:C:513:VAL:HG23	2.21	0.41
1:A:133:GLU:OE1	2:C:605:LYS:HB3	2.21	0.41
1:A:42:ARG:HH12	2:C:856:GLU:C	2.24	0.41
2:C:882:LEU:HD23	2:C:882:LEU:HA	1.72	0.41
3:D:1124:GLN:NE2	8:D:2167:HOH:O	2.52	0.41

Continued on next page...

Continued from previous page...

Atom-1	Atom-2	Interatomic distance (Å)	Clash overlap (Å)
3:D:131:LYS:CG	3:D:568:ARG:HG2	2.43	0.41
3:D:603:LEU:CD2	3:D:606:ILE:HD12	2.50	0.41
3:D:631:ILE:HG21	3:D:745:MET:HB2	2.03	0.41
3:D:825:ALA:HA	3:D:826:PRO:HD3	1.92	0.41
3:D:866:VAL:CG1	3:D:867:ARG:N	2.83	0.41
3:D:897:TRP:HA	3:D:900:ILE:HG12	2.02	0.41
5:F:113:ILE:HG23	5:F:127:ILE:HB	2.02	0.41
5:F:284:ARG:O	5:F:286:PRO:N	2.54	0.41
2:M:1068:GLU:O	2:M:1071:ILE:HB	2.20	0.41
2:M:1096:ALA:HB1	3:N:13:ALA:CB	2.50	0.41
2:M:328:LEU:HD13	2:M:433:THR:CB	2.27	0.41
2:M:47:ALA:HB2	2:M:345:ARG:NH1	2.35	0.41
2:M:480:THR:HG22	2:M:482:GLU:N	2.31	0.41
2:M:814:GLU:HB2	8:M:2118:HOH:O	2.21	0.41
2:M:910:LYS:HB3	2:M:912:PRO:HD2	2.02	0.41
3:N:1095:THR:HG23	3:N:1226:ALA:O	2.21	0.41
3:N:1225:ALA:O	3:N:1229:ILE:HG13	2.21	0.41
3:N:1281:VAL:HG12	3:N:1282:ARG:N	2.35	0.41
3:N:191:LEU:HD21	8:N:2354:HOH:O	2.21	0.41
3:N:98:PRO:HB2	8:N:2256:HOH:O	2.20	0.41
1:B:228:PRO:O	1:B:229:GLN:HB2	2.20	0.41
1:B:41:ARG:NH1	1:B:41:ARG:HG3	2.35	0.41
2:C:1019:GLN:HA	2:C:1020:PRO:HD3	1.88	0.41
2:C:1075:ASP:HB2	8:E:9418:HOH:O	2.20	0.41
2:C:1085:PHE:O	2:C:1089:VAL:HG23	2.21	0.41
2:C:193:LEU:N	8:C:9548:HOH:O	2.53	0.41
2:C:23:VAL:HG11	8:C:2155:HOH:O	2.20	0.41
2:C:243:ARG:NH1	2:C:243:ARG:HG2	2.35	0.41
2:C:252:LYS:O	2:C:256:TYR:CD2	2.73	0.41
2:C:49:ARG:CG	8:C:9834:HOH:O	2.69	0.41
2:C:571:LEU:HD21	2:C:700:TYR:CD2	2.56	0.41
2:C:626:ARG:NH2	8:C:2123:HOH:O	2.53	0.41
2:C:725:ASP:CB	2:C:783:ARG:NH1	2.84	0.41
2:C:767:PRO:HG2	8:C:2324:HOH:O	2.19	0.41
2:C:897:LEU:HB3	2:C:899:GLN:CG	2.51	0.41
2:C:862:PRO:HG2	2:C:925:TYR:OH	2.20	0.41
2:C:947:ALA:O	2:C:950:LEU:HB3	2.20	0.41
3:D:163:TYR:HD1	8:D:2510:HOH:O	2.04	0.41
3:D:413:ASP:OD1	3:D:421:LEU:HD22	2.21	0.41
3:D:421:LEU:HD12	3:D:435:VAL:CG1	2.50	0.41
3:D:637:LEU:HD23	3:D:729:HIS:HA	2.01	0.41

Continued on next page...

Continued from previous page...

Atom-1	Atom-2	Interatomic distance (Å)	Clash overlap (Å)
3:D:714:GLN:HB2	3:D:736:PHE:HZ	1.85	0.41
3:D:22:SER:HA	3:D:90:MET:O	2.21	0.41
4:E:30:LEU:HD21	4:E:63:TRP:CE3	2.55	0.41
5:F:218:GLN:O	5:F:218:GLN:HG3	2.18	0.41
5:F:292:ALA:HA	5:F:299:TRP:HB3	2.03	0.41
5:F:351:SER:O	5:F:355:GLU:HB2	2.20	0.41
1:K:19:GLU:HB2	8:K:2111:HOH:O	2.21	0.41
1:K:222:LEU:CD1	1:L:215:VAL:HB	2.40	0.41
1:L:86:VAL:O	1:L:86:VAL:HG13	2.21	0.41
2:M:1056:LYS:HD2	8:M:2051:HOH:O	2.21	0.41
2:M:112:GLU:HG3	8:M:9779:HOH:O	2.20	0.41
2:M:204:GLN:HB3	8:M:9635:HOH:O	2.20	0.41
2:M:211:LEU:HD21	2:M:311:PHE:CE1	2.55	0.41
2:M:448:ASN:CB	2:M:452:ILE:HD11	2.50	0.41
2:M:550:LEU:O	2:M:550:LEU:HD12	2.21	0.41
2:M:548:PRO:HG2	2:M:842:ARG:NH2	2.36	0.41
2:M:843:HIS:CD2	2:M:884:GLN:CA	3.04	0.41
2:M:946:ARG:CD	2:M:984:GLU:HB2	2.51	0.41
3:N:1038:LEU:O	3:N:1060:SER:HB2	2.21	0.41
3:N:1433:SER:HB2	3:N:1457:ASP:CG	2.41	0.41
3:N:191:LEU:HA	8:N:9660:HOH:O	2.21	0.41
3:N:240:GLU:O	3:N:243:ALA:N	2.53	0.41
3:N:98:PRO:C	3:N:458:ALA:HB3	2.41	0.41
3:N:466:LYS:HE2	8:N:9669:HOH:O	2.20	0.41
3:N:809:PRO:HB2	3:N:812:ALA:H	1.86	0.41
3:N:930:LEU:O	3:N:933:ALA:HB3	2.21	0.41
3:N:970:LYS:HB2	3:N:970:LYS:HE3	1.94	0.41
5:P:416:ARG:HH11	5:P:419:ARG:CG	2.33	0.41
1:B:102:LYS:HD3	8:B:9575:HOH:O	2.19	0.41
2:C:1049:LEU:O	2:C:1053:LEU:HD23	2.20	0.41
2:C:144:PRO:CG	2:C:165:LEU:HD23	2.50	0.41
2:C:182:VAL:HG13	8:C:9517:HOH:O	2.19	0.41
2:C:250:ARG:HE	2:C:253:ALA:HB1	1.80	0.41
2:C:286:SER:HB3	2:C:299:LYS:HZ1	1.85	0.41
2:C:41:ASN:HB3	8:C:9503:HOH:O	2.20	0.41
2:C:557:ARG:CZ	2:C:879:ARG:HG2	2.51	0.41
2:C:516:ARG:CZ	3:D:1068:LEU:HB3	2.51	0.41
3:D:1145:TYR:HD2	3:D:1146:GLY:N	2.19	0.41
3:D:1169:ASP:HB3	8:D:2458:HOH:O	2.20	0.41
3:D:1295:GLU:HB3	3:D:1300:SER:HB3	2.02	0.41
3:D:53:ILE:C	8:D:9932:HOH:O	2.59	0.41

Continued on next page...

Continued from previous page...

Atom-1	Atom-2	Interatomic distance (Å)	Clash overlap (Å)
3:D:675:ARG:HG2	3:D:678:GLU:OE2	2.21	0.41
3:D:704:ARG:CZ	3:D:743:ASP:OD1	2.69	0.41
5:F:309:LYS:HA	8:F:9730:HOH:O	2.21	0.41
1:K:186:LEU:H	1:K:192:LEU:HD12	1.86	0.41
1:K:88:ARG:NH1	8:K:1036:HOH:O	2.53	0.41
1:L:45:LEU:HD21	1:L:177:VAL:HG23	2.03	0.41
2:M:1056:LYS:C	8:N:2406:HOH:O	2.59	0.41
2:M:1050:GLN:CD	2:M:1079:PRO:HG2	2.40	0.41
2:M:151:ASP:CG	2:M:152:PRO:HD2	2.41	0.41
2:M:207:LEU:HD22	2:M:221:LEU:CD2	2.51	0.41
2:M:285:LEU:HD21	2:M:290:LEU:HD23	2.03	0.41
2:M:349:ALA:O	2:M:353:ARG:HG3	2.20	0.41
2:M:384:GLU:CG	2:M:388:ARG:HH21	2.33	0.41
2:M:501:THR:O	2:M:502:PRO:C	2.59	0.41
2:M:748:GLU:N	8:M:9997:HOH:O	2.53	0.41
3:N:1050:GLY:HA3	8:N:2250:HOH:O	2.20	0.41
2:M:516:ARG:NE	3:N:1068:LEU:HD22	2.36	0.41
3:N:1116:ASN:O	3:N:1116:ASN:ND2	2.51	0.41
3:N:186:VAL:HG22	3:N:211:VAL:CG1	2.51	0.41
3:N:181:ASP:OD1	3:N:198:ARG:HD2	2.20	0.41
2:M:1102:LEU:O	3:N:5:VAL:HA	2.20	0.41
3:N:895:VAL:O	3:N:895:VAL:HG12	2.21	0.41
4:O:18:ARG:O	4:O:22:VAL:HG23	2.21	0.41
3:N:693:GLU:CG	4:O:48:MET:SD	3.06	0.41
4:O:45:ARG:HH22	4:O:72:ARG:NH2	2.18	0.41
5:P:101:GLU:O	5:P:105:LYS:HG3	2.21	0.41
5:P:120:THR:CG2	5:P:122:LEU:HD13	2.50	0.41
5:P:392:VAL:HG12	5:P:396:ARG:HB2	2.02	0.41
1:A:183:ASP:HB2	8:A:9529:HOH:O	2.19	0.41
1:A:26:GLU:CB	1:A:194:LYS:HG3	2.49	0.41
1:A:32:PHE:CZ	1:B:47:SER:OG	2.74	0.41
1:A:33:GLY:CA	1:A:195:LEU:HB2	2.51	0.41
1:B:115:LEU:HA	1:B:116:PRO:HD3	1.93	0.41
1:B:32:PHE:C	8:B:9655:HOH:O	2.58	0.41
1:B:75:VAL:O	1:B:79:ILE:HG12	2.21	0.41
2:C:188:LYS:HE3	8:C:9927:HOH:O	2.20	0.41
2:C:250:ARG:HB3	2:C:253:ALA:CB	2.50	0.41
2:C:498:GLN:NE2	2:C:533:ASP:OD2	2.53	0.41
2:C:545:ASN:HA	2:C:905:ILE:HD11	2.03	0.41
2:C:58:ASP:O	2:C:59:LYS:CG	2.69	0.41
2:C:611:ILE:N	8:C:9839:HOH:O	2.53	0.41

Continued on next page...

Continued from previous page...

Atom-1	Atom-2	Interatomic distance (Å)	Clash overlap (Å)
2:C:678:PRO:HG3	2:C:873:PRO:HD2	2.03	0.41
3:D:162:ARG:HB3	8:D:2585:HOH:O	2.21	0.41
3:D:177:ALA:HB1	3:D:199:LEU:HB3	2.03	0.41
3:D:57:GLU:HA	8:D:9598:HOH:O	2.20	0.41
3:D:850:LEU:O	3:D:853:VAL:HB	2.21	0.41
3:D:954:ALA:HB3	8:D:2373:HOH:O	2.20	0.41
5:F:160:ASP:O	5:F:163:LEU:HB2	2.21	0.41
2:M:358:ARG:NH2	2:M:374:ASN:OD1	2.54	0.41
2:M:119:PRO:HG2	2:M:386:PHE:CG	2.56	0.41
2:M:614:ARG:HG2	2:M:614:ARG:NH1	2.34	0.41
2:M:670:GLN:O	2:M:672:VAL:HG12	2.20	0.41
2:M:850:ALA:HA	3:N:632:VAL:CG1	2.51	0.41
2:M:897:LEU:CG	2:M:899:GLN:HE21	2.34	0.41
2:M:909:ALA:O	2:M:910:LYS:HD2	2.21	0.41
2:M:915:LYS:HD3	2:M:968:LEU:O	2.21	0.41
1:K:179:PHE:HZ	2:M:980:GLY:HA3	1.86	0.41
3:N:1019:PRO:O	3:N:1023:MET:HG3	2.20	0.41
3:N:1057:VAL:HG13	3:N:1069:GLU:CB	2.50	0.41
3:N:1244:GLY:N	8:N:9796:HOH:O	2.52	0.41
3:N:1087:ARG:HH22	3:N:1256:LEU:HD22	1.76	0.41
3:N:1396:GLU:HB3	8:N:9673:HOH:O	2.21	0.41
3:N:1393:GLN:HB3	3:N:1398:TRP:HE1	1.84	0.41
3:N:194:GLY:HA2	8:N:9727:HOH:O	2.20	0.41
3:N:30:GLU:HG3	3:N:41:ARG:HG2	2.03	0.41
3:N:49:ILE:HG22	3:N:50:PHE:CD1	2.56	0.41
3:N:50:PHE:CB	3:N:522:PRO:HG2	2.45	0.41
3:N:925:GLU:HG2	3:N:926:LYS:N	2.36	0.41
3:N:978:TYR:HD1	3:N:988:ARG:HB2	1.85	0.41
5:P:372:ARG:HD3	5:P:388:ALA:HA	2.02	0.41
1:B:87:VAL:CG2	1:B:144:VAL:HG11	2.49	0.41
2:C:264:PRO:HB2	2:C:289:THR:HB	2.03	0.41
2:C:2:GLU:CB	8:C:2326:HOH:O	2.68	0.41
2:C:534:VAL:H	2:C:538:GLN:HE22	1.68	0.41
2:C:573:ARG:HB3	2:C:670:GLN:HE21	1.85	0.41
2:C:593:ALA:HB3	8:C:9533:HOH:O	2.20	0.41
2:C:606:VAL:HG22	2:C:645:VAL:HG22	2.01	0.41
2:C:865:THR:HA	2:C:866:PRO:HD3	1.85	0.41
2:C:957:LYS:HG3	8:C:9735:HOH:O	2.21	0.41
3:D:1114:THR:CG2	3:D:1195:GLN:HB3	2.51	0.41
3:D:1283:ILE:HG22	3:D:1284:GLU:N	2.36	0.41
3:D:192:ALA:HB1	3:D:193:PRO:CD	2.51	0.41

Continued on next page...

Continued from previous page...

Atom-1	Atom-2	Interatomic distance (Å)	Clash overlap (Å)
3:D:243:ALA:HA	8:D:9999:HOH:O	2.21	0.41
3:D:91:GLY:O	3:D:519:VAL:HB	2.21	0.41
3:D:527:MET:HE2	3:D:535:PHE:HB3	2.02	0.41
3:D:583:ASP:HA	3:D:602:SER:CB	2.51	0.41
3:D:6:ARG:CZ	8:D:2044:HOH:O	2.69	0.41
3:D:863:VAL:HG12	8:D:9719:HOH:O	2.21	0.41
3:D:868:TYR:CE1	3:D:869:MET:SD	3.13	0.41
3:D:916:TYR:C	3:D:916:TYR:CD2	2.94	0.41
3:D:999:THR:HA	3:D:1002:LYS:HD2	2.03	0.41
3:D:1476:THR:HG23	4:E:21:VAL:CG2	2.51	0.41
5:F:416:ARG:CD	5:F:419:ARG:HB3	2.50	0.41
5:F:78:SER:HB2	5:F:82:ARG:HH21	1.84	0.41
1:L:100:LEU:HB2	1:L:115:LEU:HD11	2.02	0.41
1:L:138:LEU:O	1:L:138:LEU:HD23	2.21	0.41
2:M:1078:GLU:HA	2:M:1079:PRO:HD3	1.84	0.41
2:M:10:ARG:HD3	2:M:10:ARG:HA	1.71	0.41
2:M:158:TYR:CD1	2:M:313:LEU:HD11	2.55	0.41
2:M:31:GLN:HE21	2:M:31:GLN:HB3	1.47	0.41
2:M:343:GLN:HG2	2:M:385:PHE:CB	2.46	0.41
2:M:495:THR:HG21	2:M:524:VAL:HG21	2.03	0.41
2:M:555:ALA:HB3	8:N:9822:HOH:O	2.20	0.41
2:M:564:MET:HA	2:M:564:MET:CE	2.51	0.41
2:M:626:ARG:N	8:M:9859:HOH:O	2.54	0.41
2:M:749:VAL:HG23	2:M:792:VAL:HG21	2.03	0.41
2:M:706:GLU:N	2:M:827:VAL:O	2.53	0.41
2:M:930:LYS:HG2	8:M:2243:HOH:O	2.20	0.41
3:N:1097:LYS:HA	8:N:9612:HOH:O	2.21	0.41
3:N:1124:GLN:CD	3:N:1135:ARG:HA	2.41	0.41
3:N:112:ILE:O	3:N:112:ILE:HD12	2.21	0.41
3:N:1283:ILE:HG22	3:N:1284:GLU:H	1.85	0.41
3:N:54:LYS:HG2	3:N:55:ASP:H	1.86	0.41
3:N:572:ARG:HA	8:N:2401:HOH:O	2.21	0.41
3:N:845:ASN:ND2	3:N:846:PRO:HD2	2.35	0.41
3:N:964:LEU:O	3:N:968:ASP:HB2	2.21	0.41
5:P:209:PHE:CD2	5:P:213:ILE:HD11	2.56	0.41
5:P:257:THR:CB	5:P:314:PRO:HG2	2.46	0.41
5:P:319:THR:HG22	5:P:320:PRO:HD2	2.02	0.41
1:B:48:ILE:HD13	1:B:210:ALA:HB1	2.02	0.41
2:C:355:VAL:HG23	2:C:372:LEU:CA	2.50	0.41
2:C:405:ARG:HD3	2:C:543:ASN:OD1	2.21	0.41
2:C:443:THR:HG21	2:C:449:ILE:HA	2.03	0.41

Continued on next page...

Continued from previous page...

Atom-1	Atom-2	Interatomic distance (Å)	Clash overlap (Å)
2:C:569:VAL:HG13	2:C:569:VAL:O	2.21	0.41
2:C:734:LEU:O	2:C:735:ARG:C	2.59	0.41
2:C:735:ARG:HH11	2:C:735:ARG:HG2	1.86	0.41
3:D:1121:PRO:HD3	8:D:2230:HOH:O	2.20	0.41
3:D:1288:GLU:N	8:D:9557:HOH:O	2.50	0.41
3:D:1101:VAL:HG21	3:D:1424:VAL:O	2.21	0.41
3:D:1459:LEU:CD1	3:D:1468:LEU:HD12	2.50	0.41
3:D:47:GLU:HG2	3:D:47:GLU:H	1.28	0.41
3:D:521:PRO:O	3:D:525:ARG:NH1	2.53	0.41
3:D:809:PRO:O	3:D:812:ALA:HB3	2.20	0.41
4:E:93:TYR:HA	4:E:94:PRO:HD3	1.50	0.41
5:F:271:LEU:HD12	5:F:307:THR:HG21	2.03	0.41
1:K:26:GLU:HB3	1:K:194:LYS:HG3	2.03	0.41
1:K:94:LEU:HD12	1:K:94:LEU:N	2.36	0.41
1:L:115:LEU:HA	1:L:116:PRO:HD3	1.93	0.41
2:M:206:THR:O	2:M:210:GLU:HG3	2.21	0.41
2:M:370:ALA:HB3	8:P:9629:HOH:O	2.21	0.41
2:M:588:VAL:HG23	2:M:596:TYR:OH	2.21	0.41
2:M:673:LEU:HD21	2:M:895:TYR:CE2	2.56	0.41
2:M:799:ILE:N	2:M:799:ILE:HD13	2.35	0.41
2:M:910:LYS:HE3	8:M:9916:HOH:O	2.21	0.41
3:N:1096:ARG:HH11	3:N:1096:ARG:HB2	1.85	0.41
3:N:1458:GLU:HG2	8:N:9602:HOH:O	2.21	0.41
3:N:154:THR:HG22	3:N:156:GLU:H	1.86	0.41
3:N:502:PHE:CE1	3:N:509:PRO:HB3	2.56	0.41
3:N:54:LYS:HB3	3:N:57:GLU:HB2	2.03	0.41
3:N:67:ARG:HA	3:N:67:ARG:HD2	1.89	0.41
3:N:827:ILE:O	3:N:837:GLY:HA3	2.21	0.41
3:N:914:LEU:HD23	3:N:914:LEU:O	2.21	0.41
3:N:1209:LEU:HD23	4:O:16:LYS:HD2	2.02	0.41
5:P:403:LYS:HB3	8:P:9587:HOH:O	2.20	0.41
2:C:12:VAL:HG22	2:C:13:ILE:HG23	2.04	0.40
2:C:166:PRO:HG2	8:C:9971:HOH:O	2.21	0.40
2:C:216:GLU:C	2:C:218:VAL:H	2.25	0.40
2:C:418:LEU:HA	8:C:9500:HOH:O	2.22	0.40
2:C:52:PHE:O	2:C:54:ILE:N	2.54	0.40
2:C:66:LEU:HD13	2:C:100:LEU:CB	2.48	0.40
2:C:682:TYR:CD1	3:D:635:PRO:HG2	2.56	0.40
3:D:1003:VAL:O	3:D:1006:ALA:HB3	2.21	0.40
3:D:1147:ARG:HB2	3:D:1188:VAL:HG21	2.03	0.40
3:D:118:LEU:O	3:D:119:SER:C	2.59	0.40

Continued on next page...

Continued from previous page...

Atom-1	Atom-2	Interatomic distance (Å)	Clash overlap (Å)
3:D:1343:ALA:HB1	8:D:9912:HOH:O	2.20	0.40
3:D:12:LEU:CD2	3:D:13:ALA:N	2.82	0.40
3:D:532:GLY:HA2	8:F:9594:HOH:O	2.22	0.40
3:D:539:ASP:OD2	5:F:316:SER:OG	2.39	0.40
3:D:562:ALA:HB1	3:D:567:ILE:CD1	2.50	0.40
3:D:623:VAL:CG1	3:D:626:SER:HB3	2.51	0.40
2:C:1052:MET:HE2	3:D:623:VAL:HG21	2.02	0.40
3:D:623:VAL:HG12	3:D:626:SER:HB3	2.03	0.40
3:D:633:VAL:HB	3:D:740:PHE:CE1	2.56	0.40
3:D:977:ALA:O	3:D:982:PHE:HB2	2.21	0.40
5:F:364:ARG:CB	5:F:365:GLU:OE1	2.69	0.40
1:K:206:THR:N	1:K:209:GLU:OE1	2.52	0.40
1:K:219:ARG:HH12	1:K:220:GLU:HA	1.85	0.40
1:L:11:PHE:HE2	1:L:13:VAL:HG22	1.86	0.40
2:M:200:LEU:HD22	2:M:300:ASP:HB3	2.03	0.40
2:M:453:THR:HA	8:M:9508:HOH:O	2.21	0.40
2:M:841:ASN:ND2	2:M:843:HIS:HD2	2.16	0.40
3:N:1148:VAL:HG12	3:N:1148:VAL:O	2.21	0.40
3:N:1233:GLY:HA2	3:N:1236:LEU:CD1	2.51	0.40
3:N:614:PHE:CZ	3:N:1439:SER:O	2.74	0.40
3:N:1465:ASN:OD1	3:N:1465:ASN:O	2.39	0.40
3:N:206:ARG:O	3:N:206:ARG:HD2	2.21	0.40
3:N:427:VAL:HB	3:N:435:VAL:CG2	2.51	0.40
3:N:564:GLU:HA	8:N:9738:HOH:O	2.21	0.40
3:N:677:LEU:CD2	3:N:683:ILE:HD13	2.51	0.40
3:N:840:LYS:HD2	3:N:841:TYR:CZ	2.56	0.40
2:M:969:GLN:HG2	3:N:952:ASP:OD2	2.21	0.40
4:O:5:GLY:HA3	4:O:8:LYS:HD2	2.03	0.40
2:M:1015:LEU:CA	5:P:335:ASP:HB3	2.38	0.40
1:A:70:GLY:HA2	1:A:133:GLU:OE2	2.21	0.40
1:A:18:ARG:HH12	1:A:88:ARG:NE	2.19	0.40
1:A:22:GLU:OE1	2:C:934:PHE:CZ	2.74	0.40
1:B:23:PHE:HB2	1:B:197:LEU:HD23	2.03	0.40
2:C:129:ILE:HD12	8:C:2106:HOH:O	2.20	0.40
2:C:205:GLU:HG3	2:C:206:THR:N	2.35	0.40
2:C:328:LEU:HD13	2:C:433:THR:CG2	2.52	0.40
2:C:445:GLU:OE2	2:C:559:LEU:HD23	2.22	0.40
2:C:588:VAL:HG21	2:C:664:GLY:O	2.20	0.40
2:C:715:THR:CG2	2:C:717:LEU:HG	2.51	0.40
2:C:889:HIS:HE1	3:D:951:ILE:N	2.13	0.40
3:D:1007:VAL:HG23	3:D:1008:PHE:N	2.35	0.40

Continued on next page...

Continued from previous page...

Atom-1	Atom-2	Interatomic distance (Å)	Clash overlap (Å)
3:D:1145:TYR:HA	3:D:1171:VAL:HG21	2.03	0.40
3:D:1168:MET:CE	3:D:1171:VAL:HB	2.46	0.40
3:D:422:ALA:HB3	3:D:427:VAL:HG13	2.03	0.40
3:D:525:ARG:N	3:D:526:PRO:HD3	2.33	0.40
3:D:601:ARG:HH22	3:D:611:GLN:N	2.19	0.40
3:D:728:LEU:HD22	3:D:745:MET:CE	2.51	0.40
3:D:759:ALA:HA	3:D:763:MET:HE2	2.04	0.40
3:D:879:ARG:NH1	3:D:904:VAL:C	2.74	0.40
4:E:12:MET:O	4:E:75:PHE:HZ	2.04	0.40
5:F:234:LYS:HE3	5:F:236:SER:HB2	2.03	0.40
1:K:106:PRO:HG2	1:K:134:GLU:OE1	2.21	0.40
1:K:222:LEU:HD13	1:K:222:LEU:HA	1.93	0.40
1:L:219:ARG:HD3	8:L:1203:HOH:O	2.21	0.40
2:M:190:LYS:H	2:M:190:LYS:HG3	1.47	0.40
2:M:219:GLN:NE2	8:M:2204:HOH:O	2.55	0.40
2:M:24:GLU:N	8:M:9500:HOH:O	2.54	0.40
2:M:474:VAL:HG22	2:M:474:VAL:O	2.20	0.40
2:M:585:GLU:N	8:M:9499:HOH:O	2.53	0.40
2:M:739:GLU:HA	8:M:2253:HOH:O	2.21	0.40
2:M:859:PRO:O	2:M:867:VAL:HG22	2.21	0.40
3:N:1240:THR:O	3:N:1257:PRO:HB3	2.22	0.40
3:N:1371:VAL:O	3:N:1375:MET:HG3	2.21	0.40
3:N:1432:LYS:H	3:N:1432:LYS:HG3	1.41	0.40
3:N:213:VAL:HG13	8:N:9497:HOH:O	2.20	0.40
3:N:27:GLU:C	3:N:28:LYS:HG3	2.42	0.40
3:N:399:ARG:HB3	3:N:402:PRO:HG3	2.03	0.40
3:N:426:LYS:HZ1	5:P:138:SER:CA	2.34	0.40
3:N:442:ASN:HB3	8:N:9747:HOH:O	2.22	0.40
2:M:971:LYS:HZ2	3:N:950:GLY:HA3	1.86	0.40
4:O:27:ALA:HB2	4:O:61:GLU:HB3	2.03	0.40
4:O:58:PRO:HB2	8:O:1927:HOH:O	2.20	0.40
1:A:20:TYR:CD2	1:A:21:GLY:N	2.89	0.40
1:B:79:ILE:HG13	1:B:80:LEU:N	2.37	0.40
2:C:1115:LEU:HD22	3:D:88:TYR:CD1	2.56	0.40
2:C:1119:ARG:HD3	2:C:1119:ARG:HA	1.72	0.40
2:C:516:ARG:CZ	3:D:1068:LEU:CB	2.99	0.40
2:C:679:PHE:CE1	2:C:859:PRO:HD3	2.55	0.40
2:C:720:GLU:OE1	2:C:758:ARG:NH1	2.54	0.40
2:C:89:THR:HG22	2:C:91:GLN:HG2	2.03	0.40
3:D:1042:ARG:O	3:D:1057:VAL:HB	2.20	0.40
3:D:1141:GLU:O	3:D:1145:TYR:HB2	2.22	0.40

Continued on next page...

Continued from previous page...

Atom-1	Atom-2	Interatomic distance (Å)	Clash overlap (Å)
3:D:126:VAL:HG12	3:D:127:LEU:N	2.36	0.40
3:D:1283:ILE:HG22	3:D:1284:GLU:H	1.86	0.40
3:D:1295:GLU:HB3	3:D:1300:SER:OG	2.21	0.40
3:D:1354:LYS:HA	8:D:2377:HOH:O	2.21	0.40
3:D:209:ARG:NH2	3:D:397:LYS:HD2	2.36	0.40
3:D:441:ARG:O	3:D:443:VAL:HG23	2.21	0.40
3:D:90:MET:HE3	3:D:519:VAL:O	2.20	0.40
3:D:578:VAL:HG12	3:D:578:VAL:O	2.22	0.40
3:D:834:THR:HG22	3:D:838:ARG:CD	2.51	0.40
5:F:195:VAL:HG13	5:F:243:ILE:HD13	2.04	0.40
5:F:267:THR:HG23	5:F:299:TRP:HH2	1.85	0.40
1:K:34:VAL:CG1	8:L:4157:HOH:O	2.69	0.40
2:M:20:GLU:HB2	8:M:9519:HOH:O	2.20	0.40
2:M:456:ALA:O	2:M:459:ALA:HB3	2.21	0.40
2:M:585:GLU:HB2	8:M:9499:HOH:O	2.21	0.40
2:M:64:LEU:HB2	2:M:359:MET:CE	2.50	0.40
2:M:805:ARG:HD2	8:M:9824:HOH:O	2.20	0.40
2:M:800:VAL:HG13	2:M:825:VAL:HG13	2.02	0.40
2:M:577:PRO:HG3	2:M:993:PHE:CG	2.56	0.40
3:N:1055:VAL:HA	3:N:1056:PRO:HD3	1.94	0.40
3:N:118:LEU:O	3:N:119:SER:C	2.60	0.40
3:N:1103:HIS:ND1	3:N:1463:LYS:HE2	2.37	0.40
2:M:1085:PHE:CE1	3:N:1468:LEU:HG	2.56	0.40
3:N:170:PRO:HD2	3:N:391:ALA:O	2.20	0.40
3:N:186:VAL:CG1	3:N:187:LYS:N	2.83	0.40
3:N:214:GLU:OE1	3:N:390:PRO:HG2	2.21	0.40
3:N:131:LYS:HB3	3:N:456:MET:HE3	2.03	0.40
3:N:572:ARG:CA	8:N:2401:HOH:O	2.69	0.40
2:M:1031:ARG:NH1	3:N:620:GLY:O	2.49	0.40
3:N:651:GLU:HA	3:N:651:GLU:OE1	2.21	0.40
3:N:83:SER:N	8:N:9939:HOH:O	2.55	0.40
3:N:850:LEU:HD21	3:N:881:LEU:HD13	2.04	0.40
3:N:919:PHE:HA	3:N:927:THR:OG1	2.20	0.40
5:P:256:ARG:HD3	5:P:260:ILE:HG21	2.03	0.40
5:P:364:ARG:HE	5:P:364:ARG:HB3	1.64	0.40
1:A:180:GLN:NE2	2:C:934:PHE:CB	2.67	0.40
1:B:100:LEU:HB2	1:B:115:LEU:HD11	2.03	0.40
1:B:52:ALA:H	1:B:171:PHE:HE1	1.69	0.40
2:C:1003:ASP:O	2:C:1005:MET:N	2.54	0.40
2:C:250:ARG:CZ	2:C:253:ALA:HB1	2.50	0.40
2:C:305:PRO:HG3	2:C:308:ARG:NH2	2.36	0.40

Continued on next page...

Continued from previous page...

Atom-1	Atom-2	Interatomic distance (Å)	Clash overlap (Å)
2:C:744:ARG:O	2:C:744:ARG:HG3	2.21	0.40
2:C:769:PRO:HA	8:C:9563:HOH:O	2.22	0.40
2:C:878:SER:HA	3:D:1034:GLN:OE1	2.21	0.40
2:C:971:LYS:HB3	2:C:988:VAL:N	2.36	0.40
3:D:1042:ARG:NH1	3:D:1061:PHE:CZ	2.89	0.40
3:D:708:LEU:CD1	3:D:1231:GLU:HG2	2.51	0.40
3:D:1432:LYS:CD	3:D:1433:SER:H	2.32	0.40
3:D:1496:GLU:HG3	3:D:1500:LYS:HE3	2.03	0.40
3:D:447:VAL:HG13	8:D:9567:HOH:O	2.21	0.40
3:D:133:ILE:CG2	3:D:454:ALA:HB1	2.43	0.40
3:D:495:ARG:HB2	8:D:9869:HOH:O	2.20	0.40
3:D:699:VAL:HG22	3:D:756:GLN:NE2	2.37	0.40
1:B:80:LEU:HD11	3:D:842:VAL:CG1	2.51	0.40
3:D:1209:LEU:HD21	4:E:16:LYS:HD2	2.03	0.40
5:F:304:VAL:O	5:F:308:LEU:HG	2.20	0.40
5:F:325:LYS:HE3	8:F:9533:HOH:O	2.20	0.40
5:F:419:ARG:O	5:F:421:PHE:CD1	2.75	0.40
1:K:219:ARG:NH1	1:K:220:GLU:CA	2.84	0.40
2:M:101:ILE:HD13	2:M:107:LEU:HB3	2.03	0.40
2:M:1032:PHE:CZ	2:M:1052:MET:HG2	2.56	0.40
2:M:107:LEU:HD21	8:M:9696:HOH:O	2.22	0.40
2:M:9:ILE:CG2	2:M:499:ALA:HB1	2.46	0.40
2:M:592:LEU:HD23	2:M:592:LEU:HA	1.74	0.40
2:M:625:LEU:HD13	2:M:639:GLN:O	2.20	0.40
2:M:682:TYR:CE1	2:M:851:LYS:HD2	2.57	0.40
3:N:1018:ASN:O	3:N:1022:VAL:HG23	2.21	0.40
3:N:1031:ASN:HB3	3:N:1034:GLN:CD	2.42	0.40
3:N:1041:LEU:HD12	3:N:1058:ARG:C	2.42	0.40
3:N:1336:LEU:HD12	3:N:1340:GLY:C	2.42	0.40
3:N:1438:ALA:HB2	3:N:1447:LEU:HD11	2.03	0.40
3:N:584:ASN:OD1	3:N:590:PRO:HG2	2.22	0.40
3:N:702:LEU:HD12	3:N:747:VAL:HB	2.04	0.40
2:M:1051:GLU:CD	3:N:752:SER:H	2.23	0.40
3:N:838:ARG:CG	3:N:838:ARG:HH11	2.34	0.40
5:P:270:LYS:HB3	5:P:295:MET:SD	2.61	0.40
5:P:279:GLN:HB2	8:P:9682:HOH:O	2.21	0.40
5:P:393:THR:CG2	5:P:394:ARG:H	2.35	0.40
5:P:400:ILE:HD13	8:P:9478:HOH:O	2.22	0.40
1:A:76:VAL:HG13	8:A:9592:HOH:O	2.21	0.40
1:B:109:VAL:O	1:B:129:ILE:HB	2.22	0.40
1:B:227:ASN:HA	1:B:228:PRO:HD2	1.92	0.40

Continued on next page...

Continued from previous page...

Atom-1	Atom-2	Interatomic distance (Å)	Clash overlap (Å)
2:C:1073:GLY:N	8:C:9484:HOH:O	2.54	0.40
2:C:148:PHE:HB2	2:C:313:LEU:CD2	2.51	0.40
2:C:153:ALA:O	2:C:155:PRO:HD3	2.22	0.40
2:C:195:LEU:HG	2:C:238:LEU:CD1	2.50	0.40
2:C:257:VAL:C	2:C:259:GLY:N	2.69	0.40
2:C:504:GLU:OE1	2:C:507:ARG:HD2	2.22	0.40
2:C:897:LEU:HD11	2:C:920:GLN:HB3	2.03	0.40
2:C:677:MET:CB	2:C:987:ILE:HD13	2.51	0.40
3:D:1034:GLN:O	3:D:1038:LEU:HD12	2.21	0.40
3:D:1333:HIS:O	3:D:1336:LEU:HB3	2.22	0.40
3:D:1458:GLU:N	8:D:9506:HOH:O	2.50	0.40
3:D:145:VAL:HG13	3:D:146:PRO:CD	2.52	0.40
3:D:1432:LYS:NZ	3:D:1464:GLU:OE1	2.51	0.40
3:D:559:ALA:O	3:D:561:GLY:N	2.55	0.40
2:C:1043:TYR:CE1	3:D:710:ARG:O	2.75	0.40
3:D:645:PRO:HA	3:D:721:VAL:O	2.22	0.40
8:C:2291:HOH:O	3:D:859:ASP:CA	2.68	0.40
3:D:900:ILE:HB	8:D:9916:HOH:O	2.21	0.40
5:F:404:ALA:O	5:F:408:LEU:HB3	2.22	0.40
5:F:94:LEU:HB3	5:F:98:GLU:H	1.87	0.40
1:K:189:ARG:HD2	1:K:191:ASP:OD1	2.22	0.40
1:K:48:ILE:HA	1:K:49:PRO:HD3	1.75	0.40
1:K:74:ASP:O	1:K:78:ILE:HG13	2.22	0.40
2:M:1102:LEU:HD23	2:M:1106:ASP:HB3	2.04	0.40
2:M:280:LYS:O	2:M:309:TYR:CZ	2.75	0.40
2:M:346:VAL:O	2:M:350:ARG:HG3	2.22	0.40
2:M:129:ILE:HG13	2:M:386:PHE:HB3	2.03	0.40
2:M:393:GLN:NE2	2:M:409:ARG:HH11	2.18	0.40
2:M:559:LEU:HD11	2:M:563:ASN:ND2	2.37	0.40
2:M:768:THR:CB	2:M:771:GLU:HB3	2.48	0.40
3:N:1152:GLU:HG3	3:N:1153:VAL:N	2.36	0.40
3:N:168:THR:HB	3:N:393:ILE:HG13	2.03	0.40
3:N:776:GLU:HA	3:N:777:PRO:HD3	1.93	0.40
3:N:983:LEU:HA	3:N:987:GLU:OE2	2.22	0.40
5:P:365:GLU:N	5:P:365:GLU:OE1	2.54	0.40
5:P:82:ARG:HA	8:P:9599:HOH:O	2.21	0.40

There are no symmetry-related clashes.

5.3 Torsion angles

5.3.1 Protein backbone

In the following table, the Percentiles column shows the percent Ramachandran outliers of the chain as a percentile score with respect to all X-ray entries followed by that with respect to entries of similar resolution.

The Analysed column shows the number of residues for which the backbone conformation was analysed, and the total number of residues.

Mol	Chain	Analysed	Favoured	Allowed	Outliers	Percentiles	
1	A	227/315 (72%)	201 (88%)	21 (9%)	5 (2%)	6	12
1	B	227/315 (72%)	200 (88%)	24 (11%)	3 (1%)	12	24
1	K	227/315 (72%)	199 (88%)	24 (11%)	4 (2%)	8	16
1	L	227/315 (72%)	199 (88%)	25 (11%)	3 (1%)	12	24
2	C	1117/1119 (100%)	923 (83%)	139 (12%)	55 (5%)	2	2
2	M	1117/1119 (100%)	928 (83%)	135 (12%)	54 (5%)	2	2
3	D	1388/1524 (91%)	1119 (81%)	196 (14%)	73 (5%)	2	2
3	N	1388/1524 (91%)	1113 (80%)	200 (14%)	75 (5%)	2	2
4	E	93/99 (94%)	72 (77%)	13 (14%)	8 (9%)	1	0
4	O	93/99 (94%)	71 (76%)	15 (16%)	7 (8%)	1	1
5	F	341/423 (81%)	295 (86%)	31 (9%)	15 (4%)	2	3
5	P	341/423 (81%)	288 (84%)	34 (10%)	19 (6%)	2	2
All	All	6786/7590 (89%)	5608 (83%)	857 (13%)	321 (5%)	2	2

All (321) Ramachandran outliers are listed below:

Mol	Chain	Res	Type
1	A	187	GLY
2	C	111	ASP
2	C	152	PRO
2	C	231	PRO
2	C	244	PRO
2	C	288	ARG
2	C	369	PRO
2	C	465	GLY
2	C	627	ARG
2	C	684	PHE
2	C	727	PRO
2	C	738	ASP

Continued on next page...

Continued from previous page...

Mol	Chain	Res	Type
2	C	1045	ALA
3	D	43	GLY
3	D	55	ASP
3	D	83	SER
3	D	208	PRO
3	D	238	PRO
3	D	241	ILE
3	D	246	PRO
3	D	370	ALA
3	D	373	PRO
3	D	417	PRO
3	D	440	VAL
3	D	487	ALA
3	D	1066	THR
3	D	1089	ALA
3	D	1125	PRO
3	D	1129	THR
3	D	1197	ARG
4	E	42	PRO
4	E	53	GLY
4	E	58	PRO
5	F	75	ILE
5	F	145	PRO
5	F	297	PRO
5	F	341	PRO
5	F	390	PHE
2	M	111	ASP
2	M	152	PRO
2	M	231	PRO
2	M	244	PRO
2	M	288	ARG
2	M	369	PRO
2	M	462	ASP
2	M	465	GLY
2	M	627	ARG
2	M	684	PHE
2	M	727	PRO
2	M	784	ASP
2	M	864	GLY
2	M	1045	ALA
3	N	43	GLY
3	N	208	PRO

Continued on next page...

Continued from previous page...

Mol	Chain	Res	Type
3	N	238	PRO
3	N	241	ILE
3	N	246	PRO
3	N	370	ALA
3	N	373	PRO
3	N	385	VAL
3	N	417	PRO
3	N	440	VAL
3	N	487	ALA
3	N	1066	THR
3	N	1089	ALA
3	N	1129	THR
3	N	1197	ARG
3	N	1213	ARG
4	O	42	PRO
4	O	53	GLY
4	O	58	PRO
5	P	145	PRO
5	P	167	PRO
5	P	297	PRO
5	P	341	PRO
5	P	390	PHE
5	P	416	ARG
1	A	59	GLU
1	B	59	GLU
2	C	129	ILE
2	C	217	LEU
2	C	290	LEU
2	C	316	GLY
2	C	368	THR
2	C	419	THR
2	C	434	HIS
2	C	462	ASP
2	C	529	VAL
2	C	548	PRO
2	C	626	ARG
2	C	735	ARG
2	C	740	GLU
2	C	864	GLY
2	C	1096	ALA
3	D	24	GLY
3	D	37	LEU

Continued on next page...

Continued from previous page...

Mol	Chain	Res	Type
3	D	78	VAL
3	D	140	ALA
3	D	234	GLU
3	D	381	ALA
3	D	385	VAL
3	D	424	GLY
3	D	509	PRO
3	D	560	GLN
3	D	803	GLY
3	D	1028	ALA
3	D	1213	ARG
3	D	1241	PHE
3	D	1248	GLY
3	D	1385	GLY
4	E	5	GLY
5	F	148	LYS
5	F	153	PRO
5	F	167	PRO
5	F	329	TYR
1	K	59	GLU
1	L	59	GLU
2	M	178	PRO
2	M	290	LEU
2	M	316	GLY
2	M	434	HIS
2	M	529	VAL
2	M	548	PRO
2	M	735	ARG
2	M	738	ASP
2	M	740	GLU
2	M	1096	ALA
3	N	24	GLY
3	N	37	LEU
3	N	140	ALA
3	N	234	GLU
3	N	368	VAL
3	N	379	ALA
3	N	381	ALA
3	N	415	VAL
3	N	424	GLY
3	N	451	ASP
3	N	618	LEU

Continued on next page...

Continued from previous page...

Mol	Chain	Res	Type
3	N	1028	ALA
3	N	1125	PRO
3	N	1241	PHE
3	N	1248	GLY
3	N	1385	GLY
3	N	1475	GLY
4	O	46	PRO
5	P	75	ILE
5	P	148	LYS
5	P	153	PRO
5	P	329	TYR
1	A	106	PRO
1	B	106	PRO
2	C	11	GLU
2	C	79	PRO
2	C	178	PRO
2	C	265	ARG
2	C	517	ARG
2	C	598	GLU
2	C	842	ARG
2	C	1005	MET
3	D	136	ASP
3	D	233	LYS
3	D	379	ALA
3	D	415	VAL
3	D	451	ASP
3	D	521	PRO
3	D	594	PRO
3	D	601	ARG
3	D	782	SER
3	D	807	ALA
3	D	822	ALA
3	D	844	ALA
4	E	41	GLU
4	E	46	PRO
5	F	97	GLU
5	F	326	ASP
1	K	106	PRO
1	K	187	GLY
1	L	106	PRO
2	M	11	GLU
2	M	79	PRO

Continued on next page...

Continued from previous page...

Mol	Chain	Res	Type
2	M	129	ILE
2	M	217	LEU
2	M	265	ARG
2	M	368	THR
2	M	419	THR
2	M	442	GLU
2	M	626	ARG
2	M	1004	LYS
2	M	1106	ASP
3	N	31	THR
3	N	98	PRO
3	N	233	LYS
3	N	509	PRO
3	N	521	PRO
3	N	539	ASP
3	N	560	GLN
3	N	594	PRO
3	N	807	ALA
3	N	822	ALA
3	N	844	ALA
3	N	1040	GLY
3	N	1208	ASP
3	N	1265	ALA
4	O	5	GLY
4	O	41	GLU
5	P	97	GLU
5	P	147	LEU
2	C	29	ALA
2	C	31	GLN
2	C	180	GLY
3	D	31	THR
3	D	40	GLU
3	D	88	TYR
3	D	96	ALA
3	D	368	VAL
3	D	387	LEU
3	D	416	ALA
3	D	486	ARG
3	D	539	ASP
3	D	808	THR
3	D	989	TYR
3	D	1265	ALA

Continued on next page...

Continued from previous page...

Mol	Chain	Res	Type
3	D	1475	GLY
4	E	82	GLU
5	F	288	TYR
1	K	29	GLU
2	M	29	ALA
2	M	180	GLY
2	M	457	ALA
2	M	517	ARG
2	M	518	LYS
2	M	874	LEU
3	N	67	ARG
3	N	78	VAL
3	N	82	LYS
3	N	96	ALA
3	N	119	SER
3	N	136	ASP
3	N	177	ALA
3	N	486	ARG
3	N	601	ARG
3	N	808	THR
3	N	989	TYR
3	N	1243	THR
5	P	326	ASP
5	P	364	ARG
1	A	93	SER
2	C	7	GLY
2	C	59	LYS
2	C	144	PRO
2	C	202	TYR
2	C	442	GLU
2	C	457	ALA
2	C	1004	LYS
3	D	67	ARG
3	D	98	PRO
3	D	177	ALA
3	D	522	PRO
3	D	1040	GLY
2	M	7	GLY
2	M	598	GLU
2	M	762	LYS
3	N	40	GLU
3	N	416	ALA

Continued on next page...

Continued from previous page...

Mol	Chain	Res	Type
3	N	522	PRO
3	N	617	ASN
4	O	82	GLU
5	P	286	PRO
5	P	288	TYR
2	C	876	VAL
3	D	137	PRO
3	D	170	PRO
3	D	705	ALA
3	D	1388	ARG
5	F	286	PRO
5	F	364	ARG
2	M	78	PHE
2	M	876	VAL
3	N	137	PRO
3	N	170	PRO
3	N	387	LEU
5	P	76	SER
5	P	324	GLU
5	P	393	THR
1	B	125	PRO
3	N	483	HIS
3	N	870	GLY
2	C	74	GLY
2	C	78	PHE
2	C	779	GLY
2	M	131	GLY
2	M	144	PRO
2	M	779	GLY
2	M	812	GLY
2	M	905	ILE
3	N	803	GLY
2	C	336	VAL
2	C	812	GLY
3	D	407	VAL
3	D	1157	GLY
3	D	1392	GLY
3	N	781	PRO
3	N	1157	GLY
3	D	483	HIS
3	D	781	PRO
3	D	1454	GLY

Continued on next page...

Continued from previous page...

Mol	Chain	Res	Type
5	F	397	ILE
1	L	125	PRO
2	M	186	VAL
2	M	877	PRO
3	N	146	PRO
3	N	407	VAL
3	N	1454	GLY
1	A	124	ASN
2	C	131	GLY
2	C	186	VAL
2	C	877	PRO
4	E	57	ASP
3	N	742	GLY
2	C	166	PRO
2	M	166	PRO

5.3.2 Protein sidechains ⓘ

In the following table, the Percentiles column shows the percent sidechain outliers of the chain as a percentile score with respect to all X-ray entries followed by that with respect to entries of similar resolution.

The Analysed column shows the number of residues for which the sidechain conformation was analysed, and the total number of residues.

Mol	Chain	Analysed	Rotameric	Outliers	Percentiles	
1	A	202/273 (74%)	165 (82%)	37 (18%)	1	2
1	B	202/273 (74%)	164 (81%)	38 (19%)	1	2
1	K	202/273 (74%)	160 (79%)	42 (21%)	1	2
1	L	202/273 (74%)	161 (80%)	41 (20%)	1	2
2	C	941/941 (100%)	730 (78%)	211 (22%)	1	1
2	M	941/941 (100%)	718 (76%)	223 (24%)	1	1
3	D	1123/1279 (88%)	865 (77%)	258 (23%)	1	1
3	N	1123/1279 (88%)	841 (75%)	282 (25%)	0	1
4	E	83/87 (95%)	68 (82%)	15 (18%)	1	2
4	O	83/87 (95%)	68 (82%)	15 (18%)	1	2
5	F	295/370 (80%)	232 (79%)	63 (21%)	1	1
5	P	295/370 (80%)	239 (81%)	56 (19%)	1	2

Continued on next page...

Continued from previous page...

Mol	Chain	Analysed	Rotameric	Outliers	Percentiles
All	All	5692/6446 (88%)	4411 (78%)	1281 (22%)	1 1

All (1281) residues with a non-rotameric sidechain are listed below:

Mol	Chain	Res	Type
1	A	1	MET
1	A	5	LYS
1	A	9	PRO
1	A	12	THR
1	A	15	THR
1	A	18	ARG
1	A	26	GLU
1	A	30	ARG
1	A	54	THR
1	A	62	LEU
1	A	73	GLU
1	A	74	ASP
1	A	80	LEU
1	A	88	ARG
1	A	89	PHE
1	A	92	PRO
1	A	93	SER
1	A	95	GLN
1	A	96	THR
1	A	99	LEU
1	A	112	ARG
1	A	121	GLU
1	A	126	ASP
1	A	127	LEU
1	A	133	GLU
1	A	143	ARG
1	A	146	ARG
1	A	160	ASP
1	A	167	VAL
1	A	170	VAL
1	A	185	ARG
1	A	197	LEU
1	A	198	ARG
1	A	206	THR
1	A	208	LEU
1	A	222	LEU
1	A	227	ASN

Continued on next page...

Continued from previous page...

Mol	Chain	Res	Type
1	B	1	MET
1	B	5	LYS
1	B	9	PRO
1	B	12	THR
1	B	26	GLU
1	B	30	ARG
1	B	54	THR
1	B	62	LEU
1	B	73	GLU
1	B	80	LEU
1	B	88	ARG
1	B	89	PHE
1	B	90	LEU
1	B	93	SER
1	B	95	GLN
1	B	96	THR
1	B	99	LEU
1	B	112	ARG
1	B	119	ASP
1	B	121	GLU
1	B	127	LEU
1	B	138	LEU
1	B	139	ASN
1	B	140	MET
1	B	145	ASP
1	B	155	LYS
1	B	159	LYS
1	B	160	ASP
1	B	162	ILE
1	B	176	ARG
1	B	186	LEU
1	B	188	GLN
1	B	197	LEU
1	B	206	THR
1	B	208	LEU
1	B	213	GLN
1	B	223	THR
1	B	229	GLN
2	C	5	ARG
2	C	6	PHE
2	C	8	ARG
2	C	10	ARG

Continued on next page...

Continued from previous page...

Mol	Chain	Res	Type
2	C	15	LEU
2	C	26	TYR
2	C	31	GLN
2	C	39	ARG
2	C	41	ASN
2	C	48	PHE
2	C	49	ARG
2	C	52	PHE
2	C	65	VAL
2	C	70	GLU
2	C	71	TYR
2	C	76	PRO
2	C	77	PRO
2	C	82	GLU
2	C	86	LYS
2	C	88	LEU
2	C	95	TYR
2	C	100	LEU
2	C	104	ASP
2	C	107	LEU
2	C	111	ASP
2	C	113	VAL
2	C	115	LEU
2	C	118	ILE
2	C	138	SER
2	C	140	ILE
2	C	144	PRO
2	C	149	THR
2	C	152	PRO
2	C	158	TYR
2	C	163	ILE
2	C	165	LEU
2	C	166	PRO
2	C	167	LYS
2	C	168	ARG
2	C	170	PRO
2	C	173	ASP
2	C	178	PRO
2	C	182	VAL
2	C	186	VAL
2	C	188	LYS
2	C	189	ARG

Continued on next page...

Continued from previous page...

Mol	Chain	Res	Type
2	C	190	LYS
2	C	198	ARG
2	C	203	ASP
2	C	207	LEU
2	C	209	ARG
2	C	211	LEU
2	C	217	LEU
2	C	218	VAL
2	C	222	MET
2	C	229	MET
2	C	230	ARG
2	C	235	LEU
2	C	238	LEU
2	C	239	PHE
2	C	243	ARG
2	C	251	ASP
2	C	254	VAL
2	C	256	TYR
2	C	257	VAL
2	C	263	ASP
2	C	266	ARG
2	C	279	GLU
2	C	281	LEU
2	C	288	ARG
2	C	289	THR
2	C	290	LEU
2	C	293	PHE
2	C	297	GLU
2	C	302	VAL
2	C	303	PHE
2	C	309	TYR
2	C	327	HIS
2	C	333	ILE
2	C	343	GLN
2	C	345	ARG
2	C	351	LEU
2	C	358	ARG
2	C	359	MET
2	C	367	LEU
2	C	368	THR
2	C	379	GLU
2	C	383	ARG

Continued on next page...

Continued from previous page...

Mol	Chain	Res	Type
2	C	388	ARG
2	C	398	THR
2	C	407	LYS
2	C	418	LEU
2	C	419	THR
2	C	420	ARG
2	C	422	ARG
2	C	425	PHE
2	C	426	ASP
2	C	427	VAL
2	C	432	ARG
2	C	441	VAL
2	C	442	GLU
2	C	449	ILE
2	C	452	ILE
2	C	455	LEU
2	C	460	ARG
2	C	469	THR
2	C	474	VAL
2	C	500	ASN
2	C	502	PRO
2	C	503	LEU
2	C	508	ILE
2	C	514	VAL
2	C	518	LYS
2	C	520	GLU
2	C	523	ILE
2	C	524	VAL
2	C	527	GLU
2	C	541	SER
2	C	543	ASN
2	C	545	ASN
2	C	549	PHE
2	C	551	GLU
2	C	564	MET
2	C	586	ARG
2	C	589	ARG
2	C	595	LEU
2	C	599	GLU
2	C	600	ASP
2	C	607	ASP
2	C	614	ARG

Continued on next page...

Continued from previous page...

Mol	Chain	Res	Type
2	C	617	ASP
2	C	620	LEU
2	C	630	ARG
2	C	633	GLN
2	C	637	LEU
2	C	640	ARG
2	C	644	VAL
2	C	648	ARG
2	C	650	ARG
2	C	654	LEU
2	C	657	ASP
2	C	659	PRO
2	C	672	VAL
2	C	673	LEU
2	C	677	MET
2	C	679	PHE
2	C	685	GLU
2	C	689	VAL
2	C	699	PHE
2	C	701	THR
2	C	708	TYR
2	C	722	ILE
2	C	726	ILE
2	C	727	PRO
2	C	729	LEU
2	C	737	LEU
2	C	744	ARG
2	C	766	GLU
2	C	775	ARG
2	C	785	VAL
2	C	799	ILE
2	C	807	ARG
2	C	821	GLU
2	C	831	ARG
2	C	839	LEU
2	C	841	ASN
2	C	853	LEU
2	C	862	PRO
2	C	863	ASP
2	C	870	ILE
2	C	871	LEU
2	C	881	ASN

Continued on next page...

Continued from previous page...

Mol	Chain	Res	Type
2	C	886	LEU
2	C	900	ARG
2	C	904	PRO
2	C	905	ILE
2	C	916	GLU
2	C	928	LYS
2	C	934	PHE
2	C	937	ASP
2	C	939	ARG
2	C	943	VAL
2	C	950	LEU
2	C	958	THR
2	C	963	LEU
2	C	975	TYR
2	C	984	GLU
2	C	986	PRO
2	C	988	VAL
2	C	999	HIS
2	C	1000	MET
2	C	1015	LEU
2	C	1016	ILE
2	C	1017	THR
2	C	1019	GLN
2	C	1035	MET
2	C	1036	GLU
2	C	1040	LEU
2	C	1052	MET
2	C	1057	SER
2	C	1079	PRO
2	C	1091	GLU
2	C	1092	LEU
2	C	1095	LEU
2	C	1099	VAL
2	C	1100	GLN
2	C	1104	GLU
2	C	1106	ASP
2	C	1115	LEU
2	C	1117	SER
2	C	1119	ARG
3	D	3	LYS
3	D	9	ARG
3	D	12	LEU

Continued on next page...

Continued from previous page...

Mol	Chain	Res	Type
3	D	14	SER
3	D	20	SER
3	D	25	GLU
3	D	27	GLU
3	D	32	ILE
3	D	35	ARG
3	D	39	PRO
3	D	47	GLU
3	D	53	ILE
3	D	55	ASP
3	D	56	TYR
3	D	60	CYS
3	D	65	ARG
3	D	68	PHE
3	D	72	VAL
3	D	74	GLU
3	D	75	ARG
3	D	85	VAL
3	D	86	ARG
3	D	87	ARG
3	D	102	ILE
3	D	103	TRP
3	D	107	ASP
3	D	112	ILE
3	D	115	LEU
3	D	117	ASP
3	D	118	LEU
3	D	122	GLU
3	D	130	SER
3	D	134	VAL
3	D	135	LEU
3	D	136	ASP
3	D	137	PRO
3	D	142	LEU
3	D	145	VAL
3	D	149	LYS
3	D	152	LEU
3	D	153	LEU
3	D	159	ARG
3	D	160	GLU
3	D	162	ARG
3	D	169	TYR

Continued on next page...

Continued from previous page...

Mol	Chain	Res	Type
3	D	178	LEU
3	D	184	GLU
3	D	185	VAL
3	D	199	LEU
3	D	206	ARG
3	D	208	PRO
3	D	209	ARG
3	D	211	VAL
3	D	216	VAL
3	D	389	GLU
3	D	393	ILE
3	D	394	LEU
3	D	400	VAL
3	D	410	SER
3	D	411	THR
3	D	413	ASP
3	D	419	ASP
3	D	421	LEU
3	D	426	LYS
3	D	428	LYS
3	D	431	VAL
3	D	432	TYR
3	D	444	VAL
3	D	445	ARG
3	D	447	VAL
3	D	450	TYR
3	D	453	ASP
3	D	456	MET
3	D	468	LEU
3	D	474	GLU
3	D	488	ARG
3	D	489	ARG
3	D	496	LEU
3	D	498	VAL
3	D	508	ARG
3	D	511	TRP
3	D	520	LEU
3	D	521	PRO
3	D	528	VAL
3	D	542	ASP
3	D	549	ASN
3	D	554	LEU

Continued on next page...

Continued from previous page...

Mol	Chain	Res	Type
3	D	565	ILE
3	D	569	ASN
3	D	571	LYS
3	D	581	LEU
3	D	584	ASN
3	D	586	ARG
3	D	591	VAL
3	D	594	PRO
3	D	597	ASP
3	D	601	ARG
3	D	602	SER
3	D	603	LEU
3	D	604	THR
3	D	605	ASP
3	D	611	GLN
3	D	619	LEU
3	D	635	PRO
3	D	640	HIS
3	D	641	GLN
3	D	644	LEU
3	D	651	GLU
3	D	652	LEU
3	D	659	LYS
3	D	661	MET
3	D	662	GLU
3	D	669	ASN
3	D	676	MET
3	D	677	LEU
3	D	681	ARG
3	D	683	ILE
3	D	695	ILE
3	D	709	HIS
3	D	711	LEU
3	D	725	SER
3	D	741	ASP
3	D	783	ARG
3	D	784	ASP
3	D	792	ILE
3	D	794	GLN
3	D	804	LEU
3	D	828	LYS
3	D	835	SER

Continued on next page...

Continued from previous page...

Mol	Chain	Res	Type
3	D	836	VAL
3	D	840	LYS
3	D	861	GLN
3	D	863	VAL
3	D	865	THR
3	D	871	LYS
3	D	876	SER
3	D	877	PRO
3	D	879	ARG
3	D	880	ILE
3	D	888	GLU
3	D	890	VAL
3	D	892	ASP
3	D	897	TRP
3	D	899	LEU
3	D	902	LEU
3	D	903	ASP
3	D	904	VAL
3	D	916	TYR
3	D	919	PHE
3	D	920	LEU
3	D	922	LEU
3	D	925	GLU
3	D	931	LEU
3	D	932	ASP
3	D	936	TYR
3	D	940	THR
3	D	951	ILE
3	D	969	ARG
3	D	972	LEU
3	D	988	ARG
3	D	990	ASP
3	D	994	GLN
3	D	1001	GLU
3	D	1021	TYR
3	D	1029	ARG
3	D	1037	GLN
3	D	1041	LEU
3	D	1042	ARG
3	D	1044	LEU
3	D	1045	MET
3	D	1058	ARG

Continued on next page...

Continued from previous page...

Mol	Chain	Res	Type
3	D	1062	ARG
3	D	1066	THR
3	D	1068	LEU
3	D	1083	ASP
3	D	1086	LEU
3	D	1087	ARG
3	D	1088	THR
3	D	1090	ASP
3	D	1096	ARG
3	D	1101	VAL
3	D	1109	GLU
3	D	1112	CYS
3	D	1116	ASN
3	D	1134	LEU
3	D	1135	ARG
3	D	1145	TYR
3	D	1147	ARG
3	D	1151	ARG
3	D	1161	GLU
3	D	1164	ARG
3	D	1166	LEU
3	D	1167	SER
3	D	1182	GLU
3	D	1183	ILE
3	D	1190	SER
3	D	1195	GLN
3	D	1196	THR
3	D	1197	ARG
3	D	1201	CYS
3	D	1207	TYR
3	D	1208	ASP
3	D	1211	MET
3	D	1213	ARG
3	D	1219	GLU
3	D	1228	SER
3	D	1232	PRO
3	D	1234	THR
3	D	1235	GLN
3	D	1238	MET
3	D	1240	THR
3	D	1243	THR
3	D	1251	ASP

Continued on next page...

Continued from previous page...

Mol	Chain	Res	Type
3	D	1252	ILE
3	D	1253	THR
3	D	1264	GLU
3	D	1274	ILE
3	D	1278	ASP
3	D	1285	GLU
3	D	1290	LEU
3	D	1304	LYS
3	D	1305	LEU
3	D	1306	PRO
3	D	1311	LEU
3	D	1312	LEU
3	D	1314	LYS
3	D	1315	ASP
3	D	1320	GLU
3	D	1331	ASP
3	D	1344	VAL
3	D	1346	ARG
3	D	1348	LEU
3	D	1372	VAL
3	D	1373	ARG
3	D	1382	THR
3	D	1383	ASP
3	D	1387	SER
3	D	1389	LEU
3	D	1396	GLU
3	D	1403	LEU
3	D	1410	GLU
3	D	1415	VAL
3	D	1422	MET
3	D	1424	VAL
3	D	1425	THR
3	D	1426	LYS
3	D	1427	SER
3	D	1429	LEU
3	D	1431	THR
3	D	1432	LYS
3	D	1441	GLN
3	D	1442	ASN
3	D	1452	ILE
3	D	1464	GLU
3	D	1478	SER

Continued on next page...

Continued from previous page...

Mol	Chain	Res	Type
3	D	1483	PHE
3	D	1485	GLN
3	D	1492	LEU
4	E	23	VAL
4	E	32	ARG
4	E	42	PRO
4	E	51	LEU
4	E	55	PHE
4	E	56	ASP
4	E	57	ASP
4	E	59	ASN
4	E	61	GLU
4	E	72	ARG
4	E	77	GLU
4	E	78	ASN
4	E	79	LEU
4	E	81	PRO
4	E	82	GLU
5	F	77	THR
5	F	84	TYR
5	F	86	HIS
5	F	122	LEU
5	F	124	PRO
5	F	128	ARG
5	F	136	LEU
5	F	142	ARG
5	F	145	PRO
5	F	148	LYS
5	F	149	GLU
5	F	152	ASP
5	F	156	VAL
5	F	174	LEU
5	F	181	GLU
5	F	187	LEU
5	F	192	LEU
5	F	197	SER
5	F	222	ARG
5	F	229	TYR
5	F	234	LYS
5	F	245	GLN
5	F	249	ARG
5	F	258	ILE

Continued on next page...

Continued from previous page...

Mol	Chain	Res	Type
5	F	259	ARG
5	F	280	GLN
5	F	282	LEU
5	F	287	THR
5	F	288	TYR
5	F	289	GLU
5	F	291	ILE
5	F	295	MET
5	F	316	SER
5	F	318	GLU
5	F	320	PRO
5	F	321	ILE
5	F	323	ASP
5	F	324	GLU
5	F	326	ASP
5	F	328	PHE
5	F	341	PRO
5	F	347	GLN
5	F	351	SER
5	F	353	GLU
5	F	359	SER
5	F	361	LEU
5	F	362	SER
5	F	363	GLU
5	F	370	LYS
5	F	375	LEU
5	F	395	GLU
5	F	398	ARG
5	F	399	GLN
5	F	405	LEU
5	F	408	LEU
5	F	409	LYS
5	F	410	TYR
5	F	414	ARG
5	F	416	ARG
5	F	418	LEU
5	F	419	ARG
5	F	422	LEU
5	F	423	ASP
1	K	1	MET
1	K	5	LYS
1	K	9	PRO

Continued on next page...

Continued from previous page...

Mol	Chain	Res	Type
1	K	12	THR
1	K	15	THR
1	K	26	GLU
1	K	30	ARG
1	K	54	THR
1	K	62	LEU
1	K	73	GLU
1	K	80	LEU
1	K	88	ARG
1	K	89	PHE
1	K	93	SER
1	K	95	GLN
1	K	96	THR
1	K	99	LEU
1	K	112	ARG
1	K	121	GLU
1	K	127	LEU
1	K	142	VAL
1	K	143	ARG
1	K	146	ARG
1	K	148	VAL
1	K	160	ASP
1	K	162	ILE
1	K	163	ASN
1	K	167	VAL
1	K	170	VAL
1	K	176	ARG
1	K	185	ARG
1	K	186	LEU
1	K	188	GLN
1	K	189	ARG
1	K	196	THR
1	K	205	VAL
1	K	206	THR
1	K	208	LEU
1	K	218	LEU
1	K	219	ARG
1	K	227	ASN
1	K	228	PRO
1	L	1	MET
1	L	2	LEU
1	L	5	LYS

Continued on next page...

Continued from previous page...

Mol	Chain	Res	Type
1	L	9	PRO
1	L	12	THR
1	L	16	GLN
1	L	26	GLU
1	L	30	ARG
1	L	54	THR
1	L	62	LEU
1	L	73	GLU
1	L	80	LEU
1	L	88	ARG
1	L	89	PHE
1	L	93	SER
1	L	95	GLN
1	L	96	THR
1	L	99	LEU
1	L	112	ARG
1	L	119	ASP
1	L	121	GLU
1	L	137	ARG
1	L	138	LEU
1	L	140	MET
1	L	145	ASP
1	L	148	VAL
1	L	154	GLU
1	L	156	HIS
1	L	160	ASP
1	L	161	ARG
1	L	162	ILE
1	L	176	ARG
1	L	186	LEU
1	L	190	THR
1	L	197	LEU
1	L	204	SER
1	L	206	THR
1	L	213	GLN
1	L	223	THR
1	L	228	PRO
1	L	229	GLN
2	M	6	PHE
2	M	9	ILE
2	M	19	THR
2	M	24	GLU

Continued on next page...

Continued from previous page...

Mol	Chain	Res	Type
2	M	26	TYR
2	M	27	ARG
2	M	31	GLN
2	M	41	ASN
2	M	48	PHE
2	M	49	ARG
2	M	52	PHE
2	M	54	ILE
2	M	57	GLU
2	M	58	ASP
2	M	65	VAL
2	M	70	GLU
2	M	73	LEU
2	M	77	PRO
2	M	82	GLU
2	M	85	GLU
2	M	86	LYS
2	M	87	ASP
2	M	88	LEU
2	M	95	TYR
2	M	100	LEU
2	M	104	ASP
2	M	107	LEU
2	M	113	VAL
2	M	114	PHE
2	M	115	LEU
2	M	117	HIS
2	M	118	ILE
2	M	129	ILE
2	M	134	ARG
2	M	138	SER
2	M	144	PRO
2	M	146	VAL
2	M	150	PRO
2	M	152	PRO
2	M	158	TYR
2	M	166	PRO
2	M	167	LYS
2	M	168	ARG
2	M	170	PRO
2	M	178	PRO
2	M	186	VAL

Continued on next page...

Continued from previous page...

Mol	Chain	Res	Type
2	M	189	ARG
2	M	190	LYS
2	M	191	PHE
2	M	193	LEU
2	M	196	LEU
2	M	198	ARG
2	M	203	ASP
2	M	204	GLN
2	M	207	LEU
2	M	209	ARG
2	M	211	LEU
2	M	214	TYR
2	M	218	VAL
2	M	221	LEU
2	M	223	ASP
2	M	226	VAL
2	M	230	ARG
2	M	240	THR
2	M	241	LEU
2	M	242	LEU
2	M	246	ASP
2	M	250	ARG
2	M	252	LYS
2	M	256	TYR
2	M	257	VAL
2	M	261	ILE
2	M	266	ARG
2	M	268	ASP
2	M	269	LEU
2	M	275	TYR
2	M	276	LYS
2	M	279	GLU
2	M	281	LEU
2	M	288	ARG
2	M	289	THR
2	M	290	LEU
2	M	293	PHE
2	M	297	GLU
2	M	301	GLU
2	M	302	VAL
2	M	303	PHE
2	M	309	TYR

Continued on next page...

Continued from previous page...

Mol	Chain	Res	Type
2	M	321	GLU
2	M	323	ASP
2	M	332	ARG
2	M	334	ARG
2	M	340	MET
2	M	341	THR
2	M	348	LEU
2	M	359	MET
2	M	367	LEU
2	M	379	GLU
2	M	383	ARG
2	M	384	GLU
2	M	388	ARG
2	M	400	PRO
2	M	402	SER
2	M	403	SER
2	M	415	PRO
2	M	419	THR
2	M	420	ARG
2	M	422	ARG
2	M	425	PHE
2	M	426	ASP
2	M	433	THR
2	M	439	CYS
2	M	443	THR
2	M	452	ILE
2	M	455	LEU
2	M	460	ARG
2	M	474	VAL
2	M	487	THR
2	M	491	GLU
2	M	500	ASN
2	M	503	LEU
2	M	520	GLU
2	M	523	ILE
2	M	527	GLU
2	M	535	SER
2	M	543	ASN
2	M	548	PRO
2	M	549	PHE
2	M	556	ASN
2	M	564	MET

Continued on next page...

Continued from previous page...

Mol	Chain	Res	Type
2	M	565	GLN
2	M	566	THR
2	M	579	VAL
2	M	589	ARG
2	M	600	ASP
2	M	609	ASN
2	M	614	ARG
2	M	630	ARG
2	M	632	ASN
2	M	633	GLN
2	M	637	LEU
2	M	640	ARG
2	M	645	VAL
2	M	648	ARG
2	M	650	ARG
2	M	654	LEU
2	M	662	GLU
2	M	672	VAL
2	M	679	PHE
2	M	680	ASP
2	M	689	VAL
2	M	690	ILE
2	M	697	ARG
2	M	698	ASP
2	M	699	PHE
2	M	701	THR
2	M	714	ASP
2	M	722	ILE
2	M	726	ILE
2	M	727	PRO
2	M	729	LEU
2	M	744	ARG
2	M	766	GLU
2	M	768	THR
2	M	770	GLU
2	M	774	LEU
2	M	790	LEU
2	M	791	ARG
2	M	799	ILE
2	M	807	ARG
2	M	813	VAL
2	M	831	ARG

Continued on next page...

Continued from previous page...

Mol	Chain	Res	Type
2	M	839	LEU
2	M	841	ASN
2	M	853	LEU
2	M	861	LEU
2	M	865	THR
2	M	869	VAL
2	M	871	LEU
2	M	878	SER
2	M	881	ASN
2	M	886	LEU
2	M	900	ARG
2	M	904	PRO
2	M	905	ILE
2	M	918	LEU
2	M	928	LYS
2	M	929	ARG
2	M	934	PHE
2	M	937	ASP
2	M	941	VAL
2	M	942	GLU
2	M	950	LEU
2	M	952	LEU
2	M	958	THR
2	M	959	PRO
2	M	962	GLN
2	M	971	LYS
2	M	983	ILE
2	M	988	VAL
2	M	995	MET
2	M	999	HIS
2	M	1000	MET
2	M	1005	MET
2	M	1009	SER
2	M	1014	SER
2	M	1015	LEU
2	M	1016	ILE
2	M	1017	THR
2	M	1018	GLN
2	M	1019	GLN
2	M	1021	LEU
2	M	1052	MET
2	M	1074	GLU

Continued on next page...

Continued from previous page...

Mol	Chain	Res	Type
2	M	1075	ASP
2	M	1097	LEU
2	M	1100	GLN
2	M	1104	GLU
2	M	1105	LYS
2	M	1106	ASP
2	M	1107	ASN
2	M	1115	LEU
2	M	1119	ARG
3	N	3	LYS
3	N	7	LYS
3	N	14	SER
3	N	15	PRO
3	N	27	GLU
3	N	35	ARG
3	N	39	PRO
3	N	47	GLU
3	N	53	ILE
3	N	67	ARG
3	N	68	PHE
3	N	69	GLU
3	N	71	LYS
3	N	75	ARG
3	N	76	CYS
3	N	79	GLU
3	N	83	SER
3	N	85	VAL
3	N	87	ARG
3	N	90	MET
3	N	94	GLU
3	N	98	PRO
3	N	101	HIS
3	N	102	ILE
3	N	107	ASP
3	N	112	ILE
3	N	115	LEU
3	N	118	LEU
3	N	119	SER
3	N	121	THR
3	N	122	GLU
3	N	123	LEU
3	N	126	VAL

Continued on next page...

Continued from previous page...

Mol	Chain	Res	Type
3	N	128	TYR
3	N	133	ILE
3	N	134	VAL
3	N	135	LEU
3	N	138	LYS
3	N	142	LEU
3	N	143	ASN
3	N	146	PRO
3	N	149	LYS
3	N	153	LEU
3	N	156	GLU
3	N	161	LEU
3	N	168	THR
3	N	169	TYR
3	N	171	LEU
3	N	178	LEU
3	N	185	VAL
3	N	186	VAL
3	N	199	LEU
3	N	200	ASP
3	N	206	ARG
3	N	208	PRO
3	N	213	VAL
3	N	389	GLU
3	N	394	LEU
3	N	400	VAL
3	N	402	PRO
3	N	406	ASP
3	N	408	GLU
3	N	409	VAL
3	N	411	THR
3	N	413	ASP
3	N	414	ARG
3	N	421	LEU
3	N	423	ASP
3	N	429	SER
3	N	432	TYR
3	N	441	ARG
3	N	444	VAL
3	N	445	ARG
3	N	452	ILE
3	N	456	MET

Continued on next page...

Continued from previous page...

Mol	Chain	Res	Type
3	N	462	GLN
3	N	468	LEU
3	N	473	LEU
3	N	498	VAL
3	N	502	PHE
3	N	503	LEU
3	N	504	ASP
3	N	505	SER
3	N	507	ASN
3	N	508	ARG
3	N	521	PRO
3	N	523	ASP
3	N	525	ARG
3	N	538	SER
3	N	539	ASP
3	N	543	LEU
3	N	547	LEU
3	N	549	ASN
3	N	554	LEU
3	N	560	GLN
3	N	564	GLU
3	N	569	ASN
3	N	587	ARG
3	N	591	VAL
3	N	594	PRO
3	N	601	ARG
3	N	606	ILE
3	N	619	LEU
3	N	624	ASP
3	N	625	TYR
3	N	629	SER
3	N	636	GLN
3	N	641	GLN
3	N	642	CYS
3	N	645	PRO
3	N	651	GLU
3	N	652	LEU
3	N	676	MET
3	N	681	ARG
3	N	683	ILE
3	N	695	ILE
3	N	702	LEU

Continued on next page...

Continued from previous page...

Mol	Chain	Res	Type
3	N	704	ARG
3	N	710	ARG
3	N	719	VAL
3	N	733	CYS
3	N	734	GLU
3	N	747	VAL
3	N	749	VAL
3	N	752	SER
3	N	754	PHE
3	N	761	ILE
3	N	769	LEU
3	N	783	ARG
3	N	784	ASP
3	N	794	GLN
3	N	796	ARG
3	N	804	LEU
3	N	817	GLU
3	N	827	ILE
3	N	828	LYS
3	N	833	GLU
3	N	835	SER
3	N	836	VAL
3	N	838	ARG
3	N	841	TYR
3	N	842	VAL
3	N	861	GLN
3	N	862	ASP
3	N	863	VAL
3	N	866	VAL
3	N	875	THR
3	N	877	PRO
3	N	879	ARG
3	N	897	TRP
3	N	899	LEU
3	N	901	GLN
3	N	903	ASP
3	N	904	VAL
3	N	911	LEU
3	N	922	LEU
3	N	926	LYS
3	N	932	ASP
3	N	934	LEU

Continued on next page...

Continued from previous page...

Mol	Chain	Res	Type
3	N	940	THR
3	N	944	THR
3	N	948	THR
3	N	951	ILE
3	N	952	ASP
3	N	964	LEU
3	N	972	LEU
3	N	988	ARG
3	N	997	THR
3	N	1001	GLU
3	N	1003	VAL
3	N	1007	VAL
3	N	1019	PRO
3	N	1041	LEU
3	N	1042	ARG
3	N	1044	LEU
3	N	1045	MET
3	N	1046	GLN
3	N	1049	SER
3	N	1055	VAL
3	N	1058	ARG
3	N	1062	ARG
3	N	1063	GLU
3	N	1066	THR
3	N	1068	LEU
3	N	1073	SER
3	N	1086	LEU
3	N	1088	THR
3	N	1096	ARG
3	N	1097	LYS
3	N	1101	VAL
3	N	1108	ARG
3	N	1109	GLU
3	N	1111	ASP
3	N	1114	THR
3	N	1116	ASN
3	N	1117	TYR
3	N	1118	ILE
3	N	1119	SER
3	N	1126	ASP
3	N	1130	ARG
3	N	1131	SER

Continued on next page...

Continued from previous page...

Mol	Chain	Res	Type
3	N	1134	LEU
3	N	1135	ARG
3	N	1147	ARG
3	N	1148	VAL
3	N	1152	GLU
3	N	1153	VAL
3	N	1156	LEU
3	N	1161	GLU
3	N	1164	ARG
3	N	1166	LEU
3	N	1168	MET
3	N	1169	ASP
3	N	1173	LEU
3	N	1176	LYS
3	N	1182	GLU
3	N	1188	VAL
3	N	1189	ARG
3	N	1190	SER
3	N	1191	PRO
3	N	1197	ARG
3	N	1200	VAL
3	N	1201	CYS
3	N	1204	CYS
3	N	1207	TYR
3	N	1208	ASP
3	N	1211	MET
3	N	1213	ARG
3	N	1231	GLU
3	N	1235	GLN
3	N	1238	MET
3	N	1243	THR
3	N	1251	ASP
3	N	1252	ILE
3	N	1253	THR
3	N	1256	LEU
3	N	1257	PRO
3	N	1262	LEU
3	N	1264	GLU
3	N	1274	ILE
3	N	1275	SER
3	N	1283	ILE
3	N	1284	GLU

Continued on next page...

Continued from previous page...

Mol	Chain	Res	Type
3	N	1285	GLU
3	N	1295	GLU
3	N	1297	GLU
3	N	1304	LYS
3	N	1306	PRO
3	N	1308	GLU
3	N	1310	ARG
3	N	1311	LEU
3	N	1312	LEU
3	N	1314	LYS
3	N	1323	GLN
3	N	1331	ASP
3	N	1332	PRO
3	N	1337	GLU
3	N	1346	ARG
3	N	1363	LEU
3	N	1382	THR
3	N	1383	ASP
3	N	1387	SER
3	N	1388	ARG
3	N	1389	LEU
3	N	1390	LEU
3	N	1396	GLU
3	N	1407	LEU
3	N	1408	ILE
3	N	1410	GLU
3	N	1419	PRO
3	N	1422	MET
3	N	1424	VAL
3	N	1429	LEU
3	N	1430	SER
3	N	1431	THR
3	N	1432	LYS
3	N	1442	ASN
3	N	1452	ILE
3	N	1464	GLU
3	N	1468	LEU
3	N	1484	THR
3	N	1485	GLN
4	O	20	THR
4	O	30	LEU
4	O	32	ARG

Continued on next page...

Continued from previous page...

Mol	Chain	Res	Type
4	O	42	PRO
4	O	43	GLU
4	O	44	GLU
4	O	51	LEU
4	O	56	ASP
4	O	59	ASN
4	O	61	GLU
4	O	66	LYS
4	O	69	LEU
4	O	77	GLU
4	O	79	LEU
4	O	81	PRO
5	P	77	THR
5	P	78	SER
5	P	80	PRO
5	P	82	ARG
5	P	84	TYR
5	P	86	HIS
5	P	88	ILE
5	P	91	VAL
5	P	117	SER
5	P	122	LEU
5	P	125	ASP
5	P	128	ARG
5	P	134	LYS
5	P	145	PRO
5	P	149	GLU
5	P	154	LYS
5	P	161	GLN
5	P	170	HIS
5	P	174	LEU
5	P	181	GLU
5	P	187	LEU
5	P	236	SER
5	P	253	ASP
5	P	263	HIS
5	P	274	THR
5	P	279	GLN
5	P	282	LEU
5	P	286	PRO
5	P	287	THR
5	P	288	TYR

Continued on next page...

Continued from previous page...

Mol	Chain	Res	Type
5	P	289	GLU
5	P	295	MET
5	P	303	ARG
5	P	308	LEU
5	P	324	GLU
5	P	326	ASP
5	P	327	SER
5	P	341	PRO
5	P	347	GLN
5	P	351	SER
5	P	361	LEU
5	P	364	ARG
5	P	370	LYS
5	P	375	LEU
5	P	394	ARG
5	P	398	ARG
5	P	405	LEU
5	P	406	ARG
5	P	408	LEU
5	P	409	LYS
5	P	410	TYR
5	P	411	HIS
5	P	414	ARG
5	P	418	LEU
5	P	420	ASP
5	P	422	LEU

Some sidechains can be flipped to improve hydrogen bonding and reduce clashes. All (165) such sidechains are listed below:

Mol	Chain	Res	Type
1	A	81	ASN
1	A	95	GLN
1	A	124	ASN
1	A	156	HIS
1	A	163	ASN
1	A	180	GLN
1	A	227	ASN
1	B	81	ASN
1	B	95	GLN
1	B	124	ASN
1	B	128	HIS
1	B	156	HIS

Continued on next page...

Continued from previous page...

Mol	Chain	Res	Type
1	B	163	ASN
1	B	212	ASN
1	B	229	GLN
2	C	22	GLN
2	C	31	GLN
2	C	41	ASN
2	C	139	GLN
2	C	343	GLN
2	C	390	GLN
2	C	406	HIS
2	C	498	GLN
2	C	538	GLN
2	C	545	ASN
2	C	565	GLN
2	C	609	ASN
2	C	647	GLN
2	C	671	ASN
2	C	704	HIS
2	C	829	GLN
2	C	834	GLN
2	C	841	ASN
2	C	843	HIS
2	C	881	ASN
2	C	889	HIS
2	C	969	GLN
2	C	1018	GLN
2	C	1019	GLN
2	C	1047	HIS
2	C	1100	GLN
3	D	101	HIS
3	D	166	GLN
3	D	462	GLN
3	D	549	ASN
3	D	560	GLN
3	D	569	ASN
3	D	575	GLN
3	D	669	ASN
3	D	680	GLN
3	D	703	ASN
3	D	717	GLN
3	D	727	GLN
3	D	756	GLN

Continued on next page...

Continued from previous page...

Mol	Chain	Res	Type
3	D	762	GLN
3	D	794	GLN
3	D	855	HIS
3	D	861	GLN
3	D	917	GLN
3	D	976	GLN
3	D	1025	GLN
3	D	1033	GLN
3	D	1103	HIS
3	D	1116	ASN
3	D	1124	GLN
3	D	1242	HIS
3	D	1323	GLN
3	D	1333	HIS
3	D	1353	GLN
3	D	1359	GLN
3	D	1374	GLN
3	D	1393	GLN
3	D	1441	GLN
3	D	1465	ASN
3	D	1489	GLN
4	E	29	GLN
4	E	33	HIS
5	F	83	GLN
5	F	90	GLN
5	F	218	GLN
5	F	254	GLN
5	F	269	ASN
5	F	312	GLN
1	K	38	ASN
1	K	81	ASN
1	K	95	GLN
1	K	124	ASN
1	K	163	ASN
1	K	180	GLN
1	K	188	GLN
1	K	212	ASN
1	K	227	ASN
1	L	95	GLN
1	L	124	ASN
1	L	128	HIS
1	L	156	HIS

Continued on next page...

Continued from previous page...

Mol	Chain	Res	Type
1	L	163	ASN
1	L	212	ASN
1	L	221	HIS
2	M	31	GLN
2	M	41	ASN
2	M	45	GLN
2	M	117	HIS
2	M	327	HIS
2	M	343	GLN
2	M	431	HIS
2	M	552	HIS
2	M	575	GLN
2	M	609	ASN
2	M	670	GLN
2	M	671	ASN
2	M	834	GLN
2	M	841	ASN
2	M	843	HIS
2	M	881	ASN
2	M	889	HIS
2	M	899	GLN
2	M	920	GLN
2	M	1018	GLN
2	M	1019	GLN
2	M	1064	ASN
2	M	1100	GLN
3	N	101	HIS
3	N	507	ASN
3	N	541	ASN
3	N	549	ASN
3	N	551	ASN
3	N	636	GLN
3	N	640	HIS
3	N	680	GLN
3	N	703	ASN
3	N	709	HIS
3	N	714	GLN
3	N	727	GLN
3	N	756	GLN
3	N	768	ASN
3	N	794	GLN
3	N	824	ASN

Continued on next page...

Continued from previous page...

Mol	Chain	Res	Type
3	N	845	ASN
3	N	861	GLN
3	N	962	GLN
3	N	994	GLN
3	N	1046	GLN
3	N	1116	ASN
3	N	1124	GLN
3	N	1195	GLN
3	N	1202	GLN
3	N	1254	GLN
3	N	1323	GLN
3	N	1334	GLN
3	N	1353	GLN
3	N	1359	GLN
3	N	1374	GLN
3	N	1465	ASN
3	N	1489	GLN
4	O	28	GLN
4	O	29	GLN
4	O	59	ASN
4	O	86	GLN
5	P	161	GLN
5	P	214	GLN
5	P	217	ASN
5	P	218	GLN
5	P	279	GLN
5	P	337	HIS

5.3.3 RNA ⓘ

There are no RNA molecules in this entry.

5.4 Non-standard residues in protein, DNA, RNA chains ⓘ

There are no non-standard protein/DNA/RNA residues in this entry.

5.5 Carbohydrates ⓘ

There are no carbohydrates in this entry.

5.6 Ligand geometry [i](#)

Of 489 ligands modelled in this entry, 489 are monoatomic - leaving 0 for Mogul analysis.

There are no bond length outliers.

There are no bond angle outliers.

There are no chirality outliers.

There are no torsion outliers.

There are no ring outliers.

No monomer is involved in short contacts.

5.7 Other polymers [i](#)

There are no such residues in this entry.

5.8 Polymer linkage issues [i](#)

The following chains have linkage breaks:

Mol	Chain	Number of breaks
3	D	1
3	N	1

All chain breaks are listed below:

Model	Chain	Residue-1	Atom-1	Residue-2	Atom-2	Distance (Å)
1	D	380:GLU	C	381:ALA	N	1.17
1	N	380:GLU	C	381:ALA	N	1.17

6 Fit of model and data

6.1 Protein, DNA and RNA chains

EDS was not executed - this section is therefore empty.

6.2 Non-standard residues in protein, DNA, RNA chains

EDS was not executed - this section is therefore empty.

6.3 Carbohydrates

EDS was not executed - this section is therefore empty.

6.4 Ligands

EDS was not executed - this section is therefore empty.

6.5 Other polymers

EDS was not executed - this section is therefore empty.