



wwPDB X-ray Structure Validation Summary Report ⓘ

May 16, 2020 – 12:46 am BST

PDB ID : 4JBG
Title : 1.75Å resolution structure of a thermostable alcohol dehydrogenase from *Pyrobaculum aerophilum*
Authors : Lovell, S.; Battaile, K.P.; Vitale, A.; Throne, N.; Hu, X.; Shen, M.; D'Auria, S.; Auld, D.S.
Deposited on : 2013-02-19
Resolution : 1.75 Å(reported)

This is a wwPDB X-ray Structure Validation Summary Report for a publicly released PDB entry.

We welcome your comments at validation@mail.wwpdb.org

A user guide is available at

<https://www.wwpdb.org/validation/2017/XrayValidationReportHelp>

with specific help available everywhere you see the ⓘ symbol.

The following versions of software and data (see [references ⓘ](#)) were used in the production of this report:

MolProbity	:	4.02b-467
Mogul	:	1.8.5 (274361), CSD as541be (2020)
Xtriage (Phenix)	:	1.13
EDS	:	2.11
Percentile statistics	:	20191225.v01 (using entries in the PDB archive December 25th 2019)
Refmac	:	5.8.0158
CCP4	:	7.0.044 (Gargrove)
Ideal geometry (proteins)	:	Engh & Huber (2001)
Ideal geometry (DNA, RNA)	:	Parkinson et al. (1996)
Validation Pipeline (wwPDB-VP)	:	2.11

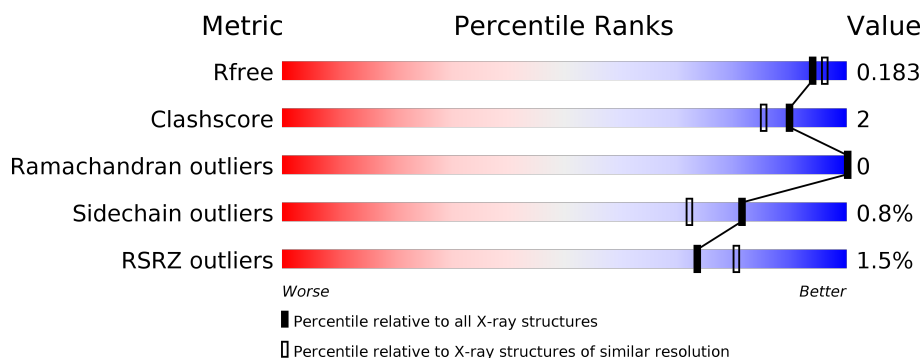
1 Overall quality at a glance ⓘ

The following experimental techniques were used to determine the structure:

X-RAY DIFFRACTION

The reported resolution of this entry is 1.75 Å.

Percentile scores (ranging between 0-100) for global validation metrics of the entry are shown in the following graphic. The table shows the number of entries on which the scores are based.



Metric	Whole archive (#Entries)	Similar resolution (#Entries, resolution range(Å))
R_{free}	130704	2340 (1.76-1.76)
Clashscore	141614	2466 (1.76-1.76)
Ramachandran outliers	138981	2437 (1.76-1.76)
Sidechain outliers	138945	2437 (1.76-1.76)
RSRZ outliers	127900	2298 (1.76-1.76)

The table below summarises the geometric issues observed across the polymeric chains and their fit to the electron density. The red, orange, yellow and green segments on the lower bar indicate the fraction of residues that contain outliers for ≥ 3 , 2, 1 and 0 types of geometric quality criteria respectively. A grey segment represents the fraction of residues that are not modelled. The numeric value for each fraction is indicated below the corresponding segment, with a dot representing fractions $\leq 5\%$. The upper red bar (where present) indicates the fraction of residues that have poor fit to the electron density. The numeric value is given above the bar.

Mol	Chain	Length	Quality of chain
1	A	370	<div> <div>%</div> <div> <div></div> <div>85%</div> <div>5%</div> <div>10%</div> </div> </div>
1	B	370	<div> <div>2%</div> <div> <div></div> <div>86%</div> <div>•</div> <div>10%</div> </div> </div>
1	C	370	<div> <div>%</div> <div> <div></div> <div>85%</div> <div>5%</div> <div>10%</div> </div> </div>
1	D	370	<div> <div>2%</div> <div> <div></div> <div>84%</div> <div>5%</div> <div>10%</div> </div> </div>

2 Entry composition

There are 5 unique types of molecules in this entry. The entry contains 10359 atoms, of which 0 are hydrogens and 0 are deuteriums.

In the tables below, the ZeroOcc column contains the number of atoms modelled with zero occupancy, the AltConf column contains the number of residues with at least one atom in alternate conformation and the Trace column contains the number of residues modelled with at most 2 atoms.

- Molecule 1 is a protein called Alcohol dehydrogenase (Zinc).

Mol	Chain	Residues	Atoms					ZeroOcc	AltConf	Trace
1	A	333	Total	C	N	O	S	0	5	0
			2438	1557	425	446	10			
1	B	333	Total	C	N	O	S	0	4	0
			2449	1559	430	450	10			
1	C	333	Total	C	N	O	S	0	6	0
			2445	1562	424	449	10			
1	D	333	Total	C	N	O	S	0	5	0
			2441	1560	425	446	10			

There are 156 discrepancies between the modelled and reference sequences:

Chain	Residue	Modelled	Actual	Comment	Reference
A	-38	MET	-	EXPRESSION TAG	UNP Q8ZUP0
A	-37	GLY	-	EXPRESSION TAG	UNP Q8ZUP0
A	-36	SER	-	EXPRESSION TAG	UNP Q8ZUP0
A	-35	SER	-	EXPRESSION TAG	UNP Q8ZUP0
A	-34	HIS	-	EXPRESSION TAG	UNP Q8ZUP0
A	-33	HIS	-	EXPRESSION TAG	UNP Q8ZUP0
A	-32	HIS	-	EXPRESSION TAG	UNP Q8ZUP0
A	-31	HIS	-	EXPRESSION TAG	UNP Q8ZUP0
A	-30	HIS	-	EXPRESSION TAG	UNP Q8ZUP0
A	-29	HIS	-	EXPRESSION TAG	UNP Q8ZUP0
A	-28	SER	-	EXPRESSION TAG	UNP Q8ZUP0
A	-27	SER	-	EXPRESSION TAG	UNP Q8ZUP0
A	-26	GLY	-	EXPRESSION TAG	UNP Q8ZUP0
A	-25	LEU	-	EXPRESSION TAG	UNP Q8ZUP0
A	-24	VAL	-	EXPRESSION TAG	UNP Q8ZUP0
A	-23	PRO	-	EXPRESSION TAG	UNP Q8ZUP0
A	-22	ARG	-	EXPRESSION TAG	UNP Q8ZUP0
A	-21	GLY	-	EXPRESSION TAG	UNP Q8ZUP0
A	-20	SER	-	EXPRESSION TAG	UNP Q8ZUP0
A	-19	HIS	-	EXPRESSION TAG	UNP Q8ZUP0
A	-18	MET	-	EXPRESSION TAG	UNP Q8ZUP0

Continued on next page...

Continued from previous page...

Chain	Residue	Modelled	Actual	Comment	Reference
A	-17	ALA	-	EXPRESSION TAG	UNP Q8ZUP0
A	-16	SER	-	EXPRESSION TAG	UNP Q8ZUP0
A	-15	MET	-	EXPRESSION TAG	UNP Q8ZUP0
A	-14	THR	-	EXPRESSION TAG	UNP Q8ZUP0
A	-13	GLY	-	EXPRESSION TAG	UNP Q8ZUP0
A	-12	GLY	-	EXPRESSION TAG	UNP Q8ZUP0
A	-11	GLN	-	EXPRESSION TAG	UNP Q8ZUP0
A	-10	GLN	-	EXPRESSION TAG	UNP Q8ZUP0
A	-9	MET	-	EXPRESSION TAG	UNP Q8ZUP0
A	-8	GLY	-	EXPRESSION TAG	UNP Q8ZUP0
A	-7	ARG	-	EXPRESSION TAG	UNP Q8ZUP0
A	-6	GLY	-	EXPRESSION TAG	UNP Q8ZUP0
A	-5	SER	-	EXPRESSION TAG	UNP Q8ZUP0
A	-4	GLY	-	EXPRESSION TAG	UNP Q8ZUP0
A	-3	GLY	-	EXPRESSION TAG	UNP Q8ZUP0
A	-2	GLY	-	EXPRESSION TAG	UNP Q8ZUP0
A	-1	HIS	-	EXPRESSION TAG	UNP Q8ZUP0
A	0	GLU	-	EXPRESSION TAG	UNP Q8ZUP0
B	-38	MET	-	EXPRESSION TAG	UNP Q8ZUP0
B	-37	GLY	-	EXPRESSION TAG	UNP Q8ZUP0
B	-36	SER	-	EXPRESSION TAG	UNP Q8ZUP0
B	-35	SER	-	EXPRESSION TAG	UNP Q8ZUP0
B	-34	HIS	-	EXPRESSION TAG	UNP Q8ZUP0
B	-33	HIS	-	EXPRESSION TAG	UNP Q8ZUP0
B	-32	HIS	-	EXPRESSION TAG	UNP Q8ZUP0
B	-31	HIS	-	EXPRESSION TAG	UNP Q8ZUP0
B	-30	HIS	-	EXPRESSION TAG	UNP Q8ZUP0
B	-29	HIS	-	EXPRESSION TAG	UNP Q8ZUP0
B	-28	SER	-	EXPRESSION TAG	UNP Q8ZUP0
B	-27	SER	-	EXPRESSION TAG	UNP Q8ZUP0
B	-26	GLY	-	EXPRESSION TAG	UNP Q8ZUP0
B	-25	LEU	-	EXPRESSION TAG	UNP Q8ZUP0
B	-24	VAL	-	EXPRESSION TAG	UNP Q8ZUP0
B	-23	PRO	-	EXPRESSION TAG	UNP Q8ZUP0
B	-22	ARG	-	EXPRESSION TAG	UNP Q8ZUP0
B	-21	GLY	-	EXPRESSION TAG	UNP Q8ZUP0
B	-20	SER	-	EXPRESSION TAG	UNP Q8ZUP0
B	-19	HIS	-	EXPRESSION TAG	UNP Q8ZUP0
B	-18	MET	-	EXPRESSION TAG	UNP Q8ZUP0
B	-17	ALA	-	EXPRESSION TAG	UNP Q8ZUP0
B	-16	SER	-	EXPRESSION TAG	UNP Q8ZUP0
B	-15	MET	-	EXPRESSION TAG	UNP Q8ZUP0

Continued on next page...

Continued from previous page...

Chain	Residue	Modelled	Actual	Comment	Reference
B	-14	THR	-	EXPRESSION TAG	UNP Q8ZUP0
B	-13	GLY	-	EXPRESSION TAG	UNP Q8ZUP0
B	-12	GLY	-	EXPRESSION TAG	UNP Q8ZUP0
B	-11	GLN	-	EXPRESSION TAG	UNP Q8ZUP0
B	-10	GLN	-	EXPRESSION TAG	UNP Q8ZUP0
B	-9	MET	-	EXPRESSION TAG	UNP Q8ZUP0
B	-8	GLY	-	EXPRESSION TAG	UNP Q8ZUP0
B	-7	ARG	-	EXPRESSION TAG	UNP Q8ZUP0
B	-6	GLY	-	EXPRESSION TAG	UNP Q8ZUP0
B	-5	SER	-	EXPRESSION TAG	UNP Q8ZUP0
B	-4	GLY	-	EXPRESSION TAG	UNP Q8ZUP0
B	-3	GLY	-	EXPRESSION TAG	UNP Q8ZUP0
B	-2	GLY	-	EXPRESSION TAG	UNP Q8ZUP0
B	-1	HIS	-	EXPRESSION TAG	UNP Q8ZUP0
B	0	GLU	-	EXPRESSION TAG	UNP Q8ZUP0
C	-38	MET	-	EXPRESSION TAG	UNP Q8ZUP0
C	-37	GLY	-	EXPRESSION TAG	UNP Q8ZUP0
C	-36	SER	-	EXPRESSION TAG	UNP Q8ZUP0
C	-35	SER	-	EXPRESSION TAG	UNP Q8ZUP0
C	-34	HIS	-	EXPRESSION TAG	UNP Q8ZUP0
C	-33	HIS	-	EXPRESSION TAG	UNP Q8ZUP0
C	-32	HIS	-	EXPRESSION TAG	UNP Q8ZUP0
C	-31	HIS	-	EXPRESSION TAG	UNP Q8ZUP0
C	-30	HIS	-	EXPRESSION TAG	UNP Q8ZUP0
C	-29	HIS	-	EXPRESSION TAG	UNP Q8ZUP0
C	-28	SER	-	EXPRESSION TAG	UNP Q8ZUP0
C	-27	SER	-	EXPRESSION TAG	UNP Q8ZUP0
C	-26	GLY	-	EXPRESSION TAG	UNP Q8ZUP0
C	-25	LEU	-	EXPRESSION TAG	UNP Q8ZUP0
C	-24	VAL	-	EXPRESSION TAG	UNP Q8ZUP0
C	-23	PRO	-	EXPRESSION TAG	UNP Q8ZUP0
C	-22	ARG	-	EXPRESSION TAG	UNP Q8ZUP0
C	-21	GLY	-	EXPRESSION TAG	UNP Q8ZUP0
C	-20	SER	-	EXPRESSION TAG	UNP Q8ZUP0
C	-19	HIS	-	EXPRESSION TAG	UNP Q8ZUP0
C	-18	MET	-	EXPRESSION TAG	UNP Q8ZUP0
C	-17	ALA	-	EXPRESSION TAG	UNP Q8ZUP0
C	-16	SER	-	EXPRESSION TAG	UNP Q8ZUP0
C	-15	MET	-	EXPRESSION TAG	UNP Q8ZUP0
C	-14	THR	-	EXPRESSION TAG	UNP Q8ZUP0
C	-13	GLY	-	EXPRESSION TAG	UNP Q8ZUP0
C	-12	GLY	-	EXPRESSION TAG	UNP Q8ZUP0

Continued on next page...

Continued from previous page...

Chain	Residue	Modelled	Actual	Comment	Reference
C	-11	GLN	-	EXPRESSION TAG	UNP Q8ZUP0
C	-10	GLN	-	EXPRESSION TAG	UNP Q8ZUP0
C	-9	MET	-	EXPRESSION TAG	UNP Q8ZUP0
C	-8	GLY	-	EXPRESSION TAG	UNP Q8ZUP0
C	-7	ARG	-	EXPRESSION TAG	UNP Q8ZUP0
C	-6	GLY	-	EXPRESSION TAG	UNP Q8ZUP0
C	-5	SER	-	EXPRESSION TAG	UNP Q8ZUP0
C	-4	GLY	-	EXPRESSION TAG	UNP Q8ZUP0
C	-3	GLY	-	EXPRESSION TAG	UNP Q8ZUP0
C	-2	GLY	-	EXPRESSION TAG	UNP Q8ZUP0
C	-1	HIS	-	EXPRESSION TAG	UNP Q8ZUP0
C	0	GLU	-	EXPRESSION TAG	UNP Q8ZUP0
D	-38	MET	-	EXPRESSION TAG	UNP Q8ZUP0
D	-37	GLY	-	EXPRESSION TAG	UNP Q8ZUP0
D	-36	SER	-	EXPRESSION TAG	UNP Q8ZUP0
D	-35	SER	-	EXPRESSION TAG	UNP Q8ZUP0
D	-34	HIS	-	EXPRESSION TAG	UNP Q8ZUP0
D	-33	HIS	-	EXPRESSION TAG	UNP Q8ZUP0
D	-32	HIS	-	EXPRESSION TAG	UNP Q8ZUP0
D	-31	HIS	-	EXPRESSION TAG	UNP Q8ZUP0
D	-30	HIS	-	EXPRESSION TAG	UNP Q8ZUP0
D	-29	HIS	-	EXPRESSION TAG	UNP Q8ZUP0
D	-28	SER	-	EXPRESSION TAG	UNP Q8ZUP0
D	-27	SER	-	EXPRESSION TAG	UNP Q8ZUP0
D	-26	GLY	-	EXPRESSION TAG	UNP Q8ZUP0
D	-25	LEU	-	EXPRESSION TAG	UNP Q8ZUP0
D	-24	VAL	-	EXPRESSION TAG	UNP Q8ZUP0
D	-23	PRO	-	EXPRESSION TAG	UNP Q8ZUP0
D	-22	ARG	-	EXPRESSION TAG	UNP Q8ZUP0
D	-21	GLY	-	EXPRESSION TAG	UNP Q8ZUP0
D	-20	SER	-	EXPRESSION TAG	UNP Q8ZUP0
D	-19	HIS	-	EXPRESSION TAG	UNP Q8ZUP0
D	-18	MET	-	EXPRESSION TAG	UNP Q8ZUP0
D	-17	ALA	-	EXPRESSION TAG	UNP Q8ZUP0
D	-16	SER	-	EXPRESSION TAG	UNP Q8ZUP0
D	-15	MET	-	EXPRESSION TAG	UNP Q8ZUP0
D	-14	THR	-	EXPRESSION TAG	UNP Q8ZUP0
D	-13	GLY	-	EXPRESSION TAG	UNP Q8ZUP0
D	-12	GLY	-	EXPRESSION TAG	UNP Q8ZUP0
D	-11	GLN	-	EXPRESSION TAG	UNP Q8ZUP0
D	-10	GLN	-	EXPRESSION TAG	UNP Q8ZUP0
D	-9	MET	-	EXPRESSION TAG	UNP Q8ZUP0

Continued on next page...

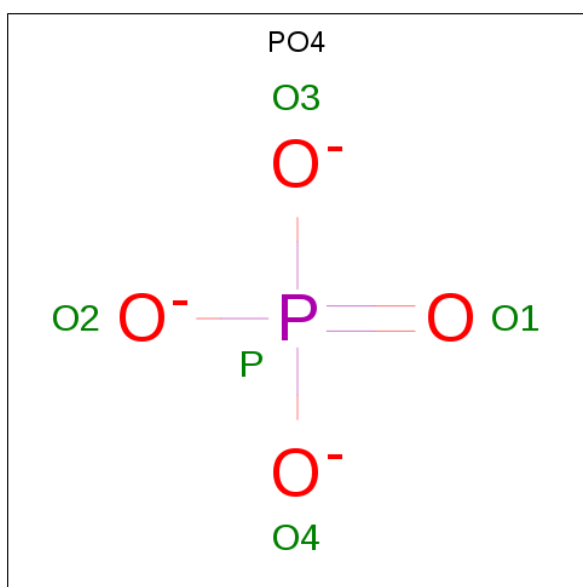
Continued from previous page...

Chain	Residue	Modelled	Actual	Comment	Reference
D	-8	GLY	-	EXPRESSION TAG	UNP Q8ZUP0
D	-7	ARG	-	EXPRESSION TAG	UNP Q8ZUP0
D	-6	GLY	-	EXPRESSION TAG	UNP Q8ZUP0
D	-5	SER	-	EXPRESSION TAG	UNP Q8ZUP0
D	-4	GLY	-	EXPRESSION TAG	UNP Q8ZUP0
D	-3	GLY	-	EXPRESSION TAG	UNP Q8ZUP0
D	-2	GLY	-	EXPRESSION TAG	UNP Q8ZUP0
D	-1	HIS	-	EXPRESSION TAG	UNP Q8ZUP0
D	0	GLU	-	EXPRESSION TAG	UNP Q8ZUP0

- Molecule 2 is ZINC ION (three-letter code: ZN) (formula: Zn).

Mol	Chain	Residues	Atoms	ZeroOcc	AltConf
2	B	1	Total Zn 1 1	0	0
2	A	1	Total Zn 1 1	0	0
2	D	1	Total Zn 1 1	0	0
2	C	1	Total Zn 1 1	0	0

- Molecule 3 is PHOSPHATE ION (three-letter code: PO4) (formula: O₄P).



Mol	Chain	Residues	Atoms	ZeroOcc	AltConf
3	A	1	Total O P 5 4 1	0	0
3	B	1	Total O P 5 4 1	0	0
3	D	1	Total O P 5 4 1	0	0

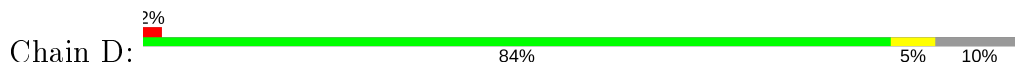
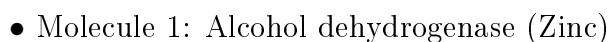
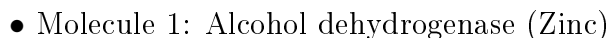
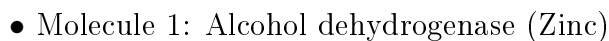
- Molecule 4 is CHLORIDE ION (three-letter code: CL) (formula: Cl).

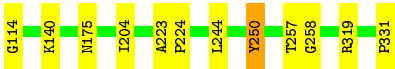
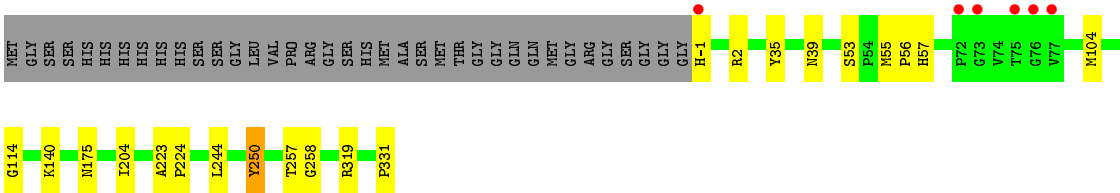
Mol	Chain	Residues	Atoms	ZeroOcc	AltConf
4	B	1	Total Cl 1 1	0	0
4	D	1	Total Cl 1 1	0	0
4	C	1	Total Cl 1 1	0	0

- Molecule 5 is water.

Mol	Chain	Residues	Atoms	ZeroOcc	AltConf
5	A	142	Total O 142 142	0	0
5	B	136	Total O 136 136	0	0
5	C	163	Total O 163 163	0	0
5	D	123	Total O 123 123	0	0

- Molecule 1: Alcohol dehydrogenase (Zinc)





4 Data and refinement statistics

Property	Value	Source
Space group	P 1 21 1	Depositor
Cell constants a, b, c, α , β , γ	68.51Å 126.45Å 84.06Å 90.00° 108.49° 90.00°	Depositor
Resolution (Å)	43.99 – 1.75 49.54 – 1.75	Depositor EDS
% Data completeness (in resolution range)	99.7 (43.99-1.75) 99.7 (49.54-1.75)	Depositor EDS
R_{merge}	0.09	Depositor
R_{sym}	(Not available)	Depositor
$\langle I/\sigma(I) \rangle$ ¹	2.77 (at 1.75Å)	Xtriage
Refinement program	PHENIX dev_1241	Depositor
R, R_{free}	0.151 , 0.174 0.161 , 0.183	Depositor DCC
R_{free} test set	6837 reflections (5.03%)	wwPDB-VP
Wilson B-factor (Å ²)	21.0	Xtriage
Anisotropy	0.190	Xtriage
Bulk solvent k_{sol} (e/Å ³), B_{sol} (Å ²)	0.35 , 49.5	EDS
L-test for twinning ²	$\langle L \rangle = 0.47$, $\langle L^2 \rangle = 0.30$	Xtriage
Estimated twinning fraction	No twinning to report.	Xtriage
F_o, F_c correlation	0.97	EDS
Total number of atoms	10359	wwPDB-VP
Average B, all atoms (Å ²)	27.0	wwPDB-VP

Xtriage's analysis on translational NCS is as follows: *The largest off-origin peak in the Patterson function is 4.13% of the height of the origin peak. No significant pseudotranslation is detected.*

¹Intensities estimated from amplitudes.

²Theoretical values of $\langle |L| \rangle$, $\langle L^2 \rangle$ for acentric reflections are 0.5, 0.333 respectively for untwinned datasets, and 0.375, 0.2 for perfectly twinned datasets.

5 Model quality [i](#)

5.1 Standard geometry [i](#)

Bond lengths and bond angles in the following residue types are not validated in this section: ZN, PO4, CL

The Z score for a bond length (or angle) is the number of standard deviations the observed value is removed from the expected value. A bond length (or angle) with $|Z| > 5$ is considered an outlier worth inspection. RMSZ is the root-mean-square of all Z scores of the bond lengths (or angles).

Mol	Chain	Bond lengths		Bond angles	
		RMSZ	$\# Z > 5$	RMSZ	$\# Z > 5$
1	A	0.48	0/2500	0.67	2/3405 (0.1%)
1	B	0.48	0/2509	0.68	0/3416
1	C	0.49	0/2510	0.70	3/3417 (0.1%)
1	D	0.45	0/2504	0.64	1/3410 (0.0%)
All	All	0.47	0/10023	0.67	6/13648 (0.0%)

There are no bond length outliers.

The worst 5 of 6 bond angle outliers are listed below:

Mol	Chain	Res	Type	Atoms	Z	Observed(°)	Ideal(°)
1	A	249	ARG	NE-CZ-NH1	6.52	123.56	120.30
1	C	104	MET	CG-SD-CE	-6.34	90.06	100.20
1	A	249	ARG	NE-CZ-NH2	-5.98	117.31	120.30
1	D	104	MET	CG-SD-CE	-5.67	91.12	100.20
1	C	104	MET	CA-CB-CG	5.47	122.60	113.30

There are no chirality outliers.

There are no planarity outliers.

5.2 Too-close contacts [i](#)

In the following table, the Non-H and H(model) columns list the number of non-hydrogen atoms and hydrogen atoms in the chain respectively. The H(added) column lists the number of hydrogen atoms added and optimized by MolProbity. The Clashes column lists the number of clashes within the asymmetric unit, whereas Symm-Clashes lists symmetry related clashes.

Mol	Chain	Non-H	H(model)	H(added)	Clashes	Symm-Clashes
1	A	2438	0	2472	10	0
1	B	2449	0	2479	9	0

Continued on next page...

Continued from previous page...

Mol	Chain	Non-H	H(model)	H(added)	Clashes	Symm-Clashes
1	C	2445	0	2488	7	0
1	D	2441	0	2477	10	0
2	A	1	0	0	0	0
2	B	1	0	0	0	0
2	C	1	0	0	0	0
2	D	1	0	0	0	0
3	A	5	0	0	0	0
3	B	5	0	0	1	0
3	D	5	0	0	0	0
4	B	1	0	0	0	0
4	C	1	0	0	0	0
4	D	1	0	0	0	0
5	A	142	0	0	1	0
5	B	136	0	0	1	0
5	C	163	0	0	0	0
5	D	123	0	0	0	0
All	All	10359	0	9916	35	0

The all-atom clashscore is defined as the number of clashes found per 1000 atoms (including hydrogen atoms). The all-atom clashscore for this structure is 2.

The worst 5 of 35 close contacts within the same asymmetric unit are listed below, sorted by their clash magnitude.

Atom-1	Atom-2	Interatomic distance (Å)	Clash overlap (Å)
1:A:244:LEU:HD11	1:A:250:TYR:HB2	1.79	0.63
1:A:2:ARG:NH2	1:A:331:PRO:O	2.35	0.59
1:B:57:HIS:HE1	1:B:114:GLY:O	1.85	0.57
1:A:57:HIS:HE1	1:A:114:GLY:O	1.88	0.57
1:C:2:ARG:NH2	1:C:331:PRO:O	2.40	0.55

There are no symmetry-related clashes.

5.3 Torsion angles [i](#)

5.3.1 Protein backbone [i](#)

In the following table, the Percentiles column shows the percent Ramachandran outliers of the chain as a percentile score with respect to all X-ray entries followed by that with respect to entries of similar resolution.

The Analysed column shows the number of residues for which the backbone conformation was analysed, and the total number of residues.

Mol	Chain	Analysed	Favoured	Allowed	Outliers	Percentiles	
1	A	336/370 (91%)	330 (98%)	6 (2%)	0	100	100
1	B	335/370 (90%)	329 (98%)	6 (2%)	0	100	100
1	C	337/370 (91%)	329 (98%)	8 (2%)	0	100	100
1	D	336/370 (91%)	331 (98%)	5 (2%)	0	100	100
All	All	1344/1480 (91%)	1319 (98%)	25 (2%)	0	100	100

There are no Ramachandran outliers to report.

5.3.2 Protein sidechains ⓘ

In the following table, the Percentiles column shows the percent sidechain outliers of the chain as a percentile score with respect to all X-ray entries followed by that with respect to entries of similar resolution.

The Analysed column shows the number of residues for which the sidechain conformation was analysed, and the total number of residues.

Mol	Chain	Analysed	Rotameric	Outliers	Percentiles	
1	A	241/274 (88%)	239 (99%)	2 (1%)	81	72
1	B	244/274 (89%)	243 (100%)	1 (0%)	91	87
1	C	244/274 (89%)	242 (99%)	2 (1%)	81	72
1	D	242/274 (88%)	239 (99%)	3 (1%)	71	56
All	All	971/1096 (89%)	963 (99%)	8 (1%)	81	72

5 of 8 residues with a non-rotameric sidechain are listed below:

Mol	Chain	Res	Type
1	C	78	SER
1	D	250	TYR
1	D	-1	HIS
1	B	268	LEU
1	C	268	LEU

Some sidechains can be flipped to improve hydrogen bonding and reduce clashes. 5 of 19 such sidechains are listed below:

Mol	Chain	Res	Type
1	B	131	ASN
1	C	39	ASN
1	D	39	ASN
1	B	96	GLN
1	D	57	HIS

5.3.3 RNA [i](#)

There are no RNA molecules in this entry.

5.4 Non-standard residues in protein, DNA, RNA chains [i](#)

There are no non-standard protein/DNA/RNA residues in this entry.

5.5 Carbohydrates [i](#)

There are no carbohydrates in this entry.

5.6 Ligand geometry [i](#)

Of 10 ligands modelled in this entry, 7 are monoatomic - leaving 3 for Mogul analysis.

In the following table, the Counts columns list the number of bonds (or angles) for which Mogul statistics could be retrieved, the number of bonds (or angles) that are observed in the model and the number of bonds (or angles) that are defined in the Chemical Component Dictionary. The Link column lists molecule types, if any, to which the group is linked. The Z score for a bond length (or angle) is the number of standard deviations the observed value is removed from the expected value. A bond length (or angle) with $|Z| > 2$ is considered an outlier worth inspection. RMSZ is the root-mean-square of all Z scores of the bond lengths (or angles).

Mol	Type	Chain	Res	Link	Bond lengths			Bond angles		
					Counts	RMSZ	$\# Z > 2$	Counts	RMSZ	$\# Z > 2$
3	PO4	D	403	-	4,4,4	0.70	0	6,6,6	0.93	0
3	PO4	A	402	-	4,4,4	0.74	0	6,6,6	0.59	0
3	PO4	B	403	-	4,4,4	0.66	0	6,6,6	0.98	0

There are no bond length outliers.

There are no bond angle outliers.

There are no chirality outliers.

There are no torsion outliers.

There are no ring outliers.

1 monomer is involved in 1 short contact:

Mol	Chain	Res	Type	Clashes	Symm-Clashes
3	B	403	PO4	1	0

5.7 Other polymers [i](#)

There are no such residues in this entry.

5.8 Polymer linkage issues [i](#)

There are no chain breaks in this entry.

6 Fit of model and data [i](#)

6.1 Protein, DNA and RNA chains [i](#)

In the following table, the column labelled ‘#RSRZ> 2’ contains the number (and percentage) of RSRZ outliers, followed by percent RSRZ outliers for the chain as percentile scores relative to all X-ray entries and entries of similar resolution. The OWAB column contains the minimum, median, 95th percentile and maximum values of the occupancy-weighted average B-factor per residue. The column labelled ‘Q< 0.9’ lists the number of (and percentage) of residues with an average occupancy less than 0.9.

Mol	Chain	Analysed	<RSRZ>	#RSRZ>2	OWAB(Å ²)	Q<0.9
1	A	333/370 (90%)	-0.24	3 (0%) 84 89	13, 25, 46, 59	0
1	B	333/370 (90%)	-0.26	6 (1%) 68 76	15, 24, 46, 68	0
1	C	333/370 (90%)	-0.19	5 (1%) 73 80	12, 24, 43, 65	0
1	D	333/370 (90%)	-0.29	6 (1%) 68 76	17, 27, 45, 68	0
All	All	1332/1480 (90%)	-0.24	20 (1%) 73 80	12, 25, 45, 68	0

The worst 5 of 20 RSRZ outliers are listed below:

Mol	Chain	Res	Type	RSRZ
1	B	239	LEU	4.5
1	B	76	GLY	3.8
1	B	199	ALA	3.7
1	C	77	VAL	3.5
1	D	76	GLY	3.3

6.2 Non-standard residues in protein, DNA, RNA chains [i](#)

There are no non-standard protein/DNA/RNA residues in this entry.

6.3 Carbohydrates [i](#)

There are no carbohydrates in this entry.

6.4 Ligands [i](#)

In the following table, the Atoms column lists the number of modelled atoms in the group and the number defined in the chemical component dictionary. The B-factors column lists the minimum, median, 95th percentile and maximum values of B factors of atoms in the group. The column labelled ‘Q< 0.9’ lists the number of atoms with occupancy less than 0.9.

Mol	Type	Chain	Res	Atoms	RSCC	RSR	B-factors(\AA^2)	Q<0.9
3	PO4	A	402	5/5	0.89	0.12	37,39,60,63	0
3	PO4	D	403	5/5	0.98	0.06	36,36,44,46	0
4	CL	B	401	1/1	0.98	0.04	25,25,25,25	0
3	PO4	B	403	5/5	0.98	0.11	42,43,44,61	0
4	CL	D	401	1/1	0.99	0.04	29,29,29,29	0
2	ZN	C	402	1/1	0.99	0.06	19,19,19,19	0
4	CL	C	401	1/1	0.99	0.03	24,24,24,24	0
2	ZN	A	401	1/1	1.00	0.06	18,18,18,18	0
2	ZN	B	402	1/1	1.00	0.07	19,19,19,19	0
2	ZN	D	402	1/1	1.00	0.07	21,21,21,21	0

6.5 Other polymers [i](#)

There are no such residues in this entry.