



Full wwPDB X-ray Structure Validation Report ⓘ

Jun 7, 2020 – 02:51 am BST

PDB ID : 6JE4
Title : Crystal structure of Nme1Cas9-sgRNA-dsDNA dimer mediated by double protein inhibitor AcrIIC3 monomers
Authors : Sun, W.; Yang, J.; Cheng, Z.; Liu, C.; Wang, K.; Huang, X.; Wang, Y.
Deposited on : 2019-02-04
Resolution : 3.07 Å(reported)

This is a Full wwPDB X-ray Structure Validation Report for a publicly released PDB entry.

We welcome your comments at validation@mail.wwpdb.org

A user guide is available at

<https://www.wwpdb.org/validation/2017/XrayValidationReportHelp>

with specific help available everywhere you see the ⓘ symbol.

The following versions of software and data (see [references ⓘ](#)) were used in the production of this report:

MolProbity : 4.02b-467
Mogul : 1.8.5 (274361), CSD as541be (2020)
Xtriage (Phenix) : 1.13
EDS : 2.11
Percentile statistics : 20191225.v01 (using entries in the PDB archive December 25th 2019)
Refmac : 5.8.0158
CCP4 : 7.0.044 (Gargrove)
Ideal geometry (proteins) : Engh & Huber (2001)
Ideal geometry (DNA, RNA) : Parkinson et al. (1996)
Validation Pipeline (wwPDB-VP) : 2.11

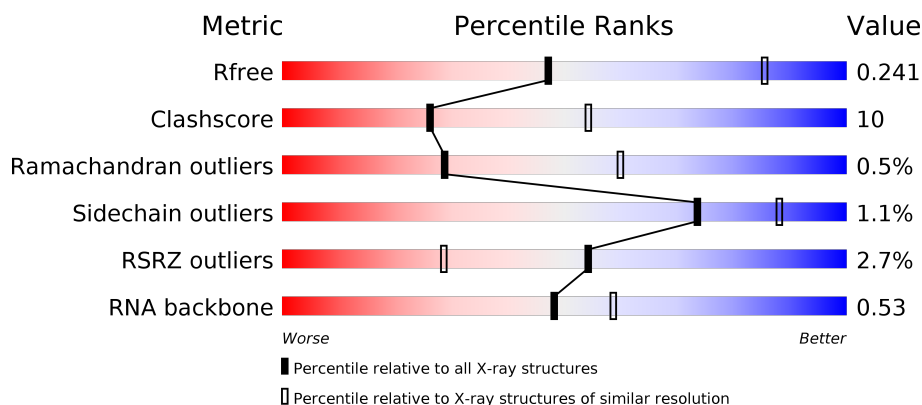
1 Overall quality at a glance

The following experimental techniques were used to determine the structure:

X-RAY DIFFRACTION

The reported resolution of this entry is 3.07 Å.

Percentile scores (ranging between 0-100) for global validation metrics of the entry are shown in the following graphic. The table shows the number of entries on which the scores are based.






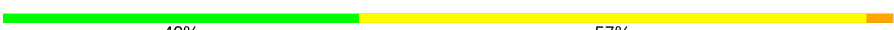












Metric	Whole archive (#Entries)	Similar resolution (#Entries, resolution range(Å))
R_{free}	130704	1754 (3.10-3.02)
Clashscore	141614	1864 (3.10-3.02)
Ramachandran outliers	138981	1794 (3.10-3.02)
Sidechain outliers	138945	1793 (3.10-3.02)
RSRZ outliers	127900	1713 (3.10-3.02)
RNA backbone	3102	1036 (3.32-2.80)

The table below summarises the geometric issues observed across the polymeric chains and their fit to the electron density. The red, orange, yellow and green segments on the lower bar indicate the fraction of residues that contain outliers for ≥ 3 , 2, 1 and 0 types of geometric quality criteria respectively. A grey segment represents the fraction of residues that are not modelled. The numeric value for each fraction is indicated below the corresponding segment, with a dot representing fractions $\leq 5\%$. The upper red bar (where present) indicates the fraction of residues that have poor fit to the electron density. The numeric value is given above the bar.

Mol	Chain	Length	Quality of chain
1	A	1083	<div> <div>5%</div> <div> <div></div> <div>76%</div> <div>20%</div> <div>..</div> </div> </div>
1	E	1083	<div> <div>%</div> <div> <div></div> <div>77%</div> <div>19%</div> <div>..</div> </div> </div>
1	K	1083	<div> <div>%</div> <div> <div></div> <div>77%</div> <div>20%</div> <div>..</div> </div> </div>
1	O	1083	<div> <div>5%</div> <div> <div></div> <div>75%</div> <div>21%</div> <div>..</div> </div> </div>

Continued on next page...

Continued from previous page...

Mol	Chain	Length	Quality of chain
2	C	35	
2	G	35	
2	M	35	
2	Q	35	
3	D	35	
3	H	35	
3	N	35	
3	R	35	
4	B	135	
4	F	135	
4	L	135	
4	P	135	
5	I	117	
5	J	117	
5	S	117	
5	T	117	

2 Entry composition

There are 8 unique types of molecules in this entry. The entry contains 52523 atoms, of which 0 are hydrogens and 0 are deuteriums.

In the tables below, the ZeroOcc column contains the number of atoms modelled with zero occupancy, the AltConf column contains the number of residues with at least one atom in alternate conformation and the Trace column contains the number of residues modelled with at most 2 atoms.

- Molecule 1 is a protein called CRISPR-associated endonuclease Cas9.

Mol	Chain	Residues	Atoms					ZeroOcc	AltConf	Trace
1	A	1049	Total	C	N	O	S	0	0	0
			8261	5222	1509	1506	24			
1	E	1056	Total	C	N	O	S	0	0	0
			8360	5283	1528	1525	24			
1	K	1060	Total	C	N	O	S	0	0	0
			8384	5300	1535	1525	24			
1	O	1049	Total	C	N	O	S	0	0	0
			8223	5200	1506	1493	24			

There are 12 discrepancies between the modelled and reference sequences:

Chain	Residue	Modelled	Actual	Comment	Reference
A	0	SER	-	expression tag	UNP C9X1G5
A	16	ALA	ASP	engineered mutation	UNP C9X1G5
A	588	ALA	HIS	engineered mutation	UNP C9X1G5
E	0	SER	-	expression tag	UNP C9X1G5
E	16	ALA	ASP	engineered mutation	UNP C9X1G5
E	588	ALA	HIS	engineered mutation	UNP C9X1G5
K	0	SER	-	expression tag	UNP C9X1G5
K	16	ALA	ASP	engineered mutation	UNP C9X1G5
K	588	ALA	HIS	engineered mutation	UNP C9X1G5
O	0	SER	-	expression tag	UNP C9X1G5
O	16	ALA	ASP	engineered mutation	UNP C9X1G5
O	588	ALA	HIS	engineered mutation	UNP C9X1G5

- Molecule 2 is a DNA chain called target DNA strand.

Mol	Chain	Residues	Atoms					ZeroOcc	AltConf	Trace
2	C	35	Total	C	N	O	P	0	0	0
			721	346	140	201	34			
2	G	35	Total	C	N	O	P	0	0	0
			721	346	140	201	34			

Continued on next page...

Continued from previous page...

Mol	Chain	Residues	Atoms					ZeroOcc	AltConf	Trace
2	M	35	Total	C	N	O	P	0	0	0
			721	346	140	201	34			
2	Q	35	Total	C	N	O	P	0	0	0
			721	346	140	201	34			

- Molecule 3 is a DNA chain called non-target DNA strand.

Mol	Chain	Residues	Atoms					ZeroOcc	AltConf	Trace
3	D	15	Total	C	N	O	P	0	0	0
			310	150	54	91	15			
3	H	18	Total	C	N	O	P	0	0	0
			373	180	66	109	18			
3	N	18	Total	C	N	O	P	0	0	0
			373	180	66	109	18			
3	R	18	Total	C	N	O	P	0	0	0
			373	180	66	109	18			

- Molecule 4 is a RNA chain called sgRNA.

Mol	Chain	Residues	Atoms					ZeroOcc	AltConf	Trace
4	B	132	Total	C	N	O	P	0	0	0
			2786	1247	474	933	132			
4	F	132	Total	C	N	O	P	0	0	0
			2786	1247	474	933	132			
4	L	133	Total	C	N	O	P	0	0	0
			2806	1256	477	940	133			
4	P	130	Total	C	N	O	P	0	0	0
			2746	1229	470	917	130			

- Molecule 5 is a protein called AcrIIC3.

Mol	Chain	Residues	Atoms					ZeroOcc	AltConf	Trace
5	I	117	Total	C	N	O	S	0	0	0
			911	584	154	170	3			
5	J	117	Total	C	N	O	S	0	0	0
			930	596	162	169	3			
5	S	117	Total	C	N	O	S	0	0	0
			940	601	162	174	3			
5	T	117	Total	C	N	O	S	0	0	0
			921	591	158	169	3			

There are 4 discrepancies between the modelled and reference sequences:

Chain	Residue	Modelled	Actual	Comment	Reference
I	0	SER	-	expression tag	UNP A0A3E2QDI5
J	0	SER	-	expression tag	UNP A0A3E2QDI5
S	0	SER	-	expression tag	UNP A0A3E2QDI5
T	0	SER	-	expression tag	UNP A0A3E2QDI5

- Molecule 6 is 1,2-ETHANEDIOL (three-letter code: EDO) (formula: C₂H₆O₂).



Mol	Chain	Residues	Atoms			ZeroOcc	AltConf
6	B	1	Total	C	O	0	0
			4	2	2		
6	E	1	Total	C	O	0	0
			4	2	2		
6	E	1	Total	C	O	0	0
			4	2	2		
6	E	1	Total	C	O	0	0
			4	2	2		
6	F	1	Total	C	O	0	0
			4	2	2		
6	F	1	Total	C	O	0	0
			4	2	2		
6	J	1	Total	C	O	0	0
			4	2	2		
6	K	1	Total	C	O	0	0
			4	2	2		
6	K	1	Total	C	O	0	0
			4	2	2		
6	K	1	Total	C	O	0	0
			4	2	2		

Continued on next page...

Continued from previous page...

Mol	Chain	Residues	Atoms			ZeroOcc	AltConf
6	K	1	Total	C	O	0	0
			4	2	2		
6	L	1	Total	C	O	0	0
			4	2	2		
6	L	1	Total	C	O	0	0
			4	2	2		
6	L	1	Total	C	O	0	0
			4	2	2		
6	L	1	Total	C	O	0	0
			4	2	2		
6	O	1	Total	C	O	0	0
			4	2	2		
6	O	1	Total	C	O	0	0
			4	2	2		

- Molecule 7 is DI(HYDROXYETHYL)ETHER (three-letter code: PEG) (formula: $C_4H_{10}O_3$).



Mol	Chain	Residues	Atoms			ZeroOcc	AltConf
7	B	1	Total	C	O	0	0
			7	4	3		
7	F	1	Total	C	O	0	0
			7	4	3		
7	K	1	Total	C	O	0	0
			7	4	3		


- Molecule 8 is water.

Mol	Chain	Residues	Atoms	ZeroOcc	AltConf
8	A	3	Total O 3 3	0	0
8	B	2	Total O 2 2	0	0
8	E	9	Total O 9 9	0	0
8	G	2	Total O 2 2	0	0
8	H	2	Total O 2 2	0	0
8	F	7	Total O 7 7	0	0
8	J	1	Total O 1 1	0	0
8	K	14	Total O 14 14	0	0
8	M	1	Total O 1 1	0	0
8	N	1	Total O 1 1	0	0
8	L	5	Total O 5 5	0	0
8	O	8	Total O 8 8	0	0
8	Q	1	Total O 1 1	0	0
8	P	4	Total O 4 4	0	0
8	S	3	Total O 3 3	0	0

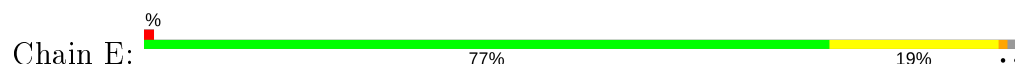
3 Residue-property plots [i](#)


These plots are drawn for all protein, RNA and DNA chains in the entry. The first graphic for a chain summarises the proportions of the various outlier classes displayed in the second graphic. The second graphic shows the sequence view annotated by issues in geometry and electron density. Residues are color-coded according to the number of geometric quality criteria for which they contain at least one outlier: green = 0, yellow = 1, orange = 2 and red = 3 or more. A red dot above a residue indicates a poor fit to the electron density ($RSRZ > 2$). Stretches of 2 or more consecutive residues without any outlier are shown as a green connector. Residues present in the sample, but not in the model, are shown in grey.

- Molecule 1: CRISPR-associated endonuclease Cas9

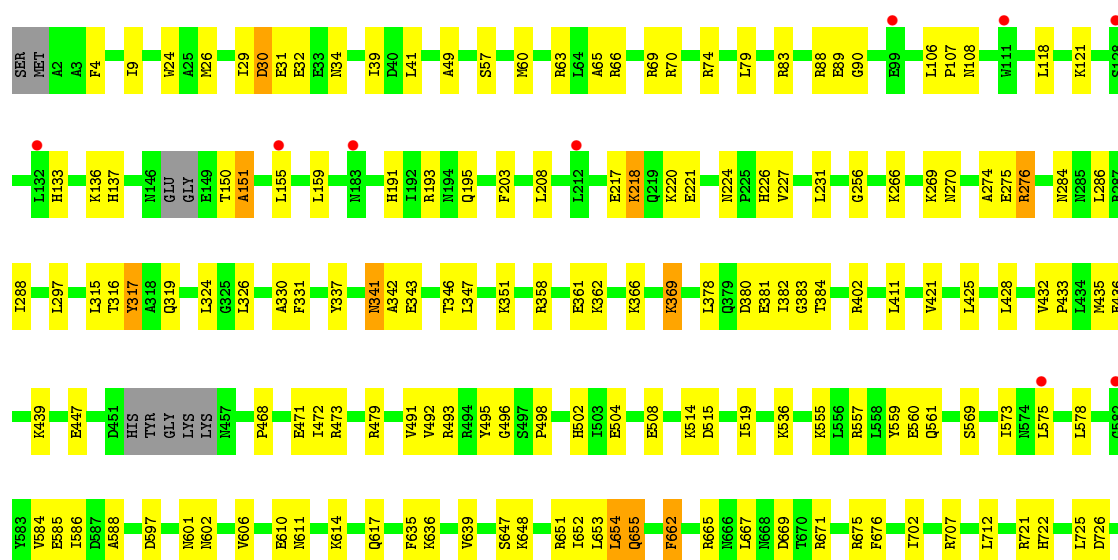
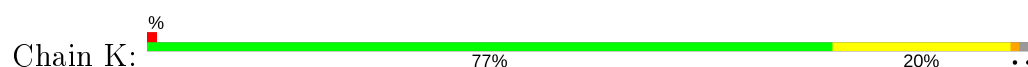


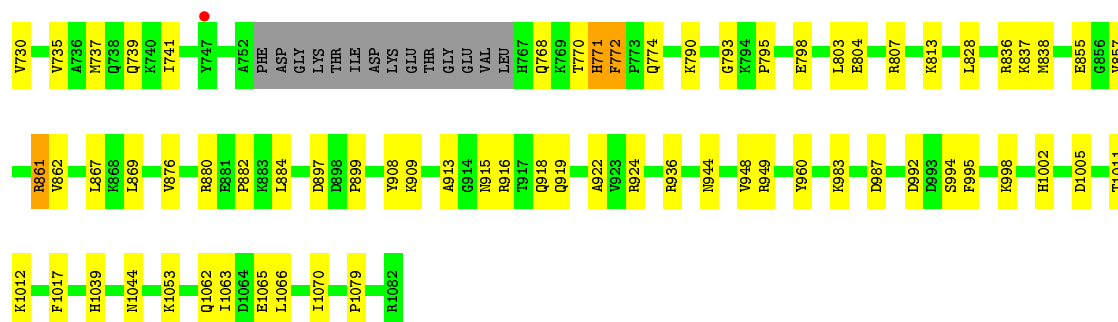
- Molecule 1: CRISPR-associated endonuclease Cas9



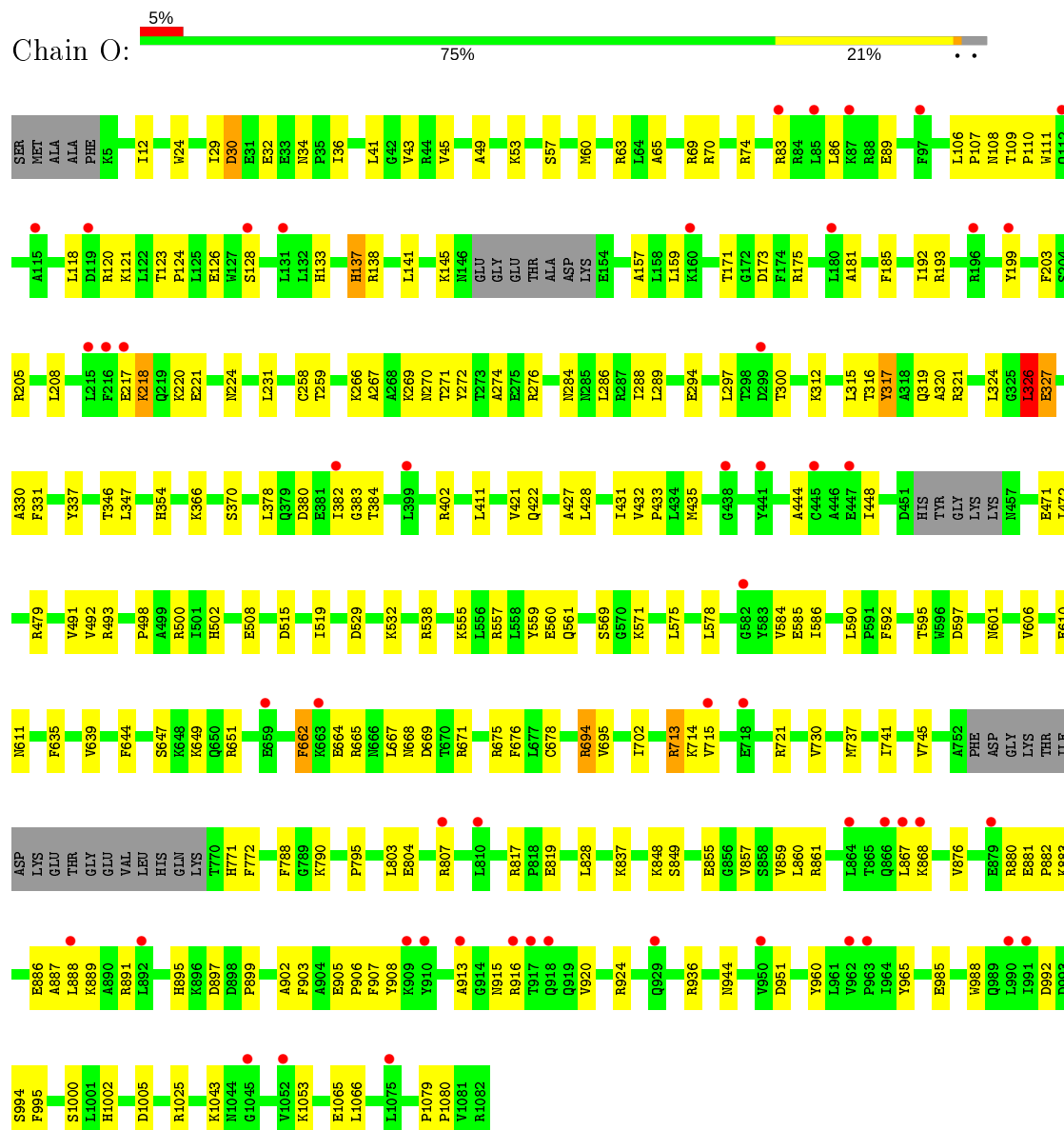


● Molecule 1: CRISPR-associated endonuclease Cas9



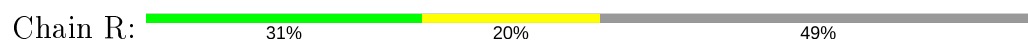



• Molecule 1: CRISPR-associated endonuclease Cas9



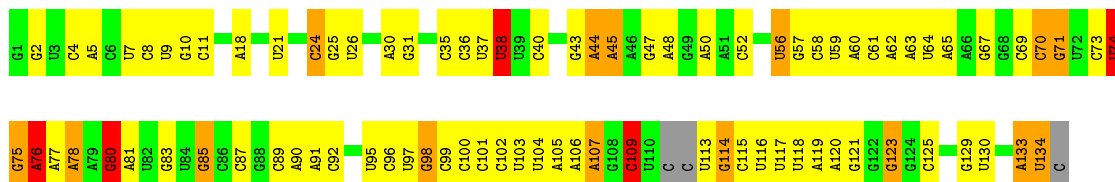
• Molecule 2: target DNA strand



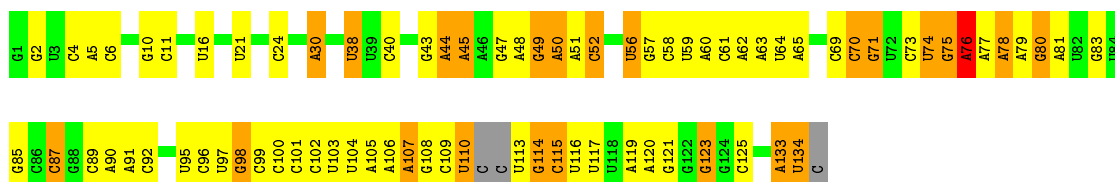




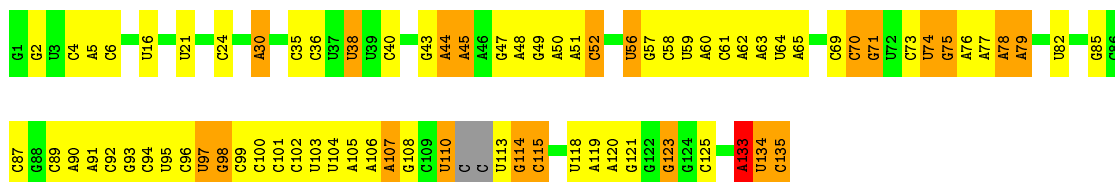
• Molecule 4: sgRNA



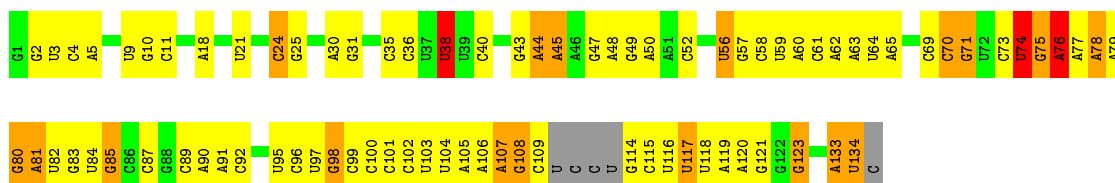
• Molecule 4: sgRNA



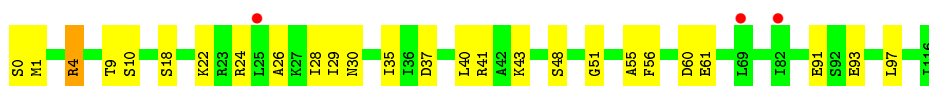
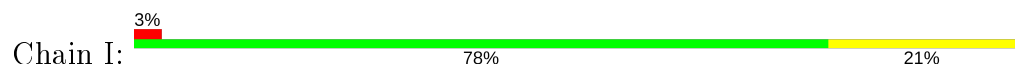
• Molecule 4: sgRNA



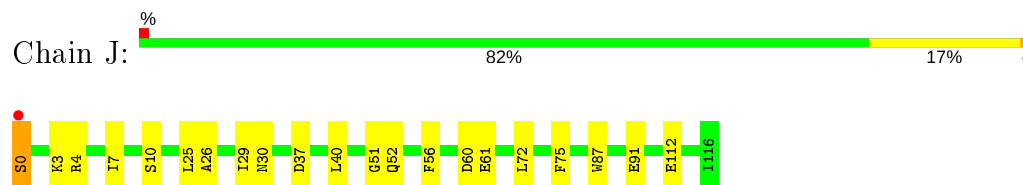
• Molecule 4: sgRNA



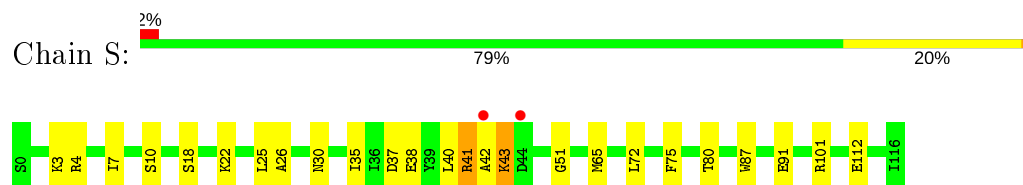
• Molecule 5: AcrIIC3



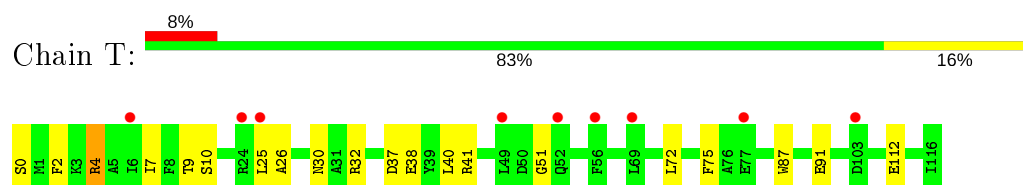
● Molecule 5: AcrIIC3



● Molecule 5: AcrIIC3



● Molecule 5: AcrIIC3



4 Data and refinement statistics

Property	Value	Source
Space group	P 1 21 1	Depositor
Cell constants a, b, c, α , β , γ	129.20Å 118.01Å 323.99Å 90.00° 89.92° 90.00°	Depositor
Resolution (Å)	46.28 – 3.07 46.28 – 3.07	Depositor EDS
% Data completeness (in resolution range)	87.7 (46.28-3.07) 87.4 (46.28-3.07)	Depositor EDS
R_{merge}	0.13	Depositor
R_{sym}	(Not available)	Depositor
$\langle I/\sigma(I) \rangle$ ¹	3.12 (at 3.06Å)	Xtriage
Refinement program	PHENIX (1.14 _3247: ???)	Depositor
R, R_{free}	0.210 , 0.241 0.210 , 0.241	Depositor DCC
R_{free} test set	8047 reflections (5.03%)	wwPDB-VP
Wilson B-factor (Å ²)	70.1	Xtriage
Anisotropy	0.236	Xtriage
Bulk solvent k_{sol} (e/Å ³), B_{sol} (Å ²)	0.33 , 32.1	EDS
L-test for twinning ²	$\langle L \rangle = 0.47$, $\langle L^2 \rangle = 0.30$	Xtriage
Estimated twinning fraction	0.439 for h,-k,-l	Xtriage
F_o, F_c correlation	0.93	EDS
Total number of atoms	52523	wwPDB-VP
Average B, all atoms (Å ²)	71.0	wwPDB-VP

Xtriage's analysis on translational NCS is as follows: *The largest off-origin peak in the Patterson function is 5.65% of the height of the origin peak. No significant pseudotranslation is detected.*

¹Intensities estimated from amplitudes.

²Theoretical values of $\langle |L| \rangle$, $\langle L^2 \rangle$ for acentric reflections are 0.5, 0.333 respectively for untwinned datasets, and 0.375, 0.2 for perfectly twinned datasets.

5 Model quality

5.1 Standard geometry

Bond lengths and bond angles in the following residue types are not validated in this section: PEG, EDO

The Z score for a bond length (or angle) is the number of standard deviations the observed value is removed from the expected value. A bond length (or angle) with $|Z| > 5$ is considered an outlier worth inspection. RMSZ is the root-mean-square of all Z scores of the bond lengths (or angles).

Mol	Chain	Bond lengths		Bond angles	
		RMSZ	$\# Z > 5$	RMSZ	$\# Z > 5$
1	A	0.32	0/8418	0.51	0/11365
1	E	0.27	0/8520	0.51	0/11494
1	K	0.28	0/8545	0.51	0/11525
1	O	0.27	0/8380	0.50	0/11315
2	C	0.58	0/812	0.96	0/1252
2	G	0.61	0/812	1.00	2/1252 (0.2%)
2	M	0.66	0/812	1.06	3/1252 (0.2%)
2	Q	0.58	0/812	1.00	2/1252 (0.2%)
3	D	0.64	0/347	1.03	0/534
3	H	0.64	0/418	1.06	0/644
3	N	0.71	0/418	1.08	0/644
3	R	0.63	0/418	1.10	0/644
4	B	0.34	0/3107	1.01	7/4831 (0.1%)
4	F	0.38	0/3107	1.01	5/4831 (0.1%)
4	L	0.35	0/3129	0.98	4/4865 (0.1%)
4	P	0.35	0/3063	1.02	8/4763 (0.2%)
5	I	0.30	0/927	0.48	0/1250
5	J	0.28	0/946	0.47	0/1271
5	S	0.29	0/956	0.53	1/1283 (0.1%)
5	T	0.27	0/937	0.44	0/1261
All	All	0.35	0/54884	0.72	32/77528 (0.0%)

Chiral center outliers are detected by calculating the chiral volume of a chiral center and verifying if the center is modelled as a planar moiety or with the opposite hand. A planarity outlier is detected by checking planarity of atoms in a peptide group, atoms in a mainchain group or atoms of a sidechain that are expected to be planar.

Mol	Chain	#Chirality outliers	#Planarity outliers
1	A	0	1
1	E	0	1
1	K	0	2

Continued on next page...

Continued from previous page...

Mol	Chain	#Chirality outliers	#Planarity outliers
1	O	0	1
5	I	0	1
All	All	0	6

There are no bond length outliers.

All (32) bond angle outliers are listed below:

Mol	Chain	Res	Type	Atoms	Z	Observed(°)	Ideal(°)
2	M	34	DC	P-O3'-C3'	8.84	130.31	119.70
2	Q	16	DA	O4'-C4'-C3'	-6.81	101.78	104.50
4	B	74	U	C5-C6-N1	6.39	125.89	122.70
2	Q	16	DA	O4'-C1'-N9	6.36	112.45	108.00
2	M	16	DA	O4'-C1'-N9	6.33	112.43	108.00
4	F	115	C	C2-N1-C1'	6.21	125.63	118.80
4	L	133	A	P-O3'-C3'	6.20	127.14	119.70
4	P	76	A	O5'-P-OP1	-6.12	100.19	105.70
4	B	38	U	C5-C6-N1	5.97	125.69	122.70
4	P	74	U	C5-C6-N1	5.92	125.66	122.70
2	G	16	DA	O4'-C4'-C3'	-5.79	102.18	104.50
4	F	76	A	N7-C8-N9	5.73	116.67	113.80
4	B	80	G	C4-N9-C1'	5.61	133.79	126.50
2	M	16	DA	O4'-C4'-C3'	-5.57	102.27	104.50
2	G	16	DA	O4'-C1'-N9	5.56	111.89	108.00
4	P	117	U	C2-N1-C1'	5.54	124.34	117.70
4	P	38	U	C5-C6-N1	5.51	125.45	122.70
4	B	109	C	C5-C6-N1	5.36	123.68	121.00
4	B	76	A	C8-N9-C4	-5.35	103.66	105.80
4	F	76	A	C4-N9-C1'	5.33	135.90	126.30
5	S	41	ARG	C-N-CA	-5.29	108.49	121.70
4	L	115	C	C5-C6-N1	5.27	123.64	121.00
4	P	108	G	C6-C5-N7	-5.26	127.24	130.40
4	B	38	U	C2-N1-C1'	5.22	123.97	117.70
4	P	38	U	C2-N1-C1'	5.21	123.95	117.70
4	P	38	U	C5-C4-O4	-5.19	122.78	125.90
4	F	115	C	C5-C6-N1	5.17	123.58	121.00
4	L	133	A	OP2-P-O3'	5.16	116.54	105.20
4	B	76	A	O4'-C1'-N9	5.15	112.32	108.20
4	L	115	C	C2-N1-C1'	5.12	124.43	118.80
4	P	108	G	C4-N9-C1'	5.09	133.11	126.50
4	F	115	C	C6-N1-C1'	-5.04	114.75	120.80

There are no chirality outliers.

All (6) planarity outliers are listed below:

Mol	Chain	Res	Type	Group
1	A	770	THR	Peptide
1	E	691	GLY	Peptide
5	I	4	ARG	Sidechain
1	K	150	THR	Peptide
1	K	151	ALA	Peptide
1	O	326	LEU	Peptide

5.2 Too-close contacts

In the following table, the Non-H and H(model) columns list the number of non-hydrogen atoms and hydrogen atoms in the chain respectively. The H(added) column lists the number of hydrogen atoms added and optimized by MolProbity. The Clashes column lists the number of clashes within the asymmetric unit, whereas Symm-Clashes lists symmetry related clashes.

Mol	Chain	Non-H	H(model)	H(added)	Clashes	Symm-Clashes
1	A	8261	0	8139	162	0
1	E	8360	0	8269	145	0
1	K	8384	0	8303	159	1
1	O	8223	0	8083	160	1
2	C	721	0	396	26	0
2	G	721	0	396	24	0
2	M	721	0	396	23	0
2	Q	721	0	396	24	0
3	D	310	0	173	5	0
3	H	373	0	207	5	0
3	N	373	0	207	5	0
3	R	373	0	207	7	0
4	B	2786	0	1414	79	0
4	F	2786	0	1414	69	0
4	L	2806	0	1425	71	0
4	P	2746	0	1394	75	0
5	I	911	0	887	17	0
5	J	930	0	928	15	0
5	S	940	0	941	18	0
5	T	921	0	908	16	0
6	B	4	0	6	0	0
6	E	12	0	18	0	0
6	F	8	0	12	2	0
6	J	4	0	6	1	0
6	K	16	0	24	2	0
6	L	20	0	30	0	0

Continued on next page...

Continued from previous page...

Mol	Chain	Non-H	H(model)	H(added)	Clashes	Symm-Clashes
6	O	8	0	12	0	0
7	B	7	0	10	0	0
7	F	7	0	10	2	0
7	K	7	0	10	0	0
8	A	3	0	0	0	0
8	B	2	0	0	0	0
8	E	9	0	0	0	0
8	F	7	0	0	0	0
8	G	2	0	0	0	0
8	H	2	0	0	0	0
8	J	1	0	0	0	0
8	K	14	0	0	0	0
8	L	5	0	0	0	0
8	M	1	0	0	0	0
8	N	1	0	0	0	0
8	O	8	0	0	0	0
8	P	4	0	0	0	0
8	Q	1	0	0	0	0
8	S	3	0	0	0	0
All	All	52523	0	44621	1004	1

The all-atom clashscore is defined as the number of clashes found per 1000 atoms (including hydrogen atoms). The all-atom clashscore for this structure is 10.

All (1004) close contacts within the same asymmetric unit are listed below, sorted by their clash magnitude.

Atom-1	Atom-2	Interatomic distance (Å)	Clash overlap (Å)
1:K:276:ARG:NH1	1:K:436:GLU:OE2	1.92	1.02
1:O:320:ALA:O	1:O:324:LEU:HD12	1.66	0.95
5:T:4:ARG:NH1	5:T:91:GLU:OE2	2.00	0.93
1:A:883:LYS:NZ	4:B:36:C:OP1	2.03	0.92
1:A:321:ARG:NH1	1:A:327:GLU:O	2.04	0.90
1:O:868:LYS:NZ	1:O:897:ASP:OD1	2.04	0.90
1:A:918:GLN:OE1	1:A:919:GLN:N	2.03	0.90
5:S:4:ARG:NH1	5:S:91:GLU:OE2	2.04	0.90
5:J:4:ARG:NH1	5:J:91:GLU:OE2	2.05	0.89
1:A:916:ARG:HH11	1:A:916:ARG:HB3	1.36	0.89
4:P:70:C:H2'	4:P:71:G:H8	1.39	0.87
4:B:70:C:H2'	4:B:71:G:H8	1.39	0.87
4:B:70:C:H2'	4:B:71:G:C8	2.15	0.82
4:P:70:C:H2'	4:P:71:G:C8	2.15	0.81

Continued on next page...

Continued from previous page...

Atom-1	Atom-2	Interatomic distance (Å)	Clash overlap (Å)
4:F:70:C:H2'	4:F:71:G:H8	1.46	0.80
1:A:916:ARG:HH11	1:A:916:ARG:CB	1.94	0.80
4:F:70:C:H2'	4:F:71:G:C8	2.17	0.79
1:A:118:LEU:HA	1:A:218:LYS:HD3	1.63	0.78
1:K:361:GLU:OE2	1:K:366:LYS:NZ	2.16	0.78
1:K:30:ASP:HB2	1:K:34:ASN:HB2	1.67	0.76
1:K:341:ASN:O	1:K:343:GLU:N	2.14	0.76
4:L:97:U:H2'	4:L:98:G:H8	1.51	0.75
1:A:869:LEU:HG	1:A:897:ASP:OD2	1.87	0.75
1:O:83:ARG:NH1	4:P:62:A:OP1	2.20	0.74
1:A:868:LYS:NZ	1:A:897:ASP:OD1	2.19	0.74
1:E:30:ASP:HB2	1:E:34:ASN:HB2	1.70	0.74
1:K:83:ARG:NH1	4:L:62:A:OP1	2.21	0.73
1:O:560:GLU:OE2	5:S:4:ARG:NH2	2.22	0.73
1:O:118:LEU:HA	1:O:218:LYS:HD3	1.71	0.73
1:A:432:VAL:HG23	1:A:433:PRO:HD3	1.69	0.72
1:K:675:ARG:NH2	2:M:24:DA:OP1	2.22	0.72
1:K:159:LEU:HG	2:M:16:DA:H5''	1.70	0.72
1:A:916:ARG:HB3	1:A:916:ARG:NH1	2.05	0.72
1:K:614:LYS:NZ	1:K:617:GLN:O	2.22	0.72
1:O:321:ARG:NH2	1:O:330:ALA:O	2.21	0.72
1:E:118:LEU:HA	1:E:218:LYS:HD3	1.72	0.72
1:E:614:LYS:NZ	1:E:617:GLN:O	2.23	0.72
1:A:31:GLU:HB2	1:O:300:THR:HG22	1.72	0.71
1:A:83:ARG:NH1	4:B:62:A:OP1	2.23	0.71
1:E:83:ARG:NH1	4:F:62:A:OP1	2.23	0.71
1:K:9:ILE:HD11	1:K:39:ILE:HG13	1.73	0.71
1:A:41:LEU:HD13	1:A:828:LEU:HD12	1.70	0.70
1:A:560:GLU:OE2	5:J:4:ARG:NH2	2.24	0.70
1:O:891:ARG:NE	1:O:902:ALA:O	2.21	0.70
1:O:41:LEU:HD13	1:O:828:LEU:HD12	1.71	0.70
1:E:159:LEU:HG	2:G:16:DA:H5''	1.74	0.69
1:E:675:ARG:NH2	2:G:24:DA:OP1	2.24	0.69
5:I:4:ARG:HD2	5:I:55:ALA:HB1	1.74	0.69
1:A:195:GLN:OE1	1:A:921:LYS:NZ	2.26	0.69
1:O:886:GLU:O	1:O:889:LYS:HG2	1.92	0.69
1:K:118:LEU:HA	1:K:218:LYS:HD3	1.75	0.69
1:E:9:ILE:HD11	1:E:39:ILE:HG13	1.74	0.69
2:G:1:DT:H2'	2:G:2:DA:C8	2.28	0.69
1:E:90:GLY:O	1:E:226:HIS:NE2	2.26	0.69
1:O:30:ASP:HB2	1:O:34:ASN:HB2	1.74	0.69

Continued on next page...

Continued from previous page...

Atom-1	Atom-2	Interatomic distance (Å)	Clash overlap (Å)
1:K:669:ASP:OD2	1:K:671:ARG:NH1	2.26	0.68
1:E:41:LEU:HD13	1:E:828:LEU:HD12	1.75	0.68
4:P:133:A:H4'	4:P:134:U:OP2	1.92	0.68
4:F:133:A:H4'	4:F:134:U:OP2	1.93	0.68
4:L:113:U:H1'	4:L:114:G:C8	2.29	0.68
1:K:560:GLU:OE2	5:T:4:ARG:NH2	2.27	0.68
1:K:597:ASP:OD2	1:K:651:ARG:NH1	2.26	0.68
1:K:578:LEU:HD12	1:K:584:VAL:HG21	1.76	0.67
4:B:133:A:H4'	4:B:134:U:OP2	1.93	0.67
4:F:83:G:H21	7:F:203:PEG:H42	1.60	0.67
4:L:114:G:H2'	4:L:115:C:C6	2.30	0.67
1:A:936:ARG:NH1	4:B:64:U:O2'	2.28	0.67
1:K:1065:GLU:O	1:K:1066:LEU:HB2	1.94	0.66
3:H:20:DA:H2''	3:H:21:DA:C8	2.30	0.66
5:I:91:GLU:OE2	1:E:559:TYR:OH	2.11	0.66
1:O:675:ARG:NH2	2:Q:24:DA:OP1	2.28	0.66
1:A:390:LYS:NZ	1:A:417:PHE:O	2.28	0.66
1:E:578:LEU:HD12	1:E:584:VAL:HG21	1.77	0.66
1:A:910:TYR:OH	1:A:916:ARG:NH1	2.29	0.66
1:E:492:VAL:HG22	1:E:498:PRO:HD3	1.76	0.66
1:K:960:TYR:HE1	1:K:1053:LYS:HE3	1.60	0.66
1:O:366:LYS:NZ	1:O:370:SER:O	2.25	0.65
5:T:37:ASP:HB2	5:T:40:LEU:HD12	1.78	0.65
1:E:669:ASP:OD2	1:E:671:ARG:NH1	2.29	0.65
1:A:288:ILE:HD11	1:A:330:ALA:HB1	1.79	0.65
1:E:597:ASP:OD2	1:E:651:ARG:NH1	2.28	0.65
4:P:114:G:H2'	4:P:115:C:C6	2.32	0.65
1:K:41:LEU:HD13	1:K:828:LEU:HD12	1.78	0.65
5:S:42:ALA:O	5:S:43:LYS:HG3	1.97	0.65
1:O:891:ARG:NH2	1:O:905:GLU:O	2.30	0.65
1:A:1065:GLU:O	1:A:1066:LEU:HB2	1.95	0.65
1:O:936:ARG:NH1	4:P:64:U:O2'	2.31	0.64
1:E:1065:GLU:O	1:E:1066:LEU:HB2	1.95	0.64
1:O:960:TYR:HE1	1:O:1053:LYS:HE3	1.62	0.64
1:A:380:ASP:O	1:A:384:THR:HG23	1.96	0.64
2:C:1:DT:H2''	2:C:2:DA:C8	2.33	0.64
1:K:569:SER:HB3	1:K:610:GLU:HG3	1.78	0.64
1:E:936:ARG:NH1	4:F:64:U:O2'	2.31	0.64
1:K:838:MET:HE2	1:K:948:VAL:HB	1.79	0.64
1:A:578:LEU:HD12	1:A:584:VAL:HG21	1.80	0.64
1:E:569:SER:HB3	1:E:610:GLU:HG3	1.79	0.64

Continued on next page...

Continued from previous page...

Atom-1	Atom-2	Interatomic distance (Å)	Clash overlap (Å)
1:O:597:ASP:OD2	1:O:651:ARG:NH1	2.31	0.64
1:A:321:ARG:NH2	1:A:330:ALA:O	2.27	0.64
1:E:380:ASP:O	1:E:384:THR:HG23	1.98	0.63
4:F:113:U:H1'	4:F:114:G:C8	2.33	0.63
4:L:70:C:H2'	4:L:71:G:C8	2.33	0.63
1:O:123:THR:HB	1:O:124:PRO:HD2	1.80	0.63
1:O:432:VAL:HG23	1:O:433:PRO:HD3	1.79	0.63
2:Q:24:DA:H2'	2:Q:25:DG:H8	1.63	0.63
1:K:380:ASP:O	1:K:384:THR:HG23	1.98	0.63
1:K:559:TYR:HD1	1:K:573:ILE:HD11	1.63	0.63
1:O:380:ASP:O	1:O:384:THR:HG23	1.97	0.63
1:A:737:MET:O	1:A:741:ILE:HG12	1.98	0.62
3:N:20:DA:H2''	3:N:21:DA:C8	2.34	0.62
1:O:1065:GLU:O	1:O:1066:LEU:HB2	1.97	0.62
3:R:20:DA:H2'	3:R:21:DA:C8	2.34	0.62
1:E:141:LEU:HB2	1:E:205:ARG:HE	1.64	0.62
1:A:33:GLU:OE2	1:A:500:ARG:NH1	2.32	0.62
4:P:90:A:H2'	4:P:91:A:C8	2.34	0.62
2:Q:24:DA:H2'	2:Q:25:DG:C8	2.33	0.62
1:A:90:GLY:O	1:A:226:HIS:NE2	2.32	0.62
1:A:648:LYS:O	1:A:652:ILE:HG13	2.00	0.62
1:E:880:ARG:O	1:E:882:PRO:HD3	2.00	0.62
1:A:675:ARG:NH2	2:C:24:DA:OP1	2.33	0.61
2:C:24:DA:H2'	2:C:25:DG:H8	1.65	0.61
1:O:492:VAL:HG22	1:O:498:PRO:HD3	1.81	0.61
1:O:321:ARG:NH1	1:O:327:GLU:O	2.31	0.61
2:G:24:DA:H2'	2:G:25:DG:C8	2.35	0.61
1:K:492:VAL:HG22	1:K:498:PRO:HD3	1.80	0.61
4:L:71:G:H1	4:L:82:U:H3	1.48	0.61
2:G:33:DA:H5''	2:G:33:DA:H8	1.66	0.61
1:O:120:ARG:NH1	1:O:126:GLU:OE1	2.33	0.61
1:K:737:MET:O	1:K:741:ILE:HG12	2.00	0.61
4:L:119:A:H2'	4:L:120:A:C8	2.35	0.61
4:P:4:C:H2'	4:P:5:A:C8	2.36	0.61
4:F:114:G:H2'	4:F:115:C:C6	2.36	0.61
1:A:123:THR:HB	1:A:124:PRO:HD2	1.81	0.61
1:O:274:ALA:HB1	1:O:421:VAL:HG21	1.81	0.61
1:E:284:ASN:HD22	1:E:435:MET:HG2	1.66	0.61
2:M:24:DA:H2'	2:M:25:DG:C8	2.35	0.61
1:A:492:VAL:HG22	1:A:498:PRO:HD3	1.82	0.61
1:A:274:ALA:HB1	1:A:421:VAL:HG21	1.81	0.60

Continued on next page...

Continued from previous page...

Atom-1	Atom-2	Interatomic distance (Å)	Clash overlap (Å)
1:K:880:ARG:O	1:K:882:PRO:HD3	2.01	0.60
4:F:119:A:H2'	4:F:120:A:C8	2.36	0.60
5:I:37:ASP:HB2	5:I:40:LEU:HD12	1.82	0.60
1:K:274:ALA:HB1	1:K:421:VAL:HG21	1.83	0.60
1:K:559:TYR:OH	5:T:91:GLU:OE1	2.18	0.60
2:C:24:DA:H2'	2:C:25:DG:C8	2.35	0.60
1:K:585:GLU:OE1	1:K:611:ASN:ND2	2.34	0.60
1:O:30:ASP:HB3	1:O:32:GLU:H	1.66	0.60
4:P:119:A:H2'	4:P:120:A:C8	2.36	0.60
5:S:37:ASP:HB2	5:S:40:LEU:HD12	1.82	0.60
2:Q:1:DT:H2'	2:Q:2:DA:C8	2.35	0.60
1:K:284:ASN:HD22	1:K:435:MET:HG2	1.66	0.60
1:O:578:LEU:HD12	1:O:584:VAL:HG21	1.84	0.60
1:K:771:HIS:O	1:K:771:HIS:CG	2.54	0.60
4:P:76:A:C8	4:P:76:A:OP1	2.54	0.60
4:B:4:C:H2'	4:B:5:A:C8	2.37	0.60
1:K:155:LEU:HD23	1:K:159:LEU:HB3	1.84	0.60
1:K:288:ILE:HD11	1:K:330:ALA:HB1	1.82	0.60
4:B:90:A:H2'	4:B:91:A:C8	2.36	0.59
2:C:21:DA:H2'	2:C:22:DA:H8	1.66	0.59
1:E:960:TYR:HE1	1:E:1053:LYS:HE3	1.66	0.59
1:K:473:ARG:NH1	4:L:16:U:O2	2.35	0.59
2:C:32:DG:H2'	2:C:33:DA:H8	1.68	0.59
1:E:585:GLU:OE1	1:E:611:ASN:ND2	2.35	0.59
1:K:496:GLY:HA2	6:K:1103:EDO:H22	1.84	0.59
4:L:133:A:H4'	4:L:134:U:OP2	2.02	0.59
1:O:316:THR:O	1:O:319:GLN:N	2.35	0.59
1:A:331:PHE:HB3	1:A:337:TYR:CE2	2.38	0.59
1:A:597:ASP:OD2	1:A:602:ASN:HB2	2.02	0.59
1:A:965:TYR:OH	1:A:1025:ARG:NH1	2.35	0.59
2:G:24:DA:H2'	2:G:25:DG:H8	1.67	0.59
1:O:1002:HIS:N	1:O:1005:ASP:OD2	2.28	0.59
1:O:669:ASP:OD2	1:O:671:ARG:NH1	2.35	0.59
5:J:0:SER:O	5:J:0:SER:OG	2.20	0.59
1:E:432:VAL:HG23	1:E:433:PRO:HD3	1.84	0.59
1:E:559:TYR:HD1	1:E:573:ILE:HD11	1.66	0.59
1:E:737:MET:O	1:E:741:ILE:HG12	2.02	0.59
4:L:70:C:H2'	4:L:71:G:H8	1.65	0.59
4:L:75:G:N2	4:L:78:A:OP2	2.35	0.59
2:M:24:DA:H2'	2:M:25:DG:H8	1.66	0.59
1:O:159:LEU:HG	2:Q:16:DA:H5''	1.83	0.59

Continued on next page...

Continued from previous page...

Atom-1	Atom-2	Interatomic distance (Å)	Clash overlap (Å)
1:O:315:LEU:O	1:O:319:GLN:HB2	2.03	0.59
1:A:391:THR:OG1	1:A:394:ASP:OD2	2.21	0.59
1:E:314:LYS:HB3	1:E:346:THR:HG23	1.85	0.59
5:I:60:ASP:O	5:I:61:GLU:HG2	2.02	0.59
1:K:432:VAL:HG23	1:K:433:PRO:HD3	1.84	0.58
1:K:936:ARG:NH1	4:L:64:U:O2'	2.37	0.58
1:O:133:HIS:CD2	4:P:60:A:H5''	2.39	0.58
4:P:90:A:H2'	4:P:91:A:H8	1.67	0.58
2:Q:32:DG:H2'	2:Q:33:DA:H8	1.69	0.58
1:A:944:ASN:ND2	3:D:28:DT:OP1	2.35	0.58
1:E:378:LEU:O	1:E:382:ILE:HG13	2.03	0.58
4:F:98:G:H5''	4:F:98:G:H8	1.69	0.58
4:F:95:U:H2'	4:F:96:C:H6	1.68	0.58
1:E:144:ARG:NH2	2:G:17:DG:OP1	2.37	0.58
4:L:95:U:H2'	4:L:96:C:H6	1.68	0.58
4:B:76:A:OP2	4:B:76:A:H8	1.86	0.58
2:C:22:DA:H2'	2:C:23:DT:C6	2.38	0.58
1:E:266:LYS:HB2	1:E:421:VAL:O	2.04	0.58
1:A:378:LEU:O	1:A:382:ILE:HG13	2.04	0.57
1:K:378:LEU:O	1:K:382:ILE:HG13	2.04	0.57
4:L:70:C:O2'	4:L:71:G:O5'	2.20	0.57
1:O:378:LEU:O	1:O:382:ILE:HG13	2.04	0.57
5:J:37:ASP:HB2	5:J:40:LEU:HD12	1.86	0.57
1:O:120:ARG:NH2	1:O:121:LYS:O	2.37	0.57
2:M:32:DG:H2'	2:M:33:DA:H8	1.70	0.57
1:O:284:ASN:HD22	1:O:435:MET:HG2	1.70	0.57
4:B:98:G:H5''	4:B:98:G:H8	1.69	0.57
4:L:97:U:H2'	4:L:98:G:C8	2.36	0.57
2:M:33:DA:H5''	2:M:33:DA:H8	1.70	0.57
4:B:119:A:H2'	4:B:120:A:C8	2.39	0.57
1:E:919:GLN:O	4:F:56:U:O2'	2.22	0.57
1:O:63:ARG:NH2	4:P:18:A:OP2	2.35	0.57
1:A:133:HIS:CD2	4:B:60:A:H5''	2.40	0.57
1:K:601:ASN:HB3	1:K:651:ARG:HD2	1.85	0.57
1:O:36:ILE:O	1:O:817:ARG:NH2	2.37	0.57
1:K:269:LYS:HG2	1:K:421:VAL:HG22	1.86	0.56
1:E:1002:HIS:N	1:E:1005:ASP:OD2	2.32	0.56
1:E:288:ILE:HD11	1:E:330:ALA:HB1	1.87	0.56
1:E:316:THR:O	1:E:319:GLN:N	2.38	0.56
4:L:4:C:H2'	4:L:5:A:C8	2.40	0.56
1:K:913:ALA:O	1:K:915:ASN:N	2.38	0.56

Continued on next page...

Continued from previous page...

Atom-1	Atom-2	Interatomic distance (Å)	Clash overlap (Å)
1:O:288:ILE:HD11	1:O:330:ALA:HB1	1.88	0.56
1:A:118:LEU:HA	1:A:218:LYS:CD	2.35	0.56
2:C:21:DA:H2'	2:C:22:DA:C8	2.40	0.56
2:C:22:DA:H2'	2:C:23:DT:H6	1.69	0.56
4:F:90:A:H2'	4:F:91:A:C8	2.40	0.56
2:G:32:DG:H2'	2:G:33:DA:H8	1.71	0.56
1:O:737:MET:O	1:O:741:ILE:HG12	2.05	0.56
3:D:21:DA:H5''	3:D:21:DA:H8	1.69	0.56
1:E:49:ALA:HB2	1:E:479:ARG:HE	1.69	0.56
1:O:502:HIS:HB3	1:O:730:VAL:HG12	1.88	0.56
4:B:106:A:H2'	4:B:107:A:C8	2.40	0.56
1:E:138:ARG:CZ	1:E:205:ARG:HH12	2.19	0.56
1:K:861:ARG:NH1	4:L:57:G:OP2	2.35	0.56
4:L:77:A:H2'	4:L:78:A:C8	2.40	0.56
2:Q:19:DT:H2'	2:Q:20:DA:C8	2.41	0.56
4:B:90:A:H2'	4:B:91:A:H8	1.70	0.55
1:A:502:HIS:HB3	1:A:730:VAL:HG12	1.88	0.55
1:O:601:ASN:HB3	1:O:651:ARG:HD2	1.87	0.55
1:A:121:LYS:HD2	1:A:224:ASN:H	1.71	0.55
1:E:361:GLU:OE2	1:E:366:LYS:NZ	2.39	0.55
1:K:502:HIS:HB3	1:K:730:VAL:HG12	1.88	0.55
1:O:944:ASN:ND2	3:R:28:DT:OP1	2.39	0.55
4:F:97:U:H2'	4:F:98:G:H5''	1.87	0.55
5:J:60:ASP:O	5:J:61:GLU:HG2	2.06	0.55
1:A:911:ASP:CB	1:A:917:THR:HG21	2.37	0.55
1:O:571:LYS:NZ	1:O:610:GLU:OE2	2.39	0.55
1:E:689:GLY:O	1:E:694:ARG:HG2	2.06	0.55
1:A:960:TYR:HE1	1:A:1053:LYS:HE3	1.71	0.55
2:C:19:DT:H2'	2:C:20:DA:C8	2.42	0.55
4:F:4:C:H2'	4:F:5:A:C8	2.42	0.55
5:I:4:ARG:NH2	5:I:91:GLU:OE1	2.40	0.55
2:Q:22:DA:H2'	2:Q:23:DT:C6	2.41	0.55
1:A:326:LEU:O	1:A:327:GLU:HB2	2.07	0.55
1:A:191:HIS:HB3	4:B:58:C:H5''	1.89	0.55
5:I:37:ASP:N	5:I:37:ASP:OD1	2.41	0.54
1:O:141:LEU:HB2	1:O:205:ARG:HE	1.72	0.54
1:A:209:GLN:O	1:A:213:ILE:HD12	2.07	0.54
1:A:644:PHE:O	1:A:649:LYS:HE3	2.07	0.54
1:K:1011:THR:O	1:K:1012:LYS:HG2	2.07	0.54
1:K:88:ARG:NH1	4:L:82:U:H5''	2.21	0.54
4:L:90:A:H2'	4:L:91:A:C8	2.41	0.54

Continued on next page...

Continued from previous page...

Atom-1	Atom-2	Interatomic distance (Å)	Clash overlap (Å)
1:K:193:ARG:HD2	4:L:60:A:OP2	2.07	0.54
1:K:721:ARG:HG2	1:K:828:LEU:HD22	1.89	0.54
1:A:882:PRO:O	1:A:886:GLU:HG2	2.06	0.54
4:F:77:A:H2'	4:F:78:A:C8	2.42	0.54
1:K:358:ARG:O	1:K:362:LYS:HG3	2.08	0.54
1:O:883:LYS:NZ	4:P:35:C:O3'	2.31	0.54
1:A:597:ASP:OD1	1:A:651:ARG:NH1	2.39	0.54
1:E:721:ARG:HG2	1:E:828:LEU:HD22	1.89	0.54
1:K:944:ASN:ND2	3:N:28:DT:OP1	2.40	0.54
1:A:721:ARG:HG2	1:A:828:LEU:HD22	1.90	0.54
4:F:77:A:O2'	4:F:78:A:O5'	2.22	0.54
1:K:203:PHE:HB2	1:K:208:LEU:HD11	1.90	0.54
5:S:38:GLU:OE2	5:S:41:ARG:NH2	2.41	0.54
1:A:432:VAL:CG2	1:A:433:PRO:HD3	2.38	0.54
1:O:721:ARG:HG2	1:O:828:LEU:HD22	1.90	0.54
1:O:592:PHE:HB3	1:O:745:VAL:HG11	1.90	0.54
1:E:555:LYS:HG3	1:E:586:ILE:HD11	1.89	0.54
1:E:601:ASN:HB3	1:E:651:ARG:HD2	1.88	0.54
4:P:98:G:H8	4:P:98:G:H5''	1.72	0.54
1:A:141:LEU:HB2	1:A:205:ARG:HE	1.72	0.54
2:C:20:DA:H2'	2:C:21:DA:H8	1.72	0.54
3:H:18:DT:C2	3:H:19:DG:C8	2.95	0.54
1:A:381:GLU:OE2	1:A:402:ARG:NH2	2.41	0.53
1:K:555:LYS:HG3	1:K:586:ILE:HD11	1.89	0.53
1:E:502:HIS:HB3	1:E:730:VAL:HG12	1.90	0.53
1:E:790:LYS:NZ	1:E:795:PRO:O	2.38	0.53
1:E:144:ARG:HD3	1:E:146:ASN:OD1	2.08	0.53
1:K:983:LYS:HB3	1:K:987:ASP:HB2	1.90	0.53
2:M:31:DT:H2'	2:M:32:DG:C8	2.43	0.53
1:O:881:GLU:OE2	4:P:35:C:O2	2.27	0.53
1:K:884:LEU:HD13	1:K:909:LYS:HG3	1.89	0.53
4:L:114:G:H2'	4:L:115:C:H6	1.73	0.53
2:Q:21:DA:H2'	2:Q:22:DA:H8	1.73	0.53
1:O:559:TYR:CZ	1:O:575:LEU:HG	2.43	0.53
4:F:73:C:H2'	4:F:74:U:H5''	1.91	0.53
4:F:99:C:H2'	4:F:100:C:H6	1.72	0.53
1:A:472:ILE:HD11	1:A:676:PHE:CE2	2.44	0.53
4:L:106:A:H2'	4:L:107:A:C8	2.44	0.53
1:K:936:ARG:HG3	4:L:63:A:N3	2.23	0.53
4:P:97:U:H2'	4:P:98:G:H5''	1.91	0.53
2:G:22:DA:H2'	2:G:23:DT:C6	2.44	0.53

Continued on next page...

Continued from previous page...

Atom-1	Atom-2	Interatomic distance (Å)	Clash overlap (Å)
1:K:49:ALA:HB2	1:K:479:ARG:HE	1.73	0.53
1:O:108:ASN:HD21	4:P:31:G:H1'	1.74	0.53
1:A:741:ILE:HD12	1:A:772:PHE:CE2	2.44	0.53
2:G:33:DA:H5''	2:G:33:DA:C8	2.44	0.53
1:K:30:ASP:HB3	1:K:32:GLU:H	1.72	0.53
2:M:31:DT:H2'	2:M:32:DG:H8	1.74	0.53
1:A:316:THR:O	1:A:319:GLN:N	2.43	0.52
1:E:1063:ILE:HG13	1:E:1070:ILE:HG12	1.91	0.52
1:A:569:SER:HB3	1:A:610:GLU:HG3	1.91	0.52
4:B:76:A:C8	4:B:76:A:P	3.03	0.52
4:F:90:A:H2'	4:F:91:A:H8	1.74	0.52
1:E:936:ARG:HG3	4:F:63:A:N3	2.24	0.52
1:K:57:SER:HB3	1:K:60:MET:HB2	1.91	0.52
1:O:479:ARG:NH2	4:P:91:A:OP1	2.43	0.52
1:K:1063:ILE:HG13	1:K:1070:ILE:HG12	1.91	0.52
1:O:472:ILE:HD11	1:O:676:PHE:CE2	2.44	0.52
1:O:913:ALA:O	1:O:915:ASN:N	2.42	0.52
2:Q:20:DA:H2'	2:Q:21:DA:H8	1.73	0.52
1:K:79:LEU:HD21	1:K:136:LYS:HB2	1.92	0.52
1:O:855:GLU:HG3	1:O:857:VAL:HG22	1.92	0.52
1:A:431:ILE:HG22	1:A:435:MET:HE2	1.92	0.52
1:K:275:GLU:OE2	1:K:351:LYS:N	2.43	0.52
4:B:114:G:H2'	4:B:115:C:C6	2.45	0.52
4:B:95:U:H2'	4:B:96:C:H6	1.75	0.52
1:K:790:LYS:NZ	1:K:795:PRO:O	2.43	0.52
2:Q:21:DA:H2'	2:Q:22:DA:C8	2.45	0.52
2:M:22:DA:H2'	2:M:23:DT:C6	2.45	0.52
4:F:99:C:H2'	4:F:100:C:C6	2.45	0.51
1:K:722:HIS:O	1:K:725:LEU:HB2	2.10	0.51
1:E:884:LEU:HD13	1:E:909:LYS:HG3	1.91	0.51
4:B:76:A:C8	4:B:76:A:OP1	2.64	0.51
1:K:341:ASN:C	1:K:343:GLU:H	2.11	0.51
1:K:515:ASP:O	1:K:519:ILE:HG23	2.10	0.51
4:L:76:A:H2'	4:L:77:A:C8	2.45	0.51
2:G:32:DG:H2'	2:G:33:DA:C8	2.46	0.51
5:I:60:ASP:OD1	5:I:61:GLU:N	2.37	0.51
1:K:768:GLN:O	1:K:770:THR:HG23	2.11	0.51
1:A:193:ARG:HD2	4:B:60:A:OP2	2.10	0.51
2:G:20:DA:H2'	2:G:21:DA:H8	1.75	0.51
4:P:56:U:H2'	4:P:57:G:H8	1.76	0.51
4:B:73:C:H2'	4:B:74:U:H5''	1.93	0.51

Continued on next page...

Continued from previous page...

Atom-1	Atom-2	Interatomic distance (Å)	Clash overlap (Å)
1:E:846:THR:HG22	6:F:201:EDO:H22	1.93	0.51
1:O:138:ARG:CZ	1:O:205:ARG:HH12	2.23	0.51
5:T:37:ASP:N	5:T:37:ASP:OD1	2.43	0.51
1:A:210:ALA:HA	1:A:213:ILE:HD12	1.92	0.51
1:E:1065:GLU:N	1:E:1065:GLU:OE1	2.44	0.51
1:E:515:ASP:O	1:E:519:ILE:HG23	2.10	0.51
5:I:10:SER:HA	5:I:51:GLY:H	1.74	0.51
1:O:331:PHE:HB3	1:O:337:TYR:CE2	2.45	0.51
1:O:667:LEU:HA	1:O:702:ILE:HD12	1.92	0.51
4:P:61:C:H2'	4:P:62:A:H8	1.75	0.51
4:P:73:C:H2'	4:P:74:U:H5''	1.93	0.51
4:B:61:C:H2'	4:B:62:A:H8	1.76	0.51
1:E:79:LEU:HD21	1:E:136:LYS:HB2	1.93	0.51
4:P:95:U:H2'	4:P:96:C:H6	1.76	0.51
1:A:138:ARG:CZ	1:A:205:ARG:HH12	2.23	0.51
1:A:30:ASP:HB2	1:A:34:ASN:HB2	1.93	0.51
2:G:31:DT:H2'	2:G:32:DG:C8	2.45	0.51
1:O:965:TYR:OH	1:O:1025:ARG:NH1	2.44	0.51
1:A:669:ASP:HB2	1:A:699:ASN:HA	1.93	0.50
1:E:855:GLU:HG3	1:E:857:VAL:HG22	1.93	0.50
1:K:559:TYR:CZ	1:K:575:LEU:HG	2.46	0.50
1:E:331:PHE:HB3	1:E:337:TYR:CE2	2.46	0.50
1:K:667:LEU:HA	1:K:702:ILE:HD12	1.92	0.50
1:O:272:TYR:OH	1:O:276:ARG:NH1	2.45	0.50
1:O:508:GLU:HG3	1:O:519:ILE:HD11	1.94	0.50
4:P:77:A:H2'	4:P:78:A:C8	2.47	0.50
1:K:331:PHE:HB3	1:K:337:TYR:CE2	2.47	0.50
1:O:888:LEU:HD23	1:O:903:PHE:CE1	2.46	0.50
4:P:76:A:C8	4:P:76:A:P	3.04	0.50
2:C:31:DT:H2'	2:C:32:DG:H8	1.75	0.50
1:E:559:TYR:CZ	1:E:575:LEU:HG	2.46	0.50
2:G:10:DA:H2'	2:G:11:DT:C6	2.46	0.50
1:A:24:TRP:CZ2	1:A:1066:LEU:HG	2.47	0.50
1:A:508:GLU:HG3	1:A:519:ILE:HD11	1.94	0.50
4:B:58:C:H2'	4:B:59:U:C6	2.46	0.50
1:E:53:LYS:HD2	3:H:23:DT:H71	1.92	0.50
4:F:75:G:N2	4:F:77:A:H3'	2.27	0.50
1:O:555:LYS:HG2	1:O:586:ILE:HD11	1.94	0.50
1:O:992:ASP:OD1	1:O:994:SER:OG	2.26	0.50
1:A:515:ASP:O	1:A:519:ILE:HG23	2.11	0.50
1:A:924:ARG:HG2	4:B:56:U:OP1	2.12	0.50

Continued on next page...

Continued from previous page...

Atom-1	Atom-2	Interatomic distance (Å)	Clash overlap (Å)
4:F:76:A:P	4:F:76:A:C8	3.04	0.50
2:C:23:DT:H2'	2:C:24:DA:H8	1.77	0.50
4:L:99:C:H2'	4:L:100:C:C6	2.46	0.50
1:O:569:SER:HB3	1:O:610:GLU:HG3	1.94	0.50
4:P:4:C:H2'	4:P:5:A:H8	1.75	0.50
2:Q:33:DA:H5''	2:Q:33:DA:H8	1.76	0.50
1:A:79:LEU:HD21	1:A:136:LYS:HB2	1.93	0.50
1:A:479:ARG:NH2	4:B:91:A:OP1	2.45	0.50
5:J:7:ILE:HG12	5:J:72:LEU:HD13	1.93	0.50
1:O:24:TRP:CZ2	1:O:1066:LEU:HG	2.47	0.50
1:O:266:LYS:HE2	1:O:422:GLN:HA	1.94	0.50
2:Q:31:DT:H2'	2:Q:32:DG:H8	1.76	0.50
1:A:971:LYS:NZ	4:B:67:G:OP1	2.40	0.50
1:E:667:LEU:HA	1:E:702:ILE:HD12	1.93	0.50
1:K:960:TYR:CE1	1:K:1053:LYS:HE3	2.43	0.50
1:A:880:ARG:O	1:A:882:PRO:HD3	2.11	0.49
1:K:256:GLY:O	1:K:266:LYS:HG2	2.11	0.49
1:K:919:GLN:O	4:L:56:U:O2'	2.29	0.49
4:L:90:A:H2'	4:L:91:A:H8	1.77	0.49
5:S:87:TRP:CD1	5:S:112:GLU:HB3	2.47	0.49
2:C:16:DA:H2'	2:C:17:DG:H8	1.77	0.49
2:G:31:DT:H2'	2:G:32:DG:H8	1.77	0.49
1:K:1002:HIS:N	1:K:1005:ASP:OD2	2.33	0.49
1:K:217:GLU:O	1:K:220:LYS:HB3	2.13	0.49
1:K:316:THR:O	1:K:319:GLN:N	2.46	0.49
2:M:32:DG:H2'	2:M:33:DA:C8	2.48	0.49
4:P:118:U:H2'	4:P:119:A:C8	2.48	0.49
1:A:103:ILE:HB	1:A:106:LEU:HD23	1.93	0.49
3:D:21:DA:H5''	3:D:21:DA:C8	2.47	0.49
1:E:654:LEU:O	1:E:655:GLN:HG3	2.13	0.49
4:F:101:C:H2'	4:F:102:C:H6	1.78	0.49
1:E:493:ARG:NH2	4:F:123:G:H5'	2.28	0.49
1:E:133:HIS:CD2	4:F:60:A:H5''	2.48	0.49
4:F:76:A:C8	4:F:76:A:OP1	2.66	0.49
1:K:90:GLY:O	1:K:226:HIS:NE2	2.46	0.49
4:P:58:C:H2'	4:P:59:U:C6	2.47	0.49
1:A:301:GLU:HG2	1:A:324:LEU:HD22	1.94	0.49
2:C:33:DA:H5''	2:C:33:DA:H8	1.77	0.49
1:E:992:ASP:OD1	1:E:994:SER:OG	2.24	0.49
1:K:662:PHE:HA	1:K:665:ARG:HG2	1.93	0.49
4:P:106:A:H2'	4:P:107:A:C8	2.48	0.49

Continued on next page...

Continued from previous page...

Atom-1	Atom-2	Interatomic distance (Å)	Clash overlap (Å)
4:P:56:U:H2'	4:P:57:G:C8	2.47	0.49
1:E:479:ARG:NH2	4:F:91:A:OP1	2.45	0.49
4:B:97:U:H2'	4:B:98:G:H5''	1.94	0.49
2:C:31:DT:H2'	2:C:32:DG:C8	2.47	0.49
1:E:741:ILE:HD12	1:E:772:PHE:CE2	2.47	0.49
4:F:114:G:H2'	4:F:115:C:H6	1.75	0.49
2:M:33:DA:H5''	2:M:33:DA:C8	2.48	0.49
4:P:70:C:O2'	4:P:71:G:O5'	2.26	0.49
1:A:272:TYR:OH	1:A:276:ARG:NH1	2.46	0.49
2:C:7:DC:H1'	2:C:8:DA:H5'	1.95	0.49
1:E:193:ARG:HD2	4:F:60:A:OP2	2.12	0.49
5:J:87:TRP:CD1	5:J:112:GLU:HB3	2.47	0.49
4:L:97:U:H2'	4:L:98:G:H5''	1.95	0.49
1:K:1062:GLN:O	1:K:1070:ILE:HA	2.13	0.49
1:K:654:LEU:O	1:K:655:GLN:HG3	2.12	0.49
4:B:77:A:H2'	4:B:78:A:C8	2.48	0.48
1:K:726:ASP:O	1:K:730:VAL:HG23	2.12	0.48
1:O:664:GLU:O	1:O:668:ASN:ND2	2.33	0.48
1:E:444:ALA:O	1:E:448:ILE:HG12	2.13	0.48
4:L:120:A:H2'	4:L:121:G:C8	2.49	0.48
1:O:192:ILE:N	4:P:59:U:OP1	2.43	0.48
1:O:193:ARG:HD2	4:P:60:A:OP2	2.13	0.48
1:A:592:PHE:HB3	1:A:745:VAL:HG11	1.94	0.48
4:B:98:G:C8	4:B:98:G:H5''	2.48	0.48
1:E:918:GLN:NE2	4:F:57:G:H1'	2.28	0.48
4:L:119:A:H2'	4:L:120:A:H8	1.78	0.48
1:O:985:GLU:HG3	1:O:988:TRP:CE3	2.48	0.48
2:Q:32:DG:H2'	2:Q:33:DA:C8	2.49	0.48
1:A:985:GLU:HG3	1:A:988:TRP:CE3	2.48	0.48
1:E:508:GLU:HG3	1:E:519:ILE:HD11	1.96	0.48
4:F:106:A:H2'	4:F:107:A:C8	2.49	0.48
4:F:44:A:H2'	4:F:45:A:C8	2.49	0.48
5:J:25:LEU:HB2	5:J:75:PHE:CE2	2.48	0.48
1:K:491:VAL:HG13	1:K:1066:LEU:HD11	1.95	0.48
1:O:269:LYS:HG2	1:O:421:VAL:HG22	1.95	0.48
4:B:100:C:H2'	4:B:101:C:H6	1.79	0.48
1:A:196:ARG:HD2	4:B:25:G:H5''	1.96	0.48
2:C:20:DA:H2'	2:C:21:DA:C8	2.47	0.48
2:C:23:DT:H2'	2:C:24:DA:C8	2.48	0.48
1:E:203:PHE:HB2	1:E:208:LEU:HD11	1.95	0.48
1:E:382:ILE:HD13	1:E:411:LEU:CD1	2.43	0.48

Continued on next page...

Continued from previous page...

Atom-1	Atom-2	Interatomic distance (Å)	Clash overlap (Å)
1:K:324:LEU:HB2	1:K:326:LEU:HD13	1.96	0.48
1:O:515:ASP:O	1:O:519:ILE:HG23	2.12	0.48
4:B:4:C:H2'	4:B:5:A:H8	1.78	0.48
1:E:662:PHE:HA	1:E:665:ARG:HG2	1.95	0.48
4:L:95:U:C2	4:L:96:C:C5	3.02	0.48
2:M:10:DA:H2'	2:M:11:DT:C6	2.48	0.48
4:P:10:G:H2'	4:P:11:C:C6	2.49	0.48
5:T:10:SER:HA	5:T:51:GLY:H	1.78	0.48
1:A:493:ARG:NH2	4:B:123:G:H5'	2.29	0.48
1:A:559:TYR:CZ	1:A:575:LEU:HG	2.48	0.48
1:E:30:ASP:HB3	1:E:32:GLU:H	1.77	0.48
1:E:944:ASN:ND2	3:H:28:DT:OP1	2.46	0.48
1:K:369:LYS:HD3	5:S:80:THR:HA	1.95	0.48
2:M:20:DA:H2'	2:M:21:DA:H8	1.79	0.48
4:P:80:G:H8	4:P:80:G:H5''	1.78	0.48
2:Q:31:DT:H2'	2:Q:32:DG:C8	2.48	0.48
1:A:594:ARG:NH1	1:A:616:ASN:O	2.42	0.48
1:A:936:ARG:HG3	4:B:63:A:N3	2.28	0.48
4:B:9:U:H2'	4:B:10:G:H8	1.79	0.48
1:A:992:ASP:OD1	1:A:994:SER:OG	2.28	0.48
4:B:38:U:H5''	4:B:38:U:H6	1.78	0.48
1:E:269:LYS:HG2	1:E:421:VAL:HG22	1.95	0.48
1:O:49:ALA:HB2	1:O:479:ARG:HE	1.79	0.48
1:A:664:GLU:O	1:A:668:ASN:ND2	2.45	0.47
1:E:106:LEU:HD12	1:E:107:PRO:HD2	1.96	0.47
5:I:30:ASN:OD1	5:I:41:ARG:HD3	2.13	0.47
1:A:472:ILE:HD11	1:A:676:PHE:CZ	2.49	0.47
1:E:12:ILE:HG12	1:E:500:ARG:HB2	1.96	0.47
1:O:868:LYS:HB3	1:O:868:LYS:HZ3	1.79	0.47
4:P:102:C:H2'	4:P:103:U:C6	2.49	0.47
1:A:317:TYR:CZ	1:A:347:LEU:HD13	2.49	0.47
1:E:288:ILE:HD12	1:E:326:LEU:HD21	1.97	0.47
4:F:58:C:H2'	4:F:59:U:C6	2.49	0.47
2:Q:25:DG:H2'	2:Q:26:DC:C6	2.49	0.47
1:A:220:LYS:HA	1:A:227:VAL:HG21	1.96	0.47
4:B:80:G:H5''	4:B:80:G:H8	1.80	0.47
4:L:99:C:H2'	4:L:100:C:H6	1.78	0.47
2:Q:20:DA:H2'	2:Q:21:DA:C8	2.49	0.47
5:T:0:SER:OG	5:T:0:SER:O	2.24	0.47
4:B:102:C:H2'	4:B:103:U:C6	2.49	0.47
4:B:75:G:H22	4:B:77:A:H3'	1.80	0.47

Continued on next page...

Continued from previous page...

Atom-1	Atom-2	Interatomic distance (Å)	Clash overlap (Å)
4:F:101:C:H2'	4:F:102:C:C6	2.50	0.47
2:M:21:DA:H2'	2:M:22:DA:H8	1.80	0.47
1:O:715:VAL:HG11	1:O:788:PHE:CZ	2.49	0.47
1:A:286:LEU:HD23	1:A:297:LEU:HD11	1.97	0.47
4:B:113:U:H2'	4:B:114:G:C8	2.50	0.47
2:C:25:DG:H2'	2:C:26:DC:C6	2.49	0.47
1:K:324:LEU:O	5:S:101:ARG:NH2	2.43	0.47
4:L:101:C:H2'	4:L:102:C:H6	1.80	0.47
3:R:18:DT:C2	3:R:19:DG:C8	3.03	0.47
1:A:49:ALA:HB2	1:A:479:ARG:HE	1.80	0.47
4:B:70:C:O2'	4:B:71:G:O5'	2.28	0.47
1:E:636:LYS:HG3	1:E:653:LEU:HD13	1.95	0.47
1:K:479:ARG:HG3	4:L:92:C:OP1	2.15	0.47
1:K:493:ARG:NH2	4:L:123:G:H5'	2.29	0.47
1:K:924:ARG:HG2	4:L:56:U:OP1	2.14	0.47
1:O:790:LYS:NZ	1:O:795:PRO:O	2.38	0.47
2:G:23:DT:H2'	2:G:24:DA:H8	1.80	0.47
3:H:22:DA:H2'	3:H:23:DT:C6	2.49	0.47
5:I:9:THR:O	5:I:51:GLY:N	2.48	0.47
1:K:439:LYS:NZ	1:K:447:GLU:OE1	2.41	0.47
4:L:60:A:H2'	4:L:61:C:C6	2.50	0.47
1:O:53:LYS:HD3	3:R:24:DG:N1	2.30	0.47
4:P:38:U:H6	4:P:38:U:H5''	1.79	0.47
1:A:559:TYR:OH	5:J:91:GLU:OE1	2.32	0.47
1:A:590:LEU:HB3	1:A:595:THR:HG21	1.97	0.47
1:A:628:ASN:ND2	1:A:628:ASN:O	2.45	0.47
4:B:109:C:H6	4:B:109:C:O5'	1.98	0.47
1:E:220:LYS:HA	1:E:227:VAL:HG21	1.95	0.47
4:F:119:A:H2'	4:F:120:A:H8	1.80	0.47
1:E:669:ASP:OD1	1:E:671:ARG:HG3	2.15	0.47
2:M:21:DA:H2'	2:M:22:DA:C8	2.50	0.47
1:A:491:VAL:HG13	1:A:1066:LEU:HD11	1.98	0.46
5:I:0:SER:OG	5:I:0:SER:O	2.30	0.46
1:K:24:TRP:CZ2	1:K:1066:LEU:HG	2.50	0.46
1:K:960:TYR:CD2	1:K:995:PHE:HE1	2.33	0.46
1:O:432:VAL:CG2	1:O:433:PRO:HD3	2.44	0.46
4:P:98:G:C8	4:P:98:G:H5''	2.49	0.46
1:E:217:GLU:O	1:E:220:LYS:HB3	2.15	0.46
1:E:869:LEU:HD23	1:E:897:ASP:OD1	2.15	0.46
4:F:102:C:H2'	4:F:103:U:C6	2.51	0.46
4:F:103:U:H2'	4:F:104:U:C6	2.49	0.46

Continued on next page...

Continued from previous page...

Atom-1	Atom-2	Interatomic distance (Å)	Clash overlap (Å)
4:F:116:U:H2'	4:F:117:U:H6	1.80	0.46
1:K:606:VAL:HG21	1:K:611:ASN:HB2	1.97	0.46
2:Q:22:DA:H2'	2:Q:23:DT:H6	1.78	0.46
2:G:20:DA:H2'	2:G:21:DA:C8	2.50	0.46
1:K:133:HIS:CD2	4:L:60:A:H5''	2.51	0.46
1:O:286:LEU:HD23	1:O:297:LEU:HD11	1.96	0.46
5:S:3:LYS:HB2	5:S:65:MET:HE1	1.98	0.46
1:A:30:ASP:HB3	1:A:32:GLU:H	1.80	0.46
1:A:557:ARG:O	1:A:561:GLN:HB3	2.15	0.46
1:A:848:LYS:HG2	1:A:860:LEU:HD12	1.96	0.46
4:B:10:G:H2'	4:B:11:C:C6	2.51	0.46
1:E:382:ILE:HD13	1:E:411:LEU:HD11	1.96	0.46
1:K:575:LEU:HB3	5:T:2:PHE:CD2	2.51	0.46
1:O:444:ALA:O	1:O:448:ILE:HG13	2.15	0.46
1:K:106:LEU:HD12	1:K:107:PRO:HD2	1.98	0.46
1:O:559:TYR:OH	5:S:91:GLU:OE1	2.34	0.46
1:A:662:PHE:HA	1:A:665:ARG:HG2	1.96	0.46
1:E:121:LYS:HD2	1:E:224:ASN:H	1.79	0.46
1:K:992:ASP:OD1	1:K:994:SER:OG	2.28	0.46
1:O:203:PHE:HB2	1:O:208:LEU:HD11	1.98	0.46
1:O:493:ARG:NH2	4:P:123:G:H5'	2.31	0.46
1:O:936:ARG:HG3	4:P:63:A:N3	2.31	0.46
5:S:7:ILE:HG12	5:S:72:LEU:HD13	1.98	0.46
1:A:203:PHE:HB2	1:A:208:LEU:HD11	1.98	0.46
4:B:56:U:H2'	4:B:57:G:H8	1.81	0.46
1:E:381:GLU:OE2	1:E:402:ARG:NH2	2.48	0.46
1:K:191:HIS:HB3	4:L:58:C:H5''	1.96	0.46
1:K:669:ASP:OD1	1:K:671:ARG:HG3	2.15	0.46
4:L:58:C:H2'	4:L:59:U:C6	2.51	0.46
1:O:1065:GLU:N	1:O:1065:GLU:OE1	2.48	0.46
4:P:100:C:H2'	4:P:101:C:H6	1.81	0.46
1:O:111:TRP:NE1	4:P:60:A:OP1	2.38	0.46
1:A:479:ARG:HG3	4:B:92:C:OP1	2.16	0.46
1:E:22:VAL:HG23	1:E:46:PHE:HE1	1.81	0.46
4:F:75:G:H22	4:F:77:A:H3'	1.81	0.46
5:J:26:ALA:O	5:J:30:ASN:ND2	2.48	0.46
1:K:1065:GLU:N	1:K:1065:GLU:OE1	2.48	0.46
1:O:601:ASN:OD1	1:O:647:SER:HB2	2.16	0.46
1:E:117:ALA:HA	1:E:122:LEU:HD11	1.98	0.46
1:E:284:ASN:ND2	1:E:435:MET:HG2	2.30	0.46
1:E:606:VAL:HG21	1:E:611:ASN:HB2	1.98	0.46

Continued on next page...

Continued from previous page...

Atom-1	Atom-2	Interatomic distance (Å)	Clash overlap (Å)
1:E:916:ARG:HG3	1:E:916:ARG:O	2.15	0.46
2:G:19:DT:H2'	2:G:20:DA:C8	2.50	0.46
1:K:220:LYS:HD2	1:K:227:VAL:HG21	1.96	0.46
1:O:479:ARG:HG3	4:P:92:C:OP1	2.16	0.46
1:A:318:ALA:O	1:A:322:LYS:HG2	2.15	0.46
4:B:99:C:H2'	4:B:100:C:C6	2.51	0.46
1:E:367:ASP:OD2	1:E:367:ASP:N	2.45	0.46
1:E:557:ARG:O	1:E:561:GLN:HB3	2.16	0.46
1:E:89:GLU:OE1	1:E:231:LEU:N	2.49	0.46
1:K:557:ARG:O	1:K:561:GLN:HB3	2.16	0.46
1:O:491:VAL:HG13	1:O:1066:LEU:HD11	1.98	0.46
1:O:644:PHE:O	1:O:649:LYS:HE3	2.16	0.46
4:P:104:U:H2'	4:P:105:A:H8	1.81	0.46
5:S:10:SER:HA	5:S:51:GLY:H	1.81	0.46
4:B:103:U:H2'	4:B:104:U:C6	2.51	0.45
5:J:10:SER:HA	5:J:51:GLY:H	1.81	0.45
4:P:35:C:H2'	4:P:36:C:O4'	2.16	0.45
5:S:26:ALA:O	5:S:30:ASN:ND2	2.49	0.45
1:A:315:LEU:O	1:A:319:GLN:HB2	2.16	0.45
4:F:120:A:H2'	4:F:121:G:C8	2.52	0.45
1:K:771:HIS:O	1:K:771:HIS:ND1	2.50	0.45
1:O:121:LYS:HD2	1:O:224:ASN:H	1.81	0.45
1:O:662:PHE:HA	1:O:665:ARG:HG2	1.97	0.45
1:O:678:CYS:HA	1:O:695:VAL:HG11	1.97	0.45
1:A:166:ALA:O	1:A:169:LEU:HD23	2.16	0.45
4:F:98:G:H5''	4:F:98:G:C8	2.48	0.45
5:J:37:ASP:OD1	5:J:37:ASP:N	2.47	0.45
1:A:575:LEU:HA	1:A:575:LEU:HD23	1.85	0.45
2:G:21:DA:H2'	2:G:22:DA:C8	2.51	0.45
2:G:21:DA:H2'	2:G:22:DA:H8	1.82	0.45
1:O:557:ARG:O	1:O:561:GLN:HB3	2.16	0.45
1:E:29:ILE:HA	1:E:34:ASN:O	2.16	0.45
2:G:22:DA:H2'	2:G:23:DT:H6	1.80	0.45
1:K:191:HIS:CE1	1:K:195:GLN:HG3	2.52	0.45
1:K:425:LEU:HA	1:K:425:LEU:HD23	1.86	0.45
1:K:855:GLU:HG3	1:K:857:VAL:HG22	1.98	0.45
4:L:73:C:H2'	4:L:74:U:H5''	1.99	0.45
4:P:9:U:H2'	4:P:10:G:H8	1.82	0.45
1:A:960:TYR:CD2	1:A:995:PHE:HE1	2.34	0.45
1:A:334:GLY:HA3	2:C:28:DG:H5'	1.98	0.45
1:K:220:LYS:HA	1:K:227:VAL:HG21	1.98	0.45

Continued on next page...

Continued from previous page...

Atom-1	Atom-2	Interatomic distance (Å)	Clash overlap (Å)
1:K:514:LYS:HB2	1:K:514:LYS:HE3	1.74	0.45
4:L:102:C:H2'	4:L:103:U:C6	2.52	0.45
1:O:57:SER:HB3	1:O:60:MET:HB2	1.98	0.45
1:O:669:ASP:OD1	1:O:671:ARG:HG3	2.16	0.45
1:E:432:VAL:CG2	1:E:433:PRO:HD3	2.46	0.45
1:K:218:LYS:O	1:K:221:GLU:HG2	2.17	0.45
1:K:428:LEU:HD23	1:K:428:LEU:HA	1.83	0.45
1:A:1065:GLU:N	1:A:1065:GLU:OE1	2.48	0.45
1:A:631:GLU:CD	1:A:631:GLU:H	2.20	0.45
4:B:104:U:H2'	4:B:105:A:H8	1.81	0.45
4:B:36:C:H2'	4:B:37:U:C5	2.52	0.45
5:I:35:ILE:CG2	1:E:529:ASP:HB3	2.47	0.45
1:E:601:ASN:OD1	1:E:647:SER:HB2	2.16	0.45
2:G:5:DA:C8	2:G:6:DT:H72	2.52	0.45
1:K:89:GLU:OE1	1:K:231:LEU:N	2.50	0.45
1:K:382:ILE:HD13	1:K:411:LEU:CD1	2.46	0.45
1:K:508:GLU:HG3	1:K:519:ILE:HD11	1.99	0.45
1:K:479:ARG:NH2	4:L:91:A:OP1	2.49	0.45
1:O:137:HIS:HE2	1:O:193:ARG:CZ	2.30	0.45
4:P:99:C:H2'	4:P:100:C:C6	2.51	0.45
4:B:99:C:H2'	4:B:100:C:H6	1.82	0.45
4:F:79:A:H2'	4:F:80:G:H5"	1.98	0.45
1:O:145:LYS:HG2	2:Q:18:DT:OP1	2.17	0.45
1:O:217:GLU:O	1:O:220:LYS:HB3	2.17	0.45
4:P:102:C:H2'	4:P:103:U:H6	1.82	0.45
1:A:89:GLU:OE1	1:A:231:LEU:N	2.50	0.45
4:B:57:G:H2'	4:B:58:C:H6	1.82	0.45
4:L:5:A:H2'	4:L:6:C:H6	1.82	0.45
1:O:907:PHE:HD2	1:O:920:VAL:CG1	2.30	0.45
1:A:916:ARG:HG3	1:A:916:ARG:O	2.17	0.44
1:E:848:LYS:HG2	1:E:860:LEU:HD12	1.98	0.44
4:F:100:C:H2'	4:F:101:C:H6	1.82	0.44
4:F:5:A:H2'	4:F:6:C:H6	1.82	0.44
5:I:26:ALA:O	5:I:30:ASN:ND2	2.50	0.44
1:K:836:ARG:HD2	4:L:125:C:O2'	2.16	0.44
4:P:118:U:H2'	4:P:119:A:H8	1.83	0.44
2:Q:5:DA:C8	2:Q:6:DT:H72	2.52	0.44
1:A:65:ALA:O	1:A:69:ARG:HG3	2.17	0.44
1:E:648:LYS:O	1:E:652:ILE:HG13	2.17	0.44
1:K:284:ASN:ND2	1:K:435:MET:HG2	2.32	0.44
1:K:803:LEU:O	1:K:807:ARG:HG3	2.17	0.44

Continued on next page...

Continued from previous page...

Atom-1	Atom-2	Interatomic distance (Å)	Clash overlap (Å)
2:M:23:DT:H2'	2:M:24:DA:H8	1.82	0.44
1:O:346:THR:O	1:O:347:LEU:HB3	2.18	0.44
4:B:9:U:H2'	4:B:10:G:C8	2.52	0.44
4:B:116:U:H2'	4:B:117:U:H6	1.83	0.44
1:E:181:ALA:HA	1:E:185:PHE:CD2	2.52	0.44
5:I:18:SER:O	5:I:22:LYS:HG3	2.17	0.44
1:K:31:GLU:OE1	1:K:31:GLU:N	2.45	0.44
4:L:120:A:H2'	4:L:121:G:H8	1.81	0.44
4:B:35:C:H2'	4:B:36:C:O4'	2.17	0.44
1:E:876:VAL:HG22	1:E:924:ARG:O	2.17	0.44
1:E:985:GLU:HG3	1:E:988:TRP:CE3	2.53	0.44
4:F:60:A:H2'	4:F:61:C:C6	2.52	0.44
2:G:23:DT:H2'	2:G:24:DA:C8	2.51	0.44
1:O:89:GLU:OE1	1:O:231:LEU:N	2.50	0.44
1:O:312:LYS:O	1:O:354:HIS:NE2	2.51	0.44
1:A:635:PHE:O	1:A:639:VAL:HG13	2.17	0.44
4:B:24:C:C2	4:B:25:G:C8	3.06	0.44
4:L:98:G:H5''	4:L:98:G:H8	1.82	0.44
2:M:19:DT:H2'	2:M:20:DA:C8	2.52	0.44
2:M:22:DA:H2'	2:M:23:DT:H6	1.82	0.44
1:O:848:LYS:HG2	1:O:860:LEU:HD12	1.99	0.44
4:P:99:C:H2'	4:P:100:C:H6	1.82	0.44
5:T:38:GLU:HG3	5:T:41:ARG:HE	1.83	0.44
1:A:166:ALA:HA	1:A:169:LEU:CD2	2.47	0.44
4:B:102:C:H2'	4:B:103:U:H6	1.83	0.44
1:E:1062:GLN:O	1:E:1070:ILE:HA	2.18	0.44
1:E:312:LYS:O	1:E:354:HIS:NE2	2.50	0.44
1:K:288:ILE:HD12	1:K:326:LEU:HD21	2.00	0.44
1:K:317:TYR:CE2	1:K:347:LEU:HB2	2.53	0.44
1:K:601:ASN:OD1	1:K:647:SER:HB2	2.18	0.44
1:K:648:LYS:O	1:K:652:ILE:HG13	2.18	0.44
1:K:70:ARG:O	1:K:74:ARG:HG3	2.17	0.44
4:L:103:U:H2'	4:L:104:U:C6	2.52	0.44
3:N:18:DT:C2	3:N:19:DG:C8	3.06	0.44
1:O:12:ILE:HG12	1:O:500:ARG:HB2	2.00	0.44
2:Q:7:DC:H1'	2:Q:8:DA:H5'	2.00	0.44
1:E:315:LEU:O	1:E:319:GLN:HB2	2.18	0.44
4:F:80:G:H8	4:F:80:G:H5''	1.83	0.44
1:K:29:ILE:HA	1:K:34:ASN:O	2.18	0.44
1:K:432:VAL:CG2	1:K:433:PRO:HD3	2.46	0.44
4:L:101:C:H2'	4:L:102:C:C6	2.53	0.44

Continued on next page...

Continued from previous page...

Atom-1	Atom-2	Interatomic distance (Å)	Clash overlap (Å)
2:Q:33:DA:H5''	2:Q:33:DA:C8	2.53	0.44
1:A:108:ASN:HD21	4:B:31:G:H1'	1.83	0.44
4:B:115:C:H2'	4:B:116:U:H6	1.82	0.44
1:E:319:GLN:O	1:E:323:LEU:HD12	2.17	0.44
1:K:908:TYR:CB	1:K:916:ARG:HG3	2.47	0.44
4:L:134:U:H2'	4:L:135:C:H2'	2.00	0.44
2:M:1:DT:H2'	2:M:2:DA:C8	2.52	0.44
2:Q:25:DG:H2'	2:Q:26:DC:H6	1.83	0.44
5:S:25:LEU:HB2	5:S:75:PHE:CE2	2.53	0.44
1:A:258:CYS:SG	1:A:259:THR:N	2.91	0.44
1:E:24:TRP:CZ2	1:E:1066:LEU:HG	2.53	0.44
1:E:425:LEU:HD23	1:E:425:LEU:HA	1.89	0.44
1:K:918:GLN:NE2	4:L:57:G:H1'	2.33	0.44
2:M:20:DA:H2'	2:M:21:DA:C8	2.52	0.44
1:O:472:ILE:HD11	1:O:676:PHE:CZ	2.53	0.44
4:P:56:U:C2	4:P:57:G:C8	3.06	0.44
5:T:26:ALA:O	5:T:30:ASN:ND2	2.51	0.44
4:B:56:U:H2'	4:B:57:G:C8	2.52	0.43
1:E:346:THR:O	1:E:347:LEU:HB3	2.18	0.43
4:L:110:U:H3	4:L:113:U:H3	1.65	0.43
1:O:880:ARG:O	1:O:882:PRO:HD3	2.18	0.43
4:P:57:G:H2'	4:P:58:C:H6	1.83	0.43
1:A:36:ILE:O	1:A:817:ARG:NH2	2.49	0.43
1:A:597:ASP:OD2	1:A:602:ASN:CB	2.65	0.43
2:C:33:DA:H5''	2:C:33:DA:C8	2.53	0.43
1:E:26:MET:HE1	1:E:495:TYR:CG	2.53	0.43
2:M:5:DA:C8	2:M:6:DT:H72	2.53	0.43
1:O:86:LEU:HD13	1:O:128:SER:HB3	1.99	0.43
1:O:181:ALA:HA	1:O:185:PHE:CD2	2.53	0.43
1:O:907:PHE:HD2	1:O:920:VAL:HG11	1.83	0.43
4:P:80:G:C8	4:P:80:G:H5''	2.53	0.43
5:I:93:GLU:O	5:I:97:LEU:HG	2.18	0.43
1:K:862:VAL:O	1:K:922:ALA:HA	2.18	0.43
1:K:949:ARG:CZ	1:K:1079:PRO:HG2	2.48	0.43
5:T:7:ILE:HG12	5:T:72:LEU:HD13	2.00	0.43
1:A:295:ARG:NH1	1:A:296:PRO:O	2.51	0.43
2:C:25:DG:H2'	2:C:26:DC:H6	1.83	0.43
2:C:32:DG:H2'	2:C:33:DA:C8	2.49	0.43
1:K:346:THR:O	1:K:347:LEU:HB3	2.19	0.43
1:K:869:LEU:HD23	1:K:897:ASP:OD1	2.18	0.43
1:O:270:ASN:O	1:O:383:GLY:HA3	2.18	0.43

Continued on next page...

Continued from previous page...

Atom-1	Atom-2	Interatomic distance (Å)	Clash overlap (Å)
1:O:529:ASP:HB3	5:S:35:ILE:CG2	2.49	0.43
2:Q:10:DA:H2'	2:Q:11:DT:C6	2.53	0.43
5:T:25:LEU:HB2	5:T:75:PHE:CE2	2.52	0.43
1:A:63:ARG:NH2	4:B:18:A:OP2	2.46	0.43
4:B:57:G:H2'	4:B:58:C:C6	2.54	0.43
5:I:29:ILE:HG23	5:I:56:PHE:HZ	1.83	0.43
1:K:121:LYS:HD2	1:K:224:ASN:H	1.83	0.43
4:L:100:C:H2'	4:L:101:C:H6	1.83	0.43
4:P:101:C:H2'	4:P:102:C:C6	2.53	0.43
4:P:120:A:H2'	4:P:121:G:C8	2.53	0.43
1:A:10:ASN:HB3	1:A:29:ILE:HG13	2.01	0.43
1:A:270:ASN:O	1:A:383:GLY:HA3	2.18	0.43
1:A:595:THR:O	1:A:666:ASN:ND2	2.52	0.43
4:B:101:C:H2'	4:B:102:C:C6	2.53	0.43
4:B:101:C:H2'	4:B:102:C:H6	1.82	0.43
2:C:10:DA:H2'	2:C:11:DT:C6	2.53	0.43
1:E:145:LYS:HD3	1:E:416:SER:OG	2.18	0.43
1:E:479:ARG:HG3	4:F:92:C:OP1	2.19	0.43
1:K:315:LEU:HD12	1:K:315:LEU:HA	1.78	0.43
1:K:381:GLU:OE2	1:K:402:ARG:NH2	2.51	0.43
1:K:741:ILE:HD12	1:K:772:PHE:CE2	2.53	0.43
1:O:317:TYR:CE2	1:O:347:LEU:HB2	2.54	0.43
5:T:87:TRP:CD1	5:T:112:GLU:HB3	2.54	0.43
1:A:122:LEU:HD23	1:A:219:GLN:CD	2.39	0.43
1:A:431:ILE:HG22	1:A:435:MET:CE	2.48	0.43
1:A:847:VAL:O	4:B:26:U:O2'	2.34	0.43
1:O:65:ALA:O	1:O:69:ARG:HG3	2.19	0.43
1:O:713:ARG:H	1:O:713:ARG:HG2	1.53	0.43
1:O:887:ALA:HB3	1:O:907:PHE:HZ	1.83	0.43
1:O:960:TYR:CD2	1:O:995:PHE:HE1	2.36	0.43
5:S:37:ASP:N	5:S:37:ASP:OD1	2.51	0.43
1:E:108:ASN:HD22	4:F:30:A:H2	1.67	0.43
1:E:472:ILE:HD11	1:E:676:PHE:CD2	2.54	0.43
1:K:635:PHE:O	1:K:639:VAL:HG13	2.19	0.43
1:K:960:TYR:CE2	1:K:995:PHE:HE1	2.37	0.43
4:P:101:C:H2'	4:P:102:C:H6	1.82	0.43
4:P:83:G:O2'	4:P:85:G:H5''	2.19	0.43
5:T:38:GLU:HG3	5:T:41:ARG:HH21	1.83	0.43
1:A:53:LYS:HD3	3:D:24:DG:N1	2.34	0.43
1:A:192:ILE:N	4:B:59:U:OP1	2.48	0.43
4:F:61:C:H2'	4:F:62:A:H8	1.84	0.43

Continued on next page...

Continued from previous page...

Atom-1	Atom-2	Interatomic distance (Å)	Clash overlap (Å)
1:O:106:LEU:HD12	1:O:107:PRO:HD2	2.00	0.43
1:O:218:LYS:O	1:O:221:GLU:HG2	2.19	0.43
1:O:29:ILE:HA	1:O:34:ASN:O	2.19	0.43
1:O:803:LEU:O	1:O:807:ARG:HG3	2.18	0.43
4:P:81:A:H5"	4:P:82:U:OP2	2.19	0.43
1:A:596:TRP:HE3	1:A:702:ILE:HD13	1.84	0.43
4:F:102:C:H2'	4:F:103:U:H6	1.83	0.43
2:M:23:DT:H2'	2:M:24:DA:C8	2.53	0.43
1:A:998:LYS:HE2	1:A:998:LYS:HA	2.01	0.42
1:E:218:LYS:O	1:E:221:GLU:HG2	2.19	0.42
1:E:924:ARG:HG2	4:F:56:U:OP1	2.19	0.42
4:F:120:A:H2'	4:F:121:G:H8	1.83	0.42
5:J:3:LYS:NZ	5:J:60:ASP:OD2	2.29	0.42
1:O:635:PHE:O	1:O:639:VAL:HG13	2.18	0.42
1:O:804:GLU:CD	1:O:804:GLU:H	2.22	0.42
1:E:707:ARG:HG3	1:E:712:LEU:HB2	2.00	0.42
1:E:70:ARG:O	1:E:74:ARG:HG3	2.18	0.42
5:J:29:ILE:HG23	5:J:56:PHE:HZ	1.84	0.42
1:K:270:ASN:O	1:K:383:GLY:HA3	2.19	0.42
4:L:57:G:H2'	4:L:58:C:C6	2.54	0.42
1:A:606:VAL:HG21	1:A:611:ASN:HB2	2.01	0.42
4:B:56:U:C2	4:B:57:G:C8	3.07	0.42
4:B:83:G:O2'	4:B:85:G:H5"	2.19	0.42
1:E:274:ALA:HB1	1:E:421:VAL:HG21	2.01	0.42
1:O:876:VAL:HG22	1:O:924:ARG:O	2.19	0.42
1:E:141:LEU:HB2	1:E:205:ARG:NE	2.33	0.42
1:E:635:PHE:O	1:E:639:VAL:HG13	2.20	0.42
1:K:1039:HIS:ND1	1:K:1044:ASN:OD1	2.52	0.42
1:K:793:GLY:O	1:K:795:PRO:HD3	2.19	0.42
1:O:70:ARG:O	1:O:74:ARG:HG3	2.19	0.42
4:P:105:A:H3'	4:P:106:A:H8	1.85	0.42
5:S:18:SER:O	5:S:22:LYS:HG3	2.19	0.42
1:A:435:MET:HE2	1:A:435:MET:HB2	1.85	0.42
4:B:120:A:H2'	4:B:121:G:C8	2.54	0.42
1:E:862:VAL:O	1:E:922:ALA:HA	2.19	0.42
1:K:65:ALA:O	1:K:69:ARG:HG3	2.19	0.42
1:O:109:THR:N	1:O:110:PRO:HD3	2.35	0.42
1:A:678:CYS:HA	1:A:695:VAL:HG11	2.01	0.42
1:K:504:GLU:HB2	1:K:730:VAL:HG21	2.01	0.42
1:K:876:VAL:HG22	1:K:924:ARG:O	2.19	0.42
4:L:51:A:H2'	4:L:52:C:H5"	2.01	0.42

Continued on next page...

Continued from previous page...

Atom-1	Atom-2	Interatomic distance (Å)	Clash overlap (Å)
1:O:817:ARG:HG3	1:O:819:GLU:HG2	2.02	0.42
1:O:951:ASP:OD1	1:O:1000:SER:OG	2.35	0.42
4:P:116:U:H2'	4:P:117:U:C6	2.54	0.42
4:P:57:G:H2'	4:P:58:C:C6	2.55	0.42
1:A:524:GLU:OE2	1:A:528:LYS:HD2	2.19	0.42
1:E:836:ARG:HD2	4:F:125:C:O2'	2.19	0.42
1:E:949:ARG:CZ	1:E:1079:PRO:HG2	2.50	0.42
1:K:286:LEU:HD23	1:K:297:LEU:HD11	2.00	0.42
1:K:998:LYS:HA	1:K:998:LYS:HE2	2.00	0.42
4:L:4:C:H2'	4:L:5:A:H8	1.83	0.42
1:O:382:ILE:HD13	1:O:411:LEU:CD1	2.50	0.42
1:A:741:ILE:HG23	1:A:772:PHE:CZ	2.55	0.42
1:A:803:LEU:O	1:A:807:ARG:HG3	2.19	0.42
4:B:118:U:H2'	4:B:119:A:C8	2.55	0.42
1:E:428:LEU:HA	1:E:428:LEU:HD23	1.82	0.42
1:E:65:ALA:O	1:E:69:ARG:HG3	2.19	0.42
4:F:51:A:H2'	4:F:52:C:H5''	2.02	0.42
5:I:24:ARG:O	5:I:28:ILE:HG13	2.20	0.42
1:K:382:ILE:HD13	1:K:411:LEU:HD11	2.01	0.42
4:L:106:A:H2'	4:L:107:A:H8	1.85	0.42
1:O:585:GLU:OE1	1:O:611:ASN:ND2	2.51	0.42
1:A:295:ARG:NH2	1:A:301:GLU:OE2	2.49	0.42
1:A:12:ILE:HG12	1:A:500:ARG:HB2	2.02	0.42
1:A:768:GLN:O	1:A:770:THR:HG23	2.19	0.42
1:A:861:ARG:HB2	1:A:924:ARG:HD3	2.02	0.42
1:A:951:ASP:OD1	1:A:1000:SER:OG	2.35	0.42
1:E:317:TYR:CZ	1:E:347:LEU:HD13	2.54	0.42
1:K:108:ASN:HD22	4:L:30:A:H2	1.68	0.42
1:O:1079:PRO:HA	1:O:1080:PRO:HD3	1.89	0.42
1:K:1017:PHE:CD1	6:K:1102:EDO:H11	2.55	0.42
1:K:63:ARG:HG3	1:K:66:ARG:HH21	1.84	0.42
4:L:104:U:H2'	4:L:105:A:H8	1.85	0.42
4:L:57:G:H2'	4:L:58:C:H6	1.84	0.42
4:L:97:U:C2'	4:L:98:G:H5''	2.49	0.42
3:N:22:DA:H2'	3:N:23:DT:C6	2.55	0.42
1:A:31:GLU:CB	1:O:300:THR:HG22	2.48	0.42
1:O:471:GLU:HB2	1:O:472:ILE:HD12	2.02	0.42
1:A:382:ILE:HD13	1:A:411:LEU:CD1	2.49	0.41
4:B:134:U:OP1	4:B:134:U:H4'	2.20	0.41
4:B:7:U:H2'	4:B:8:C:H6	1.85	0.41
1:E:494:ARG:HH22	1:E:1068:LYS:HE3	1.84	0.41

Continued on next page...

Continued from previous page...

Atom-1	Atom-2	Interatomic distance (Å)	Clash overlap (Å)
1:E:998:LYS:HA	1:E:998:LYS:HE2	2.01	0.41
1:K:588:ALA:HA	1:K:602:ASN:O	2.20	0.41
1:O:157:ALA:HB1	1:O:199:TYR:HB2	2.02	0.41
4:P:134:U:H4'	4:P:134:U:OP1	2.20	0.41
1:A:315:LEU:HD23	1:A:347:LEU:HD23	2.01	0.41
4:B:116:U:H2'	4:B:117:U:C6	2.56	0.41
4:B:76:A:OP2	4:B:76:A:C8	2.70	0.41
1:E:736:ALA:O	1:E:739:GLN:HG2	2.20	0.41
4:L:44:A:H2'	4:L:45:A:C8	2.54	0.41
1:O:267:ALA:O	1:O:421:VAL:HG23	2.20	0.41
4:P:116:U:H2'	4:P:117:U:H6	1.85	0.41
1:A:1062:GLN:O	1:A:1070:ILE:HA	2.20	0.41
1:A:70:ARG:O	1:A:74:ARG:HG3	2.20	0.41
1:A:804:GLU:H	1:A:804:GLU:CD	2.23	0.41
1:E:317:TYR:CE1	1:E:347:LEU:HD13	2.55	0.41
1:E:270:ASN:O	1:E:383:GLY:HA3	2.20	0.41
1:E:803:LEU:O	1:E:807:ARG:HG3	2.20	0.41
4:F:57:G:H2'	4:F:58:C:H6	1.84	0.41
1:K:26:MET:HE1	1:K:495:TYR:CG	2.55	0.41
4:L:93:G:H2'	4:L:94:C:C6	2.56	0.41
1:O:171:THR:O	1:O:173:ASP:N	2.47	0.41
1:O:428:LEU:HA	1:O:428:LEU:HD23	1.84	0.41
1:O:849:SER:HB3	1:O:859:VAL:HB	2.02	0.41
4:P:24:C:C2	4:P:25:G:C8	3.08	0.41
1:O:837:LYS:NZ	4:P:91:A:OP2	2.35	0.41
3:R:19:DG:H2'	3:R:20:DA:C8	2.55	0.41
1:O:529:ASP:HB3	5:S:35:ILE:HG23	2.01	0.41
1:A:122:LEU:HD12	1:A:126:GLU:HB3	2.02	0.41
1:A:427:ALA:O	1:A:431:ILE:HG13	2.20	0.41
1:A:888:LEU:HD23	1:A:903:PHE:HE1	1.84	0.41
4:B:100:C:H2'	4:B:101:C:C6	2.56	0.41
4:B:129:G:H2'	4:B:130:U:C6	2.56	0.41
4:B:44:A:H2'	4:B:45:A:O4'	2.20	0.41
4:F:57:G:H2'	4:F:58:C:C6	2.55	0.41
1:O:258:CYS:SG	1:O:259:THR:N	2.93	0.41
1:O:347:LEU:O	1:O:347:LEU:HD12	2.20	0.41
1:O:590:LEU:HB3	1:O:595:THR:HG21	2.02	0.41
1:E:165:ASN:ND2	1:E:202:THR:O	2.50	0.41
1:E:318:ALA:O	1:E:322:LYS:HG2	2.21	0.41
4:F:10:G:H2'	4:F:11:C:C6	2.55	0.41
4:F:99:C:H1'	6:F:202:EDO:H22	2.01	0.41

Continued on next page...

Continued from previous page...

Atom-1	Atom-2	Interatomic distance (Å)	Clash overlap (Å)
4:F:49:G:C6	4:F:50:A:N7	2.89	0.41
5:T:9:THR:O	5:T:51:GLY:N	2.53	0.41
1:A:269:LYS:HA	1:A:421:VAL:CG2	2.51	0.41
1:E:491:VAL:HG13	1:E:1066:LEU:HD11	2.02	0.41
1:E:555:LYS:HA	1:E:586:ILE:HD11	2.02	0.41
1:E:707:ARG:NH1	1:E:726:ASP:OD1	2.52	0.41
1:K:555:LYS:HA	1:K:586:ILE:HD11	2.02	0.41
1:K:837:LYS:HE3	1:K:837:LYS:HB2	1.61	0.41
4:L:38:U:H6	4:L:38:U:H5'	1.85	0.41
1:O:43:VAL:HG12	1:O:45:VAL:HG23	2.01	0.41
1:O:493:ARG:CZ	4:P:123:G:H5'	2.51	0.41
4:P:115:C:H2'	4:P:116:U:H6	1.84	0.41
4:P:9:U:H2'	4:P:10:G:C8	2.55	0.41
1:A:1011:THR:HG23	1:A:1013:LYS:H	1.86	0.41
1:A:836:ARG:HD2	4:B:125:C:O2'	2.21	0.41
1:A:53:LYS:HD3	3:D:24:DG:C2	2.55	0.41
1:E:960:TYR:CE2	1:E:995:PHE:HE1	2.38	0.41
1:K:804:GLU:CD	1:K:804:GLU:H	2.23	0.41
1:O:317:TYR:CD2	1:O:347:LEU:HB2	2.55	0.41
1:O:694:ARG:HE	1:O:694:ARG:HB2	1.77	0.41
1:A:280:LEU:HD11	1:A:436:GLU:HG3	2.01	0.41
1:A:585:GLU:OE1	1:A:611:ASN:ND2	2.53	0.41
1:E:49:ALA:HB2	1:E:479:ARG:NE	2.34	0.41
1:E:804:GLU:CD	1:E:804:GLU:H	2.24	0.41
1:K:636:LYS:HG3	1:K:653:LEU:HD13	2.03	0.41
1:K:735:VAL:O	1:K:739:GLN:HG3	2.21	0.41
1:K:867:LEU:O	1:K:899:PRO:HG3	2.20	0.41
1:O:906:PRO:HB2	1:O:908:TYR:CE2	2.56	0.41
1:O:861:ARG:NH1	4:P:57:G:OP2	2.47	0.41
4:P:75:G:H22	4:P:77:A:H3'	1.86	0.41
3:R:21:DA:H2'	3:R:22:DA:C8	2.56	0.41
7:F:203:PEG:H11	7:F:203:PEG:H31	1.94	0.41
4:F:78:A:OP2	4:F:78:A:H8	2.04	0.41
1:K:468:PRO:HB2	1:K:471:GLU:HG2	2.02	0.41
1:K:536:LYS:HE2	5:T:32:ARG:O	2.21	0.41
1:K:575:LEU:HD23	1:K:575:LEU:HA	1.82	0.41
1:K:707:ARG:HG3	1:K:712:LEU:HB2	2.02	0.41
4:L:95:U:N3	4:L:96:C:C5	2.89	0.41
1:O:895:HIS:CG	1:O:902:ALA:HA	2.56	0.41
4:P:3:U:H2'	4:P:4:C:C6	2.56	0.41
4:B:60:A:H2'	4:B:61:C:C6	2.55	0.41

Continued on next page...

Continued from previous page...

Atom-1	Atom-2	Interatomic distance (Å)	Clash overlap (Å)
1:E:644:PHE:O	1:E:649:LYS:HE3	2.20	0.41
4:L:118:U:H2'	4:L:119:A:C8	2.56	0.41
4:L:78:A:H2'	4:L:79:A:O4'	2.21	0.41
1:A:1079:PRO:HA	1:A:1080:PRO:HD3	1.90	0.41
1:A:10:ASN:O	1:A:28:GLU:HA	2.21	0.41
1:A:471:GLU:H	1:A:471:GLU:HG2	1.71	0.41
1:A:861:ARG:NH1	4:B:57:G:OP2	2.47	0.41
2:C:5:DA:C8	2:C:6:DT:H72	2.56	0.41
1:E:280:LEU:HD11	1:E:436:GLU:HG3	2.03	0.41
4:F:38:U:H5''	4:F:38:U:H6	1.85	0.41
3:N:32:DT:H2''	3:N:33:DT:H5''	2.02	0.41
1:O:606:VAL:HG21	1:O:611:ASN:HB2	2.03	0.41
1:E:385:ALA:HB3	1:E:399:LEU:HD23	2.03	0.40
4:F:109:C:H5''	4:F:110:U:OP2	2.22	0.40
4:L:35:C:H2'	4:L:36:C:O4'	2.21	0.40
4:P:104:U:H2'	4:P:105:A:C8	2.55	0.40
1:A:428:LEU:HD23	1:A:428:LEU:HA	1.89	0.40
1:E:271:THR:HG23	1:E:380:ASP:HA	2.02	0.40
1:K:347:LEU:HD12	1:K:347:LEU:O	2.21	0.40
4:L:102:C:H2'	4:L:103:U:H6	1.85	0.40
1:O:326:LEU:O	1:O:327:GLU:HB2	2.21	0.40
1:O:867:LEU:O	1:O:899:PRO:HG3	2.21	0.40
4:F:87:C:H5''	4:F:87:C:H6	1.86	0.40
2:G:7:DC:H1'	2:G:8:DA:H5'	2.03	0.40
1:K:813:LYS:HA	1:K:813:LYS:HD3	1.93	0.40
1:O:402:ARG:HH21	1:O:402:ARG:HG3	1.87	0.40
1:O:881:GLU:OE2	4:P:35:C:O2'	2.33	0.40
1:A:918:GLN:CA	1:A:918:GLN:OE1	2.69	0.40
4:F:116:U:H2'	4:F:117:U:C6	2.55	0.40
4:F:58:C:H2'	4:F:59:U:H6	1.86	0.40
4:L:56:U:H2'	4:L:57:G:C8	2.56	0.40
2:M:25:DG:H2'	2:M:26:DC:C6	2.56	0.40
1:O:289:LEU:HD23	1:O:294:GLU:HG3	2.04	0.40
1:O:427:ALA:O	1:O:431:ILE:HG13	2.22	0.40
3:R:18:DT:H2'	3:R:18:DT:H6	1.77	0.40
1:A:137:HIS:HE2	1:A:193:ARG:CZ	2.34	0.40
1:A:43:VAL:HG12	1:A:45:VAL:HG23	2.03	0.40
1:A:651:ARG:HH11	1:A:651:ARG:HD3	1.66	0.40
1:E:473:ARG:NH1	4:F:16:U:O2	2.54	0.40
1:E:867:LEU:O	1:E:899:PRO:HG3	2.21	0.40
4:F:104:U:H2'	4:F:105:A:H8	1.86	0.40

Continued on next page...

Continued from previous page...

Atom-1	Atom-2	Interatomic distance (Å)	Clash overlap (Å)
5:J:52:GLN:OE1	6:J:201:EDO:H22	2.22	0.40
1:K:472:ILE:HD11	1:K:676:PHE:CD2	2.57	0.40
1:O:271:THR:HG23	1:O:380:ASP:HA	2.03	0.40
1:O:714:LYS:HA	1:O:714:LYS:HD2	1.94	0.40
4:P:100:C:H2'	4:P:101:C:C6	2.57	0.40
4:P:44:A:H2'	4:P:45:A:O4'	2.21	0.40

All (1) symmetry-related close contacts are listed below. The label for Atom-2 includes the symmetry operator and encoded unit-cell translations to be applied.

Atom-1	Atom-2	Interatomic distance (Å)	Clash overlap (Å)
1:K:798:GLU:OE1	1:O:538:ARG:NH2[1_455]	2.13	0.07

5.3 Torsion angles [i](#)

5.3.1 Protein backbone [i](#)

In the following table, the Percentiles column shows the percent Ramachandran outliers of the chain as a percentile score with respect to all X-ray entries followed by that with respect to entries of similar resolution.

The Analysed column shows the number of residues for which the backbone conformation was analysed, and the total number of residues.

Mol	Chain	Analysed	Favoured	Allowed	Outliers	Percentiles	
1	A	1041/1083 (96%)	1001 (96%)	35 (3%)	5 (0%)	29	60
1	E	1048/1083 (97%)	1010 (96%)	33 (3%)	5 (0%)	29	60
1	K	1052/1083 (97%)	1011 (96%)	34 (3%)	7 (1%)	22	52
1	O	1041/1083 (96%)	1004 (96%)	32 (3%)	5 (0%)	29	60
5	I	115/117 (98%)	108 (94%)	7 (6%)	0	100	100
5	J	115/117 (98%)	110 (96%)	5 (4%)	0	100	100
5	S	115/117 (98%)	109 (95%)	5 (4%)	1 (1%)	17	47
5	T	115/117 (98%)	111 (96%)	4 (4%)	0	100	100
All	All	4642/4800 (97%)	4464 (96%)	155 (3%)	23 (0%)	29	60

All (23) Ramachandran outliers are listed below:

Mol	Chain	Res	Type
1	A	771	HIS
1	E	655	GLN
1	K	342	ALA
1	K	655	GLN
1	K	772	PHE
5	S	43	LYS
1	E	317	TYR
1	K	151	ALA
1	K	771	HIS
1	O	317	TYR
1	O	326	LEU
1	O	327	GLU
1	A	317	TYR
1	A	327	GLU
1	A	341	ASN
1	E	654	LEU
1	E	771	HIS
1	E	772	PHE
1	K	317	TYR
1	K	654	LEU
1	O	771	HIS
1	O	772	PHE
1	A	326	LEU

5.3.2 Protein sidechains ⓘ

In the following table, the Percentiles column shows the percent sidechain outliers of the chain as a percentile score with respect to all X-ray entries followed by that with respect to entries of similar resolution.

The Analysed column shows the number of residues for which the sidechain conformation was analysed, and the total number of residues.

Mol	Chain	Analysed	Rotameric	Outliers	Percentiles	
1	A	840/931 (90%)	830 (99%)	10 (1%)	71	87
1	E	856/931 (92%)	848 (99%)	8 (1%)	78	90
1	K	857/931 (92%)	847 (99%)	10 (1%)	71	87
1	O	829/931 (89%)	819 (99%)	10 (1%)	71	87
5	I	91/99 (92%)	88 (97%)	3 (3%)	38	67
5	J	94/99 (95%)	93 (99%)	1 (1%)	73	88
5	S	97/99 (98%)	97 (100%)	0	100	100

Continued on next page...

Continued from previous page...

Mol	Chain	Analysed	Rotameric	Outliers	Percentiles	
5	T	92/99 (93%)	91 (99%)	1 (1%)	73	88
All	All	3756/4120 (91%)	3713 (99%)	43 (1%)	73	88

All (43) residues with a non-rotameric sidechain are listed below:

Mol	Chain	Res	Type
1	A	34	ASN
1	A	106	LEU
1	A	137	HIS
1	A	216	PHE
1	A	218	LYS
1	A	532	LYS
1	A	628	ASN
1	A	662	PHE
1	A	916	ARG
1	A	917	THR
5	I	1	MET
5	I	43	LYS
5	I	48	SER
1	E	4	PHE
1	E	30	ASP
1	E	137	HIS
1	E	218	LYS
1	E	532	LYS
1	E	547	GLU
1	E	662	PHE
1	E	916	ARG
5	J	0	SER
1	K	4	PHE
1	K	30	ASP
1	K	137	HIS
1	K	218	LYS
1	K	276	ARG
1	K	341	ASN
1	K	369	LYS
1	K	662	PHE
1	K	774	GLN
1	K	861	ARG
1	O	30	ASP
1	O	137	HIS
1	O	175	ARG
1	O	218	LYS

Continued on next page...

Continued from previous page...

Mol	Chain	Res	Type
1	O	532	LYS
1	O	662	PHE
1	O	694	ARG
1	O	713	ARG
1	O	916	ARG
1	O	1043	LYS
5	T	4	ARG

Some sidechains can be flipped to improve hydrogen bonding and reduce clashes. All (1) such sidechains are listed below:

Mol	Chain	Res	Type
1	A	341	ASN

5.3.3 RNA ⓘ

Mol	Chain	Analysed	Backbone Outliers	Pucker Outliers
4	B	130/135 (96%)	32 (24%)	3 (2%)
4	F	130/135 (96%)	34 (26%)	3 (2%)
4	L	131/135 (97%)	32 (24%)	6 (4%)
4	P	128/135 (94%)	35 (27%)	3 (2%)
All	All	519/540 (96%)	133 (25%)	15 (2%)

All (133) RNA backbone outliers are listed below:

Mol	Chain	Res	Type
4	B	2	G
4	B	21	U
4	B	24	C
4	B	30	A
4	B	38	U
4	B	40	C
4	B	43	G
4	B	45	A
4	B	47	G
4	B	48	A
4	B	50	A
4	B	52	C
4	B	56	U
4	B	65	A
4	B	69	C

Continued on next page...

Continued from previous page...

Mol	Chain	Res	Type
4	B	71	G
4	B	74	U
4	B	75	G
4	B	76	A
4	B	78	A
4	B	80	G
4	B	81	A
4	B	85	G
4	B	87	C
4	B	89	C
4	B	98	G
4	B	107	A
4	B	109	C
4	B	114	G
4	B	123	G
4	B	133	A
4	B	134	U
4	F	2	G
4	F	21	U
4	F	24	C
4	F	30	A
4	F	38	U
4	F	40	C
4	F	43	G
4	F	45	A
4	F	47	G
4	F	48	A
4	F	49	G
4	F	50	A
4	F	52	C
4	F	56	U
4	F	65	A
4	F	69	C
4	F	71	G
4	F	74	U
4	F	75	G
4	F	76	A
4	F	78	A
4	F	80	G
4	F	81	A
4	F	85	G
4	F	87	C

Continued on next page...

Continued from previous page...

Mol	Chain	Res	Type
4	F	89	C
4	F	98	G
4	F	107	A
4	F	108	G
4	F	110	U
4	F	114	G
4	F	123	G
4	F	133	A
4	F	134	U
4	L	2	G
4	L	21	U
4	L	24	C
4	L	30	A
4	L	38	U
4	L	40	C
4	L	43	G
4	L	45	A
4	L	47	G
4	L	48	A
4	L	49	G
4	L	50	A
4	L	52	C
4	L	56	U
4	L	65	A
4	L	69	C
4	L	71	G
4	L	74	U
4	L	75	G
4	L	79	A
4	L	85	G
4	L	87	C
4	L	89	C
4	L	98	G
4	L	107	A
4	L	108	G
4	L	110	U
4	L	114	G
4	L	123	G
4	L	133	A
4	L	134	U
4	L	135	C
4	P	2	G

Continued on next page...

Continued from previous page...

Mol	Chain	Res	Type
4	P	21	U
4	P	24	C
4	P	30	A
4	P	38	U
4	P	40	C
4	P	43	G
4	P	45	A
4	P	47	G
4	P	48	A
4	P	49	G
4	P	50	A
4	P	52	C
4	P	56	U
4	P	65	A
4	P	69	C
4	P	71	G
4	P	74	U
4	P	75	G
4	P	76	A
4	P	78	A
4	P	79	A
4	P	80	G
4	P	81	A
4	P	84	U
4	P	85	G
4	P	87	C
4	P	89	C
4	P	98	G
4	P	107	A
4	P	108	G
4	P	109	C
4	P	123	G
4	P	133	A
4	P	134	U

All (15) RNA pucker outliers are listed below:

Mol	Chain	Res	Type
4	B	44	A
4	B	70	C
4	B	133	A
4	F	44	A

Continued on next page...

Continued from previous page...

Mol	Chain	Res	Type
4	F	70	C
4	F	133	A
4	L	44	A
4	L	70	C
4	L	78	A
4	L	97	U
4	L	133	A
4	L	134	U
4	P	44	A
4	P	70	C
4	P	133	A

5.4 Non-standard residues in protein, DNA, RNA chains [i](#)

There are no non-standard protein/DNA/RNA residues in this entry.

5.5 Carbohydrates [i](#)

There are no carbohydrates in this entry.

5.6 Ligand geometry [i](#)

21 ligands are modelled in this entry.

In the following table, the Counts columns list the number of bonds (or angles) for which Mogul statistics could be retrieved, the number of bonds (or angles) that are observed in the model and the number of bonds (or angles) that are defined in the Chemical Component Dictionary. The Link column lists molecule types, if any, to which the group is linked. The Z score for a bond length (or angle) is the number of standard deviations the observed value is removed from the expected value. A bond length (or angle) with $|Z| > 2$ is considered an outlier worth inspection. RMSZ is the root-mean-square of all Z scores of the bond lengths (or angles).

Mol	Type	Chain	Res	Link	Bond lengths			Bond angles		
					Counts	RMSZ	$\# Z > 2$	Counts	RMSZ	$\# Z > 2$
6	EDO	L	203	-	3,3,3	0.53	0	2,2,2	0.18	0
6	EDO	K	1101	-	3,3,3	0.51	0	2,2,2	0.22	0
6	EDO	K	1104	-	3,3,3	0.46	0	2,2,2	0.38	0
6	EDO	E	1101	-	3,3,3	0.50	0	2,2,2	0.25	0
6	EDO	O	1101	-	3,3,3	0.46	0	2,2,2	0.35	0
6	EDO	L	205	-	3,3,3	0.45	0	2,2,2	0.28	0
6	EDO	F	201	-	3,3,3	0.46	0	2,2,2	0.35	0

Mol	Type	Chain	Res	Link	Bond lengths			Bond angles		
					Counts	RMSZ	# Z > 2	Counts	RMSZ	# Z > 2
6	EDO	J	201	-	3,3,3	0.52	0	2,2,2	0.17	0
6	EDO	L	201	-	3,3,3	0.47	0	2,2,2	0.36	0
6	EDO	L	204	-	3,3,3	0.49	0	2,2,2	0.28	0
7	PEG	K	1105	-	6,6,6	0.50	0	5,5,5	0.27	0
7	PEG	B	202	-	6,6,6	0.51	0	5,5,5	0.26	0
6	EDO	B	201	-	3,3,3	0.46	0	2,2,2	0.33	0
6	EDO	F	202	-	3,3,3	0.48	0	2,2,2	0.22	0
7	PEG	F	203	-	6,6,6	0.48	0	5,5,5	0.26	0
6	EDO	O	1102	-	3,3,3	0.47	0	2,2,2	0.32	0
6	EDO	K	1102	-	3,3,3	0.54	0	2,2,2	0.07	0
6	EDO	L	202	-	3,3,3	0.51	0	2,2,2	0.24	0
6	EDO	K	1103	-	3,3,3	0.49	0	2,2,2	0.26	0
6	EDO	E	1103	-	3,3,3	0.51	0	2,2,2	0.22	0
6	EDO	E	1102	-	3,3,3	0.48	0	2,2,2	0.30	0

In the following table, the Chirals column lists the number of chiral outliers, the number of chiral centers analysed, the number of these observed in the model and the number defined in the Chemical Component Dictionary. Similar counts are reported in the Torsion and Rings columns. '-' means no outliers of that kind were identified.

Mol	Type	Chain	Res	Link	Chirals	Torsions	Rings
6	EDO	L	203	-	-	0/1/1/1	-
6	EDO	K	1101	-	-	0/1/1/1	-
6	EDO	K	1104	-	-	1/1/1/1	-
6	EDO	E	1101	-	-	0/1/1/1	-
6	EDO	O	1101	-	-	0/1/1/1	-
6	EDO	L	205	-	-	0/1/1/1	-
6	EDO	F	201	-	-	0/1/1/1	-
6	EDO	J	201	-	-	1/1/1/1	-
6	EDO	L	201	-	-	0/1/1/1	-
6	EDO	L	204	-	-	1/1/1/1	-
7	PEG	K	1105	-	-	1/4/4/4	-
7	PEG	B	202	-	-	3/4/4/4	-
6	EDO	B	201	-	-	1/1/1/1	-
6	EDO	F	202	-	-	0/1/1/1	-
7	PEG	F	203	-	-	2/4/4/4	-
6	EDO	O	1102	-	-	0/1/1/1	-
6	EDO	K	1102	-	-	1/1/1/1	-
6	EDO	L	202	-	-	0/1/1/1	-
6	EDO	K	1103	-	-	1/1/1/1	-
6	EDO	E	1103	-	-	1/1/1/1	-
6	EDO	E	1102	-	-	0/1/1/1	-

There are no bond length outliers.

There are no bond angle outliers.

There are no chirality outliers.

All (13) torsion outliers are listed below:

Mol	Chain	Res	Type	Atoms
7	B	202	PEG	O2-C3-C4-O4
7	K	1105	PEG	O1-C1-C2-O2
6	L	204	EDO	O1-C1-C2-O2
6	B	201	EDO	O1-C1-C2-O2
7	F	203	PEG	O1-C1-C2-O2
6	K	1103	EDO	O1-C1-C2-O2
7	B	202	PEG	C4-C3-O2-C2
6	K	1104	EDO	O1-C1-C2-O2
7	B	202	PEG	O1-C1-C2-O2
6	K	1102	EDO	O1-C1-C2-O2
7	F	203	PEG	C1-C2-O2-C3
6	J	201	EDO	O1-C1-C2-O2
6	E	1103	EDO	O1-C1-C2-O2

There are no ring outliers.

6 monomers are involved in 7 short contacts:

Mol	Chain	Res	Type	Clashes	Symm-Clashes
6	F	201	EDO	1	0
6	J	201	EDO	1	0
6	F	202	EDO	1	0
7	F	203	PEG	2	0
6	K	1102	EDO	1	0
6	K	1103	EDO	1	0

5.7 Other polymers

There are no such residues in this entry.

5.8 Polymer linkage issues

There are no chain breaks in this entry.

6 Fit of model and data ⓘ

6.1 Protein, DNA and RNA chains ⓘ

In the following table, the column labelled ‘#RSRZ> 2’ contains the number (and percentage) of RSRZ outliers, followed by percent RSRZ outliers for the chain as percentile scores relative to all X-ray entries and entries of similar resolution. The OWAB column contains the minimum, median, 95th percentile and maximum values of the occupancy-weighted average B-factor per residue. The column labelled ‘Q< 0.9’ lists the number of (and percentage) of residues with an average occupancy less than 0.9.

Mol	Chain	Analysed	<RSRZ>	#RSRZ>2			OWAB(Å ²)	Q<0.9
1	A	1049/1083 (96%)	0.47	55 (5%)	27	11	38, 75, 119, 141	0
1	E	1056/1083 (97%)	0.19	10 (0%)	84	66	26, 55, 84, 110	0
1	K	1060/1083 (97%)	0.20	10 (0%)	84	66	24, 54, 85, 130	0
1	O	1049/1083 (96%)	0.45	52 (4%)	28	12	37, 73, 121, 142	0
2	C	35/35 (100%)	-0.00	0	100	100	60, 76, 93, 96	0
2	G	35/35 (100%)	-0.10	0	100	100	32, 47, 66, 79	0
2	M	35/35 (100%)	0.10	0	100	100	32, 48, 64, 82	0
2	Q	35/35 (100%)	-0.06	0	100	100	60, 77, 92, 94	0
3	D	15/35 (42%)	-0.07	0	100	100	70, 80, 144, 156	0
3	H	18/35 (51%)	0.13	0	100	100	44, 63, 188, 194	0
3	N	18/35 (51%)	0.45	2 (11%)	5	2	43, 62, 192, 194	0
3	R	18/35 (51%)	0.21	0	100	100	68, 80, 206, 206	0
4	B	132/135 (97%)	0.02	0	100	100	53, 87, 158, 178	0
4	F	132/135 (97%)	0.03	0	100	100	33, 55, 135, 171	0
4	L	133/135 (98%)	0.15	0	100	100	32, 54, 140, 168	0
4	P	130/135 (96%)	-0.02	0	100	100	54, 86, 148, 162	0
5	I	117/117 (100%)	0.54	3 (2%)	56	30	54, 76, 101, 116	0
5	J	117/117 (100%)	0.36	1 (0%)	84	66	37, 58, 80, 91	0
5	S	117/117 (100%)	0.35	2 (1%)	70	46	38, 59, 81, 93	0
5	T	117/117 (100%)	0.64	9 (7%)	13	4	59, 76, 100, 110	0
All	All	5418/5620 (96%)	0.30	144 (2%)	54	28	24, 66, 117, 206	0

All (144) RSRZ outliers are listed below:

Mol	Chain	Res	Type	RSRZ
1	A	920	VAL	4.9
1	A	214	LEU	4.8
1	A	111	TRP	4.6
1	O	718	GLU	4.4
1	O	913	ALA	4.4
1	A	879	GLU	4.3
1	A	132	LEU	4.1
1	A	128	SER	4.0
1	O	128	SER	3.9
1	O	962	VAL	3.7
1	E	715	VAL	3.7
1	O	97	PHE	3.7
1	E	195	GLN	3.7
1	A	102	LEU	3.6
1	O	445	CYS	3.6
1	O	909	LYS	3.5
1	A	399	LEU	3.4
1	A	892	LEU	3.4
1	A	192	ILE	3.3
1	A	203	PHE	3.3
1	O	888	LEU	3.3
3	N	20	DA	3.3
1	O	199	TYR	3.3
1	A	218	LYS	3.2
1	A	160	LYS	3.2
1	O	215	LEU	3.2
1	O	112	GLN	3.2
1	O	399	LEU	3.2
5	I	25	LEU	3.1
1	E	217	GLU	3.1
1	A	403	ILE	3.1
1	O	87	LYS	3.0
1	K	155	LEU	3.0
1	O	916	ARG	3.0
1	O	119	ASP	3.0
1	A	112	GLN	3.0
1	A	326	LEU	2.9
3	N	18	DT	2.9
1	O	83	ARG	2.8
5	J	0	SER	2.8
1	K	582	GLY	2.8
5	T	24	ARG	2.8
1	A	910	TYR	2.8

Continued on next page...

Continued from previous page...

Mol	Chain	Res	Type	RSRZ
1	A	897	ASP	2.8
1	O	807	ARG	2.8
1	K	111	TRP	2.8
1	O	950	VAL	2.8
1	O	180	LEU	2.8
1	O	910	TYR	2.8
1	O	918	GLN	2.8
1	A	91	VAL	2.8
1	A	86	LEU	2.7
5	T	49	LEU	2.7
1	O	441	TYR	2.7
1	O	115	ALA	2.7
1	E	155	LEU	2.7
1	A	356	ILE	2.7
1	A	431	ILE	2.7
1	O	131	LEU	2.6
1	A	883	LYS	2.6
1	O	196	ARG	2.6
1	A	260	PHE	2.6
1	O	216	PHE	2.6
1	A	864	LEU	2.6
1	A	185	PHE	2.5
1	O	217	GLU	2.5
5	T	52	GLN	2.5
1	K	128	SER	2.5
1	O	917	THR	2.5
5	T	77	GLU	2.5
1	E	1045	GLY	2.5
1	O	866	GLN	2.5
1	A	866	GLN	2.5
1	E	582	GLY	2.5
1	O	582	GLY	2.4
1	A	869	LEU	2.4
1	A	914	GLY	2.4
1	A	115	ALA	2.4
1	A	126	GLU	2.4
1	A	446	ALA	2.4
1	O	879	GLU	2.4
1	A	97	PHE	2.4
5	I	82	ILE	2.4
1	O	438	GLY	2.4
1	A	940	GLY	2.4

Continued on next page...

Continued from previous page...

Mol	Chain	Res	Type	RSRZ
1	O	963	PRO	2.4
1	A	193	ARG	2.3
1	O	867	LEU	2.3
1	O	929	GLN	2.3
1	E	399	LEU	2.3
1	O	892	LEU	2.3
1	A	867	LEU	2.3
1	O	810	LEU	2.3
1	O	299	ASP	2.3
5	T	103	ASP	2.3
1	O	160	LYS	2.3
5	I	69	LEU	2.3
1	A	877	ASN	2.3
1	E	717	ALA	2.3
1	A	384	THR	2.3
5	S	42	ALA	2.3
1	K	747	TYR	2.3
1	A	921	LYS	2.2
1	E	115	ALA	2.2
1	O	991	ILE	2.2
1	O	659	GLU	2.2
1	O	868	LYS	2.2
1	A	990	LEU	2.2
1	A	85	LEU	2.2
1	A	216	PHE	2.2
1	O	382	ILE	2.2
1	A	88	ARG	2.2
1	O	663	LYS	2.1
1	O	990	LEU	2.1
1	O	447	GLU	2.1
1	O	715	VAL	2.1
1	A	171	THR	2.1
1	A	103	ILE	2.1
1	K	183	ASN	2.1
5	T	56	PHE	2.1
1	O	1075	LEU	2.1
5	T	25	LEU	2.1
1	O	1045	GLY	2.1
5	S	44	ASP	2.1
1	A	82	THR	2.1
1	A	317	TYR	2.1
1	A	387	SER	2.1

Continued on next page...

Continued from previous page...

Mol	Chain	Res	Type	RSRZ
5	T	6	ILE	2.1
1	K	132	LEU	2.1
1	A	130	VAL	2.1
1	A	199	TYR	2.0
1	K	99	GLU	2.0
1	E	154	GLU	2.0
1	O	1052	VAL	2.0
1	A	134	LEU	2.0
1	A	39	ILE	2.0
1	O	85	LEU	2.0
1	A	373	ASN	2.0
1	A	814	LEU	2.0
1	A	860	LEU	2.0
1	K	575	LEU	2.0
1	K	212	LEU	2.0
1	O	864	LEU	2.0
5	T	69	LEU	2.0

6.2 Non-standard residues in protein, DNA, RNA chains ⓘ

There are no non-standard protein/DNA/RNA residues in this entry.

6.3 Carbohydrates ⓘ

There are no carbohydrates in this entry.

6.4 Ligands ⓘ

In the following table, the Atoms column lists the number of modelled atoms in the group and the number defined in the chemical component dictionary. The B-factors column lists the minimum, median, 95th percentile and maximum values of B factors of atoms in the group. The column labelled 'Q< 0.9' lists the number of atoms with occupancy less than 0.9.

Mol	Type	Chain	Res	Atoms	RSCC	RSR	B-factors(\AA^2)	Q<0.9
6	EDO	O	1102	4/4	0.72	0.26	58,63,64,70	0
6	EDO	K	1104	4/4	0.79	0.35	49,50,51,55	0
6	EDO	E	1101	4/4	0.83	0.27	47,56,56,57	0
6	EDO	K	1102	4/4	0.85	0.20	32,36,40,48	0
7	PEG	B	202	7/7	0.85	0.24	83,86,93,93	0
6	EDO	J	201	4/4	0.85	0.18	49,56,63,63	0

Continued on next page...

Continued from previous page...

Mol	Type	Chain	Res	Atoms	RSCC	RSR	B-factors(\AA^2)	Q<0.9
7	PEG	F	203	7/7	0.86	0.25	47,56,66,70	0
7	PEG	K	1105	7/7	0.86	0.21	59,65,75,81	0
6	EDO	L	204	4/4	0.87	0.18	61,65,69,71	0
6	EDO	L	202	4/4	0.88	0.22	52,58,58,61	0
6	EDO	K	1101	4/4	0.88	0.21	44,55,59,61	0
6	EDO	O	1101	4/4	0.89	0.20	63,63,64,65	0
6	EDO	F	202	4/4	0.90	0.21	43,45,45,47	0
6	EDO	E	1102	4/4	0.90	0.16	59,63,64,68	0
6	EDO	L	205	4/4	0.90	0.31	44,46,47,48	0
6	EDO	E	1103	4/4	0.90	0.24	41,44,47,49	0
6	EDO	F	201	4/4	0.93	0.15	43,44,45,47	0
6	EDO	K	1103	4/4	0.94	0.24	39,43,45,47	0
6	EDO	B	201	4/4	0.94	0.24	67,69,70,71	0
6	EDO	L	201	4/4	0.94	0.20	37,44,44,46	0
6	EDO	L	203	4/4	0.95	0.22	48,51,51,56	0

6.5 Other polymers ⓘ

There are no such residues in this entry.