



Full wwPDB X-ray Structure Validation Report ⓘ

Oct 13, 2020 – 03:18 PM EDT

PDB ID : 7JGL
Title : Crystal Structure of the Zn-bound Human Heavy-chain variant 122H-delta C-star with 2,5-furandihydroxamate collected at 100K
Authors : Bailey, J.B.; Tezcan, F.A.
Deposited on : 2020-07-19
Resolution : 2.34 Å(reported)

This is a Full wwPDB X-ray Structure Validation Report for a publicly released PDB entry.

We welcome your comments at validation@mail.wwpdb.org

A user guide is available at

<https://www.wwpdb.org/validation/2017/XrayValidationReportHelp>

with specific help available everywhere you see the ⓘ symbol.

The following versions of software and data (see [references ⓘ](#)) were used in the production of this report:

MolProbity : 4.02b-467
Mogul : 1.8.5 (274361), CSD as541be (2020)
Xtriage (Phenix) : 1.13
EDS : 2.14.6
buster-report : 1.1.7 (2018)
Percentile statistics : 20191225.v01 (using entries in the PDB archive December 25th 2019)
Refmac : 5.8.0158
CCP4 : 7.0.044 (Gargrove)
Ideal geometry (proteins) : Engh & Huber (2001)
Ideal geometry (DNA, RNA) : Parkinson et al. (1996)
Validation Pipeline (wwPDB-VP) : 2.14.6

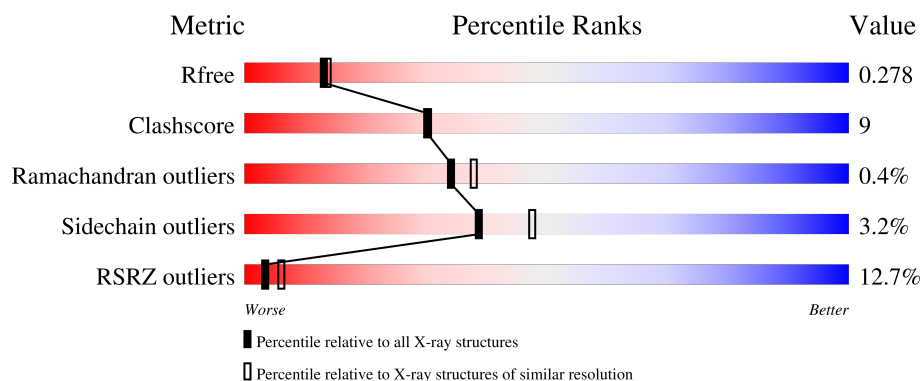
1 Overall quality at a glance

The following experimental techniques were used to determine the structure:

X-RAY DIFFRACTION

The reported resolution of this entry is 2.34 Å.

Percentile scores (ranging between 0-100) for global validation metrics of the entry are shown in the following graphic. The table shows the number of entries on which the scores are based.



| Metric | Whole archive (#Entries) | Similar resolution (#Entries, resolution range(Å)) |
|-----------------------|-----------------------------|---|
| R_{free} | 130704 | 2096 (2.36-2.32) |
| Clashscore | 141614 | 2193 (2.36-2.32) |
| Ramachandran outliers | 138981 | 2159 (2.36-2.32) |
| Sidechain outliers | 138945 | 2160 (2.36-2.32) |
| RSRZ outliers | 127900 | 2067 (2.36-2.32) |

The table below summarises the geometric issues observed across the polymeric chains and their fit to the electron density. The red, orange, yellow and green segments on the lower bar indicate the fraction of residues that contain outliers for ≥ 3 , 2, 1 and 0 types of geometric quality criteria respectively. A grey segment represents the fraction of residues that are not modelled. The numeric value for each fraction is indicated below the corresponding segment, with a dot representing fractions $\leq 5\%$. The upper red bar (where present) indicates the fraction of residues that have poor fit to the electron density. The numeric value is given above the bar.

| Mol | Chain | Length | Quality of chain |
|-----|-------|--------|--|
| 1 | A | 182 | <div> <div style="width: 100%; height: 10px; background-color: red;"></div> <div style="display: flex; justify-content: space-between;"> % 80% 15% ... </div> </div> |
| 1 | B | 182 | <div> <div style="width: 100%; height: 10px; background-color: red;"></div> <div style="display: flex; justify-content: space-between;"> % 71% 23% ... </div> </div> |
| 1 | C | 182 | <div> <div style="width: 100%; height: 10px; background-color: red;"></div> <div style="display: flex; justify-content: space-between;"> % 81% 15% ... </div> </div> |
| 1 | D | 182 | <div> <div style="width: 100%; height: 10px; background-color: red;"></div> <div style="display: flex; justify-content: space-between;"> % 73% 23% ... </div> </div> |
| 1 | E | 182 | <div> <div style="width: 100%; height: 10px; background-color: red;"></div> <div style="display: flex; justify-content: space-between;"> % 69% 25% ... </div> </div> |

Continued on next page...

Continued from previous page...

| Mol | Chain | Length | Quality of chain |
|-----|-------|--------|--|
| 1 | F | 182 | <div> <div>2%</div> <div>73%</div> <div>21%</div> <div>..</div> </div> |
| 1 | G | 182 | <div> <div>75%</div> <div>21%</div> <div>.</div> </div> |
| 1 | H | 182 | <div> <div>%</div> <div>73%</div> <div>20%</div> <div>..</div> </div> |
| 1 | I | 182 | <div> <div>%</div> <div>74%</div> <div>21%</div> <div>..</div> </div> |
| 1 | J | 182 | <div> <div>81%</div> <div>14%</div> <div>..</div> </div> |
| 1 | K | 182 | <div> <div>%</div> <div>79%</div> <div>16%</div> <div>..</div> </div> |
| 1 | L | 182 | <div> <div>73%</div> <div>22%</div> <div>..</div> </div> |
| 1 | M | 182 | <div> <div>%</div> <div>81%</div> <div>14%</div> <div>..</div> </div> |
| 1 | N | 182 | <div> <div>%</div> <div>76%</div> <div>19%</div> <div>..</div> </div> |
| 1 | O | 182 | <div> <div>76%</div> <div>19%</div> <div>.</div> </div> |
| 1 | P | 182 | <div> <div>75%</div> <div>20%</div> <div>.</div> </div> |
| 1 | Q | 182 | <div> <div>%</div> <div>74%</div> <div>20%</div> <div>..</div> </div> |
| 1 | R | 182 | <div> <div>2%</div> <div>70%</div> <div>24%</div> <div>..</div> </div> |
| 1 | S | 182 | <div> <div>%</div> <div>75%</div> <div>20%</div> <div>.</div> </div> |
| 1 | T | 182 | <div> <div>4%</div> <div>68%</div> <div>27%</div> <div>..</div> </div> |
| 1 | U | 182 | <div> <div>%</div> <div>71%</div> <div>23%</div> <div>..</div> </div> |
| 1 | V | 182 | <div> <div>81%</div> <div>14%</div> <div>.</div> </div> |
| 1 | W | 182 | <div> <div>%</div> <div>76%</div> <div>18%</div> <div>..</div> </div> |
| 1 | X | 182 | <div> <div>%</div> <div>73%</div> <div>23%</div> <div>..</div> </div> |
| 1 | a | 182 | <div> <div>23%</div> <div>96%</div> <div>.</div> </div> |
| 1 | b | 182 | <div> <div>24%</div> <div>95%</div> <div>..</div> </div> |
| 1 | c | 182 | <div> <div>23%</div> <div>94%</div> <div>..</div> </div> |
| 1 | d | 182 | <div> <div>23%</div> <div>95%</div> <div>..</div> </div> |
| 1 | e | 182 | <div> <div>28%</div> <div>96%</div> <div>.</div> </div> |
| 1 | f | 182 | <div> <div>21%</div> <div>95%</div> <div>..</div> </div> |

Continued on next page...

Continued from previous page...

| Mol | Chain | Length | Quality of chain |
|-----|-------|--------|--|
| 1 | g | 182 | <div> <div>25%</div> <div>96%</div> <div>.</div> </div> |
| 1 | h | 182 | <div> <div>21%</div> <div>95%</div> <div>..</div> </div> |
| 1 | i | 182 | <div> <div>20%</div> <div>95%</div> <div>..</div> </div> |
| 1 | j | 182 | <div> <div>23%</div> <div>95%</div> <div>..</div> </div> |
| 1 | k | 182 | <div> <div>22%</div> <div>95%</div> <div>..</div> </div> |
| 1 | l | 182 | <div> <div>23%</div> <div>95%</div> <div>..</div> </div> |
| 1 | m | 182 | <div> <div>21%</div> <div>96%</div> <div>.</div> </div> |
| 1 | n | 182 | <div> <div>21%</div> <div>96%</div> <div>.</div> </div> |
| 1 | o | 182 | <div> <div>29%</div> <div>95%</div> <div>..</div> </div> |
| 1 | p | 182 | <div> <div>27%</div> <div>94%</div> <div>..</div> </div> |
| 1 | q | 182 | <div> <div>24%</div> <div>96%</div> <div>.</div> </div> |
| 1 | r | 182 | <div> <div>25%</div> <div>95%</div> <div>..</div> </div> |
| 1 | s | 182 | <div> <div>20%</div> <div>95%</div> <div>..</div> </div> |
| 1 | t | 182 | <div> <div>27%</div> <div>95%</div> <div>..</div> </div> |
| 1 | u | 182 | <div> <div>29%</div> <div>95%</div> <div>..</div> </div> |
| 1 | v | 182 | <div> <div>24%</div> <div>96%</div> <div>.</div> </div> |
| 1 | w | 182 | <div> <div>24%</div> <div>95%</div> <div>..</div> </div> |
| 1 | x | 182 | <div> <div>16%</div> <div>95%</div> <div>..</div> </div> |

2 Entry composition

There are 5 unique types of molecules in this entry. The entry contains 105214 atoms, of which 0 are hydrogens and 0 are deuteriums.

In the tables below, the ZeroOcc column contains the number of atoms modelled with zero occupancy, the AltConf column contains the number of residues with at least one atom in alternate conformation and the Trace column contains the number of residues modelled with at most 2 atoms.

- Molecule 1 is a protein called Ferritin heavy chain.

| Mol | Chain | Residues | Atoms | | | | | ZeroOcc | AltConf | Trace |
|-----|-------|----------|-------|-----|-----|-----|---|---------|---------|-------|
| 1 | A | 174 | Total | C | N | O | S | 0 | 0 | 0 |
| | | | 1431 | 896 | 252 | 279 | 4 | | | |
| 1 | B | 174 | Total | C | N | O | S | 0 | 0 | 0 |
| | | | 1431 | 896 | 252 | 279 | 4 | | | |
| 1 | C | 174 | Total | C | N | O | S | 0 | 0 | 0 |
| | | | 1431 | 896 | 252 | 279 | 4 | | | |
| 1 | D | 174 | Total | C | N | O | S | 0 | 0 | 0 |
| | | | 1431 | 896 | 252 | 279 | 4 | | | |
| 1 | E | 174 | Total | C | N | O | S | 0 | 0 | 0 |
| | | | 1431 | 896 | 252 | 279 | 4 | | | |
| 1 | F | 174 | Total | C | N | O | S | 0 | 0 | 0 |
| | | | 1431 | 896 | 252 | 279 | 4 | | | |
| 1 | G | 174 | Total | C | N | O | S | 0 | 0 | 0 |
| | | | 1431 | 896 | 252 | 279 | 4 | | | |
| 1 | H | 174 | Total | C | N | O | S | 0 | 0 | 0 |
| | | | 1431 | 896 | 252 | 279 | 4 | | | |
| 1 | I | 174 | Total | C | N | O | S | 0 | 0 | 0 |
| | | | 1431 | 896 | 252 | 279 | 4 | | | |
| 1 | J | 174 | Total | C | N | O | S | 0 | 0 | 0 |
| | | | 1431 | 896 | 252 | 279 | 4 | | | |
| 1 | K | 174 | Total | C | N | O | S | 0 | 0 | 0 |
| | | | 1431 | 896 | 252 | 279 | 4 | | | |
| 1 | L | 174 | Total | C | N | O | S | 0 | 0 | 0 |
| | | | 1431 | 896 | 252 | 279 | 4 | | | |
| 1 | M | 174 | Total | C | N | O | S | 0 | 0 | 0 |
| | | | 1431 | 896 | 252 | 279 | 4 | | | |
| 1 | N | 174 | Total | C | N | O | S | 0 | 0 | 0 |
| | | | 1431 | 896 | 252 | 279 | 4 | | | |
| 1 | O | 174 | Total | C | N | O | S | 0 | 0 | 0 |
| | | | 1431 | 896 | 252 | 279 | 4 | | | |
| 1 | P | 174 | Total | C | N | O | S | 0 | 0 | 0 |
| | | | 1431 | 896 | 252 | 279 | 4 | | | |

Continued on next page...

Continued from previous page...

| Mol | Chain | Residues | Atoms | | | | | ZeroOcc | AltConf | Trace |
|-----|-------|----------|-------|------|-----|-----|---|---------|---------|-------|
| 1 | Q | 174 | Total | C | N | O | S | 0 | 0 | 0 |
| | | | 1431 | 896 | 252 | 279 | 4 | | | |
| 1 | R | 174 | Total | C | N | O | S | 0 | 0 | 0 |
| | | | 1431 | 896 | 252 | 279 | 4 | | | |
| 1 | S | 174 | Total | C | N | O | S | 0 | 0 | 0 |
| | | | 1431 | 896 | 252 | 279 | 4 | | | |
| 1 | T | 174 | Total | C | N | O | S | 0 | 0 | 0 |
| | | | 1431 | 896 | 252 | 279 | 4 | | | |
| 1 | U | 174 | Total | C | N | O | S | 0 | 0 | 0 |
| | | | 1431 | 896 | 252 | 279 | 4 | | | |
| 1 | V | 174 | Total | C | N | O | S | 0 | 0 | 0 |
| | | | 1431 | 896 | 252 | 279 | 4 | | | |
| 1 | W | 174 | Total | C | N | O | S | 0 | 0 | 0 |
| | | | 1431 | 896 | 252 | 279 | 4 | | | |
| 1 | X | 174 | Total | C | N | O | S | 0 | 0 | 0 |
| | | | 1431 | 896 | 252 | 279 | 4 | | | |
| 1 | a | 174 | Total | C | N | O | S | 0 | 174 | 0 |
| | | | 2862 | 1792 | 504 | 558 | 8 | | | |
| 1 | b | 174 | Total | C | N | O | S | 0 | 174 | 0 |
| | | | 2862 | 1792 | 504 | 558 | 8 | | | |
| 1 | c | 174 | Total | C | N | O | S | 0 | 174 | 0 |
| | | | 2862 | 1792 | 504 | 558 | 8 | | | |
| 1 | d | 174 | Total | C | N | O | S | 0 | 174 | 0 |
| | | | 2862 | 1792 | 504 | 558 | 8 | | | |
| 1 | e | 174 | Total | C | N | O | S | 0 | 174 | 0 |
| | | | 2862 | 1792 | 504 | 558 | 8 | | | |
| 1 | f | 174 | Total | C | N | O | S | 0 | 174 | 0 |
| | | | 2862 | 1792 | 504 | 558 | 8 | | | |
| 1 | g | 174 | Total | C | N | O | S | 0 | 174 | 0 |
| | | | 2862 | 1792 | 504 | 558 | 8 | | | |
| 1 | h | 174 | Total | C | N | O | S | 0 | 174 | 0 |
| | | | 2862 | 1792 | 504 | 558 | 8 | | | |
| 1 | i | 174 | Total | C | N | O | S | 0 | 174 | 0 |
| | | | 2862 | 1792 | 504 | 558 | 8 | | | |
| 1 | j | 174 | Total | C | N | O | S | 0 | 174 | 0 |
| | | | 2862 | 1792 | 504 | 558 | 8 | | | |
| 1 | k | 174 | Total | C | N | O | S | 0 | 174 | 0 |
| | | | 2862 | 1792 | 504 | 558 | 8 | | | |
| 1 | l | 174 | Total | C | N | O | S | 0 | 174 | 0 |
| | | | 2862 | 1792 | 504 | 558 | 8 | | | |
| 1 | m | 174 | Total | C | N | O | S | 0 | 174 | 0 |
| | | | 2862 | 1792 | 504 | 558 | 8 | | | |

Continued on next page...

Continued from previous page...

| Mol | Chain | Residues | Atoms | | | | | ZeroOcc | AltConf | Trace |
|-----|-------|----------|-------|------|-----|-----|---|---------|---------|-------|
| 1 | n | 174 | Total | C | N | O | S | 0 | 174 | 0 |
| | | | 2862 | 1792 | 504 | 558 | 8 | | | |
| 1 | o | 174 | Total | C | N | O | S | 0 | 174 | 0 |
| | | | 2862 | 1792 | 504 | 558 | 8 | | | |
| 1 | p | 174 | Total | C | N | O | S | 0 | 174 | 0 |
| | | | 2862 | 1792 | 504 | 558 | 8 | | | |
| 1 | q | 174 | Total | C | N | O | S | 0 | 174 | 0 |
| | | | 2862 | 1792 | 504 | 558 | 8 | | | |
| 1 | r | 174 | Total | C | N | O | S | 0 | 174 | 0 |
| | | | 2862 | 1792 | 504 | 558 | 8 | | | |
| 1 | s | 174 | Total | C | N | O | S | 0 | 174 | 0 |
| | | | 2862 | 1792 | 504 | 558 | 8 | | | |
| 1 | t | 174 | Total | C | N | O | S | 0 | 174 | 0 |
| | | | 2862 | 1792 | 504 | 558 | 8 | | | |
| 1 | u | 174 | Total | C | N | O | S | 0 | 174 | 0 |
| | | | 2862 | 1792 | 504 | 558 | 8 | | | |
| 1 | v | 174 | Total | C | N | O | S | 0 | 174 | 0 |
| | | | 2862 | 1792 | 504 | 558 | 8 | | | |
| 1 | w | 174 | Total | C | N | O | S | 0 | 174 | 0 |
| | | | 2862 | 1792 | 504 | 558 | 8 | | | |
| 1 | x | 174 | Total | C | N | O | S | 0 | 174 | 0 |
| | | | 2862 | 1792 | 504 | 558 | 8 | | | |

There are 240 discrepancies between the modelled and reference sequences:

| Chain | Residue | Modelled | Actual | Comment | Reference |
|-------|---------|----------|--------|---------------------|------------|
| A | 86 | GLN | LYS | engineered mutation | UNP P02794 |
| A | 90 | GLU | CYS | engineered mutation | UNP P02794 |
| A | 102 | ALA | CYS | engineered mutation | UNP P02794 |
| A | 122 | HIS | THR | engineered mutation | UNP P02794 |
| A | 130 | ALA | CYS | engineered mutation | UNP P02794 |
| B | 86 | GLN | LYS | engineered mutation | UNP P02794 |
| B | 90 | GLU | CYS | engineered mutation | UNP P02794 |
| B | 102 | ALA | CYS | engineered mutation | UNP P02794 |
| B | 122 | HIS | THR | engineered mutation | UNP P02794 |
| B | 130 | ALA | CYS | engineered mutation | UNP P02794 |
| C | 86 | GLN | LYS | engineered mutation | UNP P02794 |
| C | 90 | GLU | CYS | engineered mutation | UNP P02794 |
| C | 102 | ALA | CYS | engineered mutation | UNP P02794 |
| C | 122 | HIS | THR | engineered mutation | UNP P02794 |
| C | 130 | ALA | CYS | engineered mutation | UNP P02794 |
| D | 86 | GLN | LYS | engineered mutation | UNP P02794 |
| D | 90 | GLU | CYS | engineered mutation | UNP P02794 |

Continued on next page...

Continued from previous page...

| Chain | Residue | Modelled | Actual | Comment | Reference |
|-------|---------|----------|--------|---------------------|------------|
| D | 102 | ALA | CYS | engineered mutation | UNP P02794 |
| D | 122 | HIS | THR | engineered mutation | UNP P02794 |
| D | 130 | ALA | CYS | engineered mutation | UNP P02794 |
| E | 86 | GLN | LYS | engineered mutation | UNP P02794 |
| E | 90 | GLU | CYS | engineered mutation | UNP P02794 |
| E | 102 | ALA | CYS | engineered mutation | UNP P02794 |
| E | 122 | HIS | THR | engineered mutation | UNP P02794 |
| E | 130 | ALA | CYS | engineered mutation | UNP P02794 |
| F | 86 | GLN | LYS | engineered mutation | UNP P02794 |
| F | 90 | GLU | CYS | engineered mutation | UNP P02794 |
| F | 102 | ALA | CYS | engineered mutation | UNP P02794 |
| F | 122 | HIS | THR | engineered mutation | UNP P02794 |
| F | 130 | ALA | CYS | engineered mutation | UNP P02794 |
| G | 86 | GLN | LYS | engineered mutation | UNP P02794 |
| G | 90 | GLU | CYS | engineered mutation | UNP P02794 |
| G | 102 | ALA | CYS | engineered mutation | UNP P02794 |
| G | 122 | HIS | THR | engineered mutation | UNP P02794 |
| G | 130 | ALA | CYS | engineered mutation | UNP P02794 |
| H | 86 | GLN | LYS | engineered mutation | UNP P02794 |
| H | 90 | GLU | CYS | engineered mutation | UNP P02794 |
| H | 102 | ALA | CYS | engineered mutation | UNP P02794 |
| H | 122 | HIS | THR | engineered mutation | UNP P02794 |
| H | 130 | ALA | CYS | engineered mutation | UNP P02794 |
| I | 86 | GLN | LYS | engineered mutation | UNP P02794 |
| I | 90 | GLU | CYS | engineered mutation | UNP P02794 |
| I | 102 | ALA | CYS | engineered mutation | UNP P02794 |
| I | 122 | HIS | THR | engineered mutation | UNP P02794 |
| I | 130 | ALA | CYS | engineered mutation | UNP P02794 |
| J | 86 | GLN | LYS | engineered mutation | UNP P02794 |
| J | 90 | GLU | CYS | engineered mutation | UNP P02794 |
| J | 102 | ALA | CYS | engineered mutation | UNP P02794 |
| J | 122 | HIS | THR | engineered mutation | UNP P02794 |
| J | 130 | ALA | CYS | engineered mutation | UNP P02794 |
| K | 86 | GLN | LYS | engineered mutation | UNP P02794 |
| K | 90 | GLU | CYS | engineered mutation | UNP P02794 |
| K | 102 | ALA | CYS | engineered mutation | UNP P02794 |
| K | 122 | HIS | THR | engineered mutation | UNP P02794 |
| K | 130 | ALA | CYS | engineered mutation | UNP P02794 |
| L | 86 | GLN | LYS | engineered mutation | UNP P02794 |
| L | 90 | GLU | CYS | engineered mutation | UNP P02794 |
| L | 102 | ALA | CYS | engineered mutation | UNP P02794 |
| L | 122 | HIS | THR | engineered mutation | UNP P02794 |

Continued on next page...

Continued from previous page...

| Chain | Residue | Modelled | Actual | Comment | Reference |
|-------|---------|----------|--------|---------------------|------------|
| L | 130 | ALA | CYS | engineered mutation | UNP P02794 |
| M | 86 | GLN | LYS | engineered mutation | UNP P02794 |
| M | 90 | GLU | CYS | engineered mutation | UNP P02794 |
| M | 102 | ALA | CYS | engineered mutation | UNP P02794 |
| M | 122 | HIS | THR | engineered mutation | UNP P02794 |
| M | 130 | ALA | CYS | engineered mutation | UNP P02794 |
| N | 86 | GLN | LYS | engineered mutation | UNP P02794 |
| N | 90 | GLU | CYS | engineered mutation | UNP P02794 |
| N | 102 | ALA | CYS | engineered mutation | UNP P02794 |
| N | 122 | HIS | THR | engineered mutation | UNP P02794 |
| N | 130 | ALA | CYS | engineered mutation | UNP P02794 |
| O | 86 | GLN | LYS | engineered mutation | UNP P02794 |
| O | 90 | GLU | CYS | engineered mutation | UNP P02794 |
| O | 102 | ALA | CYS | engineered mutation | UNP P02794 |
| O | 122 | HIS | THR | engineered mutation | UNP P02794 |
| O | 130 | ALA | CYS | engineered mutation | UNP P02794 |
| P | 86 | GLN | LYS | engineered mutation | UNP P02794 |
| P | 90 | GLU | CYS | engineered mutation | UNP P02794 |
| P | 102 | ALA | CYS | engineered mutation | UNP P02794 |
| P | 122 | HIS | THR | engineered mutation | UNP P02794 |
| P | 130 | ALA | CYS | engineered mutation | UNP P02794 |
| Q | 86 | GLN | LYS | engineered mutation | UNP P02794 |
| Q | 90 | GLU | CYS | engineered mutation | UNP P02794 |
| Q | 102 | ALA | CYS | engineered mutation | UNP P02794 |
| Q | 122 | HIS | THR | engineered mutation | UNP P02794 |
| Q | 130 | ALA | CYS | engineered mutation | UNP P02794 |
| R | 86 | GLN | LYS | engineered mutation | UNP P02794 |
| R | 90 | GLU | CYS | engineered mutation | UNP P02794 |
| R | 102 | ALA | CYS | engineered mutation | UNP P02794 |
| R | 122 | HIS | THR | engineered mutation | UNP P02794 |
| R | 130 | ALA | CYS | engineered mutation | UNP P02794 |
| S | 86 | GLN | LYS | engineered mutation | UNP P02794 |
| S | 90 | GLU | CYS | engineered mutation | UNP P02794 |
| S | 102 | ALA | CYS | engineered mutation | UNP P02794 |
| S | 122 | HIS | THR | engineered mutation | UNP P02794 |
| S | 130 | ALA | CYS | engineered mutation | UNP P02794 |
| T | 86 | GLN | LYS | engineered mutation | UNP P02794 |
| T | 90 | GLU | CYS | engineered mutation | UNP P02794 |
| T | 102 | ALA | CYS | engineered mutation | UNP P02794 |
| T | 122 | HIS | THR | engineered mutation | UNP P02794 |
| T | 130 | ALA | CYS | engineered mutation | UNP P02794 |
| U | 86 | GLN | LYS | engineered mutation | UNP P02794 |

Continued on next page...

Continued from previous page...

| Chain | Residue | Modelled | Actual | Comment | Reference |
|-------|---------|----------|--------|---------------------|------------|
| U | 90 | GLU | CYS | engineered mutation | UNP P02794 |
| U | 102 | ALA | CYS | engineered mutation | UNP P02794 |
| U | 122 | HIS | THR | engineered mutation | UNP P02794 |
| U | 130 | ALA | CYS | engineered mutation | UNP P02794 |
| V | 86 | GLN | LYS | engineered mutation | UNP P02794 |
| V | 90 | GLU | CYS | engineered mutation | UNP P02794 |
| V | 102 | ALA | CYS | engineered mutation | UNP P02794 |
| V | 122 | HIS | THR | engineered mutation | UNP P02794 |
| V | 130 | ALA | CYS | engineered mutation | UNP P02794 |
| W | 86 | GLN | LYS | engineered mutation | UNP P02794 |
| W | 90 | GLU | CYS | engineered mutation | UNP P02794 |
| W | 102 | ALA | CYS | engineered mutation | UNP P02794 |
| W | 122 | HIS | THR | engineered mutation | UNP P02794 |
| W | 130 | ALA | CYS | engineered mutation | UNP P02794 |
| X | 86 | GLN | LYS | engineered mutation | UNP P02794 |
| X | 90 | GLU | CYS | engineered mutation | UNP P02794 |
| X | 102 | ALA | CYS | engineered mutation | UNP P02794 |
| X | 122 | HIS | THR | engineered mutation | UNP P02794 |
| X | 130 | ALA | CYS | engineered mutation | UNP P02794 |
| a | 86 | GLN | LYS | engineered mutation | UNP P02794 |
| a | 90 | GLU | CYS | engineered mutation | UNP P02794 |
| a | 102 | ALA | CYS | engineered mutation | UNP P02794 |
| a | 122 | HIS | THR | engineered mutation | UNP P02794 |
| a | 130 | ALA | CYS | engineered mutation | UNP P02794 |
| b | 86 | GLN | LYS | engineered mutation | UNP P02794 |
| b | 90 | GLU | CYS | engineered mutation | UNP P02794 |
| b | 102 | ALA | CYS | engineered mutation | UNP P02794 |
| b | 122 | HIS | THR | engineered mutation | UNP P02794 |
| b | 130 | ALA | CYS | engineered mutation | UNP P02794 |
| c | 86 | GLN | LYS | engineered mutation | UNP P02794 |
| c | 90 | GLU | CYS | engineered mutation | UNP P02794 |
| c | 102 | ALA | CYS | engineered mutation | UNP P02794 |
| c | 122 | HIS | THR | engineered mutation | UNP P02794 |
| c | 130 | ALA | CYS | engineered mutation | UNP P02794 |
| d | 86 | GLN | LYS | engineered mutation | UNP P02794 |
| d | 90 | GLU | CYS | engineered mutation | UNP P02794 |
| d | 102 | ALA | CYS | engineered mutation | UNP P02794 |
| d | 122 | HIS | THR | engineered mutation | UNP P02794 |
| d | 130 | ALA | CYS | engineered mutation | UNP P02794 |
| e | 86 | GLN | LYS | engineered mutation | UNP P02794 |
| e | 90 | GLU | CYS | engineered mutation | UNP P02794 |
| e | 102 | ALA | CYS | engineered mutation | UNP P02794 |

Continued on next page...

Continued from previous page...

| Chain | Residue | Modelled | Actual | Comment | Reference |
|-------|---------|----------|--------|---------------------|------------|
| e | 122 | HIS | THR | engineered mutation | UNP P02794 |
| e | 130 | ALA | CYS | engineered mutation | UNP P02794 |
| f | 86 | GLN | LYS | engineered mutation | UNP P02794 |
| f | 90 | GLU | CYS | engineered mutation | UNP P02794 |
| f | 102 | ALA | CYS | engineered mutation | UNP P02794 |
| f | 122 | HIS | THR | engineered mutation | UNP P02794 |
| f | 130 | ALA | CYS | engineered mutation | UNP P02794 |
| g | 86 | GLN | LYS | engineered mutation | UNP P02794 |
| g | 90 | GLU | CYS | engineered mutation | UNP P02794 |
| g | 102 | ALA | CYS | engineered mutation | UNP P02794 |
| g | 122 | HIS | THR | engineered mutation | UNP P02794 |
| g | 130 | ALA | CYS | engineered mutation | UNP P02794 |
| h | 86 | GLN | LYS | engineered mutation | UNP P02794 |
| h | 90 | GLU | CYS | engineered mutation | UNP P02794 |
| h | 102 | ALA | CYS | engineered mutation | UNP P02794 |
| h | 122 | HIS | THR | engineered mutation | UNP P02794 |
| h | 130 | ALA | CYS | engineered mutation | UNP P02794 |
| i | 86 | GLN | LYS | engineered mutation | UNP P02794 |
| i | 90 | GLU | CYS | engineered mutation | UNP P02794 |
| i | 102 | ALA | CYS | engineered mutation | UNP P02794 |
| i | 122 | HIS | THR | engineered mutation | UNP P02794 |
| i | 130 | ALA | CYS | engineered mutation | UNP P02794 |
| j | 86 | GLN | LYS | engineered mutation | UNP P02794 |
| j | 90 | GLU | CYS | engineered mutation | UNP P02794 |
| j | 102 | ALA | CYS | engineered mutation | UNP P02794 |
| j | 122 | HIS | THR | engineered mutation | UNP P02794 |
| j | 130 | ALA | CYS | engineered mutation | UNP P02794 |
| k | 86 | GLN | LYS | engineered mutation | UNP P02794 |
| k | 90 | GLU | CYS | engineered mutation | UNP P02794 |
| k | 102 | ALA | CYS | engineered mutation | UNP P02794 |
| k | 122 | HIS | THR | engineered mutation | UNP P02794 |
| k | 130 | ALA | CYS | engineered mutation | UNP P02794 |
| l | 86 | GLN | LYS | engineered mutation | UNP P02794 |
| l | 90 | GLU | CYS | engineered mutation | UNP P02794 |
| l | 102 | ALA | CYS | engineered mutation | UNP P02794 |
| l | 122 | HIS | THR | engineered mutation | UNP P02794 |
| l | 130 | ALA | CYS | engineered mutation | UNP P02794 |
| m | 86 | GLN | LYS | engineered mutation | UNP P02794 |
| m | 90 | GLU | CYS | engineered mutation | UNP P02794 |
| m | 102 | ALA | CYS | engineered mutation | UNP P02794 |
| m | 122 | HIS | THR | engineered mutation | UNP P02794 |
| m | 130 | ALA | CYS | engineered mutation | UNP P02794 |

Continued on next page...

Continued from previous page...

| Chain | Residue | Modelled | Actual | Comment | Reference |
|-------|---------|----------|--------|---------------------|------------|
| n | 86 | GLN | LYS | engineered mutation | UNP P02794 |
| n | 90 | GLU | CYS | engineered mutation | UNP P02794 |
| n | 102 | ALA | CYS | engineered mutation | UNP P02794 |
| n | 122 | HIS | THR | engineered mutation | UNP P02794 |
| n | 130 | ALA | CYS | engineered mutation | UNP P02794 |
| o | 86 | GLN | LYS | engineered mutation | UNP P02794 |
| o | 90 | GLU | CYS | engineered mutation | UNP P02794 |
| o | 102 | ALA | CYS | engineered mutation | UNP P02794 |
| o | 122 | HIS | THR | engineered mutation | UNP P02794 |
| o | 130 | ALA | CYS | engineered mutation | UNP P02794 |
| p | 86 | GLN | LYS | engineered mutation | UNP P02794 |
| p | 90 | GLU | CYS | engineered mutation | UNP P02794 |
| p | 102 | ALA | CYS | engineered mutation | UNP P02794 |
| p | 122 | HIS | THR | engineered mutation | UNP P02794 |
| p | 130 | ALA | CYS | engineered mutation | UNP P02794 |
| q | 86 | GLN | LYS | engineered mutation | UNP P02794 |
| q | 90 | GLU | CYS | engineered mutation | UNP P02794 |
| q | 102 | ALA | CYS | engineered mutation | UNP P02794 |
| q | 122 | HIS | THR | engineered mutation | UNP P02794 |
| q | 130 | ALA | CYS | engineered mutation | UNP P02794 |
| r | 86 | GLN | LYS | engineered mutation | UNP P02794 |
| r | 90 | GLU | CYS | engineered mutation | UNP P02794 |
| r | 102 | ALA | CYS | engineered mutation | UNP P02794 |
| r | 122 | HIS | THR | engineered mutation | UNP P02794 |
| r | 130 | ALA | CYS | engineered mutation | UNP P02794 |
| s | 86 | GLN | LYS | engineered mutation | UNP P02794 |
| s | 90 | GLU | CYS | engineered mutation | UNP P02794 |
| s | 102 | ALA | CYS | engineered mutation | UNP P02794 |
| s | 122 | HIS | THR | engineered mutation | UNP P02794 |
| s | 130 | ALA | CYS | engineered mutation | UNP P02794 |
| t | 86 | GLN | LYS | engineered mutation | UNP P02794 |
| t | 90 | GLU | CYS | engineered mutation | UNP P02794 |
| t | 102 | ALA | CYS | engineered mutation | UNP P02794 |
| t | 122 | HIS | THR | engineered mutation | UNP P02794 |
| t | 130 | ALA | CYS | engineered mutation | UNP P02794 |
| u | 86 | GLN | LYS | engineered mutation | UNP P02794 |
| u | 90 | GLU | CYS | engineered mutation | UNP P02794 |
| u | 102 | ALA | CYS | engineered mutation | UNP P02794 |
| u | 122 | HIS | THR | engineered mutation | UNP P02794 |
| u | 130 | ALA | CYS | engineered mutation | UNP P02794 |
| v | 86 | GLN | LYS | engineered mutation | UNP P02794 |
| v | 90 | GLU | CYS | engineered mutation | UNP P02794 |

Continued on next page...

Continued from previous page...

| Chain | Residue | Modelled | Actual | Comment | Reference |
|-------|---------|----------|--------|---------------------|------------|
| v | 102 | ALA | CYS | engineered mutation | UNP P02794 |
| v | 122 | HIS | THR | engineered mutation | UNP P02794 |
| v | 130 | ALA | CYS | engineered mutation | UNP P02794 |
| w | 86 | GLN | LYS | engineered mutation | UNP P02794 |
| w | 90 | GLU | CYS | engineered mutation | UNP P02794 |
| w | 102 | ALA | CYS | engineered mutation | UNP P02794 |
| w | 122 | HIS | THR | engineered mutation | UNP P02794 |
| w | 130 | ALA | CYS | engineered mutation | UNP P02794 |
| x | 86 | GLN | LYS | engineered mutation | UNP P02794 |
| x | 90 | GLU | CYS | engineered mutation | UNP P02794 |
| x | 102 | ALA | CYS | engineered mutation | UNP P02794 |
| x | 122 | HIS | THR | engineered mutation | UNP P02794 |
| x | 130 | ALA | CYS | engineered mutation | UNP P02794 |

- Molecule 2 is ZINC ION (three-letter code: ZN) (formula: Zn).

| Mol | Chain | Residues | Atoms | ZeroOcc | AltConf |
|-----|-------|----------|-----------------|---------|---------|
| 2 | P | 3 | Total 3 Zn 3 | 0 | 0 |
| 2 | g | 3 | Total 6 Zn 6 | 0 | 3 |
| 2 | q | 2 | Total 4 Zn 4 | 0 | 2 |
| 2 | K | 3 | Total 3 Zn 3 | 0 | 0 |
| 2 | h | 2 | Total 4 Zn 4 | 0 | 2 |
| 2 | B | 3 | Total 3 Zn 3 | 0 | 0 |
| 2 | c | 2 | Total 4 Zn 4 | 0 | 2 |
| 2 | W | 3 | Total 3 Zn 3 | 0 | 0 |
| 2 | t | 2 | Total 4 Zn 4 | 0 | 2 |
| 2 | N | 3 | Total 3 Zn 3 | 0 | 0 |
| 2 | X | 2 | Total 2 Zn 2 | 0 | 0 |
| 2 | o | 2 | Total 4 Zn 4 | 0 | 2 |
| 2 | S | 2 | Total 2 Zn 2 | 0 | 0 |

Continued on next page...

Continued from previous page...

| Mol | Chain | Residues | Atoms | | ZeroOcc | AltConf |
|-----|-------|----------|------------|---------|---------|---------|
| 2 | f | 3 | Total 6 | Zn 6 | 0 | 3 |
| 2 | p | 3 | Total 6 | Zn 6 | 0 | 3 |
| 2 | J | 2 | Total 2 | Zn 2 | 0 | 0 |
| 2 | k | 2 | Total 4 | Zn 4 | 0 | 2 |
| 2 | E | 3 | Total 3 | Zn 3 | 0 | 0 |
| 2 | b | 2 | Total 4 | Zn 4 | 0 | 2 |
| 2 | V | 2 | Total 2 | Zn 2 | 0 | 0 |
| 2 | w | 4 | Total 8 | Zn 8 | 0 | 4 |
| 2 | A | 3 | Total 3 | Zn 3 | 0 | 0 |
| 2 | n | 3 | Total 6 | Zn 6 | 0 | 3 |
| 2 | x | 3 | Total 6 | Zn 6 | 0 | 3 |
| 2 | R | 2 | Total 2 | Zn 2 | 0 | 0 |
| 2 | s | 3 | Total 6 | Zn 6 | 0 | 3 |
| 2 | M | 2 | Total 2 | Zn 2 | 0 | 0 |
| 2 | j | 2 | Total 4 | Zn 4 | 0 | 2 |
| 2 | D | 2 | Total 2 | Zn 2 | 0 | 0 |
| 2 | e | 3 | Total 6 | Zn 6 | 0 | 3 |
| 2 | I | 2 | Total 2 | Zn 2 | 0 | 0 |
| 2 | v | 3 | Total 6 | Zn 6 | 0 | 3 |
| 2 | a | 3 | Total 6 | Zn 6 | 0 | 3 |
| 2 | U | 2 | Total 2 | Zn 2 | 0 | 0 |

Continued on next page...

Continued from previous page...

| Mol | Chain | Residues | Atoms | | ZeroOcc | AltConf |
|-----|-------|----------|------------|---------|---------|---------|
| 2 | r | 2 | Total 4 | Zn 4 | 0 | 2 |
| 2 | L | 2 | Total 2 | Zn 2 | 0 | 0 |
| 2 | m | 2 | Total 4 | Zn 4 | 0 | 2 |
| 2 | G | 3 | Total 3 | Zn 3 | 0 | 0 |
| 2 | Q | 2 | Total 2 | Zn 2 | 0 | 0 |
| 2 | d | 4 | Total 8 | Zn 8 | 0 | 4 |
| 2 | H | 3 | Total 3 | Zn 3 | 0 | 0 |
| 2 | i | 2 | Total 4 | Zn 4 | 0 | 2 |
| 2 | C | 3 | Total 3 | Zn 3 | 0 | 0 |
| 2 | T | 3 | Total 3 | Zn 3 | 0 | 0 |
| 2 | u | 2 | Total 4 | Zn 4 | 0 | 2 |
| 2 | O | 3 | Total 3 | Zn 3 | 0 | 0 |
| 2 | l | 3 | Total 6 | Zn 6 | 0 | 3 |
| 2 | F | 4 | Total 4 | Zn 4 | 0 | 0 |

- Molecule 3 is SODIUM ION (three-letter code: NA) (formula: Na).

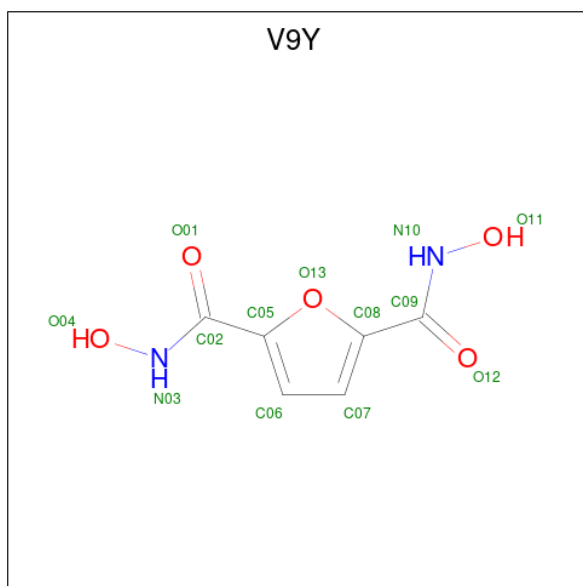
| Mol | Chain | Residues | Atoms | | ZeroOcc | AltConf |
|-----|-------|----------|------------|---------|---------|---------|
| 3 | P | 1 | Total 1 | Na 1 | 0 | 0 |
| 3 | G | 1 | Total 1 | Na 1 | 0 | 0 |
| 3 | J | 1 | Total 1 | Na 1 | 0 | 0 |
| 3 | p | 1 | Total 2 | Na 2 | 0 | 1 |
| 3 | D | 1 | Total 1 | Na 1 | 0 | 0 |

Continued on next page...

Continued from previous page...

| Mol | Chain | Residues | Atoms | | ZeroOcc | AltConf |
|-----|-------|----------|------------|---------|---------|---------|
| 3 | a | 1 | Total 2 | Na 2 | 0 | 1 |
| 3 | g | 1 | Total 2 | Na 2 | 0 | 1 |
| 3 | j | 1 | Total 2 | Na 2 | 0 | 1 |
| 3 | V | 1 | Total 1 | Na 1 | 0 | 0 |
| 3 | s | 1 | Total 2 | Na 2 | 0 | 1 |
| 3 | A | 1 | Total 1 | Na 1 | 0 | 0 |
| 3 | n | 1 | Total 2 | Na 2 | 0 | 1 |
| 3 | x | 1 | Total 2 | Na 2 | 0 | 1 |
| 3 | d | 1 | Total 2 | Na 2 | 0 | 1 |
| 3 | S | 1 | Total 1 | Na 1 | 0 | 0 |
| 3 | M | 1 | Total 1 | Na 1 | 0 | 0 |

- Molecule 4 is N 2 ,N 5 -dihydroxyfuran-2,5-dicarboxamide (three-letter code: V9Y) (formula: C₆H₆N₂O₅) (labeled as "Ligand of Interest" by author).



| Mol | Chain | Residues | Atoms | | | | ZeroOcc | AltConf |
|-----|-------|----------|-------|----|---|----|---------|---------|
| 4 | A | 1 | Total | C | N | O | 0 | 1 |
| | | | 26 | 12 | 4 | 10 | | |
| 4 | D | 1 | Total | C | N | O | 0 | 1 |
| | | | 26 | 12 | 4 | 10 | | |
| 4 | I | 1 | Total | C | N | O | 0 | 1 |
| | | | 26 | 12 | 4 | 10 | | |
| 4 | L | 1 | Total | C | N | O | 0 | 1 |
| | | | 26 | 12 | 4 | 10 | | |
| 4 | O | 1 | Total | C | N | O | 0 | 1 |
| | | | 26 | 12 | 4 | 10 | | |
| 4 | R | 1 | Total | C | N | O | 0 | 1 |
| | | | 26 | 12 | 4 | 10 | | |
| 4 | X | 1 | Total | C | N | O | 0 | 1 |
| | | | 26 | 12 | 4 | 10 | | |
| 4 | t | 1 | Total | C | N | O | 0 | 1 |
| | | | 26 | 12 | 4 | 10 | | |

- Molecule 5 is water.

| Mol | Chain | Residues | Atoms | | ZeroOcc | AltConf |
|-----|-------|----------|-------|-----|---------|---------|
| 5 | A | 92 | Total | O | 0 | 0 |
| | | | 92 | 92 | | |
| 5 | B | 76 | Total | O | 0 | 0 |
| | | | 76 | 76 | | |
| 5 | C | 86 | Total | O | 0 | 0 |
| | | | 86 | 86 | | |
| 5 | D | 69 | Total | O | 0 | 0 |
| | | | 69 | 69 | | |
| 5 | E | 78 | Total | O | 0 | 0 |
| | | | 78 | 78 | | |
| 5 | F | 54 | Total | O | 0 | 0 |
| | | | 54 | 54 | | |
| 5 | G | 66 | Total | O | 0 | 0 |
| | | | 66 | 66 | | |
| 5 | H | 57 | Total | O | 0 | 0 |
| | | | 57 | 57 | | |
| 5 | I | 59 | Total | O | 0 | 0 |
| | | | 59 | 59 | | |
| 5 | J | 104 | Total | O | 0 | 0 |
| | | | 104 | 104 | | |
| 5 | K | 83 | Total | O | 0 | 0 |
| | | | 83 | 83 | | |
| 5 | L | 83 | Total | O | 0 | 0 |
| | | | 83 | 83 | | |

Continued on next page...

Continued from previous page...

| Mol | Chain | Residues | Atoms | | ZeroOcc | AltConf |
|-----|-------|----------|-------------|---------|---------|---------|
| 5 | M | 94 | Total 94 | O 94 | 0 | 0 |
| 5 | N | 64 | Total 64 | O 64 | 0 | 0 |
| 5 | O | 90 | Total 90 | O 90 | 0 | 0 |
| 5 | P | 56 | Total 56 | O 56 | 0 | 0 |
| 5 | Q | 54 | Total 54 | O 54 | 0 | 0 |
| 5 | R | 58 | Total 58 | O 58 | 0 | 0 |
| 5 | S | 67 | Total 67 | O 67 | 0 | 0 |
| 5 | T | 61 | Total 61 | O 61 | 0 | 0 |
| 5 | U | 58 | Total 58 | O 58 | 0 | 0 |
| 5 | V | 83 | Total 83 | O 83 | 0 | 0 |
| 5 | W | 70 | Total 70 | O 70 | 0 | 0 |
| 5 | X | 91 | Total 91 | O 91 | 0 | 0 |
| 5 | c | 1 | Total 1 | O 1 | 0 | 0 |
| 5 | d | 1 | Total 1 | O 1 | 0 | 0 |
| 5 | j | 1 | Total 1 | O 1 | 0 | 0 |
| 5 | l | 2 | Total 2 | O 2 | 0 | 0 |
| 5 | m | 1 | Total 1 | O 1 | 0 | 0 |
| 5 | n | 1 | Total 1 | O 1 | 0 | 0 |
| 5 | q | 1 | Total 1 | O 1 | 0 | 0 |
| 5 | r | 1 | Total 1 | O 1 | 0 | 0 |
| 5 | u | 1 | Total 1 | O 1 | 0 | 0 |

Continued on next page...

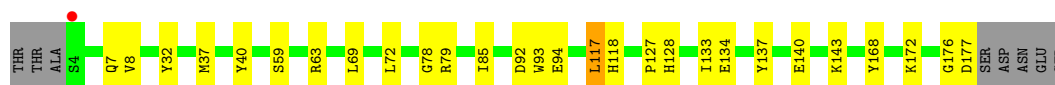
Continued from previous page...

| Mol | Chain | Residues | Atoms | | ZeroOcc | AltConf |
|-----|-------|----------|-------|---|---------|---------|
| 5 | v | 1 | Total | O | 0 | 0 |
| | | | 1 | 1 | | |

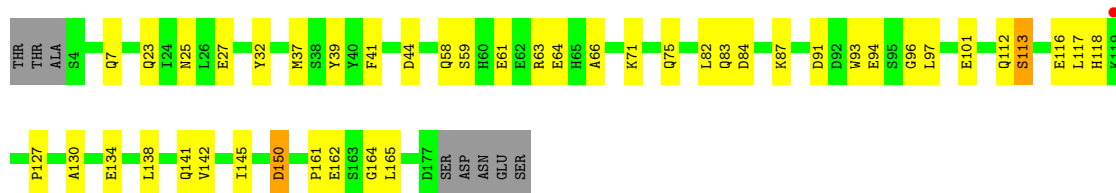
3 Residue-property plots

These plots are drawn for all protein, RNA, DNA and oligosaccharide chains in the entry. The first graphic for a chain summarises the proportions of the various outlier classes displayed in the second graphic. The second graphic shows the sequence view annotated by issues in geometry and electron density. Residues are color-coded according to the number of geometric quality criteria for which they contain at least one outlier: green = 0, yellow = 1, orange = 2 and red = 3 or more. A red dot above a residue indicates a poor fit to the electron density ($RSRZ > 2$). Stretches of 2 or more consecutive residues without any outlier are shown as a green connector. Residues present in the sample, but not in the model, are shown in grey.

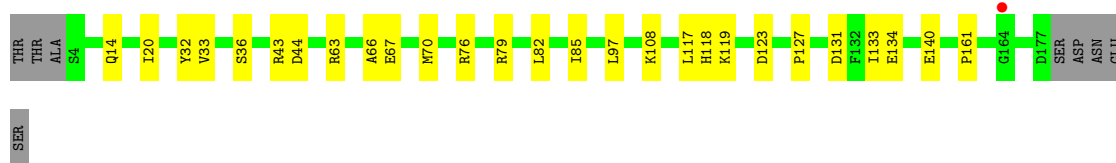
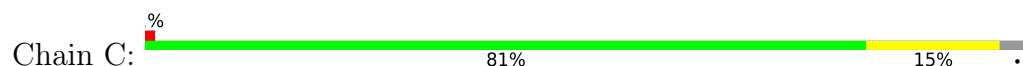
- Molecule 1: Ferritin heavy chain



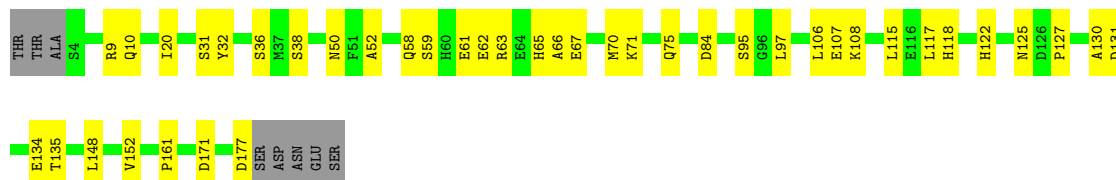
- Molecule 1: Ferritin heavy chain



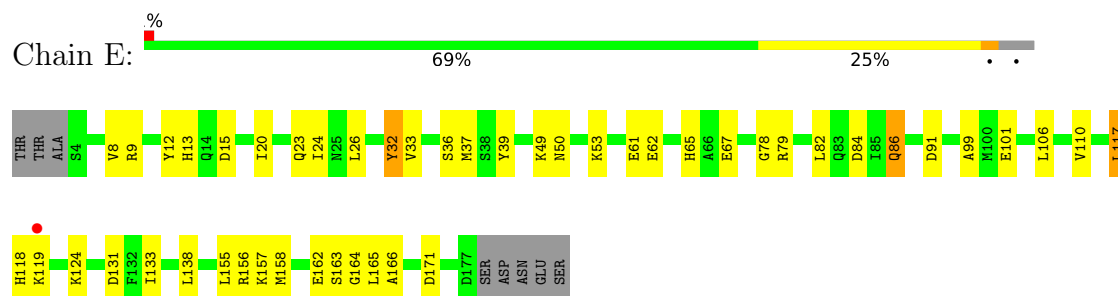
- Molecule 1: Ferritin heavy chain



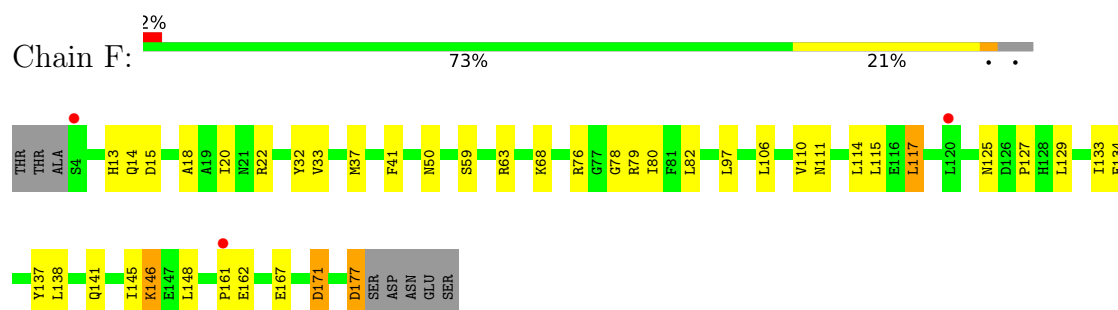
- Molecule 1: Ferritin heavy chain



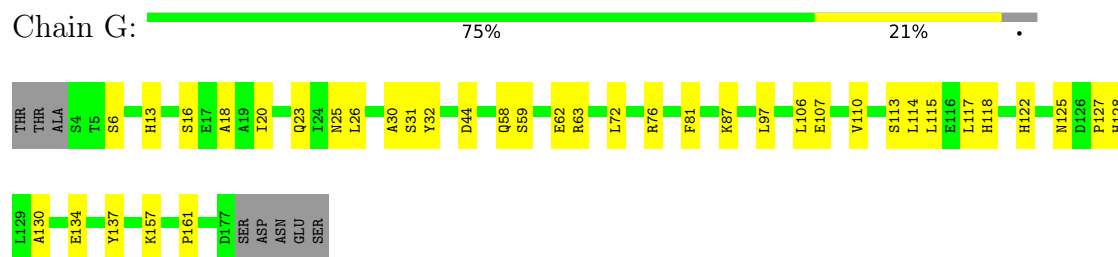
- Molecule 1: Ferritin heavy chain



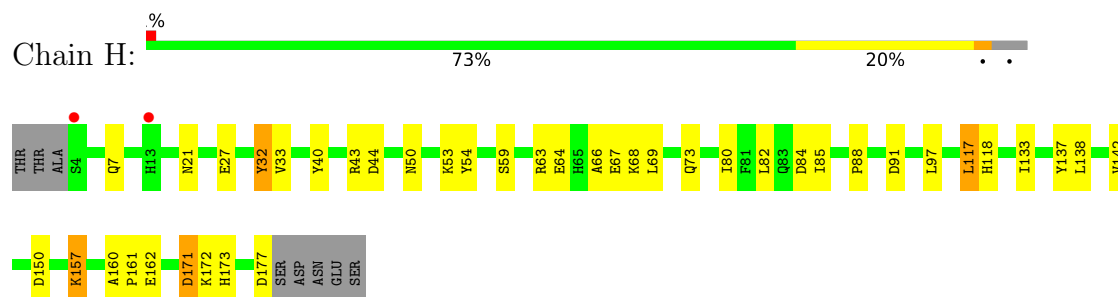
- Molecule 1: Ferritin heavy chain



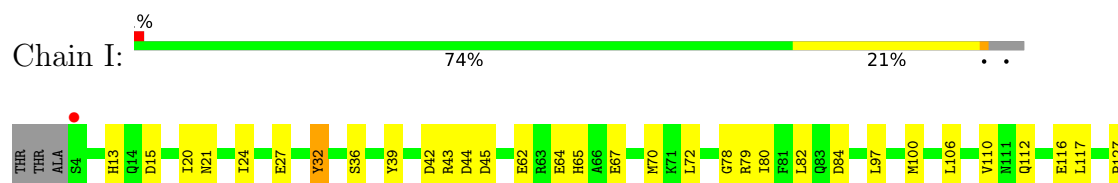
- Molecule 1: Ferritin heavy chain

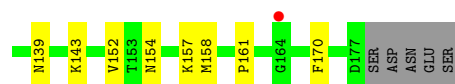


- Molecule 1: Ferritin heavy chain



- Molecule 1: Ferritin heavy chain





- Molecule 1: Ferritin heavy chain

Chain J: 81% 14% . .



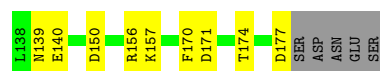
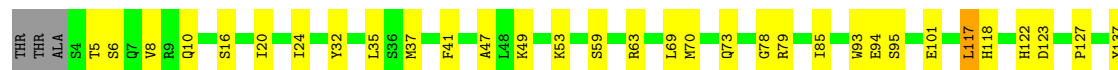
- Molecule 1: Ferritin heavy chain

Chain K: 79% 16% . .



- Molecule 1: Ferritin heavy chain

Chain L: 73% 22% . .



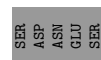

- Molecule 1: Ferritin heavy chain

Chain M: 81% 14% . .




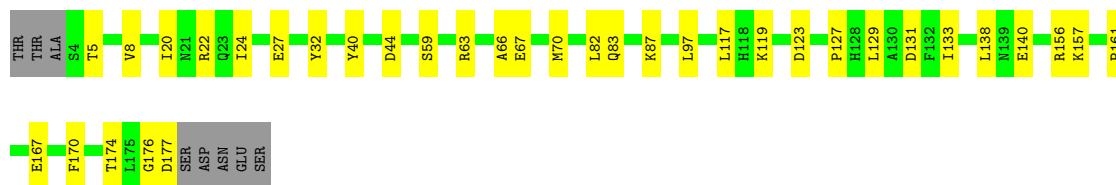
- Molecule 1: Ferritin heavy chain

Chain N: 76% 19% . .




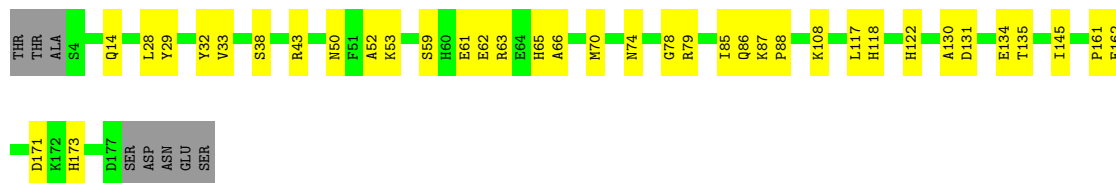
- Molecule 1: Ferritin heavy chain

Chain O:  76% 19% .




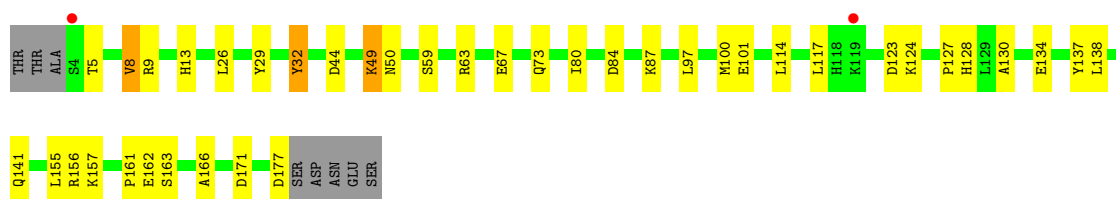
• Molecule 1: Ferritin heavy chain

Chain P:  75% 20% .



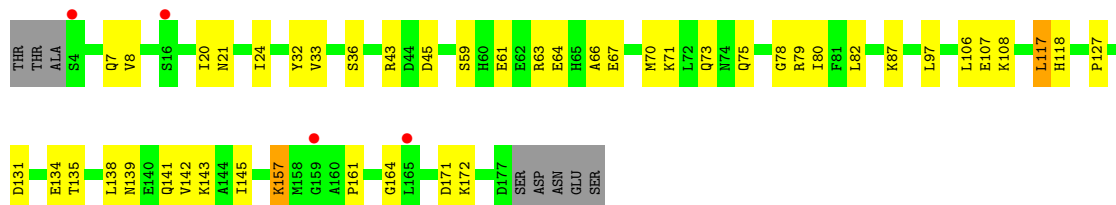
• Molecule 1: Ferritin heavy chain

Chain Q:  74% 20% . .




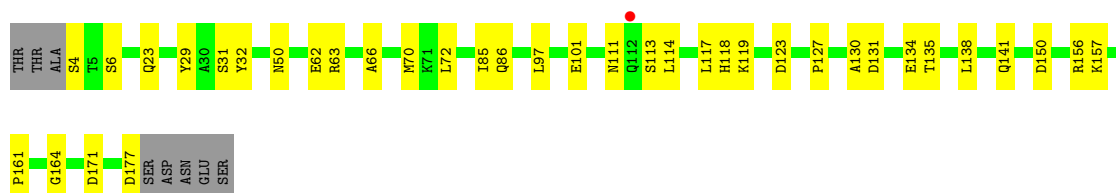
• Molecule 1: Ferritin heavy chain

Chain R:  70% 24% . .

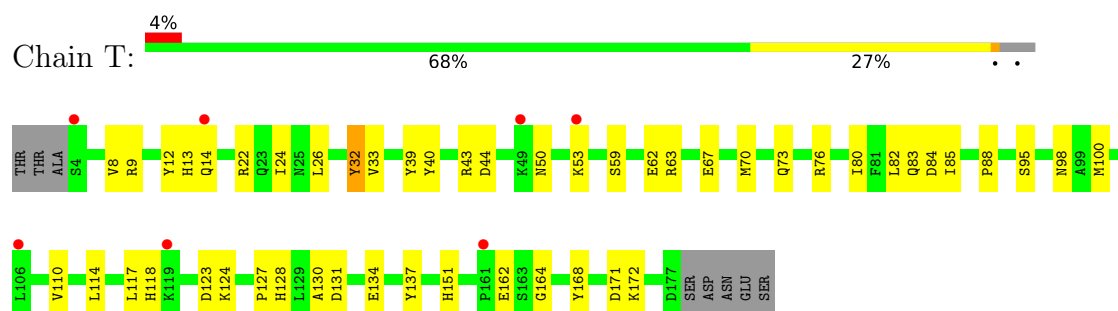


• Molecule 1: Ferritin heavy chain

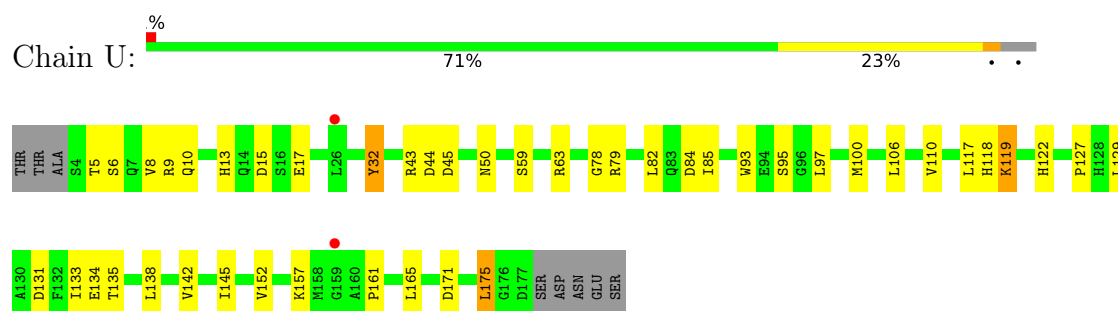
Chain S:  75% 20% .



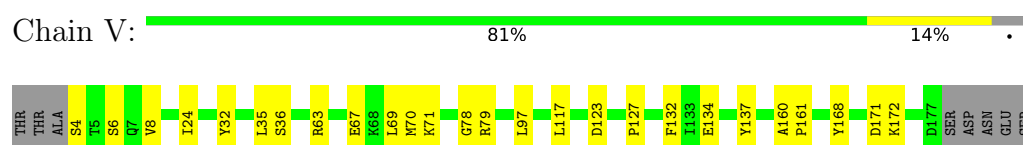
- Molecule 1: Ferritin heavy chain



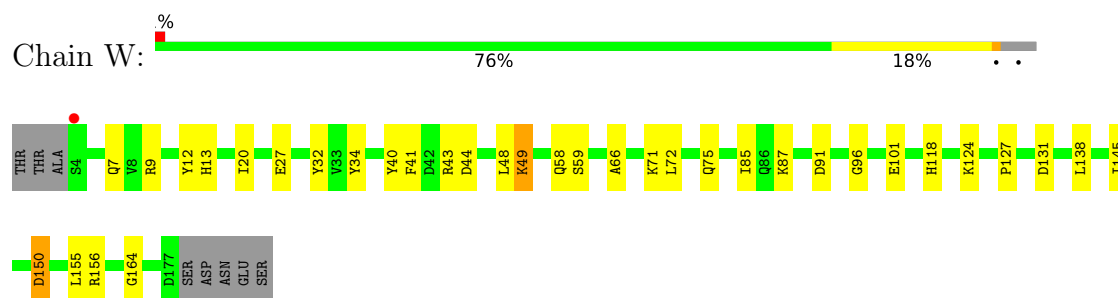
- Molecule 1: Ferritin heavy chain



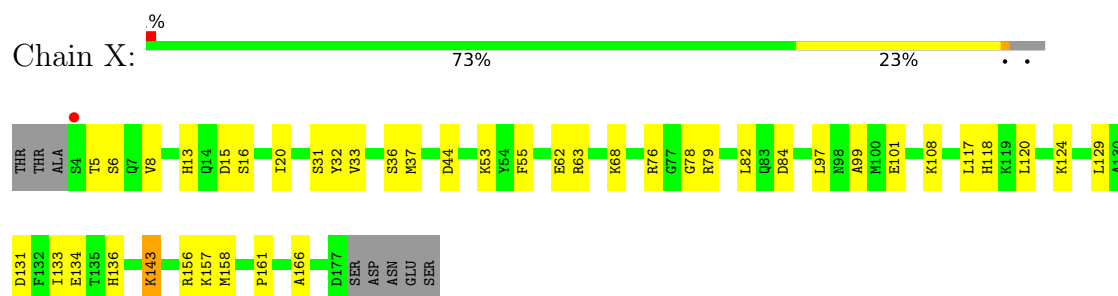
- Molecule 1: Ferritin heavy chain



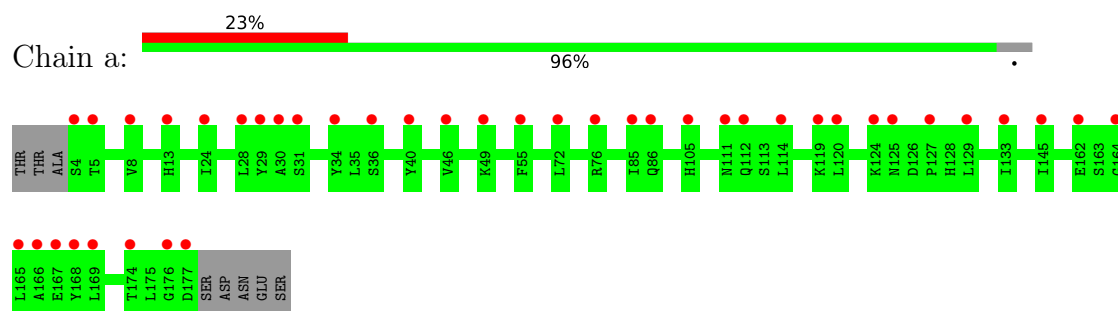
- Molecule 1: Ferritin heavy chain



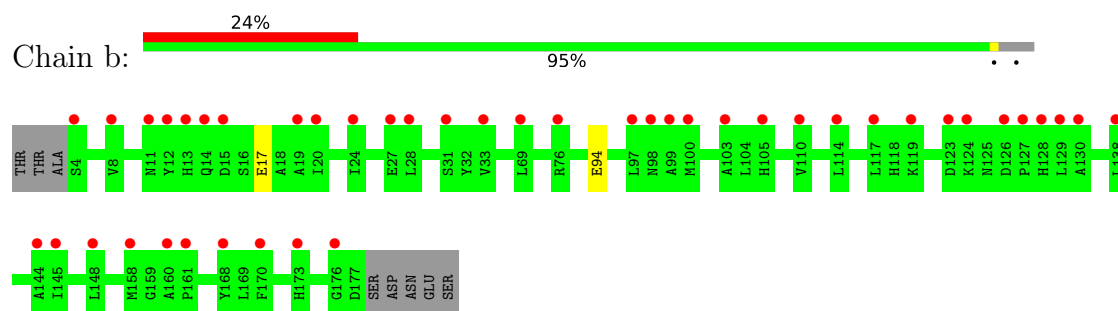
- Molecule 1: Ferritin heavy chain



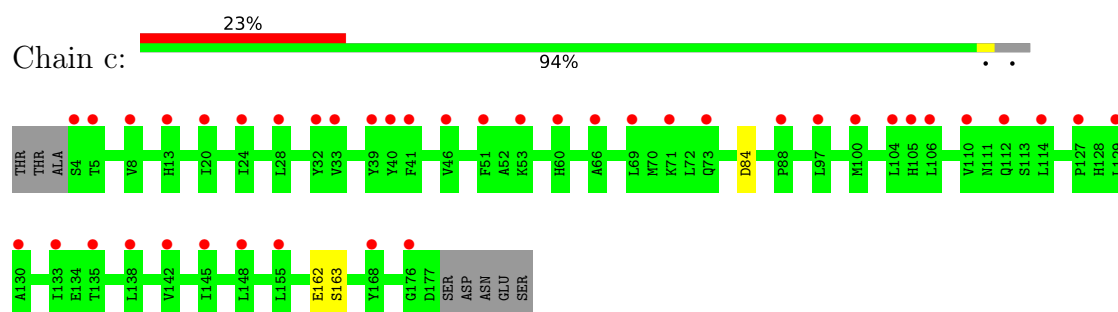
- Molecule 1: Ferritin heavy chain



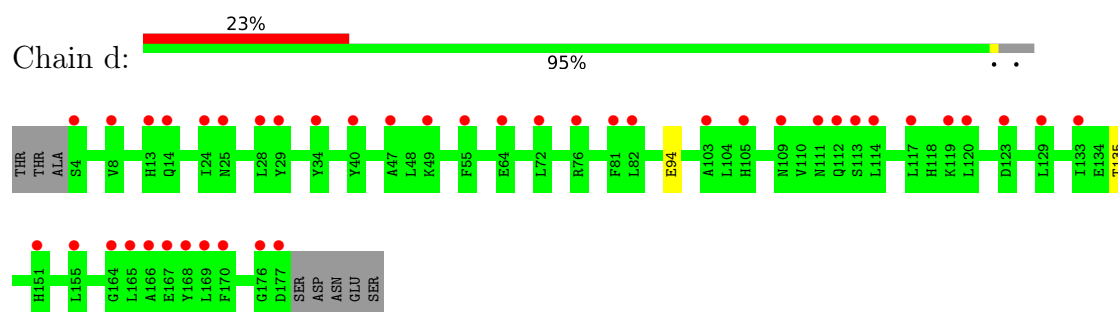
- Molecule 1: Ferritin heavy chain



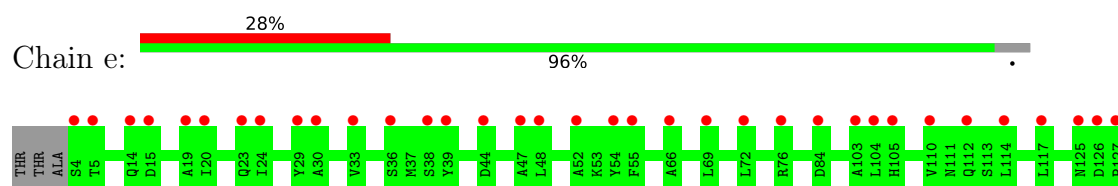
- Molecule 1: Ferritin heavy chain

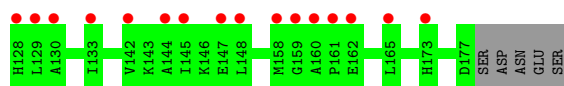


- Molecule 1: Ferritin heavy chain

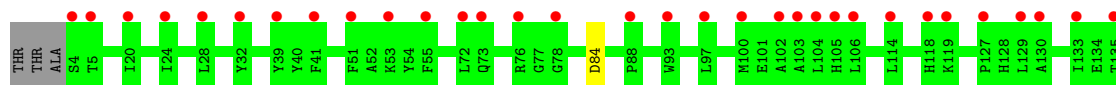


- Molecule 1: Ferritin heavy chain

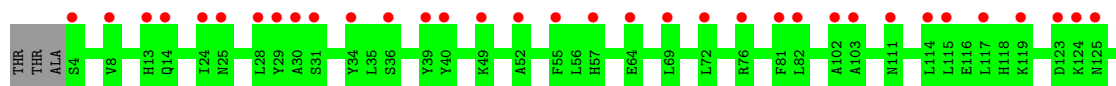




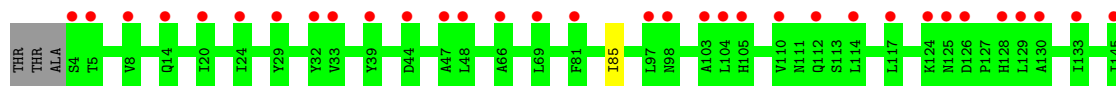
- Molecule 1: Ferritin heavy chain



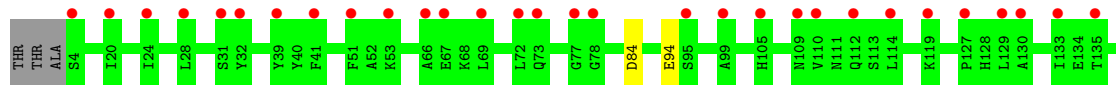
- Molecule 1: Ferritin heavy chain



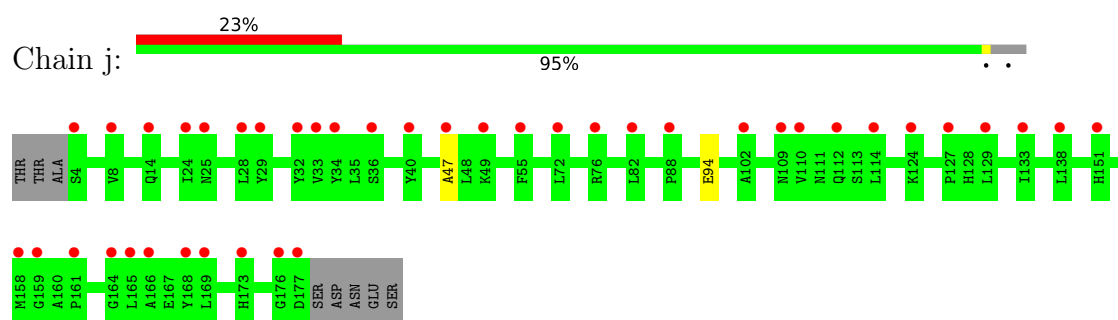
- Molecule 1: Ferritin heavy chain



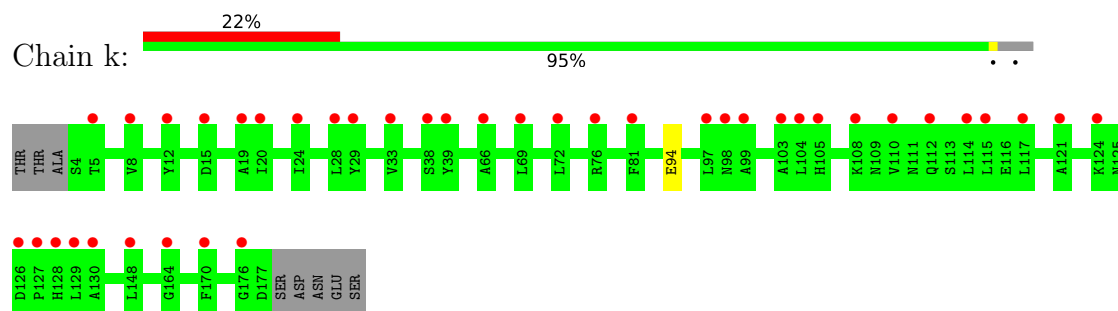
- Molecule 1: Ferritin heavy chain



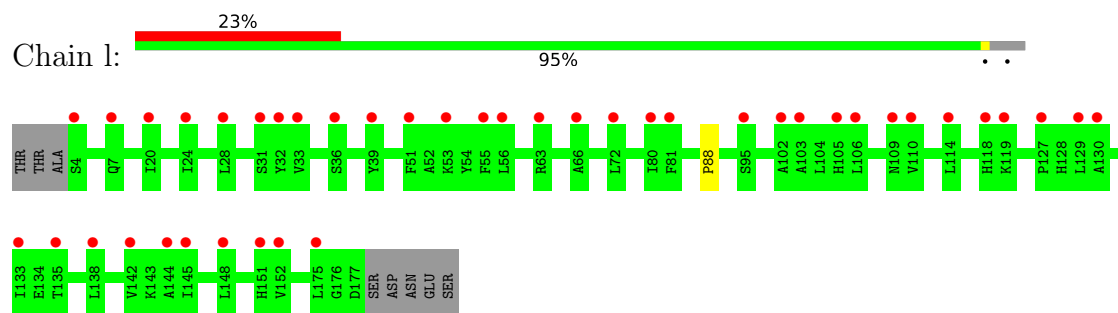
- Molecule 1: Ferritin heavy chain



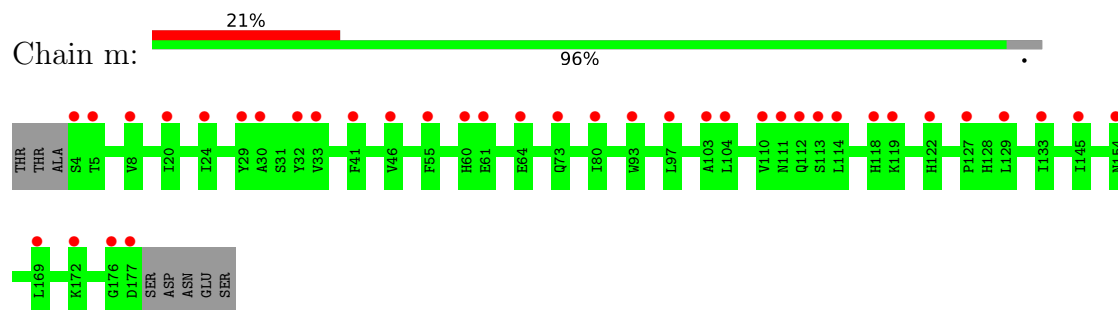
- Molecule 1: Ferritin heavy chain



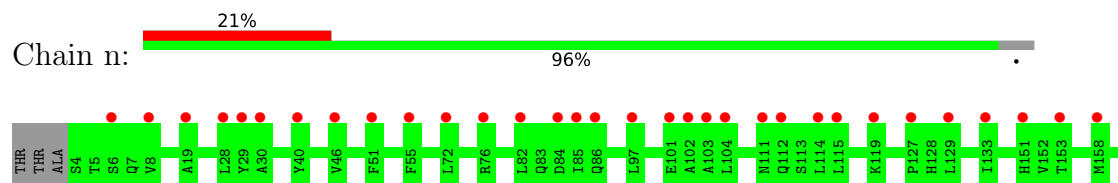
- Molecule 1: Ferritin heavy chain

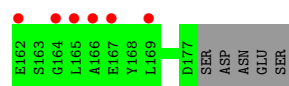


- Molecule 1: Ferritin heavy chain

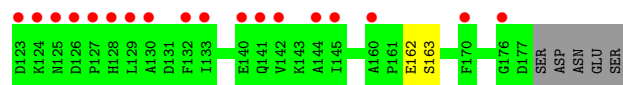
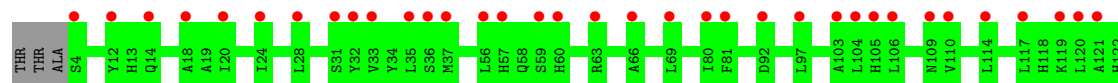


- Molecule 1: Ferritin heavy chain

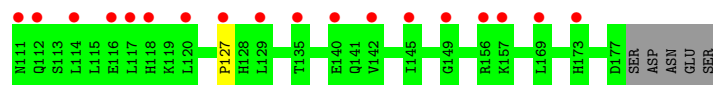
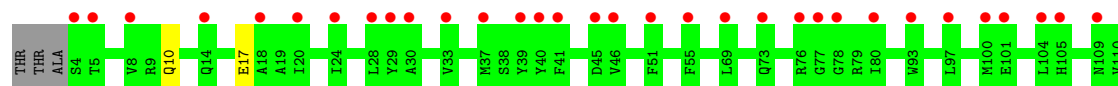
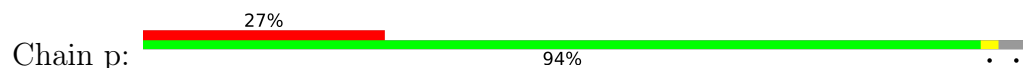




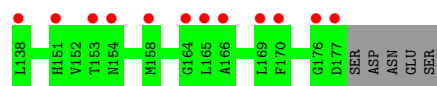
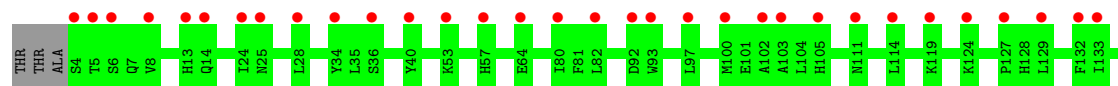
• Molecule 1: Ferritin heavy chain



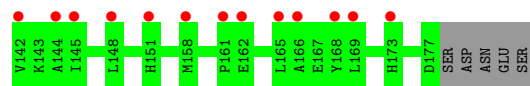
• Molecule 1: Ferritin heavy chain



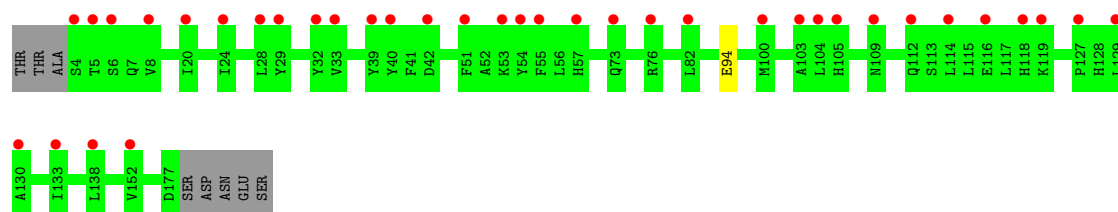
• Molecule 1: Ferritin heavy chain



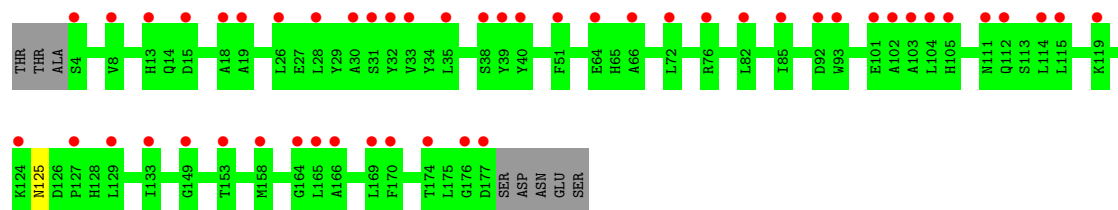
• Molecule 1: Ferritin heavy chain



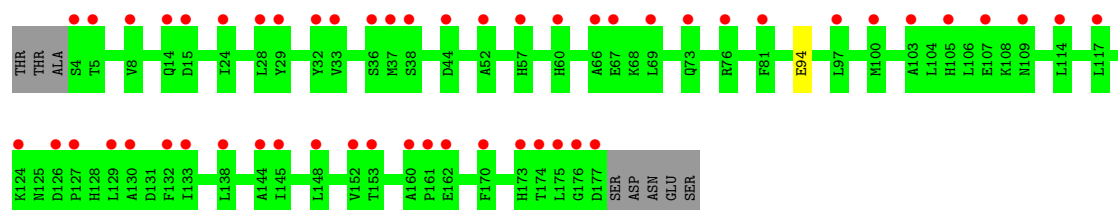
• Molecule 1: Ferritin heavy chain



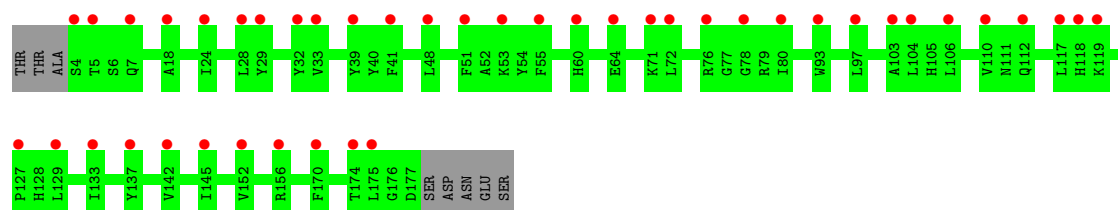
- Molecule 1: Ferritin heavy chain



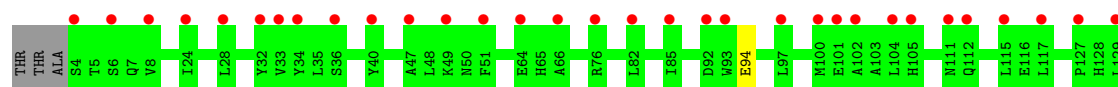
- Molecule 1: Ferritin heavy chain

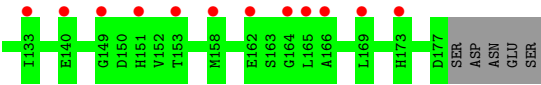


- Molecule 1: Ferritin heavy chain

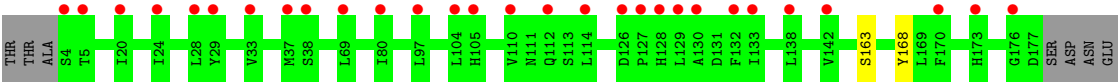
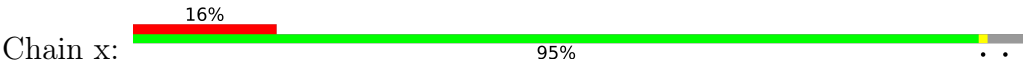


- Molecule 1: Ferritin heavy chain





● Molecule 1: Ferritin heavy chain



SER

4 Data and refinement statistics

| Property | Value | Source |
|---|---|------------------|
| Space group | P 1 21 1 | Depositor |
| Cell constants a, b, c, α , β , γ | 213.99Å 213.90Å 156.33Å 90.00° 90.14° 90.00° | Depositor |
| Resolution (Å) | 38.49 – 2.34 39.19 – 2.34 | Depositor EDS |
| % Data completeness (in resolution range) | 94.7 (38.49-2.34) 93.7 (39.19-2.34) | Depositor EDS |
| R_{merge} | (Not available) | Depositor |
| R_{sym} | (Not available) | Depositor |
| $\langle I/\sigma(I) \rangle$ ¹ | 2.86 (at 2.34Å) | Xtriage |
| Refinement program | PHENIX 1.17.1_3660 | Depositor |
| R, R_{free} | 0.207 , 0.278 0.207 , 0.278 | Depositor DCC |
| R_{free} test set | 55682 reflections (9.97%) | wwPDB-VP |
| Wilson B-factor (Å ²) | 34.0 | Xtriage |
| Anisotropy | 0.156 | Xtriage |
| Bulk solvent k_{sol} (e/Å ³), B_{sol} (Å ²) | 0.29 , 37.0 | EDS |
| L-test for twinning ² | $\langle L \rangle = 0.36$, $\langle L^2 \rangle = 0.18$ | Xtriage |
| Estimated twinning fraction | 0.427 for k,h,-l 0.440 for -k,-h,-l 0.429 for -h,-k,l | Xtriage |
| F_o, F_c correlation | 0.92 | EDS |
| Total number of atoms | 105214 | wwPDB-VP |
| Average B, all atoms (Å ²) | 35.0 | wwPDB-VP |

Xtriage's analysis on translational NCS is as follows: *The largest off-origin peak in the Patterson function is 10.43% of the height of the origin peak. No significant pseudotranslation is detected.*

¹Intensities estimated from amplitudes.

²Theoretical values of $\langle |L| \rangle$, $\langle L^2 \rangle$ for acentric reflections are 0.5, 0.333 respectively for untwinned datasets, and 0.375, 0.2 for perfectly twinned datasets.

5 Model quality [i](#)

5.1 Standard geometry [i](#)

Bond lengths and bond angles in the following residue types are not validated in this section: NA, ZN, V9Y

The Z score for a bond length (or angle) is the number of standard deviations the observed value is removed from the expected value. A bond length (or angle) with $|Z| > 5$ is considered an outlier worth inspection. RMSZ is the root-mean-square of all Z scores of the bond lengths (or angles).

| Mol | Chain | Bond lengths | | Bond angles | |
|-----|-------|--------------|----------------|-------------|----------------|
| | | RMSZ | # Z >5 | RMSZ | # Z >5 |
| 1 | A | 0.66 | 0/1461 | 0.72 | 0/1969 |
| 1 | B | 0.61 | 0/1461 | 0.68 | 1/1969 (0.1%) |
| 1 | C | 0.65 | 0/1461 | 0.73 | 2/1969 (0.1%) |
| 1 | D | 0.64 | 1/1461 (0.1%) | 0.70 | 0/1969 |
| 1 | E | 0.60 | 0/1461 | 0.71 | 0/1969 |
| 1 | F | 0.59 | 0/1461 | 0.66 | 0/1969 |
| 1 | G | 0.64 | 1/1461 (0.1%) | 0.71 | 2/1969 (0.1%) |
| 1 | H | 0.58 | 0/1461 | 0.68 | 0/1969 |
| 1 | I | 0.58 | 1/1461 (0.1%) | 0.66 | 0/1969 |
| 1 | J | 0.64 | 0/1461 | 0.70 | 0/1969 |
| 1 | K | 0.61 | 0/1461 | 0.71 | 0/1969 |
| 1 | L | 0.63 | 0/1461 | 0.72 | 1/1969 (0.1%) |
| 1 | M | 0.63 | 0/1461 | 0.70 | 0/1969 |
| 1 | N | 0.57 | 0/1461 | 0.69 | 0/1969 |
| 1 | O | 0.63 | 0/1461 | 0.67 | 0/1969 |
| 1 | P | 0.62 | 0/1461 | 0.70 | 1/1969 (0.1%) |
| 1 | Q | 0.56 | 0/1461 | 0.70 | 0/1969 |
| 1 | R | 0.57 | 0/1461 | 0.66 | 0/1969 |
| 1 | S | 0.65 | 0/1461 | 0.68 | 0/1969 |
| 1 | T | 0.58 | 0/1461 | 0.70 | 0/1969 |
| 1 | U | 0.58 | 0/1461 | 0.67 | 0/1969 |
| 1 | V | 0.65 | 0/1461 | 0.71 | 0/1969 |
| 1 | W | 0.59 | 0/1461 | 0.71 | 1/1969 (0.1%) |
| 1 | X | 0.61 | 0/1461 | 0.69 | 0/1969 |
| All | All | 0.61 | 3/35064 (0.0%) | 0.69 | 8/47256 (0.0%) |

All (3) bond length outliers are listed below:

| Mol | Chain | Res | Type | Atoms | Z | Observed(Å) | Ideal(Å) |
|-----|-------|-----|------|-------|------|-------------|----------|
| 1 | D | 107 | GLU | CB-CG | 6.58 | 1.64 | 1.52 |
| 1 | G | 107 | GLU | CB-CG | 6.09 | 1.63 | 1.52 |

Continued on next page...

Continued from previous page...

| Mol | Chain | Res | Type | Atoms | Z | Observed(Å) | Ideal(Å) |
|-----|-------|-----|------|-------|------|-------------|----------|
| 1 | I | 27 | GLU | CB-CG | 6.05 | 1.63 | 1.52 |

All (8) bond angle outliers are listed below:

| Mol | Chain | Res | Type | Atoms | Z | Observed(°) | Ideal(°) |
|-----|-------|-----|------|-----------|-------|-------------|----------|
| 1 | C | 123 | ASP | CB-CG-OD1 | 6.90 | 124.51 | 118.30 |
| 1 | G | 72 | LEU | CA-CB-CG | 6.04 | 129.19 | 115.30 |
| 1 | L | 150 | ASP | CB-CG-OD1 | 5.63 | 123.37 | 118.30 |
| 1 | P | 43 | ARG | NE-CZ-NH1 | 5.43 | 123.02 | 120.30 |
| 1 | B | 150 | ASP | CB-CG-OD1 | 5.38 | 123.14 | 118.30 |
| 1 | W | 150 | ASP | CB-CG-OD1 | 5.13 | 122.92 | 118.30 |
| 1 | G | 115 | LEU | CA-CB-CG | -5.12 | 103.54 | 115.30 |
| 1 | C | 43 | ARG | NE-CZ-NH1 | -5.09 | 117.75 | 120.30 |

There are no chirality outliers.

There are no planarity outliers.

5.2 Too-close contacts ⓘ

In the following table, the Non-H and H(model) columns list the number of non-hydrogen atoms and hydrogen atoms in the chain respectively. The H(added) column lists the number of hydrogen atoms added and optimized by MolProbity. The Clashes column lists the number of clashes within the asymmetric unit, whereas Symm-Clashes lists symmetry related clashes.

| Mol | Chain | Non-H | H(model) | H(added) | Clashes | Symm-Clashes |
|-----|-------|-------|----------|----------|---------|--------------|
| 1 | A | 1431 | 0 | 1362 | 22 | 0 |
| 1 | B | 1431 | 0 | 1362 | 34 | 0 |
| 1 | C | 1431 | 0 | 1362 | 17 | 0 |
| 1 | D | 1431 | 0 | 1362 | 29 | 0 |
| 1 | E | 1431 | 0 | 1362 | 41 | 0 |
| 1 | F | 1431 | 0 | 1362 | 31 | 0 |
| 1 | G | 1431 | 0 | 1362 | 27 | 0 |
| 1 | H | 1431 | 0 | 1362 | 33 | 0 |
| 1 | I | 1431 | 0 | 1362 | 30 | 0 |
| 1 | J | 1431 | 0 | 1362 | 19 | 0 |
| 1 | K | 1431 | 0 | 1362 | 23 | 0 |
| 1 | L | 1431 | 0 | 1362 | 27 | 0 |
| 1 | M | 1431 | 0 | 1362 | 16 | 0 |
| 1 | N | 1431 | 0 | 1362 | 19 | 0 |
| 1 | O | 1431 | 0 | 1362 | 25 | 0 |
| 1 | P | 1431 | 0 | 1362 | 24 | 0 |

Continued on next page...

Continued from previous page...

| Mol | Chain | Non-H | H(model) | H(added) | Clashes | Symm-Clashes |
|-----|-------|-------|----------|----------|---------|--------------|
| 1 | Q | 1431 | 0 | 1362 | 27 | 0 |
| 1 | R | 1431 | 0 | 1362 | 35 | 0 |
| 1 | S | 1431 | 0 | 1362 | 24 | 0 |
| 1 | T | 1431 | 0 | 1362 | 38 | 0 |
| 1 | U | 1431 | 0 | 1362 | 36 | 0 |
| 1 | V | 1431 | 0 | 1362 | 16 | 0 |
| 1 | W | 1431 | 0 | 1362 | 26 | 0 |
| 1 | X | 1431 | 0 | 1362 | 29 | 0 |
| 1 | a | 2862 | 0 | 2710 | 0 | 0 |
| 1 | b | 2862 | 0 | 2700 | 0 | 0 |
| 1 | c | 2862 | 0 | 2703 | 0 | 0 |
| 1 | d | 2862 | 0 | 2710 | 0 | 0 |
| 1 | e | 2862 | 0 | 2702 | 0 | 0 |
| 1 | f | 2862 | 0 | 2704 | 0 | 0 |
| 1 | g | 2862 | 0 | 2705 | 0 | 0 |
| 1 | h | 2862 | 0 | 2706 | 0 | 0 |
| 1 | i | 2862 | 0 | 2701 | 0 | 0 |
| 1 | j | 2862 | 0 | 2707 | 0 | 0 |
| 1 | k | 2862 | 0 | 2703 | 0 | 0 |
| 1 | l | 2862 | 0 | 2701 | 0 | 0 |
| 1 | m | 2862 | 0 | 2705 | 0 | 0 |
| 1 | n | 2862 | 0 | 2710 | 0 | 0 |
| 1 | o | 2862 | 0 | 2708 | 0 | 0 |
| 1 | p | 2862 | 0 | 2709 | 0 | 0 |
| 1 | q | 2862 | 0 | 2713 | 0 | 0 |
| 1 | r | 2862 | 0 | 2705 | 0 | 0 |
| 1 | s | 2862 | 0 | 2702 | 0 | 0 |
| 1 | t | 2862 | 0 | 2703 | 0 | 0 |
| 1 | u | 2862 | 0 | 2702 | 0 | 0 |
| 1 | v | 2862 | 0 | 2706 | 0 | 0 |
| 1 | w | 2862 | 0 | 2707 | 0 | 0 |
| 1 | x | 2862 | 0 | 2703 | 0 | 0 |
| 2 | A | 3 | 0 | 0 | 0 | 0 |
| 2 | B | 3 | 0 | 0 | 0 | 0 |
| 2 | C | 3 | 0 | 0 | 0 | 0 |
| 2 | D | 2 | 0 | 0 | 0 | 0 |
| 2 | E | 3 | 0 | 0 | 0 | 0 |
| 2 | F | 4 | 0 | 0 | 0 | 0 |
| 2 | G | 3 | 0 | 0 | 0 | 0 |
| 2 | H | 3 | 0 | 0 | 0 | 0 |
| 2 | I | 2 | 0 | 0 | 0 | 0 |
| 2 | J | 2 | 0 | 0 | 0 | 0 |

Continued on next page...

Continued from previous page...

| Mol | Chain | Non-H | H(model) | H(added) | Clashes | Symm-Clashes |
|-----|-------|-------|----------|----------|---------|--------------|
| 2 | K | 3 | 0 | 0 | 0 | 0 |
| 2 | L | 2 | 0 | 0 | 0 | 0 |
| 2 | M | 2 | 0 | 0 | 0 | 0 |
| 2 | N | 3 | 0 | 0 | 0 | 0 |
| 2 | O | 3 | 0 | 0 | 0 | 0 |
| 2 | P | 3 | 0 | 0 | 0 | 0 |
| 2 | Q | 2 | 0 | 0 | 0 | 0 |
| 2 | R | 2 | 0 | 0 | 0 | 0 |
| 2 | S | 2 | 0 | 0 | 0 | 0 |
| 2 | T | 3 | 0 | 0 | 0 | 0 |
| 2 | U | 2 | 0 | 0 | 0 | 0 |
| 2 | V | 2 | 0 | 0 | 0 | 0 |
| 2 | W | 3 | 0 | 0 | 0 | 0 |
| 2 | X | 2 | 0 | 0 | 0 | 0 |
| 2 | a | 6 | 0 | 0 | 0 | 0 |
| 2 | b | 4 | 0 | 0 | 0 | 0 |
| 2 | c | 4 | 0 | 0 | 0 | 0 |
| 2 | d | 8 | 0 | 0 | 0 | 0 |
| 2 | e | 6 | 0 | 0 | 0 | 0 |
| 2 | f | 6 | 0 | 0 | 0 | 0 |
| 2 | g | 6 | 0 | 0 | 0 | 0 |
| 2 | h | 4 | 0 | 0 | 0 | 0 |
| 2 | i | 4 | 0 | 0 | 0 | 0 |
| 2 | j | 4 | 0 | 0 | 0 | 0 |
| 2 | k | 4 | 0 | 0 | 0 | 0 |
| 2 | l | 6 | 0 | 0 | 0 | 0 |
| 2 | m | 4 | 0 | 0 | 0 | 0 |
| 2 | n | 6 | 0 | 0 | 0 | 0 |
| 2 | o | 4 | 0 | 0 | 0 | 0 |
| 2 | p | 6 | 0 | 0 | 0 | 0 |
| 2 | q | 4 | 0 | 0 | 0 | 0 |
| 2 | r | 4 | 0 | 0 | 0 | 0 |
| 2 | s | 6 | 0 | 0 | 0 | 0 |
| 2 | t | 4 | 0 | 0 | 0 | 0 |
| 2 | u | 4 | 0 | 0 | 0 | 0 |
| 2 | v | 6 | 0 | 0 | 0 | 0 |
| 2 | w | 8 | 0 | 0 | 0 | 0 |
| 2 | x | 6 | 0 | 0 | 0 | 0 |
| 3 | A | 1 | 0 | 0 | 0 | 0 |
| 3 | D | 1 | 0 | 0 | 0 | 0 |
| 3 | G | 1 | 0 | 0 | 0 | 0 |
| 3 | J | 1 | 0 | 0 | 0 | 0 |

Continued on next page...

Continued from previous page...

| Mol | Chain | Non-H | H(model) | H(added) | Clashes | Symm-Clashes |
|-----|-------|-------|----------|----------|---------|--------------|
| 3 | M | 1 | 0 | 0 | 0 | 0 |
| 3 | P | 1 | 0 | 0 | 0 | 0 |
| 3 | S | 1 | 0 | 0 | 0 | 0 |
| 3 | V | 1 | 0 | 0 | 0 | 0 |
| 3 | a | 2 | 0 | 0 | 0 | 0 |
| 3 | d | 2 | 0 | 0 | 0 | 0 |
| 3 | g | 2 | 0 | 0 | 0 | 0 |
| 3 | j | 2 | 0 | 0 | 0 | 0 |
| 3 | n | 2 | 0 | 0 | 0 | 0 |
| 3 | p | 2 | 0 | 0 | 0 | 0 |
| 3 | s | 2 | 0 | 0 | 0 | 0 |
| 3 | x | 2 | 0 | 0 | 0 | 0 |
| 4 | A | 26 | 0 | 0 | 0 | 0 |
| 4 | D | 26 | 0 | 0 | 1 | 0 |
| 4 | I | 26 | 0 | 0 | 2 | 0 |
| 4 | L | 26 | 0 | 0 | 0 | 0 |
| 4 | O | 26 | 0 | 0 | 0 | 0 |
| 4 | R | 26 | 0 | 0 | 2 | 0 |
| 4 | X | 26 | 0 | 0 | 0 | 0 |
| 4 | t | 26 | 0 | 0 | 0 | 0 |
| 5 | A | 92 | 0 | 0 | 3 | 0 |
| 5 | B | 76 | 0 | 0 | 8 | 0 |
| 5 | C | 86 | 0 | 0 | 0 | 0 |
| 5 | D | 69 | 0 | 0 | 4 | 0 |
| 5 | E | 78 | 0 | 0 | 3 | 0 |
| 5 | F | 54 | 0 | 0 | 2 | 0 |
| 5 | G | 66 | 0 | 0 | 4 | 0 |
| 5 | H | 57 | 0 | 0 | 4 | 0 |
| 5 | I | 59 | 0 | 0 | 0 | 0 |
| 5 | J | 104 | 0 | 0 | 4 | 0 |
| 5 | K | 83 | 0 | 0 | 6 | 0 |
| 5 | L | 83 | 0 | 0 | 6 | 0 |
| 5 | M | 94 | 0 | 0 | 2 | 0 |
| 5 | N | 64 | 0 | 0 | 1 | 0 |
| 5 | O | 90 | 0 | 0 | 6 | 0 |
| 5 | P | 56 | 0 | 0 | 4 | 0 |
| 5 | Q | 54 | 0 | 0 | 2 | 0 |
| 5 | R | 58 | 0 | 0 | 1 | 0 |
| 5 | S | 67 | 0 | 0 | 3 | 0 |
| 5 | T | 61 | 0 | 0 | 4 | 0 |
| 5 | U | 58 | 0 | 0 | 1 | 0 |
| 5 | V | 83 | 0 | 0 | 1 | 0 |

Continued on next page...

Continued from previous page...

| Mol | Chain | Non-H | H(model) | H(added) | Clashes | Symm-Clashes |
|-----|-------|--------|----------|----------|---------|--------------|
| 5 | W | 70 | 0 | 0 | 4 | 0 |
| 5 | X | 91 | 0 | 0 | 2 | 0 |
| 5 | c | 1 | 0 | 0 | 0 | 0 |
| 5 | d | 1 | 0 | 0 | 0 | 0 |
| 5 | j | 1 | 0 | 0 | 0 | 0 |
| 5 | l | 2 | 0 | 0 | 0 | 0 |
| 5 | m | 1 | 0 | 0 | 0 | 0 |
| 5 | n | 1 | 0 | 0 | 0 | 0 |
| 5 | q | 1 | 0 | 0 | 0 | 0 |
| 5 | r | 1 | 0 | 0 | 0 | 0 |
| 5 | u | 1 | 0 | 0 | 0 | 0 |
| 5 | v | 1 | 0 | 0 | 0 | 0 |
| All | All | 105214 | 0 | 97613 | 537 | 0 |

The all-atom clashscore is defined as the number of clashes found per 1000 atoms (including hydrogen atoms). The all-atom clashscore for this structure is 9.

All (537) close contacts within the same asymmetric unit are listed below, sorted by their clash magnitude.

| Atom-1 | Atom-2 | Interatomic distance (Å) | Clash overlap (Å) |
|-----------------|--------------------|--------------------------|-------------------|
| 1:L:101:GLU:OE2 | 1:L:156:ARG:NH2 | 1.99 | 0.95 |
| 1:I:158:MET:HE1 | 1:I:170:PHE:HB2 | 1.47 | 0.92 |
| 1:X:101:GLU:OE2 | 1:X:156:ARG:NH2 | 2.07 | 0.87 |
| 1:O:63:ARG:NE | 1:O:67:GLU:OE2 | 2.08 | 0.86 |
| 1:G:122:HIS:HE1 | 4:I:203[C]:V9Y:O04 | 1.62 | 0.82 |
| 1:S:118:HIS:CE1 | 1:U:127:PRO:HB3 | 2.15 | 0.81 |
| 1:G:25:ASN:ND2 | 5:G:301:HOH:O | 2.08 | 0.81 |
| 1:A:92:ASP:O | 5:A:301:HOH:O | 1.97 | 0.81 |
| 1:L:157:LYS:NZ | 5:L:301:HOH:O | 2.10 | 0.79 |
| 1:O:167:GLU:OE1 | 5:O:301:HOH:O | 2.00 | 0.78 |
| 1:Q:101:GLU:OE2 | 1:Q:156:ARG:NH2 | 2.17 | 0.78 |
| 1:D:122:HIS:HE1 | 4:D:204[C]:V9Y:O04 | 1.66 | 0.77 |
| 1:M:134:GLU:HA | 1:M:138:LEU:HD12 | 1.65 | 0.77 |
| 1:T:44:ASP:OD2 | 5:T:301:HOH:O | 2.02 | 0.77 |
| 1:H:73:GLN:HG2 | 1:H:80:ILE:HG13 | 1.66 | 0.77 |
| 1:W:49:LYS:NZ | 5:W:301:HOH:O | 2.17 | 0.76 |
| 1:H:50:ASN:HA | 1:H:53:LYS:HG2 | 1.69 | 0.75 |
| 1:M:58:GLN:HG2 | 5:M:311:HOH:O | 1.87 | 0.75 |
| 1:P:14:GLN:O | 5:P:301:HOH:O | 2.04 | 0.75 |
| 1:B:63:ARG:NH2 | 1:D:59:SER:OG | 2.21 | 0.74 |
| 1:D:97:LEU:HD23 | 1:D:161:PRO:HD3 | 1.71 | 0.73 |

Continued on next page...

Continued from previous page...

| Atom-1 | Atom-2 | Interatomic distance (Å) | Clash overlap (Å) |
|-----------------|------------------|--------------------------|-------------------|
| 1:H:63:ARG:NH2 | 1:U:59:SER:OG | 2.22 | 0.73 |
| 1:Q:162:GLU:OE2 | 1:Q:162:GLU:N | 2.21 | 0.73 |
| 1:K:90:GLU:OE1 | 5:K:301:HOH:O | 2.07 | 0.73 |
| 1:J:140:GLU:OE1 | 5:J:302:HOH:O | 2.07 | 0.71 |
| 1:B:87:LYS:NZ | 5:B:303:HOH:O | 2.22 | 0.71 |
| 1:V:71:LYS:NZ | 5:V:301:HOH:O | 2.22 | 0.70 |
| 1:S:127:PRO:HB3 | 1:T:118:HIS:CE1 | 2.27 | 0.70 |
| 1:P:173:HIS:HB3 | 1:T:172:LYS:HG2 | 1.74 | 0.70 |
| 1:R:59:SER:OG | 1:T:63:ARG:NH2 | 2.25 | 0.70 |
| 1:R:134:GLU:HA | 1:R:138:LEU:HD12 | 1.73 | 0.69 |
| 1:A:78:GLY:O | 1:A:79:ARG:NH1 | 2.26 | 0.68 |
| 1:F:97:LEU:HD23 | 1:F:161:PRO:HD3 | 1.74 | 0.68 |
| 1:P:33:VAL:HG22 | 1:P:88:PRO:HB3 | 1.76 | 0.68 |
| 1:L:157:LYS:NZ | 5:L:303:HOH:O | 2.27 | 0.68 |
| 1:J:86:GLN:NE2 | 5:J:301:HOH:O | 2.01 | 0.67 |
| 1:H:80:ILE:O | 5:H:301:HOH:O | 2.13 | 0.67 |
| 1:N:141:GLN:OE1 | 5:N:1501:HOH:O | 2.13 | 0.66 |
| 1:M:134:GLU:HG2 | 1:O:131:ASP:HB2 | 1.76 | 0.65 |
| 1:X:68:LYS:HZ2 | 1:X:136:HIS:CE1 | 2.14 | 0.65 |
| 1:H:32:TYR:OH | 1:U:82:LEU:HB3 | 1.95 | 0.65 |
| 1:A:63:ARG:HH21 | 1:L:35:LEU:HD13 | 1.61 | 0.64 |
| 1:F:59:SER:OG | 1:Q:63:ARG:NH2 | 2.30 | 0.64 |
| 1:E:91:ASP:O | 5:E:301:HOH:O | 2.14 | 0.64 |
| 1:M:71:LYS:NZ | 5:M:304:HOH:O | 2.31 | 0.64 |
| 1:Q:97:LEU:HD23 | 1:Q:161:PRO:HD3 | 1.78 | 0.64 |
| 1:V:97:LEU:HD23 | 1:V:161:PRO:HD3 | 1.78 | 0.64 |
| 1:R:82:LEU:HD13 | 1:T:32:TYR:CE1 | 2.34 | 0.63 |
| 1:B:87:LYS:O | 5:B:301:HOH:O | 2.15 | 0.63 |
| 1:W:34:TYR:CD2 | 1:W:58:GLN:HB3 | 2.33 | 0.63 |
| 1:T:33:VAL:HG22 | 1:T:88:PRO:HB3 | 1.79 | 0.63 |
| 1:U:43:ARG:NH2 | 1:U:45:ASP:OD2 | 2.28 | 0.62 |
| 1:X:20:ILE:HD13 | 1:X:117:LEU:HD11 | 1.81 | 0.62 |
| 1:C:117:LEU:HG | 1:C:133:ILE:HD11 | 1.80 | 0.62 |
| 1:O:83:GLN:NE2 | 5:O:302:HOH:O | 2.08 | 0.62 |
| 1:O:20:ILE:HD13 | 1:O:117:LEU:HD21 | 1.82 | 0.62 |
| 1:T:22:ARG:NH2 | 5:T:302:HOH:O | 2.07 | 0.62 |
| 1:J:121:ALA:HB2 | 1:J:129:LEU:HD23 | 1.80 | 0.61 |
| 1:I:97:LEU:HD23 | 1:I:161:PRO:HD3 | 1.83 | 0.61 |
| 1:U:131:ASP:O | 1:U:135:THR:HG23 | 1.99 | 0.61 |
| 1:I:100:MET:HB3 | 1:I:152:VAL:HG23 | 1.83 | 0.61 |
| 1:Q:73:GLN:HG2 | 1:Q:80:ILE:HG13 | 1.82 | 0.61 |

Continued on next page...

Continued from previous page...

| Atom-1 | Atom-2 | Interatomic distance (Å) | Clash overlap (Å) |
|------------------|------------------|--------------------------|-------------------|
| 1:N:63:ARG:NH2 | 1:P:59:SER:OG | 2.34 | 0.61 |
| 1:D:118:HIS:CE1 | 1:F:127:PRO:HB3 | 2.36 | 0.60 |
| 1:F:82:LEU:HD13 | 1:Q:32:TYR:CE1 | 2.37 | 0.60 |
| 1:S:23:GLN:OE1 | 1:S:113:SER:OG | 2.17 | 0.60 |
| 1:E:101:GLU:OE2 | 1:E:156:ARG:NH2 | 2.32 | 0.60 |
| 1:H:32:TYR:CE1 | 1:U:82:LEU:HD13 | 2.36 | 0.60 |
| 1:S:131:ASP:O | 1:S:135:THR:HG23 | 2.02 | 0.60 |
| 1:D:127:PRO:HB3 | 1:E:118:HIS:CE1 | 2.37 | 0.60 |
| 1:N:13:HIS:CD2 | 1:N:124:LYS:HD2 | 2.36 | 0.60 |
| 1:R:97:LEU:HD23 | 1:R:161:PRO:HD3 | 1.83 | 0.60 |
| 1:U:171:ASP:HA | 1:U:175:LEU:HD12 | 1.82 | 0.60 |
| 1:W:71:LYS:O | 1:W:75:GLN:HG3 | 2.01 | 0.60 |
| 1:E:37:MET:CE | 1:E:99:ALA:HB1 | 2.32 | 0.60 |
| 1:K:101:GLU:OE2 | 1:K:156:ARG:NH2 | 2.34 | 0.59 |
| 1:H:82:LEU:HD13 | 1:U:32:TYR:CE1 | 2.37 | 0.59 |
| 1:H:59:SER:OG | 1:U:63:ARG:NH2 | 2.35 | 0.59 |
| 1:M:118:HIS:CE1 | 1:O:127:PRO:HB3 | 2.37 | 0.59 |
| 1:K:61:GLU:HG2 | 5:K:351:HOH:O | 2.02 | 0.59 |
| 1:W:49:LYS:HD2 | 1:W:49:LYS:H | 1.67 | 0.59 |
| 1:K:64:GLU:HB3 | 5:K:347:HOH:O | 2.02 | 0.59 |
| 1:B:165:LEU:HD12 | 1:E:158:MET:HG2 | 1.85 | 0.59 |
| 1:H:33:VAL:HG22 | 1:H:88:PRO:HB3 | 1.85 | 0.59 |
| 1:W:164:GLY:N | 5:W:305:HOH:O | 2.35 | 0.58 |
| 1:B:39:TYR:OH | 1:D:67:GLU:HB3 | 2.03 | 0.58 |
| 1:D:130:ALA:O | 1:D:134:GLU:HG3 | 2.03 | 0.58 |
| 1:E:9:ARG:NE | 1:E:12:TYR:O | 2.31 | 0.58 |
| 1:E:49:LYS:NZ | 5:E:304:HOH:O | 2.35 | 0.58 |
| 1:L:177:ASP:HB2 | 5:L:315:HOH:O | 2.04 | 0.57 |
| 1:G:157:LYS:HZ3 | 1:G:157:LYS:HB2 | 1.69 | 0.57 |
| 1:S:119:LYS:NZ | 1:S:123:ASP:OD2 | 2.38 | 0.57 |
| 1:D:58:GLN:HG2 | 5:D:311:HOH:O | 2.04 | 0.57 |
| 1:I:43:ARG:NH2 | 1:I:45:ASP:OD2 | 2.28 | 0.57 |
| 1:T:62:GLU:HA | 1:T:62:GLU:OE2 | 2.05 | 0.57 |
| 1:X:37:MET:HE3 | 1:X:99:ALA:HB1 | 1.87 | 0.57 |
| 1:W:87:LYS:NZ | 5:W:304:HOH:O | 2.35 | 0.57 |
| 1:S:4:SER:N | 5:S:304:HOH:O | 2.38 | 0.56 |
| 1:E:13:HIS:HE1 | 1:E:15:ASP:OD2 | 1.88 | 0.56 |
| 1:S:101:GLU:OE2 | 1:S:156:ARG:NH2 | 2.38 | 0.56 |
| 1:I:70:MET:HE3 | 1:I:80:ILE:HG21 | 1.86 | 0.56 |
| 1:K:71:LYS:NZ | 5:K:306:HOH:O | 2.38 | 0.56 |
| 1:T:164:GLY:N | 5:T:303:HOH:O | 2.39 | 0.56 |

Continued on next page...

Continued from previous page...

| Atom-1 | Atom-2 | Interatomic distance (Å) | Clash overlap (Å) |
|------------------|------------------|--------------------------|-------------------|
| 1:G:118:HIS:CE1 | 1:I:127:PRO:HB3 | 2.41 | 0.56 |
| 1:M:78:GLY:O | 1:M:79:ARG:NH1 | 2.39 | 0.56 |
| 1:E:78:GLY:O | 1:E:79:ARG:NH1 | 2.38 | 0.56 |
| 1:G:58:GLN:HG2 | 5:G:319:HOH:O | 2.05 | 0.56 |
| 1:G:23:GLN:OE1 | 1:G:113:SER:OG | 2.20 | 0.56 |
| 1:D:106:LEU:HD23 | 1:D:106:LEU:O | 2.06 | 0.55 |
| 1:P:130:ALA:O | 1:P:134:GLU:HG3 | 2.06 | 0.55 |
| 1:X:158:MET:HB3 | 1:X:166:ALA:HB1 | 1.89 | 0.55 |
| 1:G:130:ALA:O | 1:G:134:GLU:HG3 | 2.05 | 0.55 |
| 1:E:106:LEU:O | 1:E:110:VAL:HG23 | 2.06 | 0.55 |
| 1:L:20:ILE:HD13 | 1:L:117:LEU:HD11 | 1.88 | 0.55 |
| 1:P:161:PRO:HD2 | 1:P:162:GLU:OE2 | 2.07 | 0.55 |
| 1:D:177:ASP:HA | 5:D:352:HOH:O | 2.06 | 0.55 |
| 1:F:37:MET:O | 1:F:41:PHE:HD2 | 1.88 | 0.55 |
| 1:R:172:LYS:HE2 | 5:R:316:HOH:O | 2.07 | 0.55 |
| 1:X:97:LEU:HD23 | 1:X:161:PRO:HD3 | 1.89 | 0.55 |
| 1:A:118:HIS:CE1 | 1:C:127:PRO:HB3 | 2.41 | 0.55 |
| 1:H:117:LEU:HD22 | 1:H:133:ILE:HD11 | 1.89 | 0.55 |
| 1:Q:114:LEU:HD13 | 1:Q:137:TYR:HB3 | 1.89 | 0.55 |
| 1:E:32:TYR:CE1 | 1:I:82:LEU:HD13 | 2.42 | 0.55 |
| 1:Q:9:ARG:O | 1:R:108:LYS:NZ | 2.40 | 0.55 |
| 1:R:63:ARG:NH2 | 1:T:59:SER:OG | 2.40 | 0.54 |
| 1:V:168:TYR:CE1 | 1:V:172:LYS:HE2 | 2.41 | 0.54 |
| 1:A:168:TYR:O | 1:A:172:LYS:HG2 | 2.08 | 0.54 |
| 1:B:112:GLN:O | 1:B:116:GLU:HG3 | 2.07 | 0.54 |
| 1:B:164:GLY:HA3 | 1:E:157:LYS:O | 2.07 | 0.54 |
| 1:J:101:GLU:OE2 | 1:J:156:ARG:NH2 | 2.32 | 0.54 |
| 1:A:63:ARG:NH2 | 1:L:59:SER:OG | 2.35 | 0.54 |
| 1:P:78:GLY:O | 1:P:79:ARG:NH1 | 2.40 | 0.54 |
| 1:T:100:MET:HE2 | 1:T:151:HIS:HB2 | 1.89 | 0.54 |
| 1:U:97:LEU:HD23 | 1:U:161:PRO:HD3 | 1.89 | 0.54 |
| 1:R:78:GLY:O | 1:R:79:ARG:NH1 | 2.39 | 0.54 |
| 1:O:59:SER:OG | 1:V:63:ARG:NH2 | 2.41 | 0.54 |
| 1:R:82:LEU:HB3 | 1:T:32:TYR:OH | 2.07 | 0.54 |
| 1:D:38:SER:OG | 1:D:52:ALA:O | 2.21 | 0.54 |
| 1:D:125:ASN:HB3 | 1:E:119:LYS:HE2 | 1.90 | 0.54 |
| 1:F:114:LEU:HD13 | 1:F:137:TYR:HB3 | 1.88 | 0.54 |
| 1:U:50:ASN:HB2 | 1:U:171:ASP:OD2 | 2.08 | 0.53 |
| 1:O:176:GLY:O | 1:O:177:ASP:HB2 | 2.07 | 0.53 |
| 1:R:87:LYS:HD3 | 1:T:83:GLN:HA | 1.90 | 0.53 |
| 1:I:21:ASN:HA | 1:I:24:ILE:HD12 | 1.91 | 0.53 |

Continued on next page...

Continued from previous page...

| Atom-1 | Atom-2 | Interatomic distance (Å) | Clash overlap (Å) |
|-----------------|------------------|--------------------------|-------------------|
| 1:S:164:GLY:HA3 | 1:X:157:LYS:O | 2.09 | 0.53 |
| 1:L:78:GLY:O | 1:L:79:ARG:NH1 | 2.42 | 0.53 |
| 1:F:106:LEU:O | 1:F:110:VAL:HG23 | 2.08 | 0.53 |
| 1:E:162:GLU:CD | 1:E:162:GLU:H | 2.12 | 0.53 |
| 1:Q:127:PRO:HB3 | 1:R:118:HIS:CE1 | 2.43 | 0.53 |
| 1:G:18:ALA:O | 5:G:302:HOH:O | 2.19 | 0.52 |
| 1:T:9:ARG:NH2 | 1:T:12:TYR:O | 2.41 | 0.52 |
| 1:U:13:HIS:HE1 | 1:U:15:ASP:OD2 | 1.92 | 0.52 |
| 1:W:131:ASP:HB2 | 1:X:134:GLU:HG2 | 1.91 | 0.52 |
| 1:C:63:ARG:O | 1:C:67:GLU:HG3 | 2.08 | 0.52 |
| 1:F:134:GLU:HA | 1:F:138:LEU:HD12 | 1.90 | 0.52 |
| 1:I:43:ARG:HH21 | 1:I:45:ASP:CG | 2.13 | 0.52 |
| 1:W:9:ARG:NH2 | 1:W:12:TYR:O | 2.37 | 0.52 |
| 1:A:127:PRO:HB3 | 1:B:118:HIS:CE1 | 2.43 | 0.52 |
| 1:O:117:LEU:HG | 1:O:133:ILE:HD11 | 1.91 | 0.52 |
| 1:G:59:SER:OG | 1:K:63:ARG:NH2 | 2.41 | 0.52 |
| 1:G:127:PRO:HB3 | 1:H:118:HIS:CE1 | 2.45 | 0.52 |
| 1:K:130:ALA:O | 1:K:134:GLU:HG3 | 2.10 | 0.52 |
| 1:U:119:LYS:HE3 | 1:U:122:HIS:HD1 | 1.73 | 0.52 |
| 1:Q:50:ASN:HB2 | 1:Q:171:ASP:OD2 | 2.10 | 0.52 |
| 1:F:18:ALA:O | 1:F:22:ARG:HG3 | 2.10 | 0.51 |
| 1:O:63:ARG:NH2 | 1:V:35:LEU:HD13 | 2.25 | 0.51 |
| 1:V:134:GLU:HG2 | 1:X:131:ASP:HB2 | 1.91 | 0.51 |
| 1:D:31:SER:HB2 | 1:D:62:GLU:HB2 | 1.92 | 0.51 |
| 1:F:167:GLU:HB2 | 1:R:157:LYS:NZ | 2.25 | 0.51 |
| 1:T:50:ASN:HB2 | 1:T:171:ASP:OD2 | 2.11 | 0.51 |
| 1:P:131:ASP:O | 1:P:135:THR:HG23 | 2.11 | 0.51 |
| 1:U:13:HIS:CE1 | 1:U:15:ASP:OD2 | 2.64 | 0.51 |
| 1:D:148:LEU:O | 1:D:152:VAL:HG23 | 2.11 | 0.51 |
| 1:Q:163:SER:HB3 | 1:Q:166:ALA:HB2 | 1.91 | 0.51 |
| 1:A:140:GLU:OE2 | 1:A:143:LYS:NZ | 2.43 | 0.51 |
| 1:K:127:PRO:HD2 | 5:K:308:HOH:O | 2.11 | 0.51 |
| 1:M:168:TYR:O | 1:M:172:LYS:HG2 | 2.11 | 0.51 |
| 1:U:106:LEU:O | 1:U:110:VAL:HG23 | 2.11 | 0.51 |
| 1:H:172:LYS:HE2 | 5:H:304:HOH:O | 2.11 | 0.51 |
| 1:W:49:LYS:H | 1:W:49:LYS:CD | 2.24 | 0.51 |
| 1:B:59:SER:OG | 1:D:63:ARG:NH2 | 2.44 | 0.50 |
| 1:Q:49:LYS:NZ | 1:Q:49:LYS:HB3 | 2.26 | 0.50 |
| 1:V:127:PRO:HB3 | 1:W:118:HIS:CE1 | 2.46 | 0.50 |
| 1:G:26:LEU:HD21 | 1:G:110:VAL:HA | 1.93 | 0.50 |
| 1:H:63:ARG:O | 1:H:67:GLU:HG3 | 2.11 | 0.50 |

Continued on next page...

Continued from previous page...

| Atom-1 | Atom-2 | Interatomic distance (Å) | Clash overlap (Å) |
|------------------|--------------------|--------------------------|-------------------|
| 1:T:26:LEU:HD21 | 1:T:110:VAL:HA | 1.93 | 0.50 |
| 1:A:69:LEU:HG | 1:A:137:TYR:OH | 2.12 | 0.50 |
| 1:R:20:ILE:HD13 | 1:R:117:LEU:HD11 | 1.93 | 0.50 |
| 1:D:131:ASP:O | 1:D:135:THR:HG23 | 2.12 | 0.50 |
| 1:E:163:SER:HB3 | 1:E:166:ALA:CB | 2.42 | 0.50 |
| 1:H:50:ASN:HB2 | 1:H:171:ASP:OD2 | 2.11 | 0.50 |
| 1:L:24:ILE:HD13 | 1:L:70:MET:HG2 | 1.93 | 0.50 |
| 1:T:127:PRO:HB3 | 1:U:118:HIS:CE1 | 2.47 | 0.50 |
| 1:J:87:LYS:HG2 | 1:X:84:ASP:OD1 | 2.12 | 0.50 |
| 1:O:44:ASP:HA | 1:W:150:ASP:OD1 | 2.12 | 0.50 |
| 1:J:32:TYR:OH | 1:X:82:LEU:HB3 | 2.11 | 0.50 |
| 1:I:13:HIS:CE1 | 1:I:15:ASP:OD2 | 2.65 | 0.49 |
| 5:H:311:HOH:O | 1:S:157:LYS:HE2 | 2.12 | 0.49 |
| 1:P:122:HIS:CE1 | 4:R:203[D]:V9Y:C02 | 2.94 | 0.49 |
| 1:D:63:ARG:O | 1:D:67:GLU:HG3 | 2.13 | 0.49 |
| 1:E:62:GLU:O | 1:E:65:HIS:HB2 | 2.11 | 0.49 |
| 1:G:31:SER:HB2 | 1:G:62:GLU:HB2 | 1.93 | 0.49 |
| 1:S:31:SER:HB2 | 1:S:62:GLU:HB2 | 1.95 | 0.49 |
| 1:C:97:LEU:HD23 | 1:C:161:PRO:HD3 | 1.95 | 0.49 |
| 1:F:80:ILE:O | 5:F:301:HOH:O | 2.20 | 0.49 |
| 1:I:154:ASN:O | 1:I:158:MET:HG3 | 2.13 | 0.49 |
| 1:Q:141:GLN:NE2 | 5:Q:303:HOH:O | 2.33 | 0.49 |
| 1:T:13:HIS:CE1 | 1:T:124:LYS:HE2 | 2.48 | 0.49 |
| 1:R:67:GLU:HG2 | 1:T:39:TYR:OH | 2.12 | 0.49 |
| 1:G:87:LYS:NZ | 5:G:309:HOH:O | 2.45 | 0.49 |
| 1:J:118:HIS:ND1 | 5:J:307:HOH:O | 2.35 | 0.49 |
| 1:N:114:LEU:HD13 | 1:N:137:TYR:HB3 | 1.95 | 0.49 |
| 1:S:135:THR:HG21 | 5:S:348:HOH:O | 2.11 | 0.49 |
| 1:U:9:ARG:NH1 | 1:U:17:GLU:OE1 | 2.31 | 0.49 |
| 1:A:59:SER:OG | 1:L:63:ARG:NH2 | 2.42 | 0.49 |
| 1:N:92:ASP:OD1 | 1:N:94:GLU:N | 2.41 | 0.48 |
| 1:S:50:ASN:HB2 | 1:S:171:ASP:OD2 | 2.12 | 0.48 |
| 1:U:50:ASN:HB3 | 1:U:175:LEU:HB2 | 1.95 | 0.48 |
| 1:G:97:LEU:HD23 | 1:G:161:PRO:HD3 | 1.93 | 0.48 |
| 1:L:123:ASP:OD1 | 5:L:302:HOH:O | 2.20 | 0.48 |
| 1:G:63:ARG:NH2 | 1:K:59:SER:OG | 2.46 | 0.48 |
| 1:V:63:ARG:NE | 1:V:67:GLU:OE2 | 2.38 | 0.48 |
| 1:B:25:ASN:ND2 | 5:B:305:HOH:O | 2.35 | 0.48 |
| 1:X:5:THR:O | 5:X:301:HOH:O | 2.20 | 0.48 |
| 1:I:20:ILE:HD13 | 1:I:117:LEU:HD11 | 1.94 | 0.48 |
| 1:T:73:GLN:HG2 | 1:T:80:ILE:HG13 | 1.95 | 0.48 |

Continued on next page...

Continued from previous page...

| Atom-1 | Atom-2 | Interatomic distance (Å) | Clash overlap (Å) |
|------------------|------------------|--------------------------|-------------------|
| 1:X:6:SER:OG | 1:X:8:VAL:HG22 | 2.14 | 0.48 |
| 1:X:37:MET:CE | 1:X:99:ALA:HB1 | 2.43 | 0.48 |
| 1:T:128:HIS:CD2 | 1:U:142:VAL:HG21 | 2.48 | 0.48 |
| 1:W:127:PRO:HB3 | 1:X:118:HIS:CE1 | 2.47 | 0.48 |
| 1:A:117:LEU:HD22 | 1:A:133:ILE:HD11 | 1.95 | 0.48 |
| 1:B:25:ASN:OD1 | 1:B:83:GLN:HB2 | 2.13 | 0.48 |
| 1:A:85:ILE:HB | 1:L:85:ILE:HB | 1.96 | 0.48 |
| 1:V:69:LEU:HG | 1:V:137:TYR:OH | 2.14 | 0.48 |
| 1:E:163:SER:HB3 | 1:E:166:ALA:HB2 | 1.95 | 0.48 |
| 1:H:27:GLU:HB2 | 1:H:66:ALA:HB2 | 1.95 | 0.48 |
| 1:L:16:SER:O | 1:L:20:ILE:HG12 | 2.14 | 0.48 |
| 1:Q:13:HIS:CE1 | 1:Q:124:LYS:HE3 | 2.48 | 0.48 |
| 1:V:168:TYR:O | 1:V:172:LYS:HG2 | 2.13 | 0.48 |
| 1:F:177:ASP:HA | 5:F:338:HOH:O | 2.13 | 0.48 |
| 1:F:63:ARG:NH2 | 1:Q:59:SER:OG | 2.46 | 0.48 |
| 1:F:167:GLU:HB2 | 1:R:157:LYS:HZ1 | 1.79 | 0.48 |
| 1:G:76:ARG:HD3 | 1:G:128:HIS:ND1 | 2.29 | 0.48 |
| 1:U:78:GLY:O | 1:U:79:ARG:NH1 | 2.45 | 0.48 |
| 1:B:161:PRO:HD2 | 1:B:162:GLU:OE2 | 2.14 | 0.47 |
| 1:S:130:ALA:O | 1:S:134:GLU:HG3 | 2.14 | 0.47 |
| 1:T:100:MET:HE2 | 1:T:151:HIS:CB | 2.43 | 0.47 |
| 1:B:23:GLN:OE1 | 1:B:113:SER:OG | 2.30 | 0.47 |
| 1:B:97:LEU:O | 1:B:101:GLU:HG3 | 2.13 | 0.47 |
| 1:F:78:GLY:O | 1:F:79:ARG:NH1 | 2.47 | 0.47 |
| 1:R:36:SER:HB2 | 1:T:82:LEU:CD1 | 2.44 | 0.47 |
| 1:U:9:ARG:HG2 | 5:U:323:HOH:O | 2.13 | 0.47 |
| 1:R:43:ARG:NH2 | 1:R:45:ASP:OD2 | 2.38 | 0.47 |
| 1:C:20:ILE:HD13 | 1:C:117:LEU:HD21 | 1.96 | 0.47 |
| 1:H:82:LEU:HB3 | 1:U:32:TYR:OH | 2.15 | 0.47 |
| 1:G:81:PHE:HD1 | 1:K:91:ASP:OD2 | 1.97 | 0.47 |
| 1:O:22:ARG:HD3 | 5:O:305:HOH:O | 2.13 | 0.47 |
| 1:P:118:HIS:NE2 | 1:R:127:PRO:HB3 | 2.30 | 0.47 |
| 1:I:112:GLN:O | 1:I:116:GLU:HG3 | 2.14 | 0.47 |
| 1:M:97:LEU:HD23 | 1:M:161:PRO:HD3 | 1.95 | 0.47 |
| 1:N:33:VAL:HG22 | 1:N:88:PRO:HB3 | 1.96 | 0.47 |
| 1:H:160:ALA:HB1 | 1:H:161:PRO:HA | 1.97 | 0.47 |
| 1:N:85:ILE:HB | 1:P:85:ILE:HB | 1.97 | 0.47 |
| 1:W:41:PHE:CZ | 1:W:96:GLY:HA2 | 2.49 | 0.47 |
| 1:X:129:LEU:O | 1:X:133:ILE:HG12 | 2.15 | 0.47 |
| 1:D:50:ASN:HB2 | 1:D:171:ASP:OD2 | 2.14 | 0.47 |
| 1:R:107:GLU:OE2 | 1:R:141:GLN:NE2 | 2.48 | 0.47 |

Continued on next page...

Continued from previous page...

| Atom-1 | Atom-2 | Interatomic distance (Å) | Clash overlap (Å) |
|-----------------|------------------|--------------------------|-------------------|
| 1:V:78:GLY:O | 1:V:79:ARG:NH1 | 2.47 | 0.47 |
| 1:B:44:ASP:OD2 | 5:B:302:HOH:O | 2.20 | 0.47 |
| 1:L:122:HIS:CE1 | 5:L:339:HOH:O | 2.68 | 0.47 |
| 1:R:21:ASN:HA | 1:R:24:ILE:HD12 | 1.97 | 0.47 |
| 1:A:128:HIS:CE1 | 1:B:142:VAL:HG21 | 2.50 | 0.46 |
| 1:C:131:ASP:HA | 1:C:134:GLU:HB2 | 1.96 | 0.46 |
| 1:E:36:SER:HB2 | 1:I:82:LEU:HD12 | 1.97 | 0.46 |
| 1:F:13:HIS:CE1 | 1:F:15:ASP:OD2 | 2.68 | 0.46 |
| 1:J:161:PRO:HD2 | 1:J:162:GLU:OE2 | 2.14 | 0.46 |
| 1:F:162:GLU:OE1 | 1:F:162:GLU:N | 2.45 | 0.46 |
| 1:H:64:GLU:OE2 | 1:H:68:LYS:HE3 | 2.15 | 0.46 |
| 1:T:130:ALA:O | 1:T:134:GLU:HG3 | 2.16 | 0.46 |
| 1:T:8:VAL:HB | 1:U:145:ILE:HG22 | 1.96 | 0.46 |
| 1:L:79:ARG:HA | 1:L:79:ARG:HD3 | 1.64 | 0.46 |
| 1:B:141:GLN:NE2 | 5:B:307:HOH:O | 2.42 | 0.46 |
| 1:Q:128:HIS:CD2 | 1:R:142:VAL:HG21 | 2.50 | 0.46 |
| 1:C:79:ARG:HD3 | 1:C:79:ARG:HA | 1.75 | 0.46 |
| 1:F:33:VAL:HG11 | 1:F:106:LEU:HD22 | 1.98 | 0.46 |
| 1:G:20:ILE:HD13 | 1:G:117:LEU:HD11 | 1.98 | 0.46 |
| 1:H:97:LEU:HD23 | 1:H:161:PRO:HG3 | 1.97 | 0.46 |
| 1:K:13:HIS:CD2 | 1:K:124:LYS:HD2 | 2.51 | 0.46 |
| 1:R:164:GLY:HA3 | 1:U:157:LYS:O | 2.15 | 0.46 |
| 1:O:24:ILE:HD13 | 1:O:70:MET:HG2 | 1.97 | 0.46 |
| 1:H:173:HIS:HB3 | 1:K:172:LYS:HG2 | 1.98 | 0.46 |
| 1:P:66:ALA:O | 1:P:70:MET:HG3 | 2.16 | 0.46 |
| 1:Q:44:ASP:OD2 | 5:Q:301:HOH:O | 2.21 | 0.46 |
| 1:S:134:GLU:HA | 1:S:138:LEU:HD12 | 1.98 | 0.46 |
| 1:D:20:ILE:HD13 | 1:D:117:LEU:HD11 | 1.98 | 0.46 |
| 1:E:131:ASP:HB2 | 1:F:134:GLU:HG2 | 1.98 | 0.46 |
| 1:O:119:LYS:HE2 | 1:O:123:ASP:OD2 | 2.16 | 0.46 |
| 1:P:108:LYS:HE3 | 1:R:7:GLN:O | 2.15 | 0.46 |
| 1:B:71:LYS:O | 1:B:75:GLN:HG3 | 2.15 | 0.46 |
| 1:E:155:LEU:HA | 1:E:155:LEU:HD23 | 1.70 | 0.46 |
| 1:E:23:GLN:NE2 | 1:E:26:LEU:HD23 | 2.31 | 0.46 |
| 1:N:41:PHE:CZ | 1:N:96:GLY:HA2 | 2.51 | 0.46 |
| 1:E:67:GLU:HB3 | 1:I:39:TYR:OH | 2.16 | 0.45 |
| 1:X:143:LYS:HE2 | 1:X:143:LYS:HB3 | 1.65 | 0.45 |
| 1:C:140:GLU:N | 1:C:140:GLU:OE2 | 2.47 | 0.45 |
| 1:D:66:ALA:O | 1:D:70:MET:HG3 | 2.16 | 0.45 |
| 1:I:62:GLU:O | 1:I:65:HIS:HB2 | 2.17 | 0.45 |
| 1:N:13:HIS:CG | 1:N:124:LYS:HD2 | 2.51 | 0.45 |

Continued on next page...

Continued from previous page...

| Atom-1 | Atom-2 | Interatomic distance (Å) | Clash overlap (Å) |
|------------------|------------------|--------------------------|-------------------|
| 1:B:82:LEU:HD12 | 1:D:36:SER:HB2 | 1.97 | 0.45 |
| 1:X:78:GLY:O | 1:X:79:ARG:NH1 | 2.48 | 0.45 |
| 1:F:114:LEU:HD12 | 1:F:141:GLN:HG3 | 1.97 | 0.45 |
| 1:E:82:LEU:HB3 | 1:I:32:TYR:OH | 2.17 | 0.45 |
| 1:O:157:LYS:HE2 | 5:P:333:HOH:O | 2.16 | 0.45 |
| 1:C:117:LEU:HG | 1:C:133:ILE:CD1 | 2.45 | 0.45 |
| 1:E:23:GLN:HE22 | 1:E:26:LEU:HD23 | 1.81 | 0.45 |
| 1:P:38:SER:OG | 1:P:52:ALA:O | 2.27 | 0.45 |
| 1:R:43:ARG:HH21 | 1:R:45:ASP:CG | 2.18 | 0.45 |
| 1:R:73:GLN:OE1 | 1:R:78:GLY:HA3 | 2.16 | 0.45 |
| 1:S:85:ILE:HB | 1:W:85:ILE:HB | 1.98 | 0.45 |
| 1:R:108:LYS:HB3 | 1:R:108:LYS:HE3 | 1.81 | 0.45 |
| 1:A:7:GLN:HG3 | 1:A:8:VAL:HG13 | 1.99 | 0.45 |
| 1:C:82:LEU:O | 1:M:87:LYS:HD2 | 2.17 | 0.45 |
| 1:E:86:GLN:HG2 | 1:E:86:GLN:H | 1.46 | 0.45 |
| 1:H:21:ASN:OD1 | 1:H:73:GLN:NE2 | 2.50 | 0.45 |
| 1:O:177:ASP:HA | 5:O:327:HOH:O | 2.15 | 0.45 |
| 1:R:139:ASN:ND2 | 1:R:143:LYS:HD2 | 2.31 | 0.45 |
| 1:I:106:LEU:O | 1:I:110:VAL:HG23 | 2.16 | 0.45 |
| 1:T:162:GLU:CD | 1:T:162:GLU:H | 2.19 | 0.45 |
| 1:X:13:HIS:ND1 | 1:X:15:ASP:HB2 | 2.32 | 0.45 |
| 1:A:92:ASP:OD1 | 1:A:94:GLU:N | 2.47 | 0.45 |
| 1:J:79:ARG:HA | 1:J:79:ARG:HD3 | 1.84 | 0.45 |
| 1:S:63:ARG:NH2 | 1:W:59:SER:OG | 2.49 | 0.45 |
| 1:U:50:ASN:HB2 | 1:U:171:ASP:CG | 2.36 | 0.45 |
| 1:J:118:HIS:CE1 | 1:L:127:PRO:HB3 | 2.52 | 0.44 |
| 1:N:71:LYS:O | 1:N:75:GLN:HG3 | 2.17 | 0.44 |
| 1:N:42:ASP:HB3 | 1:P:74:ASN:HD22 | 1.82 | 0.44 |
| 1:Q:8:VAL:HB | 1:R:145:ILE:HG22 | 1.98 | 0.44 |
| 1:T:40:TYR:CD1 | 1:T:43:ARG:HD3 | 2.52 | 0.44 |
| 1:U:100:MET:HB3 | 1:U:152:VAL:HG23 | 1.99 | 0.44 |
| 1:B:63:ARG:HG2 | 5:B:371:HOH:O | 2.16 | 0.44 |
| 1:H:44:ASP:HA | 1:S:150:ASP:OD1 | 2.17 | 0.44 |
| 1:I:78:GLY:O | 1:I:79:ARG:NH1 | 2.51 | 0.44 |
| 1:O:138:LEU:HD23 | 1:O:138:LEU:HA | 1.77 | 0.44 |
| 1:Q:97:LEU:O | 1:Q:101:GLU:HG3 | 2.17 | 0.44 |
| 1:T:9:ARG:NE | 1:T:12:TYR:O | 2.49 | 0.44 |
| 1:W:7:GLN:O | 1:X:108:LYS:HE3 | 2.17 | 0.44 |
| 1:F:146:LYS:NZ | 1:I:42:ASP:O | 2.49 | 0.44 |
| 1:J:134:GLU:HA | 1:J:138:LEU:HD12 | 1.98 | 0.44 |
| 1:D:9:ARG:HD2 | 5:D:338:HOH:O | 2.18 | 0.44 |

Continued on next page...

Continued from previous page...

| Atom-1 | Atom-2 | Interatomic distance (Å) | Clash overlap (Å) |
|------------------|------------------|--------------------------|-------------------|
| 1:G:13:HIS:O | 1:G:16:SER:HB2 | 2.18 | 0.44 |
| 1:O:40:TYR:HA | 5:O:372:HOH:O | 2.18 | 0.44 |
| 1:S:97:LEU:HD23 | 1:S:161:PRO:HD3 | 2.00 | 0.44 |
| 1:W:138:LEU:HD23 | 1:W:138:LEU:HA | 1.81 | 0.44 |
| 1:D:115:LEU:HA | 1:D:115:LEU:HD23 | 1.79 | 0.44 |
| 1:F:125:ASN:O | 1:F:127:PRO:HD3 | 2.18 | 0.44 |
| 1:J:63:ARG:NH1 | 5:J:310:HOH:O | 2.50 | 0.44 |
| 1:K:155:LEU:HD23 | 1:K:155:LEU:HA | 1.73 | 0.44 |
| 1:M:20:ILE:HD13 | 1:M:117:LEU:HD11 | 1.99 | 0.44 |
| 1:A:176:GLY:O | 1:A:177:ASP:HB2 | 2.17 | 0.44 |
| 1:N:59:SER:OG | 1:P:63:ARG:NH2 | 2.50 | 0.44 |
| 1:T:168:TYR:CE1 | 1:T:172:LYS:HE2 | 2.53 | 0.44 |
| 1:C:33:VAL:O | 1:C:36:SER:HB3 | 2.18 | 0.44 |
| 1:K:40:TYR:CD1 | 1:K:43:ARG:HD3 | 2.53 | 0.44 |
| 1:P:108:LYS:NZ | 5:P:304:HOH:O | 2.36 | 0.44 |
| 1:U:93:TRP:O | 1:U:95:SER:N | 2.51 | 0.44 |
| 1:B:141:GLN:NE2 | 5:B:304:HOH:O | 2.22 | 0.44 |
| 1:B:87:LYS:N | 1:D:84:ASP:OD1 | 2.38 | 0.44 |
| 1:E:13:HIS:NE2 | 1:E:124:LYS:HE2 | 2.33 | 0.44 |
| 1:I:13:HIS:HE1 | 1:I:15:ASP:OD2 | 2.01 | 0.44 |
| 1:M:101:GLU:OE2 | 1:M:156:ARG:NH2 | 2.47 | 0.44 |
| 1:P:145:ILE:HG22 | 1:R:8:VAL:HB | 1.99 | 0.44 |
| 1:Q:161:PRO:HD2 | 1:Q:162:GLU:OE2 | 2.18 | 0.44 |
| 1:U:129:LEU:O | 1:U:133:ILE:HG12 | 2.18 | 0.44 |
| 1:A:8:VAL:HB | 1:B:145:ILE:HG22 | 1.99 | 0.44 |
| 1:B:27:GLU:HB2 | 1:B:66:ALA:HB2 | 1.99 | 0.44 |
| 1:B:41:PHE:CZ | 1:B:96:GLY:HA2 | 2.52 | 0.44 |
| 1:F:79:ARG:HD3 | 1:F:79:ARG:HA | 1.83 | 0.44 |
| 1:K:37:MET:HA | 1:K:93:TRP:CD1 | 2.52 | 0.44 |
| 1:V:160:ALA:HB1 | 1:V:161:PRO:HA | 2.00 | 0.44 |
| 1:F:111:ASN:O | 1:F:115:LEU:HD12 | 2.18 | 0.43 |
| 1:L:6:SER:OG | 1:L:8:VAL:HG22 | 2.18 | 0.43 |
| 1:M:129:LEU:O | 1:M:133:ILE:HG12 | 2.18 | 0.43 |
| 1:P:50:ASN:HB2 | 1:P:171:ASP:OD2 | 2.18 | 0.43 |
| 1:P:28:LEU:HD23 | 1:P:28:LEU:HA | 1.80 | 0.43 |
| 1:S:111:ASN:ND2 | 1:U:10:GLN:OE1 | 2.38 | 0.43 |
| 1:P:62:GLU:O | 1:P:65:HIS:HB2 | 2.18 | 0.43 |
| 1:R:66:ALA:O | 1:R:70:MET:HG3 | 2.18 | 0.43 |
| 1:T:114:LEU:HD13 | 1:T:137:TYR:HB3 | 2.00 | 0.43 |
| 1:T:95:SER:HG | 1:T:98:ASN:H | 1.65 | 0.43 |
| 1:B:150:ASP:HB3 | 1:L:47:ALA:HB1 | 2.00 | 0.43 |

Continued on next page...

Continued from previous page...

| Atom-1 | Atom-2 | Interatomic distance (Å) | Clash overlap (Å) |
|------------------|------------------|--------------------------|-------------------|
| 1:B:37:MET:HA | 1:B:93:TRP:CD1 | 2.53 | 0.43 |
| 1:F:20:ILE:HD13 | 1:F:117:LEU:HD11 | 1.99 | 0.43 |
| 1:H:40:TYR:CD1 | 1:H:43:ARG:HD3 | 2.53 | 0.43 |
| 1:U:6:SER:OG | 1:U:8:VAL:HG22 | 2.18 | 0.43 |
| 1:A:118:HIS:NE2 | 1:A:134:GLU:OE1 | 2.46 | 0.43 |
| 1:D:108:LYS:NZ | 5:D:307:HOH:O | 2.44 | 0.43 |
| 1:E:138:LEU:HA | 1:E:138:LEU:HD23 | 1.73 | 0.43 |
| 1:E:50:ASN:HB2 | 1:E:171:ASP:OD2 | 2.18 | 0.43 |
| 1:G:114:LEU:HD13 | 1:G:137:TYR:HB3 | 2.01 | 0.43 |
| 1:K:164:GLY:N | 5:K:310:HOH:O | 2.50 | 0.43 |
| 1:O:27:GLU:HB2 | 1:O:66:ALA:HB2 | 2.00 | 0.43 |
| 1:H:32:TYR:HE1 | 1:U:82:LEU:HD13 | 1.83 | 0.43 |
| 1:E:117:LEU:HD22 | 1:E:133:ILE:HD11 | 2.01 | 0.43 |
| 1:T:85:ILE:HA | 5:T:306:HOH:O | 2.19 | 0.43 |
| 1:X:16:SER:O | 1:X:20:ILE:HG12 | 2.18 | 0.43 |
| 1:X:31:SER:HB2 | 1:X:62:GLU:HB2 | 2.00 | 0.43 |
| 1:E:20:ILE:O | 1:E:24:ILE:HG13 | 2.18 | 0.43 |
| 1:H:161:PRO:HD2 | 1:H:162:GLU:OE2 | 2.18 | 0.43 |
| 1:M:132:PHE:CE1 | 1:M:137:TYR:HE1 | 2.37 | 0.43 |
| 1:B:127:PRO:HB3 | 1:C:118:HIS:NE2 | 2.33 | 0.43 |
| 1:E:32:TYR:OH | 1:I:82:LEU:HB3 | 2.19 | 0.43 |
| 1:G:81:PHE:CD1 | 1:K:91:ASP:OD2 | 2.72 | 0.43 |
| 1:K:106:LEU:O | 1:K:109:ASN:HB2 | 2.18 | 0.43 |
| 1:N:40:TYR:CD1 | 1:N:43:ARG:HD3 | 2.54 | 0.43 |
| 1:S:141:GLN:NE2 | 5:S:309:HOH:O | 2.49 | 0.43 |
| 1:W:48:LEU:HA | 1:W:48:LEU:HD23 | 1.81 | 0.43 |
| 1:I:72:LEU:C | 1:I:72:LEU:HD13 | 2.39 | 0.43 |
| 1:Q:163:SER:HB3 | 1:Q:166:ALA:CB | 2.49 | 0.43 |
| 1:C:85:ILE:HB | 1:M:85:ILE:HB | 2.00 | 0.43 |
| 1:G:118:HIS:CE1 | 1:I:127:PRO:CB | 3.02 | 0.43 |
| 1:H:150:ASP:OD1 | 1:K:44:ASP:HA | 2.18 | 0.43 |
| 1:R:33:VAL:HG11 | 1:R:106:LEU:HD22 | 2.01 | 0.43 |
| 1:U:134:GLU:HA | 1:U:138:LEU:HD12 | 2.00 | 0.43 |
| 1:W:155:LEU:HD23 | 1:W:155:LEU:HA | 1.88 | 0.43 |
| 1:X:120:LEU:O | 1:X:124:LYS:HG2 | 2.19 | 0.43 |
| 1:J:97:LEU:HD23 | 1:J:161:PRO:HD3 | 2.01 | 0.43 |
| 1:X:37:MET:HE1 | 1:X:55:PHE:CE1 | 2.54 | 0.42 |
| 1:H:138:LEU:HA | 1:H:138:LEU:HD23 | 1.82 | 0.42 |
| 1:P:29:TYR:CD1 | 1:P:86:GLN:HB2 | 2.54 | 0.42 |
| 1:W:101:GLU:OE2 | 1:W:156:ARG:NH2 | 2.45 | 0.42 |
| 1:F:50:ASN:HB2 | 1:F:171:ASP:OD2 | 2.20 | 0.42 |

Continued on next page...

Continued from previous page...

| Atom-1 | Atom-2 | Interatomic distance (Å) | Clash overlap (Å) |
|------------------|------------------|--------------------------|-------------------|
| 1:L:37:MET:O | 1:L:41:PHE:HD2 | 2.02 | 0.42 |
| 1:Q:155:LEU:HD23 | 1:Q:155:LEU:HA | 1.57 | 0.42 |
| 1:C:66:ALA:O | 1:C:70:MET:HG3 | 2.19 | 0.42 |
| 1:O:156:ARG:NH1 | 5:O:316:HOH:O | 2.51 | 0.42 |
| 1:T:131:ASP:HB2 | 1:U:134:GLU:HG2 | 2.00 | 0.42 |
| 1:U:79:ARG:HA | 1:U:79:ARG:HD3 | 1.75 | 0.42 |
| 1:E:164:GLY:N | 5:E:310:HOH:O | 2.51 | 0.42 |
| 1:G:128:HIS:CE1 | 1:H:142:VAL:HG21 | 2.53 | 0.42 |
| 1:Q:130:ALA:O | 1:Q:134:GLU:HG3 | 2.19 | 0.42 |
| 1:B:61:GLU:O | 1:B:64:GLU:HB2 | 2.19 | 0.42 |
| 1:E:37:MET:HE2 | 1:E:37:MET:HB3 | 1.75 | 0.42 |
| 1:N:138:LEU:HA | 1:N:138:LEU:HD23 | 1.76 | 0.42 |
| 1:X:79:ARG:HD3 | 1:X:79:ARG:HA | 1.77 | 0.42 |
| 1:J:165:LEU:HA | 1:J:165:LEU:HD12 | 1.82 | 0.42 |
| 1:H:157:LYS:O | 1:K:164:GLY:HA3 | 2.20 | 0.42 |
| 1:L:69:LEU:HG | 1:L:137:TYR:OH | 2.20 | 0.42 |
| 1:Q:138:LEU:HD23 | 1:Q:138:LEU:HA | 1.81 | 0.42 |
| 1:I:158:MET:HB3 | 1:U:165:LEU:HD13 | 2.02 | 0.42 |
| 1:D:71:LYS:O | 1:D:75:GLN:HG3 | 2.20 | 0.42 |
| 1:G:125:ASN:O | 1:G:127:PRO:HD3 | 2.19 | 0.42 |
| 1:H:69:LEU:HG | 1:H:137:TYR:OH | 2.20 | 0.42 |
| 1:W:13:HIS:CD2 | 1:W:124:LYS:HD2 | 2.55 | 0.42 |
| 1:E:49:LYS:O | 1:E:53:LYS:HG3 | 2.20 | 0.42 |
| 1:F:129:LEU:O | 1:F:133:ILE:HG12 | 2.20 | 0.42 |
| 1:S:157:LYS:HB3 | 1:S:157:LYS:HE3 | 1.67 | 0.42 |
| 1:T:63:ARG:O | 1:T:67:GLU:HG3 | 2.19 | 0.42 |
| 1:R:36:SER:HB2 | 1:T:82:LEU:HD12 | 2.02 | 0.42 |
| 1:W:40:TYR:CD1 | 1:W:43:ARG:HD3 | 2.55 | 0.42 |
| 1:A:127:PRO:HD2 | 5:A:318:HOH:O | 2.18 | 0.41 |
| 1:B:7:GLN:O | 1:C:108:LYS:HE3 | 2.19 | 0.41 |
| 1:G:30:ALA:HA | 1:G:106:LEU:HD21 | 2.02 | 0.41 |
| 1:T:114:LEU:HD23 | 1:T:114:LEU:HA | 1.82 | 0.41 |
| 1:V:24:ILE:HD13 | 1:V:70:MET:HG2 | 2.02 | 0.41 |
| 1:F:148:LEU:HD23 | 1:F:148:LEU:HA | 1.95 | 0.41 |
| 1:F:82:LEU:O | 1:Q:87:LYS:HD2 | 2.20 | 0.41 |
| 1:J:111:ASN:ND2 | 1:L:10:GLN:OE1 | 2.43 | 0.41 |
| 1:L:93:TRP:O | 1:L:95:SER:N | 2.50 | 0.41 |
| 1:C:76:ARG:HA | 1:C:76:ARG:HD2 | 1.83 | 0.41 |
| 1:E:8:VAL:HB | 1:F:145:ILE:HG22 | 2.02 | 0.41 |
| 1:E:39:TYR:OH | 1:I:67:GLU:HG2 | 2.20 | 0.41 |
| 1:O:82:LEU:HD12 | 1:V:36:SER:HB2 | 2.03 | 0.41 |

Continued on next page...

Continued from previous page...

| Atom-1 | Atom-2 | Interatomic distance (Å) | Clash overlap (Å) |
|------------------|--------------------|--------------------------|-------------------|
| 1:G:76:ARG:HD3 | 1:G:128:HIS:CE1 | 2.54 | 0.41 |
| 1:I:139:ASN:ND2 | 1:I:143:LYS:HD2 | 2.35 | 0.41 |
| 1:L:139:ASN:ND2 | 5:L:310:HOH:O | 2.53 | 0.41 |
| 1:W:27:GLU:HB2 | 1:W:66:ALA:HB2 | 2.01 | 0.41 |
| 1:X:76:ARG:HA | 1:X:76:ARG:HD2 | 1.76 | 0.41 |
| 1:A:37:MET:O | 1:A:40:TYR:HB3 | 2.20 | 0.41 |
| 1:B:130:ALA:O | 1:B:134:GLU:HG3 | 2.21 | 0.41 |
| 1:D:62:GLU:O | 1:D:65:HIS:HB2 | 2.20 | 0.41 |
| 1:E:165:LEU:HD12 | 1:E:165:LEU:HA | 1.78 | 0.41 |
| 1:H:85:ILE:HA | 5:H:312:HOH:O | 2.20 | 0.41 |
| 1:R:71:LYS:O | 1:R:75:GLN:HG3 | 2.20 | 0.41 |
| 1:S:29:TYR:CD1 | 1:S:86:GLN:HB2 | 2.56 | 0.41 |
| 1:T:24:ILE:HD13 | 1:T:70:MET:HG2 | 2.03 | 0.41 |
| 1:T:76:ARG:HA | 1:T:76:ARG:HD2 | 1.78 | 0.41 |
| 1:W:44:ASP:OD2 | 5:W:302:HOH:O | 2.21 | 0.41 |
| 1:B:134:GLU:HA | 1:B:138:LEU:HD12 | 2.03 | 0.41 |
| 1:K:127:PRO:HB3 | 1:L:118:HIS:CE1 | 2.55 | 0.41 |
| 1:N:24:ILE:HD13 | 1:N:70:MET:HG2 | 2.02 | 0.41 |
| 1:O:20:ILE:HD11 | 1:O:129:LEU:HD11 | 2.02 | 0.41 |
| 1:P:87:LYS:NZ | 5:P:311:HOH:O | 2.53 | 0.41 |
| 1:H:85:ILE:HB | 1:U:85:ILE:HB | 2.02 | 0.41 |
| 1:V:8:VAL:HB | 1:W:145:ILE:HG22 | 2.01 | 0.41 |
| 1:I:79:ARG:HA | 1:I:79:ARG:HD3 | 1.85 | 0.41 |
| 1:R:21:ASN:OD1 | 1:R:80:ILE:HA | 2.20 | 0.41 |
| 1:S:66:ALA:O | 1:S:70:MET:HG3 | 2.21 | 0.41 |
| 1:V:132:PHE:CE1 | 1:V:137:TYR:HE1 | 2.39 | 0.41 |
| 1:E:124:LYS:HD2 | 1:E:124:LYS:HA | 1.86 | 0.41 |
| 1:H:53:LYS:HG3 | 1:H:54:TYR:N | 2.36 | 0.41 |
| 1:L:73:GLN:OE1 | 1:L:78:GLY:HA3 | 2.21 | 0.41 |
| 1:N:139:ASN:OD1 | 1:N:143:LYS:HD2 | 2.21 | 0.41 |
| 1:Q:63:ARG:O | 1:Q:67:GLU:HG3 | 2.21 | 0.41 |
| 1:R:131:ASP:O | 1:R:135:THR:HG23 | 2.21 | 0.41 |
| 1:P:122:HIS:HE1 | 4:R:203[D]:V9Y:N03 | 2.19 | 0.41 |
| 1:E:13:HIS:CE1 | 1:E:15:ASP:OD2 | 2.72 | 0.41 |
| 1:F:76:ARG:HD2 | 1:F:76:ARG:HA | 1.88 | 0.41 |
| 1:J:132:PHE:CE1 | 1:J:137:TYR:HE1 | 2.39 | 0.41 |
| 1:J:41:PHE:CZ | 1:J:96:GLY:HA2 | 2.56 | 0.41 |
| 1:L:170:PHE:CZ | 1:L:174:THR:HG21 | 2.55 | 0.41 |
| 1:O:170:PHE:CE1 | 1:O:174:THR:HG21 | 2.56 | 0.41 |
| 1:X:63:ARG:NH1 | 5:X:304:HOH:O | 2.32 | 0.41 |
| 1:A:72:LEU:C | 1:A:72:LEU:HD13 | 2.41 | 0.41 |

Continued on next page...

Continued from previous page...

| Atom-1 | Atom-2 | Interatomic distance (Å) | Clash overlap (Å) |
|------------------|--------------------|--------------------------|-------------------|
| 1:D:106:LEU:HD23 | 1:D:106:LEU:C | 2.42 | 0.41 |
| 1:E:33:VAL:O | 1:E:37:MET:HG3 | 2.21 | 0.41 |
| 1:M:145:ILE:HG22 | 1:O:8:VAL:HB | 2.03 | 0.41 |
| 1:B:93:TRP:O | 1:B:94:GLU:HB2 | 2.20 | 0.40 |
| 1:J:8:VAL:HB | 1:K:145:ILE:HG22 | 2.02 | 0.40 |
| 1:K:49:LYS:H | 1:K:49:LYS:HD2 | 1.86 | 0.40 |
| 1:L:20:ILE:HA | 1:L:20:ILE:HD13 | 1.80 | 0.40 |
| 1:N:118:HIS:NE2 | 1:N:130:ALA:HB1 | 2.37 | 0.40 |
| 1:S:23:GLN:NE2 | 1:S:114:LEU:HG | 2.36 | 0.40 |
| 1:A:93:TRP:HA | 5:A:301:HOH:O | 2.21 | 0.40 |
| 1:E:82:LEU:CD1 | 1:I:36:SER:HB2 | 2.51 | 0.40 |
| 1:J:69:LEU:HG | 1:J:137:TYR:OH | 2.20 | 0.40 |
| 1:M:60:HIS:O | 1:M:64:GLU:HG3 | 2.22 | 0.40 |
| 1:N:4:SER:HB2 | 1:N:5:THR:H | 1.54 | 0.40 |
| 1:Q:26:LEU:O | 1:Q:29:TYR:HB3 | 2.21 | 0.40 |
| 1:X:20:ILE:HD11 | 1:X:129:LEU:HD11 | 2.02 | 0.40 |
| 1:I:97:LEU:CD2 | 1:I:161:PRO:HD3 | 2.51 | 0.40 |
| 1:O:97:LEU:HD23 | 1:O:161:PRO:HD3 | 2.03 | 0.40 |
| 1:W:20:ILE:HD12 | 1:W:72:LEU:HD12 | 2.04 | 0.40 |
| 1:B:63:ARG:NH1 | 5:B:314:HOH:O | 2.51 | 0.40 |
| 1:D:117:LEU:O | 1:D:117:LEU:HD23 | 2.21 | 0.40 |
| 1:G:122:HIS:HE1 | 4:I:203[C]:V9Y:N03 | 2.19 | 0.40 |
| 1:C:44:ASP:HA | 1:N:150:ASP:OD1 | 2.22 | 0.40 |
| 1:X:33:VAL:O | 1:X:36:SER:HB3 | 2.22 | 0.40 |

There are no symmetry-related clashes.

5.3 Torsion angles [i](#)

5.3.1 Protein backbone [i](#)

In the following table, the Percentiles column shows the percent Ramachandran outliers of the chain as a percentile score with respect to all X-ray entries followed by that with respect to entries of similar resolution.

The Analysed column shows the number of residues for which the backbone conformation was analysed, and the total number of residues.

| Mol | Chain | Analysed | Favoured | Allowed | Outliers | Percentiles |
|-----|-------|---------------|-----------|---------|----------|-----------------------|
| 1 | A | 172/182 (94%) | 168 (98%) | 4 (2%) | 0 | 100 100 |

Continued on next page...

Continued from previous page...

| Mol | Chain | Analysed | Favoured | Allowed | Outliers | Percentiles | |
|-----|-------|----------------|-----------|---------|----------|-------------|-----|
| 1 | B | 172/182 (94%) | 166 (96%) | 5 (3%) | 1 (1%) | 25 | 26 |
| 1 | C | 172/182 (94%) | 166 (96%) | 6 (4%) | 0 | 100 | 100 |
| 1 | D | 172/182 (94%) | 163 (95%) | 8 (5%) | 1 (1%) | 25 | 26 |
| 1 | E | 172/182 (94%) | 161 (94%) | 10 (6%) | 1 (1%) | 25 | 26 |
| 1 | F | 172/182 (94%) | 163 (95%) | 9 (5%) | 0 | 100 | 100 |
| 1 | G | 172/182 (94%) | 164 (95%) | 8 (5%) | 0 | 100 | 100 |
| 1 | H | 172/182 (94%) | 161 (94%) | 10 (6%) | 1 (1%) | 25 | 26 |
| 1 | I | 172/182 (94%) | 162 (94%) | 9 (5%) | 1 (1%) | 25 | 26 |
| 1 | J | 172/182 (94%) | 166 (96%) | 6 (4%) | 0 | 100 | 100 |
| 1 | K | 172/182 (94%) | 164 (95%) | 8 (5%) | 0 | 100 | 100 |
| 1 | L | 172/182 (94%) | 166 (96%) | 6 (4%) | 0 | 100 | 100 |
| 1 | M | 172/182 (94%) | 169 (98%) | 3 (2%) | 0 | 100 | 100 |
| 1 | N | 172/182 (94%) | 165 (96%) | 6 (4%) | 1 (1%) | 25 | 26 |
| 1 | O | 172/182 (94%) | 167 (97%) | 5 (3%) | 0 | 100 | 100 |
| 1 | P | 172/182 (94%) | 166 (96%) | 6 (4%) | 0 | 100 | 100 |
| 1 | Q | 172/182 (94%) | 158 (92%) | 13 (8%) | 1 (1%) | 25 | 26 |
| 1 | R | 172/182 (94%) | 163 (95%) | 9 (5%) | 0 | 100 | 100 |
| 1 | S | 172/182 (94%) | 163 (95%) | 9 (5%) | 0 | 100 | 100 |
| 1 | T | 172/182 (94%) | 164 (95%) | 7 (4%) | 1 (1%) | 25 | 26 |
| 1 | U | 172/182 (94%) | 163 (95%) | 8 (5%) | 1 (1%) | 25 | 26 |
| 1 | V | 172/182 (94%) | 170 (99%) | 2 (1%) | 0 | 100 | 100 |
| 1 | W | 172/182 (94%) | 167 (97%) | 5 (3%) | 0 | 100 | 100 |
| 1 | X | 172/182 (94%) | 165 (96%) | 7 (4%) | 0 | 100 | 100 |
| 1 | a | 344/182 (189%) | 320 (93%) | 24 (7%) | 0 | 100 | 100 |
| 1 | b | 344/182 (189%) | 320 (93%) | 20 (6%) | 4 (1%) | 13 | 11 |
| 1 | c | 344/182 (189%) | 328 (95%) | 10 (3%) | 6 (2%) | 9 | 6 |
| 1 | d | 344/182 (189%) | 324 (94%) | 16 (5%) | 4 (1%) | 13 | 11 |
| 1 | e | 344/182 (189%) | 320 (93%) | 24 (7%) | 0 | 100 | 100 |
| 1 | f | 344/182 (189%) | 322 (94%) | 20 (6%) | 2 (1%) | 25 | 26 |
| 1 | g | 344/182 (189%) | 330 (96%) | 14 (4%) | 0 | 100 | 100 |
| 1 | h | 344/182 (189%) | 312 (91%) | 30 (9%) | 2 (1%) | 25 | 26 |

Continued on next page...

Continued from previous page...

| Mol | Chain | Analysed | Favoured | Allowed | Outliers | Percentiles | |
|-----|-------|-------------------|-------------|----------|----------|-------------|-----|
| 1 | i | 344/182 (189%) | 328 (95%) | 12 (4%) | 4 (1%) | 13 | 11 |
| 1 | j | 344/182 (189%) | 326 (95%) | 14 (4%) | 4 (1%) | 13 | 11 |
| 1 | k | 344/182 (189%) | 320 (93%) | 22 (6%) | 2 (1%) | 25 | 26 |
| 1 | l | 344/182 (189%) | 318 (92%) | 24 (7%) | 2 (1%) | 25 | 26 |
| 1 | m | 344/182 (189%) | 326 (95%) | 18 (5%) | 0 | 100 | 100 |
| 1 | n | 344/182 (189%) | 320 (93%) | 24 (7%) | 0 | 100 | 100 |
| 1 | o | 344/182 (189%) | 318 (92%) | 22 (6%) | 4 (1%) | 13 | 11 |
| 1 | p | 344/182 (189%) | 318 (92%) | 20 (6%) | 6 (2%) | 9 | 6 |
| 1 | q | 344/182 (189%) | 328 (95%) | 16 (5%) | 0 | 100 | 100 |
| 1 | r | 344/182 (189%) | 332 (96%) | 10 (3%) | 2 (1%) | 25 | 26 |
| 1 | s | 344/182 (189%) | 334 (97%) | 8 (2%) | 2 (1%) | 25 | 26 |
| 1 | t | 344/182 (189%) | 328 (95%) | 14 (4%) | 2 (1%) | 25 | 26 |
| 1 | u | 344/182 (189%) | 328 (95%) | 14 (4%) | 2 (1%) | 25 | 26 |
| 1 | v | 344/182 (189%) | 322 (94%) | 22 (6%) | 0 | 100 | 100 |
| 1 | w | 344/182 (189%) | 326 (95%) | 16 (5%) | 2 (1%) | 25 | 26 |
| 1 | x | 344/182 (189%) | 322 (94%) | 18 (5%) | 4 (1%) | 13 | 11 |
| All | All | 12384/8736 (142%) | 11720 (95%) | 601 (5%) | 63 (0%) | 34 | 31 |

All (63) Ramachandran outliers are listed below:

| Mol | Chain | Res | Type |
|-----|-------|--------|------|
| 1 | f | 84[C] | ASP |
| 1 | f | 84[D] | ASP |
| 1 | i | 94[C] | GLU |
| 1 | i | 94[D] | GLU |
| 1 | o | 163[C] | SER |
| 1 | o | 163[D] | SER |
| 1 | Q | 84 | ASP |
| 1 | T | 84 | ASP |
| 1 | c | 162[C] | GLU |
| 1 | c | 162[D] | GLU |
| 1 | c | 163[C] | SER |
| 1 | c | 163[D] | SER |
| 1 | d | 135[C] | THR |
| 1 | d | 135[D] | THR |
| 1 | k | 94[C] | GLU |

Continued on next page...

Continued from previous page...

| Mol | Chain | Res | Type |
|-----|-------|--------|------|
| 1 | k | 94[D] | GLU |
| 1 | H | 84 | ASP |
| 1 | I | 84 | ASP |
| 1 | N | 84 | ASP |
| 1 | U | 84 | ASP |
| 1 | c | 84[C] | ASP |
| 1 | c | 84[D] | ASP |
| 1 | o | 162[C] | GLU |
| 1 | o | 162[D] | GLU |
| 1 | r | 94[C] | GLU |
| 1 | r | 94[D] | GLU |
| 1 | x | 168[C] | TYR |
| 1 | x | 168[D] | TYR |
| 1 | B | 84 | ASP |
| 1 | b | 94[C] | GLU |
| 1 | b | 94[D] | GLU |
| 1 | d | 94[C] | GLU |
| 1 | d | 94[D] | GLU |
| 1 | i | 84[C] | ASP |
| 1 | i | 84[D] | ASP |
| 1 | p | 17[C] | GLU |
| 1 | p | 17[D] | GLU |
| 1 | s | 94[C] | GLU |
| 1 | s | 94[D] | GLU |
| 1 | u | 94[C] | GLU |
| 1 | u | 94[D] | GLU |
| 1 | D | 10 | GLN |
| 1 | j | 47[C] | ALA |
| 1 | j | 47[D] | ALA |
| 1 | p | 10[C] | GLN |
| 1 | p | 10[D] | GLN |
| 1 | p | 127[C] | PRO |
| 1 | p | 127[D] | PRO |
| 1 | t | 125[C] | ASN |
| 1 | t | 125[D] | ASN |
| 1 | E | 84 | ASP |
| 1 | b | 17[C] | GLU |
| 1 | b | 17[D] | GLU |
| 1 | h | 85[C] | ILE |
| 1 | h | 85[D] | ILE |
| 1 | j | 94[C] | GLU |
| 1 | j | 94[D] | GLU |

Continued on next page...

Continued from previous page...

| Mol | Chain | Res | Type |
|-----|-------|--------|------|
| 1 | l | 88[C] | PRO |
| 1 | l | 88[D] | PRO |
| 1 | w | 94[C] | GLU |
| 1 | w | 94[D] | GLU |
| 1 | x | 163[C] | SER |
| 1 | x | 163[D] | SER |

5.3.2 Protein sidechains ⓘ

In the following table, the Percentiles column shows the percent sidechain outliers of the chain as a percentile score with respect to all X-ray entries followed by that with respect to entries of similar resolution.

The Analysed column shows the number of residues for which the sidechain conformation was analysed, and the total number of residues.

| Mol | Chain | Analysed | Rotameric | Outliers | Percentiles | |
|-----|-------|---------------|-----------|----------|-------------|----|
| 1 | A | 153/160 (96%) | 151 (99%) | 2 (1%) | 69 | 79 |
| 1 | B | 153/160 (96%) | 148 (97%) | 5 (3%) | 38 | 46 |
| 1 | C | 153/160 (96%) | 150 (98%) | 3 (2%) | 55 | 66 |
| 1 | D | 153/160 (96%) | 150 (98%) | 3 (2%) | 55 | 66 |
| 1 | E | 153/160 (96%) | 149 (97%) | 4 (3%) | 46 | 56 |
| 1 | F | 153/160 (96%) | 146 (95%) | 7 (5%) | 27 | 33 |
| 1 | G | 153/160 (96%) | 150 (98%) | 3 (2%) | 55 | 66 |
| 1 | H | 153/160 (96%) | 146 (95%) | 7 (5%) | 27 | 33 |
| 1 | I | 153/160 (96%) | 149 (97%) | 4 (3%) | 46 | 56 |
| 1 | J | 153/160 (96%) | 150 (98%) | 3 (2%) | 55 | 66 |
| 1 | K | 153/160 (96%) | 147 (96%) | 6 (4%) | 32 | 41 |
| 1 | L | 153/160 (96%) | 145 (95%) | 8 (5%) | 23 | 28 |
| 1 | M | 153/160 (96%) | 149 (97%) | 4 (3%) | 46 | 56 |
| 1 | N | 153/160 (96%) | 147 (96%) | 6 (4%) | 32 | 41 |
| 1 | O | 153/160 (96%) | 149 (97%) | 4 (3%) | 46 | 56 |
| 1 | P | 153/160 (96%) | 149 (97%) | 4 (3%) | 46 | 56 |
| 1 | Q | 153/160 (96%) | 144 (94%) | 9 (6%) | 19 | 22 |
| 1 | R | 153/160 (96%) | 147 (96%) | 6 (4%) | 32 | 41 |
| 1 | S | 153/160 (96%) | 148 (97%) | 5 (3%) | 38 | 46 |

Continued on next page...

Continued from previous page...

| Mol | Chain | Analysed | Rotameric | Outliers | Percentiles | |
|-----|-------|-----------------|------------|----------|-------------|----|
| 1 | T | 153/160 (96%) | 148 (97%) | 5 (3%) | 38 | 46 |
| 1 | U | 153/160 (96%) | 147 (96%) | 6 (4%) | 32 | 41 |
| 1 | V | 153/160 (96%) | 147 (96%) | 6 (4%) | 32 | 41 |
| 1 | W | 153/160 (96%) | 150 (98%) | 3 (2%) | 55 | 66 |
| 1 | X | 153/160 (96%) | 149 (97%) | 4 (3%) | 46 | 56 |
| All | All | 3672/3840 (96%) | 3555 (97%) | 117 (3%) | 39 | 47 |

All (117) residues with a non-rotameric sidechain are listed below:

| Mol | Chain | Res | Type |
|-----|-------|-----|------|
| 1 | A | 32 | TYR |
| 1 | A | 117 | LEU |
| 1 | B | 32 | TYR |
| 1 | B | 58 | GLN |
| 1 | B | 91 | ASP |
| 1 | B | 113 | SER |
| 1 | B | 117 | LEU |
| 1 | C | 14 | GLN |
| 1 | C | 32 | TYR |
| 1 | C | 119 | LYS |
| 1 | D | 32 | TYR |
| 1 | D | 61 | GLU |
| 1 | D | 95 | SER |
| 1 | E | 32 | TYR |
| 1 | E | 61 | GLU |
| 1 | E | 86 | GLN |
| 1 | E | 117 | LEU |
| 1 | F | 14 | GLN |
| 1 | F | 32 | TYR |
| 1 | F | 68 | LYS |
| 1 | F | 117 | LEU |
| 1 | F | 146 | LYS |
| 1 | F | 171 | ASP |
| 1 | F | 177 | ASP |
| 1 | G | 6 | SER |
| 1 | G | 32 | TYR |
| 1 | G | 44 | ASP |
| 1 | H | 7 | GLN |
| 1 | H | 32 | TYR |
| 1 | H | 91 | ASP |

Continued on next page...

Continued from previous page...

| Mol | Chain | Res | Type |
|-----|-------|-----|------|
| 1 | H | 117 | LEU |
| 1 | H | 157 | LYS |
| 1 | H | 171 | ASP |
| 1 | H | 177 | ASP |
| 1 | I | 32 | TYR |
| 1 | I | 44 | ASP |
| 1 | I | 64 | GLU |
| 1 | I | 157 | LYS |
| 1 | J | 4 | SER |
| 1 | J | 86 | GLN |
| 1 | J | 117 | LEU |
| 1 | K | 4 | SER |
| 1 | K | 6 | SER |
| 1 | K | 32 | TYR |
| 1 | K | 61 | GLU |
| 1 | K | 68 | LYS |
| 1 | K | 117 | LEU |
| 1 | L | 5 | THR |
| 1 | L | 32 | TYR |
| 1 | L | 49 | LYS |
| 1 | L | 53 | LYS |
| 1 | L | 94 | GLU |
| 1 | L | 117 | LEU |
| 1 | L | 140 | GLU |
| 1 | L | 171 | ASP |
| 1 | M | 32 | TYR |
| 1 | M | 123 | ASP |
| 1 | M | 134 | GLU |
| 1 | M | 171 | ASP |
| 1 | N | 4 | SER |
| 1 | N | 32 | TYR |
| 1 | N | 86 | GLN |
| 1 | N | 117 | LEU |
| 1 | N | 125 | ASN |
| 1 | N | 177 | ASP |
| 1 | O | 5 | THR |
| 1 | O | 32 | TYR |
| 1 | O | 87 | LYS |
| 1 | O | 140 | GLU |
| 1 | P | 32 | TYR |
| 1 | P | 53 | LYS |
| 1 | P | 61 | GLU |

Continued on next page...

Continued from previous page...

| Mol | Chain | Res | Type |
|-----|-------|-----|------|
| 1 | P | 117 | LEU |
| 1 | Q | 5 | THR |
| 1 | Q | 8 | VAL |
| 1 | Q | 32 | TYR |
| 1 | Q | 49 | LYS |
| 1 | Q | 100 | MET |
| 1 | Q | 117 | LEU |
| 1 | Q | 123 | ASP |
| 1 | Q | 157 | LYS |
| 1 | Q | 177 | ASP |
| 1 | R | 32 | TYR |
| 1 | R | 61 | GLU |
| 1 | R | 64 | GLU |
| 1 | R | 117 | LEU |
| 1 | R | 157 | LYS |
| 1 | R | 171 | ASP |
| 1 | S | 6 | SER |
| 1 | S | 32 | TYR |
| 1 | S | 72 | LEU |
| 1 | S | 117 | LEU |
| 1 | S | 177 | ASP |
| 1 | T | 14 | GLN |
| 1 | T | 32 | TYR |
| 1 | T | 53 | LYS |
| 1 | T | 117 | LEU |
| 1 | T | 123 | ASP |
| 1 | U | 5 | THR |
| 1 | U | 32 | TYR |
| 1 | U | 44 | ASP |
| 1 | U | 117 | LEU |
| 1 | U | 119 | LYS |
| 1 | U | 175 | LEU |
| 1 | V | 4 | SER |
| 1 | V | 6 | SER |
| 1 | V | 32 | TYR |
| 1 | V | 117 | LEU |
| 1 | V | 123 | ASP |
| 1 | V | 171 | ASP |
| 1 | W | 32 | TYR |
| 1 | W | 49 | LYS |
| 1 | W | 91 | ASP |
| 1 | X | 32 | TYR |

Continued on next page...

Continued from previous page...

| Mol | Chain | Res | Type |
|-----|-------|-----|------|
| 1 | X | 44 | ASP |
| 1 | X | 53 | LYS |
| 1 | X | 143 | LYS |

Some sidechains can be flipped to improve hydrogen bonding and reduce clashes. All (8) such sidechains are listed below:

| Mol | Chain | Res | Type |
|-----|-------|-----|------|
| 1 | G | 25 | ASN |
| 1 | J | 122 | HIS |
| 1 | L | 57 | HIS |
| 1 | L | 136 | HIS |
| 1 | N | 122 | HIS |
| 1 | R | 25 | ASN |
| 1 | S | 118 | HIS |
| 1 | T | 122 | HIS |

5.3.3 RNA [i](#)

There are no RNA molecules in this entry.

5.4 Non-standard residues in protein, DNA, RNA chains [i](#)

There are no non-standard protein/DNA/RNA residues in this entry.

5.5 Carbohydrates [i](#)

There are no monosaccharides in this entry.

5.6 Ligand geometry [i](#)

Of 226 ligands modelled in this entry, 210 are monoatomic - leaving 16 for Mogul analysis.

In the following table, the Counts columns list the number of bonds (or angles) for which Mogul statistics could be retrieved, the number of bonds (or angles) that are observed in the model and the number of bonds (or angles) that are defined in the Chemical Component Dictionary. The Link column lists molecule types, if any, to which the group is linked. The Z score for a bond length (or angle) is the number of standard deviations the observed value is removed from the expected value. A bond length (or angle) with $|Z| > 2$ is considered an outlier worth inspection. RMSZ is the root-mean-square of all Z scores of the bond lengths (or angles).

| Mol | Type | Chain | Res | Link | Bond lengths | | | Bond angles | | |
|-----|------|-------|--------|------|--------------|------|----------|-------------|------|----------|
| | | | | | Counts | RMSZ | # Z > 2 | Counts | RMSZ | # Z > 2 |
| 4 | V9Y | R | 203[D] | 2 | 9,13,13 | 5.06 | 4 (44%) | 8,17,17 | 1.62 | 2 (25%) |
| 4 | V9Y | t | 203[D] | 2 | 9,13,13 | 4.82 | 3 (33%) | 8,17,17 | 1.84 | 2 (25%) |
| 4 | V9Y | X | 203[C] | 2 | 9,13,13 | 5.17 | 3 (33%) | 8,17,17 | 1.60 | 2 (25%) |
| 4 | V9Y | I | 203[C] | 2 | 9,13,13 | 4.89 | 3 (33%) | 8,17,17 | 2.10 | 3 (37%) |
| 4 | V9Y | O | 204[D] | 2 | 9,13,13 | 4.78 | 3 (33%) | 8,17,17 | 2.80 | 3 (37%) |
| 4 | V9Y | I | 203[D] | 2 | 9,13,13 | 5.15 | 4 (44%) | 8,17,17 | 2.16 | 3 (37%) |
| 4 | V9Y | X | 203[D] | 2 | 9,13,13 | 4.76 | 4 (44%) | 8,17,17 | 2.56 | 4 (50%) |
| 4 | V9Y | D | 204[D] | 2 | 9,13,13 | 4.88 | 4 (44%) | 8,17,17 | 2.30 | 3 (37%) |
| 4 | V9Y | R | 203[C] | 2 | 9,13,13 | 5.04 | 4 (44%) | 8,17,17 | 2.33 | 3 (37%) |
| 4 | V9Y | D | 204[C] | 2 | 9,13,13 | 4.86 | 4 (44%) | 8,17,17 | 2.60 | 5 (62%) |
| 4 | V9Y | A | 205[D] | 2 | 9,13,13 | 5.01 | 3 (33%) | 8,17,17 | 2.16 | 2 (25%) |
| 4 | V9Y | L | 203[C] | 2 | 9,13,13 | 4.82 | 5 (55%) | 8,17,17 | 2.76 | 5 (62%) |
| 4 | V9Y | L | 203[D] | 2 | 9,13,13 | 5.08 | 5 (55%) | 8,17,17 | 2.49 | 3 (37%) |
| 4 | V9Y | O | 204[C] | 2 | 9,13,13 | 5.06 | 3 (33%) | 8,17,17 | 1.97 | 2 (25%) |
| 4 | V9Y | A | 205[C] | 2 | 9,13,13 | 4.98 | 4 (44%) | 8,17,17 | 2.44 | 3 (37%) |
| 4 | V9Y | t | 203[C] | 2 | 9,13,13 | 5.02 | 4 (44%) | 8,17,17 | 2.16 | 4 (50%) |

In the following table, the Chirals column lists the number of chiral outliers, the number of chiral centers analysed, the number of these observed in the model and the number defined in the Chemical Component Dictionary. Similar counts are reported in the Torsion and Rings columns. '–' means no outliers of that kind were identified.

| Mol | Type | Chain | Res | Link | Chirals | Torsions | Rings |
|-----|------|-------|--------|------|---------|-----------|---------|
| 4 | V9Y | R | 203[D] | 2 | – | 2/6/12/12 | 0/1/1/1 |
| 4 | V9Y | t | 203[D] | 2 | – | 2/6/12/12 | 0/1/1/1 |
| 4 | V9Y | X | 203[C] | 2 | – | 2/6/12/12 | 0/1/1/1 |
| 4 | V9Y | I | 203[C] | 2 | – | 2/6/12/12 | 0/1/1/1 |
| 4 | V9Y | O | 204[D] | 2 | – | 2/6/12/12 | 0/1/1/1 |
| 4 | V9Y | I | 203[D] | 2 | – | 0/6/12/12 | 0/1/1/1 |
| 4 | V9Y | X | 203[D] | 2 | – | 2/6/12/12 | 0/1/1/1 |
| 4 | V9Y | D | 204[D] | 2 | – | 1/6/12/12 | 0/1/1/1 |
| 4 | V9Y | R | 203[C] | 2 | – | 0/6/12/12 | 0/1/1/1 |
| 4 | V9Y | D | 204[C] | 2 | – | 2/6/12/12 | 0/1/1/1 |
| 4 | V9Y | A | 205[D] | 2 | – | 1/6/12/12 | 0/1/1/1 |
| 4 | V9Y | L | 203[C] | 2 | – | 1/6/12/12 | 0/1/1/1 |
| 4 | V9Y | L | 203[D] | 2 | – | 1/6/12/12 | 0/1/1/1 |
| 4 | V9Y | O | 204[C] | 2 | – | 2/6/12/12 | 0/1/1/1 |

Continued on next page...

Continued from previous page...

| Mol | Type | Chain | Res | Link | Chirals | Torsions | Rings |
|-----|------|-------|--------|------|---------|-----------|---------|
| 4 | V9Y | A | 205[C] | 2 | - | 1/6/12/12 | 0/1/1/1 |
| 4 | V9Y | t | 203[C] | 2 | - | 0/6/12/12 | 0/1/1/1 |

All (60) bond length outliers are listed below:

| Mol | Chain | Res | Type | Atoms | Z | Observed(Å) | Ideal(Å) |
|-----|-------|--------|------|---------|-------|-------------|----------|
| 4 | I | 203[C] | V9Y | C02-N03 | 10.74 | 1.46 | 1.32 |
| 4 | X | 203[C] | V9Y | C02-N03 | 10.66 | 1.46 | 1.32 |
| 4 | L | 203[D] | V9Y | C02-N03 | 10.62 | 1.46 | 1.32 |
| 4 | A | 205[D] | V9Y | C02-N03 | 10.60 | 1.46 | 1.32 |
| 4 | X | 203[D] | V9Y | C02-N03 | 10.59 | 1.46 | 1.32 |
| 4 | R | 203[C] | V9Y | C02-N03 | 10.59 | 1.46 | 1.32 |
| 4 | O | 204[C] | V9Y | C02-N03 | 10.58 | 1.46 | 1.32 |
| 4 | A | 205[C] | V9Y | C02-N03 | 10.58 | 1.46 | 1.32 |
| 4 | I | 203[D] | V9Y | C02-N03 | 10.48 | 1.46 | 1.32 |
| 4 | O | 204[D] | V9Y | C02-N03 | 10.48 | 1.46 | 1.32 |
| 4 | t | 203[C] | V9Y | C02-N03 | 10.42 | 1.46 | 1.32 |
| 4 | R | 203[D] | V9Y | C02-N03 | 10.41 | 1.46 | 1.32 |
| 4 | I | 203[D] | V9Y | C09-N10 | 10.36 | 1.46 | 1.32 |
| 4 | X | 203[C] | V9Y | C09-N10 | 10.35 | 1.46 | 1.32 |
| 4 | t | 203[D] | V9Y | C02-N03 | 10.33 | 1.46 | 1.32 |
| 4 | R | 203[D] | V9Y | C09-N10 | 10.25 | 1.46 | 1.32 |
| 4 | D | 204[C] | V9Y | C02-N03 | 10.06 | 1.45 | 1.32 |
| 4 | O | 204[C] | V9Y | C09-N10 | 10.02 | 1.45 | 1.32 |
| 4 | L | 203[D] | V9Y | C09-N10 | 9.94 | 1.45 | 1.32 |
| 4 | t | 203[C] | V9Y | C09-N10 | 9.94 | 1.45 | 1.32 |
| 4 | R | 203[C] | V9Y | C09-N10 | 9.91 | 1.45 | 1.32 |
| 4 | D | 204[D] | V9Y | C02-N03 | 9.88 | 1.45 | 1.32 |
| 4 | L | 203[C] | V9Y | C02-N03 | 9.88 | 1.45 | 1.32 |
| 4 | D | 204[D] | V9Y | C09-N10 | 9.75 | 1.45 | 1.32 |
| 4 | A | 205[D] | V9Y | C09-N10 | 9.64 | 1.45 | 1.32 |
| 4 | D | 204[C] | V9Y | C09-N10 | 9.45 | 1.45 | 1.32 |
| 4 | A | 205[C] | V9Y | C09-N10 | 9.41 | 1.45 | 1.32 |
| 4 | I | 203[C] | V9Y | C09-N10 | 9.32 | 1.44 | 1.32 |
| 4 | L | 203[C] | V9Y | C09-N10 | 9.32 | 1.44 | 1.32 |
| 4 | t | 203[D] | V9Y | C09-N10 | 9.30 | 1.44 | 1.32 |
| 4 | O | 204[D] | V9Y | C09-N10 | 8.88 | 1.44 | 1.32 |
| 4 | X | 203[D] | V9Y | C09-N10 | 8.53 | 1.43 | 1.32 |
| 4 | L | 203[C] | V9Y | C05-C02 | 3.26 | 1.54 | 1.49 |
| 4 | A | 205[D] | V9Y | C08-C09 | 3.21 | 1.54 | 1.49 |
| 4 | I | 203[D] | V9Y | C08-C09 | 3.20 | 1.54 | 1.49 |
| 4 | X | 203[C] | V9Y | C08-C09 | 3.14 | 1.54 | 1.49 |

Continued on next page...

Continued from previous page...

| Mol | Chain | Res | Type | Atoms | Z | Observed(Å) | Ideal(Å) |
|-----|-------|--------|------|---------|-------|-------------|----------|
| 4 | A | 205[C] | V9Y | C08-C09 | 3.12 | 1.54 | 1.49 |
| 4 | O | 204[C] | V9Y | C08-C09 | 3.03 | 1.54 | 1.49 |
| 4 | D | 204[D] | V9Y | C08-C09 | 2.98 | 1.54 | 1.49 |
| 4 | D | 204[C] | V9Y | C05-C02 | 2.90 | 1.54 | 1.49 |
| 4 | X | 203[D] | V9Y | C05-C02 | 2.86 | 1.54 | 1.49 |
| 4 | L | 203[D] | V9Y | C08-C09 | 2.81 | 1.54 | 1.49 |
| 4 | t | 203[C] | V9Y | C08-C09 | 2.78 | 1.54 | 1.49 |
| 4 | O | 204[D] | V9Y | C08-C09 | 2.72 | 1.53 | 1.49 |
| 4 | A | 205[C] | V9Y | C05-C02 | 2.59 | 1.53 | 1.49 |
| 4 | X | 203[D] | V9Y | C08-C09 | 2.56 | 1.53 | 1.49 |
| 4 | D | 204[C] | V9Y | C08-C09 | 2.56 | 1.53 | 1.49 |
| 4 | R | 203[D] | V9Y | C08-C09 | 2.53 | 1.53 | 1.49 |
| 4 | L | 203[C] | V9Y | C08-C09 | 2.49 | 1.53 | 1.49 |
| 4 | t | 203[C] | V9Y | C05-C02 | 2.42 | 1.53 | 1.49 |
| 4 | R | 203[C] | V9Y | C08-C09 | 2.41 | 1.53 | 1.49 |
| 4 | t | 203[D] | V9Y | C08-C09 | 2.24 | 1.53 | 1.49 |
| 4 | D | 204[D] | V9Y | C05-C02 | 2.19 | 1.53 | 1.49 |
| 4 | I | 203[C] | V9Y | C08-C09 | 2.14 | 1.53 | 1.49 |
| 4 | L | 203[C] | V9Y | O12-C09 | -2.07 | 1.19 | 1.23 |
| 4 | R | 203[D] | V9Y | C05-C02 | 2.04 | 1.52 | 1.49 |
| 4 | R | 203[C] | V9Y | C05-C02 | 2.03 | 1.52 | 1.49 |
| 4 | L | 203[D] | V9Y | C05-C02 | 2.02 | 1.52 | 1.49 |
| 4 | L | 203[D] | V9Y | O12-C09 | -2.02 | 1.19 | 1.23 |
| 4 | I | 203[D] | V9Y | C05-C02 | 2.00 | 1.52 | 1.49 |

All (49) bond angle outliers are listed below:

| Mol | Chain | Res | Type | Atoms | Z | Observed(°) | Ideal(°) |
|-----|-------|--------|------|-------------|-------|-------------|----------|
| 4 | O | 204[D] | V9Y | C08-C09-N10 | 5.10 | 123.65 | 115.48 |
| 4 | L | 203[D] | V9Y | C08-C09-N10 | 4.98 | 123.45 | 115.48 |
| 4 | A | 205[C] | V9Y | O12-C09-N10 | -4.34 | 114.84 | 122.94 |
| 4 | O | 204[D] | V9Y | O12-C09-N10 | -4.30 | 114.91 | 122.94 |
| 4 | A | 205[D] | V9Y | C08-C09-N10 | 4.20 | 122.22 | 115.48 |
| 4 | X | 203[D] | V9Y | O12-C09-N10 | -4.12 | 115.24 | 122.94 |
| 4 | I | 203[D] | V9Y | C08-C09-N10 | 4.11 | 122.07 | 115.48 |
| 4 | L | 203[C] | V9Y | C08-C09-N10 | 4.06 | 121.98 | 115.48 |
| 4 | L | 203[C] | V9Y | O01-C02-N03 | -4.04 | 115.40 | 122.94 |
| 4 | D | 204[C] | V9Y | C08-C09-N10 | 3.97 | 121.84 | 115.48 |
| 4 | A | 205[C] | V9Y | C08-C09-N10 | 3.95 | 121.81 | 115.48 |
| 4 | L | 203[D] | V9Y | O12-C09-N10 | -3.94 | 115.59 | 122.94 |
| 4 | R | 203[C] | V9Y | C05-C02-N03 | 3.83 | 121.62 | 115.48 |
| 4 | A | 205[D] | V9Y | O12-C09-N10 | -3.83 | 115.80 | 122.94 |

Continued on next page...

Continued from previous page...

| Mol | Chain | Res | Type | Atoms | Z | Observed(°) | Ideal(°) |
|-----|-------|--------|------|-------------|-------|-------------|----------|
| 4 | D | 204[D] | V9Y | C08-C09-N10 | 3.82 | 121.60 | 115.48 |
| 4 | R | 203[C] | V9Y | C08-C09-N10 | 3.75 | 121.48 | 115.48 |
| 4 | O | 204[C] | V9Y | C08-C09-N10 | 3.70 | 121.41 | 115.48 |
| 4 | X | 203[D] | V9Y | O11-N10-C09 | -3.62 | 110.70 | 119.64 |
| 4 | D | 204[D] | V9Y | O12-C09-N10 | -3.56 | 116.29 | 122.94 |
| 4 | D | 204[C] | V9Y | O12-C09-N10 | -3.51 | 116.39 | 122.94 |
| 4 | O | 204[D] | V9Y | O11-N10-C09 | -3.49 | 111.01 | 119.64 |
| 4 | L | 203[C] | V9Y | O12-C09-N10 | -3.47 | 116.47 | 122.94 |
| 4 | X | 203[D] | V9Y | C08-C09-N10 | 3.44 | 120.99 | 115.48 |
| 4 | I | 203[D] | V9Y | O12-C09-N10 | -3.40 | 116.59 | 122.94 |
| 4 | t | 203[C] | V9Y | C05-C02-N03 | 3.38 | 120.89 | 115.48 |
| 4 | I | 203[C] | V9Y | O12-C09-N10 | -3.37 | 116.66 | 122.94 |
| 4 | R | 203[D] | V9Y | C08-C09-N10 | 3.28 | 120.74 | 115.48 |
| 4 | O | 204[C] | V9Y | O12-C09-N10 | -3.24 | 116.89 | 122.94 |
| 4 | I | 203[C] | V9Y | C08-C09-N10 | 3.21 | 120.62 | 115.48 |
| 4 | t | 203[C] | V9Y | C08-C09-N10 | 3.21 | 120.62 | 115.48 |
| 4 | D | 204[D] | V9Y | C05-C02-N03 | 3.20 | 120.61 | 115.48 |
| 4 | t | 203[C] | V9Y | O12-C09-N10 | -3.15 | 117.07 | 122.94 |
| 4 | D | 204[C] | V9Y | O01-C02-N03 | -3.11 | 117.13 | 122.94 |
| 4 | I | 203[C] | V9Y | O11-N10-C09 | -3.09 | 112.02 | 119.64 |
| 4 | R | 203[C] | V9Y | O12-C09-N10 | -3.00 | 117.35 | 122.94 |
| 4 | D | 204[C] | V9Y | C05-C02-N03 | 2.94 | 120.19 | 115.48 |
| 4 | t | 203[D] | V9Y | C08-C09-N10 | 2.91 | 120.15 | 115.48 |
| 4 | t | 203[D] | V9Y | O12-C09-N10 | -2.82 | 117.68 | 122.94 |
| 4 | X | 203[C] | V9Y | O12-C09-N10 | -2.80 | 117.72 | 122.94 |
| 4 | X | 203[C] | V9Y | C08-C09-N10 | 2.73 | 119.86 | 115.48 |
| 4 | L | 203[C] | V9Y | C05-C02-N03 | 2.69 | 119.78 | 115.48 |
| 4 | D | 204[C] | V9Y | O11-N10-C09 | -2.54 | 113.36 | 119.64 |
| 4 | L | 203[C] | V9Y | O11-N10-C09 | -2.40 | 113.70 | 119.64 |
| 4 | I | 203[D] | V9Y | C05-C02-N03 | 2.34 | 119.23 | 115.48 |
| 4 | A | 205[C] | V9Y | O11-N10-C09 | -2.28 | 114.01 | 119.64 |
| 4 | R | 203[D] | V9Y | O12-C09-N10 | -2.17 | 118.89 | 122.94 |
| 4 | X | 203[D] | V9Y | O01-C02-N03 | -2.11 | 119.00 | 122.94 |
| 4 | t | 203[C] | V9Y | O01-C02-N03 | -2.04 | 119.13 | 122.94 |
| 4 | L | 203[D] | V9Y | O11-N10-C09 | -2.02 | 114.64 | 119.64 |

There are no chirality outliers.

All (21) torsion outliers are listed below:

| Mol | Chain | Res | Type | Atoms |
|-----|-------|--------|------|-----------------|
| 4 | O | 204[C] | V9Y | O01-C02-C05-C06 |
| 4 | O | 204[C] | V9Y | C07-C08-C09-O12 |

Continued on next page...

Continued from previous page...

| Mol | Chain | Res | Type | Atoms |
|-----|-------|--------|------|-----------------|
| 4 | A | 205[C] | V9Y | C07-C08-C09-O12 |
| 4 | A | 205[D] | V9Y | O01-C02-C05-C06 |
| 4 | X | 203[D] | V9Y | O01-C02-C05-C06 |
| 4 | X | 203[D] | V9Y | C07-C08-C09-O12 |
| 4 | R | 203[D] | V9Y | O01-C02-C05-C06 |
| 4 | R | 203[D] | V9Y | C07-C08-C09-O12 |
| 4 | X | 203[C] | V9Y | O01-C02-C05-C06 |
| 4 | X | 203[C] | V9Y | C07-C08-C09-O12 |
| 4 | O | 204[D] | V9Y | O01-C02-C05-C06 |
| 4 | O | 204[D] | V9Y | C07-C08-C09-O12 |
| 4 | D | 204[D] | V9Y | C07-C08-C09-O12 |
| 4 | D | 204[C] | V9Y | O01-C02-C05-C06 |
| 4 | D | 204[C] | V9Y | C07-C08-C09-O12 |
| 4 | L | 203[C] | V9Y | C07-C08-C09-O12 |
| 4 | L | 203[D] | V9Y | O01-C02-C05-C06 |
| 4 | t | 203[D] | V9Y | O01-C02-C05-C06 |
| 4 | t | 203[D] | V9Y | C07-C08-C09-O12 |
| 4 | I | 203[C] | V9Y | O01-C02-C05-C06 |
| 4 | I | 203[C] | V9Y | C07-C08-C09-O12 |

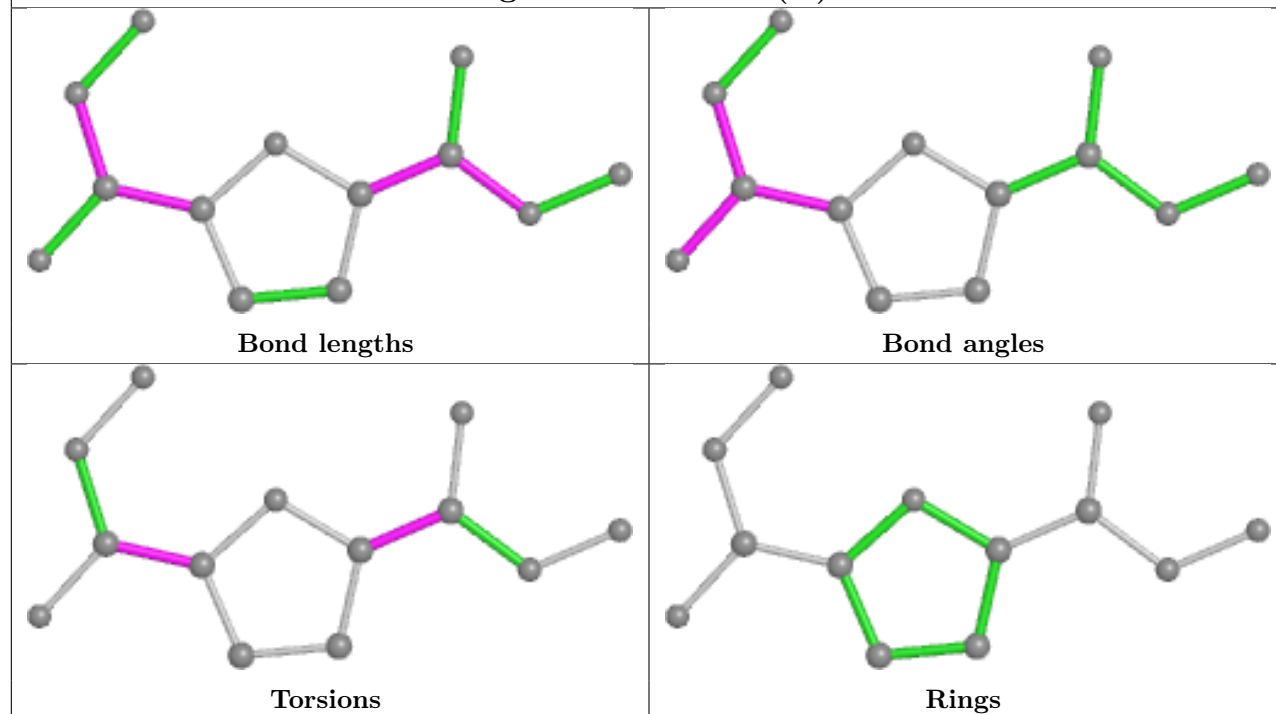
There are no ring outliers.

3 monomers are involved in 5 short contacts:

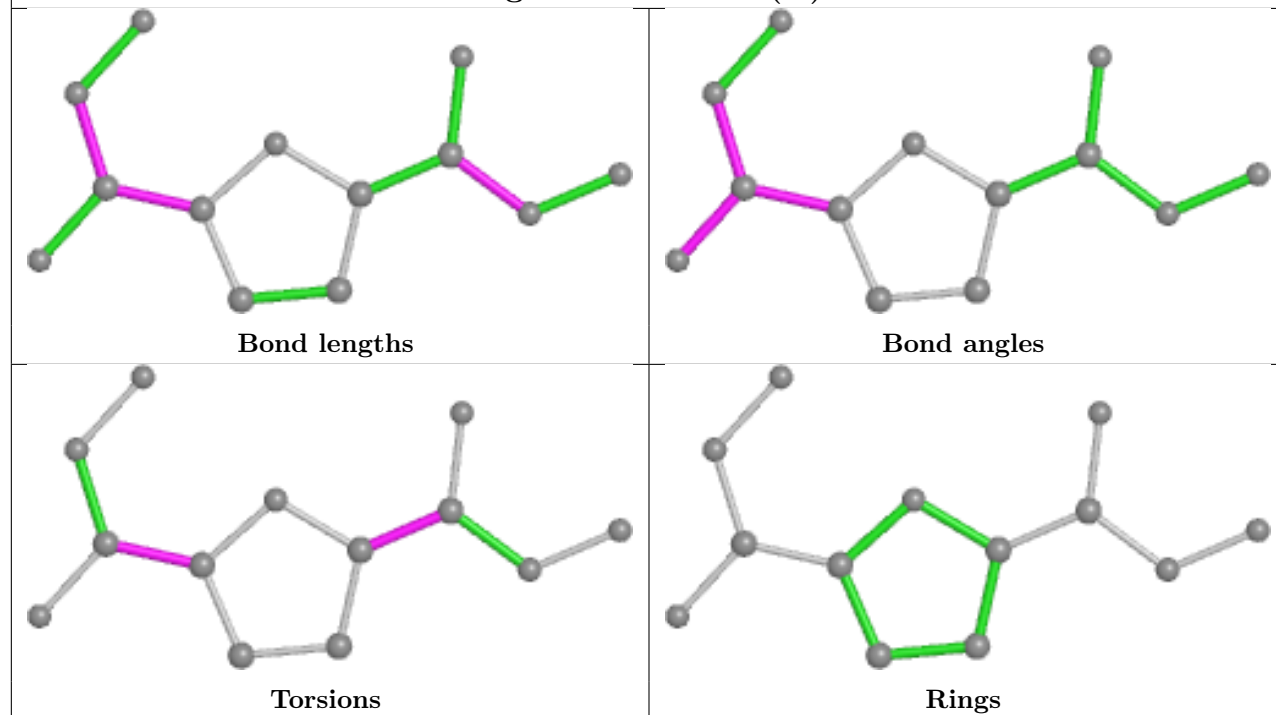
| Mol | Chain | Res | Type | Clashes | Symm-Clashes |
|-----|-------|--------|------|---------|--------------|
| 4 | R | 203[D] | V9Y | 2 | 0 |
| 4 | I | 203[C] | V9Y | 2 | 0 |
| 4 | D | 204[C] | V9Y | 1 | 0 |

The following is a two-dimensional graphical depiction of Mogul quality analysis of bond lengths, bond angles, torsion angles, and ring geometry for all instances of the Ligand of Interest. In addition, ligands with molecular weight > 250 and outliers as shown on the validation Tables will also be included. For torsion angles, if less than 5% of the Mogul distribution of torsion angles is within 10 degrees of the torsion angle in question, then that torsion angle is considered an outlier. Any bond that is central to one or more torsion angles identified as an outlier by Mogul will be highlighted in the graph. For rings, the root-mean-square deviation (RMSD) between the ring in question and similar rings identified by Mogul is calculated over all ring torsion angles. If the average RMSD is greater than 60 degrees and the minimal RMSD between the ring in question and any Mogul-identified rings is also greater than 60 degrees, then that ring is considered an outlier. The outliers are highlighted in purple. The color gray indicates Mogul did not find sufficient equivalents in the CSD to analyse the geometry.

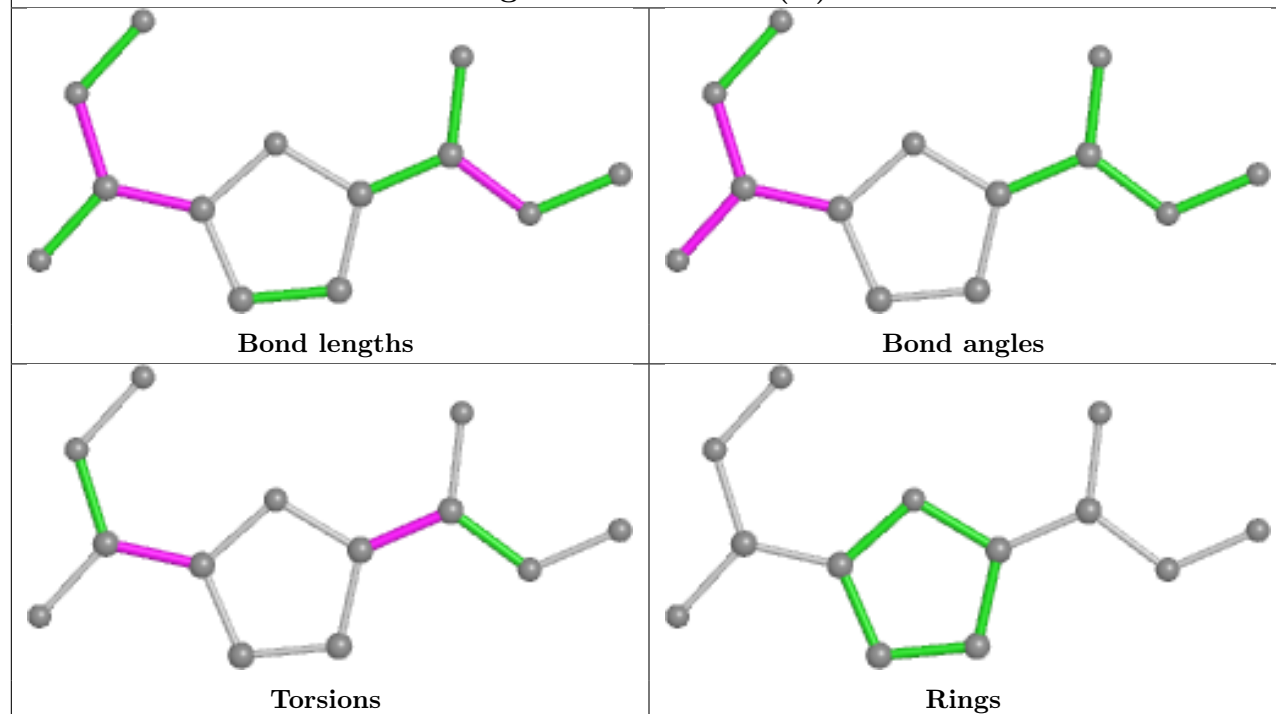
Ligand V9Y R 203 (D)



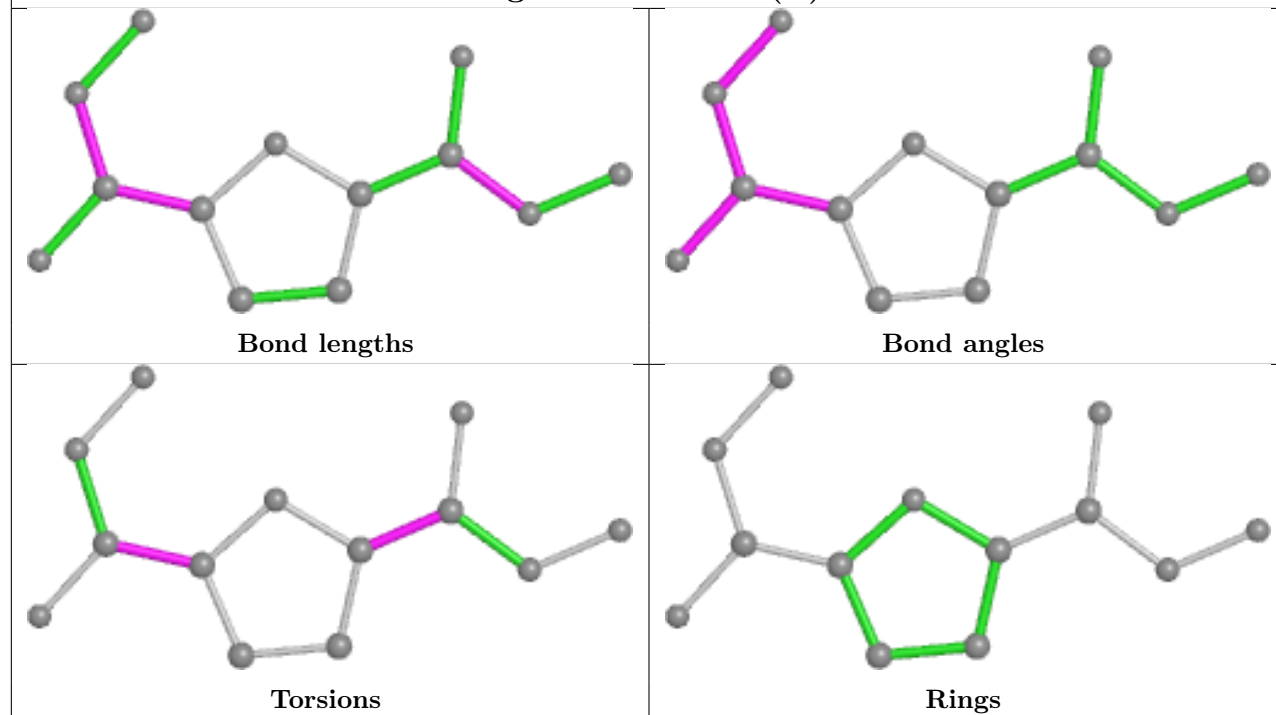
Ligand V9Y t 203 (D)



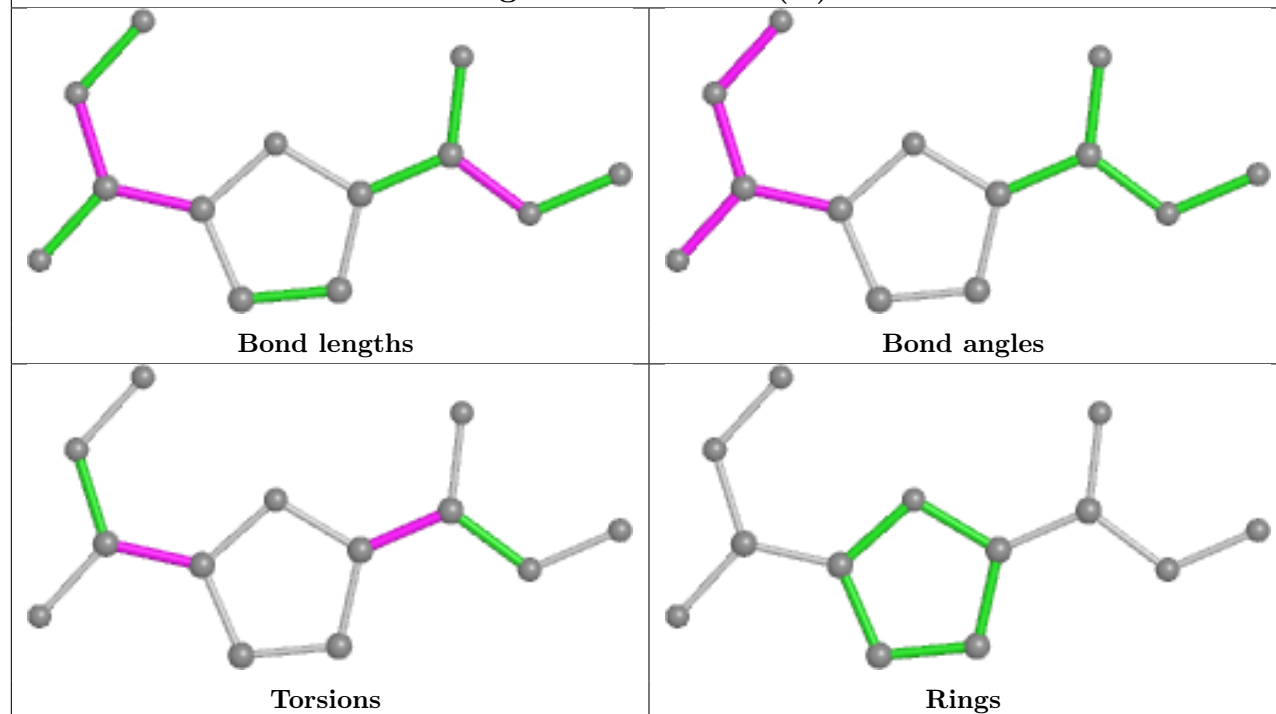
Ligand V9Y X 203 (C)



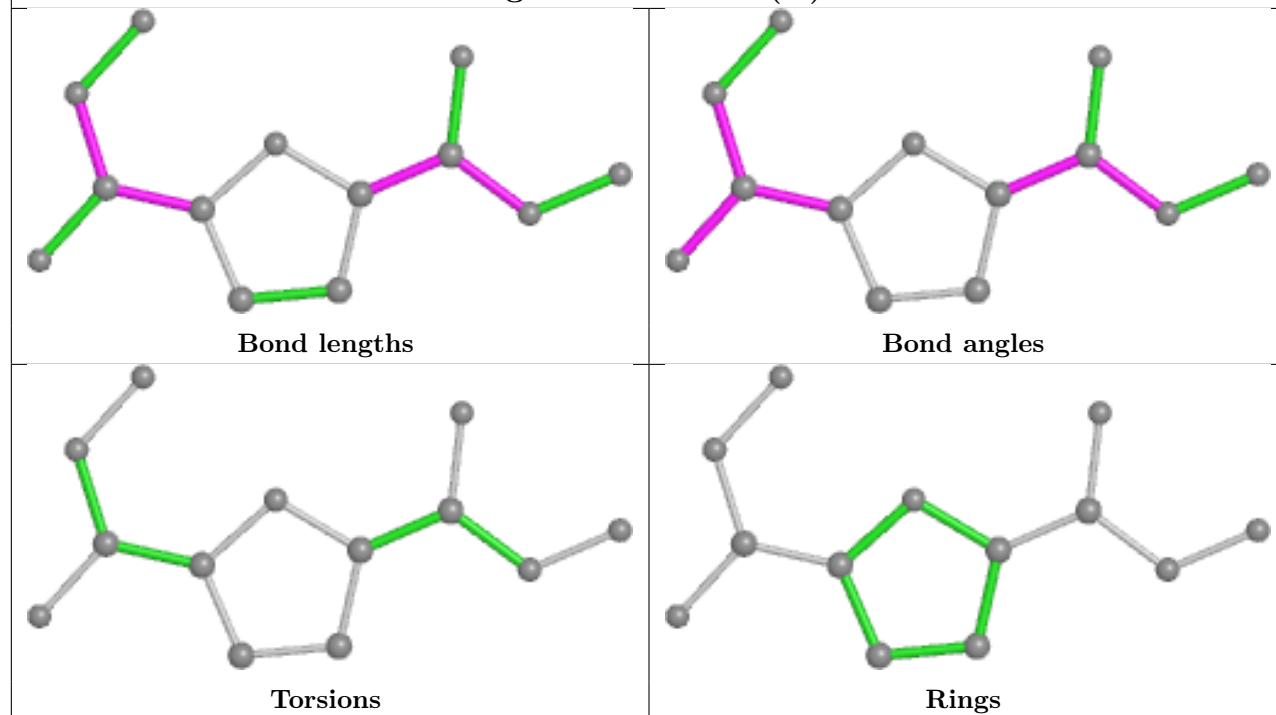
Ligand V9Y I 203 (C)



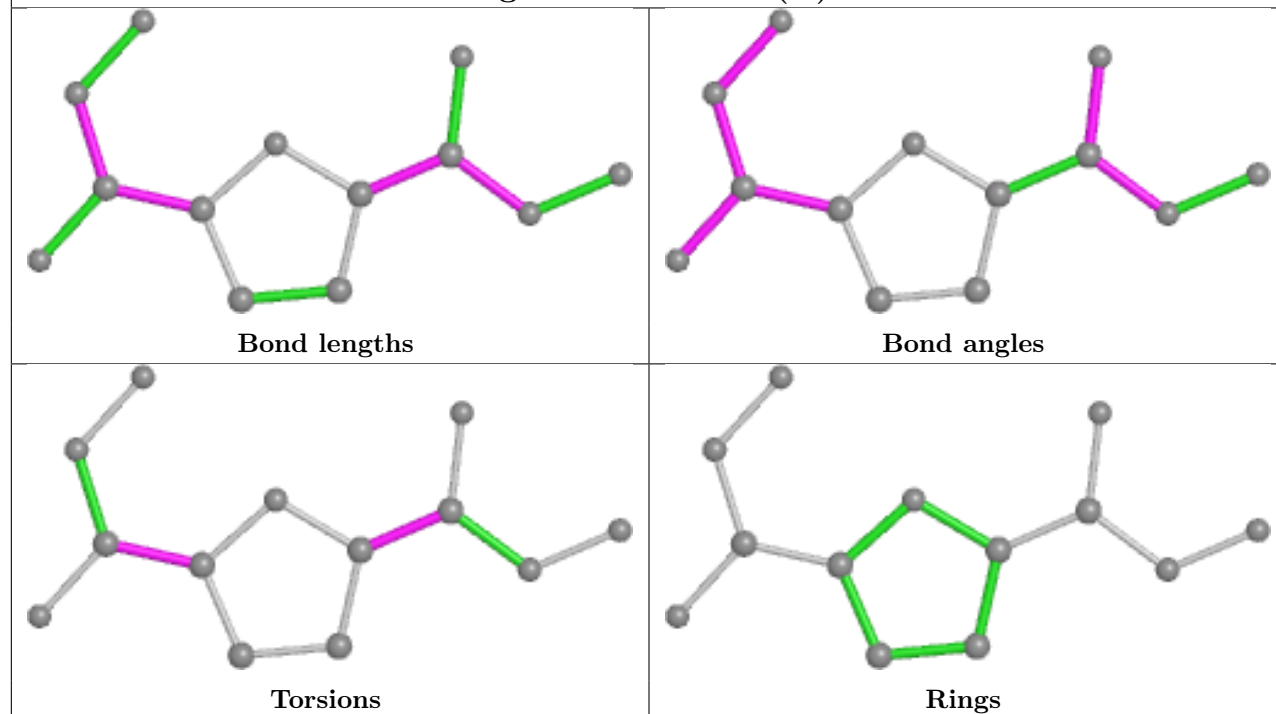
Ligand V9Y O 204 (D)



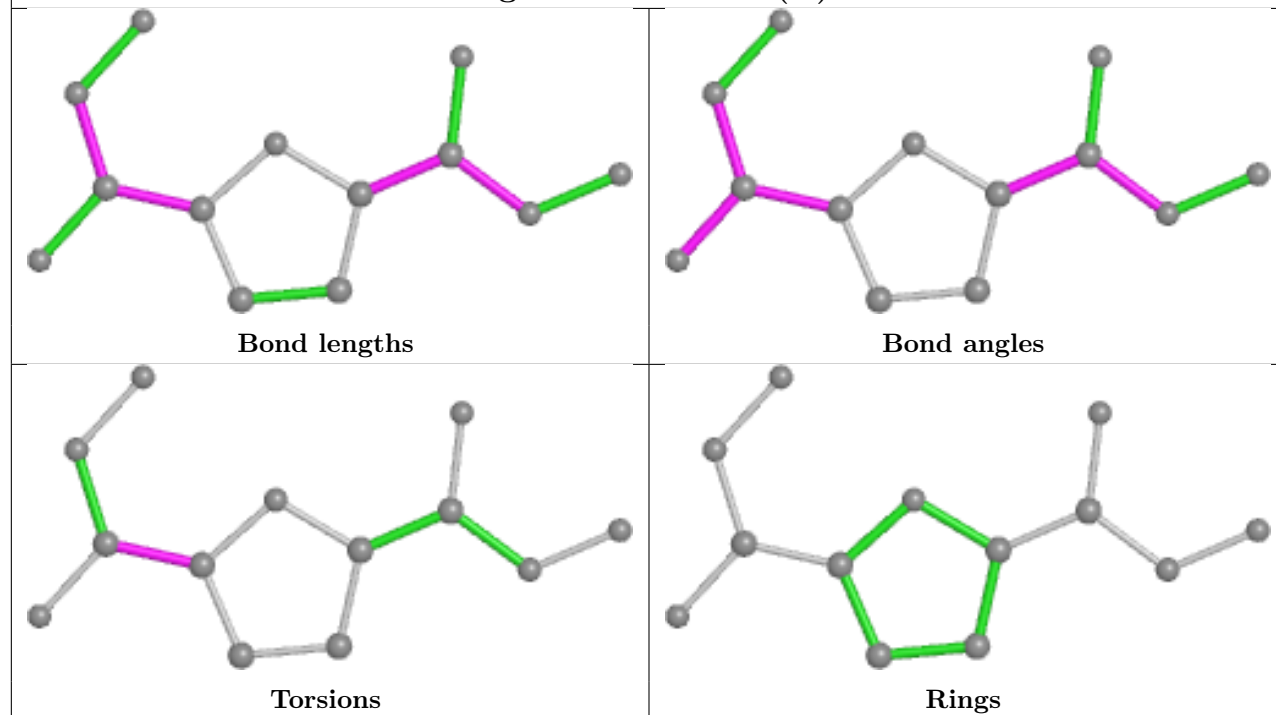
Ligand V9Y I 203 (D)



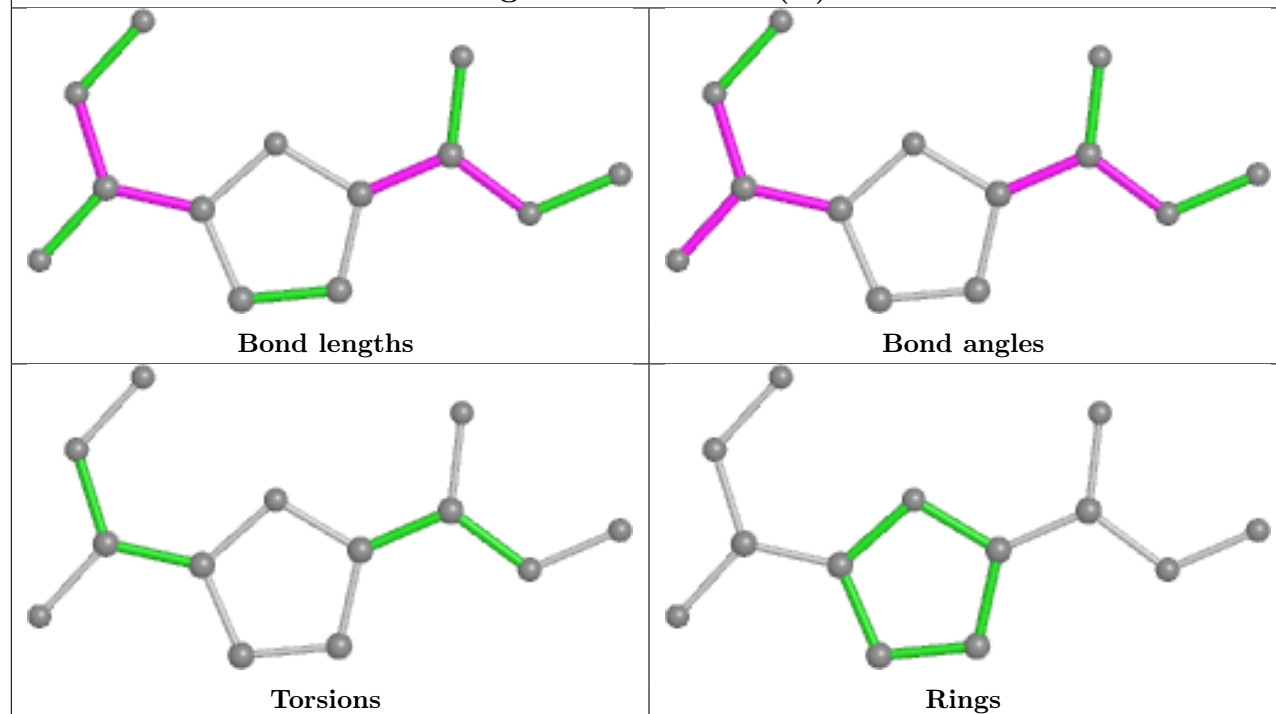
Ligand V9Y X 203 (D)



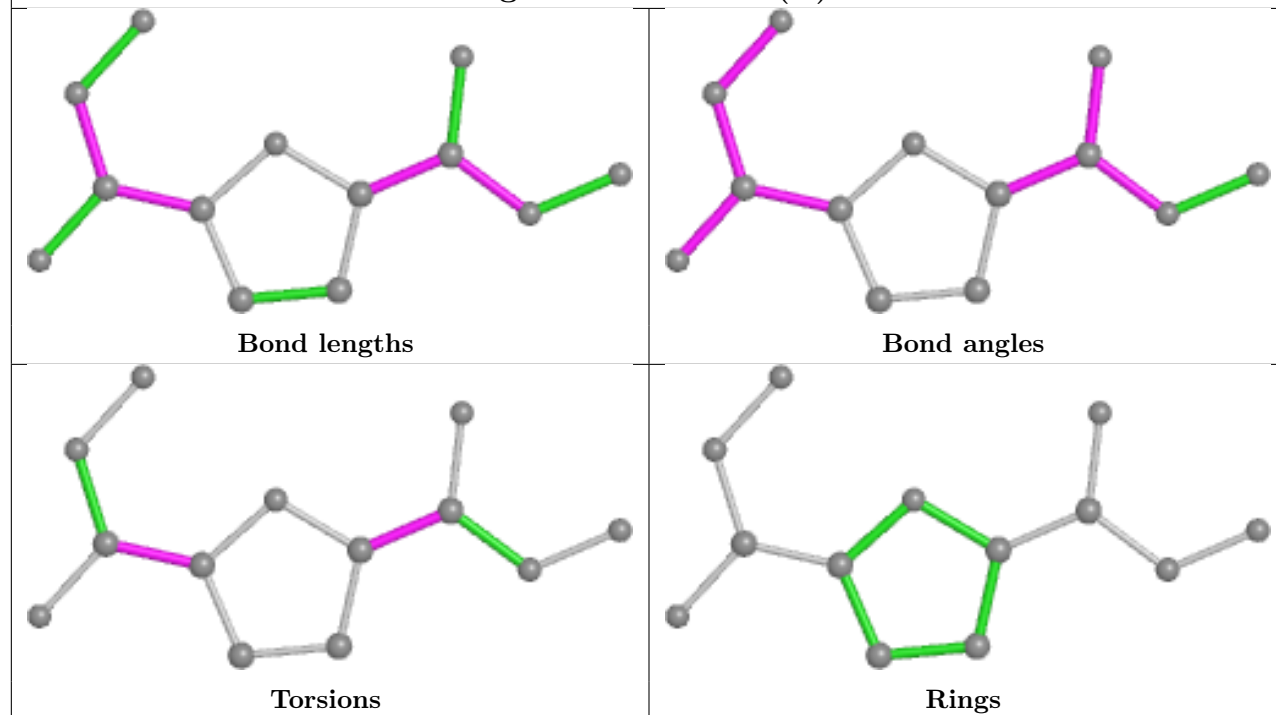
Ligand V9Y D 204 (D)



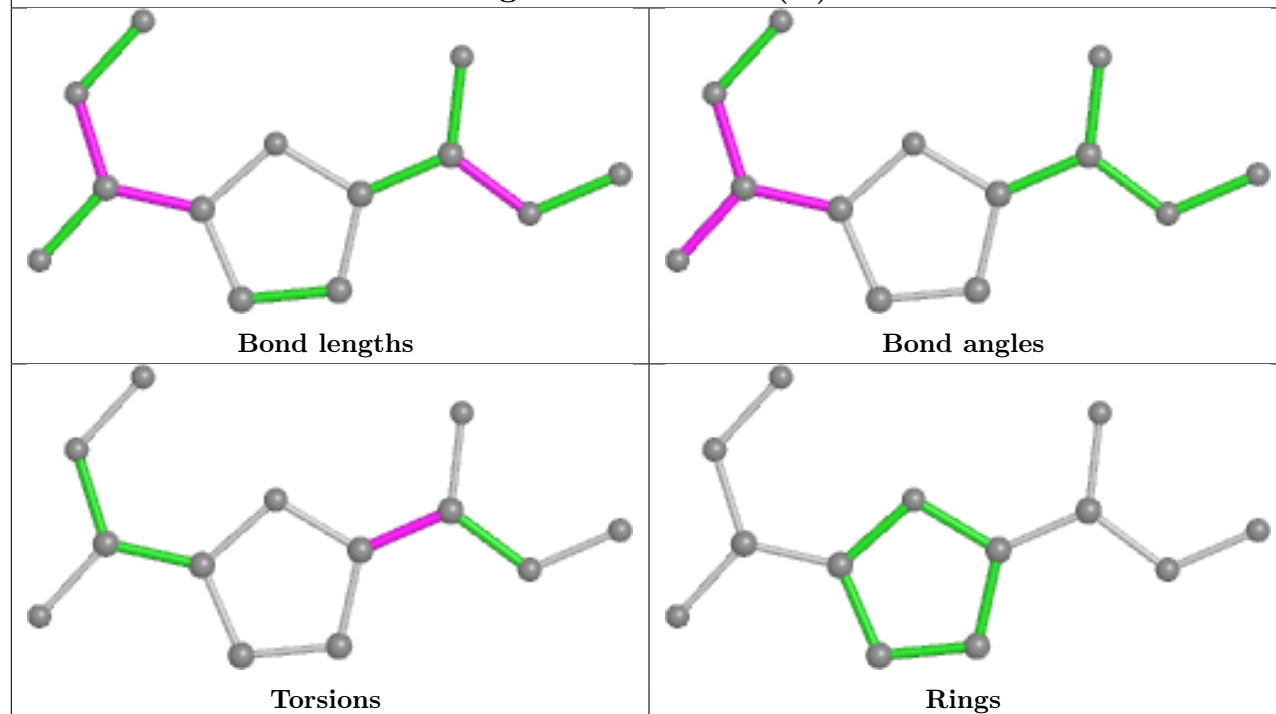
Ligand V9Y R 203 (C)



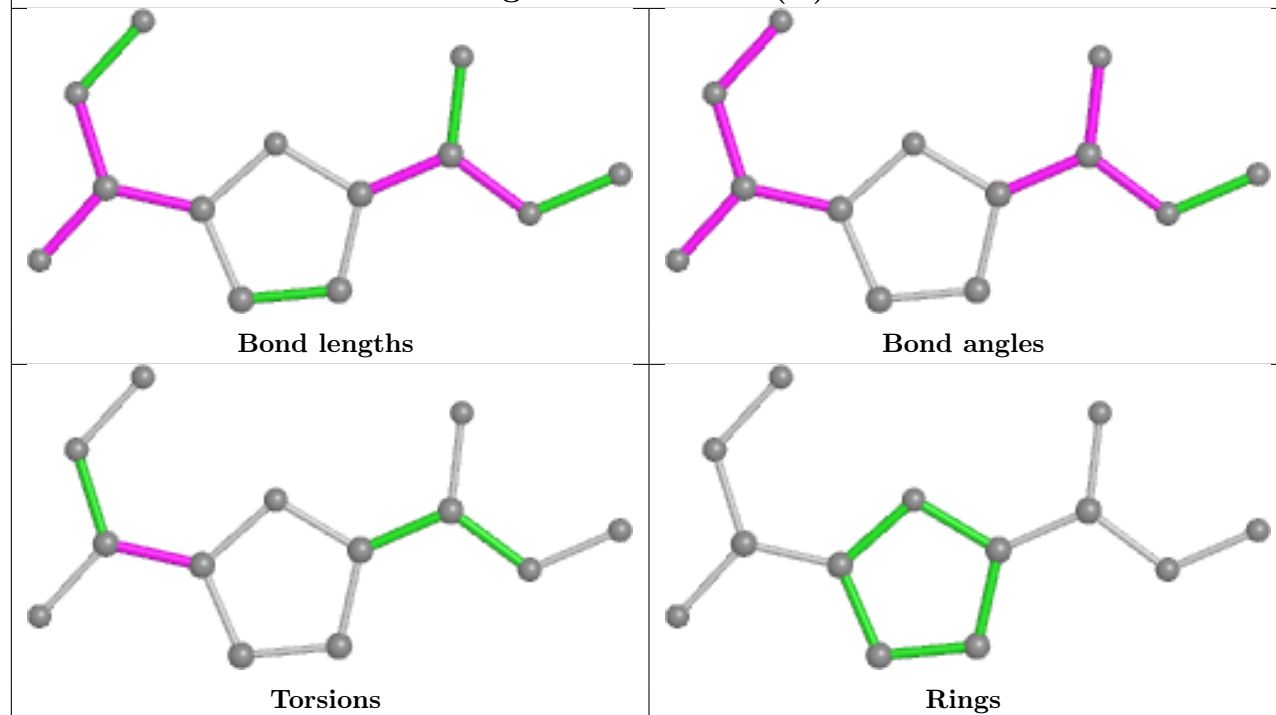
Ligand V9Y D 204 (C)



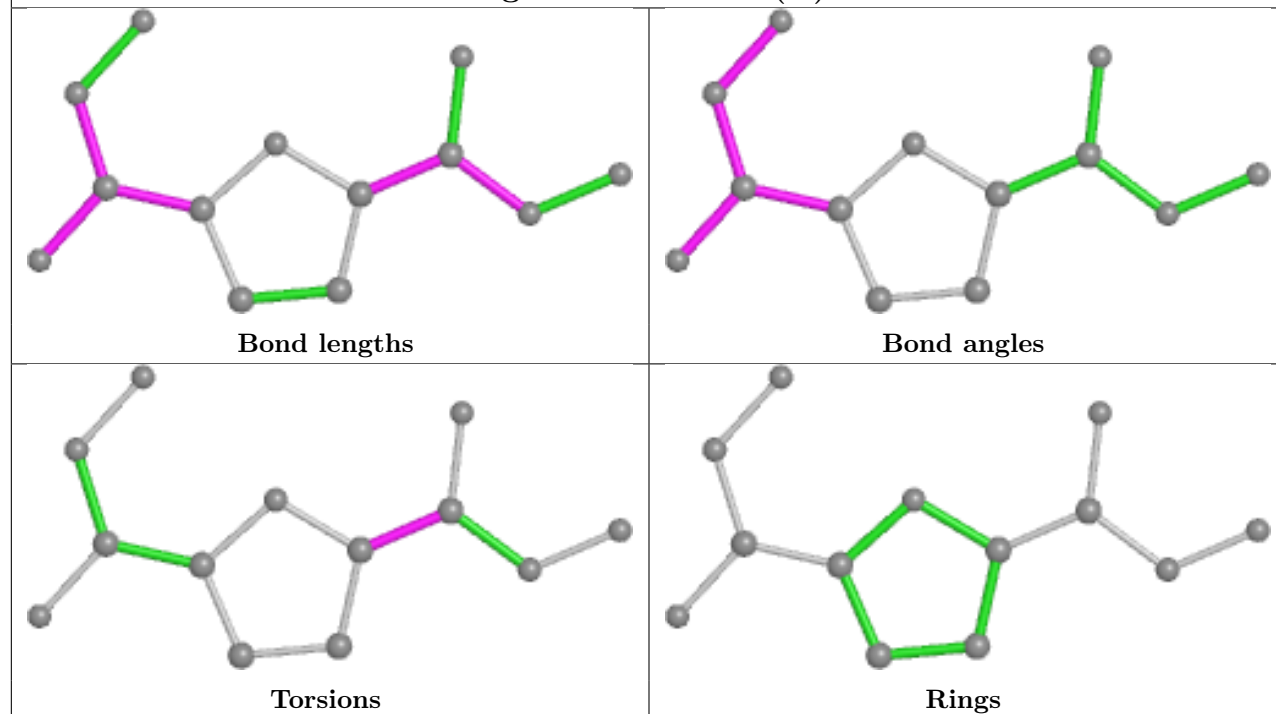
Ligand V9Y A 205 (D)



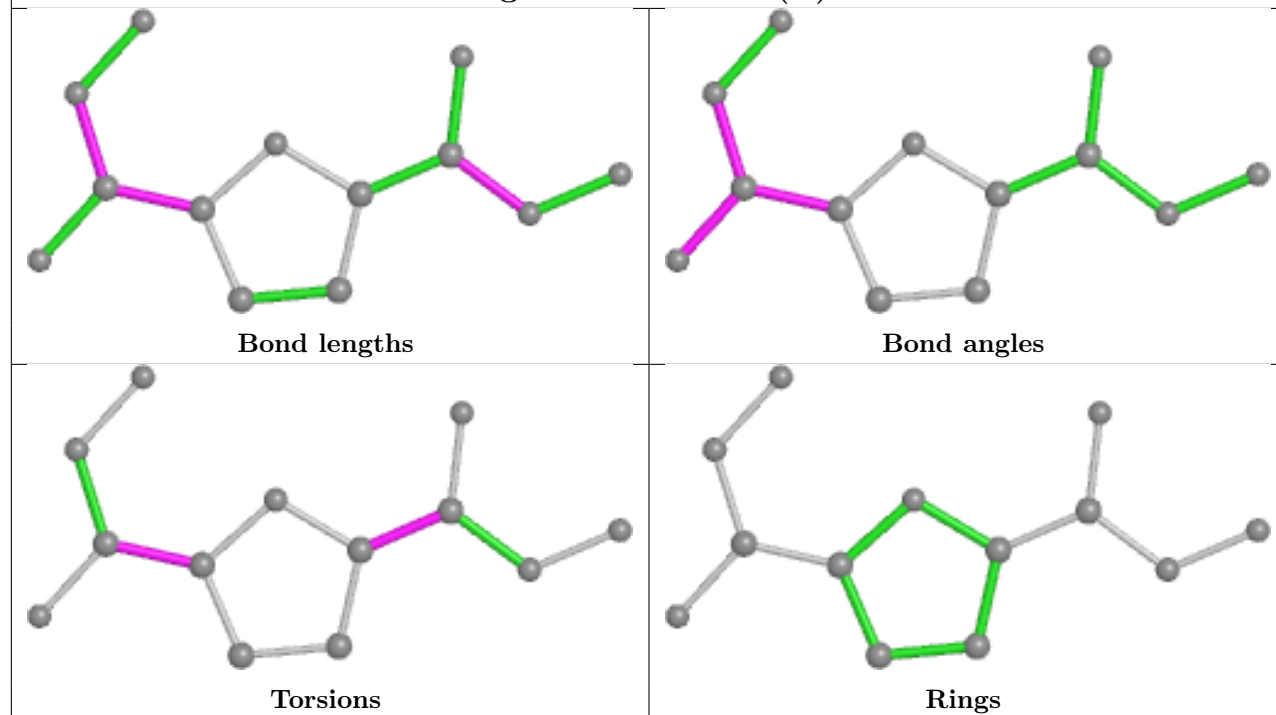
Ligand V9Y L 203 (C)

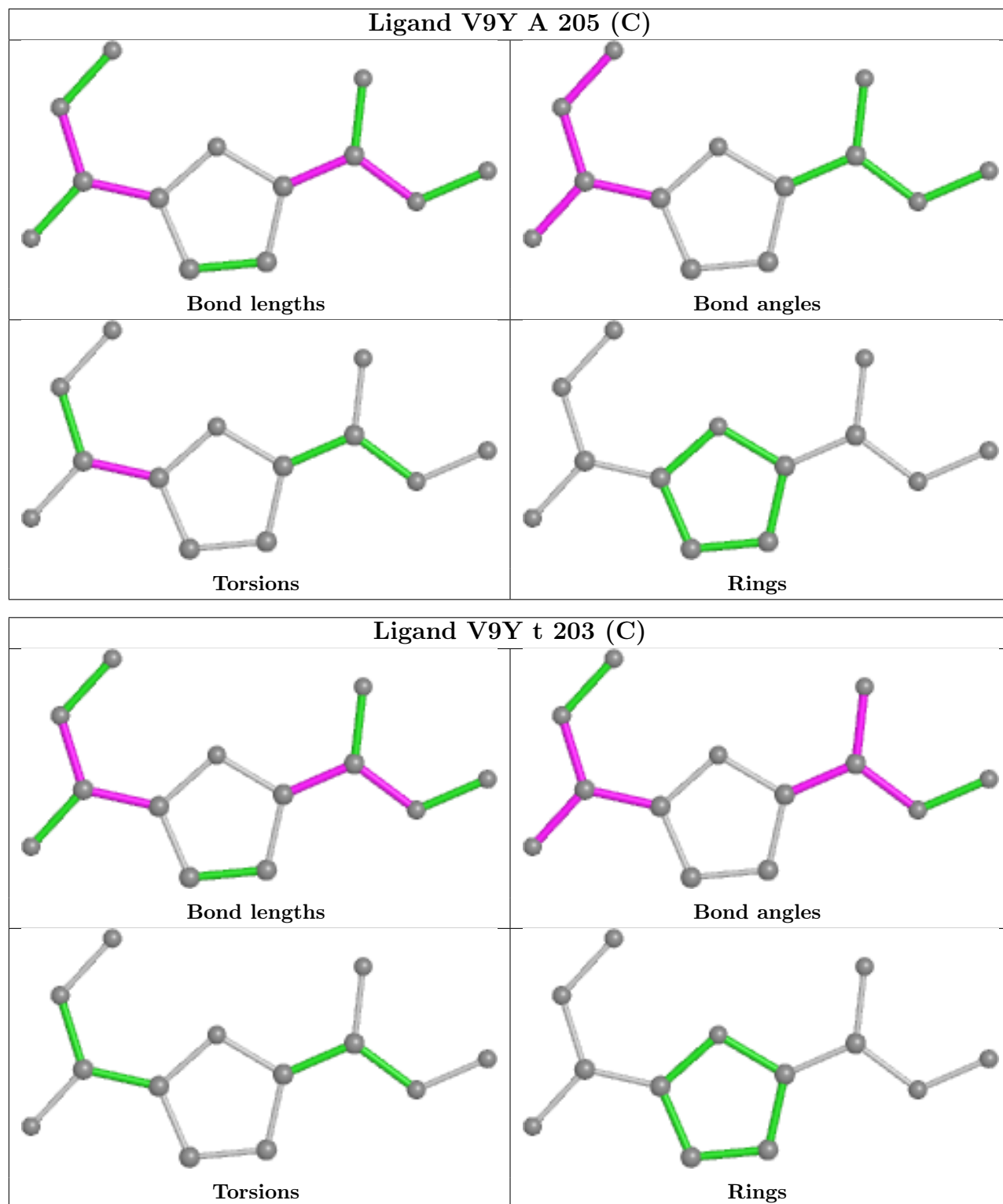


Ligand V9Y L 203 (D)



Ligand V9Y O 204 (C)





5.7 Other polymers ⓘ

There are no such residues in this entry.

5.8 Polymer linkage issues ⓘ

There are no chain breaks in this entry.

6 Fit of model and data ⓘ

6.1 Protein, DNA and RNA chains ⓘ

In the following table, the column labelled ‘#RSRZ> 2’ contains the number (and percentage) of RSRZ outliers, followed by percent RSRZ outliers for the chain as percentile scores relative to all X-ray entries and entries of similar resolution. The OWAB column contains the minimum, median, 95th percentile and maximum values of the occupancy-weighted average B-factor per residue. The column labelled ‘Q< 0.9’ lists the number of (and percentage) of residues with an average occupancy less than 0.9.

| Mol | Chain | Analysed | <RSRZ> | #RSRZ>2 | OWAB(Å ²) | Q<0.9 |
|-----|-------|---------------|--------|--------------|-----------------------|-------|
| 1 | A | 174/182 (95%) | -0.18 | 1 (0%) 89 93 | 22, 31, 48, 75 | 0 |
| 1 | B | 174/182 (95%) | -0.14 | 1 (0%) 89 93 | 23, 32, 50, 77 | 0 |
| 1 | C | 174/182 (95%) | -0.17 | 1 (0%) 89 93 | 23, 32, 46, 80 | 0 |
| 1 | D | 174/182 (95%) | -0.10 | 0 100 100 | 26, 36, 53, 85 | 0 |
| 1 | E | 174/182 (95%) | -0.01 | 1 (0%) 89 93 | 28, 39, 56, 82 | 0 |
| 1 | F | 174/182 (95%) | 0.05 | 3 (1%) 70 78 | 30, 42, 58, 85 | 0 |
| 1 | G | 174/182 (95%) | -0.31 | 0 100 100 | 24, 37, 54, 75 | 0 |
| 1 | H | 174/182 (95%) | -0.09 | 2 (1%) 80 86 | 27, 40, 53, 84 | 0 |
| 1 | I | 174/182 (95%) | -0.04 | 2 (1%) 80 86 | 29, 41, 58, 80 | 0 |
| 1 | J | 174/182 (95%) | -0.24 | 0 100 100 | 23, 30, 46, 66 | 0 |
| 1 | K | 174/182 (95%) | -0.34 | 1 (0%) 89 93 | 25, 33, 53, 75 | 0 |
| 1 | L | 174/182 (95%) | -0.25 | 0 100 100 | 24, 31, 48, 78 | 0 |
| 1 | M | 174/182 (95%) | -0.12 | 1 (0%) 89 93 | 23, 31, 46, 77 | 0 |
| 1 | N | 174/182 (95%) | -0.32 | 1 (0%) 89 93 | 26, 34, 53, 73 | 0 |
| 1 | O | 174/182 (95%) | -0.28 | 0 100 100 | 23, 32, 49, 76 | 0 |
| 1 | P | 174/182 (95%) | -0.24 | 0 100 100 | 26, 38, 55, 75 | 0 |
| 1 | Q | 174/182 (95%) | -0.06 | 2 (1%) 80 86 | 28, 41, 57, 78 | 0 |
| 1 | R | 174/182 (95%) | 0.09 | 4 (2%) 60 69 | 31, 42, 61, 88 | 0 |
| 1 | S | 174/182 (95%) | -0.01 | 1 (0%) 89 93 | 23, 36, 51, 77 | 0 |
| 1 | T | 174/182 (95%) | 0.13 | 7 (4%) 38 49 | 29, 40, 56, 82 | 0 |
| 1 | U | 174/182 (95%) | 0.05 | 2 (1%) 80 86 | 32, 42, 60, 80 | 0 |
| 1 | V | 174/182 (95%) | -0.17 | 0 100 100 | 22, 31, 46, 73 | 0 |
| 1 | W | 174/182 (95%) | -0.03 | 1 (0%) 89 93 | 23, 32, 51, 80 | 0 |
| 1 | X | 174/182 (95%) | -0.19 | 1 (0%) 89 93 | 21, 31, 46, 83 | 0 |

Continued on next page...

Continued from previous page...

| Mol | Chain | Analysed | <RSRZ> | #RSRZ>2 | OWAB(Å ²) | Q<0.9 |
|-----|-------|-----------------|--------|----------------|-----------------------|-------|
| 1 | a | 174/182 (95%) | 1.29 | 41 (23%) 0 1 | 29, 33, 42, 56 | 0 |
| 1 | b | 174/182 (95%) | 1.37 | 44 (25%) 0 1 | 26, 31, 39, 51 | 0 |
| 1 | c | 174/182 (95%) | 1.27 | 41 (23%) 0 1 | 28, 33, 42, 59 | 0 |
| 1 | d | 174/182 (95%) | 1.43 | 42 (24%) 0 1 | 28, 33, 42, 55 | 0 |
| 1 | e | 174/182 (95%) | 1.59 | 51 (29%) 0 0 | 28, 34, 42, 55 | 0 |
| 1 | f | 174/182 (95%) | 1.29 | 39 (22%) 0 1 | 26, 32, 42, 62 | 0 |
| 1 | g | 174/182 (95%) | 1.35 | 46 (26%) 0 0 | 27, 32, 40, 52 | 0 |
| 1 | h | 174/182 (95%) | 1.30 | 38 (21%) 0 1 | 28, 33, 41, 53 | 0 |
| 1 | i | 174/182 (95%) | 1.20 | 37 (21%) 0 1 | 27, 32, 44, 58 | 0 |
| 1 | j | 174/182 (95%) | 1.36 | 41 (23%) 0 1 | 28, 33, 41, 55 | 0 |
| 1 | k | 174/182 (95%) | 1.35 | 40 (22%) 0 1 | 27, 32, 40, 51 | 0 |
| 1 | l | 174/182 (95%) | 1.38 | 42 (24%) 0 1 | 28, 34, 45, 63 | 0 |
| 1 | m | 174/182 (95%) | 1.28 | 38 (21%) 0 1 | 30, 35, 45, 58 | 0 |
| 1 | n | 174/182 (95%) | 1.32 | 38 (21%) 0 1 | 30, 34, 43, 52 | 0 |
| 1 | o | 174/182 (95%) | 1.59 | 53 (30%) 0 0 | 28, 34, 42, 51 | 0 |
| 1 | p | 174/182 (95%) | 1.50 | 50 (28%) 0 0 | 29, 35, 47, 70 | 0 |
| 1 | q | 174/182 (95%) | 1.41 | 44 (25%) 0 1 | 28, 33, 41, 54 | 0 |
| 1 | r | 174/182 (95%) | 1.45 | 45 (25%) 0 1 | 30, 34, 43, 55 | 0 |
| 1 | s | 174/182 (95%) | 1.30 | 37 (21%) 0 1 | 27, 32, 39, 54 | 0 |
| 1 | t | 174/182 (95%) | 1.50 | 50 (28%) 0 0 | 28, 32, 41, 52 | 0 |
| 1 | u | 174/182 (95%) | 1.49 | 53 (30%) 0 0 | 28, 35, 43, 55 | 0 |
| 1 | v | 174/182 (95%) | 1.39 | 43 (24%) 0 1 | 29, 34, 43, 55 | 0 |
| 1 | w | 174/182 (95%) | 1.37 | 44 (25%) 0 1 | 28, 32, 40, 53 | 0 |
| 1 | x | 174/182 (95%) | 1.28 | 29 (16%) 1 2 | 26, 30, 39, 54 | 0 |
| All | All | 8352/8736 (95%) | 0.63 | 1058 (12%) 3 6 | 21, 34, 51, 88 | 0 |

All (1058) RSRZ outliers are listed below:

| Mol | Chain | Res | Type | RSRZ |
|-----|-------|--------|------|------|
| 1 | d | 4[C] | SER | 9.5 |
| 1 | d | 164[C] | GLY | 7.9 |
| 1 | o | 129[C] | LEU | 7.3 |
| 1 | p | 24[C] | ILE | 7.3 |
| 1 | o | 110[C] | VAL | 7.2 |

Continued on next page...

Continued from previous page...

| Mol | Chain | Res | Type | RSRZ |
|-----|-------|--------|------|------|
| 1 | n | 127[C] | PRO | 6.7 |
| 1 | q | 4[C] | SER | 6.6 |
| 1 | j | 133[C] | ILE | 6.6 |
| 1 | p | 4[C] | SER | 6.5 |
| 1 | u | 129[C] | LEU | 6.4 |
| 1 | n | 114[C] | LEU | 6.3 |
| 1 | f | 20[C] | ILE | 5.9 |
| 1 | a | 166[C] | ALA | 5.9 |
| 1 | m | 104[C] | LEU | 5.7 |
| 1 | w | 133[C] | ILE | 5.6 |
| 1 | u | 24[C] | ILE | 5.6 |
| 1 | a | 176[C] | GLY | 5.5 |
| 1 | Q | 4 | SER | 5.4 |
| 1 | j | 165[C] | LEU | 5.4 |
| 1 | q | 8[C] | VAL | 5.3 |
| 1 | t | 8[C] | VAL | 5.3 |
| 1 | k | 24[C] | ILE | 5.3 |
| 1 | o | 24[C] | ILE | 5.3 |
| 1 | u | 114[C] | LEU | 5.3 |
| 1 | p | 104[C] | LEU | 5.3 |
| 1 | r | 129[C] | LEU | 5.2 |
| 1 | i | 130[C] | ALA | 5.2 |
| 1 | b | 110[C] | VAL | 5.1 |
| 1 | j | 164[C] | GLY | 5.1 |
| 1 | h | 129[C] | LEU | 5.1 |
| 1 | d | 177[C] | ASP | 5.1 |
| 1 | j | 166[C] | ALA | 5.1 |
| 1 | w | 165[C] | LEU | 5.0 |
| 1 | o | 133[C] | ILE | 5.0 |
| 1 | q | 164[C] | GLY | 5.0 |
| 1 | n | 165[C] | LEU | 4.9 |
| 1 | o | 130[C] | ALA | 4.9 |
| 1 | x | 133[C] | ILE | 4.9 |
| 1 | i | 133[C] | ILE | 4.9 |
| 1 | g | 4[C] | SER | 4.8 |
| 1 | g | 165[C] | LEU | 4.8 |
| 1 | x | 24[C] | ILE | 4.8 |
| 1 | l | 119[C] | LYS | 4.8 |
| 1 | n | 8[C] | VAL | 4.8 |
| 1 | v | 28[C] | LEU | 4.8 |
| 1 | h | 24[C] | ILE | 4.7 |
| 1 | r | 33[C] | VAL | 4.7 |

Continued on next page...

Continued from previous page...

| Mol | Chain | Res | Type | RSRZ |
|-----|-------|--------|------|------|
| 1 | p | 20[C] | ILE | 4.7 |
| 1 | r | 161[C] | PRO | 4.7 |
| 1 | c | 130[C] | ALA | 4.7 |
| 1 | k | 104[C] | LEU | 4.7 |
| 1 | x | 129[C] | LEU | 4.7 |
| 1 | g | 164[C] | GLY | 4.6 |
| 1 | f | 24[C] | ILE | 4.6 |
| 1 | g | 114[C] | LEU | 4.6 |
| 1 | c | 20[C] | ILE | 4.6 |
| 1 | l | 24[C] | ILE | 4.6 |
| 1 | p | 127[C] | PRO | 4.6 |
| 1 | u | 133[C] | ILE | 4.6 |
| 1 | t | 129[C] | LEU | 4.6 |
| 1 | W | 4 | SER | 4.6 |
| 1 | k | 148[C] | LEU | 4.6 |
| 1 | b | 20[C] | ILE | 4.5 |
| 1 | g | 166[C] | ALA | 4.5 |
| 1 | t | 133[C] | ILE | 4.5 |
| 1 | f | 127[C] | PRO | 4.5 |
| 1 | n | 169[C] | LEU | 4.5 |
| 1 | q | 133[C] | ILE | 4.5 |
| 1 | t | 114[C] | LEU | 4.5 |
| 1 | p | 41[C] | PHE | 4.4 |
| 1 | p | 114[C] | LEU | 4.4 |
| 1 | a | 165[C] | LEU | 4.4 |
| 1 | b | 123[C] | ASP | 4.4 |
| 1 | c | 5[C] | THR | 4.3 |
| 1 | k | 20[C] | ILE | 4.3 |
| 1 | b | 33[C] | VAL | 4.3 |
| 1 | e | 104[C] | LEU | 4.3 |
| 1 | r | 105[C] | HIS | 4.3 |
| 1 | l | 28[C] | LEU | 4.3 |
| 1 | t | 104[C] | LEU | 4.3 |
| 1 | w | 8[C] | VAL | 4.3 |
| 1 | e | 158[C] | MET | 4.2 |
| 1 | j | 129[C] | LEU | 4.2 |
| 1 | r | 162[C] | GLU | 4.2 |
| 1 | w | 153[C] | THR | 4.2 |
| 1 | g | 8[C] | VAL | 4.2 |
| 1 | l | 20[C] | ILE | 4.2 |
| 1 | w | 158[C] | MET | 4.2 |
| 1 | f | 129[C] | LEU | 4.2 |

Continued on next page...

Continued from previous page...

| Mol | Chain | Res | Type | RSRZ |
|-----|-------|--------|------|------|
| 1 | r | 127[C] | PRO | 4.2 |
| 1 | o | 114[C] | LEU | 4.2 |
| 1 | e | 33[C] | VAL | 4.2 |
| 1 | r | 144[C] | ALA | 4.2 |
| 1 | s | 73[C] | GLN | 4.1 |
| 1 | s | 129[C] | LEU | 4.1 |
| 1 | h | 33[C] | VAL | 4.1 |
| 1 | t | 105[C] | HIS | 4.1 |
| 1 | t | 153[C] | THR | 4.1 |
| 1 | d | 129[C] | LEU | 4.1 |
| 1 | k | 176[C] | GLY | 4.1 |
| 1 | t | 176[C] | GLY | 4.1 |
| 1 | t | 4[C] | SER | 4.1 |
| 1 | t | 76[C] | ARG | 4.1 |
| 1 | g | 24[C] | ILE | 4.1 |
| 1 | l | 152[C] | VAL | 4.1 |
| 1 | l | 32[C] | TYR | 4.1 |
| 1 | p | 97[C] | LEU | 4.1 |
| 1 | s | 105[C] | HIS | 4.0 |
| 1 | v | 97[C] | LEU | 4.0 |
| 1 | o | 66[C] | ALA | 4.0 |
| 1 | w | 166[C] | ALA | 4.0 |
| 1 | c | 127[C] | PRO | 4.0 |
| 1 | x | 110[C] | VAL | 4.0 |
| 1 | T | 4 | SER | 4.0 |
| 1 | q | 6[C] | SER | 4.0 |
| 1 | d | 72[C] | LEU | 4.0 |
| 1 | d | 82[C] | LEU | 4.0 |
| 1 | o | 28[C] | LEU | 4.0 |
| 1 | t | 115[C] | LEU | 4.0 |
| 1 | v | 129[C] | LEU | 4.0 |
| 1 | e | 130[C] | ALA | 4.0 |
| 1 | f | 130[C] | ALA | 4.0 |
| 1 | j | 28[C] | LEU | 3.9 |
| 1 | m | 97[C] | LEU | 3.9 |
| 1 | w | 76[C] | ARG | 3.9 |
| 1 | e | 24[C] | ILE | 3.9 |
| 1 | n | 158[C] | MET | 3.9 |
| 1 | r | 69[C] | LEU | 3.9 |
| 1 | w | 129[C] | LEU | 3.9 |
| 1 | x | 130[C] | ALA | 3.9 |
| 1 | e | 112[C] | GLN | 3.9 |

Continued on next page...

Continued from previous page...

| Mol | Chain | Res | Type | RSRZ |
|-----|-------|--------|------|------|
| 1 | m | 177[C] | ASP | 3.9 |
| 1 | a | 34[C] | TYR | 3.9 |
| 1 | p | 55[C] | PHE | 3.9 |
| 1 | q | 127[C] | PRO | 3.9 |
| 1 | n | 111[C] | ASN | 3.8 |
| 1 | d | 24[C] | ILE | 3.8 |
| 1 | o | 97[C] | LEU | 3.8 |
| 1 | a | 4[C] | SER | 3.8 |
| 1 | e | 20[C] | ILE | 3.8 |
| 1 | v | 18[C] | ALA | 3.8 |
| 1 | e | 129[C] | LEU | 3.8 |
| 1 | q | 111[C] | ASN | 3.8 |
| 1 | a | 164[C] | GLY | 3.8 |
| 1 | t | 164[C] | GLY | 3.8 |
| 1 | x | 105[C] | HIS | 3.8 |
| 1 | E | 119 | LYS | 3.8 |
| 1 | q | 40[C] | TYR | 3.8 |
| 1 | k | 103[C] | ALA | 3.7 |
| 1 | s | 5[C] | THR | 3.7 |
| 1 | s | 24[C] | ILE | 3.7 |
| 1 | e | 69[C] | LEU | 3.7 |
| 1 | h | 20[C] | ILE | 3.7 |
| 1 | r | 104[C] | LEU | 3.7 |
| 1 | s | 20[C] | ILE | 3.7 |
| 1 | e | 19[C] | ALA | 3.7 |
| 1 | f | 5[C] | THR | 3.7 |
| 1 | e | 145[C] | ILE | 3.7 |
| 1 | m | 73[C] | GLN | 3.7 |
| 1 | d | 176[C] | GLY | 3.7 |
| 1 | h | 148[C] | LEU | 3.7 |
| 1 | r | 130[C] | ALA | 3.6 |
| 1 | u | 130[C] | ALA | 3.6 |
| 1 | l | 133[C] | ILE | 3.6 |
| 1 | d | 25[C] | ASN | 3.6 |
| 1 | d | 165[C] | LEU | 3.6 |
| 1 | t | 165[C] | LEU | 3.6 |
| 1 | x | 97[C] | LEU | 3.6 |
| 1 | h | 159[C] | GLY | 3.6 |
| 1 | t | 174[C] | THR | 3.6 |
| 1 | j | 40[C] | TYR | 3.6 |
| 1 | j | 158[C] | MET | 3.6 |
| 1 | t | 28[C] | LEU | 3.6 |

Continued on next page...

Continued from previous page...

| Mol | Chain | Res | Type | RSRZ |
|-----|-------|--------|------|------|
| 1 | c | 24[C] | ILE | 3.6 |
| 1 | k | 28[C] | LEU | 3.6 |
| 1 | d | 166[C] | ALA | 3.6 |
| 1 | t | 111[C] | ASN | 3.6 |
| 1 | p | 73[C] | GLN | 3.6 |
| 1 | e | 148[C] | LEU | 3.6 |
| 1 | o | 4[C] | SER | 3.6 |
| 1 | i | 152[C] | VAL | 3.6 |
| 1 | s | 4[C] | SER | 3.6 |
| 1 | w | 28[C] | LEU | 3.6 |
| 1 | x | 69[C] | LEU | 3.6 |
| 1 | s | 28[C] | LEU | 3.5 |
| 1 | s | 152[C] | VAL | 3.5 |
| 1 | t | 169[C] | LEU | 3.5 |
| 1 | w | 40[C] | TYR | 3.5 |
| 1 | t | 103[C] | ALA | 3.5 |
| 1 | u | 144[C] | ALA | 3.5 |
| 1 | o | 117[C] | LEU | 3.5 |
| 1 | t | 40[C] | TYR | 3.5 |
| 1 | g | 103[C] | ALA | 3.5 |
| 1 | t | 19[C] | ALA | 3.5 |
| 1 | n | 76[C] | ARG | 3.5 |
| 1 | o | 105[C] | HIS | 3.5 |
| 1 | R | 4 | SER | 3.5 |
| 1 | j | 25[C] | ASN | 3.5 |
| 1 | c | 100[C] | MET | 3.5 |
| 1 | v | 175[C] | LEU | 3.5 |
| 1 | n | 84[C] | ASP | 3.5 |
| 1 | o | 81[C] | PHE | 3.5 |
| 1 | d | 169[C] | LEU | 3.5 |
| 1 | u | 161[C] | PRO | 3.5 |
| 1 | s | 112[C] | GLN | 3.5 |
| 1 | j | 109[C] | ASN | 3.5 |
| 1 | R | 159 | GLY | 3.5 |
| 1 | q | 176[C] | GLY | 3.5 |
| 1 | u | 36[C] | SER | 3.5 |
| 1 | e | 44[C] | ASP | 3.5 |
| 1 | x | 114[C] | LEU | 3.5 |
| 1 | o | 33[C] | VAL | 3.5 |
| 1 | f | 32[C] | TYR | 3.5 |
| 1 | r | 36[C] | SER | 3.5 |
| 1 | a | 112[C] | GLN | 3.5 |

Continued on next page...

Continued from previous page...

| Mol | Chain | Res | Type | RSRZ |
|-----|-------|--------|------|------|
| 1 | g | 177[C] | ASP | 3.4 |
| 1 | v | 51[C] | PHE | 3.4 |
| 1 | a | 169[C] | LEU | 3.4 |
| 1 | b | 148[C] | LEU | 3.4 |
| 1 | k | 69[C] | LEU | 3.4 |
| 1 | k | 117[C] | LEU | 3.4 |
| 1 | t | 26[C] | LEU | 3.4 |
| 1 | x | 5[C] | THR | 3.4 |
| 1 | a | 129[C] | LEU | 3.4 |
| 1 | k | 129[C] | LEU | 3.4 |
| 1 | n | 104[C] | LEU | 3.4 |
| 1 | o | 126[C] | ASP | 3.4 |
| 1 | e | 162[C] | GLU | 3.4 |
| 1 | p | 29[C] | TYR | 3.4 |
| 1 | h | 114[C] | LEU | 3.4 |
| 1 | n | 51[C] | PHE | 3.4 |
| 1 | p | 28[C] | LEU | 3.4 |
| 1 | s | 8[C] | VAL | 3.4 |
| 1 | d | 29[C] | TYR | 3.4 |
| 1 | e | 5[C] | THR | 3.4 |
| 1 | p | 18[C] | ALA | 3.4 |
| 1 | j | 76[C] | ARG | 3.4 |
| 1 | k | 33[C] | VAL | 3.4 |
| 1 | q | 177[C] | ASP | 3.4 |
| 1 | u | 60[C] | HIS | 3.4 |
| 1 | g | 39[C] | TYR | 3.4 |
| 1 | s | 6[C] | SER | 3.4 |
| 1 | n | 153[C] | THR | 3.4 |
| 1 | e | 103[C] | ALA | 3.4 |
| 1 | e | 114[C] | LEU | 3.4 |
| 1 | g | 72[C] | LEU | 3.4 |
| 1 | j | 24[C] | ILE | 3.4 |
| 1 | k | 97[C] | LEU | 3.4 |
| 1 | o | 80[C] | ILE | 3.4 |
| 1 | w | 36[C] | SER | 3.3 |
| 1 | h | 97[C] | LEU | 3.3 |
| 1 | r | 24[C] | ILE | 3.3 |
| 1 | r | 81[C] | PHE | 3.3 |
| 1 | v | 24[C] | ILE | 3.3 |
| 1 | w | 164[C] | GLY | 3.3 |
| 1 | f | 119[C] | LYS | 3.3 |
| 1 | u | 33[C] | VAL | 3.3 |

Continued on next page...

Continued from previous page...

| Mol | Chain | Res | Type | RSRZ |
|-----|-------|--------|------|------|
| 1 | g | 40[C] | TYR | 3.3 |
| 1 | k | 99[C] | ALA | 3.3 |
| 1 | r | 66[C] | ALA | 3.3 |
| 1 | t | 177[C] | ASP | 3.3 |
| 1 | e | 72[C] | LEU | 3.3 |
| 1 | r | 148[C] | LEU | 3.3 |
| 1 | f | 78[C] | GLY | 3.3 |
| 1 | o | 144[C] | ALA | 3.3 |
| 1 | l | 175[C] | LEU | 3.3 |
| 1 | p | 169[C] | LEU | 3.3 |
| 1 | t | 72[C] | LEU | 3.3 |
| 1 | u | 69[C] | LEU | 3.3 |
| 1 | s | 133[C] | ILE | 3.3 |
| 1 | i | 119[C] | LYS | 3.3 |
| 1 | b | 103[C] | ALA | 3.3 |
| 1 | l | 102[C] | ALA | 3.3 |
| 1 | r | 19[C] | ALA | 3.3 |
| 1 | w | 66[C] | ALA | 3.3 |
| 1 | g | 82[C] | LEU | 3.3 |
| 1 | m | 129[C] | LEU | 3.3 |
| 1 | w | 115[C] | LEU | 3.3 |
| 1 | I | 4 | SER | 3.3 |
| 1 | a | 145[C] | ILE | 3.3 |
| 1 | w | 4[C] | SER | 3.3 |
| 1 | h | 130[C] | ALA | 3.2 |
| 1 | g | 36[C] | SER | 3.2 |
| 1 | v | 29[C] | TYR | 3.2 |
| 1 | x | 104[C] | LEU | 3.2 |
| 1 | u | 162[C] | GLU | 3.2 |
| 1 | p | 135[C] | THR | 3.2 |
| 1 | p | 101[C] | GLU | 3.2 |
| 1 | v | 64[C] | GLU | 3.2 |
| 1 | w | 6[C] | SER | 3.2 |
| 1 | l | 72[C] | LEU | 3.2 |
| 1 | u | 138[C] | LEU | 3.2 |
| 1 | k | 110[C] | VAL | 3.2 |
| 1 | H | 13 | HIS | 3.2 |
| 1 | i | 129[C] | LEU | 3.2 |
| 1 | o | 35[C] | LEU | 3.2 |
| 1 | c | 176[C] | GLY | 3.2 |
| 1 | p | 105[C] | HIS | 3.2 |
| 1 | o | 69[C] | LEU | 3.2 |

Continued on next page...

Continued from previous page...

| Mol | Chain | Res | Type | RSRZ |
|-----|-------|--------|------|------|
| 1 | q | 169[C] | LEU | 3.2 |
| 1 | p | 93[C] | TRP | 3.2 |
| 1 | v | 93[C] | TRP | 3.2 |
| 1 | c | 73[C] | GLN | 3.2 |
| 1 | l | 66[C] | ALA | 3.2 |
| 1 | p | 129[C] | LEU | 3.2 |
| 1 | d | 133[C] | ILE | 3.2 |
| 1 | r | 173[C] | HIS | 3.2 |
| 1 | j | 112[C] | GLN | 3.2 |
| 1 | s | 109[C] | ASN | 3.2 |
| 1 | o | 106[C] | LEU | 3.2 |
| 1 | l | 39[C] | TYR | 3.1 |
| 1 | c | 88[C] | PRO | 3.1 |
| 1 | p | 78[C] | GLY | 3.1 |
| 1 | c | 135[C] | THR | 3.1 |
| 1 | h | 110[C] | VAL | 3.1 |
| 1 | v | 39[C] | TYR | 3.1 |
| 1 | a | 28[C] | LEU | 3.1 |
| 1 | c | 129[C] | LEU | 3.1 |
| 1 | q | 114[C] | LEU | 3.1 |
| 1 | t | 170[C] | PHE | 3.1 |
| 1 | o | 125[C] | ASN | 3.1 |
| 1 | g | 29[C] | TYR | 3.1 |
| 1 | n | 30[C] | ALA | 3.1 |
| 1 | I | 164 | GLY | 3.1 |
| 1 | f | 93[C] | TRP | 3.1 |
| 1 | m | 114[C] | LEU | 3.1 |
| 1 | n | 72[C] | LEU | 3.1 |
| 1 | q | 28[C] | LEU | 3.1 |
| 1 | o | 140[C] | GLU | 3.1 |
| 1 | f | 133[C] | ILE | 3.1 |
| 1 | e | 127[C] | PRO | 3.1 |
| 1 | k | 8[C] | VAL | 3.1 |
| 1 | q | 102[C] | ALA | 3.1 |
| 1 | v | 7[C] | GLN | 3.1 |
| 1 | e | 161[C] | PRO | 3.1 |
| 1 | m | 20[C] | ILE | 3.1 |
| 1 | g | 81[C] | PHE | 3.1 |
| 1 | i | 53[C] | LYS | 3.1 |
| 1 | j | 49[C] | LYS | 3.1 |
| 1 | c | 133[C] | ILE | 3.1 |
| 1 | i | 20[C] | ILE | 3.1 |

Continued on next page...

Continued from previous page...

| Mol | Chain | Res | Type | RSRZ |
|-----|-------|--------|------|------|
| 1 | e | 84[C] | ASP | 3.0 |
| 1 | m | 29[C] | TYR | 3.0 |
| 1 | g | 25[C] | ASN | 3.0 |
| 1 | l | 4[C] | SER | 3.0 |
| 1 | d | 28[C] | LEU | 3.0 |
| 1 | n | 164[C] | GLY | 3.0 |
| 1 | t | 127[C] | PRO | 3.0 |
| 1 | w | 127[C] | PRO | 3.0 |
| 1 | v | 4[C] | SER | 3.0 |
| 1 | j | 114[C] | LEU | 3.0 |
| 1 | r | 97[C] | LEU | 3.0 |
| 1 | x | 138[C] | LEU | 3.0 |
| 1 | d | 47[C] | ALA | 3.0 |
| 1 | n | 85[C] | ILE | 3.0 |
| 1 | b | 161[C] | PRO | 3.0 |
| 1 | o | 103[C] | ALA | 3.0 |
| 1 | s | 130[C] | ALA | 3.0 |
| 1 | g | 34[C] | TYR | 3.0 |
| 1 | c | 114[C] | LEU | 3.0 |
| 1 | x | 28[C] | LEU | 3.0 |
| 1 | m | 60[C] | HIS | 3.0 |
| 1 | g | 30[C] | ALA | 3.0 |
| 1 | h | 66[C] | ALA | 3.0 |
| 1 | q | 24[C] | ILE | 3.0 |
| 1 | u | 4[C] | SER | 3.0 |
| 1 | j | 55[C] | PHE | 3.0 |
| 1 | e | 23[C] | GLN | 3.0 |
| 1 | e | 142[C] | VAL | 3.0 |
| 1 | i | 32[C] | TYR | 3.0 |
| 1 | p | 40[C] | TYR | 3.0 |
| 1 | d | 151[C] | HIS | 3.0 |
| 1 | t | 158[C] | MET | 3.0 |
| 1 | q | 124[C] | LYS | 3.0 |
| 1 | i | 73[C] | GLN | 3.0 |
| 1 | b | 170[C] | PHE | 3.0 |
| 1 | m | 93[C] | TRP | 3.0 |
| 1 | p | 142[C] | VAL | 3.0 |
| 1 | p | 156[C] | ARG | 3.0 |
| 1 | f | 114[C] | LEU | 2.9 |
| 1 | n | 28[C] | LEU | 2.9 |
| 1 | p | 39[C] | TYR | 2.9 |
| 1 | s | 114[C] | LEU | 2.9 |

Continued on next page...

Continued from previous page...

| Mol | Chain | Res | Type | RSRZ |
|-----|-------|--------|------|------|
| 1 | N | 4 | SER | 2.9 |
| 1 | e | 52[C] | ALA | 2.9 |
| 1 | h | 133[C] | ILE | 2.9 |
| 1 | m | 80[C] | ILE | 2.9 |
| 1 | u | 145[C] | ILE | 2.9 |
| 1 | i | 51[C] | PHE | 2.9 |
| 1 | v | 127[C] | PRO | 2.9 |
| 1 | h | 105[C] | HIS | 2.9 |
| 1 | l | 36[C] | SER | 2.9 |
| 1 | i | 66[C] | ALA | 2.9 |
| 1 | a | 133[C] | ILE | 2.9 |
| 1 | l | 53[C] | LYS | 2.9 |
| 1 | a | 13[C] | HIS | 2.9 |
| 1 | h | 128[C] | HIS | 2.9 |
| 1 | s | 51[C] | PHE | 2.9 |
| 1 | m | 110[C] | VAL | 2.9 |
| 1 | n | 46[C] | VAL | 2.9 |
| 1 | a | 120[C] | LEU | 2.9 |
| 1 | d | 114[C] | LEU | 2.9 |
| 1 | m | 4[C] | SER | 2.9 |
| 1 | q | 158[C] | MET | 2.9 |
| 1 | a | 76[C] | ARG | 2.9 |
| 1 | o | 145[C] | ILE | 2.9 |
| 1 | d | 105[C] | HIS | 2.9 |
| 1 | h | 112[C] | GLN | 2.9 |
| 1 | c | 41[C] | PHE | 2.9 |
| 1 | e | 36[C] | SER | 2.9 |
| 1 | k | 76[C] | ARG | 2.9 |
| 1 | c | 66[C] | ALA | 2.9 |
| 1 | j | 34[C] | TYR | 2.9 |
| 1 | a | 24[C] | ILE | 2.9 |
| 1 | n | 133[C] | ILE | 2.9 |
| 1 | q | 119[C] | LYS | 2.9 |
| 1 | u | 81[C] | PHE | 2.9 |
| 1 | o | 31[C] | SER | 2.9 |
| 1 | b | 114[C] | LEU | 2.9 |
| 1 | g | 129[C] | LEU | 2.9 |
| 1 | j | 72[C] | LEU | 2.9 |
| 1 | j | 169[C] | LEU | 2.9 |
| 1 | v | 72[C] | LEU | 2.9 |
| 1 | w | 47[C] | ALA | 2.9 |
| 1 | o | 32[C] | TYR | 2.9 |

Continued on next page...

Continued from previous page...

| Mol | Chain | Res | Type | RSRZ |
|-----|-------|--------|------|------|
| 1 | h | 145[C] | ILE | 2.9 |
| 1 | m | 24[C] | ILE | 2.9 |
| 1 | j | 8[C] | VAL | 2.9 |
| 1 | u | 28[C] | LEU | 2.9 |
| 1 | v | 119[C] | LYS | 2.9 |
| 1 | b | 130[C] | ALA | 2.9 |
| 1 | b | 144[C] | ALA | 2.9 |
| 1 | g | 76[C] | ARG | 2.9 |
| 1 | d | 113[C] | SER | 2.8 |
| 1 | o | 59[C] | SER | 2.8 |
| 1 | g | 111[C] | ASN | 2.8 |
| 1 | x | 176[C] | GLY | 2.8 |
| 1 | b | 8[C] | VAL | 2.8 |
| 1 | u | 152[C] | VAL | 2.8 |
| 1 | M | 177 | ASP | 2.8 |
| 1 | l | 56[C] | LEU | 2.8 |
| 1 | q | 138[C] | LEU | 2.8 |
| 1 | g | 161[C] | PRO | 2.8 |
| 1 | k | 12[C] | TYR | 2.8 |
| 1 | u | 32[C] | TYR | 2.8 |
| 1 | p | 51[C] | PHE | 2.8 |
| 1 | b | 76[C] | ARG | 2.8 |
| 1 | c | 106[C] | LEU | 2.8 |
| 1 | f | 97[C] | LEU | 2.8 |
| 1 | i | 69[C] | LEU | 2.8 |
| 1 | l | 148[C] | LEU | 2.8 |
| 1 | m | 127[C] | PRO | 2.8 |
| 1 | j | 4[C] | SER | 2.8 |
| 1 | m | 113[C] | SER | 2.8 |
| 1 | o | 12[C] | TYR | 2.8 |
| 1 | e | 126[C] | ASP | 2.8 |
| 1 | v | 71[C] | LYS | 2.8 |
| 1 | x | 33[C] | VAL | 2.8 |
| 1 | e | 105[C] | HIS | 2.8 |
| 1 | t | 15[C] | ASP | 2.8 |
| 1 | b | 168[C] | TYR | 2.8 |
| 1 | u | 97[C] | LEU | 2.8 |
| 1 | U | 159 | GLY | 2.8 |
| 1 | j | 124[C] | LYS | 2.8 |
| 1 | n | 101[C] | GLU | 2.8 |
| 1 | t | 101[C] | GLU | 2.8 |
| 1 | f | 41[C] | PHE | 2.8 |

Continued on next page...

Continued from previous page...

| Mol | Chain | Res | Type | RSRZ |
|-----|-------|--------|------|------|
| 1 | j | 102[C] | ALA | 2.8 |
| 1 | j | 110[C] | VAL | 2.8 |
| 1 | t | 30[C] | ALA | 2.8 |
| 1 | b | 129[C] | LEU | 2.8 |
| 1 | g | 123[C] | ASP | 2.8 |
| 1 | l | 114[C] | LEU | 2.8 |
| 1 | p | 100[C] | MET | 2.8 |
| 1 | u | 5[C] | THR | 2.8 |
| 1 | c | 40[C] | TYR | 2.8 |
| 1 | p | 118[C] | HIS | 2.8 |
| 1 | r | 29[C] | TYR | 2.8 |
| 1 | a | 49[C] | LYS | 2.8 |
| 1 | h | 124[C] | LYS | 2.8 |
| 1 | m | 41[C] | PHE | 2.7 |
| 1 | b | 28[C] | LEU | 2.7 |
| 1 | w | 82[C] | LEU | 2.7 |
| 1 | e | 173[C] | HIS | 2.7 |
| 1 | g | 133[C] | ILE | 2.7 |
| 1 | h | 161[C] | PRO | 2.7 |
| 1 | f | 135[C] | THR | 2.7 |
| 1 | q | 5[C] | THR | 2.7 |
| 1 | u | 105[C] | HIS | 2.7 |
| 1 | i | 127[C] | PRO | 2.7 |
| 1 | s | 127[C] | PRO | 2.7 |
| 1 | c | 33[C] | VAL | 2.7 |
| 1 | u | 8[C] | VAL | 2.7 |
| 1 | b | 117[C] | LEU | 2.7 |
| 1 | e | 117[C] | LEU | 2.7 |
| 1 | j | 138[C] | LEU | 2.7 |
| 1 | l | 129[C] | LEU | 2.7 |
| 1 | t | 35[C] | LEU | 2.7 |
| 1 | r | 76[C] | ARG | 2.7 |
| 1 | e | 125[C] | ASN | 2.7 |
| 1 | w | 151[C] | HIS | 2.7 |
| 1 | b | 145[C] | ILE | 2.7 |
| 1 | n | 112[C] | GLN | 2.7 |
| 1 | e | 29[C] | TYR | 2.7 |
| 1 | b | 98[C] | ASN | 2.7 |
| 1 | h | 48[C] | LEU | 2.7 |
| 1 | r | 133[C] | ILE | 2.7 |
| 1 | e | 66[C] | ALA | 2.7 |
| 1 | l | 130[C] | ALA | 2.7 |

Continued on next page...

Continued from previous page...

| Mol | Chain | Res | Type | RSRZ |
|-----|-------|--------|------|------|
| 1 | s | 40[C] | TYR | 2.7 |
| 1 | a | 105[C] | HIS | 2.7 |
| 1 | g | 28[C] | LEU | 2.7 |
| 1 | i | 72[C] | LEU | 2.7 |
| 1 | v | 152[C] | VAL | 2.7 |
| 1 | p | 5[C] | THR | 2.7 |
| 1 | l | 31[C] | SER | 2.7 |
| 1 | k | 130[C] | ALA | 2.7 |
| 1 | o | 121[C] | ALA | 2.7 |
| 1 | n | 40[C] | TYR | 2.7 |
| 1 | k | 170[C] | PHE | 2.7 |
| 1 | x | 170[C] | PHE | 2.7 |
| 1 | i | 156[C] | ARG | 2.6 |
| 1 | o | 63[C] | ARG | 2.6 |
| 1 | a | 127[C] | PRO | 2.6 |
| 1 | d | 64[C] | GLU | 2.6 |
| 1 | e | 15[C] | ASP | 2.6 |
| 1 | r | 126[C] | ASP | 2.6 |
| 1 | h | 103[C] | ALA | 2.6 |
| 1 | t | 102[C] | ALA | 2.6 |
| 1 | b | 128[C] | HIS | 2.6 |
| 1 | o | 128[C] | HIS | 2.6 |
| 1 | d | 34[C] | TYR | 2.6 |
| 1 | C | 164 | GLY | 2.6 |
| 1 | d | 8[C] | VAL | 2.6 |
| 1 | r | 114[C] | LEU | 2.6 |
| 1 | r | 165[C] | LEU | 2.6 |
| 1 | w | 51[C] | PHE | 2.6 |
| 1 | s | 100[C] | MET | 2.6 |
| 1 | H | 4 | SER | 2.6 |
| 1 | b | 27[C] | GLU | 2.6 |
| 1 | b | 31[C] | SER | 2.6 |
| 1 | q | 53[C] | LYS | 2.6 |
| 1 | w | 101[C] | GLU | 2.6 |
| 1 | h | 126[C] | ASP | 2.6 |
| 1 | w | 111[C] | ASN | 2.6 |
| 1 | p | 173[C] | HIS | 2.6 |
| 1 | i | 148[C] | LEU | 2.6 |
| 1 | k | 114[C] | LEU | 2.6 |
| 1 | n | 82[C] | LEU | 2.6 |
| 1 | n | 115[C] | LEU | 2.6 |
| 1 | q | 82[C] | LEU | 2.6 |

Continued on next page...

Continued from previous page...

| Mol | Chain | Res | Type | RSRZ |
|-----|-------|--------|------|------|
| 1 | q | 132[C] | PHE | 2.6 |
| 1 | r | 132[C] | PHE | 2.6 |
| 1 | t | 82[C] | LEU | 2.6 |
| 1 | g | 31[C] | SER | 2.6 |
| 1 | q | 103[C] | ALA | 2.6 |
| 1 | g | 176[C] | GLY | 2.6 |
| 1 | s | 53[C] | LYS | 2.6 |
| 1 | u | 126[C] | ASP | 2.6 |
| 1 | u | 177[C] | ASP | 2.6 |
| 1 | x | 126[C] | ASP | 2.6 |
| 1 | e | 4[C] | SER | 2.6 |
| 1 | f | 51[C] | PHE | 2.6 |
| 1 | m | 112[C] | GLN | 2.6 |
| 1 | T | 161 | PRO | 2.6 |
| 1 | a | 119[C] | LYS | 2.6 |
| 1 | k | 108[C] | LYS | 2.6 |
| 1 | o | 18[C] | ALA | 2.6 |
| 1 | x | 173[C] | HIS | 2.6 |
| 1 | m | 176[C] | GLY | 2.6 |
| 1 | o | 14[C] | GLN | 2.6 |
| 1 | d | 120[C] | LEU | 2.6 |
| 1 | w | 97[C] | LEU | 2.6 |
| 1 | p | 37[C] | MET | 2.6 |
| 1 | g | 119[C] | LYS | 2.6 |
| 1 | g | 151[C] | HIS | 2.6 |
| 1 | r | 128[C] | HIS | 2.6 |
| 1 | a | 30[C] | ALA | 2.6 |
| 1 | r | 166[C] | ALA | 2.6 |
| 1 | q | 36[C] | SER | 2.6 |
| 1 | R | 165 | LEU | 2.6 |
| 1 | a | 72[C] | LEU | 2.6 |
| 1 | c | 104[C] | LEU | 2.6 |
| 1 | l | 138[C] | LEU | 2.6 |
| 1 | o | 127[C] | PRO | 2.6 |
| 1 | d | 55[C] | PHE | 2.6 |
| 1 | l | 51[C] | PHE | 2.6 |
| 1 | o | 132[C] | PHE | 2.6 |
| 1 | x | 132[C] | PHE | 2.6 |
| 1 | d | 168[C] | TYR | 2.6 |
| 1 | o | 60[C] | HIS | 2.6 |
| 1 | v | 118[C] | HIS | 2.6 |
| 1 | d | 123[C] | ASP | 2.6 |

Continued on next page...

Continued from previous page...

| Mol | Chain | Res | Type | RSRZ |
|-----|-------|--------|------|------|
| 1 | t | 92[C] | ASP | 2.6 |
| 1 | f | 103[C] | ALA | 2.6 |
| 1 | l | 144[C] | ALA | 2.6 |
| 1 | w | 149[C] | GLY | 2.6 |
| 1 | t | 64[C] | GLU | 2.6 |
| 1 | l | 127[C] | PRO | 2.5 |
| 1 | f | 175[C] | LEU | 2.5 |
| 1 | e | 55[C] | PHE | 2.5 |
| 1 | r | 110[C] | VAL | 2.5 |
| 1 | j | 29[C] | TYR | 2.5 |
| 1 | s | 39[C] | TYR | 2.5 |
| 1 | o | 124[C] | LYS | 2.5 |
| 1 | v | 53[C] | LYS | 2.5 |
| 1 | i | 109[C] | ASN | 2.5 |
| 1 | n | 166[C] | ALA | 2.5 |
| 1 | u | 66[C] | ALA | 2.5 |
| 1 | a | 85[C] | ILE | 2.5 |
| 1 | f | 174[C] | THR | 2.5 |
| 1 | k | 5[C] | THR | 2.5 |
| 1 | l | 135[C] | THR | 2.5 |
| 1 | l | 145[C] | ILE | 2.5 |
| 1 | a | 162[C] | GLU | 2.5 |
| 1 | c | 138[C] | LEU | 2.5 |
| 1 | m | 169[C] | LEU | 2.5 |
| 1 | o | 176[C] | GLY | 2.5 |
| 1 | p | 33[C] | VAL | 2.5 |
| 1 | f | 156[C] | ARG | 2.5 |
| 1 | k | 121[C] | ALA | 2.5 |
| 1 | o | 160[C] | ALA | 2.5 |
| 1 | u | 103[C] | ALA | 2.5 |
| 1 | e | 133[C] | ILE | 2.5 |
| 1 | u | 153[C] | THR | 2.5 |
| 1 | w | 112[C] | GLN | 2.5 |
| 1 | s | 119[C] | LYS | 2.5 |
| 1 | g | 13[C] | HIS | 2.5 |
| 1 | a | 8[C] | VAL | 2.5 |
| 1 | p | 8[C] | VAL | 2.5 |
| 1 | v | 33[C] | VAL | 2.5 |
| 1 | v | 142[C] | VAL | 2.5 |
| 1 | R | 16 | SER | 2.5 |
| 1 | j | 32[C] | TYR | 2.5 |
| 1 | m | 64[C] | GLU | 2.5 |

Continued on next page...

Continued from previous page...

| Mol | Chain | Res | Type | RSRZ |
|-----|-------|--------|------|------|
| 1 | w | 162[C] | GLU | 2.5 |
| 1 | u | 174[C] | THR | 2.5 |
| 1 | x | 80[C] | ILE | 2.5 |
| 1 | d | 13[C] | HIS | 2.5 |
| 1 | j | 173[C] | HIS | 2.5 |
| 1 | b | 97[C] | LEU | 2.5 |
| 1 | e | 165[C] | LEU | 2.5 |
| 1 | i | 155[C] | LEU | 2.5 |
| 1 | l | 106[C] | LEU | 2.5 |
| 1 | g | 55[C] | PHE | 2.5 |
| 1 | v | 170[C] | PHE | 2.5 |
| 1 | e | 30[C] | ALA | 2.5 |
| 1 | m | 103[C] | ALA | 2.5 |
| 1 | t | 166[C] | ALA | 2.5 |
| 1 | s | 32[C] | TYR | 2.5 |
| 1 | r | 145[C] | ILE | 2.5 |
| 1 | k | 128[C] | HIS | 2.5 |
| 1 | e | 48[C] | LEU | 2.5 |
| 1 | i | 28[C] | LEU | 2.5 |
| 1 | w | 49[C] | LYS | 2.5 |
| 1 | h | 44[C] | ASP | 2.5 |
| 1 | f | 76[C] | ARG | 2.5 |
| 1 | w | 32[C] | TYR | 2.5 |
| 1 | n | 151[C] | HIS | 2.5 |
| 1 | m | 172[C] | LYS | 2.5 |
| 1 | t | 85[C] | ILE | 2.5 |
| 1 | t | 119[C] | LYS | 2.5 |
| 1 | h | 14[C] | GLN | 2.5 |
| 1 | t | 112[C] | GLN | 2.5 |
| 1 | a | 177[C] | ASP | 2.5 |
| 1 | g | 69[C] | LEU | 2.5 |
| 1 | v | 106[C] | LEU | 2.5 |
| 1 | w | 169[C] | LEU | 2.5 |
| 1 | f | 4[C] | SER | 2.4 |
| 1 | a | 55[C] | PHE | 2.4 |
| 1 | c | 46[C] | VAL | 2.4 |
| 1 | c | 51[C] | PHE | 2.4 |
| 1 | e | 110[C] | VAL | 2.4 |
| 1 | e | 144[C] | ALA | 2.4 |
| 1 | f | 102[C] | ALA | 2.4 |
| 1 | l | 55[C] | PHE | 2.4 |
| 1 | q | 170[C] | PHE | 2.4 |

Continued on next page...

Continued from previous page...

| Mol | Chain | Res | Type | RSRZ |
|-----|-------|--------|------|------|
| 1 | c | 71[C] | LYS | 2.4 |
| 1 | g | 49[C] | LYS | 2.4 |
| 1 | l | 105[C] | HIS | 2.4 |
| 1 | p | 77[C] | GLY | 2.4 |
| 1 | r | 32[C] | TYR | 2.4 |
| 1 | u | 173[C] | HIS | 2.4 |
| 1 | k | 112[C] | GLN | 2.4 |
| 1 | e | 76[C] | ARG | 2.4 |
| 1 | s | 138[C] | LEU | 2.4 |
| 1 | t | 31[C] | SER | 2.4 |
| 1 | v | 76[C] | ARG | 2.4 |
| 1 | h | 117[C] | LEU | 2.4 |
| 1 | q | 129[C] | LEU | 2.4 |
| 1 | g | 102[C] | ALA | 2.4 |
| 1 | m | 111[C] | ASN | 2.4 |
| 1 | i | 39[C] | TYR | 2.4 |
| 1 | k | 39[C] | TYR | 2.4 |
| 1 | u | 44[C] | ASP | 2.4 |
| 1 | q | 80[C] | ILE | 2.4 |
| 1 | f | 169[C] | LEU | 2.4 |
| 1 | k | 72[C] | LEU | 2.4 |
| 1 | u | 37[C] | MET | 2.4 |
| 1 | n | 103[C] | ALA | 2.4 |
| 1 | b | 176[C] | GLY | 2.4 |
| 1 | l | 118[C] | HIS | 2.4 |
| 1 | r | 151[C] | HIS | 2.4 |
| 1 | s | 57[C] | HIS | 2.4 |
| 1 | d | 76[C] | ARG | 2.4 |
| 1 | s | 29[C] | TYR | 2.4 |
| 1 | m | 133[C] | ILE | 2.4 |
| 1 | q | 165[C] | LEU | 2.4 |
| 1 | w | 104[C] | LEU | 2.4 |
| 1 | e | 159[C] | GLY | 2.4 |
| 1 | j | 161[C] | PRO | 2.4 |
| 1 | k | 15[C] | ASP | 2.4 |
| 1 | t | 32[C] | TYR | 2.4 |
| 1 | x | 4[C] | SER | 2.4 |
| 1 | i | 112[C] | GLN | 2.4 |
| 1 | r | 11[C] | ASN | 2.4 |
| 1 | h | 162[C] | GLU | 2.4 |
| 1 | c | 148[C] | LEU | 2.4 |
| 1 | g | 115[C] | LEU | 2.4 |

Continued on next page...

Continued from previous page...

| Mol | Chain | Res | Type | RSRZ |
|-----|-------|--------|------|------|
| 1 | k | 115[C] | LEU | 2.4 |
| 1 | n | 129[C] | LEU | 2.4 |
| 1 | p | 69[C] | LEU | 2.4 |
| 1 | F | 161 | PRO | 2.4 |
| 1 | f | 100[C] | MET | 2.4 |
| 1 | w | 102[C] | ALA | 2.4 |
| 1 | w | 24[C] | ILE | 2.4 |
| 1 | x | 20[C] | ILE | 2.4 |
| 1 | k | 164[C] | GLY | 2.4 |
| 1 | a | 114[C] | LEU | 2.4 |
| 1 | g | 117[C] | LEU | 2.4 |
| 1 | o | 104[C] | LEU | 2.4 |
| 1 | p | 120[C] | LEU | 2.4 |
| 1 | s | 104[C] | LEU | 2.4 |
| 1 | w | 117[C] | LEU | 2.4 |
| 1 | b | 99[C] | ALA | 2.4 |
| 1 | e | 47[C] | ALA | 2.4 |
| 1 | w | 100[C] | MET | 2.4 |
| 1 | h | 5[C] | THR | 2.4 |
| 1 | h | 8[C] | VAL | 2.4 |
| 1 | j | 33[C] | VAL | 2.4 |
| 1 | l | 110[C] | VAL | 2.4 |
| 1 | a | 31[C] | SER | 2.4 |
| 1 | h | 4[C] | SER | 2.4 |
| 1 | p | 145[C] | ILE | 2.3 |
| 1 | k | 105[C] | HIS | 2.3 |
| 1 | o | 57[C] | HIS | 2.3 |
| 1 | w | 173[C] | HIS | 2.3 |
| 1 | a | 167[C] | GLU | 2.3 |
| 1 | f | 106[C] | LEU | 2.3 |
| 1 | i | 144[C] | ALA | 2.3 |
| 1 | e | 14[C] | GLN | 2.3 |
| 1 | l | 7[C] | GLN | 2.3 |
| 1 | g | 125[C] | ASN | 2.3 |
| 1 | h | 125[C] | ASN | 2.3 |
| 1 | k | 81[C] | PHE | 2.3 |
| 1 | c | 105[C] | HIS | 2.3 |
| 1 | n | 162[C] | GLU | 2.3 |
| 1 | w | 64[C] | GLU | 2.3 |
| 1 | c | 32[C] | TYR | 2.3 |
| 1 | T | 119 | LYS | 2.3 |
| 1 | o | 92[C] | ASP | 2.3 |

Continued on next page...

Continued from previous page...

| Mol | Chain | Res | Type | RSRZ |
|-----|-------|--------|------|------|
| 1 | t | 38[C] | SER | 2.3 |
| 1 | r | 142[C] | VAL | 2.3 |
| 1 | s | 33[C] | VAL | 2.3 |
| 1 | c | 112[C] | GLN | 2.3 |
| 1 | f | 88[C] | PRO | 2.3 |
| 1 | e | 39[C] | TYR | 2.3 |
| 1 | u | 175[C] | LEU | 2.3 |
| 1 | v | 104[C] | LEU | 2.3 |
| 1 | q | 153[C] | THR | 2.3 |
| 1 | e | 38[C] | SER | 2.3 |
| 1 | t | 93[C] | TRP | 2.3 |
| 1 | w | 140[C] | GLU | 2.3 |
| 1 | d | 49[C] | LYS | 2.3 |
| 1 | o | 170[C] | PHE | 2.3 |
| 1 | q | 57[C] | HIS | 2.3 |
| 1 | x | 112[C] | GLN | 2.3 |
| 1 | x | 128[C] | HIS | 2.3 |
| 1 | v | 80[C] | ILE | 2.3 |
| 1 | v | 145[C] | ILE | 2.3 |
| 1 | g | 64[C] | GLU | 2.3 |
| 1 | j | 47[C] | ALA | 2.3 |
| 1 | k | 19[C] | ALA | 2.3 |
| 1 | m | 61[C] | GLU | 2.3 |
| 1 | o | 123[C] | ASP | 2.3 |
| 1 | i | 138[C] | LEU | 2.3 |
| 1 | r | 169[C] | LEU | 2.3 |
| 1 | i | 31[C] | SER | 2.3 |
| 1 | T | 49 | LYS | 2.3 |
| 1 | m | 119[C] | LYS | 2.3 |
| 1 | j | 14[C] | GLN | 2.3 |
| 1 | m | 118[C] | HIS | 2.3 |
| 1 | v | 110[C] | VAL | 2.3 |
| 1 | m | 154[C] | ASN | 2.3 |
| 1 | t | 18[C] | ALA | 2.3 |
| 1 | a | 5[C] | THR | 2.3 |
| 1 | u | 14[C] | GLN | 2.3 |
| 1 | w | 34[C] | TYR | 2.3 |
| 1 | j | 151[C] | HIS | 2.3 |
| 1 | c | 110[C] | VAL | 2.3 |
| 1 | v | 55[C] | PHE | 2.3 |
| 1 | i | 4[C] | SER | 2.3 |
| 1 | p | 30[C] | ALA | 2.3 |

Continued on next page...

Continued from previous page...

| Mol | Chain | Res | Type | RSRZ |
|-----|-------|--------|------|------|
| 1 | u | 38[C] | SER | 2.3 |
| 1 | v | 112[C] | GLN | 2.3 |
| 1 | U | 26 | LEU | 2.2 |
| 1 | c | 97[C] | LEU | 2.2 |
| 1 | f | 138[C] | LEU | 2.2 |
| 1 | i | 114[C] | LEU | 2.2 |
| 1 | o | 56[C] | LEU | 2.2 |
| 1 | q | 97[C] | LEU | 2.2 |
| 1 | v | 5[C] | THR | 2.2 |
| 1 | p | 76[C] | ARG | 2.2 |
| 1 | a | 168[C] | TYR | 2.2 |
| 1 | b | 100[C] | MET | 2.2 |
| 1 | x | 29[C] | TYR | 2.2 |
| 1 | a | 125[C] | ASN | 2.2 |
| 1 | d | 109[C] | ASN | 2.2 |
| 1 | q | 25[C] | ASN | 2.2 |
| 1 | u | 15[C] | ASP | 2.2 |
| 1 | d | 170[C] | PHE | 2.2 |
| 1 | b | 127[C] | PRO | 2.2 |
| 1 | d | 167[C] | GLU | 2.2 |
| 1 | k | 38[C] | SER | 2.2 |
| 1 | b | 19[C] | ALA | 2.2 |
| 1 | b | 160[C] | ALA | 2.2 |
| 1 | r | 52[C] | ALA | 2.2 |
| 1 | t | 66[C] | ALA | 2.2 |
| 1 | d | 155[C] | LEU | 2.2 |
| 1 | g | 169[C] | LEU | 2.2 |
| 1 | h | 104[C] | LEU | 2.2 |
| 1 | i | 77[C] | GLY | 2.2 |
| 1 | v | 174[C] | THR | 2.2 |
| 1 | t | 13[C] | HIS | 2.2 |
| 1 | f | 39[C] | TYR | 2.2 |
| 1 | l | 109[C] | ASN | 2.2 |
| 1 | c | 8[C] | VAL | 2.2 |
| 1 | d | 14[C] | GLN | 2.2 |
| 1 | l | 142[C] | VAL | 2.2 |
| 1 | F | 4 | SER | 2.2 |
| 1 | j | 36[C] | SER | 2.2 |
| 1 | w | 93[C] | TRP | 2.2 |
| 1 | K | 119 | LYS | 2.2 |
| 1 | l | 103[C] | ALA | 2.2 |
| 1 | u | 52[C] | ALA | 2.2 |

Continued on next page...

Continued from previous page...

| Mol | Chain | Res | Type | RSRZ |
|-----|-------|--------|------|------|
| 1 | b | 69[C] | LEU | 2.2 |
| 1 | c | 60[C] | HIS | 2.2 |
| 1 | q | 105[C] | HIS | 2.2 |
| 1 | v | 60[C] | HIS | 2.2 |
| 1 | h | 29[C] | TYR | 2.2 |
| 1 | p | 140[C] | GLU | 2.2 |
| 1 | r | 168[C] | TYR | 2.2 |
| 1 | x | 127[C] | PRO | 2.2 |
| 1 | Q | 119 | LYS | 2.2 |
| 1 | k | 124[C] | LYS | 2.2 |
| 1 | x | 142[C] | VAL | 2.2 |
| 1 | i | 78[C] | GLY | 2.2 |
| 1 | u | 176[C] | GLY | 2.2 |
| 1 | a | 174[C] | THR | 2.2 |
| 1 | b | 15[C] | ASP | 2.2 |
| 1 | n | 102[C] | ALA | 2.2 |
| 1 | e | 128[C] | HIS | 2.2 |
| 1 | h | 98[C] | ASN | 2.2 |
| 1 | i | 151[C] | HIS | 2.2 |
| 1 | m | 145[C] | ILE | 2.2 |
| 1 | o | 20[C] | ILE | 2.2 |
| 1 | j | 82[C] | LEU | 2.2 |
| 1 | s | 76[C] | ARG | 2.2 |
| 1 | u | 100[C] | MET | 2.2 |
| 1 | u | 127[C] | PRO | 2.2 |
| 1 | v | 32[C] | TYR | 2.2 |
| 1 | a | 46[C] | VAL | 2.2 |
| 1 | o | 142[C] | VAL | 2.2 |
| 1 | f | 55[C] | PHE | 2.2 |
| 1 | l | 81[C] | PHE | 2.2 |
| 1 | s | 55[C] | PHE | 2.2 |
| 1 | t | 51[C] | PHE | 2.2 |
| 1 | b | 11[C] | ASN | 2.2 |
| 1 | g | 57[C] | HIS | 2.2 |
| 1 | n | 19[C] | ALA | 2.2 |
| 1 | o | 141[C] | GLN | 2.2 |
| 1 | r | 73[C] | GLN | 2.2 |
| 1 | u | 57[C] | HIS | 2.2 |
| 1 | u | 73[C] | GLN | 2.2 |
| 1 | q | 93[C] | TRP | 2.2 |
| 1 | c | 69[C] | LEU | 2.2 |
| 1 | v | 48[C] | LEU | 2.2 |

Continued on next page...

Continued from previous page...

| Mol | Chain | Res | Type | RSRZ |
|-----|-------|--------|------|------|
| 1 | b | 126[C] | ASP | 2.2 |
| 1 | c | 168[C] | TYR | 2.2 |
| 1 | e | 54[C] | TYR | 2.2 |
| 1 | j | 177[C] | ASP | 2.2 |
| 1 | n | 29[C] | TYR | 2.2 |
| 1 | q | 92[C] | ASP | 2.2 |
| 1 | u | 67[C] | GLU | 2.2 |
| 1 | v | 78[C] | GLY | 2.2 |
| 1 | a | 111[C] | ASN | 2.2 |
| 1 | b | 124[C] | LYS | 2.2 |
| 1 | i | 105[C] | HIS | 2.2 |
| 1 | m | 5[C] | THR | 2.2 |
| 1 | b | 24[C] | ILE | 2.2 |
| 1 | c | 145[C] | ILE | 2.2 |
| 1 | l | 80[C] | ILE | 2.2 |
| 1 | f | 28[C] | LEU | 2.2 |
| 1 | v | 117[C] | LEU | 2.2 |
| 1 | a | 36[C] | SER | 2.2 |
| 1 | n | 6[C] | SER | 2.2 |
| 1 | T | 14 | GLN | 2.2 |
| 1 | b | 14[C] | GLN | 2.2 |
| 1 | d | 112[C] | GLN | 2.2 |
| 1 | f | 73[C] | GLN | 2.2 |
| 1 | g | 124[C] | LYS | 2.1 |
| 1 | n | 119[C] | LYS | 2.1 |
| 1 | r | 112[C] | GLN | 2.2 |
| 1 | t | 124[C] | LYS | 2.1 |
| 1 | u | 109[C] | ASN | 2.1 |
| 1 | h | 39[C] | TYR | 2.1 |
| 1 | m | 55[C] | PHE | 2.1 |
| 1 | v | 41[C] | PHE | 2.1 |
| 1 | g | 52[C] | ALA | 2.1 |
| 1 | b | 138[C] | LEU | 2.1 |
| 1 | n | 97[C] | LEU | 2.1 |
| 1 | p | 117[C] | LEU | 2.1 |
| 1 | s | 42[C] | ASP | 2.1 |
| 1 | A | 4 | SER | 2.1 |
| 1 | b | 4[C] | SER | 2.1 |
| 1 | b | 119[C] | LYS | 2.1 |
| 1 | c | 4[C] | SER | 2.1 |
| 1 | o | 36[C] | SER | 2.1 |
| 1 | p | 112[C] | GLN | 2.1 |

Continued on next page...

Continued from previous page...

| Mol | Chain | Res | Type | RSRZ |
|-----|-------|--------|------|------|
| 1 | q | 14[C] | GLN | 2.1 |
| 1 | q | 154[C] | ASN | 2.1 |
| 1 | k | 29[C] | TYR | 2.1 |
| 1 | m | 46[C] | VAL | 2.1 |
| 1 | t | 33[C] | VAL | 2.1 |
| 1 | r | 103[C] | ALA | 2.1 |
| 1 | k | 126[C] | ASP | 2.1 |
| 1 | o | 119[C] | LYS | 2.1 |
| 1 | r | 44[C] | ASP | 2.1 |
| 1 | u | 124[C] | LYS | 2.1 |
| 1 | i | 24[C] | ILE | 2.1 |
| 1 | X | 4 | SER | 2.1 |
| 1 | d | 111[C] | ASN | 2.1 |
| 1 | h | 69[C] | LEU | 2.1 |
| 1 | k | 98[C] | ASN | 2.1 |
| 1 | u | 117[C] | LEU | 2.1 |
| 1 | t | 149[C] | GLY | 2.1 |
| 1 | i | 67[C] | GLU | 2.1 |
| 1 | p | 116[C] | GLU | 2.1 |
| 1 | s | 118[C] | HIS | 2.1 |
| 1 | a | 29[C] | TYR | 2.1 |
| 1 | a | 124[C] | LYS | 2.1 |
| 1 | b | 12[C] | TYR | 2.1 |
| 1 | c | 142[C] | VAL | 2.1 |
| 1 | i | 110[C] | VAL | 2.1 |
| 1 | j | 168[C] | TYR | 2.1 |
| 1 | h | 81[C] | PHE | 2.1 |
| 1 | k | 66[C] | ALA | 2.1 |
| 1 | q | 34[C] | TYR | 2.1 |
| 1 | r | 5[C] | THR | 2.1 |
| 1 | c | 155[C] | LEU | 2.1 |
| 1 | f | 72[C] | LEU | 2.1 |
| 1 | o | 120[C] | LEU | 2.1 |
| 1 | s | 116[C] | GLU | 2.1 |
| 1 | o | 37[C] | MET | 2.1 |
| 1 | r | 158[C] | MET | 2.1 |
| 1 | f | 105[C] | HIS | 2.1 |
| 1 | q | 13[C] | HIS | 2.1 |
| 1 | d | 40[C] | TYR | 2.1 |
| 1 | e | 160[C] | ALA | 2.1 |
| 1 | f | 152[C] | VAL | 2.1 |
| 1 | h | 32[C] | TYR | 2.1 |

Continued on next page...

Continued from previous page...

| Mol | Chain | Res | Type | RSRZ |
|-----|-------|--------|------|------|
| 1 | m | 32[C] | TYR | 2.1 |
| 1 | t | 39[C] | TYR | 2.1 |
| 1 | n | 55[C] | PHE | 2.1 |
| 1 | p | 111[C] | ASN | 2.1 |
| 1 | q | 64[C] | GLU | 2.1 |
| 1 | u | 170[C] | PHE | 2.1 |
| 1 | v | 156[C] | ARG | 2.1 |
| 1 | j | 176[C] | GLY | 2.1 |
| 1 | k | 127[C] | PRO | 2.1 |
| 1 | w | 85[C] | ILE | 2.1 |
| 1 | B | 119 | LYS | 2.1 |
| 1 | c | 28[C] | LEU | 2.1 |
| 1 | p | 157[C] | LYS | 2.1 |
| 1 | r | 106[C] | LEU | 2.1 |
| 1 | u | 148[C] | LEU | 2.1 |
| 1 | c | 13[C] | HIS | 2.1 |
| 1 | q | 100[C] | MET | 2.1 |
| 1 | p | 45[C] | ASP | 2.1 |
| 1 | u | 76[C] | ARG | 2.1 |
| 1 | u | 160[C] | ALA | 2.1 |
| 1 | l | 33[C] | VAL | 2.1 |
| 1 | m | 8[C] | VAL | 2.1 |
| 1 | i | 41[C] | PHE | 2.1 |
| 1 | x | 38[C] | SER | 2.1 |
| 1 | j | 88[C] | PRO | 2.1 |
| 1 | F | 120 | LEU | 2.1 |
| 1 | p | 80[C] | ILE | 2.1 |
| 1 | b | 173[C] | HIS | 2.1 |
| 1 | f | 118[C] | HIS | 2.1 |
| 1 | p | 14[C] | GLN | 2.1 |
| 1 | s | 82[C] | LEU | 2.1 |
| 1 | w | 105[C] | HIS | 2.1 |
| 1 | e | 147[C] | GLU | 2.1 |
| 1 | l | 63[C] | ARG | 2.1 |
| 1 | p | 109[C] | ASN | 2.1 |
| 1 | c | 53[C] | LYS | 2.1 |
| 1 | d | 119[C] | LYS | 2.1 |
| 1 | f | 53[C] | LYS | 2.1 |
| 1 | h | 47[C] | ALA | 2.1 |
| 1 | q | 166[C] | ALA | 2.1 |
| 1 | s | 103[C] | ALA | 2.1 |
| 1 | p | 149[C] | GLY | 2.1 |

Continued on next page...

Continued from previous page...

| Mol | Chain | Res | Type | RSRZ |
|-----|-------|--------|------|------|
| 1 | d | 81[C] | PHE | 2.1 |
| 1 | u | 29[C] | TYR | 2.1 |
| 1 | n | 167[C] | GLU | 2.0 |
| 1 | u | 107[C] | GLU | 2.0 |
| 1 | T | 106 | LEU | 2.0 |
| 1 | d | 117[C] | LEU | 2.0 |
| 1 | f | 104[C] | LEU | 2.0 |
| 1 | g | 138[C] | LEU | 2.0 |
| 1 | r | 138[C] | LEU | 2.0 |
| 1 | b | 158[C] | MET | 2.0 |
| 1 | r | 109[C] | ASN | 2.0 |
| 1 | d | 103[C] | ALA | 2.0 |
| 1 | i | 99[C] | ALA | 2.0 |
| 1 | v | 103[C] | ALA | 2.0 |
| 1 | l | 95[C] | SER | 2.0 |
| 1 | m | 33[C] | VAL | 2.0 |
| 1 | a | 40[C] | TYR | 2.0 |
| 1 | b | 13[C] | HIS | 2.0 |
| 1 | b | 105[C] | HIS | 2.0 |
| 1 | l | 151[C] | HIS | 2.0 |
| 1 | m | 122[C] | HIS | 2.0 |
| 1 | T | 53 | LYS | 2.0 |
| 1 | o | 109[C] | ASN | 2.0 |
| 1 | x | 37[C] | MET | 2.0 |
| 1 | S | 112 | GLN | 2.0 |
| 1 | j | 159[C] | GLY | 2.0 |
| 1 | j | 127[C] | PRO | 2.0 |
| 1 | w | 92[C] | ASP | 2.0 |
| 1 | f | 136[C] | HIS | 2.0 |
| 1 | h | 152[C] | VAL | 2.0 |
| 1 | p | 46[C] | VAL | 2.0 |
| 1 | q | 151[C] | HIS | 2.0 |
| 1 | w | 33[C] | VAL | 2.0 |
| 1 | g | 170[C] | PHE | 2.0 |
| 1 | u | 132[C] | PHE | 2.0 |
| 1 | c | 39[C] | TYR | 2.0 |
| 1 | s | 54[C] | TYR | 2.0 |
| 1 | v | 137[C] | TYR | 2.0 |
| 1 | v | 133[C] | ILE | 2.0 |
| 1 | a | 86[C] | GLN | 2.0 |
| 1 | g | 14[C] | GLN | 2.0 |
| 1 | n | 86[C] | GLN | 2.0 |

Continued on next page...

Continued from previous page...

| Mol | Chain | Res | Type | RSRZ |
|-----|-------|--------|------|------|
| 1 | i | 95[C] | SER | 2.0 |
| 1 | i | 135[C] | THR | 2.0 |
| 1 | m | 30[C] | ALA | 2.0 |

6.2 Non-standard residues in protein, DNA, RNA chains [i](#)

There are no non-standard protein/DNA/RNA residues in this entry.

6.3 Carbohydrates [i](#)

There are no monosaccharides in this entry.

6.4 Ligands [i](#)

In the following table, the Atoms column lists the number of modelled atoms in the group and the number defined in the chemical component dictionary. The B-factors column lists the minimum, median, 95th percentile and maximum values of B factors of atoms in the group. The column labelled 'Q< 0.9' lists the number of atoms with occupancy less than 0.9.

| Mol | Type | Chain | Res | Atoms | RSCC | RSR | B-factors(Å ²) | Q<0.9 |
|-----|------|-------|--------|-------|------|------|----------------------------|-------|
| 2 | ZN | v | 203[D] | 1/1 | 0.61 | 0.15 | 35,35,35,35 | 1 |
| 2 | ZN | v | 203[C] | 1/1 | 0.61 | 0.15 | 33,33,33,33 | 1 |
| 2 | ZN | d | 202[D] | 1/1 | 0.74 | 0.11 | 50,50,50,50 | 1 |
| 2 | ZN | d | 202[C] | 1/1 | 0.74 | 0.11 | 38,38,38,38 | 1 |
| 3 | NA | G | 204 | 1/1 | 0.83 | 0.20 | 46,46,46,46 | 0 |
| 2 | ZN | d | 204[C] | 1/1 | 0.83 | 0.11 | 37,37,37,37 | 1 |
| 2 | ZN | d | 204[D] | 1/1 | 0.83 | 0.11 | 36,36,36,36 | 1 |
| 3 | NA | g | 204[D] | 1/1 | 0.85 | 0.18 | 32,32,32,32 | 1 |
| 2 | ZN | n | 202[D] | 1/1 | 0.85 | 0.11 | 48,48,48,48 | 1 |
| 2 | ZN | n | 202[C] | 1/1 | 0.85 | 0.11 | 46,46,46,46 | 1 |
| 2 | ZN | l | 203[D] | 1/1 | 0.85 | 0.12 | 30,30,30,30 | 1 |
| 2 | ZN | l | 203[C] | 1/1 | 0.85 | 0.12 | 32,32,32,32 | 1 |
| 3 | NA | g | 204[C] | 1/1 | 0.85 | 0.18 | 28,28,28,28 | 1 |
| 3 | NA | p | 204[C] | 1/1 | 0.86 | 0.15 | 36,36,36,36 | 1 |
| 2 | ZN | H | 202 | 1/1 | 0.86 | 0.17 | 70,70,70,70 | 1 |
| 3 | NA | p | 204[D] | 1/1 | 0.86 | 0.15 | 33,33,33,33 | 1 |
| 2 | ZN | g | 201[C] | 1/1 | 0.86 | 0.15 | 27,27,27,27 | 1 |
| 2 | ZN | g | 201[D] | 1/1 | 0.86 | 0.15 | 36,36,36,36 | 1 |
| 2 | ZN | d | 201[D] | 1/1 | 0.86 | 0.13 | 40,40,40,40 | 1 |
| 2 | ZN | d | 201[C] | 1/1 | 0.86 | 0.13 | 34,34,34,34 | 1 |

Continued on next page...

Continued from previous page...

| Mol | Type | Chain | Res | Atoms | RSCC | RSR | B-factors(\AA^2) | Q<0.9 |
|-----|------|-------|--------|-------|------|------|-----------------------------|-------|
| 2 | ZN | d | 203[C] | 1/1 | 0.87 | 0.19 | 56,56,56,56 | 1 |
| 2 | ZN | d | 203[D] | 1/1 | 0.87 | 0.19 | 52,52,52,52 | 1 |
| 2 | ZN | e | 201[C] | 1/1 | 0.88 | 0.14 | 29,29,29,29 | 1 |
| 2 | ZN | S | 202 | 1/1 | 0.88 | 0.13 | 35,35,35,35 | 1 |
| 2 | ZN | e | 201[D] | 1/1 | 0.88 | 0.14 | 34,34,34,34 | 1 |
| 4 | V9Y | O | 204[D] | 13/13 | 0.88 | 0.22 | 43,53,63,63 | 13 |
| 4 | V9Y | O | 204[C] | 13/13 | 0.88 | 0.22 | 45,50,63,63 | 13 |
| 2 | ZN | i | 201[D] | 1/1 | 0.88 | 0.12 | 34,34,34,34 | 1 |
| 2 | ZN | i | 201[C] | 1/1 | 0.88 | 0.12 | 29,29,29,29 | 1 |
| 2 | ZN | T | 202 | 1/1 | 0.89 | 0.08 | 54,54,54,54 | 0 |
| 4 | V9Y | A | 205[D] | 13/13 | 0.89 | 0.20 | 43,49,60,61 | 13 |
| 2 | ZN | g | 202[C] | 1/1 | 0.89 | 0.08 | 42,42,42,42 | 1 |
| 2 | ZN | s | 201[C] | 1/1 | 0.89 | 0.10 | 28,28,28,28 | 1 |
| 2 | ZN | h | 201[C] | 1/1 | 0.89 | 0.09 | 34,34,34,34 | 1 |
| 2 | ZN | h | 201[D] | 1/1 | 0.89 | 0.09 | 36,36,36,36 | 1 |
| 2 | ZN | r | 202[D] | 1/1 | 0.89 | 0.09 | 40,40,40,40 | 1 |
| 2 | ZN | r | 202[C] | 1/1 | 0.89 | 0.09 | 34,34,34,34 | 1 |
| 2 | ZN | s | 201[D] | 1/1 | 0.89 | 0.10 | 33,33,33,33 | 1 |
| 2 | ZN | g | 202[D] | 1/1 | 0.89 | 0.08 | 48,48,48,48 | 1 |
| 4 | V9Y | A | 205[C] | 13/13 | 0.89 | 0.20 | 41,46,60,61 | 13 |
| 2 | ZN | a | 201[C] | 1/1 | 0.90 | 0.10 | 30,30,30,30 | 1 |
| 2 | ZN | a | 203[D] | 1/1 | 0.90 | 0.10 | 34,34,34,34 | 1 |
| 3 | NA | a | 204[D] | 1/1 | 0.90 | 0.20 | 31,31,31,31 | 1 |
| 2 | ZN | g | 203[D] | 1/1 | 0.90 | 0.14 | 40,40,40,40 | 1 |
| 2 | ZN | w | 201[C] | 1/1 | 0.90 | 0.14 | 35,35,35,35 | 1 |
| 3 | NA | a | 204[C] | 1/1 | 0.90 | 0.20 | 34,34,34,34 | 1 |
| 2 | ZN | g | 203[C] | 1/1 | 0.90 | 0.14 | 32,32,32,32 | 1 |
| 2 | ZN | a | 203[C] | 1/1 | 0.90 | 0.10 | 33,33,33,33 | 1 |
| 2 | ZN | a | 201[D] | 1/1 | 0.90 | 0.10 | 34,34,34,34 | 1 |
| 2 | ZN | v | 201[D] | 1/1 | 0.90 | 0.09 | 33,33,33,33 | 1 |
| 2 | ZN | w | 201[D] | 1/1 | 0.90 | 0.14 | 31,31,31,31 | 1 |
| 2 | ZN | v | 201[C] | 1/1 | 0.90 | 0.09 | 38,38,38,38 | 1 |
| 4 | V9Y | D | 204[D] | 13/13 | 0.91 | 0.21 | 45,49,64,66 | 13 |
| 2 | ZN | k | 201[D] | 1/1 | 0.91 | 0.09 | 37,37,37,37 | 1 |
| 2 | ZN | s | 202[D] | 1/1 | 0.91 | 0.08 | 44,44,44,44 | 1 |
| 2 | ZN | b | 201[C] | 1/1 | 0.91 | 0.11 | 30,30,30,30 | 1 |
| 3 | NA | A | 204 | 1/1 | 0.91 | 0.22 | 33,33,33,33 | 0 |
| 4 | V9Y | D | 204[C] | 13/13 | 0.91 | 0.21 | 49,57,65,67 | 13 |
| 2 | ZN | r | 201[D] | 1/1 | 0.91 | 0.10 | 34,34,34,34 | 1 |
| 2 | ZN | k | 201[C] | 1/1 | 0.91 | 0.09 | 31,31,31,31 | 1 |
| 2 | ZN | o | 202[C] | 1/1 | 0.91 | 0.10 | 38,38,38,38 | 1 |
| 2 | ZN | s | 202[C] | 1/1 | 0.91 | 0.08 | 40,40,40,40 | 1 |

Continued on next page...

Continued from previous page...

| Mol | Type | Chain | Res | Atoms | RSCC | RSR | B-factors(\AA^2) | Q<0.9 |
|-----|------|-------|--------|-------|------|------|-----------------------------|-------|
| 4 | V9Y | X | 203[D] | 13/13 | 0.91 | 0.20 | 34,45,57,58 | 13 |
| 4 | V9Y | I | 203[D] | 13/13 | 0.91 | 0.18 | 44,51,64,66 | 13 |
| 4 | V9Y | X | 203[C] | 13/13 | 0.91 | 0.20 | 40,47,57,58 | 13 |
| 2 | ZN | r | 201[C] | 1/1 | 0.91 | 0.10 | 31,31,31,31 | 1 |
| 2 | ZN | b | 201[D] | 1/1 | 0.91 | 0.11 | 31,31,31,31 | 1 |
| 4 | V9Y | I | 203[C] | 13/13 | 0.91 | 0.18 | 48,53,66,66 | 13 |
| 2 | ZN | l | 201[C] | 1/1 | 0.91 | 0.11 | 26,26,26,26 | 1 |
| 2 | ZN | a | 202[D] | 1/1 | 0.91 | 0.09 | 50,50,50,50 | 1 |
| 2 | ZN | o | 202[D] | 1/1 | 0.91 | 0.10 | 34,34,34,34 | 1 |
| 2 | ZN | a | 202[C] | 1/1 | 0.91 | 0.09 | 42,42,42,42 | 1 |
| 2 | ZN | D | 201 | 1/1 | 0.91 | 0.10 | 34,34,34,34 | 0 |
| 2 | ZN | l | 201[D] | 1/1 | 0.91 | 0.11 | 34,34,34,34 | 1 |
| 2 | ZN | f | 203[D] | 1/1 | 0.92 | 0.12 | 42,42,42,42 | 1 |
| 2 | ZN | f | 201[C] | 1/1 | 0.92 | 0.12 | 26,26,26,26 | 1 |
| 2 | ZN | t | 202[D] | 1/1 | 0.92 | 0.11 | 31,31,31,31 | 1 |
| 4 | V9Y | t | 203[C] | 13/13 | 0.92 | 0.18 | 43,46,65,67 | 13 |
| 4 | V9Y | t | 203[D] | 13/13 | 0.92 | 0.18 | 51,56,67,68 | 13 |
| 2 | ZN | f | 203[C] | 1/1 | 0.92 | 0.12 | 26,26,26,26 | 1 |
| 3 | NA | n | 204[D] | 1/1 | 0.92 | 0.14 | 36,36,36,36 | 1 |
| 3 | NA | D | 203 | 1/1 | 0.92 | 0.21 | 48,48,48,48 | 0 |
| 2 | ZN | f | 201[D] | 1/1 | 0.92 | 0.12 | 38,38,38,38 | 1 |
| 2 | ZN | C | 202 | 1/1 | 0.92 | 0.05 | 71,71,71,71 | 1 |
| 2 | ZN | t | 202[C] | 1/1 | 0.92 | 0.11 | 35,35,35,35 | 1 |
| 3 | NA | P | 204 | 1/1 | 0.92 | 0.20 | 45,45,45,45 | 0 |
| 3 | NA | n | 204[C] | 1/1 | 0.92 | 0.14 | 36,36,36,36 | 1 |
| 2 | ZN | t | 201[D] | 1/1 | 0.92 | 0.08 | 34,34,34,34 | 1 |
| 2 | ZN | t | 201[C] | 1/1 | 0.92 | 0.08 | 35,35,35,35 | 1 |
| 3 | NA | j | 203[D] | 1/1 | 0.93 | 0.14 | 33,33,33,33 | 1 |
| 3 | NA | j | 203[C] | 1/1 | 0.93 | 0.14 | 28,28,28,28 | 1 |
| 3 | NA | x | 204[D] | 1/1 | 0.93 | 0.18 | 33,33,33,33 | 1 |
| 3 | NA | S | 203 | 1/1 | 0.93 | 0.27 | 45,45,45,45 | 0 |
| 2 | ZN | i | 202[D] | 1/1 | 0.93 | 0.10 | 36,36,36,36 | 1 |
| 2 | ZN | i | 202[C] | 1/1 | 0.93 | 0.10 | 29,29,29,29 | 1 |
| 2 | ZN | v | 202[C] | 1/1 | 0.93 | 0.18 | 44,44,44,44 | 1 |
| 3 | NA | x | 204[C] | 1/1 | 0.93 | 0.18 | 31,31,31,31 | 1 |
| 2 | ZN | s | 203[C] | 1/1 | 0.93 | 0.08 | 31,31,31,31 | 1 |
| 4 | V9Y | R | 203[C] | 13/13 | 0.93 | 0.20 | 45,56,70,70 | 13 |
| 2 | ZN | P | 202 | 1/1 | 0.93 | 0.09 | 55,55,55,55 | 0 |
| 2 | ZN | w | 204[C] | 1/1 | 0.93 | 0.12 | 32,32,32,32 | 1 |
| 4 | V9Y | R | 203[D] | 13/13 | 0.93 | 0.20 | 47,58,70,71 | 13 |
| 2 | ZN | v | 202[D] | 1/1 | 0.93 | 0.18 | 44,44,44,44 | 1 |
| 2 | ZN | w | 204[D] | 1/1 | 0.93 | 0.12 | 37,37,37,37 | 1 |

Continued on next page...

Continued from previous page...

| Mol | Type | Chain | Res | Atoms | RSCC | RSR | B-factors(Å ²) | Q<0.9 |
|-----|------|-------|--------|-------|------|------|----------------------------|-------|
| 2 | ZN | s | 203[D] | 1/1 | 0.93 | 0.08 | 32,32,32,32 | 1 |
| 2 | ZN | x | 201[C] | 1/1 | 0.94 | 0.11 | 35,35,35,35 | 1 |
| 4 | V9Y | L | 203[C] | 13/13 | 0.94 | 0.19 | 42,46,67,68 | 13 |
| 2 | ZN | q | 202[D] | 1/1 | 0.94 | 0.08 | 37,37,37,37 | 1 |
| 4 | V9Y | L | 203[D] | 13/13 | 0.94 | 0.19 | 43,50,67,68 | 13 |
| 2 | ZN | x | 201[D] | 1/1 | 0.94 | 0.11 | 30,30,30,30 | 1 |
| 2 | ZN | f | 202[C] | 1/1 | 0.94 | 0.11 | 38,38,38,38 | 1 |
| 3 | NA | d | 205[C] | 1/1 | 0.94 | 0.16 | 31,31,31,31 | 1 |
| 2 | ZN | I | 202 | 1/1 | 0.94 | 0.13 | 44,44,44,44 | 1 |
| 2 | ZN | o | 201[C] | 1/1 | 0.94 | 0.09 | 32,32,32,32 | 1 |
| 2 | ZN | u | 202[D] | 1/1 | 0.94 | 0.08 | 35,35,35,35 | 1 |
| 2 | ZN | U | 201 | 1/1 | 0.94 | 0.12 | 43,43,43,43 | 0 |
| 2 | ZN | j | 201[D] | 1/1 | 0.94 | 0.12 | 39,39,39,39 | 1 |
| 2 | ZN | q | 201[C] | 1/1 | 0.94 | 0.08 | 36,36,36,36 | 1 |
| 2 | ZN | f | 202[D] | 1/1 | 0.94 | 0.11 | 45,45,45,45 | 1 |
| 2 | ZN | q | 201[D] | 1/1 | 0.94 | 0.08 | 32,32,32,32 | 1 |
| 2 | ZN | j | 201[C] | 1/1 | 0.94 | 0.12 | 31,31,31,31 | 1 |
| 2 | ZN | G | 202 | 1/1 | 0.94 | 0.10 | 49,49,49,49 | 0 |
| 2 | ZN | u | 202[C] | 1/1 | 0.94 | 0.08 | 40,40,40,40 | 1 |
| 2 | ZN | o | 201[D] | 1/1 | 0.94 | 0.09 | 33,33,33,33 | 1 |
| 3 | NA | d | 205[D] | 1/1 | 0.94 | 0.16 | 36,36,36,36 | 1 |
| 2 | ZN | q | 202[C] | 1/1 | 0.94 | 0.08 | 35,35,35,35 | 1 |
| 2 | ZN | e | 203[D] | 1/1 | 0.95 | 0.08 | 36,36,36,36 | 1 |
| 2 | ZN | m | 201[C] | 1/1 | 0.95 | 0.08 | 40,40,40,40 | 1 |
| 2 | ZN | p | 203[C] | 1/1 | 0.95 | 0.06 | 32,32,32,32 | 1 |
| 3 | NA | V | 203 | 1/1 | 0.95 | 0.22 | 32,32,32,32 | 0 |
| 2 | ZN | x | 203[D] | 1/1 | 0.95 | 0.11 | 30,30,30,30 | 1 |
| 2 | ZN | e | 203[C] | 1/1 | 0.95 | 0.08 | 38,38,38,38 | 1 |
| 2 | ZN | F | 204 | 1/1 | 0.95 | 0.12 | 45,45,45,45 | 1 |
| 2 | ZN | x | 203[C] | 1/1 | 0.95 | 0.11 | 39,39,39,39 | 1 |
| 2 | ZN | w | 203[D] | 1/1 | 0.95 | 0.10 | 50,50,50,50 | 1 |
| 2 | ZN | p | 202[D] | 1/1 | 0.95 | 0.07 | 39,39,39,39 | 1 |
| 2 | ZN | p | 202[C] | 1/1 | 0.95 | 0.07 | 51,51,51,51 | 1 |
| 3 | NA | J | 203 | 1/1 | 0.95 | 0.23 | 32,32,32,32 | 0 |
| 2 | ZN | l | 202[D] | 1/1 | 0.95 | 0.09 | 47,47,47,47 | 1 |
| 2 | ZN | l | 202[C] | 1/1 | 0.95 | 0.09 | 36,36,36,36 | 1 |
| 2 | ZN | m | 201[D] | 1/1 | 0.95 | 0.08 | 33,33,33,33 | 1 |
| 2 | ZN | n | 203[D] | 1/1 | 0.95 | 0.07 | 31,31,31,31 | 1 |
| 2 | ZN | I | 201 | 1/1 | 0.95 | 0.14 | 43,43,43,43 | 0 |
| 3 | NA | M | 203 | 1/1 | 0.95 | 0.17 | 28,28,28,28 | 0 |
| 2 | ZN | p | 203[D] | 1/1 | 0.95 | 0.06 | 31,31,31,31 | 1 |
| 2 | ZN | n | 203[C] | 1/1 | 0.95 | 0.07 | 33,33,33,33 | 1 |

Continued on next page...

Continued from previous page...

| Mol | Type | Chain | Res | Atoms | RSCC | RSR | B-factors(\AA^2) | Q<0.9 |
|-----|------|-------|--------|-------|------|------|-----------------------------|-------|
| 2 | ZN | w | 203[C] | 1/1 | 0.95 | 0.10 | 44,44,44,44 | 1 |
| 2 | ZN | Q | 201 | 1/1 | 0.96 | 0.10 | 42,42,42,42 | 0 |
| 2 | ZN | w | 202[D] | 1/1 | 0.96 | 0.11 | 38,38,38,38 | 1 |
| 2 | ZN | k | 202[D] | 1/1 | 0.96 | 0.08 | 33,33,33,33 | 1 |
| 2 | ZN | p | 201[D] | 1/1 | 0.96 | 0.06 | 32,32,32,32 | 1 |
| 2 | ZN | c | 201[C] | 1/1 | 0.96 | 0.08 | 30,30,30,30 | 1 |
| 2 | ZN | u | 201[D] | 1/1 | 0.96 | 0.09 | 34,34,34,34 | 1 |
| 2 | ZN | c | 202[D] | 1/1 | 0.96 | 0.08 | 27,27,27,27 | 1 |
| 2 | ZN | F | 203 | 1/1 | 0.96 | 0.10 | 76,76,76,76 | 1 |
| 2 | ZN | m | 202[C] | 1/1 | 0.96 | 0.08 | 30,30,30,30 | 1 |
| 2 | ZN | w | 202[C] | 1/1 | 0.96 | 0.11 | 42,42,42,42 | 1 |
| 2 | ZN | c | 202[C] | 1/1 | 0.96 | 0.08 | 30,30,30,30 | 1 |
| 2 | ZN | n | 201[D] | 1/1 | 0.96 | 0.10 | 32,32,32,32 | 1 |
| 2 | ZN | n | 201[C] | 1/1 | 0.96 | 0.10 | 37,37,37,37 | 1 |
| 2 | ZN | p | 201[C] | 1/1 | 0.96 | 0.06 | 32,32,32,32 | 1 |
| 2 | ZN | b | 202[C] | 1/1 | 0.96 | 0.11 | 28,28,28,28 | 1 |
| 2 | ZN | c | 201[D] | 1/1 | 0.96 | 0.08 | 38,38,38,38 | 1 |
| 2 | ZN | u | 201[C] | 1/1 | 0.96 | 0.09 | 37,37,37,37 | 1 |
| 2 | ZN | k | 202[C] | 1/1 | 0.96 | 0.08 | 34,34,34,34 | 1 |
| 2 | ZN | x | 202[C] | 1/1 | 0.96 | 0.23 | 52,52,52,52 | 1 |
| 2 | ZN | R | 202 | 1/1 | 0.96 | 0.08 | 45,45,45,45 | 1 |
| 2 | ZN | m | 202[D] | 1/1 | 0.96 | 0.08 | 30,30,30,30 | 1 |
| 2 | ZN | x | 202[D] | 1/1 | 0.96 | 0.23 | 51,51,51,51 | 1 |
| 2 | ZN | F | 202 | 1/1 | 0.96 | 0.10 | 45,45,45,45 | 0 |
| 2 | ZN | H | 203 | 1/1 | 0.96 | 0.12 | 37,37,37,37 | 1 |
| 2 | ZN | b | 202[D] | 1/1 | 0.96 | 0.11 | 35,35,35,35 | 1 |
| 2 | ZN | E | 201 | 1/1 | 0.96 | 0.12 | 44,44,44,44 | 0 |
| 2 | ZN | j | 202[C] | 1/1 | 0.97 | 0.11 | 33,33,33,33 | 1 |
| 2 | ZN | W | 201 | 1/1 | 0.97 | 0.14 | 35,35,35,35 | 0 |
| 2 | ZN | X | 202 | 1/1 | 0.97 | 0.09 | 36,36,36,36 | 1 |
| 2 | ZN | B | 201 | 1/1 | 0.97 | 0.13 | 33,33,33,33 | 0 |
| 2 | ZN | Q | 202 | 1/1 | 0.97 | 0.09 | 38,38,38,38 | 1 |
| 2 | ZN | S | 201 | 1/1 | 0.97 | 0.08 | 33,33,33,33 | 0 |
| 2 | ZN | E | 202 | 1/1 | 0.97 | 0.10 | 79,79,79,79 | 1 |
| 2 | ZN | T | 201 | 1/1 | 0.97 | 0.09 | 42,42,42,42 | 0 |
| 2 | ZN | D | 202 | 1/1 | 0.97 | 0.12 | 35,35,35,35 | 1 |
| 2 | ZN | j | 202[D] | 1/1 | 0.97 | 0.11 | 34,34,34,34 | 1 |
| 2 | ZN | B | 202 | 1/1 | 0.97 | 0.06 | 44,44,44,44 | 0 |
| 2 | ZN | C | 201 | 1/1 | 0.97 | 0.10 | 36,36,36,36 | 0 |
| 2 | ZN | V | 201 | 1/1 | 0.97 | 0.14 | 33,33,33,33 | 0 |
| 2 | ZN | B | 203 | 1/1 | 0.97 | 0.13 | 34,34,34,34 | 1 |
| 2 | ZN | R | 201 | 1/1 | 0.97 | 0.11 | 43,43,43,43 | 0 |

Continued on next page...

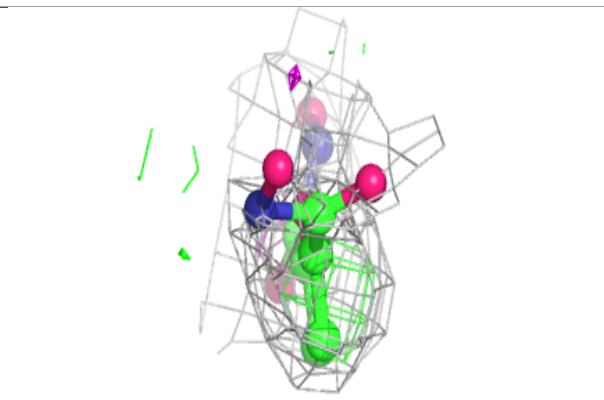
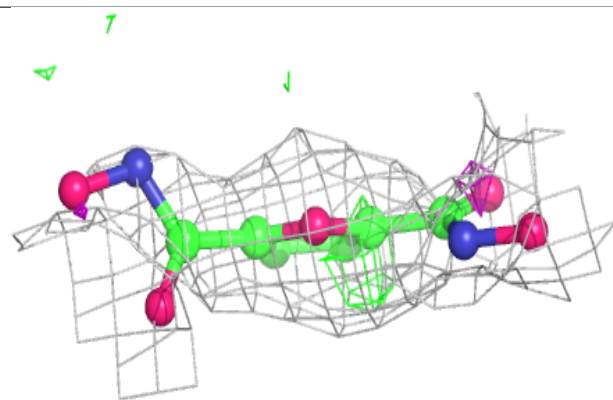
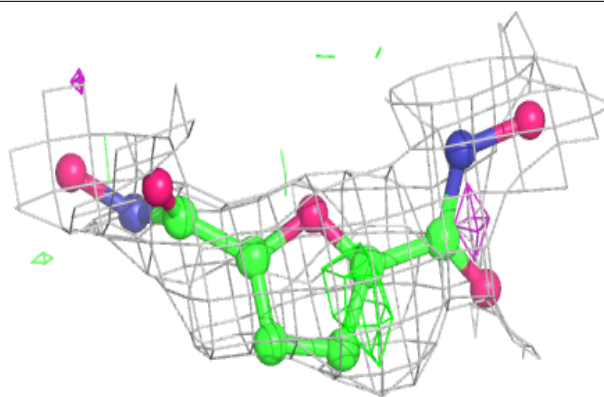
Continued from previous page...

| Mol | Type | Chain | Res | Atoms | RSCC | RSR | B-factors(\AA^2) | Q<0.9 |
|-----|------|-------|--------|-------|------|------|-----------------------------|-------|
| 2 | ZN | N | 203 | 1/1 | 0.97 | 0.09 | 37,37,37,37 | 1 |
| 2 | ZN | A | 202 | 1/1 | 0.98 | 0.04 | 48,48,48,48 | 1 |
| 2 | ZN | e | 202[D] | 1/1 | 0.98 | 0.10 | 50,50,50,50 | 1 |
| 2 | ZN | V | 202 | 1/1 | 0.98 | 0.17 | 31,31,31,31 | 1 |
| 2 | ZN | W | 203 | 1/1 | 0.98 | 0.10 | 38,38,38,38 | 1 |
| 2 | ZN | X | 201 | 1/1 | 0.98 | 0.12 | 34,34,34,34 | 0 |
| 2 | ZN | O | 202 | 1/1 | 0.98 | 0.08 | 71,71,71,71 | 1 |
| 2 | ZN | K | 202 | 1/1 | 0.98 | 0.08 | 42,42,42,42 | 0 |
| 2 | ZN | M | 201 | 1/1 | 0.98 | 0.13 | 42,42,42,42 | 0 |
| 2 | ZN | H | 201 | 1/1 | 0.98 | 0.09 | 43,43,43,43 | 0 |
| 2 | ZN | h | 202[D] | 1/1 | 0.98 | 0.06 | 43,43,43,43 | 1 |
| 2 | ZN | h | 202[C] | 1/1 | 0.98 | 0.06 | 37,37,37,37 | 1 |
| 3 | NA | s | 204[D] | 1/1 | 0.98 | 0.10 | 27,27,27,27 | 1 |
| 2 | ZN | J | 201 | 1/1 | 0.98 | 0.17 | 32,32,32,32 | 0 |
| 2 | ZN | C | 203 | 1/1 | 0.98 | 0.12 | 30,30,30,30 | 1 |
| 2 | ZN | P | 203 | 1/1 | 0.98 | 0.10 | 39,39,39,39 | 1 |
| 2 | ZN | e | 202[C] | 1/1 | 0.98 | 0.10 | 43,43,43,43 | 1 |
| 2 | ZN | M | 202 | 1/1 | 0.98 | 0.12 | 35,35,35,35 | 1 |
| 2 | ZN | P | 201 | 1/1 | 0.98 | 0.07 | 38,38,38,38 | 0 |
| 3 | NA | s | 204[C] | 1/1 | 0.98 | 0.10 | 33,33,33,33 | 1 |
| 2 | ZN | T | 203 | 1/1 | 0.98 | 0.09 | 41,41,41,41 | 1 |
| 2 | ZN | K | 203 | 1/1 | 0.98 | 0.05 | 36,36,36,36 | 1 |
| 2 | ZN | L | 201 | 1/1 | 0.99 | 0.09 | 31,31,31,31 | 0 |
| 2 | ZN | A | 201 | 1/1 | 0.99 | 0.14 | 35,35,35,35 | 0 |
| 2 | ZN | A | 203 | 1/1 | 0.99 | 0.10 | 33,33,33,33 | 1 |
| 2 | ZN | F | 201 | 1/1 | 0.99 | 0.06 | 45,45,45,45 | 0 |
| 2 | ZN | E | 203 | 1/1 | 0.99 | 0.10 | 40,40,40,40 | 1 |
| 2 | ZN | O | 203 | 1/1 | 0.99 | 0.13 | 33,33,33,33 | 1 |
| 2 | ZN | O | 201 | 1/1 | 0.99 | 0.11 | 30,30,30,30 | 0 |
| 2 | ZN | L | 202 | 1/1 | 0.99 | 0.10 | 30,30,30,30 | 1 |
| 2 | ZN | U | 202 | 1/1 | 0.99 | 0.12 | 44,44,44,44 | 1 |
| 2 | ZN | G | 203 | 1/1 | 0.99 | 0.09 | 39,39,39,39 | 1 |
| 2 | ZN | J | 202 | 1/1 | 0.99 | 0.16 | 34,34,34,34 | 1 |
| 2 | ZN | N | 201 | 1/1 | 0.99 | 0.05 | 34,34,34,34 | 0 |
| 2 | ZN | N | 202 | 1/1 | 0.99 | 0.08 | 41,41,41,41 | 0 |
| 2 | ZN | G | 201 | 1/1 | 1.00 | 0.11 | 34,34,34,34 | 0 |
| 2 | ZN | W | 202 | 1/1 | 1.00 | 0.14 | 40,40,40,40 | 0 |
| 2 | ZN | K | 201 | 1/1 | 1.00 | 0.12 | 33,33,33,33 | 0 |

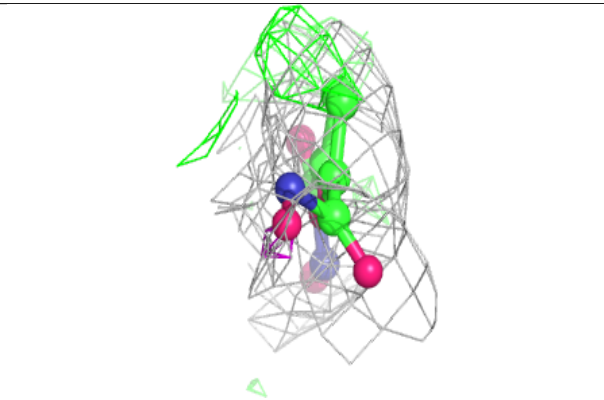
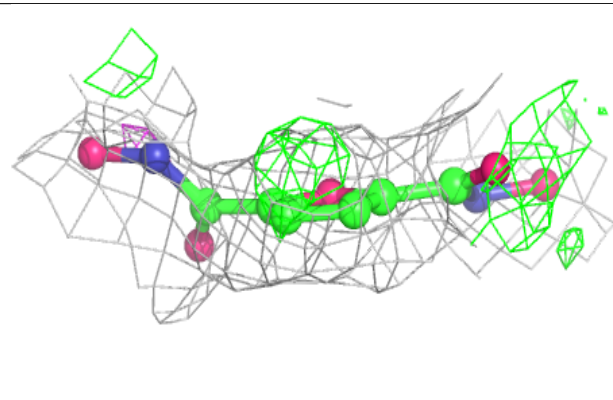
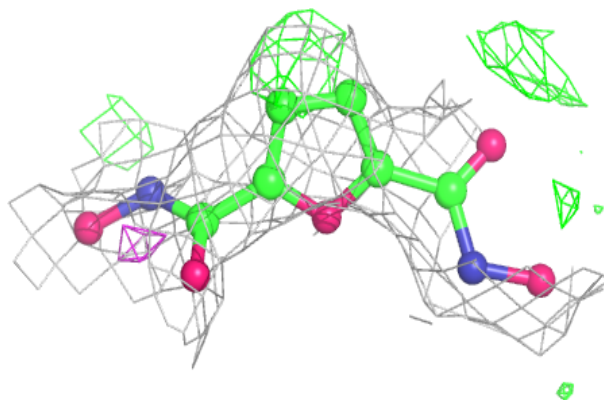
The following is a graphical depiction of the model fit to experimental electron density of all instances of the Ligand of Interest. In addition, ligands with molecular weight > 250 and outliers as shown on the geometry validation Tables will also be included. Each fit is shown from different orientation to approximate a three-dimensional view.

Electron density around V9Y O 204 (D):

$2mF_o-DF_c$ (at 0.7 rmsd) in gray
 mF_o-DF_c (at 3 rmsd) in purple (negative)
and green (positive)

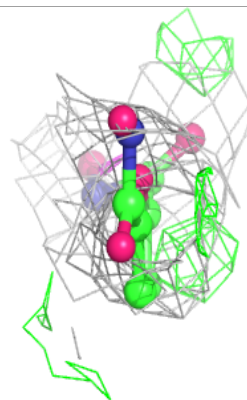
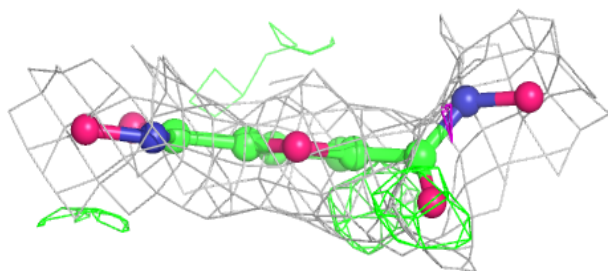
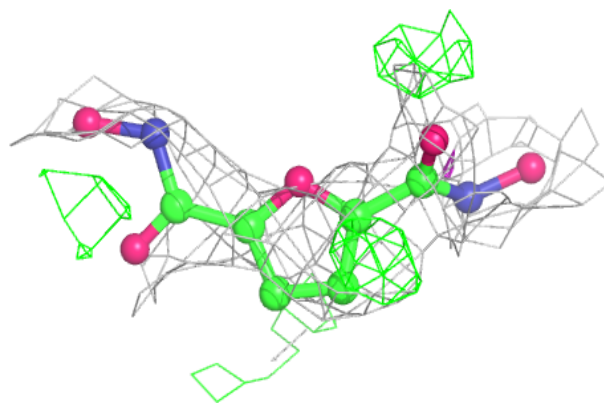
**Electron density around V9Y O 204 (C):**

$2mF_o-DF_c$ (at 0.7 rmsd) in gray
 mF_o-DF_c (at 3 rmsd) in purple (negative)
and green (positive)

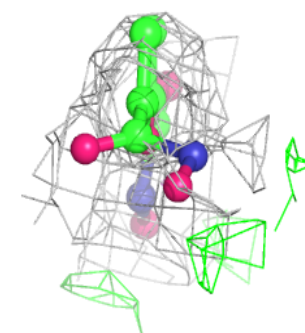
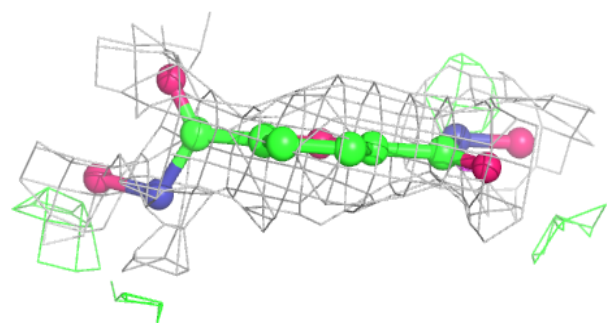
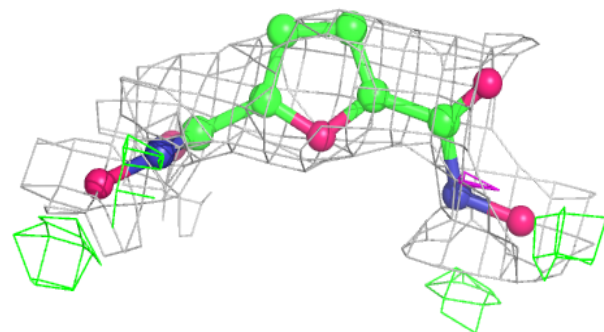


Electron density around V9Y A 205 (D):

$2mF_o-DF_c$ (at 0.7 rmsd) in gray
 mF_o-DF_c (at 3 rmsd) in purple (negative)
and green (positive)

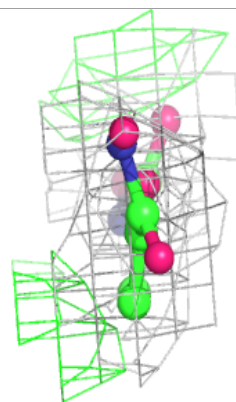
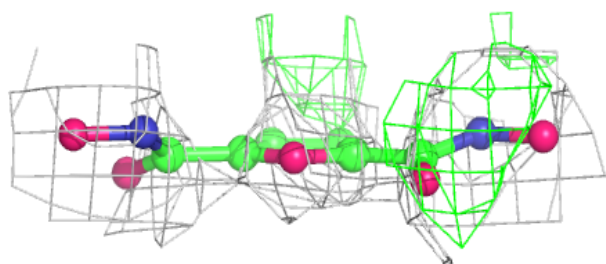
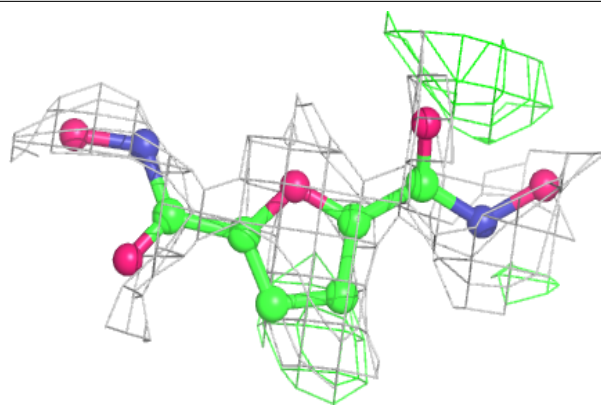
**Electron density around V9Y A 205 (C):**

$2mF_o-DF_c$ (at 0.7 rmsd) in gray
 mF_o-DF_c (at 3 rmsd) in purple (negative)
and green (positive)

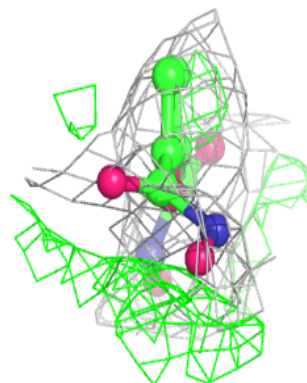
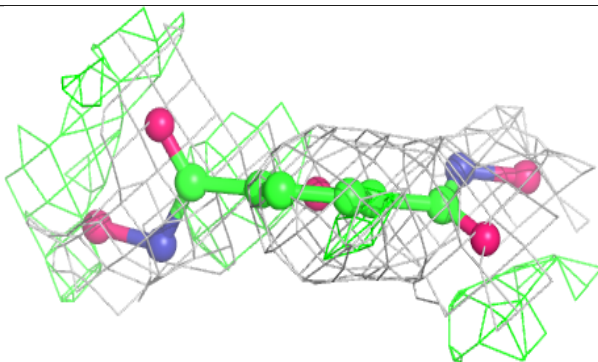
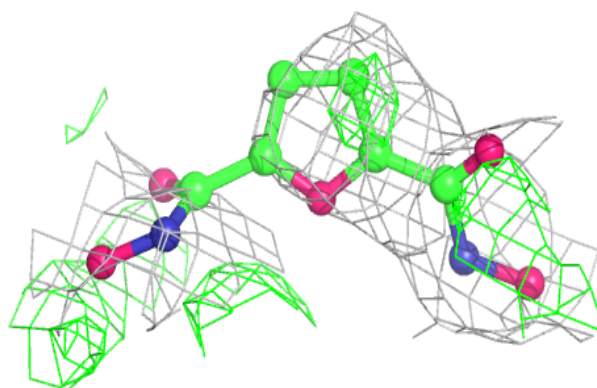


Electron density around V9Y D 204 (D):

$2mF_o-DF_c$ (at 0.7 rmsd) in gray
 mF_o-DF_c (at 3 rmsd) in purple (negative)
and green (positive)

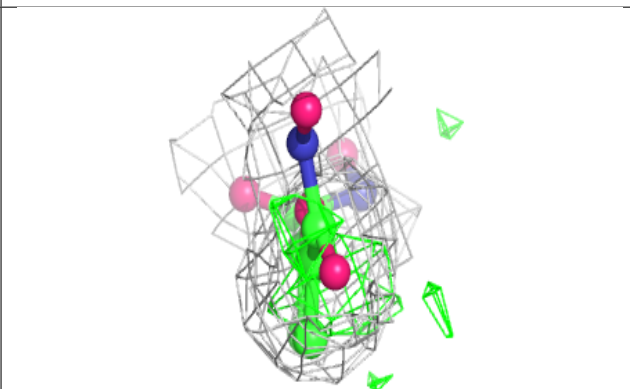
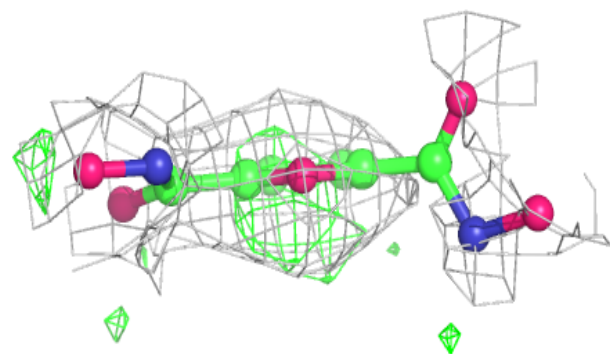
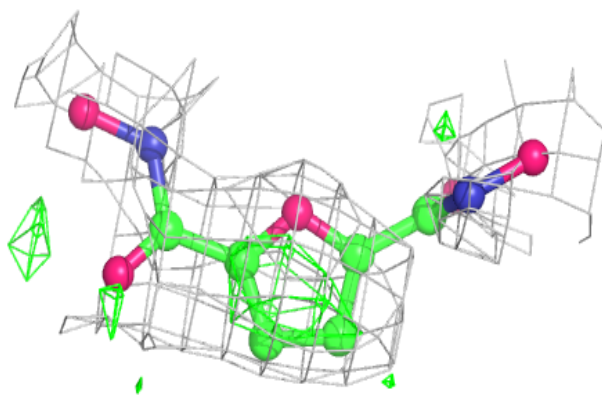
**Electron density around V9Y D 204 (C):**

$2mF_o-DF_c$ (at 0.7 rmsd) in gray
 mF_o-DF_c (at 3 rmsd) in purple (negative)
and green (positive)

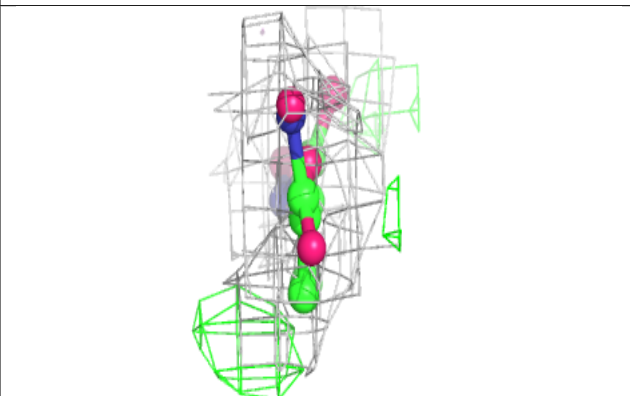
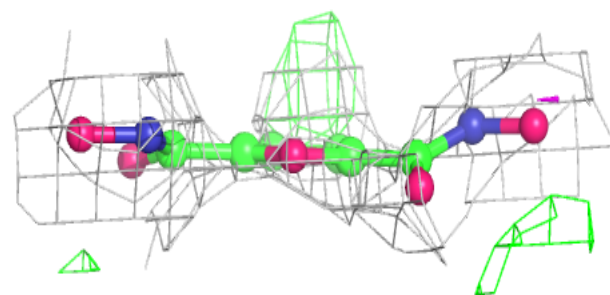
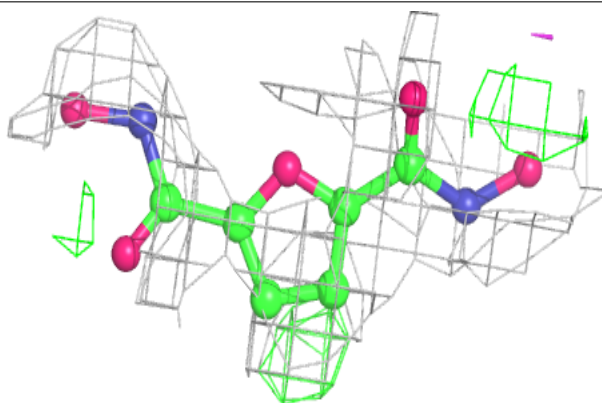


Electron density around V9Y X 203 (D):

$2mF_o-DF_c$ (at 0.7 rmsd) in gray
 mF_o-DF_c (at 3 rmsd) in purple (negative)
and green (positive)

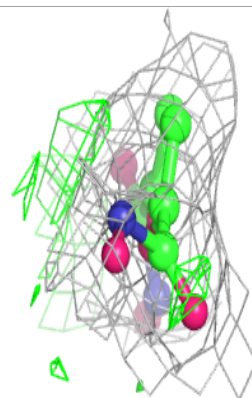
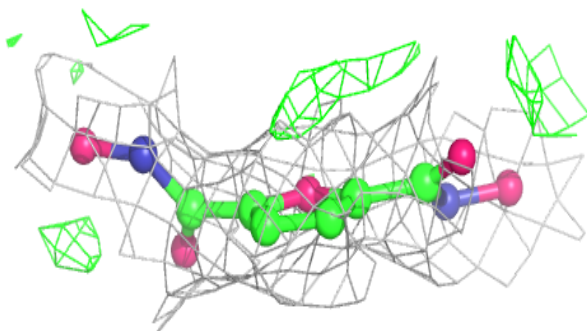
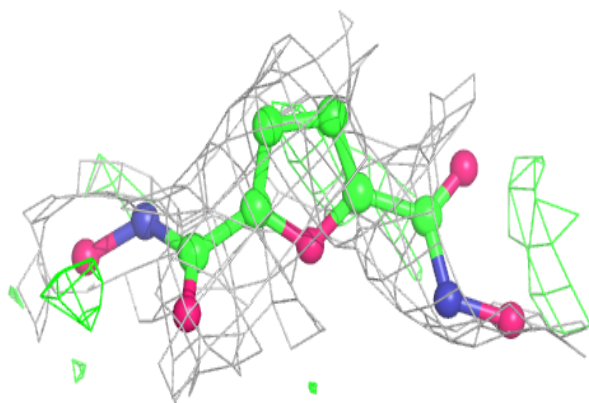
**Electron density around V9Y I 203 (D):**

$2mF_o-DF_c$ (at 0.7 rmsd) in gray
 mF_o-DF_c (at 3 rmsd) in purple (negative)
and green (positive)

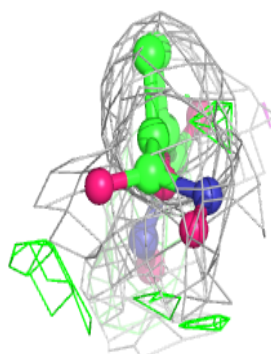
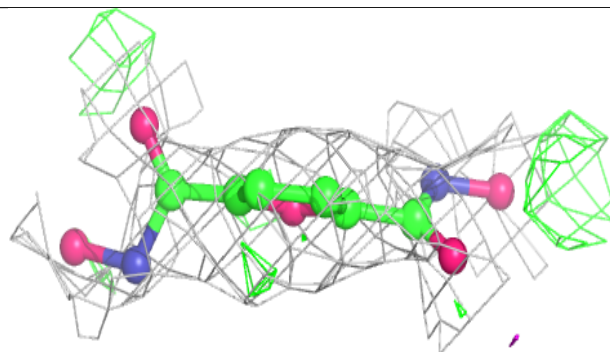
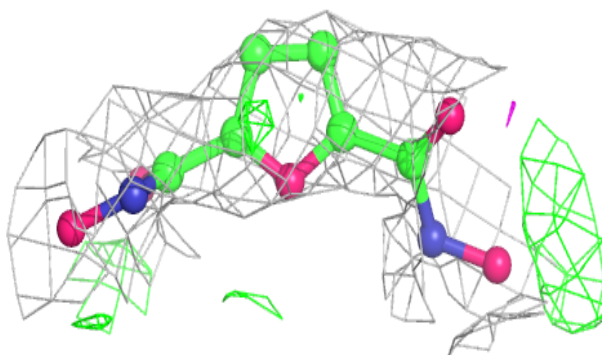


Electron density around V9Y X 203 (C):

$2mF_o - DF_c$ (at 0.7 rmsd) in gray
 $mF_o - DF_c$ (at 3 rmsd) in purple (negative)
and green (positive)

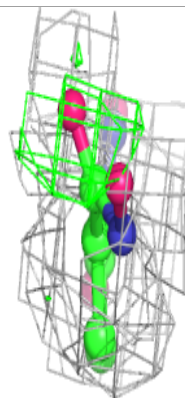
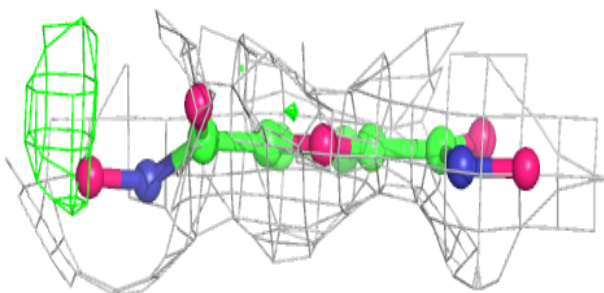
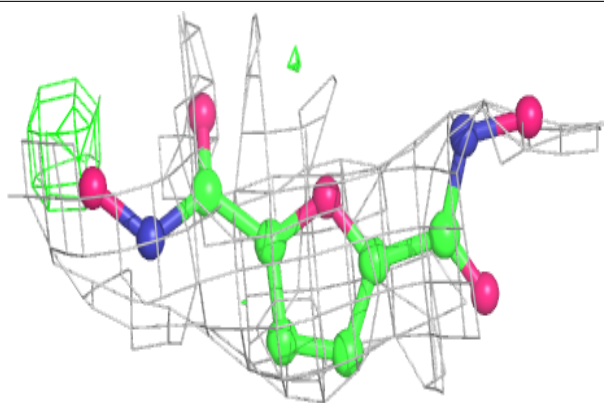
**Electron density around V9Y I 203 (C):**

$2mF_o - DF_c$ (at 0.7 rmsd) in gray
 $mF_o - DF_c$ (at 3 rmsd) in purple (negative)
and green (positive)

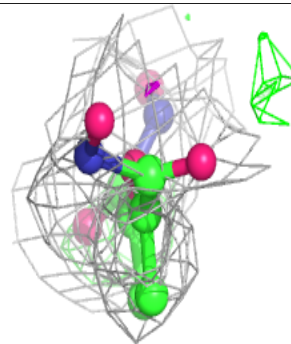
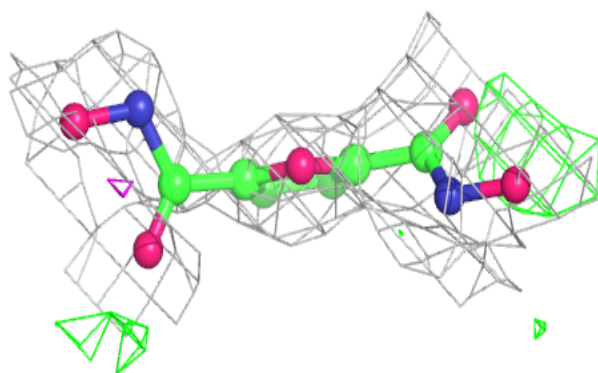
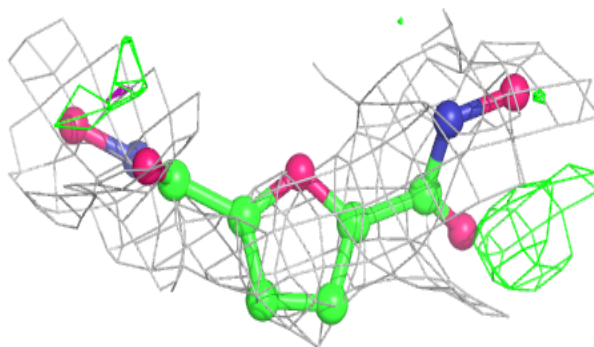


Electron density around V9Y t 203 (C):

$2mF_o-DF_c$ (at 0.7 rmsd) in gray
 mF_o-DF_c (at 3 rmsd) in purple (negative)
and green (positive)

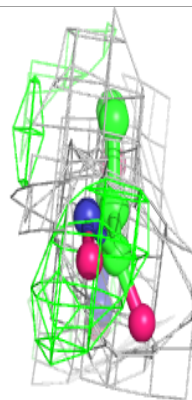
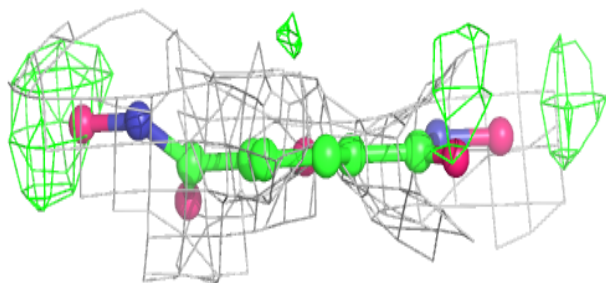
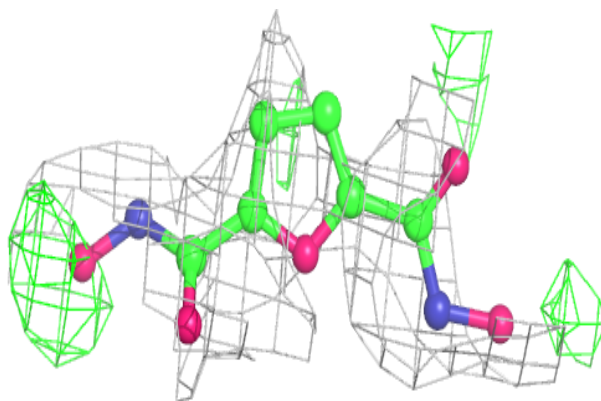
**Electron density around V9Y t 203 (D):**

$2mF_o-DF_c$ (at 0.7 rmsd) in gray
 mF_o-DF_c (at 3 rmsd) in purple (negative)
and green (positive)

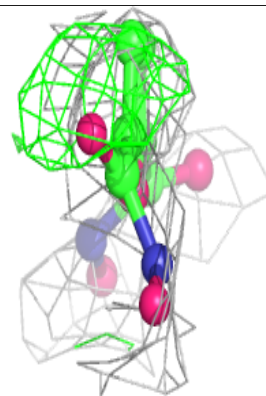
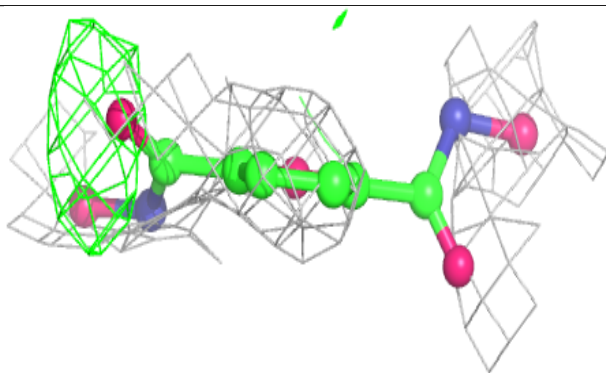
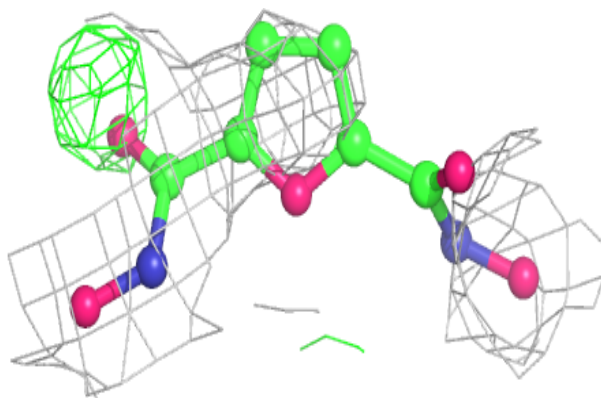


Electron density around V9Y R 203 (C):

$2mF_o-DF_c$ (at 0.7 rmsd) in gray
 mF_o-DF_c (at 3 rmsd) in purple (negative)
and green (positive)

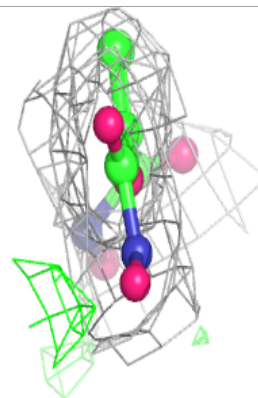
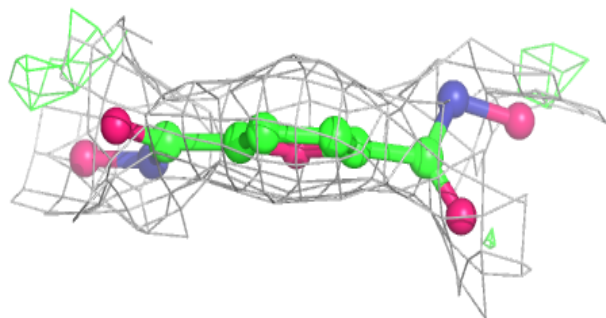
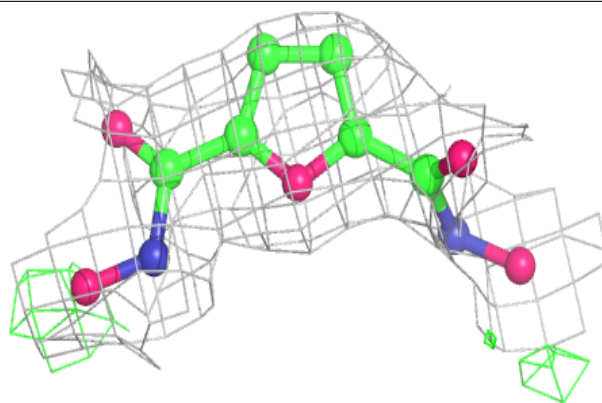
**Electron density around V9Y R 203 (D):**

$2mF_o-DF_c$ (at 0.7 rmsd) in gray
 mF_o-DF_c (at 3 rmsd) in purple (negative)
and green (positive)

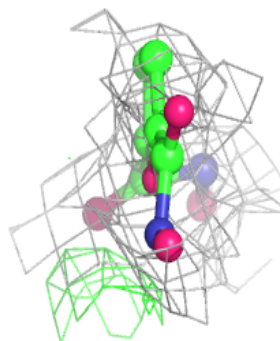
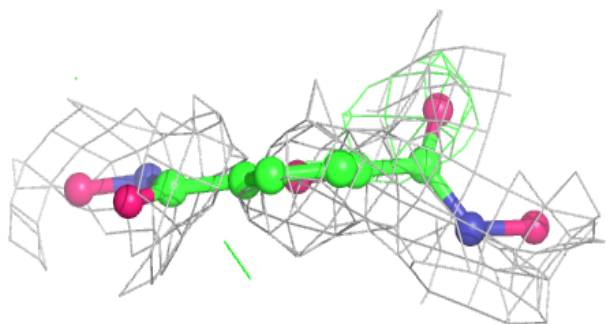
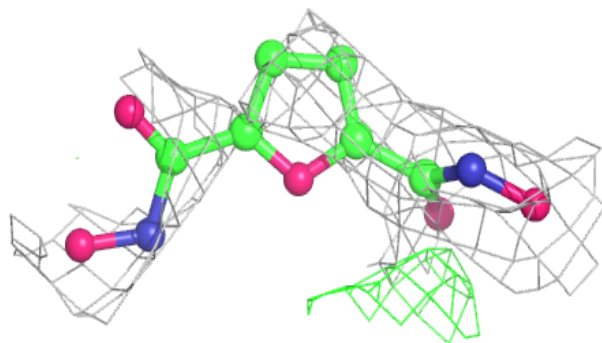


Electron density around V9Y L 203 (C):

$2mF_o-DF_c$ (at 0.7 rmsd) in gray
 mF_o-DF_c (at 3 rmsd) in purple (negative)
and green (positive)

**Electron density around V9Y L 203 (D):**

$2mF_o-DF_c$ (at 0.7 rmsd) in gray
 mF_o-DF_c (at 3 rmsd) in purple (negative)
and green (positive)



6.5 Other polymers [i](#)

There are no such residues in this entry.