



Full wwPDB X-ray Structure Validation Report ⓘ

May 14, 2020 – 04:25 am BST

PDB ID : 4JX5
Title : Structure of the carboxyl transferase domain from *Rhizobium etli* pyruvate carboxylase with pyruvate
Authors : Lietzan, A.D.; St Maurice, M.
Deposited on : 2013-03-27
Resolution : 2.55 Å(reported)

This is a Full wwPDB X-ray Structure Validation Report for a publicly released PDB entry.

We welcome your comments at validation@mail.wwpdb.org

A user guide is available at

<https://www.wwpdb.org/validation/2017/XrayValidationReportHelp>

with specific help available everywhere you see the ⓘ symbol.

The following versions of software and data (see [references ⓘ](#)) were used in the production of this report:

MolProbity : 4.02b-467
Mogul : 1.8.5 (274361), CSD as541be (2020)
Xtriage (Phenix) : 1.13
EDS : 2.11
Percentile statistics : 20191225.v01 (using entries in the PDB archive December 25th 2019)
Refmac : 5.8.0158
CCP4 : 7.0.044 (Gargrove)
Ideal geometry (proteins) : Engh & Huber (2001)
Ideal geometry (DNA, RNA) : Parkinson et al. (1996)
Validation Pipeline (wwPDB-VP) : 2.11

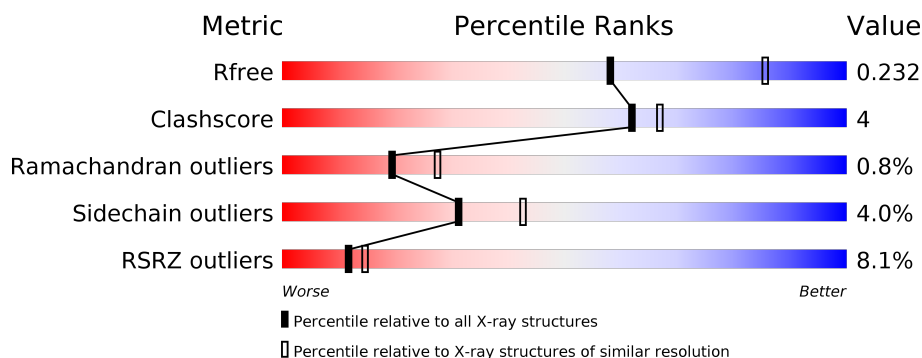
1 Overall quality at a glance

The following experimental techniques were used to determine the structure:

X-RAY DIFFRACTION

The reported resolution of this entry is 2.55 Å.

Percentile scores (ranging between 0-100) for global validation metrics of the entry are shown in the following graphic. The table shows the number of entries on which the scores are based.



Metric	Whole archive (#Entries)	Similar resolution (#Entries, resolution range(Å))
R_{free}	130704	1284 (2.56-2.52)
Clashscore	141614	1332 (2.56-2.52)
Ramachandran outliers	138981	1315 (2.56-2.52)
Sidechain outliers	138945	1315 (2.56-2.52)
RSRZ outliers	127900	1272 (2.56-2.52)

The table below summarises the geometric issues observed across the polymeric chains and their fit to the electron density. The red, orange, yellow and green segments on the lower bar indicate the fraction of residues that contain outliers for ≥ 3 , 2, 1 and 0 types of geometric quality criteria respectively. A grey segment represents the fraction of residues that are not modelled. The numeric value for each fraction is indicated below the corresponding segment, with a dot representing fractions $\leq 5\%$. The upper red bar (where present) indicates the fraction of residues that have poor fit to the electron density. The numeric value is given above the bar.

Mol	Chain	Length	Quality of chain
1	A	632	<div> <div>2%</div> <div>82% 11% 6%</div> </div>
1	B	632	<div> <div>7%</div> <div>85% 9% 6%</div> </div>
1	C	632	<div> <div>13%</div> <div>81% 12% 6%</div> </div>
1	D	632	<div> <div>8%</div> <div>81% 11% 7%</div> </div>

The following table lists non-polymeric compounds, carbohydrate monomers and non-standard residues in protein, DNA, RNA chains that are outliers for geometric or electron-density-fit crite-

ria:

Mol	Type	Chain	Res	Chirality	Geometry	Clashes	Electron density
3	CL	C	1102	-	-	X	-
6	GOL	B	1101	-	-	X	-

2 Entry composition

There are 7 unique types of molecules in this entry. The entry contains 17941 atoms, of which 0 are hydrogens and 0 are deuteriums.

In the tables below, the ZeroOcc column contains the number of atoms modelled with zero occupancy, the AltConf column contains the number of residues with at least one atom in alternate conformation and the Trace column contains the number of residues modelled with at most 2 atoms.

- Molecule 1 is a protein called Pyruvate carboxylase.

Mol	Chain	Residues	Atoms					ZeroOcc	AltConf	Trace
1	A	597	Total	C	N	O	S	0	2	0
			4539	2889	758	869	23			
1	B	596	Total	C	N	O	S	0	1	0
			4468	2840	747	858	23			
1	C	591	Total	C	N	O	S	0	0	0
			4357	2758	739	838	22			
1	D	590	Total	C	N	O	S	0	0	0
			4322	2733	733	834	22			

There are 116 discrepancies between the modelled and reference sequences:

Chain	Residue	Modelled	Actual	Comment	Reference
A	436	MET	-	EXPRESSION TAG	UNP Q2K340
A	437	GLY	-	EXPRESSION TAG	UNP Q2K340
A	438	SER	-	EXPRESSION TAG	UNP Q2K340
A	439	SER	-	EXPRESSION TAG	UNP Q2K340
A	440	HIS	-	EXPRESSION TAG	UNP Q2K340
A	441	HIS	-	EXPRESSION TAG	UNP Q2K340
A	442	HIS	-	EXPRESSION TAG	UNP Q2K340
A	443	HIS	-	EXPRESSION TAG	UNP Q2K340
A	444	HIS	-	EXPRESSION TAG	UNP Q2K340
A	445	HIS	-	EXPRESSION TAG	UNP Q2K340
A	446	HIS	-	EXPRESSION TAG	UNP Q2K340
A	447	HIS	-	EXPRESSION TAG	UNP Q2K340
A	448	ASP	-	EXPRESSION TAG	UNP Q2K340
A	449	TYR	-	EXPRESSION TAG	UNP Q2K340
A	450	ASP	-	EXPRESSION TAG	UNP Q2K340
A	451	ILE	-	EXPRESSION TAG	UNP Q2K340
A	452	PRO	-	EXPRESSION TAG	UNP Q2K340
A	453	THR	-	EXPRESSION TAG	UNP Q2K340
A	454	SER	-	EXPRESSION TAG	UNP Q2K340
A	455	GLU	-	EXPRESSION TAG	UNP Q2K340
A	456	ASN	-	EXPRESSION TAG	UNP Q2K340

Continued on next page...

Continued from previous page...

Chain	Residue	Modelled	Actual	Comment	Reference
A	457	LEU	-	EXPRESSION TAG	UNP Q2K340
A	458	TYR	-	EXPRESSION TAG	UNP Q2K340
A	459	PHE	-	EXPRESSION TAG	UNP Q2K340
A	460	GLN	-	EXPRESSION TAG	UNP Q2K340
A	461	GLY	-	EXPRESSION TAG	UNP Q2K340
A	462	LEU	-	EXPRESSION TAG	UNP Q2K340
A	463	LEU	-	EXPRESSION TAG	UNP Q2K340
A	464	HIS	-	EXPRESSION TAG	UNP Q2K340
B	436	MET	-	EXPRESSION TAG	UNP Q2K340
B	437	GLY	-	EXPRESSION TAG	UNP Q2K340
B	438	SER	-	EXPRESSION TAG	UNP Q2K340
B	439	SER	-	EXPRESSION TAG	UNP Q2K340
B	440	HIS	-	EXPRESSION TAG	UNP Q2K340
B	441	HIS	-	EXPRESSION TAG	UNP Q2K340
B	442	HIS	-	EXPRESSION TAG	UNP Q2K340
B	443	HIS	-	EXPRESSION TAG	UNP Q2K340
B	444	HIS	-	EXPRESSION TAG	UNP Q2K340
B	445	HIS	-	EXPRESSION TAG	UNP Q2K340
B	446	HIS	-	EXPRESSION TAG	UNP Q2K340
B	447	HIS	-	EXPRESSION TAG	UNP Q2K340
B	448	ASP	-	EXPRESSION TAG	UNP Q2K340
B	449	TYR	-	EXPRESSION TAG	UNP Q2K340
B	450	ASP	-	EXPRESSION TAG	UNP Q2K340
B	451	ILE	-	EXPRESSION TAG	UNP Q2K340
B	452	PRO	-	EXPRESSION TAG	UNP Q2K340
B	453	THR	-	EXPRESSION TAG	UNP Q2K340
B	454	SER	-	EXPRESSION TAG	UNP Q2K340
B	455	GLU	-	EXPRESSION TAG	UNP Q2K340
B	456	ASN	-	EXPRESSION TAG	UNP Q2K340
B	457	LEU	-	EXPRESSION TAG	UNP Q2K340
B	458	TYR	-	EXPRESSION TAG	UNP Q2K340
B	459	PHE	-	EXPRESSION TAG	UNP Q2K340
B	460	GLN	-	EXPRESSION TAG	UNP Q2K340
B	461	GLY	-	EXPRESSION TAG	UNP Q2K340
B	462	LEU	-	EXPRESSION TAG	UNP Q2K340
B	463	LEU	-	EXPRESSION TAG	UNP Q2K340
B	464	HIS	-	EXPRESSION TAG	UNP Q2K340
C	436	MET	-	EXPRESSION TAG	UNP Q2K340
C	437	GLY	-	EXPRESSION TAG	UNP Q2K340
C	438	SER	-	EXPRESSION TAG	UNP Q2K340
C	439	SER	-	EXPRESSION TAG	UNP Q2K340
C	440	HIS	-	EXPRESSION TAG	UNP Q2K340

Continued on next page...

Continued from previous page...

Chain	Residue	Modelled	Actual	Comment	Reference
C	441	HIS	-	EXPRESSION TAG	UNP Q2K340
C	442	HIS	-	EXPRESSION TAG	UNP Q2K340
C	443	HIS	-	EXPRESSION TAG	UNP Q2K340
C	444	HIS	-	EXPRESSION TAG	UNP Q2K340
C	445	HIS	-	EXPRESSION TAG	UNP Q2K340
C	446	HIS	-	EXPRESSION TAG	UNP Q2K340
C	447	HIS	-	EXPRESSION TAG	UNP Q2K340
C	448	ASP	-	EXPRESSION TAG	UNP Q2K340
C	449	TYR	-	EXPRESSION TAG	UNP Q2K340
C	450	ASP	-	EXPRESSION TAG	UNP Q2K340
C	451	ILE	-	EXPRESSION TAG	UNP Q2K340
C	452	PRO	-	EXPRESSION TAG	UNP Q2K340
C	453	THR	-	EXPRESSION TAG	UNP Q2K340
C	454	SER	-	EXPRESSION TAG	UNP Q2K340
C	455	GLU	-	EXPRESSION TAG	UNP Q2K340
C	456	ASN	-	EXPRESSION TAG	UNP Q2K340
C	457	LEU	-	EXPRESSION TAG	UNP Q2K340
C	458	TYR	-	EXPRESSION TAG	UNP Q2K340
C	459	PHE	-	EXPRESSION TAG	UNP Q2K340
C	460	GLN	-	EXPRESSION TAG	UNP Q2K340
C	461	GLY	-	EXPRESSION TAG	UNP Q2K340
C	462	LEU	-	EXPRESSION TAG	UNP Q2K340
C	463	LEU	-	EXPRESSION TAG	UNP Q2K340
C	464	HIS	-	EXPRESSION TAG	UNP Q2K340
D	436	MET	-	EXPRESSION TAG	UNP Q2K340
D	437	GLY	-	EXPRESSION TAG	UNP Q2K340
D	438	SER	-	EXPRESSION TAG	UNP Q2K340
D	439	SER	-	EXPRESSION TAG	UNP Q2K340
D	440	HIS	-	EXPRESSION TAG	UNP Q2K340
D	441	HIS	-	EXPRESSION TAG	UNP Q2K340
D	442	HIS	-	EXPRESSION TAG	UNP Q2K340
D	443	HIS	-	EXPRESSION TAG	UNP Q2K340
D	444	HIS	-	EXPRESSION TAG	UNP Q2K340
D	445	HIS	-	EXPRESSION TAG	UNP Q2K340
D	446	HIS	-	EXPRESSION TAG	UNP Q2K340
D	447	HIS	-	EXPRESSION TAG	UNP Q2K340
D	448	ASP	-	EXPRESSION TAG	UNP Q2K340
D	449	TYR	-	EXPRESSION TAG	UNP Q2K340
D	450	ASP	-	EXPRESSION TAG	UNP Q2K340
D	451	ILE	-	EXPRESSION TAG	UNP Q2K340
D	452	PRO	-	EXPRESSION TAG	UNP Q2K340
D	453	THR	-	EXPRESSION TAG	UNP Q2K340

Continued on next page...

Continued from previous page...

Chain	Residue	Modelled	Actual	Comment	Reference
D	454	SER	-	EXPRESSION TAG	UNP Q2K340
D	455	GLU	-	EXPRESSION TAG	UNP Q2K340
D	456	ASN	-	EXPRESSION TAG	UNP Q2K340
D	457	LEU	-	EXPRESSION TAG	UNP Q2K340
D	458	TYR	-	EXPRESSION TAG	UNP Q2K340
D	459	PHE	-	EXPRESSION TAG	UNP Q2K340
D	460	GLN	-	EXPRESSION TAG	UNP Q2K340
D	461	GLY	-	EXPRESSION TAG	UNP Q2K340
D	462	LEU	-	EXPRESSION TAG	UNP Q2K340
D	463	LEU	-	EXPRESSION TAG	UNP Q2K340
D	464	HIS	-	EXPRESSION TAG	UNP Q2K340

- Molecule 2 is ZINC ION (three-letter code: ZN) (formula: Zn).

Mol	Chain	Residues	Atoms	ZeroOcc	AltConf
2	B	1	Total Zn 1 1	0	0
2	A	1	Total Zn 1 1	0	0
2	D	1	Total Zn 1 1	0	0
2	C	1	Total Zn 1 1	0	0

- Molecule 3 is CHLORIDE ION (three-letter code: CL) (formula: Cl).

Mol	Chain	Residues	Atoms	ZeroOcc	AltConf
3	B	1	Total Cl 1 1	0	0
3	A	1	Total Cl 1 1	0	0
3	D	1	Total Cl 1 1	0	0
3	C	1	Total Cl 1 1	0	0

- Molecule 4 is MAGNESIUM ION (three-letter code: MG) (formula: Mg).

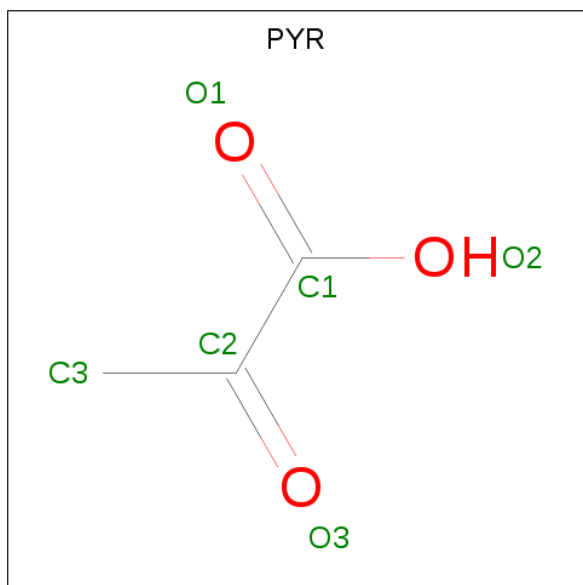
Mol	Chain	Residues	Atoms	ZeroOcc	AltConf
4	B	1	Total Mg 1 1	0	0

Continued on next page...

Continued from previous page...

Mol	Chain	Residues	Atoms		ZeroOcc	AltConf
4	A	1	Total	Mg	0	0
			1	1		
4	D	1	Total	Mg	0	0
			1	1		
4	C	1	Total	Mg	0	0
			1	1		

- Molecule 5 is PYRUVIC ACID (three-letter code: PYR) (formula: $C_3H_4O_3$).



Mol	Chain	Residues	Atoms			ZeroOcc	AltConf
5	A	1	Total	C	O	0	0
			6	3	3		
5	B	1	Total	C	O	0	0
			6	3	3		
5	C	1	Total	C	O	0	0
			6	3	3		
5	D	1	Total	C	O	0	0
			6	3	3		

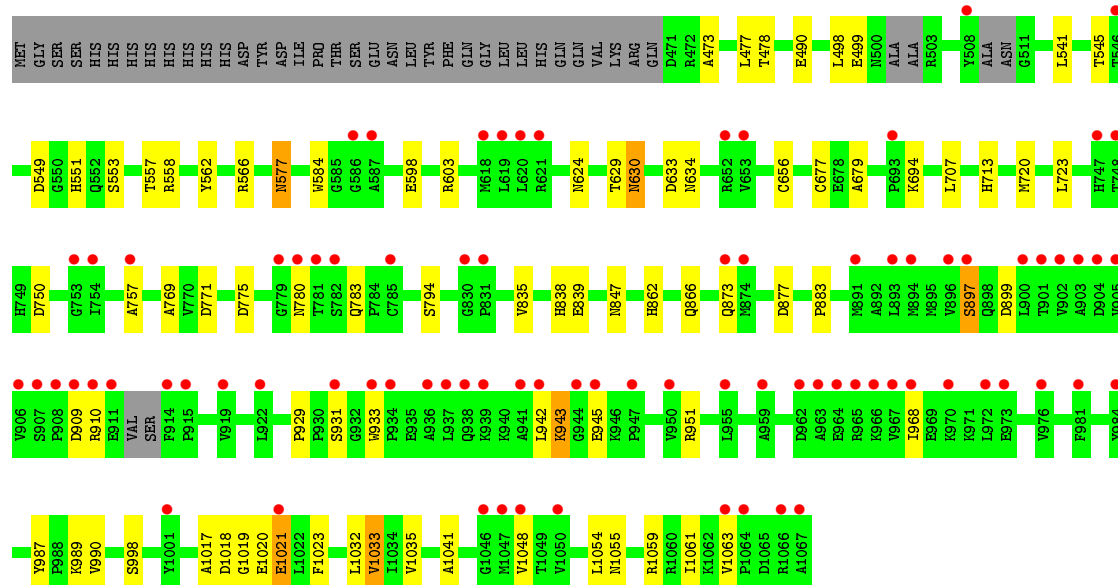
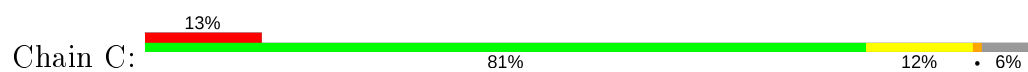
- Molecule 6 is GLYCEROL (three-letter code: GOL) (formula: $C_3H_8O_3$).



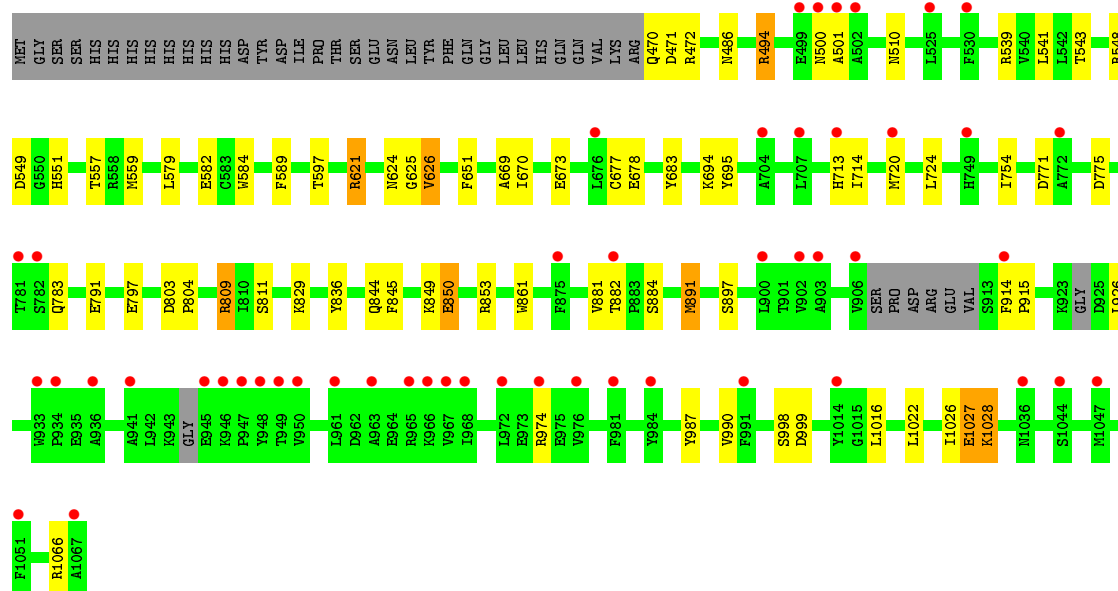
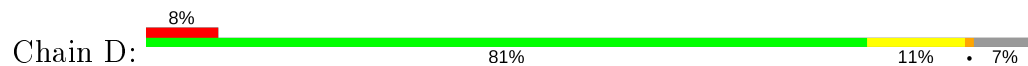
Mol	Chain	Residues	Atoms			ZeroOcc	AltConf
6	B	1	Total	C	O	0	0
			6	3	3		
6	C	1	Total	C	O	0	0
			6	3	3		

- Molecule 7 is water.

Mol	Chain	Residues	Atoms		ZeroOcc	AltConf
7	A	86	Total	O	0	0
			86	86		
7	B	46	Total	O	0	0
			46	46		
7	C	42	Total	O	0	0
			42	42		
7	D	33	Total	O	0	0
			33	33		



• Molecule 1: Pyruvate carboxylase



4 Data and refinement statistics

Property	Value	Source
Space group	P 21 21 21	Depositor
Cell constants a, b, c, α , β , γ	85.13Å 157.25Å 245.32Å 90.00° 90.00° 90.00°	Depositor
Resolution (Å)	46.88 – 2.55 46.84 – 2.55	Depositor EDS
% Data completeness (in resolution range)	99.5 (46.88-2.55) 99.5 (46.84-2.55)	Depositor EDS
R_{merge}	0.09	Depositor
R_{sym}	(Not available)	Depositor
$\langle I/\sigma(I) \rangle$ ¹	4.38 (at 2.54Å)	Xtriage
Refinement program	REFMAC 5.6.0117	Depositor
R, R_{free}	0.187 , 0.232 0.188 , 0.232	Depositor DCC
R_{free} test set	5384 reflections (5.00%)	wwPDB-VP
Wilson B-factor (Å ²)	55.9	Xtriage
Anisotropy	0.034	Xtriage
Bulk solvent k_{sol} (e/Å ³), B_{sol} (Å ²)	0.32 , 46.5	EDS
L-test for twinning ²	$\langle L \rangle = 0.50$, $\langle L^2 \rangle = 0.33$	Xtriage
Estimated twinning fraction	No twinning to report.	Xtriage
F_o, F_c correlation	0.95	EDS
Total number of atoms	17941	wwPDB-VP
Average B, all atoms (Å ²)	71.0	wwPDB-VP

Xtriage's analysis on translational NCS is as follows: *The largest off-origin peak in the Patterson function is 2.22% of the height of the origin peak. No significant pseudotranslation is detected.*

¹Intensities estimated from amplitudes.

²Theoretical values of $\langle |L| \rangle$, $\langle L^2 \rangle$ for acentric reflections are 0.5, 0.333 respectively for untwinned datasets, and 0.375, 0.2 for perfectly twinned datasets.

5 Model quality

5.1 Standard geometry

Bond lengths and bond angles in the following residue types are not validated in this section: GOL, ZN, CL, PYR, MG, KCX

The Z score for a bond length (or angle) is the number of standard deviations the observed value is removed from the expected value. A bond length (or angle) with $|Z| > 5$ is considered an outlier worth inspection. RMSZ is the root-mean-square of all Z scores of the bond lengths (or angles).

Mol	Chain	Bond lengths		Bond angles	
		RMSZ	$\# Z > 5$	RMSZ	$\# Z > 5$
1	A	0.70	0/4630	0.81	5/6301 (0.1%)
1	B	0.58	0/4554	0.73	1/6210 (0.0%)
1	C	0.67	4/4438 (0.1%)	0.75	3/6056 (0.0%)
1	D	0.50	0/4402	0.66	0/6013
All	All	0.62	4/18024 (0.0%)	0.74	9/24580 (0.0%)

All (4) bond length outliers are listed below:

Mol	Chain	Res	Type	Atoms	Z	Observed(Å)	Ideal(Å)
1	C	1063	VAL	C-O	10.64	1.43	1.23
1	C	910	ARG	CZ-NH1	7.20	1.42	1.33
1	C	1059	ARG	CZ-NH1	6.77	1.41	1.33
1	C	1048	VAL	C-O	6.47	1.35	1.23

All (9) bond angle outliers are listed below:

Mol	Chain	Res	Type	Atoms	Z	Observed(°)	Ideal(°)
1	A	750	ASP	CB-CG-OD1	7.65	125.18	118.30
1	C	910	ARG	NE-CZ-NH2	-6.69	116.95	120.30
1	A	599	ASP	CB-CG-OD1	6.18	123.86	118.30
1	C	910	ARG	NE-CZ-NH1	5.93	123.26	120.30
1	B	719	ASP	CB-CG-OD1	5.59	123.33	118.30
1	C	771	ASP	CB-CG-OD1	5.24	123.01	118.30
1	A	594	ARG	NE-CZ-NH1	-5.19	117.71	120.30
1	A	951	ARG	NE-CZ-NH1	-5.10	117.75	120.30
1	A	696	ASP	CB-CG-OD1	5.08	122.88	118.30

There are no chirality outliers.

There are no planarity outliers.

5.2 Too-close contacts ⓘ

In the following table, the Non-H and H(model) columns list the number of non-hydrogen atoms and hydrogen atoms in the chain respectively. The H(added) column lists the number of hydrogen atoms added and optimized by MolProbity. The Clashes column lists the number of clashes within the asymmetric unit, whereas Symm-Clashes lists symmetry related clashes.

Mol	Chain	Non-H	H(model)	H(added)	Clashes	Symm-Clashes
1	A	4539	0	4406	36	0
1	B	4468	0	4278	32	0
1	C	4357	0	4067	44	0
1	D	4322	0	3993	46	0
2	A	1	0	0	0	0
2	B	1	0	0	0	0
2	C	1	0	0	0	0
2	D	1	0	0	0	0
3	A	1	0	0	0	0
3	B	1	0	0	0	0
3	C	1	0	0	2	0
3	D	1	0	0	0	0
4	A	1	0	0	0	0
4	B	1	0	0	0	0
4	C	1	0	0	0	0
4	D	1	0	0	0	0
5	A	6	0	3	0	0
5	B	6	0	3	0	0
5	C	6	0	3	0	0
5	D	6	0	3	1	0
6	B	6	0	8	5	0
6	C	6	0	8	0	0
7	A	86	0	0	4	0
7	B	46	0	0	0	0
7	C	42	0	0	1	0
7	D	33	0	0	1	0
All	All	17941	0	16772	153	0

The all-atom clashscore is defined as the number of clashes found per 1000 atoms (including hydrogen atoms). The all-atom clashscore for this structure is 4.

All (153) close contacts within the same asymmetric unit are listed below, sorted by their clash magnitude.

Atom-1	Atom-2	Interatomic distance (Å)	Clash overlap (Å)
1:D:809:ARG:HH11	1:D:809:ARG:HG2	1.17	1.06

Continued on next page...

Continued from previous page...

Atom-1	Atom-2	Interatomic distance (Å)	Clash overlap (Å)
1:D:470:GLN:HG3	1:D:472:ARG:HB2	1.43	1.01
1:C:677:CYS:H	1:C:713:HIS:HD2	1.10	0.99
1:B:566:ARG:HG3	1:B:566:ARG:HH11	1.27	0.99
1:D:677:CYS:H	1:D:713:HIS:HD2	1.00	0.97
1:C:562:TYR:O	1:C:566:ARG:HG3	1.68	0.94
1:A:677:CYS:H	1:A:713:HIS:HD2	1.02	0.92
1:D:677:CYS:H	1:D:713:HIS:CD2	1.88	0.90
1:D:494:ARG:HH11	1:D:494:ARG:HG2	1.37	0.89
1:B:780:ASN:H	6:B:1101:GOL:H11	1.37	0.88
1:A:677:CYS:H	1:A:713:HIS:CD2	1.92	0.86
1:B:677:CYS:H	1:B:713:HIS:HD2	1.22	0.85
1:C:677:CYS:H	1:C:713:HIS:CD2	1.95	0.83
1:D:549:ASP:HB3	1:D:783:GLN:HE22	1.44	0.83
1:B:566:ARG:CG	1:B:566:ARG:HH11	1.97	0.76
1:C:490:GLU:OE1	1:C:558:ARG:NH2	2.21	0.73
1:D:677:CYS:N	1:D:713:HIS:HD2	1.82	0.72
1:D:470:GLN:CG	1:D:472:ARG:HB2	2.20	0.70
1:D:809:ARG:NH1	1:D:809:ARG:HG2	1.94	0.70
1:A:472:ARG:CB	1:A:1026:ILE:HD11	2.22	0.70
1:C:577:ASN:HB2	7:C:1208:HOH:O	1.92	0.70
1:C:990:VAL:N	3:C:1102:CL:CL	2.60	0.68
1:D:621:ARG:HB3	1:D:624:ASN:HB2	1.75	0.67
1:C:1021:GLU:HG2	1:C:1035:VAL:HG22	1.76	0.67
1:B:677:CYS:H	1:B:713:HIS:CD2	2.11	0.65
1:B:549:ASP:HB3	1:B:783:GLN:HE22	1.62	0.65
1:C:549:ASP:HB3	1:C:783:GLN:HE22	1.64	0.63
1:C:679:ALA:HB1	1:C:707:LEU:HD22	1.81	0.62
1:D:486:ASN:HD21	1:D:1066:ARG:H	1.47	0.61
1:A:730:LYS:HG2	7:A:1270:HOH:O	2.01	0.60
1:A:753:GLY:HA3	1:A:831:PRO:HB3	1.84	0.60
1:B:780:ASN:H	6:B:1101:GOL:C1	2.13	0.60
1:D:549:ASP:HB3	1:D:783:GLN:NE2	2.16	0.60
1:A:847:ASN:HB2	7:A:1242:HOH:O	2.03	0.59
1:A:677:CYS:N	1:A:713:HIS:HD2	1.87	0.58
1:A:850:GLU:OE2	1:A:853:ARG:NE	2.37	0.58
1:D:486:ASN:ND2	1:D:1066:ARG:H	2.02	0.58
1:B:566:ARG:CG	1:B:566:ARG:NH1	2.59	0.57
1:A:891[B]:MET:HE1	1:A:918:VAL:HG11	1.87	0.57
1:C:545:THR:OG1	1:C:783:GLN:NE2	2.38	0.57
1:D:589:PHE:CG	1:D:626:VAL:HG11	2.40	0.56
1:B:478:THR:HA	1:B:1061:ILE:HG21	1.87	0.56

Continued on next page...

Continued from previous page...

Atom-1	Atom-2	Interatomic distance (Å)	Clash overlap (Å)
1:C:677:CYS:N	1:C:713:HIS:HD2	1.93	0.56
1:D:850:GLU:O	1:D:853:ARG:HB3	2.06	0.56
1:D:539:ARG:NH1	7:D:1202:HOH:O	2.32	0.56
1:B:779:GLY:HA2	6:B:1101:GOL:H12	1.87	0.56
1:C:478:THR:HA	1:C:1061:ILE:HG21	1.88	0.55
1:C:987:TYR:HB3	1:C:990:VAL:HB	1.89	0.55
1:A:549:ASP:HB3	1:A:783:GLN:HE22	1.70	0.55
1:D:494:ARG:NH1	1:D:494:ARG:HG2	2.10	0.55
1:B:519:LYS:HG2	1:B:612:PRO:O	2.07	0.55
1:B:486:ASN:ND2	1:B:1066:ARG:H	2.05	0.54
1:A:1045:GLN:HB3	1:A:1047:MET:HG2	1.88	0.54
1:A:1026:ILE:HG12	1:A:1026:ILE:O	2.08	0.54
1:C:624:ASN:HD21	1:C:630:ASN:ND2	2.06	0.54
1:C:1033:VAL:HG23	1:C:1055:ASN:OD1	2.07	0.54
1:A:488:HIS:CE1	1:A:490:GLU:HB2	2.42	0.53
1:B:791:GLU:HG2	1:D:836:TYR:CD2	2.44	0.53
1:D:683:TYR:CE1	1:D:724:LEU:HD13	2.43	0.53
1:D:694:LYS:HD3	1:D:695:TYR:CE2	2.44	0.53
1:C:694:LYS:NZ	1:C:931:SER:HB2	2.24	0.53
1:B:753:GLY:HA3	1:B:831:PRO:HB3	1.90	0.52
1:B:486:ASN:HD21	1:B:1066:ARG:H	1.55	0.52
1:D:621:ARG:HB2	1:D:625:GLY:O	2.09	0.52
1:D:651:PHE:HB2	1:D:670:ILE:HD13	1.91	0.52
1:B:618:MET:HB3	1:B:648:ILE:HD12	1.93	0.51
1:C:633:ASP:OD1	1:C:951:ARG:NH1	2.44	0.51
1:D:1026:ILE:HG23	1:D:1027:GLU:HG3	1.93	0.51
1:A:599:ASP:OD1	1:A:601:TRP:N	2.43	0.51
1:A:630:ASN:OD1	1:A:925:ASP:O	2.29	0.50
1:A:698:LYS:HG2	1:A:702:ASN:ND2	2.26	0.50
1:C:624:ASN:HD21	1:C:630:ASN:HD22	1.57	0.50
1:C:989:LYS:N	3:C:1102:CL:CL	2.81	0.50
1:A:590:ASP:HB2	1:A:987:TYR:CZ	2.47	0.49
1:B:753:GLY:HA2	6:B:1101:GOL:O1	2.11	0.49
1:A:1016:LEU:HD21	1:A:1022:LEU:HD22	1.94	0.49
1:A:590:ASP:OD1	1:A:594:ARG:NH2	2.45	0.49
1:A:537:GLU:HG3	1:A:539:ARG:HG2	1.94	0.49
1:A:730:LYS:CG	7:A:1270:HOH:O	2.60	0.49
1:D:548:ARG:HB3	1:D:582:GLU:OE1	2.13	0.49
1:D:809:ARG:CG	1:D:809:ARG:HH11	2.05	0.48
1:A:875:PHE:CZ	1:A:891[B]:MET:HE2	2.49	0.48
1:D:669:ALA:O	1:D:673:GLU:HG2	2.13	0.48

Continued on next page...

Continued from previous page...

Atom-1	Atom-2	Interatomic distance (Å)	Clash overlap (Å)
1:C:598:GLU:OE2	1:C:603:ARG:NH2	2.43	0.48
1:C:1021:GLU:CG	1:C:1035:VAL:HG22	2.41	0.48
1:A:551:HIS:CE1	1:A:559:MET:HB3	2.49	0.48
1:C:473:ALA:HB1	1:C:1054:LEU:HD21	1.96	0.47
1:D:775:ASP:HB2	1:D:811:SER:OG	2.14	0.47
1:B:471:ASP:OD2	1:B:475:LYS:HE3	2.15	0.47
1:A:486:ASN:ND2	1:A:1066:ARG:H	2.12	0.47
1:B:541:LEU:HB3	1:B:579:LEU:HB2	1.95	0.47
1:C:624:ASN:ND2	1:C:630:ASN:HD22	2.13	0.46
1:D:541:LEU:HB3	1:D:579:LEU:HB2	1.98	0.46
1:C:562:TYR:CE2	1:C:566:ARG:HD2	2.50	0.46
1:D:543:THR:HB	1:D:771:ASP:OD1	2.17	0.45
1:A:927:GLY:HA3	7:A:1224:HOH:O	2.15	0.45
1:D:987:TYR:HB3	1:D:990:VAL:HB	1.98	0.45
1:B:836:TYR:CD2	1:D:791:GLU:HG2	2.51	0.45
1:C:473:ALA:O	1:C:477:LEU:HG	2.17	0.45
1:D:589:PHE:CD2	1:D:626:VAL:HG11	2.52	0.45
1:B:551:HIS:CE1	1:B:559:MET:HB3	2.51	0.45
1:B:624:ASN:ND2	1:B:630:ASN:OD1	2.50	0.45
1:D:551:HIS:CE1	1:D:559:MET:HB3	2.52	0.45
1:A:1025:ASP:OD2	1:A:1031:THR:OG1	2.25	0.44
1:C:624:ASN:ND2	1:C:630:ASN:ND2	2.65	0.44
1:B:677:CYS:N	1:B:713:HIS:HD2	2.02	0.44
1:D:803:ASP:HA	1:D:804:PRO:HD3	1.91	0.44
1:B:483:VAL:O	1:B:487:GLY:N	2.50	0.44
1:D:849:LYS:HD2	1:D:861:TRP:CE2	2.53	0.44
1:D:1016:LEU:HD21	1:D:1022:LEU:HD22	1.98	0.44
1:C:723:LEU:HD11	1:C:839:GLU:HG2	1.99	0.44
1:C:551:HIS:ND1	1:C:557:THR:HA	2.32	0.43
1:C:1023:PHE:HA	1:C:1032:LEU:O	2.18	0.43
1:C:541:LEU:O	1:C:769:ALA:HA	2.18	0.43
1:A:566:ARG:HG3	1:A:566:ARG:HH11	1.84	0.43
1:A:774:MET:O	1:A:775:ASP:C	2.57	0.43
1:B:938:GLN:HG2	1:B:942:LEU:HD22	2.01	0.43
1:C:835:VAL:HA	1:C:838:HIS:CE1	2.54	0.43
1:D:621:ARG:HD2	5:D:1104:PYR:O1	2.19	0.43
1:B:779:GLY:CA	6:B:1101:GOL:H12	2.48	0.43
1:D:914:PHE:HB3	1:D:915:PRO:HD2	2.01	0.43
1:C:1017:ALA:O	1:C:1020:GLU:HB3	2.19	0.43
1:C:838:HIS:O	1:C:839:GLU:HB2	2.20	0.42
1:C:694:LYS:HZ1	1:C:931:SER:HB2	1.82	0.42

Continued on next page...

Continued from previous page...

Atom-1	Atom-2	Interatomic distance (Å)	Clash overlap (Å)
1:C:968:ILE:HG13	1:C:968:ILE:O	2.19	0.42
1:C:929:PRO:HD3	1:C:933:TRP:CZ2	2.53	0.42
1:D:1027:GLU:HB2	1:D:1028:LYS:H	1.64	0.42
1:B:567:ILE:HD13	1:B:813:TYR:CG	2.54	0.42
1:C:634:ASN:N	1:C:634:ASN:OD1	2.51	0.42
1:C:897:SER:C	1:C:899:ASP:H	2.23	0.42
1:A:633:ASP:OD1	1:A:951:ARG:NH1	2.49	0.42
1:A:663:MET:O	1:A:667:MET:HG3	2.20	0.42
1:A:929:PRO:HD3	1:A:933:TRP:CZ2	2.54	0.42
1:D:548:ARG:HE	1:D:582:GLU:CD	2.23	0.42
1:C:656:CYS:SG	1:C:883:PRO:HD2	2.59	0.42
1:A:874:MET:HG2	1:A:937:LEU:HD22	2.02	0.41
1:C:750:ASP:C	1:C:780:ASN:O	2.59	0.41
1:C:929:PRO:HD3	1:C:933:TRP:CE2	2.55	0.41
1:D:678:GLU:HA	1:D:714:ILE:O	2.20	0.41
1:B:567:ILE:HD13	1:B:813:TYR:CD2	2.55	0.41
1:A:541:LEU:O	1:A:769:ALA:HA	2.21	0.41
1:B:756:ALA:CB	1:D:754:ILE:HG22	2.51	0.41
1:A:812[B]:PHE:CE1	1:C:862:HIS:CD2	3.09	0.41
1:A:894:MET:HE3	1:A:894:MET:HB2	1.79	0.41
1:A:757:ALA:HA	1:C:757:ALA:HB2	2.03	0.41
1:B:839:GLU:OE1	1:B:880:LYS:NZ	2.54	0.41
1:B:987:TYR:HB3	1:B:990:VAL:HB	2.02	0.41
1:C:942:LEU:O	1:C:943:LYS:C	2.59	0.41
1:D:891:MET:CE	1:D:891:MET:HA	2.50	0.41
1:D:494:ARG:CG	1:D:494:ARG:NH1	2.83	0.40
1:D:844:GLN:O	1:D:845:PHE:C	2.59	0.40
1:B:540:VAL:HG21	1:B:763:VAL:HG22	2.02	0.40
1:D:881:VAL:O	1:D:884:SER:N	2.55	0.40

There are no symmetry-related clashes.

5.3 Torsion angles ⓘ

5.3.1 Protein backbone ⓘ

In the following table, the Percentiles column shows the percent Ramachandran outliers of the chain as a percentile score with respect to all X-ray entries followed by that with respect to entries of similar resolution.

The Analysed column shows the number of residues for which the backbone conformation was analysed, and the total number of residues.

Mol	Chain	Analysed	Favoured	Allowed	Outliers	Percentiles	
1	A	596/632 (94%)	577 (97%)	16 (3%)	3 (0%)	29	40
1	B	592/632 (94%)	563 (95%)	26 (4%)	3 (0%)	29	40
1	C	582/632 (92%)	541 (93%)	33 (6%)	8 (1%)	11	15
1	D	581/632 (92%)	540 (93%)	36 (6%)	5 (1%)	17	24
All	All	2351/2528 (93%)	2221 (94%)	111 (5%)	19 (1%)	19	27

All (19) Ramachandran outliers are listed below:

Mol	Chain	Res	Type
1	C	1041	ALA
1	D	500	ASN
1	D	510	ASN
1	D	1028	LYS
1	A	1029	GLY
1	B	501	ALA
1	B	935	GLU
1	C	943	LYS
1	C	1019	GLY
1	D	501	ALA
1	A	500	ASN
1	A	513	GLY
1	C	498	LEU
1	C	499	GLU
1	C	897	SER
1	D	621	ARG
1	C	877	ASP
1	C	945	GLU
1	B	906	VAL

5.3.2 Protein sidechains ⓘ

In the following table, the Percentiles column shows the percent sidechain outliers of the chain as a percentile score with respect to all X-ray entries followed by that with respect to entries of similar resolution.

The Analysed column shows the number of residues for which the sidechain conformation was analysed, and the total number of residues.

Mol	Chain	Analysed	Rotameric	Outliers	Percentiles	
1	A	462/519 (89%)	441 (96%)	21 (4%)	27	37
1	B	447/519 (86%)	433 (97%)	14 (3%)	40	54

Continued on next page...

Continued from previous page...

Mol	Chain	Analysed	Rotameric	Outliers	Percentiles	
1	C	422/519 (81%)	406 (96%)	16 (4%)	33	45
1	D	412/519 (79%)	393 (95%)	19 (5%)	27	36
All	All	1743/2076 (84%)	1673 (96%)	70 (4%)	31	43

All (70) residues with a non-rotameric sidechain are listed below:

Mol	Chain	Res	Type
1	A	494	ARG
1	A	510	ASN
1	A	538	LYS
1	A	557	THR
1	A	566	ARG
1	A	584	TRP
1	A	590	ASP
1	A	597	THR
1	A	672	GLU
1	A	698	LYS
1	A	720	MET
1	A	725	LYS
1	A	854	SER
1	A	860	ARG
1	A	899	ASP
1	A	911	GLU
1	A	926	LEU
1	A	943	LYS
1	A	999	ASP
1	A	1026	ILE
1	A	1045	GLN
1	B	476	LEU
1	B	534	MET
1	B	557	THR
1	B	566	ARG
1	B	584	TRP
1	B	717	VAL
1	B	720	MET
1	B	775	ASP
1	B	794	SER
1	B	855	LEU
1	B	882	THR
1	B	899	ASP
1	B	926	LEU

Continued on next page...

Continued from previous page...

Mol	Chain	Res	Type
1	B	989	LYS
1	C	553	SER
1	C	577	ASN
1	C	584	TRP
1	C	629	THR
1	C	630	ASN
1	C	720	MET
1	C	775	ASP
1	C	794	SER
1	C	847	ASN
1	C	866	GLN
1	C	873	GLN
1	C	909	ASP
1	C	998	SER
1	C	1018	ASP
1	C	1021	GLU
1	C	1033	VAL
1	D	471	ASP
1	D	494	ARG
1	D	557	THR
1	D	584	TRP
1	D	597	THR
1	D	626	VAL
1	D	720	MET
1	D	797	GLU
1	D	809	ARG
1	D	829	LYS
1	D	850	GLU
1	D	882	THR
1	D	891	MET
1	D	897	SER
1	D	926	LEU
1	D	974	ARG
1	D	998	SER
1	D	999	ASP
1	D	1027	GLU

Some sidechains can be flipped to improve hydrogen bonding and reduce clashes. All (23) such sidechains are listed below:

Mol	Chain	Res	Type
1	A	486	ASN
1	A	577	ASN

Continued on next page...

Continued from previous page...

Mol	Chain	Res	Type
1	A	630	ASN
1	A	713	HIS
1	A	783	GLN
1	B	486	ASN
1	B	577	ASN
1	B	713	HIS
1	B	783	GLN
1	B	820	GLN
1	B	1045	GLN
1	C	486	ASN
1	C	624	ASN
1	C	630	ASN
1	C	702	ASN
1	C	713	HIS
1	C	783	GLN
1	D	470	GLN
1	D	486	ASN
1	D	577	ASN
1	D	624	ASN
1	D	713	HIS
1	D	783	GLN

5.3.3 RNA ⓘ

There are no RNA molecules in this entry.

5.4 Non-standard residues in protein, DNA, RNA chains ⓘ

4 non-standard protein/DNA/RNA residues are modelled in this entry.

In the following table, the Counts columns list the number of bonds (or angles) for which Mogul statistics could be retrieved, the number of bonds (or angles) that are observed in the model and the number of bonds (or angles) that are defined in the Chemical Component Dictionary. The Link column lists molecule types, if any, to which the group is linked. The Z score for a bond length (or angle) is the number of standard deviations the observed value is removed from the expected value. A bond length (or angle) with $|Z| > 2$ is considered an outlier worth inspection. RMSZ is the root-mean-square of all Z scores of the bond lengths (or angles).

Mol	Type	Chain	Res	Link	Bond lengths			Bond angles		
					Counts	RMSZ	$\# Z > 2$	Counts	RMSZ	$\# Z > 2$
1	KCX	B	718	1,2	7,11,12	0.42	0	4,12,14	3.66	1 (25%)
1	KCX	A	718	1,2	7,11,12	0.92	0	4,12,14	1.85	1 (25%)

Mol	Type	Chain	Res	Link	Bond lengths			Bond angles		
					Counts	RMSZ	# Z > 2	Counts	RMSZ	# Z > 2
1	KCX	D	718	1,2	7,11,12	0.53	0	4,12,14	2.77	1 (25%)
1	KCX	C	718	1,2	7,11,12	0.81	0	4,12,14	1.05	0

In the following table, the Chirals column lists the number of chiral outliers, the number of chiral centers analysed, the number of these observed in the model and the number defined in the Chemical Component Dictionary. Similar counts are reported in the Torsion and Rings columns. '-' means no outliers of that kind were identified.

Mol	Type	Chain	Res	Link	Chirals	Torsions	Rings
1	KCX	B	718	1,2	-	6/7/10/12	-
1	KCX	A	718	1,2	-	1/7/10/12	-
1	KCX	D	718	1,2	-	5/7/10/12	-
1	KCX	C	718	1,2	-	0/7/10/12	-

There are no bond length outliers.

All (3) bond angle outliers are listed below:

Mol	Chain	Res	Type	Atoms	Z	Observed(°)	Ideal(°)
1	B	718	KCX	CE-NZ-CX	6.95	134.72	122.95
1	D	718	KCX	CE-NZ-CX	5.12	131.61	122.95
1	A	718	KCX	CE-NZ-CX	3.42	128.73	122.95

There are no chirality outliers.

All (12) torsion outliers are listed below:

Mol	Chain	Res	Type	Atoms
1	B	718	KCX	N-CA-CB-CG
1	B	718	KCX	C-CA-CB-CG
1	B	718	KCX	O-C-CA-CB
1	B	718	KCX	CD-CE-NZ-CX
1	A	718	KCX	O-C-CA-CB
1	D	718	KCX	N-CA-CB-CG
1	D	718	KCX	C-CA-CB-CG
1	D	718	KCX	O-C-CA-CB
1	B	718	KCX	CA-CB-CG-CD
1	D	718	KCX	CA-CB-CG-CD
1	D	718	KCX	CD-CE-NZ-CX
1	B	718	KCX	CG-CD-CE-NZ

There are no ring outliers.

No monomer is involved in short contacts.

5.5 Carbohydrates [i](#)

There are no carbohydrates in this entry.

5.6 Ligand geometry [i](#)

Of 18 ligands modelled in this entry, 12 are monoatomic - leaving 6 for Mogul analysis.

In the following table, the Counts columns list the number of bonds (or angles) for which Mogul statistics could be retrieved, the number of bonds (or angles) that are observed in the model and the number of bonds (or angles) that are defined in the Chemical Component Dictionary. The Link column lists molecule types, if any, to which the group is linked. The Z score for a bond length (or angle) is the number of standard deviations the observed value is removed from the expected value. A bond length (or angle) with $|Z| > 2$ is considered an outlier worth inspection. RMSZ is the root-mean-square of all Z scores of the bond lengths (or angles).

Mol	Type	Chain	Res	Link	Bond lengths			Bond angles		
					Counts	RMSZ	# Z > 2	Counts	RMSZ	# Z > 2
5	PYR	C	1105	-	2,5,5	0.05	0	2,6,6	0.84	0
6	GOL	C	1101	-	5,5,5	0.42	0	5,5,5	1.55	1 (20%)
5	PYR	A	1104	-	2,5,5	0.34	0	2,6,6	0.68	0
5	PYR	D	1104	-	2,5,5	0.41	0	2,6,6	0.30	0
5	PYR	B	1105	-	2,5,5	0.28	0	2,6,6	0.62	0
6	GOL	B	1101	-	5,5,5	0.25	0	5,5,5	1.22	0

In the following table, the Chirals column lists the number of chiral outliers, the number of chiral centers analysed, the number of these observed in the model and the number defined in the Chemical Component Dictionary. Similar counts are reported in the Torsion and Rings columns. '-' means no outliers of that kind were identified.

Mol	Type	Chain	Res	Link	Chirals	Torsions	Rings
5	PYR	C	1105	-	-	0/0/4/4	-
6	GOL	C	1101	-	-	2/4/4/4	-
5	PYR	A	1104	-	-	0/0/4/4	-
5	PYR	D	1104	-	-	0/0/4/4	-
5	PYR	B	1105	-	-	0/0/4/4	-
6	GOL	B	1101	-	-	0/4/4/4	-

There are no bond length outliers.

All (1) bond angle outliers are listed below:

Mol	Chain	Res	Type	Atoms	Z	Observed($^{\circ}$)	Ideal($^{\circ}$)
6	C	1101	GOL	O1-C1-C2	-2.01	100.54	110.20

There are no chirality outliers.

All (2) torsion outliers are listed below:

Mol	Chain	Res	Type	Atoms
6	C	1101	GOL	O1-C1-C2-C3
6	C	1101	GOL	O1-C1-C2-O2

There are no ring outliers.

2 monomers are involved in 6 short contacts:

Mol	Chain	Res	Type	Clashes	Symm-Clashes
5	D	1104	PYR	1	0
6	B	1101	GOL	5	0

5.7 Other polymers [i](#)

There are no such residues in this entry.

5.8 Polymer linkage issues [i](#)

There are no chain breaks in this entry.

6 Fit of model and data ⓘ

6.1 Protein, DNA and RNA chains ⓘ

In the following table, the column labelled ‘#RSRZ> 2’ contains the number (and percentage) of RSRZ outliers, followed by percent RSRZ outliers for the chain as percentile scores relative to all X-ray entries and entries of similar resolution. The OWAB column contains the minimum, median, 95th percentile and maximum values of the occupancy-weighted average B-factor per residue. The column labelled ‘Q< 0.9’ lists the number of (and percentage) of residues with an average occupancy less than 0.9.

Mol	Chain	Analysed	<RSRZ>	#RSRZ>2	OWAB(Å ²)	Q<0.9
1	A	596/632 (94%)	0.01	14 (2%) 60 67	31, 48, 72, 130	19 (3%)
1	B	595/632 (94%)	0.25	45 (7%) 13 17	42, 63, 108, 149	17 (2%)
1	C	590/632 (93%)	0.73	84 (14%) 2 3	34, 81, 162, 211	14 (2%)
1	D	589/632 (93%)	0.43	50 (8%) 10 12	49, 81, 123, 140	14 (2%)
All	All	2370/2528 (93%)	0.35	193 (8%) 12 15	31, 65, 130, 211	64 (2%)

All (193) RSRZ outliers are listed below:

Mol	Chain	Res	Type	RSRZ
1	C	968	ILE	7.0
1	C	963	ALA	6.2
1	D	501	ALA	6.1
1	B	891[A]	MET	5.4
1	C	914	PHE	5.4
1	D	948	TYR	5.2
1	C	1046	GLY	5.2
1	C	900	LEU	4.9
1	C	1067	ALA	4.9
1	C	906	VAL	4.9
1	B	900	LEU	4.9
1	C	981	PHE	4.8
1	C	894	MET	4.7
1	C	942	LEU	4.7
1	B	908	PRO	4.6
1	D	950	VAL	4.6
1	B	944	GLY	4.6
1	C	941	ALA	4.5
1	C	896	VAL	4.3
1	C	902	VAL	4.2
1	C	922	LEU	4.1

Continued on next page...

Continued from previous page...

Mol	Chain	Res	Type	RSRZ
1	B	1067	ALA	4.1
1	D	1044	SER	4.0
1	C	966	LYS	4.0
1	A	968	ILE	4.0
1	D	947	PRO	3.9
1	D	525	LEU	3.9
1	D	961	LEU	3.9
1	D	933	TRP	3.8
1	C	937	LEU	3.8
1	B	941	ALA	3.8
1	D	981	PHE	3.8
1	C	919	VAL	3.7
1	C	1048	VAL	3.7
1	C	970	LYS	3.7
1	D	502	ALA	3.7
1	B	893	LEU	3.7
1	D	875	PHE	3.7
1	B	942	LEU	3.7
1	C	620	LEU	3.6
1	B	936	ALA	3.6
1	C	976	VAL	3.5
1	B	902	VAL	3.4
1	C	874	MET	3.4
1	C	891	MET	3.4
1	C	619	LEU	3.4
1	C	955	LEU	3.4
1	C	965	ARG	3.4
1	C	621	ARG	3.4
1	B	906	VAL	3.3
1	C	652	ARG	3.3
1	A	972	LEU	3.3
1	D	972	LEU	3.3
1	B	857	LEU	3.2
1	C	967	VAL	3.2
1	D	946	LYS	3.2
1	D	974	ARG	3.2
1	D	1067	ALA	3.1
1	C	947	PRO	3.1
1	C	931	SER	3.1
1	C	984	TYR	3.1
1	B	907	SER	3.1
1	C	653	VAL	3.1

Continued on next page...

Continued from previous page...

Mol	Chain	Res	Type	RSRZ
1	A	779	GLY	3.0
1	B	896	VAL	3.0
1	C	903	ALA	3.0
1	C	908	PRO	3.0
1	C	934	PRO	3.0
1	C	905	VAL	3.0
1	C	1047	MET	3.0
1	D	967	VAL	2.9
1	C	897	SER	2.9
1	C	911	GLU	2.9
1	D	945	GLU	2.9
1	C	893	LEU	2.9
1	D	963	ALA	2.9
1	C	782	SER	2.9
1	C	909	ASP	2.9
1	A	785	CYS	2.9
1	B	485	VAL	2.9
1	D	976	VAL	2.8
1	C	753	GLY	2.8
1	C	964	GLU	2.8
1	C	873	GLN	2.8
1	D	984	TYR	2.8
1	C	915	PRO	2.8
1	C	910	ARG	2.8
1	D	936	ALA	2.8
1	D	900	LEU	2.8
1	D	966	LYS	2.8
1	C	779	GLY	2.7
1	D	965	ARG	2.7
1	B	945	GLU	2.7
1	B	486	ASN	2.7
1	B	785	CYS	2.7
1	B	901	THR	2.7
1	A	750	ASP	2.7
1	C	781	THR	2.7
1	C	936	ALA	2.7
1	D	1014	TYR	2.7
1	C	938	GLN	2.7
1	C	972	LEU	2.7
1	C	907	SER	2.6
1	D	499	GLU	2.6
1	A	756	ALA	2.6

Continued on next page...

Continued from previous page...

Mol	Chain	Res	Type	RSRZ
1	D	934	PRO	2.6
1	A	1029	GLY	2.5
1	D	1047	MET	2.5
1	A	1028	LYS	2.5
1	D	1036	ASN	2.5
1	A	778	SER	2.5
1	D	902	VAL	2.5
1	C	1066	ARG	2.5
1	B	904	ASP	2.5
1	D	903	ALA	2.5
1	C	1001	TYR	2.5
1	D	1051	PHE	2.5
1	D	720	MET	2.5
1	C	831	PRO	2.5
1	C	747	HIS	2.4
1	B	501	ALA	2.4
1	C	933	TRP	2.4
1	B	755	ALA	2.4
1	C	973	GLU	2.4
1	B	874	MET	2.4
1	C	754	ILE	2.4
1	B	934	PRO	2.4
1	C	944	GLY	2.4
1	C	508	TYR	2.4
1	B	910	ARG	2.4
1	B	919	VAL	2.4
1	D	749	HIS	2.3
1	D	991	PHE	2.3
1	C	546	THR	2.3
1	D	882	THR	2.3
1	A	755	ALA	2.3
1	D	772	ALA	2.3
1	C	748	THR	2.3
1	B	965	ARG	2.3
1	C	693	PRO	2.3
1	B	510	ASN	2.3
1	B	754	ILE	2.3
1	B	963	ALA	2.3
1	D	781	THR	2.3
1	B	961	LEU	2.3
1	B	975	GLU	2.3
1	D	704	ALA	2.3

Continued on next page...

Continued from previous page...

Mol	Chain	Res	Type	RSRZ
1	C	785	CYS	2.2
1	A	782	SER	2.2
1	C	587	ALA	2.2
1	B	914	PHE	2.2
1	D	914	PHE	2.2
1	D	968	ILE	2.2
1	D	500	ASN	2.2
1	C	1064	PRO	2.2
1	C	757	ALA	2.2
1	C	586	GLY	2.2
1	A	751	THR	2.1
1	B	751	THR	2.1
1	B	753	GLY	2.1
1	B	873	GLN	2.1
1	B	875	PHE	2.1
1	D	782	SER	2.1
1	C	1021	GLU	2.1
1	B	784	PRO	2.1
1	D	530	PHE	2.1
1	B	487	GLY	2.1
1	D	906	VAL	2.1
1	C	904	ASP	2.1
1	B	509	ALA	2.1
1	B	756	ALA	2.1
1	A	784	PRO	2.1
1	C	901	THR	2.1
1	C	945	GLU	2.1
1	C	1063	VAL	2.1
1	B	970	LYS	2.1
1	C	962	ASP	2.1
1	C	830	GLY	2.1
1	D	941	ALA	2.1
1	B	948	TYR	2.1
1	D	676	LEU	2.1
1	C	618	MET	2.0
1	C	959	ALA	2.0
1	B	781	THR	2.0
1	C	1050	VAL	2.0
1	D	949	THR	2.0
1	A	509	ALA	2.0
1	C	950	VAL	2.0
1	D	713	HIS	2.0

Continued on next page...

Continued from previous page...

Mol	Chain	Res	Type	RSRZ
1	D	707	LEU	2.0
1	C	939	LYS	2.0
1	C	780	ASN	2.0
1	B	894	MET	2.0

6.2 Non-standard residues in protein, DNA, RNA chains [i](#)

In the following table, the Atoms column lists the number of modelled atoms in the group and the number defined in the chemical component dictionary. The B-factors column lists the minimum, median, 95th percentile and maximum values of B factors of atoms in the group. The column labelled 'Q< 0.9' lists the number of atoms with occupancy less than 0.9.

Mol	Type	Chain	Res	Atoms	RSCC	RSR	B-factors(Å ²)	Q<0.9
1	KCX	D	718	12/13	0.95	0.28	62,66,73,74	0
1	KCX	C	718	12/13	0.97	0.28	54,59,66,70	0
1	KCX	B	718	12/13	0.98	0.23	55,57,60,61	0
1	KCX	A	718	12/13	0.98	0.22	37,40,46,47	0

6.3 Carbohydrates [i](#)

There are no carbohydrates in this entry.

6.4 Ligands [i](#)

In the following table, the Atoms column lists the number of modelled atoms in the group and the number defined in the chemical component dictionary. The B-factors column lists the minimum, median, 95th percentile and maximum values of B factors of atoms in the group. The column labelled 'Q< 0.9' lists the number of atoms with occupancy less than 0.9.

Mol	Type	Chain	Res	Atoms	RSCC	RSR	B-factors(Å ²)	Q<0.9
4	MG	D	1102	1/1	0.80	0.26	57,57,57,57	0
4	MG	B	1103	1/1	0.84	0.06	52,52,52,52	0
5	PYR	D	1104	6/6	0.88	0.44	46,51,60,60	3
3	CL	B	1102	1/1	0.90	0.09	66,66,66,66	0
4	MG	C	1103	1/1	0.92	0.16	41,41,41,41	0
3	CL	D	1101	1/1	0.95	0.11	79,79,79,79	0
5	PYR	C	1105	6/6	0.96	0.78	30,32,35,38	6
6	GOL	B	1101	6/6	0.96	0.24	49,56,59,64	0
6	GOL	C	1101	6/6	0.97	0.35	45,47,51,51	0
3	CL	C	1102	1/1	0.98	0.10	76,76,76,76	0

Continued on next page...

Continued from previous page...

Mol	Type	Chain	Res	Atoms	RSCC	RSR	B-factors(\AA^2)	Q<0.9
5	PYR	B	1105	6/6	0.98	0.39	34,41,44,48	3
2	ZN	D	1103	1/1	0.98	0.17	60,60,60,60	0
2	ZN	A	1101	1/1	0.99	0.13	43,43,43,43	0
4	MG	A	1103	1/1	0.99	0.17	45,45,45,45	0
2	ZN	C	1104	1/1	0.99	0.15	54,54,54,54	0
2	ZN	B	1104	1/1	0.99	0.14	51,51,51,51	0
5	PYR	A	1104	6/6	0.99	0.22	44,51,52,54	0
3	CL	A	1102	1/1	0.99	0.09	53,53,53,53	0

6.5 Other polymers [i](#)

There are no such residues in this entry.