



# Full wwPDB X-ray Structure Validation Report ⓘ

May 21, 2020 – 05:54 am BST

PDB ID : 4K95  
Title : Crystal Structure of Parkin  
Authors : Seirafi, M.; Menade, M.; Sauve, V.; Kozlov, G.; Trempe, J.-F.; Nagar, B.; Gehring, K.  
Deposited on : 2013-04-19  
Resolution : 6.50 Å(reported)

This is a Full wwPDB X-ray Structure Validation Report for a publicly released PDB entry.

We welcome your comments at [validation@mail.wwpdb.org](mailto:validation@mail.wwpdb.org)

A user guide is available at

<https://www.wwpdb.org/validation/2017/XrayValidationReportHelp>

with specific help available everywhere you see the ⓘ symbol.

---

The following versions of software and data (see [references ⓘ](#)) were used in the production of this report:

MolProbity	:	4.02b-467
Xtriage (Phenix)	:	1.13
EDS	:	2.11
Percentile statistics	:	20191225.v01 (using entries in the PDB archive December 25th 2019)
Refmac	:	5.8.0158
CCP4	:	7.0.044 (Gargrove)
Ideal geometry (proteins)	:	Engh & Huber (2001)
Ideal geometry (DNA, RNA)	:	Parkinson et al. (1996)
Validation Pipeline (wwPDB-VP)	:	2.11

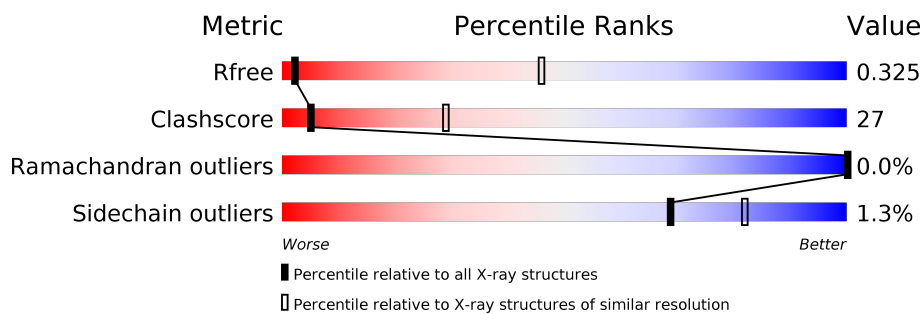
# 1 Overall quality at a glance ⓘ

The following experimental techniques were used to determine the structure:

*X-RAY DIFFRACTION*

The reported resolution of this entry is 6.50 Å.

Percentile scores (ranging between 0-100) for global validation metrics of the entry are shown in the following graphic. The table shows the number of entries on which the scores are based.








Metric	Whole archive (#Entries)	Similar resolution (#Entries, resolution range(Å))
$R_{free}$	130704	1000 (9.00-3.90)
Clashscore	141614	1064 (9.00-3.90)
Ramachandran outliers	138981	1012 (9.00-3.88)
Sidechain outliers	138945	1010 (9.00-3.84)

The table below summarises the geometric issues observed across the polymeric chains and their fit to the electron density. The red, orange, yellow and green segments on the lower bar indicate the fraction of residues that contain outliers for  $\geq 3$ , 2, 1 and 0 types of geometric quality criteria respectively. A grey segment represents the fraction of residues that are not modelled. The numeric value for each fraction is indicated below the corresponding segment, with a dot representing fractions  $\leq 5\%$ .

Mol	Chain	Length	Quality of chain
1	A	470	55% 24% • 20%
1	B	470	53% 26% • 20%
1	C	470	56% 24% • 20%
1	D	470	56% 23% • 20%
1	E	470	55% 24% • 20%
1	F	470	54% 25% • 20%
1	G	470	56% 23% • 20%

*Continued on next page...*

*Continued from previous page...*

Mol	Chain	Length	Quality of chain
1	H	470	
1	I	470	
1	J	470	
1	K	470	
1	L	470	

## 2 Entry composition

There are 2 unique types of molecules in this entry. The entry contains 35796 atoms, of which 0 are hydrogens and 0 are deuteriums.

In the tables below, the ZeroOcc column contains the number of atoms modelled with zero occupancy, the AltConf column contains the number of residues with at least one atom in alternate conformation and the Trace column contains the number of residues modelled with at most 2 atoms.

- Molecule 1 is a protein called E3 ubiquitin-protein ligase parkin.

Mol	Chain	Residues	Atoms					ZeroOcc	AltConf	Trace
1	A	375	Total	C	N	O	S	0	4	0
			2975	1850	542	543	40			
1	B	375	Total	C	N	O	S	0	4	0
			2975	1850	542	543	40			
1	C	375	Total	C	N	O	S	0	4	0
			2975	1850	542	543	40			
1	D	375	Total	C	N	O	S	0	4	0
			2975	1850	542	543	40			
1	E	375	Total	C	N	O	S	0	4	0
			2975	1850	542	543	40			
1	F	375	Total	C	N	O	S	0	4	0
			2975	1850	542	543	40			
1	G	375	Total	C	N	O	S	0	4	0
			2975	1850	542	543	40			
1	H	375	Total	C	N	O	S	0	4	0
			2975	1850	542	543	40			
1	I	375	Total	C	N	O	S	0	4	0
			2975	1850	542	543	40			
1	J	375	Total	C	N	O	S	0	4	0
			2975	1850	542	543	40			
1	K	375	Total	C	N	O	S	0	4	0
			2975	1850	542	543	40			
1	L	375	Total	C	N	O	S	0	4	0
			2975	1850	542	543	40			

There are 84 discrepancies between the modelled and reference sequences:

Chain	Residue	Modelled	Actual	Comment	Reference
A	-4	GLY	-	EXPRESSION TAG	UNP Q9JK66
A	-3	PRO	-	EXPRESSION TAG	UNP Q9JK66
A	-2	LEU	-	EXPRESSION TAG	UNP Q9JK66
A	-1	GLY	-	EXPRESSION TAG	UNP Q9JK66
A	0	SER	-	EXPRESSION TAG	UNP Q9JK66

*Continued on next page...*

*Continued from previous page...*

Chain	Residue	Modelled	Actual	Comment	Reference
A	138	ALA	GLU	CONFLICT	UNP Q9JK66
A	348	ARG	LYS	CONFLICT	UNP Q9JK66
B	-4	GLY	-	EXPRESSION TAG	UNP Q9JK66
B	-3	PRO	-	EXPRESSION TAG	UNP Q9JK66
B	-2	LEU	-	EXPRESSION TAG	UNP Q9JK66
B	-1	GLY	-	EXPRESSION TAG	UNP Q9JK66
B	0	SER	-	EXPRESSION TAG	UNP Q9JK66
B	138	ALA	GLU	CONFLICT	UNP Q9JK66
B	348	ARG	LYS	CONFLICT	UNP Q9JK66
C	-4	GLY	-	EXPRESSION TAG	UNP Q9JK66
C	-3	PRO	-	EXPRESSION TAG	UNP Q9JK66
C	-2	LEU	-	EXPRESSION TAG	UNP Q9JK66
C	-1	GLY	-	EXPRESSION TAG	UNP Q9JK66
C	0	SER	-	EXPRESSION TAG	UNP Q9JK66
C	138	ALA	GLU	CONFLICT	UNP Q9JK66
C	348	ARG	LYS	CONFLICT	UNP Q9JK66
D	-4	GLY	-	EXPRESSION TAG	UNP Q9JK66
D	-3	PRO	-	EXPRESSION TAG	UNP Q9JK66
D	-2	LEU	-	EXPRESSION TAG	UNP Q9JK66
D	-1	GLY	-	EXPRESSION TAG	UNP Q9JK66
D	0	SER	-	EXPRESSION TAG	UNP Q9JK66
D	138	ALA	GLU	CONFLICT	UNP Q9JK66
D	348	ARG	LYS	CONFLICT	UNP Q9JK66
E	-4	GLY	-	EXPRESSION TAG	UNP Q9JK66
E	-3	PRO	-	EXPRESSION TAG	UNP Q9JK66
E	-2	LEU	-	EXPRESSION TAG	UNP Q9JK66
E	-1	GLY	-	EXPRESSION TAG	UNP Q9JK66
E	0	SER	-	EXPRESSION TAG	UNP Q9JK66
E	138	ALA	GLU	CONFLICT	UNP Q9JK66
E	348	ARG	LYS	CONFLICT	UNP Q9JK66
F	-4	GLY	-	EXPRESSION TAG	UNP Q9JK66
F	-3	PRO	-	EXPRESSION TAG	UNP Q9JK66
F	-2	LEU	-	EXPRESSION TAG	UNP Q9JK66
F	-1	GLY	-	EXPRESSION TAG	UNP Q9JK66
F	0	SER	-	EXPRESSION TAG	UNP Q9JK66
F	138	ALA	GLU	CONFLICT	UNP Q9JK66
F	348	ARG	LYS	CONFLICT	UNP Q9JK66
G	-4	GLY	-	EXPRESSION TAG	UNP Q9JK66
G	-3	PRO	-	EXPRESSION TAG	UNP Q9JK66
G	-2	LEU	-	EXPRESSION TAG	UNP Q9JK66
G	-1	GLY	-	EXPRESSION TAG	UNP Q9JK66
G	0	SER	-	EXPRESSION TAG	UNP Q9JK66

*Continued on next page...*

*Continued from previous page...*

Chain	Residue	Modelled	Actual	Comment	Reference
G	138	ALA	GLU	CONFLICT	UNP Q9JK66
G	348	ARG	LYS	CONFLICT	UNP Q9JK66
H	-4	GLY	-	EXPRESSION TAG	UNP Q9JK66
H	-3	PRO	-	EXPRESSION TAG	UNP Q9JK66
H	-2	LEU	-	EXPRESSION TAG	UNP Q9JK66
H	-1	GLY	-	EXPRESSION TAG	UNP Q9JK66
H	0	SER	-	EXPRESSION TAG	UNP Q9JK66
H	138	ALA	GLU	CONFLICT	UNP Q9JK66
H	348	ARG	LYS	CONFLICT	UNP Q9JK66
I	-4	GLY	-	EXPRESSION TAG	UNP Q9JK66
I	-3	PRO	-	EXPRESSION TAG	UNP Q9JK66
I	-2	LEU	-	EXPRESSION TAG	UNP Q9JK66
I	-1	GLY	-	EXPRESSION TAG	UNP Q9JK66
I	0	SER	-	EXPRESSION TAG	UNP Q9JK66
I	138	ALA	GLU	CONFLICT	UNP Q9JK66
I	348	ARG	LYS	CONFLICT	UNP Q9JK66
J	-4	GLY	-	EXPRESSION TAG	UNP Q9JK66
J	-3	PRO	-	EXPRESSION TAG	UNP Q9JK66
J	-2	LEU	-	EXPRESSION TAG	UNP Q9JK66
J	-1	GLY	-	EXPRESSION TAG	UNP Q9JK66
J	0	SER	-	EXPRESSION TAG	UNP Q9JK66
J	138	ALA	GLU	CONFLICT	UNP Q9JK66
J	348	ARG	LYS	CONFLICT	UNP Q9JK66
K	-4	GLY	-	EXPRESSION TAG	UNP Q9JK66
K	-3	PRO	-	EXPRESSION TAG	UNP Q9JK66
K	-2	LEU	-	EXPRESSION TAG	UNP Q9JK66
K	-1	GLY	-	EXPRESSION TAG	UNP Q9JK66
K	0	SER	-	EXPRESSION TAG	UNP Q9JK66
K	138	ALA	GLU	CONFLICT	UNP Q9JK66
K	348	ARG	LYS	CONFLICT	UNP Q9JK66
L	-4	GLY	-	EXPRESSION TAG	UNP Q9JK66
L	-3	PRO	-	EXPRESSION TAG	UNP Q9JK66
L	-2	LEU	-	EXPRESSION TAG	UNP Q9JK66
L	-1	GLY	-	EXPRESSION TAG	UNP Q9JK66
L	0	SER	-	EXPRESSION TAG	UNP Q9JK66
L	138	ALA	GLU	CONFLICT	UNP Q9JK66
L	348	ARG	LYS	CONFLICT	UNP Q9JK66

- Molecule 2 is ZINC ION (three-letter code: ZN) (formula: Zn).

*Continued on next page...*

*Continued from previous page...*

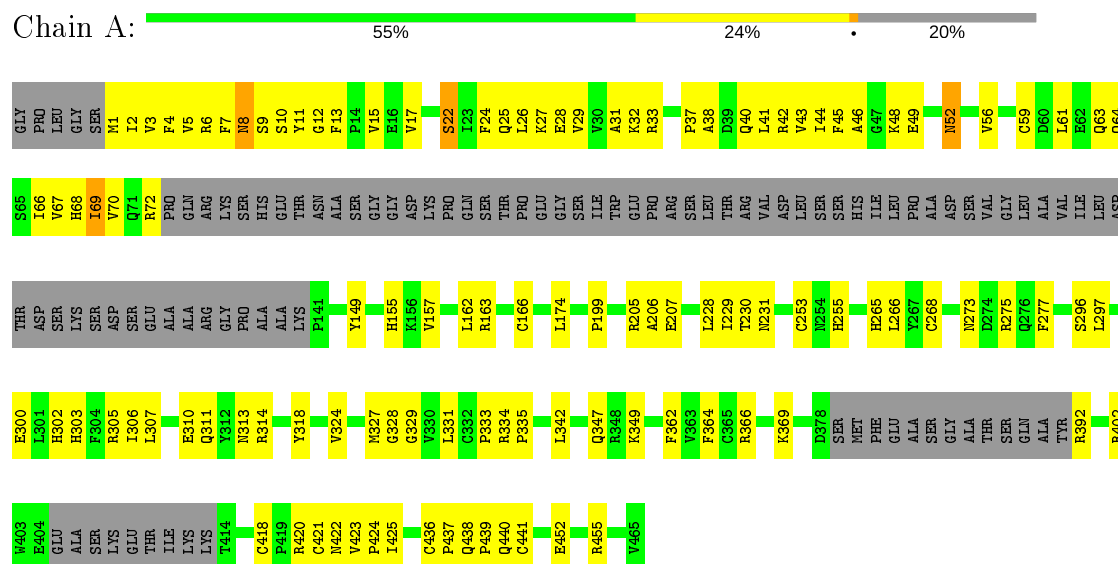
Mol	Chain	Residues	Atoms	ZeroOcc	AltConf
-----	-------	----------	-------	---------	---------

Mol	Chain	Residues	Atoms		ZeroOcc	AltConf
2	G	8	Total 8	Zn 8	0	0
2	J	8	Total 8	Zn 8	0	0
2	D	8	Total 8	Zn 8	0	0
2	K	8	Total 8	Zn 8	0	0
2	E	8	Total 8	Zn 8	0	0
2	H	8	Total 8	Zn 8	0	0
2	B	8	Total 8	Zn 8	0	0
2	I	8	Total 8	Zn 8	0	0
2	C	8	Total 8	Zn 8	0	0
2	A	8	Total 8	Zn 8	0	0
2	L	8	Total 8	Zn 8	0	0
2	F	8	Total 8	Zn 8	0	0

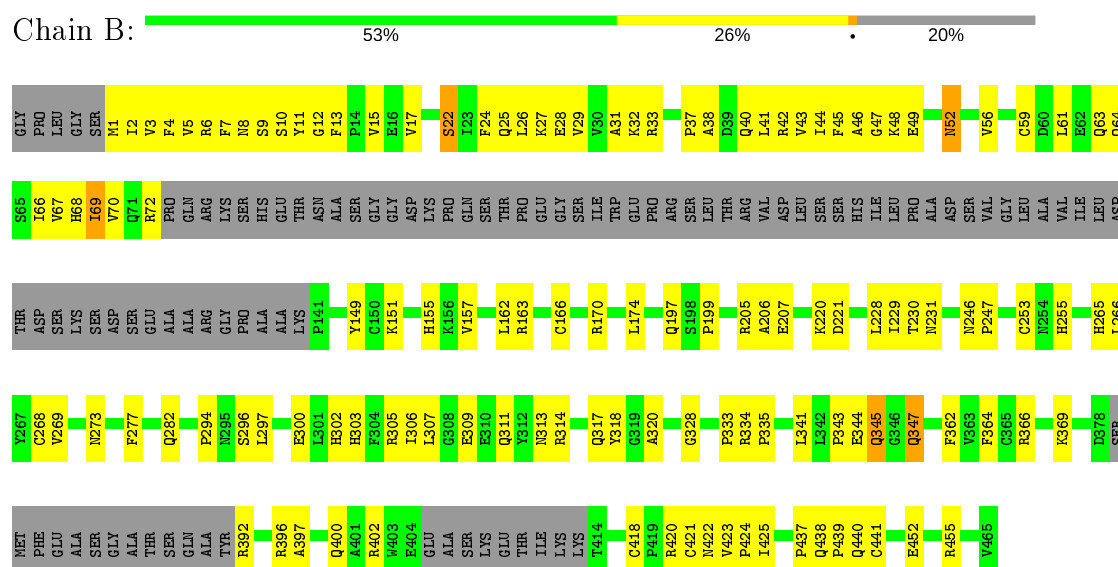
### 3 Residue-property plots

These plots are drawn for all protein, RNA and DNA chains in the entry. The first graphic for a chain summarises the proportions of the various outlier classes displayed in the second graphic. The second graphic shows the sequence view annotated by issues in geometry. Residues are color-coded according to the number of geometric quality criteria for which they contain at least one outlier: green = 0, yellow = 1, orange = 2 and red = 3 or more. Stretches of 2 or more consecutive residues without any outlier are shown as a green connector. Residues present in the sample, but not in the model, are shown in grey.

- Molecule 1: E3 ubiquitin-protein ligase parkin



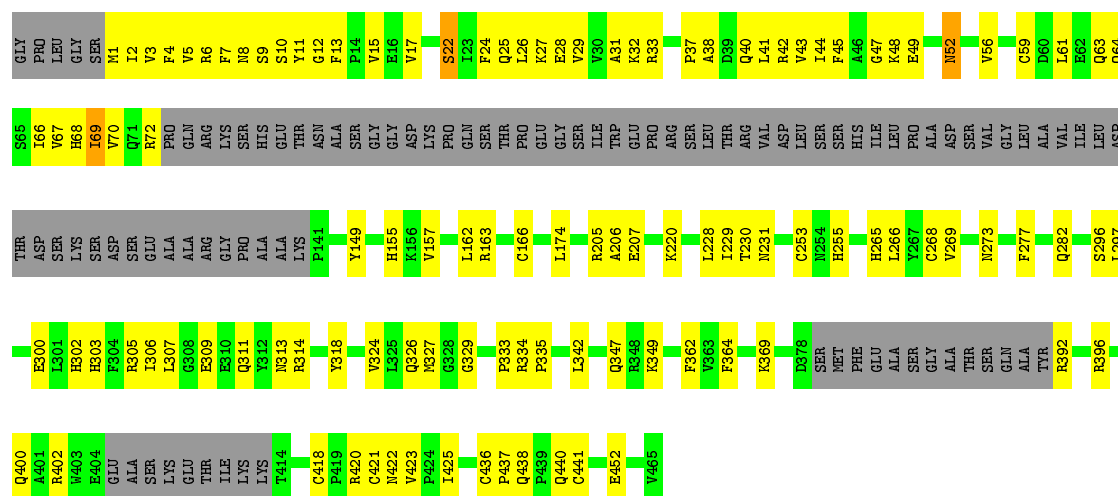
- Molecule 1: E3 ubiquitin-protein ligase parkin



- Molecule 1: E3 ubiquitin-protein ligase parkin

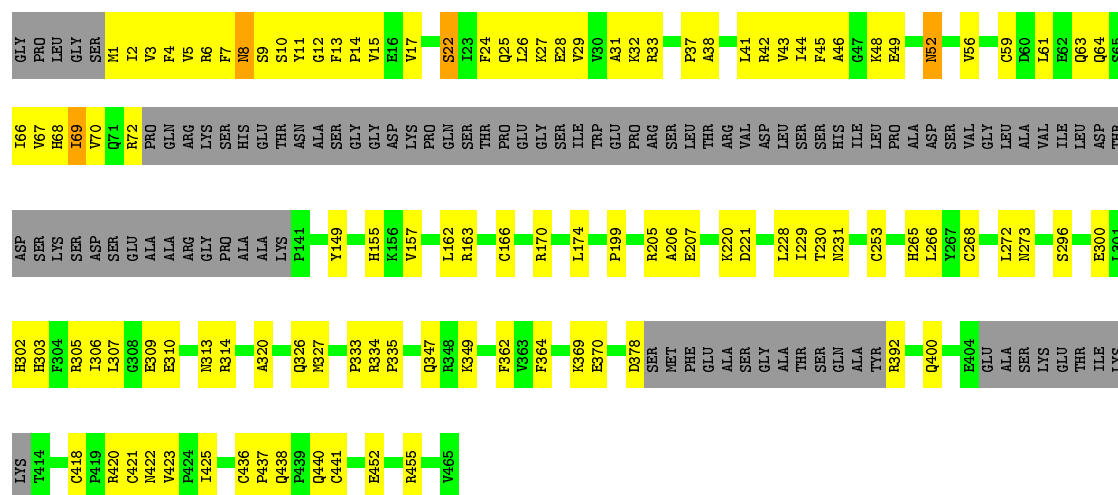


Chain C: 



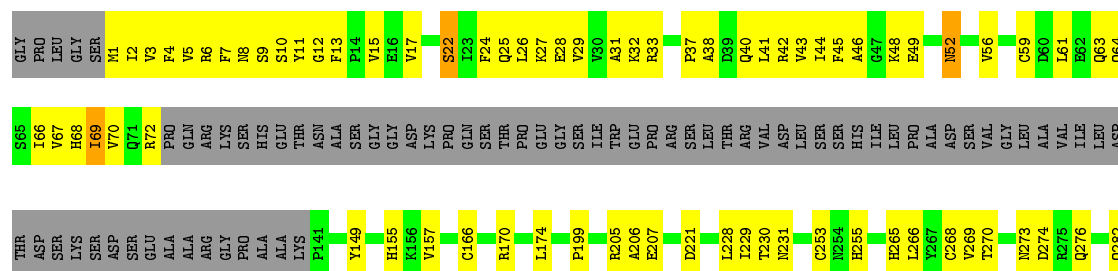
- Molecule 1: E3 ubiquitin-protein ligase parkin

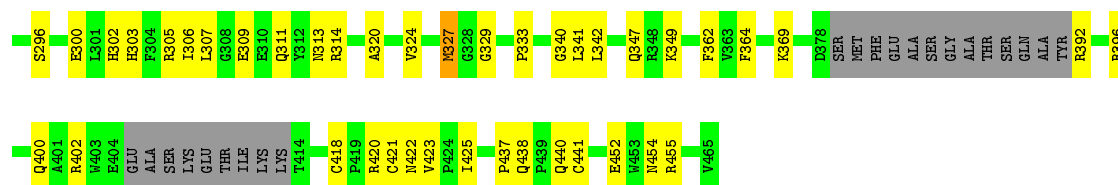
Chain D: 



- Molecule 1: E3 ubiquitin-protein ligase parkin

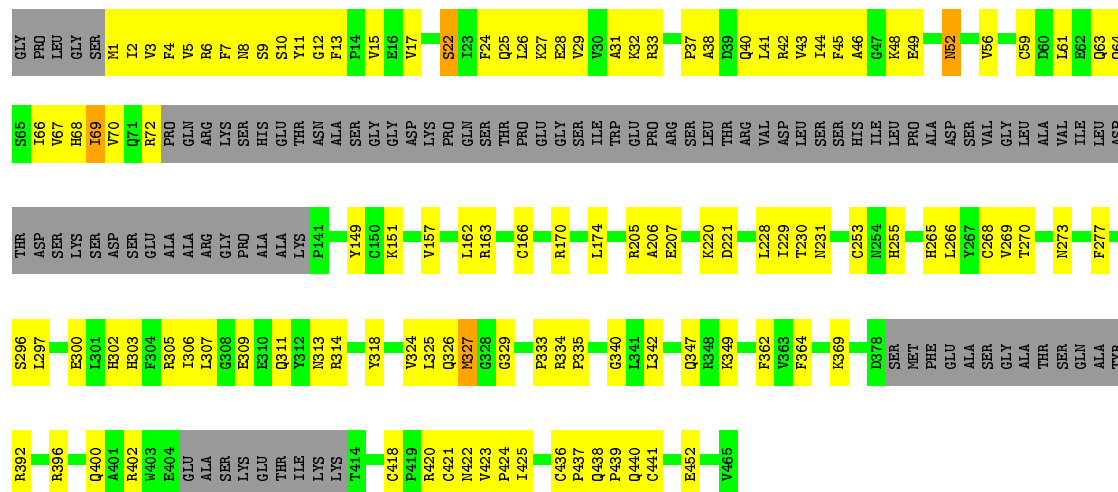
Chain E: 





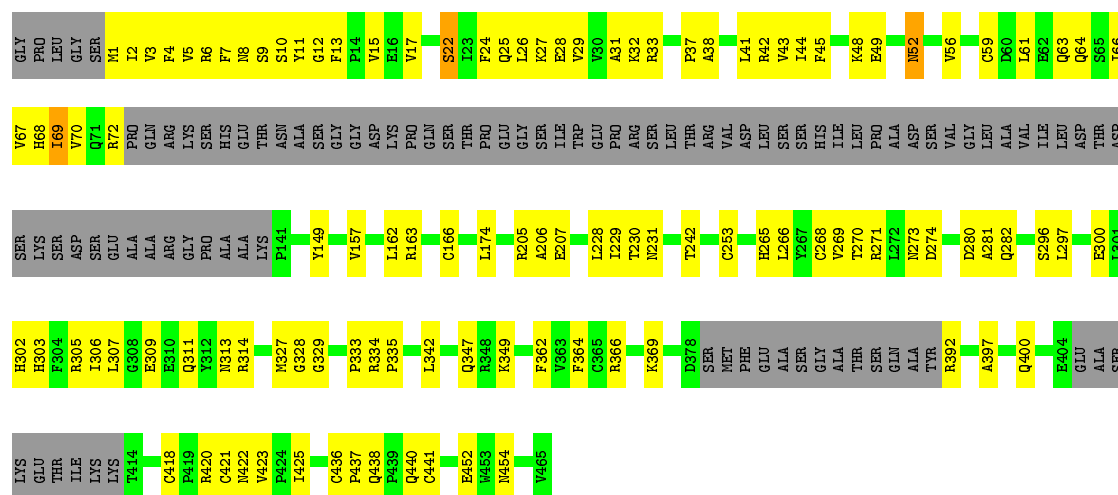
• Molecule 1: E3 ubiquitin-protein ligase parkin

Chain F: 54% 25% 20%



• Molecule 1: E3 ubiquitin-protein ligase parkin

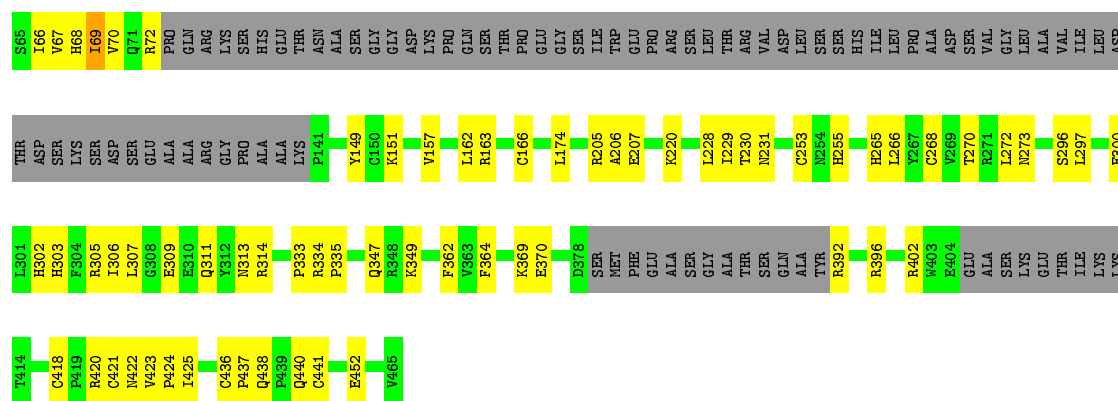
Chain G: 56% 23% 20%



• Molecule 1: E3 ubiquitin-protein ligase parkin

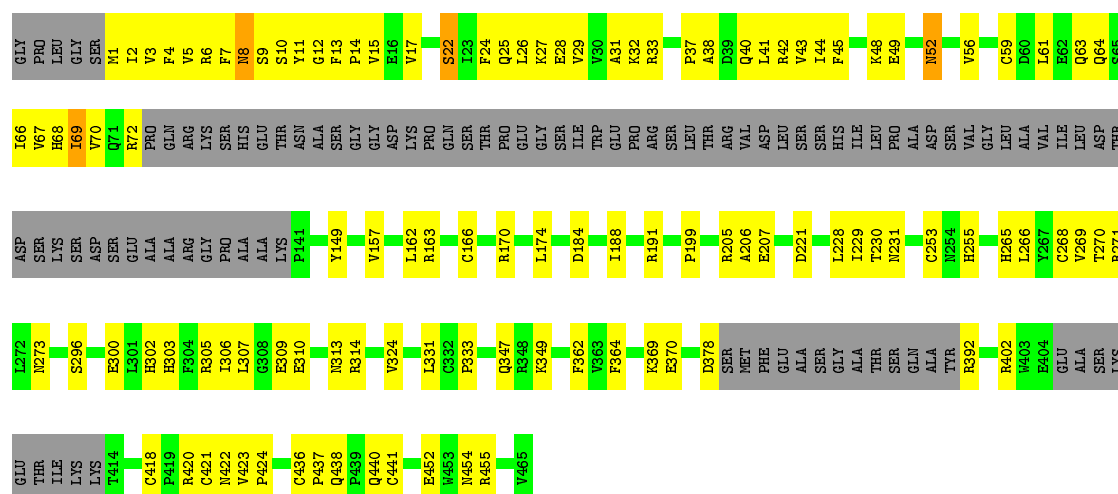
Chain H: 57% 23% 20%





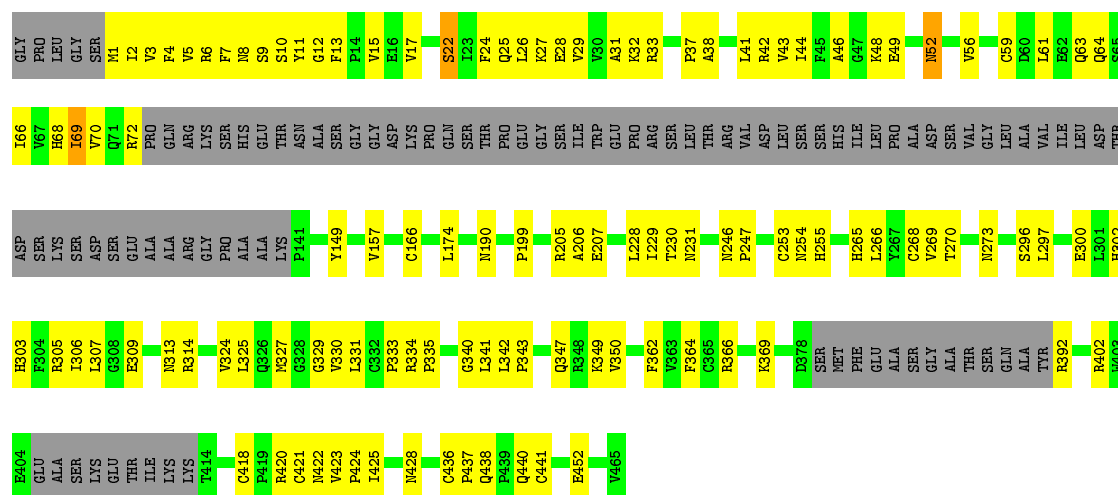
• Molecule 1: E3 ubiquitin-protein ligase parkin

Chain I: 56% 23% 20%

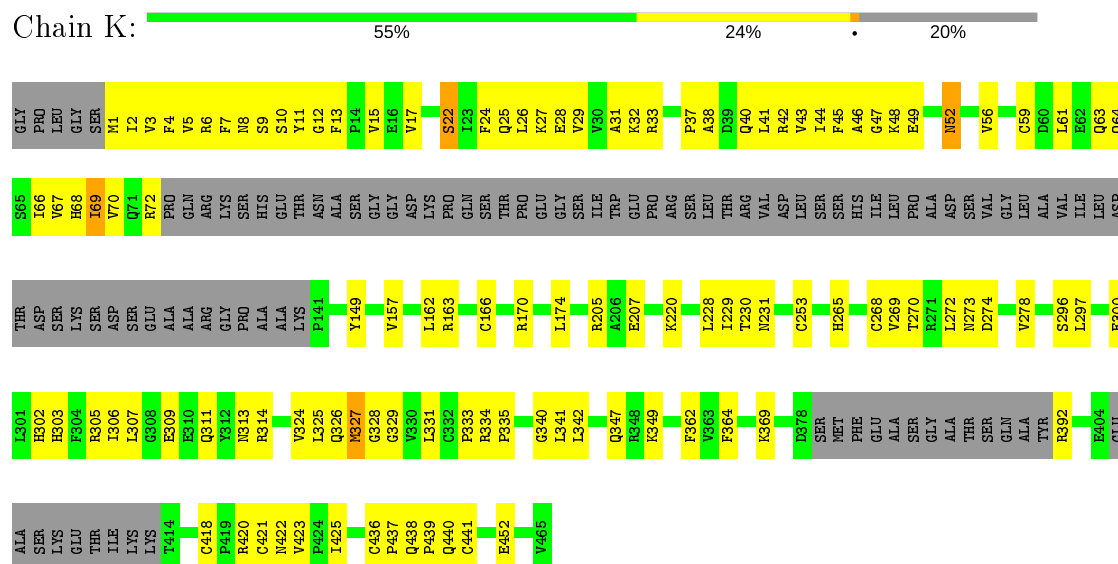


• Molecule 1: E3 ubiquitin-protein ligase parkin

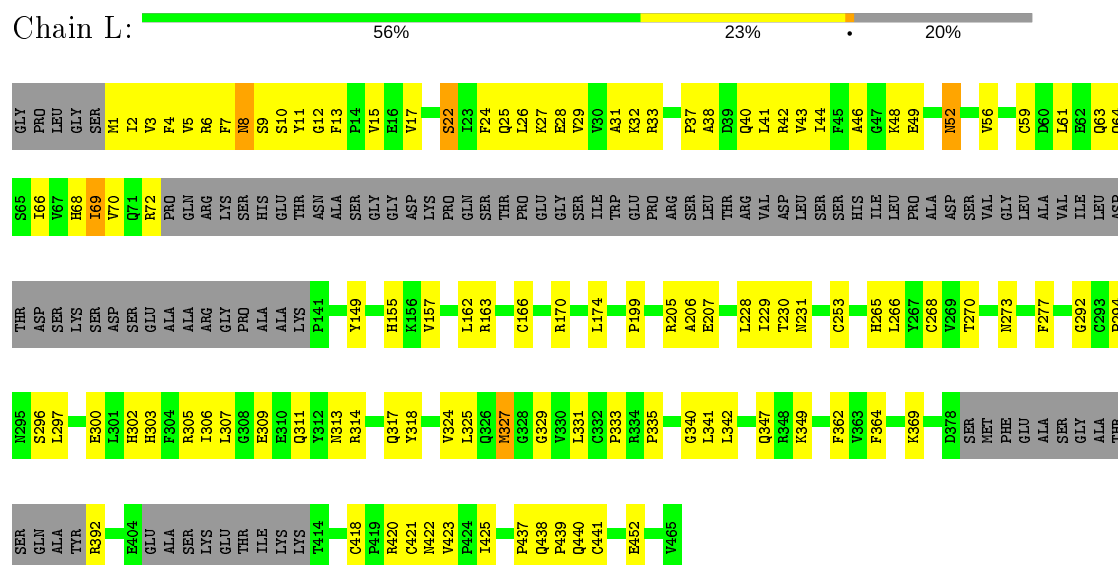
Chain J: 55% 24% 20%



• Molecule 1: E3 ubiquitin-protein ligase parkin



• Molecule 1: E3 ubiquitin-protein ligase parkin



## 4 Data and refinement statistics

Property	Value	Source
Space group	P 2 <sub>1</sub> 2 <sub>1</sub> 2	Depositor
Cell constants a, b, c, $\alpha$ , $\beta$ , $\gamma$	208.60 Å   277.44 Å   125.89 Å 90.00°   90.00°   90.00°	Depositor
Resolution (Å)	49.33 – 6.50 49.33 – 6.50	Depositor EDS
% Data completeness (in resolution range)	99.4 (49.33-6.50) 99.8 (49.33-6.50)	Depositor EDS
$R_{merge}$	0.17	Depositor
$R_{sym}$	(Not available)	Depositor
$\langle I/\sigma(I) \rangle$ <sup>1</sup>	3.29 (at 6.68 Å)	Xtriage
Refinement program	PHENIX 1.8.2_1309	Depositor
R, $R_{free}$	0.307   ,   0.327 0.298   ,   0.325	Depositor DCC
$R_{free}$ test set	752 reflections (5.04%)	wwPDB-VP
Wilson B-factor (Å <sup>2</sup> )	237.2	Xtriage
Anisotropy	0.198	Xtriage
Bulk solvent $k_{sol}$ (e/Å <sup>3</sup> ), $B_{sol}$ (Å <sup>2</sup> )	0.35   ,   212.4	EDS
L-test for twinning <sup>2</sup>	$\langle  L  \rangle = 0.43$ , $\langle L^2 \rangle = 0.26$	Xtriage
Estimated twinning fraction	No twinning to report.	Xtriage
$F_o, F_c$ correlation	0.77	EDS
Total number of atoms	35796	wwPDB-VP
Average B, all atoms (Å <sup>2</sup> )	88.0	wwPDB-VP

Xtriage's analysis on translational NCS is as follows: *The largest off-origin peak in the Patterson function is 4.95% of the height of the origin peak. No significant pseudotranslation is detected.*

<sup>1</sup>Intensities estimated from amplitudes.

<sup>2</sup>Theoretical values of  $\langle |L| \rangle$ ,  $\langle L^2 \rangle$  for acentric reflections are 0.5, 0.333 respectively for untwinned datasets, and 0.375, 0.2 for perfectly twinned datasets.

## 5 Model quality ⓘ

### 5.1 Standard geometry ⓘ

Bond lengths and bond angles in the following residue types are not validated in this section: ZN

The Z score for a bond length (or angle) is the number of standard deviations the observed value is removed from the expected value. A bond length (or angle) with  $|Z| > 5$  is considered an outlier worth inspection. RMSZ is the root-mean-square of all Z scores of the bond lengths (or angles).

Mol	Chain	Bond lengths		Bond angles	
		RMSZ	# $ Z  > 5$	RMSZ	# $ Z  > 5$
1	A	0.43	1/3051 (0.0%)	0.59	2/4125 (0.0%)
1	B	0.43	1/3051 (0.0%)	0.60	2/4125 (0.0%)
1	C	0.43	0/3051	0.60	3/4125 (0.1%)
1	D	0.43	0/3051	0.59	2/4125 (0.0%)
1	E	0.43	0/3051	0.59	2/4125 (0.0%)
1	F	0.44	1/3051 (0.0%)	0.60	2/4125 (0.0%)
1	G	0.43	0/3051	0.60	2/4125 (0.0%)
1	H	0.43	1/3051 (0.0%)	0.59	2/4125 (0.0%)
1	I	0.43	1/3051 (0.0%)	0.59	2/4125 (0.0%)
1	J	0.43	1/3051 (0.0%)	0.59	2/4125 (0.0%)
1	K	0.44	0/3051	0.61	3/4125 (0.1%)
1	L	0.43	0/3051	0.59	2/4125 (0.0%)
All	All	0.43	6/36612 (0.0%)	0.60	26/49500 (0.1%)

Chiral center outliers are detected by calculating the chiral volume of a chiral center and verifying if the center is modelled as a planar moiety or with the opposite hand. A planarity outlier is detected by checking planarity of atoms in a peptide group, atoms in a mainchain group or atoms of a sidechain that are expected to be planar.

Mol	Chain	#Chirality outliers	#Planarity outliers
1	F	0	1
1	K	0	1
All	All	0	2

All (6) bond length outliers are listed below:

Mol	Chain	Res	Type	Atoms	Z	Observed(Å)	Ideal(Å)
1	H	424	PRO	N-CD	5.07	1.54	1.47
1	J	424	PRO	N-CD	5.03	1.54	1.47
1	A	424	PRO	N-CD	5.02	1.54	1.47
1	I	424	PRO	N-CD	5.01	1.54	1.47

*Continued on next page...*

*Continued from previous page...*

Mol	Chain	Res	Type	Atoms	Z	Observed(Å)	Ideal(Å)
1	F	424	PRO	N-CD	5.01	1.54	1.47
1	B	424	PRO	N-CD	5.01	1.54	1.47

All (26) bond angle outliers are listed below:

Mol	Chain	Res	Type	Atoms	Z	Observed(°)	Ideal(°)
1	D	423	VAL	C-N-CD	5.82	140.63	128.40
1	J	423	VAL	C-N-CD	5.82	140.62	128.40
1	F	423	VAL	C-N-CD	5.82	140.61	128.40
1	L	423	VAL	C-N-CD	5.82	140.61	128.40
1	G	423	VAL	C-N-CD	5.81	140.61	128.40
1	I	423	VAL	C-N-CD	5.81	140.61	128.40
1	E	423	VAL	C-N-CD	5.81	140.59	128.40
1	A	423	VAL	C-N-CD	5.80	140.59	128.40
1	H	423	VAL	C-N-CD	5.80	140.57	128.40
1	C	423	VAL	C-N-CD	5.79	140.56	128.40
1	K	423	VAL	C-N-CD	5.79	140.55	128.40
1	B	423	VAL	C-N-CD	5.78	140.54	128.40
1	C	69	ILE	CB-CA-C	-5.52	100.57	111.60
1	F	69	ILE	CB-CA-C	-5.51	100.59	111.60
1	E	69	ILE	CB-CA-C	-5.50	100.60	111.60
1	L	69	ILE	CB-CA-C	-5.50	100.60	111.60
1	B	69	ILE	CB-CA-C	-5.48	100.63	111.60
1	K	69	ILE	CB-CA-C	-5.48	100.63	111.60
1	G	69	ILE	CB-CA-C	-5.48	100.64	111.60
1	D	69	ILE	CB-CA-C	-5.48	100.64	111.60
1	A	69	ILE	CB-CA-C	-5.48	100.65	111.60
1	H	69	ILE	CB-CA-C	-5.48	100.65	111.60
1	I	69	ILE	CB-CA-C	-5.47	100.66	111.60
1	J	69	ILE	CB-CA-C	-5.46	100.69	111.60
1	C	329	GLY	N-CA-C	5.44	126.70	113.10
1	K	328	GLY	N-CA-C	-5.04	100.50	113.10

There are no chirality outliers.

All (2) planarity outliers are listed below:

Mol	Chain	Res	Type	Group
1	F	327	MET	Mainchain
1	K	327	MET	Mainchain

## 5.2 Too-close contacts ⓘ

In the following table, the Non-H and H(model) columns list the number of non-hydrogen atoms and hydrogen atoms in the chain respectively. The H(added) column lists the number of hydrogen atoms added and optimized by MolProbity. The Clashes column lists the number of clashes within the asymmetric unit, whereas Symm-Clashes lists symmetry related clashes.

Mol	Chain	Non-H	H(model)	H(added)	Clashes	Symm-Clashes
1	A	2975	0	2830	144	0
1	B	2975	0	2830	208	12
1	C	2975	0	2826	160	4
1	D	2975	0	2831	160	6
1	E	2975	0	2831	193	3
1	F	2975	0	2829	195	8
1	G	2975	0	2832	137	8
1	H	2975	0	2828	151	0
1	I	2975	0	2831	188	1
1	J	2975	0	2831	186	1
1	K	2975	0	2829	162	12
1	L	2975	0	2832	192	6
2	A	8	0	0	0	0
2	B	8	0	0	0	0
2	C	8	0	0	0	0
2	D	8	0	0	0	0
2	E	8	0	0	0	0
2	F	8	0	0	0	0
2	G	8	0	0	0	0
2	H	8	0	0	0	0
2	I	8	0	0	0	0
2	J	8	0	0	0	0
2	K	8	0	0	0	0
2	L	8	0	0	0	0
All	All	35796	0	33960	1886	31

The all-atom clashscore is defined as the number of clashes found per 1000 atoms (including hydrogen atoms). The all-atom clashscore for this structure is 27.

All (1886) close contacts within the same asymmetric unit are listed below, sorted by their clash magnitude.

Atom-1	Atom-2	Interatomic distance (Å)	Clash overlap (Å)
1:E:46:ALA:CA	1:E:392:ARG:HH11	1.05	1.64
1:D:46:ALA:CA	1:D:392:ARG:HH11	1.09	1.58
1:C:44:ILE:CD1	1:C:266:LEU:CD2	1.77	1.58

*Continued on next page...*



*Continued from previous page...*

Atom-1	Atom-2	Interatomic distance (Å)	Clash overlap (Å)
1:L:11:TYR:CZ	1:L:333:PRO:HB2	1.34	1.58
1:J:44:ILE:HD13	1:J:266:LEU:CD2	1.12	1.54
1:B:44:ILE:HD13	1:B:266:LEU:CD2	1.06	1.54
1:C:44:ILE:HD13	1:C:266:LEU:CD2	1.10	1.52
1:H:46:ALA:CA	1:H:392:ARG:HH11	1.20	1.51
1:F:46:ALA:CA	1:F:392:ARG:HH11	0.87	1.51
1:J:44:ILE:CD1	1:J:266:LEU:HD22	1.40	1.49
1:F:44:ILE:HD13	1:F:266:LEU:CD2	1.37	1.48
1:C:44:ILE:CG1	1:C:266:LEU:HD21	1.44	1.47
1:J:46:ALA:HA	1:J:392:ARG:CD	1.45	1.46
1:F:46:ALA:CA	1:F:392:ARG:NH1	1.72	1.46
1:D:46:ALA:CB	1:D:392:ARG:NH1	1.79	1.45
1:D:11:TYR:CD1	1:D:369:LYS:CE	1.98	1.44
1:B:396:ARG:NH1	1:F:396:ARG:C	1.67	1.43
1:J:46:ALA:CA	1:J:392:ARG:HH11	1.28	1.43
1:E:46:ALA:HB2	1:E:392:ARG:NH1	1.27	1.43
1:E:44:ILE:HD13	1:E:266:LEU:CD2	1.49	1.42
1:B:44:ILE:CD1	1:B:266:LEU:CD2	1.94	1.42
1:H:11:TYR:CD1	1:H:369:LYS:CE	2.03	1.41
1:C:11:TYR:CD1	1:C:369:LYS:CE	2.03	1.41
1:E:46:ALA:CB	1:E:392:ARG:NH1	1.81	1.40
1:F:46:ALA:CB	1:F:392:ARG:NH1	1.83	1.38
1:C:11:TYR:CD1	1:C:369:LYS:HE2	1.59	1.37
1:J:44:ILE:CD1	1:J:266:LEU:CD2	1.96	1.36
1:C:44:ILE:CD1	1:C:266:LEU:HD21	1.45	1.35
1:B:46:ALA:CA	1:B:392:ARG:CD	2.02	1.35
1:I:11:TYR:CZ	1:I:333:PRO:HB2	1.59	1.35
1:C:11:TYR:CZ	1:C:333:PRO:HB2	1.61	1.35
1:E:327:MET:CB	1:E:342:LEU:HD21	1.55	1.35
1:E:327:MET:HB3	1:E:342:LEU:CD2	1.57	1.34
1:D:46:ALA:HA	1:D:392:ARG:NH1	1.29	1.34
1:L:46:ALA:CA	1:L:392:ARG:HH11	1.39	1.34
1:I:11:TYR:CZ	1:I:333:PRO:CB	2.12	1.33
1:L:11:TYR:CE1	1:L:333:PRO:CB	2.12	1.33
1:H:44:ILE:HD13	1:H:266:LEU:CD2	1.59	1.32
1:E:46:ALA:CB	1:E:392:ARG:HH11	1.35	1.32
1:B:46:ALA:C	1:B:392:ARG:CD	1.98	1.32
1:C:44:ILE:HD13	1:C:266:LEU:CG	1.60	1.32
1:D:11:TYR:CD1	1:D:369:LYS:HE2	1.58	1.31
1:F:46:ALA:HB2	1:F:392:ARG:NH1	1.44	1.31
1:A:44:ILE:HD13	1:A:266:LEU:CD2	1.60	1.30

*Continued on next page...*

*Continued from previous page...*

Atom-1	Atom-2	Interatomic distance (Å)	Clash overlap (Å)
1:H:46:ALA:HA	1:H:392:ARG:NH1	1.47	1.30
1:D:11:TYR:CE1	1:D:369:LYS:HE3	1.65	1.29
1:K:327:MET:O	1:K:342:LEU:HD22	1.20	1.29
1:D:6:ARG:NE	1:D:66:ILE:HD11	1.47	1.29
1:J:6:ARG:NE	1:J:66:ILE:HD11	1.47	1.29
1:B:11:TYR:CZ	1:B:333:PRO:HB2	1.67	1.29
1:L:6:ARG:NE	1:L:66:ILE:HD11	1.47	1.28
1:H:6:ARG:NH1	1:H:273:ASN:CB	1.95	1.28
1:K:6:ARG:NE	1:K:66:ILE:HD11	1.47	1.28
1:C:72:ARG:NH2	1:C:265:HIS:HD2	1.29	1.27
1:F:6:ARG:NE	1:F:66:ILE:HD11	1.47	1.27
1:D:46:ALA:CA	1:D:392:ARG:NH1	1.79	1.27
1:E:6:ARG:NE	1:E:66:ILE:HD11	1.47	1.27
1:B:6:ARG:NE	1:B:66:ILE:HD11	1.47	1.26
1:G:6:ARG:NE	1:G:66:ILE:HD11	1.47	1.26
1:I:11:TYR:OH	1:I:333:PRO:HB2	1.15	1.26
1:B:11:TYR:OH	1:B:333:PRO:HB2	1.34	1.26
1:I:184:ASP:O	1:I:188:ILE:HG22	1.33	1.26
1:A:6:ARG:NE	1:A:66:ILE:HD11	1.47	1.26
1:I:6:ARG:NE	1:I:66:ILE:HD11	1.47	1.26
1:C:11:TYR:CZ	1:C:333:PRO:CB	2.16	1.25
1:J:327:MET:O	1:J:342:LEU:HD21	1.16	1.25
1:F:11:TYR:OH	1:F:333:PRO:HB2	1.23	1.25
1:L:11:TYR:CE1	1:L:333:PRO:HB2	1.69	1.25
1:C:11:TYR:OH	1:C:333:PRO:CB	1.85	1.25
1:H:6:ARG:NH1	1:H:273:ASN:HB3	1.50	1.25
1:B:44:ILE:CD1	1:B:266:LEU:HD21	1.55	1.25
1:E:46:ALA:CA	1:E:392:ARG:NH1	1.91	1.24
1:J:190:ASN:OD1	1:J:205:ARG:HD2	1.20	1.24
1:J:327:MET:O	1:J:342:LEU:CD2	1.84	1.24
1:K:327:MET:O	1:K:342:LEU:CD2	1.82	1.24
1:H:11:TYR:CD1	1:H:369:LYS:HE2	1.66	1.24
1:D:11:TYR:CD1	1:D:369:LYS:HE3	1.64	1.23
1:B:46:ALA:C	1:B:392:ARG:HD2	1.58	1.23
1:I:188:ILE:HD13	1:I:191:ARG:NH2	1.51	1.22
1:E:327:MET:CG	1:E:342:LEU:HD11	1.68	1.22
1:B:396:ARG:NH1	1:F:396:ARG:O	1.72	1.22
1:C:11:TYR:CE1	1:C:333:PRO:CB	2.22	1.22
1:H:46:ALA:CA	1:H:392:ARG:NH1	1.98	1.22
1:B:420:ARG:NE	1:D:313:ASN:OD1	1.71	1.22
1:H:11:TYR:CD1	1:H:369:LYS:HE3	1.70	1.22

*Continued on next page...*

*Continued from previous page...*

Atom-1	Atom-2	Interatomic distance (Å)	Clash overlap (Å)
1:I:11:TYR:OH	1:I:333:PRO:CB	1.85	1.21
1:D:44:ILE:HD13	1:D:266:LEU:CD2	1.70	1.21
1:G:44:ILE:HD13	1:G:266:LEU:CD1	1.71	1.21
1:L:11:TYR:CE1	1:L:333:PRO:O	1.95	1.20
1:H:14:PRO:CD	1:H:370:GLU:OE1	1.89	1.20
1:F:44:ILE:CD1	1:F:266:LEU:HD22	1.71	1.19
1:F:46:ALA:CB	1:F:392:ARG:HH11	1.48	1.19
1:E:327:MET:HG2	1:E:342:LEU:CD1	1.73	1.19
1:B:44:ILE:CD1	1:B:266:LEU:HD22	1.66	1.18
1:E:46:ALA:HA	1:E:392:ARG:CD	1.73	1.18
1:C:11:TYR:CE1	1:C:333:PRO:HB3	1.78	1.18
1:J:46:ALA:HB2	1:J:392:ARG:NH1	1.56	1.18
1:L:324:VAL:HG11	1:L:340:GLY:CA	1.71	1.18
1:H:44:ILE:HD13	1:H:266:LEU:HD22	1.21	1.17
1:K:11:TYR:CZ	1:K:333:PRO:HB2	1.78	1.17
1:A:313:ASN:OD1	1:F:420:ARG:NE	1.76	1.17
1:L:324:VAL:HG11	1:L:340:GLY:HA3	1.22	1.17
1:F:44:ILE:CD1	1:F:266:LEU:CD2	2.21	1.17
1:G:6:ARG:NE	1:G:66:ILE:CD1	2.08	1.17
1:L:11:TYR:CE1	1:L:333:PRO:CA	2.27	1.17
1:B:199:PRO:HD3	1:D:170:ARG:NE	1.59	1.17
1:B:11:TYR:CZ	1:B:333:PRO:CB	2.27	1.16
1:C:44:ILE:CD1	1:C:266:LEU:HD22	1.56	1.16
1:J:6:ARG:NE	1:J:66:ILE:CD1	2.08	1.16
1:L:6:ARG:NE	1:L:66:ILE:CD1	2.09	1.16
1:L:44:ILE:HD13	1:L:266:LEU:CD2	1.75	1.16
1:K:11:TYR:OH	1:K:333:PRO:O	1.62	1.16
1:E:327:MET:HG2	1:E:342:LEU:HD11	1.20	1.16
1:F:6:ARG:NE	1:F:66:ILE:CD1	2.08	1.16
1:L:11:TYR:CZ	1:L:333:PRO:CB	2.26	1.16
1:L:11:TYR:HE1	1:L:333:PRO:CA	1.59	1.16
1:I:44:ILE:HD13	1:I:266:LEU:CD2	1.76	1.15
1:F:46:ALA:HA	1:F:392:ARG:NH1	1.41	1.15
1:E:44:ILE:CD1	1:E:266:LEU:HD22	1.76	1.15
1:D:6:ARG:NE	1:D:66:ILE:CD1	2.09	1.15
1:E:329:GLY:HA3	1:E:341:LEU:O	1.44	1.15
1:E:6:ARG:NE	1:E:66:ILE:CD1	2.08	1.14
1:K:6:ARG:NE	1:K:66:ILE:CD1	2.08	1.14
1:G:11:TYR:CE1	1:G:333:PRO:HB2	1.81	1.14
1:B:6:ARG:NE	1:B:66:ILE:CD1	2.09	1.14
1:A:6:ARG:NE	1:A:66:ILE:CD1	2.09	1.14

*Continued on next page...*

*Continued from previous page...*

Atom-1	Atom-2	Interatomic distance (Å)	Clash overlap (Å)
1:K:324:VAL:HG11	1:K:340:GLY:HA3	1.28	1.14
1:J:452:GLU:CG	1:L:309:GLU:OE2	1.95	1.14
1:B:44:ILE:CG1	1:B:266:LEU:HD21	1.78	1.13
1:I:6:ARG:NE	1:I:66:ILE:CD1	2.08	1.13
1:J:325:LEU:HD21	1:J:331:LEU:CD1	1.76	1.13
1:J:325:LEU:CD2	1:J:331:LEU:HD11	1.78	1.13
1:J:452:GLU:CD	1:L:309:GLU:OE2	1.85	1.13
1:K:327:MET:HB3	1:K:342:LEU:HD21	1.31	1.12
1:J:46:ALA:CA	1:J:392:ARG:NH1	2.12	1.12
1:K:309:GLU:OE2	1:L:452:GLU:HG2	1.48	1.12
1:D:72:ARG:HH22	1:D:265:HIS:CD2	1.68	1.12
1:B:46:ALA:C	1:B:392:ARG:HD3	1.62	1.12
1:K:47:GLY:HA3	1:K:392:ARG:HB3	1.25	1.12
1:J:44:ILE:CG1	1:J:266:LEU:HD21	1.79	1.12
1:E:46:ALA:HA	1:E:392:ARG:HD2	1.20	1.12
1:G:11:TYR:CE1	1:G:333:PRO:CB	2.31	1.12
1:K:327:MET:HB3	1:K:342:LEU:CD2	1.78	1.12
1:C:72:ARG:NH2	1:C:265:HIS:CD2	2.17	1.11
1:J:44:ILE:CB	1:J:266:LEU:HD21	1.80	1.11
1:C:11:TYR:CD1	1:C:369:LYS:HE3	1.75	1.11
1:C:44:ILE:HD13	1:C:266:LEU:CD1	1.78	1.11
1:J:46:ALA:CA	1:J:392:ARG:CD	2.26	1.11
1:F:327:MET:HB3	1:F:342:LEU:HD21	1.32	1.11
1:I:11:TYR:OH	1:I:333:PRO:O	1.68	1.11
1:I:14:PRO:HD2	1:I:370:GLU:OE1	1.48	1.11
1:D:2:ILE:HD12	1:D:378:ASP:OD2	1.52	1.10
1:G:44:ILE:HD13	1:G:266:LEU:CD2	1.82	1.10
1:D:46:ALA:HB2	1:D:392:ARG:NH1	1.60	1.09
1:J:325:LEU:HD21	1:J:331:LEU:HD11	1.31	1.09
1:J:46:ALA:CB	1:J:392:ARG:NH1	2.15	1.09
1:D:46:ALA:HB2	1:D:392:ARG:HH12	1.14	1.09
1:D:46:ALA:CB	1:D:392:ARG:HH11	1.51	1.08
1:J:46:ALA:CB	1:J:392:ARG:HH11	1.66	1.08
1:H:6:ARG:HH11	1:H:273:ASN:HB3	1.01	1.08
1:I:72:ARG:NH2	1:I:265:HIS:HD2	1.51	1.08
1:L:10:SER:HA	1:L:273:ASN:O	1.52	1.08
1:L:324:VAL:CG1	1:L:340:GLY:HA3	1.82	1.08
1:B:420:ARG:NH2	1:D:313:ASN:OD1	1.87	1.08
1:C:313:ASN:OD1	1:H:420:ARG:NE	1.87	1.08
1:H:6:ARG:HH12	1:H:273:ASN:HB2	1.12	1.08
1:C:11:TYR:OH	1:C:333:PRO:HB2	0.90	1.08

*Continued on next page...*

*Continued from previous page...*

Atom-1	Atom-2	Interatomic distance (Å)	Clash overlap (Å)
1:E:10:SER:HA	1:E:273:ASN:O	1.51	1.07
1:B:420:ARG:HE	1:D:313:ASN:CG	1.58	1.07
1:H:6:ARG:NH1	1:H:273:ASN:HB2	1.66	1.06
1:B:46:ALA:O	1:B:392:ARG:HD3	1.53	1.06
1:B:420:ARG:CZ	1:D:313:ASN:OD1	2.03	1.06
1:K:327:MET:C	1:K:342:LEU:CD2	2.23	1.06
1:I:44:ILE:HD13	1:I:266:LEU:CD1	1.85	1.06
1:J:452:GLU:HG2	1:L:309:GLU:OE2	1.54	1.06
1:L:46:ALA:HA	1:L:392:ARG:HH11	0.93	1.06
1:I:11:TYR:OH	1:I:333:PRO:C	1.95	1.05
1:D:72:ARG:NH2	1:D:265:HIS:CD2	2.24	1.05
1:D:44:ILE:CD1	1:D:266:LEU:HD22	1.86	1.05
1:F:46:ALA:HA	1:F:392:ARG:CD	1.87	1.05
1:I:188:ILE:HG23	1:I:191:ARG:HB2	1.36	1.05
1:I:72:ARG:NH2	1:I:265:HIS:CD2	2.25	1.05
1:D:44:ILE:HD13	1:D:266:LEU:HD22	1.06	1.04
1:J:46:ALA:CA	1:J:392:ARG:HD2	1.84	1.04
1:G:11:TYR:HE1	1:G:333:PRO:CB	1.67	1.04
1:L:327:MET:CB	1:L:342:LEU:HD21	1.87	1.04
1:E:46:ALA:HA	1:E:392:ARG:HH11	1.06	1.04
1:K:327:MET:CB	1:K:342:LEU:HD21	1.87	1.04
1:B:11:TYR:HE1	1:B:333:PRO:HA	1.24	1.03
1:B:396:ARG:NH1	1:F:396:ARG:CA	2.13	1.03
1:K:324:VAL:HG11	1:K:340:GLY:CA	1.88	1.03
1:L:46:ALA:CA	1:L:392:ARG:NH1	2.21	1.03
1:B:309:GLU:OE2	1:I:452:GLU:HG2	1.58	1.03
1:H:14:PRO:HD3	1:H:370:GLU:OE1	1.56	1.03
1:L:46:ALA:HB2	1:L:392:ARG:NH1	1.72	1.03
1:C:44:ILE:HD11	1:C:266:LEU:HD22	1.41	1.03
1:H:44:ILE:HD13	1:H:266:LEU:HD21	1.41	1.03
1:L:46:ALA:HA	1:L:392:ARG:NH1	1.74	1.03
1:F:72:ARG:NH2	1:F:265:HIS:HD2	1.56	1.02
1:A:44:ILE:CD1	1:A:266:LEU:HD22	1.88	1.02
1:D:72:ARG:NH2	1:D:265:HIS:HD2	1.58	1.02
1:F:11:TYR:OH	1:F:333:PRO:CB	2.07	1.02
1:L:44:ILE:HD13	1:L:266:LEU:HD22	1.06	1.02
1:E:327:MET:SD	1:E:342:LEU:HD11	1.98	1.02
1:L:46:ALA:CB	1:L:392:ARG:NH1	2.23	1.01
1:B:11:TYR:CE1	1:B:333:PRO:CB	2.43	1.01
1:J:324:VAL:HG12	1:J:331:LEU:HD21	1.41	1.01
1:E:44:ILE:CD1	1:E:266:LEU:CD2	2.32	1.01

*Continued on next page...*

*Continued from previous page...*

Atom-1	Atom-2	Interatomic distance (Å)	Clash overlap (Å)
1:L:329:GLY:HA3	1:L:341:LEU:O	1.61	1.01
1:I:72:ARG:HH22	1:I:265:HIS:HD2	1.04	1.01
1:B:46:ALA:HA	1:B:392:ARG:CD	1.53	1.01
1:H:14:PRO:HD2	1:H:370:GLU:OE1	1.55	1.01
1:H:68:HIS:CE1	1:H:270:THR:HA	1.95	1.01
1:B:46:ALA:CA	1:B:392:ARG:HD2	1.74	1.00
1:K:11:TYR:CE1	1:K:333:PRO:CA	2.43	1.00
1:J:44:ILE:CD1	1:J:266:LEU:HD21	1.83	1.00
1:L:325:LEU:HD21	1:L:331:LEU:HG	1.39	1.00
1:G:420:ARG:NE	1:H:313:ASN:OD1	1.93	1.00
1:J:46:ALA:HA	1:J:392:ARG:HD2	1.02	1.00
1:A:44:ILE:HD13	1:A:266:LEU:HD22	1.02	1.00
1:L:46:ALA:CB	1:L:392:ARG:HH11	1.75	1.00
1:C:44:ILE:HG12	1:C:266:LEU:HD21	1.40	1.00
1:F:6:ARG:HE	1:F:66:ILE:HD11	1.10	1.00
1:L:11:TYR:HE1	1:L:333:PRO:C	1.65	1.00
1:J:199:PRO:HD3	1:L:170:ARG:CZ	1.92	0.99
1:A:6:ARG:HE	1:A:66:ILE:HD11	1.10	0.99
1:F:44:ILE:CG1	1:F:266:LEU:HD21	1.93	0.99
1:I:188:ILE:CD1	1:I:191:ARG:NH2	2.25	0.99
1:B:44:ILE:HD13	1:B:266:LEU:HD22	0.99	0.99
1:E:11:TYR:OH	1:E:333:PRO:HB2	1.63	0.99
1:F:327:MET:O	1:F:342:LEU:HD22	1.62	0.99
1:J:46:ALA:N	1:J:392:ARG:HH11	1.59	0.99
1:C:400:GLN:HG2	1:E:396:ARG:NH1	1.76	0.99
1:D:24:PHE:CE2	1:D:25:GLN:HG3	1.98	0.99
1:I:24:PHE:CE2	1:I:25:GLN:HG3	1.98	0.98
1:L:24:PHE:CE2	1:L:25:GLN:HG3	1.98	0.98
1:E:329:GLY:CA	1:E:341:LEU:O	2.11	0.98
1:G:24:PHE:CE2	1:G:25:GLN:HG3	1.98	0.98
1:I:14:PRO:CD	1:I:370:GLU:OE1	2.12	0.98
1:B:11:TYR:OH	1:B:333:PRO:O	1.79	0.98
1:J:24:PHE:CE2	1:J:25:GLN:HG3	1.98	0.98
1:A:24:PHE:CE2	1:A:25:GLN:HG3	1.98	0.98
1:F:24:PHE:CE2	1:F:25:GLN:HG3	1.98	0.98
1:B:396:ARG:C	1:F:396:ARG:NH2	2.12	0.98
1:H:24:PHE:CE2	1:H:25:GLN:HG3	1.98	0.97
1:H:11:TYR:CG	1:H:369:LYS:CE	2.47	0.97
1:K:24:PHE:CE2	1:K:25:GLN:HG3	1.98	0.97
1:B:24:PHE:CE2	1:B:25:GLN:HG3	1.98	0.97
1:L:327:MET:HB3	1:L:342:LEU:CD2	1.95	0.97

*Continued on next page...*

*Continued from previous page...*

Atom-1	Atom-2	Interatomic distance (Å)	Clash overlap (Å)
1:C:24:PHE:CE2	1:C:25:GLN:HG3	1.98	0.97
1:B:44:ILE:HD13	1:B:266:LEU:HD21	1.00	0.97
1:F:46:ALA:HA	1:F:392:ARG:HD2	1.45	0.97
1:E:324:VAL:HG11	1:E:340:GLY:HA3	1.45	0.96
1:L:327:MET:HB3	1:L:342:LEU:HD21	0.99	0.96
1:L:327:MET:HG2	1:L:342:LEU:HD11	1.47	0.96
1:E:24:PHE:CE2	1:E:25:GLN:HG3	1.98	0.96
1:C:11:TYR:CG	1:C:369:LYS:HE2	1.99	0.96
1:F:327:MET:O	1:F:342:LEU:CD2	2.14	0.96
1:I:72:ARG:HH22	1:I:265:HIS:CD2	1.81	0.96
1:B:11:TYR:CD1	1:B:369:LYS:CE	2.49	0.96
1:K:6:ARG:HE	1:K:66:ILE:HD11	1.09	0.96
1:E:72:ARG:HH22	1:E:265:HIS:HD2	1.14	0.96
1:G:11:TYR:CZ	1:G:333:PRO:HB2	1.99	0.95
1:G:44:ILE:HD13	1:G:266:LEU:HD11	1.49	0.95
1:B:11:TYR:CD1	1:B:369:LYS:HE2	2.02	0.95
1:J:72:ARG:HH22	1:J:265:HIS:HD2	1.04	0.95
1:F:72:ARG:NH2	1:F:265:HIS:CD2	2.34	0.95
1:C:11:TYR:CE1	1:C:369:LYS:HE3	2.02	0.95
1:C:313:ASN:OD1	1:H:420:ARG:NH2	2.00	0.95
1:C:72:ARG:HH22	1:C:265:HIS:HD2	1.06	0.94
1:A:44:ILE:CD1	1:A:266:LEU:CD2	2.45	0.94
1:F:327:MET:HB3	1:F:342:LEU:CD2	1.97	0.94
1:I:6:ARG:HE	1:I:66:ILE:HD11	1.10	0.94
1:A:11:TYR:OH	1:A:333:PRO:HB2	1.66	0.94
1:J:420:ARG:HE	1:L:313:ASN:CG	1.64	0.94
1:L:325:LEU:CD2	1:L:331:LEU:HG	1.98	0.94
1:E:46:ALA:CA	1:E:392:ARG:HD2	1.97	0.94
1:K:68:HIS:CE1	1:K:274:ASP:OD1	2.21	0.94
1:I:44:ILE:HD13	1:I:266:LEU:HD22	1.49	0.94
1:I:11:TYR:CE1	1:I:333:PRO:HA	2.02	0.94
1:C:70:VAL:CG1	1:C:269:VAL:HG11	1.97	0.94
1:L:44:ILE:CD1	1:L:266:LEU:HD22	1.96	0.94
1:I:11:TYR:HH	1:I:333:PRO:C	1.69	0.94
1:K:11:TYR:CZ	1:K:333:PRO:CB	2.50	0.93
1:G:72:ARG:NH2	1:G:265:HIS:HD2	1.65	0.93
1:K:11:TYR:CZ	1:K:333:PRO:O	2.21	0.93
1:C:11:TYR:HE1	1:C:333:PRO:CA	1.81	0.93
1:E:44:ILE:CB	1:E:266:LEU:HD21	1.98	0.93
1:B:313:ASN:HB3	1:I:420:ARG:HG3	1.47	0.93
1:F:44:ILE:CD1	1:F:266:LEU:HD21	1.99	0.93

*Continued on next page...*

*Continued from previous page...*

Atom-1	Atom-2	Interatomic distance (Å)	Clash overlap (Å)
1:I:188:ILE:HD13	1:I:191:ARG:HH21	1.32	0.93
1:A:313:ASN:CG	1:F:420:ARG:HE	1.71	0.93
1:F:44:ILE:HD13	1:F:266:LEU:HD21	1.47	0.93
1:L:325:LEU:HD21	1:L:331:LEU:CG	1.97	0.93
1:C:44:ILE:CD1	1:C:266:LEU:CD1	2.44	0.93
1:D:44:ILE:HG21	1:D:266:LEU:HD21	1.48	0.93
1:C:11:TYR:HE1	1:C:333:PRO:HA	1.30	0.93
1:F:72:ARG:HH22	1:F:265:HIS:HD2	0.99	0.92
1:K:11:TYR:CE1	1:K:333:PRO:CB	2.53	0.92
1:F:72:ARG:HH22	1:F:265:HIS:CD2	1.87	0.92
1:J:6:ARG:HE	1:J:66:ILE:HD11	1.10	0.92
1:B:11:TYR:CE1	1:B:333:PRO:CA	2.52	0.92
1:C:11:TYR:CG	1:C:369:LYS:CE	2.52	0.92
1:F:46:ALA:HA	1:F:392:ARG:CZ	2.00	0.92
1:I:11:TYR:OH	1:I:333:PRO:CA	2.18	0.92
1:D:6:ARG:HE	1:D:66:ILE:CD1	1.78	0.92
1:K:70:VAL:CG1	1:K:269:VAL:HG11	1.99	0.92
1:F:10:SER:HA	1:F:273:ASN:O	1.68	0.92
1:L:324:VAL:CG1	1:L:340:GLY:CA	2.45	0.92
1:G:328:GLY:O	1:G:366:ARG:NH2	2.03	0.92
1:J:452:GLU:OE2	1:L:309:GLU:CD	2.07	0.92
1:L:6:ARG:HE	1:L:66:ILE:HD11	1.10	0.92
1:J:46:ALA:CA	1:J:392:ARG:HD3	1.98	0.91
1:K:313:ASN:OD1	1:L:420:ARG:NH2	2.03	0.91
1:B:199:PRO:HD3	1:D:170:ARG:HE	1.28	0.91
1:D:11:TYR:HD1	1:D:369:LYS:HE2	1.16	0.91
1:F:44:ILE:HD13	1:F:266:LEU:HD22	0.92	0.91
1:H:11:TYR:CE1	1:H:369:LYS:HE3	2.04	0.91
1:L:11:TYR:CE1	1:L:333:PRO:C	2.39	0.91
1:C:313:ASN:CG	1:H:420:ARG:HE	1.72	0.91
1:A:6:ARG:HE	1:A:66:ILE:CD1	1.78	0.91
1:E:46:ALA:CA	1:E:392:ARG:CD	2.47	0.91
1:F:46:ALA:HA	1:F:392:ARG:HH11	0.77	0.91
1:B:309:GLU:OE2	1:I:452:GLU:CG	2.19	0.91
1:K:11:TYR:CE1	1:K:333:PRO:HA	2.04	0.91
1:I:11:TYR:HE1	1:I:333:PRO:HA	1.34	0.91
1:K:47:GLY:CA	1:K:392:ARG:HB3	2.01	0.91
1:C:72:ARG:CZ	1:C:265:HIS:CD2	2.54	0.90
1:E:44:ILE:CG1	1:E:266:LEU:HD21	2.00	0.90
1:G:44:ILE:CD1	1:G:266:LEU:CD2	2.49	0.90
1:L:11:TYR:OH	1:L:333:PRO:HB2	1.70	0.90

*Continued on next page...*



*Continued from previous page...*

Atom-1	Atom-2	Interatomic distance (Å)	Clash overlap (Å)
1:B:11:TYR:OH	1:B:333:PRO:CB	2.14	0.90
1:I:44:ILE:CD1	1:I:266:LEU:CD2	2.49	0.90
1:J:72:ARG:NH2	1:J:265:HIS:HD2	1.68	0.90
1:B:44:ILE:HD13	1:B:266:LEU:CG	2.02	0.90
1:B:6:ARG:HE	1:B:66:ILE:CD1	1.77	0.90
1:E:6:ARG:HE	1:E:66:ILE:HD11	1.10	0.90
1:J:199:PRO:CG	1:L:170:ARG:HE	1.85	0.90
1:G:6:ARG:HE	1:G:66:ILE:CD1	1.77	0.89
1:I:6:ARG:HE	1:I:66:ILE:CD1	1.77	0.89
1:E:44:ILE:HD13	1:E:266:LEU:HD22	0.91	0.89
1:H:46:ALA:HA	1:H:392:ARG:CD	2.01	0.89
1:B:11:TYR:CE1	1:B:333:PRO:HA	2.07	0.89
1:D:6:ARG:HE	1:D:66:ILE:HD11	1.10	0.89
1:D:400:GLN:HG2	1:H:396:ARG:CZ	2.02	0.89
1:J:44:ILE:CG1	1:J:266:LEU:CD2	2.44	0.89
1:I:11:TYR:CE1	1:I:333:PRO:CA	2.56	0.89
1:C:440:GLN:N	1:C:440:GLN:OE1	2.06	0.89
1:E:440:GLN:N	1:E:440:GLN:OE1	2.06	0.89
1:G:440:GLN:OE1	1:G:440:GLN:N	2.06	0.89
1:D:440:GLN:OE1	1:D:440:GLN:N	2.06	0.88
1:H:11:TYR:CG	1:H:369:LYS:HE3	2.07	0.88
1:I:44:ILE:CG1	1:I:266:LEU:HD21	2.03	0.88
1:L:440:GLN:OE1	1:L:440:GLN:N	2.06	0.88
1:C:400:GLN:HG2	1:E:396:ARG:HH11	1.35	0.88
1:G:11:TYR:CE1	1:G:333:PRO:HB3	2.07	0.88
1:B:155:HIS:CE1	1:I:452:GLU:HG3	2.09	0.88
1:C:313:ASN:OD1	1:H:420:ARG:CZ	2.22	0.88
1:K:11:TYR:HE1	1:K:333:PRO:HA	1.37	0.88
1:F:46:ALA:N	1:F:392:ARG:NH1	2.21	0.88
1:J:440:GLN:N	1:J:440:GLN:OE1	2.06	0.88
1:L:324:VAL:HG11	1:L:340:GLY:HA2	1.55	0.88
1:B:47:GLY:N	1:B:392:ARG:HD2	1.89	0.88
1:F:440:GLN:OE1	1:F:440:GLN:N	2.06	0.88
1:H:46:ALA:CB	1:H:392:ARG:NH1	2.36	0.88
1:J:325:LEU:CD2	1:J:331:LEU:CD1	2.46	0.88
1:K:11:TYR:CE1	1:K:333:PRO:O	2.27	0.88
1:L:325:LEU:HD21	1:L:331:LEU:CD1	2.03	0.87
1:B:440:GLN:N	1:B:440:GLN:OE1	2.06	0.87
1:G:6:ARG:HE	1:G:66:ILE:HD11	1.09	0.87
1:H:440:GLN:OE1	1:H:440:GLN:N	2.06	0.87
1:L:8:ASN:O	1:L:335:PRO:HB3	1.75	0.87

*Continued on next page...*

*Continued from previous page...*

Atom-1	Atom-2	Interatomic distance (Å)	Clash overlap (Å)
1:B:6:ARG:HE	1:B:66:ILE:HD11	1.10	0.87
1:F:46:ALA:N	1:F:392:ARG:HH11	1.71	0.87
1:A:440:GLN:OE1	1:A:440:GLN:N	2.06	0.87
1:F:44:ILE:CB	1:F:266:LEU:HD21	2.05	0.87
1:K:440:GLN:OE1	1:K:440:GLN:N	2.06	0.87
1:F:11:TYR:CD1	1:F:369:LYS:HE2	2.09	0.87
1:L:6:ARG:HE	1:L:66:ILE:CD1	1.77	0.87
1:H:6:ARG:HH11	1:H:273:ASN:CB	1.75	0.86
1:J:10:SER:HA	1:J:273:ASN:O	1.75	0.86
1:H:46:ALA:HA	1:H:392:ARG:HH11	0.71	0.86
1:I:440:GLN:OE1	1:I:440:GLN:N	2.06	0.86
1:D:400:GLN:HE21	1:H:396:ARG:HD3	1.40	0.86
1:J:72:ARG:HH22	1:J:265:HIS:CD2	1.93	0.86
1:D:72:ARG:HH22	1:D:265:HIS:HD2	0.88	0.86
1:F:327:MET:CB	1:F:342:LEU:HD21	2.06	0.86
1:D:400:GLN:HG2	1:H:396:ARG:NH1	1.90	0.86
1:J:6:ARG:HE	1:J:66:ILE:CD1	1.78	0.86
1:C:11:TYR:CZ	1:C:333:PRO:HB3	1.99	0.86
1:H:46:ALA:N	1:H:392:ARG:HH11	1.73	0.86
1:J:313:ASN:OD1	1:K:420:ARG:NE	2.08	0.86
1:J:72:ARG:NH2	1:J:265:HIS:CD2	2.44	0.86
1:C:396:ARG:NE	1:E:400:GLN:HE21	1.74	0.86
1:F:6:ARG:HE	1:F:66:ILE:CD1	1.77	0.86
1:G:44:ILE:CG1	1:G:266:LEU:HD21	2.06	0.86
1:H:11:TYR:CG	1:H:369:LYS:HE2	2.09	0.86
1:D:46:ALA:HA	1:D:392:ARG:HH11	0.70	0.85
1:K:6:ARG:HE	1:K:66:ILE:CD1	1.77	0.85
1:D:44:ILE:CG2	1:D:266:LEU:HD21	2.06	0.85
1:D:44:ILE:CB	1:D:266:LEU:HD21	2.06	0.85
1:C:44:ILE:HD13	1:C:266:LEU:HD22	1.19	0.85
1:K:327:MET:C	1:K:342:LEU:HD21	1.96	0.85
1:I:188:ILE:CD1	1:I:191:ARG:HH21	1.87	0.85
1:J:440:GLN:O	1:L:317:GLN:NE2	2.08	0.85
1:J:330:VAL:HG11	1:J:350:VAL:HG11	1.57	0.84
1:F:11:TYR:CZ	1:F:333:PRO:HB2	2.12	0.84
1:I:11:TYR:CE1	1:I:333:PRO:CB	2.60	0.84
1:B:345:GLN:OE1	1:B:347:GLN:HB2	1.77	0.84
1:F:46:ALA:HB2	1:F:392:ARG:HH12	1.39	0.84
1:H:68:HIS:HE1	1:H:270:THR:HA	1.42	0.84
1:B:317:GLN:NE2	1:I:440:GLN:O	2.10	0.84
1:J:199:PRO:CG	1:L:170:ARG:NE	2.40	0.84

*Continued on next page...*

*Continued from previous page...*

Atom-1	Atom-2	Interatomic distance (Å)	Clash overlap (Å)
1:A:199:PRO:HG2	1:E:170:ARG:HG3	1.60	0.84
1:J:46:ALA:HA	1:J:392:ARG:HH11	1.26	0.84
1:C:11:TYR:HD1	1:C:369:LYS:HE2	1.34	0.84
1:G:44:ILE:CD1	1:G:266:LEU:HD21	2.07	0.84
1:L:72:ARG:HH22	1:L:265:HIS:HD2	1.24	0.84
1:A:327:MET:HB3	1:A:342:LEU:HD21	1.59	0.84
1:A:72:ARG:HH22	1:A:265:HIS:HD2	1.25	0.84
1:G:44:ILE:HD13	1:G:266:LEU:HD21	1.60	0.84
1:J:190:ASN:OD1	1:J:205:ARG:CD	2.16	0.84
1:C:44:ILE:CG1	1:C:266:LEU:CD2	2.32	0.84
1:B:24:PHE:HB3	1:B:52:ASN:HD21	1.43	0.83
1:A:24:PHE:HB3	1:A:52:ASN:HD21	1.43	0.83
1:I:24:PHE:HB3	1:I:52:ASN:HD21	1.43	0.83
1:G:72:ARG:NH2	1:G:265:HIS:CD2	2.46	0.83
1:J:24:PHE:HB3	1:J:52:ASN:HD21	1.43	0.83
1:L:329:GLY:CA	1:L:341:LEU:O	2.26	0.83
1:H:24:PHE:HB3	1:H:52:ASN:HD21	1.43	0.83
1:J:325:LEU:HD21	1:J:331:LEU:HD12	1.57	0.83
1:C:11:TYR:CE1	1:C:333:PRO:CA	2.58	0.83
1:E:46:ALA:N	1:E:392:ARG:HH11	1.75	0.83
1:G:24:PHE:HB3	1:G:52:ASN:HD21	1.43	0.83
1:C:24:PHE:HB3	1:C:52:ASN:HD21	1.43	0.83
1:L:11:TYR:CZ	1:L:333:PRO:O	2.31	0.83
1:E:72:ARG:HH22	1:E:265:HIS:CD2	1.96	0.82
1:G:44:ILE:CD1	1:G:266:LEU:CD1	2.57	0.82
1:I:44:ILE:HD13	1:I:266:LEU:HD13	1.59	0.82
1:K:324:VAL:CG1	1:K:340:GLY:HA3	2.07	0.82
1:E:46:ALA:HA	1:E:392:ARG:NH1	1.69	0.82
1:G:327:MET:HB3	1:G:342:LEU:HD21	1.62	0.82
1:B:11:TYR:HE1	1:B:333:PRO:CA	1.90	0.82
1:C:47:GLY:HA3	1:C:392:ARG:HB3	1.62	0.82
1:L:24:PHE:HB3	1:L:52:ASN:HD21	1.43	0.82
1:E:6:ARG:HE	1:E:66:ILE:CD1	1.77	0.82
1:K:72:ARG:NH2	1:K:265:HIS:HD2	1.77	0.82
1:L:44:ILE:CB	1:L:266:LEU:HD21	2.10	0.82
1:D:24:PHE:HB3	1:D:52:ASN:HD21	1.43	0.82
1:F:6:ARG:CD	1:F:66:ILE:HD11	2.10	0.82
1:L:327:MET:CG	1:L:342:LEU:HD11	2.10	0.82
1:D:2:ILE:CD1	1:D:378:ASP:OD2	2.28	0.82
1:D:199:PRO:HG2	1:I:170:ARG:HG3	1.61	0.81
1:E:44:ILE:HD13	1:E:266:LEU:HD21	1.62	0.81

*Continued on next page...*

*Continued from previous page...*

Atom-1	Atom-2	Interatomic distance (Å)	Clash overlap (Å)
1:K:24:PHE:HB3	1:K:52:ASN:HD21	1.43	0.81
1:H:46:ALA:N	1:H:392:ARG:NH1	2.28	0.81
1:I:324:VAL:HG11	1:I:331:LEU:HD21	1.60	0.81
1:E:6:ARG:CD	1:E:66:ILE:HD11	2.10	0.81
1:E:38:ALA:HA	1:E:41:LEU:HD12	1.63	0.81
1:I:11:TYR:CZ	1:I:333:PRO:CA	2.64	0.81
1:A:6:ARG:CD	1:A:66:ILE:HD11	2.11	0.81
1:F:24:PHE:HB3	1:F:52:ASN:HD21	1.43	0.81
1:J:38:ALA:HA	1:J:41:LEU:HD12	1.63	0.81
1:D:38:ALA:HA	1:D:41:LEU:HD12	1.63	0.81
1:F:38:ALA:HA	1:F:41:LEU:HD12	1.63	0.81
1:L:6:ARG:CD	1:L:66:ILE:HD11	2.11	0.81
1:B:46:ALA:HA	1:B:392:ARG:HD2	1.36	0.81
1:E:420:ARG:NE	1:F:313:ASN:OD1	2.13	0.81
1:C:452:GLU:HG2	1:G:309:GLU:OE2	1.79	0.81
1:G:44:ILE:HD13	1:G:266:LEU:CG	2.11	0.81
1:G:6:ARG:CD	1:G:66:ILE:HD11	2.10	0.81
1:I:6:ARG:CD	1:I:66:ILE:HD11	2.10	0.81
1:A:38:ALA:HA	1:A:41:LEU:HD12	1.63	0.80
1:C:396:ARG:HE	1:E:400:GLN:HE21	1.27	0.80
1:J:199:PRO:HG3	1:L:170:ARG:HE	1.45	0.80
1:D:6:ARG:CD	1:D:66:ILE:HD11	2.11	0.80
1:K:309:GLU:OE2	1:L:452:GLU:CG	2.28	0.80
1:G:11:TYR:OH	1:G:333:PRO:HB2	1.80	0.80
1:B:317:GLN:HE22	1:I:440:GLN:C	1.84	0.80
1:J:324:VAL:CG1	1:J:331:LEU:HD21	2.10	0.80
1:E:24:PHE:HB3	1:E:52:ASN:HD21	1.43	0.80
1:L:38:ALA:HA	1:L:41:LEU:HD12	1.63	0.80
1:B:6:ARG:CD	1:B:66:ILE:HD11	2.11	0.80
1:K:6:ARG:CD	1:K:66:ILE:HD11	2.11	0.80
1:K:68:HIS:HE1	1:K:274:ASP:OD1	1.64	0.80
1:L:11:TYR:HE1	1:L:333:PRO:HA	1.46	0.80
1:C:38:ALA:HA	1:C:41:LEU:HD12	1.63	0.80
1:D:44:ILE:CD1	1:D:266:LEU:CD2	2.49	0.80
1:E:324:VAL:HG11	1:E:340:GLY:CA	2.11	0.80
1:B:38:ALA:HA	1:B:41:LEU:HD12	1.63	0.80
1:L:11:TYR:HE1	1:L:333:PRO:O	1.46	0.80
1:D:420:ARG:NE	1:I:313:ASN:OD1	2.15	0.80
1:G:452:GLU:HG2	1:H:309:GLU:OE2	1.81	0.80
1:A:44:ILE:CB	1:A:266:LEU:HD21	2.12	0.80
1:J:44:ILE:HB	1:J:266:LEU:HD21	1.62	0.80

*Continued on next page...*

*Continued from previous page...*

Atom-1	Atom-2	Interatomic distance (Å)	Clash overlap (Å)
1:I:38:ALA:HA	1:I:41:LEU:HD12	1.63	0.80
1:K:329:GLY:HA2	1:K:341:LEU:O	1.82	0.79
1:K:38:ALA:HA	1:K:41:LEU:HD12	1.63	0.79
1:F:11:TYR:CZ	1:F:333:PRO:CB	2.65	0.79
1:J:6:ARG:CD	1:J:66:ILE:HD11	2.10	0.79
1:H:11:TYR:HD1	1:H:369:LYS:HE2	1.40	0.79
1:I:11:TYR:CZ	1:I:333:PRO:HB3	2.14	0.79
1:I:44:ILE:CD1	1:I:266:LEU:HD22	2.10	0.79
1:A:11:TYR:CZ	1:A:333:PRO:HB2	2.16	0.79
1:A:44:ILE:CG1	1:A:266:LEU:HD21	2.13	0.79
1:G:11:TYR:CD1	1:G:369:LYS:HE3	2.18	0.79
1:H:38:ALA:HA	1:H:41:LEU:HD12	1.63	0.79
1:C:309:GLU:OE2	1:H:452:GLU:HG2	1.82	0.79
1:E:324:VAL:CG1	1:E:340:GLY:HA3	2.12	0.79
1:G:38:ALA:HA	1:G:41:LEU:HD12	1.63	0.79
1:E:46:ALA:HB2	1:E:392:ARG:HH12	1.39	0.78
1:H:10:SER:HA	1:H:273:ASN:O	1.82	0.78
1:B:72:ARG:NH2	1:B:265:HIS:HD2	1.81	0.78
1:C:72:ARG:HH22	1:C:265:HIS:CD2	1.91	0.78
1:A:452:GLU:HG2	1:E:309:GLU:OE2	1.82	0.78
1:H:44:ILE:CD1	1:H:266:LEU:CD2	2.52	0.78
1:J:452:GLU:OE2	1:L:309:GLU:OE2	2.00	0.78
1:L:46:ALA:HA	1:L:392:ARG:HD2	1.64	0.78
1:B:11:TYR:CD1	1:B:369:LYS:HE3	2.18	0.78
1:E:72:ARG:NH2	1:E:265:HIS:HD2	1.81	0.78
1:G:397:ALA:O	1:G:400:GLN:HG2	1.83	0.78
1:H:46:ALA:HB2	1:H:392:ARG:NH1	1.98	0.78
1:E:11:TYR:CZ	1:E:333:PRO:HB2	2.17	0.78
1:H:44:ILE:CD1	1:H:266:LEU:HD22	2.10	0.78
1:K:11:TYR:OH	1:K:333:PRO:HB2	1.83	0.78
1:I:188:ILE:HG23	1:I:191:ARG:CB	2.12	0.77
1:K:11:TYR:OH	1:K:333:PRO:C	2.22	0.77
1:D:44:ILE:CG1	1:D:266:LEU:HD21	2.14	0.77
1:E:452:GLU:HG2	1:F:309:GLU:OE2	1.84	0.77
1:G:70:VAL:CG1	1:G:269:VAL:HG11	2.13	0.77
1:F:6:ARG:CZ	1:F:66:ILE:HD13	2.14	0.77
1:J:199:PRO:CD	1:L:170:ARG:NE	2.47	0.77
1:B:11:TYR:CE1	1:B:333:PRO:HB3	2.17	0.77
1:B:72:ARG:HH22	1:B:265:HIS:HD2	1.32	0.77
1:D:452:GLU:HG2	1:I:309:GLU:OE2	1.84	0.77
1:J:199:PRO:HD3	1:L:170:ARG:NE	1.99	0.77

*Continued on next page...*

*Continued from previous page...*

Atom-1	Atom-2	Interatomic distance (Å)	Clash overlap (Å)
1:E:44:ILE:CD1	1:E:266:LEU:HD21	2.13	0.77
1:G:6:ARG:CZ	1:G:66:ILE:HD13	2.14	0.77
1:L:11:TYR:CE1	1:L:333:PRO:HA	2.19	0.77
1:E:72:ARG:NH2	1:E:265:HIS:CD2	2.52	0.77
1:B:400:GLN:CD	1:F:396:ARG:HG2	2.05	0.77
1:J:6:ARG:CZ	1:J:66:ILE:HD13	2.15	0.77
1:D:6:ARG:CZ	1:D:66:ILE:HD13	2.15	0.77
1:E:6:ARG:CZ	1:E:66:ILE:HD13	2.15	0.77
1:J:327:MET:C	1:J:342:LEU:HD21	2.04	0.77
1:K:6:ARG:CZ	1:K:66:ILE:HD13	2.15	0.77
1:A:46:ALA:HA	1:A:392:ARG:HD2	1.66	0.76
1:B:27:LYS:NZ	1:B:41:LEU:O	2.18	0.76
1:E:46:ALA:N	1:E:392:ARG:NH1	2.31	0.76
1:F:27:LYS:NZ	1:F:41:LEU:O	2.19	0.76
1:F:324:VAL:HG11	1:F:340:GLY:CA	2.16	0.76
1:H:27:LYS:NZ	1:H:41:LEU:O	2.18	0.76
1:J:46:ALA:N	1:J:392:ARG:NH1	2.28	0.76
1:B:11:TYR:OH	1:B:333:PRO:C	2.23	0.76
1:E:11:TYR:CZ	1:E:333:PRO:CB	2.69	0.76
1:J:329:GLY:HA2	1:J:366:ARG:HH22	1.49	0.76
1:A:22:SER:HB2	1:A:24:PHE:CE1	2.21	0.76
1:G:27:LYS:NZ	1:G:41:LEU:O	2.19	0.76
1:I:6:ARG:CZ	1:I:66:ILE:HD13	2.15	0.76
1:I:188:ILE:HD13	1:I:191:ARG:CZ	2.16	0.76
1:K:22:SER:HB2	1:K:24:PHE:CE1	2.21	0.76
1:A:72:ARG:HH22	1:A:265:HIS:CD2	2.04	0.76
1:B:6:ARG:CZ	1:B:66:ILE:HD13	2.15	0.76
1:G:22:SER:HB2	1:G:24:PHE:CE1	2.21	0.76
1:F:46:ALA:CA	1:F:392:ARG:CD	2.60	0.76
1:G:44:ILE:HG12	1:G:266:LEU:HD21	1.67	0.76
1:I:188:ILE:CG2	1:I:191:ARG:HB2	2.13	0.76
1:I:22:SER:HB2	1:I:24:PHE:CE1	2.21	0.76
1:I:44:ILE:HD13	1:I:266:LEU:CG	2.15	0.76
1:A:27:LYS:NZ	1:A:41:LEU:O	2.19	0.75
1:I:44:ILE:HG21	1:I:266:LEU:HD21	1.67	0.75
1:C:22:SER:HB2	1:C:24:PHE:CE1	2.21	0.75
1:L:22:SER:HB2	1:L:24:PHE:CE1	2.21	0.75
1:E:22:SER:HB2	1:E:24:PHE:CE1	2.21	0.75
1:J:22:SER:HB2	1:J:24:PHE:CE1	2.21	0.75
1:L:72:ARG:HH22	1:L:265:HIS:CD2	2.03	0.75
1:A:313:ASN:OD1	1:F:420:ARG:CZ	2.35	0.75

*Continued on next page...*

*Continued from previous page...*

Atom-1	Atom-2	Interatomic distance (Å)	Clash overlap (Å)
1:A:6:ARG:CZ	1:A:66:ILE:HD13	2.15	0.75
1:D:27:LYS:NZ	1:D:41:LEU:O	2.18	0.75
1:F:22:SER:HB2	1:F:24:PHE:CE1	2.21	0.75
1:L:6:ARG:CZ	1:L:66:ILE:HD13	2.15	0.75
1:K:11:TYR:HE1	1:K:333:PRO:CA	1.89	0.75
1:H:22:SER:HB2	1:H:24:PHE:CE1	2.21	0.75
1:I:27:LYS:NZ	1:I:41:LEU:O	2.18	0.75
1:A:46:ALA:HA	1:A:392:ARG:CD	2.17	0.74
1:C:44:ILE:CB	1:C:266:LEU:HD21	2.16	0.74
1:E:27:LYS:NZ	1:E:41:LEU:O	2.18	0.74
1:A:44:ILE:HG21	1:A:266:LEU:HD21	1.69	0.74
1:B:22:SER:HB2	1:B:24:PHE:CE1	2.21	0.74
1:D:22:SER:HB2	1:D:24:PHE:CE1	2.21	0.74
1:H:11:TYR:CE1	1:H:369:LYS:CE	2.67	0.74
1:F:46:ALA:CA	1:F:392:ARG:HD2	2.16	0.74
1:K:70:VAL:HG12	1:K:269:VAL:HG11	1.69	0.74
1:L:27:LYS:NZ	1:L:41:LEU:O	2.19	0.74
1:B:46:ALA:CA	1:B:392:ARG:HD3	1.94	0.74
1:K:170:ARG:NE	1:L:199:PRO:HD3	2.01	0.74
1:J:27:LYS:NZ	1:J:41:LEU:O	2.19	0.74
1:J:6:ARG:NE	1:J:66:ILE:HD13	2.03	0.74
1:L:6:ARG:NE	1:L:66:ILE:HD13	2.03	0.74
1:D:199:PRO:CG	1:I:170:ARG:HG3	2.17	0.74
1:I:44:ILE:CD1	1:I:266:LEU:CD1	2.64	0.74
1:A:452:GLU:HG3	1:E:155:HIS:CE1	2.23	0.73
1:L:46:ALA:HA	1:L:392:ARG:CD	2.18	0.73
1:A:420:ARG:HG3	1:E:313:ASN:HB3	1.69	0.73
1:A:199:PRO:HD3	1:E:170:ARG:NE	2.02	0.73
1:G:6:ARG:NE	1:G:66:ILE:HD13	2.03	0.73
1:K:327:MET:HB3	1:K:342:LEU:CD1	2.18	0.73
1:A:6:ARG:NE	1:A:66:ILE:HD13	2.03	0.73
1:K:27:LYS:NZ	1:K:41:LEU:O	2.19	0.73
1:B:11:TYR:HH	1:B:333:PRO:C	1.91	0.73
1:G:44:ILE:CD1	1:G:266:LEU:HD11	2.17	0.73
1:C:27:LYS:NZ	1:C:41:LEU:O	2.19	0.73
1:I:11:TYR:CD1	1:I:369:LYS:HE2	2.23	0.73
1:G:44:ILE:HD13	1:G:266:LEU:HD13	1.67	0.73
1:H:44:ILE:CD1	1:H:266:LEU:HD21	2.14	0.73
1:C:324:VAL:O	1:C:342:LEU:HD21	1.89	0.73
1:B:199:PRO:CD	1:D:170:ARG:HE	2.00	0.73
1:D:46:ALA:HB1	1:D:392:ARG:NH1	1.96	0.73

*Continued on next page...*

*Continued from previous page...*

Atom-1	Atom-2	Interatomic distance (Å)	Clash overlap (Å)
1:I:44:ILE:HG12	1:I:266:LEU:HD21	1.70	0.73
1:H:46:ALA:HA	1:H:392:ARG:CZ	2.19	0.72
1:F:44:ILE:HD13	1:F:266:LEU:CG	2.19	0.72
1:L:44:ILE:CD1	1:L:266:LEU:CD2	2.59	0.72
1:B:197:GLN:O	1:D:170:ARG:NH2	2.21	0.72
1:A:155:HIS:HE1	1:F:452:GLU:HG3	1.55	0.72
1:E:46:ALA:HA	1:E:392:ARG:CZ	2.19	0.72
1:D:11:TYR:CE1	1:D:369:LYS:CE	2.44	0.72
1:B:400:GLN:OE1	1:F:396:ARG:HG2	1.89	0.72
1:J:46:ALA:HA	1:J:392:ARG:NH1	1.89	0.72
1:D:14:PRO:HD2	1:D:370:GLU:OE1	1.89	0.72
1:F:70:VAL:CG1	1:F:269:VAL:HG11	2.20	0.72
1:B:199:PRO:CD	1:D:170:ARG:NE	2.46	0.72
1:G:70:VAL:HG11	1:G:269:VAL:HG11	1.72	0.71
1:L:44:ILE:HG21	1:L:266:LEU:HD21	1.72	0.71
1:E:327:MET:HG2	1:E:342:LEU:HD13	1.70	0.71
1:E:44:ILE:HG21	1:E:266:LEU:HD21	1.72	0.71
1:E:44:ILE:CG2	1:E:266:LEU:HD21	2.20	0.71
1:L:327:MET:HG2	1:L:342:LEU:CD1	2.18	0.71
1:D:11:TYR:CG	1:D:369:LYS:CE	2.73	0.71
1:F:324:VAL:HG11	1:F:340:GLY:HA3	1.71	0.71
1:E:6:ARG:NE	1:E:66:ILE:HD13	2.03	0.71
1:B:452:GLU:HG2	1:D:309:GLU:OE2	1.90	0.71
1:B:155:HIS:HD1	1:I:452:GLU:CD	1.94	0.71
1:C:396:ARG:CD	1:E:400:GLN:CG	2.69	0.70
1:A:155:HIS:CE1	1:F:452:GLU:HG3	2.26	0.70
1:K:327:MET:SD	1:K:342:LEU:HD11	2.31	0.70
1:G:327:MET:HB3	1:G:342:LEU:CD2	2.22	0.70
1:I:8:ASN:OD1	1:I:310:GLU:OE2	2.09	0.70
1:F:6:ARG:CZ	1:F:66:ILE:CD1	2.70	0.70
1:J:327:MET:O	1:J:342:LEU:HD22	1.91	0.70
1:C:396:ARG:CD	1:E:400:GLN:HE21	2.05	0.70
1:H:46:ALA:HA	1:H:392:ARG:HD2	1.74	0.70
1:J:6:ARG:CZ	1:J:66:ILE:CD1	2.70	0.70
1:D:6:ARG:CZ	1:D:66:ILE:CD1	2.70	0.69
1:E:6:ARG:CZ	1:E:66:ILE:CD1	2.70	0.69
1:E:68:HIS:CD2	1:E:270:THR:HG23	2.27	0.69
1:I:184:ASP:O	1:I:188:ILE:CG2	2.26	0.69
1:I:44:ILE:CD1	1:I:266:LEU:HD21	2.21	0.69
1:G:6:ARG:CZ	1:G:66:ILE:CD1	2.69	0.69
1:I:6:ARG:CZ	1:I:66:ILE:CD1	2.70	0.69

*Continued on next page...*



*Continued from previous page...*

Atom-1	Atom-2	Interatomic distance (Å)	Clash overlap (Å)
1:J:46:ALA:HA	1:J:392:ARG:NE	2.07	0.69
1:G:420:ARG:HE	1:H:313:ASN:CG	1.96	0.69
1:L:6:ARG:CZ	1:L:66:ILE:CD1	2.70	0.69
1:B:44:ILE:CB	1:B:266:LEU:HD21	2.22	0.69
1:I:1:MET:N	1:I:17:VAL:O	2.25	0.69
1:K:6:ARG:CZ	1:K:66:ILE:CD1	2.70	0.69
1:K:72:ARG:HH22	1:K:265:HIS:HD2	1.40	0.69
1:A:452:GLU:OE2	1:E:155:HIS:ND1	2.21	0.69
1:F:11:TYR:CD1	1:F:369:LYS:CE	2.75	0.69
1:A:6:ARG:CZ	1:A:66:ILE:CD1	2.70	0.68
1:I:324:VAL:HG11	1:I:331:LEU:CD2	2.23	0.68
1:C:44:ILE:CD1	1:C:266:LEU:HD11	2.21	0.68
1:I:11:TYR:CD1	1:I:369:LYS:CE	2.76	0.68
1:D:8:ASN:OD1	1:D:310:GLU:OE2	2.12	0.68
1:A:155:HIS:CE1	1:F:452:GLU:CG	2.76	0.68
1:K:327:MET:CB	1:K:342:LEU:CD2	2.59	0.68
1:A:8:ASN:OD1	1:A:310:GLU:OE2	2.11	0.68
1:A:44:ILE:CG2	1:A:266:LEU:HD21	2.24	0.68
1:B:1:MET:N	1:B:17:VAL:O	2.25	0.68
1:D:46:ALA:HA	1:D:392:ARG:CZ	2.20	0.68
1:K:324:VAL:CG1	1:K:340:GLY:CA	2.68	0.68
1:J:44:ILE:HD13	1:J:266:LEU:CG	2.16	0.68
1:L:44:ILE:CG2	1:L:266:LEU:HD21	2.24	0.67
1:A:46:ALA:C	1:A:392:ARG:HD2	2.14	0.67
1:F:44:ILE:CG1	1:F:266:LEU:CD2	2.64	0.67
1:L:1:MET:N	1:L:17:VAL:O	2.25	0.67
1:D:44:ILE:HG21	1:D:266:LEU:CD2	2.24	0.67
1:E:11:TYR:OH	1:E:333:PRO:CB	2.31	0.67
1:A:46:ALA:CA	1:A:392:ARG:HD2	2.24	0.67
1:B:440:GLN:HB2	1:D:320:ALA:HB2	1.77	0.67
1:C:420:ARG:NE	1:G:313:ASN:OD1	2.25	0.67
1:E:1:MET:N	1:E:17:VAL:O	2.25	0.67
1:G:420:ARG:CZ	1:H:313:ASN:OD1	2.42	0.67
1:K:1:MET:N	1:K:17:VAL:O	2.25	0.67
1:C:400:GLN:CG	1:E:396:ARG:NH1	2.57	0.67
1:F:7:PHE:HD1	1:F:69:ILE:HB	1.60	0.67
1:G:327:MET:C	1:G:329:GLY:H	1.97	0.67
1:J:325:LEU:HD23	1:J:331:LEU:HD11	1.77	0.67
1:L:72:ARG:NH2	1:L:265:HIS:CD2	2.62	0.67
1:B:44:ILE:HD11	1:B:266:LEU:HD22	1.72	0.67
1:C:7:PHE:HD1	1:C:69:ILE:HB	1.60	0.67

*Continued on next page...*

*Continued from previous page...*

Atom-1	Atom-2	Interatomic distance (Å)	Clash overlap (Å)
1:E:7:PHE:HD1	1:E:69:ILE:HB	1.60	0.67
1:E:455:ARG:HD2	1:F:221:ASP:OD1	1.95	0.66
1:C:44:ILE:HD13	1:C:266:LEU:HD21	1.16	0.66
1:E:11:TYR:CE1	1:E:333:PRO:HA	2.29	0.66
1:K:7:PHE:HD1	1:K:69:ILE:HB	1.60	0.66
1:L:7:PHE:HD1	1:L:69:ILE:HB	1.60	0.66
1:J:46:ALA:CB	1:J:392:ARG:HD3	2.26	0.66
1:I:6:ARG:NE	1:I:66:ILE:HD13	2.03	0.66
1:A:7:PHE:HD1	1:A:69:ILE:HB	1.60	0.66
1:B:11:TYR:CG	1:B:369:LYS:HE2	2.31	0.66
1:E:44:ILE:CG1	1:E:266:LEU:CD2	2.68	0.66
1:A:155:HIS:ND1	1:F:452:GLU:OE2	2.18	0.66
1:A:63:GLN:NE2	1:A:64:GLN:HG3	2.11	0.66
1:D:7:PHE:HD1	1:D:69:ILE:HB	1.60	0.66
1:G:7:PHE:HD1	1:G:69:ILE:HB	1.60	0.66
1:D:400:GLN:NE2	1:H:396:ARG:HD3	2.11	0.66
1:J:313:ASN:OD1	1:K:420:ARG:NH2	2.28	0.66
1:A:199:PRO:CG	1:E:170:ARG:HG3	2.26	0.66
1:C:63:GLN:NE2	1:C:64:GLN:HG3	2.11	0.66
1:A:1:MET:N	1:A:17:VAL:O	2.25	0.66
1:I:7:PHE:HD1	1:I:69:ILE:HB	1.60	0.66
1:D:63:GLN:NE2	1:D:64:GLN:HG3	2.11	0.65
1:H:63:GLN:NE2	1:H:64:GLN:HG3	2.11	0.65
1:K:170:ARG:HG3	1:L:199:PRO:HG2	1.78	0.65
1:G:63:GLN:NE2	1:G:64:GLN:HG3	2.11	0.65
1:J:1:MET:N	1:J:17:VAL:O	2.25	0.65
1:K:63:GLN:NE2	1:K:64:GLN:HG3	2.11	0.65
1:L:27:LYS:HE3	1:L:41:LEU:HB2	1.78	0.65
1:B:63:GLN:NE2	1:B:64:GLN:HG3	2.11	0.65
1:E:27:LYS:HE3	1:E:41:LEU:HB2	1.79	0.65
1:H:27:LYS:HE3	1:H:41:LEU:HB2	1.78	0.65
1:J:7:PHE:HD1	1:J:69:ILE:HB	1.60	0.65
1:J:324:VAL:CG1	1:J:331:LEU:CD2	2.74	0.65
1:B:6:ARG:CZ	1:B:66:ILE:CD1	2.70	0.65
1:B:7:PHE:HD1	1:B:69:ILE:HB	1.60	0.65
1:D:27:LYS:HE3	1:D:41:LEU:HB2	1.78	0.65
1:F:27:LYS:HE3	1:F:41:LEU:HB2	1.79	0.65
1:F:63:GLN:NE2	1:F:64:GLN:HG3	2.11	0.65
1:D:229:ILE:HD11	1:D:306:ILE:HD11	1.79	0.65
1:D:44:ILE:CG1	1:D:266:LEU:CD2	2.74	0.65
1:H:7:PHE:HD1	1:H:69:ILE:HB	1.60	0.65

*Continued on next page...*

*Continued from previous page...*

Atom-1	Atom-2	Interatomic distance (Å)	Clash overlap (Å)
1:J:331:LEU:HD23	1:J:340:GLY:HA2	1.79	0.65
1:K:229:ILE:HD11	1:K:306:ILE:HD11	1.79	0.65
1:L:327:MET:SD	1:L:342:LEU:HD11	2.36	0.65
1:L:63:GLN:NE2	1:L:64:GLN:HG3	2.11	0.65
1:K:327:MET:CA	1:K:342:LEU:HD21	2.26	0.65
1:B:11:TYR:CZ	1:B:333:PRO:HB3	2.30	0.65
1:C:44:ILE:HG12	1:C:266:LEU:CD2	2.14	0.65
1:C:27:LYS:HE3	1:C:41:LEU:HB2	1.78	0.65
1:J:63:GLN:NE2	1:J:64:GLN:HG3	2.11	0.65
1:K:27:LYS:HE3	1:K:41:LEU:HB2	1.79	0.65
1:A:27:LYS:HE3	1:A:41:LEU:HB2	1.79	0.65
1:H:70:VAL:HG21	1:H:72:ARG:CZ	2.27	0.65
1:C:1:MET:N	1:C:17:VAL:O	2.25	0.64
1:C:70:VAL:HG21	1:C:72:ARG:CZ	2.27	0.64
1:G:27:LYS:HE3	1:G:41:LEU:HB2	1.78	0.64
1:I:63:GLN:NE2	1:I:64:GLN:HG3	2.11	0.64
1:J:68:HIS:CD2	1:J:270:THR:HG23	2.33	0.64
1:C:229:ILE:HD11	1:C:306:ILE:HD11	1.79	0.64
1:C:396:ARG:CD	1:E:400:GLN:HG2	2.26	0.64
1:F:229:ILE:HD11	1:F:306:ILE:HD11	1.79	0.64
1:G:229:ILE:HD11	1:G:306:ILE:HD11	1.79	0.64
1:H:14:PRO:CD	1:H:370:GLU:CD	2.65	0.64
1:B:155:HIS:ND1	1:I:452:GLU:OE2	2.25	0.64
1:E:6:ARG:HG2	1:E:11:TYR:O	1.98	0.64
1:I:27:LYS:HE3	1:I:41:LEU:HB2	1.78	0.64
1:J:229:ILE:HD11	1:J:306:ILE:HD11	1.79	0.64
1:A:6:ARG:HG2	1:A:11:TYR:O	1.98	0.64
1:A:70:VAL:HG21	1:A:72:ARG:CZ	2.28	0.64
1:A:72:ARG:NH2	1:A:265:HIS:CD2	2.66	0.64
1:E:9:SER:O	1:E:273:ASN:HA	1.96	0.64
1:K:6:ARG:HG2	1:K:11:TYR:O	1.98	0.64
1:A:46:ALA:CA	1:A:392:ARG:CD	2.76	0.64
1:B:6:ARG:HG2	1:B:11:TYR:O	1.98	0.64
1:B:229:ILE:HD11	1:B:306:ILE:HD11	1.79	0.64
1:B:273:ASN:OD1	1:B:314:ARG:NH2	2.31	0.64
1:C:327:MET:O	1:C:342:LEU:HD22	1.96	0.64
1:C:6:ARG:HD2	1:C:9:SER:O	1.97	0.64
1:D:70:VAL:HG21	1:D:72:ARG:CZ	2.28	0.64
1:F:273:ASN:OD1	1:F:314:ARG:NH2	2.31	0.64
1:B:27:LYS:HE3	1:B:41:LEU:HB2	1.78	0.64
1:E:63:GLN:NE2	1:E:64:GLN:HG3	2.11	0.64

*Continued on next page...*

*Continued from previous page...*

Atom-1	Atom-2	Interatomic distance (Å)	Clash overlap (Å)
1:H:6:ARG:HD2	1:H:9:SER:O	1.97	0.64
1:I:229:ILE:HD11	1:I:306:ILE:HD11	1.79	0.64
1:J:309:GLU:OE2	1:K:452:GLU:HG2	1.98	0.64
1:L:72:ARG:NH2	1:L:265:HIS:HD2	1.94	0.64
1:L:273:ASN:OD1	1:L:314:ARG:NH2	2.31	0.64
1:E:46:ALA:CB	1:E:392:ARG:CZ	2.73	0.64
1:G:6:ARG:HG2	1:G:11:TYR:O	1.98	0.64
1:H:229:ILE:HD11	1:H:306:ILE:HD11	1.79	0.64
1:F:1:MET:N	1:F:17:VAL:O	2.25	0.64
1:J:46:ALA:HA	1:J:392:ARG:CZ	2.27	0.64
1:D:6:ARG:HG2	1:D:11:TYR:O	1.98	0.64
1:I:273:ASN:OD1	1:I:314:ARG:NH2	2.31	0.64
1:J:6:ARG:HG2	1:J:11:TYR:O	1.98	0.64
1:E:229:ILE:HD11	1:E:306:ILE:HD11	1.79	0.63
1:E:70:VAL:HG21	1:E:72:ARG:CZ	2.28	0.63
1:G:44:ILE:CD1	1:G:266:LEU:HD22	2.27	0.63
1:G:70:VAL:HG21	1:G:72:ARG:CZ	2.28	0.63
1:G:420:ARG:NH2	1:H:313:ASN:OD1	2.30	0.63
1:H:273:ASN:OD1	1:H:314:ARG:NH2	2.31	0.63
1:A:273:ASN:OD1	1:A:314:ARG:NH2	2.31	0.63
1:I:6:ARG:HG2	1:I:11:TYR:O	1.98	0.63
1:I:70:VAL:HG21	1:I:72:ARG:CZ	2.28	0.63
1:K:273:ASN:OD1	1:K:314:ARG:NH2	2.31	0.63
1:L:70:VAL:HG21	1:L:72:ARG:CZ	2.27	0.63
1:F:70:VAL:HG21	1:F:72:ARG:CZ	2.27	0.63
1:B:70:VAL:HG21	1:B:72:ARG:CZ	2.28	0.63
1:I:44:ILE:CD1	1:I:266:LEU:HD13	2.28	0.63
1:J:27:LYS:HE3	1:J:41:LEU:HB2	1.78	0.63
1:J:70:VAL:HG21	1:J:72:ARG:CZ	2.28	0.63
1:K:70:VAL:HG21	1:K:72:ARG:CZ	2.28	0.63
1:L:325:LEU:CD2	1:L:331:LEU:CG	2.69	0.63
1:L:325:LEU:HD21	1:L:331:LEU:HD11	1.80	0.63
1:F:46:ALA:HA	1:F:392:ARG:NE	2.13	0.63
1:H:14:PRO:HD2	1:H:370:GLU:CD	2.18	0.63
1:D:455:ARG:HD2	1:I:221:ASP:OD1	1.99	0.63
1:A:229:ILE:HD11	1:A:306:ILE:HD11	1.79	0.63
1:F:72:ARG:CZ	1:F:265:HIS:CD2	2.81	0.63
1:J:273:ASN:OD1	1:J:314:ARG:NH2	2.31	0.63
1:L:63:GLN:HE21	1:L:64:GLN:HE21	1.47	0.63
1:C:396:ARG:HD2	1:E:400:GLN:NE2	2.13	0.63
1:H:63:GLN:HE21	1:H:64:GLN:HE21	1.47	0.63

*Continued on next page...*

*Continued from previous page...*

Atom-1	Atom-2	Interatomic distance (Å)	Clash overlap (Å)
1:L:6:ARG:HG2	1:L:11:TYR:O	1.98	0.63
1:G:273:ASN:OD1	1:G:314:ARG:NH2	2.31	0.62
1:J:199:PRO:HG2	1:L:170:ARG:HG3	1.81	0.62
1:B:72:ARG:NH2	1:B:265:HIS:CD2	2.65	0.62
1:C:273:ASN:OD1	1:C:314:ARG:NH2	2.31	0.62
1:E:63:GLN:HE21	1:E:64:GLN:HE21	1.47	0.62
1:F:63:GLN:HE21	1:F:64:GLN:HE21	1.47	0.62
1:F:6:ARG:HG2	1:F:11:TYR:O	1.98	0.62
1:I:63:GLN:HE21	1:I:64:GLN:HE21	1.47	0.62
1:L:229:ILE:HD11	1:L:306:ILE:HD11	1.79	0.62
1:B:155:HIS:CE1	1:I:452:GLU:CG	2.82	0.62
1:E:273:ASN:OD1	1:E:314:ARG:NH2	2.31	0.62
1:D:273:ASN:OD1	1:D:314:ARG:NH2	2.31	0.62
1:F:327:MET:SD	1:F:342:LEU:HD11	2.40	0.62
1:B:6:ARG:NE	1:B:66:ILE:HD13	2.03	0.62
1:D:63:GLN:HE21	1:D:64:GLN:HE21	1.47	0.62
1:K:63:GLN:HE21	1:K:64:GLN:HE21	1.47	0.62
1:G:11:TYR:CD1	1:G:369:LYS:CE	2.83	0.62
1:I:11:TYR:CZ	1:I:333:PRO:O	2.53	0.62
1:K:11:TYR:CE1	1:K:333:PRO:C	2.72	0.62
1:B:396:ARG:O	1:F:396:ARG:CZ	2.27	0.62
1:A:313:ASN:OD1	1:F:420:ARG:NH2	2.32	0.62
1:K:170:ARG:CZ	1:L:199:PRO:HD3	2.30	0.62
1:C:327:MET:HB3	1:C:342:LEU:HD22	1.82	0.62
1:G:63:GLN:HE21	1:G:64:GLN:HE21	1.47	0.62
1:I:324:VAL:CG1	1:I:331:LEU:HD21	2.29	0.62
1:J:420:ARG:HE	1:L:313:ASN:CB	2.12	0.62
1:A:44:ILE:HD13	1:A:266:LEU:HD21	1.68	0.61
1:C:63:GLN:HE21	1:C:64:GLN:HE21	1.47	0.61
1:D:1:MET:N	1:D:17:VAL:O	2.25	0.61
1:F:327:MET:C	1:F:342:LEU:CD2	2.68	0.61
1:H:2:ILE:HB	1:H:63:GLN:HE22	1.65	0.61
1:A:11:TYR:OH	1:A:333:PRO:O	2.15	0.61
1:B:2:ILE:HB	1:B:63:GLN:HE22	1.65	0.61
1:F:44:ILE:HG21	1:F:266:LEU:HD21	1.81	0.61
1:G:1:MET:N	1:G:17:VAL:O	2.25	0.61
1:A:11:TYR:CZ	1:A:333:PRO:CB	2.83	0.61
1:C:2:ILE:HB	1:C:63:GLN:HE22	1.65	0.61
1:C:327:MET:HB3	1:C:342:LEU:CD2	2.31	0.61
1:H:1:MET:N	1:H:17:VAL:O	2.25	0.61
1:C:418:CYS:O	1:C:422:ASN:N	2.30	0.61

*Continued on next page...*

*Continued from previous page...*

Atom-1	Atom-2	Interatomic distance (Å)	Clash overlap (Å)
1:E:2:ILE:HB	1:E:63:GLN:HE22	1.65	0.61
1:K:2:ILE:HB	1:K:63:GLN:HE22	1.65	0.61
1:K:325:LEU:HD21	1:K:331:LEU:HG	1.83	0.61
1:L:11:TYR:OH	1:L:333:PRO:C	2.39	0.61
1:A:72:ARG:NH2	1:A:265:HIS:HD2	1.98	0.61
1:L:2:ILE:HB	1:L:63:GLN:HE22	1.65	0.61
1:A:2:ILE:HB	1:A:63:GLN:HE22	1.65	0.61
1:B:44:ILE:HD13	1:B:266:LEU:CD1	2.29	0.61
1:F:44:ILE:CG2	1:F:266:LEU:HD21	2.30	0.61
1:F:2:ILE:HB	1:F:63:GLN:HE22	1.65	0.61
1:B:63:GLN:HE21	1:B:64:GLN:HE21	1.47	0.61
1:C:44:ILE:CD1	1:C:266:LEU:HD13	2.30	0.61
1:E:46:ALA:HB2	1:E:392:ARG:CZ	2.21	0.61
1:G:271:ARG:HH12	1:G:392:ARG:NH1	1.99	0.61
1:H:418:CYS:O	1:H:422:ASN:N	2.30	0.61
1:I:2:ILE:HB	1:I:63:GLN:HE22	1.65	0.61
1:J:2:ILE:HB	1:J:63:GLN:HE22	1.65	0.61
1:B:11:TYR:CG	1:B:369:LYS:CE	2.84	0.61
1:C:72:ARG:NH1	1:C:265:HIS:CD2	2.68	0.61
1:E:46:ALA:HA	1:E:392:ARG:NE	2.16	0.61
1:B:199:PRO:HD3	1:D:170:ARG:CZ	2.30	0.60
1:C:11:TYR:CB	1:C:369:LYS:HE2	2.31	0.60
1:G:397:ALA:O	1:G:400:GLN:CG	2.49	0.60
1:B:170:ARG:CZ	1:I:199:PRO:HD3	2.31	0.60
1:J:24:PHE:CD2	1:J:25:GLN:HG3	2.36	0.60
1:J:63:GLN:HE21	1:J:64:GLN:HE21	1.47	0.60
1:L:24:PHE:CD2	1:L:25:GLN:HG3	2.36	0.60
1:B:396:ARG:HG2	1:F:400:GLN:NE2	2.16	0.60
1:E:29:VAL:O	1:E:33:ARG:HB2	2.02	0.60
1:I:24:PHE:CD2	1:I:25:GLN:HG3	2.36	0.60
1:A:63:GLN:HE21	1:A:64:GLN:HE21	1.47	0.60
1:E:199:PRO:HG2	1:F:170:ARG:HG3	1.83	0.60
1:F:44:ILE:HD13	1:F:266:LEU:CD1	2.31	0.60
1:D:2:ILE:HB	1:D:63:GLN:HE22	1.65	0.60
1:K:327:MET:HB3	1:K:342:LEU:HD11	1.81	0.60
1:C:24:PHE:CD2	1:C:25:GLN:HG3	2.36	0.60
1:F:29:VAL:O	1:F:33:ARG:HB2	2.02	0.60
1:A:452:GLU:HG3	1:E:155:HIS:HE1	1.65	0.60
1:G:2:ILE:HB	1:G:63:GLN:HE22	1.65	0.60
1:K:29:VAL:O	1:K:33:ARG:HB2	2.02	0.60
1:E:24:PHE:CD2	1:E:25:GLN:HG3	2.36	0.60

*Continued on next page...*

*Continued from previous page...*

Atom-1	Atom-2	Interatomic distance (Å)	Clash overlap (Å)
1:C:396:ARG:HD2	1:E:400:GLN:HE21	1.66	0.60
1:H:24:PHE:CD2	1:H:25:GLN:HG3	2.36	0.60
1:J:44:ILE:CG2	1:J:266:LEU:HD21	2.32	0.60
1:G:9:SER:OG	1:G:10:SER:N	2.35	0.60
1:J:313:ASN:OD1	1:K:420:ARG:CZ	2.50	0.60
1:L:44:ILE:CG1	1:L:266:LEU:HD21	2.31	0.60
1:A:327:MET:HB3	1:A:342:LEU:CD2	2.30	0.60
1:I:70:VAL:CG1	1:I:269:VAL:HG11	2.30	0.60
1:K:324:VAL:HG11	1:K:340:GLY:HA2	1.81	0.60
1:A:452:GLU:CG	1:E:309:GLU:OE2	2.50	0.60
1:I:9:SER:OG	1:I:10:SER:N	2.35	0.60
1:L:29:VAL:O	1:L:33:ARG:HB2	2.02	0.60
1:C:9:SER:OG	1:C:10:SER:N	2.35	0.59
1:D:24:PHE:CD2	1:D:25:GLN:HG3	2.36	0.59
1:D:29:VAL:O	1:D:33:ARG:HB2	2.01	0.59
1:I:188:ILE:O	1:I:188:ILE:HG23	2.01	0.59
1:J:313:ASN:CG	1:K:420:ARG:HE	2.04	0.59
1:B:24:PHE:CD2	1:B:25:GLN:HG3	2.36	0.59
1:A:452:GLU:CD	1:E:155:HIS:HD1	2.04	0.59
1:A:455:ARG:HD2	1:E:221:ASP:OD1	2.01	0.59
1:G:24:PHE:CD2	1:G:25:GLN:HG3	2.36	0.59
1:I:72:ARG:CZ	1:I:265:HIS:CD2	2.85	0.59
1:I:29:VAL:O	1:I:33:ARG:HB2	2.02	0.59
1:J:29:VAL:O	1:J:33:ARG:HB2	2.01	0.59
1:J:440:GLN:C	1:L:317:GLN:HE22	2.06	0.59
1:C:22:SER:CB	1:C:24:PHE:CE1	2.86	0.59
1:D:72:ARG:CZ	1:D:265:HIS:CD2	2.85	0.59
1:F:24:PHE:HB3	1:F:52:ASN:ND2	2.17	0.59
1:F:9:SER:OG	1:F:10:SER:N	2.35	0.59
1:I:271:ARG:HH12	1:I:392:ARG:NH1	2.00	0.59
1:B:317:GLN:NE2	1:I:440:GLN:C	2.52	0.59
1:K:24:PHE:CD2	1:K:25:GLN:HG3	2.36	0.59
1:L:324:VAL:HG13	1:L:340:GLY:HA3	1.82	0.59
1:A:24:PHE:CD2	1:A:25:GLN:HG3	2.36	0.59
1:C:29:VAL:O	1:C:33:ARG:HB2	2.02	0.59
1:J:324:VAL:CG1	1:J:340:GLY:HA3	2.32	0.59
1:D:22:SER:CB	1:D:24:PHE:CE1	2.86	0.59
1:I:44:ILE:CG2	1:I:266:LEU:HD21	2.33	0.59
1:I:68:HIS:CE1	1:I:273:ASN:CB	2.86	0.59
1:E:22:SER:CB	1:E:24:PHE:CE1	2.86	0.59
1:E:46:ALA:CA	1:E:392:ARG:HD3	2.30	0.59

*Continued on next page...*

*Continued from previous page...*

Atom-1	Atom-2	Interatomic distance (Å)	Clash overlap (Å)
1:F:24:PHE:CD2	1:F:25:GLN:HG3	2.36	0.59
1:B:29:VAL:O	1:B:33:ARG:HB2	2.01	0.59
1:B:6:ARG:NH2	1:B:66:ILE:HD13	2.18	0.59
1:D:9:SER:OG	1:D:10:SER:N	2.35	0.59
1:C:396:ARG:NE	1:E:400:GLN:HG2	2.17	0.59
1:H:29:VAL:O	1:H:33:ARG:HB2	2.01	0.59
1:H:46:ALA:H	1:H:392:ARG:NH1	1.99	0.59
1:J:324:VAL:HG12	1:J:331:LEU:CD2	2.25	0.59
1:A:29:VAL:O	1:A:33:ARG:HB2	2.02	0.59
1:D:6:ARG:NH2	1:D:66:ILE:HD13	2.18	0.59
1:E:9:SER:OG	1:E:10:SER:N	2.35	0.59
1:E:11:TYR:HE1	1:E:333:PRO:HA	1.68	0.59
1:G:29:VAL:O	1:G:33:ARG:HB2	2.02	0.59
1:K:6:ARG:NH2	1:K:66:ILE:HD13	2.18	0.59
1:J:420:ARG:NE	1:L:313:ASN:CG	2.34	0.59
1:A:44:ILE:CD1	1:A:266:LEU:HD21	2.24	0.59
1:C:70:VAL:HG13	1:C:269:VAL:HG11	1.85	0.59
1:C:3:VAL:HG22	1:C:15:VAL:O	2.03	0.59
1:F:22:SER:CB	1:F:24:PHE:CE1	2.86	0.59
1:G:6:ARG:NH2	1:G:66:ILE:HD13	2.17	0.59
1:J:9:SER:OG	1:J:10:SER:N	2.35	0.59
1:L:22:SER:CB	1:L:24:PHE:CE1	2.86	0.59
1:B:455:ARG:HD2	1:D:221:ASP:OD1	2.03	0.58
1:C:24:PHE:HB3	1:C:52:ASN:ND2	2.17	0.58
1:G:24:PHE:HB3	1:G:52:ASN:ND2	2.17	0.58
1:K:72:ARG:NH1	1:K:265:HIS:CD2	2.71	0.58
1:A:22:SER:CB	1:A:24:PHE:CE1	2.86	0.58
1:B:47:GLY:HA3	1:B:392:ARG:HB3	1.85	0.58
1:E:24:PHE:HB3	1:E:52:ASN:ND2	2.17	0.58
1:G:44:ILE:HD13	1:G:266:LEU:HD22	1.78	0.58
1:I:3:VAL:HG22	1:I:15:VAL:O	2.03	0.58
1:L:6:ARG:NH2	1:L:66:ILE:HD13	2.18	0.58
1:A:9:SER:OG	1:A:10:SER:N	2.35	0.58
1:B:155:HIS:ND1	1:I:452:GLU:CG	2.67	0.58
1:C:11:TYR:HB3	1:C:369:LYS:HE2	1.84	0.58
1:I:22:SER:CB	1:I:24:PHE:CE1	2.86	0.58
1:K:22:SER:CB	1:K:24:PHE:CE1	2.86	0.58
1:L:3:VAL:HG22	1:L:15:VAL:O	2.03	0.58
1:F:3:VAL:HG22	1:F:15:VAL:O	2.03	0.58
1:G:3:VAL:HG22	1:G:15:VAL:O	2.03	0.58
1:H:22:SER:CB	1:H:24:PHE:CE1	2.86	0.58

*Continued on next page...*



*Continued from previous page...*

Atom-1	Atom-2	Interatomic distance (Å)	Clash overlap (Å)
1:J:3:VAL:HG22	1:J:15:VAL:O	2.03	0.58
1:B:22:SER:CB	1:B:24:PHE:CE1	2.86	0.58
1:E:327:MET:CG	1:E:342:LEU:CD1	2.49	0.58
1:E:6:ARG:NH2	1:E:66:ILE:HD13	2.18	0.58
1:I:6:ARG:NH2	1:I:66:ILE:HD13	2.18	0.58
1:J:6:ARG:NH2	1:J:66:ILE:HD13	2.18	0.58
1:A:418:CYS:O	1:A:422:ASN:N	2.31	0.58
1:E:3:VAL:HG22	1:E:15:VAL:O	2.03	0.58
1:G:72:ARG:CZ	1:G:265:HIS:CD2	2.86	0.58
1:J:22:SER:CB	1:J:24:PHE:CE1	2.86	0.58
1:F:6:ARG:NH2	1:F:66:ILE:HD13	2.17	0.58
1:G:22:SER:CB	1:G:24:PHE:CE1	2.86	0.58
1:K:72:ARG:NH2	1:K:265:HIS:CD2	2.67	0.58
1:C:24:PHE:CB	1:C:52:ASN:HD21	2.17	0.58
1:C:44:ILE:HD12	1:C:266:LEU:CD1	2.33	0.58
1:E:44:ILE:HB	1:E:266:LEU:HD21	1.86	0.58
1:H:24:PHE:HB3	1:H:52:ASN:ND2	2.17	0.58
1:J:330:VAL:CG1	1:J:350:VAL:HG11	2.30	0.58
1:K:72:ARG:CZ	1:K:265:HIS:CD2	2.87	0.58
1:B:3:VAL:HG22	1:B:15:VAL:O	2.03	0.58
1:E:418:CYS:O	1:E:422:ASN:N	2.31	0.58
1:G:418:CYS:O	1:G:422:ASN:N	2.30	0.58
1:H:9:SER:OG	1:H:10:SER:N	2.35	0.58
1:I:68:HIS:CE1	1:I:273:ASN:HB3	2.39	0.58
1:I:11:TYR:CE2	1:I:333:PRO:HB2	2.34	0.58
1:I:44:ILE:HD13	1:I:266:LEU:HD21	1.74	0.58
1:B:420:ARG:HG3	1:D:313:ASN:HB3	1.86	0.57
1:H:3:VAL:HG22	1:H:15:VAL:O	2.03	0.57
1:K:9:SER:OG	1:K:10:SER:N	2.35	0.57
1:D:3:VAL:HG22	1:D:15:VAL:O	2.03	0.57
1:K:418:CYS:O	1:K:422:ASN:N	2.31	0.57
1:L:46:ALA:HB2	1:L:392:ARG:HH12	1.65	0.57
1:A:6:ARG:NH2	1:A:66:ILE:HD13	2.18	0.57
1:B:9:SER:OG	1:B:10:SER:N	2.35	0.57
1:B:24:PHE:HB3	1:B:52:ASN:ND2	2.17	0.57
1:A:3:VAL:HG22	1:A:15:VAL:O	2.03	0.57
1:B:199:PRO:HG2	1:D:170:ARG:HG3	1.87	0.57
1:D:24:PHE:HB3	1:D:52:ASN:ND2	2.17	0.57
1:K:3:VAL:HG22	1:K:15:VAL:O	2.03	0.57
1:B:24:PHE:CB	1:B:52:ASN:HD21	2.17	0.57
1:J:418:CYS:O	1:J:422:ASN:N	2.30	0.57

*Continued on next page...*

*Continued from previous page...*

Atom-1	Atom-2	Interatomic distance (Å)	Clash overlap (Å)
1:I:2:ILE:HG13	1:I:378:ASP:OD2	2.04	0.57
1:L:9:SER:OG	1:L:10:SER:N	2.35	0.57
1:L:24:PHE:HB3	1:L:52:ASN:ND2	2.17	0.57
1:D:400:GLN:HE21	1:H:396:ARG:CD	2.14	0.57
1:D:418:CYS:O	1:D:422:ASN:N	2.30	0.57
1:G:327:MET:C	1:G:329:GLY:N	2.58	0.57
1:I:44:ILE:CG1	1:I:266:LEU:CD2	2.79	0.57
1:I:11:TYR:CE1	1:I:333:PRO:HB3	2.37	0.57
1:B:155:HIS:HE1	1:I:452:GLU:HG3	1.63	0.57
1:J:452:GLU:OE2	1:L:155:HIS:ND1	2.36	0.57
1:A:11:TYR:CD1	1:A:369:LYS:HE2	2.40	0.57
1:J:46:ALA:C	1:J:392:ARG:CD	2.72	0.57
1:F:324:VAL:HG11	1:F:340:GLY:HA2	1.87	0.57
1:J:46:ALA:HB1	1:J:392:ARG:HD3	1.85	0.56
1:A:44:ILE:CG1	1:A:266:LEU:CD2	2.81	0.56
1:A:24:PHE:HB3	1:A:52:ASN:ND2	2.17	0.56
1:C:72:ARG:NH1	1:C:265:HIS:NE2	2.54	0.56
1:J:24:PHE:HB3	1:J:52:ASN:ND2	2.17	0.56
1:B:418:CYS:O	1:B:422:ASN:N	2.31	0.56
1:H:255:HIS:CE1	1:H:402:ARG:NH2	2.73	0.56
1:I:11:TYR:CG	1:I:369:LYS:HE2	2.40	0.56
1:A:46:ALA:C	1:A:392:ARG:CD	2.73	0.56
1:D:420:ARG:NH2	1:I:313:ASN:OD1	2.38	0.56
1:E:27:LYS:HE2	1:E:38:ALA:HB1	1.88	0.56
1:H:27:LYS:HE2	1:H:38:ALA:HB1	1.88	0.56
1:L:44:ILE:HB	1:L:266:LEU:HD21	1.86	0.56
1:C:396:ARG:HD2	1:E:400:GLN:CG	2.34	0.56
1:F:27:LYS:HE2	1:F:38:ALA:HB1	1.88	0.56
1:G:6:ARG:HG2	1:G:11:TYR:C	2.26	0.56
1:J:6:ARG:HG2	1:J:11:TYR:C	2.26	0.56
1:K:6:ARG:HG2	1:K:11:TYR:C	2.26	0.56
1:L:418:CYS:O	1:L:422:ASN:N	2.31	0.56
1:D:27:LYS:HE2	1:D:38:ALA:HB1	1.88	0.56
1:E:6:ARG:HG2	1:E:11:TYR:C	2.26	0.56
1:B:396:ARG:HG2	1:F:400:GLN:CD	2.25	0.56
1:F:68:HIS:CD2	1:F:270:THR:HG23	2.41	0.56
1:F:6:ARG:NE	1:F:66:ILE:HD13	2.02	0.56
1:I:27:LYS:HE2	1:I:38:ALA:HB1	1.88	0.56
1:I:418:CYS:O	1:I:422:ASN:N	2.31	0.56
1:K:27:LYS:HE2	1:K:38:ALA:HB1	1.88	0.56
1:L:6:ARG:HG2	1:L:11:TYR:C	2.26	0.56

*Continued on next page...*

*Continued from previous page...*

Atom-1	Atom-2	Interatomic distance (Å)	Clash overlap (Å)
1:B:27:LYS:HE2	1:B:38:ALA:HB1	1.88	0.56
1:D:24:PHE:CB	1:D:52:ASN:HD21	2.17	0.56
1:F:24:PHE:CB	1:F:52:ASN:HD21	2.17	0.56
1:G:242:THR:HG22	1:G:400:GLN:NE2	2.21	0.56
1:L:11:TYR:CZ	1:L:333:PRO:C	2.77	0.56
1:F:418:CYS:O	1:F:422:ASN:N	2.30	0.56
1:B:44:ILE:CG1	1:B:266:LEU:CD2	2.61	0.55
1:J:24:PHE:CB	1:J:52:ASN:HD21	2.17	0.55
1:A:452:GLU:CG	1:E:155:HIS:CE1	2.89	0.55
1:B:46:ALA:CB	1:B:392:ARG:CD	2.80	0.55
1:B:6:ARG:HG2	1:B:11:TYR:C	2.27	0.55
1:C:420:ARG:NH2	1:G:313:ASN:OD1	2.38	0.55
1:K:24:PHE:HB3	1:K:52:ASN:ND2	2.17	0.55
1:L:27:LYS:HE2	1:L:38:ALA:HB1	1.88	0.55
1:A:328:GLY:O	1:A:366:ARG:NH2	2.40	0.55
1:B:11:TYR:OH	1:B:333:PRO:CA	2.55	0.55
1:E:455:ARG:CD	1:F:221:ASP:OD1	2.54	0.55
1:H:46:ALA:HA	1:H:392:ARG:HD3	1.86	0.55
1:L:11:TYR:OH	1:L:333:PRO:O	2.25	0.55
1:B:46:ALA:CB	1:B:392:ARG:HD3	2.35	0.55
1:B:221:ASP:OD1	1:I:455:ARG:HD2	2.06	0.55
1:J:27:LYS:HE2	1:J:38:ALA:HB1	1.88	0.55
1:A:27:LYS:HE2	1:A:38:ALA:HB1	1.88	0.55
1:A:6:ARG:HG2	1:A:11:TYR:C	2.26	0.55
1:K:313:ASN:OD1	1:L:420:ARG:CZ	2.55	0.55
1:D:6:ARG:HG2	1:D:11:TYR:C	2.26	0.55
1:I:6:ARG:HG2	1:I:11:TYR:C	2.26	0.55
1:K:24:PHE:CB	1:K:52:ASN:HD21	2.17	0.55
1:C:27:LYS:HE2	1:C:38:ALA:HB1	1.88	0.55
1:F:6:ARG:HG2	1:F:11:TYR:C	2.26	0.55
1:C:155:HIS:CE1	1:H:452:GLU:HG3	2.42	0.54
1:K:11:TYR:HH	1:K:333:PRO:C	1.93	0.54
1:A:24:PHE:CB	1:A:52:ASN:HD21	2.17	0.54
1:E:46:ALA:C	1:E:392:ARG:HD2	2.28	0.54
1:G:24:PHE:CB	1:G:52:ASN:HD21	2.17	0.54
1:B:11:TYR:HB3	1:B:369:LYS:HE2	1.88	0.54
1:C:11:TYR:CG	1:C:369:LYS:HE3	2.28	0.54
1:E:11:TYR:CE1	1:E:333:PRO:CA	2.90	0.54
1:L:4:PHE:HB2	1:L:66:ILE:HA	1.90	0.54
1:J:324:VAL:HG13	1:J:340:GLY:HA3	1.88	0.54
1:J:4:PHE:HB2	1:J:66:ILE:HA	1.90	0.54

*Continued on next page...*

*Continued from previous page...*

Atom-1	Atom-2	Interatomic distance (Å)	Clash overlap (Å)
1:K:72:ARG:CZ	1:K:265:HIS:HD2	2.19	0.54
1:K:4:PHE:HB2	1:K:66:ILE:HA	1.90	0.54
1:B:4:PHE:HB2	1:B:66:ILE:HA	1.90	0.54
1:G:27:LYS:HE2	1:G:38:ALA:HB1	1.88	0.54
1:G:4:PHE:HB2	1:G:66:ILE:HA	1.90	0.54
1:D:4:PHE:HB2	1:D:66:ILE:HA	1.90	0.54
1:I:24:PHE:CB	1:I:52:ASN:HD21	2.17	0.54
1:L:24:PHE:CB	1:L:52:ASN:HD21	2.17	0.54
1:B:397:ALA:N	1:F:396:ARG:NH2	2.55	0.54
1:C:309:GLU:OE2	1:H:452:GLU:CG	2.55	0.54
1:B:170:ARG:NE	1:I:199:PRO:HD3	2.23	0.54
1:L:11:TYR:CE1	1:L:333:PRO:HB3	2.32	0.54
1:E:44:ILE:HG21	1:E:266:LEU:CD2	2.38	0.53
1:F:157:VAL:HG21	1:F:306:ILE:HG12	1.91	0.53
1:G:157:VAL:HG21	1:G:306:ILE:HG12	1.91	0.53
1:H:68:HIS:CE1	1:H:273:ASN:HB2	2.43	0.53
1:K:327:MET:CB	1:K:342:LEU:HD11	2.38	0.53
1:K:327:MET:HB3	1:K:342:LEU:HD22	1.83	0.53
1:L:157:VAL:HG21	1:L:306:ILE:HG12	1.91	0.53
1:C:44:ILE:HD13	1:C:266:LEU:HD13	1.84	0.53
1:J:46:ALA:C	1:J:392:ARG:HD2	2.28	0.53
1:A:56:VAL:HA	1:A:59:CYS:SG	2.49	0.53
1:B:345:GLN:CD	1:B:345:GLN:H	2.11	0.53
1:E:24:PHE:CB	1:E:52:ASN:HD21	2.17	0.53
1:E:4:PHE:HB2	1:E:66:ILE:HA	1.90	0.53
1:K:327:MET:HB3	1:K:342:LEU:CG	2.37	0.53
1:C:4:PHE:HB2	1:C:66:ILE:HA	1.90	0.53
1:E:268:CYS:HB2	1:E:307:LEU:HD21	1.91	0.53
1:I:4:PHE:HB2	1:I:66:ILE:HA	1.90	0.53
1:K:170:ARG:NE	1:L:199:PRO:CD	2.69	0.53
1:L:325:LEU:HD23	1:L:331:LEU:HG	1.87	0.53
1:L:56:VAL:HA	1:L:59:CYS:SG	2.49	0.53
1:B:56:VAL:HA	1:B:59:CYS:SG	2.49	0.53
1:D:6:ARG:NE	1:D:66:ILE:HD13	2.03	0.53
1:E:329:GLY:N	1:E:342:LEU:HD23	2.24	0.53
1:G:268:CYS:HB2	1:G:307:LEU:HD21	1.91	0.53
1:G:56:VAL:HA	1:G:59:CYS:SG	2.49	0.53
1:D:199:PRO:HD3	1:I:170:ARG:NE	2.23	0.53
1:I:56:VAL:HA	1:I:59:CYS:SG	2.49	0.53
1:K:56:VAL:HA	1:K:59:CYS:SG	2.49	0.53
1:A:268:CYS:HB2	1:A:307:LEU:HD21	1.91	0.53

*Continued on next page...*

*Continued from previous page...*

Atom-1	Atom-2	Interatomic distance (Å)	Clash overlap (Å)
1:B:320:ALA:HB2	1:I:440:GLN:HB2	1.91	0.53
1:C:268:CYS:HB2	1:C:307:LEU:HD21	1.91	0.53
1:C:56:VAL:HA	1:C:59:CYS:SG	2.49	0.53
1:J:46:ALA:HB2	1:J:392:ARG:CZ	2.35	0.53
1:D:157:VAL:HG21	1:D:306:ILE:HG12	1.91	0.53
1:D:56:VAL:HA	1:D:59:CYS:SG	2.49	0.53
1:E:157:VAL:HG21	1:E:306:ILE:HG12	1.91	0.53
1:H:268:CYS:HB2	1:H:307:LEU:HD21	1.91	0.53
1:H:56:VAL:HA	1:H:59:CYS:SG	2.49	0.53
1:F:46:ALA:C	1:F:392:ARG:HD2	2.30	0.53
1:L:268:CYS:HB2	1:L:307:LEU:HD21	1.91	0.53
1:F:11:TYR:CE1	1:F:369:LYS:HE3	2.44	0.53
1:H:44:ILE:CG1	1:H:266:LEU:HD21	2.39	0.53
1:J:157:VAL:HG21	1:J:306:ILE:HG12	1.91	0.53
1:J:46:ALA:H	1:J:392:ARG:NH1	2.06	0.53
1:J:44:ILE:HD13	1:J:266:LEU:HD22	0.53	0.53
1:B:268:CYS:HB2	1:B:307:LEU:HD21	1.91	0.52
1:F:56:VAL:HA	1:F:59:CYS:SG	2.49	0.52
1:H:24:PHE:CB	1:H:52:ASN:HD21	2.17	0.52
1:H:68:HIS:ND1	1:H:270:THR:HA	2.20	0.52
1:B:157:VAL:HG21	1:B:306:ILE:HG12	1.91	0.52
1:F:11:TYR:CE1	1:F:333:PRO:CB	2.92	0.52
1:F:4:PHE:HB2	1:F:66:ILE:HA	1.90	0.52
1:I:157:VAL:HG21	1:I:306:ILE:HG12	1.91	0.52
1:K:11:TYR:HE1	1:K:333:PRO:C	2.10	0.52
1:K:313:ASN:OD1	1:L:420:ARG:NE	2.42	0.52
1:G:44:ILE:CD1	1:G:266:LEU:HD13	2.35	0.52
1:H:4:PHE:HB2	1:H:66:ILE:HA	1.90	0.52
1:K:157:VAL:HG21	1:K:306:ILE:HG12	1.91	0.52
1:C:70:VAL:HG11	1:C:269:VAL:HG11	1.89	0.52
1:F:9:SER:O	1:F:273:ASN:HA	2.10	0.52
1:I:24:PHE:HB3	1:I:52:ASN:ND2	2.17	0.52
1:L:9:SER:O	1:L:273:ASN:HA	2.09	0.52
1:A:4:PHE:HB2	1:A:66:ILE:HA	1.90	0.52
1:E:56:VAL:HA	1:E:59:CYS:SG	2.49	0.52
1:J:72:ARG:CZ	1:J:265:HIS:CD2	2.93	0.52
1:K:68:HIS:CD2	1:K:270:THR:HG23	2.44	0.52
1:A:157:VAL:HG21	1:A:306:ILE:HG12	1.91	0.52
1:G:397:ALA:HA	1:G:400:GLN:HG2	1.91	0.52
1:H:11:TYR:HB3	1:H:369:LYS:HE2	1.91	0.52
1:F:327:MET:C	1:F:342:LEU:HD21	2.29	0.52

*Continued on next page...*

*Continued from previous page...*

Atom-1	Atom-2	Interatomic distance (Å)	Clash overlap (Å)
1:G:397:ALA:C	1:G:400:GLN:HG2	2.30	0.52
1:I:268:CYS:HB2	1:I:307:LEU:HD21	1.91	0.52
1:J:56:VAL:HA	1:J:59:CYS:SG	2.49	0.52
1:F:268:CYS:HB2	1:F:307:LEU:HD21	1.91	0.52
1:I:68:HIS:CE1	1:I:273:ASN:HB2	2.45	0.52
1:C:157:VAL:HG21	1:C:306:ILE:HG12	1.91	0.52
1:D:44:ILE:HD13	1:D:266:LEU:CD1	2.39	0.52
1:J:268:CYS:HB2	1:J:307:LEU:HD21	1.91	0.52
1:E:421:CYS:HB3	1:E:441:CYS:SG	2.50	0.51
1:H:157:VAL:HG21	1:H:306:ILE:HG12	1.91	0.51
1:K:11:TYR:HB3	1:K:369:LYS:HE2	1.92	0.51
1:C:15:VAL:HG11	1:C:26:LEU:HD13	1.92	0.51
1:D:268:CYS:HB2	1:D:307:LEU:HD21	1.91	0.51
1:K:11:TYR:CZ	1:K:333:PRO:CA	2.92	0.51
1:A:421:CYS:HB3	1:A:441:CYS:SG	2.50	0.51
1:B:420:ARG:NE	1:D:313:ASN:CG	2.40	0.51
1:E:9:SER:O	1:E:273:ASN:CA	2.59	0.51
1:E:454:ASN:HB3	1:F:151:LYS:O	2.10	0.51
1:F:15:VAL:HG11	1:F:26:LEU:HD13	1.92	0.51
1:G:421:CYS:HB3	1:G:441:CYS:SG	2.50	0.51
1:I:421:CYS:HB3	1:I:441:CYS:SG	2.50	0.51
1:J:421:CYS:HB3	1:J:441:CYS:SG	2.50	0.51
1:B:11:TYR:CZ	1:B:333:PRO:O	2.63	0.51
1:B:421:CYS:HB3	1:B:441:CYS:SG	2.50	0.51
1:E:324:VAL:O	1:E:327:MET:HB2	2.10	0.51
1:G:15:VAL:HG11	1:G:26:LEU:HD13	1.92	0.51
1:H:421:CYS:HB3	1:H:441:CYS:SG	2.50	0.51
1:I:6:ARG:CG	1:I:66:ILE:HD11	2.41	0.51
1:J:15:VAL:HG11	1:J:26:LEU:HD13	1.92	0.51
1:K:15:VAL:HG11	1:K:26:LEU:HD13	1.92	0.51
1:L:6:ARG:CG	1:L:66:ILE:HD11	2.41	0.51
1:G:242:THR:HG22	1:G:400:GLN:HE22	1.76	0.51
1:K:268:CYS:HB2	1:K:307:LEU:HD21	1.91	0.51
1:B:70:VAL:CG1	1:B:269:VAL:HG11	2.41	0.51
1:E:43:VAL:HG13	1:E:68:HIS:O	2.11	0.51
1:J:6:ARG:CG	1:J:66:ILE:HD11	2.41	0.51
1:K:421:CYS:HB3	1:K:441:CYS:SG	2.50	0.51
1:K:43:VAL:HG13	1:K:68:HIS:O	2.11	0.51
1:B:341:LEU:C	1:B:343:PRO:HD3	2.31	0.51
1:F:421:CYS:HB3	1:F:441:CYS:SG	2.50	0.51
1:H:6:ARG:HH12	1:H:68:HIS:CE1	2.28	0.51

*Continued on next page...*

*Continued from previous page...*

Atom-1	Atom-2	Interatomic distance (Å)	Clash overlap (Å)
1:L:421:CYS:HB3	1:L:441:CYS:SG	2.50	0.51
1:B:6:ARG:CG	1:B:66:ILE:HD11	2.41	0.51
1:C:11:TYR:CE1	1:C:369:LYS:CE	2.71	0.51
1:C:400:GLN:HA	1:E:396:ARG:NH1	2.26	0.51
1:F:6:ARG:CG	1:F:66:ILE:HD11	2.41	0.51
1:I:43:VAL:HG13	1:I:68:HIS:O	2.11	0.51
1:C:327:MET:C	1:C:342:LEU:HD22	2.32	0.51
1:C:396:ARG:NE	1:E:400:GLN:NE2	2.54	0.51
1:D:421:CYS:HB3	1:D:441:CYS:SG	2.50	0.51
1:F:43:VAL:HG13	1:F:68:HIS:O	2.11	0.51
1:L:11:TYR:OH	1:L:333:PRO:CB	2.46	0.51
1:C:421:CYS:HB3	1:C:441:CYS:SG	2.50	0.50
1:F:46:ALA:C	1:F:392:ARG:CD	2.79	0.50
1:A:6:ARG:CG	1:A:66:ILE:HD11	2.41	0.50
1:C:43:VAL:HG13	1:C:68:HIS:O	2.11	0.50
1:D:11:TYR:HE1	1:D:333:PRO:HA	1.76	0.50
1:D:6:ARG:CG	1:D:66:ILE:HD11	2.41	0.50
1:L:15:VAL:HG11	1:L:26:LEU:HD13	1.92	0.50
1:B:15:VAL:HG11	1:B:26:LEU:HD13	1.92	0.50
1:E:15:VAL:HG11	1:E:26:LEU:HD13	1.92	0.50
1:F:46:ALA:CA	1:F:392:ARG:HD3	2.40	0.50
1:H:11:TYR:CB	1:H:369:LYS:HE2	2.41	0.50
1:I:44:ILE:HD13	1:I:266:LEU:HD11	1.83	0.50
1:J:329:GLY:CA	1:J:366:ARG:HH22	2.23	0.50
1:L:43:VAL:HG13	1:L:68:HIS:O	2.11	0.50
1:A:43:VAL:HG13	1:A:68:HIS:O	2.11	0.50
1:B:43:VAL:HG13	1:B:68:HIS:O	2.11	0.50
1:C:44:ILE:HD12	1:C:266:LEU:HD11	1.94	0.50
1:F:327:MET:C	1:F:329:GLY:H	2.07	0.50
1:J:46:ALA:C	1:J:392:ARG:HD3	2.29	0.50
1:J:43:VAL:HG13	1:J:68:HIS:O	2.11	0.50
1:K:11:TYR:HE1	1:K:333:PRO:O	1.86	0.50
1:K:6:ARG:CG	1:K:66:ILE:HD11	2.41	0.50
1:A:15:VAL:HG11	1:A:26:LEU:HD13	1.92	0.50
1:D:15:VAL:HG11	1:D:26:LEU:HD13	1.92	0.50
1:I:15:VAL:HG11	1:I:26:LEU:HD13	1.92	0.50
1:J:324:VAL:HG11	1:J:331:LEU:CD2	2.41	0.50
1:L:44:ILE:HG21	1:L:266:LEU:CD2	2.39	0.50
1:B:455:ARG:CD	1:D:221:ASP:OD1	2.60	0.50
1:G:6:ARG:CG	1:G:66:ILE:HD11	2.41	0.50
1:H:15:VAL:HG11	1:H:26:LEU:HD13	1.92	0.50

*Continued on next page...*

*Continued from previous page...*

Atom-1	Atom-2	Interatomic distance (Å)	Clash overlap (Å)
1:H:43:VAL:HG13	1:H:68:HIS:O	2.11	0.50
1:H:347:GLN:HG3	1:H:349:LYS:H	1.77	0.50
1:D:43:VAL:HG13	1:D:68:HIS:O	2.11	0.50
1:E:199:PRO:CG	1:F:170:ARG:HG3	2.41	0.50
1:G:43:VAL:HG13	1:G:68:HIS:O	2.11	0.50
1:J:347:GLN:HG3	1:J:349:LYS:H	1.77	0.49
1:K:68:HIS:NE2	1:K:274:ASP:OD2	2.45	0.49
1:B:44:ILE:HG12	1:B:266:LEU:HD21	1.87	0.49
1:E:324:VAL:CG1	1:E:340:GLY:CA	2.82	0.49
1:E:6:ARG:CG	1:E:66:ILE:HD11	2.41	0.49
1:I:14:PRO:HD3	1:I:370:GLU:OE1	2.09	0.49
1:B:155:HIS:HD1	1:I:452:GLU:CG	2.24	0.49
1:E:46:ALA:C	1:E:392:ARG:CD	2.80	0.49
1:G:420:ARG:HG3	1:H:313:ASN:HB3	1.95	0.49
1:I:44:ILE:CD1	1:I:266:LEU:HD11	2.38	0.49
1:K:347:GLN:HG3	1:K:349:LYS:H	1.77	0.49
1:D:347:GLN:HG3	1:D:349:LYS:H	1.77	0.49
1:E:347:GLN:HG3	1:E:349:LYS:H	1.77	0.49
1:F:347:GLN:HG3	1:F:349:LYS:H	1.77	0.49
1:D:420:ARG:CZ	1:I:313:ASN:OD1	2.60	0.49
1:K:24:PHE:CE2	1:K:25:GLN:CG	2.87	0.49
1:I:44:ILE:CB	1:I:266:LEU:HD21	2.42	0.49
1:K:170:ARG:HE	1:L:199:PRO:CG	2.25	0.49
1:I:11:TYR:CG	1:I:369:LYS:CE	2.95	0.49
1:H:72:ARG:HH22	1:H:265:HIS:HD2	1.59	0.49
1:K:68:HIS:NE2	1:K:274:ASP:OD1	2.46	0.49
1:A:11:TYR:CE1	1:A:333:PRO:CB	2.95	0.49
1:D:70:VAL:HG21	1:D:72:ARG:NH2	2.28	0.49
1:G:24:PHE:O	1:G:28:GLU:HG3	2.13	0.49
1:G:347:GLN:HG3	1:G:349:LYS:H	1.77	0.49
1:K:24:PHE:O	1:K:28:GLU:HG3	2.13	0.49
1:K:327:MET:O	1:K:342:LEU:HD23	2.00	0.49
1:A:24:PHE:O	1:A:28:GLU:HG3	2.13	0.49
1:A:347:GLN:HG3	1:A:349:LYS:H	1.77	0.49
1:A:70:VAL:HG21	1:A:72:ARG:NH2	2.28	0.49
1:B:24:PHE:O	1:B:28:GLU:HG3	2.13	0.49
1:I:44:ILE:HB	1:I:266:LEU:HD11	1.95	0.49
1:J:24:PHE:O	1:J:28:GLU:HG3	2.13	0.49
1:A:10:SER:HA	1:A:273:ASN:O	2.12	0.48
1:I:24:PHE:O	1:I:28:GLU:HG3	2.13	0.48
1:A:324:VAL:HG11	1:A:331:LEU:CD2	2.43	0.48

*Continued on next page...*



*Continued from previous page...*

Atom-1	Atom-2	Interatomic distance (Å)	Clash overlap (Å)
1:G:70:VAL:HG21	1:G:72:ARG:NH2	2.28	0.48
1:L:24:PHE:O	1:L:28:GLU:HG3	2.13	0.48
1:L:44:ILE:CD1	1:L:266:LEU:HD21	2.43	0.48
1:L:70:VAL:HG21	1:L:72:ARG:NH2	2.28	0.48
1:B:452:GLU:CG	1:D:309:GLU:OE2	2.60	0.48
1:B:46:ALA:HB1	1:B:392:ARG:HD3	1.95	0.48
1:H:70:VAL:HG21	1:H:72:ARG:NH2	2.28	0.48
1:I:11:TYR:CD1	1:I:369:LYS:HE3	2.49	0.48
1:I:70:VAL:HG13	1:I:269:VAL:HG11	1.94	0.48
1:J:46:ALA:CB	1:J:392:ARG:CD	2.89	0.48
1:E:24:PHE:O	1:E:28:GLU:HG3	2.13	0.48
1:E:327:MET:CG	1:E:342:LEU:HD21	2.36	0.48
1:I:347:GLN:HG3	1:I:349:LYS:H	1.77	0.48
1:L:347:GLN:HG3	1:L:349:LYS:H	1.77	0.48
1:C:347:GLN:HG3	1:C:349:LYS:H	1.77	0.48
1:B:396:ARG:HH11	1:F:396:ARG:HD2	1.25	0.48
1:E:68:HIS:NE2	1:E:270:THR:HG23	2.29	0.48
1:H:149:TYR:CD2	1:H:305[A]:ARG:HD3	2.49	0.48
1:H:9:SER:O	1:H:273:ASN:HB3	2.14	0.48
1:J:333:PRO:HB3	1:J:369:LYS:HE3	1.96	0.48
1:C:70:VAL:HG21	1:C:72:ARG:NH2	2.28	0.48
1:D:420:ARG:HE	1:I:313:ASN:CG	2.15	0.48
1:E:70:VAL:HG21	1:E:72:ARG:NH2	2.28	0.48
1:F:24:PHE:O	1:F:28:GLU:HG3	2.13	0.48
1:H:24:PHE:CE2	1:H:25:GLN:CG	2.87	0.48
1:J:70:VAL:CG1	1:J:269:VAL:HG11	2.43	0.48
1:K:170:ARG:HE	1:L:199:PRO:HG3	1.78	0.48
1:B:334:ARG:HA	1:B:335:PRO:HD3	1.77	0.48
1:E:149:TYR:CD2	1:E:305[A]:ARG:HD3	2.49	0.48
1:E:24:PHE:CE2	1:E:25:GLN:CG	2.87	0.48
1:F:149:TYR:CD2	1:F:305[A]:ARG:HD3	2.49	0.48
1:F:70:VAL:HG21	1:F:72:ARG:NH2	2.28	0.48
1:H:333:PRO:HB3	1:H:369:LYS:HE3	1.96	0.48
1:I:149:TYR:CD2	1:I:305[A]:ARG:HD3	2.49	0.48
1:I:70:VAL:HG21	1:I:72:ARG:NH2	2.28	0.48
1:A:149:TYR:CD2	1:A:305[A]:ARG:HD3	2.49	0.48
1:B:70:VAL:HG21	1:B:72:ARG:NH2	2.28	0.48
1:C:149:TYR:CD2	1:C:305[A]:ARG:HD3	2.49	0.48
1:D:149:TYR:CD2	1:D:305[A]:ARG:HD3	2.49	0.48
1:F:72:ARG:NH1	1:F:265:HIS:CD2	2.82	0.48
1:F:324:VAL:CG1	1:F:340:GLY:HA3	2.40	0.48

*Continued on next page...*

*Continued from previous page...*

Atom-1	Atom-2	Interatomic distance (Å)	Clash overlap (Å)
1:H:24:PHE:O	1:H:28:GLU:HG3	2.13	0.48
1:J:149:TYR:CD2	1:J:305[A]:ARG:HD3	2.49	0.48
1:K:70:VAL:HG21	1:K:72:ARG:NH2	2.28	0.48
1:L:9:SER:O	1:L:273:ASN:CA	2.62	0.48
1:L:327:MET:CG	1:L:342:LEU:HD21	2.43	0.48
1:B:151:LYS:O	1:I:454:ASN:HB3	2.14	0.47
1:D:24:PHE:O	1:D:28:GLU:HG3	2.13	0.47
1:J:70:VAL:HG21	1:J:72:ARG:NH2	2.28	0.47
1:C:40:GLN:O	1:C:72:ARG:N	2.34	0.47
1:F:333:PRO:HB3	1:F:369:LYS:HE3	1.96	0.47
1:D:11:TYR:HE1	1:D:333:PRO:CA	2.15	0.47
1:H:228:LEU:HG	1:H:303:HIS:CE1	2.50	0.47
1:J:302:HIS:HB3	1:J:305[B]:ARG:HH11	1.80	0.47
1:K:333:PRO:HB3	1:K:369:LYS:HE3	1.96	0.47
1:A:11:TYR:CD1	1:A:369:LYS:CE	2.98	0.47
1:B:302:HIS:HB3	1:B:305[B]:ARG:HH11	1.80	0.47
1:B:333:PRO:HB3	1:B:369:LYS:HE3	1.96	0.47
1:F:228:LEU:HG	1:F:303:HIS:CE1	2.50	0.47
1:G:270:THR:HG21	1:G:392:ARG:HH12	1.79	0.47
1:G:42:ARG:HD2	1:G:49:GLU:OE1	2.15	0.47
1:H:302:HIS:HB3	1:H:305[B]:ARG:HH11	1.80	0.47
1:I:436:CYS:HA	1:I:437:PRO:HD3	1.71	0.47
1:J:46:ALA:CB	1:J:392:ARG:CZ	2.91	0.47
1:K:327:MET:SD	1:K:342:LEU:CD1	3.00	0.47
1:K:40:GLN:O	1:K:72:ARG:N	2.34	0.47
1:E:333:PRO:HB3	1:E:369:LYS:HE3	1.96	0.47
1:F:46:ALA:CB	1:F:392:ARG:CZ	2.78	0.47
1:G:149:TYR:CD2	1:G:305[A]:ARG:HD3	2.49	0.47
1:G:302:HIS:HB3	1:G:305[B]:ARG:HH11	1.80	0.47
1:I:270:THR:HG21	1:I:392:ARG:HH12	1.79	0.47
1:I:333:PRO:HB3	1:I:369:LYS:HE3	1.96	0.47
1:L:228:LEU:HG	1:L:303:HIS:CE1	2.50	0.47
1:L:44:ILE:CG1	1:L:266:LEU:CD2	2.91	0.47
1:B:228:LEU:HG	1:B:303:HIS:CE1	2.50	0.47
1:C:24:PHE:O	1:C:28:GLU:HG3	2.13	0.47
1:C:333:PRO:HB3	1:C:369:LYS:HE3	1.96	0.47
1:B:452:GLU:HG3	1:D:155:HIS:CE1	2.49	0.47
1:D:228:LEU:HG	1:D:303:HIS:CE1	2.50	0.47
1:F:302:HIS:HB3	1:F:305[B]:ARG:HH11	1.80	0.47
1:K:68:HIS:CE1	1:K:274:ASP:CG	2.88	0.47
1:L:42:ARG:HD2	1:L:49:GLU:OE1	2.15	0.47

*Continued on next page...*

*Continued from previous page...*

Atom-1	Atom-2	Interatomic distance (Å)	Clash overlap (Å)
1:B:149:TYR:CD2	1:B:305[A]:ARG:HD3	2.49	0.47
1:B:42:ARG:HD2	1:B:49:GLU:OE1	2.15	0.47
1:L:325:LEU:HD11	1:L:331:LEU:HD11	1.96	0.47
1:A:228:LEU:HG	1:A:303:HIS:CE1	2.50	0.47
1:D:42:ARG:HD2	1:D:49:GLU:OE1	2.15	0.47
1:G:228:LEU:HG	1:G:303:HIS:CE1	2.50	0.47
1:A:333:PRO:HB3	1:A:369:LYS:HE3	1.96	0.47
1:D:302:HIS:HB3	1:D:305[B]:ARG:HH11	1.80	0.47
1:E:40:GLN:O	1:E:72:ARG:N	2.34	0.47
1:E:46:ALA:HB1	1:E:392:ARG:HD3	1.97	0.47
1:L:333:PRO:HB3	1:L:369:LYS:HE3	1.96	0.47
1:C:42:ARG:HD2	1:C:49:GLU:OE1	2.15	0.47
1:D:10:SER:HA	1:D:273:ASN:O	2.15	0.47
1:E:228:LEU:HG	1:E:303:HIS:CE1	2.50	0.47
1:G:297:LEU:HD23	1:G:297:LEU:HA	1.78	0.47
1:H:72:ARG:NH2	1:H:265:HIS:HD2	2.13	0.47
1:B:155:HIS:ND1	1:I:452:GLU:HG3	2.29	0.47
1:K:228:LEU:HG	1:K:303:HIS:CE1	2.50	0.47
1:C:228:LEU:HG	1:C:303:HIS:CE1	2.50	0.47
1:E:11:TYR:CZ	1:E:333:PRO:CA	2.97	0.47
1:E:302:HIS:HB3	1:E:305[B]:ARG:HH11	1.80	0.47
1:E:42:ARG:HD2	1:E:49:GLU:OE1	2.15	0.47
1:H:42:ARG:HD2	1:H:49:GLU:OE1	2.15	0.47
1:K:149:TYR:CD2	1:K:305[A]:ARG:HD3	2.49	0.47
1:C:24:PHE:CE2	1:C:25:GLN:CG	2.87	0.46
1:C:400:GLN:HA	1:E:396:ARG:HH12	1.78	0.46
1:C:396:ARG:CD	1:E:400:GLN:HG3	2.44	0.46
1:F:11:TYR:CZ	1:F:333:PRO:HB3	2.46	0.46
1:G:271:ARG:NH1	1:G:392:ARG:NH1	2.62	0.46
1:J:334:ARG:HA	1:J:335:PRO:HD3	1.77	0.46
1:B:396:ARG:HD3	1:F:400:GLN:HG2	1.96	0.46
1:F:42:ARG:HD2	1:F:49:GLU:OE1	2.15	0.46
1:L:149:TYR:CD2	1:L:305[A]:ARG:HD3	2.49	0.46
1:L:302:HIS:HB3	1:L:305[B]:ARG:HH11	1.80	0.46
1:A:40:GLN:O	1:A:72:ARG:N	2.34	0.46
1:B:40:GLN:O	1:B:72:ARG:N	2.34	0.46
1:K:327:MET:C	1:K:329:GLY:H	2.05	0.46
1:A:302:HIS:HB3	1:A:305[B]:ARG:HH11	1.80	0.46
1:A:327:MET:C	1:A:329:GLY:H	2.18	0.46
1:G:24:PHE:CE2	1:G:25:GLN:CG	2.87	0.46
1:G:333:PRO:HB3	1:G:369:LYS:HE3	1.96	0.46

*Continued on next page...*

*Continued from previous page...*

Atom-1	Atom-2	Interatomic distance (Å)	Clash overlap (Å)
1:K:302:HIS:HB3	1:K:305[B]:ARG:HH11	1.80	0.46
1:L:9:SER:O	1:L:273:ASN:CB	2.64	0.46
1:C:302:HIS:HB3	1:C:305[B]:ARG:HH11	1.80	0.46
1:D:24:PHE:CE2	1:D:25:GLN:CG	2.86	0.46
1:G:454:ASN:HB3	1:H:151:LYS:O	2.16	0.46
1:J:228:LEU:HG	1:J:303:HIS:CE1	2.50	0.46
1:A:42:ARG:HD2	1:A:49:GLU:OE1	2.15	0.46
1:C:5:VAL:O	1:C:12:GLY:HA2	2.16	0.46
1:E:27:LYS:O	1:E:31:ALA:N	2.49	0.46
1:E:199:PRO:HD3	1:F:170:ARG:NE	2.31	0.46
1:I:228:LEU:HG	1:I:303:HIS:CE1	2.50	0.46
1:J:329:GLY:HA3	1:J:343:PRO:HD2	1.98	0.46
1:K:42:ARG:HD2	1:K:49:GLU:OE1	2.15	0.46
1:C:436:CYS:HA	1:C:437:PRO:HD3	1.71	0.46
1:I:42:ARG:HD2	1:I:49:GLU:OE1	2.15	0.46
1:F:5:VAL:O	1:F:12:GLY:HA2	2.16	0.46
1:B:396:ARG:HD3	1:F:400:GLN:CG	2.46	0.46
1:H:334:ARG:HA	1:H:335:PRO:HD3	1.77	0.46
1:I:271:ARG:NH1	1:I:392:ARG:NH1	2.63	0.46
1:J:42:ARG:HD2	1:J:49:GLU:OE1	2.15	0.46
1:B:199:PRO:CD	1:D:170:ARG:HG3	2.46	0.46
1:D:333:PRO:HB3	1:D:369:LYS:HE3	1.96	0.46
1:J:5:VAL:O	1:J:12:GLY:HA2	2.16	0.46
1:K:436:CYS:HA	1:K:437:PRO:HD3	1.71	0.46
1:L:324:VAL:O	1:L:327:MET:HB2	2.16	0.46
1:A:27:LYS:O	1:A:31:ALA:N	2.49	0.45
1:A:440:GLN:HB2	1:E:320:ALA:HB2	1.98	0.45
1:C:27:LYS:O	1:C:31:ALA:N	2.49	0.45
1:C:11:TYR:CE1	1:C:333:PRO:HA	2.22	0.45
1:E:420:ARG:CZ	1:F:313:ASN:OD1	2.64	0.45
1:E:420:ARG:NH2	1:F:313:ASN:OD1	2.49	0.45
1:H:5:VAL:O	1:H:12:GLY:HA2	2.16	0.45
1:A:46:ALA:O	1:A:392:ARG:HD3	2.16	0.45
1:I:302:HIS:HB3	1:I:305[B]:ARG:HH11	1.80	0.45
1:J:27:LYS:O	1:J:31:ALA:N	2.49	0.45
1:B:11:TYR:CG	1:B:369:LYS:HE3	2.51	0.45
1:C:396:ARG:HE	1:E:400:GLN:NE2	2.04	0.45
1:J:9:SER:O	1:J:273:ASN:HB3	2.17	0.45
1:K:3:VAL:HG23	1:K:15:VAL:HB	1.99	0.45
1:L:324:VAL:CG1	1:L:340:GLY:HA2	2.29	0.45
1:B:3:VAL:HG23	1:B:15:VAL:HB	1.99	0.45

*Continued on next page...*

*Continued from previous page...*

Atom-1	Atom-2	Interatomic distance (Å)	Clash overlap (Å)
1:B:5:VAL:O	1:B:12:GLY:HA2	2.16	0.45
1:E:5:VAL:O	1:E:12:GLY:HA2	2.16	0.45
1:F:436:CYS:HA	1:F:437:PRO:HD3	1.71	0.45
1:H:46:ALA:CA	1:H:392:ARG:CD	2.85	0.45
1:C:313:ASN:HB3	1:H:420:ARG:HG3	1.99	0.45
1:B:320:ALA:CB	1:I:440:GLN:HB2	2.46	0.45
1:L:5:VAL:O	1:L:12:GLY:HA2	2.16	0.45
1:A:155:HIS:HD1	1:F:452:GLU:CD	2.12	0.45
1:A:3:VAL:HG23	1:A:15:VAL:HB	1.99	0.45
1:F:324:VAL:CG1	1:F:340:GLY:CA	2.93	0.45
1:A:155:HIS:CE1	1:F:452:GLU:HG2	2.51	0.45
1:I:40:GLN:O	1:I:72:ARG:N	2.34	0.45
1:J:44:ILE:HG21	1:J:266:LEU:HD21	1.99	0.45
1:G:3:VAL:HG23	1:G:15:VAL:HB	1.99	0.45
1:H:68:HIS:CE1	1:H:273:ASN:CB	2.98	0.45
1:B:11:TYR:CB	1:B:369:LYS:HE2	2.47	0.45
1:D:436:CYS:HA	1:D:437:PRO:HD3	1.71	0.45
1:G:11:TYR:HE1	1:G:333:PRO:CA	2.26	0.45
1:G:5:VAL:O	1:G:12:GLY:HA2	2.16	0.45
1:I:3:VAL:HG23	1:I:15:VAL:HB	1.99	0.45
1:J:325:LEU:HD23	1:J:331:LEU:CD1	2.40	0.45
1:A:5:VAL:O	1:A:12:GLY:HA2	2.16	0.45
1:D:3:VAL:HG23	1:D:15:VAL:HB	1.99	0.45
1:B:199:PRO:CG	1:D:170:ARG:HG3	2.46	0.45
1:J:324:VAL:HG11	1:J:340:GLY:HA3	1.99	0.45
1:K:297:LEU:HD23	1:K:297:LEU:HA	1.78	0.45
1:F:300:GLU:HB3	1:F:302:HIS:NE2	2.32	0.45
1:F:40:GLN:O	1:F:72:ARG:N	2.34	0.45
1:H:27:LYS:O	1:H:31:ALA:N	2.49	0.45
1:B:300:GLU:HB3	1:B:302:HIS:NE2	2.32	0.45
1:C:44:ILE:HG23	1:C:48:LYS:C	2.38	0.45
1:E:44:ILE:HG23	1:E:48:LYS:C	2.37	0.45
1:G:44:ILE:HG23	1:G:48:LYS:C	2.37	0.45
1:H:436:CYS:HA	1:H:437:PRO:HD3	1.71	0.45
1:I:5:VAL:O	1:I:12:GLY:HA2	2.16	0.45
1:A:44:ILE:HG23	1:A:48:LYS:C	2.38	0.44
1:B:44:ILE:HG23	1:B:48:LYS:C	2.38	0.44
1:D:44:ILE:HG23	1:D:48:LYS:C	2.38	0.44
1:E:300:GLU:HB3	1:E:302:HIS:NE2	2.32	0.44
1:E:6:ARG:NH1	1:E:274:ASP:OD1	2.51	0.44
1:J:3:VAL:HG23	1:J:15:VAL:HB	1.99	0.44

*Continued on next page...*

*Continued from previous page...*

Atom-1	Atom-2	Interatomic distance (Å)	Clash overlap (Å)
1:F:27:LYS:O	1:F:31:ALA:N	2.49	0.44
1:F:44:ILE:HG23	1:F:48:LYS:C	2.38	0.44
1:K:300:GLU:HB3	1:K:302:HIS:NE2	2.32	0.44
1:B:313:ASN:HB3	1:I:420:ARG:CG	2.33	0.44
1:D:5:VAL:O	1:D:12:GLY:HA2	2.16	0.44
1:E:44:ILE:HD13	1:E:266:LEU:CD1	2.46	0.44
1:H:300:GLU:HB3	1:H:302:HIS:NE2	2.32	0.44
1:L:3:VAL:HG23	1:L:15:VAL:HB	1.99	0.44
1:A:300:GLU:HB3	1:A:302:HIS:NE2	2.32	0.44
1:B:438:GLN:HB3	1:B:440:GLN:CD	2.38	0.44
1:B:46:ALA:O	1:B:392:ARG:CD	2.32	0.44
1:H:37:PRO:O	1:H:41:LEU:HG	2.18	0.44
1:K:5:VAL:O	1:K:12:GLY:HA2	2.16	0.44
1:J:199:PRO:HG2	1:L:170:ARG:HE	1.78	0.44
1:L:438:GLN:HB3	1:L:440:GLN:CD	2.38	0.44
1:A:24:PHE:CE2	1:A:25:GLN:CG	2.87	0.44
1:A:438:GLN:HB3	1:A:440:GLN:CD	2.38	0.44
1:D:37:PRO:O	1:D:41:LEU:HG	2.18	0.44
1:F:24:PHE:CE2	1:F:25:GLN:CG	2.87	0.44
1:G:11:TYR:HD1	1:G:369:LYS:CE	2.29	0.44
1:J:44:ILE:HG23	1:J:48:LYS:C	2.38	0.44
1:K:44:ILE:HG23	1:K:48:LYS:C	2.38	0.44
1:L:300:GLU:HB3	1:L:302:HIS:NE2	2.32	0.44
1:C:300:GLU:HB3	1:C:302:HIS:NE2	2.32	0.44
1:C:3:VAL:HG23	1:C:15:VAL:HB	1.99	0.44
1:D:27:LYS:O	1:D:31:ALA:N	2.49	0.44
1:E:37:PRO:O	1:E:41:LEU:HG	2.18	0.44
1:F:11:TYR:HE1	1:F:333:PRO:HA	1.80	0.44
1:H:44:ILE:CB	1:H:266:LEU:HD21	2.47	0.44
1:H:44:ILE:HG23	1:H:48:LYS:C	2.38	0.44
1:I:44:ILE:HG23	1:I:48:LYS:C	2.37	0.44
1:J:24:PHE:CE2	1:J:25:GLN:CG	2.87	0.44
1:J:37:PRO:O	1:J:41:LEU:HG	2.18	0.44
1:K:37:PRO:O	1:K:41:LEU:HG	2.18	0.44
1:L:37:PRO:O	1:L:41:LEU:HG	2.18	0.44
1:D:300:GLU:HB3	1:D:302:HIS:NE2	2.32	0.44
1:D:438:GLN:HB3	1:D:440:GLN:CD	2.38	0.44
1:E:3:VAL:HG23	1:E:15:VAL:HB	1.99	0.44
1:H:40:GLN:O	1:H:72:ARG:N	2.34	0.44
1:J:329:GLY:O	1:J:366:ARG:NH2	2.50	0.44
1:J:330:VAL:O	1:J:341:LEU:HB2	2.18	0.44

*Continued on next page...*

*Continued from previous page...*

Atom-1	Atom-2	Interatomic distance (Å)	Clash overlap (Å)
1:K:27:LYS:O	1:K:31:ALA:N	2.49	0.44
1:K:438:GLN:HB3	1:K:440:GLN:CD	2.38	0.44
1:C:438:GLN:HB3	1:C:440:GLN:CD	2.38	0.44
1:J:452:GLU:OE2	1:L:309:GLU:CG	2.66	0.44
1:C:297:LEU:HD23	1:C:297:LEU:HA	1.78	0.44
1:C:37:PRO:O	1:C:41:LEU:HG	2.18	0.44
1:D:14:PRO:HD2	1:D:370:GLU:CD	2.38	0.44
1:D:46:ALA:HA	1:D:392:ARG:HD2	1.99	0.44
1:E:253:CYS:HB3	1:E:296:SER:HB3	2.00	0.44
1:F:3:VAL:HG23	1:F:15:VAL:HB	1.99	0.44
1:G:205:ARG:HH21	1:G:207:GLU:CG	2.31	0.44
1:A:44:ILE:HG21	1:A:266:LEU:CD2	2.43	0.43
1:B:4:PHE:HB3	1:B:66:ILE:HD12	2.00	0.43
1:F:11:TYR:OH	1:F:333:PRO:O	2.29	0.43
1:F:46:ALA:H	1:F:392:ARG:NH1	2.12	0.43
1:H:205:ARG:HH21	1:H:207:GLU:CG	2.31	0.43
1:I:300:GLU:HB3	1:I:302:HIS:NE2	2.33	0.43
1:K:11:TYR:CZ	1:K:333:PRO:C	2.85	0.43
1:B:205:ARG:HH21	1:B:207:GLU:CG	2.31	0.43
1:E:70:VAL:CG1	1:E:269:VAL:HG11	2.48	0.43
1:E:44:ILE:HD13	1:E:266:LEU:CG	2.35	0.43
1:F:37:PRO:O	1:F:41:LEU:HG	2.17	0.43
1:I:438:GLN:HB3	1:I:440:GLN:CD	2.38	0.43
1:J:205:ARG:HH21	1:J:207:GLU:CG	2.31	0.43
1:K:205:ARG:HH21	1:K:207:GLU:CG	2.31	0.43
1:L:44:ILE:HG23	1:L:48:LYS:C	2.38	0.43
1:B:37:PRO:O	1:B:41:LEU:HG	2.18	0.43
1:C:205:ARG:HH21	1:C:207:GLU:CG	2.31	0.43
1:E:4:PHE:HB3	1:E:66:ILE:HD12	2.00	0.43
1:F:11:TYR:CE1	1:F:369:LYS:CE	3.00	0.43
1:H:253:CYS:HB3	1:H:296:SER:HB3	2.00	0.43
1:J:300:GLU:HB3	1:J:302:HIS:NE2	2.32	0.43
1:C:253:CYS:HB3	1:C:296:SER:HB3	2.00	0.43
1:C:334:ARG:HA	1:C:335:PRO:HD3	1.77	0.43
1:D:334:ARG:HA	1:D:335:PRO:HD3	1.77	0.43
1:D:455:ARG:CD	1:I:221:ASP:OD1	2.64	0.43
1:E:438:GLN:HB3	1:E:440:GLN:CD	2.38	0.43
1:G:438:GLN:HB3	1:G:440:GLN:CD	2.38	0.43
1:J:436:CYS:HA	1:J:437:PRO:HD3	1.71	0.43
1:B:43:VAL:HG22	1:B:69:ILE:HG12	2.01	0.43
1:C:43:VAL:HG22	1:C:69:ILE:HG12	2.01	0.43

*Continued on next page...*

*Continued from previous page...*

Atom-1	Atom-2	Interatomic distance (Å)	Clash overlap (Å)
1:H:3:VAL:HG23	1:H:15:VAL:HB	1.99	0.43
1:J:438:GLN:HB3	1:J:440:GLN:CD	2.38	0.43
1:K:329:GLY:N	1:K:342:LEU:HD23	2.33	0.43
1:A:297:LEU:HD23	1:A:297:LEU:HA	1.78	0.43
1:F:220:LYS:HD3	1:F:220:LYS:HA	1.90	0.43
1:F:11:TYR:CE1	1:F:333:PRO:HB3	2.53	0.43
1:G:300:GLU:HB3	1:G:302:HIS:NE2	2.32	0.43
1:I:2:ILE:CD1	1:I:378:ASP:OD2	2.67	0.43
1:L:4:PHE:HB3	1:L:66:ILE:HD12	2.00	0.43
1:A:362:PHE:CE2	1:A:364:PHE:HB3	2.54	0.43
1:D:44:ILE:HD13	1:D:266:LEU:HD13	2.00	0.43
1:D:44:ILE:HD13	1:D:266:LEU:CG	2.41	0.43
1:A:199:PRO:HG3	1:E:170:ARG:HE	1.83	0.43
1:G:27:LYS:O	1:G:31:ALA:N	2.49	0.43
1:G:436:CYS:HA	1:G:437:PRO:HD3	1.71	0.43
1:G:4:PHE:HB3	1:G:66:ILE:HD12	2.01	0.43
1:H:438:GLN:HB3	1:H:440:GLN:CD	2.38	0.43
1:J:68:HIS:NE2	1:J:270:THR:HG23	2.33	0.43
1:L:205:ARG:HH21	1:L:207:GLU:CG	2.31	0.43
1:A:37:PRO:O	1:A:41:LEU:HG	2.18	0.43
1:B:220:LYS:HA	1:B:220:LYS:HD3	1.90	0.43
1:E:230:THR:HG22	1:E:231:ASN:O	2.19	0.43
1:F:205:ARG:HH21	1:F:207:GLU:CG	2.31	0.43
1:F:438:GLN:HB3	1:F:440:GLN:CD	2.38	0.43
1:G:397:ALA:CA	1:G:400:GLN:HG2	2.49	0.43
1:G:37:PRO:O	1:G:41:LEU:HG	2.18	0.43
1:G:43:VAL:HG22	1:G:69:ILE:HG12	2.01	0.43
1:H:255:HIS:ND1	1:H:402:ARG:NH2	2.67	0.43
1:H:362:PHE:CE2	1:H:364:PHE:HB3	2.54	0.43
1:I:362:PHE:CE2	1:I:364:PHE:HB3	2.54	0.43
1:I:37:PRO:O	1:I:41:LEU:HG	2.18	0.43
1:J:362:PHE:CE2	1:J:364:PHE:HB3	2.54	0.43
1:K:43:VAL:HG22	1:K:69:ILE:HG12	2.01	0.43
1:B:24:PHE:CE2	1:B:25:GLN:CG	2.87	0.43
1:D:230:THR:HG22	1:D:231:ASN:O	2.19	0.43
1:D:43:VAL:HG22	1:D:69:ILE:HG12	2.01	0.43
1:E:205:ARG:HH21	1:E:207:GLU:CG	2.31	0.43
1:G:362:PHE:CE2	1:G:364:PHE:HB3	2.54	0.43
1:I:188:ILE:CG2	1:I:191:ARG:CB	2.86	0.43
1:J:253:CYS:HB3	1:J:296:SER:HB3	2.00	0.43
1:A:205:ARG:HH21	1:A:207:GLU:CG	2.31	0.43

*Continued on next page...*



*Continued from previous page...*

Atom-1	Atom-2	Interatomic distance (Å)	Clash overlap (Å)
1:A:253:CYS:HB3	1:A:296:SER:HB3	2.00	0.43
1:A:4:PHE:HB3	1:A:66:ILE:HD12	2.00	0.43
1:B:253:CYS:HB3	1:B:296:SER:HB3	2.00	0.43
1:B:400:GLN:OE1	1:F:396:ARG:CG	2.64	0.43
1:F:362:PHE:CE2	1:F:364:PHE:HB3	2.54	0.43
1:H:46:ALA:CA	1:H:392:ARG:HD3	2.47	0.43
1:C:155:HIS:HE1	1:H:452:GLU:HG3	1.81	0.43
1:I:43:VAL:HG22	1:I:69:ILE:HG12	2.01	0.43
1:K:230:THR:HG22	1:K:231:ASN:O	2.19	0.43
1:K:362:PHE:CE2	1:K:364:PHE:HB3	2.54	0.43
1:L:438:GLN:HA	1:L:439:PRO:HD3	1.87	0.43
1:A:230:THR:HG22	1:A:231:ASN:O	2.19	0.42
1:B:11:TYR:CE1	1:B:369:LYS:HE3	2.54	0.42
1:D:362:PHE:CE2	1:D:364:PHE:HB3	2.54	0.42
1:E:166:CYS:HA	1:E:174:LEU:HD13	2.01	0.42
1:G:230:THR:HG22	1:G:231:ASN:O	2.19	0.42
1:H:11:TYR:HE1	1:H:333:PRO:HA	1.00	0.42
1:L:362:PHE:CE2	1:L:364:PHE:HB3	2.54	0.42
1:A:166:CYS:HA	1:A:174:LEU:HD13	2.01	0.42
1:D:253:CYS:HB3	1:D:296:SER:HB3	2.00	0.42
1:F:230:THR:HG22	1:F:231:ASN:O	2.19	0.42
1:I:230:THR:HG22	1:I:231:ASN:O	2.19	0.42
1:B:313:ASN:CB	1:I:420:ARG:HG3	2.34	0.42
1:K:13:PHE:CE2	1:K:33:ARG:CZ	3.03	0.42
1:L:24:PHE:CE2	1:L:25:GLN:CG	2.87	0.42
1:L:27:LYS:O	1:L:31:ALA:N	2.49	0.42
1:B:230:THR:HG22	1:B:231:ASN:O	2.19	0.42
1:B:362:PHE:CE2	1:B:364:PHE:HB3	2.54	0.42
1:F:166:CYS:HA	1:F:174:LEU:HD13	2.01	0.42
1:C:420:ARG:CZ	1:G:313:ASN:OD1	2.66	0.42
1:I:27:LYS:O	1:I:31:ALA:N	2.49	0.42
1:K:253:CYS:HB3	1:K:296:SER:HB3	2.00	0.42
1:A:334:ARG:HA	1:A:335:PRO:HD3	1.77	0.42
1:B:328:GLY:O	1:B:366:ARG:NH2	2.50	0.42
1:C:166:CYS:HA	1:C:174:LEU:HD13	2.01	0.42
1:D:438:GLN:HB3	1:D:440:GLN:NE2	2.35	0.42
1:E:59:CYS:SG	1:E:61:LEU:HB2	2.60	0.42
1:E:43:VAL:HG22	1:E:69:ILE:HG12	2.01	0.42
1:F:253:CYS:HB3	1:F:296:SER:HB3	2.00	0.42
1:F:438:GLN:HB3	1:F:440:GLN:NE2	2.35	0.42
1:I:253:CYS:HB3	1:I:296:SER:HB3	2.00	0.42

*Continued on next page...*

*Continued from previous page...*

Atom-1	Atom-2	Interatomic distance (Å)	Clash overlap (Å)
1:J:230:THR:HG22	1:J:231:ASN:O	2.19	0.42
1:K:438:GLN:HB3	1:K:440:GLN:NE2	2.35	0.42
1:B:345:GLN:CD	1:B:345:GLN:N	2.73	0.42
1:C:362:PHE:CE2	1:C:364:PHE:HB3	2.54	0.42
1:C:438:GLN:HB3	1:C:440:GLN:NE2	2.35	0.42
1:E:362:PHE:CE2	1:E:364:PHE:HB3	2.54	0.42
1:G:253:CYS:HB3	1:G:296:SER:HB3	2.00	0.42
1:G:11:TYR:CE1	1:G:369:LYS:HE3	2.55	0.42
1:H:438:GLN:HB3	1:H:440:GLN:NE2	2.35	0.42
1:I:4:PHE:HB3	1:I:66:ILE:HD12	2.01	0.42
1:J:13:PHE:CE2	1:J:33:ARG:CZ	3.03	0.42
1:K:166:CYS:HA	1:K:174:LEU:HD13	2.01	0.42
1:K:72:ARG:HH12	1:K:265:HIS:CD2	2.37	0.42
1:L:166:CYS:HA	1:L:174:LEU:HD13	2.02	0.42
1:L:43:VAL:HG22	1:L:69:ILE:HG12	2.01	0.42
1:B:309:GLU:OE2	1:I:452:GLU:CB	2.67	0.42
1:B:59:CYS:SG	1:B:61:LEU:HB2	2.60	0.42
1:C:220:LYS:HA	1:C:220:LYS:HD3	1.90	0.42
1:F:44:ILE:CD1	1:F:266:LEU:CD1	2.97	0.42
1:F:4:PHE:HB3	1:F:66:ILE:HD12	2.01	0.42
1:F:43:VAL:HG22	1:F:69:ILE:HG12	2.01	0.42
1:G:13:PHE:CE2	1:G:33:ARG:CZ	3.03	0.42
1:G:68:HIS:CE1	1:G:274:ASP:OD1	2.73	0.42
1:G:334:ARG:HA	1:G:335:PRO:HD3	1.77	0.42
1:H:13:PHE:CE2	1:H:33:ARG:CZ	3.03	0.42
1:H:272:LEU:HA	1:H:272:LEU:HD23	1.91	0.42
1:H:43:VAL:HG22	1:H:69:ILE:HG12	2.01	0.42
1:I:205:ARG:HH21	1:I:207:GLU:CG	2.31	0.42
1:J:438:GLN:HB3	1:J:440:GLN:NE2	2.35	0.42
1:L:253:CYS:HB3	1:L:296:SER:HB3	2.00	0.42
1:L:59:CYS:SG	1:L:61:LEU:HB2	2.60	0.42
1:A:43:VAL:HG22	1:A:69:ILE:HG12	2.01	0.42
1:B:297:LEU:HD23	1:B:297:LEU:HA	1.78	0.42
1:B:438:GLN:HA	1:B:439:PRO:HD3	1.87	0.42
1:C:4:PHE:HB3	1:C:66:ILE:HD12	2.00	0.42
1:E:13:PHE:CE2	1:E:33:ARG:CZ	3.03	0.42
1:F:438:GLN:HA	1:F:439:PRO:HD3	1.87	0.42
1:H:230:THR:HG22	1:H:231:ASN:O	2.19	0.42
1:H:297:LEU:HD23	1:H:297:LEU:HA	1.78	0.42
1:H:4:PHE:HB3	1:H:66:ILE:HD12	2.00	0.42
1:H:59:CYS:SG	1:H:61:LEU:HB2	2.60	0.42

*Continued on next page...*

*Continued from previous page...*

Atom-1	Atom-2	Interatomic distance (Å)	Clash overlap (Å)
1:I:188:ILE:O	1:I:188:ILE:CG2	2.68	0.42
1:J:166:CYS:HA	1:J:174:LEU:HD13	2.01	0.42
1:K:10:SER:HA	1:K:273:ASN:O	2.19	0.42
1:K:334:ARG:HA	1:K:335:PRO:HD3	1.77	0.42
1:K:4:PHE:HB3	1:K:66:ILE:HD12	2.00	0.42
1:J:452:GLU:HG3	1:L:155:HIS:CE1	2.54	0.42
1:C:6:ARG:NH1	1:C:68:HIS:ND1	2.55	0.42
1:D:205:ARG:HH21	1:D:207:GLU:CG	2.31	0.42
1:D:4:PHE:HB3	1:D:66:ILE:HD12	2.00	0.42
1:E:425:ILE:HD12	1:E:437:PRO:HD3	2.02	0.42
1:G:166:CYS:HA	1:G:174:LEU:HD13	2.02	0.42
1:J:43:VAL:HG22	1:J:69:ILE:HG12	2.01	0.42
1:L:230:THR:HG22	1:L:231:ASN:O	2.19	0.42
1:L:438:GLN:HB3	1:L:440:GLN:NE2	2.35	0.42
1:A:438:GLN:HB3	1:A:440:GLN:NE2	2.35	0.42
1:B:13:PHE:CE2	1:B:33:ARG:CZ	3.03	0.42
1:C:13:PHE:CE2	1:C:33:ARG:CZ	3.03	0.42
1:E:329:GLY:H	1:E:342:LEU:HD23	1.83	0.42
1:H:166:CYS:HA	1:H:174:LEU:HD13	2.01	0.42
1:K:46:ALA:O	1:K:392:ARG:HA	2.19	0.42
1:D:13:PHE:CE2	1:D:33:ARG:CZ	3.03	0.42
1:E:174:LEU:HD22	1:E:206:ALA:HA	2.02	0.42
1:H:425:ILE:HD12	1:H:437:PRO:HD3	2.02	0.42
1:I:13:PHE:CE2	1:I:33:ARG:CZ	3.03	0.42
1:J:329:GLY:C	1:J:366:ARG:NH2	2.73	0.42
1:J:59:CYS:SG	1:J:61:LEU:HB2	2.60	0.42
1:L:13:PHE:CE2	1:L:33:ARG:CZ	3.03	0.42
1:L:68:HIS:CD2	1:L:270:THR:HG23	2.55	0.42
1:B:425:ILE:HD12	1:B:437:PRO:HD3	2.02	0.41
1:I:59:CYS:SG	1:I:61:LEU:HB2	2.60	0.41
1:B:27:LYS:O	1:B:31:ALA:N	2.49	0.41
1:B:307:LEU:HB3	1:B:311:GLN:HB2	2.03	0.41
1:D:59:CYS:SG	1:D:61:LEU:HB2	2.60	0.41
1:F:59:CYS:SG	1:F:61:LEU:HB2	2.60	0.41
1:G:59:CYS:SG	1:G:61:LEU:HB2	2.60	0.41
1:I:438:GLN:HB3	1:I:440:GLN:NE2	2.35	0.41
1:B:309:GLU:CD	1:I:452:GLU:HG2	2.37	0.41
1:J:246:ASN:HA	1:J:247:PRO:HA	1.91	0.41
1:K:272:LEU:HD23	1:K:272:LEU:HA	1.91	0.41
1:A:438:GLN:HA	1:A:439:PRO:HD3	1.87	0.41
1:B:166:CYS:HA	1:B:174:LEU:HD13	2.01	0.41

*Continued on next page...*

*Continued from previous page...*

Atom-1	Atom-2	Interatomic distance (Å)	Clash overlap (Å)
1:B:199:PRO:CG	1:D:170:ARG:HE	2.33	0.41
1:E:46:ALA:CB	1:E:392:ARG:HD3	2.49	0.41
1:F:162:LEU:HD12	1:F:163:ARG:H	1.86	0.41
1:G:438:GLN:HB3	1:G:440:GLN:NE2	2.35	0.41
1:H:220:LYS:HA	1:H:220:LYS:HD3	1.90	0.41
1:J:174:LEU:HD22	1:J:206:ALA:HA	2.02	0.41
1:J:329:GLY:HA2	1:J:366:ARG:NH2	2.26	0.41
1:K:438:GLN:HA	1:K:439:PRO:HD3	1.87	0.41
1:A:13:PHE:CE2	1:A:33:ARG:CZ	3.03	0.41
1:A:275:ARG:HE	1:A:275:ARG:HB3	1.71	0.41
1:B:452:GLU:OE2	1:D:155:HIS:ND1	2.32	0.41
1:C:59:CYS:SG	1:C:61:LEU:HB2	2.60	0.41
1:F:13:PHE:CE2	1:F:33:ARG:CZ	3.03	0.41
1:G:162:LEU:HD12	1:G:163:ARG:H	1.86	0.41
1:H:307:LEU:HB3	1:H:311:GLN:HB2	2.03	0.41
1:J:4:PHE:HB3	1:J:66:ILE:HD12	2.01	0.41
1:K:162:LEU:HD12	1:K:163:ARG:H	1.86	0.41
1:K:425:ILE:HD12	1:K:437:PRO:HD3	2.02	0.41
1:K:59:CYS:SG	1:K:61:LEU:HB2	2.60	0.41
1:B:438:GLN:HB3	1:B:440:GLN:NE2	2.35	0.41
1:E:307:LEU:HB3	1:E:311:GLN:HB2	2.03	0.41
1:F:297:LEU:HA	1:F:297:LEU:HD23	1.78	0.41
1:G:174:LEU:HD22	1:G:206:ALA:HA	2.02	0.41
1:I:24:PHE:CE2	1:I:25:GLN:CG	2.87	0.41
1:A:436:CYS:HA	1:A:437:PRO:HD3	1.71	0.41
1:A:59:CYS:SG	1:A:61:LEU:HB2	2.60	0.41
1:B:44:ILE:CD1	1:B:266:LEU:CD1	2.95	0.41
1:C:230:THR:HG22	1:C:231:ASN:O	2.19	0.41
1:D:166:CYS:HA	1:D:174:LEU:HD13	2.01	0.41
1:L:162:LEU:HD12	1:L:163:ARG:H	1.86	0.41
1:A:174:LEU:HD22	1:A:206:ALA:HA	2.02	0.41
1:B:309:GLU:OE2	1:I:452:GLU:CD	2.58	0.41
1:C:162:LEU:HD12	1:C:163:ARG:H	1.86	0.41
1:C:174:LEU:HD22	1:C:206:ALA:HA	2.02	0.41
1:C:45:PHE:HB2	1:C:67:VAL:HG12	2.03	0.41
1:F:174:LEU:HD22	1:F:206:ALA:HA	2.02	0.41
1:F:72:ARG:NH1	1:F:265:HIS:NE2	2.69	0.41
1:G:45:PHE:HB2	1:G:67:VAL:HG12	2.03	0.41
1:I:174:LEU:HD22	1:I:206:ALA:HA	2.02	0.41
1:F:9:SER:O	1:F:273:ASN:CA	2.68	0.41
1:F:327:MET:C	1:F:329:GLY:N	2.67	0.41

*Continued on next page...*

*Continued from previous page...*

Atom-1	Atom-2	Interatomic distance (Å)	Clash overlap (Å)
1:G:307:LEU:HB3	1:G:311:GLN:HB2	2.03	0.41
1:H:45:PHE:HB2	1:H:67:VAL:HG12	2.03	0.41
1:I:166:CYS:HA	1:I:174:LEU:HD13	2.02	0.41
1:L:11:TYR:HH	1:L:333:PRO:C	2.21	0.41
1:B:162:LEU:HD12	1:B:163:ARG:H	1.86	0.41
1:E:438:GLN:HB3	1:E:440:GLN:NE2	2.35	0.41
1:F:334:ARG:HA	1:F:335:PRO:HD3	1.77	0.41
1:H:11:TYR:OH	1:H:333:PRO:O	2.21	0.41
1:I:45:PHE:HB2	1:I:67:VAL:HG12	2.03	0.41
1:J:199:PRO:HG3	1:L:170:ARG:NE	2.15	0.41
1:L:425:ILE:HD12	1:L:437:PRO:HD3	2.03	0.41
1:A:255:HIS:HB3	1:A:402:ARG:HG2	2.03	0.41
1:D:425:ILE:HD12	1:D:437:PRO:HD3	2.02	0.41
1:E:255:HIS:HB3	1:E:402:ARG:HG2	2.03	0.41
1:E:45:PHE:HB2	1:E:67:VAL:HG12	2.03	0.41
1:F:307:LEU:HB3	1:F:311:GLN:HB2	2.03	0.41
1:F:46:ALA:C	1:F:392:ARG:HD3	2.40	0.41
1:H:255:HIS:HB3	1:H:402:ARG:HG2	2.03	0.41
1:K:329:GLY:CA	1:K:341:LEU:O	2.61	0.41
1:K:45:PHE:HB2	1:K:67:VAL:HG12	2.03	0.41
1:L:40:GLN:O	1:L:72:ARG:N	2.34	0.41
1:L:8:ASN:HB3	1:L:335:PRO:HB3	2.02	0.41
1:A:452:GLU:CG	1:E:155:HIS:ND1	2.84	0.41
1:A:45:PHE:HB2	1:A:67:VAL:HG12	2.03	0.41
1:B:277:PHE:HB2	1:B:318:TYR:CZ	2.56	0.41
1:D:45:PHE:HB2	1:D:67:VAL:HG12	2.03	0.41
1:E:42:ARG:CG	1:E:72:ARG:HG3	2.51	0.41
1:F:42:ARG:CG	1:F:72:ARG:HG3	2.51	0.41
1:I:162:LEU:HD12	1:I:163:ARG:H	1.86	0.41
1:J:44:ILE:HG21	1:J:266:LEU:CD2	2.51	0.41
1:L:9:SER:O	1:L:273:ASN:HB3	2.21	0.41
1:A:162:LEU:HD12	1:A:163:ARG:H	1.86	0.40
1:B:246:ASN:HA	1:B:247:PRO:HA	1.91	0.40
1:B:255:HIS:HB3	1:B:402:ARG:HG2	2.03	0.40
1:C:307:LEU:HB3	1:C:311:GLN:HB2	2.02	0.40
1:C:255:HIS:HB3	1:C:402:ARG:HG2	2.03	0.40
1:D:272:LEU:HD23	1:D:272:LEU:HA	1.91	0.40
1:F:255:HIS:HB3	1:F:402:ARG:HG2	2.03	0.40
1:F:277:PHE:HB2	1:F:318:TYR:CZ	2.56	0.40
1:F:425:ILE:HD12	1:F:437:PRO:HD3	2.02	0.40
1:G:425:ILE:HD12	1:G:437:PRO:HD3	2.02	0.40

*Continued on next page...*

*Continued from previous page...*

Atom-1	Atom-2	Interatomic distance (Å)	Clash overlap (Å)
1:K:42:ARG:CG	1:K:72:ARG:HG3	2.52	0.40
1:J:199:PRO:CD	1:L:170:ARG:CZ	2.76	0.40
1:L:174:LEU:HD22	1:L:206:ALA:HA	2.02	0.40
1:A:277:PHE:HB2	1:A:318:TYR:CZ	2.56	0.40
1:A:425:ILE:HD12	1:A:437:PRO:HD3	2.02	0.40
1:B:42:ARG:CG	1:B:72:ARG:HG3	2.52	0.40
1:C:42:ARG:CG	1:C:72:ARG:HG3	2.52	0.40
1:D:162:LEU:HD12	1:D:163:ARG:H	1.86	0.40
1:D:220:LYS:HD3	1:D:220:LYS:HA	1.90	0.40
1:D:42:ARG:CG	1:D:72:ARG:HG3	2.51	0.40
1:F:45:PHE:HB2	1:F:67:VAL:HG12	2.03	0.40
1:G:72:ARG:HH22	1:G:265:HIS:CD2	2.35	0.40
1:G:42:ARG:CG	1:G:72:ARG:HG3	2.52	0.40
1:I:255:HIS:HB3	1:I:402:ARG:HG2	2.03	0.40
1:J:72:ARG:NH1	1:J:265:HIS:CD2	2.90	0.40
1:J:255:HIS:HB3	1:J:402:ARG:HG2	2.03	0.40
1:K:220:LYS:HA	1:K:220:LYS:HD3	1.90	0.40
1:L:277:PHE:HB2	1:L:318:TYR:CZ	2.56	0.40
1:B:45:PHE:HB2	1:B:67:VAL:HG12	2.03	0.40
1:B:396:ARG:CG	1:F:400:GLN:CD	2.89	0.40
1:H:174:LEU:HD22	1:H:206:ALA:HA	2.02	0.40
1:I:42:ARG:CG	1:I:72:ARG:HG3	2.51	0.40
1:A:307:LEU:HB3	1:A:311:GLN:HB2	2.03	0.40
1:B:174:LEU:HD22	1:B:206:ALA:HA	2.02	0.40
1:C:277:PHE:HB2	1:C:318:TYR:CZ	2.56	0.40
1:C:425:ILE:HD12	1:C:437:PRO:HD3	2.02	0.40
1:D:174:LEU:HD22	1:D:206:ALA:HA	2.02	0.40
1:H:162:LEU:HD12	1:H:163:ARG:H	1.86	0.40
1:K:307:LEU:HB3	1:K:311:GLN:HB2	2.03	0.40
1:F:11:TYR:CD1	1:F:369:LYS:HE3	2.56	0.40
1:H:42:ARG:CG	1:H:72:ARG:HG3	2.52	0.40
1:J:297:LEU:HA	1:J:297:LEU:HD23	1.78	0.40
1:J:330:VAL:HG21	1:J:364:PHE:HE2	1.87	0.40
1:J:425:ILE:HD12	1:J:437:PRO:HD3	2.02	0.40
1:J:42:ARG:CG	1:J:72:ARG:HG3	2.51	0.40
1:L:297:LEU:HA	1:L:297:LEU:HD23	1.78	0.40
1:L:307:LEU:HB3	1:L:311:GLN:HB2	2.03	0.40
1:K:313:ASN:CG	1:L:420:ARG:HE	2.25	0.40

All (31) symmetry-related close contacts are listed below. The label for Atom-2 includes the symmetry operator and encoded unit-cell translations to be applied.

Atom-1	Atom-2	Interatomic distance (Å)	Clash overlap (Å)
1:J:254:ASN:ND2	1:J:428:ASN:OD1[2_655]	1.25	0.95
1:F:326:GLN:O	1:G:282:GLN:CG[1_554]	1.30	0.90
1:D:327:MET:CG	1:L:294:PRO:CB[4_455]	1.35	0.85
1:C:282:GLN:NE2	1:E:276:GLN:NE2[2_555]	1.41	0.79
1:B:282:GLN:NE2	1:K:326:GLN:CA[1_554]	1.42	0.78
1:F:325:LEU:O	1:G:282:GLN:NE2[1_554]	1.55	0.65
1:D:326:GLN:O	1:L:292:GLY:O[4_455]	1.58	0.62
1:B:282:GLN:CB	1:K:326:GLN:OE1[1_554]	1.70	0.50
1:B:282:GLN:CG	1:K:326:GLN:OE1[1_554]	1.72	0.48
1:D:327:MET:O	1:L:294:PRO:CD[4_455]	1.75	0.45
1:F:326:GLN:C	1:G:282:GLN:CG[1_554]	1.82	0.38
1:B:282:GLN:CD	1:K:326:GLN:CG[1_554]	1.84	0.36
1:C:326:GLN:OE1	1:E:282:GLN:N[2_555]	1.87	0.33
1:B:282:GLN:CG	1:K:326:GLN:CB[1_554]	1.91	0.29
1:F:326:GLN:OE1	1:G:281:ALA:N[1_554]	1.92	0.28
1:D:327:MET:CB	1:L:294:PRO:CB[4_455]	1.93	0.27
1:B:282:GLN:CG	1:K:326:GLN:CG[1_554]	1.94	0.26
1:B:282:GLN:N	1:K:326:GLN:OE1[1_554]	1.95	0.25
1:B:282:GLN:NE2	1:K:326:GLN:CB[1_554]	1.96	0.24
1:B:282:GLN:NE2	1:K:326:GLN:CG[1_554]	1.98	0.22
1:D:327:MET:C	1:L:294:PRO:CD[4_455]	2.01	0.19
1:B:294:PRO:CB	1:K:278:VAL:CG2[1_554]	2.03	0.17
1:D:327:MET:O	1:L:294:PRO:CG[4_455]	2.03	0.17
1:B:282:GLN:CG	1:K:326:GLN:CD[1_554]	2.05	0.15
1:F:326:GLN:CA	1:G:282:GLN:CG[1_554]	2.07	0.13
1:C:342:LEU:O	1:I:191:ARG:NH2[4_455]	2.09	0.11
1:F:326:GLN:CD	1:G:280:ASP:OD1[1_554]	2.10	0.10
1:F:326:GLN:OE1	1:G:280:ASP:OD1[1_554]	2.11	0.09
1:B:282:GLN:CA	1:K:326:GLN:OE1[1_554]	2.18	0.02
1:F:326:GLN:OE1	1:G:280:ASP:C[1_554]	2.19	0.01
1:C:326:GLN:O	1:E:282:GLN:CG[2_555]	2.19	0.01

## 5.3 Torsion angles

### 5.3.1 Protein backbone

In the following table, the Percentiles column shows the percent Ramachandran outliers of the chain as a percentile score with respect to all X-ray entries followed by that with respect to entries of similar resolution.

The Analysed column shows the number of residues for which the backbone conformation was analysed, and the total number of residues.

Mol	Chain	Analysed	Favoured	Allowed	Outliers	Percentiles	
1	A	371/470 (79%)	361 (97%)	10 (3%)	0	100	100
1	B	371/470 (79%)	358 (96%)	12 (3%)	1 (0%)	41	76
1	C	371/470 (79%)	361 (97%)	10 (3%)	0	100	100
1	D	371/470 (79%)	361 (97%)	10 (3%)	0	100	100
1	E	371/470 (79%)	361 (97%)	10 (3%)	0	100	100
1	F	371/470 (79%)	360 (97%)	11 (3%)	0	100	100
1	G	371/470 (79%)	361 (97%)	10 (3%)	0	100	100
1	H	371/470 (79%)	361 (97%)	10 (3%)	0	100	100
1	I	371/470 (79%)	361 (97%)	10 (3%)	0	100	100
1	J	371/470 (79%)	361 (97%)	10 (3%)	0	100	100
1	K	371/470 (79%)	360 (97%)	11 (3%)	0	100	100
1	L	371/470 (79%)	361 (97%)	10 (3%)	0	100	100
All	All	4452/5640 (79%)	4327 (97%)	124 (3%)	1 (0%)	100	100

All (1) Ramachandran outliers are listed below:

Mol	Chain	Res	Type
1	B	344	GLU

### 5.3.2 Protein sidechains ⓘ

In the following table, the Percentiles column shows the percent sidechain outliers of the chain as a percentile score with respect to all X-ray entries followed by that with respect to entries of similar resolution.

The Analysed column shows the number of residues for which the sidechain conformation was analysed, and the total number of residues.

Mol	Chain	Analysed	Rotameric	Outliers	Percentiles	
1	A	331/403 (82%)	327 (99%)	4 (1%)	71	83
1	B	331/403 (82%)	325 (98%)	6 (2%)	59	77
1	C	331/403 (82%)	327 (99%)	4 (1%)	71	83
1	D	331/403 (82%)	327 (99%)	4 (1%)	71	83
1	E	331/403 (82%)	326 (98%)	5 (2%)	65	80
1	F	331/403 (82%)	327 (99%)	4 (1%)	71	83
1	G	331/403 (82%)	327 (99%)	4 (1%)	71	83

*Continued on next page...*



*Continued from previous page...*

Mol	Chain	Analysed	Rotameric	Outliers	Percentiles	
1	H	331/403 (82%)	327 (99%)	4 (1%)	71	83
1	I	331/403 (82%)	327 (99%)	4 (1%)	71	83
1	J	331/403 (82%)	327 (99%)	4 (1%)	71	83
1	K	331/403 (82%)	327 (99%)	4 (1%)	71	83
1	L	331/403 (82%)	326 (98%)	5 (2%)	65	80
All	All	3972/4836 (82%)	3920 (99%)	52 (1%)	69	82

All (52) residues with a non-rotameric sidechain are listed below:

Mol	Chain	Res	Type
1	A	8	ASN
1	A	22	SER
1	A	32	LYS
1	A	52	ASN
1	B	8	ASN
1	B	22	SER
1	B	32	LYS
1	B	52	ASN
1	B	345	GLN
1	B	347	GLN
1	C	8	ASN
1	C	22	SER
1	C	32	LYS
1	C	52	ASN
1	D	8	ASN
1	D	22	SER
1	D	32	LYS
1	D	52	ASN
1	E	8	ASN
1	E	22	SER
1	E	32	LYS
1	E	52	ASN
1	E	327	MET
1	F	8	ASN
1	F	22	SER
1	F	32	LYS
1	F	52	ASN
1	G	8	ASN
1	G	22	SER
1	G	32	LYS

*Continued on next page...*

*Continued from previous page...*

Mol	Chain	Res	Type
1	G	52	ASN
1	H	8	ASN
1	H	22	SER
1	H	32	LYS
1	H	52	ASN
1	I	8	ASN
1	I	22	SER
1	I	32	LYS
1	I	52	ASN
1	J	8	ASN
1	J	22	SER
1	J	32	LYS
1	J	52	ASN
1	K	8	ASN
1	K	22	SER
1	K	32	LYS
1	K	52	ASN
1	L	8	ASN
1	L	22	SER
1	L	32	LYS
1	L	52	ASN
1	L	327	MET

Some sidechains can be flipped to improve hydrogen bonding and reduce clashes. All (91) such sidechains are listed below:

Mol	Chain	Res	Type
1	A	8	ASN
1	A	34	GLN
1	A	40	GLN
1	A	52	ASN
1	A	64	GLN
1	A	71	GLN
1	A	265	HIS
1	B	34	GLN
1	B	40	GLN
1	B	52	ASN
1	B	64	GLN
1	B	68	HIS
1	B	71	GLN
1	B	265	HIS
1	B	317	GLN
1	B	347	GLN

*Continued on next page...*

*Continued from previous page...*

Mol	Chain	Res	Type
1	C	34	GLN
1	C	40	GLN
1	C	52	ASN
1	C	64	GLN
1	C	68	HIS
1	C	71	GLN
1	C	265	HIS
1	D	8	ASN
1	D	34	GLN
1	D	40	GLN
1	D	52	ASN
1	D	64	GLN
1	D	71	GLN
1	D	265	HIS
1	D	317	GLN
1	D	400	GLN
1	E	8	ASN
1	E	34	GLN
1	E	40	GLN
1	E	52	ASN
1	E	64	GLN
1	E	71	GLN
1	E	265	HIS
1	E	317	GLN
1	E	400	GLN
1	F	8	ASN
1	F	34	GLN
1	F	40	GLN
1	F	52	ASN
1	F	64	GLN
1	F	68	HIS
1	F	71	GLN
1	F	265	HIS
1	G	34	GLN
1	G	40	GLN
1	G	52	ASN
1	G	64	GLN
1	G	71	GLN
1	G	265	HIS
1	G	400	GLN
1	H	34	GLN
1	H	40	GLN

*Continued on next page...*

*Continued from previous page...*

Mol	Chain	Res	Type
1	H	52	ASN
1	H	64	GLN
1	H	71	GLN
1	H	265	HIS
1	I	8	ASN
1	I	34	GLN
1	I	40	GLN
1	I	52	ASN
1	I	64	GLN
1	I	71	GLN
1	I	265	HIS
1	J	34	GLN
1	J	40	GLN
1	J	52	ASN
1	J	64	GLN
1	J	68	HIS
1	J	71	GLN
1	J	265	HIS
1	K	34	GLN
1	K	40	GLN
1	K	52	ASN
1	K	64	GLN
1	K	68	HIS
1	K	71	GLN
1	K	265	HIS
1	L	8	ASN
1	L	34	GLN
1	L	40	GLN
1	L	52	ASN
1	L	64	GLN
1	L	71	GLN
1	L	265	HIS
1	L	317	GLN

### 5.3.3 RNA ⓘ

There are no RNA molecules in this entry.

## 5.4 Non-standard residues in protein, DNA, RNA chains ⓘ

There are no non-standard protein/DNA/RNA residues in this entry.

## 5.5 Carbohydrates [i](#)

There are no carbohydrates in this entry.

## 5.6 Ligand geometry [i](#)

Of 96 ligands modelled in this entry, 96 are monoatomic - leaving 0 for Mogul analysis.

There are no bond length outliers.

There are no bond angle outliers.

There are no chirality outliers.

There are no torsion outliers.

There are no ring outliers.

No monomer is involved in short contacts.

## 5.7 Other polymers [i](#)

There are no such residues in this entry.

## 5.8 Polymer linkage issues [i](#)

There are no chain breaks in this entry.

## 6 Fit of model and data ⓘ

### 6.1 Protein, DNA and RNA chains ⓘ

Unable to reproduce the depositors R factor - this section is therefore empty.

### 6.2 Non-standard residues in protein, DNA, RNA chains ⓘ

Unable to reproduce the depositors R factor - this section is therefore empty.

### 6.3 Carbohydrates ⓘ

Unable to reproduce the depositors R factor - this section is therefore empty.

### 6.4 Ligands ⓘ

Unable to reproduce the depositors R factor - this section is therefore empty.

### 6.5 Other polymers ⓘ

Unable to reproduce the depositors R factor - this section is therefore empty.