



# Full wwPDB X-ray Structure Validation Report ⓘ

May 28, 2020 – 08:15 pm BST

PDB ID : 6KQR  
Title : A pre-assembled molecular-helical Cascade backbone of Csy3 subunits from *Zymomonas mobilis*  
Authors : Gu, D.H.; Ha, S.C.; Kim, J.S.  
Deposited on : 2019-08-18  
Resolution : 2.90 Å(reported)

This is a Full wwPDB X-ray Structure Validation Report for a publicly released PDB entry.

We welcome your comments at [validation@mail.wwpdb.org](mailto:validation@mail.wwpdb.org)

A user guide is available at

<https://www.wwpdb.org/validation/2017/XrayValidationReportHelp>

with specific help available everywhere you see the ⓘ symbol.

---

The following versions of software and data (see [references ⓘ](#)) were used in the production of this report:

MolProbity	:	4.02b-467
Xtriage (Phenix)	:	1.13
EDS	:	2.11
Percentile statistics	:	20191225.v01 (using entries in the PDB archive December 25th 2019)
Refmac	:	5.8.0158
CCP4	:	7.0.044 (Gargrove)
Ideal geometry (proteins)	:	Engh & Huber (2001)
Ideal geometry (DNA, RNA)	:	Parkinson et al. (1996)
Validation Pipeline (wwPDB-VP)	:	2.11

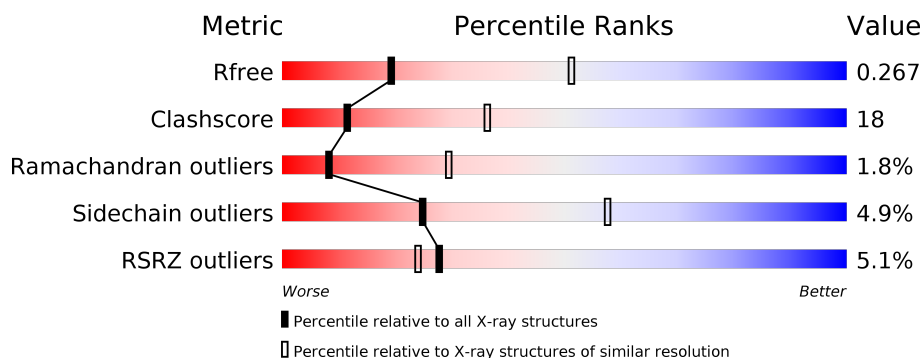
# 1 Overall quality at a glance

The following experimental techniques were used to determine the structure:

*X-RAY DIFFRACTION*

The reported resolution of this entry is 2.90 Å.

Percentile scores (ranging between 0-100) for global validation metrics of the entry are shown in the following graphic. The table shows the number of entries on which the scores are based.



Metric	Whole archive (#Entries)	Similar resolution (#Entries, resolution range(Å))
$R_{free}$	130704	1957 (2.90-2.90)
Clashscore	141614	2172 (2.90-2.90)
Ramachandran outliers	138981	2115 (2.90-2.90)
Sidechain outliers	138945	2117 (2.90-2.90)
RSRZ outliers	127900	1906 (2.90-2.90)

The table below summarises the geometric issues observed across the polymeric chains and their fit to the electron density. The red, orange, yellow and green segments on the lower bar indicate the fraction of residues that contain outliers for  $\geq 3$ , 2, 1 and 0 types of geometric quality criteria respectively. A grey segment represents the fraction of residues that are not modelled. The numeric value for each fraction is indicated below the corresponding segment, with a dot representing fractions  $\leq 5\%$ . The upper red bar (where present) indicates the fraction of residues that have poor fit to the electron density. The numeric value is given above the bar.

Mol	Chain	Length	Quality of chain
1	A	348	<div> <div>4%</div> <div> <div></div> <div>65%</div> <div>27%</div> <div>• • •</div> </div> </div>
1	B	348	<div> <div>5%</div> <div> <div></div> <div>56%</div> <div>36%</div> <div>• •</div> </div> </div>
1	C	348	<div> <div>3%</div> <div> <div></div> <div>68%</div> <div>25%</div> <div>• •</div> </div> </div>
1	D	348	<div> <div>5%</div> <div> <div></div> <div>60%</div> <div>33%</div> <div>• •</div> </div> </div>
1	E	348	<div> <div>7%</div> <div> <div></div> <div>55%</div> <div>39%</div> <div>• •</div> </div> </div>
1	F	348	<div> <div>5%</div> <div> <div></div> <div>63%</div> <div>31%</div> <div>• •</div> </div> </div>

*Continued on next page...*

Continued from previous page...

Mol	Chain	Length	Quality of chain
1	G	348	<div><div></div><div>5%</div><div>65%</div><div>28%</div><div></div><div></div><div></div></div>

## 2 Entry composition

There is only 1 type of molecule in this entry. The entry contains 18135 atoms, of which 0 are hydrogens and 0 are deuteriums.

In the tables below, the ZeroOcc column contains the number of atoms modelled with zero occupancy, the AltConf column contains the number of residues with at least one atom in alternate conformation and the Trace column contains the number of residues modelled with at most 2 atoms.

- Molecule 1 is a protein called CRISPR-associated protein Csy3 family.

Mol	Chain	Residues	Atoms					ZeroOcc	AltConf	Trace
1	A	333	Total	C	N	O	S	0	0	0
			2589	1643	452	491	3			
1	B	333	Total	C	N	O	S	0	0	0
			2589	1643	452	491	3			
1	C	333	Total	C	N	O	S	0	0	0
			2589	1643	452	491	3			
1	D	333	Total	C	N	O	S	0	0	0
			2589	1643	452	491	3			
1	E	334	Total	C	N	O	S	0	0	0
			2593	1645	453	492	3			
1	F	334	Total	C	N	O	S	0	0	0
			2593	1645	453	492	3			
1	G	334	Total	C	N	O	S	0	0	0
			2593	1645	453	492	3			

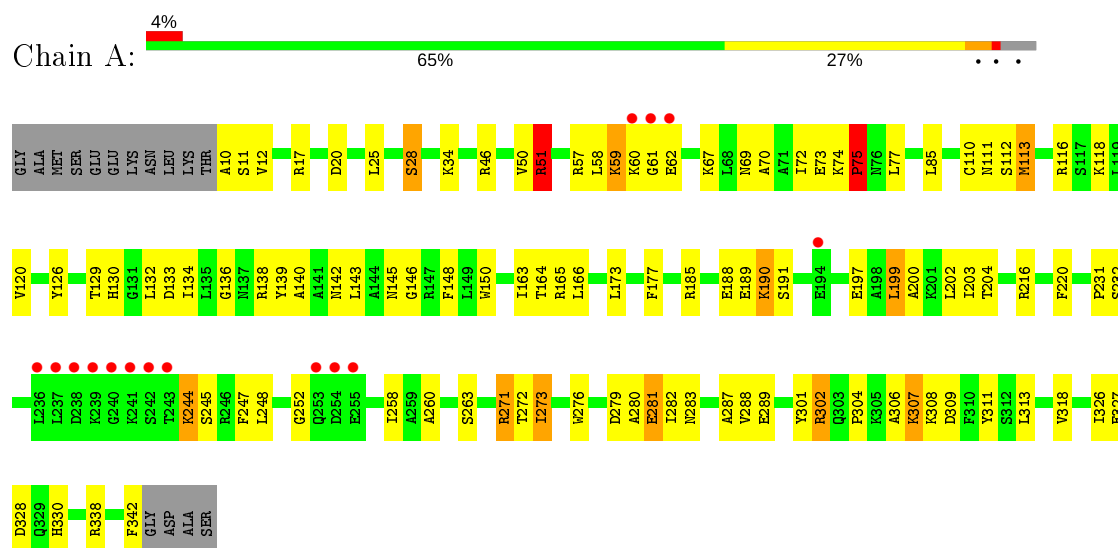
There are 14 discrepancies between the modelled and reference sequences:

Chain	Residue	Modelled	Actual	Comment	Reference
A	-1	GLY	-	expression tag	UNP A0A2R4RXD4
A	0	ALA	-	expression tag	UNP A0A2R4RXD4
B	-1	GLY	-	expression tag	UNP A0A2R4RXD4
B	0	ALA	-	expression tag	UNP A0A2R4RXD4
C	-1	GLY	-	expression tag	UNP A0A2R4RXD4
C	0	ALA	-	expression tag	UNP A0A2R4RXD4
D	-1	GLY	-	expression tag	UNP A0A2R4RXD4
D	0	ALA	-	expression tag	UNP A0A2R4RXD4
E	-1	GLY	-	expression tag	UNP A0A2R4RXD4
E	0	ALA	-	expression tag	UNP A0A2R4RXD4
F	-1	GLY	-	expression tag	UNP A0A2R4RXD4
F	0	ALA	-	expression tag	UNP A0A2R4RXD4
G	-1	GLY	-	expression tag	UNP A0A2R4RXD4
G	0	ALA	-	expression tag	UNP A0A2R4RXD4

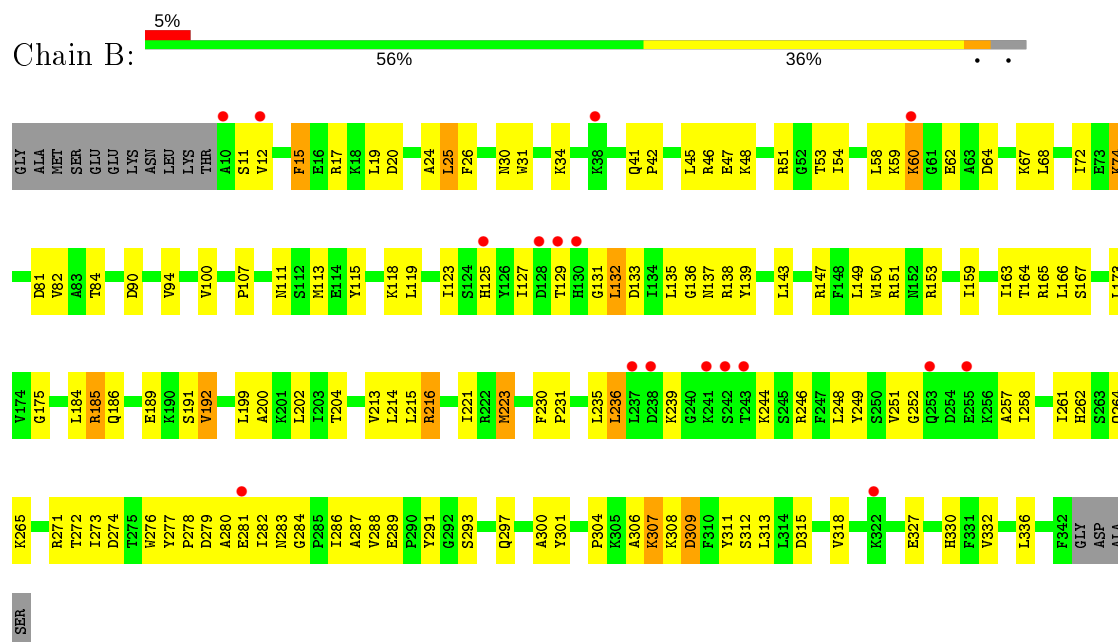
### 3 Residue-property plots [i](#)

These plots are drawn for all protein, RNA and DNA chains in the entry. The first graphic for a chain summarises the proportions of the various outlier classes displayed in the second graphic. The second graphic shows the sequence view annotated by issues in geometry and electron density. Residues are color-coded according to the number of geometric quality criteria for which they contain at least one outlier: green = 0, yellow = 1, orange = 2 and red = 3 or more. A red dot above a residue indicates a poor fit to the electron density ( $RSRZ > 2$ ). Stretches of 2 or more consecutive residues without any outlier are shown as a green connector. Residues present in the sample, but not in the model, are shown in grey.

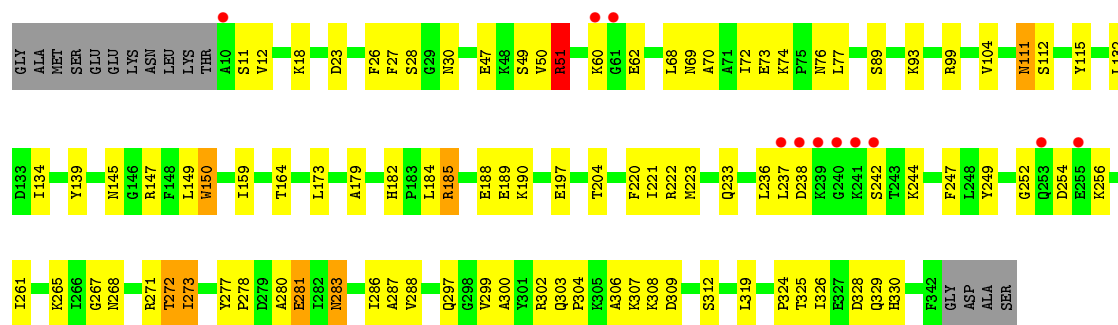
- Molecule 1: CRISPR-associated protein Csy3 family



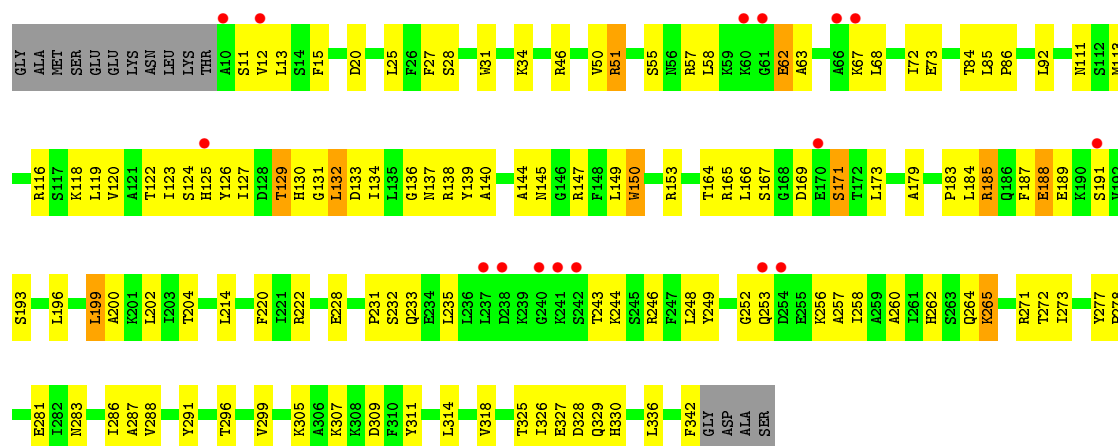
- Molecule 1: CRISPR-associated protein Csy3 family



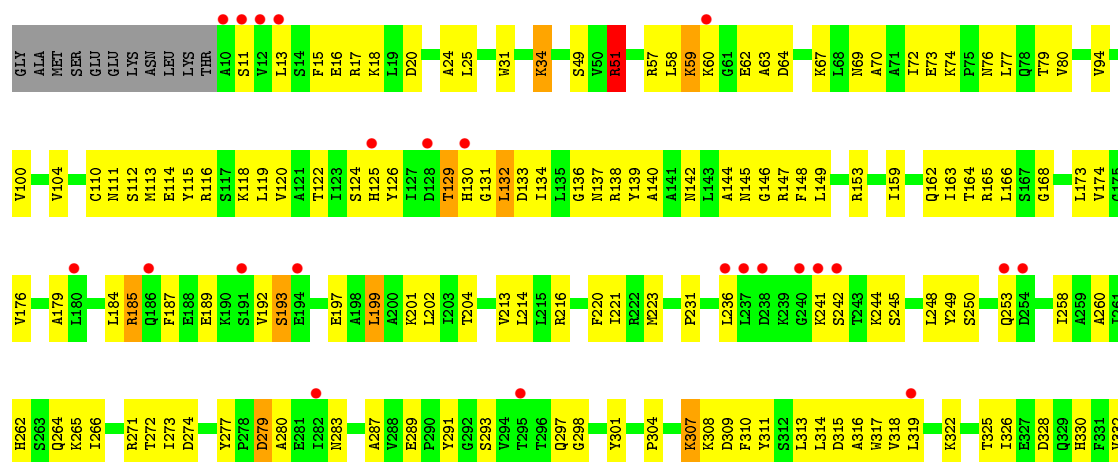
- Molecule 1: CRISPR-associated protein Csy3 family

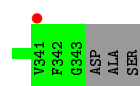


• Molecule 1: CRISPR-associated protein Csy3 family

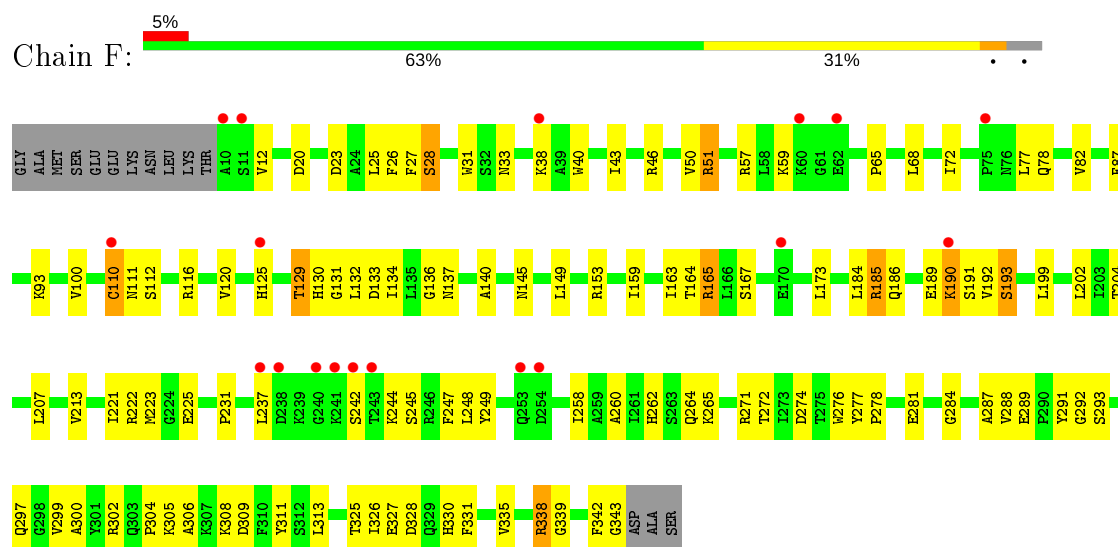


• Molecule 1: CRISPR-associated protein Csy3 family





• Molecule 1: CRISPR-associated protein Csy3 family



• Molecule 1: CRISPR-associated protein Csy3 family



## 4 Data and refinement statistics

Property	Value	Source
Space group	P 1	Depositor
Cell constants a, b, c, $\alpha$ , $\beta$ , $\gamma$	82.18Å 116.16Å 115.94Å 99.37° 103.12° 103.35°	Depositor
Resolution (Å)	15.00 – 2.90 14.99 – 2.90	Depositor EDS
% Data completeness (in resolution range)	98.2 (15.00-2.90) 98.2 (14.99-2.90)	Depositor EDS
$R_{merge}$	(Not available)	Depositor
$R_{sym}$	(Not available)	Depositor
$\langle I/\sigma(I) \rangle$ <sup>1</sup>	2.15 (at 2.91Å)	Xtriage
Refinement program	PHENIX 1.11.1_2575	Depositor
R, $R_{free}$	0.214 , 0.267 0.214 , 0.267	Depositor DCC
$R_{free}$ test set	3417 reflections (3.99%)	wwPDB-VP
Wilson B-factor (Å <sup>2</sup> )	67.3	Xtriage
Anisotropy	0.783	Xtriage
Bulk solvent $k_{sol}$ (e/Å <sup>3</sup> ), $B_{sol}$ (Å <sup>2</sup> )	0.35 , 59.4	EDS
L-test for twinning <sup>2</sup>	$\langle  L  \rangle = 0.50$ , $\langle L^2 \rangle = 0.33$	Xtriage
Estimated twinning fraction	0.012 for -h,-l,-k	Xtriage
$F_o, F_c$ correlation	0.94	EDS
Total number of atoms	18135	wwPDB-VP
Average B, all atoms (Å <sup>2</sup> )	77.0	wwPDB-VP

Xtriage's analysis on translational NCS is as follows: *The largest off-origin peak in the Patterson function is 10.79% of the height of the origin peak. No significant pseudotranslation is detected.*

<sup>1</sup>Intensities estimated from amplitudes.

<sup>2</sup>Theoretical values of  $\langle |L| \rangle$ ,  $\langle L^2 \rangle$  for acentric reflections are 0.5, 0.333 respectively for untwinned datasets, and 0.375, 0.2 for perfectly twinned datasets.



## 5 Model quality

### 5.1 Standard geometry

The Z score for a bond length (or angle) is the number of standard deviations the observed value is removed from the expected value. A bond length (or angle) with  $|Z| > 5$  is considered an outlier worth inspection. RMSZ is the root-mean-square of all Z scores of the bond lengths (or angles).

Mol	Chain	Bond lengths		Bond angles	
		RMSZ	# Z  >5	RMSZ	# Z  >5
1	A	0.60	1/2640 (0.0%)	0.73	2/3575 (0.1%)
1	B	0.46	0/2640	0.67	1/3575 (0.0%)
1	C	0.54	0/2640	0.70	1/3575 (0.0%)
1	D	0.67	1/2640 (0.0%)	0.74	2/3575 (0.1%)
1	E	0.50	0/2644	0.69	1/3580 (0.0%)
1	F	0.52	0/2644	0.73	1/3580 (0.0%)
1	G	0.52	1/2644 (0.0%)	0.68	2/3580 (0.1%)
All	All	0.55	3/18492 (0.0%)	0.70	10/25040 (0.0%)

Chiral center outliers are detected by calculating the chiral volume of a chiral center and verifying if the center is modelled as a planar moiety or with the opposite hand. A planarity outlier is detected by checking planarity of atoms in a peptide group, atoms in a mainchain group or atoms of a sidechain that are expected to be planar.

Mol	Chain	#Chirality outliers	#Planarity outliers
1	C	0	1
1	D	0	1
All	All	0	2

All (3) bond length outliers are listed below:

Mol	Chain	Res	Type	Atoms	Z	Observed(Å)	Ideal(Å)
1	D	86	PRO	N-CD	-22.37	1.16	1.47
1	A	75	PRO	N-CD	-16.40	1.24	1.47
1	G	75	PRO	N-CD	-9.85	1.34	1.47

All (10) bond angle outliers are listed below:

Mol	Chain	Res	Type	Atoms	Z	Observed(°)	Ideal(°)
1	D	189	GLU	N-CA-C	7.00	129.91	111.00
1	F	23	ASP	CB-CG-OD1	6.97	124.58	118.30
1	G	74	LYS	CD-CE-NZ	6.85	127.45	111.70
1	A	51	ARG	NE-CZ-NH1	-6.68	116.96	120.30

*Continued on next page...*

*Continued from previous page...*

Mol	Chain	Res	Type	Atoms	Z	Observed(°)	Ideal(°)
1	E	51	ARG	NE-CZ-NH1	-6.10	117.25	120.30
1	A	75	PRO	CA-N-CD	5.63	119.59	111.70
1	B	25	LEU	CA-CB-CG	5.47	127.89	115.30
1	G	74	LYS	C-N-CD	-5.42	108.69	120.60
1	C	51	ARG	NE-CZ-NH1	-5.14	117.73	120.30
1	D	86	PRO	CA-N-CD	5.03	118.74	111.70

There are no chirality outliers.

All (2) planarity outliers are listed below:

Mol	Chain	Res	Type	Group
1	C	272	THR	Peptide
1	D	188	GLU	Peptide

## 5.2 Too-close contacts [i](#)

In the following table, the Non-H and H(model) columns list the number of non-hydrogen atoms and hydrogen atoms in the chain respectively. The H(added) column lists the number of hydrogen atoms added and optimized by MolProbity. The Clashes column lists the number of clashes within the asymmetric unit, whereas Symm-Clashes lists symmetry related clashes.

Mol	Chain	Non-H	H(model)	H(added)	Clashes	Symm-Clashes
1	A	2589	0	2591	95	1
1	B	2589	0	2591	121	0
1	C	2589	0	2591	76	0
1	D	2589	0	2591	94	1
1	E	2593	0	2594	128	0
1	F	2593	0	2594	108	0
1	G	2593	0	2594	97	0
All	All	18135	0	18146	639	1

The all-atom clashscore is defined as the number of clashes found per 1000 atoms (including hydrogen atoms). The all-atom clashscore for this structure is 18.

All (639) close contacts within the same asymmetric unit are listed below, sorted by their clash magnitude.

Atom-1	Atom-2	Interatomic distance (Å)	Clash overlap (Å)
1:G:74:LYS:CD	1:G:75:PRO:HD2	1.62	1.30
1:G:74:LYS:HD2	1:G:75:PRO:CD	1.63	1.27

*Continued on next page...*

*Continued from previous page...*

Atom-1	Atom-2	Interatomic distance (Å)	Clash overlap (Å)
1:A:74:LYS:CD	1:A:75:PRO:HD2	1.79	1.13
1:B:47:GLU:OE2	1:B:244:LYS:NZ	1.82	1.11
1:A:74:LYS:HD2	1:A:75:PRO:HD2	1.19	1.09
1:B:123:ILE:O	1:B:127:ILE:HD12	1.53	1.07
1:E:51:ARG:HH21	1:F:265:LYS:HD3	1.14	1.06
1:E:11:SER:HB3	1:E:112:SER:HB3	1.38	1.04
1:F:77:LEU:HD11	1:G:235:LEU:HD12	1.39	1.03
1:G:60:LYS:HG3	1:G:61:GLY:H	1.19	1.02
1:F:134:ILE:HG21	1:F:330:HIS:CD2	1.96	0.99
1:E:62:GLU:HA	1:E:67:LYS:HD2	1.45	0.95
1:F:51:ARG:HH22	1:G:265:LYS:HB2	1.30	0.95
1:A:311:TYR:HH	1:A:342:PHE:HD1	0.99	0.94
1:G:51:ARG:HD3	1:G:51:ARG:H	1.35	0.91
1:F:77:LEU:CD1	1:G:235:LEU:HD12	2.02	0.90
1:C:47:GLU:OE2	1:C:244:LYS:NZ	2.06	0.88
1:A:74:LYS:HD2	1:A:75:PRO:CD	2.03	0.88
1:C:51:ARG:HD3	1:C:51:ARG:H	1.40	0.87
1:B:279:ASP:HB3	1:B:282:ILE:HD11	1.58	0.85
1:A:136:GLY:HA3	1:A:204:THR:HG22	1.60	0.83
1:G:136:GLY:HA3	1:G:204:THR:HG23	1.58	0.83
1:G:310:PHE:HD2	1:G:311:TYR:CE1	1.97	0.83
1:A:134:ILE:HD12	1:A:134:ILE:H	1.42	0.83
1:A:59:LYS:H	1:A:59:LYS:HD3	1.45	0.82
1:E:272:THR:HA	1:E:287:ALA:HA	1.61	0.82
1:G:13:LEU:HD23	1:G:15:PHE:HE1	1.44	0.81
1:G:13:LEU:HD23	1:G:15:PHE:CE1	2.16	0.81
1:F:271:ARG:NH1	1:F:289:GLU:OE2	2.14	0.81
1:D:165:ARG:NH1	1:D:167:SER:OG	2.13	0.81
1:F:65:PRO:HA	1:G:303:GLN:NE2	1.96	0.81
1:G:60:LYS:HG3	1:G:61:GLY:N	1.96	0.80
1:D:185:ARG:H	1:D:185:ARG:HD3	1.46	0.80
1:G:310:PHE:HD2	1:G:311:TYR:CD1	2.01	0.79
1:A:62:GLU:HG3	1:A:67:LYS:HG2	1.64	0.79
1:B:12:VAL:HB	1:B:111:ASN:HB2	1.64	0.79
1:E:136:GLY:HA3	1:E:204:THR:HG23	1.64	0.79
1:F:65:PRO:HA	1:G:303:GLN:HE22	1.48	0.79
1:A:163:ILE:HD12	1:A:199:LEU:HD11	1.65	0.79
1:F:134:ILE:HG21	1:F:330:HIS:HD2	1.46	0.78
1:E:51:ARG:HH22	1:F:265:LYS:HB2	1.49	0.78
1:C:280:ALA:O	1:C:281:GLU:HG2	1.84	0.78
1:A:110:CYS:SG	1:A:113:MET:CE	2.72	0.77

*Continued on next page...*

*Continued from previous page...*

Atom-1	Atom-2	Interatomic distance (Å)	Clash overlap (Å)
1:A:326:ILE:H	1:A:326:ILE:HD12	1.49	0.77
1:B:136:GLY:HA3	1:B:204:THR:HG23	1.65	0.77
1:A:77:LEU:HD11	1:B:235:LEU:HD12	1.66	0.76
1:B:123:ILE:HG22	1:B:127:ILE:HD11	1.67	0.76
1:E:51:ARG:NH2	1:F:265:LYS:HD3	1.95	0.76
1:D:228:GLU:OE1	1:E:17:ARG:NH2	2.18	0.76
1:A:51:ARG:HD3	1:A:51:ARG:H	1.51	0.75
1:C:268:ASN:N	1:C:271:ARG:NH2	2.35	0.74
1:C:190:LYS:HG2	1:C:197:GLU:HG3	1.68	0.73
1:A:51:ARG:HH12	1:B:262:HIS:CD2	2.07	0.73
1:B:133:ASP:HA	1:B:204:THR:HG21	1.70	0.73
1:B:279:ASP:O	1:B:281:GLU:N	2.22	0.73
1:E:51:ARG:NH2	1:F:265:LYS:HB2	2.03	0.73
1:A:72:ILE:HD13	1:B:293:SER:HB2	1.71	0.72
1:B:306:ALA:O	1:B:308:LYS:N	2.22	0.72
1:E:145:ASN:O	1:E:153:ARG:NH1	2.22	0.72
1:F:57:ARG:HG2	1:G:311:TYR:CD2	2.25	0.72
1:E:100:VAL:HB	1:E:213:VAL:HG11	1.71	0.71
1:F:46:ARG:NH2	1:G:249:TYR:OH	2.22	0.71
1:E:139:TYR:CD1	1:E:273:ILE:HD11	2.25	0.71
1:C:267:GLY:C	1:C:271:ARG:HH21	1.94	0.71
1:F:338:ARG:HD3	1:F:339:GLY:O	1.91	0.71
1:G:11:SER:HB2	1:G:13:LEU:HD13	1.74	0.70
1:A:70:ALA:O	1:A:73:GLU:OE2	2.10	0.70
1:E:79:THR:HB	1:E:244:LYS:HD2	1.72	0.70
1:C:51:ARG:HH21	1:D:265:LYS:HD3	1.56	0.70
1:C:51:ARG:HH22	1:D:265:LYS:HB2	1.57	0.70
1:A:74:LYS:HD3	1:A:75:PRO:HD2	1.71	0.69
1:A:51:ARG:HH12	1:B:262:HIS:HD2	1.40	0.69
1:C:134:ILE:H	1:C:134:ILE:HD12	1.58	0.69
1:E:72:ILE:HD12	1:F:300:ALA:HB2	1.74	0.69
1:D:272:THR:HA	1:D:287:ALA:HA	1.73	0.69
1:G:42:PRO:HB3	1:G:258:ILE:HD13	1.74	0.69
1:A:51:ARG:HH21	1:B:265:LYS:HD3	1.58	0.69
1:B:42:PRO:HB2	1:B:258:ILE:CD1	2.23	0.69
1:B:42:PRO:HB2	1:B:258:ILE:HD13	1.74	0.69
1:B:42:PRO:CB	1:B:258:ILE:CD1	2.72	0.68
1:D:55:SER:O	1:E:311:TYR:OH	2.04	0.68
1:B:153:ARG:HH12	1:B:184:LEU:HD13	1.59	0.68
1:D:140:ALA:HB1	1:D:199:LEU:HD13	1.74	0.68
1:E:72:ILE:CD1	1:F:300:ALA:HB2	2.24	0.68

*Continued on next page...*

*Continued from previous page...*

Atom-1	Atom-2	Interatomic distance (Å)	Clash overlap (Å)
1:G:133:ASP:HA	1:G:204:THR:HG21	1.74	0.68
1:B:166:LEU:HD11	1:B:216:ARG:HB2	1.75	0.67
1:D:133:ASP:HA	1:D:204:THR:HG21	1.75	0.67
1:A:166:LEU:HD21	1:A:216:ARG:HH21	1.60	0.67
1:D:12:VAL:HB	1:D:111:ASN:HB2	1.74	0.67
1:C:164:THR:HG22	1:C:173:LEU:HA	1.77	0.67
1:A:110:CYS:SG	1:A:113:MET:HE1	2.34	0.67
1:B:185:ARG:H	1:B:185:ARG:HD3	1.60	0.67
1:E:187:PHE:O	1:E:189:GLU:OE2	2.12	0.67
1:A:166:LEU:HD21	1:A:216:ARG:NH2	2.11	0.66
1:D:136:GLY:HA3	1:D:204:THR:HG22	1.78	0.66
1:G:119:LEU:HD12	1:G:318:VAL:HG21	1.78	0.66
1:A:51:ARG:HH22	1:B:265:LYS:HB2	1.61	0.66
1:D:134:ILE:HG21	1:D:330:HIS:CE1	2.31	0.66
1:G:310:PHE:CD2	1:G:311:TYR:CD1	2.84	0.66
1:E:125:HIS:O	1:E:129:THR:HG22	1.95	0.66
1:F:51:ARG:HD3	1:F:51:ARG:H	1.58	0.66
1:A:51:ARG:NH2	1:B:265:LYS:HB2	2.10	0.66
1:F:51:ARG:NH2	1:G:265:LYS:HD3	2.11	0.66
1:F:237:LEU:HD21	1:F:245:SER:O	1.97	0.65
1:C:278:PRO:HD3	1:C:308:LYS:HE2	1.78	0.65
1:B:125:HIS:O	1:B:129:THR:HG23	1.97	0.65
1:E:69:ASN:ND2	1:F:299:VAL:HA	2.12	0.65
1:A:133:ASP:HA	1:A:204:THR:HG21	1.77	0.65
1:C:221:ILE:HG22	1:C:223:MET:HG2	1.78	0.65
1:E:140:ALA:HB1	1:E:199:LEU:HD23	1.79	0.65
1:G:13:LEU:HD21	1:G:119:LEU:HD22	1.78	0.65
1:F:278:PRO:HD3	1:F:308:LYS:HE2	1.77	0.65
1:A:164:THR:HG22	1:A:173:LEU:HA	1.78	0.65
1:C:267:GLY:C	1:C:271:ARG:NH2	2.50	0.65
1:C:68:LEU:O	1:C:72:ILE:HD12	1.98	0.64
1:E:18:LYS:HE3	1:E:104:VAL:HA	1.80	0.64
1:A:311:TYR:HE1	1:A:342:PHE:HB3	1.63	0.64
1:B:165:ARG:HE	1:B:202:LEU:HD11	1.62	0.64
1:D:126:TYR:HD2	1:D:127:ILE:HD12	1.63	0.64
1:C:244:LYS:HB2	1:C:247:PHE:CZ	2.32	0.64
1:A:140:ALA:HB2	1:A:203:ILE:HD12	1.78	0.64
1:C:51:ARG:NH2	1:D:265:LYS:HB2	2.13	0.64
1:G:185:ARG:HD3	1:G:185:ARG:H	1.62	0.64
1:E:72:ILE:HD13	1:F:293:SER:HB2	1.79	0.64
1:C:73:GLU:HB3	1:E:111:ASN:HD21	1.63	0.63

*Continued on next page...*

*Continued from previous page...*

Atom-1	Atom-2	Interatomic distance (Å)	Clash overlap (Å)
1:D:153:ARG:NH1	1:D:184:LEU:HD11	2.13	0.63
1:E:316:ALA:HB1	1:E:322:LYS:HB2	1.81	0.63
1:F:165:ARG:HG3	1:F:202:LEU:HD21	1.79	0.63
1:A:189:GLU:O	1:A:191:SER:N	2.31	0.63
1:C:60:LYS:O	1:C:62:GLU:HA	1.99	0.63
1:D:232:SER:HB3	1:D:262:HIS:CD2	2.34	0.63
1:E:59:LYS:HD2	1:E:62:GLU:HG3	1.80	0.63
1:E:133:ASP:HA	1:E:204:THR:HG21	1.80	0.62
1:F:129:THR:OG1	1:F:130:HIS:N	2.31	0.62
1:D:123:ILE:HG22	1:D:127:ILE:HD13	1.81	0.62
1:D:311:TYR:HE1	1:D:342:PHE:HB3	1.64	0.62
1:D:200:ALA:O	1:D:204:THR:HG23	1.99	0.62
1:A:34:LYS:HG2	1:A:220:PHE:CD2	2.34	0.62
1:F:51:ARG:NH2	1:G:265:LYS:HB2	2.09	0.62
1:B:15:PHE:CE2	1:B:336:LEU:HD22	2.35	0.62
1:G:164:THR:HG22	1:G:173:LEU:HA	1.81	0.62
1:B:60:LYS:H	1:B:60:LYS:HD2	1.65	0.62
1:C:139:TYR:CE1	1:C:273:ILE:HD12	2.35	0.62
1:B:276:TRP:HB3	1:B:327:GLU:HB3	1.82	0.62
1:F:51:ARG:NH1	1:G:262:HIS:HD2	1.98	0.62
1:E:262:HIS:HB3	1:E:264:GLN:OE1	1.99	0.62
1:A:51:ARG:CD	1:A:51:ARG:H	2.12	0.61
1:B:15:PHE:CE1	1:B:107:PRO:HB3	2.35	0.61
1:D:147:ARG:NH2	1:D:184:LEU:O	2.33	0.61
1:D:11:SER:HB2	1:D:13:LEU:HD13	1.81	0.61
1:E:51:ARG:HD3	1:E:51:ARG:H	1.65	0.61
1:F:134:ILE:CG2	1:F:330:HIS:HD2	2.12	0.61
1:A:57:ARG:HG2	1:B:311:TYR:CE2	2.36	0.61
1:C:74:LYS:HD3	1:C:76:ASN:H	1.65	0.61
1:C:272:THR:HA	1:C:287:ALA:HA	1.81	0.61
1:D:139:TYR:CE1	1:D:273:ILE:HD12	2.35	0.61
1:A:200:ALA:O	1:A:204:THR:HG23	2.01	0.61
1:C:252:GLY:O	1:C:256:LYS:HG2	2.00	0.61
1:F:51:ARG:HH21	1:G:265:LYS:HD3	1.63	0.61
1:D:164:THR:HG22	1:D:173:LEU:HA	1.83	0.60
1:A:129:THR:OG1	1:A:130:HIS:N	2.34	0.60
1:G:54:ILE:HG13	1:G:72:ILE:HD13	1.83	0.60
1:G:277:TYR:OH	1:G:283:ASN:HB3	2.00	0.60
1:C:12:VAL:H	1:C:111:ASN:CB	2.14	0.60
1:B:283:ASN:OD1	1:B:301:TYR:OH	2.20	0.60
1:F:51:ARG:HH12	1:G:262:HIS:HD2	1.48	0.60

*Continued on next page...*

*Continued from previous page...*

Atom-1	Atom-2	Interatomic distance (Å)	Clash overlap (Å)
1:C:18:LYS:HE3	1:C:104:VAL:HA	1.84	0.60
1:E:221:ILE:HG22	1:E:223:MET:HG2	1.83	0.60
1:F:164:THR:HG22	1:F:173:LEU:HA	1.84	0.60
1:G:51:ARG:CD	1:G:51:ARG:H	2.12	0.60
1:G:129:THR:OG1	1:G:130:HIS:N	2.32	0.59
1:C:222:ARG:NH2	1:D:169:ASP:OD1	2.34	0.59
1:C:12:VAL:H	1:C:111:ASN:HB2	1.68	0.59
1:D:138:ARG:HB3	1:D:273:ILE:HG13	1.83	0.59
1:F:272:THR:HA	1:F:287:ALA:HA	1.83	0.59
1:C:134:ILE:HD13	1:C:330:HIS:HE1	1.66	0.59
1:C:324:PRO:HG2	1:C:329:GLN:HG2	1.84	0.59
1:D:51:ARG:H	1:D:51:ARG:HD3	1.67	0.59
1:B:272:THR:HA	1:B:287:ALA:HA	1.84	0.59
1:C:325:THR:HG23	1:C:328:ASP:H	1.68	0.59
1:E:119:LEU:HD12	1:E:318:VAL:HG21	1.85	0.59
1:E:129:THR:HG23	1:E:130:HIS:H	1.67	0.59
1:E:166:LEU:HB2	1:E:214:LEU:HD23	1.85	0.58
1:B:42:PRO:HB3	1:B:258:ILE:CD1	2.33	0.58
1:B:279:ASP:CB	1:B:282:ILE:HD11	2.29	0.58
1:F:149:LEU:HB2	1:F:153:ARG:HG3	1.86	0.58
1:G:244:LYS:HD2	1:G:247:PHE:CE2	2.38	0.58
1:C:297:GLN:HB2	1:C:299:VAL:HG12	1.84	0.58
1:F:27:PHE:HB2	1:F:93:LYS:HB3	1.85	0.58
1:G:11:SER:HB2	1:G:13:LEU:CD1	2.32	0.58
1:A:61:GLY:HA2	1:A:62:GLU:HB3	1.85	0.58
1:G:189:GLU:N	1:G:189:GLU:OE2	2.28	0.58
1:C:306:ALA:O	1:C:308:LYS:N	2.36	0.57
1:E:271:ARG:NH1	1:E:289:GLU:OE2	2.37	0.57
1:F:51:ARG:HH22	1:G:265:LYS:CB	2.12	0.57
1:G:234:GLU:C	1:G:235:LEU:HD23	2.25	0.57
1:G:311:TYR:OH	1:G:342:PHE:HD2	1.88	0.57
1:D:116:ARG:O	1:D:120:VAL:HG23	2.04	0.57
1:E:142:ASN:OD1	1:E:145:ASN:ND2	2.38	0.57
1:G:182:HIS:ND1	1:G:188:GLU:OE1	2.31	0.57
1:G:310:PHE:CD2	1:G:311:TYR:CE1	2.88	0.57
1:D:119:LEU:HD11	1:D:314:LEU:HD11	1.87	0.57
1:F:57:ARG:HG2	1:G:311:TYR:HD2	1.70	0.57
1:A:306:ALA:O	1:A:308:LYS:N	2.37	0.57
1:C:182:HIS:ND1	1:C:188:GLU:OE2	2.37	0.57
1:A:126:TYR:OH	1:A:330:HIS:ND1	2.32	0.56
1:B:191:SER:O	1:B:192:VAL:HG22	2.04	0.56

*Continued on next page...*

*Continued from previous page...*

Atom-1	Atom-2	Interatomic distance (Å)	Clash overlap (Å)
1:B:236:LEU:HD12	1:B:239:LYS:CB	2.35	0.56
1:A:46:ARG:NH2	1:B:249:TYR:OH	2.38	0.56
1:F:100:VAL:HB	1:F:213:VAL:CG2	2.35	0.56
1:A:189:GLU:CD	1:A:189:GLU:H	2.08	0.56
1:A:306:ALA:O	1:A:308:LYS:HG2	2.05	0.56
1:E:131:GLY:O	1:E:133:ASP:N	2.36	0.56
1:E:69:ASN:HD22	1:F:299:VAL:HA	1.69	0.56
1:A:51:ARG:NH1	1:B:262:HIS:HD2	2.03	0.56
1:B:123:ILE:HG22	1:B:127:ILE:CD1	2.35	0.56
1:E:51:ARG:CD	1:E:51:ARG:H	2.18	0.56
1:G:153:ARG:CZ	1:G:184:LEU:HD21	2.36	0.56
1:D:25:LEU:HD13	1:D:258:ILE:HB	1.88	0.56
1:F:134:ILE:CG2	1:F:330:HIS:CD2	2.81	0.56
1:G:233:GLN:HB3	1:G:235:LEU:HD21	1.86	0.56
1:A:59:LYS:HE3	1:A:61:GLY:O	2.06	0.56
1:D:271:ARG:HG3	1:D:288:VAL:H	1.70	0.56
1:A:116:ARG:O	1:A:120:VAL:HG23	2.06	0.56
1:B:153:ARG:HH12	1:B:184:LEU:CD1	2.19	0.56
1:E:57:ARG:HE	1:F:343:GLY:HA2	1.69	0.55
1:B:279:ASP:HB3	1:B:282:ILE:CD1	2.31	0.55
1:D:314:LEU:O	1:D:318:VAL:HG22	2.06	0.55
1:C:73:GLU:CB	1:E:111:ASN:HD21	2.18	0.55
1:G:116:ARG:O	1:G:120:VAL:HG12	2.05	0.55
1:D:58:LEU:HD11	1:D:68:LEU:HD12	1.87	0.55
1:A:139:TYR:CE1	1:A:273:ILE:HD12	2.41	0.55
1:B:62:GLU:HA	1:B:67:LYS:CE	2.37	0.55
1:E:120:VAL:O	1:E:124:SER:OG	2.15	0.55
1:F:38:LYS:O	1:F:38:LYS:HD3	2.07	0.55
1:E:142:ASN:HA	1:E:145:ASN:ND2	2.21	0.55
1:F:231:PRO:HG2	1:F:248:LEU:HD13	1.88	0.55
1:B:118:LYS:HG3	1:B:318:VAL:HG13	1.89	0.55
1:A:272:THR:HA	1:A:287:ALA:HA	1.89	0.55
1:B:25:LEU:HD21	1:B:251:VAL:CG2	2.37	0.55
1:F:244:LYS:HE2	1:F:247:PHE:CE1	2.42	0.55
1:A:70:ALA:HA	1:A:73:GLU:OE2	2.07	0.55
1:C:69:ASN:OD1	1:D:299:VAL:HA	2.07	0.55
1:E:115:TYR:HE1	1:E:119:LEU:HD13	1.72	0.55
1:A:326:ILE:CD1	1:A:326:ILE:H	2.18	0.54
1:F:134:ILE:HA	1:F:137:ASN:HB2	1.90	0.54
1:D:51:ARG:HD3	1:D:51:ARG:N	2.22	0.54
1:E:77:LEU:HD12	1:E:77:LEU:O	2.08	0.54

*Continued on next page...*



*Continued from previous page...*

Atom-1	Atom-2	Interatomic distance (Å)	Clash overlap (Å)
1:F:59:LYS:HE2	1:F:59:LYS:H	1.71	0.54
1:F:136:GLY:HA3	1:F:204:THR:CG2	2.38	0.54
1:F:244:LYS:HE2	1:F:247:PHE:CD1	2.42	0.54
1:F:68:LEU:HD22	1:F:72:ILE:HD11	1.89	0.54
1:C:147:ARG:NH1	1:C:184:LEU:HG	2.23	0.54
1:G:165:ARG:NH1	1:G:202:LEU:HD11	2.22	0.54
1:C:139:TYR:CD1	1:C:273:ILE:HD11	2.42	0.54
1:F:12:VAL:H	1:F:111:ASN:HB3	1.71	0.54
1:C:115:TYR:CE2	1:C:319:LEU:HD21	2.43	0.54
1:D:185:ARG:H	1:D:185:ARG:CD	2.17	0.54
1:G:166:LEU:HD21	1:G:216:ARG:NH1	2.23	0.54
1:D:183:PRO:HD2	1:D:188:GLU:OE2	2.08	0.54
1:G:17:ARG:HD2	1:G:20:ASP:OD1	2.08	0.54
1:C:326:ILE:HD12	1:C:326:ILE:H	1.73	0.53
1:D:145:ASN:O	1:D:179:ALA:HB1	2.08	0.53
1:D:63:ALA:O	1:E:304:PRO:HG2	2.08	0.53
1:F:100:VAL:CG1	1:F:207:LEU:HD22	2.38	0.53
1:G:132:LEU:HD12	1:G:132:LEU:O	2.08	0.53
1:D:273:ILE:HG22	1:D:288:VAL:CG2	2.38	0.53
1:B:41:GLN:OE1	1:B:42:PRO:HD2	2.08	0.53
1:C:300:ALA:HB3	1:C:303:GLN:NE2	2.23	0.53
1:C:30:ASN:OD1	1:C:89:SER:HA	2.08	0.53
1:A:142:ASN:HA	1:A:145:ASN:OD1	2.09	0.53
1:C:280:ALA:O	1:C:281:GLU:CG	2.53	0.53
1:G:110:CYS:HB3	1:G:116:ARG:NH1	2.22	0.53
1:A:190:LYS:HG2	1:A:190:LYS:O	2.08	0.53
1:B:25:LEU:HD21	1:B:251:VAL:HG22	1.91	0.53
1:B:304:PRO:O	1:B:307:LYS:HD3	2.09	0.53
1:E:31:TRP:O	1:E:34:LYS:NZ	2.41	0.53
1:E:112:SER:OG	1:E:114:GLU:HG2	2.09	0.53
1:E:163:ILE:HG21	1:E:199:LEU:HD11	1.91	0.53
1:G:68:LEU:O	1:G:72:ILE:HG12	2.08	0.53
1:A:58:LEU:HD13	1:B:291:TYR:CZ	2.44	0.53
1:F:153:ARG:CZ	1:F:184:LEU:HD11	2.38	0.53
1:F:271:ARG:HG3	1:F:288:VAL:HB	1.90	0.53
1:E:110:CYS:HB3	1:E:116:ARG:CZ	2.39	0.53
1:C:74:LYS:HD3	1:C:76:ASN:N	2.24	0.52
1:E:277:TYR:CZ	1:E:280:ALA:HA	2.44	0.52
1:E:69:ASN:HD21	1:F:299:VAL:HG23	1.73	0.52
1:E:326:ILE:O	1:E:330:HIS:ND1	2.42	0.52
1:G:143:LEU:HD12	1:G:199:LEU:HD21	1.90	0.52

*Continued on next page...*

*Continued from previous page...*

Atom-1	Atom-2	Interatomic distance (Å)	Clash overlap (Å)
1:C:325:THR:O	1:C:329:GLN:HG3	2.09	0.52
1:E:119:LEU:HD11	1:E:314:LEU:HD21	1.90	0.52
1:G:165:ARG:HD2	1:G:202:LEU:HD21	1.91	0.52
1:G:310:PHE:CD2	1:G:311:TYR:HD1	2.27	0.52
1:A:304:PRO:HA	1:A:309:ASP:OD1	2.08	0.52
1:D:134:ILE:HG21	1:D:330:HIS:ND1	2.24	0.52
1:E:310:PHE:CE1	1:E:332:VAL:HG23	2.45	0.52
1:B:231:PRO:HG2	1:B:248:LEU:HD13	1.90	0.52
1:D:171:SER:OG	1:D:171:SER:O	2.26	0.52
1:E:297:GLN:HA	1:F:110:CYS:O	2.09	0.52
1:A:136:GLY:HA3	1:A:204:THR:CG2	2.37	0.52
1:E:164:THR:HG22	1:E:173:LEU:HA	1.92	0.52
1:E:316:ALA:O	1:E:322:LYS:N	2.41	0.52
1:G:15:PHE:HZ	1:G:119:LEU:HD21	1.75	0.52
1:C:51:ARG:HD3	1:C:51:ARG:N	2.16	0.52
1:C:150:TRP:CE2	1:C:265:LYS:HE3	2.45	0.52
1:C:244:LYS:HD2	1:C:247:PHE:CE1	2.45	0.52
1:B:45:LEU:HD13	1:B:248:LEU:HB2	1.92	0.52
1:B:271:ARG:NH2	1:B:289:GLU:OE2	2.43	0.52
1:B:276:TRP:CH2	1:B:330:HIS:HB3	2.44	0.52
1:E:325:THR:HG23	1:E:328:ASP:HB2	1.92	0.52
1:E:58:LEU:HB3	1:E:62:GLU:HB2	1.92	0.52
1:G:262:HIS:HB3	1:G:264:GLN:OE1	2.09	0.52
1:A:57:ARG:NH1	1:B:315:ASP:OD2	2.43	0.51
1:B:153:ARG:NH1	1:B:184:LEU:CD1	2.73	0.51
1:B:163:ILE:HD12	1:B:199:LEU:HD11	1.92	0.51
1:E:139:TYR:CE1	1:E:273:ILE:CD1	2.93	0.51
1:B:202:LEU:HD23	1:B:202:LEU:O	2.11	0.51
1:B:31:TRP:CE2	1:B:34:LYS:HE3	2.45	0.51
1:E:174:VAL:HG11	1:E:199:LEU:HD12	1.93	0.51
1:A:326:ILE:N	1:A:326:ILE:HD12	2.23	0.51
1:E:62:GLU:O	1:E:64:ASP:N	2.43	0.51
1:F:262:HIS:HB3	1:F:264:GLN:OE1	2.11	0.51
1:B:118:LYS:HG3	1:B:318:VAL:CG1	2.41	0.51
1:B:58:LEU:HB3	1:B:62:GLU:HG3	1.93	0.51
1:E:116:ARG:O	1:E:120:VAL:HG23	2.10	0.51
1:F:50:VAL:HG22	1:G:264:GLN:NE2	2.26	0.51
1:G:150:TRP:CD2	1:G:265:LYS:HE3	2.45	0.51
1:G:80:VAL:HG12	1:G:246:ARG:HB3	1.92	0.51
1:B:123:ILE:C	1:B:127:ILE:HD12	2.30	0.51
1:F:110:CYS:SG	1:F:116:ARG:NH1	2.83	0.51

*Continued on next page...*

*Continued from previous page...*

Atom-1	Atom-2	Interatomic distance (Å)	Clash overlap (Å)
1:G:64:ASP:HB3	1:G:67:LYS:HE3	1.92	0.51
1:A:50:VAL:HG22	1:B:264:GLN:NE2	2.27	0.50
1:D:139:TYR:CD1	1:D:273:ILE:HD12	2.46	0.50
1:B:53:THR:HG22	1:B:54:ILE:H	1.76	0.50
1:C:271:ARG:HG3	1:C:288:VAL:H	1.75	0.50
1:B:46:ARG:NH1	1:B:84:THR:OG1	2.44	0.50
1:G:223:MET:O	1:G:227:GLN:HG3	2.11	0.50
1:E:15:PHE:HZ	1:E:119:LEU:HD21	1.76	0.50
1:E:301:TYR:CD1	1:E:301:TYR:N	2.78	0.50
1:G:150:TRP:CE2	1:G:265:LYS:HE3	2.46	0.50
1:F:25:LEU:HD13	1:F:258:ILE:HB	1.92	0.50
1:C:139:TYR:CD1	1:C:273:ILE:CD1	2.95	0.50
1:A:59:LYS:CE	1:A:61:GLY:O	2.59	0.50
1:B:309:ASP:OD2	1:B:312:SER:OG	2.24	0.50
1:E:148:PHE:HB2	1:E:266:ILE:HD13	1.93	0.50
1:A:271:ARG:NH1	1:A:289:GLU:OE2	2.45	0.49
1:F:72:ILE:CD1	1:G:300:ALA:HB2	2.41	0.49
1:A:313:LEU:HD13	1:A:328:ASP:HB3	1.94	0.49
1:B:185:ARG:HD3	1:B:185:ARG:N	2.26	0.49
1:B:64:ASP:OD2	1:B:67:LYS:HD3	2.12	0.49
1:F:277:TYR:OH	1:F:284:GLY:O	2.18	0.49
1:A:25:LEU:HD22	1:A:260:ALA:HB2	1.95	0.49
1:B:42:PRO:HB3	1:B:258:ILE:HD12	1.95	0.49
1:A:17:ARG:NE	1:A:20:ASP:OD1	2.46	0.49
1:E:100:VAL:HB	1:E:213:VAL:CG1	2.40	0.49
1:E:145:ASN:HB2	1:E:147:ARG:H	1.78	0.49
1:D:325:THR:OG1	1:D:327:GLU:OE1	2.31	0.49
1:F:133:ASP:HA	1:F:204:THR:HG21	1.94	0.49
1:G:306:ALA:HB1	1:G:308:LYS:CE	2.43	0.49
1:G:85:LEU:HD21	1:G:92:LEU:HB2	1.94	0.49
1:B:143:LEU:HD13	1:B:163:ILE:HD13	1.95	0.49
1:E:58:LEU:HG	1:F:291:TYR:CZ	2.48	0.49
1:B:147:ARG:NH2	1:B:184:LEU:O	2.46	0.49
1:G:142:ASN:HA	1:G:145:ASN:OD1	2.13	0.49
1:A:70:ALA:C	1:A:73:GLU:OE2	2.50	0.49
1:C:189:GLU:H	1:C:189:GLU:CD	2.15	0.49
1:F:311:TYR:HE1	1:F:342:PHE:HB3	1.77	0.49
1:C:132:LEU:O	1:C:204:THR:HG23	2.12	0.49
1:F:131:GLY:O	1:F:133:ASP:N	2.43	0.49
1:F:136:GLY:HA3	1:F:204:THR:HG22	1.94	0.49
1:F:57:ARG:HG2	1:G:311:TYR:CE2	2.48	0.49

*Continued on next page...*

*Continued from previous page...*

Atom-1	Atom-2	Interatomic distance (Å)	Clash overlap (Å)
1:A:28:SER:HB2	1:A:85:LEU:HD12	1.95	0.48
1:B:332:VAL:O	1:B:336:LEU:HG	2.13	0.48
1:B:68:LEU:O	1:B:72:ILE:HG12	2.12	0.48
1:G:310:PHE:HD2	1:G:311:TYR:HE1	1.56	0.48
1:E:231:PRO:HG2	1:E:248:LEU:HD13	1.95	0.48
1:E:184:LEU:HB2	1:E:185:ARG:HD3	1.94	0.48
1:G:125:HIS:O	1:G:129:THR:HG23	2.14	0.48
1:A:62:GLU:HG3	1:A:67:LYS:CG	2.39	0.48
1:F:326:ILE:O	1:F:330:HIS:ND1	2.39	0.48
1:B:150:TRP:CD2	1:B:265:LYS:HE3	2.49	0.48
1:D:231:PRO:HG2	1:D:248:LEU:HD13	1.96	0.48
1:B:131:GLY:C	1:B:133:ASP:H	2.18	0.48
1:B:59:LYS:O	1:B:62:GLU:HG2	2.13	0.48
1:E:283:ASN:ND2	1:E:301:TYR:CZ	2.82	0.48
1:A:118:LYS:HG3	1:A:318:VAL:HG13	1.96	0.47
1:A:69:ASN:O	1:A:73:GLU:OE2	2.32	0.47
1:E:139:TYR:CE1	1:E:273:ILE:HD12	2.49	0.47
1:E:73:GLU:OE2	1:E:74:LYS:NZ	2.47	0.47
1:F:87:PHE:HZ	1:G:95:GLU:HB3	1.79	0.47
1:F:276:TRP:CD1	1:F:327:GLU:HB3	2.49	0.47
1:D:131:GLY:O	1:D:133:ASP:N	2.47	0.47
1:D:15:PHE:CE2	1:D:336:LEU:HD22	2.50	0.47
1:F:190:LYS:HG3	1:F:191:SER:H	1.79	0.47
1:C:277:TYR:OH	1:C:283:ASN:HB3	2.15	0.47
1:B:252:GLY:HA3	1:B:257:ALA:HA	1.96	0.47
1:A:10:ALA:O	1:A:11:SER:HB3	2.15	0.47
1:D:34:LYS:HG2	1:D:220:PHE:CD2	2.49	0.47
1:C:185:ARG:N	1:C:185:ARG:HD3	2.30	0.47
1:C:50:VAL:HG22	1:D:264:GLN:NE2	2.30	0.47
1:A:134:ILE:CD1	1:A:134:ILE:H	2.14	0.47
1:C:134:ILE:HD13	1:C:330:HIS:CE1	2.49	0.47
1:G:166:LEU:HB2	1:G:214:LEU:HD23	1.96	0.47
1:B:164:THR:HG22	1:B:173:LEU:HA	1.97	0.47
1:E:69:ASN:ND2	1:F:299:VAL:HG23	2.29	0.47
1:F:292:GLY:HA3	1:F:302:ARG:HB2	1.97	0.47
1:F:28:SER:O	1:F:40:TRP:HA	2.15	0.47
1:C:12:VAL:O	1:C:111:ASN:N	2.46	0.47
1:C:139:TYR:CE1	1:C:273:ILE:CD1	2.98	0.47
1:D:165:ARG:HE	1:D:202:LEU:HD11	1.80	0.47
1:F:185:ARG:HG2	1:F:186:GLN:NE2	2.30	0.47
1:D:196:LEU:O	1:D:196:LEU:HD23	2.15	0.46

*Continued on next page...*

*Continued from previous page...*

Atom-1	Atom-2	Interatomic distance (Å)	Clash overlap (Å)
1:E:13:LEU:HD23	1:E:15:PHE:CE2	2.50	0.46
1:C:145:ASN:O	1:C:179:ALA:HB1	2.14	0.46
1:C:302:ARG:HD3	1:C:308:LYS:O	2.15	0.46
1:F:72:ILE:HD13	1:G:293:SER:HB3	1.96	0.46
1:G:325:THR:HG23	1:G:328:ASP:HB2	1.98	0.46
1:A:244:LYS:HD2	1:A:247:PHE:CE2	2.51	0.46
1:A:231:PRO:HD2	1:A:248:LEU:HD13	1.98	0.46
1:A:60:LYS:O	1:A:62:GLU:HA	2.15	0.46
1:B:127:ILE:O	1:B:131:GLY:HA2	2.15	0.46
1:B:262:HIS:HB3	1:B:264:GLN:OE1	2.16	0.46
1:C:26:PHE:CE1	1:C:261:ILE:HG13	2.51	0.46
1:D:57:ARG:HG2	1:E:311:TYR:CD2	2.50	0.46
1:B:309:ASP:O	1:B:313:LEU:HG	2.15	0.46
1:E:279:ASP:N	1:E:279:ASP:OD1	2.49	0.46
1:B:277:TYR:OH	1:B:283:ASN:HB3	2.14	0.46
1:C:304:PRO:HA	1:C:309:ASP:OD1	2.16	0.46
1:D:243:THR:HG23	1:D:244:LYS:H	1.80	0.46
1:E:277:TYR:OH	1:E:283:ASN:HB3	2.15	0.46
1:E:24:ALA:HB1	1:E:94:VAL:CG1	2.46	0.46
1:B:47:GLU:CD	1:B:244:LYS:NZ	2.67	0.46
1:B:286:ILE:HD13	1:B:301:TYR:HD2	1.81	0.46
1:B:24:ALA:HB1	1:B:94:VAL:HG13	1.97	0.46
1:E:115:TYR:CE1	1:E:119:LEU:HD13	2.51	0.46
1:B:274:ASP:HB2	1:B:288:VAL:HG22	1.98	0.46
1:E:59:LYS:HB2	1:E:62:GLU:HG2	1.98	0.46
1:A:280:ALA:O	1:A:281:GLU:HB2	2.16	0.46
1:A:289:GLU:OE1	1:A:338:ARG:NH2	2.43	0.46
1:E:140:ALA:CB	1:E:199:LEU:HD23	2.43	0.46
1:E:165:ARG:HD2	1:E:202:LEU:HD21	1.97	0.46
1:B:297:GLN:OE1	1:B:301:TYR:OH	2.33	0.46
1:D:113:MET:HE2	1:D:116:ARG:HD2	1.98	0.46
1:D:126:TYR:CD2	1:D:127:ILE:HD12	2.47	0.46
1:D:136:GLY:HA3	1:D:204:THR:CG2	2.45	0.46
1:B:119:LEU:HD13	1:B:318:VAL:HG21	1.97	0.45
1:E:72:ILE:HD11	1:F:300:ALA:HB2	1.98	0.45
1:C:23:ASP:OD2	1:C:249:TYR:OH	2.32	0.45
1:C:73:GLU:OE1	1:E:111:ASN:OD1	2.34	0.45
1:G:74:LYS:HD2	1:G:75:PRO:HD2	0.69	0.45
1:A:244:LYS:HD2	1:A:247:PHE:CD2	2.51	0.45
1:F:51:ARG:HH12	1:G:262:HIS:CD2	2.31	0.45
1:B:11:SER:HB3	1:B:115:TYR:CE2	2.52	0.45

*Continued on next page...*

*Continued from previous page...*

Atom-1	Atom-2	Interatomic distance (Å)	Clash overlap (Å)
1:C:268:ASN:HA	1:C:271:ARG:CZ	2.47	0.45
1:E:59:LYS:HD2	1:E:62:GLU:CG	2.47	0.45
1:E:72:ILE:HD13	1:F:293:SER:CB	2.45	0.45
1:D:28:SER:HB2	1:D:85:LEU:HD23	1.98	0.45
1:D:72:ILE:HD12	1:E:293:SER:HB3	1.97	0.45
1:F:163:ILE:HD12	1:F:199:LEU:HD11	1.97	0.45
1:F:331:PHE:O	1:F:335:VAL:HG23	2.16	0.45
1:A:25:LEU:HD13	1:A:258:ILE:HB	1.99	0.45
1:C:237:LEU:HD12	1:C:238:ASP:HB2	1.99	0.45
1:F:153:ARG:HG2	1:F:159:ILE:CD1	2.47	0.45
1:B:19:LEU:HD11	1:B:139:TYR:CD2	2.52	0.45
1:B:223:MET:HE2	1:C:99:ARG:NH1	2.32	0.45
1:D:125:HIS:O	1:D:129:THR:OG1	2.26	0.45
1:F:276:TRP:HB2	1:F:302:ARG:HH22	1.82	0.45
1:A:276:TRP:HB3	1:A:327:GLU:HB3	1.99	0.45
1:A:70:ALA:CA	1:A:73:GLU:OE2	2.65	0.45
1:B:150:TRP:CE2	1:B:265:LYS:HE3	2.52	0.45
1:E:138:ARG:CD	1:E:273:ILE:HG23	2.47	0.45
1:F:145:ASN:O	1:F:153:ARG:NH1	2.47	0.45
1:F:140:ALA:HB1	1:F:199:LEU:HD22	1.99	0.45
1:F:306:ALA:O	1:F:308:LYS:HG2	2.17	0.45
1:A:143:LEU:HB3	1:A:163:ILE:HD11	1.99	0.44
1:A:301:TYR:O	1:A:302:ARG:HB2	2.18	0.44
1:B:74:LYS:HB3	1:B:74:LYS:HE3	1.78	0.44
1:D:149:LEU:HB2	1:D:153:ARG:HG3	1.98	0.44
1:E:80:VAL:HG12	1:E:245:SER:HB3	1.99	0.44
1:F:100:VAL:HB	1:F:213:VAL:HG21	1.98	0.44
1:F:185:ARG:HG2	1:F:186:GLN:HE21	1.82	0.44
1:F:231:PRO:CG	1:F:248:LEU:HD13	2.47	0.44
1:D:138:ARG:HB3	1:D:273:ILE:CG1	2.47	0.44
1:A:134:ILE:HD13	1:A:330:HIS:CE1	2.52	0.44
1:B:282:ILE:O	1:B:284:GLY:N	2.46	0.44
1:D:166:LEU:HB2	1:D:214:LEU:HD23	1.98	0.44
1:D:62:GLU:HA	1:D:67:LYS:HE3	1.98	0.44
1:E:249:TYR:CD2	1:E:260:ALA:HB3	2.52	0.44
1:E:301:TYR:HD1	1:E:301:TYR:H	1.63	0.44
1:F:249:TYR:CD2	1:F:260:ALA:HB3	2.52	0.44
1:F:68:LEU:HD12	1:G:304:PRO:CD	2.47	0.44
1:B:153:ARG:HG2	1:B:159:ILE:CD1	2.46	0.44
1:D:232:SER:CB	1:D:262:HIS:CD2	3.01	0.44
1:D:50:VAL:HG22	1:E:264:GLN:NE2	2.32	0.44

*Continued on next page...*

*Continued from previous page...*

Atom-1	Atom-2	Interatomic distance (Å)	Clash overlap (Å)
1:G:242:SER:O	1:G:243:THR:HG22	2.17	0.44
1:B:100:VAL:HB	1:B:213:VAL:HG21	1.99	0.44
1:D:252:GLY:O	1:D:257:ALA:HB2	2.17	0.44
1:D:277:TYR:CE1	1:D:286:ILE:HG12	2.53	0.44
1:D:46:ARG:HH12	1:D:84:THR:CG2	2.30	0.44
1:A:146:GLY:HA2	1:A:148:PHE:CE2	2.53	0.44
1:A:139:TYR:CD1	1:A:273:ILE:CD1	3.00	0.44
1:B:137:ASN:OD1	1:B:200:ALA:HB1	2.18	0.44
1:D:249:TYR:CD2	1:D:260:ALA:HB3	2.52	0.44
1:E:201:LYS:HA	1:E:204:THR:OG1	2.17	0.44
1:G:183:PRO:HG2	1:G:186:GLN:O	2.18	0.44
1:G:297:GLN:O	1:G:299:VAL:HG23	2.17	0.44
1:C:70:ALA:O	1:C:73:GLU:HG3	2.18	0.44
1:D:137:ASN:HA	1:D:200:ALA:HB1	2.00	0.44
1:E:134:ILE:O	1:E:138:ARG:HG3	2.18	0.44
1:E:16:GLU:O	1:E:18:LYS:HD2	2.18	0.44
1:G:185:ARG:HD3	1:G:185:ARG:N	2.31	0.44
1:A:271:ARG:HG3	1:A:288:VAL:HB	2.00	0.44
1:B:26:PHE:CE1	1:B:261:ILE:HG13	2.52	0.44
1:F:26:PHE:HB3	1:F:43:ILE:HD12	1.99	0.44
1:G:75:PRO:HB3	1:G:77:LEU:HD23	1.99	0.44
1:C:150:TRP:CD2	1:C:265:LYS:HE3	2.53	0.43
1:F:116:ARG:O	1:F:120:VAL:HG23	2.18	0.43
1:F:125:HIS:O	1:F:129:THR:HG23	2.18	0.43
1:F:31:TRP:CE3	1:F:222:ARG:HB2	2.53	0.43
1:F:325:THR:HG23	1:F:328:ASP:HB2	2.00	0.43
1:A:12:VAL:O	1:A:111:ASN:HB2	2.18	0.43
1:B:62:GLU:HA	1:B:67:LYS:HE2	1.99	0.43
1:D:138:ARG:HG2	1:D:187:PHE:CD1	2.53	0.43
1:E:13:LEU:HD21	1:E:119:LEU:HD22	1.99	0.43
1:E:146:GLY:HA2	1:E:148:PHE:CE2	2.53	0.43
1:E:166:LEU:HD11	1:E:216:ARG:HB2	1.99	0.43
1:F:225:GLU:OE1	1:G:216:ARG:NH2	2.51	0.43
1:G:132:LEU:CD1	1:G:132:LEU:O	2.66	0.43
1:C:309:ASP:OD1	1:C:312:SER:OG	2.32	0.43
1:D:150:TRP:NE1	1:D:265:LYS:HG3	2.34	0.43
1:D:325:THR:HG23	1:D:328:ASP:HB2	2.00	0.43
1:E:250:SER:HA	1:E:258:ILE:O	2.18	0.43
1:E:122:THR:HG22	1:E:317:TRP:CE2	2.53	0.43
1:E:118:LYS:HB3	1:E:318:VAL:HG13	2.00	0.43
1:B:115:TYR:HE1	1:B:119:LEU:HD22	1.83	0.43

*Continued on next page...*

*Continued from previous page...*

Atom-1	Atom-2	Interatomic distance (Å)	Clash overlap (Å)
1:B:277:TYR:HB2	1:B:278:PRO:HD2	1.99	0.43
1:E:134:ILE:HA	1:E:137:ASN:HB2	1.99	0.43
1:E:309:ASP:O	1:E:313:LEU:HG	2.18	0.43
1:B:100:VAL:HB	1:B:213:VAL:CG2	2.49	0.43
1:B:12:VAL:HB	1:B:111:ASN:CB	2.40	0.43
1:C:149:LEU:HD13	1:C:221:ILE:HD11	2.00	0.43
1:F:192:VAL:O	1:F:193:SER:HB3	2.18	0.43
1:D:144:ALA:O	1:D:179:ALA:HA	2.18	0.43
1:B:153:ARG:NH1	1:B:184:LEU:HD11	2.33	0.43
1:D:46:ARG:HH12	1:D:84:THR:HG23	1.83	0.43
1:D:27:PHE:O	1:D:92:LEU:HD12	2.19	0.43
1:F:304:PRO:HA	1:F:309:ASP:OD2	2.18	0.43
1:B:249:TYR:CG	1:B:262:HIS:CE1	3.06	0.43
1:E:18:LYS:HD2	1:E:18:LYS:N	2.33	0.43
1:D:57:ARG:HG2	1:E:311:TYR:CE2	2.53	0.43
1:F:65:PRO:CA	1:G:303:GLN:HE22	2.27	0.43
1:B:165:ARG:HA	1:B:215:LEU:HD23	2.01	0.42
1:B:62:GLU:O	1:B:62:GLU:HG3	2.19	0.42
1:E:163:ILE:HG21	1:E:199:LEU:CD1	2.49	0.42
1:E:315:ASP:O	1:E:319:LEU:N	2.50	0.42
1:F:78:GLN:HB3	1:F:245:SER:HB2	2.01	0.42
1:G:149:LEU:HD22	1:G:221:ILE:HD11	2.01	0.42
1:B:264:GLN:OE1	1:B:264:GLN:N	2.49	0.42
1:B:81:ASP:O	1:B:246:ARG:NH2	2.52	0.42
1:D:277:TYR:OH	1:D:283:ASN:ND2	2.52	0.42
1:E:118:LYS:O	1:E:122:THR:OG1	2.27	0.42
1:E:132:LEU:O	1:E:204:THR:HG22	2.18	0.42
1:D:73:GLU:HG2	1:E:298:GLY:HA3	1.99	0.42
1:D:153:ARG:CZ	1:D:184:LEU:HD11	2.49	0.42
1:A:70:ALA:O	1:A:73:GLU:CD	2.58	0.42
1:B:15:PHE:CD2	1:B:336:LEU:HD22	2.54	0.42
1:D:326:ILE:HA	1:D:329:GLN:HB2	2.02	0.42
1:B:113:MET:SD	1:B:113:MET:N	2.91	0.42
1:E:144:ALA:O	1:E:179:ALA:HA	2.20	0.42
1:E:25:LEU:HD22	1:E:260:ALA:HB2	2.00	0.42
1:D:68:LEU:HD11	1:E:291:TYR:CD2	2.54	0.42
1:E:70:ALA:O	1:E:73:GLU:HG3	2.19	0.42
1:C:134:ILE:CD1	1:C:134:ILE:H	2.28	0.42
1:F:221:ILE:HG22	1:F:223:MET:HG3	2.01	0.42
1:F:72:ILE:HD11	1:G:300:ALA:HB2	2.01	0.42
1:B:48:LYS:HE2	1:B:82:VAL:HG11	2.02	0.42

*Continued on next page...*



*Continued from previous page...*

Atom-1	Atom-2	Interatomic distance (Å)	Clash overlap (Å)
1:C:277:TYR:CE1	1:C:286:ILE:HG12	2.55	0.42
1:E:308:LYS:HD2	1:E:328:ASP:OD2	2.20	0.42
1:G:46:ARG:HH21	1:G:84:THR:CG2	2.32	0.42
1:E:277:TYR:CD2	1:E:301:TYR:HB3	2.55	0.42
1:F:313:LEU:HD13	1:F:328:ASP:HB3	2.02	0.42
1:A:72:ILE:HD12	1:B:300:ALA:HB2	2.02	0.42
1:B:189:GLU:H	1:B:189:GLU:HG2	1.56	0.42
1:F:51:ARG:HA	1:F:77:LEU:HD22	2.01	0.42
1:A:165:ARG:HH21	1:A:202:LEU:HD11	1.85	0.41
1:A:279:ASP:O	1:A:282:ILE:HG13	2.19	0.41
1:B:138:ARG:HB3	1:B:273:ILE:CG2	2.50	0.41
1:B:223:MET:HE2	1:C:99:ARG:HH12	1.85	0.41
1:C:77:LEU:HD11	1:D:235:LEU:HD13	2.02	0.41
1:D:253:GLN:NE2	1:D:256:LYS:HD2	2.35	0.41
1:D:291:TYR:HD1	1:D:309:ASP:HB2	1.85	0.41
1:E:241:LYS:O	1:E:241:LYS:HG2	2.20	0.41
1:E:69:ASN:HD21	1:F:299:VAL:CG2	2.32	0.41
1:G:132:LEU:O	1:G:204:THR:HG22	2.20	0.41
1:G:324:PRO:O	1:G:329:GLN:NE2	2.49	0.41
1:A:73:GLU:N	1:A:73:GLU:OE2	2.50	0.41
1:F:185:ARG:HD3	1:F:185:ARG:N	2.35	0.41
1:E:273:ILE:HG21	1:E:273:ILE:HD13	1.80	0.41
1:F:297:GLN:HA	1:G:110:CYS:O	2.21	0.41
1:D:140:ALA:CB	1:D:199:LEU:HD13	2.48	0.41
1:A:61:GLY:HA2	1:A:62:GLU:CB	2.48	0.41
1:C:159:ILE:HA	1:C:220:PHE:O	2.20	0.41
1:C:77:LEU:HD11	1:D:235:LEU:CD1	2.51	0.41
1:E:149:LEU:HD23	1:E:149:LEU:HA	1.89	0.41
1:A:307:LYS:H	1:A:307:LYS:HG2	1.53	0.41
1:E:193:SER:O	1:E:197:GLU:HB2	2.21	0.41
1:A:188:GLU:HG2	1:A:188:GLU:H	1.61	0.41
1:B:135:LEU:HA	1:B:135:LEU:HD23	1.89	0.41
1:D:305:LYS:HE2	1:D:305:LYS:HB3	1.84	0.41
1:D:325:THR:HG23	1:D:328:ASP:H	1.85	0.41
1:D:72:ILE:HD12	1:E:293:SER:CB	2.50	0.41
1:G:134:ILE:HD12	1:G:137:ASN:HD22	1.85	0.41
1:A:177:PHE:CZ	1:A:199:LEU:HD12	2.56	0.41
1:F:274:ASP:CG	1:F:302:ARG:HH21	2.24	0.41
1:B:166:LEU:HB2	1:B:214:LEU:HD23	2.03	0.41
1:B:151:ARG:HG2	1:B:230:PHE:CD2	2.56	0.41
1:G:112:SER:OG	1:G:115:TYR:HB2	2.21	0.41

*Continued on next page...*

Continued from previous page...

Atom-1	Atom-2	Interatomic distance (Å)	Clash overlap (Å)
1:A:139:TYR:CD1	1:A:273:ILE:HD12	2.56	0.40
1:A:34:LYS:HG2	1:A:220:PHE:CG	2.56	0.40
1:B:149:LEU:HD22	1:B:221:ILE:HD11	2.03	0.40
1:D:118:LYS:O	1:D:122:THR:HG23	2.21	0.40
1:G:139:TYR:O	1:G:140:ALA:C	2.59	0.40
1:B:173:LEU:HD13	1:B:175:GLY:N	2.36	0.40
1:B:221:ILE:N	1:B:221:ILE:HD12	2.36	0.40
1:C:27:PHE:HB2	1:C:93:LYS:HB3	2.04	0.40
1:D:131:GLY:C	1:D:133:ASP:H	2.23	0.40
1:D:31:TRP:CE3	1:D:222:ARG:HB2	2.56	0.40
1:D:222:ARG:NH1	1:E:168:GLY:HA2	2.36	0.40
1:E:159:ILE:HA	1:E:220:PHE:O	2.21	0.40
1:E:162:GLN:HG2	1:E:176:VAL:HG22	2.03	0.40
1:G:118:LYS:O	1:G:122:THR:OG1	2.30	0.40
1:E:126:TYR:CD1	1:E:126:TYR:C	2.95	0.40
1:A:308:LYS:HB3	1:A:308:LYS:HE3	1.97	0.40
1:B:17:ARG:NE	1:B:20:ASP:OD1	2.54	0.40
1:B:30:ASN:HA	1:B:90:ASP:OD1	2.22	0.40
1:D:191:SER:OG	1:D:191:SER:O	2.35	0.40
1:E:307:LYS:HG2	1:E:307:LYS:H	1.64	0.40
1:G:189:GLU:O	1:G:191:SER:N	2.54	0.40
1:G:86:PRO:HB2	1:G:89:SER:HB2	2.03	0.40

All (1) symmetry-related close contacts are listed below. The label for Atom-2 includes the symmetry operator and encoded unit-cell translations to be applied.

Atom-1	Atom-2	Interatomic distance (Å)	Clash overlap (Å)
1:A:138:ARG:NH2	1:D:281:GLU:OE1[1_565]	2.19	0.01

## 5.3 Torsion angles ⓘ

### 5.3.1 Protein backbone ⓘ

In the following table, the Percentiles column shows the percent Ramachandran outliers of the chain as a percentile score with respect to all X-ray entries followed by that with respect to entries of similar resolution.

The Analysed column shows the number of residues for which the backbone conformation was analysed, and the total number of residues.

Mol	Chain	Analysed	Favoured	Allowed	Outliers	Percentiles	
1	A	331/348 (95%)	307 (93%)	15 (4%)	9 (3%)	5	19
1	B	331/348 (95%)	309 (93%)	18 (5%)	4 (1%)	13	40
1	C	331/348 (95%)	301 (91%)	26 (8%)	4 (1%)	13	40
1	D	331/348 (95%)	302 (91%)	21 (6%)	8 (2%)	6	22
1	E	332/348 (95%)	308 (93%)	17 (5%)	7 (2%)	7	26
1	F	332/348 (95%)	312 (94%)	17 (5%)	3 (1%)	17	48
1	G	332/348 (95%)	304 (92%)	22 (7%)	6 (2%)	8	29
All	All	2320/2436 (95%)	2143 (92%)	136 (6%)	41 (2%)	8	29

All (41) Ramachandran outliers are listed below:

Mol	Chain	Res	Type
1	A	190	LYS
1	A	281	GLU
1	A	307	LYS
1	B	192	VAL
1	B	280	ALA
1	B	307	LYS
1	C	307	LYS
1	D	129	THR
1	D	193	SER
1	D	307	LYS
1	E	63	ALA
1	E	307	LYS
1	F	129	THR
1	F	193	SER
1	G	60	LYS
1	A	302	ARG
1	C	150	TRP
1	C	281	GLU
1	D	62	GLU
1	D	246	ARG
1	E	129	THR
1	E	132	LEU
1	E	192	VAL
1	E	274	ASP
1	F	190	LYS
1	G	75	PRO
1	G	129	THR
1	A	75	PRO
1	D	278	PRO

*Continued on next page...*

*Continued from previous page...*

Mol	Chain	Res	Type
1	G	253	GLN
1	A	150	TRP
1	D	132	LEU
1	G	190	LYS
1	A	132	LEU
1	A	273	ILE
1	C	273	ILE
1	D	150	TRP
1	E	253	GLN
1	B	132	LEU
1	G	305	LYS
1	A	252	GLY

### 5.3.2 Protein sidechains ⓘ

In the following table, the Percentiles column shows the percent sidechain outliers of the chain as a percentile score with respect to all X-ray entries followed by that with respect to entries of similar resolution.

The Analysed column shows the number of residues for which the sidechain conformation was analysed, and the total number of residues.

Mol	Chain	Analysed	Rotameric	Outliers	Percentiles	
1	A	274/286 (96%)	260 (95%)	14 (5%)	24	56
1	B	274/286 (96%)	262 (96%)	12 (4%)	28	61
1	C	274/286 (96%)	262 (96%)	12 (4%)	28	61
1	D	274/286 (96%)	263 (96%)	11 (4%)	31	65
1	E	274/286 (96%)	259 (94%)	15 (6%)	21	53
1	F	274/286 (96%)	258 (94%)	16 (6%)	20	50
1	G	274/286 (96%)	260 (95%)	14 (5%)	24	56
All	All	1918/2002 (96%)	1824 (95%)	94 (5%)	25	57

All (94) residues with a non-rotameric sidechain are listed below:

Mol	Chain	Res	Type
1	A	28	SER
1	A	51	ARG
1	A	59	LYS
1	A	112	SER
1	A	113	MET

*Continued on next page...*

*Continued from previous page...*

Mol	Chain	Res	Type
1	A	185	ARG
1	A	197	GLU
1	A	199	LEU
1	A	232	SER
1	A	244	LYS
1	A	245	SER
1	A	263	SER
1	A	271	ARG
1	A	283	ASN
1	B	15	PHE
1	B	51	ARG
1	B	60	LYS
1	B	74	LYS
1	B	132	LEU
1	B	167	SER
1	B	185	ARG
1	B	186	GLN
1	B	216	ARG
1	B	223	MET
1	B	236	LEU
1	B	309	ASP
1	C	11	SER
1	C	28	SER
1	C	49	SER
1	C	51	ARG
1	C	111	ASN
1	C	112	SER
1	C	185	ARG
1	C	233	GLN
1	C	236	LEU
1	C	242	SER
1	C	254	ASP
1	C	283	ASN
1	D	20	ASP
1	D	51	ARG
1	D	124	SER
1	D	130	HIS
1	D	132	LEU
1	D	171	SER
1	D	185	ARG
1	D	199	LEU
1	D	233	GLN

*Continued on next page...*

*Continued from previous page...*

Mol	Chain	Res	Type
1	D	265	LYS
1	D	296	THR
1	E	20	ASP
1	E	34	LYS
1	E	49	SER
1	E	51	ARG
1	E	59	LYS
1	E	60	LYS
1	E	76	ASN
1	E	113	MET
1	E	185	ARG
1	E	193	SER
1	E	199	LEU
1	E	236	LEU
1	E	242	SER
1	E	265	LYS
1	E	279	ASP
1	F	20	ASP
1	F	28	SER
1	F	33	ASN
1	F	51	ARG
1	F	82	VAL
1	F	110	CYS
1	F	112	SER
1	F	132	LEU
1	F	165	ARG
1	F	167	SER
1	F	185	ARG
1	F	189	GLU
1	F	242	SER
1	F	281	GLU
1	F	305	LYS
1	F	338	ARG
1	G	38	LYS
1	G	49	SER
1	G	51	ARG
1	G	60	LYS
1	G	112	SER
1	G	167	SER
1	G	185	ARG
1	G	186	GLN
1	G	201	LYS

*Continued on next page...*

*Continued from previous page...*

Mol	Chain	Res	Type
1	G	231	PRO
1	G	238	ASP
1	G	277	TYR
1	G	303	GLN
1	G	308	LYS

Some sidechains can be flipped to improve hydrogen bonding and reduce clashes. All (12) such sidechains are listed below:

Mol	Chain	Res	Type
1	A	76	ASN
1	A	283	ASN
1	B	262	HIS
1	D	262	HIS
1	E	69	ASN
1	E	76	ASN
1	E	111	ASN
1	E	145	ASN
1	F	186	GLN
1	F	233	GLN
1	F	303	GLN
1	G	262	HIS

### 5.3.3 RNA [i](#)

There are no RNA molecules in this entry.

## 5.4 Non-standard residues in protein, DNA, RNA chains [i](#)

There are no non-standard protein/DNA/RNA residues in this entry.

### 5.5 Carbohydrates [i](#)

There are no carbohydrates in this entry.

### 5.6 Ligand geometry [i](#)

There are no ligands in this entry.

## 5.7 Other polymers [i](#)

There are no such residues in this entry.

## 5.8 Polymer linkage issues [i](#)

There are no chain breaks in this entry.



## 6 Fit of model and data ⓘ

### 6.1 Protein, DNA and RNA chains ⓘ

In the following table, the column labelled ‘#RSRZ> 2’ contains the number (and percentage) of RSRZ outliers, followed by percent RSRZ outliers for the chain as percentile scores relative to all X-ray entries and entries of similar resolution. The OWAB column contains the minimum, median, 95<sup>th</sup> percentile and maximum values of the occupancy-weighted average B-factor per residue. The column labelled ‘Q< 0.9’ lists the number of (and percentage) of residues with an average occupancy less than 0.9.

Mol	Chain	Analysed	<RSRZ>	#RSRZ>2			OWAB(Å <sup>2</sup> )	Q<0.9
1	A	333/348 (95%)	-0.11	15 (4%)	33	29	46, 66, 122, 160	0
1	B	333/348 (95%)	0.01	17 (5%)	28	24	45, 78, 126, 167	0
1	C	333/348 (95%)	-0.19	11 (3%)	46	41	43, 66, 108, 156	0
1	D	333/348 (95%)	-0.08	16 (4%)	30	27	43, 63, 125, 179	0
1	E	334/348 (95%)	0.06	24 (7%)	15	11	45, 77, 127, 171	0
1	F	334/348 (95%)	-0.04	18 (5%)	25	22	47, 70, 131, 164	0
1	G	334/348 (95%)	0.04	19 (5%)	23	19	48, 79, 128, 199	0
All	All	2334/2436 (95%)	-0.05	120 (5%)	28	24	43, 72, 126, 199	0

All (120) RSRZ outliers are listed below:

Mol	Chain	Res	Type	RSRZ
1	F	10	ALA	10.7
1	D	10	ALA	9.8
1	F	242	SER	7.1
1	G	241	LYS	6.8
1	E	241	LYS	6.3
1	A	241	LYS	6.1
1	C	10	ALA	5.9
1	C	237	LEU	5.7
1	F	238	ASP	5.6
1	D	242	SER	5.6
1	D	237	LEU	5.5
1	D	241	LYS	5.5
1	E	237	LEU	5.4
1	F	11	SER	5.3
1	B	10	ALA	5.3
1	E	12	VAL	5.2
1	E	11	SER	5.0

*Continued on next page...*

*Continued from previous page...*

Mol	Chain	Res	Type	RSRZ
1	A	240	GLY	4.9
1	A	242	SER	4.9
1	G	237	LEU	4.7
1	F	241	LYS	4.7
1	G	130	HIS	4.6
1	B	241	LYS	4.6
1	G	12	VAL	4.5
1	G	10	ALA	4.4
1	C	253	GLN	4.3
1	C	242	SER	4.2
1	F	237	LEU	4.2
1	A	237	LEU	4.1
1	D	12	VAL	4.1
1	B	238	ASP	4.1
1	D	253	GLN	4.1
1	A	253	GLN	4.1
1	E	130	HIS	4.0
1	G	240	GLY	4.0
1	B	237	LEU	4.0
1	A	243	THR	3.9
1	E	191	SER	3.9
1	E	10	ALA	3.9
1	E	319	LEU	3.7
1	A	254	ASP	3.7
1	E	240	GLY	3.6
1	C	241	LYS	3.6
1	F	62	GLU	3.6
1	E	282	ILE	3.6
1	F	253	GLN	3.6
1	E	253	GLN	3.6
1	A	238	ASP	3.6
1	G	11	SER	3.5
1	G	341	VAL	3.5
1	B	130	HIS	3.5
1	D	240	GLY	3.5
1	A	255	GLU	3.4
1	B	125	HIS	3.4
1	E	341	VAL	3.3
1	B	322	LYS	3.3
1	G	320	LYS	3.3
1	G	242	SER	3.3
1	B	281	GLU	3.2

*Continued on next page...*

*Continued from previous page...*

Mol	Chain	Res	Type	RSRZ
1	F	240	GLY	3.2
1	C	238	ASP	3.2
1	B	253	GLN	3.2
1	F	254	ASP	3.2
1	E	254	ASP	3.1
1	G	255	GLU	3.1
1	D	125	HIS	3.0
1	D	60	LYS	3.0
1	D	67	LYS	3.0
1	G	61	GLY	3.0
1	A	60	LYS	3.0
1	F	190	LYS	3.0
1	F	60	LYS	3.0
1	B	12	VAL	3.0
1	D	61	GLY	2.9
1	E	295	THR	2.9
1	B	128	ASP	2.9
1	F	243	THR	2.9
1	E	125	HIS	2.9
1	B	242	SER	2.9
1	C	61	GLY	2.9
1	E	128	ASP	2.8
1	G	322	LYS	2.8
1	C	239	LYS	2.8
1	E	238	ASP	2.8
1	D	170	GLU	2.8
1	E	194	GLU	2.7
1	E	236	LEU	2.7
1	A	62	GLU	2.6
1	D	238	ASP	2.6
1	D	191	SER	2.6
1	F	170	GLU	2.6
1	A	236	LEU	2.6
1	G	253	GLN	2.5
1	C	60	LYS	2.5
1	B	129	THR	2.5
1	F	110	CYS	2.4
1	G	282	ILE	2.4
1	A	61	GLY	2.3
1	F	125	HIS	2.3
1	F	75	PRO	2.3
1	B	60	LYS	2.3

*Continued on next page...*

*Continued from previous page...*

Mol	Chain	Res	Type	RSRZ
1	E	186	GLN	2.3
1	G	281	GLU	2.2
1	A	239	LYS	2.2
1	D	66	ALA	2.2
1	B	255	GLU	2.2
1	D	254	ASP	2.2
1	C	255	GLU	2.2
1	G	60	LYS	2.2
1	G	239	LYS	2.1
1	E	60	LYS	2.1
1	E	180	LEU	2.1
1	E	242	SER	2.1
1	B	243	THR	2.0
1	C	240	GLY	2.0
1	E	13	LEU	2.0
1	G	319	LEU	2.0
1	B	38	LYS	2.0
1	F	38	LYS	2.0
1	A	194	GLU	2.0

## 6.2 Non-standard residues in protein, DNA, RNA chains [i](#)

There are no non-standard protein/DNA/RNA residues in this entry.

## 6.3 Carbohydrates [i](#)

There are no carbohydrates in this entry.

## 6.4 Ligands [i](#)

There are no ligands in this entry.

## 6.5 Other polymers [i](#)

There are no such residues in this entry.