



Full wwPDB X-ray Structure Validation Report ⓘ

May 25, 2020 – 07:01 pm BST

PDB ID : 6L1Q
Title : Crystal structure of AfCbbQ2, a MoxR AAA+-ATPase and CbbQO-type Rubisco activase from Acidithiobacillus ferrooxidans
Authors : Ye, F.Z.; Tsai, Y.C.C.; Mueller-Cajar, O.; Gao, Y.G.
Deposited on : 2019-09-30
Resolution : 2.20 Å(reported)

This is a Full wwPDB X-ray Structure Validation Report for a publicly released PDB entry.

We welcome your comments at validation@mail.wwpdb.org

A user guide is available at

<https://www.wwpdb.org/validation/2017/XrayValidationReportHelp>

with specific help available everywhere you see the ⓘ symbol.

The following versions of software and data (see [references ⓘ](#)) were used in the production of this report:

MolProbity : 4.02b-467
Mogul : 1.8.5 (274361), CSD as541be (2020)
Xtriage (Phenix) : 1.13
EDS : 2.11
buster-report : 1.1.7 (2018)
Percentile statistics : 20191225.v01 (using entries in the PDB archive December 25th 2019)
Refmac : 5.8.0158
CCP4 : 7.0.044 (Gargrove)
Ideal geometry (proteins) : Engh & Huber (2001)
Ideal geometry (DNA, RNA) : Parkinson et al. (1996)
Validation Pipeline (wwPDB-VP) : 2.11

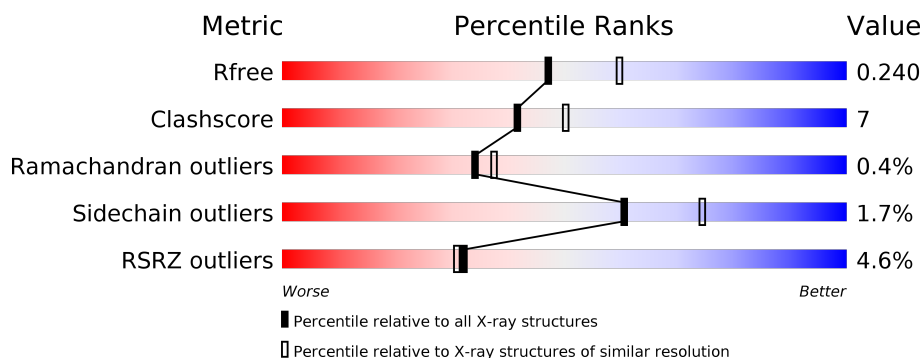
1 Overall quality at a glance

The following experimental techniques were used to determine the structure:

X-RAY DIFFRACTION

The reported resolution of this entry is 2.20 Å.

Percentile scores (ranging between 0-100) for global validation metrics of the entry are shown in the following graphic. The table shows the number of entries on which the scores are based.



Metric	Whole archive (#Entries)	Similar resolution (#Entries, resolution range(Å))
R_{free}	130704	4898 (2.20-2.20)
Clashscore	141614	5594 (2.20-2.20)
Ramachandran outliers	138981	5503 (2.20-2.20)
Sidechain outliers	138945	5504 (2.20-2.20)
RSRZ outliers	127900	4800 (2.20-2.20)

The table below summarises the geometric issues observed across the polymeric chains and their fit to the electron density. The red, orange, yellow and green segments on the lower bar indicate the fraction of residues that contain outliers for ≥ 3 , 2, 1 and 0 types of geometric quality criteria respectively. A grey segment represents the fraction of residues that are not modelled. The numeric value for each fraction is indicated below the corresponding segment, with a dot representing fractions $\leq 5\%$. The upper red bar (where present) indicates the fraction of residues that have poor fit to the electron density. The numeric value is given above the bar.

Mol	Chain	Length	Quality of chain
1	A	380	<div> <div>2%</div> <div>58%12%30%</div> </div>
1	B	380	<div> <div>2%</div> <div>57%13%30%</div> </div>
1	C	380	<div> <div>5%</div> <div>58%12%30%</div> </div>

2 Entry composition

There are 4 unique types of molecules in this entry. The entry contains 6427 atoms, of which 0 are hydrogens and 0 are deuteriums.

In the tables below, the ZeroOcc column contains the number of atoms modelled with zero occupancy, the AltConf column contains the number of residues with at least one atom in alternate conformation and the Trace column contains the number of residues modelled with at most 2 atoms.

- Molecule 1 is a protein called CbbQ protein.

Mol	Chain	Residues	Atoms					ZeroOcc	AltConf	Trace
1	C	267	Total	C	N	O	S	0	0	0
			2023	1286	350	377	10			
1	A	267	Total	C	N	O	S	0	0	0
			2059	1305	360	383	11			
1	B	267	Total	C	N	O	S	0	0	0
			2069	1313	362	383	11			

There are 324 discrepancies between the modelled and reference sequences:

Chain	Residue	Modelled	Actual	Comment	Reference
C	-107	MET	-	expression tag	UNP B7J5E4
C	-106	HIS	-	expression tag	UNP B7J5E4
C	-105	HIS	-	expression tag	UNP B7J5E4
C	-104	HIS	-	expression tag	UNP B7J5E4
C	-103	HIS	-	expression tag	UNP B7J5E4
C	-102	HIS	-	expression tag	UNP B7J5E4
C	-101	HIS	-	expression tag	UNP B7J5E4
C	-100	SER	-	expression tag	UNP B7J5E4
C	-99	GLY	-	expression tag	UNP B7J5E4
C	-98	ALA	-	expression tag	UNP B7J5E4
C	-97	PHE	-	expression tag	UNP B7J5E4
C	-96	GLU	-	expression tag	UNP B7J5E4
C	-95	PHE	-	expression tag	UNP B7J5E4
C	-94	LYS	-	expression tag	UNP B7J5E4
C	-93	LEU	-	expression tag	UNP B7J5E4
C	-92	PRO	-	expression tag	UNP B7J5E4
C	-91	ASP	-	expression tag	UNP B7J5E4
C	-90	ILE	-	expression tag	UNP B7J5E4
C	-89	GLY	-	expression tag	UNP B7J5E4
C	-88	GLU	-	expression tag	UNP B7J5E4
C	-87	GLY	-	expression tag	UNP B7J5E4
C	-86	ILE	-	expression tag	UNP B7J5E4
C	-85	HIS	-	expression tag	UNP B7J5E4

Continued on next page...

Continued from previous page...

Chain	Residue	Modelled	Actual	Comment	Reference
C	-84	GLU	-	expression tag	UNP B7J5E4
C	-83	GLY	-	expression tag	UNP B7J5E4
C	-82	GLU	-	expression tag	UNP B7J5E4
C	-81	ILE	-	expression tag	UNP B7J5E4
C	-80	VAL	-	expression tag	UNP B7J5E4
C	-79	LYS	-	expression tag	UNP B7J5E4
C	-78	TRP	-	expression tag	UNP B7J5E4
C	-77	PHE	-	expression tag	UNP B7J5E4
C	-76	VAL	-	expression tag	UNP B7J5E4
C	-75	LYS	-	expression tag	UNP B7J5E4
C	-74	PRO	-	expression tag	UNP B7J5E4
C	-73	GLY	-	expression tag	UNP B7J5E4
C	-72	ASP	-	expression tag	UNP B7J5E4
C	-71	GLU	-	expression tag	UNP B7J5E4
C	-70	VAL	-	expression tag	UNP B7J5E4
C	-69	ASN	-	expression tag	UNP B7J5E4
C	-68	GLU	-	expression tag	UNP B7J5E4
C	-67	ASP	-	expression tag	UNP B7J5E4
C	-66	ASP	-	expression tag	UNP B7J5E4
C	-65	VAL	-	expression tag	UNP B7J5E4
C	-64	LEU	-	expression tag	UNP B7J5E4
C	-63	CYS	-	expression tag	UNP B7J5E4
C	-62	GLU	-	expression tag	UNP B7J5E4
C	-61	VAL	-	expression tag	UNP B7J5E4
C	-60	GLN	-	expression tag	UNP B7J5E4
C	-59	ASN	-	expression tag	UNP B7J5E4
C	-58	ASP	-	expression tag	UNP B7J5E4
C	-57	LYS	-	expression tag	UNP B7J5E4
C	-56	ALA	-	expression tag	UNP B7J5E4
C	-55	VAL	-	expression tag	UNP B7J5E4
C	-54	VAL	-	expression tag	UNP B7J5E4
C	-53	GLU	-	expression tag	UNP B7J5E4
C	-52	ILE	-	expression tag	UNP B7J5E4
C	-51	PRO	-	expression tag	UNP B7J5E4
C	-50	SER	-	expression tag	UNP B7J5E4
C	-49	PRO	-	expression tag	UNP B7J5E4
C	-48	VAL	-	expression tag	UNP B7J5E4
C	-47	LYS	-	expression tag	UNP B7J5E4
C	-46	GLY	-	expression tag	UNP B7J5E4
C	-45	LYS	-	expression tag	UNP B7J5E4
C	-44	VAL	-	expression tag	UNP B7J5E4
C	-43	LEU	-	expression tag	UNP B7J5E4

Continued on next page...

Continued from previous page...

Chain	Residue	Modelled	Actual	Comment	Reference
C	-42	GLU	-	expression tag	UNP B7J5E4
C	-41	ILE	-	expression tag	UNP B7J5E4
C	-40	LEU	-	expression tag	UNP B7J5E4
C	-39	VAL	-	expression tag	UNP B7J5E4
C	-38	PRO	-	expression tag	UNP B7J5E4
C	-37	GLU	-	expression tag	UNP B7J5E4
C	-36	GLY	-	expression tag	UNP B7J5E4
C	-35	THR	-	expression tag	UNP B7J5E4
C	-34	VAL	-	expression tag	UNP B7J5E4
C	-33	ALA	-	expression tag	UNP B7J5E4
C	-32	THR	-	expression tag	UNP B7J5E4
C	-31	VAL	-	expression tag	UNP B7J5E4
C	-30	GLY	-	expression tag	UNP B7J5E4
C	-29	GLN	-	expression tag	UNP B7J5E4
C	-28	THR	-	expression tag	UNP B7J5E4
C	-27	LEU	-	expression tag	UNP B7J5E4
C	-26	ILE	-	expression tag	UNP B7J5E4
C	-25	THR	-	expression tag	UNP B7J5E4
C	-24	LEU	-	expression tag	UNP B7J5E4
C	-23	ASP	-	expression tag	UNP B7J5E4
C	-22	ALA	-	expression tag	UNP B7J5E4
C	-21	PRO	-	expression tag	UNP B7J5E4
C	-20	GLY	-	expression tag	UNP B7J5E4
C	-19	TYR	-	expression tag	UNP B7J5E4
C	-18	GLU	-	expression tag	UNP B7J5E4
C	-17	ASN	-	expression tag	UNP B7J5E4
C	-16	MET	-	expression tag	UNP B7J5E4
C	-15	THR	-	expression tag	UNP B7J5E4
C	-14	ALA	-	expression tag	UNP B7J5E4
C	-13	SER	-	expression tag	UNP B7J5E4
C	-12	SER	-	expression tag	UNP B7J5E4
C	-11	SER	-	expression tag	UNP B7J5E4
C	-10	GLY	-	expression tag	UNP B7J5E4
C	-9	SER	-	expression tag	UNP B7J5E4
C	-8	GLU	-	expression tag	UNP B7J5E4
C	-7	ASN	-	expression tag	UNP B7J5E4
C	-6	LEU	-	expression tag	UNP B7J5E4
C	-5	TYR	-	expression tag	UNP B7J5E4
C	-4	PHE	-	expression tag	UNP B7J5E4
C	-3	GLN	-	expression tag	UNP B7J5E4
C	-2	GLY	-	expression tag	UNP B7J5E4
C	-1	SER	-	expression tag	UNP B7J5E4

Continued on next page...

Continued from previous page...

Chain	Residue	Modelled	Actual	Comment	Reference
C	0	HIS	-	expression tag	UNP B7J5E4
A	-107	MET	-	expression tag	UNP B7J5E4
A	-106	HIS	-	expression tag	UNP B7J5E4
A	-105	HIS	-	expression tag	UNP B7J5E4
A	-104	HIS	-	expression tag	UNP B7J5E4
A	-103	HIS	-	expression tag	UNP B7J5E4
A	-102	HIS	-	expression tag	UNP B7J5E4
A	-101	HIS	-	expression tag	UNP B7J5E4
A	-100	SER	-	expression tag	UNP B7J5E4
A	-99	GLY	-	expression tag	UNP B7J5E4
A	-98	ALA	-	expression tag	UNP B7J5E4
A	-97	PHE	-	expression tag	UNP B7J5E4
A	-96	GLU	-	expression tag	UNP B7J5E4
A	-95	PHE	-	expression tag	UNP B7J5E4
A	-94	LYS	-	expression tag	UNP B7J5E4
A	-93	LEU	-	expression tag	UNP B7J5E4
A	-92	PRO	-	expression tag	UNP B7J5E4
A	-91	ASP	-	expression tag	UNP B7J5E4
A	-90	ILE	-	expression tag	UNP B7J5E4
A	-89	GLY	-	expression tag	UNP B7J5E4
A	-88	GLU	-	expression tag	UNP B7J5E4
A	-87	GLY	-	expression tag	UNP B7J5E4
A	-86	ILE	-	expression tag	UNP B7J5E4
A	-85	HIS	-	expression tag	UNP B7J5E4
A	-84	GLU	-	expression tag	UNP B7J5E4
A	-83	GLY	-	expression tag	UNP B7J5E4
A	-82	GLU	-	expression tag	UNP B7J5E4
A	-81	ILE	-	expression tag	UNP B7J5E4
A	-80	VAL	-	expression tag	UNP B7J5E4
A	-79	LYS	-	expression tag	UNP B7J5E4
A	-78	TRP	-	expression tag	UNP B7J5E4
A	-77	PHE	-	expression tag	UNP B7J5E4
A	-76	VAL	-	expression tag	UNP B7J5E4
A	-75	LYS	-	expression tag	UNP B7J5E4
A	-74	PRO	-	expression tag	UNP B7J5E4
A	-73	GLY	-	expression tag	UNP B7J5E4
A	-72	ASP	-	expression tag	UNP B7J5E4
A	-71	GLU	-	expression tag	UNP B7J5E4
A	-70	VAL	-	expression tag	UNP B7J5E4
A	-69	ASN	-	expression tag	UNP B7J5E4
A	-68	GLU	-	expression tag	UNP B7J5E4
A	-67	ASP	-	expression tag	UNP B7J5E4

Continued on next page...

Continued from previous page...

Chain	Residue	Modelled	Actual	Comment	Reference
A	-66	ASP	-	expression tag	UNP B7J5E4
A	-65	VAL	-	expression tag	UNP B7J5E4
A	-64	LEU	-	expression tag	UNP B7J5E4
A	-63	CYS	-	expression tag	UNP B7J5E4
A	-62	GLU	-	expression tag	UNP B7J5E4
A	-61	VAL	-	expression tag	UNP B7J5E4
A	-60	GLN	-	expression tag	UNP B7J5E4
A	-59	ASN	-	expression tag	UNP B7J5E4
A	-58	ASP	-	expression tag	UNP B7J5E4
A	-57	LYS	-	expression tag	UNP B7J5E4
A	-56	ALA	-	expression tag	UNP B7J5E4
A	-55	VAL	-	expression tag	UNP B7J5E4
A	-54	VAL	-	expression tag	UNP B7J5E4
A	-53	GLU	-	expression tag	UNP B7J5E4
A	-52	ILE	-	expression tag	UNP B7J5E4
A	-51	PRO	-	expression tag	UNP B7J5E4
A	-50	SER	-	expression tag	UNP B7J5E4
A	-49	PRO	-	expression tag	UNP B7J5E4
A	-48	VAL	-	expression tag	UNP B7J5E4
A	-47	LYS	-	expression tag	UNP B7J5E4
A	-46	GLY	-	expression tag	UNP B7J5E4
A	-45	LYS	-	expression tag	UNP B7J5E4
A	-44	VAL	-	expression tag	UNP B7J5E4
A	-43	LEU	-	expression tag	UNP B7J5E4
A	-42	GLU	-	expression tag	UNP B7J5E4
A	-41	ILE	-	expression tag	UNP B7J5E4
A	-40	LEU	-	expression tag	UNP B7J5E4
A	-39	VAL	-	expression tag	UNP B7J5E4
A	-38	PRO	-	expression tag	UNP B7J5E4
A	-37	GLU	-	expression tag	UNP B7J5E4
A	-36	GLY	-	expression tag	UNP B7J5E4
A	-35	THR	-	expression tag	UNP B7J5E4
A	-34	VAL	-	expression tag	UNP B7J5E4
A	-33	ALA	-	expression tag	UNP B7J5E4
A	-32	THR	-	expression tag	UNP B7J5E4
A	-31	VAL	-	expression tag	UNP B7J5E4
A	-30	GLY	-	expression tag	UNP B7J5E4
A	-29	GLN	-	expression tag	UNP B7J5E4
A	-28	THR	-	expression tag	UNP B7J5E4
A	-27	LEU	-	expression tag	UNP B7J5E4
A	-26	ILE	-	expression tag	UNP B7J5E4
A	-25	THR	-	expression tag	UNP B7J5E4

Continued on next page...

Continued from previous page...

Chain	Residue	Modelled	Actual	Comment	Reference
A	-24	LEU	-	expression tag	UNP B7J5E4
A	-23	ASP	-	expression tag	UNP B7J5E4
A	-22	ALA	-	expression tag	UNP B7J5E4
A	-21	PRO	-	expression tag	UNP B7J5E4
A	-20	GLY	-	expression tag	UNP B7J5E4
A	-19	TYR	-	expression tag	UNP B7J5E4
A	-18	GLU	-	expression tag	UNP B7J5E4
A	-17	ASN	-	expression tag	UNP B7J5E4
A	-16	MET	-	expression tag	UNP B7J5E4
A	-15	THR	-	expression tag	UNP B7J5E4
A	-14	ALA	-	expression tag	UNP B7J5E4
A	-13	SER	-	expression tag	UNP B7J5E4
A	-12	SER	-	expression tag	UNP B7J5E4
A	-11	SER	-	expression tag	UNP B7J5E4
A	-10	GLY	-	expression tag	UNP B7J5E4
A	-9	SER	-	expression tag	UNP B7J5E4
A	-8	GLU	-	expression tag	UNP B7J5E4
A	-7	ASN	-	expression tag	UNP B7J5E4
A	-6	LEU	-	expression tag	UNP B7J5E4
A	-5	TYR	-	expression tag	UNP B7J5E4
A	-4	PHE	-	expression tag	UNP B7J5E4
A	-3	GLN	-	expression tag	UNP B7J5E4
A	-2	GLY	-	expression tag	UNP B7J5E4
A	-1	SER	-	expression tag	UNP B7J5E4
A	0	HIS	-	expression tag	UNP B7J5E4
B	-107	MET	-	expression tag	UNP B7J5E4
B	-106	HIS	-	expression tag	UNP B7J5E4
B	-105	HIS	-	expression tag	UNP B7J5E4
B	-104	HIS	-	expression tag	UNP B7J5E4
B	-103	HIS	-	expression tag	UNP B7J5E4
B	-102	HIS	-	expression tag	UNP B7J5E4
B	-101	HIS	-	expression tag	UNP B7J5E4
B	-100	SER	-	expression tag	UNP B7J5E4
B	-99	GLY	-	expression tag	UNP B7J5E4
B	-98	ALA	-	expression tag	UNP B7J5E4
B	-97	PHE	-	expression tag	UNP B7J5E4
B	-96	GLU	-	expression tag	UNP B7J5E4
B	-95	PHE	-	expression tag	UNP B7J5E4
B	-94	LYS	-	expression tag	UNP B7J5E4
B	-93	LEU	-	expression tag	UNP B7J5E4
B	-92	PRO	-	expression tag	UNP B7J5E4
B	-91	ASP	-	expression tag	UNP B7J5E4

Continued on next page...

Continued from previous page...

Chain	Residue	Modelled	Actual	Comment	Reference
B	-90	ILE	-	expression tag	UNP B7J5E4
B	-89	GLY	-	expression tag	UNP B7J5E4
B	-88	GLU	-	expression tag	UNP B7J5E4
B	-87	GLY	-	expression tag	UNP B7J5E4
B	-86	ILE	-	expression tag	UNP B7J5E4
B	-85	HIS	-	expression tag	UNP B7J5E4
B	-84	GLU	-	expression tag	UNP B7J5E4
B	-83	GLY	-	expression tag	UNP B7J5E4
B	-82	GLU	-	expression tag	UNP B7J5E4
B	-81	ILE	-	expression tag	UNP B7J5E4
B	-80	VAL	-	expression tag	UNP B7J5E4
B	-79	LYS	-	expression tag	UNP B7J5E4
B	-78	TRP	-	expression tag	UNP B7J5E4
B	-77	PHE	-	expression tag	UNP B7J5E4
B	-76	VAL	-	expression tag	UNP B7J5E4
B	-75	LYS	-	expression tag	UNP B7J5E4
B	-74	PRO	-	expression tag	UNP B7J5E4
B	-73	GLY	-	expression tag	UNP B7J5E4
B	-72	ASP	-	expression tag	UNP B7J5E4
B	-71	GLU	-	expression tag	UNP B7J5E4
B	-70	VAL	-	expression tag	UNP B7J5E4
B	-69	ASN	-	expression tag	UNP B7J5E4
B	-68	GLU	-	expression tag	UNP B7J5E4
B	-67	ASP	-	expression tag	UNP B7J5E4
B	-66	ASP	-	expression tag	UNP B7J5E4
B	-65	VAL	-	expression tag	UNP B7J5E4
B	-64	LEU	-	expression tag	UNP B7J5E4
B	-63	CYS	-	expression tag	UNP B7J5E4
B	-62	GLU	-	expression tag	UNP B7J5E4
B	-61	VAL	-	expression tag	UNP B7J5E4
B	-60	GLN	-	expression tag	UNP B7J5E4
B	-59	ASN	-	expression tag	UNP B7J5E4
B	-58	ASP	-	expression tag	UNP B7J5E4
B	-57	LYS	-	expression tag	UNP B7J5E4
B	-56	ALA	-	expression tag	UNP B7J5E4
B	-55	VAL	-	expression tag	UNP B7J5E4
B	-54	VAL	-	expression tag	UNP B7J5E4
B	-53	GLU	-	expression tag	UNP B7J5E4
B	-52	ILE	-	expression tag	UNP B7J5E4
B	-51	PRO	-	expression tag	UNP B7J5E4
B	-50	SER	-	expression tag	UNP B7J5E4
B	-49	PRO	-	expression tag	UNP B7J5E4

Continued on next page...

Continued from previous page...

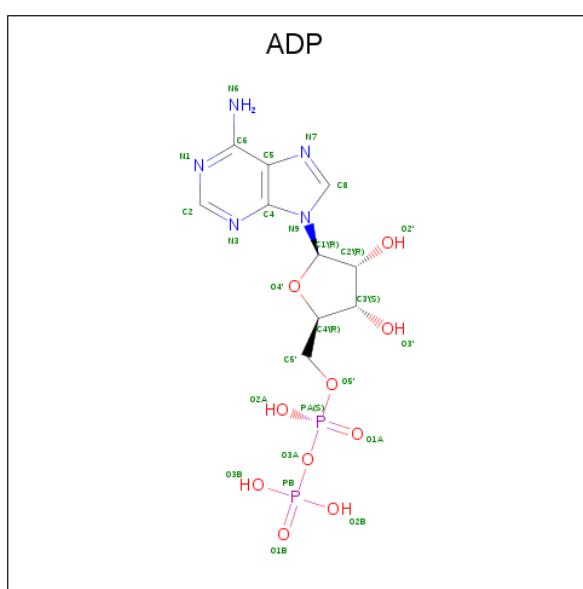
Chain	Residue	Modelled	Actual	Comment	Reference
B	-48	VAL	-	expression tag	UNP B7J5E4
B	-47	LYS	-	expression tag	UNP B7J5E4
B	-46	GLY	-	expression tag	UNP B7J5E4
B	-45	LYS	-	expression tag	UNP B7J5E4
B	-44	VAL	-	expression tag	UNP B7J5E4
B	-43	LEU	-	expression tag	UNP B7J5E4
B	-42	GLU	-	expression tag	UNP B7J5E4
B	-41	ILE	-	expression tag	UNP B7J5E4
B	-40	LEU	-	expression tag	UNP B7J5E4
B	-39	VAL	-	expression tag	UNP B7J5E4
B	-38	PRO	-	expression tag	UNP B7J5E4
B	-37	GLU	-	expression tag	UNP B7J5E4
B	-36	GLY	-	expression tag	UNP B7J5E4
B	-35	THR	-	expression tag	UNP B7J5E4
B	-34	VAL	-	expression tag	UNP B7J5E4
B	-33	ALA	-	expression tag	UNP B7J5E4
B	-32	THR	-	expression tag	UNP B7J5E4
B	-31	VAL	-	expression tag	UNP B7J5E4
B	-30	GLY	-	expression tag	UNP B7J5E4
B	-29	GLN	-	expression tag	UNP B7J5E4
B	-28	THR	-	expression tag	UNP B7J5E4
B	-27	LEU	-	expression tag	UNP B7J5E4
B	-26	ILE	-	expression tag	UNP B7J5E4
B	-25	THR	-	expression tag	UNP B7J5E4
B	-24	LEU	-	expression tag	UNP B7J5E4
B	-23	ASP	-	expression tag	UNP B7J5E4
B	-22	ALA	-	expression tag	UNP B7J5E4
B	-21	PRO	-	expression tag	UNP B7J5E4
B	-20	GLY	-	expression tag	UNP B7J5E4
B	-19	TYR	-	expression tag	UNP B7J5E4
B	-18	GLU	-	expression tag	UNP B7J5E4
B	-17	ASN	-	expression tag	UNP B7J5E4
B	-16	MET	-	expression tag	UNP B7J5E4
B	-15	THR	-	expression tag	UNP B7J5E4
B	-14	ALA	-	expression tag	UNP B7J5E4
B	-13	SER	-	expression tag	UNP B7J5E4
B	-12	SER	-	expression tag	UNP B7J5E4
B	-11	SER	-	expression tag	UNP B7J5E4
B	-10	GLY	-	expression tag	UNP B7J5E4
B	-9	SER	-	expression tag	UNP B7J5E4
B	-8	GLU	-	expression tag	UNP B7J5E4
B	-7	ASN	-	expression tag	UNP B7J5E4

Continued on next page...

Continued from previous page...

Chain	Residue	Modelled	Actual	Comment	Reference
B	-6	LEU	-	expression tag	UNP B7J5E4
B	-5	TYR	-	expression tag	UNP B7J5E4
B	-4	PHE	-	expression tag	UNP B7J5E4
B	-3	GLN	-	expression tag	UNP B7J5E4
B	-2	GLY	-	expression tag	UNP B7J5E4
B	-1	SER	-	expression tag	UNP B7J5E4
B	0	HIS	-	expression tag	UNP B7J5E4

- Molecule 2 is ADENOSINE-5'-DIPHOSPHATE (three-letter code: ADP) (formula: $\text{C}_{10}\text{H}_{15}\text{N}_5\text{O}_{10}\text{P}_2$) (labeled as "Ligand of Interest" by author).



Mol	Chain	Residues	Atoms					ZeroOcc	AltConf
2	C	1	Total 27	C 10	N 5	O 10	P 2	0	0
2	A	1	Total 27	C 10	N 5	O 10	P 2	0	0
2	B	1	Total 27	C 10	N 5	O 10	P 2	0	0

- Molecule 3 is PHOSPHATE ION (three-letter code: PO4) (formula: O_4P).



Mol	Chain	Residues	Atoms			ZeroOcc	AltConf
3	C	1	Total	O	P	0	0
			5	4	1		
3	A	1	Total	O	P	0	0
			5	4	1		
3	B	1	Total	O	P	0	0
			5	4	1		

- Molecule 4 is water.

Mol	Chain	Residues	Atoms		ZeroOcc	AltConf
4	C	43	Total	O	0	0
			43	43		
4	A	68	Total	O	0	0
			68	68		
4	B	69	Total	O	0	0
			69	69		

[illegible]

4 Data and refinement statistics

Property	Value	Source
Space group	P 6	Depositor
Cell constants a, b, c, α , β , γ	167.75 Å 167.75 Å 48.29 Å 90.00° 90.00° 120.00°	Depositor
Resolution (Å)	29.06 – 2.20 29.06 – 2.20	Depositor EDS
% Data completeness (in resolution range)	72.8 (29.06-2.20) 77.0 (29.06-2.20)	Depositor EDS
R_{merge}	0.09	Depositor
R_{sym}	(Not available)	Depositor
$\langle I/\sigma(I) \rangle$ ¹	1.91 (at 2.20 Å)	Xtriage
Refinement program	PHENIX 1.9_1692	Depositor
R, R_{free}	0.194 , 0.238 0.199 , 0.240	Depositor DCC
R_{free} test set	1990 reflections (6.26%)	wwPDB-VP
Wilson B-factor (Å ²)	27.7	Xtriage
Anisotropy	0.070	Xtriage
Bulk solvent k_{sol} (e/Å ³), B_{sol} (Å ²)	0.34 , 35.5	EDS
L-test for twinning ²	$\langle L \rangle = 0.50$, $\langle L^2 \rangle = 0.33$	Xtriage
Estimated twinning fraction	0.034 for h,-h-k,-l	Xtriage
F_o, F_c correlation	0.94	EDS
Total number of atoms	6427	wwPDB-VP
Average B, all atoms (Å ²)	37.0	wwPDB-VP

Xtriage's analysis on translational NCS is as follows: *The analyses of the Patterson function reveals a significant off-origin peak that is 35.71 % of the origin peak, indicating pseudo-translational symmetry. The chance of finding a peak of this or larger height randomly in a structure without pseudo-translational symmetry is equal to 5.5959e-04. The detected translational NCS is most likely also responsible for the elevated intensity ratio.*

¹ Intensities estimated from amplitudes.

² Theoretical values of $\langle |L| \rangle$, $\langle L^2 \rangle$ for acentric reflections are 0.5, 0.333 respectively for untwinned datasets, and 0.375, 0.2 for perfectly twinned datasets.

5 Model quality [i](#)

5.1 Standard geometry [i](#)

Bond lengths and bond angles in the following residue types are not validated in this section: PO4, ADP

The Z score for a bond length (or angle) is the number of standard deviations the observed value is removed from the expected value. A bond length (or angle) with $|Z| > 5$ is considered an outlier worth inspection. RMSZ is the root-mean-square of all Z scores of the bond lengths (or angles).

Mol	Chain	Bond lengths		Bond angles	
		RMSZ	$\# Z > 5$	RMSZ	$\# Z > 5$
1	A	0.43	2/2101 (0.1%)	0.54	1/2855 (0.0%)
1	B	0.42	2/2112 (0.1%)	0.60	3/2870 (0.1%)
1	C	0.35	0/2065	0.57	1/2814 (0.0%)
All	All	0.40	4/6278 (0.1%)	0.57	5/8539 (0.1%)

All (4) bond length outliers are listed below:

Mol	Chain	Res	Type	Atoms	Z	Observed(Å)	Ideal(Å)
1	B	26	GLU	CD-OE1	-7.69	1.17	1.25
1	B	26	GLU	CD-OE2	-5.76	1.19	1.25
1	A	193	GLU	CG-CD	-5.21	1.44	1.51
1	A	26	GLU	CD-OE1	-5.05	1.20	1.25

All (5) bond angle outliers are listed below:

Mol	Chain	Res	Type	Atoms	Z	Observed(°)	Ideal(°)
1	B	212	ARG	NE-CZ-NH1	13.51	127.06	120.30
1	B	212	ARG	NE-CZ-NH2	-10.13	115.23	120.30
1	C	71	ASN	N-CA-CB	-5.78	100.20	110.60
1	B	212	ARG	CD-NE-CZ	5.75	131.66	123.60
1	A	24	HIS	N-CA-C	-5.50	96.14	111.00

There are no chirality outliers.

There are no planarity outliers.

5.2 Too-close contacts [i](#)

In the following table, the Non-H and H(model) columns list the number of non-hydrogen atoms and hydrogen atoms in the chain respectively. The H(added) column lists the number of hydrogen

atoms added and optimized by MolProbity. The Clashes column lists the number of clashes within the asymmetric unit, whereas Symm-Clashes lists symmetry related clashes.

Mol	Chain	Non-H	H(model)	H(added)	Clashes	Symm-Clashes
1	A	2059	0	2044	25	0
1	B	2069	0	2061	34	0
1	C	2023	0	1982	34	0
2	A	27	0	12	0	0
2	B	27	0	12	0	0
2	C	27	0	12	0	0
3	A	5	0	0	1	0
3	B	5	0	0	0	0
3	C	5	0	0	1	0
4	A	68	0	0	1	0
4	B	69	0	0	1	0
4	C	43	0	0	0	0
All	All	6427	0	6123	87	0

The all-atom clashscore is defined as the number of clashes found per 1000 atoms (including hydrogen atoms). The all-atom clashscore for this structure is 7.

All (87) close contacts within the same asymmetric unit are listed below, sorted by their clash magnitude.

Atom-1	Atom-2	Interatomic distance (Å)	Clash overlap (Å)
1:B:80:VAL:HG13	1:B:135:LEU:HD22	1.59	0.84
1:B:87:LYS:HD3	1:B:87:LYS:N	1.96	0.78
1:A:78:ASP:OD1	1:A:82:ARG:NH1	2.25	0.70
1:C:71:ASN:HB3	1:C:74:MET:CB	2.21	0.70
1:C:71:ASN:HB3	1:C:74:MET:H	1.62	0.64
1:A:51:SER:HB2	4:A:437:HOH:O	1.96	0.63
1:C:71:ASN:HB3	1:C:74:MET:N	2.13	0.63
1:B:155:ASN:O	1:B:159:GLN:NE2	2.31	0.61
1:A:80:VAL:HG13	1:A:135:LEU:HD22	1.82	0.61
1:C:80:VAL:HG13	1:C:135:LEU:HD22	1.83	0.60
1:B:208:ALA:O	1:B:212:ARG:HG2	2.02	0.60
1:C:37:ARG:HH11	1:C:147:ASP:HA	1.67	0.60
1:B:86:ASP:O	1:B:87:LYS:O	2.20	0.59
1:B:181:PRO:HG2	1:B:186:GLU:HB2	1.85	0.58
1:B:76:ALA:HB2	1:B:119:THR:HA	1.86	0.57
1:B:86:ASP:OD2	1:B:91:ARG:NH2	2.30	0.56
1:C:212:ARG:HG2	1:C:222:GLY:HA3	1.88	0.56
1:B:235:MET:HE2	1:B:241:PRO:HA	1.89	0.55
1:C:19:PHE:O	1:C:52:ARG:HD3	2.06	0.55

Continued on next page...

Continued from previous page...

Atom-1	Atom-2	Interatomic distance (Å)	Clash overlap (Å)
1:C:208:ALA:O	1:C:212:ARG:HG3	2.06	0.54
1:C:71:ASN:O	1:C:115:ALA:HA	2.07	0.54
1:A:181:PRO:HG2	1:A:186:GLU:HB2	1.90	0.53
1:B:87:LYS:HE3	4:B:432:HOH:O	2.08	0.52
1:C:208:ALA:HB2	1:C:228:LEU:HD21	1.90	0.52
1:A:90:THR:N	1:B:85:LEU:O	2.43	0.52
1:C:186:GLU:OE1	1:C:212:ARG:NH2	2.39	0.51
1:B:86:ASP:O	1:B:87:LYS:C	2.49	0.51
1:B:31:GLU:OE2	1:B:60:ARG:NE	2.34	0.50
1:A:166:LYS:NZ	1:B:158:TYR:O	2.44	0.50
1:B:106:ILE:HG12	1:B:149:GLN:HB3	1.93	0.50
1:C:31:GLU:OE2	1:C:60:ARG:NH2	2.45	0.50
1:A:19:PHE:O	1:A:52:ARG:HD3	2.12	0.50
1:C:71:ASN:CB	1:C:74:MET:CB	2.90	0.48
1:C:235:MET:HE2	1:C:241:PRO:HA	1.95	0.48
1:C:223:ILE:HD13	1:C:249:LEU:HB3	1.95	0.48
1:C:74:MET:O	1:C:119:THR:HG21	2.14	0.48
1:B:17:GLU:HB2	1:B:59:TRP:CZ2	2.49	0.47
1:B:34:TYR:O	1:B:37:ARG:HD2	2.15	0.47
1:B:122:VAL:O	1:B:125:PRO:HD2	2.13	0.46
1:B:223:ILE:HD13	1:B:249:LEU:HB3	1.96	0.46
1:A:223:ILE:HD13	1:A:249:LEU:HB3	1.98	0.46
1:C:122:VAL:HG23	1:C:123:ILE:HG23	1.98	0.46
1:A:14:VAL:HG11	1:A:59:TRP:HB2	1.98	0.46
1:C:92:TRP:CE2	1:C:138:LYS:HD2	2.51	0.46
1:B:208:ALA:O	1:B:212:ARG:CG	2.63	0.46
1:B:19:PHE:O	1:B:52:ARG:HD3	2.16	0.45
1:B:87:LYS:O	1:B:89:GLY:N	2.49	0.45
1:C:111:GLU:HG3	3:C:1002:PO4:O4	2.17	0.45
1:A:37:ARG:NH1	1:A:147:ASP:OD1	2.49	0.45
1:B:245:CYS:HB3	1:B:267:ILE:HD13	1.99	0.44
1:A:124:HIS:ND1	1:B:111:GLU:OE2	2.50	0.44
1:B:20:TYR:OH	1:B:26:GLU:OE2	2.22	0.44
1:A:111:GLU:HG3	3:A:302:PO4:O3	2.18	0.44
1:C:132:THR:HG22	1:C:143:ARG:HD2	1.99	0.44
1:A:86:ASP:HB3	1:A:88:ASP:H	1.83	0.44
1:C:37:ARG:NH1	1:C:147:ASP:OD1	2.50	0.44
1:C:212:ARG:NH1	1:C:223:ILE:O	2.48	0.44
1:A:89:GLY:HA3	1:B:85:LEU:O	2.18	0.43
1:A:128:ASP:O	1:A:131:ARG:HG2	2.18	0.43
1:C:34:TYR:O	1:C:37:ARG:HD2	2.18	0.43

Continued on next page...

Continued from previous page...

Atom-1	Atom-2	Interatomic distance (Å)	Clash overlap (Å)
1:B:92:TRP:CE2	1:B:138:LYS:HD2	2.52	0.43
1:A:112:ILE:HD11	1:A:120:THR:HG23	1.99	0.43
1:C:202:ALA:O	1:C:206:THR:HG23	2.19	0.43
1:C:242:ARG:HH21	1:C:272:ALA:HA	1.84	0.43
1:A:202:ALA:O	1:A:206:THR:HG23	2.19	0.42
1:A:204:LEU:HB3	1:A:228:LEU:HD22	2.00	0.42
1:A:164:ASP:OD1	1:A:165:LEU:N	2.51	0.42
1:A:235:MET:HE2	1:A:241:PRO:HA	2.01	0.42
1:B:197:ALA:HA	1:B:198:PRO:HD3	1.95	0.42
1:C:71:ASN:O	1:C:115:ALA:CA	2.67	0.42
1:C:106:ILE:HG12	1:C:149:GLN:HB3	2.02	0.42
1:A:37:ARG:HH11	1:A:147:ASP:HA	1.84	0.42
1:C:223:ILE:HG21	1:C:249:LEU:HD22	2.02	0.42
1:C:8:ILE:HG12	1:C:8:ILE:O	2.20	0.42
1:A:64:PRO:HG2	1:A:105:ALA:HB2	2.02	0.41
1:B:37:ARG:NH1	1:B:147:ASP:OD1	2.50	0.41
1:A:43:LYS:NZ	1:B:251:GLN:O	2.41	0.41
1:C:135:LEU:HD11	1:C:142:ILE:HD11	2.02	0.41
1:C:131:ARG:HB2	1:C:144:ALA:HB3	2.03	0.41
1:B:116:ARG:HB2	1:B:119:THR:OG1	2.21	0.41
1:C:18:PRO:HG3	1:C:55:GLU:HG2	2.03	0.41
1:C:145:HIS:HA	1:C:146:PRO:HD3	1.95	0.41
1:A:183:ALA:HA	1:A:205:VAL:HG11	2.03	0.41
1:C:70:CYS:HB2	1:C:111:GLU:O	2.21	0.41
1:A:171:GLN:O	1:B:226:ARG:HD2	2.21	0.40
1:B:38:LEU:HA	1:B:39:PRO:HD3	1.96	0.40
1:B:223:ILE:HG21	1:B:249:LEU:HD22	2.04	0.40

There are no symmetry-related clashes.

5.3 Torsion angles [i](#)

5.3.1 Protein backbone [i](#)

In the following table, the Percentiles column shows the percent Ramachandran outliers of the chain as a percentile score with respect to all X-ray entries followed by that with respect to entries of similar resolution.

The Analysed column shows the number of residues for which the backbone conformation was analysed, and the total number of residues.

Mol	Chain	Analysed	Favoured	Allowed	Outliers	Percentiles	
1	A	265/380 (70%)	258 (97%)	7 (3%)	0	100	100
1	B	265/380 (70%)	257 (97%)	6 (2%)	2 (1%)	19	19
1	C	265/380 (70%)	258 (97%)	6 (2%)	1 (0%)	34	37
All	All	795/1140 (70%)	773 (97%)	19 (2%)	3 (0%)	34	37

All (3) Ramachandran outliers are listed below:

Mol	Chain	Res	Type
1	B	87	LYS
1	B	88	ASP
1	C	90	THR

5.3.2 Protein sidechains ⓘ

In the following table, the Percentiles column shows the percent sidechain outliers of the chain as a percentile score with respect to all X-ray entries followed by that with respect to entries of similar resolution.

The Analysed column shows the number of residues for which the sidechain conformation was analysed, and the total number of residues.

Mol	Chain	Analysed	Rotameric	Outliers	Percentiles	
1	A	213/315 (68%)	211 (99%)	2 (1%)	78	88
1	B	215/315 (68%)	210 (98%)	5 (2%)	50	63
1	C	205/315 (65%)	201 (98%)	4 (2%)	55	69
All	All	633/945 (67%)	622 (98%)	11 (2%)	60	74

All (11) residues with a non-rotameric sidechain are listed below:

Mol	Chain	Res	Type
1	C	6	SER
1	C	71	ASN
1	C	85	LEU
1	C	90	THR
1	A	85	LEU
1	A	251	GLN
1	B	87	LYS
1	B	121	VAL
1	B	129	HIS
1	B	136	ASP

Continued on next page...

Continued from previous page...

Mol	Chain	Res	Type
1	B	212	ARG

Some sidechains can be flipped to improve hydrogen bonding and reduce clashes. There are no such sidechains identified.

5.3.3 RNA ⓘ

There are no RNA molecules in this entry.

5.4 Non-standard residues in protein, DNA, RNA chains ⓘ

There are no non-standard protein/DNA/RNA residues in this entry.

5.5 Carbohydrates ⓘ

There are no carbohydrates in this entry.

5.6 Ligand geometry ⓘ

6 ligands are modelled in this entry.

In the following table, the Counts columns list the number of bonds (or angles) for which Mogul statistics could be retrieved, the number of bonds (or angles) that are observed in the model and the number of bonds (or angles) that are defined in the Chemical Component Dictionary. The Link column lists molecule types, if any, to which the group is linked. The Z score for a bond length (or angle) is the number of standard deviations the observed value is removed from the expected value. A bond length (or angle) with $|Z| > 2$ is considered an outlier worth inspection. RMSZ is the root-mean-square of all Z scores of the bond lengths (or angles).

Mol	Type	Chain	Res	Link	Bond lengths			Bond angles		
					Counts	RMSZ	$\# Z > 2$	Counts	RMSZ	$\# Z > 2$
3	PO4	A	302	-	4,4,4	1.02	0	6,6,6	0.37	0
3	PO4	C	1002	-	4,4,4	1.04	0	6,6,6	0.49	0
2	ADP	C	1001	-	24,29,29	0.94	1 (4%)	29,45,45	1.37	4 (13%)
2	ADP	B	301	-	24,29,29	0.97	1 (4%)	29,45,45	1.35	4 (13%)
2	ADP	A	301	-	24,29,29	0.98	1 (4%)	29,45,45	1.43	4 (13%)
3	PO4	B	302	-	4,4,4	1.01	0	6,6,6	0.40	0

In the following table, the Chirals column lists the number of chiral outliers, the number of chiral centers analysed, the number of these observed in the model and the number defined in the

Chemical Component Dictionary. Similar counts are reported in the Torsion and Rings columns. '-' means no outliers of that kind were identified.

Mol	Type	Chain	Res	Link	Chirals	Torsions	Rings
2	ADP	A	301	-	-	4/12/32/32	0/3/3/3
2	ADP	C	1001	-	-	2/12/32/32	0/3/3/3
2	ADP	B	301	-	-	7/12/32/32	0/3/3/3

All (3) bond length outliers are listed below:

Mol	Chain	Res	Type	Atoms	Z	Observed(Å)	Ideal(Å)
2	B	301	ADP	C5-C4	2.50	1.47	1.40
2	A	301	ADP	C5-C4	2.41	1.47	1.40
2	C	1001	ADP	C5-C4	2.31	1.47	1.40

All (12) bond angle outliers are listed below:

Mol	Chain	Res	Type	Atoms	Z	Observed(°)	Ideal(°)
2	A	301	ADP	PA-O3A-PB	-3.48	120.88	132.83
2	A	301	ADP	N3-C2-N1	-3.32	123.49	128.68
2	B	301	ADP	N3-C2-N1	-3.31	123.51	128.68
2	B	301	ADP	PA-O3A-PB	-3.09	122.24	132.83
2	C	1001	ADP	N3-C2-N1	-3.05	123.91	128.68
2	C	1001	ADP	C3'-C2'-C1'	2.83	105.23	100.98
2	C	1001	ADP	PA-O3A-PB	-2.82	123.15	132.83
2	C	1001	ADP	C4-C5-N7	-2.57	106.72	109.40
2	A	301	ADP	C4-C5-N7	-2.52	106.78	109.40
2	B	301	ADP	C3'-C2'-C1'	2.51	104.75	100.98
2	B	301	ADP	C4-C5-N7	-2.45	106.85	109.40
2	A	301	ADP	C2-N1-C6	2.07	122.29	118.75

There are no chirality outliers.

All (13) torsion outliers are listed below:

Mol	Chain	Res	Type	Atoms
2	C	1001	ADP	PA-O3A-PB-O2B
2	B	301	ADP	PA-O3A-PB-O2B
2	B	301	ADP	PA-O3A-PB-O3B
2	B	301	ADP	C5'-O5'-PA-O1A
2	B	301	ADP	C5'-O5'-PA-O2A
2	B	301	ADP	C5'-O5'-PA-O3A
2	A	301	ADP	C5'-O5'-PA-O3A
2	B	301	ADP	O4'-C4'-C5'-O5'

Continued on next page...

Continued from previous page...

Mol	Chain	Res	Type	Atoms
2	B	301	ADP	C3'-C4'-C5'-O5'
2	A	301	ADP	O4'-C4'-C5'-O5'
2	A	301	ADP	C5'-O5'-PA-O1A
2	A	301	ADP	C5'-O5'-PA-O2A
2	C	1001	ADP	PA-O3A-PB-O1B

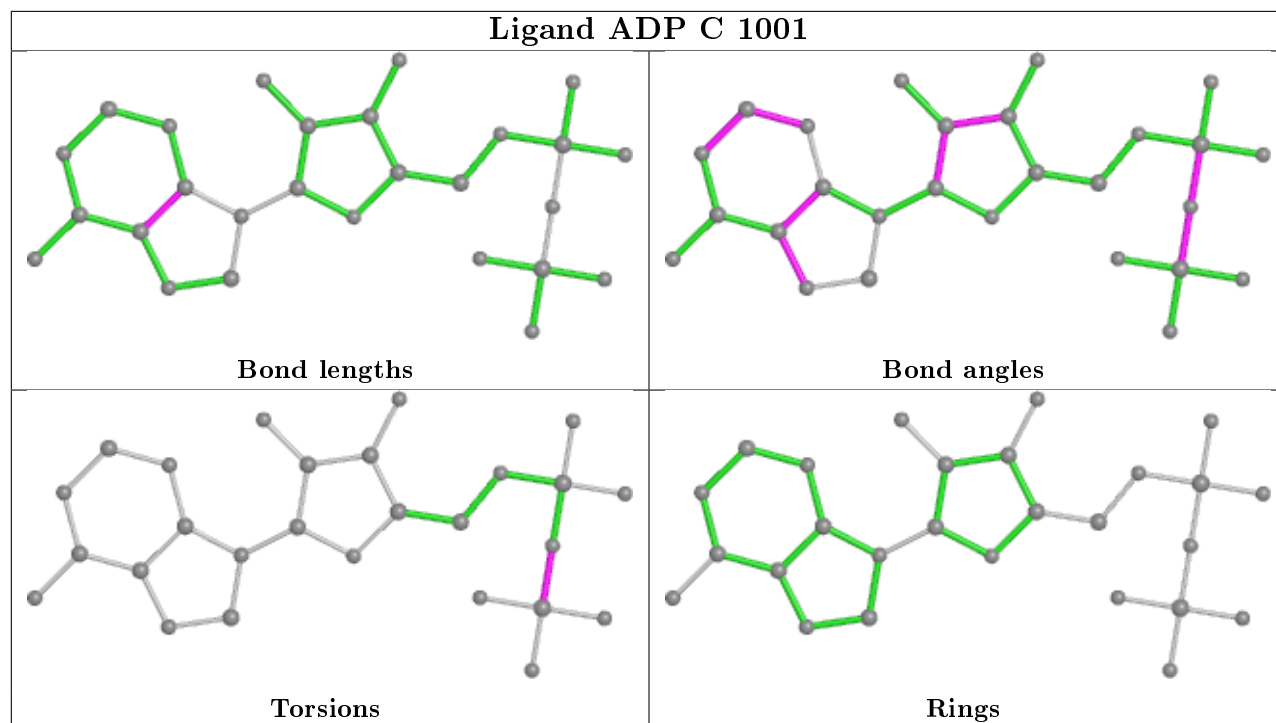
There are no ring outliers.

2 monomers are involved in 2 short contacts:

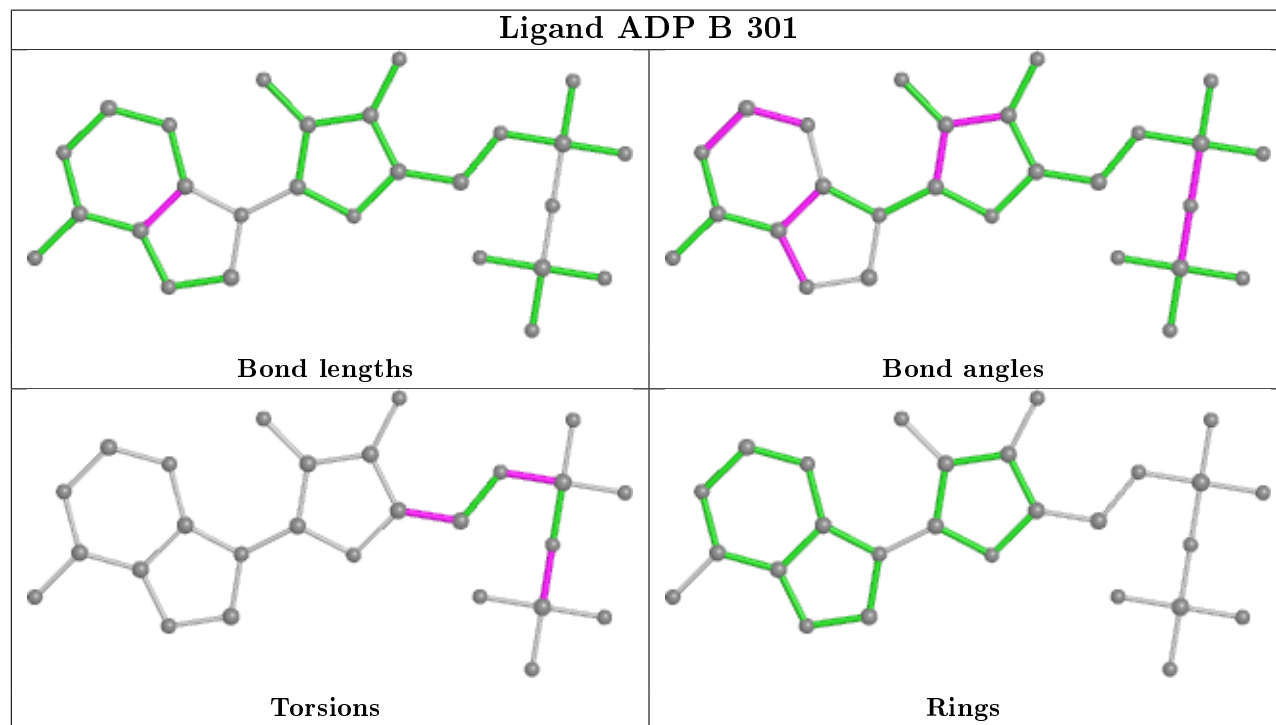
Mol	Chain	Res	Type	Clashes	Symm-Clashes
3	A	302	PO4	1	0
3	C	1002	PO4	1	0

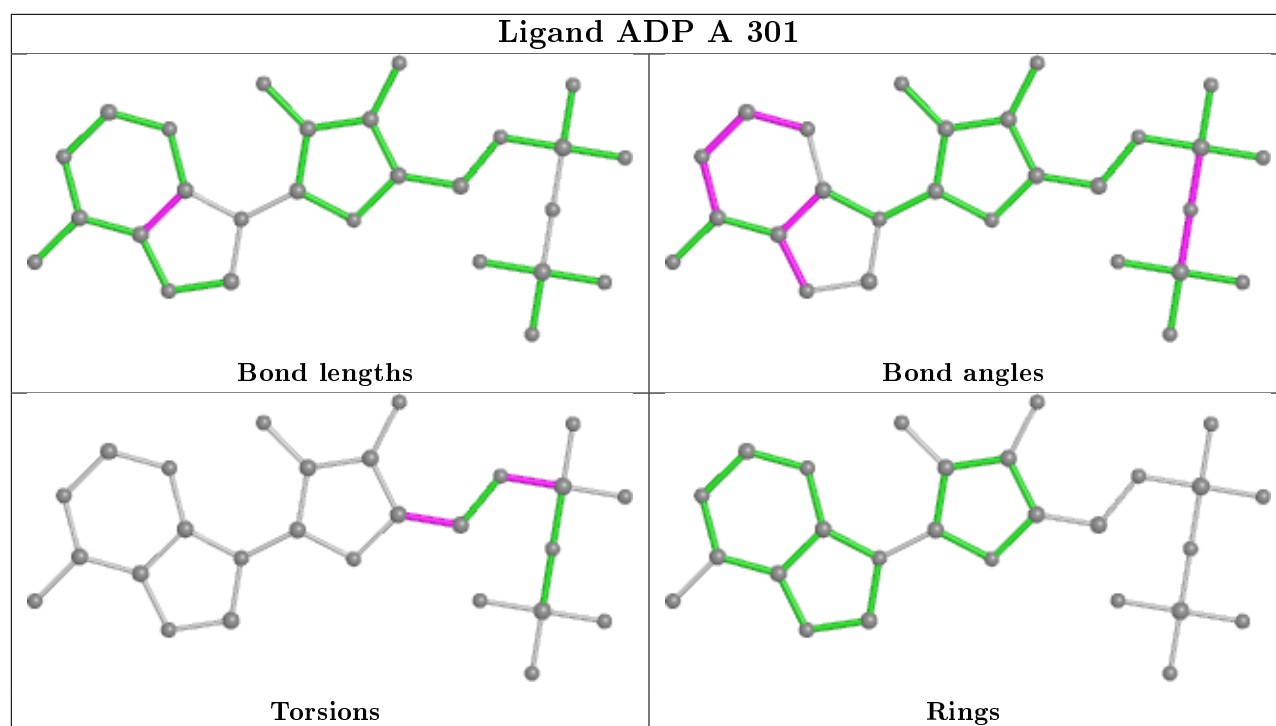
The following is a two-dimensional graphical depiction of Mogul quality analysis of bond lengths, bond angles, torsion angles, and ring geometry for all instances of the Ligand of Interest. In addition, ligands with molecular weight > 250 and outliers as shown on the validation Tables will also be included. For torsion angles, if less than 5% of the Mogul distribution of torsion angles is within 10 degrees of the torsion angle in question, then that torsion angle is considered an outlier. Any bond that is central to one or more torsion angles identified as an outlier by Mogul will be highlighted in the graph. For rings, the root-mean-square deviation (RMSD) between the ring in question and similar rings identified by Mogul is calculated over all ring torsion angles. If the average RMSD is greater than 60 degrees and the minimal RMSD between the ring in question and any Mogul-identified rings is also greater than 60 degrees, then that ring is considered an outlier. The outliers are highlighted in purple. The color gray indicates Mogul did not find sufficient equivalents in the CSD to analyse the geometry.

Ligand ADP C 1001



Ligand ADP B 301





5.7 Other polymers [i](#)

There are no such residues in this entry.

5.8 Polymer linkage issues [i](#)

There are no chain breaks in this entry.

6 Fit of model and data ⓘ

6.1 Protein, DNA and RNA chains ⓘ

In the following table, the column labelled ‘#RSRZ> 2’ contains the number (and percentage) of RSRZ outliers, followed by percent RSRZ outliers for the chain as percentile scores relative to all X-ray entries and entries of similar resolution. The OWAB column contains the minimum, median, 95th percentile and maximum values of the occupancy-weighted average B-factor per residue. The column labelled ‘Q< 0.9’ lists the number of (and percentage) of residues with an average occupancy less than 0.9.

Mol	Chain	Analysed	<RSRZ>	#RSRZ>2			OWAB(Å ²)	Q<0.9
1	A	267/380 (70%)	-0.25	9 (3%)	45	43	20, 31, 73, 128	0
1	B	267/380 (70%)	-0.26	9 (3%)	45	43	20, 30, 57, 112	0
1	C	267/380 (70%)	0.11	19 (7%)	16	14	22, 37, 96, 133	0
All	All	801/1140 (70%)	-0.13	37 (4%)	32	31	20, 32, 77, 133	0

All (37) RSRZ outliers are listed below:

Mol	Chain	Res	Type	RSRZ
1	A	161	LEU	7.0
1	C	160	SER	5.9
1	C	88	ASP	5.7
1	C	89	GLY	5.2
1	C	86	ASP	5.0
1	A	89	GLY	4.7
1	B	119	THR	4.6
1	C	161	LEU	4.5
1	C	85	LEU	4.3
1	B	88	ASP	4.3
1	A	160	SER	3.8
1	C	159	GLN	3.6
1	C	87	LYS	3.6
1	A	85	LEU	3.4
1	C	117	GLN	3.3
1	B	87	LYS	3.3
1	C	115	ALA	3.3
1	C	92	TRP	3.0
1	C	118	ASP	3.0
1	A	158	TYR	2.8
1	C	84	LEU	2.7
1	C	95	GLY	2.7
1	C	119	THR	2.6

Continued on next page...

Continued from previous page...

Mol	Chain	Res	Type	RSRZ
1	B	85	LEU	2.6
1	A	272	ALA	2.5
1	B	120	THR	2.5
1	B	121	VAL	2.5
1	C	7	SER	2.4
1	B	116	ARG	2.4
1	C	83	TRP	2.3
1	A	162	MET	2.3
1	C	120	THR	2.3
1	A	88	ASP	2.3
1	B	86	ASP	2.2
1	C	80	VAL	2.1
1	B	55	GLU	2.1
1	A	6	SER	2.0

6.2 Non-standard residues in protein, DNA, RNA chains ⓘ

There are no non-standard protein/DNA/RNA residues in this entry.

6.3 Carbohydrates ⓘ

There are no carbohydrates in this entry.

6.4 Ligands ⓘ

In the following table, the Atoms column lists the number of modelled atoms in the group and the number defined in the chemical component dictionary. The B-factors column lists the minimum, median, 95th percentile and maximum values of B factors of atoms in the group. The column labelled 'Q<0.9' lists the number of atoms with occupancy less than 0.9.

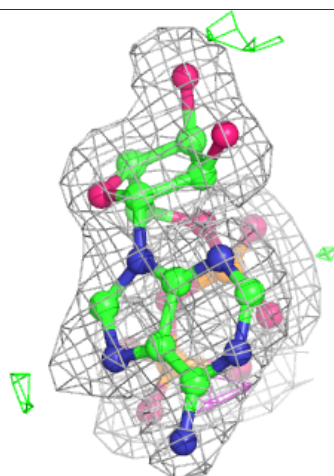
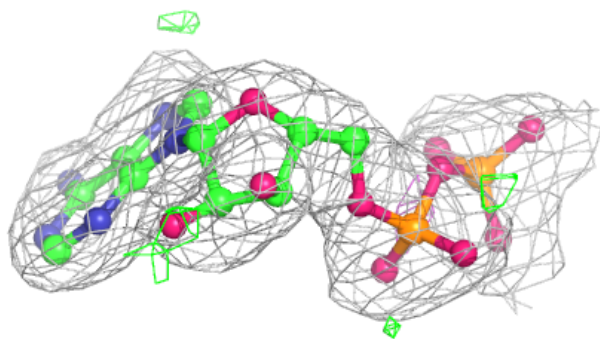
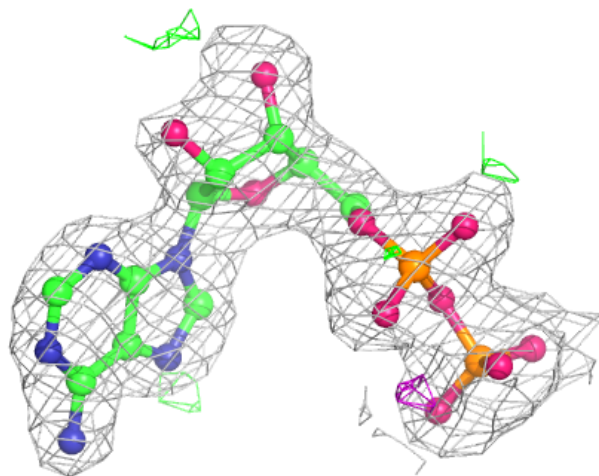
Mol	Type	Chain	Res	Atoms	RSCC	RSR	B-factors(\AA^2)	Q<0.9
3	PO4	A	302	5/5	0.95	0.12	40,40,41,42	0
2	ADP	B	301	27/27	0.95	0.11	25,32,35,37	0
2	ADP	C	1001	27/27	0.96	0.10	25,31,41,43	0
3	PO4	C	1002	5/5	0.98	0.10	46,46,48,48	0
2	ADP	A	301	27/27	0.98	0.10	19,24,32,36	0
3	PO4	B	302	5/5	0.98	0.10	35,38,38,38	0

The following is a graphical depiction of the model fit to experimental electron density of all instances of the Ligand of Interest. In addition, ligands with molecular weight > 250 and outliers

as shown on the geometry validation Tables will also be included. Each fit is shown from different orientation to approximate a three-dimensional view.

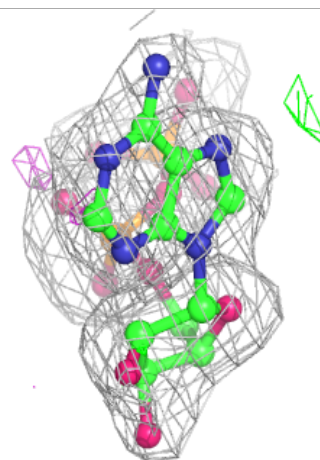
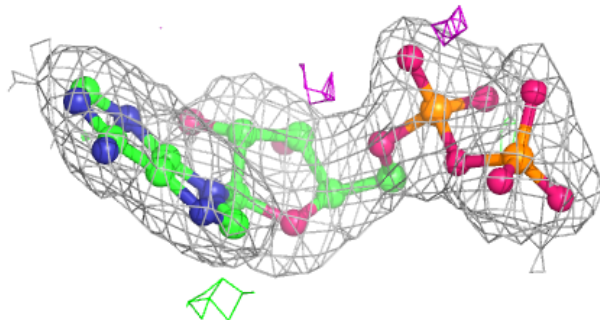
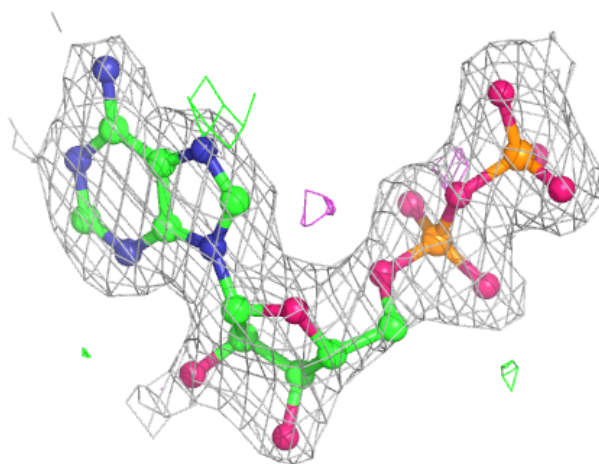
Electron density around ADP B 301:

$2mF_o-DF_c$ (at 0.7 rmsd) in gray
 mF_o-DF_c (at 3 rmsd) in purple (negative)
and green (positive)



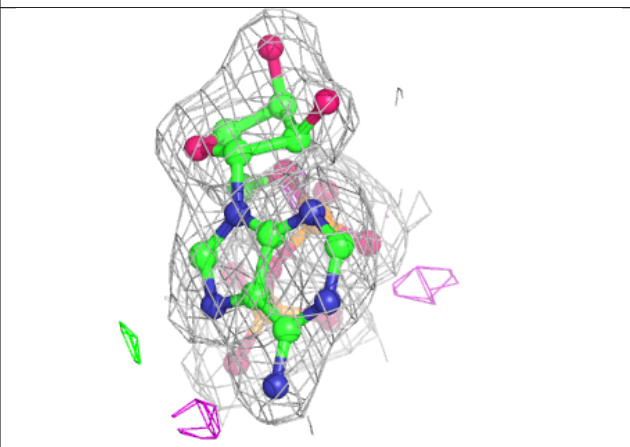
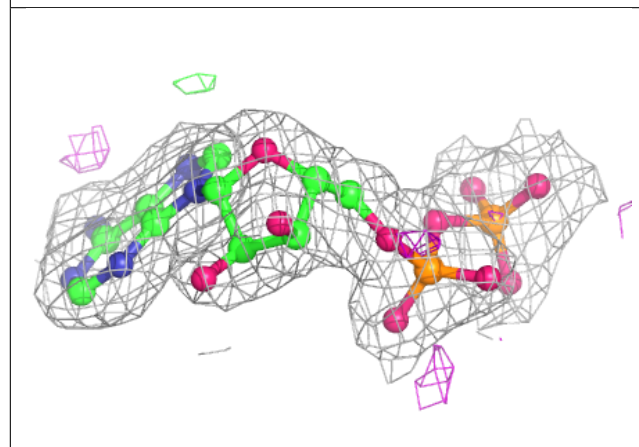
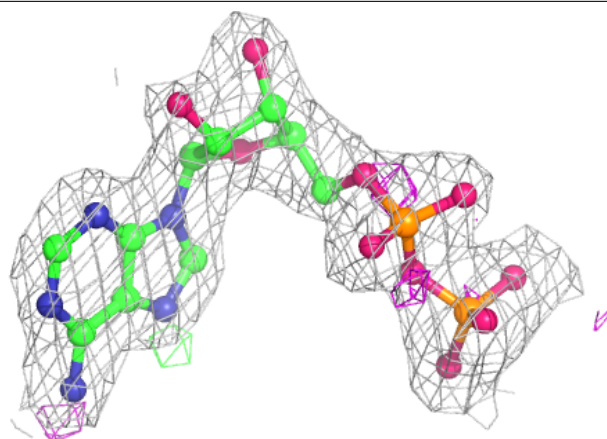
Electron density around ADP C 1001:

$2mF_o-DF_c$ (at 0.7 rmsd) in gray
 mF_o-DF_c (at 3 rmsd) in purple (negative)
and green (positive)



Electron density around ADP A 301:

$2mF_o-DF_c$ (at 0.7 rmsd) in gray
 mF_o-DF_c (at 3 rmsd) in purple (negative)
and green (positive)



6.5 Other polymers [i](#)

There are no such residues in this entry.