



Full wwPDB X-ray Structure Validation Report ⓘ

Aug 6, 2020 – 09:56 AM BST

PDB ID : 3L3O
Title : Staphylococcal Complement Inhibitor (SCIN) in complex with Human Complement Component C3c
Authors : Geisbrecht, B.V.; Garcia, B.G.
Deposited on : 2009-12-17
Resolution : 3.40 Å(reported)

This is a Full wwPDB X-ray Structure Validation Report for a publicly released PDB entry.

We welcome your comments at validation@mail.wwpdb.org

A user guide is available at

<https://www.wwpdb.org/validation/2017/XrayValidationReportHelp>

with specific help available everywhere you see the ⓘ symbol.

The following versions of software and data (see [references ⓘ](#)) were used in the production of this report:

MolProbity : 4.02b-467
Mogul : 1.8.5 (274361), CSD as541be (2020)
Xtriage (Phenix) : 1.13
EDS : 2.13.1
Percentile statistics : 20191225.v01 (using entries in the PDB archive December 25th 2019)
Refmac : 5.8.0158
CCP4 : 7.0.044 (Gargrove)
Ideal geometry (proteins) : Engh & Huber (2001)
Ideal geometry (DNA, RNA) : Parkinson et al. (1996)
Validation Pipeline (wwPDB-VP) : 2.13.1

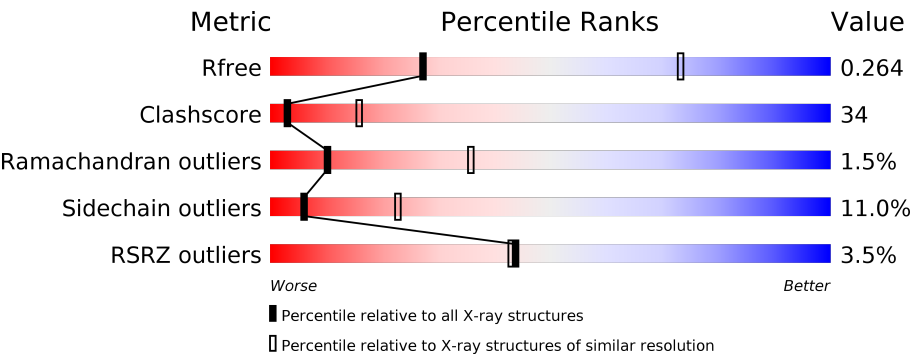
1 Overall quality at a glance i

The following experimental techniques were used to determine the structure:

X-RAY DIFFRACTION

The reported resolution of this entry is 3.40 Å.

Percentile scores (ranging between 0-100) for global validation metrics of the entry are shown in the following graphic. The table shows the number of entries on which the scores are based.



Metric	Whole archive (#Entries)	Similar resolution (#Entries, resolution range(Å))
R_{free}	130704	1026 (3.48-3.32)
Clashscore	141614	1055 (3.48-3.32)
Ramachandran outliers	138981	1038 (3.48-3.32)
Sidechain outliers	138945	1038 (3.48-3.32)
RSRZ outliers	127900	2173 (3.50-3.30)

The table below summarises the geometric issues observed across the polymeric chains and their fit to the electron density. The red, orange, yellow and green segments on the lower bar indicate the fraction of residues that contain outliers for ≥ 3 , 2, 1 and 0 types of geometric quality criteria respectively. A grey segment represents the fraction of residues that are not modelled. The numeric value for each fraction is indicated below the corresponding segment, with a dot representing fractions $\leq 5\%$. The upper red bar (where present) indicates the fraction of residues that have poor fit to the electron density. The numeric value is given above the bar.

Mol	Chain	Length	Quality of chain
1	A	645	<div><div>3%</div><div><div></div><div>47%</div><div>48%</div><div>• •</div></div></div>
1	D	645	<div><div>3%</div><div><div></div><div>49%</div><div>46%</div><div>• •</div></div></div>
2	B	206	<div><div></div><div><div>36%</div><div>43%</div><div>10%</div><div>11%</div></div></div>
2	E	206	<div><div></div><div><div>38%</div><div>41%</div><div>10%</div><div>11%</div></div></div>
3	M	88	<div><div>2%</div><div><div></div><div>50%</div><div>35%</div><div>10%</div><div>5%</div></div></div>
3	P	88	<div><div>2%</div><div><div></div><div>48%</div><div>36%</div><div>11%</div><div>5%</div></div></div>

Continued on next page...

Continued from previous page...

Mol	Chain	Length	Quality of chain
4	C	343	<div><div></div><div>6%</div><div>39%</div><div>38%</div><div>9%</div><div>14%</div></div>
4	F	343	<div><div></div><div>6%</div><div>39%</div><div>38%</div><div>9%</div><div>14%</div></div>

2 Entry composition

There are 5 unique types of molecules in this entry. The entry contains 19090 atoms, of which 0 are hydrogens and 0 are deuteriums.

In the tables below, the ZeroOcc column contains the number of atoms modelled with zero occupancy, the AltConf column contains the number of residues with at least one atom in alternate conformation and the Trace column contains the number of residues modelled with at most 2 atoms.

- Molecule 1 is a protein called Complement C3.

Mol	Chain	Residues	Atoms					ZeroOcc	AltConf	Trace
1	A	639	Total	C	N	O	S	0	0	0
			4979	3169	844	951	15			
1	D	639	Total	C	N	O	S	0	0	0
			4979	3169	844	951	15			

- Molecule 2 is a protein called Complement C3.

Mol	Chain	Residues	Atoms					ZeroOcc	AltConf	Trace
2	B	184	Total	C	N	O	S	0	0	0
			1488	956	250	277	5			
2	E	184	Total	C	N	O	S	0	0	0
			1488	956	250	277	5			

- Molecule 3 is a protein called Staphylococcal complement inhibitor.

Mol	Chain	Residues	Atoms					ZeroOcc	AltConf	Trace
3	M	84	Total	C	N	O	S	0	0	0
			682	432	111	137	2			
3	P	84	Total	C	N	O	S	0	0	0
			682	432	111	137	2			

There are 6 discrepancies between the modelled and reference sequences:

Chain	Residue	Modelled	Actual	Comment	Reference
M	-2	GLY	-	expression tag	UNP Q931M7
M	-1	THR	-	expression tag	UNP Q931M7
M	0	SER	-	expression tag	UNP Q931M7
P	-2	GLY	-	expression tag	UNP Q931M7
P	-1	THR	-	expression tag	UNP Q931M7
P	0	SER	-	expression tag	UNP Q931M7

- Molecule 4 is a protein called Complement C3.

Mol	Chain	Residues	Atoms					ZeroOcc	AltConf	Trace
4	F	294	Total	C	N	O	S	0	0	0
			2382	1500	391	471	20			
4	C	294	Total	C	N	O	S	0	0	0
			2382	1500	391	471	20			

- Molecule 5 is 2-acetamido-2-deoxy-beta-D-glucopyranose (three-letter code: NAG) (formula: $C_8H_{15}NO_6$).

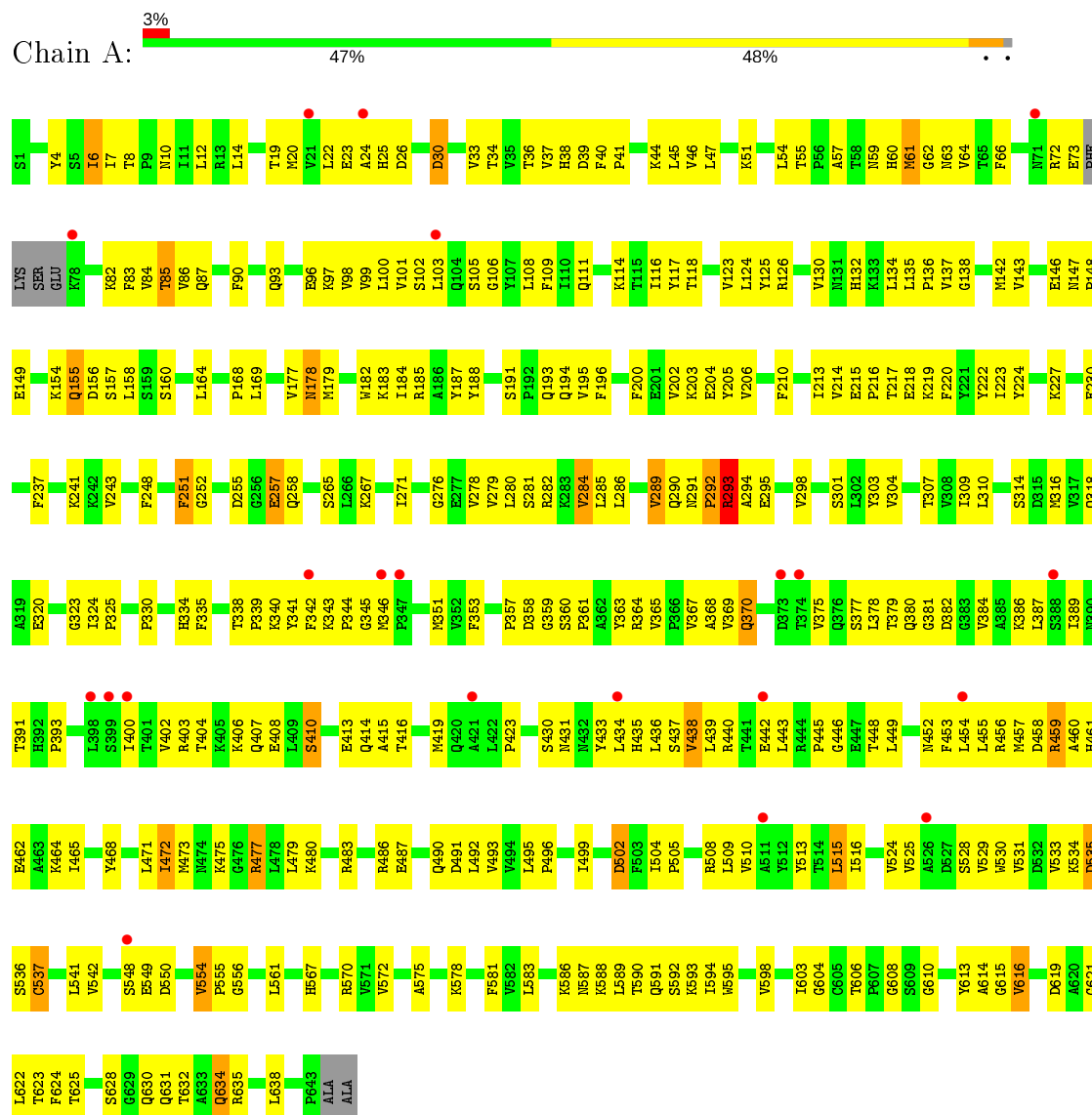


Mol	Chain	Residues	Atoms				ZeroOcc	AltConf
5	A	1	Total	C	N	O	0	0
			14	8	1	5		
5	D	1	Total	C	N	O	0	0
			14	8	1	5		

3 Residue-property plots

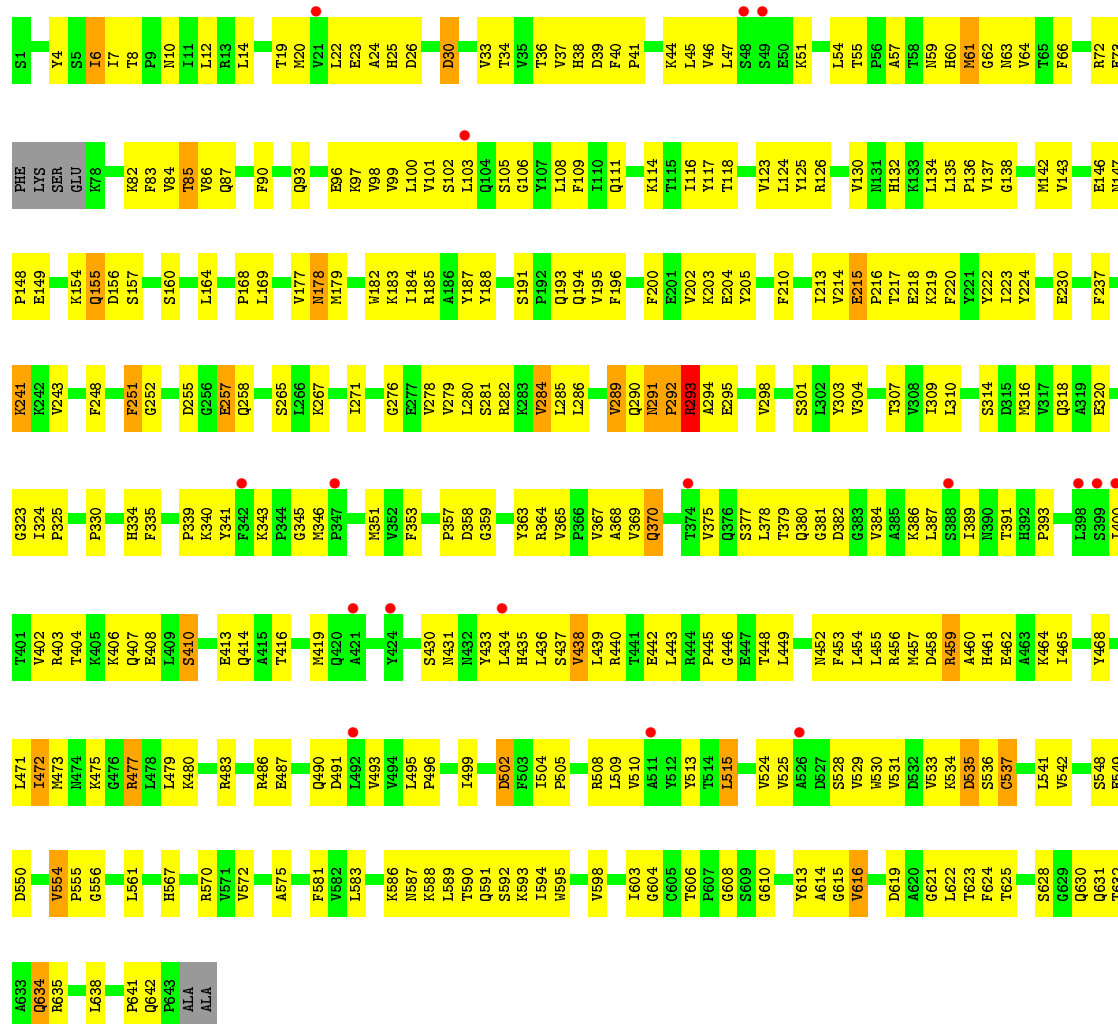
These plots are drawn for all protein, RNA, DNA and oligosaccharide chains in the entry. The first graphic for a chain summarises the proportions of the various outlier classes displayed in the second graphic. The second graphic shows the sequence view annotated by issues in geometry and electron density. Residues are color-coded according to the number of geometric quality criteria for which they contain at least one outlier: green = 0, yellow = 1, orange = 2 and red = 3 or more. A red dot above a residue indicates a poor fit to the electron density ($RSRZ > 2$). Stretches of 2 or more consecutive residues without any outlier are shown as a green connector. Residues present in the sample, but not in the model, are shown in grey.

• Molecule 1: Complement C3



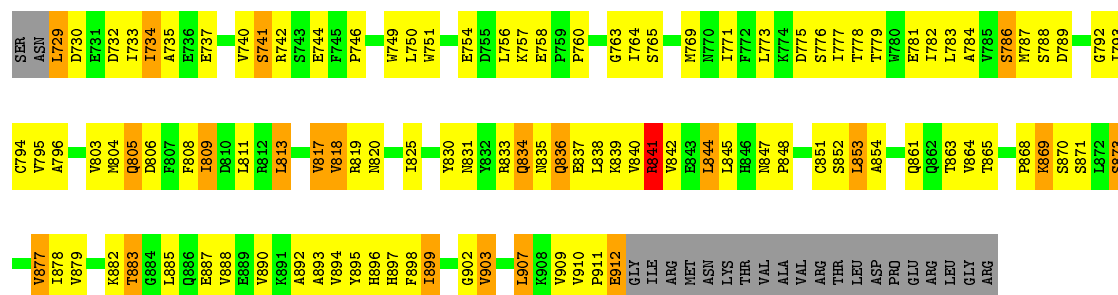
• Molecule 1: Complement C3





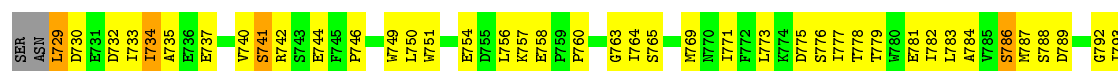
• Molecule 2: Complement C3

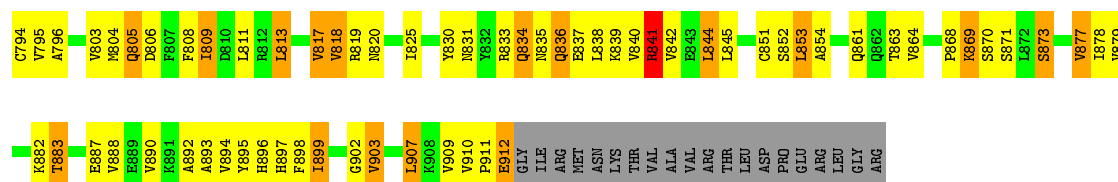
Chain B: 36% 43% 10% 11%



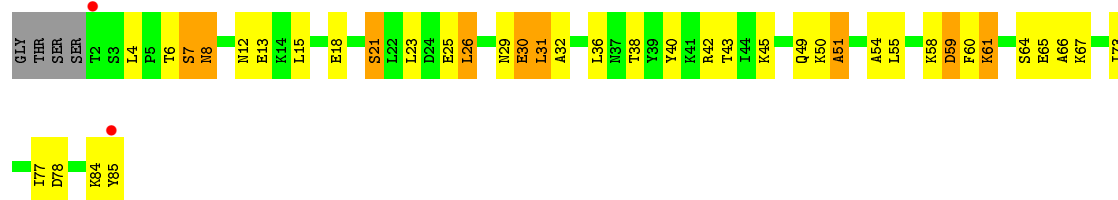
• Molecule 2: Complement C3

Chain E: 38% 41% 10% 11%

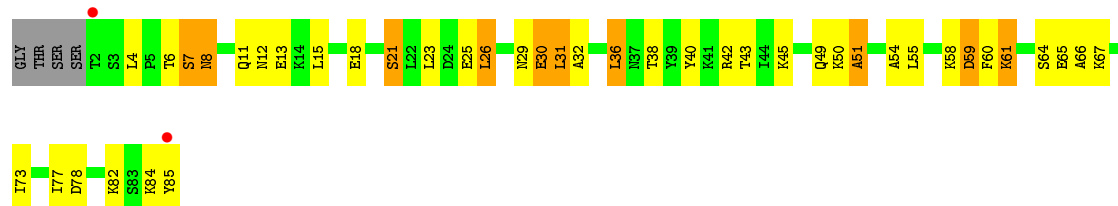




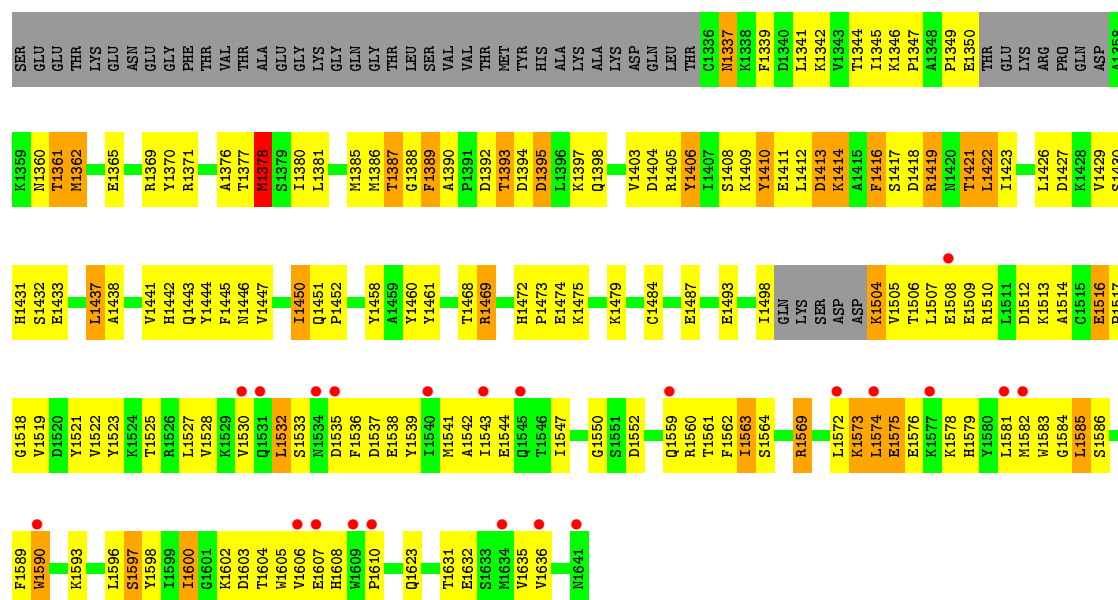
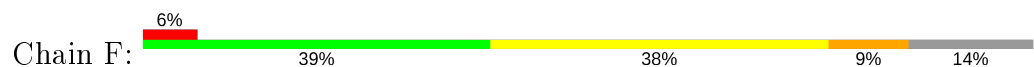
- Molecule 3: Staphylococcal complement inhibitor



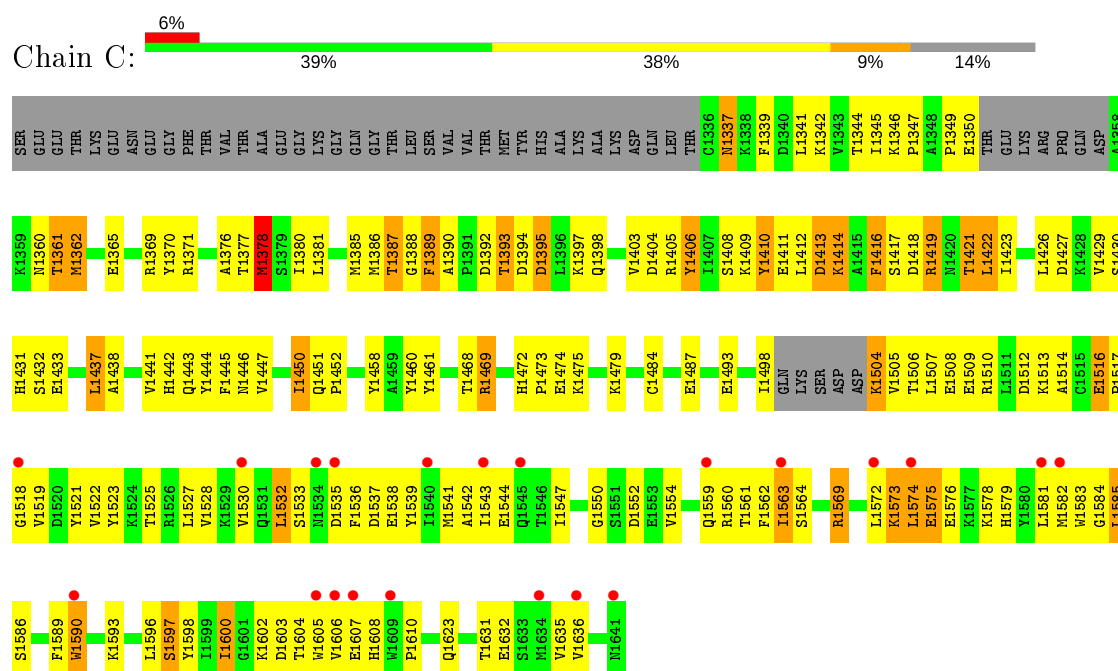
- Molecule 3: Staphylococcal complement inhibitor



- Molecule 4: Complement C3



- Molecule 4: Complement C3



4 Data and refinement statistics

Property	Value	Source
Space group	P 1 21 1	Depositor
Cell constants a, b, c, α , β , γ	69.11Å 217.03Å 115.65Å 90.00° 89.98° 90.00°	Depositor
Resolution (Å)	34.52 – 3.40 49.97 – 3.40	Depositor EDS
% Data completeness (in resolution range)	91.0 (34.52-3.40) 91.0 (49.97-3.40)	Depositor EDS
R_{merge}	0.16	Depositor
R_{sym}	(Not available)	Depositor
$\langle I/\sigma(I) \rangle$ ¹	2.35 (at 3.40Å)	Xtriage
Refinement program	PHENIX	Depositor
R, R_{free}	0.223 , 0.271 0.215 , 0.264	Depositor DCC
R_{free} test set	1988 reflections (4.38%)	wwPDB-VP
Wilson B-factor (Å ²)	57.2	Xtriage
Anisotropy	0.580	Xtriage
Bulk solvent k_{sol} (e/Å ³), B_{sol} (Å ²)	0.27 , 45.1	EDS
L-test for twinning ²	$\langle L \rangle = 0.47$, $\langle L^2 \rangle = 0.30$	Xtriage
Estimated twinning fraction	0.429 for h,-k,-l	Xtriage
F_o, F_c correlation	0.89	EDS
Total number of atoms	19090	wwPDB-VP
Average B, all atoms (Å ²)	108.0	wwPDB-VP

Xtriage's analysis on translational NCS is as follows: *The largest off-origin peak in the Patterson function is 3.37% of the height of the origin peak. No significant pseudotranslation is detected.*

¹Intensities estimated from amplitudes.

²Theoretical values of $\langle |L| \rangle$, $\langle L^2 \rangle$ for acentric reflections are 0.5, 0.333 respectively for untwinned datasets, and 0.375, 0.2 for perfectly twinned datasets.

5 Model quality [i](#)

5.1 Standard geometry [i](#)

Bond lengths and bond angles in the following residue types are not validated in this section: NAG

The Z score for a bond length (or angle) is the number of standard deviations the observed value is removed from the expected value. A bond length (or angle) with $|Z| > 5$ is considered an outlier worth inspection. RMSZ is the root-mean-square of all Z scores of the bond lengths (or angles).

Mol	Chain	Bond lengths		Bond angles	
		RMSZ	$\# Z > 5$	RMSZ	$\# Z > 5$
1	A	0.41	0/5079	0.62	1/6902 (0.0%)
1	D	0.41	0/5079	0.62	2/6902 (0.0%)
2	B	0.51	0/1520	0.70	1/2066 (0.0%)
2	E	0.51	0/1520	0.70	1/2066 (0.0%)
3	M	0.39	0/690	0.59	0/923
3	P	0.39	0/690	0.59	0/923
4	C	0.36	0/2427	0.57	0/3271
4	F	0.36	0/2427	0.57	0/3271
All	All	0.42	0/19432	0.62	5/26324 (0.0%)

There are no bond length outliers.

All (5) bond angle outliers are listed below:

Mol	Chain	Res	Type	Atoms	Z	Observed(°)	Ideal(°)
1	A	535	ASP	CB-CA-C	-5.99	98.42	110.40
1	D	535	ASP	CB-CA-C	-5.98	98.44	110.40
1	D	291	ASN	C-N-CD	-5.26	109.02	120.60
2	E	841	ARG	NE-CZ-NH1	5.09	122.85	120.30
2	B	841	ARG	NE-CZ-NH1	5.08	122.84	120.30

There are no chirality outliers.

There are no planarity outliers.

5.2 Too-close contacts [i](#)

In the following table, the Non-H and H(model) columns list the number of non-hydrogen atoms and hydrogen atoms in the chain respectively. The H(added) column lists the number of hydrogen atoms added and optimized by MolProbity. The Clashes column lists the number of clashes within the asymmetric unit, whereas Symm-Clashes lists symmetry related clashes.

Mol	Chain	Non-H	H(model)	H(added)	Clashes	Symm-Clashes
1	A	4979	0	5041	333	0
1	D	4979	0	5041	326	0
2	B	1488	0	1512	122	0
2	E	1488	0	1512	120	0
3	M	682	0	697	51	0
3	P	682	0	697	50	0
4	C	2382	0	2288	197	0
4	F	2382	0	2288	198	0
5	A	14	0	13	4	0
5	D	14	0	13	4	0
All	All	19090	0	19102	1298	0

The all-atom clashscore is defined as the number of clashes found per 1000 atoms (including hydrogen atoms). The all-atom clashscore for this structure is 34.

All (1298) close contacts within the same asymmetric unit are listed below, sorted by their clash magnitude.

Atom-1	Atom-2	Interatomic distance (Å)	Clash overlap (Å)
4:C:1569:ARG:HG3	4:C:1569:ARG:HH11	0.99	1.15
4:C:1505:VAL:HG11	4:C:1510:ARG:HH21	1.06	1.14
4:F:1349:PRO:O	4:F:1350:GLU:HB2	1.47	1.12
4:F:1569:ARG:HG3	4:F:1569:ARG:HH11	0.99	1.11
4:C:1349:PRO:O	4:C:1350:GLU:HB2	1.47	1.10
1:A:590:THR:HG22	1:A:592:SER:H	1.13	1.10
4:F:1505:VAL:HG11	4:F:1510:ARG:HH21	1.06	1.09
1:D:590:THR:HG22	1:D:592:SER:H	1.13	1.07
2:E:912:GLU:H	2:E:912:GLU:CD	1.52	1.07
2:B:912:GLU:H	2:B:912:GLU:CD	1.52	1.05
2:B:841:ARG:HG2	2:B:841:ARG:HH11	1.22	1.05
4:F:1582:MET:HG2	4:F:1606:VAL:HG22	1.38	1.04
4:C:1605:TRP:HE1	4:C:1607:GLU:CD	1.60	1.04
4:F:1605:TRP:HE1	4:F:1607:GLU:CD	1.60	1.04
2:E:841:ARG:HG2	2:E:841:ARG:HH11	1.22	1.03
4:C:1504:LYS:NZ	4:C:1504:LYS:HB2	1.75	1.02
4:C:1582:MET:HG2	4:C:1606:VAL:HG22	1.38	1.02
4:F:1360:ASN:ND2	4:F:1443:GLN:HB3	1.75	1.01
4:C:1360:ASN:ND2	4:C:1443:GLN:HB3	1.75	1.01
4:F:1504:LYS:NZ	4:F:1504:LYS:HB2	1.75	1.01
4:F:1505:VAL:HG11	4:F:1510:ARG:NH2	1.75	1.01
4:C:1505:VAL:HG11	4:C:1510:ARG:NH2	1.75	1.00
2:B:853:LEU:HD11	4:C:1451:GLN:HB2	1.46	0.97
4:C:1569:ARG:NH1	4:C:1569:ARG:HG3	1.72	0.96

Continued on next page...

Continued from previous page...

Atom-1	Atom-2	Interatomic distance (Å)	Clash overlap (Å)
4:F:1569:ARG:HG3	4:F:1569:ARG:NH1	1.72	0.95
4:F:1451:GLN:HB2	2:E:853:LEU:HD11	1.46	0.94
1:D:590:THR:HG22	1:D:592:SER:N	1.83	0.94
1:A:510:VAL:HG12	1:A:528:SER:HB3	1.48	0.93
4:C:1504:LYS:NZ	4:C:1504:LYS:CB	2.30	0.93
4:F:1360:ASN:HD22	4:F:1443:GLN:HB3	1.30	0.93
4:C:1582:MET:CG	4:C:1606:VAL:HG22	1.98	0.92
1:A:590:THR:HG22	1:A:592:SER:N	1.83	0.92
4:F:1582:MET:CG	4:F:1606:VAL:HG22	1.98	0.92
1:D:510:VAL:HG12	1:D:528:SER:HB3	1.48	0.92
1:A:223:ILE:HD11	1:A:298:VAL:HG23	1.53	0.91
4:F:1504:LYS:NZ	4:F:1504:LYS:CB	2.30	0.91
1:D:10:ASN:HB3	1:D:635:ARG:HH11	1.37	0.90
4:C:1360:ASN:HD22	4:C:1443:GLN:HB3	1.30	0.90
4:C:1450:ILE:HG13	4:C:1450:ILE:O	1.72	0.89
1:D:223:ILE:HD11	1:D:298:VAL:HG23	1.53	0.89
1:A:10:ASN:HB3	1:A:635:ARG:HH11	1.37	0.89
4:F:1450:ILE:HG13	4:F:1450:ILE:O	1.72	0.89
1:D:291:ASN:N	1:D:292:PRO:HD3	1.88	0.88
1:D:138:GLY:HA2	1:D:160:SER:OG	1.74	0.88
1:A:138:GLY:HA2	1:A:160:SER:OG	1.74	0.87
1:D:346:MET:O	1:D:391:THR:HG22	1.74	0.87
1:A:346:MET:O	1:A:391:THR:HG22	1.74	0.87
1:A:291:ASN:N	1:A:292:PRO:HD3	1.87	0.87
3:M:4:LEU:HB2	4:F:1446:ASN:HB2	1.55	0.87
4:F:1527:LEU:HD13	4:F:1541:MET:HG2	1.56	0.86
4:F:1504:LYS:HZ2	4:F:1504:LYS:HB2	1.41	0.86
4:C:1527:LEU:HD13	4:C:1541:MET:HG2	1.56	0.86
1:D:142:MET:HG3	1:D:187:TYR:CE1	2.10	0.85
4:C:1600:ILE:HG22	4:C:1600:ILE:O	1.77	0.85
1:A:142:MET:HG3	1:A:187:TYR:CE1	2.10	0.85
2:B:734:ILE:HD12	2:B:734:ILE:H	1.42	0.85
2:B:912:GLU:N	2:B:912:GLU:CD	2.30	0.85
4:C:1504:LYS:HZ3	4:C:1504:LYS:HB2	1.40	0.85
1:D:453:PHE:HB2	1:D:493:VAL:HG23	1.57	0.84
2:E:734:ILE:HD12	2:E:734:ILE:H	1.42	0.84
1:A:453:PHE:HB2	1:A:493:VAL:HG23	1.57	0.84
1:D:8:THR:HG22	1:D:20:MET:HB2	1.60	0.83
2:B:853:LEU:CD1	4:C:1451:GLN:HB2	2.08	0.83
4:F:1593:LYS:HG2	4:F:1596:LEU:HD11	1.59	0.83
4:C:1593:LYS:HG2	4:C:1596:LEU:HD11	1.59	0.83

Continued on next page...

Continued from previous page...

Atom-1	Atom-2	Interatomic distance (Å)	Clash overlap (Å)
1:A:8:THR:HG22	1:A:20:MET:HB2	1.60	0.82
4:F:1516:GLU:HB3	4:F:1517:PRO:HD2	1.61	0.82
3:P:6:THR:HA	4:C:1445:PHE:HE1	1.43	0.82
4:F:1451:GLN:HB2	2:E:853:LEU:CD1	2.08	0.82
4:C:1578:LYS:HD3	4:C:1608:HIS:CD2	2.15	0.82
4:F:1600:ILE:HG22	4:F:1600:ILE:O	1.77	0.82
2:E:912:GLU:N	2:E:912:GLU:CD	2.30	0.81
4:F:1578:LYS:HD3	4:F:1608:HIS:CD2	2.15	0.81
1:A:590:THR:HB	1:A:593:LYS:HG3	1.62	0.81
4:C:1516:GLU:HB3	4:C:1517:PRO:HD2	1.62	0.81
1:A:55:THR:HG22	1:A:57:ALA:H	1.45	0.81
4:C:1532:LEU:HD11	4:C:1569:ARG:HE	1.47	0.80
1:D:590:THR:HB	1:D:593:LYS:HG3	1.61	0.80
4:C:1504:LYS:HZ3	4:C:1504:LYS:CB	1.92	0.79
2:E:833:ARG:HH22	2:E:899:ILE:HD11	1.47	0.79
3:P:4:LEU:HB2	4:C:1446:ASN:HB2	1.63	0.79
4:C:1475:LYS:HE2	4:C:1493:GLU:OE2	1.83	0.79
4:F:1475:LYS:HE2	4:F:1493:GLU:OE2	1.83	0.78
4:C:1337:ASN:O	4:C:1371:ARG:HD2	1.84	0.78
4:F:1532:LEU:HD11	4:F:1569:ARG:HE	1.47	0.78
2:B:833:ARG:HH22	2:B:899:ILE:HD11	1.47	0.77
4:C:1569:ARG:CG	4:C:1569:ARG:HH11	1.88	0.77
4:F:1337:ASN:O	4:F:1371:ARG:HD2	1.84	0.77
2:B:819:ARG:HH21	2:B:911:PRO:HB3	1.49	0.77
1:D:55:THR:HG22	1:D:57:ALA:H	1.45	0.77
1:A:541:LEU:HD22	2:B:786:SER:HB3	1.65	0.77
1:A:365:VAL:HG13	1:A:379:THR:OG1	1.85	0.76
1:D:22:LEU:HD11	1:D:64:VAL:HG23	1.67	0.76
1:D:365:VAL:HG13	1:D:379:THR:OG1	1.85	0.76
4:F:1569:ARG:CG	4:F:1569:ARG:HH11	1.88	0.76
1:D:47:LEU:CD1	1:D:66:PHE:HB2	2.16	0.76
4:C:1582:MET:SD	4:C:1606:VAL:HG22	2.26	0.75
1:A:47:LEU:CD1	1:A:66:PHE:HB2	2.16	0.75
1:D:20:MET:O	1:D:64:VAL:HB	1.87	0.75
3:M:6:THR:HA	4:F:1445:PHE:HE1	1.49	0.75
1:D:117:TYR:CZ	1:D:123:VAL:HG13	2.22	0.75
4:C:1563:ILE:O	4:C:1600:ILE:HB	1.87	0.75
1:A:530:TRP:HD1	1:A:531:VAL:N	1.85	0.75
1:A:20:MET:O	1:A:64:VAL:HB	1.87	0.75
1:D:530:TRP:HD1	1:D:531:VAL:N	1.85	0.75
1:A:22:LEU:HD11	1:A:64:VAL:HG23	1.67	0.75

Continued on next page...

Continued from previous page...

Atom-1	Atom-2	Interatomic distance (Å)	Clash overlap (Å)
1:A:117:TYR:CZ	1:A:123:VAL:HG13	2.22	0.74
4:C:1600:ILE:CG2	4:C:1600:ILE:O	2.35	0.74
4:F:1378:MET:HE3	1:D:248:PHE:HD1	1.51	0.74
1:D:610:GLY:HA3	1:D:616:VAL:N	2.02	0.74
2:E:819:ARG:HH21	2:E:911:PRO:HB3	1.49	0.74
4:F:1582:MET:SD	4:F:1606:VAL:HG22	2.26	0.74
4:F:1563:ILE:O	4:F:1600:ILE:HB	1.87	0.74
1:D:541:LEU:HD22	2:E:786:SER:HB3	1.67	0.74
2:E:733:ILE:HG12	2:E:734:ILE:N	2.01	0.74
4:C:1504:LYS:O	4:C:1504:LYS:CG	2.36	0.74
4:F:1605:TRP:CZ2	4:F:1607:GLU:OE2	2.41	0.74
2:B:733:ILE:HD11	2:B:893:ALA:HB3	1.70	0.74
4:C:1525:THR:HG22	4:C:1543:ILE:HA	1.70	0.74
1:A:12:LEU:HB2	1:A:101:VAL:HG22	1.70	0.74
2:E:733:ILE:HD11	2:E:893:ALA:HB3	1.70	0.74
2:B:733:ILE:HG12	2:B:734:ILE:N	2.01	0.74
4:F:1504:LYS:HZ3	4:F:1504:LYS:HB2	1.52	0.74
4:C:1416:PHE:HE2	4:C:1444:TYR:HD2	1.36	0.73
4:F:1600:ILE:CG2	4:F:1600:ILE:O	2.35	0.73
1:A:610:GLY:HA3	1:A:616:VAL:N	2.02	0.73
4:F:1525:THR:HG22	4:F:1543:ILE:HA	1.70	0.73
4:F:1504:LYS:O	4:F:1504:LYS:CG	2.36	0.73
1:D:12:LEU:HB2	1:D:101:VAL:HG22	1.70	0.73
4:F:1347:PRO:HA	4:F:1362:MET:HB3	1.71	0.73
4:C:1605:TRP:CZ2	4:C:1607:GLU:OE2	2.41	0.73
4:C:1347:PRO:HA	4:C:1362:MET:HB3	1.71	0.73
4:F:1416:PHE:HE2	4:F:1444:TYR:HD2	1.36	0.72
3:P:6:THR:CA	4:C:1445:PHE:HE1	2.03	0.72
4:F:1543:ILE:HD11	4:F:1560:ARG:HG3	1.71	0.72
2:B:840:VAL:HG11	2:B:892:ALA:HB1	1.72	0.72
4:C:1543:ILE:HD11	4:C:1560:ARG:HG3	1.71	0.72
1:A:6:ILE:HD11	1:A:20:MET:HE3	1.72	0.72
1:A:369:VAL:HG12	1:A:370:GLN:N	2.03	0.71
1:D:369:VAL:HG12	1:D:370:GLN:N	2.03	0.71
4:F:1388:GLY:O	4:F:1443:GLN:HA	1.89	0.71
2:B:733:ILE:HG12	2:B:734:ILE:H	1.55	0.71
2:B:841:ARG:NH1	2:B:841:ARG:HG2	1.95	0.71
3:P:7:SER:N	4:C:1445:PHE:CE1	2.58	0.71
4:C:1388:GLY:O	4:C:1443:GLN:HA	1.89	0.71
1:D:223:ILE:CD1	1:D:298:VAL:HG23	2.21	0.71
1:D:6:ILE:HD11	1:D:22:LEU:HD23	1.72	0.71

Continued on next page...

Continued from previous page...

Atom-1	Atom-2	Interatomic distance (Å)	Clash overlap (Å)
2:E:733:ILE:HG12	2:E:734:ILE:H	1.55	0.71
2:E:840:VAL:HG11	2:E:892:ALA:HB1	1.72	0.71
1:A:281:SER:OG	1:A:284:VAL:HG23	1.90	0.71
1:D:281:SER:OG	1:D:284:VAL:HG23	1.90	0.70
1:A:223:ILE:CD1	1:A:298:VAL:HG23	2.21	0.70
1:A:495:LEU:HD12	1:A:496:PRO:HD2	1.74	0.70
1:D:24:ALA:HB3	1:D:60:HIS:HB3	1.72	0.70
1:A:237:PHE:CE2	1:A:243:VAL:HG22	2.27	0.70
3:P:36:LEU:HB3	3:P:40:TYR:CD2	2.27	0.70
1:D:237:PHE:CE2	1:D:243:VAL:HG22	2.27	0.70
1:A:24:ALA:HB3	1:A:60:HIS:HB3	1.72	0.70
4:F:1504:LYS:HZ3	4:F:1504:LYS:CB	2.03	0.70
1:A:6:ILE:HD11	1:A:22:LEU:HD23	1.72	0.70
4:C:1504:LYS:HB2	4:C:1504:LYS:HZ2	1.52	0.70
1:A:47:LEU:HD13	1:A:66:PHE:HB2	1.74	0.70
4:C:1389:PHE:HD1	4:C:1441:VAL:HG23	1.57	0.70
1:D:589:LEU:HD12	1:D:590:THR:H	1.57	0.70
3:M:36:LEU:HD23	3:M:36:LEU:N	2.05	0.69
1:D:6:ILE:HD11	1:D:20:MET:HE3	1.72	0.69
1:D:38:HIS:CE1	1:D:45:LEU:HD12	2.27	0.69
1:D:495:LEU:HD12	1:D:496:PRO:HD2	1.73	0.69
4:F:1389:PHE:HD1	4:F:1441:VAL:HG23	1.57	0.69
4:F:1605:TRP:HE1	4:F:1607:GLU:CG	2.06	0.69
1:A:38:HIS:CE1	1:A:45:LEU:HD12	2.28	0.69
4:C:1605:TRP:HE1	4:C:1607:GLU:CG	2.06	0.69
3:P:36:LEU:N	3:P:36:LEU:HD23	2.07	0.69
1:A:588:LYS:NZ	2:B:781:GLU:OE2	2.26	0.69
1:D:369:VAL:HG12	1:D:370:GLN:H	1.58	0.69
1:A:330:PRO:O	1:A:357:PRO:HD3	1.93	0.68
2:B:825:ILE:CD1	2:B:888:VAL:HG11	2.24	0.68
2:E:825:ILE:CD1	2:E:888:VAL:HG11	2.24	0.68
1:D:330:PRO:O	1:D:357:PRO:HD3	1.93	0.68
1:A:19:THR:HA	1:A:64:VAL:O	1.94	0.68
1:D:19:THR:HA	1:D:64:VAL:O	1.94	0.68
1:D:588:LYS:NZ	2:E:781:GLU:OE2	2.26	0.68
2:E:841:ARG:HG2	2:E:841:ARG:NH1	1.95	0.68
1:A:216:PRO:HB2	1:A:218:GLU:O	1.95	0.67
1:D:47:LEU:HD13	1:D:66:PHE:HB2	1.74	0.67
3:M:7:SER:N	4:F:1445:PHE:CE1	2.63	0.67
1:A:589:LEU:HD12	1:A:590:THR:H	1.58	0.67
1:D:216:PRO:HB2	1:D:218:GLU:O	1.95	0.67

Continued on next page...

Continued from previous page...

Atom-1	Atom-2	Interatomic distance (Å)	Clash overlap (Å)
4:F:1519:VAL:HA	4:F:1584:GLY:O	1.95	0.67
1:A:369:VAL:HG12	1:A:370:GLN:H	1.58	0.67
2:B:837:GLU:HG2	3:P:64:SER:OG	1.95	0.67
2:B:742:ARG:HB3	2:B:775:ASP:HB3	1.77	0.67
3:M:36:LEU:HB3	3:M:40:TYR:CD2	2.30	0.67
1:D:130:VAL:HG12	1:D:136:PRO:HA	1.78	0.66
1:D:257:GLU:N	1:D:257:GLU:CD	2.49	0.66
1:A:130:VAL:HG12	1:A:136:PRO:HA	1.78	0.66
1:A:248:PHE:HD1	4:C:1378:MET:HE3	1.59	0.66
4:C:1605:TRP:NE1	4:C:1607:GLU:CD	2.43	0.66
4:F:1504:LYS:HG2	4:F:1504:LYS:O	1.94	0.66
2:E:742:ARG:HB3	2:E:775:ASP:HB3	1.77	0.66
3:P:84:LYS:HG3	3:P:84:LYS:O	1.96	0.66
1:A:257:GLU:CD	1:A:257:GLU:N	2.49	0.66
4:C:1504:LYS:O	4:C:1504:LYS:HG2	1.94	0.66
1:A:8:THR:HG22	1:A:20:MET:CB	2.26	0.66
4:C:1385:MET:HG3	4:C:1390:ALA:HA	1.79	0.65
4:C:1519:VAL:HA	4:C:1584:GLY:O	1.95	0.65
1:D:8:THR:HG22	1:D:20:MET:CB	2.26	0.65
4:F:1582:MET:HG2	4:F:1606:VAL:CG2	2.21	0.65
3:M:64:SER:OG	2:E:837:GLU:HG2	1.97	0.65
4:C:1605:TRP:HZ2	4:C:1607:GLU:OE2	1.79	0.65
1:A:554:VAL:HG13	1:A:555:PRO:HD2	1.78	0.65
4:F:1632:GLU:O	4:F:1636:VAL:HG12	1.96	0.65
2:E:793:ILE:HG13	2:E:794:CYS:H	1.61	0.65
2:B:793:ILE:HG13	2:B:794:CYS:H	1.62	0.65
2:B:795:VAL:HG12	2:B:795:VAL:O	1.96	0.65
3:M:6:THR:CA	4:F:1445:PHE:HE1	2.09	0.65
2:B:839:LYS:NZ	3:P:12:ASN:OD1	2.30	0.65
1:D:407:GLN:O	1:D:408:GLU:HB2	1.96	0.65
1:D:567:HIS:ND1	2:E:760:PRO:HG3	2.12	0.64
3:M:84:LYS:O	3:M:84:LYS:HG3	1.96	0.64
4:F:1385:MET:HG3	4:F:1390:ALA:HA	1.79	0.64
4:C:1505:VAL:CG1	4:C:1510:ARG:HE	2.11	0.64
1:D:445:PRO:HA	1:D:499:ILE:O	1.98	0.64
1:D:6:ILE:HG22	1:D:625:THR:HB	1.80	0.64
1:D:93:GLN:OE1	1:D:93:GLN:HA	1.97	0.64
1:D:554:VAL:HG13	1:D:555:PRO:HD2	1.79	0.64
1:A:105:SER:HB2	1:A:188:TYR:CD1	2.33	0.64
2:B:819:ARG:HG2	2:B:820:ASN:ND2	2.13	0.64
1:A:335:PHE:CD2	1:A:419:MET:HB3	2.33	0.64

Continued on next page...

Continued from previous page...

Atom-1	Atom-2	Interatomic distance (Å)	Clash overlap (Å)
1:A:445:PRO:HA	1:A:499:ILE:O	1.98	0.64
1:A:610:GLY:HA3	1:A:616:VAL:H	1.63	0.64
4:C:1632:GLU:O	4:C:1636:VAL:HG12	1.96	0.64
2:B:840:VAL:CG1	2:B:892:ALA:HB1	2.28	0.64
1:D:335:PHE:CD2	1:D:419:MET:HB3	2.33	0.63
1:D:610:GLY:HA3	1:D:616:VAL:H	1.63	0.63
2:E:912:GLU:OE1	2:E:912:GLU:N	2.30	0.63
4:C:1527:LEU:CD1	4:C:1541:MET:HG2	2.27	0.63
1:A:407:GLN:O	1:A:408:GLU:HB2	1.96	0.63
1:A:433:TYR:HB2	1:A:456:ARG:HB3	1.81	0.63
1:A:93:GLN:HA	1:A:93:GLN:OE1	1.97	0.63
2:E:841:ARG:HH11	2:E:841:ARG:CG	2.06	0.63
4:F:1505:VAL:CG1	4:F:1510:ARG:HE	2.11	0.63
3:P:6:THR:C	4:C:1445:PHE:CE1	2.72	0.63
4:F:1532:LEU:HD23	4:F:1533:SER:H	1.63	0.63
4:F:1605:TRP:HZ2	4:F:1607:GLU:OE2	1.79	0.63
4:F:1369:ARG:HD2	4:F:1432:SER:O	1.98	0.63
1:D:105:SER:HB2	1:D:188:TYR:CD1	2.33	0.63
1:D:293:ARG:CZ	1:D:293:ARG:HB3	2.28	0.63
2:E:840:VAL:CG1	2:E:892:ALA:HB1	2.28	0.63
1:A:114:LYS:HE3	1:A:116:ILE:O	1.99	0.63
2:E:795:VAL:HG12	2:E:795:VAL:O	1.96	0.63
4:F:1542:ALA:HB2	4:F:1559:GLN:HG2	1.80	0.63
4:C:1532:LEU:HD23	4:C:1537:ASP:HB3	1.81	0.63
2:E:819:ARG:HG2	2:E:820:ASN:ND2	2.13	0.63
4:C:1369:ARG:HD2	4:C:1432:SER:O	1.98	0.62
4:C:1542:ALA:HB2	4:C:1559:GLN:HG2	1.80	0.62
1:A:293:ARG:CZ	1:A:293:ARG:HB3	2.28	0.62
2:B:841:ARG:HH11	2:B:841:ARG:CG	2.06	0.62
1:A:340:LYS:O	1:A:341:TYR:CD1	2.53	0.62
1:A:6:ILE:HG22	1:A:625:THR:HB	1.80	0.62
4:C:1582:MET:HG2	4:C:1606:VAL:CG2	2.21	0.62
1:D:340:LYS:O	1:D:341:TYR:CD1	2.53	0.62
4:C:1532:LEU:HD23	4:C:1533:SER:H	1.63	0.62
1:D:154:LYS:HE2	1:D:156:ASP:OD1	2.00	0.62
4:F:1532:LEU:HD23	4:F:1537:ASP:HB3	1.81	0.62
1:A:295:GLU:O	1:A:298:VAL:HB	2.00	0.62
1:A:567:HIS:ND1	2:B:760:PRO:HG3	2.15	0.62
1:D:307:THR:HG23	1:D:318:GLN:HG3	1.81	0.62
4:F:1610:PRO:HD3	4:F:1623:GLN:NE2	2.15	0.62
1:A:307:THR:HG23	1:A:318:GLN:HG3	1.81	0.62

Continued on next page...

Continued from previous page...

Atom-1	Atom-2	Interatomic distance (Å)	Clash overlap (Å)
2:B:912:GLU:N	2:B:912:GLU:OE1	2.30	0.62
4:C:1605:TRP:NE1	4:C:1607:GLU:HG3	2.14	0.62
2:B:842:VAL:HG23	2:B:892:ALA:HB2	1.82	0.62
1:D:433:TYR:HB2	1:D:456:ARG:HB3	1.81	0.62
4:F:1605:TRP:NE1	4:F:1607:GLU:HG3	2.14	0.62
3:P:6:THR:HA	4:C:1445:PHE:CE1	2.31	0.62
1:A:438:VAL:O	1:A:440:ARG:HG3	2.00	0.61
4:F:1405:ARG:NE	4:F:1437:LEU:HD23	2.15	0.61
4:F:1605:TRP:NE1	4:F:1607:GLU:CD	2.43	0.61
3:P:6:THR:C	4:C:1445:PHE:HE1	2.03	0.61
1:D:179:MET:HG3	1:D:203:LYS:HA	1.82	0.61
1:A:334:HIS:HB2	1:A:353:PHE:HB3	1.83	0.61
1:A:136:PRO:HD2	2:B:789:ASP:HA	1.83	0.61
3:M:12:ASN:OD1	2:E:839:LYS:NZ	2.32	0.61
4:F:1590:TRP:CE3	4:F:1590:TRP:HA	2.36	0.61
1:A:154:LYS:HE2	1:A:156:ASP:OD1	2.00	0.61
1:A:22:LEU:HB2	1:A:62:GLY:HA3	1.83	0.61
1:A:179:MET:HG3	1:A:203:LYS:HA	1.82	0.61
1:A:487:GLU:O	1:A:490:GLN:HB2	2.01	0.61
4:C:1602:LYS:HG3	4:C:1603:ASP:N	2.16	0.61
1:D:438:VAL:O	1:D:440:ARG:HG3	2.00	0.61
1:D:455:LEU:HD11	1:D:457:MET:HG2	1.82	0.61
1:D:114:LYS:HE3	1:D:116:ILE:O	1.99	0.61
1:D:570:ARG:O	2:E:786:SER:HA	2.01	0.61
2:E:842:VAL:HG23	2:E:892:ALA:HB2	1.82	0.61
4:F:1505:VAL:CG1	4:F:1510:ARG:NH2	2.58	0.61
1:D:295:GLU:O	1:D:298:VAL:HB	2.00	0.61
1:D:487:GLU:O	1:D:490:GLN:HB2	2.01	0.61
4:F:1527:LEU:CD1	4:F:1541:MET:HG2	2.27	0.61
1:A:455:LEU:HD11	1:A:457:MET:HG2	1.82	0.60
1:A:73:GLU:HB3	1:A:82:LYS:NZ	2.16	0.60
4:C:1590:TRP:CE3	4:C:1590:TRP:HA	2.36	0.60
4:F:1602:LYS:HG3	4:F:1603:ASP:N	2.16	0.60
4:C:1610:PRO:HD3	4:C:1623:GLN:NE2	2.15	0.60
1:D:22:LEU:HB2	1:D:62:GLY:HA3	1.83	0.60
1:D:513:TYR:CE1	1:D:525:VAL:HB	2.36	0.60
1:A:446:GLY:N	1:A:499:ILE:O	2.32	0.60
4:F:1602:LYS:HG3	4:F:1603:ASP:H	1.66	0.60
4:C:1405:ARG:NE	4:C:1437:LEU:HD23	2.15	0.60
4:C:1416:PHE:C	4:C:1416:PHE:CD2	2.75	0.60
1:A:533:VAL:HG12	1:A:534:LYS:N	2.17	0.60

Continued on next page...

Continued from previous page...

Atom-1	Atom-2	Interatomic distance (Å)	Clash overlap (Å)
4:C:1339:PHE:HE2	4:C:1429:VAL:HG21	1.67	0.60
1:D:533:VAL:HG12	1:D:534:LYS:N	2.17	0.60
4:F:1422:LEU:HD12	4:F:1423:ILE:N	2.17	0.60
3:P:36:LEU:HB3	3:P:40:TYR:HD2	1.65	0.60
4:C:1422:LEU:HD12	4:C:1423:ILE:N	2.17	0.59
4:C:1505:VAL:CG1	4:C:1510:ARG:NH2	2.58	0.59
4:F:1416:PHE:C	4:F:1416:PHE:CD2	2.75	0.59
1:D:334:HIS:HB2	1:D:353:PHE:HB3	1.83	0.59
4:F:1378:MET:HE3	1:D:248:PHE:CD1	2.33	0.59
1:A:513:TYR:CE1	1:A:525:VAL:HB	2.36	0.59
1:A:606:THR:HG22	1:A:608:GLY:N	2.17	0.59
4:C:1341:LEU:O	4:C:1469:ARG:HG2	2.03	0.59
1:D:117:TYR:CG	1:D:123:VAL:HG22	2.38	0.59
1:A:448:THR:HG21	1:D:377:SER:HB2	1.84	0.59
4:F:1339:PHE:HE2	4:F:1429:VAL:HG21	1.67	0.59
4:F:1527:LEU:HD21	4:F:1574:LEU:CD1	2.32	0.59
2:B:734:ILE:N	2:B:734:ILE:HD12	2.16	0.59
4:C:1518:GLY:HA3	4:C:1585:LEU:HD22	1.84	0.59
1:D:134:LEU:HD11	1:D:598:VAL:HG21	1.84	0.59
2:E:841:ARG:HG2	2:E:841:ARG:O	2.01	0.59
2:E:831:ASN:ND2	2:E:868:PRO:HA	2.18	0.59
1:D:73:GLU:HB3	1:D:82:LYS:NZ	2.16	0.59
3:M:6:THR:C	4:F:1445:PHE:CE1	2.76	0.59
2:B:831:ASN:ND2	2:B:868:PRO:HA	2.18	0.59
1:A:99:VAL:HG12	1:A:100:LEU:N	2.18	0.59
4:C:1527:LEU:HD21	4:C:1574:LEU:CD1	2.32	0.59
2:B:825:ILE:HD13	2:B:888:VAL:HG11	1.84	0.59
4:C:1360:ASN:HD22	4:C:1443:GLN:CB	2.11	0.59
4:C:1602:LYS:HG3	4:C:1603:ASP:H	1.67	0.59
1:D:530:TRP:CD1	1:D:531:VAL:N	2.69	0.59
1:D:606:THR:HG22	1:D:608:GLY:N	2.17	0.59
1:A:134:LEU:HD11	1:A:598:VAL:HG21	1.84	0.58
1:A:443:LEU:HD11	1:A:449:LEU:HD22	1.85	0.58
1:D:99:VAL:HG12	1:D:100:LEU:N	2.18	0.58
1:D:20:MET:HG2	1:D:64:VAL:HG21	1.84	0.58
1:D:443:LEU:HD11	1:D:449:LEU:HD22	1.85	0.58
4:F:1518:GLY:HA3	4:F:1585:LEU:HD22	1.84	0.58
4:C:1510:ARG:O	4:C:1514:ALA:HB3	2.03	0.58
1:D:345:GLY:H	1:D:391:THR:HG23	1.68	0.58
1:D:47:LEU:HD11	1:D:66:PHE:HB2	1.84	0.58
4:F:1590:TRP:HE3	4:F:1590:TRP:HA	1.67	0.58

Continued on next page...

Continued from previous page...

Atom-1	Atom-2	Interatomic distance (Å)	Clash overlap (Å)
3:M:6:THR:C	4:F:1445:PHE:HE1	2.06	0.58
1:A:117:TYR:CG	1:A:123:VAL:HG22	2.37	0.58
1:A:20:MET:HG2	1:A:64:VAL:HG21	1.84	0.58
2:B:841:ARG:HG2	2:B:841:ARG:O	2.01	0.58
1:D:118:THR:HG23	1:D:205:TYR:CZ	2.38	0.58
2:E:734:ILE:N	2:E:734:ILE:HD12	2.16	0.58
1:A:377:SER:HB2	1:D:448:THR:HG21	1.85	0.58
4:C:1590:TRP:HE3	4:C:1590:TRP:HA	1.67	0.58
1:D:10:ASN:CG	1:D:635:ARG:HD2	2.24	0.58
4:F:1341:LEU:O	4:F:1469:ARG:HG2	2.03	0.58
4:F:1527:LEU:HD13	4:F:1541:MET:CG	2.32	0.58
1:A:345:GLY:H	1:A:391:THR:HG23	1.68	0.58
1:A:513:TYR:CZ	1:A:525:VAL:HB	2.39	0.58
2:B:804:MET:HG2	2:B:805:GLN:H	1.68	0.58
2:B:833:ARG:NH2	2:B:899:ILE:HD11	2.17	0.58
2:E:833:ARG:NH2	2:E:899:ILE:HD11	2.17	0.58
1:A:530:TRP:CD1	1:A:531:VAL:N	2.69	0.58
1:A:589:LEU:HD12	1:A:590:THR:N	2.18	0.58
1:A:47:LEU:HD11	1:A:66:PHE:HB2	1.84	0.58
1:D:589:LEU:HD12	1:D:590:THR:N	2.18	0.58
4:F:1341:LEU:HD23	4:F:1469:ARG:HB2	1.86	0.58
4:F:1510:ARG:O	4:F:1514:ALA:HB3	2.03	0.58
1:A:118:THR:HG23	1:A:205:TYR:CZ	2.38	0.58
4:C:1605:TRP:NE1	4:C:1607:GLU:OE2	2.37	0.58
2:E:825:ILE:HD13	2:E:888:VAL:HG11	1.84	0.58
1:D:453:PHE:HB2	1:D:493:VAL:CG2	2.32	0.57
4:C:1365:GLU:HG3	4:C:1438:ALA:HB2	1.85	0.57
2:E:804:MET:HG2	2:E:805:GLN:H	1.68	0.57
4:F:1365:GLU:HG3	4:F:1438:ALA:HB2	1.85	0.57
3:M:55:LEU:O	3:M:58:LYS:HD3	2.04	0.57
1:A:477:ARG:NH2	1:A:479:LEU:HD13	2.20	0.57
4:C:1345:ILE:HG23	4:C:1345:ILE:O	2.04	0.57
1:D:10:ASN:HB3	1:D:635:ARG:NH1	2.15	0.57
1:D:136:PRO:HD2	2:E:789:ASP:HA	1.86	0.57
4:F:1505:VAL:HG11	4:F:1510:ARG:CZ	2.34	0.57
4:F:1605:TRP:NE1	4:F:1607:GLU:OE2	2.36	0.57
1:A:6:ILE:CD1	1:A:22:LEU:HD23	2.33	0.57
1:D:23:GLU:HG2	1:D:61:MET:HG2	1.87	0.57
4:F:1421:THR:HG21	2:E:873:SER:HB3	1.86	0.57
1:A:594:ILE:O	1:A:598:VAL:HG23	2.05	0.57
1:A:10:ASN:CG	1:A:635:ARG:HD2	2.24	0.57

Continued on next page...

Continued from previous page...

Atom-1	Atom-2	Interatomic distance (Å)	Clash overlap (Å)
4:C:1393:THR:CG2	4:C:1419:ARG:HH22	2.17	0.57
1:D:99:VAL:HG12	1:D:100:LEU:H	1.70	0.57
1:D:513:TYR:CZ	1:D:525:VAL:HB	2.39	0.57
4:F:1416:PHE:HE2	4:F:1444:TYR:CD2	2.21	0.57
4:F:1393:THR:CG2	4:F:1419:ARG:HH22	2.17	0.57
1:D:477:ARG:NH2	1:D:479:LEU:HD13	2.20	0.57
3:P:84:LYS:O	3:P:85:TYR:HB2	2.05	0.57
1:A:570:ARG:O	2:B:786:SER:HA	2.05	0.57
2:B:873:SER:HB3	4:C:1421:THR:HG21	1.86	0.57
4:F:1506:THR:OG1	4:F:1509:GLU:HG2	2.04	0.57
3:M:84:LYS:O	3:M:85:TYR:HB2	2.05	0.57
3:P:55:LEU:O	3:P:58:LYS:HD3	2.04	0.57
1:A:292:PRO:O	1:A:293:ARG:C	2.43	0.57
4:C:1506:THR:OG1	4:C:1509:GLU:HG2	2.04	0.57
4:F:1345:ILE:O	4:F:1345:ILE:HG23	2.04	0.57
1:A:142:MET:HG3	1:A:187:TYR:HE1	1.65	0.56
1:A:345:GLY:N	1:A:391:THR:HG23	2.20	0.56
1:D:292:PRO:O	1:D:293:ARG:C	2.43	0.56
4:C:1416:PHE:HE2	4:C:1444:TYR:CD2	2.21	0.56
1:D:594:ILE:O	1:D:598:VAL:HG23	2.05	0.56
1:D:567:HIS:CG	2:E:760:PRO:HG3	2.40	0.56
4:F:1505:VAL:CG1	4:F:1510:ARG:NE	2.68	0.56
2:B:788:SER:O	2:B:792:GLY:N	2.35	0.56
1:D:406:LYS:H	1:D:414:GLN:HE22	1.53	0.56
1:D:34:THR:HG22	1:D:51:LYS:HE2	1.88	0.56
1:A:567:HIS:CG	2:B:760:PRO:HG3	2.40	0.56
2:B:851:CYS:HB3	2:B:879:VAL:HB	1.87	0.56
1:D:446:GLY:N	1:D:499:ILE:O	2.32	0.56
3:P:64:SER:O	3:P:67:LYS:HB3	2.05	0.56
2:B:734:ILE:CD1	2:B:734:ILE:H	2.16	0.56
2:B:741:SER:HB3	2:B:902:GLY:C	2.26	0.56
3:P:26:LEU:C	3:P:26:LEU:HD12	2.26	0.56
1:A:99:VAL:HG12	1:A:100:LEU:H	1.70	0.56
1:A:34:THR:HG22	1:A:51:LYS:HE2	1.88	0.56
4:C:1349:PRO:O	4:C:1350:GLU:CB	2.34	0.56
1:D:6:ILE:CD1	1:D:22:LEU:HD23	2.33	0.56
4:F:1360:ASN:HD22	4:F:1443:GLN:CB	2.11	0.56
4:F:1409:LYS:HG2	4:F:1413:ASP:OD2	2.06	0.56
2:B:773:LEU:HD13	2:B:803:VAL:CG2	2.35	0.56
3:M:64:SER:O	3:M:67:LYS:HB3	2.05	0.56
2:B:741:SER:HB3	2:B:902:GLY:O	2.06	0.56

Continued on next page...

Continued from previous page...

Atom-1	Atom-2	Interatomic distance (Å)	Clash overlap (Å)
4:C:1411:GLU:O	4:C:1414:LYS:HG3	2.06	0.56
1:D:364:ARG:HG2	1:D:378:LEU:HD23	1.87	0.56
1:D:471:LEU:O	1:D:509:LEU:HD12	2.06	0.56
2:E:773:LEU:HD13	2:E:803:VAL:CG2	2.35	0.56
1:A:179:MET:HG3	1:A:202:VAL:O	2.06	0.56
1:A:210:PHE:CE2	1:A:310:LEU:HD21	2.41	0.56
1:A:430:SER:O	1:A:431:ASN:HB2	2.06	0.56
1:A:443:LEU:O	1:A:533:VAL:HG13	2.06	0.56
1:A:23:GLU:HG2	1:A:61:MET:HG2	1.87	0.56
1:A:248:PHE:CD1	4:C:1378:MET:HE3	2.40	0.56
4:C:1409:LYS:HG2	4:C:1413:ASP:OD2	2.06	0.56
1:D:179:MET:HG3	1:D:202:VAL:O	2.06	0.56
1:D:443:LEU:O	1:D:533:VAL:HG13	2.06	0.56
1:D:575:ALA:HB2	2:E:782:ILE:HG12	1.87	0.56
1:D:210:PHE:CE2	1:D:310:LEU:HD21	2.41	0.56
1:D:345:GLY:N	1:D:391:THR:HG23	2.20	0.56
1:D:586:LYS:O	1:D:587:ASN:HB2	2.05	0.56
2:E:741:SER:HB3	2:E:902:GLY:O	2.06	0.56
1:A:406:LYS:H	1:A:414:GLN:HE22	1.53	0.55
4:C:1341:LEU:HD23	4:C:1469:ARG:HB2	1.86	0.55
3:M:26:LEU:HD12	3:M:26:LEU:C	2.26	0.55
4:C:1505:VAL:CG1	4:C:1510:ARG:NE	2.69	0.55
4:F:1444:TYR:CD1	4:F:1445:PHE:HB2	2.42	0.55
4:C:1605:TRP:NE1	4:C:1607:GLU:CG	2.70	0.55
2:E:732:ASP:OD1	2:E:896:HIS:HA	2.06	0.55
4:F:1389:PHE:N	4:F:1389:PHE:CD2	2.75	0.55
1:A:364:ARG:HG2	1:A:378:LEU:HD23	1.87	0.55
1:A:440:ARG:NH2	1:A:529:VAL:HG23	2.22	0.55
1:A:586:LYS:O	1:A:587:ASN:HB2	2.05	0.55
1:A:610:GLY:N	1:A:616:VAL:HG23	2.22	0.55
1:A:471:LEU:O	1:A:509:LEU:HD12	2.06	0.55
1:A:453:PHE:HB2	1:A:493:VAL:CG2	2.32	0.55
4:C:1505:VAL:HG11	4:C:1510:ARG:CZ	2.34	0.55
4:C:1527:LEU:HD13	4:C:1541:MET:CG	2.32	0.55
1:D:142:MET:HG3	1:D:187:TYR:HE1	1.65	0.55
1:D:440:ARG:NH2	1:D:529:VAL:HG23	2.22	0.55
2:E:741:SER:HB3	2:E:902:GLY:C	2.26	0.55
4:F:1404:ASP:HA	4:F:1427:ASP:HB2	1.88	0.55
1:D:54:LEU:HB3	1:D:60:HIS:HA	1.89	0.55
2:B:852:SER:C	2:B:854:ALA:H	2.10	0.55
2:B:734:ILE:HD13	2:B:893:ALA:HB1	1.88	0.55

Continued on next page...

Continued from previous page...

Atom-1	Atom-2	Interatomic distance (Å)	Clash overlap (Å)
4:C:1562:PHE:CE1	4:C:1598:TYR:CD1	2.95	0.55
1:D:430:SER:O	1:D:431:ASN:HB2	2.06	0.55
1:D:610:GLY:N	1:D:616:VAL:HG23	2.22	0.55
2:E:851:CYS:HB3	2:E:879:VAL:HB	1.87	0.55
4:F:1562:PHE:CE1	4:F:1598:TYR:CD1	2.95	0.55
4:C:1444:TYR:CD1	4:C:1445:PHE:HB2	2.42	0.54
2:B:732:ASP:OD1	2:B:896:HIS:HA	2.06	0.54
2:B:883:THR:HA	2:B:909:VAL:HG12	1.88	0.54
2:E:852:SER:C	2:E:854:ALA:H	2.10	0.54
4:F:1411:GLU:O	4:F:1414:LYS:HG3	2.06	0.54
1:D:147:ASN:HB2	1:D:148:PRO:HD3	1.90	0.54
1:A:10:ASN:HB3	1:A:635:ARG:NH1	2.15	0.54
1:D:38:HIS:HE1	1:D:45:LEU:HD12	1.73	0.54
4:F:1583:TRP:O	4:F:1604:THR:HG23	2.08	0.54
1:A:147:ASN:HB2	1:A:148:PRO:HD3	1.90	0.54
2:E:734:ILE:HD13	2:E:893:ALA:HB1	1.88	0.54
1:A:477:ARG:HG2	1:A:477:ARG:HH11	1.72	0.54
1:A:575:ALA:HB2	2:B:782:ILE:HG12	1.89	0.54
4:F:1605:TRP:NE1	4:F:1607:GLU:CG	2.70	0.54
2:B:793:ILE:HG13	2:B:794:CYS:N	2.23	0.54
4:C:1404:ASP:HA	4:C:1427:ASP:HB2	1.88	0.54
1:D:34:THR:CG2	1:D:51:LYS:HE2	2.38	0.54
4:F:1377:THR:O	4:F:1378:MET:C	2.46	0.54
4:C:1389:PHE:CD2	4:C:1389:PHE:N	2.75	0.54
2:B:907:LEU:HD23	2:B:907:LEU:H	1.73	0.54
2:E:788:SER:O	2:E:792:GLY:N	2.35	0.54
4:F:1605:TRP:CE2	4:F:1607:GLU:OE2	2.61	0.54
1:A:524:VAL:HB	1:A:613:TYR:CD1	2.43	0.54
4:C:1397:LYS:O	4:C:1398:GLN:C	2.46	0.54
4:C:1504:LYS:HB3	4:C:1504:LYS:HZ3	1.72	0.54
1:D:363:TYR:CZ	1:D:364:ARG:HG3	2.43	0.54
1:A:282:ARG:O	1:A:286:LEU:HD12	2.08	0.53
1:A:54:LEU:HB3	1:A:60:HIS:HA	1.89	0.53
4:C:1377:THR:O	4:C:1378:MET:C	2.46	0.53
4:C:1408:SER:O	4:C:1409:LYS:C	2.45	0.53
1:D:510:VAL:HG12	1:D:528:SER:CB	2.30	0.53
2:E:883:THR:HA	2:E:909:VAL:HG12	1.88	0.53
4:F:1381:LEU:HD12	4:F:1426:LEU:HD11	1.91	0.53
1:D:468:TYR:HE1	1:D:513:TYR:HD2	1.57	0.53
2:E:819:ARG:HH21	2:E:911:PRO:CB	2.19	0.53
1:A:591:GLN:HB2	2:B:795:VAL:HB	1.91	0.53

Continued on next page...

Continued from previous page...

Atom-1	Atom-2	Interatomic distance (Å)	Clash overlap (Å)
4:F:1360:ASN:ND2	4:F:1443:GLN:CB	2.60	0.53
1:A:365:VAL:CG1	1:A:379:THR:OG1	2.56	0.53
1:A:73:GLU:HB3	1:A:82:LYS:HZ1	1.72	0.53
2:B:763:GLY:O	2:B:764:ILE:HD13	2.09	0.53
4:C:1409:LYS:O	4:C:1412:LEU:N	2.42	0.53
4:F:1550:GLY:C	4:F:1552:ASP:H	2.12	0.53
1:A:34:THR:CG2	1:A:51:LYS:HE2	2.38	0.53
4:C:1381:LEU:HD12	4:C:1426:LEU:HD11	1.91	0.53
4:C:1584:GLY:C	4:C:1585:LEU:HD23	2.29	0.53
4:C:1583:TRP:O	4:C:1604:THR:HG23	2.08	0.53
1:D:73:GLU:HB3	1:D:82:LYS:HZ3	1.74	0.53
4:F:1408:SER:O	4:F:1409:LYS:C	2.45	0.53
4:F:1581:LEU:O	4:F:1582:MET:HG3	2.09	0.53
1:D:477:ARG:HH11	1:D:477:ARG:HG2	1.72	0.53
3:M:36:LEU:HB3	3:M:40:TYR:HD2	1.73	0.53
1:A:124:LEU:N	1:A:124:LEU:HD23	2.24	0.53
4:C:1346:LYS:O	4:C:1362:MET:HB2	2.09	0.53
1:D:124:LEU:N	1:D:124:LEU:HD23	2.24	0.53
1:D:365:VAL:CG1	1:D:379:THR:OG1	2.56	0.53
1:D:524:VAL:HB	1:D:613:TYR:CD1	2.43	0.53
2:E:793:ILE:HG13	2:E:794:CYS:N	2.23	0.53
2:E:808:PHE:CE1	2:E:830:TYR:HB2	2.44	0.53
2:E:852:SER:HB3	2:E:878:ILE:HG22	1.91	0.53
1:A:363:TYR:CZ	1:A:364:ARG:HG3	2.43	0.53
1:A:39:ASP:OD1	1:A:44:LYS:HB2	2.09	0.53
1:D:282:ARG:O	1:D:286:LEU:HD12	2.08	0.53
1:D:468:TYR:HE1	1:D:513:TYR:CD2	2.27	0.53
2:E:763:GLY:O	2:E:764:ILE:HD13	2.09	0.53
4:F:1397:LYS:O	4:F:1398:GLN:C	2.46	0.53
2:B:808:PHE:CE1	2:B:830:TYR:HB2	2.44	0.52
2:B:852:SER:HB3	2:B:878:ILE:HG22	1.91	0.52
1:D:363:TYR:CE1	1:D:364:ARG:HG3	2.44	0.52
1:A:363:TYR:CE1	1:A:364:ARG:HG3	2.44	0.52
1:D:39:ASP:OD1	1:D:44:LYS:HB2	2.09	0.52
4:F:1525:THR:HG22	4:F:1543:ILE:HG23	1.91	0.52
4:F:1584:GLY:C	4:F:1585:LEU:HD23	2.29	0.52
4:C:1605:TRP:CE2	4:C:1607:GLU:OE2	2.61	0.52
2:E:907:LEU:HD23	2:E:907:LEU:H	1.73	0.52
4:F:1409:LYS:O	4:F:1412:LEU:N	2.42	0.52
1:A:468:TYR:CE1	1:A:513:TYR:HD2	2.28	0.52
2:E:777:ILE:HD13	2:E:808:PHE:CD2	2.44	0.52

Continued on next page...

Continued from previous page...

Atom-1	Atom-2	Interatomic distance (Å)	Clash overlap (Å)
1:A:143:VAL:O	1:A:155:GLN:HA	2.10	0.52
1:A:343:LYS:HD2	1:A:343:LYS:N	2.25	0.52
2:B:783:LEU:HD12	2:B:784:ALA:N	2.24	0.52
1:D:343:LYS:HD2	1:D:343:LYS:N	2.25	0.52
4:F:1346:LYS:O	4:F:1362:MET:HB2	2.09	0.52
2:B:740:VAL:HB	3:M:42:ARG:HA	1.91	0.52
2:B:777:ILE:HD13	2:B:808:PHE:CD2	2.44	0.52
2:B:907:LEU:O	2:B:907:LEU:HD23	2.10	0.52
4:C:1525:THR:HG22	4:C:1543:ILE:HG23	1.91	0.52
4:C:1550:GLY:C	4:C:1552:ASP:H	2.12	0.52
4:C:1581:LEU:O	4:C:1582:MET:HG3	2.09	0.52
1:D:19:THR:HG23	1:D:64:VAL:O	2.10	0.52
2:E:907:LEU:O	2:E:907:LEU:HD23	2.10	0.52
4:F:1409:LYS:O	4:F:1411:GLU:N	2.43	0.52
1:A:117:TYR:CD1	1:A:123:VAL:HG22	2.44	0.52
1:A:19:THR:HG23	1:A:64:VAL:O	2.10	0.52
1:A:438:VAL:HG13	1:A:449:LEU:HD11	1.92	0.52
1:A:581:PHE:CE1	1:A:588:LYS:HD2	2.45	0.52
1:D:117:TYR:CD1	1:D:123:VAL:HG22	2.44	0.52
1:D:193:GLN:HG2	1:D:194:GLN:N	2.25	0.52
2:E:783:LEU:HD12	2:E:784:ALA:N	2.24	0.52
1:A:367:VAL:HG23	1:A:387:LEU:HD11	1.92	0.52
1:A:536:SER:O	1:A:537:CYS:C	2.48	0.52
1:D:581:PHE:CE1	1:D:588:LYS:HD2	2.45	0.52
1:A:468:TYR:HE1	1:A:513:TYR:CD2	2.28	0.52
2:B:819:ARG:HG2	2:B:820:ASN:CG	2.31	0.52
1:A:468:TYR:HE1	1:A:513:TYR:HD2	1.57	0.51
1:D:403:ARG:HG2	1:D:404:THR:O	2.10	0.51
1:A:505:PRO:HG3	1:A:595:TRP:CE3	2.45	0.51
1:A:595:TRP:CE3	1:A:595:TRP:HA	2.45	0.51
2:B:819:ARG:NH1	4:C:1487:GLU:O	2.43	0.51
1:D:143:VAL:O	1:D:155:GLN:HA	2.10	0.51
1:D:505:PRO:HG3	1:D:595:TRP:CE3	2.45	0.51
1:D:536:SER:O	1:D:537:CYS:C	2.48	0.51
1:D:634:GLN:HG2	1:D:635:ARG:N	2.26	0.51
2:E:819:ARG:HG2	2:E:820:ASN:CG	2.31	0.51
4:F:1593:LYS:HG2	4:F:1596:LEU:CD1	2.37	0.51
2:B:819:ARG:HH21	2:B:911:PRO:CB	2.19	0.51
4:C:1360:ASN:ND2	4:C:1443:GLN:CB	2.60	0.51
2:E:773:LEU:HD13	2:E:803:VAL:HG22	1.92	0.51
4:F:1451:GLN:HG3	4:F:1452:PRO:HD2	1.92	0.51

Continued on next page...

Continued from previous page...

Atom-1	Atom-2	Interatomic distance (Å)	Clash overlap (Å)
3:M:61:LYS:HD3	2:E:896:HIS:CB	2.40	0.51
1:A:37:VAL:HB	1:A:46:VAL:HG23	1.93	0.51
1:A:590:THR:HG21	1:A:592:SER:HB2	1.92	0.51
1:A:624:PHE:O	1:A:631:GLN:HA	2.11	0.51
1:D:4:TYR:HB3	1:D:90:PHE:CE2	2.46	0.51
1:A:193:GLN:HG2	1:A:194:GLN:N	2.24	0.51
1:A:462:GLU:HG3	1:A:486:ARG:HH22	1.76	0.51
4:C:1409:LYS:O	4:C:1411:GLU:N	2.43	0.51
1:D:37:VAL:HB	1:D:46:VAL:HG23	1.93	0.51
4:C:1405:ARG:CZ	4:C:1437:LEU:HD23	2.40	0.51
4:F:1487:GLU:O	2:E:819:ARG:NH1	2.43	0.51
1:A:403:ARG:HG2	1:A:404:THR:O	2.10	0.51
1:D:438:VAL:HG13	1:D:449:LEU:HD11	1.92	0.51
1:D:472:ILE:HG13	1:D:480:LYS:HB3	1.92	0.51
1:D:595:TRP:HA	1:D:595:TRP:CE3	2.45	0.51
1:A:495:LEU:HD12	1:A:496:PRO:CD	2.40	0.51
1:A:4:TYR:HB3	1:A:90:PHE:CE2	2.46	0.51
4:C:1451:GLN:HG3	4:C:1452:PRO:HD2	1.92	0.51
1:D:230:GLU:HA	1:D:279:VAL:HG22	1.92	0.51
4:F:1451:GLN:CB	2:E:853:LEU:HD11	2.30	0.51
4:F:1405:ARG:CZ	4:F:1437:LEU:HD23	2.40	0.51
1:A:472:ILE:HG13	1:A:480:LYS:HB3	1.92	0.51
1:A:628:SER:HB2	1:A:630:GLN:OE1	2.11	0.51
1:D:369:VAL:CG1	1:D:370:GLN:H	2.24	0.51
1:D:472:ILE:HA	1:D:508:ARG:O	2.11	0.51
1:D:628:SER:HB2	1:D:630:GLN:OE1	2.11	0.51
1:A:257:GLU:H	1:A:257:GLU:CD	2.14	0.50
2:B:773:LEU:HD13	2:B:803:VAL:HG22	1.92	0.50
1:D:468:TYR:CE1	1:D:513:TYR:HD2	2.28	0.50
1:A:136:PRO:CD	2:B:789:ASP:HA	2.41	0.50
1:A:472:ILE:HA	1:A:508:ARG:O	2.11	0.50
1:A:634:GLN:HG2	1:A:635:ARG:N	2.26	0.50
2:B:806:ASP:HB3	2:B:833:ARG:HH11	1.76	0.50
4:C:1532:LEU:CD2	4:C:1537:ASP:HB3	2.41	0.50
1:A:63:ASN:HD21	5:A:646:NAG:C1	2.24	0.50
4:C:1519:VAL:HG22	4:C:1583:TRP:HD1	1.77	0.50
4:F:1450:ILE:CG1	4:F:1450:ILE:O	2.55	0.50
3:P:18:GLU:O	3:P:21:SER:HB2	2.12	0.50
3:P:42:ARG:HA	2:E:740:VAL:HB	1.93	0.50
2:B:853:LEU:HD11	4:C:1451:GLN:CB	2.30	0.50
1:D:590:THR:HG21	1:D:592:SER:HB2	1.92	0.50

Continued on next page...

Continued from previous page...

Atom-1	Atom-2	Interatomic distance (Å)	Clash overlap (Å)
1:D:624:PHE:O	1:D:631:GLN:HA	2.11	0.50
4:F:1519:VAL:HG22	4:F:1583:TRP:HD1	1.77	0.50
2:E:806:ASP:HB3	2:E:833:ARG:HH11	1.76	0.50
1:A:351:MET:SD	1:A:440:ARG:HD3	2.52	0.50
1:A:459:ARG:HH22	1:D:458:ASP:HA	1.77	0.50
1:A:184:ILE:HG13	1:A:200:PHE:HE2	1.77	0.50
1:A:406:LYS:N	1:A:414:GLN:HE22	2.10	0.50
1:A:510:VAL:HG12	1:A:528:SER:CB	2.30	0.50
1:A:440:ARG:HH22	1:A:529:VAL:HG23	1.77	0.50
4:C:1444:TYR:CE1	4:C:1445:PHE:HB2	2.46	0.50
1:D:179:MET:CG	1:D:203:LYS:HA	2.42	0.50
2:E:734:ILE:H	2:E:734:ILE:CD1	2.16	0.50
2:E:808:PHE:CD1	2:E:808:PHE:C	2.85	0.50
4:F:1544:GLU:OE1	4:F:1579:HIS:CD2	2.64	0.50
1:A:351:MET:HE1	1:A:386:LYS:HD3	1.94	0.50
1:A:402:VAL:HG12	1:A:403:ARG:N	2.27	0.50
1:D:257:GLU:H	1:D:257:GLU:CD	2.14	0.50
1:D:351:MET:SD	1:D:440:ARG:HD3	2.52	0.50
1:D:367:VAL:HG23	1:D:387:LEU:HD11	1.92	0.50
1:D:462:GLU:HG3	1:D:486:ARG:HH22	1.76	0.50
1:D:495:LEU:HD12	1:D:496:PRO:CD	2.40	0.50
4:F:1532:LEU:CD2	4:F:1537:ASP:HB3	2.41	0.50
3:M:18:GLU:O	3:M:21:SER:HB2	2.12	0.50
1:A:230:GLU:HA	1:A:279:VAL:HG22	1.92	0.50
4:F:1602:LYS:HE3	4:F:1603:ASP:OD1	2.12	0.50
1:A:38:HIS:HE1	1:A:45:LEU:HD12	1.73	0.49
1:A:509:LEU:HB3	1:A:529:VAL:HG13	1.94	0.49
1:D:63:ASN:HD21	5:D:646:NAG:C1	2.24	0.49
2:E:836:GLN:O	2:E:836:GLN:HG3	2.12	0.49
4:F:1444:TYR:CE1	4:F:1445:PHE:HB2	2.46	0.49
4:F:1578:LYS:HD3	4:F:1608:HIS:NE2	2.27	0.49
4:C:1593:LYS:HG2	4:C:1596:LEU:CD1	2.37	0.49
1:D:184:ILE:HG13	1:D:200:PHE:HE2	1.77	0.49
3:M:61:LYS:HD3	2:E:896:HIS:HB3	1.93	0.49
1:A:459:ARG:NH2	1:D:458:ASP:HA	2.27	0.49
1:A:536:SER:O	1:A:537:CYS:O	2.30	0.49
2:B:883:THR:HA	2:B:909:VAL:CG1	2.42	0.49
4:C:1602:LYS:HE3	4:C:1603:ASP:OD1	2.12	0.49
1:D:509:LEU:HB3	1:D:529:VAL:HG13	1.94	0.49
1:D:164:LEU:O	2:E:787:MET:HG2	2.11	0.49
1:D:402:VAL:HG12	1:D:403:ARG:N	2.27	0.49

Continued on next page...

Continued from previous page...

Atom-1	Atom-2	Interatomic distance (Å)	Clash overlap (Å)
1:D:439:LEU:HD12	1:D:439:LEU:O	2.13	0.49
1:D:603:ILE:HD12	1:D:621:GLY:HA3	1.94	0.49
4:F:1416:PHE:CE2	4:F:1444:TYR:HD2	2.25	0.49
3:M:30:GLU:OE2	3:M:45:LYS:HE3	2.12	0.49
1:A:248:PHE:HD1	4:C:1378:MET:CE	2.23	0.49
1:D:406:LYS:N	1:D:414:GLN:HE22	2.10	0.49
1:A:146:GLU:CD	1:A:185:ARG:HD2	2.33	0.49
1:A:25:HIS:O	1:A:26:ASP:HB2	2.12	0.49
4:C:1544:GLU:OE1	4:C:1579:HIS:CD2	2.64	0.49
2:B:896:HIS:CB	3:P:61:LYS:HD3	2.41	0.49
4:C:1523:TYR:HB3	4:C:1525:THR:HG23	1.95	0.49
1:D:63:ASN:OD1	5:D:646:NAG:N2	2.46	0.49
1:A:271:ILE:HD13	1:A:276:GLY:HA3	1.94	0.49
1:D:369:VAL:CG1	1:D:370:GLN:N	2.72	0.49
1:D:536:SER:O	1:D:537:CYS:O	2.30	0.49
1:D:613:TYR:CE2	1:D:614:ALA:HB2	2.48	0.49
2:E:844:LEU:C	2:E:844:LEU:HD12	2.33	0.49
1:A:100:LEU:HD21	1:A:638:LEU:HD23	1.95	0.49
1:A:179:MET:CG	1:A:203:LYS:HA	2.42	0.49
1:A:403:ARG:NH1	1:A:416:THR:HG21	2.27	0.49
2:B:844:LEU:HD12	2:B:844:LEU:C	2.33	0.49
4:C:1393:THR:HG22	4:C:1419:ARG:HH22	1.78	0.49
1:A:459:ARG:NH2	1:D:459:ARG:H	2.11	0.49
1:D:445:PRO:HA	1:D:499:ILE:HG22	1.95	0.49
1:A:63:ASN:OD1	5:A:646:NAG:N2	2.46	0.49
1:D:271:ILE:HD13	1:D:276:GLY:HA3	1.94	0.49
3:P:8:ASN:ND2	3:P:12:ASN:OD1	2.46	0.49
1:A:434:LEU:HD12	1:A:435:HIS:N	2.28	0.48
4:C:1562:PHE:CD1	4:C:1598:TYR:HB2	2.48	0.48
1:D:183:LYS:HD2	1:D:185:ARG:HD2	1.94	0.48
1:D:25:HIS:O	1:D:26:ASP:HB2	2.12	0.48
1:D:440:ARG:HH22	1:D:529:VAL:HG23	1.77	0.48
1:D:590:THR:HB	1:D:593:LYS:CG	2.39	0.48
1:D:136:PRO:CD	2:E:789:ASP:HA	2.43	0.48
2:B:808:PHE:CD1	2:B:808:PHE:C	2.85	0.48
1:D:504:ILE:CG2	1:D:505:PRO:HA	2.43	0.48
1:D:100:LEU:HD21	1:D:638:LEU:HD23	1.95	0.48
2:E:836:GLN:C	2:E:868:PRO:HG3	2.33	0.48
2:E:883:THR:HA	2:E:909:VAL:CG1	2.42	0.48
4:F:1393:THR:HG22	4:F:1419:ARG:HH22	1.78	0.48
4:F:1504:LYS:HB3	4:F:1504:LYS:NZ	2.25	0.48

Continued on next page...

Continued from previous page...

Atom-1	Atom-2	Interatomic distance (Å)	Clash overlap (Å)
3:P:26:LEU:O	3:P:26:LEU:HD12	2.13	0.48
4:C:1578:LYS:HD3	4:C:1608:HIS:NE2	2.27	0.48
1:D:146:GLU:CD	1:D:185:ARG:HD2	2.33	0.48
1:D:437:SER:O	1:D:452:ASN:HB2	2.13	0.48
1:D:109:PHE:CZ	1:D:594:ILE:HG23	2.49	0.48
2:E:839:LYS:HG2	2:E:895:TYR:HD1	1.79	0.48
4:F:1523:TYR:HB3	4:F:1525:THR:HG23	1.95	0.48
2:B:836:GLN:C	2:B:868:PRO:HG3	2.34	0.48
2:B:836:GLN:O	2:B:836:GLN:HG3	2.12	0.48
2:B:896:HIS:HB3	3:P:61:LYS:HD3	1.96	0.48
1:D:434:LEU:HD12	1:D:435:HIS:N	2.28	0.48
1:A:458:ASP:HA	1:D:459:ARG:NH2	2.28	0.48
1:D:606:THR:HG22	1:D:608:GLY:H	1.78	0.48
1:A:109:PHE:CZ	1:A:594:ILE:HG23	2.49	0.48
4:C:1360:ASN:OD1	4:C:1361:THR:N	2.47	0.48
4:C:1586:SER:HA	4:C:1589:PHE:CD2	2.48	0.48
1:D:403:ARG:HB2	1:D:416:THR:HG22	1.95	0.48
1:D:591:GLN:HB2	2:E:795:VAL:HB	1.94	0.48
4:F:1528:VAL:HG21	4:F:1559:GLN:OE1	2.14	0.48
1:A:351:MET:HE2	1:A:386:LYS:HA	1.95	0.48
1:A:459:ARG:H	1:D:459:ARG:NH2	2.12	0.48
1:A:473:MET:HB2	1:A:508:ARG:HB2	1.95	0.48
1:A:549:GLU:O	1:A:550:ASP:HB2	2.14	0.48
1:D:403:ARG:NH1	1:D:416:THR:HG21	2.27	0.48
3:M:8:ASN:ND2	3:M:12:ASN:OD1	2.46	0.48
1:A:445:PRO:HA	1:A:499:ILE:HG22	1.95	0.48
1:A:510:VAL:HG21	1:A:622:LEU:HD12	1.95	0.48
4:C:1381:LEU:CD1	4:C:1426:LEU:HD11	2.43	0.48
1:A:458:ASP:HA	1:D:459:ARG:HH22	1.78	0.48
3:P:59:ASP:C	3:P:59:ASP:OD1	2.52	0.48
1:A:183:LYS:HD2	1:A:185:ARG:HD2	1.94	0.48
1:A:462:GLU:HG3	1:A:486:ARG:NH2	2.29	0.48
2:B:839:LYS:HG2	2:B:895:TYR:HD1	1.79	0.48
1:D:403:ARG:CB	1:D:416:THR:HG22	2.44	0.48
2:E:809:ILE:HD12	2:E:903:VAL:HG23	1.96	0.48
1:A:504:ILE:CG2	1:A:505:PRO:HA	2.43	0.48
1:A:541:LEU:CD2	2:B:786:SER:HB3	2.39	0.48
1:D:183:LYS:HD3	1:D:185:ARG:CD	2.44	0.48
1:D:473:MET:HB2	1:D:508:ARG:HB2	1.95	0.48
1:D:462:GLU:HG3	1:D:486:ARG:NH2	2.29	0.48
4:F:1360:ASN:OD1	4:F:1361:THR:N	2.46	0.48

Continued on next page...

Continued from previous page...

Atom-1	Atom-2	Interatomic distance (Å)	Clash overlap (Å)
3:P:30:GLU:OE2	3:P:45:LYS:HE3	2.13	0.48
1:A:183:LYS:HD3	1:A:185:ARG:CD	2.44	0.48
1:A:59:ASN:HB3	1:A:483:ARG:NH1	2.29	0.48
1:A:510:VAL:CG1	1:A:528:SER:HB3	2.33	0.48
1:A:6:ILE:HA	1:A:6:ILE:HD12	1.56	0.48
4:C:1380:ILE:HG21	4:C:1458:TYR:CZ	2.48	0.48
4:C:1528:VAL:HG21	4:C:1559:GLN:OE1	2.14	0.48
1:D:351:MET:HE1	1:D:386:LYS:HD3	1.95	0.48
4:F:1381:LEU:CD1	4:F:1426:LEU:HD11	2.43	0.48
4:F:1380:ILE:HG21	4:F:1458:TYR:CZ	2.48	0.48
4:F:1562:PHE:CD1	4:F:1598:TYR:HB2	2.48	0.48
1:A:203:LYS:HG2	1:A:204:GLU:N	2.29	0.47
1:A:403:ARG:HB2	1:A:416:THR:HG22	1.96	0.47
1:A:613:TYR:CE2	1:A:614:ALA:HB2	2.48	0.47
1:D:285:LEU:HG	1:D:285:LEU:O	2.14	0.47
1:D:59:ASN:HB3	1:D:483:ARG:NH1	2.29	0.47
4:F:1518:GLY:O	4:F:1585:LEU:HA	2.14	0.47
3:M:59:ASP:OD1	3:M:59:ASP:C	2.52	0.47
1:A:369:VAL:CG1	1:A:370:GLN:N	2.72	0.47
1:A:439:LEU:HD12	1:A:439:LEU:O	2.13	0.47
1:A:603:ILE:HD12	1:A:621:GLY:HA3	1.94	0.47
4:F:1341:LEU:HD23	4:F:1469:ARG:N	2.29	0.47
3:M:26:LEU:HD12	3:M:26:LEU:O	2.13	0.47
3:M:6:THR:HA	4:F:1445:PHE:CE1	2.38	0.47
3:P:49:GLN:O	3:P:50:LYS:C	2.52	0.47
1:A:477:ARG:HH22	1:A:479:LEU:HD13	1.78	0.47
1:D:549:GLU:O	1:D:550:ASP:HB2	2.14	0.47
1:D:510:VAL:HG21	1:D:622:LEU:HD12	1.95	0.47
1:A:222:TYR:CE2	1:A:224:TYR:HB2	2.50	0.47
1:A:437:SER:O	1:A:452:ASN:HB2	2.13	0.47
2:B:756:LEU:HA	2:B:758:GLU:OE1	2.14	0.47
1:D:83:PHE:HD1	1:D:99:VAL:O	1.97	0.47
3:M:64:SER:O	3:M:67:LYS:N	2.47	0.47
1:A:404:THR:C	1:A:414:GLN:OE1	2.53	0.47
1:A:606:THR:HG22	1:A:608:GLY:H	1.78	0.47
1:D:477:ARG:HH22	1:D:479:LEU:HD13	1.78	0.47
1:D:541:LEU:HD23	2:E:796:ALA:HB2	1.97	0.47
1:D:20:MET:H	1:D:64:VAL:HB	1.79	0.47
1:A:148:PRO:HG3	1:A:182:TRP:CD1	2.50	0.47
1:A:368:ALA:O	1:A:402:VAL:HG13	2.15	0.47
2:B:735:ALA:HB1	2:B:737:GLU:OE2	2.15	0.47

Continued on next page...

Continued from previous page...

Atom-1	Atom-2	Interatomic distance (Å)	Clash overlap (Å)
2:B:897:HIS:HB3	2:B:899:ILE:HG13	1.97	0.47
4:C:1341:LEU:HD23	4:C:1469:ARG:N	2.29	0.47
1:D:7:ILE:HA	1:D:623:THR:O	2.14	0.47
4:F:1586:SER:HA	4:F:1589:PHE:CD2	2.49	0.47
3:M:49:GLN:O	3:M:50:LYS:C	2.52	0.47
1:A:59:ASN:HB3	1:A:483:ARG:HH12	1.80	0.47
1:A:97:LYS:HG3	1:A:98:VAL:N	2.30	0.47
4:C:1450:ILE:CG1	4:C:1450:ILE:O	2.55	0.47
4:C:1519:VAL:HG22	4:C:1583:TRP:CD1	2.50	0.47
1:D:97:LYS:HG3	1:D:98:VAL:N	2.30	0.47
4:F:1475:LYS:CE	4:F:1493:GLU:OE2	2.61	0.47
1:A:135:LEU:HD22	2:B:789:ASP:O	2.14	0.47
2:B:754:GLU:HG3	2:B:769:MET:SD	2.55	0.47
1:D:404:THR:C	1:D:414:GLN:OE1	2.53	0.47
1:A:403:ARG:CB	1:A:416:THR:HG22	2.44	0.47
1:A:83:PHE:HD1	1:A:99:VAL:O	1.97	0.47
2:B:894:VAL:CG2	2:B:899:ILE:HB	2.45	0.47
1:D:148:PRO:HG3	1:D:182:TRP:CD1	2.50	0.47
1:D:309:ILE:HG12	1:D:316:MET:HG3	1.97	0.47
2:E:894:VAL:CG2	2:E:899:ILE:HB	2.45	0.47
4:F:1392:ASP:HB2	4:F:1442:HIS:NE2	2.30	0.47
4:F:1522:VAL:O	4:F:1547:ILE:HB	2.15	0.47
1:A:105:SER:O	1:A:132:HIS:CD2	2.68	0.47
1:A:285:LEU:HG	1:A:285:LEU:O	2.14	0.47
1:A:475:LYS:HG2	1:A:598:VAL:CG1	2.45	0.47
1:A:475:LYS:HG2	1:A:598:VAL:HG11	1.96	0.47
1:A:7:ILE:HA	1:A:623:THR:O	2.14	0.47
1:D:510:VAL:CG1	1:D:528:SER:HB3	2.33	0.47
3:P:64:SER:O	3:P:67:LYS:N	2.47	0.47
1:A:251:PHE:CE1	1:A:304:VAL:CG1	2.98	0.47
1:A:20:MET:H	1:A:64:VAL:HB	1.79	0.47
4:C:1631:THR:O	4:C:1635:VAL:HG22	2.15	0.47
1:D:126:ARG:CZ	1:D:572:VAL:HB	2.45	0.47
2:E:735:ALA:HB1	2:E:737:GLU:OE2	2.15	0.47
2:E:756:LEU:HA	2:E:758:GLU:OE1	2.15	0.47
1:A:214:VAL:HG11	1:A:304:VAL:CG2	2.45	0.46
2:B:809:ILE:HD12	2:B:903:VAL:HG23	1.96	0.46
4:C:1389:PHE:HD1	4:C:1441:VAL:CG2	2.26	0.46
1:D:203:LYS:HG2	1:D:204:GLU:N	2.29	0.46
1:D:222:TYR:CE2	1:D:224:TYR:HB2	2.50	0.46
1:D:357:PRO:O	1:D:358:ASP:C	2.53	0.46

Continued on next page...

Continued from previous page...

Atom-1	Atom-2	Interatomic distance (Å)	Clash overlap (Å)
1:D:475:LYS:HG2	1:D:598:VAL:HG11	1.96	0.46
2:E:754:GLU:HG3	2:E:769:MET:SD	2.54	0.46
4:F:1403:VAL:C	4:F:1405:ARG:H	2.18	0.46
1:A:357:PRO:O	1:A:358:ASP:C	2.53	0.46
1:D:461:HIS:O	1:D:464:LYS:HB2	2.16	0.46
4:F:1406:TYR:CZ	4:F:1408:SER:HA	2.51	0.46
3:M:66:ALA:O	3:M:67:LYS:C	2.53	0.46
1:A:309:ILE:HG12	1:A:316:MET:HG3	1.97	0.46
4:F:1376:ALA:HB3	4:F:1429:VAL:HG22	1.97	0.46
4:F:1521:TYR:CD1	4:F:1521:TYR:O	2.68	0.46
3:M:7:SER:HG	4:F:1445:PHE:HZ	1.64	0.46
1:A:289:VAL:O	1:A:290:GLN:OE1	2.34	0.46
2:B:733:ILE:CG1	2:B:734:ILE:N	2.75	0.46
4:C:1386:MET:O	4:C:1387:THR:C	2.54	0.46
4:C:1521:TYR:O	4:C:1521:TYR:CD1	2.68	0.46
4:C:1518:GLY:O	4:C:1585:LEU:HA	2.14	0.46
1:D:289:VAL:O	1:D:290:GLN:OE1	2.34	0.46
1:D:351:MET:HE2	1:D:386:LYS:HA	1.98	0.46
1:A:40:PHE:CE2	1:A:41:PRO:HG3	2.51	0.46
4:C:1406:TYR:CZ	4:C:1408:SER:HA	2.51	0.46
1:D:105:SER:O	1:D:132:HIS:CD2	2.68	0.46
4:F:1389:PHE:HD1	4:F:1441:VAL:CG2	2.26	0.46
4:F:1395:ASP:O	4:F:1398:GLN:HB3	2.15	0.46
3:P:23:LEU:HD11	3:P:51:ALA:HB1	1.97	0.46
2:B:811:LEU:HG	2:B:813:LEU:HD13	1.98	0.46
4:C:1403:VAL:O	4:C:1404:ASP:HB2	2.15	0.46
4:C:1564:SER:HB2	4:C:1600:ILE:HD13	1.97	0.46
4:F:1378:MET:CE	1:D:248:PHE:HD1	2.23	0.46
1:D:368:ALA:O	1:D:402:VAL:HG13	2.15	0.46
1:A:461:HIS:O	1:A:464:LYS:HB2	2.16	0.46
4:C:1376:ALA:HB3	4:C:1429:VAL:HG22	1.97	0.46
4:C:1395:ASP:O	4:C:1398:GLN:HB3	2.15	0.46
1:D:251:PHE:CE1	1:D:304:VAL:CG1	2.98	0.46
4:F:1386:MET:O	4:F:1387:THR:C	2.53	0.46
1:A:185:ARG:HA	1:A:196:PHE:O	2.16	0.46
2:B:744:GLU:C	2:B:746:PRO:HD3	2.37	0.46
1:D:214:VAL:HG11	1:D:304:VAL:CG2	2.45	0.46
1:D:375:VAL:CG2	1:D:387:LEU:HD22	2.46	0.46
2:E:744:GLU:C	2:E:746:PRO:HD3	2.37	0.46
4:F:1631:THR:O	4:F:1635:VAL:HG22	2.15	0.46
1:A:379:THR:HG22	1:A:384:VAL:N	2.31	0.46

Continued on next page...

Continued from previous page...

Atom-1	Atom-2	Interatomic distance (Å)	Clash overlap (Å)
4:C:1392:ASP:HB2	4:C:1442:HIS:NE2	2.30	0.46
4:C:1522:VAL:O	4:C:1547:ILE:HB	2.15	0.46
4:C:1530:VAL:HG23	4:C:1576:GLU:HG2	1.98	0.46
1:D:185:ARG:HA	1:D:196:PHE:O	2.16	0.46
1:D:475:LYS:HG2	1:D:598:VAL:CG1	2.45	0.46
1:D:6:ILE:HD12	1:D:6:ILE:HA	1.56	0.46
1:D:541:LEU:CD2	2:E:786:SER:HB3	2.40	0.46
1:A:369:VAL:CG1	1:A:370:GLN:H	2.24	0.46
1:A:406:LYS:HG3	1:A:407:GLN:O	2.16	0.46
2:B:804:MET:CG	2:B:805:GLN:H	2.29	0.46
1:D:224:TYR:N	1:D:224:TYR:CD2	2.84	0.46
1:D:40:PHE:CE2	1:D:41:PRO:HG3	2.51	0.46
1:D:434:LEU:HB2	1:D:513:TYR:HE2	1.81	0.46
1:D:59:ASN:HB3	1:D:483:ARG:HH12	1.80	0.46
4:F:1451:GLN:NE2	2:E:877:VAL:HG13	2.31	0.46
2:E:897:HIS:HB3	2:E:899:ILE:HG13	1.97	0.46
4:F:1544:GLU:OE1	4:F:1579:HIS:HD2	1.98	0.46
1:A:164:LEU:O	2:B:787:MET:HG2	2.15	0.45
1:D:85:THR:HG23	1:D:98:VAL:HG22	1.98	0.45
4:F:1403:VAL:O	4:F:1404:ASP:HB2	2.15	0.45
4:F:1519:VAL:HG22	4:F:1583:TRP:CD1	2.50	0.45
1:A:111:GLN:O	1:A:125:TYR:HA	2.16	0.45
1:A:224:TYR:CD2	1:A:224:TYR:N	2.84	0.45
1:A:434:LEU:HB2	1:A:513:TYR:HE2	1.81	0.45
1:A:541:LEU:HD23	2:B:796:ALA:HB2	1.98	0.45
1:A:126:ARG:CZ	1:A:572:VAL:HB	2.45	0.45
1:D:111:GLN:O	1:D:125:TYR:HA	2.16	0.45
1:D:215:GLU:HA	1:D:216:PRO:HD3	1.68	0.45
4:F:1337:ASN:OD1	4:F:1337:ASN:C	2.55	0.45
3:M:23:LEU:HD11	3:M:51:ALA:HB1	1.97	0.45
3:M:7:SER:O	3:M:8:ASN:C	2.54	0.45
3:P:29:ASN:O	3:P:30:GLU:C	2.55	0.45
3:P:7:SER:O	3:P:8:ASN:C	2.54	0.45
1:A:118:THR:HG23	1:A:205:TYR:CE2	2.52	0.45
1:D:136:PRO:CG	2:E:789:ASP:HA	2.46	0.45
3:P:66:ALA:O	3:P:67:LYS:C	2.53	0.45
4:C:1544:GLU:OE1	4:C:1579:HIS:HD2	1.98	0.45
1:D:118:THR:HG23	1:D:205:TYR:CE2	2.52	0.45
1:D:339:PRO:O	1:D:340:LYS:HD3	2.16	0.45
1:A:30:ASP:N	1:A:30:ASP:OD1	2.50	0.45
1:A:339:PRO:O	1:A:340:LYS:HD3	2.16	0.45

Continued on next page...

Continued from previous page...

Atom-1	Atom-2	Interatomic distance (Å)	Clash overlap (Å)
1:A:36:THR:HA	1:A:47:LEU:O	2.17	0.45
2:B:877:VAL:HG13	4:C:1451:GLN:NE2	2.31	0.45
1:D:251:PHE:N	1:D:251:PHE:CD2	2.85	0.45
1:D:406:LYS:HG3	1:D:407:GLN:O	2.17	0.45
3:P:29:ASN:O	3:P:32:ALA:N	2.49	0.45
1:A:541:LEU:HA	1:A:541:LEU:HD12	1.77	0.45
2:B:733:ILE:HB	2:B:895:TYR:CD2	2.51	0.45
1:D:301:SER:HB2	1:D:323:GLY:HA2	1.98	0.45
1:A:101:VAL:CG1	1:A:102:SER:N	2.80	0.45
1:A:210:PHE:HB3	1:A:237:PHE:HA	1.99	0.45
1:A:375:VAL:CG2	1:A:387:LEU:HD22	2.46	0.45
1:A:85:THR:HG23	1:A:98:VAL:HG22	1.98	0.45
4:C:1389:PHE:N	4:C:1389:PHE:HD2	2.14	0.45
4:C:1403:VAL:C	4:C:1405:ARG:H	2.18	0.45
4:C:1506:THR:C	4:C:1508:GLU:N	2.70	0.45
1:D:30:ASP:OD1	1:D:30:ASP:N	2.50	0.45
2:E:835:ASN:O	2:E:836:GLN:HB3	2.17	0.45
4:F:1389:PHE:HD2	4:F:1389:PHE:N	2.14	0.45
4:F:1564:SER:HB2	4:F:1600:ILE:HD13	1.97	0.45
4:F:1575:GLU:CB	4:F:1578:LYS:HD2	2.47	0.45
1:A:271:ILE:O	1:A:271:ILE:HG22	2.16	0.45
1:A:583:LEU:HA	1:A:583:LEU:HD23	1.77	0.45
2:B:817:VAL:HG22	2:B:907:LEU:HD12	1.99	0.45
4:C:1406:TYR:OH	4:C:1408:SER:HA	2.16	0.45
1:D:379:THR:HG22	1:D:384:VAL:N	2.31	0.45
2:E:811:LEU:HG	2:E:813:LEU:HD13	1.98	0.45
3:M:7:SER:HB2	2:E:863:THR:HB	1.99	0.45
4:F:1513:LYS:O	4:F:1516:GLU:HG3	2.16	0.45
3:P:36:LEU:N	3:P:36:LEU:CD2	2.78	0.45
1:A:251:PHE:CD2	1:A:251:PHE:N	2.85	0.45
1:A:290:GLN:OE1	1:A:290:GLN:HA	2.17	0.45
1:A:468:TYR:CE1	1:A:513:TYR:CD2	3.05	0.45
4:C:1341:LEU:HD23	4:C:1469:ARG:H	1.82	0.45
4:C:1513:LYS:O	4:C:1516:GLU:HG3	2.17	0.45
4:C:1575:GLU:HB2	4:C:1578:LYS:HD2	1.99	0.45
1:D:36:THR:HA	1:D:47:LEU:O	2.17	0.45
1:A:301:SER:HB2	1:A:323:GLY:HA2	1.98	0.44
4:C:1575:GLU:CB	4:C:1578:LYS:HD2	2.47	0.44
1:D:20:MET:HG2	1:D:64:VAL:CB	2.47	0.44
1:D:290:GLN:HA	1:D:290:GLN:OE1	2.17	0.44
4:F:1349:PRO:O	4:F:1350:GLU:CB	2.34	0.44

Continued on next page...

Continued from previous page...

Atom-1	Atom-2	Interatomic distance (Å)	Clash overlap (Å)
3:P:26:LEU:O	3:P:29:ASN:N	2.50	0.44
1:A:380:GLN:O	1:A:382:ASP:N	2.51	0.44
2:B:835:ASN:O	2:B:836:GLN:HB3	2.17	0.44
2:B:844:LEU:HD12	2:B:845:LEU:N	2.33	0.44
4:C:1416:PHE:HD2	4:C:1416:PHE:C	2.20	0.44
4:C:1504:LYS:HG3	4:C:1504:LYS:O	2.17	0.44
4:C:1505:VAL:CG1	4:C:1510:ARG:CZ	2.95	0.44
2:E:804:MET:CG	2:E:805:GLN:H	2.29	0.44
4:F:1504:LYS:HZ3	4:F:1504:LYS:HB3	1.80	0.44
4:F:1506:THR:C	4:F:1508:GLU:N	2.70	0.44
3:M:29:ASN:O	3:M:30:GLU:C	2.55	0.44
3:P:58:LYS:HA	3:P:58:LYS:HD2	1.75	0.44
1:A:20:MET:HG2	1:A:64:VAL:CB	2.47	0.44
1:A:97:LYS:HD3	1:A:625:THR:OG1	2.18	0.44
4:C:1337:ASN:C	4:C:1337:ASN:OD1	2.55	0.44
1:D:101:VAL:CG1	1:D:102:SER:N	2.80	0.44
2:E:817:VAL:HG22	2:E:907:LEU:HD12	1.99	0.44
4:F:1341:LEU:HD23	4:F:1469:ARG:H	1.82	0.44
4:F:1406:TYR:OH	4:F:1408:SER:HA	2.17	0.44
4:F:1416:PHE:CD2	4:F:1417:SER:N	2.85	0.44
3:M:29:ASN:O	3:M:32:ALA:N	2.49	0.44
1:A:147:ASN:HB2	1:A:148:PRO:CD	2.48	0.44
1:A:453:PHE:CE2	1:A:495:LEU:HB2	2.53	0.44
1:D:38:HIS:HE1	1:D:45:LEU:CD1	2.30	0.44
3:M:64:SER:O	3:M:65:GLU:C	2.55	0.44
3:P:73:ILE:O	3:P:77:ILE:HG13	2.18	0.44
1:A:590:THR:HB	1:A:593:LYS:CG	2.39	0.44
2:B:863:THR:HB	3:P:7:SER:HB2	1.99	0.44
1:D:210:PHE:HB3	1:D:237:PHE:HA	1.99	0.44
1:D:380:GLN:O	1:D:382:ASP:N	2.51	0.44
1:D:465:ILE:HD11	1:D:515:LEU:HD13	2.00	0.44
4:F:1416:PHE:C	4:F:1416:PHE:HD2	2.20	0.44
3:M:15:LEU:HD12	3:M:15:LEU:HA	1.82	0.44
3:P:64:SER:O	3:P:65:GLU:C	2.55	0.44
3:P:7:SER:HG	4:C:1445:PHE:HZ	1.65	0.44
1:A:604:GLY:HA2	1:A:619:ASP:O	2.18	0.44
1:A:136:PRO:CG	2:B:789:ASP:HA	2.47	0.44
1:D:147:ASN:HB2	1:D:148:PRO:CD	2.48	0.44
1:D:271:ILE:O	1:D:271:ILE:HG22	2.16	0.44
1:D:530:TRP:CD1	1:D:530:TRP:C	2.91	0.44
1:D:604:GLY:HA2	1:D:619:ASP:O	2.18	0.44

Continued on next page...

Continued from previous page...

Atom-1	Atom-2	Interatomic distance (Å)	Clash overlap (Å)
4:F:1472:HIS:CE1	4:F:1474:GLU:H	2.35	0.44
4:F:1530:VAL:HG23	4:F:1576:GLU:HG2	1.98	0.44
3:M:23:LEU:HD23	3:M:23:LEU:HA	1.81	0.44
1:A:458:ASP:OD2	1:A:460:ALA:HB3	2.18	0.44
4:C:1550:GLY:C	4:C:1552:ASP:N	2.71	0.44
4:F:1550:GLY:C	4:F:1552:ASP:N	2.71	0.44
1:A:86:VAL:O	1:A:96:GLU:HB2	2.18	0.44
2:B:840:VAL:HG13	2:B:893:ALA:O	2.18	0.44
4:C:1416:PHE:CD2	4:C:1417:SER:N	2.85	0.44
4:C:1451:GLN:HA	4:C:1452:PRO:HD3	1.81	0.44
4:C:1521:TYR:HB2	4:C:1523:TYR:CZ	2.53	0.44
1:D:458:ASP:OD2	1:D:460:ALA:HB3	2.18	0.44
2:E:730:ASP:CG	2:E:730:ASP:O	2.56	0.44
2:E:733:ILE:HB	2:E:895:TYR:CD2	2.51	0.44
4:F:1421:THR:CG2	2:E:873:SER:HB3	2.48	0.44
4:F:1341:LEU:CD2	4:F:1469:ARG:HB2	2.48	0.44
4:F:1521:TYR:HB2	4:F:1523:TYR:CZ	2.53	0.44
3:M:26:LEU:O	3:M:29:ASN:N	2.50	0.44
4:C:1527:LEU:HB2	4:C:1541:MET:SD	2.58	0.44
2:E:840:VAL:HG13	2:E:893:ALA:O	2.18	0.44
1:A:289:VAL:O	1:A:290:GLN:CD	2.57	0.43
1:A:38:HIS:HE1	1:A:45:LEU:CD1	2.31	0.43
4:C:1444:TYR:CD1	4:C:1444:TYR:C	2.92	0.43
4:C:1460:TYR:CG	4:C:1461:TYR:N	2.86	0.43
1:D:290:GLN:O	1:D:291:ASN:HB2	2.18	0.43
1:D:583:LEU:HD23	1:D:583:LEU:HA	1.76	0.43
1:D:97:LYS:HD3	1:D:625:THR:OG1	2.17	0.43
4:F:1575:GLU:HB2	4:F:1578:LYS:HD2	1.99	0.43
3:M:73:ILE:O	3:M:77:ILE:HG13	2.18	0.43
1:A:298:VAL:O	1:A:298:VAL:HG12	2.18	0.43
1:A:454:LEU:HA	1:A:491:ASP:O	2.19	0.43
1:A:603:ILE:HB	1:A:635:ARG:HH12	1.84	0.43
2:B:730:ASP:O	2:B:730:ASP:CG	2.56	0.43
1:A:124:LEU:HD12	2:B:751:TRP:CG	2.53	0.43
4:C:1472:HIS:CE1	4:C:1474:GLU:H	2.35	0.43
4:C:1475:LYS:CE	4:C:1493:GLU:OE2	2.61	0.43
4:C:1590:TRP:HB3	4:C:1597:SER:HB2	2.00	0.43
1:D:289:VAL:O	1:D:290:GLN:CD	2.57	0.43
1:D:410:SER:OG	1:D:413:GLU:HG3	2.18	0.43
1:D:86:VAL:O	1:D:96:GLU:HB2	2.18	0.43
1:A:578:LYS:HE2	1:A:578:LYS:HB3	1.86	0.43

Continued on next page...

Continued from previous page...

Atom-1	Atom-2	Interatomic distance (Å)	Clash overlap (Å)
4:C:1409:LYS:O	4:C:1410:TYR:C	2.56	0.43
4:C:1538:GLU:O	4:C:1539:TYR:CD1	2.71	0.43
1:D:20:MET:HG2	1:D:64:VAL:CG2	2.47	0.43
1:D:271:ILE:HA	1:D:271:ILE:HD13	1.74	0.43
1:D:442:GLU:OE1	1:D:534:LYS:HD3	2.19	0.43
1:D:124:LEU:HD12	2:E:751:TRP:CG	2.52	0.43
4:F:1409:LYS:O	4:F:1410:TYR:C	2.56	0.43
4:F:1460:TYR:CG	4:F:1461:TYR:N	2.86	0.43
1:A:271:ILE:HD13	1:A:271:ILE:HA	1.74	0.43
1:A:290:GLN:O	1:A:291:ASN:HB2	2.17	0.43
1:A:615:GLY:O	1:A:616:VAL:C	2.56	0.43
1:D:255:ASP:O	1:D:258:GLN:HB3	2.18	0.43
3:M:15:LEU:HD22	3:M:60:PHE:CE1	2.53	0.43
3:M:51:ALA:O	3:M:54:ALA:N	2.52	0.43
3:P:15:LEU:HD22	3:P:60:PHE:CE1	2.53	0.43
1:D:324:ILE:HA	1:D:325:PRO:HD3	1.85	0.43
1:D:40:PHE:HA	1:D:41:PRO:HA	1.69	0.43
2:E:833:ARG:HH22	2:E:899:ILE:CD1	2.24	0.43
2:E:844:LEU:HD12	2:E:845:LEU:N	2.32	0.43
4:F:1590:TRP:HB3	4:F:1597:SER:HB2	2.00	0.43
1:A:477:ARG:HH11	1:A:477:ARG:CG	2.31	0.43
2:B:778:THR:OG1	2:B:779:THR:N	2.52	0.43
2:B:877:VAL:HG13	4:C:1451:GLN:CD	2.39	0.43
2:E:749:TRP:CE3	2:E:750:LEU:HB2	2.54	0.43
1:A:410:SER:OG	1:A:413:GLU:HG3	2.18	0.43
1:A:465:ILE:HD11	1:A:515:LEU:HD13	2.00	0.43
4:F:1444:TYR:C	4:F:1444:TYR:CD1	2.92	0.43
3:P:15:LEU:O	3:P:18:GLU:HB2	2.19	0.43
3:P:51:ALA:O	3:P:54:ALA:N	2.52	0.43
2:B:898:PHE:CE2	3:M:50:LYS:HA	2.54	0.43
4:C:1337:ASN:O	4:C:1371:ARG:CD	2.60	0.43
1:D:454:LEU:HA	1:D:491:ASP:O	2.18	0.43
1:D:541:LEU:HD12	1:D:541:LEU:HA	1.77	0.43
4:F:1378:MET:HA	4:F:1426:LEU:O	2.19	0.43
1:A:20:MET:HG2	1:A:64:VAL:CG2	2.47	0.43
1:A:530:TRP:CD1	1:A:530:TRP:C	2.91	0.43
1:A:126:ARG:HG3	2:B:751:TRP:CZ2	2.54	0.43
2:B:865:THR:OG1	3:P:11:GLN:HG2	2.18	0.43
4:C:1505:VAL:HG12	4:C:1510:ARG:NE	2.34	0.43
1:D:453:PHE:CE2	1:D:495:LEU:HB2	2.53	0.43
2:E:729:LEU:CD1	2:E:737:GLU:OE2	2.67	0.43

Continued on next page...

Continued from previous page...

Atom-1	Atom-2	Interatomic distance (Å)	Clash overlap (Å)
4:F:1337:ASN:O	4:F:1371:ARG:CD	2.60	0.43
4:F:1527:LEU:HB2	4:F:1541:MET:SD	2.58	0.43
1:A:177:VAL:HG22	1:A:178:ASN:N	2.34	0.43
2:B:729:LEU:CD1	2:B:737:GLU:OE2	2.67	0.43
2:B:885:LEU:HA	2:B:885:LEU:HD12	1.74	0.43
1:D:458:ASP:O	1:D:460:ALA:N	2.52	0.43
4:F:1538:GLU:O	4:F:1539:TYR:CD1	2.71	0.43
4:F:1632:GLU:HA	4:F:1635:VAL:HG22	2.00	0.43
3:P:15:LEU:HD12	3:P:15:LEU:HA	1.82	0.43
1:A:458:ASP:O	1:A:460:ALA:N	2.52	0.42
1:A:442:GLU:OE1	1:A:534:LYS:HD3	2.19	0.42
4:C:1472:HIS:ND1	4:C:1473:PRO:HD2	2.34	0.42
1:D:477:ARG:CG	1:D:477:ARG:HH11	2.31	0.42
4:F:1574:LEU:HD22	4:F:1574:LEU:HA	1.78	0.42
1:A:455:LEU:HB2	1:A:468:TYR:OH	2.19	0.42
1:A:87:GLN:HG3	1:A:96:GLU:HB3	2.01	0.42
4:C:1506:THR:O	4:C:1509:GLU:N	2.52	0.42
1:D:20:MET:HG2	1:D:64:VAL:HG11	2.01	0.42
5:D:646:NAG:O3	5:D:646:NAG:H62	2.19	0.42
4:F:1585:LEU:HD21	4:F:1603:ASP:HB3	2.00	0.42
1:A:255:ASP:O	1:A:258:GLN:HB3	2.18	0.42
2:B:873:SER:HB3	4:C:1421:THR:CG2	2.48	0.42
1:D:195:VAL:CG1	1:D:196:PHE:N	2.82	0.42
1:D:220:PHE:HB3	1:D:357:PRO:HG2	2.01	0.42
1:D:298:VAL:O	1:D:298:VAL:HG12	2.18	0.42
2:E:729:LEU:HD13	2:E:737:GLU:OE2	2.20	0.42
3:M:7:SER:CB	2:E:863:THR:HB	2.50	0.42
4:F:1506:THR:O	4:F:1509:GLU:N	2.52	0.42
1:A:219:LYS:HD2	1:A:358:ASP:OD2	2.19	0.42
2:B:729:LEU:HD13	2:B:737:GLU:OE2	2.20	0.42
2:B:749:TRP:CE3	2:B:750:LEU:HB2	2.54	0.42
1:D:603:ILE:HB	1:D:635:ARG:HH12	1.84	0.42
4:F:1414:LYS:HD3	4:F:1419:ARG:HG3	2.02	0.42
3:M:58:LYS:HD2	3:M:58:LYS:HA	1.75	0.42
1:A:220:PHE:HB3	1:A:357:PRO:HG2	2.01	0.42
1:A:251:PHE:CD1	1:A:280:LEU:HB2	2.55	0.42
4:C:1573:LYS:HD3	4:C:1573:LYS:HA	1.28	0.42
1:D:177:VAL:HG22	1:D:178:ASN:N	2.34	0.42
1:D:203:LYS:HG2	1:D:204:GLU:H	1.85	0.42
1:D:219:LYS:HD2	1:D:358:ASP:OD2	2.19	0.42
1:D:615:GLY:O	1:D:616:VAL:C	2.57	0.42

Continued on next page...

Continued from previous page...

Atom-1	Atom-2	Interatomic distance (Å)	Clash overlap (Å)
2:E:778:THR:OG1	2:E:779:THR:N	2.52	0.42
4:F:1451:GLN:CD	2:E:877:VAL:HG13	2.39	0.42
4:F:1505:VAL:HG11	4:F:1510:ARG:NE	2.35	0.42
3:M:15:LEU:O	3:M:18:GLU:HB2	2.19	0.42
3:P:29:ASN:O	3:P:31:LEU:N	2.52	0.42
1:A:446:GLY:O	1:D:378:LEU:HD13	2.20	0.42
4:C:1574:LEU:HA	4:C:1574:LEU:HD22	1.78	0.42
4:C:1585:LEU:HD21	4:C:1603:ASP:HB3	2.00	0.42
1:D:168:PRO:O	1:D:169:LEU:HG	2.20	0.42
1:D:241:LYS:HA	1:D:241:LYS:HD3	1.83	0.42
1:D:251:PHE:CD1	1:D:280:LEU:HB2	2.55	0.42
1:D:468:TYR:CE1	1:D:513:TYR:CD2	3.05	0.42
1:D:61:MET:CE	1:D:483:ARG:HG2	2.50	0.42
2:E:733:ILE:CG1	2:E:734:ILE:H	2.28	0.42
4:F:1370:TYR:O	4:F:1431:HIS:HA	2.19	0.42
4:F:1516:GLU:CB	4:F:1517:PRO:HD2	2.42	0.42
3:M:29:ASN:O	3:M:31:LEU:N	2.53	0.42
2:B:778:THR:HG23	2:B:779:THR:N	2.34	0.42
4:C:1370:TYR:O	4:C:1431:HIS:HA	2.19	0.42
4:C:1416:PHE:CE2	4:C:1444:TYR:HD2	2.25	0.42
4:C:1632:GLU:HA	4:C:1635:VAL:HG22	2.00	0.42
4:F:1573:LYS:HA	4:F:1573:LYS:HD3	1.28	0.42
1:A:360:SER:HA	1:A:361:PRO:HD2	1.81	0.42
1:A:4:TYR:HB3	1:A:90:PHE:CZ	2.55	0.42
1:D:294:ALA:O	1:D:295:GLU:C	2.58	0.42
1:D:455:LEU:HB2	1:D:468:TYR:OH	2.19	0.42
1:D:556:GLY:HA2	2:E:773:LEU:O	2.18	0.42
2:E:734:ILE:HD11	2:E:898:PHE:HA	2.02	0.42
4:F:1505:VAL:CG1	4:F:1510:ARG:CZ	2.95	0.42
3:M:13:GLU:O	3:M:13:GLU:HG2	2.20	0.42
3:P:26:LEU:O	3:P:29:ASN:HB2	2.19	0.42
1:A:101:VAL:HG12	1:A:102:SER:N	2.35	0.42
1:A:203:LYS:HG2	1:A:204:GLU:H	1.85	0.42
4:C:1378:MET:HA	4:C:1426:LEU:O	2.19	0.42
4:F:1505:VAL:HG12	4:F:1510:ARG:NE	2.34	0.42
3:P:13:GLU:O	3:P:13:GLU:HG2	2.20	0.42
1:A:20:MET:HG2	1:A:64:VAL:HG11	2.01	0.42
1:A:61:MET:CE	1:A:483:ARG:HG2	2.50	0.42
2:B:852:SER:C	2:B:854:ALA:N	2.73	0.42
4:C:1562:PHE:CG	4:C:1598:TYR:HB2	2.55	0.42
1:D:87:GLN:HG3	1:D:96:GLU:HB3	2.01	0.42

Continued on next page...

Continued from previous page...

Atom-1	Atom-2	Interatomic distance (Å)	Clash overlap (Å)
1:D:135:LEU:HD22	2:E:789:ASP:O	2.19	0.42
4:F:1562:PHE:CG	4:F:1598:TYR:HB2	2.55	0.42
1:A:195:VAL:CG1	1:A:196:PHE:N	2.82	0.41
1:A:402:VAL:HG12	1:A:403:ARG:H	1.84	0.41
1:D:613:TYR:CD2	1:D:614:ALA:N	2.88	0.41
2:E:733:ILE:CG1	2:E:734:ILE:N	2.75	0.41
3:M:43:THR:HG21	3:M:73:ILE:HD13	2.01	0.41
1:A:324:ILE:HA	1:A:325:PRO:HD3	1.85	0.41
2:B:734:ILE:HD11	2:B:898:PHE:HA	2.02	0.41
2:B:897:HIS:CB	2:B:899:ILE:HG13	2.50	0.41
4:C:1586:SER:HA	4:C:1589:PHE:CE2	2.55	0.41
1:D:33:VAL:HG22	1:D:90:PHE:HA	2.02	0.41
1:A:168:PRO:O	1:A:169:LEU:HG	2.20	0.41
1:A:343:LYS:CD	1:A:343:LYS:N	2.83	0.41
1:A:533:VAL:CG1	1:A:534:LYS:N	2.81	0.41
1:A:561:LEU:HB3	2:B:769:MET:HB2	2.02	0.41
1:A:613:TYR:CD2	1:A:614:ALA:N	2.88	0.41
1:A:97:LYS:NZ	1:A:632:THR:O	2.48	0.41
2:B:833:ARG:HD2	2:B:834:GLN:NE2	2.35	0.41
2:B:818:VAL:HA	2:B:910:VAL:O	2.20	0.41
4:C:1341:LEU:CD2	4:C:1469:ARG:HB2	2.48	0.41
4:C:1472:HIS:CE1	4:C:1473:PRO:HD2	2.55	0.41
1:D:265:SER:O	1:D:267:LYS:HG2	2.21	0.41
1:D:346:MET:O	1:D:391:THR:CG2	2.57	0.41
1:D:590:THR:HG22	1:D:591:GLN:N	2.35	0.41
4:F:1472:HIS:CE1	4:F:1473:PRO:HD2	2.55	0.41
4:F:1586:SER:HA	4:F:1589:PHE:CE2	2.55	0.41
3:M:26:LEU:O	3:M:29:ASN:HB2	2.19	0.41
1:A:47:LEU:C	1:A:47:LEU:HD23	2.41	0.41
1:A:492:LEU:HA	1:A:492:LEU:HD12	1.87	0.41
2:B:786:SER:O	2:B:793:ILE:HA	2.21	0.41
1:D:106:GLY:HA2	1:D:132:HIS:CD2	2.55	0.41
1:A:502:ASP:OD1	1:A:502:ASP:N	2.54	0.41
2:B:847:ASN:HA	2:B:848:PRO:HD2	1.90	0.41
1:D:83:PHE:CD1	1:D:100:LEU:HA	2.56	0.41
1:D:14:LEU:HD11	1:D:103:LEU:CD2	2.51	0.41
1:D:402:VAL:HG12	1:D:403:ARG:H	1.84	0.41
1:D:455:LEU:CD1	1:D:457:MET:HG2	2.49	0.41
4:F:1472:HIS:ND1	4:F:1473:PRO:HD2	2.34	0.41
3:P:43:THR:HG21	3:P:73:ILE:HD13	2.01	0.41
1:A:14:LEU:HD11	1:A:103:LEU:CD2	2.51	0.41

Continued on next page...

Continued from previous page...

Atom-1	Atom-2	Interatomic distance (Å)	Clash overlap (Å)
1:A:227:LYS:HB2	1:A:227:LYS:HE2	1.64	0.41
1:A:265:SER:O	1:A:267:LYS:HG2	2.21	0.41
1:A:389:ILE:O	1:A:389:ILE:HG13	2.20	0.41
5:A:646:NAG:H62	5:A:646:NAG:O3	2.19	0.41
2:B:833:ARG:HH22	2:B:899:ILE:CD1	2.24	0.41
4:C:1554:VAL:HG13	4:C:1554:VAL:O	2.21	0.41
1:A:378:LEU:HD13	1:D:446:GLY:O	2.20	0.41
1:D:4:TYR:HB3	1:D:90:PHE:CZ	2.55	0.41
1:D:502:ASP:OD1	1:D:502:ASP:N	2.54	0.41
2:E:833:ARG:HD2	2:E:834:GLN:NE2	2.35	0.41
1:A:400:ILE:HD12	1:A:400:ILE:N	2.36	0.41
1:A:509:LEU:HB3	1:A:529:VAL:CG1	2.50	0.41
4:C:1414:LYS:HD3	4:C:1419:ARG:HG3	2.02	0.41
4:C:1516:GLU:HB3	4:C:1517:PRO:CD	2.43	0.41
4:C:1542:ALA:HA	4:C:1559:GLN:HA	2.03	0.41
1:D:101:VAL:HG12	1:D:102:SER:N	2.35	0.41
1:D:389:ILE:HG13	1:D:389:ILE:O	2.20	0.41
1:D:453:PHE:HE2	1:D:495:LEU:HB2	1.86	0.41
1:D:47:LEU:C	1:D:47:LEU:HD23	2.41	0.41
1:D:453:PHE:CB	1:D:493:VAL:HG23	2.41	0.41
1:A:158:LEU:HA	1:A:158:LEU:HD12	1.89	0.41
2:B:733:ILE:CG1	2:B:734:ILE:H	2.28	0.41
1:D:114:LYS:HE2	1:D:117:TYR:CD1	2.56	0.41
1:D:343:LYS:CD	1:D:343:LYS:N	2.83	0.41
1:D:400:ILE:N	1:D:400:ILE:HD12	2.36	0.41
1:D:97:LYS:NZ	1:D:632:THR:O	2.48	0.41
2:E:804:MET:HG2	2:E:805:GLN:N	2.35	0.41
4:F:1527:LEU:HD23	4:F:1575:GLU:O	2.21	0.41
3:P:82:LYS:HB2	3:P:82:LYS:HE3	1.97	0.41
1:A:106:GLY:HA2	1:A:132:HIS:CD2	2.55	0.41
1:A:206:VAL:HG11	2:B:813:LEU:O	2.20	0.41
1:A:294:ALA:O	1:A:295:GLU:C	2.58	0.41
1:A:342:PHE:HD1	1:A:391:THR:HG21	1.86	0.41
1:A:344:PRO:HG3	1:A:423:PRO:HB3	2.03	0.41
1:A:508:ARG:CZ	1:A:604:GLY:HA3	2.51	0.41
4:C:1527:LEU:HD23	4:C:1575:GLU:O	2.21	0.41
1:D:508:ARG:CZ	1:D:604:GLY:HA3	2.51	0.41
1:A:33:VAL:HG22	1:A:90:PHE:HA	2.02	0.41
1:A:504:ILE:HG23	1:A:505:PRO:HA	2.02	0.41
1:D:345:GLY:HA2	1:D:393:PRO:HD3	2.03	0.41
1:D:561:LEU:HB3	2:E:769:MET:HB2	2.03	0.41

Continued on next page...

Continued from previous page...

Atom-1	Atom-2	Interatomic distance (Å)	Clash overlap (Å)
2:E:734:ILE:N	2:E:734:ILE:CD1	2.81	0.41
2:E:869:LYS:O	2:E:870:SER:HB3	2.21	0.41
2:E:897:HIS:CB	2:E:899:ILE:HG13	2.50	0.41
1:A:380:GLN:C	1:A:382:ASP:H	2.25	0.41
2:B:869:LYS:O	2:B:870:SER:HB3	2.21	0.41
1:D:252:GLY:HA3	1:D:303:TYR:CZ	2.56	0.41
2:E:786:SER:O	2:E:793:ILE:HA	2.21	0.41
2:E:838:LEU:HA	2:E:838:LEU:HD23	1.84	0.41
1:A:556:GLY:HA2	2:B:773:LEU:O	2.21	0.40
1:D:533:VAL:CG1	1:D:534:LYS:N	2.81	0.40
2:E:818:VAL:HA	2:E:910:VAL:O	2.20	0.40
2:E:837:GLU:H	2:E:837:GLU:HG2	1.72	0.40
3:M:84:LYS:O	3:M:85:TYR:CB	2.69	0.40
1:A:223:ILE:O	1:A:223:ILE:HG22	2.22	0.40
1:A:345:GLY:HA2	1:A:393:PRO:HD3	2.03	0.40
1:A:346:MET:O	1:A:391:THR:CG2	2.57	0.40
1:A:108:LEU:HB2	1:A:196:PHE:CG	2.57	0.40
1:A:404:THR:HG1	1:A:415:ALA:H	1.66	0.40
4:F:1380:ILE:HD11	1:D:248:PHE:CZ	2.56	0.40
1:D:436:LEU:HA	1:D:452:ASN:O	2.21	0.40
1:D:504:ILE:HG23	1:D:505:PRO:HA	2.02	0.40
1:D:595:TRP:HE3	1:D:595:TRP:HA	1.86	0.40
1:D:641:PRO:O	1:D:642:GLN:C	2.59	0.40
1:D:63:ASN:ND2	5:D:646:NAG:C1	2.84	0.40
2:E:778:THR:HG23	2:E:779:THR:N	2.34	0.40
4:F:1576:GLU:C	4:F:1578:LYS:H	2.25	0.40
3:P:23:LEU:HA	3:P:23:LEU:HD23	1.81	0.40
1:A:252:GLY:HA3	1:A:303:TYR:CZ	2.56	0.40
1:A:338:THR:HG23	1:A:339:PRO:HD2	2.03	0.40
1:A:533:VAL:HG12	1:A:534:LYS:H	1.85	0.40
1:A:63:ASN:ND2	5:A:646:NAG:C1	2.84	0.40
1:A:83:PHE:CD1	1:A:100:LEU:HA	2.56	0.40
1:D:295:GLU:CD	1:D:295:GLU:H	2.25	0.40
2:E:806:ASP:CB	2:E:833:ARG:HH11	2.35	0.40
3:M:4:LEU:HB2	4:F:1446:ASN:CB	2.39	0.40
1:A:114:LYS:HE2	1:A:117:TYR:CD1	2.56	0.40
1:A:125:TYR:CZ	1:A:169:LEU:HB3	2.57	0.40
1:A:436:LEU:HA	1:A:452:ASN:O	2.21	0.40
1:A:516:ILE:HD12	1:A:516:ILE:C	2.42	0.40
1:A:590:THR:HG22	1:A:591:GLN:N	2.35	0.40
2:B:838:LEU:HA	2:B:838:LEU:HD23	1.84	0.40

Continued on next page...

Continued from previous page...

Atom-1	Atom-2	Interatomic distance (Å)	Clash overlap (Å)
4:C:1578:LYS:HZ2	4:C:1608:HIS:CE1	2.38	0.40
1:D:108:LEU:HB2	1:D:196:PHE:CG	2.57	0.40
4:F:1472:HIS:CG	4:F:1473:PRO:HD2	2.57	0.40

There are no symmetry-related clashes.

5.3 Torsion angles [i](#)

5.3.1 Protein backbone [i](#)

In the following table, the Percentiles column shows the percent Ramachandran outliers of the chain as a percentile score with respect to all X-ray entries followed by that with respect to entries of similar resolution.

The Analysed column shows the number of residues for which the backbone conformation was analysed, and the total number of residues.

Mol	Chain	Analysed	Favoured	Allowed	Outliers	Percentiles	
1	A	635/645 (98%)	554 (87%)	71 (11%)	10 (2%)	9	34
1	D	635/645 (98%)	554 (87%)	71 (11%)	10 (2%)	9	34
2	B	182/206 (88%)	162 (89%)	18 (10%)	2 (1%)	14	44
2	E	182/206 (88%)	162 (89%)	18 (10%)	2 (1%)	14	44
3	M	82/88 (93%)	60 (73%)	19 (23%)	3 (4%)	3	20
3	P	82/88 (93%)	60 (73%)	19 (23%)	3 (4%)	3	20
4	C	288/343 (84%)	245 (85%)	40 (14%)	3 (1%)	15	46
4	F	288/343 (84%)	245 (85%)	40 (14%)	3 (1%)	15	46
All	All	2374/2564 (93%)	2042 (86%)	296 (12%)	36 (2%)	10	36

All (36) Ramachandran outliers are listed below:

Mol	Chain	Res	Type
1	A	292	PRO
1	D	292	PRO
1	A	289	VAL
1	A	293	ARG
1	A	537	CYS
3	M	51	ALA
3	P	51	ALA

Continued on next page...

Continued from previous page...

Mol	Chain	Res	Type
1	D	289	VAL
1	D	293	ARG
1	D	537	CYS
2	B	853	LEU
2	B	883	THR
3	M	30	GLU
3	M	61	LYS
3	P	30	GLU
3	P	61	LYS
4	F	1410	TYR
4	C	1410	TYR
2	E	853	LEU
2	E	883	THR
4	F	1378	MET
4	C	1378	MET
1	A	72	ARG
1	A	370	GLN
1	A	459	ARG
1	D	72	ARG
1	D	370	GLN
1	D	459	ARG
1	A	381	GLY
4	F	1516	GLU
1	D	381	GLY
4	C	1516	GLU
1	A	616	VAL
1	D	616	VAL
1	A	359	GLY
1	D	359	GLY

5.3.2 Protein sidechains ⓘ

In the following table, the Percentiles column shows the percent sidechain outliers of the chain as a percentile score with respect to all X-ray entries followed by that with respect to entries of similar resolution.

The Analysed column shows the number of residues for which the sidechain conformation was analysed, and the total number of residues.

Mol	Chain	Analysed	Rotameric	Outliers	Percentiles	
1	A	563/567 (99%)	530 (94%)	33 (6%)	19	49
1	D	563/567 (99%)	530 (94%)	33 (6%)	19	49

Continued on next page...

Continued from previous page...

Mol	Chain	Analysed	Rotameric	Outliers	Percentiles	
2	B	172/191 (90%)	142 (83%)	30 (17%)	2	7
2	E	172/191 (90%)	142 (83%)	30 (17%)	2	7
3	M	76/79 (96%)	67 (88%)	9 (12%)	5	19
3	P	76/79 (96%)	66 (87%)	10 (13%)	4	15
4	C	266/309 (86%)	220 (83%)	46 (17%)	2	7
4	F	266/309 (86%)	220 (83%)	46 (17%)	2	7
All	All	2154/2292 (94%)	1917 (89%)	237 (11%)	6	23

All (237) residues with a non-rotameric sidechain are listed below:

Mol	Chain	Res	Type
1	A	6	ILE
1	A	30	ASP
1	A	61	MET
1	A	84	VAL
1	A	85	THR
1	A	137	VAL
1	A	149	GLU
1	A	155	GLN
1	A	157	SER
1	A	178	ASN
1	A	191	SER
1	A	213	ILE
1	A	215	GLU
1	A	217	THR
1	A	241	LYS
1	A	251	PHE
1	A	257	GLU
1	A	278	VAL
1	A	284	VAL
1	A	293	ARG
1	A	314	SER
1	A	320	GLU
1	A	410	SER
1	A	438	VAL
1	A	472	ILE
1	A	477	ARG
1	A	502	ASP
1	A	515	LEU
1	A	535	ASP

Continued on next page...

Continued from previous page...

Mol	Chain	Res	Type
1	A	542	VAL
1	A	548	SER
1	A	554	VAL
1	A	634	GLN
2	B	729	LEU
2	B	734	ILE
2	B	741	SER
2	B	757	LYS
2	B	765	SER
2	B	771	ILE
2	B	776	SER
2	B	786	SER
2	B	805	GLN
2	B	809	ILE
2	B	813	LEU
2	B	817	VAL
2	B	818	VAL
2	B	834	GLN
2	B	836	GLN
2	B	841	ARG
2	B	844	LEU
2	B	861	GLN
2	B	864	VAL
2	B	869	LYS
2	B	871	SER
2	B	873	SER
2	B	877	VAL
2	B	882	LYS
2	B	887	GLU
2	B	890	VAL
2	B	899	ILE
2	B	903	VAL
2	B	907	LEU
2	B	912	GLU
3	M	7	SER
3	M	8	ASN
3	M	21	SER
3	M	25	GLU
3	M	26	LEU
3	M	31	LEU
3	M	38	THR
3	M	59	ASP

Continued on next page...

Continued from previous page...

Mol	Chain	Res	Type
3	M	78	ASP
3	P	7	SER
3	P	8	ASN
3	P	21	SER
3	P	25	GLU
3	P	26	LEU
3	P	31	LEU
3	P	36	LEU
3	P	38	THR
3	P	59	ASP
3	P	78	ASP
4	F	1337	ASN
4	F	1342	LYS
4	F	1344	THR
4	F	1361	THR
4	F	1362	MET
4	F	1378	MET
4	F	1387	THR
4	F	1389	PHE
4	F	1393	THR
4	F	1394	ASP
4	F	1395	ASP
4	F	1406	TYR
4	F	1413	ASP
4	F	1414	LYS
4	F	1416	PHE
4	F	1418	ASP
4	F	1419	ARG
4	F	1421	THR
4	F	1422	LEU
4	F	1430	SER
4	F	1433	GLU
4	F	1437	LEU
4	F	1447	VAL
4	F	1450	ILE
4	F	1468	THR
4	F	1469	ARG
4	F	1479	LYS
4	F	1484	CYS
4	F	1498	ILE
4	F	1504	LYS
4	F	1507	LEU

Continued on next page...

Continued from previous page...

Mol	Chain	Res	Type
4	F	1512	ASP
4	F	1532	LEU
4	F	1535	ASP
4	F	1536	PHE
4	F	1561	THR
4	F	1563	ILE
4	F	1569	ARG
4	F	1572	LEU
4	F	1573	LYS
4	F	1574	LEU
4	F	1575	GLU
4	F	1585	LEU
4	F	1590	TRP
4	F	1597	SER
4	F	1600	ILE
1	D	6	ILE
1	D	30	ASP
1	D	61	MET
1	D	84	VAL
1	D	85	THR
1	D	137	VAL
1	D	149	GLU
1	D	155	GLN
1	D	157	SER
1	D	178	ASN
1	D	191	SER
1	D	213	ILE
1	D	215	GLU
1	D	217	THR
1	D	241	LYS
1	D	251	PHE
1	D	257	GLU
1	D	278	VAL
1	D	284	VAL
1	D	293	ARG
1	D	314	SER
1	D	320	GLU
1	D	410	SER
1	D	438	VAL
1	D	472	ILE
1	D	477	ARG
1	D	502	ASP

Continued on next page...

Continued from previous page...

Mol	Chain	Res	Type
1	D	515	LEU
1	D	535	ASP
1	D	542	VAL
1	D	548	SER
1	D	554	VAL
1	D	634	GLN
4	C	1337	ASN
4	C	1342	LYS
4	C	1344	THR
4	C	1361	THR
4	C	1362	MET
4	C	1378	MET
4	C	1387	THR
4	C	1389	PHE
4	C	1393	THR
4	C	1394	ASP
4	C	1395	ASP
4	C	1406	TYR
4	C	1413	ASP
4	C	1414	LYS
4	C	1416	PHE
4	C	1418	ASP
4	C	1419	ARG
4	C	1421	THR
4	C	1422	LEU
4	C	1430	SER
4	C	1433	GLU
4	C	1437	LEU
4	C	1447	VAL
4	C	1450	ILE
4	C	1468	THR
4	C	1469	ARG
4	C	1479	LYS
4	C	1484	CYS
4	C	1498	ILE
4	C	1504	LYS
4	C	1507	LEU
4	C	1512	ASP
4	C	1532	LEU
4	C	1535	ASP
4	C	1536	PHE
4	C	1561	THR

Continued on next page...

Continued from previous page...

Mol	Chain	Res	Type
4	C	1563	ILE
4	C	1569	ARG
4	C	1572	LEU
4	C	1573	LYS
4	C	1574	LEU
4	C	1575	GLU
4	C	1585	LEU
4	C	1590	TRP
4	C	1597	SER
4	C	1600	ILE
2	E	729	LEU
2	E	734	ILE
2	E	741	SER
2	E	757	LYS
2	E	765	SER
2	E	771	ILE
2	E	776	SER
2	E	786	SER
2	E	805	GLN
2	E	809	ILE
2	E	813	LEU
2	E	817	VAL
2	E	818	VAL
2	E	834	GLN
2	E	836	GLN
2	E	841	ARG
2	E	844	LEU
2	E	861	GLN
2	E	864	VAL
2	E	869	LYS
2	E	871	SER
2	E	873	SER
2	E	877	VAL
2	E	882	LYS
2	E	887	GLU
2	E	890	VAL
2	E	899	ILE
2	E	903	VAL
2	E	907	LEU
2	E	912	GLU

Some sidechains can be flipped to improve hydrogen bonding and reduce clashes. All (7) such sidechains are listed below:

Mol	Chain	Res	Type
1	A	132	HIS
1	A	392	HIS
3	P	8	ASN
4	F	1579	HIS
1	D	132	HIS
1	D	392	HIS
4	C	1579	HIS

5.3.3 RNA ⓘ

There are no RNA molecules in this entry.

5.4 Non-standard residues in protein, DNA, RNA chains ⓘ

There are no non-standard protein/DNA/RNA residues in this entry.

5.5 Carbohydrates ⓘ

There are no monosaccharides in this entry.

5.6 Ligand geometry ⓘ

2 ligands are modelled in this entry.

In the following table, the Counts columns list the number of bonds (or angles) for which Mogul statistics could be retrieved, the number of bonds (or angles) that are observed in the model and the number of bonds (or angles) that are defined in the Chemical Component Dictionary. The Link column lists molecule types, if any, to which the group is linked. The Z score for a bond length (or angle) is the number of standard deviations the observed value is removed from the expected value. A bond length (or angle) with $|Z| > 2$ is considered an outlier worth inspection. RMSZ is the root-mean-square of all Z scores of the bond lengths (or angles).

Mol	Type	Chain	Res	Link	Bond lengths			Bond angles		
					Counts	RMSZ	$\# Z > 2$	Counts	RMSZ	$\# Z > 2$
5	NAG	A	646	-	14,14,15	0.44	0	17,19,21	1.45	1 (5%)
5	NAG	D	646	-	14,14,15	0.44	0	17,19,21	1.45	1 (5%)

In the following table, the Chirals column lists the number of chiral outliers, the number of chiral centers analysed, the number of these observed in the model and the number defined in the Chemical Component Dictionary. Similar counts are reported in the Torsion and Rings columns. '-' means no outliers of that kind were identified.

Mol	Type	Chain	Res	Link	Chirals	Torsions	Rings
5	NAG	A	646	-	-	4/6/23/26	0/1/1/1
5	NAG	D	646	-	-	4/6/23/26	0/1/1/1

There are no bond length outliers.

All (2) bond angle outliers are listed below:

Mol	Chain	Res	Type	Atoms	Z	Observed(°)	Ideal(°)
5	D	646	NAG	C1-O5-C5	4.86	118.78	112.19
5	A	646	NAG	C1-O5-C5	4.85	118.76	112.19

There are no chirality outliers.

All (8) torsion outliers are listed below:

Mol	Chain	Res	Type	Atoms
5	D	646	NAG	O5-C5-C6-O6
5	A	646	NAG	O5-C5-C6-O6
5	A	646	NAG	C8-C7-N2-C2
5	A	646	NAG	O7-C7-N2-C2
5	D	646	NAG	C8-C7-N2-C2
5	D	646	NAG	O7-C7-N2-C2
5	A	646	NAG	C4-C5-C6-O6
5	D	646	NAG	C4-C5-C6-O6

There are no ring outliers.

2 monomers are involved in 8 short contacts:

Mol	Chain	Res	Type	Clashes	Symm-Clashes
5	A	646	NAG	4	0
5	D	646	NAG	4	0

5.7 Other polymers [i](#)

There are no such residues in this entry.

5.8 Polymer linkage issues [i](#)

There are no chain breaks in this entry.

6 Fit of model and data

6.1 Protein, DNA and RNA chains

In the following table, the column labelled ‘#RSRZ > 2’ contains the number (and percentage) of RSRZ outliers, followed by percent RSRZ outliers for the chain as percentile scores relative to all X-ray entries and entries of similar resolution. The OWAB column contains the minimum, median, 95th percentile and maximum values of the occupancy-weighted average B-factor per residue. The column labelled ‘Q < 0.9’ lists the number of (and percentage) of residues with an average occupancy less than 0.9.

Mol	Chain	Analysed	<RSRZ>	#RSRZ > 2	OWAB(Å ²)	Q < 0.9
1	A	639/645 (99%)	0.09	21 (3%) 46 45	20, 103, 160, 191	0
1	D	639/645 (99%)	0.06	17 (2%) 54 53	20, 103, 160, 191	0
2	B	184/206 (89%)	-0.17	0 100 100	52, 77, 109, 129	0
2	E	184/206 (89%)	-0.22	0 100 100	52, 77, 109, 129	0
3	M	84/88 (95%)	-0.08	2 (2%) 59 57	68, 87, 139, 187	0
3	P	84/88 (95%)	-0.15	2 (2%) 59 57	68, 87, 139, 187	0
4	C	294/343 (85%)	0.31	21 (7%) 16 18	20, 134, 208, 240	0
4	F	294/343 (85%)	0.32	22 (7%) 14 16	20, 134, 208, 240	0
All	All	2402/2564 (93%)	0.08	85 (3%) 44 43	20, 97, 182, 240	0

All (85) RSRZ outliers are listed below:

Mol	Chain	Res	Type	RSRZ
1	D	421	ALA	5.2
4	C	1607	GLU	4.5
4	F	1607	GLU	4.4
3	M	85	TYR	4.3
1	A	347	PRO	4.0
1	A	421	ALA	3.9
3	M	2	THR	3.6
4	C	1582	MET	3.5
4	F	1582	MET	3.4
4	F	1534	ASN	3.4
4	C	1534	ASN	3.3
3	P	85	TYR	3.3
3	P	2	THR	3.3
4	F	1641	ASN	3.2
1	D	400	ILE	3.1
1	D	103	LEU	3.1

Continued on next page...

Continued from previous page...

Mol	Chain	Res	Type	RSRZ
4	C	1590	TRP	3.0
1	A	103	LEU	2.9
1	A	400	ILE	2.9
4	F	1606	VAL	2.9
4	C	1609	TRP	2.9
1	D	347	PRO	2.9
1	A	398	LEU	2.8
1	A	399	SER	2.8
4	F	1590	TRP	2.8
4	F	1574	LEU	2.8
4	C	1636	VAL	2.8
4	F	1543	ILE	2.7
4	F	1545	GLN	2.7
1	D	399	SER	2.7
4	F	1609	TRP	2.7
4	F	1636	VAL	2.6
1	A	526	ALA	2.6
4	F	1530	VAL	2.6
4	C	1572	LEU	2.6
4	C	1535	ASP	2.6
1	A	388	SER	2.6
4	F	1634	MET	2.5
1	D	526	ALA	2.5
1	A	21	VAL	2.5
4	F	1540	ILE	2.5
4	C	1641	ASN	2.5
4	C	1574	LEU	2.4
4	C	1543	ILE	2.4
4	C	1545	GLN	2.4
1	D	492	LEU	2.4
4	F	1535	ASP	2.3
1	A	511	ALA	2.3
4	C	1605	TRP	2.3
1	A	373	ASP	2.3
1	D	21	VAL	2.3
4	C	1540	ILE	2.3
4	C	1518	GLY	2.3
1	A	434	LEU	2.3
4	F	1581	LEU	2.3
1	A	374	THR	2.3
1	A	346	MET	2.3
4	F	1559	GLN	2.2

Continued on next page...

Continued from previous page...

Mol	Chain	Res	Type	RSRZ
1	D	374	THR	2.2
1	D	49	SER	2.2
4	C	1606	VAL	2.2
1	D	388	SER	2.2
1	D	398	LEU	2.2
1	D	434	LEU	2.2
4	C	1634	MET	2.2
1	A	454	LEU	2.2
1	A	548	SER	2.1
4	F	1610	PRO	2.1
4	C	1581	LEU	2.1
4	F	1508	GLU	2.1
1	D	48	SER	2.1
1	D	511	ALA	2.1
1	A	342	PHE	2.1
1	A	24	ALA	2.1
4	C	1530	VAL	2.1
4	F	1531	GLN	2.1
1	A	78	LYS	2.1
4	F	1572	LEU	2.1
4	F	1577	LYS	2.1
4	C	1559	GLN	2.0
1	D	342	PHE	2.0
1	D	424	TYR	2.0
1	A	71	ASN	2.0
4	C	1563	ILE	2.0
1	A	442	GLU	2.0

6.2 Non-standard residues in protein, DNA, RNA chains [i](#)

There are no non-standard protein/DNA/RNA residues in this entry.

6.3 Carbohydrates [i](#)

There are no monosaccharides in this entry.

6.4 Ligands [i](#)

In the following table, the Atoms column lists the number of modelled atoms in the group and the number defined in the chemical component dictionary. The B-factors column lists the minimum,

median, 95th percentile and maximum values of B factors of atoms in the group. The column labelled 'Q<0.9' lists the number of atoms with occupancy less than 0.9.

Mol	Type	Chain	Res	Atoms	RSCC	RSR	B-factors(\AA^2)	Q<0.9
5	NAG	D	646	14/15	0.82	0.20	90,126,144,147	0
5	NAG	A	646	14/15	0.84	0.22	90,126,144,147	0

6.5 Other polymers [i](#)

There are no such residues in this entry.