



# Full wwPDB X-ray Structure Validation Report ⓘ

Jun 2, 2020 – 07:17 am BST

PDB ID : 4LEL  
Title : Crystal Structure of Frameshift Suppressor tRNA SufA6 Bound to Codon CCG-G on the Ribosome  
Authors : Maehigashi, T.; Dunkle, J.A.; Dunham, C.M.  
Deposited on : 2013-06-25  
Resolution : 3.90 Å(reported)

This is a Full wwPDB X-ray Structure Validation Report for a publicly released PDB entry.

We welcome your comments at [validation@mail.wwpdb.org](mailto:validation@mail.wwpdb.org)

A user guide is available at

<https://www.wwpdb.org/validation/2017/XrayValidationReportHelp>

with specific help available everywhere you see the ⓘ symbol.

---

The following versions of software and data (see [references ⓘ](#)) were used in the production of this report:

MolProbity : 4.02b-467  
Mogul : 1.8.5 (274361), CSD as541be (2020)  
Xtriage (Phenix) : 1.13  
EDS : 2.11  
buster-report : 1.1.7 (2018)  
Percentile statistics : 20191225.v01 (using entries in the PDB archive December 25th 2019)  
Refmac : 5.8.0158  
CCP4 : 7.0.044 (Gargrove)  
Ideal geometry (proteins) : Engh & Huber (2001)  
Ideal geometry (DNA, RNA) : Parkinson et al. (1996)  
Validation Pipeline (wwPDB-VP) : 2.11

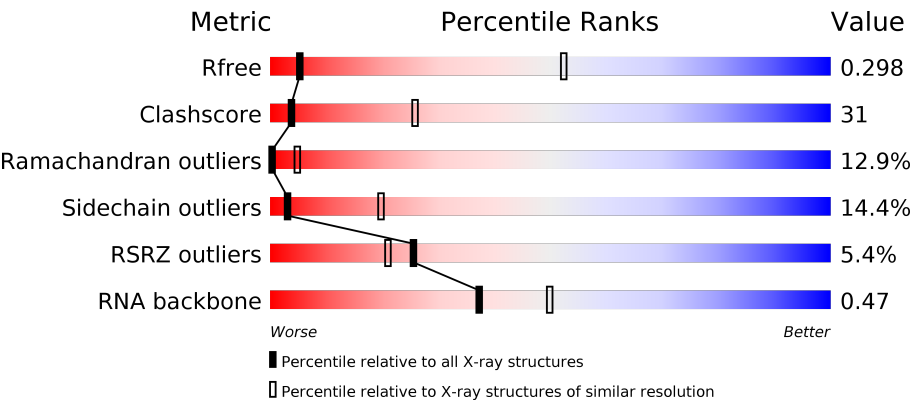
# 1 Overall quality at a glance i

The following experimental techniques were used to determine the structure:

*X-RAY DIFFRACTION*

The reported resolution of this entry is 3.90 Å.

Percentile scores (ranging between 0-100) for global validation metrics of the entry are shown in the following graphic. The table shows the number of entries on which the scores are based.



Metric	Whole archive (#Entries)	Similar resolution (#Entries, resolution range(Å))
R <sub>free</sub>	130704	1002 (4.14-3.66)
Clashscore	141614	1004 (4.12-3.68)
Ramachandran outliers	138981	1021 (4.14-3.66)
Sidechain outliers	138945	1014 (4.14-3.66)
RSRZ outliers	127900	1275 (4.20-3.60)
RNA backbone	3102	1040 (4.76-3.00)

The table below summarises the geometric issues observed across the polymeric chains and their fit to the electron density. The red, orange, yellow and green segments on the lower bar indicate the fraction of residues that contain outliers for  $\geq 3$ , 2, 1 and 0 types of geometric quality criteria respectively. A grey segment represents the fraction of residues that are not modelled. The numeric value for each fraction is indicated below the corresponding segment, with a dot representing fractions  $\leq 5\%$ . The upper red bar (where present) indicates the fraction of residues that have poor fit to the electron density. The numeric value is given above the bar.

Mol	Chain	Length	Quality of chain
1	QA	1522	<div><div>2%</div><div></div><div>44%</div><div>43%</div><div>11%</div><div>..</div></div>
1	XA	1522	<div><div>%</div><div></div><div>42%</div><div>44%</div><div>12%</div><div>..</div></div>
2	QB	256	<div><div>10%</div><div>17%</div><div>58%</div><div>16%</div><div>7%</div></div>
2	XB	256	<div><div>4%</div><div>17%</div><div>59%</div><div>16%</div><div>7%</div></div>

Continued on next page...

Continued from previous page...

Mol	Chain	Length	Quality of chain
3	QC	239	
3	XC	239	
4	QD	209	
4	XD	209	
5	QE	162	
5	XE	162	
6	QF	101	
6	XF	101	
7	QG	156	
7	XG	156	
8	QH	138	
8	XH	138	
9	QI	128	
9	XI	128	
10	QJ	105	
10	XJ	105	
11	QK	129	
11	XK	129	
12	QL	132	
12	XL	132	
13	QM	126	
13	XM	126	
14	QN	61	
14	XN	61	
15	QO	89	

Continued on next page...

Continued from previous page...

Mol	Chain	Length	Quality of chain
15	XO	89	
16	QP	88	
16	XP	88	
17	QQ	105	
17	XQ	105	
18	QR	88	
18	XR	88	
19	QS	93	
19	XS	93	
20	QT	106	
20	XT	106	
21	QU	27	
21	XU	27	
22	QV	77	
22	XV	77	
23	QX	25	
23	XX	25	
24	QY	18	
24	XY	18	
25	RA	2916	
25	YA	2916	
26	RB	122	
26	YB	122	
27	RD	276	
27	YD	276	

Continued on next page...

Continued from previous page...

Mol	Chain	Length	Quality of chain
28	RE	206	
28	YE	206	
29	RF	210	
29	YF	210	
30	RG	182	
30	YG	182	
31	RH	180	
31	YH	180	
32	RI	148	
32	YI	148	
33	RN	140	
33	YN	140	
34	RO	122	
34	YO	122	
35	RP	150	
35	YP	150	
36	RQ	141	
36	YQ	141	
37	RR	118	
37	YR	118	
38	RS	112	
38	YS	112	
39	RT	146	
39	YT	146	
40	RU	118	

Continued on next page...

Continued from previous page...

Mol	Chain	Length	Quality of chain
40	YU	118	
41	RV	101	
41	YV	101	
42	RW	113	
42	YW	113	
43	RX	96	
43	YX	96	
44	RY	110	
44	YY	110	
45	RZ	206	
45	YZ	206	
46	R0	85	
46	Y0	85	
47	R1	98	
47	Y1	98	
48	R2	72	
48	Y2	72	
49	R3	60	
49	Y3	60	
50	R4	71	
50	Y4	71	
51	R5	60	
51	Y5	60	
52	R6	54	
52	Y6	54	

Continued on next page...

Continued from previous page...

Mol	Chain	Length	Quality of chain
53	R7	49	
53	Y7	49	
54	R8	65	
54	Y8	65	
55	R9	37	
55	Y9	37	
56	Z6	3	
56	Z8	3	

The following table lists non-polymeric compounds, carbohydrate monomers and non-standard residues in protein, DNA, RNA chains that are outliers for geometric or electron-density-fit criteria:

Mol	Type	Chain	Res	Chirality	Geometry	Clashes	Electron density
57	MG	QA	1618	-	-	-	X
57	MG	QA	1623	-	-	-	X
57	MG	QA	1630	-	-	-	X
57	MG	QA	1661	-	-	-	X
57	MG	R0	101	-	-	-	X
57	MG	RA	3006	-	-	-	X
57	MG	RA	3009	-	-	-	X
57	MG	RA	3026	-	-	-	X
57	MG	RA	3065	-	-	-	X
57	MG	RA	3097	-	-	-	X
57	MG	RA	3124	-	-	-	X
57	MG	RA	3134	-	-	-	X
57	MG	RA	3163	-	-	-	X
57	MG	RA	3180	-	-	-	X
57	MG	RA	3189	-	-	-	X
57	MG	RA	3216	-	-	-	X
57	MG	RA	3220	-	-	-	X
57	MG	RA	3221	-	-	-	X
57	MG	RA	3232	-	-	-	X
57	MG	RA	3234	-	-	-	X
57	MG	RP	202	-	-	-	X
57	MG	XA	1605	-	-	-	X
57	MG	XA	1606	-	-	-	X

Continued on next page...

*Continued from previous page...*

Mol	Type	Chain	Res	Chirality	Geometry	Clashes	Electron density
57	MG	XA	1633	-	-	-	X
57	MG	XA	1643	-	-	-	X
57	MG	XA	1648	-	-	-	X
57	MG	XA	1654	-	-	-	X
57	MG	XA	1655	-	-	-	X
57	MG	YA	3012	-	-	-	X
57	MG	YA	3043	-	-	-	X
57	MG	YA	3054	-	-	-	X
57	MG	YA	3089	-	-	-	X
57	MG	YA	3124	-	-	-	X
57	MG	YA	3128	-	-	-	X
57	MG	YA	3160	-	-	-	X
57	MG	YA	3174	-	-	-	X
57	MG	YA	3223	-	-	-	X
57	MG	YA	3229	-	-	-	X
57	MG	YA	3248	-	-	-	X
57	MG	YA	3258	-	-	-	X
57	MG	YB	202	-	-	-	X
57	MG	YD	302	-	-	-	X



## 2 Entry composition

There are 59 unique types of molecules in this entry. The entry contains 291958 atoms, of which 0 are hydrogens and 0 are deuteriums.

In the tables below, the ZeroOcc column contains the number of atoms modelled with zero occupancy, the AltConf column contains the number of residues with at least one atom in alternate conformation and the Trace column contains the number of residues modelled with at most 2 atoms.

- Molecule 1 is a RNA chain called 16S rRNA.

Mol	Chain	Residues	Atoms					ZeroOcc	AltConf	Trace
1	QA	1500	Total	C	N	O	P	0	0	0
			32247	14353	5981	10414	1499			
1	XA	1500	Total	C	N	O	P	0	0	0
			32249	14354	5984	10412	1499			

- Molecule 2 is a protein called 30S ribosomal protein S2.

Mol	Chain	Residues	Atoms					ZeroOcc	AltConf	Trace
2	QB	237	Total	C	N	O	S	0	0	0
			1924	1228	344	347	5			
2	XB	237	Total	C	N	O	S	0	0	0
			1924	1228	344	347	5			

- Molecule 3 is a protein called 30S ribosomal protein S3.

Mol	Chain	Residues	Atoms					ZeroOcc	AltConf	Trace
3	QC	205	Total	C	N	O	S	0	0	0
			1605	1011	313	280	1			
3	XC	205	Total	C	N	O	S	0	0	0
			1605	1011	313	280	1			

- Molecule 4 is a protein called 30S ribosomal protein S4.

Mol	Chain	Residues	Atoms					ZeroOcc	AltConf	Trace
4	QD	208	Total	C	N	O	S	0	0	0
			1703	1066	339	291	7			
4	XD	208	Total	C	N	O	S	0	0	0
			1703	1066	339	291	7			

- Molecule 5 is a protein called 30S ribosomal protein S5.

Mol	Chain	Residues	Atoms					ZeroOcc	AltConf	Trace
5	QE	151	Total	C	N	O	S	0	0	0
			1155	729	218	204	4			
5	XE	151	Total	C	N	O	S	0	0	0
			1155	729	218	204	4			

- Molecule 6 is a protein called 30S ribosomal protein S6.

Mol	Chain	Residues	Atoms					ZeroOcc	AltConf	Trace
6	QF	101	Total	C	N	O	S	0	0	0
			843	531	155	154	3			
6	XF	101	Total	C	N	O	S	0	0	0
			843	531	155	154	3			

- Molecule 7 is a protein called 30S ribosomal protein S7.

Mol	Chain	Residues	Atoms					ZeroOcc	AltConf	Trace
7	QG	155	Total	C	N	O	S	0	0	0
			1257	781	252	218	6			
7	XG	155	Total	C	N	O	S	0	0	0
			1257	781	252	218	6			

- Molecule 8 is a protein called 30S ribosomal protein S8.

Mol	Chain	Residues	Atoms					ZeroOcc	AltConf	Trace
8	QH	138	Total	C	N	O	S	0	0	0
			1116	705	215	193	3			
8	XH	138	Total	C	N	O	S	0	0	0
			1116	705	215	193	3			

- Molecule 9 is a protein called 30S ribosomal protein S9.

Mol	Chain	Residues	Atoms					ZeroOcc	AltConf	Trace
9	QI	127	Total	C	N	O		0	0	0
			1010	639	197	174				
9	XI	127	Total	C	N	O		0	0	0
			1010	639	197	174				

- Molecule 10 is a protein called 30S ribosomal protein S10.

Mol	Chain	Residues	Atoms					ZeroOcc	AltConf	Trace
10	QJ	99	Total	C	N	O	S	0	0	0
			801	504	157	139	1			

*Continued on next page...*

*Continued from previous page...*

Mol	Chain	Residues	Atoms					ZeroOcc	AltConf	Trace
10	XJ	99	Total	C	N	O	S	0	0	0
			801	504	157	139	1			

- Molecule 11 is a protein called 30S ribosomal protein S11.

Mol	Chain	Residues	Atoms					ZeroOcc	AltConf	Trace
11	QK	119	Total	C	N	O	S	0	0	0
			885	549	168	165	3			
11	XK	119	Total	C	N	O	S	0	0	0
			885	549	168	165	3			

- Molecule 12 is a protein called 30S ribosomal protein S12.

Mol	Chain	Residues	Atoms					ZeroOcc	AltConf	Trace
12	QL	125	Total	C	N	O	S	0	0	0
			975	614	196	164	1			
12	XL	125	Total	C	N	O	S	0	0	0
			975	614	196	164	1			

- Molecule 13 is a protein called 30S ribosomal protein S13.

Mol	Chain	Residues	Atoms					ZeroOcc	AltConf	Trace
13	QM	121	Total	C	N	O	S	0	0	0
			964	597	199	166	2			
13	XM	121	Total	C	N	O	S	0	0	0
			964	597	199	166	2			

- Molecule 14 is a protein called 30S ribosomal protein S14.

Mol	Chain	Residues	Atoms					ZeroOcc	AltConf	Trace
14	QN	60	Total	C	N	O	S	0	0	0
			492	312	104	72	4			
14	XN	60	Total	C	N	O	S	0	0	0
			492	312	104	72	4			

- Molecule 15 is a protein called 30S ribosomal protein S15.

Mol	Chain	Residues	Atoms					ZeroOcc	AltConf	Trace
15	QO	88	Total	C	N	O	S	0	0	0
			734	459	147	126	2			
15	XO	88	Total	C	N	O	S	0	0	0
			734	459	147	126	2			

- Molecule 16 is a protein called 30S ribosomal protein S16.

Mol	Chain	Residues	Atoms					ZeroOcc	AltConf	Trace
16	QP	84	Total	C	N	O	S	0	0	0
			705	446	140	118	1			
16	XP	84	Total	C	N	O	S	0	0	0
			705	446	140	118	1			

- Molecule 17 is a protein called 30S ribosomal protein S17.

Mol	Chain	Residues	Atoms					ZeroOcc	AltConf	Trace
17	QQ	100	Total	C	N	O	S	0	0	0
			834	534	155	143	2			
17	XQ	100	Total	C	N	O	S	0	0	0
			834	534	155	143	2			

- Molecule 18 is a protein called 30S ribosomal protein S18.

Mol	Chain	Residues	Atoms				ZeroOcc	AltConf	Trace
18	QR	70	Total	C	N	O	0	0	0
			574	367	112	95			
18	XR	70	Total	C	N	O	0	0	0
			574	367	112	95			

- Molecule 19 is a protein called 30S ribosomal protein S19.

Mol	Chain	Residues	Atoms					ZeroOcc	AltConf	Trace
19	QS	84	Total	C	N	O	S	0	0	0
			674	430	126	116	2			
19	XS	84	Total	C	N	O	S	0	0	0
			674	430	126	116	2			

- Molecule 20 is a protein called 30S ribosomal protein S20.

Mol	Chain	Residues	Atoms					ZeroOcc	AltConf	Trace
20	QT	99	Total	C	N	O	S	0	0	0
			763	470	162	129	2			
20	XT	99	Total	C	N	O	S	0	0	0
			763	470	162	129	2			

- Molecule 21 is a protein called 30S ribosomal protein S21.

Mol	Chain	Residues	Atoms				ZeroOcc	AltConf	Trace
21	QU	25	Total	C	N	O	0	0	0
			217	134	52	31			
21	XU	25	Total	C	N	O	0	0	0
			217	134	52	31			

- Molecule 22 is a RNA chain called P-site tRNA fMet.

Mol	Chain	Residues	Atoms					ZeroOcc	AltConf	Trace
22	QV	77	Total	C	N	O	P	0	0	0
			1644	732	297	538	77			
22	XV	77	Total	C	N	O	P	0	0	0
			1644	732	297	538	77			

- Molecule 23 is a RNA chain called A-site ASL SufA6.

Mol	Chain	Residues	Atoms					ZeroOcc	AltConf	Trace
23	QX	8	Total	C	N	O	P	0	0	0
			173	77	33	55	8			
23	XX	8	Total	C	N	O	P	0	0	0
			173	77	33	55	8			

- Molecule 24 is a RNA chain called messenger RNA.

Mol	Chain	Residues	Atoms					ZeroOcc	AltConf	Trace
24	QY	14	Total	C	N	O	P	0	0	0
			303	135	55	99	14			
24	XY	14	Total	C	N	O	P	0	0	0
			303	135	55	99	14			

- Molecule 25 is a RNA chain called 23S rRNA.

Mol	Chain	Residues	Atoms					ZeroOcc	AltConf	Trace
25	RA	2882	Total	C	N	O	P	0	0	0
			62071	27627	11611	19952	2881			
25	YA	2883	Total	C	N	O	P	0	0	0
			62091	27636	11613	19960	2882			

- Molecule 26 is a RNA chain called 5S rRNA.

Mol	Chain	Residues	Atoms					ZeroOcc	AltConf	Trace
26	RB	120	Total	C	N	O	P	0	0	0
			2573	1146	476	832	119			

*Continued on next page...*

*Continued from previous page...*

Mol	Chain	Residues	Atoms					ZeroOcc	AltConf	Trace
26	YB	120	Total	C	N	O	P	0	0	0
			2573	1146	476	832	119			

- Molecule 27 is a protein called 50S ribosomal protein L2.

Mol	Chain	Residues	Atoms					ZeroOcc	AltConf	Trace
27	RD	272	Total	C	N	O	S	0	0	0
			2115	1335	420	357	3			
27	YD	272	Total	C	N	O	S	0	0	0
			2115	1335	420	357	3			

- Molecule 28 is a protein called 50S ribosomal protein L3.

Mol	Chain	Residues	Atoms					ZeroOcc	AltConf	Trace
28	RE	205	Total	C	N	O	S	0	0	0
			1568	991	300	271	6			
28	YE	205	Total	C	N	O	S	0	0	0
			1568	991	300	271	6			

- Molecule 29 is a protein called 50S ribosomal protein L4.

Mol	Chain	Residues	Atoms					ZeroOcc	AltConf	Trace
29	RF	202	Total	C	N	O	S	0	0	0
			1585	1011	297	275	2			
29	YF	202	Total	C	N	O	S	0	0	0
			1585	1011	297	275	2			

- Molecule 30 is a protein called 50S ribosomal protein L5.

Mol	Chain	Residues	Atoms					ZeroOcc	AltConf	Trace
30	RG	181	Total	C	N	O	S	0	0	0
			1474	942	268	260	4			
30	YG	181	Total	C	N	O	S	0	0	0
			1474	942	268	260	4			

- Molecule 31 is a protein called 50S ribosomal protein L6.

Mol	Chain	Residues	Atoms					ZeroOcc	AltConf	Trace
31	RH	170	Total	C	N	O	S	0	0	0
			1307	829	245	232	1			
31	YH	170	Total	C	N	O	S	0	0	0
			1307	829	245	232	1			

- Molecule 32 is a protein called 50S ribosomal protein L9.

Mol	Chain	Residues	Atoms					ZeroOcc	AltConf	Trace
32	RI	146	Total	C	N	O	S	0	0	0
			1136	726	201	208	1			
32	YI	146	Total	C	N	O	S	0	0	0
			1136	726	201	208	1			

- Molecule 33 is a protein called 50S ribosomal protein L13.

Mol	Chain	Residues	Atoms					ZeroOcc	AltConf	Trace
33	RN	138	Total	C	N	O	S	0	0	0
			1104	712	206	182	4			
33	YN	138	Total	C	N	O	S	0	0	0
			1104	712	206	182	4			

- Molecule 34 is a protein called 50S ribosomal protein L14.

Mol	Chain	Residues	Atoms					ZeroOcc	AltConf	Trace
34	RO	122	Total	C	N	O	S	0	0	0
			933	588	171	170	4			
34	YO	122	Total	C	N	O	S	0	0	0
			933	588	171	170	4			

- Molecule 35 is a protein called 50S ribosomal protein L15.

Mol	Chain	Residues	Atoms					ZeroOcc	AltConf	Trace
35	RP	150	Total	C	N	O	S	0	0	0
			1145	712	232	198	3			
35	YP	150	Total	C	N	O	S	0	0	0
			1145	712	232	198	3			

- Molecule 36 is a protein called 50S ribosomal protein L16.

Mol	Chain	Residues	Atoms					ZeroOcc	AltConf	Trace
36	RQ	141	Total	C	N	O	S	0	0	0
			1122	715	212	188	7			
36	YQ	141	Total	C	N	O	S	0	0	0
			1122	715	212	188	7			

- Molecule 37 is a protein called 50S ribosomal protein L17.

Mol	Chain	Residues	Atoms					ZeroOcc	AltConf	Trace
37	RR	118	Total	C	N	O	S	0	0	0
			968	604	203	160	1			
37	YR	118	Total	C	N	O	S	0	0	0
			968	604	203	160	1			

- Molecule 38 is a protein called 50S ribosomal protein L18.

Mol	Chain	Residues	Atoms					ZeroOcc	AltConf	Trace
38	RS	111	Total	C	N	O	S	0	0	0
			882	556	176	150				
38	YS	111	Total	C	N	O	S	0	0	0
			882	556	176	150				

- Molecule 39 is a protein called 50S ribosomal protein L19.

Mol	Chain	Residues	Atoms					ZeroOcc	AltConf	Trace
39	RT	137	Total	C	N	O	S	0	0	0
			1141	710	234	196	1			
39	YT	137	Total	C	N	O	S	0	0	0
			1141	710	234	196	1			

- Molecule 40 is a protein called 50S ribosomal protein L20.

Mol	Chain	Residues	Atoms					ZeroOcc	AltConf	Trace
40	RU	117	Total	C	N	O	S	0	0	0
			964	610	202	151	1			
40	YU	117	Total	C	N	O	S	0	0	0
			964	610	202	151	1			

- Molecule 41 is a protein called 50S ribosomal protein L21.

Mol	Chain	Residues	Atoms					ZeroOcc	AltConf	Trace
41	RV	101	Total	C	N	O	S	0	0	0
			779	501	142	135	1			
41	YV	101	Total	C	N	O	S	0	0	0
			779	501	142	135	1			

- Molecule 42 is a protein called 50S ribosomal protein L22.

Mol	Chain	Residues	Atoms					ZeroOcc	AltConf	Trace
42	RW	113	Total	C	N	O	S	0	0	0
			900	566	177	155	2			

*Continued on next page...*



*Continued from previous page...*

Mol	Chain	Residues	Atoms					ZeroOcc	AltConf	Trace
42	YW	113	Total	C	N	O	S	0	0	0
			900	566	177	155	2			

- Molecule 43 is a protein called 50S ribosomal protein L23.

Mol	Chain	Residues	Atoms					ZeroOcc	AltConf	Trace
43	RX	92	Total	C	N	O		0	0	0
			725	471	131	123				
43	YX	92	Total	C	N	O		0	0	0
			725	471	131	123				

- Molecule 44 is a protein called 50S ribosomal protein L24.

Mol	Chain	Residues	Atoms					ZeroOcc	AltConf	Trace
44	RY	102	Total	C	N	O	S	0	0	0
			785	505	150	125	5			
44	YY	102	Total	C	N	O	S	0	0	0
			785	505	150	125	5			

- Molecule 45 is a protein called 50S ribosomal protein L25.

Mol	Chain	Residues	Atoms					ZeroOcc	AltConf	Trace
45	RZ	183	Total	C	N	O	S	0	0	0
			1461	933	260	265	3			
45	YZ	183	Total	C	N	O	S	0	0	0
			1461	933	260	265	3			

- Molecule 46 is a protein called 50S ribosomal protein L27.

Mol	Chain	Residues	Atoms					ZeroOcc	AltConf	Trace
46	R0	82	Total	C	N	O	S	0	0	0
			648	401	138	108	1			
46	Y0	82	Total	C	N	O	S	0	0	0
			648	401	138	108	1			

- Molecule 47 is a protein called 50S ribosomal protein L28.

Mol	Chain	Residues	Atoms					ZeroOcc	AltConf	Trace
47	R1	97	Total	C	N	O	S	0	0	0
			763	481	150	131	1			
47	Y1	97	Total	C	N	O	S	0	0	0
			763	481	150	131	1			

- Molecule 48 is a protein called 50S ribosomal protein L29.

Mol	Chain	Residues	Atoms					ZeroOcc	AltConf	Trace
48	R2	69	Total	C	N	O	S	0	0	0
			581	358	118	104	1			
48	Y2	69	Total	C	N	O	S	0	0	0
			581	358	118	104	1			

- Molecule 49 is a protein called 50S ribosomal protein L30.

Mol	Chain	Residues	Atoms				ZeroOcc	AltConf	Trace
49	R3	59	Total	C	N	O	0	0	0
			469	298	90	81			
49	Y3	59	Total	C	N	O	0	0	0
			469	298	90	81			

- Molecule 50 is a protein called 50S ribosomal protein L31.

Mol	Chain	Residues	Atoms					ZeroOcc	AltConf	Trace
50	R4	71	Total	C	N	O	S	0	0	0
			581	364	108	104	5			
50	Y4	71	Total	C	N	O	S	0	0	0
			581	364	108	104	5			

- Molecule 51 is a protein called 50S ribosomal protein L32.

Mol	Chain	Residues	Atoms					ZeroOcc	AltConf	Trace
51	R5	59	Total	C	N	O	S	0	0	0
			459	288	90	76	5			
51	Y5	59	Total	C	N	O	S	0	0	0
			459	288	90	76	5			

- Molecule 52 is a protein called 50S ribosomal protein L33.

Mol	Chain	Residues	Atoms					ZeroOcc	AltConf	Trace
52	R6	49	Total	C	N	O	S	0	0	0
			424	264	87	69	4			
52	Y6	49	Total	C	N	O	S	0	0	0
			424	264	87	69	4			

- Molecule 53 is a protein called 50S ribosomal protein L34.

Mol	Chain	Residues	Atoms					ZeroOcc	AltConf	Trace
53	R7	49	Total	C	N	O	S	0	0	0
			430	263	108	57	2			
53	Y7	49	Total	C	N	O	S	0	0	0
			430	263	108	57	2			

- Molecule 54 is a protein called 50S ribosomal protein L35.

Mol	Chain	Residues	Atoms					ZeroOcc	AltConf	Trace
54	R8	64	Total	C	N	O	S	0	0	0
			517	331	102	82	2			
54	Y8	64	Total	C	N	O	S	0	0	0
			517	331	102	82	2			

- Molecule 55 is a protein called 50S ribosomal protein L36.

Mol	Chain	Residues	Atoms					ZeroOcc	AltConf	Trace
55	R9	37	Total	C	N	O	S	0	0	0
			307	188	68	47	4			
55	Y9	37	Total	C	N	O	S	0	0	0
			307	188	68	47	4			

- Molecule 56 is a RNA chain called tRNA acceptor end mimic.

Mol	Chain	Residues	Atoms					ZeroOcc	AltConf	Trace
56	Z6	3	Total	C	N	O	P	0	0	0
			74	40	13	19	2			
56	Z8	3	Total	C	N	O	P	0	0	0
			74	40	13	19	2			

- Molecule 57 is MAGNESIUM ION (three-letter code: MG) (formula: Mg).

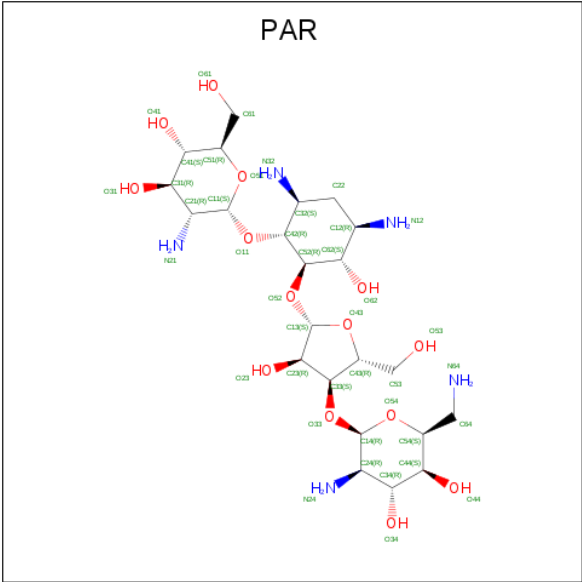
Mol	Chain	Residues	Atoms		ZeroOcc	AltConf
57	QA	65	Total	Mg	0	0
			65	65		
57	RP	2	Total	Mg	0	0
			2	2		
57	YA	267	Total	Mg	0	0
			267	267		
57	QM	1	Total	Mg	0	0
			1	1		
57	YD	2	Total	Mg	0	0
			2	2		

*Continued on next page...*

*Continued from previous page...*

Mol	Chain	Residues	Atoms		ZeroOcc	AltConf
57	XX	1	Total 1	Mg 1	0	0
57	QV	1	Total 1	Mg 1	0	0
57	XA	70	Total 70	Mg 70	0	0
57	R0	1	Total 1	Mg 1	0	0
57	Y0	1	Total 1	Mg 1	0	0
57	R8	1	Total 1	Mg 1	0	0
57	RD	1	Total 1	Mg 1	0	0
57	XB	1	Total 1	Mg 1	0	0
57	QF	1	Total 1	Mg 1	0	0
57	R5	1	Total 1	Mg 1	0	0
57	RA	242	Total 242	Mg 242	0	0
57	YP	1	Total 1	Mg 1	0	0
57	RE	2	Total 2	Mg 2	0	0
57	YB	3	Total 3	Mg 3	0	0
57	XV	1	Total 1	Mg 1	0	0
57	RB	2	Total 2	Mg 2	0	0
57	RF	1	Total 1	Mg 1	0	0
57	XM	1	Total 1	Mg 1	0	0
57	YE	1	Total 1	Mg 1	0	0

- Molecule 58 is PAROMOMYCIN (three-letter code: PAR) (formula:  $C_{23}H_{45}N_5O_{14}$ ).



Mol	Chain	Residues	Atoms				ZeroOcc	AltConf
58	QA	1	Total	C	N	O	0	0
			42	23	5	14		
58	XA	1	Total	C	N	O	0	0
			42	23	5	14		

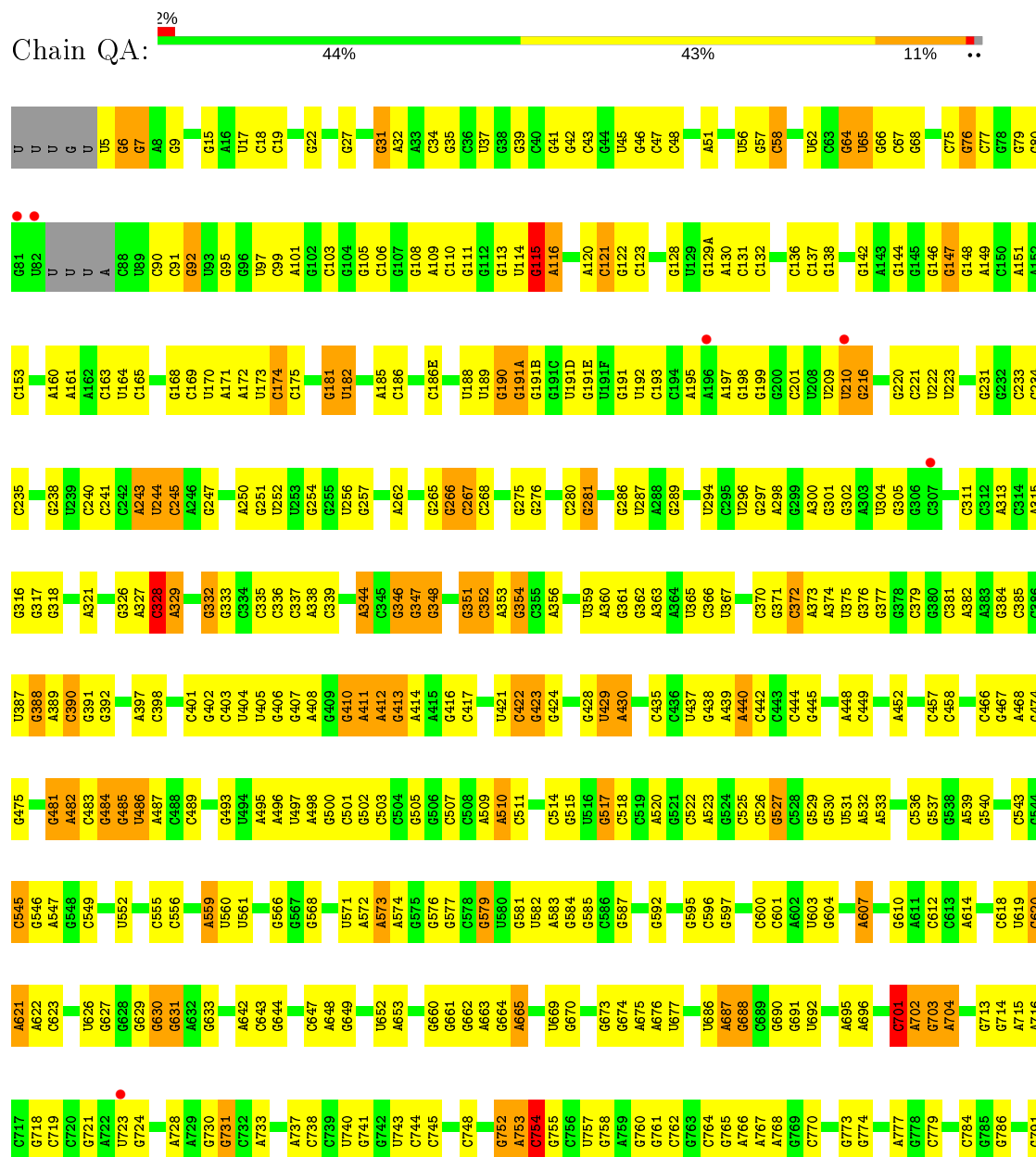
- Molecule 59 is ZINC ION (three-letter code: ZN) (formula: Zn).

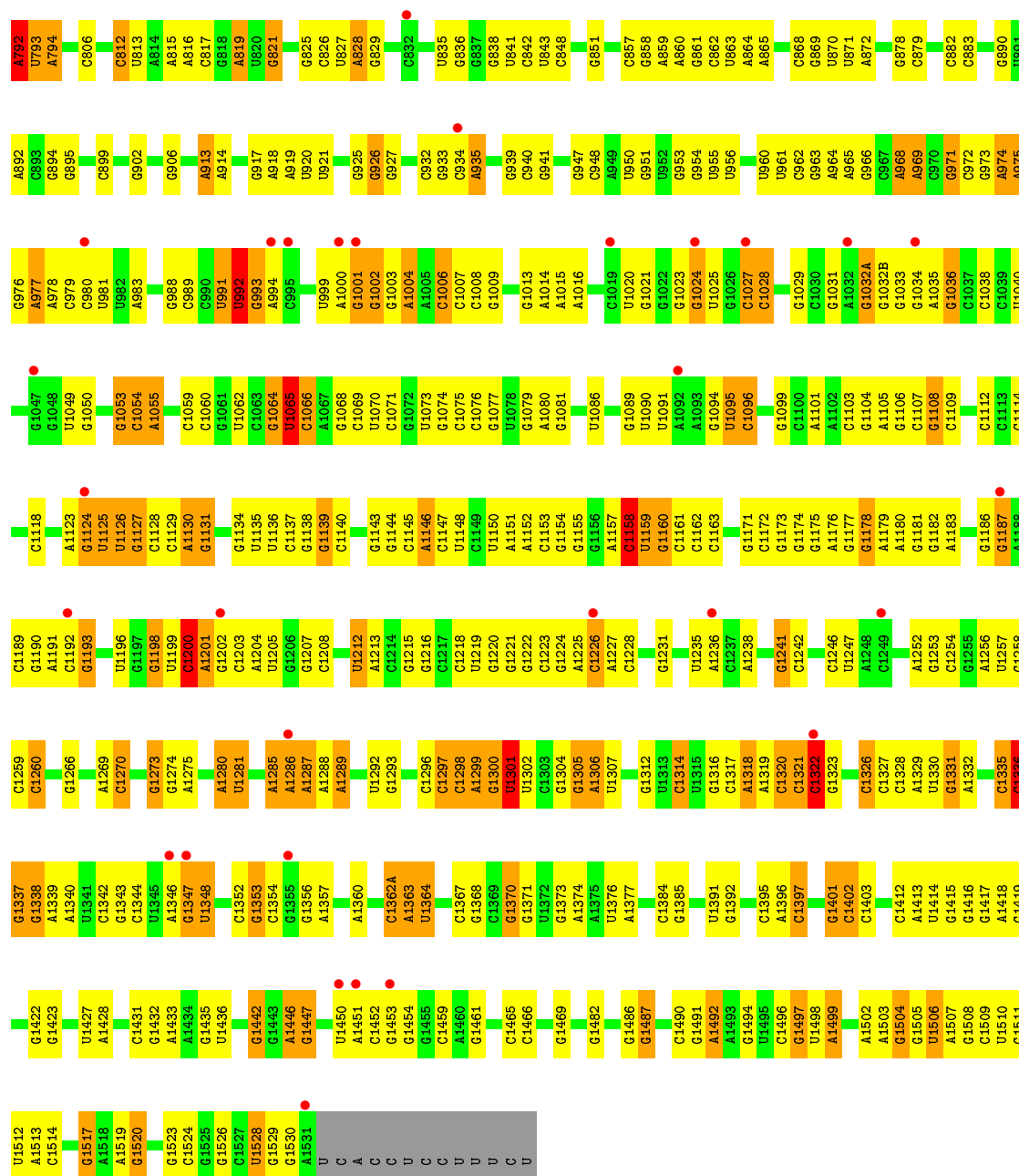
Mol	Chain	Residues	Atoms		ZeroOcc	AltConf
59	XD	1	Total	Zn	0	0
			1	1		
59	QD	1	Total	Zn	0	0
			1	1		
59	QN	1	Total	Zn	0	0
			1	1		
59	XN	1	Total	Zn	0	0
			1	1		

### 3 Residue-property plots

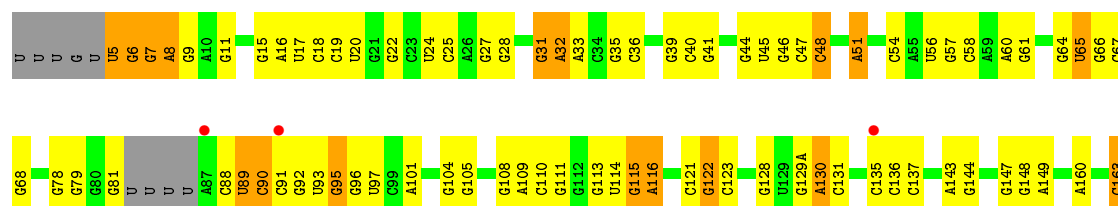
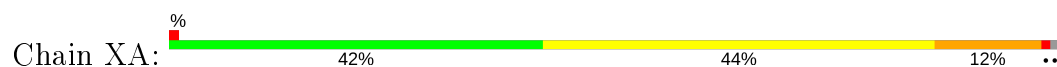
These plots are drawn for all protein, RNA and DNA chains in the entry. The first graphic for a chain summarises the proportions of the various outlier classes displayed in the second graphic. The second graphic shows the sequence view annotated by issues in geometry and electron density. Residues are color-coded according to the number of geometric quality criteria for which they contain at least one outlier: green = 0, yellow = 1, orange = 2 and red = 3 or more. A red dot above a residue indicates a poor fit to the electron density ( $RSRZ > 2$ ). Stretches of 2 or more consecutive residues without any outlier are shown as a green connector. Residues present in the sample, but not in the model, are shown in grey.

#### • Molecule 1: 16S rRNA



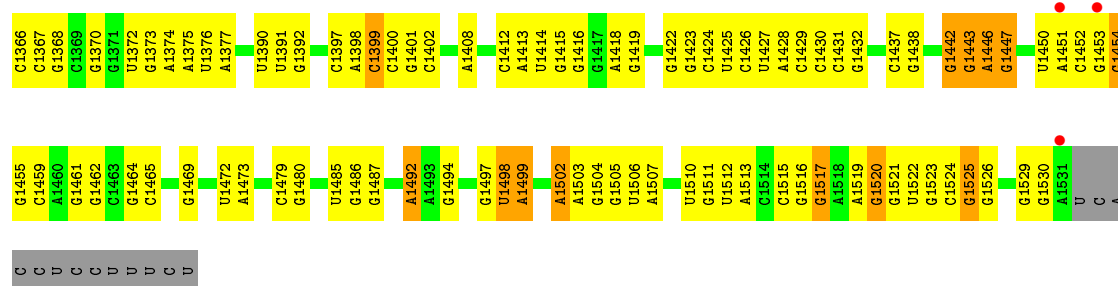


- Molecule 1: 16S rRNA

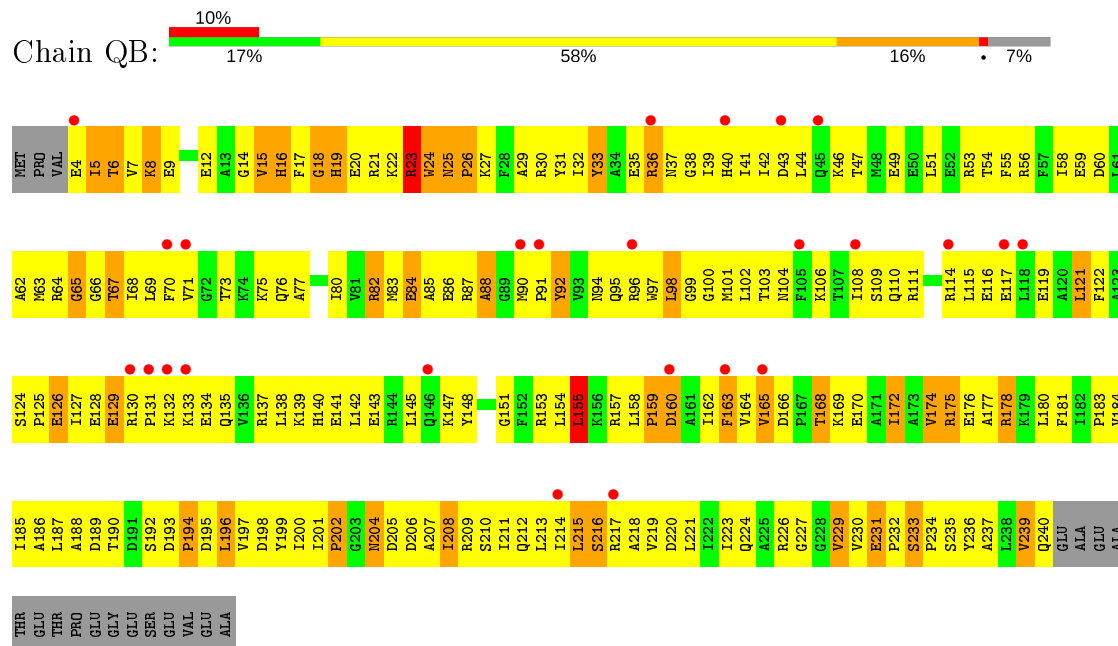


G1299	G1300	U1301	G1302	G1303	G1304	G1305	A1306	G1312	U1313	G1314	U1315	G1316	G1317	A1318	A1319	A1320	G1321	C1322	G1323	A1324	G1325	G1326	G1327	G1328	A1329	U1330	G1331	G1335	G1336	G1337	G1338	A1339	G1342	G1343	G1344	A1345	G1346	G1347	U1348	A1349	A1350	U1351	G1352	G1353	G1356	A1357	U1358	G1359	A1360	G1361	C1362	C1363A	A1363	U1364	G1365
A1213	C1214	G1215	G1216	G1217	G1218	G1219	G1220	G1221	G1222	G1223	G1224	G1225	C1226	A1227	G1228	A1229	G1230	G1231	A1238	A1239	U1240	G1241	G1253	C1254	G1255	A1256	G1257	G1258	C1262	G1263	G1264	G1265	G1266	G1267	A1268	A1269	G1270	G1271	G1272	G1273	A1280	U1281	G1284	A1285	A1286	A1287	A1288	G1291	U1292	G1293	C1297	C1298			
G1144	C1145	A1146	U1147	U1148	G1149	U1150	A1151	A1152	G1153	G1154	A1157	C1158	U1159	A1160	C1161	C1162	C1163	G1166	A1167	A1169	A1170	G1171	C1172	G1173	G1174	G1175	A1176	G1177	G1178	A1179	A1180	G1181	G1182	A1183	G1186	G1187	A1188	C1189	G1190	A1191	C1192	U1196	G1197	G1198	U1199	G1200	A1201	G1202	U1205	G1206	G1207	G1208	U1212		
G1064	U1065	C1066	G1069	U1070	G1071	G1072	A1004	U1073	G1074	G1077	A1080	G1081	U1085	G1089	G1094	U1095	C1096	G1097	C1098	G1099	C1100	A1101	A1102	G1103	G1104	A1105	G1106	G1107	G1108	G1112	G1113	C1114	G1118	G1119	G1120	A1123	G1124	U1125	U1126	G1127	C1128	A1286	A1287	A1288	G1291	U1292	G1293	C1297	C1298						
G993	A994	A1000	G1001	U920	G1002	G1003	A1004	U1005	C1006	G1007	G1008	G1009	G1010	A1014	A1015	A1016	U1020	G1021	G1022	G1023	G1024	U1025	G1026	C1027	G1028	G1029	A1032	G1032A	G1032B	G1033	G1034	A1035	G1036	C1037	C1038	C1039	U1040	G1043	A1044	G1048	U1049	G1050	G1053	C1054	U1055	U1056	G1057	G1058	C1059	U1062	C1063				
A913	A914	A919	U920	U921	G922	A923	G924	U925	G926	G927	G933	C934	A935	U936	A937	U938	G939	G942	U950	U951	U952	G953	G954	G955	G956	U960	U961	C962	G963	A964	A965	G966	C967	A968	A969	C970	G971	C972	G973	A974	A975	G976	A977	A978	C979	C980	U981	U982	A986	G987	U991	U992			
A828	G829	G836	G837	G838	U841	C842	U843	C848	G851	G852	G853	G854	G855	C856	A859	A860	A864	U870	U871	A872	A873	A874	U875	C876	C877	C878	C879	C880	G881	C882	G885	G890	U891	A892	C893	G894	G895	C896	C897	A901	G902	G903	C904	U905	G906	A907	A908	A909	C910	U911	C912				
A913	A914	A919	U920	U921	G922	A923	G924	U925	G926	G927	G933	C934	A935	U936	A937	U938	G939	G942	U950	U951	U952	G953	G954	G955	G956	U960	U961	C962	G963	A964	A965	G966	C967	A968	A969	C970	G971	C972	G973	A974	A975	G976	A977	A978	C979	C980	U981	U982	A986	G987	U991	U992			
G1064	U1065	C1066	G1069	U1070	G1071	G1072	A1004	U1073	G1074	G1077	A1080	G1081	U1085	G1089	G1094	U1095	C1096	G1097	C1098	G1099	C1100	A1101	A1102	G1103	G1104	A1105	G1106	G1107	G1108	G1112	G1113	C1114	G1118	G1119	G1120	A1123	G1124	U1125	U1126	G1127	C1128	A1286	A1287	A1288	G1291	U1292	G1293	C1297	C1298						
G1144	C1145	A1146	U1147	U1148	G1149	U1150	A1151	A1152	G1153	G1154	A1157	C1158	U1159	A1160	C1161	C1162	C1163	G1166	A1167	A1169	A1170	G1171	C1172	G1173	G1174	G1175	A1176	G1177	G1178	A1179	A1180	G1181	G1182	A1183	G1186	G1187	A1188	C1189	G1190	A1191	C1192	U1196	G1197	G1198	U1199	G1200	A1201	G1202	U1205	G1206	G1207	G1208	U1212		
A1213	C1214	G1215	G1216	G1217	G1218	G1219	G1220	G1221	G1222	G1223	G1224	G1225	C1226	A1227	G1228	A1229	G1230	G1231	A1238	A1239	U1240	G1241	G1253	C1254	G1255	A1256	G1257	G1258	C1262	G1263	G1264	G1265	G1266	G1267	A1268	A1269	G1270	G1271	G1272	G1273	A1280	U1281	G1284	A1285	A1286	A1287	A1288	G1291	U1292	G1293	C1297	C1298			
U164	C165	U170	A171	A172	U173	C174	C175	C176	G181	U182	G183	A184	A185	C186	C186A	C187	U188	U189	G190	G191A	U191F	G191	U192	C193	G194	A195	A196	A197	C201	U208	U209	U210	G216	U220	C221	U222	U223	C224	C225	G226	G227	A228	U229	G230	C234	C235	C236	C240	C241	C242	A243				
U244	C245	A246	G247	A250	C251	G254	G255	U256	G257	G260	U261	A262	A263	U264	C265	C266	C267	A270	C271	C272	A273	G278	A279	C280	G281	G284	G285	G289	C290	C291	G292	U296	G297	U298	A303	U304	G306	G309	A313	C314	A315	G316	G317	G318	G319	C320	C321	A321							
G324	A325	A326	G327	C328	A329	G332	C337	A338	C345	G346	G347	G348	A349	G350	G351	A353	C354	C355	A356	U359	A360	G361	G362	A363	A364	U365	C366	U367	C370	G371	C372	A373	A374	U375	G376	G377	G384	U387	G388	A389	C390	G391	C392	A393	G396	A397	C398	C399	C400						
C401	G402	C403	G406	G410	A411	A412	G413	G414	A415	G416	C417	C422	G423	A424	G428	U429	A430	C433	U434	C435	C436	U437	G438	A439	A440	C442	C443	G446	G447	A448	A451	A452	C457	U458	G459	A465	C466	G467	A468	G474	G481	A482	C483	G484	A485	U486	A487	C488	C489	G490					
G491	G492	A496	U497	G501	G502	C503	G506	C507	C508	A509	C511	C518	C519	A520	A523	G524	G527	G530	U531	G532	A533	A534	A535	A536	G537	G538	A539	G540	G541	G542	C543	C544	C545	G546	A547	G548	C549	G550	U551	U552	A553	C554	C555	C556	G557	G558	A559	U560	U561	C564	U565	G566			
G567	G568	C569	G570	U571	A572	A573	G574	G575	G576	G577	C578	G579	U580	G581	C586	G587	G589	C596	G597	U598	G601	A602	U603	U605	G606	A607	A608	G617	A621	A622	C623	C624	G627	G628	G629	G630	G631	A632	G633	U636	G637	A640	U641	A642	C643	G644	A648	U649	G656						
A653	G658	G659	G660	G664	A665	G666	G667	G668	G673	G674	U677	A684	G685	U686	G688	C689	G690	G691	U692	G693	A694	A695	G696	C697	G700	C701	A702	G703	U704	C708	G709	A712	G713	G714	A715	A716	C719	C720	A721	U722	U723	G724	G725	G726	G727	A728	A729	G730	G731						
G734	C735	G736	G737	G738	U740	G741	G742	U743	C748	C749	A753	C754	G755	G756	U757	G758	A759	G760	G763	G764	G765	A766	A767	A768	G769	G776	A777	G778	C779	G780	A780	A790	G791	U792	U793	A794	C797	C812	U813	A814	A815	A816	C817	G818	A819	U820	G821	C822	G825	U827					
A828	G829	G836	G837	G838	U841	C842	U843	C848	G851	G852	G853	G854	G855	C856	A859	A860	A864	U870	U871	A872	A873	A874	U875	C876	C877	C878	C879	C880	G881	C882	G885	G890	U891	A892	C893	G894	G895	C896	C897	A901	G902	G903	C904	U905	G906	A907	A908	A909	C910	U911	C912				
A913	A914	A919	U920	U921	G922	A923	G924	U925	G926	G927	G933	C934	A935	U936	A937	U938	G939	G942	U950	U951	U952	G953	G954	G955	G956	U960	U961	C962	G963	A964	A965	G966	C967	A968	A969	C970	G971	C972	G973	A974	A975	G976	A977	A978	C979	C980	U981	U982	A986	G987	U991	U992			
G993	A994	A1000	G1001	U920	G1002	G1003	A1004	U1005	C1006	G1007	G1008	G1009	G1010	A1014	A1015	A1016	U1020	G1021	G1022	G1023	G1024	U1025	G1026	C1027	G1028	G1029	A1032	G1032A	G1032B	G1033	G1034	A1035	G1036	C1037	C1038	C1039	U1040	G1043	A1044	G1048	U1049	G1050	G1053	C1054	U1055	U1056	G1057	G1058	C1059	U1062	C1063				
A1064	U1065	C1066	G1069	U1070	G1071	G1072	A1004	U1073	G1074	G1077	A1080	G1081	U1085	G1089	G1094	U1095	C1096	G1097	C1098	G1099	C1100	A1101	A1102	G1103	G1104	A1105	G1106	G1107	G1108	G1112	G1113	C1114	G1118	G1119	G1120	A1123	G1124	U1125	U1126	G1127	C1128	A1286	A1287	A1288	G1291	U1292	G1293	C1297	C1298						
G1144	C1145	A1146	U1147	U1148	G1149	U1150	A1151	A1152	G1153	G1154	A1157	C1158	U1159	A1160	C1161	C1162	C1163	G1166	A1167	A1169	A1170	G1171	C1172	G1173	G1174	G1175	A1176	G1177	G1178	A1179	A1180	G1181	G1182	A1183	G1186	G1187	A1188	C1189	G1190	A1191	C1192	U1196	G1197	G1198	U1199	G1200	A1201	G1202	U1205	G1206	G1207	G1208	U1212		
A1213	C1214	G1215	G1216	G1217	G1218	G1219	G1220	G1221	G1222	G1223	G1224	G1225	C1226	A1227	G1228	A1229	G1230	G1231	A1238	A1239	U1240	G1241	G1253	C1254	G1255	A1256	G1257	G1258	C1262	G1263	G1264	G1265	G1266	G1267	A1268	A1269	G1270	G1271	G1272	G1273	A1280	U1281	G1284	A1285	A1286	A1287	A1288	G1291	U1292	G1293	C1297	C1298			
U1299	G1300	U1301	G1302	G1303	G1304	G1305	A1306	G1312	U1313	G1314	U1315	G1316	G1317	A1318	A1319	A1320	G1321	C1322	G1323	A1324	G1325	G1326	G1327	G1328	A1329	U1330	G1331	G1335	G1336	G1337	G1338	A1339	G1342	G1343	G1344	A1345	G1346	G1347	U1348	A1349	A1350	U1351	G1352	G1353	G1356	A1357	U1358	G1359	A1360	G1361	C1362	C1363A	A1363	U1364	G1365

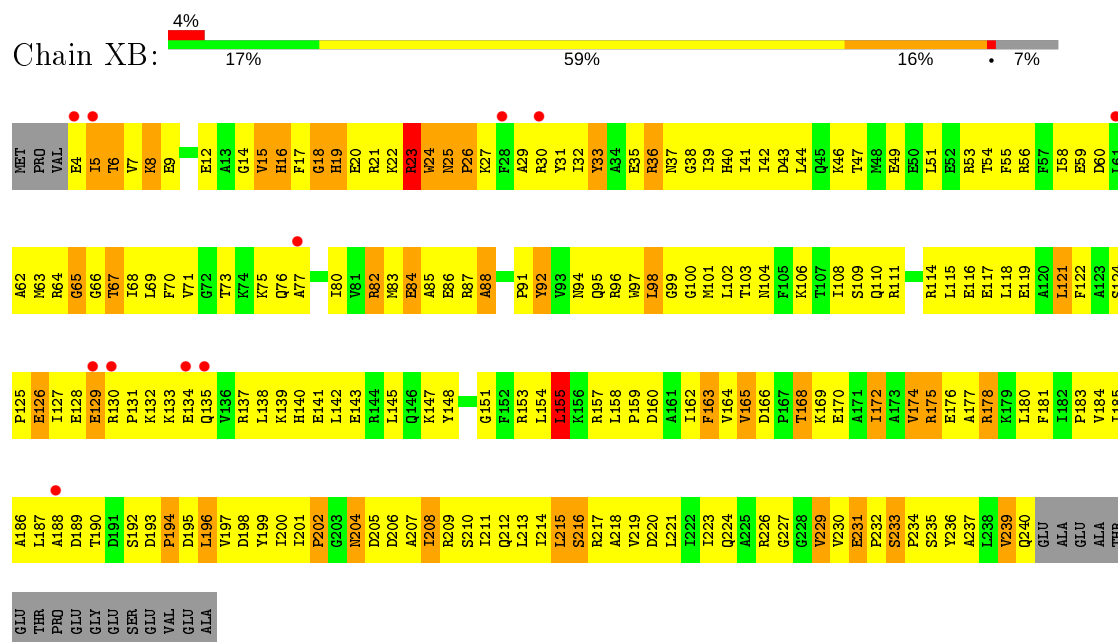




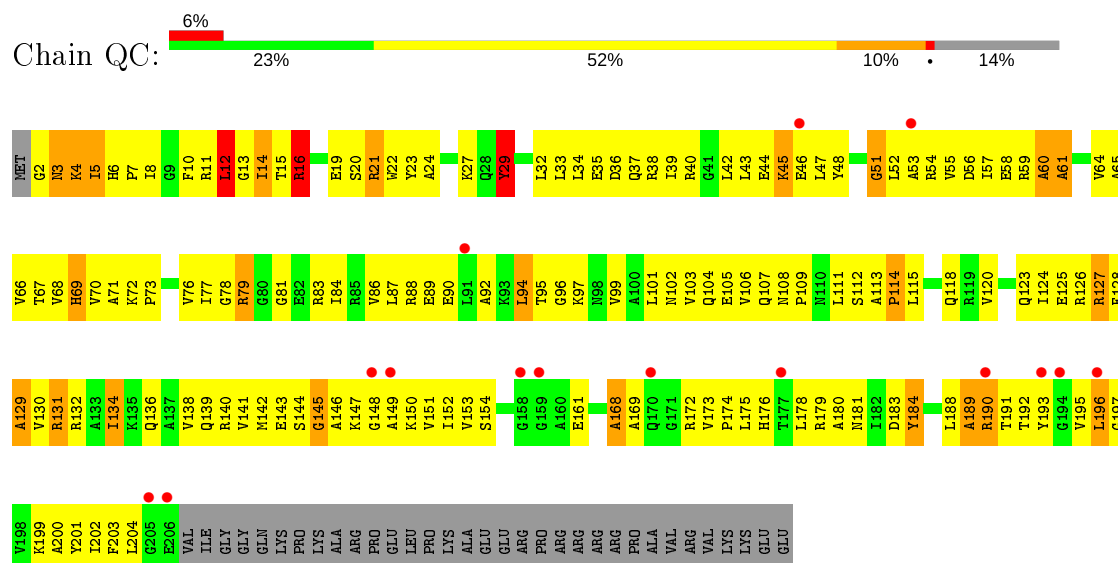
• Molecule 2: 30S ribosomal protein S2



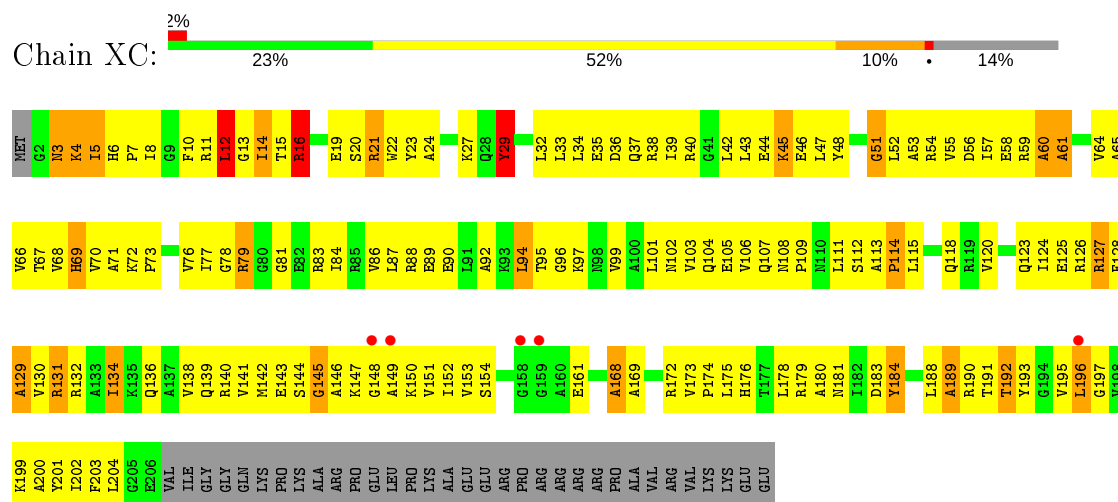
• Molecule 2: 30S ribosomal protein S2



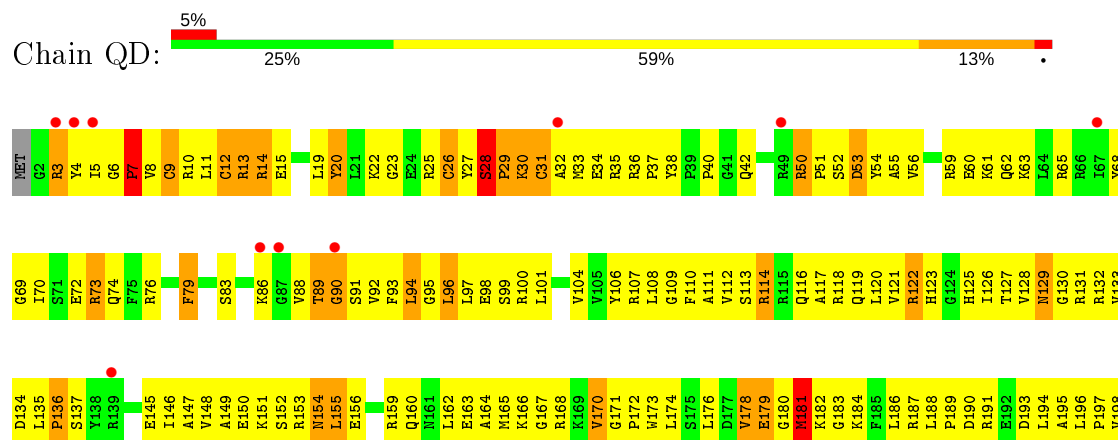
- Molecule 3: 30S ribosomal protein S3



- Molecule 3: 30S ribosomal protein S3

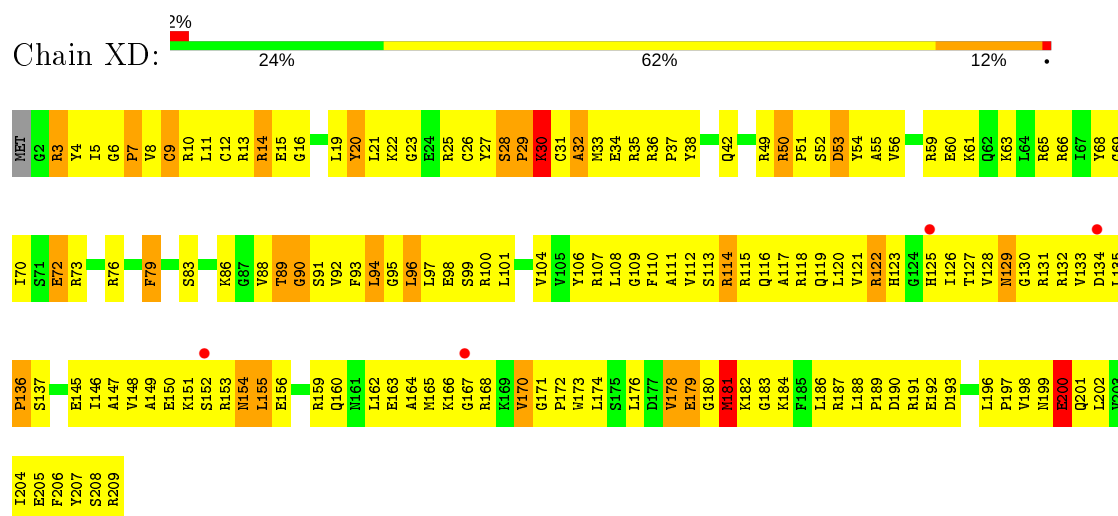


- Molecule 4: 30S ribosomal protein S4

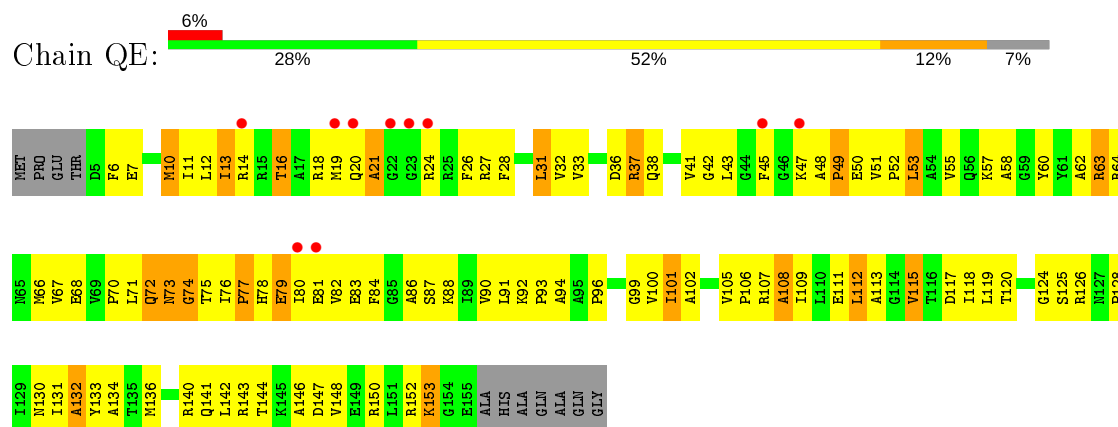




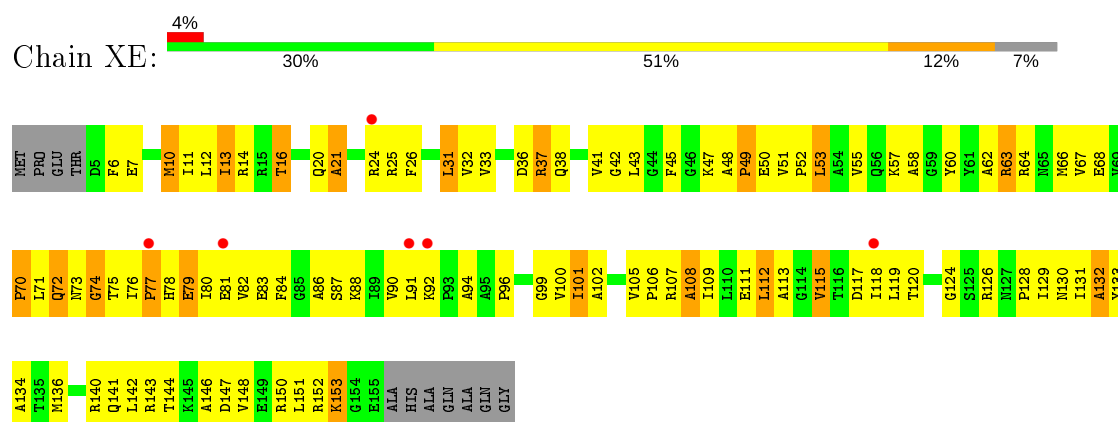
- Molecule 4: 30S ribosomal protein S4



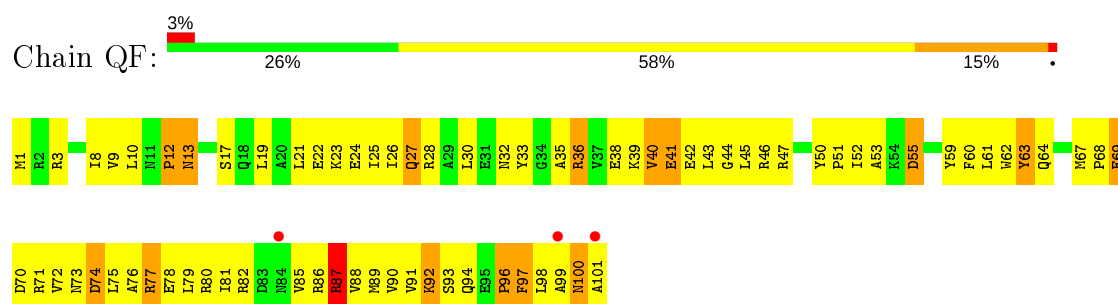
- Molecule 5: 30S ribosomal protein S5



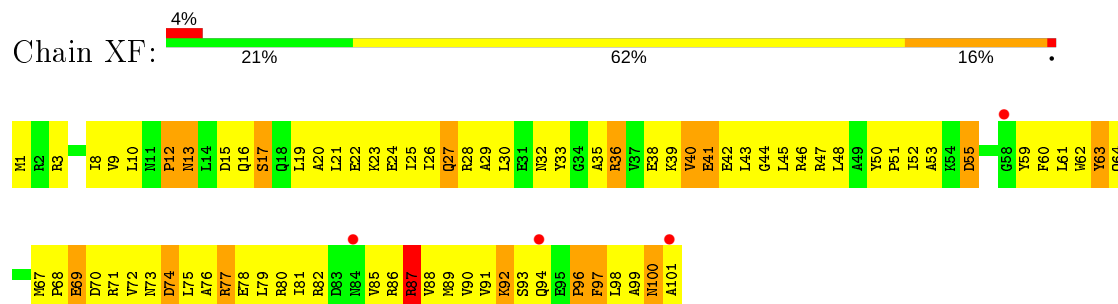
- Molecule 5: 30S ribosomal protein S5



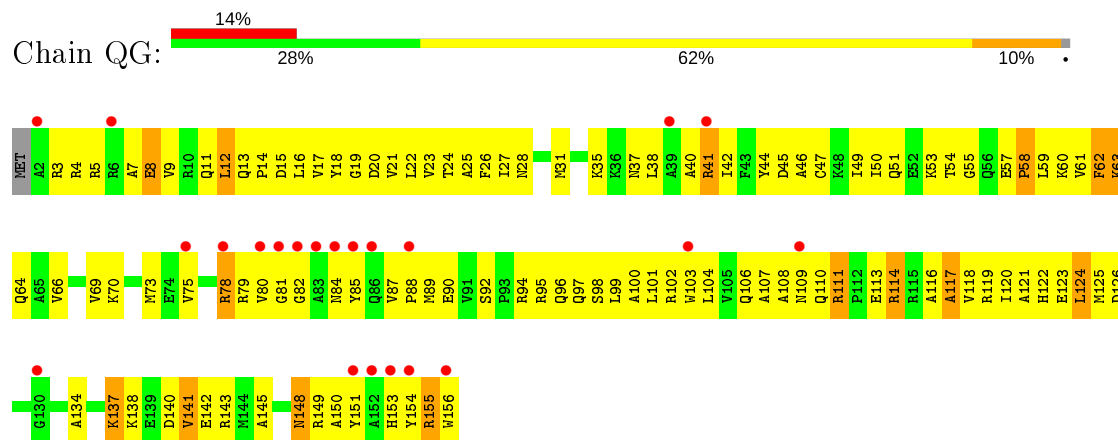
- Molecule 6: 30S ribosomal protein S6



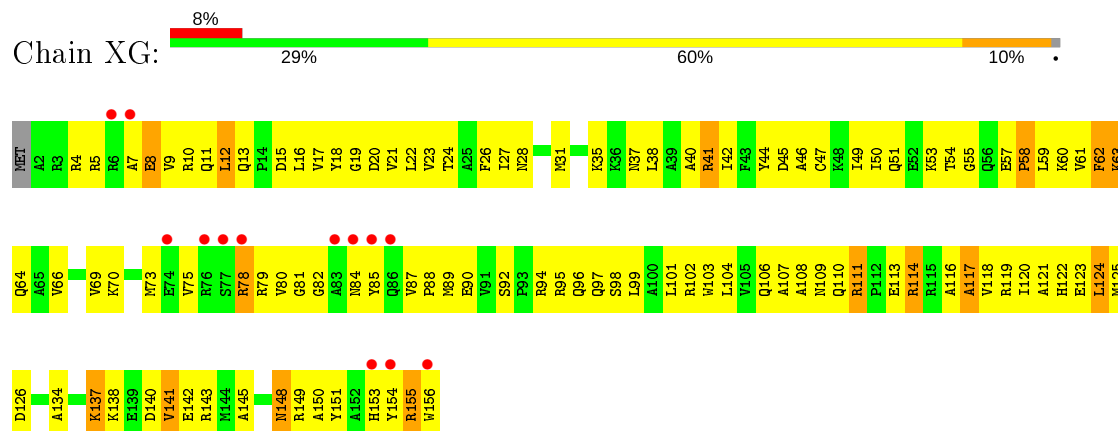
- Molecule 6: 30S ribosomal protein S6



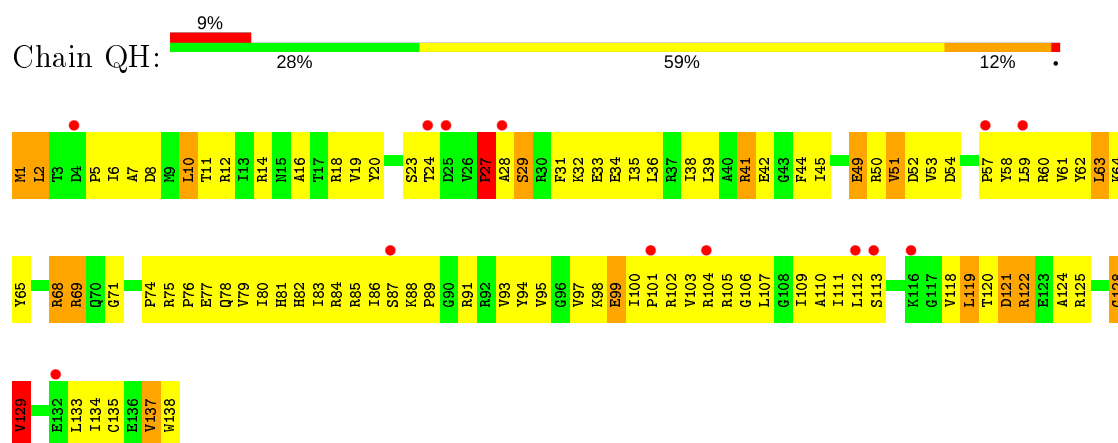
- Molecule 7: 30S ribosomal protein S7



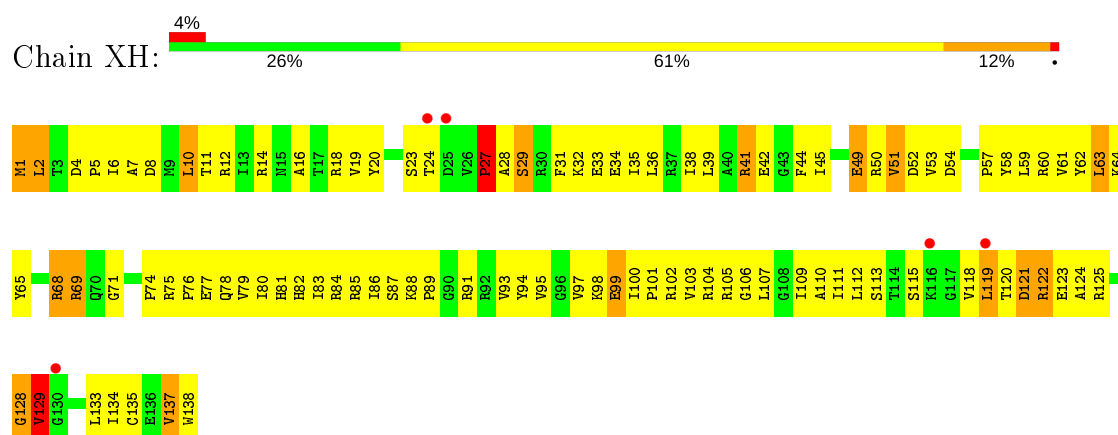
- Molecule 7: 30S ribosomal protein S7



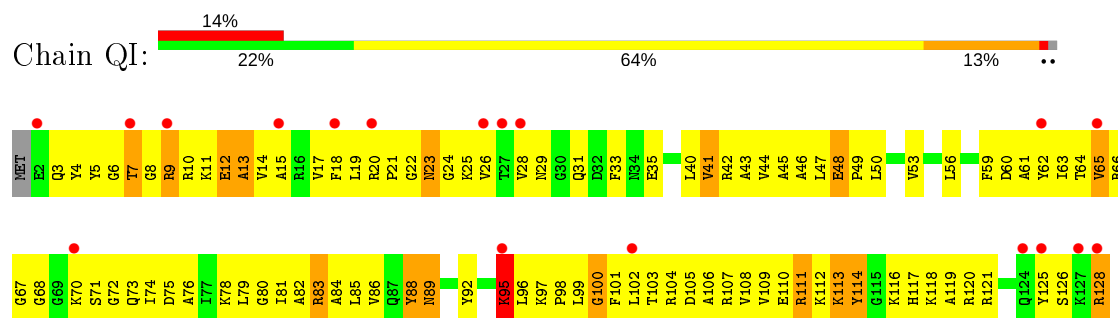
- Molecule 8: 30S ribosomal protein S8



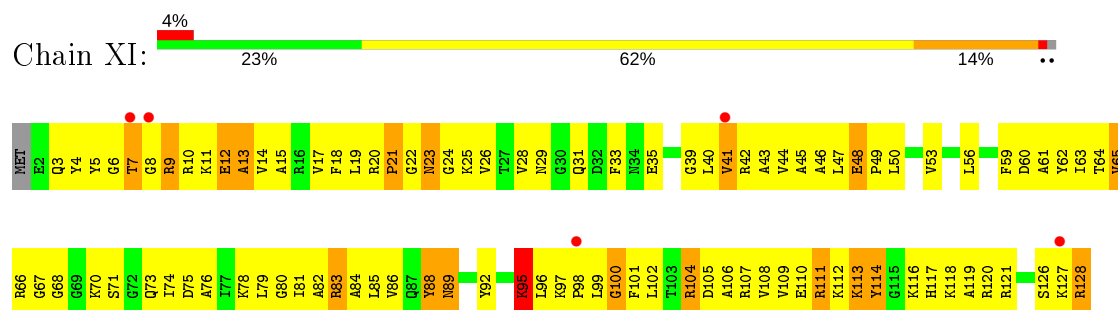
• Molecule 8: 30S ribosomal protein S8



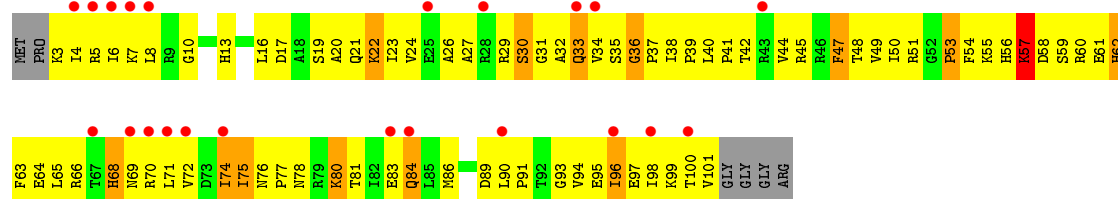

• Molecule 9: 30S ribosomal protein S9



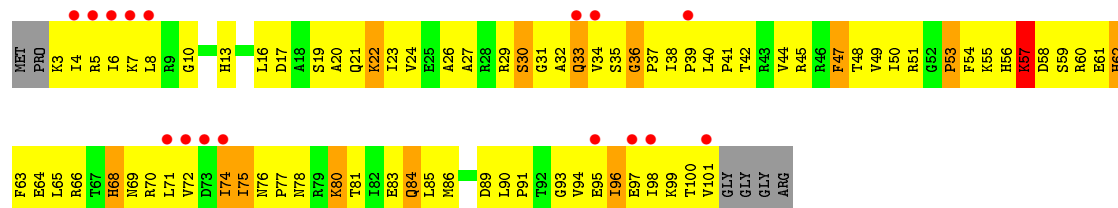
• Molecule 9: 30S ribosomal protein S9



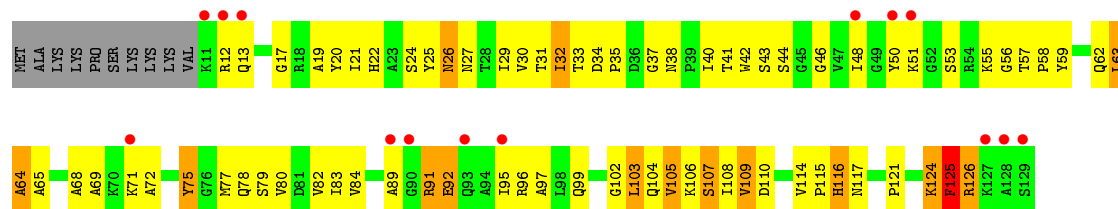
• Molecule 10: 30S ribosomal protein S10



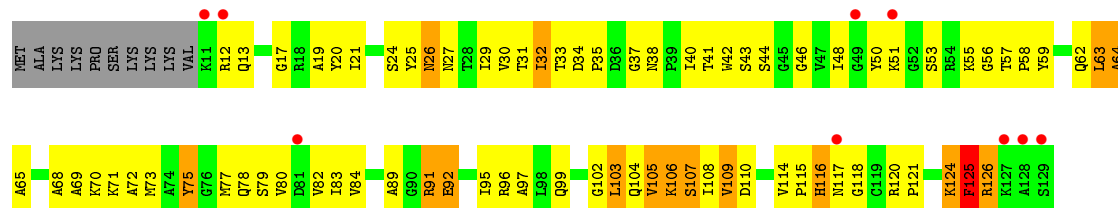
• Molecule 10: 30S ribosomal protein S10




• Molecule 11: 30S ribosomal protein S11



• Molecule 11: 30S ribosomal protein S11

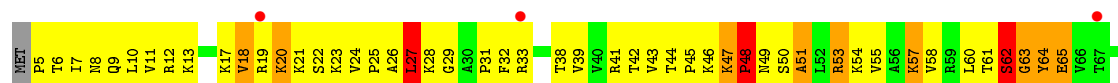


• Molecule 12: 30S ribosomal protein S12







- Molecule 12: 30S ribosomal protein S12



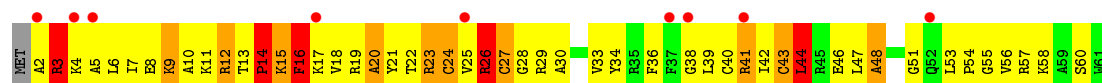
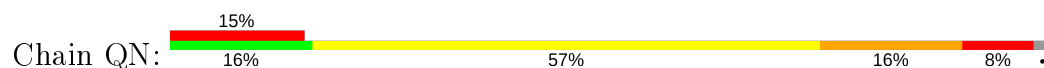
- Molecule 13: 30S ribosomal protein S13



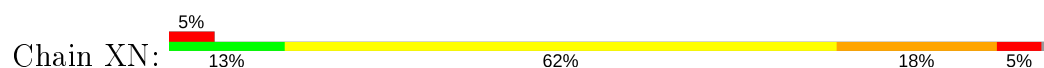
- Molecule 13: 30S ribosomal protein S13

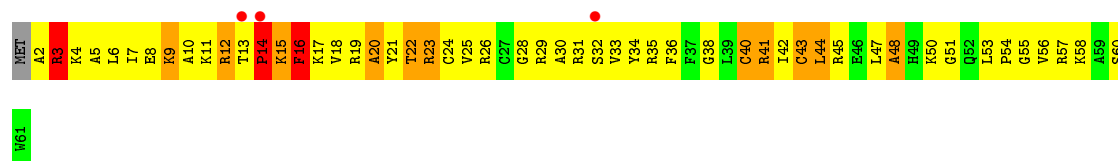


- Molecule 14: 30S ribosomal protein S14

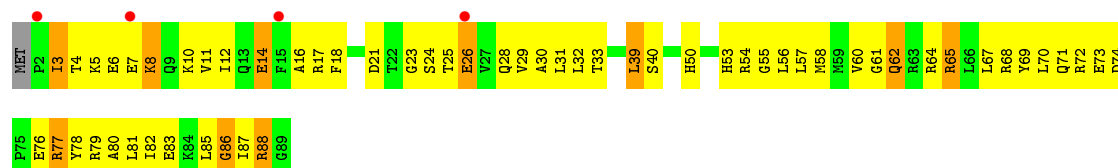


- Molecule 14: 30S ribosomal protein S14

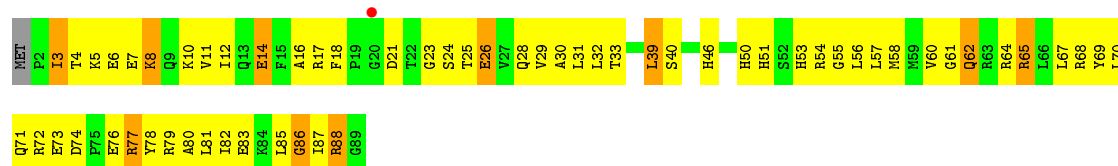




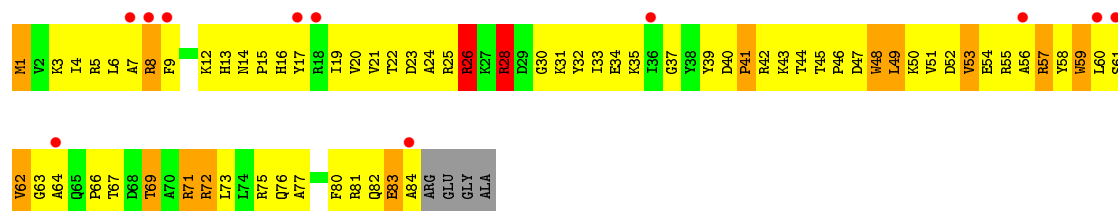
- Molecule 15: 30S ribosomal protein S15



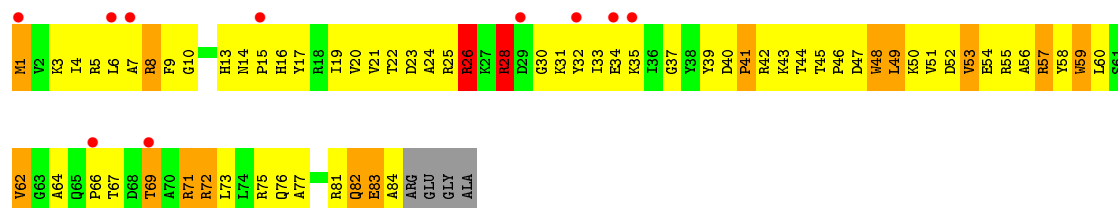
- Molecule 15: 30S ribosomal protein S15



- Molecule 16: 30S ribosomal protein S16

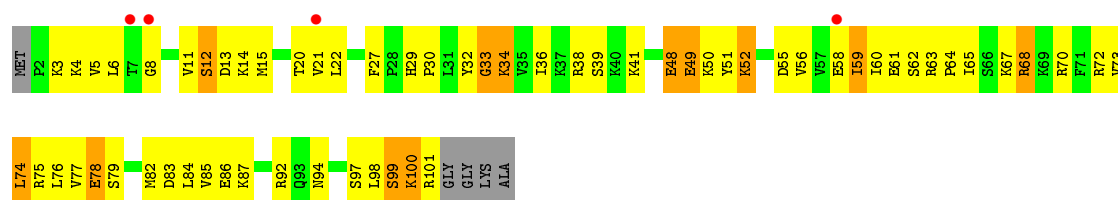


- Molecule 16: 30S ribosomal protein S16

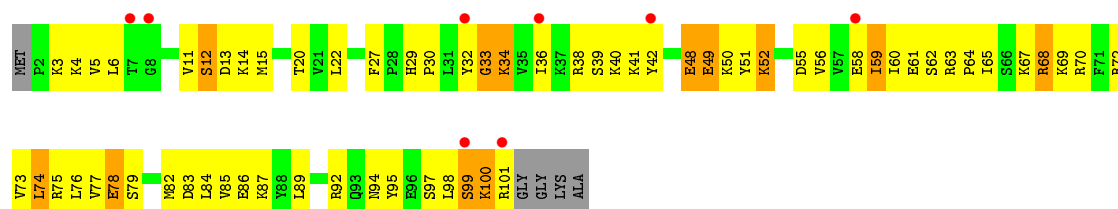


- Molecule 17: 30S ribosomal protein S17

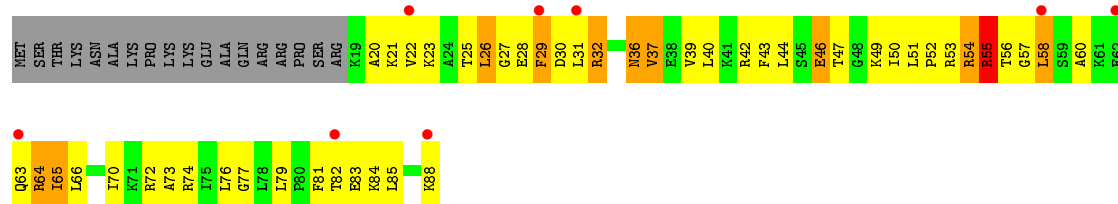




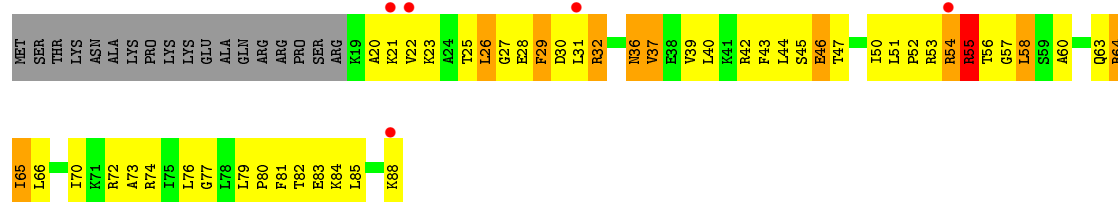
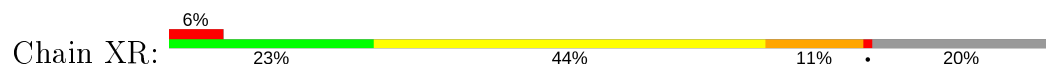
• Molecule 17: 30S ribosomal protein S17



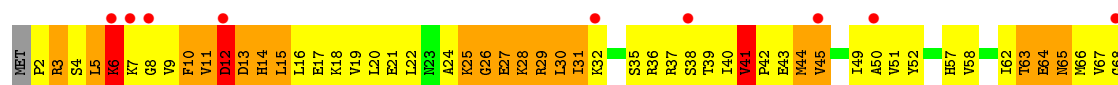
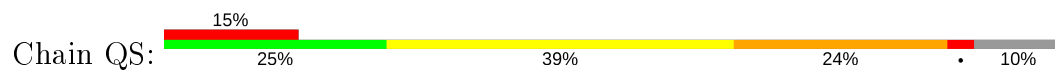
• Molecule 18: 30S ribosomal protein S18

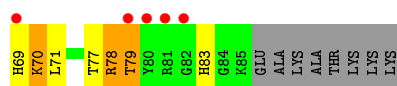


• Molecule 18: 30S ribosomal protein S18

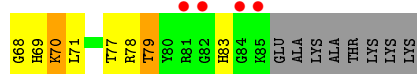
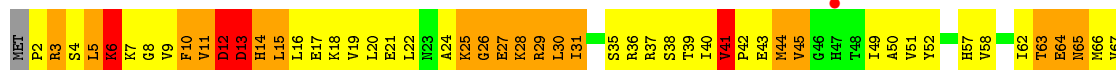
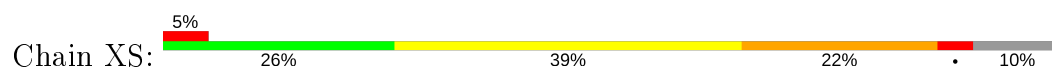


• Molecule 19: 30S ribosomal protein S19






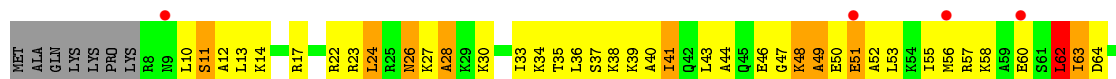
- Molecule 19: 30S ribosomal protein S19



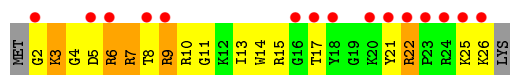
- Molecule 20: 30S ribosomal protein S20




- Molecule 20: 30S ribosomal protein S20



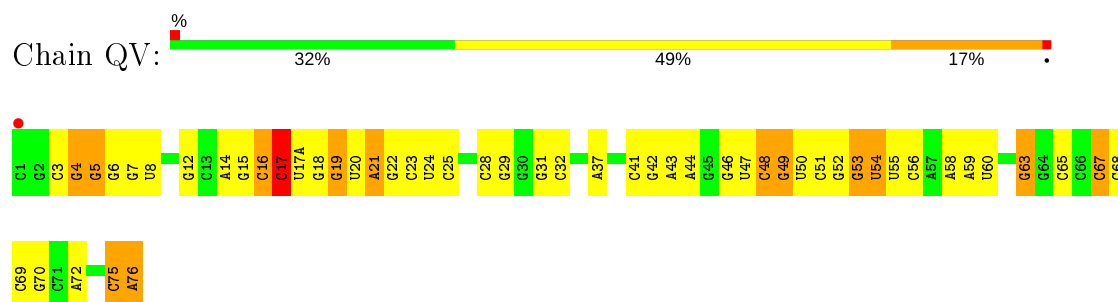
- Molecule 21: 30S ribosomal protein S21



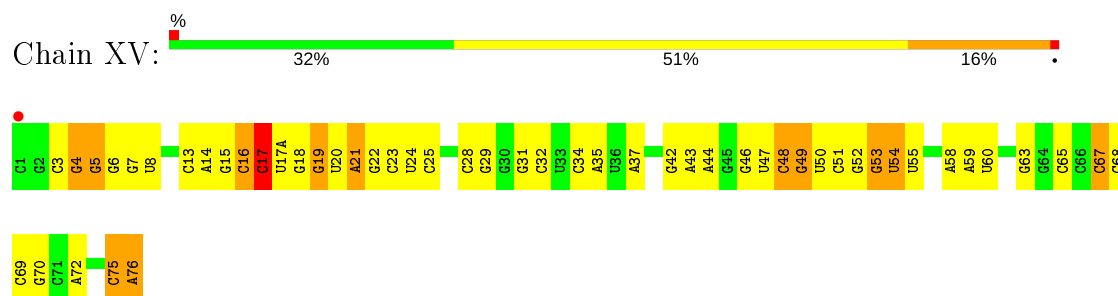
- Molecule 21: 30S ribosomal protein S21




- Molecule 22: P-site tRNA fMet



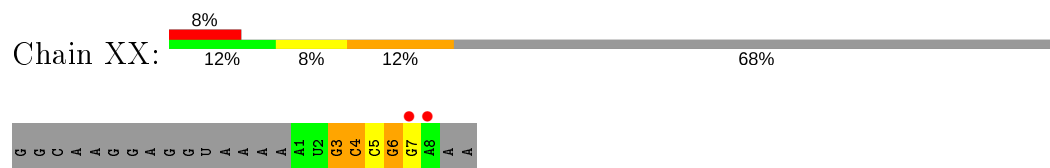
- Molecule 22: P-site tRNA fMet



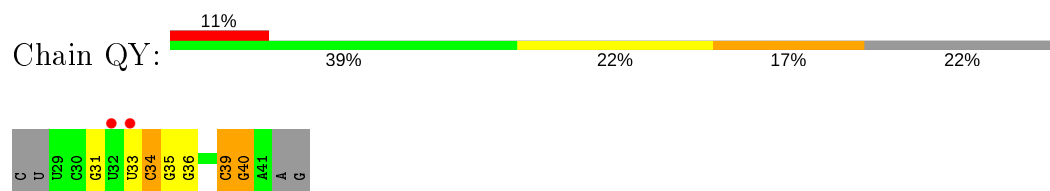
- Molecule 23: A-site ASL SufA6



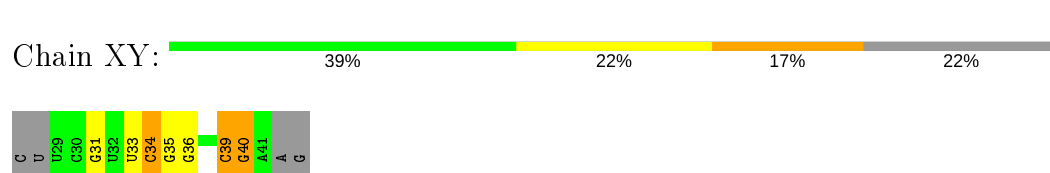
- Molecule 23: A-site ASL SufA6



- Molecule 24: messenger RNA



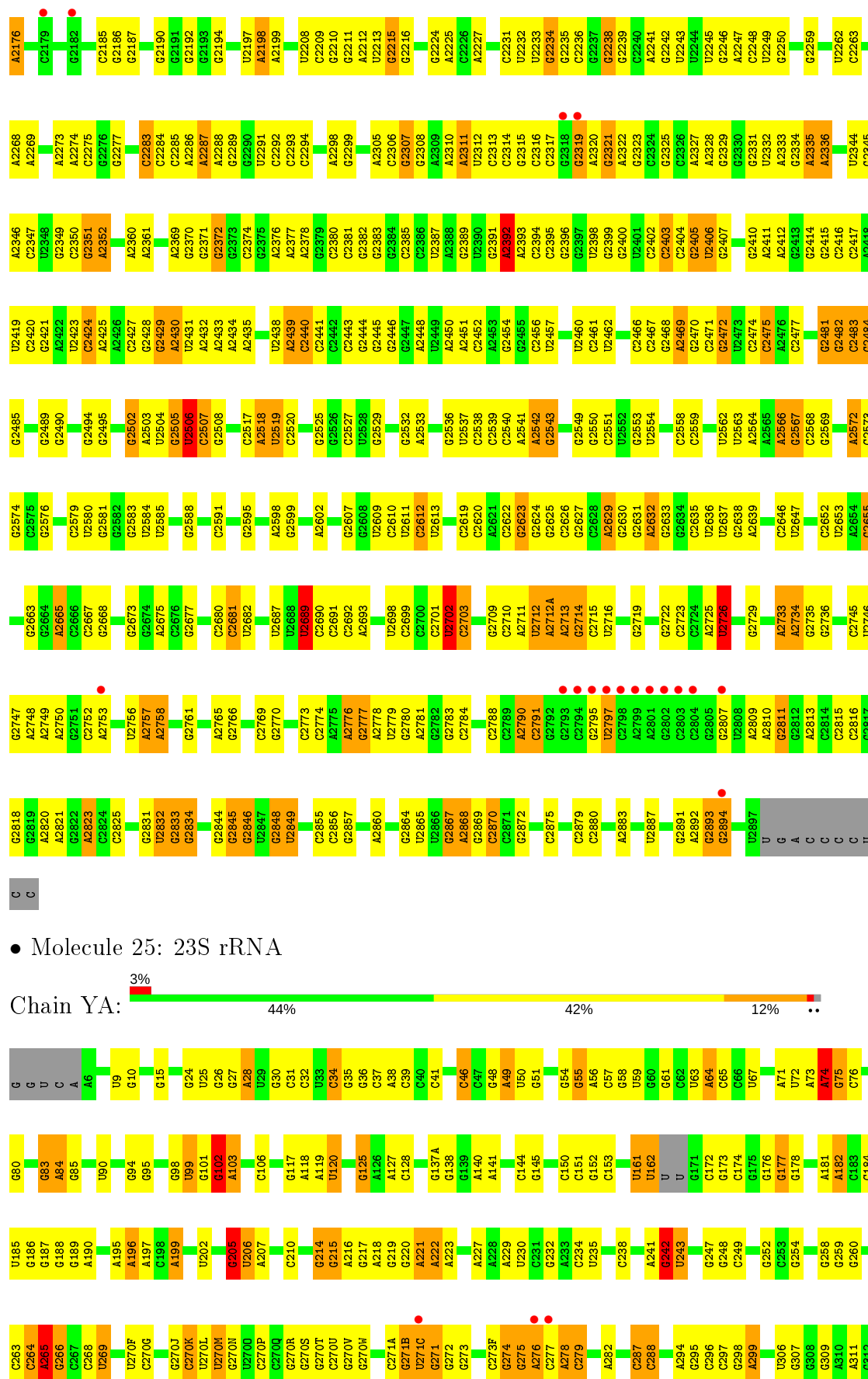
- Molecule 24: messenger RNA



- Molecule 25: 23S rRNA



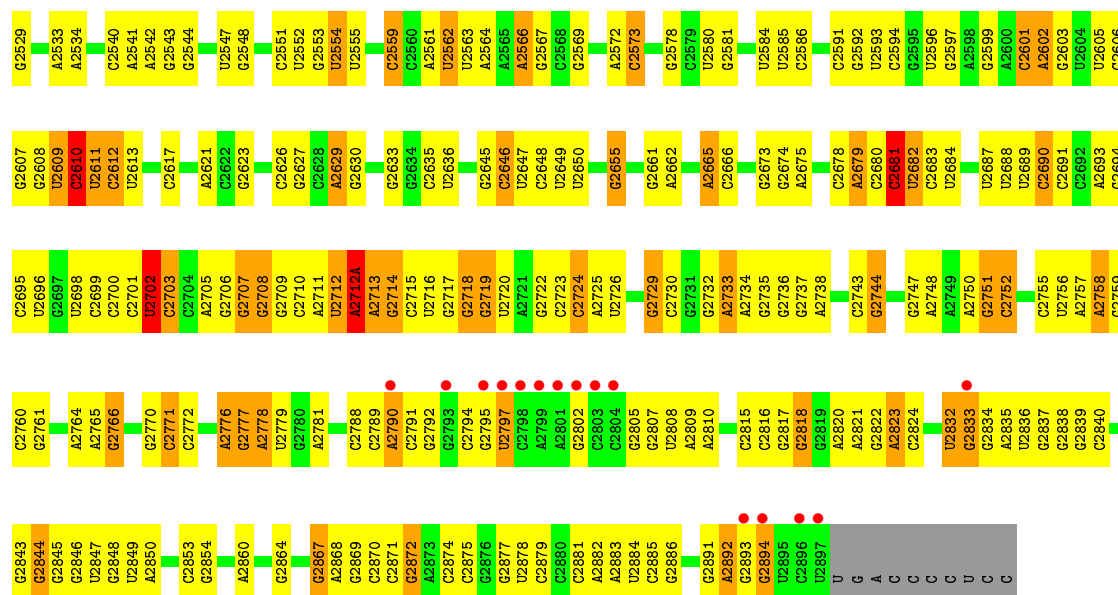
U2109	G1933	C1843	G1774	A1665	A1570	G1491	G1414	A1336	G1179	U1097	A1027
G2110	C1934	A1847	U1775	G1666	A1571	G1492	U1415	G1337	C1180	A1098	A1028
G2111	G1935	G1667	U1779	G1667	U1779	C1493	C1416	U1283	C1181	A1099	A1029
G2112	A1936	A1848	U1780	A1668	C1577	A1494	C1417	G1338	G1182	C1100	G1030
U2113	G2023	G1949	G1780	A1669	U1578	A1495	G1418	U1285	G1183	U1101	G1031
A2114	A1937	G1850	U1784	C1672	A1579	A1496	G1419	U1266	G1184	G1102	A1032
G2115	U1939	U1857	A1785	U1673	A1580	U1497	U1420	U1267	C1185	A1103	U1033
G2116	G1948	G1858	A1786	G1674	C1585	C1502	G1421	C1345	G1186	C1104	G1034
U2118	A2031	A1859	A1787	C1675	C1586	U1503	G1422	G1349	G1187	G1106	C1041
A2119	U1951	G1860	C1788	C1676	A1587	U1504	G1423	A1348	U1188	G1105	G1042
G2120	A1952	G1861	C1789	A1677	C1588	G1505	G1424	A1349	A1189	G1110	G1043
G2121	A1953	G1862	C1790	C1678	C1589	C1506	G1425	A1354	G1190	A1111	G1044
U2122	G1954	U1864	A1791	U1678	C1590	A1507	G1426	G1355	G1195	G1112	A1045
G2123	U1955	G1869	G1792	G1679	C1598	A1508	A1427	U1357	U1198	U1113	A1046
G2124	G2038	C1870	C1793	G1682	C1599	C1509	G1428	G1356	U1199	G1114	G1047
G2125	U1963	A1871	U1794	C1685	G1600	A1510	G1429	U1358	G1203	G1115	A1048
A2126	G1964	A1872	C1795	C1686	C1601	A1511	U1431	G1359	G1204	C1123	A1049
G2127	C1965	G1878	U1796	C1687	U1602	G1512	U1434	G1363	U1205	C1124	A1050
C2128	A1967	C1880	U1797	G1687	A1603	C1513	G1435	G1285	U1206	G1125	A1054
U2130	C1967	C1881	G1799	C1694	C1604	U1514	G1436	G1286	C1207	A1126	G1055
G2131	G1968	C1882	C1800	G1695	C1607	U1515	G1441	U1287	C1208	A1127	G1056
U2132	A1969	G1883	A1801	C1696	A1608	C1516	G1442	G1288	G1209	A1128	A1057
G2133	A1970	A1884	G1802	G1697	A1609	G1517	U1444	G1289	A1210	A1129	G1058
G2134	A1971	A1885	A1803	A1698	A1610	G1518	G1445	G1290	U1211	U1130	G1059
A2134	A1972	C1886	C1804	U1709	C1611	U1520	C1444	G1291	G1212	G1131	U1060
U2135	C1887	C1887	U1805	C1710	G1614	G1522	C1445	G1292	U1212	U1132	U1061
G2136	G1888	G1888	C1806	C1711	C1615	A1529	G1448	G1293	C1216	C1135	G1062
C2137	A1889	A1889	A1809	G1725	C1616	U1530	A1449	G1294	G1217	G1136	G1063
C2145	A1890	A1890	A1810	G1726	C1617	G1533	G1449	G1295	C1218	G1137	G1064
G2146	C1896	G1896	G1811	G1728	C1618	U1534	G1450	G1296	G1219	G1138	U1065
G2147	G1897	G1897	U1730	A1729	G1619	G1535	U1454	G1297	A1220	G1139	U1066
G2148	G1898	G1898	G1731	U1730	G1622	U1536	G1455	G1298	C1221	C1140	A1067
G2149	G1899	G1899	A1732	G1732	G1622	A1536	G1456	G1299	G1224	U1141	G1068
U2150	A1986	G1900	A1816	A1732	G1622	C1537	G1459	A1301	G1224	U1142	A1069
G2151	G1987	C1902	G1817	G1733	C1638	G1538	G1460	U1308	G1228	A1142A	A1070
G2152	C1988	G1903	U1818	C1742	U1639	U1539	A1461	G1309	G1231	A1143	G1071
G2153	G1989	C1904	A1819	G1743	C1640	G1542	C1462	U1312	G1232	G1151	C1076
G2154	C1990	C1905	U1820	G1743	A1641	G1543	C1463	U1313	G1233	C1152	A1077
G2155	U1991	G1906	A1821	C1752	G1642	C1544	C1467	U1314	G1236	C1153	U1078
G2156	G1992	G1906	G1822	C1753	G1647	A1545	C1468	G1315	A1237	G1154	G1079
U1993	U1993	A1913	G1823	C1754	C1648	A1546	U1469	U1316	G1238	A1155	C1080
C1994	C1996	C1914	G1824	A1755	G1649	C1547	C1470	G1319	G1239	G1156	U1081
U1995	C1996	U1915	G1825	G1756	G1650	C1548	A1471	C1320	U1240	C1161	U1082
C1996	C1999	G1918	C1827	G1756	G1651	C1549	G1474	A1321	A1241	G1162	A1084
C1999	C1999	A1918	C1828	A1759	A1652	U1553	C1474	A1322	G1247	G1163	A1085
G2002	G2002	C1920	A1829	A1759	G1653	A1554	C1477	U1323	A1247	G1164	A1086
G2003	G2003	C1830	C1830	A1762	A1654	G1555	A1477	G1327	G1249	G1169	G1087
G2004	G2004	G1763	G1830	G1763	A1655	U1556	G1478	C1328	U1249	G1170	A1088
A2005	C1924	G1764	U1834	C1765	C1656	A1558	G1479	U1329	G1250	G1171	U1089
C2006	C2006	C1765	U1834	C1766	C1657	G1559	G1480	C1330	C1251	G1172	U1090
U2011	A1927	U1766	G1835	U1766	C1658	G1560	U1482	C1331	G1252	A1173	G1091
G2012	A1928	C1767	G1836	C1767	U1659	C1560	G1483	A1381	A1253	A1174	C1092
G2012	G1837	C1771	G1837	C1771	C1660	A1567	G1484	G1382	A1254	U1175	G1093
A2013	C1838	C1772	C1838	G1772	G1661	G1568	G1485	C1333	U1255	A1176	U1094
C2014	U1931	A1772	C1838	A1772	G1661	A1568	A1412	G1334	G1256	G1177	A1095
A2015	A1932	A1773	G1842	A1773	A1664	A1569	A1490	U1335	C1257	C1178	A1096



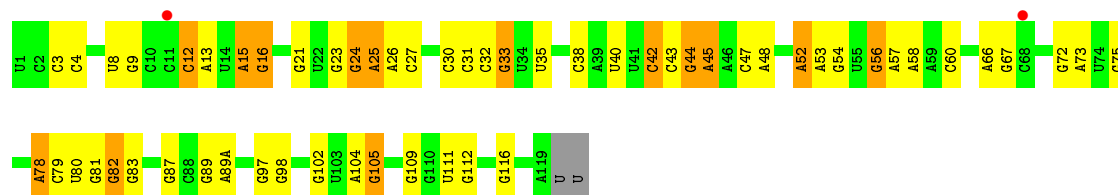
G1311	G1224	G1146	A1069	C915	C846	G768	G674	G628	C560	G399	C313
U1316	G1225	G1149	A1070	G916	U847	G769	A675	G629	G561	G404	A314
A1317	G1226	G1150	G1071	A918	G848	G770	A676	G630	G562	A481	A320
C1318	G1229A	G1151	G1075	G919	A849	G771	G686	A631	G563	A480	A321
A1321	G1230	G1152	C1005	G920	G854	A774	G686	A632	G564	A483	A322
G1325	G1236	G1153	A1077	G921	G855	G775	A699	A637	G565	A482	G323
G1328	A1237	G1154	U1078	G922	C856	G776	G700	G638	G570	A481	A324
U1329	G1238	A1155	C1079	C923	U858	A777	G701	U639	A571	G410	G325
U1329	G1239	A1156	C1080	G928	U859	G777	G702	C640	A412	G411	G326
U1240	G1240	G1157	U1081	G928	U860	G780	U703	G641	A413	G412	
A1241	A1241	G1158	U1082	G932	U861	A781	G704	G642	A414	G413	G329
G1332		C1161	U1083	A933	G862	A782	A705		A415	G414	G329
G1337	G1244	G1162	A1085	G934	A863	A783	A706	C645	A497	G415	A330
G1338	G1245	G1163	A1086	C935	G864	A784	G707	A646	A497	G416	A331
G1339	A1246	U1165	G1087	C936	G865	G785	G708	A647	A497	G417	A332
U1340	A1247	C1166	U1088	U937	A866	G785	U709	G648	A498	G418	A333
U1341	G1248		G1089	U937	C867	A788	G710		A499	G419	A334
		G1169	A1020	A941	U868	A789	G711	G651	A503	G420	A340
C1345	G1250	G1170	A1021	G942	U869	A790	G712	G652	U504	G421	G341
	C1251	G1171	U1022	G943	G869	G791	U714	A653	A505	G422	G342
A1349	G1252	G1172	U1023	U944	A870	G792	G715	A654	A506	G423	C343
	G1253	A1174	G1024	G945	U871	G793	A716	G654A	A507	G424	G344
A1354	A1253	U1175	G1025	A945	A872	G794	G717	G654B	A508	G425	A345
G1355		U1026	U1026	G946		G795		G	A509	G426	G352
G1356	G1256	A1027	A1027	A957	C876	C796	A722	G	A512	G427	
G1357	C1257	A1028	A1028	U958	U877	C796	A723	G	A513	G428	G355
G1358	G1258	U1029	U1029	U959	A878	A800	G723	G	A514	G429	G356
	G1259	G1030	G1030	G960	G879	A800	U724	C	A515	G430	
A1359	G1260	U1033	U1033	C961	G880	A804	G725	G	A516	G431	A359
	A1261	U1034	U1034	G962	G881	G805	G726	C	A517	G432	
G1364	A1262	U1035	U1035		G882	G806	A727	A	A518	G433	G363
A1365	U1263	U1036	U1036	G967	G883	U807	G728	C	A519	G434	A363A
A1366	G1264	G1036	G1036	G967	C884	G808	C730	C	A520	G435	G363B
A1367	A1265	U1042	U1042	G974	C885	G808	C731	C	A521	G436	G363C
G1368	G1266	G1043	G1043	G974	C886	G812	C732	G	A522	G437	
G1369		C1044	U1044	C974A	A887	U813		G	A523	G438	A363F
C1370	G1270	A1045	A1045	G975	C888	U814	G738	C	A524	G439	C364
G1371	G1271	A1046	A1046	G976	C889	C814	G739	C	A525	G440	A371
U1372	A1272	A1047	A1047	C976	A890	C817	U740	C	A526	G441	G372
A1373	U1273	G1047	G1047	G977	G892	G818	G741	G654S	A527	G442	U373
	G1195	C1048	C1048	G977		A819	G742	A654U	A528	G443	
A1378	G1203	A1049	C1049	A980	A896	A820	G743	A654V	A529	G444	
A1379	U1205	A1050	A1050	C982	C897	A820		A654V	A530	G445	U380
A1384	G1206	C1053	C1053	A983	C898	C825	U746	A655	A531	G446	G381
C1386	C1207	A1054	A1054	A984	A899	U826	A747	A656	A532	G447	
		G1055	G1055	C985	A900	U827	U747	G656	A533	G448	U384
	A1287	G1056	G1056	G989	A901	U828	A752	U657	A534	G449	C385
G1389	U1291	A1057	A1057	G990	G902	U829	C753	G660	A535	G450	G386
U1390	C1291	G1058	G1058	A990	C904	G830	C754	G661	A536	G451	U387
U1391	U1292	C991	C991	C991	U905	G831	C755	G662	A537	G452	G388
A1393	C1135	G1059	G1059	A983	G906	U832	C756	G663	A538	G453	C389
A1394	G1136	U1060	U1060	A984	G907	U833	U757	C664	A539	G454	A390
A1395	C994	G993	G993	C985	U907	U834	U758	C665	A540	G455	G391
U1396	G1062	C994	C994	G994	G908	U835	C759	C666	A541	G456	C392
U1396	G1063	A909	A909	C995	A909	A841	G759	U667	A542	G457	
U1402	U1066	A910	A910	A996	A910	G842	G760	G668	A543	G458	G396
A1308	A1142A	A997	A997	G997	A910	G843	A764	G669	A544	G459	G397
U1397	A1143	C998	C998	C998	U913	G844	A676	G670	A545	G460	U626
C1399	G1144	U999	U999	U999	C914	G845	G765	A670	A546	G461	G398

C2443	C2444	C2445	A2378	G2297	G2219	C2137	A2059	G1896	U1805	G1645	G1553	G1483	C1403
G2379	G2444	G2445	G2379	A2298	G2219	C2142	A2060	G1897	C1806	C1646	A1553	G1484	C1404
C2380	G2225	C2226	C2381	G2229	C2225	C2143	G2061	U1898	G1811	C1647	A1554	G1485	U1405
G2382	C2227	G2228	G2383	G2230	C2227	C2146	A2062	G1899	A1812	C1648	U1555	U1489	U1406
G2384	C2229	G2230	G2385	G2231	C2229	C2147	U2068	C1902	A1813	G1649	C1556	U1490	C1407
C2386	U2232	U2233	C2387	C2231	C2230	C2148	G2069	G1903	G1814	G1650	A1557	U1491	C1408
A2388	U2232	U2233	A2389	U2232	U2233	G2154	A2071	G1906	A1815	G1651	A1558	G1492	
A2311	U2233	U2234	U2387	U2233	U2234	G2155	U2074	U1991	G1817	G1652	C1559	C1493	C1411
U2312	U2234	U2235	U2390	U2234	U2235	G2156	U2075	U1993	A1818	A1654	U1568		
G2391	G2238	G2239	G2391	G2238	G2239	A2158	C2078	U1986	A1819	C1657	A1569	U1415	
A2392	C2239	C2240	A2392	C2239	C2240	G2159	U2079	G1987	U1820	C1658	U1497	U1416	
C2393	A2241	A2242	C2394	A2241	A2242	G2160	G2080	U1998		C1659	U1498	C1417	
A2395	G2242	G2243	C2396	G2242	G2243	C2161	U2081		G1824	U1577	C1499	G1418	
G2396	U2243	U2244	G2397	U2243	U2244	G2162	C2085	A1919	G1826	C1660	G1500	A1419	
U2398	U2244	U2245	U2399	U2244	U2245	C2164	U2086	C1920	G1827	G1661	C1504	U1420	
G2399	G2245	G2246	G2400	G2245	G2246	G2165	G2087		A1664	U1581	C1505	G1421	
G2401	A2247	A2248	U2401	A2247	A2248	G2166		C1924	A1665	C1506	A1427	A1428	
C2402	G2248	G2249	C2402	G2248	G2249	U2167	G2093	C1925	U1586	A1507	G1429	G1429	
C2403	U2249	U2250	C2403	U2249	U2250	G2168	G2094	U1926	A1587	C1509	U1430	U1431	
C2404	G2250	G2251	C2404	G2250	G2251	A2169	U2011	A1928	G1764	A1511	C1432	U1432	
U2406	G2251	G2252	U2406	G2251	G2252	A2170	C2097	G1929	G1765	A1512	U1433	U1433	
G2410	C2252	C2253	G2410	C2252	C2253	A2171	U2098	G1830	U1766	C1513	A1434	A1434	
A2411	G2253	G2254	A2411	G2253	G2254	C2172	U2099	U1931	C1767	C1514			
A2412	A2254	A2255	A2412	A2254	A2255	G2173	G2100	U1932	G1771	C1515	G1440	G1440	
G2413	U2255	U2256	G2413	U2255	U2256	C2174	A2015	G1933	G1772	A1516	G1441	G1441	
G2415	U2256	U2257	G2415	U2256	U2257	G2175	U2016	G1934	A1773	C1517	G1442	G1442	
U2419	A2257	A2258	U2419	A2257	A2258	C2176	U2017	A1936	G1681	C1518	G1443	G1443	
C2420	G2258	G2259	C2420	G2258	G2259	C2177	A2018	A1937	G1682	C1519	G1444	G1444	
A2422	C2259	C2260	A2422	C2259	C2260	C2178	G2106	U1939	U1775	C1520	A1445	A1445	
U2423	G2260	G2261	U2423	G2260	G2261	U2180	U2022	U1940	U1778	G1521	C1445	C1445	
C2424	U2261	U2262	C2424	U2261	U2262	U2181	G2023	C1941	U1779	G1522			
A2425	A2262	A2263	A2425	A2262	A2263	G2182	U2111		A1603	G1525	G1448	G1448	
A2426	G2263	G2264	A2426	G2263	G2264	G2183	U2112		A1604	A1528	A1449	A1449	
C2427	C2264	C2265	C2427	C2264	C2265	C2184	U2113	C1947	C1604	A1529	G1490	G1490	
G2429	G2265	G2266	G2429	G2265	G2266	C2185	G2029	G1948	C1607	G1530	U1454	U1454	
U2430	C2266	C2267	U2430	C2266	C2267	C2186	A2030	G1949	C1608	C1531	G1455	G1455	
U2431	G2267	G2268	U2431	G2267	G2268	G2187	G2031	G1950	A1609	C1532			
A2432	C2268	C2269	A2432	C2268	C2269	G2188	A2032	U1951	A1610	C1533	C1458	C1458	
A2433	U2269	U2270	A2433	U2269	U2270	U2189	U2034	A1952	A1614	G1534	G1461	G1461	
A2434	A2270	A2271	A2434	A2270	A2271	G2190	G2035	U1955	C1615	A1535	C1462	C1462	
A2435	G2271	G2272	A2435	G2271	G2272	G2191	C2036		A1616	A1536	C1467	C1467	
U2438	C2272	C2273	U2438	C2272	C2273	G2192	G2037	G1959	C1617	G1538			
A2439	U2273	U2274	A2439	U2273	U2274	G2193	G2038	A1960	C1618	G1539	A1471	A1471	
G2440	G2274	G2275	G2440	G2274	G2275	C2196	G2124	G1961	U1794	G1540	A1472	A1472	
C2441	C2275	C2276	C2441	C2275	C2276	U2197	G2125	C1962	C1622	U1541	G1473	G1473	
C2442	U2276	U2277	C2442	U2276	U2277	A2198	G2126	U1963	C1623	U1542	C1474	C1474	
	A2277	A2278		A2277	A2278	A2199	C2127	G1964	C1624	G1543	G1475	G1475	
						G2210	C2128	C1965	C1625	A1544	G1476	G1476	
						G2211	U2130	A1966	G1626	A1545	A1477	A1477	
						G2212	G2052	G1967	G1638		G1478	G1478	
						U2213	G2053	G1968	U1639	C1547	G1479	G1479	
						G2215	A2054	A1969	G1717	G1548	G1480	G1480	
						G2216	C2055	A1970	G1726	C1549	G1481	G1481	
							G2056	A1971	C1644	C1550			

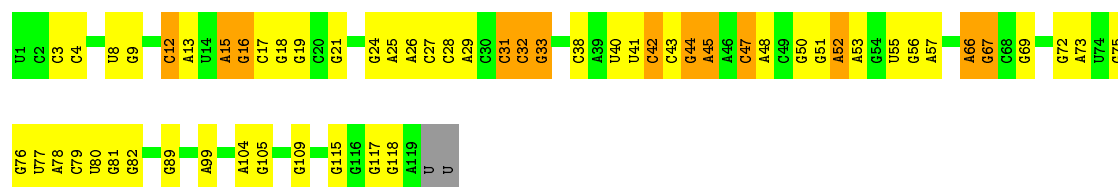




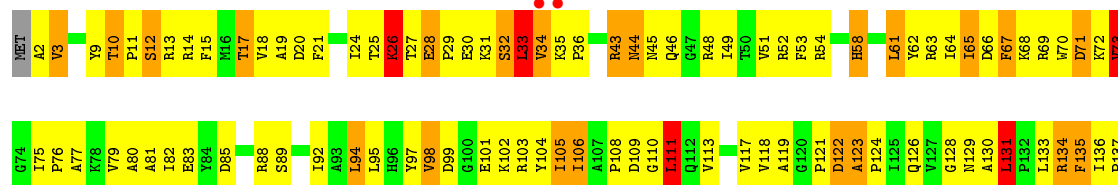
• Molecule 26: 5S rRNA



• Molecule 26: 5S rRNA

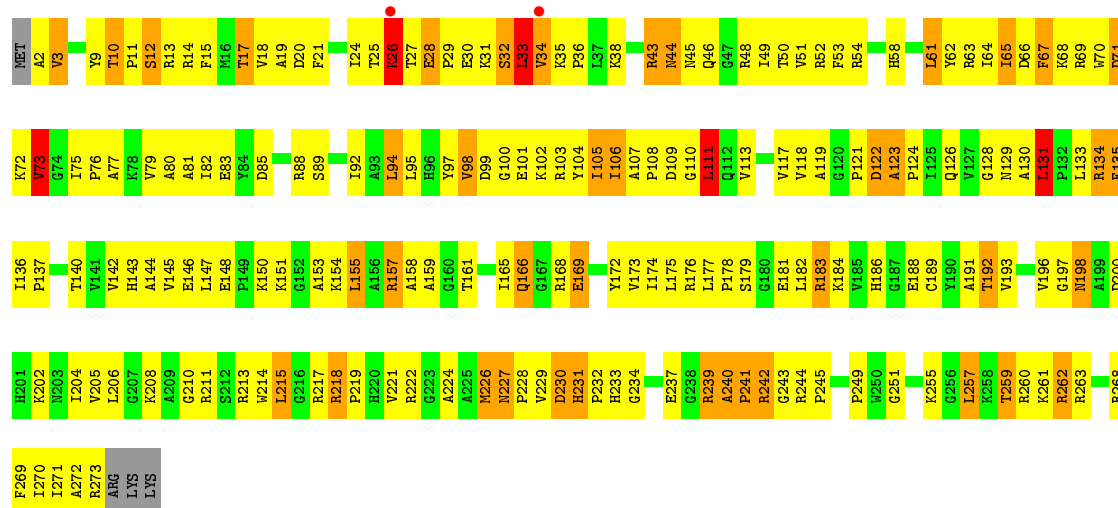


• Molecule 27: 50S ribosomal protein L2

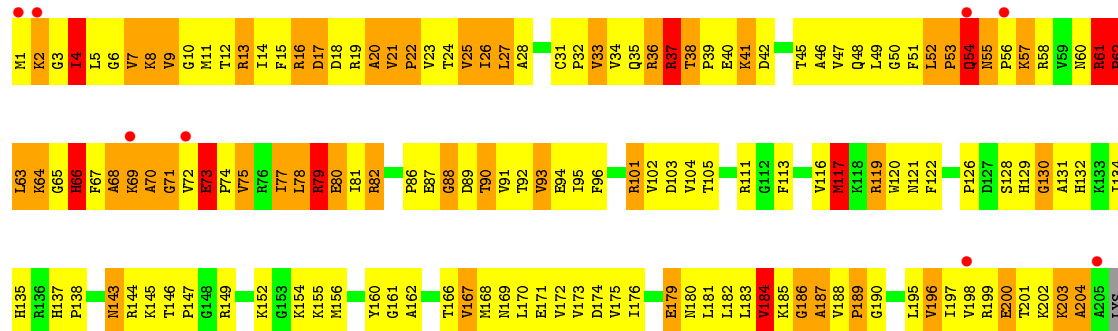




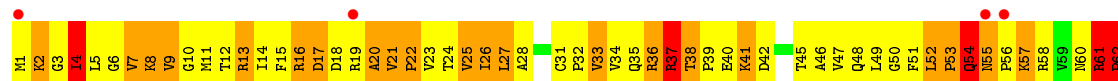
• Molecule 27: 50S ribosomal protein L2

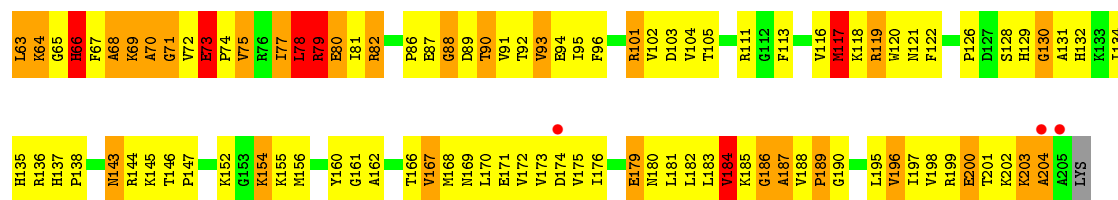


• Molecule 28: 50S ribosomal protein L3

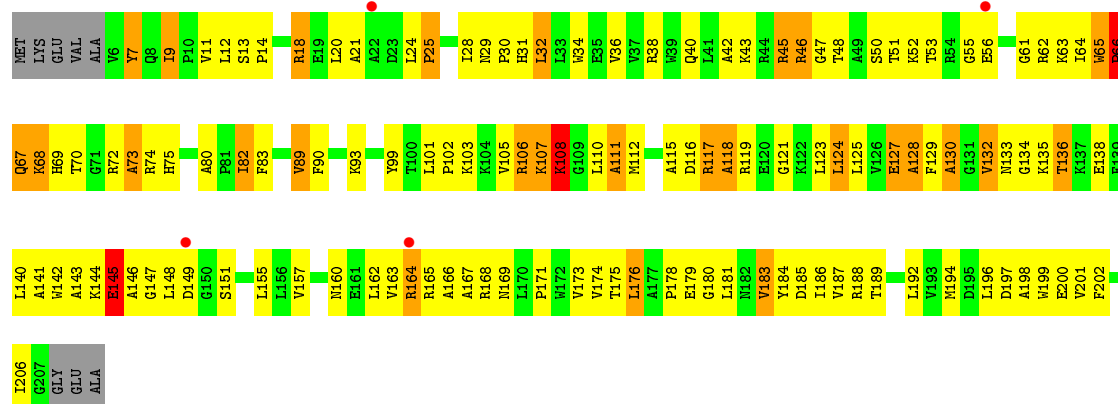


• Molecule 28: 50S ribosomal protein L3

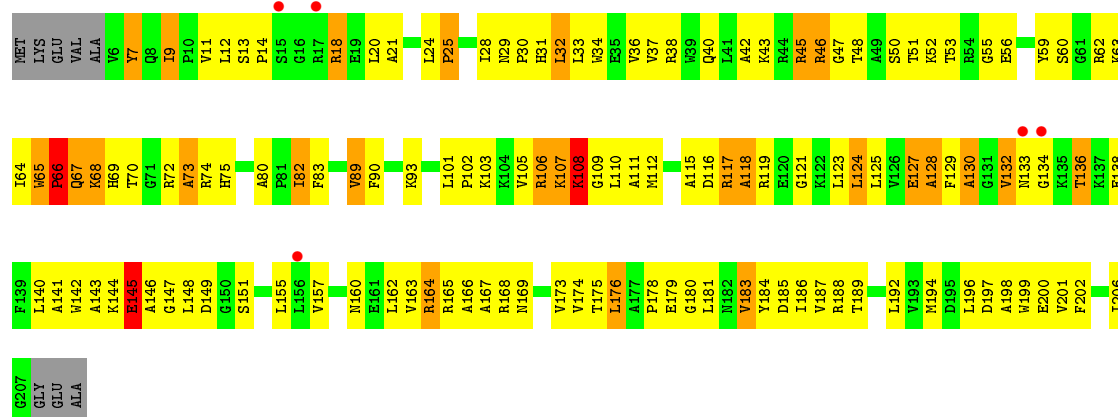





• Molecule 29: 50S ribosomal protein L4

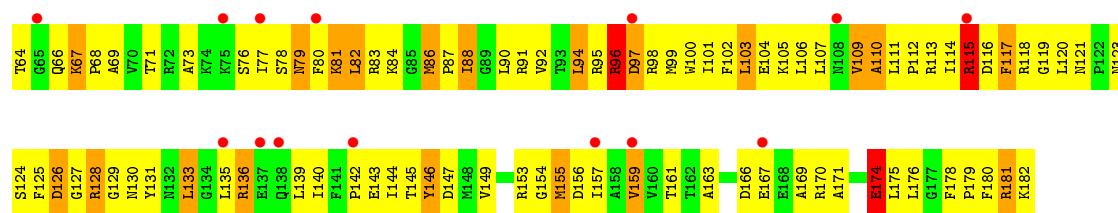


• Molecule 29: 50S ribosomal protein L4

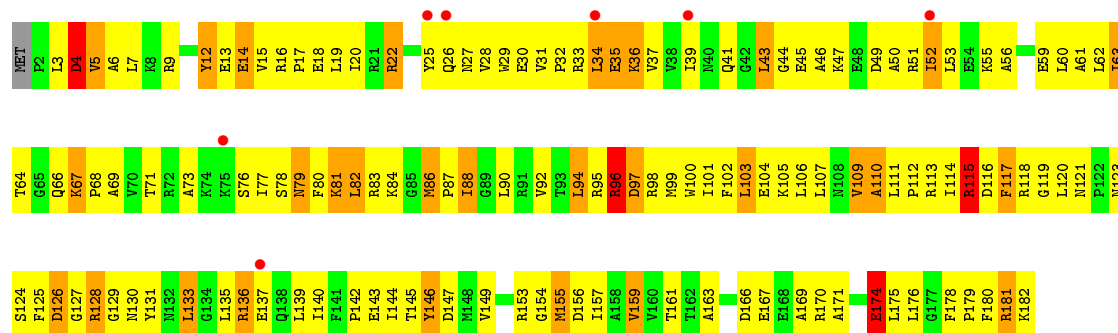


• Molecule 30: 50S ribosomal protein L5

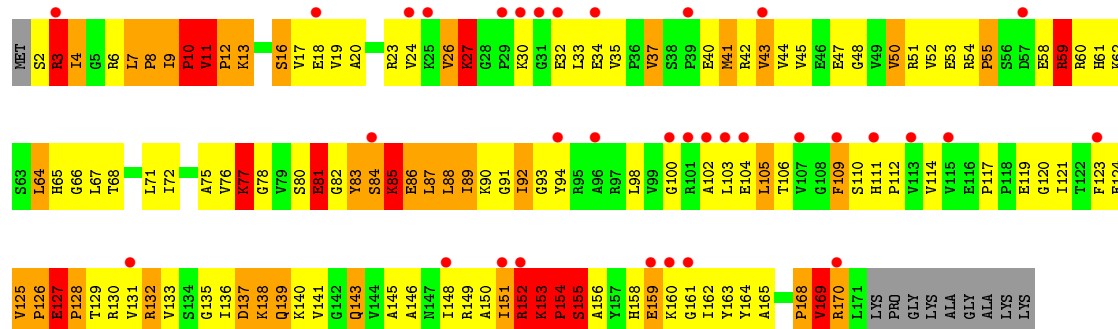




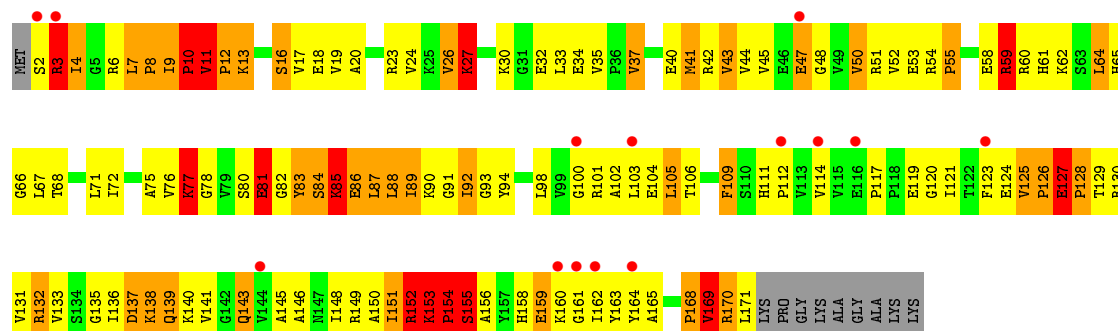
• Molecule 30: 50S ribosomal protein L5



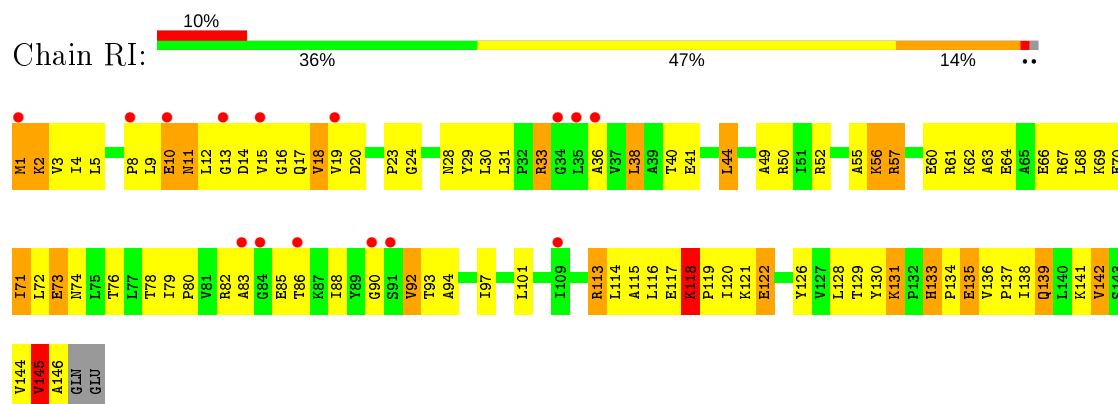
• Molecule 31: 50S ribosomal protein L6



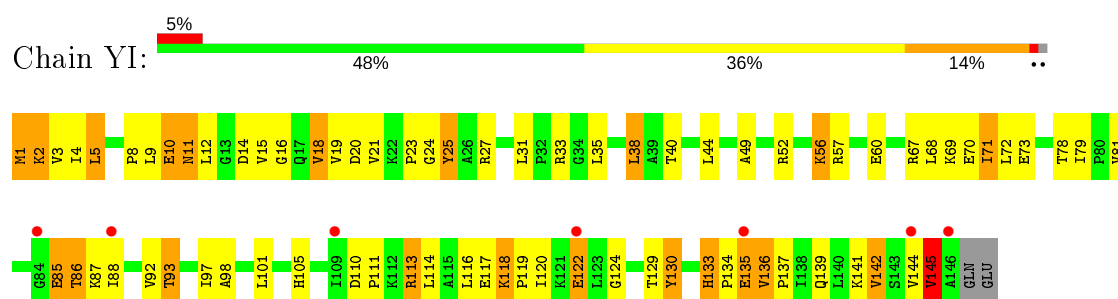
• Molecule 31: 50S ribosomal protein L6



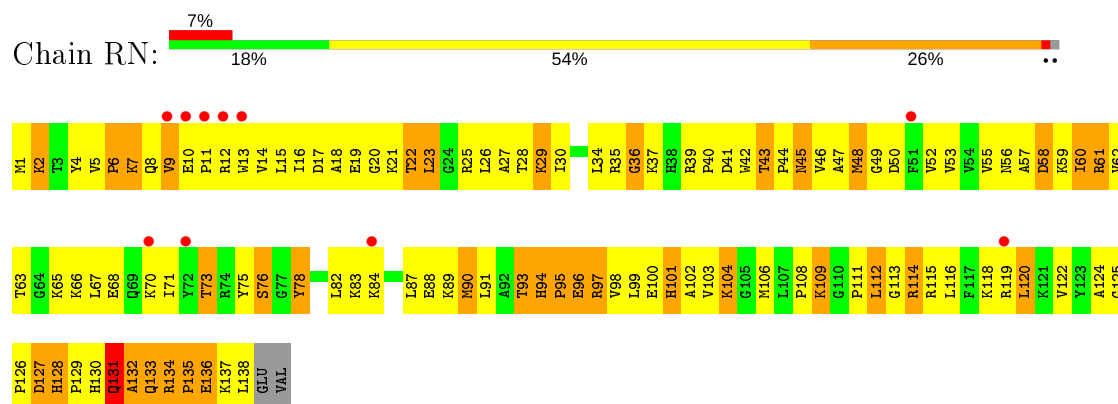
- Molecule 32: 50S ribosomal protein L9



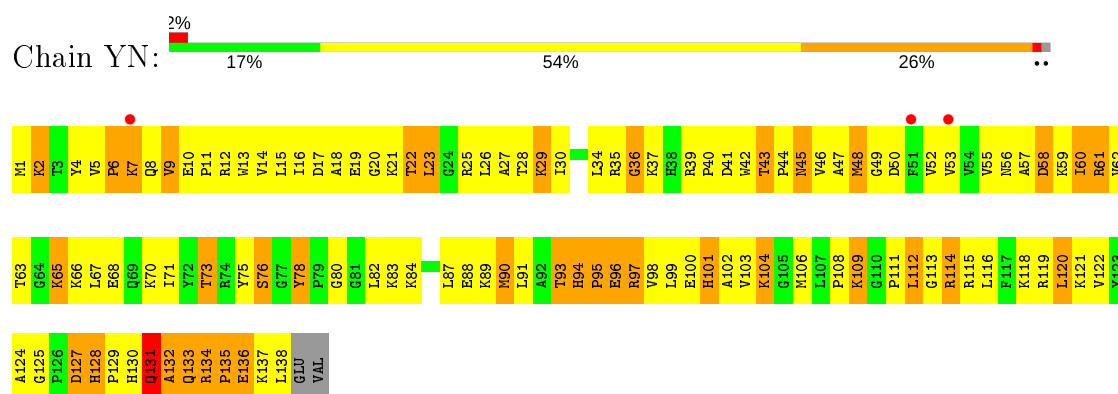
- Molecule 32: 50S ribosomal protein L9



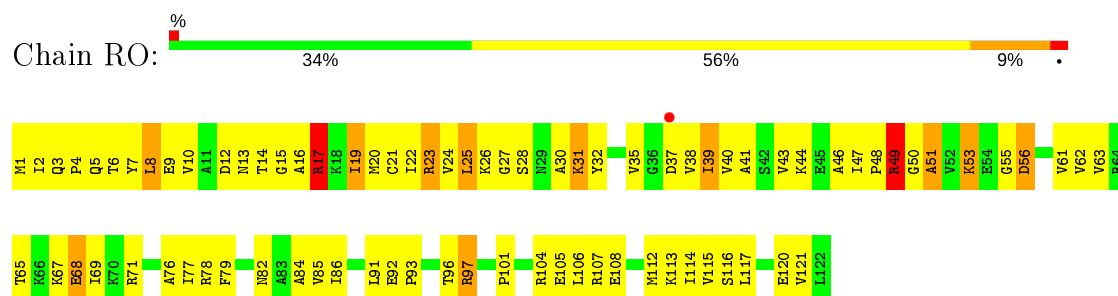
- Molecule 33: 50S ribosomal protein L13



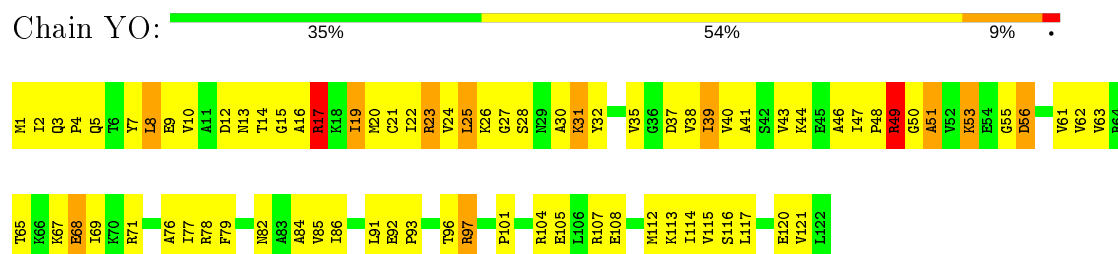
- Molecule 33: 50S ribosomal protein L13



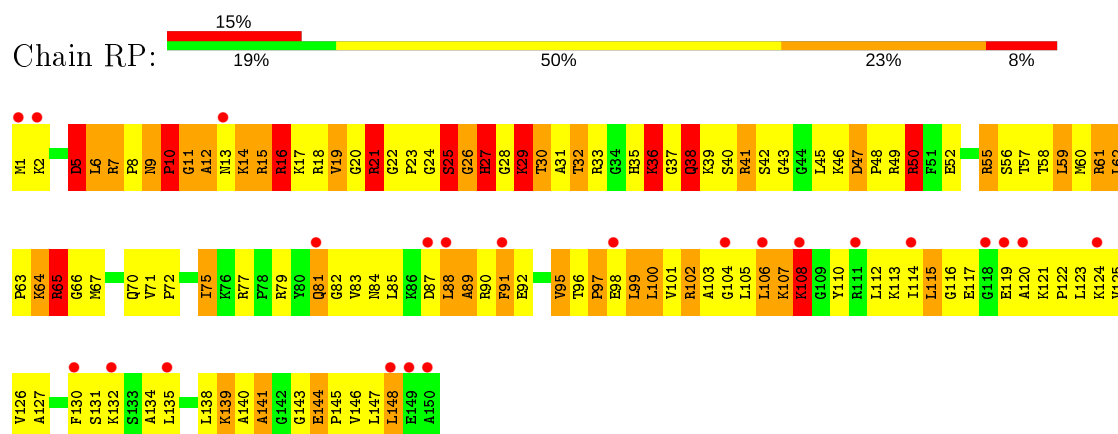
- Molecule 34: 50S ribosomal protein L14



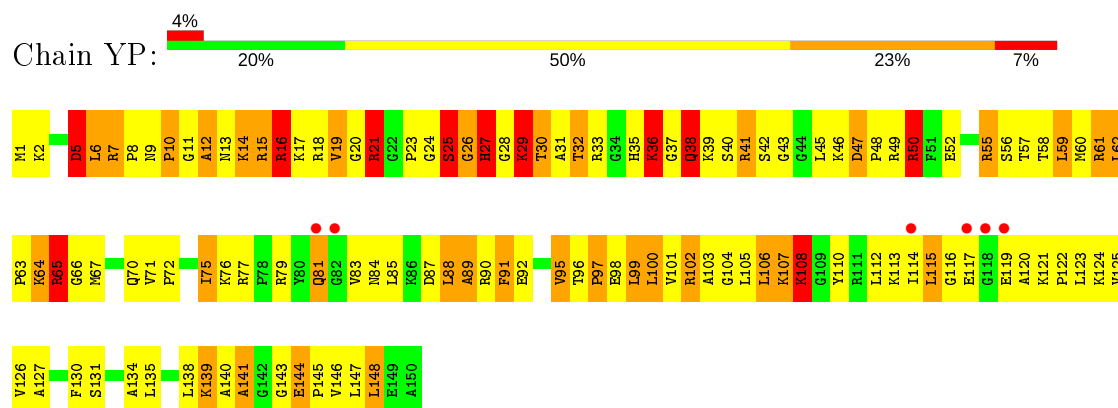
- Molecule 34: 50S ribosomal protein L14



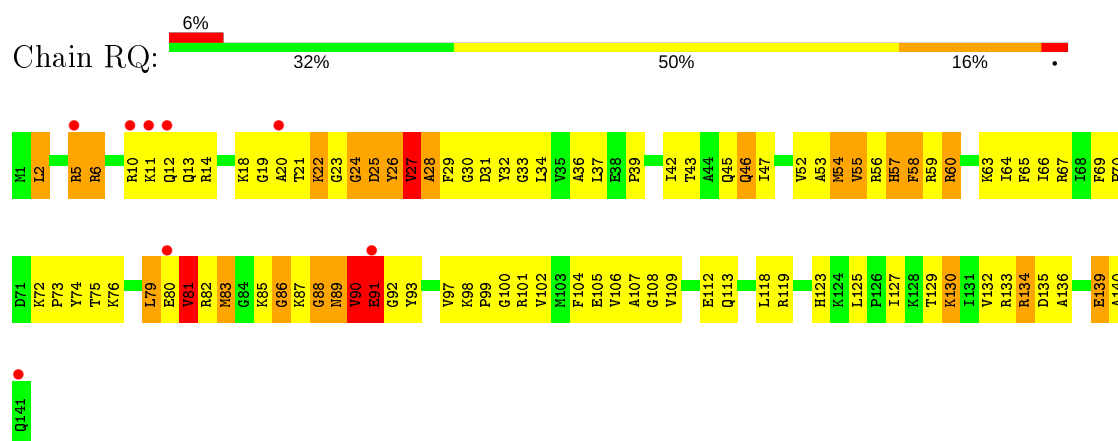
- Molecule 35: 50S ribosomal protein L15



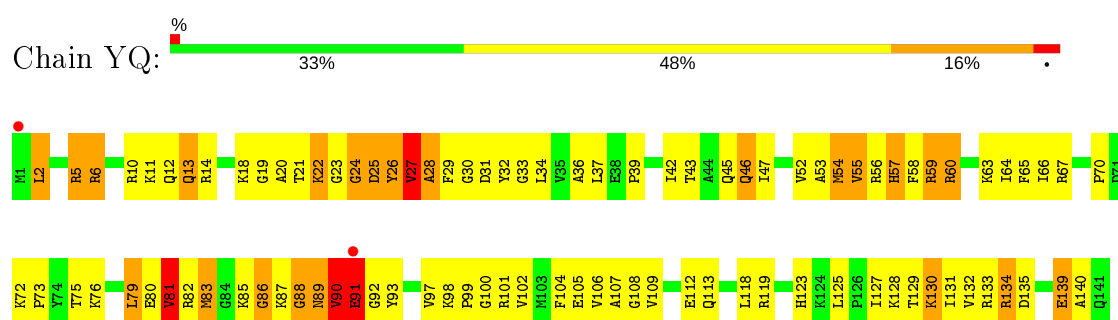
- Molecule 35: 50S ribosomal protein L15



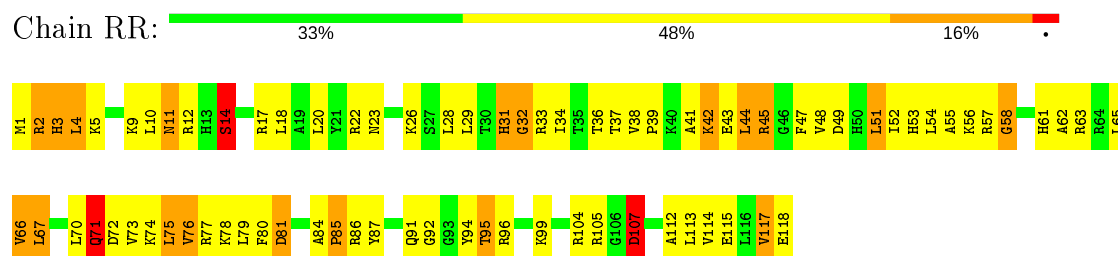
- Molecule 36: 50S ribosomal protein L16



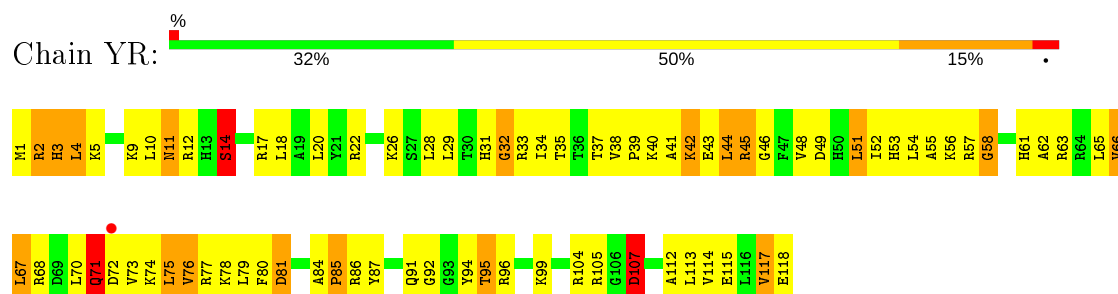
- Molecule 36: 50S ribosomal protein L16



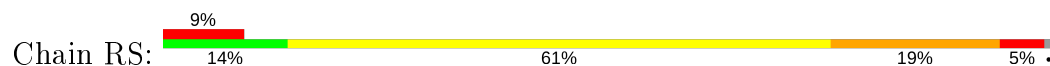
- Molecule 37: 50S ribosomal protein L17

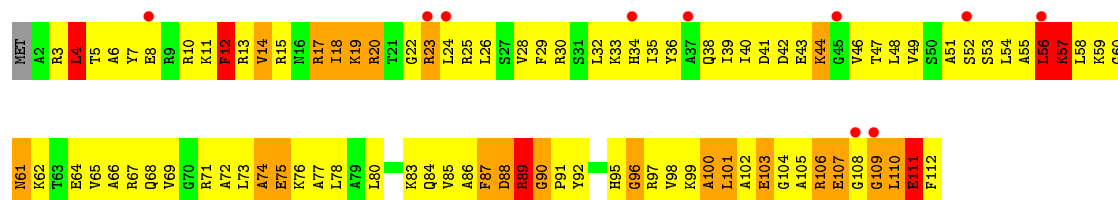


- Molecule 37: 50S ribosomal protein L17

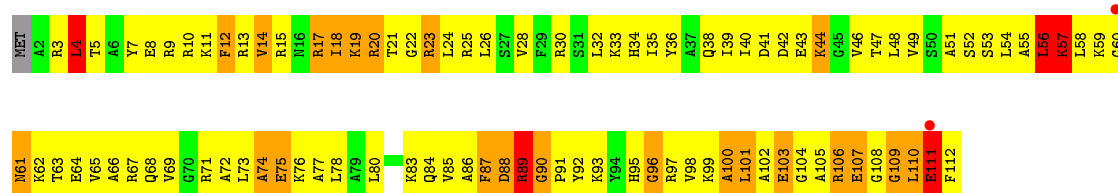
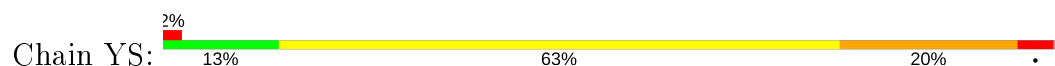


- Molecule 38: 50S ribosomal protein L18

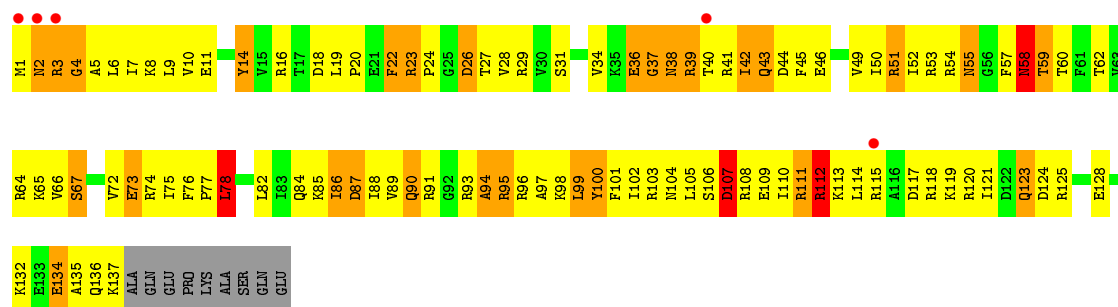





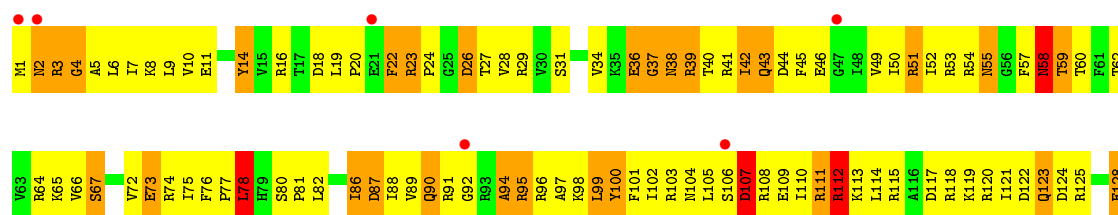
• Molecule 38: 50S ribosomal protein L18



• Molecule 39: 50S ribosomal protein L19



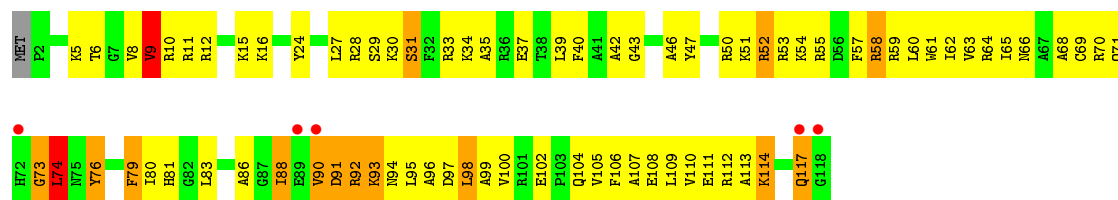
• Molecule 39: 50S ribosomal protein L19



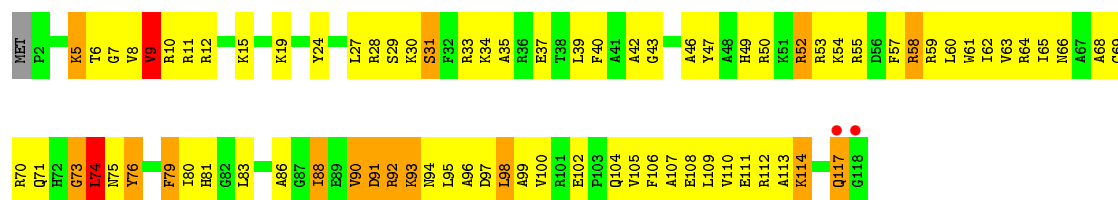
• Molecule 40: 50S ribosomal protein L20



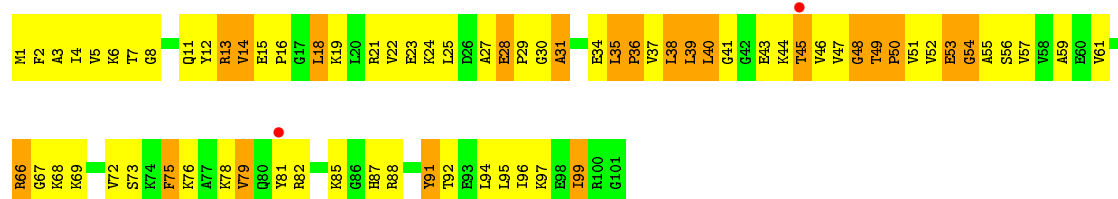




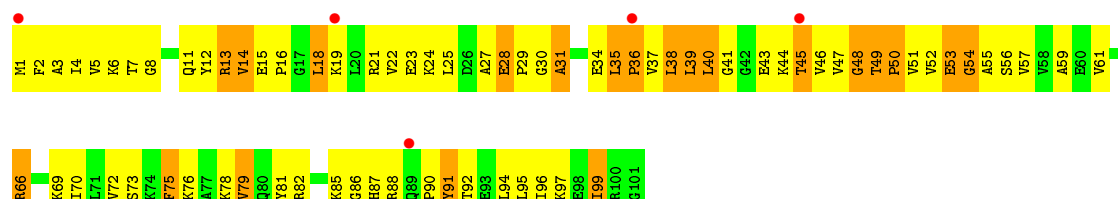
• Molecule 40: 50S ribosomal protein L20



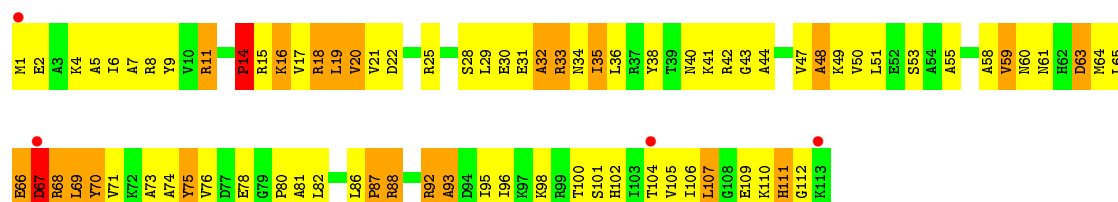
• Molecule 41: 50S ribosomal protein L21



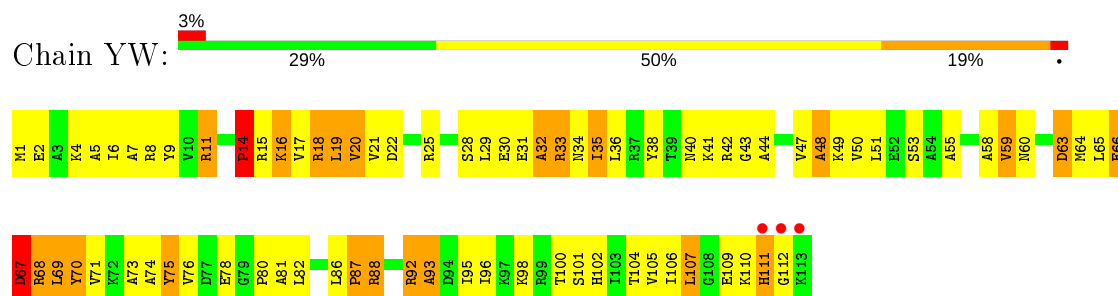
• Molecule 41: 50S ribosomal protein L21



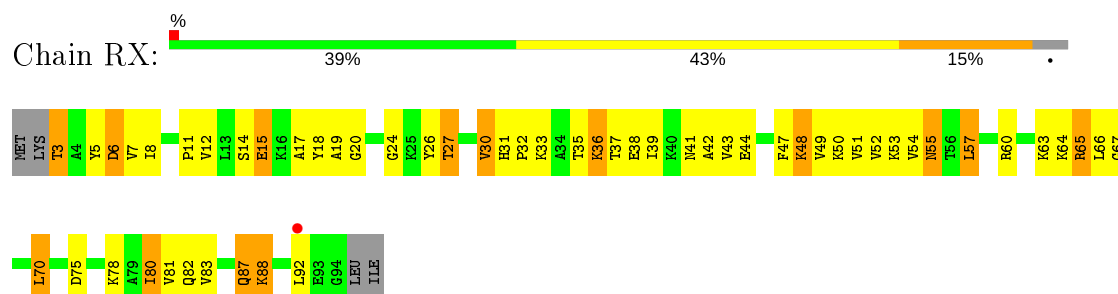
• Molecule 42: 50S ribosomal protein L22



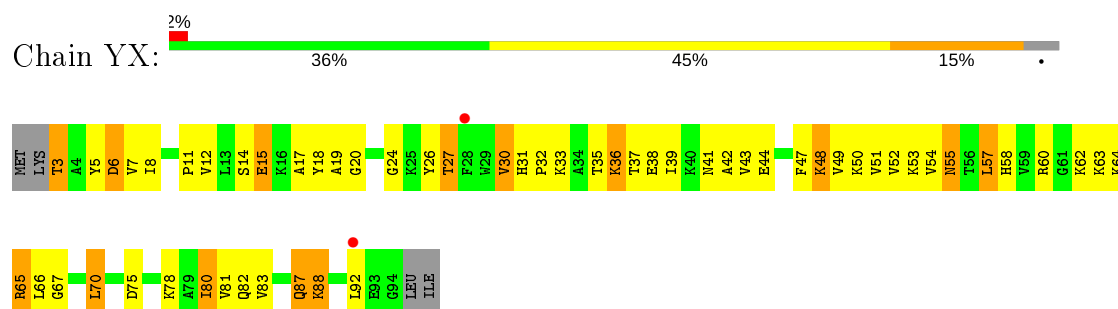
- Molecule 42: 50S ribosomal protein L22



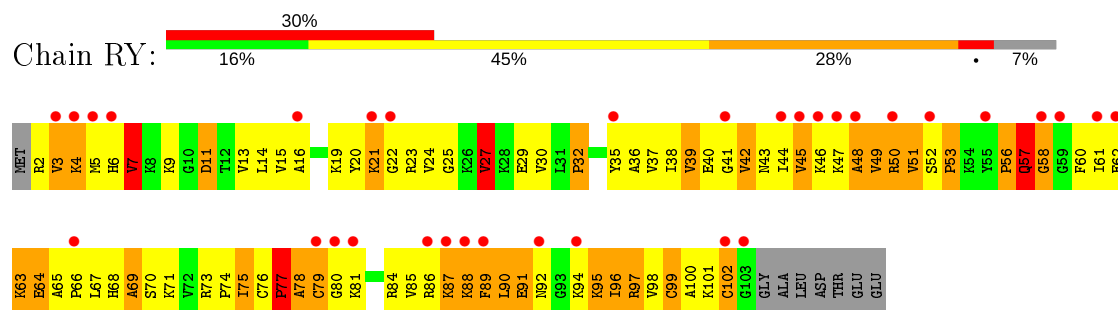
- Molecule 43: 50S ribosomal protein L23



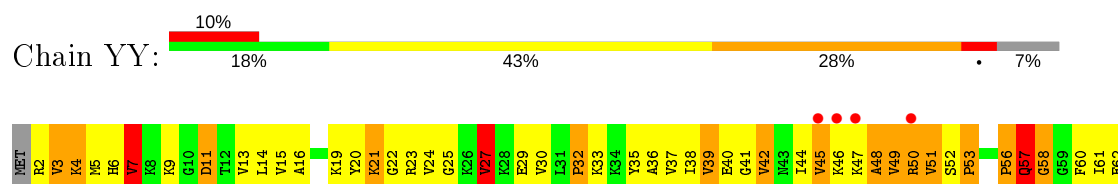
- Molecule 43: 50S ribosomal protein L23

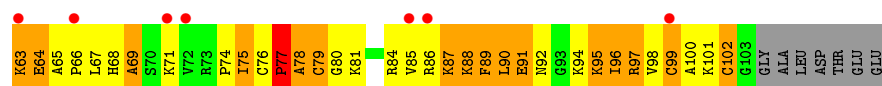


- Molecule 44: 50S ribosomal protein L24

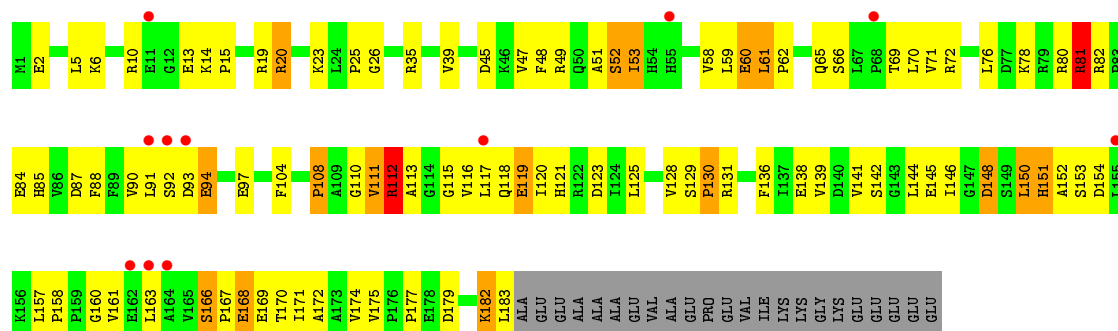
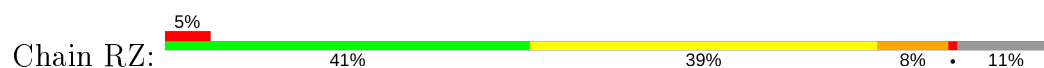


- Molecule 44: 50S ribosomal protein L24

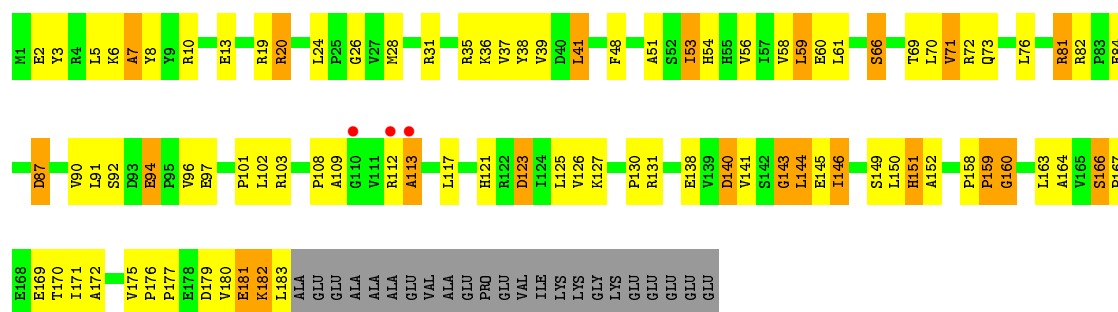




- Molecule 45: 50S ribosomal protein L25



- Molecule 45: 50S ribosomal protein L25



- Molecule 46: 50S ribosomal protein L27

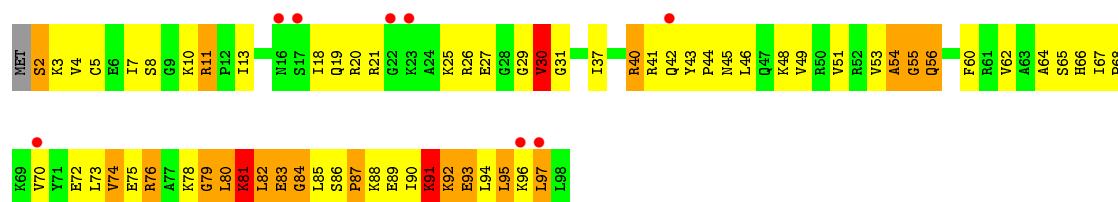


- Molecule 46: 50S ribosomal protein L27

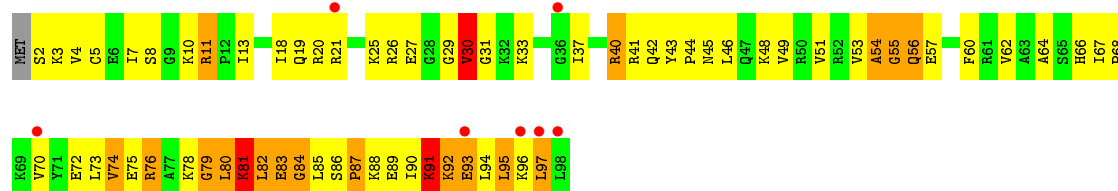


- Molecule 47: 50S ribosomal protein L28

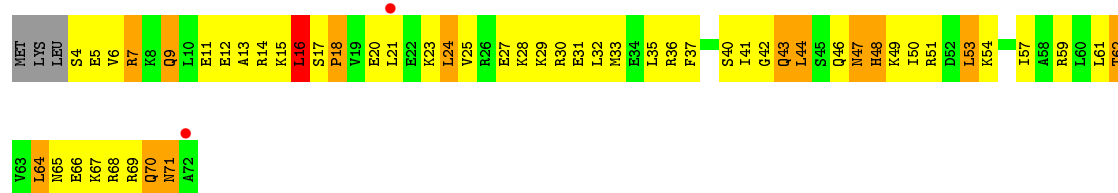




• Molecule 47: 50S ribosomal protein L28



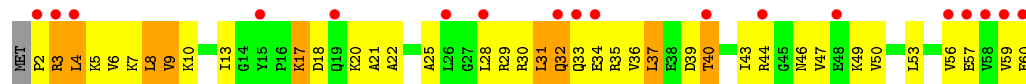
• Molecule 48: 50S ribosomal protein L29



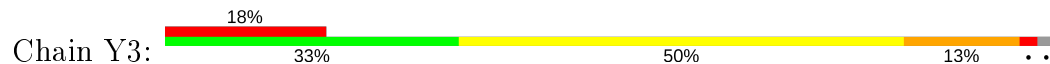
• Molecule 48: 50S ribosomal protein L29

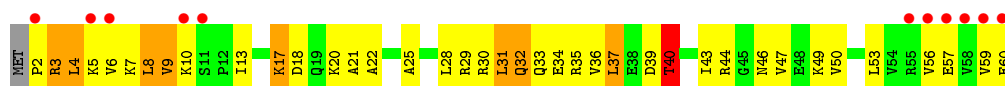


• Molecule 49: 50S ribosomal protein L30

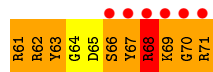



• Molecule 49: 50S ribosomal protein L30

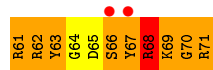




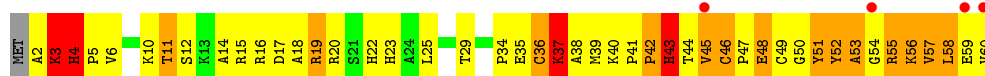
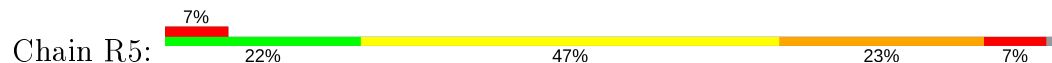
- Molecule 50: 50S ribosomal protein L31



- Molecule 50: 50S ribosomal protein L31



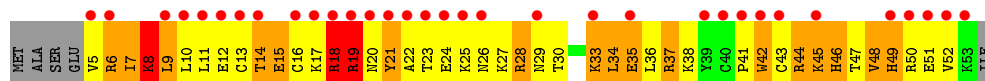
- Molecule 51: 50S ribosomal protein L32



- Molecule 51: 50S ribosomal protein L32

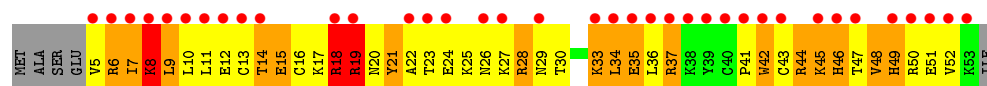


- Molecule 52: 50S ribosomal protein L33

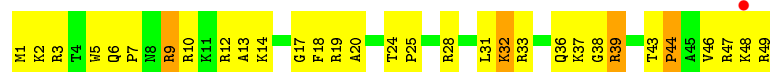


- Molecule 52: 50S ribosomal protein L33

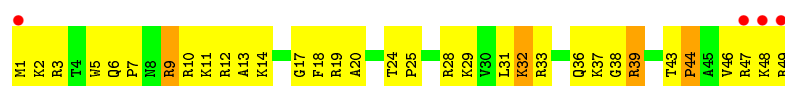





- Molecule 53: 50S ribosomal protein L34



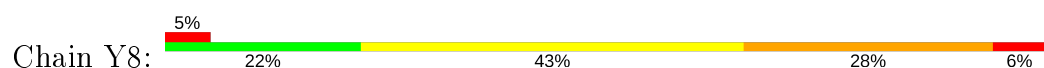
- Molecule 53: 50S ribosomal protein L34



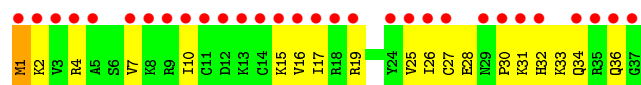
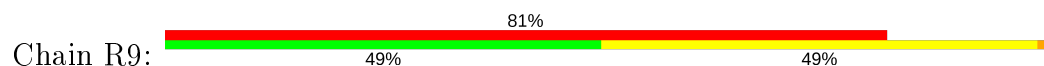
- Molecule 54: 50S ribosomal protein L35



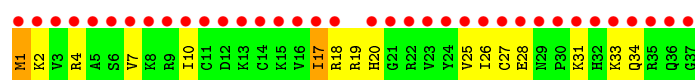
- Molecule 54: 50S ribosomal protein L35



- Molecule 55: 50S ribosomal protein L36



- Molecule 55: 50S ribosomal protein L36



- Molecule 56: tRNA acceptor end mimic

Chain Z6:  100%

C74  
C75  
A76

- Molecule 56: tRNA acceptor end mimic

Chain Z8:  67%  33%

C74  
C75  
A76

## 4 Data and refinement statistics

Property	Value	Source
Space group	P 21 21 21	Depositor
Cell constants a, b, c, $\alpha$ , $\beta$ , $\gamma$	209.03Å 447.05Å 619.58Å 90.00° 90.00° 90.00°	Depositor
Resolution (Å)	49.88 – 3.90 49.88 – 3.60	Depositor EDS
% Data completeness (in resolution range)	97.9 (49.88-3.90) 97.9 (49.88-3.60)	Depositor EDS
$R_{merge}$	(Not available)	Depositor
$R_{sym}$	(Not available)	Depositor
$\langle I/\sigma(I) \rangle$ <sup>1</sup>	1.72 (at 3.57Å)	Xtriage
Refinement program	PHENIX	Depositor
R, $R_{free}$	0.252 , 0.298 0.252 , 0.298	Depositor DCC
$R_{free}$ test set	29573 reflections (4.55%)	wwPDB-VP
Wilson B-factor (Å <sup>2</sup> )	100.8	Xtriage
Anisotropy	0.363	Xtriage
Bulk solvent $k_{sol}$ (e/Å <sup>3</sup> ), $B_{sol}$ (Å <sup>2</sup> )	0.24 , 62.7	EDS
L-test for twinning <sup>2</sup>	$\langle  L  \rangle = 0.43$ , $\langle L^2 \rangle = 0.27$	Xtriage
Estimated twinning fraction	No twinning to report.	Xtriage
$F_o, F_c$ correlation	0.90	EDS
Total number of atoms	291958	wwPDB-VP
Average B, all atoms (Å <sup>2</sup> )	84.0	wwPDB-VP

Xtriage's analysis on translational NCS is as follows: *The largest off-origin peak in the Patterson function is 1.51% of the height of the origin peak. No significant pseudotranslation is detected.*

<sup>1</sup>Intensities estimated from amplitudes.

<sup>2</sup>Theoretical values of  $\langle |L| \rangle$ ,  $\langle L^2 \rangle$  for acentric reflections are 0.5, 0.333 respectively for untwinned datasets, and 0.375, 0.2 for perfectly twinned datasets.



## 5 Model quality ⓘ

### 5.1 Standard geometry ⓘ

Bond lengths and bond angles in the following residue types are not validated in this section: ZN, MG, PAR, 1MG, PPU

The Z score for a bond length (or angle) is the number of standard deviations the observed value is removed from the expected value. A bond length (or angle) with  $|Z| > 5$  is considered an outlier worth inspection. RMSZ is the root-mean-square of all Z scores of the bond lengths (or angles).

Mol	Chain	Bond lengths		Bond angles	
		RMSZ	# $ Z  > 5$	RMSZ	# $ Z  > 5$
1	QA	0.31	0/36098	0.87	34/56341 (0.1%)
1	XA	0.33	0/36101	0.89	31/56346 (0.1%)
2	QB	0.35	0/1959	0.65	0/2642
2	XB	0.36	0/1959	0.65	0/2642
3	QC	0.36	0/1629	0.60	0/2195
3	XC	0.37	0/1629	0.60	0/2195
4	QD	0.41	0/1733	0.68	1/2318 (0.0%)
4	XD	0.44	0/1733	0.68	1/2318 (0.0%)
5	QE	0.38	0/1171	0.66	0/1576
5	XE	0.38	0/1171	0.66	0/1576
6	QF	0.43	0/856	0.68	0/1154
6	XF	0.43	0/856	0.68	0/1154
7	QG	0.37	0/1276	0.61	0/1709
7	XG	0.37	0/1276	0.60	0/1709
8	QH	0.40	0/1136	0.69	0/1527
8	XH	0.40	0/1136	0.69	0/1527
9	QI	0.36	0/1029	0.67	0/1379
9	XI	0.36	0/1029	0.67	0/1379
10	QJ	0.36	0/814	0.61	0/1095
10	XJ	0.36	0/814	0.61	0/1095
11	QK	0.40	0/900	0.67	0/1213
11	XK	0.40	0/900	0.67	0/1213
12	QL	0.45	0/991	1.00	4/1327 (0.3%)
12	XL	0.46	0/991	1.00	4/1327 (0.3%)
13	QM	0.34	0/974	0.66	0/1303
13	XM	0.34	0/974	0.66	0/1303
14	QN	0.42	0/501	0.68	0/664
14	XN	0.52	0/501	0.67	0/664
15	QO	0.39	0/745	0.67	0/992
15	XO	0.39	0/745	0.67	0/992
16	QP	0.36	0/721	0.67	0/970
16	XP	0.37	0/721	0.67	0/970

Mol	Chain	Bond lengths		Bond angles	
		RMSZ	# Z  >5	RMSZ	# Z  >5
17	QQ	0.37	0/847	0.68	0/1131
17	XQ	0.38	0/847	0.68	0/1131
18	QR	0.39	0/579	0.72	0/768
18	XR	0.39	0/579	0.72	0/768
19	QS	0.36	0/689	0.84	2/926 (0.2%)
19	XS	0.36	0/689	0.84	2/926 (0.2%)
20	QT	0.33	0/765	0.70	0/1007
20	XT	0.34	0/765	0.69	0/1007
21	QU	0.37	0/221	0.63	0/288
21	XU	0.37	0/221	0.63	0/288
22	QV	0.52	0/1836	1.00	6/2859 (0.2%)
22	XV	0.52	0/1836	1.00	6/2859 (0.2%)
23	QX	0.32	0/193	0.83	0/299
23	XX	0.30	0/193	0.83	0/299
24	QY	0.66	2/311 (0.6%)	0.86	0/483
24	XY	0.66	2/311 (0.6%)	0.86	0/483
25	RA	0.37	0/69521	0.92	63/108529 (0.1%)
25	YA	0.39	0/69543	0.94	68/108563 (0.1%)
26	RB	0.31	0/2878	0.86	0/4490
26	YB	0.36	0/2878	0.91	1/4490 (0.0%)
27	RD	0.60	2/2165 (0.1%)	0.90	4/2919 (0.1%)
27	YD	0.56	0/2165	0.90	4/2919 (0.1%)
28	RE	0.52	0/1601	0.91	2/2160 (0.1%)
28	YE	0.52	0/1601	0.91	2/2160 (0.1%)
29	RF	0.50	0/1620	0.76	0/2194
29	YF	0.50	0/1620	0.76	0/2194
30	RG	0.40	0/1499	0.66	0/2016
30	YG	0.40	0/1499	0.66	0/2016
31	RH	0.45	0/1332	0.85	3/1802 (0.2%)
31	YH	0.45	0/1332	0.85	4/1802 (0.2%)
32	RI	0.29	0/1151	0.55	0/1558
32	YI	0.27	0/1151	0.55	0/1558
33	RN	0.46	0/1131	0.78	1/1525 (0.1%)
33	YN	0.46	0/1131	0.78	1/1525 (0.1%)
34	RO	0.54	0/943	0.71	0/1269
34	YO	0.53	0/943	0.71	0/1269
35	RP	0.50	0/1162	0.94	3/1544 (0.2%)
35	YP	0.50	0/1162	0.95	3/1544 (0.2%)
36	RQ	0.54	0/1143	0.91	3/1527 (0.2%)
36	YQ	0.54	0/1143	0.89	3/1527 (0.2%)
37	RR	0.45	0/982	0.80	1/1312 (0.1%)
37	YR	0.45	0/982	0.80	1/1312 (0.1%)
38	RS	0.46	0/892	0.82	1/1187 (0.1%)

Mol	Chain	Bond lengths		Bond angles	
		RMSZ	# Z  >5	RMSZ	# Z  >5
38	YS	0.45	0/892	0.82	1/1187 (0.1%)
39	RT	0.47	0/1155	0.73	2/1542 (0.1%)
39	YT	0.47	0/1155	0.73	2/1542 (0.1%)
40	RU	0.48	0/982	0.78	0/1306
40	YU	0.48	0/982	0.78	0/1306
41	RV	0.47	0/790	0.82	0/1057
41	YV	0.47	0/790	0.82	0/1057
42	RW	0.45	0/911	0.75	0/1220
42	YW	0.45	0/911	0.75	0/1220
43	RX	0.56	0/739	0.77	0/993
43	YX	0.56	0/739	0.78	0/993
44	RY	0.52	0/798	0.80	0/1064
44	YY	0.52	0/798	0.80	0/1064
45	RZ	0.27	0/1493	0.51	0/2026
45	YZ	0.29	0/1493	0.53	0/2026
46	R0	0.28	0/657	0.51	0/874
46	Y0	0.31	0/657	0.53	0/874
47	R1	0.49	0/770	0.85	1/1022 (0.1%)
47	Y1	0.49	0/770	0.85	1/1022 (0.1%)
48	R2	0.50	0/583	0.83	1/771 (0.1%)
48	Y2	0.51	0/583	0.83	1/771 (0.1%)
49	R3	0.47	0/474	0.72	0/635
49	Y3	0.43	0/474	0.71	0/635
50	R4	0.38	0/594	0.78	1/795 (0.1%)
50	Y4	0.38	0/594	0.78	1/795 (0.1%)
51	R5	0.50	0/473	0.74	0/639
51	Y5	0.51	0/473	0.74	0/639
52	R6	0.42	0/431	0.76	0/575
52	Y6	0.42	0/431	0.76	0/575
53	R7	0.56	0/438	0.76	0/575
53	Y7	0.56	0/438	0.76	0/575
54	R8	0.62	0/525	0.93	1/691 (0.1%)
54	Y8	0.62	0/525	0.93	1/691 (0.1%)
55	R9	0.35	0/310	0.60	0/407
55	Y9	0.37	0/310	0.61	0/407
56	Z6	0.78	0/40	1.78	1/60 (1.7%)
56	Z8	0.79	0/40	1.80	1/60 (1.7%)
All	All	0.39	6/316339 (0.0%)	0.87	274/472939 (0.1%)

All (6) bond length outliers are listed below:

*Continued on next page...*

*Continued from previous page...*

Mol	Chain	Res	Type	Atoms	Z	Observed(Å)	Ideal(Å)
27	RD	236	GLY	C-N	8.58	1.53	1.34
24	XY	34	C	C2-N3	7.54	1.41	1.35
24	QY	34	C	C2-N3	7.34	1.41	1.35
24	XY	34	C	C2-O2	6.60	1.30	1.24
24	QY	34	C	C2-O2	6.51	1.30	1.24
27	RD	241	PRO	N-CD	5.14	1.55	1.47

All (274) bond angle outliers are listed below:

Mol	Chain	Res	Type	Atoms	Z	Observed(°)	Ideal(°)
12	XL	47	LYS	C-N-CD	-20.47	75.57	120.60
12	QL	47	LYS	C-N-CD	-20.46	75.59	120.60
22	XV	17	C	C2-N1-C1'	11.76	131.74	118.80
22	QV	17	C	C2-N1-C1'	11.76	131.73	118.80
28	YE	21	VAL	C-N-CD	-10.09	98.41	120.60
28	RE	21	VAL	C-N-CD	-10.06	98.46	120.60
25	RA	2506	U	N3-C2-O2	-8.96	115.92	122.20
12	QL	47	LYS	C-N-CA	8.79	158.92	122.00
12	XL	47	LYS	C-N-CA	8.79	158.91	122.00
22	XV	17	C	C6-N1-C1'	-8.78	110.27	120.80
22	QV	17	C	C6-N1-C1'	-8.71	110.35	120.80
36	YQ	81	VAL	CB-CA-C	-8.71	94.86	111.40
25	YA	828	U	C2-N1-C1'	8.65	128.08	117.70
36	RQ	81	VAL	CB-CA-C	-8.65	94.97	111.40
25	RA	2506	U	N1-C2-O2	8.53	128.77	122.80
1	QA	1301	U	N1-C2-O2	7.87	128.31	122.80
47	R1	79	GLY	N-CA-C	-7.84	93.49	113.10
47	Y1	79	GLY	N-CA-C	-7.83	93.53	113.10
1	QA	1158	C	N1-C2-O2	7.82	123.59	118.90
1	XA	1301	U	C2-N1-C1'	7.81	127.07	117.70
1	XA	1301	U	N1-C2-O2	7.79	128.25	122.80
25	YA	1950	G	C4-N9-C1'	7.75	136.57	126.50
22	XV	17	C	N1-C2-O2	7.59	123.45	118.90
25	YA	2702	U	C2-N1-C1'	7.53	126.74	117.70
25	YA	2420	C	O5'-P-OP1	-7.52	98.93	105.70
1	QA	328	C	C2-N1-C1'	7.50	127.06	118.80
25	YA	2506	U	N1-C2-O2	7.36	127.95	122.80
1	QA	1158	C	C2-N1-C1'	7.36	126.89	118.80
22	QV	17	C	N1-C2-O2	7.35	123.31	118.90
25	YA	2506	U	N3-C2-O2	-7.34	117.06	122.20

*Continued on next page...*

*Continued from previous page...*

Mol	Chain	Res	Type	Atoms	Z	Observed(°)	Ideal(°)
1	QA	1301	U	N3-C2-O2	-7.32	117.08	122.20
25	YA	2712(A)	A	N7-C8-N9	7.29	117.44	113.80
1	QA	1301	U	C2-N1-C1'	7.28	126.44	117.70
35	RP	59	LEU	N-CA-C	-7.26	91.39	111.00
35	YP	59	LEU	N-CA-C	-7.24	91.44	111.00
25	RA	2506	U	C2-N1-C1'	7.24	126.39	117.70
1	XA	1301	U	N3-C2-O2	-7.24	117.13	122.20
25	RA	1779	U	C2-N1-C1'	7.21	126.36	117.70
25	RA	828	U	C2-N1-C1'	7.16	126.29	117.70
25	YA	1950	G	O4'-C1'-N9	7.11	113.89	108.20
36	YQ	81	VAL	N-CA-C	7.07	130.09	111.00
25	RA	1313	U	C2-N1-C1'	7.05	126.16	117.70
36	RQ	81	VAL	N-CA-C	7.04	130.01	111.00
25	RA	1396	U	N1-C2-O2	7.00	127.70	122.80
25	YA	2506	U	C2-N1-C1'	6.94	126.03	117.70
1	XA	1336	C	C2-N1-C1'	6.92	126.41	118.80
25	YA	783	A	C5-N7-C8	-6.88	100.46	103.90
25	YA	2702	U	N1-C2-O2	6.84	127.59	122.80
25	RA	1396	U	C2-N1-C1'	6.71	125.75	117.70
56	Z8	74	C	N1-C2-O2	6.69	122.91	118.90
25	YA	2712(A)	A	C8-N9-C4	-6.69	103.12	105.80
1	XA	328	C	C6-N1-C2	-6.68	117.63	120.30
56	Z6	74	C	N1-C2-O2	6.66	122.90	118.90
1	XA	328	C	C2-N1-C1'	6.65	126.11	118.80
25	RA	2392	A	N7-C8-N9	6.63	117.11	113.80
25	YA	974(A)	C	N1-C2-O2	6.61	122.87	118.90
25	RA	1929	G	OP1-P-O3'	6.58	119.68	105.20
1	XA	372	C	C2-N1-C1'	6.58	126.03	118.80
25	YA	783	A	C4-C5-N7	6.57	113.98	110.70
27	YD	131	LEU	CA-CB-CG	6.54	130.33	115.30
1	QA	1322	C	N1-C2-O2	6.53	122.82	118.90
27	RD	131	LEU	CA-CB-CG	6.50	130.24	115.30
1	XA	701	C	P-O3'-C3'	6.49	127.48	119.70
12	XL	48	PRO	CA-N-CD	-6.45	102.47	111.50
25	YA	1950	G	N3-C4-N9	6.43	129.86	126.00
1	QA	1322	C	C2-N1-C1'	6.42	125.86	118.80
25	YA	1950	G	C8-N9-C1'	-6.42	118.66	127.00
1	XA	1054	C	C2-N1-C1'	6.41	125.85	118.80
25	RA	1396	U	N3-C2-O2	-6.40	117.72	122.20
1	QA	1336	C	N1-C2-O2	6.39	122.74	118.90
1	XA	792	A	P-O3'-C3'	6.38	127.35	119.70
12	QL	48	PRO	CA-N-CD	-6.37	102.58	111.50

*Continued on next page...*

*Continued from previous page...*

Mol	Chain	Res	Type	Atoms	Z	Observed(°)	Ideal(°)
25	RA	1332	G	C4-N9-C1'	6.30	134.69	126.50
4	QD	28	SER	C-N-CD	6.30	141.62	128.40
1	QA	1158	C	N3-C2-O2	-6.27	117.51	121.90
25	YA	974(A)	C	N3-C2-O2	-6.27	117.51	121.90
25	RA	242	G	P-O3'-C3'	6.26	127.21	119.70
25	YA	1925	C	N1-C2-O2	-6.25	115.15	118.90
25	YA	530	G	N3-C2-N2	6.22	124.25	119.90
1	QA	328	C	N1-C2-O2	6.15	122.59	118.90
1	QA	328	C	C5-C6-N1	6.12	124.06	121.00
25	RA	530	G	O4'-C1'-N9	6.12	113.10	108.20
25	RA	828	U	N1-C2-O2	6.12	127.08	122.80
25	RA	2490	G	C4-N9-C1'	6.12	134.45	126.50
25	RA	791	C	C6-N1-C2	6.10	122.74	120.30
1	QA	1336	C	C2-N1-C1'	6.10	125.51	118.80
25	RA	373	U	C2-N1-C1'	6.07	124.99	117.70
25	YA	102	G	P-O3'-C3'	6.07	126.99	119.70
27	YD	240	ALA	C-N-CD	6.04	141.08	128.40
25	RA	2392	A	C8-N9-C4	-6.04	103.39	105.80
25	RA	404	C	P-O3'-C3'	6.03	126.94	119.70
37	RR	9	LYS	N-CA-C	-6.03	94.72	111.00
25	RA	828	U	N3-C2-O2	-6.01	117.99	122.20
25	RA	2702	U	C2-N1-C1'	6.01	124.92	117.70
25	RA	2848	G	P-O3'-C3'	6.00	126.90	119.70
37	YR	9	LYS	N-CA-C	-5.99	94.82	111.00
22	QV	17	C	C6-N1-C2	-5.96	117.92	120.30
1	XA	1065	U	P-O3'-C3'	5.94	126.83	119.70
25	RA	1992	G	P-O3'-C3'	5.94	126.83	119.70
27	RD	240	ALA	C-N-CD	5.93	140.85	128.40
31	YH	125	VAL	C-N-CD	-5.90	107.62	120.60
31	RH	125	VAL	C-N-CD	-5.86	107.72	120.60
25	RA	2702	U	N1-C2-O2	5.85	126.90	122.80
25	YA	2468	G	C4-N9-C1'	5.85	134.11	126.50
28	YE	58	ARG	N-CA-C	-5.85	95.21	111.00
25	RA	856	C	C6-N1-C2	-5.84	117.96	120.30
28	RE	58	ARG	N-CA-C	-5.84	95.22	111.00
12	XL	119	LYS	N-CA-C	-5.84	95.22	111.00
25	YA	2559	C	C2-N1-C1'	5.84	125.23	118.80
25	YA	1950	G	N3-C2-N2	5.84	123.99	119.90
25	RA	997	G	O5'-P-OP1	-5.83	100.46	105.70
1	QA	792	A	P-O3'-C3'	5.82	126.68	119.70
35	YP	26	GLY	N-CA-C	-5.82	98.56	113.10
12	QL	119	LYS	N-CA-C	-5.81	95.31	111.00

*Continued on next page...*

*Continued from previous page...*

Mol	Chain	Res	Type	Atoms	Z	Observed(°)	Ideal(°)
35	RP	26	GLY	N-CA-C	-5.78	98.66	113.10
22	XV	17	C	C6-N1-C2	-5.76	118.00	120.30
1	QA	328	C	P-O3'-C3'	5.75	126.60	119.70
48	Y2	16	LEU	N-CA-C	-5.75	95.47	111.00
48	R2	16	LEU	N-CA-C	-5.74	95.51	111.00
25	RA	2870	C	C6-N1-C2	-5.72	118.01	120.30
25	YA	265	A	O4'-C1'-N9	5.70	112.76	108.20
25	YA	2439	A	P-O3'-C3'	5.70	126.55	119.70
1	XA	372	C	N1-C2-O2	5.70	122.32	118.90
19	XS	6	LYS	N-CA-C	-5.70	95.62	111.00
19	QS	6	LYS	N-CA-C	-5.68	95.65	111.00
25	RA	1779	U	C6-N1-C1'	-5.68	113.24	121.20
25	YA	1396	U	N1-C2-O2	5.67	126.77	122.80
25	YA	2702	U	C6-N1-C1'	-5.67	113.27	121.20
25	RA	1313	U	N1-C2-O2	5.66	126.76	122.80
1	QA	1200	C	OP2-P-O3'	5.65	117.63	105.20
25	YA	1396	U	C2-N1-C1'	5.64	124.47	117.70
1	XA	1336	C	C5-C6-N1	5.60	123.80	121.00
25	YA	1950	G	N3-C4-C5	-5.59	125.80	128.60
1	QA	328	C	C6-N1-C2	-5.58	118.07	120.30
1	QA	754	C	C2-N1-C1'	5.58	124.94	118.80
50	R4	39	CYS	N-CA-C	-5.57	95.95	111.00
4	XD	14	ARG	C-N-CA	-5.57	107.77	121.70
25	RA	1980	G	P-O3'-C3'	5.57	126.38	119.70
25	YA	783	A	N1-C6-N6	5.57	121.94	118.60
1	QA	1200	C	P-O3'-C3'	5.56	126.37	119.70
25	RA	846	C	P-O3'-C3'	5.56	126.37	119.70
1	QA	1065	U	P-O3'-C3'	5.55	126.36	119.70
25	YA	828	U	N1-C2-O2	5.55	126.69	122.80
25	YA	1779	U	C2-N1-C1'	5.55	124.36	117.70
25	RA	736	C	C6-N1-C2	5.55	122.52	120.30
33	RN	114	ARG	N-CA-C	-5.54	96.03	111.00
1	XA	345	C	P-O3'-C3'	5.54	126.35	119.70
25	YA	1929	G	OP1-P-O3'	5.54	117.38	105.20
50	Y4	39	CYS	N-CA-C	-5.53	96.07	111.00
33	YN	114	ARG	N-CA-C	-5.52	96.09	111.00
25	YA	330	A	N1-C2-N3	5.52	132.06	129.30
25	RA	1313	U	N3-C2-O2	-5.51	118.34	122.20
25	RA	345	A	P-O3'-C3'	5.51	126.31	119.70
22	XV	17	C	C5-C6-N1	5.51	123.75	121.00
27	RD	251	GLY	N-CA-C	5.49	126.82	113.10
26	YB	31	C	N1-C2-O2	5.49	122.19	118.90

*Continued on next page...*

*Continued from previous page...*

Mol	Chain	Res	Type	Atoms	Z	Observed(°)	Ideal(°)
25	YA	1779	U	N1-C2-O2	5.49	126.64	122.80
22	QV	17	C	C5-C6-N1	5.48	123.74	121.00
25	RA	229	A	P-O3'-C3'	5.48	126.28	119.70
25	YA	1694	C	P-O3'-C3'	5.48	126.27	119.70
27	YD	251	GLY	N-CA-C	5.46	126.75	113.10
25	RA	227	A	P-O3'-C3'	5.46	126.25	119.70
35	RP	25	SER	N-CA-C	-5.45	96.28	111.00
31	YH	127	GLU	N-CA-C	-5.45	96.29	111.00
25	RA	2335	A	O4'-C1'-N9	5.44	112.55	108.20
31	RH	127	GLU	N-CA-C	-5.44	96.32	111.00
25	YA	828	U	C6-N1-C1'	-5.43	113.60	121.20
35	YP	25	SER	N-CA-C	-5.43	96.35	111.00
1	QA	812	C	P-O3'-C3'	5.42	126.20	119.70
25	YA	974(A)	C	C2-N1-C1'	5.42	124.76	118.80
25	RA	1478	G	O4'-C1'-N9	5.41	112.53	108.20
1	QA	31	G	P-O3'-C3'	5.41	126.19	119.70
1	QA	1322	C	N3-C2-O2	-5.41	118.12	121.90
1	XA	974	A	O4'-C1'-N9	5.40	112.52	108.20
1	QA	701	C	OP2-P-O3'	5.39	117.07	105.20
25	YA	2490	G	C4-N9-C1'	5.39	133.51	126.50
1	XA	328	C	N1-C2-O2	5.39	122.14	118.90
27	YD	111	LEU	CA-CB-CG	5.39	127.70	115.30
25	RA	1332	G	C6-C5-N7	-5.39	127.17	130.40
1	XA	530	G	P-O3'-C3'	5.39	126.17	119.70
25	YA	1795	C	C6-N1-C2	-5.39	118.14	120.30
25	YA	828	U	N3-C2-O2	-5.39	118.43	122.20
25	RA	1130	U	P-O3'-C3'	5.38	126.16	119.70
1	QA	701	C	P-O3'-C3'	5.36	126.14	119.70
1	XA	1065	U	OP2-P-O3'	5.36	117.00	105.20
25	RA	810	U	C5-C6-N1	5.36	125.38	122.70
1	XA	328	C	P-O3'-C3'	5.36	126.13	119.70
25	YA	2681	C	P-O3'-C3'	5.35	126.12	119.70
25	YA	2126	A	P-O3'-C3'	5.35	126.12	119.70
27	RD	111	LEU	CA-CB-CG	5.34	127.59	115.30
1	QA	992	U	P-O3'-C3'	5.34	126.11	119.70
1	XA	753	A	P-O3'-C3'	5.34	126.10	119.70
31	RH	100	GLY	N-CA-C	-5.33	99.76	113.10
22	XV	17	C	N3-C2-O2	-5.33	118.17	121.90
25	RA	2086	U	N1-C2-O2	5.33	126.53	122.80
25	RA	1930	G	N3-C4-C5	5.33	131.26	128.60
25	YA	1204	A	O4'-C1'-N9	5.33	112.46	108.20
25	RA	74	A	O4'-C1'-N9	-5.32	103.94	108.20

*Continued on next page...*



*Continued from previous page...*

Mol	Chain	Res	Type	Atoms	Z	Observed(°)	Ideal(°)
1	XA	328	C	C5-C6-N1	5.32	123.66	121.00
31	YH	100	GLY	N-CA-C	-5.32	99.80	113.10
25	RA	1478	G	C4-N9-C1'	-5.31	119.59	126.50
25	RA	2689	U	P-O3'-C3'	5.31	126.07	119.70
1	QA	687	A	P-O3'-C3'	5.30	126.06	119.70
25	YA	1026	U	OP1-P-O3'	5.29	116.85	105.20
25	YA	1941	C	C6-N1-C2	-5.29	118.19	120.30
25	RA	856	C	C5-C6-N1	5.29	123.64	121.00
25	RA	373	U	C5-C6-N1	5.28	125.34	122.70
25	YA	1653	G	C4-N9-C1'	5.28	133.37	126.50
54	R8	36	LYS	N-CA-C	-5.28	96.75	111.00
54	Y8	36	LYS	N-CA-C	-5.27	96.76	111.00
25	YA	1992	G	P-O3'-C3'	5.26	126.02	119.70
1	QA	1158	C	C6-N1-C1'	-5.26	114.49	120.80
25	RA	222	A	P-O3'-C3'	5.26	126.01	119.70
25	YA	2566	A	P-O3'-C3'	5.26	126.01	119.70
25	RA	2086	U	N3-C2-O2	-5.25	118.53	122.20
1	XA	1322	C	C2-N1-C1'	5.25	124.57	118.80
25	YA	74	A	O4'-C1'-N9	-5.25	104.00	108.20
38	RS	110	LEU	CA-CB-CG	5.24	127.34	115.30
36	YQ	5	ARG	N-CA-C	-5.23	96.88	111.00
25	YA	2610	C	P-O3'-C3'	5.23	125.97	119.70
25	YA	676	A	O4'-C1'-N9	5.22	112.37	108.20
25	RA	1332	G	C8-N9-C1'	-5.22	120.22	127.00
36	RQ	5	ARG	N-CA-C	-5.21	96.95	111.00
1	XA	812	C	P-O3'-C3'	5.20	125.94	119.70
25	YA	205	G	P-O3'-C3'	5.20	125.94	119.70
25	RA	1022	G	P-O3'-C3'	5.20	125.94	119.70
38	YS	110	LEU	CA-CB-CG	5.20	127.26	115.30
25	YA	1800	C	C6-N1-C2	5.18	122.37	120.30
25	YA	2490	G	C8-N9-C4	-5.18	104.33	106.40
1	QA	1528	U	P-O3'-C3'	5.18	125.92	119.70
19	XS	79	THR	N-CA-C	-5.18	97.01	111.00
25	RA	1078	U	P-O3'-C3'	5.18	125.91	119.70
1	XA	186(A)	C	C6-N1-C2	-5.18	118.23	120.30
1	XA	812	C	C2-N3-C4	-5.18	117.31	119.90
25	YA	729	G	C4-N9-C1'	5.18	133.23	126.50
22	QV	17	C	N3-C2-O2	-5.17	118.28	121.90
25	YA	1005	C	N1-C2-O2	5.17	122.00	118.90
1	QA	449	C	C6-N1-C2	-5.17	118.23	120.30
25	RA	503	A	P-O3'-C3'	5.16	125.89	119.70
25	YA	530	G	N1-C2-N2	-5.16	111.56	116.20

*Continued on next page...*

*Continued from previous page...*

Mol	Chain	Res	Type	Atoms	Z	Observed(°)	Ideal(°)
19	QS	79	THR	N-CA-C	-5.16	97.08	111.00
25	RA	669	G	C4-N9-C1'	5.15	133.19	126.50
25	RA	1930	G	C4-N9-C1'	-5.14	119.81	126.50
1	XA	1301	U	C6-N1-C1'	-5.14	114.00	121.20
25	YA	2702	U	N3-C2-O2	-5.14	118.60	122.20
25	YA	1950	G	N7-C8-N9	5.14	115.67	113.10
25	YA	1799	G	P-O3'-C3'	5.12	125.85	119.70
1	XA	1336	C	N1-C2-O2	5.10	121.96	118.90
1	QA	913	A	P-O3'-C3'	5.10	125.82	119.70
1	XA	1054	C	C6-N1-C1'	-5.10	114.69	120.80
39	YT	123	GLN	N-CA-C	-5.09	97.25	111.00
39	YT	59	THR	N-CA-C	-5.08	97.28	111.00
1	QA	115	G	P-O3'-C3'	5.08	125.80	119.70
25	RA	1478	G	C8-N9-C1'	5.08	133.60	127.00
25	YA	242	G	P-O3'-C3'	5.08	125.79	119.70
25	RA	1899	G	N3-C2-N2	5.07	123.45	119.90
1	XA	372	C	C6-N1-C1'	-5.07	114.72	120.80
39	RT	123	GLN	N-CA-C	-5.07	97.32	111.00
25	RA	1543	A	O4'-C1'-N9	5.07	112.25	108.20
1	XA	687	A	P-O3'-C3'	5.07	125.78	119.70
25	RA	512	G	P-O3'-C3'	5.06	125.77	119.70
39	RT	59	THR	N-CA-C	-5.06	97.35	111.00
1	QA	1336	C	N3-C2-O2	-5.04	118.37	121.90
25	YA	783	A	N7-C8-N9	5.04	116.32	113.80
25	YA	828	U	C5-C6-N1	5.04	125.22	122.70
1	XA	1158	C	C2-N1-C1'	5.03	124.34	118.80
25	RA	2726	U	C2-N1-C1'	5.03	123.74	117.70
25	YA	202	U	N1-C2-O2	5.02	126.31	122.80
31	YH	127	GLU	C-N-CD	-5.02	109.56	120.60
25	RA	2321	G	C4-N9-C1'	5.01	133.02	126.50
1	QA	1027	C	OP1-P-O3'	5.01	116.23	105.20
25	YA	783	A	C6-C5-N7	-5.01	128.79	132.30
25	YA	1210	A	C3'-C2'-C1'	5.00	105.50	101.50
25	YA	2490	G	N7-C8-N9	5.00	115.60	113.10

There are no chirality outliers.

There are no planarity outliers.

## 5.2 Too-close contacts

In the following table, the Non-H and H(model) columns list the number of non-hydrogen atoms and hydrogen atoms in the chain respectively. The H(added) column lists the number of hydrogen

atoms added and optimized by MolProbity. The Clashes column lists the number of clashes within the asymmetric unit, whereas Symm-Clashes lists symmetry related clashes.

Mol	Chain	Non-H	H(model)	H(added)	Clashes	Symm-Clashes
1	QA	32247	0	16278	630	0
1	XA	32249	0	16279	668	0
2	QB	1924	0	1975	286	0
2	XB	1924	0	1975	288	0
3	QC	1605	0	1668	225	0
3	XC	1605	0	1668	208	1
4	QD	1703	0	1765	276	0
4	XD	1703	0	1765	212	3
5	QE	1155	0	1213	144	0
5	XE	1155	0	1213	136	0
6	QF	843	0	857	93	0
6	XF	843	0	857	123	0
7	QG	1257	0	1296	140	0
7	XG	1257	0	1296	138	0
8	QH	1116	0	1177	148	0
8	XH	1116	0	1177	154	0
9	QI	1010	0	1037	140	0
9	XI	1010	0	1037	149	0
10	QJ	801	0	849	150	0
10	XJ	801	0	849	132	0
11	QK	885	0	904	105	1
11	XK	885	0	904	123	0
12	QL	975	0	1062	103	0
12	XL	975	0	1062	103	0
13	QM	964	0	1034	157	0
13	XM	964	0	1034	161	0
14	QN	492	0	529	100	0
14	XN	492	0	529	96	0
15	QO	734	0	771	74	0
15	XO	734	0	771	73	0
16	QP	705	0	725	110	0
16	XP	705	0	725	110	0
17	QQ	834	0	904	80	0
17	XQ	834	0	904	80	0
18	QR	574	0	644	67	0
18	XR	574	0	644	68	0
19	QS	674	0	699	106	0
19	XS	674	0	699	129	0
20	QT	763	0	860	106	0
20	XT	763	0	861	101	0
21	QU	217	0	234	26	0

*Continued on next page...*

*Continued from previous page...*

Mol	Chain	Non-H	H(model)	H(added)	Clashes	Symm-Clashes
21	XU	217	0	234	27	0
22	QV	1644	0	836	29	0
22	XV	1644	0	836	28	0
23	QX	173	0	88	5	0
23	XX	173	0	88	2	0
24	QY	303	0	154	4	0
24	XY	303	0	154	5	0
25	RA	62071	0	31290	1129	0
25	YA	62091	0	31295	1166	0
26	RB	2573	0	1306	46	0
26	YB	2573	0	1306	41	0
27	RD	2115	0	2195	317	3
27	YD	2115	0	2195	336	0
28	RE	1568	0	1634	265	0
28	YE	1568	0	1634	266	0
29	RF	1585	0	1632	178	0
29	YF	1585	0	1632	175	0
30	RG	1474	0	1535	194	0
30	YG	1474	0	1535	193	0
31	RH	1307	0	1382	224	0
31	YH	1307	0	1382	220	3
32	RI	1136	0	1223	57	0
32	YI	1136	0	1223	40	0
33	RN	1104	0	1180	194	0
33	YN	1104	0	1180	189	0
34	RO	933	0	996	124	0
34	YO	933	0	996	125	0
35	RP	1145	0	1228	243	0
35	YP	1145	0	1227	235	0
36	RQ	1122	0	1179	148	0
36	YQ	1122	0	1179	143	0
37	RR	968	0	1033	109	0
37	YR	968	0	1033	114	0
38	RS	882	0	943	153	0
38	YS	882	0	943	157	0
39	RT	1141	0	1202	156	0
39	YT	1141	0	1202	164	0
40	RU	964	0	1022	131	0
40	YU	964	0	1022	134	0
41	RV	779	0	852	130	0
41	YV	779	0	852	135	3
42	RW	900	0	964	95	0

*Continued on next page...*

*Continued from previous page...*

Mol	Chain	Non-H	H(model)	H(added)	Clashes	Symm-Clashes
42	YW	900	0	964	105	0
43	RX	725	0	778	68	0
43	YX	725	0	778	70	0
44	RY	785	0	878	160	0
44	YY	785	0	878	149	3
45	RZ	1461	0	1493	60	0
45	YZ	1461	0	1493	61	0
46	R0	648	0	671	19	0
46	Y0	648	0	672	23	0
47	R1	763	0	848	139	0
47	Y1	763	0	848	133	0
48	R2	581	0	629	81	0
48	Y2	581	0	629	71	0
49	R3	469	0	518	40	0
49	Y3	469	0	518	42	0
50	R4	581	0	574	154	0
50	Y4	581	0	574	169	0
51	R5	459	0	480	74	0
51	Y5	459	0	480	78	3
52	R6	424	0	450	88	0
52	Y6	424	0	450	90	0
53	R7	430	0	480	40	0
53	Y7	430	0	480	43	0
54	R8	517	0	582	97	0
54	Y8	517	0	582	105	0
55	R9	307	0	338	20	0
55	Y9	307	0	338	19	0
56	Z6	74	0	51	10	0
56	Z8	74	0	51	10	0
57	QA	65	0	0	0	0
57	QF	1	0	0	0	0
57	QM	1	0	0	0	0
57	QV	1	0	0	0	0
57	R0	1	0	0	0	0
57	R5	1	0	0	0	0
57	R8	1	0	0	0	0
57	RA	242	0	0	0	0
57	RB	2	0	0	0	0
57	RD	1	0	0	0	0
57	RE	2	0	0	0	0
57	RF	1	0	0	0	0
57	RP	2	0	0	0	0

*Continued on next page...*

*Continued from previous page...*

Mol	Chain	Non-H	H(model)	H(added)	Clashes	Symm-Clashes
57	XA	70	0	0	0	0
57	XB	1	0	0	0	0
57	XM	1	0	0	0	0
57	XV	1	0	0	0	0
57	XX	1	0	0	0	0
57	Y0	1	0	0	0	0
57	YA	267	0	0	0	0
57	YB	3	0	0	0	0
57	YD	2	0	0	0	0
57	YE	1	0	0	0	0
57	YP	1	0	0	0	0
58	QA	42	0	45	3	0
58	XA	42	0	45	2	0
59	QD	1	0	0	0	0
59	QN	1	0	0	0	0
59	XD	1	0	0	0	0
59	XN	1	0	0	0	0
All	All	291958	0	198347	15046	10

The all-atom clashscore is defined as the number of clashes found per 1000 atoms (including hydrogen atoms). The all-atom clashscore for this structure is 31.

All (15046) close contacts within the same asymmetric unit are listed below, sorted by their clash magnitude.

Atom-1	Atom-2	Interatomic distance (Å)	Clash overlap (Å)
14:YN:32:SER:CB	14:YN:41:ARG:HB3	1.23	1.55
14:YN:32:SER:HB3	14:YN:41:ARG:CB	1.28	1.54
31:RH:127:GLU:CG	31:RH:128:PRO:HD3	1.36	1.52
4:QD:167:GLY:HA2	27:YD:135:PHE:CZ	1.42	1.52
31:YH:127:GLU:CG	31:YH:128:PRO:HD3	1.36	1.52
4:QD:166:LYS:HG2	27:YD:134:ARG:NH1	1.27	1.44
10:QJ:49:VAL:HG21	14:QN:41:ARG:CB	1.49	1.42
4:XD:22:LYS:HB2	4:XD:26:CYS:SG	1.57	1.42
4:XD:22:LYS:CB	4:XD:26:CYS:SG	2.10	1.40
10:QJ:49:VAL:CG2	14:QN:41:ARG:CB	2.04	1.35
47:R1:81:LYS:HA	47:R1:81:LYS:NZ	1.43	1.34
47:Y1:81:LYS:HA	47:Y1:81:LYS:NZ	1.42	1.33
3:QC:79:ARG:HE	11:XK:99:GLN:NE2	1.28	1.31
10:QJ:49:VAL:CG2	14:QN:41:ARG:HB2	1.62	1.29
47:R1:81:LYS:N	47:R1:81:LYS:HE2	1.50	1.26
47:Y1:81:LYS:HE2	47:Y1:81:LYS:N	1.50	1.26

*Continued on next page...*

*Continued from previous page...*

Atom-1	Atom-2	Interatomic distance (Å)	Clash overlap (Å)
14:QN:25:VAL:HG23	14:QN:38:GLY:O	1.37	1.25
14:YN:40:CYS:SG	14:YN:43:CYS:N	2.11	1.23
36:RQ:59:ARG:O	36:RQ:60:ARG:HD2	1.38	1.23
31:YH:127:GLU:HG2	31:YH:128:PRO:CD	1.70	1.21
31:YH:127:GLU:CB	31:YH:128:PRO:HD3	1.69	1.21
31:RH:127:GLU:HG2	31:RH:128:PRO:CD	1.70	1.20
31:RH:127:GLU:CB	31:RH:128:PRO:HD3	1.69	1.18
2:QB:101:MET:HA	2:QB:108:ILE:HG13	1.25	1.18
44:RY:95:LYS:HB3	44:RY:100:ALA:HA	1.19	1.17
4:XD:12:CYS:HA	4:XD:19:LEU:CD2	1.75	1.16
31:RH:132:ARG:HH11	31:RH:132:ARG:HB2	1.10	1.16
47:Y1:82:LEU:HD12	47:Y1:82:LEU:C	1.66	1.16
44:YY:76:CYS:HB3	44:YY:96:ILE:HD13	1.17	1.16
4:QD:167:GLY:CA	27:YD:135:PHE:CZ	2.28	1.16
44:YY:95:LYS:HB3	44:YY:100:ALA:HA	1.20	1.15
14:YN:42:ILE:O	14:YN:43:CYS:O	1.65	1.15
4:QD:12:CYS:HA	4:QD:19:LEU:HD21	1.24	1.14
35:RP:50:ARG:HB3	35:RP:50:ARG:HH21	1.13	1.14
10:QJ:49:VAL:CG2	14:QN:41:ARG:HB3	1.71	1.14
4:QD:197:PRO:HB3	6:XF:16:GLN:CD	1.69	1.14
47:R1:82:LEU:HD12	47:R1:82:LEU:C	1.66	1.13
4:XD:11:LEU:HD22	4:XD:66:ARG:HD3	1.29	1.13
10:QJ:6:ILE:HG22	10:QJ:98:ILE:HG13	1.30	1.13
2:XB:101:MET:HA	2:XB:108:ILE:HG13	1.25	1.13
19:QS:41:VAL:HB	19:QS:42:PRO:HA	1.26	1.12
29:RF:101:LEU:HD12	29:RF:102:PRO:HD2	1.21	1.12
47:Y1:82:LEU:CD1	47:Y1:83:GLU:O	1.97	1.12
40:RU:8:VAL:HG23	40:RU:11:ARG:HH21	1.14	1.12
47:R1:82:LEU:CD1	47:R1:83:GLU:O	1.97	1.12
28:YE:179:GLU:HB3	28:YE:181:LEU:HD23	1.31	1.12
31:YH:132:ARG:HB2	31:YH:132:ARG:HH11	1.10	1.11
35:YP:50:ARG:HB3	35:YP:50:ARG:HH21	1.13	1.11
14:YN:32:SER:CB	14:YN:41:ARG:CB	1.97	1.11
40:YU:8:VAL:HG23	40:YU:11:ARG:HH21	1.14	1.11
27:YD:44:ASN:HB2	27:YD:48:ARG:O	1.51	1.11
27:RD:44:ASN:HB2	27:RD:48:ARG:O	1.50	1.11
28:RE:179:GLU:HB3	28:RE:181:LEU:HD23	1.32	1.11
47:Y1:82:LEU:HD12	47:Y1:83:GLU:N	1.66	1.11
29:YF:101:LEU:HD12	29:YF:102:PRO:HD2	1.21	1.11
4:QD:166:LYS:HD3	27:YD:188:GLU:OE2	1.51	1.11
47:R1:82:LEU:HD12	47:R1:83:GLU:N	1.66	1.10

*Continued on next page...*

*Continued from previous page...*

Atom-1	Atom-2	Interatomic distance (Å)	Clash overlap (Å)
28:YE:50:GLY:HA2	28:YE:77:ILE:HA	1.31	1.10
19:XS:5:LEU:HD11	50:Y4:66:SER:HB2	1.31	1.10
31:RH:86:GLU:HG3	31:RH:165:ALA:H	1.05	1.09
35:RP:19:VAL:HG22	35:RP:20:GLY:H	1.15	1.09
44:RY:76:CYS:HB3	44:RY:96:ILE:HD13	1.17	1.09
33:YN:134:ARG:H	33:YN:135:PRO:HD3	1.11	1.09
3:QC:15:THR:HG23	3:QC:181:ASN:HA	1.35	1.09
13:QM:77:ASN:HA	50:R4:71:ARG:NH2	1.68	1.09
3:QC:79:ARG:NE	11:XK:99:GLN:NE2	2.01	1.08
31:YH:86:GLU:HG3	31:YH:165:ALA:H	1.05	1.08
47:Y1:81:LYS:HZ3	47:Y1:81:LYS:CA	1.65	1.08
31:YH:152:ARG:HG3	31:YH:153:LYS:HE2	1.33	1.08
11:QK:79:SER:HB2	11:QK:106:LYS:HD2	1.35	1.08
2:XB:80:ILE:HD11	2:XB:208:ILE:HG23	1.34	1.08
10:XJ:6:ILE:HG22	10:XJ:98:ILE:HG13	1.30	1.08
27:RD:131:LEU:HB2	27:RD:136:ILE:HD11	1.35	1.08
15:XO:87:ILE:HG22	15:XO:88:ARG:H	1.18	1.08
50:R4:71:ARG:HH11	50:R4:71:ARG:HG3	1.13	1.08
31:RH:152:ARG:HG3	31:RH:153:LYS:HE2	1.34	1.08
3:XC:15:THR:HG23	3:XC:181:ASN:HA	1.35	1.08
27:YD:131:LEU:HB2	27:YD:136:ILE:HD11	1.35	1.08
35:YP:126:VAL:HG12	35:YP:147:LEU:HD21	1.30	1.08
35:RP:126:VAL:HG12	35:RP:147:LEU:HD21	1.30	1.07
19:XS:41:VAL:HB	19:XS:42:PRO:HA	1.26	1.07
31:RH:127:GLU:CG	31:RH:128:PRO:CD	2.31	1.07
35:RP:59:LEU:HA	35:RP:61:ARG:NH2	1.69	1.07
4:QD:166:LYS:CG	27:YD:134:ARG:NH1	2.17	1.07
47:Y1:82:LEU:CD1	47:Y1:83:GLU:N	2.18	1.06
11:QK:51:LYS:HA	11:QK:55:LYS:HD3	1.36	1.06
28:RE:50:GLY:HA2	28:RE:77:ILE:HA	1.31	1.06
50:Y4:71:ARG:HG3	50:Y4:71:ARG:HH11	1.14	1.06
15:QO:87:ILE:HG22	15:QO:88:ARG:H	1.19	1.06
29:RF:46:ARG:HH11	29:RF:46:ARG:HG2	1.20	1.06
35:YP:59:LEU:HA	35:YP:61:ARG:NH2	1.69	1.06
47:R1:82:LEU:CD1	47:R1:83:GLU:N	2.18	1.06
54:Y8:52:LYS:H	54:Y8:53:PRO:CD	1.69	1.06
10:QJ:49:VAL:CG1	14:QN:41:ARG:HD2	1.85	1.06
28:RE:21:VAL:HB	28:RE:22:PRO:HB3	1.37	1.06
31:YH:153:LYS:HB3	31:YH:154:PRO:HD2	1.07	1.06
13:QM:88:ARG:HB3	13:QM:88:ARG:HH11	1.19	1.06
28:RE:63:LEU:HD12	28:RE:64:LYS:H	1.18	1.06

*Continued on next page...*



*Continued from previous page...*

Atom-1	Atom-2	Interatomic distance (Å)	Clash overlap (Å)
4:XD:12:CYS:HA	4:XD:19:LEU:HD21	1.08	1.06
28:YE:21:VAL:HB	28:YE:22:PRO:HB3	1.37	1.05
11:XK:51:LYS:HA	11:XK:55:LYS:HD3	1.36	1.05
28:YE:63:LEU:HD12	28:YE:64:LYS:H	1.18	1.05
40:RU:90:VAL:HG12	40:RU:91:ASP:H	1.18	1.05
11:XK:79:SER:HB2	11:XK:106:LYS:HD2	1.35	1.05
10:QJ:49:VAL:HG21	14:QN:41:ARG:HB3	1.24	1.05
47:R1:81:LYS:CA	47:R1:81:LYS:HZ3	1.70	1.05
35:YP:19:VAL:HG22	35:YP:20:GLY:H	1.15	1.05
13:QM:3:ARG:HA	13:QM:9:ILE:HG21	1.35	1.05
13:QM:49:THR:HG22	13:QM:51:ALA:H	1.22	1.05
33:RN:134:ARG:H	33:RN:135:PRO:HD3	1.11	1.05
36:RQ:59:ARG:O	36:RQ:60:ARG:CD	2.05	1.05
13:XM:3:ARG:HA	13:XM:9:ILE:HG21	1.34	1.05
13:XM:88:ARG:HH11	13:XM:88:ARG:HB3	1.19	1.05
4:QD:197:PRO:HB3	6:XF:16:GLN:OE1	1.55	1.04
5:QE:11:ILE:HD11	5:QE:31:LEU:HD12	1.38	1.04
41:YV:49:THR:HB	41:YV:50:PRO:HD2	1.39	1.04
38:RS:106:ARG:HA	38:RS:110:LEU:HD11	1.39	1.04
31:YH:127:GLU:CG	31:YH:128:PRO:CD	2.31	1.04
2:QB:80:ILE:HD11	2:QB:208:ILE:HG23	1.34	1.04
4:QD:12:CYS:HA	4:QD:19:LEU:CD2	1.87	1.04
37:RR:67:LEU:HD13	37:RR:76:VAL:HG21	1.39	1.04
14:YN:22:THR:O	14:YN:23:ARG:HB2	1.56	1.04
38:YS:83:LYS:O	38:YS:109:GLY:HA3	1.57	1.04
40:YU:90:VAL:HG12	40:YU:91:ASP:H	1.18	1.04
2:QB:18:GLY:H	2:QB:42:ILE:HG22	1.21	1.03
10:QJ:49:VAL:CG1	14:QN:41:ARG:HB2	1.88	1.03
36:RQ:81:VAL:O	36:RQ:82:ARG:CD	2.06	1.03
38:RS:83:LYS:O	38:RS:109:GLY:HA3	1.56	1.03
2:QB:4:GLU:HG2	2:QB:5:ILE:H	1.19	1.03
2:XB:4:GLU:HG2	2:XB:5:ILE:H	1.19	1.03
38:YS:106:ARG:HA	38:YS:110:LEU:HD11	1.39	1.03
27:RD:35:LYS:HG2	27:RD:64:ILE:N	1.72	1.03
31:YH:127:GLU:CB	31:YH:128:PRO:CD	2.35	1.03
8:XH:29:SER:HB3	8:XH:32:LYS:HG3	1.39	1.03
29:YF:67:GLN:O	29:YF:68:LYS:HB2	1.56	1.03
31:RH:153:LYS:HB3	31:RH:154:PRO:HD2	1.07	1.03
34:YO:53:LYS:HD2	34:YO:53:LYS:H	1.23	1.02
27:YD:35:LYS:HG2	27:YD:64:ILE:N	1.73	1.02
54:R8:52:LYS:H	54:R8:53:PRO:CD	1.69	1.02

*Continued on next page...*

*Continued from previous page...*

Atom-1	Atom-2	Interatomic distance (Å)	Clash overlap (Å)
29:RF:67:GLN:O	29:RF:68:LYS:HB2	1.56	1.02
36:RQ:80:GLU:O	36:RQ:81:VAL:HG13	1.59	1.02
2:XB:18:GLY:H	2:XB:42:ILE:HG22	1.22	1.02
29:RF:67:GLN:O	29:RF:67:GLN:HG3	1.58	1.02
36:YQ:12:GLN:HG2	36:YQ:73:PRO:HD2	1.42	1.02
38:RS:26:LEU:HD12	38:RS:39:ILE:HD11	1.40	1.02
36:YQ:65:PHE:O	36:YQ:66:ILE:HG12	1.59	1.02
36:YQ:81:VAL:O	36:YQ:82:ARG:CD	2.06	1.02
34:RO:53:LYS:H	34:RO:53:LYS:HD2	1.23	1.02
36:RQ:12:GLN:HG2	36:RQ:73:PRO:HD2	1.42	1.02
4:QD:167:GLY:HA2	27:YD:135:PHE:CE2	1.94	1.02
12:QL:10:LEU:HD13	17:QQ:32:TYR:CE2	1.94	1.01
30:YG:13:GLU:O	30:YG:14:GLU:HB2	1.60	1.01
44:YY:97:ARG:HH21	44:YY:98:VAL:HB	1.26	1.01
29:YF:46:ARG:HG2	29:YF:46:ARG:HH11	1.20	1.01
7:QG:78:ARG:HG3	7:QG:79:ARG:H	1.24	1.01
10:QJ:49:VAL:HG13	14:QN:41:ARG:CD	1.90	1.01
19:QS:41:VAL:HB	19:QS:42:PRO:CA	1.91	1.01
5:XE:11:ILE:HD11	5:XE:31:LEU:HD12	1.38	1.01
4:QD:197:PRO:HD3	6:XF:16:GLN:NE2	1.74	1.01
13:XM:49:THR:HG22	13:XM:51:ALA:H	1.22	1.01
37:YR:67:LEU:HD13	37:YR:76:VAL:HG21	1.39	1.01
29:RF:185:ASP:HA	29:RF:188:ARG:HD3	1.41	1.01
8:QH:29:SER:HB3	8:QH:32:LYS:HG3	1.39	1.00
25:YA:2688:U:H5	25:YA:2720:U:OP2	1.41	1.00
19:XS:41:VAL:HB	19:XS:42:PRO:CA	1.91	1.00
29:YF:67:GLN:O	29:YF:67:GLN:HG3	1.58	1.00
27:RD:227:ASN:HB3	27:RD:228:PRO:HD2	1.43	1.00
52:Y6:7:ILE:HG13	52:Y6:8:LYS:H	1.25	1.00
48:R2:50:ILE:HD12	48:R2:51:ARG:N	1.76	1.00
36:RQ:65:PHE:O	36:RQ:66:ILE:HG12	1.59	1.00
41:RV:49:THR:HB	41:RV:50:PRO:HD2	1.39	1.00
33:YN:96:GLU:HG2	33:YN:97:ARG:H	1.26	1.00
36:YQ:80:GLU:O	36:YQ:81:VAL:HG13	1.59	1.00
50:R4:56:VAL:HA	50:R4:60:GLN:HB2	1.43	1.00
37:YR:54:LEU:HD23	37:YR:66:VAL:HG23	1.44	1.00
38:YS:26:LEU:HD12	38:YS:39:ILE:HD11	1.40	1.00
36:RQ:81:VAL:O	36:RQ:82:ARG:NE	1.94	1.00
29:YF:185:ASP:HA	29:YF:188:ARG:HD3	1.41	1.00
4:QD:166:LYS:O	27:YD:134:ARG:CZ	2.10	1.00
4:QD:166:LYS:HD3	27:YD:188:GLU:CD	1.81	0.99

*Continued on next page...*

*Continued from previous page...*

Atom-1	Atom-2	Interatomic distance (Å)	Clash overlap (Å)
31:YH:153:LYS:HB3	31:YH:154:PRO:CD	1.92	0.99
31:RH:153:LYS:HB3	31:RH:154:PRO:CD	1.92	0.99
38:RS:83:LYS:NZ	38:RS:109:GLY:HA2	1.78	0.99
44:RY:97:ARG:HH21	44:RY:98:VAL:HB	1.25	0.99
4:QD:194:LEU:HD11	6:XF:17:SER:OG	1.62	0.99
28:RE:201:THR:HG22	28:RE:203:LYS:H	1.26	0.99
28:YE:201:THR:HG22	28:YE:203:LYS:H	1.26	0.99
48:Y2:50:ILE:HD12	48:Y2:51:ARG:N	1.76	0.99
35:YP:105:LEU:O	35:YP:106:LEU:HB2	1.60	0.99
8:QH:23:SER:HA	8:QH:63:LEU:HD22	1.45	0.99
8:QH:84:ARG:HH12	8:QH:86:ILE:HD13	1.28	0.99
3:QC:95:THR:HG22	3:QC:96:GLY:H	1.27	0.98
10:QJ:6:ILE:HD11	10:QJ:72:VAL:HB	1.44	0.98
2:QB:196:LEU:HD12	2:QB:197:VAL:HG23	1.45	0.98
42:RW:86:LEU:HD12	42:RW:87:PRO:HD2	1.45	0.98
35:YP:50:ARG:HH21	35:YP:50:ARG:CB	1.76	0.98
36:YQ:81:VAL:O	36:YQ:82:ARG:NE	1.94	0.98
35:RP:50:ARG:CB	35:RP:50:ARG:HH21	1.76	0.98
10:XJ:6:ILE:HD11	10:XJ:72:VAL:HB	1.44	0.98
3:QC:181:ASN:HD21	3:QC:204:LEU:HD12	1.27	0.98
3:QC:79:ARG:CZ	11:XK:99:GLN:HB2	1.94	0.98
3:QC:19:GLU:HA	3:QC:54:ARG:HH12	1.29	0.98
27:RD:44:ASN:HB3	27:RD:49:ILE:HA	1.46	0.98
36:RQ:79:LEU:HD22	36:RQ:79:LEU:O	1.64	0.98
7:XG:78:ARG:HG3	7:XG:79:ARG:H	1.24	0.98
8:XH:84:ARG:HH12	8:XH:86:ILE:HD13	1.28	0.98
3:QC:16:ARG:HD2	3:QC:54:ARG:HH21	1.28	0.98
30:RG:13:GLU:O	30:RG:14:GLU:HB2	1.60	0.98
31:YH:86:GLU:HG3	31:YH:165:ALA:N	1.79	0.98
4:QD:29:PRO:HG2	4:QD:30:LYS:CD	1.94	0.97
4:QD:94:LEU:HD12	4:QD:94:LEU:H	1.28	0.97
31:RH:127:GLU:CB	31:RH:128:PRO:CD	2.35	0.97
4:XD:20:TYR:CD2	4:XD:27:TYR:CE2	2.51	0.97
35:RP:105:LEU:O	35:RP:106:LEU:HB2	1.60	0.97
28:RE:20:ALA:O	28:RE:21:VAL:HG22	1.64	0.97
52:Y6:41:PRO:HG2	52:Y6:45:LYS:H	1.29	0.97
39:YT:62:THR:HG22	39:YT:75:ILE:HG12	1.46	0.97
48:Y2:50:ILE:HD12	48:Y2:51:ARG:H	1.24	0.97
27:YD:44:ASN:HB3	27:YD:49:ILE:HA	1.45	0.97
36:YQ:79:LEU:HD13	36:YQ:79:LEU:O	1.63	0.97
38:YS:83:LYS:NZ	38:YS:109:GLY:HA2	1.77	0.97

*Continued on next page...*

*Continued from previous page...*

Atom-1	Atom-2	Interatomic distance (Å)	Clash overlap (Å)
36:RQ:79:LEU:HD13	36:RQ:79:LEU:O	1.63	0.97
10:QJ:49:VAL:HG22	14:QN:41:ARG:CB	1.92	0.97
36:YQ:79:LEU:HD22	36:YQ:79:LEU:O	1.64	0.97
3:XC:16:ARG:HB2	3:XC:16:ARG:HH11	1.30	0.97
3:XC:181:ASN:HD21	3:XC:204:LEU:HD12	1.27	0.97
8:XH:23:SER:HA	8:XH:63:LEU:HD22	1.45	0.97
25:YA:518:G:H4'	42:YW:18:ARG:HH12	1.26	0.97
42:YW:86:LEU:HD12	42:YW:87:PRO:HD2	1.45	0.97
33:RN:96:GLU:HG2	33:RN:97:ARG:H	1.26	0.97
7:XG:62:PHE:HA	7:XG:124:LEU:HD21	1.47	0.97
51:Y5:58:LEU:HD13	51:Y5:60:VAL:HG12	1.47	0.96
4:QD:30:LYS:HG3	4:QD:35:ARG:NE	1.80	0.96
48:R2:50:ILE:HD12	48:R2:51:ARG:H	1.24	0.96
3:QC:79:ARG:NE	11:XK:99:GLN:HB2	1.78	0.96
19:QS:5:LEU:HD22	50:R4:67:TYR:CE2	2.00	0.96
30:YG:112:PRO:HB3	50:Y4:37:SER:HB2	1.47	0.96
52:R6:47:THR:HG22	52:R6:48:VAL:HG12	1.45	0.96
3:XC:95:THR:HG22	3:XC:96:GLY:H	1.27	0.96
30:RG:112:PRO:HB3	50:R4:37:SER:HB2	1.47	0.96
2:XB:7:VAL:HG21	2:XB:217:ARG:HH11	1.31	0.96
10:XJ:32:ALA:HB3	10:XJ:76:ASN:HB2	1.48	0.96
2:QB:8:LYS:HD3	2:QB:8:LYS:H	1.30	0.96
7:QG:62:PHE:HA	7:QG:124:LEU:HD21	1.47	0.96
10:QJ:32:ALA:HB3	10:QJ:76:ASN:HB2	1.47	0.96
52:R6:7:ILE:HG13	52:R6:8:LYS:H	1.25	0.96
2:QB:7:VAL:HG21	2:QB:217:ARG:HH11	1.31	0.96
4:QD:30:LYS:CB	4:QD:35:ARG:HG3	1.96	0.96
37:RR:54:LEU:HD23	37:RR:66:VAL:HG23	1.44	0.96
44:RY:84:ARG:HH12	44:RY:97:ARG:HB2	1.28	0.96
3:XC:19:GLU:HA	3:XC:54:ARG:HH12	1.29	0.96
44:YY:84:ARG:HH12	44:YY:97:ARG:HB2	1.28	0.96
10:QJ:75:ILE:HG13	10:QJ:76:ASN:H	1.31	0.96
4:XD:30:LYS:C	4:XD:32:ALA:H	1.62	0.96
50:Y4:56:VAL:HA	50:Y4:60:GLN:HB2	1.44	0.96
28:YE:20:ALA:O	28:YE:21:VAL:HG22	1.65	0.95
51:Y5:56:LYS:H	51:Y5:56:LYS:HD2	1.30	0.95
29:YF:101:LEU:HD12	29:YF:102:PRO:CD	1.96	0.95
16:QP:4:ILE:HD11	16:QP:64:ALA:HB1	1.46	0.95
3:XC:16:ARG:HD2	3:XC:54:ARG:HH21	1.28	0.95
6:XF:86:ARG:O	6:XF:87:ARG:HG2	1.66	0.95
27:YD:227:ASN:HB3	27:YD:228:PRO:HD2	1.44	0.95

*Continued on next page...*

*Continued from previous page...*

Atom-1	Atom-2	Interatomic distance (Å)	Clash overlap (Å)
4:QD:28:SER:HB2	4:QD:29:PRO:HD3	1.49	0.95
2:XB:178:ARG:HH21	8:XH:74:PRO:HB3	1.27	0.95
12:QL:6:THR:H	12:QL:9:GLN:HE21	1.14	0.95
25:RA:2015:A:H1'	51:R5:2:ALA:HA	1.47	0.95
13:XM:57:ARG:HB2	13:XM:57:ARG:HH11	1.32	0.95
47:Y1:81:LYS:N	47:Y1:81:LYS:CE	2.30	0.95
29:YF:103:LYS:HA	29:YF:106:ARG:HG3	1.49	0.95
44:RY:51:VAL:HG13	44:RY:52:SER:H	1.31	0.95
48:Y2:13:ALA:HA	48:Y2:16:LEU:HD23	1.48	0.95
35:YP:62:LEU:HD22	35:YP:62:LEU:N	1.82	0.95
25:RA:2392:A:H8	35:RP:60:MET:HG3	1.30	0.95
29:RF:101:LEU:HD12	29:RF:102:PRO:CD	1.96	0.95
1:XA:686:U:H1'	11:XK:42:TRP:HE1	1.30	0.95
16:XP:4:ILE:HD11	16:XP:64:ALA:HB1	1.46	0.95
41:YV:99:ILE:HD13	41:YV:99:ILE:H	1.32	0.95
44:YY:51:VAL:HG13	44:YY:52:SER:H	1.31	0.95
4:QD:166:LYS:HG2	27:YD:134:ARG:HH12	1.30	0.94
31:YH:153:LYS:CB	31:YH:154:PRO:HD2	1.97	0.94
31:RH:86:GLU:HG3	31:RH:165:ALA:N	1.79	0.94
2:XB:196:LEU:HD12	2:XB:197:VAL:HG23	1.45	0.94
4:XD:94:LEU:HD12	4:XD:94:LEU:H	1.28	0.94
31:RH:77:LYS:NZ	31:RH:77:LYS:HB3	1.82	0.94
28:YE:78:LEU:HG	28:YE:79:ARG:HE	1.30	0.94
3:QC:16:ARG:HH11	3:QC:16:ARG:HB2	1.29	0.94
7:QG:15:ASP:HB3	7:QG:20:ASP:H	1.31	0.94
47:R1:81:LYS:CA	47:R1:81:LYS:CE	2.45	0.94
48:R2:13:ALA:HA	48:R2:16:LEU:HD23	1.48	0.94
47:Y1:81:LYS:CA	47:Y1:81:LYS:CE	2.45	0.94
52:R6:41:PRO:HG2	52:R6:45:LYS:H	1.29	0.94
34:RO:2:ILE:HD11	34:RO:82:ASN:HD22	1.33	0.94
35:RP:62:LEU:HD22	35:RP:62:LEU:N	1.81	0.94
6:QF:86:ARG:O	6:QF:87:ARG:HG2	1.66	0.94
25:RA:299:A:H5'	44:RY:84:ARG:HH21	1.31	0.94
41:YV:35:LEU:HD21	41:YV:57:VAL:HG22	1.47	0.94
47:R1:81:LYS:CE	47:R1:81:LYS:N	2.30	0.94
43:RX:57:LEU:CD1	43:RX:78:LYS:HB2	1.98	0.94
3:XC:11:ARG:HB3	3:XC:15:THR:HB	1.48	0.94
52:Y6:47:THR:HG22	52:Y6:48:VAL:HG12	1.45	0.94
27:RD:28:GLU:HB2	27:RD:29:PRO:CD	1.98	0.94
10:XJ:75:ILE:HG13	10:XJ:76:ASN:H	1.31	0.94
27:YD:28:GLU:HB2	27:YD:29:PRO:CD	1.98	0.94

*Continued on next page...*

*Continued from previous page...*

Atom-1	Atom-2	Interatomic distance (Å)	Clash overlap (Å)
41:RV:35:LEU:HD21	41:RV:57:VAL:HG22	1.47	0.94
4:QD:197:PRO:HD3	6:XF:16:GLN:HE21	1.31	0.94
31:YH:77:LYS:NZ	31:YH:77:LYS:HB3	1.82	0.94
3:QC:79:ARG:HE	11:XK:99:GLN:HE21	0.98	0.94
27:RD:108:PRO:HB3	27:RD:143:HIS:HE1	1.32	0.94
39:RT:11:GLU:CD	39:RT:11:GLU:H	1.71	0.94
2:XB:8:LYS:H	2:XB:8:LYS:HD3	1.31	0.94
31:YH:77:LYS:HZ3	31:YH:77:LYS:HB3	1.31	0.93
33:RN:134:ARG:H	33:RN:135:PRO:CD	1.81	0.93
35:RP:1:MET:HE2	35:RP:5:ASP:HB3	1.51	0.93
39:RT:62:THR:HG22	39:RT:75:ILE:HG12	1.46	0.93
39:YT:11:GLU:H	39:YT:11:GLU:CD	1.71	0.93
28:RE:78:LEU:HG	28:RE:79:ARG:HE	1.31	0.93
3:XC:70:VAL:HG12	3:XC:72:LYS:H	1.34	0.93
13:QM:90:LEU:HA	13:QM:93:ARG:HD2	1.50	0.93
20:QT:49:ALA:HB1	20:QT:99:LEU:HB2	1.51	0.93
33:YN:134:ARG:H	33:YN:135:PRO:CD	1.81	0.93
36:RQ:59:ARG:O	36:RQ:60:ARG:CG	2.17	0.93
38:RS:59:LYS:HG2	38:RS:60:GLY:H	1.31	0.93
4:XD:12:CYS:CA	4:XD:19:LEU:HD21	1.98	0.93
31:YH:127:GLU:HB3	31:YH:128:PRO:CD	1.99	0.93
43:YX:57:LEU:CD1	43:YX:78:LYS:HB2	1.98	0.93
13:QM:57:ARG:HH11	13:QM:57:ARG:HB2	1.32	0.93
19:QS:40:ILE:HG12	19:QS:41:VAL:HG22	1.51	0.93
51:R5:56:LYS:H	51:R5:56:LYS:HD2	1.31	0.93
31:RH:77:LYS:HZ3	31:RH:77:LYS:HB3	1.33	0.93
6:XF:24:GLU:HA	6:XF:27:GLN:HG3	1.49	0.93
14:XN:43:CYS:O	14:XN:45:ARG:N	2.01	0.93
31:RH:127:GLU:HB3	31:RH:128:PRO:CD	1.99	0.93
17:XQ:4:LYS:HE3	17:XQ:6:LEU:HD21	1.51	0.93
36:RQ:34:LEU:HD11	36:RQ:129:THR:HB	1.50	0.93
27:YD:108:PRO:HB3	27:YD:143:HIS:CE1	2.05	0.93
35:YP:65:ARG:HG3	35:YP:65:ARG:HH11	1.34	0.93
37:YR:33:ARG:NH2	51:Y5:55:ARG:HG2	1.85	0.92
5:QE:53:LEU:HD12	5:QE:53:LEU:H	1.34	0.92
41:RV:99:ILE:H	41:RV:99:ILE:HD13	1.31	0.92
15:XO:82:ILE:HD11	15:XO:88:ARG:HG3	1.51	0.92
19:XS:40:ILE:HG12	19:XS:41:VAL:HG22	1.51	0.92
27:YD:108:PRO:HB3	27:YD:143:HIS:HE1	1.32	0.92
27:RD:147:LEU:HD13	27:RD:155:LEU:HD11	1.51	0.92
10:XJ:8:LEU:HD11	10:XJ:23:ILE:HD12	1.49	0.92

*Continued on next page...*

*Continued from previous page...*

Atom-1	Atom-2	Interatomic distance (Å)	Clash overlap (Å)
28:YE:14:ILE:HG12	28:YE:15:PHE:H	1.33	0.92
27:RD:183:ARG:HH11	27:RD:183:ARG:HG2	1.34	0.92
29:RF:103:LYS:HA	29:RF:106:ARG:HG3	1.49	0.92
6:QF:24:GLU:HA	6:QF:27:GLN:HG3	1.49	0.92
2:QB:178:ARG:HH21	8:QH:74:PRO:HB3	1.33	0.92
51:R5:58:LEU:HD13	51:R5:60:VAL:HG12	1.47	0.92
5:XE:53:LEU:HD12	5:XE:53:LEU:H	1.34	0.92
1:XA:1286:A:H5''	21:XU:26:LYS:HD2	1.52	0.92
8:XH:6:ILE:HB	8:XH:85:ARG:NH1	1.85	0.92
3:QC:11:ARG:HB3	3:QC:15:THR:HB	1.48	0.92
31:RH:153:LYS:CB	31:RH:154:PRO:HD2	1.98	0.92
5:XE:101:ILE:HD11	5:XE:119:LEU:HD23	1.51	0.92
14:XN:32:SER:CB	14:XN:41:ARG:HB2	2.00	0.92
4:QD:30:LYS:HB3	4:QD:35:ARG:HG3	1.52	0.92
25:RA:2056:G:N2	51:R5:4:HIS:O	2.03	0.92
25:RA:819:A:OP2	25:RA:1187:G:N2	2.03	0.92
27:RD:108:PRO:HB3	27:RD:143:HIS:CE1	2.05	0.92
30:RG:37:VAL:HG22	30:RG:159:VAL:HA	1.52	0.92
25:YA:2701:C:H3'	25:YA:2702:U:H5''	1.52	0.92
38:YS:59:LYS:HG2	38:YS:60:GLY:H	1.31	0.92
14:XN:32:SER:OG	14:XN:41:ARG:HB2	1.70	0.92
13:XM:77:ASN:HA	50:Y4:71:ARG:NH2	1.84	0.92
4:QD:9:CYS:SG	4:QD:31:CYS:O	2.28	0.91
41:RV:24:LYS:HA	41:RV:92:THR:HG23	1.52	0.91
2:QB:32:ILE:HD11	2:QB:40:HIS:HB3	1.52	0.91
8:QH:6:ILE:HB	8:QH:85:ARG:NH1	1.85	0.91
37:RR:33:ARG:NH2	51:R5:55:ARG:HG2	1.85	0.91
4:QD:29:PRO:HG2	4:QD:30:LYS:HD3	1.49	0.91
47:R1:81:LYS:CE	47:R1:81:LYS:HA	2.01	0.91
3:XC:20:SER:HB2	3:XC:40:ARG:HH22	1.34	0.91
7:XG:15:ASP:HB3	7:XG:20:ASP:H	1.31	0.91
36:YQ:34:LEU:HD11	36:YQ:129:THR:HB	1.50	0.91
38:YS:67:ARG:NH1	38:YS:67:ARG:HB2	1.85	0.91
4:QD:170:VAL:HG22	4:QD:171:GLY:H	1.35	0.91
5:QE:101:ILE:HD11	5:QE:119:LEU:HD23	1.52	0.91
47:Y1:81:LYS:HA	47:Y1:81:LYS:CE	2.00	0.91
1:QA:1123:A:H4'	10:QJ:36:GLY:HA3	1.52	0.91
25:RA:2701:C:H3'	25:RA:2702:U:H5''	1.48	0.91
38:RS:67:ARG:HB2	38:RS:67:ARG:NH1	1.85	0.91
1:XA:971:G:N2	1:XA:1363:A:OP2	2.04	0.91
2:XB:33:TYR:HB2	2:XB:43:ASP:HB2	1.53	0.91

*Continued on next page...*

*Continued from previous page...*

Atom-1	Atom-2	Interatomic distance (Å)	Clash overlap (Å)
44:YY:30:VAL:HG22	44:YY:37:VAL:HG12	1.53	0.91
30:RG:101:ILE:HG13	30:RG:102:PHE:N	1.86	0.91
4:XD:170:VAL:HG22	4:XD:171:GLY:H	1.34	0.91
30:YG:37:VAL:HG22	30:YG:159:VAL:HA	1.52	0.91
2:QB:77:ALA:HB2	2:QB:211:ILE:HD13	1.53	0.91
5:QE:100:VAL:HG22	5:QE:118:ILE:HG22	1.52	0.91
40:YU:92:ARG:HG2	40:YU:92:ARG:O	1.69	0.91
2:QB:33:TYR:HB2	2:QB:43:ASP:HB2	1.53	0.91
3:QC:20:SER:HB2	3:QC:40:ARG:HH22	1.33	0.91
13:QM:77:ASN:HA	50:R4:71:ARG:HH22	1.36	0.91
29:RF:7:TYR:HB3	29:RF:21:ALA:HB1	1.53	0.91
13:XM:90:LEU:HA	13:XM:93:ARG:HD2	1.50	0.91
20:XT:49:ALA:HB1	20:XT:99:LEU:HB2	1.51	0.91
47:Y1:80:LEU:O	47:Y1:81:LYS:HB2	1.71	0.91
27:YD:10:THR:HG23	27:YD:13:ARG:HB3	1.51	0.91
35:YP:1:MET:HE2	35:YP:5:ASP:HB3	1.51	0.91
3:QC:70:VAL:HG12	3:QC:72:LYS:H	1.34	0.91
8:QH:6:ILE:HD12	8:QH:6:ILE:H	1.35	0.91
15:QO:82:ILE:HD11	15:QO:88:ARG:HG3	1.51	0.91
4:QD:29:PRO:HG2	4:QD:30:LYS:CE	2.01	0.90
10:QJ:8:LEU:HD11	10:QJ:23:ILE:HD12	1.49	0.90
17:QQ:4:LYS:HE3	17:QQ:6:LEU:HD21	1.51	0.90
5:XE:100:VAL:HG22	5:XE:118:ILE:HG22	1.52	0.90
8:XH:6:ILE:HD12	8:XH:6:ILE:H	1.34	0.90
44:YY:38:ILE:HG22	44:YY:66:PRO:HA	1.54	0.90
28:RE:14:ILE:HG12	28:RE:15:PHE:H	1.33	0.90
34:YO:2:ILE:HD11	34:YO:82:ASN:HD22	1.33	0.90
27:RD:10:THR:HG23	27:RD:13:ARG:HB3	1.52	0.90
11:XK:99:GLN:HG2	11:XK:105:VAL:HG21	1.53	0.90
1:XA:1346:A:H5'	9:XI:120:ARG:HH12	1.37	0.90
35:YP:106:LEU:O	35:YP:107:LYS:HB2	1.71	0.90
31:YH:4:ILE:HG13	31:YH:6:ARG:CZ	2.01	0.90
41:YV:44:LYS:O	41:YV:46:VAL:HG12	1.72	0.90
31:RH:4:ILE:HG13	31:RH:6:ARG:CZ	2.01	0.90
45:RZ:94:GLU:HB2	45:RZ:130:PRO:HD2	1.54	0.90
51:Y5:3:LYS:HA	51:Y5:3:LYS:HE3	1.54	0.90
27:YD:147:LEU:HD13	27:YD:155:LEU:HD11	1.51	0.90
41:YV:24:LYS:HA	41:YV:92:THR:HG23	1.52	0.90
35:RP:58:THR:O	35:RP:61:ARG:NE	2.05	0.90
25:YA:1454:U:H5'	37:YR:63:ARG:HE	1.35	0.90
27:YD:44:ASN:H	27:YD:44:ASN:HD22	1.19	0.90

*Continued on next page...*



*Continued from previous page...*

Atom-1	Atom-2	Interatomic distance (Å)	Clash overlap (Å)
31:YH:26:VAL:HG13	31:YH:27:LYS:H	1.35	0.90
31:RH:10:PRO:HD2	31:RH:50:VAL:O	1.72	0.90
19:XS:5:LEU:HD11	50:Y4:66:SER:CB	2.01	0.90
48:Y2:65:ASN:HB3	48:Y2:69:ARG:HH12	1.34	0.90
47:R1:81:LYS:CA	47:R1:81:LYS:NZ	2.31	0.89
48:R2:65:ASN:HB3	48:R2:69:ARG:HH12	1.34	0.89
36:RQ:59:ARG:O	36:RQ:60:ARG:HG3	1.72	0.89
3:QC:79:ARG:HD2	11:XK:99:GLN:CD	1.91	0.89
2:QB:7:VAL:HG21	2:QB:217:ARG:NH1	1.87	0.89
27:YD:69:ARG:HH21	27:YD:130:ALA:HB2	1.37	0.89
42:YW:65:LEU:HD12	42:YW:68:ARG:HH11	1.36	0.89
27:RD:69:ARG:HH21	27:RD:130:ALA:HB2	1.37	0.89
14:XN:22:THR:O	14:XN:23:ARG:CB	2.16	0.89
19:XS:64:GLU:O	19:XS:67:VAL:HG23	1.73	0.89
54:Y8:52:LYS:H	54:Y8:53:PRO:HD3	1.35	0.89
27:YD:183:ARG:HH11	27:YD:183:ARG:HG2	1.34	0.89
35:RP:65:ARG:HG3	35:RP:65:ARG:HH11	1.35	0.89
35:RP:88:LEU:HD12	35:RP:95:VAL:HG11	1.52	0.89
44:RY:76:CYS:SG	44:RY:77:PRO:HD2	2.13	0.89
2:XB:7:VAL:HG21	2:XB:217:ARG:NH1	1.87	0.89
54:Y8:59:LYS:NZ	54:Y8:59:LYS:HB2	1.87	0.89
31:RH:26:VAL:HG13	31:RH:27:LYS:H	1.36	0.89
10:QJ:74:ILE:H	10:QJ:74:ILE:HD13	1.38	0.89
41:RV:44:LYS:O	41:RV:46:VAL:HG12	1.72	0.89
2:XB:126:GLU:HG3	2:XB:129:GLU:HG3	1.54	0.89
12:XL:6:THR:H	12:XL:9:GLN:HE21	1.15	0.89
28:YE:63:LEU:HD12	28:YE:64:LYS:N	1.88	0.89
30:YG:116:ASP:O	30:YG:117:PHE:HB3	1.72	0.89
47:R1:80:LEU:O	47:R1:81:LYS:HB2	1.71	0.89
51:R5:3:LYS:HE3	51:R5:3:LYS:HA	1.54	0.89
1:XA:1139:G:N2	1:XA:1143:G:O6	2.05	0.89
2:QB:126:GLU:HG3	2:QB:129:GLU:HG3	1.54	0.89
54:R8:52:LYS:H	54:R8:53:PRO:HD3	1.35	0.89
35:YP:58:THR:O	35:YP:61:ARG:NE	2.05	0.89
19:QS:64:GLU:O	19:QS:67:VAL:HG23	1.73	0.89
40:RU:92:ARG:O	40:RU:92:ARG:HG2	1.69	0.89
2:XB:77:ALA:HB2	2:XB:211:ILE:HD13	1.53	0.89
31:YH:10:PRO:HD2	31:YH:50:VAL:O	1.72	0.89
35:YP:88:LEU:HD12	35:YP:95:VAL:HG11	1.52	0.89
35:RP:106:LEU:O	35:RP:107:LYS:HB2	1.71	0.88
30:YG:88:ILE:O	30:YG:88:ILE:HD13	1.72	0.88

*Continued on next page...*

*Continued from previous page...*

Atom-1	Atom-2	Interatomic distance (Å)	Clash overlap (Å)
2:QB:18:GLY:N	2:QB:42:ILE:HG22	1.86	0.88
30:RG:88:ILE:HD13	30:RG:88:ILE:O	1.72	0.88
2:XB:32:ILE:HD11	2:XB:40:HIS:HB3	1.52	0.88
2:XB:18:GLY:N	2:XB:42:ILE:HG22	1.86	0.88
35:YP:64:LYS:O	35:YP:66:GLY:N	2.07	0.88
28:RE:63:LEU:HD12	28:RE:64:LYS:N	1.88	0.88
5:XE:71:LEU:O	5:XE:72:GLN:HG3	1.74	0.88
44:YY:76:CYS:SG	44:YY:77:PRO:HD2	2.13	0.88
27:RD:27:THR:HG23	27:RD:28:GLU:H	1.38	0.88
44:RY:30:VAL:HG22	44:RY:37:VAL:HG12	1.53	0.88
33:YN:22:THR:HG22	33:YN:23:LEU:N	1.88	0.88
38:YS:106:ARG:NH1	38:YS:106:ARG:HB2	1.88	0.88
5:XE:41:VAL:HG11	5:XE:113:ALA:HB2	1.54	0.88
5:QE:41:VAL:HG11	5:QE:113:ALA:HB2	1.54	0.88
25:RA:768:G:O2'	25:RA:1379:A:N6	2.07	0.88
44:RY:38:ILE:HG22	44:RY:66:PRO:HA	1.54	0.88
25:YA:2068:U:H3	25:YA:2430:A:H2	1.22	0.88
30:YG:145:THR:HG23	50:Y4:28:LYS:HZ1	1.38	0.88
35:YP:49:ARG:HD2	54:Y8:58:ILE:HG22	1.54	0.88
13:QM:97:PRO:HB2	13:QM:101:GLN:NE2	1.89	0.88
54:R8:59:LYS:NZ	54:R8:59:LYS:HB2	1.88	0.88
27:RD:44:ASN:HD22	27:RD:44:ASN:H	1.19	0.88
33:RN:22:THR:HG22	33:RN:23:LEU:N	1.88	0.88
38:RS:106:ARG:NH1	38:RS:106:ARG:HB2	1.88	0.88
20:XT:23:ARG:HA	20:XT:26:ASN:HD21	1.36	0.88
27:YD:44:ASN:CB	27:YD:49:ILE:HA	2.04	0.88
36:YQ:64:ILE:HA	36:YQ:106:VAL:HG12	1.54	0.88
21:QU:6:ARG:HE	21:QU:15:ARG:CZ	1.87	0.87
51:R5:40:LYS:HZ1	51:R5:48:GLU:HB2	1.39	0.87
27:RD:181:GLU:HA	27:RD:272:ALA:HB3	1.56	0.87
28:RE:77:ILE:HD12	28:RE:78:LEU:N	1.89	0.87
19:XS:8:GLY:O	19:XS:9:VAL:HG22	1.74	0.87
21:XU:6:ARG:HE	21:XU:15:ARG:CZ	1.87	0.87
25:YA:265:A:N6	25:YA:427:U:O2'	2.06	0.87
2:QB:96:ARG:H	2:QB:96:ARG:HD2	1.38	0.87
35:RP:49:ARG:HD2	54:R8:58:ILE:HG22	1.54	0.87
20:QT:23:ARG:HA	20:QT:26:ASN:HD21	1.36	0.87
4:XD:114:ARG:HH11	4:XD:114:ARG:HG3	1.39	0.87
47:Y1:82:LEU:HD13	47:Y1:83:GLU:O	1.74	0.87
4:QD:166:LYS:HG2	27:YD:134:ARG:HH11	1.07	0.87
8:QH:51:VAL:HG21	8:QH:60:ARG:HG2	1.55	0.87

*Continued on next page...*

*Continued from previous page...*

Atom-1	Atom-2	Interatomic distance (Å)	Clash overlap (Å)
19:QS:41:VAL:HG13	19:QS:44:MET:HB2	1.57	0.87
35:RP:64:LYS:O	35:RP:66:GLY:N	2.07	0.87
19:XS:5:LEU:CD1	50:Y4:66:SER:HB2	2.04	0.87
27:YD:181:GLU:HA	27:YD:272:ALA:HB3	1.56	0.87
27:YD:27:THR:HG23	27:YD:28:GLU:H	1.38	0.87
28:YE:77:ILE:HD12	28:YE:78:LEU:N	1.89	0.87
27:RD:28:GLU:HB2	27:RD:29:PRO:HD2	1.56	0.87
25:RA:518:G:H4'	42:RW:18:ARG:HH12	1.38	0.87
42:RW:65:LEU:HD12	42:RW:68:ARG:HH11	1.36	0.87
11:XK:32:ILE:HD12	11:XK:72:ALA:HB2	1.56	0.87
47:Y1:82:LEU:HD11	47:Y1:83:GLU:O	1.75	0.87
41:RV:19:LYS:HD2	41:RV:95:LEU:HD23	1.55	0.87
36:RQ:64:ILE:HA	36:RQ:106:VAL:HG12	1.54	0.87
13:XM:97:PRO:HB2	13:XM:101:GLN:NE2	1.89	0.87
10:QJ:47:PHE:HE1	10:QJ:63:PHE:HB2	1.40	0.87
11:QK:99:GLN:HG2	11:QK:105:VAL:HG21	1.53	0.87
13:XM:4:ILE:H	13:XM:9:ILE:CG2	1.88	0.87
51:Y5:40:LYS:HZ1	51:Y5:48:GLU:HB2	1.39	0.87
29:YF:29:ASN:H	29:YF:112:MET:HE3	1.40	0.87
30:YG:101:ILE:HG13	30:YG:102:PHE:N	1.86	0.87
2:QB:67:THR:HG21	2:QB:155:LEU:HD21	1.57	0.86
29:RF:82:ILE:HG13	29:RF:82:ILE:O	1.73	0.86
5:QE:78:HIS:CD2	8:QH:104:ARG:HG2	2.09	0.86
15:QO:56:LEU:O	15:QO:60:VAL:HG23	1.75	0.86
25:RA:1454:U:H5'	37:RR:63:ARG:HE	1.39	0.86
30:RG:116:ASP:O	30:RG:117:PHE:HB3	1.72	0.86
38:RS:106:ARG:HH11	38:RS:106:ARG:HB2	1.39	0.86
10:XJ:74:ILE:HD13	10:XJ:74:ILE:H	1.39	0.86
29:YF:7:TYR:HB3	29:YF:21:ALA:HB1	1.53	0.86
35:RP:75:ILE:HD13	35:RP:75:ILE:H	1.39	0.86
19:XS:27:GLU:O	19:XS:28:LYS:HG2	1.74	0.86
35:YP:18:ARG:O	35:YP:19:VAL:HB	1.75	0.86
40:YU:92:ARG:HD2	41:YV:11:GLN:NE2	1.90	0.86
47:R1:92:LYS:HG3	47:R1:96:LYS:HB2	1.57	0.86
8:XH:51:VAL:HG21	8:XH:60:ARG:HG2	1.55	0.86
10:XJ:7:LYS:HB2	10:XJ:97:GLU:HB2	1.57	0.86
41:YV:19:LYS:HD2	41:YV:95:LEU:HD23	1.55	0.86
11:QK:32:ILE:HD12	11:QK:72:ALA:HB2	1.56	0.86
27:RD:44:ASN:CB	27:RD:49:ILE:HA	2.04	0.86
25:YA:958:U:OP2	36:YQ:14:ARG:NH1	2.09	0.86
30:YG:161:THR:HG22	30:YG:163:ALA:H	1.39	0.86

*Continued on next page...*

*Continued from previous page...*

Atom-1	Atom-2	Interatomic distance (Å)	Clash overlap (Å)
19:QS:8:GLY:O	19:QS:9:VAL:HG22	1.75	0.86
31:YH:127:GLU:HG2	31:YH:128:PRO:HD3	0.86	0.86
44:RY:51:VAL:O	44:RY:56:PRO:HA	1.76	0.86
25:YA:2015:A:H1'	51:Y5:2:ALA:HA	1.56	0.86
27:YD:35:LYS:HG2	27:YD:64:ILE:H	1.41	0.86
25:YA:138:G:N2	43:YX:44:GLU:OE2	2.08	0.86
13:QM:4:ILE:H	13:QM:9:ILE:CG2	1.88	0.86
29:RF:29:ASN:H	29:RF:112:MET:HE3	1.40	0.86
2:XB:67:THR:HG21	2:XB:155:LEU:HD21	1.56	0.86
2:XB:96:ARG:H	2:XB:96:ARG:HD2	1.38	0.86
45:YZ:151:HIS:HB3	45:YZ:170:THR:HA	1.57	0.86
4:QD:114:ARG:HH11	4:QD:114:ARG:HG3	1.39	0.86
19:QS:27:GLU:O	19:QS:28:LYS:HG2	1.74	0.86
19:XS:41:VAL:HG13	19:XS:44:MET:HB2	1.56	0.86
38:YS:106:ARG:HB2	38:YS:106:ARG:HH11	1.39	0.86
13:QM:14:ARG:H	13:QM:44:ARG:HD3	1.41	0.85
1:QA:686:U:H1'	11:QK:42:TRP:HE1	1.39	0.85
5:QE:71:LEU:O	5:QE:72:GLN:HG3	1.74	0.85
28:RE:81:ILE:O	28:RE:82:ARG:HB2	1.75	0.85
30:RG:161:THR:HG22	30:RG:163:ALA:H	1.39	0.85
4:QD:166:LYS:O	27:YD:134:ARG:NH2	2.08	0.85
10:QJ:49:VAL:HG21	14:QN:41:ARG:HB2	1.24	0.85
28:RE:61:ARG:O	28:RE:63:LEU:HG	1.77	0.85
29:RF:32:LEU:HD13	29:RF:105:VAL:HG13	1.59	0.85
47:R1:82:LEU:HD13	47:R1:83:GLU:O	1.74	0.85
31:RH:127:GLU:HG2	31:RH:128:PRO:HD3	0.86	0.85
10:XJ:53:PRO:O	14:XN:41:ARG:NH2	2.09	0.85
51:R5:39:MET:O	51:R5:40:LYS:HG3	1.77	0.85
40:RU:92:ARG:HD2	41:RV:11:GLN:NE2	1.90	0.85
27:YD:28:GLU:HB2	27:YD:29:PRO:HD2	1.56	0.85
31:YH:89:ILE:HD11	31:YH:129:THR:HB	1.58	0.85
39:YT:111:ARG:O	39:YT:112:ARG:HG3	1.76	0.85
15:XO:56:LEU:O	15:XO:60:VAL:HG23	1.75	0.85
35:YP:101:VAL:HG23	35:YP:107:LYS:H	1.41	0.85
35:YP:75:ILE:H	35:YP:75:ILE:HD13	1.39	0.85
1:QA:1494:G:N7	58:QA:1666:PAR:N32	2.25	0.85
28:RE:95:ILE:H	28:RE:95:ILE:HD12	1.41	0.85
30:RG:67:LYS:HE2	50:R4:6:HIS:NE2	1.92	0.85
36:RQ:75:THR:HA	36:RQ:88:GLY:O	1.76	0.85
20:XT:36:LEU:HD13	20:XT:39:LYS:HD3	1.57	0.85
30:YG:67:LYS:HE2	50:Y4:6:HIS:NE2	1.91	0.85

*Continued on next page...*

*Continued from previous page...*

Atom-1	Atom-2	Interatomic distance (Å)	Clash overlap (Å)
36:YQ:75:THR:HA	36:YQ:88:GLY:O	1.76	0.85
44:YY:51:VAL:O	44:YY:56:PRO:HA	1.76	0.85
29:YF:82:ILE:HG13	29:YF:82:ILE:O	1.73	0.85
54:R8:59:LYS:NZ	54:R8:59:LYS:CB	2.40	0.85
40:RU:64:ARG:HH21	40:RU:64:ARG:HG2	1.42	0.85
5:XE:51:VAL:HB	5:XE:52:PRO:HD3	1.59	0.85
10:QJ:7:LYS:HB2	10:QJ:97:GLU:HB2	1.57	0.85
10:QJ:49:VAL:HG13	14:QN:41:ARG:HD2	0.94	0.85
20:QT:36:LEU:HD13	20:QT:39:LYS:HD3	1.57	0.85
35:RP:18:ARG:O	35:RP:19:VAL:HB	1.75	0.85
4:QD:22:LYS:CB	4:QD:26:CYS:SG	2.64	0.84
14:QN:23:ARG:O	14:QN:24:CYS:O	1.95	0.84
7:XG:44:TYR:HA	7:XG:47:CYS:SG	2.17	0.84
15:XO:3:ILE:HD13	15:XO:3:ILE:H	1.41	0.84
27:RD:17:THR:HG22	27:RD:205:VAL:H	1.41	0.84
31:RH:89:ILE:HD11	31:RH:129:THR:HB	1.58	0.84
13:XM:14:ARG:H	13:XM:44:ARG:HD3	1.41	0.84
27:YD:17:THR:HG22	27:YD:205:VAL:H	1.41	0.84
38:YS:83:LYS:HG2	38:YS:109:GLY:CA	2.07	0.84
41:YV:49:THR:HB	41:YV:50:PRO:CD	2.07	0.84
38:RS:83:LYS:HG2	38:RS:109:GLY:CA	2.07	0.84
1:XA:973:G:OP1	10:XJ:57:LYS:NZ	2.09	0.84
14:QN:21:TYR:HE2	14:QN:23:ARG:HH21	1.24	0.84
34:RO:26:LYS:HB2	34:RO:30:ALA:HB2	1.59	0.84
28:YE:61:ARG:O	28:YE:63:LEU:HG	1.77	0.84
28:YE:95:ILE:H	28:YE:95:ILE:HD12	1.42	0.84
30:YG:98:ARG:HA	30:YG:101:ILE:HG12	1.59	0.84
7:QG:44:TYR:HA	7:QG:47:CYS:SG	2.17	0.84
10:QJ:49:VAL:CB	14:QN:41:ARG:HB2	2.08	0.84
47:R1:82:LEU:HD11	47:R1:83:GLU:O	1.75	0.84
35:RP:62:LEU:CD2	54:R8:25:MET:HB2	2.08	0.84
31:YH:54:ARG:NH1	31:YH:62:LYS:HG2	1.92	0.84
38:YS:106:ARG:HA	38:YS:110:LEU:CD1	2.08	0.84
17:QQ:59:ILE:HG22	17:QQ:73:VAL:HA	1.60	0.84
28:RE:24:THR:HG21	28:RE:188:VAL:HG11	1.59	0.84
10:XJ:37:PRO:HA	10:XJ:72:VAL:HG22	1.59	0.84
10:XJ:4:ILE:HB	10:XJ:74:ILE:HD11	1.60	0.84
34:YO:26:LYS:HB2	34:YO:30:ALA:HB2	1.59	0.84
44:YY:57:GLN:NE2	44:YY:58:GLY:H	1.76	0.84
4:QD:167:GLY:HA2	27:YD:135:PHE:CE1	2.11	0.84
5:QE:51:VAL:HB	5:QE:52:PRO:HD3	1.59	0.84

*Continued on next page...*

*Continued from previous page...*

Atom-1	Atom-2	Interatomic distance (Å)	Clash overlap (Å)
38:RS:89:ARG:HD2	38:RS:92:TYR:O	1.78	0.84
39:RT:111:ARG:O	39:RT:112:ARG:HG3	1.76	0.84
41:RV:49:THR:HB	41:RV:50:PRO:CD	2.07	0.84
28:YE:81:ILE:O	28:YE:82:ARG:HB2	1.75	0.84
35:YP:62:LEU:CD2	54:Y8:25:MET:HB2	2.08	0.84
36:YQ:30:GLY:HA2	36:YQ:107:ALA:HB2	1.60	0.84
39:YT:3:ARG:HG3	39:YT:7:ILE:HG12	1.60	0.84
15:QO:82:ILE:HD11	15:QO:88:ARG:CG	2.07	0.84
31:RH:54:ARG:NH1	31:RH:62:LYS:HG2	1.92	0.84
1:XA:1123:A:H4'	10:XJ:36:GLY:HA3	1.59	0.84
1:XA:864:A:H5'	5:XE:86:ALA:HB2	1.57	0.84
13:XM:23:TYR:HB3	13:XM:67:GLU:HG2	1.60	0.84
51:Y5:40:LYS:HD3	51:Y5:46:CYS:HB3	1.60	0.84
38:YS:89:ARG:HD2	38:YS:92:TYR:O	1.78	0.84
5:QE:81:GLU:HB3	5:QE:90:VAL:HG22	1.60	0.84
30:RG:179:PRO:HG3	50:R4:38:LYS:HZ1	1.41	0.84
14:XN:32:SER:OG	14:XN:41:ARG:CB	2.25	0.84
29:YF:53:THR:HG23	29:YF:56:GLU:OE1	1.77	0.84
37:YR:117:VAL:HG22	37:YR:118:GLU:H	1.43	0.84
4:QD:22:LYS:HB2	4:QD:26:CYS:SG	2.18	0.84
14:QN:8:GLU:OE2	14:QN:11:LYS:HD2	1.78	0.84
38:RS:88:ASP:O	38:RS:89:ARG:HB3	1.78	0.84
4:QD:197:PRO:N	6:XF:16:GLN:HG3	1.93	0.84
15:XO:82:ILE:HD11	15:XO:88:ARG:CG	2.07	0.84
47:Y1:92:LYS:HG3	47:Y1:96:LYS:HB2	1.57	0.84
4:QD:25:ARG:NH1	4:QD:30:LYS:HE3	1.93	0.83
13:QM:23:TYR:HB3	13:QM:67:GLU:HG2	1.60	0.83
12:QL:8:ASN:OD1	17:QQ:34:LYS:HE2	1.76	0.83
1:QA:1286:A:H5''	21:QU:26:LYS:HD2	1.57	0.83
29:YF:32:LEU:HD13	29:YF:105:VAL:HG13	1.59	0.83
4:QD:167:GLY:CA	27:YD:135:PHE:CE2	2.58	0.83
19:QS:50:ALA:HB1	19:QS:57:HIS:HB3	1.60	0.83
30:RG:98:ARG:HA	30:RG:101:ILE:HG12	1.59	0.83
1:XA:1071:C:H5''	5:XE:49:PRO:HG2	1.58	0.83
44:RY:57:GLN:NE2	44:RY:58:GLY:H	1.75	0.83
44:RY:81:LYS:HD3	44:RY:97:ARG:HE	1.43	0.83
10:XJ:47:PHE:HE1	10:XJ:63:PHE:HB2	1.40	0.83
51:Y5:39:MET:O	51:Y5:40:LYS:HG3	1.77	0.83
31:YH:13:LYS:HE2	31:YH:13:LYS:HA	1.60	0.83
26:YB:52:A:H62	38:YS:33:LYS:HG3	1.44	0.83
39:RT:24:PRO:HA	39:RT:49:VAL:HG13	1.59	0.83

*Continued on next page...*

*Continued from previous page...*

Atom-1	Atom-2	Interatomic distance (Å)	Clash overlap (Å)
3:XC:15:THR:CG2	3:XC:181:ASN:HA	2.08	0.83
52:Y6:27:LYS:HB2	52:Y6:27:LYS:NZ	1.93	0.83
14:QN:12:ARG:C	14:QN:14:PRO:HD2	1.98	0.83
15:QO:3:ILE:H	15:QO:3:ILE:HD13	1.40	0.83
27:RD:35:LYS:HG2	27:RD:64:ILE:H	1.40	0.83
31:RH:105:LEU:H	31:RH:105:LEU:HD13	1.43	0.83
38:RS:106:ARG:HA	38:RS:110:LEU:CD1	2.08	0.83
14:YN:8:GLU:OE2	14:YN:11:LYS:HD2	1.78	0.83
35:YP:126:VAL:HG22	35:YP:145:PRO:HG2	1.61	0.83
37:RR:117:VAL:HG22	37:RR:118:GLU:H	1.43	0.83
14:YN:12:ARG:C	14:YN:14:PRO:HD2	1.98	0.83
25:YA:1794:U:H2'	25:YA:1795:C:H6	1.41	0.83
10:QJ:49:VAL:HG11	14:QN:41:ARG:HB2	1.58	0.83
51:R5:40:LYS:HD3	51:R5:46:CYS:HB3	1.60	0.83
28:RE:35:GLN:HG2	28:RE:37:ARG:HE	1.44	0.83
39:YT:24:PRO:HA	39:YT:49:VAL:HG13	1.59	0.83
2:QB:204:ASN:ND2	2:QB:206:ASP:H	1.76	0.83
39:RT:3:ARG:HG3	39:RT:7:ILE:HG12	1.60	0.83
2:XB:178:ARG:NE	8:XH:71:GLY:O	2.12	0.83
2:XB:204:ASN:ND2	2:XB:206:ASP:H	1.77	0.83
33:YN:131:GLN:NE2	33:YN:132:ALA:H	1.75	0.83
35:YP:59:LEU:HA	35:YP:61:ARG:HH21	1.44	0.83
7:QG:78:ARG:HG3	7:QG:79:ARG:N	1.93	0.83
50:R4:36:CYS:O	50:R4:39:CYS:HB2	1.79	0.83
39:RT:53:ARG:O	39:RT:59:THR:HG23	1.78	0.83
28:YE:7:VAL:HG23	28:YE:8:LYS:H	1.44	0.83
39:YT:53:ARG:O	39:YT:59:THR:HG23	1.78	0.83
33:RN:133:GLN:HB2	33:RN:135:PRO:HD3	1.59	0.83
35:RP:101:VAL:HG23	35:RP:107:LYS:H	1.41	0.83
41:RV:66:ARG:NH1	41:RV:88:ARG:HD3	1.94	0.83
7:XG:78:ARG:HG3	7:XG:79:ARG:N	1.93	0.83
25:YA:270(T):G:H5''	47:Y1:97:LEU:HD22	1.60	0.83
2:QB:185:ILE:HG22	2:QB:199:TYR:HB2	1.60	0.82
2:QB:193:ASP:OD2	2:QB:196:LEU:HG	1.79	0.82
10:QJ:37:PRO:HA	10:QJ:72:VAL:HG22	1.59	0.82
28:RE:15:PHE:CE1	28:RE:20:ALA:HB2	2.14	0.82
2:XB:185:ILE:HG22	2:XB:199:TYR:HB2	1.60	0.82
14:YN:44:LEU:HD12	14:YN:53:LEU:CD1	2.08	0.82
44:YY:81:LYS:HD3	44:YY:97:ARG:HE	1.43	0.82
4:QD:96:LEU:H	4:QD:96:LEU:HD22	1.43	0.82
33:RN:131:GLN:NE2	33:RN:132:ALA:H	1.75	0.82

*Continued on next page...*

*Continued from previous page...*

Atom-1	Atom-2	Interatomic distance (Å)	Clash overlap (Å)
4:XD:96:LEU:HD22	4:XD:96:LEU:H	1.43	0.82
19:XS:50:ALA:HB1	19:XS:57:HIS:HB3	1.60	0.82
27:YD:35:LYS:NZ	27:YD:104:TYR:HB2	1.93	0.82
31:YH:153:LYS:HG2	31:YH:162:ILE:HG13	1.61	0.82
33:YN:133:GLN:HB2	33:YN:135:PRO:HD3	1.59	0.82
36:RQ:30:GLY:HA2	36:RQ:107:ALA:HB2	1.60	0.82
25:YA:1614:A:H62	42:YW:93:ALA:HB2	1.43	0.82
27:YD:25:THR:CG2	27:YD:82:ILE:H	1.93	0.82
31:YH:105:LEU:H	31:YH:105:LEU:HD13	1.42	0.82
40:YU:88:ILE:HD13	40:YU:88:ILE:H	1.44	0.82
3:QC:113:ALA:HB3	3:QC:114:PRO:HD3	1.61	0.82
27:RD:35:LYS:NZ	27:RD:104:TYR:HB2	1.93	0.82
29:RF:53:THR:HG23	29:RF:56:GLU:OE1	1.77	0.82
2:XB:193:ASP:OD2	2:XB:196:LEU:HG	1.79	0.82
11:XK:124:LYS:HD2	11:XK:125:PHE:HE1	1.45	0.82
12:XL:38:THR:HG23	12:XL:39:VAL:HG23	1.60	0.82
40:YU:64:ARG:HG2	40:YU:64:ARG:HH21	1.42	0.82
50:R4:33:VAL:HG12	50:R4:34:GLU:H	1.44	0.82
35:RP:65:ARG:HG3	35:RP:65:ARG:NH1	1.90	0.82
40:RU:88:ILE:HD13	40:RU:88:ILE:H	1.44	0.82
5:XE:81:GLU:HB3	5:XE:90:VAL:HG22	1.60	0.82
28:YE:15:PHE:CE1	28:YE:20:ALA:HB2	2.14	0.82
52:R6:27:LYS:HB2	52:R6:27:LYS:NZ	1.93	0.82
25:RA:2392:A:C8	35:RP:60:MET:HG3	2.14	0.82
28:RE:7:VAL:HG23	28:RE:8:LYS:H	1.44	0.82
25:YA:1021:A:OP2	33:YN:65:LYS:NZ	2.12	0.82
39:YT:102:ILE:HA	39:YT:105:LEU:HD21	1.62	0.82
14:QN:41:ARG:NH2	14:QN:42:ILE:HD11	1.94	0.82
34:YO:14:THR:HG21	34:YO:86:ILE:HB	1.62	0.82
12:QL:38:THR:HG23	12:QL:39:VAL:HG23	1.60	0.82
31:RH:8:PRO:C	31:RH:9:ILE:HG12	2.00	0.82
2:XB:84:GLU:OE1	2:XB:216:SER:HA	1.80	0.82
16:XP:4:ILE:CD1	16:XP:64:ALA:HB1	2.08	0.82
17:XQ:59:ILE:HG22	17:XQ:73:VAL:HA	1.60	0.82
30:YG:179:PRO:HG3	50:Y4:38:LYS:NZ	1.95	0.82
1:QA:1189:C:OP1	10:QJ:51:ARG:NH2	2.13	0.82
33:RN:22:THR:HG22	33:RN:23:LEU:H	1.44	0.82
48:Y2:16:LEU:O	48:Y2:16:LEU:HG	1.78	0.82
33:YN:22:THR:HG22	33:YN:23:LEU:H	1.45	0.82
35:YP:39:LYS:HA	35:YP:45:LEU:CD1	2.10	0.82
38:YS:19:LYS:O	38:YS:20:ARG:HB3	1.80	0.82

*Continued on next page...*



*Continued from previous page...*

Atom-1	Atom-2	Interatomic distance (Å)	Clash overlap (Å)
4:QD:108:LEU:HD11	4:QD:174:LEU:HD22	1.60	0.82
16:QP:4:ILE:CD1	16:QP:64:ALA:HB1	2.09	0.82
50:Y4:36:CYS:O	50:Y4:39:CYS:HB2	1.80	0.82
2:QB:196:LEU:CD1	2:QB:197:VAL:HG23	2.10	0.81
3:QC:15:THR:CG2	3:QC:181:ASN:HA	2.08	0.81
10:QJ:63:PHE:HD1	14:QN:58:LYS:HA	1.43	0.81
30:YG:67:LYS:HE2	50:Y4:6:HIS:CE1	2.14	0.81
50:Y4:71:ARG:NH1	50:Y4:71:ARG:HG3	1.90	0.81
25:YA:2688:U:C5	25:YA:2720:U:OP2	2.30	0.81
41:YV:66:ARG:NH1	41:YV:88:ARG:HD3	1.94	0.81
1:QA:973:G:OP1	10:QJ:57:LYS:NZ	2.13	0.81
2:QB:84:GLU:OE1	2:QB:216:SER:HA	1.80	0.81
12:QL:10:LEU:HD13	17:QQ:32:TYR:HE2	1.42	0.81
29:RF:155:LEU:HD13	29:RF:174:VAL:HG13	1.62	0.81
38:YS:88:ASP:O	38:YS:89:ARG:HB3	1.78	0.81
1:QA:1151:A:H1'	10:QJ:39:PRO:HB2	1.62	0.81
39:RT:102:ILE:HA	39:RT:105:LEU:HD21	1.62	0.81
25:YA:2056:G:N2	51:Y5:4:HIS:O	2.13	0.81
16:QP:51:VAL:HG12	16:QP:52:ASP:H	1.46	0.81
54:R8:52:LYS:N	54:R8:53:PRO:CD	2.43	0.81
31:RH:132:ARG:NH1	31:RH:132:ARG:HB2	1.94	0.81
34:RO:53:LYS:N	34:RO:53:LYS:HD2	1.96	0.81
2:XB:122:PHE:HD1	2:XB:139:LYS:HZ1	1.29	0.81
4:XD:108:LEU:HD11	4:XD:174:LEU:HD22	1.60	0.81
53:Y7:48:LYS:HG2	53:Y7:49:ARG:H	1.46	0.81
53:R7:48:LYS:HG2	53:R7:49:ARG:H	1.45	0.81
25:RA:2745:C:O2	31:RH:139:GLN:NE2	2.12	0.81
31:RH:153:LYS:HG2	31:RH:162:ILE:HG13	1.61	0.81
36:RQ:90:VAL:HG13	36:RQ:91:GLU:N	1.95	0.81
25:YA:607:U:H3	25:YA:621:A:H2	1.29	0.81
28:YE:24:THR:HG21	28:YE:188:VAL:HG11	1.59	0.81
30:YG:47:LYS:HD3	30:YG:81:LYS:HB2	1.63	0.81
36:YQ:90:VAL:HG13	36:YQ:91:GLU:N	1.95	0.81
1:QA:1219:U:OP1	14:QN:19:ARG:NH2	2.13	0.81
48:R2:43:GLN:O	48:R2:44:LEU:HG	1.81	0.81
30:RG:67:LYS:HE2	50:R4:6:HIS:CE1	2.14	0.81
28:RE:3:GLY:O	28:RE:4:ILE:HB	1.81	0.81
25:RA:270(L):U:H2'	32:RI:50:ARG:HD2	1.61	0.81
38:RS:19:LYS:O	38:RS:20:ARG:HB3	1.80	0.81
10:XJ:63:PHE:HD1	14:YN:58:LYS:HA	1.43	0.81
10:XJ:6:ILE:HD12	10:XJ:6:ILE:O	1.81	0.81

*Continued on next page...*

*Continued from previous page...*

Atom-1	Atom-2	Interatomic distance (Å)	Clash overlap (Å)
31:YH:10:PRO:O	31:YH:11:VAL:HG13	1.80	0.81
1:QA:1492:A:H4'	12:QL:47:LYS:HD3	1.62	0.81
12:QL:86:ARG:HB2	12:QL:101:VAL:HG22	1.62	0.81
48:R2:16:LEU:O	48:R2:16:LEU:HG	1.78	0.81
31:RH:152:ARG:O	31:RH:153:LYS:HB2	1.80	0.81
3:XC:113:ALA:HB3	3:XC:114:PRO:HD3	1.61	0.81
7:QG:111:ARG:HH11	7:QG:111:ARG:HB3	1.46	0.81
31:RH:26:VAL:HG13	31:RH:27:LYS:N	1.96	0.81
54:Y8:59:LYS:NZ	54:Y8:59:LYS:CB	2.39	0.81
33:YN:35:ARG:HG3	33:YN:37:LYS:HG3	1.63	0.81
10:QJ:6:ILE:O	10:QJ:6:ILE:HD12	1.81	0.81
27:RD:27:THR:HG23	27:RD:28:GLU:N	1.96	0.81
30:RG:179:PRO:HG3	50:R4:38:LYS:NZ	1.95	0.81
35:RP:126:VAL:HG22	35:RP:145:PRO:HG2	1.61	0.81
35:RP:39:LYS:HA	35:RP:45:LEU:CD1	2.10	0.81
44:RY:76:CYS:HB3	44:RY:96:ILE:CD1	2.07	0.81
48:Y2:43:GLN:O	48:Y2:44:LEU:HG	1.81	0.81
28:YE:116:VAL:HG21	28:YE:122:PHE:CD2	2.16	0.81
3:QC:47:LEU:HD11	3:QC:76:VAL:HG12	1.61	0.81
1:QA:864:A:H5'	5:QE:86:ALA:HB2	1.62	0.81
28:RE:116:VAL:HG21	28:RE:122:PHE:CD2	2.16	0.81
44:RY:6:HIS:O	44:RY:7:VAL:HG13	1.81	0.81
3:XC:47:LEU:HD11	3:XC:76:VAL:HG12	1.61	0.81
28:YE:50:GLY:CA	28:YE:77:ILE:HA	2.10	0.81
29:YF:155:LEU:HD13	29:YF:174:VAL:HG13	1.62	0.81
33:YN:43:THR:HB	33:YN:46:VAL:HG12	1.63	0.81
31:RH:13:LYS:HA	31:RH:13:LYS:HE2	1.60	0.81
39:RT:62:THR:CG2	39:RT:75:ILE:HG12	2.11	0.81
38:YS:36:TYR:HD2	38:YS:52:SER:HB3	1.46	0.81
39:YT:39:ARG:HG2	39:YT:40:THR:H	1.46	0.81
10:QJ:4:ILE:HB	10:QJ:74:ILE:HD11	1.60	0.80
30:RG:47:LYS:HD3	30:RG:81:LYS:HB2	1.63	0.80
33:RN:35:ARG:HG3	33:RN:37:LYS:HG3	1.63	0.80
38:RS:36:TYR:HD2	38:RS:52:SER:HB3	1.46	0.80
39:RT:39:ARG:HG2	39:RT:40:THR:H	1.46	0.80
1:XA:1055:A:O2'	3:XC:161:GLU:OE2	1.98	0.80
4:QD:197:PRO:CB	6:XF:16:GLN:CD	2.47	0.80
3:QC:79:ARG:NE	11:XK:99:GLN:CB	2.44	0.80
25:YA:2602:A:H2	56:Z8:76:PPU:N7	1.79	0.80
31:YH:8:PRO:C	31:YH:9:ILE:HG12	2.00	0.80
38:RS:106:ARG:CA	38:RS:110:LEU:HD21	2.11	0.80

*Continued on next page...*

*Continued from previous page...*

Atom-1	Atom-2	Interatomic distance (Å)	Clash overlap (Å)
1:QA:346:G:OP1	39:RT:41:ARG:NH2	2.13	0.80
51:R5:4:HIS:HB3	51:R5:5:PRO:CD	2.11	0.80
1:XA:1347:G:N2	1:XA:1374:A:OP2	2.13	0.80
1:XA:31:G:O2'	1:XA:48:C:N4	2.14	0.80
25:YA:242:G:H5'	54:Y8:62:LEU:HD22	1.61	0.80
44:YY:6:HIS:O	44:YY:7:VAL:HG13	1.81	0.80
3:QC:52:LEU:H	3:QC:52:LEU:HD23	1.46	0.80
4:QD:12:CYS:CA	4:QD:19:LEU:HD21	2.10	0.80
5:QE:79:GLU:OE2	8:QH:104:ARG:HA	1.82	0.80
8:QH:84:ARG:HG3	8:QH:84:ARG:HH11	1.45	0.80
28:RE:201:THR:CG2	28:RE:203:LYS:HB3	2.11	0.80
28:RE:50:GLY:CA	28:RE:77:ILE:HA	2.10	0.80
16:XP:51:VAL:HG12	16:XP:52:ASP:H	1.46	0.80
28:YE:35:GLN:HG2	28:YE:37:ARG:HE	1.44	0.80
28:YE:3:GLY:O	28:YE:4:ILE:HB	1.81	0.80
36:YQ:80:GLU:O	36:YQ:81:VAL:CG1	2.30	0.80
2:QB:4:GLU:HG2	2:QB:5:ILE:N	1.95	0.80
3:QC:20:SER:HB2	3:QC:40:ARG:NH2	1.95	0.80
51:R5:20:ARG:HA	51:R5:23:HIS:HD1	1.46	0.80
29:RF:198:ALA:HA	29:RF:201:VAL:HG12	1.62	0.80
3:XC:20:SER:HB2	3:XC:40:ARG:NH2	1.95	0.80
3:XC:52:LEU:H	3:XC:52:LEU:HD23	1.46	0.80
27:YD:27:THR:HG23	27:YD:28:GLU:N	1.96	0.80
44:YY:76:CYS:HB3	44:YY:96:ILE:CD1	2.07	0.80
1:QA:1071:C:H5''	5:QE:49:PRO:HG2	1.60	0.80
16:QP:51:VAL:HG12	16:QP:52:ASP:N	1.97	0.80
27:RD:27:THR:HG21	27:RD:83:GLU:HB3	1.64	0.80
2:XB:212:GLN:CD	2:XB:235:SER:HB2	2.02	0.80
4:XD:28:SER:HB3	4:XD:29:PRO:CD	2.12	0.80
5:XE:50:GLU:HB3	5:XE:53:LEU:HD13	1.61	0.80
4:QD:194:LEU:CD1	6:XF:17:SER:OG	2.30	0.80
1:XA:1151:A:H1'	10:XJ:39:PRO:HB2	1.63	0.80
29:YF:198:ALA:HA	29:YF:201:VAL:HG12	1.62	0.80
16:QP:4:ILE:HG13	16:QP:21:VAL:HG12	1.64	0.80
28:RE:52:LEU:HB2	28:RE:75:VAL:HG23	1.62	0.80
9:XI:19:LEU:HD23	9:XI:61:ALA:HB2	1.63	0.80
28:YE:52:LEU:HB2	28:YE:75:VAL:HG23	1.61	0.80
5:QE:50:GLU:HB3	5:QE:53:LEU:HD13	1.61	0.80
35:RP:47:ASP:OD2	35:RP:49:ARG:HG2	1.82	0.80
41:RV:99:ILE:HD13	41:RV:99:ILE:N	1.95	0.80
2:XB:196:LEU:CD1	2:XB:197:VAL:HG23	2.10	0.80

*Continued on next page...*

*Continued from previous page...*

Atom-1	Atom-2	Interatomic distance (Å)	Clash overlap (Å)
8:XH:84:ARG:HG3	8:XH:84:ARG:HH11	1.45	0.80
34:YO:31:LYS:HG3	34:YO:32:TYR:CE2	2.17	0.80
38:YS:106:ARG:CA	38:YS:110:LEU:HD21	2.10	0.80
27:RD:25:THR:HG22	27:RD:82:ILE:H	1.47	0.80
2:XB:4:GLU:HG2	2:XB:5:ILE:N	1.95	0.80
7:XG:111:ARG:HH11	7:XG:111:ARG:HB3	1.46	0.80
50:Y4:33:VAL:HG12	50:Y4:34:GLU:H	1.44	0.80
51:Y5:4:HIS:HB3	51:Y5:5:PRO:CD	2.11	0.80
54:Y8:52:LYS:N	54:Y8:53:PRO:CD	2.43	0.80
28:YE:201:THR:CG2	28:YE:203:LYS:HB3	2.12	0.80
30:YG:61:ALA:HB2	30:YG:68:PRO:CD	2.12	0.80
19:QS:5:LEU:CD2	50:R4:67:TYR:CE2	2.65	0.80
25:RA:242:G:H5'	54:R8:62:LEU:HD22	1.64	0.80
12:XL:48:PRO:HD2	12:XL:49:ASN:N	1.97	0.80
16:XP:51:VAL:HG12	16:XP:52:ASP:N	1.97	0.80
20:XT:50:GLU:HG3	20:XT:51:GLU:N	1.97	0.80
27:YD:34:VAL:HG13	27:YD:34:VAL:O	1.81	0.80
27:YD:68:LYS:HB2	27:YD:70:TRP:CH2	2.17	0.80
31:YH:152:ARG:O	31:YH:153:LYS:HB2	1.80	0.80
5:QE:126:ARG:HG3	5:QE:126:ARG:HH11	1.47	0.79
14:QN:24:CYS:SG	14:QN:39:LEU:HA	2.22	0.79
27:RD:121:PRO:HB3	27:RD:135:PHE:HE1	1.46	0.79
30:RG:77:ILE:HD13	30:RG:82:LEU:HD12	1.64	0.79
5:XE:126:ARG:HG3	5:XE:126:ARG:HH11	1.47	0.79
27:YD:121:PRO:HB3	27:YD:135:PHE:HE1	1.47	0.79
2:QB:212:GLN:CD	2:QB:235:SER:HB2	2.03	0.79
2:QB:35:GLU:O	2:QB:36:ARG:HD3	1.82	0.79
11:QK:124:LYS:HD2	11:QK:125:PHE:HE1	1.45	0.79
12:QL:48:PRO:HD2	12:QL:49:ASN:N	1.97	0.79
27:RD:25:THR:CG2	27:RD:82:ILE:H	1.93	0.79
29:RF:11:VAL:HB	29:RF:18:ARG:HG3	1.64	0.79
34:RO:14:THR:HG21	34:RO:86:ILE:HB	1.62	0.79
2:XB:18:GLY:H	2:XB:42:ILE:CG2	1.95	0.79
16:XP:4:ILE:HG13	16:XP:21:VAL:HG12	1.64	0.79
41:YV:99:ILE:HD13	41:YV:99:ILE:N	1.95	0.79
31:RH:86:GLU:CG	31:RH:165:ALA:H	1.94	0.79
8:XH:100:ILE:HB	8:XH:125:ARG:HH12	1.47	0.79
8:XH:20:TYR:HA	8:XH:65:TYR:CE2	2.18	0.79
9:XI:15:ALA:HB2	9:XI:65:VAL:HG23	1.65	0.79
11:XK:32:ILE:CD1	11:XK:72:ALA:HB2	2.12	0.79
35:YP:65:ARG:HG3	35:YP:65:ARG:NH1	1.90	0.79

*Continued on next page...*

*Continued from previous page...*

Atom-1	Atom-2	Interatomic distance (Å)	Clash overlap (Å)
39:YT:62:THR:CG2	39:YT:75:ILE:HG12	2.11	0.79
1:QA:1139:G:N2	1:QA:1143:G:O6	2.15	0.79
3:QC:138:VAL:HG13	3:QC:149:ALA:HB1	1.64	0.79
25:RA:2667:C:H1'	31:RH:109:PHE:HD2	1.46	0.79
28:RE:137:HIS:HB3	28:RE:138:PRO:HD2	1.65	0.79
36:RQ:81:VAL:O	36:RQ:82:ARG:CG	2.31	0.79
13:XM:4:ILE:H	13:XM:9:ILE:HG21	1.47	0.79
31:YH:126:PRO:CG	31:YH:127:GLU:H	1.95	0.79
31:YH:169:VAL:HG22	31:YH:170:ARG:H	1.48	0.79
28:RE:111:ARG:HE	28:RE:160:TYR:HE1	1.31	0.79
35:RP:14:LYS:O	35:RP:16:ARG:HG2	1.83	0.79
35:RP:59:LEU:HA	35:RP:61:ARG:HH21	1.44	0.79
2:XB:187:LEU:HA	2:XB:201:ILE:HB	1.65	0.79
2:XB:35:GLU:O	2:XB:36:ARG:HD3	1.82	0.79
14:XM:40:CYS:SG	14:XM:43:CYS:HB2	2.21	0.79
20:XT:100:ILE:HG13	20:XT:102:GLY:H	1.48	0.79
36:YQ:81:VAL:O	36:YQ:82:ARG:CG	2.31	0.79
40:YU:105:VAL:HG22	41:YV:44:LYS:HD2	1.65	0.79
27:RD:34:VAL:HG13	27:RD:34:VAL:O	1.80	0.79
27:RD:54:ARG:NH1	27:RD:54:ARG:HG3	1.98	0.79
29:RF:145:GLU:HG3	29:RF:145:GLU:O	1.81	0.79
30:RG:61:ALA:HB2	30:RG:68:PRO:CD	2.12	0.79
39:RT:102:ILE:HA	39:RT:105:LEU:CD2	2.13	0.79
4:XD:28:SER:HB3	4:XD:29:PRO:HD2	1.65	0.79
30:YG:77:ILE:HD13	30:YG:82:LEU:HD12	1.65	0.79
31:YH:26:VAL:HG13	31:YH:27:LYS:N	1.96	0.79
35:YP:14:LYS:O	35:YP:16:ARG:HG2	1.83	0.79
9:QI:19:LEU:HD23	9:QI:61:ALA:HB2	1.63	0.79
27:RD:68:LYS:HB2	27:RD:70:TRP:CH2	2.17	0.79
31:RH:10:PRO:O	31:RH:11:VAL:HG13	1.80	0.79
34:RO:31:LYS:HG3	34:RO:32:TYR:CE2	2.17	0.79
12:XL:86:ARG:HB2	12:XL:101:VAL:HG22	1.62	0.79
49:Y3:56:VAL:HG12	49:Y3:57:GLU:H	1.48	0.79
27:YD:17:THR:CG2	27:YD:205:VAL:H	1.96	0.79
39:YT:102:ILE:HA	39:YT:105:LEU:CD2	2.13	0.79
5:QE:10:MET:HB3	5:QE:32:VAL:HG22	1.63	0.79
31:RH:126:PRO:CG	31:RH:127:GLU:H	1.96	0.79
33:RN:43:THR:HB	33:RN:46:VAL:HG12	1.63	0.79
5:XE:10:MET:HB3	5:XE:32:VAL:HG22	1.63	0.79
12:XL:6:THR:N	12:XL:9:GLN:HE21	1.80	0.79
25:YA:1754:C:OP1	39:YT:96:ARG:NH1	2.13	0.79

*Continued on next page...*

*Continued from previous page...*

Atom-1	Atom-2	Interatomic distance (Å)	Clash overlap (Å)
18:QR:56:THR:HB	18:QR:58:LEU:CD1	2.13	0.79
27:RD:35:LYS:HZ1	27:RD:104:TYR:HB2	1.47	0.79
18:XR:56:THR:HB	18:XR:58:LEU:CD1	2.13	0.79
19:QS:41:VAL:HG12	19:QS:44:MET:N	1.98	0.79
20:QT:89:ARG:HH21	20:QT:104:LEU:HD21	1.47	0.79
13:XM:3:ARG:CA	13:XM:9:ILE:HG21	2.12	0.79
18:XR:43:PHE:HE2	18:XR:58:LEU:HD11	1.47	0.79
19:XS:41:VAL:HG12	19:XS:44:MET:N	1.98	0.79
47:Y1:11:ARG:NH1	47:Y1:11:ARG:HB3	1.98	0.79
27:YD:27:THR:HG21	27:YD:83:GLU:HB3	1.63	0.79
35:YP:47:ASP:OD2	35:YP:49:ARG:HG2	1.82	0.79
44:YY:86:ARG:HB2	44:YY:95:LYS:HD2	1.64	0.79
4:QD:30:LYS:HD3	4:QD:30:LYS:N	1.98	0.78
8:QH:20:TYR:HA	8:QH:65:TYR:CE2	2.18	0.78
25:RA:1190:G:OP1	35:RP:30:THR:OG1	2.01	0.78
50:Y4:58:ARG:O	50:Y4:63:TYR:HB2	1.84	0.78
31:YH:153:LYS:CG	31:YH:162:ILE:H	1.96	0.78
34:YO:53:LYS:HD2	34:YO:53:LYS:N	1.96	0.78
10:QJ:40:LEU:HB2	10:QJ:69:ASN:HB3	1.65	0.78
25:RA:83:G:N2	25:RA:103:A:OP2	2.15	0.78
35:RP:97:PRO:O	35:RP:98:GLU:HB3	1.83	0.78
27:YD:54:ARG:HG3	27:YD:54:ARG:NH1	1.98	0.78
2:QB:84:GLU:HB3	2:QB:219:VAL:HG21	1.65	0.78
9:QI:15:ALA:HB2	9:QI:65:VAL:HG23	1.65	0.78
11:QK:32:ILE:CD1	11:QK:72:ALA:HB2	2.12	0.78
20:QT:50:GLU:HG3	20:QT:51:GLU:N	1.97	0.78
33:RN:62:VAL:HG12	33:RN:66:LYS:HD2	1.66	0.78
33:RN:71:ILE:HG21	33:RN:84:LYS:HB3	1.65	0.78
36:RQ:80:GLU:O	36:RQ:81:VAL:CG1	2.30	0.78
36:RQ:20:ALA:HB1	36:RQ:99:PRO:HB2	1.65	0.78
9:XI:83:ARG:O	9:XI:86:VAL:HG12	1.84	0.78
31:YH:150:ALA:O	31:YH:152:ARG:N	2.14	0.78
34:YO:97:ARG:H	34:YO:117:LEU:HD22	1.48	0.78
40:YU:90:VAL:HG12	40:YU:91:ASP:N	1.98	0.78
4:QD:28:SER:HB2	4:QD:29:PRO:CD	2.14	0.78
7:QG:113:GLU:HB2	7:QG:119:ARG:HG2	1.66	0.78
12:QL:6:THR:N	12:QL:9:GLN:HE21	1.80	0.78
47:R1:11:ARG:NH1	47:R1:11:ARG:HB3	1.98	0.78
25:RA:265:A:N6	25:RA:427:U:O2'	2.15	0.78
40:RU:105:VAL:HG22	41:RV:44:LYS:HD2	1.65	0.78
40:RU:90:VAL:HG12	40:RU:91:ASP:N	1.97	0.78

*Continued on next page...*

*Continued from previous page...*

Atom-1	Atom-2	Interatomic distance (Å)	Clash overlap (Å)
10:XJ:16:LEU:HD23	10:XJ:94:VAL:HG13	1.66	0.78
13:QM:4:ILE:H	13:QM:9:ILE:HG21	1.47	0.78
27:RD:94:LEU:HD22	27:RD:95:LEU:N	1.98	0.78
29:RF:20:LEU:HD12	29:RF:21:ALA:H	1.49	0.78
35:RP:138:LEU:C	35:RP:140:ALA:H	1.85	0.78
1:XA:1502:A:H2	1:XA:1505:G:H1	1.31	0.78
2:XB:178:ARG:HD2	8:XH:71:GLY:HA2	1.65	0.78
1:XA:1049:U:HO2'	14:XN:2:ALA:N	1.81	0.78
4:QD:166:LYS:CG	27:YD:134:ARG:HH12	1.88	0.78
28:YE:137:HIS:HB3	28:YE:138:PRO:HD2	1.65	0.78
36:YQ:59:ARG:HD3	36:YQ:59:ARG:H	1.48	0.78
41:YV:47:VAL:HG13	41:YV:48:GLY:H	1.49	0.78
43:YX:70:LEU:N	43:YX:70:LEU:HD23	1.99	0.78
20:QT:100:ILE:HG13	20:QT:102:GLY:H	1.48	0.78
25:RA:1607:C:N4	25:RA:1622:G:OP2	2.17	0.78
31:RH:153:LYS:CG	31:RH:162:ILE:H	1.96	0.78
36:RQ:119:ARG:HH11	36:RQ:119:ARG:HG2	1.48	0.78
3:XC:138:VAL:HG13	3:XC:149:ALA:HB1	1.64	0.78
4:QD:197:PRO:CD	6:XF:16:GLN:NE2	2.47	0.78
45:YZ:182:LYS:HG3	45:YZ:183:LEU:HD23	1.64	0.78
18:QR:43:PHE:HE2	18:QR:58:LEU:HD11	1.47	0.78
49:R3:56:VAL:HG12	49:R3:57:GLU:H	1.48	0.78
27:RD:54:ARG:HH11	27:RD:54:ARG:HG3	1.49	0.78
13:XM:88:ARG:CB	13:XM:88:ARG:HH11	1.96	0.78
30:YG:97:ASP:H	30:YG:100:TRP:HD1	1.31	0.78
30:YG:128:ARG:HG3	30:YG:128:ARG:HH21	1.48	0.78
3:QC:181:ASN:ND2	3:QC:204:LEU:HD12	1.99	0.78
30:RG:61:ALA:HB2	30:RG:68:PRO:HD3	1.65	0.78
34:RO:47:ILE:HD12	34:RO:48:PRO:HD2	1.66	0.78
43:RX:70:LEU:HD23	43:RX:70:LEU:N	1.99	0.78
2:XB:178:ARG:NH2	8:XH:74:PRO:HB3	1.99	0.78
25:YA:1403:C:H5''	25:YA:1471:A:H1'	1.64	0.78
25:YA:2298:A:H62	25:YA:2318:G:H8	1.32	0.78
27:YD:34:VAL:HG21	27:YD:103:ARG:HA	1.66	0.78
2:QB:18:GLY:H	2:QB:42:ILE:CG2	1.95	0.78
25:RA:1490:A:O2'	27:RD:99:ASP:OD2	2.01	0.78
27:RD:142:VAL:HG23	27:RD:193:VAL:HA	1.66	0.78
30:RG:145:THR:HG23	50:R4:28:LYS:HZ1	1.49	0.78
35:RP:19:VAL:HG22	35:RP:20:GLY:N	1.97	0.78
40:RU:66:ASN:O	40:RU:70:ARG:HB2	1.84	0.78
27:YD:94:LEU:HD22	27:YD:95:LEU:N	1.98	0.78

*Continued on next page...*

*Continued from previous page...*

Atom-1	Atom-2	Interatomic distance (Å)	Clash overlap (Å)
28:YE:4:ILE:HD12	28:YE:28:ALA:HB1	1.66	0.78
31:YH:132:ARG:HB2	31:YH:132:ARG:NH1	1.95	0.78
1:QA:953:G:H5'	1:QA:965:A:H61	1.48	0.78
44:RY:86:ARG:HB2	44:RY:95:LYS:HD2	1.64	0.78
25:YA:1728:G:N1	25:YA:1730:U:OP2	2.18	0.78
28:YE:24:THR:HG21	28:YE:188:VAL:CG1	2.13	0.78
29:YF:145:GLU:HG3	29:YF:145:GLU:O	1.81	0.78
35:YP:19:VAL:HG22	35:YP:20:GLY:N	1.97	0.78
10:QJ:16:LEU:HD23	10:QJ:94:VAL:HG13	1.66	0.77
27:RD:25:THR:O	27:RD:27:THR:N	2.17	0.77
28:RE:24:THR:HG21	28:RE:188:VAL:CG1	2.13	0.77
29:RF:29:ASN:H	29:RF:112:MET:CE	1.97	0.77
35:RP:114:ILE:HD11	35:RP:130:PHE:CE1	2.19	0.77
35:RP:75:ILE:HD13	35:RP:75:ILE:N	2.00	0.77
2:XB:21:ARG:HG3	2:XB:38:GLY:C	2.05	0.77
2:XB:239:VAL:HG12	2:XB:240:GLN:NE2	1.99	0.77
33:YN:71:ILE:HG21	33:YN:84:LYS:HB3	1.65	0.77
34:YO:47:ILE:HD12	34:YO:48:PRO:HD2	1.66	0.77
40:YU:66:ASN:O	40:YU:70:ARG:HB2	1.84	0.77
5:QE:11:ILE:CD1	5:QE:31:LEU:HD12	2.13	0.77
54:R8:59:LYS:HZ2	54:R8:59:LYS:HB2	1.48	0.77
27:RD:17:THR:CG2	27:RD:205:VAL:H	1.96	0.77
30:RG:128:ARG:HG3	30:RG:128:ARG:HH21	1.48	0.77
35:RP:62:LEU:CD2	35:RP:62:LEU:N	2.46	0.77
38:RS:106:ARG:HA	38:RS:110:LEU:HD21	1.64	0.77
29:YF:11:VAL:HB	29:YF:18:ARG:HG3	1.64	0.77
31:YH:152:ARG:HG3	31:YH:153:LYS:CE	2.14	0.77
35:YP:84:ASN:ND2	35:YP:116:GLY:HA3	1.99	0.77
6:QF:24:GLU:HA	6:QF:27:GLN:CG	2.14	0.77
6:QF:23:LYS:O	6:QF:27:GLN:HG2	1.85	0.77
17:QQ:59:ILE:HD13	17:QQ:59:ILE:H	1.49	0.77
25:RA:859:G:O2'	25:RA:860:U:O2	2.02	0.77
31:RH:150:ALA:O	31:RH:152:ARG:N	2.14	0.77
6:XF:24:GLU:HA	6:XF:27:GLN:CG	2.15	0.77
13:XM:15:VAL:HG23	13:XM:43:THR:O	1.84	0.77
29:YF:20:LEU:HD12	29:YF:21:ALA:H	1.49	0.77
2:QB:239:VAL:HG12	2:QB:240:GLN:NE2	1.99	0.77
50:R4:22:ILE:O	50:R4:24:THR:HG23	1.84	0.77
52:R6:15:GLU:CD	52:R6:41:PRO:HB3	2.04	0.77
28:RE:4:ILE:HD12	28:RE:28:ALA:HB1	1.67	0.77
30:RG:127:GLY:HA2	30:RG:166:ASP:CG	2.05	0.77

*Continued on next page...*



*Continued from previous page...*

Atom-1	Atom-2	Interatomic distance (Å)	Clash overlap (Å)
34:RO:97:ARG:H	34:RO:117:LEU:HD22	1.48	0.77
35:RP:84:ASN:ND2	35:RP:116:GLY:HA3	1.99	0.77
42:RW:65:LEU:CD1	42:RW:68:ARG:HH11	1.97	0.77
2:XB:84:GLU:HB3	2:XB:219:VAL:HG21	1.65	0.77
7:XG:113:GLU:HB2	7:XG:119:ARG:HG2	1.65	0.77
47:Y1:13:ILE:HD11	47:Y1:42:GLN:OE1	1.84	0.77
36:YQ:81:VAL:HG23	46:Y0:7:LEU:HD21	1.64	0.77
37:YR:74:LYS:O	37:YR:75:LEU:HB3	1.84	0.77
2:QB:101:MET:CA	2:QB:108:ILE:HG13	2.11	0.77
2:QB:122:PHE:HD1	2:QB:139:LYS:HZ1	1.30	0.77
2:QB:21:ARG:HG3	2:QB:38:GLY:C	2.05	0.77
2:QB:44:LEU:HD12	2:QB:44:LEU:H	1.48	0.77
39:RT:43:GLN:HG2	39:RT:44:ASP:N	1.99	0.77
44:RY:97:ARG:HH21	44:RY:98:VAL:CB	1.98	0.77
1:XA:448:A:OP2	1:XA:485:G:N2	2.16	0.77
1:XA:954:G:H4'	13:XM:121:LYS:HG3	1.65	0.77
52:Y6:15:GLU:CD	52:Y6:41:PRO:HB3	2.04	0.77
27:YD:25:THR:HG22	27:YD:82:ILE:H	1.46	0.77
30:YG:127:GLY:HA2	30:YG:166:ASP:CG	2.05	0.77
42:YW:65:LEU:CD1	42:YW:68:ARG:HH11	1.97	0.77
44:YY:79:CYS:SG	44:YY:80:GLY:N	2.57	0.77
13:QM:88:ARG:CB	13:QM:88:ARG:HH11	1.95	0.77
17:QQ:41:LYS:NZ	17:QQ:92:ARG:HH22	1.82	0.77
27:RD:146:GLU:HB2	27:RD:189:CYS:HB3	1.67	0.77
36:RQ:66:ILE:HG13	36:RQ:67:ARG:N	1.99	0.77
2:XB:178:ARG:HD2	8:XH:71:GLY:CA	2.14	0.77
9:XI:53:VAL:HB	9:XI:95:LYS:HE3	1.67	0.77
50:R4:58:ARG:O	50:R4:63:TYR:HB2	1.84	0.77
44:RY:79:CYS:SG	44:RY:80:GLY:N	2.57	0.77
50:Y4:22:ILE:O	50:Y4:24:THR:HG23	1.84	0.77
26:YB:31:C:O2	26:YB:53:A:N6	2.18	0.77
29:YF:183:VAL:O	29:YF:187:VAL:HG23	1.85	0.77
36:YQ:20:ALA:CB	36:YQ:99:PRO:HD2	2.14	0.77
5:QE:12:LEU:HD23	5:QE:13:ILE:N	2.00	0.77
16:QP:6:LEU:HB3	16:QP:17:TYR:HD2	1.50	0.77
47:R1:86:SER:N	47:R1:87:PRO:CD	2.48	0.77
50:R4:1:MET:HB2	50:R4:6:HIS:NE2	2.00	0.77
25:RA:2114:A:N6	25:RA:2119:A:N7	2.33	0.77
4:XD:30:LYS:C	4:XD:32:ALA:N	2.36	0.77
4:XD:76:ARG:HD2	4:XD:207:TYR:CE2	2.20	0.77
27:YD:44:ASN:N	27:YD:44:ASN:HD22	1.79	0.77

*Continued on next page...*

*Continued from previous page...*

Atom-1	Atom-2	Interatomic distance (Å)	Clash overlap (Å)
38:YS:106:ARG:HA	38:YS:110:LEU:HD21	1.64	0.77
8:QH:100:ILE:HB	8:QH:125:ARG:HH12	1.47	0.77
47:R1:13:ILE:HD11	47:R1:42:GLN:OE1	1.84	0.77
25:RA:2392:A:H2	25:RA:2424:C:H42	1.30	0.77
25:RA:270(R):G:N3	47:R1:78:LYS:NZ	2.33	0.77
1:XA:532:A:H2	1:XA:1206:G:H21	1.32	0.77
2:XB:44:LEU:H	2:XB:44:LEU:HD12	1.48	0.77
20:XT:13:LEU:HD12	20:XT:14:LYS:N	2.00	0.77
27:YD:25:THR:O	27:YD:27:THR:N	2.17	0.77
36:YQ:119:ARG:HH11	36:YQ:119:ARG:HG2	1.48	0.77
9:QI:83:ARG:O	9:QI:86:VAL:HG12	1.84	0.77
29:RF:183:VAL:O	29:RF:187:VAL:HG23	1.85	0.77
44:RY:44:ILE:HG13	44:RY:45:VAL:N	2.00	0.77
6:XF:23:LYS:O	6:XF:27:GLN:HG2	1.85	0.77
20:XT:89:ARG:HH21	20:XT:104:LEU:HD21	1.47	0.77
49:Y3:35:ARG:HB3	49:Y3:37:LEU:HD21	1.66	0.77
35:YP:138:LEU:C	35:YP:140:ALA:H	1.85	0.77
25:YA:2392:A:H8	35:YP:60:MET:HG3	1.50	0.77
36:YQ:59:ARG:H	36:YQ:59:ARG:CD	1.98	0.77
2:QB:187:LEU:HA	2:QB:201:ILE:HB	1.65	0.76
4:QD:76:ARG:HD2	4:QD:207:TYR:CE2	2.20	0.76
37:RR:33:ARG:HH22	51:R5:55:ARG:HG2	1.51	0.76
31:RH:153:LYS:HA	31:RH:153:LYS:NZ	1.99	0.76
36:RQ:90:VAL:HG13	36:RQ:91:GLU:H	1.49	0.76
40:RU:88:ILE:HG22	40:RU:90:VAL:HG23	1.67	0.76
5:XE:42:GLY:HA3	5:XE:66:MET:HG2	1.67	0.76
19:XS:39:THR:HG22	19:XS:40:ILE:H	1.50	0.76
25:YA:2729:G:H1'	28:YE:187:ALA:HB2	1.65	0.76
35:YP:114:ILE:HD11	35:YP:130:PHE:CE1	2.19	0.76
36:YQ:66:ILE:HG13	36:YQ:67:ARG:N	1.99	0.76
42:YW:18:ARG:HG3	42:YW:76:VAL:CG1	2.16	0.76
25:YA:483:A:H4'	44:YY:49:VAL:HA	1.66	0.76
20:QT:26:ASN:O	20:QT:30:LYS:HB2	1.86	0.76
30:RG:127:GLY:O	30:RG:128:ARG:HG2	1.85	0.76
4:XD:20:TYR:CD2	4:XD:27:TYR:HE2	2.01	0.76
27:YD:153:ALA:O	27:YD:154:LYS:HG3	1.85	0.76
34:YO:104:ARG:HH11	34:YO:104:ARG:HG2	1.50	0.76
36:YQ:20:ALA:HB1	36:YQ:99:PRO:HB2	1.65	0.76
20:QT:13:LEU:HD12	20:QT:14:LYS:N	2.00	0.76
36:RQ:20:ALA:CB	36:RQ:99:PRO:HD2	2.14	0.76
44:RY:97:ARG:NH2	44:RY:98:VAL:HB	2.01	0.76

*Continued on next page...*

*Continued from previous page...*

Atom-1	Atom-2	Interatomic distance (Å)	Clash overlap (Å)
5:XE:11:ILE:CD1	5:XE:31:LEU:HD12	2.13	0.76
7:XG:79:ARG:HH22	7:XG:82:GLY:HA2	1.51	0.76
14:XN:25:VAL:HG22	14:XN:38:GLY:O	1.84	0.76
50:Y4:1:MET:HB2	50:Y4:6:HIS:NE2	2.00	0.76
51:Y5:40:LYS:CD	51:Y5:46:CYS:HB3	2.15	0.76
54:Y8:59:LYS:HZ2	54:Y8:59:LYS:HB2	1.48	0.76
30:YG:142:PRO:HB2	50:Y4:31:ILE:HD13	1.68	0.76
30:YG:61:ALA:HB2	30:YG:68:PRO:HD3	1.65	0.76
31:YH:153:LYS:HA	31:YH:153:LYS:NZ	1.99	0.76
44:YY:94:LYS:O	44:YY:101:LYS:HB3	1.85	0.76
5:QE:72:GLN:NE2	5:QE:144:THR:HG22	2.00	0.76
16:QP:22:THR:HA	16:QP:33:ILE:HG12	1.66	0.76
27:RD:153:ALA:O	27:RD:154:LYS:HG3	1.85	0.76
31:RH:169:VAL:HG22	31:RH:170:ARG:H	1.48	0.76
38:RS:60:GLY:O	38:RS:61:ASN:HB3	1.84	0.76
3:XC:59:ARG:HH22	3:XC:97:LYS:HE3	1.50	0.76
29:YF:29:ASN:H	29:YF:112:MET:CE	1.97	0.76
38:YS:60:GLY:O	38:YS:61:ASN:HB3	1.84	0.76
3:QC:59:ARG:HH22	3:QC:97:LYS:HE3	1.50	0.76
4:QD:153:ARG:NH1	4:QD:181:MET:HG3	2.00	0.76
7:QG:148:ASN:HD22	7:QG:148:ASN:N	1.83	0.76
21:QU:10:ARG:HG2	21:QU:13:ILE:HD12	1.68	0.76
1:QA:1397:C:H1'	23:QX:8:A:N6	2.00	0.76
27:RD:34:VAL:HG21	27:RD:103:ARG:HA	1.66	0.76
9:XI:113:LYS:HD2	9:XI:113:LYS:H	1.50	0.76
28:YE:111:ARG:HE	28:YE:160:TYR:HE1	1.31	0.76
36:YQ:90:VAL:HG13	36:YQ:91:GLU:H	1.49	0.76
44:YY:95:LYS:HB3	44:YY:100:ALA:CA	2.10	0.76
13:QM:15:VAL:HG23	13:QM:43:THR:O	1.84	0.76
52:R6:34:LEU:HD13	52:R6:34:LEU:H	1.50	0.76
44:RY:81:LYS:HD3	44:RY:97:ARG:NE	2.00	0.76
30:YG:127:GLY:O	30:YG:128:ARG:HG2	1.85	0.76
33:YN:62:VAL:HG12	33:YN:66:LYS:HD2	1.65	0.76
51:R5:47:PRO:O	51:R5:48:GLU:HG3	1.86	0.76
55:R9:1:MET:HB3	55:R9:4:ARG:NH1	2.01	0.76
27:RD:44:ASN:HD22	27:RD:44:ASN:N	1.79	0.76
30:RG:101:ILE:HG13	30:RG:102:PHE:H	1.49	0.76
5:XE:53:LEU:CD1	5:XE:53:LEU:H	1.99	0.76
25:YA:819:A:OP2	25:YA:1187:G:N2	2.17	0.76
1:QA:448:A:OP2	1:QA:485:G:N2	2.13	0.76
8:QH:5:PRO:O	8:QH:8:ASP:HB3	1.85	0.76

*Continued on next page...*

*Continued from previous page...*

Atom-1	Atom-2	Interatomic distance (Å)	Clash overlap (Å)
9:QI:53:VAL:HB	9:QI:95:LYS:HE3	1.67	0.76
25:RA:2030:A:H4'	25:RA:2031:A:H8	1.51	0.76
25:RA:630:G:N2	25:RA:633:A:OP2	2.18	0.76
37:RR:74:LYS:O	37:RR:75:LEU:HB3	1.84	0.76
5:XE:36:ASP:OD2	5:XE:38:GLN:HB2	1.86	0.76
1:XA:1152:A:H5''	10:XJ:13:HIS:CD2	2.21	0.76
19:XS:5:LEU:HD22	50:Y4:67:TYR:CE2	2.21	0.76
13:XM:8:GLU:OE2	30:YG:115:ARG:NH1	2.19	0.76
30:YG:76:SER:OG	30:YG:83:ARG:HA	1.85	0.76
44:YY:81:LYS:HD3	44:YY:97:ARG:NE	2.00	0.76
1:QA:1226:C:O2'	13:QM:111:LYS:NZ	2.19	0.76
49:R3:35:ARG:HB3	49:R3:37:LEU:HD21	1.66	0.76
50:R4:34:GLU:HG3	50:R4:35:VAL:H	1.51	0.76
25:RA:1858:G:O2'	25:RA:1884:A:N6	2.17	0.76
27:RD:69:ARG:HH21	27:RD:130:ALA:CB	1.99	0.76
25:RA:2580:U:H4'	28:RE:130:GLY:HA3	1.68	0.76
34:RO:104:ARG:HG2	34:RO:104:ARG:HH11	1.50	0.76
1:XA:1178:G:N2	1:XA:1181:G:N7	2.33	0.76
2:XB:117:GLU:O	2:XB:121:LEU:HB2	1.86	0.76
7:XG:37:ASN:ND2	9:XI:40:LEU:HD23	2.00	0.76
52:Y6:34:LEU:HD13	52:Y6:34:LEU:H	1.50	0.76
29:YF:101:LEU:CD1	29:YF:102:PRO:HD2	2.11	0.76
29:YF:29:ASN:HB3	29:YF:112:MET:HE1	1.68	0.76
30:YG:101:ILE:HG13	30:YG:102:PHE:H	1.49	0.76
42:YW:73:ALA:HB3	42:YW:106:ILE:HG12	1.68	0.76
5:QE:42:GLY:HA3	5:QE:66:MET:HG2	1.68	0.76
7:QG:37:ASN:ND2	9:QI:40:LEU:HD23	2.00	0.76
10:QJ:38:ILE:HG12	10:QJ:71:LEU:O	1.86	0.76
47:R1:56:GLN:N	47:R1:56:GLN:NE2	2.34	0.76
30:RG:76:SER:OG	30:RG:83:ARG:HA	1.85	0.76
31:RH:152:ARG:HG3	31:RH:153:LYS:CE	2.14	0.76
10:XJ:38:ILE:HG12	10:XJ:71:LEU:O	1.86	0.76
27:YD:69:ARG:HH21	27:YD:130:ALA:CB	1.99	0.76
31:YH:125:VAL:HA	31:YH:126:PRO:HB3	1.68	0.76
5:QE:53:LEU:CD1	5:QE:53:LEU:H	1.99	0.75
6:QF:91:VAL:HG13	18:QR:72:ARG:HH12	1.51	0.75
18:QR:53:ARG:HH21	18:QR:60:ALA:N	1.84	0.75
51:R5:40:LYS:CD	51:R5:46:CYS:HB3	2.15	0.75
54:R8:59:LYS:HZ3	54:R8:59:LYS:CB	1.98	0.75
25:RA:2393:A:H4'	35:RP:61:ARG:O	1.86	0.75
5:XE:12:LEU:HD23	5:XE:13:ILE:N	2.01	0.75

*Continued on next page...*

*Continued from previous page...*

Atom-1	Atom-2	Interatomic distance (Å)	Clash overlap (Å)
17:XQ:41:LYS:NZ	17:XQ:92:ARG:HH22	1.82	0.75
28:YE:63:LEU:CD1	28:YE:65:GLY:H	1.99	0.75
28:YE:36:ARG:HH21	28:YE:88:GLY:HA2	1.51	0.75
30:YG:3:LEU:HD12	30:YG:4:ASP:H	1.51	0.75
35:YP:62:LEU:CD2	35:YP:62:LEU:N	2.46	0.75
39:YT:111:ARG:O	39:YT:113:LYS:N	2.17	0.75
16:XP:22:THR:HA	16:XP:33:ILE:HG12	1.66	0.75
50:Y4:34:GLU:HG3	50:Y4:35:VAL:H	1.51	0.75
28:YE:23:VAL:HG21	28:YE:183:LEU:HD23	1.69	0.75
34:YO:47:ILE:CD1	34:YO:48:PRO:HD2	2.16	0.75
35:YP:97:PRO:O	35:YP:98:GLU:HB3	1.83	0.75
39:YT:50:ILE:HD12	39:YT:102:ILE:HD11	1.68	0.75
40:YU:88:ILE:HG22	40:YU:90:VAL:HG23	1.68	0.75
43:YX:57:LEU:HD11	43:YX:78:LYS:HB2	1.68	0.75
5:QE:11:ILE:HD11	5:QE:31:LEU:CD1	2.16	0.75
11:QK:48:ILE:HD11	11:QK:64:ALA:HA	1.67	0.75
14:QN:43:CYS:O	14:QN:44:LEU:C	2.22	0.75
25:RA:1803:A:H4'	27:RD:259:THR:CG2	2.16	0.75
29:RF:129:PHE:HA	29:RF:142:TRP:NE1	2.02	0.75
38:RS:83:LYS:HZ2	38:RS:109:GLY:HA2	1.48	0.75
5:XE:11:ILE:HD11	5:XE:31:LEU:CD1	2.17	0.75
16:XP:6:LEU:HB3	16:XP:17:TYR:HD2	1.50	0.75
47:Y1:86:SER:N	47:Y1:87:PRO:CD	2.48	0.75
54:Y8:59:LYS:HZ3	54:Y8:59:LYS:CB	1.98	0.75
25:YA:1607:C:N4	25:YA:1622:G:OP2	2.19	0.75
44:YY:44:ILE:HG13	44:YY:45:VAL:N	2.00	0.75
2:QB:117:GLU:O	2:QB:121:LEU:HB2	1.86	0.75
4:QD:26:CYS:HA	4:QD:31:CYS:HB2	1.67	0.75
8:QH:91:ARG:HG2	8:QH:91:ARG:HH11	1.52	0.75
14:QN:22:THR:O	14:QN:23:ARG:HB2	1.86	0.75
41:RV:47:VAL:HG13	41:RV:48:GLY:H	1.49	0.75
1:XA:1055:A:N6	1:XA:1205:U:O2	2.19	0.75
10:XJ:40:LEU:HB2	10:XJ:69:ASN:HB3	1.66	0.75
35:YP:62:LEU:HD21	54:Y8:25:MET:HB2	1.69	0.75
55:Y9:1:MET:HB3	55:Y9:4:ARG:NH1	2.01	0.75
25:YA:270(R):G:N3	47:Y1:78:LYS:NZ	2.33	0.75
25:YA:637:A:H2'	35:YP:117:GLU:OE2	1.86	0.75
44:YY:97:ARG:HH21	44:YY:98:VAL:CB	1.98	0.75
35:RP:62:LEU:HD21	54:R8:25:MET:HB2	1.69	0.75
30:RG:142:PRO:HB2	50:R4:31:ILE:HD13	1.68	0.75
30:RG:3:LEU:HD12	30:RG:4:ASP:H	1.52	0.75

*Continued on next page...*

*Continued from previous page...*

Atom-1	Atom-2	Interatomic distance (Å)	Clash overlap (Å)
30:RG:97:ASP:H	30:RG:100:TRP:HD1	1.31	0.75
31:RH:150:ALA:C	31:RH:152:ARG:H	1.88	0.75
41:RV:15:GLU:O	41:RV:18:LEU:HB2	1.86	0.75
4:XD:153:ARG:NH1	4:XD:181:MET:HG3	2.00	0.75
13:XM:49:THR:HG22	13:XM:51:ALA:N	2.01	0.75
16:XP:43:LYS:HG2	16:XP:48:TRP:CE3	2.22	0.75
47:Y1:56:GLN:N	47:Y1:56:GLN:NE2	2.34	0.75
25:YA:1264:G:H3'	25:YA:1265:A:H5''	1.68	0.75
27:YD:142:VAL:HG23	27:YD:193:VAL:HA	1.66	0.75
16:QP:43:LYS:HG2	16:QP:48:TRP:CE3	2.22	0.75
19:QS:41:VAL:HG12	19:QS:44:MET:H	1.50	0.75
1:XA:1005:A:HO2'	1:XA:1037:C:HO2'	1.32	0.75
8:XH:5:PRO:O	8:XH:8:ASP:HB3	1.86	0.75
8:XH:91:ARG:HH11	8:XH:91:ARG:HG2	1.51	0.75
18:XR:53:ARG:HH21	18:XR:60:ALA:N	1.84	0.75
25:YA:1210:A:H5'	25:YA:1210:A:H8	1.52	0.75
35:YP:75:ILE:N	35:YP:75:ILE:HD13	2.00	0.75
40:YU:92:ARG:HH11	40:YU:95:LEU:CD1	2.00	0.75
41:YV:52:VAL:HG21	41:YV:55:ALA:HB3	1.68	0.75
44:YY:90:LEU:HD22	44:YY:90:LEU:N	2.01	0.75
5:QE:45:PHE:CE2	5:QE:47:LYS:HD2	2.22	0.75
1:QA:1338:G:N3	22:QV:41:C:O2'	2.19	0.75
47:R1:3:LYS:HD3	47:R1:43:TYR:HD2	1.52	0.75
40:RU:52:ARG:HG2	40:RU:52:ARG:HH11	1.51	0.75
44:RY:90:LEU:N	44:RY:90:LEU:HD22	2.02	0.75
44:RY:94:LYS:O	44:RY:101:LYS:HB3	1.85	0.75
5:XE:72:GLN:NE2	5:XE:144:THR:HG22	2.01	0.75
4:QD:197:PRO:CA	6:XF:16:GLN:HG3	2.16	0.75
19:XS:3:ARG:HG3	19:XS:4:SER:H	1.52	0.75
20:XT:26:ASN:O	20:XT:30:LYS:HB2	1.85	0.75
13:XM:121:LYS:NZ	24:XY:39:C:O2'	2.19	0.75
51:Y5:47:PRO:O	51:Y5:48:GLU:HG3	1.86	0.75
25:YA:2361:A:O5'	54:Y8:27:THR:OG1	2.05	0.75
37:YR:73:VAL:O	37:YR:76:VAL:HG12	1.87	0.75
41:YV:35:LEU:H	41:YV:35:LEU:HD22	1.51	0.75
10:QJ:27:ALA:HB1	10:QJ:34:VAL:HG21	1.69	0.75
1:QA:954:G:H4'	13:QM:121:LYS:HG3	1.69	0.75
31:RH:153:LYS:HG2	31:RH:162:ILE:H	1.52	0.75
1:XA:1152:A:OP1	10:XJ:68:HIS:NE2	2.19	0.75
19:XS:41:VAL:HG12	19:XS:44:MET:H	1.50	0.75
47:Y1:80:LEU:O	47:Y1:81:LYS:CB	2.35	0.75

*Continued on next page...*

*Continued from previous page...*

Atom-1	Atom-2	Interatomic distance (Å)	Clash overlap (Å)
27:YD:146:GLU:HB2	27:YD:189:CYS:HB3	1.67	0.75
29:YF:7:TYR:HB3	29:YF:21:ALA:CB	2.16	0.75
31:YH:150:ALA:C	31:YH:152:ARG:H	1.88	0.75
19:QS:39:THR:HG22	19:QS:40:ILE:H	1.50	0.75
20:QT:58:LYS:HE3	20:QT:62:LEU:HD11	1.69	0.75
37:RR:73:VAL:O	37:RR:76:VAL:HG12	1.87	0.75
7:XG:23:VAL:HG12	7:XG:27:ILE:HD11	1.69	0.75
20:XT:58:LYS:HE3	20:XT:62:LEU:HD11	1.69	0.75
27:YD:54:ARG:HG3	27:YD:54:ARG:HH11	1.49	0.75
39:YT:43:GLN:HG2	39:YT:44:ASP:N	1.99	0.75
41:YV:51:VAL:HG12	41:YV:52:VAL:H	1.52	0.75
15:QO:87:ILE:HG22	15:QO:88:ARG:N	2.00	0.74
48:R2:47:ASN:HD22	48:R2:47:ASN:H	1.33	0.74
40:RU:92:ARG:HH11	40:RU:95:LEU:CD1	1.99	0.74
41:RV:52:VAL:HG21	41:RV:55:ALA:HB3	1.68	0.74
42:RW:18:ARG:HG3	42:RW:76:VAL:CG1	2.15	0.74
1:XA:1321:C:H5''	1:XA:1322:C:H5''	1.69	0.74
7:XG:148:ASN:N	7:XG:148:ASN:HD22	1.82	0.74
7:XG:9:VAL:HG13	7:XG:94:ARG:HE	1.52	0.74
46:R0:10:THR:HG22	46:R0:12:ASN:H	1.51	0.74
1:XA:1014:A:H4'	19:XS:14:HIS:CD2	2.21	0.74
40:YU:52:ARG:HH11	40:YU:52:ARG:HG2	1.50	0.74
42:YW:40:ASN:O	42:YW:41:LYS:HG2	1.86	0.74
44:YY:97:ARG:NH2	44:YY:98:VAL:HB	2.01	0.74
10:QJ:33:GLN:O	10:QJ:75:ILE:HG12	1.87	0.74
13:QM:3:ARG:CA	13:QM:9:ILE:HG21	2.13	0.74
28:RE:63:LEU:CD1	28:RE:65:GLY:H	1.99	0.74
29:RF:7:TYR:HB3	29:RF:21:ALA:CB	2.16	0.74
43:RX:57:LEU:HD11	43:RX:78:LYS:HB2	1.67	0.74
5:XE:10:MET:CB	5:XE:32:VAL:HG22	2.18	0.74
11:XK:48:ILE:HD11	11:XK:64:ALA:HA	1.67	0.74
21:XU:10:ARG:HG2	21:XU:13:ILE:HD12	1.68	0.74
28:YE:61:ARG:HB2	28:YE:62:PRO:HD3	1.69	0.74
44:YY:51:VAL:HG13	44:YY:52:SER:N	2.02	0.74
12:QL:48:PRO:HD2	12:QL:49:ASN:H	1.52	0.74
20:QT:35:THR:O	20:QT:39:LYS:HG3	1.87	0.74
35:RP:50:ARG:NH2	35:RP:50:ARG:HB3	1.97	0.74
42:RW:40:ASN:O	42:RW:41:LYS:HG2	1.87	0.74
2:XB:101:MET:CA	2:XB:108:ILE:HG13	2.11	0.74
47:Y1:81:LYS:CA	47:Y1:81:LYS:NZ	2.31	0.74
37:YR:33:ARG:HH22	51:Y5:55:ARG:HG2	1.51	0.74

*Continued on next page...*

*Continued from previous page...*

Atom-1	Atom-2	Interatomic distance (Å)	Clash overlap (Å)
25:YA:1449:A:HO2'	25:YA:1530:G:H21	1.32	0.74
27:YD:30:GLU:HG3	27:YD:63:ARG:CZ	2.17	0.74
39:YT:78:LEU:HD13	39:YT:78:LEU:O	1.88	0.74
2:QB:47:THR:O	2:QB:51:LEU:HG	1.87	0.74
7:QG:9:VAL:HG13	7:QG:94:ARG:HE	1.52	0.74
15:QO:70:LEU:O	15:QO:70:LEU:HD12	1.88	0.74
25:RA:2394:C:OP1	35:RP:63:PRO:HD2	1.88	0.74
34:RO:26:LYS:HB2	34:RO:30:ALA:CB	2.18	0.74
39:RT:111:ARG:O	39:RT:113:LYS:N	2.17	0.74
42:RW:73:ALA:HB3	42:RW:106:ILE:HG12	1.68	0.74
4:XD:25:ARG:HH12	4:XD:30:LYS:HG3	1.52	0.74
33:YN:96:GLU:HG2	33:YN:97:ARG:N	2.01	0.74
38:YS:36:TYR:CD2	38:YS:52:SER:HB3	2.23	0.74
1:QA:1502:A:H2	1:QA:1505:G:H1	1.34	0.74
2:QB:115:LEU:HD13	2:QB:145:LEU:HB3	1.68	0.74
7:QG:23:VAL:HG12	7:QG:27:ILE:HD11	1.69	0.74
9:QI:113:LYS:H	9:QI:113:LYS:HD2	1.51	0.74
50:R4:71:ARG:NH1	50:R4:71:ARG:HG3	1.90	0.74
25:RA:2419:U:H5'	52:R6:23:THR:HG22	1.69	0.74
25:RA:2813:A:H61	25:RA:2887:U:H3	1.36	0.74
28:RE:36:ARG:HH21	28:RE:88:GLY:HA2	1.51	0.74
29:RF:136:THR:HG22	29:RF:166:ALA:O	1.87	0.74
1:XA:953:G:H5'	1:XA:965:A:H61	1.52	0.74
6:XF:91:VAL:HG13	18:XR:72:ARG:HH12	1.51	0.74
10:XJ:33:GLN:O	10:XJ:75:ILE:HG12	1.87	0.74
13:XM:37:THR:HG21	13:XM:39:ILE:HD11	1.68	0.74
16:XP:43:LYS:O	16:XP:45:THR:N	2.21	0.74
17:XQ:59:ILE:HD13	17:XQ:59:ILE:H	1.50	0.74
20:XT:35:THR:O	20:XT:39:LYS:HG3	1.87	0.74
47:Y1:26:ARG:O	47:Y1:26:ARG:HD2	1.86	0.74
49:Y3:7:LYS:HB2	49:Y3:34:GLU:HG2	1.69	0.74
36:YQ:79:LEU:CD2	36:YQ:79:LEU:O	2.36	0.74
39:YT:26:ASP:HB3	39:YT:91:ARG:HA	1.69	0.74
41:YV:15:GLU:O	41:YV:18:LEU:HB2	1.86	0.74
14:QN:40:CYS:SG	14:QN:42:ILE:HB	2.27	0.74
25:RA:1047:G:H2'	25:RA:1110:G:H1	1.52	0.74
25:RA:1019:U:H3	25:RA:1142(A):A:H62	1.33	0.74
27:RD:77:ALA:CB	27:RD:97:TYR:HA	2.18	0.74
28:RE:77:ILE:HD12	28:RE:78:LEU:H	1.52	0.74
34:RO:47:ILE:CD1	34:RO:48:PRO:HD2	2.16	0.74
42:RW:1:MET:HA	42:RW:1:MET:HE3	1.67	0.74

*Continued on next page...*



*Continued from previous page...*

Atom-1	Atom-2	Interatomic distance (Å)	Clash overlap (Å)
7:XG:78:ARG:HH12	7:XG:80:VAL:HG23	1.52	0.74
29:YF:136:THR:HG22	29:YF:166:ALA:O	1.87	0.74
40:YU:64:ARG:HH21	40:YU:64:ARG:CG	2.00	0.74
3:QC:86:VAL:O	3:QC:89:GLU:HB3	1.87	0.74
13:QM:37:THR:HG21	13:QM:39:ILE:HD11	1.68	0.74
49:R3:29:ARG:HB2	49:R3:29:ARG:HH11	1.52	0.74
28:RE:201:THR:HG22	28:RE:203:LYS:HB3	1.70	0.74
39:RT:50:ILE:HD12	39:RT:102:ILE:HD11	1.68	0.74
41:RV:51:VAL:HG12	41:RV:52:VAL:H	1.52	0.74
1:XA:235:C:H5'	17:XQ:70:ARG:HG2	1.70	0.74
3:XC:181:ASN:ND2	3:XC:204:LEU:HD12	1.99	0.74
6:XF:19:LEU:HD23	6:XF:19:LEU:O	1.88	0.74
49:Y3:29:ARG:HH11	49:Y3:29:ARG:HB2	1.53	0.74
31:YH:153:LYS:HG2	31:YH:162:ILE:H	1.52	0.74
25:YA:2870:C:H5''	37:YR:65:LEU:HD21	1.69	0.74
47:R1:26:ARG:O	47:R1:26:ARG:HD2	1.86	0.74
33:RN:1:MET:HE1	40:RU:95:LEU:HD21	1.70	0.74
38:RS:62:LYS:HB3	38:RS:97:ARG:HD3	1.69	0.74
42:RW:70:TYR:HD2	42:RW:70:TYR:H	1.36	0.74
5:XE:45:PHE:CE2	5:XE:47:LYS:HD2	2.22	0.74
3:QC:79:ARG:CD	11:XK:99:GLN:CD	2.56	0.74
1:XA:951:G:OP2	13:XM:102:ARG:NH2	2.21	0.74
15:XO:70:LEU:HD12	15:XO:70:LEU:O	1.88	0.74
28:YE:78:LEU:HG	28:YE:79:ARG:NE	2.03	0.74
39:YT:54:ARG:HH11	39:YT:54:ARG:HG2	1.52	0.74
2:QB:168:THR:HB	2:QB:192:SER:HB2	1.70	0.74
10:QJ:3:LYS:HD2	10:QJ:77:PRO:HD3	1.70	0.74
12:QL:11:VAL:HG13	17:QQ:29:HIS:HD2	1.51	0.74
47:R1:80:LEU:O	47:R1:81:LYS:CB	2.35	0.74
25:RA:1803:A:H4'	27:RD:259:THR:HG21	1.70	0.74
33:RN:58:ASP:H	33:RN:60:ILE:HD11	1.53	0.74
36:RQ:79:LEU:CD1	36:RQ:79:LEU:O	2.35	0.74
44:RY:52:SER:OG	44:RY:53:PRO:HD3	1.88	0.74
10:XJ:27:ALA:HB1	10:XJ:34:VAL:HG21	1.69	0.74
29:YF:129:PHE:HA	29:YF:142:TRP:NE1	2.02	0.74
5:QE:72:GLN:HE21	5:QE:144:THR:HG22	1.53	0.73
6:QF:19:LEU:HD23	6:QF:19:LEU:O	1.88	0.73
32:RI:52:ARG:HA	32:RI:55:ALA:HB3	1.68	0.73
38:RS:36:TYR:CD2	38:RS:52:SER:HB3	2.23	0.73
41:RV:35:LEU:H	41:RV:35:LEU:HD22	1.51	0.73
50:Y4:41:PRO:O	50:Y4:42:PHE:HB3	1.87	0.73

*Continued on next page...*

*Continued from previous page...*

Atom-1	Atom-2	Interatomic distance (Å)	Clash overlap (Å)
25:YA:1681:G:HO2'	25:YA:1762:A:HO2'	1.36	0.73
27:YD:131:LEU:HB2	27:YD:136:ILE:CD1	2.17	0.73
33:YN:1:MET:HE1	40:YU:95:LEU:HD21	1.70	0.73
3:QC:134:ILE:HD11	3:QC:153:VAL:HG21	1.70	0.73
51:R5:2:ALA:O	51:R5:3:LYS:HB2	1.88	0.73
1:XA:1226:C:OP2	13:XM:103:THR:OG1	2.06	0.73
2:XB:47:THR:O	2:XB:51:LEU:HG	1.87	0.73
3:XC:134:ILE:HD11	3:XC:153:VAL:HG21	1.70	0.73
4:QD:166:LYS:CB	27:YD:134:ARG:HH12	2.02	0.73
45:YZ:60:GLU:HA	45:YZ:66:SER:HA	1.70	0.73
1:QA:129(A):G:N2	1:QA:188:U:O2'	2.21	0.73
7:QG:79:ARG:HH22	7:QG:82:GLY:HA2	1.51	0.73
49:R3:7:LYS:HB2	49:R3:34:GLU:HG2	1.69	0.73
35:RP:62:LEU:HD22	35:RP:62:LEU:H	1.53	0.73
39:RT:23:ARG:HB2	39:RT:24:PRO:HD2	1.70	0.73
5:XE:72:GLN:HE21	5:XE:144:THR:HG22	1.53	0.73
14:XN:44:LEU:CD1	14:XN:53:LEU:CD1	2.66	0.73
16:XP:60:LEU:HA	16:XP:64:ALA:HB3	1.71	0.73
31:YH:153:LYS:HG3	31:YH:161:GLY:CA	2.18	0.73
39:YT:102:ILE:HB	39:YT:110:ILE:CD1	2.19	0.73
47:R1:76:ARG:HG2	47:R1:76:ARG:HH11	1.53	0.73
50:R4:41:PRO:O	50:R4:42:PHE:HB3	1.87	0.73
25:RA:1803:A:N6	25:RA:1814:G:O2'	2.19	0.73
40:RU:64:ARG:CG	40:RU:64:ARG:HH21	2.00	0.73
11:XK:17:GLY:HA3	11:XK:77:MET:HE3	1.71	0.73
33:RN:96:GLU:HG2	33:RN:97:ARG:N	2.01	0.73
44:RY:95:LYS:HB3	44:RY:100:ALA:CA	2.10	0.73
1:XA:1226:C:O2'	13:XM:111:LYS:NZ	2.21	0.73
2:XB:8:LYS:N	2:XB:8:LYS:HD3	2.03	0.73
14:XN:32:SER:O	14:XN:41:ARG:N	2.22	0.73
19:XS:5:LEU:HD21	50:Y4:66:SER:HB2	1.70	0.73
34:YO:26:LYS:HB2	34:YO:30:ALA:CB	2.18	0.73
38:YS:62:LYS:HB3	38:YS:97:ARG:HD3	1.68	0.73
4:QD:91:SER:HA	4:QD:94:LEU:HD13	1.70	0.73
25:RA:637:A:H2'	35:RP:117:GLU:OE2	1.89	0.73
25:RA:807:U:OP2	35:RP:41:ARG:NH1	2.22	0.73
27:RD:30:GLU:HG3	27:RD:63:ARG:CZ	2.17	0.73
28:RE:61:ARG:HB2	28:RE:62:PRO:HD3	1.69	0.73
31:RH:84:SER:O	31:RH:85:LYS:HB2	1.89	0.73
3:XC:86:VAL:O	3:XC:89:GLU:HB3	1.87	0.73
18:XR:56:THR:HB	18:XR:58:LEU:HD12	1.71	0.73

*Continued on next page...*

*Continued from previous page...*

Atom-1	Atom-2	Interatomic distance (Å)	Clash overlap (Å)
50:Y4:29:PRO:O	50:Y4:30:GLU:HB2	1.89	0.73
54:Y8:61:LEU:O	54:Y8:62:LEU:HB2	1.88	0.73
25:YA:2882:A:OP1	37:YR:96:ARG:NH1	2.22	0.73
2:QB:132:LYS:HA	2:QB:135:GLN:HB2	1.71	0.73
25:RA:2115:G:N2	25:RA:2165:G:N7	2.31	0.73
28:RE:203:LYS:O	28:RE:203:LYS:HD2	1.89	0.73
28:RE:23:VAL:HG21	28:RE:183:LEU:HD23	1.68	0.73
29:RF:29:ASN:HB3	29:RF:112:MET:HE1	1.68	0.73
29:RF:9:ILE:HD11	29:RF:125:LEU:HG	1.70	0.73
15:XO:87:ILE:HG22	15:XO:88:ARG:N	2.00	0.73
12:XL:10:LEU:HD13	17:XQ:32:TYR:CE2	2.23	0.73
19:XS:2:PRO:HB2	50:Y4:68:ARG:HH22	1.54	0.73
48:Y2:29:LYS:HD3	48:Y2:57:ILE:HD13	1.71	0.73
25:YA:2306:C:H3'	25:YA:2307:G:H5''	1.68	0.73
30:YG:7:LEU:HD21	30:YG:176:LEU:HD22	1.70	0.73
1:QA:1104:G:H4'	2:QB:111:ARG:NH1	2.04	0.73
36:RQ:90:VAL:CG1	36:RQ:91:GLU:H	2.02	0.73
1:XA:64:G:N2	1:XA:68:G:O6	2.14	0.73
4:XD:146:ILE:N	4:XD:146:ILE:HD12	2.04	0.73
8:XH:20:TYR:HD1	8:XH:65:TYR:CD2	2.07	0.73
28:YE:203:LYS:HD2	28:YE:203:LYS:O	1.88	0.73
4:QD:30:LYS:HG3	4:QD:35:ARG:HE	1.52	0.73
4:QD:30:LYS:HB2	4:QD:35:ARG:HG3	1.70	0.73
5:QE:10:MET:CB	5:QE:32:VAL:HG22	2.18	0.73
13:QM:121:LYS:HE2	13:QM:121:LYS:HA	1.71	0.73
19:QS:3:ARG:HG3	19:QS:4:SER:H	1.52	0.73
31:RH:125:VAL:HA	31:RH:126:PRO:HB3	1.68	0.73
31:RH:153:LYS:HG3	31:RH:161:GLY:CA	2.18	0.73
2:XB:115:LEU:HD13	2:XB:145:LEU:HB3	1.69	0.73
28:YE:55:ASN:C	28:YE:57:LYS:H	1.91	0.73
28:YE:77:ILE:HD12	28:YE:78:LEU:H	1.52	0.73
7:QG:78:ARG:HH12	7:QG:80:VAL:HG23	1.52	0.73
11:QK:48:ILE:HD12	11:QK:63:LEU:HB3	1.71	0.73
20:QT:50:GLU:HG3	20:QT:51:GLU:H	1.54	0.73
48:R2:27:GLU:OE1	48:R2:27:GLU:N	2.19	0.73
28:RE:55:ASN:C	28:RE:57:LYS:H	1.91	0.73
31:RH:54:ARG:HH12	31:RH:62:LYS:HG2	1.54	0.73
35:RP:88:LEU:C	35:RP:90:ARG:H	1.92	0.73
39:RT:26:ASP:HB3	39:RT:91:ARG:HA	1.69	0.73
1:XA:1347:G:C8	9:XI:107:ARG:HB3	2.24	0.73
2:XB:75:LYS:O	2:XB:75:LYS:HD3	1.89	0.73

*Continued on next page...*

*Continued from previous page...*

Atom-1	Atom-2	Interatomic distance (Å)	Clash overlap (Å)
3:XC:13:GLY:HA3	14:XN:57:ARG:NH2	2.04	0.73
6:XF:77:ARG:HB2	6:XF:77:ARG:HH11	1.53	0.73
20:XT:47:GLY:O	20:XT:49:ALA:N	2.19	0.73
51:Y5:40:LYS:CE	51:Y5:46:CYS:HB3	2.19	0.73
27:YD:77:ALA:CB	27:YD:97:TYR:HA	2.18	0.73
36:YQ:79:LEU:CD1	36:YQ:79:LEU:O	2.35	0.73
37:YR:3:HIS:O	37:YR:5:LYS:N	2.22	0.73
2:QB:178:ARG:HD2	8:QH:71:GLY:HA2	1.71	0.72
5:QE:36:ASP:OD2	5:QE:38:GLN:HB2	1.86	0.72
25:RA:338:G:OP1	44:RY:4:LYS:NZ	2.22	0.72
27:RD:131:LEU:HB2	27:RD:136:ILE:CD1	2.17	0.72
28:RE:56:PRO:O	28:RE:57:LYS:HB2	1.89	0.72
16:XP:20:VAL:HG21	16:XP:32:TYR:CG	2.24	0.72
52:Y6:13:CYS:HA	52:Y6:50:ARG:O	1.89	0.72
54:Y8:29:LYS:HD3	54:Y8:44:LYS:HB2	1.71	0.72
40:YU:98:LEU:HD23	40:YU:99:ALA:N	2.04	0.72
44:YY:52:SER:OG	44:YY:53:PRO:HD3	1.88	0.72
20:QT:27:LYS:O	20:QT:30:LYS:HB3	1.89	0.72
51:R5:40:LYS:CE	51:R5:46:CYS:HB3	2.19	0.72
12:XL:48:PRO:HD2	12:XL:49:ASN:H	1.52	0.72
51:Y5:58:LEU:CD1	51:Y5:60:VAL:HG12	2.18	0.72
33:YN:58:ASP:H	33:YN:60:ILE:HD11	1.53	0.72
36:YQ:79:LEU:C	36:YQ:79:LEU:HD22	2.07	0.72
37:YR:117:VAL:HG22	37:YR:118:GLU:N	2.05	0.72
1:QA:1347:G:N2	1:QA:1374:A:OP2	2.21	0.72
3:QC:13:GLY:HA3	14:QN:57:ARG:NH2	2.04	0.72
6:QF:72:VAL:CG2	6:QF:90:VAL:HG11	2.20	0.72
16:QP:45:THR:HG23	16:QP:46:PRO:HD2	1.70	0.72
13:QM:50:GLU:OE1	50:R4:32:TYR:CE2	2.41	0.72
28:RE:13:ARG:HA	28:RE:22:PRO:HA	1.71	0.72
30:RG:146:TYR:O	30:RG:149:VAL:HG22	1.88	0.72
31:RH:30:LYS:HD2	31:RH:81:GLU:H	1.54	0.72
40:RU:34:LYS:HA	40:RU:34:LYS:HE2	1.70	0.72
47:Y1:3:LYS:HD3	47:Y1:43:TYR:HD2	1.52	0.72
54:Y8:16:ILE:HD11	54:Y8:57:ARG:HG2	1.69	0.72
25:YA:27:G:N2	25:YA:513:A:OP2	2.22	0.72
31:YH:125:VAL:HG12	31:YH:126:PRO:HG3	1.71	0.72
35:YP:126:VAL:CG1	35:YP:147:LEU:HD21	2.17	0.72
35:YP:88:LEU:C	35:YP:90:ARG:H	1.92	0.72
38:YS:83:LYS:HG2	38:YS:109:GLY:N	2.04	0.72
38:YS:83:LYS:C	38:YS:109:GLY:HA3	2.10	0.72

*Continued on next page...*

*Continued from previous page...*

Atom-1	Atom-2	Interatomic distance (Å)	Clash overlap (Å)
6:QF:25:ILE:HD13	6:QF:28:ARG:NH1	2.05	0.72
34:RO:113:LYS:HG2	34:RO:117:LEU:HD11	1.71	0.72
35:RP:127:ALA:C	35:RP:147:LEU:HD23	2.10	0.72
39:RT:78:LEU:HD13	39:RT:78:LEU:O	1.87	0.72
1:XA:1097:C:O2'	1:XA:1169:A:N3	2.19	0.72
4:XD:91:SER:HA	4:XD:94:LEU:HD13	1.70	0.72
10:XJ:3:LYS:HD2	10:XJ:77:PRO:HD3	1.70	0.72
1:XA:608:A:O2'	16:XP:32:TYR:OH	2.06	0.72
49:Y3:56:VAL:HG12	49:Y3:57:GLU:N	2.04	0.72
27:YD:35:LYS:HZ1	27:YD:65:ILE:HA	1.52	0.72
30:YG:146:TYR:O	30:YG:149:VAL:HG22	1.89	0.72
31:YH:152:ARG:O	31:YH:153:LYS:HD2	1.90	0.72
33:YN:89:LYS:O	33:YN:93:THR:HG22	1.90	0.72
38:YS:26:LEU:O	38:YS:26:LEU:HD23	1.90	0.72
38:YS:83:LYS:HZ2	38:YS:109:GLY:HA2	1.53	0.72
15:QO:71:GLN:HB2	15:QO:78:TYR:CD1	2.25	0.72
29:RF:157:VAL:HB	29:RF:194:MET:HB3	1.70	0.72
30:RG:7:LEU:HD21	30:RG:176:LEU:HD22	1.70	0.72
31:RH:80:SER:O	31:RH:81:GLU:HB2	1.89	0.72
38:RS:103:GLU:O	38:RS:106:ARG:HG3	1.90	0.72
2:XB:21:ARG:O	2:XB:23:ARG:HD3	1.89	0.72
3:XC:16:ARG:NH1	3:XC:16:ARG:HB2	2.04	0.72
8:XH:41:ARG:HH11	8:XH:41:ARG:CB	2.03	0.72
16:XP:72:ARG:HD3	16:XP:72:ARG:C	2.10	0.72
25:YA:1918:A:O2'	25:YA:1920:C:N4	2.22	0.72
28:YE:21:VAL:HB	28:YE:22:PRO:CB	2.18	0.72
31:YH:54:ARG:HH12	31:YH:62:LYS:HG2	1.54	0.72
41:YV:39:LEU:O	41:YV:40:LEU:HD23	1.90	0.72
4:QD:146:ILE:N	4:QD:146:ILE:HD12	2.04	0.72
28:RE:78:LEU:HG	28:RE:79:ARG:NE	2.03	0.72
29:RF:101:LEU:CD1	29:RF:102:PRO:HD2	2.11	0.72
29:RF:124:LEU:HD12	29:RF:125:LEU:N	2.04	0.72
31:RH:26:VAL:CG1	31:RH:27:LYS:H	2.02	0.72
25:YA:571:A:O2'	41:YV:78:LYS:NZ	2.21	0.72
28:YE:14:ILE:HD11	39:YT:14:TYR:OH	1.90	0.72
29:YF:124:LEU:HD12	29:YF:125:LEU:N	2.04	0.72
29:YF:32:LEU:HD12	29:YF:32:LEU:O	1.90	0.72
37:YR:85:PRO:O	37:YR:87:TYR:N	2.22	0.72
1:QA:1095:U:OP1	1:QA:1108:G:N1	2.21	0.72
1:QA:362:G:N2	1:QA:365:U:OP2	2.20	0.72
10:QJ:98:ILE:H	10:QJ:98:ILE:HD12	1.55	0.72

*Continued on next page...*

*Continued from previous page...*

Atom-1	Atom-2	Interatomic distance (Å)	Clash overlap (Å)
12:QL:126:LYS:HB2	12:QL:126:LYS:NZ	2.04	0.72
15:QO:79:ARG:O	15:QO:82:ILE:HG22	1.90	0.72
20:QT:97:ALA:O	20:QT:99:LEU:HD13	1.89	0.72
47:R1:80:LEU:HB2	47:R1:81:LYS:HE2	1.71	0.72
51:R5:58:LEU:CD1	51:R5:60:VAL:HG12	2.18	0.72
25:RA:1826:G:H4'	27:RD:242:ARG:HH21	1.55	0.72
28:RE:28:ALA:HB3	28:RE:93:VAL:HG22	1.72	0.72
35:RP:29:LYS:HD2	35:RP:30:THR:HG22	1.72	0.72
38:RS:83:LYS:HG2	38:RS:109:GLY:N	2.04	0.72
39:RT:117:ASP:O	39:RT:121:ILE:HG13	1.89	0.72
39:RT:54:ARG:HG2	39:RT:54:ARG:HH11	1.52	0.72
5:XE:76:ILE:HB	5:XE:77:PRO:HD2	1.72	0.72
47:Y1:80:LEU:HB2	47:Y1:81:LYS:HE2	1.71	0.72
53:Y7:10:ARG:O	53:Y7:14:LYS:HB2	1.89	0.72
29:YF:157:VAL:HB	29:YF:194:MET:HB3	1.70	0.72
31:YH:132:ARG:CB	31:YH:132:ARG:HH11	1.97	0.72
25:YA:2562:U:O2'	34:YO:23:ARG:NH1	2.23	0.72
42:YW:70:TYR:H	42:YW:70:TYR:HD2	1.36	0.72
1:QA:664:G:H22	1:QA:741:G:H1	1.38	0.72
10:QJ:75:ILE:HG13	10:QJ:76:ASN:N	2.05	0.72
16:QP:60:LEU:HA	16:QP:64:ALA:HB3	1.71	0.72
48:R2:29:LYS:HD3	48:R2:57:ILE:HD13	1.71	0.72
54:R8:16:ILE:HD11	54:R8:57:ARG:HG2	1.70	0.72
54:R8:61:LEU:O	54:R8:62:LEU:HB2	1.88	0.72
35:RP:114:ILE:HD13	35:RP:125:VAL:HG21	1.72	0.72
40:RU:98:LEU:HD23	40:RU:99:ALA:N	2.04	0.72
1:XA:1054:C:P	1:XA:1197:G:OP2	2.48	0.72
12:XL:126:LYS:NZ	12:XL:126:LYS:HB2	2.04	0.72
20:XT:97:ALA:O	20:XT:99:LEU:HD13	1.89	0.72
48:Y2:27:GLU:OE1	48:Y2:27:GLU:N	2.19	0.72
54:Y8:60:LEU:C	54:Y8:63:PRO:HD2	2.10	0.72
28:YE:56:PRO:O	28:YE:57:LYS:HB2	1.89	0.72
29:YF:32:LEU:HD12	29:YF:32:LEU:C	2.10	0.72
36:YQ:90:VAL:CG1	36:YQ:91:GLU:H	2.02	0.72
44:YY:57:GLN:HE21	44:YY:58:GLY:H	1.37	0.72
4:QD:166:LYS:O	27:YD:134:ARG:NH1	2.21	0.72
8:QH:10:LEU:N	8:QH:10:LEU:HD23	2.04	0.72
16:QP:43:LYS:O	16:QP:45:THR:N	2.21	0.72
16:QP:72:ARG:HD3	16:QP:72:ARG:C	2.10	0.72
49:R3:56:VAL:HG12	49:R3:57:GLU:N	2.04	0.72
53:R7:10:ARG:O	53:R7:14:LYS:HB2	1.90	0.72

*Continued on next page...*

*Continued from previous page...*

Atom-1	Atom-2	Interatomic distance (Å)	Clash overlap (Å)
53:R7:5:TRP:NE1	53:R7:7:PRO:HG3	2.04	0.72
29:RF:32:LEU:O	29:RF:32:LEU:HD12	1.90	0.72
31:RH:89:ILE:CD1	31:RH:129:THR:HB	2.19	0.72
32:RI:52:ARG:HB2	32:RI:56:LYS:HB3	1.70	0.72
37:RR:117:VAL:HG22	37:RR:118:GLU:N	2.05	0.72
37:RR:85:PRO:O	37:RR:87:TYR:N	2.22	0.72
8:XH:10:LEU:HD23	8:XH:10:LEU:N	2.04	0.72
10:XJ:98:ILE:H	10:XJ:98:ILE:HD12	1.55	0.72
25:YA:2392:A:C8	35:YP:60:MET:HG3	2.25	0.72
28:YE:13:ARG:HA	28:YE:22:PRO:HA	1.71	0.72
28:YE:201:THR:HG22	28:YE:203:LYS:HB3	1.69	0.72
39:YT:117:ASP:O	39:YT:121:ILE:HG13	1.89	0.72
1:QA:375:U:H4'	16:QP:17:TYR:HE2	1.54	0.72
2:QB:21:ARG:O	2:QB:23:ARG:HD3	1.90	0.72
46:R0:68:GLU:OE1	46:R0:82:ARG:NH1	2.23	0.72
54:R8:60:LEU:O	54:R8:63:PRO:HD2	1.90	0.72
29:RF:32:LEU:HD12	29:RF:32:LEU:C	2.10	0.72
38:RS:42:ASP:O	38:RS:43:GLU:HB2	1.90	0.72
39:RT:57:PHE:C	39:RT:58:ASN:HD22	1.93	0.72
40:RU:69:CYS:HB3	40:RU:106:PHE:HZ	1.55	0.72
40:RU:66:ASN:HB2	40:RU:76:TYR:HB2	1.72	0.72
40:RU:8:VAL:HG23	40:RU:11:ARG:NH2	1.99	0.72
47:Y1:76:ARG:HH11	47:Y1:76:ARG:HG2	1.53	0.72
25:YA:332:A:O2'	25:YA:334:C:OP2	2.08	0.72
31:YH:128:PRO:HD2	31:YH:129:THR:H	1.55	0.72
31:YH:26:VAL:CG1	31:YH:27:LYS:H	2.02	0.72
40:YU:34:LYS:HE2	40:YU:34:LYS:HA	1.69	0.72
6:QF:77:ARG:HB2	6:QF:77:ARG:HH11	1.53	0.71
36:RQ:79:LEU:HD22	36:RQ:79:LEU:C	2.07	0.71
6:XF:25:ILE:HD13	6:XF:28:ARG:NH1	2.05	0.71
10:XJ:5:ARG:HG3	10:XJ:71:LEU:HD11	1.72	0.71
15:XO:79:ARG:O	15:XO:82:ILE:HG22	1.90	0.71
25:YA:593:G:O3'	54:Y8:61:LEU:HD22	1.89	0.71
28:YE:197:ILE:HD11	28:YE:199:ARG:HH12	1.55	0.71
29:YF:9:ILE:HD11	29:YF:125:LEU:HG	1.70	0.71
31:YH:30:LYS:HD2	31:YH:81:GLU:H	1.54	0.71
34:YO:3:GLN:HB2	34:YO:4:PRO:HD2	1.72	0.71
2:QB:178:ARG:NH2	8:QH:74:PRO:HB3	2.05	0.71
2:QB:187:LEU:HD11	2:QB:204:ASN:O	1.91	0.71
8:QH:20:TYR:HD1	8:QH:65:TYR:CD2	2.07	0.71
13:QM:49:THR:HG22	13:QM:51:ALA:N	2.01	0.71

*Continued on next page...*

*Continued from previous page...*

Atom-1	Atom-2	Interatomic distance (Å)	Clash overlap (Å)
52:R6:13:CYS:HA	52:R6:50:ARG:O	1.89	0.71
25:RA:242:G:H5''	54:R8:3:LYS:HE3	1.72	0.71
31:RH:125:VAL:HG12	31:RH:126:PRO:HG3	1.70	0.71
31:RH:152:ARG:O	31:RH:153:LYS:HD2	1.90	0.71
38:RS:26:LEU:HD23	38:RS:26:LEU:O	1.90	0.71
39:RT:102:ILE:HB	39:RT:110:ILE:CD1	2.19	0.71
44:RY:51:VAL:HG13	44:RY:52:SER:N	2.03	0.71
2:XB:168:THR:HB	2:XB:192:SER:HB2	1.70	0.71
1:XA:1346:A:N6	7:XG:10:ARG:HD2	2.05	0.71
16:XP:45:THR:HG23	16:XP:46:PRO:HD2	1.70	0.71
19:XS:40:ILE:HG13	19:XS:44:MET:SD	2.31	0.71
47:Y1:80:LEU:C	47:Y1:81:LYS:HE2	2.10	0.71
35:YP:127:ALA:C	35:YP:147:LEU:HD23	2.10	0.71
20:QT:57:ARG:HD3	20:QT:102:GLY:O	1.90	0.71
28:RE:93:VAL:H	28:RE:95:ILE:HD12	1.54	0.71
36:RQ:79:LEU:O	36:RQ:79:LEU:CD2	2.36	0.71
19:XS:5:LEU:HD22	50:Y4:67:TYR:CZ	2.26	0.71
20:XT:83:ARG:HA	20:XT:86:ARG:HB3	1.71	0.71
53:Y7:5:TRP:NE1	53:Y7:7:PRO:HG3	2.04	0.71
54:Y8:60:LEU:O	54:Y8:63:PRO:HD2	1.90	0.71
25:YA:297:C:H5''	44:YY:85:VAL:HG21	1.70	0.71
31:YH:84:SER:O	31:YH:85:LYS:HB2	1.88	0.71
38:YS:67:ARG:O	38:YS:71:ARG:HG3	1.89	0.71
40:YU:69:CYS:HB3	40:YU:106:PHE:HZ	1.55	0.71
19:QS:40:ILE:HG13	19:QS:44:MET:SD	2.30	0.71
50:R4:29:PRO:O	50:R4:30:GLU:HB2	1.89	0.71
54:R8:58:ILE:HD13	54:R8:61:LEU:HD11	1.72	0.71
25:RA:987:G:O2'	25:RA:1000:A:N3	2.20	0.71
25:RA:438:G:H2'	25:RA:439:G:H8	1.55	0.71
27:RD:244:ARG:HB2	27:RD:245:PRO:HD2	1.71	0.71
28:RE:21:VAL:HB	28:RE:22:PRO:CB	2.18	0.71
34:RO:3:GLN:HB2	34:RO:4:PRO:HD2	1.72	0.71
37:RR:3:HIS:O	37:RR:5:LYS:N	2.22	0.71
38:RS:67:ARG:O	38:RS:71:ARG:HG3	1.90	0.71
41:RV:39:LEU:O	41:RV:40:LEU:HD23	1.90	0.71
3:XC:16:ARG:HD2	3:XC:54:ARG:NH2	2.03	0.71
20:XT:63:ILE:HG22	20:XT:77:ALA:HB1	1.73	0.71
52:Y6:28:ARG:HB3	52:Y6:30:THR:H	1.56	0.71
29:YF:185:ASP:HA	29:YF:188:ARG:CD	2.20	0.71
35:YP:58:THR:O	35:YP:61:ARG:CZ	2.38	0.71
35:YP:85:LEU:HA	35:YP:88:LEU:HD22	1.71	0.71

*Continued on next page...*



*Continued from previous page...*

Atom-1	Atom-2	Interatomic distance (Å)	Clash overlap (Å)
7:QG:78:ARG:HH12	7:QG:80:VAL:CG2	2.04	0.71
10:QJ:5:ARG:HG3	10:QJ:71:LEU:HD11	1.72	0.71
10:QJ:49:VAL:HG22	14:QN:41:ARG:HB3	1.59	0.71
18:QR:56:THR:HB	18:QR:58:LEU:HD12	1.71	0.71
20:QT:83:ARG:HA	20:QT:86:ARG:HB3	1.72	0.71
28:RE:197:ILE:HD11	28:RE:199:ARG:HH12	1.55	0.71
35:RP:85:LEU:HA	35:RP:88:LEU:HD22	1.71	0.71
38:RS:83:LYS:C	38:RS:109:GLY:HA3	2.10	0.71
7:XG:78:ARG:HH12	7:XG:80:VAL:CG2	2.04	0.71
48:Y2:41:ILE:HD12	48:Y2:41:ILE:C	2.11	0.71
19:XS:5:LEU:HD21	50:Y4:66:SER:CB	2.20	0.71
51:Y5:2:ALA:O	51:Y5:3:LYS:HB2	1.88	0.71
54:Y8:58:ILE:HD13	54:Y8:61:LEU:HD11	1.72	0.71
29:YF:185:ASP:OD1	29:YF:188:ARG:NH1	2.24	0.71
43:YX:12:VAL:HG12	43:YX:27:THR:O	1.90	0.71
2:QB:59:GLU:O	2:QB:62:ALA:HB3	1.90	0.71
4:QD:25:ARG:HH12	4:QD:30:LYS:HE3	1.56	0.71
8:QH:41:ARG:HH11	8:QH:41:ARG:CB	2.02	0.71
11:QK:17:GLY:HA3	11:QK:77:MET:CE	2.20	0.71
35:RP:49:ARG:HD2	54:R8:58:ILE:CG2	2.20	0.71
54:R8:60:LEU:C	54:R8:63:PRO:HD2	2.10	0.71
33:RN:1:MET:CE	40:RU:95:LEU:HD21	2.21	0.71
1:XA:971:G:C5	1:XA:1365:G:H5'	2.26	0.71
2:XB:214:ILE:HA	2:XB:217:ARG:HH21	1.55	0.71
15:XO:71:GLN:HB2	15:XO:78:TYR:CD1	2.24	0.71
1:XA:1314:C:OP1	19:XS:6:LYS:HE3	1.90	0.71
20:XT:27:LYS:O	20:XT:30:LYS:HB3	1.89	0.71
25:YA:1509:C:H3'	25:YA:1510:A:H5''	1.73	0.71
31:YH:80:SER:O	31:YH:81:GLU:HB2	1.89	0.71
33:YN:1:MET:CE	40:YU:95:LEU:HD21	2.21	0.71
38:YS:103:GLU:O	38:YS:106:ARG:HG3	1.90	0.71
1:QA:954:G:O6	1:QA:1225:A:N6	2.24	0.71
10:QJ:49:VAL:O	10:QJ:60:ARG:HB3	1.90	0.71
12:QL:11:VAL:HG13	17:QQ:29:HIS:CD2	2.25	0.71
52:R6:25:LYS:HD2	54:R8:34:TRP:HZ2	1.56	0.71
25:RA:1009:A:OP1	33:RN:37:LYS:NZ	2.23	0.71
2:XB:126:GLU:CG	2:XB:129:GLU:HG3	2.20	0.71
1:QA:1305:G:N2	1:QA:1331:G:H2'	2.06	0.71
13:QM:121:LYS:HE2	13:QM:121:LYS:CA	2.21	0.71
16:QP:20:VAL:HG21	16:QP:32:TYR:CG	2.24	0.71
17:QQ:41:LYS:HZ1	17:QQ:92:ARG:HH22	1.36	0.71

*Continued on next page...*

*Continued from previous page...*

Atom-1	Atom-2	Interatomic distance (Å)	Clash overlap (Å)
29:RF:185:ASP:OD1	29:RF:188:ARG:NH1	2.23	0.71
28:RE:14:ILE:HD11	39:RT:14:TYR:OH	1.90	0.71
2:XB:59:GLU:O	2:XB:62:ALA:HB3	1.90	0.71
4:XD:20:TYR:CE2	4:XD:27:TYR:HE2	2.09	0.71
12:XL:24:VAL:HG12	12:XL:24:VAL:O	1.90	0.71
20:XT:57:ARG:HD3	20:XT:102:GLY:O	1.90	0.71
52:Y6:29:ASN:OD1	52:Y6:30:THR:HG22	1.91	0.71
52:Y6:36:LEU:HD13	52:Y6:50:ARG:NH1	2.05	0.71
27:YD:263:ARG:HB2	27:YD:263:ARG:NH1	2.06	0.71
28:YE:93:VAL:H	28:YE:95:ILE:HD12	1.54	0.71
39:YT:23:ARG:HB2	39:YT:24:PRO:HD2	1.71	0.71
42:YW:6:ILE:HG12	42:YW:104:THR:HG23	1.73	0.71
2:QB:178:ARG:HD2	8:QH:71:GLY:CA	2.21	0.71
3:QC:16:ARG:HB2	3:QC:16:ARG:NH1	2.04	0.71
8:QH:84:ARG:HH12	8:QH:86:ILE:CD1	2.02	0.71
54:R8:29:LYS:HD3	54:R8:44:LYS:HB2	1.71	0.71
27:RD:263:ARG:HB2	27:RD:263:ARG:NH1	2.05	0.71
29:RF:178:PRO:HB2	29:RF:201:VAL:HG11	1.73	0.71
43:RX:12:VAL:HG12	43:RX:27:THR:O	1.91	0.71
2:XB:172:ILE:HD12	2:XB:172:ILE:H	1.56	0.71
11:XK:124:LYS:HD2	11:XK:125:PHE:CE1	2.25	0.71
48:Y2:7:ARG:HH11	48:Y2:7:ARG:HG3	1.55	0.71
25:YA:2580:U:H4'	28:YE:130:GLY:HA3	1.71	0.71
34:YO:113:LYS:HG2	34:YO:117:LEU:HD11	1.71	0.71
35:YP:49:ARG:HD2	54:Y8:58:ILE:CG2	2.20	0.71
38:YS:83:LYS:HZ1	38:YS:109:GLY:HA2	1.52	0.71
1:QA:1002:G:H2'	1:QA:1003:G:C8	2.25	0.71
2:QB:214:ILE:HA	2:QB:217:ARG:HH21	1.55	0.71
20:QT:23:ARG:CA	20:QT:26:ASN:HD21	2.03	0.71
47:R1:80:LEU:C	47:R1:81:LYS:HE2	2.10	0.71
52:R6:36:LEU:HD13	52:R6:50:ARG:NH1	2.05	0.71
29:RF:101:LEU:O	29:RF:106:ARG:NH1	2.23	0.71
35:RP:58:THR:O	35:RP:61:ARG:CZ	2.38	0.71
35:RP:83:VAL:CG1	35:RP:112:LEU:HD21	2.21	0.71
45:RZ:150:LEU:HD21	45:RZ:172:ALA:HB3	1.71	0.71
6:XF:72:VAL:CG2	6:XF:90:VAL:HG11	2.20	0.71
20:XT:23:ARG:CA	20:XT:26:ASN:HD21	2.03	0.71
51:Y5:40:LYS:HE2	51:Y5:47:PRO:HD2	1.73	0.71
1:QA:1064:G:O2'	1:QA:1065:U:O5'	2.09	0.70
2:QB:126:GLU:CG	2:QB:129:GLU:HG3	2.20	0.70
2:QB:75:LYS:HD3	2:QB:75:LYS:O	1.90	0.70

*Continued on next page...*

*Continued from previous page...*

Atom-1	Atom-2	Interatomic distance (Å)	Clash overlap (Å)
9:QI:15:ALA:HA	9:QI:64:THR:O	1.91	0.70
48:R2:41:ILE:C	48:R2:41:ILE:HD12	2.10	0.70
25:RA:1542:G:O6	25:RA:1543:A:N6	2.23	0.70
29:RF:164:ARG:HG3	29:RF:175:THR:OG1	1.91	0.70
38:RS:106:ARG:CA	38:RS:110:LEU:HD11	2.19	0.70
1:XA:1446:A:O2'	1:XA:1447:G:O5'	2.07	0.70
2:XB:132:LYS:HA	2:XB:135:GLN:HB2	1.71	0.70
3:XC:123:GLN:O	3:XC:128:PHE:HB2	1.91	0.70
3:XC:152:ILE:HB	3:XC:199:LYS:HB2	1.73	0.70
5:XE:82:VAL:HG12	5:XE:83:GLU:N	2.06	0.70
9:XI:15:ALA:HA	9:XI:64:THR:O	1.91	0.70
9:XI:62:TYR:C	9:XI:63:ILE:HD12	2.12	0.70
11:XK:48:ILE:HD12	11:XK:63:LEU:HB3	1.71	0.70
15:XO:65:ARG:HB2	15:XO:65:ARG:HH11	1.56	0.70
25:YA:210:C:OP2	53:Y7:29:LYS:NZ	2.23	0.70
27:YD:244:ARG:HB2	27:YD:245:PRO:HD2	1.71	0.70
1:QA:1395:C:HO2'	1:QA:1401:G:HO2'	1.37	0.70
1:QA:991:U:O4	1:QA:1212:U:O2'	2.08	0.70
11:QK:124:LYS:HD2	11:QK:125:PHE:CE1	2.25	0.70
52:R6:29:ASN:OD1	52:R6:30:THR:HG22	1.91	0.70
26:RB:45:A:O4'	30:RG:95:ARG:NH1	2.23	0.70
31:RH:132:ARG:CB	31:RH:132:ARG:HH11	1.97	0.70
41:RV:51:VAL:HG12	41:RV:52:VAL:N	2.06	0.70
44:RY:57:GLN:HE21	44:RY:58:GLY:H	1.37	0.70
1:XA:1515:C:H2'	1:XA:1516:G:H8	1.55	0.70
2:XB:187:LEU:HD11	2:XB:204:ASN:O	1.90	0.70
13:XM:4:ILE:N	13:XM:9:ILE:HG21	2.06	0.70
25:YA:2848:G:O2'	25:YA:2867:G:N2	2.23	0.70
31:YH:89:ILE:CD1	31:YH:129:THR:HB	2.20	0.70
31:YH:59:ARG:HG3	31:YH:59:ARG:HH11	1.56	0.70
2:QB:8:LYS:HD3	2:QB:8:LYS:N	2.03	0.70
4:QD:190:ASP:HB3	4:QD:193:ASP:OD1	1.91	0.70
5:QE:78:HIS:HA	8:QH:105:ARG:HB2	1.73	0.70
15:QO:65:ARG:HH11	15:QO:65:ARG:HB2	1.56	0.70
47:R1:82:LEU:HD13	47:R1:83:GLU:N	2.05	0.70
48:R2:7:ARG:HH11	48:R2:7:ARG:HG3	1.55	0.70
25:RA:345:A:O2'	25:RA:347:A:N7	2.22	0.70
29:RF:66:PRO:O	29:RF:67:GLN:HB3	1.89	0.70
2:XB:162:ILE:HD11	2:XB:184:VAL:HG13	1.73	0.70
25:YA:1339:G:H21	25:YA:1603:A:H1'	1.57	0.70
25:YA:2287:A:H62	25:YA:2344:U:H3	1.39	0.70

*Continued on next page...*

*Continued from previous page...*

Atom-1	Atom-2	Interatomic distance (Å)	Clash overlap (Å)
29:YF:66:PRO:O	29:YF:67:GLN:HB3	1.90	0.70
25:YA:2563:U:H4'	34:YO:28:SER:HA	1.73	0.70
35:YP:20:GLY:HA2	35:YP:27:HIS:O	1.92	0.70
40:YU:66:ASN:HB2	40:YU:76:TYR:HB2	1.72	0.70
5:QE:82:VAL:HG12	5:QE:83:GLU:N	2.06	0.70
10:QJ:6:ILE:HG13	10:QJ:72:VAL:O	1.91	0.70
20:QT:63:ILE:HG22	20:QT:77:ALA:HB1	1.73	0.70
27:RD:43:ARG:HB3	27:RD:54:ARG:HB2	1.73	0.70
31:RH:154:PRO:O	31:RH:155:SER:HB2	1.91	0.70
47:Y1:80:LEU:C	47:Y1:81:LYS:HD2	2.12	0.70
47:Y1:81:LYS:CA	47:Y1:81:LYS:HE2	2.13	0.70
28:YE:14:ILE:HG12	28:YE:15:PHE:N	2.06	0.70
31:YH:103:LEU:HD12	31:YH:131:VAL:HG21	1.73	0.70
38:YS:42:ASP:O	38:YS:43:GLU:HB2	1.90	0.70
25:RA:1012:U:H3	33:RN:25:ARG:HH11	1.39	0.70
44:RY:48:ALA:O	44:RY:49:VAL:C	2.30	0.70
45:RZ:70:LEU:HB2	45:RZ:91:LEU:HD21	1.73	0.70
10:XJ:6:ILE:HG13	10:XJ:72:VAL:O	1.91	0.70
13:XM:121:LYS:HA	13:XM:121:LYS:HE2	1.71	0.70
47:Y1:7:ILE:CD1	47:Y1:70:VAL:HG22	2.21	0.70
52:Y6:25:LYS:HD2	54:Y8:34:TRP:HZ2	1.56	0.70
26:YB:44:G:OP1	50:Y4:1:MET:N	2.23	0.70
29:YF:101:LEU:O	29:YF:106:ARG:NH1	2.23	0.70
29:YF:178:PRO:HG2	29:YF:179:GLU:OE2	1.90	0.70
31:YH:152:ARG:O	31:YH:153:LYS:CB	2.39	0.70
39:YT:57:PHE:C	39:YT:58:ASN:HD22	1.93	0.70
15:QO:74:ASP:CG	15:QO:77:ARG:HG2	2.12	0.70
25:RA:2810:A:O3'	28:RE:61:ARG:HG3	1.90	0.70
29:RF:178:PRO:HG2	29:RF:179:GLU:OE2	1.90	0.70
25:RA:2758:A:C4	31:RH:67:LEU:HD21	2.27	0.70
33:RN:89:LYS:O	33:RN:93:THR:HG22	1.90	0.70
36:RQ:32:TYR:CD1	36:RQ:133:ARG:HA	2.27	0.70
44:RY:45:VAL:HG12	44:RY:60:PHE:CD1	2.27	0.70
4:XD:190:ASP:HB3	4:XD:193:ASP:OD1	1.91	0.70
17:XQ:4:LYS:CE	17:XQ:6:LEU:HD21	2.20	0.70
25:YA:2111:C:N3	25:YA:2118:U:O2'	2.22	0.70
29:YF:164:ARG:HG3	29:YF:175:THR:OG1	1.91	0.70
31:YH:86:GLU:CG	31:YH:165:ALA:H	1.94	0.70
42:YW:29:LEU:HD21	42:YW:33:ARG:CZ	2.22	0.70
5:QE:78:HIS:HE1	5:QE:143:ARG:H	1.38	0.70
12:QL:24:VAL:HG12	12:QL:24:VAL:O	1.91	0.70

*Continued on next page...*

*Continued from previous page...*

Atom-1	Atom-2	Interatomic distance (Å)	Clash overlap (Å)
19:QS:51:VAL:O	19:QS:57:HIS:HA	1.92	0.70
47:R1:7:ILE:CD1	47:R1:70:VAL:HG22	2.21	0.70
29:RF:65:TRP:HZ3	29:RF:73:ALA:O	1.74	0.70
31:RH:154:PRO:HG2	31:RH:162:ILE:O	1.91	0.70
38:RS:54:LEU:HD13	38:RS:54:LEU:O	1.91	0.70
8:XH:49:GLU:HG3	8:XH:51:VAL:HG13	1.74	0.70
13:XM:121:LYS:HE2	13:XM:121:LYS:CA	2.21	0.70
15:XO:74:ASP:CG	15:XO:77:ARG:HG2	2.12	0.70
25:YA:631:A:OP2	54:Y8:46:ARG:NH2	2.24	0.70
27:YD:43:ARG:HB3	27:YD:54:ARG:HB2	1.73	0.70
28:YE:28:ALA:HB3	28:YE:93:VAL:HG22	1.72	0.70
31:YH:154:PRO:HG2	31:YH:162:ILE:O	1.92	0.70
34:YO:63:VAL:HG13	34:YO:84:ALA:HA	1.72	0.70
35:YP:83:VAL:CG1	35:YP:112:LEU:HD21	2.21	0.70
36:YQ:32:TYR:CD1	36:YQ:133:ARG:HA	2.27	0.70
41:YV:22:VAL:HG12	41:YV:23:GLU:N	2.06	0.70
1:QA:677:U:H3	1:QA:713:G:H22	1.40	0.70
3:QC:16:ARG:HD2	3:QC:54:ARG:NH2	2.03	0.70
13:QM:4:ILE:N	13:QM:9:ILE:HG21	2.06	0.70
16:QP:14:ASN:N	16:QP:15:PRO:HD3	2.07	0.70
31:RH:128:PRO:HD2	31:RH:129:THR:H	1.55	0.70
31:RH:59:ARG:HH11	31:RH:59:ARG:HG3	1.56	0.70
25:RA:957:A:H5'	36:RQ:76:LYS:HD2	1.74	0.70
42:RW:29:LEU:HD21	42:RW:33:ARG:CZ	2.22	0.70
1:XA:1054:C:OP2	1:XA:1197:G:OP2	2.10	0.70
27:YD:65:ILE:HD13	27:YD:65:ILE:O	1.91	0.70
29:YF:178:PRO:HB2	29:YF:201:VAL:HG11	1.73	0.70
36:YQ:43:THR:OG1	36:YQ:46:GLN:HB2	1.91	0.70
39:YT:41:ARG:NH2	39:YT:43:GLN:HB2	2.06	0.70
1:QA:1002:G:H2'	1:QA:1003:G:H8	1.54	0.70
6:QF:60:PHE:C	6:QF:61:LEU:HD12	2.13	0.70
31:RH:152:ARG:O	31:RH:153:LYS:CB	2.39	0.70
35:RP:64:LYS:C	35:RP:66:GLY:H	1.94	0.70
2:XB:101:MET:HA	2:XB:108:ILE:CG1	2.14	0.70
51:Y5:40:LYS:HE2	51:Y5:47:PRO:CD	2.21	0.70
40:YU:65:ILE:HG12	40:YU:96:ALA:HB1	1.73	0.70
2:QB:162:ILE:O	2:QB:162:ILE:HG13	1.92	0.70
4:QD:20:TYR:CE1	6:XF:15:ASP:HB3	2.26	0.70
9:QI:113:LYS:N	9:QI:113:LYS:HD2	2.07	0.70
25:RA:1434:A:H61	25:RA:1558:A:H62	1.40	0.70
27:RD:65:ILE:HD11	27:RD:67:PHE:CD1	2.27	0.70

*Continued on next page...*

*Continued from previous page...*

Atom-1	Atom-2	Interatomic distance (Å)	Clash overlap (Å)
27:RD:65:ILE:O	27:RD:65:ILE:HD13	1.91	0.70
30:RG:131:TYR:O	30:RG:159:VAL:HG13	1.92	0.70
47:Y1:82:LEU:HD12	47:Y1:83:GLU:CA	2.21	0.70
25:YA:1530:G:O6	25:YA:1542:G:N2	2.25	0.70
25:YA:1859:A:N6	25:YA:1883:G:O2'	2.24	0.70
35:YP:114:ILE:HD13	35:YP:125:VAL:HG21	1.72	0.70
41:YV:51:VAL:HG12	41:YV:52:VAL:N	2.06	0.70
3:QC:123:GLN:O	3:QC:128:PHE:HB2	1.91	0.69
5:QE:76:ILE:HB	5:QE:77:PRO:HD2	1.72	0.69
8:QH:87:SER:HB2	8:QH:93:VAL:HB	1.74	0.69
51:R5:40:LYS:HE2	51:R5:47:PRO:HD2	1.73	0.69
25:RA:674:G:H1'	29:RF:74:ARG:HD3	1.73	0.69
40:RU:65:ILE:HG12	40:RU:96:ALA:HB1	1.73	0.69
43:RX:57:LEU:HD11	43:RX:78:LYS:HD2	1.73	0.69
1:XA:1288:A:N3	1:XA:1352:C:O2'	2.25	0.69
10:XJ:49:VAL:O	10:XJ:60:ARG:HB3	1.90	0.69
20:XT:50:GLU:HG3	20:XT:51:GLU:H	1.54	0.69
28:YE:103:ASP:OD1	28:YE:201:THR:HA	1.92	0.69
30:YG:131:TYR:O	30:YG:159:VAL:HG13	1.92	0.69
35:YP:64:LYS:C	35:YP:66:GLY:H	1.94	0.69
43:YX:57:LEU:HD11	43:YX:78:LYS:HD2	1.73	0.69
10:QJ:38:ILE:O	10:QJ:38:ILE:HG13	1.92	0.69
17:QQ:4:LYS:CE	17:QQ:6:LEU:HD21	2.20	0.69
48:R2:47:ASN:O	48:R2:49:LYS:N	2.25	0.69
30:RG:56:ALA:HB2	30:RG:153:ARG:HE	1.57	0.69
31:RH:103:LEU:HD12	31:RH:131:VAL:HG21	1.73	0.69
38:RS:106:ARG:N	38:RS:110:LEU:HD21	2.07	0.69
1:XA:1459:C:OP1	20:XT:27:LYS:NZ	2.25	0.69
1:XA:390:C:H2'	1:XA:391:G:H8	1.57	0.69
2:XB:95:GLN:HE21	2:XB:147:LYS:HE2	1.56	0.69
3:XC:105:GLU:HG2	3:XC:106:VAL:H	1.58	0.69
11:XK:17:GLY:HA3	11:XK:77:MET:CE	2.21	0.69
13:XM:65:LYS:NZ	50:Y4:52:THR:HG21	2.06	0.69
14:XN:6:LEU:HD23	14:XN:6:LEU:O	1.92	0.69
25:YA:1113:U:OP1	31:YH:2:SER:N	2.25	0.69
25:YA:1169:G:H1	25:YA:1180:C:H42	1.40	0.69
34:YO:8:LEU:N	34:YO:8:LEU:HD22	2.07	0.69
38:YS:54:LEU:HD13	38:YS:54:LEU:O	1.91	0.69
1:QA:574:A:HO2'	1:QA:882:C:HO2'	1.37	0.69
2:QB:95:GLN:HE21	2:QB:147:LYS:HE2	1.56	0.69
3:QC:152:ILE:HB	3:QC:199:LYS:HB2	1.73	0.69

*Continued on next page...*

*Continued from previous page...*

Atom-1	Atom-2	Interatomic distance (Å)	Clash overlap (Å)
4:QD:120:LEU:HD22	4:QD:125:HIS:HB2	1.74	0.69
20:QT:47:GLY:O	20:QT:49:ALA:N	2.20	0.69
47:R1:82:LEU:HD12	47:R1:83:GLU:CA	2.21	0.69
25:RA:2692:C:H2'	25:RA:2693:A:H8	1.58	0.69
28:RE:103:ASP:OD1	28:RE:201:THR:HA	1.92	0.69
31:RH:4:ILE:HG13	31:RH:6:ARG:NE	2.08	0.69
33:RN:120:LEU:HD11	33:RN:122:VAL:HG23	1.74	0.69
35:RP:126:VAL:CG1	35:RP:147:LEU:HD21	2.16	0.69
6:XF:67:MET:HB2	6:XF:68:PRO:HD2	1.75	0.69
8:XH:87:SER:HB2	8:XH:93:VAL:HB	1.74	0.69
17:XQ:52:LYS:HD2	17:XQ:55:ASP:OD1	1.91	0.69
19:XS:51:VAL:O	19:XS:57:HIS:HA	1.92	0.69
47:Y1:7:ILE:HD12	47:Y1:70:VAL:HG22	1.73	0.69
47:Y1:53:VAL:HG22	47:Y1:74:VAL:HG13	1.74	0.69
31:YH:150:ALA:C	31:YH:152:ARG:N	2.44	0.69
41:YV:41:GLY:HA3	41:YV:46:VAL:HG11	1.74	0.69
3:QC:147:LYS:O	3:QC:203:PHE:HB3	1.92	0.69
4:QD:30:LYS:H	4:QD:30:LYS:HD3	1.57	0.69
6:QF:3:ARG:HB3	6:QF:93:SER:HB2	1.74	0.69
17:QQ:52:LYS:HD2	17:QQ:55:ASP:OD1	1.91	0.69
47:R1:74:VAL:O	47:R1:74:VAL:HG12	1.93	0.69
25:RA:1543:A:O2'	25:RA:1544:C:H3'	1.92	0.69
28:RE:7:VAL:HG23	28:RE:8:LYS:N	2.07	0.69
16:XP:14:ASN:N	16:XP:15:PRO:HD3	2.07	0.69
47:Y1:82:LEU:HD13	47:Y1:83:GLU:N	2.05	0.69
35:YP:64:LYS:HB2	54:Y8:25:MET:CG	2.22	0.69
41:YV:66:ARG:HH12	41:YV:88:ARG:NH1	1.90	0.69
42:YW:86:LEU:HD12	42:YW:87:PRO:CD	2.23	0.69
45:YZ:145:GLU:HG3	45:YZ:146:ILE:HG12	1.73	0.69
9:QI:62:TYR:C	9:QI:63:ILE:HD12	2.12	0.69
21:QU:6:ARG:HE	21:QU:15:ARG:NE	1.91	0.69
47:R1:4:VAL:HG23	47:R1:10:LYS:O	1.93	0.69
47:R1:7:ILE:HD12	47:R1:70:VAL:HG22	1.74	0.69
52:R6:28:ARG:HB3	52:R6:30:THR:H	1.56	0.69
25:RA:676:A:H8	25:RA:2069:G:H21	1.39	0.69
25:RA:2287:A:H62	25:RA:2344:U:H3	1.38	0.69
25:RA:2398:U:H2'	25:RA:2399:G:H8	1.58	0.69
27:RD:89:SER:HB2	27:RD:159:ALA:HB2	1.75	0.69
28:RE:65:GLY:HA2	28:RE:70:ALA:CB	2.23	0.69
34:RO:63:VAL:HG13	34:RO:84:ALA:HA	1.72	0.69
36:RQ:43:THR:OG1	36:RQ:46:GLN:HB2	1.91	0.69

*Continued on next page...*

*Continued from previous page...*

Atom-1	Atom-2	Interatomic distance (Å)	Clash overlap (Å)
1:XA:321:A:N6	1:XA:329:A:OP2	2.26	0.69
6:XF:60:PHE:C	6:XF:61:LEU:HD12	2.12	0.69
10:XJ:48:THR:HA	10:XJ:62:HIS:HB3	1.75	0.69
48:Y2:47:ASN:O	48:Y2:49:LYS:N	2.25	0.69
52:Y6:7:ILE:HG13	52:Y6:8:LYS:N	2.06	0.69
27:YD:65:ILE:HD11	27:YD:67:PHE:CD1	2.27	0.69
33:YN:120:LEU:HD11	33:YN:122:VAL:HG23	1.74	0.69
35:YP:61:ARG:HD2	35:YP:61:ARG:H	1.58	0.69
25:YA:993:G:OP1	40:YU:50:ARG:NH2	2.22	0.69
2:QB:172:ILE:HD12	2:QB:172:ILE:H	1.56	0.69
2:QB:212:GLN:NE2	2:QB:216:SER:HB2	2.08	0.69
8:QH:31:PHE:CE2	8:QH:35:ILE:HD11	2.27	0.69
16:QP:1:MET:O	16:QP:24:ALA:HB2	1.92	0.69
25:RA:1434:A:H61	25:RA:1558:A:N6	1.91	0.69
29:RF:103:LYS:HA	29:RF:106:ARG:CG	2.22	0.69
33:RN:46:VAL:O	33:RN:47:ALA:HB3	1.92	0.69
35:RP:20:GLY:HA2	35:RP:27:HIS:O	1.92	0.69
35:RP:64:LYS:HB2	54:R8:25:MET:CG	2.22	0.69
1:XA:973:G:O3'	14:YN:41:ARG:NH1	2.26	0.69
2:XB:162:ILE:O	2:XB:162:ILE:HG13	1.92	0.69
10:XJ:38:ILE:HG13	10:XJ:38:ILE:O	1.92	0.69
51:Y5:40:LYS:HG2	51:Y5:47:PRO:HD2	1.75	0.69
27:YD:89:SER:HB2	27:YD:159:ALA:HB2	1.75	0.69
31:YH:89:ILE:HG12	31:YH:89:ILE:O	1.92	0.69
33:YN:56:ASN:HD22	33:YN:125:GLY:C	1.96	0.69
33:YN:68:GLU:HG2	33:YN:88:GLU:OE1	1.92	0.69
44:YY:45:VAL:HG12	44:YY:60:PHE:CD1	2.27	0.69
3:QC:105:GLU:HG2	3:QC:106:VAL:H	1.58	0.69
4:QD:188:LEU:HD23	4:QD:189:PRO:HD2	1.75	0.69
8:QH:49:GLU:HG3	8:QH:51:VAL:HG13	1.74	0.69
8:QH:6:ILE:N	8:QH:6:ILE:HD12	2.08	0.69
20:QT:64:ASP:HA	20:QT:67:ALA:HB3	1.74	0.69
51:R5:40:LYS:HE2	51:R5:47:PRO:CD	2.21	0.69
25:RA:2131:G:H4'	25:RA:2132:U:H4'	1.75	0.69
25:RA:571:A:O2'	41:RV:78:LYS:NZ	2.26	0.69
27:RD:76:PRO:O	27:RD:98:VAL:HG23	1.91	0.69
35:RP:39:LYS:CA	35:RP:45:LEU:HD11	2.23	0.69
1:XA:816:A:OP1	1:XA:1526:G:O2'	2.10	0.69
4:XD:20:TYR:CE2	4:XD:27:TYR:CE2	2.80	0.69
3:QC:79:ARG:HD3	11:XK:99:GLN:HB3	1.74	0.69
16:XP:1:MET:O	16:XP:24:ALA:HB2	1.92	0.69

*Continued on next page...*



*Continued from previous page...*

Atom-1	Atom-2	Interatomic distance (Å)	Clash overlap (Å)
1:XA:719:C:O2'	18:XR:50:ILE:O	2.09	0.69
29:YF:65:TRP:HZ3	29:YF:73:ALA:O	1.74	0.69
30:YG:16:ARG:HH21	30:YG:31:VAL:CG1	2.05	0.69
35:YP:29:LYS:HD2	35:YP:30:THR:HG22	1.72	0.69
35:YP:62:LEU:H	35:YP:62:LEU:HD22	1.53	0.69
2:QB:126:GLU:O	2:QB:126:GLU:HG2	1.92	0.69
27:RD:35:LYS:HB3	27:RD:63:ARG:HA	1.75	0.69
30:RG:171:ALA:O	30:RG:175:LEU:HG	1.93	0.69
33:RN:68:GLU:HG2	33:RN:88:GLU:OE1	1.92	0.69
33:RN:7:LYS:HD3	33:RN:9:VAL:HA	1.75	0.69
36:RQ:83:MET:HB2	46:R0:7:LEU:HD12	1.74	0.69
41:RV:22:VAL:HG12	41:RV:23:GLU:N	2.06	0.69
41:RV:41:GLY:HA3	41:RV:46:VAL:HG11	1.74	0.69
44:RY:2:ARG:HH11	44:RY:2:ARG:HG2	1.58	0.69
47:Y1:64:ALA:HA	47:Y1:67:ILE:HG13	1.75	0.69
52:Y6:14:THR:HG21	52:Y6:19:ARG:HH21	1.58	0.69
25:YA:458:G:O2'	25:YA:469:G:O6	2.11	0.69
26:YB:52:A:O2'	26:YB:53:A:N7	2.25	0.69
27:YD:17:THR:HG22	27:YD:205:VAL:N	2.08	0.69
30:YG:28:VAL:HG23	30:YG:29:TRP:CD1	2.28	0.69
31:YH:154:PRO:O	31:YH:155:SER:HB2	1.91	0.69
32:YI:4:ILE:HG12	32:YI:18:VAL:HG22	1.74	0.69
1:QA:235:C:H5'	17:QQ:70:ARG:HG2	1.75	0.69
6:QF:100:ASN:ND2	18:QR:23:LYS:HE3	2.08	0.69
51:R5:4:HIS:HB3	51:R5:5:PRO:HD3	1.75	0.69
25:RA:2030:A:H4'	25:RA:2031:A:C8	2.28	0.69
26:RB:31:C:H2'	26:RB:53:A:H61	1.56	0.69
30:RG:28:VAL:HG23	30:RG:29:TRP:CD1	2.28	0.69
33:RN:134:ARG:N	33:RN:135:PRO:HD3	1.97	0.69
41:RV:66:ARG:HH12	41:RV:88:ARG:NH1	1.90	0.69
4:XD:13:ARG:HA	4:XD:33:MET:HE3	1.74	0.69
8:XH:84:ARG:HH12	8:XH:86:ILE:CD1	2.02	0.69
1:XA:1152:A:H5''	10:XJ:13:HIS:HD2	1.58	0.69
14:XN:44:LEU:CD1	14:XN:53:LEU:HD13	2.23	0.69
25:YA:771:G:OP1	53:Y7:10:ARG:NH1	2.25	0.69
27:YD:76:PRO:O	27:YD:98:VAL:HG23	1.91	0.69
28:YE:7:VAL:HG23	28:YE:8:LYS:N	2.07	0.69
25:YA:674:G:H1'	29:YF:74:ARG:HD3	1.73	0.69
35:YP:50:ARG:HB3	35:YP:50:ARG:NH2	1.98	0.69
37:YR:29:LEU:HD23	37:YR:79:LEU:HD12	1.75	0.69
38:YS:106:ARG:CA	38:YS:110:LEU:HD11	2.19	0.69

*Continued on next page...*

*Continued from previous page...*

Atom-1	Atom-2	Interatomic distance (Å)	Clash overlap (Å)
38:YS:106:ARG:N	38:YS:110:LEU:HD21	2.07	0.69
40:YU:8:VAL:HG23	40:YU:11:ARG:NH2	1.99	0.69
45:YZ:70:LEU:HB2	45:YZ:91:LEU:HD21	1.75	0.69
2:QB:162:ILE:HD11	2:QB:184:VAL:HG13	1.74	0.69
3:QC:195:VAL:HG12	3:QC:196:LEU:N	2.07	0.69
3:QC:79:ARG:CD	11:XK:99:GLN:NE2	2.56	0.69
48:R2:23:LYS:O	48:R2:27:GLU:OE1	2.11	0.69
25:RA:631:A:OP2	54:R8:46:ARG:NH2	2.26	0.69
36:RQ:80:GLU:HG3	36:RQ:81:VAL:H	1.58	0.69
38:RS:52:SER:O	38:RS:56:LEU:HD22	1.93	0.69
42:RW:6:ILE:HG12	42:RW:104:THR:HG23	1.73	0.69
1:XA:1192:C:O2	5:XE:25:ARG:NH2	2.26	0.69
20:XT:64:ASP:HA	20:XT:67:ALA:HB3	1.74	0.69
25:YA:2655:G:N2	25:YA:2665:A:OP2	2.26	0.69
33:YN:7:LYS:HD3	33:YN:9:VAL:HA	1.75	0.69
35:YP:62:LEU:HD23	54:Y8:25:MET:HB2	1.74	0.69
43:YX:12:VAL:HG11	43:YX:27:THR:OG1	1.93	0.69
47:R1:81:LYS:CA	47:R1:81:LYS:HE2	2.13	0.69
51:R5:40:LYS:HG2	51:R5:47:PRO:HD2	1.75	0.69
30:RG:16:ARG:HH21	30:RG:31:VAL:CG1	2.05	0.69
39:RT:41:ARG:NH2	39:RT:43:GLN:HB2	2.06	0.69
40:RU:90:VAL:O	40:RU:92:ARG:N	2.26	0.69
1:XA:537:G:H2'	1:XA:538:G:H8	1.57	0.69
8:XH:31:PHE:CE2	8:XH:35:ILE:HD11	2.27	0.69
9:XI:113:LYS:HD2	9:XI:113:LYS:N	2.07	0.69
14:XN:23:ARG:CZ	14:XN:30:ALA:HB2	2.22	0.69
27:YD:17:THR:CG2	27:YD:204:ILE:HA	2.23	0.69
27:YD:35:LYS:HB3	27:YD:63:ARG:HA	1.75	0.69
30:YG:56:ALA:HB2	30:YG:153:ARG:HE	1.57	0.69
40:YU:65:ILE:HD11	40:YU:93:LYS:HA	1.74	0.69
8:QH:112:LEU:HA	8:QH:134:ILE:HG12	1.75	0.68
10:QJ:54:PHE:CZ	10:QJ:55:LYS:NZ	2.61	0.68
47:R1:80:LEU:C	47:R1:81:LYS:HD2	2.12	0.68
52:R6:14:THR:HG21	52:R6:19:ARG:HH21	1.58	0.68
25:RA:698:C:O2'	25:RA:734:A:N6	2.27	0.68
25:RA:746:A:H1'	25:RA:748:G:H21	1.55	0.68
26:RB:38:C:H42	26:RB:44:G:H1	1.39	0.68
30:RG:112:PRO:CB	50:R4:37:SER:HB2	2.22	0.68
34:RO:8:LEU:HD22	34:RO:8:LEU:N	2.08	0.68
35:RP:61:ARG:H	35:RP:61:ARG:HD2	1.58	0.68
35:RP:62:LEU:HD23	54:R8:25:MET:HB2	1.74	0.68

*Continued on next page...*

*Continued from previous page...*

Atom-1	Atom-2	Interatomic distance (Å)	Clash overlap (Å)
4:XD:96:LEU:HD22	4:XD:96:LEU:N	2.08	0.68
5:XE:78:HIS:CD2	8:XH:104:ARG:HG2	2.27	0.68
7:XG:155:ARG:N	7:XG:155:ARG:HD3	2.07	0.68
7:XG:8:GLU:H	7:XG:8:GLU:CD	1.96	0.68
44:YY:48:ALA:O	44:YY:49:VAL:C	2.30	0.68
9:QI:28:VAL:HG13	9:QI:63:ILE:CG2	2.24	0.68
13:QM:90:LEU:CA	13:QM:93:ARG:HD2	2.23	0.68
25:RA:2469:A:H2	25:RA:2481:G:H21	1.41	0.68
27:RD:17:THR:HG22	27:RD:205:VAL:N	2.08	0.68
29:RF:185:ASP:HA	29:RF:188:ARG:CD	2.20	0.68
40:RU:65:ILE:HD11	40:RU:93:LYS:HA	1.74	0.68
2:XB:212:GLN:NE2	2:XB:216:SER:HB2	2.08	0.68
3:XC:107:GLN:CD	3:XC:107:GLN:H	1.97	0.68
8:XH:6:ILE:H	8:XH:6:ILE:CD1	2.06	0.68
13:XM:117:VAL:HG22	13:XM:118:ALA:H	1.58	0.68
19:XS:31:ILE:HG23	19:XS:49:ILE:HA	1.75	0.68
25:YA:1537:C:H2'	25:YA:1538:G:C8	2.28	0.68
28:YE:65:GLY:HA2	28:YE:70:ALA:CB	2.23	0.68
44:YY:61:ILE:CG2	44:YY:62:GLU:N	2.56	0.68
14:QN:26:ARG:NH1	14:QN:43:CYS:SG	2.67	0.68
20:QT:97:ALA:O	20:QT:99:LEU:N	2.27	0.68
47:R1:53:VAL:HG22	47:R1:74:VAL:HG13	1.74	0.68
52:R6:41:PRO:CG	52:R6:45:LYS:H	2.05	0.68
35:RP:26:GLY:O	35:RP:28:GLY:N	2.27	0.68
44:RY:29:GLU:HB3	44:RY:38:ILE:HG12	1.75	0.68
4:XD:30:LYS:HA	4:XD:34:GLU:HB2	1.75	0.68
5:XE:78:HIS:HE1	5:XE:143:ARG:H	1.38	0.68
6:XF:100:ASN:ND2	18:XR:23:LYS:HE3	2.08	0.68
7:XG:50:ILE:HB	7:XG:58:PRO:HB3	1.75	0.68
44:YY:2:ARG:HH11	44:YY:2:ARG:HG2	1.57	0.68
45:YZ:19:ARG:NH1	45:YZ:84:GLU:O	2.25	0.68
1:QA:971:G:N2	1:QA:1363:A:OP2	2.26	0.68
2:QB:101:MET:HA	2:QB:108:ILE:CG1	2.14	0.68
7:QG:155:ARG:HD3	7:QG:155:ARG:N	2.07	0.68
10:QJ:48:THR:HA	10:QJ:62:HIS:HB3	1.75	0.68
47:R1:64:ALA:HA	47:R1:67:ILE:HG13	1.75	0.68
35:RP:15:ARG:O	35:RP:16:ARG:C	2.32	0.68
26:RB:27:C:OP2	38:RS:33:LYS:NZ	2.27	0.68
8:XH:6:ILE:N	8:XH:6:ILE:HD12	2.08	0.68
10:XJ:75:ILE:HG13	10:XJ:76:ASN:N	2.05	0.68
52:Y6:41:PRO:CG	52:Y6:45:LYS:H	2.05	0.68

*Continued on next page...*

*Continued from previous page...*

Atom-1	Atom-2	Interatomic distance (Å)	Clash overlap (Å)
27:YD:35:LYS:HZ1	27:YD:104:TYR:HB2	1.56	0.68
31:YH:4:ILE:HG13	31:YH:6:ARG:NE	2.08	0.68
39:YT:109:GLU:O	39:YT:113:LYS:HB2	1.94	0.68
5:QE:53:LEU:HD12	5:QE:53:LEU:N	2.09	0.68
9:QI:46:ALA:HA	9:QI:78:LYS:HB2	1.75	0.68
47:R1:83:GLU:HG2	47:R1:84:GLY:N	2.09	0.68
43:RX:12:VAL:HG11	43:RX:27:THR:OG1	1.93	0.68
44:RY:40:GLU:HA	44:RY:64:GLU:OE1	1.94	0.68
2:XB:126:GLU:HG2	2:XB:126:GLU:O	1.92	0.68
30:YG:112:PRO:CB	50:Y4:37:SER:HB2	2.22	0.68
38:YS:57:LYS:H	38:YS:57:LYS:HD3	1.59	0.68
41:YV:18:LEU:O	41:YV:95:LEU:HA	1.94	0.68
2:QB:165:VAL:HG23	2:QB:166:ASP:H	1.57	0.68
16:QP:3:LYS:C	16:QP:4:ILE:HD12	2.14	0.68
25:RA:1363:C:O2'	25:RA:1809:A:N3	2.24	0.68
25:RA:1815:A:OP2	27:RD:54:ARG:NH2	2.26	0.68
27:RD:17:THR:CG2	27:RD:204:ILE:HA	2.23	0.68
31:RH:88:LEU:HD22	31:RH:88:LEU:H	1.58	0.68
34:RO:25:LEU:HB2	34:RO:38:VAL:HG13	1.74	0.68
1:XA:939:G:H5''	7:XG:102:ARG:HH22	1.57	0.68
4:XD:188:LEU:HD23	4:XD:189:PRO:HD2	1.75	0.68
4:XD:198:VAL:HG12	4:XD:199:ASN:N	2.09	0.68
6:XF:3:ARG:HB3	6:XF:93:SER:HB2	1.75	0.68
10:XJ:96:ILE:HD13	10:XJ:96:ILE:N	2.09	0.68
21:XU:6:ARG:HE	21:XU:15:ARG:NE	1.90	0.68
47:Y1:4:VAL:HG23	47:Y1:10:LYS:O	1.93	0.68
31:YH:4:ILE:HG13	31:YH:6:ARG:NH1	2.09	0.68
36:YQ:80:GLU:HG3	36:YQ:81:VAL:H	1.58	0.68
44:YY:29:GLU:HB3	44:YY:38:ILE:HG12	1.74	0.68
3:QC:107:GLN:CD	3:QC:107:GLN:H	1.97	0.68
3:QC:150:LYS:HB3	3:QC:201:TYR:HB2	1.75	0.68
4:QD:198:VAL:HG12	4:QD:199:ASN:N	2.09	0.68
9:QI:48:GLU:N	9:QI:49:PRO:HD2	2.09	0.68
11:QK:124:LYS:HB3	11:QK:125:PHE:HD1	1.58	0.68
20:QT:89:ARG:NH2	20:QT:104:LEU:HD21	2.09	0.68
47:R1:20:ARG:HH11	47:R1:20:ARG:HG2	1.58	0.68
50:R4:15:ILE:HD13	50:R4:15:ILE:N	2.09	0.68
25:RA:1228:G:OP2	40:RU:16:LYS:NZ	2.18	0.68
31:RH:126:PRO:HG2	31:RH:127:GLU:H	1.59	0.68
38:RS:100:ALA:HA	38:RS:103:GLU:HG2	1.75	0.68
39:RT:50:ILE:HG22	39:RT:62:THR:OG1	1.94	0.68

*Continued on next page...*

*Continued from previous page...*

Atom-1	Atom-2	Interatomic distance (Å)	Clash overlap (Å)
41:RV:18:LEU:O	41:RV:95:LEU:HA	1.94	0.68
11:XK:124:LYS:HB3	11:XK:125:PHE:HD1	1.58	0.68
13:XM:78:ILE:HG23	13:XM:92:HIS:ND1	2.09	0.68
48:Y2:23:LYS:O	48:Y2:27:GLU:OE1	2.11	0.68
51:Y5:20:ARG:HA	51:Y5:23:HIS:ND1	2.08	0.68
31:YH:126:PRO:CD	31:YH:127:GLU:H	2.07	0.68
31:YH:126:PRO:HB2	31:YH:130:ARG:O	1.93	0.68
31:YH:126:PRO:HG2	31:YH:127:GLU:H	1.58	0.68
38:YS:100:ALA:HA	38:YS:103:GLU:HG2	1.75	0.68
39:YT:50:ILE:HG22	39:YT:62:THR:OG1	1.94	0.68
14:QN:6:LEU:HD23	14:QN:6:LEU:O	1.93	0.68
16:QP:66:PRO:HG2	16:QP:71:ARG:NH1	2.09	0.68
17:QQ:59:ILE:N	17:QQ:59:ILE:HD13	2.08	0.68
51:R5:20:ARG:HA	51:R5:23:HIS:ND1	2.08	0.68
29:RF:67:GLN:O	29:RF:67:GLN:CG	2.32	0.68
31:RH:126:PRO:HB2	31:RH:130:ARG:O	1.93	0.68
39:RT:108:ARG:HA	39:RT:111:ARG:CZ	2.24	0.68
44:RY:49:VAL:O	44:RY:51:VAL:N	2.27	0.68
4:XD:165:MET:HE3	4:XD:165:MET:HA	1.76	0.68
8:XH:20:TYR:HE2	8:XH:75:ARG:HD2	1.59	0.68
13:XM:90:LEU:CA	13:XM:93:ARG:HD2	2.23	0.68
50:Y4:15:ILE:N	50:Y4:15:ILE:HD13	2.09	0.68
25:YA:67:U:H3	25:YA:74:A:H2	1.39	0.68
27:YD:241:PRO:O	27:YD:243:GLY:N	2.27	0.68
28:YE:9:VAL:HB	28:YE:25:VAL:HG23	1.75	0.68
30:YG:171:ALA:O	30:YG:175:LEU:HG	1.93	0.68
33:YN:46:VAL:O	33:YN:47:ALA:HB3	1.92	0.68
36:YQ:66:ILE:HG13	36:YQ:67:ARG:H	1.57	0.68
42:YW:1:MET:HE2	42:YW:2:GLU:H	1.58	0.68
42:YW:29:LEU:HD21	42:YW:33:ARG:NE	2.09	0.68
44:YY:40:GLU:HA	44:YY:64:GLU:OE1	1.94	0.68
45:YZ:182:LYS:HG3	45:YZ:183:LEU:HA	1.76	0.68
2:QB:215:LEU:O	2:QB:219:VAL:HG23	1.94	0.68
25:RA:530:G:O2'	25:RA:532:A:N7	2.25	0.68
36:RQ:104:PHE:HE1	36:RQ:125:LEU:HD11	1.59	0.68
36:RQ:90:VAL:CG1	36:RQ:91:GLU:N	2.57	0.68
37:RR:29:LEU:HD23	37:RR:79:LEU:HD12	1.75	0.68
39:RT:109:GLU:O	39:RT:113:LYS:HB2	1.94	0.68
7:XG:138:LYS:HE2	7:XG:142:GLU:OE2	1.94	0.68
7:XG:79:ARG:NH2	7:XG:82:GLY:HA2	2.09	0.68
8:XH:112:LEU:HA	8:XH:134:ILE:HG12	1.75	0.68

*Continued on next page...*

*Continued from previous page...*

Atom-1	Atom-2	Interatomic distance (Å)	Clash overlap (Å)
17:XQ:59:ILE:N	17:XQ:59:ILE:HD13	2.09	0.68
25:YA:2317:C:H3'	25:YA:2318:G:H21	1.58	0.68
35:YP:15:ARG:O	35:YP:16:ARG:C	2.32	0.68
8:QH:14:ARG:O	8:QH:18:ARG:HD3	1.94	0.68
25:RA:1697:G:OP2	25:RA:1698:A:O2'	2.12	0.68
33:RN:56:ASN:HD22	33:RN:125:GLY:C	1.96	0.68
36:RQ:12:GLN:CG	36:RQ:73:PRO:HD2	2.21	0.68
38:RS:57:LYS:HD3	38:RS:57:LYS:H	1.58	0.68
1:XA:560:U:O2'	1:XA:561:U:OP2	2.11	0.68
10:XJ:6:ILE:HG22	10:XJ:98:ILE:CG1	2.16	0.68
28:YE:16:ARG:HG3	28:YE:16:ARG:O	1.93	0.68
35:YP:39:LYS:CA	35:YP:45:LEU:HD11	2.23	0.68
44:YY:21:LYS:HG3	44:YY:22:GLY:N	2.09	0.68
2:QB:7:VAL:HG22	2:QB:8:LYS:HD3	1.76	0.67
10:QJ:6:ILE:HG22	10:QJ:98:ILE:CG1	2.16	0.67
10:QJ:96:ILE:N	10:QJ:96:ILE:HD13	2.09	0.67
9:QI:128:ARG:HD3	22:QV:32:C:OP2	1.93	0.67
28:RE:116:VAL:O	28:RE:117:MET:HB3	1.94	0.67
3:XC:147:LYS:O	3:XC:203:PHE:HB3	1.92	0.67
47:Y1:74:VAL:HG12	47:Y1:74:VAL:O	1.93	0.67
48:Y2:64:LEU:HD22	48:Y2:68:ARG:HD2	1.77	0.67
25:YA:2008:C:H2'	25:YA:2009:G:H8	1.59	0.67
33:YN:96:GLU:CG	33:YN:97:ARG:H	2.00	0.67
36:YQ:133:ARG:O	36:YQ:134:ARG:HB2	1.94	0.67
36:YQ:33:GLY:HA2	36:YQ:105:GLU:HA	1.76	0.67
36:YQ:90:VAL:CG1	36:YQ:91:GLU:N	2.57	0.67
38:YS:35:ILE:HD13	38:YS:101:LEU:HD23	1.76	0.67
5:QE:152:ARG:O	8:QH:64:LYS:NZ	2.27	0.67
52:R6:48:VAL:HG13	52:R6:49:HIS:H	1.59	0.67
29:RF:184:TYR:O	29:RF:188:ARG:HG3	1.93	0.67
36:RQ:104:PHE:CE1	36:RQ:125:LEU:HD11	2.29	0.67
38:RS:35:ILE:HD13	38:RS:101:LEU:HD23	1.76	0.67
4:XD:120:LEU:HD22	4:XD:125:HIS:HB2	1.74	0.67
4:XD:29:PRO:O	4:XD:30:LYS:HD3	1.94	0.67
16:XP:3:LYS:C	16:XP:4:ILE:HD12	2.14	0.67
47:Y1:20:ARG:HH11	47:Y1:20:ARG:HG2	1.58	0.67
50:Y4:33:VAL:HG12	50:Y4:34:GLU:N	2.09	0.67
25:YA:1657:C:H2'	25:YA:1658:C:C6	2.29	0.67
25:YA:2424:C:O2	25:YA:2429:G:O2'	2.12	0.67
31:YH:77:LYS:HG2	31:YH:77:LYS:O	1.94	0.67
34:YO:14:THR:O	34:YO:51:ALA:HB3	1.94	0.67

*Continued on next page...*

*Continued from previous page...*

Atom-1	Atom-2	Interatomic distance (Å)	Clash overlap (Å)
36:YQ:12:GLN:CG	36:YQ:73:PRO:HD2	2.21	0.67
36:YQ:90:VAL:O	36:YQ:92:GLY:N	2.25	0.67
2:QB:24:TRP:H	2:QB:24:TRP:HD1	1.43	0.67
1:QA:1014:A:H4'	19:QS:14:HIS:CD2	2.29	0.67
25:RA:607:U:H3	25:RA:621:A:H2	1.42	0.67
25:RA:806:C:OP2	35:RP:41:ARG:NE	2.26	0.67
34:RO:13:ASN:ND2	34:RO:96:THR:O	2.28	0.67
40:RU:92:ARG:O	40:RU:94:ASN:N	2.25	0.67
2:XB:71:VAL:CG2	2:XB:164:VAL:HG22	2.25	0.67
3:XC:150:LYS:HB3	3:XC:201:TYR:HB2	1.75	0.67
8:XH:14:ARG:O	8:XH:18:ARG:HD3	1.94	0.67
9:XI:48:GLU:N	9:XI:49:PRO:HD2	2.10	0.67
28:YE:13:ARG:HH11	28:YE:13:ARG:CB	2.07	0.67
35:YP:26:GLY:O	35:YP:28:GLY:N	2.26	0.67
35:YP:65:ARG:CG	35:YP:65:ARG:HH11	2.06	0.67
36:YQ:104:PHE:CE1	36:YQ:125:LEU:HD11	2.29	0.67
39:YT:50:ILE:CD1	39:YT:102:ILE:HD11	2.25	0.67
1:QA:1288:A:N3	1:QA:1352:C:O2'	2.27	0.67
1:QA:673:G:H2'	1:QA:674:G:C8	2.29	0.67
6:QF:67:MET:HB2	6:QF:68:PRO:HD2	1.75	0.67
7:QG:138:LYS:HE2	7:QG:142:GLU:OE2	1.94	0.67
7:QG:50:ILE:HB	7:QG:58:PRO:HB3	1.75	0.67
7:QG:8:GLU:H	7:QG:8:GLU:CD	1.97	0.67
11:QK:95:ILE:HD12	11:QK:108:ILE:HD13	1.77	0.67
17:QQ:74:LEU:HD12	17:QQ:75:ARG:HG2	1.76	0.67
19:QS:31:ILE:HG23	19:QS:49:ILE:HA	1.75	0.67
25:RA:270(T):G:OP1	47:R1:97:LEU:HD13	1.94	0.67
52:R6:43:CYS:SG	52:R6:44:ARG:HD3	2.35	0.67
25:RA:2864:G:OP1	39:RT:119:LYS:HD2	1.95	0.67
28:RE:13:ARG:CB	28:RE:13:ARG:HH11	2.07	0.67
25:RA:2680:C:H5'	28:RE:189:PRO:HA	1.77	0.67
25:RA:2746:U:H5''	31:RH:138:LYS:HE2	1.77	0.67
31:RH:4:ILE:HG13	31:RH:6:ARG:NH1	2.09	0.67
31:RH:89:ILE:O	31:RH:89:ILE:HG12	1.92	0.67
36:RQ:133:ARG:O	36:RQ:134:ARG:HB2	1.94	0.67
41:RV:25:LEU:H	41:RV:92:THR:HG21	1.60	0.67
2:XB:165:VAL:HG23	2:XB:166:ASP:H	1.57	0.67
4:QD:197:PRO:N	6:XF:16:GLN:CG	2.57	0.67
16:XP:66:PRO:HG2	16:XP:71:ARG:NH1	2.09	0.67
25:YA:1204:A:H1'	25:YA:1206:G:C8	2.29	0.67
38:YS:52:SER:O	38:YS:56:LEU:HD22	1.93	0.67

*Continued on next page...*

*Continued from previous page...*

Atom-1	Atom-2	Interatomic distance (Å)	Clash overlap (Å)
38:YS:67:ARG:CZ	38:YS:67:ARG:HB2	2.24	0.67
44:YY:14:LEU:HD23	44:YY:15:VAL:N	2.10	0.67
44:YY:49:VAL:O	44:YY:51:VAL:N	2.27	0.67
1:QA:1397:C:H1'	23:QX:8:A:H62	1.58	0.67
7:QG:79:ARG:NH2	7:QG:82:GLY:HA2	2.09	0.67
8:QH:100:ILE:HB	8:QH:125:ARG:NH1	2.10	0.67
13:QM:23:TYR:CB	13:QM:67:GLU:HG2	2.25	0.67
50:R4:33:VAL:HG12	50:R4:34:GLU:N	2.10	0.67
25:RA:1496:A:H8	25:RA:1577:C:HO2'	1.43	0.67
28:RE:16:ARG:HG3	28:RE:16:ARG:O	1.92	0.67
36:RQ:66:ILE:HG13	36:RQ:67:ARG:H	1.57	0.67
36:RQ:81:VAL:C	36:RQ:82:ARG:HG2	2.14	0.67
7:XG:120:ILE:O	7:XG:124:LEU:HB2	1.95	0.67
9:XI:28:VAL:HG13	9:XI:63:ILE:CG2	2.24	0.67
16:XP:21:VAL:HG11	16:XP:59:TRP:CD1	2.30	0.67
20:XT:83:ARG:HA	20:XT:86:ARG:HD3	1.76	0.67
27:YD:44:ASN:N	27:YD:44:ASN:ND2	2.42	0.67
28:YE:116:VAL:O	28:YE:117:MET:HB3	1.94	0.67
28:YE:26:ILE:HD13	28:YE:27:LEU:N	2.10	0.67
2:QB:178:ARG:NE	8:QH:71:GLY:O	2.27	0.67
20:QT:83:ARG:HA	20:QT:86:ARG:HD3	1.76	0.67
25:RA:1279:G:H4'	37:RR:31:HIS:HD2	1.59	0.67
25:RA:74:A:H4'	25:RA:75:G:O5'	1.94	0.67
25:RA:784:A:N7	27:RD:229:VAL:HG21	2.09	0.67
28:RE:10:GLY:H	28:RE:25:VAL:HG23	1.59	0.67
31:RH:126:PRO:CD	31:RH:127:GLU:H	2.07	0.67
36:RQ:20:ALA:HB1	36:RQ:99:PRO:HD2	1.77	0.67
44:RY:61:ILE:CG2	44:RY:62:GLU:N	2.56	0.67
1:XA:1114:C:H1'	14:YN:60:SER:HB2	1.77	0.67
9:XI:46:ALA:HA	9:XI:78:LYS:HB2	1.75	0.67
11:XK:95:ILE:HD12	11:XK:108:ILE:HD13	1.77	0.67
17:XQ:56:VAL:HB	17:XQ:78:GLU:HB3	1.75	0.67
34:YO:25:LEU:HB2	34:YO:38:VAL:HG13	1.74	0.67
41:YV:25:LEU:H	41:YV:92:THR:HG21	1.60	0.67
4:QD:173:TRP:CD2	4:QD:189:PRO:HB3	2.30	0.67
4:QD:96:LEU:N	4:QD:96:LEU:HD22	2.08	0.67
25:RA:1814:G:H4'	27:RD:51:VAL:HG21	1.77	0.67
27:RD:135:PHE:N	27:RD:135:PHE:CD2	2.62	0.67
1:XA:1172:C:H2'	1:XA:1173:G:H8	1.60	0.67
3:XC:195:VAL:HG12	3:XC:196:LEU:N	2.08	0.67
9:XI:33:PHE:CZ	9:XI:47:LEU:HD21	2.30	0.67

*Continued on next page...*



*Continued from previous page...*

Atom-1	Atom-2	Interatomic distance (Å)	Clash overlap (Å)
10:XJ:54:PHE:CZ	10:XJ:55:LYS:NZ	2.61	0.67
47:Y1:51:VAL:HG11	47:Y1:74:VAL:HG21	1.76	0.67
51:Y5:4:HIS:HB3	51:Y5:5:PRO:HD3	1.75	0.67
29:YF:184:TYR:O	29:YF:188:ARG:HG3	1.94	0.67
25:YA:617:G:OP1	29:YF:40:GLN:NE2	2.28	0.67
36:YQ:81:VAL:C	36:YQ:82:ARG:HG2	2.15	0.67
25:YA:1252:G:N3	40:YU:33:ARG:HD2	2.10	0.67
4:QD:52:SER:HB3	4:QD:55:ALA:HB2	1.77	0.67
7:QG:120:ILE:O	7:QG:124:LEU:HB2	1.95	0.67
6:QF:96:PRO:HB3	18:QR:30:ASP:OD2	1.95	0.67
48:R2:47:ASN:ND2	48:R2:47:ASN:H	1.92	0.67
25:RA:2439:A:H5'	25:RA:2439:A:H8	1.59	0.67
35:RP:90:ARG:NE	35:RP:91:PHE:HD1	1.93	0.67
36:RQ:90:VAL:O	36:RQ:92:GLY:N	2.25	0.67
37:RR:26:LYS:HE2	37:RR:70:LEU:O	1.95	0.67
38:RS:67:ARG:HB2	38:RS:67:ARG:CZ	2.24	0.67
3:XC:73:PRO:O	3:XC:76:VAL:HG22	1.95	0.67
4:XD:173:TRP:CD2	4:XD:189:PRO:HB3	2.30	0.67
4:XD:11:LEU:CD2	4:XD:66:ARG:HD3	2.17	0.67
49:Y3:29:ARG:NH1	49:Y3:29:ARG:HB2	2.10	0.67
50:Y4:16:CYS:SG	50:Y4:33:VAL:HB	2.35	0.67
27:YD:35:LYS:CA	27:YD:64:ILE:HG22	2.25	0.67
32:YI:144:VAL:HG13	32:YI:145:VAL:HG13	1.75	0.67
34:YO:13:ASN:ND2	34:YO:96:THR:O	2.28	0.67
39:YT:108:ARG:HA	39:YT:111:ARG:CZ	2.23	0.67
40:YU:90:VAL:O	40:YU:92:ARG:N	2.26	0.67
41:YV:44:LYS:O	41:YV:46:VAL:N	2.28	0.67
2:QB:164:VAL:HB	2:QB:186:ALA:CB	2.25	0.67
7:QG:28:ASN:O	7:QG:31:MET:HB3	1.95	0.67
13:QM:13:LYS:HA	13:QM:44:ARG:HD2	1.77	0.67
13:QM:3:ARG:HD2	13:QM:9:ILE:HG12	1.77	0.67
52:R6:7:ILE:C	52:R6:9:LEU:H	1.98	0.67
27:RD:35:LYS:CG	27:RD:64:ILE:N	2.56	0.67
31:RH:124:GLU:HB3	31:RH:132:ARG:HD2	1.77	0.67
35:RP:122:PRO:HA	35:RP:141:ALA:O	1.95	0.67
35:RP:66:GLY:O	35:RP:67:MET:HB3	1.94	0.67
36:RQ:32:TYR:HD1	36:RQ:133:ARG:HA	1.60	0.67
42:RW:29:LEU:HD21	42:RW:33:ARG:NE	2.08	0.67
44:RY:21:LYS:HG3	44:RY:22:GLY:N	2.09	0.67
2:XB:164:VAL:HB	2:XB:186:ALA:CB	2.25	0.67
7:XG:28:ASN:O	7:XG:31:MET:HB3	1.95	0.67

*Continued on next page...*

*Continued from previous page...*

Atom-1	Atom-2	Interatomic distance (Å)	Clash overlap (Å)
30:YG:179:PRO:HG3	50:Y4:38:LYS:HZ2	1.59	0.67
52:Y6:48:VAL:HG13	52:Y6:49:HIS:H	1.60	0.67
28:YE:62:PRO:O	28:YE:64:LYS:N	2.28	0.67
29:YF:34:TRP:HA	35:YP:6:LEU:HD12	1.77	0.67
31:YH:88:LEU:H	31:YH:88:LEU:HD22	1.59	0.67
35:YP:61:ARG:H	35:YP:61:ARG:CD	2.08	0.67
36:YQ:104:PHE:HE1	36:YQ:125:LEU:HD11	1.59	0.67
1:QA:1013:G:N2	1:QA:1016:A:OP2	2.25	0.67
2:QB:71:VAL:CG2	2:QB:164:VAL:HG22	2.25	0.67
8:QH:20:TYR:HE2	8:QH:75:ARG:HD2	1.60	0.67
8:QH:6:ILE:H	8:QH:6:ILE:CD1	2.07	0.67
9:QI:112:LYS:HA	9:QI:119:ALA:HB2	1.77	0.67
9:QI:33:PHE:CZ	9:QI:47:LEU:HD21	2.30	0.67
13:QM:78:ILE:HG23	13:QM:92:HIS:ND1	2.09	0.67
28:RE:14:ILE:HG12	28:RE:15:PHE:N	2.06	0.67
1:XA:15:G:H4'	5:XE:24:ARG:NH1	2.10	0.67
8:XH:100:ILE:HB	8:XH:125:ARG:NH1	2.09	0.67
10:XJ:6:ILE:HD11	10:XJ:72:VAL:CB	2.24	0.67
51:Y5:56:LYS:H	51:Y5:56:LYS:CD	2.07	0.67
29:YF:46:ARG:HH11	29:YF:46:ARG:CG	2.04	0.67
7:QG:141:VAL:O	7:QG:141:VAL:HG12	1.96	0.66
14:QN:25:VAL:CG2	14:QN:38:GLY:O	2.30	0.66
14:QN:40:CYS:SG	14:QN:43:CYS:N	2.67	0.66
17:QQ:56:VAL:HB	17:QQ:78:GLU:HB3	1.76	0.66
1:QA:719:C:O2'	18:QR:50:ILE:O	2.09	0.66
47:R1:80:LEU:HD23	47:R1:80:LEU:N	2.10	0.66
25:RA:1337:G:H2'	25:RA:1338:G:H8	1.60	0.66
31:RH:125:VAL:CG1	31:RH:126:PRO:HG3	2.25	0.66
43:RX:57:LEU:HD12	43:RX:78:LYS:HB2	1.77	0.66
18:XR:70:ILE:O	18:XR:74:ARG:HG3	1.95	0.66
47:Y1:56:GLN:N	47:Y1:56:GLN:HE21	1.93	0.66
47:Y1:86:SER:N	47:Y1:87:PRO:HD2	2.10	0.66
52:Y6:43:CYS:SG	52:Y6:44:ARG:HD3	2.35	0.66
33:YN:57:ALA:HA	33:YN:60:ILE:HD11	1.78	0.66
25:YA:587:C:OP2	35:YP:21:ARG:NH2	2.28	0.66
36:YQ:88:GLY:C	36:YQ:90:VAL:N	2.47	0.66
44:YY:60:PHE:O	44:YY:61:ILE:HD12	1.96	0.66
1:QA:1107:C:O2	1:QA:1191:A:O2'	2.13	0.66
4:QD:165:MET:HA	4:QD:165:MET:HE3	1.78	0.66
18:QR:70:ILE:O	18:QR:74:ARG:HG3	1.95	0.66
49:R3:29:ARG:HB2	49:R3:29:ARG:NH1	2.10	0.66

*Continued on next page...*

*Continued from previous page...*

Atom-1	Atom-2	Interatomic distance (Å)	Clash overlap (Å)
27:RD:241:PRO:O	27:RD:243:GLY:N	2.28	0.66
27:RD:80:ALA:HB3	27:RD:94:LEU:CD1	2.26	0.66
25:RA:138:G:N2	43:RX:44:GLU:OE2	2.28	0.66
1:XA:664:G:H22	1:XA:741:G:H1	1.41	0.66
1:XA:991:U:O4	1:XA:1212:U:O2'	2.12	0.66
8:XH:29:SER:HB3	8:XH:32:LYS:CG	2.22	0.66
10:XJ:34:VAL:HG22	10:XJ:74:ILE:HG22	1.77	0.66
29:YF:103:LYS:HA	29:YF:106:ARG:CG	2.21	0.66
41:YV:53:GLU:O	41:YV:53:GLU:HG2	1.94	0.66
44:YY:89:PHE:C	44:YY:90:LEU:HD13	2.15	0.66
8:QH:10:LEU:HD23	8:QH:10:LEU:H	1.59	0.66
16:QP:21:VAL:HG11	16:QP:59:TRP:CD1	2.30	0.66
25:RA:1509:C:H3'	25:RA:1510:A:H5''	1.76	0.66
25:RA:2068:U:H3	25:RA:2430:A:H2	1.43	0.66
25:RA:2439:A:H5'	25:RA:2439:A:C8	2.30	0.66
28:RE:9:VAL:HB	28:RE:25:VAL:HG23	1.75	0.66
28:RE:36:ARG:HB3	28:RE:36:ARG:HH11	1.60	0.66
35:RP:1:MET:CE	35:RP:5:ASP:HB3	2.24	0.66
38:RS:107:GLU:H	38:RS:110:LEU:HD11	1.60	0.66
44:RY:94:LYS:HE3	44:RY:101:LYS:NZ	2.11	0.66
44:RY:42:VAL:CG1	44:RY:65:ALA:HB3	2.26	0.66
8:XH:84:ARG:NH1	8:XH:84:ARG:HG3	2.10	0.66
13:XM:3:ARG:HD2	13:XM:9:ILE:HG12	1.77	0.66
47:Y1:83:GLU:HG2	47:Y1:84:GLY:N	2.09	0.66
48:Y2:65:ASN:HB3	48:Y2:69:ARG:NH1	2.10	0.66
25:YA:2030:A:H4'	25:YA:2031:A:H8	1.60	0.66
25:YA:898:C:H2'	25:YA:899:A:H5'	1.78	0.66
36:YQ:32:TYR:HD1	36:YQ:133:ARG:HA	1.60	0.66
3:QC:101:LEU:HD23	3:QC:102:ASN:N	2.10	0.66
8:QH:23:SER:HA	8:QH:63:LEU:CD2	2.24	0.66
13:QM:81:LEU:O	13:QM:84:ILE:HG22	1.95	0.66
27:RD:145:VAL:HG12	27:RD:146:GLU:O	1.95	0.66
27:RD:68:LYS:HB2	27:RD:70:TRP:CZ3	2.31	0.66
28:RE:174:ASP:CG	28:RE:175:VAL:H	1.98	0.66
25:RA:1187:G:H5''	41:RV:81:TYR:CE2	2.30	0.66
44:RY:89:PHE:C	44:RY:90:LEU:HD13	2.15	0.66
2:XB:215:LEU:O	2:XB:219:VAL:HG23	1.94	0.66
4:XD:14:ARG:HD3	4:XD:14:ARG:O	1.95	0.66
25:YA:2086:U:H2'	25:YA:2087:G:C8	2.31	0.66
28:YE:28:ALA:O	28:YE:93:VAL:HG23	1.96	0.66
30:YG:136:ARG:O	30:YG:154:GLY:HA3	1.95	0.66

*Continued on next page...*

*Continued from previous page...*

Atom-1	Atom-2	Interatomic distance (Å)	Clash overlap (Å)
33:YN:58:ASP:H	33:YN:60:ILE:CD1	2.09	0.66
25:YA:583:G:H5''	40:YU:10:ARG:HH12	1.59	0.66
40:YU:88:ILE:N	40:YU:88:ILE:HD13	2.10	0.66
42:YW:18:ARG:HG3	42:YW:76:VAL:HG13	1.77	0.66
44:YY:75:ILE:HG12	44:YY:76:CYS:N	2.10	0.66
3:QC:73:PRO:O	3:QC:76:VAL:HG22	1.95	0.66
19:QS:65:ASN:N	19:QS:65:ASN:HD22	1.94	0.66
28:RE:101:ARG:CZ	28:RE:171:GLU:HB2	2.25	0.66
29:RF:34:TRP:HA	35:RP:6:LEU:HD12	1.77	0.66
39:RT:11:GLU:CD	39:RT:11:GLU:N	2.47	0.66
40:RU:88:ILE:N	40:RU:88:ILE:HD13	2.10	0.66
41:RV:44:LYS:O	41:RV:46:VAL:N	2.28	0.66
3:XC:140:ARG:CZ	3:XC:140:ARG:HB2	2.25	0.66
4:XD:52:SER:O	4:XD:56:VAL:HG23	1.95	0.66
7:XG:141:VAL:O	7:XG:141:VAL:HG12	1.95	0.66
20:XT:89:ARG:NH2	20:XT:104:LEU:HD21	2.09	0.66
54:Y8:30:ARG:O	54:Y8:31:HIS:HB2	1.96	0.66
27:YD:172:TYR:HB3	27:YD:184:LYS:HG2	1.77	0.66
28:YE:37:ARG:HA	28:YE:37:ARG:NE	2.11	0.66
38:YS:106:ARG:HA	38:YS:110:LEU:CD2	2.25	0.66
43:YX:11:PRO:HB3	43:YX:92:LEU:HD21	1.78	0.66
2:QB:25:ASN:O	2:QB:27:LYS:N	2.28	0.66
7:QG:78:ARG:NH1	7:QG:80:VAL:HG23	2.11	0.66
30:RG:136:ARG:O	30:RG:154:GLY:HA3	1.94	0.66
33:RN:58:ASP:H	33:RN:60:ILE:CD1	2.08	0.66
25:RA:2563:U:H4'	34:RO:28:SER:HA	1.76	0.66
35:RP:81:GLN:NE2	35:RP:106:LEU:O	2.29	0.66
39:RT:50:ILE:CD1	39:RT:102:ILE:HD11	2.25	0.66
20:XT:97:ALA:O	20:XT:99:LEU:N	2.27	0.66
25:YA:1479:G:N7	25:YA:1510:A:N6	2.42	0.66
27:YD:68:LYS:HB2	27:YD:70:TRP:CZ3	2.31	0.66
35:YP:122:PRO:HA	35:YP:141:ALA:O	1.96	0.66
1:QA:346:G:H1'	1:QA:347:G:H5'	1.77	0.66
13:QM:117:VAL:HG22	13:QM:118:ALA:H	1.59	0.66
20:QT:36:LEU:HD12	20:QT:55:ILE:HG23	1.76	0.66
47:R1:86:SER:N	47:R1:87:PRO:HD2	2.10	0.66
50:R4:16:CYS:SG	50:R4:33:VAL:HB	2.35	0.66
25:RA:2788:C:O2'	25:RA:2809:A:N3	2.29	0.66
27:RD:121:PRO:HB3	27:RD:135:PHE:CE1	2.29	0.66
27:RD:44:ASN:HB3	27:RD:49:ILE:HG22	1.78	0.66
28:RE:26:ILE:HD13	28:RE:27:LEU:N	2.10	0.66

*Continued on next page...*

*Continued from previous page...*

Atom-1	Atom-2	Interatomic distance (Å)	Clash overlap (Å)
31:RH:168:PRO:O	31:RH:169:VAL:HG12	1.96	0.66
31:RH:77:LYS:HG2	31:RH:77:LYS:O	1.94	0.66
34:RO:86:ILE:HD12	34:RO:86:ILE:H	1.61	0.66
44:RY:75:ILE:HG12	44:RY:76:CYS:N	2.10	0.66
44:RY:99:CYS:SG	44:RY:100:ALA:N	2.69	0.66
2:XB:24:TRP:HD1	2:XB:24:TRP:H	1.43	0.66
8:XH:20:TYR:HA	8:XH:65:TYR:HE2	1.60	0.66
10:XJ:81:THR:C	10:XJ:83:GLU:H	1.99	0.66
19:XS:35:SER:O	19:XS:71:LEU:HD12	1.96	0.66
51:Y5:40:LYS:NZ	51:Y5:48:GLU:HB2	2.10	0.66
35:YP:61:ARG:NH2	54:Y8:13:ARG:HD2	2.10	0.66
25:YA:1980:G:O2'	25:YA:1982:C:OP2	2.14	0.66
25:YA:2377:A:H2'	25:YA:2378:A:C8	2.31	0.66
27:YD:135:PHE:N	27:YD:135:PHE:CD2	2.62	0.66
35:YP:66:GLY:O	35:YP:67:MET:HB3	1.94	0.66
35:YP:81:GLN:NE2	35:YP:106:LEU:O	2.29	0.66
2:QB:87:ARG:HH11	2:QB:223:ILE:CD1	2.09	0.66
6:QF:41:GLU:O	6:QF:43:LEU:HD12	1.96	0.66
13:QM:119:GLY:HA3	22:QV:29:G:OP1	1.95	0.66
50:R4:37:SER:C	50:R4:39:CYS:H	1.98	0.66
35:RP:61:ARG:NH2	54:R8:13:ARG:HD2	2.10	0.66
27:RD:35:LYS:CA	27:RD:64:ILE:HG22	2.26	0.66
28:RE:62:PRO:O	28:RE:64:LYS:N	2.28	0.66
29:RF:175:THR:O	29:RF:176:LEU:HB2	1.96	0.66
34:RO:14:THR:O	34:RO:51:ALA:HB3	1.95	0.66
44:RY:47:LYS:HG2	44:RY:60:PHE:CE1	2.31	0.66
5:XE:75:THR:HG23	5:XE:76:ILE:N	2.11	0.66
7:XG:69:VAL:O	7:XG:69:VAL:HG12	1.95	0.66
5:XE:79:GLU:OE2	8:XH:104:ARG:HA	1.96	0.66
10:XJ:39:PRO:HB3	10:XJ:70:ARG:HH12	1.61	0.66
13:XM:81:LEU:O	13:XM:84:ILE:HG22	1.95	0.66
47:Y1:80:LEU:HD23	47:Y1:80:LEU:N	2.10	0.66
25:YA:1454:U:H5'	37:YR:63:ARG:NE	2.09	0.66
27:YD:183:ARG:HH11	27:YD:183:ARG:CG	2.07	0.66
38:YS:107:GLU:H	38:YS:110:LEU:HD11	1.60	0.66
25:YA:24:G:O2'	42:YW:78:GLU:O	2.11	0.66
44:YY:47:LYS:HG2	44:YY:60:PHE:CE1	2.31	0.66
44:YY:94:LYS:HE3	44:YY:101:LYS:NZ	2.11	0.66
3:QC:140:ARG:CZ	3:QC:140:ARG:HB2	2.25	0.66
5:QE:75:THR:HG23	5:QE:76:ILE:N	2.11	0.66
1:QA:1297:C:O2'	7:QG:114:ARG:NH2	2.28	0.66

*Continued on next page...*

*Continued from previous page...*

Atom-1	Atom-2	Interatomic distance (Å)	Clash overlap (Å)
1:QA:1199:U:H4'	10:QJ:54:PHE:CZ	2.31	0.66
47:R1:51:VAL:HG11	47:R1:74:VAL:HG21	1.76	0.66
25:RA:1264:G:H5'	51:R5:11:THR:HG21	1.78	0.66
36:RQ:33:GLY:HA2	36:RQ:105:GLU:HA	1.76	0.66
36:RQ:88:GLY:C	36:RQ:90:VAL:N	2.47	0.66
39:RT:22:PHE:N	39:RT:22:PHE:CD2	2.63	0.66
44:RY:14:LEU:HD23	44:RY:15:VAL:N	2.10	0.66
4:XD:52:SER:HB3	4:XD:55:ALA:HB2	1.77	0.66
12:XL:26:ALA:O	12:XL:27:LEU:O	2.14	0.66
13:XM:74:VAL:O	13:XM:78:ILE:HG13	1.96	0.66
47:Y1:11:ARG:HH11	47:Y1:11:ARG:HB3	1.61	0.66
25:YA:514:A:N3	25:YA:581:C:O2'	2.27	0.66
28:YE:174:ASP:CG	28:YE:175:VAL:H	1.98	0.66
31:YH:125:VAL:CG1	31:YH:126:PRO:HG3	2.25	0.66
4:QD:52:SER:O	4:QD:56:VAL:HG23	1.95	0.66
11:QK:17:GLY:HA3	11:QK:77:MET:HE3	1.76	0.66
19:QS:15:LEU:O	19:QS:19:VAL:N	2.26	0.66
27:RD:237:GLU:OE1	27:RD:237:GLU:N	2.29	0.66
25:RA:451:C:H4'	29:RF:52:LYS:NZ	2.10	0.66
12:XL:48:PRO:CD	12:XL:49:ASN:N	2.57	0.66
19:XS:15:LEU:O	19:XS:19:VAL:N	2.26	0.66
19:XS:9:VAL:HG12	50:Y4:66:SER:O	1.97	0.66
30:YG:145:THR:HG23	50:Y4:28:LYS:NZ	2.11	0.66
38:YS:88:ASP:OD2	38:YS:90:GLY:N	2.28	0.66
40:YU:65:ILE:HG12	40:YU:96:ALA:CB	2.26	0.66
45:YZ:103:ARG:HB2	45:YZ:138:GLU:HG2	1.78	0.66
16:QP:45:THR:HG22	16:QP:47:ASP:H	1.60	0.65
54:R8:30:ARG:O	54:R8:31:HIS:HB2	1.96	0.65
38:RS:106:ARG:HA	38:RS:110:LEU:CD2	2.26	0.65
38:RS:88:ASP:OD2	38:RS:90:GLY:N	2.28	0.65
43:RX:65:ARG:N	43:RX:65:ARG:HD3	2.11	0.65
25:YA:2114:A:N6	25:YA:2119:A:N7	2.43	0.65
25:YA:2817:G:O2'	25:YA:2836:U:O2	2.15	0.65
27:YD:121:PRO:HB3	27:YD:135:PHE:CE1	2.30	0.65
34:YO:86:ILE:HD12	34:YO:86:ILE:H	1.61	0.65
36:YQ:20:ALA:HB1	36:YQ:99:PRO:HD2	1.77	0.65
1:QA:1301:U:O3'	13:QM:21:TYR:OH	2.15	0.65
1:QA:191:G:C4	20:QT:105:SER:HB3	2.31	0.65
1:QA:192:U:H4'	20:QT:102:GLY:O	1.96	0.65
2:QB:87:ARG:O	2:QB:87:ARG:HD2	1.95	0.65
4:QD:94:LEU:H	4:QD:94:LEU:CD1	2.08	0.65

*Continued on next page...*

*Continued from previous page...*

Atom-1	Atom-2	Interatomic distance (Å)	Clash overlap (Å)
7:QG:69:VAL:HG12	7:QG:69:VAL:O	1.95	0.65
9:QI:28:VAL:HA	9:QI:63:ILE:HB	1.78	0.65
10:QJ:99:LYS:O	10:QJ:100:THR:HG23	1.96	0.65
12:QL:115:LYS:O	12:QL:117:ARG:HG3	1.97	0.65
12:QL:21:LYS:HD2	12:QL:21:LYS:N	2.11	0.65
17:QQ:27:PHE:CZ	17:QQ:36:ILE:HD11	2.31	0.65
21:QU:25:LYS:HE2	21:QU:26:LYS:O	1.96	0.65
25:RA:662:G:H2'	25:RA:663:G:H8	1.60	0.65
42:RW:25:ARG:HB2	42:RW:25:ARG:NH1	2.11	0.65
44:RY:60:PHE:O	44:RY:61:ILE:HD12	1.95	0.65
7:XG:78:ARG:NH1	7:XG:80:VAL:HG23	2.11	0.65
8:XH:10:LEU:H	8:XH:10:LEU:HD23	1.60	0.65
20:XT:36:LEU:HD12	20:XT:55:ILE:HG23	1.76	0.65
27:YD:145:VAL:HG12	27:YD:146:GLU:O	1.96	0.65
28:YE:13:ARG:NH1	28:YE:21:VAL:HG12	2.11	0.65
28:YE:36:ARG:HH11	28:YE:36:ARG:HB3	1.60	0.65
31:YH:124:GLU:HB3	31:YH:132:ARG:HD2	1.77	0.65
33:YN:134:ARG:N	33:YN:135:PRO:HD3	1.97	0.65
34:YO:113:LYS:O	34:YO:117:LEU:HD12	1.96	0.65
34:YO:71:ARG:NH1	39:YT:74:ARG:HH21	1.94	0.65
25:YA:566:U:OP1	35:YP:29:LYS:HE2	1.96	0.65
37:YR:26:LYS:HE2	37:YR:70:LEU:O	1.95	0.65
42:YW:65:LEU:HD12	42:YW:68:ARG:NH1	2.10	0.65
44:YY:42:VAL:CG1	44:YY:65:ALA:HB3	2.26	0.65
44:YY:35:TYR:CE1	44:YY:69:ALA:HB3	2.31	0.65
4:QD:122:ARG:HD3	4:QD:122:ARG:O	1.97	0.65
10:QJ:38:ILE:HD11	10:QJ:71:LEU:HB3	1.78	0.65
48:R2:64:LEU:HD22	48:R2:68:ARG:HD2	1.77	0.65
25:RA:993:G:OP1	40:RU:50:ARG:NH2	2.30	0.65
27:RD:183:ARG:HH11	27:RD:183:ARG:CG	2.07	0.65
25:RA:583:G:H5''	40:RU:10:ARG:HH12	1.59	0.65
1:XA:977:A:H8	1:XA:1223:C:C4	2.14	0.65
1:XA:1318:A:H4'	19:XS:11:VAL:HG11	1.76	0.65
1:XA:537:G:H2'	1:XA:538:G:C8	2.31	0.65
2:XB:87:ARG:HH11	2:XB:223:ILE:CD1	2.09	0.65
6:XF:96:PRO:HB3	18:XR:30:ASP:OD2	1.95	0.65
10:XJ:38:ILE:HD11	10:XJ:71:LEU:HB3	1.78	0.65
12:XL:25:PRO:C	12:XL:27:LEU:H	1.98	0.65
14:XN:23:ARG:NH1	14:XN:30:ALA:HB2	2.11	0.65
16:XP:45:THR:HG22	16:XP:47:ASP:H	1.60	0.65
1:XA:376:G:H5''	16:XP:5:ARG:HD2	1.78	0.65

*Continued on next page...*

*Continued from previous page...*

Atom-1	Atom-2	Interatomic distance (Å)	Clash overlap (Å)
25:YA:862:G:H2'	25:YA:863:A:O4'	1.97	0.65
43:YX:65:ARG:HD3	43:YX:65:ARG:N	2.12	0.65
2:QB:164:VAL:HB	2:QB:186:ALA:HB2	1.78	0.65
7:QG:11:GLN:O	7:QG:12:LEU:HD13	1.97	0.65
25:RA:1516:U:H2'	25:RA:1517:G:H8	1.59	0.65
25:RA:660:G:O3'	29:RF:38:ARG:NH2	2.30	0.65
27:RD:172:TYR:HB3	27:RD:184:LYS:HG2	1.77	0.65
35:RP:138:LEU:HD11	35:RP:144:GLU:HG3	1.78	0.65
41:RV:76:LYS:HB2	41:RV:81:TYR:HB3	1.79	0.65
2:XB:14:GLY:O	2:XB:15:VAL:HG13	1.96	0.65
2:XB:87:ARG:O	2:XB:87:ARG:HD2	1.95	0.65
4:XD:52:SER:HB3	4:XD:55:ALA:CB	2.27	0.65
7:XG:21:VAL:HG23	7:XG:22:LEU:H	1.61	0.65
9:XI:53:VAL:HG21	9:XI:92:TYR:CE1	2.32	0.65
10:XJ:99:LYS:O	10:XJ:100:THR:HG23	1.96	0.65
17:XQ:27:PHE:CZ	17:XQ:36:ILE:HD11	2.31	0.65
25:YA:144:C:H2'	25:YA:145:G:H8	1.61	0.65
25:YA:2610:C:H4'	25:YA:2611:U:OP2	1.96	0.65
25:YA:451:C:H4'	29:YF:52:LYS:NZ	2.11	0.65
25:YA:503:A:H4'	25:YA:504:U:C5'	2.27	0.65
27:YD:27:THR:CG2	27:YD:28:GLU:H	2.08	0.65
28:YE:101:ARG:CZ	28:YE:171:GLU:HB2	2.26	0.65
35:YP:39:LYS:HA	35:YP:45:LEU:HD13	1.79	0.65
35:YP:90:ARG:NE	35:YP:91:PHE:HD1	1.93	0.65
2:QB:17:PHE:HD2	2:QB:44:LEU:HD21	1.61	0.65
3:QC:70:VAL:HG12	3:QC:71:ALA:N	2.10	0.65
4:QD:13:ARG:HD3	4:QD:38:TYR:O	1.97	0.65
8:QH:20:TYR:HA	8:QH:65:TYR:HE2	1.60	0.65
12:QL:39:VAL:HB	12:QL:57:LYS:HB2	1.79	0.65
15:QO:25:THR:HG21	15:QO:70:LEU:HB2	1.77	0.65
6:QF:98:LEU:HB3	18:QR:30:ASP:HA	1.79	0.65
19:QS:21:GLU:O	19:QS:25:LYS:HB3	1.97	0.65
51:R5:40:LYS:NZ	51:R5:48:GLU:HB2	2.11	0.65
52:R6:27:LYS:HZ3	52:R6:27:LYS:HB2	1.60	0.65
27:RD:176:ARG:HH11	27:RD:176:ARG:HG2	1.61	0.65
34:RO:113:LYS:O	34:RO:117:LEU:HD12	1.96	0.65
40:RU:90:VAL:CG1	40:RU:91:ASP:H	2.00	0.65
3:XC:70:VAL:HG12	3:XC:71:ALA:N	2.10	0.65
12:XL:39:VAL:HB	12:XL:57:LYS:HB2	1.78	0.65
15:XO:8:LYS:O	15:XO:12:ILE:HG13	1.96	0.65
17:XQ:74:LEU:HD12	17:XQ:75:ARG:HG2	1.76	0.65

*Continued on next page...*



*Continued from previous page...*

Atom-1	Atom-2	Interatomic distance (Å)	Clash overlap (Å)
19:XS:10:PHE:CG	19:XS:11:VAL:N	2.65	0.65
48:Y2:42:GLY:O	48:Y2:44:LEU:N	2.30	0.65
48:Y2:69:ARG:NH1	48:Y2:69:ARG:HB2	2.11	0.65
52:Y6:7:ILE:C	52:Y6:9:LEU:H	1.98	0.65
25:YA:2292:C:P	38:YS:17:ARG:HH22	2.19	0.65
25:YA:2722:G:H4'	37:YR:4:LEU:HB2	1.78	0.65
27:YD:80:ALA:HB3	27:YD:94:LEU:CD1	2.26	0.65
28:YE:10:GLY:H	28:YE:25:VAL:HG23	1.59	0.65
31:YH:168:PRO:O	31:YH:169:VAL:HG12	1.96	0.65
1:QA:939:G:H5''	7:QG:102:ARG:HH22	1.60	0.65
4:QD:52:SER:HB3	4:QD:55:ALA:CB	2.27	0.65
5:QE:83:GLU:HG2	5:QE:88:LYS:HG3	1.78	0.65
10:QJ:27:ALA:CB	10:QJ:34:VAL:HG21	2.26	0.65
10:QJ:34:VAL:HG22	10:QJ:74:ILE:HG22	1.77	0.65
12:QL:25:PRO:C	12:QL:27:LEU:H	1.98	0.65
19:QS:3:ARG:CZ	19:QS:8:GLY:HA2	2.26	0.65
47:R1:82:LEU:CD1	47:R1:83:GLU:C	2.64	0.65
50:R4:49:PHE:O	50:R4:50:VAL:HG23	1.97	0.65
52:R6:7:ILE:HG13	52:R6:8:LYS:N	2.06	0.65
27:RD:27:THR:CG2	27:RD:28:GLU:H	2.09	0.65
29:RF:155:LEU:HD13	29:RF:174:VAL:CG1	2.27	0.65
31:RH:128:PRO:CD	31:RH:129:THR:H	2.09	0.65
35:RP:39:LYS:HA	35:RP:45:LEU:HD13	1.79	0.65
34:RO:71:ARG:NH1	39:RT:74:ARG:HH21	1.94	0.65
1:XA:1118:C:H1'	1:XA:1179:A:C4	2.31	0.65
2:XB:17:PHE:HD2	2:XB:44:LEU:HD21	1.61	0.65
2:XB:67:THR:HG21	2:XB:155:LEU:CD2	2.26	0.65
4:QD:195:ALA:O	6:XF:16:GLN:O	2.14	0.65
12:XL:48:PRO:CD	12:XL:49:ASN:H	2.10	0.65
54:Y8:52:LYS:O	54:Y8:52:LYS:HG3	1.97	0.65
25:YA:392:C:H5''	25:YA:409:C:H5''	1.77	0.65
28:YE:201:THR:HG22	28:YE:203:LYS:N	2.07	0.65
39:YT:11:GLU:OE1	39:YT:11:GLU:N	2.27	0.65
44:YY:99:CYS:SG	44:YY:100:ALA:N	2.69	0.65
1:QA:1517:G:N3	25:RA:1919:A:O2'	2.28	0.65
15:QO:8:LYS:O	15:QO:12:ILE:HG13	1.97	0.65
16:QP:6:LEU:HD23	16:QP:17:TYR:CD2	2.32	0.65
47:R1:11:ARG:HH11	47:R1:11:ARG:HB3	1.61	0.65
28:RE:13:ARG:NH1	28:RE:21:VAL:HG12	2.11	0.65
36:RQ:59:ARG:C	36:RQ:60:ARG:HG3	2.17	0.65
41:RV:53:GLU:O	41:RV:53:GLU:HG2	1.94	0.65

*Continued on next page...*

*Continued from previous page...*

Atom-1	Atom-2	Interatomic distance (Å)	Clash overlap (Å)
42:RW:18:ARG:HG3	42:RW:76:VAL:HG13	1.77	0.65
25:RA:483:A:H4'	44:RY:49:VAL:HA	1.77	0.65
2:XB:80:ILE:CD1	2:XB:208:ILE:HG23	2.22	0.65
2:XB:7:VAL:HG22	2:XB:8:LYS:HD3	1.76	0.65
6:XF:41:GLU:O	6:XF:43:LEU:HD12	1.96	0.65
12:XL:115:LYS:O	12:XL:117:ARG:HG3	1.97	0.65
16:XP:21:VAL:HG23	16:XP:33:ILE:HB	1.77	0.65
20:XT:83:ARG:CA	20:XT:86:ARG:HB3	2.27	0.65
25:YA:1340:U:OP2	43:YX:78:LYS:NZ	2.30	0.65
2:QB:14:GLY:O	2:QB:15:VAL:HG13	1.96	0.65
7:QG:21:VAL:HG23	7:QG:22:LEU:H	1.60	0.65
13:QM:74:VAL:O	13:QM:78:ILE:HG13	1.96	0.65
16:QP:51:VAL:HG21	16:QP:77:ALA:HB2	1.78	0.65
18:QR:43:PHE:CE2	18:QR:58:LEU:HD11	2.31	0.65
6:QF:50:TYR:CE1	18:QR:77:GLY:HA2	2.32	0.65
50:R4:36:CYS:O	50:R4:37:SER:O	2.14	0.65
51:R5:40:LYS:HD3	51:R5:46:CYS:CB	2.26	0.65
25:RA:2636:U:OP1	28:RE:79:ARG:HA	1.96	0.65
28:RE:28:ALA:O	28:RE:93:VAL:HG23	1.95	0.65
28:RE:37:ARG:HA	28:RE:37:ARG:NE	2.11	0.65
34:RO:12:ASP:OD1	34:RO:14:THR:HG23	1.97	0.65
35:RP:6:LEU:O	35:RP:7:ARG:HG2	1.97	0.65
41:RV:43:GLU:HA	41:RV:43:GLU:OE2	1.95	0.65
1:XA:1129:C:H4'	1:XA:1130:A:H5'	1.78	0.65
1:XA:1199:U:H4'	10:XJ:54:PHE:CZ	2.31	0.65
3:XC:101:LEU:HD23	3:XC:102:ASN:N	2.11	0.65
7:XG:11:GLN:O	7:XG:12:LEU:HD13	1.97	0.65
10:XJ:54:PHE:C	10:XJ:55:LYS:HG3	2.17	0.65
13:XM:51:ALA:O	13:XM:55:ARG:HG3	1.97	0.65
16:XP:6:LEU:HD23	16:XP:17:TYR:CD2	2.32	0.65
35:YP:113:LYS:HG2	35:YP:115:LEU:HD23	1.79	0.65
35:YP:97:PRO:HD3	35:YP:126:VAL:O	1.97	0.65
36:YQ:23:GLY:HA3	36:YQ:101:ARG:NH1	2.12	0.65
25:YA:1600:C:OP1	43:YX:58:HIS:NE2	2.28	0.65
1:QA:392:G:HO2'	1:QA:483:C:HO2'	1.44	0.65
1:QA:67:C:H2'	1:QA:68:G:C8	2.31	0.65
1:QA:973:G:O6	1:QA:974:A:N6	2.29	0.65
8:QH:20:TYR:CE2	8:QH:75:ARG:HD2	2.32	0.65
16:QP:21:VAL:HG23	16:QP:33:ILE:HB	1.78	0.65
47:R1:29:GLY:O	47:R1:30:VAL:HG23	1.97	0.65
25:RA:468:G:N7	53:R7:39:ARG:NH2	2.43	0.65

*Continued on next page...*

*Continued from previous page...*

Atom-1	Atom-2	Interatomic distance (Å)	Clash overlap (Å)
34:RO:7:TYR:CE1	34:RO:20:MET:HB2	2.32	0.65
5:XE:41:VAL:HG12	5:XE:112:LEU:O	1.97	0.65
2:XB:178:ARG:HD2	8:XH:71:GLY:C	2.18	0.65
12:XL:21:LYS:N	12:XL:21:LYS:HD2	2.11	0.65
14:YN:40:CYS:SG	14:YN:43:CYS:CB	2.83	0.65
15:XO:74:ASP:OD1	15:XO:77:ARG:N	2.30	0.65
6:XF:98:LEU:HB3	18:XR:30:ASP:HA	1.79	0.65
19:XS:21:GLU:HG3	19:XS:22:LEU:N	2.11	0.65
19:XS:65:ASN:N	19:XS:65:ASN:HD22	1.94	0.65
19:XS:68:GLY:HA3	50:Y4:68:ARG:HB2	1.79	0.65
27:YD:44:ASN:HB3	27:YD:49:ILE:HG22	1.78	0.65
27:YD:77:ALA:HB2	27:YD:97:TYR:HA	1.77	0.65
31:YH:128:PRO:CD	31:YH:129:THR:H	2.09	0.65
35:YP:6:LEU:O	35:YP:7:ARG:HG2	1.97	0.65
2:QB:155:LEU:HD12	2:QB:157:ARG:O	1.97	0.65
2:QB:67:THR:HG21	2:QB:155:LEU:CD2	2.27	0.65
10:QJ:39:PRO:HB3	10:QJ:70:ARG:HH12	1.60	0.65
15:QO:74:ASP:OD1	15:QO:77:ARG:N	2.30	0.65
50:R4:71:ARG:HH11	50:R4:71:ARG:CG	1.98	0.65
29:RF:45:ARG:CG	29:RF:45:ARG:HH11	2.10	0.65
35:RP:97:PRO:HD3	35:RP:126:VAL:O	1.97	0.65
36:RQ:81:VAL:O	36:RQ:82:ARG:HG2	1.97	0.65
40:RU:65:ILE:HG12	40:RU:96:ALA:CB	2.26	0.65
44:RY:35:TYR:CE1	44:RY:69:ALA:HB3	2.31	0.65
2:XB:164:VAL:HB	2:XB:186:ALA:HB2	1.78	0.65
1:XA:27:G:H4'	4:XD:209:ARG:HG3	1.78	0.65
11:XK:103:LEU:HD22	11:XK:103:LEU:H	1.62	0.65
14:YN:7:ILE:HG13	14:YN:8:GLU:N	2.11	0.65
19:XS:3:ARG:CZ	19:XS:8:GLY:HA2	2.26	0.65
54:Y8:56:GLU:N	54:Y8:56:GLU:OE1	2.30	0.65
27:YD:176:ARG:HG2	27:YD:176:ARG:HH11	1.61	0.65
31:YH:105:LEU:H	31:YH:105:LEU:CD1	2.09	0.65
33:YN:43:THR:HB	33:YN:46:VAL:CG1	2.27	0.65
35:YP:138:LEU:HD11	35:YP:144:GLU:HG3	1.79	0.65
37:YR:28:LEU:HD21	37:YR:114:VAL:HG12	1.79	0.65
39:YT:22:PHE:CD2	39:YT:22:PHE:N	2.63	0.65
42:YW:25:ARG:HB2	42:YW:25:ARG:NH1	2.11	0.65
1:QA:1318:A:H4'	19:QS:11:VAL:HG11	1.79	0.64
5:QE:41:VAL:CG1	5:QE:113:ALA:HB2	2.25	0.64
10:QJ:6:ILE:HD11	10:QJ:72:VAL:CB	2.24	0.64
10:QJ:81:THR:C	10:QJ:83:GLU:H	1.99	0.64

*Continued on next page...*

*Continued from previous page...*

Atom-1	Atom-2	Interatomic distance (Å)	Clash overlap (Å)
19:QS:10:PHE:CG	19:QS:11:VAL:N	2.65	0.64
20:QT:83:ARG:CA	20:QT:86:ARG:HB3	2.27	0.64
47:R1:80:LEU:HD12	47:R1:81:LYS:HE3	1.78	0.64
48:R2:69:ARG:HB2	48:R2:69:ARG:NH1	2.11	0.64
25:RA:1771:C:O2'	25:RA:1786:A:O4'	2.15	0.64
25:RA:1918:A:O2'	25:RA:1920:C:N4	2.29	0.64
25:RA:846:C:H42	25:RA:931:G:H1	1.43	0.64
27:RD:122:ASP:CG	27:RD:123:ALA:H	2.00	0.64
27:RD:35:LYS:HZ1	27:RD:65:ILE:HA	1.61	0.64
30:RG:81:LYS:O	30:RG:82:LEU:HB2	1.96	0.64
30:RG:83:ARG:HG3	30:RG:86:MET:HE1	1.78	0.64
31:RH:51:ARG:HG3	31:RH:51:ARG:HH11	1.62	0.64
33:RN:57:ALA:HA	33:RN:60:ILE:HD11	1.78	0.64
5:XE:83:GLU:HG2	5:XE:88:LYS:HG3	1.78	0.64
13:XM:23:TYR:CB	13:XM:67:GLU:HG2	2.25	0.64
19:XS:21:GLU:O	19:XS:25:LYS:HB3	1.97	0.64
40:YU:102:GLU:HG3	41:YV:2:PHE:HE2	1.62	0.64
42:YW:59:VAL:HG12	42:YW:60:ASN:N	2.11	0.64
1:QA:474:G:H2'	1:QA:475:G:H8	1.62	0.64
3:QC:58:GLU:O	3:QC:64:VAL:HA	1.97	0.64
20:QT:44:ALA:HB2	20:QT:88:VAL:HG13	1.78	0.64
27:RD:77:ALA:HB2	27:RD:97:TYR:HA	1.77	0.64
28:RE:50:GLY:HA3	28:RE:74:PRO:HG3	1.79	0.64
30:RG:145:THR:HG23	50:R4:28:LYS:NZ	2.11	0.64
26:RB:57:A:H1'	30:RG:29:TRP:HB2	1.79	0.64
31:RH:148:ILE:O	31:RH:151:ILE:HG12	1.98	0.64
33:RN:15:LEU:HD12	33:RN:136:GLU:HB2	1.79	0.64
3:XC:34:LEU:HD21	3:XC:38:ARG:HD2	1.79	0.64
4:XD:122:ARG:HD3	4:XD:122:ARG:O	1.97	0.64
4:XD:61:LYS:HD2	4:XD:206:PHE:CE2	2.32	0.64
8:XH:20:TYR:CE2	8:XH:75:ARG:HD2	2.31	0.64
15:XO:25:THR:HG21	15:XO:70:LEU:HB2	1.77	0.64
48:Y2:40:SER:C	48:Y2:42:GLY:H	2.01	0.64
50:Y4:37:SER:C	50:Y4:39:CYS:H	1.98	0.64
25:YA:1407:C:H42	25:YA:1595:G:H1	1.45	0.64
25:YA:918:A:N3	26:YB:80:U:O2'	2.29	0.64
40:YU:74:LEU:HD23	40:YU:114:LYS:HD3	1.78	0.64
41:YV:76:LYS:HB2	41:YV:81:TYR:HB3	1.79	0.64
4:QD:29:PRO:HG2	4:QD:30:LYS:NZ	2.12	0.64
9:QI:53:VAL:HG21	9:QI:92:TYR:CE1	2.32	0.64
12:QL:18:VAL:HG23	12:QL:19:ARG:H	1.63	0.64

*Continued on next page...*

*Continued from previous page...*

Atom-1	Atom-2	Interatomic distance (Å)	Clash overlap (Å)
12:QL:26:ALA:O	12:QL:27:LEU:O	2.14	0.64
22:QV:6:G:H1	22:QV:67:C:H42	1.45	0.64
51:R5:56:LYS:H	51:R5:56:LYS:CD	2.07	0.64
31:RH:105:LEU:H	31:RH:105:LEU:CD1	2.09	0.64
31:RH:150:ALA:C	31:RH:152:ARG:N	2.44	0.64
36:RQ:10:ARG:O	36:RQ:11:LYS:HB2	1.98	0.64
42:RW:86:LEU:HD12	42:RW:87:PRO:CD	2.23	0.64
45:RZ:97:GLU:HB3	45:RZ:125:LEU:HD11	1.78	0.64
5:XE:50:GLU:HG3	5:XE:52:PRO:HD2	1.79	0.64
9:XI:112:LYS:HA	9:XI:119:ALA:HB2	1.77	0.64
1:XA:110:C:O2'	16:XP:25:ARG:O	2.16	0.64
18:XR:73:ALA:HB3	18:XR:79:LEU:HD12	1.78	0.64
25:YA:2645:G:H3'	25:YA:2646:C:H5'	1.78	0.64
25:YA:459:U:OP2	25:YA:469:G:N1	2.23	0.64
30:YG:114:ILE:CG2	30:YG:117:PHE:HB2	2.27	0.64
30:YG:82:LEU:HA	30:YG:86:MET:SD	2.38	0.64
31:YH:117:PRO:HB3	31:YH:123:PHE:CE1	2.33	0.64
32:YI:129:THR:HA	32:YI:137:PRO:HA	1.79	0.64
35:YP:98:GLU:O	35:YP:101:VAL:HG12	1.98	0.64
36:YQ:81:VAL:O	36:YQ:82:ARG:HG2	1.97	0.64
1:QA:372:C:H42	1:QA:389:A:H62	1.45	0.64
1:QA:920:U:H2'	1:QA:921:U:C6	2.32	0.64
2:QB:158:LEU:O	2:QB:158:LEU:HD12	1.97	0.64
3:QC:138:VAL:HG13	3:QC:149:ALA:CB	2.27	0.64
4:QD:28:SER:CB	4:QD:29:PRO:HD3	2.25	0.64
4:QD:79:PHE:HD2	4:QD:79:PHE:C	2.00	0.64
5:QE:78:HIS:CG	8:QH:104:ARG:HG2	2.33	0.64
10:QJ:42:THR:HG23	10:QJ:68:HIS:HA	1.80	0.64
11:QK:103:LEU:HD22	11:QK:103:LEU:H	1.61	0.64
13:QM:4:ILE:H	13:QM:9:ILE:HG22	1.62	0.64
18:QR:73:ALA:HB3	18:QR:79:LEU:HD12	1.78	0.64
28:RE:35:GLN:CG	28:RE:37:ARG:HE	2.11	0.64
35:RP:105:LEU:O	35:RP:106:LEU:CB	2.42	0.64
37:RR:2:ARG:HG2	37:RR:5:LYS:NZ	2.13	0.64
39:RT:11:GLU:OE1	39:RT:11:GLU:N	2.27	0.64
1:XA:1305:G:N2	1:XA:1331:G:H2'	2.12	0.64
1:XA:292:G:H21	1:XA:608:A:H61	1.44	0.64
1:XA:595:G:H1'	1:XA:596:C:H5	1.62	0.64
1:XA:1112:C:H1'	3:XC:179:ARG:HH11	1.62	0.64
5:XE:53:LEU:HD12	5:XE:53:LEU:N	2.09	0.64
8:XH:42:GLU:HG3	8:XH:109:ILE:HD12	1.80	0.64

*Continued on next page...*

*Continued from previous page...*

Atom-1	Atom-2	Interatomic distance (Å)	Clash overlap (Å)
15:XO:87:ILE:CG2	15:XO:88:ARG:H	2.00	0.64
20:XT:44:ALA:HB2	20:XT:88:VAL:HG13	1.78	0.64
21:XU:25:LYS:HE2	21:XU:26:LYS:O	1.97	0.64
47:Y1:82:LEU:CD1	47:Y1:83:GLU:C	2.64	0.64
50:Y4:36:CYS:O	50:Y4:37:SER:O	2.14	0.64
51:Y5:40:LYS:HD3	51:Y5:46:CYS:CB	2.26	0.64
25:YA:2810:A:O3'	28:YE:61:ARG:HG3	1.97	0.64
29:YF:155:LEU:HD13	29:YF:174:VAL:CG1	2.27	0.64
45:YZ:181:GLU:HG2	45:YZ:183:LEU:HG	1.78	0.64
10:QJ:54:PHE:C	10:QJ:55:LYS:HG3	2.18	0.64
47:R1:56:GLN:N	47:R1:56:GLN:HE21	1.93	0.64
26:RB:40:U:H1'	26:RB:45:A:H61	1.62	0.64
40:RU:74:LEU:HD23	40:RU:114:LYS:HD3	1.78	0.64
42:RW:59:VAL:HG12	42:RW:60:ASN:N	2.11	0.64
44:RY:56:PRO:HG2	44:RY:57:GLN:OE1	1.98	0.64
17:XQ:11:VAL:HG23	17:XQ:20:THR:HB	1.79	0.64
47:Y1:29:GLY:O	47:Y1:30:VAL:HG23	1.97	0.64
29:YF:11:VAL:HG12	29:YF:12:LEU:N	2.13	0.64
34:YO:12:ASP:OD1	34:YO:14:THR:HG23	1.97	0.64
38:YS:78:LEU:HD11	38:YS:107:GLU:O	1.98	0.64
41:YV:43:GLU:OE2	41:YV:43:GLU:HA	1.95	0.64
2:QB:60:ASP:HB3	2:QB:64:ARG:NH1	2.13	0.64
26:RB:72:G:O2'	26:RB:104:A:N6	2.28	0.64
28:RE:104:VAL:HG11	28:RE:188:VAL:CG2	2.27	0.64
30:RG:82:LEU:HA	30:RG:86:MET:SD	2.38	0.64
25:RA:2562:U:H1'	34:RO:23:ARG:NH1	2.13	0.64
40:RU:102:GLU:HG3	41:RV:2:PHE:HE2	1.62	0.64
1:XA:28:G:O2'	1:XA:296:U:OP1	2.16	0.64
2:XB:187:LEU:HD12	2:XB:205:ASP:HA	1.79	0.64
13:XM:13:LYS:HA	13:XM:44:ARG:HD2	1.78	0.64
50:Y4:35:VAL:O	50:Y4:37:SER:N	2.26	0.64
25:YA:1264:G:H5'	51:Y5:11:THR:HG21	1.79	0.64
31:YH:51:ARG:HG3	31:YH:51:ARG:HH11	1.61	0.64
31:YH:92:ILE:HD12	31:YH:92:ILE:H	1.62	0.64
44:YY:86:ARG:O	44:YY:92:ASN:HB2	1.97	0.64
1:QA:1446:A:O2'	1:QA:1447:G:O5'	2.15	0.64
5:QE:41:VAL:HG12	5:QE:112:LEU:O	1.97	0.64
19:QS:35:SER:O	19:QS:71:LEU:HD12	1.96	0.64
47:R1:91:LYS:HG3	47:R1:92:LYS:H	1.63	0.64
25:RA:2014:A:O2'	51:R5:2:ALA:HB2	1.97	0.64
54:R8:56:GLU:OE1	54:R8:56:GLU:N	2.30	0.64

*Continued on next page...*

*Continued from previous page...*

Atom-1	Atom-2	Interatomic distance (Å)	Clash overlap (Å)
25:RA:587:C:OP2	35:RP:21:ARG:NH2	2.31	0.64
25:RA:686:G:H8	53:R7:6:GLN:O	1.80	0.64
1:QA:339:C:OP2	34:RO:97:ARG:NH1	2.30	0.64
4:XD:79:PHE:HD2	4:XD:79:PHE:C	1.99	0.64
6:XF:12:PRO:HG2	6:XF:13:ASN:H	1.62	0.64
6:XF:50:TYR:CE1	18:XR:77:GLY:HA2	2.32	0.64
10:XJ:27:ALA:CB	10:XJ:34:VAL:HG21	2.27	0.64
11:XK:19:ALA:HA	11:XK:32:ILE:HG22	1.80	0.64
11:XK:48:ILE:HD11	11:XK:64:ALA:CA	2.28	0.64
47:Y1:80:LEU:HD12	47:Y1:81:LYS:HE3	1.78	0.64
50:Y4:49:PHE:O	50:Y4:50:VAL:HG23	1.97	0.64
25:YA:1803:A:O2'	27:YD:259:THR:HG21	1.96	0.64
25:YA:2377:A:H2'	25:YA:2378:A:H8	1.63	0.64
27:YD:122:ASP:CG	27:YD:123:ALA:H	2.00	0.64
28:YE:104:VAL:HG11	28:YE:188:VAL:CG2	2.27	0.64
29:YF:175:THR:O	29:YF:176:LEU:HB2	1.96	0.64
33:YN:15:LEU:HD12	33:YN:136:GLU:HB2	1.79	0.64
36:YQ:81:VAL:O	36:YQ:82:ARG:HD3	1.98	0.64
39:YT:11:GLU:CD	39:YT:11:GLU:N	2.47	0.64
1:QA:1231:G:O3'	9:QI:126:SER:OG	2.15	0.64
14:QN:53:LEU:HB3	14:QN:56:VAL:HG21	1.80	0.64
16:QP:58:TYR:O	16:QP:62:VAL:HG22	1.96	0.64
25:RA:2502:G:H5''	25:RA:2503:A:H5''	1.79	0.64
33:RN:131:GLN:CD	33:RN:132:ALA:H	2.01	0.64
35:RP:98:GLU:O	35:RP:101:VAL:HG12	1.98	0.64
36:RQ:23:GLY:HA3	36:RQ:101:ARG:NH1	2.12	0.64
25:RA:1252:G:N3	40:RU:33:ARG:HD2	2.13	0.64
1:XA:881:G:OP2	12:XL:12:ARG:NH2	2.30	0.64
3:XC:138:VAL:HG13	3:XC:149:ALA:CB	2.28	0.64
4:XD:13:ARG:HD2	4:XD:38:TYR:O	1.98	0.64
8:XH:97:VAL:HG13	8:XH:98:LYS:N	2.13	0.64
9:XI:28:VAL:HA	9:XI:63:ILE:HB	1.78	0.64
9:XI:5:TYR:O	9:XI:84:ALA:HA	1.98	0.64
14:YN:18:VAL:HG23	14:YN:19:ARG:H	1.63	0.64
16:XP:58:TYR:O	16:XP:62:VAL:HG22	1.97	0.64
25:YA:2219:G:OP1	27:YD:172:TYR:OH	2.15	0.64
25:YA:708:C:H42	25:YA:723:G:H1	1.46	0.64
27:YD:135:PHE:HD2	27:YD:135:PHE:N	1.96	0.64
4:QD:166:LYS:CD	27:YD:188:GLU:OE2	2.39	0.64
28:YE:69:LYS:O	28:YE:71:GLY:N	2.27	0.64
29:YF:45:ARG:CG	29:YF:45:ARG:HH11	2.09	0.64

*Continued on next page...*

*Continued from previous page...*

Atom-1	Atom-2	Interatomic distance (Å)	Clash overlap (Å)
34:YO:7:TYR:CE1	34:YO:20:MET:HB2	2.32	0.64
41:YV:36:PRO:HA	41:YV:56:SER:OG	1.98	0.64
43:YX:57:LEU:HD12	43:YX:78:LYS:HB2	1.77	0.64
44:YY:56:PRO:HG2	44:YY:57:GLN:OE1	1.98	0.64
4:QD:61:LYS:HD2	4:QD:206:PHE:CE2	2.32	0.64
6:QF:12:PRO:HG2	6:QF:13:ASN:H	1.62	0.64
14:QN:7:ILE:HG13	14:QN:8:GLU:N	2.11	0.64
16:QP:51:VAL:CG1	16:QP:52:ASP:H	2.10	0.64
25:RA:38:A:N3	29:RF:48:THR:OG1	2.30	0.64
27:RD:182:LEU:H	27:RD:272:ALA:HB3	1.63	0.64
28:RE:201:THR:HG21	28:RE:203:LYS:HB3	1.80	0.64
30:RG:114:ILE:CG2	30:RG:117:PHE:HB2	2.28	0.64
35:RP:113:LYS:HG2	35:RP:115:LEU:HD23	1.79	0.64
36:RQ:30:GLY:HA3	36:RQ:106:VAL:O	1.98	0.64
3:XC:181:ASN:ND2	3:XC:204:LEU:HB2	2.13	0.64
3:XC:58:GLU:O	3:XC:64:VAL:HA	1.98	0.64
5:XE:41:VAL:CG1	5:XE:113:ALA:HB2	2.25	0.64
7:XG:113:GLU:CG	7:XG:119:ARG:HG2	2.28	0.64
25:YA:1449:A:HO2'	25:YA:1530:G:N2	1.96	0.64
25:YA:704:G:H2'	25:YA:726:G:N2	2.13	0.64
27:YD:18:VAL:HG12	27:YD:19:ALA:O	1.98	0.64
30:YG:81:LYS:O	30:YG:82:LEU:HB2	1.96	0.64
31:YH:148:ILE:O	31:YH:151:ILE:HG12	1.98	0.64
38:YS:26:LEU:HD22	38:YS:87:PHE:HD1	1.63	0.64
1:QA:411:A:H62	1:QA:413:G:H21	1.45	0.64
1:QA:977:A:O2'	1:QA:981:U:N3	2.29	0.64
8:QH:97:VAL:HG13	8:QH:98:LYS:N	2.13	0.64
48:R2:40:SER:C	48:R2:42:GLY:H	2.00	0.64
25:RA:404:C:O2'	25:RA:405:U:OP2	2.15	0.64
36:RQ:104:PHE:O	36:RQ:105:GLU:HB3	1.98	0.64
2:XB:134:GLU:HA	2:XB:137:ARG:HB3	1.80	0.64
3:XC:95:THR:HG22	3:XC:96:GLY:N	2.06	0.64
9:XI:62:TYR:O	9:XI:63:ILE:HD12	1.98	0.64
16:XP:51:VAL:HG21	16:XP:77:ALA:HB2	1.78	0.64
12:XL:8:ASN:OD1	17:XQ:34:LYS:HE2	1.98	0.64
47:Y1:82:LEU:CD1	47:Y1:83:GLU:CA	2.76	0.64
25:YA:27:G:N2	25:YA:512:G:H2'	2.13	0.64
25:YA:84:A:N1	25:YA:98:G:O2'	2.27	0.64
28:YE:14:ILE:CG1	28:YE:15:PHE:H	2.08	0.64
33:YN:39:ARG:HB3	33:YN:41:ASP:OD1	1.98	0.64
37:YR:2:ARG:HG2	37:YR:5:LYS:NZ	2.13	0.64

*Continued on next page...*



*Continued from previous page...*

Atom-1	Atom-2	Interatomic distance (Å)	Clash overlap (Å)
1:QA:1177:G:OP2	9:QI:97:LYS:NZ	2.29	0.63
2:QB:134:GLU:HA	2:QB:137:ARG:HB3	1.80	0.63
2:QB:20:GLU:HB2	2:QB:190:THR:OG1	1.98	0.63
3:QC:34:LEU:HD21	3:QC:38:ARG:HD2	1.79	0.63
9:QI:47:LEU:N	9:QI:47:LEU:HD22	2.14	0.63
9:QI:62:TYR:O	9:QI:63:ILE:HD12	1.98	0.63
15:QO:8:LYS:NZ	15:QO:8:LYS:HB2	2.13	0.63
19:QS:39:THR:HG22	19:QS:40:ILE:N	2.14	0.63
25:RA:1080:C:N4	25:RA:1088:A:OP2	2.28	0.63
25:RA:324:A:N6	25:RA:338:G:O2'	2.31	0.63
33:RN:43:THR:HB	33:RN:46:VAL:CG1	2.27	0.63
37:RR:28:LEU:HD21	37:RR:114:VAL:HG12	1.80	0.63
42:RW:74:ALA:O	42:RW:75:TYR:HB3	1.98	0.63
2:XB:8:LYS:CD	2:XB:8:LYS:H	2.09	0.63
1:XA:738:C:H5''	6:XF:69:GLU:HB2	1.80	0.63
8:XH:28:ALA:HB3	8:XH:57:PRO:HB2	1.79	0.63
18:XR:43:PHE:CE2	18:XR:58:LEU:HD11	2.31	0.63
47:Y1:91:LYS:HG3	47:Y1:92:LYS:H	1.62	0.63
25:YA:309:G:N3	25:YA:329:G:O2'	2.30	0.63
31:YH:3:ARG:HA	31:YH:3:ARG:NE	2.12	0.63
34:YO:104:ARG:HG2	34:YO:104:ARG:NH1	2.14	0.63
37:YR:117:VAL:O	37:YR:118:GLU:HB3	1.99	0.63
40:YU:92:ARG:O	40:YU:94:ASN:N	2.25	0.63
1:QA:1459:C:OP1	20:QT:27:LYS:NZ	2.29	0.63
1:QA:316:G:OP2	1:QA:351:G:O2'	2.16	0.63
9:QI:5:TYR:O	9:QI:84:ALA:HA	1.98	0.63
25:RA:242:G:H5'	54:R8:62:LEU:CD2	2.27	0.63
29:RF:132:VAL:HG23	29:RF:133:ASN:N	2.14	0.63
31:RH:92:ILE:H	31:RH:92:ILE:HD12	1.63	0.63
32:RI:93:THR:HG22	32:RI:119:PRO:HB3	1.80	0.63
38:RS:83:LYS:HZ1	38:RS:109:GLY:HA2	1.58	0.63
43:RX:11:PRO:HB3	43:RX:92:LEU:HD21	1.78	0.63
1:XA:1314:C:OP2	19:XS:4:SER:OG	2.16	0.63
2:XB:21:ARG:HB2	2:XB:39:ILE:HA	1.80	0.63
2:XB:25:ASN:O	2:XB:27:LYS:N	2.28	0.63
54:Y8:48:PHE:N	54:Y8:48:PHE:CD1	2.66	0.63
25:YA:1316:U:H2'	25:YA:1317:A:H8	1.62	0.63
25:YA:2636:U:OP1	28:YE:79:ARG:HA	1.99	0.63
1:QA:1412:C:H2'	1:QA:1413:A:C8	2.33	0.63
8:QH:28:ALA:HB3	8:QH:57:PRO:HB2	1.79	0.63
8:QH:6:ILE:HB	8:QH:85:ARG:HH12	1.62	0.63

*Continued on next page...*

*Continued from previous page...*

Atom-1	Atom-2	Interatomic distance (Å)	Clash overlap (Å)
11:QK:48:ILE:HD11	11:QK:64:ALA:CA	2.28	0.63
20:QT:14:LYS:HA	20:QT:17:ARG:NH1	2.14	0.63
25:RA:2404:C:O3'	35:RP:77:ARG:NH2	2.31	0.63
27:RD:135:PHE:HD2	27:RD:135:PHE:N	1.96	0.63
27:RD:230:ASP:O	27:RD:231:HIS:HB2	1.98	0.63
27:RD:44:ASN:ND2	27:RD:44:ASN:N	2.42	0.63
29:RF:28:ILE:HG22	29:RF:112:MET:HB3	1.80	0.63
33:RN:39:ARG:HB3	33:RN:41:ASP:OD1	1.98	0.63
35:RP:112:LEU:HD11	35:RP:114:ILE:HG23	1.81	0.63
43:RX:63:LYS:O	43:RX:64:LYS:HD2	1.98	0.63
11:XK:12:ARG:HG2	11:XK:13:GLN:H	1.64	0.63
27:YD:72:LYS:HG2	27:YD:103:ARG:NH2	2.13	0.63
32:YI:130:TYR:HB3	32:YI:136:VAL:HG13	1.79	0.63
33:YN:131:GLN:CD	33:YN:132:ALA:H	2.01	0.63
35:YP:106:LEU:O	35:YP:107:LYS:CB	2.46	0.63
36:YQ:104:PHE:O	36:YQ:105:GLU:HB3	1.98	0.63
42:YW:110:LYS:HG3	42:YW:111:HIS:ND1	2.13	0.63
3:QC:181:ASN:ND2	3:QC:204:LEU:HB2	2.13	0.63
4:QD:30:LYS:CG	4:QD:35:ARG:HE	2.11	0.63
7:QG:9:VAL:CG1	7:QG:94:ARG:HE	2.12	0.63
9:QI:97:LYS:HB3	9:QI:98:PRO:HD3	1.79	0.63
13:QM:51:ALA:O	13:QM:55:ARG:HG3	1.97	0.63
14:QN:18:VAL:HG23	14:QN:19:ARG:H	1.63	0.63
19:QS:21:GLU:HG3	19:QS:22:LEU:N	2.11	0.63
21:QU:15:ARG:HH11	21:QU:15:ARG:HG2	1.64	0.63
48:R2:42:GLY:O	48:R2:44:LEU:N	2.30	0.63
54:R8:59:LYS:HZ3	54:R8:59:LYS:HB3	1.63	0.63
25:RA:1264:G:H3'	25:RA:1265:A:H5''	1.79	0.63
25:RA:363:G:H2'	25:RA:363(A):A:H8	1.62	0.63
25:RA:259:G:O2'	25:RA:621:A:O2'	2.17	0.63
27:RD:147:LEU:CD1	27:RD:155:LEU:HD11	2.26	0.63
31:RH:117:PRO:HB3	31:RH:123:PHE:CE1	2.33	0.63
31:RH:3:ARG:HA	31:RH:3:ARG:NE	2.12	0.63
43:RX:18:TYR:C	43:RX:20:GLY:H	2.02	0.63
2:XB:158:LEU:HD12	2:XB:158:LEU:O	1.97	0.63
11:XK:50:TYR:HH	11:XK:59:TYR:HE2	1.47	0.63
12:XL:62:SER:O	12:XL:64:TYR:HD1	1.82	0.63
15:XO:8:LYS:HB2	15:XO:8:LYS:NZ	2.13	0.63
25:YA:640:C:H42	25:YA:648:G:H1	1.47	0.63
28:YE:201:THR:HG21	28:YE:203:LYS:HB3	1.80	0.63
29:YF:46:ARG:NH1	29:YF:46:ARG:HG2	2.00	0.63

*Continued on next page...*

*Continued from previous page...*

Atom-1	Atom-2	Interatomic distance (Å)	Clash overlap (Å)
13:XM:8:GLU:OE1	30:YG:115:ARG:CZ	2.46	0.63
39:YT:111:ARG:C	39:YT:113:LYS:H	2.01	0.63
1:XA:1443:G:O2'	39:YT:122:ASP:OD2	2.15	0.63
2:QB:8:LYS:H	2:QB:8:LYS:CD	2.09	0.63
3:QC:95:THR:HG22	3:QC:96:GLY:N	2.07	0.63
7:QG:148:ASN:N	7:QG:148:ASN:ND2	2.46	0.63
12:QL:85:ILE:HD11	12:QL:98:TYR:HB2	1.81	0.63
47:R1:82:LEU:CD1	47:R1:83:GLU:CA	2.76	0.63
47:R1:87:PRO:O	47:R1:88:LYS:C	2.37	0.63
29:RF:11:VAL:HG12	29:RF:12:LEU:N	2.13	0.63
33:RN:61:ARG:HA	33:RN:61:ARG:HE	1.63	0.63
34:RO:86:ILE:N	34:RO:86:ILE:HD12	2.13	0.63
41:RV:52:VAL:CG2	41:RV:55:ALA:HB3	2.28	0.63
42:RW:110:LYS:HG3	42:RW:111:HIS:ND1	2.12	0.63
1:XA:236:G:OP1	17:XQ:40:LYS:NZ	2.26	0.63
10:XJ:42:THR:HG23	10:XJ:68:HIS:HA	1.80	0.63
48:Y2:40:SER:C	48:Y2:42:GLY:N	2.51	0.63
13:XM:65:LYS:HE2	50:Y4:50:VAL:HG11	1.80	0.63
25:YA:137(A):G:H1'	43:YX:41:ASN:ND2	2.13	0.63
25:YA:1448:G:O2'	25:YA:1529:A:N1	2.28	0.63
25:YA:242:G:C8	54:Y8:5:LYS:HG2	2.34	0.63
28:YE:50:GLY:HA3	28:YE:74:PRO:HG3	1.80	0.63
39:YT:60:THR:HG22	39:YT:77:PRO:HA	1.80	0.63
4:QD:30:LYS:HA	4:QD:34:GLU:HB2	1.79	0.63
4:QD:79:PHE:C	4:QD:79:PHE:CD2	2.71	0.63
8:QH:112:LEU:HD12	8:QH:112:LEU:O	1.98	0.63
15:QO:61:GLY:C	15:QO:65:ARG:HH12	2.02	0.63
19:QS:15:LEU:O	19:QS:19:VAL:HG23	1.98	0.63
48:R2:46:GLN:HA	48:R2:46:GLN:OE1	1.98	0.63
13:QM:65:LYS:HZ3	50:R4:52:THR:HG21	1.63	0.63
25:RA:1020:A:OP1	25:RA:1034:G:N2	2.31	0.63
25:RA:2291:U:O2'	25:RA:2374:C:O2	2.15	0.63
28:RE:131:ALA:HB1	28:RE:135:HIS:CE1	2.34	0.63
39:RT:49:VAL:HG13	39:RT:49:VAL:O	1.99	0.63
44:RY:86:ARG:O	44:RY:92:ASN:HB2	1.97	0.63
2:XB:60:ASP:HB3	2:XB:64:ARG:NH1	2.12	0.63
5:XE:91:LEU:HA	5:XE:120:THR:HG22	1.81	0.63
12:XL:18:VAL:HG23	12:XL:19:ARG:H	1.63	0.63
12:XL:86:ARG:HB2	12:XL:101:VAL:CG2	2.28	0.63
16:XP:66:PRO:HG2	16:XP:71:ARG:HH12	1.64	0.63
19:XS:15:LEU:O	19:XS:19:VAL:HG23	1.98	0.63

*Continued on next page...*

*Continued from previous page...*

Atom-1	Atom-2	Interatomic distance (Å)	Clash overlap (Å)
50:Y4:71:ARG:CG	50:Y4:71:ARG:HH11	1.98	0.63
27:YD:230:ASP:O	27:YD:231:HIS:HB2	1.98	0.63
34:YO:86:ILE:HD12	34:YO:86:ILE:N	2.13	0.63
35:YP:83:VAL:HG12	35:YP:112:LEU:HD21	1.80	0.63
1:QA:1159:U:O2'	1:QA:1160:G:N7	2.32	0.63
9:QI:59:PHE:HZ	9:QI:88:TYR:CE1	2.17	0.63
1:QA:1492:A:OP1	12:QL:47:LYS:HB3	1.99	0.63
13:QM:40:ASN:HD21	13:QM:42:ALA:HB3	1.64	0.63
27:RD:133:LEU:HD21	27:RD:191:ALA:CB	2.29	0.63
27:RD:18:VAL:HG12	27:RD:19:ALA:O	1.99	0.63
33:RN:22:THR:CG2	33:RN:23:LEU:N	2.61	0.63
36:RQ:20:ALA:HB1	36:RQ:99:PRO:CB	2.28	0.63
36:RQ:81:VAL:O	36:RQ:82:ARG:HD3	1.98	0.63
40:RU:102:GLU:HG3	41:RV:2:PHE:CE2	2.34	0.63
44:RY:95:LYS:CB	44:RY:100:ALA:HA	2.13	0.63
1:XA:1200:C:H4'	1:XA:1201:A:H5'	1.80	0.63
2:XB:155:LEU:HD12	2:XB:157:ARG:O	1.97	0.63
5:XE:51:VAL:O	5:XE:55:VAL:HG23	1.99	0.63
9:XI:118:LYS:O	9:XI:119:ALA:HB3	1.99	0.63
48:Y2:46:GLN:HA	48:Y2:46:GLN:OE1	1.97	0.63
25:YA:2286:A:H8	52:Y6:37:ARG:NH1	1.95	0.63
30:YG:68:PRO:HB2	30:YG:90:LEU:HD12	1.80	0.63
30:YG:61:ALA:HB2	30:YG:68:PRO:HD2	1.81	0.63
31:YH:86:GLU:O	31:YH:87:LEU:HB2	1.99	0.63
33:YN:7:LYS:H	33:YN:7:LYS:HD2	1.64	0.63
38:YS:22:GLY:O	38:YS:23:ARG:O	2.17	0.63
43:YX:18:TYR:C	43:YX:20:GLY:H	2.02	0.63
25:YA:482:A:H4'	44:YY:47:LYS:HD2	1.80	0.63
11:QK:58:PRO:HD3	11:QK:89:ALA:HB1	1.81	0.63
12:QL:62:SER:O	12:QL:64:TYR:HD1	1.82	0.63
12:QL:86:ARG:HB2	12:QL:101:VAL:CG2	2.28	0.63
20:QT:26:ASN:HB2	20:QT:71:THR:HG23	1.79	0.63
25:RA:2652:C:H42	25:RA:2668:G:H1	1.47	0.63
31:RH:153:LYS:HG3	31:RH:161:GLY:HA3	1.81	0.63
34:RO:8:LEU:HB2	34:RO:19:ILE:HD11	1.81	0.63
35:RP:65:ARG:CG	35:RP:65:ARG:HH11	2.06	0.63
36:RQ:66:ILE:CG1	36:RQ:67:ARG:H	2.12	0.63
37:RR:117:VAL:O	37:RR:118:GLU:HB3	1.98	0.63
39:RT:60:THR:HG22	39:RT:77:PRO:HA	1.80	0.63
40:RU:34:LYS:HA	40:RU:34:LYS:CE	2.29	0.63
43:RX:49:VAL:HG13	43:RX:83:VAL:HG13	1.80	0.63

*Continued on next page...*

*Continued from previous page...*

Atom-1	Atom-2	Interatomic distance (Å)	Clash overlap (Å)
9:XI:97:LYS:HB3	9:XI:98:PRO:HD3	1.80	0.63
13:XM:36:LYS:HD3	13:XM:36:LYS:C	2.20	0.63
14:XM:18:VAL:HG23	14:XM:19:ARG:N	2.14	0.63
16:XP:8:ARG:HG2	16:XP:8:ARG:HH11	1.64	0.63
20:XT:26:ASN:HB2	20:XT:71:THR:HG23	1.79	0.63
46:Y0:11:ARG:O	46:Y0:14:ARG:NH2	2.32	0.63
47:Y1:18:ILE:HG12	47:Y1:37:ILE:HG12	1.81	0.63
28:YE:13:ARG:HH12	28:YE:21:VAL:HG12	1.64	0.63
29:YF:132:VAL:HG23	29:YF:133:ASN:N	2.14	0.63
33:YN:61:ARG:HE	33:YN:61:ARG:HA	1.63	0.63
33:YN:87:LEU:HD23	33:YN:87:LEU:O	1.99	0.63
39:YT:16:ARG:HE	39:YT:19:LEU:HD21	1.62	0.63
43:YX:31:HIS:CE1	43:YX:33:LYS:HB2	2.34	0.63
3:QC:34:LEU:CD2	3:QC:38:ARG:HD2	2.29	0.63
3:QC:70:VAL:HG12	3:QC:72:LYS:N	2.11	0.63
7:QG:113:GLU:CG	7:QG:119:ARG:HG2	2.28	0.63
7:QG:140:ASP:C	7:QG:142:GLU:H	2.03	0.63
47:R1:76:ARG:HD2	47:R1:76:ARG:H	1.64	0.63
25:RA:2377:A:H2'	25:RA:2378:A:C8	2.34	0.63
25:RA:240:G:H3'	25:RA:241:A:H2'	1.81	0.63
29:RF:107:LYS:O	29:RF:108:LYS:C	2.36	0.63
29:RF:119:ARG:HH11	29:RF:119:ARG:HG2	1.64	0.63
31:RH:136:ILE:H	31:RH:136:ILE:HD12	1.64	0.63
38:RS:78:LEU:HD11	38:RS:107:GLU:O	1.97	0.63
38:RS:26:LEU:HD22	38:RS:87:PHE:HD1	1.63	0.63
39:RT:111:ARG:C	39:RT:113:LYS:H	2.01	0.63
39:RT:16:ARG:HE	39:RT:19:LEU:HD21	1.62	0.63
1:XA:1128:C:N3	1:XA:1144:G:N2	2.41	0.63
1:XA:842:C:O2'	1:XA:848:C:N4	2.32	0.63
2:XB:214:ILE:HD13	2:XB:217:ARG:NH2	2.14	0.63
4:XD:153:ARG:HD3	4:XD:181:MET:SD	2.39	0.63
4:XD:33:MET:HE2	4:XD:37:PRO:HA	1.80	0.63
11:XK:12:ARG:HG2	11:XK:13:GLN:N	2.14	0.63
25:YA:746:A:C5	25:YA:2611:U:H5''	2.33	0.63
25:YA:860:U:H1'	25:YA:2268:A:H5'	1.81	0.63
28:YE:4:ILE:CD1	28:YE:28:ALA:HB1	2.29	0.63
28:YE:35:GLN:CG	28:YE:37:ARG:NE	2.62	0.63
31:YH:153:LYS:HG3	31:YH:161:GLY:HA3	1.81	0.63
36:YQ:30:GLY:HA3	36:YQ:106:VAL:O	1.98	0.63
42:YW:74:ALA:O	42:YW:75:TYR:HB3	1.98	0.63
1:QA:401:C:O2'	1:QA:621:A:N3	2.31	0.62

*Continued on next page...*

*Continued from previous page...*

Atom-1	Atom-2	Interatomic distance (Å)	Clash overlap (Å)
2:QB:187:LEU:HD12	2:QB:205:ASP:HA	1.79	0.62
2:QB:236:TYR:CD2	2:QB:239:VAL:HG21	2.34	0.62
3:QC:189:ALA:O	3:QC:191:THR:HG23	1.99	0.62
1:QA:1347:G:C8	9:QI:107:ARG:HB3	2.33	0.62
9:QI:118:LYS:O	9:QI:119:ALA:HB3	1.99	0.62
9:QI:17:VAL:HG21	9:QI:81:ILE:N	2.14	0.62
52:R6:13:CYS:HB2	52:R6:22:ALA:HB3	1.80	0.62
26:RB:33:G:N2	26:RB:35:U:O4	2.32	0.62
36:RQ:20:ALA:HB1	36:RQ:99:PRO:CD	2.29	0.62
2:XB:236:TYR:CD2	2:XB:239:VAL:HG21	2.34	0.62
3:XC:34:LEU:CD2	3:XC:38:ARG:HD2	2.29	0.62
9:XI:47:LEU:HD22	9:XI:47:LEU:N	2.14	0.62
11:XK:99:GLN:HG2	11:XK:105:VAL:CG2	2.28	0.62
11:XK:51:LYS:CA	11:XK:55:LYS:HD3	2.22	0.62
25:YA:1042:G:H1	25:YA:1113:U:H3	1.47	0.62
29:YF:67:GLN:O	29:YF:67:GLN:CG	2.32	0.62
35:YP:114:ILE:HD11	35:YP:130:PHE:CD1	2.34	0.62
36:YQ:10:ARG:O	36:YQ:11:LYS:HB2	1.98	0.62
39:YT:49:VAL:O	39:YT:49:VAL:HG13	1.99	0.62
1:QA:45:U:H2'	1:QA:46:G:C8	2.34	0.62
3:QC:3:ASN:N	3:QC:3:ASN:HD22	1.96	0.62
5:QE:51:VAL:O	5:QE:55:VAL:HG23	1.99	0.62
6:QF:8:ILE:HD11	6:QF:79:LEU:HD13	1.81	0.62
11:QK:12:ARG:HG2	11:QK:13:GLN:N	2.14	0.62
48:R2:65:ASN:HB3	48:R2:69:ARG:NH1	2.10	0.62
27:RD:44:ASN:HB3	27:RD:49:ILE:CA	2.27	0.62
29:RF:28:ILE:HD13	29:RF:30:PRO:HD3	1.80	0.62
35:RP:108:LYS:H	35:RP:108:LYS:HD2	1.64	0.62
35:RP:83:VAL:HG12	35:RP:112:LEU:HD21	1.81	0.62
1:XA:606:G:N2	1:XA:631:G:H8	1.96	0.62
4:XD:170:VAL:HG22	4:XD:171:GLY:N	2.12	0.62
8:XH:112:LEU:HD12	8:XH:112:LEU:O	1.98	0.62
9:XI:17:VAL:HG21	9:XI:81:ILE:N	2.14	0.62
22:XV:6:G:H1	22:XV:67:C:H42	1.45	0.62
35:YP:64:LYS:HB2	54:Y8:25:MET:HG3	1.81	0.62
36:YQ:20:ALA:HB1	36:YQ:99:PRO:CB	2.29	0.62
39:YT:22:PHE:HD2	39:YT:22:PHE:N	1.97	0.62
43:YX:49:VAL:HG13	43:YX:83:VAL:HG13	1.80	0.62
44:YY:87:LYS:O	44:YY:88:LYS:NZ	2.32	0.62
1:QA:1023:G:H3'	1:QA:1024:G:H5''	1.80	0.62
2:QB:66:GLY:O	2:QB:67:THR:HG23	2.00	0.62

*Continued on next page...*

*Continued from previous page...*

Atom-1	Atom-2	Interatomic distance (Å)	Clash overlap (Å)
8:QH:42:GLU:HG3	8:QH:109:ILE:HD12	1.80	0.62
17:QQ:11:VAL:HG23	17:QQ:20:THR:HB	1.79	0.62
18:QR:82:THR:HG22	18:QR:83:GLU:N	2.15	0.62
28:RE:13:ARG:HH12	28:RE:21:VAL:HG12	1.64	0.62
28:RE:35:GLN:CG	28:RE:37:ARG:NE	2.62	0.62
30:RG:77:ILE:HD13	30:RG:82:LEU:CD1	2.29	0.62
32:RI:129:THR:HA	32:RI:137:PRO:HA	1.81	0.62
37:RR:63:ARG:NH1	37:RR:80:PHE:CD1	2.67	0.62
39:RT:24:PRO:O	39:RT:94:ALA:HB2	2.00	0.62
1:XA:1023:G:H3'	1:XA:1024:G:H5''	1.80	0.62
2:XB:66:GLY:O	2:XB:67:THR:HG23	2.00	0.62
3:XC:3:ASN:N	3:XC:3:ASN:HD22	1.97	0.62
7:XG:140:ASP:HA	7:XG:143:ARG:NH1	2.14	0.62
7:XG:9:VAL:CG1	7:XG:94:ARG:HE	2.12	0.62
8:XH:16:ALA:HB2	8:XH:24:THR:HG21	1.82	0.62
25:YA:141:A:H8	25:YA:1595:G:H21	1.45	0.62
25:YA:221:A:H4'	25:YA:222:A:O5'	1.98	0.62
25:YA:275:G:H21	25:YA:276:A:H62	1.47	0.62
29:YF:129:PHE:O	29:YF:130:ALA:HB3	1.99	0.62
30:YG:94:LEU:HD23	30:YG:94:LEU:H	1.64	0.62
35:YP:1:MET:CE	35:YP:5:ASP:HB3	2.25	0.62
40:YU:34:LYS:CE	40:YU:34:LYS:HA	2.29	0.62
43:YX:63:LYS:O	43:YX:64:LYS:HD2	1.99	0.62
2:QB:214:ILE:HD13	2:QB:217:ARG:NH2	2.14	0.62
2:QB:21:ARG:HB2	2:QB:39:ILE:HA	1.80	0.62
4:QD:106:TYR:HE1	4:QD:112:VAL:O	1.82	0.62
5:QE:50:GLU:HG3	5:QE:52:PRO:HD2	1.79	0.62
14:QN:41:ARG:HH21	14:QN:42:ILE:HD11	1.62	0.62
54:R8:52:LYS:HG3	54:R8:52:LYS:O	1.97	0.62
25:RA:2567:G:H2'	25:RA:2568:C:C6	2.35	0.62
29:RF:32:LEU:CD1	29:RF:105:VAL:HG13	2.29	0.62
18:XR:82:THR:HG22	18:XR:83:GLU:N	2.15	0.62
25:YA:2419:U:H5'	52:Y6:23:THR:HG22	1.82	0.62
25:YA:942:G:O2'	25:YA:1189:A:N3	2.28	0.62
25:YA:2262:U:H2'	25:YA:2263:C:H6	1.65	0.62
25:YA:1814:G:H4'	27:YD:51:VAL:HG21	1.81	0.62
33:YN:133:GLN:O	33:YN:134:ARG:HB3	1.99	0.62
33:YN:26:LEU:O	33:YN:30:ILE:HG13	1.99	0.62
35:YP:112:LEU:HD11	35:YP:114:ILE:HG23	1.80	0.62
41:YV:52:VAL:CG2	41:YV:55:ALA:HB3	2.28	0.62
3:QC:127:ARG:HG2	3:QC:127:ARG:HH11	1.64	0.62

*Continued on next page...*

*Continued from previous page...*

Atom-1	Atom-2	Interatomic distance (Å)	Clash overlap (Å)
9:QI:13:ALA:HB2	9:QI:67:GLY:O	2.00	0.62
9:QI:65:VAL:HG21	9:QI:73:GLN:HB3	1.81	0.62
11:QK:57:THR:HG22	11:QK:59:TYR:H	1.64	0.62
18:QR:25:THR:O	18:QR:25:THR:HG22	2.00	0.62
25:RA:299:A:H5'	44:RY:84:ARG:NH2	2.10	0.62
27:RD:134:ARG:HD3	27:RD:135:PHE:CE2	2.35	0.62
29:RF:129:PHE:O	29:RF:130:ALA:HB3	2.00	0.62
33:RN:96:GLU:O	33:RN:98:VAL:N	2.33	0.62
35:RP:64:LYS:HB2	54:R8:25:MET:HG3	1.80	0.62
39:RT:108:ARG:O	39:RT:111:ARG:HG3	1.99	0.62
41:RV:36:PRO:HA	41:RV:56:SER:OG	1.98	0.62
2:XB:20:GLU:HB2	2:XB:190:THR:OG1	1.99	0.62
11:XK:58:PRO:HD3	11:XK:89:ALA:HB1	1.81	0.62
11:XK:57:THR:HG22	11:XK:59:TYR:H	1.65	0.62
47:Y1:91:LYS:HE3	47:Y1:91:LYS:HA	1.81	0.62
52:Y6:13:CYS:HB2	52:Y6:22:ALA:HB3	1.81	0.62
52:Y6:44:ARG:O	52:Y6:45:LYS:HB2	2.00	0.62
25:YA:489:G:N2	25:YA:1321:A:OP1	2.32	0.62
27:YD:35:LYS:HA	27:YD:64:ILE:HG22	1.81	0.62
25:YA:2680:C:H5'	28:YE:189:PRO:HA	1.82	0.62
31:YH:136:ILE:HD12	31:YH:136:ILE:H	1.64	0.62
37:YR:63:ARG:NH1	37:YR:80:PHE:CD1	2.67	0.62
39:YT:96:ARG:NH1	39:YT:96:ARG:HB2	2.14	0.62
1:QA:1124:G:H5''	1:QA:1145:C:H41	1.64	0.62
1:QA:148:G:H1	1:QA:174:C:H42	1.48	0.62
1:QA:437:U:H2'	1:QA:438:G:O4'	1.99	0.62
1:QA:954:G:H21	1:QA:1227:A:H62	1.47	0.62
2:QB:23:ARG:HD3	2:QB:23:ARG:H	1.64	0.62
7:QG:140:ASP:HA	7:QG:143:ARG:NH1	2.14	0.62
52:R6:18:ARG:HD2	52:R6:18:ARG:O	2.00	0.62
28:RE:35:GLN:HG2	28:RE:37:ARG:NE	2.14	0.62
30:RG:94:LEU:HD23	30:RG:94:LEU:N	2.14	0.62
31:RH:153:LYS:CB	31:RH:154:PRO:CD	2.69	0.62
32:RI:41:GLU:HA	32:RI:44:LEU:HB2	1.81	0.62
33:RN:7:LYS:HD2	33:RN:7:LYS:H	1.64	0.62
39:RT:96:ARG:NH1	39:RT:96:ARG:HB2	2.14	0.62
2:XB:115:LEU:CD2	2:XB:153:ARG:HD3	2.30	0.62
4:XD:29:PRO:C	4:XD:30:LYS:HD3	2.19	0.62
4:XD:96:LEU:CD2	4:XD:96:LEU:H	2.11	0.62
8:XH:58:TYR:O	8:XH:59:LEU:HD23	2.00	0.62
16:XP:51:VAL:CG1	16:XP:52:ASP:H	2.11	0.62

*Continued on next page...*



*Continued from previous page...*

Atom-1	Atom-2	Interatomic distance (Å)	Clash overlap (Å)
48:Y2:70:GLN:O	48:Y2:71:ASN:HB2	2.00	0.62
25:YA:2789:C:H1'	25:YA:2892:A:H2	1.63	0.62
29:YF:107:LYS:O	29:YF:108:LYS:C	2.37	0.62
29:YF:28:ILE:HG22	29:YF:112:MET:HB3	1.80	0.62
30:YG:112:PRO:HB3	50:Y4:37:SER:CB	2.25	0.62
30:YG:94:LEU:HD23	30:YG:94:LEU:N	2.14	0.62
34:YO:104:ARG:CZ	39:YT:34:VAL:HG11	2.29	0.62
35:YP:105:LEU:O	35:YP:106:LEU:CB	2.42	0.62
38:YS:48:LEU:N	38:YS:48:LEU:HD12	2.14	0.62
39:YT:108:ARG:O	39:YT:111:ARG:HG3	2.00	0.62
25:YA:2602:A:C2	56:Z8:76:PPU:N7	2.66	0.62
13:QM:69:GLU:O	13:QM:72:ALA:N	2.32	0.62
13:QM:77:ASN:CG	50:R4:71:ARG:NH1	2.53	0.62
25:RA:1929:G:H4'	25:RA:1930:G:OP1	1.99	0.62
25:RA:2146:C:H4'	25:RA:2147:G:C8	2.34	0.62
25:RA:498:G:N3	44:RY:47:LYS:NZ	2.45	0.62
27:RD:137:PRO:HB2	27:RD:140:THR:HG23	1.81	0.62
33:RN:26:LEU:O	33:RN:30:ILE:HG13	1.99	0.62
39:RT:31:SER:HA	39:RT:44:ASP:OD2	2.00	0.62
43:RX:31:HIS:CE1	43:RX:33:LYS:HB2	2.34	0.62
2:XB:23:ARG:H	2:XB:23:ARG:HD3	1.64	0.62
10:XJ:29:ARG:O	10:XJ:29:ARG:HG2	2.00	0.62
19:XS:12:ASP:OD1	19:XS:37:ARG:HD2	2.00	0.62
20:XT:14:LYS:HA	20:XT:17:ARG:NH1	2.14	0.62
48:Y2:41:ILE:HG12	48:Y2:44:LEU:HD12	1.82	0.62
48:Y2:69:ARG:HB2	48:Y2:69:ARG:CZ	2.29	0.62
27:YD:133:LEU:HD21	27:YD:191:ALA:CB	2.29	0.62
28:YE:131:ALA:HB1	28:YE:135:HIS:CE1	2.34	0.62
29:YF:28:ILE:HD13	29:YF:30:PRO:HD3	1.80	0.62
30:YG:170:ARG:O	30:YG:174:GLU:HB2	2.00	0.62
35:YP:65:ARG:HE	54:Y8:15:LYS:HB2	1.65	0.62
38:YS:100:ALA:HA	38:YS:103:GLU:CG	2.30	0.62
44:YY:48:ALA:HB2	44:YY:61:ILE:HD13	1.82	0.62
4:QD:153:ARG:HD3	4:QD:181:MET:SD	2.39	0.62
8:QH:16:ALA:HB2	8:QH:24:THR:HG21	1.82	0.62
8:QH:29:SER:HB3	8:QH:32:LYS:CG	2.22	0.62
8:QH:84:ARG:NH1	8:QH:84:ARG:HG3	2.10	0.62
9:QI:116:LYS:O	9:QI:118:LYS:N	2.33	0.62
11:QK:19:ALA:HA	11:QK:32:ILE:HG22	1.80	0.62
13:QM:97:PRO:HB2	13:QM:101:GLN:HE22	1.65	0.62
16:QP:66:PRO:HG2	16:QP:71:ARG:HH12	1.64	0.62

*Continued on next page...*

*Continued from previous page...*

Atom-1	Atom-2	Interatomic distance (Å)	Clash overlap (Å)
30:RG:6:ALA:HB2	50:R4:23:GLU:OE2	1.99	0.62
50:R4:71:ARG:NH1	50:R4:71:ARG:CG	2.61	0.62
31:RH:137:ASP:HB3	31:RH:140:LYS:HB2	1.81	0.62
33:RN:87:LEU:HD23	33:RN:87:LEU:O	1.99	0.62
34:RO:78:ARG:HH21	39:RT:103:ARG:NH2	1.98	0.62
38:RS:48:LEU:HD12	38:RS:48:LEU:N	2.14	0.62
44:RY:87:LYS:O	44:RY:88:LYS:NZ	2.31	0.62
1:XA:67:C:H2'	1:XA:68:G:C8	2.35	0.62
3:XC:111:LEU:HD21	3:XC:144:SER:O	2.00	0.62
6:XF:8:ILE:HD11	6:XF:79:LEU:HD13	1.81	0.62
9:XI:116:LYS:O	9:XI:118:LYS:N	2.33	0.62
13:XM:69:GLU:O	13:XM:72:ALA:N	2.32	0.62
13:XM:66:LEU:HA	13:XM:70:LEU:HD23	1.81	0.62
14:XN:53:LEU:HB3	14:XN:56:VAL:HG21	1.80	0.62
50:Y4:61:ARG:O	50:Y4:63:TYR:N	2.33	0.62
25:YA:1820:U:C2	27:YD:202:LYS:HB3	2.33	0.62
26:YB:80:U:H2'	26:YB:81:G:H21	1.64	0.62
1:QA:1077:G:N2	1:QA:1080:A:OP2	2.28	0.62
1:QA:574:A:O2'	1:QA:882:C:O2'	2.11	0.62
6:QF:77:ARG:HB2	6:QF:77:ARG:NH1	2.15	0.62
14:QN:23:ARG:NH1	14:QN:30:ALA:HB2	2.14	0.62
47:R1:3:LYS:HD3	47:R1:43:TYR:CD2	2.35	0.62
48:R2:40:SER:C	48:R2:42:GLY:N	2.50	0.62
25:RA:2287:A:N6	25:RA:2344:U:H3	1.98	0.62
30:RG:68:PRO:HB2	30:RG:90:LEU:HD12	1.80	0.62
36:RQ:86:GLY:C	36:RQ:88:GLY:H	2.03	0.62
37:RR:38:VAL:HB	37:RR:39:PRO:HD3	1.81	0.62
38:RS:26:LEU:HD12	38:RS:39:ILE:CD1	2.23	0.62
39:RT:22:PHE:N	39:RT:22:PHE:HD2	1.97	0.62
39:RT:57:PHE:CD2	39:RT:58:ASN:N	2.66	0.62
1:XA:1454:G:H2'	1:XA:1455:G:C8	2.35	0.62
1:XA:953:G:N7	13:XM:104:ARG:NH2	2.48	0.62
1:XA:977:A:O2'	1:XA:981:U:N3	2.32	0.62
16:XP:20:VAL:HG21	16:XP:32:TYR:CD2	2.35	0.62
17:XQ:65:ILE:HD12	17:XQ:65:ILE:N	2.15	0.62
30:YG:142:PRO:HB2	50:Y4:31:ILE:CD1	2.30	0.62
4:QD:166:LYS:HB3	27:YD:134:ARG:HH12	1.65	0.62
27:YD:134:ARG:HD3	27:YD:135:PHE:CE2	2.35	0.62
25:YA:1815:A:OP2	27:YD:54:ARG:NH2	2.30	0.62
1:QA:1162:C:H42	1:QA:1174:G:H1	1.47	0.62
1:QA:1368:G:OP1	9:QI:111:ARG:NH2	2.33	0.62

*Continued on next page...*

*Continued from previous page...*

Atom-1	Atom-2	Interatomic distance (Å)	Clash overlap (Å)
5:QE:51:VAL:HB	5:QE:52:PRO:CD	2.30	0.62
6:QF:92:LYS:HZ2	6:QF:92:LYS:HB2	1.64	0.62
47:R1:18:ILE:HG12	47:R1:37:ILE:HG12	1.81	0.62
48:R2:17:SER:HB2	48:R2:18:PRO:CA	2.30	0.62
48:R2:69:ARG:CZ	48:R2:69:ARG:HB2	2.30	0.62
50:R4:35:VAL:O	50:R4:37:SER:N	2.26	0.62
52:R6:44:ARG:O	52:R6:45:LYS:HB2	2.00	0.62
25:RA:1056:G:O2'	25:RA:1086:A:O2'	2.18	0.62
25:RA:345:A:H2'	25:RA:347:A:H62	1.65	0.62
27:RD:72:LYS:HG2	27:RD:103:ARG:NH2	2.14	0.62
30:RG:170:ARG:O	30:RG:174:GLU:HB2	2.00	0.62
38:RS:100:ALA:HA	38:RS:103:GLU:CG	2.30	0.62
25:RA:2319:G:N7	38:RS:3:ARG:HB3	2.15	0.62
45:RZ:19:ARG:NH1	45:RZ:84:GLU:O	2.33	0.62
2:XB:194:PRO:HG2	2:XB:195:ASP:H	1.64	0.62
4:XD:79:PHE:CD2	4:XD:79:PHE:C	2.71	0.62
5:XE:42:GLY:HA2	5:XE:136:MET:HE1	1.82	0.62
7:XG:15:ASP:O	7:XG:19:GLY:HA2	2.00	0.62
9:XI:59:PHE:HZ	9:XI:88:TYR:CE1	2.17	0.62
14:XN:32:SER:O	14:XN:40:CYS:C	2.37	0.62
15:XO:61:GLY:C	15:XO:65:ARG:HH12	2.02	0.62
16:XP:4:ILE:HG13	16:XP:21:VAL:CG1	2.29	0.62
47:Y1:87:PRO:O	47:Y1:88:LYS:C	2.37	0.62
25:YA:2014:A:O2'	51:Y5:2:ALA:HB2	2.00	0.62
25:YA:1838:C:H4'	25:YA:1839:G:C8	2.35	0.62
25:YA:264:C:H2'	25:YA:265:A:H5''	1.82	0.62
25:YA:2713:A:OP1	37:YR:14:SER:OG	2.17	0.62
25:YA:1818:U:H2'	27:YD:157:ARG:HG3	1.81	0.62
27:YD:182:LEU:H	27:YD:272:ALA:HB3	1.63	0.62
28:YE:104:VAL:HG11	28:YE:188:VAL:HG23	1.82	0.62
25:YA:443:A:N7	29:YF:45:ARG:HD2	2.15	0.62
40:YU:102:GLU:HG3	41:YV:2:PHE:CE2	2.34	0.62
36:YQ:63:LYS:HD2	45:YZ:175:VAL:HG21	1.81	0.62
6:QF:10:LEU:HD13	6:QF:61:LEU:CD1	2.30	0.61
10:QJ:53:PRO:HA	14:QN:42:ILE:HD12	1.82	0.61
13:QM:117:VAL:HG22	13:QM:118:ALA:N	2.15	0.61
50:R4:61:ARG:O	50:R4:63:TYR:N	2.33	0.61
27:RD:70:TRP:CH2	27:RD:150:LYS:HA	2.35	0.61
30:RG:111:LEU:HB2	30:RG:112:PRO:HD3	1.82	0.61
32:RI:78:THR:HG22	32:RI:141:LYS:HD2	1.82	0.61
33:RN:96:GLU:CG	33:RN:97:ARG:H	2.00	0.61

*Continued on next page...*

*Continued from previous page...*

Atom-1	Atom-2	Interatomic distance (Å)	Clash overlap (Å)
35:RP:50:ARG:CB	35:RP:50:ARG:NH2	2.57	0.61
1:XA:951:G:O2'	1:XA:970:C:O2'	2.17	0.61
5:XE:51:VAL:HB	5:XE:52:PRO:CD	2.30	0.61
9:XI:65:VAL:HG21	9:XI:73:GLN:HB3	1.82	0.61
15:XO:74:ASP:OD1	15:XO:77:ARG:HG2	2.00	0.61
19:XS:39:THR:HG22	19:XS:40:ILE:N	2.14	0.61
47:Y1:76:ARG:HD2	47:Y1:76:ARG:H	1.64	0.61
54:Y8:59:LYS:HB3	54:Y8:59:LYS:HZ3	1.63	0.61
25:YA:1803:A:H4'	27:YD:259:THR:CG2	2.29	0.61
35:YP:50:ARG:NH2	35:YP:50:ARG:CB	2.57	0.61
45:YZ:48:PHE:HE2	45:YZ:71:VAL:HG11	1.64	0.61
11:QK:12:ARG:HG2	11:QK:13:GLN:H	1.63	0.61
1:QA:951:G:OP2	13:QM:102:ARG:NH2	2.33	0.61
15:QO:68:ARG:O	15:QO:72:ARG:HB2	2.00	0.61
47:R1:91:LYS:HA	47:R1:91:LYS:HE3	1.82	0.61
49:R3:29:ARG:CB	49:R3:29:ARG:HH11	2.13	0.61
50:R4:23:GLU:O	50:R4:25:TYR:N	2.33	0.61
13:QM:3:ARG:HG2	50:R4:34:GLU:OE1	2.00	0.61
27:RD:72:LYS:HE3	27:RD:75:ILE:HD12	1.82	0.61
30:RG:9:ARG:HG2	30:RG:13:GLU:OE1	2.00	0.61
32:RI:92:VAL:HG13	32:RI:120:ILE:HG23	1.81	0.61
34:RO:97:ARG:N	34:RO:117:LEU:HD22	2.15	0.61
38:RS:22:GLY:O	38:RS:23:ARG:O	2.17	0.61
44:RY:101:LYS:HE3	44:RY:102:CYS:SG	2.40	0.61
1:XA:116:A:H61	1:XA:313:A:H1'	1.65	0.61
3:XC:189:ALA:O	3:XC:191:THR:HG23	1.99	0.61
6:XF:77:ARG:NH1	6:XF:77:ARG:HB2	2.15	0.61
25:YA:210:C:O2'	25:YA:1366:A:O2'	2.18	0.61
28:YE:51:PHE:O	28:YE:52:LEU:C	2.38	0.61
36:YQ:54:MET:O	36:YQ:57:HIS:HB3	2.00	0.61
36:YQ:86:GLY:C	36:YQ:88:GLY:N	2.52	0.61
25:YA:2011:U:OP2	42:YW:16:LYS:NZ	2.33	0.61
3:QC:111:LEU:HD21	3:QC:144:SER:O	2.01	0.61
4:QD:129:ASN:HA	4:QD:145:GLU:HB2	1.82	0.61
4:QD:196:LEU:C	4:QD:198:VAL:H	2.02	0.61
13:QM:36:LYS:C	13:QM:36:LYS:HD3	2.20	0.61
13:QM:66:LEU:HA	13:QM:70:LEU:HD23	1.81	0.61
14:QN:23:ARG:CD	14:QN:28:GLY:O	2.49	0.61
15:QO:26:GLU:CD	15:QO:77:ARG:HH12	2.03	0.61
16:QP:4:ILE:HG13	16:QP:21:VAL:CG1	2.30	0.61
19:QS:11:VAL:O	19:QS:12:ASP:HB2	2.00	0.61

*Continued on next page...*

*Continued from previous page...*

Atom-1	Atom-2	Interatomic distance (Å)	Clash overlap (Å)
25:RA:2361:A:O5'	54:R8:27:THR:OG1	2.17	0.61
25:RA:639:U:H2'	25:RA:640:C:C6	2.35	0.61
27:RD:133:LEU:HD21	27:RD:191:ALA:HB2	1.82	0.61
27:RD:237:GLU:OE1	27:RD:237:GLU:CA	2.48	0.61
38:RS:17:ARG:HG3	38:RS:18:ILE:N	2.14	0.61
1:XA:176:C:O2'	1:XA:1451:A:N1	2.32	0.61
2:XB:108:ILE:O	2:XB:111:ARG:HB2	2.01	0.61
12:XL:85:ILE:HD11	12:XL:98:TYR:HB2	1.81	0.61
1:XA:280:C:C2	17:XQ:38:ARG:HG3	2.35	0.61
47:Y1:73:LEU:C	47:Y1:75:GLU:H	2.03	0.61
47:Y1:81:LYS:HZ3	47:Y1:81:LYS:HA	0.69	0.61
48:Y2:17:SER:HB2	48:Y2:18:PRO:CA	2.30	0.61
25:YA:2364:C:OP1	46:Y0:55:ARG:NH1	2.33	0.61
27:YD:227:ASN:CB	27:YD:228:PRO:HD2	2.24	0.61
33:YN:96:GLU:O	33:YN:98:VAL:N	2.33	0.61
34:YO:8:LEU:HB2	34:YO:19:ILE:HD11	1.81	0.61
36:YQ:83:MET:HB2	46:Y0:7:LEU:HD22	1.82	0.61
36:YQ:88:GLY:C	36:YQ:90:VAL:H	2.02	0.61
39:YT:31:SER:HA	39:YT:44:ASP:OD2	2.00	0.61
1:QA:713:G:H2'	1:QA:714:G:C8	2.35	0.61
2:QB:108:ILE:O	2:QB:111:ARG:HB2	2.01	0.61
2:QB:115:LEU:CD2	2:QB:153:ARG:HD3	2.30	0.61
5:QE:91:LEU:HA	5:QE:120:THR:HG22	1.81	0.61
7:QG:15:ASP:O	7:QG:19:GLY:HA2	2.00	0.61
10:QJ:29:ARG:O	10:QJ:29:ARG:HG2	2.00	0.61
14:QN:18:VAL:HG23	14:QN:19:ARG:N	2.14	0.61
52:R6:25:LYS:HD2	54:R8:34:TRP:CZ2	2.36	0.61
27:RD:27:THR:O	27:RD:29:PRO:HD2	1.99	0.61
25:RA:1142(A):A:H4'	33:RN:25:ARG:HH22	1.65	0.61
34:RO:104:ARG:CZ	39:RT:34:VAL:HG11	2.29	0.61
40:RU:92:ARG:HD3	40:RU:94:ASN:HB3	1.83	0.61
44:RY:48:ALA:HB2	44:RY:61:ILE:HD13	1.82	0.61
3:XC:127:ARG:HH11	3:XC:127:ARG:HG2	1.64	0.61
21:XU:15:ARG:HG2	21:XU:15:ARG:HH11	1.63	0.61
50:Y4:23:GLU:O	50:Y4:25:TYR:N	2.33	0.61
52:Y6:18:ARG:O	52:Y6:18:ARG:HD2	2.00	0.61
26:YB:40:U:O4	50:Y4:2:LYS:N	2.33	0.61
27:YD:137:PRO:HB2	27:YD:140:THR:HG23	1.81	0.61
29:YF:32:LEU:CD1	29:YF:105:VAL:HG13	2.29	0.61
33:YN:62:VAL:CG1	33:YN:66:LYS:HD2	2.30	0.61
35:YP:108:LYS:H	35:YP:108:LYS:HD2	1.64	0.61

*Continued on next page...*

*Continued from previous page...*

Atom-1	Atom-2	Interatomic distance (Å)	Clash overlap (Å)
36:YQ:66:ILE:CG1	36:YQ:67:ARG:H	2.12	0.61
38:YS:17:ARG:HG3	38:YS:18:ILE:N	2.14	0.61
44:YY:44:ILE:HG13	44:YY:45:VAL:H	1.64	0.61
8:QH:39:LEU:O	8:QH:45:ILE:HG12	2.01	0.61
25:RA:102:G:H4'	25:RA:103:A:O5'	2.00	0.61
25:RA:1660:C:H2'	25:RA:1661:G:H8	1.64	0.61
27:RD:35:LYS:HA	27:RD:64:ILE:HG22	1.82	0.61
31:RH:152:ARG:O	31:RH:153:LYS:CD	2.48	0.61
33:RN:23:LEU:HD12	33:RN:99:LEU:HD23	1.82	0.61
33:RN:62:VAL:CG1	33:RN:66:LYS:HD2	2.30	0.61
35:RP:114:ILE:HD11	35:RP:130:PHE:CD1	2.34	0.61
42:RW:5:ALA:O	42:RW:50:VAL:HG13	2.00	0.61
42:RW:82:LEU:HB2	42:RW:98:LYS:HB2	1.82	0.61
1:XA:1073:U:O2'	2:XB:104:ASN:OD1	2.18	0.61
3:XC:3:ASN:N	3:XC:3:ASN:ND2	2.48	0.61
4:XD:149:ALA:HB3	4:XD:152:SER:HB2	1.82	0.61
9:XI:28:VAL:HG13	9:XI:63:ILE:HG22	1.83	0.61
11:XK:121:PRO:HD2	11:XK:126:ARG:HD3	1.82	0.61
20:XT:34:LYS:O	20:XT:38:LYS:HB2	2.01	0.61
54:Y8:29:LYS:HD3	54:Y8:44:LYS:CB	2.30	0.61
27:YD:27:THR:O	27:YD:29:PRO:HD2	1.99	0.61
27:YD:70:TRP:CH2	27:YD:150:LYS:HA	2.35	0.61
31:YH:6:ARG:HG3	31:YH:7:LEU:N	2.15	0.61
34:YO:78:ARG:HH21	39:YT:103:ARG:NH2	1.98	0.61
36:YQ:2:LEU:HD23	36:YQ:2:LEU:H	1.65	0.61
41:YV:46:VAL:HG13	41:YV:46:VAL:O	2.01	0.61
42:YW:5:ALA:O	42:YW:50:VAL:HG13	2.00	0.61
43:YX:15:GLU:OE1	43:YX:15:GLU:N	2.34	0.61
44:YY:19:LYS:HG3	44:YY:19:LYS:O	2.01	0.61
7:QG:113:GLU:CB	7:QG:119:ARG:HG2	2.29	0.61
10:QJ:98:ILE:N	10:QJ:98:ILE:HD12	2.15	0.61
16:QP:20:VAL:HG21	16:QP:32:TYR:CD2	2.35	0.61
25:RA:2331:G:H4'	46:R0:43:THR:H	1.66	0.61
25:RA:1980:G:O2'	25:RA:1982:C:OP2	2.18	0.61
27:RD:21:PHE:HB3	27:RD:24:ILE:HG13	1.83	0.61
28:RE:104:VAL:HG11	28:RE:188:VAL:HG23	1.81	0.61
33:RN:7:LYS:CD	33:RN:9:VAL:H	2.14	0.61
38:RS:88:ASP:O	38:RS:89:ARG:CB	2.49	0.61
1:XA:136:C:H42	1:XA:227:G:H1	1.47	0.61
2:XB:17:PHE:CD2	2:XB:44:LEU:HD11	2.36	0.61
4:XD:196:LEU:C	4:XD:198:VAL:H	2.02	0.61

*Continued on next page...*

*Continued from previous page...*

Atom-1	Atom-2	Interatomic distance (Å)	Clash overlap (Å)
5:XE:131:ILE:O	5:XE:134:ALA:HB3	2.01	0.61
6:XF:10:LEU:HD13	6:XF:61:LEU:CD1	2.30	0.61
10:XJ:34:VAL:CG2	10:XJ:74:ILE:HG22	2.30	0.61
15:XO:68:ARG:O	15:XO:72:ARG:HB2	2.00	0.61
30:YG:6:ALA:HB2	50:Y4:23:GLU:OE2	1.99	0.61
54:Y8:22:VAL:HG21	54:Y8:53:PRO:HB2	1.83	0.61
25:YA:1009:A:OP1	33:YN:37:LYS:NZ	2.33	0.61
25:YA:1462:C:H4'	25:YA:2703:C:H5'	1.82	0.61
27:YD:25:THR:HG21	27:YD:81:ALA:CA	2.31	0.61
28:YE:35:GLN:HG2	28:YE:37:ARG:NE	2.14	0.61
37:YR:38:VAL:HB	37:YR:39:PRO:HD3	1.81	0.61
39:YT:24:PRO:O	39:YT:94:ALA:HB2	2.00	0.61
1:QA:1175:G:H2'	1:QA:1176:A:C8	2.35	0.61
2:QB:194:PRO:HG2	2:QB:195:ASP:H	1.64	0.61
4:QD:11:LEU:HA	4:QD:14:ARG:HB2	1.82	0.61
11:QK:121:PRO:HD2	11:QK:126:ARG:HD3	1.83	0.61
20:QT:84:LEU:O	20:QT:88:VAL:HG23	2.01	0.61
47:R1:80:LEU:O	47:R1:81:LYS:HD2	2.01	0.61
30:RG:142:PRO:HB2	50:R4:31:ILE:CD1	2.30	0.61
25:RA:1061:U:H5'	25:RA:1070:A:H1'	1.83	0.61
25:RA:1857:G:O2'	25:RA:1885:A:N6	2.31	0.61
31:RH:6:ARG:HG3	31:RH:7:LEU:N	2.15	0.61
31:RH:86:GLU:O	31:RH:87:LEU:HB2	1.99	0.61
38:RS:49:VAL:HG22	38:RS:80:LEU:HD12	1.82	0.61
2:XB:21:ARG:HG3	2:XB:38:GLY:O	2.01	0.61
4:XD:106:TYR:HE1	4:XD:112:VAL:O	1.82	0.61
6:XF:98:LEU:HD12	6:XF:98:LEU:O	2.01	0.61
13:XM:117:VAL:HG22	13:XM:118:ALA:N	2.15	0.61
19:XS:11:VAL:O	19:XS:12:ASP:HB2	2.00	0.61
48:Y2:41:ILE:HD11	48:Y2:44:LEU:HG	1.83	0.61
25:YA:1238:G:H2'	25:YA:1239:G:H8	1.66	0.61
27:YD:133:LEU:HD21	27:YD:191:ALA:HB2	1.82	0.61
27:YD:35:LYS:HE3	27:YD:64:ILE:C	2.21	0.61
29:YF:164:ARG:HG2	29:YF:164:ARG:HH11	1.66	0.61
31:YH:137:ASP:HB3	31:YH:140:LYS:HB2	1.81	0.61
42:YW:28:SER:O	42:YW:31:GLU:N	2.34	0.61
3:QC:70:VAL:O	3:QC:106:VAL:HG23	2.01	0.61
4:QD:149:ALA:HB3	4:QD:152:SER:HB2	1.82	0.61
4:QD:162:LEU:CD1	4:QD:181:MET:HB3	2.31	0.61
4:QD:90:GLY:CA	4:QD:204:ILE:HD11	2.30	0.61
1:QA:1152:A:OP1	10:QJ:68:HIS:NE2	2.32	0.61

*Continued on next page...*

*Continued from previous page...*

Atom-1	Atom-2	Interatomic distance (Å)	Clash overlap (Å)
12:QL:48:PRO:CD	12:QL:49:ASN:N	2.57	0.61
20:QT:34:LYS:O	20:QT:38:LYS:HB2	2.01	0.61
49:R3:59:VAL:HG12	49:R3:60:GLU:N	2.16	0.61
52:R6:41:PRO:HD2	52:R6:46:HIS:N	2.16	0.61
25:RA:1470:G:N2	25:RA:1522:G:OP2	2.34	0.61
25:RA:2630:G:H2'	25:RA:2631:G:C8	2.36	0.61
25:RA:2849:U:H4'	25:RA:2868:A:C2	2.36	0.61
25:RA:742:G:H2'	25:RA:743:G:H8	1.66	0.61
28:RE:201:THR:HG22	28:RE:203:LYS:N	2.07	0.61
35:RP:65:ARG:HE	54:R8:15:LYS:HB2	1.65	0.61
36:RQ:2:LEU:HD23	36:RQ:2:LEU:H	1.65	0.61
25:RA:1652:A:N6	37:RR:11:ASN:OD1	2.32	0.61
41:RV:46:VAL:HG13	41:RV:46:VAL:O	2.01	0.61
43:RX:66:LEU:O	43:RX:66:LEU:HD23	2.00	0.61
1:XA:337:C:H2'	1:XA:338:A:C8	2.36	0.61
1:XA:1106:G:H5''	3:XC:172:ARG:HG2	1.81	0.61
4:XD:162:LEU:CD1	4:XD:181:MET:HB3	2.31	0.61
6:XF:69:GLU:O	6:XF:72:VAL:HG12	2.01	0.61
8:XH:102:ARG:HH11	8:XH:105:ARG:NH2	1.99	0.61
15:XO:26:GLU:CD	15:XO:77:ARG:HH12	2.03	0.61
25:YA:2131:G:H4'	25:YA:2132:U:H4'	1.83	0.61
26:YB:40:U:O2'	26:YB:45:A:N6	2.34	0.61
27:YD:2:ALA:HB3	27:YD:20:ASP:HB3	1.83	0.61
28:YE:35:GLN:CG	28:YE:37:ARG:HE	2.10	0.61
28:YE:95:ILE:N	28:YE:95:ILE:HD12	2.15	0.61
30:YG:77:ILE:HD13	30:YG:82:LEU:CD1	2.29	0.61
31:YH:152:ARG:O	31:YH:153:LYS:CD	2.48	0.61
33:YN:7:LYS:CD	33:YN:9:VAL:H	2.13	0.61
34:YO:91:LEU:HD22	34:YO:91:LEU:N	2.16	0.61
37:YR:44:LEU:HD22	37:YR:48:VAL:HG23	1.83	0.61
38:YS:49:VAL:HG22	38:YS:80:LEU:HD12	1.83	0.61
42:YW:1:MET:HA	42:YW:1:MET:HE3	1.83	0.61
43:YX:14:SER:O	43:YX:17:ALA:N	2.34	0.61
43:YX:66:LEU:O	43:YX:66:LEU:HD23	2.01	0.61
1:QA:1055:A:N7	1:QA:1200:C:N4	2.49	0.61
3:QC:3:ASN:N	3:QC:3:ASN:ND2	2.48	0.61
3:QC:79:ARG:CD	11:XK:99:GLN:CB	2.79	0.61
4:QD:76:ARG:HD2	4:QD:207:TYR:HE2	1.66	0.61
10:QJ:34:VAL:CG2	10:QJ:74:ILE:HG22	2.30	0.61
12:QL:126:LYS:C	12:QL:128:ALA:H	2.03	0.61
17:QQ:67:LYS:HA	17:QQ:70:ARG:NH1	2.15	0.61

*Continued on next page...*



*Continued from previous page...*

Atom-1	Atom-2	Interatomic distance (Å)	Clash overlap (Å)
54:R8:48:PHE:CD1	54:R8:48:PHE:N	2.66	0.61
25:RA:573:G:N2	25:RA:2031:A:OP2	2.33	0.61
25:RA:666:G:H4'	35:RP:49:ARG:NH1	2.15	0.61
27:RD:35:LYS:HG2	27:RD:64:ILE:CG2	2.31	0.61
33:RN:58:ASP:N	33:RN:60:ILE:HD11	2.16	0.61
35:RP:96:THR:HG22	35:RP:126:VAL:HB	1.82	0.61
36:RQ:86:GLY:C	36:RQ:88:GLY:N	2.52	0.61
40:RU:69:CYS:HB3	40:RU:106:PHE:CZ	2.36	0.61
1:XA:1322:C:O2'	1:XA:1323:G:H5'	2.00	0.61
7:XG:140:ASP:C	7:XG:142:GLU:H	2.03	0.61
8:XH:118:VAL:C	8:XH:119:LEU:HD23	2.21	0.61
12:XL:126:LYS:C	12:XL:128:ALA:H	2.04	0.61
13:XM:96:LEU:HB3	13:XM:97:PRO:HD2	1.83	0.61
18:XR:25:THR:HG22	18:XR:25:THR:O	2.00	0.61
49:Y3:5:LYS:HB2	49:Y3:36:VAL:HG12	1.82	0.61
27:YD:147:LEU:CD1	27:YD:155:LEU:HD11	2.26	0.61
28:YE:131:ALA:HB1	28:YE:135:HIS:HE1	1.65	0.61
28:YE:52:LEU:HB3	28:YE:54:GLN:OE1	2.00	0.61
29:YF:108:LYS:HA	29:YF:108:LYS:HZ3	1.64	0.61
25:YA:1454:U:OP1	37:YR:77:ARG:NH1	2.34	0.61
38:YS:89:ARG:O	38:YS:90:GLY:O	2.19	0.61
1:QA:252:U:O2	1:QA:275:G:N2	2.33	0.61
1:QA:643:C:H2'	1:QA:644:G:H8	1.64	0.61
2:QB:60:ASP:O	2:QB:64:ARG:HG2	2.01	0.61
3:QC:47:LEU:O	3:QC:52:LEU:HD22	2.01	0.61
4:QD:196:LEU:HD12	4:QD:196:LEU:N	2.15	0.61
4:QD:90:GLY:HA2	4:QD:204:ILE:HD11	1.83	0.61
6:QF:98:LEU:HD12	6:QF:98:LEU:O	2.01	0.61
19:QS:12:ASP:OD1	19:QS:37:ARG:HD2	2.00	0.61
51:R5:52:TYR:O	51:R5:53:ALA:HB3	2.01	0.61
25:RA:2131:G:N2	25:RA:2158:A:N7	2.48	0.61
25:RA:392:C:H5''	25:RA:409:C:H5''	1.82	0.61
27:RD:174:ILE:N	27:RD:174:ILE:HD12	2.16	0.61
29:RF:175:THR:O	29:RF:176:LEU:CB	2.49	0.61
29:RF:63:LYS:HE2	29:RF:67:GLN:HB3	1.83	0.61
41:RV:15:GLU:HG3	41:RV:16:PRO:HD2	1.83	0.61
41:RV:35:LEU:HD23	41:RV:35:LEU:O	2.01	0.61
6:XF:45:LEU:HD12	6:XF:59:TYR:HD1	1.66	0.61
13:XM:40:ASN:HD21	13:XM:42:ALA:HB3	1.64	0.61
16:XP:20:VAL:HG22	16:XP:21:VAL:N	2.16	0.61
19:XS:16:LEU:O	19:XS:20:LEU:HG	2.01	0.61

*Continued on next page...*

*Continued from previous page...*

Atom-1	Atom-2	Interatomic distance (Å)	Clash overlap (Å)
49:Y3:59:VAL:HG12	49:Y3:60:GLU:N	2.16	0.61
52:Y6:27:LYS:HB2	52:Y6:27:LYS:HZ3	1.66	0.61
25:YA:2286:A:H8	52:Y6:37:ARG:HH11	1.48	0.61
52:Y6:41:PRO:HD2	52:Y6:46:HIS:N	2.16	0.61
25:YA:2757:A:OP1	55:Y9:19:ARG:HA	2.00	0.61
29:YF:119:ARG:HG2	29:YF:119:ARG:HH11	1.64	0.61
30:YG:44:GLY:HA2	30:YG:88:ILE:CG1	2.31	0.61
33:YN:17:ASP:O	33:YN:18:ALA:HB3	2.01	0.61
35:YP:27:HIS:N	35:YP:27:HIS:ND1	2.49	0.61
4:QD:114:ARG:NH1	4:QD:114:ARG:HG3	2.13	0.60
8:QH:118:VAL:C	8:QH:119:LEU:HD23	2.21	0.60
13:QM:9:ILE:O	13:QM:9:ILE:HD12	2.01	0.60
17:QQ:65:ILE:HD12	17:QQ:65:ILE:N	2.15	0.60
54:R8:29:LYS:HD3	54:R8:44:LYS:CB	2.31	0.60
25:RA:1278:A:H2'	25:RA:1279:G:C8	2.36	0.60
30:RG:28:VAL:O	30:RG:31:VAL:HG12	2.01	0.60
30:RG:61:ALA:HB2	30:RG:68:PRO:HD2	1.81	0.60
33:RN:6:PRO:HG3	33:RN:41:ASP:HB2	1.83	0.60
41:RV:66:ARG:HH12	41:RV:88:ARG:HH11	1.49	0.60
42:RW:28:SER:O	42:RW:31:GLU:N	2.34	0.60
42:RW:65:LEU:HD12	42:RW:68:ARG:NH1	2.10	0.60
1:XA:375:U:H4'	16:XP:17:TYR:HE2	1.66	0.60
3:XC:13:GLY:HA3	14:XN:57:ARG:CZ	2.31	0.60
3:XC:141:VAL:O	3:XC:146:ALA:HB3	2.01	0.60
4:XD:196:LEU:N	4:XD:196:LEU:HD12	2.15	0.60
9:XI:13:ALA:HB2	9:XI:67:GLY:O	2.00	0.60
13:XM:3:ARG:HA	13:XM:9:ILE:CG2	2.21	0.60
13:XM:4:ILE:H	13:XM:9:ILE:HG22	1.62	0.60
17:XQ:67:LYS:HA	17:XQ:70:ARG:NH1	2.15	0.60
47:Y1:3:LYS:HD3	47:Y1:43:TYR:CD2	2.35	0.60
25:YA:2502:G:H5''	25:YA:2503:A:H5''	1.83	0.60
25:YA:2712:U:O2'	25:YA:2712(A):A:H8	1.83	0.60
27:YD:54:ARG:HH11	27:YD:54:ARG:CG	2.14	0.60
35:YP:96:THR:HG22	35:YP:126:VAL:HB	1.82	0.60
36:YQ:20:ALA:HB1	36:YQ:99:PRO:CD	2.30	0.60
1:QA:1298:C:H4'	1:QA:1299:A:C4	2.36	0.60
2:QB:141:GLU:O	2:QB:145:LEU:HD23	2.01	0.60
3:QC:88:ARG:O	3:QC:99:VAL:HG21	2.01	0.60
6:QF:1:MET:HA	6:QF:67:MET:O	2.01	0.60
15:QO:5:LYS:O	15:QO:8:LYS:HG2	2.01	0.60
48:R2:70:GLN:O	48:R2:71:ASN:HB2	2.00	0.60

*Continued on next page...*

*Continued from previous page...*

Atom-1	Atom-2	Interatomic distance (Å)	Clash overlap (Å)
49:R3:5:LYS:HB2	49:R3:36:VAL:HG12	1.82	0.60
25:RA:1081:U:H3'	25:RA:1082:U:H4'	1.83	0.60
25:RA:1678:G:H22	25:RA:1989:G:H22	1.48	0.60
25:RA:389:G:H22	35:RP:72:PRO:HD3	1.65	0.60
36:RQ:66:ILE:CG1	36:RQ:67:ARG:N	2.64	0.60
43:RX:14:SER:O	43:RX:17:ALA:N	2.34	0.60
1:XA:1292:U:H2'	1:XA:1293:G:H8	1.64	0.60
3:XC:88:ARG:NH1	3:XC:101:LEU:H	1.99	0.60
5:XE:43:LEU:HD21	5:XE:132:ALA:HB1	1.83	0.60
7:XG:79:ARG:HH11	7:XG:79:ARG:HG2	1.66	0.60
8:XH:23:SER:HA	8:XH:63:LEU:CD2	2.24	0.60
8:XH:39:LEU:O	8:XH:45:ILE:HG12	2.01	0.60
8:XH:49:GLU:O	8:XH:51:VAL:HG13	2.02	0.60
13:XM:9:ILE:HD12	13:XM:9:ILE:O	2.01	0.60
25:YA:2466:C:OP1	55:Y9:4:ARG:HB2	2.01	0.60
27:YD:263:ARG:CB	27:YD:263:ARG:HH11	2.15	0.60
27:YD:35:LYS:NZ	27:YD:65:ILE:HA	2.15	0.60
28:YE:37:ARG:CA	28:YE:37:ARG:NE	2.64	0.60
36:YQ:66:ILE:CG1	36:YQ:67:ARG:N	2.64	0.60
39:YT:34:VAL:HG12	39:YT:36:GLU:HG2	1.83	0.60
40:YU:88:ILE:CD1	40:YU:88:ILE:H	2.05	0.60
41:YV:41:GLY:H	41:YV:46:VAL:HG13	1.66	0.60
42:YW:82:LEU:HB2	42:YW:98:LYS:HB2	1.82	0.60
44:YY:101:LYS:HE3	44:YY:102:CYS:SG	2.40	0.60
1:QA:1352:C:H42	1:QA:1370:G:H1	1.49	0.60
1:QA:376:G:H2'	1:QA:377:G:H8	1.66	0.60
1:QA:660:G:H1	1:QA:745:C:H42	1.49	0.60
6:QF:69:GLU:O	6:QF:72:VAL:HG12	2.01	0.60
8:QH:49:GLU:O	8:QH:51:VAL:HG13	2.02	0.60
11:QK:41:THR:HG21	11:QK:71:LYS:HB2	1.83	0.60
48:R2:41:ILE:HD11	48:R2:44:LEU:HG	1.83	0.60
27:RD:263:ARG:CB	27:RD:263:ARG:HH11	2.14	0.60
27:RD:35:LYS:NZ	27:RD:65:ILE:HA	2.15	0.60
34:RO:91:LEU:N	34:RO:91:LEU:HD22	2.16	0.60
37:RR:52:ILE:O	37:RR:55:ALA:HB3	2.01	0.60
2:XB:60:ASP:O	2:XB:64:ARG:HG2	2.01	0.60
3:XC:130:VAL:O	3:XC:134:ILE:HG12	2.01	0.60
3:XC:47:LEU:O	3:XC:52:LEU:HD22	2.01	0.60
4:XD:90:GLY:CA	4:XD:204:ILE:HD11	2.31	0.60
10:XJ:5:ARG:O	10:XJ:98:ILE:HA	2.01	0.60
16:XP:40:ASP:OD2	16:XP:42:ARG:HB2	2.02	0.60

*Continued on next page...*

*Continued from previous page...*

Atom-1	Atom-2	Interatomic distance (Å)	Clash overlap (Å)
52:Y6:13:CYS:O	52:Y6:21:TYR:HA	2.02	0.60
28:YE:53:PRO:HG2	28:YE:54:GLN:NE2	2.17	0.60
28:YE:63:LEU:CD1	28:YE:64:LYS:H	2.04	0.60
33:YN:99:LEU:O	33:YN:103:VAL:HG23	2.02	0.60
2:QB:80:ILE:CD1	2:QB:208:ILE:HG23	2.22	0.60
2:QB:17:PHE:CD2	2:QB:44:LEU:HD11	2.36	0.60
9:QI:3:GLN:HB3	9:QI:20:ARG:HG2	1.82	0.60
11:QK:99:GLN:HG2	11:QK:105:VAL:CG2	2.28	0.60
16:QP:40:ASP:OD2	16:QP:42:ARG:HB2	2.02	0.60
20:QT:101:GLY:O	20:QT:103:GLY:N	2.35	0.60
47:R1:80:LEU:C	47:R1:81:LYS:CD	2.69	0.60
28:RE:4:ILE:C	28:RE:5:LEU:HD23	2.22	0.60
30:RG:94:LEU:HD23	30:RG:94:LEU:H	1.64	0.60
31:RH:126:PRO:CD	31:RH:127:GLU:N	2.65	0.60
35:RP:55:ARG:HD2	35:RP:56:SER:O	2.01	0.60
36:RQ:80:GLU:C	36:RQ:81:VAL:HG13	2.22	0.60
43:RX:43:VAL:CG1	43:RX:51:VAL:HG21	2.31	0.60
1:XA:975:A:N6	1:XA:1367:C:O4'	2.33	0.60
2:XB:132:LYS:HA	2:XB:135:GLN:CD	2.22	0.60
2:XB:221:LEU:HD13	2:XB:221:LEU:O	2.02	0.60
3:XC:70:VAL:O	3:XC:106:VAL:HG23	2.01	0.60
6:XF:61:LEU:HB3	6:XF:63:TYR:HE2	1.67	0.60
9:XI:3:GLN:HB3	9:XI:20:ARG:HG2	1.82	0.60
13:XM:119:GLY:HA3	22:XV:29:G:OP1	2.02	0.60
42:YW:36:LEU:HD11	42:YW:47:VAL:HG12	1.83	0.60
1:QA:474:G:H2'	1:QA:475:G:C8	2.36	0.60
2:QB:114:ARG:O	2:QB:117:GLU:HB2	2.01	0.60
2:QB:132:LYS:HA	2:QB:135:GLN:CD	2.22	0.60
3:QC:141:VAL:O	3:QC:146:ALA:HB3	2.01	0.60
4:QD:146:ILE:H	4:QD:146:ILE:HD12	1.66	0.60
4:QD:29:PRO:CG	4:QD:30:LYS:HD3	2.28	0.60
8:QH:102:ARG:HH11	8:QH:105:ARG:NH2	1.99	0.60
8:QH:86:ILE:HG22	8:QH:93:VAL:HG21	1.84	0.60
9:QI:9:ARG:CB	9:QI:14:VAL:HG22	2.31	0.60
10:QJ:32:ALA:H	10:QJ:78:ASN:HD21	1.49	0.60
12:QL:48:PRO:CD	12:QL:49:ASN:H	2.10	0.60
15:QO:74:ASP:OD1	15:QO:77:ARG:HG2	2.00	0.60
48:R2:32:LEU:HD11	48:R2:54:LYS:HG3	1.84	0.60
25:RA:1820:U:C2	27:RD:202:LYS:HB3	2.37	0.60
27:RD:2:ALA:HB3	27:RD:20:ASP:HB3	1.83	0.60
28:RE:52:LEU:HB3	28:RE:54:GLN:OE1	2.00	0.60

*Continued on next page...*

*Continued from previous page...*

Atom-1	Atom-2	Interatomic distance (Å)	Clash overlap (Å)
28:RE:95:ILE:HD12	28:RE:95:ILE:N	2.14	0.60
30:RG:112:PRO:HB3	50:R4:37:SER:CB	2.25	0.60
30:RG:50:ALA:O	30:RG:53:LEU:HB3	2.01	0.60
30:RG:64:THR:HG23	30:RG:66:GLN:H	1.67	0.60
34:RO:104:ARG:HG2	34:RO:104:ARG:NH1	2.14	0.60
35:RP:61:ARG:H	35:RP:61:ARG:CD	2.09	0.60
36:RQ:54:MET:O	36:RQ:57:HIS:HB3	2.00	0.60
2:XB:69:LEU:O	2:XB:162:ILE:HA	2.02	0.60
3:XC:70:VAL:HG12	3:XC:72:LYS:N	2.10	0.60
4:XD:146:ILE:H	4:XD:146:ILE:HD12	1.66	0.60
5:XE:79:GLU:HB3	5:XE:92:LYS:HA	1.84	0.60
9:XI:96:LEU:HD23	9:XI:102:LEU:HD12	1.84	0.60
13:XM:37:THR:CG2	13:XM:39:ILE:HD11	2.31	0.60
25:YA:919:G:N2	25:YA:2269:A:OP2	2.34	0.60
27:YD:147:LEU:HD13	27:YD:155:LEU:CD1	2.29	0.60
27:YD:166:GLN:CA	27:YD:166:GLN:HE21	2.14	0.60
27:YD:21:PHE:HB3	27:YD:24:ILE:HG13	1.83	0.60
34:YO:97:ARG:N	34:YO:117:LEU:HD22	2.15	0.60
35:YP:13:ASN:O	35:YP:15:ARG:N	2.34	0.60
29:YF:34:TRP:CZ3	35:YP:8:PRO:HB3	2.36	0.60
37:YR:52:ILE:O	37:YR:55:ALA:HB3	2.01	0.60
38:YS:11:LYS:HB2	38:YS:91:PRO:HD3	1.84	0.60
38:YS:99:LYS:O	38:YS:102:ALA:N	2.34	0.60
40:YU:69:CYS:HB3	40:YU:106:PHE:CZ	2.36	0.60
41:YV:35:LEU:O	41:YV:35:LEU:HD23	2.01	0.60
1:QA:129(A):G:N2	1:QA:188:U:HO2'	1.96	0.60
3:QC:88:ARG:NH1	3:QC:101:LEU:H	1.99	0.60
8:QH:58:TYR:O	8:QH:59:LEU:HD23	2.00	0.60
9:QI:114:TYR:O	9:QI:114:TYR:HD2	1.85	0.60
9:QI:28:VAL:HG13	9:QI:63:ILE:HG22	1.83	0.60
11:QK:50:TYR:HH	11:QK:59:TYR:HE2	1.49	0.60
11:QK:78:GLN:O	11:QK:103:LEU:HA	2.01	0.60
13:QM:37:THR:CG2	13:QM:39:ILE:HD11	2.31	0.60
14:QN:23:ARG:HD2	14:QN:28:GLY:O	2.00	0.60
16:QP:20:VAL:HG22	16:QP:21:VAL:N	2.16	0.60
25:RA:2506:U:OP2	25:RA:2576:G:N1	2.34	0.60
25:RA:2753:A:O2'	55:R9:15:LYS:NZ	2.34	0.60
25:RA:729:G:H2'	25:RA:1775:U:H1'	1.82	0.60
35:RP:138:LEU:C	35:RP:140:ALA:N	2.55	0.60
1:XA:1299:A:H2'	1:XA:1301:U:H1'	1.82	0.60
1:XA:51:A:N1	1:XA:314:C:O2'	2.35	0.60

*Continued on next page...*

*Continued from previous page...*

Atom-1	Atom-2	Interatomic distance (Å)	Clash overlap (Å)
1:XA:437:U:H2'	1:XA:438:G:O4'	2.01	0.60
2:XB:141:GLU:O	2:XB:145:LEU:HD23	2.01	0.60
6:XF:97:PHE:HD2	6:XF:97:PHE:C	2.05	0.60
7:XG:113:GLU:CB	7:XG:119:ARG:HG2	2.29	0.60
8:XH:6:ILE:HB	8:XH:85:ARG:HH12	1.62	0.60
11:XK:78:GLN:O	11:XK:103:LEU:HA	2.00	0.60
12:XL:5:PRO:HA	12:XL:9:GLN:NE2	2.16	0.60
20:XT:104:LEU:HD12	20:XT:105:SER:H	1.66	0.60
47:Y1:80:LEU:O	47:Y1:81:LYS:HD2	2.00	0.60
19:XS:5:LEU:CD2	50:Y4:66:SER:HB2	2.32	0.60
51:Y5:52:TYR:O	51:Y5:53:ALA:HB3	2.02	0.60
54:Y8:53:PRO:CD	54:Y8:54:GLU:H	2.15	0.60
27:YD:25:THR:HG21	27:YD:81:ALA:HA	1.83	0.60
27:YD:35:LYS:HG2	27:YD:64:ILE:CG2	2.31	0.60
27:YD:35:LYS:NZ	27:YD:64:ILE:O	2.32	0.60
30:YG:28:VAL:O	30:YG:31:VAL:HG12	2.01	0.60
31:YH:44:VAL:O	31:YH:44:VAL:HG22	2.01	0.60
33:YN:16:ILE:O	33:YN:55:VAL:HG22	2.01	0.60
34:YO:7:TYR:HE1	34:YO:20:MET:HE3	1.67	0.60
1:QA:603:U:H2'	1:QA:604:G:H8	1.67	0.60
4:QD:11:LEU:O	4:QD:14:ARG:N	2.35	0.60
5:QE:131:ILE:O	5:QE:134:ALA:HB3	2.01	0.60
6:QF:97:PHE:HD2	6:QF:97:PHE:C	2.05	0.60
9:QI:85:LEU:O	9:QI:85:LEU:HD12	2.02	0.60
12:QL:54:LYS:N	12:QL:54:LYS:CD	2.65	0.60
14:QN:15:LYS:HD2	14:QN:16:PHE:CZ	2.37	0.60
16:QP:8:ARG:HG2	16:QP:8:ARG:HH11	1.64	0.60
17:QQ:76:LEU:HD12	17:QQ:77:VAL:H	1.66	0.60
19:QS:25:LYS:O	19:QS:26:GLY:O	2.20	0.60
47:R1:73:LEU:C	47:R1:75:GLU:H	2.03	0.60
28:RE:37:ARG:CA	28:RE:37:ARG:NE	2.64	0.60
28:RE:53:PRO:HG2	28:RE:54:GLN:NE2	2.16	0.60
28:RE:63:LEU:CD1	28:RE:64:LYS:H	2.04	0.60
29:RF:46:ARG:HH11	29:RF:46:ARG:CG	2.04	0.60
30:RG:128:ARG:HG3	30:RG:128:ARG:NH2	2.17	0.60
30:RG:44:GLY:HA2	30:RG:88:ILE:CG1	2.30	0.60
31:RH:44:VAL:O	31:RH:44:VAL:HG22	2.01	0.60
33:RN:99:LEU:O	33:RN:103:VAL:HG23	2.02	0.60
35:RP:13:ASN:O	35:RP:15:ARG:N	2.34	0.60
36:RQ:88:GLY:C	36:RQ:90:VAL:H	2.02	0.60
37:RR:92:GLY:H	37:RR:94:TYR:HE2	1.49	0.60

*Continued on next page...*

*Continued from previous page...*

Atom-1	Atom-2	Interatomic distance (Å)	Clash overlap (Å)
44:RY:44:ILE:HG13	44:RY:45:VAL:H	1.65	0.60
1:XA:1126:U:H1'	1:XA:1280:A:C5	2.37	0.60
7:XG:148:ASN:N	7:XG:148:ASN:ND2	2.46	0.60
9:XI:85:LEU:O	9:XI:85:LEU:HD12	2.02	0.60
14:YN:44:LEU:HD12	14:YN:48:ALA:HB2	1.84	0.60
47:Y1:91:LYS:CG	47:Y1:92:LYS:H	2.15	0.60
25:YA:2794:C:N4	25:YA:2795:G:O6	2.35	0.60
27:YD:72:LYS:HE3	27:YD:75:ILE:HD12	1.82	0.60
28:YE:93:VAL:N	28:YE:95:ILE:HD12	2.17	0.60
30:YG:50:ALA:O	30:YG:53:LEU:HB3	2.01	0.60
35:YP:79:ARG:HD3	35:YP:110:TYR:HE1	1.67	0.60
43:YX:43:VAL:CG1	43:YX:51:VAL:HG21	2.32	0.60
2:QB:221:LEU:O	2:QB:221:LEU:HD13	2.02	0.60
3:QC:130:VAL:O	3:QC:134:ILE:HG12	2.01	0.60
3:QC:13:GLY:HA3	14:QN:57:ARG:CZ	2.31	0.60
5:QE:74:GLY:O	5:QE:115:VAL:HA	2.02	0.60
6:QF:61:LEU:HB3	6:QF:63:TYR:HE2	1.67	0.60
13:QM:96:LEU:HB3	13:QM:97:PRO:HD2	1.82	0.60
48:R2:41:ILE:HG12	48:R2:44:LEU:HD12	1.81	0.60
25:RA:856:C:O2'	25:RA:857:C:OP1	2.19	0.60
28:RE:116:VAL:O	28:RE:117:MET:CB	2.49	0.60
32:RI:130:TYR:HB3	32:RI:136:VAL:HG13	1.83	0.60
29:RF:34:TRP:CZ3	35:RP:8:PRO:HB3	2.37	0.60
39:RT:34:VAL:HG12	39:RT:36:GLU:HG2	1.83	0.60
5:XE:74:GLY:O	5:XE:115:VAL:HA	2.01	0.60
47:Y1:80:LEU:C	47:Y1:81:LYS:CD	2.69	0.60
25:YA:1799:G:OP1	27:YD:260:ARG:HB2	2.01	0.60
27:YD:35:LYS:HD3	27:YD:63:ARG:CB	2.32	0.60
28:YE:93:VAL:N	28:YE:95:ILE:CD1	2.65	0.60
29:YF:175:THR:O	29:YF:176:LEU:CB	2.49	0.60
30:YG:9:ARG:HG2	30:YG:13:GLU:OE1	2.00	0.60
37:YR:75:LEU:HD13	37:YR:75:LEU:C	2.22	0.60
41:YV:99:ILE:CD1	41:YV:99:ILE:N	2.65	0.60
1:QA:1491:G:N7	58:QA:1666:PAR:O53	2.33	0.60
8:QH:41:ARG:HH11	8:QH:41:ARG:HB3	1.66	0.60
20:QT:96:GLY:O	20:QT:97:ALA:HB3	2.02	0.60
25:RA:2224:G:OP1	27:RD:268:ARG:HD3	2.02	0.60
25:RA:2335:A:O2'	25:RA:2336:A:O5'	2.17	0.60
25:RA:2553:G:N2	56:Z6:76:PPU:H2	2.17	0.60
28:RE:131:ALA:HB1	28:RE:135:HIS:HE1	1.65	0.60
31:RH:117:PRO:HB3	31:RH:123:PHE:CD1	2.37	0.60

*Continued on next page...*

*Continued from previous page...*

Atom-1	Atom-2	Interatomic distance (Å)	Clash overlap (Å)
33:RN:17:ASP:O	33:RN:18:ALA:HB3	2.01	0.60
34:RO:7:TYR:HE1	34:RO:20:MET:HE3	1.66	0.60
35:RP:27:HIS:N	35:RP:27:HIS:ND1	2.49	0.60
37:RR:75:LEU:C	37:RR:75:LEU:HD13	2.22	0.60
40:RU:96:ALA:C	40:RU:98:LEU:H	2.04	0.60
44:RY:19:LYS:HG3	44:RY:19:LYS:O	2.01	0.60
2:XB:114:ARG:O	2:XB:117:GLU:HB2	2.02	0.60
4:XD:90:GLY:HA2	4:XD:204:ILE:HD11	1.83	0.60
5:XE:33:VAL:HG11	5:XE:109:ILE:HA	1.83	0.60
6:XF:1:MET:HA	6:XF:67:MET:O	2.02	0.60
9:XI:9:ARG:CB	9:XI:14:VAL:HG22	2.31	0.60
10:XJ:32:ALA:H	10:XJ:78:ASN:HD21	1.49	0.60
13:XM:93:ARG:NH1	25:YA:887:A:OP1	2.33	0.60
13:XM:97:PRO:HB2	13:XM:101:GLN:HE22	1.65	0.60
14:XN:19:ARG:O	14:XN:20:ALA:C	2.40	0.60
13:XM:65:LYS:HZ3	50:Y4:52:THR:HG21	1.65	0.60
25:YA:1681:G:H8	25:YA:1681:G:OP2	1.84	0.60
25:YA:994:C:H3'	40:YU:54:LYS:HE3	1.84	0.60
25:YA:1693:U:H1'	27:YD:14:ARG:NH2	2.17	0.60
29:YF:63:LYS:HE2	29:YF:67:GLN:HB3	1.83	0.60
33:YN:23:LEU:HD12	33:YN:99:LEU:HD23	1.82	0.60
35:YP:138:LEU:C	35:YP:140:ALA:N	2.55	0.60
40:YU:90:VAL:CG1	40:YU:91:ASP:H	2.00	0.60
40:YU:92:ARG:NH1	40:YU:95:LEU:CD1	2.65	0.60
4:QD:163:GLU:C	4:QD:165:MET:H	2.03	0.60
9:QI:111:ARG:HG2	9:QI:112:LYS:N	2.16	0.60
10:QJ:5:ARG:O	10:QJ:98:ILE:HA	2.01	0.60
20:QT:104:LEU:HD12	20:QT:105:SER:H	1.66	0.60
25:RA:1049:C:H2'	25:RA:1050:A:H5''	1.83	0.60
27:RD:25:THR:HG21	27:RD:81:ALA:CA	2.31	0.60
28:RE:51:PHE:O	28:RE:52:LEU:C	2.38	0.60
29:RF:164:ARG:HG2	29:RF:164:ARG:HH11	1.66	0.60
31:RH:89:ILE:O	31:RH:91:GLY:N	2.35	0.60
33:RN:133:GLN:O	33:RN:134:ARG:HB3	1.99	0.60
33:RN:41:ASP:O	33:RN:48:MET:HE3	2.01	0.60
36:RQ:81:VAL:HG23	36:RQ:82:ARG:H	1.67	0.60
37:RR:44:LEU:HD22	37:RR:48:VAL:HG23	1.82	0.60
37:RR:44:LEU:O	37:RR:48:VAL:HG23	2.02	0.60
41:RV:18:LEU:HB3	41:RV:96:ILE:HG12	1.84	0.60
10:XJ:98:ILE:N	10:XJ:98:ILE:HD12	2.15	0.60
15:XO:5:LYS:O	15:XO:8:LYS:HG2	2.01	0.60

*Continued on next page...*



*Continued from previous page...*

Atom-1	Atom-2	Interatomic distance (Å)	Clash overlap (Å)
19:XS:25:LYS:O	19:XS:26:GLY:O	2.20	0.60
52:Y6:41:PRO:HG2	52:Y6:45:LYS:N	2.10	0.60
25:YA:1941:C:N4	25:YA:1965:C:OP2	2.35	0.60
25:YA:586:A:H5'	29:YF:89:VAL:HG21	1.83	0.60
25:YA:2562:U:H1'	34:YO:23:ARG:NH1	2.16	0.60
35:YP:121:LYS:HG3	35:YP:122:PRO:HD2	1.84	0.60
36:YQ:63:LYS:HE2	36:YQ:65:PHE:CE1	2.37	0.60
39:YT:107:ASP:O	39:YT:110:ILE:HG22	2.02	0.60
41:YV:66:ARG:HH12	41:YV:88:ARG:HH11	1.49	0.60
1:QA:1073:U:O2'	2:QB:104:ASN:OD1	2.19	0.59
4:QD:13:ARG:HA	4:QD:33:MET:HE3	1.84	0.59
6:QF:26:ILE:O	6:QF:30:LEU:HG	2.02	0.59
12:QL:46:LYS:HG2	12:QL:47:LYS:H	1.67	0.59
16:QP:43:LYS:HA	16:QP:48:TRP:HB2	1.84	0.59
20:QT:58:LYS:O	20:QT:62:LEU:HD12	2.02	0.59
25:RA:704:G:H2'	25:RA:726:G:H22	1.67	0.59
25:RA:900:A:H3'	25:RA:901:A:H8	1.67	0.59
27:RD:166:GLN:HE21	27:RD:166:GLN:CA	2.14	0.59
27:RD:165:ILE:HA	27:RD:175:LEU:HD23	1.83	0.59
27:RD:35:LYS:HD3	27:RD:63:ARG:CB	2.32	0.59
28:RE:4:ILE:CD1	28:RE:28:ALA:HB1	2.30	0.59
29:RF:155:LEU:CD1	29:RF:174:VAL:HG13	2.32	0.59
30:RG:126:ASP:OD1	30:RG:130:ASN:HB2	2.02	0.59
31:RH:30:LYS:CD	31:RH:81:GLU:H	2.15	0.59
31:RH:4:ILE:N	31:RH:4:ILE:HD13	2.17	0.59
40:RU:76:TYR:CZ	40:RU:80:ILE:HG13	2.37	0.59
43:RX:15:GLU:OE1	43:RX:15:GLU:N	2.34	0.59
44:RY:4:LYS:O	44:RY:5:MET:HB2	2.01	0.59
3:XC:88:ARG:O	3:XC:99:VAL:HG21	2.01	0.59
4:XD:129:ASN:HA	4:XD:145:GLU:HB2	1.82	0.59
1:XA:8:A:N6	4:XD:205:GLU:O	2.33	0.59
16:XP:51:VAL:CG1	16:XP:52:ASP:N	2.65	0.59
52:Y6:27:LYS:HB2	52:Y6:27:LYS:HZ2	1.65	0.59
52:Y6:25:LYS:HD2	54:Y8:34:TRP:CZ2	2.36	0.59
27:YD:172:TYR:CD1	27:YD:186:HIS:HA	2.37	0.59
28:YE:68:ALA:O	28:YE:69:LYS:HG3	2.02	0.59
32:YI:73:GLU:HG3	32:YI:136:VAL:HG23	1.83	0.59
40:YU:76:TYR:CZ	40:YU:80:ILE:HG13	2.37	0.59
40:YU:92:ARG:HD3	40:YU:94:ASN:HB3	1.82	0.59
1:QA:1305:G:HO2'	1:QA:1306:A:H8	1.50	0.59
3:QC:149:ALA:O	3:QC:169:ALA:HA	2.02	0.59

*Continued on next page...*

*Continued from previous page...*

Atom-1	Atom-2	Interatomic distance (Å)	Clash overlap (Å)
3:QC:189:ALA:HB3	3:QC:196:LEU:HB2	1.84	0.59
5:QE:43:LEU:HD21	5:QE:132:ALA:HB1	1.83	0.59
5:QE:68:GLU:HG3	5:QE:68:GLU:O	2.02	0.59
5:QE:72:GLN:O	5:QE:73:ASN:HB3	2.02	0.59
7:QG:23:VAL:HG12	7:QG:27:ILE:CD1	2.32	0.59
13:QM:45:VAL:O	13:QM:45:VAL:HG22	2.02	0.59
47:R1:91:LYS:CG	47:R1:92:LYS:H	2.15	0.59
25:RA:1786:A:C8	25:RA:1938:A:C6	2.90	0.59
25:RA:2031:A:O2'	25:RA:2454:G:N2	2.32	0.59
27:RD:35:LYS:HE3	27:RD:64:ILE:C	2.21	0.59
35:RP:95:VAL:HG13	35:RP:100:LEU:HD21	1.83	0.59
39:RT:107:ASP:O	39:RT:110:ILE:HG22	2.02	0.59
40:RU:58:ARG:HA	40:RU:61:TRP:CE3	2.37	0.59
41:RV:35:LEU:HB2	41:RV:37:VAL:HG23	1.85	0.59
1:XA:1077:G:N2	1:XA:1080:A:OP2	2.33	0.59
1:XA:963:G:H21	10:XJ:55:LYS:HD3	1.67	0.59
5:XE:72:GLN:O	5:XE:73:ASN:HB3	2.02	0.59
8:XH:86:ILE:HG22	8:XH:93:VAL:HG21	1.84	0.59
9:XI:111:ARG:HG2	9:XI:112:LYS:N	2.16	0.59
12:XL:54:LYS:CD	12:XL:54:LYS:N	2.64	0.59
54:Y8:22:VAL:CG2	54:Y8:53:PRO:HB2	2.32	0.59
25:YA:583:G:OP2	40:YU:10:ARG:NH1	2.34	0.59
25:YA:984:A:H5''	25:YA:985:C:H5	1.66	0.59
29:YF:123:LEU:HD12	29:YF:124:LEU:N	2.17	0.59
25:YA:2311:A:C8	30:YG:82:LEU:HD11	2.36	0.59
31:YH:30:LYS:CD	31:YH:81:GLU:H	2.15	0.59
31:YH:55:PRO:HG2	31:YH:61:HIS:CE1	2.37	0.59
33:YN:18:ALA:HB3	33:YN:55:VAL:O	2.03	0.59
36:YQ:80:GLU:C	36:YQ:81:VAL:HG13	2.22	0.59
39:YT:102:ILE:HB	39:YT:110:ILE:HD13	1.84	0.59
41:YV:1:MET:CE	41:YV:43:GLU:HG2	2.32	0.59
2:QB:124:SER:HB2	2:QB:125:PRO:HD2	1.85	0.59
2:QB:4:GLU:CG	2:QB:5:ILE:H	1.99	0.59
3:QC:60:ALA:O	3:QC:61:ALA:CB	2.50	0.59
4:QD:170:VAL:HG22	4:QD:171:GLY:N	2.12	0.59
54:R8:22:VAL:CG2	54:R8:53:PRO:HB2	2.32	0.59
25:RA:2632:A:HO2'	25:RA:2811:G:HO2'	1.48	0.59
25:RA:270:A:OP2	25:RA:270(Y):G:N2	2.34	0.59
28:RE:68:ALA:O	28:RE:69:LYS:HG3	2.02	0.59
33:RN:16:ILE:O	33:RN:55:VAL:HG22	2.01	0.59
38:RS:99:LYS:O	38:RS:102:ALA:N	2.34	0.59

*Continued on next page...*

*Continued from previous page...*

Atom-1	Atom-2	Interatomic distance (Å)	Clash overlap (Å)
42:RW:66:GLU:O	42:RW:68:ARG:N	2.33	0.59
45:RZ:72:ARG:NH2	45:RZ:97:GLU:O	2.32	0.59
1:XA:401:C:H2'	1:XA:402:G:C8	2.37	0.59
8:XH:41:ARG:HB3	8:XH:41:ARG:HH11	1.66	0.59
11:XK:41:THR:HG21	11:XK:71:LYS:HB2	1.83	0.59
19:XS:40:ILE:HD11	19:XS:62:ILE:HG21	1.85	0.59
20:XT:96:GLY:O	20:XT:97:ALA:HB3	2.02	0.59
54:Y8:56:GLU:O	54:Y8:59:LYS:N	2.35	0.59
25:YA:1316:U:H2'	25:YA:1317:A:C8	2.38	0.59
25:YA:729:G:H2'	25:YA:1775:U:H1'	1.84	0.59
25:YA:1794:U:H2'	25:YA:1795:C:C6	2.30	0.59
30:YG:111:LEU:HB2	30:YG:112:PRO:HD3	1.82	0.59
31:YH:4:ILE:N	31:YH:4:ILE:HD13	2.17	0.59
39:YT:57:PHE:CD2	39:YT:58:ASN:N	2.66	0.59
41:YV:35:LEU:HB2	41:YV:37:VAL:HG23	1.85	0.59
1:QA:1241:G:H2'	1:QA:1242:C:C6	2.37	0.59
2:QB:188:ALA:HB3	2:QB:200:ILE:HG23	1.84	0.59
5:QE:33:VAL:HG11	5:QE:109:ILE:HA	1.83	0.59
5:QE:42:GLY:HA2	5:QE:136:MET:HE1	1.82	0.59
7:QG:79:ARG:HG2	7:QG:79:ARG:HH11	1.66	0.59
12:QL:70:ILE:HD13	12:QL:77:LEU:HD12	1.83	0.59
15:QO:4:THR:HB	15:QO:6:GLU:OE2	2.02	0.59
47:R1:87:PRO:O	47:R1:91:LYS:N	2.31	0.59
51:R5:40:LYS:NZ	51:R5:46:CYS:HB3	2.18	0.59
54:R8:22:VAL:HG21	54:R8:53:PRO:HB2	1.83	0.59
25:RA:1417:C:H2'	25:RA:1418:G:O4'	2.03	0.59
27:RD:54:ARG:HH11	27:RD:54:ARG:CG	2.14	0.59
28:RE:61:ARG:HB2	28:RE:62:PRO:CD	2.33	0.59
29:RF:123:LEU:HD12	29:RF:124:LEU:N	2.17	0.59
33:RN:78:TYR:N	33:RN:78:TYR:CD1	2.70	0.59
35:RP:37:GLY:HA2	35:RP:41:ARG:HE	1.68	0.59
35:RP:79:ARG:HD3	35:RP:110:TYR:HE1	1.67	0.59
6:XF:44:GLY:HA2	6:XF:59:TYR:CZ	2.37	0.59
20:XT:58:LYS:O	20:XT:62:LEU:HD12	2.02	0.59
27:YD:12:SER:C	27:YD:14:ARG:H	2.06	0.59
27:YD:35:LYS:CG	27:YD:64:ILE:N	2.56	0.59
28:YE:116:VAL:O	28:YE:117:MET:CB	2.49	0.59
31:YH:159:GLU:O	31:YH:160:LYS:HG2	2.03	0.59
31:YH:86:GLU:O	31:YH:131:VAL:O	2.20	0.59
33:YN:58:ASP:N	33:YN:60:ILE:HD11	2.16	0.59
25:YA:2393:A:H4'	35:YP:61:ARG:O	2.02	0.59

*Continued on next page...*

*Continued from previous page...*

Atom-1	Atom-2	Interatomic distance (Å)	Clash overlap (Å)
33:YN:42:TRP:O	40:YU:64:ARG:NH2	2.35	0.59
40:YU:96:ALA:C	40:YU:98:LEU:H	2.04	0.59
44:YY:4:LYS:O	44:YY:5:MET:HB2	2.01	0.59
44:YY:96:ILE:CD1	44:YY:98:VAL:HG12	2.32	0.59
1:QA:186:C:H5'	20:QT:78:ALA:HB1	1.82	0.59
3:QC:36:ASP:HB3	3:QC:40:ARG:HH12	1.68	0.59
7:QG:66:VAL:O	7:QG:70:LYS:HG3	2.02	0.59
19:QS:16:LEU:O	19:QS:20:LEU:HG	2.01	0.59
50:R4:63:TYR:C	50:R4:65:ASP:H	2.05	0.59
27:RD:236:GLY:C	27:RD:237:GLU:OE1	2.39	0.59
27:RD:25:THR:HG21	27:RD:81:ALA:HA	1.84	0.59
30:RG:13:GLU:O	30:RG:14:GLU:CB	2.44	0.59
33:RN:134:ARG:N	33:RN:135:PRO:CD	2.58	0.59
38:RS:89:ARG:O	38:RS:90:GLY:O	2.19	0.59
39:RT:102:ILE:HB	39:RT:110:ILE:HD13	1.84	0.59
44:RY:51:VAL:CG1	44:RY:52:SER:H	2.11	0.59
2:XB:124:SER:HB2	2:XB:125:PRO:HD2	1.85	0.59
2:XB:188:ALA:HB3	2:XB:200:ILE:HG23	1.84	0.59
4:XD:173:TRP:O	4:XD:186:LEU:HB2	2.02	0.59
7:XG:23:VAL:HG12	7:XG:27:ILE:CD1	2.32	0.59
7:XG:85:TYR:HE1	7:XG:154:TYR:CE1	2.21	0.59
9:XI:66:ARG:HG2	9:XI:66:ARG:HH11	1.68	0.59
16:XP:43:LYS:HA	16:XP:48:TRP:HB2	1.84	0.59
17:XQ:76:LEU:HD12	17:XQ:77:VAL:H	1.67	0.59
17:XQ:92:ARG:HG3	17:XQ:92:ARG:HH11	1.68	0.59
18:XR:31:LEU:H	18:XR:31:LEU:HD23	1.67	0.59
49:Y3:29:ARG:HH11	49:Y3:29:ARG:CB	2.13	0.59
27:YD:174:ILE:N	27:YD:174:ILE:HD12	2.16	0.59
28:YE:51:PHE:HD1	28:YE:52:LEU:HG	1.68	0.59
30:YG:16:ARG:NH2	30:YG:31:VAL:HG11	2.17	0.59
35:YP:95:VAL:HG13	35:YP:100:LEU:HD21	1.84	0.59
35:YP:55:ARG:HD2	35:YP:56:SER:O	2.01	0.59
36:YQ:86:GLY:C	36:YQ:88:GLY:H	2.03	0.59
41:YV:15:GLU:HG3	41:YV:16:PRO:HD2	1.83	0.59
44:YY:95:LYS:HD3	44:YY:95:LYS:H	1.67	0.59
1:QA:1312:G:H5''	50:R4:67:TYR:OH	2.02	0.59
1:QA:243:A:H4'	1:QA:244:U:H3'	1.85	0.59
2:QB:115:LEU:HD23	2:QB:153:ARG:HD3	1.84	0.59
5:QE:79:GLU:HB3	5:QE:92:LYS:HA	1.83	0.59
6:QF:44:GLY:HA2	6:QF:59:TYR:CZ	2.37	0.59
8:QH:12:ARG:HH12	8:QH:27:PRO:HD2	1.67	0.59

*Continued on next page...*

*Continued from previous page...*

Atom-1	Atom-2	Interatomic distance (Å)	Clash overlap (Å)
8:QH:86:ILE:HG13	8:QH:133:LEU:HD22	1.84	0.59
9:QI:96:LEU:HD23	9:QI:102:LEU:HD12	1.84	0.59
9:QI:9:ARG:HB3	9:QI:14:VAL:HG13	1.85	0.59
10:QJ:13:HIS:HB3	10:QJ:68:HIS:CE1	2.37	0.59
10:QJ:31:GLY:HA3	10:QJ:78:ASN:ND2	2.18	0.59
1:QA:1314:C:H5	19:QS:4:SER:HB2	1.68	0.59
20:QT:104:LEU:HD12	20:QT:105:SER:N	2.18	0.59
52:R6:13:CYS:O	52:R6:21:TYR:HA	2.02	0.59
27:RD:172:TYR:CD1	27:RD:186:HIS:HA	2.37	0.59
28:RE:116:VAL:CG2	28:RE:122:PHE:CD2	2.86	0.59
28:RE:36:ARG:H	28:RE:37:ARG:HH21	1.49	0.59
36:RQ:63:LYS:HE2	36:RQ:65:PHE:CE1	2.37	0.59
3:XC:60:ALA:O	3:XC:61:ALA:CB	2.50	0.59
7:XG:66:VAL:O	7:XG:70:LYS:HG3	2.02	0.59
11:XK:30:VAL:HG21	11:XK:65:ALA:HA	1.85	0.59
12:XL:70:ILE:HD13	12:XL:77:LEU:HD12	1.83	0.59
14:XN:15:LYS:HD2	14:XN:16:PHE:CZ	2.37	0.59
20:XT:101:GLY:O	20:XT:103:GLY:N	2.35	0.59
20:XT:104:LEU:HD12	20:XT:105:SER:N	2.18	0.59
50:Y4:48:ARG:NH1	50:Y4:52:THR:H	2.01	0.59
25:YA:222:A:H3'	25:YA:421:U:H5'	1.84	0.59
25:YA:38:A:N3	29:YF:48:THR:OG1	2.34	0.59
29:YF:11:VAL:HG11	29:YF:18:ARG:HE	1.67	0.59
33:YN:6:PRO:HG3	33:YN:41:ASP:HB2	1.83	0.59
33:YN:78:TYR:N	33:YN:78:TYR:CD1	2.70	0.59
35:YP:127:ALA:O	35:YP:147:LEU:HD23	2.02	0.59
37:YR:72:ASP:O	37:YR:76:VAL:HB	2.03	0.59
37:YR:92:GLY:H	37:YR:94:TYR:HE2	1.49	0.59
40:YU:58:ARG:HA	40:YU:61:TRP:CE3	2.37	0.59
40:YU:92:ARG:C	40:YU:94:ASN:H	2.05	0.59
1:QA:1435:G:H2'	1:QA:1436:U:C6	2.38	0.59
1:QA:555:C:H2'	1:QA:556:C:C6	2.37	0.59
2:QB:69:LEU:O	2:QB:162:ILE:HA	2.02	0.59
11:QK:34:ASP:HB3	11:QK:40:ILE:HD11	1.84	0.59
12:QL:5:PRO:HA	12:QL:9:GLN:NE2	2.17	0.59
14:QN:44:LEU:HD12	14:QN:48:ALA:HB2	1.84	0.59
24:QY:34:C:H2'	24:QY:35:G:C8	2.38	0.59
28:RE:69:LYS:O	28:RE:71:GLY:N	2.27	0.59
32:RI:30:LEU:HB3	32:RI:36:ALA:HB3	1.83	0.59
41:RV:1:MET:CE	41:RV:43:GLU:HG2	2.32	0.59
42:RW:36:LEU:HD11	42:RW:47:VAL:HG12	1.83	0.59

*Continued on next page...*

*Continued from previous page...*

Atom-1	Atom-2	Interatomic distance (Å)	Clash overlap (Å)
1:XA:1002:G:H2'	1:XA:1003:G:H8	1.66	0.59
1:XA:1074:G:H4'	2:XB:104:ASN:HB2	1.85	0.59
1:XA:452:A:H4'	16:XP:72:ARG:NH2	2.18	0.59
4:XD:22:LYS:O	4:XD:113:SER:HB3	2.03	0.59
4:XD:11:LEU:HD22	4:XD:66:ARG:CD	2.19	0.59
6:XF:26:ILE:O	6:XF:30:LEU:HG	2.02	0.59
10:XJ:31:GLY:HA3	10:XJ:78:ASN:ND2	2.18	0.59
3:QC:79:ARG:CD	11:XK:99:GLN:HB3	2.33	0.59
25:YA:1187:G:H5''	41:YV:81:TYR:CE2	2.38	0.59
25:YA:660:G:O3'	29:YF:38:ARG:NH2	2.36	0.59
27:YD:27:THR:CG2	27:YD:83:GLU:HB3	2.33	0.59
28:YE:4:ILE:C	28:YE:5:LEU:HD23	2.22	0.59
31:YH:82:GLY:O	31:YH:135:GLY:O	2.20	0.59
36:YQ:81:VAL:HG23	36:YQ:82:ARG:H	1.67	0.59
40:YU:92:ARG:HH11	40:YU:95:LEU:HD12	1.67	0.59
1:QA:1363:A:H4'	1:QA:1364:U:H5''	1.85	0.59
2:QB:19:HIS:NE2	2:QB:206:ASP:HB2	2.18	0.59
3:QC:127:ARG:CG	3:QC:127:ARG:HH11	2.15	0.59
6:QF:62:TRP:C	6:QF:63:TYR:HD2	2.06	0.59
6:QF:97:PHE:C	6:QF:97:PHE:CD2	2.76	0.59
12:QL:54:LYS:N	12:QL:54:LYS:HD2	2.18	0.59
14:QN:19:ARG:O	14:QN:20:ALA:C	2.40	0.59
25:RA:270(T):G:O5'	47:R1:97:LEU:HD22	2.03	0.59
25:RA:111:A:O3'	48:R2:69:ARG:NH2	2.36	0.59
27:RD:137:PRO:HB2	27:RD:140:THR:CG2	2.33	0.59
27:RD:71:ASP:HB3	27:RD:103:ARG:HH22	1.68	0.59
33:RN:9:VAL:HG21	33:RN:48:MET:HB3	1.85	0.59
35:RP:71:VAL:HG13	35:RP:72:PRO:HD3	1.85	0.59
38:RS:11:LYS:HB2	38:RS:91:PRO:HD3	1.84	0.59
5:XE:42:GLY:CA	5:XE:66:MET:HG2	2.32	0.59
8:XH:12:ARG:HH12	8:XH:27:PRO:HD2	1.67	0.59
12:XL:46:LYS:HG2	12:XL:47:LYS:H	1.67	0.59
25:YA:1434:A:H61	25:YA:1558:A:N6	2.01	0.59
25:YA:740:U:H5''	25:YA:1784:A:H3'	1.85	0.59
25:YA:2394:C:OP1	35:YP:63:PRO:HD2	2.02	0.59
25:YA:2840:C:H42	25:YA:2877:G:H1	1.51	0.59
27:YD:137:PRO:HB2	27:YD:140:THR:CG2	2.33	0.59
30:YG:126:ASP:OD1	30:YG:130:ASN:HB2	2.02	0.59
31:YH:124:GLU:HB3	31:YH:132:ARG:HG3	1.85	0.59
35:YP:39:LYS:CA	35:YP:45:LEU:CD1	2.80	0.59
25:YA:2415:G:H4'	35:YP:67:MET:N	2.17	0.59

*Continued on next page...*

*Continued from previous page...*

Atom-1	Atom-2	Interatomic distance (Å)	Clash overlap (Å)
38:YS:88:ASP:O	38:YS:89:ARG:CB	2.49	0.59
4:QD:195:ALA:HB3	6:XF:20:ALA:HB2	1.84	0.59
4:QD:96:LEU:H	4:QD:96:LEU:CD2	2.12	0.59
6:QF:45:LEU:HD12	6:QF:59:TYR:HD1	1.67	0.59
9:QI:66:ARG:HH11	9:QI:66:ARG:HG2	1.68	0.59
14:QN:24:CYS:SG	14:QN:40:CYS:N	2.76	0.59
22:QV:53:G:H4'	22:QV:54:U:OP1	2.02	0.59
25:RA:2542:A:H5'	25:RA:2543:G:OP1	2.02	0.59
25:RA:482:A:OP2	25:RA:507:A:N6	2.24	0.59
28:RE:93:VAL:N	28:RE:95:ILE:CD1	2.65	0.59
29:RF:89:VAL:HG12	29:RF:90:PHE:N	2.18	0.59
31:RH:55:PRO:HG2	31:RH:61:HIS:CE1	2.37	0.59
31:RH:82:GLY:O	31:RH:135:GLY:O	2.20	0.59
35:RP:127:ALA:O	35:RP:147:LEU:HD23	2.02	0.59
37:RR:72:ASP:O	37:RR:76:VAL:HB	2.02	0.59
37:RR:79:LEU:C	37:RR:79:LEU:HD23	2.23	0.59
40:RU:52:ARG:NH1	40:RU:52:ARG:HG2	2.18	0.59
1:XA:1175:G:H2'	1:XA:1176:A:C8	2.37	0.59
11:XK:69:ALA:HB1	11:XK:103:LEU:HD21	1.85	0.59
20:XT:84:LEU:O	20:XT:88:VAL:HG23	2.01	0.59
48:Y2:32:LEU:HD11	48:Y2:54:LYS:HG3	1.84	0.59
50:Y4:22:ILE:HG22	50:Y4:23:GLU:N	2.18	0.59
50:Y4:3:GLU:HG3	50:Y4:4:GLY:N	2.18	0.59
25:YA:74:A:H4'	25:YA:75:G:O5'	2.03	0.59
27:YD:177:LEU:HD11	27:YD:183:ARG:HB2	1.85	0.59
28:YE:36:ARG:H	28:YE:37:ARG:HH21	1.50	0.59
31:YH:126:PRO:CD	31:YH:127:GLU:N	2.64	0.59
31:YH:4:ILE:HG13	31:YH:6:ARG:CD	2.33	0.59
35:YP:138:LEU:O	35:YP:140:ALA:N	2.33	0.59
39:YT:102:ILE:HB	39:YT:110:ILE:HD11	1.84	0.59
41:YV:18:LEU:HB3	41:YV:96:ILE:HG12	1.84	0.59
5:QE:102:ALA:HB2	5:QE:120:THR:OG1	2.03	0.59
8:QH:41:ARG:HH11	8:QH:41:ARG:CG	2.16	0.59
9:QI:17:VAL:HG13	9:QI:81:ILE:HD13	1.85	0.59
13:QM:84:ILE:HG23	13:QM:85:GLY:N	2.17	0.59
18:QR:31:LEU:H	18:QR:31:LEU:HD23	1.67	0.59
25:RA:226:G:O6	25:RA:410:G:H1'	2.03	0.59
25:RA:674:G:H2'	25:RA:804:A:H61	1.67	0.59
31:RH:127:GLU:HG2	31:RH:128:PRO:CG	2.33	0.59
35:RP:106:LEU:O	35:RP:107:LYS:CB	2.46	0.59
35:RP:138:LEU:O	35:RP:140:ALA:N	2.33	0.59

*Continued on next page...*

*Continued from previous page...*

Atom-1	Atom-2	Interatomic distance (Å)	Clash overlap (Å)
39:RT:102:ILE:HB	39:RT:110:ILE:HD11	1.84	0.59
1:XA:1298:C:OP2	7:XG:114:ARG:NH2	2.35	0.59
1:XA:1349:A:OP2	9:XI:118:LYS:NZ	2.35	0.59
2:XB:212:GLN:NE2	2:XB:235:SER:HB2	2.18	0.59
4:QD:197:PRO:CG	6:XF:16:GLN:NE2	2.65	0.59
24:XY:34:C:H2'	24:XY:35:G:C8	2.38	0.59
48:Y2:64:LEU:CD2	48:Y2:68:ARG:HD2	2.33	0.59
50:Y4:15:ILE:HG22	50:Y4:19:GLY:O	2.03	0.59
50:Y4:39:CYS:O	50:Y4:40:HIS:HB2	2.03	0.59
51:Y5:40:LYS:NZ	51:Y5:46:CYS:HB3	2.18	0.59
51:Y5:50:GLY:O	51:Y5:51:TYR:HB2	2.02	0.59
25:YA:1035:U:H2'	25:YA:1036:G:C8	2.38	0.59
25:YA:34:C:H41	25:YA:447:A:H61	1.51	0.59
28:YE:61:ARG:HB2	28:YE:62:PRO:CD	2.33	0.59
31:YH:89:ILE:O	31:YH:91:GLY:N	2.35	0.59
1:QA:160:A:H1'	1:QA:344:A:C5	2.38	0.58
4:QD:173:TRP:O	4:QD:186:LEU:HB2	2.02	0.58
5:QE:42:GLY:CA	5:QE:66:MET:HG2	2.33	0.58
7:QG:85:TYR:HE1	7:QG:154:TYR:CE1	2.21	0.58
16:QP:28:ARG:HH11	16:QP:28:ARG:HG2	1.68	0.58
16:QP:53:VAL:HG23	16:QP:54:GLU:N	2.18	0.58
25:RA:27:G:N2	25:RA:513:A:OP2	2.35	0.58
28:RE:93:VAL:N	28:RE:95:ILE:HD12	2.17	0.58
30:RG:16:ARG:NH2	30:RG:31:VAL:HG11	2.17	0.58
31:RH:86:GLU:O	31:RH:131:VAL:O	2.20	0.58
31:RH:92:ILE:HG22	31:RH:93:GLY:N	2.18	0.58
33:RN:114:ARG:O	33:RN:115:ARG:HB3	2.03	0.58
39:RT:66:VAL:HG12	39:RT:67:SER:H	1.67	0.58
1:XA:355:C:H1'	1:XA:388:G:H2'	1.85	0.58
1:XA:555:C:OP1	12:XL:20:LYS:NZ	2.36	0.58
3:XC:127:ARG:HH11	3:XC:127:ARG:CG	2.15	0.58
4:XD:114:ARG:NH1	4:XD:114:ARG:HG3	2.13	0.58
1:XA:510:A:OP2	4:XD:49:ARG:NH2	2.36	0.58
5:XE:153:LYS:NZ	5:XE:153:LYS:HB2	2.18	0.58
8:XH:41:ARG:HH11	8:XH:41:ARG:CG	2.16	0.58
9:XI:9:ARG:HB3	9:XI:14:VAL:HG13	1.85	0.58
10:XJ:13:HIS:HB3	10:XJ:68:HIS:CE1	2.37	0.58
13:XM:19:LEU:HD22	13:XM:19:LEU:H	1.68	0.58
25:YA:857:C:OP2	46:Y0:77:ARG:NH2	2.36	0.58
25:YA:1287:A:N7	37:YR:107:ASP:HB2	2.18	0.58
25:YA:2329:G:H2'	25:YA:2330:G:C8	2.38	0.58

*Continued on next page...*



*Continued from previous page...*

Atom-1	Atom-2	Interatomic distance (Å)	Clash overlap (Å)
25:YA:907:U:O2'	36:YQ:101:ARG:NH2	2.35	0.58
29:YF:174:VAL:HG13	29:YF:174:VAL:O	2.03	0.58
30:YG:16:ARG:HB3	30:YG:17:PRO:CD	2.33	0.58
32:YI:88:ILE:HG12	32:YI:122:GLU:H	1.68	0.58
35:YP:37:GLY:HA2	35:YP:41:ARG:HE	1.67	0.58
37:YR:44:LEU:O	37:YR:48:VAL:HG23	2.02	0.58
37:YR:63:ARG:HG3	37:YR:63:ARG:HH11	1.68	0.58
43:YX:49:VAL:CG1	43:YX:83:VAL:HG13	2.33	0.58
1:QA:1145:C:O2'	1:QA:1146:A:N7	2.33	0.58
1:QA:964:A:N3	1:QA:969:A:O2'	2.27	0.58
3:QC:77:ILE:O	3:QC:84:ILE:HG22	2.02	0.58
4:QD:156:GLU:O	4:QD:160:GLN:HG3	2.03	0.58
13:QM:3:ARG:HA	13:QM:9:ILE:CG2	2.22	0.58
14:QN:23:ARG:H	14:QN:33:VAL:HG11	1.67	0.58
17:QQ:92:ARG:HH11	17:QQ:92:ARG:HG3	1.68	0.58
20:QT:37:SER:HB3	20:QT:84:LEU:HD23	1.85	0.58
48:R2:16:LEU:CG	48:R2:16:LEU:O	2.49	0.58
48:R2:64:LEU:CD2	48:R2:68:ARG:HD2	2.33	0.58
50:R4:12:ALA:CB	50:R4:29:PRO:HA	2.33	0.58
25:RA:1818:U:H4'	25:RA:1821:A:H1'	1.85	0.58
25:RA:2262:U:H2'	25:RA:2263:C:H6	1.69	0.58
26:RB:24:G:O6	26:RB:56:G:O2'	2.19	0.58
27:RD:12:SER:C	27:RD:14:ARG:H	2.06	0.58
28:RE:72:VAL:O	28:RE:73:GLU:O	2.21	0.58
29:RF:63:LYS:HE2	29:RF:67:GLN:CB	2.32	0.58
33:RN:18:ALA:HB3	33:RN:55:VAL:O	2.03	0.58
39:RT:36:GLU:HG3	39:RT:41:ARG:HD3	1.85	0.58
44:RY:81:LYS:HD3	44:RY:97:ARG:CD	2.33	0.58
45:RZ:69:THR:HB	45:RZ:88:PHE:HB3	1.85	0.58
3:XC:149:ALA:O	3:XC:169:ALA:HA	2.02	0.58
3:XC:181:ASN:HD22	3:XC:204:LEU:HB2	1.68	0.58
6:XF:97:PHE:CD2	6:XF:97:PHE:C	2.76	0.58
9:XI:114:TYR:O	9:XI:114:TYR:HD2	1.85	0.58
11:XK:34:ASP:HB3	11:XK:40:ILE:HD11	1.83	0.58
12:XL:82:VAL:HG23	12:XL:106:ASP:OD2	2.03	0.58
12:XL:45:PRO:HD3	12:XL:51:ALA:O	2.03	0.58
48:Y2:51:ARG:HA	48:Y2:54:LYS:HB2	1.85	0.58
27:YD:27:THR:CG2	27:YD:28:GLU:N	2.66	0.58
27:YD:44:ASN:HB3	27:YD:49:ILE:CA	2.27	0.58
39:YT:66:VAL:HG12	39:YT:67:SER:H	1.67	0.58
42:YW:80:PRO:O	42:YW:100:THR:HG22	2.03	0.58

*Continued on next page...*

*Continued from previous page...*

Atom-1	Atom-2	Interatomic distance (Å)	Clash overlap (Å)
1:QA:1321:C:H3'	1:QA:1322:C:H5''	1.84	0.58
48:R2:17:SER:CB	48:R2:18:PRO:HA	2.33	0.58
50:R4:42:PHE:CG	50:R4:43:TYR:N	2.72	0.58
50:R4:65:ASP:O	50:R4:66:SER:CB	2.51	0.58
51:R5:60:VAL:OXT	51:R5:60:VAL:HG13	2.03	0.58
25:RA:1516:U:H2'	25:RA:1517:G:C8	2.37	0.58
25:RA:730:C:OP1	25:RA:1775:U:O2'	2.18	0.58
28:RE:6:GLY:HA3	28:RE:26:ILE:HD11	1.85	0.58
33:RN:13:TRP:O	33:RN:135:PRO:HD2	2.03	0.58
33:RN:14:VAL:HG12	33:RN:15:LEU:N	2.19	0.58
34:RO:20:MET:O	34:RO:41:ALA:HB1	2.04	0.58
25:RA:389:G:H1	35:RP:70:GLN:HB3	1.67	0.58
38:RS:42:ASP:C	38:RS:44:LYS:H	2.06	0.58
43:RX:49:VAL:CG1	43:RX:83:VAL:HG13	2.33	0.58
2:XB:47:THR:HG22	2:XB:51:LEU:HG	1.85	0.58
12:XL:18:VAL:O	12:XL:19:ARG:HB2	2.03	0.58
17:XQ:41:LYS:HZ1	17:XQ:92:ARG:HH22	1.51	0.58
25:YA:2015:A:N3	51:Y5:2:ALA:N	2.51	0.58
29:YF:63:LYS:HE2	29:YF:67:GLN:CB	2.32	0.58
31:YH:92:ILE:HG22	31:YH:93:GLY:N	2.18	0.58
35:YP:71:VAL:HG13	35:YP:72:PRO:HD3	1.84	0.58
36:YQ:66:ILE:HA	36:YQ:104:PHE:HA	1.85	0.58
36:YQ:55:VAL:HG22	36:YQ:56:ARG:N	2.18	0.58
39:YT:36:GLU:HG3	39:YT:41:ARG:HD3	1.85	0.58
1:QA:1053:G:N7	1:QA:1200:C:H5''	2.19	0.58
2:QB:47:THR:HG22	2:QB:51:LEU:HG	1.86	0.58
5:QE:111:GLU:C	5:QE:113:ALA:H	2.07	0.58
6:QF:97:PHE:O	18:QR:31:LEU:HD23	2.04	0.58
1:QA:939:G:H5''	7:QG:102:ARG:NH2	2.18	0.58
9:QI:40:LEU:HD11	9:QI:70:LYS:HG2	1.84	0.58
11:QK:51:LYS:CA	11:QK:55:LYS:HD3	2.21	0.58
12:QL:10:LEU:CD1	17:QQ:32:TYR:CE2	2.79	0.58
50:R4:48:ARG:NH1	50:R4:52:THR:H	2.01	0.58
25:RA:1212:G:O2'	25:RA:1236:G:N2	2.29	0.58
27:RD:34:VAL:CG1	27:RD:34:VAL:O	2.50	0.58
27:RD:92:ILE:HD12	27:RD:104:TYR:CD2	2.39	0.58
31:RH:159:GLU:O	31:RH:160:LYS:HG2	2.03	0.58
34:RO:71:ARG:HH11	34:RO:71:ARG:HG3	1.69	0.58
35:RP:121:LYS:HG3	35:RP:122:PRO:HD2	1.84	0.58
41:RV:41:GLY:H	41:RV:46:VAL:HG13	1.67	0.58
42:RW:95:ILE:O	42:RW:95:ILE:HD12	2.04	0.58

*Continued on next page...*

*Continued from previous page...*

Atom-1	Atom-2	Interatomic distance (Å)	Clash overlap (Å)
44:RY:96:ILE:CD1	44:RY:98:VAL:HG12	2.32	0.58
3:XC:36:ASP:HB3	3:XC:40:ARG:HH12	1.68	0.58
3:XC:77:ILE:O	3:XC:84:ILE:HG22	2.02	0.58
4:XD:163:GLU:C	4:XD:165:MET:H	2.03	0.58
5:XE:102:ALA:HB2	5:XE:120:THR:OG1	2.03	0.58
9:XI:79:LEU:O	9:XI:82:ALA:HB3	2.02	0.58
25:YA:928:G:O2'	49:Y3:43:ILE:HD11	2.04	0.58
50:Y4:63:TYR:C	50:Y4:65:ASP:H	2.05	0.58
25:YA:1043:C:H42	25:YA:1112:G:H1	1.50	0.58
25:YA:1752:C:H42	25:YA:1756:G:H1	1.52	0.58
25:YA:26:G:H1'	25:YA:515:A:H61	1.67	0.58
25:YA:64:A:C4	43:YX:66:LEU:HD13	2.38	0.58
27:YD:165:ILE:HA	27:YD:175:LEU:HD23	1.83	0.58
25:YA:1820:U:O2	27:YD:202:LYS:HB3	2.03	0.58
29:YF:89:VAL:HG12	29:YF:90:PHE:N	2.18	0.58
30:YG:64:THR:HG23	30:YG:66:GLN:H	1.67	0.58
35:YP:65:ARG:HH21	54:Y8:15:LYS:CB	2.17	0.58
41:YV:49:THR:CB	41:YV:50:PRO:HD2	2.25	0.58
42:YW:66:GLU:O	42:YW:68:ARG:N	2.33	0.58
1:QA:642:A:N3	8:QH:113:SER:OG	2.34	0.58
1:QA:745:C:OP1	1:QA:851:G:O2'	2.21	0.58
3:QC:105:GLU:HG2	3:QC:106:VAL:N	2.18	0.58
10:QJ:3:LYS:O	10:QJ:100:THR:HG22	2.04	0.58
1:QA:1226:C:H2'	13:QM:103:THR:HB	1.85	0.58
14:QN:23:ARG:CZ	14:QN:30:ALA:HB2	2.32	0.58
1:QA:1314:C:OP1	19:QS:6:LYS:HE3	2.03	0.58
48:R2:16:LEU:O	48:R2:17:SER:HB3	2.04	0.58
48:R2:69:ARG:CB	48:R2:69:ARG:NH1	2.67	0.58
25:RA:1418:G:N1	25:RA:1579:A:OP2	2.28	0.58
29:RF:160:ASN:OD1	29:RF:162:LEU:HB2	2.04	0.58
31:RH:4:ILE:HG13	31:RH:6:ARG:CD	2.33	0.58
38:RS:88:ASP:CG	38:RS:90:GLY:H	2.06	0.58
44:RY:95:LYS:HD3	44:RY:95:LYS:H	1.67	0.58
8:XH:84:ARG:NH1	8:XH:86:ILE:HD13	2.11	0.58
9:XI:40:LEU:HD11	9:XI:70:LYS:HG2	1.84	0.58
13:XM:45:VAL:O	13:XM:45:VAL:HG22	2.02	0.58
14:YN:21:TYR:HE2	14:YN:23:ARG:HH21	1.52	0.58
14:YN:42:ILE:C	14:YN:43:CYS:O	2.41	0.58
19:XS:5:LEU:CG	50:Y4:66:SER:HB2	2.33	0.58
26:YB:43:C:H5'	50:Y4:1:MET:HA	1.85	0.58
25:YA:1062:G:H2'	25:YA:1063:G:C8	2.39	0.58

*Continued on next page...*

*Continued from previous page...*

Atom-1	Atom-2	Interatomic distance (Å)	Clash overlap (Å)
28:YE:78:LEU:HD23	28:YE:79:ARG:HD2	1.85	0.58
31:YH:117:PRO:HB3	31:YH:123:PHE:CD1	2.37	0.58
35:YP:71:VAL:CG1	35:YP:72:PRO:HD3	2.33	0.58
36:YQ:90:VAL:C	36:YQ:92:GLY:H	2.07	0.58
45:YZ:121:HIS:ND1	45:YZ:123:ASP:O	2.36	0.58
1:QA:489:C:OP1	4:QD:132:ARG:NH2	2.36	0.58
7:QG:49:ILE:O	7:QG:53:LYS:HB3	2.04	0.58
17:QQ:32:TYR:O	17:QQ:34:LYS:N	2.37	0.58
51:R5:50:GLY:O	51:R5:51:TYR:HB2	2.03	0.58
54:R8:46:ARG:O	54:R8:47:LYS:HB3	2.03	0.58
25:RA:2712:U:HO2'	25:RA:2712(A):A:H8	1.47	0.58
25:RA:848:G:H2'	25:RA:849:A:C8	2.38	0.58
33:RN:101:HIS:ND1	33:RN:101:HIS:C	2.56	0.58
38:RS:67:ARG:HH11	38:RS:67:ARG:HB2	1.65	0.58
40:RU:92:ARG:HH11	40:RU:95:LEU:HD12	1.67	0.58
40:RU:92:ARG:NH1	40:RU:95:LEU:CD1	2.65	0.58
43:RX:27:THR:HB	43:RX:80:ILE:HB	1.84	0.58
1:XA:1461:G:H2'	1:XA:1462:G:H8	1.68	0.58
1:XA:686:U:O4	1:XA:687:A:N6	2.37	0.58
2:XB:37:ASN:C	2:XB:39:ILE:H	2.07	0.58
2:XB:80:ILE:HG21	2:XB:212:GLN:HA	1.84	0.58
14:XN:44:LEU:HD13	14:XN:53:LEU:HD13	1.84	0.58
16:XP:28:ARG:HG2	16:XP:28:ARG:HH11	1.68	0.58
1:XA:1314:C:H5	19:XS:4:SER:HB2	1.69	0.58
50:Y4:65:ASP:O	50:Y4:66:SER:CB	2.51	0.58
25:YA:2420:C:N4	54:Y8:30:ARG:HD2	2.19	0.58
25:YA:242:G:H4'	25:YA:243:U:O5'	2.03	0.58
32:YI:92:VAL:HG13	32:YI:120:ILE:HG23	1.85	0.58
33:YN:9:VAL:HG21	33:YN:48:MET:HB3	1.85	0.58
34:YO:40:VAL:HG12	34:YO:41:ALA:N	2.19	0.58
38:YS:88:ASP:CG	38:YS:90:GLY:H	2.06	0.58
2:QB:80:ILE:HD11	2:QB:208:ILE:CG2	2.23	0.58
11:QK:30:VAL:HG21	11:QK:65:ALA:HA	1.85	0.58
19:QS:40:ILE:HD11	19:QS:62:ILE:HG21	1.85	0.58
19:QS:9:VAL:HG23	19:QS:9:VAL:O	2.04	0.58
25:RA:1153:C:OP1	40:RU:76:TYR:OH	2.22	0.58
25:RA:2006:C:O2'	25:RA:2823:A:N3	2.35	0.58
25:RA:2227:A:H5''	27:RD:263:ARG:NH1	2.18	0.58
27:RD:35:LYS:CG	27:RD:64:ILE:H	2.14	0.58
29:RF:11:VAL:HG11	29:RF:18:ARG:HE	1.67	0.58
37:RR:117:VAL:CG2	37:RR:118:GLU:H	2.15	0.58

*Continued on next page...*

*Continued from previous page...*

Atom-1	Atom-2	Interatomic distance (Å)	Clash overlap (Å)
1:XA:192:U:H4'	20:XT:102:GLY:O	2.03	0.58
2:XB:115:LEU:HD23	2:XB:153:ARG:HD3	1.84	0.58
4:XD:191:ARG:NH1	4:XD:200:GLU:OE1	2.37	0.58
1:XA:880:C:OP1	12:XL:8:ASN:ND2	2.36	0.58
48:Y2:17:SER:CB	48:Y2:18:PRO:HA	2.33	0.58
48:Y2:69:ARG:CB	48:Y2:69:ARG:NH1	2.67	0.58
50:Y4:12:ALA:CB	50:Y4:29:PRO:HA	2.34	0.58
28:YE:72:VAL:O	28:YE:73:GLU:O	2.21	0.58
29:YF:138:GLU:O	29:YF:141:ALA:HB3	2.03	0.58
31:YH:85:LYS:HA	31:YH:86:GLU:OE1	2.04	0.58
41:YV:38:LEU:HD23	41:YV:39:LEU:N	2.19	0.58
42:YW:95:ILE:HD12	42:YW:95:ILE:O	2.04	0.58
43:YX:36:LYS:HE3	43:YX:54:VAL:O	2.04	0.58
2:QB:212:GLN:NE2	2:QB:235:SER:HB2	2.18	0.58
2:QB:21:ARG:HG3	2:QB:38:GLY:O	2.01	0.58
2:QB:37:ASN:C	2:QB:39:ILE:H	2.07	0.58
9:QI:79:LEU:O	9:QI:82:ALA:HB3	2.03	0.58
13:QM:56:LEU:HD13	13:QM:60:VAL:HG23	1.86	0.58
16:QP:51:VAL:CG1	16:QP:52:ASP:N	2.65	0.58
50:R4:38:LYS:C	50:R4:40:HIS:N	2.52	0.58
50:R4:3:GLU:HG3	50:R4:4:GLY:N	2.18	0.58
25:RA:1224:G:OP2	41:RV:66:ARG:NH2	2.36	0.58
25:RA:1272:A:OP2	25:RA:1647:G:OP1	2.22	0.58
25:RA:1991:U:H2'	25:RA:1992:G:H5''	1.85	0.58
25:RA:1999:C:O2	25:RA:2687:U:O2'	2.14	0.58
25:RA:2667:C:H1'	31:RH:109:PHE:CD2	2.33	0.58
25:RA:48:G:H2'	25:RA:49:A:H2	1.68	0.58
27:RD:242:ARG:HD2	27:RD:242:ARG:N	2.18	0.58
29:RF:174:VAL:HG13	29:RF:174:VAL:O	2.03	0.58
36:RQ:90:VAL:C	36:RQ:92:GLY:H	2.07	0.58
38:RS:26:LEU:CD2	38:RS:87:PHE:HD1	2.17	0.58
2:XB:140:HIS:HA	2:XB:143:GLU:OE1	2.04	0.58
2:XB:19:HIS:NE2	2:XB:206:ASP:HB2	2.18	0.58
16:XP:14:ASN:N	16:XP:15:PRO:CD	2.67	0.58
16:XP:53:VAL:HG23	16:XP:54:GLU:N	2.18	0.58
25:YA:83:G:N2	25:YA:103:A:OP2	2.35	0.58
25:YA:2564:A:OP1	25:YA:2648:C:H4'	2.03	0.58
28:YE:51:PHE:CD1	28:YE:52:LEU:HG	2.39	0.58
31:YH:41:MET:HE1	31:YH:64:LEU:HB3	1.86	0.58
33:YN:41:ASP:O	33:YN:48:MET:HE3	2.03	0.58
36:YQ:47:ILE:CD1	36:YQ:70:PRO:HD3	2.34	0.58

*Continued on next page...*

*Continued from previous page...*

Atom-1	Atom-2	Interatomic distance (Å)	Clash overlap (Å)
43:YX:7:VAL:O	43:YX:30:VAL:HG12	2.04	0.58
44:YY:51:VAL:CG1	44:YY:52:SER:H	2.11	0.58
44:YY:81:LYS:HD3	44:YY:97:ARG:CD	2.34	0.58
1:QA:1305:G:H5'	21:QU:4:GLY:HA3	1.85	0.58
1:QA:6:G:H4'	1:QA:298:A:H4'	1.86	0.58
2:QB:80:ILE:HG21	2:QB:212:GLN:HA	1.85	0.58
4:QD:22:LYS:O	4:QD:113:SER:HB3	2.03	0.58
5:QE:78:HIS:CE1	5:QE:143:ARG:H	2.20	0.58
7:QG:69:VAL:HG11	7:QG:104:LEU:CD2	2.34	0.58
50:R4:15:ILE:HG22	50:R4:19:GLY:O	2.03	0.58
25:RA:2398:U:H2'	25:RA:2399:G:C8	2.38	0.58
28:RE:111:ARG:NE	28:RE:160:TYR:HE1	2.01	0.58
28:RE:51:PHE:CD1	28:RE:52:LEU:HG	2.39	0.58
25:RA:1666:G:HO2'	34:RO:6:THR:HG1	1.52	0.58
35:RP:71:VAL:CG1	35:RP:72:PRO:HD3	2.33	0.58
3:XC:189:ALA:HB3	3:XC:196:LEU:HB2	1.84	0.58
3:XC:33:LEU:O	3:XC:37:GLN:HG2	2.04	0.58
7:XG:49:ILE:O	7:XG:53:LYS:HB3	2.04	0.58
8:XH:86:ILE:HG13	8:XH:133:LEU:HD22	1.84	0.58
48:Y2:15:LYS:H	48:Y2:67:LYS:CE	2.17	0.58
49:Y3:22:ALA:O	49:Y3:25:ALA:HB3	2.04	0.58
27:YD:71:ASP:HB3	27:YD:103:ARG:HH22	1.68	0.58
30:YG:39:ILE:HG23	30:YG:155:MET:HG3	1.86	0.58
31:YH:4:ILE:H	31:YH:4:ILE:HD13	1.68	0.58
33:YN:63:THR:HG22	33:YN:66:LYS:HZ1	1.68	0.58
38:YS:42:ASP:C	38:YS:44:LYS:H	2.06	0.58
39:YT:82:LEU:N	39:YT:82:LEU:HD12	2.19	0.58
1:QA:517:G:N2	1:QA:530:G:OP1	2.34	0.58
11:QK:21:ILE:HG13	11:QK:30:VAL:HG12	1.86	0.58
12:QL:126:LYS:HB2	12:QL:126:LYS:HZ2	1.69	0.58
16:QP:21:VAL:HG22	16:QP:34:GLU:O	2.04	0.58
50:R4:22:ILE:HG22	50:R4:23:GLU:N	2.18	0.58
54:R8:56:GLU:O	54:R8:59:LYS:N	2.35	0.58
25:RA:32:C:N4	25:RA:447:A:OP2	2.36	0.58
27:RD:27:THR:CG2	27:RD:83:GLU:HB3	2.33	0.58
31:RH:125:VAL:HG12	31:RH:126:PRO:CG	2.34	0.58
31:RH:4:ILE:H	31:RH:4:ILE:HD13	1.68	0.58
36:RQ:47:ILE:CD1	36:RQ:70:PRO:HD3	2.34	0.58
40:RU:24:TYR:HE1	40:RU:39:LEU:HD23	1.69	0.58
45:RZ:166:SER:HB2	45:RZ:168:GLU:N	2.19	0.58
2:XB:111:ARG:NE	2:XB:111:ARG:HA	2.19	0.58

*Continued on next page...*

*Continued from previous page...*

Atom-1	Atom-2	Interatomic distance (Å)	Clash overlap (Å)
3:XC:76:VAL:HG21	3:XC:103:VAL:CG1	2.34	0.58
7:XG:69:VAL:HG11	7:XG:104:LEU:CD2	2.34	0.58
12:XL:54:LYS:HD2	12:XL:54:LYS:N	2.18	0.58
12:XL:83:VAL:HG22	12:XL:84:LEU:H	1.69	0.58
16:XP:76:GLN:HG2	16:XP:76:GLN:O	2.04	0.58
50:Y4:37:SER:HB3	50:Y4:42:PHE:CE1	2.38	0.58
27:YD:242:ARG:HD2	27:YD:242:ARG:N	2.18	0.58
28:YE:111:ARG:NE	28:YE:160:TYR:HE1	2.01	0.58
28:YE:63:LEU:HD13	28:YE:65:GLY:H	1.68	0.58
29:YF:160:ASN:OD1	29:YF:162:LEU:HB2	2.04	0.58
33:YN:13:TRP:O	33:YN:135:PRO:HD2	2.03	0.58
33:YN:35:ARG:O	33:YN:37:LYS:N	2.37	0.58
35:YP:13:ASN:C	35:YP:15:ARG:N	2.54	0.58
37:YR:117:VAL:CG2	37:YR:118:GLU:H	2.15	0.58
38:YS:95:HIS:CG	38:YS:96:GLY:H	2.21	0.58
2:QB:140:HIS:HA	2:QB:143:GLU:OE1	2.04	0.57
2:QB:12:GLU:O	2:QB:16:HIS:ND1	2.36	0.57
4:QD:196:LEU:O	4:QD:198:VAL:N	2.31	0.57
6:QF:99:ALA:O	6:QF:100:ASN:HB2	2.04	0.57
12:QL:33:ARG:O	12:QL:85:ILE:HG22	2.03	0.57
13:QM:81:LEU:HB3	13:QM:89:GLY:CA	2.34	0.57
18:QR:36:ASN:ND2	18:QR:36:ASN:O	2.32	0.57
48:R2:21:LEU:O	48:R2:25:VAL:HG23	2.04	0.57
50:R4:15:ILE:HG22	50:R4:20:ASN:HA	1.86	0.57
50:R4:27:THR:O	50:R4:28:LYS:HB3	2.04	0.57
50:R4:37:SER:HB3	50:R4:42:PHE:CE1	2.38	0.57
50:R4:39:CYS:O	50:R4:40:HIS:HB2	2.03	0.57
25:RA:1026:U:H4'	25:RA:1027:A:OP1	2.04	0.57
25:RA:195:A:H61	25:RA:198:C:H3'	1.69	0.57
25:RA:222:A:HO2'	25:RA:223:A:P	2.27	0.57
25:RA:2396:G:OP1	47:R1:25:LYS:NZ	2.34	0.57
25:RA:520:G:H2'	25:RA:521:G:C8	2.39	0.57
25:RA:2638:G:OP2	28:RE:82:ARG:NH2	2.37	0.57
36:RQ:55:VAL:HG22	36:RQ:56:ARG:N	2.18	0.57
42:RW:80:PRO:O	42:RW:100:THR:HG22	2.03	0.57
43:RX:7:VAL:O	43:RX:30:VAL:HG12	2.04	0.57
1:XA:1364:U:O2'	1:XA:1365:G:OP1	2.20	0.57
1:XA:530:G:H4'	1:XA:531:U:OP2	2.03	0.57
2:XB:12:GLU:O	2:XB:16:HIS:ND1	2.36	0.57
4:XD:196:LEU:O	4:XD:198:VAL:N	2.31	0.57
5:XE:68:GLU:HG3	5:XE:68:GLU:O	2.02	0.57

*Continued on next page...*

*Continued from previous page...*

Atom-1	Atom-2	Interatomic distance (Å)	Clash overlap (Å)
10:XJ:94:VAL:HG12	10:XJ:95:GLU:N	2.19	0.57
12:XL:33:ARG:O	12:XL:85:ILE:HG22	2.03	0.57
20:XT:37:SER:HB3	20:XT:84:LEU:HD23	1.85	0.57
25:YA:818:G:N1	25:YA:1188:U:OP2	2.26	0.57
25:YA:1210:A:C8	25:YA:1210:A:H5'	2.37	0.57
25:YA:1805:U:O2	27:YD:50:THR:HB	2.03	0.57
25:YA:2547:U:H2'	25:YA:2548:G:H8	1.69	0.57
28:YE:63:LEU:HD12	28:YE:65:GLY:H	1.69	0.57
38:YS:67:ARG:NH1	38:YS:67:ARG:CB	2.64	0.57
38:YS:26:LEU:CD2	38:YS:87:PHE:HD1	2.17	0.57
2:QB:111:ARG:NE	2:QB:111:ARG:HA	2.19	0.57
11:QK:32:ILE:O	11:QK:40:ILE:HG12	2.04	0.57
16:QP:76:GLN:O	16:QP:76:GLN:HG2	2.04	0.57
19:QS:17:GLU:HA	19:QS:20:LEU:HD12	1.86	0.57
48:R2:15:LYS:H	48:R2:67:LYS:NZ	2.02	0.57
51:R5:55:ARG:NH1	51:R5:58:LEU:HD11	2.19	0.57
25:RA:2537:U:H2'	25:RA:2538:C:C6	2.40	0.57
25:RA:295:G:H1	25:RA:343:C:H42	1.52	0.57
27:RD:147:LEU:HD13	27:RD:155:LEU:CD1	2.29	0.57
27:RD:177:LEU:HD11	27:RD:183:ARG:HB2	1.85	0.57
27:RD:25:THR:HG21	27:RD:81:ALA:HB1	1.86	0.57
28:RE:63:LEU:HD13	28:RE:65:GLY:H	1.68	0.57
30:RG:53:LEU:HD23	30:RG:53:LEU:C	2.24	0.57
31:RH:85:LYS:HA	31:RH:86:GLU:OE1	2.04	0.57
38:RS:67:ARG:HH11	38:RS:67:ARG:CB	2.18	0.57
1:XA:345:C:OP2	39:YT:41:ARG:NH1	2.37	0.57
1:XA:96:G:H2'	1:XA:97:U:O4'	2.04	0.57
4:XD:13:ARG:O	4:XD:16:GLY:N	2.29	0.57
4:XD:156:GLU:O	4:XD:160:GLN:HG3	2.03	0.57
1:XA:963:G:N3	10:XJ:55:LYS:NZ	2.47	0.57
11:XK:21:ILE:N	11:XK:21:ILE:HD12	2.19	0.57
48:Y2:16:LEU:O	48:Y2:17:SER:HB3	2.04	0.57
48:Y2:21:LEU:O	48:Y2:25:VAL:HG23	2.04	0.57
49:Y3:4:LEU:O	49:Y3:36:VAL:HA	2.04	0.57
51:Y5:60:VAL:OXT	51:Y5:60:VAL:HG13	2.03	0.57
25:YA:273(F):C:H2'	25:YA:274:G:H5''	1.86	0.57
28:YE:116:VAL:CG2	28:YE:122:PHE:CD2	2.86	0.57
33:YN:114:ARG:O	33:YN:115:ARG:HB3	2.03	0.57
41:YV:78:LYS:O	41:YV:79:VAL:HB	2.04	0.57
5:QE:140:ARG:HH11	5:QE:140:ARG:HB2	1.69	0.57
13:QM:19:LEU:HD22	13:QM:19:LEU:H	1.68	0.57

*Continued on next page...*



*Continued from previous page...*

Atom-1	Atom-2	Interatomic distance (Å)	Clash overlap (Å)
19:QS:65:ASN:N	19:QS:65:ASN:ND2	2.52	0.57
54:R8:53:PRO:CD	54:R8:54:GLU:H	2.15	0.57
25:RA:2477:C:H2'	55:R9:1:MET:HG3	1.85	0.57
25:RA:2438:U:O3'	25:RA:2439:A:H3'	2.04	0.57
28:RE:74:PRO:HG2	28:RE:77:ILE:HG23	1.86	0.57
29:RF:138:GLU:O	29:RF:141:ALA:HB3	2.04	0.57
29:RF:46:ARG:NH1	29:RF:46:ARG:HG2	2.00	0.57
30:RG:16:ARG:HB3	30:RG:17:PRO:CD	2.33	0.57
36:RQ:66:ILE:HA	36:RQ:104:PHE:HA	1.85	0.57
25:RA:2723:C:H5''	37:RR:1:MET:HG2	1.85	0.57
41:RV:35:LEU:HD21	41:RV:57:VAL:CG2	2.30	0.57
2:XB:106:LYS:O	2:XB:110:GLN:HG3	2.05	0.57
3:XC:14:ILE:HG12	3:XC:15:THR:N	2.19	0.57
5:XE:111:GLU:C	5:XE:113:ALA:H	2.07	0.57
6:XF:39:LYS:HD2	6:XF:64:GLN:NE2	2.19	0.57
6:XF:62:TRP:C	6:XF:63:TYR:HD2	2.06	0.57
9:XI:17:VAL:HG13	9:XI:81:ILE:HD13	1.85	0.57
3:QC:79:ARG:NE	11:XK:99:GLN:CD	2.56	0.57
13:XM:4:ILE:HG22	13:XM:5:ALA:N	2.20	0.57
15:XO:4:THR:HB	15:XO:6:GLU:OE2	2.02	0.57
27:YD:35:LYS:HG2	27:YD:64:ILE:CA	2.34	0.57
28:YE:6:GLY:HA3	28:YE:26:ILE:HD11	1.85	0.57
29:YF:192:LEU:HD21	29:YF:194:MET:CE	2.35	0.57
31:YH:127:GLU:HG2	31:YH:128:PRO:CG	2.32	0.57
34:YO:20:MET:O	34:YO:41:ALA:HB1	2.04	0.57
38:YS:26:LEU:HD12	38:YS:39:ILE:CD1	2.23	0.57
40:YU:24:TYR:HE1	40:YU:39:LEU:HD23	1.70	0.57
43:YX:27:THR:HB	43:YX:80:ILE:HB	1.84	0.57
2:QB:97:TRP:HH2	2:QB:176:GLU:HB2	1.69	0.57
3:QC:57:ILE:HG23	3:QC:64:VAL:HG13	1.86	0.57
5:QE:153:LYS:NZ	5:QE:153:LYS:HB2	2.18	0.57
7:QG:16:LEU:CD1	9:QI:45:ALA:HB2	2.34	0.57
10:QJ:64:GLU:OE2	10:QJ:66:ARG:HD2	2.05	0.57
11:QK:69:ALA:HB1	11:QK:103:LEU:HD21	1.85	0.57
13:QM:82:MET:O	13:QM:84:ILE:N	2.38	0.57
15:QO:26:GLU:CD	15:QO:77:ARG:NH1	2.58	0.57
25:RA:1333:C:H2'	25:RA:1334:G:H8	1.69	0.57
25:RA:2208:U:H1'	27:RD:151:LYS:HE2	1.85	0.57
25:RA:25:U:H5''	42:RW:80:PRO:HD3	1.86	0.57
27:RD:35:LYS:HG2	27:RD:64:ILE:CA	2.34	0.57
31:RH:125:VAL:HA	31:RH:126:PRO:CB	2.29	0.57

*Continued on next page...*

*Continued from previous page...*

Atom-1	Atom-2	Interatomic distance (Å)	Clash overlap (Å)
33:RN:7:LYS:HG2	33:RN:8:GLN:N	2.20	0.57
34:RO:20:MET:HG2	34:RO:21:CYS:N	2.20	0.57
35:RP:59:LEU:HA	35:RP:61:ARG:CZ	2.34	0.57
33:RN:40:PRO:HB3	40:RU:68:ALA:HB2	1.86	0.57
8:XH:19:VAL:O	8:XH:20:TYR:HB2	2.04	0.57
13:XM:65:LYS:CE	50:Y4:50:VAL:HG11	2.34	0.57
13:XM:81:LEU:HB3	13:XM:89:GLY:CA	2.34	0.57
13:XM:84:ILE:HG23	13:XM:85:GLY:N	2.18	0.57
50:Y4:42:PHE:CG	50:Y4:43:TYR:N	2.71	0.57
51:Y5:55:ARG:NH1	51:Y5:58:LEU:HD11	2.19	0.57
54:Y8:46:ARG:O	54:Y8:47:LYS:HB3	2.03	0.57
25:YA:185:U:H2'	25:YA:186:G:H8	1.69	0.57
25:YA:2602:A:N1	56:Z8:76:PPU:H8	2.20	0.57
25:YA:2844:G:H3'	25:YA:2845:G:H8	1.69	0.57
37:YR:32:GLY:O	37:YR:115:GLU:HA	2.04	0.57
37:YR:79:LEU:HD23	37:YR:79:LEU:C	2.23	0.57
45:YZ:126:VAL:HG12	45:YZ:163:LEU:HA	1.86	0.57
1:QA:390:C:H2'	1:QA:391:G:C8	2.39	0.57
2:QB:30:ARG:HH21	2:QB:194:PRO:CG	2.17	0.57
3:QC:14:ILE:HG12	3:QC:15:THR:N	2.19	0.57
4:QD:100:ARG:HH22	4:QD:137:SER:HB3	1.70	0.57
4:QD:191:ARG:NH1	4:QD:200:GLU:OE1	2.37	0.57
48:R2:17:SER:HB2	48:R2:18:PRO:HA	1.86	0.57
49:R3:22:ALA:O	49:R3:25:ALA:HB3	2.04	0.57
25:RA:2323:G:H1	25:RA:2332:U:H3	1.52	0.57
30:RG:39:ILE:HG23	30:RG:155:MET:HG3	1.86	0.57
31:RH:84:SER:O	31:RH:133:VAL:O	2.23	0.57
33:RN:42:TRP:O	40:RU:64:ARG:NH2	2.35	0.57
38:RS:106:ARG:O	38:RS:107:GLU:HB2	2.04	0.57
39:RT:82:LEU:HD12	39:RT:82:LEU:N	2.19	0.57
45:RZ:110:GLY:HA2	45:RZ:111:VAL:C	2.24	0.57
1:XA:272:C:H2'	1:XA:273:A:C8	2.40	0.57
1:XA:319:G:H2'	1:XA:320:C:O4'	2.04	0.57
1:XA:673:G:H2'	1:XA:674:G:C8	2.38	0.57
1:XA:689:C:H3'	1:XA:690:G:H21	1.70	0.57
2:XB:97:TRP:HH2	2:XB:176:GLU:HB2	1.69	0.57
2:XB:77:ALA:CB	2:XB:211:ILE:HG21	2.35	0.57
5:XE:140:ARG:HB2	5:XE:140:ARG:HH11	1.69	0.57
22:XV:53:G:H4'	22:XV:54:U:OP1	2.03	0.57
25:YA:1221:C:H2'	25:YA:1222:C:C6	2.39	0.57
25:YA:743:G:O2'	25:YA:1659:U:OP1	2.22	0.57

*Continued on next page...*

*Continued from previous page...*

Atom-1	Atom-2	Interatomic distance (Å)	Clash overlap (Å)
25:YA:633:A:O2'	25:YA:2404:C:OP1	2.18	0.57
25:YA:263:C:H2'	25:YA:264:C:O4'	2.04	0.57
25:YA:278:A:O2'	25:YA:279:C:O4'	2.18	0.57
28:YE:203:LYS:HE3	28:YE:204:ALA:HB2	1.87	0.57
30:YG:63:ILE:HD11	30:YG:102:PHE:HE2	1.69	0.57
30:YG:107:LEU:HD11	30:YG:178:PHE:CE1	2.40	0.57
30:YG:53:LEU:HD23	30:YG:53:LEU:C	2.25	0.57
31:YH:3:ARG:HA	31:YH:3:ARG:HE	1.69	0.57
33:YN:133:GLN:O	33:YN:134:ARG:CB	2.53	0.57
33:YN:14:VAL:HG12	33:YN:15:LEU:H	1.69	0.57
33:YN:14:VAL:HG12	33:YN:15:LEU:N	2.19	0.57
34:YO:107:ARG:O	34:YO:112:MET:HE3	2.05	0.57
38:YS:106:ARG:O	38:YS:107:GLU:HB2	2.04	0.57
38:YS:5:THR:HG23	38:YS:8:GLU:OE2	2.05	0.57
1:QA:592:G:H1	1:QA:647:C:H42	1.53	0.57
1:QA:826:C:H2'	1:QA:827:U:O2	2.05	0.57
3:QC:90:GLU:O	3:QC:94:LEU:HG	2.05	0.57
10:QJ:22:LYS:HD2	10:QJ:22:LYS:C	2.25	0.57
12:QL:45:PRO:HD3	12:QL:51:ALA:O	2.04	0.57
14:QN:13:THR:N	14:QN:14:PRO:CD	2.68	0.57
14:QN:44:LEU:C	14:QN:44:LEU:HD12	2.24	0.57
19:QS:5:LEU:HD21	50:R4:66:SER:HB2	1.86	0.57
20:QT:10:LEU:HG	20:QT:12:ALA:H	1.70	0.57
47:R1:70:VAL:O	47:R1:74:VAL:HG23	2.05	0.57
52:R6:6:ARG:O	52:R6:8:LYS:HD2	2.05	0.57
25:RA:1403:C:H5''	25:RA:1471:A:H1'	1.84	0.57
27:RD:263:ARG:HB2	27:RD:263:ARG:HH11	1.67	0.57
28:RE:51:PHE:HD1	28:RE:52:LEU:HG	1.68	0.57
30:RG:63:ILE:HD11	30:RG:102:PHE:HE2	1.69	0.57
30:RG:107:LEU:HD11	30:RG:178:PHE:CE1	2.39	0.57
30:RG:39:ILE:CG2	30:RG:155:MET:HG3	2.35	0.57
31:RH:124:GLU:HB3	31:RH:132:ARG:HG3	1.85	0.57
31:RH:153:LYS:HA	31:RH:153:LYS:HZ3	1.68	0.57
31:RH:41:MET:HE1	31:RH:64:LEU:HB3	1.86	0.57
34:RO:1:MET:HE3	34:RO:67:LYS:HE2	1.86	0.57
40:RU:96:ALA:O	40:RU:100:VAL:HG23	2.05	0.57
40:RU:92:ARG:C	40:RU:94:ASN:H	2.05	0.57
41:RV:78:LYS:O	41:RV:79:VAL:HB	2.04	0.57
43:RX:36:LYS:HE3	43:RX:54:VAL:O	2.04	0.57
1:XA:666:G:H5'	1:XA:726:C:H1'	1.87	0.57
1:XA:5:U:O2'	1:XA:6:G:N3	2.34	0.57

*Continued on next page...*

*Continued from previous page...*

Atom-1	Atom-2	Interatomic distance (Å)	Clash overlap (Å)
5:XE:140:ARG:CB	5:XE:140:ARG:HH11	2.17	0.57
7:XG:121:ALA:O	7:XG:125:MET:N	2.37	0.57
11:XK:29:ILE:HG13	11:XK:43:SER:O	2.05	0.57
19:XS:15:LEU:N	19:XS:15:LEU:HD23	2.19	0.57
25:YA:1398:C:OP1	43:YX:53:LYS:NZ	2.37	0.57
25:YA:443:A:C5	29:YF:45:ARG:HD2	2.39	0.57
25:YA:49:A:H4'	25:YA:50:U:H5''	1.86	0.57
26:YB:15:A:H5'	26:YB:16:G:C8	2.39	0.57
27:YD:34:VAL:CG1	27:YD:34:VAL:O	2.50	0.57
28:YE:152:LYS:HG2	33:YN:78:TYR:CE1	2.39	0.57
28:YE:41:LYS:HA	28:YE:41:LYS:HE2	1.87	0.57
40:YU:52:ARG:NH1	40:YU:52:ARG:HG2	2.17	0.57
2:QB:187:LEU:CD1	2:QB:205:ASP:HA	2.33	0.57
3:QC:181:ASN:HD22	3:QC:204:LEU:HB2	1.68	0.57
3:QC:77:ILE:O	3:QC:83:ARG:HB3	2.05	0.57
4:QD:50:ARG:O	4:QD:50:ARG:HD2	2.05	0.57
6:QF:39:LYS:HD2	6:QF:64:GLN:NE2	2.19	0.57
7:QG:121:ALA:O	7:QG:125:MET:N	2.37	0.57
10:QJ:74:ILE:HD13	10:QJ:74:ILE:N	2.16	0.57
18:QR:85:LEU:HD23	18:QR:88:LYS:HD2	1.87	0.57
47:R1:86:SER:H	47:R1:87:PRO:CD	2.16	0.57
49:R3:31:LEU:O	49:R3:32:GLN:HB2	2.04	0.57
54:R8:33:ASN:O	54:R8:34:TRP:C	2.42	0.57
55:R9:25:VAL:HB	55:R9:34:GLN:HB2	1.86	0.57
25:RA:2638:G:HO2'	25:RA:2639:A:H8	1.52	0.57
25:RA:829:A:N7	25:RA:2247:A:O2'	2.34	0.57
25:RA:674:G:C1'	29:RF:74:ARG:HD3	2.35	0.57
33:RN:133:GLN:O	33:RN:134:ARG:CB	2.53	0.57
33:RN:35:ARG:O	33:RN:37:LYS:N	2.37	0.57
34:RO:40:VAL:HG12	34:RO:41:ALA:N	2.19	0.57
38:RS:95:HIS:CG	38:RS:96:GLY:H	2.21	0.57
45:RZ:111:VAL:HG22	45:RZ:112:ARG:H	1.70	0.57
1:XA:486:U:H2'	1:XA:487:A:H8	1.70	0.57
2:XB:30:ARG:HH21	2:XB:194:PRO:CG	2.17	0.57
7:XG:16:LEU:CD1	9:XI:45:ALA:HB2	2.34	0.57
7:XG:62:PHE:HA	7:XG:124:LEU:CD2	2.27	0.57
10:XJ:3:LYS:O	10:XJ:100:THR:HG22	2.04	0.57
49:Y3:31:LEU:O	49:Y3:32:GLN:HB2	2.04	0.57
25:YA:1825:A:H2'	25:YA:1826:G:C8	2.39	0.57
25:YA:1906:G:N2	25:YA:1925:C:O2	2.38	0.57
25:YA:2789:C:H1'	25:YA:2892:A:C2	2.38	0.57

*Continued on next page...*

*Continued from previous page...*

Atom-1	Atom-2	Interatomic distance (Å)	Clash overlap (Å)
25:YA:582:G:H2'	25:YA:583:G:C8	2.40	0.57
28:YE:102:VAL:HG13	28:YE:172:VAL:CG2	2.34	0.57
32:YI:1:MET:HG3	32:YI:23:PRO:HB3	1.87	0.57
33:YN:63:THR:HG22	33:YN:66:LYS:NZ	2.20	0.57
33:YN:7:LYS:HG2	33:YN:8:GLN:N	2.20	0.57
34:YO:71:ARG:HH11	34:YO:71:ARG:HG3	1.69	0.57
34:YO:96:THR:O	34:YO:97:ARG:HB3	2.04	0.57
3:QC:76:VAL:HG21	3:QC:103:VAL:CG1	2.34	0.57
3:QC:59:ARG:NH2	3:QC:97:LYS:HE3	2.20	0.57
13:QM:4:ILE:HG22	13:QM:5:ALA:N	2.19	0.57
52:R6:11:LEU:HD23	52:R6:26:ASN:HB3	1.87	0.57
52:R6:48:VAL:HG13	52:R6:49:HIS:N	2.20	0.57
25:RA:1068:G:O2'	25:RA:1096:A:N3	2.37	0.57
25:RA:177:G:H3'	25:RA:178:G:H8	1.69	0.57
27:RD:239:ARG:O	27:RD:240:ALA:HB2	2.05	0.57
31:RH:126:PRO:CG	31:RH:127:GLU:N	2.65	0.57
33:RN:131:GLN:CG	33:RN:132:ALA:N	2.68	0.57
33:RN:14:VAL:HG12	33:RN:15:LEU:H	1.69	0.57
34:RO:96:THR:O	34:RO:97:ARG:HB3	2.04	0.57
37:RR:63:ARG:HG3	37:RR:63:ARG:HH11	1.68	0.57
38:RS:5:THR:HG23	38:RS:8:GLU:OE2	2.05	0.57
1:XA:792:A:H4'	1:XA:793:U:O5'	2.05	0.57
2:XB:187:LEU:CD1	2:XB:205:ASP:HA	2.34	0.57
1:XA:438:G:H4'	4:XD:123:HIS:CE1	2.39	0.57
4:XD:100:ARG:HH22	4:XD:137:SER:HB3	1.70	0.57
6:XF:99:ALA:O	6:XF:100:ASN:HB2	2.04	0.57
7:XG:37:ASN:HD21	9:XI:40:LEU:HD23	1.69	0.57
10:XJ:64:GLU:OE2	10:XJ:66:ARG:HD2	2.05	0.57
47:Y1:86:SER:H	47:Y1:87:PRO:CD	2.16	0.57
25:YA:185:U:H2'	25:YA:186:G:C8	2.39	0.57
25:YA:2547:U:H2'	25:YA:2548:G:C8	2.40	0.57
25:YA:674:G:H2'	25:YA:804:A:H61	1.70	0.57
25:YA:83:G:HO2'	25:YA:84:A:P	2.28	0.57
27:YD:25:THR:HG21	27:YD:81:ALA:HB1	1.86	0.57
27:YD:25:THR:HG21	27:YD:82:ILE:H	1.70	0.57
38:YS:72:ALA:O	38:YS:76:LYS:HG3	2.04	0.57
1:QA:27:G:H4'	4:QD:209:ARG:HG3	1.85	0.57
2:QB:106:LYS:O	2:QB:110:GLN:HG3	2.05	0.57
3:QC:7:PRO:O	3:QC:11:ARG:HG2	2.05	0.57
1:QA:1055:A:O2'	3:QC:161:GLU:OE2	2.17	0.57
1:QA:1112:C:O2	3:QC:179:ARG:NH1	2.38	0.57

*Continued on next page...*

*Continued from previous page...*

Atom-1	Atom-2	Interatomic distance (Å)	Clash overlap (Å)
4:QD:119:GLN:HG3	4:QD:123:HIS:CD2	2.40	0.57
9:QI:17:VAL:CG1	9:QI:81:ILE:HD13	2.35	0.57
12:QL:10:LEU:HD13	17:QQ:32:TYR:CD2	2.39	0.57
12:QL:18:VAL:O	12:QL:19:ARG:HB2	2.04	0.57
13:QM:69:GLU:O	13:QM:71:ARG:N	2.38	0.57
47:R1:81:LYS:H	47:R1:81:LYS:HE2	1.62	0.57
47:R1:89:GLU:O	47:R1:93:GLU:HB2	2.05	0.57
28:RE:63:LEU:HD12	28:RE:65:GLY:H	1.69	0.57
32:RI:76:THR:OG1	32:RI:139:GLN:OE1	2.21	0.57
37:RR:32:GLY:O	37:RR:115:GLU:HA	2.04	0.57
38:RS:32:LEU:O	38:RS:62:LYS:HE2	2.05	0.57
44:RY:89:PHE:O	44:RY:90:LEU:HD13	2.05	0.57
1:XA:148:G:H2'	1:XA:149:A:H8	1.70	0.57
1:XA:272:C:H2'	1:XA:273:A:H8	1.70	0.57
1:XA:828:A:H2'	1:XA:829:G:O4'	2.05	0.57
3:XC:11:ARG:HH21	3:XC:180:ALA:HB3	1.70	0.57
4:XD:50:ARG:O	4:XD:50:ARG:HD2	2.05	0.57
14:XN:13:THR:N	14:XN:14:PRO:CD	2.68	0.57
17:XQ:32:TYR:O	17:XQ:34:LYS:N	2.37	0.57
19:XS:9:VAL:O	19:XS:9:VAL:HG23	2.04	0.57
47:Y1:70:VAL:O	47:Y1:74:VAL:HG23	2.04	0.57
50:Y4:27:THR:O	50:Y4:28:LYS:HB3	2.04	0.57
25:YA:2693:A:H2'	25:YA:2694:G:H8	1.69	0.57
27:YD:36:PRO:HB2	27:YD:61:LEU:HG	1.87	0.57
27:YD:69:ARG:C	27:YD:71:ASP:H	2.08	0.57
29:YF:32:LEU:HD13	29:YF:105:VAL:CG1	2.33	0.57
35:YP:59:LEU:HA	35:YP:61:ARG:CZ	2.34	0.57
39:YT:105:LEU:C	39:YT:107:ASP:H	2.07	0.57
40:YU:83:LEU:HD12	40:YU:113:ALA:HB2	1.86	0.57
7:QG:113:GLU:HB2	7:QG:119:ARG:CG	2.35	0.57
10:QJ:94:VAL:HG12	10:QJ:95:GLU:N	2.19	0.57
11:QK:69:ALA:HB1	11:QK:103:LEU:CD2	2.35	0.57
17:QQ:6:LEU:O	17:QQ:58:GLU:HA	2.05	0.57
48:R2:31:GLU:O	48:R2:35:LEU:HG	2.05	0.57
55:R9:1:MET:HB3	55:R9:4:ARG:CZ	2.35	0.57
25:RA:1208:C:H42	25:RA:1238:G:H1	1.53	0.57
25:RA:1773:A:H2'	25:RA:1774:C:O4'	2.05	0.57
27:RD:35:LYS:CE	27:RD:104:TYR:HB2	2.35	0.57
28:RE:102:VAL:HG13	28:RE:172:VAL:CG2	2.34	0.57
28:RE:41:LYS:HA	28:RE:41:LYS:HE2	1.87	0.57
29:RF:24:LEU:HB3	29:RF:115:ALA:HB2	1.87	0.57

*Continued on next page...*

*Continued from previous page...*

Atom-1	Atom-2	Interatomic distance (Å)	Clash overlap (Å)
33:RN:112:LEU:O	33:RN:114:ARG:O	2.23	0.57
33:RN:82:LEU:HD12	33:RN:83:LYS:H	1.70	0.57
40:RU:68:ALA:O	40:RU:71:GLN:HB2	2.05	0.57
2:XB:60:ASP:HB3	2:XB:64:ARG:CZ	2.34	0.57
2:XB:178:ARG:CD	8:XH:71:GLY:C	2.73	0.57
13:XM:69:GLU:O	13:XM:71:ARG:N	2.38	0.57
13:XM:82:MET:O	13:XM:84:ILE:N	2.38	0.57
14:XN:29:ARG:HH11	14:XN:29:ARG:HG3	1.70	0.57
15:XO:26:GLU:CD	15:XO:77:ARG:NH1	2.58	0.57
16:XP:21:VAL:HG22	16:XP:34:GLU:O	2.04	0.57
16:XP:7:ALA:O	16:XP:9:PHE:CD2	2.58	0.57
12:XL:10:LEU:HD13	17:XQ:32:TYR:HE2	1.66	0.57
19:XS:65:ASN:HA	50:Y4:55:ARG:HH11	1.68	0.57
53:Y7:31:LEU:O	53:Y7:32:LYS:C	2.43	0.57
53:Y7:48:LYS:HG2	53:Y7:49:ARG:N	2.19	0.57
25:YA:1345:C:H42	25:YA:1601:G:H1	1.52	0.57
25:YA:1701:A:H5'	25:YA:1702:G:OP2	2.05	0.57
25:YA:1903:G:OP2	27:YD:241:PRO:HB2	2.05	0.57
25:YA:2023:G:H5'	25:YA:2617:C:H4'	1.87	0.57
27:YD:69:ARG:HD3	27:YD:105:ILE:HD11	1.87	0.57
35:YP:64:LYS:C	35:YP:66:GLY:N	2.56	0.57
37:YR:45:ARG:HA	37:YR:95:THR:HG21	1.87	0.57
38:YS:67:ARG:CB	38:YS:67:ARG:HH11	2.18	0.57
40:YU:79:PHE:CD2	40:YU:79:PHE:C	2.78	0.57
44:YY:21:LYS:HG3	44:YY:22:GLY:H	1.69	0.57
44:YY:97:ARG:O	44:YY:97:ARG:HG2	2.05	0.57
1:QA:1298:C:O2'	1:QA:1299:A:OP2	2.18	0.56
1:QA:198:G:H2'	1:QA:199:G:H8	1.70	0.56
1:QA:514:C:H2'	1:QA:515:G:H8	1.70	0.56
11:QK:29:ILE:HG13	11:QK:43:SER:O	2.04	0.56
17:QQ:84:LEU:C	17:QQ:86:GLU:H	2.08	0.56
18:QR:57:GLY:O	18:QR:58:LEU:C	2.44	0.56
19:QS:40:ILE:HG12	19:QS:41:VAL:N	2.20	0.56
47:R1:81:LYS:HZ3	47:R1:81:LYS:HA	0.73	0.56
48:R2:15:LYS:H	48:R2:67:LYS:CE	2.17	0.56
49:R3:4:LEU:O	49:R3:36:VAL:HA	2.04	0.56
50:R4:64:GLY:C	50:R4:66:SER:H	2.08	0.56
52:R6:41:PRO:HG2	52:R6:45:LYS:N	2.10	0.56
25:RA:1794:U:H2'	25:RA:1795:C:C6	2.40	0.56
25:RA:2121:G:O6	25:RA:2176:A:N6	2.38	0.56
31:RH:3:ARG:HA	31:RH:3:ARG:HE	1.69	0.56

*Continued on next page...*

*Continued from previous page...*

Atom-1	Atom-2	Interatomic distance (Å)	Clash overlap (Å)
32:RI:1:MET:HG3	32:RI:23:PRO:HB3	1.87	0.56
38:RS:72:ALA:O	38:RS:76:LYS:HG3	2.04	0.56
1:XA:1262:C:H42	1:XA:1273:G:H1	1.53	0.56
1:XA:243:A:H4'	1:XA:244:U:O5'	2.04	0.56
4:XD:76:ARG:HD2	4:XD:207:TYR:HE2	1.66	0.56
3:QC:79:ARG:NE	11:XK:99:GLN:HE21	1.81	0.56
13:XM:49:THR:HB	13:XM:52:GLU:HG3	1.86	0.56
49:Y3:7:LYS:NZ	49:Y3:32:GLN:HE21	2.03	0.56
19:XS:5:LEU:CG	50:Y4:66:SER:CB	2.83	0.56
25:YA:2815:C:H5'	51:Y5:29:THR:HG21	1.87	0.56
52:Y6:14:THR:O	52:Y6:49:HIS:HA	2.06	0.56
25:YA:1418:G:OP1	25:YA:1588:C:O2'	2.22	0.56
25:YA:628:G:H2'	25:YA:629:G:H8	1.68	0.56
30:YG:60:LEU:O	30:YG:64:THR:HG22	2.05	0.56
43:YX:35:THR:HG22	43:YX:38:GLU:OE1	2.05	0.56
1:QA:1032(A):G:H2'	1:QA:1032(B):G:C8	2.40	0.56
3:QC:59:ARG:HH12	3:QC:97:LYS:HE3	1.70	0.56
4:QD:42:GLN:O	4:QD:42:GLN:HG2	2.05	0.56
7:QG:18:TYR:HD2	7:QG:59:LEU:HD22	1.70	0.56
8:QH:77:GLU:HG2	8:QH:78:GLN:H	1.70	0.56
15:QO:53:HIS:CE1	15:QO:57:LEU:HD11	2.40	0.56
16:QP:14:ASN:N	16:QP:15:PRO:CD	2.67	0.56
16:QP:7:ALA:O	16:QP:9:PHE:CD2	2.58	0.56
52:R6:14:THR:O	52:R6:49:HIS:HA	2.05	0.56
52:R6:42:TRP:CD1	52:R6:42:TRP:N	2.73	0.56
53:R7:13:ALA:O	53:R7:17:GLY:HA3	2.05	0.56
54:R8:52:LYS:H	54:R8:53:PRO:HD2	1.66	0.56
25:RA:1278:A:H2'	25:RA:1279:G:H8	1.68	0.56
25:RA:259:G:HO2'	25:RA:621:A:HO2'	1.47	0.56
25:RA:2729:G:H1'	28:RE:187:ALA:HB2	1.87	0.56
25:RA:2795:G:H3'	25:RA:2797:U:C5'	2.35	0.56
28:RE:174:ASP:CG	28:RE:175:VAL:N	2.58	0.56
28:RE:183:LEU:N	28:RE:183:LEU:HD12	2.20	0.56
33:RN:63:THR:HG22	33:RN:66:LYS:NZ	2.20	0.56
38:RS:103:GLU:O	38:RS:106:ARG:CG	2.53	0.56
41:RV:38:LEU:HD23	41:RV:39:LEU:N	2.19	0.56
1:XA:607:A:C2	16:XP:31:LYS:HB2	2.40	0.56
11:XK:32:ILE:O	11:XK:40:ILE:HG12	2.04	0.56
48:Y2:17:SER:HB2	48:Y2:18:PRO:HA	1.86	0.56
54:Y8:33:ASN:O	54:Y8:34:TRP:C	2.42	0.56
25:YA:1448:G:H5'	25:YA:1543:A:OP1	2.05	0.56

*Continued on next page...*



*Continued from previous page...*

Atom-1	Atom-2	Interatomic distance (Å)	Clash overlap (Å)
25:YA:528:A:C2	25:YA:2042:A:H2'	2.41	0.56
25:YA:826:U:OP1	25:YA:2429:G:OP1	2.23	0.56
27:YD:92:ILE:HD12	27:YD:104:TYR:CD2	2.39	0.56
30:YG:39:ILE:CG2	30:YG:155:MET:HG3	2.35	0.56
31:YH:84:SER:O	31:YH:133:VAL:O	2.22	0.56
31:YH:77:LYS:HZ3	31:YH:77:LYS:CB	2.11	0.56
36:YQ:79:LEU:CG	36:YQ:79:LEU:O	2.52	0.56
2:QB:60:ASP:HB3	2:QB:64:ARG:CZ	2.35	0.56
5:QE:82:VAL:CG1	5:QE:83:GLU:N	2.68	0.56
8:QH:119:LEU:HD12	8:QH:124:ALA:HA	1.87	0.56
8:QH:19:VAL:O	8:QH:20:TYR:HB2	2.05	0.56
11:QK:21:ILE:HD12	11:QK:21:ILE:N	2.19	0.56
12:QL:58:VAL:O	12:QL:65:GLU:HA	2.06	0.56
17:QQ:50:LYS:HG3	17:QQ:51:TYR:CE1	2.41	0.56
55:R9:2:LYS:HD2	55:R9:33:LYS:O	2.04	0.56
25:RA:155:C:H42	25:RA:171:G:H1	1.52	0.56
25:RA:1681:G:O2'	25:RA:1762:A:O2'	2.22	0.56
25:RA:2119:A:N6	25:RA:2170:A:N7	2.53	0.56
25:RA:2293:C:H2'	25:RA:2294:C:O4'	2.04	0.56
28:RE:37:ARG:NE	28:RE:37:ARG:N	2.54	0.56
29:RF:192:LEU:HD21	29:RF:194:MET:CE	2.35	0.56
32:RI:62:LYS:HE3	32:RI:134:PRO:HG2	1.86	0.56
40:RU:79:PHE:C	40:RU:79:PHE:CD2	2.78	0.56
2:XB:55:PHE:HA	2:XB:58:ILE:HB	1.88	0.56
3:XC:7:PRO:O	3:XC:11:ARG:HG2	2.05	0.56
7:XG:18:TYR:HD2	7:XG:59:LEU:HD22	1.70	0.56
8:XH:49:GLU:HG3	8:XH:51:VAL:CG1	2.35	0.56
8:XH:82:HIS:HD2	8:XH:83:ILE:N	2.03	0.56
9:XI:118:LYS:HZ2	9:XI:118:LYS:HB2	1.71	0.56
9:XI:33:PHE:CE2	9:XI:47:LEU:HD21	2.40	0.56
11:XK:34:ASP:N	11:XK:40:ILE:HD11	2.20	0.56
15:XO:53:HIS:CE1	15:XO:57:LEU:HD11	2.40	0.56
16:XP:4:ILE:HA	16:XP:20:VAL:O	2.05	0.56
21:XU:6:ARG:HH21	21:XU:15:ARG:HE	1.53	0.56
21:XU:7:ARG:O	21:XU:8:THR:HG23	2.05	0.56
47:Y1:89:GLU:O	47:Y1:93:GLU:HB2	2.04	0.56
27:YD:183:ARG:HD2	27:YD:270:ILE:HG12	1.88	0.56
29:YF:118:ALA:O	29:YF:121:GLY:N	2.33	0.56
33:YN:82:LEU:HD12	33:YN:83:LYS:H	1.70	0.56
34:YO:3:GLN:CB	34:YO:4:PRO:HD2	2.35	0.56
36:YQ:37:LEU:HD21	36:YQ:130:LYS:HE3	1.87	0.56

*Continued on next page...*

*Continued from previous page...*

Atom-1	Atom-2	Interatomic distance (Å)	Clash overlap (Å)
40:YU:104:GLN:N	40:YU:104:GLN:OE1	2.35	0.56
12:QL:82:VAL:HG23	12:QL:106:ASP:OD2	2.04	0.56
13:QM:73:GLU:O	13:QM:77:ASN:N	2.33	0.56
13:QM:84:ILE:CG2	13:QM:85:GLY:N	2.68	0.56
14:QN:25:VAL:N	14:QN:38:GLY:O	2.38	0.56
48:R2:51:ARG:HA	48:R2:54:LYS:HB2	1.86	0.56
53:R7:19:ARG:HH11	53:R7:19:ARG:HG2	1.71	0.56
27:RD:236:GLY:O	27:RD:237:GLU:OE1	2.23	0.56
28:RE:203:LYS:HE3	28:RE:204:ALA:HB2	1.86	0.56
33:RN:56:ASN:N	33:RN:125:GLY:O	2.35	0.56
28:RE:152:LYS:HG2	33:RN:78:TYR:CE1	2.40	0.56
35:RP:65:ARG:HH21	54:R8:15:LYS:CB	2.17	0.56
37:RR:70:LEU:HD13	37:RR:75:LEU:HD11	1.88	0.56
1:XA:359:U:H2'	1:XA:360:A:C8	2.40	0.56
2:XB:80:ILE:CG2	2:XB:212:GLN:HA	2.35	0.56
3:XC:59:ARG:HH12	3:XC:97:LYS:HE3	1.70	0.56
7:XG:42:ILE:O	7:XG:117:ALA:HB2	2.06	0.56
9:XI:10:ARG:CD	9:XI:105:ASP:HB2	2.35	0.56
6:XF:91:VAL:CG1	18:XR:72:ARG:HH12	2.18	0.56
50:Y4:64:GLY:C	50:Y4:66:SER:H	2.08	0.56
53:Y7:12:ARG:NH2	53:Y7:44:PRO:HB3	2.21	0.56
55:Y9:2:LYS:HD2	55:Y9:33:LYS:O	2.05	0.56
25:YA:1853:A:H2'	25:YA:1854:A:C8	2.41	0.56
25:YA:2701:C:H3'	25:YA:2702:U:C5'	2.30	0.56
25:YA:2818:G:OP2	37:YR:42:LYS:NZ	2.37	0.56
25:YA:666:G:H4'	35:YP:49:ARG:NH1	2.21	0.56
28:YE:69:LYS:C	28:YE:71:GLY:H	2.08	0.56
28:YE:74:PRO:HG2	28:YE:77:ILE:HG23	1.87	0.56
37:YR:2:ARG:HG2	37:YR:5:LYS:HZ2	1.70	0.56
38:YS:103:GLU:O	38:YS:106:ARG:CG	2.52	0.56
39:YT:134:GLU:O	39:YT:135:ALA:HB3	2.05	0.56
40:YU:68:ALA:O	40:YU:71:GLN:HB2	2.05	0.56
41:YV:76:LYS:O	41:YV:79:VAL:HG12	2.05	0.56
1:QA:1158:C:H4'	2:QB:133:LYS:HZ1	1.70	0.56
3:QC:114:PRO:O	3:QC:118:GLN:HG3	2.06	0.56
3:QC:188:LEU:O	3:QC:189:ALA:HB2	2.05	0.56
8:QH:7:ALA:HB2	8:QH:85:ARG:HD3	1.87	0.56
13:QM:49:THR:HB	13:QM:52:GLU:HG3	1.86	0.56
15:QO:76:GLU:C	15:QO:78:TYR:H	2.08	0.56
1:QA:136:C:O2'	16:QP:63:GLY:O	2.21	0.56
50:R4:41:PRO:O	50:R4:42:PHE:CB	2.53	0.56

*Continued on next page...*

*Continued from previous page...*

Atom-1	Atom-2	Interatomic distance (Å)	Clash overlap (Å)
51:R5:55:ARG:HD3	51:R5:56:LYS:N	2.21	0.56
28:RE:32:PRO:O	28:RE:34:VAL:HG13	2.06	0.56
28:RE:78:LEU:HD23	28:RE:79:ARG:HD2	1.86	0.56
29:RF:32:LEU:HD13	29:RF:105:VAL:CG1	2.33	0.56
30:RG:180:PHE:C	30:RG:182:LYS:H	2.09	0.56
30:RG:41:GLN:HB3	30:RG:43:LEU:HD13	1.87	0.56
35:RP:31:ALA:O	35:RP:32:THR:HG23	2.05	0.56
39:RT:134:GLU:O	39:RT:135:ALA:HB3	2.05	0.56
41:RV:1:MET:HE2	41:RV:43:GLU:HG2	1.87	0.56
41:RV:76:LYS:O	41:RV:79:VAL:HG12	2.05	0.56
1:XA:360:A:H2'	1:XA:361:G:C8	2.40	0.56
2:XB:102:LEU:HB3	2:XB:180:LEU:CD1	2.36	0.56
3:XC:57:ILE:HG23	3:XC:64:VAL:HG13	1.86	0.56
4:XD:119:GLN:HG3	4:XD:123:HIS:CD2	2.40	0.56
4:XD:42:GLN:O	4:XD:42:GLN:HG2	2.05	0.56
5:XE:152:ARG:O	8:XH:64:LYS:NZ	2.38	0.56
7:XG:148:ASN:C	7:XG:150:ALA:H	2.08	0.56
10:XJ:22:LYS:HD2	10:XJ:22:LYS:C	2.25	0.56
15:XO:76:GLU:C	15:XO:78:TYR:H	2.08	0.56
48:Y2:31:GLU:O	48:Y2:35:LEU:HG	2.05	0.56
48:Y2:41:ILE:HD11	48:Y2:44:LEU:CG	2.36	0.56
25:YA:2611:U:H6	25:YA:2611:U:OP2	1.88	0.56
25:YA:80:G:H1	25:YA:106:C:H42	1.51	0.56
28:YE:32:PRO:O	28:YE:34:VAL:HG13	2.06	0.56
31:YH:125:VAL:HG12	31:YH:126:PRO:CG	2.34	0.56
33:YN:56:ASN:N	33:YN:125:GLY:O	2.35	0.56
39:YT:26:ASP:CB	39:YT:91:ARG:HA	2.36	0.56
2:QB:77:ALA:CB	2:QB:211:ILE:HG21	2.35	0.56
3:QC:134:ILE:CD1	3:QC:153:VAL:HG21	2.35	0.56
7:QG:73:MET:HG2	7:QG:90:GLU:HA	1.87	0.56
8:QH:84:ARG:NH1	8:QH:86:ILE:HD13	2.11	0.56
16:QP:4:ILE:HA	16:QP:20:VAL:O	2.05	0.56
19:QS:15:LEU:HD23	19:QS:15:LEU:N	2.19	0.56
20:QT:47:GLY:C	20:QT:49:ALA:H	2.08	0.56
20:QT:53:LEU:HA	20:QT:56:MET:HB3	1.87	0.56
50:R4:48:ARG:HH12	50:R4:52:THR:HG22	1.70	0.56
50:R4:48:ARG:O	50:R4:50:VAL:N	2.38	0.56
53:R7:12:ARG:NH2	53:R7:44:PRO:HB3	2.21	0.56
25:RA:2635:C:OP1	28:RE:78:LEU:HD12	2.04	0.56
29:RF:198:ALA:CA	29:RF:201:VAL:HG12	2.35	0.56
31:RH:77:LYS:HZ3	31:RH:77:LYS:CB	2.12	0.56

*Continued on next page...*

*Continued from previous page...*

Atom-1	Atom-2	Interatomic distance (Å)	Clash overlap (Å)
34:RO:19:ILE:O	34:RO:19:ILE:HD13	2.06	0.56
35:RP:13:ASN:C	35:RP:15:ARG:N	2.54	0.56
35:RP:14:LYS:O	35:RP:16:ARG:N	2.39	0.56
25:RA:2415:G:H4'	35:RP:67:MET:N	2.20	0.56
39:RT:26:ASP:CB	39:RT:91:ARG:HA	2.36	0.56
42:RW:20:VAL:C	42:RW:22:ASP:N	2.59	0.56
42:RW:65:LEU:O	42:RW:66:GLU:C	2.43	0.56
1:XA:701:C:H4'	1:XA:702:A:H5''	1.87	0.56
3:XC:105:GLU:HG2	3:XC:106:VAL:N	2.18	0.56
5:XE:78:HIS:CE1	5:XE:143:ARG:H	2.20	0.56
5:XE:82:VAL:CG1	5:XE:83:GLU:N	2.68	0.56
8:XH:38:ILE:HD12	8:XH:118:VAL:HG12	1.88	0.56
8:XH:7:ALA:HB2	8:XH:85:ARG:HD3	1.87	0.56
13:XM:56:LEU:HD13	13:XM:60:VAL:HG23	1.86	0.56
13:XM:84:ILE:CG2	13:XM:85:GLY:N	2.68	0.56
17:XQ:84:LEU:C	17:XQ:86:GLU:H	2.08	0.56
19:XS:17:GLU:HA	19:XS:20:LEU:HD12	1.86	0.56
9:XI:128:ARG:NH2	22:XV:35:A:OP1	2.29	0.56
47:Y1:76:ARG:NH1	47:Y1:76:ARG:HG2	2.20	0.56
52:Y6:6:ARG:O	52:Y6:8:LYS:HD2	2.05	0.56
53:Y7:13:ALA:O	53:Y7:17:GLY:HA3	2.05	0.56
54:Y8:50:LEU:HD12	54:Y8:51:ALA:H	1.70	0.56
55:Y9:25:VAL:HB	55:Y9:34:GLN:HB2	1.87	0.56
22:XV:13:C:O2'	25:YA:1924:C:H4'	2.06	0.56
25:YA:25:U:H5''	42:YW:80:PRO:HD3	1.86	0.56
25:YA:588:U:H1'	29:YF:90:PHE:CD1	2.41	0.56
27:YD:2:ALA:O	27:YD:3:VAL:HB	2.06	0.56
29:YF:197:ASP:O	29:YF:199:TRP:N	2.38	0.56
33:YN:112:LEU:O	33:YN:114:ARG:O	2.23	0.56
25:YA:1142(A):A:H4'	33:YN:25:ARG:HH22	1.69	0.56
35:YP:115:LEU:HD12	35:YP:116:GLY:N	2.21	0.56
38:YS:14:VAL:HG13	38:YS:15:ARG:N	2.21	0.56
38:YS:32:LEU:O	38:YS:62:LYS:HE2	2.05	0.56
1:QA:412:A:H4'	1:QA:413:G:O5'	2.06	0.56
3:QC:77:ILE:C	3:QC:83:ARG:HB3	2.26	0.56
4:QD:165:MET:HA	4:QD:165:MET:CE	2.36	0.56
5:QE:140:ARG:HH11	5:QE:140:ARG:CB	2.18	0.56
6:QF:33:TYR:HE2	6:QF:74:ASP:HB3	1.71	0.56
9:QI:114:TYR:CD2	9:QI:114:TYR:O	2.58	0.56
9:QI:9:ARG:HB2	9:QI:14:VAL:HG22	1.88	0.56
12:QL:83:VAL:HG22	12:QL:84:LEU:H	1.70	0.56

*Continued on next page...*

*Continued from previous page...*

Atom-1	Atom-2	Interatomic distance (Å)	Clash overlap (Å)
14:QN:15:LYS:O	14:QN:16:PHE:O	2.24	0.56
20:QT:82:SER:O	20:QT:86:ARG:HB2	2.06	0.56
49:R3:59:VAL:CG1	49:R3:60:GLU:N	2.68	0.56
54:R8:50:LEU:HD12	54:R8:51:ALA:H	1.70	0.56
25:RA:1266:G:O4'	42:RW:15:ARG:NH2	2.36	0.56
28:RE:117:MET:HG3	28:RE:117:MET:O	2.06	0.56
28:RE:69:LYS:C	28:RE:71:GLY:H	2.09	0.56
36:RQ:59:ARG:C	36:RQ:60:ARG:CG	2.74	0.56
37:RR:84:ALA:HB3	37:RR:85:PRO:HD3	1.88	0.56
40:RU:105:VAL:HA	41:RV:44:LYS:HE3	1.88	0.56
44:RY:97:ARG:HG2	44:RY:97:ARG:O	2.05	0.56
36:RQ:63:LYS:HD2	45:RZ:175:VAL:HG21	1.88	0.56
1:XA:976:G:H5''	1:XA:1358:U:O2'	2.06	0.56
3:XC:180:ALA:O	3:XC:181:ASN:HB3	2.06	0.56
3:XC:77:ILE:C	3:XC:83:ARG:HB3	2.26	0.56
3:XC:90:GLU:O	3:XC:94:LEU:HG	2.05	0.56
4:XD:25:ARG:NH1	4:XD:30:LYS:HG3	2.20	0.56
7:XG:62:PHE:O	7:XG:66:VAL:HG23	2.06	0.56
10:XJ:35:SER:O	10:XJ:72:VAL:HG13	2.05	0.56
1:XA:1320:C:N4	19:XS:36:ARG:HG3	2.20	0.56
20:XT:82:SER:O	20:XT:86:ARG:HB2	2.05	0.56
50:Y4:15:ILE:HG22	50:Y4:20:ASN:HA	1.86	0.56
25:YA:32:C:N4	25:YA:447:A:OP2	2.39	0.56
25:YA:804:A:H2	25:YA:2444:G:H4'	1.70	0.56
28:YE:195:LEU:HD12	28:YE:196:VAL:H	1.71	0.56
28:YE:37:ARG:NE	28:YE:37:ARG:N	2.53	0.56
29:YF:155:LEU:CD1	29:YF:174:VAL:HG13	2.32	0.56
35:YP:59:LEU:HD23	35:YP:59:LEU:O	2.06	0.56
38:YS:5:THR:OG1	38:YS:7:TYR:HB3	2.06	0.56
3:QC:45:LYS:HD2	3:QC:46:GLU:HG3	1.87	0.56
15:QO:24:SER:O	15:QO:28:GLN:HG3	2.06	0.56
20:QT:94:ALA:O	20:QT:95:ALA:CB	2.54	0.56
21:QU:7:ARG:O	21:QU:8:THR:HG23	2.05	0.56
47:R1:53:VAL:HG12	47:R1:54:ALA:N	2.21	0.56
25:RA:1047:G:H2'	25:RA:1110:G:N1	2.20	0.56
25:RA:2233:U:H2'	25:RA:2234:G:C8	2.41	0.56
25:RA:438:G:H2'	25:RA:439:G:C8	2.39	0.56
27:RD:80:ALA:HB3	27:RD:94:LEU:HD13	1.88	0.56
32:RI:128:LEU:O	32:RI:138:ILE:N	2.27	0.56
36:RQ:12:GLN:OE1	36:RQ:72:LYS:HD2	2.06	0.56
43:RX:35:THR:HG22	43:RX:38:GLU:OE1	2.05	0.56

*Continued on next page...*

*Continued from previous page...*

Atom-1	Atom-2	Interatomic distance (Å)	Clash overlap (Å)
1:XA:1124:G:H3'	1:XA:1145:C:H41	1.69	0.56
1:XA:719:C:C2	18:XR:50:ILE:HD13	2.41	0.56
2:XB:169:LYS:HD3	2:XB:169:LYS:O	2.05	0.56
2:XB:7:VAL:HG22	2:XB:8:LYS:N	2.21	0.56
3:XC:188:LEU:O	3:XC:189:ALA:HB2	2.05	0.56
4:XD:110:PHE:CE2	4:XD:148:VAL:HG23	2.41	0.56
6:XF:97:PHE:O	18:XR:31:LEU:HD23	2.04	0.56
11:XK:69:ALA:HB1	11:XK:103:LEU:CD2	2.35	0.56
14:XN:23:ARG:H	14:XN:33:VAL:HG11	1.71	0.56
18:XR:85:LEU:HD23	18:XR:88:LYS:HD2	1.87	0.56
50:Y4:38:LYS:C	50:Y4:40:HIS:N	2.52	0.56
52:Y6:11:LEU:HD23	52:Y6:26:ASN:HB3	1.87	0.56
25:YA:1056:G:O2'	25:YA:1086:A:O2'	2.15	0.56
25:YA:1709:U:H2'	25:YA:1710:C:C6	2.41	0.56
25:YA:724:U:H2'	25:YA:725:G:O4'	2.06	0.56
25:YA:839:U:H2'	25:YA:840:C:C6	2.41	0.56
28:YE:183:LEU:HD12	28:YE:183:LEU:N	2.20	0.56
44:YY:95:LYS:O	44:YY:95:LYS:HE3	2.06	0.56
2:QB:7:VAL:HG22	2:QB:8:LYS:N	2.21	0.56
4:QD:110:PHE:CE2	4:QD:148:VAL:HG23	2.41	0.56
5:QE:99:GLY:O	5:QE:117:ASP:HA	2.06	0.56
9:QI:10:ARG:CD	9:QI:105:ASP:HB2	2.35	0.56
11:QK:41:THR:HG21	11:QK:71:LYS:CB	2.36	0.56
13:QM:89:GLY:O	13:QM:92:HIS:HB2	2.06	0.56
25:RA:770:G:N3	25:RA:1354:A:H2	2.04	0.56
25:RA:2328:A:H2'	25:RA:2329:G:C8	2.41	0.56
27:RD:221:VAL:HG22	27:RD:226:MET:HE2	1.88	0.56
27:RD:183:ARG:HD2	27:RD:270:ILE:HG12	1.88	0.56
29:RF:9:ILE:HD11	29:RF:125:LEU:CG	2.36	0.56
36:RQ:79:LEU:O	36:RQ:79:LEU:CG	2.52	0.56
38:RS:14:VAL:HG13	38:RS:15:ARG:N	2.21	0.56
41:RV:27:ALA:O	41:RV:28:GLU:O	2.24	0.56
43:RX:65:ARG:HD3	43:RX:65:ARG:H	1.70	0.56
44:RY:95:LYS:O	44:RY:95:LYS:HE3	2.06	0.56
3:XC:77:ILE:O	3:XC:83:ARG:HB3	2.05	0.56
4:XD:165:MET:HA	4:XD:165:MET:CE	2.36	0.56
7:XG:20:ASP:HB3	7:XG:23:VAL:HG23	1.88	0.56
13:XM:89:GLY:O	13:XM:92:HIS:HB2	2.06	0.56
50:Y4:48:ARG:O	50:Y4:50:VAL:N	2.38	0.56
25:YA:2795:G:H3'	25:YA:2797:U:C5'	2.35	0.56
26:YB:56:G:H4'	26:YB:57:A:H8	1.70	0.56

*Continued on next page...*

*Continued from previous page...*

Atom-1	Atom-2	Interatomic distance (Å)	Clash overlap (Å)
27:YD:239:ARG:O	27:YD:240:ALA:HB2	2.05	0.56
30:YG:128:ARG:HG3	30:YG:128:ARG:NH2	2.17	0.56
31:YH:126:PRO:CG	31:YH:127:GLU:N	2.65	0.56
33:YN:40:PRO:HB3	40:YU:68:ALA:HB2	1.87	0.56
1:QA:940:C:H2'	1:QA:941:G:C8	2.41	0.56
3:QC:33:LEU:O	3:QC:37:GLN:HG2	2.04	0.56
3:QC:6:HIS:CD2	3:QC:7:PRO:HD2	2.41	0.56
9:QI:33:PHE:CE2	9:QI:47:LEU:HD21	2.40	0.56
10:QJ:24:VAL:HG21	10:QJ:37:PRO:HG3	1.86	0.56
10:QJ:35:SER:O	10:QJ:72:VAL:HG13	2.05	0.56
10:QJ:89:ASP:C	10:QJ:90:LEU:HD12	2.26	0.56
13:QM:80:ARG:O	13:QM:84:ILE:HB	2.06	0.56
54:R8:30:ARG:O	54:R8:31:HIS:CB	2.54	0.56
25:RA:2247:A:H2'	25:RA:2248:C:H6	1.70	0.56
25:RA:829:A:N7	25:RA:2248:C:H5'	2.21	0.56
25:RA:971:C:H2'	25:RA:972:G:O4'	2.06	0.56
26:RB:111:U:H2'	26:RB:112:G:H8	1.71	0.56
27:RD:35:LYS:NZ	27:RD:64:ILE:O	2.32	0.56
27:RD:94:LEU:HD22	27:RD:95:LEU:H	1.69	0.56
30:RG:120:LEU:HB3	30:RG:131:TYR:OH	2.05	0.56
30:RG:60:LEU:O	30:RG:64:THR:HG22	2.05	0.56
31:RH:59:ARG:HH11	31:RH:59:ARG:CG	2.19	0.56
34:RO:3:GLN:CB	34:RO:4:PRO:HD2	2.35	0.56
38:RS:5:THR:OG1	38:RS:7:TYR:HB3	2.06	0.56
41:RV:49:THR:CB	41:RV:50:PRO:HD2	2.25	0.56
1:XA:1454:G:H2'	1:XA:1455:G:H8	1.71	0.56
1:XA:15:G:H4'	5:XE:24:ARG:HH12	1.71	0.56
1:XA:359:U:H2'	1:XA:360:A:H8	1.70	0.56
1:XA:390:C:H2'	1:XA:391:G:C8	2.39	0.56
2:XB:68:ILE:HD12	2:XB:68:ILE:N	2.21	0.56
3:XC:114:PRO:O	3:XC:118:GLN:HG3	2.05	0.56
8:XH:49:GLU:O	8:XH:51:VAL:N	2.39	0.56
12:XL:111:LYS:O	12:XL:112:ASP:HB2	2.06	0.56
12:XL:79:GLU:HG2	12:XL:79:GLU:O	2.05	0.56
12:XL:83:VAL:HG22	12:XL:84:LEU:N	2.21	0.56
16:XP:47:ASP:C	16:XP:49:LEU:H	2.09	0.56
50:Y4:41:PRO:O	50:Y4:42:PHE:CB	2.54	0.56
52:Y6:48:VAL:HG13	52:Y6:49:HIS:N	2.20	0.56
25:YA:2699:C:H42	25:YA:2708:G:H1	1.53	0.56
25:YA:2756:U:OP2	55:Y9:19:ARG:NH2	2.38	0.56
27:YD:35:LYS:CE	27:YD:104:TYR:HB2	2.35	0.56

*Continued on next page...*

*Continued from previous page...*

Atom-1	Atom-2	Interatomic distance (Å)	Clash overlap (Å)
32:YI:98:ALA:HB2	32:YI:111:PRO:HB3	1.87	0.56
40:YU:96:ALA:O	40:YU:100:VAL:HG23	2.05	0.56
40:YU:105:VAL:HA	41:YV:44:LYS:HE3	1.88	0.56
2:QB:102:LEU:HB3	2:QB:180:LEU:CD1	2.36	0.56
3:QC:20:SER:CB	3:QC:40:ARG:HH22	2.14	0.56
5:QE:126:ARG:HG3	5:QE:126:ARG:NH1	2.19	0.56
8:QH:82:HIS:HD2	8:QH:83:ILE:N	2.03	0.56
10:QJ:26:ALA:HA	10:QJ:29:ARG:NH2	2.21	0.56
17:QQ:84:LEU:C	17:QQ:86:GLU:N	2.60	0.56
20:QT:74:LYS:C	20:QT:76:ALA:H	2.10	0.56
25:RA:307:G:N2	25:RA:309:G:H3'	2.21	0.56
36:RQ:37:LEU:HD21	36:RQ:130:LYS:HE3	1.87	0.56
39:RT:105:LEU:C	39:RT:107:ASP:H	2.08	0.56
44:RY:62:GLU:O	44:RY:63:LYS:O	2.24	0.56
1:XA:1263:C:H2'	1:XA:1264:C:H6	1.71	0.56
1:XA:7:G:H5'	1:XA:298:A:O4'	2.06	0.56
1:XA:539:A:H2'	1:XA:540:G:C8	2.40	0.56
2:XB:217:ARG:HA	2:XB:220:ASP:OD2	2.06	0.56
10:XJ:24:VAL:HG21	10:XJ:37:PRO:HG3	1.86	0.56
10:XJ:89:ASP:C	10:XJ:90:LEU:HD12	2.25	0.56
11:XK:21:ILE:HG13	11:XK:30:VAL:HG12	1.86	0.56
18:XR:57:GLY:O	18:XR:58:LEU:C	2.43	0.56
19:XS:65:ASN:N	19:XS:65:ASN:ND2	2.52	0.56
48:Y2:43:GLN:O	48:Y2:44:LEU:CG	2.54	0.56
49:Y3:4:LEU:HD21	49:Y3:39:ASP:OD1	2.06	0.56
49:Y3:59:VAL:CG1	49:Y3:60:GLU:N	2.69	0.56
19:XS:5:LEU:HG	50:Y4:66:SER:HB3	1.88	0.56
25:YA:1266:G:O5'	42:YW:15:ARG:NH2	2.38	0.56
25:YA:275:G:N2	25:YA:276:A:H62	2.04	0.56
29:YF:198:ALA:CA	29:YF:201:VAL:HG12	2.34	0.56
42:YW:65:LEU:O	42:YW:66:GLU:C	2.43	0.56
44:YY:48:ALA:H	44:YY:60:PHE:HA	1.71	0.56
44:YY:84:ARG:NH1	44:YY:97:ARG:HB2	2.11	0.56
1:QA:1342:C:H4'	9:QI:125:TYR:HB3	1.87	0.55
8:QH:128:GLY:O	8:QH:129:VAL:HG13	2.06	0.55
11:QK:125:PHE:N	11:QK:125:PHE:CD1	2.74	0.55
49:R3:7:LYS:NZ	49:R3:32:GLN:HE21	2.03	0.55
25:RA:1292:U:H2'	25:RA:1293:C:C6	2.41	0.55
25:RA:1754:C:OP1	39:RT:96:ARG:NH1	2.28	0.55
27:RD:69:ARG:C	27:RD:71:ASP:H	2.08	0.55
25:RA:588:U:H1'	29:RF:90:PHE:CD1	2.41	0.55

*Continued on next page...*



*Continued from previous page...*

Atom-1	Atom-2	Interatomic distance (Å)	Clash overlap (Å)
32:RI:3:VAL:HG12	32:RI:38:LEU:HA	1.88	0.55
34:RO:107:ARG:O	34:RO:112:MET:HE3	2.05	0.55
35:RP:15:ARG:O	35:RP:17:LYS:N	2.40	0.55
40:RU:83:LEU:HD12	40:RU:113:ALA:HB2	1.86	0.55
1:XA:1291:G:H4'	9:XI:39:GLY:HA3	1.87	0.55
1:XA:603:U:H2'	1:XA:604:G:H8	1.71	0.55
2:XB:96:ARG:H	2:XB:96:ARG:CD	2.17	0.55
4:XD:28:SER:CB	4:XD:29:PRO:CD	2.84	0.55
6:XF:41:GLU:HG2	6:XF:43:LEU:HD11	1.89	0.55
8:XH:102:ARG:NH1	8:XH:105:ARG:NH2	2.54	0.55
8:XH:77:GLU:HG2	8:XH:78:GLN:H	1.71	0.55
9:XI:17:VAL:CG1	9:XI:81:ILE:HD13	2.35	0.55
1:XA:1177:G:OP2	9:XI:97:LYS:NZ	2.36	0.55
11:XK:41:THR:HG21	11:XK:71:LYS:CB	2.36	0.55
48:Y2:15:LYS:H	48:Y2:67:LYS:NZ	2.03	0.55
25:YA:49:A:N7	25:YA:120:U:H5	2.04	0.55
25:YA:1771:C:O2'	25:YA:1786:A:O4'	2.23	0.55
25:YA:2776:A:C6	25:YA:2778:A:C6	2.95	0.55
28:YE:174:ASP:CG	28:YE:175:VAL:N	2.58	0.55
30:YG:120:LEU:HB3	30:YG:131:TYR:OH	2.05	0.55
30:YG:180:PHE:C	30:YG:182:LYS:H	2.09	0.55
35:YP:14:LYS:O	35:YP:16:ARG:N	2.39	0.55
35:YP:15:ARG:O	35:YP:17:LYS:N	2.39	0.55
44:YY:89:PHE:O	44:YY:90:LEU:HD13	2.05	0.55
1:QA:579:G:H1	1:QA:762:C:H42	1.54	0.55
1:QA:629:G:H2'	1:QA:630:G:C8	2.41	0.55
1:QA:828:A:H2'	1:QA:829:G:O4'	2.06	0.55
2:QB:217:ARG:HA	2:QB:220:ASP:OD2	2.06	0.55
2:QB:46:LYS:HA	2:QB:49:GLU:OE1	2.06	0.55
3:QC:180:ALA:O	3:QC:181:ASN:HB3	2.06	0.55
8:QH:49:GLU:O	8:QH:51:VAL:N	2.39	0.55
10:QJ:6:ILE:CG2	10:QJ:98:ILE:HG13	2.21	0.55
13:QM:81:LEU:HB3	13:QM:89:GLY:HA2	1.88	0.55
16:QP:47:ASP:C	16:QP:49:LEU:H	2.09	0.55
16:QP:48:TRP:O	16:QP:49:LEU:HB2	2.06	0.55
16:QP:59:TRP:CE3	16:QP:59:TRP:HA	2.42	0.55
19:QS:18:LYS:O	19:QS:22:LEU:HD13	2.06	0.55
48:R2:50:ILE:CD1	48:R2:51:ARG:N	2.61	0.55
25:RA:2037:G:H2'	25:RA:2038:G:C8	2.41	0.55
25:RA:256:A:H2'	25:RA:257:A:C8	2.41	0.55
25:RA:2573:C:N4	56:Z6:75:C:O2'	2.39	0.55

*Continued on next page...*

*Continued from previous page...*

Atom-1	Atom-2	Interatomic distance (Å)	Clash overlap (Å)
29:RF:108:LYS:HZ3	29:RF:108:LYS:HA	1.72	0.55
1:XA:110:C:H2'	1:XA:111:G:O4'	2.06	0.55
3:XC:45:LYS:HD2	3:XC:46:GLU:HG3	1.87	0.55
3:XC:59:ARG:NH2	3:XC:97:LYS:HE3	2.20	0.55
10:XJ:26:ALA:HA	10:XJ:29:ARG:NH2	2.21	0.55
11:XK:91:ARG:NH2	18:XR:88:LYS:HZ1	2.05	0.55
12:XL:58:VAL:O	12:XL:65:GLU:HA	2.05	0.55
15:XO:24:SER:O	15:XO:28:GLN:HG3	2.06	0.55
16:XP:48:TRP:O	16:XP:49:LEU:HB2	2.06	0.55
17:XQ:6:LEU:O	17:XQ:58:GLU:HA	2.05	0.55
19:XS:18:LYS:O	19:XS:22:LEU:HD13	2.06	0.55
21:XU:6:ARG:O	21:XU:8:THR:N	2.39	0.55
49:Y3:8:LEU:HD22	49:Y3:31:LEU:CD2	2.36	0.55
25:YA:1190:G:H2'	25:YA:1191:G:C8	2.40	0.55
25:YA:2392:A:H2	25:YA:2424:C:H42	1.54	0.55
25:YA:576:U:OP1	25:YA:2503:A:OP1	2.23	0.55
28:YE:117:MET:O	28:YE:117:MET:HG3	2.06	0.55
30:YG:135:LEU:HD12	30:YG:135:LEU:N	2.21	0.55
35:YP:31:ALA:O	35:YP:32:THR:HG23	2.05	0.55
36:YQ:25:ASP:N	36:YQ:102:VAL:HG23	2.22	0.55
39:YT:107:ASP:O	39:YT:111:ARG:NH1	2.39	0.55
42:YW:20:VAL:C	42:YW:22:ASP:N	2.60	0.55
44:YY:62:GLU:O	44:YY:63:LYS:O	2.24	0.55
2:QB:169:LYS:O	2:QB:169:LYS:HD3	2.05	0.55
5:QE:144:THR:O	5:QE:148:VAL:HG23	2.06	0.55
25:RA:99:U:H4'	25:RA:101:G:O5'	2.07	0.55
25:RA:288:C:H2'	25:RA:289:A:H8	1.71	0.55
25:RA:620:G:H4'	25:RA:621:A:H5''	1.89	0.55
27:RD:31:LYS:O	27:RD:35:LYS:O	2.24	0.55
28:RE:195:LEU:HD12	28:RE:196:VAL:H	1.71	0.55
28:RE:4:ILE:HD13	28:RE:5:LEU:H	1.71	0.55
30:RG:114:ILE:HD11	30:RG:140:ILE:HD12	1.89	0.55
32:RI:69:LYS:HG3	32:RI:136:VAL:HB	1.87	0.55
42:RW:14:PRO:HG2	42:RW:78:GLU:OE2	2.07	0.55
44:RY:95:LYS:NZ	44:RY:95:LYS:HB2	2.21	0.55
1:XA:377:G:OP1	16:XP:5:ARG:NH1	2.38	0.55
3:XC:112:SER:OG	3:XC:115:LEU:HG	2.06	0.55
3:XC:6:HIS:CD2	3:XC:7:PRO:HD2	2.41	0.55
5:XE:92:LYS:O	5:XE:118:ILE:HD12	2.06	0.55
6:XF:33:TYR:HE2	6:XF:74:ASP:HB3	1.71	0.55
7:XG:50:ILE:CB	7:XG:58:PRO:HB3	2.37	0.55

*Continued on next page...*

*Continued from previous page...*

Atom-1	Atom-2	Interatomic distance (Å)	Clash overlap (Å)
8:XH:128:GLY:O	8:XH:129:VAL:HG13	2.06	0.55
16:XP:53:VAL:HG23	16:XP:54:GLU:H	1.71	0.55
20:XT:43:LEU:HA	20:XT:46:GLU:HB3	1.88	0.55
20:XT:94:ALA:O	20:XT:95:ALA:CB	2.54	0.55
49:Y3:35:ARG:HB3	49:Y3:37:LEU:CD2	2.37	0.55
25:YA:1026:U:H4'	25:YA:1027:A:OP1	2.05	0.55
28:YE:26:ILE:HD13	28:YE:26:ILE:C	2.26	0.55
33:YN:101:HIS:C	33:YN:101:HIS:CD2	2.79	0.55
35:YP:39:LYS:N	35:YP:45:LEU:HD11	2.21	0.55
36:YQ:12:GLN:OE1	36:YQ:72:LYS:HD2	2.06	0.55
40:YU:73:GLY:O	40:YU:74:LEU:HB3	2.07	0.55
40:YU:92:ARG:NH1	41:YV:11:GLN:HB2	2.22	0.55
42:YW:1:MET:C	42:YW:64:MET:HE1	2.27	0.55
1:QA:256:U:H2'	1:QA:257:G:C8	2.41	0.55
1:QA:559:A:H4'	1:QA:560:U:H3'	1.87	0.55
2:QB:204:ASN:HD22	2:QB:205:ASP:N	2.04	0.55
3:QC:79:ARG:HD2	11:XK:99:GLN:NE2	2.21	0.55
7:QG:148:ASN:C	7:QG:150:ALA:H	2.08	0.55
7:QG:20:ASP:HB3	7:QG:23:VAL:HG23	1.88	0.55
7:QG:42:ILE:O	7:QG:117:ALA:HB2	2.05	0.55
7:QG:62:PHE:HA	7:QG:124:LEU:CD2	2.27	0.55
8:QH:38:ILE:HD12	8:QH:118:VAL:HG12	1.88	0.55
11:QK:125:PHE:H	11:QK:125:PHE:HD1	1.54	0.55
12:QL:79:GLU:HG2	12:QL:79:GLU:O	2.06	0.55
14:QN:44:LEU:CD1	14:QN:48:ALA:HB2	2.37	0.55
1:QA:280:C:C2	17:QQ:38:ARG:HG3	2.41	0.55
19:QS:41:VAL:CB	19:QS:42:PRO:CA	2.76	0.55
25:RA:1276:A:H61	25:RA:1294:U:H3	1.54	0.55
27:RD:155:LEU:HD23	27:RD:177:LEU:CD2	2.36	0.55
27:RD:2:ALA:O	27:RD:3:VAL:HB	2.06	0.55
27:RD:69:ARG:HD3	27:RD:105:ILE:HD11	1.87	0.55
28:RE:67:PHE:O	28:RE:69:LYS:N	2.39	0.55
34:RO:68:GLU:HA	34:RO:78:ARG:HB3	1.89	0.55
35:RP:88:LEU:C	35:RP:90:ARG:N	2.60	0.55
38:RS:36:TYR:HD2	38:RS:52:SER:CB	2.19	0.55
40:RU:27:LEU:O	40:RU:29:SER:N	2.40	0.55
25:RA:137(A):G:H1'	43:RX:41:ASN:ND2	2.20	0.55
44:RY:21:LYS:HG3	44:RY:22:GLY:H	1.69	0.55
45:RZ:163:LEU:H	45:RZ:163:LEU:HD12	1.72	0.55
2:XB:204:ASN:HD22	2:XB:205:ASP:N	2.04	0.55
2:XB:41:ILE:HD12	2:XB:41:ILE:N	2.21	0.55

*Continued on next page...*

*Continued from previous page...*

Atom-1	Atom-2	Interatomic distance (Å)	Clash overlap (Å)
2:XB:46:LYS:HA	2:XB:49:GLU:OE1	2.05	0.55
3:XC:188:LEU:N	3:XC:188:LEU:HD22	2.21	0.55
11:XK:20:TYR:HB2	11:XK:31:THR:O	2.07	0.55
13:XM:80:ARG:O	13:XM:84:ILE:HB	2.06	0.55
19:XS:40:ILE:HG12	19:XS:41:VAL:N	2.20	0.55
20:XT:53:LEU:HA	20:XT:56:MET:HB3	1.87	0.55
25:YA:1300:U:H4'	25:YA:1301:A:H5''	1.87	0.55
37:YR:84:ALA:HB3	37:YR:85:PRO:HD3	1.88	0.55
42:YW:14:PRO:HG2	42:YW:78:GLU:OE2	2.07	0.55
1:QA:999:U:H2'	1:QA:1000:A:C8	2.42	0.55
3:QC:112:SER:OG	3:QC:115:LEU:HG	2.06	0.55
3:QC:188:LEU:HD22	3:QC:188:LEU:N	2.21	0.55
4:QD:126:ILE:HG22	4:QD:127:THR:N	2.22	0.55
9:QI:82:ALA:O	9:QI:86:VAL:HB	2.06	0.55
48:R2:41:ILE:HD11	48:R2:44:LEU:CG	2.36	0.55
49:R3:4:LEU:HD21	49:R3:39:ASP:OD1	2.06	0.55
25:RA:2424:C:O2	25:RA:2429:G:O2'	2.14	0.55
25:RA:270(R):G:H2'	25:RA:270(S):G:C8	2.41	0.55
27:RD:118:VAL:HG22	27:RD:119:ALA:H	1.72	0.55
27:RD:28:GLU:O	27:RD:29:PRO:C	2.45	0.55
27:RD:36:PRO:HB2	27:RD:61:LEU:HG	1.87	0.55
28:RE:26:ILE:C	28:RE:26:ILE:HD13	2.26	0.55
29:RF:28:ILE:HD12	29:RF:28:ILE:O	2.06	0.55
30:RG:3:LEU:HD12	30:RG:4:ASP:N	2.19	0.55
34:RO:79:PHE:HD2	39:RT:72:VAL:HG22	1.72	0.55
35:RP:39:LYS:CA	35:RP:45:LEU:CD1	2.80	0.55
25:RA:1454:U:OP1	37:RR:77:ARG:NH1	2.40	0.55
38:RS:18:ILE:C	38:RS:19:LYS:O	2.44	0.55
42:RW:1:MET:C	42:RW:64:MET:HE1	2.26	0.55
1:XA:11:G:O2'	1:XA:506:G:N2	2.39	0.55
5:XE:99:GLY:O	5:XE:117:ASP:HA	2.06	0.55
5:XE:144:THR:O	5:XE:148:VAL:HG23	2.06	0.55
9:XI:126:SER:O	9:XI:128:ARG:N	2.35	0.55
11:XK:125:PHE:N	11:XK:125:PHE:CD1	2.74	0.55
16:XP:59:TRP:HA	16:XP:59:TRP:CE3	2.41	0.55
20:XT:74:LYS:C	20:XT:76:ALA:H	2.10	0.55
21:XU:21:TYR:O	21:XU:22:ARG:HB2	2.05	0.55
50:Y4:48:ARG:HH12	50:Y4:52:THR:HG22	1.71	0.55
25:YA:1262:A:N3	51:Y5:10:LYS:HE3	2.20	0.55
25:YA:184:C:H2'	25:YA:185:U:C6	2.41	0.55
25:YA:2584:U:H2'	25:YA:2585:U:H2'	1.87	0.55

*Continued on next page...*

*Continued from previous page...*

Atom-1	Atom-2	Interatomic distance (Å)	Clash overlap (Å)
25:YA:258:G:H2'	25:YA:259:G:H8	1.71	0.55
25:YA:2832:U:H4'	25:YA:2833:G:H5''	1.88	0.55
32:YI:88:ILE:HG12	32:YI:122:GLU:N	2.21	0.55
34:YO:20:MET:HG2	34:YO:21:CYS:N	2.20	0.55
25:YA:2377:A:O2'	38:YS:111:GLU:O	2.17	0.55
1:QA:537:G:H5''	12:QL:113:ARG:HH12	1.71	0.55
1:QA:674:G:H2'	1:QA:675:A:H8	1.71	0.55
3:QC:11:ARG:HH21	3:QC:180:ALA:HB3	1.70	0.55
3:QC:95:THR:CG2	3:QC:96:GLY:H	2.10	0.55
7:QG:46:ALA:HB2	7:QG:117:ALA:HB1	1.88	0.55
11:QK:34:ASP:N	11:QK:40:ILE:HD11	2.20	0.55
12:QL:111:LYS:O	12:QL:112:ASP:HB2	2.05	0.55
36:RQ:80:GLU:OE1	46:R0:7:LEU:HB3	2.07	0.55
50:R4:9:LEU:H	50:R4:27:THR:HG22	1.71	0.55
52:R6:20:ASN:CG	52:R6:21:TYR:H	2.09	0.55
25:RA:593:G:O3'	54:R8:61:LEU:HD22	2.06	0.55
54:R8:63:PRO:O	54:R8:64:TYR:HB2	2.07	0.55
25:RA:1795:C:O2	27:RD:255:LYS:HE2	2.07	0.55
25:RA:1835:G:C4	25:RA:1931:U:N3	2.74	0.55
30:RG:135:LEU:N	30:RG:135:LEU:HD12	2.21	0.55
37:RR:12:ARG:HH11	37:RR:12:ARG:HG3	1.71	0.55
41:RV:52:VAL:O	41:RV:54:GLY:N	2.39	0.55
44:RY:48:ALA:H	44:RY:60:PHE:HA	1.72	0.55
1:XA:1201:A:O2'	1:XA:1202:G:O5'	2.21	0.55
1:XA:962:C:H42	1:XA:974:A:H61	1.54	0.55
1:XA:977:A:C8	1:XA:1223:C:C4	2.93	0.55
2:XB:142:LEU:HD23	2:XB:142:LEU:C	2.27	0.55
2:XB:214:ILE:HA	2:XB:217:ARG:NH2	2.22	0.55
4:XD:126:ILE:HG22	4:XD:127:THR:N	2.22	0.55
6:XF:92:LYS:HZ2	6:XF:92:LYS:HB2	1.71	0.55
8:XH:23:SER:HB2	8:XH:61:VAL:O	2.07	0.55
9:XI:82:ALA:O	9:XI:86:VAL:HB	2.06	0.55
10:XJ:16:LEU:O	10:XJ:16:LEU:HD13	2.07	0.55
1:XA:973:G:O4'	10:XJ:55:LYS:HG2	2.06	0.55
11:XK:125:PHE:H	11:XK:125:PHE:HD1	1.54	0.55
1:XA:523:A:H61	12:XL:92:ASP:HB2	1.72	0.55
51:Y5:55:ARG:HD3	51:Y5:56:LYS:N	2.21	0.55
25:YA:2327:A:H2'	25:YA:2328:A:C8	2.41	0.55
27:YD:43:ARG:CB	27:YD:54:ARG:HB2	2.37	0.55
28:YE:4:ILE:HD13	28:YE:5:LEU:H	1.71	0.55
28:YE:53:PRO:O	28:YE:74:PRO:HA	2.07	0.55

*Continued on next page...*

*Continued from previous page...*

Atom-1	Atom-2	Interatomic distance (Å)	Clash overlap (Å)
33:YN:131:GLN:CG	33:YN:132:ALA:N	2.68	0.55
33:YN:44:PRO:HG2	33:YN:45:ASN:H	1.71	0.55
35:YP:19:VAL:CG2	35:YP:20:GLY:H	1.99	0.55
38:YS:18:ILE:C	38:YS:19:LYS:O	2.44	0.55
40:YU:6:THR:O	40:YU:9:VAL:HG23	2.07	0.55
41:YV:29:PRO:HA	41:YV:61:VAL:CG2	2.37	0.55
44:YY:95:LYS:CB	44:YY:100:ALA:HA	2.13	0.55
44:YY:61:ILE:HG23	44:YY:62:GLU:H	1.71	0.55
1:QA:1126:U:H1'	1:QA:1280:A:N7	2.22	0.55
1:QA:1305:G:H22	1:QA:1331:G:H2'	1.70	0.55
5:QE:7:GLU:HG2	5:QE:112:LEU:HD22	1.88	0.55
15:QO:65:ARG:NH1	15:QO:65:ARG:HB2	2.20	0.55
25:RA:1348:G:H2'	25:RA:1349:A:H5''	1.88	0.55
25:RA:140:A:H8	25:RA:1409:C:H5'	1.72	0.55
28:RE:14:ILE:HD11	39:RT:14:TYR:CZ	2.42	0.55
28:RE:3:GLY:HA3	28:RE:81:ILE:HD12	1.88	0.55
29:RF:129:PHE:O	29:RF:130:ALA:CB	2.55	0.55
30:RG:116:ASP:O	30:RG:117:PHE:CB	2.50	0.55
33:RN:109:LYS:HD2	33:RN:109:LYS:N	2.22	0.55
35:RP:115:LEU:HD12	35:RP:116:GLY:N	2.21	0.55
35:RP:2:LYS:O	35:RP:5:ASP:HB2	2.06	0.55
36:RQ:25:ASP:N	36:RQ:102:VAL:HG23	2.22	0.55
25:RA:2713:A:OP1	37:RR:14:SER:OG	2.25	0.55
38:RS:107:GLU:N	38:RS:110:LEU:HD11	2.22	0.55
41:RV:99:ILE:CD1	41:RV:99:ILE:N	2.65	0.55
8:XH:102:ARG:NH1	8:XH:105:ARG:NH1	2.55	0.55
10:XJ:19:SER:O	10:XJ:23:ILE:HG13	2.07	0.55
15:XO:65:ARG:NH1	15:XO:65:ARG:HB2	2.20	0.55
17:XQ:50:LYS:HG3	17:XQ:51:TYR:CE1	2.41	0.55
17:XQ:84:LEU:C	17:XQ:86:GLU:N	2.60	0.55
20:XT:47:GLY:C	20:XT:49:ALA:H	2.08	0.55
25:YA:270(R):G:H1'	47:Y1:78:LYS:HZ1	1.71	0.55
50:Y4:9:LEU:H	50:Y4:27:THR:HG22	1.71	0.55
52:Y6:42:TRP:CD1	52:Y6:42:TRP:N	2.73	0.55
35:YP:49:ARG:NE	54:Y8:59:LYS:HG2	2.22	0.55
25:YA:1019:U:H3	25:YA:1020:A:H62	1.54	0.55
27:YD:221:VAL:HG22	27:YD:226:MET:HE2	1.88	0.55
27:YD:94:LEU:HD22	27:YD:95:LEU:H	1.69	0.55
28:YE:3:GLY:HA3	28:YE:81:ILE:HD12	1.88	0.55
29:YF:24:LEU:HB3	29:YF:115:ALA:HB2	1.87	0.55
29:YF:28:ILE:O	29:YF:28:ILE:HD12	2.06	0.55

*Continued on next page...*

*Continued from previous page...*

Atom-1	Atom-2	Interatomic distance (Å)	Clash overlap (Å)
31:YH:26:VAL:CG1	31:YH:27:LYS:N	2.63	0.55
33:YN:109:LYS:N	33:YN:109:LYS:HD2	2.22	0.55
34:YO:4:PRO:O	34:YO:5:GLN:HB2	2.05	0.55
34:YO:79:PHE:HD2	39:YT:72:VAL:HG22	1.72	0.55
35:YP:2:LYS:O	35:YP:5:ASP:HB2	2.06	0.55
39:YT:123:GLN:O	39:YT:125:ARG:N	2.40	0.55
39:YT:16:ARG:HG2	39:YT:18:ASP:OD1	2.06	0.55
40:YU:58:ARG:O	40:YU:62:ILE:HG13	2.06	0.55
42:YW:20:VAL:C	42:YW:22:ASP:H	2.10	0.55
42:YW:25:ARG:HH11	42:YW:25:ARG:CB	2.20	0.55
1:QA:1392:G:O2'	1:QA:1502:A:OP1	2.24	0.55
1:QA:266:G:O2'	1:QA:267:C:OP2	2.23	0.55
1:QA:327:A:O2'	1:QA:328:C:O4'	2.23	0.55
1:QA:643:C:H2'	1:QA:644:G:C8	2.41	0.55
2:QB:41:ILE:N	2:QB:41:ILE:HD12	2.21	0.55
2:QB:80:ILE:CG2	2:QB:212:GLN:HA	2.35	0.55
3:QC:79:ARG:HD2	11:XK:99:GLN:OE1	2.06	0.55
5:QE:92:LYS:O	5:QE:118:ILE:HD12	2.06	0.55
8:QH:102:ARG:NH1	8:QH:105:ARG:NH2	2.54	0.55
8:QH:23:SER:HB2	8:QH:61:VAL:O	2.07	0.55
10:QJ:32:ALA:O	10:QJ:33:GLN:O	2.25	0.55
14:QN:25:VAL:HG23	14:QN:38:GLY:C	2.21	0.55
14:QN:22:THR:HB	14:QN:33:VAL:HG11	1.89	0.55
15:QO:29:VAL:HG11	15:QO:67:LEU:HD21	1.89	0.55
16:QP:53:VAL:HG23	16:QP:54:GLU:H	1.70	0.55
6:QF:91:VAL:CG1	18:QR:72:ARG:HH12	2.18	0.55
25:RA:2630:G:H2'	25:RA:2631:G:H8	1.72	0.55
25:RA:464:U:H2'	25:RA:465:G:O4'	2.07	0.55
25:RA:709:U:H3	25:RA:722:A:H61	1.54	0.55
29:RF:118:ALA:O	29:RF:121:GLY:N	2.33	0.55
29:RF:147:GLY:O	29:RF:148:LEU:HD23	2.07	0.55
40:RU:6:THR:O	40:RU:9:VAL:HG23	2.07	0.55
40:RU:74:LEU:HD13	40:RU:79:PHE:HB2	1.89	0.55
40:RU:92:ARG:NH1	41:RV:11:GLN:HB2	2.22	0.55
25:RA:2011:U:OP2	42:RW:16:LYS:NZ	2.40	0.55
42:RW:88:ARG:HB3	42:RW:92:ARG:HB3	1.89	0.55
1:XA:1158:C:H4'	2:XB:133:LYS:HZ1	1.72	0.55
1:XA:977:A:H8	1:XA:1223:C:N3	2.05	0.55
1:XA:978:A:O2'	1:XA:1322:C:N3	2.37	0.55
1:XA:708:C:H2'	1:XA:709:G:H8	1.72	0.55
1:XA:1158:C:H4'	2:XB:133:LYS:NZ	2.22	0.55

*Continued on next page...*

*Continued from previous page...*

Atom-1	Atom-2	Interatomic distance (Å)	Clash overlap (Å)
4:XD:10:ARG:HH11	4:XD:10:ARG:HG3	1.72	0.55
6:XF:92:LYS:HB2	6:XF:92:LYS:NZ	2.22	0.55
7:XG:73:MET:HG2	7:XG:90:GLU:HA	1.88	0.55
8:XH:102:ARG:HH11	8:XH:105:ARG:CZ	2.19	0.55
53:Y7:19:ARG:HH11	53:Y7:19:ARG:HG2	1.71	0.55
25:YA:1411:C:H42	25:YA:1591:G:H1	1.55	0.55
25:YA:2843:G:H1	25:YA:2874:C:H42	1.52	0.55
34:YO:19:ILE:HD13	34:YO:19:ILE:O	2.06	0.55
35:YP:88:LEU:C	35:YP:90:ARG:N	2.60	0.55
38:YS:107:GLU:N	38:YS:110:LEU:HD11	2.22	0.55
38:YS:111:GLU:HA	38:YS:111:GLU:OE1	2.07	0.55
42:YW:88:ARG:HB3	42:YW:92:ARG:HB3	1.89	0.55
45:YZ:5:LEU:HB3	45:YZ:59:LEU:HA	1.89	0.55
4:QD:167:GLY:HA3	27:YD:135:PHE:CE2	2.41	0.55
7:QG:37:ASN:HD21	9:QI:40:LEU:HD23	1.69	0.55
10:QJ:16:LEU:O	10:QJ:16:LEU:HD13	2.07	0.55
12:QL:83:VAL:HG22	12:QL:84:LEU:N	2.21	0.55
16:QP:21:VAL:O	16:QP:33:ILE:N	2.39	0.55
17:QQ:33:GLY:O	17:QQ:34:LYS:O	2.25	0.55
17:QQ:62:SER:HB3	17:QQ:72:ARG:HH21	1.72	0.55
21:QU:6:ARG:HH21	21:QU:15:ARG:HE	1.53	0.55
50:R4:65:ASP:O	50:R4:66:SER:HB3	2.07	0.55
25:RA:1203:G:N1	25:RA:1241:A:OP2	2.40	0.55
25:RA:2311:A:O2'	25:RA:2312:U:O4'	2.24	0.55
25:RA:654:A:O2'	25:RA:654(A):G:N7	2.32	0.55
26:RB:42:C:N4	30:RG:91:ARG:HH21	2.05	0.55
30:RG:7:LEU:HD12	30:RG:104:GLU:HA	1.88	0.55
35:RP:39:LYS:N	35:RP:45:LEU:HD11	2.21	0.55
39:RT:6:LEU:O	39:RT:7:ILE:C	2.44	0.55
40:RU:104:GLN:N	40:RU:104:GLN:OE1	2.35	0.55
2:XB:187:LEU:HD22	2:XB:201:ILE:O	2.07	0.55
3:XC:107:GLN:CD	3:XC:107:GLN:N	2.61	0.55
5:XE:7:GLU:HG2	5:XE:112:LEU:HD22	1.88	0.55
6:XF:52:ILE:O	6:XF:53:ALA:HB3	2.07	0.55
13:XM:81:LEU:HB3	13:XM:89:GLY:HA2	1.88	0.55
16:XP:21:VAL:O	16:XP:33:ILE:N	2.39	0.55
47:Y1:83:GLU:OE1	47:Y1:85:LEU:HD23	2.07	0.55
50:Y4:51:ASP:O	50:Y4:51:ASP:OD1	2.25	0.55
50:Y4:71:ARG:CG	50:Y4:71:ARG:NH1	2.61	0.55
52:Y6:20:ASN:CG	52:Y6:21:TYR:H	2.09	0.55
25:YA:2354:G:H2'	25:YA:2355:C:C6	2.42	0.55

*Continued on next page...*



*Continued from previous page...*

Atom-1	Atom-2	Interatomic distance (Å)	Clash overlap (Å)
25:YA:662:G:H5''	35:YP:15:ARG:O	2.06	0.55
25:YA:94:G:H2'	25:YA:95:G:O4'	2.06	0.55
27:YD:31:LYS:O	27:YD:35:LYS:O	2.24	0.55
28:YE:20:ALA:O	28:YE:21:VAL:CG2	2.48	0.55
28:YE:67:PHE:O	28:YE:69:LYS:N	2.39	0.55
30:YG:114:ILE:HD11	30:YG:140:ILE:HD12	1.89	0.55
38:YS:36:TYR:HD2	38:YS:52:SER:CB	2.18	0.55
40:YU:27:LEU:O	40:YU:29:SER:N	2.40	0.55
44:YY:91:GLU:HG3	44:YY:92:ASN:H	1.72	0.55
1:QA:243:A:H4'	1:QA:244:U:O5'	2.07	0.55
1:QA:757:U:H2'	1:QA:758:G:O4'	2.07	0.55
1:QA:932:C:N4	1:QA:933:G:O6	2.40	0.55
9:QI:45:ALA:O	9:QI:48:GLU:HG2	2.07	0.55
10:QJ:19:SER:O	10:QJ:23:ILE:HG13	2.07	0.55
15:QO:77:ARG:HA	15:QO:80:ALA:CB	2.36	0.55
19:QS:7:LYS:HG3	19:QS:8:GLY:N	2.22	0.55
53:R7:48:LYS:HG2	53:R7:49:ARG:N	2.19	0.55
25:RA:1588:C:H2'	25:RA:1589:C:H6	1.72	0.55
25:RA:1766:U:H2'	25:RA:1767:C:C6	2.41	0.55
25:RA:2073:C:HO2'	25:RA:2598:A:HO2'	1.55	0.55
25:RA:2335:A:O2'	25:RA:2336:A:H2'	2.07	0.55
25:RA:2563:U:N3	25:RA:2566:A:OP2	2.32	0.55
38:RS:67:ARG:NH1	38:RS:67:ARG:CB	2.64	0.55
38:RS:74:ALA:HB1	38:RS:107:GLU:HB3	1.89	0.55
40:RU:73:GLY:O	40:RU:74:LEU:HB3	2.07	0.55
41:RV:49:THR:CB	41:RV:50:PRO:CD	2.83	0.55
1:XA:1186:G:O3'	9:XI:113:LYS:NZ	2.35	0.55
1:XA:457:C:H2'	1:XA:458:C:C6	2.42	0.55
1:XA:64:G:H5''	1:XA:65:U:H5'	1.89	0.55
2:XB:16:HIS:CE1	2:XB:209:ARG:HH21	2.25	0.55
4:XD:31:CYS:O	4:XD:32:ALA:HB3	2.07	0.55
9:XI:114:TYR:CD2	9:XI:114:TYR:O	2.58	0.55
16:XP:43:LYS:HA	16:XP:48:TRP:CB	2.37	0.55
20:XT:10:LEU:HG	20:XT:12:ALA:H	1.70	0.55
54:Y8:30:ARG:O	54:Y8:31:HIS:CB	2.55	0.55
25:YA:1308:A:H2'	25:YA:1309:G:O4'	2.06	0.55
25:YA:2258:C:O2'	25:YA:2427:C:OP2	2.25	0.55
25:YA:2868:A:H2'	25:YA:2869:G:O4'	2.07	0.55
28:YE:21:VAL:HG23	28:YE:22:PRO:HD3	1.89	0.55
28:YE:54:GLN:NE2	28:YE:54:GLN:N	2.56	0.55
29:YF:32:LEU:HD12	29:YF:36:VAL:HG23	1.89	0.55

*Continued on next page...*

*Continued from previous page...*

Atom-1	Atom-2	Interatomic distance (Å)	Clash overlap (Å)
32:YI:78:THR:HG22	32:YI:141:LYS:HD2	1.89	0.55
36:YQ:21:THR:O	36:YQ:22:LYS:O	2.25	0.55
36:YQ:64:ILE:HA	36:YQ:106:VAL:CG1	2.33	0.55
38:YS:59:LYS:CG	38:YS:60:GLY:H	2.12	0.55
39:YT:29:ARG:HB2	39:YT:29:ARG:HH11	1.72	0.55
40:YU:95:LEU:HD12	41:YV:11:GLN:HE21	1.72	0.55
44:YY:95:LYS:HA	44:YY:101:LYS:H	1.72	0.55
44:YY:95:LYS:HD3	44:YY:95:LYS:N	2.22	0.55
25:YA:2553:G:N2	56:Z8:76:PPU:H2	2.21	0.55
1:QA:1220:G:O3'	19:QS:36:ARG:HD3	2.07	0.54
2:QB:55:PHE:HA	2:QB:58:ILE:HB	1.88	0.54
3:QC:134:ILE:HG21	3:QC:168:ALA:HB3	1.89	0.54
7:QG:50:ILE:CB	7:QG:58:PRO:HB3	2.37	0.54
9:QI:40:LEU:HD11	9:QI:70:LYS:CG	2.37	0.54
48:R2:47:ASN:ND2	48:R2:47:ASN:N	2.54	0.54
28:RE:21:VAL:HG23	28:RE:22:PRO:HD3	1.89	0.54
31:RH:128:PRO:CD	31:RH:129:THR:N	2.71	0.54
35:RP:106:LEU:O	35:RP:107:LYS:HD3	2.07	0.54
35:RP:84:ASN:ND2	35:RP:115:LEU:HD12	2.22	0.54
35:RP:24:GLY:O	35:RP:25:SER:HB3	2.06	0.54
39:RT:107:ASP:O	39:RT:111:ARG:NH1	2.39	0.54
25:RA:1340:U:OP2	43:RX:78:LYS:NZ	2.39	0.54
1:XA:814:A:O2'	1:XA:815:A:H3'	2.07	0.54
2:XB:170:GLU:HA	2:XB:172:ILE:HD12	1.89	0.54
4:XD:94:LEU:CD1	4:XD:94:LEU:H	2.08	0.54
8:XH:97:VAL:CG1	8:XH:98:LYS:N	2.70	0.54
9:XI:40:LEU:HD11	9:XI:70:LYS:CG	2.37	0.54
9:XI:9:ARG:HB2	9:XI:14:VAL:HG22	1.88	0.54
48:Y2:31:GLU:HB2	48:Y2:53:LEU:HD11	1.89	0.54
27:YD:155:LEU:HD23	27:YD:177:LEU:CD2	2.36	0.54
39:YT:6:LEU:O	39:YT:7:ILE:C	2.44	0.54
1:QA:701:C:H4'	1:QA:702:A:H5''	1.90	0.54
2:QB:142:LEU:HD23	2:QB:142:LEU:C	2.27	0.54
2:QB:214:ILE:HA	2:QB:217:ARG:NH2	2.21	0.54
8:QH:102:ARG:HH11	8:QH:105:ARG:CZ	2.19	0.54
8:QH:49:GLU:HG3	8:QH:51:VAL:CG1	2.35	0.54
9:QI:70:LYS:O	9:QI:74:ILE:HG13	2.07	0.54
14:QN:24:CYS:SG	14:QN:39:LEU:CA	2.94	0.54
20:QT:43:LEU:HA	20:QT:46:GLU:HB3	1.88	0.54
35:RP:65:ARG:HH21	54:R8:15:LYS:HB2	1.72	0.54
35:RP:49:ARG:NE	54:R8:59:LYS:HG2	2.22	0.54

*Continued on next page...*

*Continued from previous page...*

Atom-1	Atom-2	Interatomic distance (Å)	Clash overlap (Å)
25:RA:1664:A:H61	25:RA:1996:C:H42	1.56	0.54
25:RA:2291:U:OP1	25:RA:2380:C:O2'	2.24	0.54
25:RA:247:G:H4'	25:RA:386:G:C5	2.41	0.54
27:RD:233:HIS:CD2	27:RD:233:HIS:N	2.75	0.54
25:RA:1903:G:OP2	27:RD:241:PRO:HB2	2.07	0.54
31:RH:12:PRO:O	31:RH:13:LYS:HB2	2.07	0.54
31:RH:26:VAL:CG1	31:RH:27:LYS:N	2.64	0.54
31:RH:86:GLU:HG3	31:RH:165:ALA:CB	2.38	0.54
31:RH:8:PRO:O	31:RH:9:ILE:HG23	2.08	0.54
33:RN:44:PRO:HG2	33:RN:45:ASN:H	1.71	0.54
25:RA:1649:G:O2'	37:RR:107:ASP:OD1	2.19	0.54
39:RT:3:ARG:HG3	39:RT:7:ILE:CG1	2.36	0.54
40:RU:58:ARG:O	40:RU:62:ILE:HG13	2.07	0.54
45:RZ:48:PHE:HE2	45:RZ:71:VAL:HG11	1.71	0.54
1:XA:674:G:H21	11:XK:116:HIS:HB2	1.72	0.54
2:XB:134:GLU:O	2:XB:138:LEU:HD12	2.07	0.54
3:XC:43:LEU:O	3:XC:47:LEU:HB3	2.07	0.54
4:XD:19:LEU:HD23	4:XD:19:LEU:N	2.23	0.54
9:XI:45:ALA:O	9:XI:48:GLU:HG2	2.07	0.54
9:XI:70:LYS:O	9:XI:74:ILE:HG13	2.07	0.54
10:XJ:32:ALA:O	10:XJ:33:GLN:O	2.25	0.54
13:XM:121:LYS:N	13:XM:121:LYS:HE2	2.23	0.54
14:XN:13:THR:N	14:XN:14:PRO:HD2	2.22	0.54
16:XP:28:ARG:HG2	16:XP:28:ARG:NH1	2.22	0.54
18:XR:58:LEU:H	18:XR:58:LEU:HD12	1.72	0.54
25:YA:707:G:H1	25:YA:724:U:H3	1.55	0.54
25:YA:922:U:H2'	25:YA:923:C:C6	2.43	0.54
25:YA:1693:U:H1'	27:YD:14:ARG:HH22	1.71	0.54
28:YE:176:ILE:HG22	28:YE:179:GLU:H	1.72	0.54
25:YA:674:G:C1'	29:YF:74:ARG:HD3	2.37	0.54
30:YG:83:ARG:HG3	30:YG:86:MET:HE1	1.89	0.54
34:YO:1:MET:HE2	34:YO:67:LYS:HG2	1.89	0.54
35:YP:106:LEU:O	35:YP:107:LYS:HD3	2.07	0.54
35:YP:114:ILE:HD11	35:YP:130:PHE:HE1	1.70	0.54
37:YR:12:ARG:HH11	37:YR:12:ARG:HG3	1.71	0.54
41:YV:27:ALA:O	41:YV:28:GLU:O	2.24	0.54
41:YV:49:THR:CB	41:YV:50:PRO:CD	2.83	0.54
42:YW:9:TYR:H	42:YW:102:HIS:CE1	2.25	0.54
44:YY:95:LYS:NZ	44:YY:95:LYS:HB2	2.21	0.54
1:QA:108:G:H5'	1:QA:109:A:H5''	1.89	0.54
1:QA:1297:C:H4'	1:QA:1298:C:H5'	1.88	0.54

*Continued on next page...*

*Continued from previous page...*

Atom-1	Atom-2	Interatomic distance (Å)	Clash overlap (Å)
1:QA:376:G:H2'	1:QA:377:G:C8	2.43	0.54
3:QC:43:LEU:O	3:QC:47:LEU:HB3	2.08	0.54
7:QG:50:ILE:O	7:QG:50:ILE:HG22	2.07	0.54
8:QH:97:VAL:CG1	8:QH:98:LYS:N	2.70	0.54
21:QU:21:TYR:O	21:QU:22:ARG:HB2	2.05	0.54
49:R3:8:LEU:HD22	49:R3:31:LEU:CD2	2.37	0.54
53:R7:18:PHE:CD2	53:R7:18:PHE:C	2.81	0.54
53:R7:31:LEU:O	53:R7:32:LYS:C	2.43	0.54
27:RD:183:ARG:NH1	27:RD:183:ARG:HG2	2.11	0.54
27:RD:25:THR:HG21	27:RD:81:ALA:CB	2.38	0.54
28:RE:186:GLY:O	28:RE:188:VAL:N	2.41	0.54
29:RF:197:ASP:O	29:RF:198:ALA:HB3	2.07	0.54
25:RA:451:C:H4'	29:RF:52:LYS:HZ1	1.73	0.54
39:RT:29:ARG:HB2	39:RT:29:ARG:HH11	1.72	0.54
40:RU:58:ARG:NH1	40:RU:93:LYS:HE2	2.22	0.54
42:RW:80:PRO:O	42:RW:100:THR:CG2	2.55	0.54
1:XA:229:U:H2'	1:XA:230:G:C8	2.42	0.54
19:XS:15:LEU:H	19:XS:15:LEU:CD2	2.21	0.54
22:XV:68:C:H2'	22:XV:69:C:C6	2.42	0.54
47:Y1:53:VAL:HG12	47:Y1:54:ALA:N	2.21	0.54
47:Y1:53:VAL:O	47:Y1:54:ALA:C	2.45	0.54
47:Y1:92:LYS:O	47:Y1:94:LEU:N	2.41	0.54
50:Y4:47:GLN:O	50:Y4:48:ARG:HB2	2.07	0.54
51:Y5:55:ARG:HD3	51:Y5:56:LYS:H	1.73	0.54
25:YA:1508:A:O2'	25:YA:1509:C:O4'	2.24	0.54
27:YD:118:VAL:HG22	27:YD:119:ALA:H	1.72	0.54
30:YG:41:GLN:HB3	30:YG:43:LEU:HD13	1.87	0.54
26:YB:50:G:OP1	38:YS:63:THR:HG23	2.07	0.54
39:YT:98:LYS:HB3	39:YT:100:TYR:CE1	2.43	0.54
44:YY:2:ARG:NH1	44:YY:2:ARG:HG2	2.22	0.54
44:YY:5:MET:HE1	44:YY:32:PRO:HB3	1.90	0.54
1:QA:1172:C:H2'	1:QA:1173:G:C8	2.43	0.54
1:QA:979:C:OP1	1:QA:1223:C:N4	2.40	0.54
2:QB:83:MET:O	2:QB:85:ALA:N	2.41	0.54
4:QD:19:LEU:HD23	4:QD:19:LEU:N	2.23	0.54
8:QH:102:ARG:NH1	8:QH:105:ARG:NH1	2.55	0.54
8:QH:51:VAL:HG11	8:QH:60:ARG:CG	2.37	0.54
13:QM:121:LYS:N	13:QM:121:LYS:HE2	2.22	0.54
16:QP:4:ILE:N	16:QP:4:ILE:HD12	2.23	0.54
18:QR:39:VAL:HA	18:QR:42:ARG:NH1	2.23	0.54
25:RA:2387:U:O2'	46:R0:19:LYS:NZ	2.40	0.54

*Continued on next page...*

*Continued from previous page...*

Atom-1	Atom-2	Interatomic distance (Å)	Clash overlap (Å)
25:RA:1666:G:O2'	34:RO:6:THR:OG1	2.23	0.54
25:RA:2623:G:H2'	25:RA:2624:G:C8	2.42	0.54
25:RA:738:G:C6	25:RA:739:G:C2	2.96	0.54
25:RA:809:G:H2'	25:RA:810:U:C6	2.42	0.54
27:RD:43:ARG:CB	27:RD:54:ARG:HB2	2.37	0.54
28:RE:176:ILE:HG22	28:RE:179:GLU:H	1.71	0.54
29:RF:62:ARG:NH1	29:RF:62:ARG:HB3	2.23	0.54
32:RI:8:PRO:HG3	32:RI:14:ASP:HB2	1.89	0.54
34:RO:53:LYS:HD2	34:RO:56:ASP:OD1	2.08	0.54
36:RQ:39:PRO:HB3	36:RQ:99:PRO:HD3	1.90	0.54
37:RR:45:ARG:HA	37:RR:95:THR:HG21	1.87	0.54
39:RT:16:ARG:HG2	39:RT:18:ASP:OD1	2.07	0.54
41:RV:22:VAL:CG1	41:RV:23:GLU:N	2.71	0.54
41:RV:29:PRO:HA	41:RV:61:VAL:CG2	2.37	0.54
42:RW:25:ARG:HH11	42:RW:25:ARG:CB	2.20	0.54
42:RW:70:TYR:CD2	42:RW:70:TYR:N	2.75	0.54
44:RY:47:LYS:O	44:RY:49:VAL:HG23	2.07	0.54
44:RY:61:ILE:HG23	44:RY:62:GLU:H	1.71	0.54
1:XA:1112:C:H1'	3:XC:179:ARG:NH1	2.23	0.54
1:XA:1316:G:H22	1:XA:1319:A:H5''	1.72	0.54
1:XA:1492:A:H4'	12:XL:47:LYS:HD3	1.90	0.54
1:XA:250:A:H4'	1:XA:251:G:O5'	2.07	0.54
1:XA:876:G:H2'	1:XA:877:C:C6	2.41	0.54
9:XI:128:ARG:HH21	22:XV:35:A:P	2.30	0.54
9:XI:66:ARG:HG2	9:XI:66:ARG:NH1	2.21	0.54
14:XN:15:LYS:O	14:XN:16:PHE:O	2.24	0.54
15:XO:21:ASP:OD1	15:XO:24:SER:HB2	2.07	0.54
52:Y6:17:LYS:O	52:Y6:18:ARG:HB2	2.08	0.54
25:YA:1443:G:H1	25:YA:1548:C:H42	1.55	0.54
25:YA:1449:A:O2'	25:YA:1530:G:N2	2.25	0.54
25:YA:2224:G:H4'	25:YA:2226:C:C2	2.42	0.54
25:YA:729:G:H5'	25:YA:730:C:H5''	1.89	0.54
25:YA:900:A:H5'	25:YA:901:A:OP2	2.07	0.54
29:YF:129:PHE:O	29:YF:130:ALA:CB	2.55	0.54
31:YH:86:GLU:HG3	31:YH:165:ALA:CB	2.38	0.54
31:YH:8:PRO:O	31:YH:9:ILE:HG23	2.08	0.54
34:YO:53:LYS:HD2	34:YO:56:ASP:OD1	2.08	0.54
35:YP:140:ALA:O	35:YP:141:ALA:HB2	2.08	0.54
33:YN:42:TRP:CD1	40:YU:63:VAL:HG11	2.42	0.54
40:YU:58:ARG:NH1	40:YU:93:LYS:HE2	2.22	0.54
41:YV:52:VAL:O	41:YV:54:GLY:N	2.39	0.54

*Continued on next page...*

*Continued from previous page...*

Atom-1	Atom-2	Interatomic distance (Å)	Clash overlap (Å)
44:YY:47:LYS:O	44:YY:49:VAL:HG23	2.08	0.54
25:RA:2585:U:H5	56:Z6:76:PPU:HO2'	1.55	0.54
1:QA:890:G:O2'	1:QA:906:G:O6	2.25	0.54
3:QC:181:ASN:HD21	3:QC:204:LEU:CD1	2.12	0.54
7:QG:62:PHE:O	7:QG:66:VAL:HG23	2.06	0.54
9:QI:66:ARG:NH1	9:QI:66:ARG:HG2	2.22	0.54
10:QJ:101:VAL:O	10:QJ:101:VAL:HG22	2.07	0.54
11:QK:125:PHE:N	11:QK:125:PHE:HD1	2.06	0.54
50:R4:37:SER:HB3	50:R4:42:PHE:CD1	2.43	0.54
42:RW:38:TYR:OH	51:R5:47:PRO:HG3	2.08	0.54
51:R5:55:ARG:HD3	51:R5:56:LYS:H	1.73	0.54
25:RA:2322:A:H2'	25:RA:2323:G:O4'	2.07	0.54
25:RA:870:A:OP1	36:RQ:6:ARG:NE	2.40	0.54
30:RG:139:LEU:HD22	30:RG:146:TYR:HD1	1.73	0.54
35:RP:59:LEU:HD23	35:RP:59:LEU:O	2.06	0.54
36:RQ:21:THR:O	36:RQ:22:LYS:O	2.25	0.54
39:RT:123:GLN:O	39:RT:125:ARG:N	2.40	0.54
25:RA:565:C:OP1	41:RV:82:ARG:NH2	2.40	0.54
42:RW:20:VAL:C	42:RW:22:ASP:H	2.10	0.54
42:RW:9:TYR:H	42:RW:102:HIS:CE1	2.26	0.54
43:RX:5:TYR:HE2	48:R2:30:ARG:HH11	1.56	0.54
44:RY:95:LYS:N	44:RY:95:LYS:HD3	2.23	0.54
4:XD:153:ARG:NH1	4:XD:181:MET:CG	2.71	0.54
13:XM:73:GLU:O	13:XM:77:ASN:N	2.33	0.54
14:XN:22:THR:HB	14:XN:33:VAL:HG11	1.88	0.54
14:XN:6:LEU:CD2	14:XN:23:ARG:NH2	2.70	0.54
51:Y5:44:THR:O	51:Y5:46:CYS:N	2.41	0.54
53:Y7:18:PHE:CD2	53:Y7:18:PHE:C	2.80	0.54
54:Y8:32:LEU:O	54:Y8:36:LYS:HE3	2.07	0.54
25:YA:2335:A:O2'	25:YA:2336:A:H2'	2.07	0.54
25:YA:518:G:H4'	42:YW:18:ARG:NH1	2.08	0.54
25:YA:807:U:OP2	35:YP:41:ARG:NH1	2.40	0.54
28:YE:14:ILE:HG23	28:YE:15:PHE:N	2.23	0.54
29:YF:127:GLU:O	29:YF:129:PHE:N	2.39	0.54
30:YG:7:LEU:HD12	30:YG:104:GLU:HA	1.88	0.54
35:YP:65:ARG:HH21	54:Y8:15:LYS:HB2	1.72	0.54
1:QA:1316:G:H22	1:QA:1319:A:H5'	1.72	0.54
6:QF:78:GLU:OE2	6:QF:81:ILE:HD12	2.08	0.54
6:QF:92:LYS:NZ	6:QF:92:LYS:HB2	2.22	0.54
16:QP:43:LYS:HA	16:QP:48:TRP:CB	2.37	0.54
47:R1:53:VAL:O	47:R1:54:ALA:C	2.45	0.54

*Continued on next page...*

*Continued from previous page...*

Atom-1	Atom-2	Interatomic distance (Å)	Clash overlap (Å)
47:R1:83:GLU:CG	47:R1:84:GLY:N	2.71	0.54
47:R1:91:LYS:CE	47:R1:91:LYS:HA	2.38	0.54
52:R6:12:GLU:HG2	52:R6:52:VAL:O	2.07	0.54
52:R6:27:LYS:HZ2	52:R6:27:LYS:HB2	1.71	0.54
54:R8:32:LEU:O	54:R8:36:LYS:HE3	2.07	0.54
25:RA:1308:A:H2'	25:RA:1309:G:O4'	2.08	0.54
25:RA:1678:G:H22	25:RA:1989:G:N2	2.05	0.54
25:RA:1930:G:H2'	25:RA:1968:G:H1	1.71	0.54
35:RP:125:VAL:O	35:RP:145:PRO:HD2	2.08	0.54
41:RV:45:THR:O	41:RV:45:THR:HG22	2.08	0.54
25:RA:1398:C:OP1	43:RX:53:LYS:NZ	2.41	0.54
45:RZ:5:LEU:HD11	45:RZ:39:VAL:HB	1.89	0.54
12:XL:6:THR:OG1	12:XL:9:GLN:HG3	2.08	0.54
16:XP:3:LYS:O	16:XP:21:VAL:HA	2.08	0.54
18:XR:29:PHE:CD2	18:XR:29:PHE:N	2.76	0.54
27:YD:25:THR:HG23	27:YD:25:THR:O	2.07	0.54
30:YG:3:LEU:HD12	30:YG:4:ASP:N	2.19	0.54
35:YP:124:LYS:HA	35:YP:143:GLY:O	2.08	0.54
42:YW:80:PRO:O	42:YW:100:THR:CG2	2.55	0.54
43:YX:65:ARG:HD3	43:YX:65:ARG:H	1.70	0.54
45:YZ:101:PRO:HA	45:YZ:123:ASP:HB3	1.88	0.54
2:QB:16:HIS:CE1	2:QB:209:ARG:HH21	2.25	0.54
2:QB:68:ILE:HD12	2:QB:68:ILE:N	2.21	0.54
3:QC:107:GLN:N	3:QC:107:GLN:CD	2.61	0.54
8:QH:101:PRO:HG2	8:QH:133:LEU:HD11	1.89	0.54
13:QM:34:LEU:CD1	13:QM:41:PRO:HG3	2.38	0.54
16:QP:28:ARG:HG2	16:QP:28:ARG:NH1	2.22	0.54
50:R4:51:ASP:O	50:R4:51:ASP:OD1	2.25	0.54
25:RA:2241:A:H2'	25:RA:2242:G:C8	2.43	0.54
25:RA:1638:C:OP1	25:RA:2710:C:O2'	2.24	0.54
28:RE:101:ARG:HB3	28:RE:201:THR:OG1	2.07	0.54
34:RO:4:PRO:O	34:RO:5:GLN:HB2	2.06	0.54
36:RQ:58:PHE:O	36:RQ:59:ARG:C	2.43	0.54
37:RR:1:MET:O	37:RR:2:ARG:HG3	2.08	0.54
38:RS:13:ARG:O	38:RS:13:ARG:HD2	2.06	0.54
33:RN:42:TRP:CD1	40:RU:63:VAL:HG11	2.42	0.54
3:XC:134:ILE:CD1	3:XC:153:VAL:HG21	2.35	0.54
3:XC:195:VAL:CG1	3:XC:196:LEU:N	2.71	0.54
3:XC:92:ALA:HB2	3:XC:99:VAL:CG1	2.38	0.54
7:XG:46:ALA:HB2	7:XG:117:ALA:HB1	1.88	0.54
7:XG:137:LYS:O	7:XG:141:VAL:HG23	2.08	0.54

*Continued on next page...*

*Continued from previous page...*

Atom-1	Atom-2	Interatomic distance (Å)	Clash overlap (Å)
8:XH:101:PRO:HG2	8:XH:133:LEU:HD11	1.89	0.54
8:XH:119:LEU:HD12	8:XH:124:ALA:HA	1.88	0.54
8:XH:77:GLU:HG2	8:XH:78:GLN:N	2.22	0.54
15:XO:77:ARG:HA	15:XO:80:ALA:CB	2.36	0.54
18:XR:51:LEU:HD22	18:XR:55:ARG:HD2	1.89	0.54
55:Y9:1:MET:HB3	55:Y9:4:ARG:CZ	2.37	0.54
25:YA:182:A:N3	25:YA:433:C:O2'	2.39	0.54
27:YD:124:PRO:HB2	27:YD:126:GLN:NE2	2.22	0.54
27:YD:211:ARG:HD2	27:YD:214:TRP:CZ3	2.43	0.54
28:YE:134:ILE:HD12	28:YE:134:ILE:C	2.28	0.54
28:YE:51:PHE:O	28:YE:74:PRO:HB3	2.08	0.54
29:YF:53:THR:C	29:YF:55:GLY:H	2.11	0.54
31:YH:126:PRO:HD2	31:YH:127:GLU:H	1.72	0.54
31:YH:153:LYS:CE	31:YH:153:LYS:HA	2.38	0.54
34:YO:49:ARG:NH1	34:YO:49:ARG:HB3	2.23	0.54
25:YA:957:A:H5'	36:YQ:76:LYS:HD2	1.88	0.54
37:YR:28:LEU:HD13	37:YR:28:LEU:O	2.08	0.54
25:YA:2319:G:N7	38:YS:3:ARG:HB3	2.22	0.54
28:YE:25:VAL:HG11	39:YT:11:GLU:HG2	1.90	0.54
44:YY:97:ARG:NH2	44:YY:98:VAL:CB	2.65	0.54
45:YZ:144:LEU:HD11	45:YZ:149:SER:HA	1.88	0.54
3:QC:109:PRO:O	3:QC:115:LEU:HD12	2.08	0.54
4:QD:23:GLY:HA3	4:QD:112:VAL:CG2	2.38	0.54
4:QD:13:ARG:HD2	4:QD:40:PRO:HD3	1.89	0.54
6:QF:52:ILE:O	6:QF:53:ALA:HB3	2.07	0.54
7:QG:13:GLN:O	7:QG:24:THR:HG21	2.08	0.54
12:QL:83:VAL:CG2	12:QL:100:ILE:HG23	2.38	0.54
14:QN:13:THR:N	14:QN:14:PRO:HD2	2.22	0.54
47:R1:83:GLU:OE1	47:R1:85:LEU:HD23	2.07	0.54
47:R1:60:PHE:HE2	47:R1:91:LYS:HZ1	1.54	0.54
25:RA:1164:G:H1	25:RA:1185:C:H42	1.55	0.54
25:RA:1286:A:O2'	25:RA:1288:U:OP2	2.14	0.54
25:RA:141:A:C8	25:RA:1408:C:H1'	2.43	0.54
25:RA:1266:G:O2'	25:RA:2012:G:O6	2.16	0.54
25:RA:2246:G:H2'	25:RA:2247:A:H8	1.72	0.54
25:RA:27:G:H1'	25:RA:513:A:N6	2.23	0.54
28:RE:54:GLN:N	28:RE:54:GLN:NE2	2.56	0.54
29:RF:197:ASP:O	29:RF:199:TRP:N	2.38	0.54
31:RH:91:GLY:O	31:RH:94:TYR:HB2	2.08	0.54
44:RY:87:LYS:HB2	44:RY:87:LYS:NZ	2.23	0.54
44:RY:91:GLU:HG3	44:RY:92:ASN:H	1.72	0.54

*Continued on next page...*



*Continued from previous page...*

Atom-1	Atom-2	Interatomic distance (Å)	Clash overlap (Å)
1:XA:1073:U:H2'	1:XA:1074:G:H8	1.73	0.54
1:XA:960:U:C4	1:XA:1225:A:H1'	2.43	0.54
3:XC:109:PRO:O	3:XC:115:LEU:HD12	2.08	0.54
5:XE:148:VAL:HG21	8:XH:107:LEU:HD13	1.90	0.54
7:XG:102:ARG:O	7:XG:106:GLN:HG3	2.08	0.54
7:XG:12:LEU:N	7:XG:12:LEU:HD22	2.23	0.54
13:XM:66:LEU:O	13:XM:67:GLU:C	2.46	0.54
49:Y3:2:PRO:O	49:Y3:3:ARG:O	2.25	0.54
50:Y4:65:ASP:O	50:Y4:66:SER:HB3	2.07	0.54
25:YA:2224:G:OP1	27:YD:268:ARG:HD3	2.08	0.54
25:YA:2469:A:H5''	25:YA:2470:G:H8	1.72	0.54
25:YA:498:G:N2	25:YA:506:G:O6	2.25	0.54
25:YA:814:C:H41	35:YP:25:SER:HA	1.73	0.54
27:YD:158:ALA:HB3	27:YD:161:THR:HG21	1.90	0.54
29:YF:62:ARG:NH1	29:YF:62:ARG:HB3	2.22	0.54
30:YG:81:LYS:O	30:YG:82:LEU:CB	2.56	0.54
35:YP:84:ASN:ND2	35:YP:115:LEU:HD12	2.22	0.54
35:YP:24:GLY:O	35:YP:25:SER:HB3	2.06	0.54
37:YR:38:VAL:HG22	37:YR:112:ALA:HB2	1.90	0.54
34:YO:78:ARG:O	39:YT:73:GLU:HG3	2.08	0.54
40:YU:86:ALA:HB1	40:YU:88:ILE:HD11	1.90	0.54
44:YY:87:LYS:NZ	44:YY:87:LYS:HB2	2.23	0.54
25:YA:2573:C:N4	56:Z8:75:C:O2'	2.40	0.54
1:QA:1002:G:H1	1:QA:1038:C:H42	1.56	0.54
1:QA:1510:U:H2'	1:QA:1511:G:C8	2.43	0.54
2:QB:170:GLU:HA	2:QB:172:ILE:HD12	1.90	0.54
4:QD:79:PHE:CE2	4:QD:83:SER:HB2	2.43	0.54
7:QG:102:ARG:O	7:QG:106:GLN:HG3	2.08	0.54
9:QI:99:LEU:O	9:QI:101:PHE:N	2.41	0.54
12:QL:42:THR:HA	12:QL:53:ARG:O	2.08	0.54
16:QP:75:ARG:C	16:QP:77:ALA:H	2.11	0.54
21:QU:6:ARG:O	21:QU:8:THR:N	2.39	0.54
48:R2:31:GLU:HB2	48:R2:53:LEU:HD11	1.89	0.54
49:R3:35:ARG:HB3	49:R3:37:LEU:CD2	2.37	0.54
25:RA:1454:U:H5'	37:RR:63:ARG:NE	2.18	0.54
27:RD:206:LEU:O	27:RD:211:ARG:NH1	2.38	0.54
25:RA:323:G:H2'	29:RF:169:ASN:OD1	2.07	0.54
36:RQ:81:VAL:C	36:RQ:82:ARG:CG	2.76	0.54
37:RR:28:LEU:HD13	37:RR:28:LEU:O	2.07	0.54
37:RR:53:HIS:HA	37:RR:56:LYS:HD3	1.90	0.54
39:RT:14:TYR:H	39:RT:14:TYR:HD1	1.56	0.54

*Continued on next page...*

*Continued from previous page...*

Atom-1	Atom-2	Interatomic distance (Å)	Clash overlap (Å)
1:XA:1159:U:O2'	1:XA:1160:G:N7	2.41	0.54
1:XA:902:G:H2'	1:XA:903:G:H8	1.73	0.54
1:XA:950:U:H2'	1:XA:951:G:H8	1.73	0.54
2:XB:102:LEU:HB3	2:XB:180:LEU:HD12	1.90	0.54
2:XB:83:MET:O	2:XB:85:ALA:N	2.41	0.54
7:XG:13:GLN:O	7:XG:24:THR:HG21	2.08	0.54
8:XH:20:TYR:HD1	8:XH:65:TYR:HD2	1.55	0.54
9:XI:99:LEU:O	9:XI:101:PHE:N	2.41	0.54
11:XK:24:SER:HB3	11:XK:27:ASN:O	2.08	0.54
17:XQ:65:ILE:HD12	17:XQ:65:ILE:H	1.73	0.54
47:Y1:91:LYS:CE	47:Y1:91:LYS:HA	2.37	0.54
48:Y2:41:ILE:HD11	48:Y2:44:LEU:HB2	1.90	0.54
49:Y3:56:VAL:CG1	49:Y3:57:GLU:H	2.19	0.54
13:XM:3:ARG:HG2	50:Y4:34:GLU:OE1	2.07	0.54
25:YA:2285:C:H42	25:YA:2383:G:H1	1.54	0.54
25:YA:2593:U:H2'	25:YA:2594:C:H6	1.73	0.54
25:YA:2693:A:H2'	25:YA:2694:G:C8	2.43	0.54
25:YA:2816:C:O2	25:YA:2883:A:O2'	2.26	0.54
27:YD:206:LEU:O	27:YD:211:ARG:NH1	2.38	0.54
27:YD:28:GLU:O	27:YD:29:PRO:C	2.45	0.54
27:YD:34:VAL:C	27:YD:35:LYS:HG3	2.28	0.54
28:YE:101:ARG:HB3	28:YE:201:THR:OG1	2.08	0.54
28:YE:14:ILE:HD11	39:YT:14:TYR:CZ	2.42	0.54
29:YF:147:GLY:O	29:YF:148:LEU:HD23	2.08	0.54
31:YH:91:GLY:O	31:YH:94:TYR:HB2	2.08	0.54
33:YN:7:LYS:HD3	33:YN:9:VAL:CA	2.38	0.54
34:YO:68:GLU:HA	34:YO:78:ARG:HB3	1.89	0.54
36:YQ:39:PRO:HB3	36:YQ:99:PRO:HD3	1.90	0.54
25:YA:2723:C:H5"	37:YR:1:MET:HG2	1.90	0.54
38:YS:13:ARG:HD2	38:YS:13:ARG:O	2.07	0.54
39:YT:55:ASN:O	39:YT:57:PHE:O	2.26	0.54
40:YU:24:TYR:O	40:YU:29:SER:HB3	2.08	0.54
40:YU:74:LEU:HD13	40:YU:79:PHE:HB2	1.89	0.54
43:YX:5:TYR:HE2	48:Y2:30:ARG:HH11	1.55	0.54
1:QA:1286:A:C8	1:QA:1287:A:H4'	2.42	0.54
1:QA:1106:G:H5"	3:QC:172:ARG:HG2	1.89	0.54
3:QC:195:VAL:CG1	3:QC:196:LEU:N	2.71	0.54
3:QC:48:TYR:O	3:QC:51:GLY:N	2.41	0.54
3:QC:51:GLY:O	3:QC:70:VAL:HG13	2.08	0.54
9:QI:28:VAL:HG13	9:QI:63:ILE:HG21	1.89	0.54
11:QK:24:SER:HB3	11:QK:27:ASN:O	2.08	0.54

*Continued on next page...*

*Continued from previous page...*

Atom-1	Atom-2	Interatomic distance (Å)	Clash overlap (Å)
13:QM:66:LEU:O	13:QM:67:GLU:C	2.46	0.54
15:QO:21:ASP:OD1	15:QO:24:SER:HB2	2.07	0.54
15:QO:87:ILE:CG2	15:QO:88:ARG:H	2.00	0.54
47:R1:92:LYS:O	47:R1:94:LEU:N	2.40	0.54
51:R5:60:VAL:CG1	51:R5:60:VAL:OXT	2.56	0.54
35:RP:64:LYS:HG3	54:R8:25:MET:SD	2.48	0.54
25:RA:2466:C:OP1	55:R9:4:ARG:HB2	2.08	0.54
27:RD:227:ASN:HB3	27:RD:228:PRO:CD	2.30	0.54
27:RD:85:ASP:OD2	27:RD:88:ARG:HG2	2.07	0.54
29:RF:179:GLU:CD	29:RF:179:GLU:H	2.12	0.54
29:RF:192:LEU:HD21	29:RF:194:MET:HE2	1.89	0.54
35:RP:124:LYS:HA	35:RP:143:GLY:O	2.08	0.54
36:RQ:60:ARG:HH12	36:RQ:113:GLN:HE22	1.55	0.54
34:RO:78:ARG:O	39:RT:73:GLU:HG3	2.08	0.54
40:RU:47:TYR:CD2	40:RU:47:TYR:C	2.81	0.54
40:RU:95:LEU:HD12	41:RV:11:GLN:HE21	1.72	0.54
1:XA:1004:A:O5'	1:XA:1025:U:N3	2.41	0.54
1:XA:1345:U:O2	1:XA:1375:A:N6	2.41	0.54
4:XD:120:LEU:HD22	4:XD:125:HIS:CB	2.38	0.54
5:XE:101:ILE:O	5:XE:101:ILE:HG12	2.08	0.54
7:XG:50:ILE:O	7:XG:50:ILE:HG22	2.07	0.54
9:XI:13:ALA:HB2	9:XI:67:GLY:C	2.28	0.54
9:XI:47:LEU:HB3	9:XI:50:LEU:HD12	1.90	0.54
10:XJ:101:VAL:HG22	10:XJ:101:VAL:O	2.07	0.54
12:XL:83:VAL:CG2	12:XL:100:ILE:HG23	2.38	0.54
18:XR:39:VAL:HA	18:XR:42:ARG:NH1	2.23	0.54
47:Y1:87:PRO:O	47:Y1:91:LYS:N	2.31	0.54
53:Y7:10:ARG:NH1	53:Y7:14:LYS:HE3	2.23	0.54
25:YA:144:C:H2'	25:YA:145:G:C8	2.43	0.54
29:YF:197:ASP:O	29:YF:198:ALA:HB3	2.07	0.54
34:YO:12:ASP:CG	34:YO:14:THR:HG23	2.29	0.54
35:YP:112:LEU:HD13	35:YP:112:LEU:C	2.29	0.54
35:YP:92:GLU:HA	35:YP:123:LEU:CD2	2.38	0.54
35:YP:37:GLY:C	35:YP:41:ARG:HD3	2.29	0.54
37:YR:91:GLN:O	37:YR:91:GLN:HG2	2.08	0.54
38:YS:74:ALA:HB1	38:YS:107:GLU:HB3	1.89	0.54
39:YT:88:ILE:HD12	39:YT:88:ILE:C	2.29	0.54
41:YV:45:THR:HG22	41:YV:45:THR:O	2.08	0.54
1:QA:1336:C:H1'	1:QA:1337:G:C2	2.43	0.53
3:QC:3:ASN:H	3:QC:3:ASN:ND2	2.05	0.53
3:QC:53:ALA:HB2	3:QC:115:LEU:HD21	1.90	0.53

*Continued on next page...*

*Continued from previous page...*

Atom-1	Atom-2	Interatomic distance (Å)	Clash overlap (Å)
5:QE:140:ARG:NH1	5:QE:140:ARG:HB2	2.23	0.53
16:QP:3:LYS:O	16:QP:21:VAL:HA	2.08	0.53
18:QR:58:LEU:H	18:QR:58:LEU:HD12	1.72	0.53
22:QV:68:C:H2'	22:QV:69:C:C6	2.42	0.53
52:R6:17:LYS:O	52:R6:18:ARG:HB2	2.08	0.53
25:RA:2286:A:H8	52:R6:37:ARG:HH11	1.56	0.53
54:R8:58:ILE:O	54:R8:61:LEU:HG	2.08	0.53
25:RA:2246:G:H2'	25:RA:2247:A:C8	2.43	0.53
25:RA:2248:C:H3'	25:RA:2249:U:H6	1.72	0.53
25:RA:742:G:H2'	25:RA:743:G:C8	2.43	0.53
27:RD:25:THR:CG2	27:RD:81:ALA:HB1	2.38	0.53
29:RF:116:ASP:OD1	29:RF:119:ARG:NH2	2.41	0.53
29:RF:67:GLN:O	29:RF:68:LYS:CB	2.39	0.53
32:RI:88:ILE:HG12	32:RI:122:GLU:H	1.72	0.53
33:RN:137:LYS:HG3	33:RN:138:LEU:N	2.23	0.53
33:RN:70:LYS:C	33:RN:71:ILE:HD13	2.28	0.53
35:RP:112:LEU:C	35:RP:112:LEU:HD13	2.29	0.53
37:RR:38:VAL:HG22	37:RR:112:ALA:HB2	1.90	0.53
41:RV:66:ARG:HH11	41:RV:66:ARG:CB	2.20	0.53
44:RY:97:ARG:NH2	44:RY:98:VAL:CB	2.65	0.53
3:XC:53:ALA:HB2	3:XC:115:LEU:HD21	1.90	0.53
8:XH:51:VAL:HG11	8:XH:60:ARG:CG	2.38	0.53
1:XA:1118:C:OP1	9:XI:104:ARG:NH1	2.41	0.53
10:XJ:61:GLU:HG3	14:YN:58:LYS:HE2	1.90	0.53
25:YA:150:C:H2'	25:YA:151:C:H6	1.72	0.53
25:YA:2033:A:O2'	25:YA:2035:G:OP2	2.26	0.53
25:YA:2283:C:P	52:Y6:5:VAL:HG13	2.48	0.53
25:YA:38:A:H2'	25:YA:39:C:C6	2.43	0.53
27:YD:85:ASP:OD2	27:YD:88:ARG:HG2	2.07	0.53
28:YE:186:GLY:O	28:YE:188:VAL:N	2.40	0.53
29:YF:51:THR:O	29:YF:93:LYS:NZ	2.38	0.53
30:YG:139:LEU:HD22	30:YG:146:TYR:HD1	1.73	0.53
31:YH:125:VAL:HA	31:YH:126:PRO:CB	2.29	0.53
34:YO:12:ASP:OD1	34:YO:85:VAL:HG13	2.08	0.53
37:YR:70:LEU:HD13	37:YR:75:LEU:HD11	1.88	0.53
39:YT:105:LEU:O	39:YT:107:ASP:N	2.41	0.53
41:YV:66:ARG:HH11	41:YV:66:ARG:CB	2.20	0.53
41:YV:81:TYR:C	41:YV:82:ARG:HG3	2.27	0.53
1:QA:1095:U:P	1:QA:1108:G:H1	2.31	0.53
1:QA:1127:G:H21	1:QA:1147:C:N4	2.06	0.53
1:QA:297:G:N2	1:QA:300:A:OP2	2.41	0.53

*Continued on next page...*

*Continued from previous page...*

Atom-1	Atom-2	Interatomic distance (Å)	Clash overlap (Å)
1:QA:502:G:H2'	1:QA:503:C:O4'	2.08	0.53
3:QC:92:ALA:HB2	3:QC:99:VAL:CG1	2.38	0.53
10:QJ:61:GLU:HG3	14:QN:58:LYS:HE2	1.90	0.53
13:QM:76:ALA:O	13:QM:79:LYS:HB3	2.09	0.53
17:QQ:5:VAL:O	17:QQ:6:LEU:HD23	2.09	0.53
19:QS:15:LEU:CD2	19:QS:15:LEU:H	2.21	0.53
48:R2:43:GLN:O	48:R2:44:LEU:CG	2.54	0.53
49:R3:2:PRO:O	49:R3:3:ARG:O	2.25	0.53
50:R4:37:SER:C	50:R4:39:CYS:N	2.62	0.53
53:R7:10:ARG:NH1	53:R7:14:LYS:HE3	2.23	0.53
25:RA:1685:C:H2'	25:RA:1686:C:H6	1.72	0.53
25:RA:2747:G:H21	25:RA:2757:A:H62	1.56	0.53
27:RD:158:ALA:HB3	27:RD:161:THR:HG21	1.90	0.53
27:RD:25:THR:HG23	27:RD:25:THR:O	2.07	0.53
28:RE:51:PHE:O	28:RE:74:PRO:HB3	2.08	0.53
28:RE:53:PRO:O	28:RE:74:PRO:HA	2.07	0.53
29:RF:32:LEU:HD12	29:RF:36:VAL:HG23	1.90	0.53
29:RF:53:THR:C	29:RF:55:GLY:H	2.10	0.53
31:RH:139:GLN:O	31:RH:143:GLN:HB2	2.09	0.53
31:RH:153:LYS:HA	31:RH:153:LYS:CE	2.38	0.53
34:RO:113:LYS:HG2	34:RO:117:LEU:CD1	2.38	0.53
34:RO:7:TYR:C	34:RO:8:LEU:HD22	2.29	0.53
35:RP:37:GLY:C	35:RP:41:ARG:HD3	2.29	0.53
25:RA:2416:C:H5''	35:RP:64:LYS:HE3	1.88	0.53
37:RR:91:GLN:O	37:RR:91:GLN:HG2	2.08	0.53
39:RT:88:ILE:C	39:RT:88:ILE:HD12	2.29	0.53
40:RU:24:TYR:O	40:RU:29:SER:HB3	2.08	0.53
41:RV:81:TYR:C	41:RV:82:ARG:HG3	2.27	0.53
1:XA:1479:C:H2'	1:XA:1480:G:H8	1.73	0.53
1:XA:1523:G:H2'	1:XA:1524:C:C6	2.43	0.53
3:XC:134:ILE:HG21	3:XC:168:ALA:HB3	1.90	0.53
7:XG:113:GLU:HB2	7:XG:119:ARG:CG	2.35	0.53
9:XI:28:VAL:HG13	9:XI:63:ILE:HG21	1.89	0.53
9:XI:53:VAL:CB	9:XI:95:LYS:HE3	2.36	0.53
10:XJ:16:LEU:O	10:XJ:20:ALA:HB2	2.08	0.53
15:XO:29:VAL:HG11	15:XO:67:LEU:HD21	1.89	0.53
21:XU:14:TRP:CZ3	21:XU:15:ARG:HD3	2.43	0.53
50:Y4:63:TYR:C	50:Y4:65:ASP:N	2.62	0.53
52:Y6:11:LEU:CD1	52:Y6:51:GLU:HG3	2.38	0.53
52:Y6:12:GLU:HG2	52:Y6:52:VAL:O	2.07	0.53
25:YA:1190:G:H2'	25:YA:1191:G:H8	1.73	0.53

*Continued on next page...*

*Continued from previous page...*

Atom-1	Atom-2	Interatomic distance (Å)	Clash overlap (Å)
25:YA:2306:C:H2'	25:YA:2307:G:H21	1.73	0.53
25:YA:582:G:H2'	25:YA:583:G:H8	1.74	0.53
27:YD:263:ARG:HB2	27:YD:263:ARG:HH11	1.68	0.53
33:YN:137:LYS:HG3	33:YN:138:LEU:N	2.23	0.53
33:YN:70:LYS:C	33:YN:71:ILE:HD13	2.28	0.53
40:YU:47:TYR:C	40:YU:47:TYR:CD2	2.81	0.53
1:QA:377:G:OP1	16:QP:5:ARG:NH1	2.40	0.53
2:QB:24:TRP:CE2	2:QB:26:PRO:HD3	2.43	0.53
8:QH:77:GLU:HG2	8:QH:78:GLN:N	2.22	0.53
11:QK:20:TYR:HB2	11:QK:31:THR:O	2.07	0.53
13:QM:39:ILE:HD11	13:QM:56:LEU:HB2	1.90	0.53
14:QN:23:ARG:O	14:QN:24:CYS:C	2.46	0.53
15:QO:7:GLU:O	15:QO:11:VAL:HG23	2.08	0.53
25:RA:2032:G:OP2	25:RA:2454:G:O2'	2.26	0.53
25:RA:2231:C:H2'	25:RA:2232:U:O4'	2.08	0.53
25:RA:953:A:N6	25:RA:964:C:N3	2.50	0.53
26:RB:38:C:N4	26:RB:44:G:H1	2.06	0.53
28:RE:20:ALA:O	28:RE:21:VAL:CG2	2.48	0.53
33:RN:109:LYS:HD2	33:RN:109:LYS:H	1.74	0.53
34:RO:49:ARG:HB3	34:RO:49:ARG:NH1	2.23	0.53
35:RP:140:ALA:O	35:RP:141:ALA:HB2	2.08	0.53
44:RY:44:ILE:CG1	44:RY:45:VAL:N	2.70	0.53
1:XA:1292:U:H2'	1:XA:1293:G:C8	2.42	0.53
1:XA:1298:C:O2'	1:XA:1299:A:OP2	2.22	0.53
1:XA:1427:U:H2'	1:XA:1428:A:H8	1.73	0.53
1:XA:1442:G:C5	1:XA:1446:A:C6	2.95	0.53
1:XA:714:G:H2'	1:XA:715:A:C8	2.43	0.53
6:XF:89:MET:HG2	6:XF:89:MET:O	2.09	0.53
13:XM:34:LEU:CD1	13:XM:41:PRO:HG3	2.38	0.53
17:XQ:33:GLY:O	17:XQ:34:LYS:O	2.26	0.53
50:Y4:37:SER:C	50:Y4:39:CYS:N	2.62	0.53
19:XS:64:GLU:CD	50:Y4:55:ARG:HH22	2.12	0.53
51:Y5:16:ARG:NH1	51:Y5:17:ASP:OD1	2.41	0.53
54:Y8:63:PRO:O	54:Y8:64:TYR:HB2	2.07	0.53
25:YA:363(F):A:H4'	25:YA:364:C:H5'	1.90	0.53
27:YD:183:ARG:HG2	27:YD:183:ARG:NH1	2.12	0.53
27:YD:25:THR:HG21	27:YD:81:ALA:CB	2.38	0.53
27:YD:80:ALA:HB3	27:YD:94:LEU:HD13	1.88	0.53
31:YH:59:ARG:CG	31:YH:59:ARG:HH11	2.20	0.53
34:YO:7:TYR:C	34:YO:8:LEU:HD22	2.29	0.53
41:YV:35:LEU:N	41:YV:35:LEU:HD22	2.23	0.53

*Continued on next page...*

*Continued from previous page...*

Atom-1	Atom-2	Interatomic distance (Å)	Clash overlap (Å)
25:YA:1266:G:N7	42:YW:15:ARG:NH1	2.56	0.53
44:YY:90:LEU:HD22	44:YY:90:LEU:H	1.73	0.53
1:QA:1297:C:O2'	1:QA:1298:C:O5'	2.24	0.53
2:QB:134:GLU:HB3	2:QB:138:LEU:CD1	2.39	0.53
2:QB:134:GLU:O	2:QB:138:LEU:HD12	2.07	0.53
2:QB:187:LEU:HD22	2:QB:201:ILE:O	2.07	0.53
2:QB:75:LYS:C	2:QB:75:LYS:HD3	2.29	0.53
3:QC:78:GLY:HA3	3:QC:83:ARG:CB	2.38	0.53
4:QD:198:VAL:HG12	4:QD:199:ASN:H	1.74	0.53
9:QI:4:TYR:CE2	9:QI:88:TYR:HB2	2.44	0.53
10:QJ:16:LEU:O	10:QJ:20:ALA:HB2	2.08	0.53
18:QR:25:THR:C	18:QR:26:LEU:HD23	2.29	0.53
13:QM:65:LYS:NZ	50:R4:52:THR:HG21	2.22	0.53
25:RA:1140:C:H5''	33:RN:66:LYS:HZ1	1.73	0.53
25:RA:1543:A:O2'	25:RA:1544:C:O5'	2.24	0.53
25:RA:2041:U:H2'	25:RA:2042:A:C8	2.43	0.53
25:RA:77:C:O3'	48:R2:14:ARG:NH2	2.42	0.53
27:RD:124:PRO:HB2	27:RD:126:GLN:NE2	2.22	0.53
27:RD:211:ARG:HD2	27:RD:214:TRP:CZ3	2.43	0.53
30:RG:81:LYS:O	30:RG:82:LEU:CB	2.56	0.53
35:RP:37:GLY:HA2	35:RP:41:ARG:NE	2.23	0.53
36:RQ:119:ARG:NH1	36:RQ:119:ARG:HG2	2.20	0.53
38:RS:25:ARG:CB	38:RS:25:ARG:HH11	2.22	0.53
25:RA:2875:C:H4'	39:RT:5:ALA:HB2	1.91	0.53
41:RV:7:THR:CG2	41:RV:22:VAL:HG11	2.39	0.53
43:RX:53:LYS:NZ	43:RX:55:ASN:HD21	2.06	0.53
1:XA:1014:A:H4'	19:XS:14:HIS:NE2	2.24	0.53
1:XA:757:U:OP1	1:XA:822:C:O2'	2.26	0.53
2:XB:206:ASP:O	2:XB:207:ALA:HB3	2.08	0.53
7:XG:95:ARG:CZ	7:XG:99:LEU:HD11	2.38	0.53
9:XI:13:ALA:HA	9:XI:66:ARG:O	2.08	0.53
11:XK:125:PHE:N	11:XK:125:PHE:HD1	2.05	0.53
12:XL:42:THR:HA	12:XL:53:ARG:O	2.08	0.53
13:XM:39:ILE:HD11	13:XM:56:LEU:HB2	1.90	0.53
19:XS:63:THR:O	19:XS:66:MET:HG2	2.09	0.53
19:XS:7:LYS:HG3	19:XS:8:GLY:N	2.22	0.53
20:XT:30:LYS:HE2	20:XT:72:LEU:HD12	1.91	0.53
48:Y2:16:LEU:CG	48:Y2:16:LEU:O	2.49	0.53
25:YA:516:C:OP1	51:Y5:13:LYS:NZ	2.42	0.53
25:YA:1169:G:H1	25:YA:1180:C:N4	2.04	0.53
25:YA:1782:C:H1'	25:YA:2609:U:H5''	1.91	0.53

*Continued on next page...*

*Continued from previous page...*

Atom-1	Atom-2	Interatomic distance (Å)	Clash overlap (Å)
25:YA:296:C:H2'	25:YA:297:C:C6	2.44	0.53
35:YP:88:LEU:HD23	35:YP:89:ALA:N	2.24	0.53
39:YT:110:ILE:HG23	39:YT:111:ARG:N	2.24	0.53
1:QA:514:C:H2'	1:QA:515:G:C8	2.43	0.53
3:QC:173:VAL:O	3:QC:173:VAL:HG12	2.08	0.53
4:QD:153:ARG:NH1	4:QD:181:MET:CG	2.71	0.53
7:QG:137:LYS:O	7:QG:141:VAL:HG23	2.07	0.53
9:QI:13:ALA:HA	9:QI:66:ARG:O	2.08	0.53
52:R6:13:CYS:O	52:R6:14:THR:HB	2.08	0.53
52:R6:11:LEU:CD1	52:R6:51:GLU:HG3	2.39	0.53
40:RU:86:ALA:HB1	40:RU:88:ILE:HD11	1.90	0.53
1:XA:1101:A:H4'	1:XA:1102:A:O5'	2.08	0.53
1:XA:993:G:O2'	1:XA:994:A:N7	2.37	0.53
4:XD:173:TRP:CD1	4:XD:174:LEU:HG	2.44	0.53
1:XA:1329:A:P	13:XM:28:ALA:HB3	2.48	0.53
14:YN:41:ARG:HE	14:YN:42:ILE:CG1	2.22	0.53
52:Y6:13:CYS:O	52:Y6:14:THR:HB	2.08	0.53
52:Y6:7:ILE:CG1	52:Y6:8:LYS:H	2.07	0.53
54:Y8:58:ILE:O	54:Y8:61:LEU:HG	2.08	0.53
25:YA:1161:C:O2'	41:YV:8:GLY:HA2	2.08	0.53
25:YA:2432:A:C8	47:Y1:33:LYS:HE2	2.43	0.53
25:YA:746:A:C6	25:YA:2611:U:H5''	2.43	0.53
41:YV:41:GLY:HA3	41:YV:46:VAL:CG1	2.38	0.53
25:YA:1266:G:C8	42:YW:15:ARG:NH1	2.77	0.53
42:YW:28:SER:HB3	42:YW:31:GLU:HB2	1.91	0.53
4:QD:173:TRP:CD1	4:QD:174:LEU:HG	2.44	0.53
6:QF:41:GLU:HG2	6:QF:43:LEU:HD11	1.88	0.53
1:QA:597:G:N2	8:QH:94:TYR:OH	2.40	0.53
16:QP:72:ARG:HD3	16:QP:73:LEU:HD23	1.91	0.53
17:QQ:11:VAL:HG22	17:QQ:20:THR:O	2.09	0.53
18:QR:51:LEU:HD22	18:QR:55:ARG:HD2	1.89	0.53
48:R2:41:ILE:HD11	48:R2:44:LEU:HB2	1.90	0.53
51:R5:16:ARG:NH1	51:R5:17:ASP:OD1	2.41	0.53
51:R5:44:THR:O	51:R5:46:CYS:N	2.41	0.53
43:RX:60:ARG:NH1	53:R7:47:ARG:HH22	2.07	0.53
25:RA:2327:A:H2'	25:RA:2328:A:C8	2.43	0.53
25:RA:519:U:H2'	25:RA:520:G:C8	2.44	0.53
27:RD:34:VAL:C	27:RD:35:LYS:HG3	2.29	0.53
32:RI:82:ARG:HD3	32:RI:146:ALA:HB3	1.90	0.53
39:RT:98:LYS:HB3	39:RT:100:TYR:CE1	2.43	0.53
44:RY:95:LYS:HA	44:RY:101:LYS:H	1.72	0.53

*Continued on next page...*



*Continued from previous page...*

Atom-1	Atom-2	Interatomic distance (Å)	Clash overlap (Å)
1:XA:1218:C:H2'	1:XA:1219:U:C6	2.43	0.53
1:XA:1414:U:H2'	1:XA:1415:G:C8	2.44	0.53
1:XA:143:A:H2	1:XA:220:G:H1	1.55	0.53
5:XE:78:HIS:CG	8:XH:104:ARG:HG2	2.44	0.53
7:XG:85:TYR:HE1	7:XG:154:TYR:HE1	1.56	0.53
17:XQ:11:VAL:HG22	17:XQ:20:THR:O	2.09	0.53
25:YA:1646:C:H5''	25:YA:1647:G:H5''	1.91	0.53
25:YA:2471:C:H3'	25:YA:2472:G:H8	1.73	0.53
25:YA:2555:U:C2	56:Z8:74:C:C5	2.96	0.53
25:YA:270(M):U:H1'	25:YA:270(N):G:C6	2.43	0.53
25:YA:792:G:H5''	25:YA:793:A:H5'	1.90	0.53
25:YA:860:U:H5	25:YA:917:A:C2	2.27	0.53
29:YF:179:GLU:H	29:YF:179:GLU:CD	2.11	0.53
31:YH:128:PRO:CD	31:YH:129:THR:N	2.71	0.53
31:YH:12:PRO:O	31:YH:13:LYS:HB2	2.07	0.53
31:YH:40:GLU:O	31:YH:41:MET:HB2	2.08	0.53
32:YI:49:ALA:HA	32:YI:52:ARG:HG2	1.90	0.53
35:YP:125:VAL:O	35:YP:145:PRO:HD2	2.08	0.53
35:YP:79:ARG:HD3	35:YP:110:TYR:CE1	2.43	0.53
41:YV:22:VAL:CG1	41:YV:23:GLU:N	2.71	0.53
1:QA:1105:A:H2'	1:QA:1106:G:H8	1.73	0.53
1:QA:411:A:C4	1:QA:413:G:H1'	2.43	0.53
1:QA:486:U:H2'	1:QA:487:A:H8	1.74	0.53
2:QB:87:ARG:HH11	2:QB:223:ILE:HD12	1.73	0.53
4:QD:33:MET:HE1	4:QD:37:PRO:HA	1.90	0.53
5:QE:12:LEU:O	5:QE:13:ILE:HD12	2.08	0.53
5:QE:36:ASP:OD1	5:QE:37:ARG:N	2.42	0.53
6:QF:75:LEU:HD23	6:QF:79:LEU:HG	1.91	0.53
7:QG:12:LEU:HD22	7:QG:12:LEU:N	2.23	0.53
12:QL:6:THR:OG1	12:QL:9:GLN:HG3	2.08	0.53
13:QM:92:HIS:CD2	13:QM:98:VAL:HG21	2.43	0.53
52:R6:9:LEU:HD13	52:R6:26:ASN:ND2	2.24	0.53
25:RA:1790:C:H5''	25:RA:1791:A:OP1	2.09	0.53
28:RE:134:ILE:HD12	28:RE:134:ILE:C	2.28	0.53
28:RE:14:ILE:HG23	28:RE:15:PHE:N	2.22	0.53
29:RF:34:TRP:CH2	35:RP:8:PRO:HB3	2.43	0.53
33:RN:19:GLU:HA	33:RN:59:LYS:HB2	1.91	0.53
33:RN:78:TYR:N	33:RN:78:TYR:HD1	2.07	0.53
34:RO:12:ASP:CG	34:RO:14:THR:HG23	2.29	0.53
38:RS:111:GLU:OE1	38:RS:111:GLU:HA	2.07	0.53
42:RW:43:GLY:O	42:RW:44:ALA:C	2.46	0.53

*Continued on next page...*

*Continued from previous page...*

Atom-1	Atom-2	Interatomic distance (Å)	Clash overlap (Å)
42:RW:8:ARG:HH11	42:RW:8:ARG:HG3	1.73	0.53
1:XA:191:G:C4	20:XT:105:SER:HB3	2.44	0.53
1:XA:373:A:H2'	1:XA:374:A:H8	1.73	0.53
1:XA:765:G:N2	1:XA:813:U:OP2	2.41	0.53
3:XC:3:ASN:H	3:XC:3:ASN:ND2	2.05	0.53
4:XD:172:PRO:HB2	4:XD:193:ASP:OD2	2.08	0.53
4:XD:79:PHE:CE2	4:XD:83:SER:HB2	2.43	0.53
12:XL:32:PHE:HE1	12:XL:86:ARG:HG3	1.73	0.53
13:XM:76:ALA:O	13:XM:79:LYS:HB3	2.09	0.53
14:XN:40:CYS:SG	14:XN:42:ILE:N	2.81	0.53
17:XQ:5:VAL:O	17:XQ:6:LEU:HD23	2.08	0.53
18:XR:36:ASN:ND2	18:XR:36:ASN:O	2.32	0.53
19:XS:5:LEU:CD1	50:Y4:66:SER:CB	2.75	0.53
48:Y2:50:ILE:CD1	48:Y2:51:ARG:N	2.60	0.53
50:Y4:49:PHE:CD1	50:Y4:49:PHE:N	2.76	0.53
25:YA:1846:G:H5'	25:YA:1847:A:OP2	2.09	0.53
25:YA:829:A:C8	25:YA:2248:C:H5'	2.44	0.53
25:YA:784:A:O2'	25:YA:785:G:H5''	2.08	0.53
27:YD:25:THR:CG2	27:YD:81:ALA:HB1	2.38	0.53
27:YD:77:ALA:HB2	27:YD:97:TYR:CG	2.44	0.53
28:YE:119:ARG:HD3	28:YE:160:TYR:HB2	1.91	0.53
29:YF:116:ASP:OD1	29:YF:119:ARG:NH2	2.41	0.53
31:YH:12:PRO:HG3	31:YH:48:GLY:O	2.09	0.53
33:YN:19:GLU:HA	33:YN:59:LYS:HB2	1.91	0.53
33:YN:22:THR:CG2	33:YN:23:LEU:N	2.61	0.53
36:YQ:76:LYS:O	36:YQ:88:GLY:HA3	2.09	0.53
37:YR:1:MET:O	37:YR:2:ARG:HG3	2.08	0.53
1:QA:281:G:H8	1:QA:281:G:OP2	1.92	0.53
1:QA:77:C:H42	1:QA:92:G:H1	1.55	0.53
2:QB:5:ILE:N	2:QB:5:ILE:HD13	2.24	0.53
2:QB:96:ARG:H	2:QB:96:ARG:CD	2.16	0.53
4:QD:194:LEU:HD11	6:XF:17:SER:HG	1.73	0.53
4:QD:197:PRO:HA	6:XF:16:GLN:HG3	1.91	0.53
47:R1:85:LEU:HA	47:R1:87:PRO:HD2	1.91	0.53
50:R4:47:GLN:O	50:R4:48:ARG:HB2	2.07	0.53
51:R5:55:ARG:HG3	51:R5:57:VAL:H	1.74	0.53
54:R8:29:LYS:HB2	54:R8:44:LYS:HG2	1.91	0.53
25:RA:1380:G:O2'	25:RA:1569:A:N6	2.42	0.53
25:RA:2075:U:OP2	25:RA:2238:G:O2'	2.24	0.53
25:RA:2537:U:H2'	25:RA:2538:C:H6	1.72	0.53
25:RA:2816:C:O2	25:RA:2883:A:O2'	2.27	0.53

*Continued on next page...*

*Continued from previous page...*

Atom-1	Atom-2	Interatomic distance (Å)	Clash overlap (Å)
25:RA:675:A:OP1	29:RF:63:LYS:NZ	2.41	0.53
25:RA:958:U:OP2	36:RQ:14:ARG:NH1	2.36	0.53
27:RD:36:PRO:HA	27:RD:62:TYR:O	2.09	0.53
27:RD:25:THR:HG21	27:RD:82:ILE:H	1.70	0.53
29:RF:129:PHE:O	29:RF:142:TRP:CD1	2.62	0.53
30:RG:125:PHE:C	30:RG:127:GLY:H	2.12	0.53
32:RI:4:ILE:HG12	32:RI:18:VAL:HG22	1.91	0.53
33:RN:120:LEU:CD1	33:RN:122:VAL:HG23	2.38	0.53
34:RO:12:ASP:OD1	34:RO:85:VAL:HG13	2.08	0.53
39:RT:55:ASN:O	39:RT:57:PHE:O	2.26	0.53
43:RX:36:LYS:HA	43:RX:39:ILE:HD12	1.91	0.53
1:XA:1510:U:H2'	1:XA:1511:G:C8	2.43	0.53
2:XB:24:TRP:CE2	2:XB:26:PRO:HD3	2.43	0.53
2:XB:75:LYS:C	2:XB:75:LYS:HD3	2.28	0.53
3:XC:78:GLY:HA3	3:XC:83:ARG:CB	2.38	0.53
4:XD:23:GLY:HA3	4:XD:112:VAL:CG2	2.38	0.53
5:XE:87:SER:HB3	5:XE:131:ILE:CD1	2.39	0.53
13:XM:81:LEU:HD13	13:XM:88:ARG:HD2	1.91	0.53
15:XO:62:GLN:N	15:XO:65:ARG:HH12	2.06	0.53
15:XO:7:GLU:O	15:XO:11:VAL:HG23	2.08	0.53
1:XA:986:A:N3	19:XS:52:TYR:OH	2.41	0.53
1:XA:1221:G:O3'	19:XS:77:THR:HG21	2.09	0.53
47:Y1:20:ARG:NH1	47:Y1:20:ARG:HG2	2.24	0.53
50:Y4:37:SER:HB3	50:Y4:42:PHE:CD1	2.43	0.53
52:Y6:9:LEU:HD13	52:Y6:26:ASN:ND2	2.24	0.53
43:YX:60:ARG:NH1	53:Y7:47:ARG:HH22	2.07	0.53
25:YA:1998:G:OP2	28:YE:136:ARG:NH2	2.38	0.53
27:YD:35:LYS:CG	27:YD:64:ILE:H	2.15	0.53
30:YG:125:PHE:C	30:YG:127:GLY:H	2.12	0.53
31:YH:139:GLN:O	31:YH:143:GLN:HB2	2.09	0.53
33:YN:131:GLN:CG	33:YN:132:ALA:H	2.20	0.53
38:YS:56:LEU:O	38:YS:58:LEU:HD22	2.09	0.53
42:YW:43:GLY:O	42:YW:44:ALA:C	2.46	0.53
43:YX:53:LYS:NZ	43:YX:55:ASN:HD21	2.06	0.53
45:YZ:158:PRO:O	45:YZ:160:GLY:N	2.42	0.53
1:QA:1304:G:N1	1:QA:1332:A:OP2	2.41	0.53
1:QA:7:G:H5'	1:QA:298:A:O4'	2.09	0.53
2:QB:206:ASP:O	2:QB:207:ALA:HB3	2.08	0.53
4:QD:172:PRO:HB2	4:QD:193:ASP:OD2	2.08	0.53
5:QE:101:ILE:HG12	5:QE:101:ILE:O	2.08	0.53
15:QO:6:GLU:H	15:QO:6:GLU:CD	2.12	0.53

*Continued on next page...*

*Continued from previous page...*

Atom-1	Atom-2	Interatomic distance (Å)	Clash overlap (Å)
18:QR:44:LEU:HD12	18:QR:44:LEU:N	2.24	0.53
20:QT:30:LYS:HE2	20:QT:72:LEU:HD12	1.91	0.53
50:R4:15:ILE:HD13	50:R4:15:ILE:H	1.74	0.53
50:R4:54:GLY:O	50:R4:71:ARG:HA	2.08	0.53
52:R6:25:LYS:HE2	52:R6:27:LYS:HE3	1.91	0.53
25:RA:1338:G:O2'	25:RA:1393:A:N1	2.34	0.53
25:RA:853:G:H1	25:RA:924:C:H42	1.55	0.53
28:RE:14:ILE:CG1	28:RE:15:PHE:H	2.08	0.53
35:RP:79:ARG:HD3	35:RP:110:TYR:CE1	2.43	0.53
38:RS:106:ARG:HA	38:RS:110:LEU:CG	2.39	0.53
39:RT:105:LEU:O	39:RT:107:ASP:N	2.41	0.53
28:RE:25:VAL:HG11	39:RT:11:GLU:HG2	1.90	0.53
41:RV:51:VAL:CG1	41:RV:52:VAL:H	2.22	0.53
42:RW:14:PRO:O	42:RW:17:VAL:N	2.42	0.53
45:RZ:136:PHE:HE1	45:RZ:138:GLU:HB3	1.73	0.53
1:XA:1306:A:N6	1:XA:1331:G:H1'	2.24	0.53
1:XA:281:G:H8	1:XA:281:G:OP2	1.91	0.53
1:XA:304:U:H2'	1:XA:305:G:C8	2.44	0.53
1:XA:894:G:H2'	1:XA:895:G:C8	2.44	0.53
1:XA:542:G:OP1	4:XD:10:ARG:NH2	2.38	0.53
5:XE:12:LEU:O	5:XE:13:ILE:HD12	2.08	0.53
5:XE:140:ARG:NH1	5:XE:140:ARG:HB2	2.23	0.53
6:XF:78:GLU:OE2	6:XF:81:ILE:HD12	2.08	0.53
9:XI:113:LYS:HD3	9:XI:119:ALA:O	2.09	0.53
9:XI:4:TYR:CE2	9:XI:88:TYR:HB2	2.44	0.53
15:XO:26:GLU:HA	15:XO:81:LEU:HD22	1.90	0.53
51:Y5:60:VAL:OXT	51:Y5:60:VAL:CG1	2.56	0.53
52:Y6:14:THR:OG1	52:Y6:19:ARG:NE	2.41	0.53
35:YP:64:LYS:HG3	54:Y8:25:MET:SD	2.49	0.53
25:YA:1701:A:OP1	25:YA:1763:G:N2	2.37	0.53
25:YA:2227:A:H5''	27:YD:263:ARG:NH1	2.24	0.53
30:YG:111:LEU:HB2	50:Y4:38:LYS:HZ3	1.72	0.53
34:YO:2:ILE:HD12	34:YO:2:ILE:N	2.24	0.53
35:YP:125:VAL:O	35:YP:125:VAL:HG13	2.09	0.53
37:YR:56:LYS:C	37:YR:58:GLY:N	2.61	0.53
38:YS:10:ARG:O	38:YS:14:VAL:HG12	2.09	0.53
39:YT:34:VAL:CG1	39:YT:36:GLU:HG2	2.39	0.53
39:YT:3:ARG:HG3	39:YT:7:ILE:CG1	2.36	0.53
40:YU:39:LEU:O	40:YU:40:PHE:C	2.48	0.53
40:YU:92:ARG:NH2	40:YU:94:ASN:HD22	2.07	0.53
41:YV:38:LEU:HD13	41:YV:55:ALA:HB3	1.91	0.53

*Continued on next page...*

*Continued from previous page...*

Atom-1	Atom-2	Interatomic distance (Å)	Clash overlap (Å)
1:QA:131:C:O2'	1:QA:262:A:N3	2.42	0.53
2:QB:233:SER:OG	2:QB:234:PRO:HD2	2.09	0.53
7:QG:95:ARG:CZ	7:QG:99:LEU:HD11	2.38	0.53
22:QV:4:G:HO2'	22:QV:5:G:H8	1.56	0.53
49:R3:21:ALA:O	49:R3:25:ALA:N	2.41	0.53
50:R4:49:PHE:CD1	50:R4:49:PHE:N	2.77	0.53
25:RA:2517:C:C2	25:RA:2542:A:N6	2.77	0.53
27:RD:43:ARG:NH1	27:RD:44:ASN:OD1	2.42	0.53
28:RE:61:ARG:O	28:RE:63:LEU:N	2.42	0.53
38:RS:10:ARG:O	38:RS:14:VAL:HG12	2.09	0.53
1:XA:489:C:H2'	1:XA:490:G:H8	1.72	0.53
1:XA:748:C:H1'	1:XA:749:C:H5	1.73	0.53
6:XF:86:ARG:O	6:XF:87:ARG:CG	2.50	0.53
8:XH:87:SER:HA	8:XH:93:VAL:HG23	1.91	0.53
16:XP:75:ARG:C	16:XP:77:ALA:H	2.11	0.53
19:XS:11:VAL:O	19:XS:11:VAL:HG13	2.09	0.53
19:XS:29:ARG:HD3	19:XS:30:LEU:HD13	1.91	0.53
49:Y3:6:VAL:HG12	49:Y3:56:VAL:HG22	1.91	0.53
50:Y4:56:VAL:HA	50:Y4:60:GLN:CB	2.28	0.53
52:Y6:25:LYS:HE2	52:Y6:27:LYS:HE3	1.91	0.53
25:YA:1277:G:H5''	37:YR:40:LYS:HE3	1.89	0.53
25:YA:2052:G:H2'	25:YA:2053:G:H8	1.74	0.53
25:YA:2398:U:H2'	25:YA:2399:G:C8	2.44	0.53
25:YA:611:C:H2'	25:YA:612:G:O4'	2.09	0.53
28:YE:7:VAL:O	28:YE:196:VAL:HG13	2.09	0.53
29:YF:192:LEU:HD21	29:YF:194:MET:HE2	1.91	0.53
31:YH:76:VAL:C	31:YH:78:GLY:H	2.13	0.53
31:YH:89:ILE:CG1	31:YH:89:ILE:O	2.57	0.53
33:YN:109:LYS:H	33:YN:109:LYS:HD2	1.73	0.53
35:YP:147:LEU:O	35:YP:148:LEU:CB	2.57	0.53
36:YQ:29:PHE:HB3	36:YQ:65:PHE:CZ	2.44	0.53
41:YV:48:GLY:O	41:YV:49:THR:O	2.26	0.53
41:YV:7:THR:CG2	41:YV:22:VAL:HG11	2.39	0.53
42:YW:7:ALA:HB2	42:YW:50:VAL:CG2	2.39	0.53
4:QD:120:LEU:HD22	4:QD:125:HIS:CB	2.38	0.52
4:QD:147:ALA:HA	4:QD:182:LYS:HA	1.91	0.52
4:QD:206:PHE:HD2	4:QD:207:TYR:CD1	2.27	0.52
1:QA:1080:A:H5''	5:QE:16:THR:HG21	1.91	0.52
10:QJ:4:ILE:HB	10:QJ:74:ILE:CD1	2.37	0.52
3:QC:29:TYR:OH	14:QN:54:PRO:HD2	2.09	0.52
15:QO:26:GLU:HA	15:QO:81:LEU:HD22	1.90	0.52

*Continued on next page...*

*Continued from previous page...*

Atom-1	Atom-2	Interatomic distance (Å)	Clash overlap (Å)
18:QR:29:PHE:CD2	18:QR:29:PHE:N	2.76	0.52
19:QS:29:ARG:HD3	19:QS:30:LEU:HD13	1.91	0.52
22:QV:15:G:H22	22:QV:48:C:H42	1.57	0.52
25:RA:1885:A:H5'	25:RA:1886:C:OP2	2.09	0.52
25:RA:2137:C:H42	25:RA:2154:G:H1	1.57	0.52
25:RA:222:A:O2'	25:RA:223:A:O5'	2.21	0.52
25:RA:261:G:HO2'	25:RA:609(A):G:HO2'	1.57	0.52
25:RA:2627:G:O2'	25:RA:2781:A:N1	2.36	0.52
25:RA:507:A:H5''	25:RA:508:G:H5'	1.91	0.52
25:RA:515:A:H1'	25:RA:581:C:H1'	1.91	0.52
25:RA:558:G:P	33:RN:111:PRO:HD2	2.48	0.52
29:RF:125:LEU:HA	29:RF:194:MET:O	2.09	0.52
31:RH:76:VAL:C	31:RH:78:GLY:H	2.13	0.52
33:RN:12:ARG:NH1	33:RN:50:ASP:OD2	2.41	0.52
34:RO:14:THR:HG21	34:RO:86:ILE:HD13	1.91	0.52
35:RP:125:VAL:O	35:RP:125:VAL:HG13	2.09	0.52
25:RA:2277:G:H5'	36:RQ:85:LYS:HG3	1.90	0.52
38:RS:83:LYS:O	38:RS:109:GLY:CA	2.46	0.52
38:RS:89:ARG:HG2	38:RS:89:ARG:HH11	1.74	0.52
39:RT:110:ILE:HG23	39:RT:111:ARG:N	2.24	0.52
41:RV:48:GLY:O	41:RV:49:THR:O	2.26	0.52
1:XA:129(A):G:O2'	1:XA:189:U:H3'	2.08	0.52
1:XA:559:A:H4'	1:XA:560:U:H5''	1.91	0.52
1:XA:601:C:H2'	1:XA:602:A:C8	2.44	0.52
2:XB:188:ALA:HB3	2:XB:200:ILE:CG2	2.39	0.52
3:XC:134:ILE:CG2	3:XC:168:ALA:HB3	2.40	0.52
3:XC:51:GLY:O	3:XC:70:VAL:HG13	2.09	0.52
5:XE:78:HIS:HA	8:XH:105:ARG:HB2	1.90	0.52
6:XF:69:GLU:C	6:XF:71:ARG:H	2.13	0.52
6:XF:75:LEU:HD21	6:XF:79:LEU:HD11	1.91	0.52
1:XA:537:G:H5''	12:XL:113:ARG:NH1	2.24	0.52
15:XO:6:GLU:CD	15:XO:6:GLU:H	2.12	0.52
18:XR:25:THR:C	18:XR:26:LEU:HD23	2.29	0.52
42:YW:38:TYR:OH	51:Y5:47:PRO:HG3	2.08	0.52
25:YA:331:A:N6	25:YA:1210:A:OP2	2.38	0.52
25:YA:1238:G:H2'	25:YA:1239:G:C8	2.42	0.52
25:YA:1660:C:H2'	25:YA:1661:G:C8	2.44	0.52
25:YA:271(B):G:O2'	25:YA:271(C):U:OP2	2.26	0.52
1:XA:1443:G:N2	25:YA:2864:G:OP1	2.38	0.52
4:QD:167:GLY:N	27:YD:135:PHE:CZ	2.76	0.52
28:YE:64:LYS:C	28:YE:66:HIS:H	2.12	0.52

*Continued on next page...*

*Continued from previous page...*

Atom-1	Atom-2	Interatomic distance (Å)	Clash overlap (Å)
29:YF:34:TRP:CH2	35:YP:8:PRO:HB3	2.43	0.52
29:YF:9:ILE:HD11	29:YF:125:LEU:CG	2.36	0.52
30:YG:179:PRO:HG3	50:Y4:38:LYS:HZ1	1.74	0.52
32:YI:11:ASN:O	32:YI:12:LEU:HB2	2.09	0.52
32:YI:5:LEU:H	32:YI:5:LEU:HD12	1.73	0.52
33:YN:134:ARG:N	33:YN:135:PRO:CD	2.58	0.52
39:YT:94:ALA:O	39:YT:95:ARG:HB3	2.09	0.52
41:YV:35:LEU:HD21	41:YV:57:VAL:CG2	2.30	0.52
1:QA:1129:C:H5'	1:QA:1130:A:H5'	1.91	0.52
1:QA:510:A:N3	1:QA:543:C:H1'	2.24	0.52
1:QA:587:G:N2	1:QA:754:C:OP2	2.42	0.52
3:QC:134:ILE:CG2	3:QC:168:ALA:HB3	2.39	0.52
4:QD:106:TYR:CE1	4:QD:112:VAL:O	2.62	0.52
4:QD:10:ARG:O	4:QD:14:ARG:HB2	2.09	0.52
7:QG:89:MET:CE	7:QG:156:TRP:H	2.22	0.52
1:QA:1216:G:H5''	14:QN:5:ALA:CB	2.39	0.52
54:R8:52:LYS:N	54:R8:53:PRO:HD2	2.22	0.52
25:RA:1482:U:H5'	25:RA:1483:G:OP2	2.08	0.52
25:RA:1533:C:H42	25:RA:1538:G:H1	1.57	0.52
25:RA:228:A:N3	25:RA:228:A:H3'	2.24	0.52
25:RA:903:C:H2'	25:RA:904:C:C6	2.44	0.52
27:RD:155:LEU:CD1	27:RD:155:LEU:N	2.71	0.52
28:RE:55:ASN:C	28:RE:57:LYS:N	2.62	0.52
31:RH:126:PRO:HD2	31:RH:127:GLU:H	1.72	0.52
31:RH:44:VAL:O	31:RH:44:VAL:CG2	2.57	0.52
36:RQ:76:LYS:O	36:RQ:88:GLY:HA3	2.09	0.52
39:RT:100:TYR:HB3	39:RT:103:ARG:NH1	2.25	0.52
44:RY:84:ARG:NH1	44:RY:97:ARG:HB2	2.11	0.52
1:XA:1008:C:H42	1:XA:1021:G:H1	1.56	0.52
1:XA:603:U:H2'	1:XA:604:G:C8	2.43	0.52
1:XA:690:G:H2'	1:XA:691:G:O4'	2.08	0.52
3:XC:173:VAL:O	3:XC:173:VAL:HG12	2.08	0.52
1:XA:939:G:H5''	7:XG:102:ARG:NH2	2.23	0.52
7:XG:106:GLN:O	7:XG:110:GLN:HG3	2.10	0.52
9:XI:118:LYS:HZ2	9:XI:118:LYS:CB	2.22	0.52
10:XJ:4:ILE:HB	10:XJ:74:ILE:CD1	2.36	0.52
13:XM:87:TYR:CE1	13:XM:91:ARG:HD3	2.44	0.52
14:XN:7:ILE:CG1	14:XN:8:GLU:N	2.72	0.52
19:XS:27:GLU:O	19:XS:28:LYS:CG	2.53	0.52
19:XS:65:ASN:ND2	19:XS:65:ASN:H	2.08	0.52
50:Y4:15:ILE:H	50:Y4:15:ILE:HD13	1.73	0.52

*Continued on next page...*

*Continued from previous page...*

Atom-1	Atom-2	Interatomic distance (Å)	Clash overlap (Å)
25:YA:1516:U:H2'	25:YA:1517:G:C8	2.44	0.52
25:YA:1870:C:H2'	25:YA:1871:A:O4'	2.09	0.52
25:YA:2401:U:H2'	25:YA:2402:C:H5''	1.90	0.52
27:YD:35:LYS:HD3	27:YD:63:ARG:CA	2.39	0.52
28:YE:137:HIS:HB3	28:YE:138:PRO:CD	2.37	0.52
29:YF:129:PHE:O	29:YF:142:TRP:CD1	2.62	0.52
31:YH:2:SER:O	31:YH:3:ARG:C	2.47	0.52
31:YH:44:VAL:CG2	31:YH:44:VAL:O	2.58	0.52
35:YP:37:GLY:HA2	35:YP:41:ARG:NE	2.23	0.52
37:YR:67:LEU:HD13	37:YR:76:VAL:CG2	2.27	0.52
37:YR:70:LEU:O	37:YR:72:ASP:N	2.43	0.52
42:YW:25:ARG:HH11	42:YW:25:ARG:HB2	1.74	0.52
1:QA:612:C:O2	1:QA:629:G:N2	2.41	0.52
3:QC:140:ARG:HG3	3:QC:140:ARG:HH11	1.75	0.52
4:QD:197:PRO:HD3	6:XF:16:GLN:CD	2.28	0.52
9:QI:113:LYS:HD3	9:QI:119:ALA:O	2.09	0.52
13:QM:73:GLU:O	13:QM:76:ALA:N	2.42	0.52
54:R8:61:LEU:O	54:R8:62:LEU:CB	2.57	0.52
25:RA:1085:A:O2'	25:RA:1086:A:OP1	2.27	0.52
25:RA:898:C:H2'	25:RA:899:A:H5'	1.90	0.52
28:RE:7:VAL:O	28:RE:196:VAL:HG13	2.09	0.52
30:RG:16:ARG:HH11	30:RG:16:ARG:HG2	1.74	0.52
33:RN:94:HIS:O	33:RN:95:PRO:O	2.27	0.52
38:RS:86:ALA:O	38:RS:87:PHE:HB3	2.10	0.52
39:RT:14:TYR:CD1	39:RT:14:TYR:N	2.77	0.52
1:XA:1230:C:H2'	1:XA:1231:G:H8	1.73	0.52
1:XA:1321:C:H3'	1:XA:1322:C:H5''	1.91	0.52
1:XA:926:G:C6	1:XA:1505:G:C6	2.97	0.52
2:XB:9:GLU:N	2:XB:9:GLU:OE2	2.42	0.52
3:XC:48:TYR:O	3:XC:51:GLY:N	2.41	0.52
4:XD:206:PHE:HD2	4:XD:207:TYR:CD1	2.27	0.52
8:XH:100:ILE:CB	8:XH:125:ARG:HH12	2.20	0.52
10:XJ:39:PRO:HB3	10:XJ:70:ARG:NH1	2.23	0.52
1:XA:1189:C:OP1	10:XJ:51:ARG:NH2	2.42	0.52
47:Y1:4:VAL:HG22	47:Y1:5:CYS:N	2.24	0.52
25:YA:934:G:H2'	25:YA:935:C:C6	2.44	0.52
27:YD:155:LEU:CD1	27:YD:155:LEU:N	2.71	0.52
28:YE:39:PRO:HG2	28:YE:40:GLU:OE1	2.09	0.52
31:YH:121:ILE:HG12	31:YH:135:GLY:HA3	1.91	0.52
33:YN:103:VAL:O	33:YN:106:MET:N	2.42	0.52
37:YR:52:ILE:CG2	37:YR:94:TYR:HD1	2.22	0.52

*Continued on next page...*



*Continued from previous page...*

Atom-1	Atom-2	Interatomic distance (Å)	Clash overlap (Å)
42:YW:8:ARG:HH11	42:YW:8:ARG:HG3	1.73	0.52
2:QB:102:LEU:HB3	2:QB:180:LEU:HD12	1.90	0.52
2:QB:200:ILE:HG22	2:QB:201:ILE:N	2.24	0.52
4:QD:176:LEU:HD12	4:QD:182:LYS:O	2.10	0.52
9:QI:47:LEU:HB3	9:QI:50:LEU:HD12	1.90	0.52
13:QM:87:TYR:CE1	13:QM:91:ARG:HD3	2.44	0.52
16:QP:1:MET:SD	16:QP:3:LYS:HE3	2.49	0.52
17:QQ:65:ILE:H	17:QQ:65:ILE:HD12	1.74	0.52
19:QS:11:VAL:O	19:QS:11:VAL:HG13	2.10	0.52
19:QS:65:ASN:H	19:QS:65:ASN:ND2	2.08	0.52
21:QU:14:TRP:CZ3	21:QU:15:ARG:HD3	2.43	0.52
49:R3:9:VAL:HG12	49:R3:32:GLN:HE22	1.74	0.52
50:R4:48:ARG:CZ	50:R4:51:ASP:HA	2.40	0.52
25:RA:2197:U:O2'	25:RA:2198:A:H5''	2.10	0.52
25:RA:363(B):G:H2'	25:RA:363(C):G:C8	2.44	0.52
25:RA:96:G:H4'	48:R2:48:HIS:NE2	2.24	0.52
31:RH:12:PRO:HG3	31:RH:48:GLY:O	2.09	0.52
31:RH:40:GLU:O	31:RH:41:MET:HB2	2.08	0.52
33:RN:46:VAL:O	33:RN:47:ALA:CB	2.58	0.52
33:RN:7:LYS:HD3	33:RN:9:VAL:CA	2.38	0.52
36:RQ:29:PHE:HB3	36:RQ:65:PHE:CZ	2.44	0.52
38:RS:95:HIS:CG	38:RS:96:GLY:N	2.77	0.52
39:RT:23:ARG:HG2	39:RT:120:ARG:HH12	1.75	0.52
41:RV:34:GLU:O	41:RV:36:PRO:HD3	2.09	0.52
2:XB:232:PRO:O	2:XB:233:SER:O	2.27	0.52
2:XB:233:SER:OG	2:XB:234:PRO:HD2	2.09	0.52
2:XB:87:ARG:HH11	2:XB:223:ILE:HD12	1.72	0.52
2:XB:92:TYR:CE1	2:XB:151:GLY:HA3	2.45	0.52
10:XJ:74:ILE:HD13	10:XJ:74:ILE:N	2.16	0.52
16:XP:34:GLU:OE1	16:XP:55:ARG:HD3	2.10	0.52
47:Y1:60:PHE:HE2	47:Y1:91:LYS:HZ1	1.56	0.52
50:Y4:40:HIS:N	50:Y4:41:PRO:CD	2.73	0.52
54:Y8:61:LEU:O	54:Y8:62:LEU:CB	2.57	0.52
25:YA:2477:C:H2'	55:Y9:1:MET:HG3	1.91	0.52
25:YA:1801:G:N2	25:YA:1801:G:OP1	2.40	0.52
26:YB:56:G:H4'	26:YB:57:A:C8	2.45	0.52
27:YD:36:PRO:HA	27:YD:62:TYR:O	2.09	0.52
27:YD:66:ASP:OD2	27:YD:69:ARG:HG2	2.09	0.52
28:YE:7:VAL:CG2	28:YE:8:LYS:H	2.11	0.52
29:YF:140:LEU:O	29:YF:143:ALA:HB3	2.09	0.52
29:YF:162:LEU:HD23	29:YF:165:ARG:NH2	2.25	0.52

*Continued on next page...*

*Continued from previous page...*

Atom-1	Atom-2	Interatomic distance (Å)	Clash overlap (Å)
29:YF:67:GLN:O	29:YF:68:LYS:CB	2.39	0.52
37:YR:53:HIS:HA	37:YR:56:LYS:HD3	1.90	0.52
38:YS:62:LYS:HB3	38:YS:97:ARG:CD	2.39	0.52
39:YT:100:TYR:HB3	39:YT:103:ARG:NH1	2.25	0.52
44:YY:61:ILE:HG23	44:YY:62:GLU:N	2.24	0.52
1:QA:1442:G:H1	1:QA:1461:G:H21	1.57	0.52
1:QA:940:C:H2'	1:QA:941:G:H8	1.73	0.52
4:QD:12:CYS:HA	4:QD:19:LEU:HD23	1.83	0.52
5:QE:87:SER:HB3	5:QE:131:ILE:CD1	2.38	0.52
6:QF:10:LEU:HD13	6:QF:61:LEU:HD11	1.92	0.52
8:QH:100:ILE:CB	8:QH:125:ARG:HH12	2.21	0.52
2:QB:178:ARG:HD2	8:QH:71:GLY:C	2.30	0.52
8:QH:87:SER:HA	8:QH:93:VAL:HG23	1.91	0.52
9:QI:53:VAL:CB	9:QI:95:LYS:HE3	2.36	0.52
11:QK:91:ARG:NH2	18:QR:88:LYS:NZ	2.58	0.52
1:QA:193:C:OP1	20:QT:57:ARG:HD2	2.10	0.52
47:R1:4:VAL:HG22	47:R1:5:CYS:N	2.24	0.52
47:R1:76:ARG:NH1	47:R1:76:ARG:HG2	2.19	0.52
49:R3:56:VAL:CG1	49:R3:57:GLU:H	2.19	0.52
25:RA:2074:U:H2'	25:RA:2075:U:C6	2.45	0.52
25:RA:2849:U:H5	39:RT:93:ARG:HH12	1.56	0.52
25:RA:565:C:H2'	25:RA:566:U:O4'	2.10	0.52
27:RD:210:GLY:O	27:RD:213:ARG:N	2.43	0.52
28:RE:39:PRO:HG2	28:RE:40:GLU:OE1	2.09	0.52
29:RF:140:LEU:O	29:RF:143:ALA:HB3	2.09	0.52
30:RG:97:ASP:N	30:RG:100:TRP:HD1	2.05	0.52
35:RP:92:GLU:HA	35:RP:123:LEU:CD2	2.39	0.52
38:RS:56:LEU:O	38:RS:58:LEU:HD22	2.09	0.52
39:RT:16:ARG:HD3	39:RT:19:LEU:HG	1.92	0.52
1:XA:1002:G:H2'	1:XA:1003:G:C8	2.43	0.52
1:XA:953:G:H2'	1:XA:954:G:O4'	2.09	0.52
3:XC:140:ARG:HH11	3:XC:140:ARG:HG3	1.75	0.52
4:XD:176:LEU:HD12	4:XD:182:LYS:O	2.10	0.52
5:XE:36:ASP:OD1	5:XE:37:ARG:N	2.42	0.52
13:XM:73:GLU:O	13:XM:76:ALA:N	2.42	0.52
17:XQ:62:SER:HB3	17:XQ:72:ARG:HH21	1.72	0.52
48:Y2:7:ARG:NH1	48:Y2:7:ARG:HG3	2.24	0.52
50:Y4:48:ARG:CZ	50:Y4:51:ASP:HA	2.40	0.52
50:Y4:54:GLY:O	50:Y4:71:ARG:HA	2.08	0.52
25:YA:1007:C:O3'	33:YN:108:PRO:HB3	2.10	0.52
25:YA:1203:G:H3'	25:YA:1204:A:H5''	1.91	0.52

*Continued on next page...*

*Continued from previous page...*

Atom-1	Atom-2	Interatomic distance (Å)	Clash overlap (Å)
25:YA:1604:C:O2'	25:YA:1610:A:N1	2.36	0.52
25:YA:1798:U:H5''	27:YD:259:THR:HG22	1.92	0.52
25:YA:2500:U:O2'	25:YA:2504:U:OP1	2.26	0.52
25:YA:264:C:C2'	25:YA:265:A:H5''	2.40	0.52
27:YD:233:HIS:N	27:YD:233:HIS:CD2	2.75	0.52
30:YG:124:SER:HB2	30:YG:131:TYR:CE1	2.44	0.52
30:YG:16:ARG:HH11	30:YG:16:ARG:HG2	1.74	0.52
31:YH:24:VAL:O	31:YH:24:VAL:HG23	2.09	0.52
33:YN:114:ARG:C	33:YN:116:LEU:H	2.13	0.52
33:YN:57:ALA:O	33:YN:58:ASP:HB3	2.09	0.52
34:YO:113:LYS:HG2	34:YO:117:LEU:CD1	2.38	0.52
34:YO:79:PHE:CD2	39:YT:72:VAL:HG22	2.45	0.52
1:QA:1356:G:H2'	1:QA:1357:A:C8	2.44	0.52
1:QA:1427:U:H2'	1:QA:1428:A:C8	2.45	0.52
3:QC:22:TRP:CZ3	3:QC:32:LEU:HD12	2.45	0.52
4:QD:108:LEU:HD11	4:QD:174:LEU:CD2	2.37	0.52
7:QG:151:TYR:HA	7:QG:153:HIS:CE1	2.45	0.52
14:QN:7:ILE:CG1	14:QN:8:GLU:N	2.72	0.52
16:QP:34:GLU:OE1	16:QP:55:ARG:HD3	2.10	0.52
49:R3:7:LYS:HE2	49:R3:32:GLN:NE2	2.25	0.52
50:R4:54:GLY:HA2	50:R4:57:GLU:HG2	1.92	0.52
50:R4:63:TYR:C	50:R4:65:ASP:N	2.61	0.52
25:RA:2420:C:H41	54:R8:30:ARG:HD2	1.75	0.52
27:RD:35:LYS:HD3	27:RD:63:ARG:CA	2.39	0.52
28:RE:170:LEU:CD2	28:RE:185:LYS:HB2	2.40	0.52
28:RE:54:GLN:O	28:RE:55:ASN:HB2	2.09	0.52
30:RG:124:SER:HB2	30:RG:131:TYR:CE1	2.44	0.52
33:RN:112:LEU:HD23	33:RN:112:LEU:C	2.30	0.52
33:RN:114:ARG:C	33:RN:116:LEU:H	2.13	0.52
37:RR:56:LYS:C	37:RR:58:GLY:N	2.62	0.52
1:XA:1064:G:N2	1:XA:1190:G:H2'	2.24	0.52
1:XA:1515:C:H2'	1:XA:1516:G:C8	2.40	0.52
2:XB:80:ILE:HD11	2:XB:208:ILE:CG2	2.23	0.52
6:XF:75:LEU:HD23	6:XF:79:LEU:HG	1.90	0.52
9:XI:13:ALA:HB2	9:XI:68:GLY:HA3	1.91	0.52
15:XO:8:LYS:HZ2	15:XO:8:LYS:HB2	1.74	0.52
19:XS:3:ARG:HG3	19:XS:4:SER:N	2.24	0.52
46:Y0:22:GLY:N	46:Y0:39:ARG:O	2.39	0.52
25:YA:2287:A:N6	25:YA:2344:U:H3	2.08	0.52
4:QD:166:LYS:CG	27:YD:134:ARG:HH11	1.99	0.52
27:YD:174:ILE:CD1	27:YD:174:ILE:N	2.73	0.52

*Continued on next page...*

*Continued from previous page...*

Atom-1	Atom-2	Interatomic distance (Å)	Clash overlap (Å)
28:YE:61:ARG:O	28:YE:63:LEU:N	2.42	0.52
33:YN:112:LEU:C	33:YN:112:LEU:HD23	2.30	0.52
33:YN:7:LYS:HD3	33:YN:9:VAL:N	2.25	0.52
41:YV:34:GLU:O	41:YV:36:PRO:HD3	2.10	0.52
1:QA:714:G:H2'	1:QA:715:A:C8	2.44	0.52
2:QB:188:ALA:HB3	2:QB:200:ILE:CG2	2.40	0.52
2:QB:53:ARG:O	2:QB:56:ARG:HB2	2.10	0.52
2:QB:92:TYR:CE1	2:QB:151:GLY:HA3	2.45	0.52
4:QD:196:LEU:HD12	4:QD:196:LEU:H	1.75	0.52
7:QG:15:ASP:CB	7:QG:20:ASP:H	2.13	0.52
13:QM:81:LEU:HD13	13:QM:88:ARG:HD2	1.91	0.52
15:QO:62:GLN:N	15:QO:65:ARG:HH12	2.06	0.52
20:QT:89:ARG:HH22	20:QT:106:ALA:HB2	1.75	0.52
53:R7:38:GLY:O	53:R7:39:ARG:C	2.48	0.52
55:R9:27:CYS:SG	55:R9:28:GLU:N	2.83	0.52
25:RA:221:A:H4'	25:RA:222:A:O5'	2.09	0.52
25:RA:2790:A:H2'	25:RA:2791:C:H5''	1.92	0.52
27:RD:133:LEU:HG	27:RD:189:CYS:O	2.10	0.52
27:RD:35:LYS:HG2	27:RD:64:ILE:HG22	1.92	0.52
27:RD:66:ASP:OD2	27:RD:69:ARG:HG2	2.09	0.52
28:RE:116:VAL:HG22	28:RE:122:PHE:HB2	1.91	0.52
31:RH:24:VAL:O	31:RH:24:VAL:HG23	2.09	0.52
32:RI:9:LEU:O	32:RI:10:GLU:HG3	2.10	0.52
33:RN:103:VAL:O	33:RN:106:MET:N	2.42	0.52
35:RP:13:ASN:O	35:RP:14:LYS:C	2.48	0.52
25:RA:566:U:OP1	35:RP:29:LYS:HE2	2.10	0.52
39:RT:94:ALA:O	39:RT:95:ARG:HB3	2.09	0.52
40:RU:92:ARG:NH2	40:RU:94:ASN:HD22	2.07	0.52
2:XB:200:ILE:HG22	2:XB:201:ILE:N	2.24	0.52
4:XD:26:CYS:HB3	4:XD:31:CYS:SG	2.49	0.52
11:XK:91:ARG:NH2	18:XR:88:LYS:NZ	2.57	0.52
13:XM:34:LEU:HD12	13:XM:41:PRO:HG3	1.92	0.52
13:XM:98:VAL:HG12	13:XM:98:VAL:O	2.10	0.52
16:XP:45:THR:HG23	16:XP:46:PRO:CD	2.40	0.52
16:XP:4:ILE:N	16:XP:4:ILE:HD12	2.23	0.52
52:Y6:30:THR:HG23	52:Y6:30:THR:O	2.09	0.52
25:YA:1689:A:H2'	25:YA:1690:A:C8	2.45	0.52
25:YA:2295:C:OP1	38:YS:10:ARG:HD2	2.09	0.52
25:YA:27:G:H22	25:YA:512:G:H2'	1.75	0.52
25:YA:899:A:HO2'	25:YA:900:A:H8	1.58	0.52
28:YE:176:ILE:HG22	28:YE:176:ILE:O	2.10	0.52

*Continued on next page...*

*Continued from previous page...*

Atom-1	Atom-2	Interatomic distance (Å)	Clash overlap (Å)
33:YN:12:ARG:NH1	33:YN:50:ASP:OD1	2.43	0.52
42:YW:9:TYR:CD2	42:YW:102:HIS:HE1	2.28	0.52
44:YY:91:GLU:HG3	44:YY:92:ASN:N	2.25	0.52
1:QA:109:A:H5'	1:QA:110:C:H5	1.75	0.52
1:QA:123:C:H42	1:QA:238:G:H1	1.56	0.52
1:QA:390:C:H4'	16:QP:28:ARG:NH2	2.24	0.52
1:QA:603:U:H2'	1:QA:604:G:C8	2.44	0.52
2:QB:232:PRO:O	2:QB:233:SER:O	2.27	0.52
2:QB:9:GLU:N	2:QB:9:GLU:OE2	2.42	0.52
3:QC:195:VAL:HG12	3:QC:196:LEU:H	1.75	0.52
4:QD:31:CYS:O	4:QD:32:ALA:HB3	2.10	0.52
5:QE:60:TYR:CE1	5:QE:64:ARG:NH2	2.77	0.52
9:QI:13:ALA:HB2	9:QI:67:GLY:C	2.28	0.52
9:QI:13:ALA:HB2	9:QI:68:GLY:HA3	1.91	0.52
12:QL:127:GLU:O	12:QL:128:ALA:HB3	2.10	0.52
19:QS:63:THR:O	19:QS:66:MET:HG2	2.09	0.52
51:R5:40:LYS:HD3	51:R5:46:CYS:SG	2.50	0.52
25:RA:1265:A:C8	25:RA:1267:U:C2	2.98	0.52
25:RA:1278:A:OP1	37:RR:36:THR:HG22	2.10	0.52
25:RA:1337:G:H2'	25:RA:1338:G:C8	2.43	0.52
25:RA:1951:U:N3	25:RA:1954:G:OP2	2.22	0.52
25:RA:2529:G:O6	55:R9:31:LYS:NZ	2.37	0.52
25:RA:263:C:H2'	25:RA:264:C:O4'	2.09	0.52
25:RA:443:A:C5	29:RF:45:ARG:HD2	2.44	0.52
27:RD:134:ARG:HB2	27:RD:135:PHE:HD2	1.75	0.52
28:RE:179:GLU:OE1	28:RE:179:GLU:HA	2.10	0.52
33:RN:57:ALA:O	33:RN:58:ASP:HB3	2.09	0.52
34:RO:4:PRO:O	34:RO:5:GLN:CB	2.58	0.52
36:RQ:22:LYS:HA	45:RZ:78:LYS:HD2	1.91	0.52
37:RR:33:ARG:NH2	51:R5:55:ARG:CG	2.66	0.52
40:RU:39:LEU:O	40:RU:40:PHE:C	2.48	0.52
40:RU:88:ILE:CD1	40:RU:88:ILE:H	2.05	0.52
42:RW:28:SER:HB3	42:RW:31:GLU:HB2	1.91	0.52
1:XA:1229:A:H2'	1:XA:1230:C:C6	2.45	0.52
1:XA:1446:A:C4	39:YT:118:ARG:HD2	2.45	0.52
3:XC:112:SER:HB3	3:XC:115:LEU:HD12	1.92	0.52
4:XD:155:LEU:O	4:XD:159:ARG:HG2	2.10	0.52
6:XF:30:LEU:O	6:XF:35:ALA:HB3	2.10	0.52
11:XK:46:GLY:HA2	11:XK:50:TYR:O	2.10	0.52
16:XP:1:MET:SD	16:XP:3:LYS:HE3	2.49	0.52
47:Y1:91:LYS:HE3	47:Y1:91:LYS:CA	2.39	0.52

*Continued on next page...*

*Continued from previous page...*

Atom-1	Atom-2	Interatomic distance (Å)	Clash overlap (Å)
53:Y7:38:GLY:O	53:Y7:39:ARG:C	2.48	0.52
25:YA:2349:G:OP2	54:Y8:42:ARG:HD3	2.10	0.52
25:YA:2844:G:H5'	25:YA:2845:G:OP2	2.10	0.52
28:YE:170:LEU:CD2	28:YE:185:LYS:HB2	2.40	0.52
28:YE:55:ASN:C	28:YE:57:LYS:N	2.62	0.52
30:YG:34:LEU:HD13	30:YG:34:LEU:C	2.30	0.52
39:YT:23:ARG:HG2	39:YT:120:ARG:HH12	1.75	0.52
39:YT:42:ILE:N	39:YT:42:ILE:HD12	2.25	0.52
43:YX:52:VAL:HG12	43:YX:52:VAL:O	2.09	0.52
1:QA:190:G:O2'	1:QA:191(A):G:OP2	2.27	0.52
4:QD:127:THR:CG2	4:QD:128:VAL:N	2.73	0.52
4:QD:65:ARG:NH1	4:QD:70:ILE:O	2.43	0.52
6:QF:89:MET:HG2	6:QF:89:MET:O	2.09	0.52
8:QH:102:ARG:NH1	8:QH:105:ARG:HH22	2.08	0.52
10:QJ:39:PRO:HB3	10:QJ:70:ARG:NH1	2.23	0.52
12:QL:32:PHE:HE1	12:QL:86:ARG:HG3	1.73	0.52
13:QM:34:LEU:HD12	13:QM:41:PRO:HG3	1.92	0.52
50:R4:50:VAL:O	50:R4:51:ASP:C	2.48	0.52
52:R6:30:THR:HG23	52:R6:30:THR:O	2.09	0.52
25:RA:469:G:O6	53:R7:37:LYS:HE2	2.08	0.52
25:RA:1125:G:H3'	25:RA:1126:A:H8	1.75	0.52
25:RA:1468:C:H2'	25:RA:1469:A:C8	2.45	0.52
25:RA:2235:G:H2'	25:RA:2236:C:C6	2.45	0.52
27:RD:77:ALA:HB2	27:RD:97:TYR:CG	2.44	0.52
31:RH:121:ILE:HG12	31:RH:135:GLY:HA3	1.91	0.52
31:RH:4:ILE:O	31:RH:6:ARG:N	2.43	0.52
34:RO:23:ARG:O	34:RO:39:ILE:HB	2.10	0.52
35:RP:147:LEU:O	35:RP:148:LEU:CB	2.57	0.52
37:RR:41:ALA:O	37:RR:43:GLU:N	2.43	0.52
40:RU:107:ALA:O	40:RU:111:GLU:OE1	2.28	0.52
45:RZ:128:VAL:HG23	45:RZ:160:GLY:C	2.30	0.52
1:XA:93:U:H2'	1:XA:95:G:O4'	2.09	0.52
2:XB:53:ARG:O	2:XB:56:ARG:HB2	2.10	0.52
2:XB:5:ILE:N	2:XB:5:ILE:HD13	2.24	0.52
3:XC:20:SER:CB	3:XC:40:ARG:HH22	2.14	0.52
4:XD:65:ARG:NH1	4:XD:70:ILE:O	2.43	0.52
5:XE:101:ILE:HD13	5:XE:101:ILE:N	2.25	0.52
2:XB:195:ASP:O	8:XH:74:PRO:HG3	2.10	0.52
9:XI:3:GLN:HB3	9:XI:20:ARG:CG	2.40	0.52
10:XJ:6:ILE:CG2	10:XJ:98:ILE:HG13	2.21	0.52
13:XM:92:HIS:CD2	13:XM:98:VAL:HG21	2.43	0.52

*Continued on next page...*

*Continued from previous page...*

Atom-1	Atom-2	Interatomic distance (Å)	Clash overlap (Å)
15:XO:26:GLU:OE2	15:XO:77:ARG:NH1	2.43	0.52
18:XR:44:LEU:N	18:XR:44:LEU:HD12	2.24	0.52
26:YB:12:C:H2'	46:Y0:73:GLY:HA3	1.92	0.52
49:Y3:49:LYS:O	49:Y3:49:LYS:HG2	2.10	0.52
51:Y5:55:ARG:HG3	51:Y5:57:VAL:H	1.74	0.52
25:YA:1006:C:O2	33:YN:106:MET:HG2	2.09	0.52
25:YA:1055:G:H1	25:YA:1104:C:H42	1.56	0.52
25:YA:2564:A:C2	25:YA:2647:U:H4'	2.45	0.52
25:YA:270(T):G:OP1	47:Y1:97:LEU:HD13	2.08	0.52
27:YD:133:LEU:HG	27:YD:189:CYS:O	2.10	0.52
27:YD:43:ARG:NH1	27:YD:44:ASN:OD1	2.42	0.52
29:YF:108:LYS:O	29:YF:112:MET:HG3	2.10	0.52
29:YF:125:LEU:HA	29:YF:194:MET:O	2.10	0.52
34:YO:43:VAL:HG23	34:YO:56:ASP:O	2.10	0.52
38:YS:25:ARG:HH11	38:YS:25:ARG:CB	2.23	0.52
38:YS:83:LYS:O	38:YS:109:GLY:CA	2.46	0.52
39:YT:99:LEU:HB2	39:YT:101:PHE:CE1	2.45	0.52
40:YU:107:ALA:O	40:YU:111:GLU:OE1	2.28	0.52
1:QA:1064:G:O6	1:QA:1193:G:N1	2.43	0.52
1:QA:181:G:O2'	1:QA:182:U:O5'	2.28	0.52
3:QC:150:LYS:HG3	3:QC:169:ALA:HB2	1.92	0.52
6:QF:99:ALA:HB1	18:QR:23:LYS:NZ	2.25	0.52
7:QG:89:MET:HE3	7:QG:156:TRP:H	1.74	0.52
13:QM:66:LEU:O	13:QM:68:GLY:N	2.43	0.52
19:QS:50:ALA:CB	19:QS:57:HIS:HB3	2.37	0.52
19:QS:40:ILE:HG23	19:QS:67:VAL:O	2.11	0.52
20:QT:83:ARG:O	20:QT:86:ARG:HB3	2.09	0.52
48:R2:9:GLN:O	48:R2:12:GLU:HB3	2.10	0.52
49:R3:49:LYS:HG2	49:R3:49:LYS:O	2.10	0.52
25:RA:1441:G:H2'	25:RA:1442:G:H8	1.74	0.52
28:RE:64:LYS:C	28:RE:66:HIS:H	2.12	0.52
29:RF:127:GLU:OE1	29:RF:127:GLU:HA	2.06	0.52
31:RH:2:SER:O	31:RH:3:ARG:C	2.47	0.52
32:RI:5:LEU:HD11	32:RI:19:VAL:HG12	1.91	0.52
33:RN:108:PRO:O	33:RN:113:GLY:HA3	2.10	0.52
33:RN:16:ILE:HG22	33:RN:17:ASP:N	2.25	0.52
34:RO:2:ILE:N	34:RO:2:ILE:HD12	2.24	0.52
37:RR:52:ILE:CG2	37:RR:94:TYR:HD1	2.22	0.52
39:RT:42:ILE:N	39:RT:42:ILE:HD12	2.24	0.52
41:RV:3:ALA:HB3	41:RV:14:VAL:HG23	1.92	0.52
41:RV:41:GLY:HA3	41:RV:46:VAL:CG1	2.38	0.52

*Continued on next page...*

*Continued from previous page...*

Atom-1	Atom-2	Interatomic distance (Å)	Clash overlap (Å)
43:RX:52:VAL:O	43:RX:52:VAL:HG12	2.09	0.52
44:RY:75:ILE:C	44:RY:75:ILE:HD13	2.30	0.52
44:RY:91:GLU:HG3	44:RY:92:ASN:N	2.25	0.52
45:RZ:35:ARG:HB3	45:RZ:35:ARG:HH11	1.74	0.52
1:XA:1166:G:N2	1:XA:1170:A:OP2	2.43	0.52
1:XA:1408:A:N1	58:XA:1671:PAR:O61	2.43	0.52
1:XA:1412:C:H2'	1:XA:1413:A:C8	2.45	0.52
1:XA:410:G:H4'	1:XA:411:A:OP1	2.10	0.52
1:XA:64:G:C5'	1:XA:65:U:H5'	2.40	0.52
2:XB:170:GLU:HA	2:XB:172:ILE:CD1	2.40	0.52
3:XC:40:ARG:O	3:XC:44:GLU:HG3	2.10	0.52
4:XD:147:ALA:HA	4:XD:182:LYS:HA	1.91	0.52
7:XG:16:LEU:HD11	9:XI:45:ALA:HB2	1.92	0.52
12:XL:23:LYS:O	12:XL:24:VAL:HG23	2.10	0.52
13:XM:66:LEU:O	13:XM:68:GLY:N	2.43	0.52
3:XC:29:TYR:OH	14:XN:54:PRO:HD2	2.09	0.52
20:XT:83:ARG:O	20:XT:86:ARG:HB3	2.09	0.52
47:Y1:83:GLU:CG	47:Y1:84:GLY:N	2.71	0.52
49:Y3:9:VAL:HG12	49:Y3:32:GLN:HE22	1.75	0.52
25:YA:1516:U:H2'	25:YA:1517:G:H8	1.75	0.52
25:YA:150:C:H2'	25:YA:151:C:C6	2.45	0.52
27:YD:35:LYS:HG2	27:YD:64:ILE:HG22	1.92	0.52
28:YE:54:GLN:O	28:YE:55:ASN:HB2	2.09	0.52
31:YH:153:LYS:HG3	31:YH:161:GLY:HA2	1.91	0.52
34:YO:16:ALA:HA	34:YO:46:ALA:HB2	1.92	0.52
34:YO:2:ILE:CD1	34:YO:82:ASN:HD22	2.14	0.52
36:YQ:119:ARG:HG2	36:YQ:119:ARG:NH1	2.19	0.52
37:YR:41:ALA:O	37:YR:43:GLU:N	2.43	0.52
38:YS:106:ARG:HA	38:YS:110:LEU:CG	2.39	0.52
38:YS:89:ARG:HG2	38:YS:89:ARG:HH11	1.74	0.52
39:YT:16:ARG:HD3	39:YT:19:LEU:HG	1.92	0.52
41:YV:35:LEU:CD2	41:YV:57:VAL:HG22	2.32	0.52
44:YY:9:LYS:O	44:YY:9:LYS:HG2	2.10	0.52
1:QA:1104:G:H4'	2:QB:111:ARG:HH12	1.71	0.51
1:QA:335:C:O2'	1:QA:1433:A:N3	2.40	0.51
1:QA:466:C:H5''	1:QA:467:G:OP2	2.10	0.51
3:QC:22:TRP:CH2	3:QC:32:LEU:HB2	2.45	0.51
4:QD:29:PRO:CG	4:QD:30:LYS:NZ	2.73	0.51
6:QF:10:LEU:HD13	6:QF:61:LEU:HD13	1.92	0.51
13:QM:121:LYS:NZ	24:QY:39:C:O2'	2.43	0.51
13:QM:2:ALA:O	13:QM:9:ILE:HB	2.10	0.51

*Continued on next page...*



*Continued from previous page...*

Atom-1	Atom-2	Interatomic distance (Å)	Clash overlap (Å)
49:R3:6:VAL:HG12	49:R3:56:VAL:HG22	1.92	0.51
50:R4:14:ILE:HG23	50:R4:14:ILE:O	2.10	0.51
50:R4:36:CYS:O	50:R4:39:CYS:CB	2.55	0.51
25:RA:879:G:C2	25:RA:880:G:H1'	2.45	0.51
27:RD:174:ILE:N	27:RD:174:ILE:CD1	2.73	0.51
28:RE:105:THR:HB	28:RE:197:ILE:HG12	1.92	0.51
30:RG:97:ASP:O	30:RG:101:ILE:HG23	2.10	0.51
33:RN:12:ARG:NH1	33:RN:50:ASP:OD1	2.43	0.51
34:RO:107:ARG:HA	34:RO:112:MET:HE1	1.93	0.51
34:RO:43:VAL:HG23	34:RO:56:ASP:O	2.10	0.51
35:RP:88:LEU:HD23	35:RP:89:ALA:N	2.24	0.51
44:RY:61:ILE:HG23	44:RY:62:GLU:N	2.24	0.51
44:RY:9:LYS:HG2	44:RY:9:LYS:O	2.10	0.51
1:XA:1392:G:H21	1:XA:1502:A:H8	1.58	0.51
1:XA:692:U:H5	11:XK:26:ASN:OD1	1.93	0.51
3:XC:175:LEU:HD12	3:XC:175:LEU:H	1.75	0.51
4:XD:162:LEU:HD11	4:XD:181:MET:HB3	1.92	0.51
8:XH:102:ARG:NH1	8:XH:105:ARG:HH22	2.08	0.51
9:XI:88:TYR:O	9:XI:89:ASN:CB	2.58	0.51
12:XL:127:GLU:O	12:XL:128:ALA:HB3	2.10	0.51
13:XM:90:LEU:CB	13:XM:93:ARG:HD2	2.40	0.51
19:XS:15:LEU:H	19:XS:15:LEU:HD23	1.75	0.51
19:XS:64:GLU:HB2	50:Y4:55:ARG:HH12	1.75	0.51
1:XA:186:C:H5'	20:XT:78:ALA:HB1	1.92	0.51
48:Y2:15:LYS:H	48:Y2:67:LYS:HE2	1.73	0.51
50:Y4:14:ILE:O	50:Y4:14:ILE:HG23	2.10	0.51
52:Y6:34:LEU:HD23	52:Y6:36:LEU:HD22	1.92	0.51
25:YA:1354:A:OP1	27:YD:38:LYS:HE2	2.10	0.51
25:YA:1550:C:OP1	25:YA:1727:U:O2'	2.21	0.51
25:YA:901:A:H5'	25:YA:902:C:OP2	2.09	0.51
31:YH:6:ARG:C	31:YH:8:PRO:HD2	2.30	0.51
35:YP:112:LEU:HD22	35:YP:113:LYS:H	1.75	0.51
40:YU:59:ARG:O	40:YU:63:VAL:HG23	2.11	0.51
1:QA:484:G:H4'	1:QA:485:G:O5'	2.10	0.51
3:QC:35:GLU:OE2	3:QC:95:THR:HG23	2.10	0.51
5:QE:107:ARG:O	5:QE:108:ALA:C	2.49	0.51
6:QF:75:LEU:HD21	6:QF:79:LEU:HD11	1.91	0.51
7:QG:106:GLN:O	7:QG:110:GLN:HG3	2.10	0.51
1:QA:675:A:H1'	11:QK:116:HIS:CG	2.45	0.51
13:QM:57:ARG:CB	13:QM:57:ARG:HH11	2.14	0.51
13:QM:98:VAL:O	13:QM:98:VAL:HG12	2.10	0.51

*Continued on next page...*

*Continued from previous page...*

Atom-1	Atom-2	Interatomic distance (Å)	Clash overlap (Å)
18:QR:64:ARG:O	18:QR:66:LEU:N	2.43	0.51
25:RA:1296:G:OP1	25:RA:2709:G:O2'	2.18	0.51
25:RA:1728:G:N1	25:RA:1730:U:OP2	2.43	0.51
25:RA:49:A:N6	25:RA:177:G:H2'	2.25	0.51
25:RA:2130:U:O2'	25:RA:2133:G:O2'	2.28	0.51
25:RA:2232:U:P	47:R1:40:ARG:HH12	2.34	0.51
27:RD:227:ASN:CB	27:RD:228:PRO:HD2	2.24	0.51
28:RE:54:GLN:H	28:RE:54:GLN:NE2	2.08	0.51
29:RF:108:LYS:O	29:RF:112:MET:HG3	2.11	0.51
31:RH:55:PRO:HG2	31:RH:61:HIS:ND1	2.26	0.51
33:RN:131:GLN:CG	33:RN:132:ALA:H	2.20	0.51
38:RS:87:PHE:O	38:RS:88:ASP:O	2.29	0.51
40:RU:59:ARG:O	40:RU:63:VAL:HG23	2.11	0.51
45:RZ:58:VAL:O	45:RZ:60:GLU:N	2.43	0.51
1:XA:1314:C:C5	19:XS:4:SER:HB2	2.45	0.51
1:XA:648:A:H2'	1:XA:649:G:C8	2.44	0.51
1:XA:729:A:H2'	1:XA:730:G:C8	2.45	0.51
1:XA:767:A:H2'	1:XA:768:A:O4'	2.10	0.51
1:XA:937:A:N6	1:XA:1345:U:O4	2.43	0.51
3:XC:181:ASN:HD21	3:XC:204:LEU:CD1	2.12	0.51
3:XC:22:TRP:CZ3	3:XC:32:LEU:HD12	2.45	0.51
3:XC:35:GLU:OE2	3:XC:95:THR:HG23	2.10	0.51
4:XD:106:TYR:CE1	4:XD:112:VAL:O	2.62	0.51
4:XD:127:THR:CG2	4:XD:128:VAL:N	2.73	0.51
4:XD:162:LEU:HD13	4:XD:181:MET:HB3	1.92	0.51
7:XG:151:TYR:HA	7:XG:153:HIS:CE1	2.45	0.51
7:XG:89:MET:CE	7:XG:156:TRP:H	2.22	0.51
8:XH:51:VAL:HG11	8:XH:60:ARG:HG3	1.92	0.51
1:XA:1347:G:N7	9:XI:11:LYS:NZ	2.57	0.51
16:XP:21:VAL:O	16:XP:33:ILE:HG12	2.11	0.51
6:XF:99:ALA:HB1	18:XR:23:LYS:NZ	2.25	0.51
6:XF:101:ALA:HA	18:XR:28:GLU:OE1	2.10	0.51
50:Y4:68:ARG:HD3	50:Y4:69:LYS:HG2	1.92	0.51
25:YA:2478:A:OP1	55:Y9:31:LYS:HD3	2.11	0.51
25:YA:1372:U:H2'	25:YA:1373:A:H5'	1.91	0.51
25:YA:2845:G:H2'	25:YA:2846:G:H8	1.73	0.51
25:YA:729:G:C5	27:YD:208:LYS:HB2	2.45	0.51
28:YE:95:ILE:H	28:YE:95:ILE:CD1	2.19	0.51
30:YG:97:ASP:O	30:YG:101:ILE:HG23	2.10	0.51
33:YN:120:LEU:CD1	33:YN:122:VAL:HG23	2.39	0.51
34:YO:23:ARG:O	34:YO:39:ILE:HB	2.09	0.51

*Continued on next page...*

*Continued from previous page...*

Atom-1	Atom-2	Interatomic distance (Å)	Clash overlap (Å)
34:YO:4:PRO:O	34:YO:5:GLN:CB	2.57	0.51
44:YY:74:PRO:O	44:YY:80:GLY:HA2	2.10	0.51
1:QA:110:C:H2'	1:QA:111:G:O4'	2.10	0.51
6:QF:63:TYR:N	6:QF:63:TYR:HD2	2.09	0.51
6:QF:69:GLU:C	6:QF:71:ARG:H	2.13	0.51
7:QG:85:TYR:HE1	7:QG:154:TYR:HE1	1.56	0.51
9:QI:3:GLN:HB3	9:QI:20:ARG:CG	2.40	0.51
13:QM:50:GLU:OE1	50:R4:32:TYR:HE2	1.87	0.51
13:QM:90:LEU:CB	13:QM:93:ARG:HD2	2.41	0.51
15:QO:16:ALA:HB1	15:QO:21:ASP:HB3	1.92	0.51
16:QP:21:VAL:O	16:QP:33:ILE:HG12	2.11	0.51
49:R3:17:LYS:HA	49:R3:20:LYS:HD2	1.93	0.51
50:R4:40:HIS:N	50:R4:41:PRO:CD	2.73	0.51
25:RA:2015:A:N3	51:R5:2:ALA:N	2.59	0.51
25:RA:2405:G:O2'	25:RA:2406:U:OP2	2.26	0.51
25:RA:2623:G:H2'	25:RA:2624:G:H8	1.74	0.51
25:RA:192:C:O2'	25:RA:802:A:N3	2.36	0.51
25:RA:863:A:H2'	25:RA:864:G:C8	2.45	0.51
31:RH:126:PRO:HD2	31:RH:127:GLU:N	2.25	0.51
33:RN:26:LEU:HG	33:RN:30:ILE:HD11	1.92	0.51
34:RO:2:ILE:CD1	34:RO:82:ASN:HD22	2.14	0.51
35:RP:31:ALA:C	35:RP:32:THR:HG23	2.31	0.51
36:RQ:64:ILE:HA	36:RQ:106:VAL:CG1	2.33	0.51
41:RV:29:PRO:O	41:RV:61:VAL:O	2.29	0.51
41:RV:75:PHE:CD1	41:RV:75:PHE:C	2.83	0.51
43:RX:47:PHE:CD1	43:RX:47:PHE:N	2.78	0.51
43:RX:65:ARG:H	43:RX:65:ARG:CD	2.23	0.51
1:XA:1000:A:H2'	1:XA:1001:G:H8	1.76	0.51
1:XA:148:G:H1	1:XA:174:C:H42	1.58	0.51
1:XA:244:U:H4'	1:XA:245:C:O5'	2.10	0.51
1:XA:297:G:H4'	1:XA:557:G:H4'	1.92	0.51
1:XA:446:G:H2'	1:XA:447:G:O4'	2.10	0.51
1:XA:643:C:H2'	1:XA:644:G:H8	1.74	0.51
1:XA:753:A:H4'	1:XA:754:C:O5'	2.10	0.51
3:XC:22:TRP:CH2	3:XC:32:LEU:HB2	2.45	0.51
7:XG:11:GLN:C	7:XG:12:LEU:HD22	2.31	0.51
12:XL:24:VAL:CG1	12:XL:24:VAL:O	2.58	0.51
19:XS:40:ILE:HG23	19:XS:67:VAL:O	2.11	0.51
21:XU:3:LYS:HB3	21:XU:14:TRP:CD1	2.46	0.51
54:Y8:29:LYS:HB2	54:Y8:44:LYS:HG2	1.90	0.51
25:YA:1359:A:H61	25:YA:1372:U:H3	1.57	0.51

*Continued on next page...*

*Continued from previous page...*

Atom-1	Atom-2	Interatomic distance (Å)	Clash overlap (Å)
25:YA:2354:G:H2'	25:YA:2355:C:H6	1.75	0.51
25:YA:2870:C:H2'	25:YA:2871:C:O4'	2.10	0.51
25:YA:589:C:H42	25:YA:668:G:H1	1.58	0.51
25:YA:654:A:O2'	25:YA:654(A):G:N7	2.39	0.51
27:YD:35:LYS:HD2	27:YD:104:TYR:CD1	2.45	0.51
27:YD:259:THR:O	27:YD:260:ARG:C	2.49	0.51
27:YD:30:GLU:HG3	27:YD:63:ARG:NH2	2.25	0.51
27:YD:67:PHE:CE1	27:YD:157:ARG:NH2	2.79	0.51
28:YE:51:PHE:CD1	28:YE:52:LEU:N	2.76	0.51
33:YN:134:ARG:O	33:YN:136:GLU:N	2.43	0.51
33:YN:94:HIS:O	33:YN:95:PRO:O	2.28	0.51
34:YO:14:THR:HG21	34:YO:86:ILE:HD13	1.91	0.51
35:YP:101:VAL:HA	35:YP:105:LEU:O	2.10	0.51
38:YS:67:ARG:HH11	38:YS:67:ARG:HB2	1.66	0.51
41:YV:14:VAL:HA	41:YV:18:LEU:HD12	1.93	0.51
44:YY:75:ILE:C	44:YY:75:ILE:HD13	2.31	0.51
1:QA:64:G:H4'	1:QA:65:U:H5'	1.92	0.51
1:QA:868:C:H2'	1:QA:869:G:O4'	2.10	0.51
3:QC:112:SER:HB3	3:QC:115:LEU:HD12	1.92	0.51
3:QC:40:ARG:O	3:QC:44:GLU:HG3	2.11	0.51
4:QD:162:LEU:HD11	4:QD:181:MET:HB3	1.92	0.51
1:QA:537:G:H5''	12:QL:113:ARG:NH1	2.25	0.51
17:QQ:48:GLU:O	17:QQ:49:GLU:C	2.48	0.51
19:QS:5:LEU:HD22	50:R4:67:TYR:HE2	1.71	0.51
24:QY:39:C:H2'	24:QY:40:G:C8	2.45	0.51
48:R2:15:LYS:H	48:R2:67:LYS:HE2	1.73	0.51
25:RA:738:G:C2	25:RA:759:G:C5	2.98	0.51
25:RA:828:U:H4'	25:RA:831:G:N1	2.25	0.51
25:RA:1797:C:O2'	27:RD:259:THR:HB	2.10	0.51
29:RF:162:LEU:HD23	29:RF:165:ARG:NH2	2.25	0.51
30:RG:114:ILE:CG2	30:RG:115:ARG:N	2.73	0.51
30:RG:34:LEU:HD13	30:RG:34:LEU:C	2.30	0.51
35:RP:112:LEU:HD11	35:RP:114:ILE:CG2	2.40	0.51
35:RP:112:LEU:HD22	35:RP:113:LYS:N	2.25	0.51
39:RT:99:LEU:HB2	39:RT:101:PHE:CE1	2.45	0.51
42:RW:7:ALA:HB2	42:RW:50:VAL:CG2	2.39	0.51
1:XA:1053:G:N7	1:XA:1199:U:H3'	2.25	0.51
1:XA:791:G:H2'	1:XA:792:A:H5'	1.91	0.51
2:XB:134:GLU:HB3	2:XB:138:LEU:CD1	2.39	0.51
7:XG:15:ASP:CB	7:XG:20:ASP:H	2.13	0.51
1:XA:280:C:N3	17:XQ:39:SER:N	2.58	0.51

*Continued on next page...*

*Continued from previous page...*

Atom-1	Atom-2	Interatomic distance (Å)	Clash overlap (Å)
18:XR:64:ARG:O	18:XR:66:LEU:N	2.43	0.51
54:Y8:52:LYS:N	54:Y8:53:PRO:HD2	2.22	0.51
25:YA:2164:C:H2'	25:YA:2165:G:O4'	2.10	0.51
25:YA:860:U:O2'	25:YA:2267:A:H4'	2.10	0.51
25:YA:2404:C:H42	25:YA:2413:G:H1	1.58	0.51
25:YA:451:C:H4'	29:YF:52:LYS:HZ2	1.74	0.51
28:YE:203:LYS:HE3	28:YE:204:ALA:CB	2.40	0.51
30:YG:44:GLY:CA	30:YG:88:ILE:HD11	2.40	0.51
35:YP:112:LEU:HD11	35:YP:114:ILE:CG2	2.40	0.51
39:YT:111:ARG:O	39:YT:112:ARG:CG	2.55	0.51
41:YV:1:MET:HE2	41:YV:43:GLU:HG2	1.92	0.51
41:YV:75:PHE:CD1	41:YV:75:PHE:C	2.83	0.51
42:YW:14:PRO:O	42:YW:17:VAL:N	2.42	0.51
43:YX:36:LYS:HA	43:YX:39:ILE:HD12	1.91	0.51
1:QA:1326:C:OP1	21:QU:17:THR:OG1	2.21	0.51
2:QB:24:TRP:CE3	2:QB:26:PRO:HA	2.45	0.51
3:QC:113:ALA:C	3:QC:115:LEU:H	2.14	0.51
3:QC:11:ARG:O	3:QC:13:GLY:N	2.43	0.51
4:QD:13:ARG:HB3	4:QD:33:MET:HE2	1.93	0.51
6:QF:30:LEU:O	6:QF:35:ALA:HB3	2.10	0.51
7:QG:16:LEU:HD11	9:QI:45:ALA:HB2	1.92	0.51
9:QI:88:TYR:O	9:QI:89:ASN:CB	2.58	0.51
10:QJ:17:ASP:HA	10:QJ:20:ALA:HB3	1.93	0.51
6:QF:101:ALA:HA	18:QR:28:GLU:OE1	2.10	0.51
21:QU:3:LYS:HB3	21:QU:14:TRP:CD1	2.45	0.51
47:R1:8:SER:HB3	47:R1:66:HIS:CE1	2.46	0.51
25:RA:1869:G:H5'	25:RA:1870:C:OP2	2.10	0.51
25:RA:2286:A:H4'	25:RA:2287:A:O4'	2.11	0.51
25:RA:2712:U:O2'	25:RA:2712(A):A:C8	2.62	0.51
25:RA:643:A:N1	25:RA:2369:A:O2'	2.41	0.51
27:RD:67:PHE:CE1	27:RD:157:ARG:NH2	2.79	0.51
28:RE:119:ARG:HD3	28:RE:160:TYR:HB2	1.92	0.51
28:RE:105:THR:HG23	28:RE:166:THR:OG1	2.10	0.51
28:RE:77:ILE:O	28:RE:78:LEU:C	2.48	0.51
29:RF:198:ALA:C	29:RF:200:GLU:N	2.62	0.51
29:RF:32:LEU:O	29:RF:36:VAL:HG23	2.11	0.51
31:RH:89:ILE:O	31:RH:89:ILE:CG1	2.57	0.51
32:RI:2:LYS:HA	32:RI:20:ASP:HA	1.93	0.51
34:RO:24:VAL:HG21	34:RO:32:TYR:O	2.10	0.51
36:RQ:25:ASP:HA	36:RQ:100:GLY:O	2.11	0.51
34:RO:79:PHE:CD2	39:RT:72:VAL:HG22	2.44	0.51

*Continued on next page...*

*Continued from previous page...*

Atom-1	Atom-2	Interatomic distance (Å)	Clash overlap (Å)
41:RV:38:LEU:HD13	41:RV:55:ALA:HB3	1.91	0.51
44:RY:75:ILE:CG1	44:RY:76:CYS:N	2.73	0.51
44:RY:95:LYS:O	44:RY:96:ILE:O	2.28	0.51
1:XA:1176:A:H2'	1:XA:1177:G:H5'	1.91	0.51
3:XC:113:ALA:C	3:XC:115:LEU:H	2.14	0.51
3:XC:11:ARG:O	3:XC:13:GLY:N	2.43	0.51
4:XD:83:SER:HA	4:XD:89:THR:HG23	1.92	0.51
5:XE:107:ARG:O	5:XE:108:ALA:C	2.49	0.51
8:XH:12:ARG:NH1	8:XH:27:PRO:HD2	2.25	0.51
8:XH:29:SER:CB	8:XH:32:LYS:HG3	2.28	0.51
20:XT:89:ARG:HH22	20:XT:106:ALA:HB2	1.75	0.51
21:XU:6:ARG:HE	21:XU:15:ARG:NH2	2.09	0.51
50:Y4:42:PHE:O	50:Y4:44:THR:N	2.44	0.51
51:Y5:20:ARG:C	51:Y5:22:HIS:H	2.14	0.51
51:Y5:40:LYS:HD3	51:Y5:46:CYS:SG	2.51	0.51
25:YA:2131:G:N2	25:YA:2158:A:N7	2.58	0.51
25:YA:2250:G:C8	25:YA:2496:C:H5''	2.45	0.51
25:YA:27:G:H1'	25:YA:513:A:H62	1.76	0.51
25:YA:363(B):G:H2'	25:YA:363(C):G:C8	2.45	0.51
25:YA:738:G:H1'	25:YA:759:G:N2	2.25	0.51
28:YE:77:ILE:O	28:YE:78:LEU:C	2.48	0.51
29:YF:65:TRP:HZ2	29:YF:72:ARG:NH2	2.09	0.51
13:XM:8:GLU:OE1	30:YG:115:ARG:NH2	2.44	0.51
30:YG:37:VAL:HG22	30:YG:159:VAL:CA	2.34	0.51
33:YN:12:ARG:NH1	33:YN:50:ASP:OD2	2.40	0.51
39:YT:14:TYR:H	39:YT:14:TYR:HD1	1.56	0.51
28:YE:7:VAL:HG11	39:YT:1:MET:HE3	1.91	0.51
44:YY:101:LYS:O	44:YY:102:CYS:SG	2.67	0.51
44:YY:94:LYS:HE3	44:YY:101:LYS:HZ1	1.75	0.51
1:QA:1376:U:P	7:QG:94:ARG:HH12	2.33	0.51
1:QA:715:A:H2'	1:QA:716:A:C8	2.45	0.51
2:QB:187:LEU:O	2:QB:187:LEU:HD13	2.11	0.51
4:QD:52:SER:O	4:QD:53:ASP:C	2.49	0.51
5:QE:79:GLU:OE2	8:QH:104:ARG:CA	2.56	0.51
8:QH:102:ARG:NH1	8:QH:105:ARG:HH12	2.09	0.51
9:QI:126:SER:O	9:QI:128:ARG:N	2.35	0.51
15:QO:17:ARG:NH1	15:QO:77:ARG:NH1	2.59	0.51
16:QP:45:THR:HG23	16:QP:46:PRO:CD	2.39	0.51
19:QS:15:LEU:H	19:QS:15:LEU:HD23	1.75	0.51
47:R1:92:LYS:C	47:R1:94:LEU:N	2.62	0.51
47:R1:94:LEU:O	47:R1:95:LEU:HG	2.11	0.51

*Continued on next page...*

*Continued from previous page...*

Atom-1	Atom-2	Interatomic distance (Å)	Clash overlap (Å)
50:R4:61:ARG:C	50:R4:63:TYR:H	2.14	0.51
52:R6:9:LEU:HB3	52:R6:26:ASN:O	2.11	0.51
25:RA:270(S):G:H1'	47:R1:78:LYS:HD2	1.92	0.51
25:RA:520:G:H2'	25:RA:521:G:H8	1.74	0.51
26:RB:82:G:H2'	26:RB:83:G:H8	1.75	0.51
27:RD:259:THR:O	27:RD:260:ARG:C	2.49	0.51
29:RF:127:GLU:O	29:RF:129:PHE:N	2.39	0.51
25:RA:37:C:O2'	29:RF:50:SER:HB3	2.09	0.51
30:RG:44:GLY:CA	30:RG:88:ILE:HD11	2.40	0.51
32:RI:133:HIS:HB2	32:RI:134:PRO:HD2	1.92	0.51
33:RN:6:PRO:HG2	33:RN:43:THR:OG1	2.11	0.51
37:RR:28:LEU:CD2	37:RR:114:VAL:HG12	2.41	0.51
39:RT:20:PRO:HD2	39:RT:86:ILE:HG23	1.92	0.51
39:RT:34:VAL:CG1	39:RT:36:GLU:HG2	2.39	0.51
42:RW:25:ARG:HB2	42:RW:25:ARG:HH11	1.74	0.51
45:RZ:60:GLU:HA	45:RZ:66:SER:HA	1.92	0.51
4:XD:196:LEU:HD12	4:XD:196:LEU:H	1.75	0.51
6:XF:10:LEU:HD13	6:XF:61:LEU:HD11	1.92	0.51
6:XF:10:LEU:HD13	6:XF:61:LEU:HD13	1.93	0.51
8:XH:104:ARG:HD2	8:XH:138:TRP:CD2	2.45	0.51
11:XK:29:ILE:HG13	11:XK:44:SER:HB3	1.93	0.51
13:XM:4:ILE:HG22	13:XM:5:ALA:H	1.76	0.51
25:YA:2581:G:OP2	25:YA:2581:G:N2	2.40	0.51
27:YD:210:GLY:O	27:YD:213:ARG:N	2.43	0.51
31:YH:55:PRO:HG2	31:YH:61:HIS:ND1	2.26	0.51
25:YA:1266:G:C5	42:YW:15:ARG:NH1	2.79	0.51
45:YZ:91:LEU:HB3	45:YZ:130:PRO:HB3	1.93	0.51
1:QA:1300:G:N1	1:QA:1335:C:O4'	2.41	0.51
3:QC:21:ARG:CD	3:QC:21:ARG:N	2.74	0.51
3:QC:36:ASP:HB3	3:QC:40:ARG:NH1	2.26	0.51
4:QD:22:LYS:HB2	4:QD:26:CYS:CB	2.41	0.51
4:QD:54:TYR:CE1	4:QD:206:PHE:HE1	2.29	0.51
4:QD:7:PRO:HB2	4:QD:10:ARG:HD2	1.92	0.51
10:QJ:81:THR:C	10:QJ:83:GLU:N	2.64	0.51
11:QK:46:GLY:HA2	11:QK:50:TYR:O	2.10	0.51
13:QM:16:ASP:HB3	13:QM:34:LEU:HD11	1.93	0.51
13:QM:9:ILE:C	13:QM:9:ILE:HD12	2.31	0.51
53:R7:36:GLN:HG2	53:R7:36:GLN:O	2.10	0.51
25:RA:1365:A:OP2	47:R1:3:LYS:HB2	2.11	0.51
25:RA:2816:C:O3'	37:RR:99:LYS:NZ	2.44	0.51
25:RA:662:G:H5''	35:RP:15:ARG:O	2.10	0.51

*Continued on next page...*

*Continued from previous page...*

Atom-1	Atom-2	Interatomic distance (Å)	Clash overlap (Å)
34:RO:113:LYS:O	34:RO:116:SER:HB3	2.11	0.51
34:RO:16:ALA:HA	34:RO:46:ALA:HB2	1.92	0.51
37:RR:117:VAL:CG2	37:RR:118:GLU:N	2.74	0.51
25:RA:2722:G:H4'	37:RR:4:LEU:HB2	1.92	0.51
41:RV:5:VAL:HG22	41:RV:14:VAL:HG22	1.93	0.51
41:RV:35:LEU:CD2	41:RV:57:VAL:HG22	2.32	0.51
43:RX:5:TYR:CE2	48:R2:30:ARG:HG3	2.45	0.51
44:RY:46:LYS:HE3	44:RY:63:LYS:HB3	1.93	0.51
1:XA:1356:G:H2'	1:XA:1357:A:C8	2.46	0.51
3:XC:139:GLN:O	3:XC:143:GLU:HB2	2.11	0.51
3:XC:150:LYS:HG3	3:XC:169:ALA:HB2	1.92	0.51
10:XJ:17:ASP:HA	10:XJ:20:ALA:HB3	1.93	0.51
13:XM:87:TYR:C	13:XM:89:GLY:N	2.64	0.51
14:XN:44:LEU:O	14:XN:48:ALA:N	2.41	0.51
16:XP:1:MET:O	16:XP:3:LYS:HG3	2.11	0.51
16:XP:20:VAL:HG23	16:XP:34:GLU:O	2.11	0.51
19:XS:41:VAL:CG1	19:XS:45:VAL:N	2.74	0.51
50:Y4:50:VAL:O	50:Y4:51:ASP:C	2.48	0.51
25:YA:1728:G:H3'	25:YA:1729:A:H5"	1.93	0.51
25:YA:234:C:H2'	25:YA:235:U:C6	2.46	0.51
25:YA:2690:C:H5'	25:YA:2872:G:H21	1.74	0.51
25:YA:669:G:H2'	25:YA:669:G:N3	2.26	0.51
27:YD:94:LEU:C	27:YD:94:LEU:HD13	2.31	0.51
28:YE:54:GLN:NE2	28:YE:54:GLN:H	2.08	0.51
30:YG:114:ILE:CG2	30:YG:115:ARG:N	2.74	0.51
30:YG:51:ARG:HB3	30:YG:51:ARG:HH11	1.76	0.51
31:YH:19:VAL:HG13	31:YH:43:VAL:CG2	2.41	0.51
31:YH:72:ILE:O	31:YH:75:ALA:HB3	2.11	0.51
35:YP:95:VAL:HG13	35:YP:100:LEU:CD2	2.41	0.51
37:YR:118:GLU:HG3	37:YR:118:GLU:OXT	2.11	0.51
39:YT:14:TYR:CD1	39:YT:14:TYR:N	2.77	0.51
42:YW:70:TYR:HD2	42:YW:70:TYR:N	2.06	0.51
43:YX:18:TYR:C	43:YX:20:GLY:N	2.64	0.51
43:YX:65:ARG:CD	43:YX:65:ARG:H	2.24	0.51
1:QA:1327:C:H2'	1:QA:1328:C:C6	2.46	0.51
1:QA:1450:U:O2'	1:QA:1451:A:N7	2.39	0.51
4:QD:107:ARG:C	4:QD:109:GLY:H	2.14	0.51
4:QD:112:VAL:HG12	4:QD:116:GLN:OE1	2.11	0.51
13:QM:120:LYS:O	13:QM:121:LYS:HB2	2.11	0.51
13:QM:87:TYR:C	13:QM:89:GLY:N	2.64	0.51
19:QS:5:LEU:CD2	50:R4:67:TYR:CZ	2.94	0.51

*Continued on next page...*



*Continued from previous page...*

Atom-1	Atom-2	Interatomic distance (Å)	Clash overlap (Å)
21:QU:10:ARG:HH11	21:QU:10:ARG:HG3	1.76	0.51
47:R1:87:PRO:O	47:R1:91:LYS:HB2	2.11	0.51
50:R4:23:GLU:C	50:R4:24:THR:HG1	2.14	0.51
50:R4:12:ALA:HB1	50:R4:30:GLU:H	1.76	0.51
54:R8:10:ALA:O	54:R8:14:VAL:HG12	2.11	0.51
25:RA:137(A):G:H1'	43:RX:41:ASN:HD22	1.75	0.51
25:RA:1790:C:H2'	25:RA:1791:A:C5	2.46	0.51
25:RA:2475:C:H42	25:RA:2529:G:H22	1.57	0.51
25:RA:408:G:H1	25:RA:419:C:H42	1.58	0.51
25:RA:583:G:OP2	40:RU:10:ARG:NH1	2.41	0.51
27:RD:76:PRO:HA	27:RD:118:VAL:HG23	1.93	0.51
30:RG:51:ARG:HB3	30:RG:51:ARG:HH11	1.76	0.51
33:RN:134:ARG:O	33:RN:136:GLU:N	2.43	0.51
34:RO:15:GLY:O	34:RO:46:ALA:HB1	2.10	0.51
34:RO:23:ARG:HH11	34:RO:23:ARG:HG2	1.76	0.51
34:RO:35:VAL:O	34:RO:35:VAL:HG23	2.11	0.51
35:RP:112:LEU:HD22	35:RP:113:LYS:H	1.75	0.51
36:RQ:36:ALA:HB1	36:RQ:127:ILE:HD12	1.93	0.51
38:RS:60:GLY:O	38:RS:61:ASN:CB	2.55	0.51
38:RS:89:ARG:O	38:RS:89:ARG:HD2	2.11	0.51
39:RT:57:PHE:CG	39:RT:58:ASN:N	2.79	0.51
2:XB:15:VAL:H	2:XB:16:HIS:HD1	1.59	0.51
2:XB:187:LEU:HD13	2:XB:187:LEU:O	2.11	0.51
3:XC:70:VAL:CG1	3:XC:71:ALA:N	2.73	0.51
4:XD:206:PHE:CD2	4:XD:207:TYR:CD1	2.99	0.51
13:XM:2:ALA:O	13:XM:9:ILE:HB	2.10	0.51
16:XP:39:TYR:OH	16:XP:41:PRO:HB3	2.11	0.51
16:XP:72:ARG:HD3	16:XP:73:LEU:HD23	1.91	0.51
21:XU:10:ARG:HH11	21:XU:10:ARG:HG3	1.75	0.51
21:XU:14:TRP:CE3	21:XU:15:ARG:HD3	2.46	0.51
22:XV:15:G:H22	22:XV:48:C:H42	1.57	0.51
22:XV:4:G:HO2'	22:XV:5:G:H8	1.58	0.51
50:Y4:12:ALA:HB1	50:Y4:30:GLU:H	1.76	0.51
25:YA:1250:G:OP2	35:YP:21:ARG:HD3	2.10	0.51
25:YA:1257:C:H5'	29:YF:75:HIS:CE1	2.45	0.51
25:YA:1930:G:N2	25:YA:1969:A:OP2	2.34	0.51
25:YA:2438:U:O3'	25:YA:2439:A:H3'	2.10	0.51
25:YA:2682:U:O2'	39:YT:58:ASN:OD1	2.27	0.51
25:YA:890:A:O2'	25:YA:892:G:H8	1.94	0.51
25:YA:920:G:H2'	25:YA:921:G:H8	1.76	0.51
27:YD:134:ARG:HB2	27:YD:135:PHE:HD2	1.75	0.51

*Continued on next page...*

*Continued from previous page...*

Atom-1	Atom-2	Interatomic distance (Å)	Clash overlap (Å)
32:YI:31:LEU:HD21	32:YI:38:LEU:HG	1.93	0.51
33:YN:108:PRO:O	33:YN:113:GLY:HA3	2.10	0.51
33:YN:131:GLN:HE21	33:YN:132:ALA:H	1.58	0.51
35:YP:31:ALA:C	35:YP:32:THR:HG23	2.31	0.51
36:YQ:58:PHE:O	36:YQ:58:PHE:HD1	1.94	0.51
36:YQ:60:ARG:HH11	45:YZ:113:ALA:HB3	1.76	0.51
43:YX:5:TYR:CE2	48:Y2:30:ARG:HG3	2.45	0.51
45:YZ:69:THR:HG22	45:YZ:90:VAL:HG22	1.93	0.51
1:QA:1129:C:H4'	1:QA:1130:A:H8	1.76	0.51
1:QA:1198:G:H2'	1:QA:1199:U:O4'	2.11	0.51
1:QA:34:C:H2'	1:QA:35:G:C8	2.45	0.51
2:QB:82:ARG:HA	2:QB:92:TYR:CE2	2.45	0.51
3:QC:132:ARG:O	3:QC:136:GLN:HB2	2.11	0.51
4:QD:13:ARG:CB	4:QD:33:MET:CE	2.89	0.51
11:QK:91:ARG:HH22	18:QR:88:LYS:NZ	2.09	0.51
16:QP:1:MET:O	16:QP:3:LYS:HG3	2.11	0.51
19:QS:26:GLY:O	19:QS:27:GLU:HB2	2.11	0.51
1:QA:1320:C:N4	19:QS:36:ARG:HG3	2.26	0.51
48:R2:36:ARG:O	48:R2:40:SER:HB2	2.10	0.51
25:RA:1203:G:H3'	25:RA:1204:A:H5''	1.93	0.51
25:RA:1399:C:H2'	25:RA:1400:G:H8	1.76	0.51
25:RA:2273:A:H2'	25:RA:2274:A:C8	2.46	0.51
25:RA:859:G:O2'	25:RA:860:U:O5'	2.29	0.51
31:RH:6:ARG:C	31:RH:8:PRO:HD2	2.30	0.51
33:RN:7:LYS:HD3	33:RN:9:VAL:N	2.25	0.51
1:XA:486:U:H2'	1:XA:487:A:C8	2.45	0.51
1:XA:507:C:H3'	1:XA:508:C:H2'	1.93	0.51
1:XA:558:G:OP2	1:XA:559:A:O2'	2.23	0.51
1:XA:581:G:N2	1:XA:760:G:N7	2.59	0.51
5:XE:126:ARG:CG	5:XE:126:ARG:HH11	2.21	0.51
13:XM:9:ILE:HD12	13:XM:9:ILE:C	2.31	0.51
14:YN:8:GLU:C	14:YN:10:ALA:H	2.13	0.51
16:XP:43:LYS:C	16:XP:45:THR:H	2.14	0.51
47:Y1:92:LYS:C	47:Y1:94:LEU:N	2.63	0.51
52:Y6:20:ASN:O	52:Y6:21:TYR:CB	2.59	0.51
25:YA:1002:G:C2	25:YA:1003:G:H1'	2.46	0.51
25:YA:1022:G:N2	25:YA:1142(A):A:H2	2.08	0.51
25:YA:1077:A:H5'	25:YA:1078:U:H5''	1.92	0.51
25:YA:565:C:H4'	25:YA:1253:A:C6	2.46	0.51
25:YA:1273:U:O2	25:YA:2002:G:O2'	2.27	0.51
25:YA:2311:A:N9	30:YG:82:LEU:HD11	2.25	0.51

*Continued on next page...*

*Continued from previous page...*

Atom-1	Atom-2	Interatomic distance (Å)	Clash overlap (Å)
25:YA:2724:C:OP1	28:YE:118:LYS:NZ	2.39	0.51
25:YA:428:A:OP2	25:YA:428:A:H8	1.93	0.51
25:YA:594:U:H5'	54:Y8:61:LEU:HD21	1.93	0.51
28:YE:37:ARG:HE	28:YE:37:ARG:N	2.09	0.51
33:YN:78:TYR:HD1	33:YN:78:TYR:N	2.07	0.51
34:YO:24:VAL:HG21	34:YO:32:TYR:O	2.11	0.51
35:YP:13:ASN:O	35:YP:14:LYS:C	2.49	0.51
25:YA:825:C:O2	35:YP:55:ARG:NH2	2.43	0.51
35:YP:62:LEU:CD2	35:YP:62:LEU:H	2.19	0.51
36:YQ:25:ASP:HA	36:YQ:100:GLY:O	2.11	0.51
41:YV:41:GLY:N	41:YV:46:VAL:HG13	2.26	0.51
25:YA:137(A):G:H1'	43:YX:41:ASN:HD22	1.74	0.51
43:YX:47:PHE:N	43:YX:47:PHE:CD1	2.78	0.51
44:YY:77:PRO:O	44:YY:78:ALA:HB2	2.11	0.51
1:QA:103:C:P	20:QT:17:ARG:HH21	2.34	0.51
1:QA:1190:G:OP1	3:QC:5:ILE:HD12	2.10	0.51
1:QA:192:U:H4'	20:QT:103:GLY:HA2	1.92	0.51
1:QA:376:G:OP1	16:QP:5:ARG:HB2	2.11	0.51
1:QA:457:C:H2'	1:QA:458:C:H6	1.75	0.51
2:QB:134:GLU:HB3	2:QB:138:LEU:HD12	1.93	0.51
3:QC:175:LEU:HD12	3:QC:175:LEU:H	1.75	0.51
8:QH:104:ARG:HD2	8:QH:138:TRP:CD2	2.46	0.51
9:QI:79:LEU:HD22	9:QI:101:PHE:O	2.10	0.51
10:QJ:54:PHE:O	10:QJ:55:LYS:HG3	2.11	0.51
13:QM:66:LEU:O	13:QM:70:LEU:HB2	2.11	0.51
16:QP:20:VAL:HG23	16:QP:34:GLU:O	2.11	0.51
25:RA:1285:G:O6	25:RA:1329:U:C2	2.63	0.51
25:RA:1766:U:H2'	25:RA:1767:C:H6	1.75	0.51
25:RA:1992:G:H5'	25:RA:1994:C:H41	1.76	0.51
25:RA:20:C:H2'	25:RA:21:A:H8	1.76	0.51
25:RA:806:C:O2	25:RA:2444:G:O2'	2.27	0.51
25:RA:270(F):U:H3	25:RA:270(T):G:H1	1.59	0.51
25:RA:332:A:O2'	25:RA:334:C:OP2	2.16	0.51
25:RA:994:C:H3'	40:RU:54:LYS:HE3	1.92	0.51
27:RD:30:GLU:HG3	27:RD:63:ARG:NH2	2.25	0.51
27:RD:94:LEU:C	27:RD:94:LEU:HD13	2.31	0.51
25:RA:586:A:H5'	29:RF:89:VAL:HG21	1.93	0.51
31:RH:131:VAL:CG1	31:RH:132:ARG:N	2.74	0.51
33:RN:112:LEU:HD23	33:RN:113:GLY:N	2.26	0.51
34:RO:20:MET:HG2	34:RO:21:CYS:O	2.11	0.51
37:RR:1:MET:O	37:RR:2:ARG:CB	2.60	0.51

*Continued on next page...*

*Continued from previous page...*

Atom-1	Atom-2	Interatomic distance (Å)	Clash overlap (Å)
28:RE:7:VAL:HG11	39:RT:1:MET:HE3	1.93	0.51
40:RU:112:ARG:HH11	40:RU:112:ARG:HG2	1.76	0.51
42:RW:9:TYR:CD2	42:RW:102:HIS:HE1	2.28	0.51
1:XA:713:G:H2'	1:XA:714:G:C8	2.45	0.51
3:XC:21:ARG:CD	3:XC:21:ARG:N	2.74	0.51
4:XD:112:VAL:HG12	4:XD:116:GLN:OE1	2.11	0.51
4:XD:52:SER:O	4:XD:53:ASP:C	2.49	0.51
6:XF:63:TYR:N	6:XF:63:TYR:CD2	2.79	0.51
6:XF:63:TYR:HD2	6:XF:63:TYR:N	2.09	0.51
12:XL:27:LEU:C	12:XL:29:GLY:N	2.64	0.51
13:XM:65:LYS:HZ2	13:XM:69:GLU:HG2	1.75	0.51
22:XV:58:A:O2'	22:XV:60:U:OP2	2.16	0.51
22:XV:68:C:H2'	22:XV:69:C:H6	1.76	0.51
48:Y2:36:ARG:O	48:Y2:40:SER:HB2	2.10	0.51
25:YA:1676:A:H2'	25:YA:1677:A:O4'	2.11	0.51
25:YA:2105:C:H2'	25:YA:2106:G:H8	1.76	0.51
25:YA:2451:A:N1	56:Z8:76:PPU:HE2	2.26	0.51
25:YA:2469:A:H5''	25:YA:2470:G:C8	2.46	0.51
25:YA:463:G:C6	25:YA:467:G:O6	2.64	0.51
25:YA:571:A:H1'	25:YA:573:G:C8	2.45	0.51
26:YB:17:C:H2'	26:YB:18:G:O4'	2.11	0.51
27:YD:10:THR:HG23	27:YD:13:ARG:CB	2.34	0.51
27:YD:28:GLU:OE1	27:YD:29:PRO:HD2	2.11	0.51
28:YE:116:VAL:HG22	28:YE:122:PHE:HB2	1.91	0.51
30:YG:109:VAL:O	30:YG:113:ARG:HG3	2.10	0.51
33:YN:16:ILE:HG22	33:YN:17:ASP:N	2.26	0.51
33:YN:26:LEU:HG	33:YN:30:ILE:HD11	1.92	0.51
34:YO:24:VAL:HG13	34:YO:24:VAL:O	2.11	0.51
36:YQ:133:ARG:HG2	36:YQ:134:ARG:N	2.26	0.51
38:YS:87:PHE:O	38:YS:88:ASP:O	2.29	0.51
38:YS:95:HIS:CG	38:YS:96:GLY:N	2.77	0.51
41:YV:5:VAL:HG22	41:YV:14:VAL:HG22	1.92	0.51
43:YX:53:LYS:HZ2	43:YX:55:ASN:HD21	1.59	0.51
1:QA:113:G:H2'	1:QA:114:U:H6	1.75	0.50
1:QA:1186:G:O3'	9:QI:113:LYS:NZ	2.42	0.50
1:QA:1292:U:H2'	1:QA:1293:G:C8	2.46	0.50
1:QA:130:A:OP2	17:QQ:63:ARG:NH2	2.43	0.50
1:QA:1431:C:H2'	1:QA:1432:G:O4'	2.11	0.50
1:QA:573:A:N3	1:QA:883:C:O2'	2.42	0.50
1:QA:665:A:H1'	1:QA:733:A:H5'	1.93	0.50
2:QB:23:ARG:HH11	2:QB:23:ARG:HG2	1.76	0.50

*Continued on next page...*

*Continued from previous page...*

Atom-1	Atom-2	Interatomic distance (Å)	Clash overlap (Å)
3:QC:99:VAL:HG23	3:QC:99:VAL:O	2.11	0.50
4:QD:155:LEU:O	4:QD:159:ARG:HG2	2.10	0.50
5:QE:45:PHE:CD2	5:QE:47:LYS:HD2	2.47	0.50
5:QE:83:GLU:HG2	5:QE:88:LYS:CG	2.41	0.50
9:QI:53:VAL:HG21	9:QI:92:TYR:CZ	2.45	0.50
1:QA:690:G:H22	11:QK:55:LYS:NZ	2.09	0.50
22:QV:68:C:H2'	22:QV:69:C:H6	1.76	0.50
47:R1:4:VAL:HG23	47:R1:10:LYS:C	2.32	0.50
30:RG:111:LEU:HB2	50:R4:38:LYS:HZ3	1.76	0.50
50:R4:42:PHE:O	50:R4:44:THR:N	2.44	0.50
51:R5:37:LYS:HD2	51:R5:37:LYS:O	2.12	0.50
25:RA:2306:C:H2'	25:RA:2307:G:H21	1.77	0.50
25:RA:2431:U:N3	25:RA:2434:A:OP2	2.44	0.50
25:RA:2831:G:OP1	25:RA:2834:G:H4'	2.10	0.50
25:RA:888:C:O2'	25:RA:889:C:H4'	2.12	0.50
28:RE:37:ARG:HE	28:RE:37:ARG:N	2.09	0.50
28:RE:37:ARG:H	28:RE:37:ARG:HE	1.59	0.50
29:RF:65:TRP:HZ2	29:RF:72:ARG:NH2	2.08	0.50
31:RH:151:ILE:C	31:RH:152:ARG:O	2.49	0.50
34:RO:24:VAL:O	34:RO:24:VAL:HG13	2.11	0.50
35:RP:104:GLY:C	35:RP:105:LEU:HD12	2.31	0.50
35:RP:101:VAL:HA	35:RP:105:LEU:O	2.10	0.50
41:RV:14:VAL:HA	41:RV:18:LEU:HD12	1.93	0.50
1:XA:1002:G:H1	1:XA:1038:C:H42	1.58	0.50
1:XA:1171:G:H2'	1:XA:1172:C:C6	2.45	0.50
1:XA:1220:G:H2'	1:XA:1221:G:H8	1.75	0.50
1:XA:128:G:O2'	17:XQ:3:LYS:NZ	2.44	0.50
1:XA:1366:C:H2'	1:XA:1367:C:H6	1.76	0.50
1:XA:1517:G:H1'	25:YA:1919:A:O3'	2.10	0.50
1:XA:222:U:H2'	1:XA:223:U:C6	2.46	0.50
2:XB:82:ARG:HA	2:XB:92:TYR:CE2	2.45	0.50
3:XC:184:TYR:HA	3:XC:200:ALA:O	2.12	0.50
4:XD:178:VAL:O	4:XD:180:GLY:N	2.44	0.50
5:XE:151:LEU:CD1	8:XH:77:GLU:OE2	2.59	0.50
9:XI:53:VAL:HG21	9:XI:92:TYR:CZ	2.45	0.50
12:XL:126:LYS:HB2	12:XL:126:LYS:HZ2	1.74	0.50
15:XO:17:ARG:NH1	15:XO:77:ARG:NH1	2.59	0.50
15:XO:16:ALA:HB1	15:XO:21:ASP:HB3	1.92	0.50
49:Y3:7:LYS:HE2	49:Y3:32:GLN:NE2	2.25	0.50
49:Y3:56:VAL:CG1	49:Y3:57:GLU:N	2.74	0.50
53:Y7:36:GLN:O	53:Y7:36:GLN:HG2	2.09	0.50

*Continued on next page...*

*Continued from previous page...*

Atom-1	Atom-2	Interatomic distance (Å)	Clash overlap (Å)
25:YA:2715:C:H2'	25:YA:2716:U:C6	2.46	0.50
25:YA:517:C:O2'	42:YW:18:ARG:NH2	2.44	0.50
25:YA:590:A:H2'	25:YA:591:C:C6	2.46	0.50
25:YA:860:U:C5	25:YA:917:A:C2	2.99	0.50
29:YF:108:LYS:HA	29:YF:108:LYS:NZ	2.27	0.50
29:YF:198:ALA:C	29:YF:200:GLU:N	2.62	0.50
25:YA:442:G:O4'	29:YF:46:ARG:HD3	2.10	0.50
31:YH:103:LEU:CD1	31:YH:131:VAL:HG21	2.41	0.50
31:YH:4:ILE:O	31:YH:6:ARG:N	2.43	0.50
33:YN:118:LYS:O	33:YN:120:LEU:N	2.43	0.50
34:YO:113:LYS:O	34:YO:116:SER:HB3	2.11	0.50
34:YO:23:ARG:HG2	34:YO:23:ARG:HH11	1.76	0.50
35:YP:49:ARG:HE	54:Y8:59:LYS:HG2	1.76	0.50
39:YT:20:PRO:HD2	39:YT:86:ILE:HG23	1.92	0.50
39:YT:57:PHE:CG	39:YT:58:ASN:N	2.79	0.50
39:YT:51:ARG:HG3	39:YT:98:LYS:HG3	1.93	0.50
1:QA:42:G:H2'	1:QA:43:C:O4'	2.12	0.50
1:QA:579:G:H5'	1:QA:728:A:H1'	1.93	0.50
1:QA:1112:C:H1'	3:QC:179:ARG:NH1	2.26	0.50
3:QC:70:VAL:CG1	3:QC:71:ALA:N	2.73	0.50
5:QE:101:ILE:HD13	5:QE:101:ILE:N	2.25	0.50
6:QF:86:ARG:O	6:QF:87:ARG:CG	2.50	0.50
7:QG:23:VAL:O	7:QG:27:ILE:CD1	2.59	0.50
10:QJ:98:ILE:H	10:QJ:98:ILE:CD1	2.24	0.50
14:QN:8:GLU:C	14:QN:10:ALA:H	2.13	0.50
25:RA:642:G:H21	25:RA:646:A:H2	1.59	0.50
27:RD:35:LYS:HD2	27:RD:104:TYR:CD1	2.45	0.50
31:RH:169:VAL:HG13	31:RH:170:ARG:N	2.26	0.50
31:RH:72:ILE:O	31:RH:75:ALA:HB3	2.11	0.50
34:RO:47:ILE:CG1	34:RO:48:PRO:HD2	2.41	0.50
35:RP:114:ILE:HD13	35:RP:125:VAL:CG2	2.41	0.50
35:RP:95:VAL:HG13	35:RP:100:LEU:CD2	2.40	0.50
36:RQ:133:ARG:HG2	36:RQ:134:ARG:N	2.26	0.50
37:RR:70:LEU:O	37:RR:72:ASP:N	2.42	0.50
44:RY:74:PRO:O	44:RY:80:GLY:HA2	2.10	0.50
44:RY:90:LEU:H	44:RY:90:LEU:HD22	1.73	0.50
1:XA:1127:G:H1'	1:XA:1147:C:H42	1.76	0.50
1:XA:315:A:H5''	1:XA:316:G:OP1	2.11	0.50
1:XA:720:C:H5''	18:XR:52:PRO:HA	1.93	0.50
2:XB:53:ARG:HA	2:XB:56:ARG:HG3	1.93	0.50
3:XC:99:VAL:HG23	3:XC:99:VAL:O	2.11	0.50

*Continued on next page...*

*Continued from previous page...*

Atom-1	Atom-2	Interatomic distance (Å)	Clash overlap (Å)
13:XM:66:LEU:O	13:XM:70:LEU:HB2	2.11	0.50
47:Y1:85:LEU:HA	47:Y1:87:PRO:HD2	1.92	0.50
50:Y4:54:GLY:HA2	50:Y4:57:GLU:HG2	1.92	0.50
25:YA:1036:G:H1	25:YA:1119:C:H42	1.57	0.50
25:YA:1553:A:C6	25:YA:1555:G:H1'	2.47	0.50
25:YA:2250:G:C6	36:YQ:82:ARG:HD2	2.47	0.50
25:YA:41:C:O2	25:YA:439:G:N2	2.44	0.50
25:YA:463:G:N2	25:YA:466:A:OP2	2.28	0.50
28:YE:105:THR:HG23	28:YE:166:THR:OG1	2.10	0.50
29:YF:32:LEU:O	29:YF:36:VAL:HG23	2.11	0.50
31:YH:126:PRO:HD2	31:YH:127:GLU:N	2.25	0.50
34:YO:15:GLY:O	34:YO:46:ALA:HB1	2.10	0.50
37:YR:92:GLY:N	37:YR:94:TYR:HE2	2.10	0.50
38:YS:26:LEU:CD2	38:YS:87:PHE:CD1	2.94	0.50
38:YS:86:ALA:O	38:YS:87:PHE:HB3	2.09	0.50
40:YU:112:ARG:HG2	40:YU:112:ARG:HH11	1.76	0.50
41:YV:22:VAL:HG12	41:YV:23:GLU:H	1.76	0.50
44:YY:75:ILE:CG1	44:YY:76:CYS:N	2.73	0.50
44:YY:95:LYS:O	44:YY:96:ILE:O	2.28	0.50
45:YZ:97:GLU:HG2	45:YZ:127:LYS:HB2	1.93	0.50
25:YA:896:A:N3	45:YZ:176:PRO:HB3	2.26	0.50
1:QA:1288:A:H2'	1:QA:1289:A:O4'	2.12	0.50
2:QB:53:ARG:HA	2:QB:56:ARG:HG3	1.93	0.50
4:QD:13:ARG:CA	4:QD:33:MET:HE3	2.42	0.50
4:QD:162:LEU:HD13	4:QD:181:MET:HB3	1.93	0.50
8:QH:51:VAL:HG11	8:QH:60:ARG:HG3	1.92	0.50
9:QI:29:ASN:OD1	9:QI:64:THR:HA	2.11	0.50
12:QL:23:LYS:O	12:QL:24:VAL:HG23	2.10	0.50
13:QM:30:ALA:O	13:QM:31:LYS:C	2.49	0.50
15:QO:26:GLU:OE2	15:QO:77:ARG:NH1	2.43	0.50
16:QP:59:TRP:HA	16:QP:59:TRP:HE3	1.77	0.50
19:QS:43:GLU:OE2	19:QS:43:GLU:N	2.44	0.50
21:QU:14:TRP:CE3	21:QU:15:ARG:HD3	2.46	0.50
13:QM:118:ALA:O	22:QV:28:C:O3'	2.29	0.50
47:R1:80:LEU:C	47:R1:81:LYS:CE	2.77	0.50
25:RA:1568:G:OP1	27:RD:63:ARG:NH1	2.38	0.50
25:RA:1952:A:OP1	34:RO:44:LYS:NZ	2.24	0.50
25:RA:2677:G:OP1	28:RE:121:ASN:ND2	2.40	0.50
28:RE:137:HIS:HB3	28:RE:138:PRO:CD	2.37	0.50
30:RG:43:LEU:O	30:RG:88:ILE:HG12	2.12	0.50
30:RG:92:VAL:HG13	30:RG:92:VAL:O	2.12	0.50

*Continued on next page...*

*Continued from previous page...*

Atom-1	Atom-2	Interatomic distance (Å)	Clash overlap (Å)
42:RW:88:ARG:HB3	42:RW:92:ARG:CB	2.42	0.50
44:RY:44:ILE:CG1	44:RY:45:VAL:H	2.25	0.50
1:XA:1238:A:N3	1:XA:1241:G:O2'	2.39	0.50
1:XA:224:C:H2'	1:XA:225:C:C6	2.47	0.50
1:XA:876:G:H2'	1:XA:877:C:H6	1.76	0.50
1:XA:966:G:H2'	1:XA:967:C:C6	2.46	0.50
2:XB:24:TRP:CE3	2:XB:26:PRO:HA	2.45	0.50
4:XD:108:LEU:HD11	4:XD:174:LEU:CD2	2.37	0.50
5:XE:126:ARG:NH1	5:XE:126:ARG:HG3	2.19	0.50
9:XI:79:LEU:HD22	9:XI:101:PHE:O	2.10	0.50
9:XI:48:GLU:N	9:XI:49:PRO:CD	2.74	0.50
19:XS:50:ALA:CB	19:XS:57:HIS:HB3	2.37	0.50
47:Y1:83:GLU:CD	47:Y1:85:LEU:H	2.15	0.50
48:Y2:41:ILE:HD11	48:Y2:44:LEU:CB	2.42	0.50
49:Y3:17:LYS:HA	49:Y3:20:LYS:HD2	1.92	0.50
50:Y4:10:VAL:HG23	50:Y4:11:PRO:HD2	1.93	0.50
25:YA:1019:U:HO2'	25:YA:1021:A:H2	1.56	0.50
25:YA:626:U:H5''	25:YA:627:A:H5'	1.92	0.50
25:YA:768:G:H2'	25:YA:769:G:H8	1.76	0.50
35:YP:104:GLY:C	35:YP:105:LEU:HD12	2.31	0.50
35:YP:114:ILE:HD13	35:YP:125:VAL:CG2	2.41	0.50
38:YS:83:LYS:HG2	38:YS:109:GLY:HA2	1.90	0.50
44:YY:46:LYS:HE3	44:YY:63:LYS:HB3	1.93	0.50
1:QA:1151:A:H1'	10:QJ:39:PRO:CB	2.39	0.50
1:QA:128:G:H1	1:QA:233:C:H42	1.59	0.50
1:QA:142:G:H1	1:QA:221:C:H42	1.59	0.50
1:QA:222:U:H2'	1:QA:223:U:C6	2.47	0.50
1:QA:963:G:H21	10:QJ:55:LYS:HD3	1.76	0.50
1:QA:963:G:N3	10:QJ:55:LYS:NZ	2.58	0.50
4:QD:206:PHE:CD2	4:QD:207:TYR:CD1	2.99	0.50
5:QE:12:LEU:HD23	5:QE:13:ILE:H	1.76	0.50
8:QH:83:ILE:HB	8:QH:137:VAL:HG13	1.93	0.50
8:QH:12:ARG:NH1	8:QH:27:PRO:HD2	2.25	0.50
8:QH:95:VAL:HB	8:QH:99:GLU:O	2.12	0.50
1:QA:1151:A:N3	10:QJ:39:PRO:HG3	2.26	0.50
14:QN:48:ALA:CA	14:QN:53:LEU:HD12	2.41	0.50
16:QP:83:GLU:HG3	16:QP:84:ALA:H	1.77	0.50
11:QK:91:ARG:HH22	18:QR:88:LYS:HZ3	1.58	0.50
21:QU:6:ARG:HE	21:QU:15:ARG:NH2	2.09	0.50
52:R6:34:LEU:HD23	52:R6:36:LEU:HD22	1.92	0.50
54:R8:56:GLU:O	54:R8:57:ARG:C	2.50	0.50

*Continued on next page...*



*Continued from previous page...*

Atom-1	Atom-2	Interatomic distance (Å)	Clash overlap (Å)
25:RA:242:G:C8	54:R8:5:LYS:HG2	2.46	0.50
25:RA:2445:G:OP1	29:RF:74:ARG:NH2	2.44	0.50
25:RA:298:G:O2'	25:RA:322:A:N1	2.41	0.50
28:RE:176:ILE:O	28:RE:176:ILE:HG22	2.10	0.50
31:RH:152:ARG:C	31:RH:153:LYS:HE2	2.32	0.50
33:RN:137:LYS:HG3	33:RN:138:LEU:H	1.76	0.50
33:RN:87:LEU:C	33:RN:87:LEU:HD23	2.32	0.50
38:RS:26:LEU:CD2	38:RS:87:PHE:CD1	2.94	0.50
39:RT:54:ARG:HG2	39:RT:54:ARG:NH1	2.24	0.50
42:RW:22:ASP:HA	42:RW:25:ARG:HH12	1.75	0.50
44:RY:2:ARG:NH1	44:RY:2:ARG:HG2	2.22	0.50
1:XA:1022:G:H2'	1:XA:1023:G:C8	2.47	0.50
1:XA:243:A:H4'	1:XA:244:U:H3'	1.92	0.50
1:XA:54:C:N4	1:XA:353:A:OP2	2.42	0.50
2:XB:103:THR:N	2:XB:180:LEU:HD11	2.26	0.50
2:XB:200:ILE:O	2:XB:201:ILE:HD13	2.12	0.50
3:XC:11:ARG:HG3	3:XC:15:THR:HG21	1.93	0.50
9:XI:83:ARG:HA	9:XI:86:VAL:CG1	2.42	0.50
10:XJ:81:THR:C	10:XJ:83:GLU:N	2.64	0.50
47:Y1:4:VAL:HG23	47:Y1:10:LYS:C	2.32	0.50
47:Y1:80:LEU:HB2	47:Y1:81:LYS:CE	2.41	0.50
47:Y1:94:LEU:O	47:Y1:95:LEU:HG	2.11	0.50
50:Y4:61:ARG:C	50:Y4:63:TYR:H	2.14	0.50
51:Y5:56:LYS:N	51:Y5:56:LYS:HD2	2.13	0.50
25:YA:1332:G:H21	25:YA:1610:A:H8	1.57	0.50
25:YA:479:A:N3	25:YA:481:G:H5''	2.26	0.50
33:YN:112:LEU:HD23	33:YN:113:GLY:N	2.26	0.50
25:YA:1142(A):A:H4'	33:YN:25:ARG:NH2	2.26	0.50
37:YR:117:VAL:CG2	37:YR:118:GLU:N	2.74	0.50
45:YZ:149:SER:HB2	45:YZ:172:ALA:O	2.10	0.50
56:Z8:76:PPU:HN2	56:Z8:76:PPU:HD2	1.76	0.50
2:QB:15:VAL:H	2:QB:16:HIS:HD1	1.59	0.50
2:QB:170:GLU:HA	2:QB:172:ILE:CD1	2.41	0.50
7:QG:50:ILE:HA	7:QG:54:THR:HG22	1.94	0.50
9:QI:10:ARG:HG3	9:QI:105:ASP:HB2	1.92	0.50
10:QJ:56:HIS:O	10:QJ:58:ASP:O	2.30	0.50
19:QS:41:VAL:CG1	19:QS:45:VAL:N	2.74	0.50
22:QV:75:C:H2'	22:QV:76:A:O4'	2.12	0.50
47:R1:91:LYS:CA	47:R1:91:LYS:HE3	2.40	0.50
50:R4:10:VAL:HG23	50:R4:11:PRO:HD2	1.93	0.50
51:R5:48:GLU:HA	51:R5:59:GLU:HG2	1.94	0.50

*Continued on next page...*

*Continued from previous page...*

Atom-1	Atom-2	Interatomic distance (Å)	Clash overlap (Å)
25:RA:1022:G:O2'	25:RA:1023:U:OP2	2.26	0.50
25:RA:1153:C:H2'	25:RA:1154:G:O4'	2.11	0.50
25:RA:1660:C:H2'	25:RA:1661:G:C8	2.45	0.50
25:RA:363:G:H2'	25:RA:363(A):A:C8	2.45	0.50
28:RE:2:LYS:HG2	28:RE:95:ILE:CG2	2.42	0.50
28:RE:61:ARG:CB	28:RE:62:PRO:HD3	2.41	0.50
29:RF:45:ARG:NH1	29:RF:45:ARG:CG	2.71	0.50
30:RG:109:VAL:O	30:RG:113:ARG:HG3	2.10	0.50
31:RH:16:SER:O	31:RH:17:VAL:HG23	2.12	0.50
32:RI:11:ASN:O	32:RI:12:LEU:HB2	2.10	0.50
44:RY:88:LYS:HA	44:RY:88:LYS:NZ	2.27	0.50
1:XA:1228:C:OP1	13:XM:114:ARG:HA	2.12	0.50
4:XD:54:TYR:CE1	4:XD:206:PHE:HE1	2.29	0.50
4:QD:195:ALA:O	6:XF:17:SER:HA	2.11	0.50
7:XG:50:ILE:HA	7:XG:54:THR:HG22	1.94	0.50
8:XH:102:ARG:NH1	8:XH:105:ARG:HH12	2.09	0.50
9:XI:105:ASP:C	9:XI:107:ARG:H	2.14	0.50
9:XI:10:ARG:HG3	9:XI:105:ASP:HB2	1.92	0.50
12:XL:28:LYS:O	12:XL:29:GLY:C	2.50	0.50
13:XM:102:ARG:O	13:XM:102:ARG:HG3	2.11	0.50
14:XN:41:ARG:HE	14:XN:42:ILE:HG13	1.75	0.50
15:XO:39:LEU:O	15:XO:40:SER:C	2.50	0.50
17:XQ:48:GLU:O	17:XQ:49:GLU:C	2.48	0.50
24:XY:39:C:H2'	24:XY:40:G:C8	2.46	0.50
47:Y1:87:PRO:O	47:Y1:91:LYS:HB2	2.10	0.50
25:YA:1477:A:H61	25:YA:1516:U:H3	1.58	0.50
25:YA:2055:C:H4'	25:YA:2056:G:H5''	1.94	0.50
25:YA:2360:A:H2'	25:YA:2361:A:O4'	2.12	0.50
25:YA:247:G:O6	54:Y8:12:LYS:NZ	2.32	0.50
25:YA:258:G:H2'	25:YA:259:G:C8	2.45	0.50
25:YA:389:G:H22	35:YP:72:PRO:CG	2.25	0.50
25:YA:709:U:H2'	25:YA:710:G:C8	2.46	0.50
25:YA:704:G:H2'	25:YA:726:G:H21	1.75	0.50
30:YG:111:LEU:N	30:YG:112:PRO:CD	2.75	0.50
30:YG:43:LEU:O	30:YG:88:ILE:HG12	2.12	0.50
33:YN:73:THR:HG22	33:YN:82:LEU:HD11	1.93	0.50
34:YO:35:VAL:O	34:YO:35:VAL:HG23	2.11	0.50
35:YP:147:LEU:O	35:YP:148:LEU:HB2	2.11	0.50
36:YQ:36:ALA:HB1	36:YQ:127:ILE:HD12	1.93	0.50
38:YS:26:LEU:HD22	38:YS:87:PHE:CD1	2.46	0.50
1:XA:1432:G:OP1	39:YT:107:ASP:HB2	2.12	0.50

*Continued on next page...*

*Continued from previous page...*

Atom-1	Atom-2	Interatomic distance (Å)	Clash overlap (Å)
2:QB:200:ILE:O	2:QB:201:ILE:HD13	2.12	0.50
4:QD:178:VAL:O	4:QD:180:GLY:N	2.44	0.50
4:QD:28:SER:CB	4:QD:29:PRO:CD	2.85	0.50
4:QD:83:SER:HA	4:QD:89:THR:HG23	1.92	0.50
6:QF:63:TYR:CD2	6:QF:63:TYR:N	2.79	0.50
7:QG:11:GLN:C	7:QG:12:LEU:HD22	2.31	0.50
9:QI:83:ARG:HA	9:QI:86:VAL:CG1	2.41	0.50
13:QM:82:MET:O	13:QM:83:ASP:C	2.49	0.50
48:R2:16:LEU:O	48:R2:17:SER:CB	2.56	0.50
50:R4:1:MET:O	50:R4:1:MET:HG3	2.12	0.50
52:R6:9:LEU:HD13	52:R6:26:ASN:HD22	1.76	0.50
52:R6:41:PRO:HD2	52:R6:46:HIS:H	1.77	0.50
25:RA:1339:G:H21	25:RA:1603:A:H1'	1.77	0.50
25:RA:2059:A:H5'	25:RA:2060:A:OP2	2.12	0.50
25:RA:919:G:N2	25:RA:2269:A:OP2	2.45	0.50
25:RA:774:A:H2	25:RA:787:U:O2'	1.95	0.50
27:RD:237:GLU:OE1	27:RD:237:GLU:HA	2.12	0.50
31:RH:133:VAL:HG12	31:RH:141:VAL:HG13	1.93	0.50
31:RH:153:LYS:HG3	31:RH:161:GLY:HA2	1.91	0.50
36:RQ:108:GLY:O	36:RQ:109:VAL:HG23	2.12	0.50
39:RT:38:ASN:O	39:RT:39:ARG:O	2.30	0.50
39:RT:51:ARG:HG3	39:RT:98:LYS:HG3	1.94	0.50
1:XA:35:G:H2'	1:XA:36:C:C6	2.47	0.50
3:XC:34:LEU:O	3:XC:38:ARG:HG3	2.10	0.50
8:XH:95:VAL:HB	8:XH:99:GLU:O	2.12	0.50
10:XJ:84:GLN:C	10:XJ:86:MET:H	2.14	0.50
13:XM:120:LYS:O	13:XM:121:LYS:HB2	2.11	0.50
14:XN:48:ALA:CA	14:XN:53:LEU:HD12	2.42	0.50
15:XO:17:ARG:NH1	15:XO:77:ARG:CZ	2.74	0.50
16:XP:83:GLU:HG3	16:XP:84:ALA:H	1.77	0.50
30:YG:6:ALA:H	50:Y4:23:GLU:CG	2.25	0.50
50:Y4:57:GLU:O	50:Y4:61:ARG:O	2.30	0.50
25:YA:1889:A:N1	25:YA:2234:G:H1'	2.26	0.50
25:YA:2683:C:OP1	39:YT:53:ARG:NH2	2.43	0.50
25:YA:2702:U:O2	25:YA:2702:U:H2'	2.12	0.50
25:YA:554:U:H2'	25:YA:556:G:C8	2.47	0.50
25:YA:558:G:P	33:YN:111:PRO:HD2	2.52	0.50
27:YD:233:HIS:H	27:YD:233:HIS:CD2	2.29	0.50
30:YG:16:ARG:HB3	30:YG:17:PRO:HD3	1.94	0.50
31:YH:131:VAL:CG1	31:YH:132:ARG:N	2.74	0.50
31:YH:133:VAL:HG12	31:YH:141:VAL:HG13	1.93	0.50

*Continued on next page...*

*Continued from previous page...*

Atom-1	Atom-2	Interatomic distance (Å)	Clash overlap (Å)
31:YH:143:GLN:HE21	31:YH:143:GLN:C	2.15	0.50
31:YH:152:ARG:C	31:YH:153:LYS:HE2	2.32	0.50
31:YH:169:VAL:HG13	31:YH:170:ARG:N	2.26	0.50
31:YH:24:VAL:HG21	31:YH:72:ILE:HG12	1.94	0.50
33:YN:87:LEU:HD23	33:YN:87:LEU:C	2.32	0.50
35:YP:138:LEU:HD11	35:YP:144:GLU:CG	2.42	0.50
36:YQ:132:VAL:HG12	36:YQ:133:ARG:N	2.27	0.50
42:YW:22:ASP:HA	42:YW:25:ARG:HH12	1.75	0.50
25:YA:64:A:C5	43:YX:66:LEU:HD13	2.46	0.50
45:YZ:8:TYR:HB2	45:YZ:38:TYR:CE2	2.46	0.50
1:QA:1190:G:H5'	3:QC:176:HIS:NE2	2.27	0.50
1:QA:1352:C:OP1	21:QU:3:LYS:NZ	2.37	0.50
3:QC:34:LEU:O	3:QC:38:ARG:HG3	2.11	0.50
4:QD:198:VAL:CG1	4:QD:199:ASN:N	2.75	0.50
4:QD:13:ARG:HH22	4:QD:36:ARG:CZ	2.24	0.50
9:QI:5:TYR:HA	9:QI:17:VAL:O	2.12	0.50
51:R5:50:GLY:O	51:R5:51:TYR:CB	2.59	0.50
52:R6:20:ASN:O	52:R6:21:TYR:CB	2.59	0.50
25:RA:2150:U:H2'	25:RA:2151:G:C8	2.47	0.50
25:RA:27:G:H22	25:RA:512:G:H1'	1.77	0.50
25:RA:483:A:H4'	44:RY:49:VAL:HG13	1.93	0.50
25:RA:979:G:H2'	25:RA:982:C:N4	2.27	0.50
26:RB:15:A:H5'	26:RB:16:G:C8	2.46	0.50
26:RB:23:G:H1	26:RB:60:C:H42	1.60	0.50
27:RD:32:SER:O	27:RD:33:LEU:CB	2.60	0.50
28:RE:119:ARG:HD3	28:RE:160:TYR:CD2	2.47	0.50
28:RE:203:LYS:HE3	28:RE:204:ALA:CB	2.40	0.50
31:RH:153:LYS:O	31:RH:154:PRO:O	2.30	0.50
35:RP:61:ARG:HH21	54:R8:13:ARG:HD2	1.77	0.50
37:RR:96:ARG:NH2	37:RR:117:VAL:HG23	2.27	0.50
37:RR:92:GLY:N	37:RR:94:TYR:HE2	2.09	0.50
39:RT:23:ARG:CB	39:RT:24:PRO:HD2	2.40	0.50
40:RU:92:ARG:NH1	40:RU:95:LEU:HD11	2.26	0.50
1:XA:1266:G:N2	1:XA:1270:C:N3	2.60	0.50
1:XA:1499:A:OP1	1:XA:1505:G:OP2	2.30	0.50
1:XA:363:A:C4	12:XL:31:PRO:HD2	2.46	0.50
2:XB:23:ARG:HH11	2:XB:23:ARG:HG2	1.76	0.50
10:XJ:40:LEU:HB2	10:XJ:69:ASN:CB	2.40	0.50
10:XJ:54:PHE:O	10:XJ:55:LYS:HG3	2.10	0.50
11:XK:106:LYS:O	11:XK:107:SER:HB3	2.12	0.50
11:XK:25:TYR:CD1	11:XK:25:TYR:N	2.80	0.50

*Continued on next page...*

*Continued from previous page...*

Atom-1	Atom-2	Interatomic distance (Å)	Clash overlap (Å)
13:XM:117:VAL:O	13:XM:118:ALA:C	2.51	0.50
17:XQ:13:ASP:C	17:XQ:15:MET:H	2.15	0.50
20:XT:49:ALA:CB	20:XT:99:LEU:HD22	2.42	0.50
21:XU:6:ARG:HH21	21:XU:15:ARG:NE	2.09	0.50
49:Y3:7:LYS:CB	49:Y3:34:GLU:HG2	2.41	0.50
52:Y6:9:LEU:HB3	52:Y6:26:ASN:O	2.12	0.50
53:Y7:46:VAL:HG12	53:Y7:47:ARG:N	2.27	0.50
25:YA:127:A:H5'	25:YA:128:C:O4'	2.11	0.50
25:YA:1301:A:O2'	25:YA:1302:A:H3'	2.12	0.50
25:YA:186:G:H2'	25:YA:187:G:H8	1.76	0.50
25:YA:1952:A:C2	34:YO:22:ILE:HG23	2.47	0.50
27:YD:182:LEU:H	27:YD:272:ALA:CB	2.25	0.50
27:YD:65:ILE:HD13	27:YD:65:ILE:C	2.32	0.50
30:YG:103:LEU:HD21	30:YG:178:PHE:CZ	2.47	0.50
32:YI:85:GLU:OE1	32:YI:86:THR:OG1	2.30	0.50
34:YO:105:GLU:O	34:YO:108:GLU:HB2	2.12	0.50
37:YR:28:LEU:CD2	37:YR:114:VAL:HG12	2.41	0.50
38:YS:35:ILE:CD1	38:YS:101:LEU:HD23	2.41	0.50
38:YS:89:ARG:O	38:YS:89:ARG:HD2	2.11	0.50
34:YO:104:ARG:NE	39:YT:34:VAL:HG11	2.26	0.50
40:YU:92:ARG:CD	40:YU:94:ASN:HB3	2.42	0.50
41:YV:51:VAL:CG1	41:YV:52:VAL:H	2.22	0.50
41:YV:51:VAL:CG1	41:YV:52:VAL:N	2.75	0.50
41:YV:29:PRO:O	41:YV:61:VAL:O	2.29	0.50
42:YW:70:TYR:N	42:YW:70:TYR:CD2	2.75	0.50
3:QC:52:LEU:H	3:QC:52:LEU:CD2	2.20	0.50
4:QD:30:LYS:CG	4:QD:35:ARG:NE	2.64	0.50
10:QJ:22:LYS:NZ	10:QJ:23:ILE:HG12	2.27	0.50
16:QP:39:TYR:OH	16:QP:41:PRO:HB3	2.11	0.50
18:QR:30:ASP:C	18:QR:32:ARG:H	2.16	0.50
47:R1:80:LEU:HB2	47:R1:81:LYS:CE	2.41	0.50
47:R1:83:GLU:CD	47:R1:85:LEU:H	2.15	0.50
25:RA:1138:G:O3'	33:RN:101:HIS:HE1	1.95	0.50
25:RA:1022:G:H22	25:RA:1142(A):A:H2	1.60	0.50
25:RA:1537:C:H2'	25:RA:1538:G:C8	2.46	0.50
25:RA:1653:G:H4'	25:RA:1654:A:O5'	2.12	0.50
25:RA:1860:G:H1	25:RA:1882:C:H42	1.59	0.50
25:RA:2298:A:H2'	25:RA:2299:G:O4'	2.12	0.50
25:RA:2313:C:H2'	25:RA:2314:C:H6	1.76	0.50
25:RA:2452:C:O4'	56:Z6:76:PPU:HB2	2.12	0.50
25:RA:573:G:N1	25:RA:2031:A:OP2	2.44	0.50

*Continued on next page...*

*Continued from previous page...*

Atom-1	Atom-2	Interatomic distance (Å)	Clash overlap (Å)
27:RD:28:GLU:OE1	27:RD:29:PRO:HD2	2.11	0.50
29:RF:108:LYS:NZ	29:RF:108:LYS:HA	2.27	0.50
30:RG:111:LEU:N	30:RG:112:PRO:CD	2.75	0.50
31:RH:19:VAL:HG13	31:RH:43:VAL:CG2	2.41	0.50
36:RQ:2:LEU:N	36:RQ:2:LEU:HD23	2.27	0.50
36:RQ:80:GLU:HG3	36:RQ:81:VAL:N	2.27	0.50
38:RS:35:ILE:CD1	38:RS:101:LEU:HD23	2.41	0.50
34:RO:104:ARG:NE	39:RT:34:VAL:HG11	2.26	0.50
44:RY:16:ALA:O	44:RY:21:LYS:HD3	2.11	0.50
44:RY:48:ALA:HB2	44:RY:61:ILE:CD1	2.41	0.50
45:RZ:141:VAL:HA	45:RZ:144:LEU:HD23	1.93	0.50
1:XA:291:C:H42	1:XA:309:G:H1	1.60	0.50
3:XC:132:ARG:O	3:XC:136:GLN:HB2	2.11	0.50
8:XH:84:ARG:O	8:XH:135:CYS:HB2	2.12	0.50
8:XH:91:ARG:HH11	8:XH:91:ARG:CG	2.22	0.50
13:XM:68:GLY:CA	30:YG:116:ASP:OD2	2.60	0.50
19:XS:26:GLY:O	19:XS:27:GLU:HB2	2.11	0.50
48:Y2:69:ARG:CB	48:Y2:69:ARG:HH11	2.25	0.50
48:Y2:9:GLN:O	48:Y2:12:GLU:HB3	2.10	0.50
50:Y4:22:ILE:HD12	50:Y4:22:ILE:H	1.77	0.50
51:Y5:37:LYS:HD2	51:Y5:37:LYS:O	2.12	0.50
53:Y7:9:ARG:HH12	53:Y7:47:ARG:HG3	1.76	0.50
25:YA:1207:C:H42	25:YA:1239:G:H1	1.60	0.50
25:YA:1226:G:OP1	41:YV:86:GLY:HA3	2.12	0.50
25:YA:1338:G:N7	43:YX:62:LYS:NZ	2.51	0.50
25:YA:1432:C:H2'	25:YA:1433:U:O4'	2.12	0.50
25:YA:2028:U:H2'	25:YA:2029:G:C8	2.46	0.50
25:YA:2179:C:H2'	25:YA:2180:U:C6	2.47	0.50
25:YA:2683:C:O2'	28:YE:13:ARG:NH2	2.45	0.50
25:YA:2751:G:O2'	25:YA:2752:C:O5'	2.28	0.50
25:YA:2846:G:P	39:YT:54:ARG:HB2	2.52	0.50
25:YA:990:A:N1	41:YV:76:LYS:NZ	2.58	0.50
26:YB:28:C:H2'	26:YB:29:A:O4'	2.12	0.50
28:YE:105:THR:HB	28:YE:197:ILE:HG12	1.92	0.50
28:YE:2:LYS:HG2	28:YE:95:ILE:CG2	2.42	0.50
30:YG:35:GLU:CD	30:YG:35:GLU:C	2.71	0.50
31:YH:16:SER:O	31:YH:17:VAL:HG23	2.12	0.50
35:YP:112:LEU:HD22	35:YP:113:LYS:N	2.26	0.50
36:YQ:108:GLY:O	36:YQ:109:VAL:HG23	2.12	0.50
44:YY:19:LYS:O	44:YY:19:LYS:CG	2.60	0.50
44:YY:48:ALA:HB2	44:YY:61:ILE:CD1	2.41	0.50

*Continued on next page...*

*Continued from previous page...*

Atom-1	Atom-2	Interatomic distance (Å)	Clash overlap (Å)
2:QB:16:HIS:HB3	2:QB:210:SER:CB	2.42	0.50
3:QC:139:GLN:O	3:QC:143:GLU:HB2	2.11	0.50
4:QD:128:VAL:O	4:QD:130:GLY:N	2.45	0.50
8:QH:20:TYR:HD1	8:QH:65:TYR:HD2	1.55	0.50
10:QJ:84:GLN:C	10:QJ:86:MET:H	2.14	0.50
11:QK:32:ILE:HD12	11:QK:72:ALA:CB	2.36	0.50
11:QK:29:ILE:HG13	11:QK:44:SER:HB3	1.93	0.50
14:QN:22:THR:O	14:QN:23:ARG:CB	2.59	0.50
20:QT:49:ALA:CB	20:QT:99:LEU:HD22	2.42	0.50
21:QU:2:GLY:O	21:QU:4:GLY:N	2.45	0.50
25:RA:2372:G:H4'	52:R6:46:HIS:NE2	2.27	0.50
25:RA:1835:G:N3	25:RA:1931:U:N3	2.58	0.50
25:RA:2250:G:C6	36:RQ:82:ARG:HD2	2.47	0.50
25:RA:2692:C:H2'	25:RA:2693:A:C8	2.43	0.50
25:RA:727:A:C6	25:RA:728:G:C6	3.00	0.50
27:RD:123:ALA:HB3	27:RD:131:LEU:HG	1.94	0.50
30:RG:103:LEU:HD21	30:RG:178:PHE:CZ	2.47	0.50
31:RH:143:GLN:HE21	31:RH:143:GLN:C	2.15	0.50
31:RH:19:VAL:HG13	31:RH:43:VAL:HG23	1.93	0.50
35:RP:6:LEU:CD2	35:RP:6:LEU:N	2.75	0.50
44:RY:77:PRO:O	44:RY:78:ALA:HB2	2.10	0.50
1:XA:392:G:H2'	1:XA:393:A:C8	2.47	0.50
1:XA:686:U:O4	1:XA:703:G:H1'	2.12	0.50
3:XC:36:ASP:HB3	3:XC:40:ARG:NH1	2.25	0.50
4:XD:107:ARG:C	4:XD:109:GLY:H	2.14	0.50
4:XD:20:TYR:CD2	4:XD:27:TYR:CD2	3.00	0.50
5:XE:152:ARG:HD3	8:XH:44:PHE:CE1	2.47	0.50
1:XA:1344:C:H5'	9:XI:120:ARG:O	2.12	0.50
9:XI:29:ASN:OD1	9:XI:64:THR:HA	2.12	0.50
12:XL:62:SER:C	12:XL:64:TYR:H	2.14	0.50
13:XM:82:MET:O	13:XM:83:ASP:C	2.49	0.50
47:Y1:81:LYS:O	47:Y1:82:LEU:O	2.30	0.50
51:Y5:50:GLY:O	51:Y5:51:TYR:CB	2.59	0.50
53:Y7:12:ARG:HG3	53:Y7:12:ARG:NH1	2.27	0.50
54:Y8:56:GLU:O	54:Y8:57:ARG:C	2.50	0.50
25:YA:1964:G:O2'	25:YA:1967:C:OP2	2.25	0.50
25:YA:2219:G:H2'	25:YA:2224:G:H5'	1.93	0.50
25:YA:2250:G:H8	25:YA:2496:C:H5''	1.76	0.50
27:YD:218:ARG:HB3	27:YD:219:PRO:HD2	1.94	0.50
27:YD:35:LYS:HE2	27:YD:104:TYR:HB2	1.94	0.50
30:YG:49:ASP:OD1	30:YG:51:ARG:HG3	2.12	0.50

*Continued on next page...*

*Continued from previous page...*

Atom-1	Atom-2	Interatomic distance (Å)	Clash overlap (Å)
33:YN:137:LYS:HG3	33:YN:138:LEU:H	1.77	0.50
33:YN:6:PRO:HG2	33:YN:43:THR:OG1	2.11	0.50
34:YO:55:GLY:O	34:YO:56:ASP:C	2.50	0.50
38:YS:52:SER:O	38:YS:56:LEU:CD2	2.60	0.50
38:YS:5:THR:HG1	38:YS:7:TYR:HB3	1.75	0.50
41:YV:3:ALA:HB3	41:YV:14:VAL:HG23	1.92	0.50
1:QA:1053:G:N7	1:QA:1199:U:H3'	2.27	0.49
1:QA:1152:A:H2'	1:QA:1153:C:C6	2.47	0.49
1:QA:1499:A:H1'	1:QA:1520:G:H5'	1.94	0.49
1:QA:947:G:H2'	1:QA:948:C:C6	2.47	0.49
3:QC:184:TYR:HA	3:QC:200:ALA:O	2.12	0.49
4:QD:197:PRO:CD	6:XF:16:GLN:CD	2.81	0.49
4:QD:23:GLY:H	4:QD:26:CYS:HB2	1.77	0.49
7:QG:50:ILE:HG21	7:QG:58:PRO:HA	1.93	0.49
8:QH:84:ARG:O	8:QH:135:CYS:HB2	2.12	0.49
15:QO:17:ARG:NH1	15:QO:77:ARG:CZ	2.74	0.49
22:QV:56:C:O2'	30:RG:78:SER:HB2	2.11	0.49
50:R4:57:GLU:O	50:R4:61:ARG:O	2.30	0.49
55:R9:7:VAL:HG12	55:R9:25:VAL:HG21	1.94	0.49
25:RA:2831:G:H1'	25:RA:2883:A:H2'	1.94	0.49
27:RD:2:ALA:CB	27:RD:20:ASP:CB	2.90	0.49
27:RD:72:LYS:O	27:RD:73:VAL:C	2.50	0.49
29:RF:11:VAL:CG1	29:RF:12:LEU:N	2.75	0.49
33:RN:42:TRP:HA	33:RN:48:MET:CE	2.42	0.49
35:RP:49:ARG:HE	54:R8:59:LYS:HG2	1.76	0.49
37:RR:67:LEU:HD13	37:RR:76:VAL:CG2	2.27	0.49
45:RZ:23:LYS:O	45:RZ:25:PRO:HD3	2.11	0.49
1:XA:509:A:H5''	4:XD:55:ALA:HB2	1.94	0.49
1:XA:715:A:H2'	1:XA:716:A:C8	2.47	0.49
5:XE:32:VAL:O	5:XE:43:LEU:HD12	2.12	0.49
5:XE:41:VAL:CG1	5:XE:112:LEU:O	2.60	0.49
9:XI:33:PHE:HZ	9:XI:47:LEU:HD21	1.76	0.49
10:XJ:4:ILE:CB	10:XJ:74:ILE:HD11	2.36	0.49
13:XM:120:LYS:O	13:XM:121:LYS:CB	2.60	0.49
13:XM:14:ARG:HG3	13:XM:16:ASP:OD2	2.12	0.49
25:YA:2115:G:N2	25:YA:2165:G:N7	2.49	0.49
25:YA:2853:C:H2'	25:YA:2854:G:C8	2.47	0.49
29:YF:11:VAL:CG1	29:YF:12:LEU:N	2.75	0.49
25:YA:451:C:H4'	29:YF:52:LYS:HZ1	1.77	0.49
30:YG:114:ILE:HG21	30:YG:117:PHE:HB2	1.93	0.49
31:YH:153:LYS:HA	31:YH:153:LYS:HZ3	1.75	0.49

*Continued on next page...*



*Continued from previous page...*

Atom-1	Atom-2	Interatomic distance (Å)	Clash overlap (Å)
32:YI:3:VAL:HG12	32:YI:38:LEU:HA	1.94	0.49
34:YO:47:ILE:CG1	34:YO:48:PRO:HD2	2.42	0.49
44:YY:88:LYS:HA	44:YY:88:LYS:NZ	2.27	0.49
1:QA:999:U:H2'	1:QA:1000:A:H8	1.76	0.49
1:QA:793:U:H3'	1:QA:794:A:H5''	1.95	0.49
3:QC:11:ARG:HG3	3:QC:15:THR:HG21	1.94	0.49
3:QC:35:GLU:O	3:QC:39:ILE:HG13	2.12	0.49
3:QC:36:ASP:HA	3:QC:39:ILE:HD12	1.94	0.49
5:QE:82:VAL:HG12	5:QE:83:GLU:H	1.77	0.49
8:QH:14:ARG:HG2	8:QH:14:ARG:O	2.12	0.49
9:QI:48:GLU:N	9:QI:49:PRO:CD	2.74	0.49
12:QL:62:SER:C	12:QL:64:TYR:H	2.14	0.49
14:QN:8:GLU:O	14:QN:10:ALA:N	2.45	0.49
16:QP:39:TYR:CE2	16:QP:41:PRO:HD3	2.48	0.49
20:QT:37:SER:O	20:QT:41:ILE:HG12	2.12	0.49
53:R7:12:ARG:HG3	53:R7:12:ARG:NH1	2.27	0.49
53:R7:46:VAL:HG12	53:R7:47:ARG:N	2.27	0.49
25:RA:2349:G:OP2	54:R8:42:ARG:HD3	2.12	0.49
25:RA:1906:G:H1	25:RA:1924:C:H42	1.58	0.49
25:RA:519:U:H2'	25:RA:520:G:H8	1.77	0.49
25:RA:534:U:H2'	25:RA:535:C:C6	2.47	0.49
27:RD:218:ARG:HB3	27:RD:219:PRO:HD2	1.94	0.49
27:RD:35:LYS:HE2	27:RD:104:TYR:HB2	1.94	0.49
31:RH:120:GLY:HA3	31:RH:140:LYS:NZ	2.27	0.49
35:RP:64:LYS:C	35:RP:66:GLY:N	2.56	0.49
41:RV:41:GLY:N	41:RV:46:VAL:HG13	2.26	0.49
1:XA:1229:A:OP1	13:XM:116:THR:HG23	2.13	0.49
1:XA:370:C:H2'	1:XA:371:G:C8	2.47	0.49
1:XA:621:A:C6	1:XA:622:A:C6	3.01	0.49
1:XA:546:G:P	4:XD:72:GLU:HB3	2.53	0.49
13:XM:108:ARG:O	13:XM:109:THR:C	2.50	0.49
13:XM:57:ARG:CB	13:XM:57:ARG:HH11	2.14	0.49
49:Y3:21:ALA:O	49:Y3:25:ALA:N	2.41	0.49
50:Y4:9:LEU:H	50:Y4:27:THR:CG2	2.26	0.49
52:Y6:44:ARG:O	52:Y6:45:LYS:CB	2.60	0.49
25:YA:1687:G:O2'	25:YA:1701:A:N6	2.41	0.49
25:YA:2392:A:OP2	25:YA:2422:A:N6	2.41	0.49
25:YA:2602:A:C2	56:Z8:76:PPU:C8	2.95	0.49
25:YA:888:C:H3'	25:YA:889:C:H4'	1.94	0.49
25:YA:910:A:N3	25:YA:2264:C:O2'	2.42	0.49
28:YE:46:ALA:HB1	28:YE:80:GLU:HB2	1.94	0.49

*Continued on next page...*

*Continued from previous page...*

Atom-1	Atom-2	Interatomic distance (Å)	Clash overlap (Å)
34:YO:69:ILE:O	34:YO:76:ALA:HA	2.12	0.49
38:YS:60:GLY:O	38:YS:61:ASN:CB	2.55	0.49
44:YY:16:ALA:O	44:YY:21:LYS:HD3	2.11	0.49
44:YY:44:ILE:CG1	44:YY:45:VAL:H	2.24	0.49
1:QA:1024:G:OP1	1:QA:1024:G:H4'	2.12	0.49
1:QA:1004:A:H1'	1:QA:1036:G:N2	2.26	0.49
1:QA:1151:A:H2'	1:QA:1152:A:H8	1.76	0.49
1:QA:719:C:C2	18:QR:50:ILE:HD13	2.48	0.49
11:QK:62:GLN:O	11:QK:63:LEU:C	2.51	0.49
13:QM:102:ARG:HG3	13:QM:102:ARG:O	2.12	0.49
17:QQ:13:ASP:C	17:QQ:15:MET:H	2.15	0.49
19:QS:62:ILE:C	19:QS:63:THR:HG22	2.32	0.49
21:QU:6:ARG:HH21	21:QU:15:ARG:NE	2.09	0.49
50:R4:68:ARG:HD3	50:R4:69:LYS:HG2	1.92	0.49
25:RA:1359:A:OP2	25:RA:1371:G:N2	2.38	0.49
25:RA:1509:C:N4	25:RA:1511:A:H62	2.11	0.49
25:RA:2776:A:H4'	25:RA:2777:G:O5'	2.12	0.49
25:RA:451:C:H4'	29:RF:52:LYS:HZ2	1.77	0.49
25:RA:479:A:O2'	25:RA:481:G:H5'	2.12	0.49
27:RD:25:THR:O	27:RD:27:THR:HG22	2.12	0.49
25:RA:2638:G:P	28:RE:82:ARG:HH22	2.34	0.49
30:RG:49:ASP:OD1	30:RG:51:ARG:HG3	2.12	0.49
31:RH:127:GLU:HB3	31:RH:128:PRO:HD2	1.92	0.49
34:RO:105:GLU:O	34:RO:108:GLU:HB2	2.12	0.49
40:RU:79:PHE:HE2	40:RU:83:LEU:HD22	1.78	0.49
41:RV:76:LYS:HG3	41:RV:81:TYR:CD1	2.48	0.49
44:RY:81:LYS:HD3	44:RY:97:ARG:HD3	1.94	0.49
1:XA:130:A:N3	1:XA:263:A:O2'	2.36	0.49
1:XA:372:C:H42	1:XA:389:A:H62	1.60	0.49
2:XB:16:HIS:HB3	2:XB:210:SER:CB	2.42	0.49
2:XB:172:ILE:CD1	2:XB:172:ILE:H	2.18	0.49
2:XB:207:ALA:O	2:XB:209:ARG:N	2.45	0.49
3:XC:35:GLU:O	3:XC:39:ILE:HG13	2.13	0.49
4:XD:118:ARG:NH2	4:XD:136:PRO:HB2	2.27	0.49
4:XD:198:VAL:HG12	4:XD:199:ASN:H	1.74	0.49
7:XG:50:ILE:HG21	7:XG:58:PRO:HA	1.93	0.49
13:XM:90:LEU:HA	13:XM:93:ARG:CD	2.33	0.49
15:XO:32:LEU:O	15:XO:33:THR:C	2.51	0.49
17:XQ:3:LYS:HD2	17:XQ:60:ILE:HD11	1.95	0.49
6:XF:101:ALA:HA	18:XR:28:GLU:HG2	1.94	0.49
19:XS:62:ILE:C	19:XS:63:THR:HG22	2.32	0.49

*Continued on next page...*

*Continued from previous page...*

Atom-1	Atom-2	Interatomic distance (Å)	Clash overlap (Å)
21:XU:2:GLY:O	21:XU:4:GLY:N	2.45	0.49
47:Y1:8:SER:HB3	47:Y1:66:HIS:CE1	2.47	0.49
47:Y1:93:GLU:O	47:Y1:97:LEU:HD11	2.12	0.49
50:Y4:36:CYS:O	50:Y4:39:CYS:CB	2.55	0.49
19:XS:5:LEU:CD2	50:Y4:66:SER:CB	2.89	0.49
54:Y8:52:LYS:H	54:Y8:53:PRO:HD2	1.66	0.49
25:YA:1796:U:H2'	25:YA:1797:C:C6	2.47	0.49
25:YA:199:A:N1	25:YA:2433:A:H2'	2.28	0.49
25:YA:2439:A:H5'	25:YA:2439:A:C8	2.48	0.49
25:YA:31:C:O3'	25:YA:1238:G:H5''	2.13	0.49
25:YA:602:G:O2'	25:YA:604:G:O2'	2.08	0.49
25:YA:848:G:H2'	25:YA:849:A:C8	2.47	0.49
27:YD:76:PRO:HA	27:YD:118:VAL:HG23	1.93	0.49
28:YE:37:ARG:H	28:YE:37:ARG:HE	1.59	0.49
33:YN:82:LEU:HD12	33:YN:83:LYS:N	2.27	0.49
36:YQ:29:PHE:N	36:YQ:105:GLU:OE2	2.41	0.49
40:YU:81:HIS:CE1	40:YU:117:GLN:HG3	2.48	0.49
40:YU:92:ARG:NH1	40:YU:95:LEU:HD11	2.27	0.49
25:YA:565:C:OP1	41:YV:82:ARG:NH2	2.46	0.49
43:YX:51:VAL:HG13	43:YX:81:VAL:HG23	1.93	0.49
45:YZ:24:LEU:HB2	45:YZ:41:LEU:HG	1.93	0.49
45:YZ:58:VAL:O	45:YZ:60:GLU:N	2.44	0.49
1:QA:1348:U:N3	1:QA:1374:A:H2	2.10	0.49
1:QA:1376:U:H2'	1:QA:1377:A:C8	2.47	0.49
2:QB:181:PHE:O	2:QB:183:PRO:HD3	2.12	0.49
3:QC:178:LEU:N	3:QC:178:LEU:HD22	2.27	0.49
6:QF:72:VAL:HG13	6:QF:73:ASN:N	2.27	0.49
13:QM:108:ARG:O	13:QM:109:THR:C	2.50	0.49
15:QO:77:ARG:HA	15:QO:80:ALA:HB3	1.95	0.49
16:QP:83:GLU:HA	16:QP:83:GLU:OE2	2.12	0.49
20:QT:97:ALA:HB3	20:QT:99:LEU:CD1	2.43	0.49
47:R1:20:ARG:NH1	47:R1:20:ARG:HG2	2.24	0.49
48:R2:41:ILE:HD11	48:R2:44:LEU:CB	2.42	0.49
50:R4:22:ILE:HD12	50:R4:22:ILE:H	1.77	0.49
50:R4:9:LEU:H	50:R4:27:THR:CG2	2.25	0.49
51:R5:20:ARG:C	51:R5:22:HIS:H	2.14	0.49
25:RA:1508:A:O2'	25:RA:1509:C:O4'	2.30	0.49
25:RA:2485:G:OP1	36:RQ:46:GLN:NE2	2.42	0.49
25:RA:2813:A:N6	25:RA:2887:U:H3	2.06	0.49
25:RA:463:G:N2	25:RA:466:A:OP2	2.43	0.49
27:RD:233:HIS:CD2	27:RD:233:HIS:H	2.29	0.49

*Continued on next page...*

*Continued from previous page...*

Atom-1	Atom-2	Interatomic distance (Å)	Clash overlap (Å)
28:RE:61:ARG:O	28:RE:62:PRO:C	2.51	0.49
31:RH:103:LEU:CD1	31:RH:131:VAL:HG21	2.41	0.49
31:RH:103:LEU:H	31:RH:103:LEU:HD23	1.77	0.49
33:RN:73:THR:HG22	33:RN:82:LEU:HD11	1.93	0.49
38:RS:99:LYS:O	38:RS:101:LEU:N	2.45	0.49
42:RW:29:LEU:O	42:RW:29:LEU:HD23	2.13	0.49
43:RX:51:VAL:HG13	43:RX:81:VAL:HG23	1.93	0.49
45:RZ:157:LEU:HD23	45:RZ:161:VAL:HG12	1.93	0.49
1:XA:712:A:H2'	1:XA:713:G:C8	2.47	0.49
3:XC:195:VAL:HG12	3:XC:196:LEU:H	1.75	0.49
4:XD:196:LEU:C	4:XD:198:VAL:N	2.66	0.49
8:XH:109:ILE:HG12	8:XH:110:ALA:N	2.27	0.49
8:XH:91:ARG:NH1	8:XH:91:ARG:HG2	2.25	0.49
9:XI:5:TYR:HA	9:XI:17:VAL:O	2.12	0.49
9:XI:43:ALA:C	9:XI:45:ALA:H	2.16	0.49
9:XI:43:ALA:HA	9:XI:74:ILE:HD13	1.94	0.49
10:XJ:22:LYS:NZ	10:XJ:23:ILE:HG12	2.28	0.49
16:XP:59:TRP:HE3	16:XP:59:TRP:HA	1.76	0.49
25:YA:2387:U:O2'	46:Y0:19:LYS:NZ	2.45	0.49
46:Y0:72:ARG:HB3	46:Y0:75:LEU:HB2	1.94	0.49
47:Y1:67:ILE:N	47:Y1:68:PRO:CD	2.76	0.49
50:Y4:42:PHE:O	50:Y4:43:TYR:C	2.51	0.49
52:Y6:7:ILE:C	52:Y6:9:LEU:N	2.65	0.49
25:YA:2286:A:H4'	25:YA:2287:A:O4'	2.13	0.49
25:YA:270(U):C:H2'	25:YA:270(V):G:C8	2.48	0.49
27:YD:2:ALA:CB	27:YD:20:ASP:HB3	2.42	0.49
27:YD:227:ASN:HB3	27:YD:228:PRO:CD	2.30	0.49
27:YD:72:LYS:O	27:YD:73:VAL:C	2.51	0.49
28:YE:179:GLU:O	28:YE:180:ASN:HB2	2.12	0.49
28:YE:61:ARG:CB	28:YE:62:PRO:CD	2.90	0.49
33:YN:73:THR:CG2	33:YN:82:LEU:HD11	2.43	0.49
33:YN:68:GLU:HG2	33:YN:88:GLU:CD	2.33	0.49
35:YP:36:LYS:HB2	35:YP:40:SER:HB3	1.94	0.49
36:YQ:2:LEU:HD23	36:YQ:2:LEU:N	2.27	0.49
37:YR:1:MET:O	37:YR:2:ARG:CB	2.59	0.49
39:YT:38:ASN:O	39:YT:39:ARG:O	2.30	0.49
41:YV:91:TYR:HD1	41:YV:91:TYR:C	2.16	0.49
42:YW:29:LEU:O	42:YW:29:LEU:HD23	2.13	0.49
56:Z6:76:PPU:HN2	56:Z6:76:PPU:HD2	1.76	0.49
1:QA:1414:U:H2'	1:QA:1415:G:C8	2.48	0.49
1:QA:62:U:O2'	1:QA:379:C:O2	2.31	0.49

*Continued on next page...*

*Continued from previous page...*

Atom-1	Atom-2	Interatomic distance (Å)	Clash overlap (Å)
1:QA:376:G:H1	1:QA:387:U:H3	1.59	0.49
1:QA:474:G:H5'	16:QP:81:ARG:HG3	1.95	0.49
1:QA:546:G:P	4:QD:72:GLU:HB3	2.53	0.49
2:QB:68:ILE:O	2:QB:91:PRO:HD2	2.13	0.49
4:QD:206:PHE:HD2	4:QD:207:TYR:CE1	2.31	0.49
9:QI:105:ASP:C	9:QI:107:ARG:H	2.14	0.49
11:QK:25:TYR:N	11:QK:25:TYR:CD1	2.79	0.49
47:R1:67:ILE:N	47:R1:68:PRO:CD	2.76	0.49
49:R3:7:LYS:CB	49:R3:34:GLU:HG2	2.41	0.49
25:RA:1264:G:H5'	51:R5:11:THR:CG2	2.43	0.49
25:RA:1833:U:H2'	25:RA:1834:U:H6	1.77	0.49
25:RA:2061:G:H5''	25:RA:2503:A:N1	2.27	0.49
25:RA:675:A:N3	25:RA:2443:C:O2'	2.43	0.49
25:RA:792:G:H5''	25:RA:793:A:H5'	1.94	0.49
27:RD:35:LYS:CG	27:RD:64:ILE:HG22	2.42	0.49
29:RF:196:LEU:C	29:RF:197:ASP:O	2.50	0.49
33:RN:30:ILE:O	33:RN:34:LEU:HD23	2.13	0.49
36:RQ:29:PHE:N	36:RQ:105:GLU:OE2	2.41	0.49
36:RQ:132:VAL:HG12	36:RQ:133:ARG:N	2.27	0.49
37:RR:118:GLU:OXT	37:RR:118:GLU:HG3	2.11	0.49
37:RR:71:GLN:HE21	37:RR:71:GLN:HA	1.77	0.49
38:RS:18:ILE:O	38:RS:19:LYS:O	2.31	0.49
39:RT:16:ARG:NE	39:RT:19:LEU:HD21	2.28	0.49
40:RU:92:ARG:CD	40:RU:94:ASN:HB3	2.42	0.49
41:RV:91:TYR:HD1	41:RV:91:TYR:C	2.16	0.49
43:RX:70:LEU:N	43:RX:70:LEU:CD2	2.72	0.49
44:RY:35:TYR:CD1	44:RY:69:ALA:HB3	2.48	0.49
1:XA:1206:G:H4'	3:XC:192:THR:O	2.12	0.49
1:XA:46:G:O2'	1:XA:365:U:H1'	2.12	0.49
2:XB:15:VAL:H	2:XB:16:HIS:CE1	2.30	0.49
2:XB:68:ILE:O	2:XB:91:PRO:HD2	2.13	0.49
6:XF:72:VAL:HG13	6:XF:73:ASN:N	2.27	0.49
8:XH:14:ARG:O	8:XH:14:ARG:HG2	2.12	0.49
9:XI:110:GLU:HG3	9:XI:110:GLU:O	2.12	0.49
9:XI:113:LYS:H	9:XI:119:ALA:HA	1.77	0.49
14:XN:8:GLU:O	14:XN:10:ALA:N	2.45	0.49
20:XT:26:ASN:CB	20:XT:71:THR:HG23	2.43	0.49
47:Y1:40:ARG:NH2	47:Y1:42:GLN:HG2	2.28	0.49
50:Y4:47:GLN:O	50:Y4:48:ARG:CB	2.60	0.49
55:Y9:7:VAL:HG12	55:Y9:25:VAL:HG21	1.94	0.49
25:YA:1274:A:N1	25:YA:1644:C:O2'	2.43	0.49

*Continued on next page...*

*Continued from previous page...*

Atom-1	Atom-2	Interatomic distance (Å)	Clash overlap (Å)
25:YA:1805:U:H2'	25:YA:1806:C:H6	1.77	0.49
25:YA:2212:A:H1'	25:YA:2215:G:C5	2.47	0.49
25:YA:270(J):G:H2'	25:YA:270(K):C:O4'	2.12	0.49
27:YD:35:LYS:CG	27:YD:64:ILE:HG22	2.42	0.49
28:YE:119:ARG:HD3	28:YE:160:TYR:CD2	2.47	0.49
28:YE:17:ASP:N	28:YE:17:ASP:OD2	2.46	0.49
28:YE:61:ARG:O	28:YE:62:PRO:C	2.50	0.49
30:YG:107:LEU:HD11	30:YG:178:PHE:CD1	2.48	0.49
30:YG:83:ARG:HH11	30:YG:83:ARG:HG2	1.76	0.49
31:YH:103:LEU:H	31:YH:103:LEU:HD23	1.77	0.49
31:YH:153:LYS:O	31:YH:154:PRO:O	2.29	0.49
31:YH:19:VAL:HG13	31:YH:43:VAL:HG23	1.93	0.49
37:YR:18:LEU:C	37:YR:18:LEU:HD13	2.33	0.49
42:YW:51:LEU:HD23	42:YW:105:VAL:HG11	1.95	0.49
44:YY:61:ILE:HG22	44:YY:62:GLU:N	2.28	0.49
44:YY:81:LYS:CD	44:YY:97:ARG:HE	2.20	0.49
1:QA:1059:C:H2'	1:QA:1060:C:C6	2.48	0.49
1:QA:925:G:H1	1:QA:1391:U:H3	1.61	0.49
3:QC:173:VAL:N	3:QC:174:PRO:HD3	2.28	0.49
4:QD:197:PRO:HD3	6:XF:16:GLN:CG	2.43	0.49
4:QD:9:CYS:SG	4:QD:22:LYS:CE	3.01	0.49
5:QE:41:VAL:CG1	5:QE:112:LEU:O	2.60	0.49
6:QF:101:ALA:HA	18:QR:28:GLU:HG2	1.95	0.49
6:QF:51:PRO:HA	6:QF:55:ASP:O	2.13	0.49
9:QI:112:LYS:HD3	9:QI:113:LYS:O	2.13	0.49
9:QI:79:LEU:HD13	9:QI:79:LEU:O	2.12	0.49
13:QM:120:LYS:O	13:QM:121:LYS:CB	2.60	0.49
13:QM:14:ARG:HG3	13:QM:16:ASP:OD2	2.13	0.49
48:R2:33:MET:O	48:R2:37:PHE:HD1	1.95	0.49
50:R4:42:PHE:O	50:R4:44:THR:O	2.31	0.49
52:R6:37:ARG:HA	52:R6:37:ARG:HE	1.77	0.49
25:RA:1231:G:H2'	25:RA:1232:G:C8	2.47	0.49
25:RA:1764:G:C6	25:RA:1989:G:C2	3.01	0.49
25:RA:1995:U:H3'	25:RA:1996:C:H2'	1.93	0.49
25:RA:2415:G:H4'	35:RP:66:GLY:C	2.33	0.49
25:RA:41:C:H42	25:RA:438:G:H1	1.60	0.49
25:RA:995:C:N4	33:RN:2:LYS:HG3	2.28	0.49
26:RB:52:A:N6	38:RS:33:LYS:HG3	2.27	0.49
28:RE:119:ARG:HD3	28:RE:160:TYR:HD2	1.78	0.49
28:RE:179:GLU:O	28:RE:180:ASN:HB2	2.12	0.49
28:RE:23:VAL:HG12	28:RE:173:VAL:HG21	1.94	0.49

*Continued on next page...*

*Continued from previous page...*

Atom-1	Atom-2	Interatomic distance (Å)	Clash overlap (Å)
30:RG:107:LEU:HD11	30:RG:178:PHE:CD1	2.48	0.49
30:RG:83:ARG:HG2	30:RG:83:ARG:HH11	1.76	0.49
31:RH:24:VAL:HG21	31:RH:72:ILE:HG12	1.94	0.49
33:RN:120:LEU:HD11	33:RN:122:VAL:CG2	2.42	0.49
33:RN:73:THR:CG2	33:RN:82:LEU:HD11	2.43	0.49
33:RN:95:PRO:O	33:RN:97:ARG:N	2.46	0.49
35:RP:114:ILE:HD11	35:RP:130:PHE:HE1	1.70	0.49
36:RQ:23:GLY:O	36:RQ:24:GLY:O	2.30	0.49
37:RR:18:LEU:C	37:RR:18:LEU:HD13	2.33	0.49
1:XA:1372:U:H2'	1:XA:1373:G:O4'	2.12	0.49
1:XA:328:C:H4'	1:XA:329:A:H5'	1.94	0.49
1:XA:537:G:H5''	12:XL:113:ARG:HH12	1.77	0.49
5:XE:60:TYR:CE1	5:XE:64:ARG:NH2	2.77	0.49
8:XH:83:ILE:HB	8:XH:137:VAL:HG13	1.94	0.49
8:XH:61:VAL:HG12	8:XH:63:LEU:HD13	1.94	0.49
13:XM:30:ALA:O	13:XM:31:LYS:C	2.49	0.49
25:YA:747:U:N1	51:Y5:2:ALA:HB3	2.28	0.49
52:Y6:20:ASN:CG	52:Y6:21:TYR:N	2.66	0.49
54:Y8:10:ALA:O	54:Y8:14:VAL:HG12	2.11	0.49
25:YA:140:A:H8	25:YA:1408:C:HO2'	1.60	0.49
25:YA:1890:A:H2'	25:YA:1891:G:O4'	2.13	0.49
25:YA:414:C:H2'	25:YA:415:A:C8	2.47	0.49
26:YB:3:C:H2'	26:YB:4:C:C6	2.46	0.49
27:YD:2:ALA:CB	27:YD:20:ASP:CB	2.90	0.49
33:YN:95:PRO:O	33:YN:97:ARG:N	2.46	0.49
34:YO:20:MET:HG2	34:YO:21:CYS:O	2.11	0.49
37:YR:33:ARG:NH2	51:Y5:55:ARG:CG	2.66	0.49
39:YT:39:ARG:CG	39:YT:40:THR:H	2.22	0.49
39:YT:57:PHE:O	39:YT:59:THR:N	2.46	0.49
41:YV:29:PRO:O	41:YV:61:VAL:HG22	2.12	0.49
1:QA:1213:A:N6	1:QA:1215:G:N3	2.60	0.49
1:QA:1301:U:O2	1:QA:1301:U:H2'	2.12	0.49
1:QA:1305:G:O2'	1:QA:1306:A:H8	1.94	0.49
1:QA:648:A:H2'	1:QA:649:G:C8	2.48	0.49
1:QA:648:A:H2'	1:QA:649:G:H8	1.77	0.49
5:QE:32:VAL:O	5:QE:43:LEU:HD12	2.12	0.49
9:QI:43:ALA:HA	9:QI:74:ILE:HD13	1.94	0.49
12:QL:28:LYS:O	12:QL:29:GLY:C	2.50	0.49
12:QL:6:THR:O	12:QL:7:ILE:C	2.51	0.49
1:QA:1114:C:H1'	14:QN:60:SER:HB2	1.92	0.49
17:QQ:74:LEU:HD12	17:QQ:75:ARG:NE	2.28	0.49

*Continued on next page...*

*Continued from previous page...*

Atom-1	Atom-2	Interatomic distance (Å)	Clash overlap (Å)
47:R1:40:ARG:NH2	47:R1:42:GLN:HG2	2.27	0.49
25:RA:2815:C:H5'	51:R5:29:THR:HG21	1.95	0.49
51:R5:56:LYS:HD2	51:R5:56:LYS:N	2.13	0.49
25:RA:1028:A:H2'	25:RA:1029:A:C8	2.48	0.49
25:RA:829:A:C8	25:RA:2248:C:H5'	2.48	0.49
25:RA:2532:G:H1'	25:RA:2663:G:N2	2.27	0.49
27:RD:10:THR:HG23	27:RD:13:ARG:CB	2.34	0.49
32:RI:73:GLU:HG3	32:RI:136:VAL:HG23	1.95	0.49
34:RO:8:LEU:CD2	34:RO:8:LEU:N	2.76	0.49
35:RP:147:LEU:O	35:RP:148:LEU:HB2	2.11	0.49
35:RP:47:ASP:OD1	35:RP:49:ARG:NH1	2.46	0.49
25:RA:1279:G:C4'	37:RR:31:HIS:HD2	2.25	0.49
38:RS:11:LYS:O	38:RS:11:LYS:HG2	2.12	0.49
38:RS:62:LYS:HB3	38:RS:97:ARG:CD	2.39	0.49
39:RT:94:ALA:O	39:RT:95:ARG:CB	2.61	0.49
41:RV:22:VAL:HG12	41:RV:23:GLU:H	1.76	0.49
43:RX:18:TYR:C	43:RX:20:GLY:N	2.64	0.49
44:RY:84:ARG:HD3	44:RY:86:ARG:NH1	2.28	0.49
1:XA:1479:C:H2'	1:XA:1480:G:C8	2.48	0.49
1:XA:189:U:H3	17:XQ:63:ARG:HB2	1.76	0.49
2:XB:95:GLN:NE2	2:XB:147:LYS:HE2	2.27	0.49
2:XB:7:VAL:CG2	2:XB:8:LYS:HD3	2.43	0.49
3:XC:188:LEU:CD2	3:XC:188:LEU:N	2.76	0.49
4:XD:206:PHE:HD2	4:XD:207:TYR:CE1	2.30	0.49
11:XK:13:GLN:HG3	11:XK:75:TYR:O	2.13	0.49
16:XP:83:GLU:OE2	16:XP:83:GLU:HA	2.12	0.49
19:XS:9:VAL:O	19:XS:10:PHE:HB3	2.13	0.49
20:XT:60:GLU:HG3	20:XT:81:LYS:HE3	1.94	0.49
47:Y1:19:GLN:OE1	47:Y1:19:GLN:HA	2.12	0.49
50:Y4:1:MET:O	50:Y4:1:MET:HG3	2.12	0.49
54:Y8:16:ILE:CD1	54:Y8:57:ARG:HG2	2.42	0.49
25:YA:1153:C:H2'	25:YA:1154:G:O4'	2.13	0.49
25:YA:1826:G:H5''	27:YD:224:ALA:HB2	1.94	0.49
25:YA:1914:C:H2'	25:YA:1915:U:O4'	2.12	0.49
25:YA:1936:A:H2	25:YA:1962:C:O2	1.96	0.49
25:YA:2420:C:H41	54:Y8:30:ARG:HD2	1.78	0.49
33:YN:56:ASN:ND2	33:YN:125:GLY:C	2.65	0.49
35:YP:30:THR:O	35:YP:33:ARG:HB2	2.12	0.49
38:YS:99:LYS:O	38:YS:101:LEU:N	2.45	0.49
38:YS:25:ARG:HH12	38:YS:42:ASP:CG	2.16	0.49
1:QA:1081:G:OP1	5:QE:16:THR:OG1	2.31	0.49

*Continued on next page...*



*Continued from previous page...*

Atom-1	Atom-2	Interatomic distance (Å)	Clash overlap (Å)
1:QA:1150:U:O4	1:QA:1151:A:N6	2.46	0.49
1:QA:401:C:H2'	1:QA:402:G:C8	2.48	0.49
1:QA:404:U:H2'	1:QA:405:U:C6	2.47	0.49
3:QC:188:LEU:CD2	3:QC:188:LEU:N	2.76	0.49
4:QD:30:LYS:HD2	4:QD:35:ARG:HH21	1.78	0.49
5:QE:42:GLY:CA	5:QE:136:MET:HE1	2.42	0.49
5:QE:11:ILE:CG1	5:QE:31:LEU:HD12	2.41	0.49
5:QE:78:HIS:CE1	5:QE:142:LEU:HD23	2.48	0.49
9:QI:79:LEU:O	9:QI:83:ARG:HG2	2.13	0.49
10:QJ:49:VAL:HG22	14:QN:41:ARG:CG	2.42	0.49
10:QJ:33:GLN:HB2	10:QJ:75:ILE:CD1	2.43	0.49
11:QK:110:ASP:HB2	18:QR:88:LYS:HD3	1.95	0.49
11:QK:19:ALA:CB	11:QK:32:ILE:HG22	2.42	0.49
16:QP:22:THR:CA	16:QP:33:ILE:HG12	2.42	0.49
6:QF:97:PHE:CD2	18:QR:31:LEU:HD21	2.48	0.49
20:QT:26:ASN:CB	20:QT:71:THR:HG23	2.43	0.49
47:R1:81:LYS:O	47:R1:82:LEU:O	2.30	0.49
50:R4:10:VAL:CG2	50:R4:11:PRO:HD2	2.43	0.49
30:RG:113:ARG:HD2	50:R4:33:VAL:CG1	2.43	0.49
51:R5:2:ALA:O	51:R5:3:LYS:CB	2.60	0.49
51:R5:48:GLU:HA	51:R5:59:GLU:CG	2.43	0.49
25:RA:2166:G:N2	25:RA:2168:G:OP1	2.46	0.49
25:RA:270(I):G:H2'	25:RA:270(J):G:H8	1.76	0.49
25:RA:2845:G:O2'	25:RA:2846:G:H5'	2.13	0.49
28:RE:38:THR:O	28:RE:42:ASP:HB2	2.13	0.49
28:RE:55:ASN:O	28:RE:57:LYS:N	2.45	0.49
30:RG:114:ILE:HG21	30:RG:117:PHE:HB2	1.94	0.49
30:RG:115:ARG:HG2	30:RG:115:ARG:NH1	2.27	0.49
31:RH:98:LEU:HD12	31:RH:102:ALA:O	2.13	0.49
31:RH:23:ARG:HD2	31:RH:34:GLU:OE2	2.12	0.49
31:RH:54:ARG:HD3	31:RH:65:HIS:ND1	2.27	0.49
34:RO:69:ILE:O	34:RO:76:ALA:HA	2.12	0.49
35:RP:101:VAL:CG1	35:RP:102:ARG:N	2.75	0.49
38:RS:46:VAL:HG12	38:RS:47:THR:N	2.28	0.49
38:RS:83:LYS:HG2	38:RS:109:GLY:HA2	1.90	0.49
39:RT:111:ARG:O	39:RT:112:ARG:CG	2.55	0.49
39:RT:16:ARG:HD3	39:RT:19:LEU:CG	2.43	0.49
41:RV:29:PRO:O	41:RV:61:VAL:HG22	2.12	0.49
42:RW:30:GLU:O	42:RW:34:ASN:ND2	2.46	0.49
44:RY:6:HIS:O	44:RY:7:VAL:CG1	2.59	0.49
1:XA:1069:C:O2'	5:XE:25:ARG:NH1	2.43	0.49

*Continued on next page...*

*Continued from previous page...*

Atom-1	Atom-2	Interatomic distance (Å)	Clash overlap (Å)
1:XA:324:G:N2	1:XA:327:A:OP2	2.46	0.49
1:XA:451:A:H4'	1:XA:452:A:O4'	2.13	0.49
2:XB:69:LEU:HB3	2:XB:162:ILE:HG22	1.95	0.49
3:XC:178:LEU:N	3:XC:178:LEU:HD22	2.28	0.49
3:XC:76:VAL:HG21	3:XC:103:VAL:HG11	1.95	0.49
4:XD:163:GLU:O	4:XD:165:MET:N	2.46	0.49
5:XE:42:GLY:CA	5:XE:136:MET:HE1	2.42	0.49
7:XG:23:VAL:O	7:XG:27:ILE:CD1	2.60	0.49
12:XL:85:ILE:HD11	12:XL:98:TYR:CB	2.42	0.49
10:XJ:63:PHE:CD1	14:YN:58:LYS:HA	2.35	0.49
20:XT:37:SER:O	20:XT:41:ILE:HG12	2.12	0.49
22:XV:75:C:H2'	22:XV:76:A:O4'	2.12	0.49
30:YG:3:LEU:HD21	50:Y4:25:TYR:CE1	2.48	0.49
51:Y5:2:ALA:O	51:Y5:3:LYS:CB	2.60	0.49
54:Y8:58:ILE:O	54:Y8:61:LEU:HD12	2.13	0.49
25:YA:1682:G:OP2	25:YA:1699:G:N2	2.43	0.49
25:YA:795:C:H2'	25:YA:796:C:C6	2.48	0.49
27:YD:130:ALA:C	27:YD:131:LEU:HD12	2.33	0.49
27:YD:44:ASN:H	27:YD:44:ASN:ND2	1.97	0.49
30:YG:56:ALA:HB2	30:YG:153:ARG:NE	2.28	0.49
31:YH:98:LEU:HD12	31:YH:102:ALA:O	2.13	0.49
31:YH:54:ARG:HD3	31:YH:65:HIS:ND1	2.27	0.49
37:YR:96:ARG:NH2	37:YR:117:VAL:HG23	2.27	0.49
37:YR:71:GLN:HA	37:YR:71:GLN:HE21	1.77	0.49
38:YS:11:LYS:HG2	38:YS:11:LYS:O	2.12	0.49
41:YV:76:LYS:HG3	41:YV:81:TYR:CD1	2.48	0.49
44:YY:84:ARG:HD3	44:YY:86:ARG:NH1	2.28	0.49
44:YY:95:LYS:N	44:YY:95:LYS:CD	2.76	0.49
1:QA:1465:C:H2'	1:QA:1466:C:O4'	2.13	0.49
1:QA:191(D):U:H2'	1:QA:191(E):G:C8	2.48	0.49
2:QB:193:ASP:OD2	2:QB:196:LEU:CG	2.58	0.49
2:QB:42:ILE:HD11	2:QB:202:PRO:HB2	1.95	0.49
9:QI:43:ALA:C	9:QI:45:ALA:H	2.16	0.49
10:QJ:49:VAL:CG1	10:QJ:50:ILE:N	2.76	0.49
10:QJ:49:VAL:HG23	14:QN:34:TYR:OH	2.13	0.49
25:RA:1184:G:OP1	49:R3:29:ARG:NH1	2.46	0.49
30:RG:6:ALA:H	50:R4:23:GLU:CG	2.25	0.49
30:RG:143:GLU:HA	50:R4:28:LYS:HD3	1.95	0.49
52:R6:8:LYS:O	52:R6:27:LYS:HA	2.13	0.49
52:R6:44:ARG:O	52:R6:45:LYS:CB	2.60	0.49
52:R6:7:ILE:C	52:R6:9:LEU:N	2.65	0.49

*Continued on next page...*

*Continued from previous page...*

Atom-1	Atom-2	Interatomic distance (Å)	Clash overlap (Å)
54:R8:33:ASN:O	54:R8:35:GLN:N	2.46	0.49
25:RA:1161:C:O2'	41:RV:23:GLU:HG2	2.13	0.49
25:RA:2116:G:H1	25:RA:2162:G:P	2.36	0.49
25:RA:2467:C:H4'	36:RQ:123:HIS:CD2	2.48	0.49
25:RA:2725:A:O2'	25:RA:2726:U:H5''	2.12	0.49
25:RA:297:C:H5''	44:RY:85:VAL:HG21	1.95	0.49
25:RA:792:G:N3	25:RA:2072:G:O2'	2.43	0.49
25:RA:922:U:H2'	25:RA:923:C:C6	2.48	0.49
27:RD:2:ALA:CB	27:RD:20:ASP:HB3	2.42	0.49
28:RE:95:ILE:H	28:RE:95:ILE:CD1	2.18	0.49
29:RF:129:PHE:CD2	29:RF:163:VAL:HG21	2.48	0.49
29:RF:45:ARG:HG2	29:RF:45:ARG:NH1	2.28	0.49
31:RH:128:PRO:HD2	31:RH:129:THR:N	2.25	0.49
31:RH:12:PRO:HD3	31:RH:48:GLY:O	2.13	0.49
31:RH:137:ASP:CB	31:RH:140:LYS:HB2	2.43	0.49
41:RV:7:THR:HG23	41:RV:22:VAL:HG11	1.94	0.49
42:RW:51:LEU:HD23	42:RW:105:VAL:HG11	1.94	0.49
43:RX:44:GLU:OE1	43:RX:50:LYS:HD2	2.13	0.49
44:RY:95:LYS:CD	44:RY:95:LYS:N	2.76	0.49
1:XA:1364:U:HO2'	1:XA:1365:G:P	2.35	0.49
2:XB:154:LEU:O	2:XB:155:LEU:HB2	2.13	0.49
4:XD:128:VAL:O	4:XD:130:GLY:N	2.45	0.49
6:XF:51:PRO:HA	6:XF:55:ASP:O	2.12	0.49
9:XI:22:GLY:HA3	9:XI:60:ASP:OD2	2.13	0.49
13:XM:16:ASP:HB3	13:XM:34:LEU:HD11	1.93	0.49
19:XS:11:VAL:O	19:XS:12:ASP:CB	2.61	0.49
19:XS:5:LEU:CD2	50:Y4:67:TYR:CZ	2.96	0.49
51:Y5:49:CYS:SG	51:Y5:58:LEU:HB2	2.53	0.49
25:YA:1221:C:H2'	25:YA:1222:C:H6	1.76	0.49
25:YA:1224:G:OP2	41:YV:66:ARG:NH2	2.46	0.49
25:YA:1609:A:O2'	25:YA:1610:A:H5'	2.13	0.49
25:YA:2372:G:H4'	52:Y6:46:HIS:NE2	2.27	0.49
25:YA:2396:G:OP1	47:Y1:25:LYS:NZ	2.35	0.49
31:YH:151:ILE:C	31:YH:152:ARG:O	2.49	0.49
25:YA:537:C:O2	33:YN:45:ASN:ND2	2.44	0.49
35:YP:52:GLU:OE2	35:YP:57:THR:HA	2.13	0.49
25:YA:2415:G:O3'	35:YP:66:GLY:HA3	2.13	0.49
38:YS:33:LYS:HB3	38:YS:34:HIS:CD2	2.48	0.49
41:YV:79:VAL:O	41:YV:79:VAL:HG22	2.12	0.49
41:YV:91:TYR:CD1	41:YV:91:TYR:C	2.87	0.49
44:YY:81:LYS:HD3	44:YY:97:ARG:HD3	1.94	0.49

*Continued on next page...*

*Continued from previous page...*

Atom-1	Atom-2	Interatomic distance (Å)	Clash overlap (Å)
1:QA:137:C:H2'	1:QA:138:G:H8	1.78	0.49
1:QA:265:G:H2'	1:QA:266:G:H5''	1.94	0.49
1:QA:486:U:H2'	1:QA:487:A:C8	2.48	0.49
1:QA:618:C:N4	1:QA:621:A:OP2	2.41	0.49
2:QB:103:THR:N	2:QB:180:LEU:HD11	2.27	0.49
2:QB:170:GLU:C	2:QB:172:ILE:HD12	2.33	0.49
4:QD:197:PRO:CD	6:XF:16:GLN:CG	2.90	0.49
11:QK:82:VAL:O	11:QK:108:ILE:HA	2.13	0.49
12:QL:119:LYS:C	12:QL:120:TYR:HD1	2.16	0.49
12:QL:24:VAL:CG1	12:QL:24:VAL:O	2.58	0.49
13:QM:4:ILE:HG22	13:QM:5:ALA:H	1.75	0.49
16:QP:43:LYS:HE2	16:QP:48:TRP:CZ3	2.47	0.49
16:QP:43:LYS:C	16:QP:45:THR:H	2.14	0.49
17:QQ:63:ARG:HG2	17:QQ:64:PRO:N	2.28	0.49
47:R1:25:LYS:C	47:R1:27:GLU:H	2.16	0.49
51:R5:52:TYR:O	51:R5:53:ALA:CB	2.60	0.49
52:R6:20:ASN:CG	52:R6:21:TYR:N	2.66	0.49
52:R6:7:ILE:O	52:R6:9:LEU:N	2.46	0.49
25:RA:1309:G:H4'	53:R7:7:PRO:HB2	1.94	0.49
30:RG:115:ARG:HH11	30:RG:115:ARG:HG2	1.77	0.49
30:RG:35:GLU:C	30:RG:35:GLU:CD	2.71	0.49
30:RG:36:LYS:HA	30:RG:95:ARG:HG2	1.95	0.49
34:RO:55:GLY:O	34:RO:56:ASP:C	2.50	0.49
36:RQ:86:GLY:O	36:RQ:88:GLY:N	2.46	0.49
25:RA:1278:A:O3'	37:RR:34:ILE:HG23	2.13	0.49
37:RR:70:LEU:C	37:RR:72:ASP:H	2.16	0.49
38:RS:48:LEU:CD1	38:RS:48:LEU:N	2.76	0.49
25:RA:997:G:OP2	40:RU:58:ARG:NH2	2.46	0.49
41:RV:18:LEU:HB3	41:RV:96:ILE:CG1	2.43	0.49
1:XA:1429:C:H2'	1:XA:1430:C:C6	2.48	0.49
1:XA:58:C:O2'	1:XA:388:G:N7	2.38	0.49
1:XA:659:U:H2'	1:XA:660:G:C8	2.48	0.49
1:XA:698:G:C6	1:XA:699:C:C4	3.01	0.49
5:XE:153:LYS:HB2	5:XE:153:LYS:HZ3	1.77	0.49
10:XJ:3:LYS:O	10:XJ:100:THR:HA	2.13	0.49
11:XK:41:THR:HG22	11:XK:42:TRP:N	2.28	0.49
11:XK:91:ARG:HH22	18:XR:88:LYS:NZ	2.09	0.49
13:XM:12:ASN:O	13:XM:13:LYS:HB2	2.13	0.49
13:XM:73:GLU:O	13:XM:76:ALA:HB3	2.13	0.49
13:XM:3:ARG:HA	13:XM:9:ILE:HG12	1.95	0.49
1:XA:668:G:O2'	15:XO:46:HIS:HB3	2.13	0.49

*Continued on next page...*

*Continued from previous page...*

Atom-1	Atom-2	Interatomic distance (Å)	Clash overlap (Å)
16:XP:57:ARG:HG3	16:XP:57:ARG:HH11	1.78	0.49
20:XT:97:ALA:HB3	20:XT:99:LEU:CD1	2.43	0.49
54:Y8:33:ASN:O	54:Y8:35:GLN:N	2.46	0.49
25:YA:1936:A:H61	25:YA:1963:U:H3	1.59	0.49
25:YA:219:G:N3	25:YA:234:C:O2'	2.44	0.49
25:YA:296:C:H2'	25:YA:297:C:H6	1.75	0.49
25:YA:639:U:H2'	25:YA:640:C:C6	2.47	0.49
27:YD:123:ALA:HB3	27:YD:131:LEU:HG	1.94	0.49
28:YE:179:GLU:HA	28:YE:179:GLU:OE1	2.10	0.49
30:YG:92:VAL:O	30:YG:92:VAL:HG13	2.12	0.49
31:YH:124:GLU:HB3	31:YH:132:ARG:CG	2.43	0.49
32:YI:8:PRO:HG3	32:YI:14:ASP:HB2	1.95	0.49
33:YN:4:TYR:OH	33:YN:7:LYS:NZ	2.46	0.49
35:YP:144:GLU:O	35:YP:144:GLU:OE1	2.31	0.49
35:YP:14:LYS:O	35:YP:15:ARG:C	2.51	0.49
35:YP:47:ASP:OD1	35:YP:49:ARG:NH1	2.46	0.49
36:YQ:23:GLY:O	36:YQ:24:GLY:O	2.30	0.49
36:YQ:86:GLY:O	36:YQ:88:GLY:N	2.46	0.49
38:YS:48:LEU:CD1	38:YS:48:LEU:N	2.76	0.49
38:YS:55:ALA:O	38:YS:56:LEU:HB3	2.13	0.49
25:YA:1219:G:OP2	40:YU:19:LYS:HD2	2.13	0.49
40:YU:64:ARG:NH2	40:YU:64:ARG:CG	2.70	0.49
41:YV:36:PRO:HA	41:YV:56:SER:HG	1.78	0.49
42:YW:88:ARG:HB3	42:YW:92:ARG:CB	2.42	0.49
1:QA:381:C:H2'	1:QA:382:A:O4'	2.13	0.48
1:QA:988:G:H2'	1:QA:989:C:O4'	2.13	0.48
2:QB:180:LEU:O	2:QB:181:PHE:HB2	2.13	0.48
2:QB:5:ILE:HG21	2:QB:224:GLN:HG2	1.95	0.48
5:QE:100:VAL:O	5:QE:107:ARG:NH2	2.46	0.48
5:QE:51:VAL:CB	5:QE:52:PRO:HD3	2.38	0.48
8:QH:122:ARG:O	8:QH:125:ARG:N	2.46	0.48
9:QI:110:GLU:HG3	9:QI:110:GLU:O	2.12	0.48
9:QI:18:PHE:O	9:QI:61:ALA:HA	2.13	0.48
15:QO:32:LEU:O	15:QO:33:THR:C	2.51	0.48
20:QT:53:LEU:HA	20:QT:56:MET:CB	2.43	0.48
20:QT:60:GLU:HG3	20:QT:81:LYS:HE3	1.94	0.48
47:R1:19:GLN:OE1	47:R1:19:GLN:HA	2.12	0.48
47:R1:93:GLU:O	47:R1:97:LEU:HD11	2.12	0.48
52:R6:27:LYS:CB	52:R6:27:LYS:NZ	2.73	0.48
53:R7:9:ARG:HH12	53:R7:47:ARG:HG3	1.76	0.48
54:R8:41:ILE:HG13	54:R8:42:ARG:N	2.28	0.48

*Continued on next page...*

*Continued from previous page...*

Atom-1	Atom-2	Interatomic distance (Å)	Clash overlap (Å)
54:R8:58:ILE:O	54:R8:61:LEU:HD12	2.13	0.48
25:RA:1416:G:H2'	25:RA:1417:C:C6	2.48	0.48
25:RA:1796:U:H2'	25:RA:1797:C:C6	2.48	0.48
25:RA:1931:U:H6	25:RA:1932:A:C8	2.31	0.48
25:RA:2405:G:O2'	25:RA:2411:A:N6	2.46	0.48
25:RA:2680:C:H2'	25:RA:2681:C:C6	2.48	0.48
25:RA:724:U:H2'	25:RA:725:G:O4'	2.13	0.48
25:RA:978:G:H1	25:RA:985:C:H42	1.61	0.48
27:RD:182:LEU:H	27:RD:272:ALA:CB	2.25	0.48
34:RO:107:ARG:NH1	39:RT:36:GLU:OE1	2.46	0.48
37:RR:52:ILE:CG2	37:RR:94:TYR:CD1	2.95	0.48
38:RS:33:LYS:HB3	38:RS:34:HIS:CD2	2.48	0.48
40:RU:81:HIS:CE1	40:RU:117:GLN:HG3	2.48	0.48
1:XA:266:G:O2'	1:XA:267:C:OP2	2.27	0.48
1:XA:738:C:OP2	6:XF:92:LYS:NZ	2.45	0.48
2:XB:180:LEU:O	2:XB:181:PHE:HB2	2.13	0.48
3:XC:87:LEU:C	3:XC:89:GLU:N	2.65	0.48
5:XE:12:LEU:HD23	5:XE:13:ILE:H	1.77	0.48
5:XE:11:ILE:CG1	5:XE:31:LEU:HD12	2.42	0.48
7:XG:63:LYS:HD2	7:XG:63:LYS:O	2.13	0.48
8:XH:45:ILE:O	8:XH:45:ILE:HG13	2.13	0.48
10:XJ:56:HIS:O	10:XJ:58:ASP:O	2.30	0.48
12:XL:119:LYS:C	12:XL:120:TYR:HD1	2.16	0.48
13:XM:23:TYR:HB3	13:XM:67:GLU:CG	2.39	0.48
16:XP:39:TYR:CE2	16:XP:41:PRO:HD3	2.47	0.48
47:Y1:56:GLN:H	47:Y1:56:GLN:NE2	2.10	0.48
48:Y2:16:LEU:O	48:Y2:17:SER:CB	2.56	0.48
30:YG:143:GLU:HA	50:Y4:28:LYS:HD3	1.95	0.48
50:Y4:53:GLU:O	50:Y4:57:GLU:HG3	2.13	0.48
51:Y5:48:GLU:HA	51:Y5:59:GLU:HG2	1.94	0.48
52:Y6:9:LEU:HD13	52:Y6:26:ASN:HD22	1.76	0.48
54:Y8:35:GLN:HA	54:Y8:35:GLN:OE1	2.13	0.48
25:YA:593:G:O2'	54:Y8:61:LEU:HD13	2.13	0.48
25:YA:1782:C:O2	25:YA:2608:G:O2'	2.22	0.48
25:YA:921:G:H4'	25:YA:2269:A:C5	2.48	0.48
25:YA:2633:G:H1'	28:YE:62:PRO:HG2	1.95	0.48
25:YA:28:A:N6	25:YA:512:G:H1'	2.28	0.48
25:YA:825:C:H4'	25:YA:2428:G:N7	2.29	0.48
27:YD:198:ASN:C	27:YD:198:ASN:HD22	2.16	0.48
30:YG:77:ILE:O	30:YG:81:LYS:O	2.31	0.48
34:YO:107:ARG:HA	34:YO:112:MET:HE1	1.94	0.48

*Continued on next page...*

*Continued from previous page...*

Atom-1	Atom-2	Interatomic distance (Å)	Clash overlap (Å)
35:YP:101:VAL:CG1	35:YP:102:ARG:N	2.75	0.48
35:YP:6:LEU:O	35:YP:7:ARG:O	2.31	0.48
44:YY:47:LYS:C	44:YY:49:VAL:H	2.16	0.48
1:QA:192:U:C4'	20:QT:103:GLY:HA2	2.43	0.48
1:QA:401:C:H2'	1:QA:402:G:H8	1.78	0.48
1:QA:1158:C:H4'	2:QB:133:LYS:NZ	2.27	0.48
2:QB:16:HIS:HB3	2:QB:210:SER:HB2	1.95	0.48
2:QB:214:ILE:O	2:QB:218:ALA:HB2	2.13	0.48
2:QB:39:ILE:O	2:QB:41:ILE:HD12	2.12	0.48
8:QH:61:VAL:HG12	8:QH:63:LEU:HD13	1.94	0.48
11:QK:106:LYS:O	11:QK:107:SER:HB3	2.12	0.48
1:QA:1329:A:P	13:QM:28:ALA:HB3	2.53	0.48
14:QN:23:ARG:HD3	14:QN:28:GLY:O	2.13	0.48
17:QQ:67:LYS:HA	17:QQ:70:ARG:HH12	1.76	0.48
48:R2:69:ARG:CB	48:R2:69:ARG:HH11	2.24	0.48
50:R4:47:GLN:O	50:R4:48:ARG:CB	2.61	0.48
25:RA:747:U:C2	51:R5:2:ALA:HB3	2.48	0.48
53:R7:12:ARG:HG3	53:R7:12:ARG:HH11	1.78	0.48
25:RA:1448:G:H5'	25:RA:1543:A:OP1	2.13	0.48
25:RA:2248:C:H3'	25:RA:2249:U:C6	2.48	0.48
25:RA:456:C:O2'	25:RA:457:A:H5'	2.14	0.48
25:RA:55:G:H2'	25:RA:56:A:C8	2.47	0.48
28:RE:46:ALA:HB1	28:RE:80:GLU:HB2	1.94	0.48
29:RF:198:ALA:O	29:RF:201:VAL:HG12	2.13	0.48
30:RG:125:PHE:HB3	30:RG:166:ASP:HB2	1.95	0.48
30:RG:16:ARG:HB3	30:RG:17:PRO:HD3	1.94	0.48
30:RG:77:ILE:O	30:RG:81:LYS:O	2.31	0.48
31:RH:124:GLU:HB3	31:RH:132:ARG:CG	2.43	0.48
35:RP:30:THR:O	35:RP:33:ARG:HB2	2.12	0.48
35:RP:36:LYS:HB2	35:RP:40:SER:HB3	1.94	0.48
25:RA:195:A:H5''	35:RP:46:LYS:NZ	2.28	0.48
25:RA:389:G:H1	35:RP:71:VAL:HG12	1.79	0.48
36:RQ:112:GLU:CD	36:RQ:112:GLU:H	2.17	0.48
36:RQ:31:ASP:O	36:RQ:32:TYR:CG	2.66	0.48
37:RR:44:LEU:HD22	37:RR:48:VAL:CG2	2.43	0.48
43:RX:11:PRO:HB3	43:RX:92:LEU:CD2	2.43	0.48
1:XA:1190:G:OP1	3:XC:5:ILE:HD12	2.13	0.48
1:XA:627:G:H2'	1:XA:628:G:H8	1.78	0.48
2:XB:181:PHE:O	2:XB:183:PRO:HD3	2.12	0.48
2:XB:206:ASP:HA	2:XB:211:ILE:HD11	1.94	0.48
2:XB:39:ILE:O	2:XB:41:ILE:HD12	2.13	0.48

*Continued on next page...*

*Continued from previous page...*

Atom-1	Atom-2	Interatomic distance (Å)	Clash overlap (Å)
7:XG:80:VAL:HG12	7:XG:81:GLY:N	2.28	0.48
1:XA:970:C:N4	9:XI:128:ARG:OXT	2.47	0.48
9:XI:79:LEU:HD13	9:XI:79:LEU:O	2.13	0.48
9:XI:79:LEU:O	9:XI:83:ARG:HG2	2.13	0.48
10:XJ:33:GLN:HB2	10:XJ:75:ILE:CD1	2.43	0.48
10:XJ:98:ILE:H	10:XJ:98:ILE:CD1	2.24	0.48
12:XL:6:THR:O	12:XL:7:ILE:C	2.51	0.48
16:XP:43:LYS:HE2	16:XP:48:TRP:CZ3	2.47	0.48
30:YG:113:ARG:HD2	50:Y4:33:VAL:CG1	2.43	0.48
52:Y6:37:ARG:HA	52:Y6:37:ARG:HE	1.77	0.48
52:Y6:7:ILE:O	52:Y6:9:LEU:N	2.46	0.48
25:YA:1357:U:H2'	25:YA:1358:G:H8	1.78	0.48
25:YA:2168:G:N2	25:YA:2170:A:N7	2.60	0.48
25:YA:2357:U:H2'	25:YA:2358:G:H5''	1.95	0.48
25:YA:455:C:N3	25:YA:472:A:H2'	2.28	0.48
25:YA:64:A:H2'	25:YA:65:C:O4'	2.13	0.48
25:YA:596:G:C2	25:YA:662:G:C2	3.00	0.48
26:YB:40:U:H3	26:YB:43:C:H5''	1.78	0.48
25:YA:1971:A:C8	27:YD:241:PRO:HB3	2.48	0.48
27:YD:25:THR:O	27:YD:27:THR:HG22	2.12	0.48
28:YE:38:THR:O	28:YE:42:ASP:HB2	2.13	0.48
31:YH:13:LYS:HE2	31:YH:13:LYS:CA	2.40	0.48
31:YH:153:LYS:CB	31:YH:154:PRO:CD	2.69	0.48
25:YA:1093:G:OP1	31:YH:170:ARG:HD2	2.13	0.48
31:YH:42:ARG:O	31:YH:52:VAL:HA	2.13	0.48
35:YP:71:VAL:HG13	35:YP:72:PRO:CD	2.43	0.48
36:YQ:112:GLU:CD	36:YQ:112:GLU:H	2.17	0.48
36:YQ:34:LEU:HD23	36:YQ:104:PHE:HD1	1.77	0.48
41:YV:7:THR:HG23	41:YV:22:VAL:HG11	1.94	0.48
41:YV:35:LEU:HD22	41:YV:57:VAL:O	2.13	0.48
1:QA:1305:G:C6	1:QA:1331:G:C6	3.02	0.48
1:QA:926:G:C6	1:QA:1505:G:C6	3.01	0.48
2:QB:154:LEU:O	2:QB:155:LEU:HB2	2.13	0.48
2:QB:207:ALA:O	2:QB:209:ARG:N	2.45	0.48
8:QH:29:SER:CB	8:QH:32:LYS:HG3	2.28	0.48
10:QJ:94:VAL:CG1	10:QJ:95:GLU:N	2.76	0.48
12:QL:27:LEU:C	12:QL:29:GLY:N	2.65	0.48
15:QO:50:HIS:O	15:QO:53:HIS:N	2.46	0.48
22:QV:4:G:O2'	22:QV:5:G:H8	1.96	0.48
1:QA:1402:C:N4	23:QX:3:G:OP2	2.46	0.48
48:R2:69:ARG:HH11	48:R2:69:ARG:HB3	1.79	0.48

*Continued on next page...*



*Continued from previous page...*

Atom-1	Atom-2	Interatomic distance (Å)	Clash overlap (Å)
51:R5:45:VAL:O	51:R5:45:VAL:HG12	2.13	0.48
54:R8:35:GLN:HA	54:R8:35:GLN:OE1	2.12	0.48
25:RA:942:G:O2'	25:RA:1189:A:N3	2.39	0.48
25:RA:1370:C:HO2'	25:RA:1811:G:HO2'	1.61	0.48
25:RA:2698:U:H2'	25:RA:2699:C:C6	2.48	0.48
25:RA:372:G:O2'	25:RA:373:U:O5'	2.31	0.48
25:RA:635:C:H2'	25:RA:636:G:O4'	2.13	0.48
29:RF:155:LEU:HD23	29:RF:186:ILE:HA	1.95	0.48
31:RH:123:PHE:O	31:RH:125:VAL:HG23	2.13	0.48
31:RH:42:ARG:O	31:RH:52:VAL:HA	2.12	0.48
33:RN:12:ARG:NH1	33:RN:50:ASP:CG	2.67	0.48
35:RP:101:VAL:C	35:RP:103:ALA:H	2.17	0.48
35:RP:52:GLU:OE2	35:RP:57:THR:HA	2.13	0.48
38:RS:59:LYS:HG2	38:RS:60:GLY:N	2.13	0.48
41:RV:35:LEU:HD22	41:RV:57:VAL:O	2.13	0.48
41:RV:91:TYR:CD1	41:RV:91:TYR:C	2.87	0.48
42:RW:36:LEU:CD1	42:RW:47:VAL:HG12	2.44	0.48
44:RY:101:LYS:O	44:RY:102:CYS:SG	2.66	0.48
45:RZ:166:SER:H	45:RZ:167:PRO:HA	1.78	0.48
45:RZ:182:LYS:H	45:RZ:182:LYS:HD3	1.78	0.48
1:XA:978:A:N6	1:XA:1318:A:N7	2.61	0.48
2:XB:134:GLU:HB3	2:XB:138:LEU:HD12	1.93	0.48
4:XD:9:CYS:SG	4:XD:22:LYS:CE	3.01	0.48
5:XE:45:PHE:CD2	5:XE:47:LYS:HD2	2.47	0.48
7:XG:107:ALA:CB	7:XG:134:ALA:HB2	2.44	0.48
1:XA:881:G:P	12:XL:12:ARG:HH22	2.36	0.48
20:XT:53:LEU:HA	20:XT:56:MET:CB	2.43	0.48
21:XU:9:ARG:HH11	21:XU:9:ARG:HG2	1.78	0.48
25:YA:2283:C:OP1	52:Y6:5:VAL:HG13	2.13	0.48
25:YA:1216:G:P	40:YU:12:ARG:HH21	2.35	0.48
25:YA:570:G:H2'	25:YA:2030:A:C6	2.48	0.48
25:YA:2308:G:HO2'	25:YA:2310:A:H2	1.61	0.48
25:YA:2626:C:H2'	25:YA:2627:G:H8	1.78	0.48
25:YA:277:C:H3'	25:YA:278:A:C5'	2.43	0.48
28:YE:47:VAL:O	28:YE:48:GLN:C	2.52	0.48
30:YG:115:ARG:HG2	30:YG:115:ARG:HH11	1.77	0.48
31:YH:137:ASP:CB	31:YH:140:LYS:HB2	2.43	0.48
38:YS:18:ILE:O	38:YS:19:LYS:O	2.31	0.48
40:YU:52:ARG:NH1	40:YU:52:ARG:CG	2.76	0.48
44:YY:97:ARG:HG2	44:YY:97:ARG:NH1	2.28	0.48
1:QA:1353:G:C2	1:QA:1370:G:C2	3.01	0.48

*Continued on next page...*

*Continued from previous page...*

Atom-1	Atom-2	Interatomic distance (Å)	Clash overlap (Å)
1:QA:153:C:H42	1:QA:168:G:H1	1.62	0.48
1:QA:198:G:H2'	1:QA:199:G:C8	2.49	0.48
2:QB:140:HIS:C	2:QB:142:LEU:H	2.16	0.48
2:QB:16:HIS:HD2	2:QB:210:SER:HA	1.77	0.48
4:QD:196:LEU:HB3	4:QD:197:PRO:HD2	1.96	0.48
7:QG:78:ARG:HG3	7:QG:78:ARG:HH11	1.78	0.48
9:QI:113:LYS:H	9:QI:119:ALA:HA	1.77	0.48
9:QI:18:PHE:HB2	9:QI:62:TYR:HB3	1.96	0.48
13:QM:73:GLU:O	13:QM:76:ALA:HB3	2.13	0.48
47:R1:56:GLN:H	47:R1:56:GLN:NE2	2.10	0.48
25:RA:1140:C:P	33:RN:66:LYS:HZ3	2.36	0.48
25:RA:2070:G:H2'	25:RA:2071:A:C8	2.48	0.48
25:RA:2471:C:H5'	25:RA:2472:G:OP2	2.14	0.48
25:RA:39:C:H2'	25:RA:40:C:C6	2.48	0.48
25:RA:589:C:H2'	25:RA:590:A:C8	2.49	0.48
27:RD:48:ARG:HG3	27:RD:48:ARG:HH11	1.78	0.48
27:RD:44:ASN:HB2	27:RD:49:ILE:HA	1.93	0.48
27:RD:65:ILE:C	27:RD:65:ILE:HD13	2.32	0.48
28:RE:78:LEU:CD2	28:RE:79:ARG:HD2	2.43	0.48
28:RE:93:VAL:H	28:RE:95:ILE:CD1	2.23	0.48
35:RP:144:GLU:OE1	35:RP:144:GLU:O	2.31	0.48
36:RQ:87:LYS:O	36:RQ:89:ASN:N	2.43	0.48
39:RT:132:LYS:O	39:RT:136:GLN:HG3	2.14	0.48
41:RV:79:VAL:HG22	41:RV:79:VAL:O	2.12	0.48
43:RX:35:THR:O	43:RX:37:THR:N	2.47	0.48
44:RY:47:LYS:C	44:RY:49:VAL:H	2.16	0.48
1:XA:1207:G:H2'	1:XA:1208:C:C6	2.48	0.48
1:XA:1437:C:H2'	1:XA:1438:G:C8	2.48	0.48
1:XA:1437:C:H2'	1:XA:1438:G:H8	1.78	0.48
1:XA:244:U:H4'	1:XA:245:C:C5'	2.44	0.48
1:XA:974:A:N3	14:YN:31:ARG:NE	2.61	0.48
2:XB:97:TRP:HZ2	2:XB:102:LEU:HD13	1.78	0.48
2:XB:42:ILE:HD11	2:XB:202:PRO:HB2	1.95	0.48
2:XB:5:ILE:HG21	2:XB:224:GLN:HG2	1.95	0.48
4:XD:121:VAL:O	4:XD:134:ASP:HA	2.13	0.48
4:XD:3:ARG:O	4:XD:5:ILE:HG13	2.14	0.48
5:XE:83:GLU:HG2	5:XE:88:LYS:CG	2.42	0.48
8:XH:86:ILE:HG13	8:XH:133:LEU:CD2	2.44	0.48
9:XI:112:LYS:HD3	9:XI:113:LYS:O	2.13	0.48
12:XL:38:THR:CG2	12:XL:57:LYS:HB3	2.44	0.48
16:XP:69:THR:O	16:XP:73:LEU:HG	2.14	0.48

*Continued on next page...*

*Continued from previous page...*

Atom-1	Atom-2	Interatomic distance (Å)	Clash overlap (Å)
17:XQ:67:LYS:HA	17:XQ:70:ARG:HH12	1.76	0.48
52:Y6:27:LYS:O	52:Y6:28:ARG:HG2	2.13	0.48
53:Y7:12:ARG:HG3	53:Y7:12:ARG:HH11	1.78	0.48
25:YA:1025:G:H3'	25:YA:1026:U:H5'	1.95	0.48
25:YA:1178:C:H2'	25:YA:1179:C:C6	2.48	0.48
25:YA:1259:G:H2'	25:YA:1260:G:C8	2.49	0.48
25:YA:1300:U:C2	25:YA:1626:G:C6	3.02	0.48
25:YA:573:G:N1	25:YA:2031:A:OP2	2.38	0.48
27:YD:48:ARG:HH11	27:YD:48:ARG:HG3	1.78	0.48
29:YF:107:LYS:O	29:YF:110:LEU:N	2.47	0.48
29:YF:128:ALA:O	29:YF:129:PHE:HB2	2.13	0.48
35:YP:6:LEU:N	35:YP:6:LEU:CD2	2.75	0.48
37:YR:52:ILE:CG2	37:YR:94:TYR:CD1	2.95	0.48
39:YT:16:ARG:HD3	39:YT:19:LEU:CG	2.43	0.48
40:YU:91:ASP:O	40:YU:95:LEU:N	2.42	0.48
41:YV:18:LEU:HB3	41:YV:96:ILE:CG1	2.43	0.48
44:YY:35:TYR:CD1	44:YY:69:ALA:HB3	2.48	0.48
1:QA:1059:C:H2'	1:QA:1060:C:H6	1.78	0.48
1:QA:1064:G:HO2'	1:QA:1065:U:P	2.35	0.48
1:QA:1490:C:OP2	58:QA:1666:PAR:N64	2.44	0.48
1:QA:977:A:N3	1:QA:977:A:H3'	2.29	0.48
2:QB:15:VAL:H	2:QB:16:HIS:CE1	2.31	0.48
2:QB:7:VAL:CG2	2:QB:8:LYS:HD3	2.43	0.48
4:QD:121:VAL:O	4:QD:134:ASP:HA	2.14	0.48
4:QD:118:ARG:NH2	4:QD:136:PRO:HB2	2.28	0.48
8:QH:109:ILE:HG12	8:QH:110:ALA:N	2.27	0.48
9:QI:118:LYS:NZ	9:QI:118:LYS:CB	2.76	0.48
10:QJ:3:LYS:O	10:QJ:100:THR:HA	2.14	0.48
13:QM:3:ARG:HA	13:QM:9:ILE:HG12	1.94	0.48
1:QA:376:G:H5''	16:QP:5:ARG:HD2	1.95	0.48
16:QP:71:ARG:HB2	16:QP:71:ARG:HH11	1.79	0.48
19:QS:24:ALA:O	19:QS:25:LYS:HB2	2.13	0.48
19:QS:27:GLU:O	19:QS:28:LYS:CG	2.53	0.48
19:QS:36:ARG:NH1	19:QS:36:ARG:HB3	2.28	0.48
50:R4:60:GLN:O	50:R4:63:TYR:HB3	2.13	0.48
25:RA:1009:A:OP2	25:RA:1010:A:OP2	2.31	0.48
25:RA:2286:A:H8	52:R6:37:ARG:NH1	2.11	0.48
25:RA:2335:A:HO2'	25:RA:2336:A:P	2.34	0.48
25:RA:2369:A:H2'	25:RA:2370:G:H8	1.79	0.48
25:RA:2462:U:C2	25:RA:2489:G:N2	2.81	0.48
25:RA:626:U:H5''	25:RA:627:A:H5'	1.95	0.48

*Continued on next page...*

*Continued from previous page...*

Atom-1	Atom-2	Interatomic distance (Å)	Clash overlap (Å)
25:RA:826:U:H2'	25:RA:828:U:O4'	2.13	0.48
25:RA:996:A:H2'	25:RA:997:G:H8	1.78	0.48
27:RD:35:LYS:HD2	27:RD:104:TYR:CE1	2.49	0.48
33:RN:95:PRO:O	33:RN:96:GLU:C	2.51	0.48
35:RP:35:HIS:O	35:RP:36:LYS:O	2.31	0.48
37:RR:42:LYS:HA	37:RR:45:ARG:HD2	1.96	0.48
44:RY:57:GLN:O	44:RY:58:GLY:O	2.32	0.48
45:RZ:108:PRO:HA	45:RZ:142:SER:HA	1.95	0.48
45:RZ:35:ARG:HB3	45:RZ:35:ARG:NH1	2.29	0.48
1:XA:1450:U:O2'	1:XA:1451:A:N7	2.40	0.48
1:XA:509:A:N3	1:XA:543:C:O2'	2.35	0.48
2:XB:16:HIS:HB3	2:XB:210:SER:HB2	1.95	0.48
2:XB:16:HIS:HD2	2:XB:210:SER:HA	1.77	0.48
3:XC:173:VAL:N	3:XC:174:PRO:HD3	2.27	0.48
4:XD:154:ASN:O	4:XD:155:LEU:O	2.32	0.48
5:XE:96:PRO:HA	5:XE:117:ASP:OD2	2.14	0.48
9:XI:118:LYS:CB	9:XI:118:LYS:NZ	2.75	0.48
10:XJ:49:VAL:CG1	10:XJ:50:ILE:N	2.76	0.48
10:XJ:94:VAL:CG1	10:XJ:95:GLU:N	2.76	0.48
11:XK:82:VAL:O	11:XK:108:ILE:HA	2.13	0.48
13:XM:50:GLU:O	13:XM:54:VAL:HG23	2.13	0.48
20:XT:37:SER:HB3	20:XT:84:LEU:CD2	2.43	0.48
22:XV:4:G:O2'	22:XV:5:G:H8	1.96	0.48
48:Y2:69:ARG:HH11	48:Y2:69:ARG:HB3	1.79	0.48
53:Y7:48:LYS:CG	53:Y7:49:ARG:H	2.23	0.48
25:YA:1131:G:OP1	33:YN:80:GLY:N	2.39	0.48
25:YA:1186:G:H2'	25:YA:1187:G:O4'	2.12	0.48
25:YA:1728:G:H8	25:YA:1732:A:H62	1.61	0.48
25:YA:1853:A:N3	25:YA:2233:U:O2'	2.38	0.48
25:YA:1128:A:N7	25:YA:2518:A:N6	2.60	0.48
25:YA:898:C:C2'	25:YA:899:A:H5'	2.44	0.48
27:YD:35:LYS:HD2	27:YD:104:TYR:CE1	2.49	0.48
25:YA:1824:G:OP1	27:YD:52:ARG:NH1	2.41	0.48
28:YE:174:ASP:O	28:YE:182:LEU:HD12	2.14	0.48
29:YF:155:LEU:HD23	29:YF:186:ILE:HA	1.95	0.48
30:YG:115:ARG:HG2	30:YG:115:ARG:NH1	2.27	0.48
31:YH:12:PRO:HD3	31:YH:48:GLY:O	2.13	0.48
31:YH:23:ARG:HD2	31:YH:34:GLU:OE2	2.12	0.48
33:YN:30:ILE:O	33:YN:34:LEU:HD23	2.13	0.48
35:YP:101:VAL:C	35:YP:103:ALA:H	2.16	0.48
39:YT:135:ALA:C	39:YT:137:LYS:H	2.16	0.48

*Continued on next page...*

*Continued from previous page...*

Atom-1	Atom-2	Interatomic distance (Å)	Clash overlap (Å)
39:YT:58:ASN:N	39:YT:58:ASN:HD22	2.10	0.48
39:YT:96:ARG:CB	39:YT:96:ARG:NH1	2.77	0.48
25:YA:1252:G:O4'	40:YU:33:ARG:HD3	2.14	0.48
45:YZ:108:PRO:HG3	45:YZ:117:LEU:HD22	1.94	0.48
1:QA:1266:G:N2	1:QA:1270:C:N3	2.61	0.48
1:QA:1348:U:H3	1:QA:1374:A:H2	1.60	0.48
3:QC:71:ALA:HA	3:QC:106:VAL:HB	1.94	0.48
5:QE:10:MET:HB2	5:QE:32:VAL:HG22	1.94	0.48
11:QK:34:ASP:HB2	11:QK:35:PRO:HD2	1.95	0.48
12:QL:38:THR:CG2	12:QL:57:LYS:HB3	2.44	0.48
13:QM:117:VAL:O	13:QM:118:ALA:C	2.51	0.48
17:QQ:3:LYS:HD2	17:QQ:60:ILE:HD11	1.95	0.48
19:QS:9:VAL:O	19:QS:10:PHE:HB3	2.13	0.48
23:QX:3:G:H4'	23:QX:4:C:O5'	2.14	0.48
51:R5:49:CYS:SG	51:R5:58:LEU:HB2	2.53	0.48
25:RA:1728:G:H3'	25:RA:1729:A:H5''	1.95	0.48
25:RA:1927:A:OP1	25:RA:1927:A:H8	1.97	0.48
25:RA:2185:C:H2'	25:RA:2186:G:H8	1.78	0.48
25:RA:2061:G:H5''	25:RA:2503:A:C2	2.48	0.48
27:RD:198:ASN:HD22	27:RD:198:ASN:C	2.17	0.48
27:RD:25:THR:O	27:RD:26:LYS:C	2.52	0.48
29:RF:107:LYS:O	29:RF:110:LEU:N	2.47	0.48
29:RF:128:ALA:O	29:RF:129:PHE:HB2	2.13	0.48
30:RG:3:LEU:HD21	50:R4:25:TYR:CE1	2.48	0.48
31:RH:104:GLU:HG3	31:RH:114:VAL:HG22	1.96	0.48
31:RH:10:PRO:C	31:RH:11:VAL:HG22	2.34	0.48
31:RH:7:LEU:N	31:RH:8:PRO:CD	2.77	0.48
33:RN:34:LEU:O	33:RN:49:GLY:HA3	2.13	0.48
35:RP:138:LEU:HD11	35:RP:144:GLU:CG	2.42	0.48
41:RV:6:LYS:HD3	41:RV:11:GLN:HG2	1.96	0.48
43:RX:53:LYS:HZ2	43:RX:55:ASN:HD21	1.62	0.48
1:XA:260:G:H2'	1:XA:261:U:C6	2.48	0.48
1:XA:836:G:C6	1:XA:851:G:C6	3.02	0.48
2:XB:193:ASP:OD2	2:XB:196:LEU:CG	2.58	0.48
3:XC:148:GLY:O	3:XC:202:ILE:HA	2.14	0.48
3:XC:153:VAL:HA	3:XC:197:GLY:O	2.14	0.48
4:XD:196:LEU:HB3	4:XD:197:PRO:HD2	1.96	0.48
9:XI:18:PHE:O	9:XI:61:ALA:HA	2.13	0.48
10:XJ:74:ILE:HG12	10:XJ:74:ILE:O	2.13	0.48
13:XM:77:ASN:ND2	50:Y4:71:ARG:NH1	2.62	0.48
16:XP:25:ARG:HH11	16:XP:25:ARG:HG3	1.79	0.48

*Continued on next page...*

*Continued from previous page...*

Atom-1	Atom-2	Interatomic distance (Å)	Clash overlap (Å)
16:XP:40:ASP:C	16:XP:42:ARG:H	2.17	0.48
19:XS:43:GLU:N	19:XS:43:GLU:OE2	2.45	0.48
48:Y2:33:MET:O	48:Y2:37:PHE:HD1	1.95	0.48
50:Y4:42:PHE:O	50:Y4:44:THR:O	2.31	0.48
52:Y6:41:PRO:HD2	52:Y6:46:HIS:H	1.77	0.48
25:YA:1478:G:O2'	25:YA:1479:G:H5'	2.13	0.48
25:YA:2085:C:H2'	25:YA:2086:U:O4'	2.13	0.48
25:YA:2404:C:H1'	35:YP:67:MET:HE1	1.96	0.48
28:YE:77:ILE:CD1	28:YE:78:LEU:N	2.70	0.48
30:YG:125:PHE:HB3	30:YG:166:ASP:HB2	1.95	0.48
31:YH:82:GLY:O	31:YH:83:TYR:O	2.32	0.48
31:YH:7:LEU:N	31:YH:8:PRO:CD	2.77	0.48
33:YN:42:TRP:HA	33:YN:48:MET:CE	2.42	0.48
35:YP:35:HIS:O	35:YP:36:LYS:O	2.31	0.48
36:YQ:19:GLY:O	36:YQ:98:LYS:HD3	2.14	0.48
38:YS:66:ALA:HA	38:YS:69:VAL:HG12	1.96	0.48
1:QA:975:A:C8	1:QA:1357:A:H2	2.31	0.48
1:QA:286:G:H2'	1:QA:287:U:C6	2.49	0.48
1:QA:338:A:H61	1:QA:351:G:H1	1.60	0.48
1:QA:56:U:H2'	1:QA:57:G:C8	2.48	0.48
1:QA:75:C:H2'	1:QA:76:G:O4'	2.13	0.48
1:QA:773:G:H1	1:QA:806:C:H42	1.62	0.48
2:QB:200:ILE:H	2:QB:200:ILE:HD12	1.79	0.48
2:QB:206:ASP:HA	2:QB:211:ILE:HD11	1.94	0.48
3:QC:153:VAL:HA	3:QC:197:GLY:O	2.13	0.48
4:QD:100:ARG:CZ	4:QD:137:SER:HA	2.44	0.48
7:QG:44:TYR:C	7:QG:46:ALA:N	2.66	0.48
7:QG:79:ARG:O	7:QG:80:VAL:HG23	2.14	0.48
7:QG:80:VAL:HG12	7:QG:81:GLY:N	2.28	0.48
10:QJ:4:ILE:CB	10:QJ:74:ILE:HD11	2.36	0.48
1:QA:1492:A:C4'	12:QL:47:LYS:HD3	2.38	0.48
20:QT:37:SER:HB3	20:QT:84:LEU:CD2	2.44	0.48
25:RA:1399:C:H2'	25:RA:1400:G:C8	2.48	0.48
25:RA:1462:C:H4'	25:RA:2703:C:H5'	1.94	0.48
25:RA:1682:G:H5'	25:RA:1762:A:H1'	1.95	0.48
25:RA:1935:G:H1'	25:RA:1964:G:N2	2.28	0.48
25:RA:2039:C:H2'	25:RA:2040:C:H6	1.79	0.48
25:RA:345:A:O2'	25:RA:346:A:N7	2.47	0.48
27:RD:130:ALA:C	27:RD:131:LEU:HD12	2.33	0.48
29:RF:155:LEU:HA	29:RF:174:VAL:HG12	1.95	0.48
33:RN:109:LYS:H	33:RN:109:LYS:CD	2.26	0.48

*Continued on next page...*

*Continued from previous page...*

Atom-1	Atom-2	Interatomic distance (Å)	Clash overlap (Å)
33:RN:56:ASN:ND2	33:RN:125:GLY:C	2.66	0.48
33:RN:18:ALA:O	33:RN:19:GLU:C	2.52	0.48
33:RN:75:TYR:C	33:RN:76:SER:O	2.52	0.48
33:RN:82:LEU:HD12	33:RN:83:LYS:N	2.27	0.48
35:RP:112:LEU:HD12	35:RP:127:ALA:CB	2.44	0.48
35:RP:14:LYS:O	35:RP:15:ARG:C	2.51	0.48
35:RP:75:ILE:CD1	35:RP:75:ILE:H	2.14	0.48
36:RQ:19:GLY:O	36:RQ:98:LYS:HD3	2.14	0.48
39:RT:57:PHE:O	39:RT:59:THR:N	2.46	0.48
45:RZ:152:ALA:O	45:RZ:154:ASP:N	2.47	0.48
1:XA:1130:A:N6	1:XA:1131:G:O6	2.46	0.48
1:XA:577:G:H1'	1:XA:816:A:C4	2.49	0.48
1:XA:826:C:H4'	8:XH:12:ARG:HG3	1.95	0.48
2:XB:140:HIS:C	2:XB:142:LEU:H	2.16	0.48
2:XB:4:GLU:CG	2:XB:5:ILE:H	1.99	0.48
4:XD:114:ARG:CG	4:XD:114:ARG:HH11	2.17	0.48
4:XD:33:MET:CE	4:XD:37:PRO:HA	2.43	0.48
4:XD:6:GLY:O	4:XD:8:VAL:HG23	2.14	0.48
11:XK:110:ASP:HB2	18:XR:88:LYS:HD3	1.95	0.48
11:XK:19:ALA:CB	11:XK:32:ILE:HG22	2.42	0.48
15:XO:24:SER:OG	15:XO:25:THR:N	2.47	0.48
51:Y5:52:TYR:O	51:Y5:53:ALA:CB	2.61	0.48
52:Y6:8:LYS:O	52:Y6:27:LYS:HA	2.13	0.48
25:YA:1178:C:O2'	25:YA:1179:C:OP1	2.30	0.48
25:YA:2356:C:H2'	25:YA:2357:U:O4'	2.14	0.48
25:YA:2540:C:H2'	25:YA:2541:A:O4'	2.14	0.48
25:YA:768:G:H2'	25:YA:769:G:C8	2.49	0.48
25:YA:869:G:H1	25:YA:908:C:H42	1.62	0.48
27:YD:25:THR:O	27:YD:26:LYS:C	2.52	0.48
29:YF:198:ALA:O	29:YF:201:VAL:HG12	2.13	0.48
29:YF:34:TRP:HD1	35:YP:6:LEU:HB3	1.79	0.48
36:YQ:31:ASP:O	36:YQ:32:TYR:CG	2.66	0.48
45:YZ:73:GLN:HB3	45:YZ:87:ASP:OD1	2.13	0.48
1:QA:743:U:H2'	1:QA:744:C:C6	2.49	0.48
1:QA:968:A:C4	1:QA:1062:U:H4'	2.49	0.48
1:QA:973:G:H3'	1:QA:974:A:H5''	1.96	0.48
2:QB:97:TRP:HZ2	2:QB:102:LEU:HD13	1.78	0.48
4:QD:165:MET:CE	4:QD:168:ARG:HD2	2.44	0.48
4:QD:165:MET:HE3	4:QD:168:ARG:HD2	1.96	0.48
4:QD:163:GLU:O	4:QD:165:MET:N	2.46	0.48
5:QE:78:HIS:CD2	8:QH:104:ARG:CG	2.89	0.48

*Continued on next page...*

*Continued from previous page...*

Atom-1	Atom-2	Interatomic distance (Å)	Clash overlap (Å)
5:QE:93:PRO:HG3	8:QH:105:ARG:HG3	1.96	0.48
8:QH:86:ILE:HG12	8:QH:135:CYS:HA	1.96	0.48
9:QI:17:VAL:HG11	9:QI:81:ILE:HA	1.96	0.48
13:QM:50:GLU:O	13:QM:54:VAL:HG23	2.13	0.48
16:QP:21:VAL:HG23	16:QP:34:GLU:H	1.79	0.48
16:QP:60:LEU:CA	16:QP:64:ALA:HB3	2.43	0.48
18:QR:31:LEU:HD23	18:QR:31:LEU:N	2.29	0.48
50:R4:42:PHE:O	50:R4:43:TYR:C	2.51	0.48
54:R8:56:GLU:O	54:R8:58:ILE:N	2.47	0.48
25:RA:2451:A:N1	56:Z6:76:PPU:HE2	2.28	0.48
25:RA:2849:U:O2	25:RA:2867:G:H1'	2.14	0.48
25:RA:363(B):G:H2'	25:RA:363(C):G:H8	1.77	0.48
32:RI:57:ARG:HA	32:RI:60:GLU:HB3	1.96	0.48
35:RP:71:VAL:HG13	35:RP:72:PRO:CD	2.43	0.48
36:RQ:34:LEU:HD23	36:RQ:104:PHE:HD1	1.77	0.48
37:RR:107:ASP:C	37:RR:107:ASP:OD2	2.52	0.48
37:RR:61:HIS:O	37:RR:65:LEU:HD13	2.14	0.48
39:RT:135:ALA:C	39:RT:137:LYS:H	2.16	0.48
44:RY:94:LYS:HE3	44:RY:101:LYS:HZ3	1.76	0.48
44:RY:44:ILE:O	44:RY:62:GLU:O	2.32	0.48
1:XA:433:C:H2'	1:XA:434:U:C6	2.48	0.48
1:XA:878:G:H5'	8:XH:89:PRO:HG2	1.94	0.48
1:XA:894:G:H2'	1:XA:895:G:H8	1.77	0.48
2:XB:5:ILE:O	2:XB:6:THR:O	2.32	0.48
4:XD:60:GLU:O	4:XD:63:LYS:HB3	2.14	0.48
7:XG:97:GLN:O	7:XG:101:LEU:HG	2.14	0.48
9:XI:7:THR:O	9:XI:83:ARG:HD2	2.14	0.48
9:XI:59:PHE:CZ	9:XI:88:TYR:CE1	3.01	0.48
11:XK:115:PRO:C	11:XK:117:ASN:H	2.17	0.48
11:XK:34:ASP:HB2	11:XK:35:PRO:HD2	1.95	0.48
14:YN:15:LYS:HD2	14:YN:16:PHE:CE2	2.49	0.48
1:XA:1202:G:H1'	14:YN:29:ARG:HD2	1.95	0.48
16:XP:34:GLU:HG2	16:XP:35:LYS:N	2.29	0.48
17:XQ:74:LEU:HD12	17:XQ:75:ARG:NE	2.28	0.48
19:XS:41:VAL:HG13	19:XS:44:MET:CB	2.38	0.48
22:XV:19:G:H4'	22:XV:20:U:OP2	2.14	0.48
47:Y1:8:SER:OG	47:Y1:10:LYS:HG3	2.14	0.48
50:Y4:8:LYS:O	50:Y4:9:LEU:CB	2.62	0.48
25:YA:1061:U:H3'	25:YA:1062:G:H5''	1.96	0.48
25:YA:1354:A:H2'	25:YA:1355:G:O4'	2.14	0.48
25:YA:1652:A:H2'	25:YA:1653:G:H5'	1.95	0.48

*Continued on next page...*



*Continued from previous page...*

Atom-1	Atom-2	Interatomic distance (Å)	Clash overlap (Å)
25:YA:1682:G:OP1	25:YA:1699:G:N1	2.46	0.48
25:YA:1726:G:H2'	25:YA:1727:U:O4'	2.13	0.48
25:YA:1858:G:H2'	25:YA:1883:G:H22	1.78	0.48
25:YA:2788:C:O2'	25:YA:2809:A:N3	2.39	0.48
25:YA:76:C:O2'	48:Y2:62:THR:HG21	2.14	0.48
28:YE:119:ARG:HD3	28:YE:160:TYR:HD2	1.78	0.48
28:YE:23:VAL:HG12	28:YE:173:VAL:HG21	1.94	0.48
28:YE:93:VAL:C	28:YE:95:ILE:H	2.17	0.48
31:YH:127:GLU:HB3	31:YH:128:PRO:HD2	1.92	0.48
31:YH:124:GLU:HB3	31:YH:132:ARG:CD	2.44	0.48
33:YN:95:PRO:O	33:YN:96:GLU:C	2.51	0.48
37:YR:42:LYS:HA	37:YR:45:ARG:HD2	1.95	0.48
37:YR:44:LEU:HD22	37:YR:48:VAL:CG2	2.43	0.48
38:YS:56:LEU:HD23	38:YS:56:LEU:C	2.34	0.48
40:YU:79:PHE:HE2	40:YU:83:LEU:CD2	2.26	0.48
43:YX:44:GLU:OE1	43:YX:50:LYS:HD2	2.13	0.48
44:YY:11:ASP:HB2	44:YY:27:VAL:HG11	1.94	0.48
1:QA:1068:G:N2	1:QA:1191:A:N3	2.61	0.48
1:QA:956:U:C2	1:QA:1225:A:H2	2.32	0.48
1:QA:1347:G:H2'	1:QA:1373:G:C6	2.49	0.48
4:QD:153:ARG:CZ	4:QD:181:MET:HG3	2.44	0.48
5:QE:75:THR:HG23	5:QE:76:ILE:O	2.14	0.48
6:QF:89:MET:O	6:QF:90:VAL:C	2.51	0.48
8:QH:45:ILE:O	8:QH:45:ILE:HG13	2.13	0.48
8:QH:6:ILE:O	8:QH:10:LEU:HG	2.14	0.48
9:QI:22:GLY:HA3	9:QI:60:ASP:OD2	2.13	0.48
10:QJ:39:PRO:CB	10:QJ:70:ARG:HH12	2.27	0.48
11:QK:115:PRO:C	11:QK:117:ASN:H	2.17	0.48
11:QK:91:ARG:NH2	18:QR:88:LYS:HZ1	2.11	0.48
14:QN:43:CYS:O	14:QN:46:GLU:N	2.43	0.48
15:QO:24:SER:OG	15:QO:25:THR:N	2.47	0.48
21:QU:9:ARG:HH11	21:QU:9:ARG:HG2	1.78	0.48
25:RA:2331:G:O2'	46:R0:43:THR:HG22	2.14	0.48
51:R5:57:VAL:O	51:R5:57:VAL:HG13	2.13	0.48
52:R6:14:THR:OG1	52:R6:19:ARG:NE	2.40	0.48
52:R6:27:LYS:O	52:R6:28:ARG:HG2	2.13	0.48
25:RA:1062:G:H2'	25:RA:1063:G:C8	2.49	0.48
25:RA:1448:G:O2'	25:RA:1529:A:N1	2.34	0.48
25:RA:2292:C:H2'	25:RA:2293:C:C6	2.48	0.48
25:RA:2527:C:H5''	55:R9:30:PRO:HB2	1.96	0.48
27:RD:130:ALA:HA	27:RD:192:THR:HA	1.96	0.48

*Continued on next page...*

*Continued from previous page...*

Atom-1	Atom-2	Interatomic distance (Å)	Clash overlap (Å)
25:RA:2784:C:H5''	28:RE:41:LYS:NZ	2.28	0.48
28:RE:93:VAL:C	28:RE:95:ILE:H	2.17	0.48
29:RF:34:TRP:HD1	35:RP:6:LEU:HB3	1.79	0.48
31:RH:131:VAL:HG12	31:RH:132:ARG:N	2.29	0.48
33:RN:118:LYS:O	33:RN:120:LEU:N	2.43	0.48
35:RP:19:VAL:CG2	35:RP:20:GLY:H	1.98	0.48
38:RS:83:LYS:HG2	38:RS:109:GLY:H	1.76	0.48
1:XA:1000:A:H2'	1:XA:1001:G:C8	2.49	0.48
1:XA:1157:A:O2'	1:XA:1158:C:H5''	2.14	0.48
1:XA:1172:C:H2'	1:XA:1173:G:C8	2.43	0.48
1:XA:1190:G:H5'	3:XC:176:HIS:NE2	2.27	0.48
1:XA:1329:A:H5'	13:XM:29:ARG:HG3	1.95	0.48
1:XA:1461:G:H2'	1:XA:1462:G:C8	2.49	0.48
1:XA:8:A:N6	4:XD:208:SER:O	2.47	0.48
2:XB:214:ILE:O	2:XB:218:ALA:HB2	2.13	0.48
3:XC:195:VAL:CG1	3:XC:196:LEU:H	2.27	0.48
4:XD:100:ARG:CZ	4:XD:137:SER:HA	2.44	0.48
4:XD:163:GLU:C	4:XD:165:MET:N	2.66	0.48
5:XE:75:THR:HG23	5:XE:76:ILE:O	2.14	0.48
7:XG:79:ARG:O	7:XG:80:VAL:HG23	2.14	0.48
13:XM:8:GLU:C	13:XM:9:ILE:HG23	2.35	0.48
50:Y4:10:VAL:CG2	50:Y4:11:PRO:HD2	2.43	0.48
50:Y4:36:CYS:O	50:Y4:37:SER:C	2.52	0.48
54:Y8:53:PRO:CD	54:Y8:54:GLU:N	2.77	0.48
25:YA:1025:G:C4	25:YA:1135:C:H1'	2.49	0.48
25:YA:2612:C:C4	25:YA:2613:U:H5	2.31	0.48
27:YD:35:LYS:CG	27:YD:64:ILE:CG2	2.92	0.48
28:YE:55:ASN:O	28:YE:57:LYS:N	2.44	0.48
28:YE:64:LYS:C	28:YE:66:HIS:N	2.67	0.48
25:YA:37:C:O2'	29:YF:50:SER:HB3	2.13	0.48
31:YH:10:PRO:C	31:YH:11:VAL:HG22	2.34	0.48
31:YH:120:GLY:HA3	31:YH:140:LYS:NZ	2.27	0.48
33:YN:120:LEU:HD11	33:YN:122:VAL:CG2	2.42	0.48
25:YA:1007:C:H5''	33:YN:35:ARG:NH1	2.29	0.48
37:YR:107:ASP:C	37:YR:107:ASP:OD2	2.52	0.48
37:YR:1:MET:SD	37:YR:1:MET:N	2.75	0.48
39:YT:16:ARG:NE	39:YT:19:LEU:HD21	2.27	0.48
34:YO:107:ARG:NH1	39:YT:36:GLU:OE1	2.46	0.48
39:YT:94:ALA:O	39:YT:95:ARG:CB	2.61	0.48
40:YU:79:PHE:HE2	40:YU:83:LEU:HD22	1.78	0.48
44:YY:57:GLN:O	44:YY:58:GLY:O	2.32	0.48

*Continued on next page...*

*Continued from previous page...*

Atom-1	Atom-2	Interatomic distance (Å)	Clash overlap (Å)
45:YZ:166:SER:HB2	45:YZ:167:PRO:C	2.34	0.48
45:YZ:182:LYS:CG	45:YZ:183:LEU:HA	2.43	0.48
2:QB:87:ARG:NH1	2:QB:220:ASP:OD1	2.46	0.48
4:QD:13:ARG:HA	4:QD:33:MET:CE	2.44	0.48
4:QD:6:GLY:O	4:QD:8:VAL:HG23	2.14	0.48
5:QE:84:PHE:HD2	5:QE:130:ASN:O	1.97	0.48
7:QG:51:GLN:OE1	7:QG:51:GLN:HA	2.14	0.48
7:QG:69:VAL:O	7:QG:69:VAL:CG1	2.62	0.48
8:QH:44:PHE:CD1	8:QH:80:ILE:HG12	2.49	0.48
11:QK:19:ALA:CA	11:QK:32:ILE:HG22	2.43	0.48
13:QM:30:ALA:O	13:QM:33:ALA:N	2.47	0.48
15:QO:61:GLY:C	15:QO:65:ARG:NH1	2.67	0.48
16:QP:57:ARG:HH11	16:QP:57:ARG:HG3	1.79	0.48
54:R8:64:TYR:HB3	54:R8:65:GLU:H	1.39	0.48
25:RA:1339:G:N2	25:RA:1603:A:H1'	2.29	0.48
25:RA:1533:C:H2'	25:RA:1534:G:N7	2.29	0.48
25:RA:2893:G:H5''	25:RA:2894:G:H5'	1.95	0.48
27:RD:145:VAL:O	27:RD:153:ALA:HA	2.14	0.48
28:RE:64:LYS:C	28:RE:66:HIS:N	2.68	0.48
29:RF:53:THR:C	29:RF:55:GLY:N	2.67	0.48
32:RI:60:GLU:O	32:RI:64:GLU:N	2.47	0.48
33:RN:137:LYS:CG	33:RN:138:LEU:N	2.77	0.48
36:RQ:42:ILE:N	36:RQ:42:ILE:HD12	2.29	0.48
38:RS:55:ALA:O	38:RS:56:LEU:HB3	2.13	0.48
40:RU:107:ALA:O	40:RU:110:VAL:HB	2.14	0.48
1:XA:545:C:H5''	4:XD:72:GLU:HG2	1.96	0.48
2:XB:24:TRP:CD1	2:XB:26:PRO:HD3	2.49	0.48
4:XD:198:VAL:CG1	4:XD:199:ASN:N	2.75	0.48
5:XE:100:VAL:O	5:XE:107:ARG:NH2	2.47	0.48
5:XE:78:HIS:CE1	5:XE:142:LEU:HD23	2.48	0.48
6:XF:79:LEU:O	6:XF:85:VAL:HG11	2.14	0.48
1:XA:640:A:O2'	8:XH:115:SER:HB3	2.13	0.48
1:XA:538:G:H5''	12:XL:114:LYS:HB2	1.95	0.48
13:XM:72:ALA:O	13:XM:76:ALA:HB2	2.14	0.48
14:XN:6:LEU:HD22	14:XN:23:ARG:NH2	2.29	0.48
18:XR:30:ASP:C	18:XR:32:ARG:H	2.15	0.48
19:XS:36:ARG:NH1	19:XS:36:ARG:HB3	2.28	0.48
20:XT:30:LYS:O	20:XT:33:ILE:HG12	2.14	0.48
20:XT:50:GLU:HA	20:XT:100:ILE:CG2	2.43	0.48
21:XU:15:ARG:HG2	21:XU:15:ARG:NH1	2.29	0.48
47:Y1:94:LEU:O	47:Y1:95:LEU:CB	2.62	0.48

*Continued on next page...*

*Continued from previous page...*

Atom-1	Atom-2	Interatomic distance (Å)	Clash overlap (Å)
25:YA:1339:G:N2	25:YA:1603:A:H1'	2.24	0.48
25:YA:1840:G:H1	25:YA:1902:C:H42	1.62	0.48
25:YA:1991:U:H2'	25:YA:1992:G:H5''	1.96	0.48
25:YA:2330:G:H2'	25:YA:2331:G:O4'	2.13	0.48
25:YA:2378:A:H4'	38:YS:23:ARG:NE	2.29	0.48
25:YA:389:G:H1	35:YP:71:VAL:HG12	1.78	0.48
25:YA:774:A:HO2'	25:YA:775:G:P	2.36	0.48
27:YD:27:THR:O	27:YD:29:PRO:CD	2.62	0.48
29:YF:129:PHE:CD2	29:YF:163:VAL:HG21	2.48	0.48
29:YF:155:LEU:HA	29:YF:174:VAL:HG12	1.95	0.48
29:YF:196:LEU:C	29:YF:197:ASP:O	2.50	0.48
29:YF:45:ARG:HG2	29:YF:45:ARG:NH1	2.28	0.48
31:YH:41:MET:HG3	31:YH:54:ARG:HA	1.96	0.48
33:YN:18:ALA:O	33:YN:19:GLU:C	2.52	0.48
36:YQ:42:ILE:HD12	36:YQ:42:ILE:N	2.29	0.48
36:YQ:60:ARG:HB2	36:YQ:60:ARG:NH2	2.28	0.48
41:YV:38:LEU:HD23	41:YV:39:LEU:H	1.79	0.48
41:YV:21:ARG:HD2	41:YV:91:TYR:CZ	2.49	0.48
25:YA:2009:G:OP1	42:YW:41:LYS:HE2	2.14	0.48
43:YX:11:PRO:HB3	43:YX:92:LEU:CD2	2.43	0.48
43:YX:6:ASP:OD1	48:Y2:29:LYS:NZ	2.47	0.48
45:YZ:125:LEU:HG	45:YZ:164:ALA:HB3	1.96	0.48
26:YB:77:U:P	45:YZ:19:ARG:HH22	2.37	0.48
1:QA:1060:C:C5	3:QC:2:GLY:HA2	2.49	0.47
1:QA:1118:C:OP1	9:QI:9:ARG:HD3	2.13	0.47
1:QA:296:U:O2'	1:QA:556:C:O2	2.27	0.47
1:QA:816:A:OP1	1:QA:1526:G:O2'	2.31	0.47
2:QB:164:VAL:HB	2:QB:186:ALA:HB1	1.95	0.47
2:QB:24:TRP:CD1	2:QB:26:PRO:HD3	2.49	0.47
2:QB:24:TRP:CZ3	2:QB:26:PRO:HA	2.49	0.47
3:QC:76:VAL:HG21	3:QC:103:VAL:HG11	1.95	0.47
3:QC:87:LEU:C	3:QC:89:GLU:N	2.65	0.47
4:QD:163:GLU:C	4:QD:165:MET:N	2.66	0.47
4:QD:183:GLY:C	4:QD:184:LYS:HG3	2.34	0.47
4:QD:30:LYS:CD	4:QD:30:LYS:H	2.24	0.47
4:QD:3:ARG:O	4:QD:5:ILE:HG13	2.14	0.47
5:QE:141:GLN:HA	5:QE:143:ARG:HH12	1.79	0.47
9:QI:33:PHE:HZ	9:QI:47:LEU:HD21	1.76	0.47
11:QK:41:THR:HG22	11:QK:42:TRP:N	2.28	0.47
11:QK:48:ILE:HG21	11:QK:63:LEU:HD13	1.96	0.47
12:QL:127:GLU:O	12:QL:128:ALA:CB	2.62	0.47

*Continued on next page...*

*Continued from previous page...*

Atom-1	Atom-2	Interatomic distance (Å)	Clash overlap (Å)
13:QM:77:ASN:HA	50:R4:71:ARG:CZ	2.39	0.47
1:QA:1318:A:H4'	19:QS:11:VAL:CG1	2.42	0.47
20:QT:28:ALA:C	20:QT:30:LYS:N	2.67	0.47
47:R1:8:SER:OG	47:R1:10:LYS:HG3	2.13	0.47
47:R1:7:ILE:HD12	47:R1:62:VAL:HG11	1.96	0.47
54:R8:53:PRO:CD	54:R8:54:GLU:N	2.77	0.47
25:RA:1639:U:H2'	25:RA:1640:C:H5''	1.94	0.47
25:RA:2712:U:O2'	25:RA:2712(A):A:P	2.72	0.47
25:RA:623:G:H2'	25:RA:624:C:C6	2.49	0.47
28:RE:120:TRP:O	28:RE:121:ASN:HB2	2.14	0.47
28:RE:61:ARG:CB	28:RE:62:PRO:CD	2.90	0.47
29:RF:51:THR:O	29:RF:93:LYS:NZ	2.38	0.47
30:RG:12:TYR:O	30:RG:16:ARG:HB3	2.14	0.47
33:RN:57:ALA:O	33:RN:58:ASP:CB	2.62	0.47
33:RN:67:LEU:O	33:RN:88:GLU:HG3	2.14	0.47
35:RP:47:ASP:OD1	35:RP:50:ARG:NH2	2.47	0.47
37:RR:10:LEU:O	37:RR:12:ARG:HG3	2.14	0.47
40:RU:79:PHE:HE2	40:RU:83:LEU:CD2	2.27	0.47
41:RV:35:LEU:O	41:RV:37:VAL:N	2.47	0.47
41:RV:66:ARG:NH1	41:RV:88:ARG:NH1	2.61	0.47
42:RW:32:ALA:O	42:RW:33:ARG:C	2.52	0.47
42:RW:66:GLU:O	42:RW:69:LEU:HG	2.14	0.47
44:RY:56:PRO:O	44:RY:58:GLY:N	2.47	0.47
45:RZ:150:LEU:HD23	45:RZ:171:ILE:HG13	1.95	0.47
1:XA:1374:A:H2'	1:XA:1375:A:O4'	2.13	0.47
1:XA:1485:U:H2'	1:XA:1486:G:C8	2.49	0.47
2:XB:170:GLU:C	2:XB:172:ILE:HD12	2.33	0.47
3:XC:71:ALA:HA	3:XC:106:VAL:HB	1.95	0.47
4:XD:79:PHE:HE2	4:XD:83:SER:HB2	1.79	0.47
5:XE:84:PHE:HD2	5:XE:130:ASN:O	1.97	0.47
7:XG:51:GLN:OE1	7:XG:51:GLN:HA	2.14	0.47
8:XH:44:PHE:CD1	8:XH:80:ILE:HG12	2.49	0.47
8:XH:86:ILE:HG22	8:XH:87:SER:N	2.29	0.47
11:XK:19:ALA:CA	11:XK:32:ILE:HG22	2.43	0.47
12:XL:61:THR:O	12:XL:63:GLY:N	2.45	0.47
14:XN:26:ARG:NH1	14:XN:43:CYS:SG	2.86	0.47
23:XX:3:G:H4'	23:XX:4:C:O5'	2.14	0.47
50:Y4:60:GLN:O	50:Y4:63:TYR:HB3	2.14	0.47
52:Y6:20:ASN:ND2	52:Y6:42:TRP:CZ2	2.82	0.47
54:Y8:41:ILE:HG13	54:Y8:42:ARG:N	2.28	0.47
25:YA:1162:G:H1'	41:YV:23:GLU:OE2	2.14	0.47

*Continued on next page...*

*Continued from previous page...*

Atom-1	Atom-2	Interatomic distance (Å)	Clash overlap (Å)
25:YA:1229(A):G:C6	25:YA:1230:C:C4	3.02	0.47
25:YA:125:G:C5'	53:Y7:19:ARG:HD3	2.44	0.47
25:YA:1291:C:H2'	25:YA:1292:U:C6	2.49	0.47
25:YA:270(R):G:H2'	25:YA:270(S):G:C8	2.49	0.47
25:YA:2845:G:H5''	39:YT:55:ASN:HA	1.95	0.47
25:YA:295:G:H1	25:YA:343:C:H42	1.62	0.47
25:YA:876:C:H2'	25:YA:877:U:O4'	2.14	0.47
28:YE:15:PHE:CD1	28:YE:20:ALA:HB2	2.50	0.47
31:YH:45:VAL:HG13	31:YH:45:VAL:O	2.14	0.47
33:YN:12:ARG:NH1	33:YN:50:ASP:CG	2.67	0.47
33:YN:137:LYS:CG	33:YN:138:LEU:H	2.27	0.47
33:YN:34:LEU:O	33:YN:49:GLY:HA3	2.13	0.47
33:YN:57:ALA:O	33:YN:58:ASP:CB	2.62	0.47
33:YN:75:TYR:C	33:YN:76:SER:O	2.52	0.47
37:YR:117:VAL:O	37:YR:118:GLU:CB	2.62	0.47
37:YR:63:ARG:NH1	37:YR:63:ARG:HG3	2.29	0.47
41:YV:35:LEU:O	41:YV:37:VAL:N	2.47	0.47
42:YW:30:GLU:O	42:YW:34:ASN:ND2	2.46	0.47
26:YB:75:G:H5''	45:YZ:36:LYS:HE2	1.96	0.47
1:QA:955:U:H2'	1:QA:956:U:H6	1.77	0.47
5:QE:87:SER:HB3	5:QE:131:ILE:HD13	1.95	0.47
8:QH:39:LEU:HD11	8:QH:111:ILE:HD11	1.96	0.47
9:QI:7:THR:O	9:QI:83:ARG:HD2	2.14	0.47
10:QJ:24:VAL:HG21	10:QJ:37:PRO:CG	2.43	0.47
11:QK:13:GLN:HG3	11:QK:75:TYR:O	2.14	0.47
14:QN:15:LYS:HD2	14:QN:16:PHE:CE2	2.49	0.47
15:QO:39:LEU:O	15:QO:40:SER:C	2.50	0.47
16:QP:40:ASP:C	16:QP:42:ARG:H	2.17	0.47
18:QR:31:LEU:H	18:QR:31:LEU:CD2	2.27	0.47
19:QS:11:VAL:O	19:QS:12:ASP:CB	2.61	0.47
20:QT:64:ASP:O	20:QT:67:ALA:N	2.47	0.47
22:QV:19:G:H4'	22:QV:20:U:OP2	2.14	0.47
47:R1:94:LEU:O	47:R1:95:LEU:CB	2.62	0.47
50:R4:50:VAL:CG1	50:R4:50:VAL:O	2.63	0.47
25:RA:868:U:H3	25:RA:909:A:H61	1.62	0.47
27:RD:35:LYS:CG	27:RD:64:ILE:CG2	2.92	0.47
28:RE:144:ARG:HB3	28:RE:145:LYS:H	1.58	0.47
28:RE:3:GLY:HA3	28:RE:81:ILE:HG21	1.96	0.47
31:RH:154:PRO:CG	31:RH:162:ILE:O	2.61	0.47
32:RI:74:ASN:OD1	32:RI:74:ASN:N	2.44	0.47
33:RN:113:GLY:O	33:RN:116:LEU:HB2	2.14	0.47

*Continued on next page...*

*Continued from previous page...*

Atom-1	Atom-2	Interatomic distance (Å)	Clash overlap (Å)
33:RN:68:GLU:HG2	33:RN:88:GLU:CD	2.33	0.47
34:RO:8:LEU:HB2	34:RO:19:ILE:CD1	2.43	0.47
25:RA:389:G:N1	35:RP:70:GLN:HB3	2.29	0.47
37:RR:63:ARG:NH1	37:RR:63:ARG:HG3	2.29	0.47
40:RU:92:ARG:CZ	40:RU:94:ASN:HD22	2.28	0.47
44:RY:11:ASP:HB2	44:RY:27:VAL:HG11	1.94	0.47
44:RY:81:LYS:NZ	44:RY:98:VAL:HB	2.29	0.47
36:RQ:134:ARG:HH12	45:RZ:119:GLU:HG3	1.78	0.47
1:XA:1220:G:O3'	19:XS:36:ARG:HD3	2.13	0.47
1:XA:1305:G:H21	1:XA:1331:G:H2'	1.77	0.47
1:XA:411:A:C8	1:XA:413:G:H1'	2.49	0.47
1:XA:95:G:C6	1:XA:96:G:C6	3.03	0.47
10:XJ:47:PHE:CE1	10:XJ:63:PHE:HB2	2.32	0.47
12:XL:50:SER:O	12:XL:51:ALA:HB2	2.14	0.47
16:XP:21:VAL:HG23	16:XP:34:GLU:H	1.78	0.47
17:XQ:63:ARG:HG2	17:XQ:64:PRO:N	2.28	0.47
20:XT:64:ASP:O	20:XT:67:ALA:N	2.47	0.47
47:Y1:25:LYS:C	47:Y1:27:GLU:H	2.17	0.47
47:Y1:7:ILE:HD12	47:Y1:62:VAL:HG11	1.96	0.47
25:YA:747:U:N3	51:Y5:2:ALA:N	2.62	0.47
51:Y5:48:GLU:HA	51:Y5:59:GLU:CG	2.43	0.47
53:Y7:25:PRO:HA	53:Y7:28:ARG:CZ	2.45	0.47
35:YP:61:ARG:HH21	54:Y8:13:ARG:HD2	1.78	0.47
25:YA:1440:G:H2'	25:YA:1441:G:H8	1.79	0.47
25:YA:1489:U:HO2'	25:YA:1490:A:H8	1.60	0.47
25:YA:2503:A:O2'	25:YA:2505:G:OP2	2.31	0.47
25:YA:2719:G:N2	25:YA:2872:G:H1	2.12	0.47
25:YA:620:G:N3	25:YA:620:G:H5'	2.29	0.47
26:YB:16:G:H2'	26:YB:17:C:H6	1.79	0.47
27:YD:33:LEU:HB3	27:YD:34:VAL:H	1.48	0.47
28:YE:61:ARG:CB	28:YE:62:PRO:HD3	2.41	0.47
30:YG:111:LEU:HD22	30:YG:120:LEU:HD21	1.97	0.47
30:YG:12:TYR:O	30:YG:16:ARG:HB3	2.14	0.47
32:YI:5:LEU:HD11	32:YI:19:VAL:HG12	1.97	0.47
32:YI:79:ILE:HB	32:YI:142:VAL:HA	1.95	0.47
34:YO:8:LEU:HB2	34:YO:19:ILE:CD1	2.43	0.47
38:YS:40:ILE:HG22	38:YS:41:ASP:N	2.28	0.47
42:YW:32:ALA:O	42:YW:33:ARG:C	2.52	0.47
1:QA:1224:G:H1	1:QA:1362(A):C:N4	2.12	0.47
1:QA:148:G:H2'	1:QA:149:A:H8	1.79	0.47
1:QA:439:A:C5	1:QA:440:A:H1'	2.49	0.47

*Continued on next page...*

*Continued from previous page...*

Atom-1	Atom-2	Interatomic distance (Å)	Clash overlap (Å)
1:QA:545:C:O2'	1:QA:549:C:OP1	2.31	0.47
1:QA:690:G:H2'	1:QA:691:G:O4'	2.13	0.47
1:QA:973:G:O4'	10:QJ:55:LYS:HG2	2.13	0.47
3:QC:16:ARG:NH2	3:QC:183:ASP:OD2	2.47	0.47
6:QF:79:LEU:O	6:QF:85:VAL:HG11	2.14	0.47
7:QG:97:GLN:O	7:QG:101:LEU:HG	2.14	0.47
10:QJ:40:LEU:HB2	10:QJ:69:ASN:CB	2.40	0.47
13:QM:12:ASN:O	13:QM:13:LYS:HB2	2.13	0.47
13:QM:90:LEU:HA	13:QM:93:ARG:CD	2.33	0.47
16:QP:69:THR:O	16:QP:73:LEU:HG	2.14	0.47
20:QT:50:GLU:HA	20:QT:100:ILE:CG2	2.43	0.47
50:R4:36:CYS:O	50:R4:37:SER:C	2.52	0.47
54:R8:43:GLN:C	54:R8:44:LYS:HD2	2.34	0.47
25:RA:638:G:H2'	25:RA:639:U:O4'	2.14	0.47
25:RA:704:G:H2'	25:RA:726:G:N2	2.29	0.47
25:RA:928:G:O2'	49:R3:43:ILE:HD11	2.13	0.47
28:RE:129:HIS:O	28:RE:130:GLY:C	2.53	0.47
28:RE:195:LEU:HD12	28:RE:196:VAL:N	2.29	0.47
28:RE:77:ILE:CD1	28:RE:78:LEU:N	2.70	0.47
30:RG:106:LEU:HA	30:RG:110:ALA:HB3	1.95	0.47
25:RA:2311:A:C8	30:RG:82:LEU:HD11	2.50	0.47
33:RN:4:TYR:OH	33:RN:7:LYS:NZ	2.46	0.47
37:RR:41:ALA:C	37:RR:43:GLU:N	2.68	0.47
39:RT:96:ARG:CB	39:RT:96:ARG:NH1	2.76	0.47
40:RU:91:ASP:O	40:RU:92:ARG:C	2.53	0.47
41:RV:4:ILE:HA	41:RV:12:TYR:O	2.14	0.47
41:RV:2:PHE:CD2	41:RV:13:ARG:NH2	2.83	0.47
41:RV:48:GLY:O	41:RV:49:THR:C	2.52	0.47
44:RY:39:VAL:O	44:RY:40:GLU:OE2	2.32	0.47
45:RZ:110:GLY:HA2	45:RZ:111:VAL:O	2.14	0.47
1:XA:1312:G:H3'	50:Y4:67:TYR:OH	2.14	0.47
1:XA:1391:U:H2'	1:XA:1392:G:C8	2.49	0.47
1:XA:35:G:C2	1:XA:550:G:C2	3.02	0.47
1:XA:642:A:N3	8:XH:113:SER:OG	2.36	0.47
1:XA:769:G:H4'	1:XA:1513:A:H4'	1.95	0.47
2:XB:24:TRP:CZ3	2:XB:26:PRO:HA	2.49	0.47
3:XC:36:ASP:HA	3:XC:39:ILE:HD12	1.94	0.47
4:XD:165:MET:CE	4:XD:168:ARG:HD2	2.44	0.47
4:XD:183:GLY:C	4:XD:184:LYS:HG3	2.34	0.47
4:XD:29:PRO:O	4:XD:30:LYS:HB3	2.15	0.47
6:XF:89:MET:O	6:XF:90:VAL:C	2.51	0.47

*Continued on next page...*



*Continued from previous page...*

Atom-1	Atom-2	Interatomic distance (Å)	Clash overlap (Å)
7:XG:44:TYR:C	7:XG:46:ALA:N	2.66	0.47
8:XH:86:ILE:HG12	8:XH:135:CYS:HA	1.96	0.47
9:XI:128:ARG:NH2	22:XV:35:A:P	2.87	0.47
13:XM:30:ALA:O	13:XM:33:ALA:N	2.46	0.47
1:XA:1316:G:H5''	14:XN:17:LYS:CE	2.44	0.47
17:XQ:29:HIS:N	17:XQ:33:GLY:O	2.47	0.47
19:XS:24:ALA:O	19:XS:25:LYS:HB2	2.13	0.47
20:XT:13:LEU:HD12	20:XT:13:LEU:C	2.34	0.47
20:XT:26:ASN:ND2	20:XT:26:ASN:N	2.62	0.47
20:XT:49:ALA:HB2	20:XT:99:LEU:HD22	1.96	0.47
55:Y9:27:CYS:SG	55:Y9:28:GLU:N	2.87	0.47
25:YA:1927:A:H2'	25:YA:1928:A:C8	2.49	0.47
27:YD:130:ALA:HA	27:YD:192:THR:HA	1.96	0.47
28:YE:195:LEU:HD12	28:YE:196:VAL:N	2.29	0.47
30:YG:97:ASP:N	30:YG:100:TRP:HD1	2.05	0.47
33:YN:57:ALA:HA	33:YN:60:ILE:CD1	2.43	0.47
35:YP:47:ASP:OD1	35:YP:50:ARG:NH2	2.47	0.47
37:YR:10:LEU:O	37:YR:12:ARG:HG3	2.14	0.47
37:YR:70:LEU:C	37:YR:72:ASP:H	2.16	0.47
38:YS:46:VAL:HG12	38:YS:47:THR:N	2.28	0.47
41:YV:2:PHE:CD2	41:YV:13:ARG:NH2	2.83	0.47
44:YY:44:ILE:CG1	44:YY:45:VAL:N	2.70	0.47
1:QA:1028:C:H42	1:QA:1033:G:H1	1.62	0.47
1:QA:58:C:O2'	1:QA:388:G:N7	2.45	0.47
1:QA:457:C:H2'	1:QA:458:C:C6	2.50	0.47
1:QA:662:G:H2'	1:QA:663:A:C8	2.50	0.47
3:QC:148:GLY:O	3:QC:202:ILE:HA	2.14	0.47
4:QD:135:LEU:O	4:QD:137:SER:N	2.48	0.47
4:QD:30:LYS:CD	4:QD:30:LYS:N	2.73	0.47
5:QE:82:VAL:CG1	5:QE:83:GLU:H	2.27	0.47
5:QE:96:PRO:HA	5:QE:117:ASP:OD2	2.14	0.47
7:QG:63:LYS:HD2	7:QG:63:LYS:O	2.13	0.47
8:QH:33:GLU:C	8:QH:35:ILE:N	2.65	0.47
9:QI:42:ARG:NH2	9:QI:75:ASP:OD2	2.47	0.47
9:QI:9:ARG:HA	9:QI:76:ALA:HB1	1.97	0.47
1:QA:552:U:O2'	12:QL:86:ARG:O	2.31	0.47
14:QN:6:LEU:CD2	14:QN:23:ARG:NH2	2.77	0.47
17:QQ:98:LEU:O	17:QQ:99:SER:C	2.53	0.47
25:RA:1169:G:H1	25:RA:1180:C:H42	1.61	0.47
25:RA:1588:C:H2'	25:RA:1589:C:C6	2.49	0.47
25:RA:1709:U:H2'	25:RA:1710:C:C6	2.49	0.47

*Continued on next page...*

*Continued from previous page...*

Atom-1	Atom-2	Interatomic distance (Å)	Clash overlap (Å)
25:RA:796:C:H2'	25:RA:797:C:C6	2.49	0.47
25:RA:999:U:H5''	25:RA:1154:G:O6	2.15	0.47
28:RE:174:ASP:O	28:RE:182:LEU:HD12	2.14	0.47
30:RG:5:VAL:HG22	50:R4:25:TYR:CE2	2.50	0.47
31:RH:124:GLU:HB3	31:RH:132:ARG:CD	2.44	0.47
33:RN:131:GLN:HE21	33:RN:132:ALA:H	1.58	0.47
33:RN:97:ARG:HA	33:RN:100:GLU:HB3	1.97	0.47
35:RP:147:LEU:N	35:RP:147:LEU:HD22	2.29	0.47
36:RQ:34:LEU:HD11	36:RQ:129:THR:CB	2.35	0.47
26:RB:52:A:H62	38:RS:33:LYS:HG3	1.79	0.47
41:RV:21:ARG:HD2	41:RV:91:TYR:CZ	2.49	0.47
43:RX:6:ASP:OD1	48:R2:29:LYS:NZ	2.47	0.47
44:RY:75:ILE:HG12	44:RY:76:CYS:H	1.79	0.47
1:XA:201:C:N4	1:XA:209:U:O2	2.47	0.47
1:XA:735:C:H2'	1:XA:736:C:H6	1.79	0.47
2:XB:96:ARG:HD2	2:XB:96:ARG:N	2.20	0.47
3:XC:95:THR:CG2	3:XC:96:GLY:H	2.10	0.47
4:XD:9:CYS:SG	4:XD:22:LYS:HE3	2.55	0.47
5:XE:87:SER:HB3	5:XE:131:ILE:HD13	1.95	0.47
5:XE:82:VAL:CG1	5:XE:83:GLU:H	2.27	0.47
8:XH:10:LEU:H	8:XH:10:LEU:CD2	2.15	0.47
9:XI:42:ARG:NH2	9:XI:75:ASP:OD2	2.47	0.47
10:XJ:24:VAL:HG21	10:XJ:37:PRO:CG	2.43	0.47
11:XK:48:ILE:HG21	11:XK:63:LEU:HD13	1.96	0.47
10:XJ:49:VAL:HG23	14:XN:34:TYR:OH	2.13	0.47
1:XA:1048:G:OP1	14:XN:3:ARG:HB3	2.15	0.47
20:XT:50:GLU:CG	20:XT:51:GLU:N	2.76	0.47
48:Y2:17:SER:CB	48:Y2:18:PRO:CA	2.92	0.47
54:Y8:43:GLN:C	54:Y8:44:LYS:HD2	2.34	0.47
54:Y8:56:GLU:O	54:Y8:58:ILE:N	2.47	0.47
25:YA:1264:G:H5'	51:Y5:11:THR:CG2	2.44	0.47
25:YA:1932:A:H2'	25:YA:1933:G:O4'	2.14	0.47
25:YA:2061:G:OP2	25:YA:2502:G:OP2	2.32	0.47
29:YF:132:VAL:O	29:YF:133:ASN:C	2.52	0.47
30:YG:5:VAL:HG22	50:Y4:25:TYR:CE2	2.50	0.47
31:YH:123:PHE:O	31:YH:125:VAL:HG23	2.13	0.47
31:YH:127:GLU:OE2	31:YH:130:ARG:NH2	2.48	0.47
32:YI:93:THR:O	32:YI:97:ILE:HG12	2.14	0.47
35:YP:112:LEU:HD12	35:YP:127:ALA:CB	2.44	0.47
37:YR:41:ALA:C	37:YR:43:GLU:N	2.68	0.47
38:YS:56:LEU:O	38:YS:57:LYS:C	2.53	0.47

*Continued on next page...*

*Continued from previous page...*

Atom-1	Atom-2	Interatomic distance (Å)	Clash overlap (Å)
39:YT:36:GLU:O	39:YT:37:GLY:C	2.53	0.47
1:XA:345:C:O3'	39:YT:41:ARG:NH2	2.48	0.47
41:YV:36:PRO:HA	41:YV:56:SER:CB	2.44	0.47
41:YV:59:ALA:HB2	41:YV:96:ILE:HD13	1.97	0.47
1:QA:411:A:C5	1:QA:413:G:H1'	2.50	0.47
2:QB:116:GLU:HA	2:QB:119:GLU:HB3	1.96	0.47
6:QF:22:GLU:CD	6:QF:82:ARG:HH21	2.18	0.47
7:QG:107:ALA:CB	7:QG:134:ALA:HB2	2.44	0.47
7:QG:79:ARG:HG2	7:QG:79:ARG:NH1	2.29	0.47
12:QL:85:ILE:HD11	12:QL:98:TYR:CB	2.43	0.47
13:QM:72:ALA:O	13:QM:76:ALA:HB2	2.14	0.47
14:QN:8:GLU:C	14:QN:10:ALA:N	2.68	0.47
15:QO:8:LYS:HZ3	15:QO:8:LYS:HB2	1.79	0.47
17:QQ:59:ILE:N	17:QQ:59:ILE:CD1	2.77	0.47
20:QT:13:LEU:HD12	20:QT:13:LEU:C	2.34	0.47
20:QT:30:LYS:O	20:QT:33:ILE:HG12	2.14	0.47
1:QA:186:C:O3'	20:QT:82:SER:HB3	2.14	0.47
50:R4:55:ARG:C	50:R4:59:PHE:HB3	2.35	0.47
50:R4:8:LYS:O	50:R4:9:LEU:CB	2.62	0.47
52:R6:20:ASN:ND2	52:R6:42:TRP:CZ2	2.82	0.47
25:RA:1422:G:H1'	25:RA:1495:A:H61	1.80	0.47
25:RA:2443:C:H2'	25:RA:2444:G:H8	1.79	0.47
25:RA:486:C:H4'	42:RW:60:ASN:OD1	2.14	0.47
25:RA:238:C:O2'	25:RA:608:A:N3	2.45	0.47
28:RE:56:PRO:O	28:RE:57:LYS:CB	2.61	0.47
30:RG:13:GLU:O	30:RG:13:GLU:HG3	2.14	0.47
31:RH:45:VAL:O	31:RH:45:VAL:HG13	2.14	0.47
31:RH:67:LEU:O	31:RH:71:LEU:HB2	2.14	0.47
32:RI:94:ALA:H	32:RI:116:LEU:HD13	1.79	0.47
34:RO:120:GLU:OE1	39:RT:67:SER:OG	2.24	0.47
35:RP:6:LEU:O	35:RP:7:ARG:O	2.31	0.47
36:RQ:57:HIS:ND1	36:RQ:58:PHE:N	2.62	0.47
37:RR:117:VAL:O	37:RR:118:GLU:CB	2.62	0.47
37:RR:2:ARG:HG2	37:RR:5:LYS:HZ1	1.78	0.47
38:RS:66:ALA:HA	38:RS:69:VAL:HG12	1.96	0.47
44:RY:5:MET:HE1	44:RY:32:PRO:HB3	1.95	0.47
44:RY:95:LYS:HB2	44:RY:95:LYS:HZ1	1.78	0.47
44:RY:97:ARG:NH1	44:RY:97:ARG:HG2	2.28	0.47
44:RY:81:LYS:HZ2	44:RY:98:VAL:CG1	2.27	0.47
1:XA:1131:G:H1	1:XA:1143:G:H21	1.63	0.47
1:XA:255:G:OP1	17:XQ:69:LYS:NZ	2.47	0.47

*Continued on next page...*

*Continued from previous page...*

Atom-1	Atom-2	Interatomic distance (Å)	Clash overlap (Å)
1:XA:411:A:N6	1:XA:413:G:H21	2.13	0.47
1:XA:56:U:H2'	1:XA:57:G:C8	2.50	0.47
2:XB:172:ILE:O	2:XB:175:ARG:CB	2.63	0.47
12:XL:43:VAL:HG23	12:XL:93:LEU:HD22	1.97	0.47
13:XM:23:TYR:HB2	13:XM:67:GLU:OE1	2.15	0.47
6:XF:97:PHE:CD2	18:XR:31:LEU:HD21	2.48	0.47
25:YA:1528:A:H2	25:YA:1542:G:C2	2.32	0.47
25:YA:605:C:O2	25:YA:657:U:O2'	2.33	0.47
27:YD:72:LYS:CG	27:YD:103:ARG:NH2	2.76	0.47
27:YD:35:LYS:HD3	27:YD:63:ARG:HB3	1.96	0.47
30:YG:83:ARG:HB2	30:YG:86:MET:HE3	1.97	0.47
31:YH:131:VAL:HG12	31:YH:132:ARG:N	2.29	0.47
31:YH:154:PRO:CG	31:YH:162:ILE:O	2.61	0.47
32:YI:14:ASP:O	32:YI:16:GLY:N	2.47	0.47
33:YN:137:LYS:CG	33:YN:138:LEU:N	2.77	0.47
35:YP:147:LEU:HD22	35:YP:147:LEU:N	2.29	0.47
37:YR:56:LYS:HE2	37:YR:94:TYR:OH	2.14	0.47
39:YT:132:LYS:O	39:YT:136:GLN:HG3	2.13	0.47
40:YU:106:PHE:O	40:YU:109:LEU:HB2	2.15	0.47
40:YU:92:ARG:CZ	40:YU:94:ASN:HD22	2.27	0.47
42:YW:66:GLU:O	42:YW:69:LEU:HG	2.14	0.47
1:QA:1086:U:O4	1:QA:1099:G:N2	2.45	0.47
1:QA:46:G:H2'	1:QA:366:C:C5	2.50	0.47
1:QA:703:G:H4'	1:QA:704:A:O5'	2.15	0.47
2:QB:195:ASP:O	8:QH:68:ARG:NH2	2.48	0.47
2:QB:223:ILE:HA	2:QB:226:ARG:HB3	1.97	0.47
4:QD:135:LEU:C	4:QD:137:SER:H	2.18	0.47
7:QG:8:GLU:N	7:QG:8:GLU:CD	2.67	0.47
8:QH:86:ILE:HG22	8:QH:87:SER:N	2.29	0.47
12:QL:50:SER:O	12:QL:51:ALA:HB2	2.14	0.47
13:QM:23:TYR:HB3	13:QM:67:GLU:CG	2.39	0.47
16:QP:34:GLU:HG2	16:QP:35:LYS:N	2.29	0.47
47:R1:29:GLY:C	47:R1:30:VAL:CG2	2.82	0.47
50:R4:53:GLU:O	50:R4:57:GLU:HG3	2.14	0.47
52:R6:8:LYS:O	52:R6:27:LYS:HG2	2.15	0.47
54:R8:44:LYS:HD2	54:R8:44:LYS:N	2.30	0.47
25:RA:102:G:OP2	48:R2:7:ARG:NH2	2.47	0.47
25:RA:1271:G:C2	25:RA:1617:C:H4'	2.50	0.47
25:RA:242:G:N2	25:RA:254:G:H2'	2.30	0.47
25:RA:2576:G:O2'	25:RA:2579:C:OP2	2.21	0.47
25:RA:839:U:H2'	25:RA:840:C:C6	2.49	0.47

*Continued on next page...*

*Continued from previous page...*

Atom-1	Atom-2	Interatomic distance (Å)	Clash overlap (Å)
25:RA:857:C:H4'	46:R0:23:VAL:HG21	1.97	0.47
29:RF:162:LEU:HD23	29:RF:165:ARG:HH21	1.80	0.47
30:RG:56:ALA:HB2	30:RG:153:ARG:NE	2.28	0.47
31:RH:82:GLY:O	31:RH:83:TYR:O	2.32	0.47
25:RA:2414:G:H21	35:RP:67:MET:CE	2.27	0.47
38:RS:108:GLY:O	38:RS:110:LEU:N	2.48	0.47
38:RS:40:ILE:HG22	38:RS:41:ASP:N	2.29	0.47
38:RS:56:LEU:C	38:RS:56:LEU:HD23	2.34	0.47
25:RA:1156:A:OP1	40:RU:55:ARG:HD3	2.14	0.47
41:RV:38:LEU:HD23	41:RV:39:LEU:H	1.79	0.47
44:RY:61:ILE:HG22	44:RY:62:GLU:N	2.28	0.47
1:XA:1171:G:H2'	1:XA:1172:C:H6	1.80	0.47
2:XB:71:VAL:HG23	2:XB:164:VAL:HG13	1.97	0.47
5:XE:141:GLN:HA	5:XE:143:ARG:HH12	1.79	0.47
6:XF:19:LEU:C	6:XF:19:LEU:HD23	2.35	0.47
7:XG:78:ARG:HG3	7:XG:78:ARG:HH11	1.78	0.47
8:XH:16:ALA:HB2	8:XH:24:THR:CG2	2.44	0.47
8:XH:82:HIS:CD2	8:XH:83:ILE:N	2.82	0.47
9:XI:106:ALA:O	9:XI:108:VAL:HG13	2.15	0.47
47:Y1:29:GLY:C	47:Y1:30:VAL:CG2	2.82	0.47
47:Y1:81:LYS:HE2	47:Y1:81:LYS:H	1.62	0.47
50:Y4:50:VAL:O	50:Y4:50:VAL:CG1	2.62	0.47
25:YA:747:U:C2	51:Y5:2:ALA:HB3	2.50	0.47
25:YA:2732:G:H3'	25:YA:2733:A:O4'	2.14	0.47
25:YA:2747:G:O6	25:YA:2755:C:H5"	2.14	0.47
25:YA:910:A:H62	36:YQ:12:GLN:HA	1.80	0.47
27:YD:134:ARG:HB2	27:YD:135:PHE:CD2	2.49	0.47
28:YE:65:GLY:HA2	28:YE:70:ALA:HB3	1.95	0.47
28:YE:78:LEU:CD2	28:YE:79:ARG:HD2	2.43	0.47
29:YF:53:THR:C	29:YF:55:GLY:N	2.68	0.47
30:YG:88:ILE:O	30:YG:88:ILE:CD1	2.54	0.47
33:YN:9:VAL:HG21	33:YN:48:MET:CB	2.45	0.47
41:YV:48:GLY:O	41:YV:49:THR:C	2.52	0.47
44:YY:39:VAL:O	44:YY:40:GLU:OE2	2.32	0.47
44:YY:44:ILE:O	44:YY:62:GLU:O	2.32	0.47
25:YA:483:A:H4'	44:YY:49:VAL:HG13	1.97	0.47
45:YZ:169:GLU:HG2	45:YZ:170:THR:N	2.30	0.47
45:YZ:20:ARG:O	45:YZ:20:ARG:HD3	2.15	0.47
1:QA:701:C:H1'	1:QA:703:G:C6	2.50	0.47
1:QA:894:G:H2'	1:QA:895:G:C8	2.50	0.47
2:QB:5:ILE:O	2:QB:6:THR:O	2.32	0.47

*Continued on next page...*

*Continued from previous page...*

Atom-1	Atom-2	Interatomic distance (Å)	Clash overlap (Å)
9:QI:106:ALA:O	9:QI:108:VAL:HG13	2.15	0.47
10:QJ:74:ILE:HG12	10:QJ:74:ILE:O	2.13	0.47
11:QK:124:LYS:O	11:QK:126:ARG:N	2.40	0.47
23:QX:5:C:H2'	23:QX:6:G:C8	2.50	0.47
13:QM:77:ASN:ND2	50:R4:71:ARG:NH1	2.62	0.47
25:RA:2283:C:OP1	52:R6:5:VAL:HG13	2.15	0.47
53:R7:25:PRO:HA	53:R7:28:ARG:CZ	2.44	0.47
55:R9:1:MET:SD	55:R9:31:LYS:O	2.73	0.47
25:RA:1058:G:N2	25:RA:1080:C:O2	2.33	0.47
25:RA:298:G:OP2	44:RY:85:VAL:HG22	2.15	0.47
25:RA:333:G:C6	25:RA:334:C:C4	3.02	0.47
25:RA:814:C:H41	35:RP:25:SER:HA	1.80	0.47
25:RA:846:C:N4	25:RA:931:G:H1	2.11	0.47
26:RB:48:A:H4'	38:RS:95:HIS:CD2	2.50	0.47
30:RG:106:LEU:HA	30:RG:110:ALA:CB	2.44	0.47
33:RN:137:LYS:CG	33:RN:138:LEU:H	2.27	0.47
35:RP:126:VAL:HA	35:RP:145:PRO:HD2	1.95	0.47
35:RP:37:GLY:O	35:RP:41:ARG:HD3	2.15	0.47
36:RQ:21:THR:HB	36:RQ:22:LYS:H	1.42	0.47
37:RR:74:LYS:O	37:RR:76:VAL:N	2.45	0.47
41:RV:16:PRO:HA	41:RV:96:ILE:O	2.15	0.47
41:RV:2:PHE:C	41:RV:2:PHE:CD1	2.88	0.47
44:RY:19:LYS:HE3	44:RY:20:TYR:CE1	2.49	0.47
1:XA:1298:C:H4'	1:XA:1299:A:N9	2.29	0.47
1:XA:725:G:OP1	1:XA:853:G:N2	2.43	0.47
1:XA:950:U:H2'	1:XA:951:G:C8	2.49	0.47
2:XB:200:ILE:H	2:XB:200:ILE:HD12	1.79	0.47
2:XB:220:ASP:O	2:XB:223:ILE:N	2.48	0.47
2:XB:224:GLN:HA	2:XB:229:VAL:HG23	1.97	0.47
3:XC:127:ARG:NH1	3:XC:127:ARG:CG	2.74	0.47
3:XC:16:ARG:NH2	3:XC:183:ASP:OD2	2.48	0.47
4:XD:153:ARG:CZ	4:XD:181:MET:HG3	2.44	0.47
4:XD:94:LEU:HD12	4:XD:94:LEU:N	2.13	0.47
1:XA:1080:A:H5''	5:XE:16:THR:HG21	1.95	0.47
6:XF:40:VAL:HG22	6:XF:41:GLU:N	2.30	0.47
7:XG:50:ILE:HG21	7:XG:61:VAL:HG21	1.97	0.47
8:XH:39:LEU:HD11	8:XH:111:ILE:HD11	1.96	0.47
9:XI:18:PHE:HB2	9:XI:62:TYR:HB3	1.96	0.47
9:XI:5:TYR:OH	9:XI:7:THR:HG23	2.15	0.47
11:XK:62:GLN:O	11:XK:63:LEU:C	2.51	0.47
11:XK:32:ILE:HD11	11:XK:68:ALA:O	2.14	0.47

*Continued on next page...*

*Continued from previous page...*

Atom-1	Atom-2	Interatomic distance (Å)	Clash overlap (Å)
15:XO:61:GLY:C	15:XO:65:ARG:NH1	2.67	0.47
17:XQ:63:ARG:HG2	17:XQ:64:PRO:CD	2.45	0.47
36:YQ:83:MET:H	46:Y0:7:LEU:HD22	1.79	0.47
47:Y1:83:GLU:OE1	47:Y1:85:LEU:HB2	2.15	0.47
25:YA:1514:U:H5'	25:YA:1515:C:OP2	2.15	0.47
25:YA:1717:G:H1	25:YA:1742:C:H42	1.62	0.47
25:YA:1981:A:H5''	25:YA:1982:C:OP2	2.15	0.47
25:YA:747:U:C4	25:YA:2613:U:C4	3.02	0.47
25:YA:2734:A:H5'	25:YA:2735:G:OP2	2.14	0.47
25:YA:2771:C:H2'	25:YA:2772:C:H6	1.80	0.47
25:YA:716:A:C2	25:YA:717:G:H1'	2.50	0.47
27:YD:32:SER:O	27:YD:33:LEU:CB	2.60	0.47
28:YE:120:TRP:O	28:YE:121:ASN:HB2	2.14	0.47
28:YE:56:PRO:O	28:YE:57:LYS:CB	2.61	0.47
28:YE:61:ARG:O	28:YE:63:LEU:CG	2.57	0.47
29:YF:162:LEU:HD23	29:YF:165:ARG:HH21	1.79	0.47
30:YG:106:LEU:HA	30:YG:110:ALA:CB	2.44	0.47
30:YG:14:GLU:O	30:YG:17:PRO:HG2	2.15	0.47
31:YH:67:LEU:O	31:YH:71:LEU:HB2	2.15	0.47
33:YN:67:LEU:O	33:YN:88:GLU:HG3	2.14	0.47
34:YO:104:ARG:HD3	39:YT:36:GLU:OE2	2.15	0.47
35:YP:126:VAL:HA	35:YP:145:PRO:HD2	1.95	0.47
39:YT:29:ARG:NH1	39:YT:46:GLU:OE1	2.48	0.47
40:YU:107:ALA:O	40:YU:110:VAL:HB	2.14	0.47
41:YV:4:ILE:HA	41:YV:12:TYR:O	2.14	0.47
43:YX:35:THR:O	43:YX:37:THR:N	2.47	0.47
1:QA:1384:C:H2'	1:QA:1385:G:H8	1.79	0.47
1:QA:315:A:H5''	1:QA:317:G:OP2	2.14	0.47
1:QA:740:U:H2'	1:QA:741:G:H8	1.80	0.47
2:QB:69:LEU:HB3	2:QB:162:ILE:HG22	1.95	0.47
3:QC:203:PHE:O	3:QC:204:LEU:HD23	2.14	0.47
4:QD:110:PHE:H	4:QD:110:PHE:HD1	1.63	0.47
4:QD:173:TRP:C	4:QD:186:LEU:HB2	2.35	0.47
4:QD:60:GLU:O	4:QD:63:LYS:HB3	2.14	0.47
4:QD:7:PRO:O	4:QD:10:ARG:HG2	2.15	0.47
8:QH:80:ILE:HG23	8:QH:137:VAL:HG12	1.97	0.47
9:QI:112:LYS:HD3	9:QI:112:LYS:C	2.35	0.47
1:QA:1199:U:H4'	10:QJ:54:PHE:CE2	2.48	0.47
13:QM:8:GLU:C	13:QM:9:ILE:HG23	2.34	0.47
14:QN:36:PHE:CD1	14:QN:36:PHE:C	2.88	0.47
18:QR:82:THR:HG22	18:QR:83:GLU:H	1.79	0.47

*Continued on next page...*

*Continued from previous page...*

Atom-1	Atom-2	Interatomic distance (Å)	Clash overlap (Å)
9:QI:128:ARG:CD	22:QV:32:C:OP2	2.61	0.47
50:R4:3:GLU:HG3	50:R4:4:GLY:H	1.79	0.47
25:RA:695:G:H4'	25:RA:1380:G:H5'	1.96	0.47
25:RA:355:G:H2'	25:RA:356:G:H8	1.79	0.47
27:RD:134:ARG:HB2	27:RD:135:PHE:CD2	2.50	0.47
28:RE:63:LEU:O	28:RE:64:LYS:CB	2.62	0.47
33:RN:57:ALA:CA	33:RN:60:ILE:HD11	2.44	0.47
35:RP:12:ALA:C	35:RP:14:LYS:H	2.17	0.47
38:RS:52:SER:O	38:RS:56:LEU:CD2	2.60	0.47
1:XA:1129:C:C4'	1:XA:1130:A:H5'	2.45	0.47
1:XA:148:G:H2'	1:XA:149:A:C8	2.50	0.47
1:XA:767:A:O2'	1:XA:1524:C:O2	2.30	0.47
1:XA:189:U:H3	17:XQ:63:ARG:CB	2.28	0.47
1:XA:430:A:OP1	4:XD:9:CYS:HB2	2.14	0.47
1:XA:45:U:H2'	1:XA:46:G:C8	2.49	0.47
2:XB:223:ILE:HA	2:XB:226:ARG:HB3	1.97	0.47
2:XB:92:TYR:CD1	2:XB:92:TYR:C	2.88	0.47
3:XC:52:LEU:H	3:XC:52:LEU:CD2	2.20	0.47
4:XD:173:TRP:C	4:XD:186:LEU:HB2	2.35	0.47
5:XE:13:ILE:O	5:XE:13:ILE:HG22	2.14	0.47
6:XF:9:VAL:HB	6:XF:87:ARG:HB2	1.97	0.47
7:XG:70:LYS:O	7:XG:138:LYS:HE3	2.15	0.47
8:XH:6:ILE:O	8:XH:10:LEU:HG	2.14	0.47
11:XK:102:GLY:O	11:XK:103:LEU:C	2.53	0.47
13:XM:87:TYR:C	13:XM:89:GLY:H	2.18	0.47
14:XN:8:GLU:C	14:XN:10:ALA:N	2.67	0.47
15:XO:76:GLU:O	15:XO:78:TYR:N	2.48	0.47
23:XX:5:C:H2'	23:XX:6:G:C8	2.50	0.47
50:Y4:38:LYS:C	50:Y4:40:HIS:H	2.07	0.47
50:Y4:50:VAL:O	50:Y4:50:VAL:HG13	2.15	0.47
52:Y6:8:LYS:O	52:Y6:27:LYS:HG2	2.14	0.47
25:YA:1311:G:O2'	43:YX:60:ARG:NH2	2.48	0.47
25:YA:1443:G:H1	25:YA:1548:C:N4	2.13	0.47
25:YA:2698:U:H2'	25:YA:2699:C:C6	2.50	0.47
25:YA:2893:G:H5''	25:YA:2894:G:H5'	1.96	0.47
25:YA:429:A:C5	25:YA:430:G:C6	3.02	0.47
25:YA:507:A:H5''	25:YA:508:G:H5'	1.97	0.47
25:YA:610:C:H2'	25:YA:611:C:H6	1.79	0.47
25:YA:700:G:H1	25:YA:732:C:H42	1.63	0.47
25:YA:708:C:N4	25:YA:723:G:H1	2.10	0.47
25:YA:740:U:H2'	25:YA:741:G:C8	2.50	0.47

*Continued on next page...*



*Continued from previous page...*

Atom-1	Atom-2	Interatomic distance (Å)	Clash overlap (Å)
27:YD:145:VAL:O	27:YD:153:ALA:HA	2.14	0.47
28:YE:52:LEU:HB2	28:YE:75:VAL:CG2	2.40	0.47
28:YE:89:ASP:O	28:YE:90:THR:O	2.33	0.47
29:YF:127:GLU:OE1	29:YF:127:GLU:HA	2.07	0.47
30:YG:16:ARG:NH2	30:YG:28:VAL:O	2.48	0.47
30:YG:36:LYS:HA	30:YG:95:ARG:HG2	1.95	0.47
33:YN:57:ALA:CA	33:YN:60:ILE:HD11	2.44	0.47
35:YP:81:GLN:HB3	35:YP:110:TYR:HB3	1.97	0.47
36:YQ:59:ARG:CD	36:YQ:59:ARG:N	2.72	0.47
39:YT:51:ARG:CG	39:YT:98:LYS:HG3	2.44	0.47
40:YU:104:GLN:CD	40:YU:104:GLN:H	2.16	0.47
40:YU:27:LEU:O	40:YU:30:LYS:N	2.41	0.47
1:QA:1001:G:H2'	1:QA:1002:G:O4'	2.15	0.47
2:QB:185:ILE:CG2	2:QB:199:TYR:HB2	2.41	0.47
2:QB:86:GLU:C	2:QB:88:ALA:H	2.17	0.47
4:QD:154:ASN:O	4:QD:155:LEU:O	2.32	0.47
6:QF:19:LEU:HD23	6:QF:19:LEU:C	2.35	0.47
6:QF:40:VAL:HG22	6:QF:41:GLU:N	2.30	0.47
6:QF:41:GLU:HG2	6:QF:43:LEU:CD1	2.44	0.47
18:QR:32:ARG:HH11	18:QR:65:ILE:HD13	1.80	0.47
18:QR:46:GLU:HG3	18:QR:47:THR:N	2.29	0.47
21:QU:14:TRP:CE3	21:QU:15:ARG:NH1	2.83	0.47
51:R5:20:ARG:C	51:R5:22:HIS:N	2.68	0.47
54:R8:29:LYS:HE3	54:R8:41:ILE:O	2.14	0.47
25:RA:107:C:H2'	25:RA:108:U:H6	1.80	0.47
25:RA:1204:A:H1'	25:RA:1206:G:C4	2.49	0.47
25:RA:1657:C:H2'	25:RA:1658:C:C6	2.50	0.47
25:RA:1668:A:H61	25:RA:1676:A:H61	1.62	0.47
25:RA:1889:A:H2'	25:RA:1890:A:C8	2.49	0.47
25:RA:2572:A:C4	28:RE:144:ARG:NH2	2.83	0.47
25:RA:662:G:H2'	25:RA:663:G:C8	2.47	0.47
25:RA:67:U:H3	25:RA:74:A:H2	1.61	0.47
26:RB:97:G:H2'	26:RB:98:G:O4'	2.15	0.47
27:RD:72:LYS:CG	27:RD:103:ARG:NH2	2.77	0.47
27:RD:165:ILE:C	27:RD:166:GLN:HE21	2.18	0.47
25:RA:1824:G:O3'	27:RD:249:PRO:HD3	2.15	0.47
28:RE:197:ILE:CD1	28:RE:199:ARG:HH12	2.26	0.47
28:RE:65:GLY:HA2	28:RE:70:ALA:HB3	1.95	0.47
32:RI:12:LEU:HG	32:RI:19:VAL:HG11	1.97	0.47
34:RO:37:ASP:O	34:RO:62:VAL:HG23	2.15	0.47
35:RP:98:GLU:HG2	35:RP:99:LEU:N	2.30	0.47

*Continued on next page...*

*Continued from previous page...*

Atom-1	Atom-2	Interatomic distance (Å)	Clash overlap (Å)
36:RQ:66:ILE:H	36:RQ:104:PHE:HA	1.80	0.47
26:RB:116:G:H4'	38:RS:54:LEU:HD13	1.97	0.47
43:RX:26:TYR:HB3	43:RX:92:LEU:HD12	1.97	0.47
45:RZ:10:ARG:HH21	45:RZ:26:GLY:H	1.63	0.47
45:RZ:20:ARG:O	45:RZ:20:ARG:HD3	2.15	0.47
1:XA:414:A:H2'	1:XA:415:A:O4'	2.14	0.47
3:XC:203:PHE:O	3:XC:204:LEU:HD23	2.14	0.47
4:XD:114:ARG:CG	4:XD:114:ARG:NH1	2.77	0.47
4:XD:126:ILE:HG22	4:XD:127:THR:H	1.80	0.47
6:XF:40:VAL:HG22	6:XF:41:GLU:H	1.80	0.47
7:XG:50:ILE:CG2	7:XG:61:VAL:HG21	2.45	0.47
7:XG:92:SER:HB3	7:XG:95:ARG:CB	2.45	0.47
8:XH:68:ARG:HG2	8:XH:68:ARG:HH11	1.80	0.47
1:XA:779:C:H4'	11:XK:121:PRO:O	2.15	0.47
17:XQ:98:LEU:O	17:XQ:99:SER:C	2.53	0.47
19:XS:41:VAL:CB	19:XS:42:PRO:CA	2.76	0.47
50:Y4:33:VAL:CG1	50:Y4:34:GLU:H	2.22	0.47
51:Y5:57:VAL:O	51:Y5:57:VAL:HG13	2.14	0.47
25:YA:1858:G:H1'	25:YA:1884:A:N6	2.30	0.47
25:YA:2233:U:H2'	25:YA:2234:G:C8	2.50	0.47
25:YA:2758:A:C2	25:YA:2759:G:H1'	2.50	0.47
26:YB:24:G:O6	26:YB:56:G:O2'	2.32	0.47
28:YE:103:ASP:OD2	28:YE:168:MET:HG2	2.15	0.47
28:YE:22:PRO:O	28:YE:22:PRO:CG	2.63	0.47
13:XM:7:VAL:HG21	30:YG:113:ARG:O	2.15	0.47
30:YG:13:GLU:O	30:YG:13:GLU:HG3	2.14	0.47
31:YH:18:GLU:HA	31:YH:18:GLU:OE2	2.14	0.47
35:YP:115:LEU:CD1	35:YP:116:GLY:N	2.78	0.47
38:YS:59:LYS:HG2	38:YS:60:GLY:N	2.13	0.47
43:YX:43:VAL:HG11	43:YX:51:VAL:HG21	1.97	0.47
44:YY:19:LYS:HE3	44:YY:20:TYR:CE1	2.49	0.47
44:YY:56:PRO:O	44:YY:57:GLN:C	2.53	0.47
44:YY:81:LYS:NZ	44:YY:98:VAL:HB	2.30	0.47
1:QA:1321:C:C4	1:QA:1322:C:C4	3.03	0.47
2:QB:71:VAL:HG23	2:QB:164:VAL:HG13	1.97	0.47
2:QB:172:ILE:O	2:QB:175:ARG:CB	2.63	0.47
2:QB:220:ASP:O	2:QB:223:ILE:N	2.48	0.47
3:QC:195:VAL:CG1	3:QC:196:LEU:H	2.27	0.47
3:QC:23:TYR:CG	3:QC:24:ALA:N	2.83	0.47
8:QH:82:HIS:CD2	8:QH:83:ILE:N	2.82	0.47
9:QI:59:PHE:CZ	9:QI:88:TYR:CE1	3.01	0.47

*Continued on next page...*

*Continued from previous page...*

Atom-1	Atom-2	Interatomic distance (Å)	Clash overlap (Å)
12:QL:10:LEU:CD1	17:QQ:32:TYR:CD2	2.98	0.47
14:QN:41:ARG:HH11	14:QN:41:ARG:CG	2.28	0.47
15:QO:76:GLU:O	15:QO:78:TYR:N	2.48	0.47
17:QQ:63:ARG:HG2	17:QQ:64:PRO:CD	2.45	0.47
17:QQ:76:LEU:HD11	17:QQ:79:SER:H	1.80	0.47
25:RA:2277:G:OP2	46:R0:10:THR:HG21	2.14	0.47
46:R0:21:LEU:HD21	46:R0:41:ARG:NH1	2.30	0.47
55:R9:19:ARG:NH2	55:R9:26:ILE:HD11	2.29	0.47
25:RA:1092:C:O2'	31:RH:170:ARG:NE	2.46	0.47
25:RA:2133:G:O2'	25:RA:2158:A:N1	2.47	0.47
25:RA:217:G:H2'	25:RA:218:A:O4'	2.15	0.47
25:RA:235:U:H2'	25:RA:236:C:C6	2.50	0.47
25:RA:2832:U:H4'	25:RA:2833:G:H5''	1.97	0.47
27:RD:102:LYS:O	27:RD:103:ARG:HG3	2.15	0.47
27:RD:35:LYS:HD3	27:RD:63:ARG:HB3	1.96	0.47
29:RF:184:TYR:CD2	29:RF:188:ARG:HD2	2.50	0.47
29:RF:65:TRP:CH2	29:RF:72:ARG:HB3	2.50	0.47
30:RG:16:ARG:NH2	30:RG:28:VAL:O	2.48	0.47
31:RH:4:ILE:H	31:RH:4:ILE:CD1	2.25	0.47
38:RS:25:ARG:HH12	38:RS:42:ASP:CG	2.17	0.47
38:RS:61:ASN:O	38:RS:65:VAL:HG23	2.15	0.47
1:XA:109:A:C6	1:XA:326:G:C6	3.03	0.47
1:XA:1316:G:N1	1:XA:1319:A:OP2	2.48	0.47
1:XA:403:C:H4'	4:XD:122:ARG:NH2	2.30	0.47
2:XB:168:THR:CB	2:XB:192:SER:HB2	2.41	0.47
2:XB:86:GLU:C	2:XB:88:ALA:H	2.17	0.47
9:XI:112:LYS:C	9:XI:112:LYS:HD3	2.35	0.47
14:XN:41:ARG:NE	14:XN:42:ILE:HG13	2.29	0.47
15:XO:77:ARG:HA	15:XO:80:ALA:HB3	1.96	0.47
18:XR:31:LEU:H	18:XR:31:LEU:CD2	2.28	0.47
51:Y5:45:VAL:HG12	51:Y5:45:VAL:O	2.13	0.47
52:Y6:20:ASN:O	52:Y6:21:TYR:HB2	2.15	0.47
54:Y8:16:ILE:HD11	54:Y8:57:ARG:CG	2.44	0.47
25:YA:1660:C:H2'	25:YA:1661:G:H8	1.80	0.47
25:YA:1928:A:H2'	25:YA:1929:G:H5'	1.97	0.47
25:YA:398:G:H2'	25:YA:399:G:H8	1.79	0.47
25:YA:742:G:H2'	25:YA:743:G:H8	1.80	0.47
26:YB:16:G:H2'	26:YB:17:C:C6	2.49	0.47
27:YD:136:ILE:HD12	27:YD:136:ILE:N	2.30	0.47
27:YD:183:ARG:CG	27:YD:183:ARG:NH1	2.69	0.47
27:YD:231:HIS:ND1	27:YD:232:PRO:HD2	2.30	0.47

*Continued on next page...*

*Continued from previous page...*

Atom-1	Atom-2	Interatomic distance (Å)	Clash overlap (Å)
29:YF:46:ARG:NH1	29:YF:46:ARG:CG	2.71	0.47
30:YG:106:LEU:HA	30:YG:110:ALA:HB3	1.95	0.47
31:YH:104:GLU:HG3	31:YH:114:VAL:HG22	1.96	0.47
33:YN:73:THR:HA	33:YN:83:LYS:O	2.15	0.47
34:YO:37:ASP:O	34:YO:62:VAL:HG23	2.14	0.47
36:YQ:80:GLU:HG3	36:YQ:81:VAL:N	2.27	0.47
40:YU:66:ASN:CB	40:YU:76:TYR:HB2	2.44	0.47
40:YU:91:ASP:O	40:YU:92:ARG:C	2.53	0.47
44:YY:56:PRO:O	44:YY:58:GLY:N	2.48	0.47
1:QA:123:C:H5''	1:QA:311:C:O2'	2.15	0.47
1:QA:15:G:H4'	5:QE:24:ARG:HH12	1.80	0.47
1:QA:164:U:H2'	1:QA:165:C:C6	2.50	0.47
1:QA:838:G:C6	1:QA:842:C:H1'	2.49	0.47
3:QC:11:ARG:HG2	3:QC:11:ARG:HH11	1.80	0.47
4:QD:146:ILE:HG22	4:QD:146:ILE:O	2.15	0.47
11:QK:102:GLY:O	11:QK:103:LEU:C	2.53	0.47
52:R6:48:VAL:O	52:R6:49:HIS:HB2	2.15	0.47
25:RA:107:C:H2'	25:RA:108:U:C6	2.49	0.47
25:RA:1978:A:H2'	25:RA:1979:C:C6	2.49	0.47
25:RA:307:G:H21	25:RA:330:A:H62	1.62	0.47
25:RA:554:U:H2'	25:RA:556:G:C8	2.50	0.47
26:RB:75:G:H21	45:RZ:85:HIS:CE1	2.32	0.47
27:RD:175:LEU:HD23	27:RD:175:LEU:HA	1.75	0.47
25:RA:1567:A:H4'	27:RD:58:HIS:CE1	2.50	0.47
30:RG:44:GLY:HA2	30:RG:88:ILE:HG12	1.97	0.47
31:RH:18:GLU:HA	31:RH:18:GLU:OE2	2.15	0.47
34:RO:53:LYS:CD	34:RO:56:ASP:OD1	2.63	0.47
35:RP:23:PRO:HG2	35:RP:23:PRO:O	2.14	0.47
1:XA:1057:G:H2'	1:XA:1058:G:O4'	2.15	0.47
1:XA:1070:U:H2'	1:XA:1071:C:H6	1.80	0.47
1:XA:1414:U:H2'	1:XA:1415:G:H8	1.78	0.47
2:XB:116:GLU:HA	2:XB:119:GLU:HB3	1.96	0.47
3:XC:73:PRO:O	3:XC:77:ILE:HG13	2.16	0.47
4:XD:31:CYS:O	4:XD:32:ALA:CB	2.62	0.47
5:XE:77:PRO:HG2	5:XE:142:LEU:HD22	1.97	0.47
7:XG:140:ASP:HA	7:XG:143:ARG:HH11	1.79	0.47
8:XH:33:GLU:C	8:XH:35:ILE:N	2.65	0.47
9:XI:17:VAL:HG11	9:XI:81:ILE:HA	1.96	0.47
11:XK:32:ILE:HD12	11:XK:72:ALA:CB	2.36	0.47
1:XA:694:A:H5''	11:XK:53:SER:OG	2.15	0.47
15:XO:76:GLU:C	15:XO:78:TYR:N	2.69	0.47

*Continued on next page...*

*Continued from previous page...*

Atom-1	Atom-2	Interatomic distance (Å)	Clash overlap (Å)
47:Y1:76:ARG:CD	47:Y1:76:ARG:H	2.28	0.47
50:Y4:15:ILE:HG22	50:Y4:20:ASN:CA	2.45	0.47
25:YA:1543:A:O2'	25:YA:1544:C:OP2	2.26	0.47
25:YA:1657:C:H2'	25:YA:1658:C:H6	1.75	0.47
25:YA:1869:G:H5'	25:YA:1870:C:OP2	2.14	0.47
25:YA:1678:G:N2	25:YA:1989:G:H22	2.12	0.47
25:YA:2219:G:H5''	27:YD:269:PHE:CZ	2.50	0.47
25:YA:2461:C:H2'	25:YA:2462:U:C6	2.50	0.47
25:YA:2708:G:H2'	25:YA:2709:G:H8	1.80	0.47
25:YA:390:A:O3'	25:YA:391:G:H8	1.97	0.47
25:YA:530:G:O2'	25:YA:532:A:N7	2.47	0.47
28:YE:101:ARG:HD2	28:YE:171:GLU:HA	1.97	0.47
28:YE:188:VAL:O	28:YE:188:VAL:HG13	2.15	0.47
28:YE:20:ALA:C	28:YE:21:VAL:HG13	2.35	0.47
30:YG:135:LEU:HD11	30:YG:157:ILE:HD12	1.97	0.47
30:YG:52:ILE:HG22	30:YG:52:ILE:O	2.15	0.47
31:YH:89:ILE:HD13	31:YH:89:ILE:H	1.80	0.47
33:YN:35:ARG:O	33:YN:35:ARG:HG3	2.15	0.47
33:YN:46:VAL:HG13	33:YN:47:ALA:N	2.30	0.47
34:YO:53:LYS:CD	34:YO:56:ASP:OD1	2.63	0.47
36:YQ:87:LYS:O	36:YQ:89:ASN:N	2.43	0.47
37:YR:61:HIS:O	37:YR:65:LEU:HD13	2.14	0.47
39:YT:111:ARG:C	39:YT:113:LYS:N	2.64	0.47
1:QA:1175:G:H2'	1:QA:1176:A:H8	1.78	0.46
1:QA:302:G:O3'	12:QL:17:LYS:HE2	2.15	0.46
2:QB:95:GLN:NE2	2:QB:147:LYS:HE2	2.27	0.46
3:QC:127:ARG:NH1	3:QC:127:ARG:CG	2.74	0.46
11:QK:104:GLN:O	11:QK:106:LYS:HG3	2.15	0.46
11:QK:96:ARG:O	11:QK:97:ALA:C	2.54	0.46
12:QL:43:VAL:HG23	12:QL:93:LEU:HD22	1.96	0.46
15:QO:82:ILE:O	15:QO:86:GLY:N	2.48	0.46
19:QS:3:ARG:HG3	19:QS:4:SER:N	2.24	0.46
20:QT:53:LEU:HD12	20:QT:100:ILE:HG23	1.97	0.46
47:R1:79:GLY:N	47:R1:80:LEU:HD23	2.30	0.46
53:R7:2:LYS:HG2	53:R7:3:ARG:N	2.30	0.46
25:RA:2503:A:O2'	25:RA:2505:G:OP2	2.30	0.46
25:RA:2612:C:C4	25:RA:2613:U:H5	2.33	0.46
25:RA:271:G:H2'	25:RA:272:G:H8	1.79	0.46
25:RA:49:A:C8	25:RA:120:U:H5	2.32	0.46
28:RE:17:ASP:OD2	28:RE:17:ASP:N	2.46	0.46
28:RE:87:GLU:O	28:RE:89:ASP:N	2.48	0.46

*Continued on next page...*

*Continued from previous page...*

Atom-1	Atom-2	Interatomic distance (Å)	Clash overlap (Å)
29:RF:132:VAL:O	29:RF:133:ASN:C	2.52	0.46
29:RF:31:HIS:O	29:RF:34:TRP:HB3	2.15	0.46
31:RH:127:GLU:OE2	31:RH:130:ARG:NH2	2.47	0.46
31:RH:41:MET:HG3	31:RH:54:ARG:HA	1.96	0.46
33:RN:9:VAL:HG21	33:RN:48:MET:CB	2.45	0.46
40:RU:8:VAL:O	40:RU:9:VAL:C	2.53	0.46
41:RV:30:GLY:O	41:RV:31:ALA:O	2.34	0.46
41:RV:36:PRO:HA	41:RV:56:SER:CB	2.45	0.46
1:XA:1221:G:OP1	19:XS:36:ARG:HD3	2.15	0.46
1:XA:1316:G:N2	1:XA:1318:A:H3'	2.30	0.46
1:XA:1446:A:N7	39:YT:118:ARG:NH1	2.63	0.46
1:XA:779:C:H2'	1:XA:780:A:O4'	2.15	0.46
3:XC:124:ILE:C	3:XC:126:ARG:H	2.19	0.46
4:XD:135:LEU:O	4:XD:137:SER:N	2.47	0.46
8:XH:122:ARG:O	8:XH:125:ARG:N	2.46	0.46
14:XN:36:PHE:C	14:XN:36:PHE:CD1	2.88	0.46
18:XR:46:GLU:HG3	18:XR:47:THR:N	2.29	0.46
20:XT:93:GLU:HG2	20:XT:93:GLU:O	2.15	0.46
54:Y8:40:GLU:C	54:Y8:42:ARG:N	2.68	0.46
25:YA:1048:A:P	25:YA:1110:G:H22	2.38	0.46
25:YA:1259:G:H2'	25:YA:1260:G:H8	1.80	0.46
27:YD:205:VAL:O	27:YD:206:LEU:C	2.52	0.46
30:YG:104:GLU:OE1	50:Y4:23:GLU:HB3	2.15	0.46
31:YH:9:ILE:O	31:YH:10:PRO:O	2.33	0.46
25:YA:1007:C:OP1	33:YN:35:ARG:NH1	2.48	0.46
35:YP:46:LYS:O	35:YP:48:PRO:N	2.48	0.46
37:YR:1:MET:O	37:YR:2:ARG:HB2	2.15	0.46
44:YY:68:HIS:O	44:YY:71:LYS:HB2	2.15	0.46
1:QA:1154:G:H2'	1:QA:1155:G:H8	1.79	0.46
1:QA:1172:C:H2'	1:QA:1173:G:H8	1.78	0.46
1:QA:1221:G:O3'	19:QS:77:THR:HG21	2.14	0.46
1:QA:1321:C:C3'	1:QA:1322:C:H5''	2.45	0.46
1:QA:585:G:O2'	1:QA:879:C:H5''	2.14	0.46
1:QA:630:G:O3'	1:QA:631:G:H4'	2.15	0.46
2:QB:174:VAL:O	2:QB:178:ARG:HB3	2.16	0.46
3:QC:58:GLU:O	3:QC:59:ARG:HG3	2.15	0.46
7:QG:50:ILE:CG2	7:QG:61:VAL:HG21	2.45	0.46
7:QG:70:LYS:O	7:QG:138:LYS:HE3	2.15	0.46
8:QH:28:ALA:CB	8:QH:57:PRO:HB2	2.45	0.46
1:QA:1346:A:C5'	9:QI:120:ARG:HH12	2.28	0.46
9:QI:28:VAL:O	9:QI:29:ASN:C	2.53	0.46

*Continued on next page...*

*Continued from previous page...*

Atom-1	Atom-2	Interatomic distance (Å)	Clash overlap (Å)
10:QJ:80:LYS:NZ	10:QJ:80:LYS:HB2	2.30	0.46
11:QK:32:ILE:HD11	11:QK:68:ALA:O	2.14	0.46
12:QL:126:LYS:C	12:QL:128:ALA:N	2.69	0.46
20:QT:49:ALA:HB2	20:QT:99:LEU:HD22	1.97	0.46
25:RA:1041:C:H2'	25:RA:1042:G:C8	2.51	0.46
25:RA:1436:G:H1'	25:RA:1477:A:O2'	2.16	0.46
25:RA:1826:G:OP1	27:RD:224:ALA:N	2.43	0.46
25:RA:2460:U:H2'	25:RA:2461:C:H6	1.80	0.46
25:RA:2558:C:H2'	25:RA:2559:C:O4'	2.15	0.46
25:RA:2869:G:H2'	25:RA:2870:C:O4'	2.15	0.46
25:RA:309:G:N3	25:RA:329:G:O2'	2.48	0.46
25:RA:384:U:H2'	25:RA:385:C:H6	1.80	0.46
27:RD:18:VAL:CG1	27:RD:19:ALA:N	2.78	0.46
27:RD:205:VAL:O	27:RD:206:LEU:C	2.52	0.46
27:RD:231:HIS:ND1	27:RD:232:PRO:HD2	2.30	0.46
28:RE:188:VAL:HG13	28:RE:188:VAL:O	2.15	0.46
32:RI:68:LEU:HA	32:RI:71:ILE:HG22	1.97	0.46
34:RO:112:MET:O	34:RO:115:VAL:CG2	2.64	0.46
35:RP:81:GLN:HB3	35:RP:110:TYR:HB3	1.97	0.46
37:RR:56:LYS:C	37:RR:58:GLY:H	2.18	0.46
37:RR:56:LYS:HE2	37:RR:94:TYR:OH	2.15	0.46
38:RS:56:LEU:O	38:RS:57:LYS:C	2.53	0.46
39:RT:29:ARG:NH1	39:RT:46:GLU:OE1	2.48	0.46
43:RX:12:VAL:HG13	43:RX:12:VAL:O	2.15	0.46
45:RZ:48:PHE:CZ	45:RZ:52:SER:HA	2.49	0.46
1:XA:135:C:H2'	1:XA:136:C:H5'	1.96	0.46
1:XA:184:G:H2'	1:XA:185:A:H8	1.80	0.46
2:XB:15:VAL:HG23	2:XB:209:ARG:HE	1.80	0.46
3:XC:113:ALA:O	3:XC:115:LEU:N	2.48	0.46
3:XC:42:LEU:HD12	3:XC:45:LYS:HZ3	1.79	0.46
4:XD:135:LEU:C	4:XD:137:SER:H	2.18	0.46
4:XD:146:ILE:CD1	4:XD:146:ILE:N	2.73	0.46
6:XF:69:GLU:O	6:XF:71:ARG:N	2.48	0.46
8:XH:80:ILE:HG23	8:XH:137:VAL:HG12	1.97	0.46
9:XI:9:ARG:HA	9:XI:76:ALA:HB1	1.96	0.46
11:XK:80:VAL:O	11:XK:106:LYS:HD3	2.16	0.46
12:XL:127:GLU:O	12:XL:128:ALA:CB	2.62	0.46
16:XP:13:HIS:C	16:XP:15:PRO:HD3	2.36	0.46
16:XP:60:LEU:CA	16:XP:64:ALA:HB3	2.43	0.46
19:XS:40:ILE:CG1	19:XS:41:VAL:N	2.78	0.46
20:XT:28:ALA:C	20:XT:30:LYS:N	2.67	0.46

*Continued on next page...*

*Continued from previous page...*

Atom-1	Atom-2	Interatomic distance (Å)	Clash overlap (Å)
20:XT:99:LEU:O	20:XT:100:ILE:HB	2.14	0.46
48:Y2:4:SER:OG	48:Y2:5:GLU:OE2	2.26	0.46
50:Y4:55:ARG:C	50:Y4:59:PHE:HB3	2.35	0.46
54:Y8:9:GLY:O	54:Y8:13:ARG:HG2	2.16	0.46
54:Y8:29:LYS:HE3	54:Y8:41:ILE:O	2.15	0.46
25:YA:1113:U:H2'	25:YA:1114:G:H8	1.80	0.46
25:YA:1263:U:O2'	51:Y5:11:THR:HG23	2.16	0.46
25:YA:2306:C:H2'	25:YA:2307:G:N2	2.29	0.46
25:YA:270(U):C:H2'	25:YA:270(V):G:H8	1.80	0.46
25:YA:2870:C:H5''	37:YR:65:LEU:CD2	2.44	0.46
25:YA:868:U:C4	25:YA:869:G:N7	2.83	0.46
25:YA:991:C:H2'	25:YA:992:C:H6	1.80	0.46
27:YD:102:LYS:O	27:YD:103:ARG:HG3	2.15	0.46
27:YD:165:ILE:C	27:YD:166:GLN:HE21	2.18	0.46
27:YD:206:LEU:HD23	27:YD:206:LEU:HA	1.49	0.46
31:YH:4:ILE:HG13	31:YH:6:ARG:HD3	1.97	0.46
31:YH:86:GLU:O	31:YH:132:ARG:HA	2.16	0.46
31:YH:94:TYR:N	31:YH:94:TYR:CD1	2.82	0.46
35:YP:37:GLY:O	35:YP:41:ARG:HD3	2.15	0.46
36:YQ:109:VAL:HG13	36:YQ:113:GLN:OE1	2.16	0.46
36:YQ:34:LEU:HD11	36:YQ:129:THR:CB	2.35	0.46
38:YS:28:VAL:HG11	38:YS:98:VAL:HG12	1.97	0.46
38:YS:61:ASN:O	38:YS:65:VAL:HG23	2.15	0.46
38:YS:24:LEU:HB2	38:YS:85:VAL:HG12	1.98	0.46
41:YV:2:PHE:CD1	41:YV:2:PHE:C	2.88	0.46
41:YV:6:LYS:HD3	41:YV:11:GLN:HG2	1.96	0.46
42:YW:4:LYS:HA	42:YW:106:ILE:HA	1.98	0.46
1:QA:337:C:H2'	1:QA:338:A:C8	2.50	0.46
1:QA:991:U:O2	1:QA:993:G:H8	1.98	0.46
2:QB:224:GLN:HA	2:QB:229:VAL:HG23	1.97	0.46
3:QC:172:ARG:O	3:QC:173:VAL:HG23	2.15	0.46
4:QD:196:LEU:C	4:QD:198:VAL:N	2.66	0.46
8:QH:39:LEU:C	8:QH:45:ILE:HG12	2.35	0.46
9:QI:118:LYS:HB3	9:QI:118:LYS:HZ3	1.81	0.46
10:QJ:49:VAL:HG22	14:QN:41:ARG:CD	2.45	0.46
10:QJ:47:PHE:CE1	10:QJ:63:PHE:HB2	2.32	0.46
16:QP:25:ARG:HG3	16:QP:25:ARG:HH11	1.79	0.46
17:QQ:29:HIS:N	17:QQ:33:GLY:O	2.48	0.46
19:QS:24:ALA:O	19:QS:25:LYS:CB	2.63	0.46
21:QU:15:ARG:HG2	21:QU:15:ARG:NH1	2.29	0.46
26:RB:12:C:O2	46:R0:74:ARG:HD2	2.15	0.46

*Continued on next page...*



*Continued from previous page...*

Atom-1	Atom-2	Interatomic distance (Å)	Clash overlap (Å)
48:R2:17:SER:CB	48:R2:18:PRO:CA	2.92	0.46
49:R3:59:VAL:CG1	49:R3:60:GLU:H	2.28	0.46
25:RA:1216:G:P	40:RU:12:ARG:HH21	2.38	0.46
25:RA:1803:A:N1	25:RA:1822:G:O2'	2.38	0.46
25:RA:2041:U:H2'	25:RA:2042:A:H8	1.79	0.46
25:RA:2567:G:H2'	25:RA:2568:C:H6	1.80	0.46
25:RA:271:G:H2'	25:RA:272:G:C8	2.50	0.46
25:RA:2756:U:H4'	25:RA:2757:A:OP1	2.15	0.46
25:RA:899:A:H8	25:RA:899:A:OP2	1.98	0.46
27:RD:27:THR:O	27:RD:29:PRO:CD	2.62	0.46
28:RE:103:ASP:OD2	28:RE:168:MET:HG2	2.15	0.46
28:RE:47:VAL:O	28:RE:48:GLN:C	2.51	0.46
30:RG:98:ARG:CA	30:RG:101:ILE:HG12	2.40	0.46
30:RG:95:ARG:O	30:RG:96:ARG:C	2.54	0.46
31:RH:9:ILE:O	31:RH:10:PRO:O	2.33	0.46
32:RI:57:ARG:O	32:RI:61:ARG:HG2	2.15	0.46
34:RO:104:ARG:HD3	39:RT:36:GLU:OE2	2.15	0.46
35:RP:85:LEU:HD23	35:RP:88:LEU:HD22	1.96	0.46
39:RT:36:GLU:O	39:RT:37:GLY:C	2.53	0.46
39:RT:57:PHE:O	39:RT:58:ASN:C	2.53	0.46
43:RX:24:GLY:O	43:RX:82:GLN:HA	2.16	0.46
3:XC:11:ARG:HG2	3:XC:11:ARG:HH11	1.79	0.46
3:XC:134:ILE:HG23	3:XC:151:VAL:HB	1.98	0.46
3:XC:172:ARG:O	3:XC:173:VAL:CG2	2.63	0.46
3:XC:23:TYR:CG	3:XC:24:ALA:N	2.83	0.46
3:XC:6:HIS:C	3:XC:8:ILE:H	2.18	0.46
4:XD:110:PHE:H	4:XD:110:PHE:HD1	1.62	0.46
7:XG:108:ALA:C	7:XG:110:GLN:H	2.19	0.46
8:XH:39:LEU:C	8:XH:45:ILE:HG12	2.35	0.46
10:XJ:38:ILE:CD1	10:XJ:71:LEU:HB3	2.46	0.46
10:XJ:80:LYS:HB2	10:XJ:80:LYS:NZ	2.30	0.46
17:XQ:92:ARG:NH1	17:XQ:92:ARG:HG3	2.30	0.46
51:Y5:54:GLY:O	51:Y5:55:ARG:C	2.53	0.46
55:Y9:19:ARG:NH2	55:Y9:26:ILE:HD11	2.31	0.46
25:YA:1187:G:H5''	41:YV:81:TYR:HE2	1.79	0.46
25:YA:2404:C:H1'	35:YP:67:MET:CE	2.46	0.46
25:YA:272:G:H2'	25:YA:273:G:C8	2.50	0.46
25:YA:640:C:N4	25:YA:648:G:H1	2.13	0.46
28:YE:3:GLY:HA3	28:YE:81:ILE:HG21	1.97	0.46
30:YG:20:ILE:HD13	30:YG:25:TYR:HB2	1.98	0.46
32:YI:110:ASP:N	32:YI:130:TYR:OH	2.48	0.46

*Continued on next page...*

*Continued from previous page...*

Atom-1	Atom-2	Interatomic distance (Å)	Clash overlap (Å)
32:YI:93:THR:HG22	32:YI:119:PRO:HB3	1.97	0.46
34:YO:61:VAL:O	34:YO:84:ALA:HB1	2.16	0.46
37:YR:56:LYS:C	37:YR:58:GLY:H	2.18	0.46
37:YR:79:LEU:HD23	37:YR:79:LEU:O	2.16	0.46
39:YT:96:ARG:CB	39:YT:96:ARG:HH11	2.29	0.46
40:YU:73:GLY:O	40:YU:74:LEU:CB	2.63	0.46
40:YU:98:LEU:HD23	40:YU:98:LEU:C	2.36	0.46
40:YU:8:VAL:O	40:YU:9:VAL:C	2.53	0.46
41:YV:5:VAL:HG13	41:YV:14:VAL:HG21	1.98	0.46
1:QA:1316:G:N2	1:QA:1319:A:OP2	2.47	0.46
1:QA:1513:A:H2'	1:QA:1514:C:C6	2.50	0.46
1:QA:545:C:OP2	4:QD:62:GLN:NE2	2.47	0.46
2:QB:168:THR:CB	2:QB:192:SER:HB2	2.41	0.46
3:QC:6:HIS:C	3:QC:8:ILE:H	2.18	0.46
7:QG:92:SER:HB3	7:QG:95:ARG:CB	2.45	0.46
5:QE:152:ARG:HD3	8:QH:44:PHE:CE1	2.51	0.46
9:QI:40:LEU:C	9:QI:42:ARG:H	2.18	0.46
19:QS:40:ILE:CG1	19:QS:41:VAL:N	2.78	0.46
20:QT:26:ASN:ND2	20:QT:26:ASN:N	2.62	0.46
47:R1:49:VAL:HG12	47:R1:51:VAL:CG2	2.45	0.46
47:R1:83:GLU:OE1	47:R1:85:LEU:HB2	2.15	0.46
50:R4:56:VAL:HA	50:R4:60:GLN:CB	2.28	0.46
25:RA:1007:C:OP1	33:RN:35:ARG:NH1	2.48	0.46
25:RA:1022:G:H4'	25:RA:1023:U:H5'	1.98	0.46
25:RA:1421:G:C2	25:RA:1422:G:C8	3.03	0.46
25:RA:2259:G:H1'	25:RA:2427:C:C2	2.50	0.46
25:RA:775:G:C2	25:RA:777:A:N6	2.82	0.46
27:RD:183:ARG:NH1	27:RD:183:ARG:CG	2.69	0.46
28:RE:33:VAL:HG12	28:RE:90:THR:H	1.81	0.46
31:RH:13:LYS:HE2	31:RH:13:LYS:CA	2.40	0.46
31:RH:86:GLU:O	31:RH:132:ARG:HA	2.15	0.46
32:RI:31:LEU:HD21	32:RI:38:LEU:HG	1.97	0.46
34:RO:101:PRO:HA	34:RO:120:GLU:O	2.16	0.46
36:RQ:109:VAL:HG13	36:RQ:113:GLN:OE1	2.16	0.46
36:RQ:133:ARG:CG	36:RQ:134:ARG:N	2.78	0.46
37:RR:78:LYS:HG2	37:RR:78:LYS:O	2.15	0.46
38:RS:13:ARG:O	38:RS:14:VAL:HB	2.16	0.46
25:RA:2875:C:C4'	39:RT:5:ALA:HB2	2.45	0.46
44:RY:15:VAL:O	44:RY:21:LYS:HA	2.16	0.46
44:RY:35:TYR:O	44:RY:35:TYR:CD1	2.69	0.46
44:RY:68:HIS:O	44:RY:71:LYS:HB2	2.15	0.46

*Continued on next page...*

*Continued from previous page...*

Atom-1	Atom-2	Interatomic distance (Å)	Clash overlap (Å)
45:RZ:157:LEU:HA	45:RZ:158:PRO:HD2	1.79	0.46
1:XA:1366:C:H2'	1:XA:1367:C:C6	2.51	0.46
1:XA:502:G:C6	1:XA:503:C:C4	3.03	0.46
2:XB:174:VAL:O	2:XB:178:ARG:HB3	2.16	0.46
6:XF:41:GLU:HG2	6:XF:43:LEU:CD1	2.44	0.46
6:XF:22:GLU:CD	6:XF:82:ARG:HH21	2.18	0.46
8:XH:86:ILE:CG1	8:XH:133:LEU:HD22	2.46	0.46
16:XP:30:GLY:O	16:XP:31:LYS:C	2.54	0.46
20:XT:96:GLY:O	20:XT:99:LEU:HD13	2.16	0.46
25:YA:1625:C:H2'	25:YA:1626:G:O4'	2.16	0.46
25:YA:2030:A:H4'	25:YA:2031:A:C8	2.46	0.46
1:QA:999:U:O2'	25:YA:2137:C:OP1	2.20	0.46
25:YA:2388:A:N7	25:YA:2389:G:C6	2.83	0.46
25:YA:2735:G:H2'	25:YA:2736:G:H8	1.80	0.46
25:YA:2771:C:H2'	25:YA:2772:C:C6	2.50	0.46
25:YA:2818:G:HO2'	25:YA:2836:U:HO2'	1.63	0.46
27:YD:117:VAL:CG2	27:YD:128:GLY:C	2.84	0.46
27:YD:198:ASN:ND2	27:YD:198:ASN:C	2.69	0.46
27:YD:35:LYS:HE3	27:YD:65:ILE:N	2.31	0.46
29:YF:184:TYR:CD2	29:YF:188:ARG:HD2	2.50	0.46
30:YG:36:LYS:O	30:YG:37:VAL:HG23	2.15	0.46
33:YN:30:ILE:O	33:YN:34:LEU:CD2	2.63	0.46
34:YO:104:ARG:HG2	34:YO:121:VAL:HG12	1.97	0.46
35:YP:144:GLU:N	35:YP:144:GLU:OE1	2.48	0.46
35:YP:1:MET:O	35:YP:2:LYS:HG3	2.16	0.46
25:YA:2250:G:C5	36:YQ:82:ARG:HD2	2.51	0.46
37:YR:75:LEU:HA	37:YR:78:LYS:HB3	1.97	0.46
39:YT:118:ARG:NH2	39:YT:121:ILE:HD12	2.31	0.46
42:YW:36:LEU:CD1	42:YW:47:VAL:HG12	2.44	0.46
43:YX:26:TYR:HB3	43:YX:92:LEU:HD12	1.97	0.46
45:YZ:7:ALA:HB2	45:YZ:39:VAL:HG12	1.97	0.46
1:QA:1280:A:O2'	1:QA:1281:U:OP1	2.33	0.46
1:QA:752:G:HO2'	1:QA:753:A:P	2.39	0.46
1:QA:815:A:N7	1:QA:1509:C:O2'	2.38	0.46
3:QC:108:ASN:HB3	3:QC:111:LEU:HG	1.98	0.46
5:QE:96:PRO:HA	5:QE:117:ASP:CG	2.35	0.46
5:QE:55:VAL:O	5:QE:58:ALA:HB3	2.16	0.46
6:QF:101:ALA:HA	18:QR:28:GLU:CG	2.46	0.46
6:QF:3:ARG:HH11	6:QF:3:ARG:HG3	1.81	0.46
8:QH:86:ILE:HG13	8:QH:133:LEU:CD2	2.44	0.46
13:QM:80:ARG:O	13:QM:82:MET:O	2.34	0.46

*Continued on next page...*

*Continued from previous page...*

Atom-1	Atom-2	Interatomic distance (Å)	Clash overlap (Å)
1:QA:468:A:H4'	16:QP:80:PHE:O	2.15	0.46
18:QR:43:PHE:C	18:QR:51:LEU:HD12	2.36	0.46
20:QT:56:MET:HG3	20:QT:88:VAL:HG21	1.98	0.46
20:QT:99:LEU:O	20:QT:100:ILE:HB	2.15	0.46
47:R1:76:ARG:HD2	47:R1:76:ARG:N	2.29	0.46
51:R5:43:HIS:N	51:R5:43:HIS:ND1	2.63	0.46
52:R6:18:ARG:O	52:R6:19:ARG:O	2.33	0.46
54:R8:52:LYS:O	54:R8:52:LYS:CG	2.64	0.46
25:RA:116:C:OP1	25:RA:128:C:N4	2.38	0.46
25:RA:1341:U:P	25:RA:1397:U:H3	2.39	0.46
25:RA:142:G:H2'	25:RA:143:C:C6	2.50	0.46
25:RA:2619:C:H2'	25:RA:2620:C:C6	2.50	0.46
25:RA:2655:G:N2	25:RA:2665:A:OP2	2.48	0.46
25:RA:2689:U:H5'	25:RA:2713:A:H2	1.79	0.46
25:RA:288:C:H2'	25:RA:289:A:C8	2.50	0.46
25:RA:307:G:H22	25:RA:310:A:P	2.39	0.46
25:RA:50:U:H3'	25:RA:51:G:H5'	1.98	0.46
25:RA:780:G:C2	25:RA:782:A:C2	3.03	0.46
25:RA:857:C:OP2	46:R0:77:ARG:NH2	2.46	0.46
27:RD:136:ILE:N	27:RD:136:ILE:HD12	2.30	0.46
28:RE:89:ASP:O	28:RE:90:THR:O	2.33	0.46
33:RN:46:VAL:HG13	33:RN:47:ALA:N	2.31	0.46
37:RR:29:LEU:CD1	37:RR:29:LEU:N	2.79	0.46
37:RR:75:LEU:HA	37:RR:78:LYS:HB3	1.97	0.46
39:RT:118:ARG:NH2	39:RT:121:ILE:HD12	2.31	0.46
39:RT:96:ARG:CB	39:RT:96:ARG:HH11	2.29	0.46
41:RV:51:VAL:CG1	41:RV:52:VAL:N	2.75	0.46
42:RW:4:LYS:HA	42:RW:106:ILE:HA	1.97	0.46
44:RY:56:PRO:O	44:RY:57:GLN:C	2.53	0.46
45:RZ:61:LEU:HB2	45:RZ:65:GLN:HB2	1.96	0.46
1:XA:1427:U:H2'	1:XA:1428:A:C8	2.50	0.46
1:XA:303:A:H2'	1:XA:304:U:O4'	2.15	0.46
2:XB:162:ILE:CD1	2:XB:184:VAL:HG13	2.44	0.46
3:XC:58:GLU:O	3:XC:59:ARG:HG3	2.15	0.46
1:XA:412:A:OP2	4:XD:35:ARG:NH2	2.49	0.46
9:XI:29:ASN:OD1	9:XI:65:VAL:N	2.47	0.46
9:XI:40:LEU:C	9:XI:42:ARG:H	2.18	0.46
15:XO:50:HIS:O	15:XO:53:HIS:N	2.47	0.46
17:XQ:100:LYS:O	17:XQ:101:ARG:HB2	2.15	0.46
18:XR:43:PHE:C	18:XR:44:LEU:HD12	2.36	0.46
21:XU:14:TRP:CE3	21:XU:15:ARG:NH1	2.83	0.46

*Continued on next page...*

*Continued from previous page...*

Atom-1	Atom-2	Interatomic distance (Å)	Clash overlap (Å)
51:Y5:20:ARG:C	51:Y5:22:HIS:N	2.68	0.46
51:Y5:36:CYS:C	51:Y5:38:ALA:H	2.19	0.46
54:Y8:44:LYS:HD2	54:Y8:44:LYS:N	2.30	0.46
25:YA:1011:G:OP1	40:YU:75:ASN:HB3	2.15	0.46
25:YA:1341:U:OP2	25:YA:1394:U:O2'	2.23	0.46
25:YA:1434:A:H61	25:YA:1558:A:H62	1.63	0.46
25:YA:380:U:H2'	25:YA:381:G:H8	1.81	0.46
25:YA:530:G:N1	25:YA:2022:U:OP1	2.48	0.46
25:YA:841:A:H2'	25:YA:842:G:C8	2.50	0.46
27:YD:105:ILE:HG23	27:YD:106:ILE:O	2.15	0.46
27:YD:18:VAL:CG1	27:YD:19:ALA:N	2.78	0.46
30:YG:102:PHE:HA	30:YG:105:LYS:HE3	1.98	0.46
34:YO:101:PRO:HA	34:YO:120:GLU:O	2.16	0.46
34:YO:8:LEU:N	34:YO:8:LEU:CD2	2.76	0.46
35:YP:12:ALA:C	35:YP:14:LYS:H	2.17	0.46
35:YP:23:PRO:O	35:YP:23:PRO:HG2	2.15	0.46
25:YA:227:A:OP1	35:YP:76:LYS:HE3	2.15	0.46
36:YQ:66:ILE:H	36:YQ:104:PHE:HA	1.80	0.46
39:YT:6:LEU:O	39:YT:10:VAL:HG23	2.16	0.46
41:YV:16:PRO:HA	41:YV:96:ILE:O	2.15	0.46
43:YX:12:VAL:O	43:YX:12:VAL:HG13	2.15	0.46
43:YX:65:ARG:N	43:YX:65:ARG:CD	2.79	0.46
1:QA:1006:C:H2'	1:QA:1007:C:C6	2.51	0.46
1:QA:481:G:H1'	1:QA:482:A:N7	2.31	0.46
1:QA:862:C:H2'	1:QA:863:U:C6	2.51	0.46
2:QB:163:PHE:CE1	2:QB:215:LEU:HD22	2.50	0.46
2:QB:17:PHE:CD2	2:QB:44:LEU:HD21	2.47	0.46
3:QC:15:THR:HG22	3:QC:15:THR:O	2.15	0.46
5:QE:12:LEU:HD21	5:QE:14:ARG:HB3	1.98	0.46
6:QF:72:VAL:HG23	6:QF:90:VAL:HG11	1.98	0.46
7:QG:54:THR:O	7:QG:54:THR:HG23	2.16	0.46
7:QG:95:ARG:NE	7:QG:99:LEU:HD11	2.31	0.46
8:QH:91:ARG:NH1	8:QH:91:ARG:HG2	2.25	0.46
9:QI:5:TYR:OH	9:QI:7:THR:HG23	2.15	0.46
11:QK:34:ASP:HB2	11:QK:35:PRO:CD	2.45	0.46
13:QM:10:PRO:HG3	13:QM:18:ALA:O	2.16	0.46
13:QM:65:LYS:NZ	13:QM:69:GLU:HG2	2.31	0.46
13:QM:87:TYR:C	13:QM:89:GLY:H	2.19	0.46
1:QA:1049:U:HO2'	14:QN:2:ALA:N	2.14	0.46
14:QN:41:ARG:HH11	14:QN:41:ARG:HG2	1.79	0.46
15:QO:76:GLU:C	15:QO:78:TYR:N	2.69	0.46

*Continued on next page...*

*Continued from previous page...*

Atom-1	Atom-2	Interatomic distance (Å)	Clash overlap (Å)
48:R2:15:LYS:H	48:R2:67:LYS:HZ3	1.63	0.46
48:R2:7:ARG:NH1	48:R2:7:ARG:HG3	2.25	0.46
49:R3:18:ASP:O	49:R3:21:ALA:N	2.49	0.46
25:RA:1032:A:H4'	55:R9:16:VAL:HG11	1.96	0.46
25:RA:83:G:H1	25:RA:102:G:H1'	1.81	0.46
25:RA:1291:C:H5'	25:RA:1536:A:H5'	1.98	0.46
25:RA:141:A:H8	25:RA:1408:C:H1'	1.80	0.46
25:RA:1477:A:H61	25:RA:1516:U:H3	1.64	0.46
25:RA:2050:C:N4	25:RA:2051:A:C6	2.84	0.46
25:RA:2284:C:H2'	25:RA:2285:C:H6	1.81	0.46
25:RA:2701:C:H3'	25:RA:2702:U:C5'	2.33	0.46
25:RA:2758:A:C5	31:RH:67:LEU:HD21	2.50	0.46
25:RA:320:A:H4'	25:RA:322:A:N7	2.31	0.46
25:RA:492:A:H2'	25:RA:493:G:O4'	2.15	0.46
25:RA:593:G:H2'	25:RA:594:U:C6	2.50	0.46
26:RB:24:G:H4'	26:RB:25:A:H8	1.80	0.46
27:RD:69:ARG:C	27:RD:71:ASP:N	2.69	0.46
28:RE:20:ALA:C	28:RE:21:VAL:HG13	2.35	0.46
35:RP:1:MET:O	35:RP:2:LYS:HG3	2.16	0.46
35:RP:45:LEU:CD1	35:RP:45:LEU:N	2.79	0.46
36:RQ:66:ILE:O	36:RQ:104:PHE:N	2.49	0.46
37:RR:85:PRO:C	37:RR:87:TYR:H	2.19	0.46
41:RV:47:VAL:O	41:RV:48:GLY:O	2.34	0.46
43:RX:8:ILE:CD1	43:RX:42:ALA:HB1	2.46	0.46
44:RY:88:LYS:HA	44:RY:88:LYS:HZ2	1.80	0.46
45:RZ:129:SER:C	45:RZ:131:ARG:H	2.19	0.46
25:RA:904:C:O2'	45:RZ:169:GLU:OE2	2.30	0.46
45:RZ:80:ARG:HH21	45:RZ:82:ARG:HH12	1.62	0.46
1:XA:1126:U:H1'	1:XA:1280:A:N7	2.31	0.46
1:XA:337:C:H2'	1:XA:338:A:H8	1.78	0.46
2:XB:17:PHE:CD2	2:XB:44:LEU:HD21	2.47	0.46
2:XB:77:ALA:HB1	2:XB:211:ILE:HG21	1.97	0.46
9:XI:83:ARG:C	9:XI:86:VAL:HG12	2.36	0.46
12:XL:126:LYS:HB2	12:XL:126:LYS:HZ3	1.80	0.46
18:XR:31:LEU:HD23	18:XR:31:LEU:N	2.29	0.46
49:Y3:28:LEU:HA	49:Y3:33:GLN:OE1	2.16	0.46
25:YA:686:G:H8	53:Y7:6:GLN:O	1.99	0.46
25:YA:1309:G:P	53:Y7:9:ARG:HD3	2.55	0.46
25:YA:2215:G:H2'	25:YA:2216:G:H8	1.81	0.46
25:YA:458:G:O2'	53:Y7:39:ARG:HD3	2.16	0.46
25:YA:665:C:H2'	25:YA:666:G:C8	2.51	0.46

*Continued on next page...*

*Continued from previous page...*

Atom-1	Atom-2	Interatomic distance (Å)	Clash overlap (Å)
27:YD:211:ARG:HG2	27:YD:211:ARG:HH11	1.80	0.46
27:YD:48:ARG:NH1	27:YD:48:ARG:HG3	2.31	0.46
26:YB:42:C:O4'	30:YG:69:ALA:HB2	2.16	0.46
31:YH:106:THR:HG22	31:YH:112:PRO:HB3	1.98	0.46
31:YH:53:GLU:HA	31:YH:53:GLU:OE1	2.16	0.46
31:YH:86:GLU:O	31:YH:87:LEU:CB	2.64	0.46
33:YN:128:HIS:HB2	33:YN:129:PRO:CD	2.46	0.46
33:YN:96:GLU:O	33:YN:99:LEU:N	2.34	0.46
33:YN:97:ARG:HA	33:YN:100:GLU:HB3	1.97	0.46
34:YO:7:TYR:CD1	34:YO:20:MET:HB2	2.50	0.46
35:YP:85:LEU:HD23	35:YP:88:LEU:HD22	1.97	0.46
37:YR:78:LYS:HG2	37:YR:78:LYS:O	2.15	0.46
28:YE:7:VAL:HG11	39:YT:1:MET:CE	2.45	0.46
41:YV:61:VAL:HA	41:YV:94:LEU:HD23	1.97	0.46
44:YY:15:VAL:O	44:YY:21:LYS:HA	2.16	0.46
1:QA:1014:A:H4'	19:QS:14:HIS:NE2	2.30	0.46
1:QA:1401:G:C2	1:QA:1402:C:H1'	2.51	0.46
1:QA:244:U:H4'	1:QA:245:C:O5'	2.16	0.46
1:QA:430:A:OP1	4:QD:9:CYS:HB2	2.15	0.46
1:QA:669:U:H2'	1:QA:670:G:H8	1.79	0.46
3:QC:43:LEU:HD22	3:QC:47:LEU:CD2	2.46	0.46
3:QC:68:VAL:HG12	3:QC:70:VAL:HG23	1.98	0.46
4:QD:13:ARG:CB	4:QD:33:MET:HE3	2.46	0.46
5:QE:150:ARG:HG2	5:QE:150:ARG:O	2.16	0.46
6:QF:44:GLY:HA2	6:QF:59:TYR:CE2	2.51	0.46
7:QG:107:ALA:O	7:QG:110:GLN:HB2	2.15	0.46
8:QH:110:ALA:HB3	8:QH:121:ASP:HB3	1.98	0.46
10:QJ:44:VAL:HG12	10:QJ:45:ARG:N	2.30	0.46
10:QJ:95:GLU:HA	10:QJ:95:GLU:OE2	2.16	0.46
12:QL:27:LEU:HD13	12:QL:28:LYS:N	2.30	0.46
13:QM:3:ARG:O	13:QM:4:ILE:HD13	2.16	0.46
13:QM:23:TYR:HB2	13:QM:67:GLU:OE1	2.15	0.46
12:QL:10:LEU:HB3	17:QQ:32:TYR:CZ	2.50	0.46
20:QT:44:ALA:O	20:QT:91:LEU:HB3	2.16	0.46
25:RA:2395:C:O2'	47:R1:30:VAL:HG12	2.16	0.46
47:R1:60:PHE:CE2	47:R1:91:LYS:NZ	2.84	0.46
25:RA:112:U:P	48:R2:69:ARG:HH21	2.38	0.46
50:R4:15:ILE:HG22	50:R4:20:ASN:CA	2.45	0.46
25:RA:117:G:C6	25:RA:119:A:C6	3.04	0.46
25:RA:1694:C:O2'	25:RA:1695:G:OP2	2.32	0.46
25:RA:1842:G:H2'	25:RA:1843:C:C6	2.51	0.46

*Continued on next page...*

*Continued from previous page...*

Atom-1	Atom-2	Interatomic distance (Å)	Clash overlap (Å)
25:RA:2215:G:H2'	25:RA:2216:G:H8	1.80	0.46
25:RA:28:A:H1'	25:RA:513:A:C2	2.51	0.46
25:RA:315:G:H2'	25:RA:316:C:C6	2.51	0.46
25:RA:551:G:H5'	25:RA:1220:A:H1'	1.98	0.46
25:RA:55:G:H2'	25:RA:56:A:H8	1.81	0.46
25:RA:752:A:H4'	25:RA:753:C:O5'	2.16	0.46
25:RA:807:U:H2'	25:RA:808:G:H8	1.80	0.46
25:RA:947:G:H2'	25:RA:948:G:C8	2.51	0.46
26:RB:3:C:H2'	26:RB:4:C:C6	2.50	0.46
30:RG:14:GLU:O	30:RG:17:PRO:HG2	2.15	0.46
31:RH:4:ILE:HG13	31:RH:6:ARG:HD3	1.97	0.46
25:RA:1012:U:O2	33:RN:25:ARG:NH1	2.48	0.46
33:RN:36:GLY:O	33:RN:42:TRP:HE3	1.98	0.46
35:RP:6:LEU:HD22	35:RP:6:LEU:N	2.31	0.46
38:RS:109:GLY:O	38:RS:110:LEU:HB2	2.16	0.46
38:RS:24:LEU:HB2	38:RS:85:VAL:HG12	1.98	0.46
39:RT:58:ASN:N	39:RT:58:ASN:HD22	2.10	0.46
40:RU:106:PHE:O	40:RU:109:LEU:HB2	2.15	0.46
1:XA:1024:G:OP1	1:XA:1024:G:H4'	2.15	0.46
1:XA:1263:C:H2'	1:XA:1264:C:C6	2.51	0.46
1:XA:1349:A:H2'	1:XA:1350:A:O4'	2.16	0.46
1:XA:1362(A):C:H5'	1:XA:1363:A:O5'	2.15	0.46
2:XB:122:PHE:HD1	2:XB:139:LYS:NZ	2.09	0.46
2:XB:95:GLN:OE1	2:XB:95:GLN:HA	2.16	0.46
3:XC:78:GLY:HA3	3:XC:83:ARG:HB3	1.98	0.46
5:XE:96:PRO:HA	5:XE:117:ASP:CG	2.35	0.46
7:XG:57:GLU:O	7:XG:59:LEU:N	2.49	0.46
9:XI:28:VAL:O	9:XI:29:ASN:C	2.53	0.46
13:XM:23:TYR:HB3	13:XM:67:GLU:HA	1.98	0.46
1:XA:254:G:OP1	17:XQ:67:LYS:O	2.34	0.46
47:Y1:80:LEU:CB	47:Y1:81:LYS:HE2	2.43	0.46
49:Y3:43:ILE:O	49:Y3:47:VAL:HG23	2.16	0.46
49:Y3:59:VAL:CG1	49:Y3:60:GLU:H	2.29	0.46
25:YA:1251:C:OP1	40:YU:10:ARG:HG3	2.16	0.46
25:YA:1535:U:H5''	25:YA:1537:C:C4	2.50	0.46
25:YA:1795:C:O2	27:YD:255:LYS:HE2	2.16	0.46
25:YA:2572:A:H62	28:YE:145:LYS:HG3	1.81	0.46
25:YA:2845:G:H2'	25:YA:2846:G:C8	2.49	0.46
25:YA:587:C:H4'	25:YA:588:U:O5'	2.15	0.46
25:YA:936:C:H2'	25:YA:937:U:C6	2.51	0.46
27:YD:148:GLU:HB2	27:YD:151:LYS:HD2	1.98	0.46

*Continued on next page...*



*Continued from previous page...*

Atom-1	Atom-2	Interatomic distance (Å)	Clash overlap (Å)
27:YD:61:LEU:HB3	27:YD:63:ARG:NH1	2.31	0.46
28:YE:87:GLU:O	28:YE:89:ASP:N	2.48	0.46
30:YG:116:ASP:O	30:YG:117:PHE:CB	2.50	0.46
31:YH:128:PRO:HD2	31:YH:129:THR:N	2.25	0.46
31:YH:151:ILE:O	31:YH:152:ARG:O	2.34	0.46
32:YI:9:LEU:O	32:YI:10:GLU:HG3	2.15	0.46
33:YN:36:GLY:O	33:YN:42:TRP:HE3	1.98	0.46
36:YQ:11:LYS:HE2	36:YQ:87:LYS:HA	1.98	0.46
36:YQ:63:LYS:HE2	36:YQ:65:PHE:CZ	2.51	0.46
36:YQ:87:LYS:HG2	36:YQ:87:LYS:O	2.15	0.46
38:YS:13:ARG:O	38:YS:14:VAL:HB	2.15	0.46
40:YU:69:CYS:O	40:YU:74:LEU:HD12	2.16	0.46
42:YW:48:ALA:O	42:YW:49:LYS:C	2.53	0.46
1:QA:792:A:H4'	1:QA:793:U:O5'	2.15	0.46
2:QB:170:GLU:CA	2:QB:172:ILE:HD12	2.46	0.46
3:QC:113:ALA:O	3:QC:115:LEU:N	2.48	0.46
3:QC:172:ARG:O	3:QC:173:VAL:CG2	2.63	0.46
3:QC:53:ALA:O	3:QC:54:ARG:HB2	2.16	0.46
4:QD:79:PHE:HE2	4:QD:83:SER:HB2	1.79	0.46
6:QF:68:PRO:HG3	6:QF:71:ARG:NH2	2.31	0.46
7:QG:57:GLU:O	7:QG:59:LEU:N	2.49	0.46
18:QR:43:PHE:C	18:QR:44:LEU:HD12	2.36	0.46
20:QT:71:THR:HG22	20:QT:72:LEU:N	2.31	0.46
22:QV:49:G:O6	22:QV:65:C:N4	2.49	0.46
49:R3:56:VAL:CG1	49:R3:57:GLU:N	2.74	0.46
50:R4:50:VAL:O	50:R4:50:VAL:HG13	2.15	0.46
25:RA:1210:A:H4'	25:RA:1211:U:O5'	2.15	0.46
25:RA:1328:G:H2'	25:RA:1330:C:C5	2.51	0.46
25:RA:177:G:H3'	25:RA:178:G:C8	2.49	0.46
25:RA:1930:G:H2'	25:RA:1968:G:N1	2.30	0.46
25:RA:598:G:H2'	25:RA:599:G:O4'	2.16	0.46
25:RA:904:C:H5'	25:RA:905:U:OP2	2.16	0.46
27:RD:117:VAL:CG2	27:RD:128:GLY:C	2.84	0.46
27:RD:27:THR:CG2	27:RD:28:GLU:N	2.66	0.46
25:RA:617:G:OP1	29:RF:40:GLN:NE2	2.48	0.46
30:RG:121:ASN:C	30:RG:123:ASN:H	2.19	0.46
30:RG:14:GLU:O	30:RG:17:PRO:HD2	2.16	0.46
30:RG:37:VAL:HG22	30:RG:159:VAL:CA	2.34	0.46
33:RN:30:ILE:O	33:RN:34:LEU:CD2	2.63	0.46
36:RQ:23:GLY:O	36:RQ:24:GLY:C	2.54	0.46
40:RU:27:LEU:HD12	40:RU:31:SER:HB3	1.98	0.46

*Continued on next page...*

*Continued from previous page...*

Atom-1	Atom-2	Interatomic distance (Å)	Clash overlap (Å)
40:RU:69:CYS:O	40:RU:74:LEU:HD12	2.16	0.46
43:RX:35:THR:HG23	43:RX:35:THR:O	2.16	0.46
45:RZ:52:SER:OG	45:RZ:52:SER:O	2.31	0.46
45:RZ:19:ARG:HD2	45:RZ:84:GLU:HA	1.98	0.46
1:XA:1201:A:HO2'	1:XA:1202:G:C5'	2.29	0.46
1:XA:192:U:H2'	1:XA:193:C:C6	2.51	0.46
2:XB:24:TRP:CZ2	2:XB:26:PRO:HB3	2.51	0.46
4:XD:30:LYS:O	4:XD:32:ALA:N	2.49	0.46
7:XG:140:ASP:C	7:XG:142:GLU:N	2.69	0.46
7:XG:8:GLU:N	7:XG:8:GLU:CD	2.67	0.46
8:XH:49:GLU:O	8:XH:49:GLU:HG3	2.14	0.46
9:XI:42:ARG:O	9:XI:45:ALA:HB3	2.16	0.46
10:XJ:21:GLN:O	10:XJ:21:GLN:HG2	2.16	0.46
11:XK:34:ASP:HB2	11:XK:35:PRO:CD	2.45	0.46
18:XR:32:ARG:HH11	18:XR:65:ILE:HD13	1.80	0.46
25:YA:2419:U:OP1	52:Y6:23:THR:HG21	2.16	0.46
54:Y8:48:PHE:N	54:Y8:48:PHE:HD1	2.14	0.46
25:YA:265:A:C6	25:YA:428:A:C4	3.04	0.46
25:YA:531:C:OP1	25:YA:561:G:N1	2.49	0.46
27:YD:14:ARG:HG3	27:YD:15:PHE:N	2.31	0.46
27:YD:36:PRO:HB3	27:YD:62:TYR:O	2.16	0.46
28:YE:1:MET:HA	28:YE:200:GLU:OE2	2.16	0.46
30:YG:14:GLU:O	30:YG:17:PRO:HD2	2.16	0.46
25:YA:2758:A:C4	31:YH:67:LEU:HD21	2.50	0.46
31:YH:88:LEU:HD22	31:YH:163:TYR:O	2.16	0.46
38:YS:108:GLY:O	38:YS:110:LEU:N	2.48	0.46
42:YW:28:SER:C	42:YW:30:GLU:N	2.69	0.46
43:YX:35:THR:O	43:YX:35:THR:HG23	2.16	0.46
44:YY:11:ASP:HB2	44:YY:27:VAL:CG1	2.46	0.46
1:QA:1273:G:H3'	1:QA:1274:G:H8	1.81	0.46
1:QA:294:U:OP1	1:QA:610:G:O2'	2.29	0.46
1:QA:626:U:H2'	1:QA:627:G:C8	2.50	0.46
1:QA:752:G:O2'	1:QA:753:A:O5'	2.33	0.46
2:QB:77:ALA:HB1	2:QB:211:ILE:HG21	1.97	0.46
3:QC:124:ILE:C	3:QC:126:ARG:H	2.19	0.46
3:QC:8:ILE:C	3:QC:10:PHE:N	2.69	0.46
4:QD:173:TRP:NE1	4:QD:174:LEU:HG	2.31	0.46
4:QD:180:GLY:O	4:QD:181:MET:C	2.54	0.46
4:QD:187:ARG:HG2	4:QD:187:ARG:HH11	1.81	0.46
5:QE:13:ILE:HG22	5:QE:13:ILE:O	2.14	0.46
5:QE:12:LEU:HB3	5:QE:31:LEU:HB2	1.98	0.46

*Continued on next page...*

*Continued from previous page...*

Atom-1	Atom-2	Interatomic distance (Å)	Clash overlap (Å)
11:QK:41:THR:CG2	11:QK:42:TRP:N	2.79	0.46
15:QO:82:ILE:HD11	15:QO:88:ARG:HG2	1.95	0.46
20:QT:98:PRO:C	20:QT:100:ILE:H	2.18	0.46
20:QT:93:GLU:O	20:QT:93:GLU:HG2	2.15	0.46
47:R1:85:LEU:N	47:R1:85:LEU:HD22	2.31	0.46
50:R4:38:LYS:C	50:R4:40:HIS:H	2.07	0.46
25:RA:242:G:H1'	25:RA:243:U:OP2	2.16	0.46
25:RA:2637:U:H5''	28:RE:82:ARG:HH21	1.81	0.46
25:RA:49:A:N3	25:RA:49:A:H5'	2.31	0.46
25:RA:652:C:H5'	25:RA:653:A:OP2	2.16	0.46
25:RA:780:G:H21	25:RA:783:A:H62	1.63	0.46
26:RB:40:U:H3	26:RB:43:C:H5''	1.81	0.46
27:RD:61:LEU:HB3	27:RD:63:ARG:NH1	2.31	0.46
27:RD:80:ALA:O	27:RD:113:VAL:HG13	2.16	0.46
28:RE:47:VAL:HG23	28:RE:47:VAL:O	2.16	0.46
28:RE:54:GLN:CA	28:RE:54:GLN:HE21	2.27	0.46
28:RE:50:GLY:CA	28:RE:74:PRO:HG3	2.46	0.46
28:RE:95:ILE:O	28:RE:95:ILE:HG22	2.16	0.46
30:RG:111:LEU:HD22	30:RG:120:LEU:HD21	1.97	0.46
30:RG:135:LEU:HD11	30:RG:157:ILE:HD12	1.98	0.46
31:RH:59:ARG:CG	31:RH:59:ARG:NH1	2.79	0.46
36:RQ:85:LYS:HD3	36:RQ:86:GLY:H	1.80	0.46
38:RS:89:ARG:O	38:RS:90:GLY:C	2.54	0.46
38:RS:28:VAL:HG11	38:RS:98:VAL:HG12	1.98	0.46
40:RU:98:LEU:HD23	40:RU:98:LEU:C	2.36	0.46
1:XA:347:G:H1'	1:XA:348:G:H5''	1.98	0.46
3:XC:108:ASN:HB3	3:XC:111:LEU:HG	1.98	0.46
3:XC:15:THR:HG22	3:XC:15:THR:O	2.15	0.46
4:XD:92:VAL:O	4:XD:96:LEU:CD2	2.64	0.46
17:XQ:3:LYS:HD3	17:XQ:61:GLU:O	2.16	0.46
19:XS:15:LEU:N	19:XS:15:LEU:CD2	2.79	0.46
20:XT:22:ARG:O	20:XT:26:ASN:ND2	2.49	0.46
47:Y1:76:ARG:HD2	47:Y1:76:ARG:N	2.29	0.46
49:Y3:18:ASP:O	49:Y3:21:ALA:N	2.49	0.46
52:Y6:15:GLU:HB3	52:Y6:16:CYS:H	1.46	0.46
25:YA:1429:G:H2'	25:YA:1430:C:C6	2.51	0.46
25:YA:1712:C:H2'	25:YA:1716:U:O4'	2.16	0.46
25:YA:2097:C:H2'	25:YA:2098:U:O4'	2.16	0.46
25:YA:2146:C:H4'	25:YA:2147:G:C8	2.51	0.46
25:YA:30:G:H2'	25:YA:31:C:O4'	2.16	0.46
25:YA:619:G:H5''	25:YA:620:G:OP2	2.15	0.46

*Continued on next page...*

*Continued from previous page...*

Atom-1	Atom-2	Interatomic distance (Å)	Clash overlap (Å)
28:YE:129:HIS:O	28:YE:130:GLY:C	2.53	0.46
28:YE:63:LEU:O	28:YE:64:LYS:CB	2.63	0.46
30:YG:129:GLY:O	30:YG:130:ASN:OD1	2.34	0.46
30:YG:95:ARG:O	30:YG:96:ARG:C	2.54	0.46
32:YI:68:LEU:HA	32:YI:71:ILE:HG22	1.98	0.46
33:YN:36:GLY:O	33:YN:42:TRP:CE3	2.69	0.46
35:YP:144:GLU:HA	35:YP:145:PRO:HD3	1.76	0.46
37:YR:3:HIS:C	37:YR:5:LYS:H	2.17	0.46
38:YS:74:ALA:O	38:YS:75:GLU:C	2.54	0.46
39:YT:54:ARG:HG2	39:YT:54:ARG:NH1	2.23	0.46
41:YV:5:VAL:HG22	41:YV:14:VAL:CG2	2.46	0.46
1:QA:45:U:H2'	1:QA:46:G:H8	1.81	0.46
1:QA:546:G:OP1	4:QD:72:GLU:HB3	2.16	0.46
2:QB:162:ILE:CD1	2:QB:184:VAL:HG13	2.44	0.46
2:QB:95:GLN:OE1	2:QB:95:GLN:HA	2.16	0.46
3:QC:87:LEU:C	3:QC:89:GLU:H	2.20	0.46
4:QD:29:PRO:CD	4:QD:30:LYS:H	2.29	0.46
6:QF:40:VAL:HG22	6:QF:41:GLU:H	1.80	0.46
6:QF:69:GLU:O	6:QF:71:ARG:N	2.48	0.46
10:QJ:4:ILE:O	10:QJ:74:ILE:HD13	2.16	0.46
12:QL:115:LYS:O	12:QL:117:ARG:N	2.47	0.46
15:QO:30:ALA:HA	15:QO:85:LEU:HD11	1.97	0.46
17:QQ:84:LEU:O	17:QQ:86:GLU:N	2.49	0.46
20:QT:22:ARG:O	20:QT:26:ASN:ND2	2.49	0.46
26:RB:12:C:H2'	46:R0:73:GLY:HA3	1.98	0.46
30:RG:104:GLU:OE1	50:R4:23:GLU:HB3	2.15	0.46
25:RA:2095:C:H2'	25:RA:2096:U:O4'	2.15	0.46
25:RA:2291:U:H2'	25:RA:2292:C:C6	2.51	0.46
25:RA:2749:A:H4'	31:RH:62:LYS:HB3	1.98	0.46
25:RA:460:A:N6	25:RA:469:G:O2'	2.48	0.46
25:RA:64:A:C4	43:RX:66:LEU:HD13	2.51	0.46
27:RD:35:LYS:HE3	27:RD:65:ILE:N	2.31	0.46
28:RE:172:VAL:HG13	28:RE:182:LEU:HD11	1.98	0.46
30:RG:52:ILE:O	30:RG:52:ILE:HG22	2.15	0.46
32:RI:93:THR:O	32:RI:97:ILE:HG12	2.16	0.46
33:RN:73:THR:HA	33:RN:83:LYS:O	2.15	0.46
35:RP:46:LYS:O	35:RP:48:PRO:N	2.48	0.46
36:RQ:63:LYS:HE2	36:RQ:65:PHE:CZ	2.50	0.46
36:RQ:87:LYS:O	36:RQ:87:LYS:HG2	2.15	0.46
28:RE:7:VAL:HG11	39:RT:1:MET:CE	2.45	0.46
39:RT:51:ARG:CG	39:RT:98:LYS:HG3	2.44	0.46

*Continued on next page...*

*Continued from previous page...*

Atom-1	Atom-2	Interatomic distance (Å)	Clash overlap (Å)
40:RU:79:PHE:CE2	40:RU:83:LEU:HD13	2.51	0.46
1:XA:658:G:H2'	1:XA:659:U:H6	1.80	0.46
1:XA:986:A:H2'	1:XA:987:G:O4'	2.16	0.46
3:XC:53:ALA:O	3:XC:54:ARG:HB2	2.16	0.46
4:XD:173:TRP:NE1	4:XD:174:LEU:HG	2.31	0.46
7:XG:40:ALA:O	7:XG:41:ARG:C	2.54	0.46
7:XG:54:THR:HG23	7:XG:54:THR:O	2.16	0.46
8:XH:33:GLU:O	8:XH:35:ILE:N	2.49	0.46
10:XJ:29:ARG:HH11	10:XJ:29:ARG:HG2	1.81	0.46
10:XJ:32:ALA:HB3	10:XJ:76:ASN:CB	2.34	0.46
10:XJ:44:VAL:HG12	10:XJ:45:ARG:N	2.30	0.46
10:XJ:4:ILE:O	10:XJ:74:ILE:HD13	2.16	0.46
12:XL:27:LEU:HD13	12:XL:28:LYS:N	2.30	0.46
1:XA:667:G:H4'	15:XO:51:HIS:CE1	2.50	0.46
15:XO:5:LYS:O	15:XO:8:LYS:CG	2.63	0.46
15:XO:82:ILE:HD11	15:XO:88:ARG:HG2	1.95	0.46
15:XO:82:ILE:O	15:XO:86:GLY:N	2.49	0.46
16:XP:19:ILE:HB	16:XP:37:GLY:O	2.16	0.46
16:XP:40:ASP:O	16:XP:42:ARG:N	2.49	0.46
17:XQ:84:LEU:O	17:XQ:86:GLU:N	2.49	0.46
19:XS:24:ALA:O	19:XS:25:LYS:CB	2.63	0.46
52:Y6:11:LEU:HD11	52:Y6:51:GLU:HG3	1.98	0.46
55:Y9:1:MET:SD	55:Y9:31:LYS:O	2.74	0.46
55:Y9:25:VAL:HG11	55:Y9:34:GLN:HE21	1.81	0.46
25:YA:1204:A:H1'	25:YA:1206:G:N9	2.31	0.46
25:YA:1497:U:H5''	25:YA:1498:C:H5	1.81	0.46
25:YA:2012:G:H4'	42:YW:96:ILE:HD11	1.98	0.46
25:YA:2168:G:N3	25:YA:2168:G:H2'	2.31	0.46
25:YA:219:G:H2'	25:YA:220:G:O4'	2.16	0.46
25:YA:2607:G:H2'	25:YA:2608:G:O4'	2.16	0.46
25:YA:2877:G:H2'	25:YA:2878:U:C6	2.51	0.46
25:YA:464:U:C2	25:YA:788:A:C6	3.04	0.46
25:YA:483:A:H3'	25:YA:484:C:C6	2.51	0.46
27:YD:11:PRO:O	27:YD:12:SER:CB	2.64	0.46
27:YD:79:VAL:HG21	27:YD:111:LEU:HD21	1.98	0.46
28:YE:137:HIS:CB	28:YE:138:PRO:HD2	2.42	0.46
28:YE:111:ARG:NE	28:YE:160:TYR:CE1	2.76	0.46
30:YG:6:ALA:HB3	30:YG:104:GLU:OE2	2.16	0.46
32:YI:40:THR:O	32:YI:44:LEU:HB2	2.15	0.46
35:YP:98:GLU:HG2	35:YP:99:LEU:N	2.30	0.46
41:YV:4:ILE:HG22	41:YV:39:LEU:HD23	1.98	0.46

*Continued on next page...*

*Continued from previous page...*

Atom-1	Atom-2	Interatomic distance (Å)	Clash overlap (Å)
2:QB:24:TRP:CZ2	2:QB:26:PRO:HB3	2.51	0.45
2:QB:92:TYR:C	2:QB:92:TYR:CD1	2.88	0.45
4:QD:13:ARG:NH2	4:QD:36:ARG:NH2	2.64	0.45
5:QE:64:ARG:HG3	5:QE:64:ARG:HH11	1.82	0.45
9:QI:11:LYS:O	9:QI:12:GLU:HB2	2.16	0.45
16:QP:58:TYR:O	16:QP:61:SER:OG	2.27	0.45
52:R6:20:ASN:O	52:R6:21:TYR:HB2	2.15	0.45
54:R8:40:GLU:C	54:R8:42:ARG:N	2.68	0.45
25:RA:1069:A:H4'	25:RA:1070:A:H5''	1.97	0.45
25:RA:1309:G:P	53:R7:9:ARG:HD3	2.56	0.45
25:RA:1312:U:H4'	25:RA:1313:U:O5'	2.16	0.45
25:RA:1826:G:H2'	25:RA:1827:C:C6	2.51	0.45
25:RA:2444:G:C6	25:RA:2445:G:C5	3.04	0.45
25:RA:2629:A:O2'	25:RA:2630:G:H5''	2.17	0.45
25:RA:300:A:H4'	25:RA:318:C:O2'	2.17	0.45
26:RB:40:U:N3	26:RB:43:C:H5''	2.30	0.45
27:RD:105:ILE:HG23	27:RD:106:ILE:O	2.15	0.45
27:RD:148:GLU:HB2	27:RD:151:LYS:HD2	1.98	0.45
26:RB:54:G:H21	30:RG:29:TRP:HZ2	1.64	0.45
30:RG:88:ILE:CD1	30:RG:88:ILE:O	2.54	0.45
31:RH:151:ILE:O	31:RH:152:ARG:O	2.34	0.45
31:RH:88:LEU:HD22	31:RH:163:TYR:O	2.17	0.45
31:RH:37:VAL:HG11	31:RH:68:THR:HG23	1.99	0.45
31:RH:89:ILE:HD13	31:RH:89:ILE:H	1.80	0.45
33:RN:112:LEU:O	33:RN:116:LEU:HG	2.17	0.45
34:RO:61:VAL:O	34:RO:84:ALA:HB1	2.16	0.45
35:RP:115:LEU:CD1	35:RP:116:GLY:N	2.78	0.45
35:RP:62:LEU:CD2	35:RP:62:LEU:H	2.19	0.45
25:RA:871:U:H4'	36:RQ:69:PHE:CE2	2.51	0.45
36:RQ:81:VAL:HG23	36:RQ:82:ARG:N	2.32	0.45
38:RS:29:PHE:HD2	38:RS:92:TYR:HH	1.63	0.45
38:RS:5:THR:OG1	38:RS:8:GLU:HG3	2.17	0.45
39:RT:24:PRO:HD3	39:RT:52:ILE:HD12	1.98	0.45
40:RU:57:PHE:O	40:RU:59:ARG:N	2.50	0.45
43:RX:43:VAL:HG11	43:RX:51:VAL:HG21	1.97	0.45
44:RY:19:LYS:CG	44:RY:19:LYS:O	2.60	0.45
44:RY:47:LYS:O	44:RY:49:VAL:N	2.48	0.45
1:XA:160:A:H61	1:XA:347:G:N2	2.14	0.45
1:XA:191:G:O2'	20:XT:101:GLY:O	2.32	0.45
1:XA:304:U:H2'	1:XA:305:G:H8	1.79	0.45
1:XA:570:G:O3'	1:XA:819:A:O2'	2.29	0.45

*Continued on next page...*

*Continued from previous page...*

Atom-1	Atom-2	Interatomic distance (Å)	Clash overlap (Å)
1:XA:855:G:H2'	1:XA:856:C:C6	2.52	0.45
2:XB:163:PHE:CE1	2:XB:215:LEU:HD22	2.50	0.45
4:XD:100:ARG:NH2	4:XD:137:SER:HA	2.32	0.45
4:XD:146:ILE:HG22	4:XD:146:ILE:O	2.15	0.45
4:XD:192:GLU:HG3	4:XD:192:GLU:H	1.57	0.45
5:XE:150:ARG:O	5:XE:150:ARG:HG2	2.16	0.45
6:XF:3:ARG:HH11	6:XF:3:ARG:HG3	1.80	0.45
10:XJ:39:PRO:CB	10:XJ:70:ARG:HH12	2.27	0.45
10:XJ:95:GLU:HA	10:XJ:95:GLU:OE2	2.16	0.45
12:XL:126:LYS:C	12:XL:128:ALA:N	2.69	0.45
13:XM:80:ARG:O	13:XM:82:MET:O	2.34	0.45
14:XN:43:CYS:HB3	14:XN:44:LEU:H	1.66	0.45
16:XP:71:ARG:HH11	16:XP:71:ARG:HB2	1.79	0.45
1:XA:452:A:HO2'	16:XP:72:ARG:HG3	1.80	0.45
17:XQ:76:LEU:HD11	17:XQ:79:SER:H	1.80	0.45
47:Y1:79:GLY:N	47:Y1:80:LEU:HD23	2.30	0.45
49:Y3:7:LYS:HE2	49:Y3:32:GLN:HA	1.98	0.45
25:YA:1930:G:H2'	25:YA:1968:G:N1	2.30	0.45
25:YA:2105:C:H2'	25:YA:2106:G:C8	2.51	0.45
25:YA:2298:A:H2'	25:YA:2299:G:O4'	2.15	0.45
25:YA:372:G:O2'	25:YA:373:U:P	2.75	0.45
25:YA:83:G:O2'	25:YA:84:A:O5'	2.22	0.45
26:YB:16:G:C6	26:YB:69:G:C2	3.05	0.45
26:YB:32:C:C2	26:YB:51:G:N2	2.84	0.45
27:YD:2:ALA:HB1	27:YD:20:ASP:CB	2.46	0.45
27:YD:241:PRO:O	27:YD:242:ARG:C	2.53	0.45
25:YA:1824:G:O3'	27:YD:249:PRO:HD3	2.16	0.45
25:YA:2572:A:N3	28:YE:144:ARG:NH2	2.64	0.45
28:YE:188:VAL:HA	28:YE:189:PRO:HD2	1.79	0.45
28:YE:77:ILE:O	28:YE:78:LEU:O	2.34	0.45
29:YF:31:HIS:O	29:YF:34:TRP:HB3	2.15	0.45
30:YG:76:SER:CB	30:YG:83:ARG:HA	2.47	0.45
31:YH:51:ARG:NH1	31:YH:51:ARG:HG3	2.30	0.45
35:YP:115:LEU:HA	35:YP:134:ALA:CB	2.47	0.45
43:YX:24:GLY:O	43:YX:82:GLN:HA	2.16	0.45
44:YY:35:TYR:O	44:YY:35:TYR:CD1	2.69	0.45
1:QA:1190:G:OP1	3:QC:4:LYS:HA	2.15	0.45
1:QA:1235:U:O2'	1:QA:1305:G:O5'	2.35	0.45
1:QA:1343:G:H2'	1:QA:1344:C:C6	2.51	0.45
1:QA:581:G:O6	1:QA:758:G:C8	2.69	0.45
2:QB:30:ARG:O	2:QB:31:TYR:HD2	2.00	0.45

*Continued on next page...*

*Continued from previous page...*

Atom-1	Atom-2	Interatomic distance (Å)	Clash overlap (Å)
4:QD:126:ILE:HG22	4:QD:127:THR:H	1.80	0.45
4:QD:133:VAL:HG12	4:QD:135:LEU:H	1.81	0.45
4:QD:29:PRO:HD2	4:QD:30:LYS:H	1.80	0.45
4:QD:52:SER:N	4:QD:55:ALA:HB3	2.32	0.45
8:QH:68:ARG:HH11	8:QH:68:ARG:HG2	1.81	0.45
10:QJ:21:GLN:O	10:QJ:21:GLN:HG2	2.16	0.45
10:QJ:96:ILE:CD1	10:QJ:96:ILE:N	2.79	0.45
11:QK:80:VAL:O	11:QK:106:LYS:HD3	2.16	0.45
12:QL:91:LYS:HB2	12:QL:91:LYS:HE2	1.76	0.45
13:QM:28:ALA:C	13:QM:30:ALA:N	2.70	0.45
16:QP:19:ILE:HB	16:QP:37:GLY:O	2.16	0.45
16:QP:30:GLY:O	16:QP:31:LYS:C	2.54	0.45
51:R5:41:PRO:HA	51:R5:42:PRO:HD3	1.82	0.45
52:R6:15:GLU:OE2	52:R6:44:ARG:NH1	2.49	0.45
52:R6:7:ILE:O	52:R6:8:LYS:HG2	2.16	0.45
55:R9:25:VAL:HG11	55:R9:34:GLN:HE21	1.79	0.45
25:RA:1479:G:OP2	25:RA:1510:A:N6	2.48	0.45
25:RA:1496:A:H8	25:RA:1577:C:O2'	1.98	0.45
25:RA:1672:C:N3	25:RA:1673:U:C4	2.84	0.45
25:RA:489:G:N7	42:RW:49:LYS:NZ	2.61	0.45
26:RB:48:A:H4'	38:RS:95:HIS:HD2	1.80	0.45
27:RD:31:LYS:C	27:RD:32:SER:O	2.54	0.45
28:RE:15:PHE:CD1	28:RE:20:ALA:HB2	2.50	0.45
28:RE:22:PRO:O	28:RE:22:PRO:CG	2.63	0.45
28:RE:61:ARG:O	28:RE:63:LEU:CG	2.57	0.45
25:RA:2316:C:H1'	30:RG:128:ARG:HH22	1.81	0.45
30:RG:76:SER:CB	30:RG:83:ARG:HA	2.46	0.45
34:RO:104:ARG:HG2	34:RO:121:VAL:HG12	1.97	0.45
35:RP:144:GLU:N	35:RP:144:GLU:OE1	2.47	0.45
36:RQ:104:PHE:O	36:RQ:105:GLU:CB	2.65	0.45
36:RQ:26:TYR:O	36:RQ:27:VAL:O	2.33	0.45
38:RS:74:ALA:O	38:RS:75:GLU:C	2.54	0.45
40:RU:53:ARG:C	40:RU:55:ARG:H	2.19	0.45
42:RW:34:ASN:O	42:RW:35:ILE:C	2.55	0.45
44:RY:75:ILE:HA	44:RY:80:GLY:HA2	1.99	0.45
44:RY:90:LEU:N	44:RY:90:LEU:CD2	2.73	0.45
44:RY:94:LYS:HE3	44:RY:101:LYS:HZ1	1.78	0.45
44:RY:81:LYS:CD	44:RY:97:ARG:HE	2.20	0.45
1:XA:1148:U:H2'	1:XA:1149:C:O4'	2.16	0.45
1:XA:1286:A:H5''	21:XU:26:LYS:CD	2.36	0.45
1:XA:1494:G:N7	58:XA:1671:PAR:N32	2.64	0.45

*Continued on next page...*



*Continued from previous page...*

Atom-1	Atom-2	Interatomic distance (Å)	Clash overlap (Å)
1:XA:284:G:H2'	1:XA:285:G:H8	1.81	0.45
1:XA:457:C:H2'	1:XA:458:C:H6	1.79	0.45
1:XA:598:U:H4'	8:XH:94:TYR:CD2	2.51	0.45
2:XB:87:ARG:NH1	2:XB:220:ASP:OD1	2.46	0.45
2:XB:51:LEU:O	2:XB:55:PHE:HD2	2.00	0.45
4:XD:199:ASN:O	4:XD:201:GLN:N	2.50	0.45
5:XE:12:LEU:HB3	5:XE:31:LEU:HB2	1.98	0.45
8:XH:64:LYS:HB3	8:XH:79:VAL:HG21	1.98	0.45
11:XK:104:GLN:O	11:XK:106:LYS:HG3	2.16	0.45
13:XM:10:PRO:HG3	13:XM:18:ALA:O	2.16	0.45
13:XM:3:ARG:O	13:XM:4:ILE:HD13	2.16	0.45
20:XT:96:GLY:O	20:XT:97:ALA:CB	2.64	0.45
9:XI:128:ARG:HD3	22:XV:32:C:OP2	2.15	0.45
50:Y4:3:GLU:HG3	50:Y4:4:GLY:H	1.79	0.45
50:Y4:42:PHE:CD1	50:Y4:42:PHE:C	2.90	0.45
52:Y6:11:LEU:H	52:Y6:25:LYS:HA	1.81	0.45
52:Y6:17:LYS:O	52:Y6:18:ARG:CB	2.64	0.45
25:YA:1113:U:H2'	25:YA:1114:G:C8	2.51	0.45
25:YA:1559:G:H5'	25:YA:1559:G:N3	2.32	0.45
25:YA:2126:A:H4'	25:YA:2127:G:O5'	2.15	0.45
25:YA:242:G:N2	25:YA:254:G:H2'	2.31	0.45
25:YA:2822:G:H2'	25:YA:2823:A:H5''	1.97	0.45
25:YA:306:U:H2'	25:YA:307:G:O4'	2.16	0.45
25:YA:755:C:H2'	25:YA:756:C:H6	1.81	0.45
28:YE:51:PHE:HD1	28:YE:52:LEU:H	1.59	0.45
28:YE:54:GLN:CA	28:YE:54:GLN:HE21	2.27	0.45
29:YF:167:ALA:HB1	29:YF:173:VAL:HG11	1.98	0.45
29:YF:65:TRP:CH2	29:YF:72:ARG:HB3	2.50	0.45
29:YF:7:TYR:CD1	29:YF:7:TYR:N	2.85	0.45
13:XM:3:ARG:HH21	30:YG:139:LEU:HD13	1.81	0.45
33:YN:120:LEU:C	33:YN:120:LEU:HD13	2.36	0.45
34:YO:112:MET:O	34:YO:115:VAL:CG2	2.64	0.45
34:YO:86:ILE:CD1	34:YO:86:ILE:H	2.28	0.45
25:YA:1030:G:OP2	36:YQ:128:LYS:HE2	2.17	0.45
25:YA:534:U:O2	40:YU:49:HIS:HE1	1.99	0.45
40:YU:92:ARG:C	40:YU:94:ASN:N	2.69	0.45
44:YY:48:ALA:CB	44:YY:61:ILE:HD13	2.45	0.45
1:QA:1064:G:H21	1:QA:1190:G:H2'	1.82	0.45
1:QA:1446:A:C5	39:RT:118:ARG:NH1	2.85	0.45
1:QA:335:C:H2'	1:QA:336:C:C6	2.51	0.45
3:QC:134:ILE:HG23	3:QC:151:VAL:HB	1.98	0.45

*Continued on next page...*

*Continued from previous page...*

Atom-1	Atom-2	Interatomic distance (Å)	Clash overlap (Å)
4:QD:100:ARG:NH2	4:QD:137:SER:HA	2.31	0.45
4:QD:104:VAL:O	4:QD:107:ARG:N	2.49	0.45
4:QD:150:GLU:C	4:QD:152:SER:H	2.20	0.45
4:QD:9:CYS:SG	4:QD:22:LYS:HE3	2.55	0.45
4:QD:93:PHE:CZ	4:QD:97:LEU:HD11	2.52	0.45
5:QE:52:PRO:HB2	5:QE:53:LEU:HD12	1.97	0.45
8:QH:49:GLU:O	8:QH:49:GLU:HG3	2.15	0.45
12:QL:64:TYR:O	12:QL:65:GLU:HB2	2.16	0.45
13:QM:23:TYR:HB3	13:QM:67:GLU:HA	1.98	0.45
14:QN:23:ARG:C	14:QN:24:CYS:O	2.54	0.45
14:QN:26:ARG:NE	14:QN:47:LEU:HD21	2.30	0.45
10:QJ:63:PHE:CD1	14:QN:58:LYS:HA	2.35	0.45
17:QQ:100:LYS:O	17:QQ:101:ARG:HB2	2.15	0.45
20:QT:96:GLY:O	20:QT:99:LEU:HD13	2.16	0.45
49:R3:43:ILE:O	49:R3:47:VAL:HG23	2.16	0.45
49:R3:60:GLU:HG2	49:R3:60:GLU:O	2.16	0.45
49:R3:7:LYS:HE2	49:R3:32:GLN:HA	1.98	0.45
54:R8:48:PHE:HD1	54:R8:48:PHE:N	2.14	0.45
25:RA:1257:C:H5'	29:RF:75:HIS:CE1	2.52	0.45
25:RA:1657:C:H42	25:RA:2003:G:H1	1.64	0.45
25:RA:2116:G:N1	25:RA:2162:G:OP1	2.49	0.45
25:RA:265:A:C6	25:RA:428:A:C4	3.04	0.45
25:RA:1759:A:H1'	25:RA:2711:A:C2	2.51	0.45
25:RA:935:C:H2'	25:RA:936:C:C6	2.50	0.45
27:RD:109:ASP:HB2	27:RD:197:GLY:CA	2.46	0.45
27:RD:211:ARG:HH11	27:RD:211:ARG:HG2	1.80	0.45
27:RD:65:ILE:HD11	27:RD:67:PHE:CE1	2.51	0.45
28:RE:1:MET:HA	28:RE:200:GLU:OE2	2.16	0.45
34:RO:7:TYR:CD1	34:RO:20:MET:HB2	2.50	0.45
35:RP:90:ARG:HB3	35:RP:91:PHE:H	1.60	0.45
36:RQ:30:GLY:CA	36:RQ:107:ALA:HB2	2.39	0.45
36:RQ:5:ARG:O	36:RQ:6:ARG:O	2.35	0.45
40:RU:73:GLY:O	40:RU:74:LEU:CB	2.64	0.45
40:RU:76:TYR:CD2	40:RU:76:TYR:C	2.89	0.45
42:RW:28:SER:C	42:RW:30:GLU:N	2.69	0.45
42:RW:40:ASN:C	42:RW:41:LYS:HG2	2.36	0.45
42:RW:48:ALA:O	42:RW:49:LYS:C	2.54	0.45
43:RX:35:THR:O	43:RX:36:LYS:C	2.55	0.45
25:RA:328:U:H4'	44:RY:68:HIS:CE1	2.51	0.45
1:XA:1104:G:H4'	2:XB:111:ARG:NH1	2.31	0.45
1:XA:855:G:H2'	1:XA:856:C:H6	1.82	0.45

*Continued on next page...*

*Continued from previous page...*

Atom-1	Atom-2	Interatomic distance (Å)	Clash overlap (Å)
3:XC:172:ARG:O	3:XC:173:VAL:HG23	2.15	0.45
5:XE:31:LEU:HD22	5:XE:31:LEU:HA	1.86	0.45
6:XF:100:ASN:HA	6:XF:100:ASN:HD22	1.48	0.45
7:XG:95:ARG:NE	7:XG:99:LEU:HD11	2.30	0.45
9:XI:11:LYS:O	9:XI:12:GLU:HB2	2.16	0.45
9:XI:80:GLY:C	9:XI:82:ALA:N	2.70	0.45
13:XM:65:LYS:NZ	13:XM:69:GLU:HG2	2.30	0.45
18:XR:43:PHE:C	18:XR:51:LEU:HD12	2.36	0.45
19:XS:63:THR:HG23	19:XS:66:MET:CE	2.46	0.45
20:XT:24:LEU:HD13	20:XT:24:LEU:O	2.16	0.45
20:XT:71:THR:HG22	20:XT:72:LEU:N	2.31	0.45
47:Y1:60:PHE:CE2	47:Y1:91:LYS:NZ	2.84	0.45
47:Y1:85:LEU:N	47:Y1:85:LEU:HD22	2.31	0.45
1:XA:1312:G:P	50:Y4:58:ARG:HH12	2.39	0.45
51:Y5:16:ARG:O	51:Y5:20:ARG:HG3	2.16	0.45
51:Y5:43:HIS:N	51:Y5:43:HIS:ND1	2.63	0.45
25:YA:99:U:H1'	25:YA:102:G:C5	2.50	0.45
25:YA:1068:G:O2'	25:YA:1096:A:N3	2.49	0.45
25:YA:1827:C:OP2	27:YD:222:ARG:NH1	2.48	0.45
25:YA:2494:G:H2'	25:YA:2495:G:H8	1.81	0.45
25:YA:592:G:N2	25:YA:666:G:C4	2.84	0.45
25:YA:871:U:O2	25:YA:906:G:N2	2.37	0.45
27:YD:118:VAL:O	27:YD:129:ASN:HA	2.16	0.45
27:YD:65:ILE:HD11	27:YD:67:PHE:CE1	2.51	0.45
28:YE:13:ARG:HH11	28:YE:13:ARG:HB3	1.82	0.45
29:YF:45:ARG:CG	29:YF:45:ARG:NH1	2.71	0.45
30:YG:44:GLY:HA2	30:YG:88:ILE:HG12	1.97	0.45
31:YH:109:PHE:CE1	31:YH:152:ARG:NH1	2.85	0.45
36:YQ:30:GLY:CA	36:YQ:107:ALA:HB2	2.39	0.45
36:YQ:26:TYR:O	36:YQ:27:VAL:O	2.34	0.45
38:YS:109:GLY:O	38:YS:110:LEU:HB2	2.16	0.45
38:YS:5:THR:OG1	38:YS:8:GLU:HG3	2.16	0.45
40:YU:95:LEU:HD13	41:YV:4:ILE:HD12	1.98	0.45
41:YV:47:VAL:O	41:YV:48:GLY:O	2.34	0.45
43:YX:8:ILE:CD1	43:YX:42:ALA:HB1	2.46	0.45
44:YY:81:LYS:HZ2	44:YY:98:VAL:CG1	2.29	0.45
1:QA:1287:A:N3	1:QA:1353:G:O2'	2.45	0.45
1:QA:701:C:H1'	1:QA:703:G:N1	2.32	0.45
1:QA:737:A:H2'	1:QA:738:C:C6	2.52	0.45
1:QA:792:A:H1'	1:QA:793:U:OP2	2.16	0.45
2:QB:15:VAL:HG23	2:QB:209:ARG:HE	1.80	0.45

*Continued on next page...*

*Continued from previous page...*

Atom-1	Atom-2	Interatomic distance (Å)	Clash overlap (Å)
2:QB:22:LYS:O	2:QB:24:TRP:N	2.50	0.45
4:QD:52:SER:H	4:QD:55:ALA:HB3	1.82	0.45
5:QE:77:PRO:HG2	5:QE:142:LEU:HD22	1.98	0.45
12:QL:113:ARG:NH2	12:QL:120:TYR:CE2	2.85	0.45
19:QS:63:THR:HG23	19:QS:66:MET:CE	2.46	0.45
1:QA:1338:G:H21	22:QV:41:C:H1'	1.80	0.45
47:R1:80:LEU:CB	47:R1:81:LYS:HE2	2.44	0.45
51:R5:36:CYS:C	51:R5:38:ALA:H	2.19	0.45
51:R5:54:GLY:O	51:R5:55:ARG:C	2.54	0.45
25:RA:1669:A:O3'	25:RA:2549:G:H5'	2.16	0.45
25:RA:1930:G:N2	25:RA:1968:G:H2'	2.31	0.45
25:RA:20:C:H2'	25:RA:21:A:C8	2.50	0.45
25:RA:2536:G:C6	25:RA:2537:U:C4	3.05	0.45
25:RA:2562:U:H1'	34:RO:23:ARG:HH12	1.81	0.45
25:RA:256:A:H2'	25:RA:257:A:H8	1.81	0.45
25:RA:262:A:H2'	25:RA:263:C:O4'	2.17	0.45
25:RA:453:C:H4'	25:RA:472:A:N6	2.31	0.45
25:RA:634:C:H2'	25:RA:635:C:C6	2.52	0.45
27:RD:198:ASN:ND2	27:RD:198:ASN:C	2.69	0.45
29:RF:123:LEU:HD12	29:RF:124:LEU:H	1.82	0.45
31:RH:94:TYR:N	31:RH:94:TYR:CD1	2.82	0.45
33:RN:129:PRO:C	33:RN:131:GLN:H	2.20	0.45
33:RN:22:THR:O	33:RN:60:ILE:HG22	2.16	0.45
33:RN:17:ASP:O	33:RN:55:VAL:O	2.34	0.45
35:RP:21:ARG:HE	35:RP:21:ARG:HA	1.81	0.45
36:RQ:93:TYR:CD1	36:RQ:93:TYR:N	2.85	0.45
38:RS:26:LEU:HD22	38:RS:87:PHE:CD1	2.46	0.45
39:RT:6:LEU:O	39:RT:10:VAL:HG23	2.16	0.45
25:RA:336:C:H5''	44:RY:6:HIS:CD2	2.52	0.45
1:XA:1007:C:H2'	1:XA:1008:C:H5''	1.97	0.45
1:XA:1238:A:H62	1:XA:1299:A:N6	2.14	0.45
1:XA:222:U:H2'	1:XA:223:U:H6	1.80	0.45
1:XA:501:C:H2'	1:XA:502:G:H8	1.82	0.45
1:XA:859:A:H2'	1:XA:860:A:C8	2.51	0.45
2:XB:240:GLN:O	2:XB:240:GLN:HG2	2.16	0.45
3:XC:43:LEU:HD22	3:XC:47:LEU:CD2	2.46	0.45
7:XG:95:ARG:HG2	7:XG:99:LEU:HD12	1.98	0.45
11:XK:41:THR:CG2	11:XK:42:TRP:N	2.79	0.45
12:XL:115:LYS:O	12:XL:117:ARG:N	2.47	0.45
12:XL:64:TYR:O	12:XL:65:GLU:HB2	2.16	0.45
15:XO:77:ARG:HA	15:XO:80:ALA:HB2	1.99	0.45

*Continued on next page...*

*Continued from previous page...*

Atom-1	Atom-2	Interatomic distance (Å)	Clash overlap (Å)
6:XF:101:ALA:HA	18:XR:28:GLU:CG	2.45	0.45
25:YA:857:C:H1'	46:Y0:26:TYR:CE2	2.52	0.45
47:Y1:49:VAL:HG12	47:Y1:51:VAL:CG2	2.45	0.45
25:YA:1532:C:H2'	25:YA:1533:C:O4'	2.16	0.45
25:YA:1697:G:H5''	25:YA:1698:A:H3'	1.97	0.45
25:YA:2232:U:P	47:Y1:40:ARG:HH12	2.39	0.45
25:YA:2391:G:O2'	25:YA:2422:A:N7	2.50	0.45
25:YA:2853:C:H2'	25:YA:2854:G:H8	1.81	0.45
25:YA:83:G:H22	25:YA:102:G:H1'	1.82	0.45
27:YD:69:ARG:C	27:YD:71:ASP:N	2.69	0.45
28:YE:47:VAL:O	28:YE:47:VAL:HG23	2.16	0.45
28:YE:33:VAL:HG12	28:YE:90:THR:H	1.81	0.45
30:YG:14:GLU:HB3	30:YG:15:VAL:H	1.56	0.45
31:YH:16:SER:OG	31:YH:17:VAL:N	2.50	0.45
33:YN:113:GLY:O	33:YN:116:LEU:HB2	2.14	0.45
36:YQ:85:LYS:HD3	36:YQ:86:GLY:H	1.81	0.45
37:YR:10:LEU:O	37:YR:11:ASN:C	2.55	0.45
37:YR:29:LEU:CD1	37:YR:29:LEU:N	2.79	0.45
37:YR:85:PRO:C	37:YR:87:TYR:H	2.19	0.45
39:YT:107:ASP:HB2	39:YT:108:ARG:H	1.48	0.45
42:YW:40:ASN:C	42:YW:41:LYS:HG2	2.36	0.45
44:YY:2:ARG:O	44:YY:3:VAL:C	2.55	0.45
1:QA:1179:A:H4'	9:QI:103:THR:HA	1.98	0.45
1:QA:1396:A:H2	5:QE:19:MET:HG3	1.80	0.45
1:QA:64:G:H4'	1:QA:65:U:C5'	2.47	0.45
2:QB:24:TRP:CD2	2:QB:26:PRO:HD3	2.52	0.45
3:QC:108:ASN:HB3	3:QC:111:LEU:HD12	1.99	0.45
3:QC:79:ARG:CZ	11:XK:99:GLN:CB	2.79	0.45
3:QC:92:ALA:HB2	3:QC:99:VAL:HG11	1.99	0.45
4:QD:120:LEU:CD2	4:QD:125:HIS:HB2	2.46	0.45
4:QD:92:VAL:O	4:QD:96:LEU:CD2	2.64	0.45
5:QE:80:ILE:HG13	5:QE:82:VAL:HG23	1.99	0.45
7:QG:148:ASN:C	7:QG:150:ALA:N	2.69	0.45
11:QK:121:PRO:HD2	11:QK:126:ARG:CD	2.47	0.45
12:QL:61:THR:O	12:QL:63:GLY:N	2.45	0.45
13:QM:108:ARG:O	13:QM:111:LYS:N	2.48	0.45
15:QO:82:ILE:CG2	15:QO:83:GLU:N	2.79	0.45
16:QP:13:HIS:C	16:QP:15:PRO:HD3	2.36	0.45
16:QP:40:ASP:O	16:QP:42:ARG:N	2.50	0.45
25:RA:1794:U:H2'	25:RA:1795:C:H6	1.81	0.45
25:RA:1772:G:O6	25:RA:1978:A:N6	2.49	0.45

*Continued on next page...*

*Continued from previous page...*

Atom-1	Atom-2	Interatomic distance (Å)	Clash overlap (Å)
25:RA:2283:C:P	52:R6:5:VAL:HG13	2.57	0.45
25:RA:2369:A:H2'	25:RA:2370:G:C8	2.51	0.45
25:RA:2505:G:O2'	25:RA:2506:U:H5'	2.15	0.45
25:RA:2844:G:H3'	25:RA:2845:G:H8	1.82	0.45
26:RB:78:A:H2'	26:RB:79:C:O4'	2.17	0.45
27:RD:11:PRO:O	27:RD:12:SER:OG	2.30	0.45
27:RD:145:VAL:HB	27:RD:155:LEU:HB2	1.99	0.45
27:RD:14:ARG:HG3	27:RD:15:PHE:N	2.31	0.45
30:RG:20:ILE:HD13	30:RG:25:TYR:HB2	1.98	0.45
30:RG:51:ARG:NH2	30:RG:52:ILE:HD11	2.32	0.45
31:RH:109:PHE:CE1	31:RH:152:ARG:NH1	2.85	0.45
34:RO:47:ILE:HG13	34:RO:48:PRO:HD2	1.99	0.45
35:RP:81:GLN:CD	35:RP:106:LEU:O	2.55	0.45
35:RP:21:ARG:HB3	35:RP:22:GLY:H	1.65	0.45
37:RR:1:MET:O	37:RR:2:ARG:HB2	2.15	0.45
39:RT:36:GLU:CG	39:RT:41:ARG:HD3	2.46	0.45
33:RN:1:MET:HE3	40:RU:95:LEU:HD21	1.98	0.45
44:RY:36:ALA:HB1	44:RY:67:LEU:O	2.16	0.45
25:RA:896:A:N3	45:RZ:146:ILE:HD11	2.32	0.45
1:XA:401:C:H2'	1:XA:402:G:H8	1.82	0.45
1:XA:881:G:H2'	1:XA:882:C:O4'	2.16	0.45
1:XA:890:G:N2	1:XA:906:G:H2'	2.32	0.45
2:XB:214:ILE:HD13	2:XB:217:ARG:HH22	1.81	0.45
2:XB:95:GLN:NE2	2:XB:96:ARG:NH1	2.65	0.45
3:XC:8:ILE:C	3:XC:10:PHE:N	2.69	0.45
4:XD:178:VAL:O	4:XD:181:MET:N	2.50	0.45
4:XD:52:SER:H	4:XD:55:ALA:HB3	1.82	0.45
5:XE:55:VAL:O	5:XE:58:ALA:HB3	2.16	0.45
6:XF:22:GLU:OE1	6:XF:82:ARG:NH2	2.46	0.45
6:XF:44:GLY:HA2	6:XF:59:TYR:CE2	2.51	0.45
6:XF:61:LEU:HD23	6:XF:63:TYR:OH	2.17	0.45
7:XG:107:ALA:O	7:XG:110:GLN:HB2	2.15	0.45
7:XG:79:ARG:HG2	7:XG:79:ARG:NH1	2.29	0.45
9:XI:47:LEU:HD22	9:XI:47:LEU:H	1.81	0.45
11:XK:124:LYS:O	11:XK:126:ARG:N	2.40	0.45
11:XK:32:ILE:HD11	11:XK:72:ALA:HB2	1.95	0.45
17:XQ:48:GLU:O	17:XQ:50:LYS:N	2.50	0.45
47:Y1:54:ALA:O	47:Y1:55:GLY:O	2.35	0.45
52:Y6:9:LEU:CD1	52:Y6:26:ASN:ND2	2.80	0.45
52:Y6:45:LYS:HD3	52:Y6:45:LYS:HA	1.79	0.45
25:YA:125:G:C8	53:Y7:14:LYS:HE2	2.51	0.45

*Continued on next page...*

*Continued from previous page...*

Atom-1	Atom-2	Interatomic distance (Å)	Clash overlap (Å)
25:YA:189:G:H2'	25:YA:205:G:N2	2.31	0.45
25:YA:2561:A:H2'	25:YA:2562:U:O4'	2.17	0.45
25:YA:270(M):U:H1'	25:YA:270(N):G:C5	2.51	0.45
25:YA:2756:U:H5''	55:Y9:19:ARG:HB3	1.99	0.45
25:YA:2881:C:H2'	25:YA:2882:A:C8	2.52	0.45
25:YA:297:C:H2'	25:YA:298:G:O4'	2.16	0.45
25:YA:313:C:H2'	25:YA:314:A:O4'	2.17	0.45
25:YA:662:G:H2'	25:YA:663:G:H8	1.82	0.45
25:YA:858:U:H1'	25:YA:2268:A:H2'	1.97	0.45
27:YD:109:ASP:HB2	27:YD:197:GLY:CA	2.46	0.45
27:YD:68:LYS:HD2	27:YD:70:TRP:CZ2	2.52	0.45
29:YF:117:ARG:NH2	29:YF:189:THR:O	2.50	0.45
31:YH:7:LEU:HD12	31:YH:7:LEU:C	2.37	0.45
36:YQ:104:PHE:O	36:YQ:105:GLU:CB	2.65	0.45
36:YQ:23:GLY:O	36:YQ:24:GLY:C	2.54	0.45
38:YS:83:LYS:HG2	38:YS:109:GLY:H	1.76	0.45
38:YS:78:LEU:HD21	38:YS:108:GLY:HA2	1.99	0.45
40:YU:79:PHE:CE2	40:YU:83:LEU:HD13	2.51	0.45
44:YY:75:ILE:HA	44:YY:80:GLY:HA2	1.99	0.45
44:YY:97:ARG:HG2	44:YY:97:ARG:HH11	1.82	0.45
45:YZ:19:ARG:HD2	45:YZ:84:GLU:HA	1.99	0.45
1:QA:15:G:H4'	5:QE:24:ARG:NH1	2.31	0.45
1:QA:129(A):G:C6	1:QA:191(A):G:H1'	2.51	0.45
1:QA:254:G:OP1	17:QQ:67:LYS:O	2.35	0.45
2:QB:33:TYR:HD1	2:QB:33:TYR:O	2.00	0.45
3:QC:34:LEU:C	3:QC:34:LEU:HD23	2.37	0.45
1:QA:407:G:O2'	4:QD:116:GLN:HG3	2.16	0.45
4:QD:146:ILE:N	4:QD:146:ILE:CD1	2.73	0.45
6:QF:35:ALA:HA	6:QF:67:MET:HB3	1.99	0.45
7:QG:108:ALA:C	7:QG:110:GLN:H	2.19	0.45
7:QG:111:ARG:HD2	7:QG:123:GLU:HB2	1.99	0.45
7:QG:95:ARG:HG3	7:QG:95:ARG:HH11	1.82	0.45
7:QG:95:ARG:HG2	7:QG:99:LEU:HD12	1.98	0.45
8:QH:97:VAL:CG1	8:QH:98:LYS:H	2.30	0.45
9:QI:42:ARG:O	9:QI:45:ALA:HB3	2.16	0.45
9:QI:80:GLY:C	9:QI:82:ALA:N	2.70	0.45
9:QI:83:ARG:C	9:QI:86:VAL:HG12	2.36	0.45
18:QR:63:GLN:HA	18:QR:63:GLN:OE1	2.17	0.45
19:QS:10:PHE:CD1	19:QS:38:SER:HB2	2.52	0.45
1:QA:186:C:O2	20:QT:85:MET:HE1	2.16	0.45
47:R1:82:LEU:HD13	47:R1:83:GLU:C	2.35	0.45

*Continued on next page...*

*Continued from previous page...*

Atom-1	Atom-2	Interatomic distance (Å)	Clash overlap (Å)
49:R3:28:LEU:HA	49:R3:33:GLN:OE1	2.16	0.45
51:R5:16:ARG:O	51:R5:20:ARG:HG3	2.16	0.45
51:R5:15:ARG:HA	51:R5:18:ALA:HB3	1.99	0.45
54:R8:16:ILE:CD1	54:R8:57:ARG:HG2	2.42	0.45
25:RA:1186:G:H2'	25:RA:1187:G:O4'	2.16	0.45
25:RA:1897:G:H2'	25:RA:1898:U:O4'	2.17	0.45
25:RA:2208:U:O2'	27:RD:151:LYS:HG2	2.16	0.45
25:RA:2306:C:H2'	25:RA:2307:G:N2	2.32	0.45
25:RA:2345:G:N3	25:RA:2381:C:H2'	2.32	0.45
25:RA:2406:U:O4'	35:RP:75:ILE:HG22	2.17	0.45
25:RA:2540:C:H2'	25:RA:2541:A:O4'	2.16	0.45
25:RA:383:U:H2'	25:RA:385:C:C5	2.51	0.45
25:RA:227:A:H61	25:RA:410:G:H21	1.65	0.45
27:RD:166:GLN:NE2	27:RD:166:GLN:CA	2.78	0.45
27:RD:2:ALA:HB1	27:RD:20:ASP:CB	2.46	0.45
31:RH:137:ASP:HB2	31:RH:140:LYS:HE3	1.98	0.45
34:RO:40:VAL:CG1	34:RO:41:ALA:N	2.80	0.45
35:RP:31:ALA:C	35:RP:32:THR:CG2	2.85	0.45
35:RP:88:LEU:O	35:RP:90:ARG:N	2.50	0.45
40:RU:79:PHE:C	40:RU:79:PHE:HD2	2.18	0.45
40:RU:92:ARG:C	40:RU:94:ASN:N	2.69	0.45
41:RV:59:ALA:HB2	41:RV:96:ILE:HD13	1.97	0.45
42:RW:14:PRO:O	42:RW:16:LYS:N	2.50	0.45
1:XA:1065:U:O2'	1:XA:1066:C:OP2	2.32	0.45
1:XA:1451:A:H2'	1:XA:1451:A:N3	2.30	0.45
1:XA:131:C:O2'	1:XA:262:A:O2'	2.27	0.45
2:XB:170:GLU:CA	2:XB:172:ILE:HD12	2.46	0.45
2:XB:77:ALA:HB2	2:XB:211:ILE:HG21	1.99	0.45
3:XC:22:TRP:HB3	3:XC:59:ARG:HB2	1.99	0.45
4:XD:101:LEU:HD21	4:XD:121:VAL:HG13	1.99	0.45
4:XD:133:VAL:HG12	4:XD:135:LEU:H	1.82	0.45
4:XD:187:ARG:HH11	4:XD:187:ARG:HG2	1.81	0.45
4:XD:52:SER:N	4:XD:55:ALA:HB3	2.32	0.45
5:XE:7:GLU:HB3	5:XE:112:LEU:HD13	1.99	0.45
5:XE:52:PRO:HB2	5:XE:53:LEU:HD12	1.97	0.45
8:XH:102:ARG:NH1	8:XH:105:ARG:CZ	2.80	0.45
11:XK:48:ILE:HD11	11:XK:64:ALA:N	2.32	0.45
13:XM:57:ARG:HD2	13:XM:61:GLU:OE2	2.17	0.45
15:XO:30:ALA:HA	15:XO:85:LEU:HD11	1.97	0.45
19:XS:69:HIS:O	19:XS:70:LYS:O	2.34	0.45
20:XT:53:LEU:HD12	20:XT:100:ILE:HG23	1.98	0.45

*Continued on next page...*



*Continued from previous page...*

Atom-1	Atom-2	Interatomic distance (Å)	Clash overlap (Å)
53:Y7:2:LYS:HG2	53:Y7:3:ARG:N	2.31	0.45
54:Y8:52:LYS:CG	54:Y8:52:LYS:O	2.64	0.45
25:YA:173:G:H2'	25:YA:174:C:C6	2.51	0.45
25:YA:2291:U:H2'	25:YA:2292:C:C6	2.52	0.45
25:YA:2456:C:H42	25:YA:2495:G:H1	1.65	0.45
25:YA:2695:C:H2'	25:YA:2696:U:C6	2.52	0.45
25:YA:26:G:H1'	25:YA:515:A:N6	2.30	0.45
25:YA:2699:C:H2'	25:YA:2700:C:O4'	2.17	0.45
25:YA:507:A:C5'	25:YA:508:G:H5'	2.45	0.45
25:YA:1500:G:O2'	27:YD:100:GLY:O	2.17	0.45
27:YD:198:ASN:ND2	27:YD:198:ASN:O	2.50	0.45
29:YF:196:LEU:O	29:YF:200:GLU:HG2	2.17	0.45
30:YG:121:ASN:C	30:YG:123:ASN:H	2.19	0.45
33:YN:114:ARG:O	33:YN:115:ARG:CB	2.65	0.45
33:YN:7:LYS:HD3	33:YN:9:VAL:H	1.80	0.45
34:YO:97:ARG:H	34:YO:117:LEU:CD2	2.24	0.45
35:YP:88:LEU:HD23	35:YP:88:LEU:C	2.36	0.45
36:YQ:65:PHE:O	36:YQ:66:ILE:CG1	2.48	0.45
40:YU:27:LEU:HD12	40:YU:31:SER:HB3	1.98	0.45
40:YU:76:TYR:CD2	40:YU:76:TYR:C	2.89	0.45
41:YV:30:GLY:O	41:YV:31:ALA:O	2.34	0.45
42:YW:21:VAL:HG12	42:YW:21:VAL:O	2.17	0.45
42:YW:88:ARG:CB	42:YW:92:ARG:HB3	2.47	0.45
1:QA:109:A:C6	1:QA:326:G:C6	3.05	0.45
1:QA:361:G:H2'	1:QA:362:G:O4'	2.16	0.45
1:QA:539:A:N6	1:QA:540:G:O6	2.50	0.45
2:QB:240:GLN:HG2	2:QB:240:GLN:O	2.16	0.45
8:QH:33:GLU:O	8:QH:35:ILE:N	2.49	0.45
8:QH:64:LYS:HB3	8:QH:79:VAL:HG21	1.98	0.45
15:QO:5:LYS:O	15:QO:8:LYS:CG	2.63	0.45
19:QS:69:HIS:O	19:QS:70:LYS:O	2.34	0.45
47:R1:73:LEU:C	47:R1:75:GLU:N	2.70	0.45
25:RA:153:C:OP2	47:R1:88:LYS:HE2	2.16	0.45
25:RA:1441:G:H2'	25:RA:1442:G:C8	2.50	0.45
25:RA:1579:A:H2'	25:RA:1580:A:C8	2.51	0.45
25:RA:195:A:O2'	25:RA:250:G:N2	2.43	0.45
25:RA:380:U:H2'	25:RA:381:G:H8	1.81	0.45
25:RA:702:G:H5'	25:RA:703:U:OP2	2.17	0.45
31:RH:106:THR:HG22	31:RH:112:PRO:HB3	1.97	0.45
31:RH:86:GLU:O	31:RH:87:LEU:CB	2.64	0.45
33:RN:128:HIS:HB2	33:RN:129:PRO:CD	2.46	0.45

*Continued on next page...*

*Continued from previous page...*

Atom-1	Atom-2	Interatomic distance (Å)	Clash overlap (Å)
33:RN:5:VAL:O	33:RN:5:VAL:HG13	2.16	0.45
37:RR:17:ARG:O	37:RR:20:LEU:HB3	2.17	0.45
40:RU:97:ASP:HA	40:RU:100:VAL:CG2	2.47	0.45
1:XA:1227:A:OP2	13:XM:111:LYS:HE3	2.16	0.45
1:XA:1301:U:H2'	1:XA:1301:U:O2	2.16	0.45
1:XA:1343:G:H2'	1:XA:1344:C:C6	2.52	0.45
1:XA:164:U:H2'	1:XA:165:C:C6	2.51	0.45
1:XA:17:U:H2'	1:XA:18:C:C6	2.52	0.45
1:XA:595:G:H1'	1:XA:596:C:C5	2.48	0.45
3:XC:34:LEU:HD23	3:XC:34:LEU:C	2.37	0.45
3:XC:42:LEU:HD12	3:XC:45:LYS:NZ	2.32	0.45
4:XD:104:VAL:O	4:XD:107:ARG:N	2.49	0.45
12:XL:117:ARG:NH2	12:XL:124:LYS:HD3	2.32	0.45
12:XL:113:ARG:NH2	12:XL:120:TYR:CE2	2.85	0.45
13:XM:15:VAL:O	13:XM:19:LEU:CD2	2.64	0.45
46:Y0:68:GLU:HG2	46:Y0:80:HIS:HB2	1.99	0.45
48:Y2:28:LYS:HB3	48:Y2:57:ILE:HG12	1.98	0.45
52:Y6:15:GLU:OE2	52:Y6:44:ARG:NH1	2.49	0.45
53:Y7:24:THR:O	53:Y7:28:ARG:HG3	2.16	0.45
25:YA:1930:G:N2	25:YA:1968:G:H2'	2.31	0.45
25:YA:2661:G:H2'	25:YA:2662:A:C8	2.52	0.45
25:YA:2627:G:O2'	25:YA:2781:A:N1	2.34	0.45
25:YA:805:G:H22	25:YA:828:U:H5''	1.81	0.45
25:YA:981:A:H8	25:YA:982:C:C5	2.35	0.45
27:YD:166:GLN:CA	27:YD:166:GLN:NE2	2.78	0.45
27:YD:92:ILE:HD12	27:YD:104:TYR:HD2	1.82	0.45
28:YE:199:ARG:HH11	28:YE:199:ARG:HG3	1.82	0.45
28:YE:2:LYS:O	28:YE:199:ARG:HA	2.17	0.45
30:YG:51:ARG:NH2	30:YG:52:ILE:HD11	2.32	0.45
32:YI:116:LEU:O	32:YI:118:LYS:N	2.50	0.45
34:YO:104:ARG:NH2	39:YT:34:VAL:HG11	2.32	0.45
36:YQ:58:PHE:O	36:YQ:58:PHE:CD1	2.70	0.45
38:YS:89:ARG:O	38:YS:90:GLY:C	2.54	0.45
39:YT:24:PRO:HD3	39:YT:52:ILE:HD12	1.99	0.45
44:YY:25:GLY:HA3	44:YY:39:VAL:CG1	2.47	0.45
1:QA:148:G:H2'	1:QA:149:A:C8	2.52	0.45
1:QA:113:G:O2'	1:QA:354:G:H5'	2.17	0.45
1:QA:939:G:H2'	1:QA:940:C:C6	2.52	0.45
3:QC:78:GLY:HA3	3:QC:83:ARG:HB3	1.98	0.45
4:QD:101:LEU:HD21	4:QD:121:VAL:HG13	1.99	0.45
4:QD:199:ASN:O	4:QD:201:GLN:N	2.49	0.45

*Continued on next page...*

*Continued from previous page...*

Atom-1	Atom-2	Interatomic distance (Å)	Clash overlap (Å)
6:QF:9:VAL:HB	6:QF:87:ARG:HB2	1.97	0.45
1:QA:935:A:H61	7:QG:3:ARG:HG3	1.82	0.45
7:QG:40:ALA:O	7:QG:41:ARG:C	2.54	0.45
7:QG:50:ILE:HG21	7:QG:61:VAL:HG21	1.97	0.45
8:QH:86:ILE:CG1	8:QH:133:LEU:HD22	2.46	0.45
10:QJ:62:HIS:CD2	10:QJ:62:HIS:N	2.85	0.45
13:QM:110:ARG:HH11	13:QM:110:ARG:HG3	1.82	0.45
13:QM:57:ARG:HD2	13:QM:61:GLU:OE2	2.17	0.45
52:R6:11:LEU:H	52:R6:25:LYS:HA	1.81	0.45
54:R8:9:GLY:O	54:R8:13:ARG:HG2	2.16	0.45
25:RA:1006:C:H5'	33:RN:28:THR:HG23	1.99	0.45
25:RA:1405:U:H2'	25:RA:1406:U:C6	2.52	0.45
25:RA:1430:C:H2'	25:RA:1431:U:C6	2.52	0.45
25:RA:150:C:H2'	25:RA:151:C:C6	2.52	0.45
25:RA:1543:A:HO2'	25:RA:1544:C:P	2.40	0.45
25:RA:1818:U:H2'	27:RD:157:ARG:HG3	1.99	0.45
1:QA:784:C:H4'	25:RA:1837:C:OP1	2.17	0.45
25:RA:871:U:OP1	36:RQ:5:ARG:HG2	2.17	0.45
27:RD:36:PRO:HB3	27:RD:62:TYR:O	2.16	0.45
28:RE:21:VAL:HG23	28:RE:22:PRO:CD	2.46	0.45
28:RE:2:LYS:O	28:RE:199:ARG:HA	2.17	0.45
28:RE:77:ILE:O	28:RE:78:LEU:O	2.35	0.45
28:RE:2:LYS:HG2	28:RE:95:ILE:HG22	1.99	0.45
29:RF:119:ARG:CG	29:RF:119:ARG:HH11	2.29	0.45
29:RF:184:TYR:CE2	29:RF:188:ARG:HD2	2.52	0.45
29:RF:196:LEU:O	29:RF:200:GLU:HG2	2.17	0.45
30:RG:102:PHE:HA	30:RG:105:LYS:HE3	1.98	0.45
31:RH:53:GLU:OE1	31:RH:53:GLU:HA	2.16	0.45
35:RP:115:LEU:HA	35:RP:134:ALA:CB	2.47	0.45
35:RP:92:GLU:HA	35:RP:123:LEU:HD23	1.99	0.45
36:RQ:10:ARG:O	36:RQ:11:LYS:CB	2.64	0.45
36:RQ:11:LYS:HE2	36:RQ:87:LYS:HA	1.98	0.45
37:RR:10:LEU:O	37:RR:11:ASN:C	2.54	0.45
41:RV:69:LYS:HG3	41:RV:87:HIS:O	2.17	0.45
44:RY:2:ARG:O	44:RY:3:VAL:C	2.55	0.45
44:RY:84:ARG:HD3	44:RY:86:ARG:HH11	1.82	0.45
1:XA:1129:C:H5'	1:XA:1130:A:OP1	2.17	0.45
1:XA:1120:G:C2	1:XA:1154:G:C2	3.05	0.45
1:XA:1399:C:C2	1:XA:1401:G:C5	3.04	0.45
1:XA:704:A:H8	1:XA:704:A:OP2	1.99	0.45
2:XB:22:LYS:O	2:XB:24:TRP:N	2.50	0.45

*Continued on next page...*

*Continued from previous page...*

Atom-1	Atom-2	Interatomic distance (Å)	Clash overlap (Å)
3:XC:92:ALA:HB2	3:XC:99:VAL:HG11	1.99	0.45
5:XE:10:MET:HB2	5:XE:32:VAL:HG22	1.94	0.45
5:XE:82:VAL:HG12	5:XE:83:GLU:H	1.77	0.45
7:XG:148:ASN:C	7:XG:150:ALA:N	2.69	0.45
7:XG:45:ASP:O	7:XG:49:ILE:HG12	2.17	0.45
8:XH:97:VAL:CG1	8:XH:98:LYS:H	2.30	0.45
10:XJ:6:ILE:O	10:XJ:71:LEU:HD12	2.17	0.45
16:XP:22:THR:CA	16:XP:33:ILE:HG12	2.42	0.45
17:XQ:33:GLY:O	17:XQ:34:LYS:C	2.55	0.45
20:XT:84:LEU:HD13	20:XT:84:LEU:C	2.37	0.45
50:Y4:68:ARG:O	50:Y4:69:LYS:HB2	2.17	0.45
52:Y6:48:VAL:O	52:Y6:49:HIS:HB2	2.16	0.45
55:Y9:1:MET:HE2	55:Y9:10:ILE:HD13	1.98	0.45
25:YA:2306:C:H3'	25:YA:2307:G:C5'	2.42	0.45
25:YA:2328:A:H2'	25:YA:2329:G:C8	2.52	0.45
25:YA:775:G:C2	25:YA:777:A:N6	2.85	0.45
25:YA:782:A:H5'	25:YA:783:A:C2	2.52	0.45
25:YA:806:C:OP2	35:YP:41:ARG:NE	2.49	0.45
27:YD:25:THR:CG2	27:YD:25:THR:O	2.65	0.45
27:YD:45:ASN:CG	27:YD:46:GLN:N	2.68	0.45
28:YE:95:ILE:HG22	28:YE:95:ILE:O	2.16	0.45
31:YH:137:ASP:HB2	31:YH:140:LYS:HE3	1.98	0.45
33:YN:20:GLY:HA2	33:YN:61:ARG:HD2	1.99	0.45
37:YR:12:ARG:HG3	37:YR:12:ARG:NH1	2.32	0.45
39:YT:57:PHE:O	39:YT:58:ASN:C	2.53	0.45
39:YT:80:SER:HA	39:YT:81:PRO:HD3	1.73	0.45
43:YX:47:PHE:O	43:YX:48:LYS:C	2.55	0.45
1:QA:1129:C:H4'	1:QA:1130:A:C8	2.52	0.45
1:QA:1207:G:H2'	1:QA:1208:C:C6	2.52	0.45
1:QA:1316:G:N2	1:QA:1319:A:H5'	2.32	0.45
1:QA:328:C:H4'	1:QA:329:A:H5'	1.99	0.45
1:QA:525:C:OP1	12:QL:91:LYS:NZ	2.35	0.45
2:QB:95:GLN:NE2	2:QB:96:ARG:NH1	2.65	0.45
3:QC:43:LEU:HD11	3:QC:66:VAL:HG11	1.98	0.45
3:QC:73:PRO:O	3:QC:77:ILE:HG13	2.16	0.45
1:QA:619:U:N3	4:QD:134:ASP:OD2	2.49	0.45
10:QJ:29:ARG:HH11	10:QJ:29:ARG:HG2	1.81	0.45
10:QJ:38:ILE:CD1	10:QJ:71:LEU:HB3	2.46	0.45
10:QJ:33:GLN:HB2	10:QJ:75:ILE:HD11	1.99	0.45
13:QM:15:VAL:O	13:QM:19:LEU:CD2	2.64	0.45
10:QJ:63:PHE:HB3	14:QN:57:ARG:O	2.17	0.45

*Continued on next page...*

*Continued from previous page...*

Atom-1	Atom-2	Interatomic distance (Å)	Clash overlap (Å)
17:QQ:3:LYS:HD3	17:QQ:61:GLU:O	2.16	0.45
22:QV:58:A:O2'	22:QV:60:U:OP2	2.16	0.45
48:R2:28:LYS:HB3	48:R2:57:ILE:HG12	1.98	0.45
54:R8:17:THR:O	54:R8:20:GLY:N	2.46	0.45
25:RA:1336:A:H2'	25:RA:1337:G:C8	2.52	0.45
25:RA:2062:A:N3	25:RA:2062:A:H2'	2.32	0.45
25:RA:2518:A:H4'	25:RA:2519:U:OP1	2.14	0.45
25:RA:811:U:O4	35:RP:21:ARG:NH2	2.49	0.45
27:RD:166:GLN:NE2	27:RD:166:GLN:HA	2.32	0.45
27:RD:92:ILE:HD12	27:RD:104:TYR:HD2	1.81	0.45
28:RE:101:ARG:HD2	28:RE:171:GLU:HA	1.98	0.45
32:RI:90:GLY:O	32:RI:121:LYS:HE2	2.17	0.45
25:RA:1006:C:H1'	33:RN:106:MET:CE	2.47	0.45
33:RN:118:LYS:C	33:RN:120:LEU:H	2.20	0.45
33:RN:35:ARG:O	33:RN:35:ARG:HG3	2.16	0.45
33:RN:96:GLU:O	33:RN:99:LEU:N	2.34	0.45
34:RO:22:ILE:HG12	34:RO:41:ALA:HA	1.98	0.45
35:RP:115:LEU:CB	35:RP:131:SER:HB2	2.47	0.45
35:RP:96:THR:HG22	35:RP:126:VAL:CB	2.47	0.45
37:RR:2:ARG:HG2	37:RR:5:LYS:HZ2	1.80	0.45
43:RX:47:PHE:O	43:RX:48:LYS:C	2.55	0.45
25:RA:327:G:N2	44:RY:70:SER:OG	2.50	0.45
44:RY:73:ARG:HE	44:RY:73:ARG:HB3	1.51	0.45
1:XA:113:G:H2'	1:XA:114:U:C6	2.52	0.45
1:XA:113:G:H2'	1:XA:114:U:H6	1.82	0.45
1:XA:1321:C:C4	1:XA:1322:C:C4	3.05	0.45
1:XA:1352:C:H2'	1:XA:1353:G:C8	2.52	0.45
1:XA:256:U:H2'	1:XA:257:G:C8	2.52	0.45
1:XA:412:A:H4'	1:XA:413:G:O5'	2.17	0.45
1:XA:636:U:H2'	1:XA:637:G:C8	2.52	0.45
2:XB:164:VAL:HB	2:XB:186:ALA:HB1	1.96	0.45
2:XB:30:ARG:O	2:XB:31:TYR:HD2	2.00	0.45
4:XD:150:GLU:C	4:XD:152:SER:H	2.20	0.45
5:XE:101:ILE:H	5:XE:101:ILE:HD13	1.82	0.45
6:XF:68:PRO:HG3	6:XF:71:ARG:NH2	2.31	0.45
7:XG:111:ARG:HD2	7:XG:123:GLU:HB2	1.99	0.45
7:XG:16:LEU:HD13	9:XI:45:ALA:HB2	1.99	0.45
1:XA:520:A:O2'	12:XL:73:GLU:HG2	2.16	0.45
13:XM:108:ARG:O	13:XM:111:LYS:N	2.48	0.45
13:XM:28:ALA:C	13:XM:30:ALA:N	2.70	0.45
10:XJ:63:PHE:HB3	14:XN:57:ARG:O	2.17	0.45

*Continued on next page...*

*Continued from previous page...*

Atom-1	Atom-2	Interatomic distance (Å)	Clash overlap (Å)
18:XR:63:GLN:OE1	18:XR:63:GLN:HA	2.17	0.45
20:XT:10:LEU:C	20:XT:12:ALA:H	2.21	0.45
20:XT:36:LEU:C	20:XT:38:LYS:N	2.70	0.45
52:Y6:18:ARG:O	52:Y6:19:ARG:O	2.33	0.45
25:YA:2372:G:H4'	52:Y6:46:HIS:CD2	2.52	0.45
54:Y8:36:LYS:HB3	54:Y8:40:GLU:HG2	1.99	0.45
25:YA:1021:A:H3'	25:YA:1021:A:H8	1.81	0.45
25:YA:1266:G:OP2	51:Y5:20:ARG:NE	2.49	0.45
25:YA:1440:G:H2'	25:YA:1441:G:C8	2.52	0.45
25:YA:1653:G:OP1	25:YA:2822:G:N1	2.35	0.45
25:YA:2271:G:OP1	46:Y0:18:ALA:HB1	2.16	0.45
25:YA:2592:G:C5	25:YA:2593:U:C4	3.05	0.45
25:YA:2715:C:H2'	25:YA:2716:U:H6	1.81	0.45
25:YA:271(B):G:H8	25:YA:271(B):G:H5''	1.81	0.45
25:YA:2850:A:H2	37:YR:61:HIS:CG	2.35	0.45
25:YA:340:A:H2'	25:YA:341:G:O4'	2.16	0.45
25:YA:422:A:C6	25:YA:423:A:C6	3.04	0.45
25:YA:429:A:C6	25:YA:430:G:N1	2.85	0.45
28:YE:4:ILE:HG12	28:YE:91:VAL:HG11	1.99	0.45
29:YF:155:LEU:HA	29:YF:174:VAL:CG1	2.46	0.45
30:YG:83:ARG:HG3	30:YG:86:MET:CE	2.46	0.45
33:YN:10:GLU:HA	33:YN:11:PRO:HD3	1.73	0.45
33:YN:5:VAL:HG13	33:YN:5:VAL:O	2.16	0.45
34:YO:22:ILE:HG12	34:YO:41:ALA:HA	1.98	0.45
34:YO:53:LYS:CD	34:YO:53:LYS:N	2.69	0.45
35:YP:81:GLN:CD	35:YP:106:LEU:O	2.55	0.45
35:YP:112:LEU:CD1	35:YP:114:ILE:HG23	2.47	0.45
35:YP:92:GLU:HA	35:YP:123:LEU:HD23	1.99	0.45
36:YQ:133:ARG:CG	36:YQ:134:ARG:N	2.78	0.45
36:YQ:34:LEU:HB2	36:YQ:118:LEU:HD22	1.99	0.45
25:YA:2707:G:OP1	37:YR:68:ARG:NH2	2.50	0.45
42:YW:14:PRO:O	42:YW:16:LYS:N	2.50	0.45
25:YA:498:G:H1'	44:YY:47:LYS:HZ3	1.81	0.45
45:YZ:5:LEU:HD11	45:YZ:39:VAL:HB	1.98	0.45
1:QA:1162:C:N4	1:QA:1174:G:H1	2.13	0.45
1:QA:131:C:H2'	1:QA:132:C:C6	2.52	0.45
2:QB:214:ILE:HD13	2:QB:217:ARG:HH22	1.81	0.45
2:QB:30:ARG:HH21	2:QB:194:PRO:HG2	1.82	0.45
5:QE:7:GLU:HB3	5:QE:112:LEU:HD13	1.99	0.45
7:QG:140:ASP:HA	7:QG:143:ARG:HH11	1.79	0.45
10:QJ:70:ARG:HH11	10:QJ:70:ARG:HG3	1.82	0.45

*Continued on next page...*

*Continued from previous page...*

Atom-1	Atom-2	Interatomic distance (Å)	Clash overlap (Å)
11:QK:32:ILE:HD11	11:QK:72:ALA:HB2	1.96	0.45
1:QA:1322:C:H5'	13:QM:100:GLY:HA2	1.98	0.45
1:QA:1187:G:H21	14:QN:60:SER:HB3	1.82	0.45
16:QP:39:TYR:CZ	16:QP:41:PRO:HB3	2.52	0.45
16:QP:50:LYS:O	16:QP:50:LYS:HD3	2.17	0.45
19:QS:41:VAL:HG13	19:QS:44:MET:CB	2.39	0.45
20:QT:10:LEU:C	20:QT:12:ALA:H	2.20	0.45
20:QT:84:LEU:HD13	20:QT:84:LEU:C	2.36	0.45
52:R6:11:LEU:HD11	52:R6:51:GLU:HG3	1.98	0.45
53:R7:48:LYS:CG	53:R7:49:ARG:H	2.23	0.45
25:RA:135:G:H1	25:RA:144:C:H42	1.65	0.45
25:RA:241:A:H5'	25:RA:243:U:O4'	2.17	0.45
25:RA:2472:G:N1	25:RA:2477:C:OP1	2.43	0.45
25:RA:27:G:C2	25:RA:512:G:N3	2.86	0.45
25:RA:417:C:H1'	25:RA:2407:G:N2	2.32	0.45
25:RA:729:G:O6	25:RA:1774:C:N4	2.50	0.45
26:RB:15:A:H5'	26:RB:16:G:H8	1.82	0.45
27:RD:198:ASN:ND2	27:RD:198:ASN:O	2.50	0.45
28:RE:36:ARG:CB	28:RE:36:ARG:HH11	2.28	0.45
29:RF:7:TYR:CD1	29:RF:7:TYR:N	2.84	0.45
30:RG:6:ALA:HB3	30:RG:104:GLU:OE2	2.16	0.45
30:RG:14:GLU:HB3	30:RG:15:VAL:H	1.56	0.45
30:RG:36:LYS:O	30:RG:37:VAL:HG23	2.16	0.45
33:RN:120:LEU:HD13	33:RN:120:LEU:C	2.37	0.45
35:RP:88:LEU:HD23	35:RP:88:LEU:C	2.37	0.45
38:RS:78:LEU:HD21	38:RS:108:GLY:HA2	1.98	0.45
39:RT:54:ARG:CG	39:RT:54:ARG:NH1	2.80	0.45
1:XA:1094:G:O2'	1:XA:1108:G:N1	2.50	0.45
1:XA:1502:A:H2	1:XA:1505:G:N1	2.08	0.45
1:XA:540:G:H2'	1:XA:541:G:O4'	2.16	0.45
1:XA:677:U:H3	1:XA:713:G:H22	1.64	0.45
2:XB:98:LEU:O	2:XB:101:MET:HG3	2.17	0.45
2:XB:68:ILE:HB	2:XB:70:PHE:HE1	1.82	0.45
4:XD:165:MET:HE3	4:XD:168:ARG:HD2	1.98	0.45
5:XE:12:LEU:HD21	5:XE:14:ARG:HB3	1.98	0.45
7:XG:26:PHE:HZ	7:XG:120:ILE:HG23	1.82	0.45
7:XG:95:ARG:HG3	7:XG:95:ARG:HH11	1.82	0.45
10:XJ:54:PHE:CE2	10:XJ:55:LYS:HD2	2.52	0.45
11:XK:75:TYR:N	11:XK:75:TYR:CD1	2.85	0.45
12:XL:120:TYR:CD1	12:XL:120:TYR:N	2.85	0.45
13:XM:56:LEU:HD13	13:XM:56:LEU:O	2.17	0.45

*Continued on next page...*

*Continued from previous page...*

Atom-1	Atom-2	Interatomic distance (Å)	Clash overlap (Å)
13:XM:66:LEU:C	13:XM:70:LEU:HB2	2.37	0.45
19:XS:45:VAL:O	19:XS:62:ILE:O	2.35	0.45
20:XT:44:ALA:O	20:XT:91:LEU:HB3	2.16	0.45
47:Y1:48:LYS:HA	47:Y1:60:PHE:O	2.17	0.45
52:Y6:7:ILE:O	52:Y6:8:LYS:HG2	2.16	0.45
54:Y8:15:LYS:HD3	54:Y8:15:LYS:C	2.37	0.45
25:YA:1188:U:H4'	41:YV:79:VAL:HG22	1.99	0.45
25:YA:1651:G:C2	25:YA:1652:A:C4	3.05	0.45
25:YA:1788:C:H2'	25:YA:1789:A:O4'	2.17	0.45
25:YA:2182:G:H2'	25:YA:2183:C:C6	2.52	0.45
25:YA:2712:U:OP1	25:YA:2714:G:H4'	2.17	0.45
25:YA:570:G:H2'	25:YA:2030:A:C5	2.52	0.45
25:YA:995:C:N4	33:YN:2:LYS:HG3	2.31	0.45
27:YD:166:GLN:NE2	27:YD:166:GLN:HA	2.32	0.45
27:YD:80:ALA:O	27:YD:113:VAL:HG13	2.16	0.45
33:YN:22:THR:O	33:YN:60:ILE:HG22	2.17	0.45
35:YP:45:LEU:N	35:YP:45:LEU:CD1	2.79	0.45
35:YP:75:ILE:HG12	35:YP:77:ARG:NH1	2.32	0.45
36:YQ:93:TYR:N	36:YQ:93:TYR:CD1	2.84	0.45
37:YR:17:ARG:O	37:YR:20:LEU:HB3	2.17	0.45
38:YS:83:LYS:CE	38:YS:109:GLY:HA2	2.47	0.45
38:YS:78:LEU:HD21	38:YS:108:GLY:CA	2.47	0.45
45:YZ:131:ARG:HG2	45:YZ:131:ARG:H	1.67	0.45
45:YZ:28:MET:SD	45:YZ:37:VAL:HG11	2.56	0.45
1:QA:347:G:O2'	1:QA:348:G:P	2.75	0.44
1:QA:359:U:H2'	1:QA:360:A:C8	2.52	0.44
1:QA:403:C:H4'	4:QD:122:ARG:NH2	2.32	0.44
4:QD:178:VAL:O	4:QD:181:MET:N	2.50	0.44
4:QD:3:ARG:O	4:QD:4:TYR:C	2.55	0.44
5:QE:147:ASP:OD2	5:QE:147:ASP:N	2.50	0.44
5:QE:36:ASP:C	5:QE:37:ARG:HG2	2.38	0.44
6:QF:3:ARG:HG2	6:QF:93:SER:OG	2.17	0.44
7:QG:26:PHE:HZ	7:QG:120:ILE:HG23	1.82	0.44
2:QB:178:ARG:CD	8:QH:71:GLY:C	2.85	0.44
11:QK:83:ILE:HG12	11:QK:109:VAL:HG23	1.98	0.44
12:QL:120:TYR:CD1	12:QL:120:TYR:N	2.85	0.44
13:QM:16:ASP:O	13:QM:19:LEU:HD23	2.17	0.44
15:QO:54:ARG:O	15:QO:55:GLY:C	2.55	0.44
1:QA:191:G:N3	20:QT:105:SER:HB3	2.32	0.44
47:R1:49:VAL:HG12	47:R1:51:VAL:HG23	1.99	0.44
47:R1:60:PHE:HZ	47:R1:90:ILE:HG21	1.82	0.44

*Continued on next page...*



*Continued from previous page...*

Atom-1	Atom-2	Interatomic distance (Å)	Clash overlap (Å)
47:R1:94:LEU:O	47:R1:95:LEU:HB2	2.18	0.44
52:R6:9:LEU:CD1	52:R6:26:ASN:ND2	2.79	0.44
53:R7:24:THR:O	53:R7:28:ARG:HG3	2.16	0.44
54:R8:36:LYS:HB3	54:R8:40:GLU:HG2	1.99	0.44
25:RA:1071:G:H22	25:RA:1091:G:H8	1.65	0.44
25:RA:1239:G:H2'	25:RA:1240:U:O4'	2.17	0.44
25:RA:1728:G:H8	25:RA:1732:A:H62	1.66	0.44
25:RA:196:A:C4	25:RA:805:G:C6	3.05	0.44
25:RA:528:A:C2	25:RA:2043:C:H4'	2.53	0.44
25:RA:270(J):G:H2'	25:RA:270(K):C:O4'	2.17	0.44
25:RA:2715:C:H2'	25:RA:2716:U:C6	2.52	0.44
25:RA:337:C:O3'	44:RY:4:LYS:HG3	2.16	0.44
25:RA:372:G:H8	47:R1:65:SER:O	2.00	0.44
27:RD:118:VAL:O	27:RD:129:ASN:HA	2.16	0.44
27:RD:68:LYS:HD2	27:RD:70:TRP:CZ2	2.52	0.44
27:RD:79:VAL:HG21	27:RD:111:LEU:HD21	1.97	0.44
30:RG:16:ARG:CZ	30:RG:31:VAL:HG11	2.47	0.44
33:RN:57:ALA:HA	33:RN:60:ILE:CD1	2.43	0.44
34:RO:19:ILE:H	34:RO:19:ILE:HD13	1.83	0.44
34:RO:78:ARG:HH21	39:RT:103:ARG:HH22	1.63	0.44
41:RV:5:VAL:HG13	41:RV:14:VAL:HG21	1.98	0.44
41:RV:61:VAL:HA	41:RV:94:LEU:HD23	1.97	0.44
42:RW:21:VAL:O	42:RW:21:VAL:HG12	2.17	0.44
42:RW:67:ASP:OD2	42:RW:67:ASP:N	2.50	0.44
1:XA:1269:A:H2	1:XA:1312:G:N3	2.15	0.44
2:XB:189:ASP:OD2	2:XB:205:ASP:OD1	2.34	0.44
2:XB:229:VAL:O	2:XB:229:VAL:HG12	2.17	0.44
2:XB:30:ARG:HH21	2:XB:194:PRO:HG2	1.81	0.44
3:XC:87:LEU:C	3:XC:89:GLU:H	2.19	0.44
4:XD:206:PHE:CD2	4:XD:207:TYR:CE1	3.05	0.44
5:XE:12:LEU:HB3	5:XE:31:LEU:CB	2.47	0.44
6:XF:23:LYS:HG2	6:XF:27:GLN:OE1	2.18	0.44
8:XH:6:ILE:HB	8:XH:85:ARG:HH11	1.74	0.44
10:XJ:54:PHE:CD2	10:XJ:55:LYS:HD2	2.52	0.44
13:XM:110:ARG:HG3	13:XM:110:ARG:HH11	1.82	0.44
15:XO:82:ILE:CG2	15:XO:83:GLU:N	2.79	0.44
17:XQ:59:ILE:N	17:XQ:59:ILE:CD1	2.78	0.44
21:XU:6:ARG:C	21:XU:8:THR:H	2.20	0.44
19:XS:5:LEU:CG	50:Y4:66:SER:HB3	2.46	0.44
52:Y6:19:ARG:HA	52:Y6:19:ARG:HD2	1.77	0.44
52:Y6:7:ILE:HG23	52:Y6:8:LYS:N	2.32	0.44

*Continued on next page...*

*Continued from previous page...*

Atom-1	Atom-2	Interatomic distance (Å)	Clash overlap (Å)
25:YA:1407:C:N4	25:YA:1595:G:H1	2.12	0.44
25:YA:2245:U:C5'	25:YA:2246:G:H5'	2.47	0.44
25:YA:2498:C:O2'	25:YA:2499:C:H5'	2.17	0.44
25:YA:2635:C:OP1	28:YE:78:LEU:HD12	2.17	0.44
25:YA:2881:C:H5''	37:YR:117:VAL:HG21	1.98	0.44
27:YD:52:ARG:HB2	27:YD:53:PHE:CD2	2.53	0.44
29:YF:149:ASP:OD2	29:YF:151:SER:HB3	2.17	0.44
30:YG:19:LEU:HA	30:YG:22:ARG:HB2	1.99	0.44
33:YN:112:LEU:O	33:YN:116:LEU:HG	2.16	0.44
34:YO:19:ILE:HD13	34:YO:19:ILE:H	1.83	0.44
34:YO:97:ARG:HA	34:YO:117:LEU:HD22	1.99	0.44
35:YP:21:ARG:HA	35:YP:21:ARG:HE	1.82	0.44
36:YQ:5:ARG:O	36:YQ:6:ARG:O	2.35	0.44
36:YQ:60:ARG:HH21	36:YQ:60:ARG:HB2	1.82	0.44
38:YS:3:ARG:O	38:YS:4:LEU:O	2.35	0.44
39:YT:36:GLU:CG	39:YT:41:ARG:HD3	2.46	0.44
41:YV:69:LYS:HG3	41:YV:87:HIS:O	2.17	0.44
1:QA:301:G:H2'	1:QA:302:G:H8	1.82	0.44
1:QA:503:C:OP2	12:QL:116:SER:HB3	2.17	0.44
2:QB:98:LEU:O	2:QB:101:MET:HG3	2.17	0.44
3:QC:22:TRP:HB3	3:QC:59:ARG:HB2	1.99	0.44
4:QD:114:ARG:NH1	4:QD:114:ARG:CG	2.77	0.44
4:QD:122:ARG:HA	4:QD:134:ASP:HB2	2.00	0.44
4:QD:94:LEU:O	4:QD:98:GLU:N	2.50	0.44
6:QF:76:ALA:HB1	6:QF:80:ARG:HH21	1.82	0.44
8:QH:16:ALA:HB2	8:QH:24:THR:CG2	2.45	0.44
8:QH:41:ARG:NH1	8:QH:41:ARG:CG	2.76	0.44
8:QH:82:HIS:CD2	8:QH:82:HIS:C	2.91	0.44
13:QM:3:ARG:HD2	13:QM:9:ILE:CG1	2.45	0.44
13:QM:56:LEU:O	13:QM:56:LEU:HD13	2.17	0.44
13:QM:39:ILE:HD12	13:QM:56:LEU:HD23	1.99	0.44
12:QL:10:LEU:HB3	17:QQ:32:TYR:CE2	2.52	0.44
17:QQ:48:GLU:O	17:QQ:50:LYS:N	2.50	0.44
20:QT:24:LEU:HD13	20:QT:24:LEU:O	2.17	0.44
20:QT:44:ALA:HB1	20:QT:91:LEU:HB2	2.00	0.44
47:R1:54:ALA:O	47:R1:55:GLY:O	2.35	0.44
47:R1:48:LYS:HA	47:R1:60:PHE:O	2.17	0.44
54:R8:15:LYS:HD3	54:R8:15:LYS:C	2.37	0.44
25:RA:1366:A:H2'	25:RA:1367:A:O4'	2.17	0.44
25:RA:1668:A:N6	25:RA:1676:A:H61	2.14	0.44
25:RA:1752:C:H42	25:RA:1756:G:H1	1.65	0.44

*Continued on next page...*

*Continued from previous page...*

Atom-1	Atom-2	Interatomic distance (Å)	Clash overlap (Å)
25:RA:1849:G:H2'	25:RA:1850:G:H8	1.81	0.44
25:RA:2323:G:N2	25:RA:2332:U:O2	2.50	0.44
25:RA:459:U:OP2	25:RA:469:G:N1	2.43	0.44
25:RA:757:U:H2'	25:RA:758:C:C6	2.52	0.44
27:RD:143:HIS:HD2	27:RD:144:ALA:HB2	1.82	0.44
27:RD:213:ARG:HA	27:RD:213:ARG:HD2	1.60	0.44
27:RD:48:ARG:HG3	27:RD:48:ARG:NH1	2.31	0.44
28:RE:143:ASN:N	28:RE:143:ASN:ND2	2.65	0.44
25:RA:2637:U:H5''	28:RE:82:ARG:NH2	2.32	0.44
30:RG:129:GLY:O	30:RG:130:ASN:OD1	2.34	0.44
31:RH:51:ARG:HG3	31:RH:51:ARG:NH1	2.31	0.44
32:RI:88:ILE:HG12	32:RI:122:GLU:N	2.32	0.44
33:RN:20:GLY:HA2	33:RN:61:ARG:HD2	1.99	0.44
33:RN:96:GLU:CG	33:RN:97:ARG:N	2.72	0.44
35:RP:45:LEU:HD12	35:RP:45:LEU:N	2.32	0.44
40:RU:66:ASN:CB	40:RU:76:TYR:HB2	2.44	0.44
40:RU:86:ALA:CB	40:RU:88:ILE:HD11	2.48	0.44
41:RV:5:VAL:HG22	41:RV:14:VAL:CG2	2.46	0.44
42:RW:1:MET:CE	42:RW:2:GLU:H	2.31	0.44
42:RW:88:ARG:HG2	42:RW:88:ARG:HH11	1.82	0.44
1:XA:1022:G:H2'	1:XA:1023:G:H8	1.82	0.44
1:XA:329:A:C5	1:XA:332:G:C6	3.05	0.44
1:XA:40:C:H2'	1:XA:41:G:H8	1.83	0.44
1:XA:728:A:C6	15:XO:54:ARG:HD2	2.52	0.44
2:XB:188:ALA:CB	2:XB:200:ILE:HG23	2.47	0.44
4:XD:68:TYR:O	4:XD:69:GLY:C	2.55	0.44
4:XD:94:LEU:O	4:XD:98:GLU:N	2.50	0.44
5:XE:147:ASP:N	5:XE:147:ASP:OD2	2.50	0.44
8:XH:1:MET:CE	8:XH:1:MET:H3	2.31	0.44
9:XI:118:LYS:O	9:XI:119:ALA:CB	2.65	0.44
9:XI:13:ALA:HB2	9:XI:68:GLY:CA	2.47	0.44
9:XI:5:TYR:CD2	9:XI:6:GLY:N	2.86	0.44
9:XI:7:THR:O	9:XI:83:ARG:CD	2.66	0.44
10:XJ:51:ARG:HG2	10:XJ:51:ARG:HH11	1.82	0.44
11:XK:121:PRO:HD2	11:XK:126:ARG:CD	2.46	0.44
11:XK:13:GLN:HG3	11:XK:75:TYR:CA	2.48	0.44
13:XM:53:VAL:HG12	13:XM:57:ARG:HH12	1.82	0.44
15:XO:54:ARG:O	15:XO:55:GLY:C	2.55	0.44
15:XO:25:THR:HG22	15:XO:70:LEU:HD22	1.99	0.44
15:XO:83:GLU:C	15:XO:85:LEU:N	2.71	0.44
20:XT:89:ARG:HH12	20:XT:106:ALA:HB1	1.82	0.44

*Continued on next page...*

*Continued from previous page...*

Atom-1	Atom-2	Interatomic distance (Å)	Clash overlap (Å)
20:XT:56:MET:HG3	20:XT:88:VAL:HG21	1.98	0.44
47:Y1:60:PHE:HE2	47:Y1:91:LYS:NZ	2.15	0.44
49:Y3:60:GLU:HG2	49:Y3:60:GLU:O	2.16	0.44
50:Y4:15:ILE:CG2	50:Y4:20:ASN:ND2	2.81	0.44
51:Y5:56:LYS:O	51:Y5:58:LEU:N	2.50	0.44
54:Y8:47:LYS:HD2	54:Y8:48:PHE:N	2.33	0.44
25:YA:152:G:H2'	25:YA:153:C:C6	2.52	0.44
25:YA:2114:A:N6	25:YA:2119:A:H62	2.16	0.44
25:YA:1759:A:H1'	25:YA:2711:A:C2	2.51	0.44
26:YB:44:G:O2'	26:YB:47:C:N4	2.50	0.44
27:YD:145:VAL:HG12	27:YD:146:GLU:N	2.32	0.44
28:YE:21:VAL:HG23	28:YE:22:PRO:CD	2.46	0.44
29:YF:144:LYS:C	29:YF:146:ALA:H	2.21	0.44
34:YO:40:VAL:CG1	34:YO:41:ALA:N	2.80	0.44
35:YP:6:LEU:HD22	35:YP:6:LEU:N	2.31	0.44
35:YP:75:ILE:HG12	35:YP:77:ARG:HH12	1.82	0.44
36:YQ:21:THR:HB	36:YQ:22:LYS:H	1.42	0.44
39:YT:23:ARG:CB	39:YT:24:PRO:HD2	2.40	0.44
34:YO:104:ARG:NH1	39:YT:36:GLU:CD	2.71	0.44
40:YU:53:ARG:C	40:YU:55:ARG:H	2.19	0.44
41:YV:61:VAL:O	41:YV:61:VAL:HG22	2.16	0.44
1:QA:1127:G:H2'	1:QA:1128:C:C6	2.52	0.44
1:QA:536:C:H2'	1:QA:537:G:C8	2.52	0.44
2:QB:132:LYS:HA	2:QB:135:GLN:CB	2.43	0.44
2:QB:229:VAL:O	2:QB:229:VAL:HG12	2.17	0.44
2:QB:47:THR:O	2:QB:51:LEU:N	2.32	0.44
4:QD:60:GLU:HG2	4:QD:202:LEU:HD12	2.00	0.44
5:QE:31:LEU:HD23	5:QE:45:PHE:CD1	2.53	0.44
5:QE:78:HIS:HB3	8:QH:104:ARG:O	2.18	0.44
10:QJ:51:ARG:HG2	10:QJ:51:ARG:HH11	1.82	0.44
12:QL:120:TYR:O	12:QL:121:GLY:O	2.36	0.44
18:QR:82:THR:CG2	18:QR:83:GLU:N	2.79	0.44
20:QT:28:ALA:O	20:QT:30:LYS:N	2.50	0.44
24:QY:34:C:H2'	24:QY:35:G:O4'	2.16	0.44
48:R2:41:ILE:O	48:R2:41:ILE:HD12	2.16	0.44
50:R4:15:ILE:N	50:R4:15:ILE:CD1	2.78	0.44
52:R6:17:LYS:O	52:R6:18:ARG:CB	2.65	0.44
54:R8:47:LYS:HD2	54:R8:48:PHE:N	2.33	0.44
25:RA:1045:A:O2'	25:RA:1046:A:OP2	2.32	0.44
25:RA:1138:G:H21	33:RN:106:MET:CE	2.30	0.44
25:RA:1356:G:C6	25:RA:1357:U:C4	3.05	0.44

*Continued on next page...*

*Continued from previous page...*

Atom-1	Atom-2	Interatomic distance (Å)	Clash overlap (Å)
25:RA:1604:C:O2'	25:RA:1610:A:N1	2.44	0.44
25:RA:171:G:H2'	25:RA:172:C:C6	2.52	0.44
25:RA:1905:C:N4	25:RA:1930:G:C2	2.86	0.44
25:RA:2047:U:H2'	25:RA:2048:G:C8	2.53	0.44
25:RA:2495:G:H5''	36:RQ:81:VAL:CG1	2.46	0.44
25:RA:2588:G:O6	25:RA:2607:G:C6	2.70	0.44
25:RA:2857:G:N2	25:RA:2860:A:OP2	2.39	0.44
25:RA:355:G:H2'	25:RA:356:G:C8	2.52	0.44
25:RA:709:U:H2'	25:RA:710:G:C8	2.53	0.44
27:RD:145:VAL:HG12	27:RD:146:GLU:N	2.32	0.44
27:RD:241:PRO:O	27:RD:242:ARG:C	2.55	0.44
29:RF:155:LEU:HA	29:RF:174:VAL:CG1	2.46	0.44
29:RF:117:ARG:NH2	29:RF:189:THR:O	2.50	0.44
31:RH:149:ARG:HA	31:RH:162:ILE:HG21	1.99	0.44
31:RH:7:LEU:C	31:RH:7:LEU:HD12	2.37	0.44
33:RN:36:GLY:O	33:RN:42:TRP:CE3	2.69	0.44
33:RN:7:LYS:HD3	33:RN:9:VAL:H	1.81	0.44
34:RO:104:ARG:NH2	39:RT:34:VAL:HG11	2.32	0.44
34:RO:91:LEU:N	34:RO:91:LEU:CD2	2.80	0.44
39:RT:49:VAL:CG1	39:RT:49:VAL:O	2.64	0.44
41:RV:4:ILE:HG22	41:RV:39:LEU:HD23	1.99	0.44
3:XC:108:ASN:HB3	3:XC:111:LEU:HD12	1.99	0.44
3:XC:140:ARG:HH11	3:XC:140:ARG:CG	2.30	0.44
4:XD:76:ARG:O	4:XD:79:PHE:HB3	2.17	0.44
7:XG:150:ALA:HA	11:XK:59:TYR:CD2	2.52	0.44
8:XH:110:ALA:HB3	8:XH:121:ASP:HB3	1.99	0.44
8:XH:28:ALA:O	8:XH:29:SER:HB2	2.17	0.44
10:XJ:33:GLN:HB2	10:XJ:75:ILE:HD11	1.98	0.44
10:XJ:38:ILE:CG1	10:XJ:71:LEU:HB3	2.48	0.44
1:XA:1188:A:H5''	14:XN:58:LYS:HZ1	1.82	0.44
18:XR:82:THR:HG22	18:XR:83:GLU:H	1.79	0.44
50:Y4:33:VAL:CG1	50:Y4:34:GLU:N	2.80	0.44
25:YA:1833:U:H2'	25:YA:1834:U:H6	1.83	0.44
25:YA:2022:U:O2'	25:YA:2617:C:H5'	2.16	0.44
25:YA:265:A:O2'	25:YA:266:G:H4'	2.16	0.44
25:YA:2712:U:H1'	25:YA:2712(A):A:C8	2.53	0.44
25:YA:469:G:O6	53:Y7:37:LYS:HE2	2.17	0.44
27:YD:12:SER:C	27:YD:14:ARG:N	2.70	0.44
27:YD:177:LEU:O	27:YD:179:SER:N	2.51	0.44
25:YA:1812:A:O2'	27:YD:45:ASN:HB2	2.17	0.44
30:YG:129:GLY:HA2	30:YG:169:ALA:HB2	1.99	0.44

*Continued on next page...*

*Continued from previous page...*

Atom-1	Atom-2	Interatomic distance (Å)	Clash overlap (Å)
30:YG:16:ARG:NH2	30:YG:31:VAL:CG1	2.75	0.44
42:YW:28:SER:O	42:YW:30:GLU:N	2.51	0.44
1:QA:1374:A:O2'	7:QG:28:ASN:HB3	2.18	0.44
3:QC:140:ARG:CG	3:QC:140:ARG:HH11	2.30	0.44
3:QC:42:LEU:HD12	3:QC:45:LYS:NZ	2.32	0.44
5:QE:12:LEU:HB3	5:QE:31:LEU:CB	2.47	0.44
7:QG:45:ASP:O	7:QG:49:ILE:HG12	2.17	0.44
9:QI:5:TYR:CD2	9:QI:6:GLY:N	2.85	0.44
12:QL:6:THR:H	12:QL:9:GLN:NE2	1.97	0.44
13:QM:66:LEU:C	13:QM:70:LEU:HB2	2.38	0.44
15:QO:29:VAL:HB	15:QO:81:LEU:HD21	1.99	0.44
17:QQ:13:ASP:O	17:QQ:15:MET:N	2.51	0.44
20:QT:89:ARG:HH12	20:QT:106:ALA:HB1	1.82	0.44
20:QT:48:LYS:HB3	20:QT:51:GLU:CG	2.47	0.44
49:R3:50:VAL:HB	49:R3:53:LEU:HD12	2.00	0.44
50:R4:15:ILE:CG2	50:R4:20:ASN:ND2	2.81	0.44
30:RG:179:PRO:CG	50:R4:38:LYS:HZ1	2.23	0.44
19:QS:5:LEU:HD21	50:R4:67:TYR:CE2	2.51	0.44
30:RG:67:LYS:CE	50:R4:6:HIS:NE2	2.74	0.44
52:R6:34:LEU:O	52:R6:36:LEU:HD22	2.17	0.44
25:RA:1212:G:H1'	25:RA:1237:A:H62	1.82	0.44
25:RA:127:A:H5''	25:RA:128:C:C6	2.52	0.44
25:RA:1297:C:H2'	25:RA:1298:C:C6	2.52	0.44
25:RA:1754:C:H2'	25:RA:1755:A:O4'	2.17	0.44
25:RA:2392:A:H2	25:RA:2424:C:N4	2.07	0.44
25:RA:385:C:O2'	25:RA:388:G:N2	2.50	0.44
25:RA:639:U:H2'	25:RA:640:C:H6	1.79	0.44
25:RA:791:C:H4'	25:RA:792:G:OP1	2.17	0.44
27:RD:52:ARG:HB2	27:RD:53:PHE:CD2	2.53	0.44
28:RE:4:ILE:HG12	28:RE:91:VAL:HG11	1.99	0.44
30:RG:129:GLY:HA2	30:RG:169:ALA:HB2	1.99	0.44
30:RG:44:GLY:HA2	30:RG:88:ILE:HD11	2.00	0.44
32:RI:13:GLY:HA3	32:RI:17:GLN:CD	2.38	0.44
33:RN:57:ALA:O	33:RN:124:ALA:HA	2.18	0.44
35:RP:75:ILE:HG12	35:RP:77:ARG:HH12	1.82	0.44
36:RQ:119:ARG:CG	36:RQ:119:ARG:HH11	2.25	0.44
42:RW:74:ALA:O	42:RW:75:TYR:CB	2.65	0.44
44:RY:95:LYS:HB2	44:RY:99:CYS:O	2.18	0.44
1:XA:1213:A:N1	1:XA:1215:G:H1'	2.33	0.44
1:XA:296:U:H2'	1:XA:297:G:C8	2.52	0.44
1:XA:565:U:H5''	1:XA:566:G:H2'	1.98	0.44

*Continued on next page...*

*Continued from previous page...*

Atom-1	Atom-2	Interatomic distance (Å)	Clash overlap (Å)
1:XA:957:U:N3	1:XA:960:U:OP2	2.47	0.44
3:XC:43:LEU:HD11	3:XC:66:VAL:HG11	1.98	0.44
6:XF:35:ALA:HA	6:XF:67:MET:HB3	1.99	0.44
10:XJ:62:HIS:N	10:XJ:62:HIS:CD2	2.85	0.44
11:XK:83:ILE:HG12	11:XK:109:VAL:HG23	1.99	0.44
11:XK:53:SER:C	11:XK:55:LYS:H	2.21	0.44
10:XJ:61:GLU:CG	14:XN:58:LYS:HE2	2.47	0.44
16:XP:72:ARG:O	16:XP:72:ARG:HD3	2.18	0.44
47:Y1:10:LYS:HD2	47:Y1:66:HIS:HE1	1.83	0.44
50:Y4:23:GLU:O	50:Y4:24:THR:OG1	2.34	0.44
25:YA:1070:A:N7	25:YA:1096:A:H2'	2.33	0.44
25:YA:1427:A:H4'	25:YA:1428:C:O5'	2.17	0.44
25:YA:1533:C:H2'	25:YA:1534:G:N7	2.33	0.44
25:YA:1897:G:H2'	25:YA:1898:U:O4'	2.17	0.44
25:YA:2240:C:H2'	25:YA:2241:A:H8	1.81	0.44
25:YA:2591:C:H2'	25:YA:2592:G:C8	2.52	0.44
25:YA:2596:U:H2'	25:YA:2597:G:O4'	2.17	0.44
25:YA:34:C:H5	25:YA:447:A:H61	1.65	0.44
28:YE:172:VAL:HG13	28:YE:182:LEU:HD11	1.98	0.44
30:YG:51:ARG:HB3	30:YG:51:ARG:NH1	2.32	0.44
30:YG:63:ILE:HG12	30:YG:64:THR:N	2.33	0.44
33:YN:109:LYS:H	33:YN:109:LYS:CD	2.26	0.44
33:YN:63:THR:HG23	33:YN:66:LYS:HE3	2.00	0.44
35:YP:31:ALA:C	35:YP:32:THR:CG2	2.85	0.44
38:YS:110:LEU:HA	38:YS:112:PHE:CE1	2.52	0.44
39:YT:114:LEU:HD23	39:YT:114:LEU:HA	1.74	0.44
39:YT:135:ALA:C	39:YT:137:LYS:N	2.71	0.44
40:YU:57:PHE:O	40:YU:59:ARG:N	2.50	0.44
25:YA:489:G:N7	42:YW:49:LYS:NZ	2.65	0.44
45:YZ:91:LEU:HD12	45:YZ:96:VAL:HG11	1.98	0.44
1:QA:1203:C:H2'	1:QA:1204:A:H8	1.83	0.44
1:QA:956:U:C2	1:QA:1225:A:C2	3.06	0.44
2:QB:192:SER:OG	2:QB:193:ASP:N	2.50	0.44
3:QC:69:HIS:N	3:QC:69:HIS:ND1	2.66	0.44
4:QD:197:PRO:CA	6:XF:16:GLN:CG	2.93	0.44
4:QD:25:ARG:CZ	4:QD:30:LYS:HE3	2.46	0.44
4:QD:68:TYR:O	4:QD:69:GLY:C	2.55	0.44
9:QI:13:ALA:HB2	9:QI:68:GLY:CA	2.47	0.44
9:QI:7:THR:O	9:QI:83:ARG:CD	2.66	0.44
13:QM:53:VAL:HG12	13:QM:57:ARG:HH12	1.82	0.44
13:QM:66:LEU:HB2	13:QM:67:GLU:H	1.61	0.44

*Continued on next page...*

*Continued from previous page...*

Atom-1	Atom-2	Interatomic distance (Å)	Clash overlap (Å)
16:QP:15:PRO:O	16:QP:16:HIS:ND1	2.51	0.44
17:QQ:33:GLY:O	17:QQ:34:LYS:C	2.55	0.44
50:R4:33:VAL:CG1	50:R4:34:GLU:H	2.22	0.44
50:R4:68:ARG:HH11	50:R4:69:LYS:HG2	1.83	0.44
25:RA:2284:C:C5	52:R6:27:LYS:HE2	2.51	0.44
25:RA:1251:C:OP1	40:RU:10:ARG:HG3	2.18	0.44
25:RA:1268:A:H2'	25:RA:1269:A:O4'	2.18	0.44
25:RA:1314:C:H42	25:RA:1338:G:H1	1.64	0.44
25:RA:194:G:H2'	25:RA:195:A:O4'	2.18	0.44
25:RA:2134:A:OP2	25:RA:2157:G:N2	2.51	0.44
25:RA:2245:U:H5'	25:RA:2246:G:H5'	1.99	0.44
25:RA:2867:G:O2'	25:RA:2868:A:H8	2.00	0.44
25:RA:611:C:H2'	25:RA:612:G:O4'	2.18	0.44
25:RA:687:C:H2'	25:RA:688:U:O4'	2.18	0.44
25:RA:977:G:HO2'	25:RA:1001:A:H2	1.63	0.44
27:RD:155:LEU:HD12	27:RD:155:LEU:N	2.32	0.44
28:RE:52:LEU:HB2	28:RE:75:VAL:CG2	2.40	0.44
29:RF:132:VAL:HG23	29:RF:133:ASN:H	1.82	0.44
32:RI:63:ALA:HA	32:RI:66:GLU:CD	2.38	0.44
33:RN:67:LEU:HA	33:RN:87:LEU:HD13	2.00	0.44
35:RP:83:VAL:HG11	35:RP:112:LEU:HD21	1.97	0.44
37:RR:41:ALA:C	37:RR:43:GLU:H	2.20	0.44
37:RR:79:LEU:O	37:RR:79:LEU:HD23	2.16	0.44
38:RS:78:LEU:HD21	38:RS:108:GLY:CA	2.47	0.44
39:RT:135:ALA:C	39:RT:137:LYS:N	2.71	0.44
41:RV:61:VAL:O	41:RV:61:VAL:HG22	2.16	0.44
45:RZ:45:ASP:O	45:RZ:49:ARG:HG2	2.16	0.44
1:XA:1221:G:P	19:XS:36:ARG:HD3	2.58	0.44
1:XA:1368:G:OP1	9:XI:111:ARG:NH2	2.51	0.44
1:XA:659:U:O2'	1:XA:660:G:H5'	2.16	0.44
1:XA:737:A:H2'	1:XA:738:C:C6	2.53	0.44
4:XD:3:ARG:O	4:XD:4:TYR:C	2.55	0.44
5:XE:48:ALA:HB2	5:XE:57:LYS:HD3	2.00	0.44
9:XI:4:TYR:CZ	9:XI:88:TYR:HB2	2.52	0.44
1:XA:674:G:N2	11:XK:116:HIS:HB2	2.33	0.44
13:XM:16:ASP:O	13:XM:19:LEU:HD23	2.17	0.44
15:XO:29:VAL:HB	15:XO:81:LEU:HD21	1.99	0.44
16:XP:15:PRO:O	16:XP:16:HIS:ND1	2.50	0.44
16:XP:50:LYS:O	16:XP:50:LYS:HD3	2.17	0.44
16:XP:72:ARG:CD	16:XP:73:LEU:HD23	2.48	0.44
19:XS:3:ARG:CG	19:XS:4:SER:H	2.20	0.44

*Continued on next page...*



*Continued from previous page...*

Atom-1	Atom-2	Interatomic distance (Å)	Clash overlap (Å)
20:XT:98:PRO:C	20:XT:100:ILE:H	2.19	0.44
25:YA:1012:U:H3	33:YN:25:ARG:HH11	1.63	0.44
25:YA:570:G:H2'	25:YA:2030:A:N6	2.32	0.44
25:YA:2291:U:O2'	25:YA:2374:C:H1'	2.18	0.44
25:YA:2822:G:O2'	25:YA:2824:C:OP2	2.16	0.44
25:YA:565:C:H2'	25:YA:566:U:O4'	2.18	0.44
27:YD:145:VAL:HB	27:YD:155:LEU:HB2	1.99	0.44
28:YE:48:GLN:HB3	28:YE:48:GLN:HE21	1.55	0.44
28:YE:50:GLY:CA	28:YE:74:PRO:HG3	2.46	0.44
29:YF:201:VAL:HG13	29:YF:202:PHE:N	2.33	0.44
35:YP:107:LYS:HB2	35:YP:110:TYR:HD2	1.83	0.44
35:YP:115:LEU:CB	35:YP:131:SER:HB2	2.47	0.44
35:YP:88:LEU:O	35:YP:90:ARG:N	2.50	0.44
38:YS:56:LEU:O	38:YS:57:LYS:O	2.36	0.44
40:YU:86:ALA:CB	40:YU:88:ILE:HD11	2.48	0.44
44:YY:36:ALA:HB1	44:YY:67:LEU:O	2.16	0.44
45:YZ:54:HIS:CD2	45:YZ:101:PRO:HG3	2.53	0.44
1:QA:1176:A:H2'	1:QA:1177:G:H5'	2.00	0.44
1:QA:120:A:H2'	1:QA:121:C:H4'	1.99	0.44
1:QA:1305:G:O2'	1:QA:1306:A:O5'	2.35	0.44
1:QA:1505:G:H4'	1:QA:1506:U:H5''	2.00	0.44
1:QA:160:A:H2'	1:QA:161:A:O4'	2.17	0.44
1:QA:620:C:H2'	1:QA:621:A:O4'	2.18	0.44
2:QB:189:ASP:OD2	2:QB:205:ASP:OD1	2.35	0.44
2:QB:29:ALA:O	2:QB:32:ILE:HG22	2.17	0.44
2:QB:51:LEU:O	2:QB:55:PHE:HD2	2.00	0.44
1:QA:1205:U:H5'	3:QC:190:ARG:NH2	2.33	0.44
4:QD:120:LEU:HA	4:QD:120:LEU:HD23	1.83	0.44
4:QD:206:PHE:CD2	4:QD:207:TYR:CE1	3.06	0.44
10:QJ:61:GLU:CG	14:QN:58:LYS:HE2	2.47	0.44
13:QM:90:LEU:HD12	13:QM:91:ARG:N	2.33	0.44
15:QO:10:LYS:O	15:QO:14:GLU:HB2	2.18	0.44
20:QT:83:ARG:C	20:QT:86:ARG:HB3	2.38	0.44
51:R5:56:LYS:O	51:R5:58:LEU:N	2.50	0.44
25:RA:1930:G:HO2'	25:RA:1931:U:P	2.39	0.44
25:RA:2344:U:OP1	52:R6:38:LYS:HD3	2.18	0.44
25:RA:1659:U:O2'	25:RA:2712(A):A:N1	2.45	0.44
25:RA:855:G:H1	25:RA:922:U:H3	1.65	0.44
28:RE:11:MET:O	28:RE:12:THR:HB	2.18	0.44
29:RF:174:VAL:O	29:RF:174:VAL:CG1	2.65	0.44
31:RH:84:SER:OG	31:RH:85:LYS:N	2.51	0.44

*Continued on next page...*

*Continued from previous page...*

Atom-1	Atom-2	Interatomic distance (Å)	Clash overlap (Å)
34:RO:2:ILE:HD11	34:RO:82:ASN:ND2	2.16	0.44
37:RR:33:ARG:HA	37:RR:114:VAL:O	2.18	0.44
41:RV:35:LEU:N	41:RV:35:LEU:HD22	2.23	0.44
42:RW:29:LEU:HD11	42:RW:55:ALA:HB2	1.98	0.44
44:RY:88:LYS:HB3	44:RY:90:LEU:CD2	2.48	0.44
1:XA:1032(A):G:H2'	1:XA:1032(B):G:C8	2.53	0.44
1:XA:1376:U:H2'	1:XA:1377:A:C8	2.53	0.44
1:XA:538:G:OP1	12:XL:113:ARG:HD2	2.18	0.44
2:XB:24:TRP:CD2	2:XB:26:PRO:HD3	2.52	0.44
4:XD:132:ARG:HG2	4:XD:132:ARG:HH11	1.83	0.44
4:XD:52:SER:HB3	4:XD:55:ALA:HB3	2.00	0.44
5:XE:62:ALA:C	5:XE:64:ARG:H	2.21	0.44
5:XE:62:ALA:O	5:XE:64:ARG:N	2.51	0.44
4:QD:196:LEU:C	6:XF:16:GLN:HG3	2.37	0.44
6:XF:27:GLN:HG2	6:XF:27:GLN:H	1.65	0.44
7:XG:38:LEU:O	7:XG:42:ILE:HG13	2.17	0.44
14:YN:24:CYS:HB3	14:YN:28:GLY:H	1.83	0.44
18:XR:82:THR:CG2	18:XR:83:GLU:N	2.79	0.44
20:XT:48:LYS:HB3	20:XT:51:GLU:CG	2.48	0.44
20:XT:83:ARG:C	20:XT:86:ARG:HB3	2.38	0.44
48:Y2:41:ILE:HD12	48:Y2:41:ILE:O	2.16	0.44
50:Y4:39:CYS:O	50:Y4:40:HIS:CB	2.66	0.44
25:YA:1016:G:H1	25:YA:1146:C:H42	1.66	0.44
25:YA:1794:U:C2	25:YA:1795:C:C5	3.06	0.44
25:YA:2186:G:H2'	25:YA:2187:G:H8	1.83	0.44
25:YA:2310:A:N6	30:YG:79:ASN:HB2	2.32	0.44
25:YA:2398:U:H2'	25:YA:2399:G:H8	1.83	0.44
25:YA:2450:A:OP1	25:YA:2497:A:O2'	2.24	0.44
25:YA:2836:U:H2'	25:YA:2837:G:C8	2.53	0.44
25:YA:389:G:N1	35:YP:71:VAL:HG12	2.33	0.44
27:YD:155:LEU:N	27:YD:155:LEU:HD12	2.32	0.44
27:YD:44:ASN:HB2	27:YD:49:ILE:HA	1.93	0.44
27:YD:44:ASN:CB	27:YD:49:ILE:HG22	2.46	0.44
29:YF:24:LEU:N	29:YF:24:LEU:HD12	2.33	0.44
25:YA:2445:G:OP1	29:YF:74:ARG:NH2	2.51	0.44
31:YH:6:ARG:CG	31:YH:7:LEU:N	2.81	0.44
35:YP:45:LEU:HD12	35:YP:45:LEU:N	2.33	0.44
36:YQ:66:ILE:O	36:YQ:104:PHE:N	2.49	0.44
38:YS:110:LEU:HA	38:YS:112:PHE:CZ	2.53	0.44
40:YU:79:PHE:CE2	40:YU:83:LEU:CD1	3.00	0.44
25:YA:996:A:H4'	40:YU:92:ARG:HE	1.81	0.44

*Continued on next page...*

*Continued from previous page...*

Atom-1	Atom-2	Interatomic distance (Å)	Clash overlap (Å)
41:YV:72:VAL:HG13	41:YV:85:LYS:HB3	2.00	0.44
44:YY:88:LYS:HB3	44:YY:90:LEU:CD2	2.48	0.44
1:QA:1004:A:H2	1:QA:1024:G:C8	2.36	0.44
1:QA:1095:U:H5''	1:QA:1109:C:O2	2.16	0.44
1:QA:1274:G:N2	1:QA:1275:A:H62	2.16	0.44
1:QA:1384:C:H2'	1:QA:1385:G:C8	2.52	0.44
1:QA:526:C:H2'	1:QA:527:G:H4'	2.00	0.44
1:QA:571:U:OP1	1:QA:819:A:O2'	2.34	0.44
4:QD:72:GLU:O	4:QD:73:ARG:C	2.52	0.44
5:QE:67:VAL:HG22	5:QE:68:GLU:N	2.33	0.44
7:QG:21:VAL:HG23	7:QG:22:LEU:N	2.32	0.44
7:QG:38:LEU:O	7:QG:42:ILE:HG13	2.17	0.44
7:QG:62:PHE:O	7:QG:64:GLN:N	2.51	0.44
11:QK:13:GLN:HG3	11:QK:75:TYR:CA	2.48	0.44
12:QL:117:ARG:NH2	12:QL:124:LYS:HD3	2.32	0.44
15:QO:25:THR:HG22	15:QO:70:LEU:HD22	1.99	0.44
1:QA:728:A:C5	15:QO:54:ARG:HD2	2.53	0.44
16:QP:83:GLU:HG3	16:QP:84:ALA:N	2.33	0.44
47:R1:10:LYS:HD2	47:R1:66:HIS:HE1	1.82	0.44
51:R5:52:TYR:CD1	51:R5:52:TYR:N	2.85	0.44
53:R7:32:LYS:O	53:R7:33:ARG:C	2.56	0.44
25:RA:1666:G:H2'	25:RA:1667:G:H1'	1.99	0.44
25:RA:2127:G:H21	25:RA:2173:A:H1'	1.82	0.44
25:RA:374:A:H1'	25:RA:401:A:N6	2.33	0.44
25:RA:531:C:OP1	25:RA:561:G:N1	2.50	0.44
27:RD:155:LEU:HD23	27:RD:177:LEU:HD21	2.00	0.44
27:RD:206:LEU:HA	27:RD:206:LEU:HD23	1.49	0.44
27:RD:30:GLU:HG3	27:RD:63:ARG:NE	2.32	0.44
27:RD:95:LEU:HD12	27:RD:95:LEU:O	2.17	0.44
28:RE:199:ARG:HG3	28:RE:199:ARG:HH11	1.82	0.44
30:RG:67:LYS:N	30:RG:67:LYS:HD2	2.33	0.44
32:RI:79:ILE:HB	32:RI:142:VAL:HA	1.99	0.44
33:RN:114:ARG:O	33:RN:115:ARG:CB	2.65	0.44
35:RP:101:VAL:HA	35:RP:106:LEU:HB2	2.00	0.44
37:RR:12:ARG:HG3	37:RR:12:ARG:NH1	2.32	0.44
38:RS:3:ARG:O	38:RS:4:LEU:O	2.35	0.44
39:RT:29:ARG:HA	39:RT:45:PHE:O	2.17	0.44
34:RO:104:ARG:NH1	39:RT:36:GLU:CD	2.71	0.44
43:RX:70:LEU:HD23	43:RX:70:LEU:H	1.78	0.44
1:XA:1157:A:O2'	1:XA:1158:C:O2	2.33	0.44
1:XA:1425:U:H2'	1:XA:1426:C:H6	1.83	0.44

*Continued on next page...*

*Continued from previous page...*

Atom-1	Atom-2	Interatomic distance (Å)	Clash overlap (Å)
1:XA:601:C:H2'	1:XA:602:A:H8	1.83	0.44
2:XB:54:THR:HG21	2:XB:201:ILE:HD11	2.00	0.44
3:XC:188:LEU:HD12	3:XC:195:VAL:CG1	2.48	0.44
3:XC:68:VAL:HG12	3:XC:70:VAL:HG23	1.98	0.44
10:XJ:16:LEU:HD13	10:XJ:16:LEU:C	2.38	0.44
1:XA:1151:A:N3	10:XJ:39:PRO:HG3	2.32	0.44
12:XL:120:TYR:O	12:XL:121:GLY:O	2.36	0.44
10:XJ:53:PRO:C	14:XN:41:ARG:NH2	2.71	0.44
14:XN:47:LEU:O	14:XN:48:ALA:C	2.56	0.44
20:XT:36:LEU:HD13	20:XT:36:LEU:HA	1.82	0.44
46:Y0:74:ARG:C	46:Y0:74:ARG:HD3	2.38	0.44
50:Y4:39:CYS:HB3	50:Y4:41:PRO:HD2	2.00	0.44
30:YG:67:LYS:CE	50:Y4:6:HIS:NE2	2.74	0.44
25:YA:1028:A:N6	25:YA:1125:G:H2'	2.33	0.44
25:YA:1371:G:HO2'	25:YA:1372:U:H5	1.63	0.44
25:YA:1790:C:H5''	25:YA:1791:A:OP1	2.18	0.44
25:YA:1803:A:N6	25:YA:1814:G:O2'	2.39	0.44
25:YA:1826:G:H4'	27:YD:242:ARG:HH21	1.81	0.44
25:YA:633:A:H1'	25:YA:2403:C:O3'	2.17	0.44
27:YD:226:MET:H	27:YD:226:MET:HG2	1.53	0.44
28:YE:120:TRP:CE3	28:YE:155:LYS:HD3	2.53	0.44
29:YF:184:TYR:CE2	29:YF:188:ARG:HD2	2.52	0.44
30:YG:16:ARG:CZ	30:YG:31:VAL:HG11	2.47	0.44
31:YH:37:VAL:HG11	31:YH:68:THR:HG23	1.98	0.44
39:YT:99:LEU:CD1	39:YT:99:LEU:O	2.65	0.44
40:YU:97:ASP:HA	40:YU:100:VAL:CG2	2.47	0.44
43:YX:35:THR:O	43:YX:36:LYS:C	2.55	0.44
45:YZ:69:THR:HG22	45:YZ:90:VAL:HA	2.00	0.44
1:QA:115:G:H4'	1:QA:116:A:O5'	2.17	0.44
1:QA:695:A:H2'	1:QA:696:A:C8	2.53	0.44
1:QA:730:G:C5	1:QA:731:G:H1'	2.53	0.44
1:QA:857:C:H2'	1:QA:858:G:O4'	2.17	0.44
2:QB:77:ALA:HB2	2:QB:211:ILE:HG21	2.00	0.44
2:QB:17:PHE:CG	2:QB:44:LEU:HD11	2.53	0.44
2:QB:87:ARG:HH11	2:QB:223:ILE:HD11	1.83	0.44
5:QE:101:ILE:HD13	5:QE:101:ILE:H	1.82	0.44
1:QA:1298:C:C4	7:QG:114:ARG:HD2	2.53	0.44
8:QH:118:VAL:O	8:QH:119:LEU:HD23	2.17	0.44
10:QJ:54:PHE:CD2	10:QJ:55:LYS:HD2	2.52	0.44
11:QK:48:ILE:HD11	11:QK:64:ALA:N	2.32	0.44
12:QL:119:LYS:HB2	12:QL:120:TYR:HD1	1.83	0.44

*Continued on next page...*

*Continued from previous page...*

Atom-1	Atom-2	Interatomic distance (Å)	Clash overlap (Å)
13:QM:101:GLN:HB2	13:QM:101:GLN:HE21	1.66	0.44
13:QM:36:LYS:C	13:QM:36:LYS:CD	2.86	0.44
16:QP:72:ARG:CD	16:QP:73:LEU:HD23	2.47	0.44
18:QR:20:ALA:O	18:QR:21:LYS:HG3	2.18	0.44
20:QT:101:GLY:C	20:QT:103:GLY:H	2.21	0.44
47:R1:8:SER:CB	47:R1:66:HIS:CE1	3.01	0.44
50:R4:42:PHE:CD1	50:R4:42:PHE:C	2.90	0.44
51:R5:3:LYS:O	51:R5:4:HIS:C	2.56	0.44
52:R6:11:LEU:HD12	52:R6:51:GLU:HG3	2.00	0.44
25:RA:1333:C:H2'	25:RA:1334:G:C8	2.49	0.44
25:RA:1792:G:H2'	25:RA:1793:C:H6	1.81	0.44
25:RA:2126:A:H2	25:RA:2162:G:H21	1.66	0.44
25:RA:2591:C:OP2	27:RD:238:GLY:HA3	2.17	0.44
25:RA:530:G:N1	25:RA:2022:U:OP1	2.50	0.44
26:RB:82:G:H2'	26:RB:83:G:C8	2.53	0.44
27:RD:10:THR:O	27:RD:11:PRO:C	2.56	0.44
27:RD:30:GLU:CD	27:RD:63:ARG:HE	2.21	0.44
28:RE:13:ARG:HB3	28:RE:13:ARG:HH11	1.82	0.44
29:RF:167:ALA:HB1	29:RF:173:VAL:HG11	1.98	0.44
31:RH:109:PHE:C	31:RH:111:HIS:H	2.21	0.44
31:RH:136:ILE:N	31:RH:136:ILE:HD12	2.31	0.44
34:RO:97:ARG:HA	34:RO:117:LEU:HD22	2.00	0.44
34:RO:77:ILE:O	34:RO:77:ILE:HG23	2.17	0.44
35:RP:81:GLN:HG3	35:RP:82:GLY:N	2.32	0.44
40:RU:52:ARG:NH1	40:RU:52:ARG:CG	2.76	0.44
40:RU:79:PHE:CE2	40:RU:83:LEU:CD1	3.01	0.44
44:RY:97:ARG:HG2	44:RY:97:ARG:HH11	1.82	0.44
1:XA:1287:A:H2'	1:XA:1288:A:C8	2.52	0.44
2:XB:192:SER:OG	2:XB:193:ASP:N	2.50	0.44
2:XB:33:TYR:O	2:XB:33:TYR:HD1	2.00	0.44
3:XC:14:ILE:C	3:XC:16:ARG:H	2.21	0.44
3:XC:69:HIS:ND1	3:XC:69:HIS:N	2.66	0.44
4:XD:9:CYS:SG	4:XD:32:ALA:HB2	2.58	0.44
5:XE:94:ALA:HB2	5:XE:119:LEU:HG	2.00	0.44
7:XG:69:VAL:CG1	7:XG:69:VAL:O	2.62	0.44
10:XJ:96:ILE:N	10:XJ:96:ILE:CD1	2.79	0.44
11:XK:106:LYS:O	11:XK:107:SER:CB	2.65	0.44
24:XY:34:C:H2'	24:XY:35:G:O4'	2.17	0.44
50:Y4:68:ARG:HH11	50:Y4:69:LYS:HG2	1.82	0.44
25:YA:999:U:H5''	25:YA:1154:G:O6	2.17	0.44
25:YA:1473:G:H1	25:YA:1520:U:H3	1.66	0.44

*Continued on next page...*

*Continued from previous page...*

Atom-1	Atom-2	Interatomic distance (Å)	Clash overlap (Å)
25:YA:1899:G:N2	25:YA:1902:C:N4	2.66	0.44
25:YA:1930:G:H2'	25:YA:1968:G:H1	1.82	0.44
25:YA:1978:A:H2'	25:YA:1979:C:O4'	2.18	0.44
25:YA:2060:A:H2	25:YA:2445:G:H5'	1.82	0.44
25:YA:2102:U:H2'	25:YA:2103:C:C6	2.53	0.44
25:YA:2316:C:H1'	30:YG:128:ARG:HH22	1.83	0.44
25:YA:2695:C:H2'	25:YA:2696:U:H6	1.82	0.44
25:YA:2712:U:O2'	25:YA:2712(A):A:P	2.75	0.44
25:YA:2735:G:H2'	25:YA:2736:G:C8	2.53	0.44
25:YA:604:G:C6	25:YA:625:G:C2	3.06	0.44
25:YA:755:C:H2'	25:YA:756:C:C6	2.53	0.44
25:YA:863:A:H61	25:YA:913:U:H3	1.65	0.44
27:YD:102:LYS:O	27:YD:103:ARG:CG	2.66	0.44
27:YD:143:HIS:HD2	27:YD:144:ALA:HB2	1.82	0.44
29:YF:42:ALA:O	29:YF:45:ARG:HB2	2.18	0.44
29:YF:65:TRP:CZ2	29:YF:72:ARG:NH2	2.86	0.44
32:YI:21:VAL:HG21	32:YI:25:TYR:HD1	1.83	0.44
33:YN:46:VAL:O	33:YN:47:ALA:CB	2.57	0.44
35:YP:13:ASN:C	35:YP:15:ARG:H	2.21	0.44
35:YP:19:VAL:HG22	35:YP:21:ARG:H	1.83	0.44
36:YQ:27:VAL:HG13	36:YQ:28:ALA:N	2.32	0.44
36:YQ:81:VAL:HG23	36:YQ:82:ARG:N	2.32	0.44
42:YW:67:ASP:N	42:YW:67:ASP:OD2	2.50	0.44
42:YW:88:ARG:HG2	42:YW:88:ARG:HH11	1.82	0.44
1:QA:1352:C:N3	1:QA:1370:G:N2	2.61	0.44
1:QA:19:C:OP1	5:QE:125:SER:OG	2.29	0.44
1:QA:718:G:H5'	11:QK:117:ASN:OD1	2.18	0.44
2:QB:47:THR:HG22	2:QB:51:LEU:CG	2.48	0.44
2:QB:90:MET:HA	2:QB:91:PRO:HD3	1.82	0.44
3:QC:106:VAL:HG11	3:QC:109:PRO:HA	2.00	0.44
3:QC:42:LEU:HD12	3:QC:45:LYS:HZ3	1.83	0.44
4:QD:146:ILE:H	4:QD:146:ILE:CD1	2.29	0.44
4:QD:76:ARG:O	4:QD:79:PHE:HB3	2.17	0.44
5:QE:62:ALA:C	5:QE:64:ARG:H	2.21	0.44
7:QG:78:ARG:HH11	7:QG:78:ARG:CG	2.30	0.44
9:QI:43:ALA:O	9:QI:45:ALA:N	2.51	0.44
10:QJ:10:GLY:O	10:QJ:68:HIS:N	2.51	0.44
10:QJ:38:ILE:CG1	10:QJ:71:LEU:HB3	2.48	0.44
10:QJ:6:ILE:O	10:QJ:71:LEU:HD12	2.18	0.44
11:QK:34:ASP:OD1	11:QK:38:ASN:HB2	2.18	0.44
19:QS:51:VAL:HG12	19:QS:52:TYR:N	2.33	0.44

*Continued on next page...*

*Continued from previous page...*

Atom-1	Atom-2	Interatomic distance (Å)	Clash overlap (Å)
20:QT:36:LEU:C	20:QT:38:LYS:N	2.71	0.44
20:QT:50:GLU:O	20:QT:52:ALA:N	2.51	0.44
47:R1:92:LYS:O	47:R1:93:GLU:C	2.55	0.44
48:R2:4:SER:OG	48:R2:5:GLU:OE2	2.26	0.44
50:R4:39:CYS:HB3	50:R4:41:PRO:HD2	2.00	0.44
50:R4:48:ARG:C	50:R4:49:PHE:HD1	2.22	0.44
54:R8:40:GLU:O	54:R8:43:GLN:N	2.50	0.44
25:RA:1161:C:H2'	25:RA:1162:G:C8	2.53	0.44
25:RA:1298:C:H2'	25:RA:1299:G:O4'	2.17	0.44
25:RA:500:G:N2	25:RA:502:A:H3'	2.33	0.44
25:RA:583:G:H5''	40:RU:10:ARG:NH1	2.30	0.44
25:RA:678:C:H2'	25:RA:679:C:C6	2.53	0.44
25:RA:947:G:H2'	25:RA:948:G:H8	1.83	0.44
27:RD:12:SER:O	27:RD:14:ARG:N	2.51	0.44
27:RD:25:THR:CG2	27:RD:25:THR:O	2.65	0.44
29:RF:201:VAL:HG13	29:RF:202:PHE:N	2.33	0.44
29:RF:65:TRP:CZ2	29:RF:72:ARG:NH2	2.86	0.44
30:RG:19:LEU:HA	30:RG:22:ARG:HB2	1.99	0.44
31:RH:119:GLU:CD	31:RH:120:GLY:H	2.22	0.44
32:RI:113:ARG:HG3	32:RI:131:LYS:NZ	2.33	0.44
34:RO:86:ILE:CD1	34:RO:86:ILE:H	2.28	0.44
36:RQ:27:VAL:HG13	36:RQ:28:ALA:N	2.32	0.44
36:RQ:34:LEU:HB2	36:RQ:118:LEU:HD22	2.00	0.44
37:RR:3:HIS:C	37:RR:5:LYS:H	2.16	0.44
38:RS:38:GLN:CG	38:RS:47:THR:HG21	2.48	0.44
41:RV:25:LEU:H	41:RV:92:THR:CG2	2.28	0.44
41:RV:72:VAL:HG13	41:RV:85:LYS:HB3	2.00	0.44
43:RX:14:SER:HB2	43:RX:15:GLU:OE1	2.18	0.44
43:RX:3:THR:HA	43:RX:6:ASP:OD2	2.18	0.44
45:RZ:48:PHE:CE2	45:RZ:71:VAL:HG11	2.51	0.44
1:XA:1034:G:H2'	1:XA:1035:A:C8	2.52	0.44
1:XA:1074:G:C4'	2:XB:104:ASN:HB2	2.47	0.44
1:XA:1220:G:H2'	1:XA:1221:G:C8	2.51	0.44
1:XA:1446:A:HO2'	1:XA:1447:G:P	2.38	0.44
5:XE:36:ASP:C	5:XE:37:ARG:HG2	2.38	0.44
5:XE:80:ILE:HG13	5:XE:82:VAL:HG23	1.99	0.44
8:XH:109:ILE:HD11	8:XH:120:THR:HG22	2.00	0.44
8:XH:23:SER:HB3	8:XH:62:TYR:HA	2.00	0.44
9:XI:10:ARG:NE	9:XI:105:ASP:CB	2.81	0.44
10:XJ:100:THR:O	10:XJ:101:VAL:HB	2.17	0.44
10:XJ:96:ILE:H	10:XJ:96:ILE:HD13	1.83	0.44

*Continued on next page...*

*Continued from previous page...*

Atom-1	Atom-2	Interatomic distance (Å)	Clash overlap (Å)
16:XP:20:VAL:HG22	16:XP:21:VAL:H	1.83	0.44
13:XM:80:ARG:NH1	19:XS:65:ASN:O	2.51	0.44
19:XS:8:GLY:O	19:XS:9:VAL:CG2	2.57	0.44
19:XS:3:ARG:HB3	50:Y4:67:TYR:CD2	2.53	0.44
52:Y6:34:LEU:O	52:Y6:36:LEU:HD22	2.17	0.44
25:YA:1021:A:H3'	25:YA:1021:A:C8	2.53	0.44
25:YA:1165:U:H2'	25:YA:1166:C:C6	2.53	0.44
25:YA:1206:G:C6	25:YA:1207:C:C4	3.05	0.44
25:YA:1217:C:OP1	40:YU:15:LYS:NZ	2.44	0.44
25:YA:1392:A:C6	25:YA:1393:A:N1	2.85	0.44
25:YA:1491:G:O2'	27:YD:101:GLU:HB2	2.18	0.44
25:YA:172:C:H2'	25:YA:173:G:C8	2.53	0.44
25:YA:177:G:H3'	25:YA:178:G:H8	1.81	0.44
25:YA:2492:U:H2'	25:YA:2493:U:C6	2.52	0.44
25:YA:2722:G:C6	25:YA:2723:C:C4	3.06	0.44
25:YA:608:A:C4	25:YA:621:A:C6	3.06	0.44
27:YD:30:GLU:HG3	27:YD:63:ARG:NE	2.32	0.44
28:YE:2:LYS:HG2	28:YE:95:ILE:HG22	1.99	0.44
34:YO:47:ILE:HG13	34:YO:48:PRO:HD2	1.99	0.44
34:YO:91:LEU:CD2	34:YO:91:LEU:N	2.80	0.44
35:YP:101:VAL:HA	35:YP:106:LEU:HB2	1.99	0.44
37:YR:41:ALA:C	37:YR:43:GLU:H	2.21	0.44
42:YW:14:PRO:HB3	42:YW:18:ARG:HE	1.83	0.44
1:QA:109:A:H5'	1:QA:110:C:C5	2.52	0.43
1:QA:1496:C:H2'	1:QA:1497:G:O4'	2.18	0.43
1:QA:266:G:H5'	1:QA:268:C:H41	1.82	0.43
2:QB:100:GLY:N	2:QB:176:GLU:OE2	2.51	0.43
4:QD:25:ARG:C	4:QD:27:TYR:H	2.21	0.43
8:QH:88:LYS:HB3	8:QH:89:PRO:HD2	2.00	0.43
9:QI:100:GLY:C	9:QI:102:LEU:N	2.71	0.43
9:QI:10:ARG:NE	9:QI:105:ASP:CB	2.81	0.43
7:QG:16:LEU:HD13	9:QI:45:ALA:HB2	1.99	0.43
9:QI:4:TYR:CZ	9:QI:88:TYR:HB2	2.52	0.43
11:QK:53:SER:C	11:QK:55:LYS:H	2.20	0.43
12:QL:27:LEU:C	12:QL:29:GLY:H	2.20	0.43
16:QP:23:ASP:O	16:QP:26:ARG:HB2	2.18	0.43
19:QS:8:GLY:O	19:QS:9:VAL:CG2	2.57	0.43
20:QT:98:PRO:O	20:QT:100:ILE:N	2.42	0.43
22:QV:63:G:H4'	46:R0:11:ARG:NH2	2.33	0.43
50:R4:39:CYS:O	50:R4:40:HIS:CB	2.66	0.43
50:R4:49:PHE:HD1	50:R4:49:PHE:N	2.16	0.43

*Continued on next page...*



*Continued from previous page...*

Atom-1	Atom-2	Interatomic distance (Å)	Clash overlap (Å)
25:RA:1079:C:H2'	25:RA:1080:C:O4'	2.18	0.43
25:RA:2069:G:C2	25:RA:2070:G:C8	3.06	0.43
27:RD:102:LYS:O	27:RD:103:ARG:CG	2.66	0.43
27:RD:11:PRO:O	27:RD:12:SER:CB	2.65	0.43
28:RE:3:GLY:CA	28:RE:81:ILE:HG21	2.48	0.43
29:RF:63:LYS:CE	29:RF:67:GLN:HB2	2.48	0.43
30:RG:139:LEU:HA	30:RG:144:ILE:HG21	2.00	0.43
26:RB:42:C:O4'	30:RG:69:ALA:HB2	2.18	0.43
25:RA:2653:U:O2'	31:RH:110:SER:HB2	2.18	0.43
35:RP:101:VAL:HG13	35:RP:102:ARG:N	2.33	0.43
35:RP:75:ILE:HG12	35:RP:77:ARG:NH1	2.33	0.43
38:RS:56:LEU:O	38:RS:57:LYS:O	2.36	0.43
38:RS:57:LYS:O	38:RS:58:LEU:HB3	2.18	0.43
38:RS:86:ALA:O	38:RS:87:PHE:CB	2.65	0.43
39:RT:99:LEU:O	39:RT:99:LEU:CD1	2.66	0.43
43:RX:87:GLN:HB2	43:RX:87:GLN:HE21	1.55	0.43
44:RY:11:ASP:HB2	44:RY:27:VAL:CG1	2.46	0.43
44:RY:48:ALA:CB	44:RY:61:ILE:HD13	2.45	0.43
1:XA:234:C:H2'	1:XA:235:C:C6	2.52	0.43
1:XA:544:G:C6	1:XA:545:C:C4	3.06	0.43
1:XA:790:A:H61	1:XA:1498:U:P	2.41	0.43
3:XC:59:ARG:HH12	3:XC:97:LYS:CD	2.31	0.43
4:XD:180:GLY:O	4:XD:181:MET:C	2.54	0.43
4:XD:93:PHE:CZ	4:XD:97:LEU:HD11	2.52	0.43
6:XF:3:ARG:HG2	6:XF:93:SER:OG	2.17	0.43
10:XJ:51:ARG:NH1	10:XJ:51:ARG:HG2	2.33	0.43
11:XK:91:ARG:HH22	18:XR:88:LYS:HZ3	1.65	0.43
20:XT:28:ALA:O	20:XT:30:LYS:N	2.50	0.43
47:Y1:49:VAL:HG12	47:Y1:51:VAL:HG23	1.99	0.43
50:Y4:48:ARG:NH1	50:Y4:51:ASP:HA	2.34	0.43
25:YA:1024:G:H1'	25:YA:1144:G:O2'	2.18	0.43
25:YA:1590:U:H2'	25:YA:1591:G:C8	2.52	0.43
25:YA:1675:C:C4	28:YE:129:HIS:CE1	3.06	0.43
25:YA:1766:U:H2'	25:YA:1767:C:H6	1.83	0.43
25:YA:2052:G:H4'	28:YE:143:ASN:O	2.17	0.43
25:YA:278:A:H2'	25:YA:279:C:C6	2.52	0.43
25:YA:492:A:H2'	25:YA:493:G:O4'	2.18	0.43
25:YA:920:G:H2'	25:YA:921:G:C8	2.52	0.43
27:YD:17:THR:HG21	27:YD:204:ILE:HA	1.99	0.43
27:YD:35:LYS:HB3	27:YD:36:PRO:HA	2.00	0.43
27:YD:95:LEU:HD12	27:YD:95:LEU:O	2.17	0.43

*Continued on next page...*

*Continued from previous page...*

Atom-1	Atom-2	Interatomic distance (Å)	Clash overlap (Å)
28:YE:69:LYS:C	28:YE:71:GLY:N	2.71	0.43
29:YF:174:VAL:CG1	29:YF:174:VAL:O	2.65	0.43
13:XM:68:GLY:HA2	30:YG:116:ASP:OD2	2.18	0.43
31:YH:153:LYS:HG3	31:YH:162:ILE:H	1.79	0.43
31:YH:53:GLU:CD	31:YH:54:ARG:H	2.21	0.43
33:YN:67:LEU:HA	33:YN:87:LEU:HD13	2.00	0.43
34:YO:120:GLU:OE1	39:YT:67:SER:OG	2.25	0.43
34:YO:77:ILE:HG23	34:YO:77:ILE:O	2.17	0.43
38:YS:57:LYS:O	38:YS:58:LEU:HB3	2.18	0.43
38:YS:86:ALA:O	38:YS:87:PHE:CB	2.65	0.43
44:YY:95:LYS:HB2	44:YY:99:CYS:O	2.17	0.43
1:QA:444:C:H2'	1:QA:445:G:H8	1.83	0.43
1:QA:583:A:H2'	1:QA:584:G:O4'	2.18	0.43
4:QD:13:ARG:CB	4:QD:33:MET:HE2	2.48	0.43
7:QG:155:ARG:HD3	7:QG:155:ARG:H	1.83	0.43
8:QH:23:SER:HB3	8:QH:62:TYR:HA	2.00	0.43
8:QH:28:ALA:O	8:QH:29:SER:HB2	2.18	0.43
9:QI:47:LEU:H	9:QI:47:LEU:HD22	1.81	0.43
10:QJ:16:LEU:C	10:QJ:16:LEU:HD13	2.38	0.43
11:QK:106:LYS:O	11:QK:107:SER:CB	2.65	0.43
47:R1:53:VAL:CG1	47:R1:54:ALA:N	2.81	0.43
19:QS:69:HIS:CE1	50:R4:69:LYS:HE2	2.53	0.43
25:RA:2391:G:OP2	54:R8:32:LEU:HD13	2.18	0.43
25:RA:2047:U:H2'	25:RA:2048:G:H8	1.82	0.43
25:RA:2410:G:H2'	25:RA:2411:A:O4'	2.18	0.43
25:RA:558:G:OP1	33:RN:111:PRO:HD2	2.18	0.43
25:RA:60:G:C2	25:RA:74:A:C5	3.06	0.43
25:RA:646:A:H2'	25:RA:647:G:O4'	2.19	0.43
25:RA:725:G:C6	25:RA:726:G:N1	2.86	0.43
25:RA:729:G:N7	27:RD:209:ALA:HB3	2.32	0.43
27:RD:44:ASN:ND2	27:RD:44:ASN:H	1.97	0.43
28:RE:188:VAL:HA	28:RE:189:PRO:HD2	1.79	0.43
28:RE:51:PHE:HD1	28:RE:52:LEU:H	1.59	0.43
28:RE:52:LEU:O	28:RE:74:PRO:HA	2.18	0.43
29:RF:24:LEU:N	29:RF:24:LEU:HD12	2.33	0.43
30:RG:83:ARG:HG3	30:RG:86:MET:CE	2.46	0.43
32:RI:83:ALA:HA	32:RI:88:ILE:HA	2.00	0.43
33:RN:30:ILE:HG22	33:RN:34:LEU:CD2	2.48	0.43
25:RA:1294:U:O2'	37:RR:23:ASN:OD1	2.32	0.43
42:RW:70:TYR:HD2	42:RW:70:TYR:N	2.06	0.43
44:RY:6:HIS:ND1	44:RY:6:HIS:N	2.66	0.43

*Continued on next page...*

*Continued from previous page...*

Atom-1	Atom-2	Interatomic distance (Å)	Clash overlap (Å)
1:XA:1008:C:H2'	1:XA:1009:G:O4'	2.17	0.43
1:XA:262:A:H2'	1:XA:263:A:C8	2.53	0.43
1:XA:826:C:H2'	1:XA:827:U:O2	2.18	0.43
2:XB:77:ALA:HB1	2:XB:165:VAL:HG11	2.00	0.43
3:XC:106:VAL:HG11	3:XC:109:PRO:HA	2.00	0.43
4:XD:95:GLY:O	4:XD:99:SER:N	2.51	0.43
5:XE:20:GLN:O	5:XE:21:ALA:C	2.57	0.43
6:XF:72:VAL:HG23	6:XF:90:VAL:HG11	1.98	0.43
6:XF:91:VAL:CG1	18:XR:72:ARG:NH1	2.82	0.43
7:XG:78:ARG:CG	7:XG:78:ARG:HH11	2.31	0.43
8:XH:88:LYS:HB3	8:XH:89:PRO:HD2	2.00	0.43
12:XL:6:THR:H	12:XL:9:GLN:NE2	1.97	0.43
13:XM:36:LYS:CD	13:XM:36:LYS:C	2.85	0.43
14:XN:17:LYS:HG3	14:XN:18:VAL:N	2.33	0.43
17:XQ:13:ASP:O	17:XQ:15:MET:N	2.51	0.43
18:XR:20:ALA:O	18:XR:21:LYS:HG3	2.18	0.43
19:XS:63:THR:HG23	19:XS:66:MET:HE3	2.00	0.43
20:XT:50:GLU:O	20:XT:52:ALA:N	2.51	0.43
25:YA:1389:G:C2	25:YA:1399:C:O2	2.71	0.43
25:YA:1851:U:H2'	25:YA:1852:C:O4'	2.19	0.43
25:YA:2037:G:H2'	25:YA:2038:G:C8	2.53	0.43
25:YA:2259:G:C2	25:YA:2282:G:N1	2.86	0.43
25:YA:2717:G:C6	25:YA:2718:G:C5	3.06	0.43
4:QD:167:GLY:N	27:YD:135:PHE:HZ	2.16	0.43
31:YH:109:PHE:C	31:YH:111:HIS:H	2.22	0.43
33:YN:129:PRO:C	33:YN:131:GLN:H	2.20	0.43
34:YO:63:VAL:HG23	34:YO:63:VAL:O	2.17	0.43
35:YP:70:GLN:OE1	35:YP:70:GLN:N	2.51	0.43
37:YR:33:ARG:HA	37:YR:114:VAL:O	2.18	0.43
38:YS:14:VAL:CG1	38:YS:15:ARG:N	2.81	0.43
39:YT:107:ASP:OD2	39:YT:109:GLU:HB2	2.19	0.43
39:YT:19:LEU:HA	39:YT:20:PRO:HD3	1.88	0.43
39:YT:29:ARG:HA	39:YT:45:PHE:O	2.17	0.43
39:YT:49:VAL:CG1	39:YT:49:VAL:O	2.64	0.43
41:YV:66:ARG:NH1	41:YV:88:ARG:NH1	2.61	0.43
42:YW:29:LEU:HD11	42:YW:55:ALA:HB2	1.98	0.43
43:YX:14:SER:HB2	43:YX:15:GLU:OE1	2.18	0.43
43:YX:3:THR:HA	43:YX:6:ASP:OD2	2.18	0.43
44:YY:15:VAL:HB	44:YY:20:TYR:O	2.17	0.43
25:YA:2451:A:C2	56:Z8:76:PPU:HD2	2.53	0.43
1:QA:1148:U:OP1	9:QI:7:THR:HG21	2.18	0.43

*Continued on next page...*

*Continued from previous page...*

Atom-1	Atom-2	Interatomic distance (Å)	Clash overlap (Å)
1:QA:1286:A:H8	1:QA:1287:A:H4'	1.83	0.43
1:QA:1321:C:H5''	1:QA:1322:C:H5''	2.00	0.43
2:QB:87:ARG:NH1	2:QB:223:ILE:HD12	2.33	0.43
3:QC:67:THR:O	3:QC:69:HIS:CE1	2.72	0.43
4:QD:90:GLY:HA3	4:QD:204:ILE:HD11	2.01	0.43
7:QG:15:ASP:OD1	7:QG:23:VAL:HG11	2.19	0.43
9:QI:41:VAL:O	9:QI:41:VAL:HG12	2.18	0.43
11:QK:75:TYR:N	11:QK:75:TYR:CD1	2.86	0.43
12:QL:25:PRO:C	12:QL:27:LEU:N	2.70	0.43
22:QV:15:G:N2	22:QV:48:C:H42	2.16	0.43
52:R6:7:ILE:HG23	52:R6:8:LYS:N	2.32	0.43
53:R7:47:ARG:HB2	53:R7:48:LYS:H	1.64	0.43
54:R8:58:ILE:O	54:R8:61:LEU:CD1	2.67	0.43
25:RA:1125:G:H3'	25:RA:1126:A:C8	2.53	0.43
25:RA:1332:G:H2'	25:RA:1332:G:H8	1.57	0.43
25:RA:1471:A:OP2	25:RA:1521:G:N1	2.45	0.43
25:RA:2316:C:H2'	25:RA:2317:C:H6	1.84	0.43
25:RA:2652:C:N4	25:RA:2668:G:H1	2.15	0.43
25:RA:751:A:C2	25:RA:789:A:C4	3.06	0.43
25:RA:817:C:H2'	25:RA:818:G:O4'	2.18	0.43
27:RD:177:LEU:O	27:RD:179:SER:N	2.51	0.43
29:RF:101:LEU:HD12	29:RF:102:PRO:N	2.33	0.43
29:RF:144:LYS:C	29:RF:146:ALA:H	2.20	0.43
30:RG:131:TYR:HE2	30:RG:133:LEU:HD22	1.84	0.43
25:RA:2305:A:N1	30:RG:153:ARG:HA	2.32	0.43
33:RN:103:VAL:O	33:RN:104:LYS:C	2.57	0.43
34:RO:63:VAL:HG23	34:RO:63:VAL:O	2.18	0.43
35:RP:81:GLN:HE21	35:RP:81:GLN:HB2	1.59	0.43
39:RT:105:LEU:C	39:RT:107:ASP:OD1	2.56	0.43
39:RT:105:LEU:O	39:RT:105:LEU:HG	2.18	0.43
40:RU:88:ILE:HG22	40:RU:90:VAL:CG2	2.44	0.43
41:RV:15:GLU:O	41:RV:96:ILE:HB	2.19	0.43
43:RX:7:VAL:O	43:RX:30:VAL:CG1	2.67	0.43
44:RY:15:VAL:HB	44:RY:20:TYR:O	2.17	0.43
44:RY:95:LYS:HA	44:RY:101:LYS:N	2.33	0.43
45:RZ:5:LEU:HD23	45:RZ:47:VAL:HG21	2.00	0.43
1:XA:1130:A:O2'	9:XI:3:GLN:NE2	2.48	0.43
1:XA:1124:G:H3'	1:XA:1145:C:N4	2.33	0.43
1:XA:1318:A:H4'	19:XS:11:VAL:CG1	2.46	0.43
1:XA:1499:A:H1'	1:XA:1520:G:H5'	2.00	0.43
1:XA:170:U:H2'	1:XA:171:A:H8	1.83	0.43

*Continued on next page...*

*Continued from previous page...*

Atom-1	Atom-2	Interatomic distance (Å)	Clash overlap (Å)
1:XA:67:C:H2'	1:XA:68:G:H8	1.81	0.43
2:XB:47:THR:HG22	2:XB:51:LEU:CG	2.48	0.43
7:XG:60:LYS:O	7:XG:61:VAL:C	2.56	0.43
7:XG:62:PHE:O	7:XG:64:GLN:N	2.51	0.43
7:XG:75:VAL:HG13	7:XG:145:ALA:HA	2.00	0.43
11:XK:70:LYS:HA	11:XK:73:MET:HE2	2.00	0.43
12:XL:27:LEU:HD13	12:XL:28:LYS:H	1.83	0.43
13:XM:69:GLU:O	13:XM:70:LEU:C	2.56	0.43
18:XR:63:GLN:O	18:XR:66:LEU:HB3	2.18	0.43
19:XS:10:PHE:CD1	19:XS:38:SER:HB2	2.52	0.43
22:XV:54:U:C4	22:XV:55:U:C4	3.06	0.43
47:Y1:60:PHE:HZ	47:Y1:90:ILE:HG21	1.82	0.43
47:Y1:82:LEU:HD12	47:Y1:82:LEU:O	2.10	0.43
50:Y4:15:ILE:CD1	50:Y4:15:ILE:N	2.78	0.43
52:Y6:20:ASN:O	52:Y6:21:TYR:CG	2.72	0.43
52:Y6:11:LEU:HD12	52:Y6:51:GLU:HG3	2.00	0.43
53:Y7:19:ARG:NH1	53:Y7:19:ARG:HG2	2.34	0.43
54:Y8:58:ILE:O	54:Y8:61:LEU:CD1	2.67	0.43
25:YA:1506:C:H3'	25:YA:1507:A:H5''	2.00	0.43
25:YA:1899:G:H21	25:YA:1902:C:N4	2.17	0.43
25:YA:2292:C:O2	25:YA:2341:G:N2	2.52	0.43
25:YA:2864:G:OP1	39:YT:119:LYS:HD2	2.19	0.43
26:YB:104:A:OP1	45:YZ:72:ARG:NE	2.46	0.43
27:YD:10:THR:O	27:YD:11:PRO:C	2.56	0.43
27:YD:43:ARG:CZ	27:YD:49:ILE:HG21	2.49	0.43
28:YE:11:MET:O	28:YE:12:THR:HB	2.18	0.43
28:YE:143:ASN:ND2	28:YE:143:ASN:N	2.65	0.43
30:YG:31:VAL:HG13	30:YG:31:VAL:O	2.18	0.43
30:YG:67:LYS:N	30:YG:67:LYS:HD2	2.33	0.43
31:YH:137:ASP:OD1	31:YH:138:LYS:N	2.51	0.43
33:YN:103:VAL:O	33:YN:104:LYS:C	2.56	0.43
33:YN:87:LEU:CD2	33:YN:87:LEU:C	2.87	0.43
35:YP:96:THR:HG22	35:YP:126:VAL:CB	2.47	0.43
38:YS:38:GLN:CG	38:YS:47:THR:HG21	2.48	0.43
42:YW:50:VAL:O	42:YW:53:SER:N	2.50	0.43
1:QA:1075:C:H2'	1:QA:1076:C:C6	2.53	0.43
1:QA:210:U:O2'	1:QA:216:G:N7	2.48	0.43
2:QB:115:LEU:HD21	2:QB:153:ARG:HD3	2.00	0.43
3:QC:69:HIS:HA	3:QC:104:GLN:HB2	2.00	0.43
3:QC:27:LYS:NZ	3:QC:27:LYS:HB3	2.34	0.43
5:QE:62:ALA:O	5:QE:64:ARG:N	2.51	0.43

*Continued on next page...*

*Continued from previous page...*

Atom-1	Atom-2	Interatomic distance (Å)	Clash overlap (Å)
6:QF:61:LEU:HD23	6:QF:63:TYR:OH	2.17	0.43
10:QJ:100:THR:O	10:QJ:101:VAL:HB	2.17	0.43
10:QJ:54:PHE:CE2	10:QJ:55:LYS:HD2	2.52	0.43
11:QK:62:GLN:O	11:QK:64:ALA:N	2.52	0.43
12:QL:27:LEU:HD13	12:QL:28:LYS:H	1.83	0.43
13:QM:19:LEU:HD22	13:QM:19:LEU:N	2.33	0.43
15:QO:83:GLU:C	15:QO:85:LEU:N	2.71	0.43
17:QQ:92:ARG:HG3	17:QQ:92:ARG:NH1	2.30	0.43
19:QS:36:ARG:NH1	19:QS:52:TYR:O	2.51	0.43
22:QV:54:U:C4	22:QV:55:U:C4	3.06	0.43
46:R0:68:GLU:HG2	46:R0:80:HIS:HB2	2.01	0.43
25:RA:270(R):G:H1'	47:R1:78:LYS:HZ1	1.83	0.43
52:R6:20:ASN:O	52:R6:21:TYR:CG	2.71	0.43
54:R8:58:ILE:O	54:R8:61:LEU:CG	2.66	0.43
25:RA:1412:A:H2'	25:RA:1413:G:O4'	2.18	0.43
25:RA:1570:A:H2'	25:RA:1571:A:C8	2.53	0.43
25:RA:2068:U:N3	25:RA:2430:A:H2	2.14	0.43
25:RA:2595:G:N2	25:RA:2599:G:C5	2.86	0.43
25:RA:898:C:C2'	25:RA:899:A:H5'	2.48	0.43
27:RD:17:THR:HG22	27:RD:204:ILE:HA	1.98	0.43
27:RD:45:ASN:CG	27:RD:46:GLN:N	2.68	0.43
28:RE:120:TRP:CE3	28:RE:155:LYS:HD3	2.52	0.43
28:RE:31:CYS:HB3	28:RE:49:LEU:HG	2.01	0.43
28:RE:51:PHE:CD1	28:RE:52:LEU:N	2.76	0.43
30:RG:59:GLU:O	30:RG:62:LEU:HB3	2.18	0.43
31:RH:137:ASP:OD1	31:RH:138:LYS:N	2.51	0.43
32:RI:52:ARG:O	32:RI:56:LYS:N	2.50	0.43
38:RS:14:VAL:CG1	38:RS:15:ARG:N	2.81	0.43
25:RA:996:A:H4'	40:RU:92:ARG:HE	1.83	0.43
41:RV:66:ARG:NH1	41:RV:88:ARG:CD	2.74	0.43
43:RX:14:SER:O	43:RX:15:GLU:C	2.57	0.43
43:RX:65:ARG:N	43:RX:65:ARG:CD	2.79	0.43
44:RY:25:GLY:HA3	44:RY:39:VAL:CG1	2.47	0.43
1:XA:115:G:C2	1:XA:289:G:C8	3.07	0.43
1:XA:1324:A:O4'	1:XA:1362:C:H4'	2.19	0.43
1:XA:44:G:C2	1:XA:45:U:H1'	2.53	0.43
1:XA:981:U:H5	1:XA:982:U:HO2'	1.63	0.43
2:XB:162:ILE:O	2:XB:185:ILE:HG13	2.18	0.43
2:XB:95:GLN:HE21	2:XB:147:LYS:CE	2.28	0.43
3:XC:22:TRP:CB	3:XC:59:ARG:HB2	2.48	0.43
4:XD:163:GLU:HA	4:XD:163:GLU:OE2	2.19	0.43

*Continued on next page...*

*Continued from previous page...*

Atom-1	Atom-2	Interatomic distance (Å)	Clash overlap (Å)
5:XE:31:LEU:HD23	5:XE:45:PHE:CD1	2.53	0.43
5:XE:67:VAL:HG22	5:XE:68:GLU:N	2.33	0.43
6:XF:76:ALA:HB1	6:XF:80:ARG:HH21	1.82	0.43
11:XK:108:ILE:HG21	18:XR:88:LYS:OXT	2.19	0.43
11:XK:96:ARG:O	11:XK:97:ALA:C	2.54	0.43
12:XL:22:SER:C	12:XL:24:VAL:H	2.21	0.43
13:XM:87:TYR:HA	13:XM:90:LEU:HG	2.01	0.43
47:Y1:92:LYS:O	47:Y1:93:GLU:C	2.56	0.43
47:Y1:94:LEU:O	47:Y1:95:LEU:HB2	2.18	0.43
48:Y2:59:ARG:O	48:Y2:62:THR:HG23	2.18	0.43
50:Y4:2:LYS:HD2	50:Y4:2:LYS:HA	1.61	0.43
50:Y4:59:PHE:CE1	50:Y4:70:GLY:N	2.87	0.43
25:YA:2197:U:O3'	25:YA:2198:A:H8	2.01	0.43
25:YA:298:G:P	44:YY:85:VAL:HG22	2.57	0.43
25:YA:844:C:N4	25:YA:845:G:C2	2.87	0.43
27:YD:30:GLU:CD	27:YD:63:ARG:HE	2.21	0.43
27:YD:44:ASN:HB3	27:YD:49:ILE:CG2	2.47	0.43
28:YE:13:ARG:HH11	28:YE:13:ARG:HB2	1.81	0.43
28:YE:3:GLY:CA	28:YE:81:ILE:HG21	2.49	0.43
28:YE:3:GLY:HA3	28:YE:81:ILE:CD1	2.48	0.43
31:YH:136:ILE:N	31:YH:136:ILE:HD12	2.31	0.43
31:YH:35:VAL:CG2	31:YH:75:ALA:HB2	2.49	0.43
32:YI:144:VAL:HG22	32:YI:145:VAL:H	1.83	0.43
33:YN:118:LYS:C	33:YN:120:LEU:H	2.20	0.43
33:YN:30:ILE:HG22	33:YN:34:LEU:CD2	2.48	0.43
34:YO:61:VAL:O	34:YO:61:VAL:HG13	2.18	0.43
38:YS:110:LEU:HD23	38:YS:112:PHE:CE2	2.54	0.43
39:YT:105:LEU:C	39:YT:107:ASP:OD1	2.56	0.43
40:YU:79:PHE:C	40:YU:79:PHE:HD2	2.19	0.43
41:YV:66:ARG:NH1	41:YV:88:ARG:CD	2.74	0.43
42:YW:111:HIS:CG	42:YW:112:GLY:H	2.37	0.43
43:YX:70:LEU:H	43:YX:70:LEU:HD23	1.78	0.43
44:YY:6:HIS:ND1	44:YY:6:HIS:N	2.66	0.43
1:QA:1504:G:OP1	1:QA:1507:A:H4'	2.18	0.43
1:QA:300:A:N6	1:QA:301:G:N3	2.65	0.43
1:QA:692:U:H5	11:QK:26:ASN:OD1	2.02	0.43
3:QC:79:ARG:HH21	11:XK:96:ARG:CA	2.32	0.43
4:QD:163:GLU:OE2	4:QD:163:GLU:HA	2.19	0.43
6:QF:88:VAL:HG12	6:QF:89:MET:N	2.34	0.43
7:QG:23:VAL:O	7:QG:27:ILE:HD12	2.19	0.43
7:QG:60:LYS:O	7:QG:61:VAL:C	2.57	0.43

*Continued on next page...*

*Continued from previous page...*

Atom-1	Atom-2	Interatomic distance (Å)	Clash overlap (Å)
1:QA:1347:G:OP2	9:QI:107:ARG:HG2	2.18	0.43
9:QI:95:LYS:HD3	9:QI:95:LYS:C	2.39	0.43
10:QJ:51:ARG:HG2	10:QJ:51:ARG:NH1	2.33	0.43
10:QJ:90:LEU:N	10:QJ:91:PRO:CD	2.81	0.43
1:QA:779:C:H4'	11:QK:121:PRO:O	2.18	0.43
12:QL:22:SER:C	12:QL:24:VAL:H	2.22	0.43
13:QM:69:GLU:O	13:QM:70:LEU:C	2.56	0.43
16:QP:21:VAL:HG23	16:QP:34:GLU:N	2.34	0.43
16:QP:72:ARG:O	16:QP:72:ARG:HD3	2.18	0.43
22:QV:4:G:C6	22:QV:70:G:N1	2.87	0.43
47:R1:80:LEU:O	47:R1:81:LYS:CD	2.65	0.43
50:R4:68:ARG:O	50:R4:69:LYS:HB2	2.17	0.43
53:R7:5:TRP:CD1	53:R7:7:PRO:HG3	2.53	0.43
54:R8:40:GLU:O	54:R8:41:ILE:C	2.56	0.43
25:RA:1503:U:H2'	25:RA:1504:C:C6	2.53	0.43
25:RA:2127:G:N2	25:RA:2173:A:H1'	2.34	0.43
25:RA:2550:G:C6	25:RA:2551:C:C4	3.06	0.43
25:RA:609(A):G:N2	25:RA:619:G:H1'	2.33	0.43
28:RE:16:ARG:O	28:RE:18:ASP:O	2.36	0.43
31:RH:35:VAL:CG2	31:RH:75:ALA:HB2	2.48	0.43
31:RH:6:ARG:CG	31:RH:7:LEU:N	2.81	0.43
31:RH:92:ILE:CD1	31:RH:160:LYS:HD3	2.48	0.43
32:RI:29:TYR:O	32:RI:33:ARG:HB2	2.18	0.43
35:RP:70:GLN:N	35:RP:70:GLN:OE1	2.51	0.43
39:RT:111:ARG:C	39:RT:113:LYS:N	2.64	0.43
42:RW:14:PRO:HB3	42:RW:18:ARG:HE	1.83	0.43
45:RZ:53:ILE:HG22	45:RZ:71:VAL:O	2.19	0.43
1:XA:104:G:H2'	1:XA:105:G:H8	1.84	0.43
1:XA:1073:U:H2'	1:XA:1074:G:C8	2.53	0.43
1:XA:1105:A:H2'	1:XA:1106:G:H8	1.84	0.43
1:XA:1224:G:C6	1:XA:1322:C:H1'	2.53	0.43
1:XA:971:G:N7	1:XA:1365:G:H5'	2.33	0.43
1:XA:1423:G:H2'	1:XA:1424:C:O4'	2.19	0.43
1:XA:186:C:H2'	1:XA:186(A):C:C6	2.53	0.43
2:XB:132:LYS:HA	2:XB:135:GLN:CB	2.43	0.43
3:XC:27:LYS:NZ	3:XC:27:LYS:HB3	2.34	0.43
4:XD:60:GLU:HG2	4:XD:202:LEU:HD12	2.00	0.43
7:XG:148:ASN:O	7:XG:150:ALA:N	2.51	0.43
1:XA:716:A:N3	11:XK:118:GLY:HA2	2.33	0.43
13:XM:39:ILE:HD12	13:XM:56:LEU:HD23	1.99	0.43
16:XP:21:VAL:HG23	16:XP:34:GLU:N	2.34	0.43

*Continued on next page...*



*Continued from previous page...*

Atom-1	Atom-2	Interatomic distance (Å)	Clash overlap (Å)
16:XP:39:TYR:CZ	16:XP:41:PRO:HB3	2.52	0.43
1:XA:1312:G:N7	19:XS:2:PRO:HD2	2.33	0.43
20:XT:44:ALA:C	20:XT:91:LEU:HB3	2.39	0.43
22:XV:49:G:O6	22:XV:65:C:N4	2.49	0.43
47:Y1:29:GLY:O	47:Y1:31:GLY:N	2.49	0.43
50:Y4:43:TYR:O	50:Y4:46:GLN:HA	2.19	0.43
51:Y5:15:ARG:HA	51:Y5:18:ALA:HB3	1.99	0.43
54:Y8:40:GLU:O	54:Y8:43:GLN:N	2.50	0.43
54:Y8:58:ILE:O	54:Y8:61:LEU:CG	2.66	0.43
25:YA:1222:C:H2'	25:YA:1223:C:H6	1.84	0.43
25:YA:1607:C:H4'	25:YA:1608:A:H5'	2.00	0.43
25:YA:48:G:H22	25:YA:177:G:H5''	1.83	0.43
25:YA:2245:U:H5'	25:YA:2246:G:H5'	2.00	0.43
25:YA:2320:A:C8	25:YA:2333:A:N6	2.87	0.43
25:YA:2420:C:OP1	54:Y8:34:TRP:HB2	2.18	0.43
25:YA:2629:A:O2'	25:YA:2630:G:H5''	2.18	0.43
25:YA:271(B):G:N3	25:YA:271:G:H1'	2.33	0.43
25:YA:527:C:N4	25:YA:2777:G:O2'	2.48	0.43
25:YA:489:G:H2'	25:YA:491:G:O4'	2.19	0.43
25:YA:593:G:H2'	25:YA:594:U:C6	2.53	0.43
25:YA:630:G:N2	25:YA:632:A:H3'	2.34	0.43
25:YA:784:A:N7	27:YD:229:VAL:HG21	2.32	0.43
27:YD:272:ALA:HB1	27:YD:273:ARG:H	1.58	0.43
30:YG:114:ILE:O	30:YG:116:ASP:N	2.51	0.43
30:YG:44:GLY:HA2	30:YG:88:ILE:HD11	1.99	0.43
33:YN:17:ASP:O	33:YN:55:VAL:O	2.34	0.43
37:YR:48:VAL:O	37:YR:49:ASP:C	2.57	0.43
38:YS:42:ASP:C	38:YS:44:LYS:N	2.72	0.43
25:YA:997:G:OP1	40:YU:93:LYS:HD3	2.17	0.43
42:YW:34:ASN:O	42:YW:35:ILE:C	2.55	0.43
45:YZ:8:TYR:HD1	45:YZ:38:TYR:CZ	2.37	0.43
1:QA:1353:G:H2'	1:QA:1354:C:C6	2.53	0.43
1:QA:15:G:H8	1:QA:1396:A:HO2'	1.66	0.43
1:QA:201:C:H42	1:QA:216:G:H1	1.67	0.43
2:QB:109:SER:C	2:QB:111:ARG:H	2.21	0.43
2:QB:54:THR:HG21	2:QB:201:ILE:HD11	2.00	0.43
2:QB:32:ILE:HD13	2:QB:190:THR:CG2	2.48	0.43
2:QB:77:ALA:HB1	2:QB:165:VAL:HG11	2.00	0.43
3:QC:12:LEU:C	3:QC:14:ILE:H	2.22	0.43
3:QC:59:ARG:HH12	3:QC:97:LYS:CD	2.31	0.43
4:QD:95:GLY:O	4:QD:99:SER:N	2.51	0.43

*Continued on next page...*

*Continued from previous page...*

Atom-1	Atom-2	Interatomic distance (Å)	Clash overlap (Å)
7:QG:88:PRO:HB3	7:QG:145:ALA:HA	2.01	0.43
11:QK:124:LYS:HB3	11:QK:125:PHE:H	1.67	0.43
14:QN:12:ARG:C	14:QN:14:PRO:CD	2.81	0.43
15:QO:64:ARG:CD	15:QO:68:ARG:NH2	2.82	0.43
15:QO:77:ARG:HA	15:QO:80:ALA:HB2	1.99	0.43
15:QO:83:GLU:OE1	15:QO:83:GLU:HA	2.18	0.43
18:QR:29:PHE:HD2	18:QR:29:PHE:N	2.17	0.43
19:QS:45:VAL:O	19:QS:62:ILE:O	2.35	0.43
52:R6:15:GLU:HB3	52:R6:16:CYS:H	1.46	0.43
25:RA:1298:C:N4	25:RA:1299:G:C6	2.87	0.43
25:RA:1341:U:OP1	25:RA:1397:U:N3	2.45	0.43
25:RA:1414:G:C6	25:RA:1415:U:C4	3.07	0.43
25:RA:2420:C:N4	54:R8:30:ARG:HD2	2.33	0.43
27:RD:227:ASN:CB	27:RD:228:PRO:CD	2.93	0.43
27:RD:76:PRO:O	27:RD:98:VAL:CG2	2.65	0.43
28:RE:69:LYS:C	28:RE:71:GLY:N	2.71	0.43
29:RF:149:ASP:OD2	29:RF:151:SER:HB3	2.17	0.43
29:RF:62:ARG:NH1	29:RF:62:ARG:CB	2.82	0.43
33:RN:1:MET:O	33:RN:1:MET:HG3	2.19	0.43
33:RN:42:TRP:HA	33:RN:48:MET:HE1	1.99	0.43
33:RN:61:ARG:HA	33:RN:61:ARG:NE	2.33	0.43
33:RN:63:THR:HG23	33:RN:66:LYS:HE3	2.00	0.43
33:RN:7:LYS:N	33:RN:7:LYS:HD2	2.29	0.43
35:RP:107:LYS:HB2	35:RP:110:TYR:HD2	1.83	0.43
37:RR:10:LEU:O	37:RR:12:ARG:N	2.52	0.43
37:RR:54:LEU:O	37:RR:62:ALA:HB1	2.19	0.43
37:RR:81:ASP:OD2	37:RR:81:ASP:N	2.51	0.43
38:RS:110:LEU:HA	38:RS:112:PHE:CE1	2.53	0.43
39:RT:89:VAL:O	39:RT:90:GLN:HB2	2.19	0.43
42:RW:111:HIS:CG	42:RW:112:GLY:H	2.37	0.43
45:RZ:14:LYS:HA	45:RZ:15:PRO:HD3	1.76	0.43
1:XA:1186:G:N2	1:XA:1187:G:H1'	2.34	0.43
1:XA:191(F):U:O2	20:XT:105:SER:HB2	2.19	0.43
1:XA:229:U:H2'	1:XA:230:G:H8	1.83	0.43
1:XA:278:G:N2	17:XQ:95:TYR:HB3	2.33	0.43
1:XA:503:C:OP2	12:XL:116:SER:HB3	2.19	0.43
1:XA:542:G:H2'	1:XA:543:C:C6	2.53	0.43
1:XA:567:G:H2'	1:XA:568:G:O4'	2.19	0.43
1:XA:658:G:H2'	1:XA:659:U:C6	2.53	0.43
1:XA:911:U:H2'	1:XA:912:C:C6	2.54	0.43
2:XB:115:LEU:HD21	2:XB:153:ARG:HD3	2.00	0.43

*Continued on next page...*

*Continued from previous page...*

Atom-1	Atom-2	Interatomic distance (Å)	Clash overlap (Å)
2:XB:163:PHE:HD2	2:XB:163:PHE:HA	1.70	0.43
2:XB:32:ILE:HD13	2:XB:190:THR:CG2	2.48	0.43
2:XB:33:TYR:CD1	2:XB:33:TYR:C	2.92	0.43
3:XC:69:HIS:HA	3:XC:104:GLN:HB2	2.00	0.43
4:XD:59:ARG:NE	4:XD:59:ARG:HA	2.34	0.43
6:XF:48:LEU:HA	6:XF:48:LEU:HD23	1.85	0.43
6:XF:73:ASN:O	6:XF:76:ALA:HB3	2.19	0.43
7:XG:122:HIS:HA	7:XG:125:MET:HB2	2.00	0.43
7:XG:88:PRO:HB3	7:XG:145:ALA:HA	2.01	0.43
10:XJ:70:ARG:HG3	10:XJ:70:ARG:HH11	1.83	0.43
11:XK:20:TYR:C	11:XK:21:ILE:HD12	2.38	0.43
13:XM:90:LEU:HD12	13:XM:91:ARG:N	2.33	0.43
15:XO:25:THR:O	15:XO:29:VAL:HG23	2.18	0.43
15:XO:83:GLU:HA	15:XO:83:GLU:OE1	2.19	0.43
12:XL:10:LEU:HB3	17:XQ:32:TYR:CE2	2.53	0.43
19:XS:29:ARG:HG2	19:XS:29:ARG:HH11	1.84	0.43
19:XS:36:ARG:NH1	19:XS:52:TYR:O	2.51	0.43
20:XT:101:GLY:C	20:XT:103:GLY:H	2.22	0.43
20:XT:44:ALA:HB1	20:XT:91:LEU:HB2	2.00	0.43
47:Y1:44:PRO:O	47:Y1:46:LEU:N	2.51	0.43
53:Y7:17:GLY:O	53:Y7:20:ALA:HB3	2.19	0.43
25:YA:2391:G:OP2	54:Y8:32:LEU:HD13	2.18	0.43
25:YA:1030:G:C6	25:YA:1125:G:N2	2.87	0.43
25:YA:1081:U:H3'	25:YA:1082:U:H4'	2.01	0.43
25:YA:1203:G:O6	25:YA:1204:A:N6	2.51	0.43
25:YA:140:A:H8	25:YA:1408:C:O2'	2.02	0.43
25:YA:1729:A:N6	25:YA:1731:G:C2	2.86	0.43
25:YA:2032:G:H1'	28:YE:145:LYS:HD3	2.00	0.43
25:YA:2649:U:H2'	25:YA:2650:U:C6	2.54	0.43
25:YA:398:G:H2'	25:YA:399:G:C8	2.53	0.43
25:YA:656:G:H2'	25:YA:657:U:O4'	2.17	0.43
26:YB:72:G:O2'	26:YB:104:A:N6	2.52	0.43
28:YE:51:PHE:O	28:YE:74:PRO:CB	2.67	0.43
30:YG:131:TYR:HE2	30:YG:133:LEU:HD22	1.83	0.43
30:YG:136:ARG:O	30:YG:154:GLY:CA	2.62	0.43
30:YG:145:THR:O	30:YG:146:TYR:HB3	2.19	0.43
31:YH:149:ARG:HA	31:YH:162:ILE:HG21	1.99	0.43
31:YH:92:ILE:CD1	31:YH:160:LYS:HD3	2.48	0.43
25:YA:2684:U:O2'	34:YO:68:GLU:HG3	2.18	0.43
37:YR:54:LEU:O	37:YR:62:ALA:HB1	2.19	0.43
39:YT:89:VAL:O	39:YT:90:GLN:HB2	2.19	0.43

*Continued on next page...*

*Continued from previous page...*

Atom-1	Atom-2	Interatomic distance (Å)	Clash overlap (Å)
41:YV:1:MET:HE1	41:YV:43:GLU:HG2	2.00	0.43
1:QA:1299:A:C6	1:QA:1301:U:C2	3.07	0.43
1:QA:181:G:H1'	1:QA:182:U:H5	1.84	0.43
1:QA:865:A:H2	1:QA:918:A:H4'	1.83	0.43
2:QB:142:LEU:HD23	2:QB:142:LEU:O	2.19	0.43
2:QB:23:ARG:CD	2:QB:23:ARG:H	2.30	0.43
4:QD:132:ARG:HH11	4:QD:132:ARG:HG2	1.83	0.43
4:QD:52:SER:O	4:QD:55:ALA:N	2.52	0.43
6:QF:27:GLN:H	6:QF:27:GLN:HG2	1.65	0.43
6:QF:73:ASN:O	6:QF:76:ALA:HB3	2.19	0.43
11:QK:105:VAL:HG23	11:QK:105:VAL:O	2.19	0.43
11:QK:108:ILE:HG21	18:QR:88:LYS:OXT	2.19	0.43
11:QK:20:TYR:C	11:QK:21:ILE:HD12	2.38	0.43
18:QR:53:ARG:C	18:QR:55:ARG:H	2.22	0.43
19:QS:21:GLU:HG3	19:QS:22:LEU:CD1	2.49	0.43
22:QV:12:G:N3	25:RA:1923:U:O2'	2.52	0.43
25:RA:1364:G:N7	47:R1:2:SER:N	2.67	0.43
47:R1:44:PRO:O	47:R1:46:LEU:N	2.51	0.43
48:R2:62:THR:O	48:R2:65:ASN:HB2	2.19	0.43
25:RA:1288:U:O2'	25:RA:1647:G:N2	2.51	0.43
25:RA:2168:G:N3	25:RA:2168:G:H2'	2.32	0.43
25:RA:2315:G:H2'	25:RA:2316:C:C6	2.53	0.43
25:RA:2451:A:C6	56:Z6:76:PPU:HE2	2.53	0.43
25:RA:2795:G:H3'	25:RA:2797:U:H5'	2.00	0.43
25:RA:2622:C:O2'	25:RA:2825:C:O2	2.34	0.43
25:RA:389:G:H22	35:RP:72:PRO:CD	2.31	0.43
25:RA:844:C:N4	25:RA:845:G:C2	2.86	0.43
28:RE:36:ARG:HB3	28:RE:36:ARG:NH1	2.31	0.43
30:RG:51:ARG:HB3	30:RG:51:ARG:NH1	2.33	0.43
33:RN:96:GLU:O	33:RN:97:ARG:C	2.57	0.43
34:RO:51:ALA:O	34:RO:53:LYS:HE3	2.19	0.43
35:RP:135:LEU:HD13	35:RP:139:LYS:HE3	2.01	0.43
40:RU:27:LEU:O	40:RU:30:LYS:N	2.41	0.43
40:RU:64:ARG:CG	40:RU:64:ARG:NH2	2.70	0.43
42:RW:19:LEU:O	42:RW:22:ASP:HB2	2.19	0.43
1:XA:1359:C:O2'	1:XA:1362:C:N4	2.49	0.43
1:XA:1512:U:H3	1:XA:1523:G:H1	1.66	0.43
1:XA:632:A:C8	1:XA:633:G:C8	3.07	0.43
2:XB:127:ILE:HG23	2:XB:128:GLU:N	2.34	0.43
4:XD:122:ARG:HA	4:XD:134:ASP:HB2	2.00	0.43
4:XD:90:GLY:O	4:XD:93:PHE:HB3	2.19	0.43

*Continued on next page...*

*Continued from previous page...*

Atom-1	Atom-2	Interatomic distance (Å)	Clash overlap (Å)
5:XE:72:GLN:C	5:XE:74:GLY:H	2.22	0.43
8:XH:118:VAL:O	8:XH:119:LEU:HD23	2.18	0.43
8:XH:64:LYS:CB	8:XH:79:VAL:HG21	2.48	0.43
9:XI:41:VAL:HG12	9:XI:41:VAL:O	2.18	0.43
10:XJ:10:GLY:O	10:XJ:68:HIS:N	2.51	0.43
10:XJ:90:LEU:N	10:XJ:91:PRO:CD	2.82	0.43
12:XL:27:LEU:C	12:XL:29:GLY:H	2.20	0.43
15:XO:17:ARG:HD3	15:XO:26:GLU:HG3	2.01	0.43
25:YA:2263:C:H41	46:Y0:15:ASP:HA	1.84	0.43
48:Y2:62:THR:O	48:Y2:65:ASN:HB2	2.19	0.43
49:Y3:50:VAL:HB	49:Y3:53:LEU:HD12	2.00	0.43
25:YA:242:G:C3'	54:Y8:6:THR:HG23	2.48	0.43
25:YA:1035:U:H2'	25:YA:1036:G:H8	1.82	0.43
25:YA:1055:G:O2'	25:YA:1085:A:N1	2.38	0.43
25:YA:1778:U:H2'	25:YA:1784:A:N6	2.33	0.43
25:YA:1797:C:H4'	27:YD:257:LEU:O	2.19	0.43
25:YA:2687:U:C4	25:YA:2688:U:C5	3.07	0.43
25:YA:2712:U:HO2'	25:YA:2712(A):A:P	2.41	0.43
25:YA:2722:G:C5	25:YA:2723:C:C4	3.07	0.43
25:YA:2790:A:O2'	25:YA:2893:G:N3	2.50	0.43
25:YA:325:G:C2	25:YA:326:G:C4	3.06	0.43
26:YB:38:C:O2	26:YB:48:A:H1'	2.19	0.43
27:YD:181:GLU:HA	27:YD:272:ALA:CB	2.38	0.43
28:YE:155:LYS:O	28:YE:156:MET:HG3	2.19	0.43
28:YE:179:GLU:CB	28:YE:181:LEU:HD23	2.23	0.43
31:YH:59:ARG:NH1	31:YH:59:ARG:CG	2.79	0.43
32:YI:56:LYS:HE3	32:YI:57:ARG:HG2	2.01	0.43
33:YN:26:LEU:HG	33:YN:30:ILE:CD1	2.49	0.43
33:YN:90:MET:O	33:YN:91:LEU:C	2.57	0.43
34:YO:51:ALA:O	34:YO:53:LYS:HE3	2.19	0.43
37:YR:74:LYS:O	37:YR:76:VAL:N	2.45	0.43
25:YA:2875:C:H4'	39:YT:5:ALA:HB2	2.00	0.43
39:YT:64:ARG:HG2	39:YT:64:ARG:HH11	1.84	0.43
28:YE:25:VAL:HG21	39:YT:8:LYS:HG3	2.00	0.43
40:YU:99:ALA:HA	40:YU:106:PHE:HB2	2.01	0.43
1:QA:113:G:H2'	1:QA:114:U:C6	2.53	0.43
1:QA:374:A:C6	1:QA:375:U:C4	3.06	0.43
1:QA:439:A:OP2	1:QA:493:G:N1	2.52	0.43
1:QA:522:C:H2'	1:QA:523:A:O4'	2.19	0.43
1:QA:618:C:O2	1:QA:622:A:N6	2.52	0.43
1:QA:753:A:H1'	1:QA:754:C:OP2	2.19	0.43

*Continued on next page...*

*Continued from previous page...*

Atom-1	Atom-2	Interatomic distance (Å)	Clash overlap (Å)
1:QA:764:C:H2'	1:QA:765:G:O4'	2.18	0.43
1:QA:981:U:O5'	1:QA:981:U:H6	2.02	0.43
1:QA:992:U:H1'	1:QA:993:G:OP2	2.19	0.43
2:QB:200:ILE:N	2:QB:200:ILE:HD12	2.34	0.43
2:QB:33:TYR:HD1	2:QB:33:TYR:C	2.22	0.43
3:QC:14:ILE:C	3:QC:16:ARG:H	2.21	0.43
5:QE:94:ALA:HB2	5:QE:119:LEU:HG	2.00	0.43
6:QF:91:VAL:CG1	18:QR:72:ARG:NH1	2.82	0.43
13:QM:4:ILE:CG2	13:QM:5:ALA:H	2.29	0.43
13:QM:87:TYR:HA	13:QM:90:LEU:HG	2.01	0.43
18:QR:43:PHE:HA	18:QR:51:LEU:HD12	2.01	0.43
46:R0:23:VAL:HG22	46:R0:38:VAL:HG22	2.01	0.43
48:R2:41:ILE:CD1	48:R2:41:ILE:C	2.81	0.43
52:R6:50:ARG:HH11	52:R6:50:ARG:HG2	1.84	0.43
53:R7:17:GLY:O	53:R7:20:ALA:HB3	2.19	0.43
53:R7:19:ARG:NH1	53:R7:19:ARG:HG2	2.33	0.43
55:R9:7:VAL:HG21	55:R9:36:GLN:HB2	2.00	0.43
25:RA:1814:G:C6	25:RA:1815:A:C6	3.06	0.43
25:RA:1131:G:O6	25:RA:2040:C:H1'	2.18	0.43
25:RA:2056:G:N3	25:RA:2056:G:H2'	2.34	0.43
25:RA:328:U:H4'	44:RY:68:HIS:CD2	2.54	0.43
25:RA:715:G:H2'	25:RA:716:A:C8	2.54	0.43
25:RA:823:G:H2'	25:RA:824:A:C8	2.53	0.43
27:RD:44:ASN:HB3	27:RD:49:ILE:CG2	2.47	0.43
28:RE:51:PHE:O	28:RE:74:PRO:CB	2.67	0.43
30:RG:136:ARG:O	30:RG:154:GLY:CA	2.62	0.43
32:RI:120:ILE:HD11	32:RI:126:TYR:CZ	2.54	0.43
32:RI:69:LYS:O	32:RI:73:GLU:HB2	2.19	0.43
33:RN:87:LEU:C	33:RN:87:LEU:CD2	2.86	0.43
35:RP:120:ALA:HB1	35:RP:138:LEU:CB	2.49	0.43
38:RS:110:LEU:HD23	38:RS:112:PHE:CE2	2.53	0.43
39:RT:114:LEU:HA	39:RT:114:LEU:HD23	1.74	0.43
39:RT:64:ARG:HH11	39:RT:64:ARG:HG2	1.84	0.43
40:RU:95:LEU:HD13	41:RV:4:ILE:HD12	1.99	0.43
43:RX:31:HIS:HA	43:RX:32:PRO:HD3	1.88	0.43
1:XA:1100:C:O2'	1:XA:1102:A:OP1	2.26	0.43
1:XA:1425:U:H2'	1:XA:1426:C:C6	2.53	0.43
2:XB:87:ARG:NH1	2:XB:223:ILE:HD12	2.33	0.43
2:XB:29:ALA:O	2:XB:32:ILE:HG22	2.17	0.43
3:XC:67:THR:O	3:XC:69:HIS:CE1	2.72	0.43
5:XE:64:ARG:HH11	5:XE:64:ARG:HG3	1.81	0.43

*Continued on next page...*

*Continued from previous page...*

Atom-1	Atom-2	Interatomic distance (Å)	Clash overlap (Å)
6:XF:85:VAL:HG12	6:XF:85:VAL:O	2.18	0.43
7:XG:89:MET:HE3	7:XG:156:TRP:H	1.83	0.43
8:XH:86:ILE:CB	8:XH:133:LEU:HD22	2.49	0.43
9:XI:43:ALA:O	9:XI:45:ALA:N	2.51	0.43
10:XJ:30:SER:OG	10:XJ:81:THR:HG22	2.19	0.43
11:XK:124:LYS:HB3	11:XK:125:PHE:H	1.67	0.43
1:XA:974:A:OP2	14:XN:41:ARG:HG2	2.19	0.43
50:Y4:48:ARG:C	50:Y4:49:PHE:HD1	2.22	0.43
25:YA:140:A:C8	25:YA:1408:C:O2'	2.71	0.43
25:YA:1664:A:C6	25:YA:1665:A:C6	3.06	0.43
25:YA:1847:A:OP1	25:YA:1847:A:H8	2.01	0.43
25:YA:2290:G:H2'	25:YA:2291:U:O4'	2.18	0.43
25:YA:2512:C:H2'	25:YA:2513:G:O4'	2.19	0.43
25:YA:287:C:H2'	25:YA:288:C:C6	2.54	0.43
25:YA:59:U:O2'	25:YA:73:A:H2'	2.19	0.43
25:YA:840:C:H2'	25:YA:841:A:C8	2.53	0.43
27:YD:213:ARG:HA	27:YD:213:ARG:HD2	1.59	0.43
28:YE:52:LEU:O	28:YE:74:PRO:HA	2.18	0.43
30:YG:59:GLU:O	30:YG:62:LEU:HB3	2.18	0.43
31:YH:120:GLY:O	31:YH:136:ILE:HD12	2.19	0.43
33:YN:131:GLN:HB3	33:YN:131:GLN:HE21	1.57	0.43
33:YN:57:ALA:O	33:YN:124:ALA:HA	2.18	0.43
37:YR:51:LEU:HD13	37:YR:66:VAL:HG22	2.01	0.43
38:YS:30:ARG:NH2	38:YS:92:TYR:HD1	2.17	0.43
40:YU:43:GLY:HA3	41:YV:73:SER:OG	2.19	0.43
44:YY:47:LYS:O	44:YY:49:VAL:N	2.48	0.43
44:YY:75:ILE:HG12	44:YY:76:CYS:H	1.79	0.43
45:YZ:3:TYR:O	45:YZ:58:VAL:HG23	2.19	0.43
1:QA:186(E):C:H42	1:QA:191(B):G:H1	1.65	0.43
1:QA:404:U:H2'	1:QA:405:U:H6	1.82	0.43
1:QA:660:G:H1	1:QA:745:C:N4	2.15	0.43
1:QA:676:A:H1'	11:QK:115:PRO:HB3	2.00	0.43
2:QB:127:ILE:HG23	2:QB:128:GLU:N	2.34	0.43
2:QB:231:GLU:HA	2:QB:232:PRO:HD3	1.83	0.43
2:QB:68:ILE:HB	2:QB:70:PHE:HE1	1.82	0.43
4:QD:90:GLY:O	4:QD:93:PHE:HB3	2.19	0.43
7:QG:122:HIS:HA	7:QG:125:MET:HB2	2.00	0.43
7:QG:148:ASN:O	7:QG:150:ALA:N	2.51	0.43
9:QI:26:VAL:CG1	9:QI:63:ILE:HD13	2.49	0.43
9:QI:29:ASN:OD1	9:QI:65:VAL:N	2.48	0.43
11:QK:75:TYR:N	11:QK:75:TYR:HD1	2.17	0.43

*Continued on next page...*

*Continued from previous page...*

Atom-1	Atom-2	Interatomic distance (Å)	Clash overlap (Å)
12:QL:120:TYR:O	12:QL:121:GLY:C	2.57	0.43
16:QP:55:ARG:O	16:QP:56:ALA:C	2.57	0.43
22:QV:43:A:H2'	22:QV:44:A:C8	2.54	0.43
50:R4:43:TYR:O	50:R4:46:GLN:HA	2.19	0.43
50:R4:48:ARG:NH1	50:R4:51:ASP:HA	2.34	0.43
54:R8:28:GLY:O	54:R8:29:LYS:O	2.36	0.43
25:RA:1729:A:H2'	25:RA:1730:U:H5''	2.00	0.43
1:QA:1418:A:H2	25:RA:1948:G:N3	2.16	0.43
25:RA:2773:C:H2'	25:RA:2774:C:H6	1.82	0.43
25:RA:2855:C:H2'	25:RA:2856:C:H6	1.84	0.43
25:RA:403:U:H4'	25:RA:404:C:H5'	2.01	0.43
25:RA:464:U:H4'	53:R7:5:TRP:CZ3	2.53	0.43
25:RA:958:U:OP1	36:RQ:74:TYR:OH	2.23	0.43
25:RA:981:A:N1	25:RA:2027:G:O2'	2.38	0.43
27:RD:69:ARG:NH2	27:RD:130:ALA:HB2	2.19	0.43
27:RD:17:THR:HG21	27:RD:204:ILE:HA	1.99	0.43
27:RD:237:GLU:HB3	27:RD:238:GLY:H	1.49	0.43
27:RD:33:LEU:HB3	27:RD:34:VAL:H	1.49	0.43
27:RD:44:ASN:CB	27:RD:49:ILE:HG22	2.46	0.43
29:RF:176:LEU:HD11	29:RF:180:GLY:O	2.19	0.43
29:RF:20:LEU:HD12	29:RF:21:ALA:N	2.26	0.43
32:RI:62:LYS:HA	32:RI:133:HIS:NE2	2.34	0.43
33:RN:90:MET:O	33:RN:91:LEU:C	2.57	0.43
35:RP:112:LEU:CD1	35:RP:114:ILE:HG23	2.47	0.43
35:RP:114:ILE:CD1	35:RP:130:PHE:CE1	2.98	0.43
35:RP:19:VAL:HG22	35:RP:21:ARG:H	1.83	0.43
25:RA:1190:G:H5'	35:RP:32:THR:HA	2.00	0.43
35:RP:52:GLU:OE2	35:RP:58:THR:N	2.52	0.43
37:RR:44:LEU:HD23	37:RR:44:LEU:HA	1.79	0.43
25:RA:2682:U:O2'	39:RT:58:ASN:OD1	2.34	0.43
25:RA:336:C:HO2'	44:RY:35:TYR:HH	1.66	0.43
45:RZ:129:SER:O	45:RZ:131:ARG:N	2.52	0.43
1:XA:464:G:C6	1:XA:466:C:H5'	2.54	0.43
1:XA:797:C:OP1	11:XK:124:LYS:HE2	2.19	0.43
2:XB:100:GLY:N	2:XB:176:GLU:OE2	2.51	0.43
2:XB:17:PHE:CG	2:XB:44:LEU:HD11	2.53	0.43
2:XB:197:VAL:CG1	2:XB:198:ASP:N	2.82	0.43
3:XC:101:LEU:C	3:XC:101:LEU:HD23	2.39	0.43
3:XC:12:LEU:C	3:XC:14:ILE:H	2.21	0.43
4:XD:90:GLY:HA3	4:XD:204:ILE:HD11	2.01	0.43
6:XF:3:ARG:HB3	6:XF:93:SER:CB	2.48	0.43

*Continued on next page...*



*Continued from previous page...*

Atom-1	Atom-2	Interatomic distance (Å)	Clash overlap (Å)
7:XG:23:VAL:O	7:XG:27:ILE:HD12	2.19	0.43
7:XG:79:ARG:HH12	7:XG:82:GLY:HA2	1.84	0.43
7:XG:79:ARG:NH1	7:XG:82:GLY:HA2	2.34	0.43
8:XH:82:HIS:CD2	8:XH:82:HIS:C	2.91	0.43
9:XI:22:GLY:O	9:XI:23:ASN:C	2.57	0.43
11:XK:105:VAL:O	11:XK:105:VAL:HG23	2.19	0.43
11:XK:34:ASP:OD1	11:XK:38:ASN:HB2	2.19	0.43
14:XN:12:ARG:C	14:XN:14:PRO:CD	2.80	0.43
22:XV:53:G:HO2'	22:XV:54:U:H6	1.66	0.43
47:Y1:53:VAL:CG1	47:Y1:54:ALA:N	2.81	0.43
51:Y5:3:LYS:O	51:Y5:4:HIS:C	2.56	0.43
51:Y5:40:LYS:HE2	51:Y5:47:PRO:CG	2.49	0.43
51:Y5:56:LYS:O	51:Y5:57:VAL:C	2.57	0.43
53:Y7:5:TRP:CD1	53:Y7:7:PRO:HG3	2.53	0.43
25:YA:1317:A:H2'	25:YA:1318:C:C6	2.54	0.43
25:YA:1473:G:H2'	25:YA:1474:C:C6	2.53	0.43
25:YA:1754:C:H2'	25:YA:1755:A:O4'	2.19	0.43
25:YA:2292:C:OP2	38:YS:17:ARG:NH2	2.50	0.43
25:YA:2355:C:H4'	46:Y0:36:ILE:HD11	2.00	0.43
25:YA:2541:A:H4'	25:YA:2764:A:N1	2.34	0.43
25:YA:2551:C:H2'	25:YA:2552:U:C6	2.54	0.43
25:YA:2751:G:O2'	25:YA:2752:C:P	2.76	0.43
25:YA:34:C:H41	25:YA:447:A:N6	2.15	0.43
25:YA:36:G:N3	25:YA:450:G:O2'	2.52	0.43
25:YA:626:U:H5''	25:YA:627:A:C5'	2.49	0.43
27:YD:17:THR:HG22	27:YD:204:ILE:HA	1.98	0.43
28:YE:16:ARG:O	28:YE:18:ASP:O	2.36	0.43
28:YE:203:LYS:C	28:YE:203:LYS:HD2	2.38	0.43
30:YG:7:LEU:CD2	30:YG:176:LEU:HD22	2.45	0.43
31:YH:125:VAL:HG12	31:YH:126:PRO:CD	2.49	0.43
32:YI:133:HIS:HB2	32:YI:134:PRO:HD2	2.00	0.43
32:YI:135:GLU:HB2	32:YI:136:VAL:H	1.64	0.43
39:YT:89:VAL:O	39:YT:90:GLN:CB	2.67	0.43
44:YY:84:ARG:HD3	44:YY:86:ARG:HH11	1.83	0.43
25:RA:2584:U:H4'	56:Z6:76:PPU:H92	2.00	0.43
1:QA:1112:C:O2	3:QC:179:ARG:HG2	2.19	0.43
1:QA:1224:G:C6	1:QA:1322:C:H1'	2.54	0.43
1:QA:1417:G:H2'	1:QA:1482:G:N2	2.34	0.43
2:QB:162:ILE:O	2:QB:185:ILE:HG13	2.19	0.43
4:QD:19:LEU:O	4:QD:20:TYR:C	2.57	0.43
6:QF:85:VAL:O	6:QF:85:VAL:HG12	2.18	0.43

*Continued on next page...*

*Continued from previous page...*

Atom-1	Atom-2	Interatomic distance (Å)	Clash overlap (Å)
7:QG:111:ARG:HH11	7:QG:111:ARG:CB	2.23	0.43
15:QO:8:LYS:NZ	15:QO:31:LEU:HD11	2.34	0.43
20:QT:44:ALA:C	20:QT:91:LEU:HB3	2.39	0.43
48:R2:6:VAL:O	48:R2:7:ARG:C	2.57	0.43
52:R6:33:LYS:C	52:R6:35:GLU:H	2.22	0.43
25:RA:1026:U:H1'	25:RA:1027:A:O5'	2.19	0.43
25:RA:1179:C:H2'	25:RA:1180:C:O4'	2.18	0.43
25:RA:1638:C:H2'	25:RA:1639:U:O4'	2.19	0.43
25:RA:173:G:H2'	25:RA:174:C:C6	2.53	0.43
25:RA:1952:A:C6	25:RA:1953:A:N1	2.87	0.43
25:RA:2638:G:O2'	25:RA:2639:A:H8	2.02	0.43
25:RA:455:C:N3	25:RA:472:A:H2'	2.34	0.43
27:RD:33:LEU:O	27:RD:35:LYS:N	2.52	0.43
28:RE:18:ASP:O	28:RE:19:ARG:C	2.56	0.43
28:RE:203:LYS:C	28:RE:203:LYS:HD2	2.39	0.43
28:RE:3:GLY:HA3	28:RE:81:ILE:CD1	2.47	0.43
25:RA:1007:C:H5''	33:RN:35:ARG:NH1	2.33	0.43
34:RO:17:ARG:HH11	34:RO:17:ARG:HG2	1.84	0.43
37:RR:48:VAL:O	37:RR:49:ASP:C	2.57	0.43
38:RS:52:SER:HB2	38:RS:55:ALA:CB	2.49	0.43
39:RT:107:ASP:OD2	39:RT:109:GLU:HB2	2.18	0.43
39:RT:6:LEU:HD12	39:RT:9:LEU:HD12	2.01	0.43
41:RV:38:LEU:CD2	41:RV:39:LEU:N	2.82	0.43
41:RV:72:VAL:HG13	41:RV:72:VAL:O	2.19	0.43
1:XA:1100:C:H2'	1:XA:1102:A:O5'	2.19	0.43
1:XA:1511:G:H2'	1:XA:1512:U:O4'	2.18	0.43
1:XA:489:C:H2'	1:XA:490:G:C8	2.52	0.43
1:XA:491:G:H2'	1:XA:492:G:O4'	2.17	0.43
2:XB:130:ARG:NH2	2:XB:138:LEU:HD21	2.34	0.43
6:XF:45:LEU:CD1	6:XF:59:TYR:HD1	2.30	0.43
8:XH:20:TYR:CD1	8:XH:65:TYR:HD2	2.35	0.43
9:XI:26:VAL:CG1	9:XI:63:ILE:HD13	2.48	0.43
10:XJ:74:ILE:CD1	10:XJ:74:ILE:H	2.21	0.43
11:XK:75:TYR:HD1	11:XK:75:TYR:N	2.16	0.43
13:XM:3:ARG:HD2	13:XM:9:ILE:CG1	2.45	0.43
13:XM:54:VAL:O	13:XM:58:GLU:OE2	2.37	0.43
15:XO:10:LYS:O	15:XO:14:GLU:HB2	2.18	0.43
15:XO:71:GLN:HB2	15:XO:78:TYR:CE1	2.54	0.43
16:XP:20:VAL:CG2	16:XP:21:VAL:N	2.82	0.43
22:XV:4:G:C6	22:XV:70:G:N1	2.86	0.43
53:Y7:32:LYS:O	53:Y7:33:ARG:C	2.55	0.43

*Continued on next page...*

*Continued from previous page...*

Atom-1	Atom-2	Interatomic distance (Å)	Clash overlap (Å)
25:YA:1005:C:O2'	33:YN:28:THR:HG21	2.18	0.43
25:YA:117:G:C6	25:YA:119:A:C6	3.07	0.43
25:YA:1309:G:OP1	53:Y7:9:ARG:HD3	2.19	0.43
25:YA:161:U:H3'	25:YA:162:U:H5''	2.00	0.43
25:YA:1899:G:N2	25:YA:1902:C:H41	2.17	0.43
25:YA:205:G:H1'	25:YA:206:U:OP2	2.18	0.43
25:YA:2850:A:C2	37:YR:61:HIS:CD2	3.06	0.43
25:YA:764:A:C6	25:YA:781:A:C2	3.07	0.43
28:YE:23:VAL:HG12	28:YE:184:VAL:O	2.19	0.43
28:YE:36:ARG:HH11	28:YE:36:ARG:CB	2.28	0.43
29:YF:63:LYS:CE	29:YF:67:GLN:HB2	2.49	0.43
30:YG:139:LEU:HA	30:YG:144:ILE:HG21	2.00	0.43
30:YG:16:ARG:NE	30:YG:31:VAL:HG11	2.34	0.43
33:YN:62:VAL:HG12	33:YN:66:LYS:HB2	2.01	0.43
35:YP:101:VAL:HG13	35:YP:102:ARG:N	2.33	0.43
35:YP:107:LYS:O	35:YP:108:LYS:C	2.57	0.43
38:YS:105:ALA:C	38:YS:110:LEU:HD21	2.38	0.43
25:YA:2010:G:H5''	42:YW:42:ARG:HB2	2.00	0.43
1:QA:1124:G:H5''	1:QA:1145:C:N4	2.33	0.42
1:QA:1178:G:H2'	1:QA:1180:A:OP2	2.19	0.42
1:QA:416:G:C5	1:QA:417:C:C4	3.07	0.42
1:QA:410:G:H2'	1:QA:429:U:C5	2.54	0.42
1:QA:481:G:O2'	1:QA:482:A:O5'	2.35	0.42
1:QA:860:A:H2'	1:QA:861:G:O4'	2.19	0.42
2:QB:188:ALA:CB	2:QB:200:ILE:HG23	2.47	0.42
2:QB:211:ILE:O	2:QB:215:LEU:HB2	2.19	0.42
2:QB:95:GLN:HB3	2:QB:148:TYR:HD1	1.84	0.42
3:QC:76:VAL:CG2	3:QC:103:VAL:HG11	2.49	0.42
5:QE:105:VAL:HB	5:QE:106:PRO:CD	2.49	0.42
6:QF:23:LYS:HG2	6:QF:27:GLN:OE1	2.18	0.42
8:QH:64:LYS:CB	8:QH:79:VAL:HG21	2.48	0.42
11:QK:44:SER:O	11:QK:48:ILE:HG12	2.18	0.42
13:QM:54:VAL:O	13:QM:58:GLU:OE2	2.37	0.42
17:QQ:22:LEU:HD13	17:QQ:41:LYS:HG2	2.01	0.42
17:QQ:77:VAL:O	17:QQ:78:GLU:HB2	2.18	0.42
19:QS:2:PRO:HB2	50:R4:68:ARG:HH22	1.84	0.42
47:R1:13:ILE:CG1	47:R1:42:GLN:HB2	2.49	0.42
50:R4:22:ILE:CG2	50:R4:23:GLU:N	2.81	0.42
50:R4:59:PHE:CE1	50:R4:70:GLY:N	2.87	0.42
25:RA:1425:G:C6	25:RA:1426:G:C2	3.07	0.42
25:RA:1577:C:H2'	25:RA:1578:U:C6	2.54	0.42

*Continued on next page...*

*Continued from previous page...*

Atom-1	Atom-2	Interatomic distance (Å)	Clash overlap (Å)
25:RA:1641:A:H2'	25:RA:1642:G:O4'	2.19	0.42
25:RA:1655:A:N6	25:RA:2005:A:O2'	2.52	0.42
25:RA:1803:A:H2	25:RA:1822:G:N3	2.17	0.42
25:RA:2021:C:OP1	51:R5:12:SER:OG	2.26	0.42
25:RA:2102:U:H2'	25:RA:2103:C:C6	2.54	0.42
25:RA:2185:C:H2'	25:RA:2186:G:C8	2.54	0.42
25:RA:307:G:O5'	25:RA:307:G:H8	2.01	0.42
25:RA:279:C:H42	25:RA:361:G:H1	1.65	0.42
25:RA:524:U:H2'	25:RA:525:U:C6	2.54	0.42
25:RA:596:G:H2'	25:RA:597:U:O4'	2.19	0.42
25:RA:686:G:H21	25:RA:788:A:H61	1.67	0.42
25:RA:727:A:N6	25:RA:728:G:C6	2.87	0.42
25:RA:845:G:H8	25:RA:845:G:OP2	2.02	0.42
27:RD:71:ASP:CB	27:RD:103:ARG:HH22	2.32	0.42
28:RE:23:VAL:HG12	28:RE:184:VAL:O	2.19	0.42
29:RF:183:VAL:O	29:RF:184:TYR:C	2.56	0.42
29:RF:64:ILE:HG23	29:RF:65:TRP:CD1	2.54	0.42
30:RG:114:ILE:O	30:RG:116:ASP:N	2.51	0.42
30:RG:25:TYR:CZ	30:RG:32:PRO:HD3	2.54	0.42
30:RG:31:VAL:O	30:RG:31:VAL:HG13	2.18	0.42
30:RG:4:ASP:O	30:RG:5:VAL:HB	2.19	0.42
31:RH:169:VAL:HG22	31:RH:170:ARG:N	2.25	0.42
31:RH:77:LYS:HZ2	31:RH:77:LYS:HB3	1.76	0.42
32:RI:128:LEU:N	32:RI:138:ILE:O	2.52	0.42
33:RN:26:LEU:HG	33:RN:30:ILE:CD1	2.49	0.42
33:RN:30:ILE:HG22	33:RN:34:LEU:HD21	2.01	0.42
34:RO:61:VAL:O	34:RO:61:VAL:HG13	2.18	0.42
37:RR:10:LEU:C	37:RR:12:ARG:N	2.72	0.42
37:RR:51:LEU:HD13	37:RR:66:VAL:HG22	2.01	0.42
39:RT:50:ILE:HD11	39:RT:102:ILE:HG12	2.01	0.42
40:RU:91:ASP:O	40:RU:95:LEU:N	2.43	0.42
42:RW:28:SER:O	42:RW:30:GLU:N	2.50	0.42
45:RZ:111:VAL:O	45:RZ:113:ALA:N	2.52	0.42
1:XA:1010:G:N2	1:XA:1020:U:H1'	2.34	0.42
1:XA:1058:G:C5	1:XA:1059:C:C4	3.06	0.42
1:XA:396:G:C2	1:XA:398:C:C4	3.07	0.42
2:XB:69:LEU:HD12	2:XB:91:PRO:O	2.19	0.42
4:XD:120:LEU:HA	4:XD:120:LEU:HD23	1.83	0.42
9:XI:25:LYS:O	9:XI:60:ASP:OD1	2.37	0.42
11:XK:44:SER:O	11:XK:48:ILE:HG12	2.18	0.42
15:XO:64:ARG:CD	15:XO:68:ARG:NH2	2.82	0.42

*Continued on next page...*

*Continued from previous page...*

Atom-1	Atom-2	Interatomic distance (Å)	Clash overlap (Å)
16:XP:75:ARG:C	16:XP:77:ALA:N	2.72	0.42
17:XQ:77:VAL:O	17:XQ:78:GLU:HB2	2.18	0.42
19:XS:51:VAL:HG12	19:XS:52:TYR:N	2.34	0.42
20:XT:96:GLY:O	20:XT:99:LEU:CD1	2.67	0.42
46:Y0:4:LYS:HE2	46:Y0:4:LYS:HB3	1.89	0.42
54:Y8:53:PRO:HD2	54:Y8:54:GLU:H	1.84	0.42
25:YA:1022:G:H4'	25:YA:1023:U:H5'	2.00	0.42
25:YA:1580:A:H8	25:YA:1580:A:OP2	2.01	0.42
25:YA:1928:A:C2'	25:YA:1929:G:H5'	2.49	0.42
25:YA:2127:G:N2	25:YA:2173:A:H1'	2.34	0.42
25:YA:2262:U:H2'	25:YA:2263:C:C6	2.48	0.42
25:YA:270(F):U:H2'	25:YA:270(G):C:C6	2.53	0.42
25:YA:270(V):G:H2'	25:YA:270(W):G:C8	2.54	0.42
25:YA:449:A:C4	25:YA:450:G:C8	3.07	0.42
25:YA:465:G:C2	25:YA:466:A:C2	3.06	0.42
25:YA:628:G:C4	25:YA:629:G:C8	3.07	0.42
25:YA:642:G:H21	25:YA:646:A:H2	1.67	0.42
25:YA:921:G:H4'	25:YA:2269:A:C6	2.54	0.42
30:YG:121:ASN:HA	30:YG:181:ARG:NH2	2.34	0.42
30:YG:34:LEU:HD11	30:YG:99:MET:CE	2.49	0.42
31:YH:125:VAL:CG1	31:YH:126:PRO:CG	2.94	0.42
36:YQ:25:ASP:H	36:YQ:102:VAL:HG23	1.84	0.42
36:YQ:57:HIS:ND1	36:YQ:58:PHE:N	2.66	0.42
37:YR:94:TYR:CD2	37:YR:94:TYR:N	2.87	0.42
26:YB:104:A:H5'	45:YZ:72:ARG:HD3	2.00	0.42
1:QA:1118:C:H1'	1:QA:1179:A:C5	2.54	0.42
1:QA:1306:A:H2'	1:QA:1307:U:O4'	2.19	0.42
1:QA:600:C:H2'	1:QA:601:C:C6	2.54	0.42
1:QA:97:U:H2'	1:QA:99:C:C6	2.55	0.42
2:QB:33:TYR:CD1	2:QB:33:TYR:C	2.92	0.42
2:QB:95:GLN:HE21	2:QB:147:LYS:CE	2.28	0.42
3:QC:101:LEU:C	3:QC:101:LEU:HD23	2.38	0.42
3:QC:188:LEU:HD12	3:QC:195:VAL:CG1	2.48	0.42
3:QC:83:ARG:O	3:QC:86:VAL:HG22	2.20	0.42
4:QD:197:PRO:HB3	6:XF:16:GLN:NE2	2.28	0.42
7:QG:126:ASP:OD2	7:QG:126:ASP:N	2.53	0.42
7:QG:79:ARG:HH12	7:QG:82:GLY:HA2	1.84	0.42
8:QH:20:TYR:CD1	8:QH:65:TYR:HD2	2.35	0.42
8:QH:91:ARG:CG	8:QH:91:ARG:HH11	2.23	0.42
1:QA:1125:U:O4	10:QJ:5:ARG:HD3	2.19	0.42
11:QK:77:MET:HE3	11:QK:80:VAL:HG12	2.00	0.42

*Continued on next page...*

*Continued from previous page...*

Atom-1	Atom-2	Interatomic distance (Å)	Clash overlap (Å)
14:QN:17:LYS:HG3	14:QN:18:VAL:N	2.33	0.42
17:QQ:82:MET:C	17:QQ:84:LEU:N	2.72	0.42
18:QR:73:ALA:HB3	18:QR:79:LEU:CD1	2.47	0.42
19:QS:29:ARG:HD3	19:QS:30:LEU:H	1.83	0.42
19:QS:66:MET:O	19:QS:66:MET:HG3	2.19	0.42
51:R5:20:ARG:HA	51:R5:23:HIS:CE1	2.54	0.42
25:RA:1181:C:H2'	25:RA:1182:A:C8	2.54	0.42
25:RA:1328:G:O5'	25:RA:1328:G:H8	2.02	0.42
25:RA:1614:A:H62	42:RW:93:ALA:HB2	1.84	0.42
25:RA:1614:A:OP1	25:RA:1617:C:N4	2.38	0.42
25:RA:177:G:H5'	25:RA:178:G:N7	2.34	0.42
25:RA:1799:G:H4'	25:RA:1800:C:O5'	2.18	0.42
25:RA:1833:U:H2'	25:RA:1834:U:C6	2.54	0.42
25:RA:2123:G:H2'	25:RA:2124:G:H8	1.83	0.42
25:RA:2506:U:H6	56:Z6:76:PPU:HN'3	1.66	0.42
25:RA:2864:G:H2'	25:RA:2865:U:C6	2.54	0.42
25:RA:29:U:H2'	25:RA:30:G:C8	2.54	0.42
25:RA:858:U:O2	25:RA:2268:A:H2'	2.19	0.42
25:RA:910:A:C6	25:RA:911:A:C6	3.07	0.42
25:RA:1902:C:H5'	27:RD:246:PRO:HD3	2.01	0.42
30:RG:63:ILE:HG12	30:RG:64:THR:N	2.32	0.42
31:RH:16:SER:OG	31:RH:17:VAL:N	2.50	0.42
31:RH:53:GLU:CD	31:RH:54:ARG:H	2.21	0.42
31:RH:89:ILE:H	31:RH:89:ILE:CD1	2.32	0.42
33:RN:15:LEU:HD13	33:RN:15:LEU:C	2.40	0.42
34:RO:2:ILE:N	34:RO:2:ILE:CD1	2.82	0.42
35:RP:144:GLU:HA	35:RP:145:PRO:HD3	1.76	0.42
40:RU:79:PHE:CD2	40:RU:83:LEU:HD13	2.54	0.42
41:RV:44:LYS:HB3	41:RV:45:THR:H	1.56	0.42
42:RW:19:LEU:HD12	42:RW:19:LEU:HA	1.79	0.42
1:XA:1062:U:H2'	1:XA:1063:C:C6	2.54	0.42
1:XA:1225:A:H5''	1:XA:1226:C:OP2	2.19	0.42
1:XA:1422:G:H5''	34:YO:48:PRO:HG3	2.00	0.42
1:XA:414:A:OP2	1:XA:428:G:N2	2.47	0.42
1:XA:575:G:O2'	1:XA:821:G:OP2	2.25	0.42
1:XA:586:C:H1'	1:XA:878:G:O2'	2.20	0.42
2:XB:142:LEU:HD23	2:XB:142:LEU:O	2.18	0.42
2:XB:142:LEU:O	2:XB:145:LEU:HB2	2.19	0.42
5:XE:105:VAL:HB	5:XE:106:PRO:CD	2.49	0.42
16:XP:23:ASP:O	16:XP:26:ARG:HB2	2.18	0.42
17:XQ:41:LYS:HZ3	17:XQ:92:ARG:HH22	1.62	0.42

*Continued on next page...*

*Continued from previous page...*

Atom-1	Atom-2	Interatomic distance (Å)	Clash overlap (Å)
20:XT:13:LEU:CD1	20:XT:17:ARG:NH1	2.82	0.42
1:XA:1305:G:OP1	21:XU:2:GLY:HA2	2.18	0.42
47:Y1:73:LEU:C	47:Y1:75:GLU:N	2.70	0.42
47:Y1:72:GLU:O	47:Y1:75:GLU:HB2	2.19	0.42
47:Y1:8:SER:CB	47:Y1:66:HIS:CE1	3.02	0.42
48:Y2:27:GLU:CD	48:Y2:27:GLU:H	2.16	0.42
48:Y2:6:VAL:O	48:Y2:7:ARG:C	2.57	0.42
49:Y3:46:ASN:O	49:Y3:50:VAL:HG22	2.19	0.42
50:Y4:23:GLU:C	50:Y4:24:THR:HG1	2.22	0.42
51:Y5:20:ARG:HA	51:Y5:23:HIS:CE1	2.54	0.42
53:Y7:47:ARG:HB2	53:Y7:48:LYS:H	1.64	0.42
25:YA:1454:U:O2'	25:YA:1455:G:N7	2.47	0.42
25:YA:1842:G:H2'	25:YA:1843:C:C6	2.54	0.42
25:YA:186:G:H2'	25:YA:187:G:C8	2.55	0.42
25:YA:2277:G:H5'	36:YQ:85:LYS:HG3	2.01	0.42
25:YA:2605:U:H2'	25:YA:2606:C:C6	2.54	0.42
25:YA:2837:G:H2'	25:YA:2838:G:H8	1.84	0.42
25:YA:2892:A:H2'	25:YA:2893:G:O4'	2.19	0.42
25:YA:34:C:N4	25:YA:447:A:H61	2.15	0.42
25:YA:705:A:C2	25:YA:727:A:H1'	2.54	0.42
25:YA:919:G:H4'	26:YB:81:G:H4'	2.02	0.42
26:YB:33:G:C2	26:YB:50:G:C2	3.07	0.42
27:YD:33:LEU:O	27:YD:35:LYS:N	2.52	0.42
29:YF:45:ARG:HH11	29:YF:45:ARG:HG2	1.82	0.42
30:YG:25:TYR:CZ	30:YG:32:PRO:HD3	2.54	0.42
25:YA:1952:A:C4	34:YO:22:ILE:HD12	2.54	0.42
37:YR:10:LEU:O	37:YR:12:ARG:N	2.52	0.42
37:YR:81:ASP:N	37:YR:81:ASP:OD2	2.51	0.42
41:YV:38:LEU:CD2	41:YV:39:LEU:N	2.82	0.42
42:YW:19:LEU:O	42:YW:22:ASP:HB2	2.18	0.42
42:YW:65:LEU:CD1	42:YW:68:ARG:NH1	2.75	0.42
44:YY:60:PHE:CD2	44:YY:60:PHE:N	2.87	0.42
44:YY:94:LYS:HE3	44:YY:101:LYS:HZ3	1.78	0.42
44:YY:97:ARG:HH21	44:YY:98:VAL:CG2	2.32	0.42
45:YZ:94:GLU:HB2	45:YZ:130:PRO:HD2	2.01	0.42
1:QA:1129:C:O2'	1:QA:1131:G:N7	2.51	0.42
1:QA:234:C:H2'	1:QA:235:C:C6	2.54	0.42
1:QA:835:U:H3	1:QA:851:G:H1	1.66	0.42
1:QA:894:G:H2'	1:QA:895:G:H8	1.85	0.42
2:QB:92:TYR:HD1	2:QB:92:TYR:C	2.21	0.42
2:QB:99:GLY:O	2:QB:108:ILE:HD11	2.20	0.42

*Continued on next page...*

*Continued from previous page...*

Atom-1	Atom-2	Interatomic distance (Å)	Clash overlap (Å)
3:QC:113:ALA:C	3:QC:115:LEU:N	2.72	0.42
3:QC:149:ALA:O	3:QC:169:ALA:CA	2.67	0.42
5:QE:20:GLN:O	5:QE:21:ALA:C	2.57	0.42
7:QG:79:ARG:NH1	7:QG:82:GLY:HA2	2.35	0.42
8:QH:102:ARG:NH1	8:QH:105:ARG:CZ	2.80	0.42
9:QI:71:SER:O	9:QI:74:ILE:N	2.52	0.42
14:QN:47:LEU:O	14:QN:48:ALA:C	2.56	0.42
1:QA:1216:G:H5''	14:QN:5:ALA:HB2	2.00	0.42
15:QO:25:THR:O	15:QO:29:VAL:HG23	2.18	0.42
16:QP:40:ASP:C	16:QP:42:ARG:N	2.73	0.42
21:QU:6:ARG:C	21:QU:8:THR:H	2.20	0.42
48:R2:59:ARG:O	48:R2:62:THR:HG23	2.18	0.42
55:R9:1:MET:HE2	55:R9:10:ILE:HD13	2.00	0.42
25:RA:2198:A:OP1	32:RI:33:ARG:NH2	2.51	0.42
25:RA:2335:A:HO2'	25:RA:2336:A:C5'	2.32	0.42
25:RA:2404:C:H1'	35:RP:67:MET:HE1	2.01	0.42
25:RA:571:A:H5'	25:RA:2030:A:N7	2.33	0.42
26:RB:111:U:H2'	26:RB:112:G:C8	2.51	0.42
27:RD:108:PRO:HG2	27:RD:111:LEU:HB2	2.01	0.42
27:RD:14:ARG:CG	27:RD:15:PHE:N	2.83	0.42
28:RE:54:GLN:N	28:RE:54:GLN:CD	2.73	0.42
29:RF:132:VAL:CG2	29:RF:133:ASN:N	2.79	0.42
29:RF:63:LYS:HE2	29:RF:67:GLN:HB2	2.00	0.42
30:RG:27:ASN:HB3	30:RG:30:GLU:OE2	2.19	0.42
31:RH:26:VAL:CG1	31:RH:33:LEU:HB2	2.50	0.42
34:RO:31:LYS:O	34:RO:32:TYR:HD2	2.02	0.42
35:RP:119:GLU:OE1	35:RP:119:GLU:HA	2.18	0.42
38:RS:110:LEU:HA	38:RS:112:PHE:CZ	2.54	0.42
38:RS:51:ALA:HB3	38:RS:73:LEU:HD23	2.01	0.42
39:RT:24:PRO:HA	39:RT:49:VAL:CG1	2.39	0.42
28:RE:25:VAL:HG21	39:RT:8:LYS:HG3	2.00	0.42
1:XA:1118:C:OP1	9:XI:9:ARG:HD3	2.20	0.42
1:XA:1521:G:C2	1:XA:1522:U:C2	3.08	0.42
1:XA:901:A:C5	1:XA:902:G:H1'	2.54	0.42
2:XB:44:LEU:CD1	2:XB:44:LEU:H	2.25	0.42
2:XB:60:ASP:C	2:XB:62:ALA:N	2.71	0.42
4:XD:10:ARG:NH1	4:XD:10:ARG:HG3	2.33	0.42
5:XE:126:ARG:NH1	5:XE:126:ARG:CG	2.79	0.42
6:XF:36:ARG:CZ	6:XF:38:GLU:HG2	2.50	0.42
7:XG:11:GLN:HG3	7:XG:12:LEU:H	1.84	0.42
9:XI:127:LYS:CE	22:XV:34:C:OP2	2.67	0.42

*Continued on next page...*



*Continued from previous page...*

Atom-1	Atom-2	Interatomic distance (Å)	Clash overlap (Å)
9:XI:95:LYS:HD3	9:XI:95:LYS:C	2.39	0.42
12:XL:120:TYR:O	12:XL:121:GLY:C	2.57	0.42
14:XI:44:LEU:CD1	14:XI:48:ALA:HB2	2.47	0.42
15:XO:8:LYS:NZ	15:XO:31:LEU:HD11	2.34	0.42
12:XL:11:VAL:HG13	17:XQ:29:HIS:CD2	2.55	0.42
19:XS:39:THR:CG2	19:XS:40:ILE:H	2.23	0.42
19:XS:41:VAL:HG12	19:XS:45:VAL:H	1.85	0.42
19:XS:62:ILE:HG22	19:XS:63:THR:N	2.34	0.42
47:Y1:13:ILE:CG1	47:Y1:42:GLN:HB2	2.49	0.42
13:XM:77:ASN:CA	50:Y4:71:ARG:NH2	2.71	0.42
52:Y6:33:LYS:C	52:Y6:35:GLU:H	2.22	0.42
52:Y6:50:ARG:HG2	52:Y6:50:ARG:HH11	1.84	0.42
25:YA:1087:G:C5	25:YA:1089:G:H1'	2.55	0.42
25:YA:1512:G:H2'	25:YA:1513:C:C6	2.54	0.42
25:YA:161:U:H3'	25:YA:162:U:C5'	2.49	0.42
25:YA:1906:G:C2	25:YA:1925:C:O2	2.73	0.42
25:YA:1949:G:H2'	25:YA:1950:G:O4'	2.18	0.42
25:YA:2094:G:C2	25:YA:2196:C:C2	3.07	0.42
25:YA:2428:G:O2'	25:YA:2429:G:N7	2.47	0.42
25:YA:2843:G:H1	25:YA:2874:C:N4	2.17	0.42
25:YA:46:C:OP2	25:YA:215:G:H5"	2.18	0.42
25:YA:620:G:H4'	25:YA:621:A:H5"	2.00	0.42
27:YD:76:PRO:O	27:YD:98:VAL:CG2	2.65	0.42
28:YE:117:MET:HA	28:YE:122:PHE:N	2.34	0.42
30:YG:77:ILE:H	30:YG:82:LEU:HB2	1.85	0.42
34:YO:78:ARG:HH21	39:YT:103:ARG:HH22	1.64	0.42
35:YP:119:GLU:OE1	35:YP:119:GLU:HA	2.19	0.42
35:YP:120:ALA:HB1	35:YP:138:LEU:CB	2.49	0.42
35:YP:52:GLU:OE2	35:YP:58:THR:N	2.52	0.42
35:YP:98:GLU:O	35:YP:99:LEU:C	2.57	0.42
38:YS:99:LYS:C	38:YS:101:LEU:N	2.72	0.42
39:YT:110:ILE:CG2	39:YT:111:ARG:N	2.82	0.42
40:YU:79:PHE:CD2	40:YU:83:LEU:HD13	2.54	0.42
45:YZ:102:LEU:HG	45:YZ:123:ASP:HA	2.00	0.42
1:QA:1297:C:O2'	1:QA:1298:C:P	2.76	0.42
1:QA:975:A:N6	1:QA:1367:C:O4'	2.52	0.42
1:QA:149:A:H4'	1:QA:1450:U:C4	2.54	0.42
1:QA:1507:A:H2'	1:QA:1508:G:O4'	2.18	0.42
2:QB:16:HIS:CD2	2:QB:213:LEU:HD13	2.54	0.42
2:QB:60:ASP:C	2:QB:62:ALA:N	2.72	0.42
2:QB:69:LEU:HD12	2:QB:91:PRO:O	2.19	0.42

*Continued on next page...*

*Continued from previous page...*

Atom-1	Atom-2	Interatomic distance (Å)	Clash overlap (Å)
3:QC:142:MET:HG2	3:QC:149:ALA:HB2	2.02	0.42
3:QC:47:LEU:HD11	3:QC:76:VAL:CG1	2.42	0.42
4:QD:127:THR:HG23	4:QD:130:GLY:O	2.20	0.42
4:QD:150:GLU:O	4:QD:152:SER:N	2.53	0.42
6:QF:22:GLU:OE1	6:QF:82:ARG:NH2	2.46	0.42
6:QF:45:LEU:O	6:QF:46:ARG:HB2	2.19	0.42
10:QJ:30:SER:OG	10:QJ:81:THR:HG22	2.19	0.42
15:QO:17:ARG:HD3	15:QO:26:GLU:HG3	2.01	0.42
16:QP:12:LYS:HB3	16:QP:12:LYS:HE2	1.74	0.42
16:QP:75:ARG:C	16:QP:77:ALA:N	2.72	0.42
1:QA:276:G:O3'	17:QQ:68:ARG:NH1	2.50	0.42
19:QS:29:ARG:HG2	19:QS:29:ARG:HH11	1.84	0.42
52:R6:7:ILE:O	52:R6:8:LYS:CG	2.68	0.42
55:R9:2:LYS:HD2	55:R9:2:LYS:HA	1.93	0.42
25:RA:1021:A:H8	25:RA:1022:G:H5''	1.84	0.42
25:RA:2133:G:H2'	25:RA:2157:G:N2	2.34	0.42
25:RA:2405:G:H1'	25:RA:2412:A:N6	2.34	0.42
25:RA:2481:G:O2'	25:RA:2482:G:O5'	2.35	0.42
25:RA:396:G:H1'	47:R1:42:GLN:HB3	2.01	0.42
25:RA:479:A:N3	25:RA:481:G:H5''	2.33	0.42
25:RA:620:G:H4'	25:RA:621:A:C5'	2.50	0.42
25:RA:959:A:N3	25:RA:2457:U:O2'	2.49	0.42
26:RB:24:G:H4'	26:RB:25:A:C8	2.54	0.42
28:RE:121:ASN:O	28:RE:122:PHE:C	2.57	0.42
28:RE:155:LYS:O	28:RE:156:MET:HG3	2.19	0.42
30:RG:41:GLN:NE2	30:RG:154:GLY:O	2.52	0.42
30:RG:55:LYS:O	30:RG:59:GLU:HB2	2.19	0.42
25:RA:1006:C:O2	33:RN:106:MET:HG2	2.19	0.42
25:RA:598:G:H5'	35:RP:11:GLY:HA3	2.02	0.42
35:RP:13:ASN:C	35:RP:15:ARG:H	2.21	0.42
35:RP:37:GLY:O	35:RP:38:GLN:C	2.58	0.42
35:RP:49:ARG:HG2	35:RP:49:ARG:HH11	1.84	0.42
38:RS:83:LYS:CE	38:RS:109:GLY:HA2	2.47	0.42
40:RU:91:ASP:OD2	40:RU:96:ALA:HB2	2.19	0.42
40:RU:92:ARG:NH2	41:RV:11:GLN:O	2.53	0.42
40:RU:98:LEU:O	40:RU:102:GLU:N	2.49	0.42
42:RW:88:ARG:CB	42:RW:92:ARG:HB3	2.47	0.42
42:RW:8:ARG:NH1	42:RW:8:ARG:HG3	2.34	0.42
45:RZ:118:GLN:O	45:RZ:120:ILE:N	2.52	0.42
1:XA:1049:U:H4'	1:XA:1050:G:C5'	2.49	0.42
1:XA:1077:G:N1	1:XA:1081:G:C6	2.88	0.42

*Continued on next page...*

*Continued from previous page...*

Atom-1	Atom-2	Interatomic distance (Å)	Clash overlap (Å)
1:XA:1272:G:C6	1:XA:1273:G:C5	3.07	0.42
1:XA:376:G:OP1	16:XP:5:ARG:HB2	2.20	0.42
1:XA:731:G:OP1	1:XA:766:A:H1'	2.18	0.42
2:XB:16:HIS:CD2	2:XB:213:LEU:HD13	2.54	0.42
3:XC:143:GLU:C	3:XC:145:GLY:H	2.23	0.42
4:XD:146:ILE:CD1	4:XD:146:ILE:H	2.30	0.42
4:XD:206:PHE:CD2	4:XD:207:TYR:HD1	2.37	0.42
6:XF:45:LEU:O	6:XF:46:ARG:HB2	2.19	0.42
8:XH:28:ALA:CB	8:XH:57:PRO:HB2	2.45	0.42
9:XI:71:SER:O	9:XI:74:ILE:N	2.52	0.42
9:XI:88:TYR:O	9:XI:89:ASN:HB2	2.19	0.42
1:XA:1226:C:H2'	13:XM:103:THR:HB	2.00	0.42
14:XN:48:ALA:HA	14:XN:53:LEU:HD12	2.01	0.42
16:XP:83:GLU:HG3	16:XP:84:ALA:N	2.33	0.42
19:XS:18:LYS:O	19:XS:18:LYS:HD2	2.19	0.42
19:XS:21:GLU:HG3	19:XS:22:LEU:CD1	2.49	0.42
22:XV:15:G:N2	22:XV:48:C:H42	2.17	0.42
48:Y2:48:HIS:O	48:Y2:49:LYS:C	2.57	0.42
53:Y7:12:ARG:HH21	53:Y7:44:PRO:HB3	1.84	0.42
54:Y8:28:GLY:O	54:Y8:29:LYS:O	2.37	0.42
25:YA:1061:U:H5'	25:YA:1070:A:O2'	2.20	0.42
25:YA:355:G:H2'	25:YA:356:G:H8	1.85	0.42
25:YA:384:U:H2'	25:YA:385:C:H6	1.84	0.42
25:YA:563:G:C6	25:YA:2018:G:C5	3.07	0.42
25:YA:610:C:H2'	25:YA:611:C:C6	2.55	0.42
25:YA:699:A:H2'	25:YA:700:G:O4'	2.20	0.42
25:YA:723:G:C2	25:YA:724:U:C2	3.08	0.42
27:YD:108:PRO:HG2	27:YD:111:LEU:HB2	2.01	0.42
27:YD:155:LEU:HD23	27:YD:177:LEU:HD21	2.00	0.42
28:YE:176:ILE:N	28:YE:176:ILE:HD12	2.35	0.42
28:YE:197:ILE:CD1	28:YE:199:ARG:HH12	2.26	0.42
29:YF:128:ALA:O	29:YF:129:PHE:CB	2.67	0.42
30:YG:117:PHE:CE1	30:YG:119:GLY:CA	3.03	0.42
30:YG:114:ILE:HG22	30:YG:117:PHE:HB2	2.01	0.42
33:YN:15:LEU:C	33:YN:15:LEU:HD13	2.40	0.42
34:YO:1:MET:HG2	34:YO:67:LYS:HG2	2.01	0.42
36:YQ:20:ALA:HA	36:YQ:98:LYS:HB3	2.02	0.42
1:XA:345:C:H3'	39:YT:41:ARG:NH1	2.35	0.42
42:YW:81:ALA:C	42:YW:82:LEU:HD12	2.40	0.42
1:QA:1134:G:C2	1:QA:1135:U:H1'	2.54	0.42
1:QA:962:C:H1'	1:QA:1201:A:N6	2.34	0.42

*Continued on next page...*

*Continued from previous page...*

Atom-1	Atom-2	Interatomic distance (Å)	Clash overlap (Å)
1:QA:1446:A:HO2'	1:QA:1447:G:P	2.42	0.42
1:QA:185:A:H61	1:QA:192:U:H3	1.67	0.42
1:QA:501:C:H2'	1:QA:502:G:H8	1.85	0.42
2:QB:204:ASN:C	2:QB:204:ASN:HD22	2.22	0.42
3:QC:143:GLU:C	3:QC:145:GLY:H	2.23	0.42
3:QC:58:GLU:HB2	3:QC:65:ALA:HB3	2.01	0.42
3:QC:79:ARG:HH21	11:XK:96:ARG:HA	1.84	0.42
5:QE:48:ALA:HB2	5:QE:57:LYS:HD3	2.00	0.42
7:QG:140:ASP:O	7:QG:142:GLU:N	2.52	0.42
9:QL:22:GLY:O	9:QL:23:ASN:C	2.57	0.42
10:QJ:49:VAL:HG13	10:QJ:50:ILE:N	2.35	0.42
10:QJ:84:GLN:H	10:QJ:84:GLN:HG3	1.50	0.42
13:QM:13:LYS:HA	13:QM:44:ARG:CD	2.48	0.42
16:QP:20:VAL:CG2	16:QP:21:VAL:N	2.81	0.42
17:QQ:77:VAL:HG12	17:QQ:77:VAL:O	2.20	0.42
18:QR:63:GLN:O	18:QR:66:LEU:HB3	2.18	0.42
18:QR:74:ARG:NH2	18:QR:81:PHE:HA	2.35	0.42
19:QS:41:VAL:CG1	19:QS:45:VAL:H	2.32	0.42
20:QT:13:LEU:CD1	20:QT:17:ARG:NH1	2.82	0.42
20:QT:36:LEU:HD13	20:QT:36:LEU:HA	1.82	0.42
48:R2:48:HIS:O	48:R2:49:LYS:C	2.57	0.42
48:R2:50:ILE:H	48:R2:50:ILE:HG13	1.64	0.42
49:R3:46:ASN:O	49:R3:50:VAL:HG22	2.20	0.42
50:R4:2:LYS:HD2	50:R4:2:LYS:HA	1.61	0.42
50:R4:54:GLY:HA2	50:R4:57:GLU:CG	2.50	0.42
25:RA:1031:G:H1	25:RA:1123:C:H42	1.66	0.42
25:RA:1266:G:O5'	42:RW:15:ARG:NH2	2.50	0.42
25:RA:1297:C:H2'	25:RA:1298:C:H6	1.84	0.42
25:RA:1792:G:O2'	25:RA:1830:C:OP1	2.37	0.42
25:RA:2119:A:C2	25:RA:2171:A:H1'	2.54	0.42
25:RA:2351:G:O2'	25:RA:2352:A:O5'	2.32	0.42
25:RA:270(Y):G:H2'	25:RA:270(Z):U:C6	2.54	0.42
25:RA:2712:U:OP1	25:RA:2714:G:H4'	2.19	0.42
25:RA:741:G:H2'	25:RA:742:G:C8	2.54	0.42
28:RE:143:ASN:HB2	28:RE:147:PRO:HD2	2.00	0.42
28:RE:28:ALA:HB3	28:RE:93:VAL:CG2	2.46	0.42
30:RG:109:VAL:C	30:RG:112:PRO:HD2	2.40	0.42
30:RG:145:THR:O	30:RG:146:TYR:HB3	2.19	0.42
31:RH:136:ILE:O	31:RH:137:ASP:O	2.37	0.42
31:RH:58:GLU:O	31:RH:60:ARG:N	2.53	0.42
32:RI:116:LEU:O	32:RI:118:LYS:N	2.52	0.42

*Continued on next page...*

*Continued from previous page...*

Atom-1	Atom-2	Interatomic distance (Å)	Clash overlap (Å)
33:RN:10:GLU:OE2	33:RN:11:PRO:CD	2.67	0.42
34:RO:97:ARG:CA	34:RO:117:LEU:HD22	2.50	0.42
34:RO:50:GLY:O	34:RO:51:ALA:C	2.57	0.42
38:RS:105:ALA:C	38:RS:110:LEU:HD21	2.39	0.42
38:RS:83:LYS:HE3	38:RS:84:GLN:CG	2.49	0.42
39:RT:39:ARG:CG	39:RT:40:THR:H	2.22	0.42
40:RU:97:ASP:HA	40:RU:100:VAL:HG23	2.01	0.42
42:RW:14:PRO:O	42:RW:15:ARG:C	2.58	0.42
1:XA:1112:C:O2	3:XC:179:ARG:HG2	2.20	0.42
1:XA:1200:C:O2'	1:XA:1201:A:OP2	2.30	0.42
1:XA:1327:C:OP2	21:XU:12:LYS:NZ	2.46	0.42
1:XA:163:C:H2'	1:XA:164:U:C6	2.54	0.42
2:XB:163:PHE:CD2	2:XB:185:ILE:HD12	2.54	0.42
2:XB:33:TYR:HD1	2:XB:33:TYR:C	2.22	0.42
4:XD:19:LEU:O	4:XD:20:TYR:C	2.57	0.42
5:XE:71:LEU:HD11	5:XE:113:ALA:O	2.20	0.42
7:XG:140:ASP:O	7:XG:142:GLU:N	2.52	0.42
7:XG:15:ASP:OD1	7:XG:23:VAL:HG11	2.19	0.42
9:XI:6:GLY:HA3	9:XI:84:ALA:HB2	2.01	0.42
9:XI:8:GLY:CA	9:XI:79:LEU:HD12	2.49	0.42
11:XK:33:THR:HB	11:XK:37:GLY:C	2.40	0.42
11:XK:62:GLN:O	11:XK:64:ALA:N	2.52	0.42
13:XM:19:LEU:HD22	13:XM:19:LEU:N	2.33	0.42
13:XM:62:ASN:HA	50:Y4:49:PHE:CD2	2.54	0.42
13:XM:88:ARG:HD2	13:XM:88:ARG:O	2.19	0.42
14:YN:9:LYS:O	14:YN:9:LYS:HG2	2.19	0.42
18:XR:74:ARG:NH2	18:XR:81:PHE:HA	2.35	0.42
19:XS:29:ARG:HD3	19:XS:30:LEU:H	1.84	0.42
21:XU:5:ASP:O	21:XU:11:GLY:HA3	2.20	0.42
46:Y0:77:ARG:HE	46:Y0:77:ARG:HB3	1.70	0.42
25:YA:775:G:O5'	25:YA:777:A:H1'	2.19	0.42
27:YD:177:LEU:C	27:YD:179:SER:H	2.23	0.42
28:YE:94:GLU:C	28:YE:96:PHE:N	2.73	0.42
29:YF:132:VAL:HG23	29:YF:133:ASN:H	1.83	0.42
30:YG:73:ALA:O	30:YG:84:LYS:O	2.38	0.42
31:YH:58:GLU:O	31:YH:60:ARG:N	2.53	0.42
31:YH:77:LYS:HB3	31:YH:77:LYS:HZ2	1.78	0.42
32:YI:133:HIS:HB2	32:YI:134:PRO:CD	2.49	0.42
35:YP:125:VAL:C	35:YP:145:PRO:HD2	2.39	0.42
25:YA:2707:G:O3'	37:YR:68:ARG:HG2	2.20	0.42
38:YS:64:GLU:O	38:YS:68:GLN:HG3	2.19	0.42

*Continued on next page...*

*Continued from previous page...*

Atom-1	Atom-2	Interatomic distance (Å)	Clash overlap (Å)
39:YT:96:ARG:CZ	39:YT:96:ARG:HB2	2.49	0.42
1:QA:1252:A:H61	1:QA:1285:A:H61	1.67	0.42
1:QA:1253:G:H2'	1:QA:1254:C:C6	2.55	0.42
1:QA:1292:U:H2'	1:QA:1293:G:H8	1.85	0.42
1:QA:147:G:H1	1:QA:175:C:H42	1.68	0.42
1:QA:662:G:H2'	1:QA:663:A:H8	1.84	0.42
1:QA:791:G:H2'	1:QA:792:A:H5'	2.02	0.42
2:QB:67:THR:C	2:QB:68:ILE:HD12	2.40	0.42
3:QC:22:TRP:CB	3:QC:59:ARG:HB2	2.49	0.42
5:QE:71:LEU:HD11	5:QE:113:ALA:O	2.20	0.42
1:QA:921:U:O2	5:QE:19:MET:HB2	2.19	0.42
7:QG:18:TYR:CD2	7:QG:59:LEU:HD13	2.55	0.42
11:QK:21:ILE:HD13	11:QK:84:VAL:HG12	2.02	0.42
18:QR:64:ARG:O	18:QR:65:ILE:C	2.58	0.42
18:QR:76:LEU:HD22	18:QR:76:LEU:N	2.35	0.42
18:QR:84:LYS:HG2	18:QR:84:LYS:H	1.56	0.42
19:QS:41:VAL:HG11	19:QS:45:VAL:HG13	2.02	0.42
19:QS:62:ILE:HG22	19:QS:63:THR:N	2.34	0.42
20:QT:96:GLY:O	20:QT:99:LEU:CD1	2.67	0.42
47:R1:74:VAL:O	47:R1:74:VAL:CG1	2.64	0.42
50:R4:68:ARG:HB2	50:R4:69:LYS:H	1.35	0.42
53:R7:3:ARG:HD3	53:R7:3:ARG:HA	1.88	0.42
25:RA:1665:A:H2'	25:RA:1666:G:O4'	2.20	0.42
25:RA:2025:C:C4	25:RA:2026:C:C4	3.08	0.42
25:RA:2145:C:H2'	25:RA:2147:G:N2	2.34	0.42
25:RA:2483:C:H5''	25:RA:2484:G:OP2	2.20	0.42
25:RA:669:G:H2'	25:RA:669:G:N3	2.35	0.42
25:RA:787:U:H5''	25:RA:788:A:H5'	2.01	0.42
27:RD:134:ARG:HG3	27:RD:134:ARG:H	1.55	0.42
27:RD:35:LYS:HB3	27:RD:36:PRO:HA	2.00	0.42
27:RD:43:ARG:CZ	27:RD:49:ILE:HG21	2.49	0.42
28:RE:104:VAL:CG1	28:RE:188:VAL:HG23	2.49	0.42
28:RE:101:ARG:C	28:RE:201:THR:OG1	2.58	0.42
28:RE:24:THR:HB	28:RE:184:VAL:HG23	2.02	0.42
28:RE:48:GLN:HB3	28:RE:48:GLN:HE21	1.55	0.42
31:RH:125:VAL:HG12	31:RH:126:PRO:CD	2.49	0.42
29:RF:34:TRP:CA	35:RP:6:LEU:HD12	2.46	0.42
36:RQ:118:LEU:HD23	36:RQ:118:LEU:HA	1.87	0.42
37:RR:29:LEU:HD11	37:RR:48:VAL:CG1	2.50	0.42
38:RS:83:LYS:HE3	38:RS:84:GLN:HG3	2.02	0.42
38:RS:30:ARG:NH2	38:RS:92:TYR:HD1	2.17	0.42

*Continued on next page...*

*Continued from previous page...*

Atom-1	Atom-2	Interatomic distance (Å)	Clash overlap (Å)
39:RT:134:GLU:OE1	39:RT:135:ALA:N	2.53	0.42
39:RT:89:VAL:O	39:RT:90:GLN:CB	2.67	0.42
42:RW:81:ALA:C	42:RW:82:LEU:HD12	2.40	0.42
44:RY:42:VAL:HG11	44:RY:65:ALA:HB3	2.02	0.42
1:XA:398:C:H2'	1:XA:399:G:C8	2.55	0.42
1:XA:292:G:N2	1:XA:608:A:H61	2.14	0.42
1:XA:825:G:H2'	1:XA:826:C:O4'	2.19	0.42
2:XB:109:SER:C	2:XB:111:ARG:H	2.22	0.42
2:XB:200:ILE:N	2:XB:200:ILE:HD12	2.35	0.42
3:XC:83:ARG:O	3:XC:86:VAL:HG22	2.20	0.42
4:XD:36:ARG:HA	4:XD:37:PRO:HD2	1.82	0.42
8:XH:11:THR:HA	8:XH:14:ARG:NH1	2.35	0.42
8:XH:85:ARG:HA	8:XH:135:CYS:HB3	2.02	0.42
9:XI:100:GLY:C	9:XI:102:LEU:N	2.71	0.42
16:XP:55:ARG:O	16:XP:56:ALA:C	2.57	0.42
18:XR:29:PHE:N	18:XR:29:PHE:HD2	2.17	0.42
18:XR:43:PHE:HA	18:XR:51:LEU:HD12	2.01	0.42
18:XR:64:ARG:O	18:XR:65:ILE:C	2.58	0.42
19:XS:41:VAL:CG1	19:XS:45:VAL:H	2.32	0.42
52:Y6:25:LYS:HE2	52:Y6:27:LYS:CD	2.49	0.42
53:Y7:9:ARG:NH1	53:Y7:47:ARG:HG3	2.35	0.42
35:YP:64:LYS:HG3	54:Y8:25:MET:CE	2.50	0.42
55:Y9:17:ILE:CG2	55:Y9:18:ARG:N	2.82	0.42
25:YA:1405:U:H2'	25:YA:1406:U:C6	2.55	0.42
25:YA:2123:G:H2'	25:YA:2124:G:H8	1.84	0.42
25:YA:2060:A:O4'	25:YA:2502:G:H1'	2.19	0.42
25:YA:259:G:H21	25:YA:621:A:H8	1.67	0.42
25:YA:1750:G:O2'	25:YA:2860:A:N1	2.49	0.42
25:YA:299:A:N1	25:YA:322:A:O2'	2.37	0.42
25:YA:483:A:H4'	44:YY:49:VAL:CA	2.45	0.42
25:YA:57:C:H2'	25:YA:58:G:O4'	2.19	0.42
25:YA:997:G:H1	25:YA:1158:C:H42	1.66	0.42
27:YD:71:ASP:CB	27:YD:103:ARG:HH22	2.32	0.42
27:YD:12:SER:O	27:YD:14:ARG:N	2.51	0.42
27:YD:25:THR:HG23	27:YD:27:THR:HB	2.02	0.42
27:YD:2:ALA:O	27:YD:3:VAL:CB	2.68	0.42
27:YD:31:LYS:C	27:YD:32:SER:O	2.54	0.42
27:YD:75:ILE:HG21	27:YD:99:ASP:HB2	2.02	0.42
28:YE:104:VAL:CG1	28:YE:188:VAL:HG23	2.49	0.42
28:YE:31:CYS:HB3	28:YE:49:LEU:HG	2.01	0.42
29:YF:11:VAL:HG12	29:YF:12:LEU:H	1.85	0.42

*Continued on next page...*

*Continued from previous page...*

Atom-1	Atom-2	Interatomic distance (Å)	Clash overlap (Å)
30:YG:109:VAL:C	30:YG:112:PRO:HD2	2.40	0.42
30:YG:4:ASP:O	30:YG:5:VAL:HB	2.19	0.42
33:YN:43:THR:HA	33:YN:44:PRO:HD2	1.92	0.42
33:YN:75:TYR:HA	33:YN:82:LEU:HA	2.01	0.42
35:YP:37:GLY:O	35:YP:38:GLN:C	2.58	0.42
38:YS:15:ARG:O	38:YS:19:LYS:HD3	2.20	0.42
25:YA:2334:G:H5'	38:YS:9:ARG:HG2	2.00	0.42
39:YT:54:ARG:HA	39:YT:59:THR:HG23	2.02	0.42
40:YU:91:ASP:OD2	40:YU:96:ALA:HB2	2.19	0.42
41:YV:38:LEU:CD1	41:YV:55:ALA:HB1	2.50	0.42
41:YV:55:ALA:O	41:YV:56:SER:OG	2.31	0.42
41:YV:59:ALA:HA	41:YV:95:LEU:O	2.19	0.42
43:YX:87:GLN:C	43:YX:88:LYS:HG3	2.40	0.42
45:YZ:151:HIS:HA	45:YZ:171:ILE:HG13	2.01	0.42
1:QA:1053:G:H5'	1:QA:1054:C:H5'	2.01	0.42
1:QA:109:A:C6	1:QA:327:A:C6	3.08	0.42
1:QA:1259:C:C4	1:QA:1260:C:H1'	2.55	0.42
1:QA:1352:C:N4	1:QA:1370:G:H1	2.15	0.42
1:QA:148:G:H1	1:QA:174:C:N4	2.14	0.42
1:QA:332:G:C4	1:QA:333:G:C8	3.07	0.42
1:QA:363:A:OP1	12:QL:34:ARG:N	2.44	0.42
1:QA:384:G:H2'	1:QA:385:C:C6	2.54	0.42
1:QA:690:G:H22	11:QK:55:LYS:HZ2	1.65	0.42
1:QA:862:C:H2'	1:QA:863:U:H6	1.83	0.42
2:QB:158:LEU:HD12	2:QB:158:LEU:C	2.38	0.42
3:QC:88:ARG:NH2	3:QC:101:LEU:O	2.53	0.42
3:QC:120:VAL:O	3:QC:123:GLN:HB2	2.20	0.42
3:QC:35:GLU:O	3:QC:38:ARG:N	2.52	0.42
7:QG:11:GLN:HG3	7:QG:12:LEU:H	1.85	0.42
7:QG:75:VAL:HG13	7:QG:145:ALA:HA	2.00	0.42
8:QH:109:ILE:HD11	8:QH:120:THR:HG22	2.00	0.42
13:QM:16:ASP:HB3	13:QM:34:LEU:CD1	2.49	0.42
17:QQ:11:VAL:CG2	17:QQ:20:THR:HB	2.50	0.42
19:QS:18:LYS:O	19:QS:18:LYS:HD2	2.19	0.42
20:QT:99:LEU:O	20:QT:100:ILE:CB	2.68	0.42
47:R1:60:PHE:HE2	47:R1:91:LYS:NZ	2.16	0.42
47:R1:72:GLU:O	47:R1:75:GLU:HB2	2.20	0.42
49:R3:37:LEU:HD12	49:R3:43:ILE:CG2	2.50	0.42
51:R5:39:MET:C	51:R5:40:LYS:HG3	2.39	0.42
25:RA:1547:C:H2'	25:RA:1548:C:C6	2.54	0.42
25:RA:2625:G:C2	25:RA:2626:C:C2	3.07	0.42

*Continued on next page...*



*Continued from previous page...*

Atom-1	Atom-2	Interatomic distance (Å)	Clash overlap (Å)
25:RA:2702:U:HO2'	25:RA:2703:C:H5	1.64	0.42
25:RA:2719:G:OP1	39:RT:100:TYR:OH	2.36	0.42
27:RD:165:ILE:O	27:RD:166:GLN:NE2	2.53	0.42
25:RA:2227:A:H5''	27:RD:263:ARG:HH11	1.83	0.42
29:RF:164:ARG:HG2	29:RF:164:ARG:NH1	2.34	0.42
30:RG:121:ASN:HA	30:RG:181:ARG:NH2	2.34	0.42
31:RH:120:GLY:O	31:RH:136:ILE:HD12	2.19	0.42
31:RH:86:GLU:H	31:RH:86:GLU:CD	2.16	0.42
32:RI:113:ARG:HG3	32:RI:131:LYS:HZ2	1.85	0.42
33:RN:43:THR:HA	33:RN:44:PRO:HD2	1.92	0.42
33:RN:62:VAL:HG12	33:RN:66:LYS:HB2	2.01	0.42
34:RO:1:MET:HG2	34:RO:67:LYS:HG2	2.01	0.42
38:RS:102:ALA:C	38:RS:104:GLY:N	2.73	0.42
40:RU:35:ALA:O	40:RU:39:LEU:HG	2.19	0.42
43:RX:54:VAL:C	43:RX:55:ASN:HD22	2.23	0.42
45:RZ:115:GLY:HA2	45:RZ:175:VAL:O	2.20	0.42
1:XA:1268:A:H2'	1:XA:1269:A:C8	2.55	0.42
1:XA:1330:U:H5''	1:XA:1331:G:OP2	2.20	0.42
1:XA:1390:U:H2'	1:XA:1391:U:C6	2.55	0.42
1:XA:545:C:O2'	1:XA:549:C:OP1	2.37	0.42
1:XA:908:A:H2'	1:XA:909:A:C8	2.54	0.42
2:XB:109:SER:C	2:XB:111:ARG:N	2.73	0.42
2:XB:158:LEU:HD12	2:XB:158:LEU:C	2.38	0.42
2:XB:5:ILE:HB	2:XB:221:LEU:HD23	2.01	0.42
2:XB:67:THR:C	2:XB:68:ILE:HD12	2.40	0.42
2:XB:92:TYR:C	2:XB:92:TYR:HD1	2.22	0.42
2:XB:97:TRP:HZ3	2:XB:172:ILE:HG22	1.85	0.42
3:XC:113:ALA:C	3:XC:115:LEU:N	2.72	0.42
3:XC:23:TYR:CD2	3:XC:24:ALA:N	2.88	0.42
6:XF:46:ARG:HG3	6:XF:47:ARG:N	2.34	0.42
11:XK:17:GLY:CA	11:XK:77:MET:HE3	2.45	0.42
12:XL:53:ARG:HH12	12:XL:92:ASP:CB	2.33	0.42
13:XM:16:ASP:HB3	13:XM:34:LEU:CD1	2.49	0.42
19:XS:30:LEU:O	19:XS:31:ILE:HB	2.19	0.42
19:XS:66:MET:HG3	19:XS:66:MET:O	2.19	0.42
20:XT:99:LEU:O	20:XT:100:ILE:CB	2.68	0.42
50:Y4:54:GLY:HA2	50:Y4:57:GLU:CG	2.50	0.42
52:Y6:7:ILE:O	52:Y6:8:LYS:CG	2.68	0.42
25:YA:1952:A:OP1	34:YO:44:LYS:NZ	2.37	0.42
25:YA:1936:A:N6	25:YA:1963:U:O2	2.52	0.42
25:YA:2031:A:C5	25:YA:2498:C:H1'	2.55	0.42

*Continued on next page...*

*Continued from previous page...*

Atom-1	Atom-2	Interatomic distance (Å)	Clash overlap (Å)
25:YA:2311:A:O2'	25:YA:2312:U:O4'	2.24	0.42
25:YA:2705:A:H2'	25:YA:2706:G:O4'	2.19	0.42
25:YA:320:A:N3	29:YF:169:ASN:ND2	2.67	0.42
25:YA:412:A:N7	25:YA:2411:A:H2	2.17	0.42
25:YA:638:G:C8	25:YA:651:G:N2	2.88	0.42
28:YE:36:ARG:HB3	28:YE:36:ARG:NH1	2.30	0.42
29:YF:101:LEU:HD12	29:YF:102:PRO:N	2.33	0.42
29:YF:109:GLY:O	29:YF:110:LEU:C	2.58	0.42
29:YF:183:VAL:HG22	29:YF:184:TYR:N	2.35	0.42
29:YF:62:ARG:NH1	29:YF:62:ARG:CB	2.82	0.42
31:YH:136:ILE:O	31:YH:137:ASP:O	2.38	0.42
31:YH:26:VAL:CG1	31:YH:33:LEU:HB2	2.50	0.42
31:YH:89:ILE:CD1	31:YH:89:ILE:H	2.32	0.42
33:YN:30:ILE:HG22	33:YN:34:LEU:HD21	2.01	0.42
35:YP:135:LEU:HD13	35:YP:139:LYS:HE3	2.01	0.42
35:YP:81:GLN:HB2	35:YP:81:GLN:HE21	1.59	0.42
28:YE:25:VAL:CG1	39:YT:11:GLU:HG2	2.50	0.42
39:YT:3:ARG:O	39:YT:4:GLY:C	2.58	0.42
44:YY:95:LYS:HA	44:YY:101:LYS:N	2.33	0.42
44:YY:20:TYR:CE1	44:YY:42:VAL:HA	2.55	0.42
45:YZ:35:ARG:HB3	45:YZ:35:ARG:HH11	1.84	0.42
45:YZ:56:VAL:HG22	45:YZ:70:LEU:HD12	2.01	0.42
1:QA:1360:A:H8	1:QA:1360:A:OP1	2.03	0.42
1:QA:190:G:HO2'	1:QA:191(A):G:P	2.42	0.42
1:QA:526:C:C4	1:QA:527:G:H1'	2.55	0.42
1:QA:953:G:N7	13:QM:104:ARG:NH2	2.63	0.42
2:QB:109:SER:C	2:QB:111:ARG:N	2.73	0.42
2:QB:197:VAL:CG1	2:QB:198:ASP:N	2.82	0.42
4:QD:150:GLU:C	4:QD:152:SER:N	2.73	0.42
4:QD:59:ARG:NE	4:QD:59:ARG:HA	2.34	0.42
5:QE:126:ARG:CG	5:QE:126:ARG:NH1	2.79	0.42
8:QH:95:VAL:HG23	8:QH:95:VAL:O	2.20	0.42
9:QI:6:GLY:HA3	9:QI:84:ALA:HB2	2.01	0.42
11:QK:72:ALA:HB1	11:QK:77:MET:HG2	2.02	0.42
15:QO:71:GLN:HB2	15:QO:78:TYR:CE1	2.54	0.42
1:QA:719:C:H1'	18:QR:49:LYS:HB3	2.01	0.42
19:QS:30:LEU:O	19:QS:31:ILE:HB	2.19	0.42
20:QT:10:LEU:O	20:QT:12:ALA:N	2.53	0.42
21:QU:5:ASP:O	21:QU:11:GLY:HA3	2.20	0.42
51:R5:40:LYS:HE2	51:R5:47:PRO:HG2	2.02	0.42
52:R6:25:LYS:HE2	52:R6:27:LYS:CD	2.49	0.42

*Continued on next page...*

*Continued from previous page...*

Atom-1	Atom-2	Interatomic distance (Å)	Clash overlap (Å)
25:RA:1510:A:H2'	25:RA:1510:A:N3	2.34	0.42
25:RA:2360:A:H2'	25:RA:2361:A:O4'	2.20	0.42
25:RA:2416:C:H2'	25:RA:2417:C:C6	2.55	0.42
25:RA:2439:A:H4'	25:RA:2440:C:O5'	2.20	0.42
25:RA:2636:U:H1'	25:RA:2783:G:N2	2.35	0.42
25:RA:270(P):C:H2'	25:RA:270(Q):C:C6	2.55	0.42
25:RA:39:C:H2'	25:RA:40:C:H6	1.84	0.42
25:RA:997:G:O2'	25:RA:998:C:H5'	2.20	0.42
28:RE:10:GLY:HA3	39:RT:8:LYS:HD3	2.02	0.42
28:RE:176:ILE:N	28:RE:176:ILE:HD12	2.35	0.42
30:RG:16:ARG:NE	30:RG:31:VAL:HG11	2.34	0.42
30:RG:78:SER:O	30:RG:80:PHE:N	2.53	0.42
31:RH:66:GLY:O	31:RH:67:LEU:C	2.58	0.42
33:RN:131:GLN:HB3	33:RN:131:GLN:HE21	1.57	0.42
33:RN:75:TYR:HA	33:RN:82:LEU:HA	2.01	0.42
34:RO:16:ALA:HA	34:RO:46:ALA:CB	2.50	0.42
35:RP:115:LEU:HB3	35:RP:131:SER:HB2	2.02	0.42
38:RS:53:SER:HA	38:RS:56:LEU:CD2	2.50	0.42
34:RO:71:ARG:HH11	39:RT:74:ARG:HH21	1.65	0.42
40:RU:39:LEU:O	40:RU:42:ALA:N	2.53	0.42
40:RU:43:GLY:HA3	41:RV:73:SER:OG	2.19	0.42
41:RV:35:LEU:HB2	41:RV:37:VAL:CG2	2.49	0.42
44:RY:20:TYR:CE1	44:RY:42:VAL:HA	2.55	0.42
44:RY:60:PHE:CD2	44:RY:60:PHE:N	2.87	0.42
1:XA:416:G:H2'	1:XA:417:C:C6	2.54	0.42
1:XA:501:C:H2'	1:XA:502:G:C8	2.55	0.42
2:XB:99:GLY:O	2:XB:108:ILE:HD11	2.19	0.42
3:XC:35:GLU:O	3:XC:38:ARG:N	2.53	0.42
4:XD:150:GLU:O	4:XD:152:SER:N	2.53	0.42
7:XG:79:ARG:CZ	7:XG:82:GLY:HA2	2.50	0.42
9:XI:35:GLU:O	9:XI:35:GLU:HG2	2.19	0.42
10:XJ:49:VAL:HG13	10:XJ:50:ILE:N	2.35	0.42
12:XL:119:LYS:HB2	12:XL:120:TYR:HD1	1.83	0.42
17:XQ:76:LEU:HD21	17:XQ:79:SER:HB2	2.01	0.42
19:XS:58:VAL:HG23	19:XS:58:VAL:O	2.20	0.42
19:XS:4:SER:O	19:XS:5:LEU:HD13	2.20	0.42
1:XA:1326:C:H5''	21:XU:18:TYR:O	2.20	0.42
22:XV:43:A:H2'	22:XV:44:A:C8	2.54	0.42
46:Y0:68:GLU:OE1	46:Y0:82:ARG:NH1	2.53	0.42
49:Y3:7:LYS:O	49:Y3:7:LYS:HG2	2.20	0.42
50:Y4:12:ALA:HB1	50:Y4:30:GLU:N	2.35	0.42

*Continued on next page...*

*Continued from previous page...*

Atom-1	Atom-2	Interatomic distance (Å)	Clash overlap (Å)
43:YX:60:ARG:HH12	53:Y7:47:ARG:HH22	1.67	0.42
54:Y8:40:GLU:O	54:Y8:41:ILE:C	2.56	0.42
25:YA:152:G:H2'	25:YA:153:C:H6	1.85	0.42
25:YA:966:G:O4'	25:YA:2267:A:N6	2.52	0.42
25:YA:2285:C:N4	25:YA:2383:G:H1	2.16	0.42
25:YA:2533:A:H2'	25:YA:2534:A:O4'	2.19	0.42
25:YA:513:A:H2	25:YA:582:G:H4'	1.85	0.42
27:YD:158:ALA:HB3	27:YD:161:THR:CG2	2.49	0.42
28:YE:9:VAL:HB	28:YE:10:GLY:H	1.70	0.42
28:YE:128:SER:O	28:YE:129:HIS:HB2	2.19	0.42
28:YE:143:ASN:HB2	28:YE:147:PRO:HD2	2.00	0.42
28:YE:28:ALA:HB3	28:YE:93:VAL:CG2	2.47	0.42
29:YF:123:LEU:HD12	29:YF:124:LEU:H	1.82	0.42
30:YG:55:LYS:O	30:YG:59:GLU:HB2	2.19	0.42
31:YH:105:LEU:N	31:YH:105:LEU:CD1	2.81	0.42
31:YH:119:GLU:CD	31:YH:120:GLY:H	2.22	0.42
31:YH:84:SER:OG	31:YH:85:LYS:N	2.51	0.42
33:YN:52:VAL:CG1	33:YN:53:VAL:N	2.82	0.42
28:YE:152:LYS:HG2	33:YN:78:TYR:CD1	2.55	0.42
35:YP:114:ILE:CD1	35:YP:130:PHE:CE1	2.98	0.42
35:YP:65:ARG:HH21	54:Y8:15:LYS:HB3	1.84	0.42
36:YQ:27:VAL:HG11	36:YQ:134:ARG:HG3	2.00	0.42
37:YR:10:LEU:C	37:YR:12:ARG:N	2.72	0.42
38:YS:95:HIS:O	38:YS:96:GLY:C	2.57	0.42
39:YT:24:PRO:HA	39:YT:49:VAL:CG1	2.39	0.42
41:YV:25:LEU:H	41:YV:92:THR:CG2	2.29	0.42
43:YX:14:SER:O	43:YX:15:GLU:C	2.57	0.42
1:QA:1269:A:H2	1:QA:1312:G:N3	2.18	0.42
1:QA:181:G:H4'	1:QA:182:U:H5'	2.02	0.42
1:QA:474:G:H5''	16:QP:81:ARG:HE	1.84	0.42
1:QA:555:C:OP1	12:QL:20:LYS:NZ	2.53	0.42
1:QA:825:G:H2'	1:QA:826:C:C6	2.54	0.42
1:QA:950:U:H2'	1:QA:951:G:C8	2.55	0.42
2:QB:155:LEU:C	2:QB:157:ARG:H	2.22	0.42
2:QB:163:PHE:CD2	2:QB:185:ILE:HD12	2.54	0.42
4:QD:111:ALA:HB3	4:QD:117:ALA:HB2	2.02	0.42
4:QD:178:VAL:HG12	4:QD:179:GLU:N	2.35	0.42
4:QD:25:ARG:NH1	4:QD:30:LYS:CE	2.75	0.42
6:QF:46:ARG:HG3	6:QF:47:ARG:N	2.34	0.42
7:QG:95:ARG:O	7:QG:96:GLN:C	2.58	0.42
8:QH:86:ILE:CB	8:QH:133:LEU:HD22	2.49	0.42

*Continued on next page...*

*Continued from previous page...*

Atom-1	Atom-2	Interatomic distance (Å)	Clash overlap (Å)
8:QH:33:GLU:O	8:QH:36:LEU:N	2.53	0.42
8:QH:74:PRO:O	8:QH:75:ARG:C	2.58	0.42
9:QI:25:LYS:O	9:QI:60:ASP:OD1	2.37	0.42
10:QJ:75:ILE:CG1	10:QJ:76:ASN:H	2.17	0.42
16:QP:21:VAL:HG21	16:QP:59:TRP:NE1	2.35	0.42
22:QV:17:C:O2	22:QV:17:C:H2'	2.20	0.42
49:R3:37:LEU:N	49:R3:37:LEU:HD23	2.35	0.42
50:R4:26:SER:C	50:R4:27:THR:O	2.58	0.42
50:R4:38:LYS:HG3	50:R4:44:THR:OG1	2.20	0.42
53:R7:25:PRO:HA	53:R7:28:ARG:NH2	2.34	0.42
25:RA:83:G:N1	25:RA:102:G:H1'	2.35	0.42
25:RA:1027:A:N6	25:RA:1126:A:C4	2.87	0.42
25:RA:49:A:N7	25:RA:120:U:H5	2.18	0.42
25:RA:182:A:N3	25:RA:433:C:O2'	2.48	0.42
25:RA:2376:A:H2'	25:RA:2377:A:O4'	2.20	0.42
25:RA:2462:U:O2	25:RA:2489:G:N2	2.53	0.42
25:RA:2532:G:C6	25:RA:2533:A:C6	3.08	0.42
25:RA:291:C:H2'	25:RA:292:C:C6	2.55	0.42
25:RA:57:C:H2'	25:RA:58:G:O4'	2.20	0.42
25:RA:664:C:H2'	25:RA:665:C:C6	2.55	0.42
25:RA:862:G:H2'	25:RA:863:A:O4'	2.19	0.42
25:RA:978:G:H1	25:RA:985:C:N4	2.17	0.42
25:RA:917:A:H62	26:RB:80:U:H4'	1.85	0.42
27:RD:110:GLY:O	27:RD:111:LEU:C	2.59	0.42
28:RE:117:MET:HA	28:RE:122:PHE:N	2.35	0.42
28:RE:128:SER:O	28:RE:129:HIS:HB2	2.20	0.42
28:RE:35:GLN:HB3	28:RE:48:GLN:HB2	2.02	0.42
25:RA:2633:G:H1'	28:RE:62:PRO:HG2	2.01	0.42
29:RF:61:GLY:O	29:RF:62:ARG:C	2.57	0.42
30:RG:22:ARG:HH22	30:RG:175:LEU:HD21	1.85	0.42
30:RG:73:ALA:O	30:RG:84:LYS:O	2.38	0.42
30:RG:99:MET:O	30:RG:103:LEU:HB2	2.20	0.42
37:RR:55:ALA:HA	37:RR:80:PHE:CE2	2.55	0.42
38:RS:49:VAL:HG21	38:RS:77:ALA:HA	2.02	0.42
39:RT:110:ILE:CG2	39:RT:111:ARG:N	2.82	0.42
39:RT:54:ARG:CG	39:RT:54:ARG:HH11	2.24	0.42
40:RU:99:ALA:HA	40:RU:106:PHE:HB2	2.01	0.42
41:RV:21:ARG:HD2	41:RV:91:TYR:CE2	2.55	0.42
41:RV:59:ALA:HA	41:RV:95:LEU:O	2.19	0.42
25:RA:1161:C:O2'	41:RV:8:GLY:HA2	2.20	0.42
42:RW:71:VAL:HA	42:RW:107:LEU:HD12	2.02	0.42

*Continued on next page...*

*Continued from previous page...*

Atom-1	Atom-2	Interatomic distance (Å)	Clash overlap (Å)
45:RZ:151:HIS:HA	45:RZ:170:THR:HA	2.01	0.42
1:XA:1301:U:H3'	1:XA:1302:U:H5'	2.01	0.42
1:XA:236:G:H5''	17:XQ:42:TYR:OH	2.19	0.42
1:XA:587:G:C2	1:XA:755:G:C6	3.08	0.42
1:XA:837:G:H2'	1:XA:838:G:C8	2.55	0.42
1:XA:892:A:O2'	1:XA:1415:G:H4'	2.20	0.42
1:XA:923:A:H2'	1:XA:924:C:O4'	2.20	0.42
2:XB:211:ILE:O	2:XB:215:LEU:HB2	2.20	0.42
5:XE:153:LYS:C	5:XE:153:LYS:HD3	2.40	0.42
5:XE:31:LEU:HD23	5:XE:45:PHE:HD1	1.85	0.42
6:XF:88:VAL:HG12	6:XF:89:MET:N	2.34	0.42
8:XH:105:ARG:O	8:XH:107:LEU:N	2.47	0.42
11:XK:124:LYS:HB3	11:XK:125:PHE:CD1	2.47	0.42
16:XP:9:PHE:HB3	16:XP:10:GLY:H	1.64	0.42
17:XQ:74:LEU:HD13	17:XQ:74:LEU:O	2.20	0.42
46:Y0:23:VAL:HA	46:Y0:38:VAL:HG22	2.00	0.42
51:Y5:40:LYS:HE2	51:Y5:47:PRO:HG2	2.02	0.42
25:YA:85:G:O2'	25:YA:103:A:N1	2.47	0.42
25:YA:1059:G:H3'	25:YA:1060:U:H5''	2.01	0.42
25:YA:1889:A:H2'	25:YA:1890:A:C8	2.55	0.42
25:YA:2070:G:N2	25:YA:2071:A:N3	2.68	0.42
25:YA:242:G:H5''	54:Y8:3:LYS:HE3	2.02	0.42
25:YA:2712:U:O2'	25:YA:2712(A):A:OP1	2.38	0.42
25:YA:990:A:N6	25:YA:1186:G:H1'	2.35	0.42
26:YB:78:A:C2	26:YB:99:A:C4	3.07	0.42
27:YD:110:GLY:O	27:YD:111:LEU:C	2.58	0.42
27:YD:165:ILE:O	27:YD:166:GLN:NE2	2.53	0.42
27:YD:196:VAL:CG1	27:YD:196:VAL:O	2.68	0.42
31:YH:84:SER:O	31:YH:85:LYS:CB	2.64	0.42
33:YN:42:TRP:HA	33:YN:48:MET:HE3	2.02	0.42
34:YO:50:GLY:O	34:YO:51:ALA:C	2.57	0.42
36:YQ:34:LEU:HD23	36:YQ:104:PHE:CD1	2.55	0.42
38:YS:52:SER:HB2	38:YS:55:ALA:CB	2.50	0.42
38:YS:26:LEU:HB3	38:YS:87:PHE:HA	2.02	0.42
39:YT:50:ILE:HD11	39:YT:102:ILE:HG12	2.01	0.42
39:YT:105:LEU:HG	39:YT:105:LEU:O	2.19	0.42
40:YU:27:LEU:C	40:YU:29:SER:N	2.73	0.42
42:YW:74:ALA:O	42:YW:75:TYR:CB	2.65	0.42
45:YZ:140:ASP:N	45:YZ:140:ASP:OD2	2.52	0.42
1:QA:352:C:O2'	1:QA:354:G:OP1	2.25	0.42
1:QA:584:G:H2'	1:QA:585:G:H8	1.85	0.42

*Continued on next page...*

*Continued from previous page...*

Atom-1	Atom-2	Interatomic distance (Å)	Clash overlap (Å)
1:QA:688:G:O2'	1:QA:704:A:N1	2.37	0.42
2:QB:162:ILE:O	2:QB:185:ILE:CG1	2.68	0.42
4:QD:94:LEU:HA	4:QD:97:LEU:HD12	2.01	0.42
5:QE:26:PHE:CD1	5:QE:26:PHE:N	2.88	0.42
5:QE:31:LEU:HD23	5:QE:45:PHE:HD1	1.85	0.42
8:QH:53:VAL:HG12	8:QH:54:ASP:OD2	2.20	0.42
9:QI:8:GLY:CA	9:QI:79:LEU:HD12	2.49	0.42
14:QN:3:ARG:CG	14:QN:4:LYS:N	2.83	0.42
15:QO:54:ARG:NH1	15:QO:58:MET:SD	2.93	0.42
17:QQ:76:LEU:HD21	17:QQ:79:SER:HB2	2.01	0.42
19:QS:68:GLY:HA3	50:R4:68:ARG:HG2	2.02	0.42
51:R5:56:LYS:O	51:R5:57:VAL:C	2.57	0.42
25:RA:1309:G:OP1	53:R7:9:ARG:HD3	2.19	0.42
54:R8:56:GLU:C	54:R8:58:ILE:N	2.73	0.42
25:RA:1322:A:H2'	25:RA:1323:U:H6	1.85	0.42
25:RA:1422:G:C1'	25:RA:1495:A:H61	2.32	0.42
25:RA:1861:G:H1	25:RA:1881:C:H42	1.68	0.42
25:RA:2126:A:H4'	25:RA:2127:G:O5'	2.20	0.42
25:RA:2735:G:H2'	25:RA:2736:G:H8	1.84	0.42
25:RA:51:G:H8	25:RA:51:G:OP2	2.03	0.42
25:RA:1491:G:O2'	27:RD:101:GLU:HB2	2.20	0.42
27:RD:158:ALA:HB3	27:RD:161:THR:CG2	2.49	0.42
27:RD:9:TYR:CZ	27:RD:13:ARG:HD3	2.54	0.42
29:RF:118:ALA:HA	29:RF:123:LEU:HB3	2.02	0.42
29:RF:42:ALA:O	29:RF:45:ARG:HB2	2.18	0.42
30:RG:51:ARG:NH1	30:RG:51:ARG:CB	2.83	0.42
30:RG:60:LEU:C	30:RG:60:LEU:HD23	2.41	0.42
31:RH:128:PRO:CG	31:RH:129:THR:H	2.33	0.42
31:RH:86:GLU:HG3	31:RH:165:ALA:CA	2.49	0.42
35:RP:98:GLU:O	35:RP:99:LEU:C	2.57	0.42
36:RQ:27:VAL:HG11	36:RQ:134:ARG:HG3	2.00	0.42
38:RS:64:GLU:O	38:RS:68:GLN:HG3	2.19	0.42
39:RT:3:ARG:O	39:RT:4:GLY:C	2.58	0.42
43:RX:57:LEU:HD12	43:RX:57:LEU:H	1.85	0.42
25:RA:482:A:H4'	44:RY:47:LYS:HD2	2.02	0.42
1:XA:1253:G:H1	1:XA:1284:C:H42	1.68	0.42
1:XA:1415:G:C6	1:XA:1486:G:C6	3.08	0.42
1:XA:289:G:C6	1:XA:290:C:N4	2.88	0.42
1:XA:740:U:H2'	1:XA:741:G:H8	1.85	0.42
1:XA:581:G:N1	1:XA:759:A:OP2	2.26	0.42
2:XB:162:ILE:O	2:XB:185:ILE:CG1	2.67	0.42

*Continued on next page...*

*Continued from previous page...*

Atom-1	Atom-2	Interatomic distance (Å)	Clash overlap (Å)
4:XD:150:GLU:C	4:XD:152:SER:N	2.73	0.42
4:XD:94:LEU:HA	4:XD:97:LEU:HD12	2.01	0.42
5:XE:51:VAL:CB	5:XE:52:PRO:HD3	2.38	0.42
5:XE:78:HIS:HE1	5:XE:143:ARG:N	2.12	0.42
6:XF:36:ARG:NH2	6:XF:38:GLU:HG2	2.35	0.42
7:XG:111:ARG:HH11	7:XG:111:ARG:CB	2.23	0.42
8:XH:95:VAL:O	8:XH:95:VAL:HG23	2.20	0.42
12:XL:109:GLY:HA3	12:XL:121:GLY:O	2.20	0.42
14:XN:3:ARG:CG	14:XN:4:LYS:N	2.83	0.42
16:XP:1:MET:H2	16:XP:24:ALA:HB3	1.84	0.42
16:XP:45:THR:CG2	16:XP:46:PRO:HD2	2.47	0.42
19:XS:42:PRO:HD3	50:Y4:63:TYR:HE2	1.84	0.42
25:YA:2353:G:O2'	46:Y0:35:ASN:OD1	2.37	0.42
51:Y5:41:PRO:HA	51:Y5:42:PRO:HD3	1.82	0.42
52:Y6:36:LEU:HD13	52:Y6:50:ARG:HH12	1.81	0.42
53:Y7:25:PRO:HA	53:Y7:28:ARG:NH2	2.35	0.42
25:YA:1337:G:H2'	25:YA:1338:G:O4'	2.20	0.42
25:YA:1496:A:H8	25:YA:1577:C:O2'	2.03	0.42
25:YA:1547:C:O2'	25:YA:1548:C:H5'	2.20	0.42
25:YA:1864:U:H2'	25:YA:1869:G:O4'	2.20	0.42
25:YA:2100:G:H1	25:YA:2189:U:H3	1.66	0.42
25:YA:2159:G:H2'	25:YA:2160:G:C8	2.55	0.42
25:YA:242:G:H3'	54:Y8:6:THR:HG23	2.01	0.42
25:YA:2502:G:C5'	25:YA:2503:A:H5''	2.50	0.42
25:YA:2712:U:H2'	25:YA:2712(A):A:H3'	2.02	0.42
25:YA:2792:G:N2	25:YA:2805:G:H1'	2.35	0.42
25:YA:2849:U:C2	25:YA:2867:G:H1'	2.54	0.42
25:YA:496:G:C6	25:YA:497:A:C4	3.08	0.42
25:YA:556:G:H2'	25:YA:557:U:C6	2.55	0.42
25:YA:856:C:H1'	46:Y0:27:GLU:HB3	2.01	0.42
25:YA:1568:G:P	27:YD:63:ARG:HH22	2.43	0.42
28:YE:35:GLN:HB3	28:YE:48:GLN:HB2	2.01	0.42
29:YF:192:LEU:HD21	29:YF:194:MET:HE3	2.02	0.42
30:YG:99:MET:O	30:YG:103:LEU:HB2	2.20	0.42
33:YN:10:GLU:OE2	33:YN:11:PRO:CD	2.68	0.42
33:YN:1:MET:HG3	33:YN:1:MET:O	2.19	0.42
33:YN:96:GLU:O	33:YN:97:ARG:C	2.57	0.42
34:YO:20:MET:O	34:YO:41:ALA:CB	2.67	0.42
34:YO:97:ARG:CA	34:YO:117:LEU:HD22	2.50	0.42
35:YP:83:VAL:HG11	35:YP:112:LEU:HD21	1.96	0.42
35:YP:115:LEU:HB3	35:YP:131:SER:HB2	2.02	0.42

*Continued on next page...*



*Continued from previous page...*

Atom-1	Atom-2	Interatomic distance (Å)	Clash overlap (Å)
35:YP:39:LYS:HA	35:YP:45:LEU:HD11	1.83	0.42
36:YQ:20:ALA:HB2	36:YQ:99:PRO:HD2	1.99	0.42
37:YR:34:ILE:HG22	37:YR:35:THR:N	2.35	0.42
25:YA:2708:G:H4'	37:YR:71:GLN:OE1	2.19	0.42
39:YT:6:LEU:HD12	39:YT:9:LEU:HD12	2.01	0.42
41:YV:15:GLU:O	41:YV:96:ILE:HB	2.19	0.42
42:YW:96:ILE:O	42:YW:96:ILE:CG2	2.68	0.42
43:YX:60:ARG:HH22	53:Y7:47:ARG:HH12	1.68	0.42
44:YY:91:GLU:CG	44:YY:92:ASN:N	2.83	0.42
1:QA:1069:C:O2'	1:QA:1192:C:H1'	2.19	0.41
1:QA:1246:C:H2'	1:QA:1247:U:C6	2.55	0.41
1:QA:1259:C:N4	1:QA:1260:C:O2	2.53	0.41
2:QB:130:ARG:NH2	2:QB:138:LEU:HD21	2.34	0.41
2:QB:142:LEU:O	2:QB:145:LEU:HB2	2.19	0.41
2:QB:159:PRO:HB2	2:QB:160:ASP:H	1.74	0.41
6:QF:45:LEU:CD1	6:QF:59:TYR:HD1	2.31	0.41
7:QG:44:TYR:O	7:QG:47:CYS:N	2.53	0.41
8:QH:85:ARG:HA	8:QH:135:CYS:HB3	2.02	0.41
1:QA:1179:A:O3'	9:QI:103:THR:HG23	2.20	0.41
9:QI:43:ALA:C	9:QI:45:ALA:N	2.73	0.41
9:QI:83:ARG:HA	9:QI:86:VAL:HG12	2.02	0.41
12:QL:117:ARG:HB3	12:QL:122:THR:HB	2.02	0.41
13:QM:88:ARG:O	13:QM:88:ARG:HD2	2.19	0.41
14:QN:48:ALA:HA	14:QN:53:LEU:HD12	2.01	0.41
19:QS:7:LYS:CG	19:QS:8:GLY:N	2.83	0.41
20:QT:50:GLU:HA	20:QT:100:ILE:HG22	2.02	0.41
47:R1:76:ARG:CD	47:R1:76:ARG:H	2.29	0.41
51:R5:40:LYS:HE2	51:R5:47:PRO:CG	2.49	0.41
53:R7:9:ARG:NH1	53:R7:47:ARG:HG3	2.35	0.41
54:R8:16:ILE:HD11	54:R8:57:ARG:CG	2.44	0.41
25:RA:1231:G:H2'	25:RA:1232:G:H8	1.84	0.41
25:RA:1322:A:C5	25:RA:1323:U:C5	3.07	0.41
25:RA:1788:C:H2'	25:RA:1789:A:H8	1.85	0.41
25:RA:1826:G:H4'	27:RD:242:ARG:NH2	2.28	0.41
25:RA:2002:G:H2'	25:RA:2003:G:C8	2.55	0.41
25:RA:270(T):G:C6	25:RA:270(U):C:C4	3.08	0.41
25:RA:270(V):G:H2'	25:RA:270(W):G:H8	1.85	0.41
25:RA:582:G:H2'	25:RA:583:G:C8	2.54	0.41
25:RA:729:G:O5'	27:RD:208:LYS:NZ	2.52	0.41
25:RA:76:C:O2'	48:R2:62:THR:HG21	2.19	0.41
25:RA:864:G:C6	25:RA:865:C:N4	2.87	0.41

*Continued on next page...*

*Continued from previous page...*

Atom-1	Atom-2	Interatomic distance (Å)	Clash overlap (Å)
27:RD:196:VAL:CG1	27:RD:196:VAL:O	2.68	0.41
27:RD:269:PHE:N	27:RD:269:PHE:CD2	2.88	0.41
28:RE:13:ARG:HH11	28:RE:13:ARG:HB2	1.81	0.41
28:RE:179:GLU:CB	28:RE:181:LEU:HD23	2.24	0.41
31:RH:105:LEU:N	31:RH:105:LEU:CD1	2.81	0.41
31:RH:146:ALA:HA	31:RH:164:TYR:OH	2.20	0.41
33:RN:27:ALA:O	33:RN:28:THR:C	2.57	0.41
34:RO:31:LYS:HA	34:RO:31:LYS:HD3	1.92	0.41
34:RO:86:ILE:N	34:RO:86:ILE:CD1	2.83	0.41
35:RP:107:LYS:O	35:RP:108:LYS:C	2.57	0.41
38:RS:99:LYS:C	38:RS:101:LEU:N	2.72	0.41
39:RT:96:ARG:HB2	39:RT:96:ARG:CZ	2.49	0.41
43:RX:60:ARG:HA	43:RX:75:ASP:OD2	2.20	0.41
44:RY:91:GLU:CG	44:RY:92:ASN:N	2.83	0.41
1:XA:1129:C:H4'	1:XA:1130:A:H8	1.85	0.41
1:XA:240:C:H2'	1:XA:241:C:C6	2.55	0.41
1:XA:443:C:H42	1:XA:491:G:H1	1.68	0.41
6:XF:67:MET:HB2	6:XF:68:PRO:CD	2.47	0.41
7:XG:24:THR:HA	7:XG:27:ILE:HD13	2.02	0.41
7:XG:18:TYR:CD2	7:XG:59:LEU:HD13	2.55	0.41
7:XG:95:ARG:O	7:XG:96:GLN:C	2.58	0.41
11:XK:72:ALA:HB1	11:XK:77:MET:HG2	2.02	0.41
12:XL:89:ARG:HB3	12:XL:97:ARG:HA	2.02	0.41
14:YN:15:LYS:HD3	14:YN:15:LYS:HA	1.86	0.41
15:XO:50:HIS:O	15:XO:53:HIS:HB3	2.20	0.41
15:XO:54:ARG:NH1	15:XO:58:MET:SD	2.93	0.41
18:XR:53:ARG:C	18:XR:55:ARG:H	2.22	0.41
47:Y1:56:GLN:HB2	47:Y1:57:GLU:H	1.48	0.41
47:Y1:80:LEU:O	47:Y1:81:LYS:CD	2.65	0.41
51:Y5:39:MET:C	51:Y5:40:LYS:HG3	2.39	0.41
52:Y6:41:PRO:HG3	52:Y6:44:ARG:HB2	2.01	0.41
25:YA:977:G:H4'	25:YA:1155:A:H5'	2.00	0.41
25:YA:1158:C:H4'	49:Y3:31:LEU:O	2.20	0.41
25:YA:195:A:N7	25:YA:197:A:OP1	2.53	0.41
25:YA:2320:A:N3	25:YA:2320:A:H2'	2.35	0.41
25:YA:2681:C:H5'	28:YE:11:MET:SD	2.59	0.41
25:YA:2764:A:N6	25:YA:2766:G:N3	2.68	0.41
25:YA:594:U:H5'	54:Y8:61:LEU:CD2	2.50	0.41
25:YA:817:C:O2'	25:YA:839:U:OP1	2.28	0.41
27:YD:109:ASP:HB2	27:YD:197:GLY:HA2	2.02	0.41
27:YD:14:ARG:CG	27:YD:15:PHE:N	2.83	0.41

*Continued on next page...*

*Continued from previous page...*

Atom-1	Atom-2	Interatomic distance (Å)	Clash overlap (Å)
27:YD:263:ARG:CB	27:YD:263:ARG:NH1	2.75	0.41
28:YE:167:VAL:CG1	28:YE:189:PRO:HD3	2.50	0.41
28:YE:4:ILE:HG22	28:YE:198:VAL:HB	2.02	0.41
29:YF:183:VAL:O	29:YF:184:TYR:C	2.57	0.41
29:YF:20:LEU:HD12	29:YF:21:ALA:N	2.26	0.41
29:YF:80:ALA:O	29:YF:83:PHE:HB2	2.20	0.41
34:YO:2:ILE:HG12	34:YO:8:LEU:HD11	2.02	0.41
34:YO:31:LYS:O	34:YO:32:TYR:HD2	2.02	0.41
35:YP:49:ARG:HG2	35:YP:49:ARG:HH11	1.84	0.41
37:YR:28:LEU:C	37:YR:28:LEU:HD13	2.40	0.41
37:YR:28:LEU:HD12	37:YR:29:LEU:HD12	2.02	0.41
40:YU:6:THR:HG21	40:YU:10:ARG:CZ	2.50	0.41
41:YV:72:VAL:HG13	41:YV:72:VAL:O	2.19	0.41
42:YW:17:VAL:O	42:YW:18:ARG:C	2.57	0.41
42:YW:73:ALA:HB3	42:YW:106:ILE:CG1	2.46	0.41
44:YY:51:VAL:CG1	44:YY:52:SER:N	2.74	0.41
44:YY:6:HIS:O	44:YY:7:VAL:CG1	2.59	0.41
45:YZ:182:LYS:HE3	45:YZ:182:LYS:HB2	1.71	0.41
1:QA:1015:A:H8	1:QA:1015:A:O5'	2.02	0.41
1:QA:407:G:C6	1:QA:408:A:C6	3.09	0.41
1:QA:481:G:O2'	1:QA:482:A:P	2.78	0.41
2:QB:125:PRO:O	2:QB:126:GLU:HB2	2.21	0.41
2:QB:231:GLU:HG3	2:QB:233:SER:H	1.86	0.41
4:QD:31:CYS:SG	4:QD:31:CYS:O	2.78	0.41
1:QA:1079:G:O3'	5:QE:14:ARG:NH2	2.53	0.41
7:QG:17:VAL:HG12	7:QG:18:TYR:CD1	2.55	0.41
7:QG:80:VAL:CG1	7:QG:81:GLY:N	2.83	0.41
9:QI:35:GLU:HG2	9:QI:35:GLU:O	2.19	0.41
10:QJ:29:ARG:O	10:QJ:30:SER:HB3	2.20	0.41
1:QA:972:C:H4'	10:QJ:57:LYS:HG3	2.02	0.41
11:QK:22:HIS:HB3	11:QK:29:ILE:HG22	2.03	0.41
11:QK:33:THR:HB	11:QK:37:GLY:C	2.40	0.41
1:QA:529:G:O6	12:QL:49:ASN:HA	2.19	0.41
12:QL:38:THR:HG22	12:QL:57:LYS:HB3	2.01	0.41
15:QO:3:ILE:HD13	15:QO:3:ILE:N	2.22	0.41
19:QS:58:VAL:HG23	19:QS:58:VAL:O	2.20	0.41
20:QT:101:GLY:C	20:QT:103:GLY:N	2.73	0.41
20:QT:95:ALA:O	20:QT:97:ALA:N	2.54	0.41
20:QT:96:GLY:O	20:QT:97:ALA:CB	2.64	0.41
47:R1:81:LYS:CD	47:R1:81:LYS:N	2.83	0.41
50:R4:61:ARG:C	50:R4:63:TYR:N	2.73	0.41

*Continued on next page...*

*Continued from previous page...*

Atom-1	Atom-2	Interatomic distance (Å)	Clash overlap (Å)
50:R4:64:GLY:C	50:R4:66:SER:N	2.73	0.41
52:R6:41:PRO:HG3	52:R6:44:ARG:HB2	2.01	0.41
52:R6:6:ARG:HA	52:R6:6:ARG:NE	2.35	0.41
43:RX:60:ARG:HH12	53:R7:47:ARG:HH22	1.67	0.41
25:RA:1033:U:H4'	25:RA:1034:G:OP1	2.20	0.41
25:RA:1553:A:C6	25:RA:1555:G:H1'	2.55	0.41
25:RA:2313:C:H2'	25:RA:2314:C:C6	2.55	0.41
25:RA:2733:A:H2'	25:RA:2734:A:H5''	2.02	0.41
25:RA:419:C:H2'	25:RA:420:C:O4'	2.20	0.41
25:RA:609(A):G:C6	25:RA:610:C:C4	3.07	0.41
25:RA:974(A):C:H4'	25:RA:975:G:C5'	2.50	0.41
26:RB:44:G:H1'	26:RB:47:C:N4	2.35	0.41
27:RD:168:ARG:O	27:RD:169:GLU:HB2	2.19	0.41
27:RD:182:LEU:N	27:RD:272:ALA:HB3	2.32	0.41
28:RE:137:HIS:CB	28:RE:138:PRO:HD2	2.42	0.41
28:RE:152:LYS:HG2	33:RN:78:TYR:CD1	2.55	0.41
29:RF:198:ALA:HA	29:RF:201:VAL:CG1	2.41	0.41
26:RB:42:C:O2'	30:RG:67:LYS:O	2.26	0.41
30:RG:34:LEU:HD11	30:RG:99:MET:CE	2.49	0.41
33:RN:114:ARG:C	33:RN:116:LEU:N	2.74	0.41
33:RN:133:GLN:CB	33:RN:135:PRO:HD3	2.42	0.41
33:RN:62:VAL:CG1	33:RN:66:LYS:HB2	2.50	0.41
25:RA:636:G:OP1	35:RP:132:LYS:HB2	2.20	0.41
35:RP:18:ARG:HD2	35:RP:27:HIS:CD2	2.56	0.41
40:RU:83:LEU:HG	40:RU:88:ILE:HG13	2.02	0.41
41:RV:16:PRO:HB3	41:RV:97:LYS:O	2.20	0.41
41:RV:38:LEU:CD1	41:RV:55:ALA:HB1	2.50	0.41
41:RV:81:TYR:C	41:RV:82:ARG:CG	2.89	0.41
1:XA:1399:C:C2	1:XA:1502:A:N6	2.87	0.41
1:XA:22:G:H4'	1:XA:885:G:C8	2.56	0.41
1:XA:728:A:C5	15:XO:54:ARG:HD2	2.55	0.41
2:XB:23:ARG:H	2:XB:23:ARG:CD	2.30	0.41
3:XC:142:MET:HG2	3:XC:149:ALA:HB2	2.01	0.41
3:XC:59:ARG:NH1	3:XC:97:LYS:HE3	2.34	0.41
4:XD:52:SER:O	4:XD:55:ALA:N	2.52	0.41
5:XE:26:PHE:N	5:XE:26:PHE:CD1	2.88	0.41
7:XG:44:TYR:O	7:XG:47:CYS:N	2.53	0.41
7:XG:87:VAL:HG11	7:XG:155:ARG:HA	2.02	0.41
8:XH:4:ASP:HA	8:XH:5:PRO:HD3	1.85	0.41
12:XL:53:ARG:HH12	12:XL:92:ASP:HB3	1.85	0.41
1:XA:1216:G:H5''	14:XN:5:ALA:CB	2.50	0.41

*Continued on next page...*

*Continued from previous page...*

Atom-1	Atom-2	Interatomic distance (Å)	Clash overlap (Å)
14:YN:9:LYS:HE2	14:YN:9:LYS:HB3	1.85	0.41
17:XQ:22:LEU:HD13	17:XQ:41:LYS:HG2	2.01	0.41
17:XQ:82:MET:C	17:XQ:84:LEU:N	2.72	0.41
21:XU:2:GLY:C	21:XU:4:GLY:H	2.24	0.41
47:Y1:80:LEU:C	47:Y1:81:LYS:CE	2.77	0.41
49:Y3:37:LEU:N	49:Y3:37:LEU:HD23	2.35	0.41
50:Y4:38:LYS:HG3	50:Y4:44:THR:OG1	2.20	0.41
52:Y6:24:GLU:HB3	52:Y6:25:LYS:H	1.56	0.41
25:YA:1270:C:O2'	25:YA:1325:G:H2'	2.20	0.41
25:YA:1416:G:H2'	25:YA:1417:C:C6	2.55	0.41
25:YA:1811:G:H2'	25:YA:1812:A:C8	2.55	0.41
25:YA:1981:A:OP1	25:YA:1981:A:C8	2.74	0.41
25:YA:2592:G:C6	25:YA:2593:U:C4	3.08	0.41
25:YA:1638:C:H4'	25:YA:2710:C:O2	2.20	0.41
25:YA:665:C:H2'	25:YA:666:G:H8	1.85	0.41
25:YA:780:G:C2	25:YA:782:A:C2	3.08	0.41
25:YA:997:G:OP1	40:YU:93:LYS:HB2	2.20	0.41
28:YE:10:GLY:HA3	39:YT:8:LYS:HD3	2.02	0.41
28:YE:18:ASP:O	28:YE:19:ARG:C	2.55	0.41
29:YF:53:THR:O	29:YF:55:GLY:N	2.53	0.41
30:YG:27:ASN:HB3	30:YG:30:GLU:OE2	2.20	0.41
32:YI:124:GLY:H	32:YI:142:VAL:HG23	1.85	0.41
34:YO:2:ILE:CD1	34:YO:2:ILE:N	2.82	0.41
25:YA:1649:G:O2'	37:YR:107:ASP:OD1	2.24	0.41
38:YS:49:VAL:HG21	38:YS:77:ALA:HA	2.02	0.41
38:YS:83:LYS:HE3	38:YS:84:GLN:CG	2.49	0.41
25:YA:2296:U:OP2	38:YS:9:ARG:NH1	2.54	0.41
40:YU:35:ALA:O	40:YU:39:LEU:HG	2.19	0.41
40:YU:57:PHE:C	40:YU:59:ARG:N	2.74	0.41
40:YU:92:ARG:O	40:YU:92:ARG:CG	2.54	0.41
41:YV:35:LEU:HB2	41:YV:37:VAL:CG2	2.49	0.41
41:YV:47:VAL:HG13	41:YV:48:GLY:N	2.27	0.41
41:YV:16:PRO:HB3	41:YV:97:LYS:O	2.20	0.41
42:YW:8:ARG:NH1	42:YW:8:ARG:HG3	2.34	0.41
43:YX:57:LEU:H	43:YX:57:LEU:HD12	1.85	0.41
45:YZ:109:ALA:HB3	45:YZ:143:GLY:HA2	2.01	0.41
1:QA:1065:U:O2'	1:QA:1066:C:OP2	2.31	0.41
1:QA:1223:C:P	1:QA:1224:G:H2'	2.60	0.41
1:QA:485:G:HO2'	1:QA:486:U:H6	1.66	0.41
1:QA:757:U:O3'	1:QA:821:G:N2	2.54	0.41
1:QA:878:G:H5"	8:QH:89:PRO:HG2	2.02	0.41

*Continued on next page...*

*Continued from previous page...*

Atom-1	Atom-2	Interatomic distance (Å)	Clash overlap (Å)
2:QB:200:ILE:CG2	2:QB:201:ILE:N	2.83	0.41
3:QC:47:LEU:CD1	3:QC:76:VAL:HG12	2.42	0.41
4:QD:101:LEU:CD2	4:QD:121:VAL:HG11	2.50	0.41
4:QD:93:PHE:CE1	4:QD:97:LEU:HD11	2.55	0.41
6:QF:36:ARG:CZ	6:QF:38:GLU:HG2	2.50	0.41
7:QG:118:VAL:HG23	7:QG:119:ARG:N	2.35	0.41
9:QI:118:LYS:HB3	9:QI:118:LYS:NZ	2.34	0.41
10:QJ:45:ARG:HH11	10:QJ:45:ARG:HG3	1.86	0.41
10:QJ:71:LEU:HD12	10:QJ:72:VAL:H	1.85	0.41
10:QJ:80:LYS:HD2	1:XA:1163:C:H1'	2.01	0.41
13:QM:119:GLY:O	13:QM:120:LYS:O	2.38	0.41
14:QN:9:LYS:O	14:QN:9:LYS:HG2	2.19	0.41
1:QA:607:A:C2	16:QP:31:LYS:HB2	2.55	0.41
19:QS:15:LEU:CD2	19:QS:15:LEU:N	2.79	0.41
19:QS:5:LEU:HD22	50:R4:67:TYR:CZ	2.51	0.41
22:QV:23:C:H2'	22:QV:24:U:C6	2.55	0.41
48:R2:61:LEU:HD23	48:R2:64:LEU:HD12	2.03	0.41
30:RG:143:GLU:C	50:R4:28:LYS:HZ2	2.24	0.41
25:RA:1086:A:H3'	25:RA:1086:A:N3	2.35	0.41
25:RA:1091:G:N2	25:RA:1101:U:H1'	2.36	0.41
25:RA:1985:G:H2'	25:RA:1986:A:O4'	2.20	0.41
25:RA:229:A:OP1	25:RA:229:A:H4'	2.18	0.41
25:RA:414:C:O2	25:RA:1864:U:O2'	2.36	0.41
25:RA:458:G:O2'	25:RA:469:G:O6	2.31	0.41
28:RE:94:GLU:C	28:RE:96:PHE:N	2.73	0.41
25:RA:1205:U:C5	29:RF:171:PRO:HA	2.55	0.41
29:RF:183:VAL:HG22	29:RF:184:TYR:N	2.35	0.41
29:RF:53:THR:O	29:RF:55:GLY:N	2.53	0.41
30:RG:135:LEU:N	30:RG:135:LEU:CD1	2.84	0.41
33:RN:52:VAL:CG1	33:RN:53:VAL:N	2.82	0.41
36:RQ:20:ALA:HA	36:RQ:98:LYS:HB3	2.02	0.41
28:RE:25:VAL:CG1	39:RT:11:GLU:HG2	2.50	0.41
25:RA:1156:A:C8	40:RU:51:LYS:HD2	2.56	0.41
40:RU:91:ASP:OD2	40:RU:96:ALA:CA	2.68	0.41
41:RV:38:LEU:CD1	41:RV:55:ALA:CB	2.98	0.41
43:RX:87:GLN:C	43:RX:88:LYS:HG3	2.40	0.41
44:RY:86:ARG:HA	44:RY:86:ARG:HD2	1.91	0.41
45:RZ:69:THR:HG22	45:RZ:90:VAL:HA	2.01	0.41
1:XA:1043:C:H2'	1:XA:1044:A:H8	1.86	0.41
1:XA:942:G:C2	1:XA:1342:C:C2	3.08	0.41
1:XA:89:U:H2'	1:XA:90:C:H6	1.85	0.41

*Continued on next page...*

*Continued from previous page...*

Atom-1	Atom-2	Interatomic distance (Å)	Clash overlap (Å)
2:XB:166:ASP:O	2:XB:170:GLU:OE1	2.39	0.41
3:XC:88:ARG:NH2	3:XC:101:LEU:O	2.53	0.41
3:XC:76:VAL:CG2	3:XC:103:VAL:HG11	2.49	0.41
3:XC:58:GLU:HB2	3:XC:65:ALA:HB3	2.01	0.41
3:XC:70:VAL:HG12	3:XC:71:ALA:H	1.84	0.41
4:XD:198:VAL:CG1	4:XD:199:ASN:H	2.32	0.41
7:XG:101:LEU:O	7:XG:104:LEU:HB2	2.20	0.41
7:XG:141:VAL:CG1	7:XG:141:VAL:O	2.64	0.41
14:XN:18:VAL:CG2	14:XN:19:ARG:N	2.82	0.41
16:XP:21:VAL:HG21	16:XP:59:TRP:NE1	2.35	0.41
17:XQ:11:VAL:HG23	17:XQ:12:SER:N	2.35	0.41
1:XA:264:U:O2'	17:XQ:64:PRO:O	2.28	0.41
19:XS:41:VAL:HG11	19:XS:45:VAL:HG13	2.02	0.41
20:XT:48:LYS:O	20:XT:49:ALA:C	2.59	0.41
49:Y3:39:ASP:O	49:Y3:40:THR:C	2.59	0.41
25:YA:1121:C:H2'	25:YA:1122:G:O4'	2.20	0.41
25:YA:1417:C:O5'	25:YA:1417:C:H6	2.03	0.41
25:YA:1569:A:C2	25:YA:1570:A:C4	3.08	0.41
25:YA:1607:C:H4'	25:YA:1608:A:C5'	2.51	0.41
25:YA:176:G:C5	25:YA:177:G:C6	3.08	0.41
25:YA:220:G:H5''	25:YA:221:A:OP1	2.21	0.41
25:YA:489:G:C2	25:YA:491:G:H1'	2.56	0.41
25:YA:196:A:C4	25:YA:805:G:C6	3.08	0.41
25:YA:807:U:H2'	25:YA:808:G:H8	1.84	0.41
25:YA:85:G:C6	25:YA:98:G:C6	3.09	0.41
25:YA:820:A:N3	25:YA:943:U:H4'	2.34	0.41
27:YD:134:ARG:HG3	27:YD:134:ARG:H	1.55	0.41
27:YD:269:PHE:N	27:YD:269:PHE:CD2	2.88	0.41
27:YD:9:TYR:CZ	27:YD:13:ARG:HD3	2.54	0.41
25:YA:2572:A:N7	28:YE:145:LYS:HB2	2.35	0.41
28:YE:35:GLN:HG3	28:YE:37:ARG:NH2	2.35	0.41
29:YF:176:LEU:HD11	29:YF:180:GLY:O	2.19	0.41
30:YG:78:SER:O	30:YG:80:PHE:N	2.53	0.41
31:YH:169:VAL:HG22	31:YH:170:ARG:N	2.25	0.41
33:YN:114:ARG:C	33:YN:116:LEU:N	2.74	0.41
34:YO:17:ARG:HG2	34:YO:17:ARG:HH11	1.84	0.41
36:YQ:118:LEU:HD13	36:YQ:131:ILE:HG23	2.02	0.41
37:YR:85:PRO:C	37:YR:87:TYR:N	2.73	0.41
38:YS:51:ALA:HB3	38:YS:73:LEU:HD23	2.01	0.41
38:YS:93:LYS:HE3	38:YS:93:LYS:HB2	1.93	0.41
40:YU:97:ASP:HA	40:YU:100:VAL:HG23	2.01	0.41

*Continued on next page...*

*Continued from previous page...*

Atom-1	Atom-2	Interatomic distance (Å)	Clash overlap (Å)
40:YU:92:ARG:NH2	41:YV:11:GLN:O	2.53	0.41
41:YV:81:TYR:C	41:YV:82:ARG:CG	2.89	0.41
42:YW:1:MET:HG3	42:YW:2:GLU:N	2.36	0.41
44:YY:95:LYS:H	44:YY:95:LYS:CD	2.32	0.41
45:YZ:158:PRO:HA	45:YZ:159:PRO:HD3	1.95	0.41
1:QA:1090:U:H2'	1:QA:1091:U:C6	2.56	0.41
1:QA:1326:C:H2'	1:QA:1327:C:C6	2.56	0.41
1:QA:1502:A:H5'	1:QA:1504:G:N7	2.36	0.41
1:QA:41:G:H2'	1:QA:42:G:C8	2.56	0.41
1:QA:422:C:O2'	1:QA:423:G:H5''	2.20	0.41
1:QA:582:U:C2	1:QA:760:G:C6	3.08	0.41
1:QA:753:A:H4'	1:QA:754:C:O5'	2.20	0.41
1:QA:760:G:H2'	1:QA:761:G:O4'	2.19	0.41
2:QB:166:ASP:O	2:QB:170:GLU:OE1	2.38	0.41
7:QG:141:VAL:CG1	7:QG:141:VAL:O	2.65	0.41
8:QH:11:THR:HA	8:QH:14:ARG:NH1	2.35	0.41
8:QH:122:ARG:HG3	8:QH:122:ARG:HH11	1.85	0.41
10:QJ:40:LEU:HB3	10:QJ:41:PRO:HD2	2.02	0.41
10:QJ:45:ARG:HB2	10:QJ:65:LEU:HB3	2.03	0.41
11:QK:56:GLY:O	11:QK:89:ALA:HB3	2.21	0.41
11:QK:92:GLU:O	11:QK:95:ILE:N	2.54	0.41
12:QL:44:THR:HA	12:QL:45:PRO:HD3	1.71	0.41
12:QL:53:ARG:HH12	12:QL:92:ASP:CB	2.33	0.41
13:QM:47:ASP:O	13:QM:48:LEU:HB3	2.20	0.41
14:QN:9:LYS:HB3	14:QN:9:LYS:HE2	1.85	0.41
17:QQ:11:VAL:HG23	17:QQ:12:SER:N	2.35	0.41
13:QM:80:ARG:NH1	19:QS:65:ASN:O	2.51	0.41
25:RA:1114:G:H2'	25:RA:1115:G:C8	2.55	0.41
25:RA:1138:G:H21	33:RN:106:MET:HE3	1.84	0.41
25:RA:1262:A:N3	51:R5:10:LYS:HE3	2.36	0.41
25:RA:1902:C:OP1	27:RD:242:ARG:HD3	2.19	0.41
25:RA:780:G:N2	25:RA:783:A:H62	2.19	0.41
26:RB:24:G:H1'	26:RB:26:A:H62	1.85	0.41
27:RD:68:LYS:HG3	27:RD:68:LYS:O	2.20	0.41
28:RE:167:VAL:CG1	28:RE:189:PRO:HD3	2.50	0.41
28:RE:197:ILE:HD11	28:RE:199:ARG:NH1	2.30	0.41
28:RE:35:GLN:HG3	28:RE:37:ARG:NH2	2.35	0.41
30:RG:117:PHE:CE1	30:RG:119:GLY:CA	3.03	0.41
30:RG:53:LEU:CD1	30:RG:87:PRO:HB2	2.51	0.41
32:RI:144:VAL:HG22	32:RI:145:VAL:H	1.86	0.41
33:RN:21:LYS:O	33:RN:22:THR:O	2.39	0.41

*Continued on next page...*



*Continued from previous page...*

Atom-1	Atom-2	Interatomic distance (Å)	Clash overlap (Å)
36:RQ:34:LEU:HD23	36:RQ:104:PHE:CD1	2.55	0.41
37:RR:28:LEU:HD12	37:RR:29:LEU:HD12	2.01	0.41
38:RS:99:LYS:HE2	38:RS:103:GLU:OE2	2.20	0.41
39:RT:134:GLU:O	39:RT:135:ALA:CB	2.69	0.41
41:RV:61:VAL:O	41:RV:61:VAL:CG2	2.68	0.41
44:RY:97:ARG:HH21	44:RY:98:VAL:CG2	2.32	0.41
1:XA:1008:C:N4	1:XA:1021:G:H1	2.18	0.41
1:XA:1190:G:OP1	3:XC:4:LYS:HA	2.19	0.41
1:XA:1190:G:OP2	3:XC:5:ILE:HG23	2.20	0.41
1:XA:1206:G:H2'	1:XA:1207:G:O4'	2.20	0.41
1:XA:1262:C:N4	1:XA:1273:G:H1	2.18	0.41
1:XA:346:G:N2	1:XA:347:G:C6	2.88	0.41
1:XA:349:A:H2'	1:XA:350:G:C8	2.54	0.41
1:XA:376:G:H1	1:XA:387:U:H3	1.67	0.41
1:XA:16:A:N1	1:XA:919:A:H2	2.19	0.41
2:XB:155:LEU:C	2:XB:157:ARG:H	2.23	0.41
3:XC:128:PHE:O	3:XC:130:VAL:N	2.54	0.41
3:XC:46:GLU:C	3:XC:48:TYR:H	2.24	0.41
4:XD:33:MET:HE1	4:XD:37:PRO:O	2.21	0.41
5:XE:68:GLU:CG	5:XE:68:GLU:O	2.68	0.41
8:XH:122:ARG:HH11	8:XH:122:ARG:HG3	1.85	0.41
11:XK:20:TYR:N	11:XK:31:THR:O	2.54	0.41
11:XK:56:GLY:O	11:XK:89:ALA:HB3	2.21	0.41
13:XM:110:ARG:HG3	13:XM:110:ARG:O	2.20	0.41
13:XM:13:LYS:HA	13:XM:44:ARG:CD	2.48	0.41
14:XN:22:THR:HB	14:XN:33:VAL:CG1	2.50	0.41
18:XR:20:ALA:C	18:XR:21:LYS:HG3	2.41	0.41
18:XR:74:ARG:NE	18:XR:80:PRO:O	2.48	0.41
19:XS:13:ASP:O	19:XS:14:HIS:O	2.39	0.41
51:Y5:40:LYS:HZ1	51:Y5:48:GLU:CB	2.22	0.41
54:Y8:26:LYS:HD3	54:Y8:26:LYS:HA	1.86	0.41
25:YA:1752:C:N4	25:YA:1756:G:H1	2.18	0.41
25:YA:2444:G:C6	25:YA:2445:G:C5	3.09	0.41
25:YA:1659:U:O2'	25:YA:2712(A):A:N1	2.42	0.41
25:YA:2816:C:O3'	37:YR:99:LYS:NZ	2.53	0.41
25:YA:827:U:H1'	25:YA:2246:G:O2'	2.21	0.41
27:YD:168:ARG:O	27:YD:169:GLU:HB2	2.19	0.41
29:YF:64:ILE:HG23	29:YF:65:TRP:CD1	2.54	0.41
30:YG:41:GLN:NE2	30:YG:154:GLY:O	2.52	0.41
30:YG:95:ARG:CA	30:YG:99:MET:HB3	2.50	0.41
32:YI:69:LYS:HG3	32:YI:136:VAL:HB	2.01	0.41

*Continued on next page...*

*Continued from previous page...*

Atom-1	Atom-2	Interatomic distance (Å)	Clash overlap (Å)
33:YN:109:LYS:N	33:YN:109:LYS:CD	2.83	0.41
33:YN:58:ASP:HB3	33:YN:95:PRO:HB3	2.02	0.41
34:YO:92:GLU:O	34:YO:93:PRO:C	2.58	0.41
38:YS:92:TYR:HB2	38:YS:98:VAL:HG11	2.02	0.41
39:YT:134:GLU:OE1	39:YT:135:ALA:N	2.53	0.41
40:YU:83:LEU:HG	40:YU:88:ILE:HG13	2.02	0.41
42:YW:25:ARG:CB	42:YW:25:ARG:NH1	2.79	0.41
43:YX:31:HIS:HA	43:YX:32:PRO:HD3	1.88	0.41
45:YZ:48:PHE:CE2	45:YZ:71:VAL:HG11	2.50	0.41
1:QA:1226:C:OP2	13:QM:103:THR:OG1	2.27	0.41
1:QA:1486:G:H2'	1:QA:1487:G:C8	2.56	0.41
1:QA:17:U:H2'	1:QA:18:C:C6	2.56	0.41
1:QA:192:U:H2'	1:QA:193:C:C6	2.56	0.41
1:QA:304:U:H2'	1:QA:305:G:C8	2.55	0.41
1:QA:37:U:O2'	1:QA:500:G:H4'	2.21	0.41
1:QA:520:A:N1	1:QA:536:C:H1'	2.35	0.41
4:QD:13:ARG:NH2	4:QD:36:ARG:CZ	2.84	0.41
12:QL:109:GLY:HA3	12:QL:121:GLY:O	2.20	0.41
13:QM:84:ILE:HA	13:QM:84:ILE:HD12	1.90	0.41
14:QN:22:THR:HB	14:QN:33:VAL:CG1	2.50	0.41
14:QN:41:ARG:HG3	14:QN:42:ILE:N	2.35	0.41
16:QP:22:THR:HB	16:QP:32:TYR:HB3	2.03	0.41
17:QQ:74:LEU:HD13	17:QQ:74:LEU:O	2.20	0.41
1:QA:760:G:O2'	17:QQ:98:LEU:HD23	2.19	0.41
18:QR:20:ALA:C	18:QR:21:LYS:HG3	2.41	0.41
22:QV:21:A:N6	22:QV:46:G:H2'	2.36	0.41
47:R1:29:GLY:O	47:R1:31:GLY:N	2.49	0.41
25:RA:1142(A):A:H4'	33:RN:25:ARG:NH2	2.34	0.41
25:RA:1879:C:C2'	25:RA:1880:C:H5'	2.50	0.41
25:RA:1914:C:H2'	25:RA:1915:U:O4'	2.20	0.41
25:RA:2525:G:N2	25:RA:2539:C:C2	2.89	0.41
25:RA:825:C:H2'	25:RA:826:U:O4'	2.20	0.41
26:RB:87:G:N2	26:RB:89(A):A:OP2	2.45	0.41
25:RA:660:G:H5'	29:RF:99:TYR:CE2	2.55	0.41
32:RI:24:GLY:O	32:RI:28:ASN:HB2	2.21	0.41
33:RN:63:THR:HG22	33:RN:66:LYS:HZ1	1.85	0.41
34:RO:48:PRO:O	34:RO:50:GLY:N	2.53	0.41
35:RP:125:VAL:C	35:RP:145:PRO:HD2	2.39	0.41
35:RP:66:GLY:O	35:RP:67:MET:CB	2.63	0.41
38:RS:15:ARG:O	38:RS:19:LYS:HD3	2.20	0.41
1:XA:1127:G:N1	1:XA:1145:C:C2	2.88	0.41

*Continued on next page...*

*Continued from previous page...*

Atom-1	Atom-2	Interatomic distance (Å)	Clash overlap (Å)
1:XA:1198:G:H2'	1:XA:1199:U:O4'	2.21	0.41
1:XA:1201:A:HO2'	1:XA:1202:G:P	2.43	0.41
1:XA:189:U:C2	17:XQ:72:ARG:NH1	2.89	0.41
1:XA:24:U:H2'	1:XA:25:C:C6	2.55	0.41
1:XA:539:A:OP2	12:XL:115:LYS:HE3	2.20	0.41
1:XA:554:C:H2'	1:XA:555:C:H6	1.85	0.41
1:XA:684:A:H2'	1:XA:685:G:C8	2.56	0.41
1:XA:688:G:H2'	1:XA:689:C:H6	1.85	0.41
1:XA:715:A:H1'	1:XA:777:A:N1	2.36	0.41
2:XB:130:ARG:HH22	2:XB:138:LEU:HD21	1.85	0.41
3:XC:108:ASN:CG	3:XC:111:LEU:HG	2.41	0.41
3:XC:59:ARG:HH12	3:XC:97:LYS:CE	2.33	0.41
3:XC:47:LEU:CD1	3:XC:76:VAL:HG12	2.42	0.41
5:XE:68:GLU:HG3	5:XE:70:PRO:HD3	2.03	0.41
7:XG:103:TRP:O	7:XG:104:LEU:C	2.58	0.41
7:XG:126:ASP:N	7:XG:126:ASP:OD2	2.53	0.41
7:XG:17:VAL:HG12	7:XG:18:TYR:CD1	2.55	0.41
8:XH:1:MET:O	8:XH:2:LEU:HB2	2.21	0.41
9:XI:20:ARG:O	9:XI:21:PRO:C	2.59	0.41
11:XK:21:ILE:HD13	11:XK:84:VAL:HG12	2.02	0.41
12:XL:8:ASN:O	12:XL:11:VAL:HG23	2.20	0.41
12:XL:62:SER:HB2	12:XL:64:TYR:CD1	2.56	0.41
1:XA:1359:C:H3'	14:XN:35:ARG:HH12	1.85	0.41
17:XQ:77:VAL:O	17:XQ:77:VAL:HG12	2.20	0.41
18:XR:76:LEU:N	18:XR:76:LEU:HD22	2.35	0.41
19:XS:39:THR:O	19:XS:40:ILE:HB	2.20	0.41
22:XV:17:C:O2	22:XV:17:C:H2'	2.20	0.41
54:Y8:14:VAL:CG1	54:Y8:60:LEU:HD11	2.50	0.41
25:YA:1664:A:H61	25:YA:1996:C:H42	1.68	0.41
25:YA:2016:U:H2'	25:YA:2017:U:O4'	2.20	0.41
25:YA:2034:U:H2'	25:YA:2035:G:H5'	2.02	0.41
25:YA:217:G:H2'	25:YA:218:A:O4'	2.20	0.41
25:YA:2743:C:H2'	25:YA:2744:G:O4'	2.21	0.41
25:YA:486:C:H4'	42:YW:60:ASN:OD1	2.21	0.41
27:YD:145:VAL:CG1	27:YD:146:GLU:N	2.84	0.41
27:YD:158:ALA:O	27:YD:196:VAL:HG11	2.21	0.41
28:YE:54:GLN:N	28:YE:54:GLN:CD	2.73	0.41
30:YG:51:ARG:CB	30:YG:51:ARG:NH1	2.83	0.41
33:YN:21:LYS:O	33:YN:22:THR:O	2.39	0.41
33:YN:27:ALA:O	33:YN:28:THR:C	2.57	0.41
33:YN:28:THR:O	33:YN:29:LYS:C	2.59	0.41

*Continued on next page...*

*Continued from previous page...*

Atom-1	Atom-2	Interatomic distance (Å)	Clash overlap (Å)
34:YO:48:PRO:O	34:YO:50:GLY:N	2.53	0.41
29:YF:34:TRP:CA	35:YP:6:LEU:HD12	2.46	0.41
40:YU:39:LEU:O	40:YU:42:ALA:N	2.53	0.41
42:YW:14:PRO:C	42:YW:16:LYS:N	2.73	0.41
42:YW:29:LEU:HD23	42:YW:29:LEU:C	2.41	0.41
42:YW:68:ARG:O	42:YW:110:LYS:N	2.46	0.41
1:QA:1049:U:H4'	1:QA:1050:G:H5''	2.02	0.41
1:QA:1414:U:H2'	1:QA:1415:G:H8	1.83	0.41
1:QA:46:G:O2'	1:QA:365:U:H1'	2.21	0.41
1:QA:539:A:C6	1:QA:540:G:C6	3.09	0.41
2:QB:168:THR:CG2	2:QB:192:SER:HB2	2.51	0.41
2:QB:97:TRP:HZ3	2:QB:172:ILE:HG22	1.85	0.41
3:QC:78:GLY:HA3	3:QC:83:ARG:HB2	2.03	0.41
5:QE:68:GLU:CG	5:QE:68:GLU:O	2.68	0.41
6:QF:36:ARG:NH2	6:QF:38:GLU:HG2	2.35	0.41
6:QF:92:LYS:CB	6:QF:92:LYS:NZ	2.84	0.41
7:QG:103:TRP:O	7:QG:104:LEU:C	2.59	0.41
7:QG:79:ARG:CZ	7:QG:82:GLY:HA2	2.51	0.41
7:QG:92:SER:HB3	7:QG:95:ARG:HB2	2.03	0.41
12:QL:90:VAL:HG12	12:QL:92:ASP:H	1.85	0.41
1:QA:280:C:N3	17:QQ:39:SER:N	2.68	0.41
18:QR:53:ARG:O	18:QR:55:ARG:N	2.53	0.41
19:QS:4:SER:O	19:QS:5:LEU:HD13	2.20	0.41
1:QA:191:G:N2	20:QT:103:GLY:O	2.53	0.41
21:QU:2:GLY:C	21:QU:4:GLY:H	2.23	0.41
48:R2:41:ILE:HD12	48:R2:43:GLN:N	2.35	0.41
50:R4:12:ALA:HB1	50:R4:30:GLU:N	2.35	0.41
50:R4:14:ILE:HA	50:R4:31:ILE:O	2.21	0.41
50:R4:4:GLY:O	50:R4:5:ILE:C	2.59	0.41
25:RA:1345:C:H42	25:RA:1601:G:H1	1.68	0.41
25:RA:1364:G:C6	25:RA:1368:G:C6	3.09	0.41
25:RA:1936:A:H4'	25:RA:1937:A:O5'	2.19	0.41
25:RA:2351:G:HO2'	25:RA:2352:A:P	2.42	0.41
25:RA:270(B):A:H8	25:RA:270(C):C:C6	2.39	0.41
25:RA:607:U:OP1	29:RF:102:PRO:HA	2.21	0.41
25:RA:76:C:H1'	48:R2:62:THR:HG21	2.01	0.41
27:RD:13:ARG:O	27:RD:13:ARG:HG2	2.20	0.41
27:RD:158:ALA:O	27:RD:196:VAL:HG11	2.21	0.41
27:RD:272:ALA:HB1	27:RD:273:ARG:H	1.58	0.41
27:RD:75:ILE:HG21	27:RD:99:ASP:HB2	2.02	0.41
30:RG:44:GLY:C	30:RG:46:ALA:N	2.73	0.41

*Continued on next page...*

*Continued from previous page...*

Atom-1	Atom-2	Interatomic distance (Å)	Clash overlap (Å)
31:RH:125:VAL:CG1	31:RH:126:PRO:CG	2.94	0.41
35:RP:55:ARG:HG2	35:RP:55:ARG:NH2	2.36	0.41
35:RP:64:LYS:HG3	54:R8:25:MET:CE	2.50	0.41
36:RQ:132:VAL:HG11	45:RZ:81:ARG:CZ	2.50	0.41
37:RR:28:LEU:C	37:RR:28:LEU:HD13	2.40	0.41
25:RA:1654:A:P	37:RR:2:ARG:HD2	2.61	0.41
38:RS:5:THR:HG1	38:RS:7:TYR:HB3	1.85	0.41
40:RU:6:THR:HG21	40:RU:10:ARG:CZ	2.50	0.41
42:RW:14:PRO:C	42:RW:18:ARG:HD2	2.41	0.41
42:RW:55:ALA:O	42:RW:58:ALA:HB3	2.21	0.41
1:XA:1303:C:H2'	1:XA:1304:G:O4'	2.21	0.41
1:XA:1327:C:H2'	1:XA:1328:C:C6	2.56	0.41
1:XA:1497:G:O2'	1:XA:1498:U:H5'	2.21	0.41
1:XA:735:C:H2'	1:XA:736:C:C6	2.56	0.41
2:XB:231:GLU:HG3	2:XB:233:SER:H	1.86	0.41
2:XB:95:GLN:HB3	2:XB:148:TYR:HD1	1.84	0.41
4:XD:101:LEU:CD2	4:XD:121:VAL:HG11	2.50	0.41
4:XD:127:THR:HG23	4:XD:130:GLY:O	2.20	0.41
4:XD:93:PHE:CE1	4:XD:97:LEU:HD11	2.55	0.41
8:XH:38:ILE:CD1	8:XH:118:VAL:HG12	2.49	0.41
9:XI:118:LYS:NZ	9:XI:118:LYS:HB3	2.34	0.41
9:XI:43:ALA:C	9:XI:45:ALA:N	2.73	0.41
9:XI:49:PRO:O	9:XI:85:LEU:HD21	2.20	0.41
10:XJ:54:PHE:CZ	10:XJ:55:LYS:CE	3.04	0.41
14:YN:34:TYR:CD1	14:YN:34:TYR:N	2.89	0.41
16:XP:22:THR:HB	16:XP:32:TYR:HB3	2.03	0.41
16:XP:20:VAL:CG2	16:XP:32:TYR:CD2	3.04	0.41
16:XP:40:ASP:C	16:XP:42:ARG:N	2.73	0.41
19:XS:39:THR:HG23	19:XS:68:GLY:O	2.21	0.41
20:XT:89:ARG:HH12	20:XT:106:ALA:CB	2.34	0.41
47:Y1:82:LEU:HD13	47:Y1:83:GLU:C	2.35	0.41
49:Y3:37:LEU:HD12	49:Y3:43:ILE:CG2	2.50	0.41
50:Y4:4:GLY:O	50:Y4:5:ILE:C	2.59	0.41
25:YA:1068:G:O2'	25:YA:1096:A:H1'	2.20	0.41
25:YA:1930:G:HO2'	25:YA:1931:U:P	2.44	0.41
25:YA:2443:C:O2'	25:YA:2444:G:H5'	2.20	0.41
25:YA:2646:C:H2'	25:YA:2647:U:O4'	2.19	0.41
25:YA:268:C:H2'	25:YA:269:U:O4'	2.20	0.41
25:YA:2712:U:H1'	25:YA:2712(A):A:N7	2.36	0.41
25:YA:654(A):G:N2	25:YA:654(U):A:H1'	2.35	0.41
30:YG:44:GLY:C	30:YG:46:ALA:N	2.73	0.41

*Continued on next page...*

*Continued from previous page...*

Atom-1	Atom-2	Interatomic distance (Å)	Clash overlap (Å)
31:YH:146:ALA:HB2	31:YH:164:TYR:OH	2.21	0.41
33:YN:62:VAL:CG1	33:YN:66:LYS:HB2	2.50	0.41
36:YQ:27:VAL:HG22	36:YQ:105:GLU:CD	2.41	0.41
37:YR:29:LEU:HD11	37:YR:48:VAL:CG1	2.50	0.41
38:YS:66:ALA:HA	38:YS:69:VAL:CG1	2.51	0.41
34:YO:71:ARG:HH11	39:YT:74:ARG:HH21	1.65	0.41
41:YV:21:ARG:HD2	41:YV:91:TYR:CE2	2.55	0.41
42:YW:14:PRO:HG3	42:YW:101:SER:OG	2.21	0.41
42:YW:14:PRO:C	42:YW:18:ARG:HD2	2.41	0.41
43:YX:83:VAL:CG1	43:YX:87:GLN:HB2	2.50	0.41
1:QA:1095:U:H2'	1:QA:1096:C:O4'	2.21	0.41
1:QA:1151:A:H2'	1:QA:1152:A:C8	2.55	0.41
1:QA:1338:G:H2'	1:QA:1339:A:C8	2.56	0.41
1:QA:240:C:H2'	1:QA:241:C:C6	2.56	0.41
1:QA:584:G:H2'	1:QA:585:G:C8	2.56	0.41
2:QB:5:ILE:HB	2:QB:221:LEU:HD23	2.01	0.41
3:QC:108:ASN:CG	3:QC:111:LEU:HG	2.41	0.41
3:QC:23:TYR:CD2	3:QC:24:ALA:N	2.88	0.41
3:QC:55:VAL:O	3:QC:55:VAL:HG12	2.21	0.41
4:QD:198:VAL:CG1	4:QD:199:ASN:H	2.32	0.41
4:QD:30:LYS:HG3	4:QD:35:ARG:CZ	2.47	0.41
5:QE:132:ALA:O	5:QE:133:TYR:C	2.59	0.41
5:QE:10:MET:CE	5:QE:13:ILE:HD13	2.51	0.41
5:QE:148:VAL:HG21	8:QH:107:LEU:HD13	2.02	0.41
7:QG:22:LEU:O	7:QG:25:ALA:HB3	2.21	0.41
7:QG:24:THR:HA	7:QG:27:ILE:HD13	2.02	0.41
10:QJ:8:LEU:HD11	10:QJ:23:ILE:CD1	2.36	0.41
11:QK:20:TYR:N	11:QK:31:THR:O	2.54	0.41
13:QM:110:ARG:O	13:QM:110:ARG:HG3	2.20	0.41
16:QP:45:THR:CG2	16:QP:46:PRO:HD2	2.47	0.41
16:QP:8:ARG:NH1	16:QP:8:ARG:HG2	2.31	0.41
19:QS:39:THR:HG23	19:QS:68:GLY:O	2.21	0.41
22:QV:53:G:HO2'	22:QV:54:U:H6	1.67	0.41
25:RA:1600:C:H4'	53:R7:49:ARG:HE	1.85	0.41
54:R8:14:VAL:CG1	54:R8:60:LEU:HD11	2.50	0.41
25:RA:1198:U:O2	25:RA:1249:U:H1'	2.21	0.41
25:RA:147:U:H2'	25:RA:148:C:C6	2.56	0.41
25:RA:1502:C:H5'	25:RA:1503:U:OP2	2.21	0.41
25:RA:185:U:H2'	25:RA:186:G:C8	2.56	0.41
25:RA:2126:A:H61	25:RA:2163:C:H1'	1.85	0.41
25:RA:2154:G:H2'	25:RA:2155:G:H8	1.85	0.41

*Continued on next page...*

*Continued from previous page...*

Atom-1	Atom-2	Interatomic distance (Å)	Clash overlap (Å)
25:RA:380:U:H2'	25:RA:381:G:C8	2.55	0.41
25:RA:633:A:H1'	25:RA:2403:C:H4'	2.01	0.41
25:RA:658:C:H2'	25:RA:659:C:C6	2.56	0.41
25:RA:78:A:H2'	25:RA:79:G:H8	1.86	0.41
26:RB:40:U:H1'	26:RB:45:A:N6	2.30	0.41
27:RD:134:ARG:HD3	27:RD:135:PHE:HE2	1.82	0.41
27:RD:147:LEU:CD1	27:RD:155:LEU:HD21	2.51	0.41
27:RD:2:ALA:O	27:RD:3:VAL:CB	2.68	0.41
28:RE:111:ARG:NE	28:RE:160:TYR:CE1	2.76	0.41
28:RE:7:VAL:CG2	28:RE:8:LYS:H	2.11	0.41
28:RE:93:VAL:HG21	28:RE:180:ASN:HA	2.03	0.41
33:RN:58:ASP:HB3	33:RN:95:PRO:HB3	2.02	0.41
36:RQ:139:GLU:CG	36:RQ:140:ALA:N	2.84	0.41
36:RQ:65:PHE:O	36:RQ:66:ILE:CG1	2.48	0.41
37:RR:47:PHE:O	37:RR:51:LEU:HD23	2.21	0.41
37:RR:55:ALA:O	37:RR:58:GLY:HA3	2.21	0.41
40:RU:33:ARG:O	40:RU:37:GLU:HB2	2.21	0.41
40:RU:76:TYR:O	40:RU:80:ILE:HG12	2.21	0.41
42:RW:17:VAL:O	42:RW:18:ARG:C	2.57	0.41
42:RW:29:LEU:C	42:RW:29:LEU:HD23	2.41	0.41
42:RW:96:ILE:O	42:RW:96:ILE:CG2	2.68	0.41
45:RZ:52:SER:O	45:RZ:53:ILE:HG13	2.21	0.41
1:XA:1152:A:H2'	1:XA:1153:C:C6	2.56	0.41
1:XA:1338:G:C6	1:XA:1339:A:C6	3.09	0.41
2:XB:200:ILE:CG2	2:XB:201:ILE:N	2.83	0.41
2:XB:95:GLN:O	2:XB:96:ARG:C	2.59	0.41
4:XD:111:ALA:HB3	4:XD:117:ALA:HB2	2.02	0.41
7:XG:80:VAL:CG1	7:XG:81:GLY:N	2.83	0.41
10:XJ:29:ARG:O	10:XJ:30:SER:HB3	2.20	0.41
10:XJ:40:LEU:HB3	10:XJ:41:PRO:HD2	2.02	0.41
12:XL:38:THR:HG22	12:XL:57:LYS:HB3	2.01	0.41
15:XO:69:TYR:CZ	15:XO:73:GLU:HG3	2.55	0.41
18:XR:53:ARG:O	18:XR:55:ARG:N	2.53	0.41
19:XS:7:LYS:CG	19:XS:8:GLY:N	2.83	0.41
20:XT:10:LEU:O	20:XT:12:ALA:N	2.54	0.41
47:Y1:86:SER:O	47:Y1:89:GLU:HB2	2.21	0.41
48:Y2:41:ILE:HD12	48:Y2:43:GLN:N	2.35	0.41
13:XM:65:LYS:HZ1	50:Y4:52:THR:HG21	1.82	0.41
25:YA:1054:A:N6	25:YA:1055:G:C6	2.88	0.41
25:YA:1184:G:H2'	25:YA:1185:C:H6	1.85	0.41
25:YA:1557:C:H5''	25:YA:1558:A:OP2	2.20	0.41

*Continued on next page...*

*Continued from previous page...*

Atom-1	Atom-2	Interatomic distance (Å)	Clash overlap (Å)
25:YA:1609:A:C6	25:YA:1616:A:C5	3.09	0.41
25:YA:2552:U:H2'	25:YA:2554:U:OP2	2.21	0.41
25:YA:2674:G:H2'	25:YA:2675:A:C8	2.55	0.41
27:YD:117:VAL:HG22	27:YD:118:VAL:N	2.35	0.41
27:YD:145:VAL:O	27:YD:154:LYS:N	2.48	0.41
27:YD:182:LEU:N	27:YD:272:ALA:HB3	2.32	0.41
28:YE:161:GLY:O	28:YE:162:ALA:HB3	2.20	0.41
28:YE:63:LEU:CD1	28:YE:64:LYS:N	2.71	0.41
29:YF:129:PHE:O	29:YF:142:TRP:HD1	2.04	0.41
30:YG:22:ARG:HH22	30:YG:175:LEU:HD21	1.85	0.41
31:YH:86:GLU:HG3	31:YH:165:ALA:CA	2.49	0.41
34:YO:10:VAL:HG21	34:YO:16:ALA:HB3	2.03	0.41
35:YP:12:ALA:C	35:YP:14:LYS:N	2.73	0.41
37:YR:55:ALA:HA	37:YR:80:PHE:CE2	2.55	0.41
26:YB:50:G:P	38:YS:63:THR:HG23	2.61	0.41
39:YT:28:VAL:HG23	39:YT:87:ASP:O	2.21	0.41
39:YT:39:ARG:HG2	39:YT:40:THR:N	2.25	0.41
1:XA:345:C:H3'	39:YT:41:ARG:CZ	2.51	0.41
40:YU:91:ASP:OD2	40:YU:96:ALA:CA	2.68	0.41
41:YV:38:LEU:O	41:YV:51:VAL:HA	2.21	0.41
42:YW:55:ALA:O	42:YW:58:ALA:HB3	2.20	0.41
44:YY:95:LYS:HZ1	44:YY:95:LYS:HB2	1.86	0.41
1:QA:105:G:C5	1:QA:106:C:C4	3.08	0.41
1:QA:1128:C:N3	1:QA:1144:G:N2	2.68	0.41
1:QA:370:C:H2'	1:QA:371:G:C8	2.56	0.41
2:QB:32:ILE:HD13	2:QB:190:THR:HG21	2.03	0.41
3:QC:108:ASN:HB3	3:QC:111:LEU:CG	2.51	0.41
6:QF:75:LEU:HD23	6:QF:75:LEU:C	2.41	0.41
7:QG:101:LEU:O	7:QG:104:LEU:HB2	2.20	0.41
7:QG:121:ALA:O	7:QG:125:MET:HG3	2.21	0.41
8:QH:18:ARG:HA	8:QH:18:ARG:HD2	1.92	0.41
9:QI:71:SER:O	9:QI:72:GLY:C	2.58	0.41
9:QI:88:TYR:O	9:QI:89:ASN:HB2	2.20	0.41
13:QM:82:MET:HG2	13:QM:93:ARG:HG3	2.03	0.41
14:QN:34:TYR:CD1	14:QN:34:TYR:N	2.89	0.41
15:QO:69:TYR:CZ	15:QO:73:GLU:HG3	2.56	0.41
15:QO:74:ASP:C	15:QO:76:GLU:H	2.24	0.41
16:QP:50:LYS:C	16:QP:50:LYS:HD3	2.42	0.41
17:QQ:85:VAL:HG12	17:QQ:85:VAL:O	2.20	0.41
22:QV:16:C:O2'	22:QV:17:C:OP1	2.39	0.41
48:R2:18:PRO:C	48:R2:20:GLU:N	2.74	0.41

*Continued on next page...*



*Continued from previous page...*

Atom-1	Atom-2	Interatomic distance (Å)	Clash overlap (Å)
49:R3:7:LYS:HG2	49:R3:7:LYS:O	2.19	0.41
52:R6:8:LYS:O	52:R6:9:LEU:HB2	2.20	0.41
25:RA:1162:G:H1'	41:RV:23:GLU:OE2	2.21	0.41
25:RA:1204:A:H1'	25:RA:1206:G:C8	2.56	0.41
25:RA:1217:C:OP1	40:RU:15:LYS:NZ	2.31	0.41
25:RA:1397:U:P	25:RA:1398:C:H41	2.44	0.41
25:RA:1651:G:H2'	25:RA:1652:A:O4'	2.21	0.41
25:RA:2118:U:H5''	25:RA:2119:A:OP1	2.21	0.41
25:RA:27:G:N2	25:RA:512:G:H1'	2.36	0.41
25:RA:323:G:O2'	25:RA:1205:U:N3	2.52	0.41
25:RA:487:C:H2'	25:RA:488:G:O4'	2.21	0.41
25:RA:557:U:H2'	25:RA:558:G:H8	1.86	0.41
25:RA:601:C:H2'	25:RA:602:G:O4'	2.21	0.41
26:RB:75:G:H1	26:RB:102:G:N2	2.19	0.41
27:RD:177:LEU:C	27:RD:179:SER:H	2.23	0.41
29:RF:111:ALA:O	29:RF:112:MET:C	2.59	0.41
30:RG:7:LEU:CD2	30:RG:176:LEU:HD22	2.45	0.41
31:RH:137:ASP:HB2	31:RH:140:LYS:CE	2.51	0.41
31:RH:45:VAL:O	31:RH:45:VAL:CG1	2.69	0.41
33:RN:133:GLN:C	33:RN:134:ARG:HG2	2.41	0.41
34:RO:20:MET:O	34:RO:41:ALA:CB	2.67	0.41
35:RP:9:ASN:HB2	35:RP:10:PRO:HD2	2.03	0.41
36:RQ:20:ALA:HB1	36:RQ:99:PRO:CG	2.51	0.41
38:RS:66:ALA:HA	38:RS:69:VAL:CG1	2.51	0.41
41:RV:22:VAL:CG1	41:RV:23:GLU:H	2.32	0.41
41:RV:67:GLY:O	41:RV:68:LYS:C	2.59	0.41
44:RY:13:VAL:O	44:RY:24:VAL:HA	2.20	0.41
44:RY:87:LYS:HB2	44:RY:87:LYS:HZ2	1.85	0.41
2:XB:37:ASN:C	2:XB:39:ILE:N	2.73	0.41
2:XB:62:ALA:O	2:XB:65:GLY:N	2.53	0.41
2:XB:75:LYS:C	2:XB:77:ALA:H	2.24	0.41
3:XC:129:ALA:C	3:XC:131:ARG:N	2.72	0.41
3:XC:19:GLU:HA	3:XC:54:ARG:NH1	2.14	0.41
4:XD:15:GLU:OE1	4:XD:15:GLU:N	2.54	0.41
4:XD:178:VAL:HG12	4:XD:179:GLU:N	2.35	0.41
4:XD:209:ARG:NE	4:XD:209:ARG:HA	2.36	0.41
7:XG:118:VAL:HG23	7:XG:119:ARG:N	2.35	0.41
10:XJ:45:ARG:HG3	10:XJ:45:ARG:HH11	1.86	0.41
12:XL:25:PRO:HD2	12:XL:97:ARG:HH11	1.86	0.41
13:XM:117:VAL:O	13:XM:119:GLY:N	2.53	0.41
16:XP:8:ARG:HG2	16:XP:8:ARG:NH1	2.31	0.41

*Continued on next page...*

*Continued from previous page...*

Atom-1	Atom-2	Interatomic distance (Å)	Clash overlap (Å)
17:XQ:11:VAL:HG23	17:XQ:12:SER:H	1.85	0.41
17:XQ:86:GLU:O	17:XQ:87:LYS:C	2.59	0.41
18:XR:84:LYS:H	18:XR:84:LYS:HG2	1.56	0.41
24:XY:34:C:O5'	24:XY:34:C:H6	2.04	0.41
47:Y1:91:LYS:HG3	47:Y1:92:LYS:N	2.32	0.41
50:Y4:61:ARG:C	50:Y4:63:TYR:N	2.73	0.41
53:Y7:24:THR:HB	53:Y7:25:PRO:HD2	2.03	0.41
54:Y8:25:MET:HB3	54:Y8:26:LYS:H	1.69	0.41
54:Y8:56:GLU:C	54:Y8:58:ILE:N	2.73	0.41
25:YA:2074:U:H2'	25:YA:2075:U:C6	2.55	0.41
25:YA:2737:G:H2'	25:YA:2738:A:C8	2.56	0.41
25:YA:465:G:N1	25:YA:466:A:N1	2.68	0.41
25:YA:637:A:O5'	35:YP:116:GLY:HA2	2.20	0.41
25:YA:789:A:OP1	25:YA:789:A:H3'	2.21	0.41
27:YD:197:GLY:O	27:YD:198:ASN:HB3	2.21	0.41
28:YE:36:ARG:O	28:YE:37:ARG:C	2.59	0.41
29:YF:59:TYR:HB3	29:YF:60:SER:H	1.70	0.41
29:YF:68:LYS:O	29:YF:69:HIS:HB2	2.21	0.41
30:YG:60:LEU:HD23	30:YG:60:LEU:C	2.41	0.41
33:YN:9:VAL:HB	33:YN:10:GLU:H	1.70	0.41
35:YP:101:VAL:O	35:YP:103:ALA:N	2.53	0.41
38:YS:53:SER:HA	38:YS:56:LEU:CD2	2.50	0.41
1:XA:1446:A:C5	39:YT:118:ARG:NH1	2.89	0.41
43:YX:60:ARG:HA	43:YX:75:ASP:OD2	2.20	0.41
44:YY:13:VAL:O	44:YY:24:VAL:HA	2.20	0.41
45:YZ:10:ARG:HH21	45:YZ:26:GLY:H	1.69	0.41
1:QA:1285:A:H1'	1:QA:1286:A:OP2	2.21	0.41
1:QA:1416:G:C6	1:QA:1417:G:C5	3.09	0.41
1:QA:1502:A:H2	1:QA:1505:G:N1	2.11	0.41
1:QA:740:U:H2'	1:QA:741:G:C8	2.55	0.41
2:QB:115:LEU:O	2:QB:119:GLU:N	2.54	0.41
2:QB:71:VAL:HG23	2:QB:164:VAL:HG22	2.02	0.41
3:QC:92:ALA:HB2	3:QC:99:VAL:HG13	2.03	0.41
4:QD:206:PHE:CD2	4:QD:207:TYR:HD1	2.37	0.41
1:QA:1070:U:OP1	5:QE:18:ARG:NH1	2.54	0.41
5:QE:27:ARG:CG	5:QE:28:PHE:N	2.84	0.41
5:QE:32:VAL:CG2	5:QE:58:ALA:HB1	2.51	0.41
5:QE:90:VAL:C	5:QE:91:LEU:HD12	2.42	0.41
12:QL:8:ASN:O	12:QL:11:VAL:HG23	2.20	0.41
12:QL:89:ARG:HB3	12:QL:97:ARG:HA	2.02	0.41
13:QM:117:VAL:O	13:QM:119:GLY:N	2.53	0.41

*Continued on next page...*

*Continued from previous page...*

Atom-1	Atom-2	Interatomic distance (Å)	Clash overlap (Å)
13:QM:8:GLU:C	13:QM:9:ILE:CG2	2.90	0.41
14:QN:18:VAL:CG2	14:QN:19:ARG:H	2.32	0.41
16:QP:26:ARG:HH21	16:QP:31:LYS:HG2	1.86	0.41
16:QP:6:LEU:N	16:QP:6:LEU:CD1	2.84	0.41
46:R0:51:VAL:HG21	46:R0:79:VAL:O	2.21	0.41
47:R1:18:ILE:HG22	47:R1:18:ILE:O	2.21	0.41
25:RA:1206:G:C6	25:RA:1207:C:C4	3.09	0.41
25:RA:1266:G:C5	42:RW:15:ARG:NH1	2.89	0.41
25:RA:2102:U:H3	25:RA:2187:G:H1	1.68	0.41
25:RA:2155:G:H2'	25:RA:2156:G:O4'	2.20	0.41
25:RA:2472:G:H1	25:RA:2477:C:P	2.42	0.41
25:RA:384:U:H2'	25:RA:385:C:C6	2.56	0.41
25:RA:884:C:O2	25:RA:892:G:N1	2.41	0.41
26:RB:104:A:H2'	26:RB:105:G:O4'	2.21	0.41
26:RB:30:C:H4'	26:RB:58:A:H2	1.84	0.41
27:RD:197:GLY:O	27:RD:198:ASN:HB3	2.21	0.41
27:RD:31:LYS:O	27:RD:32:SER:O	2.39	0.41
28:RE:147:PRO:HB2	28:RE:149:ARG:HG2	2.03	0.41
29:RF:13:SER:OG	29:RF:14:PRO:HD2	2.21	0.41
30:RG:95:ARG:HA	30:RG:99:MET:HB3	2.03	0.41
30:RG:95:ARG:CA	30:RG:99:MET:HB3	2.50	0.41
32:RI:14:ASP:O	32:RI:16:GLY:N	2.54	0.41
33:RN:10:GLU:OE2	33:RN:11:PRO:HD2	2.21	0.41
34:RO:10:VAL:HG21	34:RO:16:ALA:HB3	2.03	0.41
35:RP:65:ARG:C	35:RP:66:GLY:O	2.59	0.41
37:RR:94:TYR:CD2	37:RR:94:TYR:N	2.87	0.41
38:RS:42:ASP:C	38:RS:44:LYS:N	2.72	0.41
40:RU:57:PHE:O	40:RU:60:LEU:N	2.54	0.41
42:RW:1:MET:HG3	42:RW:2:GLU:N	2.36	0.41
44:RY:2:ARG:O	44:RY:3:VAL:O	2.38	0.41
1:XA:1280:A:O2'	1:XA:1281:U:OP1	2.35	0.41
1:XA:347:G:O2'	1:XA:348:G:H5''	2.20	0.41
1:XA:552:U:H2'	1:XA:553:A:C8	2.56	0.41
1:XA:64:G:H5''	1:XA:65:U:OP1	2.21	0.41
1:XA:742:G:H2'	1:XA:743:U:O4'	2.20	0.41
2:XB:115:LEU:O	2:XB:119:GLU:N	2.54	0.41
2:XB:212:GLN:O	2:XB:212:GLN:NE2	2.54	0.41
3:XC:47:LEU:HD11	3:XC:76:VAL:CG1	2.42	0.41
8:XH:109:ILE:HG13	8:XH:120:THR:HB	2.03	0.41
8:XH:20:TYR:CD1	8:XH:65:TYR:CD2	2.98	0.41
9:XI:105:ASP:C	9:XI:107:ARG:N	2.74	0.41

*Continued on next page...*

*Continued from previous page...*

Atom-1	Atom-2	Interatomic distance (Å)	Clash overlap (Å)
9:XI:83:ARG:HG2	9:XI:83:ARG:H	1.64	0.41
12:XL:62:SER:O	12:XL:64:TYR:N	2.54	0.41
12:XL:90:VAL:HG12	12:XL:92:ASP:H	1.86	0.41
17:XQ:89:LEU:HD23	17:XQ:89:LEU:HA	1.93	0.41
20:XT:101:GLY:C	20:XT:103:GLY:N	2.73	0.41
22:XV:23:C:H2'	22:XV:24:U:C6	2.55	0.41
48:Y2:53:LEU:O	48:Y2:57:ILE:HG13	2.21	0.41
50:Y4:60:GLN:HB3	50:Y4:61:ARG:H	1.56	0.41
52:Y6:6:ARG:NE	52:Y6:6:ARG:HA	2.35	0.41
25:YA:2757:A:P	55:Y9:20:HIS:H	2.44	0.41
55:Y9:2:LYS:HA	55:Y9:2:LYS:HD2	1.96	0.41
25:YA:1389:G:H2'	25:YA:1390:U:O4'	2.21	0.41
25:YA:1716:U:O2'	25:YA:1717:G:H5'	2.21	0.41
25:YA:190:A:C8	25:YA:207:A:C6	3.09	0.41
25:YA:2470:G:OP1	36:YQ:56:ARG:NH1	2.50	0.41
25:YA:307:G:H2'	25:YA:309:G:OP2	2.20	0.41
25:YA:520:G:H2'	25:YA:521:G:C8	2.55	0.41
25:YA:686:G:C2	53:Y7:11:LYS:HE3	2.56	0.41
25:YA:758:C:O2	25:YA:1981:A:H2	2.04	0.41
27:YD:154:LYS:C	27:YD:155:LEU:HD12	2.41	0.41
28:YE:62:PRO:O	28:YE:63:LEU:C	2.59	0.41
30:YG:18:GLU:OE2	30:YG:18:GLU:HA	2.21	0.41
30:YG:67:LYS:NZ	50:Y4:6:HIS:CD2	2.89	0.41
33:YN:101:HIS:HD2	33:YN:102:ALA:N	2.19	0.41
34:YO:31:LYS:HD3	34:YO:31:LYS:HA	1.91	0.41
35:YP:101:VAL:HG23	35:YP:106:LEU:HB3	2.03	0.41
35:YP:18:ARG:HD2	35:YP:27:HIS:CD2	2.55	0.41
39:YT:76:PHE:HA	39:YT:77:PRO:HD3	1.75	0.41
25:YA:535:C:O3'	40:YU:53:ARG:NH1	2.53	0.41
40:YU:57:PHE:O	40:YU:60:LEU:N	2.54	0.41
43:YX:7:VAL:O	43:YX:30:VAL:CG1	2.67	0.41
44:YY:49:VAL:O	44:YY:50:ARG:C	2.59	0.41
44:YY:98:VAL:O	44:YY:99:CYS:HB3	2.21	0.41
1:QA:1079:G:C6	1:QA:1080:A:N6	2.89	0.41
1:QA:1225:A:H5''	1:QA:1226:C:OP2	2.21	0.41
1:QA:1422:G:H2'	1:QA:1423:G:H8	1.85	0.41
2:QB:17:PHE:HB2	2:QB:42:ILE:CG2	2.50	0.41
2:QB:223:ILE:O	2:QB:226:ARG:HB3	2.21	0.41
3:QC:95:THR:HG23	3:QC:97:LYS:HZ1	1.86	0.41
5:QE:41:VAL:O	5:QE:66:MET:HA	2.21	0.41
11:QK:83:ILE:HG12	11:QK:109:VAL:CG2	2.51	0.41

*Continued on next page...*

*Continued from previous page...*

Atom-1	Atom-2	Interatomic distance (Å)	Clash overlap (Å)
12:QL:43:VAL:HG13	12:QL:55:VAL:HG21	2.03	0.41
13:QM:15:VAL:O	13:QM:19:LEU:HD22	2.21	0.41
13:QM:28:ALA:C	13:QM:30:ALA:H	2.25	0.41
15:QO:50:HIS:O	15:QO:53:HIS:HB3	2.20	0.41
17:QQ:51:TYR:HA	17:QQ:52:LYS:HZ2	1.85	0.41
1:QA:189:U:H3	17:QQ:63:ARG:CB	2.33	0.41
19:QS:41:VAL:HG12	19:QS:45:VAL:H	1.85	0.41
48:R2:65:ASN:O	48:R2:66:GLU:C	2.59	0.41
50:R4:63:TYR:O	50:R4:65:ASP:N	2.54	0.41
53:R7:24:THR:HB	53:R7:25:PRO:HD2	2.03	0.41
25:RA:1124:C:H1'	55:R9:36:GLN:OE1	2.21	0.41
25:RA:2011:U:OP1	42:RW:42:ARG:NH1	2.53	0.41
25:RA:2583:G:C6	25:RA:2584:U:C5	3.08	0.41
25:RA:270(I):G:H2'	25:RA:270(J):G:C8	2.54	0.41
25:RA:376:C:H2'	25:RA:377:C:C6	2.55	0.41
25:RA:483:A:H3'	25:RA:484:C:C6	2.56	0.41
25:RA:84:A:N1	25:RA:98:G:O2'	2.45	0.41
27:RD:12:SER:C	27:RD:14:ARG:N	2.70	0.41
25:RA:321:G:OP2	29:RF:135:LYS:HA	2.21	0.41
29:RF:46:ARG:NH1	29:RF:46:ARG:CG	2.72	0.41
30:RG:47:LYS:HE3	30:RG:47:LYS:HB2	1.80	0.41
30:RG:61:ALA:CB	30:RG:67:LYS:HA	2.50	0.41
31:RH:145:ALA:O	31:RH:148:ILE:HB	2.21	0.41
31:RH:26:VAL:HG12	31:RH:33:LEU:HB2	2.03	0.41
32:RI:49:ALA:HA	32:RI:52:ARG:HE	1.86	0.41
34:RO:47:ILE:HD12	34:RO:48:PRO:CD	2.43	0.41
36:RQ:39:PRO:HA	36:RQ:97:VAL:O	2.21	0.41
38:RS:6:ALA:O	38:RS:10:ARG:HD3	2.21	0.41
39:RT:28:VAL:HG23	39:RT:87:ASP:O	2.21	0.41
39:RT:84:GLN:HG2	39:RT:85:LYS:N	2.36	0.41
42:RW:14:PRO:HG3	42:RW:101:SER:OG	2.21	0.41
25:RA:1335:U:OP2	43:RX:65:ARG:NH2	2.54	0.41
43:RX:83:VAL:CG1	43:RX:87:GLN:HB2	2.50	0.41
44:RY:43:ASN:O	44:RY:43:ASN:OD1	2.39	0.41
44:RY:49:VAL:O	44:RY:50:ARG:C	2.59	0.41
45:RZ:144:LEU:HD12	45:RZ:148:ASP:HB3	2.03	0.41
1:XA:1229:A:H2'	1:XA:1230:C:H6	1.82	0.41
1:XA:1431:C:H2'	1:XA:1432:G:O4'	2.20	0.41
1:XA:1472:U:H2'	1:XA:1473:A:C8	2.56	0.41
1:XA:19:C:H2'	1:XA:20:U:H6	1.84	0.41
1:XA:481:G:O2'	1:XA:482:A:O5'	2.38	0.41

*Continued on next page...*

*Continued from previous page...*

Atom-1	Atom-2	Interatomic distance (Å)	Clash overlap (Å)
2:XB:168:THR:CG2	2:XB:192:SER:HB2	2.51	0.41
2:XB:87:ARG:HH11	2:XB:223:ILE:HD11	1.82	0.41
4:XD:19:LEU:HG	4:XD:21:LEU:HG	2.03	0.41
5:XE:10:MET:CE	5:XE:13:ILE:HD13	2.51	0.41
6:XF:75:LEU:C	6:XF:75:LEU:HD23	2.40	0.41
9:XI:113:LYS:H	9:XI:113:LYS:CD	2.28	0.41
10:XJ:45:ARG:HB2	10:XJ:65:LEU:HB3	2.03	0.41
17:XQ:63:ARG:HG2	17:XQ:64:PRO:HD2	2.03	0.41
17:XQ:85:VAL:HG12	17:XQ:85:VAL:O	2.20	0.41
18:XR:74:ARG:HG2	18:XR:79:LEU:HB2	2.01	0.41
48:Y2:18:PRO:C	48:Y2:20:GLU:N	2.73	0.41
48:Y2:65:ASN:O	48:Y2:66:GLU:C	2.59	0.41
50:Y4:26:SER:C	50:Y4:27:THR:O	2.58	0.41
52:Y6:8:LYS:O	52:Y6:9:LEU:HB2	2.21	0.41
25:YA:1062:G:N2	25:YA:1076:C:O2	2.54	0.41
25:YA:1109:C:N4	25:YA:1110:G:C2	2.89	0.41
25:YA:1210:A:H5''	25:YA:1212:G:H5'	2.01	0.41
25:YA:1513:C:H2'	25:YA:1514:U:O4'	2.21	0.41
25:YA:2184:G:H2'	25:YA:2185:C:C6	2.55	0.41
25:YA:2521:C:H2'	25:YA:2522:U:C6	2.56	0.41
25:YA:2678:C:H2'	25:YA:2679:A:O4'	2.21	0.41
25:YA:429:A:C6	25:YA:430:G:C6	3.08	0.41
25:YA:861:A:N3	26:YB:79:C:O2'	2.48	0.41
25:YA:960:A:C8	25:YA:962:G:C8	3.09	0.41
27:YD:215:LEU:HG	27:YD:215:LEU:H	1.59	0.41
28:YE:24:THR:HB	28:YE:184:VAL:HG23	2.02	0.41
30:YG:47:LYS:HE3	30:YG:47:LYS:HB2	1.80	0.41
30:YG:53:LEU:CD1	30:YG:87:PRO:HB2	2.51	0.41
31:YH:145:ALA:O	31:YH:148:ILE:HB	2.21	0.41
31:YH:20:ALA:HB3	31:YH:23:ARG:HG2	2.03	0.41
32:YI:57:ARG:HA	32:YI:60:GLU:HB3	2.02	0.41
35:YP:126:VAL:HG12	35:YP:147:LEU:CD2	2.23	0.41
35:YP:84:ASN:HB2	35:YP:87:ASP:OD2	2.21	0.41
36:YQ:90:VAL:C	36:YQ:92:GLY:N	2.71	0.41
37:YR:55:ALA:O	37:YR:58:GLY:HA3	2.21	0.41
42:YW:71:VAL:HA	42:YW:107:LEU:HD12	2.02	0.41
43:YX:54:VAL:C	43:YX:55:ASN:HD22	2.24	0.41
1:QA:766:A:H2'	1:QA:767:A:O4'	2.21	0.41
3:QC:129:ALA:C	3:QC:131:ARG:N	2.72	0.41
3:QC:140:ARG:NH1	3:QC:140:ARG:HB2	2.36	0.41
5:QE:153:LYS:HD3	5:QE:153:LYS:C	2.41	0.41

*Continued on next page...*

*Continued from previous page...*

Atom-1	Atom-2	Interatomic distance (Å)	Clash overlap (Å)
5:QE:72:GLN:C	5:QE:74:GLY:H	2.23	0.41
7:QG:87:VAL:HG11	7:QG:155:ARG:HA	2.03	0.41
8:QH:1:MET:O	8:QH:2:LEU:HB2	2.21	0.41
9:QI:49:PRO:O	9:QI:85:LEU:HD21	2.20	0.41
12:QL:21:LYS:CD	12:QL:21:LYS:N	2.83	0.41
12:QL:62:SER:HB2	12:QL:64:TYR:CD1	2.56	0.41
15:QO:25:THR:CG2	15:QO:70:LEU:HB2	2.49	0.41
16:QP:20:VAL:HG22	16:QP:21:VAL:H	1.83	0.41
17:QQ:67:LYS:O	17:QQ:68:ARG:HB3	2.21	0.41
17:QQ:86:GLU:O	17:QQ:87:LYS:C	2.60	0.41
18:QR:74:ARG:HG2	18:QR:79:LEU:HB2	2.01	0.41
19:QS:29:ARG:HG2	19:QS:29:ARG:NH1	2.36	0.41
19:QS:31:ILE:HG23	19:QS:31:ILE:O	2.21	0.41
19:QS:32:LYS:HA	19:QS:50:ALA:HB3	2.03	0.41
20:QT:48:LYS:O	20:QT:49:ALA:C	2.59	0.41
47:R1:85:LEU:N	47:R1:85:LEU:CD2	2.84	0.41
48:R2:53:LEU:O	48:R2:57:ILE:HG13	2.21	0.41
54:R8:3:LYS:HB3	54:R8:3:LYS:HE2	1.82	0.41
54:R8:53:PRO:HD2	54:R8:54:GLU:H	1.84	0.41
25:RA:1046:A:N3	25:RA:1046:A:H3'	2.36	0.41
25:RA:1114:G:H2'	25:RA:1115:G:H8	1.85	0.41
25:RA:1359:A:N6	25:RA:1372:U:C4	2.85	0.41
25:RA:140:A:C8	25:RA:1408:C:O2'	2.70	0.41
25:RA:1608:A:C8	25:RA:1611:C:N4	2.89	0.41
25:RA:49:A:H61	25:RA:177:G:H2'	1.86	0.41
25:RA:2431:U:H2'	25:RA:2433:A:OP2	2.21	0.41
25:RA:784:A:H5''	27:RD:227:ASN:OD1	2.20	0.41
27:RD:117:VAL:HG22	27:RD:118:VAL:N	2.35	0.41
27:RD:154:LYS:C	27:RD:155:LEU:HD12	2.41	0.41
28:RE:9:VAL:HB	28:RE:10:GLY:H	1.71	0.41
28:RE:161:GLY:O	28:RE:162:ALA:HB3	2.20	0.41
29:RF:128:ALA:O	29:RF:129:PHE:CB	2.67	0.41
30:RG:67:LYS:NZ	50:R4:6:HIS:CD2	2.89	0.41
30:RG:77:ILE:H	30:RG:82:LEU:HB2	1.85	0.41
32:RI:135:GLU:HB2	32:RI:136:VAL:H	1.61	0.41
32:RI:4:ILE:HG23	32:RI:18:VAL:HG22	2.02	0.41
33:RN:56:ASN:ND2	33:RN:126:PRO:N	2.69	0.41
34:RO:2:ILE:HG12	34:RO:8:LEU:HD11	2.02	0.41
34:RO:31:LYS:C	34:RO:32:TYR:CD2	2.94	0.41
35:RP:101:VAL:HG23	35:RP:106:LEU:HB3	2.03	0.41
35:RP:84:ASN:HB2	35:RP:87:ASP:OD2	2.21	0.41

*Continued on next page...*

*Continued from previous page...*

Atom-1	Atom-2	Interatomic distance (Å)	Clash overlap (Å)
36:RQ:27:VAL:HG22	36:RQ:105:GLU:CD	2.41	0.41
36:RQ:136:ALA:HB1	45:RZ:52:SER:HB2	2.03	0.41
36:RQ:139:GLU:HG2	36:RQ:140:ALA:N	2.36	0.41
37:RR:1:MET:SD	37:RR:1:MET:N	2.75	0.41
37:RR:22:ARG:O	37:RR:26:LYS:HG3	2.21	0.41
40:RU:83:LEU:CD1	40:RU:113:ALA:HB2	2.50	0.41
41:RV:38:LEU:O	41:RV:51:VAL:HA	2.21	0.41
42:RW:14:PRO:C	42:RW:16:LYS:N	2.73	0.41
25:RA:495:G:H21	42:RW:61:ASN:HD21	1.69	0.41
45:RZ:104:PHE:CD1	45:RZ:139:VAL:HB	2.56	0.41
45:RZ:144:LEU:HG	45:RZ:150:LEU:HD12	2.02	0.41
1:XA:1201:A:O2'	1:XA:1202:G:P	2.80	0.41
1:XA:1254:C:H2'	1:XA:1255:G:C8	2.55	0.41
1:XA:1360:A:H2'	1:XA:1361:G:O4'	2.21	0.41
1:XA:292:G:C4	1:XA:309:G:N2	2.89	0.41
1:XA:32:A:H2'	1:XA:33:A:C8	2.56	0.41
2:XB:114:ARG:O	2:XB:118:LEU:HG	2.21	0.41
2:XB:143:GLU:O	2:XB:147:LYS:HB2	2.21	0.41
3:XC:138:VAL:HG22	3:XC:151:VAL:HG23	2.03	0.41
5:XE:90:VAL:C	5:XE:91:LEU:HD12	2.42	0.41
7:XG:89:MET:HE1	7:XG:156:TRP:H	1.86	0.41
7:XG:21:VAL:HG23	7:XG:22:LEU:N	2.32	0.41
8:XH:33:GLU:O	8:XH:36:LEU:N	2.53	0.41
9:XI:10:ARG:CG	9:XI:105:ASP:HB2	2.51	0.41
10:XJ:84:GLN:H	10:XJ:84:GLN:HG3	1.50	0.41
13:XM:117:VAL:CG2	13:XM:118:ALA:H	2.31	0.41
13:XM:15:VAL:O	13:XM:19:LEU:HD22	2.21	0.41
14:XN:44:LEU:HD12	14:XN:53:LEU:HD12	1.94	0.41
15:XO:11:VAL:O	15:XO:12:ILE:C	2.60	0.41
19:XS:10:PHE:CD2	19:XS:11:VAL:N	2.89	0.41
47:Y1:85:LEU:N	47:Y1:85:LEU:CD2	2.84	0.41
30:YG:112:PRO:CA	50:Y4:37:SER:HB2	2.51	0.41
50:Y4:63:TYR:O	50:Y4:65:ASP:N	2.54	0.41
52:Y6:27:LYS:CB	52:Y6:27:LYS:NZ	2.73	0.41
25:YA:10:G:N2	25:YA:2802:G:OP1	2.54	0.41
25:YA:1356:G:C6	25:YA:1357:U:C4	3.09	0.41
25:YA:1357:U:C2	25:YA:1358:G:C8	3.09	0.41
25:YA:1766:U:H2'	25:YA:1767:C:C6	2.56	0.41
25:YA:1884:A:H2'	25:YA:1885:A:O4'	2.21	0.41
25:YA:214:G:HO2'	25:YA:215:G:C4'	2.33	0.41
25:YA:2356:C:OP1	46:Y0:24:LYS:NZ	2.43	0.41

*Continued on next page...*



*Continued from previous page...*

Atom-1	Atom-2	Interatomic distance (Å)	Clash overlap (Å)
25:YA:2467:C:H4'	36:YQ:123:HIS:CD2	2.56	0.41
25:YA:2729:G:C6	25:YA:2730:C:C4	3.09	0.41
25:YA:272:G:H2'	25:YA:273:G:H8	1.86	0.41
25:YA:30:G:H2'	25:YA:31:C:C6	2.55	0.41
25:YA:828:U:H4'	25:YA:831:G:C2	2.56	0.41
27:YD:13:ARG:HG2	27:YD:13:ARG:O	2.20	0.41
27:YD:147:LEU:CD1	27:YD:155:LEU:HD21	2.50	0.41
28:YE:101:ARG:C	28:YE:201:THR:OG1	2.58	0.41
28:YE:93:VAL:H	28:YE:95:ILE:CD1	2.22	0.41
31:YH:137:ASP:HB2	31:YH:140:LYS:CE	2.51	0.41
31:YH:146:ALA:HA	31:YH:164:TYR:OH	2.21	0.41
31:YH:45:VAL:O	31:YH:45:VAL:CG1	2.69	0.41
25:YA:1006:C:H1'	33:YN:106:MET:CE	2.51	0.41
33:YN:7:LYS:CG	33:YN:8:GLN:N	2.81	0.41
34:YO:13:ASN:HD21	34:YO:97:ARG:HB3	1.86	0.41
34:YO:16:ALA:HA	34:YO:46:ALA:CB	2.50	0.41
37:YR:61:HIS:CE1	37:YR:65:LEU:HD11	2.56	0.41
38:YS:20:ARG:HE	38:YS:21:THR:HA	1.86	0.41
38:YS:83:LYS:HE3	38:YS:84:GLN:HG3	2.02	0.41
39:YT:10:VAL:O	39:YT:11:GLU:C	2.59	0.41
39:YT:50:ILE:CG2	39:YT:62:THR:OG1	2.67	0.41
40:YU:76:TYR:O	40:YU:80:ILE:HG12	2.21	0.41
41:YV:38:LEU:CD1	41:YV:55:ALA:CB	2.99	0.41
44:YY:2:ARG:O	44:YY:3:VAL:O	2.38	0.41
1:QA:1322:C:O2	1:QA:1322:C:H2'	2.20	0.40
1:QA:1288:A:N1	1:QA:1371:G:H1'	2.36	0.40
1:QA:892:A:O2'	1:QA:1415:G:H4'	2.21	0.40
1:QA:953:G:H5'	1:QA:965:A:N6	2.24	0.40
1:QA:1074:G:C4'	2:QB:104:ASN:HB2	2.51	0.40
2:QB:130:ARG:HH22	2:QB:138:LEU:HD21	1.85	0.40
2:QB:143:GLU:O	2:QB:147:LYS:HB2	2.21	0.40
2:QB:212:GLN:O	2:QB:212:GLN:NE2	2.54	0.40
4:QD:29:PRO:CG	4:QD:30:LYS:CE	2.86	0.40
13:QM:39:ILE:CD1	13:QM:56:LEU:HB2	2.50	0.40
13:QM:36:LYS:HE3	13:QM:59:TYR:CD1	2.56	0.40
16:QP:39:TYR:CD2	16:QP:41:PRO:HD3	2.56	0.40
17:QQ:60:ILE:HG23	17:QQ:60:ILE:O	2.21	0.40
18:QR:52:PRO:HG2	18:QR:55:ARG:HG2	2.04	0.40
30:RG:112:PRO:CA	50:R4:37:SER:HB2	2.51	0.40
50:R4:42:PHE:CZ	50:R4:43:TYR:HB3	2.57	0.40
52:R6:7:ILE:CG1	52:R6:8:LYS:N	2.76	0.40

*Continued on next page...*

*Continued from previous page...*

Atom-1	Atom-2	Interatomic distance (Å)	Clash overlap (Å)
25:RA:1152:C:H2'	25:RA:1153:C:H6	1.86	0.40
25:RA:1320:C:C5	25:RA:1329:U:H5'	2.55	0.40
25:RA:1288:U:C4	25:RA:1327:C:H1'	2.56	0.40
25:RA:139:G:H1'	25:RA:140:A:H2	1.86	0.40
25:RA:1480:G:O6	25:RA:1513:C:N4	2.41	0.40
25:RA:1449:A:HO2'	25:RA:1530:G:H21	1.67	0.40
25:RA:1533:C:N4	25:RA:1537:C:H42	2.19	0.40
25:RA:2289:G:N2	25:RA:2344:U:C2	2.89	0.40
25:RA:2396:G:C2	25:RA:2421:G:C2	3.08	0.40
25:RA:2553:G:N2	56:Z6:76:PPU:C2	2.83	0.40
25:RA:2580:U:O5'	25:RA:2581:G:N2	2.54	0.40
25:RA:407:G:H2'	25:RA:408:G:C8	2.56	0.40
25:RA:602:G:O2'	25:RA:604:G:O2'	2.17	0.40
27:RD:145:VAL:CG1	27:RD:146:GLU:N	2.83	0.40
28:RE:4:ILE:HG22	28:RE:198:VAL:HB	2.03	0.40
28:RE:51:PHE:CG	28:RE:52:LEU:N	2.90	0.40
29:RF:144:LYS:C	29:RF:146:ALA:N	2.75	0.40
30:RG:114:ILE:HG22	30:RG:117:PHE:HB2	2.01	0.40
36:RQ:52:VAL:O	36:RQ:53:ALA:C	2.59	0.40
36:RQ:76:LYS:HB3	36:RQ:90:VAL:CG1	2.51	0.40
38:RS:95:HIS:O	38:RS:96:GLY:C	2.57	0.40
39:RT:54:ARG:HA	39:RT:59:THR:HG23	2.02	0.40
40:RU:27:LEU:C	40:RU:29:SER:N	2.73	0.40
44:RY:95:LYS:HA	44:RY:101:LYS:CB	2.51	0.40
1:XA:122:G:H2'	1:XA:123:C:O4'	2.21	0.40
1:XA:137:C:H42	1:XA:226:G:H1	1.68	0.40
2:XB:125:PRO:O	2:XB:126:GLU:HB2	2.21	0.40
2:XB:204:ASN:HD22	2:XB:204:ASN:C	2.22	0.40
2:XB:76:GLN:OE1	2:XB:206:ASP:HB3	2.21	0.40
3:XC:5:ILE:CD1	3:XC:5:ILE:H	2.34	0.40
4:XD:120:LEU:CD2	4:XD:125:HIS:HB2	2.46	0.40
4:XD:170:VAL:CG2	4:XD:171:GLY:H	2.17	0.40
4:XD:199:ASN:OD1	4:XD:201:GLN:HB3	2.21	0.40
5:XE:132:ALA:O	5:XE:133:TYR:C	2.59	0.40
7:XG:92:SER:HB3	7:XG:95:ARG:HB2	2.03	0.40
8:XH:33:GLU:C	8:XH:35:ILE:H	2.25	0.40
12:XL:117:ARG:HB3	12:XL:122:THR:HB	2.02	0.40
12:XL:43:VAL:HG13	12:XL:55:VAL:HG21	2.03	0.40
13:XM:122:LYS:HE2	13:XM:122:LYS:O	2.21	0.40
13:XM:40:ASN:HA	13:XM:41:PRO:HD3	1.84	0.40
13:XM:8:GLU:C	13:XM:9:ILE:CG2	2.90	0.40

*Continued on next page...*

*Continued from previous page...*

Atom-1	Atom-2	Interatomic distance (Å)	Clash overlap (Å)
14:YN:48:ALA:O	14:YN:51:GLY:N	2.53	0.40
16:XP:50:LYS:HD3	16:XP:51:VAL:O	2.21	0.40
18:XR:73:ALA:HB3	18:XR:79:LEU:CD1	2.47	0.40
22:XV:21:A:N6	22:XV:46:G:H2'	2.36	0.40
50:Y4:64:GLY:C	50:Y4:66:SER:N	2.73	0.40
52:Y6:50:ARG:HG2	52:Y6:50:ARG:NH1	2.36	0.40
54:Y8:40:GLU:O	54:Y8:42:ARG:N	2.54	0.40
25:YA:1771:C:H2'	25:YA:1772:G:C8	2.56	0.40
25:YA:1825:A:H2'	25:YA:1826:G:H8	1.83	0.40
25:YA:2093:G:O5'	32:YI:24:GLY:HA3	2.21	0.40
25:YA:2708:G:H2'	25:YA:2709:G:C8	2.56	0.40
25:YA:2712:U:H5''	25:YA:2714:G:C5'	2.51	0.40
25:YA:2839:G:H5''	37:YR:46:GLY:HA2	2.02	0.40
25:YA:2884:U:H2'	25:YA:2885:C:O4'	2.21	0.40
25:YA:341:G:H2'	25:YA:342:G:O4'	2.21	0.40
25:YA:713:G:H2'	25:YA:714:U:H6	1.85	0.40
26:YB:55:U:H2'	26:YB:56:G:C8	2.56	0.40
27:YD:228:PRO:HD3	27:YD:234:GLY:O	2.22	0.40
27:YD:68:LYS:HG3	27:YD:68:LYS:O	2.20	0.40
25:YA:2635:C:H5'	28:YE:77:ILE:HD13	2.02	0.40
29:YF:118:ALA:HA	29:YF:123:LEU:HB3	2.02	0.40
29:YF:13:SER:OG	29:YF:14:PRO:HD2	2.21	0.40
29:YF:198:ALA:HA	29:YF:201:VAL:CG1	2.41	0.40
29:YF:62:ARG:CZ	29:YF:62:ARG:HB3	2.51	0.40
30:YG:78:SER:O	30:YG:79:ASN:C	2.59	0.40
32:YI:38:LEU:HD12	32:YI:38:LEU:H	1.86	0.40
36:YQ:139:GLU:CG	36:YQ:140:ALA:N	2.84	0.40
36:YQ:52:VAL:O	36:YQ:53:ALA:C	2.59	0.40
38:YS:24:LEU:N	38:YS:24:LEU:HD22	2.36	0.40
38:YS:89:ARG:HG2	38:YS:89:ARG:NH1	2.36	0.40
39:YT:29:ARG:HB2	39:YT:29:ARG:NH1	2.36	0.40
39:YT:20:PRO:HG2	39:YT:86:ILE:O	2.21	0.40
40:YU:57:PHE:O	40:YU:58:ARG:C	2.59	0.40
40:YU:5:LYS:C	40:YU:7:GLY:N	2.74	0.40
25:YA:1162:G:O2'	41:YV:90:PRO:HG2	2.21	0.40
42:YW:14:PRO:O	42:YW:15:ARG:C	2.58	0.40
44:YY:97:ARG:NH2	44:YY:98:VAL:CG2	2.85	0.40
45:YZ:182:LYS:CB	45:YZ:183:LEU:HA	2.51	0.40
1:QA:1235:U:H2'	1:QA:1236:A:O4'	2.21	0.40
1:QA:1304:G:N2	1:QA:1332:A:OP2	2.53	0.40
1:QA:768:A:N3	1:QA:1512:U:O2'	2.52	0.40

*Continued on next page...*

*Continued from previous page...*

Atom-1	Atom-2	Interatomic distance (Å)	Clash overlap (Å)
1:QA:825:G:H2'	1:QA:826:C:H6	1.85	0.40
2:QB:76:GLN:OE1	2:QB:206:ASP:HB3	2.21	0.40
2:QB:62:ALA:O	2:QB:65:GLY:N	2.53	0.40
2:QB:95:GLN:O	2:QB:96:ARG:C	2.59	0.40
3:QC:178:LEU:CD2	3:QC:178:LEU:N	2.85	0.40
4:QD:15:GLU:OE1	4:QD:15:GLU:N	2.54	0.40
4:QD:199:ASN:OD1	4:QD:201:GLN:HB3	2.21	0.40
4:QD:30:LYS:HB3	4:QD:35:ARG:CG	2.36	0.40
5:QE:101:ILE:HD13	5:QE:118:ILE:O	2.21	0.40
6:QF:3:ARG:HB3	6:QF:93:SER:CB	2.47	0.40
1:QA:738:C:H5''	6:QF:69:GLU:HB2	2.03	0.40
7:QG:69:VAL:HG12	7:QG:100:ALA:HA	2.03	0.40
8:QH:38:ILE:CD1	8:QH:118:VAL:HG12	2.49	0.40
10:QJ:22:LYS:CD	10:QJ:22:LYS:C	2.89	0.40
11:QK:25:TYR:H	11:QK:25:TYR:HD1	1.69	0.40
10:QJ:65:LEU:HA	14:QN:55:GLY:O	2.22	0.40
15:QO:3:ILE:H	15:QO:3:ILE:CD1	2.20	0.40
16:QP:1:MET:H2	16:QP:24:ALA:HB3	1.86	0.40
17:QQ:8:GLY:HA3	17:QQ:21:VAL:HG12	2.03	0.40
46:R0:50:ASN:ND2	46:R0:81:VAL:O	2.49	0.40
47:R1:82:LEU:HD13	47:R1:83:GLU:CA	2.49	0.40
47:R1:96:LYS:O	47:R1:96:LYS:HG2	2.21	0.40
50:R4:26:SER:O	50:R4:27:THR:O	2.40	0.40
52:R6:50:ARG:NH1	52:R6:50:ARG:HG2	2.36	0.40
54:R8:32:LEU:HA	54:R8:32:LEU:HD23	1.94	0.40
25:RA:1078:U:O2'	25:RA:1079:C:OP2	2.35	0.40
25:RA:2046:G:H5'	51:R5:19:ARG:HB2	2.02	0.40
25:RA:2316:C:H2'	25:RA:2317:C:C6	2.57	0.40
25:RA:2371:G:N2	25:RA:2372:G:C4	2.90	0.40
25:RA:270(S):G:C2'	25:RA:270(T):G:H5'	2.51	0.40
25:RA:2715:C:H2'	25:RA:2716:U:H6	1.86	0.40
27:RD:263:ARG:CB	27:RD:263:ARG:NH1	2.75	0.40
29:RF:192:LEU:HD21	29:RF:194:MET:HE3	2.03	0.40
29:RF:62:ARG:HB3	29:RF:62:ARG:CZ	2.52	0.40
30:RG:41:GLN:HB3	30:RG:43:LEU:CD1	2.51	0.40
33:RN:23:LEU:CD1	33:RN:99:LEU:HD23	2.51	0.40
34:RO:106:LEU:HA	34:RO:106:LEU:HD23	1.89	0.40
38:RS:26:LEU:HB3	38:RS:87:PHE:HA	2.02	0.40
42:RW:50:VAL:O	42:RW:53:SER:N	2.50	0.40
1:XA:115:G:H4'	1:XA:116:A:O5'	2.22	0.40
1:XA:1222:G:P	19:XS:77:THR:HG21	2.61	0.40

*Continued on next page...*

*Continued from previous page...*

Atom-1	Atom-2	Interatomic distance (Å)	Clash overlap (Å)
1:XA:129(A):G:N2	1:XA:191(A):G:C5	2.89	0.40
1:XA:374:A:C6	1:XA:375:U:C4	3.09	0.40
1:XA:554:C:H2'	1:XA:555:C:C6	2.56	0.40
2:XB:17:PHE:HB2	2:XB:42:ILE:CG2	2.50	0.40
3:XC:55:VAL:HG12	3:XC:55:VAL:O	2.21	0.40
4:XD:110:PHE:HE2	4:XD:148:VAL:HG23	1.85	0.40
11:XK:92:GLU:O	11:XK:95:ILE:N	2.54	0.40
13:XM:28:ALA:C	13:XM:30:ALA:H	2.24	0.40
14:YN:43:CYS:C	14:YN:45:ARG:N	2.73	0.40
14:YN:47:LEU:O	14:YN:50:LYS:N	2.52	0.40
1:XA:468:A:H1'	16:XP:82:GLN:NE2	2.36	0.40
17:XQ:68:ARG:HG3	17:XQ:68:ARG:O	2.21	0.40
17:XQ:94:ASN:O	17:XQ:97:SER:N	2.53	0.40
18:XR:37:VAL:O	18:XR:40:LEU:N	2.54	0.40
19:XS:31:ILE:HG23	19:XS:31:ILE:O	2.21	0.40
19:XS:3:ARG:CG	19:XS:4:SER:N	2.83	0.40
22:XV:16:C:O2'	22:XV:17:C:OP1	2.39	0.40
48:Y2:11:GLU:HA	48:Y2:14:ARG:HD2	2.02	0.40
48:Y2:61:LEU:HD23	48:Y2:61:LEU:HA	1.85	0.40
54:Y8:64:TYR:HB3	54:Y8:65:GLU:H	1.40	0.40
25:YA:103:A:H8	25:YA:103:A:O5'	2.04	0.40
25:YA:1245:G:OP1	35:YP:13:ASN:ND2	2.45	0.40
25:YA:1364:G:C6	25:YA:1368:G:C6	3.09	0.40
25:YA:1801:G:H2'	25:YA:1801:G:N3	2.36	0.40
25:YA:271(B):G:H5''	25:YA:271(B):G:C8	2.56	0.40
25:YA:559:G:H22	40:YU:49:HIS:CE1	2.40	0.40
25:YA:795:C:H2'	25:YA:796:C:H6	1.85	0.40
25:YA:878:A:N6	25:YA:899:A:O2'	2.50	0.40
27:YD:230:ASP:OD2	27:YD:230:ASP:N	2.54	0.40
27:YD:35:LYS:CE	27:YD:64:ILE:C	2.89	0.40
30:YG:98:ARG:CA	30:YG:101:ILE:HG12	2.40	0.40
31:YH:66:GLY:O	31:YH:67:LEU:C	2.58	0.40
32:YI:2:LYS:HA	32:YI:20:ASP:HA	2.02	0.40
33:YN:10:GLU:OE2	33:YN:11:PRO:HD2	2.21	0.40
25:YA:910:A:C5	36:YQ:13:GLN:HG3	2.56	0.40
1:XA:1432:G:OP1	39:YT:108:ARG:HB2	2.21	0.40
39:YT:125:ARG:O	39:YT:128:GLU:N	2.50	0.40
42:YW:66:GLU:HG2	42:YW:67:ASP:N	2.37	0.40
45:YZ:141:VAL:CG2	45:YZ:144:LEU:HB2	2.51	0.40
1:QA:1089:G:H1	1:QA:1096:C:H42	1.68	0.40
1:QA:770:C:O2'	1:QA:899:C:N3	2.50	0.40

*Continued on next page...*

*Continued from previous page...*

Atom-1	Atom-2	Interatomic distance (Å)	Clash overlap (Å)
3:QC:128:PHE:O	3:QC:130:VAL:N	2.54	0.40
3:QC:15:THR:HG23	3:QC:181:ASN:CA	2.26	0.40
3:QC:46:GLU:C	3:QC:48:TYR:H	2.23	0.40
4:QD:29:PRO:HD2	4:QD:30:LYS:HE2	2.03	0.40
4:QD:3:ARG:HB3	4:QD:69:GLY:O	2.22	0.40
4:QD:73:ARG:O	4:QD:74:GLN:C	2.58	0.40
1:QA:430:A:H4'	4:QD:7:PRO:HG3	2.01	0.40
5:QE:48:ALA:C	5:QE:50:GLU:H	2.24	0.40
5:QE:64:ARG:CZ	5:QE:64:ARG:HB2	2.51	0.40
8:QH:109:ILE:HG13	8:QH:120:THR:HB	2.03	0.40
9:QI:13:ALA:H	9:QI:68:GLY:HA3	1.86	0.40
10:QJ:101:VAL:O	10:QJ:101:VAL:HG13	2.22	0.40
12:QL:53:ARG:HH12	12:QL:92:ASP:HB3	1.85	0.40
13:QM:4:ILE:O	13:QM:5:ALA:C	2.60	0.40
14:QN:26:ARG:HB3	14:QN:27:CYS:H	1.64	0.40
15:QO:11:VAL:O	15:QO:12:ILE:C	2.60	0.40
19:QS:68:GLY:HA3	50:R4:68:ARG:CB	2.52	0.40
20:QT:44:ALA:HB3	20:QT:91:LEU:HD12	2.03	0.40
20:QT:44:ALA:CB	20:QT:88:VAL:HG13	2.49	0.40
48:R2:32:LEU:O	48:R2:32:LEU:HD23	2.21	0.40
52:R6:36:LEU:CD1	52:R6:50:ARG:NH1	2.82	0.40
54:R8:53:PRO:CG	54:R8:54:GLU:N	2.84	0.40
55:R9:10:ILE:HD12	55:R9:32:HIS:CG	2.56	0.40
25:RA:1535:U:H2'	25:RA:1536:A:C8	2.56	0.40
25:RA:1533:C:N4	25:RA:1538:G:H1	2.19	0.40
25:RA:155:C:N4	25:RA:171:G:H1	2.18	0.40
25:RA:2070:G:C2	25:RA:2071:A:C4	3.09	0.40
25:RA:2311:A:C1'	30:RG:82:LEU:HD11	2.52	0.40
25:RA:2507:C:H2'	25:RA:2508:G:O4'	2.21	0.40
25:RA:2580:U:H3'	25:RA:2581:G:C2	2.56	0.40
25:RA:2749:A:H3'	25:RA:2750:A:H2'	2.04	0.40
25:RA:709:U:H3	25:RA:722:A:N6	2.19	0.40
27:RD:176:ARG:HH11	27:RD:176:ARG:CG	2.30	0.40
28:RE:119:ARG:HG2	28:RE:160:TYR:HB2	2.03	0.40
29:RF:80:ALA:O	29:RF:83:PHE:HB2	2.20	0.40
31:RH:20:ALA:HB3	31:RH:23:ARG:HG2	2.03	0.40
35:RP:19:VAL:HG22	35:RP:21:ARG:N	2.36	0.40
38:RS:12:PHE:HA	38:RS:12:PHE:HD2	1.80	0.40
38:RS:24:LEU:HD22	38:RS:24:LEU:N	2.37	0.40
38:RS:62:LYS:HD3	38:RS:97:ARG:CZ	2.52	0.40
38:RS:92:TYR:HB2	38:RS:98:VAL:HG11	2.02	0.40

*Continued on next page...*

*Continued from previous page...*

Atom-1	Atom-2	Interatomic distance (Å)	Clash overlap (Å)
39:RT:76:PHE:HA	39:RT:77:PRO:HD3	1.75	0.40
39:RT:20:PRO:HG2	39:RT:86:ILE:O	2.21	0.40
44:RY:5:MET:CE	44:RY:32:PRO:HB3	2.51	0.40
44:RY:57:GLN:O	44:RY:58:GLY:C	2.60	0.40
1:XA:1059:C:O2	10:XJ:53:PRO:HG3	2.22	0.40
1:XA:1346:A:H5'	9:XI:120:ARG:NH1	2.18	0.40
1:XA:350:G:H2'	1:XA:351:G:C8	2.57	0.40
1:XA:411:A:C4	1:XA:413:G:H1'	2.57	0.40
1:XA:474:G:H5'	16:XP:81:ARG:HG3	2.04	0.40
1:XA:624:C:O3'	16:XP:10:GLY:HA2	2.21	0.40
1:XA:636:U:H2'	1:XA:637:G:H8	1.86	0.40
2:XB:132:LYS:HA	2:XB:135:GLN:CG	2.52	0.40
2:XB:223:ILE:O	2:XB:226:ARG:HB3	2.21	0.40
3:XC:120:VAL:O	3:XC:123:GLN:HB2	2.20	0.40
3:XC:13:GLY:O	3:XC:14:ILE:HB	2.22	0.40
3:XC:178:LEU:CD2	3:XC:178:LEU:N	2.85	0.40
3:XC:70:VAL:CG1	3:XC:71:ALA:H	2.35	0.40
3:XC:92:ALA:HB2	3:XC:99:VAL:HG13	2.03	0.40
4:XD:68:TYR:OH	4:XD:196:LEU:HD21	2.22	0.40
5:XE:101:ILE:CD1	5:XE:119:LEU:HD23	2.36	0.40
5:XE:6:PHE:HB2	5:XE:63:ARG:HH12	1.86	0.40
6:XF:8:ILE:HG22	6:XF:10:LEU:HD12	2.03	0.40
7:XG:46:ALA:O	7:XG:49:ILE:HB	2.21	0.40
8:XH:53:VAL:HG12	8:XH:54:ASP:OD2	2.20	0.40
8:XH:74:PRO:O	8:XH:75:ARG:C	2.59	0.40
10:XJ:65:LEU:HA	14:XN:55:GLY:O	2.21	0.40
11:XK:31:THR:O	11:XK:31:THR:HG23	2.21	0.40
13:XM:8:GLU:OE2	30:YG:115:ARG:CZ	2.68	0.40
15:XO:70:LEU:HD23	15:XO:81:LEU:HD23	2.04	0.40
20:XT:44:ALA:HB3	20:XT:91:LEU:HD12	2.03	0.40
20:XT:50:GLU:HA	20:XT:100:ILE:HG22	2.02	0.40
48:Y2:18:PRO:C	48:Y2:20:GLU:H	2.24	0.40
50:Y4:21:VAL:O	50:Y4:22:ILE:O	2.40	0.40
50:Y4:49:PHE:HD1	50:Y4:49:PHE:N	2.17	0.40
54:Y8:17:THR:O	54:Y8:20:GLY:N	2.47	0.40
25:YA:1569:A:C6	25:YA:1570:A:C5	3.09	0.40
25:YA:2001:A:H2'	25:YA:2002:G:C8	2.56	0.40
25:YA:2070:G:C2	25:YA:2442:C:C2	3.09	0.40
25:YA:2229:C:H2'	25:YA:2230:G:H8	1.85	0.40
25:YA:238:C:C2	25:YA:260:G:C2	3.09	0.40
25:YA:2776:A:H4'	25:YA:2777:G:O5'	2.20	0.40

*Continued on next page...*

*Continued from previous page...*

Atom-1	Atom-2	Interatomic distance (Å)	Clash overlap (Å)
25:YA:2840:C:N4	25:YA:2877:G:H1	2.18	0.40
25:YA:282:A:C8	25:YA:359:A:C6	3.10	0.40
25:YA:470:A:H2'	25:YA:471:A:O4'	2.21	0.40
25:YA:483:A:H3'	25:YA:484:C:H6	1.85	0.40
25:YA:55:G:C2	25:YA:56:A:C5	3.09	0.40
26:YB:76:G:H2'	26:YB:77:U:O4'	2.22	0.40
27:YD:31:LYS:O	27:YD:32:SER:O	2.39	0.40
28:YE:119:ARG:HG2	28:YE:160:TYR:HB2	2.03	0.40
28:YE:93:VAL:HG21	28:YE:180:ASN:HA	2.02	0.40
29:YF:124:LEU:HD12	29:YF:125:LEU:O	2.22	0.40
31:YH:26:VAL:HG12	31:YH:33:LEU:HB2	2.03	0.40
33:YN:133:GLN:C	33:YN:134:ARG:HG2	2.41	0.40
34:YO:47:ILE:HD12	34:YO:48:PRO:CD	2.43	0.40
34:YO:86:ILE:CD1	34:YO:86:ILE:N	2.83	0.40
36:YQ:20:ALA:HB1	36:YQ:99:PRO:CG	2.51	0.40
40:YU:33:ARG:O	40:YU:37:GLU:HB2	2.21	0.40
41:YV:35:LEU:C	41:YV:37:VAL:N	2.75	0.40
44:YY:42:VAL:HG21	44:YY:67:LEU:CD1	2.52	0.40
1:QA:1330:U:H3'	1:QA:1331:G:O4'	2.22	0.40
1:QA:1402:C:H2'	1:QA:1403:C:O4'	2.21	0.40
2:QB:5:ILE:CG2	2:QB:224:GLN:HG2	2.51	0.40
5:QE:153:LYS:HZ3	5:QE:153:LYS:HB2	1.85	0.40
5:QE:31:LEU:HD13	5:QE:43:LEU:HD11	2.04	0.40
6:QF:98:LEU:C	6:QF:98:LEU:HD12	2.41	0.40
7:QG:122:HIS:ND1	7:QG:122:HIS:N	2.69	0.40
11:QK:17:GLY:CA	11:QK:77:MET:HE3	2.50	0.40
11:QK:21:ILE:CD1	11:QK:82:VAL:HG13	2.51	0.40
13:QM:54:VAL:HG12	13:QM:54:VAL:O	2.21	0.40
17:QQ:11:VAL:HG23	17:QQ:12:SER:H	1.85	0.40
17:QQ:68:ARG:O	17:QQ:68:ARG:HG3	2.21	0.40
17:QQ:83:ASP:O	17:QQ:87:LYS:HG2	2.21	0.40
18:QR:37:VAL:O	18:QR:40:LEU:N	2.54	0.40
20:QT:15:ARG:HD2	20:QT:15:ARG:HA	1.89	0.40
48:R2:11:GLU:HA	48:R2:14:ARG:HD2	2.02	0.40
50:R4:21:VAL:O	50:R4:22:ILE:O	2.40	0.40
53:R7:12:ARG:HH21	53:R7:44:PRO:HB3	1.85	0.40
54:R8:40:GLU:O	54:R8:42:ARG:N	2.54	0.40
25:RA:1729:A:N6	25:RA:1731:G:C2	2.90	0.40
25:RA:1792:G:H2'	25:RA:1793:C:C6	2.57	0.40
25:RA:2328:A:H2'	25:RA:2329:G:H8	1.86	0.40
25:RA:2712:U:O2'	25:RA:2712(A):A:OP1	2.39	0.40

*Continued on next page...*



*Continued from previous page...*

Atom-1	Atom-2	Interatomic distance (Å)	Clash overlap (Å)
25:RA:307:G:H21	25:RA:330:A:N6	2.18	0.40
26:RB:23:G:H2'	26:RB:24:G:C5	2.57	0.40
27:RD:228:PRO:HD3	27:RD:234:GLY:O	2.21	0.40
27:RD:25:THR:HG23	27:RD:27:THR:HB	2.02	0.40
27:RD:72:LYS:HG3	27:RD:97:TYR:CE2	2.56	0.40
28:RE:5:LEU:O	28:RE:28:ALA:HA	2.22	0.40
29:RF:68:LYS:O	29:RF:69:HIS:HB2	2.21	0.40
13:QM:7:VAL:CG1	30:RG:115:ARG:HH12	2.35	0.40
30:RG:78:SER:O	30:RG:79:ASN:C	2.59	0.40
33:RN:137:LYS:HD2	33:RN:137:LYS:HA	1.89	0.40
34:RO:112:MET:O	34:RO:115:VAL:HG23	2.22	0.40
35:RP:65:ARG:O	35:RP:66:GLY:C	2.60	0.40
39:RT:39:ARG:HG2	39:RT:40:THR:N	2.25	0.40
25:RA:2849:U:OP1	39:RT:95:ARG:NH1	2.54	0.40
42:RW:100:THR:O	42:RW:100:THR:HG23	2.22	0.40
1:XA:1182:G:H4'	1:XA:1183:A:H5''	2.04	0.40
1:XA:228:A:H2'	1:XA:229:U:O4'	2.22	0.40
1:XA:776:G:O2'	1:XA:777:A:H8	2.04	0.40
2:XB:183:PRO:HA	2:XB:198:ASP:OD1	2.21	0.40
3:XC:108:ASN:HB3	3:XC:111:LEU:CG	2.51	0.40
3:XC:140:ARG:HB2	3:XC:140:ARG:NH1	2.36	0.40
6:XF:40:VAL:HA	6:XF:62:TRP:O	2.22	0.40
7:XG:121:ALA:O	7:XG:125:MET:HG3	2.21	0.40
7:XG:50:ILE:HA	7:XG:54:THR:CG2	2.52	0.40
8:XH:97:VAL:O	8:XH:100:ILE:HG13	2.21	0.40
8:XH:41:ARG:NH1	8:XH:41:ARG:CG	2.76	0.40
9:XI:9:ARG:CG	9:XI:14:VAL:HG22	2.51	0.40
1:XA:1525:G:P	11:XK:120:ARG:HH22	2.45	0.40
12:XL:21:LYS:N	12:XL:21:LYS:CD	2.83	0.40
12:XL:44:THR:HA	12:XL:45:PRO:HD3	1.71	0.40
13:XM:118:ALA:O	22:XV:28:C:O3'	2.39	0.40
13:XM:119:GLY:O	13:XM:120:LYS:O	2.38	0.40
13:XM:54:VAL:HG12	13:XM:54:VAL:O	2.21	0.40
1:XA:452:A:O2'	16:XP:72:ARG:HG3	2.21	0.40
17:XQ:83:ASP:O	17:XQ:87:LYS:HG2	2.22	0.40
18:XR:44:LEU:C	18:XR:45:SER:O	2.59	0.40
20:XT:49:ALA:HA	20:XT:92:LEU:HD21	2.03	0.40
25:YA:153:C:P	47:Y1:88:LYS:HE2	2.62	0.40
47:Y1:96:LYS:O	47:Y1:96:LYS:HG2	2.21	0.40
48:Y2:37:PHE:O	48:Y2:40:SER:HB3	2.22	0.40
49:Y3:17:LYS:O	49:Y3:20:LYS:HB2	2.21	0.40

*Continued on next page...*

*Continued from previous page...*

Atom-1	Atom-2	Interatomic distance (Å)	Clash overlap (Å)
50:Y4:42:PHE:CZ	50:Y4:43:TYR:HB3	2.57	0.40
25:YA:747:U:C1'	51:Y5:2:ALA:HB3	2.51	0.40
54:Y8:39:LYS:O	54:Y8:39:LYS:HD2	2.22	0.40
25:YA:1069:A:H4'	25:YA:1070:A:H5''	2.02	0.40
25:YA:1190:G:OP1	35:YP:30:THR:OG1	2.40	0.40
25:YA:1448:G:H1'	25:YA:1528:A:H62	1.86	0.40
1:XA:1418:A:N3	25:YA:1959:G:H1'	2.37	0.40
25:YA:2078:C:H2'	25:YA:2079:U:O4'	2.22	0.40
25:YA:2543:G:H2'	25:YA:2544:G:C8	2.56	0.40
25:YA:2601:C:H2'	25:YA:2603:G:C8	2.57	0.40
25:YA:294:A:N7	25:YA:345:A:C6	2.89	0.40
25:YA:577:G:C6	25:YA:578:A:C6	3.09	0.40
25:YA:608:A:C2	25:YA:621:A:C5	3.09	0.40
25:YA:759:G:H2'	25:YA:760:G:C8	2.57	0.40
25:YA:918:A:C6	25:YA:919:G:H1'	2.57	0.40
25:YA:942:G:C2'	25:YA:943:U:H5'	2.52	0.40
26:YB:117:G:H2'	26:YB:118:G:O4'	2.21	0.40
28:YE:154:LYS:C	28:YE:154:LYS:HD3	2.42	0.40
29:YF:33:LEU:O	29:YF:37:VAL:HG23	2.21	0.40
30:YG:137:GLU:OE2	30:YG:139:LEU:HD11	2.22	0.40
30:YG:61:ALA:CB	30:YG:67:LYS:HA	2.51	0.40
31:YH:128:PRO:CG	31:YH:129:THR:H	2.33	0.40
31:YH:170:ARG:HB3	31:YH:171:LEU:H	1.47	0.40
33:YN:53:VAL:HG22	33:YN:121:LYS:HB2	2.04	0.40
36:YQ:139:GLU:HG2	36:YQ:140:ALA:N	2.36	0.40
38:YS:102:ALA:C	38:YS:104:GLY:N	2.73	0.40
39:YT:26:ASP:HB3	39:YT:92:GLY:H	1.86	0.40
41:YV:70:ILE:HG22	41:YV:70:ILE:O	2.21	0.40
44:YY:97:ARG:O	44:YY:97:ARG:CG	2.70	0.40
45:YZ:179:ASP:OD1	45:YZ:180:VAL:HG22	2.21	0.40
1:QA:1034:G:N2	1:QA:1035:A:C6	2.89	0.40
1:QA:105:G:C6	1:QA:106:C:C4	3.10	0.40
1:QA:1228:C:OP1	13:QM:115:LYS:HE3	2.20	0.40
1:QA:1296:C:H3'	1:QA:1297:C:C6	2.57	0.40
1:QA:1316:G:H5''	14:QN:17:LYS:CE	2.51	0.40
1:QA:1392:G:N2	1:QA:1502:A:H8	2.19	0.40
1:QA:1523:G:H2'	1:QA:1524:C:C6	2.57	0.40
2:QB:201:ILE:HG21	2:QB:214:ILE:HG21	2.03	0.40
2:QB:24:TRP:CD1	2:QB:24:TRP:N	2.80	0.40
3:QC:13:GLY:O	3:QC:14:ILE:HB	2.21	0.40
3:QC:172:ARG:C	3:QC:173:VAL:HG23	2.42	0.40

*Continued on next page...*

*Continued from previous page...*

Atom-1	Atom-2	Interatomic distance (Å)	Clash overlap (Å)
3:QC:59:ARG:NH1	3:QC:97:LYS:HE3	2.34	0.40
4:QD:31:CYS:O	4:QD:32:ALA:CB	2.70	0.40
4:QD:96:LEU:C	4:QD:98:GLU:N	2.72	0.40
5:QE:6:PHE:HB2	5:QE:63:ARG:HH12	1.86	0.40
6:QF:8:ILE:HG22	6:QF:10:LEU:HD12	2.03	0.40
8:QH:36:LEU:O	8:QH:45:ILE:HD11	2.22	0.40
8:QH:97:VAL:O	8:QH:100:ILE:HG13	2.21	0.40
9:QI:105:ASP:C	9:QI:107:ARG:N	2.74	0.40
9:QI:9:ARG:CG	9:QI:14:VAL:HG22	2.51	0.40
10:QJ:54:PHE:CZ	10:QJ:55:LYS:CE	3.04	0.40
11:QK:20:TYR:O	11:QK:30:VAL:HA	2.22	0.40
14:QN:48:ALA:O	14:QN:51:GLY:N	2.53	0.40
15:QO:77:ARG:CA	15:QO:80:ALA:HB3	2.51	0.40
17:QQ:94:ASN:O	17:QQ:97:SER:N	2.54	0.40
19:QS:39:THR:O	19:QS:40:ILE:HB	2.20	0.40
1:QA:1222:G:H5'	19:QS:78:ARG:NH1	2.37	0.40
46:R0:40:GLN:OE1	46:R0:45:PHE:N	2.50	0.40
47:R1:86:SER:O	47:R1:89:GLU:HB2	2.21	0.40
47:R1:94:LEU:HA	47:R1:94:LEU:HD23	1.81	0.40
52:R6:24:GLU:HB3	52:R6:25:LYS:H	1.56	0.40
25:RA:1105:U:H2'	25:RA:1106:G:H8	1.86	0.40
25:RA:1805:U:C2	25:RA:1806:C:C5	3.10	0.40
25:RA:2111:C:H5	25:RA:2147:G:N2	2.19	0.40
25:RA:2245:U:H5'	25:RA:2246:G:C5'	2.51	0.40
25:RA:222:A:N6	25:RA:224:G:C2	2.89	0.40
25:RA:2333:A:H1'	25:RA:2335:A:C5	2.56	0.40
25:RA:2432:A:C6	25:RA:2433:A:C6	3.10	0.40
25:RA:2456:C:H42	25:RA:2495:G:H1	1.68	0.40
25:RA:258:G:H2'	25:RA:259:G:H8	1.87	0.40
25:RA:270(S):G:O2'	25:RA:270(T):G:H5'	2.22	0.40
25:RA:374:A:H3'	25:RA:375:C:C6	2.57	0.40
25:RA:861:A:N3	26:RB:79:C:O2'	2.54	0.40
27:RD:92:ILE:CD1	27:RD:104:TYR:CD2	3.05	0.40
28:RE:62:PRO:O	28:RE:63:LEU:C	2.60	0.40
28:RE:93:VAL:C	28:RE:95:ILE:N	2.75	0.40
29:RF:129:PHE:O	29:RF:142:TRP:HD1	2.03	0.40
29:RF:36:VAL:HG11	29:RF:183:VAL:HG11	2.04	0.40
30:RG:18:GLU:HA	30:RG:18:GLU:OE2	2.21	0.40
30:RG:90:LEU:HD13	30:RG:90:LEU:HA	1.88	0.40
31:RH:6:ARG:C	31:RH:8:PRO:CD	2.90	0.40
33:RN:101:HIS:ND1	33:RN:102:ALA:N	2.69	0.40

*Continued on next page...*

*Continued from previous page...*

Atom-1	Atom-2	Interatomic distance (Å)	Clash overlap (Å)
33:RN:28:THR:O	33:RN:29:LYS:C	2.59	0.40
34:RO:92:GLU:O	34:RO:93:PRO:C	2.58	0.40
36:RQ:66:ILE:O	36:RQ:67:ARG:HB2	2.22	0.40
37:RR:18:LEU:HD11	37:RR:22:ARG:NE	2.36	0.40
39:RT:50:ILE:HD11	39:RT:102:ILE:CG1	2.52	0.40
39:RT:118:ARG:O	39:RT:119:LYS:C	2.60	0.40
39:RT:23:ARG:O	39:RT:49:VAL:HG11	2.21	0.40
40:RU:62:ILE:HG23	40:RU:76:TYR:CE1	2.57	0.40
41:RV:55:ALA:O	41:RV:56:SER:OG	2.31	0.40
1:XA:1036:G:H3'	1:XA:1037:C:C6	2.56	0.40
1:XA:149:A:H4'	1:XA:1450:U:C4	2.57	0.40
1:XA:1464:G:H2'	1:XA:1465:C:C6	2.56	0.40
1:XA:793:U:O2	1:XA:1516:G:H4'	2.21	0.40
1:XA:284:G:H2'	1:XA:285:G:C8	2.57	0.40
1:XA:895:G:H2'	1:XA:896:C:C6	2.56	0.40
2:XB:97:TRP:CH2	2:XB:176:GLU:HB2	2.54	0.40
2:XB:70:PHE:O	2:XB:92:TYR:HA	2.22	0.40
3:XC:108:ASN:HB3	3:XC:111:LEU:CD1	2.52	0.40
4:XD:115:ARG:O	4:XD:118:ARG:N	2.55	0.40
4:XD:190:ASP:OD1	4:XD:191:ARG:N	2.55	0.40
5:XE:75:THR:CG2	5:XE:76:ILE:N	2.80	0.40
6:XF:29:ALA:O	6:XF:30:LEU:C	2.60	0.40
6:XF:3:ARG:NH1	6:XF:38:GLU:OE1	2.55	0.40
8:XH:122:ARG:O	8:XH:123:GLU:C	2.60	0.40
8:XH:36:LEU:O	8:XH:45:ILE:HD11	2.21	0.40
9:XI:13:ALA:H	9:XI:68:GLY:HA3	1.86	0.40
1:XA:1280:A:H1'	10:XJ:41:PRO:HG3	2.04	0.40
12:XL:91:LYS:HE2	12:XL:91:LYS:HB2	1.76	0.40
12:XL:9:GLN:O	12:XL:13:LYS:N	2.55	0.40
17:XQ:51:TYR:HA	17:XQ:52:LYS:HZ2	1.86	0.40
17:XQ:82:MET:C	17:XQ:84:LEU:H	2.25	0.40
19:XS:29:ARG:NH1	19:XS:29:ARG:HG2	2.37	0.40
20:XT:55:ILE:HA	20:XT:58:LYS:HB3	2.03	0.40
20:XT:98:PRO:O	20:XT:100:ILE:N	2.42	0.40
47:Y1:86:SER:O	47:Y1:89:GLU:N	2.54	0.40
50:Y4:52:THR:O	50:Y4:53:GLU:CB	2.69	0.40
51:Y5:52:TYR:CD1	51:Y5:52:TYR:N	2.85	0.40
53:Y7:33:ARG:HD2	53:Y7:33:ARG:HH11	1.78	0.40
54:Y8:32:LEU:HA	54:Y8:32:LEU:HD23	1.94	0.40
25:YA:1042:G:N2	25:YA:1113:U:O2	2.27	0.40
25:YA:1417:C:H2'	25:YA:1418:G:O4'	2.22	0.40

*Continued on next page...*

*Continued from previous page...*

Atom-1	Atom-2	Interatomic distance (Å)	Clash overlap (Å)
25:YA:1509:C:H2'	25:YA:1511:A:C8	2.56	0.40
25:YA:2881:C:H2'	25:YA:2882:A:H8	1.86	0.40
25:YA:34:C:H5'	25:YA:35:G:OP2	2.22	0.40
25:YA:222:A:C3'	25:YA:421:U:H5'	2.51	0.40
25:YA:740:U:H2'	25:YA:741:G:H8	1.87	0.40
25:YA:856:C:H42	25:YA:921:G:H1	1.69	0.40
26:YB:66:A:O2'	26:YB:67:G:O5'	2.35	0.40
26:YB:79:C:H2'	26:YB:80:U:O4'	2.22	0.40
27:YD:107:ALA:HA	27:YD:108:PRO:HD2	2.01	0.40
28:YE:27:LEU:HG	28:YE:27:LEU:O	2.22	0.40
29:YF:36:VAL:HG11	29:YF:183:VAL:HG11	2.04	0.40
29:YF:198:ALA:C	29:YF:200:GLU:H	2.25	0.40
30:YG:135:LEU:N	30:YG:135:LEU:CD1	2.84	0.40
31:YH:101:ARG:O	31:YH:117:PRO:HG3	2.21	0.40
34:YO:31:LYS:C	34:YO:32:TYR:CD2	2.95	0.40
35:YP:55:ARG:HG2	35:YP:55:ARG:NH2	2.36	0.40
35:YP:90:ARG:HB3	35:YP:91:PHE:H	1.60	0.40
36:YQ:39:PRO:HA	36:YQ:97:VAL:O	2.21	0.40
37:YR:22:ARG:O	37:YR:26:LYS:HG3	2.21	0.40
38:YS:99:LYS:HE2	38:YS:103:GLU:OE2	2.20	0.40
33:YN:1:MET:HE3	40:YU:95:LEU:HD21	1.98	0.40
42:YW:19:LEU:HA	42:YW:19:LEU:HD12	1.79	0.40
42:YW:82:LEU:N	42:YW:98:LYS:O	2.42	0.40
44:YY:81:LYS:HZ3	44:YY:98:VAL:HB	1.87	0.40

All (10) symmetry-related close contacts are listed below. The label for Atom-2 includes the symmetry operator and encoded unit-cell translations to be applied.

Atom-1	Atom-2	Interatomic distance (Å)	Clash overlap (Å)
41:YV:51:VAL:N	51:Y5:60:VAL:O[4_445]	1.69	0.51
41:YV:50:PRO:CG	51:Y5:60:VAL:O[4_445]	1.99	0.21
31:YH:47:GLU:OE2	44:YY:79:CYS:CB[4_445]	2.03	0.17
41:YV:51:VAL:CB	51:Y5:60:VAL:OXT[4_445]	2.07	0.13
11:QK:99:GLN:NE2	3:XC:79:ARG:NH2[4_555]	2.08	0.12
31:YH:45:VAL:O	44:YY:24:VAL:N[4_445]	2.10	0.10
27:RD:135:PHE:CZ	4:XD:167:GLY:CA[4_555]	2.14	0.06
27:RD:134:ARG:NH1	4:XD:166:LYS:O[4_555]	2.15	0.05
27:RD:188:GLU:OE2	4:XD:166:LYS:CD[4_555]	2.18	0.02
31:YH:47:GLU:CD	44:YY:79:CYS:CB[4_445]	2.18	0.02

## 5.3 Torsion angles

### 5.3.1 Protein backbone

In the following table, the Percentiles column shows the percent Ramachandran outliers of the chain as a percentile score with respect to all X-ray entries followed by that with respect to entries of similar resolution.

The Analysed column shows the number of residues for which the backbone conformation was analysed, and the total number of residues.

Mol	Chain	Analysed	Favoured	Allowed	Outliers	Percentiles	
2	QB	235/256 (92%)	153 (65%)	52 (22%)	30 (13%)	0	5
2	XB	235/256 (92%)	153 (65%)	52 (22%)	30 (13%)	0	5
3	QC	203/239 (85%)	128 (63%)	56 (28%)	19 (9%)	0	12
3	XC	203/239 (85%)	129 (64%)	55 (27%)	19 (9%)	0	12
4	QD	206/209 (99%)	136 (66%)	50 (24%)	20 (10%)	0	11
4	XD	206/209 (99%)	135 (66%)	48 (23%)	23 (11%)	0	7
5	QE	149/162 (92%)	103 (69%)	31 (21%)	15 (10%)	0	10
5	XE	149/162 (92%)	103 (69%)	30 (20%)	16 (11%)	0	8
6	QF	99/101 (98%)	66 (67%)	24 (24%)	9 (9%)	1	12
6	XF	99/101 (98%)	66 (67%)	24 (24%)	9 (9%)	1	12
7	QG	153/156 (98%)	102 (67%)	36 (24%)	15 (10%)	0	10
7	XG	153/156 (98%)	103 (67%)	36 (24%)	14 (9%)	1	12
8	QH	136/138 (99%)	92 (68%)	29 (21%)	15 (11%)	0	8
8	XH	136/138 (99%)	92 (68%)	29 (21%)	15 (11%)	0	8
9	QI	125/128 (98%)	77 (62%)	32 (26%)	16 (13%)	0	5
9	XI	125/128 (98%)	77 (62%)	32 (26%)	16 (13%)	0	5
10	QJ	97/105 (92%)	68 (70%)	20 (21%)	9 (9%)	0	12
10	XJ	97/105 (92%)	68 (70%)	19 (20%)	10 (10%)	0	9
11	QK	117/129 (91%)	87 (74%)	22 (19%)	8 (7%)	1	18
11	XK	117/129 (91%)	86 (74%)	22 (19%)	9 (8%)	1	16
12	QL	123/132 (93%)	85 (69%)	24 (20%)	14 (11%)	0	7
12	XL	123/132 (93%)	85 (69%)	24 (20%)	14 (11%)	0	7
13	QM	119/126 (94%)	71 (60%)	28 (24%)	20 (17%)	0	3
13	XM	119/126 (94%)	72 (60%)	26 (22%)	21 (18%)	0	3
14	QN	58/61 (95%)	31 (53%)	15 (26%)	12 (21%)	0	2

*Continued on next page...*

*Continued from previous page...*

Mol	Chain	Analysed	Favoured	Allowed	Outliers	Percentiles	
14	XN	58/61 (95%)	32 (55%)	14 (24%)	12 (21%)	0	2
15	QO	86/89 (97%)	60 (70%)	20 (23%)	6 (7%)	1	17
15	XO	86/89 (97%)	61 (71%)	19 (22%)	6 (7%)	1	17
16	QP	82/88 (93%)	48 (58%)	23 (28%)	11 (13%)	0	4
16	XP	82/88 (93%)	48 (58%)	23 (28%)	11 (13%)	0	4
17	QQ	98/105 (93%)	75 (76%)	15 (15%)	8 (8%)	1	14
17	XQ	98/105 (93%)	75 (76%)	15 (15%)	8 (8%)	1	14
18	QR	68/88 (77%)	46 (68%)	14 (21%)	8 (12%)	0	6
18	XR	68/88 (77%)	46 (68%)	14 (21%)	8 (12%)	0	6
19	QS	82/93 (88%)	47 (57%)	17 (21%)	18 (22%)	0	1
19	XS	82/93 (88%)	46 (56%)	18 (22%)	18 (22%)	0	1
20	QT	97/106 (92%)	63 (65%)	16 (16%)	18 (19%)	0	2
20	XT	97/106 (92%)	63 (65%)	15 (16%)	19 (20%)	0	2
21	QU	23/27 (85%)	15 (65%)	4 (17%)	4 (17%)	0	3
21	XU	23/27 (85%)	16 (70%)	3 (13%)	4 (17%)	0	3
27	RD	270/276 (98%)	203 (75%)	48 (18%)	19 (7%)	1	17
27	YD	270/276 (98%)	204 (76%)	47 (17%)	19 (7%)	1	17
28	RE	203/206 (98%)	120 (59%)	41 (20%)	42 (21%)	0	2
28	YE	203/206 (98%)	120 (59%)	41 (20%)	42 (21%)	0	2
29	RF	200/210 (95%)	144 (72%)	36 (18%)	20 (10%)	0	10
29	YF	200/210 (95%)	144 (72%)	36 (18%)	20 (10%)	0	10
30	RG	179/182 (98%)	120 (67%)	38 (21%)	21 (12%)	0	6
30	YG	179/182 (98%)	119 (66%)	39 (22%)	21 (12%)	0	6
31	RH	168/180 (93%)	94 (56%)	36 (21%)	38 (23%)	0	1
31	YH	168/180 (93%)	94 (56%)	36 (21%)	38 (23%)	0	1
32	RI	144/148 (97%)	105 (73%)	25 (17%)	14 (10%)	0	11
32	YI	144/148 (97%)	101 (70%)	29 (20%)	14 (10%)	0	11
33	RN	136/140 (97%)	84 (62%)	30 (22%)	22 (16%)	0	3
33	YN	136/140 (97%)	84 (62%)	30 (22%)	22 (16%)	0	3
34	RO	120/122 (98%)	90 (75%)	21 (18%)	9 (8%)	1	16
34	YO	120/122 (98%)	90 (75%)	21 (18%)	9 (8%)	1	16

*Continued on next page...*

*Continued from previous page...*

Mol	Chain	Analysed	Favoured	Allowed	Outliers	Percentiles	
35	RP	148/150 (99%)	97 (66%)	19 (13%)	32 (22%)	0	1
35	YP	148/150 (99%)	97 (66%)	19 (13%)	32 (22%)	0	1
36	RQ	139/141 (99%)	95 (68%)	30 (22%)	14 (10%)	0	10
36	YQ	139/141 (99%)	97 (70%)	28 (20%)	14 (10%)	0	10
37	RR	116/118 (98%)	82 (71%)	20 (17%)	14 (12%)	0	6
37	YR	116/118 (98%)	82 (71%)	20 (17%)	14 (12%)	0	6
38	RS	109/112 (97%)	62 (57%)	28 (26%)	19 (17%)	0	3
38	YS	109/112 (97%)	63 (58%)	27 (25%)	19 (17%)	0	3
39	RT	135/146 (92%)	83 (62%)	32 (24%)	20 (15%)	0	4
39	YT	135/146 (92%)	83 (62%)	32 (24%)	20 (15%)	0	4
40	RU	115/118 (98%)	86 (75%)	20 (17%)	9 (8%)	1	15
40	YU	115/118 (98%)	86 (75%)	20 (17%)	9 (8%)	1	15
41	RV	99/101 (98%)	73 (74%)	16 (16%)	10 (10%)	0	10
41	YV	99/101 (98%)	73 (74%)	16 (16%)	10 (10%)	0	10
42	RW	111/113 (98%)	75 (68%)	22 (20%)	14 (13%)	0	5
42	YW	111/113 (98%)	75 (68%)	22 (20%)	14 (13%)	0	5
43	RX	90/96 (94%)	77 (86%)	8 (9%)	5 (6%)	2	21
43	YX	90/96 (94%)	77 (86%)	8 (9%)	5 (6%)	2	21
44	RY	100/110 (91%)	58 (58%)	16 (16%)	26 (26%)	0	1
44	YY	100/110 (91%)	57 (57%)	16 (16%)	27 (27%)	0	1
45	RZ	181/206 (88%)	131 (72%)	32 (18%)	18 (10%)	0	10
45	YZ	181/206 (88%)	129 (71%)	33 (18%)	19 (10%)	0	9
46	R0	80/85 (94%)	67 (84%)	12 (15%)	1 (1%)	12	48
46	Y0	80/85 (94%)	70 (88%)	9 (11%)	1 (1%)	12	48
47	R1	95/98 (97%)	64 (67%)	20 (21%)	11 (12%)	0	6
47	Y1	95/98 (97%)	64 (67%)	20 (21%)	11 (12%)	0	6
48	R2	67/72 (93%)	46 (69%)	12 (18%)	9 (13%)	0	4
48	Y2	67/72 (93%)	47 (70%)	11 (16%)	9 (13%)	0	4
49	R3	57/60 (95%)	45 (79%)	9 (16%)	3 (5%)	2	22
49	Y3	57/60 (95%)	45 (79%)	9 (16%)	3 (5%)	2	22
50	R4	69/71 (97%)	23 (33%)	20 (29%)	26 (38%)	0	0

*Continued on next page...*



*Continued from previous page...*

Mol	Chain	Analysed	Favoured	Allowed	Outliers	Percentiles	
50	Y4	69/71 (97%)	23 (33%)	20 (29%)	26 (38%)	0	0
51	R5	57/60 (95%)	33 (58%)	9 (16%)	15 (26%)	0	1
51	Y5	57/60 (95%)	33 (58%)	9 (16%)	15 (26%)	0	1
52	R6	47/54 (87%)	15 (32%)	18 (38%)	14 (30%)	0	0
52	Y6	47/54 (87%)	15 (32%)	18 (38%)	14 (30%)	0	0
53	R7	47/49 (96%)	37 (79%)	7 (15%)	3 (6%)	1	19
53	Y7	47/49 (96%)	37 (79%)	7 (15%)	3 (6%)	1	19
54	R8	62/65 (95%)	36 (58%)	15 (24%)	11 (18%)	0	2
54	Y8	62/65 (95%)	36 (58%)	15 (24%)	11 (18%)	0	2
55	R9	35/37 (95%)	31 (89%)	4 (11%)	0	100	100
55	Y9	35/37 (95%)	31 (89%)	4 (11%)	0	100	100
All	All	11470/12128 (95%)	7661 (67%)	2332 (20%)	1477 (13%)	0	5

All (1477) Ramachandran outliers are listed below:

Mol	Chain	Res	Type
2	QB	6	THR
2	QB	15	VAL
2	QB	26	PRO
2	QB	84	GLU
2	QB	88	ALA
2	QB	126	GLU
2	QB	230	VAL
2	QB	233	SER
3	QC	4	LYS
3	QC	12	LEU
3	QC	14	ILE
3	QC	29	TYR
3	QC	61	ALA
3	QC	189	ALA
3	QC	190	ARG
4	QD	28	SER
4	QD	29	PRO
4	QD	51	PRO
4	QD	89	THR
4	QD	129	ASN
4	QD	154	ASN
4	QD	155	LEU

*Continued on next page...*

*Continued from previous page...*

Mol	Chain	Res	Type
4	QD	178	VAL
5	QE	146	ALA
7	QG	5	ARG
7	QG	7	ALA
8	QH	50	ARG
8	QH	129	VAL
9	QI	23	ASN
9	QI	56	LEU
9	QI	95	LYS
9	QI	111	ARG
9	QI	117	HIS
10	QJ	30	SER
10	QJ	33	GLN
11	QK	91	ARG
12	QL	18	VAL
12	QL	27	LEU
12	QL	48	PRO
12	QL	62	SER
12	QL	121	GLY
13	QM	67	GLU
13	QM	70	LEU
13	QM	83	ASP
13	QM	106	ASN
13	QM	108	ARG
13	QM	118	ALA
14	QN	3	ARG
14	QN	16	PHE
14	QN	23	ARG
14	QN	24	CYS
14	QN	44	LEU
15	QO	88	ARG
16	QP	44	THR
16	QP	67	THR
17	QQ	34	LYS
17	QQ	49	GLU
18	QR	22	VAL
19	QS	3	ARG
19	QS	12	ASP
19	QS	14	HIS
19	QS	25	LYS
19	QS	26	GLY
19	QS	31	ILE

*Continued on next page...*

*Continued from previous page...*

Mol	Chain	Res	Type
19	QS	41	VAL
19	QS	70	LYS
19	QS	78	ARG
19	QS	79	THR
20	QT	48	LYS
20	QT	49	ALA
20	QT	74	LYS
20	QT	95	ALA
20	QT	96	GLY
20	QT	100	ILE
21	QU	7	ARG
21	QU	9	ARG
21	QU	22	ARG
27	RD	26	LYS
27	RD	28	GLU
27	RD	123	ALA
27	RD	231	HIS
28	RE	4	ILE
28	RE	7	VAL
28	RE	9	VAL
28	RE	22	PRO
28	RE	54	GLN
28	RE	57	LYS
28	RE	60	ASN
28	RE	63	LEU
28	RE	64	LYS
28	RE	68	ALA
28	RE	70	ALA
28	RE	73	GLU
28	RE	90	THR
28	RE	92	THR
28	RE	93	VAL
28	RE	169	ASN
28	RE	187	ALA
28	RE	189	PRO
29	RF	25	PRO
29	RF	66	PRO
29	RF	68	LYS
29	RF	73	ALA
29	RF	89	VAL
29	RF	128	ALA
29	RF	176	LEU

*Continued on next page...*

*Continued from previous page...*

Mol	Chain	Res	Type
30	RG	4	ASP
30	RG	14	GLU
30	RG	79	ASN
30	RG	86	MET
31	RH	10	PRO
31	RH	12	PRO
31	RH	83	TYR
31	RH	85	LYS
31	RH	86	GLU
31	RH	87	LEU
31	RH	90	LYS
31	RH	92	ILE
31	RH	126	PRO
31	RH	127	GLU
31	RH	128	PRO
31	RH	137	ASP
31	RH	138	LYS
31	RH	153	LYS
31	RH	154	PRO
31	RH	155	SER
31	RH	169	VAL
32	RI	10	GLU
32	RI	115	ALA
33	RN	6	PRO
33	RN	9	VAL
33	RN	22	THR
33	RN	36	GLY
33	RN	58	ASP
33	RN	95	PRO
33	RN	97	ARG
33	RN	119	ARG
33	RN	131	GLN
33	RN	133	GLN
33	RN	134	ARG
34	RO	49	ARG
35	RP	5	ASP
35	RP	10	PRO
35	RP	15	ARG
35	RP	19	VAL
35	RP	21	ARG
35	RP	25	SER
35	RP	27	HIS

*Continued on next page...*

*Continued from previous page...*

Mol	Chain	Res	Type
35	RP	36	LYS
35	RP	38	GLN
35	RP	42	SER
35	RP	65	ARG
35	RP	95	VAL
35	RP	106	LEU
35	RP	107	LYS
35	RP	141	ALA
35	RP	148	LEU
36	RQ	6	ARG
36	RQ	18	LYS
36	RQ	22	LYS
36	RQ	27	VAL
36	RQ	81	VAL
36	RQ	90	VAL
36	RQ	134	ARG
37	RR	2	ARG
37	RR	3	HIS
37	RR	4	LEU
37	RR	14	SER
37	RR	58	GLY
37	RR	86	ARG
37	RR	117	VAL
38	RS	4	LEU
38	RS	12	PHE
38	RS	14	VAL
38	RS	23	ARG
38	RS	56	LEU
38	RS	57	LYS
38	RS	88	ASP
38	RS	89	ARG
38	RS	90	GLY
38	RS	107	GLU
39	RT	2	ASN
39	RT	3	ARG
39	RT	39	ARG
39	RT	55	ASN
39	RT	58	ASN
39	RT	90	GLN
39	RT	94	ALA
39	RT	97	ALA
39	RT	106	SER

*Continued on next page...*

*Continued from previous page...*

<b>Mol</b>	<b>Chain</b>	<b>Res</b>	<b>Type</b>
39	RT	107	ASP
41	RV	28	GLU
41	RV	31	ALA
41	RV	45	THR
41	RV	48	GLY
41	RV	49	THR
41	RV	50	PRO
41	RV	53	GLU
41	RV	79	VAL
42	RW	59	VAL
42	RW	67	ASP
42	RW	75	TYR
42	RW	111	HIS
43	RX	36	LYS
44	RY	3	VAL
44	RY	23	ARG
44	RY	48	ALA
44	RY	49	VAL
44	RY	50	ARG
44	RY	53	PRO
44	RY	58	GLY
44	RY	63	LYS
44	RY	77	PRO
44	RY	78	ALA
44	RY	96	ILE
45	RZ	6	LYS
47	R1	30	VAL
47	R1	54	ALA
47	R1	81	LYS
47	R1	82	LEU
47	R1	95	LEU
48	R2	16	LEU
48	R2	43	GLN
48	R2	47	ASN
48	R2	48	HIS
48	R2	71	ASN
49	R3	3	ARG
50	R4	5	ILE
50	R4	14	ILE
50	R4	16	CYS
50	R4	22	ILE
50	R4	23	GLU

*Continued on next page...*

*Continued from previous page...*

Mol	Chain	Res	Type
50	R4	36	CYS
50	R4	37	SER
50	R4	40	HIS
50	R4	42	PHE
50	R4	43	TYR
50	R4	49	PHE
50	R4	50	VAL
50	R4	51	ASP
50	R4	53	GLU
50	R4	62	ARG
50	R4	66	SER
50	R4	68	ARG
51	R5	3	LYS
51	R5	4	HIS
51	R5	35	GLU
51	R5	51	TYR
51	R5	53	ALA
52	R6	7	ILE
52	R6	14	THR
52	R6	15	GLU
52	R6	19	ARG
52	R6	21	TYR
52	R6	33	LYS
52	R6	45	LYS
52	R6	48	VAL
54	R8	29	LYS
54	R8	31	HIS
54	R8	34	TRP
54	R8	52	LYS
54	R8	62	LEU
2	XB	6	THR
2	XB	15	VAL
2	XB	26	PRO
2	XB	84	GLU
2	XB	88	ALA
2	XB	126	GLU
2	XB	230	VAL
2	XB	233	SER
3	XC	4	LYS
3	XC	12	LEU
3	XC	14	ILE
3	XC	29	TYR

*Continued on next page...*

*Continued from previous page...*

Mol	Chain	Res	Type
3	XC	61	ALA
3	XC	189	ALA
3	XC	190	ARG
4	XD	28	SER
4	XD	30	LYS
4	XD	51	PRO
4	XD	89	THR
4	XD	129	ASN
4	XD	154	ASN
4	XD	155	LEU
4	XD	178	VAL
5	XE	146	ALA
7	XG	5	ARG
7	XG	7	ALA
8	XH	50	ARG
8	XH	129	VAL
9	XI	23	ASN
9	XI	56	LEU
9	XI	95	LYS
9	XI	111	ARG
9	XI	117	HIS
10	XJ	30	SER
10	XJ	33	GLN
11	XK	91	ARG
12	XL	18	VAL
12	XL	27	LEU
12	XL	48	PRO
12	XL	62	SER
12	XL	121	GLY
13	XM	70	LEU
13	XM	83	ASP
13	XM	106	ASN
13	XM	108	ARG
14	XN	3	ARG
14	XN	16	PHE
14	XN	23	ARG
14	XN	43	CYS
14	XN	44	LEU
15	XO	88	ARG
16	XP	44	THR
16	XP	67	THR
17	XQ	34	LYS

*Continued on next page...*



*Continued from previous page...*

Mol	Chain	Res	Type
17	XQ	49	GLU
18	XR	22	VAL
19	XS	3	ARG
19	XS	12	ASP
19	XS	14	HIS
19	XS	25	LYS
19	XS	26	GLY
19	XS	31	ILE
19	XS	41	VAL
19	XS	70	LYS
19	XS	78	ARG
19	XS	79	THR
20	XT	48	LYS
20	XT	49	ALA
20	XT	74	LYS
20	XT	95	ALA
20	XT	96	GLY
20	XT	100	ILE
21	XU	7	ARG
21	XU	9	ARG
21	XU	22	ARG
27	YD	26	LYS
27	YD	28	GLU
27	YD	123	ALA
27	YD	231	HIS
28	YE	4	ILE
28	YE	7	VAL
28	YE	9	VAL
28	YE	22	PRO
28	YE	54	GLN
28	YE	57	LYS
28	YE	60	ASN
28	YE	63	LEU
28	YE	64	LYS
28	YE	68	ALA
28	YE	70	ALA
28	YE	73	GLU
28	YE	90	THR
28	YE	92	THR
28	YE	93	VAL
28	YE	169	ASN
28	YE	187	ALA

*Continued on next page...*

*Continued from previous page...*

Mol	Chain	Res	Type
28	YE	189	PRO
29	YF	25	PRO
29	YF	66	PRO
29	YF	68	LYS
29	YF	73	ALA
29	YF	89	VAL
29	YF	128	ALA
29	YF	176	LEU
30	YG	4	ASP
30	YG	14	GLU
30	YG	79	ASN
30	YG	86	MET
31	YH	10	PRO
31	YH	12	PRO
31	YH	83	TYR
31	YH	85	LYS
31	YH	86	GLU
31	YH	87	LEU
31	YH	90	LYS
31	YH	92	ILE
31	YH	126	PRO
31	YH	127	GLU
31	YH	128	PRO
31	YH	137	ASP
31	YH	138	LYS
31	YH	153	LYS
31	YH	154	PRO
31	YH	155	SER
31	YH	169	VAL
32	YI	10	GLU
32	YI	133	HIS
32	YI	145	VAL
33	YN	6	PRO
33	YN	9	VAL
33	YN	22	THR
33	YN	36	GLY
33	YN	58	ASP
33	YN	95	PRO
33	YN	97	ARG
33	YN	119	ARG
33	YN	131	GLN
33	YN	133	GLN

*Continued on next page...*

*Continued from previous page...*

Mol	Chain	Res	Type
33	YN	134	ARG
34	YO	49	ARG
35	YP	5	ASP
35	YP	10	PRO
35	YP	15	ARG
35	YP	19	VAL
35	YP	21	ARG
35	YP	25	SER
35	YP	27	HIS
35	YP	36	LYS
35	YP	38	GLN
35	YP	42	SER
35	YP	65	ARG
35	YP	95	VAL
35	YP	106	LEU
35	YP	107	LYS
35	YP	141	ALA
35	YP	148	LEU
36	YQ	6	ARG
36	YQ	18	LYS
36	YQ	22	LYS
36	YQ	27	VAL
36	YQ	81	VAL
36	YQ	90	VAL
36	YQ	134	ARG
37	YR	2	ARG
37	YR	3	HIS
37	YR	4	LEU
37	YR	14	SER
37	YR	58	GLY
37	YR	86	ARG
37	YR	117	VAL
38	YS	4	LEU
38	YS	12	PHE
38	YS	14	VAL
38	YS	23	ARG
38	YS	56	LEU
38	YS	57	LYS
38	YS	88	ASP
38	YS	89	ARG
38	YS	90	GLY
38	YS	107	GLU

*Continued on next page...*

*Continued from previous page...*

<b>Mol</b>	<b>Chain</b>	<b>Res</b>	<b>Type</b>
39	YT	2	ASN
39	YT	3	ARG
39	YT	39	ARG
39	YT	55	ASN
39	YT	58	ASN
39	YT	90	GLN
39	YT	94	ALA
39	YT	97	ALA
39	YT	106	SER
39	YT	107	ASP
41	YV	28	GLU
41	YV	31	ALA
41	YV	45	THR
41	YV	48	GLY
41	YV	49	THR
41	YV	50	PRO
41	YV	53	GLU
41	YV	79	VAL
42	YW	59	VAL
42	YW	67	ASP
42	YW	75	TYR
42	YW	111	HIS
43	YX	36	LYS
44	YY	3	VAL
44	YY	23	ARG
44	YY	48	ALA
44	YY	49	VAL
44	YY	50	ARG
44	YY	58	GLY
44	YY	63	LYS
44	YY	77	PRO
44	YY	78	ALA
44	YY	96	ILE
45	YZ	146	ILE
45	YZ	152	ALA
45	YZ	159	PRO
47	Y1	30	VAL
47	Y1	54	ALA
47	Y1	81	LYS
47	Y1	82	LEU
47	Y1	95	LEU
48	Y2	16	LEU

*Continued on next page...*

*Continued from previous page...*

Mol	Chain	Res	Type
48	Y2	43	GLN
48	Y2	47	ASN
48	Y2	48	HIS
48	Y2	71	ASN
49	Y3	3	ARG
50	Y4	5	ILE
50	Y4	14	ILE
50	Y4	16	CYS
50	Y4	22	ILE
50	Y4	23	GLU
50	Y4	36	CYS
50	Y4	37	SER
50	Y4	40	HIS
50	Y4	42	PHE
50	Y4	43	TYR
50	Y4	49	PHE
50	Y4	50	VAL
50	Y4	51	ASP
50	Y4	53	GLU
50	Y4	62	ARG
50	Y4	66	SER
50	Y4	68	ARG
51	Y5	3	LYS
51	Y5	4	HIS
51	Y5	35	GLU
51	Y5	51	TYR
51	Y5	53	ALA
52	Y6	7	ILE
52	Y6	14	THR
52	Y6	15	GLU
52	Y6	19	ARG
52	Y6	21	TYR
52	Y6	33	LYS
52	Y6	45	LYS
52	Y6	48	VAL
54	Y8	29	LYS
54	Y8	31	HIS
54	Y8	34	TRP
54	Y8	52	LYS
54	Y8	62	LEU
2	QB	18	GLY
2	QB	65	GLY

*Continued on next page...*

*Continued from previous page...*

Mol	Chain	Res	Type
2	QB	208	ILE
2	QB	216	SER
2	QB	237	ALA
3	QC	60	ALA
3	QC	79	ARG
3	QC	129	ALA
3	QC	145	GLY
4	QD	7	PRO
4	QD	20	TYR
4	QD	164	ALA
4	QD	170	VAL
4	QD	179	GLU
4	QD	181	MET
4	QD	200	GLU
5	QE	21	ALA
5	QE	63	ARG
5	QE	108	ALA
6	QF	70	ASP
7	QG	4	ARG
7	QG	63	LYS
7	QG	141	VAL
8	QH	68	ARG
8	QH	69	ARG
8	QH	76	PRO
8	QH	122	ARG
8	QH	128	GLY
9	QI	31	GLN
9	QI	41	VAL
9	QI	100	GLY
9	QI	109	VAL
10	QJ	36	GLY
10	QJ	68	HIS
11	QK	103	LEU
11	QK	107	SER
11	QK	124	LYS
11	QK	125	PHE
11	QK	126	ARG
12	QL	65	GLU
12	QL	110	VAL
12	QL	115	LYS
12	QL	116	SER
12	QL	128	ALA

*Continued on next page...*

*Continued from previous page...*

Mol	Chain	Res	Type
13	QM	49	THR
13	QM	68	GLY
13	QM	120	LYS
14	QN	14	PRO
14	QN	15	LYS
14	QN	27	CYS
15	QO	77	ARG
16	QP	49	LEU
17	QQ	14	LYS
17	QQ	33	GLY
17	QQ	78	GLU
17	QQ	100	LYS
18	QR	27	GLY
18	QR	54	ARG
18	QR	64	ARG
18	QR	65	ILE
19	QS	13	ASP
19	QS	45	VAL
20	QT	11	SER
20	QT	28	ALA
20	QT	62	LEU
20	QT	99	LEU
20	QT	102	GLY
20	QT	103	GLY
21	QU	3	LYS
27	RD	3	VAL
27	RD	32	SER
27	RD	58	HIS
27	RD	122	ASP
27	RD	169	GLU
28	RE	8	LYS
28	RE	20	ALA
28	RE	37	ARG
28	RE	53	PRO
28	RE	61	ARG
28	RE	78	LEU
28	RE	88	GLY
28	RE	186	GLY
28	RE	190	GLY
28	RE	204	ALA
29	RF	18	ARG
29	RF	107	LYS

*Continued on next page...*

*Continued from previous page...*

Mol	Chain	Res	Type
29	RF	108	LYS
29	RF	111	ALA
29	RF	132	VAL
29	RF	134	GLY
29	RF	168	ARG
30	RG	36	LYS
30	RG	81	LYS
30	RG	82	LEU
30	RG	96	ARG
30	RG	110	ALA
30	RG	115	ARG
30	RG	126	ASP
30	RG	136	ARG
31	RH	3	ARG
31	RH	8	PRO
31	RH	55	PRO
31	RH	59	ARG
31	RH	84	SER
31	RH	151	ILE
31	RH	156	ALA
31	RH	168	PRO
32	RI	133	HIS
32	RI	145	VAL
33	RN	23	LEU
33	RN	76	SER
34	RO	51	ALA
34	RO	56	ASP
34	RO	68	GLU
35	RP	6	LEU
35	RP	11	GLY
35	RP	12	ALA
35	RP	16	ARG
36	RQ	13	GLN
36	RQ	24	GLY
36	RQ	28	ALA
36	RQ	57	HIS
37	RR	11	ASN
38	RS	87	PHE
38	RS	96	GLY
38	RS	100	ALA
38	RS	109	GLY
38	RS	111	GLU

*Continued on next page...*



*Continued from previous page...*

Mol	Chain	Res	Type
39	RT	4	GLY
39	RT	36	GLU
39	RT	43	GLN
39	RT	67	SER
39	RT	124	ASP
40	RU	9	VAL
40	RU	28	ARG
40	RU	73	GLY
40	RU	90	VAL
42	RW	63	ASP
42	RW	66	GLU
43	RX	67	GLY
44	RY	4	LYS
44	RY	41	GLY
44	RY	56	PRO
44	RY	57	GLN
44	RY	99	CYS
45	RZ	108	PRO
45	RZ	111	VAL
45	RZ	116	VAL
45	RZ	119	GLU
45	RZ	130	PRO
45	RZ	166	SER
45	RZ	177	PRO
47	R1	45	ASN
47	R1	55	GLY
47	R1	84	GLY
48	R2	24	LEU
48	R2	44	LEU
48	R2	70	GLN
50	R4	9	LEU
50	R4	24	THR
51	R5	43	HIS
51	R5	55	ARG
53	R7	39	ARG
2	XB	18	GLY
2	XB	65	GLY
2	XB	208	ILE
2	XB	216	SER
2	XB	237	ALA
3	XC	60	ALA
3	XC	79	ARG

*Continued on next page...*

*Continued from previous page...*

Mol	Chain	Res	Type
3	XC	129	ALA
3	XC	145	GLY
4	XD	7	PRO
4	XD	20	TYR
4	XD	32	ALA
4	XD	164	ALA
4	XD	170	VAL
4	XD	179	GLU
4	XD	181	MET
4	XD	200	GLU
5	XE	21	ALA
5	XE	63	ARG
5	XE	108	ALA
6	XF	70	ASP
7	XG	4	ARG
7	XG	63	LYS
7	XG	141	VAL
8	XH	68	ARG
8	XH	69	ARG
8	XH	76	PRO
8	XH	122	ARG
9	XI	31	GLN
9	XI	41	VAL
9	XI	100	GLY
9	XI	109	VAL
10	XJ	36	GLY
10	XJ	68	HIS
11	XK	103	LEU
11	XK	107	SER
11	XK	124	LYS
11	XK	125	PHE
11	XK	126	ARG
12	XL	65	GLU
12	XL	110	VAL
12	XL	115	LYS
12	XL	116	SER
12	XL	128	ALA
13	XM	49	THR
13	XM	67	GLU
13	XM	68	GLY
13	XM	118	ALA
13	XM	120	LYS

*Continued on next page...*

*Continued from previous page...*

Mol	Chain	Res	Type
14	XN	14	PRO
14	XN	15	LYS
14	XN	40	CYS
15	XO	77	ARG
16	XP	49	LEU
17	XQ	14	LYS
17	XQ	33	GLY
17	XQ	78	GLU
17	XQ	100	LYS
18	XR	27	GLY
18	XR	54	ARG
18	XR	65	ILE
19	XS	13	ASP
19	XS	45	VAL
20	XT	11	SER
20	XT	28	ALA
20	XT	62	LEU
20	XT	99	LEU
20	XT	102	GLY
20	XT	103	GLY
21	XU	3	LYS
27	YD	3	VAL
27	YD	32	SER
27	YD	58	HIS
27	YD	122	ASP
27	YD	169	GLU
28	YE	8	LYS
28	YE	20	ALA
28	YE	37	ARG
28	YE	53	PRO
28	YE	61	ARG
28	YE	71	GLY
28	YE	78	LEU
28	YE	88	GLY
28	YE	186	GLY
28	YE	190	GLY
28	YE	204	ALA
29	YF	18	ARG
29	YF	107	LYS
29	YF	108	LYS
29	YF	111	ALA
29	YF	132	VAL

*Continued on next page...*

*Continued from previous page...*

Mol	Chain	Res	Type
29	YF	134	GLY
29	YF	168	ARG
30	YG	36	LYS
30	YG	81	LYS
30	YG	82	LEU
30	YG	96	ARG
30	YG	110	ALA
30	YG	115	ARG
30	YG	126	ASP
30	YG	136	ARG
31	YH	3	ARG
31	YH	8	PRO
31	YH	55	PRO
31	YH	59	ARG
31	YH	84	SER
31	YH	151	ILE
31	YH	156	ALA
31	YH	168	PRO
32	YI	11	ASN
32	YI	117	GLU
33	YN	23	LEU
33	YN	76	SER
34	YO	51	ALA
34	YO	56	ASP
34	YO	68	GLU
35	YP	6	LEU
35	YP	11	GLY
35	YP	12	ALA
35	YP	16	ARG
36	YQ	13	GLN
36	YQ	24	GLY
36	YQ	28	ALA
37	YR	11	ASN
38	YS	61	ASN
38	YS	87	PHE
38	YS	96	GLY
38	YS	100	ALA
38	YS	109	GLY
38	YS	111	GLU
39	YT	4	GLY
39	YT	36	GLU
39	YT	43	GLN

*Continued on next page...*

*Continued from previous page...*

Mol	Chain	Res	Type
39	YT	67	SER
39	YT	124	ASP
40	YU	9	VAL
40	YU	28	ARG
40	YU	73	GLY
40	YU	90	VAL
42	YW	63	ASP
42	YW	66	GLU
43	YX	67	GLY
44	YY	4	LYS
44	YY	41	GLY
44	YY	53	PRO
44	YY	56	PRO
44	YY	57	GLN
44	YY	99	CYS
45	YZ	6	LYS
46	Y0	16	SER
47	Y1	45	ASN
47	Y1	55	GLY
47	Y1	84	GLY
48	Y2	24	LEU
48	Y2	44	LEU
48	Y2	70	GLN
50	Y4	9	LEU
50	Y4	24	THR
51	Y5	43	HIS
51	Y5	55	ARG
53	Y7	39	ARG
2	QB	155	LEU
2	QB	159	PRO
2	QB	175	ARG
3	QC	16	ARG
3	QC	45	LYS
3	QC	81	GLY
4	QD	26	CYS
4	QD	136	PRO
5	QE	37	ARG
6	QF	41	GLU
6	QF	87	ARG
7	QG	35	LYS
7	QG	62	PHE
7	QG	149	ARG

*Continued on next page...*

*Continued from previous page...*

Mol	Chain	Res	Type
8	QH	2	LEU
9	QI	12	GLU
9	QI	13	ALA
10	QJ	57	LYS
12	QL	51	ALA
12	QL	123	LYS
13	QM	12	ASN
13	QM	101	GLN
13	QM	121	LYS
14	QN	9	LYS
15	QO	14	GLU
15	QO	23	GLY
16	QP	8	ARG
16	QP	83	GLU
17	QQ	30	PRO
17	QQ	99	SER
18	QR	55	ARG
19	QS	6	LYS
19	QS	27	GLU
20	QT	82	SER
20	QT	98	PRO
27	RD	111	LEU
27	RD	242	ARG
27	RD	262	ARG
28	RE	62	PRO
28	RE	69	LYS
28	RE	71	GLY
28	RE	82	ARG
28	RE	117	MET
28	RE	130	GLY
28	RE	132	HIS
30	RG	5	VAL
30	RG	128	ARG
30	RG	174	GLU
31	RH	50	VAL
31	RH	81	GLU
31	RH	152	ARG
32	RI	11	ASN
32	RI	117	GLU
32	RI	118	LYS
33	RN	45	ASN
33	RN	130	HIS

*Continued on next page...*

*Continued from previous page...*

Mol	Chain	Res	Type
33	RN	132	ALA
33	RN	135	PRO
35	RP	7	ARG
35	RP	14	LYS
35	RP	43	GLY
35	RP	89	ALA
35	RP	102	ARG
35	RP	115	LEU
36	RQ	88	GLY
36	RQ	91	GLU
37	RR	42	LYS
37	RR	45	ARG
37	RR	71	GLN
37	RR	107	ASP
38	RS	19	LYS
38	RS	61	ASN
38	RS	74	ALA
38	RS	75	GLU
39	RT	78	LEU
39	RT	112	ARG
40	RU	46	ALA
40	RU	58	ARG
40	RU	93	LYS
41	RV	54	GLY
42	RW	68	ARG
42	RW	93	ALA
43	RX	48	LYS
43	RX	87	GLN
44	RY	21	LYS
44	RY	39	VAL
44	RY	42	VAL
44	RY	69	ALA
44	RY	91	GLU
44	RY	102	CYS
45	RZ	51	ALA
45	RZ	59	LEU
45	RZ	112	ARG
45	RZ	153	SER
47	R1	74	VAL
47	R1	91	LYS
47	R1	93	GLU
50	R4	8	LYS

*Continued on next page...*

*Continued from previous page...*

Mol	Chain	Res	Type
50	R4	27	THR
50	R4	46	GLN
52	R6	18	ARG
53	R7	32	LYS
54	R8	46	ARG
54	R8	47	LYS
2	XB	155	LEU
2	XB	159	PRO
2	XB	175	ARG
3	XC	16	ARG
3	XC	45	LYS
3	XC	81	GLY
4	XD	29	PRO
4	XD	73	ARG
4	XD	136	PRO
5	XE	37	ARG
6	XF	41	GLU
6	XF	87	ARG
7	XG	62	PHE
7	XG	149	ARG
8	XH	2	LEU
8	XH	128	GLY
9	XI	12	GLU
9	XI	13	ALA
12	XL	51	ALA
12	XL	123	LYS
13	XM	12	ASN
13	XM	101	GLN
13	XM	121	LYS
14	XN	9	LYS
14	XN	48	ALA
15	XO	14	GLU
15	XO	23	GLY
16	XP	8	ARG
16	XP	83	GLU
17	XQ	30	PRO
17	XQ	99	SER
18	XR	55	ARG
18	XR	64	ARG
19	XS	6	LYS
19	XS	27	GLU
20	XT	82	SER

*Continued on next page...*



*Continued from previous page...*

Mol	Chain	Res	Type
20	XT	98	PRO
27	YD	12	SER
27	YD	111	LEU
27	YD	239	ARG
27	YD	242	ARG
27	YD	262	ARG
28	YE	62	PRO
28	YE	69	LYS
28	YE	82	ARG
28	YE	117	MET
28	YE	130	GLY
28	YE	132	HIS
30	YG	5	VAL
30	YG	128	ARG
30	YG	174	GLU
31	YH	50	VAL
31	YH	81	GLU
31	YH	152	ARG
32	YI	72	LEU
32	YI	87	LYS
32	YI	113	ARG
32	YI	114	LEU
32	YI	118	LYS
32	YI	122	GLU
33	YN	45	ASN
33	YN	130	HIS
33	YN	135	PRO
35	YP	7	ARG
35	YP	14	LYS
35	YP	43	GLY
35	YP	89	ALA
35	YP	102	ARG
35	YP	115	LEU
36	YQ	57	HIS
36	YQ	88	GLY
36	YQ	91	GLU
37	YR	42	LYS
37	YR	45	ARG
37	YR	71	GLN
37	YR	107	ASP
38	YS	19	LYS
38	YS	74	ALA

*Continued on next page...*

*Continued from previous page...*

Mol	Chain	Res	Type
38	YS	75	GLU
39	YT	78	LEU
39	YT	112	ARG
40	YU	46	ALA
40	YU	58	ARG
40	YU	93	LYS
41	YV	54	GLY
42	YW	68	ARG
42	YW	93	ALA
43	YX	48	LYS
43	YX	87	GLN
44	YY	21	LYS
44	YY	39	VAL
44	YY	42	VAL
44	YY	69	ALA
44	YY	91	GLU
44	YY	102	CYS
45	YZ	13	GLU
45	YZ	59	LEU
45	YZ	66	SER
45	YZ	81	ARG
45	YZ	113	ALA
45	YZ	166	SER
47	Y1	74	VAL
47	Y1	91	LYS
47	Y1	93	GLU
50	Y4	27	THR
50	Y4	46	GLN
52	Y6	18	ARG
53	Y7	32	LYS
54	Y8	46	ARG
54	Y8	47	LYS
2	QB	19	HIS
2	QB	129	GLU
2	QB	131	PRO
2	QB	160	ASP
2	QB	177	ALA
3	QC	168	ALA
4	QD	151	LYS
5	QE	70	PRO
5	QE	72	GLN
5	QE	124	GLY

*Continued on next page...*

*Continued from previous page...*

Mol	Chain	Res	Type
6	QF	13	ASN
6	QF	40	VAL
6	QF	42	GLU
7	QG	41	ARG
7	QG	109	ASN
7	QG	116	ALA
7	QG	117	ALA
8	QH	27	PRO
8	QH	49	GLU
10	QJ	93	GLY
12	QL	64	TYR
13	QM	4	ILE
13	QM	14	ARG
13	QM	69	GLU
13	QM	77	ASN
14	QN	26	ARG
14	QN	48	ALA
15	QO	86	GLY
16	QP	26	ARG
16	QP	28	ARG
16	QP	48	TRP
19	QS	28	LYS
19	QS	44	MET
19	QS	64	GLU
20	QT	40	ALA
20	QT	51	GLU
27	RD	12	SER
27	RD	73	VAL
27	RD	238	GLY
28	RE	66	HIS
28	RE	126	PRO
29	RF	43	LYS
29	RF	130	ALA
29	RF	136	THR
29	RF	145	GLU
30	RG	12	TYR
30	RG	117	PHE
30	RG	146	TYR
31	RH	13	LYS
31	RH	109	PHE
31	RH	159	GLU
32	RI	72	LEU

*Continued on next page...*

*Continued from previous page...*

Mol	Chain	Res	Type
32	RI	114	LEU
32	RI	122	GLU
33	RN	96	GLU
33	RN	127	ASP
34	RO	17	ARG
34	RO	97	ARG
35	RP	29	LYS
35	RP	47	ASP
35	RP	139	LYS
39	RT	37	GLY
39	RT	95	ARG
40	RU	74	LEU
42	RW	14	PRO
42	RW	48	ALA
45	RZ	13	GLU
45	RZ	81	ARG
45	RZ	92	SER
46	R0	3	HIS
51	R5	14	ALA
51	R5	37	LYS
51	R5	45	VAL
51	R5	48	GLU
52	R6	8	LYS
52	R6	9	LEU
52	R6	10	LEU
52	R6	49	HIS
54	R8	25	MET
54	R8	53	PRO
54	R8	57	ARG
2	XB	19	HIS
2	XB	131	PRO
2	XB	160	ASP
3	XC	168	ALA
4	XD	151	LYS
5	XE	70	PRO
5	XE	72	GLN
5	XE	124	GLY
6	XF	13	ASN
6	XF	40	VAL
6	XF	42	GLU
7	XG	35	LYS
7	XG	41	ARG

*Continued on next page...*

*Continued from previous page...*

Mol	Chain	Res	Type
7	XG	116	ALA
7	XG	117	ALA
8	XH	27	PRO
8	XH	29	SER
8	XH	49	GLU
10	XJ	57	LYS
10	XJ	93	GLY
12	XL	64	TYR
13	XM	4	ILE
13	XM	14	ARG
13	XM	69	GLU
13	XM	77	ASN
14	XN	22	THR
15	XO	86	GLY
16	XP	26	ARG
16	XP	28	ARG
16	XP	48	TRP
19	XS	28	LYS
19	XS	44	MET
19	XS	64	GLU
20	XT	40	ALA
20	XT	51	GLU
27	YD	73	VAL
28	YE	66	HIS
28	YE	126	PRO
29	YF	43	LYS
29	YF	130	ALA
29	YF	136	THR
29	YF	145	GLU
30	YG	12	TYR
30	YG	117	PHE
30	YG	146	TYR
31	YH	13	LYS
31	YH	109	PHE
31	YH	159	GLU
33	YN	96	GLU
33	YN	132	ALA
34	YO	17	ARG
34	YO	97	ARG
35	YP	29	LYS
35	YP	47	ASP
35	YP	139	LYS

*Continued on next page...*

*Continued from previous page...*

Mol	Chain	Res	Type
39	YT	37	GLY
39	YT	95	ARG
40	YU	74	LEU
42	YW	14	PRO
42	YW	48	ALA
45	YZ	7	ALA
45	YZ	160	GLY
50	Y4	8	LYS
51	Y5	14	ALA
51	Y5	37	LYS
51	Y5	45	VAL
51	Y5	48	GLU
52	Y6	8	LYS
52	Y6	9	LEU
52	Y6	10	LEU
52	Y6	49	HIS
54	Y8	25	MET
54	Y8	53	PRO
54	Y8	57	ARG
2	QB	23	ARG
2	QB	25	ASN
2	QB	98	LEU
2	QB	194	PRO
2	QB	229	VAL
2	QB	231	GLU
3	QC	125	GLU
5	QE	74	GLY
5	QE	77	PRO
5	QE	112	LEU
5	QE	128	PRO
5	QE	132	ALA
6	QF	12	PRO
6	QF	32	ASN
6	QF	96	PRO
8	QH	29	SER
8	QH	34	GLU
8	QH	103	VAL
9	QI	44	VAL
9	QI	88	TYR
9	QI	89	ASN
10	QJ	53	PRO
10	QJ	59	SER

*Continued on next page...*

*Continued from previous page...*

Mol	Chain	Res	Type
10	QJ	75	ILE
11	QK	64	ALA
11	QK	105	VAL
12	QL	63	GLY
18	QR	58	LEU
19	QS	11	VAL
27	RD	33	LEU
28	RE	79	ARG
29	RF	47	GLY
29	RF	118	ALA
31	RH	11	VAL
31	RH	27	LYS
31	RH	47	GLU
31	RH	77	LYS
31	RH	170	ARG
32	RI	18	VAL
33	RN	29	LYS
33	RN	104	LYS
33	RN	128	HIS
34	RO	25	LEU
35	RP	50	ARG
35	RP	97	PRO
35	RP	108	LYS
37	RR	85	PRO
40	RU	91	ASP
42	RW	32	ALA
44	RY	7	VAL
45	RZ	61	LEU
49	R3	13	ILE
50	R4	30	GLU
50	R4	33	VAL
50	R4	70	GLY
51	R5	42	PRO
52	R6	35	GLU
54	R8	64	TYR
2	XB	23	ARG
2	XB	98	LEU
2	XB	129	GLU
2	XB	177	ALA
2	XB	194	PRO
2	XB	229	VAL
2	XB	231	GLU

*Continued on next page...*

*Continued from previous page...*

Mol	Chain	Res	Type
3	XC	125	GLU
5	XE	74	GLY
5	XE	77	PRO
5	XE	112	LEU
5	XE	128	PRO
5	XE	132	ALA
6	XF	12	PRO
6	XF	96	PRO
7	XG	109	ASN
8	XH	34	GLU
8	XH	103	VAL
9	XI	44	VAL
9	XI	88	TYR
9	XI	89	ASN
10	XJ	53	PRO
10	XJ	59	SER
10	XJ	75	ILE
11	XK	64	ALA
11	XK	105	VAL
12	XL	63	GLY
18	XR	58	LEU
19	XS	11	VAL
27	YD	33	LEU
28	YE	79	ARG
29	YF	47	GLY
29	YF	118	ALA
31	YH	11	VAL
31	YH	27	LYS
31	YH	47	GLU
31	YH	77	LYS
31	YH	170	ARG
32	YI	15	VAL
32	YI	18	VAL
33	YN	29	LYS
33	YN	104	LYS
33	YN	127	ASP
33	YN	128	HIS
34	YO	25	LEU
35	YP	50	ARG
35	YP	97	PRO
35	YP	108	LYS
37	YR	85	PRO

*Continued on next page...*



*Continued from previous page...*

Mol	Chain	Res	Type
40	YU	91	ASP
42	YW	32	ALA
44	YY	7	VAL
45	YZ	51	ALA
45	YZ	61	LEU
45	YZ	92	SER
45	YZ	181	GLU
49	Y3	13	ILE
50	Y4	30	GLU
50	Y4	33	VAL
50	Y4	70	GLY
51	Y5	42	PRO
52	Y6	35	GLU
53	Y7	44	PRO
54	Y8	64	TYR
3	QC	51	GLY
5	QE	115	VAL
13	QM	48	LEU
14	QN	20	ALA
16	QP	57	ARG
27	RD	178	PRO
30	RG	109	VAL
30	RG	181	ARG
31	RH	7	LEU
31	RH	26	VAL
32	RI	15	VAL
32	RI	71	ILE
39	RT	38	ASN
41	RV	36	PRO
42	RW	11	ARG
42	RW	33	ARG
43	RX	19	ALA
50	R4	69	LYS
51	R5	57	VAL
53	R7	44	PRO
2	XB	25	ASN
3	XC	51	GLY
4	XD	72	GLU
5	XE	49	PRO
5	XE	115	VAL
6	XF	32	ASN
10	XJ	85	LEU

*Continued on next page...*

*Continued from previous page...*

<b>Mol</b>	<b>Chain</b>	<b>Res</b>	<b>Type</b>
11	XK	106	LYS
13	XM	48	LEU
13	XM	109	THR
14	XN	20	ALA
16	XP	57	ARG
20	XT	70	SER
27	YD	178	PRO
27	YD	241	PRO
30	YG	109	VAL
30	YG	181	ARG
31	YH	7	LEU
31	YH	26	VAL
39	YT	38	ASN
41	YV	36	PRO
42	YW	11	ARG
42	YW	33	ARG
43	YX	19	ALA
44	YY	33	LYS
45	YZ	177	PRO
50	Y4	69	LYS
51	Y5	57	VAL
2	QB	202	PRO
2	QB	239	VAL
4	QD	88	VAL
5	QE	49	PRO
7	QG	55	GLY
7	QG	58	PRO
8	QH	106	GLY
18	QR	37	VAL
20	QT	63	ILE
28	RE	86	PRO
28	RE	184	VAL
36	RQ	86	GLY
37	RR	32	GLY
42	RW	35	ILE
45	RZ	53	ILE
2	XB	202	PRO
2	XB	239	VAL
3	XC	114	PRO
4	XD	88	VAL
7	XG	55	GLY
7	XG	58	PRO

*Continued on next page...*

*Continued from previous page...*

Mol	Chain	Res	Type
15	XO	18	PHE
18	XR	37	VAL
20	XT	63	ILE
28	YE	86	PRO
28	YE	184	VAL
32	YI	71	ILE
36	YQ	86	GLY
37	YR	32	GLY
42	YW	35	ILE
45	YZ	53	ILE
45	YZ	143	GLY
2	QB	227	GLY
3	QC	114	PRO
3	QC	134	ILE
4	QD	90	GLY
9	QI	24	GLY
13	QM	60	VAL
15	QO	18	PHE
16	QP	53	VAL
27	RD	241	PRO
32	RI	80	PRO
44	RY	32	PRO
51	R5	46	CYS
2	XB	227	GLY
4	XD	90	GLY
8	XH	106	GLY
9	XI	24	GLY
13	XM	60	VAL
16	XP	53	VAL
30	YG	52	ILE
44	YY	32	PRO
51	Y5	46	CYS
13	QM	84	ILE
27	RD	34	VAL
30	RG	52	ILE
34	RO	114	ILE
44	RY	27	VAL
44	RY	51	VAL
51	R5	34	PRO
3	XC	134	ILE
13	XM	84	ILE
27	YD	34	VAL

*Continued on next page...*

*Continued from previous page...*

Mol	Chain	Res	Type
34	YO	114	ILE
44	YY	27	VAL
44	YY	51	VAL
51	Y5	34	PRO
7	QG	14	PRO
9	QI	21	PRO
13	QM	78	ILE
28	RE	52	LEU
28	RE	55	ASN
34	RO	27	GLY
49	R3	40	THR
5	XE	129	ILE
9	XI	21	PRO
28	YE	52	LEU
28	YE	55	ASN
34	YO	27	GLY
49	Y3	40	THR
8	QH	51	VAL
16	QP	41	PRO
20	QT	97	ALA
45	RZ	62	PRO
8	XH	51	VAL
13	XM	78	ILE
16	XP	41	PRO
20	XT	97	ALA
48	R2	18	PRO
48	Y2	18	PRO

### 5.3.2 Protein sidechains ⓘ

In the following table, the Percentiles column shows the percent sidechain outliers of the chain as a percentile score with respect to all X-ray entries followed by that with respect to entries of similar resolution.

The Analysed column shows the number of residues for which the sidechain conformation was analysed, and the total number of residues.

Mol	Chain	Analysed	Rotameric	Outliers	Percentiles	
2	QB	205/220 (93%)	181 (88%)	24 (12%)	5	26
2	XB	205/220 (93%)	181 (88%)	24 (12%)	5	26
3	QC	159/188 (85%)	143 (90%)	16 (10%)	7	30

*Continued on next page...*

*Continued from previous page...*

Mol	Chain	Analysed	Rotameric	Outliers	Percentiles	
3	XC	159/188 (85%)	143 (90%)	16 (10%)	7	30
4	QD	180/181 (99%)	160 (89%)	20 (11%)	6	27
4	XD	180/181 (99%)	165 (92%)	15 (8%)	11	39
5	QE	116/123 (94%)	107 (92%)	9 (8%)	12	41
5	XE	116/123 (94%)	108 (93%)	8 (7%)	15	45
6	QF	90/90 (100%)	76 (84%)	14 (16%)	2	17
6	XF	90/90 (100%)	76 (84%)	14 (16%)	2	17
7	QG	126/127 (99%)	115 (91%)	11 (9%)	10	37
7	XG	126/127 (99%)	115 (91%)	11 (9%)	10	37
8	QH	119/119 (100%)	106 (89%)	13 (11%)	6	28
8	XH	119/119 (100%)	106 (89%)	13 (11%)	6	28
9	QI	98/99 (99%)	87 (89%)	11 (11%)	6	27
9	XI	98/99 (99%)	87 (89%)	11 (11%)	6	27
10	QJ	89/92 (97%)	81 (91%)	8 (9%)	9	36
10	XJ	89/92 (97%)	81 (91%)	8 (9%)	9	36
11	QK	90/99 (91%)	81 (90%)	9 (10%)	7	30
11	XK	90/99 (91%)	81 (90%)	9 (10%)	7	30
12	QL	104/109 (95%)	90 (86%)	14 (14%)	4	22
12	XL	104/109 (95%)	90 (86%)	14 (14%)	4	22
13	QM	97/101 (96%)	81 (84%)	16 (16%)	2	15
13	XM	97/101 (96%)	81 (84%)	16 (16%)	2	15
14	QN	49/50 (98%)	40 (82%)	9 (18%)	1	11
14	XN	49/50 (98%)	44 (90%)	5 (10%)	7	30
15	QO	79/80 (99%)	73 (92%)	6 (8%)	13	42
15	XO	79/80 (99%)	73 (92%)	6 (8%)	13	42
16	QP	72/74 (97%)	63 (88%)	9 (12%)	4	23
16	XP	72/74 (97%)	63 (88%)	9 (12%)	4	23
17	QQ	95/97 (98%)	89 (94%)	6 (6%)	18	47
17	XQ	95/97 (98%)	89 (94%)	6 (6%)	18	47
18	QR	61/77 (79%)	54 (88%)	7 (12%)	5	26
18	XR	61/77 (79%)	54 (88%)	7 (12%)	5	26

*Continued on next page...*

*Continued from previous page...*

Mol	Chain	Analysed	Rotameric	Outliers	Percentiles	
19	QS	73/80 (91%)	62 (85%)	11 (15%)	3	18
19	XS	73/80 (91%)	62 (85%)	11 (15%)	3	18
20	QT	76/82 (93%)	68 (90%)	8 (10%)	7	29
20	XT	76/82 (93%)	68 (90%)	8 (10%)	7	29
21	QU	20/22 (91%)	19 (95%)	1 (5%)	24	53
21	XU	20/22 (91%)	19 (95%)	1 (5%)	24	53
27	RD	214/218 (98%)	176 (82%)	38 (18%)	2	12
27	YD	214/218 (98%)	176 (82%)	38 (18%)	2	12
28	RE	165/166 (99%)	128 (78%)	37 (22%)	1	6
28	YE	165/166 (99%)	127 (77%)	38 (23%)	1	6
29	RF	161/166 (97%)	140 (87%)	21 (13%)	4	23
29	YF	161/166 (97%)	140 (87%)	21 (13%)	4	23
30	RG	155/156 (99%)	130 (84%)	25 (16%)	2	16
30	YG	155/156 (99%)	130 (84%)	25 (16%)	2	16
31	RH	142/148 (96%)	114 (80%)	28 (20%)	1	9
31	YH	142/148 (96%)	114 (80%)	28 (20%)	1	9
32	RI	122/124 (98%)	100 (82%)	22 (18%)	1	12
32	YI	122/124 (98%)	98 (80%)	24 (20%)	1	9
33	RN	117/119 (98%)	98 (84%)	19 (16%)	2	16
33	YN	117/119 (98%)	98 (84%)	19 (16%)	2	16
34	RO	100/100 (100%)	90 (90%)	10 (10%)	7	30
34	YO	100/100 (100%)	90 (90%)	10 (10%)	7	30
35	RP	116/116 (100%)	89 (77%)	27 (23%)	1	5
35	YP	116/116 (100%)	89 (77%)	27 (23%)	1	5
36	RQ	111/111 (100%)	93 (84%)	18 (16%)	2	16
36	YQ	111/111 (100%)	93 (84%)	18 (16%)	2	16
37	RR	101/101 (100%)	84 (83%)	17 (17%)	2	15
37	YR	101/101 (100%)	84 (83%)	17 (17%)	2	15
38	RS	87/88 (99%)	74 (85%)	13 (15%)	3	18
38	YS	87/88 (99%)	74 (85%)	13 (15%)	3	18
39	RT	120/127 (94%)	97 (81%)	23 (19%)	1	10

*Continued on next page...*

*Continued from previous page...*

Mol	Chain	Analysed	Rotameric	Outliers	Percentiles	
39	YT	120/127 (94%)	97 (81%)	23 (19%)	1	10
40	RU	93/94 (99%)	80 (86%)	13 (14%)	3	21
40	YU	93/94 (99%)	80 (86%)	13 (14%)	3	21
41	RV	82/82 (100%)	71 (87%)	11 (13%)	4	22
41	YV	82/82 (100%)	71 (87%)	11 (13%)	4	22
42	RW	92/92 (100%)	77 (84%)	15 (16%)	2	16
42	YW	92/92 (100%)	77 (84%)	15 (16%)	2	16
43	RX	74/78 (95%)	63 (85%)	11 (15%)	3	18
43	YX	74/78 (95%)	63 (85%)	11 (15%)	3	18
44	RY	85/91 (93%)	70 (82%)	15 (18%)	2	13
44	YY	85/91 (93%)	70 (82%)	15 (18%)	2	13
45	RZ	162/179 (90%)	140 (86%)	22 (14%)	3	22
45	YZ	162/179 (90%)	144 (89%)	18 (11%)	6	27
46	R0	65/67 (97%)	61 (94%)	4 (6%)	18	48
46	Y0	65/67 (97%)	61 (94%)	4 (6%)	18	48
47	R1	82/83 (99%)	67 (82%)	15 (18%)	1	11
47	Y1	82/83 (99%)	67 (82%)	15 (18%)	1	11
48	R2	64/67 (96%)	57 (89%)	7 (11%)	6	28
48	Y2	64/67 (96%)	57 (89%)	7 (11%)	6	28
49	R3	51/52 (98%)	40 (78%)	11 (22%)	1	7
49	Y3	51/52 (98%)	40 (78%)	11 (22%)	1	7
50	R4	63/63 (100%)	44 (70%)	19 (30%)	0	2
50	Y4	63/63 (100%)	44 (70%)	19 (30%)	0	2
51	R5	51/52 (98%)	39 (76%)	12 (24%)	1	5
51	Y5	51/52 (98%)	39 (76%)	12 (24%)	1	5
52	R6	48/52 (92%)	38 (79%)	10 (21%)	1	7
52	Y6	48/52 (92%)	38 (79%)	10 (21%)	1	7
53	R7	42/42 (100%)	39 (93%)	3 (7%)	14	44
53	Y7	42/42 (100%)	39 (93%)	3 (7%)	14	44
54	R8	54/55 (98%)	39 (72%)	15 (28%)	0	3
54	Y8	54/55 (98%)	39 (72%)	15 (28%)	0	3

*Continued on next page...*

*Continued from previous page...*

Mol	Chain	Analysed	Rotameric	Outliers	Percentiles	
55	R9	34/34 (100%)	32 (94%)	2 (6%)	19	49
55	Y9	34/34 (100%)	32 (94%)	2 (6%)	19	49
All	All	9702/10066 (96%)	8303 (86%)	1399 (14%)	3	20

All (1399) residues with a non-rotameric sidechain are listed below:

Mol	Chain	Res	Type
2	QB	5	ILE
2	QB	8	LYS
2	QB	16	HIS
2	QB	23	ARG
2	QB	24	TRP
2	QB	33	TYR
2	QB	36	ARG
2	QB	63	MET
2	QB	67	THR
2	QB	73	THR
2	QB	82	ARG
2	QB	92	TYR
2	QB	94	ASN
2	QB	121	LEU
2	QB	155	LEU
2	QB	163	PHE
2	QB	165	VAL
2	QB	168	THR
2	QB	172	ILE
2	QB	174	VAL
2	QB	178	ARG
2	QB	196	LEU
2	QB	204	ASN
2	QB	215	LEU
3	QC	3	ASN
3	QC	5	ILE
3	QC	12	LEU
3	QC	16	ARG
3	QC	21	ARG
3	QC	29	TYR
3	QC	56	ASP
3	QC	69	HIS
3	QC	94	LEU
3	QC	127	ARG

*Continued on next page...*



*Continued from previous page...*

Mol	Chain	Res	Type
3	QC	131	ARG
3	QC	154	SER
3	QC	184	TYR
3	QC	192	THR
3	QC	193	TYR
3	QC	196	LEU
4	QD	3	ARG
4	QD	7	PRO
4	QD	9	CYS
4	QD	12	CYS
4	QD	13	ARG
4	QD	14	ARG
4	QD	30	LYS
4	QD	31	CYS
4	QD	50	ARG
4	QD	53	ASP
4	QD	73	ARG
4	QD	79	PHE
4	QD	86	LYS
4	QD	94	LEU
4	QD	96	LEU
4	QD	114	ARG
4	QD	122	ARG
4	QD	131	ARG
4	QD	181	MET
4	QD	200	GLU
5	QE	10	MET
5	QE	13	ILE
5	QE	16	THR
5	QE	31	LEU
5	QE	53	LEU
5	QE	73	ASN
5	QE	79	GLU
5	QE	101	ILE
5	QE	153	LYS
6	QF	17	SER
6	QF	21	LEU
6	QF	27	GLN
6	QF	36	ARG
6	QF	55	ASP
6	QF	63	TYR
6	QF	69	GLU

*Continued on next page...*

*Continued from previous page...*

Mol	Chain	Res	Type
6	QF	74	ASP
6	QF	77	ARG
6	QF	87	ARG
6	QF	92	LYS
6	QF	94	GLN
6	QF	97	PHE
6	QF	100	ASN
7	QG	8	GLU
7	QG	12	LEU
7	QG	78	ARG
7	QG	84	ASN
7	QG	98	SER
7	QG	111	ARG
7	QG	114	ARG
7	QG	124	LEU
7	QG	137	LYS
7	QG	148	ASN
7	QG	155	ARG
8	QH	1	MET
8	QH	10	LEU
8	QH	27	PRO
8	QH	41	ARG
8	QH	52	ASP
8	QH	63	LEU
8	QH	69	ARG
8	QH	81	HIS
8	QH	99	GLU
8	QH	119	LEU
8	QH	121	ASP
8	QH	129	VAL
8	QH	137	VAL
9	QI	7	THR
9	QI	9	ARG
9	QI	48	GLU
9	QI	65	VAL
9	QI	83	ARG
9	QI	95	LYS
9	QI	104	ARG
9	QI	113	LYS
9	QI	114	TYR
9	QI	121	ARG
9	QI	128	ARG

*Continued on next page...*

*Continued from previous page...*

Mol	Chain	Res	Type
10	QJ	22	LYS
10	QJ	47	PHE
10	QJ	57	LYS
10	QJ	62	HIS
10	QJ	74	ILE
10	QJ	80	LYS
10	QJ	84	GLN
10	QJ	96	ILE
11	QK	26	ASN
11	QK	32	ILE
11	QK	63	LEU
11	QK	75	TYR
11	QK	92	GLU
11	QK	109	VAL
11	QK	114	VAL
11	QK	116	HIS
11	QK	125	PHE
12	QL	17	LYS
12	QL	20	LYS
12	QL	27	LEU
12	QL	41	ARG
12	QL	53	ARG
12	QL	57	LYS
12	QL	60	LEU
12	QL	62	SER
12	QL	70	ILE
12	QL	73	GLU
12	QL	81	SER
12	QL	89	ARG
12	QL	112	ASP
12	QL	120	TYR
13	QM	3	ARG
13	QM	8	GLU
13	QM	13	LYS
13	QM	35	GLU
13	QM	47	ASP
13	QM	56	LEU
13	QM	57	ARG
13	QM	64	TRP
13	QM	66	LEU
13	QM	70	LEU
13	QM	88	ARG

*Continued on next page...*

*Continued from previous page...*

Mol	Chain	Res	Type
13	QM	90	LEU
13	QM	101	GLN
13	QM	115	LYS
13	QM	116	THR
13	QM	122	LYS
14	QN	3	ARG
14	QN	12	ARG
14	QN	14	PRO
14	QN	16	PHE
14	QN	26	ARG
14	QN	29	ARG
14	QN	41	ARG
14	QN	43	CYS
14	QN	44	LEU
15	QO	3	ILE
15	QO	8	LYS
15	QO	26	GLU
15	QO	39	LEU
15	QO	62	GLN
15	QO	65	ARG
16	QP	1	MET
16	QP	26	ARG
16	QP	28	ARG
16	QP	59	TRP
16	QP	62	VAL
16	QP	69	THR
16	QP	71	ARG
16	QP	72	ARG
16	QP	82	GLN
17	QQ	12	SER
17	QQ	48	GLU
17	QQ	52	LYS
17	QQ	59	ILE
17	QQ	68	ARG
17	QQ	74	LEU
18	QR	26	LEU
18	QR	29	PHE
18	QR	32	ARG
18	QR	36	ASN
18	QR	46	GLU
18	QR	54	ARG
18	QR	55	ARG

*Continued on next page...*

*Continued from previous page...*

Mol	Chain	Res	Type
19	QS	5	LEU
19	QS	10	PHE
19	QS	12	ASP
19	QS	13	ASP
19	QS	15	LEU
19	QS	29	ARG
19	QS	30	LEU
19	QS	41	VAL
19	QS	63	THR
19	QS	65	ASN
19	QS	83	HIS
20	QT	11	SER
20	QT	24	LEU
20	QT	26	ASN
20	QT	41	ILE
20	QT	62	LEU
20	QT	73	HIS
20	QT	75	ASN
20	QT	93	GLU
21	QU	6	ARG
27	RD	10	THR
27	RD	17	THR
27	RD	26	LYS
27	RD	33	LEU
27	RD	43	ARG
27	RD	44	ASN
27	RD	61	LEU
27	RD	65	ILE
27	RD	67	PHE
27	RD	71	ASP
27	RD	73	VAL
27	RD	94	LEU
27	RD	98	VAL
27	RD	105	ILE
27	RD	106	ILE
27	RD	131	LEU
27	RD	134	ARG
27	RD	135	PHE
27	RD	155	LEU
27	RD	157	ARG
27	RD	166	GLN
27	RD	173	VAL

*Continued on next page...*

*Continued from previous page...*

<b>Mol</b>	<b>Chain</b>	<b>Res</b>	<b>Type</b>
27	RD	183	ARG
27	RD	192	THR
27	RD	198	ASN
27	RD	200	ASP
27	RD	215	LEU
27	RD	217	ARG
27	RD	218	ARG
27	RD	226	MET
27	RD	227	ASN
27	RD	230	ASP
27	RD	237	GLU
27	RD	257	LEU
27	RD	259	THR
27	RD	261	LYS
27	RD	262	ARG
27	RD	271	ILE
28	RE	2	LYS
28	RE	4	ILE
28	RE	13	ARG
28	RE	16	ARG
28	RE	17	ASP
28	RE	25	VAL
28	RE	26	ILE
28	RE	27	LEU
28	RE	33	VAL
28	RE	36	ARG
28	RE	37	ARG
28	RE	38	THR
28	RE	41	LYS
28	RE	45	THR
28	RE	54	GLN
28	RE	61	ARG
28	RE	62	PRO
28	RE	66	HIS
28	RE	73	GLU
28	RE	75	VAL
28	RE	77	ILE
28	RE	79	ARG
28	RE	80	GLU
28	RE	101	ARG
28	RE	113	PHE
28	RE	117	MET

*Continued on next page...*

*Continued from previous page...*

Mol	Chain	Res	Type
28	RE	119	ARG
28	RE	143	ASN
28	RE	146	THR
28	RE	154	LYS
28	RE	167	VAL
28	RE	179	GLU
28	RE	184	VAL
28	RE	196	VAL
28	RE	200	GLU
28	RE	202	LYS
28	RE	203	LYS
29	RF	7	TYR
29	RF	9	ILE
29	RF	25	PRO
29	RF	32	LEU
29	RF	45	ARG
29	RF	46	ARG
29	RF	65	TRP
29	RF	66	PRO
29	RF	67	GLN
29	RF	70	THR
29	RF	82	ILE
29	RF	106	ARG
29	RF	108	LYS
29	RF	117	ARG
29	RF	124	LEU
29	RF	127	GLU
29	RF	145	GLU
29	RF	164	ARG
29	RF	181	LEU
29	RF	183	VAL
29	RF	206	ILE
30	RG	4	ASP
30	RG	22	ARG
30	RG	26	GLN
30	RG	33	ARG
30	RG	34	LEU
30	RG	35	GLU
30	RG	43	LEU
30	RG	45	GLU
30	RG	63	ILE
30	RG	67	LYS

*Continued on next page...*

*Continued from previous page...*

Mol	Chain	Res	Type
30	RG	71	THR
30	RG	88	ILE
30	RG	94	LEU
30	RG	96	ARG
30	RG	97	ASP
30	RG	103	LEU
30	RG	115	ARG
30	RG	118	ARG
30	RG	133	LEU
30	RG	147	ASP
30	RG	155	MET
30	RG	156	ASP
30	RG	159	VAL
30	RG	167	GLU
30	RG	174	GLU
31	RH	3	ARG
31	RH	4	ILE
31	RH	9	ILE
31	RH	10	PRO
31	RH	11	VAL
31	RH	16	SER
31	RH	27	LYS
31	RH	32	GLU
31	RH	37	VAL
31	RH	41	MET
31	RH	43	VAL
31	RH	59	ARG
31	RH	64	LEU
31	RH	77	LYS
31	RH	81	GLU
31	RH	85	LYS
31	RH	88	LEU
31	RH	89	ILE
31	RH	105	LEU
31	RH	132	ARG
31	RH	139	GLN
31	RH	143	GLN
31	RH	152	ARG
31	RH	153	LYS
31	RH	154	PRO
31	RH	155	SER
31	RH	158	HIS

*Continued on next page...*



*Continued from previous page...*

Mol	Chain	Res	Type
31	RH	169	VAL
32	RI	1	MET
32	RI	2	LYS
32	RI	33	ARG
32	RI	38	LEU
32	RI	40	THR
32	RI	44	LEU
32	RI	56	LYS
32	RI	57	ARG
32	RI	67	ARG
32	RI	70	GLU
32	RI	73	GLU
32	RI	85	GLU
32	RI	86	THR
32	RI	92	VAL
32	RI	101	LEU
32	RI	113	ARG
32	RI	118	LYS
32	RI	131	LYS
32	RI	135	GLU
32	RI	139	GLN
32	RI	142	VAL
32	RI	145	VAL
33	RN	2	LYS
33	RN	7	LYS
33	RN	43	THR
33	RN	48	MET
33	RN	60	ILE
33	RN	61	ARG
33	RN	65	LYS
33	RN	73	THR
33	RN	78	TYR
33	RN	90	MET
33	RN	93	THR
33	RN	94	HIS
33	RN	101	HIS
33	RN	109	LYS
33	RN	112	LEU
33	RN	120	LEU
33	RN	127	ASP
33	RN	131	GLN
33	RN	136	GLU

*Continued on next page...*

*Continued from previous page...*

Mol	Chain	Res	Type
34	RO	8	LEU
34	RO	9	GLU
34	RO	17	ARG
34	RO	19	ILE
34	RO	23	ARG
34	RO	31	LYS
34	RO	39	ILE
34	RO	49	ARG
34	RO	53	LYS
34	RO	65	THR
35	RP	5	ASP
35	RP	9	ASN
35	RP	10	PRO
35	RP	16	ARG
35	RP	21	ARG
35	RP	27	HIS
35	RP	29	LYS
35	RP	30	THR
35	RP	32	THR
35	RP	36	LYS
35	RP	38	GLN
35	RP	41	ARG
35	RP	50	ARG
35	RP	55	ARG
35	RP	61	ARG
35	RP	62	LEU
35	RP	64	LYS
35	RP	65	ARG
35	RP	75	ILE
35	RP	81	GLN
35	RP	88	LEU
35	RP	91	PHE
35	RP	99	LEU
35	RP	100	LEU
35	RP	108	LYS
35	RP	144	GLU
35	RP	146	VAL
36	RQ	2	LEU
36	RQ	25	ASP
36	RQ	26	TYR
36	RQ	27	VAL
36	RQ	45	GLN

*Continued on next page...*

*Continued from previous page...*

<b>Mol</b>	<b>Chain</b>	<b>Res</b>	<b>Type</b>
36	RQ	46	GLN
36	RQ	54	MET
36	RQ	55	VAL
36	RQ	58	PHE
36	RQ	60	ARG
36	RQ	79	LEU
36	RQ	83	MET
36	RQ	89	ASN
36	RQ	90	VAL
36	RQ	91	GLU
36	RQ	130	LYS
36	RQ	135	ASP
36	RQ	139	GLU
37	RR	14	SER
37	RR	31	HIS
37	RR	37	THR
37	RR	44	LEU
37	RR	51	LEU
37	RR	57	ARG
37	RR	66	VAL
37	RR	67	LEU
37	RR	71	GLN
37	RR	75	LEU
37	RR	76	VAL
37	RR	81	ASP
37	RR	95	THR
37	RR	104	ARG
37	RR	105	ARG
37	RR	107	ASP
37	RR	113	LEU
38	RS	4	LEU
38	RS	12	PHE
38	RS	17	ARG
38	RS	18	ILE
38	RS	20	ARG
38	RS	44	LYS
38	RS	56	LEU
38	RS	57	LYS
38	RS	89	ARG
38	RS	101	LEU
38	RS	103	GLU
38	RS	106	ARG

*Continued on next page...*

*Continued from previous page...*

Mol	Chain	Res	Type
38	RS	111	GLU
39	RT	2	ASN
39	RT	14	TYR
39	RT	22	PHE
39	RT	23	ARG
39	RT	26	ASP
39	RT	27	THR
39	RT	42	ILE
39	RT	51	ARG
39	RT	58	ASN
39	RT	65	LYS
39	RT	73	GLU
39	RT	78	LEU
39	RT	86	ILE
39	RT	87	ASP
39	RT	99	LEU
39	RT	100	TYR
39	RT	104	ASN
39	RT	107	ASP
39	RT	111	ARG
39	RT	112	ARG
39	RT	115	ARG
39	RT	128	GLU
39	RT	134	GLU
40	RU	5	LYS
40	RU	9	VAL
40	RU	31	SER
40	RU	52	ARG
40	RU	74	LEU
40	RU	76	TYR
40	RU	79	PHE
40	RU	88	ILE
40	RU	92	ARG
40	RU	98	LEU
40	RU	108	GLU
40	RU	114	LYS
40	RU	117	GLN
41	RV	13	ARG
41	RV	14	VAL
41	RV	18	LEU
41	RV	35	LEU
41	RV	38	LEU

*Continued on next page...*

*Continued from previous page...*

Mol	Chain	Res	Type
41	RV	39	LEU
41	RV	40	LEU
41	RV	66	ARG
41	RV	75	PHE
41	RV	91	TYR
41	RV	99	ILE
42	RW	11	ARG
42	RW	14	PRO
42	RW	16	LYS
42	RW	18	ARG
42	RW	19	LEU
42	RW	20	VAL
42	RW	63	ASP
42	RW	67	ASP
42	RW	69	LEU
42	RW	70	TYR
42	RW	87	PRO
42	RW	88	ARG
42	RW	92	ARG
42	RW	107	LEU
42	RW	109	GLU
43	RX	3	THR
43	RX	6	ASP
43	RX	15	GLU
43	RX	27	THR
43	RX	30	VAL
43	RX	55	ASN
43	RX	57	LEU
43	RX	65	ARG
43	RX	70	LEU
43	RX	80	ILE
43	RX	88	LYS
44	RY	7	VAL
44	RY	11	ASP
44	RY	27	VAL
44	RY	45	VAL
44	RY	57	GLN
44	RY	64	GLU
44	RY	75	ILE
44	RY	77	PRO
44	RY	79	CYS
44	RY	87	LYS

*Continued on next page...*

*Continued from previous page...*

Mol	Chain	Res	Type
44	RY	88	LYS
44	RY	89	PHE
44	RY	90	LEU
44	RY	95	LYS
44	RY	97	ARG
45	RZ	2	GLU
45	RZ	20	ARG
45	RZ	52	SER
45	RZ	60	GLU
45	RZ	76	LEU
45	RZ	81	ARG
45	RZ	87	ASP
45	RZ	93	ASP
45	RZ	94	GLU
45	RZ	112	ARG
45	RZ	117	LEU
45	RZ	121	HIS
45	RZ	123	ASP
45	RZ	145	GLU
45	RZ	148	ASP
45	RZ	150	LEU
45	RZ	151	HIS
45	RZ	168	GLU
45	RZ	174	VAL
45	RZ	179	ASP
45	RZ	182	LYS
45	RZ	183	LEU
46	R0	7	LEU
46	R0	11	ARG
46	R0	36	ILE
46	R0	74	ARG
47	R1	2	SER
47	R1	11	ARG
47	R1	21	ARG
47	R1	30	VAL
47	R1	40	ARG
47	R1	41	ARG
47	R1	56	GLN
47	R1	76	ARG
47	R1	80	LEU
47	R1	81	LYS
47	R1	83	GLU

*Continued on next page...*

*Continued from previous page...*

Mol	Chain	Res	Type
47	R1	87	PRO
47	R1	91	LYS
47	R1	92	LYS
47	R1	97	LEU
48	R2	7	ARG
48	R2	9	GLN
48	R2	16	LEU
48	R2	24	LEU
48	R2	53	LEU
48	R2	62	THR
48	R2	64	LEU
49	R3	4	LEU
49	R3	8	LEU
49	R3	9	VAL
49	R3	10	LYS
49	R3	17	LYS
49	R3	30	ARG
49	R3	31	LEU
49	R3	32	GLN
49	R3	37	LEU
49	R3	40	THR
49	R3	44	ARG
50	R4	6	HIS
50	R4	15	ILE
50	R4	18	CYS
50	R4	21	VAL
50	R4	23	GLU
50	R4	39	CYS
50	R4	42	PHE
50	R4	48	ARG
50	R4	49	PHE
50	R4	50	VAL
50	R4	51	ASP
50	R4	53	GLU
50	R4	57	GLU
50	R4	61	ARG
50	R4	62	ARG
50	R4	63	TYR
50	R4	67	TYR
50	R4	68	ARG
50	R4	71	ARG
51	R5	3	LYS

*Continued on next page...*

*Continued from previous page...*

<b>Mol</b>	<b>Chain</b>	<b>Res</b>	<b>Type</b>
51	R5	4	HIS
51	R5	6	VAL
51	R5	11	THR
51	R5	19	ARG
51	R5	25	LEU
51	R5	36	CYS
51	R5	37	LYS
51	R5	43	HIS
51	R5	52	TYR
51	R5	56	LYS
51	R5	58	LEU
52	R6	6	ARG
52	R6	8	LYS
52	R6	18	ARG
52	R6	19	ARG
52	R6	28	ARG
52	R6	34	LEU
52	R6	37	ARG
52	R6	42	TRP
52	R6	44	ARG
52	R6	46	HIS
53	R7	1	MET
53	R7	9	ARG
53	R7	43	THR
54	R8	15	LYS
54	R8	16	ILE
54	R8	30	ARG
54	R8	35	GLN
54	R8	39	LYS
54	R8	43	GLN
54	R8	44	LYS
54	R8	47	LYS
54	R8	48	PHE
54	R8	49	VAL
54	R8	52	LYS
54	R8	53	PRO
54	R8	62	LEU
54	R8	63	PRO
54	R8	65	GLU
55	R9	1	MET
55	R9	17	ILE
2	XB	5	ILE

*Continued on next page...*



*Continued from previous page...*

Mol	Chain	Res	Type
2	XB	8	LYS
2	XB	16	HIS
2	XB	23	ARG
2	XB	24	TRP
2	XB	33	TYR
2	XB	36	ARG
2	XB	63	MET
2	XB	67	THR
2	XB	73	THR
2	XB	82	ARG
2	XB	92	TYR
2	XB	94	ASN
2	XB	121	LEU
2	XB	155	LEU
2	XB	163	PHE
2	XB	165	VAL
2	XB	168	THR
2	XB	172	ILE
2	XB	174	VAL
2	XB	178	ARG
2	XB	196	LEU
2	XB	204	ASN
2	XB	215	LEU
3	XC	3	ASN
3	XC	5	ILE
3	XC	12	LEU
3	XC	16	ARG
3	XC	21	ARG
3	XC	29	TYR
3	XC	56	ASP
3	XC	69	HIS
3	XC	94	LEU
3	XC	127	ARG
3	XC	131	ARG
3	XC	154	SER
3	XC	184	TYR
3	XC	192	THR
3	XC	193	TYR
3	XC	196	LEU
4	XD	3	ARG
4	XD	7	PRO
4	XD	9	CYS

*Continued on next page...*

*Continued from previous page...*

Mol	Chain	Res	Type
4	XD	30	LYS
4	XD	50	ARG
4	XD	53	ASP
4	XD	79	PHE
4	XD	86	LYS
4	XD	94	LEU
4	XD	96	LEU
4	XD	114	ARG
4	XD	122	ARG
4	XD	131	ARG
4	XD	181	MET
4	XD	200	GLU
5	XE	10	MET
5	XE	13	ILE
5	XE	16	THR
5	XE	31	LEU
5	XE	53	LEU
5	XE	79	GLU
5	XE	101	ILE
5	XE	153	LYS
6	XF	17	SER
6	XF	21	LEU
6	XF	27	GLN
6	XF	36	ARG
6	XF	55	ASP
6	XF	63	TYR
6	XF	69	GLU
6	XF	74	ASP
6	XF	77	ARG
6	XF	87	ARG
6	XF	92	LYS
6	XF	94	GLN
6	XF	97	PHE
6	XF	100	ASN
7	XG	8	GLU
7	XG	12	LEU
7	XG	78	ARG
7	XG	84	ASN
7	XG	98	SER
7	XG	111	ARG
7	XG	114	ARG
7	XG	124	LEU

*Continued on next page...*

*Continued from previous page...*

Mol	Chain	Res	Type
7	XG	137	LYS
7	XG	148	ASN
7	XG	155	ARG
8	XH	1	MET
8	XH	10	LEU
8	XH	27	PRO
8	XH	41	ARG
8	XH	52	ASP
8	XH	63	LEU
8	XH	69	ARG
8	XH	81	HIS
8	XH	99	GLU
8	XH	119	LEU
8	XH	121	ASP
8	XH	129	VAL
8	XH	137	VAL
9	XI	7	THR
9	XI	9	ARG
9	XI	48	GLU
9	XI	65	VAL
9	XI	83	ARG
9	XI	95	LYS
9	XI	104	ARG
9	XI	113	LYS
9	XI	114	TYR
9	XI	121	ARG
9	XI	128	ARG
10	XJ	22	LYS
10	XJ	47	PHE
10	XJ	57	LYS
10	XJ	62	HIS
10	XJ	74	ILE
10	XJ	80	LYS
10	XJ	84	GLN
10	XJ	96	ILE
11	XK	26	ASN
11	XK	32	ILE
11	XK	63	LEU
11	XK	75	TYR
11	XK	92	GLU
11	XK	109	VAL
11	XK	114	VAL

*Continued on next page...*

*Continued from previous page...*

Mol	Chain	Res	Type
11	XK	116	HIS
11	XK	125	PHE
12	XL	17	LYS
12	XL	20	LYS
12	XL	27	LEU
12	XL	41	ARG
12	XL	53	ARG
12	XL	57	LYS
12	XL	60	LEU
12	XL	62	SER
12	XL	70	ILE
12	XL	73	GLU
12	XL	81	SER
12	XL	89	ARG
12	XL	112	ASP
12	XL	120	TYR
13	XM	3	ARG
13	XM	8	GLU
13	XM	13	LYS
13	XM	35	GLU
13	XM	47	ASP
13	XM	56	LEU
13	XM	57	ARG
13	XM	64	TRP
13	XM	66	LEU
13	XM	70	LEU
13	XM	88	ARG
13	XM	90	LEU
13	XM	101	GLN
13	XM	115	LYS
13	XM	116	THR
13	XM	122	LYS
14	XN	3	ARG
14	XN	12	ARG
14	XN	14	PRO
14	XN	16	PHE
14	XN	41	ARG
15	XO	3	ILE
15	XO	8	LYS
15	XO	26	GLU
15	XO	39	LEU
15	XO	62	GLN

*Continued on next page...*

*Continued from previous page...*

Mol	Chain	Res	Type
15	XO	65	ARG
16	XP	1	MET
16	XP	26	ARG
16	XP	28	ARG
16	XP	59	TRP
16	XP	62	VAL
16	XP	69	THR
16	XP	71	ARG
16	XP	72	ARG
16	XP	82	GLN
17	XQ	12	SER
17	XQ	48	GLU
17	XQ	52	LYS
17	XQ	59	ILE
17	XQ	68	ARG
17	XQ	74	LEU
18	XR	26	LEU
18	XR	29	PHE
18	XR	32	ARG
18	XR	36	ASN
18	XR	46	GLU
18	XR	54	ARG
18	XR	55	ARG
19	XS	5	LEU
19	XS	10	PHE
19	XS	12	ASP
19	XS	13	ASP
19	XS	15	LEU
19	XS	29	ARG
19	XS	30	LEU
19	XS	41	VAL
19	XS	63	THR
19	XS	65	ASN
19	XS	83	HIS
20	XT	11	SER
20	XT	24	LEU
20	XT	26	ASN
20	XT	41	ILE
20	XT	62	LEU
20	XT	73	HIS
20	XT	75	ASN
20	XT	93	GLU

*Continued on next page...*

*Continued from previous page...*

Mol	Chain	Res	Type
21	XU	6	ARG
27	YD	10	THR
27	YD	17	THR
27	YD	26	LYS
27	YD	33	LEU
27	YD	43	ARG
27	YD	44	ASN
27	YD	61	LEU
27	YD	65	ILE
27	YD	67	PHE
27	YD	71	ASP
27	YD	73	VAL
27	YD	94	LEU
27	YD	98	VAL
27	YD	105	ILE
27	YD	106	ILE
27	YD	131	LEU
27	YD	134	ARG
27	YD	135	PHE
27	YD	155	LEU
27	YD	157	ARG
27	YD	166	GLN
27	YD	173	VAL
27	YD	183	ARG
27	YD	192	THR
27	YD	198	ASN
27	YD	200	ASP
27	YD	215	LEU
27	YD	217	ARG
27	YD	218	ARG
27	YD	226	MET
27	YD	227	ASN
27	YD	230	ASP
27	YD	237	GLU
27	YD	257	LEU
27	YD	259	THR
27	YD	261	LYS
27	YD	262	ARG
27	YD	271	ILE
28	YE	2	LYS
28	YE	4	ILE
28	YE	13	ARG

*Continued on next page...*

*Continued from previous page...*

Mol	Chain	Res	Type
28	YE	16	ARG
28	YE	17	ASP
28	YE	25	VAL
28	YE	26	ILE
28	YE	27	LEU
28	YE	33	VAL
28	YE	36	ARG
28	YE	37	ARG
28	YE	38	THR
28	YE	41	LYS
28	YE	45	THR
28	YE	54	GLN
28	YE	61	ARG
28	YE	62	PRO
28	YE	66	HIS
28	YE	73	GLU
28	YE	75	VAL
28	YE	77	ILE
28	YE	78	LEU
28	YE	79	ARG
28	YE	80	GLU
28	YE	101	ARG
28	YE	113	PHE
28	YE	117	MET
28	YE	119	ARG
28	YE	143	ASN
28	YE	146	THR
28	YE	154	LYS
28	YE	167	VAL
28	YE	179	GLU
28	YE	184	VAL
28	YE	196	VAL
28	YE	200	GLU
28	YE	202	LYS
28	YE	203	LYS
29	YF	7	TYR
29	YF	9	ILE
29	YF	25	PRO
29	YF	32	LEU
29	YF	45	ARG
29	YF	46	ARG
29	YF	65	TRP

*Continued on next page...*

*Continued from previous page...*

Mol	Chain	Res	Type
29	YF	66	PRO
29	YF	67	GLN
29	YF	70	THR
29	YF	82	ILE
29	YF	106	ARG
29	YF	108	LYS
29	YF	117	ARG
29	YF	124	LEU
29	YF	127	GLU
29	YF	145	GLU
29	YF	164	ARG
29	YF	181	LEU
29	YF	183	VAL
29	YF	206	ILE
30	YG	4	ASP
30	YG	22	ARG
30	YG	26	GLN
30	YG	33	ARG
30	YG	34	LEU
30	YG	35	GLU
30	YG	43	LEU
30	YG	45	GLU
30	YG	63	ILE
30	YG	67	LYS
30	YG	71	THR
30	YG	88	ILE
30	YG	94	LEU
30	YG	96	ARG
30	YG	97	ASP
30	YG	103	LEU
30	YG	115	ARG
30	YG	118	ARG
30	YG	133	LEU
30	YG	147	ASP
30	YG	155	MET
30	YG	156	ASP
30	YG	159	VAL
30	YG	167	GLU
30	YG	174	GLU
31	YH	3	ARG
31	YH	4	ILE
31	YH	9	ILE

*Continued on next page...*



*Continued from previous page...*

Mol	Chain	Res	Type
31	YH	10	PRO
31	YH	11	VAL
31	YH	16	SER
31	YH	27	LYS
31	YH	32	GLU
31	YH	37	VAL
31	YH	41	MET
31	YH	43	VAL
31	YH	59	ARG
31	YH	64	LEU
31	YH	77	LYS
31	YH	81	GLU
31	YH	85	LYS
31	YH	88	LEU
31	YH	89	ILE
31	YH	105	LEU
31	YH	132	ARG
31	YH	139	GLN
31	YH	143	GLN
31	YH	152	ARG
31	YH	153	LYS
31	YH	154	PRO
31	YH	155	SER
31	YH	158	HIS
31	YH	169	VAL
32	YI	1	MET
32	YI	2	LYS
32	YI	5	LEU
32	YI	25	TYR
32	YI	27	ARG
32	YI	33	ARG
32	YI	35	LEU
32	YI	38	LEU
32	YI	56	LYS
32	YI	67	ARG
32	YI	70	GLU
32	YI	81	VAL
32	YI	85	GLU
32	YI	86	THR
32	YI	93	THR
32	YI	101	LEU
32	YI	105	HIS

*Continued on next page...*

*Continued from previous page...*

Mol	Chain	Res	Type
32	YI	113	ARG
32	YI	130	TYR
32	YI	135	GLU
32	YI	136	VAL
32	YI	139	GLN
32	YI	142	VAL
32	YI	145	VAL
33	YN	2	LYS
33	YN	7	LYS
33	YN	43	THR
33	YN	48	MET
33	YN	60	ILE
33	YN	61	ARG
33	YN	65	LYS
33	YN	73	THR
33	YN	78	TYR
33	YN	90	MET
33	YN	93	THR
33	YN	94	HIS
33	YN	101	HIS
33	YN	109	LYS
33	YN	112	LEU
33	YN	120	LEU
33	YN	127	ASP
33	YN	131	GLN
33	YN	136	GLU
34	YO	8	LEU
34	YO	9	GLU
34	YO	17	ARG
34	YO	19	ILE
34	YO	23	ARG
34	YO	31	LYS
34	YO	39	ILE
34	YO	49	ARG
34	YO	53	LYS
34	YO	65	THR
35	YP	5	ASP
35	YP	9	ASN
35	YP	10	PRO
35	YP	16	ARG
35	YP	21	ARG
35	YP	27	HIS

*Continued on next page...*

*Continued from previous page...*

<b>Mol</b>	<b>Chain</b>	<b>Res</b>	<b>Type</b>
35	YP	29	LYS
35	YP	30	THR
35	YP	32	THR
35	YP	36	LYS
35	YP	38	GLN
35	YP	41	ARG
35	YP	50	ARG
35	YP	55	ARG
35	YP	61	ARG
35	YP	62	LEU
35	YP	64	LYS
35	YP	65	ARG
35	YP	75	ILE
35	YP	81	GLN
35	YP	88	LEU
35	YP	91	PHE
35	YP	99	LEU
35	YP	100	LEU
35	YP	108	LYS
35	YP	144	GLU
35	YP	146	VAL
36	YQ	2	LEU
36	YQ	25	ASP
36	YQ	26	TYR
36	YQ	27	VAL
36	YQ	45	GLN
36	YQ	46	GLN
36	YQ	54	MET
36	YQ	55	VAL
36	YQ	59	ARG
36	YQ	60	ARG
36	YQ	79	LEU
36	YQ	83	MET
36	YQ	89	ASN
36	YQ	90	VAL
36	YQ	91	GLU
36	YQ	130	LYS
36	YQ	135	ASP
36	YQ	139	GLU
37	YR	14	SER
37	YR	31	HIS
37	YR	37	THR

*Continued on next page...*

*Continued from previous page...*

Mol	Chain	Res	Type
37	YR	44	LEU
37	YR	51	LEU
37	YR	57	ARG
37	YR	66	VAL
37	YR	67	LEU
37	YR	71	GLN
37	YR	75	LEU
37	YR	76	VAL
37	YR	81	ASP
37	YR	95	THR
37	YR	104	ARG
37	YR	105	ARG
37	YR	107	ASP
37	YR	113	LEU
38	YS	4	LEU
38	YS	12	PHE
38	YS	17	ARG
38	YS	18	ILE
38	YS	20	ARG
38	YS	44	LYS
38	YS	56	LEU
38	YS	57	LYS
38	YS	89	ARG
38	YS	101	LEU
38	YS	103	GLU
38	YS	106	ARG
38	YS	111	GLU
39	YT	2	ASN
39	YT	14	TYR
39	YT	22	PHE
39	YT	23	ARG
39	YT	26	ASP
39	YT	27	THR
39	YT	42	ILE
39	YT	51	ARG
39	YT	58	ASN
39	YT	65	LYS
39	YT	73	GLU
39	YT	78	LEU
39	YT	86	ILE
39	YT	87	ASP
39	YT	99	LEU

*Continued on next page...*

*Continued from previous page...*

Mol	Chain	Res	Type
39	YT	100	TYR
39	YT	104	ASN
39	YT	107	ASP
39	YT	111	ARG
39	YT	112	ARG
39	YT	115	ARG
39	YT	128	GLU
39	YT	134	GLU
40	YU	5	LYS
40	YU	9	VAL
40	YU	31	SER
40	YU	52	ARG
40	YU	74	LEU
40	YU	76	TYR
40	YU	79	PHE
40	YU	88	ILE
40	YU	92	ARG
40	YU	98	LEU
40	YU	108	GLU
40	YU	114	LYS
40	YU	117	GLN
41	YV	13	ARG
41	YV	14	VAL
41	YV	18	LEU
41	YV	35	LEU
41	YV	38	LEU
41	YV	39	LEU
41	YV	40	LEU
41	YV	66	ARG
41	YV	75	PHE
41	YV	91	TYR
41	YV	99	ILE
42	YW	11	ARG
42	YW	14	PRO
42	YW	16	LYS
42	YW	18	ARG
42	YW	19	LEU
42	YW	20	VAL
42	YW	63	ASP
42	YW	67	ASP
42	YW	69	LEU
42	YW	70	TYR

*Continued on next page...*

*Continued from previous page...*

Mol	Chain	Res	Type
42	YW	87	PRO
42	YW	88	ARG
42	YW	92	ARG
42	YW	107	LEU
42	YW	109	GLU
43	YX	3	THR
43	YX	6	ASP
43	YX	15	GLU
43	YX	27	THR
43	YX	30	VAL
43	YX	55	ASN
43	YX	57	LEU
43	YX	65	ARG
43	YX	70	LEU
43	YX	80	ILE
43	YX	88	LYS
44	YY	7	VAL
44	YY	11	ASP
44	YY	27	VAL
44	YY	45	VAL
44	YY	57	GLN
44	YY	64	GLU
44	YY	75	ILE
44	YY	77	PRO
44	YY	79	CYS
44	YY	87	LYS
44	YY	88	LYS
44	YY	89	PHE
44	YY	90	LEU
44	YY	95	LYS
44	YY	97	ARG
45	YZ	2	GLU
45	YZ	20	ARG
45	YZ	31	ARG
45	YZ	41	LEU
45	YZ	53	ILE
45	YZ	71	VAL
45	YZ	76	LEU
45	YZ	81	ARG
45	YZ	82	ARG
45	YZ	87	ASP
45	YZ	94	GLU

*Continued on next page...*

*Continued from previous page...*

Mol	Chain	Res	Type
45	YZ	112	ARG
45	YZ	123	ASP
45	YZ	140	ASP
45	YZ	144	LEU
45	YZ	150	LEU
45	YZ	151	HIS
45	YZ	182	LYS
46	Y0	9	SER
46	Y0	12	ASN
46	Y0	36	ILE
46	Y0	74	ARG
47	Y1	2	SER
47	Y1	11	ARG
47	Y1	21	ARG
47	Y1	30	VAL
47	Y1	40	ARG
47	Y1	41	ARG
47	Y1	56	GLN
47	Y1	76	ARG
47	Y1	80	LEU
47	Y1	81	LYS
47	Y1	83	GLU
47	Y1	87	PRO
47	Y1	91	LYS
47	Y1	92	LYS
47	Y1	97	LEU
48	Y2	7	ARG
48	Y2	9	GLN
48	Y2	16	LEU
48	Y2	24	LEU
48	Y2	53	LEU
48	Y2	62	THR
48	Y2	64	LEU
49	Y3	4	LEU
49	Y3	8	LEU
49	Y3	9	VAL
49	Y3	10	LYS
49	Y3	17	LYS
49	Y3	30	ARG
49	Y3	31	LEU
49	Y3	32	GLN
49	Y3	37	LEU

*Continued on next page...*

*Continued from previous page...*

Mol	Chain	Res	Type
49	Y3	40	THR
49	Y3	44	ARG
50	Y4	6	HIS
50	Y4	15	ILE
50	Y4	18	CYS
50	Y4	21	VAL
50	Y4	23	GLU
50	Y4	39	CYS
50	Y4	42	PHE
50	Y4	48	ARG
50	Y4	49	PHE
50	Y4	50	VAL
50	Y4	51	ASP
50	Y4	53	GLU
50	Y4	57	GLU
50	Y4	61	ARG
50	Y4	62	ARG
50	Y4	63	TYR
50	Y4	67	TYR
50	Y4	68	ARG
50	Y4	71	ARG
51	Y5	3	LYS
51	Y5	4	HIS
51	Y5	6	VAL
51	Y5	11	THR
51	Y5	19	ARG
51	Y5	25	LEU
51	Y5	36	CYS
51	Y5	37	LYS
51	Y5	43	HIS
51	Y5	52	TYR
51	Y5	56	LYS
51	Y5	58	LEU
52	Y6	6	ARG
52	Y6	8	LYS
52	Y6	18	ARG
52	Y6	19	ARG
52	Y6	28	ARG
52	Y6	34	LEU
52	Y6	37	ARG
52	Y6	42	TRP
52	Y6	44	ARG

*Continued on next page...*



*Continued from previous page...*

Mol	Chain	Res	Type
52	Y6	46	HIS
53	Y7	1	MET
53	Y7	9	ARG
53	Y7	43	THR
54	Y8	15	LYS
54	Y8	16	ILE
54	Y8	30	ARG
54	Y8	35	GLN
54	Y8	39	LYS
54	Y8	43	GLN
54	Y8	44	LYS
54	Y8	47	LYS
54	Y8	48	PHE
54	Y8	49	VAL
54	Y8	52	LYS
54	Y8	53	PRO
54	Y8	62	LEU
54	Y8	63	PRO
54	Y8	65	GLU
55	Y9	1	MET
55	Y9	17	ILE

Some sidechains can be flipped to improve hydrogen bonding and reduce clashes. All (98) such sidechains are listed below:

Mol	Chain	Res	Type
2	QB	95	GLN
2	QB	135	GLN
2	QB	204	ASN
2	QB	212	GLN
3	QC	181	ASN
5	QE	72	GLN
5	QE	78	HIS
6	QF	64	GLN
6	QF	100	ASN
7	QG	28	ASN
7	QG	37	ASN
7	QG	86	GLN
7	QG	148	ASN
10	QJ	78	ASN
11	QK	117	ASN
12	QL	9	GLN
13	QM	40	ASN

*Continued on next page...*

*Continued from previous page...*

<b>Mol</b>	<b>Chain</b>	<b>Res</b>	<b>Type</b>
13	QM	101	GLN
19	QS	65	ASN
20	QT	26	ASN
27	RD	44	ASN
27	RD	143	HIS
27	RD	166	GLN
27	RD	198	ASN
28	RE	48	GLN
31	RH	143	GLN
31	RH	147	ASN
33	RN	56	ASN
33	RN	131	GLN
34	RO	5	GLN
34	RO	82	ASN
35	RP	81	GLN
35	RP	84	ASN
37	RR	3	HIS
39	RT	55	ASN
39	RT	58	ASN
40	RU	94	ASN
41	RV	11	GLN
43	RX	55	ASN
43	RX	87	GLN
44	RY	57	GLN
45	RZ	73	GLN
45	RZ	75	ASN
47	R1	56	GLN
48	R2	9	GLN
48	R2	47	ASN
49	R3	19	GLN
49	R3	32	GLN
55	R9	32	HIS
2	XB	95	GLN
2	XB	135	GLN
2	XB	204	ASN
2	XB	212	GLN
3	XC	181	ASN
5	XE	72	GLN
5	XE	78	HIS
6	XF	16	GLN
6	XF	64	GLN
6	XF	100	ASN

*Continued on next page...*

*Continued from previous page...*

Mol	Chain	Res	Type
7	XG	28	ASN
7	XG	37	ASN
7	XG	86	GLN
7	XG	148	ASN
10	XJ	13	HIS
10	XJ	78	ASN
11	XK	99	GLN
12	XL	9	GLN
13	XM	62	ASN
13	XM	77	ASN
13	XM	101	GLN
15	XO	53	HIS
19	XS	65	ASN
20	XT	26	ASN
27	YD	44	ASN
27	YD	143	HIS
27	YD	166	GLN
27	YD	198	ASN
28	YE	48	GLN
28	YE	135	HIS
31	YH	143	GLN
31	YH	147	ASN
33	YN	56	ASN
33	YN	101	HIS
33	YN	131	GLN
34	YO	5	GLN
34	YO	82	ASN
35	YP	81	GLN
35	YP	84	ASN
37	YR	3	HIS
40	YU	94	ASN
41	YV	11	GLN
43	YX	55	ASN
43	YX	87	GLN
44	YY	57	GLN
47	Y1	56	GLN
48	Y2	9	GLN
49	Y3	32	GLN
55	Y9	32	HIS

### 5.3.3 RNA ⓘ

Mol	Chain	Analysed	Backbone Outliers	Pucker Outliers
1	QA	1499/1522 (98%)	313 (20%)	45 (3%)
1	XA	1499/1522 (98%)	315 (21%)	47 (3%)
22	QV	76/77 (98%)	30 (39%)	1 (1%)
22	XV	76/77 (98%)	30 (39%)	1 (1%)
23	QX	7/25 (28%)	3 (42%)	2 (28%)
23	XX	7/25 (28%)	3 (42%)	2 (28%)
24	QY	13/18 (72%)	5 (38%)	1 (7%)
24	XY	13/18 (72%)	5 (38%)	1 (7%)
25	RA	2879/2916 (98%)	667 (23%)	61 (2%)
25	YA	2880/2916 (98%)	675 (23%)	58 (2%)
26	RB	119/122 (97%)	24 (20%)	1 (0%)
26	YB	119/122 (97%)	26 (21%)	1 (0%)
56	Z6	1/3 (33%)	0	0
56	Z8	1/3 (33%)	0	0
All	All	9189/9366 (98%)	2096 (22%)	221 (2%)

All (2096) RNA backbone outliers are listed below:

Mol	Chain	Res	Type
1	QA	6	G
1	QA	7	G
1	QA	9	G
1	QA	22	G
1	QA	32	A
1	QA	39	G
1	QA	47	C
1	QA	48	C
1	QA	51	A
1	QA	58	C
1	QA	64	G
1	QA	65	U
1	QA	66	G
1	QA	76	G
1	QA	79	G
1	QA	80	G
1	QA	90	C
1	QA	91	C
1	QA	92	G
1	QA	95	G
1	QA	101	A
1	QA	116	A
1	QA	121	C
1	QA	122	G

*Continued on next page...*

*Continued from previous page...*

Mol	Chain	Res	Type
1	QA	144	G
1	QA	146	G
1	QA	147	G
1	QA	151	A
1	QA	163	C
1	QA	169	C
1	QA	170	U
1	QA	171	A
1	QA	172	A
1	QA	173	U
1	QA	174	C
1	QA	182	U
1	QA	190	G
1	QA	191(A)	G
1	QA	195	A
1	QA	197	A
1	QA	209	U
1	QA	210	U
1	QA	216	G
1	QA	220	G
1	QA	231	G
1	QA	244	U
1	QA	245	C
1	QA	247	G
1	QA	251	G
1	QA	267	C
1	QA	281	G
1	QA	289	G
1	QA	313	A
1	QA	318	G
1	QA	321	A
1	QA	328	C
1	QA	329	A
1	QA	332	G
1	QA	344	A
1	QA	346	G
1	QA	347	G
1	QA	348	G
1	QA	351	G
1	QA	352	C
1	QA	353	A
1	QA	354	G

*Continued on next page...*

*Continued from previous page...*

Mol	Chain	Res	Type
1	QA	356	A
1	QA	367	U
1	QA	372	C
1	QA	373	A
1	QA	388	G
1	QA	390	C
1	QA	397	A
1	QA	398	C
1	QA	406	G
1	QA	411	A
1	QA	412	A
1	QA	413	G
1	QA	414	A
1	QA	421	U
1	QA	422	C
1	QA	423	G
1	QA	424	G
1	QA	429	U
1	QA	430	A
1	QA	435	C
1	QA	440	A
1	QA	442	C
1	QA	452	A
1	QA	482	A
1	QA	485	G
1	QA	486	U
1	QA	496	A
1	QA	497	U
1	QA	498	A
1	QA	505	G
1	QA	507	C
1	QA	509	A
1	QA	510	A
1	QA	511	C
1	QA	517	G
1	QA	518	C
1	QA	527	G
1	QA	531	U
1	QA	532	A
1	QA	533	A
1	QA	545	C
1	QA	547	A

*Continued on next page...*

*Continued from previous page...*

Mol	Chain	Res	Type
1	QA	559	A
1	QA	561	U
1	QA	566	G
1	QA	568	G
1	QA	572	A
1	QA	573	A
1	QA	576	G
1	QA	577	G
1	QA	579	G
1	QA	596	C
1	QA	607	A
1	QA	614	A
1	QA	620	C
1	QA	621	A
1	QA	623	C
1	QA	630	G
1	QA	631	G
1	QA	633	G
1	QA	652	U
1	QA	653	A
1	QA	661	G
1	QA	665	A
1	QA	688	G
1	QA	701	C
1	QA	702	A
1	QA	703	G
1	QA	704	A
1	QA	721	G
1	QA	723	U
1	QA	724	G
1	QA	731	G
1	QA	748	C
1	QA	753	A
1	QA	754	C
1	QA	755	G
1	QA	774	G
1	QA	777	A
1	QA	786	G
1	QA	792	A
1	QA	793	U
1	QA	794	A
1	QA	813	U

*Continued on next page...*

*Continued from previous page...*

Mol	Chain	Res	Type
1	QA	817	C
1	QA	819	A
1	QA	821	G
1	QA	828	A
1	QA	836	G
1	QA	841	U
1	QA	843	U
1	QA	848	C
1	QA	859	A
1	QA	870	U
1	QA	871	U
1	QA	872	A
1	QA	902	G
1	QA	914	A
1	QA	917	G
1	QA	919	A
1	QA	926	G
1	QA	927	G
1	QA	934	C
1	QA	935	A
1	QA	960	U
1	QA	961	U
1	QA	966	G
1	QA	968	A
1	QA	969	A
1	QA	971	G
1	QA	974	A
1	QA	975	A
1	QA	976	G
1	QA	977	A
1	QA	978	A
1	QA	980	C
1	QA	983	A
1	QA	991	U
1	QA	992	U
1	QA	993	G
1	QA	994	A
1	QA	1001	G
1	QA	1002	G
1	QA	1004	A
1	QA	1006	C
1	QA	1008	C

*Continued on next page...*



*Continued from previous page...*

Mol	Chain	Res	Type
1	QA	1009	G
1	QA	1020	U
1	QA	1021	G
1	QA	1024	G
1	QA	1025	U
1	QA	1028	C
1	QA	1029	G
1	QA	1031	G
1	QA	1032(A)	G
1	QA	1036	G
1	QA	1040	U
1	QA	1053	G
1	QA	1054	C
1	QA	1055	A
1	QA	1064	G
1	QA	1065	U
1	QA	1066	C
1	QA	1094	G
1	QA	1095	U
1	QA	1096	C
1	QA	1101	A
1	QA	1103	C
1	QA	1108	G
1	QA	1124	G
1	QA	1125	U
1	QA	1126	U
1	QA	1127	G
1	QA	1130	A
1	QA	1131	G
1	QA	1136	U
1	QA	1137	C
1	QA	1138	G
1	QA	1139	G
1	QA	1140	C
1	QA	1146	A
1	QA	1157	A
1	QA	1158	C
1	QA	1159	U
1	QA	1160	G
1	QA	1161	C
1	QA	1163	C
1	QA	1171	G

*Continued on next page...*

*Continued from previous page...*

Mol	Chain	Res	Type
1	QA	1178	G
1	QA	1181	G
1	QA	1182	G
1	QA	1183	A
1	QA	1187	G
1	QA	1193	G
1	QA	1196	U
1	QA	1198	G
1	QA	1200	C
1	QA	1201	A
1	QA	1202	G
1	QA	1212	U
1	QA	1218	C
1	QA	1226	C
1	QA	1238	A
1	QA	1241	G
1	QA	1256	A
1	QA	1257	U
1	QA	1258	G
1	QA	1260	C
1	QA	1270	C
1	QA	1273	G
1	QA	1280	A
1	QA	1281	U
1	QA	1286	A
1	QA	1287	A
1	QA	1289	A
1	QA	1297	C
1	QA	1298	C
1	QA	1299	A
1	QA	1300	G
1	QA	1301	U
1	QA	1302	U
1	QA	1305	G
1	QA	1306	A
1	QA	1314	C
1	QA	1317	C
1	QA	1318	A
1	QA	1320	C
1	QA	1321	C
1	QA	1322	C
1	QA	1323	G

*Continued on next page...*

*Continued from previous page...*

Mol	Chain	Res	Type
1	QA	1326	C
1	QA	1331	G
1	QA	1335	C
1	QA	1336	C
1	QA	1337	G
1	QA	1338	G
1	QA	1340	A
1	QA	1347	G
1	QA	1348	U
1	QA	1353	G
1	QA	1362(A)	C
1	QA	1363	A
1	QA	1364	U
1	QA	1370	G
1	QA	1397	C
1	QA	1401	G
1	QA	1402	C
1	QA	1419	G
1	QA	1442	G
1	QA	1446	A
1	QA	1447	G
1	QA	1452	C
1	QA	1453	G
1	QA	1454	G
1	QA	1469	G
1	QA	1487	G
1	QA	1492	A
1	QA	1497	G
1	QA	1499	A
1	QA	1503	A
1	QA	1504	G
1	QA	1506	U
1	QA	1517	G
1	QA	1519	A
1	QA	1520	G
1	QA	1529	G
1	QA	1530	G
22	QV	3	C
22	QV	4	G
22	QV	5	G
22	QV	7	G
22	QV	8	U

*Continued on next page...*

*Continued from previous page...*

Mol	Chain	Res	Type
22	QV	14	A
22	QV	16	C
22	QV	17	C
22	QV	17(A)	U
22	QV	18	G
22	QV	19	G
22	QV	21	A
22	QV	22	G
22	QV	25	C
22	QV	31	G
22	QV	37	A
22	QV	42	G
22	QV	47	U
22	QV	48	C
22	QV	49	G
22	QV	50	U
22	QV	51	C
22	QV	52	G
22	QV	54	U
22	QV	59	A
22	QV	63	G
22	QV	67	C
22	QV	72	A
22	QV	75	C
22	QV	76	A
23	QX	3	G
23	QX	4	C
23	QX	7	G
24	QY	31	G
24	QY	33	U
24	QY	36	G
24	QY	39	C
24	QY	40	G
25	RA	9	U
25	RA	11	G
25	RA	14	A
25	RA	15	G
25	RA	23	G
25	RA	27	G
25	RA	33	U
25	RA	34	C
25	RA	35	G

*Continued on next page...*

*Continued from previous page...*

<b>Mol</b>	<b>Chain</b>	<b>Res</b>	<b>Type</b>
25	RA	36	G
25	RA	38	A
25	RA	46	C
25	RA	49	A
25	RA	51	G
25	RA	55	G
25	RA	59	U
25	RA	74	A
25	RA	75	G
25	RA	83	G
25	RA	86	C
25	RA	95	G
25	RA	96	G
25	RA	101	G
25	RA	102	G
25	RA	103	A
25	RA	112	U
25	RA	118	A
25	RA	120	U
25	RA	127	A
25	RA	129	C
25	RA	131	G
25	RA	138	G
25	RA	161	U
25	RA	177	G
25	RA	181	A
25	RA	196	A
25	RA	199	A
25	RA	210	C
25	RA	212	G
25	RA	215	G
25	RA	216	A
25	RA	221	A
25	RA	222	A
25	RA	223	A
25	RA	224	G
25	RA	228	A
25	RA	229	A
25	RA	230	U
25	RA	242	G
25	RA	243	U
25	RA	248	G

*Continued on next page...*

*Continued from previous page...*

Mol	Chain	Res	Type
25	RA	249	C
25	RA	252	G
25	RA	265	A
25	RA	266	G
25	RA	268	C
25	RA	270(L)	U
25	RA	270(M)	U
25	RA	270(P)	C
25	RA	270(T)	G
25	RA	271(C)	U
25	RA	271	G
25	RA	273(F)	C
25	RA	275	G
25	RA	276	A
25	RA	277	C
25	RA	278	A
25	RA	279	C
25	RA	299	A
25	RA	300	A
25	RA	302	C
25	RA	311	A
25	RA	312	G
25	RA	323	G
25	RA	324	A
25	RA	329	G
25	RA	330	A
25	RA	335	C
25	RA	342	G
25	RA	343	C
25	RA	345	A
25	RA	346	A
25	RA	352	G
25	RA	364	C
25	RA	371	A
25	RA	372	G
25	RA	373	U
25	RA	386	G
25	RA	394	A
25	RA	396	G
25	RA	405	U
25	RA	411	G
25	RA	412	A

*Continued on next page...*

*Continued from previous page...*

Mol	Chain	Res	Type
25	RA	428	A
25	RA	435	C
25	RA	444	C
25	RA	448	U
25	RA	455	C
25	RA	457	A
25	RA	458	G
25	RA	470	A
25	RA	481	G
25	RA	504	U
25	RA	505	A
25	RA	513	A
25	RA	527	C
25	RA	529	A
25	RA	530	G
25	RA	531	C
25	RA	532	A
25	RA	533	G
25	RA	537	C
25	RA	539	G
25	RA	540	G
25	RA	544	C
25	RA	546	C
25	RA	547	A
25	RA	549	G
25	RA	554	U
25	RA	563	G
25	RA	571	A
25	RA	573	G
25	RA	574	C
25	RA	575	A
25	RA	588	U
25	RA	603	A
25	RA	607	U
25	RA	614	U
25	RA	615	G
25	RA	617	G
25	RA	618	G
25	RA	621	A
25	RA	622	G
25	RA	627	A
25	RA	637	A

*Continued on next page...*

*Continued from previous page...*

Mol	Chain	Res	Type
25	RA	638	G
25	RA	645	C
25	RA	646	A
25	RA	651	G
25	RA	652	C
25	RA	654	A
25	RA	654(A)	G
25	RA	654(B)	C
25	RA	654(V)	A
25	RA	669	G
25	RA	686	G
25	RA	695	G
25	RA	702	G
25	RA	704	G
25	RA	722	A
25	RA	730	C
25	RA	738	G
25	RA	747	U
25	RA	753	C
25	RA	764	A
25	RA	765	G
25	RA	771	G
25	RA	776	G
25	RA	782	A
25	RA	784	A
25	RA	785	G
25	RA	789	A
25	RA	790	C
25	RA	805	G
25	RA	812	C
25	RA	819	A
25	RA	827	U
25	RA	828	U
25	RA	831	G
25	RA	847	U
25	RA	855	G
25	RA	856	C
25	RA	857	C
25	RA	859	G
25	RA	860	U
25	RA	869	G
25	RA	871	U

*Continued on next page...*



*Continued from previous page...*

Mol	Chain	Res	Type
25	RA	880	G
25	RA	881	G
25	RA	882	G
25	RA	884	C
25	RA	885	C
25	RA	886	C
25	RA	887	A
25	RA	888	C
25	RA	889	C
25	RA	893	C
25	RA	896	A
25	RA	897	C
25	RA	899	A
25	RA	900	A
25	RA	901	A
25	RA	902	C
25	RA	904	C
25	RA	906	G
25	RA	907	U
25	RA	910	A
25	RA	915	C
25	RA	917	A
25	RA	918	A
25	RA	932	G
25	RA	938	G
25	RA	941	A
25	RA	945	A
25	RA	946	G
25	RA	959	A
25	RA	961	C
25	RA	962	G
25	RA	974	G
25	RA	974(A)	C
25	RA	975	G
25	RA	980	A
25	RA	983	A
25	RA	991	C
25	RA	996	A
25	RA	1005	C
25	RA	1012	U
25	RA	1013	C
25	RA	1015	G

*Continued on next page...*

*Continued from previous page...*

<b>Mol</b>	<b>Chain</b>	<b>Res</b>	<b>Type</b>
25	RA	1017	G
25	RA	1020	A
25	RA	1022	G
25	RA	1023	U
25	RA	1026	U
25	RA	1027	A
25	RA	1030	G
25	RA	1033	U
25	RA	1034	G
25	RA	1044	G
25	RA	1045	A
25	RA	1046	A
25	RA	1050	A
25	RA	1054	A
25	RA	1055	G
25	RA	1057	A
25	RA	1059	G
25	RA	1060	U
25	RA	1061	U
25	RA	1066	U
25	RA	1067	A
25	RA	1068	G
25	RA	1070	A
25	RA	1071	G
25	RA	1076	C
25	RA	1077	A
25	RA	1078	U
25	RA	1079	C
25	RA	1082	U
25	RA	1083	U
25	RA	1084	A
25	RA	1085	A
25	RA	1086	A
25	RA	1087	G
25	RA	1088	A
25	RA	1091	G
25	RA	1093	G
25	RA	1095	A
25	RA	1096	A
25	RA	1099	G
25	RA	1104	C
25	RA	1110	G

*Continued on next page...*

*Continued from previous page...*

<b>Mol</b>	<b>Chain</b>	<b>Res</b>	<b>Type</b>
25	RA	1112	G
25	RA	1125	G
25	RA	1128	A
25	RA	1131	G
25	RA	1135	C
25	RA	1136	G
25	RA	1142	U
25	RA	1142(A)	A
25	RA	1143	A
25	RA	1151	G
25	RA	1155	A
25	RA	1161	C
25	RA	1170	G
25	RA	1173	G
25	RA	1174	A
25	RA	1175	U
25	RA	1176	G
25	RA	1178	C
25	RA	1179	C
25	RA	1180	C
25	RA	1190	G
25	RA	1195	G
25	RA	1204	A
25	RA	1205	U
25	RA	1206	G
25	RA	1210	A
25	RA	1211	U
25	RA	1212	G
25	RA	1218	C
25	RA	1220	A
25	RA	1221	C
25	RA	1236	G
25	RA	1237	A
25	RA	1238	G
25	RA	1240	U
25	RA	1247	A
25	RA	1248	G
25	RA	1253	A
25	RA	1255	U
25	RA	1256	G
25	RA	1265	A
25	RA	1271	G

*Continued on next page...*

*Continued from previous page...*

Mol	Chain	Res	Type
25	RA	1272	A
25	RA	1273	U
25	RA	1296	G
25	RA	1300	U
25	RA	1301	A
25	RA	1309	G
25	RA	1312	U
25	RA	1313	U
25	RA	1314	C
25	RA	1316	U
25	RA	1319	G
25	RA	1321	A
25	RA	1329	U
25	RA	1341	U
25	RA	1349	A
25	RA	1365	A
25	RA	1368	G
25	RA	1370	C
25	RA	1378	A
25	RA	1379	A
25	RA	1380	G
25	RA	1384	A
25	RA	1385	G
25	RA	1386	C
25	RA	1390	U
25	RA	1391	U
25	RA	1396	U
25	RA	1406	U
25	RA	1407	C
25	RA	1411	C
25	RA	1416	G
25	RA	1419	A
25	RA	1420	U
25	RA	1421	G
25	RA	1423	G
25	RA	1428	C
25	RA	1444(A)	A
25	RA	1445	C
25	RA	1449	A
25	RA	1449(A)	G
25	RA	1450	C
25	RA	1455	G

*Continued on next page...*

*Continued from previous page...*

<b>Mol</b>	<b>Chain</b>	<b>Res</b>	<b>Type</b>
25	RA	1459	G
25	RA	1461	G
25	RA	1467	C
25	RA	1471	A
25	RA	1474	C
25	RA	1482	U
25	RA	1483	G
25	RA	1485	G
25	RA	1492	G
25	RA	1493	C
25	RA	1497	U
25	RA	1502	C
25	RA	1506	C
25	RA	1507	A
25	RA	1508	A
25	RA	1510	A
25	RA	1514	U
25	RA	1519	G
25	RA	1534	G
25	RA	1535	U
25	RA	1536	A
25	RA	1537	C
25	RA	1543	A
25	RA	1544	C
25	RA	1545	A
25	RA	1547	C
25	RA	1549	C
25	RA	1554	A
25	RA	1558	A
25	RA	1559	G
25	RA	1560	G
25	RA	1569	A
25	RA	1578	U
25	RA	1579	A
25	RA	1580	A
25	RA	1585	C
25	RA	1586	A
25	RA	1598	C
25	RA	1599	C
25	RA	1602	U
25	RA	1603	A
25	RA	1608	A

*Continued on next page...*

*Continued from previous page...*

<b>Mol</b>	<b>Chain</b>	<b>Res</b>	<b>Type</b>
25	RA	1609	A
25	RA	1610	A
25	RA	1616	A
25	RA	1617	C
25	RA	1618	A
25	RA	1619	G
25	RA	1639	U
25	RA	1640	C
25	RA	1647	G
25	RA	1648	C
25	RA	1654	A
25	RA	1667	G
25	RA	1674	G
25	RA	1687	G
25	RA	1694	C
25	RA	1695	G
25	RA	1725	G
25	RA	1729	A
25	RA	1730	U
25	RA	1731	G
25	RA	1733	G
25	RA	1742	C
25	RA	1743	G
25	RA	1753	G
25	RA	1754	C
25	RA	1756	G
25	RA	1762	A
25	RA	1763	G
25	RA	1764	G
25	RA	1773	A
25	RA	1779	U
25	RA	1780	A
25	RA	1784	A
25	RA	1787	A
25	RA	1791	A
25	RA	1799	G
25	RA	1800	C
25	RA	1801	G
25	RA	1811	G
25	RA	1816	G
25	RA	1820	U
25	RA	1829	A

*Continued on next page...*

*Continued from previous page...*

Mol	Chain	Res	Type
25	RA	1835	G
25	RA	1838	C
25	RA	1847	A
25	RA	1848	A
25	RA	1849	G
25	RA	1858	G
25	RA	1869	G
25	RA	1870	C
25	RA	1872	A
25	RA	1878	G
25	RA	1880	C
25	RA	1882	C
25	RA	1888	G
25	RA	1889	A
25	RA	1896	G
25	RA	1903	G
25	RA	1906	G
25	RA	1913	A
25	RA	1919	A
25	RA	1927	A
25	RA	1929	G
25	RA	1930	G
25	RA	1931	U
25	RA	1933	G
25	RA	1936	A
25	RA	1937	A
25	RA	1938	A
25	RA	1939	U
25	RA	1955	U
25	RA	1963	U
25	RA	1965	C
25	RA	1966	A
25	RA	1967	C
25	RA	1969	A
25	RA	1970	A
25	RA	1971	A
25	RA	1972	A
25	RA	1981	A
25	RA	1982	C
25	RA	1984	G
25	RA	1987	G
25	RA	1992	G

*Continued on next page...*

*Continued from previous page...*

<b>Mol</b>	<b>Chain</b>	<b>Res</b>	<b>Type</b>
25	RA	1993	U
25	RA	2004	G
25	RA	2013	A
25	RA	2023	G
25	RA	2031	A
25	RA	2032	G
25	RA	2033	A
25	RA	2039	C
25	RA	2043	C
25	RA	2049	G
25	RA	2052	G
25	RA	2055	C
25	RA	2056	G
25	RA	2059	A
25	RA	2060	A
25	RA	2061	G
25	RA	2062	A
25	RA	2069	G
25	RA	2076	U
25	RA	2077	A
25	RA	2086	U
25	RA	2093	G
25	RA	2108	C
25	RA	2111	C
25	RA	2113	U
25	RA	2114	A
25	RA	2115	G
25	RA	2116	G
25	RA	2117	A
25	RA	2118	U
25	RA	2120	G
25	RA	2126	A
25	RA	2127	G
25	RA	2128	C
25	RA	2131	G
25	RA	2132	U
25	RA	2133	G
25	RA	2136	C
25	RA	2146	C
25	RA	2148	G
25	RA	2150	U
25	RA	2157	G

*Continued on next page...*



*Continued from previous page...*

Mol	Chain	Res	Type
25	RA	2158	A
25	RA	2161	C
25	RA	2166	G
25	RA	2168	G
25	RA	2169	A
25	RA	2173	A
25	RA	2176	A
25	RA	2190	G
25	RA	2192	G
25	RA	2194	G
25	RA	2198	A
25	RA	2199	A
25	RA	2209	C
25	RA	2210	G
25	RA	2211	G
25	RA	2212	A
25	RA	2213	U
25	RA	2215	G
25	RA	2225	A
25	RA	2234	G
25	RA	2238	G
25	RA	2239	G
25	RA	2243	U
25	RA	2275	C
25	RA	2283	C
25	RA	2287	A
25	RA	2288	A
25	RA	2307	G
25	RA	2308	G
25	RA	2310	A
25	RA	2311	A
25	RA	2319	G
25	RA	2320	A
25	RA	2321	G
25	RA	2325	G
25	RA	2334	G
25	RA	2336	A
25	RA	2346	A
25	RA	2347	C
25	RA	2350	C
25	RA	2352	A
25	RA	2372	G

*Continued on next page...*

*Continued from previous page...*

Mol	Chain	Res	Type
25	RA	2382	G
25	RA	2383	G
25	RA	2385	C
25	RA	2389	G
25	RA	2392	A
25	RA	2400	G
25	RA	2402	C
25	RA	2403	C
25	RA	2406	U
25	RA	2423	U
25	RA	2424	C
25	RA	2425	A
25	RA	2428	G
25	RA	2429	G
25	RA	2430	A
25	RA	2435	A
25	RA	2439	A
25	RA	2440	C
25	RA	2441	C
25	RA	2446	G
25	RA	2448	A
25	RA	2450	A
25	RA	2468	G
25	RA	2469	A
25	RA	2470	G
25	RA	2472	G
25	RA	2474	C
25	RA	2475	C
25	RA	2481	G
25	RA	2482	G
25	RA	2483	C
25	RA	2484	G
25	RA	2494	G
25	RA	2502	G
25	RA	2504	U
25	RA	2505	G
25	RA	2506	U
25	RA	2507	C
25	RA	2519	U
25	RA	2520	C
25	RA	2542	A
25	RA	2543	G

*Continued on next page...*

*Continued from previous page...*

Mol	Chain	Res	Type
25	RA	2554	U
25	RA	2564	A
25	RA	2566	A
25	RA	2567	G
25	RA	2569	G
25	RA	2572	A
25	RA	2574	G
25	RA	2602	A
25	RA	2609	U
25	RA	2610	C
25	RA	2611	U
25	RA	2612	C
25	RA	2623	G
25	RA	2629	A
25	RA	2632	A
25	RA	2646	C
25	RA	2647	U
25	RA	2655	G
25	RA	2665	A
25	RA	2673	G
25	RA	2675	A
25	RA	2681	C
25	RA	2689	U
25	RA	2690	C
25	RA	2691	C
25	RA	2702	U
25	RA	2703	C
25	RA	2712	U
25	RA	2712(A)	A
25	RA	2713	A
25	RA	2714	G
25	RA	2726	U
25	RA	2733	A
25	RA	2734	A
25	RA	2748	A
25	RA	2752	C
25	RA	2757	A
25	RA	2758	A
25	RA	2761	G
25	RA	2765	A
25	RA	2766	G
25	RA	2769	C

*Continued on next page...*

*Continued from previous page...*

Mol	Chain	Res	Type
25	RA	2770	G
25	RA	2777	G
25	RA	2778	A
25	RA	2779	U
25	RA	2780	G
25	RA	2790	A
25	RA	2791	C
25	RA	2797	U
25	RA	2807	G
25	RA	2811	G
25	RA	2818	G
25	RA	2820	A
25	RA	2821	A
25	RA	2823	A
25	RA	2833	G
25	RA	2834	G
25	RA	2845	G
25	RA	2846	G
25	RA	2849	U
25	RA	2867	G
25	RA	2868	A
25	RA	2872	G
25	RA	2879	C
25	RA	2880	C
25	RA	2891	G
25	RA	2892	A
25	RA	2893	G
25	RA	2894	G
26	RB	8	U
26	RB	9	G
26	RB	12	C
26	RB	13	A
26	RB	15	A
26	RB	16	G
26	RB	21	G
26	RB	24	G
26	RB	25	A
26	RB	32	C
26	RB	33	G
26	RB	42	C
26	RB	44	G
26	RB	45	A

*Continued on next page...*

*Continued from previous page...*

Mol	Chain	Res	Type
26	RB	52	A
26	RB	56	G
26	RB	67	G
26	RB	73	A
26	RB	78	A
26	RB	81	G
26	RB	82	G
26	RB	89	G
26	RB	105	G
26	RB	109	G
1	XA	6	G
1	XA	7	G
1	XA	8	A
1	XA	9	G
1	XA	32	A
1	XA	39	G
1	XA	47	C
1	XA	48	C
1	XA	51	A
1	XA	61	G
1	XA	65	U
1	XA	66	G
1	XA	78	G
1	XA	79	G
1	XA	81	G
1	XA	88	C
1	XA	89	U
1	XA	90	C
1	XA	91	C
1	XA	92	G
1	XA	95	G
1	XA	101	A
1	XA	108	G
1	XA	116	A
1	XA	121	C
1	XA	122	G
1	XA	130	A
1	XA	144	G
1	XA	147	G
1	XA	163	C
1	XA	172	A
1	XA	173	U

*Continued on next page...*

*Continued from previous page...*

Mol	Chain	Res	Type
1	XA	174	C
1	XA	182	U
1	XA	187	C
1	XA	190	G
1	XA	195	A
1	XA	197	A
1	XA	201	C
1	XA	209	U
1	XA	216	G
1	XA	222	U
1	XA	243	A
1	XA	244	U
1	XA	245	C
1	XA	247	G
1	XA	251	G
1	XA	262	A
1	XA	267	C
1	XA	270	A
1	XA	271	C
1	XA	281	G
1	XA	289	G
1	XA	305	G
1	XA	306	G
1	XA	316	G
1	XA	318	G
1	XA	321	A
1	XA	328	C
1	XA	329	A
1	XA	332	G
1	XA	345	C
1	XA	346	G
1	XA	347	G
1	XA	348	G
1	XA	351	G
1	XA	352	C
1	XA	353	A
1	XA	354	G
1	XA	356	A
1	XA	366	C
1	XA	367	U
1	XA	373	A
1	XA	384	G

*Continued on next page...*

*Continued from previous page...*

Mol	Chain	Res	Type
1	XA	388	G
1	XA	392	G
1	XA	397	A
1	XA	398	C
1	XA	406	G
1	XA	411	A
1	XA	412	A
1	XA	413	G
1	XA	414	A
1	XA	422	C
1	XA	423	G
1	XA	424	G
1	XA	429	U
1	XA	435	C
1	XA	440	A
1	XA	442	C
1	XA	465	A
1	XA	466	C
1	XA	467	G
1	XA	482	A
1	XA	485	G
1	XA	486	U
1	XA	496	A
1	XA	497	U
1	XA	509	A
1	XA	510	A
1	XA	511	C
1	XA	518	C
1	XA	524	G
1	XA	527	G
1	XA	531	U
1	XA	532	A
1	XA	533	A
1	XA	547	A
1	XA	548	G
1	XA	561	U
1	XA	564	C
1	XA	568	G
1	XA	570	G
1	XA	572	A
1	XA	573	A
1	XA	576	G

*Continued on next page...*

*Continued from previous page...*

Mol	Chain	Res	Type
1	XA	579	G
1	XA	595	G
1	XA	596	C
1	XA	617	G
1	XA	630	G
1	XA	631	G
1	XA	633	G
1	XA	653	A
1	XA	660	G
1	XA	665	A
1	XA	688	G
1	XA	701	C
1	XA	702	A
1	XA	703	G
1	XA	704	A
1	XA	721	G
1	XA	723	U
1	XA	724	G
1	XA	731	G
1	XA	734	G
1	XA	749	C
1	XA	754	C
1	XA	755	G
1	XA	760	G
1	XA	763	G
1	XA	777	A
1	XA	792	A
1	XA	793	U
1	XA	794	A
1	XA	812	C
1	XA	813	U
1	XA	815	A
1	XA	816	A
1	XA	817	C
1	XA	819	A
1	XA	828	A
1	XA	836	G
1	XA	841	U
1	XA	843	U
1	XA	848	C
1	XA	859	A
1	XA	870	U

*Continued on next page...*



*Continued from previous page...*

<b>Mol</b>	<b>Chain</b>	<b>Res</b>	<b>Type</b>
1	XA	871	U
1	XA	872	A
1	XA	874	G
1	XA	897	C
1	XA	902	G
1	XA	905	U
1	XA	914	A
1	XA	920	U
1	XA	922	G
1	XA	926	G
1	XA	927	G
1	XA	933	G
1	XA	934	C
1	XA	935	A
1	XA	942	G
1	XA	954	G
1	XA	960	U
1	XA	961	U
1	XA	966	G
1	XA	968	A
1	XA	969	A
1	XA	971	G
1	XA	972	C
1	XA	974	A
1	XA	975	A
1	XA	976	G
1	XA	977	A
1	XA	980	C
1	XA	991	U
1	XA	992	U
1	XA	993	G
1	XA	994	A
1	XA	1001	G
1	XA	1004	A
1	XA	1005	A
1	XA	1006	C
1	XA	1008	C
1	XA	1009	G
1	XA	1016	A
1	XA	1021	G
1	XA	1024	G
1	XA	1025	U

*Continued on next page...*

*Continued from previous page...*

<b>Mol</b>	<b>Chain</b>	<b>Res</b>	<b>Type</b>
1	XA	1028	C
1	XA	1029	G
1	XA	1032(A)	G
1	XA	1036	G
1	XA	1039	C
1	XA	1040	U
1	XA	1053	G
1	XA	1054	C
1	XA	1055	A
1	XA	1064	G
1	XA	1066	C
1	XA	1085	U
1	XA	1089	G
1	XA	1094	G
1	XA	1095	U
1	XA	1099	G
1	XA	1101	A
1	XA	1123	A
1	XA	1124	G
1	XA	1125	U
1	XA	1126	U
1	XA	1130	A
1	XA	1131	G
1	XA	1136	U
1	XA	1137	C
1	XA	1138	G
1	XA	1139	G
1	XA	1146	A
1	XA	1150	U
1	XA	1157	A
1	XA	1158	C
1	XA	1159	U
1	XA	1160	G
1	XA	1162	C
1	XA	1176	A
1	XA	1181	G
1	XA	1182	G
1	XA	1183	A
1	XA	1190	G
1	XA	1196	U
1	XA	1200	C
1	XA	1201	A

*Continued on next page...*

*Continued from previous page...*

Mol	Chain	Res	Type
1	XA	1202	G
1	XA	1212	U
1	XA	1213	A
1	XA	1214	C
1	XA	1225	A
1	XA	1227	A
1	XA	1238	A
1	XA	1240	U
1	XA	1241	G
1	XA	1256	A
1	XA	1257	U
1	XA	1258	G
1	XA	1263	C
1	XA	1270	C
1	XA	1273	G
1	XA	1280	A
1	XA	1281	U
1	XA	1286	A
1	XA	1287	A
1	XA	1298	C
1	XA	1299	A
1	XA	1300	G
1	XA	1301	U
1	XA	1302	U
1	XA	1305	G
1	XA	1318	A
1	XA	1319	A
1	XA	1320	C
1	XA	1321	C
1	XA	1322	C
1	XA	1323	G
1	XA	1331	G
1	XA	1335	C
1	XA	1336	C
1	XA	1337	G
1	XA	1346	A
1	XA	1347	G
1	XA	1348	U
1	XA	1353	G
1	XA	1362(A)	C
1	XA	1363	A
1	XA	1364	U

*Continued on next page...*

*Continued from previous page...*

Mol	Chain	Res	Type
1	XA	1365	G
1	XA	1370	G
1	XA	1397	C
1	XA	1398	A
1	XA	1399	C
1	XA	1400	C
1	XA	1402	C
1	XA	1416	G
1	XA	1419	G
1	XA	1442	G
1	XA	1443	G
1	XA	1446	A
1	XA	1447	G
1	XA	1452	C
1	XA	1453	G
1	XA	1454	G
1	XA	1469	G
1	XA	1487	G
1	XA	1492	A
1	XA	1499	A
1	XA	1502	A
1	XA	1503	A
1	XA	1504	G
1	XA	1506	U
1	XA	1507	A
1	XA	1517	G
1	XA	1519	A
1	XA	1520	G
1	XA	1525	G
1	XA	1529	G
1	XA	1530	G
22	XV	3	C
22	XV	4	G
22	XV	5	G
22	XV	7	G
22	XV	8	U
22	XV	14	A
22	XV	16	C
22	XV	17	C
22	XV	17(A)	U
22	XV	18	G
22	XV	19	G

*Continued on next page...*

*Continued from previous page...*

Mol	Chain	Res	Type
22	XV	21	A
22	XV	22	G
22	XV	25	C
22	XV	31	G
22	XV	37	A
22	XV	42	G
22	XV	47	U
22	XV	48	C
22	XV	49	G
22	XV	50	U
22	XV	51	C
22	XV	52	G
22	XV	54	U
22	XV	59	A
22	XV	63	G
22	XV	67	C
22	XV	72	A
22	XV	75	C
22	XV	76	A
23	XX	3	G
23	XX	4	C
23	XX	7	G
24	XY	31	G
24	XY	33	U
24	XY	36	G
24	XY	39	C
24	XY	40	G
25	YA	9	U
25	YA	15	G
25	YA	28	A
25	YA	34	C
25	YA	46	C
25	YA	49	A
25	YA	51	G
25	YA	54	G
25	YA	55	G
25	YA	61	G
25	YA	63	U
25	YA	64	A
25	YA	72	U
25	YA	74	A
25	YA	75	G

*Continued on next page...*

*Continued from previous page...*

Mol	Chain	Res	Type
25	YA	84	A
25	YA	90	U
25	YA	99	U
25	YA	101	G
25	YA	102	G
25	YA	103	A
25	YA	118	A
25	YA	120	U
25	YA	125	G
25	YA	161	U
25	YA	162	U
25	YA	177	G
25	YA	181	A
25	YA	182	A
25	YA	188	G
25	YA	196	A
25	YA	199	A
25	YA	206	U
25	YA	215	G
25	YA	216	A
25	YA	221	A
25	YA	222	A
25	YA	223	A
25	YA	229	A
25	YA	230	U
25	YA	232	G
25	YA	242	G
25	YA	243	U
25	YA	248	G
25	YA	249	C
25	YA	252	G
25	YA	264	C
25	YA	265	A
25	YA	266	G
25	YA	269	U
25	YA	270(K)	C
25	YA	270(L)	U
25	YA	270(M)	U
25	YA	270(P)	C
25	YA	271(A)	C
25	YA	271(C)	U
25	YA	271	G

*Continued on next page...*

*Continued from previous page...*

<b>Mol</b>	<b>Chain</b>	<b>Res</b>	<b>Type</b>
25	YA	274	G
25	YA	275	G
25	YA	276	A
25	YA	278	A
25	YA	279	C
25	YA	287	C
25	YA	288	C
25	YA	299	A
25	YA	311	A
25	YA	323	G
25	YA	324	A
25	YA	329	G
25	YA	330	A
25	YA	332	A
25	YA	334	C
25	YA	342	G
25	YA	352	G
25	YA	363	G
25	YA	364	C
25	YA	371	A
25	YA	372	G
25	YA	373	U
25	YA	386	G
25	YA	387	U
25	YA	396	G
25	YA	405	U
25	YA	406	G
25	YA	411	G
25	YA	412	A
25	YA	421	U
25	YA	425	G
25	YA	428	A
25	YA	435	C
25	YA	436	C
25	YA	441	U
25	YA	443	A
25	YA	444	C
25	YA	448	U
25	YA	454	A
25	YA	457	A
25	YA	470	A
25	YA	479	A

*Continued on next page...*

*Continued from previous page...*

Mol	Chain	Res	Type
25	YA	480	A
25	YA	481	G
25	YA	483	A
25	YA	496	G
25	YA	504	U
25	YA	505	A
25	YA	509	C
25	YA	512	G
25	YA	531	C
25	YA	532	A
25	YA	533	G
25	YA	537	C
25	YA	539	G
25	YA	540	G
25	YA	546	C
25	YA	547	A
25	YA	556	G
25	YA	563	G
25	YA	573	G
25	YA	575	A
25	YA	583	G
25	YA	586	A
25	YA	588	U
25	YA	603	A
25	YA	607	U
25	YA	613	U
25	YA	614	U
25	YA	615	G
25	YA	616	A
25	YA	617	G
25	YA	618(A)	C
25	YA	622	G
25	YA	626	U
25	YA	627	A
25	YA	628	G
25	YA	631	A
25	YA	637	A
25	YA	638	G
25	YA	645	C
25	YA	646	A
25	YA	648	G
25	YA	651	G

*Continued on next page...*



*Continued from previous page...*

Mol	Chain	Res	Type
25	YA	654	A
25	YA	654(A)	G
25	YA	654(B)	C
25	YA	654(V)	A
25	YA	668	G
25	YA	670	A
25	YA	686	G
25	YA	702	G
25	YA	704	G
25	YA	708	C
25	YA	709	U
25	YA	717	G
25	YA	722	A
25	YA	730	C
25	YA	739	G
25	YA	740	U
25	YA	747	U
25	YA	753	C
25	YA	764	A
25	YA	765	G
25	YA	776	G
25	YA	782	A
25	YA	784	A
25	YA	785	G
25	YA	789	A
25	YA	790	C
25	YA	792	G
25	YA	800	A
25	YA	805	G
25	YA	812	C
25	YA	819	A
25	YA	827	U
25	YA	828	U
25	YA	831	G
25	YA	847	U
25	YA	854	G
25	YA	856	C
25	YA	857	C
25	YA	859	G
25	YA	860	U
25	YA	865	C
25	YA	866	A

*Continued on next page...*

*Continued from previous page...*

Mol	Chain	Res	Type
25	YA	872	A
25	YA	877	U
25	YA	880	G
25	YA	881	G
25	YA	882	G
25	YA	884	C
25	YA	885	C
25	YA	886	C
25	YA	887	A
25	YA	888	C
25	YA	889	C
25	YA	896	A
25	YA	899	A
25	YA	900	A
25	YA	901	A
25	YA	904	C
25	YA	907	U
25	YA	910	A
25	YA	914	C
25	YA	915	C
25	YA	917	A
25	YA	918	A
25	YA	932	G
25	YA	941	A
25	YA	942	G
25	YA	943	U
25	YA	945	A
25	YA	946	G
25	YA	959	A
25	YA	961	C
25	YA	967	C
25	YA	974	G
25	YA	974(A)	C
25	YA	975	G
25	YA	980	A
25	YA	983	A
25	YA	989	G
25	YA	991	C
25	YA	996	A
25	YA	1003	G
25	YA	1005	C
25	YA	1009	A

*Continued on next page...*

*Continued from previous page...*

<b>Mol</b>	<b>Chain</b>	<b>Res</b>	<b>Type</b>
25	YA	1011	G
25	YA	1012	U
25	YA	1013	C
25	YA	1015	G
25	YA	1016	G
25	YA	1020	A
25	YA	1022	G
25	YA	1023	U
25	YA	1025	G
25	YA	1026	U
25	YA	1027	A
25	YA	1033	U
25	YA	1045	A
25	YA	1046	A
25	YA	1050	A
25	YA	1053	C
25	YA	1054	A
25	YA	1055	G
25	YA	1059	G
25	YA	1060	U
25	YA	1061	U
25	YA	1066	U
25	YA	1067	A
25	YA	1068	G
25	YA	1071	G
25	YA	1076	C
25	YA	1077	A
25	YA	1078	U
25	YA	1079	C
25	YA	1082	U
25	YA	1083	U
25	YA	1084	A
25	YA	1085	A
25	YA	1086	A
25	YA	1087	G
25	YA	1088	A
25	YA	1095	A
25	YA	1096	A
25	YA	1097	U
25	YA	1099	G
25	YA	1103	A
25	YA	1104	C

*Continued on next page...*

*Continued from previous page...*

Mol	Chain	Res	Type
25	YA	1110	G
25	YA	1111	A
25	YA	1112	G
25	YA	1122	G
25	YA	1130	U
25	YA	1132	A
25	YA	1135	C
25	YA	1136	G
25	YA	1142	U
25	YA	1142(A)	A
25	YA	1143	A
25	YA	1149	G
25	YA	1151	G
25	YA	1155	A
25	YA	1156	A
25	YA	1170	G
25	YA	1173	G
25	YA	1174	A
25	YA	1175	U
25	YA	1176	G
25	YA	1178	C
25	YA	1179	C
25	YA	1180	C
25	YA	1195	G
25	YA	1204	A
25	YA	1205	U
25	YA	1210	A
25	YA	1211	U
25	YA	1220	A
25	YA	1221	C
25	YA	1236	G
25	YA	1238	G
25	YA	1241	A
25	YA	1244	G
25	YA	1247	A
25	YA	1248	G
25	YA	1250	G
25	YA	1253	A
25	YA	1256	G
25	YA	1265	A
25	YA	1271	G
25	YA	1272	A

*Continued on next page...*

*Continued from previous page...*

Mol	Chain	Res	Type
25	YA	1273	U
25	YA	1276	A
25	YA	1280	G
25	YA	1300	U
25	YA	1301	A
25	YA	1302	A
25	YA	1321	A
25	YA	1329	U
25	YA	1332	G
25	YA	1341	U
25	YA	1349	A
25	YA	1365	A
25	YA	1368	G
25	YA	1370	C
25	YA	1378	A
25	YA	1379	A
25	YA	1384	A
25	YA	1385	G
25	YA	1386	C
25	YA	1392	A
25	YA	1398	C
25	YA	1407	C
25	YA	1411	C
25	YA	1415	U
25	YA	1416	G
25	YA	1419	A
25	YA	1420	U
25	YA	1421	G
25	YA	1428	C
25	YA	1444(A)	A
25	YA	1445	C
25	YA	1448	G
25	YA	1449	A
25	YA	1449(A)	G
25	YA	1455	G
25	YA	1458	C
25	YA	1461	G
25	YA	1467	C
25	YA	1471	A
25	YA	1474	C
25	YA	1476	C
25	YA	1482	U

*Continued on next page...*

*Continued from previous page...*

<b>Mol</b>	<b>Chain</b>	<b>Res</b>	<b>Type</b>
25	YA	1483	G
25	YA	1485	G
25	YA	1491	G
25	YA	1493	C
25	YA	1496	A
25	YA	1497	U
25	YA	1504	C
25	YA	1505	C
25	YA	1506	C
25	YA	1507	A
25	YA	1508	A
25	YA	1510	A
25	YA	1511	A
25	YA	1514	U
25	YA	1522	G
25	YA	1525	G
25	YA	1528	A
25	YA	1534	G
25	YA	1535	U
25	YA	1536	A
25	YA	1537	C
25	YA	1540	G
25	YA	1543	A
25	YA	1544	C
25	YA	1545	A
25	YA	1554	A
25	YA	1558	A
25	YA	1559	G
25	YA	1569	A
25	YA	1578	U
25	YA	1579	A
25	YA	1580	A
25	YA	1581	G
25	YA	1585	C
25	YA	1586	A
25	YA	1592	C
25	YA	1597	A
25	YA	1598	C
25	YA	1608	A
25	YA	1609	A
25	YA	1610	A
25	YA	1615	C

*Continued on next page...*

*Continued from previous page...*

Mol	Chain	Res	Type
25	YA	1616	A
25	YA	1617	C
25	YA	1618	A
25	YA	1640	C
25	YA	1646	C
25	YA	1648	C
25	YA	1654	A
25	YA	1667	G
25	YA	1668	A
25	YA	1669	A
25	YA	1674	G
25	YA	1688	U
25	YA	1695	G
25	YA	1698	A
25	YA	1699	G
25	YA	1701	A
25	YA	1703	G
25	YA	1710	C
25	YA	1725	G
25	YA	1728	G
25	YA	1729	A
25	YA	1730	U
25	YA	1731	G
25	YA	1733	G
25	YA	1734	C
25	YA	1742	C
25	YA	1743	G
25	YA	1754	C
25	YA	1756	G
25	YA	1762	A
25	YA	1763	G
25	YA	1764	G
25	YA	1773	A
25	YA	1780	A
25	YA	1781	C
25	YA	1784	A
25	YA	1787	A
25	YA	1791	A
25	YA	1799	G
25	YA	1800	C
25	YA	1811	G
25	YA	1815	A

*Continued on next page...*

*Continued from previous page...*

Mol	Chain	Res	Type
25	YA	1816	G
25	YA	1819	A
25	YA	1820	U
25	YA	1829	A
25	YA	1833	U
25	YA	1835	G
25	YA	1839	G
25	YA	1847	A
25	YA	1848	A
25	YA	1858	G
25	YA	1869	G
25	YA	1870	C
25	YA	1872	A
25	YA	1878	G
25	YA	1882	C
25	YA	1888	G
25	YA	1889	A
25	YA	1896	G
25	YA	1899	G
25	YA	1903	G
25	YA	1906	G
25	YA	1913	A
25	YA	1927	A
25	YA	1930	G
25	YA	1931	U
25	YA	1936	A
25	YA	1937	A
25	YA	1938	A
25	YA	1939	U
25	YA	1947	C
25	YA	1955	U
25	YA	1960	A
25	YA	1963	U
25	YA	1964	G
25	YA	1966	A
25	YA	1967	C
25	YA	1969	A
25	YA	1970	A
25	YA	1971	A
25	YA	1972	A
25	YA	1981	A
25	YA	1982	C

*Continued on next page...*



*Continued from previous page...*

<b>Mol</b>	<b>Chain</b>	<b>Res</b>	<b>Type</b>
25	YA	1991	U
25	YA	1993	U
25	YA	2020	A
25	YA	2023	G
25	YA	2031	A
25	YA	2033	A
25	YA	2039	C
25	YA	2043	C
25	YA	2051	A
25	YA	2055	C
25	YA	2056	G
25	YA	2059	A
25	YA	2060	A
25	YA	2061	G
25	YA	2062	A
25	YA	2069	G
25	YA	2080	G
25	YA	2111	C
25	YA	2113	U
25	YA	2114	A
25	YA	2115	G
25	YA	2116	G
25	YA	2117	A
25	YA	2119	A
25	YA	2120	G
25	YA	2126	A
25	YA	2127	G
25	YA	2128	C
25	YA	2131	G
25	YA	2132	U
25	YA	2133	G
25	YA	2136	C
25	YA	2146	C
25	YA	2147	G
25	YA	2148	G
25	YA	2157	G
25	YA	2158	A
25	YA	2166	G
25	YA	2168	G
25	YA	2173	A
25	YA	2176	A
25	YA	2190	G

*Continued on next page...*

*Continued from previous page...*

Mol	Chain	Res	Type
25	YA	2192	G
25	YA	2197	U
25	YA	2198	A
25	YA	2199	A
25	YA	2210	G
25	YA	2211	G
25	YA	2212	A
25	YA	2213	U
25	YA	2215	G
25	YA	2225	A
25	YA	2226	C
25	YA	2238	G
25	YA	2239	G
25	YA	2243	U
25	YA	2245	U
25	YA	2275	C
25	YA	2280	G
25	YA	2283	C
25	YA	2287	A
25	YA	2288	A
25	YA	2289	G
25	YA	2303	G
25	YA	2307	G
25	YA	2308	G
25	YA	2310	A
25	YA	2311	A
25	YA	2319	G
25	YA	2320	A
25	YA	2325	G
25	YA	2334	G
25	YA	2336	A
25	YA	2345	G
25	YA	2346	A
25	YA	2347	C
25	YA	2350	C
25	YA	2358	G
25	YA	2372	G
25	YA	2377	A
25	YA	2380	C
25	YA	2382	G
25	YA	2383	G
25	YA	2385	C

*Continued on next page...*

*Continued from previous page...*

Mol	Chain	Res	Type
25	YA	2392	A
25	YA	2394	C
25	YA	2402	C
25	YA	2403	C
25	YA	2406	U
25	YA	2410	G
25	YA	2411	A
25	YA	2423	U
25	YA	2424	C
25	YA	2426	A
25	YA	2428	G
25	YA	2429	G
25	YA	2430	A
25	YA	2435	A
25	YA	2439	A
25	YA	2440	C
25	YA	2441	C
25	YA	2448	A
25	YA	2450	A
25	YA	2469	A
25	YA	2470	G
25	YA	2475	C
25	YA	2476	A
25	YA	2482	G
25	YA	2494	G
25	YA	2502	G
25	YA	2504	U
25	YA	2505	G
25	YA	2506	U
25	YA	2507	C
25	YA	2519	U
25	YA	2524	G
25	YA	2525	G
25	YA	2529	G
25	YA	2542	A
25	YA	2554	U
25	YA	2559	C
25	YA	2562	U
25	YA	2566	A
25	YA	2567	G
25	YA	2569	G
25	YA	2573	C

*Continued on next page...*

*Continued from previous page...*

Mol	Chain	Res	Type
25	YA	2578	G
25	YA	2586	C
25	YA	2599	G
25	YA	2601	C
25	YA	2602	A
25	YA	2609	U
25	YA	2611	U
25	YA	2612	C
25	YA	2621	A
25	YA	2623	G
25	YA	2629	A
25	YA	2646	C
25	YA	2655	G
25	YA	2665	A
25	YA	2666	C
25	YA	2673	G
25	YA	2679	A
25	YA	2682	U
25	YA	2689	U
25	YA	2690	C
25	YA	2691	C
25	YA	2702	U
25	YA	2703	C
25	YA	2707	G
25	YA	2708	G
25	YA	2712	U
25	YA	2712(A)	A
25	YA	2713	A
25	YA	2714	G
25	YA	2718	G
25	YA	2719	G
25	YA	2724	C
25	YA	2725	A
25	YA	2726	U
25	YA	2729	G
25	YA	2733	A
25	YA	2744	G
25	YA	2748	A
25	YA	2750	A
25	YA	2751	G
25	YA	2752	C
25	YA	2758	A

*Continued on next page...*

*Continued from previous page...*

Mol	Chain	Res	Type
25	YA	2760	C
25	YA	2761	G
25	YA	2765	A
25	YA	2766	G
25	YA	2770	G
25	YA	2771	C
25	YA	2777	G
25	YA	2778	A
25	YA	2779	U
25	YA	2790	A
25	YA	2791	C
25	YA	2797	U
25	YA	2807	G
25	YA	2808	U
25	YA	2818	G
25	YA	2820	A
25	YA	2821	A
25	YA	2823	A
25	YA	2833	G
25	YA	2834	G
25	YA	2835	A
25	YA	2844	G
25	YA	2847	U
25	YA	2867	G
25	YA	2872	G
25	YA	2879	C
25	YA	2886	G
25	YA	2891	G
25	YA	2892	A
25	YA	2894	G
26	YB	8	U
26	YB	9	G
26	YB	12	C
26	YB	13	A
26	YB	15	A
26	YB	16	G
26	YB	19	G
26	YB	21	G
26	YB	25	A
26	YB	26	A
26	YB	27	C
26	YB	32	C

*Continued on next page...*

*Continued from previous page...*

Mol	Chain	Res	Type
26	YB	33	G
26	YB	41	U
26	YB	42	C
26	YB	44	G
26	YB	45	A
26	YB	47	C
26	YB	52	A
26	YB	67	G
26	YB	73	A
26	YB	82	G
26	YB	89	G
26	YB	105	G
26	YB	109	G
26	YB	115	G

All (221) RNA pucker outliers are listed below:

Mol	Chain	Res	Type
1	QA	5	U
1	QA	31	G
1	QA	64	G
1	QA	115	G
1	QA	181	G
1	QA	190	G
1	QA	243	A
1	QA	244	U
1	QA	250	A
1	QA	266	G
1	QA	328	C
1	QA	410	G
1	QA	412	A
1	QA	413	G
1	QA	428	G
1	QA	481	G
1	QA	484	G
1	QA	485	G
1	QA	495	A
1	QA	509	A
1	QA	595	G
1	QA	687	A
1	QA	701	C
1	QA	703	G

*Continued on next page...*

*Continued from previous page...*

Mol	Chain	Res	Type
1	QA	752	G
1	QA	753	A
1	QA	792	A
1	QA	812	C
1	QA	913	A
1	QA	934	C
1	QA	960	U
1	QA	992	U
1	QA	1027	C
1	QA	1064	G
1	QA	1065	U
1	QA	1200	C
1	QA	1285	A
1	QA	1297	C
1	QA	1305	G
1	QA	1336	C
1	QA	1347	G
1	QA	1446	A
1	QA	1498	U
1	QA	1503	A
1	QA	1528	U
22	QV	53	G
23	QX	3	G
23	QX	6	G
24	QY	39	C
25	RA	74	A
25	RA	99	U
25	RA	102	G
25	RA	221	A
25	RA	222	A
25	RA	227	A
25	RA	229	A
25	RA	241	A
25	RA	242	G
25	RA	271(B)	G
25	RA	271(C)	U
25	RA	277	C
25	RA	345	A
25	RA	372	G
25	RA	404	C
25	RA	503	A
25	RA	512	G

*Continued on next page...*

*Continued from previous page...*

Mol	Chain	Res	Type
25	RA	587	C
25	RA	637	A
25	RA	752	A
25	RA	846	C
25	RA	856	C
25	RA	859	G
25	RA	974(A)	C
25	RA	1022	G
25	RA	1026	U
25	RA	1045	A
25	RA	1078	U
25	RA	1085	A
25	RA	1130	U
25	RA	1141	U
25	RA	1178	C
25	RA	1210	A
25	RA	1312	U
25	RA	1427	A
25	RA	1543	A
25	RA	1558	A
25	RA	1653	G
25	RA	1694	C
25	RA	1799	G
25	RA	1819	A
25	RA	1929	G
25	RA	1930	G
25	RA	1936	A
25	RA	1980	G
25	RA	1992	G
25	RA	2060	A
25	RA	2126	A
25	RA	2351	G
25	RA	2405	G
25	RA	2439	A
25	RA	2481	G
25	RA	2518	A
25	RA	2566	A
25	RA	2610	C
25	RA	2689	U
25	RA	2712	U
25	RA	2776	A
25	RA	2832	U

*Continued on next page...*



*Continued from previous page...*

<b>Mol</b>	<b>Chain</b>	<b>Res</b>	<b>Type</b>
25	RA	2848	G
25	RA	2867	G
26	RB	66	A
1	XA	5	U
1	XA	31	G
1	XA	60	A
1	XA	78	G
1	XA	89	U
1	XA	115	G
1	XA	181	G
1	XA	243	A
1	XA	244	U
1	XA	250	A
1	XA	266	G
1	XA	328	C
1	XA	345	C
1	XA	410	G
1	XA	412	A
1	XA	481	G
1	XA	484	G
1	XA	485	G
1	XA	509	A
1	XA	530	G
1	XA	560	U
1	XA	575	G
1	XA	595	G
1	XA	687	A
1	XA	701	C
1	XA	703	G
1	XA	753	A
1	XA	792	A
1	XA	812	C
1	XA	815	A
1	XA	913	A
1	XA	991	U
1	XA	992	U
1	XA	1027	C
1	XA	1065	U
1	XA	1200	C
1	XA	1201	A
1	XA	1285	A
1	XA	1297	C

*Continued on next page...*

*Continued from previous page...*

Mol	Chain	Res	Type
1	XA	1298	C
1	XA	1301	U
1	XA	1336	C
1	XA	1347	G
1	XA	1364	U
1	XA	1446	A
1	XA	1498	U
1	XA	1503	A
22	XV	53	G
23	XX	3	G
23	XX	6	G
24	XY	39	C
25	YA	71	A
25	YA	74	A
25	YA	83	G
25	YA	99	U
25	YA	102	G
25	YA	205	G
25	YA	214	G
25	YA	221	A
25	YA	222	A
25	YA	229	A
25	YA	241	A
25	YA	242	G
25	YA	271(B)	G
25	YA	278	A
25	YA	372	G
25	YA	404	C
25	YA	503	A
25	YA	508	G
25	YA	587	C
25	YA	637	A
25	YA	653	A
25	YA	752	A
25	YA	846	C
25	YA	856	C
25	YA	859	G
25	YA	945	A
25	YA	960	A
25	YA	974(A)	C
25	YA	1012	U
25	YA	1022	G

*Continued on next page...*

*Continued from previous page...*

Mol	Chain	Res	Type
25	YA	1026	U
25	YA	1045	A
25	YA	1078	U
25	YA	1085	A
25	YA	1178	C
25	YA	1204	A
25	YA	1210	A
25	YA	1275	A
25	YA	1427	A
25	YA	1558	A
25	YA	1653	G
25	YA	1694	C
25	YA	1698	A
25	YA	1799	G
25	YA	1819	A
25	YA	1929	G
25	YA	1930	G
25	YA	1992	G
25	YA	2126	A
25	YA	2439	A
25	YA	2518	A
25	YA	2566	A
25	YA	2610	C
25	YA	2681	C
25	YA	2712	U
25	YA	2751	G
25	YA	2776	A
25	YA	2832	U
26	YB	66	A

## 5.4 Non-standard residues in protein, DNA, RNA chains ⓘ

4 non-standard protein/DNA/RNA residues are modelled in this entry.

In the following table, the Counts columns list the number of bonds (or angles) for which Mogul statistics could be retrieved, the number of bonds (or angles) that are observed in the model and the number of bonds (or angles) that are defined in the Chemical Component Dictionary. The Link column lists molecule types, if any, to which the group is linked. The Z score for a bond length (or angle) is the number of standard deviations the observed value is removed from the expected value. A bond length (or angle) with  $|Z| > 2$  is considered an outlier worth inspection. RMSZ is the root-mean-square of all Z scores of the bond lengths (or angles).

Mol	Type	Chain	Res	Link	Bond lengths			Bond angles		
					Counts	RMSZ	# Z  > 2	Counts	RMSZ	# Z  > 2
56	PPU	Z6	76	25,56	32,40,41	2.56	6 (18%)	33,57,60	2.16	5 (15%)
56	PPU	Z8	76	25,56	32,40,41	2.55	6 (18%)	33,57,60	2.15	5 (15%)
24	1MG	XY	37	24	18,26,27	2.78	3 (16%)	19,39,42	1.70	3 (15%)
24	1MG	QY	37	24	18,26,27	2.77	3 (16%)	19,39,42	1.70	3 (15%)

In the following table, the Chirals column lists the number of chiral outliers, the number of chiral centers analysed, the number of these observed in the model and the number defined in the Chemical Component Dictionary. Similar counts are reported in the Torsion and Rings columns. '-' means no outliers of that kind were identified.

Mol	Type	Chain	Res	Link	Chirals	Torsions	Rings
56	PPU	Z6	76	25,56	-	2/21/43/44	0/4/4/4
56	PPU	Z8	76	25,56	-	2/21/43/44	0/4/4/4
24	1MG	XY	37	24	-	0/3/25/26	0/3/3/3
24	1MG	QY	37	24	-	0/3/25/26	0/3/3/3

All (18) bond length outliers are listed below:

Mol	Chain	Res	Type	Atoms	Z	Observed(Å)	Ideal(Å)
56	Z8	76	PPU	O-C	9.25	1.41	1.23
56	Z6	76	PPU	O-C	9.24	1.41	1.23
24	XY	37	1MG	C4-N3	8.79	1.49	1.35
24	QY	37	1MG	C4-N3	8.72	1.49	1.35
24	XY	37	1MG	C2-N2	6.81	1.47	1.33
24	QY	37	1MG	C2-N2	6.75	1.47	1.33
56	Z6	76	PPU	C9-N6	-5.94	1.32	1.45
56	Z8	76	PPU	C9-N6	-5.89	1.32	1.45
56	Z6	76	PPU	C-N3'	5.78	1.46	1.34
56	Z8	76	PPU	C-N3'	5.68	1.46	1.34
56	Z6	76	PPU	C10-N6	-5.62	1.32	1.45
56	Z8	76	PPU	C10-N6	-5.61	1.32	1.45
24	QY	37	1MG	C6-C5	3.01	1.46	1.41
24	XY	37	1MG	C6-C5	2.90	1.45	1.41
56	Z6	76	PPU	O4'-C1'	2.80	1.45	1.41
56	Z8	76	PPU	O4'-C1'	2.71	1.44	1.41
56	Z8	76	PPU	C4-N3	-2.11	1.32	1.35
56	Z6	76	PPU	C4-N3	-2.02	1.32	1.35

All (16) bond angle outliers are listed below:

Mol	Chain	Res	Type	Atoms	Z	Observed(°)	Ideal(°)
56	Z6	76	PPU	C3'-N3'-C	-8.67	110.13	123.21
56	Z8	76	PPU	C3'-N3'-C	-8.62	110.21	123.21
56	Z8	76	PPU	N3-C2-N1	-4.67	121.38	128.68
56	Z6	76	PPU	N3-C2-N1	-4.67	121.38	128.68
24	QY	37	1MG	C2-N3-C4	4.60	120.61	115.36
24	XY	37	1MG	C2-N3-C4	4.57	120.58	115.36
24	QY	37	1MG	N2-C2-N1	4.30	123.89	118.47
24	XY	37	1MG	N2-C2-N1	4.27	123.84	118.47
56	Z8	76	PPU	CA-C-N3'	4.01	121.71	116.15
56	Z6	76	PPU	CA-C-N3'	3.98	121.67	116.15
56	Z8	76	PPU	CM-OC-CZ	-3.38	110.18	117.51
56	Z6	76	PPU	CM-OC-CZ	-3.38	110.18	117.51
56	Z6	76	PPU	C4-C5-N7	-3.30	105.96	109.40
56	Z8	76	PPU	C4-C5-N7	-3.25	106.01	109.40
24	QY	37	1MG	C6-C5-C4	-2.36	118.44	119.96
24	XY	37	1MG	C6-C5-C4	-2.36	118.45	119.96

There are no chirality outliers.

All (4) torsion outliers are listed below:

Mol	Chain	Res	Type	Atoms
56	Z6	76	PPU	O-C-CA-N
56	Z8	76	PPU	O-C-CA-N
56	Z6	76	PPU	N3'-C-CA-N
56	Z8	76	PPU	N3'-C-CA-N

There are no ring outliers.

2 monomers are involved in 17 short contacts:

Mol	Chain	Res	Type	Clashes	Symm-Clashes
56	Z6	76	PPU	9	0
56	Z8	76	PPU	8	0

## 5.5 Carbohydrates [i](#)

There are no carbohydrates in this entry.

## 5.6 Ligand geometry [i](#)

Of 676 ligands modelled in this entry, 674 are monoatomic - leaving 2 for Mogul analysis.

In the following table, the Counts columns list the number of bonds (or angles) for which Mogul statistics could be retrieved, the number of bonds (or angles) that are observed in the model and the number of bonds (or angles) that are defined in the Chemical Component Dictionary. The Link column lists molecule types, if any, to which the group is linked. The Z score for a bond length (or angle) is the number of standard deviations the observed value is removed from the expected value. A bond length (or angle) with  $|Z| > 2$  is considered an outlier worth inspection. RMSZ is the root-mean-square of all Z scores of the bond lengths (or angles).

Mol	Type	Chain	Res	Link	Bond lengths			Bond angles		
					Counts	RMSZ	$\# Z  > 2$	Counts	RMSZ	$\# Z  > 2$
58	PAR	QA	1666	-	45,45,45	1.62	9 (20%)	64,67,67	1.46	11 (17%)
58	PAR	XA	1671	-	45,45,45	1.69	10 (22%)	64,67,67	1.80	17 (26%)

In the following table, the Chirals column lists the number of chiral outliers, the number of chiral centers analysed, the number of these observed in the model and the number defined in the Chemical Component Dictionary. Similar counts are reported in the Torsion and Rings columns. '-' means no outliers of that kind were identified.

Mol	Type	Chain	Res	Link	Chirals	Torsions	Rings
58	PAR	QA	1666	-	-	6/18/94/94	0/4/4/4
58	PAR	XA	1671	-	-	4/18/94/94	0/4/4/4

All (19) bond length outliers are listed below:

Mol	Chain	Res	Type	Atoms	Z	Observed(Å)	Ideal(Å)
58	QA	1666	PAR	C64-C54	6.03	1.60	1.52
58	XA	1671	PAR	C31-C21	4.76	1.59	1.53
58	XA	1671	PAR	C64-C54	4.55	1.58	1.52
58	XA	1671	PAR	C11-C21	3.79	1.59	1.52
58	QA	1666	PAR	C52-C42	2.94	1.58	1.52
58	XA	1671	PAR	O54-C14	2.86	1.49	1.41
58	XA	1671	PAR	C62-C52	2.77	1.59	1.52
58	XA	1671	PAR	C52-C42	2.76	1.58	1.52
58	QA	1666	PAR	O51-C11	2.74	1.48	1.41
58	QA	1666	PAR	C11-C21	2.68	1.57	1.52
58	QA	1666	PAR	C62-C52	2.44	1.58	1.52
58	QA	1666	PAR	O54-C14	2.41	1.48	1.41
58	XA	1671	PAR	C14-C24	2.37	1.57	1.52
58	XA	1671	PAR	C44-C34	2.33	1.58	1.52
58	XA	1671	PAR	O51-C11	2.31	1.47	1.41
58	QA	1666	PAR	C44-C54	2.29	1.57	1.53
58	QA	1666	PAR	O54-C54	2.20	1.49	1.44
58	QA	1666	PAR	C44-C34	2.15	1.57	1.52
58	XA	1671	PAR	C41-C51	2.01	1.57	1.53

All (28) bond angle outliers are listed below:

Mol	Chain	Res	Type	Atoms	Z	Observed(°)	Ideal(°)
58	XA	1671	PAR	O33-C14-C24	4.85	116.57	108.22
58	QA	1666	PAR	O54-C54-C64	4.62	114.61	106.01
58	XA	1671	PAR	C32-C22-C12	-3.96	103.05	111.18
58	XA	1671	PAR	O54-C54-C64	3.62	112.75	106.01
58	QA	1666	PAR	C14-O54-C54	3.48	120.52	113.69
58	XA	1671	PAR	C14-O54-C54	3.26	120.08	113.69
58	XA	1671	PAR	O41-C41-C51	3.24	117.35	109.30
58	XA	1671	PAR	O52-C13-C23	3.14	114.46	107.96
58	QA	1666	PAR	C41-C31-C21	-3.12	105.71	111.07
58	XA	1671	PAR	O31-C31-C21	3.11	115.81	110.22
58	XA	1671	PAR	C11-C21-C31	2.94	117.90	110.21
58	XA	1671	PAR	O34-C34-C24	-2.94	104.94	110.22
58	XA	1671	PAR	C31-C41-C51	-2.77	105.30	110.24
58	XA	1671	PAR	C52-C62-C12	2.75	116.34	109.63
58	QA	1666	PAR	C11-C21-N21	2.66	114.99	110.20
58	XA	1671	PAR	O62-C62-C12	-2.62	105.00	109.81
58	QA	1666	PAR	C44-C34-C24	2.59	115.53	111.07
58	QA	1666	PAR	C11-O51-C51	2.55	118.70	113.69
58	QA	1666	PAR	O33-C14-C24	2.53	112.57	108.22
58	XA	1671	PAR	C11-O11-C42	2.52	124.21	117.96
58	XA	1671	PAR	O11-C11-C21	2.50	112.53	108.22
58	XA	1671	PAR	C62-C52-C42	2.50	117.38	111.66
58	XA	1671	PAR	C52-C42-C32	-2.27	106.92	111.16
58	QA	1666	PAR	O52-C13-C23	2.26	112.64	107.96
58	QA	1666	PAR	O33-C14-O54	-2.24	104.41	110.67
58	QA	1666	PAR	O11-C42-C32	-2.16	104.03	109.18
58	QA	1666	PAR	C32-C22-C12	-2.12	106.84	111.18
58	XA	1671	PAR	O54-C54-C44	-2.07	105.93	109.69

There are no chirality outliers.

All (10) torsion outliers are listed below:

Mol	Chain	Res	Type	Atoms
58	QA	1666	PAR	C44-C54-C64-N64
58	QA	1666	PAR	O54-C54-C64-N64
58	XA	1671	PAR	C44-C54-C64-N64
58	XA	1671	PAR	O54-C54-C64-N64
58	XA	1671	PAR	O51-C51-C61-O61
58	QA	1666	PAR	O51-C51-C61-O61
58	QA	1666	PAR	C41-C51-C61-O61
58	XA	1671	PAR	C41-C51-C61-O61

*Continued on next page...*

*Continued from previous page...*

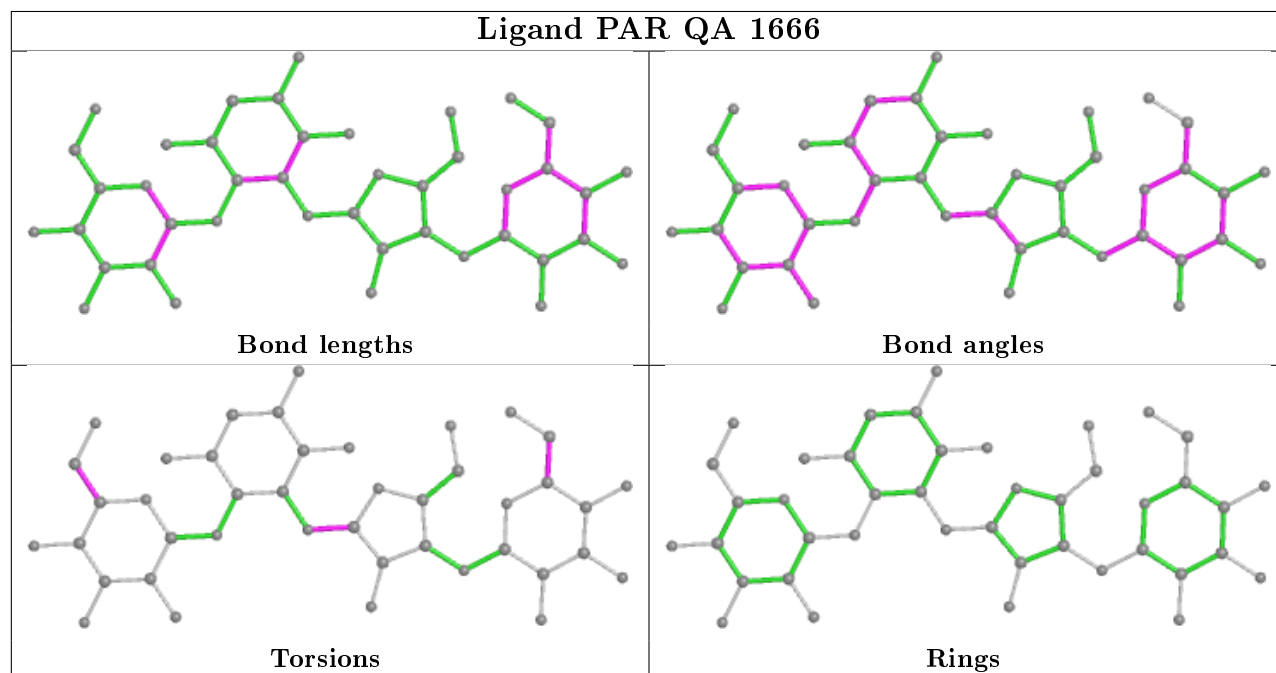
Mol	Chain	Res	Type	Atoms
58	QA	1666	PAR	O43-C13-O52-C52
58	QA	1666	PAR	C23-C13-O52-C52

There are no ring outliers.

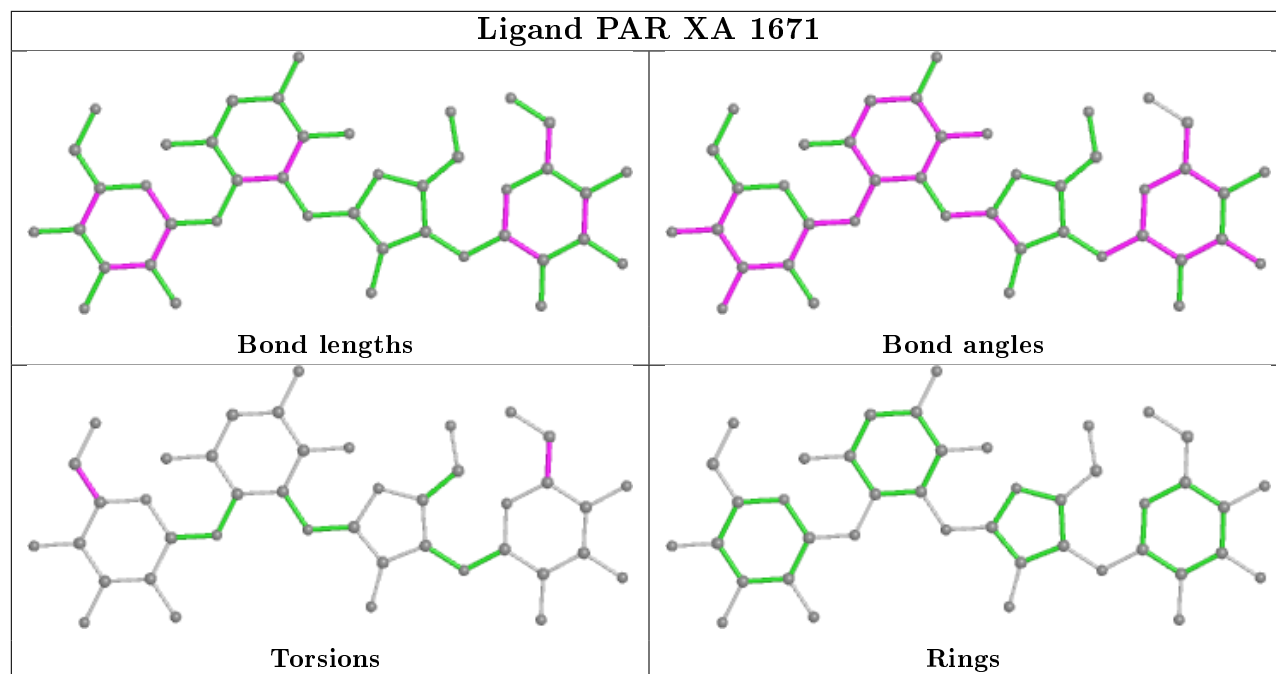
2 monomers are involved in 5 short contacts:

Mol	Chain	Res	Type	Clashes	Symm-Clashes
58	QA	1666	PAR	3	0
58	XA	1671	PAR	2	0

The following is a two-dimensional graphical depiction of Mogul quality analysis of bond lengths, bond angles, torsion angles, and ring geometry for all instances of the Ligand of Interest. In addition, ligands with molecular weight > 250 and outliers as shown on the validation Tables will also be included. For torsion angles, if less than 5% of the Mogul distribution of torsion angles is within 10 degrees of the torsion angle in question, then that torsion angle is considered an outlier. Any bond that is central to one or more torsion angles identified as an outlier by Mogul will be highlighted in the graph. For rings, the root-mean-square deviation (RMSD) between the ring in question and similar rings identified by Mogul is calculated over all ring torsion angles. If the average RMSD is greater than 60 degrees and the minimal RMSD between the ring in question and any Mogul-identified rings is also greater than 60 degrees, then that ring is considered an outlier. The outliers are highlighted in purple. The color gray indicates Mogul did not find sufficient equivalents in the CSD to analyse the geometry.







## 5.7 Other polymers [i](#)

There are no such residues in this entry.

## 5.8 Polymer linkage issues [i](#)

There are no chain breaks in this entry.

## 6 Fit of model and data ⓘ

### 6.1 Protein, DNA and RNA chains ⓘ

In the following table, the column labelled ‘#RSRZ> 2’ contains the number (and percentage) of RSRZ outliers, followed by percent RSRZ outliers for the chain as percentile scores relative to all X-ray entries and entries of similar resolution. The OWAB column contains the minimum, median, 95<sup>th</sup> percentile and maximum values of the occupancy-weighted average B-factor per residue. The column labelled ‘Q< 0.9’ lists the number of (and percentage) of residues with an average occupancy less than 0.9.

Mol	Chain	Analysed	<RSRZ>	#RSRZ>2			OWAB(Å <sup>2</sup> )	Q<0.9
1	QA	1500/1522 (98%)	0.07	36 (2%)	59	48	35, 87, 182, 299	0
1	XA	1500/1522 (98%)	-0.09	13 (0%)	84	77	21, 74, 169, 271	0
2	QB	237/256 (92%)	0.66	25 (10%)	6	5	84, 154, 204, 237	0
2	XB	237/256 (92%)	0.27	11 (4%)	32	26	51, 121, 182, 226	0
3	QC	205/239 (85%)	0.26	15 (7%)	15	11	57, 135, 182, 201	0
3	XC	205/239 (85%)	0.01	5 (2%)	59	48	32, 89, 145, 177	0
4	QD	208/209 (99%)	0.35	10 (4%)	30	25	38, 99, 165, 221	0
4	XD	208/209 (99%)	0.26	4 (1%)	66	57	27, 106, 160, 186	0
5	QE	151/162 (93%)	0.43	10 (6%)	18	13	36, 111, 158, 185	0
5	XE	151/162 (93%)	0.21	6 (3%)	38	30	3, 85, 142, 170	0
6	QF	101/101 (100%)	0.28	3 (2%)	50	38	33, 99, 158, 181	0
6	XF	101/101 (100%)	0.17	4 (3%)	38	30	25, 95, 145, 243	0
7	QG	155/156 (99%)	0.68	22 (14%)	2	3	55, 123, 179, 210	0
7	XG	155/156 (99%)	0.34	13 (8%)	11	9	42, 99, 156, 197	0
8	QH	138/138 (100%)	0.56	13 (9%)	8	7	61, 120, 167, 193	0
8	XH	138/138 (100%)	0.37	5 (3%)	42	33	20, 94, 147, 198	0
9	QI	127/128 (99%)	0.89	18 (14%)	2	3	67, 134, 193, 224	0
9	XI	127/128 (99%)	0.34	5 (3%)	39	30	29, 107, 165, 195	0
10	QJ	99/105 (94%)	1.38	22 (22%)	0	0	46, 149, 202, 222	0
10	XJ	99/105 (94%)	0.75	16 (16%)	1	2	35, 115, 175, 201	0
11	QK	119/129 (92%)	0.60	14 (11%)	4	4	42, 104, 158, 202	0
11	XK	119/129 (92%)	0.47	9 (7%)	13	10	27, 87, 148, 170	0
12	QL	125/132 (94%)	0.56	15 (12%)	4	4	21, 93, 142, 192	0
12	XL	125/132 (94%)	0.20	6 (4%)	30	25	20, 66, 131, 212	0

*Continued on next page...*

*Continued from previous page...*

Mol	Chain	Analysed	<RSRZ>	#RSRZ>2	OWAB(Å <sup>2</sup> )	Q<0.9
13	QM	121/126 (96%)	0.45	13 (10%) 6 5	58, 122, 175, 214	0
13	XM	121/126 (96%)	0.19	5 (4%) 37 29	28, 92, 144, 180	0
14	QN	60/61 (98%)	0.87	9 (15%) 2 2	55, 129, 181, 204	0
14	XN	60/61 (98%)	0.26	3 (5%) 28 24	33, 82, 135, 170	0
15	QO	88/89 (98%)	0.25	4 (4%) 33 27	54, 105, 154, 178	0
15	XO	88/89 (98%)	0.15	1 (1%) 80 73	25, 91, 141, 171	0
16	QP	84/88 (95%)	0.76	11 (13%) 3 3	42, 86, 157, 171	0
16	XP	84/88 (95%)	0.75	10 (11%) 4 4	51, 101, 152, 235	0
17	QQ	100/105 (95%)	0.45	4 (4%) 38 30	33, 91, 144, 165	0
17	XQ	100/105 (95%)	0.56	8 (8%) 12 10	37, 95, 147, 200	0
18	QR	70/88 (79%)	0.80	8 (11%) 5 4	42, 110, 160, 212	0
18	XR	70/88 (79%)	0.47	5 (7%) 16 11	34, 86, 147, 168	0
19	QS	84/93 (90%)	0.93	14 (16%) 1 2	60, 131, 184, 190	0
19	XS	84/93 (90%)	0.44	5 (5%) 21 16	45, 97, 141, 220	0
20	QT	99/106 (93%)	0.32	2 (2%) 65 55	34, 91, 154, 181	0
20	XT	99/106 (93%)	0.58	7 (7%) 16 11	50, 112, 158, 181	0
21	QU	25/27 (92%)	2.69	15 (60%) 0 0	62, 132, 185, 206	0
21	XU	25/27 (92%)	1.47	6 (24%) 0 0	45, 89, 136, 166	0
22	QV	77/77 (100%)	0.03	1 (1%) 77 68	26, 99, 159, 205	0
22	XV	77/77 (100%)	-0.12	1 (1%) 77 68	28, 70, 121, 185	0
23	QX	8/25 (32%)	1.29	2 (25%) 0 0	70, 95, 129, 169	0
23	XX	8/25 (32%)	1.19	2 (25%) 0 0	36, 51, 102, 163	0
24	QY	13/18 (72%)	1.12	2 (15%) 2 2	104, 150, 249, 294	0
24	XY	13/18 (72%)	0.89	0 100 100	70, 106, 221, 249	0
25	RA	2882/2916 (98%)	-0.02	90 (3%) 49 38	14, 60, 203, 320	0
25	YA	2883/2916 (98%)	-0.13	82 (2%) 53 41	14, 50, 194, 329	0
26	RB	120/122 (98%)	0.13	2 (1%) 70 60	64, 113, 177, 203	0
26	YB	120/122 (98%)	-0.39	0 100 100	37, 69, 95, 158	0
27	RD	272/276 (98%)	0.09	3 (1%) 80 73	7, 56, 113, 177	0
27	YD	272/276 (98%)	0.11	2 (0%) 87 82	3, 49, 98, 152	0
28	RE	205/206 (99%)	0.35	8 (3%) 39 30	23, 73, 150, 195	0

*Continued on next page...*

*Continued from previous page...*

Mol	Chain	Analysed	<RSRZ>	#RSRZ>2	OWAB(Å <sup>2</sup> )	Q<0.9
28	YE	205/206 (99%)	0.38	7 (3%) 45 35	15, 77, 151, 200	0
29	RF	202/210 (96%)	0.18	4 (1%) 65 55	4, 85, 151, 184	0
29	YF	202/210 (96%)	0.04	5 (2%) 57 47	8, 65, 124, 184	0
30	RG	181/182 (99%)	0.59	20 (11%) 5 5	52, 137, 205, 232	0
30	YG	181/182 (99%)	0.28	7 (3%) 39 30	25, 98, 166, 203	0
31	RH	170/180 (94%)	1.04	34 (20%) 1 1	69, 150, 202, 250	0
31	YH	170/180 (94%)	0.53	14 (8%) 11 9	32, 94, 152, 204	0
32	RI	146/148 (98%)	0.50	15 (10%) 6 5	29, 109, 161, 182	0
32	YI	146/148 (98%)	0.16	7 (4%) 30 25	18, 95, 158, 203	0
33	RN	138/140 (98%)	0.52	10 (7%) 15 11	33, 94, 152, 192	0
33	YN	138/140 (98%)	0.07	3 (2%) 62 51	19, 75, 132, 162	0
34	RO	122/122 (100%)	0.18	1 (0%) 86 79	6, 64, 120, 163	0
34	YO	122/122 (100%)	0.14	0 100 100	18, 61, 114, 144	0
35	RP	150/150 (100%)	0.71	23 (15%) 2 2	5, 87, 160, 191	0
35	YP	150/150 (100%)	0.37	6 (4%) 38 30	17, 75, 166, 203	0
36	RQ	141/141 (100%)	0.51	8 (5%) 23 19	25, 94, 140, 212	0
36	YQ	141/141 (100%)	0.16	2 (1%) 75 66	11, 61, 126, 169	0
37	RR	118/118 (100%)	0.03	0 100 100	12, 58, 116, 154	0
37	YR	118/118 (100%)	0.26	1 (0%) 86 79	24, 68, 127, 155	0
38	RS	111/112 (99%)	0.67	10 (9%) 9 7	40, 116, 169, 194	0
38	YS	111/112 (99%)	0.23	2 (1%) 68 59	9, 79, 133, 232	0
39	RT	137/146 (93%)	0.22	5 (3%) 42 33	19, 77, 171, 214	0
39	YT	137/146 (93%)	0.16	8 (5%) 23 18	30, 84, 164, 206	0
40	RU	117/118 (99%)	0.10	5 (4%) 35 28	17, 78, 154, 194	0
40	YU	117/118 (99%)	-0.06	2 (1%) 70 60	15, 65, 152, 189	0
41	RV	101/101 (100%)	0.28	2 (1%) 65 55	36, 105, 157, 216	0
41	YV	101/101 (100%)	0.34	5 (4%) 28 24	23, 84, 144, 243	0
42	RW	113/113 (100%)	0.39	4 (3%) 44 34	20, 65, 137, 216	0
42	YW	113/113 (100%)	0.14	3 (2%) 54 43	12, 56, 114, 193	0
43	RX	92/96 (95%)	0.15	1 (1%) 80 73	14, 69, 125, 158	0
43	YX	92/96 (95%)	0.27	2 (2%) 62 51	12, 56, 113, 138	0

*Continued on next page...*

Continued from previous page...

Mol	Chain	Analysed	<RSRZ>	#RSRZ>2	OWAB(Å <sup>2</sup> )	Q<0.9
44	RY	102/110 (92%)	1.48	33 (32%) 0 0	36, 115, 175, 230	0
44	YY	102/110 (92%)	0.63	11 (10%) 5 5	24, 83, 156, 204	0
45	RZ	183/206 (88%)	0.39	11 (6%) 21 16	42, 122, 174, 213	0
45	YZ	183/206 (88%)	0.10	3 (1%) 72 62	23, 98, 153, 211	0
46	R0	82/85 (96%)	0.70	8 (9%) 7 6	13, 74, 111, 143	0
46	Y0	82/85 (96%)	0.46	0 100 100	11, 54, 85, 133	0
47	R1	97/98 (98%)	0.71	8 (8%) 11 9	11, 74, 170, 241	0
47	Y1	97/98 (98%)	0.48	7 (7%) 15 11	11, 64, 144, 205	0
48	R2	69/72 (95%)	0.16	2 (2%) 51 40	26, 101, 176, 197	0
48	Y2	69/72 (95%)	0.18	2 (2%) 51 40	26, 69, 141, 177	0
49	R3	59/60 (98%)	1.56	18 (30%) 0 0	19, 95, 150, 200	0
49	Y3	59/60 (98%)	0.79	11 (18%) 1 1	9, 70, 131, 166	0
50	R4	71/71 (100%)	1.04	19 (26%) 0 0	89, 171, 218, 267	0
50	Y4	71/71 (100%)	0.28	2 (2%) 53 41	69, 145, 208, 248	0
51	R5	59/60 (98%)	0.39	4 (6%) 17 12	13, 74, 179, 222	0
51	Y5	59/60 (98%)	0.45	7 (11%) 4 4	17, 78, 189, 225	0
52	R6	49/54 (90%)	3.36	33 (67%) 0 0	101, 150, 215, 233	0
52	Y6	49/54 (90%)	2.89	37 (75%) 0 0	73, 147, 211, 217	0
53	R7	49/49 (100%)	0.22	1 (2%) 65 55	17, 47, 108, 188	0
53	Y7	49/49 (100%)	0.33	4 (8%) 11 9	6, 40, 118, 133	0
54	R8	64/65 (98%)	0.51	4 (6%) 20 14	24, 80, 155, 197	0
54	Y8	64/65 (98%)	0.28	3 (4%) 31 25	6, 54, 120, 197	0
55	R9	37/37 (100%)	4.05	30 (81%) 0 0	94, 143, 197, 202	0
55	Y9	37/37 (100%)	4.82	36 (97%) 0 0	62, 123, 202, 228	0
56	Z6	2/3 (66%)	0.55	0 100 100	30, 30, 30, 75	0
56	Z8	2/3 (66%)	0.03	0 100 100	30, 30, 30, 47	0
All	All	20871/21494 (97%)	0.23	1135 (5%) 25 21	3, 80, 177, 329	0

All (1135) RSRZ outliers are listed below:

Mol	Chain	Res	Type	RSRZ
55	R9	14	CYS	13.9
28	YE	205	ALA	12.2

Continued on next page...

*Continued from previous page...*

Mol	Chain	Res	Type	RSRZ
25	RA	2799	A	11.1
55	R9	11	CYS	9.8
55	Y9	34	GLN	9.6
40	RU	118	GLY	8.8
25	RA	1059	G	8.6
55	Y9	4	ARG	8.5
42	YW	113	LYS	8.5
25	RA	1096	A	8.5
25	RA	1536	A	8.4
21	QU	25	LYS	8.0
25	RA	1061	U	8.0
55	R9	34	GLN	7.9
25	RA	1070	A	7.8
55	Y9	5	ALA	7.7
9	XI	8	GLY	7.5
25	RA	1095	A	7.4
13	QM	121	LYS	7.4
7	XG	85	TYR	7.4
49	R3	60	GLU	7.3
52	R6	22	ALA	7.3
7	QG	156	TRP	7.2
55	Y9	25	VAL	7.2
52	R6	49	HIS	7.2
52	R6	24	GLU	7.1
25	YA	2799	A	7.1
18	QR	88	LYS	7.1
25	RA	2801	A	7.0
25	YA	1536	A	6.8
55	R9	32	HIS	6.7
25	RA	1084	A	6.7
25	RA	1060	U	6.7
7	XG	78	ARG	6.6
25	RA	1103	A	6.6
55	Y9	24	TYR	6.6
55	Y9	1	MET	6.6
55	R9	29	ASN	6.5
52	R6	20	ASN	6.5
52	R6	19	ARG	6.3
55	R9	1	MET	6.3
55	Y9	29	ASN	6.3
52	R6	14	THR	6.3
25	YA	2175	C	6.3

*Continued on next page...*

*Continued from previous page...*

<b>Mol</b>	<b>Chain</b>	<b>Res</b>	<b>Type</b>	<b>RSRZ</b>
10	QJ	6	ILE	6.3
25	YA	2801	A	6.3
55	Y9	35	ARG	6.3
55	Y9	36	GLN	6.2
55	R9	27	CYS	6.1
25	RA	1066	U	6.0
52	Y6	6	ARG	5.9
25	YA	2116	G	5.9
55	Y9	32	HIS	5.9
52	R6	18	ARG	5.9
44	RY	79	CYS	5.9
45	YZ	113	ALA	5.9
55	Y9	11	CYS	5.9
25	YA	2125	G	5.8
1	QA	1531	A	5.8
52	R6	50	ARG	5.8
25	RA	1068	G	5.8
55	Y9	17	ILE	5.7
25	RA	1064	C	5.7
21	QU	24	ARG	5.7
49	R3	2	PRO	5.7
55	R9	12	ASP	5.7
55	Y9	12	ASP	5.6
21	XU	25	LYS	5.6
55	Y9	23	VAL	5.6
3	QC	206	GLU	5.6
1	QA	1451	A	5.6
25	RA	1176	G	5.5
25	RA	1092	C	5.5
25	RA	2894	G	5.5
52	R6	9	LEU	5.4
52	Y6	49	HIS	5.4
25	RA	1094	U	5.4
10	QJ	33	GLN	5.3
55	Y9	27	CYS	5.3
7	QG	85	TYR	5.3
7	QG	81	GLY	5.3
10	QJ	4	ILE	5.3
1	XA	1531	A	5.2
25	RA	2803	C	5.2
1	QA	1032	A	5.2
12	QL	127	GLU	5.2

*Continued on next page...*

*Continued from previous page...*

Mol	Chain	Res	Type	RSRZ
25	RA	1058	G	5.2
31	RH	101	ARG	5.2
49	R3	57	GLU	5.2
7	QG	78	ARG	5.2
52	Y6	13	CYS	5.1
52	R6	21	TYR	5.1
9	QI	27	THR	5.1
25	RA	1067	A	5.1
52	Y6	53	LYS	5.1
7	XG	156	TRP	5.1
35	RP	1	MET	5.1
52	Y6	9	LEU	5.1
52	Y6	26	ASN	5.0
52	R6	13	CYS	5.0
25	RA	2802	G	5.0
20	XT	106	ALA	5.0
55	Y9	16	VAL	5.0
52	R6	11	LEU	5.0
23	XX	8	A	5.0
52	R6	25	LYS	5.0
44	YY	86	ARG	4.9
9	QI	62	TYR	4.9
52	R6	51	GLU	4.9
11	XK	128	ALA	4.9
21	QU	26	LYS	4.9
25	YA	2122	U	4.9
42	RW	113	LYS	4.8
25	RA	2125	G	4.8
25	RA	1100	C	4.8
25	RA	1098	A	4.8
25	YA	654	A	4.8
25	RA	1062	G	4.8
50	R4	51	ASP	4.8
30	RG	137	GLU	4.8
25	RA	2116	G	4.8
52	R6	23	THR	4.8
55	Y9	14	CYS	4.8
11	XK	11	LYS	4.8
35	RP	81	GLN	4.8
25	RA	1177	A	4.8
25	YA	2176	A	4.8
50	R4	68	ARG	4.7

*Continued on next page...*



*Continued from previous page...*

Mol	Chain	Res	Type	RSRZ
1	QA	81	G	4.7
25	RA	1063	G	4.7
2	QB	4	GLU	4.7
40	YU	117	GLN	4.7
52	R6	42	TRP	4.7
31	RH	123	PHE	4.7
7	XG	84	ASN	4.7
55	R9	25	VAL	4.7
1	QA	1450	U	4.7
25	RA	1097	U	4.7
12	XL	129	ALA	4.6
10	QJ	98	ILE	4.6
10	QJ	34	VAL	4.6
55	Y9	10	ILE	4.6
3	XC	149	ALA	4.6
25	RA	1065	U	4.6
35	RP	149	GLU	4.5
52	Y6	50	ARG	4.5
11	QK	128	ALA	4.5
19	QS	79	THR	4.5
25	RA	2798	C	4.5
25	YA	2118	U	4.5
35	RP	150	ALA	4.5
25	RA	277	C	4.5
12	XL	127	GLU	4.5
25	RA	1089	G	4.5
21	QU	21	TYR	4.4
55	Y9	2	LYS	4.4
39	YT	1	MET	4.4
2	QB	70	PHE	4.4
40	RU	117	GLN	4.4
51	R5	60	VAL	4.4
28	YE	204	ALA	4.4
13	QM	120	LYS	4.4
2	XB	130	ARG	4.4
25	RA	1057	A	4.4
50	R4	67	TYR	4.4
52	R6	53	LYS	4.3
49	Y3	56	VAL	4.3
25	RA	2797	U	4.3
3	QC	148	GLY	4.3
25	RA	1099	G	4.3

*Continued on next page...*

*Continued from previous page...*

Mol	Chain	Res	Type	RSRZ
21	QU	5	ASP	4.3
52	Y6	36	LEU	4.3
55	Y9	30	PRO	4.3
16	QP	84	ALA	4.3
25	YA	2173	A	4.3
55	R9	10	ILE	4.3
52	R6	52	VAL	4.3
49	Y3	57	GLU	4.3
10	QJ	69	ASN	4.3
55	Y9	13	LYS	4.3
52	R6	6	ARG	4.2
29	YF	133	ASN	4.2
28	RE	1	MET	4.2
25	RA	1085	A	4.2
55	Y9	26	ILE	4.2
52	R6	26	ASN	4.2
25	YA	2121	G	4.2
52	R6	5	VAL	4.2
55	Y9	9	ARG	4.2
55	R9	36	GLN	4.2
25	YA	2119	A	4.2
30	RG	80	PHE	4.2
44	RY	52	SER	4.2
25	YA	2178	C	4.2
25	YA	2129	C	4.2
4	XD	167	GLY	4.2
30	RG	13	GLU	4.1
44	YY	99	CYS	4.1
25	YA	1059	G	4.1
47	R1	96	LYS	4.1
51	Y5	54	GLY	4.1
52	Y6	42	TRP	4.1
55	R9	16	VAL	4.1
45	RZ	91	LEU	4.1
44	RY	58	GLY	4.1
55	Y9	22	ARG	4.1
31	RH	32	GLU	4.1
28	RE	69	LYS	4.1
25	RA	1083	U	4.1
11	QK	11	LYS	4.1
52	Y6	19	ARG	4.0
10	QJ	25	GLU	4.0

*Continued on next page...*

*Continued from previous page...*

Mol	Chain	Res	Type	RSRZ
19	QS	69	HIS	4.0
35	YP	114	ILE	4.0
16	QP	18	ARG	4.0
55	R9	35	ARG	4.0
25	YA	1060	U	4.0
25	YA	1093	G	4.0
46	R0	71	ASP	4.0
2	QB	132	LYS	4.0
44	RY	22	GLY	4.0
35	YP	118	GLY	4.0
25	YA	2177	C	4.0
44	RY	45	VAL	4.0
49	R3	3	ARG	4.0
1	QA	210	U	4.0
55	R9	18	ARG	4.0
25	RA	1093	G	3.9
21	XU	26	LYS	3.9
52	Y6	33	LYS	3.9
25	YA	2126	A	3.9
55	R9	30	PRO	3.9
55	R9	5	ALA	3.9
7	QG	151	TYR	3.9
25	YA	1058	G	3.9
25	YA	277	C	3.9
1	XA	208	U	3.8
52	Y6	7	ILE	3.8
10	XJ	7	LYS	3.8
1	XA	1032	A	3.8
28	RE	205	ALA	3.8
17	QQ	8	GLY	3.8
55	R9	7	VAL	3.8
36	RQ	91	GLU	3.8
52	R6	12	GLU	3.8
31	RH	111	HIS	3.8
6	QF	101	ALA	3.8
5	XE	77	PRO	3.8
44	RY	61	ILE	3.8
48	R2	72	ALA	3.8
52	Y6	51	GLU	3.8
55	R9	4	ARG	3.8
44	RY	103	GLY	3.8
25	RA	1104	C	3.8

*Continued on next page...*

*Continued from previous page...*

Mol	Chain	Res	Type	RSRZ
52	Y6	35	GLU	3.7
11	XK	129	SER	3.7
25	YA	1177	A	3.7
6	QF	84	ASN	3.7
33	RN	9	VAL	3.7
44	YY	71	LYS	3.7
48	Y2	71	ASN	3.7
25	YA	2111	C	3.7
7	QG	154	TYR	3.7
17	XQ	8	GLY	3.7
38	RS	109	GLY	3.7
2	QB	214	ILE	3.7
46	R0	70	GLN	3.7
55	Y9	21	GLY	3.7
25	YA	2167	U	3.7
11	QK	50	TYR	3.7
2	QB	146	GLN	3.7
55	Y9	15	LYS	3.7
1	XA	1453	G	3.7
50	R4	55	ARG	3.7
52	R6	40	CYS	3.6
55	R9	37	GLY	3.6
25	YA	1061	U	3.6
17	XQ	42	TYR	3.6
25	RA	2126	A	3.6
49	Y3	58	VAL	3.6
50	Y4	66	SER	3.6
52	Y6	24	GLU	3.6
21	QU	18	TYR	3.6
16	XP	7	ALA	3.6
11	QK	12	ARG	3.6
25	RA	2795	G	3.6
51	R5	45	VAL	3.6
25	YA	654(U)	A	3.6
36	RQ	141	GLN	3.6
51	Y5	51	TYR	3.6
31	YH	3	ARG	3.6
1	XA	1451	A	3.6
31	RH	24	VAL	3.6
50	R4	70	GLY	3.6
47	R1	22	GLY	3.6
52	Y6	37	ARG	3.6

*Continued on next page...*

*Continued from previous page...*

Mol	Chain	Res	Type	RSRZ
25	YA	2127	G	3.5
10	XJ	5	ARG	3.5
10	QJ	100	THR	3.5
2	QB	163	PHE	3.5
10	QJ	83	GLU	3.5
55	Y9	6	SER	3.5
9	QI	7	THR	3.5
8	QH	28	ALA	3.5
16	XP	15	PRO	3.5
13	QM	103	THR	3.5
55	Y9	18	ARG	3.5
12	QL	129	ALA	3.5
33	RN	119	ARG	3.5
55	R9	15	LYS	3.5
11	QK	129	SER	3.5
4	XD	125	HIS	3.5
52	Y6	18	ARG	3.5
43	YX	92	LEU	3.5
21	QU	17	THR	3.5
38	RS	52	SER	3.5
52	R6	45	LYS	3.5
18	XR	88	LYS	3.5
19	QS	50	ALA	3.5
21	QU	20	LYS	3.5
5	QE	20	GLN	3.5
30	RG	26	GLN	3.4
50	R4	69	LYS	3.4
31	RH	159	GLU	3.4
36	RQ	80	GLU	3.4
44	RY	62	GLU	3.4
50	R4	53	GLU	3.4
50	Y4	67	TYR	3.4
55	Y9	28	GLU	3.4
1	QA	1000	A	3.4
4	QD	86	LYS	3.4
42	YW	112	GLY	3.4
55	R9	13	LYS	3.4
25	RA	2179	C	3.4
2	QB	96	ARG	3.4
51	Y5	57	VAL	3.4
13	QM	102	ARG	3.4
20	XT	101	GLY	3.4

*Continued on next page...*

*Continued from previous page...*

<b>Mol</b>	<b>Chain</b>	<b>Res</b>	<b>Type</b>	<b>RSRZ</b>
28	RE	54	GLN	3.4
25	RA	1077	A	3.4
25	RA	2156	G	3.4
45	RZ	93	ASP	3.4
35	RP	88	LEU	3.4
8	QH	113	SER	3.4
7	XG	6	ARG	3.4
3	QC	158	GLY	3.4
25	RA	2146	C	3.4
47	Y1	96	LYS	3.4
6	XF	101	ALA	3.4
25	YA	2795	G	3.3
1	QA	723	U	3.3
35	RP	118	GLY	3.3
41	YV	19	LYS	3.3
7	XG	154	TYR	3.3
32	YI	146	ALA	3.3
35	RP	2	LYS	3.3
1	QA	82	U	3.3
25	YA	2802	G	3.3
19	QS	45	VAL	3.3
25	YA	276	A	3.3
55	R9	19	ARG	3.3
18	QR	29	PHE	3.3
31	YH	123	PHE	3.3
25	RA	2174	C	3.3
1	XA	723	U	3.3
25	YA	2793	G	3.3
46	R0	72	ARG	3.3
9	QI	127	LYS	3.3
35	RP	91	PHE	3.3
9	QI	102	LEU	3.3
31	RH	25	LYS	3.3
50	R4	71	ARG	3.3
42	RW	67	ASP	3.3
49	R3	32	GLN	3.3
55	Y9	33	LYS	3.3
1	XA	210	U	3.2
30	RG	138	GLN	3.2
33	RN	72	TYR	3.2
52	Y6	23	THR	3.2
30	RG	2	PRO	3.2

*Continued on next page...*

*Continued from previous page...*

Mol	Chain	Res	Type	RSRZ
1	QA	1047	G	3.2
4	QD	5	ILE	3.2
55	R9	2	LYS	3.2
25	YA	2803	C	3.2
55	Y9	7	VAL	3.2
20	XT	100	ILE	3.2
52	R6	16	CYS	3.2
18	XR	22	VAL	3.2
25	YA	2130	U	3.2
10	XJ	8	LEU	3.2
5	XE	92	LYS	3.2
44	RY	47	LYS	3.2
12	QL	32	PHE	3.2
19	QS	82	GLY	3.2
16	QP	7	ALA	3.2
11	QK	89	ALA	3.2
44	RY	35	TYR	3.2
38	RS	24	LEU	3.2
17	XQ	99	SER	3.2
35	RP	108	LYS	3.2
50	R4	56	VAL	3.2
55	Y9	31	LYS	3.2
25	RA	654(V)	A	3.1
19	QS	68	GLY	3.1
54	Y8	65	GLU	3.1
38	RS	34	HIS	3.1
31	RH	152	ARG	3.1
18	QR	31	LEU	3.1
46	R0	76	GLY	3.1
49	R3	33	GLN	3.1
2	XB	134	GLU	3.1
1	XA	87	A	3.1
24	QY	32	U	3.1
25	RA	2182	G	3.1
32	RI	34	GLY	3.1
44	RY	87	LYS	3.1
32	RI	35	LEU	3.1
44	RY	80	GLY	3.1
10	XJ	97	GLU	3.1
7	QG	80	VAL	3.1
30	RG	108	ASN	3.1
25	RA	889	C	3.1

*Continued on next page...*

*Continued from previous page...*

Mol	Chain	Res	Type	RSRZ
25	RA	1088	A	3.1
25	RA	1082	U	3.1
55	R9	31	LYS	3.1
31	RH	94	TYR	3.1
40	RU	72	HIS	3.1
19	XS	82	GLY	3.1
38	RS	108	GLY	3.1
39	RT	2	ASN	3.1
55	R9	26	ILE	3.1
44	RY	102	CYS	3.1
47	Y1	93	GLU	3.1
14	QN	38	GLY	3.1
31	YH	160	LYS	3.1
2	QB	118	LEU	3.1
25	YA	2117	A	3.1
9	QI	18	PHE	3.1
52	Y6	5	VAL	3.0
10	QJ	5	ARG	3.0
42	RW	1	MET	3.0
44	RY	5	MET	3.0
3	XC	159	GLY	3.0
35	RP	106	LEU	3.0
25	YA	1066	U	3.0
25	YA	2897	U	3.0
11	XK	12	ARG	3.0
20	XT	9	ASN	3.0
31	RH	31	GLY	3.0
49	Y3	6	VAL	3.0
1	QA	995	C	3.0
10	XJ	4	ILE	3.0
52	Y6	10	LEU	3.0
21	QU	23	PRO	3.0
21	QU	8	THR	3.0
25	YA	2179	C	3.0
9	QI	95	LYS	3.0
2	QB	131	PRO	3.0
40	RU	90	VAL	3.0
16	XP	35	LYS	3.0
35	RP	120	ALA	3.0
51	Y5	55	ARG	3.0
2	XB	4	GLU	3.0
35	YP	119	GLU	3.0

*Continued on next page...*



*Continued from previous page...*

Mol	Chain	Res	Type	RSRZ
45	RZ	55	HIS	3.0
8	QH	101	PRO	3.0
31	RH	102	ALA	3.0
2	XB	5	ILE	3.0
30	RG	34	LEU	3.0
31	RH	131	VAL	2.9
25	YA	2896	C	2.9
8	XH	25	ASP	2.9
21	QU	9	ARG	2.9
32	RI	1	MET	2.9
9	QI	124	GLN	2.9
42	RW	104	THR	2.9
31	RH	160	LYS	2.9
38	RS	45	GLY	2.9
5	XE	91	LEU	2.9
10	QJ	71	LEU	2.9
25	RA	2804	C	2.9
25	YA	888	C	2.9
54	R8	65	GLU	2.9
2	QB	133	LYS	2.9
17	QQ	7	THR	2.9
50	R4	54	GLY	2.9
35	RP	13	ASN	2.9
53	Y7	48	LYS	2.9
30	RG	77	ILE	2.9
44	YY	63	LYS	2.9
15	QO	15	PHE	2.9
25	RA	614	U	2.9
10	XJ	33	GLN	2.9
32	RI	10	GLU	2.9
25	YA	2154	G	2.9
2	XB	129	GLU	2.9
7	XG	76	ARG	2.9
44	YY	50	ARG	2.9
25	YA	1057	A	2.9
9	XI	127	LYS	2.9
18	QR	22	VAL	2.9
55	Y9	8	LYS	2.9
44	RY	86	ARG	2.9
31	RH	103	LEU	2.9
31	YH	2	SER	2.9
3	QC	190	ARG	2.9

*Continued on next page...*

*Continued from previous page...*

Mol	Chain	Res	Type	RSRZ
30	YG	25	TYR	2.9
5	QE	23	GLY	2.8
52	Y6	14	THR	2.8
10	QJ	28	ARG	2.8
13	QM	94	ARG	2.8
4	XD	152	SER	2.8
44	YY	46	LYS	2.8
25	RA	2319	G	2.8
42	YW	111	HIS	2.8
2	XB	188	ALA	2.8
10	XJ	73	ASP	2.8
49	R3	59	VAL	2.8
7	QG	41	ARG	2.8
49	R3	48	GLU	2.8
10	XJ	71	LEU	2.8
55	R9	24	TYR	2.8
31	RH	161	GLY	2.8
45	RZ	164	ALA	2.8
55	R9	3	VAL	2.8
17	XQ	101	ARG	2.8
30	RG	167	GLU	2.8
10	QJ	96	ILE	2.8
29	YF	15	SER	2.8
36	RQ	20	ALA	2.8
28	YE	55	ASN	2.8
22	QV	1	C	2.8
28	YE	56	PRO	2.8
10	XJ	34	VAL	2.8
44	RY	50	ARG	2.8
55	R9	9	ARG	2.8
7	QG	86	GLN	2.8
7	XG	153	HIS	2.8
16	XP	34	GLU	2.8
49	R3	4	LEU	2.8
9	QI	26	VAL	2.8
25	RA	2145	C	2.8
52	Y6	43	CYS	2.8
28	RE	56	PRO	2.8
39	RT	1	MET	2.8
53	Y7	47	ARG	2.8
13	QM	83	ASP	2.8
3	QC	205	GLY	2.8

*Continued on next page...*

*Continued from previous page...*

<b>Mol</b>	<b>Chain</b>	<b>Res</b>	<b>Type</b>	<b>RSRZ</b>
2	QB	130	ARG	2.8
7	QG	6	ARG	2.8
31	RH	18	GLU	2.8
44	RY	46	LYS	2.8
52	Y6	38	LYS	2.8
15	XO	20	GLY	2.8
25	RA	654(A)	G	2.8
25	YA	2165	G	2.8
52	R6	17	LYS	2.7
52	Y6	8	LYS	2.7
3	QC	193	TYR	2.7
49	R3	28	LEU	2.7
12	QL	49	ASN	2.7
10	XJ	74	ILE	2.7
18	XR	54	ARG	2.7
25	YA	1094	U	2.7
25	RA	2794	C	2.7
25	YA	2798	C	2.7
21	QU	16	GLY	2.7
13	XM	121	LYS	2.7
3	QC	91	LEU	2.7
52	Y6	11	LEU	2.7
1	QA	994	A	2.7
12	QL	98	TYR	2.7
25	YA	2797	U	2.7
33	RN	10	GLU	2.7
23	XX	7	G	2.7
7	QG	2	ALA	2.7
31	RH	30	LYS	2.7
25	RA	1046	A	2.7
45	RZ	92	SER	2.7
31	RH	3	ARG	2.7
50	R4	40	HIS	2.7
31	RH	43	VAL	2.7
25	RA	352	G	2.7
30	YG	52	ILE	2.7
31	RH	113	VAL	2.7
52	Y6	22	ALA	2.7
52	Y6	47	THR	2.7
52	R6	29	ASN	2.7
25	RA	1078	U	2.7
21	XU	24	ARG	2.7

*Continued on next page...*

*Continued from previous page...*

Mol	Chain	Res	Type	RSRZ
50	R4	11	PRO	2.7
2	QB	40	HIS	2.7
25	YA	1075	C	2.7
32	YI	122	GLU	2.7
16	QP	61	SER	2.7
20	QT	44	ALA	2.7
29	YF	134	GLY	2.7
52	Y6	40	CYS	2.7
47	R1	42	GLN	2.7
3	QC	149	ALA	2.7
8	QH	4	ASP	2.7
25	YA	1100	C	2.7
1	QA	1286	A	2.7
2	QB	45	GLN	2.7
25	RA	2167	U	2.7
7	QG	84	ASN	2.7
44	RY	48	ALA	2.7
9	XI	98	PRO	2.7
10	QJ	70	ARG	2.7
17	XQ	7	THR	2.7
39	RT	3	ARG	2.7
2	XB	28	PHE	2.7
25	YA	2133	G	2.7
49	Y3	5	LYS	2.7
36	YQ	1	MET	2.7
12	QL	31	PRO	2.7
13	QM	7	VAL	2.7
25	YA	2132	U	2.7
25	YA	1069	A	2.7
19	QS	6	LYS	2.7
44	RY	21	LYS	2.7
19	QS	7	LYS	2.6
35	RP	124	LYS	2.6
5	QE	14	ARG	2.6
25	YA	1084	A	2.6
2	QB	105	PHE	2.6
55	Y9	37	GLY	2.6
49	Y3	55	ARG	2.6
1	QA	1202	G	2.6
21	XU	2	GLY	2.6
28	RE	2	LYS	2.6
25	YA	2131	G	2.6

*Continued on next page...*

*Continued from previous page...*

Mol	Chain	Res	Type	RSRZ
8	QH	25	ASP	2.6
49	Y3	60	GLU	2.6
52	R6	35	GLU	2.6
21	QU	22	ARG	2.6
39	RT	40	THR	2.6
2	QB	91	PRO	2.6
4	QD	3	ARG	2.6
45	YZ	112	ARG	2.6
52	Y6	12	GLU	2.6
16	XP	1	MET	2.6
52	Y6	46	HIS	2.6
25	YA	2164	C	2.6
25	YA	2804	C	2.6
1	QA	1236	A	2.6
25	YA	887	A	2.6
31	RH	109	PHE	2.6
45	RZ	11	GLU	2.6
7	QG	83	ALA	2.6
19	QS	8	GLY	2.6
31	RH	100	GLY	2.6
41	RV	45	THR	2.6
44	RY	92	ASN	2.6
14	QN	2	ALA	2.6
9	QI	2	GLU	2.6
39	YT	21	GLU	2.6
51	R5	59	GLU	2.6
9	XI	7	THR	2.6
10	QJ	43	ARG	2.6
12	QL	71	PRO	2.6
52	R6	10	LEU	2.6
31	YH	161	GLY	2.6
45	YZ	110	GLY	2.6
49	R3	56	VAL	2.6
55	Y9	3	VAL	2.6
52	R6	43	CYS	2.6
2	XB	135	GLN	2.6
36	YQ	91	GLU	2.6
25	YA	2136	C	2.6
25	YA	2161	C	2.6
2	QB	43	ASP	2.6
25	YA	2894	G	2.6
13	QM	101	GLN	2.6

*Continued on next page...*

*Continued from previous page...*

Mol	Chain	Res	Type	RSRZ
18	QR	63	GLN	2.6
30	RG	159	VAL	2.6
35	YP	81	GLN	2.6
2	QB	90	MET	2.5
1	QA	1027	C	2.5
25	RA	2109	U	2.5
35	YP	82	GLY	2.5
4	QD	67	ILE	2.5
18	QR	62	GLU	2.5
52	Y6	34	LEU	2.5
44	RY	3	VAL	2.5
44	YY	72	VAL	2.5
12	QL	33	ARG	2.5
14	QN	5	ALA	2.5
10	QJ	7	LYS	2.5
15	QO	7	GLU	2.5
25	RA	546	C	2.5
25	RA	1886	C	2.5
36	RQ	12	GLN	2.5
50	R4	13	ARG	2.5
14	QN	4	LYS	2.5
25	RA	2153	G	2.5
25	YA	2157	G	2.5
25	YA	2166	G	2.5
30	RG	75	LYS	2.5
35	RP	132	LYS	2.5
13	QM	61	GLU	2.5
38	YS	111	GLU	2.5
49	Y3	59	VAL	2.5
8	QH	104	ARG	2.5
20	QT	56	MET	2.5
11	QK	51	LYS	2.5
52	R6	33	LYS	2.5
3	QC	196	LEU	2.5
22	XV	1	C	2.5
31	RH	151	ILE	2.5
53	Y7	1	MET	2.5
10	QJ	8	LEU	2.5
30	RG	157	ILE	2.5
50	R4	9	LEU	2.5
12	QL	19	ARG	2.5
25	RA	2793	G	2.5

*Continued on next page...*

*Continued from previous page...*

Mol	Chain	Res	Type	RSRZ
9	QI	125	TYR	2.5
19	QS	32	LYS	2.5
25	YA	2790	A	2.5
38	RS	37	ALA	2.5
2	QB	160	ASP	2.5
32	RI	36	ALA	2.5
44	RY	59	GLY	2.5
49	Y3	2	PRO	2.5
1	QA	1019	C	2.5
25	RA	654	A	2.5
28	RE	72	VAL	2.5
29	YF	17	ARG	2.5
25	RA	2155	G	2.5
40	RU	89	GLU	2.5
14	QN	25	VAL	2.5
31	RH	115	VAL	2.5
32	YI	144	VAL	2.5
25	RA	887	A	2.5
32	RI	83	ALA	2.5
39	YT	2	ASN	2.5
25	YA	1068	G	2.5
25	YA	2123	G	2.5
45	RZ	162	GLU	2.5
1	XA	91	C	2.5
19	XS	47	HIS	2.5
31	YH	144	VAL	2.5
44	YY	45	VAL	2.5
25	YA	614	U	2.5
7	XG	74	GLU	2.5
12	XL	98	TYR	2.5
30	RG	48	GLU	2.5
2	QB	165	VAL	2.5
12	XL	67	THR	2.4
16	XP	6	LEU	2.4
25	YA	2143	C	2.4
47	Y1	97	LEU	2.4
48	R2	21	LEU	2.4
5	XE	81	GLU	2.4
17	QQ	58	GLU	2.4
20	XT	51	GLU	2.4
31	RH	29	PRO	2.4
5	XE	118	ILE	2.4

*Continued on next page...*

*Continued from previous page...*

Mol	Chain	Res	Type	RSRZ
9	QI	15	ALA	2.4
39	YT	92	GLY	2.4
40	YU	118	GLY	2.4
43	YX	28	PHE	2.4
33	RN	12	ARG	2.4
52	Y6	39	TYR	2.4
2	QB	114	ARG	2.4
36	RQ	10	ARG	2.4
8	QH	132	GLU	2.4
11	QK	95	ILE	2.4
41	YV	36	PRO	2.4
27	YD	26	LYS	2.4
43	RX	92	LEU	2.4
1	QA	196	A	2.4
2	QB	117	GLU	2.4
1	QA	1001	G	2.4
1	QA	1453	G	2.4
3	QC	159	GLY	2.4
25	RA	10	G	2.4
25	YA	2159	G	2.4
28	YE	174	ASP	2.4
39	YT	47	GLY	2.4
8	QH	87	SER	2.4
31	YH	162	ILE	2.4
32	RI	84	GLY	2.4
9	QI	20	ARG	2.4
18	XR	31	LEU	2.4
44	RY	6	HIS	2.4
52	R6	41	PRO	2.4
11	QK	90	GLY	2.4
30	RG	65	GLY	2.4
44	RY	41	GLY	2.4
35	RP	98	GLU	2.4
1	QA	1124	G	2.4
3	QC	194	GLY	2.4
11	XK	127	LYS	2.4
38	RS	56	LEU	2.4
1	QA	307	C	2.4
26	RB	11	C	2.4
55	R9	17	ILE	2.4
7	XG	77	SER	2.4
44	YY	85	VAL	2.4

*Continued on next page...*



*Continued from previous page...*

<b>Mol</b>	<b>Chain</b>	<b>Res</b>	<b>Type</b>	<b>RSRZ</b>
45	RZ	155	LEU	2.4
30	RG	97	ASP	2.4
11	QK	48	ILE	2.4
11	QK	127	LYS	2.4
30	YG	137	GLU	2.4
7	QG	152	ALA	2.4
39	YT	106	SER	2.4
12	QL	69	TYR	2.4
16	XP	29	ASP	2.4
52	Y6	45	LYS	2.4
44	YY	66	PRO	2.3
10	QJ	90	LEU	2.3
31	YH	103	LEU	2.3
55	Y9	20	HIS	2.3
4	QD	4	TYR	2.3
44	RY	4	LYS	2.3
25	YA	2112	G	2.3
32	YI	135	GLU	2.3
6	QF	99	ALA	2.3
49	R3	44	ARG	2.3
10	QJ	72	VAL	2.3
47	Y1	98	LEU	2.3
49	R3	26	LEU	2.3
10	XJ	6	ILE	2.3
23	QX	7	G	2.3
25	YA	654(A)	G	2.3
1	QA	1322	C	2.3
13	QM	6	GLY	2.3
19	XS	84	GLY	2.3
24	QY	33	U	2.3
30	YG	26	GLN	2.3
35	RP	87	ASP	2.3
37	YR	72	ASP	2.3
3	QC	46	GLU	2.3
9	QI	28	VAL	2.3
47	R1	70	VAL	2.3
54	R8	61	LEU	2.3
1	XA	1001	G	2.3
25	YA	271(C)	U	2.3
30	RG	25	TYR	2.3
13	XM	120	LYS	2.3
21	XU	4	GLY	2.3

*Continued on next page...*

*Continued from previous page...*

Mol	Chain	Res	Type	RSRZ
27	RD	34	VAL	2.3
52	Y6	52	VAL	2.3
16	QP	8	ARG	2.3
2	QB	71	VAL	2.3
7	QG	75	VAL	2.3
31	RH	104	GLU	2.3
25	YA	1097	U	2.3
33	RN	11	PRO	2.3
5	QE	81	GLU	2.3
4	QD	49	ARG	2.3
8	XH	116	LYS	2.3
23	QX	8	A	2.3
25	YA	2171	A	2.3
1	QA	1187	G	2.3
25	RA	2136	C	2.3
41	YV	1	MET	2.3
25	RA	2318	G	2.3
35	RP	148	LEU	2.3
47	R1	23	LYS	2.3
5	QE	24	ARG	2.3
7	QG	39	ALA	2.3
7	XG	83	ALA	2.3
11	QK	13	GLN	2.3
14	QN	17	LYS	2.3
14	XN	14	PRO	2.3
7	QG	153	HIS	2.3
49	Y3	10	LYS	2.3
7	QG	130	GLY	2.3
30	YG	39	ILE	2.3
29	YF	156	LEU	2.3
7	XG	86	GLN	2.3
32	RI	19	VAL	2.3
31	YH	112	PRO	2.3
45	RZ	68	PRO	2.3
21	QU	2	GLY	2.3
25	RA	2807	G	2.3
3	XC	196	LEU	2.3
39	YT	133	GLU	2.3
3	XC	158	GLY	2.3
6	XF	84	ASN	2.3
8	XH	130	GLY	2.3
1	QA	832	C	2.3

*Continued on next page...*

*Continued from previous page...*

<b>Mol</b>	<b>Chain</b>	<b>Res</b>	<b>Type</b>	<b>RSRZ</b>
10	QJ	67	THR	2.3
33	YN	53	VAL	2.3
14	QN	52	GLN	2.2
25	RA	2157	G	2.2
7	QG	109	ASN	2.2
30	RG	135	LEU	2.2
51	Y5	58	LEU	2.2
47	Y1	21	ARG	2.2
50	R4	57	GLU	2.2
1	QA	1192	C	2.2
2	XB	61	LEU	2.2
5	QE	19	MET	2.2
31	RH	84	SER	2.2
32	RI	8	PRO	2.2
44	YY	47	LYS	2.2
46	R0	15	ASP	2.2
46	R0	69	PHE	2.2
15	QO	2	PRO	2.2
52	Y6	41	PRO	2.2
1	QA	934	C	2.2
1	QA	1249	C	2.2
35	YP	117	GLU	2.2
55	R9	8	LYS	2.2
16	QP	64	ALA	2.2
20	XT	56	MET	2.2
32	RI	15	VAL	2.2
44	RY	66	PRO	2.2
11	QK	71	LYS	2.2
38	YS	60	GLY	2.2
17	QQ	21	VAL	2.2
41	YV	45	THR	2.2
1	XA	817	C	2.2
31	YH	116	GLU	2.2
49	R3	34	GLU	2.2
50	R4	10	VAL	2.2
13	QM	116	THR	2.2
51	Y5	40	LYS	2.2
10	XJ	95	GLU	2.2
35	RP	119	GLU	2.2
5	QE	22	GLY	2.2
7	XG	7	ALA	2.2
32	YI	84	GLY	2.2

*Continued on next page...*

*Continued from previous page...*

<b>Mol</b>	<b>Chain</b>	<b>Res</b>	<b>Type</b>	<b>RSRZ</b>
52	Y6	29	ASN	2.2
54	R8	53	PRO	2.2
4	QD	87	GLY	2.2
27	RD	181	GLU	2.2
30	YG	34	LEU	2.2
14	QN	41	ARG	2.2
19	QS	81	ARG	2.2
5	XE	24	ARG	2.2
16	QP	36	ILE	2.2
32	YI	88	ILE	2.2
35	RP	114	ILE	2.2
35	RP	135	LEU	2.2
1	XA	389	A	2.2
4	QD	32	ALA	2.2
33	YN	51	PHE	2.2
44	RY	89	PHE	2.2
41	YV	89	GLN	2.2
49	R3	15	TYR	2.2
8	QH	57	PRO	2.2
25	RA	2137	C	2.2
31	RH	57	ASP	2.2
31	YH	47	GLU	2.2
47	R1	16	ASN	2.2
11	XK	49	GLY	2.2
49	R3	40	THR	2.2
19	QS	38	SER	2.2
32	RI	91	SER	2.2
53	Y7	49	ARG	2.2
16	QP	17	TYR	2.2
36	RQ	11	LYS	2.2
44	RY	94	LYS	2.2
29	RF	22	ALA	2.2
25	YA	2142	C	2.2
45	RZ	117	LEU	2.2
6	XF	58	GLY	2.2
32	YI	109	ILE	2.2
50	R4	45	GLY	2.2
3	QC	53	ALA	2.2
14	XN	13	THR	2.2
19	QS	12	ASP	2.2
12	QL	78	GLN	2.2
1	QA	1024	G	2.2

*Continued on next page...*

*Continued from previous page...*

Mol	Chain	Res	Type	RSRZ
46	R0	61	ALA	2.2
2	QB	36	ARG	2.2
9	QI	9	ARG	2.2
5	QE	45	PHE	2.2
5	QE	80	ILE	2.2
10	QJ	74	ILE	2.2
17	XQ	36	ILE	2.2
39	RT	115	ARG	2.2
31	RH	34	GLU	2.2
31	RH	39	PRO	2.1
8	QH	24	THR	2.1
9	QI	65	VAL	2.1
25	RA	229	A	2.1
25	YA	1067	A	2.1
28	RE	198	VAL	2.1
34	RO	37	ASP	2.1
1	XA	135	C	2.1
6	XF	94	GLN	2.1
11	QK	93	GLN	2.1
29	RF	56	GLU	2.1
46	R0	73	GLY	2.1
8	QH	116	LYS	2.1
31	YH	114	VAL	2.1
41	RV	81	TYR	2.1
11	XK	117	ASN	2.1
33	RN	51	PHE	2.1
49	R3	19	GLN	2.1
25	YA	1103	A	2.1
2	XB	30	ARG	2.1
8	QH	112	LEU	2.1
9	XI	41	VAL	2.1
30	RG	115	ARG	2.1
35	RP	111	ARG	2.1
52	Y6	27	LYS	2.1
16	XP	32	TYR	2.1
16	QP	9	PHE	2.1
25	YA	2893	G	2.1
32	RI	86	THR	2.1
32	RI	90	GLY	2.1
4	QD	139	ARG	2.1
9	QI	70	LYS	2.1
10	XJ	72	VAL	2.1

*Continued on next page...*

*Continued from previous page...*

Mol	Chain	Res	Type	RSRZ
53	R7	48	LYS	2.1
25	RA	654(U)	A	2.1
4	XD	134	ASP	2.1
21	XU	23	PRO	2.1
25	RA	2128	C	2.1
26	RB	68	C	2.1
44	RY	16	ALA	2.1
19	QS	80	TYR	2.1
52	R6	39	TYR	2.1
10	XJ	98	ILE	2.1
25	RA	11	G	2.1
25	RA	1087	G	2.1
25	YA	2120	G	2.1
33	YN	7	LYS	2.1
51	R5	54	GLY	2.1
2	XB	77	ALA	2.1
18	QR	58	LEU	2.1
31	RH	107	VAL	2.1
35	RP	130	PHE	2.1
44	RY	44	ILE	2.1
7	QG	103	TRP	2.1
8	QH	59	LEU	2.1
12	QL	96	VAL	2.1
27	YD	34	VAL	2.1
44	RY	81	LYS	2.1
28	YE	19	ARG	2.1
8	XH	24	THR	2.1
44	RY	55	TYR	2.1
54	Y8	2	PRO	2.1
25	RA	1537	C	2.1
7	QG	82	GLY	2.1
25	RA	2168	G	2.1
47	R1	17	SER	2.1
38	RS	8	GLU	2.1
8	XH	119	LEU	2.1
13	XM	39	ILE	2.1
54	R8	64	TYR	2.1
5	QE	47	LYS	2.1
1	QA	1346	A	2.1
15	QO	26	GLU	2.1
16	XP	69	THR	2.1
17	XQ	58	GLU	2.1

*Continued on next page...*

*Continued from previous page...*

<b>Mol</b>	<b>Chain</b>	<b>Res</b>	<b>Type</b>	<b>RSRZ</b>
19	XS	81	ARG	2.1
4	QD	90	GLY	2.1
45	RZ	163	LEU	2.1
25	YA	2128	C	2.1
33	RN	84	LYS	2.1
3	QC	170	GLN	2.1
13	QM	88	ARG	2.1
29	RF	164	ARG	2.1
3	XC	148	GLY	2.1
12	QL	72	GLY	2.1
31	YH	100	GLY	2.1
35	RP	104	GLY	2.1
1	QA	1034	G	2.1
2	QB	108	ILE	2.1
25	YA	1176	G	2.1
27	RD	35	LYS	2.1
36	RQ	5	ARG	2.1
11	XK	51	LYS	2.1
12	QL	28	LYS	2.1
18	QR	82	THR	2.1
48	Y2	67	LYS	2.1
50	R4	52	THR	2.1
12	QL	70	ILE	2.1
9	QI	128	ARG	2.1
17	XQ	32	TYR	2.1
31	RH	148	ILE	2.1
10	QJ	84	GLN	2.1
1	QA	1092	A	2.0
20	XT	60	GLU	2.1
25	RA	1069	A	2.0
25	RA	2753	A	2.0
50	R4	66	SER	2.0
1	QA	1347	G	2.0
28	YE	1	MET	2.0
33	RN	13	TRP	2.0
3	QC	177	THR	2.0
21	QU	6	ARG	2.0
16	QP	60	LEU	2.0
33	RN	70	LYS	2.0
1	QA	1355	G	2.0
13	QM	104	ARG	2.0
16	QP	56	ALA	2.0

*Continued on next page...*

*Continued from previous page...*

Mol	Chain	Res	Type	RSRZ
1	QA	980	C	2.0
25	RA	2175	C	2.0
31	RH	170	ARG	2.0
14	QN	37	PHE	2.0
38	RS	23	ARG	2.0
39	YT	131	ALA	2.0
31	YH	164	TYR	2.0
54	Y8	64	TYR	2.0
11	XK	81	ASP	2.0
13	XM	103	THR	2.0
1	QA	1226	C	2.0
25	RA	2110	G	2.0
29	RF	149	ASP	2.0
12	XL	33	ARG	2.0
32	RI	109	ILE	2.0
10	XJ	39	PRO	2.0
16	XP	66	PRO	2.0
30	RG	142	PRO	2.0
13	XM	111	LYS	2.0
30	YG	75	LYS	2.0
44	RY	88	LYS	2.0
49	Y3	11	SER	2.0
7	QG	88	PRO	2.0
51	Y5	45	VAL	2.0
25	RA	2118	U	2.0
25	RA	2124	G	2.0
25	YA	1099	G	2.0
25	YA	2156	G	2.0
25	YA	2833	G	2.0
47	Y1	36	GLY	2.0
10	XJ	101	VAL	2.0
31	RH	96	ALA	2.0
18	XR	21	LYS	2.0
19	XS	85	LYS	2.0
47	R1	97	LEU	2.0
47	Y1	70	VAL	2.0
49	R3	58	VAL	2.0
2	QB	217	ARG	2.0
12	XL	19	ARG	2.0
14	XN	32	SER	2.0
32	RI	13	GLY	2.0



## 6.2 Non-standard residues in protein, DNA, RNA chains [i](#)

In the following table, the Atoms column lists the number of modelled atoms in the group and the number defined in the chemical component dictionary. The B-factors column lists the minimum, median, 95<sup>th</sup> percentile and maximum values of B factors of atoms in the group. The column labelled 'Q< 0.9' lists the number of atoms with occupancy less than 0.9.

Mol	Type	Chain	Res	Atoms	RSCC	RSR	B-factors(Å <sup>2</sup> )	Q<0.9
24	1MG	QY	37	24/25	0.90	0.24	99,99,99,99	0
56	PPU	Z8	76	37/38	0.92	0.29	38,38,38,38	0
24	1MG	XY	37	24/25	0.93	0.16	59,59,59,59	0
56	PPU	Z6	76	37/38	0.93	0.27	41,41,41,41	0

## 6.3 Carbohydrates [i](#)

There are no carbohydrates in this entry.

## 6.4 Ligands [i](#)

In the following table, the Atoms column lists the number of modelled atoms in the group and the number defined in the chemical component dictionary. The B-factors column lists the minimum, median, 95<sup>th</sup> percentile and maximum values of B factors of atoms in the group. The column labelled 'Q< 0.9' lists the number of atoms with occupancy less than 0.9.

Mol	Type	Chain	Res	Atoms	RSCC	RSR	B-factors(Å <sup>2</sup> )	Q<0.9
57	MG	R0	101	1/1	0.03	0.76	29,29,29,29	0
57	MG	RA	3194	1/1	0.21	0.28	54,54,54,54	0
57	MG	RA	3216	1/1	0.43	0.81	39,39,39,39	0
57	MG	RP	202	1/1	0.44	0.52	65,65,65,65	0
57	MG	YA	3072	1/1	0.46	0.17	7,7,7,7	0
57	MG	RA	3232	1/1	0.48	1.04	80,80,80,80	0
57	MG	YA	3185	1/1	0.49	0.37	14,14,14,14	0
57	MG	YA	3128	1/1	0.53	0.68	25,25,25,25	0
57	MG	YA	3241	1/1	0.54	0.29	34,34,34,34	0
57	MG	YD	302	1/1	0.55	0.56	49,49,49,49	0
57	MG	QA	1623	1/1	0.56	0.86	41,41,41,41	0
57	MG	YA	3229	1/1	0.56	0.61	30,30,30,30	0
57	MG	YA	3234	1/1	0.58	0.32	1,1,1,1	0
57	MG	XA	1605	1/1	0.59	0.66	18,18,18,18	0
57	MG	RA	3220	1/1	0.61	0.52	1,1,1,1	0
57	MG	YA	3174	1/1	0.61	0.41	47,47,47,47	0
57	MG	RA	3242	1/1	0.62	0.36	7,7,7,7	0
57	MG	XA	1648	1/1	0.63	0.42	28,28,28,28	0

*Continued on next page...*

*Continued from previous page...*

Mol	Type	Chain	Res	Atoms	RSCC	RSR	B-factors( $\text{\AA}^2$ )	Q<0.9
57	MG	QA	1658	1/1	0.63	0.25	90,90,90,90	0
57	MG	YA	3124	1/1	0.64	0.64	19,19,19,19	0
57	MG	RA	3222	1/1	0.65	0.37	45,45,45,45	0
57	MG	YA	3012	1/1	0.65	1.31	80,80,80,80	0
57	MG	RA	3134	1/1	0.65	0.46	24,24,24,24	0
57	MG	YB	202	1/1	0.66	0.54	21,21,21,21	0
57	MG	YA	3054	1/1	0.66	0.82	80,80,80,80	0
57	MG	RA	3189	1/1	0.67	0.43	55,55,55,55	0
57	MG	YA	3258	1/1	0.68	1.75	80,80,80,80	0
57	MG	YA	3236	1/1	0.68	0.16	24,24,24,24	0
57	MG	YA	3207	1/1	0.68	0.30	20,20,20,20	0
57	MG	RA	3124	1/1	0.69	0.58	35,35,35,35	0
57	MG	XA	1655	1/1	0.69	0.70	40,40,40,40	0
57	MG	RA	3221	1/1	0.70	0.77	15,15,15,15	0
57	MG	YA	3201	1/1	0.70	0.39	2,2,2,2	0
57	MG	YA	3167	1/1	0.71	0.33	49,49,49,49	0
57	MG	RA	3154	1/1	0.71	0.15	17,17,17,17	0
57	MG	YA	3161	1/1	0.71	0.35	6,6,6,6	0
57	MG	QA	1618	1/1	0.71	0.42	49,49,49,49	0
57	MG	XA	1664	1/1	0.72	0.25	8,8,8,8	0
57	MG	XA	1654	1/1	0.72	0.43	23,23,23,23	0
57	MG	XA	1606	1/1	0.72	0.53	29,29,29,29	0
57	MG	YA	3246	1/1	0.72	0.21	7,7,7,7	0
57	MG	RA	3101	1/1	0.72	0.21	32,32,32,32	0
57	MG	QA	1626	1/1	0.72	0.21	10,10,10,10	0
57	MG	YA	3248	1/1	0.73	0.56	17,17,17,17	0
57	MG	RA	3192	1/1	0.73	0.18	0,0,0,0	0
57	MG	RA	3026	1/1	0.73	1.19	80,80,80,80	0
57	MG	RA	3217	1/1	0.73	0.22	18,18,18,18	0
57	MG	QA	1665	1/1	0.73	0.36	27,27,27,27	0
57	MG	YA	3163	1/1	0.73	0.24	41,41,41,41	0
57	MG	XA	1614	1/1	0.74	0.23	2,2,2,2	0
57	MG	QA	1632	1/1	0.74	0.28	25,25,25,25	0
57	MG	RA	3065	1/1	0.74	0.55	80,80,80,80	0
57	MG	YA	3043	1/1	0.75	0.46	6,6,6,6	0
57	MG	RA	3218	1/1	0.75	0.14	4,4,4,4	0
57	MG	RA	3225	1/1	0.75	0.33	18,18,18,18	0
57	MG	YA	3076	1/1	0.75	0.38	2,2,2,2	0
57	MG	RA	3230	1/1	0.75	0.35	2,2,2,2	0
57	MG	RA	3009	1/1	0.75	0.49	84,84,84,84	0
57	MG	QA	1630	1/1	0.75	0.45	54,54,54,54	0

*Continued on next page...*

*Continued from previous page...*

Mol	Type	Chain	Res	Atoms	RSCC	RSR	B-factors( $\text{\AA}^2$ )	Q<0.9
57	MG	RA	3180	1/1	0.76	0.52	21,21,21,21	0
57	MG	YA	3075	1/1	0.76	0.22	3,3,3,3	0
57	MG	XA	1626	1/1	0.76	0.33	11,11,11,11	0
57	MG	YA	3208	1/1	0.76	0.17	43,43,43,43	0
57	MG	XA	1643	1/1	0.76	0.49	34,34,34,34	0
57	MG	XA	1670	1/1	0.76	0.33	17,17,17,17	0
57	MG	RA	3186	1/1	0.77	0.23	71,71,71,71	0
57	MG	YA	3122	1/1	0.77	0.36	8,8,8,8	0
57	MG	XA	1635	1/1	0.77	0.29	42,42,42,42	0
57	MG	RA	3163	1/1	0.77	0.91	13,13,13,13	0
57	MG	RA	3138	1/1	0.77	0.40	51,51,51,51	0
57	MG	XA	1628	1/1	0.77	0.10	28,28,28,28	0
57	MG	QA	1627	1/1	0.77	0.26	22,22,22,22	0
59	ZN	QN	101	1/1	0.78	0.12	102,102,102,102	0
57	MG	YA	3223	1/1	0.78	0.41	27,27,27,27	0
57	MG	YA	3160	1/1	0.78	0.74	51,51,51,51	0
57	MG	RA	3006	1/1	0.78	1.47	80,80,80,80	0
57	MG	RF	301	1/1	0.78	0.20	49,49,49,49	0
57	MG	YA	3238	1/1	0.78	0.19	11,11,11,11	0
57	MG	YA	3205	1/1	0.78	0.37	38,38,38,38	0
57	MG	YA	3085	1/1	0.78	0.36	37,37,37,37	0
57	MG	RA	3234	1/1	0.78	0.51	7,7,7,7	0
57	MG	QA	1641	1/1	0.78	0.21	6,6,6,6	0
57	MG	YA	3045	1/1	0.79	0.36	20,20,20,20	0
57	MG	QA	1661	1/1	0.79	0.62	9,9,9,9	0
57	MG	RA	3097	1/1	0.79	1.10	80,80,80,80	0
57	MG	YA	3264	1/1	0.79	0.38	35,35,35,35	0
57	MG	XA	1633	1/1	0.79	0.48	33,33,33,33	0
57	MG	YA	3145	1/1	0.79	0.28	16,16,16,16	0
57	MG	YA	3089	1/1	0.79	0.54	4,4,4,4	0
57	MG	RA	3208	1/1	0.79	0.39	29,29,29,29	0
57	MG	RA	3182	1/1	0.80	0.45	23,23,23,23	0
57	MG	XA	1662	1/1	0.80	0.36	51,51,51,51	0
57	MG	YA	3064	1/1	0.80	0.26	4,4,4,4	0
57	MG	XA	1656	1/1	0.80	0.21	10,10,10,10	0
57	MG	YA	3243	1/1	0.80	0.29	0,0,0,0	0
57	MG	YA	3155	1/1	0.80	0.58	38,38,38,38	0
57	MG	RA	3184	1/1	0.80	0.37	13,13,13,13	0
57	MG	QA	1603	1/1	0.81	1.09	27,27,27,27	0
57	MG	RA	3067	1/1	0.81	0.24	57,57,57,57	0
57	MG	XA	1660	1/1	0.81	0.57	21,21,21,21	0
57	MG	RA	3085	1/1	0.81	0.27	4,4,4,4	0

*Continued on next page...*

*Continued from previous page...*

Mol	Type	Chain	Res	Atoms	RSCC	RSR	B-factors( $\text{\AA}^2$ )	Q<0.9
57	MG	RA	3002	1/1	0.81	0.52	4,4,4,4	0
57	MG	YB	201	1/1	0.82	0.43	48,48,48,48	0
57	MG	RA	3177	1/1	0.82	0.22	3,3,3,3	0
57	MG	RD	301	1/1	0.82	0.68	11,11,11,11	0
57	MG	QA	1631	1/1	0.82	0.35	15,15,15,15	0
57	MG	RA	3129	1/1	0.82	0.25	21,21,21,21	0
57	MG	YA	3115	1/1	0.82	0.25	31,31,31,31	0
57	MG	YA	3156	1/1	0.82	0.22	6,6,6,6	0
57	MG	XA	1634	1/1	0.82	0.73	23,23,23,23	0
57	MG	YA	3187	1/1	0.82	0.13	55,55,55,55	0
57	MG	QA	1647	1/1	0.82	0.56	29,29,29,29	0
57	MG	YA	3261	1/1	0.82	0.99	8,8,8,8	0
57	MG	RA	3190	1/1	0.82	0.38	8,8,8,8	0
57	MG	XA	1659	1/1	0.82	0.17	54,54,54,54	0
57	MG	RA	3048	1/1	0.82	0.24	20,20,20,20	0
57	MG	QA	1601	1/1	0.82	0.32	12,12,12,12	0
57	MG	YA	3190	1/1	0.82	0.13	22,22,22,22	0
57	MG	YA	3182	1/1	0.83	0.66	30,30,30,30	0
57	MG	RA	3229	1/1	0.83	0.35	9,9,9,9	0
57	MG	RA	3181	1/1	0.83	0.59	28,28,28,28	0
57	MG	YA	3164	1/1	0.83	0.26	8,8,8,8	0
57	MG	YA	3058	1/1	0.83	0.66	4,4,4,4	0
57	MG	QA	1634	1/1	0.83	0.45	6,6,6,6	0
57	MG	RA	3153	1/1	0.83	0.19	24,24,24,24	0
57	MG	XA	1627	1/1	0.83	0.27	9,9,9,9	0
57	MG	RA	3226	1/1	0.83	0.24	26,26,26,26	0
57	MG	RA	3179	1/1	0.83	0.33	12,12,12,12	0
57	MG	QA	1657	1/1	0.83	0.13	65,65,65,65	0
57	MG	YA	3026	1/1	0.83	0.49	32,32,32,32	0
57	MG	YA	3199	1/1	0.84	0.51	60,60,60,60	0
57	MG	XB	301	1/1	0.84	0.21	26,26,26,26	0
57	MG	RA	3199	1/1	0.84	0.45	60,60,60,60	0
57	MG	QA	1645	1/1	0.84	0.11	5,5,5,5	0
57	MG	R5	101	1/1	0.84	0.22	33,33,33,33	0
57	MG	QA	1625	1/1	0.84	0.14	25,25,25,25	0
57	MG	RA	3204	1/1	0.84	0.19	33,33,33,33	0
57	MG	RA	3168	1/1	0.84	0.80	55,55,55,55	0
57	MG	RB	201	1/1	0.84	0.19	30,30,30,30	0
57	MG	RA	3113	1/1	0.84	0.40	3,3,3,3	0
57	MG	XA	1646	1/1	0.84	0.24	6,6,6,6	0
57	MG	RA	3205	1/1	0.84	0.28	7,7,7,7	0
57	MG	YA	3267	1/1	0.84	0.47	19,19,19,19	0

*Continued on next page...*

*Continued from previous page...*

Mol	Type	Chain	Res	Atoms	RSCC	RSR	B-factors( $\text{\AA}^2$ )	Q<0.9
57	MG	RA	3191	1/1	0.84	0.16	26,26,26,26	0
57	MG	QA	1612	1/1	0.84	0.24	5,5,5,5	0
57	MG	QA	1628	1/1	0.85	0.53	62,62,62,62	0
57	MG	YA	3052	1/1	0.85	0.33	3,3,3,3	0
57	MG	RA	3169	1/1	0.85	0.27	3,3,3,3	0
57	MG	YA	3119	1/1	0.85	0.21	2,2,2,2	0
57	MG	YA	3175	1/1	0.85	0.28	43,43,43,43	0
57	MG	R8	101	1/1	0.85	0.29	19,19,19,19	0
57	MG	YA	3015	1/1	0.85	0.11	4,4,4,4	0
57	MG	XA	1661	1/1	0.85	0.52	32,32,32,32	0
57	MG	RA	3062	1/1	0.85	0.74	1,1,1,1	0
57	MG	RA	3170	1/1	0.85	0.47	23,23,23,23	0
57	MG	RA	3178	1/1	0.85	0.86	4,4,4,4	0
57	MG	YA	3203	1/1	0.85	0.33	21,21,21,21	0
57	MG	RA	3125	1/1	0.85	0.25	37,37,37,37	0
57	MG	RA	3203	1/1	0.85	0.40	30,30,30,30	0
57	MG	YA	3107	1/1	0.85	0.32	22,22,22,22	0
57	MG	QA	1611	1/1	0.85	0.23	2,2,2,2	0
57	MG	XA	1665	1/1	0.85	0.51	38,38,38,38	0
57	MG	YA	3106	1/1	0.85	0.22	84,84,84,84	0
57	MG	YA	3183	1/1	0.85	0.32	10,10,10,10	0
57	MG	RA	3227	1/1	0.86	0.26	16,16,16,16	0
57	MG	YA	3109	1/1	0.86	1.52	80,80,80,80	0
57	MG	YA	3097	1/1	0.86	0.34	11,11,11,11	0
57	MG	XX	101	1/1	0.86	0.23	11,11,11,11	0
57	MG	YA	3251	1/1	0.86	0.52	6,6,6,6	0
57	MG	XA	1639	1/1	0.86	0.25	13,13,13,13	0
57	MG	RA	3007	1/1	0.86	0.64	26,26,26,26	0
57	MG	QA	1656	1/1	0.86	0.35	25,25,25,25	0
57	MG	XA	1609	1/1	0.86	0.35	12,12,12,12	0
57	MG	RA	3237	1/1	0.86	0.28	5,5,5,5	0
57	MG	QA	1624	1/1	0.86	0.46	49,49,49,49	0
57	MG	RA	3031	1/1	0.86	0.33	13,13,13,13	0
57	MG	RA	3008	1/1	0.86	0.43	3,3,3,3	0
57	MG	XA	1607	1/1	0.86	0.39	15,15,15,15	0
57	MG	YA	3030	1/1	0.86	0.37	6,6,6,6	0
57	MG	RA	3212	1/1	0.87	0.52	10,10,10,10	0
57	MG	QA	1602	1/1	0.87	0.51	9,9,9,9	0
57	MG	YA	3150	1/1	0.87	0.22	11,11,11,11	0
57	MG	YA	3041	1/1	0.87	0.38	10,10,10,10	0
57	MG	RA	3235	1/1	0.87	0.17	11,11,11,11	0
57	MG	RA	3149	1/1	0.87	0.15	15,15,15,15	0

*Continued on next page...*

*Continued from previous page...*

Mol	Type	Chain	Res	Atoms	RSCC	RSR	B-factors( $\text{\AA}^2$ )	Q<0.9
57	MG	QA	1664	1/1	0.87	0.15	24,24,24,24	0
57	MG	RA	3058	1/1	0.87	0.37	9,9,9,9	0
57	MG	XA	1640	1/1	0.87	0.32	25,25,25,25	0
57	MG	YA	3237	1/1	0.87	0.27	38,38,38,38	0
57	MG	YA	3125	1/1	0.87	0.21	10,10,10,10	0
57	MG	RA	3117	1/1	0.87	0.26	58,58,58,58	0
57	MG	RA	3209	1/1	0.87	0.25	35,35,35,35	0
57	MG	YA	3147	1/1	0.87	0.60	27,27,27,27	0
57	MG	YA	3240	1/1	0.87	0.38	23,23,23,23	0
57	MG	RA	3240	1/1	0.87	0.32	2,2,2,2	0
57	MG	YE	301	1/1	0.88	0.30	55,55,55,55	0
57	MG	RA	3156	1/1	0.88	0.40	19,19,19,19	0
57	MG	YA	3222	1/1	0.88	0.29	3,3,3,3	0
57	MG	YA	3081	1/1	0.88	0.57	0,0,0,0	0
57	MG	RA	3228	1/1	0.88	0.23	43,43,43,43	0
57	MG	RA	3195	1/1	0.88	0.27	8,8,8,8	0
57	MG	YA	3217	1/1	0.88	0.22	14,14,14,14	0
57	MG	XA	1653	1/1	0.88	0.39	13,13,13,13	0
57	MG	YA	3256	1/1	0.88	0.55	8,8,8,8	0
57	MG	QA	1622	1/1	0.88	0.41	44,44,44,44	0
57	MG	RA	3233	1/1	0.88	0.17	17,17,17,17	0
57	MG	YA	3202	1/1	0.88	0.30	4,4,4,4	0
57	MG	RA	3201	1/1	0.88	0.41	1,1,1,1	0
57	MG	YA	3138	1/1	0.88	0.18	1,1,1,1	0
57	MG	QA	1648	1/1	0.88	0.34	30,30,30,30	0
57	MG	RA	3120	1/1	0.88	0.56	4,4,4,4	0
57	MG	RA	3236	1/1	0.88	0.59	4,4,4,4	0
57	MG	YA	3149	1/1	0.88	0.22	17,17,17,17	0
57	MG	YA	3082	1/1	0.88	0.51	0,0,0,0	0
57	MG	RA	3160	1/1	0.88	0.15	10,10,10,10	0
57	MG	RA	3110	1/1	0.89	0.64	12,12,12,12	0
57	MG	YA	3171	1/1	0.89	0.23	24,24,24,24	0
57	MG	XA	1637	1/1	0.89	0.10	28,28,28,28	0
57	MG	YA	3193	1/1	0.89	0.25	2,2,2,2	0
57	MG	YA	3230	1/1	0.89	0.20	10,10,10,10	0
57	MG	YA	3134	1/1	0.89	0.21	11,11,11,11	0
57	MG	YA	3104	1/1	0.89	0.10	3,3,3,3	0
57	MG	RA	3032	1/1	0.89	1.58	80,80,80,80	0
57	MG	QA	1662	1/1	0.89	0.14	30,30,30,30	0
57	MG	QA	1638	1/1	0.89	0.62	27,27,27,27	0
57	MG	RA	3017	1/1	0.89	0.25	11,11,11,11	0
57	MG	YA	3067	1/1	0.89	0.60	5,5,5,5	0

*Continued on next page...*

*Continued from previous page...*

Mol	Type	Chain	Res	Atoms	RSCC	RSR	B-factors( $\text{\AA}^2$ )	Q<0.9
57	MG	XA	1647	1/1	0.89	0.12	44,44,44,44	0
57	MG	YA	3186	1/1	0.89	0.27	4,4,4,4	0
57	MG	YA	3191	1/1	0.89	0.13	23,23,23,23	0
57	MG	RA	3172	1/1	0.89	0.15	4,4,4,4	0
57	MG	YA	3088	1/1	0.89	1.32	80,80,80,80	0
57	MG	RA	3239	1/1	0.89	0.19	3,3,3,3	0
57	MG	YA	3218	1/1	0.89	0.19	2,2,2,2	0
57	MG	RA	3010	1/1	0.89	0.51	4,4,4,4	0
57	MG	YA	3099	1/1	0.89	0.28	2,2,2,2	0
57	MG	RA	3166	1/1	0.89	0.23	20,20,20,20	0
57	MG	QA	1617	1/1	0.89	0.46	8,8,8,8	0
57	MG	YA	3172	1/1	0.89	0.20	41,41,41,41	0
57	MG	YA	3253	1/1	0.89	0.50	5,5,5,5	0
57	MG	XA	1617	1/1	0.89	0.28	2,2,2,2	0
57	MG	RA	3109	1/1	0.89	0.43	26,26,26,26	0
57	MG	YD	301	1/1	0.90	0.76	80,80,80,80	0
57	MG	QA	1649	1/1	0.90	0.14	2,2,2,2	0
57	MG	QA	1614	1/1	0.90	0.22	26,26,26,26	0
57	MG	RA	3079	1/1	0.90	0.26	11,11,11,11	0
57	MG	QA	1639	1/1	0.90	0.16	18,18,18,18	0
57	MG	QA	1644	1/1	0.90	0.07	34,34,34,34	0
57	MG	YA	3035	1/1	0.90	0.85	80,80,80,80	0
57	MG	RA	3193	1/1	0.90	0.18	17,17,17,17	0
57	MG	RA	3132	1/1	0.90	0.16	4,4,4,4	0
57	MG	QA	1619	1/1	0.90	0.21	40,40,40,40	0
57	MG	RA	3188	1/1	0.90	0.16	11,11,11,11	0
57	MG	RA	3061	1/1	0.90	0.16	32,32,32,32	0
57	MG	YA	3131	1/1	0.90	0.17	7,7,7,7	0
57	MG	RA	3070	1/1	0.90	0.33	6,6,6,6	0
57	MG	YA	3252	1/1	0.90	0.47	16,16,16,16	0
57	MG	QF	201	1/1	0.90	0.39	1,1,1,1	0
57	MG	RA	3108	1/1	0.90	0.31	3,3,3,3	0
57	MG	RA	3213	1/1	0.90	0.21	42,42,42,42	0
57	MG	XA	1603	1/1	0.90	0.49	5,5,5,5	0
57	MG	RA	3130	1/1	0.90	0.38	30,30,30,30	0
57	MG	RA	3099	1/1	0.90	0.24	6,6,6,6	0
57	MG	YA	3225	1/1	0.91	0.39	34,34,34,34	0
57	MG	YA	3116	1/1	0.91	0.52	80,80,80,80	0
57	MG	RA	3074	1/1	0.91	0.16	10,10,10,10	0
57	MG	RA	3219	1/1	0.91	0.11	4,4,4,4	0
57	MG	RA	3174	1/1	0.91	0.46	17,17,17,17	0
57	MG	QA	1633	1/1	0.91	0.28	35,35,35,35	0

*Continued on next page...*

*Continued from previous page...*

Mol	Type	Chain	Res	Atoms	RSCC	RSR	B-factors( $\text{\AA}^2$ )	Q<0.9
57	MG	YA	3079	1/1	0.91	0.27	22,22,22,22	0
57	MG	YA	3176	1/1	0.91	0.18	28,28,28,28	0
57	MG	RA	3018	1/1	0.91	0.72	8,8,8,8	0
57	MG	RA	3231	1/1	0.91	0.48	7,7,7,7	0
57	MG	RA	3013	1/1	0.91	0.49	5,5,5,5	0
57	MG	Y0	101	1/1	0.91	0.27	3,3,3,3	0
58	PAR	XA	1671	42/42	0.91	0.26	40,40,40,40	0
57	MG	YA	3197	1/1	0.91	0.36	1,1,1,1	0
57	MG	XA	1638	1/1	0.91	0.18	37,37,37,37	0
57	MG	YA	3235	1/1	0.91	0.31	8,8,8,8	0
57	MG	RA	3104	1/1	0.91	0.19	5,5,5,5	0
57	MG	XA	1641	1/1	0.91	0.27	2,2,2,2	0
57	MG	YA	3259	1/1	0.91	0.32	0,0,0,0	0
57	MG	QA	1615	1/1	0.91	0.19	74,74,74,74	0
57	MG	RA	3162	1/1	0.91	0.19	22,22,22,22	0
57	MG	YA	3095	1/1	0.91	0.47	1,1,1,1	0
57	MG	YA	3031	1/1	0.91	1.20	80,80,80,80	0
57	MG	RA	3197	1/1	0.91	0.06	12,12,12,12	0
57	MG	RA	3001	1/1	0.91	0.73	8,8,8,8	0
57	MG	YA	3146	1/1	0.91	0.32	4,4,4,4	0
57	MG	YA	3153	1/1	0.91	0.52	21,21,21,21	0
57	MG	RA	3016	1/1	0.91	0.11	1,1,1,1	0
57	MG	YA	3034	1/1	0.91	0.36	4,4,4,4	0
57	MG	RA	3049	1/1	0.91	0.40	4,4,4,4	0
57	MG	YA	3192	1/1	0.91	0.10	6,6,6,6	0
57	MG	RA	3078	1/1	0.91	0.12	5,5,5,5	0
57	MG	RA	3036	1/1	0.91	0.47	2,2,2,2	0
57	MG	YA	3209	1/1	0.91	0.43	69,69,69,69	0
57	MG	QA	1640	1/1	0.91	0.16	46,46,46,46	0
57	MG	YA	3233	1/1	0.91	0.39	68,68,68,68	0
57	MG	YA	3245	1/1	0.91	0.34	3,3,3,3	0
57	MG	YA	3025	1/1	0.91	1.66	80,80,80,80	0
57	MG	RA	3133	1/1	0.91	0.19	33,33,33,33	0
57	MG	RA	3003	1/1	0.91	0.37	4,4,4,4	0
57	MG	YA	3018	1/1	0.91	0.75	80,80,80,80	0
57	MG	QA	1637	1/1	0.91	0.20	46,46,46,46	0
57	MG	YA	3083	1/1	0.91	0.14	7,7,7,7	0
57	MG	RA	3034	1/1	0.91	0.44	2,2,2,2	0
57	MG	YA	3157	1/1	0.91	0.46	18,18,18,18	0
57	MG	YA	3143	1/1	0.91	0.26	10,10,10,10	0
57	MG	YA	3091	1/1	0.92	0.33	8,8,8,8	0
57	MG	YA	3118	1/1	0.92	0.37	63,63,63,63	0

*Continued on next page...*



*Continued from previous page...*

Mol	Type	Chain	Res	Atoms	RSCC	RSR	B-factors( $\text{\AA}^2$ )	Q<0.9
57	MG	RA	3223	1/1	0.92	0.17	11,11,11,11	0
57	MG	YA	3019	1/1	0.92	0.69	10,10,10,10	0
57	MG	YA	3002	1/1	0.92	0.97	80,80,80,80	0
57	MG	XA	1651	1/1	0.92	0.30	22,22,22,22	0
57	MG	RA	3014	1/1	0.92	0.15	2,2,2,2	0
57	MG	RE	301	1/1	0.92	0.21	18,18,18,18	0
57	MG	XA	1668	1/1	0.92	0.14	31,31,31,31	0
57	MG	QA	1651	1/1	0.92	0.28	6,6,6,6	0
57	MG	YB	203	1/1	0.92	0.14	33,33,33,33	0
57	MG	XA	1604	1/1	0.92	0.86	13,13,13,13	0
57	MG	RA	3095	1/1	0.92	0.47	2,2,2,2	0
57	MG	XA	1601	1/1	0.92	1.43	80,80,80,80	0
57	MG	RP	201	1/1	0.92	0.50	10,10,10,10	0
57	MG	RA	3210	1/1	0.92	0.20	27,27,27,27	0
57	MG	XA	1630	1/1	0.92	0.15	4,4,4,4	0
57	MG	YA	3080	1/1	0.92	0.26	9,9,9,9	0
57	MG	RA	3171	1/1	0.92	0.21	15,15,15,15	0
57	MG	YA	3032	1/1	0.92	0.50	8,8,8,8	0
57	MG	RA	3155	1/1	0.92	0.27	24,24,24,24	0
57	MG	QV	101	1/1	0.92	0.69	80,80,80,80	0
57	MG	QA	1663	1/1	0.92	0.07	33,33,33,33	0
58	PAR	QA	1666	42/42	0.92	0.23	58,58,58,58	0
57	MG	YA	3114	1/1	0.92	0.16	29,29,29,29	0
57	MG	XA	1629	1/1	0.92	0.19	3,3,3,3	0
57	MG	QA	1660	1/1	0.92	0.24	26,26,26,26	0
57	MG	RA	3196	1/1	0.92	0.29	8,8,8,8	0
57	MG	YA	3210	1/1	0.92	0.26	39,39,39,39	0
57	MG	YA	3086	1/1	0.92	0.29	6,6,6,6	0
57	MG	YA	3123	1/1	0.92	0.24	24,24,24,24	0
57	MG	YA	3154	1/1	0.92	0.14	8,8,8,8	0
57	MG	YP	201	1/1	0.92	0.14	8,8,8,8	0
57	MG	RA	3158	1/1	0.92	0.13	12,12,12,12	0
57	MG	RA	3202	1/1	0.92	0.21	9,9,9,9	0
57	MG	YA	3249	1/1	0.92	0.37	3,3,3,3	0
57	MG	XA	1669	1/1	0.92	0.34	13,13,13,13	0
57	MG	QA	1620	1/1	0.92	0.16	22,22,22,22	0
57	MG	YA	3133	1/1	0.92	0.12	8,8,8,8	0
57	MG	YA	3063	1/1	0.92	0.27	11,11,11,11	0
57	MG	RA	3146	1/1	0.92	0.15	3,3,3,3	0
57	MG	RA	3175	1/1	0.92	0.28	20,20,20,20	0
57	MG	YA	3224	1/1	0.92	0.39	5,5,5,5	0
57	MG	YA	3055	1/1	0.92	0.39	4,4,4,4	0

*Continued on next page...*

*Continued from previous page...*

Mol	Type	Chain	Res	Atoms	RSCC	RSR	B-factors( $\text{\AA}^2$ )	Q<0.9
57	MG	RA	3238	1/1	0.92	0.48	7,7,7,7	0
57	MG	YA	3239	1/1	0.92	0.21	19,19,19,19	0
57	MG	RA	3224	1/1	0.92	0.23	19,19,19,19	0
57	MG	RA	3145	1/1	0.92	0.23	5,5,5,5	0
57	MG	RA	3098	1/1	0.92	0.94	80,80,80,80	0
57	MG	RA	3141	1/1	0.92	0.14	3,3,3,3	0
57	MG	QA	1605	1/1	0.93	0.48	5,5,5,5	0
57	MG	RA	3087	1/1	0.93	0.22	1,1,1,1	0
57	MG	YA	3141	1/1	0.93	0.57	7,7,7,7	0
57	MG	RA	3057	1/1	0.93	0.28	8,8,8,8	0
57	MG	YA	3048	1/1	0.93	0.24	21,21,21,21	0
57	MG	XA	1623	1/1	0.93	0.33	4,4,4,4	0
57	MG	YA	3092	1/1	0.93	0.28	13,13,13,13	0
57	MG	YA	3144	1/1	0.93	0.14	25,25,25,25	0
57	MG	RA	3173	1/1	0.93	0.33	54,54,54,54	0
57	MG	RA	3165	1/1	0.93	0.16	25,25,25,25	0
57	MG	YA	3226	1/1	0.93	0.48	4,4,4,4	0
57	MG	XA	1658	1/1	0.93	0.21	0,0,0,0	0
57	MG	RA	3044	1/1	0.93	0.37	2,2,2,2	0
57	MG	YA	3112	1/1	0.93	0.22	11,11,11,11	0
57	MG	YA	3056	1/1	0.93	0.23	0,0,0,0	0
57	MG	QA	1654	1/1	0.93	0.10	55,55,55,55	0
57	MG	RA	3019	1/1	0.93	0.35	14,14,14,14	0
57	MG	YA	3254	1/1	0.93	0.53	1,1,1,1	0
57	MG	RA	3152	1/1	0.93	0.17	3,3,3,3	0
57	MG	RA	3159	1/1	0.93	0.18	0,0,0,0	0
57	MG	RA	3039	1/1	0.93	0.21	2,2,2,2	0
57	MG	YA	3017	1/1	0.93	0.45	8,8,8,8	0
57	MG	RA	3144	1/1	0.93	0.30	2,2,2,2	0
57	MG	RA	3150	1/1	0.93	0.17	25,25,25,25	0
57	MG	YA	3135	1/1	0.93	0.22	1,1,1,1	0
57	MG	YA	3250	1/1	0.93	0.51	6,6,6,6	0
57	MG	YA	3219	1/1	0.93	0.14	17,17,17,17	0
57	MG	XA	1616	1/1	0.93	0.23	10,10,10,10	0
57	MG	YA	3228	1/1	0.93	0.26	9,9,9,9	0
57	MG	RA	3122	1/1	0.93	0.09	5,5,5,5	0
57	MG	YA	3200	1/1	0.93	0.42	10,10,10,10	0
57	MG	RA	3050	1/1	0.93	0.29	3,3,3,3	0
57	MG	RA	3140	1/1	0.93	0.28	17,17,17,17	0
57	MG	RA	3131	1/1	0.93	0.21	0,0,0,0	0
57	MG	YA	3132	1/1	0.93	0.09	31,31,31,31	0
57	MG	YA	3142	1/1	0.93	0.18	28,28,28,28	0

*Continued on next page...*

*Continued from previous page...*

Mol	Type	Chain	Res	Atoms	RSCC	RSR	B-factors( $\text{\AA}^2$ )	Q<0.9
57	MG	RA	3051	1/1	0.94	0.45	3,3,3,3	0
57	MG	YA	3098	1/1	0.94	0.17	2,2,2,2	0
57	MG	YA	3014	1/1	0.94	0.42	2,2,2,2	0
57	MG	YA	3260	1/1	0.94	0.30	2,2,2,2	0
57	MG	RA	3143	1/1	0.94	0.29	14,14,14,14	0
57	MG	YA	3169	1/1	0.94	0.11	3,3,3,3	0
57	MG	XA	1666	1/1	0.94	0.15	16,16,16,16	0
57	MG	YA	3129	1/1	0.94	0.27	0,0,0,0	0
57	MG	RA	3004	1/1	0.94	0.51	13,13,13,13	0
57	MG	YA	3165	1/1	0.94	0.31	7,7,7,7	0
57	MG	YA	3077	1/1	0.94	0.44	3,3,3,3	0
57	MG	RA	3069	1/1	0.94	0.56	2,2,2,2	0
57	MG	XA	1620	1/1	0.94	0.31	5,5,5,5	0
57	MG	YA	3263	1/1	0.94	0.24	7,7,7,7	0
57	MG	XA	1619	1/1	0.94	0.29	13,13,13,13	0
57	MG	YA	3009	1/1	0.94	0.43	0,0,0,0	0
57	MG	YA	3265	1/1	0.94	0.46	1,1,1,1	0
57	MG	RA	3206	1/1	0.94	0.26	40,40,40,40	0
57	MG	QA	1643	1/1	0.94	0.10	1,1,1,1	0
57	MG	QA	1659	1/1	0.94	0.24	11,11,11,11	0
57	MG	YA	3060	1/1	0.94	0.29	3,3,3,3	0
57	MG	RA	3084	1/1	0.94	0.19	1,1,1,1	0
57	MG	RA	3005	1/1	0.94	0.34	6,6,6,6	0
57	MG	RA	3022	1/1	0.94	0.28	1,1,1,1	0
57	MG	YA	3173	1/1	0.94	0.45	0,0,0,0	0
57	MG	XA	1649	1/1	0.94	0.13	33,33,33,33	0
57	MG	XA	1631	1/1	0.94	0.33	0,0,0,0	0
57	MG	YA	3117	1/1	0.94	0.30	11,11,11,11	0
57	MG	RA	3045	1/1	0.94	0.18	23,23,23,23	0
57	MG	RA	3116	1/1	0.94	0.08	2,2,2,2	0
57	MG	YA	3148	1/1	0.94	0.15	42,42,42,42	0
57	MG	XA	1645	1/1	0.94	0.32	2,2,2,2	0
57	MG	XA	1663	1/1	0.94	0.11	29,29,29,29	0
57	MG	RA	3046	1/1	0.94	0.41	1,1,1,1	0
57	MG	YA	3196	1/1	0.94	0.68	6,6,6,6	0
57	MG	RA	3200	1/1	0.94	0.38	4,4,4,4	0
57	MG	XA	1615	1/1	0.94	0.41	2,2,2,2	0
57	MG	RA	3118	1/1	0.94	0.33	13,13,13,13	0
57	MG	YA	3008	1/1	0.94	0.14	1,1,1,1	0
57	MG	QA	1610	1/1	0.94	0.21	3,3,3,3	0
57	MG	YA	3121	1/1	0.94	0.38	9,9,9,9	0
59	ZN	XD	301	1/1	0.94	0.22	5,5,5,5	0

*Continued on next page...*

*Continued from previous page...*

Mol	Type	Chain	Res	Atoms	RSCC	RSR	B-factors( $\text{\AA}^2$ )	Q<0.9
57	MG	RA	3161	1/1	0.94	0.57	75,75,75,75	0
57	MG	RA	3068	1/1	0.94	0.23	68,68,68,68	0
57	MG	RA	3176	1/1	0.94	0.36	14,14,14,14	0
57	MG	YA	3078	1/1	0.94	0.43	0,0,0,0	0
57	MG	YA	3102	1/1	0.94	0.49	3,3,3,3	0
57	MG	RA	3100	1/1	0.95	0.55	36,36,36,36	0
57	MG	YA	3152	1/1	0.95	0.71	3,3,3,3	0
57	MG	YA	3189	1/1	0.95	0.36	0,0,0,0	0
57	MG	YA	3212	1/1	0.95	0.14	17,17,17,17	0
57	MG	YA	3170	1/1	0.95	0.25	26,26,26,26	0
57	MG	RA	3024	1/1	0.95	0.44	28,28,28,28	0
57	MG	XA	1652	1/1	0.95	0.13	1,1,1,1	0
57	MG	RA	3083	1/1	0.95	0.27	12,12,12,12	0
57	MG	YA	3151	1/1	0.95	0.08	26,26,26,26	0
57	MG	YA	3047	1/1	0.95	0.47	14,14,14,14	0
57	MG	RA	3025	1/1	0.95	0.17	66,66,66,66	0
57	MG	YA	3195	1/1	0.95	0.10	0,0,0,0	0
57	MG	RA	3207	1/1	0.95	0.19	96,96,96,96	0
57	MG	YA	3044	1/1	0.95	0.16	75,75,75,75	0
57	MG	RA	3137	1/1	0.95	0.34	2,2,2,2	0
57	MG	YA	3188	1/1	0.95	0.13	4,4,4,4	0
57	MG	YA	3046	1/1	0.95	0.45	0,0,0,0	0
57	MG	YA	3069	1/1	0.95	0.37	10,10,10,10	0
57	MG	YA	3100	1/1	0.95	0.44	3,3,3,3	0
57	MG	RA	3081	1/1	0.95	0.32	3,3,3,3	0
57	MG	YA	3206	1/1	0.95	0.25	25,25,25,25	0
57	MG	QA	1604	1/1	0.95	0.16	17,17,17,17	0
57	MG	YA	3071	1/1	0.95	0.13	40,40,40,40	0
57	MG	YA	3127	1/1	0.95	0.20	11,11,11,11	0
57	MG	QA	1629	1/1	0.95	0.18	29,29,29,29	0
57	MG	YA	3005	1/1	0.95	0.24	68,68,68,68	0
57	MG	YA	3024	1/1	0.95	0.29	17,17,17,17	0
59	ZN	XN	101	1/1	0.95	0.20	82,82,82,82	0
57	MG	RA	3123	1/1	0.95	0.22	24,24,24,24	0
57	MG	RA	3066	1/1	0.95	0.53	8,8,8,8	0
57	MG	XA	1667	1/1	0.95	0.14	32,32,32,32	0
57	MG	RA	3038	1/1	0.95	0.30	9,9,9,9	0
57	MG	YA	3198	1/1	0.95	0.15	16,16,16,16	0
57	MG	RA	3136	1/1	0.95	0.22	7,7,7,7	0
57	MG	YA	3111	1/1	0.95	0.22	19,19,19,19	0
57	MG	QA	1652	1/1	0.95	0.17	0,0,0,0	0
57	MG	YA	3220	1/1	0.95	0.29	2,2,2,2	0

*Continued on next page...*

*Continued from previous page...*

Mol	Type	Chain	Res	Atoms	RSCC	RSR	B-factors( $\text{\AA}^2$ )	Q<0.9
57	MG	RA	3135	1/1	0.95	0.17	7,7,7,7	0
57	MG	YA	3137	1/1	0.95	0.14	2,2,2,2	0
57	MG	YA	3247	1/1	0.95	0.54	32,32,32,32	0
57	MG	YA	3216	1/1	0.95	0.16	38,38,38,38	0
57	MG	YA	3103	1/1	0.95	1.27	80,80,80,80	0
57	MG	YA	3006	1/1	0.95	0.30	2,2,2,2	0
57	MG	RA	3167	1/1	0.95	0.23	6,6,6,6	0
57	MG	RA	3071	1/1	0.95	0.57	23,23,23,23	0
57	MG	YA	3158	1/1	0.95	0.25	23,23,23,23	0
57	MG	YA	3244	1/1	0.95	0.11	0,0,0,0	0
57	MG	YA	3231	1/1	0.95	0.15	2,2,2,2	0
57	MG	QA	1650	1/1	0.95	0.11	13,13,13,13	0
57	MG	YA	3204	1/1	0.95	0.15	23,23,23,23	0
57	MG	YA	3010	1/1	0.95	0.36	0,0,0,0	0
57	MG	YA	3062	1/1	0.95	0.19	5,5,5,5	0
57	MG	QA	1607	1/1	0.95	0.16	5,5,5,5	0
57	MG	YA	3136	1/1	0.95	0.10	14,14,14,14	0
57	MG	RA	3056	1/1	0.95	0.35	21,21,21,21	0
57	MG	RA	3096	1/1	0.96	0.45	2,2,2,2	0
57	MG	RA	3075	1/1	0.96	0.22	3,3,3,3	0
57	MG	YA	3168	1/1	0.96	0.23	18,18,18,18	0
57	MG	YA	3073	1/1	0.96	0.35	23,23,23,23	0
57	MG	RA	3086	1/1	0.96	0.25	19,19,19,19	0
57	MG	QA	1606	1/1	0.96	0.12	5,5,5,5	0
57	MG	RA	3105	1/1	0.96	0.18	6,6,6,6	0
57	MG	RA	3119	1/1	0.96	0.24	18,18,18,18	0
57	MG	RA	3090	1/1	0.96	0.45	3,3,3,3	0
57	MG	YA	3120	1/1	0.96	0.37	0,0,0,0	0
57	MG	QA	1646	1/1	0.96	0.20	36,36,36,36	0
57	MG	RA	3054	1/1	0.96	0.25	41,41,41,41	0
57	MG	RA	3114	1/1	0.96	0.23	2,2,2,2	0
57	MG	YA	3184	1/1	0.96	0.16	51,51,51,51	0
57	MG	XA	1608	1/1	0.96	0.18	81,81,81,81	0
57	MG	YA	3036	1/1	0.96	0.24	7,7,7,7	0
57	MG	RA	3076	1/1	0.96	0.38	13,13,13,13	0
57	MG	RA	3055	1/1	0.96	0.48	1,1,1,1	0
57	MG	RA	3215	1/1	0.96	0.18	1,1,1,1	0
57	MG	YA	3040	1/1	0.96	0.61	0,0,0,0	0
57	MG	RA	3111	1/1	0.96	0.12	1,1,1,1	0
57	MG	RA	3187	1/1	0.96	0.14	10,10,10,10	0
57	MG	RA	3121	1/1	0.96	0.24	2,2,2,2	0
57	MG	YA	3021	1/1	0.96	0.46	15,15,15,15	0

*Continued on next page...*

*Continued from previous page...*

Mol	Type	Chain	Res	Atoms	RSCC	RSR	B-factors( $\text{\AA}^2$ )	Q<0.9
57	MG	RA	3214	1/1	0.96	0.22	12,12,12,12	0
57	MG	XA	1632	1/1	0.96	0.18	36,36,36,36	0
57	MG	XA	1618	1/1	0.96	0.24	26,26,26,26	0
57	MG	YA	3094	1/1	0.96	0.29	0,0,0,0	0
57	MG	RA	3089	1/1	0.96	0.48	2,2,2,2	0
57	MG	RA	3043	1/1	0.96	0.22	6,6,6,6	0
57	MG	RB	202	1/1	0.96	0.19	2,2,2,2	0
57	MG	RA	3027	1/1	0.96	0.25	4,4,4,4	0
57	MG	XM	201	1/1	0.96	0.08	26,26,26,26	0
57	MG	YA	3139	1/1	0.96	0.16	19,19,19,19	0
57	MG	YA	3162	1/1	0.96	0.22	49,49,49,49	0
57	MG	QA	1635	1/1	0.96	0.17	8,8,8,8	0
57	MG	RA	3139	1/1	0.96	0.25	12,12,12,12	0
57	MG	XA	1644	1/1	0.96	0.17	3,3,3,3	0
57	MG	YA	3057	1/1	0.96	0.27	27,27,27,27	0
57	MG	YA	3159	1/1	0.96	0.34	12,12,12,12	0
57	MG	QA	1616	1/1	0.96	0.18	10,10,10,10	0
57	MG	QA	1613	1/1	0.96	0.25	36,36,36,36	0
57	MG	RA	3028	1/1	0.96	0.20	2,2,2,2	0
57	MG	YA	3194	1/1	0.96	0.25	13,13,13,13	0
57	MG	YA	3140	1/1	0.96	0.22	8,8,8,8	0
57	MG	RA	3148	1/1	0.96	0.17	39,39,39,39	0
57	MG	RA	3088	1/1	0.96	0.46	5,5,5,5	0
57	MG	QA	1655	1/1	0.96	0.17	6,6,6,6	0
57	MG	YA	3065	1/1	0.96	0.31	38,38,38,38	0
57	MG	RA	3185	1/1	0.96	0.19	16,16,16,16	0
57	MG	RA	3052	1/1	0.96	0.30	3,3,3,3	0
57	MG	YA	3266	1/1	0.96	0.36	1,1,1,1	0
57	MG	RA	3092	1/1	0.96	0.34	1,1,1,1	0
57	MG	XA	1621	1/1	0.97	0.12	23,23,23,23	0
57	MG	XA	1602	1/1	0.97	0.30	2,2,2,2	0
57	MG	QA	1642	1/1	0.97	0.14	20,20,20,20	0
57	MG	YA	3051	1/1	0.97	0.26	3,3,3,3	0
57	MG	RA	3047	1/1	0.97	0.33	1,1,1,1	0
57	MG	YA	3096	1/1	0.97	0.55	2,2,2,2	0
57	MG	QA	1621	1/1	0.97	0.22	7,7,7,7	0
57	MG	YA	3178	1/1	0.97	0.37	2,2,2,2	0
57	MG	RA	3102	1/1	0.97	0.09	4,4,4,4	0
57	MG	RA	3063	1/1	0.97	0.61	0,0,0,0	0
57	MG	XA	1657	1/1	0.97	0.16	27,27,27,27	0
57	MG	RA	3035	1/1	0.97	0.38	1,1,1,1	0
57	MG	YA	3028	1/1	0.97	0.28	1,1,1,1	0

*Continued on next page...*

*Continued from previous page...*

Mol	Type	Chain	Res	Atoms	RSCC	RSR	B-factors( $\text{\AA}^2$ )	Q<0.9
57	MG	YA	3042	1/1	0.97	0.23	2,2,2,2	0
57	MG	RA	3126	1/1	0.97	0.12	8,8,8,8	0
57	MG	RA	3241	1/1	0.97	0.33	29,29,29,29	0
57	MG	YA	3070	1/1	0.97	0.25	5,5,5,5	0
57	MG	XA	1612	1/1	0.97	0.13	7,7,7,7	0
57	MG	YA	3020	1/1	0.97	0.28	12,12,12,12	0
57	MG	YA	3023	1/1	0.97	0.38	6,6,6,6	0
57	MG	RA	3023	1/1	0.97	0.13	0,0,0,0	0
57	MG	YA	3257	1/1	0.97	0.50	5,5,5,5	0
57	MG	RA	3082	1/1	0.97	0.40	18,18,18,18	0
57	MG	RA	3091	1/1	0.97	0.30	1,1,1,1	0
57	MG	XA	1624	1/1	0.97	0.18	23,23,23,23	0
57	MG	RA	3128	1/1	0.97	0.11	2,2,2,2	0
57	MG	RA	3029	1/1	0.97	0.31	1,1,1,1	0
57	MG	YA	3066	1/1	0.97	0.21	6,6,6,6	0
57	MG	RA	3059	1/1	0.97	0.25	4,4,4,4	0
57	MG	YA	3211	1/1	0.97	0.18	1,1,1,1	0
57	MG	RA	3112	1/1	0.97	0.27	5,5,5,5	0
57	MG	RA	3021	1/1	0.97	0.25	5,5,5,5	0
57	MG	RA	3127	1/1	0.97	0.20	10,10,10,10	0
57	MG	QM	201	1/1	0.97	0.10	25,25,25,25	0
57	MG	RA	3115	1/1	0.97	0.10	11,11,11,11	0
59	ZN	QD	301	1/1	0.97	0.20	21,21,21,21	0
57	MG	YA	3242	1/1	0.97	0.14	7,7,7,7	0
57	MG	YA	3110	1/1	0.97	0.41	18,18,18,18	0
57	MG	YA	3262	1/1	0.97	0.14	5,5,5,5	0
57	MG	YA	3011	1/1	0.97	0.28	2,2,2,2	0
57	MG	RA	3093	1/1	0.97	0.21	1,1,1,1	0
57	MG	XA	1611	1/1	0.97	0.37	3,3,3,3	0
57	MG	YA	3126	1/1	0.97	0.38	5,5,5,5	0
57	MG	YA	3214	1/1	0.97	0.12	7,7,7,7	0
57	MG	RA	3164	1/1	0.97	0.15	34,34,34,34	0
57	MG	YA	3003	1/1	0.97	0.19	9,9,9,9	0
57	MG	YA	3033	1/1	0.97	0.62	5,5,5,5	0
57	MG	RA	3211	1/1	0.97	0.09	6,6,6,6	0
57	MG	YA	3181	1/1	0.97	0.19	4,4,4,4	0
57	MG	YA	3180	1/1	0.97	0.13	7,7,7,7	0
57	MG	RA	3157	1/1	0.97	0.27	1,1,1,1	0
57	MG	RA	3077	1/1	0.97	0.41	19,19,19,19	0
57	MG	RA	3073	1/1	0.97	0.28	37,37,37,37	0
57	MG	RA	3094	1/1	0.97	0.62	3,3,3,3	0
57	MG	YA	3049	1/1	0.97	0.47	6,6,6,6	0

*Continued on next page...*

*Continued from previous page...*

Mol	Type	Chain	Res	Atoms	RSCC	RSR	B-factors( $\text{\AA}^2$ )	Q<0.9
57	MG	XA	1625	1/1	0.97	0.24	6,6,6,6	0
57	MG	RA	3037	1/1	0.97	0.15	15,15,15,15	0
57	MG	XV	101	1/1	0.97	0.21	3,3,3,3	0
57	MG	RA	3015	1/1	0.97	0.31	0,0,0,0	0
57	MG	YA	3038	1/1	0.97	0.22	5,5,5,5	0
57	MG	RE	302	1/1	0.97	0.27	10,10,10,10	0
57	MG	RA	3042	1/1	0.98	0.19	14,14,14,14	0
57	MG	RA	3103	1/1	0.98	0.19	1,1,1,1	0
57	MG	YA	3037	1/1	0.98	0.38	7,7,7,7	0
57	MG	RA	3106	1/1	0.98	0.23	3,3,3,3	0
57	MG	YA	3029	1/1	0.98	0.19	0,0,0,0	0
57	MG	YA	3113	1/1	0.98	0.19	2,2,2,2	0
57	MG	RA	3053	1/1	0.98	0.32	4,4,4,4	0
57	MG	XA	1636	1/1	0.98	0.19	5,5,5,5	0
57	MG	YA	3221	1/1	0.98	0.30	42,42,42,42	0
57	MG	YA	3227	1/1	0.98	0.24	0,0,0,0	0
57	MG	YA	3093	1/1	0.98	0.14	8,8,8,8	0
57	MG	XA	1610	1/1	0.98	0.10	6,6,6,6	0
57	MG	YA	3068	1/1	0.98	0.23	3,3,3,3	0
57	MG	XA	1650	1/1	0.98	0.09	27,27,27,27	0
57	MG	XA	1622	1/1	0.98	0.21	9,9,9,9	0
57	MG	RA	3107	1/1	0.98	0.08	3,3,3,3	0
57	MG	YA	3166	1/1	0.98	0.13	45,45,45,45	0
57	MG	YA	3108	1/1	0.98	0.70	15,15,15,15	0
57	MG	RA	3060	1/1	0.98	0.41	65,65,65,65	0
57	MG	YA	3007	1/1	0.98	0.18	4,4,4,4	0
57	MG	YA	3013	1/1	0.98	0.41	1,1,1,1	0
57	MG	RA	3183	1/1	0.98	0.13	12,12,12,12	0
57	MG	YA	3105	1/1	0.98	0.49	1,1,1,1	0
57	MG	YA	3213	1/1	0.98	0.28	17,17,17,17	0
57	MG	YA	3232	1/1	0.98	0.32	5,5,5,5	0
57	MG	RA	3041	1/1	0.98	0.36	13,13,13,13	0
57	MG	YA	3039	1/1	0.98	0.18	0,0,0,0	0
57	MG	RA	3147	1/1	0.98	0.24	0,0,0,0	0
57	MG	RA	3011	1/1	0.98	0.18	5,5,5,5	0
57	MG	RA	3030	1/1	0.98	0.40	2,2,2,2	0
57	MG	YA	3084	1/1	0.98	0.46	17,17,17,17	0
57	MG	RA	3020	1/1	0.98	0.18	5,5,5,5	0
57	MG	YA	3016	1/1	0.98	0.27	2,2,2,2	0
57	MG	YA	3215	1/1	0.98	0.15	25,25,25,25	0
57	MG	YA	3050	1/1	0.98	0.47	10,10,10,10	0
57	MG	YA	3022	1/1	0.98	0.24	2,2,2,2	0

*Continued on next page...*



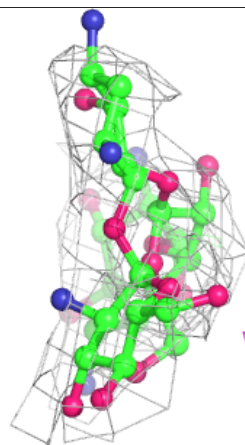
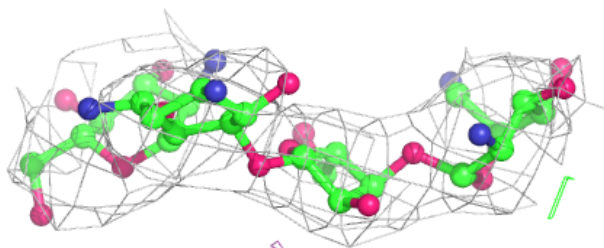
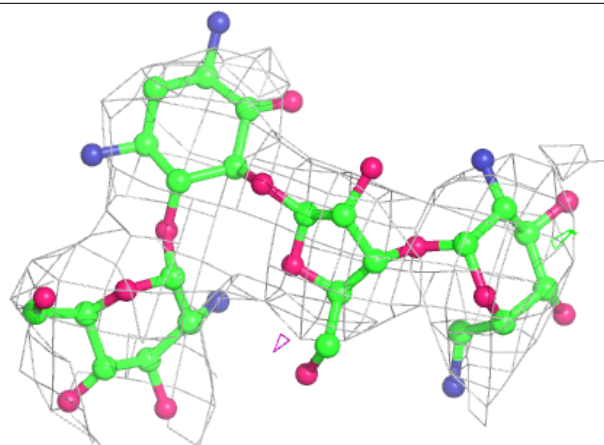
*Continued from previous page...*

Mol	Type	Chain	Res	Atoms	RSCC	RSR	B-factors( $\text{\AA}^2$ )	Q<0.9
57	MG	RA	3012	1/1	0.98	0.49	7,7,7,7	0
57	MG	RA	3142	1/1	0.98	0.10	28,28,28,28	0
57	MG	YA	3074	1/1	0.98	0.29	0,0,0,0	0
57	MG	YA	3001	1/1	0.98	0.53	0,0,0,0	0
57	MG	QA	1636	1/1	0.98	0.12	13,13,13,13	0
57	MG	RA	3072	1/1	0.98	0.18	3,3,3,3	0
57	MG	YA	3087	1/1	0.98	0.38	8,8,8,8	0
57	MG	QA	1608	1/1	0.98	0.08	11,11,11,11	0
57	MG	RA	3198	1/1	0.98	0.20	7,7,7,7	0
57	MG	YA	3101	1/1	0.98	0.38	1,1,1,1	0
57	MG	YA	3061	1/1	0.98	0.31	2,2,2,2	0
57	MG	QA	1609	1/1	0.98	0.06	9,9,9,9	0
57	MG	RA	3151	1/1	0.98	0.28	10,10,10,10	0
57	MG	YA	3177	1/1	0.98	0.29	5,5,5,5	0
57	MG	RA	3040	1/1	0.98	0.31	11,11,11,11	0
57	MG	QA	1653	1/1	0.98	0.25	16,16,16,16	0
57	MG	YA	3090	1/1	0.99	0.22	14,14,14,14	0
57	MG	XA	1613	1/1	0.99	0.08	0,0,0,0	0
57	MG	YA	3053	1/1	0.99	0.30	1,1,1,1	0
57	MG	RA	3033	1/1	0.99	0.52	5,5,5,5	0
57	MG	YA	3027	1/1	0.99	0.25	3,3,3,3	0
57	MG	RA	3080	1/1	0.99	0.25	2,2,2,2	0
57	MG	YA	3059	1/1	0.99	0.25	3,3,3,3	0
57	MG	RA	3064	1/1	0.99	0.20	12,12,12,12	0
57	MG	YA	3179	1/1	0.99	0.05	4,4,4,4	0
57	MG	YA	3255	1/1	0.99	0.13	19,19,19,19	0
57	MG	YA	3130	1/1	0.99	0.08	7,7,7,7	0
57	MG	YA	3004	1/1	0.99	0.34	18,18,18,18	0
57	MG	XA	1642	1/1	0.99	0.30	7,7,7,7	0

The following is a graphical depiction of the model fit to experimental electron density of all instances of the Ligand of Interest. In addition, ligands with molecular weight > 250 and outliers as shown on the geometry validation Tables will also be included. Each fit is shown from different orientation to approximate a three-dimensional view.

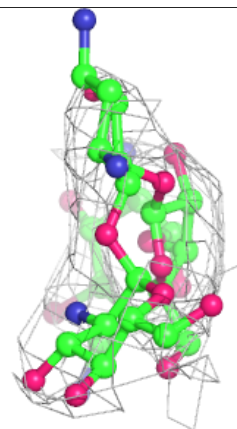
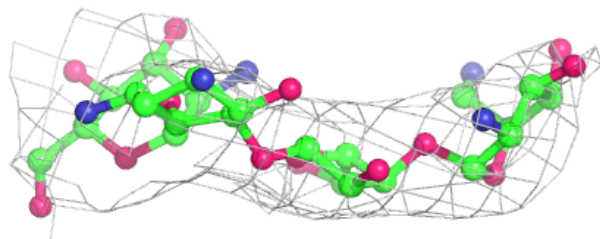
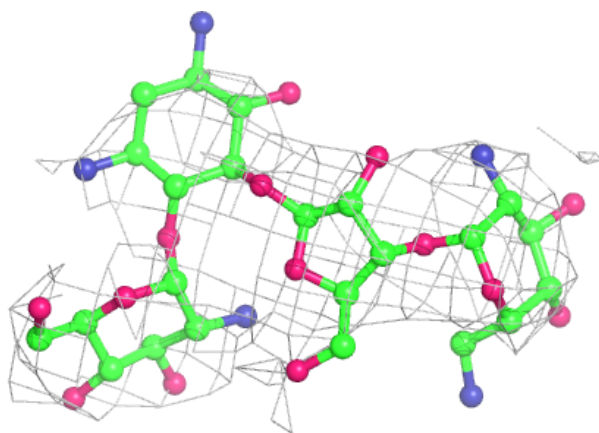
**Electron density around PAR XA 1671:**

$2mF_o-DF_c$  (at 0.7 rmsd) in gray  
 $mF_o-DF_c$  (at 3 rmsd) in purple (negative)  
and green (positive)



**Electron density around PAR QA 1666:**

$2mF_o-DF_c$  (at 0.7 rmsd) in gray  
 $mF_o-DF_c$  (at 3 rmsd) in purple (negative)  
and green (positive)



## 6.5 Other polymers [i](#)

There are no such residues in this entry.