



# Full wwPDB X-ray Structure Validation Report ⓘ

May 16, 2020 – 01:13 am BST

PDB ID : 3LVH  
Title : Crystal structure of a clathrin heavy chain and clathrin light chain complex  
Authors : Wilbur, J.D.; Hwang, P.K.; Ybe, J.A.; Lane, M.; Sellers, B.D.; Jacobson, M.P.; Fletterick, R.J.; Brodsky, F.M.  
Deposited on : 2010-02-20  
Resolution : 9.00 Å(reported)

This is a Full wwPDB X-ray Structure Validation Report for a publicly released PDB entry.

We welcome your comments at [validation@mail.wwpdb.org](mailto:validation@mail.wwpdb.org)

A user guide is available at

<https://www.wwpdb.org/validation/2017/XrayValidationReportHelp>

with specific help available everywhere you see the ⓘ symbol.

---

The following versions of software and data (see [references ⓘ](#)) were used in the production of this report:

MolProbity	:	4.02b-467
Xtriage (Phenix)	:	1.13
EDS	:	2.11
Percentile statistics	:	20191225.v01 (using entries in the PDB archive December 25th 2019)
Refmac	:	5.8.0158
CCP4	:	7.0.044 (Gargrove)
Ideal geometry (proteins)	:	Engh & Huber (2001)
Ideal geometry (DNA, RNA)	:	Parkinson et al. (1996)
Validation Pipeline (wwPDB-VP)	:	2.11

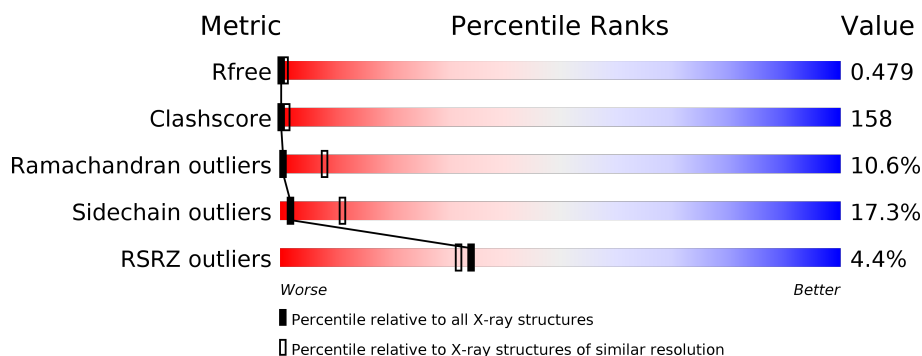
# 1 Overall quality at a glance

The following experimental techniques were used to determine the structure:

*X-RAY DIFFRACTION*

The reported resolution of this entry is 9.00 Å.

Percentile scores (ranging between 0-100) for global validation metrics of the entry are shown in the following graphic. The table shows the number of entries on which the scores are based.



Metric	Whole archive (#Entries)	Similar resolution (#Entries, resolution range(Å))
$R_{free}$	130704	1005 (11.50-3.90)
Clashscore	141614	1070 (11.50-3.90)
Ramachandran outliers	138981	1003 (11.50-3.90)
Sidechain outliers	138945	1003 (11.50-3.86)
RSRZ outliers	127900	1004 (9.50-3.80)

The table below summarises the geometric issues observed across the polymeric chains and their fit to the electron density. The red, orange, yellow and green segments on the lower bar indicate the fraction of residues that contain outliers for  $\geq 3$ , 2, 1 and 0 types of geometric quality criteria respectively. A grey segment represents the fraction of residues that are not modelled. The numeric value for each fraction is indicated below the corresponding segment, with a dot representing fractions  $\leq 5\%$ . The upper red bar (where present) indicates the fraction of residues that have poor fit to the electron density. The numeric value is given above the bar.

Mol	Chain	Length	Quality of chain
1	A	624	<div> <div>7%</div> <div>13% 51% 20% 5% 11%</div> </div>
1	B	624	<div> <div>12% 52% 20% 5% 11%</div> </div>
1	C	624	<div> <div>2%</div> <div>13% 52% 20% 5% 11%</div> </div>
2	D	205	<div> <div>2%</div> <div>9% 33% 11% 45%</div> </div>
2	E	205	<div> <div>11%</div> <div>9% 28% 9% 50%</div> </div>
2	F	205	<div> <div>8% 32% 12% 45%</div> </div>

## 2 Entry composition

There are 2 unique types of molecules in this entry. The entry contains 16020 atoms, of which 0 are hydrogens and 0 are deuteriums.

In the tables below, the ZeroOcc column contains the number of atoms modelled with zero occupancy, the AltConf column contains the number of residues with at least one atom in alternate conformation and the Trace column contains the number of residues modelled with at most 2 atoms.

- Molecule 1 is a protein called Clathrin heavy chain 1.

Mol	Chain	Residues	Atoms					ZeroOcc	AltConf	Trace
1	A	554	Total	C	N	O	S	0	0	0
			4550	2901	768	856	25			
1	B	554	Total	C	N	O	S	0	0	0
			4550	2901	768	856	25			
1	C	554	Total	C	N	O	S	0	0	0
			4550	2901	768	856	25			

There are 66 discrepancies between the modelled and reference sequences:

Chain	Residue	Modelled	Actual	Comment	Reference
A	1052	MET	-	EXPRESSION TAG	UNP P49951
A	1053	GLY	-	EXPRESSION TAG	UNP P49951
A	1054	SER	-	EXPRESSION TAG	UNP P49951
A	1055	SER	-	EXPRESSION TAG	UNP P49951
A	1056	HIS	-	EXPRESSION TAG	UNP P49951
A	1057	HIS	-	EXPRESSION TAG	UNP P49951
A	1058	HIS	-	EXPRESSION TAG	UNP P49951
A	1059	HIS	-	EXPRESSION TAG	UNP P49951
A	1060	HIS	-	EXPRESSION TAG	UNP P49951
A	1061	HIS	-	EXPRESSION TAG	UNP P49951
A	1062	SER	-	EXPRESSION TAG	UNP P49951
A	1063	SER	-	EXPRESSION TAG	UNP P49951
A	1064	GLY	-	EXPRESSION TAG	UNP P49951
A	1065	LEU	-	EXPRESSION TAG	UNP P49951
A	1066	VAL	-	EXPRESSION TAG	UNP P49951
A	1067	PRO	-	EXPRESSION TAG	UNP P49951
A	1068	ARG	-	EXPRESSION TAG	UNP P49951
A	1069	GLY	-	EXPRESSION TAG	UNP P49951
A	1070	SER	-	EXPRESSION TAG	UNP P49951
A	1071	HIS	-	EXPRESSION TAG	UNP P49951
A	1072	MET	-	EXPRESSION TAG	UNP P49951
A	1073	LEU	-	EXPRESSION TAG	UNP P49951
B	1052	MET	-	EXPRESSION TAG	UNP P49951

*Continued on next page...*

*Continued from previous page...*

Chain	Residue	Modelled	Actual	Comment	Reference
B	1053	GLY	-	EXPRESSION TAG	UNP P49951
B	1054	SER	-	EXPRESSION TAG	UNP P49951
B	1055	SER	-	EXPRESSION TAG	UNP P49951
B	1056	HIS	-	EXPRESSION TAG	UNP P49951
B	1057	HIS	-	EXPRESSION TAG	UNP P49951
B	1058	HIS	-	EXPRESSION TAG	UNP P49951
B	1059	HIS	-	EXPRESSION TAG	UNP P49951
B	1060	HIS	-	EXPRESSION TAG	UNP P49951
B	1061	HIS	-	EXPRESSION TAG	UNP P49951
B	1062	SER	-	EXPRESSION TAG	UNP P49951
B	1063	SER	-	EXPRESSION TAG	UNP P49951
B	1064	GLY	-	EXPRESSION TAG	UNP P49951
B	1065	LEU	-	EXPRESSION TAG	UNP P49951
B	1066	VAL	-	EXPRESSION TAG	UNP P49951
B	1067	PRO	-	EXPRESSION TAG	UNP P49951
B	1068	ARG	-	EXPRESSION TAG	UNP P49951
B	1069	GLY	-	EXPRESSION TAG	UNP P49951
B	1070	SER	-	EXPRESSION TAG	UNP P49951
B	1071	HIS	-	EXPRESSION TAG	UNP P49951
B	1072	MET	-	EXPRESSION TAG	UNP P49951
B	1073	LEU	-	EXPRESSION TAG	UNP P49951
C	1052	MET	-	EXPRESSION TAG	UNP P49951
C	1053	GLY	-	EXPRESSION TAG	UNP P49951
C	1054	SER	-	EXPRESSION TAG	UNP P49951
C	1055	SER	-	EXPRESSION TAG	UNP P49951
C	1056	HIS	-	EXPRESSION TAG	UNP P49951
C	1057	HIS	-	EXPRESSION TAG	UNP P49951
C	1058	HIS	-	EXPRESSION TAG	UNP P49951
C	1059	HIS	-	EXPRESSION TAG	UNP P49951
C	1060	HIS	-	EXPRESSION TAG	UNP P49951
C	1061	HIS	-	EXPRESSION TAG	UNP P49951
C	1062	SER	-	EXPRESSION TAG	UNP P49951
C	1063	SER	-	EXPRESSION TAG	UNP P49951
C	1064	GLY	-	EXPRESSION TAG	UNP P49951
C	1065	LEU	-	EXPRESSION TAG	UNP P49951
C	1066	VAL	-	EXPRESSION TAG	UNP P49951
C	1067	PRO	-	EXPRESSION TAG	UNP P49951
C	1068	ARG	-	EXPRESSION TAG	UNP P49951
C	1069	GLY	-	EXPRESSION TAG	UNP P49951
C	1070	SER	-	EXPRESSION TAG	UNP P49951
C	1071	HIS	-	EXPRESSION TAG	UNP P49951
C	1072	MET	-	EXPRESSION TAG	UNP P49951

*Continued on next page...*

*Continued from previous page...*

Chain	Residue	Modelled	Actual	Comment	Reference
C	1073	LEU	-	EXPRESSION TAG	UNP P49951

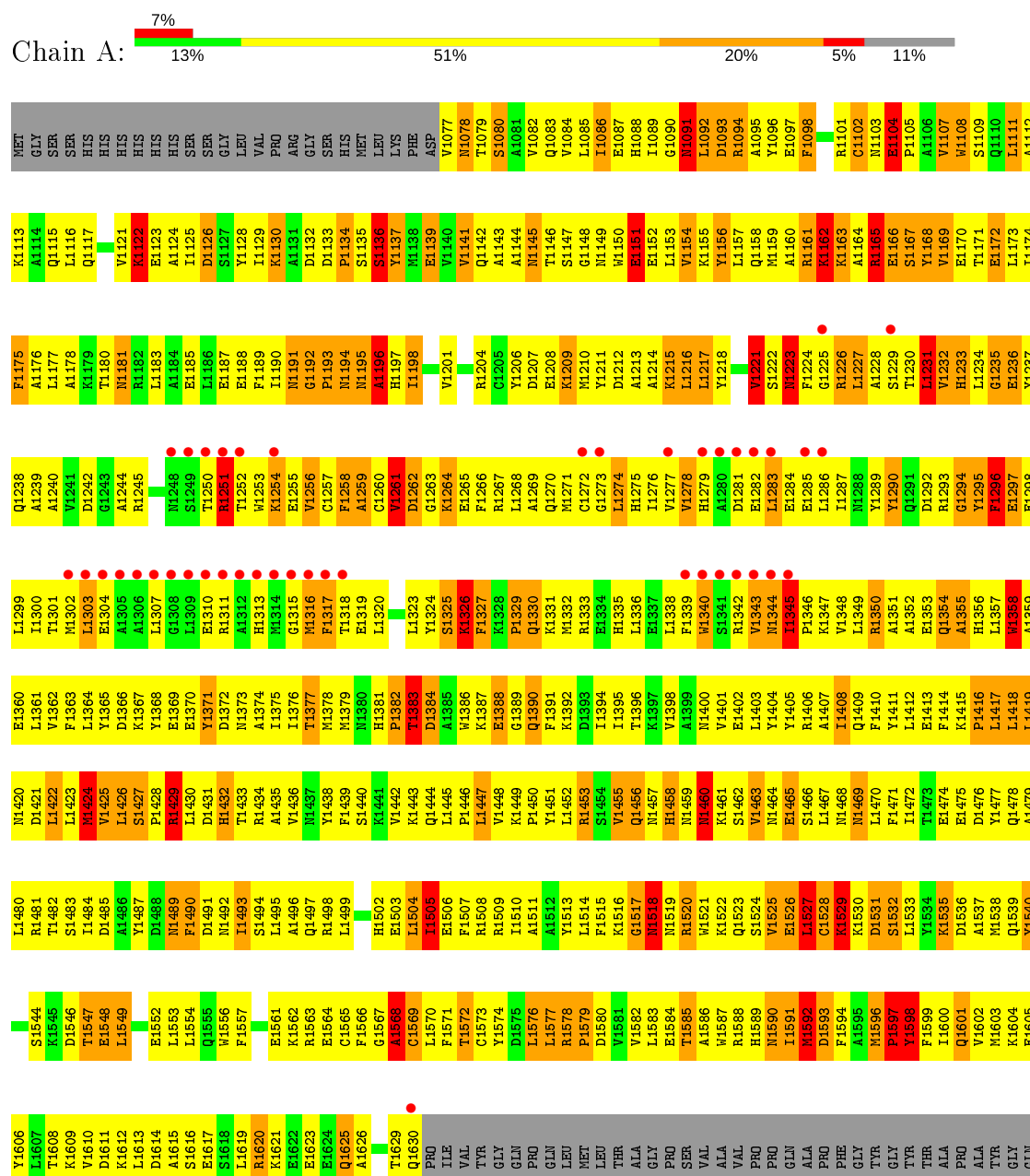
- Molecule 2 is a protein called Clathrin light chain B.

Mol	Chain	Residues	Atoms					ZeroOcc	AltConf	Trace
2	D	113	Total	C	N	O	S	0	0	0
			811	489	160	161	1			
2	E	102	Total	C	N	O	S	0	0	0
			753	455	149	148	1			
2	F	112	Total	C	N	O	S	0	0	0
			806	486	159	160	1			

### 3 Residue-property plots

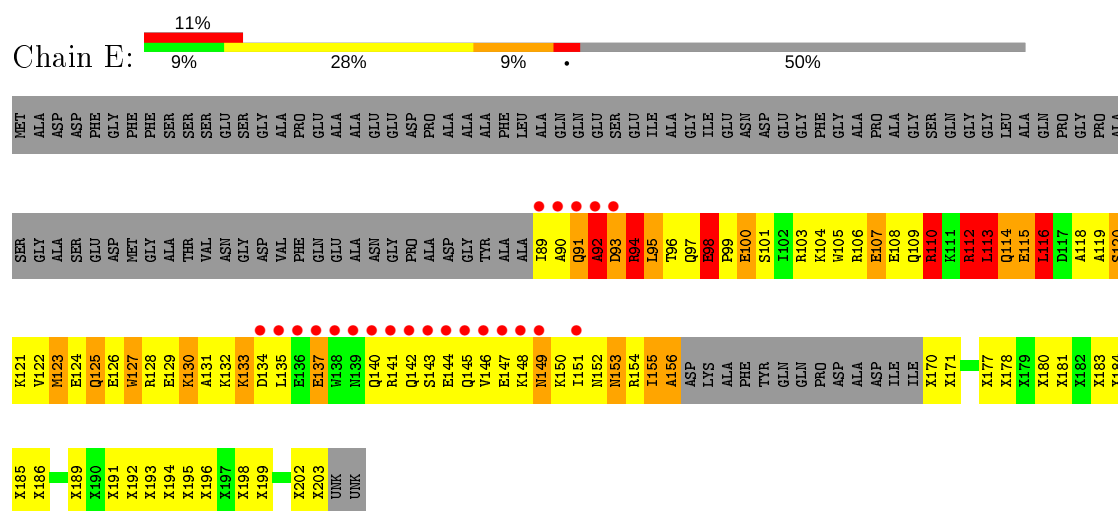
These plots are drawn for all protein, RNA and DNA chains in the entry. The first graphic for a chain summarises the proportions of the various outlier classes displayed in the second graphic. The second graphic shows the sequence view annotated by issues in geometry and electron density. Residues are color-coded according to the number of geometric quality criteria for which they contain at least one outlier: green = 0, yellow = 1, orange = 2 and red = 3 or more. A red dot above a residue indicates a poor fit to the electron density ( $RSRZ > 2$ ). Stretches of 2 or more consecutive residues without any outlier are shown as a green connector. Residues present in the sample, but not in the model, are shown in grey.

#### • Molecule 1: Clathrin heavy chain 1

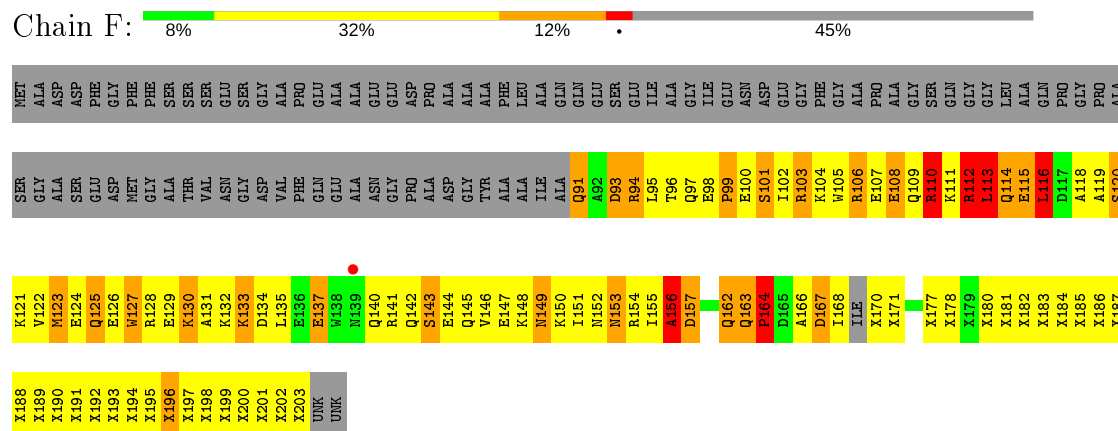








- Molecule 2: Clathrin light chain B



## 4 Data and refinement statistics

Property	Value	Source
Space group	P 4 <sub>2</sub> 2 <sub>1</sub> 2	Depositor
Cell constants a, b, c, $\alpha$ , $\beta$ , $\gamma$	229.71 Å   229.71 Å   512.27 Å 90.00°   90.00°   90.00°	Depositor
Resolution (Å)	500.00 – 9.00 86.66 – 9.00	Depositor EDS
% Data completeness (in resolution range)	78.7 (500.00-9.00) 78.9 (86.66-9.00)	Depositor EDS
$R_{merge}$	(Not available)	Depositor
$R_{sym}$	0.18	Depositor
$\langle I/\sigma(I) \rangle$ <sup>1</sup>	1.66 (at 8.41 Å)	Xtriage
Refinement program	REFMAC 5.2.0019	Depositor
R, $R_{free}$	0.473   ,   0.487 0.483   ,   0.479	Depositor DCC
$R_{free}$ test set	430 reflections (5.04%)	wwPDB-VP
Wilson B-factor (Å <sup>2</sup> )	604.9	Xtriage
Anisotropy	0.404	Xtriage
Bulk solvent $k_{sol}$ (e/Å <sup>3</sup> ), $B_{sol}$ (Å <sup>2</sup> )	0.09 , -10.0	EDS
L-test for twinning <sup>2</sup>	$\langle  L  \rangle = 0.38$ , $\langle L^2 \rangle = 0.21$	Xtriage
Estimated twinning fraction	No twinning to report.	Xtriage
$F_o, F_c$ correlation	0.69	EDS
Total number of atoms	16020	wwPDB-VP
Average B, all atoms (Å <sup>2</sup> )	103.0	wwPDB-VP

Xtriage's analysis on translational NCS is as follows: *The largest off-origin peak in the Patterson function is 15.04% of the height of the origin peak. No significant pseudotranslation is detected.*

<sup>1</sup>Intensities estimated from amplitudes.

<sup>2</sup>Theoretical values of  $\langle |L| \rangle$ ,  $\langle L^2 \rangle$  for acentric reflections are 0.5, 0.333 respectively for untwinned datasets, and 0.375, 0.2 for perfectly twinned datasets.

## 5 Model quality [i](#)

### 5.1 Standard geometry [i](#)

The Z score for a bond length (or angle) is the number of standard deviations the observed value is removed from the expected value. A bond length (or angle) with  $|Z| > 5$  is considered an outlier worth inspection. RMSZ is the root-mean-square of all Z scores of the bond lengths (or angles).

Mol	Chain	Bond lengths		Bond angles	
		RMSZ	# $ Z  > 5$	RMSZ	# $ Z  > 5$
1	A	0.48	3/4645 (0.1%)	1.41	104/6276 (1.7%)
1	B	0.36	2/4645 (0.0%)	1.38	101/6276 (1.6%)
1	C	0.36	2/4645 (0.0%)	1.38	101/6276 (1.6%)
2	D	0.74	0/647	1.15	8/866 (0.9%)
2	E	0.69	0/589	1.24	5/785 (0.6%)
2	F	0.77	0/642	1.20	8/859 (0.9%)
All	All	0.46	7/15813 (0.0%)	1.37	327/21338 (1.5%)

Chiral center outliers are detected by calculating the chiral volume of a chiral center and verifying if the center is modelled as a planar moiety or with the opposite hand. A planarity outlier is detected by checking planarity of atoms in a peptide group, atoms in a mainchain group or atoms of a sidechain that are expected to be planar.

Mol	Chain	#Chirality outliers	#Planarity outliers
1	A	0	7
1	B	0	6
1	C	0	6
2	F	0	1
All	All	0	20

All (7) bond length outliers are listed below:

Mol	Chain	Res	Type	Atoms	Z	Observed(Å)	Ideal(Å)
1	A	1196	ALA	C-N	-21.36	0.84	1.34
1	C	1136	SER	C-N	-13.41	1.03	1.34
1	B	1136	SER	C-N	-13.39	1.03	1.34
1	A	1136	SER	C-N	-13.36	1.03	1.34
1	B	1592	MET	C-N	-10.33	1.10	1.34
1	C	1592	MET	C-N	-10.33	1.10	1.34
1	A	1592	MET	C-N	-10.30	1.10	1.34

All (327) bond angle outliers are listed below:

Mol	Chain	Res	Type	Atoms	Z	Observed(°)	Ideal(°)
1	C	1136	SER	C-N-CA	22.64	178.31	121.70
1	B	1136	SER	C-N-CA	22.63	178.27	121.70
1	A	1136	SER	C-N-CA	22.58	178.15	121.70
1	A	1196	ALA	CB-CA-C	21.84	142.86	110.10
1	C	1196	ALA	CB-CA-C	21.79	142.78	110.10
1	B	1196	ALA	CB-CA-C	21.77	142.75	110.10
1	B	1223	ASN	N-CA-C	19.28	163.05	111.00
1	C	1223	ASN	N-CA-C	19.26	163.00	111.00
1	A	1223	ASN	N-CA-C	19.25	162.97	111.00
1	A	1429	ARG	CB-CA-C	-18.59	73.22	110.40
1	B	1429	ARG	CB-CA-C	-18.54	73.32	110.40
1	C	1429	ARG	CB-CA-C	-18.54	73.32	110.40
1	A	1196	ALA	O-C-N	-18.42	93.23	122.70
1	C	1136	SER	O-C-N	-18.01	93.88	122.70
1	B	1136	SER	O-C-N	-18.00	93.91	122.70
1	A	1136	SER	O-C-N	-17.99	93.92	122.70
1	B	1091	ASN	CB-CA-C	-17.46	75.47	110.40
1	A	1091	ASN	CB-CA-C	-17.45	75.50	110.40
1	C	1091	ASN	CB-CA-C	-17.44	75.52	110.40
1	C	1223	ASN	CB-CA-C	-16.80	76.79	110.40
1	A	1223	ASN	CB-CA-C	-16.79	76.82	110.40
1	B	1223	ASN	CB-CA-C	-16.78	76.84	110.40
1	A	1598	TYR	CB-CA-C	16.59	143.58	110.40
1	B	1598	TYR	CB-CA-C	16.58	143.56	110.40
1	C	1598	TYR	CB-CA-C	16.51	143.42	110.40
1	A	1592	MET	CB-CA-C	-16.33	77.74	110.40
1	C	1592	MET	CB-CA-C	-16.31	77.77	110.40
1	B	1592	MET	CB-CA-C	-16.30	77.81	110.40
1	A	1418	LEU	CB-CA-C	-13.99	83.62	110.20
1	B	1418	LEU	CB-CA-C	-13.97	83.66	110.20
1	C	1418	LEU	CB-CA-C	-13.94	83.71	110.20
1	A	1456	GLN	CB-CA-C	-13.68	83.05	110.40
1	C	1456	GLN	CB-CA-C	-13.64	83.11	110.40
1	A	1592	MET	O-C-N	-13.64	100.87	122.70
1	B	1592	MET	O-C-N	-13.64	100.88	122.70
1	B	1456	GLN	CB-CA-C	-13.62	83.15	110.40
1	C	1592	MET	O-C-N	-13.59	100.96	122.70
1	C	1251	ARG	CB-CA-C	-12.31	85.78	110.40
1	B	1251	ARG	CB-CA-C	-12.30	85.79	110.40
1	A	1251	ARG	CB-CA-C	-12.29	85.83	110.40
1	C	1593	ASP	N-CA-CB	12.12	132.42	110.60
1	A	1593	ASP	N-CA-CB	12.08	132.34	110.60
1	B	1593	ASP	N-CA-CB	12.06	132.30	110.60

*Continued on next page...*

*Continued from previous page...*

Mol	Chain	Res	Type	Atoms	Z	Observed(°)	Ideal(°)
1	B	1223	ASN	C-N-CA	12.04	151.79	121.70
1	C	1223	ASN	C-N-CA	12.04	151.79	121.70
1	A	1223	ASN	C-N-CA	11.99	151.68	121.70
1	A	1196	ALA	CA-C-N	11.86	143.30	117.20
1	B	1231	LEU	CB-CA-C	11.73	132.49	110.20
1	A	1231	LEU	CB-CA-C	11.69	132.41	110.20
1	C	1231	LEU	CB-CA-C	11.69	132.41	110.20
1	B	1136	SER	CA-C-N	11.69	142.92	117.20
1	C	1136	SER	CA-C-N	11.69	142.91	117.20
1	A	1136	SER	CA-C-N	11.67	142.88	117.20
1	C	1532	SER	N-CA-C	-11.26	80.59	111.00
1	A	1532	SER	N-CA-C	-11.26	80.59	111.00
1	B	1532	SER	N-CA-C	-11.25	80.61	111.00
1	A	1528	CYS	CB-CA-C	10.98	132.36	110.40
1	B	1528	CYS	CB-CA-C	10.96	132.32	110.40
1	C	1528	CYS	CB-CA-C	10.95	132.29	110.40
1	A	1196	ALA	C-N-CA	10.69	148.43	121.70
1	B	1355	ALA	N-CA-C	-10.20	83.46	111.00
1	C	1355	ALA	N-CA-C	-10.20	83.47	111.00
1	A	1355	ALA	N-CA-C	-10.18	83.50	111.00
1	A	1325	SER	N-CA-C	10.06	138.17	111.00
1	C	1325	SER	N-CA-C	10.06	138.15	111.00
1	B	1325	SER	N-CA-C	10.02	138.05	111.00
1	A	1162	LYS	CB-CA-C	9.99	130.38	110.40
1	C	1162	LYS	CB-CA-C	9.95	130.30	110.40
1	B	1598	TYR	N-CA-C	-9.94	84.16	111.00
1	B	1162	LYS	CB-CA-C	9.93	130.26	110.40
1	A	1598	TYR	N-CA-C	-9.91	84.24	111.00
1	B	1104	GLU	N-CA-C	9.90	137.74	111.00
1	C	1104	GLU	N-CA-C	9.90	137.74	111.00
1	A	1104	GLU	N-CA-C	9.89	137.71	111.00
1	C	1598	TYR	N-CA-C	-9.88	84.31	111.00
1	A	1210	MET	N-CA-C	-9.59	85.10	111.00
1	C	1210	MET	N-CA-C	-9.58	85.14	111.00
1	B	1210	MET	N-CA-C	-9.57	85.17	111.00
1	A	1256	VAL	CB-CA-C	-9.55	93.25	111.40
1	C	1256	VAL	CB-CA-C	-9.52	93.32	111.40
1	B	1256	VAL	CB-CA-C	-9.51	93.33	111.40
1	B	1181	ASN	CB-CA-C	-9.48	91.43	110.40
1	C	1181	ASN	CB-CA-C	-9.46	91.47	110.40
1	A	1181	ASN	CB-CA-C	-9.45	91.50	110.40
1	C	1358	TRP	CB-CA-C	-9.42	91.55	110.40

*Continued on next page...*

*Continued from previous page...*

Mol	Chain	Res	Type	Atoms	Z	Observed(°)	Ideal(°)
1	B	1358	TRP	CB-CA-C	-9.41	91.58	110.40
1	A	1358	TRP	CB-CA-C	-9.40	91.60	110.40
1	B	1355	ALA	CB-CA-C	9.35	124.13	110.10
1	C	1355	ALA	CB-CA-C	9.33	124.09	110.10
1	A	1355	ALA	CB-CA-C	9.30	124.05	110.10
2	E	113	LEU	CA-CB-CG	9.27	136.63	115.30
1	A	1256	VAL	N-CA-C	9.23	135.93	111.00
2	F	113	LEU	CA-CB-CG	9.23	136.53	115.30
1	C	1256	VAL	N-CA-C	9.21	135.88	111.00
1	B	1256	VAL	N-CA-C	9.17	135.76	111.00
1	B	1465	GLU	CB-CA-C	-9.14	92.13	110.40
1	C	1465	GLU	CB-CA-C	-9.13	92.14	110.40
2	D	113	LEU	CA-CB-CG	9.10	136.24	115.30
1	A	1465	GLU	CB-CA-C	-9.09	92.22	110.40
1	B	1590	ASN	CB-CA-C	-9.06	92.27	110.40
1	A	1590	ASN	CB-CA-C	-9.06	92.28	110.40
1	C	1590	ASN	CB-CA-C	-9.05	92.31	110.40
1	B	1424	MET	N-CA-C	8.98	135.25	111.00
1	C	1520	ARG	CB-CA-C	-8.98	92.44	110.40
1	A	1424	MET	N-CA-C	8.97	135.22	111.00
1	B	1520	ARG	CB-CA-C	-8.97	92.47	110.40
1	C	1424	MET	N-CA-C	8.96	135.21	111.00
1	A	1520	ARG	CB-CA-C	-8.96	92.47	110.40
1	C	1527	LEU	N-CA-C	8.81	134.79	111.00
1	A	1527	LEU	N-CA-C	8.81	134.78	111.00
1	B	1527	LEU	N-CA-C	8.79	134.73	111.00
1	A	1576	LEU	CB-CA-C	8.77	126.86	110.20
1	C	1576	LEU	CB-CA-C	8.76	126.84	110.20
1	B	1576	LEU	CB-CA-C	8.76	126.83	110.20
1	A	1576	LEU	N-CA-C	-8.74	87.40	111.00
1	B	1576	LEU	N-CA-C	-8.70	87.51	111.00
1	C	1576	LEU	N-CA-C	-8.69	87.53	111.00
1	C	1326	LYS	N-CA-C	-8.52	88.00	111.00
1	A	1326	LYS	N-CA-C	-8.50	88.05	111.00
1	B	1326	LYS	N-CA-C	-8.50	88.05	111.00
1	B	1151	GLU	CB-CA-C	-8.46	93.47	110.40
1	C	1151	GLU	CB-CA-C	-8.43	93.55	110.40
1	A	1151	GLU	CB-CA-C	-8.41	93.57	110.40
2	E	92	ALA	N-CA-C	8.36	133.57	111.00
1	C	1572	THR	N-CA-C	8.29	133.38	111.00
1	A	1572	THR	N-CA-C	8.28	133.37	111.00
1	B	1572	THR	N-CA-C	8.28	133.36	111.00

*Continued on next page...*

*Continued from previous page...*

Mol	Chain	Res	Type	Atoms	Z	Observed(°)	Ideal(°)
1	B	1136	SER	CB-CA-C	8.14	125.57	110.10
1	A	1136	SER	CB-CA-C	8.14	125.57	110.10
1	C	1136	SER	CB-CA-C	8.10	125.49	110.10
1	A	1325	SER	CB-CA-C	-7.97	94.96	110.10
1	C	1325	SER	CB-CA-C	-7.96	94.97	110.10
1	B	1325	SER	CB-CA-C	-7.93	95.04	110.10
1	C	1592	MET	CA-C-N	7.92	134.63	117.20
1	B	1592	MET	CA-C-N	7.92	134.62	117.20
1	A	1592	MET	CA-C-N	7.90	134.59	117.20
1	A	1590	ASN	N-CA-C	7.81	132.10	111.00
1	B	1590	ASN	N-CA-C	7.81	132.08	111.00
1	C	1590	ASN	N-CA-C	7.80	132.06	111.00
1	A	1455	VAL	CB-CA-C	-7.62	96.92	111.40
1	A	1167	SER	N-CA-C	7.59	131.50	111.00
1	B	1167	SER	N-CA-C	7.59	131.49	111.00
1	A	1529	LYS	N-CA-CB	-7.59	96.94	110.60
1	A	1531	ASP	CB-CA-C	-7.58	95.23	110.40
1	C	1167	SER	N-CA-C	7.58	131.47	111.00
1	C	1531	ASP	CB-CA-C	-7.58	95.25	110.40
1	B	1531	ASP	CB-CA-C	-7.57	95.26	110.40
1	C	1529	LYS	N-CA-CB	-7.57	96.97	110.60
1	B	1529	LYS	N-CA-CB	-7.57	96.98	110.60
1	C	1455	VAL	CB-CA-C	-7.52	97.12	111.40
1	B	1455	VAL	CB-CA-C	-7.51	97.12	111.40
1	A	1371	TYR	CB-CA-C	-7.35	95.70	110.40
1	B	1371	TYR	CB-CA-C	-7.32	95.76	110.40
1	C	1371	TYR	CB-CA-C	-7.27	95.86	110.40
1	A	1457	ASN	N-CA-C	-7.24	91.45	111.00
1	B	1457	ASN	N-CA-C	-7.23	91.49	111.00
1	C	1572	THR	CB-CA-C	-7.23	92.08	111.60
1	C	1457	ASN	N-CA-C	-7.22	91.50	111.00
1	B	1572	THR	CB-CA-C	-7.21	92.14	111.60
1	A	1572	THR	CB-CA-C	-7.20	92.16	111.60
1	A	1465	GLU	N-CA-C	7.18	130.39	111.00
1	C	1465	GLU	N-CA-C	7.18	130.39	111.00
1	B	1261	VAL	CB-CA-C	-7.18	97.76	111.40
1	B	1465	GLU	N-CA-C	7.17	130.35	111.00
1	A	1261	VAL	CB-CA-C	-7.16	97.80	111.40
1	A	1426	LEU	CB-CA-C	-7.14	96.63	110.20
1	C	1261	VAL	CB-CA-C	-7.14	97.84	111.40
1	B	1426	LEU	CB-CA-C	-7.07	96.77	110.20
1	A	1130	LYS	N-CA-C	-7.07	91.92	111.00

*Continued on next page...*

*Continued from previous page...*

Mol	Chain	Res	Type	Atoms	Z	Observed(°)	Ideal(°)
1	C	1426	LEU	CB-CA-C	-7.06	96.78	110.20
1	C	1130	LYS	N-CA-C	-7.06	91.95	111.00
1	C	1463	VAL	CB-CA-C	-7.05	98.00	111.40
1	B	1130	LYS	N-CA-C	-7.05	91.97	111.00
1	B	1463	VAL	CB-CA-C	-7.04	98.02	111.40
1	A	1463	VAL	CB-CA-C	-7.04	98.02	111.40
1	A	1424	MET	CB-CA-C	-7.04	96.33	110.40
1	B	1424	MET	CB-CA-C	-7.02	96.35	110.40
1	C	1424	MET	CB-CA-C	-7.02	96.36	110.40
1	A	1231	LEU	N-CA-C	-6.96	92.22	111.00
1	C	1231	LEU	N-CA-C	-6.94	92.26	111.00
1	B	1231	LEU	N-CA-C	-6.93	92.30	111.00
1	C	1169	VAL	CB-CA-C	-6.91	98.28	111.40
1	A	1169	VAL	CB-CA-C	-6.90	98.28	111.40
1	B	1169	VAL	CB-CA-C	-6.90	98.28	111.40
1	C	1183	LEU	N-CA-C	6.77	129.28	111.00
1	A	1527	LEU	CB-CA-C	-6.76	97.35	110.20
1	B	1183	LEU	N-CA-C	6.76	129.25	111.00
1	B	1527	LEU	CB-CA-C	-6.75	97.37	110.20
1	A	1183	LEU	N-CA-C	6.75	129.22	111.00
1	C	1527	LEU	CB-CA-C	-6.74	97.40	110.20
1	B	1167	SER	CB-CA-C	-6.72	97.32	110.10
1	C	1167	SER	CB-CA-C	-6.71	97.36	110.10
1	A	1167	SER	CB-CA-C	-6.69	97.39	110.10
1	A	1137	TYR	N-CA-C	6.62	128.87	111.00
1	A	1229	SER	CB-CA-C	6.59	122.63	110.10
1	B	1137	TYR	N-CA-C	6.56	128.72	111.00
1	B	1107	VAL	N-CA-C	6.55	128.67	111.00
1	B	1229	SER	CB-CA-C	6.54	122.52	110.10
1	C	1568	ALA	CB-CA-C	6.54	119.90	110.10
1	A	1107	VAL	N-CA-C	6.53	128.64	111.00
1	A	1573	CYS	CB-CA-C	-6.53	97.35	110.40
1	B	1568	ALA	CB-CA-C	6.53	119.89	110.10
1	C	1229	SER	CB-CA-C	6.53	122.50	110.10
1	C	1137	TYR	N-CA-C	6.52	128.62	111.00
1	A	1568	ALA	CB-CA-C	6.52	119.88	110.10
1	C	1107	VAL	N-CA-C	6.52	128.60	111.00
1	B	1196	ALA	N-CA-C	-6.51	93.42	111.00
1	C	1196	ALA	N-CA-C	-6.51	93.43	111.00
1	A	1196	ALA	N-CA-C	-6.50	93.45	111.00
1	B	1535	LYS	N-CA-C	6.50	128.54	111.00
1	C	1573	CYS	CB-CA-C	-6.48	97.43	110.40

*Continued on next page...*

*Continued from previous page...*

Mol	Chain	Res	Type	Atoms	Z	Observed(°)	Ideal(°)
1	A	1535	LYS	N-CA-C	6.48	128.49	111.00
1	B	1429	ARG	C-N-CA	6.47	137.86	121.70
1	B	1573	CYS	CB-CA-C	-6.47	97.47	110.40
1	A	1429	ARG	C-N-CA	6.46	137.86	121.70
1	C	1535	LYS	N-CA-C	6.46	128.45	111.00
1	C	1429	ARG	C-N-CA	6.44	137.81	121.70
1	A	1215	LYS	CB-CA-C	6.41	123.22	110.40
1	C	1195	ASN	CB-CA-C	-6.38	97.64	110.40
1	C	1215	LYS	CB-CA-C	6.38	123.15	110.40
1	B	1215	LYS	CB-CA-C	6.37	123.14	110.40
1	A	1195	ASN	CB-CA-C	-6.36	97.67	110.40
1	B	1460	ASN	CB-CA-C	-6.35	97.70	110.40
1	C	1460	ASN	CB-CA-C	-6.34	97.71	110.40
1	B	1195	ASN	CB-CA-C	-6.34	97.72	110.40
1	A	1460	ASN	CB-CA-C	-6.32	97.76	110.40
2	D	113	LEU	N-CA-CB	-6.27	97.86	110.40
2	F	164	PRO	N-CA-CB	6.22	110.76	103.30
1	A	1358	TRP	N-CA-C	6.20	127.74	111.00
1	C	1358	TRP	N-CA-C	6.19	127.71	111.00
1	B	1358	TRP	N-CA-C	6.19	127.70	111.00
2	E	112	ARG	N-CA-C	-6.18	94.31	111.00
2	F	112	ARG	N-CA-C	-6.17	94.34	111.00
2	F	110	ARG	NE-CZ-NH2	-6.11	117.24	120.30
1	A	1183	LEU	CB-CA-C	-6.11	98.60	110.20
1	C	1122	LYS	CB-CA-C	-6.10	98.19	110.40
1	B	1183	LEU	CB-CA-C	-6.09	98.63	110.20
1	B	1122	LYS	CB-CA-C	-6.07	98.26	110.40
1	C	1233	HIS	N-CA-C	-6.07	94.61	111.00
1	A	1518	ASN	CB-CA-C	-6.07	98.27	110.40
1	A	1233	HIS	N-CA-C	-6.06	94.63	111.00
1	B	1233	HIS	N-CA-C	-6.06	94.63	111.00
1	B	1518	ASN	CB-CA-C	-6.06	98.28	110.40
1	C	1183	LEU	CB-CA-C	-6.05	98.71	110.20
1	C	1518	ASN	CB-CA-C	-6.04	98.31	110.40
1	A	1122	LYS	CB-CA-C	-6.03	98.34	110.40
1	C	1569	CYS	N-CA-CB	-6.02	99.76	110.60
1	A	1569	CYS	N-CA-CB	-6.01	99.78	110.60
1	B	1569	CYS	N-CA-CB	-6.00	99.80	110.60
1	B	1235	GLY	N-CA-C	-5.98	98.15	113.10
2	E	110	ARG	NE-CZ-NH2	-5.97	117.31	120.30
1	A	1235	GLY	N-CA-C	-5.97	98.18	113.10
1	C	1235	GLY	N-CA-C	-5.96	98.20	113.10

*Continued on next page...*

*Continued from previous page...*

Mol	Chain	Res	Type	Atoms	Z	Observed(°)	Ideal(°)
2	D	110	ARG	NE-CZ-NH2	-5.92	117.34	120.30
1	B	1310	GLU	CB-CA-C	5.88	122.16	110.40
2	D	164	PRO	N-CA-CB	5.86	110.34	103.30
1	A	1310	GLU	CB-CA-C	5.85	122.10	110.40
1	C	1310	GLU	CB-CA-C	5.84	122.08	110.40
1	C	1139	GLU	CB-CA-C	-5.81	98.77	110.40
1	A	1192	GLY	C-N-CD	-5.81	107.82	120.60
1	A	1232	VAL	N-CA-CB	5.81	124.28	111.50
1	B	1232	VAL	N-CA-CB	5.79	124.23	111.50
1	C	1192	GLY	C-N-CD	-5.78	107.88	120.60
1	B	1139	GLU	CB-CA-C	-5.78	98.84	110.40
1	A	1139	GLU	CB-CA-C	-5.78	98.85	110.40
1	B	1192	GLY	C-N-CD	-5.78	107.90	120.60
1	C	1232	VAL	N-CA-CB	5.76	124.18	111.50
1	A	1383	THR	CB-CA-C	5.75	127.14	111.60
1	C	1383	THR	CB-CA-C	5.75	127.11	111.60
1	A	1210	MET	CB-CA-C	5.74	121.88	110.40
1	B	1383	THR	CB-CA-C	5.73	127.08	111.60
1	C	1094	ARG	CB-CA-C	5.72	121.85	110.40
1	B	1210	MET	CB-CA-C	5.70	121.81	110.40
1	B	1094	ARG	CB-CA-C	5.70	121.79	110.40
1	C	1210	MET	CB-CA-C	5.69	121.79	110.40
1	A	1094	ARG	CB-CA-C	5.68	121.76	110.40
1	C	1425	VAL	CB-CA-C	-5.59	100.77	111.40
1	A	1425	VAL	CB-CA-C	-5.58	100.79	111.40
1	B	1425	VAL	CB-CA-C	-5.58	100.80	111.40
1	B	1371	TYR	N-CA-C	5.52	125.90	111.00
1	A	1371	TYR	N-CA-C	5.51	125.89	111.00
1	C	1139	GLU	N-CA-C	5.51	125.88	111.00
1	B	1139	GLU	N-CA-C	5.50	125.85	111.00
1	A	1139	GLU	N-CA-C	5.49	125.82	111.00
1	C	1371	TYR	N-CA-C	5.47	125.78	111.00
1	A	1232	VAL	N-CA-C	-5.46	96.27	111.00
1	B	1623	GLU	CB-CA-C	-5.45	99.50	110.40
1	B	1232	VAL	N-CA-C	-5.45	96.29	111.00
2	D	157	ASP	N-CA-C	5.45	125.71	111.00
1	C	1232	VAL	N-CA-C	-5.44	96.31	111.00
2	F	157	ASP	N-CA-C	5.44	125.68	111.00
1	A	1623	GLU	CB-CA-C	-5.43	99.53	110.40
1	C	1623	GLU	CB-CA-C	-5.42	99.56	110.40
2	F	156	ALA	N-CA-C	-5.39	96.44	111.00
2	D	156	ALA	N-CA-C	-5.37	96.49	111.00

*Continued on next page...*

*Continued from previous page...*

Mol	Chain	Res	Type	Atoms	Z	Observed(°)	Ideal(°)
1	C	1215	LYS	N-CA-C	-5.34	96.59	111.00
1	A	1593	ASP	CB-CA-C	-5.33	99.75	110.40
1	B	1151	GLU	N-CA-C	5.32	125.37	111.00
1	B	1593	ASP	CB-CA-C	-5.32	99.75	110.40
1	A	1215	LYS	N-CA-C	-5.32	96.63	111.00
1	A	1151	GLU	N-CA-C	5.32	125.35	111.00
1	C	1593	ASP	CB-CA-C	-5.31	99.78	110.40
1	C	1151	GLU	N-CA-C	5.30	125.32	111.00
1	B	1215	LYS	N-CA-C	-5.28	96.74	111.00
2	D	143	SER	N-CA-C	5.22	125.10	111.00
2	F	143	SER	N-CA-C	5.22	125.10	111.00
1	B	1440	SER	CB-CA-C	-5.22	100.19	110.10
2	E	156	ALA	N-CA-C	-5.21	96.94	111.00
1	A	1440	SER	CB-CA-C	-5.20	100.22	110.10
1	A	1598	TYR	C-N-CA	5.19	134.68	121.70
1	B	1598	TYR	C-N-CA	5.18	134.64	121.70
2	F	156	ALA	C-N-CA	5.17	134.63	121.70
1	C	1440	SER	CB-CA-C	-5.17	100.29	110.10
1	C	1598	TYR	C-N-CA	5.14	134.56	121.70
2	D	156	ALA	C-N-CA	5.14	134.56	121.70
1	A	1107	VAL	CB-CA-C	-5.14	101.64	111.40
1	B	1107	VAL	CB-CA-C	-5.13	101.66	111.40
1	C	1107	VAL	CB-CA-C	-5.12	101.67	111.40
1	B	1592	MET	C-N-CA	5.12	134.50	121.70
1	C	1453	ARG	CB-CA-C	-5.11	100.19	110.40
1	A	1592	MET	C-N-CA	5.10	134.46	121.70
1	B	1453	ARG	CB-CA-C	-5.10	100.20	110.40
1	C	1592	MET	C-N-CA	5.10	134.44	121.70
1	C	1092	LEU	N-CA-CB	5.09	120.57	110.40
1	A	1453	ARG	CB-CA-C	-5.08	100.25	110.40
1	B	1092	LEU	N-CA-CB	5.02	120.45	110.40
1	A	1092	LEU	N-CA-CB	5.00	120.40	110.40

There are no chirality outliers.

All (20) planarity outliers are listed below:

Mol	Chain	Res	Type	Group
1	A	1136	SER	Mainchain
1	A	1196	ALA	Mainchain,Peptide
1	A	1223	ASN	Peptide
1	A	1326	LYS	Peptide
1	A	1429	ARG	Peptide

*Continued on next page...*

*Continued from previous page...*

Mol	Chain	Res	Type	Group
1	A	1592	MET	Mainchain
1	B	1136	SER	Mainchain
1	B	1196	ALA	Peptide
1	B	1223	ASN	Peptide
1	B	1326	LYS	Peptide
1	B	1429	ARG	Peptide
1	B	1592	MET	Mainchain
1	C	1136	SER	Mainchain
1	C	1196	ALA	Peptide
1	C	1223	ASN	Peptide
1	C	1326	LYS	Peptide
1	C	1429	ARG	Peptide
1	C	1592	MET	Mainchain
2	F	196	UNK	Peptide

## 5.2 Too-close contacts ⓘ

In the following table, the Non-H and H(model) columns list the number of non-hydrogen atoms and hydrogen atoms in the chain respectively. The H(added) column lists the number of hydrogen atoms added and optimized by MolProbity. The Clashes column lists the number of clashes within the asymmetric unit, whereas Symm-Clashes lists symmetry related clashes.

Mol	Chain	Non-H	H(model)	H(added)	Clashes	Symm-Clashes
1	A	4550	0	4457	1578	23
1	B	4550	0	4456	1511	40
1	C	4550	0	4461	1420	30
2	D	811	0	641	286	0
2	E	753	0	615	220	0
2	F	806	0	640	345	35
All	All	16020	0	15270	4959	70

The all-atom clashscore is defined as the number of clashes found per 1000 atoms (including hydrogen atoms). The all-atom clashscore for this structure is 158.

All (4959) close contacts within the same asymmetric unit are listed below, sorted by their clash magnitude.

Atom-1	Atom-2	Interatomic distance (Å)	Clash overlap (Å)
1:C:1253:TRP:CZ3	1:C:1276:ILE:HG22	1.19	1.67
1:A:1253:TRP:CZ3	1:A:1276:ILE:HG22	1.19	1.67
1:B:1253:TRP:CZ3	1:B:1276:ILE:HG22	1.19	1.67

*Continued on next page...*

*Continued from previous page...*

Atom-1	Atom-2	Interatomic distance (Å)	Clash overlap (Å)
2:E:203:UNK:C	2:E:203:UNK:CA	1.76	1.62
1:B:1108:TRP:CH2	1:B:1129:ILE:HB	1.34	1.61
1:B:1358:TRP:CH2	1:B:1381:HIS:CE1	1.89	1.60
1:A:1108:TRP:CH2	1:A:1129:ILE:HB	1.34	1.59
1:C:1108:TRP:CH2	1:C:1129:ILE:HB	1.34	1.58
1:B:1292:ASP:HB3	2:D:97:GLN:CB	1.25	1.57
1:C:1264:LYS:CE	1:C:1268:LEU:HD12	1.12	1.57
1:B:1264:LYS:CE	1:B:1268:LEU:HD12	1.12	1.57
1:C:1358:TRP:CH2	1:C:1381:HIS:CE1	1.89	1.56
1:A:1358:TRP:CH2	1:A:1381:HIS:CE1	1.89	1.56
1:A:1416:PRO:HD3	2:F:130:LYS:CG	1.13	1.55
1:B:1292:ASP:CB	2:D:97:GLN:CA	1.82	1.54
1:A:1264:LYS:CE	1:A:1268:LEU:HD12	1.12	1.54
1:B:1292:ASP:CA	2:D:97:GLN:HA	1.35	1.54
1:B:1504:LEU:CD2	2:D:152:ASN:HB2	1.30	1.53
1:A:1416:PRO:CD	2:F:130:LYS:CG	1.83	1.52
1:C:1409:GLN:CG	1:C:1413:GLU:HG3	1.37	1.52
1:B:1566:PHE:HD2	2:D:182:UNK:CB	1.23	1.51
1:B:1566:PHE:CD2	2:D:182:UNK:CB	1.90	1.51
1:C:1598:TYR:CD2	2:E:199:UNK:N	1.77	1.51
1:A:1409:GLN:CG	1:A:1413:GLU:HG3	1.37	1.50
1:B:1409:GLN:CG	1:B:1413:GLU:HG3	1.37	1.50
1:C:1108:TRP:CH2	1:C:1129:ILE:CB	1.95	1.49
1:A:1505:ILE:CD1	2:F:153:ASN:ND2	1.74	1.48
1:B:1148:GLY:HA2	1:B:1150:TRP:CZ3	1.49	1.48
1:A:1148:GLY:HA2	1:A:1150:TRP:CZ3	1.49	1.47
1:C:1253:TRP:CE3	1:C:1276:ILE:CG2	1.97	1.46
1:C:1148:GLY:HA2	1:C:1150:TRP:CZ3	1.49	1.46
1:A:1253:TRP:CE3	1:A:1276:ILE:CG2	1.97	1.45
1:A:1601:GLN:HG2	1:B:1587:TRP:CH2	1.52	1.45
1:A:1108:TRP:CH2	1:A:1129:ILE:CB	1.95	1.45
1:A:1382:PRO:CG	2:F:123:MET:HE3	1.44	1.45
1:B:1108:TRP:CH2	1:B:1129:ILE:CB	1.95	1.44
1:A:1356:HIS:CB	2:F:112:ARG:NH2	1.80	1.44
1:B:1253:TRP:CE3	1:B:1276:ILE:CG2	1.97	1.44
1:A:1539:GLN:NE2	2:F:177:UNK:CB	1.80	1.43
1:A:1475:GLU:OE2	2:F:146:VAL:CA	1.66	1.43
1:A:1416:PRO:CD	2:F:130:LYS:HG3	1.40	1.43
1:C:1598:TYR:CE2	2:E:199:UNK:N	1.84	1.43
1:A:1415:LYS:CA	2:F:130:LYS:HD3	1.50	1.42
1:B:1292:ASP:HB3	2:D:97:GLN:CA	1.20	1.41

*Continued on next page...*

*Continued from previous page...*

Atom-1	Atom-2	Interatomic distance (Å)	Clash overlap (Å)
1:A:1414:PHE:HB3	2:F:127:TRP:CA	1.10	1.41
1:A:1414:PHE:CB	2:F:127:TRP:HA	1.28	1.41
1:A:1264:LYS:CE	1:A:1268:LEU:CD1	1.99	1.40
1:C:1264:LYS:CE	1:C:1268:LEU:CD1	1.99	1.40
1:A:1382:PRO:CB	2:F:123:MET:HE1	1.51	1.40
1:B:1264:LYS:CE	1:B:1268:LEU:CD1	1.99	1.39
1:C:1395:ILE:HG13	1:C:1404:TYR:CE2	1.58	1.38
1:A:1395:ILE:HG13	1:A:1404:TYR:CE2	1.58	1.38
1:A:1356:HIS:HB3	2:F:112:ARG:NH2	1.31	1.38
1:A:1416:PRO:HD3	2:F:130:LYS:CD	1.52	1.37
1:B:1167:SER:O	1:B:1171:THR:HB	1.23	1.36
1:B:1395:ILE:HG13	1:B:1404:TYR:CE2	1.58	1.36
1:A:1290:TYR:CD2	1:A:1299:LEU:HD13	1.61	1.36
1:C:1290:TYR:CD2	1:C:1299:LEU:HD13	1.61	1.36
1:B:1414:PHE:O	2:D:130:LYS:CD	1.72	1.35
1:A:1078:ASN:ND2	1:A:1101:ARG:O	1.59	1.35
1:A:1475:GLU:CG	2:F:149:ASN:ND2	1.69	1.35
1:B:1566:PHE:HZ	2:D:179:UNK:CA	1.21	1.34
1:B:1108:TRP:CH2	1:B:1129:ILE:CG2	2.10	1.34
1:A:1108:TRP:HD1	1:A:1133:ASP:O	1.11	1.33
1:A:1108:TRP:CH2	1:A:1129:ILE:CG2	2.10	1.33
1:B:1566:PHE:HZ	2:D:179:UNK:CB	1.41	1.33
1:C:1253:TRP:CE3	1:C:1276:ILE:HG22	1.60	1.33
1:A:1253:TRP:CZ3	1:A:1276:ILE:CG2	2.06	1.33
1:A:1371:TYR:CD1	1:A:1394:ILE:HG23	1.64	1.33
1:B:1290:TYR:CD2	1:B:1299:LEU:HD13	1.61	1.33
1:A:1371:TYR:HD1	1:A:1394:ILE:CG2	1.42	1.33
1:B:1253:TRP:CE3	1:B:1276:ILE:HG22	1.60	1.33
1:B:1371:TYR:CD1	1:B:1394:ILE:HG23	1.64	1.33
1:B:1371:TYR:HD1	1:B:1394:ILE:CG2	1.42	1.33
1:C:1371:TYR:HD1	1:C:1394:ILE:CG2	1.42	1.33
1:C:1409:GLN:HG3	1:C:1413:GLU:CG	1.59	1.33
1:C:1253:TRP:CZ3	1:C:1276:ILE:CG2	2.06	1.32
1:A:1566:PHE:CE2	2:F:180:UNK:CB	2.12	1.32
1:B:1253:TRP:CZ3	1:B:1276:ILE:CG2	2.06	1.32
1:B:1409:GLN:HG3	1:B:1413:GLU:CG	1.59	1.32
1:B:1414:PHE:C	2:D:130:LYS:HD3	1.49	1.32
1:C:1409:GLN:CA	1:C:1413:GLU:HG2	1.60	1.32
1:A:1505:ILE:HD11	2:F:153:ASN:ND2	1.34	1.31
1:C:1371:TYR:CD1	1:C:1394:ILE:HG23	1.64	1.31
1:B:1078:ASN:ND2	1:B:1101:ARG:O	1.60	1.31

*Continued on next page...*

*Continued from previous page...*

Atom-1	Atom-2	Interatomic distance (Å)	Clash overlap (Å)
1:A:1253:TRP:CE3	1:A:1276:ILE:HG22	1.60	1.31
1:B:1250:THR:O	1:B:1251:ARG:HG2	1.22	1.31
1:B:1079:THR:HG22	1:B:1105:PRO:CG	1.60	1.31
1:C:1078:ASN:ND2	1:C:1101:ARG:O	1.60	1.31
1:A:1382:PRO:CB	2:F:123:MET:CE	2.09	1.31
1:C:1108:TRP:CH2	1:C:1129:ILE:CG2	2.11	1.31
1:B:1414:PHE:O	1:B:1416:PRO:HD3	1.25	1.31
1:A:1108:TRP:CZ3	1:A:1129:ILE:HB	1.66	1.30
1:A:1409:GLN:HG3	1:A:1413:GLU:CG	1.59	1.30
1:C:1079:THR:HG22	1:C:1105:PRO:CG	1.60	1.30
1:B:1130:LYS:HD2	1:B:1156:TYR:CE1	1.66	1.30
1:A:1409:GLN:CA	1:A:1413:GLU:HG2	1.60	1.30
1:A:1414:PHE:O	1:A:1416:PRO:HD3	1.25	1.30
2:D:112:ARG:C	2:D:112:ARG:HD3	1.50	1.30
1:B:1292:ASP:CB	2:D:97:GLN:HA	1.49	1.30
1:A:1079:THR:HG22	1:A:1105:PRO:CG	1.60	1.29
1:C:1108:TRP:CZ3	1:C:1129:ILE:HB	1.66	1.29
1:B:1409:GLN:CA	1:B:1413:GLU:HG2	1.60	1.29
1:C:1130:LYS:HD2	1:C:1156:TYR:CE1	1.66	1.29
1:A:1414:PHE:CE2	2:F:127:TRP:CD2	2.21	1.29
1:A:1409:GLN:HA	1:A:1413:GLU:CG	1.61	1.29
2:E:104:LYS:O	2:E:108:GLU:CG	1.79	1.28
2:E:119:ALA:O	2:E:123:MET:HG2	1.28	1.28
1:A:1130:LYS:HD2	1:A:1156:TYR:CE1	1.66	1.28
1:C:1414:PHE:O	1:C:1416:PRO:HD3	1.25	1.28
1:B:1108:TRP:CZ3	1:B:1129:ILE:HB	1.66	1.28
1:A:1250:THR:O	1:A:1251:ARG:HG2	1.22	1.28
1:B:1409:GLN:HA	1:B:1413:GLU:CG	1.61	1.28
1:C:1409:GLN:HA	1:C:1413:GLU:CG	1.61	1.28
1:A:1563:ARG:NH2	2:F:182:UNK:H	1.29	1.27
1:A:1167:SER:O	1:A:1171:THR:HB	1.23	1.27
1:A:1356:HIS:CB	2:F:112:ARG:HH21	1.38	1.27
1:B:1079:THR:HG22	1:B:1105:PRO:CB	1.64	1.27
1:C:1250:THR:O	1:C:1251:ARG:HG2	1.22	1.27
1:A:1357:LEU:CD2	2:F:111:LYS:HE3	1.63	1.26
1:B:1358:TRP:CZ2	1:B:1381:HIS:CE1	2.24	1.26
1:C:1167:SER:O	1:C:1171:THR:HB	1.23	1.26
1:B:1108:TRP:HD1	1:B:1133:ASP:O	1.11	1.25
1:B:1414:PHE:O	2:D:130:LYS:HD3	1.14	1.25
1:A:1356:HIS:CG	2:F:112:ARG:HH21	1.23	1.25
1:A:1358:TRP:CZ2	1:A:1381:HIS:CE1	2.24	1.25

*Continued on next page...*

*Continued from previous page...*

Atom-1	Atom-2	Interatomic distance (Å)	Clash overlap (Å)
1:A:1079:THR:HG22	1:A:1105:PRO:CB	1.64	1.25
1:B:1566:PHE:CZ	2:D:179:UNK:CA	1.98	1.25
1:C:1079:THR:HG22	1:C:1105:PRO:CB	1.64	1.25
1:C:1358:TRP:CZ2	1:C:1381:HIS:CE1	2.24	1.25
1:B:1419:LEU:O	1:B:1422:LEU:HB3	1.34	1.24
1:C:1412:LEU:CD1	1:C:1419:LEU:HD21	1.68	1.24
1:A:1416:PRO:CG	2:F:130:LYS:CG	2.14	1.24
1:B:1395:ILE:CG1	1:B:1404:TYR:CE2	2.19	1.24
1:C:1108:TRP:HD1	1:C:1133:ASP:O	1.11	1.24
1:C:1395:ILE:CG1	1:C:1404:TYR:CE2	2.19	1.24
2:D:112:ARG:HD3	2:D:112:ARG:O	1.35	1.24
2:D:119:ALA:O	2:D:123:MET:HG2	1.28	1.24
1:A:1395:ILE:CG1	1:A:1404:TYR:CE2	2.19	1.24
1:B:1079:THR:O	1:B:1105:PRO:HG3	1.35	1.24
1:C:1130:LYS:HD2	1:C:1156:TYR:CD1	1.73	1.24
1:B:1412:LEU:CD1	1:B:1419:LEU:HD21	1.67	1.23
1:A:1130:LYS:HD2	1:A:1156:TYR:CD1	1.73	1.23
2:F:114:GLN:CG	2:F:115:GLU:H	1.47	1.23
1:C:1419:LEU:O	1:C:1422:LEU:HB3	1.34	1.23
1:C:1154:VAL:HG21	1:C:1180:THR:CG2	1.68	1.23
1:A:1079:THR:O	1:A:1105:PRO:HG3	1.35	1.22
1:A:1154:VAL:HG21	1:A:1180:THR:CG2	1.68	1.22
1:B:1414:PHE:HA	2:D:130:LYS:CD	1.66	1.22
1:A:1414:PHE:CE2	2:F:127:TRP:CE3	2.27	1.22
1:A:1414:PHE:CZ	2:F:127:TRP:CD2	2.28	1.22
1:B:1154:VAL:HG21	1:B:1180:THR:CG2	1.67	1.22
1:C:1429:ARG:O	1:C:1429:ARG:CG	1.73	1.22
1:B:1130:LYS:HD2	1:B:1156:TYR:CD1	1.73	1.22
1:A:1429:ARG:CG	1:A:1429:ARG:O	1.73	1.22
1:A:1412:LEU:CD1	1:A:1419:LEU:HD21	1.68	1.22
2:E:114:GLN:CG	2:E:115:GLU:H	1.48	1.21
2:F:119:ALA:O	2:F:123:MET:HG2	1.36	1.21
1:C:1079:THR:O	1:C:1105:PRO:HG3	1.35	1.21
2:F:162:GLN:HA	2:F:166:ALA:CB	1.70	1.21
1:A:1079:THR:CG2	1:A:1105:PRO:HG3	1.70	1.21
1:B:1409:GLN:O	1:B:1413:GLU:HB2	1.40	1.21
1:C:1079:THR:CG2	1:C:1105:PRO:HG3	1.70	1.20
1:B:1108:TRP:CZ2	1:B:1129:ILE:HB	1.74	1.20
1:C:1602:VAL:HG11	2:E:202:UNK:O	1.39	1.20
1:A:1108:TRP:CZ2	1:A:1129:ILE:HB	1.74	1.20
1:C:1108:TRP:CZ2	1:C:1129:ILE:HB	1.74	1.20

*Continued on next page...*

*Continued from previous page...*

Atom-1	Atom-2	Interatomic distance (Å)	Clash overlap (Å)
1:A:1327:PHE:CZ	2:F:104:LYS:CG	2.20	1.20
1:C:1279:HIS:HE1	1:C:1286:LEU:HD22	1.07	1.20
1:A:1475:GLU:CB	2:F:149:ASN:ND2	2.03	1.20
1:B:1079:THR:CG2	1:B:1105:PRO:HG3	1.71	1.20
1:B:1427:SER:HB2	1:B:1428:PRO:HD3	1.20	1.20
1:B:1279:HIS:CG	1:B:1282:GLU:HB3	1.77	1.20
1:A:1419:LEU:O	1:A:1422:LEU:HB3	1.34	1.19
1:B:1414:PHE:O	2:D:130:LYS:CE	1.90	1.19
1:A:1409:GLN:O	1:A:1413:GLU:HB2	1.40	1.19
1:A:1382:PRO:HG2	2:F:123:MET:CE	1.71	1.19
1:C:1463:VAL:O	1:C:1467:LEU:HB2	1.04	1.19
1:B:1463:VAL:O	1:B:1467:LEU:HB2	1.04	1.19
1:A:1539:GLN:CD	2:F:177:UNK:CB	2.10	1.19
1:A:1162:LYS:HG3	1:A:1163:LYS:NZ	1.58	1.19
1:A:1605:GLU:HB2	1:B:1580:ASP:CG	1.60	1.19
1:C:1279:HIS:CD2	1:C:1282:GLU:HB3	1.78	1.19
1:C:1409:GLN:O	1:C:1413:GLU:HB2	1.40	1.19
1:A:1444:GLN:HG2	2:F:134:ASP:CB	1.54	1.19
1:A:1079:THR:CG2	1:A:1105:PRO:CG	2.21	1.19
1:A:1279:HIS:CG	1:A:1282:GLU:HB3	1.77	1.19
1:C:1361:LEU:CD2	1:C:1365:TYR:CE2	2.25	1.19
1:C:1588:ARG:HD2	2:D:197:UNK:CB	1.73	1.19
1:A:1580:ASP:OD1	1:C:1605:GLU:HB2	1.38	1.19
1:A:1361:LEU:CD2	1:A:1365:TYR:CE2	2.25	1.18
2:D:174:UNK:HA	2:D:176:UNK:N	1.59	1.18
1:B:1292:ASP:C	2:D:97:GLN:HA	1.51	1.18
1:A:1475:GLU:OE2	2:F:146:VAL:HA	1.04	1.18
1:C:1326:LYS:CG	1:C:1326:LYS:O	1.90	1.18
2:D:114:GLN:CG	2:D:115:GLU:H	1.48	1.18
1:A:1165:ARG:NH2	1:A:1194:ASN:OD1	1.76	1.18
1:B:1079:THR:O	1:B:1105:PRO:CG	1.91	1.18
1:B:1162:LYS:HG3	1:B:1163:LYS:NZ	1.58	1.18
1:B:1361:LEU:CD2	1:B:1365:TYR:CE2	2.25	1.18
1:B:1253:TRP:O	1:B:1289:TYR:CE2	1.96	1.18
1:B:1165:ARG:NH2	1:B:1194:ASN:OD1	1.76	1.18
1:A:1253:TRP:O	1:A:1289:TYR:CE2	1.96	1.18
1:A:1427:SER:HB2	1:A:1428:PRO:HD3	1.20	1.18
1:C:1408:ILE:HG22	1:C:1412:LEU:HB3	1.20	1.18
1:B:1279:HIS:CD2	1:B:1282:GLU:HB3	1.78	1.17
1:A:1326:LYS:O	1:A:1326:LYS:CG	1.90	1.17
1:A:1427:SER:CB	1:A:1428:PRO:HD3	1.74	1.17

*Continued on next page...*

*Continued from previous page...*

Atom-1	Atom-2	Interatomic distance (Å)	Clash overlap (Å)
1:B:1079:THR:CG2	1:B:1105:PRO:CG	2.21	1.17
1:C:1108:TRP:CD1	1:C:1133:ASP:O	1.98	1.17
1:C:1253:TRP:O	1:C:1289:TYR:CE2	1.96	1.17
1:C:1490:PHE:CE1	1:C:1492:ASN:OD1	1.98	1.17
1:A:1279:HIS:CD2	1:A:1282:GLU:HB3	1.78	1.17
1:A:1463:VAL:O	1:A:1467:LEU:HB2	1.04	1.17
1:C:1165:ARG:NH2	1:C:1194:ASN:OD1	1.76	1.17
1:C:1279:HIS:CG	1:C:1282:GLU:HB3	1.77	1.17
1:A:1505:ILE:CD1	2:F:153:ASN:HD21	1.41	1.17
1:B:1490:PHE:CE1	1:B:1492:ASN:OD1	1.97	1.17
1:A:1079:THR:O	1:A:1105:PRO:CG	1.91	1.17
1:A:1416:PRO:CG	2:F:130:LYS:HG2	1.72	1.17
1:C:1162:LYS:HG3	1:C:1163:LYS:NZ	1.58	1.17
1:C:1358:TRP:HE3	1:C:1377:THR:CG2	1.58	1.16
1:C:1079:THR:O	1:C:1105:PRO:CG	1.91	1.16
1:A:1586:ALA:HB1	1:A:1590:ASN:ND2	1.61	1.16
1:B:1108:TRP:CZ3	1:B:1129:ILE:CB	2.27	1.16
1:B:1586:ALA:HB1	1:B:1590:ASN:HD21	1.09	1.16
1:A:1414:PHE:CE1	2:F:127:TRP:CD1	1.89	1.16
1:A:1490:PHE:CE1	1:A:1492:ASN:OD1	1.98	1.16
1:B:1108:TRP:CD1	1:B:1133:ASP:O	1.98	1.16
1:C:1079:THR:CG2	1:C:1105:PRO:CG	2.21	1.16
1:B:1427:SER:CB	1:B:1428:PRO:HD3	1.75	1.16
1:A:1108:TRP:CD1	1:A:1133:ASP:O	1.98	1.16
1:A:1170:GLU:OE2	1:A:1195:ASN:O	1.64	1.16
1:A:1601:GLN:CG	1:B:1587:TRP:CH2	2.29	1.16
2:E:114:GLN:HG3	2:E:115:GLU:N	1.46	1.16
1:A:1358:TRP:HE3	1:A:1377:THR:CG2	1.58	1.16
1:B:1358:TRP:HE3	1:B:1377:THR:CG2	1.58	1.16
1:B:1566:PHE:CZ	2:D:179:UNK:HA	1.80	1.16
1:A:1605:GLU:CG	1:B:1580:ASP:OD2	1.94	1.16
1:B:1586:ALA:HB1	1:B:1590:ASN:ND2	1.61	1.16
1:C:1427:SER:CB	1:C:1428:PRO:HD3	1.75	1.16
1:B:1170:GLU:OE2	1:B:1195:ASN:O	1.64	1.15
1:B:1293:ARG:N	2:D:97:GLN:OE1	1.79	1.15
1:B:1326:LYS:CG	1:B:1326:LYS:O	1.90	1.15
1:A:1382:PRO:CG	2:F:123:MET:CE	2.21	1.15
1:C:1358:TRP:CH2	1:C:1381:HIS:NE2	2.15	1.15
1:A:1586:ALA:HB1	1:A:1590:ASN:HD21	1.09	1.15
1:B:1083:GLN:OE1	1:B:1105:PRO:O	1.64	1.15
1:A:1358:TRP:CH2	1:A:1381:HIS:NE2	2.15	1.15

*Continued on next page...*

*Continued from previous page...*

Atom-1	Atom-2	Interatomic distance (Å)	Clash overlap (Å)
1:C:1221:VAL:HG13	1:C:1222:SER:N	1.58	1.15
1:A:1148:GLY:CA	1:A:1150:TRP:CZ3	2.30	1.15
1:A:1382:PRO:HB2	2:F:123:MET:CE	1.68	1.15
1:C:1108:TRP:HH2	1:C:1129:ILE:HG22	1.12	1.15
1:B:1509:ARG:NH1	2:D:166:ALA:H	1.44	1.15
1:A:1602:VAL:HG13	2:F:203:UNK:O	1.47	1.15
1:B:1221:VAL:HG13	1:B:1222:SER:N	1.58	1.15
1:C:1083:GLN:OE1	1:C:1105:PRO:O	1.64	1.15
1:B:1148:GLY:CA	1:B:1150:TRP:CZ3	2.30	1.15
1:B:1358:TRP:CH2	1:B:1381:HIS:NE2	2.15	1.15
1:C:1148:GLY:CA	1:C:1150:TRP:CZ3	2.30	1.15
1:A:1108:TRP:HH2	1:A:1129:ILE:HG22	1.12	1.14
1:B:1414:PHE:CA	2:D:130:LYS:CD	2.22	1.14
1:A:1414:PHE:CA	2:F:130:LYS:HD2	1.21	1.14
2:F:183:UNK:HA	2:F:188:UNK:N	1.61	1.14
1:A:1083:GLN:OE1	1:A:1105:PRO:O	1.64	1.14
1:A:1463:VAL:O	1:A:1467:LEU:CB	1.95	1.14
1:C:1109:SER:HB2	1:C:1135:SER:HB3	1.25	1.14
1:C:1463:VAL:O	1:C:1467:LEU:CB	1.95	1.14
1:B:1159:MET:HA	1:B:1163:LYS:HZ3	1.10	1.14
1:A:1327:PHE:CZ	2:F:104:LYS:HG3	1.53	1.14
1:A:1111:LEU:HD11	1:A:1125:ILE:HG13	1.29	1.13
1:C:1586:ALA:HB1	1:C:1590:ASN:ND2	1.61	1.13
1:A:1358:TRP:NE1	2:F:115:GLU:HG2	1.63	1.13
1:A:1159:MET:HA	1:A:1163:LYS:HZ3	1.13	1.13
1:A:1327:PHE:HE1	2:F:104:LYS:CB	1.50	1.13
1:C:1474:GLU:O	2:E:141:ARG:HD3	1.48	1.13
1:B:1113:LYS:HA	1:B:1139:GLU:OE2	1.48	1.13
1:C:1154:VAL:HG21	1:C:1180:THR:HG21	1.17	1.13
1:C:1358:TRP:CZ3	1:C:1381:HIS:NE2	2.16	1.13
2:D:114:GLN:HG3	2:D:115:GLU:N	1.45	1.13
1:A:1605:GLU:HB2	1:B:1580:ASP:OD1	1.46	1.13
1:C:1113:LYS:HA	1:C:1139:GLU:OE2	1.48	1.13
1:C:1170:GLU:OE2	1:C:1195:ASN:O	1.64	1.13
1:B:1429:ARG:CG	1:B:1429:ARG:O	1.73	1.13
1:B:1463:VAL:O	1:B:1467:LEU:CB	1.95	1.13
1:C:1361:LEU:HD21	1:C:1365:TYR:CE2	1.83	1.13
1:B:1253:TRP:CE3	1:B:1276:ILE:HG21	1.75	1.13
1:B:1267:ARG:NH1	1:B:1298:GLU:OE2	1.82	1.13
1:B:1264:LYS:HE2	1:B:1268:LEU:CD1	1.72	1.12
1:B:1504:LEU:CD2	2:D:152:ASN:CB	2.27	1.12

*Continued on next page...*

*Continued from previous page...*

Atom-1	Atom-2	Interatomic distance (Å)	Clash overlap (Å)
1:B:1444:GLN:HG2	2:D:134:ASP:HB3	1.14	1.12
1:B:1292:ASP:CB	2:D:97:GLN:CB	2.17	1.12
1:A:1566:PHE:HE2	2:F:180:UNK:CB	1.56	1.12
1:B:1605:GLU:HA	1:B:1608:THR:HB	1.28	1.12
1:C:1427:SER:HB2	1:C:1428:PRO:HD3	1.20	1.12
1:C:1427:SER:HB2	1:C:1428:PRO:CD	1.79	1.12
1:A:1444:GLN:HG2	2:F:134:ASP:HB2	1.23	1.12
1:A:1578:ARG:CZ	1:A:1583:LEU:HD23	1.80	1.12
1:B:1578:ARG:CZ	1:B:1583:LEU:HD23	1.80	1.12
1:A:1605:GLU:HA	1:A:1608:THR:HB	1.28	1.12
1:A:1326:LYS:O	1:A:1326:LYS:HG2	1.31	1.12
1:B:1358:TRP:CZ3	1:B:1381:HIS:NE2	2.16	1.12
1:C:1108:TRP:CZ3	1:C:1129:ILE:CB	2.27	1.12
1:A:1358:TRP:CZ3	1:A:1381:HIS:NE2	2.16	1.12
1:C:1411:TYR:HA	1:C:1415:LYS:HB3	1.30	1.12
1:A:1267:ARG:NH1	1:A:1298:GLU:OE2	1.82	1.12
1:A:1361:LEU:HD21	1:A:1365:TYR:CE2	1.83	1.12
1:C:1586:ALA:HB1	1:C:1590:ASN:HD21	1.09	1.12
1:A:1113:LYS:HA	1:A:1139:GLU:OE2	1.49	1.12
1:A:1108:TRP:CZ3	1:A:1129:ILE:CB	2.27	1.12
1:A:1411:TYR:CA	1:A:1415:LYS:HB3	1.80	1.11
1:B:1361:LEU:HD21	1:B:1365:TYR:CE2	1.83	1.11
1:B:1122:LYS:NZ	1:B:1147:SER:OG	1.83	1.11
1:A:1427:SER:HB2	1:A:1428:PRO:CD	1.79	1.11
1:B:1279:HIS:HE1	1:B:1286:LEU:HD22	1.07	1.11
1:C:1475:GLU:OE1	2:E:141:ARG:HG2	1.47	1.11
1:C:1159:MET:HA	1:C:1163:LYS:HZ1	1.05	1.11
1:C:1253:TRP:CE3	1:C:1276:ILE:HG21	1.75	1.11
1:B:1411:TYR:CA	1:B:1415:LYS:HB3	1.80	1.11
1:C:1578:ARG:CZ	1:C:1583:LEU:HD23	1.80	1.11
1:A:1411:TYR:HA	1:A:1415:LYS:HB3	1.30	1.11
1:B:1411:TYR:HA	1:B:1415:LYS:HB3	1.30	1.11
1:C:1167:SER:O	1:C:1171:THR:CB	1.99	1.11
1:C:1411:TYR:CA	1:C:1415:LYS:HB3	1.80	1.11
1:B:1293:ARG:HA	2:D:96:THR:HG23	1.32	1.11
1:A:1475:GLU:HG2	2:F:149:ASN:ND2	1.66	1.11
2:F:195:UNK:CA	2:F:197:UNK:CB	2.29	1.11
2:F:114:GLN:HG3	2:F:115:GLU:N	1.46	1.10
2:F:162:GLN:C	2:F:166:ALA:HB3	1.70	1.10
1:A:1279:HIS:HE1	1:A:1286:LEU:HD22	1.07	1.10
1:C:1111:LEU:HD11	1:C:1125:ILE:HG13	1.29	1.10

*Continued on next page...*

*Continued from previous page...*

Atom-1	Atom-2	Interatomic distance (Å)	Clash overlap (Å)
1:A:1167:SER:C	1:A:1171:THR:HB	1.71	1.10
1:A:1221:VAL:HG13	1:A:1222:SER:N	1.58	1.10
1:A:1414:PHE:CZ	2:F:127:TRP:CG	2.17	1.10
1:B:1109:SER:HB2	1:B:1135:SER:HB3	1.25	1.10
1:C:1122:LYS:HA	1:C:1125:ILE:HG22	1.31	1.10
1:A:1408:ILE:HG22	1:A:1412:LEU:HB3	1.20	1.10
1:B:1167:SER:O	1:B:1171:THR:CB	1.99	1.10
1:A:1357:LEU:CD2	2:F:111:LYS:CE	2.29	1.10
1:C:1267:ARG:NH1	1:C:1298:GLU:OE2	1.82	1.10
1:A:1253:TRP:CE3	1:A:1276:ILE:HG21	1.74	1.10
1:B:1292:ASP:CA	2:D:97:GLN:CA	2.17	1.10
1:B:1167:SER:C	1:B:1171:THR:HB	1.71	1.10
1:B:1108:TRP:CZ3	1:B:1129:ILE:CG2	2.35	1.10
1:B:1455:VAL:HG12	1:B:1456:GLN:H	1.17	1.10
1:C:1122:LYS:NZ	1:C:1147:SER:OG	1.83	1.10
1:C:1274:LEU:HG	1:C:1302:MET:HG2	1.34	1.10
1:A:1416:PRO:CG	2:F:130:LYS:HG3	1.80	1.09
1:A:1596:MET:H	1:A:1597:PRO:HD2	1.06	1.09
1:B:1221:VAL:HG13	1:B:1222:SER:H	1.12	1.09
1:A:1416:PRO:CD	2:F:130:LYS:HG2	1.73	1.09
1:A:1154:VAL:HG21	1:A:1180:THR:HG21	1.17	1.09
1:A:1490:PHE:CZ	1:A:1492:ASN:OD1	2.05	1.09
1:B:1108:TRP:HH2	1:B:1129:ILE:HG22	1.12	1.09
1:B:1596:MET:H	1:B:1597:PRO:HD2	1.06	1.09
1:C:1108:TRP:CZ3	1:C:1129:ILE:CG2	2.35	1.09
1:B:1566:PHE:CZ	2:D:179:UNK:CB	2.28	1.09
1:B:1358:TRP:O	1:B:1362:VAL:HG23	1.51	1.09
1:B:1408:ILE:HG22	1:B:1412:LEU:HB3	1.20	1.09
1:C:1596:MET:H	1:C:1597:PRO:HD2	1.06	1.09
1:A:1122:LYS:NZ	1:A:1147:SER:OG	1.83	1.09
1:B:1427:SER:HB2	1:B:1428:PRO:CD	1.79	1.09
1:B:1274:LEU:HG	1:B:1302:MET:HG2	1.34	1.09
1:C:1167:SER:C	1:C:1171:THR:HB	1.71	1.09
1:A:1122:LYS:HA	1:A:1125:ILE:HG22	1.32	1.09
1:B:1085:LEU:HD13	1:B:1098:PHE:HE1	1.16	1.09
1:A:1108:TRP:CZ3	1:A:1129:ILE:CG2	2.35	1.09
1:A:1417:LEU:O	1:A:1418:LEU:HB2	1.50	1.09
1:C:1079:THR:HG22	1:C:1105:PRO:HG3	1.21	1.09
1:B:1504:LEU:HD22	2:D:152:ASN:HB2	1.26	1.09
2:D:181:UNK:CA	2:D:183:UNK:CB	2.30	1.09
1:A:1327:PHE:CE1	2:F:104:LYS:CB	2.26	1.09

*Continued on next page...*

*Continued from previous page...*

Atom-1	Atom-2	Interatomic distance (Å)	Clash overlap (Å)
1:A:1267:ARG:CZ	1:A:1298:GLU:OE2	2.01	1.09
1:A:1358:TRP:O	1:A:1362:VAL:HG23	1.51	1.09
1:B:1111:LEU:HD11	1:B:1125:ILE:HG13	1.29	1.09
1:C:1326:LYS:HG2	1:C:1326:LYS:O	1.31	1.08
1:B:1490:PHE:CZ	1:B:1492:ASN:OD1	2.05	1.08
1:B:1154:VAL:HG21	1:B:1180:THR:HG21	1.17	1.08
1:B:1592:MET:HE2	1:B:1593:ASP:N	1.68	1.08
1:A:1167:SER:O	1:A:1171:THR:CB	1.99	1.08
1:A:1455:VAL:HG12	1:A:1456:GLN:H	1.17	1.08
1:C:1455:VAL:HG12	1:C:1456:GLN:H	1.17	1.08
2:E:119:ALA:O	2:E:123:MET:CG	2.01	1.08
1:A:1357:LEU:HD21	2:F:111:LYS:CE	1.82	1.08
1:A:1414:PHE:CB	2:F:127:TRP:CA	1.75	1.08
1:B:1412:LEU:HD13	1:B:1419:LEU:HD21	1.10	1.08
2:E:104:LYS:O	2:E:108:GLU:HG3	1.51	1.08
1:C:1264:LYS:HE2	1:C:1268:LEU:HD12	1.09	1.08
1:C:1113:LYS:CA	1:C:1139:GLU:OE2	2.02	1.08
1:C:1490:PHE:CZ	1:C:1492:ASN:OD1	2.05	1.08
1:A:1107:VAL:HG12	1:A:1107:VAL:O	1.26	1.08
1:B:1326:LYS:HG2	1:B:1326:LYS:O	1.31	1.08
1:C:1358:TRP:O	1:C:1362:VAL:HG23	1.51	1.08
1:A:1109:SER:HB2	1:A:1135:SER:HB3	1.25	1.07
1:A:1166:GLU:O	1:A:1170:GLU:N	1.87	1.07
1:B:1079:THR:HG22	1:B:1105:PRO:HB3	1.33	1.07
1:C:1107:VAL:CG1	1:C:1107:VAL:O	2.01	1.07
1:B:1122:LYS:HA	1:B:1125:ILE:HG22	1.32	1.07
2:D:119:ALA:O	2:D:123:MET:CG	2.02	1.07
1:A:1162:LYS:HG3	1:A:1163:LYS:HZ1	1.00	1.07
1:B:1267:ARG:CZ	1:B:1298:GLU:OE2	2.01	1.07
1:A:1475:GLU:HB3	2:F:149:ASN:ND2	1.69	1.07
1:B:1166:GLU:OE1	1:B:1169:VAL:HG23	1.53	1.07
1:C:1078:ASN:O	1:C:1102:CYS:HB3	1.54	1.07
1:C:1267:ARG:CZ	1:C:1298:GLU:OE2	2.01	1.07
1:A:1592:MET:HE2	1:A:1593:ASP:N	1.69	1.07
1:B:1361:LEU:CD2	1:B:1365:TYR:HE2	1.66	1.07
1:C:1104:GLU:HB2	1:C:1108:TRP:CZ2	1.89	1.07
1:A:1078:ASN:O	1:A:1102:CYS:HB3	1.54	1.07
1:A:1258:PHE:CZ	2:F:93:ASP:OD1	2.06	1.07
1:B:1162:LYS:HG3	1:B:1163:LYS:HZ1	0.95	1.07
1:C:1085:LEU:HD13	1:C:1098:PHE:HE1	1.17	1.07
2:F:163:GLN:N	2:F:166:ALA:HB3	1.70	1.07

*Continued on next page...*

*Continued from previous page...*

Atom-1	Atom-2	Interatomic distance (Å)	Clash overlap (Å)
1:A:1104:GLU:HB2	1:A:1108:TRP:CZ2	1.89	1.07
1:A:1113:LYS:CA	1:A:1139:GLU:OE2	2.02	1.07
1:A:1504:LEU:HD11	2:F:149:ASN:O	1.54	1.07
2:D:137:GLU:O	2:D:141:ARG:NH2	1.88	1.06
1:B:1113:LYS:CA	1:B:1139:GLU:OE2	2.02	1.06
1:A:1078:ASN:O	1:A:1102:CYS:SG	2.13	1.06
1:A:1250:THR:O	1:A:1251:ARG:CG	2.04	1.06
2:D:174:UNK:CB	2:D:177:UNK:CB	2.33	1.06
1:A:1159:MET:HA	1:A:1163:LYS:NZ	1.70	1.06
1:B:1414:PHE:C	2:D:130:LYS:CD	2.15	1.06
2:D:181:UNK:HA	2:D:183:UNK:CB	1.85	1.06
1:A:1079:THR:HG22	1:A:1105:PRO:HB3	1.33	1.06
1:B:1159:MET:CA	1:B:1163:LYS:HZ3	1.68	1.06
1:B:1292:ASP:HB3	2:D:97:GLN:HB3	1.35	1.06
1:B:1327:PHE:HA	2:D:104:LYS:HZ1	0.95	1.06
1:C:1079:THR:HG22	1:C:1105:PRO:HB3	1.33	1.06
1:C:1107:VAL:HG12	1:C:1107:VAL:O	1.26	1.06
2:F:162:GLN:CA	2:F:166:ALA:CB	2.33	1.06
1:B:1159:MET:HA	1:B:1163:LYS:NZ	1.69	1.06
1:C:1605:GLU:HA	1:C:1608:THR:HB	1.28	1.06
1:C:1504:LEU:HD11	2:E:149:ASN:HD21	1.18	1.06
1:A:1078:ASN:ND2	1:A:1101:ARG:C	2.08	1.06
1:C:1078:ASN:O	1:C:1102:CYS:SG	2.13	1.06
1:A:1605:GLU:CB	1:B:1580:ASP:OD2	2.03	1.06
2:F:195:UNK:HA	2:F:197:UNK:CB	1.84	1.06
1:B:1250:THR:O	1:B:1251:ARG:CG	2.04	1.06
1:C:1166:GLU:OE1	1:C:1169:VAL:HG23	1.53	1.06
1:C:1412:LEU:HD13	1:C:1419:LEU:HD21	1.09	1.06
1:B:1078:ASN:O	1:B:1102:CYS:HB3	1.54	1.06
1:C:1417:LEU:O	1:C:1418:LEU:HB2	1.50	1.06
1:B:1166:GLU:O	1:B:1170:GLU:N	1.87	1.05
1:C:1162:LYS:CG	1:C:1163:LYS:HZ2	1.68	1.05
1:C:1166:GLU:O	1:C:1170:GLU:N	1.87	1.05
1:C:1387:LYS:HB2	1:C:1390:GLN:CB	1.86	1.05
1:B:1078:ASN:ND2	1:B:1101:ARG:C	2.08	1.05
1:C:1079:THR:CG2	1:C:1105:PRO:HB3	1.86	1.05
1:A:1166:GLU:OE1	1:A:1169:VAL:HG23	1.53	1.05
1:C:1592:MET:HE2	1:C:1593:ASP:N	1.69	1.05
1:A:1264:LYS:HE2	1:A:1268:LEU:HD12	1.09	1.05
1:B:1079:THR:CG2	1:B:1105:PRO:HB3	1.87	1.05
1:B:1108:TRP:CH2	1:B:1129:ILE:HG22	1.86	1.05

*Continued on next page...*

*Continued from previous page...*

Atom-1	Atom-2	Interatomic distance (Å)	Clash overlap (Å)
1:C:1159:MET:HA	1:C:1163:LYS:NZ	1.69	1.05
1:A:1300:ILE:HG22	1:A:1323:LEU:HD13	1.39	1.05
1:B:1264:LYS:HE2	1:B:1268:LEU:HD12	1.09	1.05
1:B:1408:ILE:HG22	1:B:1412:LEU:CB	1.87	1.05
1:B:1145:ASN:ND2	1:B:1150:TRP:HE1	1.54	1.05
1:B:1417:LEU:O	1:B:1418:LEU:HB2	1.50	1.05
1:C:1078:ASN:ND2	1:C:1101:ARG:C	2.08	1.05
1:A:1357:LEU:HD23	2:F:111:LYS:HE3	1.29	1.05
1:A:1159:MET:CA	1:A:1163:LYS:HZ3	1.68	1.05
1:B:1078:ASN:O	1:B:1102:CYS:SG	2.14	1.05
1:C:1250:THR:O	1:C:1251:ARG:CG	2.04	1.05
1:C:1264:LYS:HE3	1:C:1268:LEU:CD1	1.74	1.05
1:A:1580:ASP:OD2	1:C:1605:GLU:HG3	1.57	1.05
1:A:1079:THR:CG2	1:A:1105:PRO:HB3	1.87	1.04
1:B:1104:GLU:HB2	1:B:1108:TRP:CZ2	1.89	1.04
1:B:1327:PHE:HA	2:D:104:LYS:NZ	1.72	1.04
1:A:1267:ARG:NH2	1:A:1298:GLU:OE2	1.90	1.04
1:A:1085:LEU:HD13	1:A:1098:PHE:HE1	1.17	1.04
1:C:1620:ARG:HB2	1:C:1620:ARG:HH11	1.23	1.04
1:A:1279:HIS:CE1	1:A:1286:LEU:HD22	1.93	1.04
1:B:1264:LYS:HE3	1:B:1268:LEU:CD1	1.74	1.04
1:B:1504:LEU:HD21	2:D:152:ASN:HB2	1.11	1.04
1:B:1078:ASN:HD22	1:B:1101:ARG:HB3	1.23	1.04
1:A:1221:VAL:HG13	1:A:1222:SER:H	1.12	1.04
1:A:1387:LYS:HB2	1:A:1390:GLN:CB	1.87	1.04
1:A:1107:VAL:CG1	1:A:1107:VAL:O	2.01	1.04
1:A:1145:ASN:ND2	1:A:1150:TRP:HE1	1.54	1.04
1:B:1107:VAL:CG1	1:B:1107:VAL:O	2.01	1.04
1:B:1107:VAL:HG12	1:B:1107:VAL:O	1.26	1.04
1:B:1279:HIS:CE1	1:B:1286:LEU:HD22	1.93	1.04
1:C:1279:HIS:CE1	1:C:1286:LEU:HD22	1.93	1.04
1:A:1456:GLN:O	1:A:1456:GLN:HG2	1.58	1.04
1:A:1274:LEU:HG	1:A:1302:MET:HG2	1.34	1.04
1:A:1412:LEU:HD13	1:A:1419:LEU:HD21	1.10	1.04
1:C:1456:GLN:O	1:C:1456:GLN:CG	1.94	1.04
2:E:155:ILE:H	2:E:155:ILE:HD12	1.19	1.04
1:A:1416:PRO:HG3	2:F:130:LYS:HG2	1.30	1.04
1:A:1382:PRO:HB2	2:F:123:MET:HE1	1.07	1.03
1:A:1474:GLU:O	2:F:145:GLN:HB3	1.58	1.03
1:B:1079:THR:HG22	1:B:1105:PRO:HG3	1.21	1.03
1:B:1300:ILE:HG22	1:B:1323:LEU:HD13	1.39	1.03

*Continued on next page...*

*Continued from previous page...*

Atom-1	Atom-2	Interatomic distance (Å)	Clash overlap (Å)
1:B:1456:GLN:CG	1:B:1456:GLN:O	1.94	1.03
1:B:1475:GLU:OE1	2:D:145:GLN:CD	1.96	1.03
1:A:1601:GLN:CG	1:B:1587:TRP:HH2	1.68	1.03
2:D:174:UNK:H	2:D:175:UNK:CB	1.70	1.03
2:E:189:UNK:O	2:E:195:UNK:CB	2.06	1.03
1:B:1387:LYS:HB2	1:B:1390:GLN:CB	1.87	1.03
1:C:1264:LYS:HE2	1:C:1268:LEU:CD1	1.72	1.03
1:C:1408:ILE:HG22	1:C:1412:LEU:CB	1.87	1.03
1:B:1504:LEU:HG	2:D:149:ASN:HA	1.37	1.03
1:A:1122:LYS:CE	1:A:1147:SER:OG	2.07	1.03
1:C:1159:MET:CA	1:C:1163:LYS:HZ1	1.70	1.03
1:B:1521:TRP:CE3	1:B:1522:LYS:HD2	1.94	1.03
1:B:1504:LEU:HG	2:D:149:ASN:O	1.58	1.03
1:C:1145:ASN:ND2	1:C:1150:TRP:HE1	1.54	1.03
1:C:1300:ILE:HG22	1:C:1323:LEU:HD13	1.39	1.03
1:C:1521:TRP:CE3	1:C:1522:LYS:HD2	1.94	1.03
1:B:1444:GLN:CG	2:D:134:ASP:HB3	1.88	1.03
1:A:1411:TYR:O	1:A:1415:LYS:HB3	1.58	1.03
1:A:1414:PHE:CE2	2:F:127:TRP:CG	2.42	1.03
1:A:1585:THR:O	1:A:1589:HIS:HB2	1.59	1.03
1:C:1358:TRP:CE3	1:C:1377:THR:HG23	1.94	1.03
1:A:1605:GLU:HB2	1:B:1580:ASP:OD2	1.58	1.02
1:C:1267:ARG:NH2	1:C:1298:GLU:OE2	1.90	1.02
1:B:1267:ARG:NH2	1:B:1298:GLU:OE2	1.90	1.02
1:C:1104:GLU:O	1:C:1108:TRP:CZ2	2.12	1.02
1:C:1361:LEU:CD2	1:C:1365:TYR:HE2	1.66	1.02
1:A:1358:TRP:CZ3	1:A:1381:HIS:CD2	2.47	1.02
1:A:1408:ILE:HG22	1:A:1412:LEU:CB	1.87	1.02
1:A:1587:TRP:HH2	1:C:1601:GLN:HG2	1.21	1.02
1:B:1122:LYS:CE	1:B:1147:SER:OG	2.07	1.02
1:C:1078:ASN:O	1:C:1102:CYS:CB	2.08	1.02
1:A:1371:TYR:CD1	1:A:1394:ILE:CG2	2.33	1.02
1:A:1505:ILE:HD12	2:F:153:ASN:HD21	0.85	1.02
1:B:1456:GLN:O	1:B:1456:GLN:HG2	1.58	1.02
1:A:1104:GLU:O	1:A:1108:TRP:CZ2	2.13	1.02
1:A:1078:ASN:O	1:A:1102:CYS:CB	2.08	1.02
1:C:1122:LYS:CE	1:C:1147:SER:OG	2.07	1.02
1:A:1327:PHE:CE1	2:F:104:LYS:HB3	1.90	1.02
1:B:1108:TRP:NE1	1:B:1132:ASP:OD1	1.93	1.02
1:B:1411:TYR:O	1:B:1415:LYS:HB3	1.58	1.02
1:C:1078:ASN:HD22	1:C:1101:ARG:HB3	1.23	1.02

*Continued on next page...*

*Continued from previous page...*

Atom-1	Atom-2	Interatomic distance (Å)	Clash overlap (Å)
1:C:1326:LYS:O	1:C:1327:PHE:CD1	2.13	1.02
1:C:1358:TRP:CZ3	1:C:1381:HIS:CD2	2.47	1.02
1:C:1620:ARG:CB	1:C:1620:ARG:HH11	1.73	1.02
1:A:1079:THR:HG23	1:A:1105:PRO:HD3	1.41	1.01
1:A:1326:LYS:O	1:A:1327:PHE:CD1	2.13	1.01
1:B:1358:TRP:CZ3	1:B:1381:HIS:CD2	2.47	1.01
1:B:1358:TRP:CE3	1:B:1377:THR:HG23	1.94	1.01
1:C:1361:LEU:HD23	1:C:1361:LEU:O	1.60	1.01
1:A:1620:ARG:HH11	1:A:1620:ARG:HB2	1.23	1.01
1:C:1108:TRP:NE1	1:C:1132:ASP:OD1	1.93	1.01
1:B:1104:GLU:O	1:B:1108:TRP:CZ2	2.12	1.01
1:B:1585:THR:O	1:B:1589:HIS:HB2	1.59	1.01
1:C:1429:ARG:O	1:C:1429:ARG:HG2	1.20	1.01
1:C:1585:THR:O	1:C:1589:HIS:HB2	1.59	1.01
1:A:1078:ASN:HD22	1:A:1101:ARG:HB3	1.23	1.01
1:B:1361:LEU:HD23	1:B:1361:LEU:O	1.60	1.01
1:C:1411:TYR:O	1:C:1415:LYS:HB3	1.58	1.01
2:D:98:GLU:HB3	2:D:99:PRO:HD3	1.40	1.01
1:A:1358:TRP:CE3	1:A:1377:THR:HG23	1.94	1.01
1:B:1079:THR:CG2	1:B:1105:PRO:CB	2.39	1.01
1:C:1296:PHE:O	1:C:1299:LEU:N	1.94	1.01
1:B:1414:PHE:CA	2:D:130:LYS:HD2	1.83	1.01
2:F:162:GLN:HA	2:F:166:ALA:HB2	1.03	1.01
1:A:1563:ARG:NH2	2:F:182:UNK:N	2.08	1.01
1:A:1079:THR:CG2	1:A:1105:PRO:CB	2.39	1.01
1:A:1429:ARG:O	1:A:1429:ARG:HG2	1.20	1.01
1:A:1620:ARG:CB	1:A:1620:ARG:HH11	1.73	1.01
1:B:1620:ARG:HH11	1:B:1620:ARG:CB	1.73	1.01
1:B:1620:ARG:HH11	1:B:1620:ARG:HB2	1.23	1.01
1:A:1415:LYS:N	2:F:130:LYS:HD3	1.22	1.01
1:A:1361:LEU:HD23	1:A:1361:LEU:O	1.60	1.00
1:A:1408:ILE:O	1:A:1412:LEU:N	1.94	1.00
1:A:1521:TRP:CE3	1:A:1522:LYS:HD2	1.94	1.00
1:A:1409:GLN:CA	1:A:1413:GLU:CG	2.30	1.00
1:A:1264:LYS:HE2	1:A:1268:LEU:CD1	1.72	1.00
1:B:1244:ALA:HB2	1:B:1253:TRP:CH2	1.96	1.00
1:C:1358:TRP:CE3	1:C:1377:THR:CG2	2.44	1.00
1:A:1411:TYR:HA	1:A:1415:LYS:CB	1.91	1.00
1:B:1326:LYS:O	1:B:1327:PHE:CD1	2.14	1.00
1:A:1148:GLY:HA2	1:A:1150:TRP:CH2	1.97	1.00
1:A:1296:PHE:O	1:A:1299:LEU:N	1.94	1.00

*Continued on next page...*

*Continued from previous page...*

Atom-1	Atom-2	Interatomic distance (Å)	Clash overlap (Å)
1:B:1078:ASN:O	1:B:1102:CYS:CB	2.08	1.00
1:B:1411:TYR:HA	1:B:1415:LYS:CB	1.91	1.00
1:C:1244:ALA:HB2	1:C:1253:TRP:CH2	1.96	1.00
1:A:1361:LEU:CD2	1:A:1365:TYR:HE2	1.66	1.00
1:B:1408:ILE:O	1:B:1412:LEU:N	1.93	1.00
1:C:1261:VAL:HG22	1:C:1295:TYR:CE2	1.96	1.00
1:C:1504:LEU:HD21	2:E:149:ASN:CG	1.82	1.00
1:A:1108:TRP:CH2	1:A:1129:ILE:HG22	1.86	1.00
1:A:1244:ALA:HB2	1:A:1253:TRP:CH2	1.96	1.00
1:B:1358:TRP:CE3	1:B:1377:THR:CG2	2.44	1.00
1:C:1408:ILE:O	1:C:1412:LEU:N	1.94	1.00
1:C:1159:MET:C	1:C:1163:LYS:CE	2.30	1.00
1:C:1409:GLN:CA	1:C:1413:GLU:CG	2.30	1.00
1:C:1411:TYR:HA	1:C:1415:LYS:CB	1.91	1.00
1:C:1598:TYR:CE2	2:E:199:UNK:CB	2.44	1.00
1:A:1358:TRP:CZ2	1:A:1381:HIS:ND1	2.30	1.00
1:B:1411:TYR:C	1:B:1415:LYS:HB3	1.82	1.00
1:B:1429:ARG:HG2	1:B:1429:ARG:O	1.20	1.00
1:C:1079:THR:HG23	1:C:1105:PRO:HD3	1.42	1.00
2:F:119:ALA:O	2:F:123:MET:CG	2.08	1.00
1:B:1159:MET:C	1:B:1163:LYS:CE	2.30	1.00
1:A:1159:MET:C	1:A:1163:LYS:CE	2.30	0.99
1:A:1085:LEU:HD13	1:A:1098:PHE:CE1	1.96	0.99
1:A:1358:TRP:CE3	1:A:1377:THR:CG2	2.44	0.99
1:B:1261:VAL:HG22	1:B:1295:TYR:CE2	1.96	0.99
1:A:1108:TRP:NE1	1:A:1132:ASP:OD1	1.93	0.99
1:A:1261:VAL:HG22	1:A:1295:TYR:CE2	1.96	0.99
1:B:1591:ILE:HG23	1:B:1592:MET:H	1.25	0.99
1:C:1108:TRP:CH2	1:C:1129:ILE:HG22	1.86	0.99
1:A:1358:TRP:CD1	2:F:115:GLU:HG2	1.98	0.99
1:B:1358:TRP:CZ2	1:B:1381:HIS:ND1	2.29	0.99
1:A:1411:TYR:C	1:A:1415:LYS:HB3	1.82	0.99
1:C:1162:LYS:HG3	1:C:1163:LYS:HZ2	0.85	0.99
1:B:1085:LEU:HD13	1:B:1098:PHE:CE1	1.96	0.99
1:A:1601:GLN:CB	1:B:1587:TRP:HH2	1.75	0.99
1:C:1148:GLY:HA2	1:C:1150:TRP:CH2	1.97	0.99
1:C:1358:TRP:HE3	1:C:1377:THR:HG23	1.26	0.99
1:B:1296:PHE:O	1:B:1299:LEU:N	1.94	0.99
1:C:1232:VAL:HG22	1:C:1233:HIS:H	1.26	0.99
1:B:1566:PHE:CE2	2:D:182:UNK:CB	2.46	0.99
1:A:1264:LYS:HE3	1:A:1268:LEU:CD1	1.74	0.99

*Continued on next page...*

*Continued from previous page...*

Atom-1	Atom-2	Interatomic distance (Å)	Clash overlap (Å)
1:A:1409:GLN:CG	1:A:1413:GLU:CG	2.30	0.99
1:B:1148:GLY:HA2	1:B:1150:TRP:CH2	1.97	0.99
1:B:1232:VAL:HG22	1:B:1233:HIS:H	1.26	0.99
1:C:1085:LEU:HD13	1:C:1098:PHE:CE1	1.96	0.99
1:C:1358:TRP:CZ2	1:C:1381:HIS:ND1	2.29	0.99
1:C:1598:TYR:HD2	2:E:199:UNK:N	1.53	0.99
1:B:1159:MET:CA	1:B:1163:LYS:HE2	1.93	0.99
1:B:1409:GLN:CA	1:B:1413:GLU:CG	2.30	0.99
1:C:1159:MET:CA	1:C:1163:LYS:HE2	1.93	0.98
1:C:1411:TYR:C	1:C:1415:LYS:HB3	1.82	0.98
1:A:1259:ALA:C	1:A:1293:ARG:HH12	1.66	0.98
1:A:1456:GLN:CG	1:A:1456:GLN:O	1.94	0.98
1:B:1079:THR:HG23	1:B:1105:PRO:HD3	1.41	0.98
1:B:1162:LYS:CG	1:B:1163:LYS:HZ1	1.75	0.98
1:C:1259:ALA:C	1:C:1293:ARG:HH12	1.66	0.98
1:A:1159:MET:C	1:A:1163:LYS:HE2	1.84	0.98
1:A:1591:ILE:O	1:A:1594:PHE:N	1.96	0.98
1:C:1591:ILE:O	1:C:1594:PHE:N	1.96	0.98
1:B:1259:ALA:C	1:B:1293:ARG:HH12	1.66	0.98
1:B:1591:ILE:O	1:B:1594:PHE:N	1.96	0.98
1:C:1456:GLN:O	1:C:1456:GLN:HG2	1.58	0.98
1:A:1358:TRP:HE3	1:A:1377:THR:HG23	1.26	0.98
1:B:1108:TRP:CE3	1:B:1129:ILE:HD12	1.99	0.98
1:A:1356:HIS:CG	2:F:112:ARG:NH2	1.81	0.98
1:B:1290:TYR:HB3	1:B:1299:LEU:HD22	1.45	0.98
1:A:1079:THR:HG22	1:A:1105:PRO:HG3	1.21	0.98
1:C:1165:ARG:HH21	1:C:1194:ASN:CG	1.67	0.98
1:C:1290:TYR:HB3	1:C:1299:LEU:HD22	1.45	0.98
1:C:1108:TRP:CZ3	1:C:1129:ILE:HG21	1.98	0.98
1:A:1253:TRP:HE3	1:A:1276:ILE:HG21	1.17	0.97
1:A:1111:LEU:HD22	1:A:1111:LEU:O	1.64	0.97
1:A:1165:ARG:HH21	1:A:1194:ASN:CG	1.67	0.97
1:C:1108:TRP:CE3	1:C:1129:ILE:HD12	1.99	0.97
1:A:1209:LYS:HB3	1:A:1230:THR:HG22	1.46	0.97
1:B:1165:ARG:HH21	1:B:1194:ASN:CG	1.67	0.97
1:A:1159:MET:CA	1:A:1163:LYS:HE2	1.93	0.97
1:C:1111:LEU:HD22	1:C:1111:LEU:O	1.64	0.97
1:C:1301:THR:HA	1:C:1304:GLU:HG3	1.47	0.97
2:D:151:ILE:O	2:D:154:ARG:HB2	1.65	0.97
2:D:181:UNK:C	2:D:183:UNK:CB	2.41	0.97
2:F:151:ILE:O	2:F:154:ARG:HB2	1.65	0.97

*Continued on next page...*

*Continued from previous page...*

Atom-1	Atom-2	Interatomic distance (Å)	Clash overlap (Å)
1:A:1601:GLN:HG2	1:B:1587:TRP:HH2	1.18	0.97
1:B:1159:MET:C	1:B:1163:LYS:HE2	1.84	0.97
1:B:1209:LYS:HB3	1:B:1230:THR:HG22	1.46	0.97
1:B:1408:ILE:CG2	1:B:1412:LEU:CB	2.43	0.97
2:E:108:GLU:OE2	2:E:109:GLN:HG2	1.62	0.97
1:A:1108:TRP:CZ3	1:A:1129:ILE:HG21	1.98	0.97
1:A:1108:TRP:CE3	1:A:1129:ILE:HD12	1.99	0.96
1:C:1368:TYR:CD1	1:C:1370:GLU:HG2	2.00	0.96
2:F:195:UNK:C	2:F:197:UNK:CB	2.42	0.96
1:A:1591:ILE:HG23	1:A:1592:MET:H	1.25	0.96
1:C:1591:ILE:HG23	1:C:1592:MET:H	1.25	0.96
1:A:1232:VAL:HG22	1:A:1233:HIS:H	1.26	0.96
2:D:174:UNK:HA	2:D:177:UNK:N	1.80	0.96
1:A:1162:LYS:CG	1:A:1163:LYS:HZ1	1.78	0.96
1:A:1395:ILE:HG13	1:A:1404:TYR:CZ	2.01	0.96
1:B:1371:TYR:CD1	1:B:1394:ILE:CG2	2.33	0.96
2:F:162:GLN:CA	2:F:166:ALA:HB2	1.92	0.96
1:C:1159:MET:C	1:C:1163:LYS:HE2	1.84	0.96
2:F:162:GLN:CA	2:F:166:ALA:HB3	1.95	0.96
1:B:1368:TYR:CD1	1:B:1370:GLU:HG2	2.00	0.96
1:B:1602:VAL:HG11	2:D:204:UNK:O	1.66	0.96
2:E:151:ILE:O	2:E:154:ARG:HB2	1.65	0.96
1:A:1301:THR:HA	1:A:1304:GLU:HG3	1.47	0.96
1:B:1279:HIS:CD2	1:B:1282:GLU:CB	2.49	0.96
1:C:1282:GLU:HG3	1:C:1283:LEU:H	1.29	0.96
1:C:1414:PHE:CD1	2:E:123:MET:HG3	2.00	0.96
1:B:1253:TRP:HE3	1:B:1276:ILE:HG21	1.17	0.96
1:B:1372:ASP:O	1:B:1376:ILE:HG13	1.65	0.96
1:C:1408:ILE:CG2	1:C:1412:LEU:CB	2.43	0.96
1:C:1592:MET:SD	1:C:1593:ASP:N	2.39	0.95
1:A:1368:TYR:CD1	1:A:1370:GLU:HG2	2.00	0.95
1:A:1412:LEU:CD1	1:A:1419:LEU:CD2	2.45	0.95
1:B:1108:TRP:CZ3	1:B:1129:ILE:HG21	1.98	0.95
1:B:1111:LEU:O	1:B:1111:LEU:HD22	1.64	0.95
1:B:1395:ILE:HG13	1:B:1404:TYR:CZ	2.01	0.95
1:B:1301:THR:HA	1:B:1304:GLU:HG3	1.47	0.95
1:B:1371:TYR:HD1	1:B:1394:ILE:HG23	0.79	0.95
1:C:1221:VAL:HG13	1:C:1222:SER:H	1.12	0.95
1:A:1290:TYR:HB3	1:A:1299:LEU:HD22	1.45	0.95
1:A:1327:PHE:HZ	2:F:104:LYS:HG3	1.25	0.95
1:B:1412:LEU:HB2	1:B:1419:LEU:CD1	1.96	0.95

*Continued on next page...*

*Continued from previous page...*

Atom-1	Atom-2	Interatomic distance (Å)	Clash overlap (Å)
1:C:1371:TYR:HD1	1:C:1394:ILE:HG23	0.79	0.95
1:C:1408:ILE:CG2	1:C:1412:LEU:CD2	2.45	0.95
2:E:202:UNK:O	2:E:203:UNK:C	2.14	0.95
1:B:1412:LEU:CD1	1:B:1419:LEU:CD2	2.44	0.95
2:D:181:UNK:C	2:D:183:UNK:N	2.20	0.95
2:E:133:LYS:HA	2:E:133:LYS:NZ	1.82	0.95
1:A:1372:ASP:O	1:A:1376:ILE:HG13	1.65	0.95
1:C:1279:HIS:CD2	1:C:1282:GLU:CB	2.49	0.95
1:B:1111:LEU:HD11	1:B:1125:ILE:CG1	1.97	0.95
1:C:1412:LEU:CD1	1:C:1419:LEU:CD2	2.44	0.95
1:A:1282:GLU:HG3	1:A:1283:LEU:H	1.29	0.95
1:C:1405:TYR:CD2	1:C:1434:ARG:NH1	2.35	0.95
1:A:1408:ILE:CG2	1:A:1412:LEU:CB	2.43	0.95
1:C:1472:ILE:HA	1:C:1507:PHE:HE1	1.31	0.95
1:A:1279:HIS:CD2	1:A:1282:GLU:CB	2.49	0.94
1:A:1371:TYR:HD1	1:A:1394:ILE:HG23	0.79	0.94
1:A:1408:ILE:CG2	1:A:1412:LEU:CD2	2.45	0.94
1:A:1584:GLU:OE2	2:E:199:UNK:CB	2.15	0.94
1:C:1161:ARG:NH1	1:C:1192:GLY:O	1.99	0.94
2:E:198:UNK:O	2:E:202:UNK:CB	2.14	0.94
1:B:1085:LEU:HD23	1:B:1085:LEU:H	1.31	0.94
1:B:1161:ARG:NH1	1:B:1192:GLY:O	1.99	0.94
1:C:1159:MET:O	1:C:1163:LYS:HD3	1.67	0.94
1:C:1395:ILE:HG13	1:C:1404:TYR:CZ	2.01	0.94
2:F:195:UNK:C	2:F:197:UNK:N	2.19	0.94
1:A:1111:LEU:HD11	1:A:1125:ILE:CG1	1.97	0.94
1:B:1293:ARG:CA	2:D:97:GLN:OE1	2.15	0.94
1:B:1504:LEU:HD21	2:D:152:ASN:CB	1.94	0.94
2:F:133:LYS:HA	2:F:133:LYS:NZ	1.82	0.94
1:A:1444:GLN:CG	2:F:134:ASP:CB	2.46	0.94
1:A:1472:ILE:HA	1:A:1507:PHE:HE1	1.30	0.94
1:A:1592:MET:SD	1:A:1593:ASP:N	2.39	0.94
1:B:1504:LEU:HG	2:D:149:ASN:CA	1.97	0.94
1:C:1209:LYS:HB3	1:C:1230:THR:HG22	1.46	0.94
1:A:1161:ARG:NH1	1:A:1192:GLY:O	1.99	0.94
1:A:1412:LEU:HB2	1:A:1419:LEU:CD1	1.96	0.94
1:B:1592:MET:SD	1:B:1593:ASP:N	2.39	0.94
1:C:1181:ASN:O	1:C:1185:GLU:CD	2.06	0.94
2:E:104:LYS:O	2:E:108:GLU:HG2	1.66	0.94
1:B:1408:ILE:CG2	1:B:1412:LEU:CD2	2.45	0.94
1:C:1592:MET:CE	1:C:1593:ASP:N	2.31	0.94

*Continued on next page...*

*Continued from previous page...*

Atom-1	Atom-2	Interatomic distance (Å)	Clash overlap (Å)
2:D:185:UNK:HA	2:D:189:UNK:O	1.68	0.94
1:A:1159:MET:O	1:A:1163:LYS:HD3	1.67	0.94
1:C:1372:ASP:O	1:C:1376:ILE:HG13	1.65	0.94
1:B:1181:ASN:O	1:B:1185:GLU:CD	2.06	0.94
1:C:1412:LEU:HB2	1:C:1419:LEU:CD1	1.96	0.94
1:A:1181:ASN:O	1:A:1185:GLU:CD	2.06	0.94
1:B:1221:VAL:CG1	1:B:1222:SER:N	2.30	0.94
1:B:1282:GLU:HG3	1:B:1283:LEU:H	1.30	0.94
1:B:1504:LEU:CD2	2:D:149:ASN:O	2.15	0.94
2:D:133:LYS:HA	2:D:133:LYS:NZ	1.82	0.94
1:A:1262:ASP:HB3	1:A:1293:ARG:CZ	1.98	0.93
1:A:1405:TYR:CD2	1:A:1434:ARG:NH1	2.35	0.93
1:C:1450:PRO:HA	1:C:1453:ARG:HG2	1.50	0.93
2:D:174:UNK:CA	2:D:177:UNK:N	2.31	0.93
2:E:189:UNK:HA	2:E:195:UNK:N	1.83	0.93
1:B:1159:MET:O	1:B:1163:LYS:HD3	1.67	0.93
1:B:1292:ASP:C	2:D:97:GLN:OE1	2.05	0.93
1:C:1282:GLU:O	1:C:1283:LEU:HB2	1.66	0.93
1:A:1362:VAL:HG22	1:A:1377:THR:CB	1.98	0.93
1:B:1414:PHE:HA	2:D:130:LYS:HD2	0.96	0.93
1:A:1221:VAL:CG1	1:A:1222:SER:N	2.30	0.93
1:A:1333:ARG:HB2	1:A:1360:GLU:OE2	1.69	0.93
1:A:1444:GLN:HE22	2:F:131:ALA:HA	1.32	0.93
1:B:1592:MET:CE	1:B:1593:ASP:N	2.31	0.93
1:C:1085:LEU:H	1:C:1085:LEU:HD23	1.31	0.93
1:B:1395:ILE:HG12	1:B:1404:TYR:CE2	2.02	0.93
1:A:1282:GLU:O	1:A:1283:LEU:HB2	1.66	0.93
1:B:1450:PRO:HA	1:B:1453:ARG:HG2	1.50	0.93
1:C:1362:VAL:HG22	1:C:1377:THR:CB	1.98	0.93
1:A:1145:ASN:O	1:A:1150:TRP:CZ2	2.22	0.93
1:B:1262:ASP:HB3	1:B:1293:ARG:CZ	1.99	0.93
1:B:1358:TRP:HE3	1:B:1377:THR:HG23	1.26	0.93
1:B:1362:VAL:HG22	1:B:1377:THR:CB	1.97	0.93
1:A:1085:LEU:H	1:A:1085:LEU:HD23	1.31	0.93
1:A:1408:ILE:CG2	1:A:1412:LEU:HB3	1.98	0.93
1:C:1079:THR:CG2	1:C:1105:PRO:CB	2.39	0.93
1:C:1145:ASN:O	1:C:1150:TRP:CZ2	2.22	0.93
1:C:1290:TYR:HD2	1:C:1299:LEU:HD13	1.02	0.93
1:A:1415:LYS:HA	2:F:130:LYS:HD3	1.47	0.93
2:F:133:LYS:HA	2:F:133:LYS:HZ1	1.32	0.93
1:B:1079:THR:HG23	1:B:1105:PRO:CD	1.99	0.92

*Continued on next page...*

*Continued from previous page...*

Atom-1	Atom-2	Interatomic distance (Å)	Clash overlap (Å)
1:B:1405:TYR:CD2	1:B:1434:ARG:NH1	2.35	0.92
1:B:1472:ILE:HA	1:B:1507:PHE:HE1	1.30	0.92
1:C:1111:LEU:HD11	1:C:1125:ILE:CG1	1.97	0.92
1:B:1475:GLU:OE1	2:D:145:GLN:OE1	1.57	0.92
1:A:1563:ARG:HH22	2:F:182:UNK:H	0.93	0.92
1:A:1109:SER:CB	1:A:1135:SER:HB3	1.99	0.92
1:A:1303:LEU:HD12	1:A:1320:LEU:HD13	1.52	0.92
1:C:1395:ILE:HG12	1:C:1404:TYR:CE2	2.02	0.92
1:A:1256:VAL:O	1:A:1260:CYS:SG	2.27	0.92
1:A:1592:MET:CE	1:A:1593:ASP:N	2.31	0.92
1:B:1188:GLU:HA	1:B:1191:ASN:ND2	1.85	0.92
1:C:1244:ALA:HB3	1:C:1275:HIS:ND1	1.83	0.92
1:C:1408:ILE:CG2	1:C:1412:LEU:HB3	1.98	0.92
1:C:1427:SER:CB	1:C:1428:PRO:CD	2.42	0.92
2:D:174:UNK:N	2:D:175:UNK:CB	2.32	0.92
1:A:1450:PRO:HA	1:A:1453:ARG:HG2	1.51	0.92
1:A:1620:ARG:CG	1:A:1620:ARG:HH11	1.82	0.92
1:B:1282:GLU:O	1:B:1283:LEU:HB2	1.66	0.92
1:A:1601:GLN:HG2	1:B:1587:TRP:CZ2	2.03	0.92
1:C:1253:TRP:HZ3	1:C:1276:ILE:HG22	1.30	0.92
1:C:1333:ARG:HB2	1:C:1360:GLU:OE2	1.69	0.92
2:D:112:ARG:O	2:D:113:LEU:O	1.86	0.92
1:B:1303:LEU:HD12	1:B:1320:LEU:HD13	1.52	0.92
1:C:1221:VAL:CG1	1:C:1222:SER:N	2.30	0.92
1:A:1079:THR:C	1:A:1105:PRO:HG3	1.90	0.92
1:A:1620:ARG:NH1	1:A:1620:ARG:HB2	1.85	0.92
1:B:1145:ASN:O	1:B:1150:TRP:CZ2	2.22	0.92
1:B:1244:ALA:HB3	1:B:1275:HIS:ND1	1.83	0.92
1:A:1079:THR:HG23	1:A:1105:PRO:CD	1.99	0.92
1:B:1408:ILE:CG2	1:B:1412:LEU:HB3	1.98	0.92
1:C:1079:THR:C	1:C:1105:PRO:HG3	1.90	0.92
1:C:1188:GLU:HA	1:C:1191:ASN:ND2	1.85	0.92
1:A:1395:ILE:HG12	1:A:1404:TYR:CE2	2.02	0.92
1:A:1585:THR:O	1:A:1589:HIS:CB	2.18	0.92
1:B:1079:THR:C	1:B:1105:PRO:HG3	1.90	0.92
1:B:1620:ARG:CG	1:B:1620:ARG:HH11	1.81	0.92
1:B:1411:TYR:O	1:B:1415:LYS:CA	2.18	0.92
1:C:1079:THR:HG23	1:C:1105:PRO:CD	1.99	0.91
1:C:1264:LYS:HE2	1:C:1268:LEU:HB2	1.52	0.91
1:B:1444:GLN:HG2	2:D:134:ASP:CB	1.99	0.91
1:C:1596:MET:N	1:C:1597:PRO:HD2	1.85	0.91

*Continued on next page...*

*Continued from previous page...*

Atom-1	Atom-2	Interatomic distance (Å)	Clash overlap (Å)
1:C:1620:ARG:HB2	1:C:1620:ARG:NH1	1.85	0.91
1:C:1411:TYR:O	1:C:1415:LYS:CA	2.18	0.91
2:D:174:UNK:CB	2:D:177:UNK:N	2.33	0.91
1:A:1411:TYR:O	1:A:1415:LYS:CA	2.18	0.91
1:C:1262:ASP:HB3	1:C:1293:ARG:CZ	1.99	0.91
2:E:98:GLU:HA	2:E:101:SER:HB3	1.52	0.91
1:C:1109:SER:CB	1:C:1135:SER:HB3	1.99	0.91
1:C:1256:VAL:O	1:C:1260:CYS:SG	2.27	0.91
1:C:1409:GLN:CB	1:C:1413:GLU:HG3	2.00	0.91
2:D:174:UNK:HA	2:D:175:UNK:C	2.00	0.91
1:A:1188:GLU:HA	1:A:1191:ASN:ND2	1.84	0.91
1:B:1409:GLN:CB	1:B:1413:GLU:HG3	2.00	0.91
1:A:1356:HIS:NE2	2:F:112:ARG:HG2	1.83	0.91
1:A:1279:HIS:CB	1:A:1282:GLU:HB3	2.01	0.91
1:B:1256:VAL:O	1:B:1260:CYS:SG	2.27	0.91
1:B:1279:HIS:CB	1:B:1282:GLU:HB3	2.01	0.91
1:C:1521:TRP:HE3	1:C:1522:LYS:HD2	1.31	0.91
1:A:1253:TRP:HZ3	1:A:1276:ILE:HG22	1.30	0.91
1:B:1109:SER:CB	1:B:1135:SER:HB3	1.99	0.91
1:B:1224:PHE:O	1:B:1227:LEU:HB3	1.71	0.91
1:C:1391:PHE:CG	1:C:1411:TYR:OH	2.22	0.91
1:A:1244:ALA:HB3	1:A:1275:HIS:ND1	1.83	0.91
1:A:1409:GLN:CB	1:A:1413:GLU:HG3	2.00	0.91
1:B:1585:THR:O	1:B:1589:HIS:CB	2.18	0.91
1:C:1253:TRP:HE3	1:C:1276:ILE:HG21	1.17	0.90
1:C:1620:ARG:CG	1:C:1620:ARG:HH11	1.81	0.90
1:B:1391:PHE:CG	1:B:1411:TYR:OH	2.22	0.90
1:C:1166:GLU:HG3	1:C:1168:TYR:CE1	2.06	0.90
1:C:1371:TYR:CD1	1:C:1394:ILE:CG2	2.33	0.90
1:B:1620:ARG:NH1	1:B:1620:ARG:HB2	1.85	0.90
1:C:1279:HIS:CB	1:C:1282:GLU:HB3	2.01	0.90
1:C:1412:LEU:HA	1:C:1419:LEU:HD22	1.53	0.90
1:A:1264:LYS:HE2	1:A:1268:LEU:HB2	1.52	0.90
1:B:1166:GLU:HG3	1:B:1168:TYR:CE1	2.06	0.90
1:C:1585:THR:O	1:C:1589:HIS:CB	2.18	0.90
1:A:1166:GLU:HG3	1:A:1168:TYR:CE1	2.06	0.90
1:A:1224:PHE:O	1:A:1227:LEU:HB3	1.71	0.90
1:C:1492:ASN:O	1:C:1493:ILE:HG12	1.72	0.90
1:A:1505:ILE:HD11	2:F:153:ASN:HD22	1.14	0.90
1:B:1412:LEU:HB2	1:B:1419:LEU:HD11	1.53	0.90
1:B:1492:ASN:O	1:B:1493:ILE:HG12	1.72	0.90

*Continued on next page...*

*Continued from previous page...*

Atom-1	Atom-2	Interatomic distance (Å)	Clash overlap (Å)
1:A:1492:ASN:O	1:A:1493:ILE:HG12	1.72	0.90
1:B:1290:TYR:HD2	1:B:1299:LEU:CD1	1.85	0.90
1:B:1333:ARG:HB2	1:B:1360:GLU:OE2	1.69	0.90
1:A:1566:PHE:CZ	2:F:180:UNK:CB	2.55	0.90
1:B:1154:VAL:CG2	1:B:1180:THR:HG21	2.02	0.90
1:C:1224:PHE:O	1:C:1227:LEU:HB3	1.71	0.90
1:C:1566:PHE:HZ	2:E:178:UNK:HA	1.37	0.90
1:C:1602:VAL:CG1	2:E:202:UNK:O	2.19	0.90
1:A:1391:PHE:CG	1:A:1411:TYR:OH	2.22	0.90
2:E:202:UNK:C	2:E:203:UNK:C	2.50	0.90
1:B:1412:LEU:HA	1:B:1419:LEU:HD22	1.54	0.90
1:C:1170:GLU:CD	1:C:1195:ASN:O	2.11	0.90
2:E:126:GLU:HG3	2:E:130:LYS:HZ1	1.37	0.90
1:C:1598:TYR:CD2	2:E:198:UNK:CB	2.55	0.90
1:A:1154:VAL:CG2	1:A:1180:THR:HG21	2.02	0.89
1:A:1290:TYR:HD2	1:A:1299:LEU:CD1	1.85	0.89
1:B:1218:TYR:HA	1:B:1221:VAL:HG12	1.54	0.89
1:B:1504:LEU:CG	2:D:149:ASN:O	2.19	0.89
1:C:1409:GLN:CG	1:C:1413:GLU:CG	2.30	0.89
1:B:1596:MET:N	1:B:1597:PRO:HD2	1.86	0.89
1:C:1253:TRP:O	1:C:1289:TYR:HE2	1.55	0.89
1:C:1504:LEU:HD21	2:E:149:ASN:ND2	1.86	0.89
1:B:1264:LYS:HE2	1:B:1268:LEU:HB2	1.52	0.89
1:B:1333:ARG:HB2	1:B:1360:GLU:CG	2.03	0.89
1:B:1425:VAL:HG23	1:B:1426:LEU:H	1.37	0.89
1:C:1602:VAL:HG22	2:E:203:UNK:CA	2.01	0.89
2:E:114:GLN:HG3	2:E:115:GLU:H	0.73	0.89
1:C:1130:LYS:CD	1:C:1156:TYR:CE1	2.55	0.89
1:C:1412:LEU:HB2	1:C:1419:LEU:HD11	1.53	0.89
1:A:1587:TRP:CH2	1:C:1601:GLN:HG2	2.06	0.89
1:A:1333:ARG:HB2	1:A:1360:GLU:CG	2.03	0.89
1:C:1412:LEU:HD13	1:C:1419:LEU:CD2	2.01	0.89
1:C:1584:GLU:HG3	1:C:1587:TRP:CE3	2.07	0.89
1:A:1411:TYR:O	1:A:1415:LYS:CB	2.20	0.89
1:A:1412:LEU:HA	1:A:1419:LEU:HD22	1.53	0.89
1:A:1412:LEU:HB2	1:A:1419:LEU:HD11	1.53	0.89
1:B:1253:TRP:HZ3	1:B:1276:ILE:HG22	1.30	0.89
1:B:1408:ILE:CG2	1:B:1412:LEU:HD23	2.03	0.89
1:C:1492:ASN:O	1:C:1493:ILE:CD1	2.21	0.89
1:B:1104:GLU:HB2	1:B:1108:TRP:HZ2	1.38	0.89
1:B:1521:TRP:HE3	1:B:1522:LYS:HD2	1.31	0.89

*Continued on next page...*

*Continued from previous page...*

Atom-1	Atom-2	Interatomic distance (Å)	Clash overlap (Å)
1:B:1586:ALA:HA	1:B:1590:ASN:OD1	1.73	0.89
1:B:1584:GLU:HG3	1:B:1587:TRP:CE3	2.07	0.89
2:D:112:ARG:O	2:D:112:ARG:CD	2.21	0.89
1:A:1161:ARG:NE	1:A:1165:ARG:HD2	1.89	0.88
1:A:1584:GLU:HG3	1:A:1587:TRP:CE3	2.07	0.88
1:C:1598:TYR:HE2	2:E:199:UNK:N	1.68	0.88
1:A:1414:PHE:CD2	2:F:127:TRP:CE3	2.60	0.88
2:F:198:UNK:HA	2:F:201:UNK:CB	2.01	0.88
1:C:1411:TYR:O	1:C:1415:LYS:CB	2.20	0.88
1:C:1505:ILE:HA	1:C:1508:ARG:HB2	1.55	0.88
1:A:1170:GLU:CD	1:A:1195:ASN:O	2.11	0.88
1:A:1408:ILE:CG2	1:A:1412:LEU:HD23	2.03	0.88
1:A:1598:TYR:OH	1:B:1588:ARG:HD2	1.72	0.88
1:A:1597:PRO:HG3	1:A:1600:ILE:HD12	1.54	0.88
1:C:1333:ARG:HB2	1:C:1360:GLU:CG	2.03	0.88
1:C:1425:VAL:HG23	1:C:1426:LEU:H	1.37	0.88
1:A:1521:TRP:HE3	1:A:1522:LYS:HD2	1.31	0.88
1:B:1509:ARG:NH1	2:D:166:ALA:N	2.20	0.88
1:C:1597:PRO:HG3	1:C:1600:ILE:HD12	1.54	0.88
1:A:1586:ALA:HA	1:A:1590:ASN:OD1	1.73	0.88
1:B:1492:ASN:O	1:B:1493:ILE:CD1	2.21	0.88
1:C:1159:MET:HA	1:C:1163:LYS:CE	2.03	0.88
2:D:155:ILE:HG12	2:D:161:TYR:CB	2.02	0.88
1:A:1159:MET:HA	1:A:1163:LYS:CE	2.03	0.88
1:A:1521:TRP:HZ3	1:A:1522:LYS:HZ2	0.89	0.88
1:B:1161:ARG:NE	1:B:1165:ARG:HD2	1.88	0.88
1:B:1411:TYR:O	1:B:1415:LYS:CB	2.20	0.88
1:A:1382:PRO:HB3	2:F:123:MET:HE1	1.55	0.88
1:A:1504:LEU:CD1	2:F:149:ASN:O	2.21	0.88
1:B:1170:GLU:CD	1:B:1195:ASN:O	2.11	0.88
1:A:1414:PHE:CD2	2:F:127:TRP:CD2	2.61	0.88
1:A:1409:GLN:CB	1:A:1413:GLU:CG	2.52	0.88
1:B:1159:MET:HA	1:B:1163:LYS:CE	2.03	0.88
1:B:1597:PRO:HG3	1:B:1600:ILE:HD12	1.54	0.88
1:C:1161:ARG:NE	1:C:1165:ARG:HD2	1.88	0.88
1:C:1218:TYR:HA	1:C:1221:VAL:HG12	1.54	0.88
1:C:1303:LEU:HD12	1:C:1320:LEU:HD13	1.52	0.88
1:B:1505:ILE:HA	1:B:1508:ARG:HB2	1.55	0.88
1:C:1104:GLU:HB2	1:C:1108:TRP:CH2	2.09	0.88
1:A:1472:ILE:HG21	1:A:1498:ARG:HE	1.39	0.87
1:A:1596:MET:N	1:A:1597:PRO:HD2	1.86	0.87

*Continued on next page...*

*Continued from previous page...*

Atom-1	Atom-2	Interatomic distance (Å)	Clash overlap (Å)
1:B:1232:VAL:C	1:B:1234:LEU:H	1.78	0.87
1:C:1409:GLN:CB	1:C:1413:GLU:CG	2.52	0.87
2:F:114:GLN:HG3	2:F:115:GLU:H	0.72	0.87
1:A:1082:VAL:HG13	1:A:1083:GLN:H	1.39	0.87
1:B:1472:ILE:HG21	1:B:1498:ARG:HE	1.39	0.87
1:A:1104:GLU:HB2	1:A:1108:TRP:HZ2	1.38	0.87
1:A:1492:ASN:O	1:A:1493:ILE:CD1	2.21	0.87
1:A:1580:ASP:OD1	1:C:1605:GLU:CB	2.22	0.87
1:B:1264:LYS:HE2	1:B:1268:LEU:CB	2.05	0.87
1:B:1444:GLN:CG	2:D:134:ASP:CB	2.52	0.87
1:A:1264:LYS:HE2	1:A:1268:LEU:CB	2.05	0.87
1:A:1412:LEU:HD13	1:A:1419:LEU:CD2	2.01	0.87
1:C:1264:LYS:HE3	1:C:1268:LEU:HD12	0.88	0.87
1:C:1586:ALA:HA	1:C:1590:ASN:OD1	1.73	0.87
1:C:1592:MET:SD	1:C:1592:MET:C	2.53	0.87
1:A:1264:LYS:HE3	1:A:1268:LEU:HD12	0.88	0.87
1:B:1165:ARG:HD2	1:B:1170:GLU:OE1	1.75	0.87
1:B:1361:LEU:HD23	1:B:1365:TYR:CE2	2.10	0.87
1:C:1154:VAL:CG2	1:C:1180:THR:HG21	2.02	0.87
1:C:1290:TYR:HD2	1:C:1299:LEU:CD1	1.85	0.87
1:C:1408:ILE:CG2	1:C:1412:LEU:HD23	2.03	0.87
1:C:1591:ILE:HG23	1:C:1592:MET:N	1.89	0.87
2:D:185:UNK:HA	2:D:189:UNK:C	2.03	0.87
1:A:1159:MET:CA	1:A:1163:LYS:CE	2.52	0.87
1:A:1602:VAL:CG1	2:F:203:UNK:O	2.22	0.87
1:B:1409:GLN:CB	1:B:1413:GLU:CG	2.52	0.87
1:B:1409:GLN:CG	1:B:1413:GLU:CG	2.30	0.87
1:C:1598:TYR:CD2	2:E:199:UNK:CA	2.56	0.87
1:A:1408:ILE:HG21	1:A:1412:LEU:CD2	2.05	0.87
1:B:1508:ARG:NH2	1:B:1530:LYS:HD3	1.90	0.87
1:C:1361:LEU:HD23	1:C:1365:TYR:CE2	2.09	0.87
1:C:1508:ARG:NH2	1:C:1530:LYS:HD3	1.90	0.87
1:B:1293:ARG:HA	2:D:96:THR:CG2	2.04	0.87
1:B:1159:MET:CA	1:B:1163:LYS:CE	2.52	0.87
1:C:1472:ILE:HG21	1:C:1498:ARG:HE	1.39	0.87
1:A:1104:GLU:HB2	1:A:1108:TRP:CH2	2.08	0.86
1:A:1165:ARG:HD2	1:A:1170:GLU:OE1	1.75	0.86
1:A:1356:HIS:HB3	2:F:112:ARG:HH22	1.39	0.86
1:B:1264:LYS:HE3	1:B:1268:LEU:HD12	0.88	0.86
1:A:1357:LEU:HD23	2:F:111:LYS:CE	2.00	0.86
1:A:1345:ILE:H	1:A:1346:PRO:HD2	1.40	0.86

*Continued on next page...*

*Continued from previous page...*

Atom-1	Atom-2	Interatomic distance (Å)	Clash overlap (Å)
1:A:1629:THR:O	1:A:1629:THR:HG22	1.75	0.86
1:B:1078:ASN:HD22	1:B:1101:ARG:CB	1.88	0.86
1:B:1104:GLU:HB2	1:B:1108:TRP:CH2	2.09	0.86
1:B:1591:ILE:HG23	1:B:1592:MET:N	1.89	0.86
1:C:1082:VAL:HG13	1:C:1083:GLN:H	1.39	0.86
2:D:114:GLN:HG3	2:D:115:GLU:H	0.72	0.86
2:E:126:GLU:HG3	2:E:130:LYS:NZ	1.90	0.86
1:A:1361:LEU:HD23	1:A:1365:TYR:CE2	2.10	0.86
1:B:1253:TRP:O	1:B:1289:TYR:HE2	1.55	0.86
1:C:1159:MET:CA	1:C:1163:LYS:CE	2.52	0.86
1:A:1130:LYS:CD	1:A:1156:TYR:CE1	2.55	0.86
1:B:1082:VAL:HG13	1:B:1083:GLN:H	1.39	0.86
1:C:1521:TRP:HZ3	1:C:1522:LYS:HZ2	0.88	0.86
1:A:1260:CYS:O	1:A:1263:GLY:O	1.93	0.86
1:B:1109:SER:HB2	1:B:1135:SER:CB	2.06	0.86
1:C:1252:THR:O	1:C:1256:VAL:HG23	1.75	0.86
1:C:1492:ASN:O	1:C:1493:ILE:CG1	2.24	0.86
1:A:1109:SER:HB2	1:A:1135:SER:CB	2.06	0.86
1:B:1629:THR:HG22	1:B:1629:THR:O	1.75	0.86
1:C:1317:PHE:H	1:C:1317:PHE:HD2	1.24	0.86
1:C:1598:TYR:CZ	2:E:199:UNK:CB	2.58	0.86
1:A:1252:THR:O	1:A:1256:VAL:HG23	1.75	0.86
1:A:1401:VAL:HG22	1:A:1429:ARG:HE	1.40	0.86
1:A:1592:MET:C	1:A:1592:MET:SD	2.53	0.86
1:B:1252:THR:O	1:B:1256:VAL:HG23	1.75	0.86
1:C:1260:CYS:O	1:C:1263:GLY:O	1.93	0.86
2:F:126:GLU:HG3	2:F:130:LYS:NZ	1.90	0.86
1:A:1465:GLU:CD	1:A:1465:GLU:O	2.15	0.86
1:B:1130:LYS:CD	1:B:1156:TYR:CE1	2.55	0.86
1:B:1401:VAL:HG22	1:B:1429:ARG:HE	1.41	0.86
1:C:1165:ARG:HD2	1:C:1170:GLU:OE1	1.75	0.86
1:A:1425:VAL:HG23	1:A:1426:LEU:H	1.37	0.86
1:A:1508:ARG:NH2	1:A:1530:LYS:HD3	1.90	0.86
1:B:1408:ILE:HG21	1:B:1412:LEU:CD2	2.05	0.86
1:C:1264:LYS:HE2	1:C:1268:LEU:CB	2.05	0.86
1:C:1345:ILE:H	1:C:1346:PRO:HD2	1.40	0.86
1:C:1598:TYR:CE2	2:E:199:UNK:CA	2.59	0.86
1:A:1218:TYR:HA	1:A:1221:VAL:HG12	1.54	0.85
1:A:1416:PRO:HD3	2:F:130:LYS:HG3	1.03	0.85
1:C:1401:VAL:HG22	1:C:1429:ARG:HE	1.40	0.85
1:C:1586:ALA:CB	1:C:1590:ASN:HD21	1.88	0.85

*Continued on next page...*

*Continued from previous page...*

Atom-1	Atom-2	Interatomic distance (Å)	Clash overlap (Å)
1:A:1079:THR:HA	1:A:1102:CYS:HB3	1.58	0.85
1:A:1591:ILE:HG23	1:A:1592:MET:N	1.89	0.85
1:B:1166:GLU:HG2	1:B:1167:SER:N	1.91	0.85
1:B:1292:ASP:HB3	2:D:97:GLN:CG	2.06	0.85
1:B:1465:GLU:CD	1:B:1465:GLU:O	2.14	0.85
1:B:1472:ILE:HB	1:B:1498:ARG:HH21	1.41	0.85
1:B:1504:LEU:HG	2:D:149:ASN:C	1.97	0.85
1:C:1274:LEU:H	1:C:1274:LEU:HD12	1.41	0.85
1:A:1274:LEU:HD12	1:A:1274:LEU:H	1.41	0.85
1:B:1269:ALA:HB3	1:B:1295:TYR:OH	1.76	0.85
1:B:1345:ILE:H	1:B:1346:PRO:HD2	1.40	0.85
1:B:1592:MET:C	1:B:1592:MET:SD	2.53	0.85
2:D:126:GLU:HG3	2:D:130:LYS:NZ	1.90	0.85
2:D:142:GLN:O	2:D:146:VAL:HG13	1.76	0.85
2:D:148:LYS:O	2:D:151:ILE:HG12	1.77	0.85
2:D:174:UNK:CA	2:D:176:UNK:N	2.39	0.85
1:A:1078:ASN:HD22	1:A:1101:ARG:CB	1.88	0.85
1:A:1419:LEU:O	1:A:1422:LEU:CB	2.24	0.85
1:C:1465:GLU:CD	1:C:1465:GLU:O	2.14	0.85
1:A:1439:PHE:O	1:A:1442:VAL:HB	1.77	0.85
1:C:1269:ALA:HB3	1:C:1295:TYR:OH	1.76	0.85
1:A:1472:ILE:HB	1:A:1498:ARG:HH21	1.41	0.85
1:A:1505:ILE:HA	1:A:1508:ARG:HB2	1.55	0.85
1:B:1362:VAL:HG22	1:B:1377:THR:HB	1.56	0.85
1:B:1492:ASN:O	1:B:1493:ILE:CG1	2.24	0.85
1:A:1290:TYR:HD2	1:A:1299:LEU:HD13	1.02	0.85
1:A:1474:GLU:O	2:F:145:GLN:CB	2.24	0.85
1:C:1078:ASN:HD22	1:C:1101:ARG:CB	1.89	0.85
1:C:1362:VAL:HG22	1:C:1377:THR:HB	1.56	0.85
1:C:1439:PHE:O	1:C:1442:VAL:HB	1.76	0.85
2:D:180:UNK:O	2:D:183:UNK:CB	2.25	0.85
2:F:194:UNK:O	2:F:197:UNK:CB	2.24	0.85
1:A:1166:GLU:HG2	1:A:1167:SER:N	1.91	0.85
1:A:1282:GLU:HG3	1:A:1283:LEU:N	1.92	0.85
1:C:1419:LEU:O	1:C:1422:LEU:CB	2.24	0.85
2:F:142:GLN:O	2:F:146:VAL:HG13	1.76	0.85
1:A:1475:GLU:HG2	2:F:149:ASN:OD1	1.74	0.85
1:A:1232:VAL:C	1:A:1234:LEU:H	1.78	0.85
1:A:1492:ASN:O	1:A:1493:ILE:CG1	2.24	0.85
1:B:1079:THR:HA	1:B:1102:CYS:HB3	1.58	0.85
1:B:1586:ALA:CB	1:B:1590:ASN:HD21	1.88	0.85

*Continued on next page...*

*Continued from previous page...*

Atom-1	Atom-2	Interatomic distance (Å)	Clash overlap (Å)
2:F:148:LYS:O	2:F:151:ILE:HG12	1.76	0.85
1:B:1166:GLU:HG3	1:B:1168:TYR:CZ	2.12	0.84
1:B:1358:TRP:HH2	1:B:1381:HIS:CE1	1.95	0.84
1:B:1521:TRP:HZ3	1:B:1522:LYS:NZ	1.74	0.84
1:B:1292:ASP:CB	2:D:97:GLN:HB3	1.95	0.84
2:E:148:LYS:O	2:E:151:ILE:HG12	1.77	0.84
1:A:1332:MET:SD	1:A:1360:GLU:HG2	2.17	0.84
1:A:1521:TRP:HZ3	1:A:1522:LYS:NZ	1.74	0.84
1:B:1412:LEU:HD13	1:B:1419:LEU:CD2	2.01	0.84
1:C:1079:THR:HA	1:C:1102:CYS:HB3	1.58	0.84
1:A:1294:GLY:CA	2:F:100:GLU:O	2.25	0.84
1:A:1430:LEU:HG	1:A:1432:HIS:H	1.42	0.84
1:C:1166:GLU:HG3	1:C:1168:TYR:CZ	2.12	0.84
1:A:1166:GLU:HG3	1:A:1168:TYR:CZ	2.12	0.84
1:B:1332:MET:SD	1:B:1360:GLU:HG2	2.17	0.84
1:A:1598:TYR:OH	1:B:1588:ARG:CD	2.25	0.84
1:C:1629:THR:O	1:C:1629:THR:HG22	1.75	0.84
1:A:1269:ALA:HB3	1:A:1295:TYR:OH	1.76	0.84
1:B:1260:CYS:O	1:B:1263:GLY:O	1.93	0.84
1:B:1282:GLU:HG3	1:B:1283:LEU:N	1.92	0.84
1:C:1192:GLY:N	1:C:1193:PRO:HD3	1.92	0.84
1:A:1586:ALA:CB	1:A:1590:ASN:HD21	1.88	0.84
1:B:1145:ASN:ND2	1:B:1150:TRP:NE1	2.24	0.84
1:B:1274:LEU:HD12	1:B:1274:LEU:H	1.41	0.84
1:B:1439:PHE:O	1:B:1442:VAL:HB	1.76	0.84
1:C:1145:ASN:ND2	1:C:1150:TRP:NE1	2.24	0.84
2:E:142:GLN:O	2:E:146:VAL:HG13	1.77	0.84
1:A:1145:ASN:ND2	1:A:1150:TRP:NE1	2.24	0.84
1:A:1161:ARG:HH21	1:A:1170:GLU:CG	1.91	0.84
1:A:1448:VAL:HB	1:A:1451:TYR:CD2	2.13	0.84
1:B:1401:VAL:HG22	1:B:1429:ARG:NE	1.93	0.84
1:B:1521:TRP:HZ3	1:B:1522:LYS:HZ2	0.88	0.84
1:C:1166:GLU:HG2	1:C:1167:SER:N	1.91	0.84
1:C:1358:TRP:CZ3	1:C:1381:HIS:CE1	2.64	0.84
1:A:1264:LYS:HE2	1:A:1268:LEU:CG	2.08	0.84
1:B:1412:LEU:HD12	1:B:1419:LEU:CD2	2.08	0.84
1:C:1588:ARG:CD	2:D:197:UNK:CB	2.55	0.84
1:A:1412:LEU:HD12	1:A:1419:LEU:CD2	2.08	0.84
1:B:1159:MET:O	1:B:1163:LYS:HE2	1.76	0.84
1:C:1161:ARG:HH21	1:C:1170:GLU:CG	1.91	0.84
1:C:1282:GLU:HG3	1:C:1283:LEU:N	1.92	0.84

*Continued on next page...*

*Continued from previous page...*

Atom-1	Atom-2	Interatomic distance (Å)	Clash overlap (Å)
1:B:1192:GLY:N	1:B:1193:PRO:HD3	1.92	0.84
1:A:1181:ASN:O	1:A:1181:ASN:OD1	1.96	0.83
1:A:1362:VAL:HG22	1:A:1377:THR:HB	1.56	0.83
1:A:1387:LYS:HB2	1:A:1390:GLN:HB2	1.59	0.83
1:A:1401:VAL:HG22	1:A:1429:ARG:NE	1.93	0.83
1:B:1420:ASN:OD1	1:B:1447:LEU:HD22	1.78	0.83
1:A:1427:SER:CB	1:A:1428:PRO:CD	2.42	0.83
1:B:1404:TYR:O	1:B:1407:ALA:HB3	1.78	0.83
1:B:1504:LEU:HD22	2:D:152:ASN:CB	2.01	0.83
1:C:1104:GLU:HB2	1:C:1108:TRP:HZ2	1.38	0.83
1:C:1159:MET:O	1:C:1163:LYS:HE2	1.77	0.83
1:C:1332:MET:SD	1:C:1360:GLU:HG2	2.17	0.83
1:B:1509:ARG:CZ	2:D:166:ALA:H	1.91	0.83
1:A:1159:MET:O	1:A:1163:LYS:HE2	1.77	0.83
1:A:1325:SER:O	1:A:1355:ALA:HB1	1.77	0.83
1:B:1264:LYS:HE2	1:B:1268:LEU:CG	2.08	0.83
1:B:1408:ILE:HG21	1:B:1412:LEU:HD23	1.60	0.83
1:B:1448:VAL:HB	1:B:1451:TYR:CD2	2.13	0.83
1:C:1521:TRP:HZ3	1:C:1522:LYS:NZ	1.74	0.83
2:F:195:UNK:O	2:F:197:UNK:CB	2.27	0.83
1:A:1209:LYS:HB2	1:A:1231:LEU:HB3	1.61	0.83
1:B:1079:THR:HG23	1:B:1105:PRO:CG	2.08	0.83
1:C:1109:SER:HB2	1:C:1135:SER:CB	2.06	0.83
1:C:1181:ASN:O	1:C:1181:ASN:OD1	1.96	0.83
1:B:1430:LEU:HG	1:B:1432:HIS:H	1.42	0.83
1:C:1387:LYS:HB2	1:C:1390:GLN:HB2	1.59	0.83
1:C:1408:ILE:HG21	1:C:1412:LEU:CD2	2.05	0.83
1:C:1420:ASN:OD1	1:C:1447:LEU:HD22	1.78	0.83
1:C:1472:ILE:HB	1:C:1498:ARG:HH21	1.41	0.83
1:A:1358:TRP:HH2	1:A:1381:HIS:CE1	1.95	0.83
1:B:1325:SER:O	1:B:1355:ALA:HB1	1.77	0.83
1:C:1325:SER:O	1:C:1355:ALA:HB1	1.77	0.83
1:C:1445:LEU:N	1:C:1446:PRO:HD2	1.94	0.83
1:A:1122:LYS:O	1:A:1126:ASP:HB2	1.79	0.83
1:A:1438:TYR:O	1:A:1442:VAL:HG23	1.79	0.83
1:B:1279:HIS:HB2	1:B:1282:GLU:HB3	1.60	0.83
1:C:1605:GLU:HA	1:C:1608:THR:CB	2.09	0.83
1:A:1404:TYR:O	1:A:1407:ALA:HB3	1.78	0.83
1:A:1408:ILE:HG21	1:A:1412:LEU:HD23	1.60	0.83
1:C:1209:LYS:HB2	1:C:1231:LEU:HB3	1.61	0.83
1:C:1448:VAL:HB	1:C:1451:TYR:CD2	2.13	0.83

*Continued on next page...*

*Continued from previous page...*

Atom-1	Atom-2	Interatomic distance (Å)	Clash overlap (Å)
1:B:1444:GLN:CD	2:D:134:ASP:OD2	2.17	0.83
2:E:105:TRP:O	2:E:108:GLU:HG3	1.79	0.83
2:E:90:ALA:H	2:E:91:GLN:CB	1.92	0.83
1:A:1253:TRP:O	1:A:1289:TYR:HE2	1.56	0.83
1:B:1387:LYS:HB2	1:B:1390:GLN:HB2	1.59	0.83
1:B:1419:LEU:O	1:B:1422:LEU:CB	2.24	0.83
1:B:1445:LEU:N	1:B:1446:PRO:HD2	1.94	0.83
1:C:1405:TYR:CG	1:C:1434:ARG:NH1	2.47	0.83
1:B:1597:PRO:HB2	1:C:1587:TRP:CZ3	2.13	0.83
1:B:1181:ASN:O	1:B:1181:ASN:OD1	1.96	0.82
1:C:1232:VAL:C	1:C:1234:LEU:H	1.78	0.82
1:C:1404:TYR:O	1:C:1407:ALA:HB3	1.78	0.82
2:D:112:ARG:C	2:D:112:ARG:CD	2.38	0.82
1:B:1161:ARG:HH21	1:B:1170:GLU:CG	1.91	0.82
1:C:1577:LEU:O	1:C:1579:PRO:HD3	1.79	0.82
2:D:181:UNK:O	2:D:183:UNK:CB	2.26	0.82
1:A:1130:LYS:HE2	1:A:1156:TYR:HA	1.62	0.82
1:A:1411:TYR:O	1:A:1415:LYS:N	2.13	0.82
2:E:104:LYS:O	2:E:108:GLU:CB	2.25	0.82
1:A:1420:ASN:OD1	1:A:1447:LEU:HD22	1.78	0.82
1:A:1605:GLU:HA	1:A:1608:THR:CB	2.09	0.82
1:B:1161:ARG:HH21	1:B:1170:GLU:HG3	1.44	0.82
1:B:1605:GLU:HA	1:B:1608:THR:CB	2.09	0.82
1:C:1438:TYR:O	1:C:1442:VAL:HG23	1.79	0.82
1:A:1192:GLY:N	1:A:1193:PRO:HD3	1.92	0.82
1:A:1317:PHE:HD2	1:A:1317:PHE:H	1.24	0.82
1:B:1122:LYS:HG3	1:B:1123:GLU:H	1.43	0.82
1:B:1332:MET:HE2	1:B:1357:LEU:HD13	1.62	0.82
1:C:1430:LEU:HG	1:C:1432:HIS:H	1.42	0.82
2:D:180:UNK:C	2:D:183:UNK:CA	2.57	0.82
1:C:1332:MET:HE2	1:C:1357:LEU:HD13	1.58	0.82
1:C:1408:ILE:HG21	1:C:1412:LEU:HD23	1.60	0.82
1:A:1356:HIS:HD2	2:F:112:ARG:HA	1.43	0.82
1:A:1405:TYR:CG	1:A:1434:ARG:NH1	2.47	0.82
1:C:1161:ARG:HH21	1:C:1170:GLU:HG3	1.44	0.82
1:C:1401:VAL:HG22	1:C:1429:ARG:NE	1.93	0.82
1:C:1412:LEU:HD12	1:C:1419:LEU:CD2	2.08	0.82
1:A:1279:HIS:HB2	1:A:1282:GLU:HB3	1.60	0.82
1:A:1605:GLU:CD	1:B:1580:ASP:OD2	2.18	0.82
1:B:1259:ALA:C	1:B:1293:ARG:NH1	2.32	0.82
1:C:1411:TYR:O	1:C:1415:LYS:N	2.12	0.82

*Continued on next page...*

*Continued from previous page...*

Atom-1	Atom-2	Interatomic distance (Å)	Clash overlap (Å)
1:A:1438:TYR:O	1:A:1442:VAL:CG2	2.28	0.82
1:B:1154:VAL:HG21	1:B:1180:THR:HG23	1.61	0.82
1:B:1317:PHE:H	1:B:1317:PHE:HD2	1.24	0.82
1:A:1261:VAL:HG22	1:A:1295:TYR:HE2	1.45	0.82
1:A:1332:MET:HE2	1:A:1357:LEU:HD13	1.62	0.82
1:B:1130:LYS:HE2	1:B:1156:TYR:HA	1.61	0.82
1:B:1577:LEU:O	1:B:1579:PRO:HD3	1.80	0.82
1:C:1130:LYS:CD	1:C:1156:TYR:CD1	2.62	0.82
1:C:1264:LYS:HE2	1:C:1268:LEU:CG	2.08	0.82
2:D:155:ILE:H	2:D:155:ILE:HD13	1.45	0.82
1:A:1259:ALA:C	1:A:1293:ARG:NH1	2.32	0.81
1:A:1361:LEU:HD21	1:A:1365:TYR:CZ	2.15	0.81
1:A:1505:ILE:HD13	1:A:1505:ILE:H	1.45	0.81
1:B:1148:GLY:HA2	1:B:1150:TRP:CE3	2.13	0.81
1:C:1259:ALA:C	1:C:1293:ARG:NH1	2.32	0.81
1:C:1505:ILE:HD13	1:C:1505:ILE:H	1.45	0.81
1:B:1206:TYR:O	1:B:1230:THR:HG21	1.80	0.81
1:B:1411:TYR:O	1:B:1415:LYS:N	2.12	0.81
1:C:1279:HIS:CD2	1:C:1282:GLU:C	2.54	0.81
1:C:1387:LYS:CB	1:C:1390:GLN:HB2	2.10	0.81
1:C:1395:ILE:HG12	1:C:1404:TYR:CD2	2.15	0.81
2:D:180:UNK:O	2:D:183:UNK:CA	2.27	0.81
1:A:1292:ASP:OD1	2:F:98:GLU:N	1.94	0.81
1:A:1474:GLU:O	2:F:145:GLN:CG	2.28	0.81
1:B:1438:TYR:O	1:B:1442:VAL:HG23	1.79	0.81
1:C:1122:LYS:HG3	1:C:1123:GLU:H	1.43	0.81
1:C:1165:ARG:HH21	1:C:1194:ASN:ND2	1.79	0.81
2:F:190:UNK:O	2:F:192:UNK:N	2.13	0.81
1:A:1206:TYR:O	1:A:1230:THR:HG21	1.80	0.81
1:A:1326:LYS:O	1:A:1327:PHE:CG	2.33	0.81
1:A:1605:GLU:HG3	1:B:1580:ASP:OD2	1.79	0.81
2:F:194:UNK:O	2:F:197:UNK:CA	2.29	0.81
1:A:1148:GLY:HA2	1:A:1150:TRP:CE3	2.14	0.81
1:B:1279:HIS:CD2	1:B:1282:GLU:C	2.54	0.81
1:C:1148:GLY:HA2	1:C:1150:TRP:CE3	2.14	0.81
1:C:1279:HIS:HB2	1:C:1282:GLU:HB3	1.60	0.81
1:C:1492:ASN:O	1:C:1493:ILE:HD13	1.80	0.81
2:E:203:UNK:C	2:E:203:UNK:N	2.42	0.81
1:A:1154:VAL:HG21	1:A:1180:THR:HG23	1.61	0.81
1:A:1279:HIS:CD2	1:A:1282:GLU:C	2.54	0.81
1:B:1209:LYS:HB2	1:B:1231:LEU:HB3	1.61	0.81

*Continued on next page...*

*Continued from previous page...*

Atom-1	Atom-2	Interatomic distance (Å)	Clash overlap (Å)
1:A:1122:LYS:HG3	1:A:1123:GLU:H	1.43	0.81
1:A:1161:ARG:HH21	1:A:1170:GLU:HG3	1.44	0.81
1:B:1165:ARG:HH21	1:B:1194:ASN:ND2	1.79	0.81
1:B:1292:ASP:CA	2:D:97:GLN:C	2.47	0.81
1:B:1438:TYR:O	1:B:1442:VAL:CG2	2.28	0.81
1:B:1505:ILE:H	1:B:1505:ILE:HD13	1.45	0.81
1:A:1605:GLU:CB	1:B:1580:ASP:CG	2.44	0.81
1:C:1326:LYS:O	1:C:1327:PHE:CG	2.33	0.81
1:A:1387:LYS:CB	1:A:1390:GLN:HB2	2.10	0.81
1:B:1583:LEU:O	1:B:1587:TRP:NE1	2.14	0.81
1:C:1122:LYS:O	1:C:1126:ASP:HB2	1.79	0.81
1:C:1122:LYS:NZ	1:C:1147:SER:CB	2.43	0.81
1:A:1166:GLU:O	1:A:1170:GLU:CB	2.28	0.81
1:B:1362:VAL:HG22	1:B:1377:THR:CG2	2.11	0.81
1:A:1130:LYS:CD	1:A:1156:TYR:CD1	2.62	0.81
1:A:1166:GLU:O	1:A:1170:GLU:HG2	1.81	0.81
1:A:1408:ILE:HG23	1:A:1412:LEU:HB2	1.63	0.81
1:A:1626:ALA:O	1:A:1630:GLN:HG3	1.81	0.81
1:B:1166:GLU:O	1:B:1170:GLU:CB	2.29	0.81
1:B:1387:LYS:CB	1:B:1390:GLN:HB2	2.10	0.81
1:B:1408:ILE:HG23	1:B:1412:LEU:HB2	1.63	0.81
1:C:1408:ILE:HG23	1:C:1412:LEU:HB2	1.63	0.81
1:A:1586:ALA:O	1:A:1591:ILE:N	2.14	0.81
1:B:1091:ASN:ND2	1:B:1092:LEU:HG	1.95	0.81
1:C:1161:ARG:HA	1:C:1165:ARG:CA	2.10	0.81
1:C:1166:GLU:O	1:C:1170:GLU:CB	2.28	0.81
1:C:1358:TRP:HH2	1:C:1381:HIS:CE1	1.95	0.81
1:A:1113:LYS:N	1:A:1139:GLU:OE2	2.14	0.80
1:A:1358:TRP:CE3	1:A:1381:HIS:CD2	2.69	0.80
1:B:1161:ARG:HA	1:B:1165:ARG:CA	2.10	0.80
1:B:1167:SER:O	1:B:1171:THR:CA	2.28	0.80
1:B:1431:ASP:O	1:B:1433:THR:N	2.14	0.80
1:B:1626:ALA:O	1:B:1630:GLN:HG3	1.81	0.80
1:C:1079:THR:HG23	1:C:1105:PRO:CG	2.07	0.80
1:C:1130:LYS:HE2	1:C:1156:TYR:HA	1.62	0.80
1:C:1438:TYR:O	1:C:1442:VAL:CG2	2.28	0.80
2:E:126:GLU:O	2:E:129:GLU:HG2	1.81	0.80
1:A:1091:ASN:ND2	1:A:1092:LEU:HG	1.95	0.80
1:A:1395:ILE:HG12	1:A:1404:TYR:CD2	2.15	0.80
1:B:1492:ASN:O	1:B:1493:ILE:HD13	1.80	0.80
1:C:1166:GLU:O	1:C:1170:GLU:HG2	1.81	0.80

*Continued on next page...*

*Continued from previous page...*

Atom-1	Atom-2	Interatomic distance (Å)	Clash overlap (Å)
1:A:1382:PRO:HG2	2:F:123:MET:HE3	0.81	0.80
1:A:1539:GLN:HE22	2:F:177:UNK:CB	1.92	0.80
1:A:1122:LYS:NZ	1:A:1147:SER:CB	2.43	0.80
1:B:1122:LYS:O	1:B:1126:ASP:HB2	1.79	0.80
1:B:1326:LYS:O	1:B:1327:PHE:CG	2.33	0.80
1:A:1445:LEU:N	1:A:1446:PRO:HD2	1.94	0.80
1:A:1577:LEU:O	1:A:1579:PRO:HD3	1.79	0.80
1:B:1122:LYS:NZ	1:B:1147:SER:CB	2.43	0.80
1:B:1356:HIS:CD2	2:D:112:ARG:HE	2.00	0.80
1:B:1361:LEU:HD21	1:B:1365:TYR:CZ	2.15	0.80
1:C:1091:ASN:ND2	1:C:1092:LEU:HG	1.95	0.80
1:C:1167:SER:O	1:C:1171:THR:CA	2.28	0.80
2:E:90:ALA:H	2:E:91:GLN:CA	1.94	0.80
1:B:1113:LYS:N	1:B:1139:GLU:OE2	2.14	0.80
1:B:1130:LYS:CD	1:B:1156:TYR:CD1	2.62	0.80
1:B:1405:TYR:CG	1:B:1434:ARG:NH1	2.47	0.80
1:C:1336:LEU:HD13	1:C:1364:LEU:HD21	1.62	0.80
1:A:1414:PHE:HB2	2:F:130:LYS:NZ	1.97	0.80
1:A:1165:ARG:HH21	1:A:1194:ASN:ND2	1.79	0.80
1:B:1538:MET:HE3	1:B:1566:PHE:HB3	1.63	0.80
1:A:1605:GLU:CB	1:B:1580:ASP:OD1	2.28	0.80
2:E:155:ILE:H	2:E:155:ILE:CD1	1.95	0.80
1:A:1583:LEU:O	1:A:1587:TRP:NE1	2.14	0.80
1:C:1206:TYR:O	1:C:1230:THR:HG21	1.80	0.80
1:C:1362:VAL:HG22	1:C:1377:THR:CG2	2.11	0.80
1:C:1621:LYS:O	1:C:1625:GLN:HG3	1.82	0.80
2:F:180:UNK:O	2:F:182:UNK:N	2.15	0.80
1:B:1082:VAL:HG13	1:B:1083:GLN:N	1.97	0.80
1:C:1113:LYS:N	1:C:1139:GLU:OE2	2.14	0.80
1:A:1414:PHE:CB	2:F:130:LYS:NZ	2.45	0.80
1:B:1166:GLU:O	1:B:1170:GLU:HG2	1.81	0.80
1:B:1277:VAL:HG23	1:B:1278:VAL:H	1.47	0.80
1:B:1395:ILE:HG12	1:B:1404:TYR:CD2	2.15	0.80
1:C:1494:SER:HA	1:C:1497:GLN:CD	2.02	0.80
1:A:1167:SER:O	1:A:1171:THR:CA	2.28	0.80
1:A:1431:ASP:O	1:A:1433:THR:N	2.14	0.80
1:A:1601:GLN:CB	1:B:1587:TRP:CH2	2.62	0.80
1:A:1621:LYS:O	1:A:1625:GLN:HG3	1.82	0.80
1:C:1586:ALA:O	1:C:1591:ILE:N	2.14	0.80
1:A:1358:TRP:O	1:A:1362:VAL:CG2	2.29	0.79
1:B:1586:ALA:O	1:B:1591:ILE:N	2.14	0.79

*Continued on next page...*

*Continued from previous page...*

Atom-1	Atom-2	Interatomic distance (Å)	Clash overlap (Å)
1:C:1583:LEU:O	1:C:1587:TRP:NE1	2.14	0.79
1:A:1161:ARG:HA	1:A:1165:ARG:CA	2.10	0.79
1:A:1362:VAL:HG22	1:A:1377:THR:CG2	2.11	0.79
1:A:1492:ASN:O	1:A:1493:ILE:HD13	1.80	0.79
1:B:1159:MET:O	1:B:1163:LYS:CD	2.30	0.79
1:C:1122:LYS:CE	1:C:1147:SER:CB	2.60	0.79
1:A:1253:TRP:C	1:A:1255:GLU:H	1.85	0.79
1:A:1538:MET:HE3	1:A:1566:PHE:HB3	1.63	0.79
1:B:1514:LEU:O	1:B:1514:LEU:HD23	1.82	0.79
1:C:1358:TRP:CE3	1:C:1381:HIS:CD2	2.69	0.79
1:B:1412:LEU:CA	1:B:1419:LEU:HD13	2.13	0.79
1:C:1358:TRP:O	1:C:1362:VAL:CG2	2.30	0.79
1:C:1514:LEU:HD23	1:C:1514:LEU:O	1.82	0.79
2:E:127:TRP:HA	2:E:130:LYS:HE3	1.65	0.79
1:A:1085:LEU:O	1:A:1086:ILE:O	2.01	0.79
1:A:1270:GLN:OE1	1:A:1298:GLU:HB3	1.83	0.79
1:A:1494:SER:HA	1:A:1497:GLN:CD	2.02	0.79
1:B:1122:LYS:CE	1:B:1147:SER:CB	2.60	0.79
1:C:1082:VAL:HG13	1:C:1083:GLN:N	1.97	0.79
1:C:1361:LEU:HD21	1:C:1365:TYR:CZ	2.16	0.79
1:C:1566:PHE:CZ	2:E:178:UNK:HA	2.16	0.79
1:A:1412:LEU:CA	1:A:1419:LEU:HD13	2.13	0.79
1:A:1605:GLU:CA	1:A:1608:THR:HB	2.12	0.79
1:B:1234:LEU:HG	1:B:1235:GLY:H	1.48	0.79
1:B:1261:VAL:HG22	1:B:1295:TYR:HE2	1.45	0.79
1:C:1159:MET:O	1:C:1163:LYS:CD	2.30	0.79
1:C:1192:GLY:N	1:C:1193:PRO:CD	2.45	0.79
1:B:1381:HIS:HA	2:D:115:GLU:HG3	1.64	0.79
1:A:1159:MET:O	1:A:1163:LYS:CD	2.30	0.79
1:B:1336:LEU:HD13	1:B:1364:LEU:HD21	1.62	0.79
1:B:1358:TRP:CE3	1:B:1381:HIS:CD2	2.69	0.79
1:C:1626:ALA:O	1:C:1630:GLN:HG3	1.81	0.79
2:D:126:GLU:O	2:D:129:GLU:HG2	1.81	0.79
1:B:1161:ARG:HE	1:B:1170:GLU:HB2	1.48	0.79
1:B:1253:TRP:C	1:B:1255:GLU:H	1.86	0.79
1:A:1414:PHE:HE1	2:F:127:TRP:CD1	1.94	0.79
1:A:1149:ASN:O	1:A:1153:LEU:HB2	1.83	0.79
1:A:1161:ARG:HE	1:A:1170:GLU:HB2	1.47	0.79
1:B:1158:GLN:HG2	1:B:1159:MET:SD	2.23	0.79
1:B:1270:GLN:OE1	1:B:1298:GLU:HB3	1.83	0.79
1:B:1621:LYS:O	1:B:1625:GLN:HG3	1.82	0.79

*Continued on next page...*

*Continued from previous page...*

Atom-1	Atom-2	Interatomic distance (Å)	Clash overlap (Å)
1:C:1412:LEU:CA	1:C:1419:LEU:HD13	2.13	0.79
1:A:1357:LEU:HD21	2:F:111:LYS:HE3	1.41	0.79
2:F:126:GLU:O	2:F:129:GLU:HG2	1.81	0.79
1:A:1192:GLY:N	1:A:1193:PRO:CD	2.45	0.79
1:A:1234:LEU:HG	1:A:1235:GLY:H	1.48	0.79
1:B:1192:GLY:N	1:B:1193:PRO:CD	2.45	0.79
1:C:1079:THR:O	1:C:1079:THR:HG22	1.83	0.79
1:C:1158:GLN:HG2	1:C:1159:MET:SD	2.23	0.79
1:C:1605:GLU:CA	1:C:1608:THR:HB	2.12	0.79
1:C:1598:TYR:HD2	2:E:198:UNK:CB	1.95	0.79
1:A:1082:VAL:HG13	1:A:1083:GLN:N	1.97	0.78
1:A:1122:LYS:CE	1:A:1147:SER:CB	2.60	0.78
1:A:1158:GLN:HG2	1:A:1159:MET:SD	2.23	0.78
1:A:1414:PHE:CZ	2:F:127:TRP:CD1	2.61	0.78
1:B:1494:SER:HA	1:B:1497:GLN:CD	2.02	0.78
1:A:1277:VAL:HG23	1:A:1278:VAL:H	1.47	0.78
1:A:1505:ILE:HD12	2:F:153:ASN:ND2	1.59	0.78
1:B:1214:ALA:O	1:B:1218:TYR:HB2	1.84	0.78
1:B:1471:PHE:HB3	1:B:1480:LEU:HB2	1.66	0.78
1:C:1499:LEU:HB2	1:C:1511:ALA:HB2	1.66	0.78
2:F:194:UNK:C	2:F:197:UNK:CA	2.61	0.78
1:A:1271:MET:O	1:A:1275:HIS:HB2	1.83	0.78
1:A:1336:LEU:HD13	1:A:1364:LEU:HD21	1.62	0.78
1:A:1387:LYS:HB2	1:A:1390:GLN:HB3	1.64	0.78
1:B:1149:ASN:O	1:B:1153:LEU:HB2	1.83	0.78
1:B:1358:TRP:O	1:B:1362:VAL:CG2	2.30	0.78
1:C:1270:GLN:OE1	1:C:1298:GLU:HB3	1.83	0.78
1:A:1514:LEU:O	1:A:1514:LEU:HD23	1.82	0.78
1:B:1271:MET:O	1:B:1275:HIS:HB2	1.83	0.78
1:B:1387:LYS:HB2	1:B:1390:GLN:HB3	1.64	0.78
1:B:1609:LYS:HG2	1:B:1612:LYS:HD2	1.66	0.78
1:C:1154:VAL:HG21	1:C:1180:THR:HG23	1.61	0.78
1:C:1471:PHE:HB3	1:C:1480:LEU:HB2	1.66	0.78
1:B:1327:PHE:CA	2:D:104:LYS:HZ1	1.88	0.78
1:A:1444:GLN:C	1:A:1446:PRO:HD2	2.04	0.78
1:B:1091:ASN:HD21	1:B:1092:LEU:HG	1.49	0.78
1:B:1168:TYR:HD1	1:B:1168:TYR:H	1.31	0.78
1:A:1609:LYS:HG2	1:A:1612:LYS:HD2	1.66	0.78
1:C:1271:MET:O	1:C:1275:HIS:HB2	1.84	0.78
2:D:150:LYS:O	2:D:152:ASN:O	2.02	0.78
2:F:150:LYS:O	2:F:152:ASN:O	2.02	0.78

*Continued on next page...*

*Continued from previous page...*

Atom-1	Atom-2	Interatomic distance (Å)	Clash overlap (Å)
1:A:1327:PHE:CG	2:F:104:LYS:NZ	2.20	0.78
1:C:1085:LEU:O	1:C:1086:ILE:O	2.01	0.78
1:C:1149:ASN:O	1:C:1153:LEU:HB2	1.83	0.78
1:C:1277:VAL:HG23	1:C:1278:VAL:H	1.47	0.78
1:C:1427:SER:HB3	1:C:1428:PRO:HD3	1.65	0.78
1:C:1598:TYR:CD2	2:E:198:UNK:C	2.66	0.78
1:B:1326:LYS:O	2:D:104:LYS:HE2	1.78	0.78
2:E:108:GLU:OE2	2:E:109:GLN:CG	2.32	0.78
1:A:1091:ASN:HD21	1:A:1092:LEU:HG	1.49	0.78
1:A:1471:PHE:HB3	1:A:1480:LEU:HB2	1.66	0.78
1:A:1596:MET:H	1:A:1597:PRO:CD	1.93	0.78
1:B:1292:ASP:O	2:D:96:THR:HG23	1.82	0.78
1:B:1108:TRP:CZ2	1:B:1129:ILE:CB	2.51	0.78
1:C:1168:TYR:H	1:C:1168:TYR:HD1	1.31	0.78
2:D:127:TRP:HA	2:D:130:LYS:HE3	1.65	0.78
2:E:151:ILE:HA	2:E:154:ARG:HD3	1.66	0.78
1:A:1166:GLU:O	1:A:1170:GLU:CA	2.32	0.78
1:A:1471:PHE:HA	1:A:1474:GLU:HG2	1.66	0.78
1:A:1617:GLU:HA	1:A:1620:ARG:NH1	1.99	0.78
1:B:1444:GLN:C	1:B:1446:PRO:HD2	2.04	0.78
1:B:1617:GLU:HA	1:B:1620:ARG:NH1	1.99	0.78
1:C:1361:LEU:C	1:C:1361:LEU:HD23	2.05	0.78
1:C:1444:GLN:C	1:C:1446:PRO:HD2	2.04	0.78
1:C:1513:TYR:O	1:C:1516:LYS:HG2	1.84	0.78
2:F:151:ILE:HA	2:F:154:ARG:HD3	1.65	0.78
1:B:1535:LYS:HE2	1:B:1535:LYS:HA	1.66	0.77
1:C:1387:LYS:HB2	1:C:1390:GLN:HB3	1.64	0.77
1:C:1617:GLU:HA	1:C:1620:ARG:NH1	1.99	0.77
1:A:1214:ALA:O	1:A:1218:TYR:HB2	1.83	0.77
1:A:1525:VAL:HG13	1:A:1526:GLU:OE2	1.84	0.77
1:B:1375:ILE:HD11	1:B:1394:ILE:HB	1.66	0.77
2:D:172:UNK:O	2:D:175:UNK:CB	2.31	0.77
2:E:202:UNK:O	2:E:203:UNK:O	2.01	0.77
1:A:1253:TRP:O	1:A:1289:TYR:CZ	2.38	0.77
1:A:1513:TYR:O	1:A:1516:LYS:HG2	1.84	0.77
1:B:1166:GLU:O	1:B:1170:GLU:CA	2.32	0.77
1:B:1361:LEU:HD23	1:B:1361:LEU:C	2.04	0.77
1:B:1159:MET:CA	1:B:1163:LYS:NZ	2.37	0.77
1:C:1253:TRP:C	1:C:1255:GLU:H	1.86	0.77
1:C:1525:VAL:HG13	1:C:1526:GLU:OE2	1.84	0.77
1:A:1165:ARG:CZ	1:A:1194:ASN:OD1	2.33	0.77

*Continued on next page...*

*Continued from previous page...*

Atom-1	Atom-2	Interatomic distance (Å)	Clash overlap (Å)
1:A:1428:PRO:O	1:A:1429:ARG:CB	2.32	0.77
1:A:1535:LYS:HA	1:A:1535:LYS:HE2	1.66	0.77
1:B:1428:PRO:O	1:B:1429:ARG:CB	2.32	0.77
1:C:1107:VAL:HG12	1:C:1111:LEU:HB2	1.66	0.77
1:C:1253:TRP:O	1:C:1289:TYR:CZ	2.38	0.77
1:C:1431:ASP:O	1:C:1433:THR:N	2.14	0.77
1:C:1609:LYS:HG2	1:C:1612:LYS:HD2	1.66	0.77
1:B:1471:PHE:HA	1:B:1474:GLU:HG2	1.66	0.77
1:C:1166:GLU:O	1:C:1170:GLU:CA	2.32	0.77
1:A:1079:THR:O	1:A:1079:THR:HG22	1.83	0.77
1:A:1403:LEU:HD13	1:A:1403:LEU:O	1.85	0.77
1:A:1584:GLU:HA	1:A:1587:TRP:CD2	2.20	0.77
1:B:1455:VAL:HG12	1:B:1456:GLN:N	1.98	0.77
1:C:1159:MET:O	1:C:1163:LYS:CE	2.33	0.77
1:C:1409:GLN:O	1:C:1413:GLU:CB	2.30	0.77
1:C:1455:VAL:HG12	1:C:1456:GLN:N	1.98	0.77
2:E:146:VAL:HA	2:E:149:ASN:OD1	1.85	0.77
2:F:194:UNK:O	2:F:197:UNK:HA	1.85	0.77
1:A:1107:VAL:HG12	1:A:1111:LEU:HB2	1.66	0.77
1:A:1279:HIS:CG	1:A:1282:GLU:CB	2.66	0.77
1:A:1290:TYR:CD2	1:A:1299:LEU:CD1	2.57	0.77
1:B:1079:THR:HG22	1:B:1079:THR:O	1.83	0.77
1:B:1159:MET:O	1:B:1163:LYS:CE	2.33	0.77
1:B:1279:HIS:CG	1:B:1282:GLU:CB	2.66	0.77
1:B:1525:VAL:HG13	1:B:1526:GLU:OE2	1.84	0.77
1:C:1472:ILE:HA	1:C:1507:PHE:CE1	2.18	0.77
1:A:1361:LEU:HD23	1:A:1361:LEU:C	2.05	0.77
1:B:1250:THR:HB	1:B:1285:GLU:OE1	1.85	0.77
1:C:1130:LYS:HB2	1:C:1156:TYR:CE1	2.20	0.77
1:C:1234:LEU:HG	1:C:1235:GLY:H	1.48	0.77
1:C:1535:LYS:HA	1:C:1535:LYS:HE2	1.66	0.77
1:A:1130:LYS:HB2	1:A:1156:TYR:CE1	2.20	0.77
1:A:1294:GLY:HA2	2:F:100:GLU:O	1.85	0.77
1:B:1414:PHE:O	2:D:130:LYS:HE2	1.82	0.77
2:E:150:LYS:O	2:E:152:ASN:O	2.02	0.77
2:F:190:UNK:O	2:F:191:UNK:C	2.33	0.77
1:A:1115:GLN:HG3	1:A:1125:ILE:HG12	1.67	0.76
1:A:1375:ILE:HD11	1:A:1394:ILE:HB	1.66	0.76
1:A:1427:SER:HB3	1:A:1428:PRO:HD3	1.65	0.76
1:A:1499:LEU:HB2	1:A:1511:ALA:HB2	1.66	0.76
1:B:1107:VAL:HG12	1:B:1111:LEU:HB2	1.67	0.76

*Continued on next page...*

*Continued from previous page...*

Atom-1	Atom-2	Interatomic distance (Å)	Clash overlap (Å)
1:B:1264:LYS:NZ	1:B:1268:LEU:CD1	2.48	0.76
1:B:1253:TRP:O	1:B:1289:TYR:CZ	2.38	0.76
1:B:1584:GLU:HA	1:B:1587:TRP:CD2	2.20	0.76
1:C:1161:ARG:HE	1:C:1170:GLU:HB2	1.48	0.76
1:C:1165:ARG:CZ	1:C:1194:ASN:OD1	2.33	0.76
1:C:1428:PRO:O	1:C:1429:ARG:CB	2.32	0.76
2:F:118:ALA:HA	2:F:121:LYS:CE	2.15	0.76
1:A:1232:VAL:C	1:A:1234:LEU:N	2.37	0.76
1:B:1085:LEU:O	1:B:1086:ILE:O	2.01	0.76
1:B:1403:LEU:C	1:B:1403:LEU:HD13	2.05	0.76
1:C:1137:TYR:O	1:C:1141:VAL:HG23	1.85	0.76
1:C:1214:ALA:O	1:C:1218:TYR:HB2	1.84	0.76
1:C:1250:THR:HB	1:C:1285:GLU:OE1	1.85	0.76
1:C:1264:LYS:NZ	1:C:1268:LEU:CD1	2.48	0.76
2:D:181:UNK:O	2:D:182:UNK:C	2.28	0.76
1:C:1403:LEU:HD13	1:C:1403:LEU:O	1.85	0.76
1:B:1165:ARG:CZ	1:B:1194:ASN:OD1	2.33	0.76
1:B:1277:VAL:HG23	1:B:1278:VAL:N	2.01	0.76
1:B:1499:LEU:HB2	1:B:1511:ALA:HB2	1.66	0.76
2:E:133:LYS:HA	2:E:133:LYS:HZ1	1.46	0.76
2:F:118:ALA:HA	2:F:121:LYS:HE3	1.68	0.76
1:A:1137:TYR:O	1:A:1141:VAL:HG23	1.86	0.76
1:B:1513:TYR:O	1:B:1516:LYS:HG2	1.84	0.76
1:C:1166:GLU:OE1	1:C:1168:TYR:CD2	2.39	0.76
1:B:1292:ASP:HA	2:D:97:GLN:CA	2.15	0.76
2:D:118:ALA:HA	2:D:121:LYS:CE	2.15	0.76
2:D:151:ILE:HA	2:D:154:ARG:HD3	1.66	0.76
2:F:146:VAL:HA	2:F:149:ASN:OD1	1.85	0.76
1:A:1403:LEU:C	1:A:1403:LEU:HD13	2.05	0.76
1:A:1472:ILE:HA	1:A:1507:PHE:CE1	2.18	0.76
1:B:1292:ASP:HA	2:D:97:GLN:C	2.04	0.76
1:B:1601:GLN:HG3	1:B:1604:LYS:HD2	1.67	0.76
1:C:1122:LYS:HG3	1:C:1123:GLU:N	1.99	0.76
1:C:1375:ILE:HD11	1:C:1394:ILE:HB	1.66	0.76
1:C:1596:MET:H	1:C:1597:PRO:CD	1.93	0.76
2:F:127:TRP:HA	2:F:130:LYS:HE3	1.66	0.76
1:B:1115:GLN:HG3	1:B:1125:ILE:HG12	1.67	0.76
1:B:1274:LEU:C	1:B:1277:VAL:HG22	2.06	0.76
1:C:1159:MET:CA	1:C:1163:LYS:NZ	2.37	0.76
1:C:1165:ARG:NH2	1:C:1194:ASN:CG	2.34	0.76
2:D:146:VAL:HA	2:D:149:ASN:OD1	1.85	0.76

*Continued on next page...*

*Continued from previous page...*

Atom-1	Atom-2	Interatomic distance (Å)	Clash overlap (Å)
1:A:1264:LYS:NZ	1:A:1268:LEU:CD1	2.48	0.76
1:A:1274:LEU:C	1:A:1277:VAL:HG22	2.06	0.76
1:A:1282:GLU:CG	1:A:1283:LEU:H	1.99	0.76
1:A:1535:LYS:NZ	1:A:1563:ARG:HH12	1.84	0.76
1:B:1130:LYS:HB2	1:B:1156:TYR:CE1	2.20	0.76
1:B:1504:LEU:CG	2:D:149:ASN:HA	2.15	0.76
1:C:1232:VAL:C	1:C:1234:LEU:N	2.37	0.76
1:C:1403:LEU:HD13	1:C:1403:LEU:C	2.05	0.76
1:A:1357:LEU:HD21	2:F:111:LYS:HE2	1.66	0.76
1:A:1122:LYS:HG3	1:A:1123:GLU:N	1.99	0.76
1:A:1166:GLU:OE1	1:A:1168:TYR:CD2	2.38	0.76
1:A:1274:LEU:HG	1:A:1302:MET:CG	2.14	0.76
1:B:1137:TYR:O	1:B:1141:VAL:HG23	1.86	0.76
1:B:1605:GLU:CA	1:B:1608:THR:HB	2.12	0.76
1:C:1296:PHE:O	1:C:1297:GLU:C	2.25	0.76
1:A:1108:TRP:CZ2	1:A:1129:ILE:CB	2.51	0.75
1:A:1274:LEU:HA	1:A:1277:VAL:CG2	2.16	0.75
1:A:1327:PHE:HE1	2:F:104:LYS:HB3	1.31	0.75
1:B:1122:LYS:HG3	1:B:1123:GLU:N	1.99	0.75
1:B:1166:GLU:OE1	1:B:1168:TYR:CD2	2.39	0.75
1:B:1188:GLU:HA	1:B:1191:ASN:HD22	1.50	0.75
1:C:1261:VAL:HG22	1:C:1295:TYR:HE2	1.45	0.75
1:C:1274:LEU:C	1:C:1277:VAL:HG22	2.06	0.75
1:C:1471:PHE:HA	1:C:1474:GLU:HG2	1.66	0.75
1:C:1521:TRP:O	1:C:1525:VAL:HG12	1.86	0.75
1:A:1258:PHE:HZ	2:F:93:ASP:OD1	1.69	0.75
2:F:91:GLN:NE2	2:F:94:ARG:HG2	2.01	0.75
1:A:1079:THR:HG23	1:A:1105:PRO:CG	2.08	0.75
1:A:1277:VAL:HG23	1:A:1278:VAL:N	2.01	0.75
1:A:1601:GLN:HG3	1:A:1604:LYS:HD2	1.67	0.75
1:B:1358:TRP:HE3	1:B:1377:THR:HG22	1.49	0.75
1:C:1598:TYR:HD2	2:E:198:UNK:C	1.97	0.75
1:A:1455:VAL:HG12	1:A:1456:GLN:N	1.98	0.75
1:C:1414:PHE:O	1:C:1416:PRO:CD	2.21	0.75
1:C:1601:GLN:HG3	1:C:1604:LYS:HD2	1.68	0.75
1:A:1445:LEU:O	1:A:1448:VAL:HG22	1.87	0.75
1:C:1358:TRP:CE3	1:C:1377:THR:HG22	2.22	0.75
1:C:1584:GLU:HA	1:C:1587:TRP:CD2	2.20	0.75
2:E:118:ALA:HA	2:E:121:LYS:CE	2.15	0.75
2:E:118:ALA:O	2:E:122:VAL:HG22	1.87	0.75
1:A:1332:MET:CE	1:A:1357:LEU:HD13	2.17	0.75

*Continued on next page...*

*Continued from previous page...*

Atom-1	Atom-2	Interatomic distance (Å)	Clash overlap (Å)
1:B:1165:ARG:NH2	1:B:1194:ASN:CG	2.34	0.75
1:B:1292:ASP:C	2:D:97:GLN:CA	2.41	0.75
1:B:1296:PHE:O	1:B:1297:GLU:C	2.25	0.75
1:C:1274:LEU:HG	1:C:1302:MET:CG	2.14	0.75
1:A:1250:THR:HB	1:A:1285:GLU:OE1	1.85	0.75
1:B:1403:LEU:O	1:B:1403:LEU:HD13	1.85	0.75
1:C:1412:LEU:HB2	1:C:1419:LEU:HD13	1.69	0.75
2:F:118:ALA:O	2:F:122:VAL:HG22	1.87	0.75
1:B:1166:GLU:O	1:B:1170:GLU:CG	2.35	0.75
1:B:1472:ILE:HA	1:B:1507:PHE:CE1	2.18	0.75
1:C:1412:LEU:HD21	1:C:1439:PHE:CE1	2.22	0.75
2:F:162:GLN:C	2:F:166:ALA:CB	2.51	0.75
1:A:1292:ASP:O	2:F:96:THR:O	2.04	0.75
1:A:1166:GLU:O	1:A:1170:GLU:CG	2.35	0.75
1:A:1358:TRP:HE3	1:A:1377:THR:HG22	1.49	0.75
1:B:1274:LEU:HA	1:B:1277:VAL:CG2	2.16	0.75
1:B:1412:LEU:HD21	1:B:1439:PHE:CE1	2.22	0.75
1:C:1362:VAL:HG22	1:C:1377:THR:HG21	1.69	0.75
1:C:1445:LEU:O	1:C:1448:VAL:HG22	1.87	0.75
1:A:1188:GLU:HA	1:A:1191:ASN:HD22	1.50	0.74
1:B:1290:TYR:HD2	1:B:1299:LEU:HD13	1.02	0.74
1:C:1115:GLN:HG3	1:C:1125:ILE:HG12	1.67	0.74
1:C:1274:LEU:HA	1:C:1277:VAL:CG2	2.16	0.74
1:A:1412:LEU:HD21	1:A:1439:PHE:CE1	2.22	0.74
1:B:1535:LYS:NZ	1:B:1563:ARG:HH12	1.84	0.74
1:B:1596:MET:H	1:B:1597:PRO:CD	1.93	0.74
1:C:1091:ASN:HD21	1:C:1092:LEU:HG	1.49	0.74
1:C:1166:GLU:O	1:C:1170:GLU:CG	2.35	0.74
1:C:1535:LYS:NZ	1:C:1563:ARG:HH12	1.84	0.74
1:A:1257:CYS:HA	1:A:1260:CYS:SG	2.27	0.74
1:A:1332:MET:HG3	1:A:1357:LEU:CD1	2.18	0.74
1:A:1521:TRP:O	1:A:1525:VAL:HG12	1.86	0.74
1:B:1274:LEU:HA	1:B:1277:VAL:HG21	1.70	0.74
1:B:1282:GLU:CG	1:B:1283:LEU:H	1.99	0.74
1:C:1602:VAL:O	1:C:1606:TYR:HB2	1.87	0.74
2:E:146:VAL:O	2:E:149:ASN:HB2	1.87	0.74
1:A:1108:TRP:HZ3	1:A:1129:ILE:HG21	1.50	0.74
1:B:1409:GLN:O	1:B:1413:GLU:CB	2.30	0.74
1:B:1427:SER:HB3	1:B:1428:PRO:HD3	1.65	0.74
1:B:1554:LEU:HA	1:B:1557:PHE:HD2	1.53	0.74
1:C:1188:GLU:HA	1:C:1191:ASN:HD22	1.50	0.74

*Continued on next page...*

*Continued from previous page...*

Atom-1	Atom-2	Interatomic distance (Å)	Clash overlap (Å)
1:C:1465:GLU:CD	1:C:1465:GLU:C	2.46	0.74
2:D:118:ALA:O	2:D:122:VAL:HG22	1.87	0.74
1:A:1371:TYR:HB3	1:A:1394:ILE:HG22	1.69	0.74
1:B:1332:MET:CE	1:B:1357:LEU:HD13	2.17	0.74
1:B:1332:MET:HG3	1:B:1357:LEU:CD1	2.18	0.74
1:B:1521:TRP:O	1:B:1525:VAL:HG12	1.87	0.74
1:C:1332:MET:HG3	1:C:1357:LEU:CD1	2.18	0.74
1:C:1538:MET:HE3	1:C:1566:PHE:HB3	1.68	0.74
1:A:1554:LEU:HA	1:A:1557:PHE:HD2	1.52	0.74
1:B:1358:TRP:HZ2	2:D:112:ARG:NH2	1.86	0.74
1:B:1602:VAL:O	1:B:1606:TYR:HB2	1.87	0.74
1:C:1554:LEU:HA	1:C:1557:PHE:HD2	1.52	0.74
2:D:146:VAL:O	2:D:149:ASN:HB2	1.87	0.74
1:A:1354:GLN:O	2:F:108:GLU:OE1	2.05	0.74
1:A:1161:ARG:HA	1:A:1165:ARG:HA	1.70	0.74
1:A:1168:TYR:HD1	1:A:1168:TYR:H	1.31	0.74
1:B:1166:GLU:OE1	1:B:1169:VAL:CG2	2.35	0.74
1:B:1274:LEU:HG	1:B:1302:MET:CG	2.14	0.74
1:B:1362:VAL:HG22	1:B:1377:THR:HG21	1.69	0.74
1:B:1465:GLU:C	1:B:1465:GLU:CD	2.46	0.74
1:A:1362:VAL:HG22	1:A:1377:THR:HG21	1.69	0.74
1:C:1332:MET:CE	1:C:1357:LEU:HD13	2.17	0.74
2:D:118:ALA:HA	2:D:121:LYS:HE3	1.68	0.74
2:F:146:VAL:O	2:F:149:ASN:HB2	1.87	0.74
1:A:1159:MET:O	1:A:1163:LYS:CE	2.33	0.74
1:A:1465:GLU:C	1:A:1465:GLU:CD	2.47	0.74
1:B:1168:TYR:CD1	1:B:1168:TYR:N	2.56	0.74
1:B:1505:ILE:HD11	2:D:152:ASN:HB3	1.68	0.74
1:C:1159:MET:HA	1:C:1162:LYS:NZ	2.03	0.74
1:C:1257:CYS:HA	1:C:1260:CYS:SG	2.27	0.74
1:C:1387:LYS:CB	1:C:1390:GLN:CB	2.66	0.74
1:A:1168:TYR:N	1:A:1168:TYR:CD1	2.56	0.73
1:A:1496:ALA:HB2	1:A:1514:LEU:HD22	1.70	0.73
1:B:1445:LEU:O	1:B:1448:VAL:HG22	1.87	0.73
1:C:1215:LYS:O	1:C:1217:LEU:N	2.21	0.73
1:C:1282:GLU:CG	1:C:1283:LEU:H	1.99	0.73
2:E:118:ALA:HA	2:E:121:LYS:HE3	1.68	0.73
1:A:1513:TYR:HD1	1:A:1516:LYS:HE2	1.53	0.73
1:B:1258:PHE:O	1:B:1293:ARG:NH1	2.21	0.73
1:B:1419:LEU:C	1:B:1422:LEU:HB3	2.08	0.73
1:C:1274:LEU:HA	1:C:1277:VAL:HG21	1.70	0.73

*Continued on next page...*

*Continued from previous page...*

Atom-1	Atom-2	Interatomic distance (Å)	Clash overlap (Å)
2:F:152:ASN:O	2:F:153:ASN:HB2	1.88	0.73
1:A:1419:LEU:C	1:A:1422:LEU:HB3	2.08	0.73
1:B:1513:TYR:HD1	1:B:1516:LYS:HE2	1.53	0.73
2:F:183:UNK:O	2:F:187:UNK:N	2.21	0.73
1:A:1417:LEU:O	1:A:1418:LEU:CB	2.34	0.73
1:B:1412:LEU:HB2	1:B:1419:LEU:HD13	1.69	0.73
1:C:1504:LEU:HD11	2:E:149:ASN:ND2	1.99	0.73
1:C:1496:ALA:HB2	1:C:1514:LEU:HD22	1.70	0.73
1:B:1257:CYS:HA	1:B:1260:CYS:SG	2.27	0.73
1:B:1412:LEU:HD12	1:B:1419:LEU:HD21	1.65	0.73
1:C:1161:ARG:HA	1:C:1165:ARG:HA	1.70	0.73
1:C:1513:TYR:HD1	1:C:1516:LYS:HE2	1.53	0.73
2:E:129:GLU:HB2	2:E:132:LYS:HZ2	1.54	0.73
2:E:152:ASN:O	2:E:153:ASN:HB2	1.89	0.73
2:E:155:ILE:HD12	2:E:155:ILE:N	2.02	0.73
1:C:1253:TRP:CE3	1:C:1276:ILE:CB	2.72	0.73
1:C:1277:VAL:HG23	1:C:1278:VAL:N	2.00	0.73
1:A:1296:PHE:O	1:A:1297:GLU:C	2.25	0.73
1:B:1215:LYS:O	1:B:1217:LEU:N	2.21	0.73
1:B:1253:TRP:CE3	1:B:1276:ILE:CB	2.72	0.73
1:C:1554:LEU:HD11	1:C:1568:ALA:HB2	1.71	0.73
1:A:1215:LYS:O	1:A:1217:LEU:N	2.21	0.73
1:A:1602:VAL:O	1:A:1606:TYR:HB2	1.87	0.73
1:B:1417:LEU:O	1:B:1418:LEU:CB	2.33	0.73
1:C:1371:TYR:HB3	1:C:1394:ILE:HG22	1.69	0.73
2:D:152:ASN:O	2:D:153:ASN:HB2	1.88	0.73
2:E:134:ASP:O	2:E:137:GLU:HB2	1.89	0.73
2:E:192:UNK:O	2:E:193:UNK:C	2.35	0.73
1:A:1554:LEU:HD11	1:A:1568:ALA:HB2	1.71	0.73
1:B:1282:GLU:O	1:B:1283:LEU:CB	2.37	0.73
1:C:1166:GLU:OE1	1:C:1169:VAL:CG2	2.35	0.73
1:A:1078:ASN:C	1:A:1102:CYS:HB3	2.09	0.73
1:A:1258:PHE:O	1:A:1293:ARG:NH1	2.21	0.73
1:A:1481:ARG:NH1	1:A:1510:ILE:HG12	2.04	0.73
1:B:1371:TYR:HB3	1:B:1394:ILE:HG22	1.69	0.73
1:C:1481:ARG:NH1	1:C:1510:ILE:HG12	2.04	0.73
1:B:1602:VAL:CG2	2:D:205:UNK:C	2.67	0.72
1:B:1326:LYS:HG3	2:D:104:LYS:HB3	1.70	0.72
1:A:1108:TRP:CE3	1:A:1129:ILE:HB	2.24	0.72
1:A:1161:ARG:HH21	1:A:1170:GLU:CD	1.93	0.72
1:A:1416:PRO:HG3	2:F:130:LYS:CG	1.98	0.72

*Continued on next page...*

*Continued from previous page...*

Atom-1	Atom-2	Interatomic distance (Å)	Clash overlap (Å)
1:C:1078:ASN:C	1:C:1102:CYS:HB3	2.09	0.72
1:C:1161:ARG:HH21	1:C:1170:GLU:CD	1.92	0.72
1:C:1602:VAL:HG22	2:E:203:UNK:HA	1.70	0.72
1:A:1253:TRP:CE3	1:A:1276:ILE:CB	2.72	0.72
1:A:1412:LEU:HB2	1:A:1419:LEU:HD13	1.69	0.72
1:B:1161:ARG:HH21	1:B:1170:GLU:CD	1.93	0.72
1:A:1580:ASP:OD2	1:C:1605:GLU:CG	2.36	0.72
1:A:1166:GLU:OE1	1:A:1169:VAL:CG2	2.35	0.72
1:A:1324:TYR:HD2	1:A:1332:MET:HA	1.55	0.72
1:B:1122:LYS:HZ1	1:B:1147:SER:CB	2.00	0.72
1:B:1149:ASN:O	1:B:1153:LEU:CB	2.38	0.72
1:B:1414:PHE:O	1:B:1416:PRO:CD	2.21	0.72
1:C:1258:PHE:O	1:C:1293:ARG:NH1	2.21	0.72
1:C:1425:VAL:HG23	1:C:1426:LEU:N	2.04	0.72
1:A:1425:VAL:HG23	1:A:1426:LEU:N	2.04	0.72
1:B:1411:TYR:O	1:B:1415:LYS:O	2.07	0.72
1:C:1167:SER:HB2	1:C:1197:HIS:N	2.05	0.72
1:C:1324:TYR:HD2	1:C:1332:MET:HA	1.54	0.72
1:C:1419:LEU:C	1:C:1422:LEU:HB3	2.08	0.72
2:D:127:TRP:CD1	2:D:128:ARG:HG3	2.24	0.72
1:A:1159:MET:HA	1:A:1162:LYS:NZ	2.03	0.72
1:B:1358:TRP:CE3	1:B:1377:THR:HG22	2.22	0.72
1:B:1387:LYS:CB	1:B:1390:GLN:CB	2.66	0.72
1:B:1496:ALA:HB2	1:B:1514:LEU:HD22	1.70	0.72
1:B:1481:ARG:NH1	1:B:1510:ILE:HG12	2.04	0.72
1:B:1554:LEU:HD11	1:B:1568:ALA:HB2	1.71	0.72
1:C:1168:TYR:N	1:C:1168:TYR:CD1	2.56	0.72
1:A:1150:TRP:O	1:A:1153:LEU:N	2.23	0.72
1:A:1475:GLU:OE2	2:F:146:VAL:N	2.01	0.72
2:E:127:TRP:CD1	2:E:128:ARG:HG3	2.25	0.72
1:A:1327:PHE:CB	2:F:104:LYS:NZ	2.53	0.72
1:A:1414:PHE:CZ	2:F:127:TRP:CE2	2.78	0.72
1:A:1368:TYR:CD1	1:A:1370:GLU:CG	2.73	0.72
1:B:1122:LYS:HE2	1:B:1147:SER:OG	1.90	0.72
1:B:1330:GLN:HG3	1:B:1331:LYS:H	1.54	0.72
1:C:1122:LYS:HE2	1:C:1147:SER:OG	1.89	0.72
2:F:106:ARG:HH21	2:F:106:ARG:HA	1.55	0.72
1:A:1358:TRP:CD1	2:F:115:GLU:CG	2.72	0.72
1:A:1274:LEU:HA	1:A:1277:VAL:HG21	1.70	0.72
1:A:1395:ILE:CG1	1:A:1404:TYR:CD2	2.72	0.72
1:B:1159:MET:HA	1:B:1162:LYS:NZ	2.03	0.72

*Continued on next page...*

*Continued from previous page...*

Atom-1	Atom-2	Interatomic distance (Å)	Clash overlap (Å)
1:C:1266:PHE:HB2	1:C:1268:LEU:HG	1.72	0.72
1:C:1330:GLN:HG3	1:C:1331:LYS:H	1.54	0.72
1:B:1108:TRP:HZ3	1:B:1129:ILE:HG21	1.50	0.72
1:C:1122:LYS:HE3	1:C:1147:SER:CB	2.20	0.72
1:C:1104:GLU:HB3	1:C:1128:TYR:O	1.90	0.72
1:C:1108:TRP:CE2	1:C:1129:ILE:HB	2.25	0.72
1:C:1150:TRP:O	1:C:1153:LEU:N	2.23	0.72
1:C:1411:TYR:O	1:C:1415:LYS:O	2.08	0.72
1:C:1468:ASN:O	1:C:1472:ILE:HG13	1.90	0.72
1:A:1165:ARG:NH2	1:A:1194:ASN:CG	2.34	0.71
1:C:1108:TRP:CE3	1:C:1129:ILE:HB	2.24	0.71
1:C:1368:TYR:CD1	1:C:1370:GLU:CG	2.73	0.71
2:D:106:ARG:HH21	2:D:106:ARG:HA	1.55	0.71
1:A:1266:PHE:HB2	1:A:1268:LEU:HG	1.72	0.71
1:A:1257:CYS:HB3	1:A:1289:TYR:OH	1.90	0.71
1:A:1468:ASN:O	1:A:1472:ILE:HG13	1.90	0.71
1:B:1108:TRP:CE3	1:B:1129:ILE:HB	2.24	0.71
1:B:1161:ARG:HA	1:B:1165:ARG:HA	1.70	0.71
1:B:1257:CYS:HB3	1:B:1289:TYR:OH	1.90	0.71
1:B:1324:TYR:HD2	1:B:1332:MET:HA	1.54	0.71
1:B:1368:TYR:CD1	1:B:1370:GLU:CG	2.73	0.71
1:B:1425:VAL:HG23	1:B:1426:LEU:N	2.04	0.71
1:B:1463:VAL:HG12	1:B:1467:LEU:HD22	1.72	0.71
1:B:1384:ASP:HB2	2:D:115:GLU:OE2	1.90	0.71
2:D:129:GLU:HB2	2:D:132:LYS:HZ2	1.54	0.71
2:E:105:TRP:C	2:E:108:GLU:HG3	2.10	0.71
1:A:1358:TRP:CE3	1:A:1377:THR:HG22	2.22	0.71
1:A:1362:VAL:CG2	1:A:1377:THR:HG21	2.20	0.71
1:B:1254:LYS:HA	1:B:1289:TYR:CD2	2.25	0.71
1:B:1468:ASN:O	1:B:1472:ILE:HG13	1.90	0.71
1:B:1150:TRP:O	1:B:1153:LEU:N	2.23	0.71
1:C:1215:LYS:C	1:C:1217:LEU:H	1.93	0.71
1:C:1270:GLN:CD	1:C:1298:GLU:HB3	2.11	0.71
1:C:1282:GLU:O	1:C:1283:LEU:CB	2.37	0.71
2:E:90:ALA:H	2:E:91:GLN:HA	1.55	0.71
2:F:127:TRP:CD1	2:F:128:ARG:HG3	2.25	0.71
1:A:1167:SER:HA	1:A:1171:THR:H	1.55	0.71
1:A:1254:LYS:HA	1:A:1289:TYR:CD2	2.25	0.71
1:A:1257:CYS:N	1:A:1289:TYR:OH	2.24	0.71
1:A:1358:TRP:CH2	1:A:1381:HIS:HE1	2.02	0.71
1:B:1104:GLU:HB3	1:B:1128:TYR:O	1.90	0.71

*Continued on next page...*

*Continued from previous page...*

Atom-1	Atom-2	Interatomic distance (Å)	Clash overlap (Å)
1:B:1167:SER:HB2	1:B:1197:HIS:N	2.05	0.71
1:B:1362:VAL:CG2	1:B:1377:THR:HG21	2.20	0.71
1:C:1149:ASN:O	1:C:1153:LEU:CB	2.38	0.71
1:C:1167:SER:HA	1:C:1171:THR:H	1.55	0.71
2:F:126:GLU:HG3	2:F:130:LYS:HZ3	1.55	0.71
1:A:1122:LYS:HE3	1:A:1147:SER:CB	2.20	0.71
1:A:1270:GLN:CD	1:A:1298:GLU:HB3	2.11	0.71
1:A:1586:ALA:CB	1:A:1590:ASN:ND2	2.48	0.71
1:B:1270:GLN:CD	1:B:1298:GLU:HB3	2.11	0.71
1:C:1257:CYS:HB3	1:C:1289:TYR:OH	1.90	0.71
1:C:1333:ARG:HB2	1:C:1360:GLU:CD	2.10	0.71
1:B:1381:HIS:HA	2:D:115:GLU:CG	2.19	0.71
2:F:194:UNK:C	2:F:197:UNK:CB	2.68	0.71
1:A:1149:ASN:O	1:A:1153:LEU:CB	2.38	0.71
1:A:1181:ASN:OD1	1:A:1181:ASN:C	2.28	0.71
1:A:1282:GLU:O	1:A:1283:LEU:CB	2.37	0.71
1:A:1411:TYR:O	1:A:1415:LYS:O	2.08	0.71
2:F:129:GLU:HB2	2:F:132:LYS:HZ2	1.55	0.71
1:A:1122:LYS:HE2	1:A:1147:SER:OG	1.89	0.71
1:B:1078:ASN:C	1:B:1102:CYS:HB3	2.09	0.71
1:B:1181:ASN:C	1:B:1181:ASN:OD1	2.28	0.71
1:C:1181:ASN:C	1:C:1181:ASN:OD1	2.28	0.71
2:E:118:ALA:HA	2:E:121:LYS:NZ	2.06	0.71
2:F:134:ASP:O	2:F:137:GLU:HB2	1.90	0.71
1:A:1356:HIS:NE2	2:F:112:ARG:CG	2.48	0.71
1:A:1591:ILE:CG2	1:A:1592:MET:H	1.98	0.71
1:B:1130:LYS:HB2	1:B:1156:TYR:HE1	1.56	0.71
1:B:1466:SER:O	1:B:1470:LEU:HG	1.91	0.71
1:A:1104:GLU:HB3	1:A:1128:TYR:O	1.89	0.71
1:A:1167:SER:O	1:A:1171:THR:N	2.24	0.71
1:A:1479:ALA:O	1:A:1483:SER:N	2.23	0.71
1:B:1108:TRP:CE2	1:B:1129:ILE:HB	2.25	0.71
1:A:1215:LYS:C	1:A:1217:LEU:H	1.93	0.70
1:A:1333:ARG:HB2	1:A:1360:GLU:CD	2.10	0.70
1:A:1463:VAL:HG12	1:A:1467:LEU:HD22	1.72	0.70
1:A:1466:SER:O	1:A:1470:LEU:HG	1.91	0.70
1:B:1479:ALA:O	1:B:1483:SER:N	2.23	0.70
1:C:1254:LYS:HA	1:C:1289:TYR:CD2	2.25	0.70
1:C:1358:TRP:HE3	1:C:1377:THR:HG22	1.49	0.70
1:C:1362:VAL:CG2	1:C:1377:THR:HG21	2.20	0.70
2:F:118:ALA:HA	2:F:121:LYS:NZ	2.06	0.70

*Continued on next page...*

*Continued from previous page...*

Atom-1	Atom-2	Interatomic distance (Å)	Clash overlap (Å)
1:B:1167:SER:HA	1:B:1171:THR:H	1.55	0.70
1:B:1333:ARG:HB2	1:B:1360:GLU:CD	2.10	0.70
1:C:1479:ALA:O	1:C:1483:SER:N	2.23	0.70
2:F:191:UNK:O	2:F:192:UNK:C	2.39	0.70
2:F:194:UNK:C	2:F:197:UNK:HA	2.20	0.70
1:A:1327:PHE:HE1	2:F:104:LYS:CA	2.04	0.70
1:B:1215:LYS:C	1:B:1217:LEU:H	1.93	0.70
1:B:1266:PHE:HB2	1:B:1268:LEU:HG	1.72	0.70
1:C:1279:HIS:HE1	1:C:1286:LEU:CD2	1.97	0.70
1:A:1597:PRO:HB3	1:A:1601:GLN:HE22	1.56	0.70
1:B:1402:GLU:OE1	1:B:1402:GLU:C	2.30	0.70
1:C:1167:SER:O	1:C:1171:THR:N	2.24	0.70
1:C:1615:ALA:O	1:C:1619:LEU:HD23	1.92	0.70
2:F:200:UNK:C	2:F:202:UNK:H	2.01	0.70
1:A:1563:ARG:HH22	2:F:181:UNK:C	2.04	0.70
1:B:1395:ILE:CG1	1:B:1404:TYR:CD2	2.73	0.70
1:C:1168:TYR:HA	1:C:1172:GLU:OE2	1.92	0.70
1:A:1122:LYS:O	1:A:1126:ASP:CB	2.40	0.70
1:A:1414:PHE:HB3	2:F:127:TRP:N	2.02	0.70
1:A:1615:ALA:O	1:A:1619:LEU:HD23	1.92	0.70
1:B:1078:ASN:CG	1:B:1101:ARG:O	2.30	0.70
1:C:1108:TRP:HZ3	1:C:1129:ILE:HG21	1.50	0.70
2:D:118:ALA:HA	2:D:121:LYS:NZ	2.06	0.70
1:A:1159:MET:C	1:A:1163:LYS:NZ	2.45	0.70
1:A:1330:GLN:HG3	1:A:1331:LYS:H	1.54	0.70
1:A:1496:ALA:HB3	1:A:1515:PHE:CZ	2.27	0.70
1:B:1167:SER:O	1:B:1171:THR:N	2.24	0.70
1:C:1142:GLN:C	1:C:1142:GLN:OE1	2.30	0.70
1:C:1412:LEU:N	1:C:1419:LEU:HD13	2.07	0.70
1:C:1597:PRO:HB3	1:C:1601:GLN:HE22	1.56	0.70
1:A:1108:TRP:CE2	1:A:1129:ILE:HB	2.25	0.70
1:A:1142:GLN:OE1	1:A:1142:GLN:C	2.30	0.70
1:A:1357:LEU:CD2	2:F:111:LYS:NZ	2.54	0.70
1:A:1402:GLU:OE1	1:A:1402:GLU:C	2.30	0.70
1:A:1409:GLN:O	1:A:1413:GLU:CB	2.30	0.70
1:A:1620:ARG:HG3	1:A:1620:ARG:HH11	1.56	0.70
2:E:180:UNK:O	2:E:181:UNK:C	2.40	0.70
1:C:1563:ARG:NH2	2:E:181:UNK:CB	2.55	0.70
2:F:98:GLU:HB2	2:F:99:PRO:HD3	1.74	0.70
1:A:1104:GLU:CB	1:A:1129:ILE:HA	2.22	0.70
1:A:1166:GLU:CG	1:A:1168:TYR:CE1	2.74	0.70

*Continued on next page...*

*Continued from previous page...*

Atom-1	Atom-2	Interatomic distance (Å)	Clash overlap (Å)
1:B:1211:TYR:HB2	1:B:1231:LEU:HD11	1.73	0.70
1:B:1232:VAL:HG22	1:B:1233:HIS:N	2.06	0.70
1:B:1317:PHE:HD2	1:B:1317:PHE:N	1.90	0.70
1:C:1108:TRP:CZ2	1:C:1129:ILE:CB	2.51	0.70
1:A:1232:VAL:HG22	1:A:1233:HIS:N	2.06	0.70
1:A:1387:LYS:CB	1:A:1390:GLN:CB	2.66	0.70
1:A:1371:TYR:CD1	1:A:1394:ILE:HG22	2.27	0.70
1:A:1475:GLU:CG	2:F:149:ASN:OD1	2.30	0.70
1:C:1382:PRO:HG3	1:C:1410:PHE:HE1	1.57	0.70
1:C:1463:VAL:HG12	1:C:1467:LEU:HD22	1.72	0.70
2:D:180:UNK:C	2:D:183:UNK:CB	2.69	0.70
2:E:189:UNK:CA	2:E:195:UNK:N	2.55	0.70
1:A:1563:ARG:HH21	2:F:182:UNK:H	1.33	0.70
1:A:1412:LEU:N	1:A:1419:LEU:HD13	2.07	0.69
1:B:1104:GLU:CB	1:B:1129:ILE:HA	2.22	0.69
1:B:1166:GLU:CG	1:B:1168:TYR:CE1	2.74	0.69
1:B:1494:SER:HA	1:B:1497:GLN:CG	2.22	0.69
1:B:1521:TRP:CZ3	1:B:1522:LYS:HD2	2.27	0.69
1:B:1620:ARG:HG3	1:B:1620:ARG:HH11	1.56	0.69
1:C:1122:LYS:O	1:C:1126:ASP:CB	2.40	0.69
1:C:1130:LYS:HB2	1:C:1156:TYR:HE1	1.56	0.69
1:A:1521:TRP:CZ3	1:A:1522:LYS:HD2	2.27	0.69
1:B:1448:VAL:HB	1:B:1451:TYR:HD2	1.57	0.69
1:C:1104:GLU:CB	1:C:1129:ILE:HA	2.22	0.69
1:C:1402:GLU:OE1	1:C:1402:GLU:C	2.30	0.69
1:B:1257:CYS:N	1:B:1289:TYR:OH	2.24	0.69
1:B:1597:PRO:HB3	1:B:1601:GLN:HE22	1.56	0.69
1:C:1317:PHE:HD2	1:C:1317:PHE:N	1.90	0.69
2:F:195:UNK:C	2:F:197:UNK:H2	2.06	0.69
1:A:1448:VAL:HB	1:A:1451:TYR:HD2	1.57	0.69
1:B:1168:TYR:HA	1:B:1172:GLU:OE2	1.92	0.69
1:B:1232:VAL:C	1:B:1234:LEU:N	2.37	0.69
2:D:174:UNK:N	2:D:176:UNK:N	2.41	0.69
1:A:1263:GLY:O	1:A:1264:LYS:HB3	1.93	0.69
1:A:1382:PRO:HG3	1:A:1410:PHE:HE1	1.57	0.69
1:B:1142:GLN:C	1:B:1142:GLN:OE1	2.30	0.69
1:B:1412:LEU:N	1:B:1419:LEU:HD13	2.07	0.69
1:C:1166:GLU:CG	1:C:1168:TYR:CE1	2.74	0.69
1:C:1257:CYS:N	1:C:1289:TYR:OH	2.24	0.69
1:C:1466:SER:O	1:C:1470:LEU:HG	1.91	0.69
1:C:1496:ALA:HB3	1:C:1515:PHE:CZ	2.27	0.69

*Continued on next page...*

*Continued from previous page...*

Atom-1	Atom-2	Interatomic distance (Å)	Clash overlap (Å)
1:B:1303:LEU:O	1:B:1307:LEU:HD13	1.92	0.69
1:C:1159:MET:C	1:C:1163:LYS:NZ	2.45	0.69
1:C:1303:LEU:O	1:C:1307:LEU:HD13	1.92	0.69
1:C:1377:THR:HA	1:C:1381:HIS:HD2	1.56	0.69
1:C:1482:THR:HA	1:C:1485:ASP:OD2	1.93	0.69
1:C:1494:SER:HA	1:C:1497:GLN:CG	2.22	0.69
2:D:127:TRP:HA	2:D:130:LYS:CE	2.23	0.69
1:A:1357:LEU:CD2	2:F:111:LYS:HZ1	2.06	0.69
1:B:1122:LYS:O	1:B:1126:ASP:CB	2.40	0.69
1:B:1496:ALA:HB3	1:B:1515:PHE:CZ	2.27	0.69
1:A:1130:LYS:HB2	1:A:1156:TYR:HE1	1.56	0.69
1:A:1159:MET:CA	1:A:1163:LYS:NZ	2.37	0.69
1:A:1165:ARG:NH2	1:A:1194:ASN:ND2	2.40	0.69
1:A:1537:ALA:HA	1:A:1540:TYR:CZ	2.27	0.69
1:B:1167:SER:HB2	1:B:1197:HIS:H	1.58	0.69
1:A:1171:THR:OG1	1:A:1196:ALA:HB1	1.93	0.69
1:B:1386:TRP:CZ2	1:B:1388:GLU:HA	2.27	0.69
2:E:108:GLU:OE1	2:E:108:GLU:C	2.31	0.69
2:E:127:TRP:HA	2:E:130:LYS:CE	2.23	0.69
1:A:1386:TRP:CZ2	1:A:1388:GLU:HA	2.27	0.69
1:A:1408:ILE:HG23	1:A:1412:LEU:CB	2.22	0.69
1:B:1108:TRP:CE3	1:B:1108:TRP:HA	2.28	0.69
1:B:1165:ARG:NH2	1:B:1194:ASN:ND2	2.40	0.69
1:C:1078:ASN:CG	1:C:1101:ARG:O	2.30	0.69
1:C:1107:VAL:CG1	1:C:1111:LEU:HB2	2.23	0.69
1:A:1166:GLU:HA	1:A:1170:GLU:OE2	1.93	0.69
1:A:1211:TYR:HB2	1:A:1231:LEU:HD11	1.73	0.69
1:B:1358:TRP:CZ2	2:D:112:ARG:NH2	2.61	0.69
1:B:1409:GLN:CB	1:B:1413:GLU:HG2	2.20	0.69
1:C:1166:GLU:H	1:C:1170:GLU:HB3	1.58	0.69
1:C:1253:TRP:C	1:C:1255:GLU:N	2.46	0.69
1:C:1263:GLY:O	1:C:1264:LYS:HB3	1.93	0.69
1:C:1620:ARG:HG3	1:C:1620:ARG:HH11	1.56	0.69
1:A:1563:ARG:HH22	2:F:181:UNK:CA	2.06	0.69
1:A:1303:LEU:O	1:A:1307:LEU:HD13	1.92	0.68
1:B:1108:TRP:HB3	1:B:1134:PRO:HA	1.75	0.68
1:B:1166:GLU:HA	1:B:1170:GLU:OE2	1.93	0.68
1:B:1377:THR:HA	1:B:1381:HIS:HD2	1.56	0.68
1:C:1166:GLU:HA	1:C:1170:GLU:OE2	1.93	0.68
1:C:1165:ARG:NH2	1:C:1194:ASN:ND2	2.40	0.68
1:C:1349:LEU:HA	1:C:1352:ALA:HB3	1.75	0.68

*Continued on next page...*

*Continued from previous page...*

Atom-1	Atom-2	Interatomic distance (Å)	Clash overlap (Å)
1:C:1537:ALA:HA	1:C:1540:TYR:CZ	2.27	0.68
2:D:189:UNK:O	2:D:190:UNK:C	2.40	0.68
1:A:1108:TRP:CE3	1:A:1108:TRP:HA	2.28	0.68
1:A:1168:TYR:HA	1:A:1172:GLU:OE2	1.92	0.68
1:A:1494:SER:HA	1:A:1497:GLN:CG	2.22	0.68
1:B:1358:TRP:HA	1:B:1361:LEU:HB3	1.75	0.68
1:B:1615:ALA:O	1:B:1619:LEU:HD23	1.92	0.68
1:A:1358:TRP:HA	1:A:1361:LEU:HB3	1.75	0.68
1:A:1377:THR:HA	1:A:1381:HIS:HD2	1.56	0.68
1:B:1122:LYS:HE3	1:B:1147:SER:CB	2.20	0.68
1:B:1159:MET:C	1:B:1163:LYS:NZ	2.45	0.68
2:E:110:ARG:HB2	2:E:110:ARG:CZ	2.24	0.68
1:A:1349:LEU:HA	1:A:1352:ALA:HB3	1.75	0.68
1:A:1333:ARG:CB	1:A:1360:GLU:CG	2.72	0.68
1:B:1514:LEU:C	1:B:1514:LEU:HD23	2.14	0.68
1:C:1188:GLU:OE2	1:C:1191:ASN:HB2	1.93	0.68
1:C:1211:TYR:HB2	1:C:1231:LEU:HD11	1.73	0.68
1:C:1218:TYR:HE2	1:C:1227:LEU:HB2	1.59	0.68
1:C:1578:ARG:CZ	1:C:1583:LEU:CD2	2.68	0.68
1:A:1122:LYS:HZ1	1:A:1147:SER:HG	1.38	0.68
1:A:1326:LYS:HZ3	1:A:1354:GLN:HG2	1.58	0.68
1:B:1162:LYS:NZ	1:B:1163:LYS:NZ	2.42	0.68
1:C:1122:LYS:HZ1	1:C:1147:SER:HG	1.39	0.68
1:C:1521:TRP:CZ3	1:C:1522:LYS:HD2	2.27	0.68
2:E:110:ARG:NH2	2:E:110:ARG:HB2	2.09	0.68
1:A:1078:ASN:CG	1:A:1101:ARG:O	2.30	0.68
1:A:1161:ARG:NH1	1:A:1193:PRO:HA	2.08	0.68
1:A:1188:GLU:OE2	1:A:1191:ASN:HB2	1.93	0.68
1:B:1161:ARG:NH2	1:B:1170:GLU:HG3	2.08	0.68
1:C:1333:ARG:CB	1:C:1360:GLU:CG	2.72	0.68
2:E:90:ALA:HB3	2:E:91:GLN:HA	1.75	0.68
1:A:1108:TRP:HB3	1:A:1134:PRO:HA	1.75	0.68
1:A:1145:ASN:HD21	1:A:1150:TRP:HE1	1.42	0.68
1:A:1409:GLN:CB	1:A:1413:GLU:HG2	2.20	0.68
1:A:1414:PHE:CB	2:F:130:LYS:CE	2.72	0.68
1:A:1414:PHE:HB3	2:F:130:LYS:CE	2.23	0.68
1:A:1482:THR:HA	1:A:1485:ASP:OD2	1.92	0.68
1:A:1602:VAL:HG11	2:F:202:UNK:O	1.94	0.68
1:B:1171:THR:OG1	1:B:1196:ALA:HB1	1.93	0.68
1:B:1382:PRO:HG3	1:B:1410:PHE:HE1	1.57	0.68
1:B:1482:THR:HA	1:B:1485:ASP:OD2	1.92	0.68

*Continued on next page...*

*Continued from previous page...*

Atom-1	Atom-2	Interatomic distance (Å)	Clash overlap (Å)
1:B:1537:ALA:HA	1:B:1540:TYR:CZ	2.28	0.68
1:C:1358:TRP:HA	1:C:1361:LEU:HB3	1.75	0.68
2:F:195:UNK:O	2:F:196:UNK:C	2.38	0.68
1:C:1386:TRP:CZ2	1:C:1388:GLU:HA	2.27	0.68
1:C:1592:MET:SD	1:C:1593:ASP:OD1	2.52	0.68
2:E:100:GLU:OE2	2:E:103:ARG:HD2	1.94	0.68
1:A:1107:VAL:CG1	1:A:1111:LEU:HB2	2.23	0.68
1:A:1191:ASN:C	1:A:1193:PRO:HD2	2.14	0.68
1:A:1563:ARG:HH22	2:F:181:UNK:HA	1.59	0.68
1:C:1584:GLU:HA	1:C:1587:TRP:CE2	2.29	0.68
1:C:1600:ILE:O	1:C:1604:LYS:HG3	1.94	0.68
2:F:110:ARG:CZ	2:F:110:ARG:HB2	2.24	0.68
1:A:1474:GLU:O	2:F:145:GLN:CD	2.33	0.68
1:A:1592:MET:SD	1:A:1593:ASP:OD1	2.52	0.68
1:C:1108:TRP:HE3	1:C:1108:TRP:HA	1.59	0.68
1:C:1161:ARG:NH2	1:C:1170:GLU:HG3	2.08	0.68
1:C:1259:ALA:HA	1:C:1293:ARG:NH2	2.09	0.68
1:C:1371:TYR:CD1	1:C:1394:ILE:HG22	2.27	0.68
1:C:1527:LEU:HD21	1:C:1540:TYR:OH	1.94	0.68
1:A:1162:LYS:NZ	1:A:1163:LYS:NZ	2.42	0.67
1:A:1259:ALA:HA	1:A:1293:ARG:NH2	2.09	0.67
1:A:1327:PHE:O	1:A:1329:PRO:HD3	1.94	0.67
1:A:1358:TRP:CE2	1:A:1381:HIS:ND1	2.62	0.67
1:B:1259:ALA:HA	1:B:1293:ARG:NH2	2.09	0.67
1:B:1263:GLY:O	1:B:1264:LYS:HB3	1.93	0.67
1:C:1108:TRP:HB3	1:C:1134:PRO:HA	1.75	0.67
1:C:1132:ASP:CG	1:C:1133:ASP:H	1.97	0.67
1:C:1171:THR:OG1	1:C:1196:ALA:HB1	1.93	0.67
1:C:1372:ASP:OD1	1:C:1373:ASN:N	2.27	0.67
1:C:1514:LEU:HD23	1:C:1514:LEU:C	2.14	0.67
1:C:1596:MET:O	1:C:1597:PRO:O	2.12	0.67
1:A:1079:THR:CG2	1:A:1105:PRO:CD	2.67	0.67
1:A:1317:PHE:N	1:A:1317:PHE:HD2	1.90	0.67
1:B:1161:ARG:NH1	1:B:1193:PRO:HA	2.08	0.67
1:B:1333:ARG:CB	1:B:1360:GLU:CG	2.72	0.67
1:B:1349:LEU:HA	1:B:1352:ALA:HB3	1.75	0.67
1:B:1372:ASP:OD1	1:B:1373:ASN:N	2.27	0.67
1:C:1191:ASN:C	1:C:1193:PRO:HD2	2.15	0.67
1:C:1279:HIS:CG	1:C:1282:GLU:CB	2.66	0.67
1:C:1408:ILE:HG22	1:C:1412:LEU:HD23	1.77	0.67
1:A:1447:LEU:O	1:A:1450:PRO:HD2	1.95	0.67

*Continued on next page...*

*Continued from previous page...*

Atom-1	Atom-2	Interatomic distance (Å)	Clash overlap (Å)
1:A:1598:TYR:CE1	1:B:1588:ARG:HB2	2.29	0.67
1:A:1598:TYR:CG	1:B:1584:GLU:OE2	2.47	0.67
1:A:1600:ILE:O	1:A:1604:LYS:HG3	1.94	0.67
1:B:1188:GLU:OE2	1:B:1191:ASN:HB2	1.93	0.67
1:B:1592:MET:SD	1:B:1593:ASP:OD1	2.52	0.67
1:C:1327:PHE:O	1:C:1329:PRO:HD3	1.94	0.67
1:C:1420:ASN:HA	1:C:1423:LEU:HG	1.76	0.67
1:A:1108:TRP:CZ3	1:A:1129:ILE:CD1	2.78	0.67
1:A:1162:LYS:NZ	1:A:1163:LYS:HZ1	1.92	0.67
1:A:1253:TRP:C	1:A:1255:GLU:N	2.46	0.67
1:A:1264:LYS:NZ	1:A:1268:LEU:HD13	2.09	0.67
1:A:1257:CYS:SG	1:A:1269:ALA:HB1	2.35	0.67
1:A:1527:LEU:HD21	1:A:1540:TYR:OH	1.94	0.67
1:A:1584:GLU:HA	1:A:1587:TRP:CE2	2.29	0.67
1:B:1107:VAL:CG1	1:B:1111:LEU:HB2	2.23	0.67
1:B:1166:GLU:H	1:B:1170:GLU:HB3	1.58	0.67
1:B:1420:ASN:HA	1:B:1423:LEU:HG	1.76	0.67
1:C:1108:TRP:CE3	1:C:1108:TRP:HA	2.28	0.67
1:C:1161:ARG:NH1	1:C:1193:PRO:HA	2.08	0.67
1:B:1602:VAL:HG22	2:D:205:UNK:C	2.24	0.67
2:F:110:ARG:NH2	2:F:110:ARG:HB2	2.09	0.67
1:A:1332:MET:SD	1:A:1360:GLU:CG	2.83	0.67
1:B:1253:TRP:C	1:B:1255:GLU:N	2.46	0.67
1:C:1161:ARG:NH2	1:C:1170:GLU:OE1	2.28	0.67
1:C:1162:LYS:NZ	1:C:1163:LYS:NZ	2.42	0.67
1:C:1161:ARG:NE	1:C:1170:GLU:HB2	2.09	0.67
1:C:1264:LYS:NZ	1:C:1268:LEU:HD13	2.09	0.67
2:D:133:LYS:HA	2:D:133:LYS:HZ1	1.59	0.67
1:A:1327:PHE:CZ	2:F:104:LYS:HB3	2.28	0.67
1:B:1132:ASP:CG	1:B:1133:ASP:H	1.97	0.67
1:B:1327:PHE:O	1:B:1329:PRO:HD3	1.94	0.67
1:B:1408:ILE:HG22	1:B:1412:LEU:HD23	1.76	0.67
1:B:1578:ARG:HD3	1:B:1582:VAL:HB	1.77	0.67
1:C:1358:TRP:CE2	1:C:1381:HIS:ND1	2.63	0.67
2:F:127:TRP:HA	2:F:130:LYS:CE	2.23	0.67
1:B:1362:VAL:CG2	1:B:1377:THR:CG2	2.73	0.67
1:B:1592:MET:C	1:B:1592:MET:HE2	2.15	0.67
1:C:1167:SER:HB2	1:C:1197:HIS:H	1.58	0.67
1:C:1232:VAL:HG22	1:C:1233:HIS:N	2.06	0.67
1:C:1379:MET:HE1	1:C:1406:ARG:HD3	1.76	0.67
1:C:1409:GLN:HA	1:C:1413:GLU:HG2	0.75	0.67

*Continued on next page...*

*Continued from previous page...*

Atom-1	Atom-2	Interatomic distance (Å)	Clash overlap (Å)
2:E:181:UNK:O	2:E:183:UNK:N	2.28	0.67
1:A:1261:VAL:CG2	1:A:1295:TYR:CE2	2.77	0.67
1:B:1108:TRP:CZ3	1:B:1129:ILE:CD1	2.78	0.67
1:B:1218:TYR:HE2	1:B:1227:LEU:HB2	1.59	0.67
1:B:1261:VAL:HG13	1:B:1295:TYR:CZ	2.30	0.67
1:B:1257:CYS:SG	1:B:1269:ALA:HB1	2.34	0.67
1:B:1358:TRP:CE2	1:B:1381:HIS:ND1	2.62	0.67
1:C:1326:LYS:HZ3	1:C:1354:GLN:HG2	1.58	0.67
1:C:1448:VAL:HB	1:C:1451:TYR:HD2	1.57	0.67
1:B:1108:TRP:HE3	1:B:1108:TRP:HA	1.59	0.67
1:B:1161:ARG:NH2	1:B:1170:GLU:OE1	2.28	0.67
1:B:1596:MET:O	1:B:1597:PRO:O	2.12	0.67
1:C:1261:VAL:HG13	1:C:1295:TYR:CZ	2.30	0.67
2:D:110:ARG:HB2	2:D:110:ARG:CZ	2.23	0.67
2:E:104:LYS:O	2:E:108:GLU:HB3	1.92	0.67
1:A:1414:PHE:CA	2:F:127:TRP:HA	2.21	0.67
1:A:1218:TYR:HE2	1:A:1227:LEU:HB2	1.59	0.67
1:A:1408:ILE:HG22	1:A:1412:LEU:HD23	1.77	0.67
1:B:1371:TYR:CD1	1:B:1394:ILE:HG22	2.27	0.67
1:B:1408:ILE:HG22	1:B:1412:LEU:CD2	2.25	0.67
1:C:1257:CYS:SG	1:C:1269:ALA:HB1	2.35	0.67
1:C:1332:MET:SD	1:C:1360:GLU:CG	2.83	0.67
1:C:1362:VAL:CG2	1:C:1377:THR:HB	2.25	0.67
1:C:1617:GLU:HG2	1:C:1621:LYS:HZ3	1.58	0.67
2:D:110:ARG:HB2	2:D:110:ARG:NH2	2.09	0.67
2:E:89:ILE:N	2:E:90:ALA:HA	2.08	0.67
1:A:1130:LYS:NZ	1:A:1156:TYR:O	2.26	0.66
1:A:1514:LEU:C	1:A:1514:LEU:HD23	2.14	0.66
1:B:1145:ASN:HD21	1:B:1150:TRP:HE1	1.42	0.66
1:B:1154:VAL:HG11	1:B:1180:THR:OG1	1.96	0.66
2:E:134:ASP:O	2:E:137:GLU:CB	2.43	0.66
1:A:1414:PHE:HB2	2:F:130:LYS:HZ2	1.58	0.66
1:A:1132:ASP:CG	1:A:1133:ASP:H	1.98	0.66
1:A:1358:TRP:NE1	2:F:115:GLU:CG	2.51	0.66
1:B:1509:ARG:CZ	2:D:166:ALA:N	2.52	0.66
1:A:1108:TRP:CE2	1:A:1129:ILE:O	2.48	0.66
1:A:1161:ARG:NH2	1:A:1170:GLU:HG3	2.09	0.66
1:A:1257:CYS:HB3	1:A:1289:TYR:CE1	2.31	0.66
1:A:1592:MET:C	1:A:1592:MET:CE	2.64	0.66
1:B:1191:ASN:C	1:B:1193:PRO:HD2	2.15	0.66
1:B:1261:VAL:CG2	1:B:1295:TYR:CE2	2.77	0.66

*Continued on next page...*

*Continued from previous page...*

Atom-1	Atom-2	Interatomic distance (Å)	Clash overlap (Å)
1:B:1395:ILE:CG1	1:B:1404:TYR:HE2	2.02	0.66
1:B:1584:GLU:HA	1:B:1587:TRP:CE2	2.29	0.66
1:C:1108:TRP:CZ3	1:C:1129:ILE:CD1	2.78	0.66
2:D:103:ARG:NH1	2:D:106:ARG:HG3	2.11	0.66
2:E:119:ALA:C	2:E:123:MET:HG2	2.14	0.66
2:F:154:ARG:HB3	2:F:154:ARG:NH1	2.11	0.66
1:A:1234:LEU:CG	1:A:1235:GLY:H	2.09	0.66
1:A:1372:ASP:OD1	1:A:1373:ASN:N	2.28	0.66
1:C:1362:VAL:CG2	1:C:1377:THR:CG2	2.73	0.66
1:C:1395:ILE:CG1	1:C:1404:TYR:CD2	2.73	0.66
1:C:1408:ILE:HG22	1:C:1412:LEU:CD2	2.25	0.66
1:B:1112:ALA:O	1:B:1116:LEU:HB2	1.96	0.66
1:B:1535:LYS:HZ3	1:B:1563:ARG:HH12	1.43	0.66
1:B:1592:MET:C	1:B:1592:MET:CE	2.64	0.66
1:C:1417:LEU:O	1:C:1418:LEU:CB	2.33	0.66
1:A:1261:VAL:HG13	1:A:1295:TYR:CZ	2.30	0.66
1:A:1327:PHE:CZ	2:F:104:LYS:CB	2.70	0.66
1:A:1336:LEU:HD12	1:A:1360:GLU:HB3	1.78	0.66
1:A:1406:ARG:O	1:A:1409:GLN:HB3	1.96	0.66
1:A:1409:GLN:HA	1:A:1413:GLU:HG2	0.75	0.66
1:B:1161:ARG:NE	1:B:1170:GLU:HB2	2.09	0.66
1:B:1277:VAL:O	1:B:1278:VAL:C	2.33	0.66
1:B:1296:PHE:O	1:B:1298:GLU:N	2.29	0.66
1:B:1600:ILE:O	1:B:1604:LYS:HG3	1.94	0.66
2:E:93:ASP:OD2	2:E:97:GLN:HG2	1.95	0.66
1:A:1108:TRP:HA	1:A:1108:TRP:HE3	1.59	0.66
1:A:1112:ALA:O	1:A:1116:LEU:HB2	1.95	0.66
1:A:1108:TRP:CZ2	1:A:1129:ILE:CA	2.79	0.66
1:A:1379:MET:HE1	1:A:1406:ARG:HD3	1.78	0.66
1:A:1578:ARG:CZ	1:A:1583:LEU:CD2	2.68	0.66
1:B:1085:LEU:HD12	1:B:1095:ALA:HB1	1.78	0.66
1:B:1108:TRP:CE2	1:B:1129:ILE:O	2.49	0.66
1:B:1406:ARG:O	1:B:1409:GLN:HB3	1.96	0.66
1:B:1408:ILE:CG2	1:B:1412:LEU:HD22	2.26	0.66
1:C:1108:TRP:CE2	1:C:1129:ILE:O	2.49	0.66
1:A:1161:ARG:NH2	1:A:1170:GLU:OE1	2.28	0.66
1:A:1505:ILE:HD13	1:A:1505:ILE:N	2.11	0.66
1:A:1596:MET:O	1:A:1597:PRO:O	2.13	0.66
1:B:1108:TRP:CZ3	1:B:1129:ILE:HD12	2.31	0.66
1:B:1181:ASN:O	1:B:1185:GLU:OE1	2.14	0.66
1:B:1332:MET:SD	1:B:1360:GLU:CG	2.83	0.66

*Continued on next page...*

*Continued from previous page...*

Atom-1	Atom-2	Interatomic distance (Å)	Clash overlap (Å)
1:B:1527:LEU:HD21	1:B:1540:TYR:OH	1.94	0.66
1:C:1108:TRP:CZ2	1:C:1129:ILE:CA	2.79	0.66
1:C:1474:GLU:O	2:E:141:ARG:CD	2.37	0.66
1:C:1505:ILE:HD13	1:C:1505:ILE:N	2.11	0.66
1:C:1578:ARG:HD3	1:C:1582:VAL:HB	1.77	0.66
1:A:1362:VAL:CG2	1:A:1377:THR:CG2	2.73	0.66
1:B:1290:TYR:CD2	1:B:1299:LEU:CD1	2.57	0.66
1:B:1447:LEU:O	1:B:1450:PRO:HD2	1.95	0.66
1:C:1154:VAL:HG11	1:C:1180:THR:OG1	1.95	0.66
1:A:1161:ARG:NE	1:A:1170:GLU:HB2	2.09	0.66
1:A:1408:ILE:CG2	1:A:1412:LEU:HD22	2.26	0.66
1:A:1420:ASN:HA	1:A:1423:LEU:HG	1.76	0.66
1:B:1108:TRP:CZ2	1:B:1129:ILE:CA	2.79	0.66
1:C:1166:GLU:CG	1:C:1168:TYR:CZ	2.79	0.66
1:C:1592:MET:CE	1:C:1592:MET:C	2.64	0.66
2:D:154:ARG:HB3	2:D:154:ARG:NH1	2.11	0.66
2:E:112:ARG:O	2:E:113:LEU:C	2.32	0.66
1:A:1277:VAL:O	1:A:1278:VAL:C	2.33	0.65
1:C:1112:ALA:O	1:C:1116:LEU:HB2	1.96	0.65
1:C:1108:TRP:CZ3	1:C:1129:ILE:HD12	2.31	0.65
1:C:1336:LEU:HD12	1:C:1360:GLU:HB3	1.78	0.65
1:A:1154:VAL:HG11	1:A:1180:THR:OG1	1.96	0.65
1:B:1336:LEU:HD12	1:B:1360:GLU:HB3	1.78	0.65
1:C:1130:LYS:NZ	1:C:1156:TYR:O	2.26	0.65
1:C:1257:CYS:HB3	1:C:1289:TYR:CE1	2.31	0.65
1:C:1264:LYS:HG3	1:C:1266:PHE:CD2	2.32	0.65
1:A:1296:PHE:O	1:A:1298:GLU:N	2.29	0.65
1:B:1166:GLU:CG	1:B:1168:TYR:CZ	2.79	0.65
1:B:1257:CYS:HB3	1:B:1289:TYR:CE1	2.31	0.65
1:B:1401:VAL:HA	1:B:1404:TYR:CD1	2.31	0.65
1:C:1165:ARG:CD	1:C:1170:GLU:OE1	2.45	0.65
2:F:112:ARG:O	2:F:113:LEU:C	2.32	0.65
1:A:1563:ARG:HH12	2:F:181:UNK:HA	1.60	0.65
1:A:1085:LEU:HD12	1:A:1095:ALA:HB1	1.78	0.65
1:A:1206:TYR:CG	1:A:1226:ARG:HG3	2.31	0.65
1:A:1395:ILE:HG13	1:A:1404:TYR:HE2	1.52	0.65
1:B:1264:LYS:NZ	1:B:1268:LEU:HD13	2.10	0.65
1:C:1277:VAL:O	1:C:1278:VAL:C	2.33	0.65
2:F:134:ASP:O	2:F:137:GLU:CB	2.43	0.65
1:A:1407:ALA:O	1:A:1409:GLN:N	2.30	0.65
1:B:1206:TYR:CG	1:B:1226:ARG:HG3	2.31	0.65

*Continued on next page...*

*Continued from previous page...*

Atom-1	Atom-2	Interatomic distance (Å)	Clash overlap (Å)
1:B:1264:LYS:HG3	1:B:1266:PHE:CD2	2.32	0.65
1:B:1326:LYS:HZ3	1:B:1354:GLN:HG2	1.61	0.65
1:B:1443:LYS:HG2	1:B:1443:LYS:O	1.97	0.65
1:C:1108:TRP:CD1	1:C:1132:ASP:OD1	2.50	0.65
1:C:1283:LEU:HD22	1:C:1313:HIS:NE2	2.11	0.65
1:C:1412:LEU:CB	1:C:1419:LEU:HD13	2.26	0.65
2:D:133:LYS:HA	2:D:133:LYS:HZ2	1.59	0.65
2:F:184:UNK:O	2:F:185:UNK:C	2.44	0.65
1:A:1142:GLN:OE1	1:A:1143:ALA:N	2.30	0.65
1:A:1165:ARG:CD	1:A:1170:GLU:OE1	2.45	0.65
1:C:1181:ASN:O	1:C:1185:GLU:OE1	2.14	0.65
1:C:1277:VAL:O	1:C:1279:HIS:ND1	2.30	0.65
1:C:1296:PHE:O	1:C:1298:GLU:N	2.29	0.65
1:C:1402:GLU:OE1	1:C:1403:LEU:N	2.30	0.65
1:A:1166:GLU:H	1:A:1170:GLU:HB3	1.58	0.65
1:A:1350:ARG:HH21	1:A:1353:GLU:HB3	1.61	0.65
1:B:1379:MET:HE1	1:B:1406:ARG:HD3	1.78	0.65
1:B:1591:ILE:CG2	1:B:1592:MET:H	1.98	0.65
1:C:1085:LEU:CD2	1:C:1085:LEU:H	2.05	0.65
1:C:1145:ASN:HD21	1:C:1150:TRP:HE1	1.42	0.65
1:C:1360:GLU:N	1:C:1360:GLU:OE1	2.30	0.65
2:E:154:ARG:NH1	2:E:154:ARG:HB3	2.11	0.65
1:C:1602:VAL:CG2	2:E:203:UNK:CA	2.75	0.65
1:A:1108:TRP:CZ3	1:A:1129:ILE:HD12	2.31	0.65
1:A:1264:LYS:HG3	1:A:1266:PHE:CD2	2.32	0.65
1:A:1401:VAL:HA	1:A:1404:TYR:CD1	2.31	0.65
1:B:1181:ASN:O	1:B:1185:GLU:OE2	2.15	0.65
1:B:1234:LEU:CG	1:B:1235:GLY:H	2.09	0.65
1:B:1475:GLU:OE1	2:D:145:GLN:CG	2.29	0.65
2:F:109:GLN:O	2:F:112:ARG:HB3	1.97	0.65
1:A:1166:GLU:CG	1:A:1168:TYR:CZ	2.79	0.65
1:A:1209:LYS:CB	1:A:1230:THR:HG22	2.26	0.65
1:B:1211:TYR:OH	1:B:1239:ALA:HB2	1.97	0.65
1:B:1347:LYS:HD3	1:B:1348:VAL:N	2.12	0.65
1:B:1586:ALA:CB	1:B:1590:ASN:ND2	2.48	0.65
1:C:1261:VAL:CG2	1:C:1295:TYR:CE2	2.77	0.65
1:C:1407:ALA:O	1:C:1409:GLN:N	2.30	0.65
1:B:1327:PHE:CA	2:D:104:LYS:NZ	2.53	0.65
1:A:1104:GLU:HB2	1:A:1129:ILE:HA	1.79	0.65
1:A:1601:GLN:HB2	1:B:1587:TRP:CH2	2.31	0.65
1:B:1085:LEU:CD2	1:B:1085:LEU:H	2.05	0.65

*Continued on next page...*

*Continued from previous page...*

Atom-1	Atom-2	Interatomic distance (Å)	Clash overlap (Å)
1:B:1362:VAL:CG2	1:B:1377:THR:HB	2.25	0.65
1:C:1406:ARG:O	1:C:1409:GLN:HB3	1.96	0.65
1:C:1409:GLN:CB	1:C:1413:GLU:HG2	2.20	0.65
2:D:109:GLN:O	2:D:112:ARG:HB3	1.96	0.65
2:D:155:ILE:N	2:D:155:ILE:HD13	2.12	0.65
1:B:1408:ILE:HG21	1:B:1412:LEU:HD22	1.79	0.64
1:C:1401:VAL:HA	1:C:1404:TYR:CD1	2.31	0.64
1:B:1601:GLN:HE21	1:C:1587:TRP:HH2	1.45	0.64
2:F:143:SER:O	2:F:147:GLU:HB2	1.97	0.64
1:A:1122:LYS:HA	1:A:1125:ILE:CG2	2.18	0.64
1:A:1181:ASN:O	1:A:1185:GLU:OE1	2.14	0.64
1:A:1578:ARG:HD3	1:A:1582:VAL:HB	1.77	0.64
1:B:1412:LEU:CB	1:B:1419:LEU:HD13	2.26	0.64
1:B:1471:PHE:HB2	1:B:1480:LEU:HD13	1.80	0.64
1:C:1122:LYS:HA	1:C:1125:ILE:CG2	2.18	0.64
1:C:1206:TYR:CG	1:C:1226:ARG:HG3	2.31	0.64
1:C:1211:TYR:OH	1:C:1239:ALA:HB2	1.97	0.64
1:C:1262:ASP:HB3	1:C:1293:ARG:NE	2.12	0.64
1:C:1401:VAL:HA	1:C:1404:TYR:CE1	2.32	0.64
1:C:1447:LEU:O	1:C:1450:PRO:HD2	1.95	0.64
2:F:162:GLN:O	2:F:164:PRO:N	2.30	0.64
1:A:1085:LEU:H	1:A:1085:LEU:CD2	2.05	0.64
1:A:1362:VAL:CG2	1:A:1377:THR:HB	2.25	0.64
1:B:1108:TRP:CD1	1:B:1132:ASP:OD1	2.50	0.64
1:B:1283:LEU:HD22	1:B:1313:HIS:NE2	2.11	0.64
1:B:1326:LYS:O	1:B:1327:PHE:CE1	2.51	0.64
1:B:1409:GLN:HA	1:B:1413:GLU:HG2	0.75	0.64
1:C:1443:LYS:O	1:C:1443:LYS:HG2	1.97	0.64
1:A:1211:TYR:OH	1:A:1239:ALA:HB2	1.97	0.64
1:A:1257:CYS:HB3	1:A:1289:TYR:CZ	2.33	0.64
1:A:1414:PHE:CD2	2:F:127:TRP:HE3	2.16	0.64
1:B:1142:GLN:OE1	1:B:1143:ALA:N	2.30	0.64
1:B:1402:GLU:OE1	1:B:1403:LEU:N	2.30	0.64
1:C:1195:ASN:O	1:C:1196:ALA:HB2	1.97	0.64
1:C:1408:ILE:CG2	1:C:1412:LEU:HD22	2.26	0.64
2:E:116:LEU:O	2:E:119:ALA:HB3	1.98	0.64
1:A:1160:ALA:O	1:A:1164:ALA:N	2.30	0.64
1:A:1262:ASP:HB3	1:A:1293:ARG:NE	2.12	0.64
1:A:1401:VAL:HA	1:A:1404:TYR:CE1	2.32	0.64
1:B:1165:ARG:CD	1:B:1170:GLU:OE1	2.45	0.64
1:B:1222:SER:OG	1:B:1223:ASN:N	2.30	0.64

*Continued on next page...*

*Continued from previous page...*

Atom-1	Atom-2	Interatomic distance (Å)	Clash overlap (Å)
1:B:1360:GLU:OE1	1:B:1360:GLU:N	2.30	0.64
1:C:1085:LEU:HD12	1:C:1095:ALA:HB1	1.78	0.64
1:C:1257:CYS:HB3	1:C:1289:TYR:CZ	2.33	0.64
1:C:1326:LYS:O	1:C:1327:PHE:CE1	2.51	0.64
1:A:1283:LEU:HD22	1:A:1313:HIS:NE2	2.11	0.64
1:A:1326:LYS:O	1:A:1327:PHE:CE1	2.51	0.64
1:A:1347:LYS:HD3	1:A:1348:VAL:N	2.12	0.64
1:A:1408:ILE:HG21	1:A:1412:LEU:HD22	1.80	0.64
1:A:1471:PHE:HB2	1:A:1480:LEU:HD13	1.79	0.64
1:B:1160:ALA:O	1:B:1164:ALA:N	2.30	0.64
1:B:1215:LYS:HD3	1:B:1216:LEU:N	2.12	0.64
1:B:1401:VAL:HA	1:B:1404:TYR:CE1	2.32	0.64
1:C:1584:GLU:O	1:C:1587:TRP:N	2.28	0.64
2:E:112:ARG:O	2:E:113:LEU:O	2.16	0.64
2:E:89:ILE:CB	2:E:90:ALA:HA	2.28	0.64
2:F:191:UNK:O	2:F:193:UNK:N	2.30	0.64
1:A:1412:LEU:CB	1:A:1419:LEU:HD13	2.26	0.64
1:B:1350:ARG:HH21	1:B:1353:GLU:HB3	1.61	0.64
1:B:1505:ILE:N	1:B:1505:ILE:HD13	2.11	0.64
1:C:1181:ASN:O	1:C:1185:GLU:OE2	2.15	0.64
1:C:1455:VAL:CG1	1:C:1456:GLN:H	1.96	0.64
1:A:1181:ASN:O	1:A:1185:GLU:OE2	2.15	0.64
1:A:1188:GLU:C	1:A:1190:ILE:H	2.01	0.64
1:A:1402:GLU:OE1	1:A:1403:LEU:N	2.30	0.64
1:A:1450:PRO:HA	1:A:1453:ARG:CG	2.27	0.64
1:B:1122:LYS:HA	1:B:1125:ILE:CG2	2.18	0.64
1:B:1407:ALA:O	1:B:1409:GLN:N	2.30	0.64
1:B:1598:TYR:HA	1:C:1584:GLU:OE1	1.98	0.64
1:C:1188:GLU:C	1:C:1190:ILE:H	2.01	0.64
1:C:1496:ALA:HB3	1:C:1515:PHE:CE1	2.33	0.64
2:D:116:LEU:O	2:D:119:ALA:HB3	1.98	0.64
2:D:143:SER:O	2:D:147:GLU:HB2	1.97	0.64
2:D:98:GLU:HB3	2:D:99:PRO:CD	2.23	0.64
2:E:98:GLU:CA	2:E:101:SER:HB3	2.27	0.64
1:C:1602:VAL:CG2	2:E:203:UNK:C	2.44	0.64
1:A:1122:LYS:HZ1	1:A:1147:SER:CB	2.09	0.64
1:A:1434:ARG:O	1:A:1434:ARG:HG2	1.98	0.64
1:B:1277:VAL:O	1:B:1279:HIS:ND1	2.30	0.64
1:C:1157:LEU:CD1	1:C:1173:LEU:HA	2.28	0.64
1:C:1290:TYR:CD2	1:C:1299:LEU:CD1	2.57	0.64
1:C:1347:LYS:HD3	1:C:1348:VAL:N	2.12	0.64

*Continued on next page...*

*Continued from previous page...*

Atom-1	Atom-2	Interatomic distance (Å)	Clash overlap (Å)
1:A:1171:THR:OG1	1:A:1196:ALA:HA	1.98	0.64
1:A:1360:GLU:OE1	1:A:1360:GLU:N	2.30	0.64
1:C:1234:LEU:CG	1:C:1235:GLY:H	2.09	0.64
1:C:1584:GLU:O	1:C:1586:ALA:N	2.31	0.64
1:A:1384:ASP:OD2	2:F:115:GLU:OE1	2.04	0.64
1:B:1262:ASP:HB3	1:B:1293:ARG:NE	2.12	0.63
2:E:108:GLU:OE2	2:E:109:GLN:NE2	2.31	0.63
1:A:1414:PHE:HA	2:F:130:LYS:HD2	1.64	0.63
1:A:1108:TRP:CD1	1:A:1132:ASP:OD1	2.50	0.63
1:A:1443:LYS:O	1:A:1443:LYS:HG2	1.97	0.63
1:B:1157:LEU:CD1	1:B:1173:LEU:HA	2.28	0.63
1:B:1597:PRO:O	1:C:1584:GLU:CD	2.36	0.63
1:C:1142:GLN:OE1	1:C:1143:ALA:N	2.30	0.63
1:C:1171:THR:OG1	1:C:1196:ALA:HA	1.99	0.63
1:C:1215:LYS:HD3	1:C:1216:LEU:N	2.12	0.63
1:C:1350:ARG:HH21	1:C:1353:GLU:HB3	1.61	0.63
1:A:1083:GLN:CD	1:A:1105:PRO:O	2.37	0.63
1:B:1292:ASP:CB	2:D:97:GLN:CD	2.66	0.63
1:C:1434:ARG:HG2	1:C:1434:ARG:O	1.98	0.63
1:C:1586:ALA:CA	1:C:1590:ASN:OD1	2.46	0.63
1:A:1356:HIS:CB	2:F:112:ARG:CZ	2.59	0.63
1:B:1171:THR:OG1	1:B:1196:ALA:HA	1.99	0.63
1:C:1279:HIS:HB2	1:C:1282:GLU:CB	2.29	0.63
1:C:1349:LEU:HB3	1:C:1353:GLU:OE1	1.99	0.63
1:C:1408:ILE:CG2	1:C:1412:LEU:HB2	2.21	0.63
1:C:1412:LEU:CB	1:C:1419:LEU:CD1	2.75	0.63
1:C:1609:LYS:HA	1:C:1612:LYS:HG3	1.80	0.63
1:A:1279:HIS:HE1	1:A:1286:LEU:CD2	1.97	0.63
1:B:1279:HIS:HB2	1:B:1282:GLU:CB	2.29	0.63
1:B:1351:ALA:HA	1:B:1354:GLN:HG2	1.80	0.63
1:B:1434:ARG:O	1:B:1434:ARG:HG2	1.98	0.63
1:A:1598:TYR:OH	1:B:1588:ARG:HD3	1.97	0.63
1:C:1419:LEU:HD12	1:C:1422:LEU:HD12	1.81	0.63
1:C:1450:PRO:HA	1:C:1453:ARG:CG	2.27	0.63
1:C:1471:PHE:HB2	1:C:1480:LEU:HD13	1.79	0.63
1:C:1620:ARG:NH1	1:C:1620:ARG:CG	2.52	0.63
2:F:112:ARG:O	2:F:113:LEU:O	2.16	0.63
1:A:1416:PRO:CD	2:F:130:LYS:CD	2.47	0.63
1:A:1177:LEU:O	1:A:1185:GLU:OE2	2.16	0.63
1:A:1195:ASN:O	1:A:1196:ALA:HB2	1.97	0.63
1:A:1459:ASN:ND2	1:A:1489:ASN:HB2	2.13	0.63

*Continued on next page...*

*Continued from previous page...*

Atom-1	Atom-2	Interatomic distance (Å)	Clash overlap (Å)
1:B:1130:LYS:NZ	1:B:1156:TYR:O	2.26	0.63
1:B:1279:HIS:HD2	1:B:1282:GLU:C	2.02	0.63
1:B:1609:LYS:HA	1:B:1612:LYS:HG3	1.80	0.63
1:C:1108:TRP:CH2	1:C:1129:ILE:CA	2.81	0.63
1:C:1351:ALA:HA	1:C:1354:GLN:HG2	1.80	0.63
1:C:1445:LEU:N	1:C:1446:PRO:CD	2.61	0.63
1:C:1516:LYS:HB3	1:C:1523:GLN:HB2	1.81	0.63
1:B:1292:ASP:HA	2:D:97:GLN:HA	1.63	0.63
1:A:1108:TRP:CH2	1:A:1129:ILE:CA	2.81	0.63
1:A:1157:LEU:CD1	1:A:1173:LEU:HA	2.28	0.63
1:A:1351:ALA:HA	1:A:1354:GLN:HG2	1.80	0.63
1:A:1496:ALA:HB3	1:A:1515:PHE:CE1	2.33	0.63
1:B:1332:MET:SD	1:B:1357:LEU:HD13	2.39	0.63
1:B:1349:LEU:HB3	1:B:1353:GLU:OE1	1.98	0.63
1:B:1496:ALA:HB3	1:B:1515:PHE:CE1	2.33	0.63
1:B:1584:GLU:O	1:B:1586:ALA:N	2.31	0.63
2:F:182:UNK:O	2:F:184:UNK:N	2.31	0.63
1:A:1609:LYS:HA	1:A:1612:LYS:HG3	1.80	0.63
1:B:1250:THR:O	1:B:1251:ARG:CB	2.46	0.63
1:B:1257:CYS:HB3	1:B:1289:TYR:CZ	2.33	0.63
1:C:1317:PHE:N	1:C:1317:PHE:CD2	2.63	0.63
2:D:204:UNK:O	2:D:205:UNK:C	2.47	0.63
2:E:130:LYS:O	2:E:133:LYS:HB2	1.99	0.63
1:A:1279:HIS:HB2	1:A:1282:GLU:CB	2.29	0.63
1:A:1414:PHE:HB3	2:F:130:LYS:HE3	1.80	0.63
1:B:1412:LEU:HD12	1:B:1419:LEU:HD22	1.81	0.63
1:C:1083:GLN:CD	1:C:1105:PRO:O	2.37	0.63
1:C:1159:MET:HA	1:C:1162:LYS:HZ3	1.64	0.63
1:C:1188:GLU:OE2	1:C:1192:GLY:N	2.32	0.63
1:C:1409:GLN:C	1:C:1413:GLU:HB2	2.18	0.63
2:D:129:GLU:O	2:D:132:LYS:HG2	1.99	0.63
2:E:129:GLU:O	2:E:132:LYS:HG2	1.99	0.63
1:A:1166:GLU:OE1	1:A:1168:TYR:CE2	2.52	0.62
1:B:1188:GLU:C	1:B:1190:ILE:H	2.01	0.62
1:B:1215:LYS:C	1:B:1217:LEU:N	2.52	0.62
1:B:1533:LEU:HD22	2:D:163:GLN:CB	2.29	0.62
1:C:1177:LEU:O	1:C:1185:GLU:OE2	2.16	0.62
1:C:1411:TYR:O	1:C:1415:LYS:C	2.37	0.62
2:F:119:ALA:C	2:F:123:MET:HG2	2.17	0.62
2:F:129:GLU:O	2:F:132:LYS:HG2	1.99	0.62
1:A:1091:ASN:ND2	1:A:1091:ASN:C	2.52	0.62

*Continued on next page...*

*Continued from previous page...*

Atom-1	Atom-2	Interatomic distance (Å)	Clash overlap (Å)
1:A:1152:GLU:N	1:A:1152:GLU:OE2	2.32	0.62
1:A:1159:MET:HA	1:A:1162:LYS:HZ3	1.62	0.62
1:B:1166:GLU:OE1	1:B:1168:TYR:CE2	2.52	0.62
1:B:1188:GLU:OE2	1:B:1192:GLY:N	2.32	0.62
1:B:1282:GLU:OE2	1:B:1285:GLU:HB3	1.99	0.62
1:B:1411:TYR:O	1:B:1415:LYS:C	2.37	0.62
1:B:1503:GLU:HG3	1:B:1504:LEU:N	2.14	0.62
2:F:116:LEU:O	2:F:119:ALA:HB3	1.98	0.62
2:F:124:GLU:HG3	2:F:125:GLN:N	2.12	0.62
1:A:1395:ILE:CG1	1:A:1404:TYR:HE2	2.02	0.62
1:A:1419:LEU:HD12	1:A:1422:LEU:HD12	1.80	0.62
1:B:1092:LEU:O	1:B:1094:ARG:N	2.28	0.62
1:B:1152:GLU:N	1:B:1152:GLU:OE2	2.32	0.62
1:B:1195:ASN:O	1:B:1196:ALA:HB2	1.97	0.62
1:B:1584:GLU:O	1:B:1587:TRP:N	2.28	0.62
1:C:1079:THR:CA	1:C:1105:PRO:HG3	2.30	0.62
1:C:1152:GLU:OE2	1:C:1152:GLU:N	2.32	0.62
1:C:1350:ARG:HH21	1:C:1353:GLU:CB	2.12	0.62
1:C:1381:HIS:N	1:C:1382:PRO:HD3	2.14	0.62
1:C:1586:ALA:CB	1:C:1590:ASN:ND2	2.48	0.62
2:D:124:GLU:HG3	2:D:125:GLN:N	2.12	0.62
1:A:1490:PHE:CD1	1:A:1492:ASN:OD1	2.52	0.62
1:A:1584:GLU:O	1:A:1586:ALA:N	2.31	0.62
1:A:1598:TYR:HA	1:B:1584:GLU:OE2	1.99	0.62
1:B:1108:TRP:CH2	1:B:1129:ILE:CA	2.81	0.62
1:B:1177:LEU:O	1:B:1185:GLU:OE2	2.16	0.62
1:B:1459:ASN:ND2	1:B:1489:ASN:HB2	2.13	0.62
1:B:1472:ILE:HB	1:B:1498:ARG:NH2	2.14	0.62
1:C:1167:SER:C	1:C:1171:THR:CB	2.57	0.62
1:C:1215:LYS:C	1:C:1217:LEU:N	2.52	0.62
1:C:1620:ARG:HG3	1:C:1620:ARG:NH1	2.15	0.62
1:A:1503:GLU:HG3	1:A:1504:LEU:N	2.13	0.62
1:A:1516:LYS:HB3	1:A:1523:GLN:HB2	1.81	0.62
1:B:1132:ASP:CG	1:B:1133:ASP:N	2.53	0.62
1:B:1165:ARG:NH2	1:B:1194:ASN:HD21	1.97	0.62
1:B:1279:HIS:HE1	1:B:1286:LEU:CD2	1.98	0.62
1:B:1402:GLU:HA	1:B:1405:TYR:CE2	2.35	0.62
1:B:1419:LEU:HD12	1:B:1422:LEU:HD12	1.81	0.62
1:C:1166:GLU:OE1	1:C:1168:TYR:CE2	2.52	0.62
1:C:1358:TRP:CH2	1:C:1381:HIS:HE1	2.02	0.62
1:C:1409:GLN:HG3	1:C:1413:GLU:HG3	0.64	0.62

*Continued on next page...*

*Continued from previous page...*

Atom-1	Atom-2	Interatomic distance (Å)	Clash overlap (Å)
2:E:124:GLU:HG3	2:E:125:GLN:N	2.13	0.62
2:E:90:ALA:N	2:E:91:GLN:HA	2.13	0.62
1:A:1079:THR:CA	1:A:1105:PRO:HG3	2.30	0.62
1:A:1165:ARG:NH2	1:A:1194:ASN:HD21	1.97	0.62
1:A:1215:LYS:HD3	1:A:1216:LEU:N	2.13	0.62
1:A:1349:LEU:HB3	1:A:1353:GLU:OE1	1.98	0.62
1:A:1332:MET:SD	1:A:1357:LEU:HD13	2.39	0.62
1:A:1617:GLU:HA	1:A:1620:ARG:HB2	1.82	0.62
1:B:1104:GLU:HB2	1:B:1129:ILE:HA	1.80	0.62
1:B:1412:LEU:CB	1:B:1419:LEU:CD1	2.75	0.62
1:B:1445:LEU:N	1:B:1446:PRO:CD	2.61	0.62
1:A:1164:ALA:O	1:A:1165:ARG:C	2.38	0.62
1:A:1215:LYS:C	1:A:1217:LEU:N	2.52	0.62
1:A:1274:LEU:CA	1:A:1277:VAL:HG22	2.30	0.62
1:A:1402:GLU:HA	1:A:1405:TYR:CE2	2.35	0.62
1:A:1620:ARG:CG	1:A:1620:ARG:NH1	2.52	0.62
1:C:1079:THR:O	1:C:1105:PRO:HG2	1.94	0.62
2:D:130:LYS:O	2:D:133:LYS:HB2	1.99	0.62
1:A:1277:VAL:O	1:A:1279:HIS:ND1	2.30	0.62
1:A:1409:GLN:HG3	1:A:1413:GLU:HG3	0.65	0.62
1:B:1083:GLN:CD	1:B:1105:PRO:O	2.37	0.62
1:B:1617:GLU:HA	1:B:1620:ARG:HB2	1.82	0.62
1:C:1250:THR:O	1:C:1251:ARG:CB	2.46	0.62
1:C:1402:GLU:HA	1:C:1405:TYR:CE2	2.35	0.62
1:C:1459:ASN:ND2	1:C:1489:ASN:HB2	2.13	0.62
1:A:1166:GLU:C	1:A:1170:GLU:HG2	2.19	0.62
1:B:1079:THR:HG21	1:B:1105:PRO:HB3	1.81	0.62
1:C:1132:ASP:CG	1:C:1133:ASP:N	2.53	0.62
1:C:1160:ALA:O	1:C:1164:ALA:N	2.30	0.62
1:A:1282:GLU:OE2	1:A:1285:GLU:HB3	1.99	0.62
1:A:1333:ARG:CA	1:A:1360:GLU:HG2	2.30	0.62
1:A:1350:ARG:HH21	1:A:1353:GLU:CB	2.12	0.62
1:A:1411:TYR:O	1:A:1415:LYS:C	2.37	0.62
1:A:1578:ARG:NH1	1:A:1583:LEU:HA	2.15	0.62
1:A:1600:ILE:HG22	1:A:1604:LYS:HE3	1.81	0.62
1:B:1166:GLU:C	1:B:1170:GLU:HG2	2.19	0.62
1:C:1332:MET:SD	1:C:1357:LEU:HD13	2.39	0.62
1:C:1412:LEU:HD12	1:C:1419:LEU:HD22	1.81	0.62
1:C:1505:ILE:O	1:C:1509:ARG:N	2.33	0.62
1:A:1250:THR:O	1:A:1251:ARG:CB	2.47	0.61
1:A:1442:VAL:HG12	1:A:1444:GLN:HB2	1.82	0.61

*Continued on next page...*

*Continued from previous page...*

Atom-1	Atom-2	Interatomic distance (Å)	Clash overlap (Å)
1:B:1442:VAL:HG12	1:B:1444:GLN:HB2	1.82	0.61
1:C:1104:GLU:HB2	1:C:1129:ILE:HA	1.80	0.61
1:C:1165:ARG:NH2	1:C:1194:ASN:HD21	1.97	0.61
1:C:1279:HIS:HD2	1:C:1282:GLU:C	2.02	0.61
1:C:1333:ARG:CA	1:C:1360:GLU:HG2	2.30	0.61
1:C:1617:GLU:HA	1:C:1620:ARG:HB2	1.82	0.61
1:A:1381:HIS:N	1:A:1382:PRO:HD3	2.14	0.61
1:A:1562:LYS:C	1:A:1564:GLU:H	2.03	0.61
1:B:1164:ALA:O	1:B:1165:ARG:C	2.38	0.61
1:B:1297:GLU:O	1:B:1300:ILE:HG13	2.01	0.61
1:B:1381:HIS:N	1:B:1382:PRO:HD3	2.15	0.61
1:B:1516:LYS:HB3	1:B:1523:GLN:HB2	1.81	0.61
2:D:112:ARG:C	2:D:113:LEU:O	2.37	0.61
1:A:1505:ILE:O	1:A:1509:ARG:N	2.33	0.61
1:B:1082:VAL:CG1	1:B:1102:CYS:SG	2.88	0.61
1:B:1350:ARG:HH21	1:B:1353:GLU:CB	2.12	0.61
1:C:1282:GLU:OE2	1:C:1285:GLU:HB3	1.99	0.61
1:C:1442:VAL:HG12	1:C:1444:GLN:HB2	1.82	0.61
2:D:118:ALA:HA	2:D:121:LYS:HZ2	1.64	0.61
1:B:1533:LEU:CD2	2:D:163:GLN:CB	2.78	0.61
2:D:174:UNK:HA	2:D:176:UNK:CA	2.30	0.61
2:E:189:UNK:CB	2:E:195:UNK:N	2.63	0.61
2:F:121:LYS:O	2:F:124:GLU:HB3	2.00	0.61
1:A:1297:GLU:O	1:A:1300:ILE:HG13	2.01	0.61
1:A:1326:LYS:HB2	2:F:108:GLU:HB3	1.82	0.61
1:A:1408:ILE:CG2	1:A:1412:LEU:HB2	2.21	0.61
1:B:1154:VAL:CG1	1:B:1180:THR:OG1	2.48	0.61
1:B:1505:ILE:O	1:B:1509:ARG:N	2.33	0.61
1:C:1222:SER:OG	1:C:1223:ASN:N	2.30	0.61
1:C:1365:TYR:HB2	1:C:1374:ALA:HB2	1.82	0.61
1:C:1492:ASN:C	1:C:1493:ILE:HG12	2.21	0.61
1:A:1222:SER:OG	1:A:1223:ASN:N	2.30	0.61
1:A:1504:LEU:CG	2:F:149:ASN:O	2.48	0.61
1:B:1079:THR:CA	1:B:1105:PRO:HG3	2.30	0.61
1:B:1492:ASN:C	1:B:1493:ILE:HG12	2.21	0.61
1:C:1166:GLU:C	1:C:1170:GLU:HG2	2.20	0.61
1:C:1395:ILE:CG1	1:C:1404:TYR:HE2	2.02	0.61
1:C:1602:VAL:HG11	2:E:202:UNK:C	2.25	0.61
2:D:173:UNK:O	2:D:176:UNK:CB	2.49	0.61
2:E:146:VAL:HA	2:E:149:ASN:CG	2.20	0.61
1:A:1166:GLU:N	1:A:1170:GLU:HB3	2.16	0.61

*Continued on next page...*

*Continued from previous page...*

Atom-1	Atom-2	Interatomic distance (Å)	Clash overlap (Å)
1:A:1365:TYR:HB2	1:A:1374:ALA:HB2	1.82	0.61
1:A:1471:PHE:CB	1:A:1480:LEU:HB2	2.31	0.61
1:B:1578:ARG:NH1	1:B:1583:LEU:HA	2.15	0.61
1:B:1600:ILE:HG22	1:B:1604:LYS:HE3	1.81	0.61
1:C:1092:LEU:O	1:C:1094:ARG:N	2.28	0.61
2:D:121:LYS:O	2:D:124:GLU:HB3	2.00	0.61
1:A:1326:LYS:HB2	2:F:108:GLU:CB	2.31	0.61
1:A:1412:LEU:HD12	1:A:1419:LEU:HD22	1.81	0.61
1:A:1598:TYR:HE1	1:B:1588:ARG:CB	2.14	0.61
1:B:1191:ASN:C	1:B:1193:PRO:CD	2.69	0.61
1:B:1407:ALA:O	1:B:1408:ILE:C	2.39	0.61
1:B:1409:GLN:C	1:B:1413:GLU:HB2	2.18	0.61
1:C:1173:LEU:O	1:C:1177:LEU:HG	2.01	0.61
1:C:1297:GLU:O	1:C:1300:ILE:HG13	2.00	0.61
1:C:1503:GLU:HG3	1:C:1504:LEU:N	2.14	0.61
1:C:1533:LEU:HG	1:C:1535:LYS:H	1.66	0.61
1:B:1504:LEU:HD23	2:D:149:ASN:O	1.98	0.61
1:B:1292:ASP:CG	2:D:97:GLN:HB3	2.20	0.61
2:E:184:UNK:O	2:E:186:UNK:N	2.33	0.61
1:A:1079:THR:O	1:A:1105:PRO:HG2	1.94	0.61
1:A:1191:ASN:C	1:A:1193:PRO:CD	2.69	0.61
1:B:1173:LEU:O	1:B:1177:LEU:HG	2.01	0.61
1:B:1333:ARG:CA	1:B:1360:GLU:HG2	2.30	0.61
1:B:1451:TYR:O	1:B:1455:VAL:CG2	2.48	0.61
1:C:1082:VAL:CG1	1:C:1102:CYS:SG	2.89	0.61
1:C:1166:GLU:N	1:C:1170:GLU:HB3	2.15	0.61
1:C:1274:LEU:CA	1:C:1277:VAL:HG22	2.30	0.61
1:C:1562:LYS:C	1:C:1564:GLU:H	2.03	0.61
2:D:102:ILE:O	2:D:106:ARG:N	2.34	0.61
2:D:146:VAL:HA	2:D:149:ASN:CG	2.21	0.61
1:A:1571:PHE:O	1:A:1577:LEU:HD21	2.01	0.61
1:B:1091:ASN:ND2	1:B:1092:LEU:N	2.49	0.61
1:B:1166:GLU:N	1:B:1170:GLU:HB3	2.16	0.61
1:B:1274:LEU:CA	1:B:1277:VAL:HG22	2.30	0.61
1:B:1365:TYR:HB2	1:B:1374:ALA:HB2	1.82	0.61
1:B:1571:PHE:O	1:B:1577:LEU:HD21	2.01	0.61
1:C:1116:LEU:HD11	1:C:1143:ALA:HB1	1.83	0.61
1:C:1154:VAL:CG1	1:C:1180:THR:OG1	2.48	0.61
1:C:1428:PRO:O	1:C:1429:ARG:HB3	2.01	0.61
1:C:1472:ILE:HB	1:C:1498:ARG:NH2	2.14	0.61
2:F:130:LYS:O	2:F:133:LYS:HB2	2.00	0.61

*Continued on next page...*

*Continued from previous page...*

Atom-1	Atom-2	Interatomic distance (Å)	Clash overlap (Å)
1:A:1154:VAL:CG1	1:A:1180:THR:OG1	2.48	0.61
1:A:1357:LEU:HD23	2:F:111:LYS:NZ	2.14	0.61
1:B:1112:ALA:C	1:B:1139:GLU:OE2	2.40	0.61
1:B:1409:GLN:HG3	1:B:1413:GLU:HG3	0.65	0.61
1:B:1471:PHE:CB	1:B:1480:LEU:HB2	2.31	0.61
1:C:1191:ASN:C	1:C:1193:PRO:CD	2.69	0.61
1:A:1122:LYS:CA	1:A:1125:ILE:HG22	2.21	0.60
1:A:1132:ASP:CG	1:A:1133:ASP:N	2.53	0.60
1:A:1112:ALA:C	1:A:1139:GLU:OE2	2.39	0.60
1:A:1173:LEU:O	1:A:1177:LEU:HG	2.01	0.60
1:A:1407:ALA:O	1:A:1408:ILE:C	2.39	0.60
1:A:1445:LEU:N	1:A:1446:PRO:CD	2.61	0.60
1:C:1451:TYR:O	1:C:1455:VAL:CG2	2.48	0.60
2:F:112:ARG:HD3	2:F:112:ARG:C	2.20	0.60
1:A:1082:VAL:CG1	1:A:1102:CYS:SG	2.89	0.60
1:A:1325:SER:O	1:A:1355:ALA:CB	2.49	0.60
1:A:1416:PRO:HG2	2:F:130:LYS:HA	1.83	0.60
1:A:1492:ASN:C	1:A:1493:ILE:HG12	2.21	0.60
1:A:1620:ARG:HG3	1:A:1620:ARG:NH1	2.15	0.60
1:B:1218:TYR:CE2	1:B:1227:LEU:HB2	2.37	0.60
1:B:1325:SER:O	1:B:1355:ALA:CB	2.49	0.60
1:B:1428:PRO:O	1:B:1429:ARG:HB3	2.01	0.60
1:C:1395:ILE:O	1:C:1404:TYR:OH	2.17	0.60
1:C:1490:PHE:CD1	1:C:1492:ASN:OD1	2.52	0.60
1:A:1092:LEU:O	1:A:1094:ARG:N	2.28	0.60
1:A:1122:LYS:NZ	1:A:1147:SER:HB2	2.15	0.60
1:A:1188:GLU:OE2	1:A:1192:GLY:N	2.33	0.60
1:A:1333:ARG:HA	1:A:1360:GLU:HG2	1.83	0.60
1:A:1451:TYR:O	1:A:1455:VAL:CG2	2.48	0.60
1:A:1584:GLU:O	1:A:1587:TRP:N	2.28	0.60
1:C:1091:ASN:ND2	1:C:1092:LEU:N	2.49	0.60
1:C:1160:ALA:O	1:C:1165:ARG:N	2.34	0.60
1:C:1398:VAL:HG12	1:C:1400:ASN:H	1.65	0.60
2:F:146:VAL:HA	2:F:149:ASN:CG	2.21	0.60
1:A:1160:ALA:O	1:A:1165:ARG:N	2.34	0.60
1:A:1428:PRO:O	1:A:1429:ARG:HB3	2.01	0.60
1:A:1591:ILE:HG12	1:A:1592:MET:N	2.17	0.60
1:B:1295:TYR:O	1:B:1296:PHE:C	2.40	0.60
1:B:1490:PHE:CD1	1:B:1492:ASN:OD1	2.52	0.60
1:B:1591:ILE:HG12	1:B:1592:MET:N	2.17	0.60
1:C:1154:VAL:HG11	1:C:1180:THR:CB	2.32	0.60

*Continued on next page...*

*Continued from previous page...*

Atom-1	Atom-2	Interatomic distance (Å)	Clash overlap (Å)
1:C:1164:ALA:O	1:C:1165:ARG:C	2.37	0.60
1:C:1166:GLU:CD	1:C:1168:TYR:CE2	2.75	0.60
1:C:1358:TRP:CZ3	1:C:1377:THR:HG23	2.36	0.60
1:C:1408:ILE:HG21	1:C:1412:LEU:HD22	1.79	0.60
1:C:1591:ILE:HG12	1:C:1592:MET:N	2.17	0.60
2:E:90:ALA:H	2:E:91:GLN:HB3	1.64	0.60
1:A:1166:GLU:CD	1:A:1168:TYR:CE2	2.75	0.60
1:B:1578:ARG:CZ	1:B:1583:LEU:CD2	2.68	0.60
1:B:1586:ALA:CA	1:B:1590:ASN:OD1	2.46	0.60
1:B:1617:GLU:HG2	1:B:1621:LYS:NZ	2.17	0.60
1:C:1122:LYS:NZ	1:C:1147:SER:HB2	2.15	0.60
1:C:1407:ALA:O	1:C:1408:ILE:C	2.39	0.60
2:E:95:LEU:HD13	2:E:95:LEU:O	2.01	0.60
1:A:1091:ASN:ND2	1:A:1092:LEU:N	2.49	0.60
1:A:1154:VAL:HG11	1:A:1180:THR:CB	2.31	0.60
1:A:1295:TYR:O	1:A:1296:PHE:C	2.40	0.60
1:A:1377:THR:HA	1:A:1381:HIS:CD2	2.36	0.60
1:A:1358:TRP:CZ3	1:A:1381:HIS:CE1	2.64	0.60
1:A:1409:GLN:C	1:A:1413:GLU:HB2	2.18	0.60
1:B:1122:LYS:NZ	1:B:1147:SER:HB2	2.15	0.60
1:B:1166:GLU:CD	1:B:1168:TYR:CE2	2.75	0.60
1:B:1450:PRO:HA	1:B:1453:ARG:CG	2.27	0.60
1:B:1578:ARG:HD3	1:B:1582:VAL:CG1	2.32	0.60
1:C:1218:TYR:CE2	1:C:1227:LEU:HB2	2.37	0.60
1:C:1295:TYR:O	1:C:1296:PHE:C	2.40	0.60
1:C:1600:ILE:HG22	1:C:1604:LYS:HE3	1.81	0.60
2:D:173:UNK:O	2:D:174:UNK:CB	2.45	0.60
1:B:1293:ARG:CB	2:D:97:GLN:OE1	2.50	0.60
1:A:1277:VAL:O	1:A:1279:HIS:N	2.35	0.60
1:B:1091:ASN:ND2	1:B:1091:ASN:C	2.52	0.60
1:B:1162:LYS:NZ	1:B:1163:LYS:HZ1	1.98	0.60
1:B:1358:TRP:CZ3	1:B:1381:HIS:CE1	2.64	0.60
2:E:143:SER:O	2:E:147:GLU:HB2	2.00	0.60
1:A:1168:TYR:O	1:A:1172:GLU:HG2	2.02	0.60
1:B:1562:LYS:C	1:B:1564:GLU:H	2.04	0.60
1:C:1082:VAL:CG1	1:C:1083:GLN:H	2.14	0.60
1:C:1377:THR:HA	1:C:1381:HIS:CD2	2.36	0.60
2:D:119:ALA:C	2:D:123:MET:HG2	2.15	0.60
1:A:1167:SER:C	1:A:1171:THR:CB	2.57	0.60
1:A:1384:ASP:OD1	2:F:115:GLU:OE1	2.03	0.60
1:A:1513:TYR:CD1	1:A:1516:LYS:HE2	2.36	0.60

*Continued on next page...*

*Continued from previous page...*

Atom-1	Atom-2	Interatomic distance (Å)	Clash overlap (Å)
1:B:1154:VAL:HG11	1:B:1180:THR:CB	2.32	0.60
1:B:1159:MET:HA	1:B:1163:LYS:HE2	1.71	0.60
1:B:1533:LEU:HG	1:B:1535:LYS:H	1.66	0.60
1:C:1586:ALA:HB1	1:C:1590:ASN:CG	2.22	0.60
2:D:186:UNK:N	2:D:190:UNK:CB	2.65	0.60
2:E:121:LYS:O	2:E:124:GLU:HB3	2.01	0.60
2:F:195:UNK:N	2:F:197:UNK:CB	2.65	0.60
1:A:1398:VAL:HG12	1:A:1400:ASN:H	1.66	0.60
1:A:1472:ILE:HB	1:A:1498:ARG:NH2	2.14	0.60
1:A:1586:ALA:CA	1:A:1590:ASN:OD1	2.46	0.60
1:B:1079:THR:O	1:B:1105:PRO:HG2	1.94	0.60
1:C:1578:ARG:NH1	1:C:1583:LEU:HA	2.15	0.60
1:B:1597:PRO:O	1:C:1584:GLU:OE2	2.20	0.60
1:A:1401:VAL:CG2	1:A:1429:ARG:HE	2.12	0.59
1:A:1617:GLU:HG2	1:A:1621:LYS:NZ	2.17	0.59
1:C:1166:GLU:CD	1:C:1168:TYR:CZ	2.76	0.59
1:A:1580:ASP:CG	1:C:1605:GLU:HG3	2.22	0.59
2:D:114:GLN:CG	2:D:115:GLU:N	2.26	0.59
1:A:1159:MET:C	1:A:1163:LYS:CD	2.70	0.59
1:A:1190:ILE:HD12	1:A:1216:LEU:HD11	1.84	0.59
1:A:1261:VAL:HG23	1:A:1293:ARG:HD2	1.84	0.59
1:A:1505:ILE:O	1:A:1509:ARG:HB2	2.02	0.59
1:B:1206:TYR:CD1	1:B:1226:ARG:HG3	2.37	0.59
1:B:1277:VAL:O	1:B:1279:HIS:N	2.35	0.59
1:B:1398:VAL:HG12	1:B:1400:ASN:H	1.65	0.59
1:C:1326:LYS:HG3	1:C:1326:LYS:O	1.96	0.59
1:C:1504:LEU:CD1	2:E:149:ASN:HD21	2.05	0.59
1:A:1277:VAL:HG12	1:A:1286:LEU:HD11	1.85	0.59
1:A:1350:ARG:HA	1:A:1350:ARG:NE	2.17	0.59
1:B:1116:LEU:HD11	1:B:1143:ALA:HB1	1.83	0.59
1:B:1121:VAL:O	1:B:1123:GLU:N	2.35	0.59
1:B:1160:ALA:O	1:B:1165:ARG:N	2.34	0.59
1:C:1121:VAL:O	1:C:1123:GLU:N	2.35	0.59
1:C:1112:ALA:C	1:C:1139:GLU:OE2	2.40	0.59
1:C:1185:GLU:O	1:C:1185:GLU:HG2	2.02	0.59
1:C:1206:TYR:CD1	1:C:1226:ARG:HG3	2.37	0.59
2:E:112:ARG:C	2:E:112:ARG:HD3	2.20	0.59
1:A:1121:VAL:O	1:A:1123:GLU:N	2.35	0.59
1:A:1279:HIS:HD2	1:A:1282:GLU:C	2.02	0.59
1:A:1358:TRP:CZ3	1:A:1377:THR:HG23	2.36	0.59
1:B:1602:VAL:HG21	2:D:204:UNK:C	2.31	0.59

*Continued on next page...*

*Continued from previous page...*

Atom-1	Atom-2	Interatomic distance (Å)	Clash overlap (Å)
1:C:1277:VAL:CG2	1:C:1278:VAL:H	2.16	0.59
1:C:1546:ASP:OD2	1:C:1549:LEU:HD23	2.03	0.59
1:A:1108:TRP:CE3	1:A:1129:ILE:CD1	2.83	0.59
1:A:1254:LYS:HD2	1:A:1285:GLU:HG3	1.84	0.59
1:A:1395:ILE:O	1:A:1404:TYR:OH	2.17	0.59
1:A:1459:ASN:HD21	1:A:1489:ASN:HB2	1.66	0.59
1:A:1578:ARG:HD3	1:A:1582:VAL:CG1	2.32	0.59
1:B:1333:ARG:HA	1:B:1360:GLU:HG2	1.83	0.59
1:C:1091:ASN:C	1:C:1091:ASN:ND2	2.52	0.59
1:C:1209:LYS:CB	1:C:1230:THR:HG22	2.26	0.59
1:C:1401:VAL:HG22	1:C:1429:ARG:CZ	2.33	0.59
1:C:1391:PHE:CD2	1:C:1411:TYR:OH	2.52	0.59
1:C:1459:ASN:HD21	1:C:1489:ASN:HB2	1.66	0.59
1:C:1571:PHE:O	1:C:1577:LEU:HD21	2.01	0.59
2:D:101:SER:O	2:D:105:TRP:HB2	2.03	0.59
2:E:120:SER:HA	2:E:123:MET:HB2	1.85	0.59
1:A:1162:LYS:HG3	1:A:1163:LYS:HZ2	1.63	0.59
1:A:1206:TYR:CD1	1:A:1226:ARG:HG3	2.37	0.59
1:A:1407:ALA:C	1:A:1409:GLN:N	2.55	0.59
1:B:1159:MET:HA	1:B:1162:LYS:HZ3	1.65	0.59
1:B:1166:GLU:CD	1:B:1168:TYR:CZ	2.76	0.59
1:B:1358:TRP:CZ3	1:B:1377:THR:HG23	2.36	0.59
1:B:1505:ILE:O	1:B:1509:ARG:HB2	2.02	0.59
1:C:1161:ARG:CZ	1:C:1165:ARG:HD2	2.33	0.59
1:C:1277:VAL:O	1:C:1279:HIS:N	2.35	0.59
1:C:1401:VAL:CG2	1:C:1429:ARG:HE	2.12	0.59
1:B:1601:GLN:HB3	1:C:1580:ASP:CG	2.22	0.59
1:B:1293:ARG:HG3	2:D:97:GLN:OE1	2.03	0.59
1:A:1218:TYR:CE2	1:A:1227:LEU:HB2	2.37	0.59
1:A:1412:LEU:CB	1:A:1419:LEU:CD1	2.75	0.59
1:B:1377:THR:HA	1:B:1381:HIS:CD2	2.36	0.59
1:B:1391:PHE:CD2	1:B:1411:TYR:OH	2.52	0.59
1:B:1505:ILE:CD1	2:D:152:ASN:HB3	2.33	0.59
2:E:95:LEU:O	2:E:99:PRO:HG2	2.01	0.59
2:F:188:UNK:O	2:F:189:UNK:C	2.50	0.59
1:A:1533:LEU:HG	1:A:1535:LYS:H	1.66	0.59
1:B:1122:LYS:CA	1:B:1125:ILE:HG22	2.21	0.59
1:B:1601:GLN:HB3	1:C:1580:ASP:OD1	2.03	0.59
1:C:1513:TYR:CD1	1:C:1516:LYS:HE2	2.36	0.59
1:C:1602:VAL:HG22	2:E:203:UNK:C	2.31	0.59
1:A:1116:LEU:HD11	1:A:1143:ALA:HB1	1.83	0.59

*Continued on next page...*

*Continued from previous page...*

Atom-1	Atom-2	Interatomic distance (Å)	Clash overlap (Å)
1:A:1254:LYS:HD2	1:A:1285:GLU:CG	2.33	0.59
1:A:1438:TYR:O	1:A:1442:VAL:HG21	2.02	0.59
1:A:1591:ILE:CG2	1:A:1592:MET:N	2.60	0.59
1:B:1475:GLU:HG3	2:D:145:GLN:CG	2.32	0.59
1:C:1260:CYS:N	1:C:1293:ARG:NH1	2.51	0.59
1:C:1300:ILE:O	1:C:1300:ILE:HD12	2.03	0.59
1:C:1333:ARG:HA	1:C:1360:GLU:HG2	1.83	0.59
1:C:1505:ILE:O	1:C:1509:ARG:HB2	2.02	0.59
1:C:1617:GLU:HG2	1:C:1621:LYS:NZ	2.17	0.59
2:D:174:UNK:HA	2:D:176:UNK:C	2.32	0.59
1:A:1401:VAL:HG22	1:A:1429:ARG:CZ	2.33	0.59
1:A:1586:ALA:HB1	1:A:1590:ASN:CG	2.22	0.59
1:B:1168:TYR:O	1:B:1172:GLU:HG2	2.02	0.59
1:B:1254:LYS:HD2	1:B:1285:GLU:HG3	1.84	0.59
1:B:1350:ARG:NE	1:B:1350:ARG:HA	2.17	0.59
1:C:1122:LYS:HZ1	1:C:1147:SER:CB	2.13	0.59
1:C:1254:LYS:HD2	1:C:1285:GLU:CG	2.33	0.59
1:C:1438:TYR:O	1:C:1442:VAL:HG21	2.02	0.59
1:A:1166:GLU:CD	1:A:1168:TYR:CZ	2.76	0.58
1:A:1251:ARG:O	1:A:1252:THR:OG1	2.19	0.58
1:A:1382:PRO:HG3	1:A:1410:PHE:CE1	2.38	0.58
1:A:1391:PHE:CD2	1:A:1411:TYR:OH	2.52	0.58
1:A:1504:LEU:HD13	1:A:1506:GLU:HG3	1.85	0.58
1:A:1530:LYS:HG2	1:A:1531:ASP:OD1	2.03	0.58
1:A:1533:LEU:HG	1:A:1535:LYS:HB2	1.85	0.58
1:B:1459:ASN:HD21	1:B:1489:ASN:HB2	1.66	0.58
1:C:1350:ARG:HA	1:C:1350:ARG:NE	2.17	0.58
1:A:1326:LYS:O	1:A:1326:LYS:HG3	1.96	0.58
1:A:1332:MET:CG	1:A:1357:LEU:HD13	2.33	0.58
1:A:1546:ASP:OD2	1:A:1549:LEU:HD23	2.03	0.58
1:B:1111:LEU:HD21	1:B:1115:GLN:CG	2.33	0.58
1:B:1167:SER:C	1:B:1171:THR:CB	2.57	0.58
1:B:1185:GLU:O	1:B:1185:GLU:HG2	2.02	0.58
1:B:1253:TRP:O	1:B:1255:GLU:N	2.36	0.58
1:B:1427:SER:CB	1:B:1428:PRO:CD	2.42	0.58
1:B:1591:ILE:O	1:B:1594:PHE:CB	2.51	0.58
1:C:1168:TYR:O	1:C:1172:GLU:HG2	2.02	0.58
1:C:1254:LYS:HD2	1:C:1285:GLU:HG3	1.84	0.58
1:C:1471:PHE:CB	1:C:1480:LEU:HB2	2.31	0.58
1:B:1293:ARG:CG	2:D:97:GLN:OE1	2.51	0.58
2:F:120:SER:HA	2:F:123:MET:HB2	1.85	0.58

*Continued on next page...*

*Continued from previous page...*

Atom-1	Atom-2	Interatomic distance (Å)	Clash overlap (Å)
2:F:195:UNK:C	2:F:197:UNK:CA	2.81	0.58
1:A:1404:TYR:O	1:A:1407:ALA:CB	2.52	0.58
1:A:1537:ALA:HA	1:A:1540:TYR:CE2	2.39	0.58
1:B:1260:CYS:N	1:B:1293:ARG:NH1	2.51	0.58
1:B:1358:TRP:CH2	1:B:1381:HIS:HE1	2.02	0.58
1:B:1361:LEU:C	1:B:1361:LEU:CD2	2.72	0.58
1:B:1451:TYR:O	1:B:1455:VAL:HG21	2.03	0.58
1:B:1620:ARG:NH1	1:B:1620:ARG:HG3	2.15	0.58
1:C:1079:THR:HG21	1:C:1105:PRO:HB3	1.81	0.58
1:C:1111:LEU:HD21	1:C:1115:GLN:CG	2.33	0.58
1:B:1357:LEU:HD23	2:D:111:LYS:HE3	1.85	0.58
2:D:120:SER:HA	2:D:123:MET:HB2	1.85	0.58
1:A:1161:ARG:CZ	1:A:1165:ARG:HD2	2.33	0.58
1:A:1260:CYS:N	1:A:1293:ARG:NH1	2.51	0.58
1:A:1387:LYS:HB3	1:A:1390:GLN:HB2	1.85	0.58
1:A:1428:PRO:O	1:A:1429:ARG:HB2	2.03	0.58
1:A:1591:ILE:O	1:A:1594:PHE:CB	2.51	0.58
1:A:1617:GLU:HG2	1:A:1621:LYS:HZ3	1.69	0.58
1:B:1504:LEU:HD13	1:B:1506:GLU:HG3	1.86	0.58
1:C:1122:LYS:CG	1:C:1123:GLU:H	2.16	0.58
1:C:1253:TRP:O	1:C:1255:GLU:N	2.36	0.58
1:C:1277:VAL:HG12	1:C:1286:LEU:HD11	1.85	0.58
1:C:1472:ILE:CB	1:C:1498:ARG:HH21	2.13	0.58
1:C:1530:LYS:HG2	1:C:1531:ASP:OD1	2.03	0.58
1:C:1537:ALA:HA	1:C:1540:TYR:CE2	2.39	0.58
1:C:1578:ARG:HD3	1:C:1582:VAL:CG1	2.32	0.58
1:C:1591:ILE:O	1:C:1594:PHE:CB	2.51	0.58
2:D:174:UNK:CB	2:D:177:UNK:CA	2.81	0.58
2:E:189:UNK:C	2:E:195:UNK:CB	2.82	0.58
1:A:1185:GLU:O	1:A:1185:GLU:HG2	2.02	0.58
1:B:1254:LYS:HD2	1:B:1285:GLU:CG	2.33	0.58
1:B:1401:VAL:HG22	1:B:1429:ARG:CZ	2.33	0.58
1:B:1513:TYR:CD1	1:B:1516:LYS:HE2	2.36	0.58
1:C:1261:VAL:HG23	1:C:1293:ARG:HD2	1.84	0.58
1:C:1407:ALA:C	1:C:1409:GLN:N	2.55	0.58
2:D:99:PRO:O	2:D:102:ILE:HG12	2.02	0.58
2:E:90:ALA:N	2:E:91:GLN:HB3	2.18	0.58
1:A:1444:GLN:NE2	2:F:131:ALA:HA	2.11	0.58
1:B:1162:LYS:HZ2	1:B:1163:LYS:NZ	2.01	0.58
1:B:1161:ARG:CZ	1:B:1165:ARG:HD2	2.33	0.58
1:B:1326:LYS:HG3	1:B:1326:LYS:O	1.96	0.58

*Continued on next page...*

*Continued from previous page...*

Atom-1	Atom-2	Interatomic distance (Å)	Clash overlap (Å)
1:C:1161:ARG:CA	1:C:1165:ARG:HB2	2.33	0.58
1:C:1404:TYR:OH	1:C:1429:ARG:NH1	2.37	0.58
1:A:1111:LEU:HD21	1:A:1115:GLN:CG	2.33	0.58
1:A:1161:ARG:HA	1:A:1165:ARG:HB2	1.86	0.58
1:A:1253:TRP:O	1:A:1255:GLU:N	2.36	0.58
1:A:1610:VAL:O	1:A:1614:ASP:OD1	2.22	0.58
1:B:1332:MET:CG	1:B:1357:LEU:HD13	2.33	0.58
1:B:1382:PRO:HG3	1:B:1410:PHE:CE1	2.38	0.58
1:B:1530:LYS:HG2	1:B:1531:ASP:OD1	2.03	0.58
1:B:1546:ASP:OD2	1:B:1549:LEU:HD23	2.03	0.58
1:C:1079:THR:CG2	1:C:1105:PRO:CD	2.68	0.58
1:C:1159:MET:C	1:C:1163:LYS:CD	2.69	0.58
2:E:119:ALA:O	2:E:123:MET:CB	2.51	0.58
1:A:1451:TYR:O	1:A:1455:VAL:HG21	2.03	0.58
1:B:1261:VAL:HG23	1:B:1293:ARG:HD2	1.85	0.58
1:B:1401:VAL:CG2	1:B:1429:ARG:HE	2.12	0.58
1:C:1456:GLN:HG2	1:C:1487:TYR:CE2	2.39	0.58
1:C:1610:VAL:O	1:C:1614:ASP:OD1	2.22	0.58
1:A:1171:THR:HA	1:A:1174:ILE:HD12	1.86	0.58
1:A:1211:TYR:HB2	1:A:1231:LEU:CD1	2.34	0.58
1:A:1290:TYR:CE2	1:A:1299:LEU:HD13	2.34	0.58
1:B:1332:MET:HG3	1:B:1357:LEU:HD13	1.86	0.58
1:B:1387:LYS:HB3	1:B:1390:GLN:HB2	1.85	0.58
1:B:1407:ALA:C	1:B:1409:GLN:N	2.55	0.58
1:B:1444:GLN:HG3	2:D:134:ASP:CB	2.31	0.58
2:E:90:ALA:N	2:E:91:GLN:CA	2.59	0.58
1:A:1300:ILE:O	1:A:1300:ILE:HD12	2.03	0.58
1:A:1404:TYR:OH	1:A:1429:ARG:NH1	2.37	0.58
1:B:1079:THR:CG2	1:B:1105:PRO:CD	2.67	0.58
1:B:1161:ARG:CA	1:B:1165:ARG:HB2	2.33	0.58
1:B:1171:THR:HA	1:B:1174:ILE:HD12	1.86	0.58
1:B:1277:VAL:CG2	1:B:1278:VAL:H	2.16	0.58
1:B:1404:TYR:OH	1:B:1429:ARG:NH1	2.37	0.58
1:B:1472:ILE:CB	1:B:1498:ARG:HH21	2.13	0.58
1:B:1537:ALA:HA	1:B:1540:TYR:CE2	2.39	0.58
1:C:1211:TYR:HB2	1:C:1231:LEU:CD1	2.33	0.58
1:C:1325:SER:O	1:C:1355:ALA:CB	2.49	0.58
1:C:1451:TYR:O	1:C:1455:VAL:HG21	2.03	0.58
2:D:119:ALA:O	2:D:123:MET:CB	2.52	0.58
2:F:151:ILE:HG13	2:F:152:ASN:N	2.18	0.58
1:A:1456:GLN:HG2	1:A:1487:TYR:CE2	2.39	0.57

*Continued on next page...*

*Continued from previous page...*

Atom-1	Atom-2	Interatomic distance (Å)	Clash overlap (Å)
1:C:1332:MET:CG	1:C:1357:LEU:HD13	2.33	0.57
1:C:1481:ARG:HH11	1:C:1510:ILE:HG12	1.69	0.57
1:A:1465:GLU:OE2	1:A:1465:GLU:O	2.22	0.57
1:B:1148:GLY:CA	1:B:1150:TRP:CE3	2.82	0.57
1:B:1333:ARG:CB	1:B:1360:GLU:HG3	2.34	0.57
1:B:1456:GLN:HG2	1:B:1487:TYR:CE2	2.39	0.57
1:B:1610:VAL:O	1:B:1614:ASP:OD1	2.22	0.57
1:C:1361:LEU:C	1:C:1361:LEU:CD2	2.72	0.57
1:C:1465:GLU:OE2	1:C:1465:GLU:O	2.22	0.57
1:C:1510:ILE:O	1:C:1514:LEU:N	2.33	0.57
2:D:141:ARG:HB2	2:D:141:ARG:HH21	1.69	0.57
2:E:108:GLU:CD	2:E:109:GLN:HG2	2.24	0.57
1:B:1395:ILE:O	1:B:1404:TYR:OH	2.17	0.57
1:C:1078:ASN:ND2	1:C:1101:ARG:CB	2.65	0.57
1:C:1535:LYS:HZ3	1:C:1563:ARG:HH12	1.50	0.57
2:F:150:LYS:O	2:F:154:ARG:HG3	2.04	0.57
1:A:1089:ILE:O	1:A:1089:ILE:HG22	2.04	0.57
1:A:1122:LYS:HE3	1:A:1147:SER:HB2	1.87	0.57
1:A:1277:VAL:CG2	1:A:1278:VAL:H	2.16	0.57
1:A:1358:TRP:CD2	1:A:1381:HIS:CG	2.93	0.57
1:A:1387:LYS:O	1:A:1390:GLN:N	2.30	0.57
1:B:1262:ASP:H	1:B:1293:ARG:HD3	1.70	0.57
2:D:181:UNK:C	2:D:183:UNK:CA	2.82	0.57
2:E:191:UNK:O	2:E:192:UNK:CB	2.52	0.57
1:A:1161:ARG:CA	1:A:1165:ARG:HB2	2.33	0.57
1:B:1277:VAL:HG12	1:B:1286:LEU:HD11	1.85	0.57
1:B:1300:ILE:O	1:B:1300:ILE:HD12	2.03	0.57
1:C:1089:ILE:O	1:C:1089:ILE:HG22	2.04	0.57
1:C:1368:TYR:HD1	1:C:1370:GLU:HG2	1.64	0.57
1:B:1597:PRO:HB2	1:C:1587:TRP:HZ3	1.65	0.57
2:D:186:UNK:O	2:D:187:UNK:C	2.51	0.57
1:A:1279:HIS:CD2	1:A:1282:GLU:CA	2.88	0.57
1:B:1108:TRP:CE3	1:B:1129:ILE:CD1	2.83	0.57
1:B:1372:ASP:O	1:B:1376:ILE:CG1	2.48	0.57
1:B:1617:GLU:HG2	1:B:1621:LYS:HZ3	1.70	0.57
1:C:1078:ASN:ND2	1:C:1101:ARG:CA	2.67	0.57
2:D:151:ILE:HG13	2:D:152:ASN:N	2.20	0.57
2:E:105:TRP:O	2:E:109:GLN:HG2	2.04	0.57
2:F:182:UNK:C	2:F:184:UNK:N	2.64	0.57
1:B:1085:LEU:O	1:B:1086:ILE:C	2.43	0.57
1:C:1333:ARG:CB	1:C:1360:GLU:HG3	2.35	0.57

*Continued on next page...*

*Continued from previous page...*

Atom-1	Atom-2	Interatomic distance (Å)	Clash overlap (Å)
2:E:141:ARG:NH2	2:E:141:ARG:HB2	2.20	0.57
1:A:1122:LYS:CG	1:A:1123:GLU:H	2.16	0.57
1:A:1261:VAL:HB	1:A:1293:ARG:HD3	1.87	0.57
1:A:1361:LEU:CD2	1:A:1361:LEU:C	2.72	0.57
1:B:1089:ILE:O	1:B:1089:ILE:HG22	2.04	0.57
1:B:1175:PHE:CE1	1:B:1204:ARG:HB2	2.40	0.57
1:B:1279:HIS:CD2	1:B:1282:GLU:CA	2.88	0.57
1:B:1465:GLU:OE2	1:B:1465:GLU:O	2.22	0.57
1:B:1533:LEU:HG	1:B:1535:LYS:HB2	1.85	0.57
1:C:1171:THR:HA	1:C:1174:ILE:HD12	1.86	0.57
1:C:1262:ASP:H	1:C:1293:ARG:HD3	1.70	0.57
1:C:1476:ASP:OD1	1:C:1479:ALA:HB3	2.05	0.57
1:B:1416:PRO:HG3	2:D:130:LYS:CG	2.33	0.57
1:A:1085:LEU:O	1:A:1086:ILE:C	2.43	0.57
1:A:1161:ARG:HH12	1:A:1193:PRO:HA	1.69	0.57
1:A:1333:ARG:CB	1:A:1360:GLU:HG3	2.35	0.57
1:A:1494:SER:HA	1:A:1497:GLN:HG3	1.86	0.57
1:B:1078:ASN:ND2	1:B:1101:ARG:CA	2.67	0.57
1:B:1159:MET:C	1:B:1163:LYS:CD	2.70	0.57
1:B:1404:TYR:O	1:B:1407:ALA:CB	2.52	0.57
1:B:1444:GLN:NE2	2:D:134:ASP:OD2	2.38	0.57
1:B:1586:ALA:HB1	1:B:1590:ASN:CG	2.22	0.57
1:C:1161:ARG:HA	1:C:1165:ARG:HB2	1.86	0.57
1:C:1175:PHE:CE1	1:C:1204:ARG:HB2	2.40	0.57
1:A:1255:GLU:O	1:A:1258:PHE:HB3	2.05	0.57
1:A:1476:ASP:OD1	1:A:1479:ALA:HB3	2.05	0.57
1:A:1584:GLU:OE2	1:C:1598:TYR:CE1	2.58	0.57
1:B:1079:THR:CA	1:B:1102:CYS:HB3	2.33	0.57
1:B:1209:LYS:CB	1:B:1230:THR:HG22	2.26	0.57
1:C:1255:GLU:O	1:C:1258:PHE:HB3	2.05	0.57
1:C:1428:PRO:O	1:C:1429:ARG:HB2	2.04	0.57
2:F:141:ARG:HH21	2:F:141:ARG:HB2	1.70	0.57
1:A:1505:ILE:H	1:A:1505:ILE:CD1	2.18	0.56
1:B:1358:TRP:CD2	1:B:1381:HIS:CG	2.93	0.56
1:C:1279:HIS:CD2	1:C:1282:GLU:CA	2.88	0.56
1:A:1162:LYS:HZ3	1:A:1163:LYS:NZ	2.02	0.56
1:A:1524:SER:O	1:A:1527:LEU:HD13	2.05	0.56
1:A:1585:THR:O	1:A:1589:HIS:HB3	2.04	0.56
1:B:1108:TRP:CB	1:B:1134:PRO:HA	2.35	0.56
1:B:1584:GLU:O	1:B:1585:THR:C	2.43	0.56
1:C:1085:LEU:O	1:C:1086:ILE:C	2.43	0.56

*Continued on next page...*

*Continued from previous page...*

Atom-1	Atom-2	Interatomic distance (Å)	Clash overlap (Å)
1:C:1122:LYS:HE3	1:C:1147:SER:HB2	1.87	0.56
1:C:1290:TYR:CE2	1:C:1299:LEU:HD13	2.34	0.56
1:C:1494:SER:HA	1:C:1497:GLN:HG3	1.86	0.56
1:C:1504:LEU:HD13	1:C:1506:GLU:HG3	1.86	0.56
1:A:1082:VAL:HG11	1:A:1102:CYS:SG	2.45	0.56
1:A:1262:ASP:H	1:A:1293:ARG:HD3	1.70	0.56
1:A:1372:ASP:O	1:A:1376:ILE:CG1	2.48	0.56
1:A:1472:ILE:CB	1:A:1498:ARG:HH21	2.13	0.56
1:A:1529:LYS:O	1:A:1532:SER:HB3	2.05	0.56
1:B:1111:LEU:HD21	1:B:1115:GLN:HG3	1.88	0.56
1:B:1255:GLU:O	1:B:1258:PHE:HB3	2.05	0.56
1:B:1387:LYS:O	1:B:1390:GLN:N	2.30	0.56
1:C:1358:TRP:CD2	1:C:1381:HIS:CG	2.93	0.56
1:C:1533:LEU:HG	1:C:1535:LYS:HB2	1.86	0.56
2:D:150:LYS:O	2:D:154:ARG:HG3	2.05	0.56
1:A:1078:ASN:ND2	1:A:1101:ARG:CA	2.67	0.56
1:A:1332:MET:HG3	1:A:1357:LEU:HD13	1.86	0.56
1:B:1082:VAL:HG11	1:B:1102:CYS:SG	2.45	0.56
1:B:1161:ARG:HH12	1:B:1193:PRO:HA	1.69	0.56
1:B:1261:VAL:HB	1:B:1293:ARG:HD3	1.87	0.56
1:B:1494:SER:HA	1:B:1497:GLN:HG3	1.86	0.56
1:B:1529:LYS:O	1:B:1532:SER:HB3	2.05	0.56
1:B:1533:LEU:C	1:B:1535:LYS:H	2.08	0.56
1:C:1122:LYS:CA	1:C:1125:ILE:HG22	2.20	0.56
2:D:127:TRP:HD1	2:D:128:ARG:N	2.03	0.56
2:E:105:TRP:O	2:E:108:GLU:CG	2.51	0.56
2:E:184:UNK:C	2:E:186:UNK:N	2.68	0.56
1:C:1261:VAL:HB	1:C:1293:ARG:HD3	1.87	0.56
1:C:1499:LEU:CB	1:C:1511:ALA:HB2	2.35	0.56
1:C:1585:THR:O	1:C:1589:HIS:HB3	2.04	0.56
2:D:181:UNK:N	2:D:183:UNK:CB	2.67	0.56
2:E:108:GLU:OE2	2:E:109:GLN:CD	2.42	0.56
2:E:150:LYS:O	2:E:154:ARG:HG3	2.04	0.56
2:E:151:ILE:HG13	2:E:152:ASN:N	2.20	0.56
1:C:1382:PRO:HG3	1:C:1410:PHE:CE1	2.38	0.56
1:C:1533:LEU:C	1:C:1535:LYS:H	2.08	0.56
1:C:1591:ILE:CG2	1:C:1592:MET:H	1.98	0.56
1:A:1157:LEU:O	1:A:1160:ALA:N	2.38	0.56
1:B:1317:PHE:HD1	1:B:1339:PHE:HB3	1.71	0.56
1:B:1426:LEU:O	1:B:1427:SER:C	2.44	0.56
1:B:1476:ASP:OD1	1:B:1479:ALA:HB3	2.05	0.56

*Continued on next page...*

*Continued from previous page...*

Atom-1	Atom-2	Interatomic distance (Å)	Clash overlap (Å)
2:D:141:ARG:HB2	2:D:141:ARG:NH2	2.20	0.56
2:E:127:TRP:HD1	2:E:128:ARG:N	2.03	0.56
1:A:1416:PRO:HG2	2:F:130:LYS:HG3	1.84	0.56
1:A:1161:ARG:HA	1:A:1165:ARG:CB	2.35	0.56
1:B:1091:ASN:HD22	1:B:1092:LEU:N	2.04	0.56
1:B:1161:ARG:HA	1:B:1165:ARG:CB	2.35	0.56
1:B:1409:GLN:HA	1:B:1413:GLU:CB	2.34	0.56
1:C:1079:THR:CA	1:C:1102:CYS:HB3	2.32	0.56
1:C:1082:VAL:HG11	1:C:1102:CYS:SG	2.45	0.56
2:E:184:UNK:O	2:E:185:UNK:C	2.53	0.56
2:F:127:TRP:HD1	2:F:128:ARG:N	2.03	0.56
2:F:141:ARG:NH2	2:F:141:ARG:HB2	2.20	0.56
1:B:1122:LYS:HE3	1:B:1147:SER:HB2	1.87	0.56
1:B:1161:ARG:HA	1:B:1165:ARG:HB2	1.86	0.56
1:B:1211:TYR:HB2	1:B:1231:LEU:CD1	2.34	0.56
1:B:1387:LYS:HD2	1:B:1390:GLN:NE2	2.21	0.56
1:C:1148:GLY:CA	1:C:1150:TRP:CE3	2.82	0.56
1:C:1387:LYS:HD2	1:C:1390:GLN:NE2	2.21	0.56
1:A:1426:LEU:O	1:A:1427:SER:C	2.44	0.56
1:A:1111:LEU:CD2	1:A:1115:GLN:HG2	2.36	0.56
1:A:1368:TYR:HD1	1:A:1370:GLU:HG2	1.65	0.56
1:B:1082:VAL:CG1	1:B:1083:GLN:H	2.14	0.56
1:B:1524:SER:O	1:B:1527:LEU:HD13	2.05	0.56
1:C:1404:TYR:O	1:C:1407:ALA:CB	2.51	0.56
1:C:1584:GLU:O	1:C:1585:THR:C	2.43	0.56
1:A:1091:ASN:HD22	1:A:1092:LEU:N	2.04	0.55
1:A:1481:ARG:HH11	1:A:1510:ILE:HG12	1.69	0.55
1:B:1412:LEU:HA	1:B:1419:LEU:CD2	2.32	0.55
1:C:1111:LEU:HD21	1:C:1115:GLN:HG3	1.88	0.55
1:C:1161:ARG:HA	1:C:1165:ARG:CB	2.35	0.55
1:C:1505:ILE:H	1:C:1505:ILE:CD1	2.18	0.55
1:A:1108:TRP:CB	1:A:1134:PRO:HA	2.36	0.55
1:A:1166:GLU:CA	1:A:1170:GLU:OE2	2.54	0.55
1:A:1448:VAL:O	1:A:1452:LEU:HG	2.06	0.55
1:B:1448:VAL:O	1:B:1452:LEU:HG	2.06	0.55
1:C:1111:LEU:CD2	1:C:1115:GLN:HG2	2.36	0.55
1:C:1261:VAL:HG13	1:C:1295:TYR:CE2	2.41	0.55
1:C:1277:VAL:CG2	1:C:1278:VAL:N	2.70	0.55
1:C:1448:VAL:O	1:C:1452:LEU:HG	2.06	0.55
1:C:1554:LEU:HA	1:C:1557:PHE:CD2	2.39	0.55
2:D:134:ASP:OD1	2:D:135:LEU:N	2.39	0.55

*Continued on next page...*

*Continued from previous page...*

Atom-1	Atom-2	Interatomic distance (Å)	Clash overlap (Å)
2:E:184:UNK:C	2:E:186:UNK:H	2.19	0.55
2:F:184:UNK:O	2:F:186:UNK:N	2.39	0.55
1:A:1387:LYS:HD2	1:A:1390:GLN:NE2	2.21	0.55
1:B:1290:TYR:CE2	1:B:1299:LEU:HD13	2.34	0.55
1:B:1428:PRO:O	1:B:1429:ARG:HB2	2.03	0.55
1:B:1469:ASN:HD22	1:B:1498:ARG:NH2	2.05	0.55
1:C:1166:GLU:CA	1:C:1170:GLU:OE2	2.54	0.55
1:C:1412:LEU:CD2	1:C:1439:PHE:CE1	2.89	0.55
1:C:1529:LYS:O	1:C:1532:SER:HB3	2.05	0.55
2:E:127:TRP:O	2:E:130:LYS:HB2	2.06	0.55
1:C:1504:LEU:CD2	2:E:149:ASN:CG	2.67	0.55
1:A:1150:TRP:O	1:A:1153:LEU:HB3	2.07	0.55
1:A:1161:ARG:NE	1:A:1165:ARG:CD	2.67	0.55
1:A:1404:TYR:O	1:A:1407:ALA:N	2.40	0.55
1:B:1361:LEU:HD22	1:B:1365:TYR:HE2	1.68	0.55
1:B:1438:TYR:O	1:B:1442:VAL:HG21	2.02	0.55
1:C:1387:LYS:O	1:C:1390:GLN:N	2.30	0.55
2:E:94:ARG:O	2:E:96:THR:N	2.40	0.55
2:F:127:TRP:O	2:F:130:LYS:HB2	2.07	0.55
1:A:1415:LYS:C	2:F:130:LYS:HD3	2.24	0.55
1:A:1082:VAL:CG1	1:A:1083:GLN:N	2.68	0.55
1:A:1412:LEU:CD2	1:A:1439:PHE:CE1	2.89	0.55
1:A:1535:LYS:CA	1:A:1535:LYS:HE2	2.36	0.55
1:A:1584:GLU:O	1:A:1585:THR:C	2.43	0.55
1:B:1261:VAL:HG13	1:B:1295:TYR:CE2	2.42	0.55
1:C:1108:TRP:CB	1:C:1134:PRO:HA	2.35	0.55
1:C:1332:MET:HG3	1:C:1357:LEU:HD13	1.86	0.55
1:C:1389:GLY:O	1:C:1392:LYS:N	2.39	0.55
1:B:1158:GLN:CG	1:B:1159:MET:SD	2.95	0.55
1:B:1277:VAL:CG2	1:B:1278:VAL:N	2.70	0.55
1:B:1404:TYR:O	1:B:1407:ALA:N	2.40	0.55
1:C:1150:TRP:O	1:C:1153:LEU:HB3	2.07	0.55
2:D:127:TRP:O	2:D:130:LYS:HB2	2.06	0.55
2:E:141:ARG:HH21	2:E:141:ARG:HB2	1.70	0.55
2:E:98:GLU:HA	2:E:101:SER:CB	2.31	0.55
2:F:102:ILE:HG13	2:F:103:ARG:N	2.22	0.55
1:A:1408:ILE:HG22	1:A:1412:LEU:CD2	2.26	0.55
1:B:1225:GLY:C	1:B:1227:LEU:H	2.10	0.55
1:B:1253:TRP:HZ3	1:B:1276:ILE:CG2	1.98	0.55
1:B:1389:GLY:O	1:B:1392:LYS:N	2.39	0.55
1:C:1162:LYS:NZ	1:C:1163:LYS:HZ1	2.04	0.55

*Continued on next page...*

*Continued from previous page...*

Atom-1	Atom-2	Interatomic distance (Å)	Clash overlap (Å)
1:C:1274:LEU:CA	1:C:1277:VAL:CG2	2.85	0.55
1:C:1524:SER:O	1:C:1527:LEU:HD13	2.06	0.55
2:D:151:ILE:CA	2:D:154:ARG:HD3	2.36	0.55
2:E:134:ASP:OD1	2:E:135:LEU:N	2.39	0.55
1:A:1082:VAL:CG1	1:A:1083:GLN:H	2.14	0.55
1:A:1209:LYS:HB2	1:A:1231:LEU:HD23	1.89	0.55
1:A:1510:ILE:O	1:A:1514:LEU:N	2.33	0.55
1:A:1533:LEU:C	1:A:1535:LYS:H	2.08	0.55
1:B:1084:VAL:O	1:B:1084:VAL:HG12	2.07	0.55
1:B:1414:PHE:O	2:D:130:LYS:NZ	2.32	0.55
1:B:1467:LEU:HG	1:B:1471:PHE:CE2	2.42	0.55
1:C:1234:LEU:HG	1:C:1235:GLY:N	2.19	0.55
1:C:1387:LYS:HB3	1:C:1390:GLN:HB2	1.85	0.55
2:D:186:UNK:O	2:D:188:UNK:N	2.39	0.55
2:F:151:ILE:CA	2:F:154:ARG:HD3	2.36	0.55
2:F:170:UNK:O	2:F:171:UNK:C	2.53	0.55
1:A:1078:ASN:ND2	1:A:1101:ARG:CB	2.65	0.55
1:A:1274:LEU:CA	1:A:1277:VAL:CG2	2.85	0.55
1:A:1376:ILE:HA	1:A:1379:MET:SD	2.47	0.55
1:A:1377:THR:CA	1:A:1381:HIS:HD2	2.20	0.55
1:A:1412:LEU:HA	1:A:1419:LEU:CD2	2.32	0.55
1:B:1166:GLU:CA	1:B:1170:GLU:OE2	2.54	0.55
1:B:1227:LEU:HD23	1:B:1228:ALA:N	2.22	0.55
1:B:1469:ASN:HD22	1:B:1498:ARG:HH22	1.55	0.55
1:C:1144:ALA:O	1:C:1145:ASN:HB2	2.07	0.55
1:C:1274:LEU:O	1:C:1277:VAL:HG22	2.07	0.55
1:C:1376:ILE:HA	1:C:1379:MET:SD	2.47	0.55
1:A:1111:LEU:HD21	1:A:1115:GLN:HG3	1.88	0.55
1:A:1227:LEU:HD23	1:A:1228:ALA:N	2.22	0.55
1:A:1317:PHE:HD1	1:A:1339:PHE:HB3	1.71	0.55
1:A:1389:GLY:O	1:A:1392:LYS:N	2.39	0.55
1:A:1467:LEU:HG	1:A:1471:PHE:CE2	2.42	0.55
1:A:1586:ALA:CB	1:A:1590:ASN:OD1	2.55	0.55
1:B:1528:CYS:O	1:B:1532:SER:HB2	2.07	0.55
1:B:1578:ARG:NH1	1:B:1583:LEU:HD23	2.20	0.55
1:C:1301:THR:CA	1:C:1304:GLU:HG3	2.32	0.55
1:C:1317:PHE:HD1	1:C:1339:PHE:HB3	1.71	0.55
1:C:1449:LYS:HB3	1:C:1450:PRO:CD	2.37	0.55
1:C:1469:ASN:HD22	1:C:1498:ARG:NH2	2.05	0.55
1:B:1539:GLN:HE22	2:D:179:UNK:CB	2.20	0.55
2:F:119:ALA:O	2:F:123:MET:CB	2.55	0.55

*Continued on next page...*

*Continued from previous page...*

Atom-1	Atom-2	Interatomic distance (Å)	Clash overlap (Å)
1:A:1079:THR:CA	1:A:1102:CYS:HB3	2.33	0.54
1:A:1274:LEU:O	1:A:1277:VAL:HG22	2.07	0.54
1:A:1279:HIS:CE1	1:A:1286:LEU:CD2	2.82	0.54
1:A:1358:TRP:CD1	2:F:115:GLU:CD	2.80	0.54
1:A:1403:LEU:C	1:A:1403:LEU:CD1	2.74	0.54
1:A:1578:ARG:NH1	1:A:1583:LEU:HD23	2.20	0.54
1:B:1209:LYS:HB2	1:B:1231:LEU:HD23	1.89	0.54
1:B:1274:LEU:O	1:B:1277:VAL:HG22	2.07	0.54
1:C:1084:VAL:HG12	1:C:1084:VAL:O	2.07	0.54
1:C:1122:LYS:CE	1:C:1147:SER:HB2	2.37	0.54
1:C:1161:ARG:NE	1:C:1165:ARG:CD	2.67	0.54
1:C:1467:LEU:HG	1:C:1471:PHE:CE2	2.42	0.54
1:C:1493:ILE:HG22	1:C:1494:SER:N	2.22	0.54
1:A:1157:LEU:HD13	1:A:1173:LEU:HA	1.89	0.54
1:B:1427:SER:HB2	1:B:1428:PRO:HD2	1.85	0.54
1:C:1161:ARG:HH12	1:C:1193:PRO:HA	1.69	0.54
1:C:1426:LEU:O	1:C:1427:SER:C	2.44	0.54
1:C:1528:CYS:O	1:C:1532:SER:HB2	2.07	0.54
1:C:1586:ALA:CB	1:C:1590:ASN:OD1	2.56	0.54
2:E:170:UNK:O	2:E:171:UNK:C	2.53	0.54
2:F:134:ASP:OD1	2:F:135:LEU:N	2.39	0.54
1:A:1122:LYS:CG	1:A:1123:GLU:N	2.69	0.54
1:A:1148:GLY:CA	1:A:1150:TRP:CE3	2.82	0.54
1:A:1188:GLU:CD	1:A:1191:ASN:HD22	2.11	0.54
1:B:1111:LEU:CD2	1:B:1115:GLN:HG2	2.37	0.54
1:B:1122:LYS:CE	1:B:1147:SER:HB2	2.37	0.54
1:B:1377:THR:CA	1:B:1381:HIS:HD2	2.20	0.54
1:C:1079:THR:O	1:C:1105:PRO:CB	2.55	0.54
1:C:1085:LEU:CD1	1:C:1098:PHE:CE1	2.84	0.54
1:C:1372:ASP:O	1:C:1376:ILE:CG1	2.48	0.54
1:A:1195:ASN:O	1:A:1195:ASN:OD1	2.26	0.54
1:A:1261:VAL:HG13	1:A:1295:TYR:CE2	2.41	0.54
1:A:1469:ASN:HD22	1:A:1498:ARG:NH2	2.05	0.54
1:A:1602:VAL:HG13	2:F:203:UNK:C	2.30	0.54
1:B:1125:ILE:O	1:B:1129:ILE:CD1	2.55	0.54
1:B:1195:ASN:OD1	1:B:1195:ASN:O	2.26	0.54
1:B:1449:LYS:HB3	1:B:1450:PRO:CD	2.37	0.54
1:B:1481:ARG:HH11	1:B:1510:ILE:HG12	1.69	0.54
1:B:1601:GLN:HA	1:B:1604:LYS:HD2	1.89	0.54
1:C:1195:ASN:O	1:C:1195:ASN:OD1	2.26	0.54
1:C:1225:GLY:C	1:C:1227:LEU:H	2.10	0.54

*Continued on next page...*

*Continued from previous page...*

Atom-1	Atom-2	Interatomic distance (Å)	Clash overlap (Å)
2:E:94:ARG:C	2:E:96:THR:H	2.11	0.54
1:A:1225:GLY:C	1:A:1227:LEU:H	2.10	0.54
1:A:1590:ASN:ND2	1:A:1591:ILE:N	2.56	0.54
1:A:1601:GLN:HA	1:A:1604:LYS:HD2	1.89	0.54
1:B:1274:LEU:HA	1:B:1277:VAL:HG22	1.89	0.54
1:B:1412:LEU:CD2	1:B:1439:PHE:CE1	2.89	0.54
1:B:1493:ILE:HG22	1:B:1494:SER:N	2.22	0.54
1:C:1157:LEU:HD13	1:C:1173:LEU:HA	1.89	0.54
1:C:1227:LEU:HD23	1:C:1228:ALA:N	2.22	0.54
1:A:1078:ASN:HD22	1:A:1101:ARG:CA	2.21	0.54
1:A:1125:ILE:O	1:A:1129:ILE:CD1	2.55	0.54
1:B:1159:MET:N	1:B:1159:MET:SD	2.81	0.54
1:B:1161:ARG:NE	1:B:1165:ARG:CD	2.67	0.54
1:C:1404:TYR:O	1:C:1407:ALA:N	2.40	0.54
1:A:1296:PHE:CZ	2:F:100:GLU:O	2.60	0.54
1:A:1144:ALA:O	1:A:1145:ASN:HB2	2.07	0.54
1:A:1278:VAL:HG12	1:A:1278:VAL:O	2.08	0.54
1:A:1449:LYS:HB3	1:A:1450:PRO:CD	2.37	0.54
1:B:1449:LYS:HB3	1:B:1450:PRO:HD3	1.90	0.54
1:C:1125:ILE:O	1:C:1129:ILE:CD1	2.55	0.54
1:C:1158:GLN:CG	1:C:1159:MET:SD	2.95	0.54
1:C:1188:GLU:CD	1:C:1191:ASN:HD22	2.11	0.54
1:A:1296:PHE:HZ	2:F:100:GLU:O	1.90	0.54
1:A:1084:VAL:O	1:A:1084:VAL:HG12	2.07	0.54
1:A:1294:GLY:HA3	2:F:100:GLU:O	2.05	0.54
1:A:1294:GLY:HA2	1:A:1296:PHE:CZ	2.43	0.54
1:B:1078:ASN:HD22	1:B:1101:ARG:CA	2.21	0.54
1:A:1608:THR:HG23	1:B:1607:LEU:HD13	1.89	0.54
1:C:1244:ALA:HB2	1:C:1253:TRP:HH2	1.68	0.54
2:F:127:TRP:HD1	2:F:128:ARG:HG3	1.72	0.54
1:A:1421:ASP:HA	1:A:1424:MET:SD	2.48	0.54
1:A:1493:ILE:HG22	1:A:1494:SER:N	2.22	0.54
1:B:1144:ALA:O	1:B:1145:ASN:HB2	2.07	0.54
1:B:1292:ASP:HB3	2:D:97:GLN:CD	2.27	0.54
1:B:1294:GLY:HA2	1:B:1296:PHE:CZ	2.43	0.54
1:B:1303:LEU:HD12	1:B:1320:LEU:CD1	2.34	0.54
1:B:1376:ILE:HA	1:B:1379:MET:SD	2.47	0.54
1:B:1403:LEU:C	1:B:1403:LEU:CD1	2.75	0.54
1:B:1586:ALA:CB	1:B:1590:ASN:OD1	2.56	0.54
1:C:1108:TRP:CZ2	1:C:1129:ILE:O	2.61	0.54
1:C:1162:LYS:HZ2	1:C:1163:LYS:HZ1	1.56	0.54

*Continued on next page...*

*Continued from previous page...*

Atom-1	Atom-2	Interatomic distance (Å)	Clash overlap (Å)
1:C:1411:TYR:HA	1:C:1415:LYS:HB2	1.87	0.54
1:A:1528:CYS:O	1:A:1532:SER:HB2	2.07	0.54
1:B:1108:TRP:CZ2	1:B:1129:ILE:O	2.61	0.54
1:B:1234:LEU:HG	1:B:1235:GLY:N	2.20	0.54
1:B:1282:GLU:O	1:B:1283:LEU:HD13	2.08	0.54
1:B:1535:LYS:CA	1:B:1535:LYS:HE2	2.36	0.54
1:C:1159:MET:SD	1:C:1159:MET:N	2.81	0.54
1:C:1209:LYS:HB2	1:C:1231:LEU:HD23	1.89	0.54
1:C:1294:GLY:HA2	1:C:1296:PHE:CZ	2.43	0.54
1:C:1409:GLN:HA	1:C:1413:GLU:CB	2.34	0.54
1:C:1535:LYS:HE2	1:C:1535:LYS:CA	2.36	0.54
1:C:1608:THR:O	1:C:1612:LYS:HG3	2.08	0.54
2:E:89:ILE:N	2:E:90:ALA:CA	2.70	0.54
2:F:166:ALA:O	2:F:167:ASP:CB	2.55	0.54
1:A:1354:GLN:HG3	1:A:1354:GLN:O	2.08	0.53
1:B:1157:LEU:O	1:B:1160:ALA:N	2.38	0.53
1:B:1274:LEU:CA	1:B:1277:VAL:CG2	2.85	0.53
1:B:1358:TRP:HZ2	2:D:112:ARG:HH22	1.49	0.53
1:C:1091:ASN:HD22	1:C:1092:LEU:N	2.04	0.53
2:E:129:GLU:HB2	2:E:132:LYS:NZ	2.24	0.53
1:A:1584:GLU:C	1:A:1586:ALA:N	2.60	0.53
1:B:1079:THR:O	1:B:1105:PRO:CB	2.55	0.53
1:B:1345:ILE:H	1:B:1346:PRO:CD	2.18	0.53
1:C:1282:GLU:O	1:C:1283:LEU:HD13	2.08	0.53
1:A:1282:GLU:O	1:A:1283:LEU:HD13	2.08	0.53
1:A:1449:LYS:NZ	2:F:141:ARG:HE	2.04	0.53
1:A:1586:ALA:HB3	1:A:1594:PHE:CD1	2.44	0.53
1:B:1150:TRP:O	1:B:1153:LEU:HB3	2.07	0.53
1:B:1144:ALA:CB	1:B:1153:LEU:HD13	2.38	0.53
1:B:1354:GLN:HG3	1:B:1354:GLN:O	2.08	0.53
1:B:1360:GLU:O	1:B:1364:LEU:HG	2.08	0.53
1:B:1578:ARG:HH11	1:B:1582:VAL:HG12	1.73	0.53
1:B:1590:ASN:ND2	1:B:1591:ILE:N	2.56	0.53
1:B:1608:THR:O	1:B:1612:LYS:HG3	2.08	0.53
1:C:1377:THR:CA	1:C:1381:HIS:HD2	2.20	0.53
1:C:1449:LYS:HB3	1:C:1450:PRO:HD3	1.90	0.53
1:C:1469:ASN:HD22	1:C:1498:ARG:HH22	1.55	0.53
1:C:1590:ASN:ND2	1:C:1591:ILE:N	2.56	0.53
1:C:1414:PHE:CE1	2:E:123:MET:HG3	2.44	0.53
1:A:1598:TYR:CD1	1:B:1584:GLU:OE2	2.62	0.53
1:B:1570:LEU:O	1:B:1570:LEU:HD23	2.08	0.53

*Continued on next page...*

*Continued from previous page...*

Atom-1	Atom-2	Interatomic distance (Å)	Clash overlap (Å)
1:C:1159:MET:CB	1:C:1163:LYS:HE2	2.39	0.53
1:C:1403:LEU:CD1	1:C:1403:LEU:C	2.74	0.53
1:C:1598:TYR:CD2	2:E:199:UNK:CB	2.89	0.53
2:E:93:ASP:HB3	2:E:97:GLN:CG	2.38	0.53
1:A:1317:PHE:N	1:A:1317:PHE:CD2	2.63	0.53
1:A:1360:GLU:O	1:A:1364:LEU:HG	2.08	0.53
1:A:1361:LEU:HD21	1:A:1365:TYR:OH	2.09	0.53
1:A:1449:LYS:HB3	1:A:1450:PRO:HD3	1.89	0.53
1:B:1240:ALA:C	1:B:1242:ASP:H	2.11	0.53
1:B:1353:GLU:OE2	1:B:1361:LEU:HD11	2.09	0.53
1:B:1499:LEU:CB	1:B:1511:ALA:HB2	2.35	0.53
1:B:1586:ALA:HB3	1:B:1594:PHE:CD1	2.44	0.53
1:C:1471:PHE:CA	1:C:1474:GLU:HG2	2.38	0.53
1:A:1368:TYR:O	1:A:1369:GLU:HB2	2.09	0.53
1:B:1085:LEU:HD12	1:B:1095:ALA:CB	2.39	0.53
1:B:1162:LYS:HG3	1:B:1163:LYS:HZ2	1.68	0.53
1:B:1361:LEU:HD21	1:B:1365:TYR:OH	2.09	0.53
1:B:1421:ASP:HA	1:B:1424:MET:SD	2.48	0.53
1:C:1368:TYR:O	1:C:1369:GLU:HB2	2.08	0.53
1:C:1570:LEU:O	1:C:1570:LEU:HD23	2.08	0.53
1:C:1601:GLN:HA	1:C:1604:LYS:HD2	1.90	0.53
2:E:93:ASP:HB3	2:E:97:GLN:HG3	1.90	0.53
2:F:122:VAL:CG2	2:F:123:MET:HE2	2.39	0.53
1:A:1170:GLU:HG2	1:A:1171:THR:N	2.24	0.53
1:A:1240:ALA:C	1:A:1242:ASP:H	2.12	0.53
1:A:1499:LEU:CB	1:A:1511:ALA:HB2	2.35	0.53
1:A:1608:THR:O	1:A:1612:LYS:HG3	2.08	0.53
1:B:1092:LEU:C	1:B:1094:ARG:H	2.12	0.53
1:B:1234:LEU:C	1:B:1236:GLU:H	2.09	0.53
1:C:1078:ASN:HD22	1:C:1101:ARG:CA	2.21	0.53
1:C:1345:ILE:H	1:C:1346:PRO:CD	2.18	0.53
1:C:1353:GLU:OE2	1:C:1361:LEU:HD11	2.09	0.53
1:C:1361:LEU:HD22	1:C:1365:TYR:HE2	1.68	0.53
1:C:1421:ASP:HA	1:C:1424:MET:SD	2.48	0.53
2:E:178:UNK:C	2:E:180:UNK:N	2.70	0.53
1:A:1159:MET:SD	1:A:1159:MET:N	2.81	0.53
1:A:1277:VAL:HG12	1:A:1286:LEU:CD1	2.39	0.53
1:B:1159:MET:CB	1:B:1163:LYS:HE2	2.39	0.53
1:B:1170:GLU:HG2	1:B:1171:THR:N	2.24	0.53
1:B:1157:LEU:HB2	1:B:1173:LEU:HD13	1.91	0.53
1:B:1278:VAL:HG12	1:B:1278:VAL:O	2.08	0.53

*Continued on next page...*

*Continued from previous page...*

Atom-1	Atom-2	Interatomic distance (Å)	Clash overlap (Å)
1:B:1358:TRP:CE3	1:B:1381:HIS:CG	2.97	0.53
1:B:1368:TYR:O	1:B:1369:GLU:HB2	2.09	0.53
1:B:1510:ILE:O	1:B:1514:LEU:N	2.33	0.53
1:B:1525:VAL:HG22	1:B:1525:VAL:O	2.09	0.53
1:B:1554:LEU:HA	1:B:1557:PHE:CD2	2.40	0.53
1:C:1278:VAL:HG12	1:C:1278:VAL:O	2.08	0.53
1:C:1525:VAL:HG22	1:C:1525:VAL:O	2.08	0.53
2:D:112:ARG:O	2:D:112:ARG:NH1	2.42	0.53
2:E:151:ILE:CA	2:E:154:ARG:HD3	2.36	0.53
1:A:1108:TRP:CZ2	1:A:1129:ILE:O	2.61	0.53
1:A:1159:MET:CB	1:A:1163:LYS:HE2	2.39	0.53
1:A:1353:GLU:OE2	1:A:1361:LEU:HD11	2.09	0.53
1:A:1358:TRP:CE3	1:A:1381:HIS:CG	2.97	0.53
1:A:1469:ASN:HD22	1:A:1498:ARG:HH22	1.55	0.53
1:A:1525:VAL:HG22	1:A:1525:VAL:O	2.09	0.53
1:A:1578:ARG:HH11	1:A:1582:VAL:HG12	1.73	0.53
1:B:1082:VAL:CG1	1:B:1083:GLN:N	2.68	0.53
1:B:1188:GLU:CD	1:B:1191:ASN:HD22	2.11	0.53
1:B:1549:LEU:O	1:B:1552:GLU:HB2	2.09	0.53
1:C:1162:LYS:HZ2	1:C:1163:LYS:NZ	2.06	0.53
1:C:1157:LEU:HB2	1:C:1173:LEU:HD13	1.91	0.53
1:C:1277:VAL:HG12	1:C:1286:LEU:CD1	2.39	0.53
1:C:1333:ARG:HB2	1:C:1360:GLU:HG3	1.89	0.53
1:A:1144:ALA:CB	1:A:1153:LEU:HD13	2.39	0.53
1:B:1170:GLU:C	1:B:1172:GLU:N	2.62	0.53
1:C:1144:ALA:CB	1:C:1153:LEU:HD13	2.39	0.53
2:F:180:UNK:O	2:F:181:UNK:C	2.57	0.53
1:A:1078:ASN:CG	1:A:1101:ARG:C	2.67	0.52
1:A:1079:THR:HG21	1:A:1105:PRO:HB3	1.81	0.52
1:A:1167:SER:CA	1:A:1171:THR:CB	2.88	0.52
1:A:1566:PHE:HZ	2:F:177:UNK:HA	1.74	0.52
1:A:1584:GLU:OE2	1:C:1598:TYR:CD1	2.61	0.52
1:B:1317:PHE:CD2	1:B:1317:PHE:N	2.63	0.52
1:B:1461:LYS:HG2	1:B:1489:ASN:HD21	1.74	0.52
1:B:1578:ARG:HD3	1:B:1582:VAL:CB	2.39	0.52
1:B:1583:LEU:O	1:B:1587:TRP:CE2	2.62	0.52
1:B:1584:GLU:C	1:B:1586:ALA:N	2.60	0.52
1:C:1360:GLU:O	1:C:1364:LEU:HG	2.08	0.52
1:C:1578:ARG:HH11	1:C:1582:VAL:HG12	1.73	0.52
2:D:98:GLU:CB	2:D:99:PRO:HD3	2.26	0.52
2:E:155:ILE:O	2:E:156:ALA:HB3	2.09	0.52

*Continued on next page...*

*Continued from previous page...*

Atom-1	Atom-2	Interatomic distance (Å)	Clash overlap (Å)
1:A:1420:ASN:OD1	1:A:1447:LEU:O	2.27	0.52
1:A:1570:LEU:O	1:A:1570:LEU:HD23	2.08	0.52
1:B:1083:GLN:HE22	1:B:1105:PRO:N	2.08	0.52
1:B:1158:GLN:O	1:B:1162:LYS:NZ	2.30	0.52
1:B:1214:ALA:O	1:B:1218:TYR:CB	2.56	0.52
1:B:1358:TRP:CH2	1:B:1381:HIS:ND1	2.57	0.52
1:B:1578:ARG:NE	1:B:1583:LEU:HD23	2.23	0.52
1:B:1590:ASN:ND2	1:B:1591:ILE:H	2.08	0.52
1:C:1358:TRP:CE3	1:C:1381:HIS:CG	2.97	0.52
1:C:1420:ASN:OD1	1:C:1447:LEU:O	2.27	0.52
2:E:90:ALA:N	2:E:91:GLN:CB	2.67	0.52
1:A:1359:ALA:HB3	1:A:1360:GLU:OE1	2.10	0.52
1:B:1274:LEU:O	1:B:1278:VAL:HG23	2.10	0.52
1:B:1279:HIS:CD2	1:B:1283:LEU:N	2.78	0.52
1:B:1445:LEU:HD23	1:B:1448:VAL:HG22	1.91	0.52
1:C:1085:LEU:HD12	1:C:1095:ALA:CB	2.39	0.52
1:C:1157:LEU:O	1:C:1160:ALA:N	2.38	0.52
1:C:1170:GLU:C	1:C:1172:GLU:N	2.63	0.52
1:C:1167:SER:CA	1:C:1171:THR:CB	2.87	0.52
1:C:1469:ASN:HA	1:C:1472:ILE:HD12	1.91	0.52
2:D:102:ILE:O	2:D:106:ARG:HB2	2.09	0.52
1:A:1083:GLN:HE22	1:A:1105:PRO:N	2.07	0.52
1:A:1236:GLU:C	1:A:1238:GLN:H	2.13	0.52
1:A:1419:LEU:HD23	1:A:1447:LEU:CD1	2.39	0.52
1:C:1240:ALA:C	1:C:1242:ASP:H	2.11	0.52
1:C:1361:LEU:HD21	1:C:1365:TYR:OH	2.09	0.52
2:E:127:TRP:HD1	2:E:128:ARG:HG3	1.72	0.52
2:E:181:UNK:C	2:E:183:UNK:N	2.71	0.52
2:F:197:UNK:C	2:F:199:UNK:N	2.64	0.52
1:A:1079:THR:O	1:A:1105:PRO:CB	2.55	0.52
1:A:1085:LEU:HD12	1:A:1095:ALA:CB	2.39	0.52
1:A:1122:LYS:O	1:A:1126:ASP:N	2.43	0.52
1:A:1158:GLN:CG	1:A:1159:MET:SD	2.95	0.52
1:A:1412:LEU:HD12	1:A:1419:LEU:HD21	1.65	0.52
1:B:1420:ASN:OD1	1:B:1447:LEU:O	2.27	0.52
1:B:1504:LEU:HD21	2:D:152:ASN:H	1.75	0.52
1:C:1354:GLN:HG3	1:C:1354:GLN:O	2.08	0.52
1:C:1461:LYS:HG2	1:C:1489:ASN:HD21	1.74	0.52
1:C:1566:PHE:CE2	2:E:177:UNK:O	2.62	0.52
1:C:1583:LEU:O	1:C:1587:TRP:CE2	2.62	0.52
1:A:1104:GLU:O	1:A:1108:TRP:CH2	2.62	0.52

*Continued on next page...*

*Continued from previous page...*

Atom-1	Atom-2	Interatomic distance (Å)	Clash overlap (Å)
1:A:1157:LEU:HB2	1:A:1173:LEU:HD13	1.91	0.52
1:A:1415:LYS:HA	2:F:130:LYS:CD	2.30	0.52
1:A:1445:LEU:HD23	1:A:1448:VAL:HG22	1.91	0.52
1:A:1554:LEU:HA	1:A:1557:PHE:CD2	2.40	0.52
1:B:1284:GLU:O	1:B:1287:ILE:HG13	2.10	0.52
1:B:1359:ALA:HB3	1:B:1360:GLU:OE1	2.10	0.52
1:B:1577:LEU:HD23	1:B:1577:LEU:N	2.25	0.52
1:C:1083:GLN:HE22	1:C:1105:PRO:N	2.07	0.52
1:C:1279:HIS:CD2	1:C:1283:LEU:N	2.78	0.52
1:C:1258:PHE:O	1:C:1293:ARG:HD2	2.09	0.52
1:C:1419:LEU:HD23	1:C:1447:LEU:CD1	2.39	0.52
2:D:155:ILE:O	2:D:156:ALA:HB3	2.09	0.52
1:A:1112:ALA:O	1:A:1116:LEU:HD23	2.10	0.52
1:A:1125:ILE:O	1:A:1129:ILE:HD13	2.10	0.52
1:A:1158:GLN:O	1:A:1163:LYS:NZ	2.43	0.52
1:A:1253:TRP:CE3	1:A:1276:ILE:HB	2.45	0.52
1:A:1445:LEU:O	1:A:1445:LEU:HD23	2.10	0.52
1:A:1480:LEU:O	1:A:1484:ILE:HG12	2.10	0.52
1:B:1157:LEU:HD13	1:B:1173:LEU:HA	1.90	0.52
1:B:1480:LEU:O	1:B:1484:ILE:HG12	2.10	0.52
1:C:1253:TRP:CE3	1:C:1276:ILE:HB	2.45	0.52
1:C:1359:ALA:HB3	1:C:1360:GLU:OE1	2.10	0.52
1:C:1514:LEU:C	1:C:1514:LEU:CD2	2.78	0.52
2:E:154:ARG:CB	2:E:154:ARG:NH1	2.73	0.52
2:E:203:UNK:CB	2:E:203:UNK:C	2.79	0.52
2:E:98:GLU:H	2:E:99:PRO:CD	2.21	0.52
2:F:155:ILE:O	2:F:156:ALA:HB3	2.09	0.52
1:A:1363:PHE:O	1:A:1366:ASP:HB3	2.10	0.52
1:A:1455:VAL:CG1	1:A:1456:GLN:H	1.96	0.52
1:B:1122:LYS:O	1:B:1126:ASP:N	2.43	0.52
1:B:1209:LYS:CB	1:B:1231:LEU:HB3	2.38	0.52
1:B:1286:LEU:O	1:B:1286:LEU:HG	2.10	0.52
1:B:1361:LEU:HD21	1:B:1365:TYR:HE2	1.37	0.52
1:B:1368:TYR:HD1	1:B:1370:GLU:HG2	1.64	0.52
1:B:1445:LEU:O	1:B:1445:LEU:HD23	2.10	0.52
1:B:1419:LEU:HD23	1:B:1447:LEU:CD1	2.39	0.52
1:C:1122:LYS:O	1:C:1126:ASP:N	2.43	0.52
1:C:1284:GLU:O	1:C:1287:ILE:HG13	2.10	0.52
1:A:1416:PRO:CD	2:F:130:LYS:HD3	2.27	0.52
1:A:1577:LEU:HD23	1:A:1577:LEU:N	2.25	0.52
1:B:1234:LEU:O	1:B:1236:GLU:OE1	2.28	0.52

*Continued on next page...*

*Continued from previous page...*

Atom-1	Atom-2	Interatomic distance (Å)	Clash overlap (Å)
1:B:1585:THR:O	1:B:1589:HIS:HB3	2.04	0.52
1:C:1112:ALA:O	1:C:1116:LEU:HD23	2.10	0.52
1:C:1209:LYS:CB	1:C:1231:LEU:HB3	2.38	0.52
1:C:1577:LEU:N	1:C:1577:LEU:HD23	2.25	0.52
2:D:154:ARG:CB	2:D:154:ARG:NH1	2.73	0.52
1:A:1258:PHE:O	1:A:1293:ARG:CZ	2.58	0.52
1:A:1259:ALA:HA	1:A:1293:ARG:CZ	2.40	0.52
1:A:1601:GLN:CG	1:A:1604:LYS:HD2	2.38	0.52
1:B:1330:GLN:CG	1:B:1331:LYS:H	2.21	0.52
1:B:1332:MET:O	1:B:1336:LEU:HG	2.11	0.52
1:B:1514:LEU:CD2	1:B:1514:LEU:C	2.77	0.52
1:B:1613:LEU:O	1:B:1616:SER:HB2	2.10	0.52
1:C:1259:ALA:HA	1:C:1293:ARG:CZ	2.40	0.52
2:F:154:ARG:CB	2:F:154:ARG:NH1	2.73	0.52
1:A:1122:LYS:CE	1:A:1147:SER:HB2	2.37	0.51
1:A:1420:ASN:ND2	1:A:1447:LEU:HD13	2.25	0.51
1:A:1533:LEU:C	1:A:1535:LYS:N	2.64	0.51
1:A:1586:ALA:CB	1:A:1594:PHE:CD1	2.93	0.51
1:B:1125:ILE:O	1:B:1129:ILE:HD13	2.10	0.51
1:B:1167:SER:CA	1:B:1171:THR:CB	2.88	0.51
1:B:1258:PHE:O	1:B:1293:ARG:CZ	2.58	0.51
1:B:1382:PRO:CG	1:B:1410:PHE:HE1	2.22	0.51
1:B:1601:GLN:CG	1:B:1604:LYS:HD2	2.39	0.51
1:C:1122:LYS:HZ2	1:C:1147:SER:HB2	1.76	0.51
1:C:1345:ILE:N	1:C:1346:PRO:HD2	2.19	0.51
1:C:1420:ASN:HD21	1:C:1447:LEU:HD13	1.75	0.51
1:C:1548:GLU:CD	1:C:1548:GLU:H	2.14	0.51
2:E:133:LYS:HA	2:E:133:LYS:HZ2	1.72	0.51
1:A:1235:GLY:O	1:A:1236:GLU:HB2	2.10	0.51
1:A:1274:LEU:O	1:A:1278:VAL:HG23	2.10	0.51
1:B:1236:GLU:C	1:B:1238:GLN:H	2.12	0.51
1:B:1277:VAL:HG12	1:B:1286:LEU:CD1	2.39	0.51
1:B:1343:VAL:HG22	1:B:1344:ASN:N	2.25	0.51
1:B:1513:TYR:HD1	1:B:1516:LYS:CE	2.22	0.51
1:C:1286:LEU:HG	1:C:1286:LEU:O	2.10	0.51
1:C:1480:LEU:O	1:C:1484:ILE:HG12	2.10	0.51
1:A:1356:HIS:ND1	2:F:112:ARG:NH2	2.42	0.51
2:F:188:UNK:O	2:F:191:UNK:N	2.43	0.51
1:A:1085:LEU:HB3	1:A:1098:PHE:CZ	2.46	0.51
1:A:1232:VAL:CG2	1:A:1233:HIS:H	2.09	0.51
1:A:1284:GLU:O	1:A:1287:ILE:HG13	2.10	0.51

*Continued on next page...*

*Continued from previous page...*

Atom-1	Atom-2	Interatomic distance (Å)	Clash overlap (Å)
1:A:1336:LEU:CD1	1:A:1360:GLU:HB3	2.40	0.51
1:A:1375:ILE:CD1	1:A:1394:ILE:HB	2.39	0.51
1:A:1469:ASN:HA	1:A:1472:ILE:HD12	1.91	0.51
1:A:1469:ASN:ND2	1:A:1498:ARG:HH22	2.09	0.51
1:A:1578:ARG:HD3	1:A:1582:VAL:CB	2.40	0.51
1:A:1583:LEU:O	1:A:1587:TRP:CE2	2.62	0.51
1:B:1362:VAL:CG2	1:B:1377:THR:CB	2.82	0.51
1:B:1401:VAL:HG22	1:B:1429:ARG:NH2	2.26	0.51
1:C:1236:GLU:C	1:C:1238:GLN:H	2.13	0.51
1:C:1423:LEU:HD12	1:C:1451:TYR:HB2	1.92	0.51
1:C:1506:GLU:O	1:C:1510:ILE:HG13	2.10	0.51
1:C:1549:LEU:O	1:C:1552:GLU:HB2	2.09	0.51
1:C:1578:ARG:HD3	1:C:1582:VAL:CB	2.40	0.51
1:C:1586:ALA:HB3	1:C:1594:PHE:CD1	2.44	0.51
2:D:124:GLU:HA	2:D:127:TRP:CE2	2.45	0.51
2:E:114:GLN:CG	2:E:115:GLU:N	2.26	0.51
2:F:103:ARG:HG3	2:F:103:ARG:O	2.10	0.51
1:A:1234:LEU:HG	1:A:1235:GLY:N	2.20	0.51
1:A:1240:ALA:O	1:A:1275:HIS:CE1	2.63	0.51
1:A:1258:PHE:O	1:A:1293:ARG:HD2	2.09	0.51
1:A:1332:MET:O	1:A:1336:LEU:HG	2.11	0.51
1:B:1235:GLY:O	1:B:1236:GLU:HB2	2.11	0.51
1:B:1258:PHE:O	1:B:1293:ARG:HD2	2.09	0.51
1:C:1092:LEU:C	1:C:1094:ARG:H	2.12	0.51
1:C:1170:GLU:HG2	1:C:1171:THR:N	2.24	0.51
1:C:1157:LEU:HD12	1:C:1173:LEU:HA	1.93	0.51
1:C:1274:LEU:O	1:C:1278:VAL:HG23	2.10	0.51
1:C:1332:MET:O	1:C:1336:LEU:HG	2.10	0.51
1:C:1387:LYS:HB2	1:C:1390:GLN:CG	2.40	0.51
1:C:1401:VAL:HG22	1:C:1429:ARG:NH2	2.26	0.51
1:C:1445:LEU:HD23	1:C:1448:VAL:HG22	1.91	0.51
1:C:1494:SER:O	1:C:1497:GLN:HB2	2.11	0.51
1:C:1469:ASN:HD21	1:C:1498:ARG:HH12	1.59	0.51
2:D:127:TRP:HD1	2:D:128:ARG:HG3	1.72	0.51
1:A:1549:LEU:O	1:A:1552:GLU:HB2	2.10	0.51
1:A:1590:ASN:ND2	1:A:1591:ILE:H	2.08	0.51
1:B:1250:THR:CB	1:B:1285:GLU:OE1	2.58	0.51
1:C:1162:LYS:HZ3	1:C:1163:LYS:NZ	2.06	0.51
1:C:1272:CYS:HA	1:C:1275:HIS:CB	2.41	0.51
1:B:1504:LEU:HD23	2:D:152:ASN:HB2	1.67	0.51
2:D:154:ARG:HB3	2:D:154:ARG:CZ	2.40	0.51

*Continued on next page...*

*Continued from previous page...*

Atom-1	Atom-2	Interatomic distance (Å)	Clash overlap (Å)
2:F:124:GLU:HA	2:F:127:TRP:CE2	2.45	0.51
1:A:1092:LEU:C	1:A:1094:ARG:H	2.12	0.51
1:A:1170:GLU:C	1:A:1172:GLU:N	2.63	0.51
1:A:1195:ASN:O	1:A:1196:ALA:CB	2.59	0.51
1:A:1279:HIS:CD2	1:A:1283:LEU:N	2.78	0.51
1:A:1420:ASN:HD21	1:A:1447:LEU:HD13	1.75	0.51
1:A:1461:LYS:HG2	1:A:1489:ASN:HD21	1.74	0.51
1:B:1078:ASN:CG	1:B:1101:ARG:C	2.67	0.51
1:B:1293:ARG:HG3	2:D:97:GLN:CD	2.31	0.51
1:B:1469:ASN:ND2	1:B:1498:ARG:HH22	2.09	0.51
1:C:1125:ILE:O	1:C:1129:ILE:HD13	2.10	0.51
1:C:1151:GLU:O	1:C:1151:GLU:HG2	2.10	0.51
1:C:1262:ASP:N	1:C:1293:ARG:HD3	2.26	0.51
1:C:1420:ASN:ND2	1:C:1447:LEU:HD13	2.26	0.51
2:F:91:GLN:OE1	2:F:95:LEU:HG	2.11	0.51
1:A:1286:LEU:HG	1:A:1286:LEU:O	2.10	0.51
1:A:1494:SER:O	1:A:1497:GLN:HB2	2.10	0.51
1:B:1112:ALA:O	1:B:1116:LEU:HD23	2.10	0.51
1:B:1161:ARG:O	1:B:1165:ARG:CB	2.59	0.51
1:B:1279:HIS:NE2	1:B:1283:LEU:CA	2.73	0.51
1:B:1259:ALA:HA	1:B:1293:ARG:CZ	2.41	0.51
1:B:1363:PHE:O	1:B:1366:ASP:HB3	2.10	0.51
1:B:1469:ASN:HA	1:B:1472:ILE:HD12	1.91	0.51
1:B:1506:GLU:O	1:B:1510:ILE:HG13	2.10	0.51
1:B:1586:ALA:CB	1:B:1594:PHE:CD1	2.93	0.51
1:C:1208:GLU:HA	1:C:1208:GLU:OE1	2.11	0.51
1:C:1214:ALA:O	1:C:1218:TYR:CB	2.56	0.51
1:C:1590:ASN:ND2	1:C:1591:ILE:H	2.08	0.51
1:C:1586:ALA:CB	1:C:1594:PHE:CD1	2.93	0.51
1:C:1613:LEU:O	1:C:1616:SER:HB2	2.10	0.51
2:E:154:ARG:CZ	2:E:154:ARG:HB3	2.40	0.51
2:F:129:GLU:HB2	2:F:132:LYS:NZ	2.24	0.51
1:A:1234:LEU:O	1:A:1236:GLU:OE1	2.28	0.51
1:A:1279:HIS:NE2	1:A:1283:LEU:CA	2.73	0.51
1:A:1303:LEU:HD12	1:A:1320:LEU:CD1	2.34	0.51
1:A:1361:LEU:HD22	1:A:1365:TYR:HE2	1.68	0.51
1:A:1474:GLU:O	2:F:145:GLN:OE1	2.28	0.51
1:A:1506:GLU:O	1:A:1510:ILE:HG13	2.10	0.51
1:B:1078:ASN:ND2	1:B:1101:ARG:CB	2.65	0.51
1:B:1273:GLY:C	1:B:1275:HIS:N	2.64	0.51
1:B:1272:CYS:HA	1:B:1275:HIS:CB	2.41	0.51

*Continued on next page...*

*Continued from previous page...*

Atom-1	Atom-2	Interatomic distance (Å)	Clash overlap (Å)
1:B:1282:GLU:C	1:B:1283:LEU:HD13	2.31	0.51
1:B:1420:ASN:ND2	1:B:1447:LEU:HD13	2.26	0.51
1:B:1533:LEU:C	1:B:1535:LYS:N	2.64	0.51
1:B:1591:ILE:CG2	1:B:1592:MET:N	2.60	0.51
1:C:1165:ARG:HG3	1:C:1170:GLU:OE1	2.11	0.51
1:C:1167:SER:HB2	1:C:1196:ALA:C	2.31	0.51
1:C:1240:ALA:O	1:C:1275:HIS:CE1	2.63	0.51
1:C:1363:PHE:O	1:C:1366:ASP:HB3	2.10	0.51
1:C:1578:ARG:NH1	1:C:1583:LEU:HD23	2.20	0.51
2:D:133:LYS:HA	2:D:133:LYS:CE	2.41	0.51
2:F:154:ARG:HB3	2:F:154:ARG:CZ	2.40	0.51
2:F:162:GLN:O	2:F:163:GLN:C	2.48	0.51
1:A:1161:ARG:O	1:A:1165:ARG:CB	2.59	0.51
1:A:1471:PHE:CA	1:A:1474:GLU:HG2	2.38	0.51
1:A:1597:PRO:HB3	1:A:1601:GLN:NE2	2.25	0.51
1:B:1253:TRP:CE3	1:B:1276:ILE:HB	2.45	0.51
1:B:1262:ASP:H	1:B:1293:ARG:NH1	2.09	0.51
1:B:1420:ASN:HD21	1:B:1447:LEU:HD13	1.75	0.51
1:C:1282:GLU:C	1:C:1283:LEU:HD13	2.31	0.51
1:C:1317:PHE:CD1	1:C:1339:PHE:HB3	2.46	0.51
1:C:1358:TRP:CE2	1:C:1381:HIS:CG	2.99	0.51
1:B:1293:ARG:HA	2:D:97:GLN:OE1	2.05	0.51
1:A:1198:ILE:HA	1:A:1201:VAL:CG2	2.41	0.51
1:A:1317:PHE:CD1	1:A:1339:PHE:HB3	2.46	0.51
1:A:1625:GLN:HE22	1:B:1621:LYS:NZ	2.09	0.51
1:C:1158:GLN:O	1:C:1163:LYS:NZ	2.43	0.51
1:C:1234:LEU:CG	1:C:1235:GLY:N	2.74	0.51
1:C:1262:ASP:H	1:C:1293:ARG:NH1	2.09	0.51
1:C:1258:PHE:O	1:C:1293:ARG:CZ	2.58	0.51
1:C:1578:ARG:NE	1:C:1583:LEU:HD23	2.23	0.51
1:C:1584:GLU:C	1:C:1586:ALA:N	2.61	0.51
1:C:1601:GLN:CG	1:C:1604:LYS:HD2	2.39	0.51
1:A:1327:PHE:HB3	2:F:104:LYS:NZ	2.24	0.51
2:F:98:GLU:C	2:F:102:ILE:HG23	2.31	0.51
1:A:1157:LEU:HD12	1:A:1173:LEU:HA	1.93	0.50
1:A:1167:SER:HB2	1:A:1196:ALA:C	2.31	0.50
1:A:1208:GLU:HA	1:A:1208:GLU:OE1	2.11	0.50
1:A:1214:ALA:O	1:A:1218:TYR:CB	2.56	0.50
1:A:1227:LEU:HD23	1:A:1227:LEU:C	2.32	0.50
1:A:1209:LYS:CB	1:A:1231:LEU:HB3	2.38	0.50
1:A:1273:GLY:C	1:A:1275:HIS:N	2.64	0.50

*Continued on next page...*

*Continued from previous page...*

Atom-1	Atom-2	Interatomic distance (Å)	Clash overlap (Å)
1:A:1343:VAL:HG22	1:A:1344:ASN:N	2.25	0.50
1:B:1292:ASP:HB2	2:D:97:GLN:CD	2.31	0.50
1:C:1234:LEU:O	1:C:1236:GLU:OE1	2.28	0.50
1:C:1445:LEU:HD23	1:C:1445:LEU:O	2.10	0.50
2:D:203:UNK:O	2:D:204:UNK:C	2.59	0.50
2:E:124:GLU:HA	2:E:127:TRP:CE2	2.46	0.50
2:E:133:LYS:HA	2:E:133:LYS:CE	2.41	0.50
1:A:1356:HIS:CD2	2:F:112:ARG:HA	2.34	0.50
2:F:118:ALA:HA	2:F:121:LYS:HZ2	1.73	0.50
2:F:118:ALA:CA	2:F:121:LYS:HE3	2.41	0.50
1:A:1272:CYS:HA	1:A:1275:HIS:CB	2.41	0.50
1:A:1449:LYS:HZ3	2:F:141:ARG:HE	1.58	0.50
1:A:1548:GLU:CD	1:A:1548:GLU:H	2.14	0.50
1:B:1085:LEU:HB3	1:B:1098:PHE:CZ	2.46	0.50
1:B:1358:TRP:CE2	1:B:1381:HIS:CG	2.99	0.50
1:B:1469:ASN:HD21	1:B:1498:ARG:HH12	1.58	0.50
1:B:1494:SER:O	1:B:1497:GLN:HB2	2.10	0.50
1:B:1505:ILE:CD1	1:B:1505:ILE:H	2.18	0.50
1:B:1609:LYS:O	1:B:1612:LYS:HB2	2.12	0.50
1:C:1168:TYR:O	1:C:1172:GLU:CG	2.59	0.50
1:C:1235:GLY:O	1:C:1236:GLU:HB2	2.11	0.50
1:C:1279:HIS:NE2	1:C:1283:LEU:CA	2.74	0.50
1:C:1330:GLN:CG	1:C:1331:LYS:H	2.21	0.50
1:A:1149:ASN:O	1:A:1153:LEU:HB3	2.12	0.50
1:A:1358:TRP:CE2	1:A:1381:HIS:CG	2.99	0.50
1:B:1122:LYS:HZ1	1:B:1147:SER:HG	1.49	0.50
1:B:1158:GLN:O	1:B:1163:LYS:NZ	2.43	0.50
1:B:1240:ALA:O	1:B:1275:HIS:CE1	2.63	0.50
1:B:1335:HIS:C	1:B:1335:HIS:ND1	2.65	0.50
1:B:1572:THR:HG21	1:B:1599:PHE:CE2	2.46	0.50
1:C:1104:GLU:O	1:C:1108:TRP:CH2	2.62	0.50
1:C:1104:GLU:O	1:C:1108:TRP:HZ2	1.87	0.50
1:C:1161:ARG:O	1:C:1165:ARG:CB	2.59	0.50
1:C:1590:ASN:C	1:C:1591:ILE:HG22	2.32	0.50
2:E:118:ALA:HA	2:E:121:LYS:HZ2	1.76	0.50
2:E:118:ALA:CA	2:E:121:LYS:HE3	2.41	0.50
1:A:1414:PHE:CB	2:F:130:LYS:HZ1	2.21	0.50
1:A:1159:MET:HA	1:A:1163:LYS:HE2	1.70	0.50
1:A:1262:ASP:N	1:A:1293:ARG:HD3	2.26	0.50
1:A:1282:GLU:C	1:A:1283:LEU:HD13	2.31	0.50
1:A:1435:ALA:O	1:A:1439:PHE:CD2	2.64	0.50

*Continued on next page...*

*Continued from previous page...*

Atom-1	Atom-2	Interatomic distance (Å)	Clash overlap (Å)
1:A:1514:LEU:C	1:A:1514:LEU:CD2	2.77	0.50
1:A:1613:LEU:O	1:A:1616:SER:HB2	2.10	0.50
1:B:1122:LYS:CG	1:B:1123:GLU:H	2.16	0.50
1:B:1168:TYR:O	1:B:1172:GLU:CG	2.59	0.50
1:B:1262:ASP:N	1:B:1293:ARG:HD3	2.26	0.50
1:B:1375:ILE:CD1	1:B:1394:ILE:HB	2.39	0.50
1:B:1423:LEU:HD12	1:B:1451:TYR:HB2	1.92	0.50
1:B:1548:GLU:H	1:B:1548:GLU:CD	2.14	0.50
1:C:1195:ASN:O	1:C:1196:ALA:CB	2.59	0.50
1:C:1251:ARG:O	1:C:1252:THR:OG1	2.19	0.50
1:A:1580:ASP:CG	1:C:1605:GLU:CG	2.79	0.50
1:C:1566:PHE:HE2	2:E:177:UNK:O	1.94	0.50
1:A:1168:TYR:O	1:A:1172:GLU:CG	2.59	0.50
1:A:1188:GLU:C	1:A:1190:ILE:N	2.65	0.50
1:A:1382:PRO:CG	1:A:1410:PHE:HE1	2.22	0.50
1:A:1401:VAL:HG22	1:A:1429:ARG:NH2	2.26	0.50
1:A:1572:THR:HG21	1:A:1599:PHE:CE2	2.46	0.50
1:B:1157:LEU:HD12	1:B:1173:LEU:HA	1.93	0.50
1:B:1402:GLU:HA	1:B:1405:TYR:CD2	2.47	0.50
1:C:1078:ASN:CG	1:C:1101:ARG:C	2.67	0.50
1:C:1343:VAL:HG22	1:C:1344:ASN:N	2.25	0.50
1:C:1469:ASN:ND2	1:C:1498:ARG:HH22	2.09	0.50
1:C:1572:THR:HG21	1:C:1599:PHE:CE2	2.46	0.50
1:B:1416:PRO:HG3	2:D:130:LYS:HG2	1.91	0.50
2:F:127:TRP:CD1	2:F:128:ARG:N	2.80	0.50
1:A:1135:SER:O	1:A:1136:SER:HB2	2.12	0.50
1:A:1165:ARG:HG3	1:A:1170:GLU:OE1	2.11	0.50
1:A:1166:GLU:C	1:A:1170:GLU:CG	2.80	0.50
1:A:1448:VAL:CA	1:A:1451:TYR:HB3	2.42	0.50
1:A:1590:ASN:C	1:A:1591:ILE:HG22	2.32	0.50
1:B:1227:LEU:HD23	1:B:1227:LEU:C	2.32	0.50
1:B:1273:GLY:O	1:B:1277:VAL:HG13	2.12	0.50
1:B:1281:ASP:O	1:B:1281:ASP:OD1	2.30	0.50
1:B:1317:PHE:CD1	1:B:1339:PHE:HB3	2.46	0.50
1:B:1336:LEU:CD1	1:B:1360:GLU:HB3	2.40	0.50
1:C:1085:LEU:HB3	1:C:1098:PHE:CZ	2.46	0.50
1:C:1375:ILE:CD1	1:C:1394:ILE:HB	2.39	0.50
1:C:1405:TYR:CE2	1:C:1434:ARG:NH1	2.80	0.50
1:C:1597:PRO:HB3	1:C:1601:GLN:NE2	2.25	0.50
1:C:1609:LYS:O	1:C:1612:LYS:HB2	2.11	0.50
2:D:129:GLU:HB2	2:D:132:LYS:NZ	2.24	0.50

*Continued on next page...*

*Continued from previous page...*

Atom-1	Atom-2	Interatomic distance (Å)	Clash overlap (Å)
2:D:188:UNK:C	2:D:190:UNK:H2	2.24	0.50
2:F:192:UNK:O	2:F:195:UNK:CB	2.60	0.50
1:A:1135:SER:O	1:A:1136:SER:CB	2.60	0.50
1:A:1262:ASP:H	1:A:1293:ARG:NH1	2.09	0.50
1:B:1165:ARG:HG3	1:B:1170:GLU:OE1	2.11	0.50
1:B:1175:PHE:HE1	1:B:1200:GLN:HB3	1.77	0.50
1:B:1198:ILE:HA	1:B:1201:VAL:CG2	2.41	0.50
1:B:1496:ALA:HB2	1:B:1514:LEU:HD13	1.94	0.50
1:B:1617:GLU:CG	1:B:1621:LYS:HZ2	2.24	0.50
1:C:1135:SER:O	1:C:1136:SER:HB2	2.11	0.50
1:C:1162:LYS:NZ	1:C:1163:LYS:HZ2	2.09	0.50
1:C:1270:GLN:NE2	1:C:1295:TYR:CE1	2.80	0.50
1:C:1412:LEU:HA	1:C:1419:LEU:CD2	2.32	0.50
1:C:1448:VAL:CA	1:C:1451:TYR:HB3	2.42	0.50
1:C:1513:TYR:HA	1:C:1516:LYS:HE2	1.93	0.50
2:D:127:TRP:CD1	2:D:128:ARG:N	2.80	0.50
2:F:114:GLN:CG	2:F:115:GLU:N	2.26	0.50
1:A:1281:ASP:O	1:A:1281:ASP:OD1	2.30	0.50
1:A:1335:HIS:C	1:A:1335:HIS:ND1	2.65	0.50
1:A:1455:VAL:O	1:A:1456:GLN:HB3	2.12	0.50
1:B:1085:LEU:CD1	1:B:1098:PHE:CE1	2.84	0.50
1:B:1270:GLN:NE2	1:B:1295:TYR:CE1	2.80	0.50
1:B:1377:THR:O	1:B:1381:HIS:HB2	2.11	0.50
1:B:1395:ILE:CD1	1:B:1403:LEU:HD12	2.42	0.50
1:C:1167:SER:OG	1:C:1168:TYR:N	2.42	0.50
1:C:1227:LEU:HD23	1:C:1227:LEU:C	2.32	0.50
1:C:1273:GLY:O	1:C:1277:VAL:HG13	2.12	0.50
1:C:1382:PRO:CG	1:C:1410:PHE:HE1	2.22	0.50
1:C:1422:LEU:O	1:C:1422:LEU:HD22	2.12	0.50
2:D:178:UNK:O	2:D:181:UNK:CB	2.60	0.50
1:A:1148:GLY:HA3	1:A:1150:TRP:CZ3	2.41	0.50
1:A:1167:SER:CA	1:A:1171:THR:HB	2.41	0.50
1:A:1263:GLY:O	1:A:1264:LYS:CB	2.60	0.50
1:A:1270:GLN:NE2	1:A:1295:TYR:CE1	2.80	0.50
1:A:1496:ALA:HB2	1:A:1514:LEU:HD13	1.94	0.50
1:A:1592:MET:CA	1:A:1592:MET:CE	2.90	0.50
1:A:1609:LYS:O	1:A:1612:LYS:HB2	2.11	0.50
1:B:1263:GLY:O	1:B:1264:LYS:CB	2.60	0.50
1:B:1277:VAL:HG11	1:B:1302:MET:HE2	1.94	0.50
1:B:1600:ILE:HA	1:B:1603:MET:CE	2.42	0.50
1:C:1130:LYS:CB	1:C:1156:TYR:CE1	2.94	0.50

*Continued on next page...*

*Continued from previous page...*

Atom-1	Atom-2	Interatomic distance (Å)	Clash overlap (Å)
1:C:1377:THR:O	1:C:1381:HIS:HB2	2.11	0.50
1:C:1435:ALA:O	1:C:1439:PHE:CD2	2.64	0.50
1:C:1496:ALA:HB2	1:C:1514:LEU:HD13	1.94	0.50
1:C:1533:LEU:C	1:C:1535:LYS:N	2.64	0.50
1:C:1578:ARG:CD	1:C:1582:VAL:HB	2.42	0.50
2:E:127:TRP:CD1	2:E:128:ARG:N	2.80	0.50
2:F:178:UNK:C	2:F:180:UNK:N	2.74	0.50
1:A:1250:THR:CB	1:A:1285:GLU:OE1	2.58	0.49
1:A:1402:GLU:HA	1:A:1405:TYR:CD2	2.47	0.49
1:A:1469:ASN:HD21	1:A:1498:ARG:HH12	1.59	0.49
1:B:1162:LYS:HZ3	1:B:1163:LYS:NZ	2.10	0.49
1:B:1167:SER:CA	1:B:1171:THR:HB	2.41	0.49
1:B:1208:GLU:OE1	1:B:1208:GLU:HA	2.11	0.49
1:B:1345:ILE:N	1:B:1346:PRO:HD2	2.20	0.49
1:B:1592:MET:CE	1:B:1592:MET:CA	2.90	0.49
1:C:1108:TRP:CE3	1:C:1129:ILE:CD1	2.83	0.49
1:C:1301:THR:O	1:C:1304:GLU:HB2	2.12	0.49
1:C:1389:GLY:O	1:C:1392:LYS:HB2	2.12	0.49
1:C:1452:LEU:HD13	1:C:1467:LEU:CD1	2.42	0.49
1:C:1455:VAL:O	1:C:1456:GLN:HB3	2.12	0.49
1:A:1193:PRO:HG2	1:A:1194:ASN:H	1.78	0.49
1:A:1273:GLY:O	1:A:1277:VAL:HG13	2.12	0.49
1:A:1301:THR:O	1:A:1304:GLU:HB2	2.12	0.49
1:B:1135:SER:O	1:B:1136:SER:CB	2.60	0.49
1:B:1195:ASN:O	1:B:1196:ALA:CB	2.59	0.49
1:B:1301:THR:O	1:B:1304:GLU:HB2	2.12	0.49
1:B:1448:VAL:CA	1:B:1451:TYR:HB3	2.42	0.49
1:C:1335:HIS:C	1:C:1335:HIS:ND1	2.65	0.49
1:A:1301:THR:CA	1:A:1304:GLU:HG3	2.31	0.49
1:A:1452:LEU:HD13	1:A:1467:LEU:CD1	2.42	0.49
1:B:1282:GLU:CG	1:B:1283:LEU:N	2.61	0.49
1:C:1149:ASN:O	1:C:1153:LEU:HB3	2.12	0.49
1:C:1198:ILE:HA	1:C:1201:VAL:CG2	2.41	0.49
1:C:1395:ILE:CD1	1:C:1403:LEU:HD12	2.42	0.49
2:E:112:ARG:HD3	2:E:113:LEU:N	2.27	0.49
2:F:94:ARG:NE	2:F:98:GLU:OE2	2.39	0.49
2:F:99:PRO:HA	2:F:102:ILE:HG12	1.93	0.49
1:A:1167:SER:CA	1:A:1171:THR:H	2.24	0.49
1:A:1234:LEU:CG	1:A:1235:GLY:N	2.74	0.49
1:A:1395:ILE:CD1	1:A:1403:LEU:HD12	2.42	0.49
1:A:1409:GLN:HA	1:A:1413:GLU:CB	2.34	0.49

*Continued on next page...*

*Continued from previous page...*

Atom-1	Atom-2	Interatomic distance (Å)	Clash overlap (Å)
1:A:1414:PHE:HB2	2:F:130:LYS:HZ1	1.75	0.49
1:A:1423:LEU:HD12	1:A:1451:TYR:HB2	1.92	0.49
1:A:1513:TYR:HA	1:A:1516:LYS:HE2	1.93	0.49
1:B:1284:GLU:C	1:B:1284:GLU:OE2	2.51	0.49
1:B:1435:ALA:O	1:B:1439:PHE:CD2	2.65	0.49
1:C:1077:VAL:C	1:C:1079:THR:H	2.15	0.49
1:C:1135:SER:O	1:C:1136:SER:CB	2.59	0.49
1:C:1281:ASP:O	1:C:1281:ASP:OD1	2.30	0.49
1:C:1402:GLU:HA	1:C:1405:TYR:CD2	2.47	0.49
1:C:1456:GLN:HG3	1:C:1456:GLN:O	2.05	0.49
2:D:155:ILE:O	2:D:156:ALA:CB	2.60	0.49
2:F:126:GLU:HG3	2:F:130:LYS:HZ1	1.75	0.49
2:F:133:LYS:CE	2:F:133:LYS:HA	2.41	0.49
1:A:1103:ASN:HA	1:A:1128:TYR:HE2	1.78	0.49
1:A:1234:LEU:C	1:A:1236:GLU:H	2.10	0.49
1:A:1277:VAL:CG2	1:A:1278:VAL:N	2.70	0.49
1:A:1377:THR:O	1:A:1381:HIS:HB2	2.11	0.49
1:A:1389:GLY:O	1:A:1392:LYS:HB2	2.12	0.49
1:A:1600:ILE:HA	1:A:1603:MET:CE	2.42	0.49
1:B:1188:GLU:C	1:B:1190:ILE:N	2.65	0.49
2:F:154:ARG:HH11	2:F:154:ARG:CB	2.26	0.49
2:F:182:UNK:O	2:F:183:UNK:C	2.61	0.49
1:A:1158:GLN:OE1	1:A:1159:MET:HE1	2.13	0.49
1:A:1513:TYR:HA	1:A:1516:LYS:HG2	1.95	0.49
1:A:1592:MET:HE2	1:A:1592:MET:C	2.21	0.49
1:B:1078:ASN:ND2	1:B:1101:ARG:HB3	2.08	0.49
1:B:1104:GLU:O	1:B:1108:TRP:CH2	2.62	0.49
1:B:1167:SER:HB2	1:B:1196:ALA:C	2.31	0.49
1:B:1230:THR:O	1:B:1231:LEU:CB	2.61	0.49
1:B:1452:LEU:HD13	1:B:1467:LEU:CD1	2.42	0.49
1:C:1111:LEU:O	1:C:1115:GLN:HB2	2.13	0.49
1:C:1336:LEU:CD1	1:C:1360:GLU:HB3	2.40	0.49
1:C:1408:ILE:HG22	1:C:1412:LEU:CG	2.41	0.49
1:C:1600:ILE:HA	1:C:1603:MET:CE	2.42	0.49
1:A:1422:LEU:HD22	1:A:1422:LEU:O	2.12	0.49
1:B:1211:TYR:CZ	1:B:1235:GLY:HA3	2.48	0.49
1:B:1389:GLY:O	1:B:1392:LYS:HB2	2.13	0.49
1:B:1524:SER:C	1:B:1526:GLU:H	2.16	0.49
1:B:1590:ASN:C	1:B:1591:ILE:HG22	2.32	0.49
1:B:1600:ILE:HA	1:B:1603:MET:HE2	1.95	0.49
1:C:1167:SER:CA	1:C:1171:THR:OG1	2.61	0.49

*Continued on next page...*

*Continued from previous page...*

Atom-1	Atom-2	Interatomic distance (Å)	Clash overlap (Å)
1:C:1284:GLU:C	1:C:1284:GLU:OE2	2.51	0.49
1:C:1592:MET:CE	1:C:1592:MET:CA	2.90	0.49
2:D:152:ASN:O	2:D:153:ASN:CB	2.58	0.49
1:A:1414:PHE:CD1	2:F:127:TRP:O	2.48	0.49
2:F:95:LEU:O	2:F:99:PRO:HD2	2.13	0.49
1:A:1130:LYS:CB	1:A:1156:TYR:CE1	2.94	0.49
1:A:1167:SER:HB2	1:A:1196:ALA:HA	1.95	0.49
1:A:1277:VAL:HG11	1:A:1302:MET:HE2	1.95	0.49
1:A:1345:ILE:H	1:A:1346:PRO:CD	2.18	0.49
1:A:1461:LYS:HG2	1:A:1489:ASN:ND2	2.28	0.49
1:A:1475:GLU:HB3	2:F:149:ASN:HD22	1.67	0.49
1:B:1167:SER:OG	1:B:1168:TYR:N	2.42	0.49
1:C:1414:PHE:C	1:C:1416:PRO:HD3	2.20	0.49
2:D:122:VAL:CG2	2:D:123:MET:HE1	2.42	0.49
2:D:154:ARG:CB	2:D:154:ARG:HH11	2.26	0.49
2:F:167:ASP:O	2:F:168:ILE:O	2.31	0.49
2:F:98:GLU:O	2:F:102:ILE:N	2.45	0.49
1:A:1244:ALA:HB2	1:A:1253:TRP:HH2	1.68	0.49
1:A:1282:GLU:CG	1:A:1283:LEU:N	2.61	0.49
1:A:1524:SER:C	1:A:1526:GLU:H	2.16	0.49
1:A:1578:ARG:NE	1:A:1583:LEU:HD23	2.23	0.49
1:A:1597:PRO:HG3	1:A:1600:ILE:CD1	2.37	0.49
1:A:1617:GLU:CG	1:A:1621:LYS:HZ2	2.26	0.49
1:B:1166:GLU:C	1:B:1170:GLU:CG	2.80	0.49
1:B:1251:ARG:O	1:B:1252:THR:OG1	2.20	0.49
1:B:1422:LEU:O	1:B:1422:LEU:HD22	2.12	0.49
1:B:1513:TYR:HA	1:B:1516:LYS:HE2	1.93	0.49
1:C:1211:TYR:CZ	1:C:1235:GLY:HA3	2.48	0.49
1:C:1329:PRO:O	1:C:1332:MET:N	2.44	0.49
1:C:1365:TYR:CB	1:C:1374:ALA:HB2	2.43	0.49
1:C:1513:TYR:HD1	1:C:1516:LYS:CE	2.22	0.49
1:C:1569:CYS:O	1:C:1572:THR:OG1	2.31	0.49
2:D:131:ALA:HA	2:D:134:ASP:OD2	2.13	0.49
2:E:105:TRP:CA	2:E:108:GLU:HG3	2.41	0.49
1:A:1167:SER:CA	1:A:1171:THR:OG1	2.61	0.49
1:B:1077:VAL:C	1:B:1079:THR:H	2.15	0.49
1:B:1569:CYS:O	1:B:1572:THR:OG1	2.31	0.49
1:C:1303:LEU:HD12	1:C:1320:LEU:CD1	2.34	0.49
1:C:1329:PRO:O	1:C:1332:MET:HB3	2.13	0.49
1:C:1513:TYR:HA	1:C:1516:LYS:HG2	1.95	0.49
1:C:1629:THR:O	1:C:1629:THR:CG2	2.48	0.49

*Continued on next page...*

*Continued from previous page...*

Atom-1	Atom-2	Interatomic distance (Å)	Clash overlap (Å)
2:E:154:ARG:CB	2:E:154:ARG:HH11	2.26	0.49
2:F:155:ILE:O	2:F:156:ALA:CB	2.61	0.49
1:A:1085:LEU:C	1:A:1086:ILE:O	2.52	0.48
1:A:1284:GLU:C	1:A:1284:GLU:OE2	2.51	0.48
1:B:1167:SER:CA	1:B:1171:THR:OG1	2.61	0.48
1:B:1167:SER:HB2	1:B:1196:ALA:HA	1.95	0.48
1:B:1455:VAL:O	1:B:1456:GLN:HB3	2.12	0.48
1:C:1085:LEU:C	1:C:1086:ILE:O	2.52	0.48
1:C:1193:PRO:HG2	1:C:1194:ASN:H	1.78	0.48
1:C:1273:GLY:C	1:C:1275:HIS:N	2.64	0.48
2:E:180:UNK:O	2:E:181:UNK:O	2.30	0.48
1:A:1077:VAL:HG12	1:A:1079:THR:H	1.78	0.48
1:A:1151:GLU:HG2	1:A:1151:GLU:O	2.10	0.48
1:A:1168:TYR:CA	1:A:1172:GLU:OE2	2.61	0.48
1:A:1461:LYS:O	1:A:1465:GLU:HB2	2.13	0.48
1:B:1244:ALA:HB3	1:B:1275:HIS:CE1	2.46	0.48
1:B:1553:LEU:O	1:B:1556:TRP:HB3	2.13	0.48
1:C:1108:TRP:CD2	1:C:1129:ILE:HB	2.48	0.48
1:C:1553:LEU:O	1:C:1556:TRP:HB3	2.13	0.48
2:E:131:ALA:HA	2:E:134:ASP:OD2	2.13	0.48
2:E:155:ILE:O	2:E:156:ALA:CB	2.61	0.48
2:F:125:GLN:CD	2:F:125:GLN:C	2.72	0.48
1:A:1111:LEU:O	1:A:1115:GLN:HB2	2.13	0.48
1:A:1162:LYS:HZ2	1:A:1163:LYS:NZ	2.10	0.48
1:A:1329:PRO:O	1:A:1332:MET:HB3	2.13	0.48
1:A:1408:ILE:HG22	1:A:1412:LEU:CG	2.41	0.48
1:A:1513:TYR:HD1	1:A:1516:LYS:CE	2.22	0.48
1:B:1333:ARG:HB2	1:B:1360:GLU:HG2	1.92	0.48
1:B:1405:TYR:CE2	1:B:1434:ARG:NH1	2.80	0.48
1:B:1471:PHE:CA	1:B:1474:GLU:HG2	2.38	0.48
1:C:1150:TRP:HA	1:C:1153:LEU:HB3	1.95	0.48
1:C:1230:THR:O	1:C:1231:LEU:CB	2.61	0.48
1:C:1260:CYS:N	1:C:1293:ARG:HH12	2.08	0.48
1:C:1461:LYS:O	1:C:1465:GLU:HB2	2.13	0.48
1:A:1150:TRP:HA	1:A:1153:LEU:HB3	1.95	0.48
1:A:1330:GLN:CG	1:A:1331:LYS:H	2.21	0.48
1:B:1130:LYS:CB	1:B:1156:TYR:CE1	2.94	0.48
1:B:1292:ASP:HB2	2:D:97:GLN:NE2	2.28	0.48
1:B:1335:HIS:ND1	1:B:1336:LEU:N	2.62	0.48
1:B:1387:LYS:HB2	1:B:1390:GLN:CG	2.40	0.48
1:B:1561:GLU:OE2	1:B:1561:GLU:HA	2.13	0.48

*Continued on next page...*

*Continued from previous page...*

Atom-1	Atom-2	Interatomic distance (Å)	Clash overlap (Å)
1:A:1077:VAL:C	1:A:1079:THR:H	2.15	0.48
1:A:1166:GLU:CG	1:A:1167:SER:N	2.72	0.48
1:A:1509:ARG:HH12	2:F:162:GLN:CA	2.06	0.48
1:A:1598:TYR:CE1	1:B:1588:ARG:CB	2.92	0.48
1:B:1103:ASN:HA	1:B:1128:TYR:HE2	1.78	0.48
1:C:1082:VAL:CG1	1:C:1083:GLN:N	2.68	0.48
1:C:1368:TYR:CE1	1:C:1370:GLU:OE2	2.67	0.48
1:C:1461:LYS:HG2	1:C:1489:ASN:ND2	2.28	0.48
2:D:102:ILE:O	2:D:106:ARG:CB	2.61	0.48
1:A:1083:GLN:NE2	1:A:1105:PRO:N	2.62	0.48
1:B:1151:GLU:HG2	1:B:1151:GLU:O	2.10	0.48
1:B:1279:HIS:NE2	1:B:1283:LEU:N	2.62	0.48
1:B:1395:ILE:HG23	1:B:1396:THR:N	2.29	0.48
1:B:1416:PRO:HD3	2:D:130:LYS:HD3	1.89	0.48
1:B:1567:GLY:O	1:B:1571:PHE:CD1	2.67	0.48
1:C:1083:GLN:NE2	1:C:1105:PRO:N	2.62	0.48
1:C:1175:PHE:HE1	1:C:1200:GLN:HB3	1.77	0.48
1:C:1279:HIS:CE1	1:C:1286:LEU:CD2	2.82	0.48
2:D:125:GLN:CD	2:D:125:GLN:C	2.72	0.48
1:A:1375:ILE:HG23	1:A:1391:PHE:CZ	2.49	0.48
1:A:1567:GLY:O	1:A:1571:PHE:CD1	2.67	0.48
1:A:1586:ALA:CB	1:A:1590:ASN:CG	2.81	0.48
1:B:1079:THR:CB	1:B:1105:PRO:HG3	2.40	0.48
1:B:1111:LEU:O	1:B:1115:GLN:HB2	2.13	0.48
1:B:1135:SER:O	1:B:1136:SER:HB2	2.12	0.48
1:B:1401:VAL:O	1:B:1404:TYR:HD1	1.97	0.48
1:B:1408:ILE:HG22	1:B:1412:LEU:CG	2.41	0.48
1:B:1461:LYS:HG2	1:B:1489:ASN:ND2	2.28	0.48
1:C:1167:SER:HB2	1:C:1196:ALA:HA	1.95	0.48
1:C:1416:PRO:O	1:C:1419:LEU:HB3	2.14	0.48
1:C:1425:VAL:CG2	1:C:1426:LEU:H	2.18	0.48
1:C:1561:GLU:HA	1:C:1561:GLU:OE2	2.14	0.48
1:B:1416:PRO:CG	2:D:130:LYS:HG3	2.43	0.48
1:A:1211:TYR:CZ	1:A:1235:GLY:HA3	2.48	0.48
1:A:1561:GLU:OE2	1:A:1561:GLU:HA	2.14	0.48
1:A:1578:ARG:CD	1:A:1582:VAL:HB	2.42	0.48
1:B:1085:LEU:C	1:B:1086:ILE:O	2.52	0.48
1:B:1104:GLU:N	1:B:1105:PRO:HD3	2.29	0.48
1:B:1113:LYS:HG2	1:B:1117:GLN:NE2	2.29	0.48
1:B:1193:PRO:HG2	1:B:1194:ASN:H	1.78	0.48
1:B:1329:PRO:O	1:B:1332:MET:N	2.44	0.48

*Continued on next page...*

*Continued from previous page...*

Atom-1	Atom-2	Interatomic distance (Å)	Clash overlap (Å)
1:B:1446:PRO:O	1:B:1449:LYS:HB2	2.14	0.48
1:B:1469:ASN:ND2	1:B:1498:ARG:NH2	2.62	0.48
1:B:1495:LEU:O	1:B:1499:LEU:HG	2.14	0.48
1:B:1578:ARG:CD	1:B:1582:VAL:HB	2.42	0.48
1:C:1166:GLU:C	1:C:1170:GLU:CG	2.80	0.48
1:C:1234:LEU:C	1:C:1236:GLU:H	2.09	0.48
1:C:1448:VAL:O	1:C:1451:TYR:HB3	2.14	0.48
2:F:98:GLU:O	2:F:102:ILE:HG23	2.14	0.48
2:F:112:ARG:HD3	2:F:113:LEU:N	2.28	0.48
1:A:1230:THR:O	1:A:1231:LEU:CB	2.61	0.48
1:A:1395:ILE:HG23	1:A:1396:THR:N	2.29	0.48
1:A:1405:TYR:CE2	1:A:1434:ARG:NH1	2.80	0.48
1:B:1111:LEU:HD11	1:B:1125:ILE:HG12	1.93	0.48
1:B:1234:LEU:CG	1:B:1235:GLY:N	2.74	0.48
1:B:1513:TYR:HA	1:B:1516:LYS:HG2	1.94	0.48
1:C:1130:LYS:HD2	1:C:1156:TYR:CZ	2.40	0.48
1:C:1279:HIS:NE2	1:C:1283:LEU:N	2.62	0.48
1:C:1446:PRO:O	1:C:1449:LYS:HB2	2.14	0.48
2:F:127:TRP:CA	2:F:130:LYS:HE3	2.42	0.48
1:A:1446:PRO:O	1:A:1449:LYS:HB2	2.14	0.48
1:B:1083:GLN:NE2	1:B:1105:PRO:N	2.62	0.48
1:B:1324:TYR:CD2	1:B:1332:MET:HA	2.43	0.48
1:B:1384:ASP:OD1	2:D:115:GLU:OE1	2.31	0.48
1:B:1395:ILE:HG13	1:B:1404:TYR:HE2	1.52	0.48
1:B:1491:ASP:O	1:B:1493:ILE:N	2.47	0.48
1:C:1495:LEU:O	1:C:1499:LEU:HG	2.14	0.48
1:A:1279:HIS:NE2	1:A:1283:LEU:N	2.62	0.47
1:A:1368:TYR:CE1	1:A:1370:GLU:OE2	2.67	0.47
1:A:1416:PRO:HG2	2:F:133:LYS:HG3	1.95	0.47
1:A:1553:LEU:O	1:A:1556:TRP:HB3	2.13	0.47
1:B:1108:TRP:CD2	1:B:1129:ILE:HB	2.49	0.47
1:B:1206:TYR:CE1	1:B:1226:ARG:HA	2.49	0.47
1:B:1597:PRO:HG3	1:B:1600:ILE:CD1	2.37	0.47
1:C:1077:VAL:HG12	1:C:1079:THR:H	1.78	0.47
1:C:1085:LEU:N	1:C:1085:LEU:HD23	2.12	0.47
1:C:1103:ASN:HA	1:C:1128:TYR:HE2	1.78	0.47
1:C:1277:VAL:HG11	1:C:1302:MET:HE2	1.94	0.47
1:C:1395:ILE:HG23	1:C:1396:THR:N	2.29	0.47
1:C:1524:SER:C	1:C:1526:GLU:H	2.16	0.47
1:C:1530:LYS:HG2	1:C:1531:ASP:N	2.29	0.47
1:C:1567:GLY:O	1:C:1571:PHE:CD1	2.67	0.47

*Continued on next page...*

*Continued from previous page...*

Atom-1	Atom-2	Interatomic distance (Å)	Clash overlap (Å)
2:D:144:GLU:O	2:D:148:LYS:N	2.45	0.47
2:E:124:GLU:OE1	2:E:128:ARG:CZ	2.62	0.47
2:F:183:UNK:N	2:F:188:UNK:CB	2.77	0.47
1:A:1085:LEU:CD2	1:A:1085:LEU:N	2.76	0.47
1:A:1111:LEU:HD11	1:A:1125:ILE:HG12	1.92	0.47
1:A:1113:LYS:HG2	1:A:1117:GLN:NE2	2.29	0.47
1:A:1335:HIS:ND1	1:A:1336:LEU:N	2.62	0.47
1:A:1387:LYS:HB2	1:A:1390:GLN:CG	2.40	0.47
1:B:1408:ILE:O	1:B:1412:LEU:HB3	2.15	0.47
1:B:1561:GLU:HG3	1:B:1562:LYS:N	2.30	0.47
1:C:1113:LYS:HG2	1:C:1117:GLN:NE2	2.29	0.47
1:C:1198:ILE:HA	1:C:1201:VAL:HG21	1.96	0.47
1:C:1335:HIS:ND1	1:C:1336:LEU:N	2.62	0.47
1:C:1490:PHE:CZ	1:C:1492:ASN:CG	2.86	0.47
2:D:124:GLU:OE1	2:D:128:ARG:CZ	2.62	0.47
1:A:1111:LEU:CD2	1:A:1115:GLN:CG	2.93	0.47
1:A:1108:TRP:CD2	1:A:1129:ILE:HB	2.48	0.47
1:A:1197:HIS:O	1:A:1201:VAL:HG23	2.14	0.47
1:A:1326:LYS:HG3	1:A:1327:PHE:CE1	2.49	0.47
1:A:1610:VAL:O	1:A:1614:ASP:CG	2.53	0.47
1:B:1150:TRP:HA	1:B:1153:LEU:HB3	1.95	0.47
1:B:1326:LYS:HG3	1:B:1327:PHE:CE1	2.49	0.47
1:B:1329:PRO:O	1:B:1332:MET:HB3	2.13	0.47
1:B:1416:PRO:O	1:B:1419:LEU:HB3	2.14	0.47
1:B:1586:ALA:CB	1:B:1590:ASN:CG	2.81	0.47
1:B:1629:THR:CG2	1:B:1629:THR:O	2.48	0.47
1:C:1148:GLY:HA3	1:C:1150:TRP:CZ3	2.42	0.47
1:C:1326:LYS:HG3	1:C:1327:PHE:CE1	2.49	0.47
1:C:1362:VAL:CG2	1:C:1377:THR:CB	2.82	0.47
2:D:191:UNK:O	2:D:193:UNK:N	2.48	0.47
1:A:1296:PHE:CZ	2:F:101:SER:HA	2.49	0.47
1:A:1365:TYR:CB	1:A:1374:ALA:HB2	2.44	0.47
1:A:1408:ILE:O	1:A:1412:LEU:HB3	2.15	0.47
1:A:1569:CYS:O	1:A:1572:THR:OG1	2.31	0.47
1:B:1307:LEU:HD11	1:B:1316:MET:HB3	1.96	0.47
1:B:1375:ILE:HG23	1:B:1391:PHE:CZ	2.49	0.47
1:C:1078:ASN:ND2	1:C:1101:ARG:HB3	2.08	0.47
1:C:1108:TRP:CZ2	1:C:1129:ILE:HA	2.49	0.47
1:C:1421:ASP:O	1:C:1424:MET:HB2	2.15	0.47
1:C:1572:THR:HG22	1:C:1578:ARG:HB3	1.96	0.47
1:C:1586:ALA:CB	1:C:1590:ASN:CG	2.81	0.47

*Continued on next page...*

*Continued from previous page...*

Atom-1	Atom-2	Interatomic distance (Å)	Clash overlap (Å)
2:D:153:ASN:ND2	2:D:158:LYS:CB	2.77	0.47
2:F:133:LYS:CA	2:F:133:LYS:CE	2.93	0.47
1:A:1111:LEU:HD22	1:A:1111:LEU:C	2.28	0.47
1:A:1301:THR:HG22	1:A:1301:THR:O	2.14	0.47
1:A:1572:THR:HG22	1:A:1578:ARG:HB3	1.96	0.47
1:B:1167:SER:CA	1:B:1171:THR:H	2.24	0.47
1:B:1168:TYR:CA	1:B:1172:GLU:OE2	2.61	0.47
1:B:1448:VAL:O	1:B:1451:TYR:HB3	2.14	0.47
1:B:1610:VAL:O	1:B:1614:ASP:CG	2.53	0.47
1:C:1137:TYR:O	1:C:1141:VAL:CG2	2.61	0.47
1:C:1206:TYR:CE1	1:C:1226:ARG:HA	2.49	0.47
1:C:1324:TYR:CD2	1:C:1332:MET:HA	2.43	0.47
2:D:173:UNK:C	2:D:176:UNK:CB	2.92	0.47
1:A:1080:SER:O	1:A:1084:VAL:HG23	2.15	0.47
1:A:1250:THR:HB	1:A:1285:GLU:CD	2.35	0.47
1:A:1292:ASP:OD1	2:F:98:GLU:HG3	2.14	0.47
1:A:1588:ARG:HB2	2:E:195:UNK:CB	2.44	0.47
1:B:1197:HIS:O	1:B:1201:VAL:HG23	2.14	0.47
1:B:1244:ALA:HB2	1:B:1253:TRP:HH2	1.68	0.47
1:C:1168:TYR:CA	1:C:1172:GLU:OE2	2.61	0.47
1:C:1197:HIS:O	1:C:1201:VAL:HG23	2.14	0.47
1:C:1401:VAL:O	1:C:1404:TYR:HD1	1.97	0.47
1:C:1561:GLU:HG3	1:C:1562:LYS:N	2.29	0.47
1:C:1610:VAL:O	1:C:1614:ASP:CG	2.53	0.47
2:F:124:GLU:OE1	2:F:128:ARG:CZ	2.62	0.47
1:A:1122:LYS:HZ2	1:A:1147:SER:HB2	1.80	0.47
1:A:1206:TYR:CE1	1:A:1226:ARG:HA	2.49	0.47
1:A:1425:VAL:CG2	1:A:1426:LEU:H	2.18	0.47
1:B:1357:LEU:HD23	2:D:111:LYS:CE	2.44	0.47
1:C:1427:SER:HB2	1:C:1428:PRO:HD2	1.85	0.47
1:B:1296:PHE:HZ	2:D:100:GLU:HG3	1.79	0.47
1:B:1504:LEU:HD21	2:D:149:ASN:O	2.09	0.47
2:E:125:GLN:CD	2:E:125:GLN:C	2.72	0.47
2:F:193:UNK:C	2:F:195:UNK:N	2.76	0.47
1:A:1455:VAL:O	1:A:1456:GLN:CB	2.63	0.47
1:A:1530:LYS:HG2	1:A:1531:ASP:N	2.30	0.47
1:A:1561:GLU:HG3	1:A:1562:LYS:N	2.29	0.47
1:B:1279:HIS:HD2	1:B:1282:GLU:CA	2.27	0.47
1:B:1461:LYS:O	1:B:1465:GLU:HB2	2.13	0.47
1:B:1530:LYS:HG2	1:B:1531:ASP:N	2.30	0.47
1:C:1408:ILE:O	1:C:1412:LEU:HB3	2.15	0.47

*Continued on next page...*

*Continued from previous page...*

Atom-1	Atom-2	Interatomic distance (Å)	Clash overlap (Å)
1:C:1605:GLU:O	1:C:1609:LYS:N	2.48	0.47
2:D:102:ILE:HG13	2:D:103:ARG:N	2.30	0.47
2:D:127:TRP:CA	2:D:130:LYS:HE3	2.41	0.47
2:D:133:LYS:CE	2:D:133:LYS:CA	2.93	0.47
2:F:144:GLU:O	2:F:148:LYS:N	2.45	0.47
1:A:1232:VAL:O	1:A:1233:HIS:CB	2.62	0.47
1:A:1315:GLY:O	1:A:1319:GLU:HG2	2.15	0.47
1:A:1469:ASN:ND2	1:A:1498:ARG:NH2	2.62	0.47
1:B:1368:TYR:CE1	1:B:1370:GLU:OE2	2.67	0.47
1:B:1605:GLU:O	1:B:1609:LYS:N	2.48	0.47
1:C:1104:GLU:N	1:C:1105:PRO:HD3	2.29	0.47
1:C:1188:GLU:C	1:C:1190:ILE:N	2.65	0.47
1:C:1375:ILE:HG23	1:C:1391:PHE:CZ	2.49	0.47
2:D:122:VAL:HG23	2:D:123:MET:SD	2.55	0.47
1:A:1104:GLU:N	1:A:1105:PRO:HD3	2.29	0.47
1:A:1079:THR:CB	1:A:1105:PRO:HG3	2.39	0.47
1:A:1148:GLY:C	1:A:1150:TRP:CE3	2.89	0.47
1:A:1333:ARG:HB2	1:A:1360:GLU:HG2	1.92	0.47
1:A:1395:ILE:HD11	1:A:1403:LEU:HD12	1.96	0.47
1:A:1600:ILE:HB	1:A:1601:GLN:OE1	2.15	0.47
1:B:1077:VAL:HG12	1:B:1079:THR:H	1.78	0.47
1:B:1108:TRP:CZ2	1:B:1129:ILE:HA	2.50	0.47
1:B:1111:LEU:CD2	1:B:1115:GLN:CG	2.93	0.47
1:B:1162:LYS:HZ2	1:B:1163:LYS:HZ3	1.62	0.47
1:B:1365:TYR:CB	1:B:1374:ALA:HB2	2.43	0.47
1:B:1490:PHE:CE2	1:B:1492:ASN:OD1	2.63	0.47
1:B:1572:THR:HG22	1:B:1578:ARG:HB3	1.95	0.47
1:C:1079:THR:CB	1:C:1105:PRO:HG3	2.40	0.47
1:C:1395:ILE:HD11	1:C:1403:LEU:HD12	1.96	0.47
2:E:122:VAL:HG23	2:E:123:MET:SD	2.54	0.47
2:E:133:LYS:CA	2:E:133:LYS:CE	2.92	0.47
1:A:1104:GLU:O	1:A:1108:TRP:HZ2	1.86	0.47
1:A:1421:ASP:O	1:A:1424:MET:HB2	2.15	0.47
1:A:1580:ASP:OD2	1:C:1605:GLU:OE2	2.33	0.47
1:B:1198:ILE:HA	1:B:1201:VAL:HG21	1.96	0.47
1:B:1302:MET:C	1:B:1304:GLU:N	2.69	0.47
1:B:1315:GLY:O	1:B:1319:GLU:HG2	2.15	0.47
1:B:1421:ASP:O	1:B:1424:MET:HB2	2.15	0.47
1:C:1080:SER:O	1:C:1084:VAL:HG23	2.15	0.47
1:C:1108:TRP:CZ3	1:C:1129:ILE:CG1	2.97	0.47
1:C:1232:VAL:CG2	1:C:1233:HIS:H	2.08	0.47

*Continued on next page...*

*Continued from previous page...*

Atom-1	Atom-2	Interatomic distance (Å)	Clash overlap (Å)
1:C:1301:THR:HG22	1:C:1301:THR:O	2.15	0.47
1:A:1198:ILE:HA	1:A:1201:VAL:HG21	1.96	0.46
1:A:1408:ILE:O	1:A:1412:LEU:CA	2.63	0.46
1:B:1080:SER:O	1:B:1084:VAL:HG23	2.15	0.46
1:B:1482:THR:HA	1:B:1485:ASP:CG	2.36	0.46
1:B:1492:ASN:C	1:B:1493:ILE:CG1	2.83	0.46
1:B:1597:PRO:HB3	1:B:1601:GLN:NE2	2.26	0.46
1:C:1148:GLY:C	1:C:1150:TRP:CE3	2.89	0.46
1:C:1206:TYR:CD2	1:C:1226:ARG:HG3	2.50	0.46
2:E:127:TRP:CA	2:E:130:LYS:HE3	2.41	0.46
1:A:1340:TRP:CD1	1:A:1340:TRP:N	2.83	0.46
1:A:1416:PRO:O	1:A:1419:LEU:HB3	2.14	0.46
1:A:1448:VAL:O	1:A:1451:TYR:HB3	2.14	0.46
1:A:1495:LEU:O	1:A:1499:LEU:HG	2.14	0.46
1:B:1232:VAL:O	1:B:1233:HIS:CB	2.63	0.46
1:B:1420:ASN:HA	1:B:1423:LEU:CG	2.43	0.46
1:C:1232:VAL:O	1:C:1233:HIS:CB	2.63	0.46
1:C:1253:TRP:HZ3	1:C:1276:ILE:CG2	1.98	0.46
1:C:1297:GLU:OE1	1:C:1297:GLU:HA	2.15	0.46
1:C:1340:TRP:CD1	1:C:1340:TRP:N	2.83	0.46
1:B:1293:ARG:CA	2:D:96:THR:HG23	2.22	0.46
2:D:95:LEU:HA	2:D:99:PRO:HD2	1.97	0.46
2:E:147:GLU:HA	2:E:147:GLU:OE1	2.05	0.46
2:F:122:VAL:HG23	2:F:123:MET:SD	2.55	0.46
1:A:1206:TYR:CD2	1:A:1226:ARG:HG3	2.50	0.46
1:A:1253:TRP:HZ3	1:A:1276:ILE:CG2	1.98	0.46
1:A:1307:LEU:HD11	1:A:1316:MET:HB3	1.96	0.46
1:A:1602:VAL:CG1	2:F:202:UNK:O	2.61	0.46
1:A:1605:GLU:O	1:A:1609:LYS:N	2.48	0.46
1:B:1148:GLY:C	1:B:1150:TRP:CE3	2.89	0.46
1:B:1448:VAL:HA	1:B:1451:TYR:HB3	1.97	0.46
1:B:1455:VAL:O	1:B:1456:GLN:CB	2.63	0.46
1:B:1600:ILE:HB	1:B:1601:GLN:OE1	2.15	0.46
1:C:1214:ALA:O	1:C:1218:TYR:CG	2.68	0.46
1:C:1491:ASP:O	1:C:1493:ILE:N	2.47	0.46
1:C:1600:ILE:HB	1:C:1601:GLN:OE1	2.15	0.46
1:C:1601:GLN:HA	1:C:1604:LYS:CG	2.45	0.46
1:C:1598:TYR:OH	2:E:196:UNK:CA	2.61	0.46
1:A:1414:PHE:HB3	2:F:130:LYS:NZ	2.24	0.46
1:A:1345:ILE:N	1:A:1346:PRO:HD2	2.20	0.46
1:A:1460:ASN:HB3	1:A:1463:VAL:HG23	1.98	0.46

*Continued on next page...*

*Continued from previous page...*

Atom-1	Atom-2	Interatomic distance (Å)	Clash overlap (Å)
1:B:1297:GLU:OE1	1:B:1297:GLU:HA	2.16	0.46
1:B:1450:PRO:O	1:B:1453:ARG:HB2	2.16	0.46
1:B:1460:ASN:HB3	1:B:1463:VAL:HG23	1.98	0.46
1:B:1591:ILE:O	1:B:1592:MET:C	2.53	0.46
1:C:1158:GLN:O	1:C:1162:LYS:NZ	2.30	0.46
1:C:1315:GLY:O	1:C:1319:GLU:HG2	2.15	0.46
1:C:1469:ASN:ND2	1:C:1498:ARG:NH2	2.62	0.46
1:C:1564:GLU:O	1:C:1568:ALA:N	2.46	0.46
2:F:148:LYS:O	2:F:151:ILE:HG23	2.16	0.46
1:A:1167:SER:OG	1:A:1168:TYR:N	2.42	0.46
1:A:1214:ALA:O	1:A:1218:TYR:CG	2.68	0.46
1:A:1577:LEU:C	1:A:1579:PRO:HD3	2.36	0.46
1:A:1580:ASP:OD1	1:C:1605:GLU:CG	2.63	0.46
1:A:1579:PRO:O	1:A:1583:LEU:HG	2.15	0.46
1:A:1565:CYS:SG	1:A:1596:MET:SD	3.13	0.46
1:C:1079:THR:HA	1:C:1102:CYS:CB	2.39	0.46
1:C:1167:SER:CA	1:C:1171:THR:HB	2.41	0.46
1:C:1206:TYR:CE1	1:C:1230:THR:OG1	2.67	0.46
1:C:1250:THR:CB	1:C:1285:GLU:OE1	2.58	0.46
1:C:1591:ILE:O	1:C:1592:MET:C	2.53	0.46
1:C:1565:CYS:SG	1:C:1596:MET:SD	3.12	0.46
2:D:204:UNK:O	2:D:205:UNK:O	2.34	0.46
2:E:94:ARG:NH2	2:E:98:GLU:HG2	2.30	0.46
2:F:102:ILE:O	2:F:104:LYS:N	2.49	0.46
1:A:1539:GLN:OE1	2:F:177:UNK:CB	2.59	0.46
2:F:187:UNK:O	2:F:188:UNK:C	2.62	0.46
1:A:1083:GLN:NE2	1:A:1105:PRO:CD	2.79	0.46
1:A:1108:TRP:CZ3	1:A:1129:ILE:CG1	2.97	0.46
1:A:1194:ASN:HB2	1:A:1195:ASN:H	1.48	0.46
1:A:1591:ILE:HG12	1:A:1592:MET:H	1.81	0.46
1:B:1149:ASN:O	1:B:1153:LEU:HB3	2.12	0.46
1:B:1206:TYR:CD2	1:B:1226:ARG:HG3	2.50	0.46
1:B:1577:LEU:C	1:B:1579:PRO:HD3	2.36	0.46
1:C:1244:ALA:HB3	1:C:1275:HIS:CE1	2.46	0.46
1:C:1332:MET:SD	1:C:1360:GLU:CB	3.04	0.46
1:C:1482:THR:HA	1:C:1485:ASP:CG	2.36	0.46
1:C:1499:LEU:HB2	1:C:1511:ALA:CB	2.42	0.46
2:E:137:GLU:HG3	2:E:141:ARG:NH2	2.31	0.46
1:C:1598:TYR:OH	2:E:196:UNK:HA	2.15	0.46
2:F:191:UNK:O	2:F:194:UNK:N	2.49	0.46
1:A:1083:GLN:NE2	1:A:1105:PRO:HD2	2.31	0.46

*Continued on next page...*

*Continued from previous page...*

Atom-1	Atom-2	Interatomic distance (Å)	Clash overlap (Å)
1:A:1345:ILE:HB	1:A:1368:TYR:CE2	2.51	0.46
1:A:1411:TYR:HA	1:A:1415:LYS:HB2	1.87	0.46
1:A:1561:GLU:CG	1:A:1562:LYS:N	2.79	0.46
1:A:1565:CYS:O	1:A:1569:CYS:SG	2.74	0.46
1:B:1137:TYR:O	1:B:1141:VAL:CG2	2.61	0.46
1:B:1395:ILE:HD11	1:B:1403:LEU:HD12	1.96	0.46
1:B:1579:PRO:O	1:B:1583:LEU:HG	2.16	0.46
1:B:1591:ILE:HG12	1:B:1592:MET:H	1.81	0.46
1:C:1358:TRP:CH2	1:C:1381:HIS:ND1	2.57	0.46
1:C:1448:VAL:HA	1:C:1451:TYR:HB3	1.97	0.46
1:C:1450:PRO:O	1:C:1453:ARG:HB2	2.16	0.46
1:C:1455:VAL:CG1	1:C:1456:GLN:N	2.66	0.46
1:C:1572:THR:HG21	1:C:1599:PHE:HE2	1.81	0.46
2:D:185:UNK:CA	2:D:189:UNK:C	2.86	0.46
2:E:148:LYS:O	2:E:151:ILE:HG23	2.16	0.46
2:E:192:UNK:O	2:E:193:UNK:O	2.33	0.46
1:A:1381:HIS:HA	2:F:115:GLU:HG3	1.98	0.46
1:A:1401:VAL:O	1:A:1404:TYR:HD1	1.97	0.46
1:A:1490:PHE:CZ	1:A:1492:ASN:CG	2.86	0.46
1:B:1083:GLN:NE2	1:B:1105:PRO:HD2	2.31	0.46
1:B:1170:GLU:CG	1:B:1196:ALA:HB2	2.46	0.46
1:B:1250:THR:HB	1:B:1285:GLU:CD	2.35	0.46
1:B:1333:ARG:HA	1:B:1360:GLU:CG	2.46	0.46
1:C:1167:SER:CA	1:C:1171:THR:H	2.24	0.46
1:C:1408:ILE:O	1:C:1412:LEU:CA	2.63	0.46
1:C:1414:PHE:CD1	2:E:123:MET:CG	2.88	0.46
1:C:1617:GLU:CG	1:C:1621:LYS:NZ	2.79	0.46
1:A:1085:LEU:CD1	1:A:1098:PHE:CE1	2.84	0.46
1:A:1332:MET:SD	1:A:1360:GLU:CB	3.04	0.46
1:A:1407:ALA:C	1:A:1409:GLN:H	2.19	0.46
1:A:1591:ILE:O	1:A:1592:MET:C	2.53	0.46
1:A:1598:TYR:HE1	1:B:1588:ARG:HB3	1.81	0.46
1:B:1083:GLN:NE2	1:B:1105:PRO:CD	2.79	0.46
1:B:1085:LEU:HD12	1:B:1095:ALA:CA	2.46	0.46
1:B:1274:LEU:O	1:B:1277:VAL:CG2	2.64	0.46
1:B:1332:MET:SD	1:B:1360:GLU:CB	3.04	0.46
1:C:1161:ARG:HE	1:C:1165:ARG:HD2	1.77	0.46
1:A:1137:TYR:O	1:A:1141:VAL:CG2	2.61	0.46
1:A:1159:MET:C	1:A:1163:LYS:HZ3	2.08	0.46
1:A:1170:GLU:CG	1:A:1196:ALA:HB2	2.46	0.46
1:A:1572:THR:HG21	1:A:1599:PHE:HE2	1.81	0.46

*Continued on next page...*

*Continued from previous page...*

Atom-1	Atom-2	Interatomic distance (Å)	Clash overlap (Å)
1:B:1204:ARG:O	1:B:1208:GLU:N	2.48	0.46
1:B:1565:CYS:SG	1:B:1596:MET:SD	3.13	0.46
1:C:1307:LEU:HD11	1:C:1316:MET:HB3	1.96	0.46
1:C:1455:VAL:O	1:C:1456:GLN:CB	2.63	0.46
2:E:101:SER:O	2:E:105:TRP:HE3	1.99	0.46
2:F:184:UNK:C	2:F:186:UNK:N	2.79	0.46
1:A:1333:ARG:CB	1:A:1360:GLU:HG2	2.46	0.45
1:A:1520:ARG:H	1:A:1520:ARG:CD	2.29	0.45
1:A:1564:GLU:O	1:A:1568:ALA:N	2.47	0.45
1:B:1151:GLU:HB3	1:B:1152:GLU:OE2	2.16	0.45
1:B:1340:TRP:CD1	1:B:1340:TRP:N	2.83	0.45
1:B:1561:GLU:CG	1:B:1562:LYS:N	2.79	0.45
1:C:1154:VAL:CG2	1:C:1180:THR:CG2	2.63	0.45
1:C:1250:THR:HB	1:C:1285:GLU:CD	2.35	0.45
1:C:1561:GLU:CG	1:C:1562:LYS:N	2.79	0.45
1:C:1565:CYS:O	1:C:1569:CYS:SG	2.74	0.45
2:D:179:UNK:C	2:D:181:UNK:N	2.78	0.45
2:E:107:GLU:OE1	2:E:107:GLU:HA	2.16	0.45
2:E:144:GLU:O	2:E:148:LYS:N	2.45	0.45
1:A:1420:ASN:HA	1:A:1423:LEU:CG	2.43	0.45
1:B:1095:ALA:HA	1:B:1098:PHE:CZ	2.51	0.45
1:B:1345:ILE:HB	1:B:1368:TYR:CE2	2.51	0.45
1:B:1520:ARG:H	1:B:1520:ARG:CD	2.29	0.45
1:B:1565:CYS:O	1:B:1569:CYS:SG	2.74	0.45
1:B:1601:GLN:HA	1:B:1604:LYS:CG	2.45	0.45
1:C:1111:LEU:HD22	1:C:1111:LEU:C	2.28	0.45
1:C:1151:GLU:HB3	1:C:1152:GLU:OE2	2.16	0.45
1:C:1166:GLU:CD	1:C:1169:VAL:HG23	2.32	0.45
1:C:1274:LEU:O	1:C:1277:VAL:CG2	2.64	0.45
1:C:1518:ASN:CG	1:C:1518:ASN:O	2.54	0.45
1:C:1520:ARG:H	1:C:1520:ARG:CD	2.29	0.45
1:C:1579:PRO:O	1:C:1583:LEU:HG	2.15	0.45
1:C:1504:LEU:CD2	2:E:149:ASN:ND2	2.69	0.45
2:F:183:UNK:HA	2:F:188:UNK:CB	2.45	0.45
1:A:1166:GLU:CD	1:A:1169:VAL:HG23	2.32	0.45
1:A:1297:GLU:HA	1:A:1297:GLU:OE1	2.16	0.45
1:A:1400:ASN:OD1	1:A:1402:GLU:HB3	2.17	0.45
1:A:1413:GLU:HA	1:A:1413:GLU:OE1	2.16	0.45
1:A:1474:GLU:C	1:A:1475:GLU:HG3	2.36	0.45
1:A:1617:GLU:CG	1:A:1621:LYS:NZ	2.79	0.45
1:B:1130:LYS:HD2	1:B:1156:TYR:CZ	2.40	0.45

*Continued on next page...*

*Continued from previous page...*

Atom-1	Atom-2	Interatomic distance (Å)	Clash overlap (Å)
1:B:1214:ALA:O	1:B:1218:TYR:CG	2.68	0.45
1:B:1301:THR:O	1:B:1301:THR:HG22	2.15	0.45
1:C:1079:THR:HG23	1:C:1105:PRO:HG3	1.74	0.45
1:C:1302:MET:C	1:C:1304:GLU:N	2.69	0.45
1:C:1420:ASN:HA	1:C:1423:LEU:CG	2.43	0.45
1:A:1563:ARG:NH2	2:F:181:UNK:HA	2.27	0.45
1:A:1079:THR:HA	1:A:1102:CYS:CB	2.39	0.45
1:A:1230:THR:HG22	1:A:1230:THR:O	2.17	0.45
1:A:1273:GLY:C	1:A:1275:HIS:H	2.20	0.45
1:B:1474:GLU:C	1:B:1475:GLU:HG3	2.36	0.45
1:B:1561:GLU:HG3	1:B:1563:ARG:H	1.82	0.45
1:C:1077:VAL:HG12	1:C:1079:THR:HB	1.98	0.45
1:C:1080:SER:C	1:C:1082:VAL:N	2.70	0.45
1:C:1083:GLN:NE2	1:C:1105:PRO:CD	2.79	0.45
1:C:1083:GLN:NE2	1:C:1105:PRO:HD2	2.31	0.45
1:C:1204:ARG:O	1:C:1208:GLU:N	2.48	0.45
1:C:1474:GLU:C	1:C:1475:GLU:HG3	2.36	0.45
1:C:1597:PRO:HG3	1:C:1600:ILE:CD1	2.37	0.45
2:F:137:GLU:HG3	2:F:141:ARG:NH2	2.31	0.45
1:A:1080:SER:C	1:A:1082:VAL:N	2.70	0.45
1:A:1230:THR:O	1:A:1231:LEU:CG	2.64	0.45
1:A:1244:ALA:HB3	1:A:1275:HIS:CE1	2.46	0.45
1:A:1274:LEU:O	1:A:1277:VAL:CG2	2.64	0.45
1:A:1471:PHE:HA	1:A:1474:GLU:CG	2.43	0.45
1:A:1482:THR:HA	1:A:1485:ASP:CG	2.36	0.45
1:A:1601:GLN:N	1:A:1601:GLN:OE1	2.50	0.45
1:B:1166:GLU:CD	1:B:1169:VAL:HG23	2.32	0.45
1:B:1230:THR:O	1:B:1230:THR:HG22	2.17	0.45
1:B:1292:ASP:O	2:D:96:THR:CG2	2.61	0.45
1:B:1458:HIS:C	1:B:1460:ASN:H	2.20	0.45
1:B:1474:GLU:HG3	1:B:1476:ASP:H	1.82	0.45
1:B:1572:THR:HG21	1:B:1599:PHE:HE2	1.81	0.45
1:B:1601:GLN:N	1:B:1601:GLN:OE1	2.50	0.45
1:C:1407:ALA:C	1:C:1409:GLN:H	2.19	0.45
1:C:1561:GLU:HG3	1:C:1563:ARG:H	1.82	0.45
1:C:1577:LEU:C	1:C:1579:PRO:HD3	2.36	0.45
2:F:103:ARG:HA	2:F:106:ARG:HB2	1.98	0.45
1:A:1193:PRO:O	1:A:1194:ASN:C	2.55	0.45
1:A:1450:PRO:O	1:A:1453:ARG:HB2	2.16	0.45
1:A:1448:VAL:HA	1:A:1451:TYR:HB3	1.97	0.45
1:A:1469:ASN:ND2	1:A:1469:ASN:O	2.48	0.45

*Continued on next page...*

*Continued from previous page...*

Atom-1	Atom-2	Interatomic distance (Å)	Clash overlap (Å)
1:A:1467:LEU:HG	1:A:1471:PHE:HE2	1.82	0.45
1:A:1480:LEU:HA	1:A:1483:SER:HB3	1.99	0.45
1:A:1491:ASP:O	1:A:1493:ILE:N	2.47	0.45
1:B:1237:TYR:O	1:B:1237:TYR:CG	2.70	0.45
1:B:1270:GLN:CD	1:B:1298:GLU:CB	2.84	0.45
1:B:1257:CYS:CB	1:B:1289:TYR:OH	2.64	0.45
1:B:1503:GLU:HG3	1:B:1504:LEU:H	1.82	0.45
1:B:1597:PRO:CB	1:B:1601:GLN:HE22	2.28	0.45
1:C:1230:THR:O	1:C:1231:LEU:CG	2.64	0.45
1:C:1235:GLY:O	1:C:1238:GLN:HB2	2.17	0.45
1:C:1345:ILE:HB	1:C:1368:TYR:CE2	2.51	0.45
1:C:1413:GLU:HA	1:C:1413:GLU:OE1	2.17	0.45
1:C:1460:ASN:HB3	1:C:1463:VAL:HG23	1.98	0.45
1:C:1518:ASN:ND2	1:C:1518:ASN:O	2.50	0.45
2:D:123:MET:O	2:D:127:TRP:CD2	2.70	0.45
1:B:1416:PRO:CG	2:D:130:LYS:CG	2.95	0.45
1:A:1095:ALA:HA	1:A:1098:PHE:CZ	2.52	0.45
1:A:1456:GLN:HG3	1:A:1456:GLN:O	2.05	0.45
1:B:1230:THR:O	1:B:1231:LEU:CG	2.64	0.45
1:B:1301:THR:CA	1:B:1304:GLU:HG3	2.31	0.45
1:B:1408:ILE:O	1:B:1412:LEU:CA	2.63	0.45
1:C:1085:LEU:HD12	1:C:1095:ALA:CA	2.46	0.45
1:C:1095:ALA:HA	1:C:1098:PHE:CZ	2.51	0.45
1:C:1452:LEU:HD13	1:C:1467:LEU:HD13	1.99	0.45
1:C:1517:GLY:C	1:C:1519:ASN:H	2.20	0.45
1:C:1601:GLN:N	1:C:1601:GLN:OE1	2.50	0.45
1:C:1619:LEU:N	1:C:1619:LEU:HD22	2.32	0.45
2:D:148:LYS:O	2:D:151:ILE:HG23	2.16	0.45
2:D:94:ARG:NE	2:D:98:GLU:OE1	2.47	0.45
2:F:112:ARG:C	2:F:113:LEU:O	2.54	0.45
1:A:1237:TYR:CG	1:A:1237:TYR:O	2.70	0.45
1:A:1518:ASN:O	1:A:1518:ASN:ND2	2.50	0.45
1:A:1601:GLN:HA	1:A:1604:LYS:CG	2.45	0.45
1:B:1103:ASN:HA	1:B:1128:TYR:CE2	2.52	0.45
1:B:1413:GLU:OE1	1:B:1413:GLU:HA	2.17	0.45
1:B:1469:ASN:ND2	1:B:1498:ARG:HH12	2.15	0.45
1:B:1518:ASN:CG	1:B:1518:ASN:O	2.54	0.45
1:C:1263:GLY:O	1:C:1264:LYS:CB	2.60	0.45
1:C:1270:GLN:CD	1:C:1298:GLU:CB	2.84	0.45
1:A:1458:HIS:C	1:A:1460:ASN:H	2.20	0.45
1:C:1193:PRO:O	1:C:1194:ASN:C	2.55	0.45

*Continued on next page...*

*Continued from previous page...*

Atom-1	Atom-2	Interatomic distance (Å)	Clash overlap (Å)
1:C:1237:TYR:O	1:C:1237:TYR:CG	2.70	0.45
1:C:1282:GLU:C	1:C:1283:LEU:CD1	2.85	0.45
1:C:1490:PHE:CE2	1:C:1492:ASN:OD1	2.64	0.45
1:A:1563:ARG:NH1	2:F:181:UNK:HA	2.28	0.45
2:F:190:UNK:C	2:F:192:UNK:N	2.79	0.45
1:A:1077:VAL:HG12	1:A:1079:THR:HB	1.99	0.45
1:A:1162:LYS:HZ3	1:A:1163:LYS:HZ1	1.62	0.45
1:A:1221:VAL:CG1	1:A:1222:SER:H	1.95	0.45
1:A:1619:LEU:N	1:A:1619:LEU:HD22	2.32	0.45
1:B:1166:GLU:CD	1:B:1169:VAL:CG2	2.85	0.45
1:B:1395:ILE:CG2	1:B:1396:THR:N	2.80	0.45
1:B:1564:GLU:O	1:B:1568:ALA:N	2.47	0.45
1:C:1085:LEU:CD2	1:C:1085:LEU:N	2.76	0.45
1:C:1279:HIS:CD2	1:C:1282:GLU:CG	3.00	0.45
1:C:1371:TYR:CB	1:C:1394:ILE:HG22	2.42	0.45
1:C:1406:ARG:O	1:C:1409:GLN:CB	2.65	0.45
2:D:174:UNK:CA	2:D:175:UNK:CB	2.95	0.45
1:A:1085:LEU:HD12	1:A:1095:ALA:CA	2.47	0.44
1:A:1108:TRP:CZ2	1:A:1129:ILE:HA	2.50	0.44
1:A:1151:GLU:HB3	1:A:1152:GLU:OE2	2.17	0.44
1:A:1235:GLY:O	1:A:1238:GLN:HB2	2.17	0.44
1:A:1296:PHE:HB2	1:A:1297:GLU:H	1.53	0.44
1:A:1451:TYR:O	1:A:1455:VAL:HG23	2.17	0.44
1:A:1466:SER:O	1:A:1469:ASN:HB3	2.17	0.44
1:A:1499:LEU:HB2	1:A:1511:ALA:CB	2.42	0.44
1:B:1108:TRP:CZ3	1:B:1129:ILE:CG1	2.97	0.44
1:B:1414:PHE:C	1:B:1416:PRO:HD3	2.20	0.44
1:B:1596:MET:N	1:B:1597:PRO:CD	2.63	0.44
1:B:1617:GLU:CG	1:B:1621:LYS:NZ	2.79	0.44
1:B:1619:LEU:N	1:B:1619:LEU:HD22	2.32	0.44
1:C:1166:GLU:CD	1:C:1169:VAL:CG2	2.85	0.44
1:C:1206:TYR:HD1	1:C:1226:ARG:O	2.00	0.44
1:C:1230:THR:O	1:C:1230:THR:HG22	2.17	0.44
1:C:1400:ASN:OD1	1:C:1402:GLU:HB3	2.17	0.44
1:C:1464:ASN:O	1:C:1468:ASN:N	2.41	0.44
1:C:1474:GLU:HG3	1:C:1476:ASP:H	1.82	0.44
2:E:189:UNK:CA	2:E:194:UNK:CB	2.96	0.44
2:F:123:MET:O	2:F:127:TRP:CD2	2.70	0.44
2:F:94:ARG:HH21	2:F:94:ARG:CG	2.30	0.44
1:A:1279:HIS:HD2	1:A:1282:GLU:CA	2.28	0.44
1:A:1395:ILE:CG2	1:A:1396:THR:N	2.80	0.44

*Continued on next page...*

*Continued from previous page...*

Atom-1	Atom-2	Interatomic distance (Å)	Clash overlap (Å)
1:A:1416:PRO:O	1:A:1417:LEU:C	2.56	0.44
1:B:1077:VAL:HG12	1:B:1079:THR:HB	1.99	0.44
1:B:1155:LYS:O	1:B:1158:GLN:HB3	2.17	0.44
1:B:1162:LYS:CD	1:B:1163:LYS:HZ1	2.28	0.44
1:B:1206:TYR:CE1	1:B:1230:THR:OG1	2.67	0.44
1:B:1282:GLU:C	1:B:1283:LEU:CD1	2.85	0.44
1:B:1330:GLN:HG3	1:B:1331:LYS:HG3	2.00	0.44
1:B:1480:LEU:HA	1:B:1483:SER:HB3	1.99	0.44
1:B:1499:LEU:HB2	1:B:1511:ALA:CB	2.42	0.44
1:B:1546:ASP:O	1:B:1547:THR:C	2.56	0.44
1:B:1562:LYS:C	1:B:1564:GLU:N	2.70	0.44
1:C:1161:ARG:CZ	1:C:1193:PRO:HA	2.47	0.44
1:C:1170:GLU:CG	1:C:1196:ALA:HB2	2.46	0.44
2:D:91:GLN:NE2	2:D:94:ARG:HD2	2.32	0.44
1:A:1166:GLU:CD	1:A:1169:VAL:CG2	2.85	0.44
1:B:1080:SER:C	1:B:1082:VAL:N	2.70	0.44
1:B:1104:GLU:O	1:B:1108:TRP:HZ2	1.86	0.44
1:B:1209:LYS:HG2	1:B:1230:THR:CG2	2.48	0.44
1:B:1436:VAL:HG11	1:B:1462:SER:HB2	2.00	0.44
1:C:1333:ARG:HA	1:C:1360:GLU:CG	2.46	0.44
1:C:1469:ASN:ND2	1:C:1498:ARG:HH12	2.16	0.44
1:C:1546:ASP:O	1:C:1547:THR:C	2.56	0.44
1:C:1562:LYS:C	1:C:1564:GLU:N	2.70	0.44
2:D:191:UNK:C	2:D:196:UNK:CB	2.95	0.44
2:E:112:ARG:C	2:E:113:LEU:O	2.54	0.44
2:E:123:MET:O	2:E:127:TRP:CD2	2.70	0.44
1:A:1282:GLU:C	1:A:1283:LEU:CD1	2.85	0.44
1:A:1490:PHE:CE2	1:A:1492:ASN:OD1	2.63	0.44
1:A:1546:ASP:O	1:A:1547:THR:C	2.56	0.44
1:A:1597:PRO:CB	1:A:1601:GLN:HE22	2.28	0.44
1:B:1204:ARG:NH1	1:B:1207:ASP:OD2	2.51	0.44
1:B:1578:ARG:HH12	1:B:1594:PHE:HE1	1.65	0.44
1:C:1279:HIS:HD2	1:C:1282:GLU:CA	2.27	0.44
1:C:1469:ASN:O	1:C:1469:ASN:ND2	2.48	0.44
1:C:1459:ASN:O	1:C:1489:ASN:HB3	2.18	0.44
1:C:1503:GLU:HG3	1:C:1504:LEU:H	1.81	0.44
1:C:1578:ARG:HH12	1:C:1594:PHE:HE1	1.66	0.44
1:A:1111:LEU:HD21	1:A:1115:GLN:HG2	1.98	0.44
1:A:1209:LYS:HG2	1:A:1230:THR:CG2	2.48	0.44
1:A:1260:CYS:N	1:A:1293:ARG:HH12	2.08	0.44
1:A:1333:ARG:HA	1:A:1360:GLU:CG	2.46	0.44

*Continued on next page...*

*Continued from previous page...*

Atom-1	Atom-2	Interatomic distance (Å)	Clash overlap (Å)
1:C:1166:GLU:CG	1:C:1167:SER:N	2.72	0.44
1:C:1298:GLU:OE1	1:C:1298:GLU:HA	2.18	0.44
1:C:1451:TYR:O	1:C:1455:VAL:HG23	2.17	0.44
1:C:1458:HIS:C	1:C:1460:ASN:H	2.20	0.44
1:C:1466:SER:O	1:C:1469:ASN:HB3	2.17	0.44
1:A:1103:ASN:HA	1:A:1128:TYR:CE2	2.52	0.44
1:A:1166:GLU:O	1:A:1170:GLU:HB3	2.16	0.44
1:A:1170:GLU:O	1:A:1174:ILE:HG13	2.18	0.44
1:A:1279:HIS:CD2	1:A:1282:GLU:CG	3.00	0.44
1:A:1408:ILE:CG2	1:A:1412:LEU:CG	2.95	0.44
1:A:1477:TYR:CD1	1:A:1478:GLN:N	2.86	0.44
1:A:1469:ASN:ND2	1:A:1498:ARG:HH12	2.15	0.44
1:A:1596:MET:N	1:A:1597:PRO:CD	2.63	0.44
1:B:1161:ARG:CZ	1:B:1193:PRO:HA	2.47	0.44
1:B:1187:GLU:O	1:B:1190:ILE:HG22	2.18	0.44
1:B:1411:TYR:HA	1:B:1415:LYS:HB2	1.87	0.44
1:B:1451:TYR:O	1:B:1455:VAL:HG23	2.17	0.44
1:C:1170:GLU:O	1:C:1174:ILE:HG13	2.18	0.44
1:C:1277:VAL:C	1:C:1279:HIS:HD1	2.19	0.44
1:C:1591:ILE:HG12	1:C:1592:MET:H	1.81	0.44
2:E:105:TRP:HA	2:E:108:GLU:CG	2.48	0.44
1:A:1086:ILE:C	1:A:1088:HIS:N	2.71	0.44
1:A:1092:LEU:C	1:A:1094:ARG:N	2.71	0.44
1:A:1155:LYS:O	1:A:1158:GLN:HB3	2.17	0.44
1:A:1161:ARG:HE	1:A:1170:GLU:CB	2.26	0.44
1:A:1204:ARG:NH1	1:A:1207:ASP:OD2	2.51	0.44
1:A:1324:TYR:CD2	1:A:1332:MET:HA	2.43	0.44
1:A:1430:LEU:HD12	1:A:1431:ASP:H	1.83	0.44
1:A:1459:ASN:O	1:A:1489:ASN:HB3	2.18	0.44
1:B:1298:GLU:HA	1:B:1298:GLU:OE1	2.18	0.44
1:B:1407:ALA:C	1:B:1409:GLN:H	2.19	0.44
1:B:1430:LEU:HD12	1:B:1431:ASP:H	1.83	0.44
1:C:1130:LYS:CG	1:C:1156:TYR:CE1	3.01	0.44
1:C:1155:LYS:O	1:C:1158:GLN:HB3	2.17	0.44
1:C:1477:TYR:CD1	1:C:1478:GLN:N	2.86	0.44
2:D:103:ARG:CZ	2:D:106:ARG:HG3	2.48	0.44
2:D:147:GLU:HA	2:D:147:GLU:OE1	2.05	0.44
1:C:1602:VAL:HG21	2:E:202:UNK:C	2.47	0.44
1:A:1504:LEU:HG	2:F:149:ASN:O	2.16	0.44
1:A:1474:GLU:HG3	1:A:1476:ASP:H	1.82	0.44
1:A:1503:GLU:HG3	1:A:1504:LEU:H	1.81	0.44

*Continued on next page...*

*Continued from previous page...*

Atom-1	Atom-2	Interatomic distance (Å)	Clash overlap (Å)
1:A:1561:GLU:HG3	1:A:1563:ARG:H	1.82	0.44
1:B:1086:ILE:C	1:B:1088:HIS:N	2.71	0.44
1:B:1235:GLY:O	1:B:1238:GLN:HB2	2.17	0.44
1:B:1273:GLY:C	1:B:1275:HIS:H	2.20	0.44
1:B:1518:ASN:ND2	1:B:1518:ASN:O	2.50	0.44
1:C:1111:LEU:CD2	1:C:1115:GLN:CG	2.93	0.44
1:C:1103:ASN:HA	1:C:1128:TYR:CE2	2.52	0.44
1:C:1416:PRO:O	1:C:1417:LEU:C	2.56	0.44
2:D:118:ALA:CA	2:D:121:LYS:HE3	2.41	0.44
2:F:196:UNK:O	2:F:197:UNK:O	2.36	0.44
1:A:1302:MET:C	1:A:1304:GLU:N	2.69	0.44
1:A:1452:LEU:HD13	1:A:1467:LEU:HD13	1.99	0.44
1:A:1576:LEU:HD12	1:A:1576:LEU:HA	1.78	0.44
1:B:1193:PRO:O	1:B:1194:ASN:C	2.55	0.44
1:B:1326:LYS:O	2:D:104:LYS:CE	2.60	0.44
1:B:1371:TYR:CB	1:B:1394:ILE:HG22	2.42	0.44
1:B:1505:ILE:O	1:B:1506:GLU:C	2.56	0.44
1:C:1204:ARG:NH1	1:C:1207:ASP:OD2	2.51	0.44
1:C:1272:CYS:O	1:C:1276:ILE:HG23	2.18	0.44
1:C:1329:PRO:O	1:C:1330:GLN:C	2.56	0.44
1:C:1332:MET:SD	1:C:1360:GLU:HB2	2.58	0.44
1:C:1395:ILE:CG2	1:C:1396:THR:N	2.80	0.44
1:C:1430:LEU:HD12	1:C:1431:ASP:H	1.83	0.44
1:C:1444:GLN:HE21	2:E:130:LYS:HD2	1.83	0.44
1:C:1477:TYR:O	1:C:1481:ARG:HB2	2.18	0.44
2:F:109:GLN:O	2:F:112:ARG:CB	2.66	0.44
2:F:195:UNK:O	2:F:197:UNK:N	2.49	0.44
1:A:1161:ARG:CZ	1:A:1193:PRO:HA	2.47	0.43
1:A:1329:PRO:O	1:A:1330:GLN:C	2.56	0.43
1:A:1362:VAL:HG23	1:A:1377:THR:HG21	1.99	0.43
1:B:1333:ARG:CG	1:B:1360:GLU:HG3	2.48	0.43
1:B:1452:LEU:HD13	1:B:1467:LEU:HD13	1.99	0.43
1:C:1209:LYS:HG2	1:C:1230:THR:CG2	2.48	0.43
1:C:1273:GLY:C	1:C:1275:HIS:H	2.20	0.43
1:C:1332:MET:HG3	1:C:1357:LEU:HD12	1.98	0.43
1:C:1333:ARG:HB2	1:C:1360:GLU:HG2	1.92	0.43
1:C:1467:LEU:O	1:C:1470:LEU:HB2	2.18	0.43
2:D:103:ARG:HD2	2:D:103:ARG:HA	1.59	0.43
2:E:91:GLN:O	2:E:92:ALA:HB2	2.18	0.43
1:A:1345:ILE:HG21	1:A:1368:TYR:HD2	1.83	0.43
1:B:1111:LEU:HD21	1:B:1125:ILE:HG12	2.00	0.43

*Continued on next page...*

*Continued from previous page...*

Atom-1	Atom-2	Interatomic distance (Å)	Clash overlap (Å)
1:B:1142:GLN:C	1:B:1142:GLN:CD	2.77	0.43
1:B:1277:VAL:C	1:B:1279:HIS:HD1	2.19	0.43
1:B:1329:PRO:O	1:B:1330:GLN:C	2.56	0.43
1:B:1332:MET:SD	1:B:1360:GLU:HB2	2.58	0.43
1:B:1345:ILE:HG21	1:B:1368:TYR:HD2	1.83	0.43
1:B:1477:TYR:CD1	1:B:1478:GLN:N	2.86	0.43
1:B:1517:GLY:C	1:B:1519:ASN:H	2.20	0.43
1:C:1175:PHE:CE1	1:C:1200:GLN:HB3	2.53	0.43
1:C:1345:ILE:HG21	1:C:1368:TYR:HD2	1.83	0.43
1:C:1480:LEU:HA	1:C:1483:SER:HB3	1.99	0.43
1:C:1578:ARG:NH2	1:C:1583:LEU:HD23	2.27	0.43
1:C:1587:TRP:CD1	1:C:1587:TRP:N	2.86	0.43
1:A:1130:LYS:CG	1:A:1156:TYR:CE1	3.01	0.43
1:A:1204:ARG:O	1:A:1208:GLU:N	2.48	0.43
1:A:1206:TYR:HD1	1:A:1226:ARG:O	2.00	0.43
1:A:1344:ASN:CG	1:A:1345:ILE:N	2.72	0.43
1:A:1376:ILE:HA	1:A:1379:MET:HG3	2.00	0.43
1:B:1130:LYS:CG	1:B:1156:TYR:CE1	3.01	0.43
1:B:1272:CYS:O	1:B:1276:ILE:HG23	2.18	0.43
1:C:1086:ILE:C	1:C:1088:HIS:N	2.71	0.43
1:C:1142:GLN:C	1:C:1142:GLN:CD	2.77	0.43
1:C:1467:LEU:HG	1:C:1471:PHE:HE2	1.82	0.43
1:C:1591:ILE:O	1:C:1594:PHE:HB2	2.18	0.43
1:C:1609:LYS:HA	1:C:1612:LYS:CG	2.47	0.43
2:D:155:ILE:CD1	2:D:155:ILE:N	2.78	0.43
1:C:1588:ARG:NE	2:D:197:UNK:CB	2.81	0.43
2:F:147:GLU:HA	2:F:147:GLU:OE1	2.05	0.43
1:A:1505:ILE:O	1:A:1506:GLU:C	2.56	0.43
1:A:1518:ASN:O	1:A:1518:ASN:CG	2.54	0.43
1:A:1578:ARG:HH12	1:A:1594:PHE:HE1	1.66	0.43
1:B:1080:SER:C	1:B:1082:VAL:H	2.21	0.43
1:B:1466:SER:O	1:B:1469:ASN:HB3	2.17	0.43
1:B:1477:TYR:O	1:B:1481:ARG:HB2	2.18	0.43
1:C:1187:GLU:O	1:C:1190:ILE:HG22	2.18	0.43
1:C:1435:ALA:O	1:C:1439:PHE:HD2	2.01	0.43
2:F:122:VAL:HG23	2:F:123:MET:HE2	2.01	0.43
1:A:1187:GLU:O	1:A:1190:ILE:HG22	2.18	0.43
1:A:1272:CYS:O	1:A:1276:ILE:HG23	2.18	0.43
1:A:1436:VAL:HG11	1:A:1462:SER:HB2	2.00	0.43
1:A:1591:ILE:O	1:A:1594:PHE:HB2	2.18	0.43
1:B:1344:ASN:CG	1:B:1345:ILE:N	2.72	0.43

*Continued on next page...*

*Continued from previous page...*

Atom-1	Atom-2	Interatomic distance (Å)	Clash overlap (Å)
1:B:1435:ALA:HB1	1:B:1439:PHE:HE2	1.83	0.43
1:C:1419:LEU:HD23	1:C:1447:LEU:HD13	2.01	0.43
1:A:1080:SER:C	1:A:1082:VAL:H	2.21	0.43
1:A:1086:ILE:O	1:A:1090:GLY:N	2.52	0.43
1:A:1298:GLU:OE1	1:A:1298:GLU:HA	2.18	0.43
1:A:1435:ALA:HB1	1:A:1439:PHE:HE2	1.83	0.43
1:A:1609:LYS:HA	1:A:1612:LYS:CG	2.47	0.43
1:B:1340:TRP:CZ3	1:B:1367:LYS:HD2	2.54	0.43
1:B:1476:ASP:CG	1:B:1479:ALA:HB3	2.39	0.43
1:B:1554:LEU:CD1	1:B:1568:ALA:HB2	2.44	0.43
1:B:1591:ILE:O	1:B:1594:PHE:HB2	2.18	0.43
1:C:1348:VAL:O	1:C:1352:ALA:N	2.52	0.43
1:C:1370:GLU:HA	1:C:1370:GLU:OE1	2.19	0.43
1:A:1162:LYS:CD	1:A:1163:LYS:HZ1	2.28	0.43
1:A:1330:GLN:HG3	1:A:1331:LYS:HG3	2.00	0.43
1:A:1333:ARG:HB2	1:A:1360:GLU:HG3	1.89	0.43
1:A:1370:GLU:HA	1:A:1370:GLU:OE1	2.19	0.43
1:B:1344:ASN:OD1	1:B:1345:ILE:N	2.52	0.43
1:B:1416:PRO:O	1:B:1417:LEU:C	2.56	0.43
1:B:1459:ASN:O	1:B:1489:ASN:HB3	2.18	0.43
1:C:1111:LEU:HD21	1:C:1125:ILE:HG12	2.00	0.43
1:C:1330:GLN:HG3	1:C:1331:LYS:HG3	1.99	0.43
1:C:1436:VAL:HG11	1:C:1462:SER:HB2	2.00	0.43
1:C:1505:ILE:O	1:C:1506:GLU:C	2.56	0.43
2:F:131:ALA:HA	2:F:134:ASP:OD2	2.13	0.43
2:F:91:GLN:HE21	2:F:91:GLN:HB3	1.67	0.43
1:A:1167:SER:HA	1:A:1171:THR:N	2.29	0.43
1:A:1177:LEU:C	1:A:1185:GLU:OE2	2.57	0.43
1:A:1371:TYR:CB	1:A:1394:ILE:HG22	2.42	0.43
1:A:1412:LEU:HA	1:A:1419:LEU:HD13	1.99	0.43
1:A:1477:TYR:O	1:A:1481:ARG:HB2	2.18	0.43
1:A:1492:ASN:C	1:A:1493:ILE:CG1	2.83	0.43
1:B:1279:HIS:CD2	1:B:1282:GLU:CG	3.00	0.43
1:B:1376:ILE:HA	1:B:1379:MET:HG3	2.00	0.43
1:B:1401:VAL:HG22	1:B:1429:ARG:HH21	1.84	0.43
1:B:1425:VAL:CG2	1:B:1426:LEU:H	2.18	0.43
1:C:1340:TRP:CZ3	1:C:1367:LYS:HD2	2.54	0.43
1:C:1344:ASN:CG	1:C:1345:ILE:N	2.72	0.43
1:C:1344:ASN:OD1	1:C:1345:ILE:N	2.52	0.43
1:C:1376:ILE:HA	1:C:1379:MET:HG3	2.00	0.43
1:A:1340:TRP:CZ3	1:A:1367:LYS:HD2	2.54	0.43

*Continued on next page...*

*Continued from previous page...*

Atom-1	Atom-2	Interatomic distance (Å)	Clash overlap (Å)
1:A:1344:ASN:OD1	1:A:1345:ILE:N	2.52	0.43
1:A:1358:TRP:CZ2	2:F:112:ARG:NH2	2.87	0.43
1:A:1599:PHE:CE2	1:A:1600:ILE:HG13	2.54	0.43
1:B:1303:LEU:H	1:B:1303:LEU:HD23	1.84	0.43
1:B:1400:ASN:OD1	1:B:1402:GLU:HB3	2.17	0.43
1:B:1517:GLY:C	1:B:1519:ASN:N	2.72	0.43
1:B:1587:TRP:CD1	1:B:1587:TRP:N	2.86	0.43
1:C:1113:LYS:CB	1:C:1139:GLU:OE2	2.65	0.43
1:C:1175:PHE:O	1:C:1178:ALA:HB3	2.19	0.43
1:C:1261:VAL:HG13	1:C:1295:TYR:CE1	2.54	0.43
1:C:1325:SER:OG	1:C:1326:LYS:HE3	2.19	0.43
1:C:1333:ARG:CB	1:C:1360:GLU:HG2	2.46	0.43
1:C:1584:GLU:C	1:C:1586:ALA:H	2.22	0.43
2:E:108:GLU:O	2:E:108:GLU:OE1	2.37	0.43
2:F:162:GLN:CB	2:F:166:ALA:CB	2.96	0.43
1:A:1170:GLU:O	1:A:1173:LEU:N	2.52	0.43
1:A:1174:ILE:HG12	1:A:1189:PHE:HE1	1.84	0.43
1:A:1390:GLN:HB2	1:A:1390:GLN:HE21	1.63	0.43
1:A:1562:LYS:C	1:A:1564:GLU:N	2.70	0.43
1:B:1111:LEU:HD22	1:B:1111:LEU:C	2.28	0.43
1:B:1130:LYS:HZ3	1:B:1156:TYR:HD1	1.67	0.43
1:B:1170:GLU:O	1:B:1174:ILE:HG13	2.18	0.43
1:B:1206:TYR:HD1	1:B:1226:ARG:O	2.00	0.43
1:B:1279:HIS:CB	1:B:1282:GLU:CB	2.86	0.43
1:B:1435:ALA:O	1:B:1439:PHE:HD2	2.01	0.43
1:C:1161:ARG:O	1:C:1165:ARG:HB3	2.19	0.43
1:C:1161:ARG:HD3	1:C:1165:ARG:HD3	2.01	0.43
1:C:1472:ILE:CG2	1:C:1498:ARG:HE	2.20	0.43
1:A:1303:LEU:HD23	1:A:1303:LEU:H	1.84	0.42
1:A:1329:PRO:O	1:A:1332:MET:N	2.45	0.42
1:A:1332:MET:SD	1:A:1360:GLU:HB2	2.58	0.42
1:A:1609:LYS:HG2	1:A:1612:LYS:CD	2.44	0.42
1:B:1107:VAL:HG12	1:B:1111:LEU:CB	2.42	0.42
1:B:1130:LYS:CE	1:B:1156:TYR:HA	2.42	0.42
1:B:1213:ALA:O	1:B:1217:LEU:HB2	2.20	0.42
1:B:1325:SER:OG	1:B:1326:LYS:HE3	2.19	0.42
1:B:1332:MET:HG3	1:B:1357:LEU:HD12	1.98	0.42
1:B:1362:VAL:HG23	1:B:1377:THR:HG21	1.98	0.42
1:B:1467:LEU:O	1:B:1470:LEU:HB2	2.18	0.42
1:B:1490:PHE:CZ	1:B:1492:ASN:CG	2.86	0.42
1:B:1517:GLY:O	1:B:1519:ASN:N	2.52	0.42

*Continued on next page...*

*Continued from previous page...*

Atom-1	Atom-2	Interatomic distance (Å)	Clash overlap (Å)
1:C:1162:LYS:CD	1:C:1163:LYS:HZ2	2.29	0.42
1:C:1264:LYS:HZ1	1:C:1268:LEU:HD13	1.81	0.42
1:C:1361:LEU:HD21	1:C:1365:TYR:HH	1.83	0.42
2:D:173:UNK:C	2:D:176:UNK:N	2.82	0.42
2:E:145:GLN:O	2:E:149:ASN:ND2	2.52	0.42
2:F:94:ARG:HG2	2:F:94:ARG:HH21	1.84	0.42
1:A:1082:VAL:HB	1:A:1098:PHE:O	2.19	0.42
1:A:1142:GLN:C	1:A:1142:GLN:CD	2.77	0.42
1:A:1332:MET:HG3	1:A:1357:LEU:HD12	1.98	0.42
1:B:1104:GLU:HB2	1:B:1108:TRP:HH2	1.76	0.42
1:C:1417:LEU:HD22	1:C:1417:LEU:HA	1.90	0.42
1:C:1504:LEU:HG	2:E:149:ASN:OD1	2.20	0.42
1:B:1566:PHE:CE1	2:D:179:UNK:CB	2.95	0.42
1:A:1130:LYS:HD2	1:A:1156:TYR:CZ	2.40	0.42
1:A:1274:LEU:CD1	1:A:1274:LEU:H	2.20	0.42
1:A:1517:GLY:C	1:A:1519:ASN:N	2.72	0.42
1:B:1086:ILE:O	1:B:1090:GLY:N	2.52	0.42
1:B:1170:GLU:O	1:B:1173:LEU:N	2.52	0.42
1:B:1174:ILE:HG12	1:B:1189:PHE:HE1	1.84	0.42
1:B:1177:LEU:C	1:B:1185:GLU:OE2	2.57	0.42
1:B:1323:LEU:O	1:B:1327:PHE:CD2	2.72	0.42
1:C:1094:ARG:O	1:C:1097:GLU:HB2	2.20	0.42
1:C:1146:THR:C	1:C:1148:GLY:H	2.22	0.42
1:C:1213:ALA:O	1:C:1217:LEU:HB2	2.19	0.42
1:C:1230:THR:O	1:C:1231:LEU:HG	2.20	0.42
1:C:1257:CYS:CB	1:C:1289:TYR:OH	2.64	0.42
1:C:1333:ARG:CG	1:C:1360:GLU:HG3	2.48	0.42
1:C:1443:LYS:O	1:C:1444:GLN:HG3	2.19	0.42
1:C:1554:LEU:CD1	1:C:1568:ALA:HB2	2.44	0.42
1:A:1373:ASN:HA	1:A:1376:ILE:HD12	2.01	0.42
1:A:1420:ASN:C	1:A:1422:LEU:N	2.72	0.42
1:A:1431:ASP:C	1:A:1433:THR:N	2.72	0.42
1:A:1443:LYS:O	1:A:1444:GLN:HG3	2.19	0.42
1:A:1513:TYR:O	1:A:1516:LYS:N	2.52	0.42
1:A:1517:GLY:O	1:A:1519:ASN:N	2.52	0.42
1:A:1600:ILE:HA	1:A:1603:MET:HE2	2.01	0.42
1:B:1161:ARG:HA	1:B:1165:ARG:N	2.34	0.42
1:B:1175:PHE:CE1	1:B:1200:GLN:HB3	2.53	0.42
1:B:1261:VAL:HG13	1:B:1295:TYR:CE1	2.54	0.42
1:B:1471:PHE:HA	1:B:1474:GLU:CG	2.43	0.42
1:B:1521:TRP:CZ3	1:B:1522:LYS:CD	3.01	0.42

*Continued on next page...*

*Continued from previous page...*

Atom-1	Atom-2	Interatomic distance (Å)	Clash overlap (Å)
1:B:1599:PHE:CE2	1:B:1600:ILE:HG13	2.54	0.42
1:C:1165:ARG:CG	1:C:1170:GLU:OE1	2.68	0.42
1:C:1170:GLU:O	1:C:1173:LEU:N	2.52	0.42
1:C:1362:VAL:HG23	1:C:1377:THR:HG21	1.98	0.42
1:C:1492:ASN:C	1:C:1493:ILE:CG1	2.83	0.42
1:C:1469:ASN:ND2	1:C:1498:ARG:NH1	2.67	0.42
1:A:1094:ARG:O	1:A:1097:GLU:HB2	2.20	0.42
1:A:1111:LEU:HD21	1:A:1125:ILE:HG12	2.00	0.42
1:A:1146:THR:C	1:A:1148:GLY:H	2.22	0.42
1:A:1213:ALA:O	1:A:1217:LEU:HB2	2.19	0.42
1:A:1333:ARG:CG	1:A:1360:GLU:HG3	2.48	0.42
1:A:1435:ALA:O	1:A:1439:PHE:HD2	2.01	0.42
1:A:1517:GLY:C	1:A:1519:ASN:H	2.20	0.42
1:A:1521:TRP:CZ3	1:A:1525:VAL:HG11	2.55	0.42
1:B:1111:LEU:HD21	1:B:1115:GLN:HG2	1.99	0.42
1:B:1443:LYS:O	1:B:1444:GLN:HG3	2.20	0.42
1:C:1080:SER:C	1:C:1082:VAL:H	2.21	0.42
1:C:1086:ILE:O	1:C:1090:GLY:N	2.52	0.42
1:C:1177:LEU:C	1:C:1185:GLU:OE2	2.57	0.42
1:C:1340:TRP:H	1:C:1340:TRP:HD1	1.67	0.42
1:C:1476:ASP:CG	1:C:1479:ALA:HB3	2.39	0.42
2:D:201:UNK:O	2:D:202:UNK:C	2.66	0.42
2:E:106:ARG:C	2:E:108:GLU:H	2.23	0.42
1:A:1230:THR:O	1:A:1231:LEU:HG	2.20	0.42
1:A:1387:LYS:O	1:A:1389:GLY:N	2.53	0.42
1:A:1456:GLN:HE22	1:A:1467:LEU:CD2	2.33	0.42
1:B:1388:GLU:CG	1:B:1389:GLY:N	2.82	0.42
1:B:1387:LYS:O	1:B:1389:GLY:N	2.53	0.42
1:B:1422:LEU:C	1:B:1422:LEU:HD13	2.40	0.42
1:B:1469:ASN:ND2	1:B:1498:ARG:NH1	2.67	0.42
1:C:1170:GLU:CG	1:C:1171:THR:N	2.83	0.42
1:C:1456:GLN:HE22	1:C:1467:LEU:CD2	2.33	0.42
1:C:1513:TYR:O	1:C:1516:LYS:N	2.52	0.42
2:D:137:GLU:HG3	2:D:141:ARG:HH12	1.84	0.42
1:A:1165:ARG:CG	1:A:1170:GLU:OE1	2.68	0.42
1:A:1170:GLU:OE1	1:A:1195:ASN:OD1	2.38	0.42
1:A:1340:TRP:HD1	1:A:1340:TRP:H	1.67	0.42
1:A:1348:VAL:O	1:A:1352:ALA:N	2.52	0.42
1:A:1333:ARG:CA	1:A:1360:GLU:CG	2.97	0.42
1:A:1561:GLU:CG	1:A:1562:LYS:H	2.33	0.42
1:B:1085:LEU:CD2	1:B:1085:LEU:N	2.76	0.42

*Continued on next page...*

*Continued from previous page...*

Atom-1	Atom-2	Interatomic distance (Å)	Clash overlap (Å)
1:B:1121:VAL:HG12	1:B:1124:ALA:HB3	2.01	0.42
1:B:1158:GLN:OE1	1:B:1159:MET:HE1	2.19	0.42
1:B:1340:TRP:H	1:B:1340:TRP:HD1	1.67	0.42
1:B:1508:ARG:CZ	1:B:1530:LYS:HD3	2.49	0.42
1:C:1158:GLN:OE1	1:C:1159:MET:HE1	2.20	0.42
1:C:1375:ILE:HD13	1:C:1378:MET:HE1	2.02	0.42
2:E:105:TRP:CA	2:E:108:GLU:CG	2.98	0.42
2:F:102:ILE:C	2:F:104:LYS:H	2.23	0.42
1:A:1175:PHE:O	1:A:1178:ALA:HB3	2.19	0.42
1:A:1325:SER:OG	1:A:1326:LYS:HE3	2.19	0.42
1:A:1471:PHE:HD1	1:A:1476:ASP:HB3	1.85	0.42
1:A:1472:ILE:CG2	1:A:1498:ARG:HH21	2.33	0.42
1:A:1493:ILE:O	1:A:1494:SER:C	2.58	0.42
1:A:1469:ASN:ND2	1:A:1498:ARG:NH1	2.67	0.42
1:B:1165:ARG:CG	1:B:1170:GLU:OE1	2.68	0.42
1:B:1175:PHE:O	1:B:1178:ALA:HB3	2.19	0.42
1:B:1206:TYR:CZ	1:B:1226:ARG:HD2	2.55	0.42
1:B:1258:PHE:C	1:B:1260:CYS:H	2.23	0.42
1:B:1375:ILE:HD13	1:B:1378:MET:HE1	2.01	0.42
1:B:1419:LEU:HD23	1:B:1447:LEU:HD13	2.01	0.42
1:B:1472:ILE:CG2	1:B:1498:ARG:HE	2.21	0.42
1:C:1107:VAL:HG12	1:C:1111:LEU:CB	2.42	0.42
1:C:1206:TYR:CZ	1:C:1226:ARG:HD2	2.55	0.42
1:C:1388:GLU:CG	1:C:1389:GLY:N	2.82	0.42
1:C:1472:ILE:CG2	1:C:1498:ARG:HH21	2.33	0.42
2:E:105:TRP:O	2:E:108:GLU:CD	2.58	0.42
1:A:1358:TRP:CE2	2:F:115:GLU:HG2	2.46	0.42
1:A:1161:ARG:HA	1:A:1165:ARG:N	2.34	0.42
1:A:1206:TYR:CZ	1:A:1226:ARG:HD2	2.55	0.42
1:A:1261:VAL:HG13	1:A:1295:TYR:CE1	2.54	0.42
1:A:1387:LYS:HD2	1:A:1390:GLN:CD	2.41	0.42
1:A:1422:LEU:HD13	1:A:1422:LEU:C	2.40	0.42
1:A:1584:GLU:C	1:A:1586:ALA:H	2.22	0.42
1:A:1621:LYS:HB3	1:A:1625:GLN:NE2	2.35	0.42
1:B:1094:ARG:O	1:B:1097:GLU:HB2	2.20	0.42
1:B:1167:SER:O	1:B:1172:GLU:N	2.53	0.42
1:B:1456:GLN:HE22	1:B:1467:LEU:CD2	2.33	0.42
1:B:1513:TYR:O	1:B:1516:LYS:N	2.52	0.42
1:B:1584:GLU:C	1:B:1586:ALA:H	2.22	0.42
1:C:1368:TYR:O	1:C:1368:TYR:HD1	2.03	0.42
1:C:1521:TRP:CZ3	1:C:1525:VAL:HG11	2.54	0.42

*Continued on next page...*

*Continued from previous page...*

Atom-1	Atom-2	Interatomic distance (Å)	Clash overlap (Å)
2:D:145:GLN:O	2:D:149:ASN:ND2	2.52	0.42
1:A:1388:GLU:CG	1:A:1389:GLY:N	2.82	0.42
1:B:1079:THR:HA	1:B:1102:CYS:CB	2.39	0.42
1:B:1082:VAL:HB	1:B:1098:PHE:O	2.19	0.42
1:B:1370:GLU:OE1	1:B:1370:GLU:HA	2.19	0.42
1:B:1505:ILE:HD11	2:D:162:GLN:CB	2.49	0.42
1:B:1521:TRP:CZ3	1:B:1525:VAL:HG11	2.54	0.42
1:B:1597:PRO:HA	1:B:1599:PHE:CE1	2.55	0.42
1:B:1609:LYS:HA	1:B:1612:LYS:CG	2.47	0.42
1:C:1174:ILE:HG12	1:C:1189:PHE:HE1	1.84	0.42
1:C:1345:ILE:HB	1:C:1368:TYR:HE2	1.84	0.42
1:C:1401:VAL:HG22	1:C:1429:ARG:HH21	1.84	0.42
1:C:1422:LEU:C	1:C:1422:LEU:HD13	2.40	0.42
1:C:1431:ASP:C	1:C:1433:THR:N	2.72	0.42
1:C:1474:GLU:O	1:C:1475:GLU:CB	2.68	0.42
1:C:1533:LEU:O	1:C:1535:LYS:N	2.53	0.42
1:C:1597:PRO:CB	1:C:1601:GLN:HE22	2.27	0.42
2:F:102:ILE:C	2:F:104:LYS:N	2.73	0.42
2:F:107:GLU:O	2:F:110:ARG:HG2	2.20	0.42
1:A:1533:LEU:O	1:A:1535:LYS:N	2.53	0.41
1:B:1146:THR:C	1:B:1148:GLY:H	2.22	0.41
1:B:1154:VAL:CB	1:B:1180:THR:HG21	2.50	0.41
1:B:1345:ILE:HB	1:B:1368:TYR:HE2	1.84	0.41
1:B:1373:ASN:HA	1:B:1376:ILE:HD12	2.02	0.41
1:B:1406:ARG:O	1:B:1409:GLN:CB	2.64	0.41
1:B:1609:LYS:HG2	1:B:1612:LYS:CD	2.44	0.41
1:C:1161:ARG:HA	1:C:1165:ARG:N	2.34	0.41
1:C:1373:ASN:HA	1:C:1376:ILE:HD12	2.02	0.41
1:C:1387:LYS:HD2	1:C:1390:GLN:CD	2.41	0.41
1:C:1538:MET:CE	1:C:1566:PHE:HB3	2.46	0.41
2:D:107:GLU:O	2:D:110:ARG:HG2	2.20	0.41
2:E:105:TRP:HA	2:E:108:GLU:OE2	2.20	0.41
1:A:1296:PHE:HZ	2:F:101:SER:HA	1.84	0.41
1:A:1107:VAL:HG12	1:A:1111:LEU:CB	2.42	0.41
1:A:1121:VAL:HG12	1:A:1124:ALA:HB3	2.01	0.41
1:A:1130:LYS:HZ3	1:A:1156:TYR:HD1	1.67	0.41
1:A:1170:GLU:CG	1:A:1171:THR:N	2.83	0.41
1:A:1209:LYS:HB3	1:A:1230:THR:CG2	2.34	0.41
1:A:1258:PHE:C	1:A:1260:CYS:H	2.23	0.41
1:A:1323:LEU:O	1:A:1327:PHE:CD2	2.72	0.41
1:A:1345:ILE:HB	1:A:1368:TYR:HE2	1.84	0.41

*Continued on next page...*

*Continued from previous page...*

Atom-1	Atom-2	Interatomic distance (Å)	Clash overlap (Å)
1:A:1401:VAL:HG22	1:A:1429:ARG:HH21	1.84	0.41
1:A:1406:ARG:O	1:A:1409:GLN:CB	2.65	0.41
1:A:1419:LEU:HD23	1:A:1447:LEU:HD13	2.01	0.41
1:A:1554:LEU:HB2	1:A:1571:PHE:CE2	2.56	0.41
1:B:1154:VAL:HG13	1:B:1176:ALA:HB1	2.01	0.41
1:B:1167:SER:CB	1:B:1197:HIS:H	2.30	0.41
1:B:1348:VAL:O	1:B:1352:ALA:N	2.52	0.41
1:B:1493:ILE:O	1:B:1494:SER:C	2.58	0.41
1:B:1533:LEU:O	1:B:1535:LYS:N	2.53	0.41
1:B:1561:GLU:CG	1:B:1562:LYS:H	2.33	0.41
1:C:1154:VAL:HG13	1:C:1176:ALA:HB1	2.01	0.41
1:C:1258:PHE:C	1:C:1260:CYS:H	2.23	0.41
1:C:1323:LEU:O	1:C:1327:PHE:CD2	2.72	0.41
1:C:1412:LEU:HA	1:C:1419:LEU:HD13	1.98	0.41
1:C:1435:ALA:HB1	1:C:1439:PHE:HE2	1.83	0.41
1:C:1517:GLY:O	1:C:1519:ASN:N	2.53	0.41
1:C:1520:ARG:H	1:C:1520:ARG:HD2	1.85	0.41
1:C:1596:MET:N	1:C:1597:PRO:CD	2.63	0.41
1:C:1599:PHE:CE2	1:C:1600:ILE:HG13	2.54	0.41
1:A:1358:TRP:HE1	2:F:115:GLU:HG2	1.71	0.41
1:A:1342:ARG:O	1:A:1343:VAL:HB	2.21	0.41
1:A:1464:ASN:O	1:A:1468:ASN:N	2.41	0.41
1:A:1474:GLU:O	1:A:1475:GLU:CB	2.68	0.41
1:B:1162:LYS:NZ	1:B:1163:LYS:HZ3	2.16	0.41
1:B:1230:THR:O	1:B:1231:LEU:HG	2.20	0.41
1:B:1368:TYR:HD1	1:B:1368:TYR:O	2.03	0.41
1:B:1521:TRP:CH2	1:B:1525:VAL:HG11	2.56	0.41
1:B:1533:LEU:CD2	1:B:1535:LYS:HB2	2.50	0.41
1:C:1121:VAL:HG12	1:C:1124:ALA:HB3	2.01	0.41
1:C:1329:PRO:HB2	1:C:1330:GLN:H	1.62	0.41
1:C:1493:ILE:O	1:C:1494:SER:C	2.58	0.41
1:C:1517:GLY:C	1:C:1519:ASN:N	2.72	0.41
1:C:1597:PRO:HA	1:C:1599:PHE:CE1	2.55	0.41
1:A:1209:LYS:HD3	1:A:1231:LEU:HB3	2.02	0.41
1:A:1358:TRP:CH2	1:A:1381:HIS:CD2	2.92	0.41
1:A:1375:ILE:HD13	1:A:1378:MET:HE1	2.01	0.41
1:A:1474:GLU:O	1:A:1475:GLU:HB2	2.21	0.41
1:A:1476:ASP:CG	1:A:1479:ALA:HB3	2.39	0.41
1:A:1521:TRP:CZ3	1:A:1522:LYS:CD	3.01	0.41
1:A:1533:LEU:CD2	1:A:1535:LYS:HB2	2.50	0.41
1:B:1291:GLN:O	1:B:1294:GLY:N	2.42	0.41

*Continued on next page...*

*Continued from previous page...*

Atom-1	Atom-2	Interatomic distance (Å)	Clash overlap (Å)
1:B:1327:PHE:CB	2:D:104:LYS:NZ	2.81	0.41
1:C:1521:TRP:CH2	1:C:1525:VAL:HG11	2.56	0.41
1:C:1554:LEU:HB2	1:C:1571:PHE:CE2	2.55	0.41
1:C:1561:GLU:CG	1:C:1562:LYS:H	2.33	0.41
1:C:1617:GLU:HA	1:C:1620:ARG:CZ	2.50	0.41
2:E:104:LYS:C	2:E:108:GLU:HG2	2.36	0.41
2:E:152:ASN:O	2:E:153:ASN:CB	2.59	0.41
2:F:163:GLN:H	2:F:166:ALA:HB3	1.75	0.41
1:A:1209:LYS:HG3	1:A:1209:LYS:H	1.65	0.41
1:A:1392:LYS:HE2	1:A:1392:LYS:HB3	1.87	0.41
1:A:1420:ASN:HA	1:A:1423:LEU:CD1	2.50	0.41
1:A:1467:LEU:O	1:A:1470:LEU:HB2	2.18	0.41
1:A:1597:PRO:HA	1:A:1599:PHE:CE1	2.55	0.41
1:B:1170:GLU:CG	1:B:1171:THR:N	2.83	0.41
1:B:1170:GLU:OE1	1:B:1195:ASN:OD1	2.38	0.41
1:B:1318:THR:HG22	1:B:1347:LYS:NZ	2.35	0.41
1:B:1554:LEU:HB2	1:B:1571:PHE:CE2	2.55	0.41
1:A:1598:TYR:HE1	1:B:1588:ARG:HB2	1.69	0.41
1:C:1170:GLU:OE1	1:C:1195:ASN:OD1	2.38	0.41
1:C:1387:LYS:O	1:C:1389:GLY:N	2.53	0.41
2:D:186:UNK:C	2:D:188:UNK:N	2.83	0.41
2:E:134:ASP:HA	2:E:137:GLU:OE1	2.21	0.41
1:A:1170:GLU:OE2	1:A:1195:ASN:OD1	2.39	0.41
1:A:1167:SER:O	1:A:1172:GLU:N	2.53	0.41
1:A:1154:VAL:HG13	1:A:1176:ALA:HB1	2.01	0.41
1:A:1209:LYS:HG2	1:A:1230:THR:HG23	2.03	0.41
1:A:1277:VAL:C	1:A:1279:HIS:HD1	2.19	0.41
1:A:1368:TYR:O	1:A:1368:TYR:HD1	2.03	0.41
1:B:1381:HIS:N	1:B:1382:PRO:CD	2.82	0.41
1:B:1401:VAL:O	1:B:1401:VAL:HG12	2.21	0.41
1:B:1469:ASN:O	1:B:1469:ASN:ND2	2.48	0.41
1:B:1520:ARG:HD2	1:B:1520:ARG:H	1.85	0.41
1:C:1206:TYR:CD1	1:C:1226:ARG:O	2.74	0.41
1:C:1303:LEU:H	1:C:1303:LEU:HD23	1.84	0.41
2:D:148:LYS:C	2:D:151:ILE:HG23	2.41	0.41
2:E:148:LYS:C	2:E:151:ILE:HG23	2.41	0.41
2:E:98:GLU:HA	2:E:98:GLU:OE1	2.21	0.41
1:A:1161:ARG:HD3	1:A:1165:ARG:HD3	2.02	0.41
1:A:1378:MET:SD	1:A:1391:PHE:HD2	2.44	0.41
1:A:1521:TRP:CH2	1:A:1525:VAL:HG11	2.56	0.41
1:B:1161:ARG:HD3	1:B:1165:ARG:HD3	2.02	0.41

*Continued on next page...*

*Continued from previous page...*

Atom-1	Atom-2	Interatomic distance (Å)	Clash overlap (Å)
1:B:1194:ASN:HB2	1:B:1195:ASN:H	1.48	0.41
1:C:1104:GLU:CB	1:C:1108:TRP:HZ2	2.22	0.41
1:C:1167:SER:O	1:C:1172:GLU:N	2.53	0.41
2:E:189:UNK:N	2:E:194:UNK:CB	2.83	0.41
2:F:134:ASP:HA	2:F:137:GLU:OE1	2.21	0.41
1:A:1113:LYS:CB	1:A:1139:GLU:OE2	2.65	0.41
1:A:1161:ARG:O	1:A:1165:ARG:HB3	2.19	0.41
1:A:1382:PRO:O	1:A:1384:ASP:N	2.54	0.41
1:A:1569:CYS:C	1:A:1571:PHE:N	2.73	0.41
1:B:1161:ARG:O	1:B:1165:ARG:HB3	2.19	0.41
1:B:1264:LYS:HZ1	1:B:1268:LEU:HD13	1.84	0.41
1:B:1467:LEU:HG	1:B:1471:PHE:HE2	1.81	0.41
1:C:1078:ASN:HB2	1:C:1101:ARG:HB2	2.03	0.41
2:E:134:ASP:HA	2:E:137:GLU:HB2	2.03	0.41
2:F:182:UNK:C	2:F:188:UNK:CB	2.99	0.41
2:F:196:UNK:O	2:F:199:UNK:CB	2.69	0.41
1:A:1144:ALA:HB3	1:A:1153:LEU:HD13	2.02	0.41
1:B:1148:GLY:HA3	1:B:1150:TRP:CZ3	2.42	0.41
1:B:1170:GLU:OE2	1:B:1195:ASN:OD1	2.38	0.41
1:B:1209:LYS:HD3	1:B:1231:LEU:HB3	2.03	0.41
1:C:1240:ALA:C	1:C:1242:ASP:N	2.74	0.41
1:C:1318:THR:HG22	1:C:1347:LYS:NZ	2.35	0.41
1:C:1379:MET:SD	1:C:1403:LEU:HD21	2.61	0.41
1:C:1420:ASN:HA	1:C:1423:LEU:CD1	2.51	0.41
1:C:1474:GLU:O	1:C:1475:GLU:HB2	2.21	0.41
1:C:1471:PHE:HD1	1:C:1476:ASP:HB3	1.85	0.41
1:C:1496:ALA:CB	1:C:1515:PHE:CZ	3.02	0.41
1:C:1521:TRP:CZ3	1:C:1522:LYS:CD	3.01	0.41
1:C:1621:LYS:HB3	1:C:1625:GLN:NE2	2.35	0.41
2:E:120:SER:O	2:E:124:GLU:N	2.52	0.41
1:A:1206:TYR:CD1	1:A:1226:ARG:O	2.74	0.41
1:A:1234:LEU:C	1:A:1236:GLU:N	2.70	0.41
1:A:1358:TRP:CZ3	1:A:1381:HIS:CG	3.06	0.41
1:A:1427:SER:HB2	1:A:1428:PRO:HD2	1.85	0.41
1:A:1449:LYS:O	1:A:1453:ARG:NH1	2.54	0.41
1:A:1456:GLN:NE2	1:A:1467:LEU:CD2	2.84	0.41
1:A:1601:GLN:HA	1:A:1604:LYS:CD	2.51	0.41
1:A:1625:GLN:OE1	1:B:1617:GLU:OE2	2.39	0.41
1:B:1144:ALA:HB3	1:B:1153:LEU:HD13	2.02	0.41
1:B:1342:ARG:O	1:B:1343:VAL:HB	2.21	0.41
1:B:1402:GLU:CD	1:B:1402:GLU:C	2.79	0.41

*Continued on next page...*

*Continued from previous page...*

Atom-1	Atom-2	Interatomic distance (Å)	Clash overlap (Å)
1:B:1561:GLU:CD	1:B:1562:LYS:H	2.24	0.41
1:C:1086:ILE:HG22	1:C:1087:GLU:N	2.36	0.41
1:C:1082:VAL:HB	1:C:1098:PHE:O	2.19	0.41
2:D:103:ARG:HA	2:D:106:ARG:HB2	2.03	0.41
2:D:126:GLU:OE2	2:D:129:GLU:CD	2.59	0.41
2:F:134:ASP:HA	2:F:137:GLU:HB2	2.03	0.41
1:A:1327:PHE:HE1	2:F:104:LYS:HA	1.79	0.41
1:A:1401:VAL:HG12	1:A:1401:VAL:O	2.21	0.41
1:B:1078:ASN:HB2	1:B:1101:ARG:HB2	2.03	0.41
1:B:1296:PHE:HB2	1:B:1297:GLU:H	1.53	0.41
1:B:1346:PRO:HG2	1:B:1347:LYS:H	1.86	0.41
1:B:1471:PHE:HD1	1:B:1476:ASP:HB3	1.85	0.41
1:B:1472:ILE:CG2	1:B:1498:ARG:HH21	2.33	0.41
1:B:1569:CYS:C	1:B:1571:PHE:N	2.74	0.41
1:B:1572:THR:CG2	1:B:1578:ARG:HB3	2.51	0.41
1:C:1144:ALA:HB3	1:C:1153:LEU:HD13	2.02	0.41
1:C:1316:MET:HB2	1:C:1317:PHE:HD2	1.86	0.41
1:C:1342:ARG:O	1:C:1343:VAL:HB	2.21	0.41
1:C:1401:VAL:HG12	1:C:1401:VAL:O	2.21	0.41
1:C:1402:GLU:CD	1:C:1402:GLU:C	2.79	0.41
1:C:1449:LYS:O	1:C:1453:ARG:NH1	2.54	0.41
1:C:1533:LEU:CD2	1:C:1535:LYS:HB2	2.50	0.41
2:D:95:LEU:O	2:D:99:PRO:HD2	2.20	0.41
2:E:91:GLN:OE1	2:E:92:ALA:HA	2.21	0.41
2:E:94:ARG:C	2:E:96:THR:N	2.73	0.41
1:A:1077:VAL:C	1:A:1079:THR:N	2.74	0.40
1:A:1085:LEU:HD23	1:A:1085:LEU:N	2.12	0.40
1:A:1171:THR:OG1	1:A:1196:ALA:CB	2.66	0.40
1:A:1218:TYR:CD2	1:A:1227:LEU:HD12	2.57	0.40
1:A:1270:GLN:CD	1:A:1298:GLU:CB	2.84	0.40
1:A:1346:PRO:HG2	1:A:1347:LYS:H	1.86	0.40
1:A:1402:GLU:CD	1:A:1402:GLU:C	2.79	0.40
1:A:1502:HIS:O	1:A:1508:ARG:HD2	2.21	0.40
1:A:1520:ARG:HD2	1:A:1520:ARG:H	1.85	0.40
1:A:1625:GLN:HE22	1:B:1621:LYS:HZ2	1.69	0.40
1:B:1151:GLU:CG	1:B:1151:GLU:O	2.68	0.40
1:B:1240:ALA:C	1:B:1242:ASP:N	2.73	0.40
1:B:1335:HIS:O	1:B:1338:LEU:HB2	2.21	0.40
1:B:1378:MET:SD	1:B:1391:PHE:HD2	2.44	0.40
1:B:1387:LYS:HD2	1:B:1390:GLN:CD	2.41	0.40
1:B:1449:LYS:O	1:B:1453:ARG:NH1	2.54	0.40

*Continued on next page...*

*Continued from previous page...*

Atom-1	Atom-2	Interatomic distance (Å)	Clash overlap (Å)
1:B:1456:GLN:O	1:B:1456:GLN:HG3	2.05	0.40
1:B:1465:GLU:C	1:B:1465:GLU:OE1	2.59	0.40
1:C:1401:VAL:HA	1:C:1404:TYR:HD1	1.82	0.40
2:D:126:GLU:HG3	2:D:130:LYS:CE	2.52	0.40
2:E:178:UNK:O	2:E:180:UNK:N	2.54	0.40
1:A:1086:ILE:HG22	1:A:1087:GLU:N	2.36	0.40
1:A:1232:VAL:O	1:A:1233:HIS:HB3	2.21	0.40
1:A:1318:THR:HG22	1:A:1347:LYS:NZ	2.36	0.40
1:A:1381:HIS:N	1:A:1382:PRO:CD	2.82	0.40
1:A:1466:SER:O	1:A:1470:LEU:N	2.52	0.40
1:B:1167:SER:HA	1:B:1171:THR:N	2.29	0.40
1:B:1170:GLU:C	1:B:1172:GLU:H	2.24	0.40
1:B:1218:TYR:CD2	1:B:1227:LEU:HD12	2.57	0.40
1:B:1333:ARG:CB	1:B:1360:GLU:HG2	2.46	0.40
1:B:1379:MET:SD	1:B:1403:LEU:HD21	2.61	0.40
1:B:1621:LYS:HB3	1:B:1625:GLN:NE2	2.35	0.40
1:C:1104:GLU:HB2	1:C:1108:TRP:HH2	1.76	0.40
1:C:1167:SER:O	1:C:1171:THR:C	2.60	0.40
1:C:1170:GLU:OE2	1:C:1195:ASN:OD1	2.38	0.40
1:C:1335:HIS:O	1:C:1338:LEU:HB2	2.21	0.40
1:C:1358:TRP:CZ3	1:C:1381:HIS:CG	3.06	0.40
1:C:1465:GLU:OE1	1:C:1465:GLU:C	2.59	0.40
1:C:1619:LEU:O	1:C:1620:ARG:C	2.59	0.40
2:D:151:ILE:CG1	2:D:152:ASN:N	2.84	0.40
1:B:1539:GLN:NE2	2:D:179:UNK:CB	2.84	0.40
2:F:148:LYS:C	2:F:151:ILE:HG23	2.41	0.40
1:A:1236:GLU:HB3	1:A:1237:TYR:H	1.78	0.40
1:A:1335:HIS:O	1:A:1338:LEU:HB2	2.21	0.40
1:A:1379:MET:SD	1:A:1403:LEU:HD21	2.61	0.40
1:A:1467:LEU:HA	1:A:1470:LEU:HD12	2.04	0.40
1:B:1091:ASN:HD22	1:B:1091:ASN:C	2.24	0.40
1:B:1137:TYR:HD2	1:B:1138:MET:H	1.69	0.40
1:B:1113:LYS:CB	1:B:1139:GLU:OE2	2.65	0.40
1:B:1182:ARG:HA	1:B:1185:GLU:HB3	2.03	0.40
1:B:1187:GLU:O	1:B:1191:ASN:ND2	2.52	0.40
1:B:1206:TYR:CD1	1:B:1226:ARG:O	2.74	0.40
1:B:1431:ASP:C	1:B:1433:THR:N	2.72	0.40
1:B:1502:HIS:O	1:B:1508:ARG:HD2	2.21	0.40
1:B:1578:ARG:NH2	1:B:1583:LEU:HD23	2.28	0.40
1:C:1105:PRO:O	1:C:1106:ALA:HB3	2.21	0.40
1:C:1137:TYR:HD2	1:C:1138:MET:H	1.69	0.40

*Continued on next page...*

*Continued from previous page...*

Atom-1	Atom-2	Interatomic distance (Å)	Clash overlap (Å)
1:C:1164:ALA:O	1:C:1166:GLU:HB3	2.22	0.40
1:C:1502:HIS:O	1:C:1508:ARG:HD2	2.21	0.40
1:C:1548:GLU:CD	1:C:1548:GLU:N	2.75	0.40
1:C:1601:GLN:HA	1:C:1604:LYS:CD	2.51	0.40
1:C:1444:GLN:NE2	2:E:130:LYS:HD2	2.36	0.40
2:F:91:GLN:HE22	2:F:94:ARG:HG2	1.85	0.40
1:A:1161:ARG:HE	1:A:1165:ARG:HD2	1.78	0.40
1:A:1508:ARG:CZ	1:A:1530:LYS:HD3	2.49	0.40
1:A:1538:MET:O	1:A:1570:LEU:HD13	2.22	0.40
1:B:1166:GLU:OE1	1:B:1168:TYR:CG	2.74	0.40
1:B:1316:MET:HB2	1:B:1317:PHE:HD2	1.87	0.40
1:C:1077:VAL:C	1:C:1079:THR:N	2.74	0.40
1:C:1116:LEU:CD1	1:C:1143:ALA:HB1	2.51	0.40
1:C:1378:MET:SD	1:C:1391:PHE:HD2	2.44	0.40
1:C:1403:LEU:HD13	1:C:1407:ALA:HB2	2.04	0.40
1:C:1538:MET:O	1:C:1570:LEU:HD13	2.22	0.40
1:C:1576:LEU:HA	1:C:1576:LEU:HD12	1.78	0.40
2:D:186:UNK:C	2:D:188:UNK:H	2.34	0.40
2:D:185:UNK:CA	2:D:189:UNK:O	2.54	0.40
2:E:126:GLU:OE2	2:E:129:GLU:CD	2.59	0.40
1:A:1240:ALA:C	1:A:1242:ASP:N	2.74	0.40
1:A:1279:HIS:CB	1:A:1282:GLU:CB	2.86	0.40
1:A:1578:ARG:NH2	1:A:1583:LEU:HD23	2.27	0.40
1:A:1619:LEU:O	1:A:1620:ARG:C	2.59	0.40
1:B:1077:VAL:C	1:B:1079:THR:N	2.74	0.40
1:B:1086:ILE:HG22	1:B:1087:GLU:N	2.36	0.40
1:B:1201:VAL:O	1:B:1205:CYS:SG	2.80	0.40
1:B:1412:LEU:HA	1:B:1419:LEU:HD13	1.99	0.40
1:B:1567:GLY:O	1:B:1569:CYS:N	2.55	0.40
1:C:1157:LEU:HD13	1:C:1173:LEU:CA	2.51	0.40
1:C:1161:ARG:HE	1:C:1170:GLU:CB	2.27	0.40
1:C:1382:PRO:O	1:C:1384:ASP:N	2.54	0.40
1:C:1453:ARG:HG2	1:C:1453:ARG:NH1	2.37	0.40
1:C:1504:LEU:CD2	2:E:149:ASN:OD1	2.70	0.40
2:D:109:GLN:O	2:D:112:ARG:CB	2.66	0.40
2:E:151:ILE:CG1	2:E:152:ASN:N	2.84	0.40

All (70) symmetry-related close contacts are listed below. The label for Atom-2 includes the symmetry operator and encoded unit-cell translations to be applied.

Atom-1	Atom-2	Interatomic distance (Å)	Clash overlap (Å)
1:B:1198:ILE:N	2:F:103:ARG:NH1[5_545]	0.57	1.63
1:B:1199:GLN:N	2:F:103:ARG:NH2[5_545]	0.64	1.56
1:A:1097:GLU:OE1	1:C:1094:ARG:CG[8_465]	0.90	1.30
1:A:1097:GLU:CD	1:C:1094:ARG:CG[8_465]	0.92	1.28
1:B:1198:ILE:CD1	2:F:103:ARG:CB[5_545]	0.98	1.22
1:B:1198:ILE:CG1	2:F:103:ARG:CD[5_545]	1.03	1.17
1:A:1101:ARG:NH2	1:C:1101:ARG:CG[8_465]	1.13	1.07
1:B:1194:ASN:CB	2:F:99:PRO:CG[5_545]	1.14	1.06
1:B:1197:HIS:C	2:F:103:ARG:NH1[5_545]	1.19	1.01
1:B:1194:ASN:CA	2:F:99:PRO:CG[5_545]	1.23	0.97
1:B:1220:ASN:CB	2:F:100:GLU:OE1[5_545]	1.30	0.90
1:A:1101:ARG:CZ	1:C:1101:ARG:CG[8_465]	1.35	0.85
1:B:1199:GLN:N	2:F:103:ARG:CZ[5_545]	1.39	0.81
1:A:1097:GLU:OE1	1:C:1094:ARG:CB[8_465]	1.40	0.80
1:A:1101:ARG:NE	1:C:1101:ARG:NE[8_465]	1.45	0.75
1:B:1199:GLN:CD	2:F:107:GLU:OE2[5_545]	1.48	0.72
1:B:1199:GLN:NE2	2:F:107:GLU:OE1[5_545]	1.48	0.72
1:B:1198:ILE:CA	2:F:103:ARG:NH1[5_545]	1.51	0.69
1:B:1199:GLN:OE1	2:F:107:GLU:OE2[5_545]	1.53	0.67
1:B:1199:GLN:CA	2:F:103:ARG:NH2[5_545]	1.53	0.67
1:B:1199:GLN:NE2	2:F:107:GLU:CD[5_545]	1.56	0.64
1:B:1220:ASN:CG	2:F:100:GLU:OE1[5_545]	1.56	0.64
1:C:1304:GLU:O	1:C:1338:LEU:CA[7_645]	1.56	0.64
1:B:1199:GLN:NE2	2:F:107:GLU:OE2[5_545]	1.58	0.62
1:B:1198:ILE:CD1	2:F:103:ARG:CG[5_545]	1.68	0.52
1:B:1198:ILE:N	2:F:103:ARG:CZ[5_545]	1.69	0.51
1:B:1198:ILE:C	2:F:103:ARG:CZ[5_545]	1.72	0.48
1:B:1194:ASN:CA	2:F:99:PRO:CB[5_545]	1.78	0.42
1:A:1097:GLU:OE1	1:C:1094:ARG:CA[8_465]	1.84	0.36
1:A:1101:ARG:CZ	1:C:1101:ARG:CB[8_465]	1.84	0.36
1:C:1304:GLU:O	1:C:1338:LEU:N[7_645]	1.84	0.36
1:B:1198:ILE:CA	2:F:103:ARG:CZ[5_545]	1.85	0.35
1:A:1097:GLU:OE2	1:C:1094:ARG:CG[8_465]	1.86	0.34
1:C:1304:GLU:O	1:C:1338:LEU:CB[7_645]	1.86	0.34
1:B:1088:HIS:O	1:B:1094:ARG:NE[8_556]	1.88	0.32
1:B:1198:ILE:CG1	2:F:103:ARG:CG[5_545]	1.89	0.31
1:B:1194:ASN:CB	2:F:99:PRO:CD[5_545]	1.90	0.30
1:B:1198:ILE:C	2:F:103:ARG:NH2[5_545]	1.90	0.30
1:A:1101:ARG:NH1	1:C:1101:ARG:CB[8_465]	1.91	0.29
1:A:1097:GLU:CD	1:C:1094:ARG:CD[8_465]	1.93	0.27
1:C:1304:GLU:O	1:C:1338:LEU:CG[7_645]	1.93	0.27
1:C:1305:ALA:CB	1:C:1337:GLU:O[7_645]	1.95	0.25

Continued on next page...

Continued from previous page...

Atom-1	Atom-2	Interatomic distance (Å)	Clash overlap (Å)
1:A:1093:ASP:OD2	1:C:1094:ARG:NH1[8_465]	1.96	0.24
1:B:1094:ARG:NH2	1:B:1094:ARG:NH2[8_556]	1.96	0.24
1:A:1097:GLU:CG	1:C:1094:ARG:CG[8_465]	1.97	0.23
1:B:1197:HIS:O	2:F:103:ARG:NH1[5_545]	1.97	0.23
1:A:1101:ARG:NH2	1:C:1101:ARG:CD[8_465]	1.98	0.22
1:B:1194:ASN:N	2:F:99:PRO:CG[5_545]	2.01	0.19
1:B:1198:ILE:CB	2:F:103:ARG:CD[5_545]	2.03	0.17
1:A:1094:ARG:CG	1:C:1097:GLU:OE1[8_465]	2.04	0.16
1:A:1093:ASP:O	1:C:1094:ARG:CD[8_465]	2.05	0.15
1:A:1097:GLU:CG	1:C:1094:ARG:CD[8_465]	2.06	0.14
1:A:1101:ARG:NH1	1:C:1101:ARG:N[8_465]	2.07	0.13
1:C:1303:LEU:O	1:C:1338:LEU:CD2[7_645]	2.08	0.12
1:A:1094:ARG:CD	1:C:1097:GLU:OE1[8_465]	2.08	0.12
1:B:1088:HIS:O	1:B:1094:ARG:CZ[8_556]	2.08	0.12
1:B:1194:ASN:CG	2:F:99:PRO:CG[5_545]	2.08	0.12
1:B:1199:GLN:CB	2:F:103:ARG:NH2[5_545]	2.09	0.11
1:B:1220:ASN:ND2	2:F:100:GLU:OE1[5_545]	2.10	0.10
1:B:1198:ILE:CD1	2:F:103:ARG:CD[5_545]	2.12	0.08
1:B:1199:GLN:CD	2:F:107:GLU:CD[5_545]	2.13	0.07
1:A:1101:ARG:NE	1:C:1101:ARG:CD[8_465]	2.13	0.07
1:A:1101:ARG:NE	1:C:1101:ARG:CG[8_465]	2.15	0.05
1:A:1265:GLU:OE2	1:B:1215:LYS:CE[5_555]	2.16	0.04
1:B:1194:ASN:ND2	2:F:95:LEU:O[5_545]	2.17	0.03
1:B:1088:HIS:O	1:B:1094:ARG:CD[8_556]	2.17	0.03
1:A:1093:ASP:CB	1:C:1094:ARG:NH1[8_465]	2.18	0.02
1:B:1198:ILE:CG1	2:F:103:ARG:CB[5_545]	2.18	0.02
1:C:1304:GLU:C	1:C:1338:LEU:CD2[7_645]	2.18	0.02
1:C:1304:GLU:OE2	1:C:1334:GLU:OE2[7_645]	2.19	0.01

## 5.3 Torsion angles ⓘ

### 5.3.1 Protein backbone ⓘ

In the following table, the Percentiles column shows the percent Ramachandran outliers of the chain as a percentile score with respect to all X-ray entries followed by that with respect to entries of similar resolution.

The Analysed column shows the number of residues for which the backbone conformation was analysed, and the total number of residues.

Mol	Chain	Analysed	Favoured	Allowed	Outliers	Percentiles	
1	A	552/624 (88%)	332 (60%)	164 (30%)	56 (10%)	0	9
1	B	552/624 (88%)	332 (60%)	166 (30%)	54 (10%)	0	10
1	C	552/624 (88%)	332 (60%)	166 (30%)	54 (10%)	0	10
2	D	77/205 (38%)	50 (65%)	16 (21%)	11 (14%)	0	4
2	E	66/205 (32%)	35 (53%)	21 (32%)	10 (15%)	0	4
2	F	76/205 (37%)	42 (55%)	20 (26%)	14 (18%)	0	2
All	All	1875/2487 (75%)	1123 (60%)	553 (30%)	199 (11%)	0	8

All (199) Ramachandran outliers are listed below:

Mol	Chain	Res	Type
1	A	1086	ILE
1	A	1122	LYS
1	A	1193	PRO
1	A	1231	LEU
1	A	1251	ARG
1	A	1278	VAL
1	A	1283	LEU
1	A	1297	GLU
1	A	1327	PHE
1	A	1329	PRO
1	A	1330	GLN
1	A	1427	SER
1	A	1493	ILE
1	A	1547	THR
1	A	1597	PRO
1	B	1086	ILE
1	B	1122	LYS
1	B	1193	PRO
1	B	1231	LEU
1	B	1251	ARG
1	B	1278	VAL
1	B	1283	LEU
1	B	1297	GLU
1	B	1327	PHE
1	B	1329	PRO
1	B	1330	GLN
1	B	1427	SER
1	B	1493	ILE
1	B	1547	THR
1	B	1597	PRO

*Continued on next page...*

*Continued from previous page...*

Mol	Chain	Res	Type
1	C	1086	ILE
1	C	1122	LYS
1	C	1193	PRO
1	C	1231	LEU
1	C	1251	ARG
1	C	1278	VAL
1	C	1283	LEU
1	C	1297	GLU
1	C	1327	PHE
1	C	1329	PRO
1	C	1330	GLN
1	C	1427	SER
1	C	1493	ILE
1	C	1547	THR
1	C	1597	PRO
2	D	113	LEU
2	D	156	ALA
2	D	157	ASP
2	E	95	LEU
2	F	156	ALA
2	F	157	ASP
2	F	163	GLN
2	F	167	ASP
1	A	1093	ASP
1	A	1134	PRO
1	A	1136	SER
1	A	1145	ASN
1	A	1151	GLU
1	A	1296	PHE
1	A	1358	TRP
1	A	1382	PRO
1	A	1383	THR
1	A	1416	PRO
1	A	1517	GLY
1	A	1585	THR
1	B	1093	ASP
1	B	1134	PRO
1	B	1136	SER
1	B	1145	ASN
1	B	1296	PHE
1	B	1358	TRP
1	B	1382	PRO

*Continued on next page...*

*Continued from previous page...*

Mol	Chain	Res	Type
1	B	1383	THR
1	B	1416	PRO
1	B	1505	ILE
1	B	1517	GLY
1	B	1585	THR
1	C	1093	ASP
1	C	1134	PRO
1	C	1136	SER
1	C	1145	ASN
1	C	1151	GLU
1	C	1296	PHE
1	C	1358	TRP
1	C	1382	PRO
1	C	1383	THR
1	C	1416	PRO
1	C	1517	GLY
1	C	1585	THR
2	D	94	ARG
2	D	115	GLU
2	D	160	PHE
2	E	113	LEU
2	E	115	GLU
2	F	113	LEU
2	F	115	GLU
1	A	1165	ARG
1	A	1216	LEU
1	A	1236	GLU
1	A	1254	LYS
1	A	1345	ILE
1	A	1388	GLU
1	A	1408	ILE
1	A	1432	HIS
1	A	1505	ILE
1	A	1568	ALA
1	A	1596	MET
1	B	1151	GLU
1	B	1165	ARG
1	B	1216	LEU
1	B	1236	GLU
1	B	1254	LYS
1	B	1345	ILE
1	B	1388	GLU

*Continued on next page...*

*Continued from previous page...*

Mol	Chain	Res	Type
1	B	1408	ILE
1	B	1432	HIS
1	B	1568	ALA
1	B	1596	MET
1	C	1165	ARG
1	C	1216	LEU
1	C	1236	GLU
1	C	1254	LYS
1	C	1345	ILE
1	C	1388	GLU
1	C	1408	ILE
1	C	1432	HIS
1	C	1505	ILE
1	C	1568	ALA
1	C	1596	MET
2	D	95	LEU
2	D	98	GLU
2	E	107	GLU
2	F	101	SER
2	F	162	GLN
1	A	1078	ASN
1	A	1104	GLU
1	A	1196	ALA
1	A	1221	VAL
1	A	1259	ALA
1	A	1264	LYS
1	A	1518	ASN
1	A	1548	GLU
1	A	1591	ILE
1	B	1078	ASN
1	B	1104	GLU
1	B	1221	VAL
1	B	1259	ALA
1	B	1264	LYS
1	B	1518	ASN
1	B	1548	GLU
1	B	1591	ILE
1	B	1625	GLN
1	C	1078	ASN
1	C	1104	GLU
1	C	1221	VAL
1	C	1259	ALA

*Continued on next page...*

*Continued from previous page...*

Mol	Chain	Res	Type
1	C	1264	LYS
1	C	1518	ASN
1	C	1548	GLU
1	C	1591	ILE
2	E	94	ARG
2	F	103	ARG
1	A	1080	SER
1	A	1316	MET
1	A	1625	GLN
1	B	1080	SER
1	B	1316	MET
1	C	1080	SER
1	C	1316	MET
1	C	1625	GLN
2	D	116	LEU
2	E	92	ALA
2	E	98	GLU
2	E	112	ARG
2	E	116	LEU
2	F	112	ARG
2	F	116	LEU
2	F	149	ASN
1	A	1141	VAL
1	A	1294	GLY
1	A	1544	SER
1	B	1141	VAL
1	B	1294	GLY
1	C	1141	VAL
1	C	1294	GLY
2	D	149	ASN
2	E	149	ASN
2	F	164	PRO
1	A	1525	VAL
1	B	1525	VAL
1	C	1525	VAL
2	F	99	PRO
1	A	1343	VAL
1	A	1579	PRO
1	B	1343	VAL
1	B	1579	PRO
1	C	1343	VAL
1	C	1579	PRO

*Continued on next page...*

*Continued from previous page...*

Mol	Chain	Res	Type
2	D	99	PRO

### 5.3.2 Protein sidechains ⓘ

In the following table, the Percentiles column shows the percent sidechain outliers of the chain as a percentile score with respect to all X-ray entries followed by that with respect to entries of similar resolution.

The Analysed column shows the number of residues for which the sidechain conformation was analysed, and the total number of residues.

Mol	Chain	Analysed	Rotameric	Outliers	Percentiles	
1	A	486/541 (90%)	410 (84%)	76 (16%)	2	14
1	B	486/541 (90%)	409 (84%)	77 (16%)	2	13
1	C	486/541 (90%)	410 (84%)	76 (16%)	2	14
2	D	62/128 (48%)	45 (73%)	17 (27%)	0	3
2	E	61/128 (48%)	42 (69%)	19 (31%)	0	2
2	F	62/128 (48%)	42 (68%)	20 (32%)	0	2
All	All	1643/2007 (82%)	1358 (83%)	285 (17%)	2	11

All (285) residues with a non-rotameric sidechain are listed below:

Mol	Chain	Res	Type
1	A	1091	ASN
1	A	1096	TYR
1	A	1098	PHE
1	A	1102	CYS
1	A	1104	GLU
1	A	1108	TRP
1	A	1111	LEU
1	A	1126	ASP
1	A	1136	SER
1	A	1154	VAL
1	A	1156	TYR
1	A	1161	ARG
1	A	1162	LYS
1	A	1163	LYS
1	A	1165	ARG
1	A	1166	GLU
1	A	1168	TYR

*Continued on next page...*

*Continued from previous page...*

Mol	Chain	Res	Type
1	A	1172	GLU
1	A	1175	PHE
1	A	1191	ASN
1	A	1194	ASN
1	A	1198	ILE
1	A	1209	LYS
1	A	1212	ASP
1	A	1217	LEU
1	A	1221	VAL
1	A	1226	ARG
1	A	1227	LEU
1	A	1245	ARG
1	A	1258	PHE
1	A	1261	VAL
1	A	1262	ASP
1	A	1274	LEU
1	A	1290	TYR
1	A	1295	TYR
1	A	1296	PHE
1	A	1303	LEU
1	A	1311	ARG
1	A	1317	PHE
1	A	1326	LYS
1	A	1340	TRP
1	A	1344	ASN
1	A	1345	ILE
1	A	1350	ARG
1	A	1354	GLN
1	A	1377	THR
1	A	1383	THR
1	A	1384	ASP
1	A	1390	GLN
1	A	1417	LEU
1	A	1419	LEU
1	A	1422	LEU
1	A	1424	MET
1	A	1447	LEU
1	A	1458	HIS
1	A	1460	ASN
1	A	1469	ASN
1	A	1489	ASN
1	A	1490	PHE

*Continued on next page...*

*Continued from previous page...*

Mol	Chain	Res	Type
1	A	1504	LEU
1	A	1505	ILE
1	A	1526	GLU
1	A	1527	LEU
1	A	1529	LYS
1	A	1536	ASP
1	A	1540	TYR
1	A	1549	LEU
1	A	1574	TYR
1	A	1577	LEU
1	A	1578	ARG
1	A	1592	MET
1	A	1597	PRO
1	A	1598	TYR
1	A	1601	GLN
1	A	1611	ASP
1	A	1620	ARG
1	B	1091	ASN
1	B	1096	TYR
1	B	1098	PHE
1	B	1102	CYS
1	B	1104	GLU
1	B	1108	TRP
1	B	1111	LEU
1	B	1126	ASP
1	B	1136	SER
1	B	1154	VAL
1	B	1156	TYR
1	B	1161	ARG
1	B	1162	LYS
1	B	1163	LYS
1	B	1165	ARG
1	B	1166	GLU
1	B	1168	TYR
1	B	1172	GLU
1	B	1175	PHE
1	B	1191	ASN
1	B	1194	ASN
1	B	1198	ILE
1	B	1209	LYS
1	B	1212	ASP
1	B	1217	LEU

*Continued on next page...*

*Continued from previous page...*

Mol	Chain	Res	Type
1	B	1221	VAL
1	B	1226	ARG
1	B	1227	LEU
1	B	1245	ARG
1	B	1258	PHE
1	B	1261	VAL
1	B	1262	ASP
1	B	1274	LEU
1	B	1290	TYR
1	B	1295	TYR
1	B	1296	PHE
1	B	1303	LEU
1	B	1311	ARG
1	B	1317	PHE
1	B	1326	LYS
1	B	1339	PHE
1	B	1340	TRP
1	B	1344	ASN
1	B	1345	ILE
1	B	1350	ARG
1	B	1354	GLN
1	B	1377	THR
1	B	1383	THR
1	B	1384	ASP
1	B	1390	GLN
1	B	1417	LEU
1	B	1419	LEU
1	B	1422	LEU
1	B	1424	MET
1	B	1447	LEU
1	B	1458	HIS
1	B	1460	ASN
1	B	1469	ASN
1	B	1489	ASN
1	B	1490	PHE
1	B	1504	LEU
1	B	1505	ILE
1	B	1526	GLU
1	B	1527	LEU
1	B	1529	LYS
1	B	1536	ASP
1	B	1540	TYR

*Continued on next page...*

*Continued from previous page...*

Mol	Chain	Res	Type
1	B	1549	LEU
1	B	1574	TYR
1	B	1577	LEU
1	B	1578	ARG
1	B	1592	MET
1	B	1597	PRO
1	B	1598	TYR
1	B	1601	GLN
1	B	1611	ASP
1	B	1620	ARG
1	C	1091	ASN
1	C	1096	TYR
1	C	1098	PHE
1	C	1102	CYS
1	C	1104	GLU
1	C	1108	TRP
1	C	1111	LEU
1	C	1126	ASP
1	C	1136	SER
1	C	1154	VAL
1	C	1156	TYR
1	C	1161	ARG
1	C	1162	LYS
1	C	1163	LYS
1	C	1165	ARG
1	C	1166	GLU
1	C	1168	TYR
1	C	1172	GLU
1	C	1175	PHE
1	C	1191	ASN
1	C	1194	ASN
1	C	1198	ILE
1	C	1209	LYS
1	C	1212	ASP
1	C	1217	LEU
1	C	1221	VAL
1	C	1226	ARG
1	C	1227	LEU
1	C	1245	ARG
1	C	1258	PHE
1	C	1261	VAL
1	C	1262	ASP

*Continued on next page...*

*Continued from previous page...*

Mol	Chain	Res	Type
1	C	1274	LEU
1	C	1290	TYR
1	C	1295	TYR
1	C	1296	PHE
1	C	1303	LEU
1	C	1311	ARG
1	C	1317	PHE
1	C	1326	LYS
1	C	1340	TRP
1	C	1344	ASN
1	C	1345	ILE
1	C	1350	ARG
1	C	1354	GLN
1	C	1377	THR
1	C	1383	THR
1	C	1384	ASP
1	C	1390	GLN
1	C	1417	LEU
1	C	1419	LEU
1	C	1422	LEU
1	C	1424	MET
1	C	1447	LEU
1	C	1458	HIS
1	C	1460	ASN
1	C	1469	ASN
1	C	1489	ASN
1	C	1490	PHE
1	C	1504	LEU
1	C	1505	ILE
1	C	1526	GLU
1	C	1527	LEU
1	C	1529	LYS
1	C	1536	ASP
1	C	1540	TYR
1	C	1549	LEU
1	C	1574	TYR
1	C	1577	LEU
1	C	1578	ARG
1	C	1592	MET
1	C	1597	PRO
1	C	1598	TYR
1	C	1601	GLN

*Continued on next page...*

*Continued from previous page...*

Mol	Chain	Res	Type
1	C	1611	ASP
1	C	1620	ARG
2	D	103	ARG
2	D	105	TRP
2	D	106	ARG
2	D	108	GLU
2	D	110	ARG
2	D	112	ARG
2	D	114	GLN
2	D	116	LEU
2	D	120	SER
2	D	123	MET
2	D	125	GLN
2	D	127	TRP
2	D	130	LYS
2	D	133	LYS
2	D	137	GLU
2	D	153	ASN
2	D	155	ILE
2	E	91	GLN
2	E	93	ASP
2	E	94	ARG
2	E	98	GLU
2	E	100	GLU
2	E	110	ARG
2	E	112	ARG
2	E	114	GLN
2	E	116	LEU
2	E	120	SER
2	E	123	MET
2	E	125	GLN
2	E	127	TRP
2	E	130	LYS
2	E	133	LYS
2	E	137	GLU
2	E	140	GLN
2	E	153	ASN
2	E	155	ILE
2	F	91	GLN
2	F	93	ASP
2	F	94	ARG
2	F	97	GLN

*Continued on next page...*

*Continued from previous page...*

Mol	Chain	Res	Type
2	F	105	TRP
2	F	106	ARG
2	F	108	GLU
2	F	110	ARG
2	F	112	ARG
2	F	114	GLN
2	F	116	LEU
2	F	120	SER
2	F	123	MET
2	F	125	GLN
2	F	127	TRP
2	F	130	LYS
2	F	133	LYS
2	F	137	GLU
2	F	140	GLN
2	F	153	ASN

Some sidechains can be flipped to improve hydrogen bonding and reduce clashes. All (71) such sidechains are listed below:

Mol	Chain	Res	Type
1	A	1083	GLN
1	A	1091	ASN
1	A	1103	ASN
1	A	1117	GLN
1	A	1145	ASN
1	A	1191	ASN
1	A	1223	ASN
1	A	1354	GLN
1	A	1356	HIS
1	A	1380	ASN
1	A	1381	HIS
1	A	1390	GLN
1	A	1456	GLN
1	A	1457	ASN
1	A	1468	ASN
1	A	1469	ASN
1	A	1489	ASN
1	A	1518	ASN
1	A	1523	GLN
1	A	1539	GLN
1	A	1625	GLN
1	A	1630	GLN

*Continued on next page...*

*Continued from previous page...*

Mol	Chain	Res	Type
1	B	1083	GLN
1	B	1091	ASN
1	B	1103	ASN
1	B	1117	GLN
1	B	1145	ASN
1	B	1191	ASN
1	B	1223	ASN
1	B	1354	GLN
1	B	1356	HIS
1	B	1380	ASN
1	B	1381	HIS
1	B	1390	GLN
1	B	1444	GLN
1	B	1456	GLN
1	B	1457	ASN
1	B	1468	ASN
1	B	1469	ASN
1	B	1489	ASN
1	B	1523	GLN
1	B	1539	GLN
1	B	1630	GLN
1	C	1083	GLN
1	C	1091	ASN
1	C	1103	ASN
1	C	1117	GLN
1	C	1145	ASN
1	C	1191	ASN
1	C	1223	ASN
1	C	1354	GLN
1	C	1380	ASN
1	C	1381	HIS
1	C	1390	GLN
1	C	1444	GLN
1	C	1456	GLN
1	C	1457	ASN
1	C	1468	ASN
1	C	1469	ASN
1	C	1489	ASN
1	C	1518	ASN
1	C	1523	GLN
1	C	1539	GLN
1	C	1630	GLN

*Continued on next page...*

*Continued from previous page...*

Mol	Chain	Res	Type
2	D	91	GLN
2	D	149	ASN
2	D	153	ASN
2	E	149	ASN
2	E	153	ASN
2	F	142	GLN
2	F	153	ASN

### 5.3.3 RNA [i](#)

There are no RNA molecules in this entry.

### 5.4 Non-standard residues in protein, DNA, RNA chains [i](#)

There are no non-standard protein/DNA/RNA residues in this entry.

### 5.5 Carbohydrates [i](#)

There are no carbohydrates in this entry.

### 5.6 Ligand geometry [i](#)

There are no ligands in this entry.

### 5.7 Other polymers [i](#)

There are no such residues in this entry.

### 5.8 Polymer linkage issues [i](#)

The following chains have linkage breaks:

Mol	Chain	Number of breaks
1	A	3
1	B	2
1	C	2

All chain breaks are listed below:

Model	Chain	Residue-1	Atom-1	Residue-2	Atom-2	Distance (Å)
1	A	1592:MET	C	1593:ASP	N	1.10
1	B	1592:MET	C	1593:ASP	N	1.10
1	C	1592:MET	C	1593:ASP	N	1.10
1	A	1136:SER	C	1137:TYR	N	1.03
1	B	1136:SER	C	1137:TYR	N	1.03
1	C	1136:SER	C	1137:TYR	N	1.03
1	A	1196:ALA	C	1197:HIS	N	0.84

## 6 Fit of model and data ⓘ

### 6.1 Protein, DNA and RNA chains ⓘ

In the following table, the column labelled ‘#RSRZ> 2’ contains the number (and percentage) of RSRZ outliers, followed by percent RSRZ outliers for the chain as percentile scores relative to all X-ray entries and entries of similar resolution. The OWAB column contains the minimum, median, 95<sup>th</sup> percentile and maximum values of the occupancy-weighted average B-factor per residue. The column labelled ‘Q< 0.9’ lists the number of (and percentage) of residues with an average occupancy less than 0.9.

Mol	Chain	Analysed	<RSRZ>	#RSRZ>2	OWAB(Å <sup>2</sup> )	Q<0.9
1	A	554/624 (88%)	0.03	43 (7%) 13 15	50, 50, 132, 133	0
1	B	554/624 (88%)	-0.28	2 (0%) 92 87	50, 50, 132, 133	0
1	C	554/624 (88%)	-0.39	11 (1%) 65 58	50, 50, 132, 133	0
2	D	79/205 (38%)	0.13	4 (5%) 28 27	298, 298, 298, 298	0
2	E	68/205 (33%)	1.32	22 (32%) 0 2	314, 314, 314, 314	0
2	F	78/205 (38%)	-0.19	1 (1%) 77 68	339, 339, 339, 339	0
All	All	1887/2487 (75%)	-0.14	83 (4%) 34 32	50, 50, 314, 339	0

All (83) RSRZ outliers are listed below:

Mol	Chain	Res	Type	RSRZ
1	A	1313	HIS	6.8
1	A	1306	ALA	6.2
1	A	1341	SER	6.2
1	A	1312	ALA	6.1
1	A	1279	HIS	5.8
2	E	91	GLN	5.3
1	A	1280	ALA	5.2
1	A	1282	GLU	5.2
1	A	1344	ASN	4.7
1	A	1250	THR	4.6
2	E	139	ASN	4.5
1	A	1285	GLU	4.5
2	E	149	ASN	4.5
1	A	1311	ARG	4.4
2	E	90	ALA	4.4
1	A	1305	ALA	4.4
1	A	1343	VAL	4.2
2	E	143	SER	4.2
1	B	1630	GLN	4.2

*Continued on next page...*

*Continued from previous page...*

Mol	Chain	Res	Type	RSRZ
1	A	1283	LEU	4.2
1	A	1342	ARG	4.2
1	A	1308	GLY	4.1
2	E	144	GLU	4.0
1	A	1310	GLU	3.9
1	A	1286	LEU	3.9
1	A	1340	TRP	3.9
1	A	1309	LEU	3.9
2	E	145	GLN	3.8
2	E	92	ALA	3.8
1	A	1316	MET	3.7
2	E	140	GLN	3.7
1	A	1277	VAL	3.6
1	A	1307	LEU	3.5
2	E	147	GLU	3.5
2	E	89	ILE	3.4
2	E	148	LYS	3.4
1	B	1629	THR	3.3
1	C	1630	GLN	3.3
2	E	142	GLN	3.3
1	A	1302	MET	3.2
2	E	138	TRP	3.0
1	A	1315	GLY	3.0
1	A	1314	MET	3.0
1	A	1317	PHE	2.9
1	C	1265	GLU	2.8
1	C	1627	THR	2.8
1	A	1229	SER	2.8
1	C	1629	THR	2.8
1	C	1264	LYS	2.8
2	E	136	GLU	2.7
1	A	1281	ASP	2.7
1	A	1251	ARG	2.7
2	E	93	ASP	2.6
1	A	1254	LYS	2.6
2	E	137	GLU	2.6
2	E	141	ARG	2.6
1	A	1630	GLN	2.5
1	C	1626	ALA	2.5
1	A	1318	THR	2.5
1	C	1623	GLU	2.5
1	A	1345	ILE	2.5

*Continued on next page...*

*Continued from previous page...*

Mol	Chain	Res	Type	RSRZ
1	C	1266	PHE	2.5
1	A	1273	GLY	2.5
1	A	1225	GLY	2.5
1	C	1624	GLU	2.4
1	A	1249	SER	2.4
1	A	1252	THR	2.4
2	D	157	ASP	2.4
2	D	93	ASP	2.4
1	C	1617	GLU	2.3
2	E	146	VAL	2.3
1	A	1303	LEU	2.3
2	E	134	ASP	2.3
1	A	1248	ASN	2.3
2	F	139	ASN	2.3
2	E	135	LEU	2.3
1	A	1304	GLU	2.2
2	E	151	ILE	2.1
1	A	1339	PHE	2.1
2	D	91	GLN	2.1
1	A	1272	CYS	2.1
2	D	92	ALA	2.1
1	C	1263	GLY	2.1

## 6.2 Non-standard residues in protein, DNA, RNA chains ⓘ

There are no non-standard protein/DNA/RNA residues in this entry.

## 6.3 Carbohydrates ⓘ

There are no carbohydrates in this entry.

## 6.4 Ligands ⓘ

There are no ligands in this entry.

## 6.5 Other polymers ⓘ

There are no such residues in this entry.