



Full wwPDB EM Validation Report ⓘ

Nov 7, 2022 – 01:26 AM EST

PDB ID : 6N1Q
EMDB ID : EMD-9317
Title : Dihedral oligomeric complex of GyrA N-terminal fragment, solved by cryoEM in D2 symmetry
Authors : Soczek, K.M.; Grant, T.; Rosenthal, P.B.; Mondragon, A.
Deposited on : 2018-11-10
Resolution : 5.16 Å(reported)
Based on initial model : 4Z2C

This is a Full wwPDB EM Validation Report for a publicly released PDB entry.

We welcome your comments at validation@mail.wwpdb.org

A user guide is available at

<https://www.wwpdb.org/validation/2017/EMValidationReportHelp>
with specific help available everywhere you see the ⓘ symbol.

The types of validation reports are described at

<http://www.wwpdb.org/validation/2017/FAQs#types>.

The following versions of software and data (see [references ⓘ](#)) were used in the production of this report:

EMDB validation analysis : 0.0.1.dev43
MolProbity : 4.02b-467
Percentile statistics : 20191225.v01 (using entries in the PDB archive December 25th 2019)
MapQ : **FAILED**
Ideal geometry (proteins) : Engh & Huber (2001)
Ideal geometry (DNA, RNA) : Parkinson et al. (1996)
Validation Pipeline (wwPDB-VP) : 2.31.2

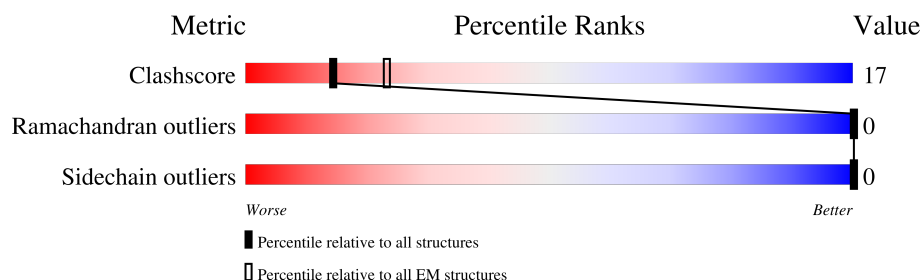
1 Overall quality at a glance

The following experimental techniques were used to determine the structure:

ELECTRON MICROSCOPY

The reported resolution of this entry is 5.16 Å.

Percentile scores (ranging between 0-100) for global validation metrics of the entry are shown in the following graphic. The table shows the number of entries on which the scores are based.



Metric	Whole archive (#Entries)	EM structures (#Entries)
Clashscore	158937	4297
Ramachandran outliers	154571	4023
Sidechain outliers	154315	3826

The table below summarises the geometric issues observed across the polymeric chains and their fit to the map. The red, orange, yellow and green segments of the bar indicate the fraction of residues that contain outliers for ≥ 3 , 2, 1 and 0 types of geometric quality criteria respectively. A grey segment represents the fraction of residues that are not modelled. The numeric value for each fraction is indicated below the corresponding segment, with a dot representing fractions $\leq 5\%$.

Mol	Chain	Length	Quality of chain
1	A	511	65% 28% 7%
1	B	511	68% 26% 6%
1	C	511	65% 29% 7%
1	D	511	68% 26% 6%
1	E	511	65% 29% 7%
1	F	511	68% 26% 6%
1	G	511	65% 29% 7%
1	H	511	68% 26% 6%

2 Entry composition

There is only 1 type of molecule in this entry. The entry contains 30408 atoms, of which 0 are hydrogens and 0 are deuteriums.

In the tables below, the AltConf column contains the number of residues with at least one atom in alternate conformation and the Trace column contains the number of residues modelled with at most 2 atoms.

- Molecule 1 is a protein called DNA gyrase subunit A.

Mol	Chain	Residues	Atoms					AltConf	Trace
1	A	476	Total	C	N	O	S	0	0
			3782	2374	680	707	21		
1	B	481	Total	C	N	O	S	0	0
			3820	2398	687	714	21		
1	C	476	Total	C	N	O	S	0	0
			3782	2374	680	707	21		
1	D	481	Total	C	N	O	S	0	0
			3820	2398	687	714	21		
1	E	476	Total	C	N	O	S	0	0
			3782	2374	680	707	21		
1	F	481	Total	C	N	O	S	0	0
			3820	2398	687	714	21		
1	G	476	Total	C	N	O	S	0	0
			3782	2374	680	707	21		
1	H	481	Total	C	N	O	S	0	0
			3820	2398	687	714	21		

There are 192 discrepancies between the modelled and reference sequences:

Chain	Residue	Modelled	Actual	Comment	Reference
A	-23	MET	-	expression tag	UNP A0A0Y2BJX7
A	-22	HIS	-	expression tag	UNP A0A0Y2BJX7
A	-21	HIS	-	expression tag	UNP A0A0Y2BJX7
A	-20	HIS	-	expression tag	UNP A0A0Y2BJX7
A	-19	HIS	-	expression tag	UNP A0A0Y2BJX7
A	-18	HIS	-	expression tag	UNP A0A0Y2BJX7
A	-17	HIS	-	expression tag	UNP A0A0Y2BJX7
A	-16	SER	-	expression tag	UNP A0A0Y2BJX7
A	-15	SER	-	expression tag	UNP A0A0Y2BJX7
A	-14	GLY	-	expression tag	UNP A0A0Y2BJX7
A	-13	VAL	-	expression tag	UNP A0A0Y2BJX7
A	-12	ASP	-	expression tag	UNP A0A0Y2BJX7
A	-11	LEU	-	expression tag	UNP A0A0Y2BJX7
A	-10	GLY	-	expression tag	UNP A0A0Y2BJX7

Continued on next page...

Continued from previous page...

Chain	Residue	Modelled	Actual	Comment	Reference
A	-9	THR	-	expression tag	UNP A0A0Y2BJX7
A	-8	GLU	-	expression tag	UNP A0A0Y2BJX7
A	-7	ASN	-	expression tag	UNP A0A0Y2BJX7
A	-6	LEU	-	expression tag	UNP A0A0Y2BJX7
A	-5	TYR	-	expression tag	UNP A0A0Y2BJX7
A	-4	PHE	-	expression tag	UNP A0A0Y2BJX7
A	-3	GLN	-	expression tag	UNP A0A0Y2BJX7
A	-2	SER	-	expression tag	UNP A0A0Y2BJX7
A	-1	ILE	-	expression tag	UNP A0A0Y2BJX7
A	0	ALA	-	expression tag	UNP A0A0Y2BJX7
B	-23	MET	-	expression tag	UNP A0A0Y2BJX7
B	-22	HIS	-	expression tag	UNP A0A0Y2BJX7
B	-21	HIS	-	expression tag	UNP A0A0Y2BJX7
B	-20	HIS	-	expression tag	UNP A0A0Y2BJX7
B	-19	HIS	-	expression tag	UNP A0A0Y2BJX7
B	-18	HIS	-	expression tag	UNP A0A0Y2BJX7
B	-17	HIS	-	expression tag	UNP A0A0Y2BJX7
B	-16	SER	-	expression tag	UNP A0A0Y2BJX7
B	-15	SER	-	expression tag	UNP A0A0Y2BJX7
B	-14	GLY	-	expression tag	UNP A0A0Y2BJX7
B	-13	VAL	-	expression tag	UNP A0A0Y2BJX7
B	-12	ASP	-	expression tag	UNP A0A0Y2BJX7
B	-11	LEU	-	expression tag	UNP A0A0Y2BJX7
B	-10	GLY	-	expression tag	UNP A0A0Y2BJX7
B	-9	THR	-	expression tag	UNP A0A0Y2BJX7
B	-8	GLU	-	expression tag	UNP A0A0Y2BJX7
B	-7	ASN	-	expression tag	UNP A0A0Y2BJX7
B	-6	LEU	-	expression tag	UNP A0A0Y2BJX7
B	-5	TYR	-	expression tag	UNP A0A0Y2BJX7
B	-4	PHE	-	expression tag	UNP A0A0Y2BJX7
B	-3	GLN	-	expression tag	UNP A0A0Y2BJX7
B	-2	SER	-	expression tag	UNP A0A0Y2BJX7
B	-1	ILE	-	expression tag	UNP A0A0Y2BJX7
B	0	ALA	-	expression tag	UNP A0A0Y2BJX7
C	-23	MET	-	expression tag	UNP A0A0Y2BJX7
C	-22	HIS	-	expression tag	UNP A0A0Y2BJX7
C	-21	HIS	-	expression tag	UNP A0A0Y2BJX7
C	-20	HIS	-	expression tag	UNP A0A0Y2BJX7
C	-19	HIS	-	expression tag	UNP A0A0Y2BJX7
C	-18	HIS	-	expression tag	UNP A0A0Y2BJX7
C	-17	HIS	-	expression tag	UNP A0A0Y2BJX7
C	-16	SER	-	expression tag	UNP A0A0Y2BJX7

Continued on next page...

Continued from previous page...

Chain	Residue	Modelled	Actual	Comment	Reference
C	-15	SER	-	expression tag	UNP A0A0Y2BJX7
C	-14	GLY	-	expression tag	UNP A0A0Y2BJX7
C	-13	VAL	-	expression tag	UNP A0A0Y2BJX7
C	-12	ASP	-	expression tag	UNP A0A0Y2BJX7
C	-11	LEU	-	expression tag	UNP A0A0Y2BJX7
C	-10	GLY	-	expression tag	UNP A0A0Y2BJX7
C	-9	THR	-	expression tag	UNP A0A0Y2BJX7
C	-8	GLU	-	expression tag	UNP A0A0Y2BJX7
C	-7	ASN	-	expression tag	UNP A0A0Y2BJX7
C	-6	LEU	-	expression tag	UNP A0A0Y2BJX7
C	-5	TYR	-	expression tag	UNP A0A0Y2BJX7
C	-4	PHE	-	expression tag	UNP A0A0Y2BJX7
C	-3	GLN	-	expression tag	UNP A0A0Y2BJX7
C	-2	SER	-	expression tag	UNP A0A0Y2BJX7
C	-1	ILE	-	expression tag	UNP A0A0Y2BJX7
C	0	ALA	-	expression tag	UNP A0A0Y2BJX7
D	-23	MET	-	expression tag	UNP A0A0Y2BJX7
D	-22	HIS	-	expression tag	UNP A0A0Y2BJX7
D	-21	HIS	-	expression tag	UNP A0A0Y2BJX7
D	-20	HIS	-	expression tag	UNP A0A0Y2BJX7
D	-19	HIS	-	expression tag	UNP A0A0Y2BJX7
D	-18	HIS	-	expression tag	UNP A0A0Y2BJX7
D	-17	HIS	-	expression tag	UNP A0A0Y2BJX7
D	-16	SER	-	expression tag	UNP A0A0Y2BJX7
D	-15	SER	-	expression tag	UNP A0A0Y2BJX7
D	-14	GLY	-	expression tag	UNP A0A0Y2BJX7
D	-13	VAL	-	expression tag	UNP A0A0Y2BJX7
D	-12	ASP	-	expression tag	UNP A0A0Y2BJX7
D	-11	LEU	-	expression tag	UNP A0A0Y2BJX7
D	-10	GLY	-	expression tag	UNP A0A0Y2BJX7
D	-9	THR	-	expression tag	UNP A0A0Y2BJX7
D	-8	GLU	-	expression tag	UNP A0A0Y2BJX7
D	-7	ASN	-	expression tag	UNP A0A0Y2BJX7
D	-6	LEU	-	expression tag	UNP A0A0Y2BJX7
D	-5	TYR	-	expression tag	UNP A0A0Y2BJX7
D	-4	PHE	-	expression tag	UNP A0A0Y2BJX7
D	-3	GLN	-	expression tag	UNP A0A0Y2BJX7
D	-2	SER	-	expression tag	UNP A0A0Y2BJX7
D	-1	ILE	-	expression tag	UNP A0A0Y2BJX7
D	0	ALA	-	expression tag	UNP A0A0Y2BJX7
E	-23	MET	-	expression tag	UNP A0A0Y2BJX7
E	-22	HIS	-	expression tag	UNP A0A0Y2BJX7

Continued on next page...

Continued from previous page...

Chain	Residue	Modelled	Actual	Comment	Reference
E	-21	HIS	-	expression tag	UNP A0A0Y2BJX7
E	-20	HIS	-	expression tag	UNP A0A0Y2BJX7
E	-19	HIS	-	expression tag	UNP A0A0Y2BJX7
E	-18	HIS	-	expression tag	UNP A0A0Y2BJX7
E	-17	HIS	-	expression tag	UNP A0A0Y2BJX7
E	-16	SER	-	expression tag	UNP A0A0Y2BJX7
E	-15	SER	-	expression tag	UNP A0A0Y2BJX7
E	-14	GLY	-	expression tag	UNP A0A0Y2BJX7
E	-13	VAL	-	expression tag	UNP A0A0Y2BJX7
E	-12	ASP	-	expression tag	UNP A0A0Y2BJX7
E	-11	LEU	-	expression tag	UNP A0A0Y2BJX7
E	-10	GLY	-	expression tag	UNP A0A0Y2BJX7
E	-9	THR	-	expression tag	UNP A0A0Y2BJX7
E	-8	GLU	-	expression tag	UNP A0A0Y2BJX7
E	-7	ASN	-	expression tag	UNP A0A0Y2BJX7
E	-6	LEU	-	expression tag	UNP A0A0Y2BJX7
E	-5	TYR	-	expression tag	UNP A0A0Y2BJX7
E	-4	PHE	-	expression tag	UNP A0A0Y2BJX7
E	-3	GLN	-	expression tag	UNP A0A0Y2BJX7
E	-2	SER	-	expression tag	UNP A0A0Y2BJX7
E	-1	ILE	-	expression tag	UNP A0A0Y2BJX7
E	0	ALA	-	expression tag	UNP A0A0Y2BJX7
F	-23	MET	-	expression tag	UNP A0A0Y2BJX7
F	-22	HIS	-	expression tag	UNP A0A0Y2BJX7
F	-21	HIS	-	expression tag	UNP A0A0Y2BJX7
F	-20	HIS	-	expression tag	UNP A0A0Y2BJX7
F	-19	HIS	-	expression tag	UNP A0A0Y2BJX7
F	-18	HIS	-	expression tag	UNP A0A0Y2BJX7
F	-17	HIS	-	expression tag	UNP A0A0Y2BJX7
F	-16	SER	-	expression tag	UNP A0A0Y2BJX7
F	-15	SER	-	expression tag	UNP A0A0Y2BJX7
F	-14	GLY	-	expression tag	UNP A0A0Y2BJX7
F	-13	VAL	-	expression tag	UNP A0A0Y2BJX7
F	-12	ASP	-	expression tag	UNP A0A0Y2BJX7
F	-11	LEU	-	expression tag	UNP A0A0Y2BJX7
F	-10	GLY	-	expression tag	UNP A0A0Y2BJX7
F	-9	THR	-	expression tag	UNP A0A0Y2BJX7
F	-8	GLU	-	expression tag	UNP A0A0Y2BJX7
F	-7	ASN	-	expression tag	UNP A0A0Y2BJX7
F	-6	LEU	-	expression tag	UNP A0A0Y2BJX7
F	-5	TYR	-	expression tag	UNP A0A0Y2BJX7
F	-4	PHE	-	expression tag	UNP A0A0Y2BJX7

Continued on next page...

Continued from previous page...

Chain	Residue	Modelled	Actual	Comment	Reference
F	-3	GLN	-	expression tag	UNP A0A0Y2BJX7
F	-2	SER	-	expression tag	UNP A0A0Y2BJX7
F	-1	ILE	-	expression tag	UNP A0A0Y2BJX7
F	0	ALA	-	expression tag	UNP A0A0Y2BJX7
G	-23	MET	-	expression tag	UNP A0A0Y2BJX7
G	-22	HIS	-	expression tag	UNP A0A0Y2BJX7
G	-21	HIS	-	expression tag	UNP A0A0Y2BJX7
G	-20	HIS	-	expression tag	UNP A0A0Y2BJX7
G	-19	HIS	-	expression tag	UNP A0A0Y2BJX7
G	-18	HIS	-	expression tag	UNP A0A0Y2BJX7
G	-17	HIS	-	expression tag	UNP A0A0Y2BJX7
G	-16	SER	-	expression tag	UNP A0A0Y2BJX7
G	-15	SER	-	expression tag	UNP A0A0Y2BJX7
G	-14	GLY	-	expression tag	UNP A0A0Y2BJX7
G	-13	VAL	-	expression tag	UNP A0A0Y2BJX7
G	-12	ASP	-	expression tag	UNP A0A0Y2BJX7
G	-11	LEU	-	expression tag	UNP A0A0Y2BJX7
G	-10	GLY	-	expression tag	UNP A0A0Y2BJX7
G	-9	THR	-	expression tag	UNP A0A0Y2BJX7
G	-8	GLU	-	expression tag	UNP A0A0Y2BJX7
G	-7	ASN	-	expression tag	UNP A0A0Y2BJX7
G	-6	LEU	-	expression tag	UNP A0A0Y2BJX7
G	-5	TYR	-	expression tag	UNP A0A0Y2BJX7
G	-4	PHE	-	expression tag	UNP A0A0Y2BJX7
G	-3	GLN	-	expression tag	UNP A0A0Y2BJX7
G	-2	SER	-	expression tag	UNP A0A0Y2BJX7
G	-1	ILE	-	expression tag	UNP A0A0Y2BJX7
G	0	ALA	-	expression tag	UNP A0A0Y2BJX7
H	-23	MET	-	expression tag	UNP A0A0Y2BJX7
H	-22	HIS	-	expression tag	UNP A0A0Y2BJX7
H	-21	HIS	-	expression tag	UNP A0A0Y2BJX7
H	-20	HIS	-	expression tag	UNP A0A0Y2BJX7
H	-19	HIS	-	expression tag	UNP A0A0Y2BJX7
H	-18	HIS	-	expression tag	UNP A0A0Y2BJX7
H	-17	HIS	-	expression tag	UNP A0A0Y2BJX7
H	-16	SER	-	expression tag	UNP A0A0Y2BJX7
H	-15	SER	-	expression tag	UNP A0A0Y2BJX7
H	-14	GLY	-	expression tag	UNP A0A0Y2BJX7
H	-13	VAL	-	expression tag	UNP A0A0Y2BJX7
H	-12	ASP	-	expression tag	UNP A0A0Y2BJX7
H	-11	LEU	-	expression tag	UNP A0A0Y2BJX7
H	-10	GLY	-	expression tag	UNP A0A0Y2BJX7

Continued on next page...

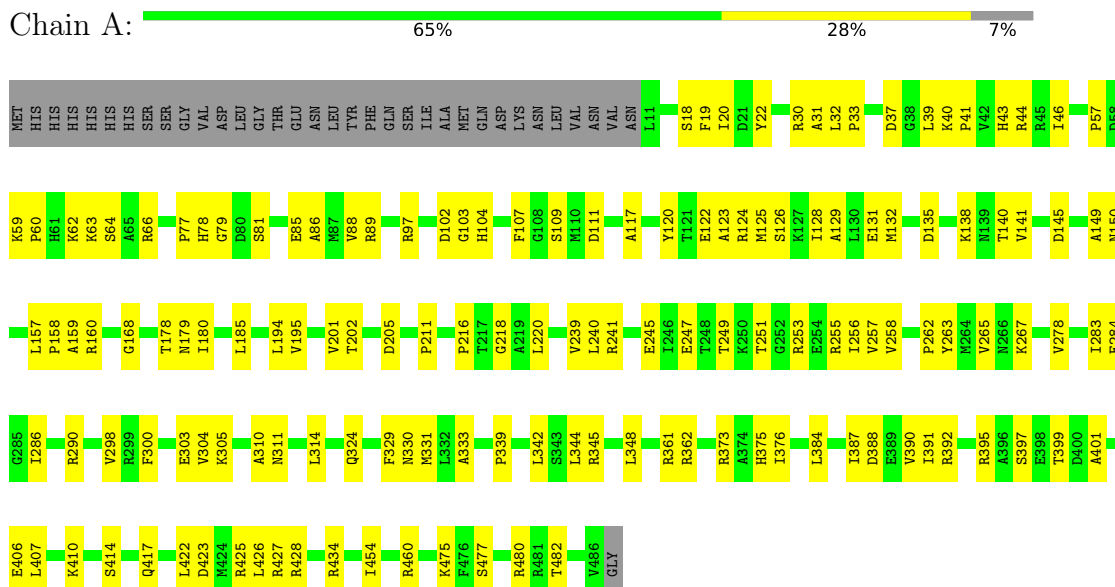
Continued from previous page...

Chain	Residue	Modelled	Actual	Comment	Reference
H	-9	THR	-	expression tag	UNP A0A0Y2BJX7
H	-8	GLU	-	expression tag	UNP A0A0Y2BJX7
H	-7	ASN	-	expression tag	UNP A0A0Y2BJX7
H	-6	LEU	-	expression tag	UNP A0A0Y2BJX7
H	-5	TYR	-	expression tag	UNP A0A0Y2BJX7
H	-4	PHE	-	expression tag	UNP A0A0Y2BJX7
H	-3	GLN	-	expression tag	UNP A0A0Y2BJX7
H	-2	SER	-	expression tag	UNP A0A0Y2BJX7
H	-1	ILE	-	expression tag	UNP A0A0Y2BJX7
H	0	ALA	-	expression tag	UNP A0A0Y2BJX7

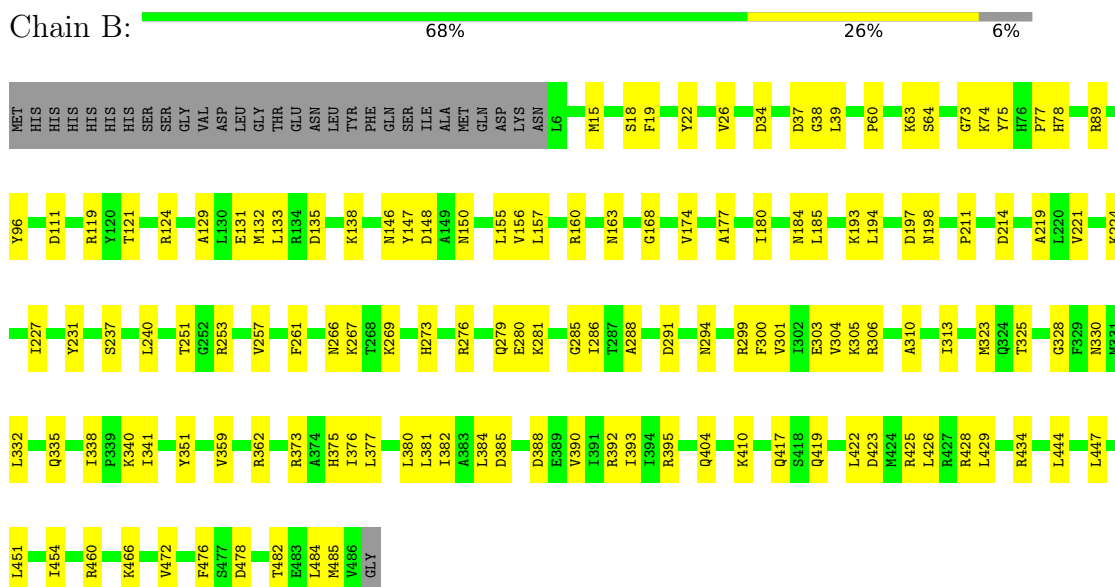
3 Residue-property plots [i](#)

These plots are drawn for all protein, RNA, DNA and oligosaccharide chains in the entry. The first graphic for a chain summarises the proportions of the various outlier classes displayed in the second graphic. The second graphic shows the sequence view annotated by issues in geometry. Residues are color-coded according to the number of geometric quality criteria for which they contain at least one outlier: green = 0, yellow = 1, orange = 2 and red = 3 or more. Stretches of 2 or more consecutive residues without any outlier are shown as a green connector. Residues present in the sample, but not in the model, are shown in grey.

• Molecule 1: DNA gyrase subunit A

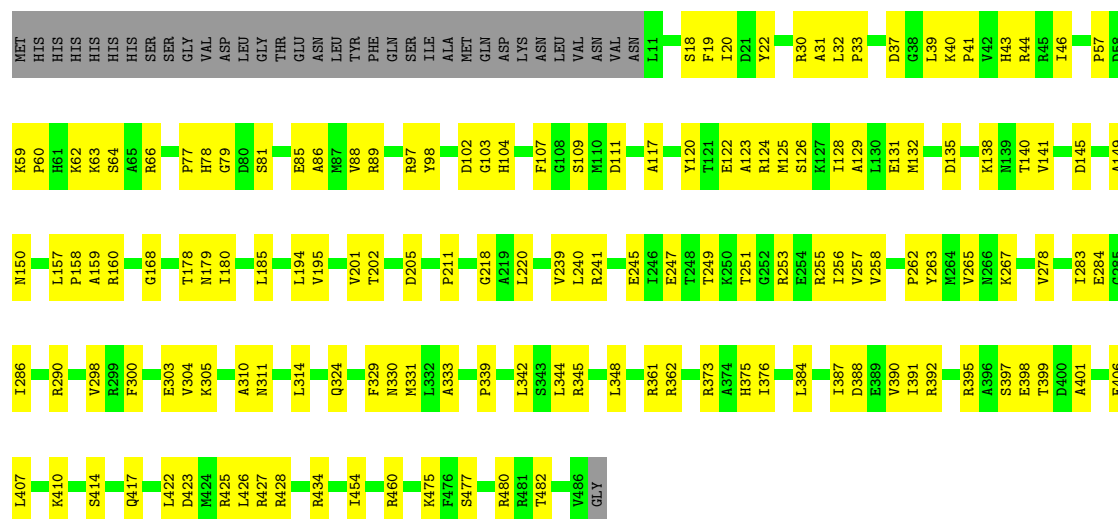


• Molecule 1: DNA gyrase subunit A



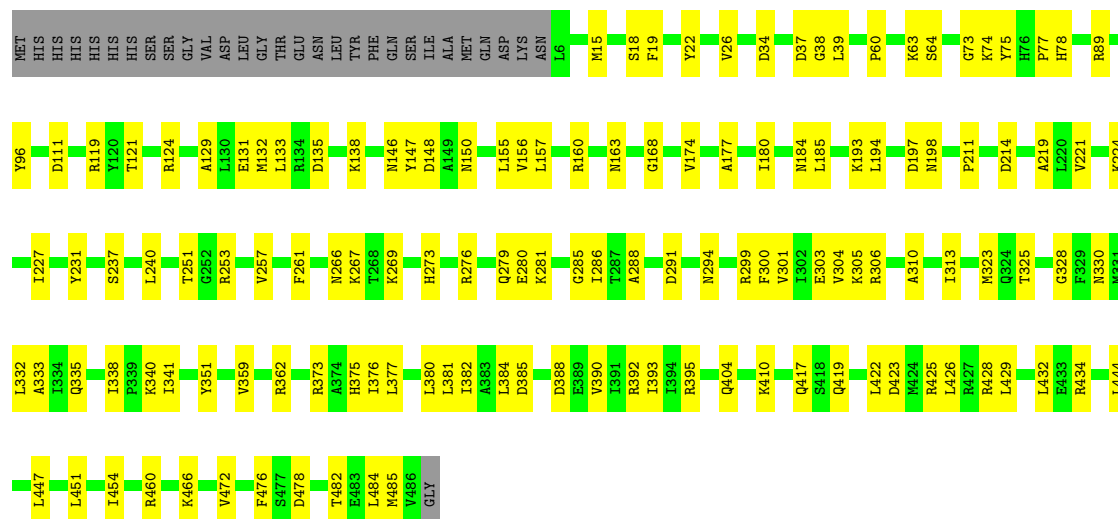
- Molecule 1: DNA gyrase subunit A

Chain C:  65% 29% 7%



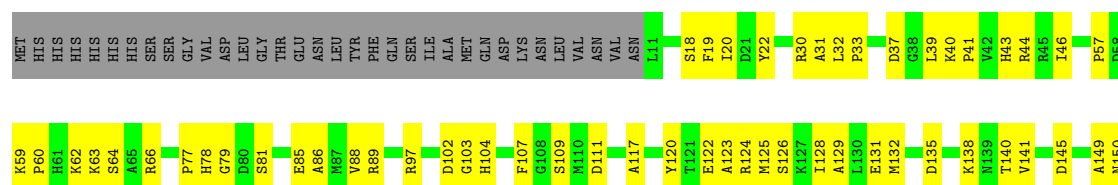
- Molecule 1: DNA gyrase subunit A

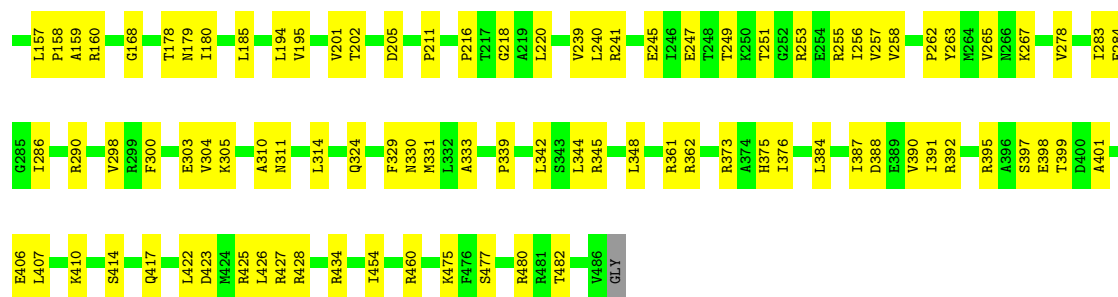
Chain D:  68% 26% 6%



- Molecule 1: DNA gyrase subunit A

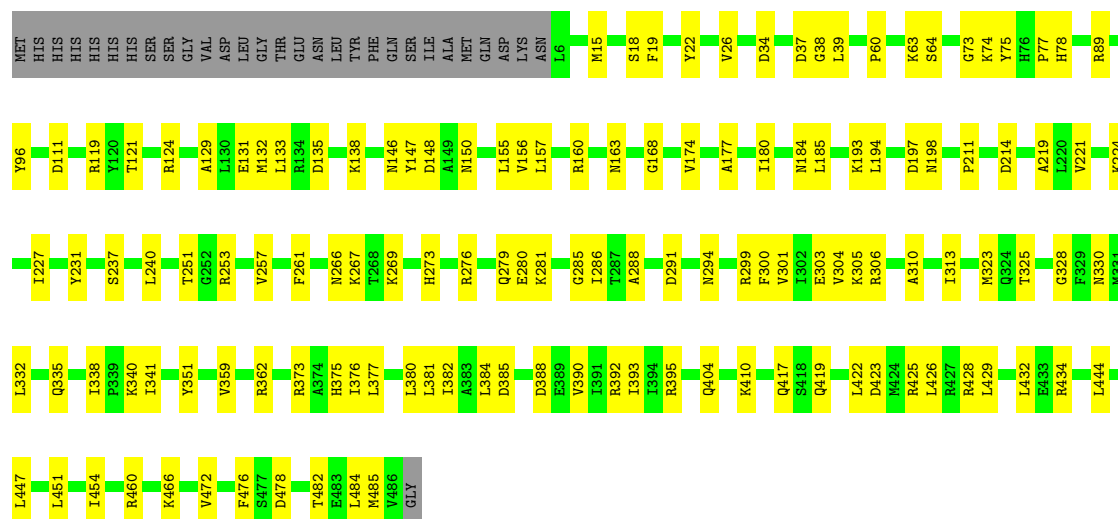
Chain E:  65% 29% 7%





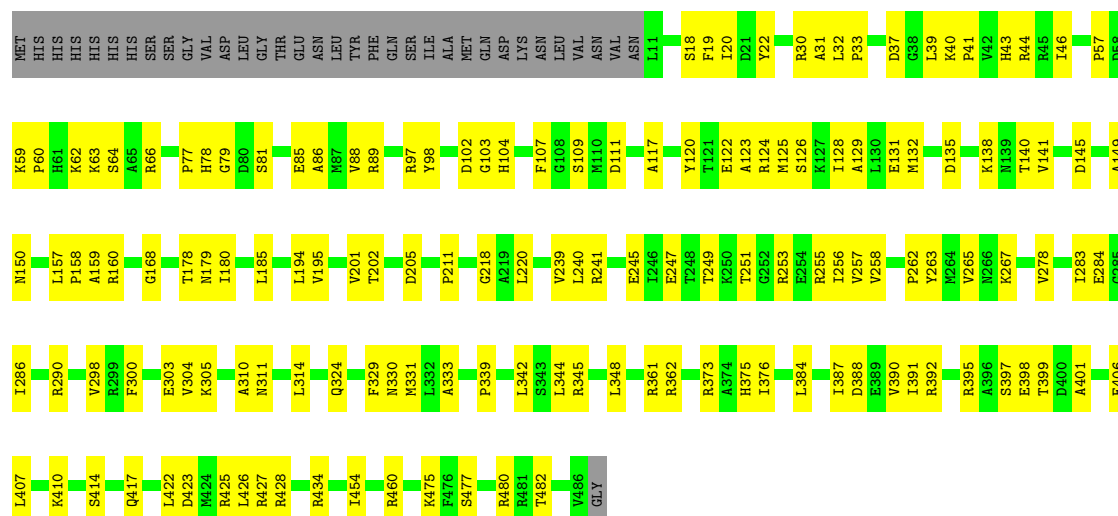
• Molecule 1: DNA gyrase subunit A

Chain F: 68% 26% 6%



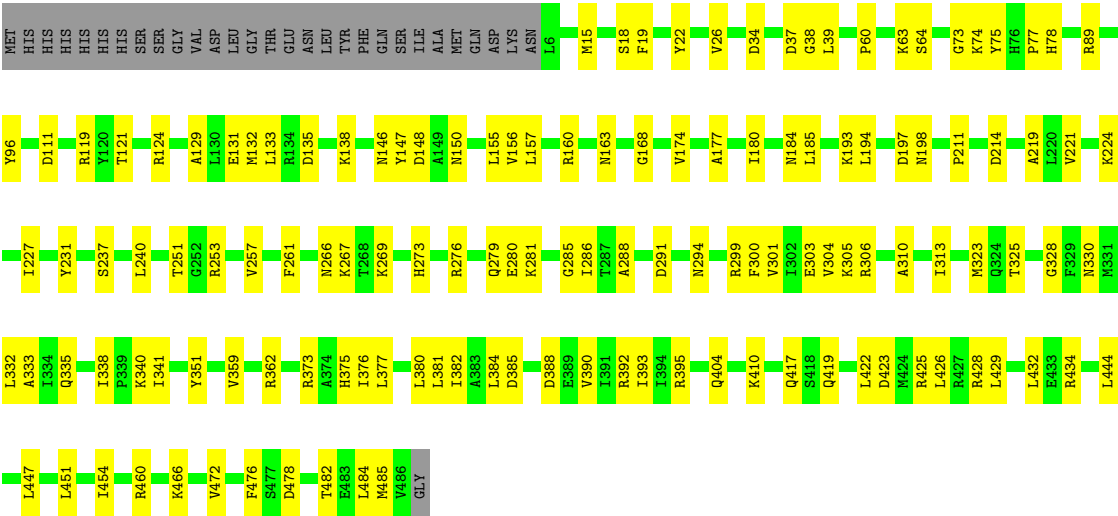
• Molecule 1: DNA gyrase subunit A

Chain G: 65% 29% 7%



• Molecule 1: DNA gyrase subunit A

Chain H: 68% 26% 6%



4 Experimental information

Property	Value	Source
EM reconstruction method	SINGLE PARTICLE	Depositor
Imposed symmetry	POINT, D2	Depositor
Number of particles used	112656	Depositor
Resolution determination method	FSC 0.143 CUT-OFF	Depositor
CTF correction method	PHASE FLIPPING AND AMPLITUDE CORRECTION	Depositor
Microscope	JEOL 3200FS	Depositor
Voltage (kV)	300	Depositor
Electron dose ($e^-/\text{\AA}^2$)	62	Depositor
Minimum defocus (nm)	1000	Depositor
Maximum defocus (nm)	3000	Depositor
Magnification	40323	Depositor
Image detector	GATAN K2 SUMMIT (4k x 4k)	Depositor

5 Model quality [i](#)

5.1 Standard geometry [i](#)

The Z score for a bond length (or angle) is the number of standard deviations the observed value is removed from the expected value. A bond length (or angle) with $|Z| > 5$ is considered an outlier worth inspection. RMSZ is the root-mean-square of all Z scores of the bond lengths (or angles).

Mol	Chain	Bond lengths		Bond angles	
		RMSZ	# Z >5	RMSZ	# Z >5
1	A	0.31	0/3839	0.54	0/5172
1	B	0.32	0/3877	0.53	0/5225
1	C	0.31	0/3839	0.54	0/5172
1	D	0.32	0/3877	0.53	0/5225
1	E	0.31	0/3839	0.54	0/5172
1	F	0.32	0/3877	0.53	0/5225
1	G	0.31	0/3839	0.54	0/5172
1	H	0.32	0/3877	0.53	0/5225
All	All	0.31	0/30864	0.54	0/41588

There are no bond length outliers.

There are no bond angle outliers.

There are no chirality outliers.

There are no planarity outliers.

5.2 Too-close contacts [i](#)

In the following table, the Non-H and H(model) columns list the number of non-hydrogen atoms and hydrogen atoms in the chain respectively. The H(added) column lists the number of hydrogen atoms added and optimized by MolProbity. The Clashes column lists the number of clashes within the asymmetric unit, whereas Symm-Clashes lists symmetry-related clashes.

Mol	Chain	Non-H	H(model)	H(added)	Clashes	Symm-Clashes
1	A	3782	0	3858	193	0
1	B	3820	0	3902	173	0
1	C	3782	0	3858	193	0
1	D	3820	0	3902	174	0
1	E	3782	0	3858	192	0
1	F	3820	0	3902	174	0
1	G	3782	0	3858	193	0
1	H	3820	0	3902	173	0

Continued on next page...

Continued from previous page...

Mol	Chain	Non-H	H(model)	H(added)	Clashes	Symm-Clashes
All	All	30408	0	31040	1057	0

The all-atom clashscore is defined as the number of clashes found per 1000 atoms (including hydrogen atoms). The all-atom clashscore for this structure is 17.

All (1057) close contacts within the same asymmetric unit are listed below, sorted by their clash magnitude.

Atom-1	Atom-2	Interatomic distance (Å)	Clash overlap (Å)
1:F:147:TYR:CD2	1:G:85:GLU:HG3	1.30	1.66
1:B:147:TYR:CD2	1:C:85:GLU:HG3	1.30	1.66
1:E:85:GLU:HG3	1:H:147:TYR:CD2	1.30	1.64
1:A:85:GLU:HG3	1:D:147:TYR:CD2	1.30	1.63
1:E:85:GLU:CG	1:H:147:TYR:HD2	1.11	1.60
1:A:85:GLU:CG	1:D:147:TYR:HD2	1.11	1.60
1:B:147:TYR:HD2	1:C:85:GLU:CG	1.11	1.53
1:F:147:TYR:HD2	1:G:85:GLU:CG	1.11	1.52
1:A:85:GLU:CG	1:D:147:TYR:CD2	1.87	1.48
1:E:85:GLU:CG	1:H:147:TYR:CD2	1.87	1.48
1:F:147:TYR:CD2	1:G:85:GLU:CG	1.87	1.42
1:B:147:TYR:CD2	1:C:85:GLU:CG	1.87	1.42
1:A:85:GLU:CB	1:D:147:TYR:CD2	2.10	1.32
1:E:85:GLU:CB	1:H:147:TYR:CD2	2.10	1.32
1:B:22:TYR:CE1	1:C:19:PHE:HA	1.67	1.30
1:F:22:TYR:CE1	1:G:19:PHE:HA	1.67	1.30
1:E:19:PHE:HA	1:H:22:TYR:CE1	1.67	1.27
1:A:19:PHE:HA	1:D:22:TYR:CE1	1.67	1.27
1:A:150:ASN:HA	1:F:253:ARG:NH2	1.50	1.27
1:B:253:ARG:NH2	1:E:150:ASN:HA	1.50	1.27
1:B:22:TYR:CD1	1:C:19:PHE:HA	1.71	1.25
1:C:150:ASN:HA	1:H:253:ARG:NH2	1.50	1.25
1:F:22:TYR:CD1	1:G:19:PHE:HA	1.71	1.25
1:B:77:PRO:CG	1:C:30:ARG:HH22	1.50	1.25
1:D:253:ARG:NH2	1:G:150:ASN:HA	1.50	1.25
1:F:77:PRO:CG	1:G:30:ARG:HH22	1.50	1.25
1:E:19:PHE:HA	1:H:22:TYR:CD1	1.71	1.24
1:A:19:PHE:HA	1:D:22:TYR:CD1	1.71	1.24
1:F:147:TYR:CD2	1:G:85:GLU:CB	2.10	1.24
1:B:147:TYR:CD2	1:C:85:GLU:CB	2.10	1.24
1:A:30:ARG:HH22	1:D:77:PRO:CG	1.50	1.23
1:E:30:ARG:HH22	1:H:77:PRO:CG	1.50	1.23
1:B:150:ASN:OD1	1:C:85:GLU:OE2	1.64	1.14

Continued on next page...

Continued from previous page...

Atom-1	Atom-2	Interatomic distance (Å)	Clash overlap (Å)
1:F:150:ASN:OD1	1:G:85:GLU:OE2	1.64	1.14
1:A:85:GLU:OE2	1:D:150:ASN:OD1	1.64	1.13
1:E:85:GLU:OE2	1:H:150:ASN:OD1	1.64	1.13
1:B:77:PRO:CG	1:C:30:ARG:NH2	2.15	1.10
1:F:77:PRO:CG	1:G:30:ARG:NH2	2.15	1.10
1:A:30:ARG:NH2	1:D:77:PRO:CG	2.15	1.08
1:E:30:ARG:NH2	1:H:77:PRO:CG	2.15	1.08
1:B:147:TYR:CD2	1:C:85:GLU:HB2	1.87	1.07
1:A:18:SER:CB	1:D:22:TYR:OH	2.02	1.07
1:F:147:TYR:CD2	1:G:85:GLU:HB2	1.87	1.07
1:B:22:TYR:CZ	1:C:19:PHE:N	2.23	1.07
1:F:22:TYR:CZ	1:G:19:PHE:N	2.23	1.07
1:E:19:PHE:N	1:H:22:TYR:CZ	2.23	1.06
1:A:19:PHE:N	1:D:22:TYR:CZ	2.23	1.06
1:B:22:TYR:CD2	1:C:19:PHE:CB	2.39	1.06
1:E:85:GLU:HB2	1:H:147:TYR:CD2	1.87	1.06
1:F:22:TYR:OH	1:G:18:SER:OG	1.73	1.06
1:B:22:TYR:OH	1:C:18:SER:OG	1.73	1.06
1:F:22:TYR:CD2	1:G:19:PHE:CB	2.39	1.06
1:A:85:GLU:HB2	1:D:147:TYR:CD2	1.87	1.05
1:E:18:SER:CB	1:H:22:TYR:OH	2.02	1.05
1:E:131:GLU:OE2	1:E:475:LYS:NZ	1.89	1.05
1:A:131:GLU:OE2	1:A:475:LYS:NZ	1.89	1.05
1:B:22:TYR:OH	1:C:18:SER:CB	2.02	1.05
1:F:22:TYR:OH	1:G:18:SER:CB	2.02	1.05
1:A:19:PHE:CB	1:D:22:TYR:CD2	2.39	1.05
1:E:19:PHE:CB	1:H:22:TYR:CD2	2.39	1.05
1:A:18:SER:OG	1:D:22:TYR:OH	1.73	1.05
1:E:30:ARG:HH22	1:H:77:PRO:CD	1.70	1.05
1:A:30:ARG:HH22	1:D:77:PRO:CD	1.70	1.04
1:G:131:GLU:OE2	1:G:475:LYS:NZ	1.89	1.04
1:C:131:GLU:OE2	1:C:475:LYS:NZ	1.89	1.04
1:B:77:PRO:CD	1:C:30:ARG:HH22	1.70	1.04
1:F:77:PRO:CD	1:G:30:ARG:HH22	1.70	1.04
1:F:77:PRO:HG3	1:G:30:ARG:NH2	1.72	1.04
1:A:19:PHE:HB2	1:D:22:TYR:CD2	1.93	1.04
1:B:22:TYR:CD2	1:C:19:PHE:HB2	1.93	1.04
1:B:77:PRO:HG3	1:C:30:ARG:NH2	1.72	1.04
1:E:19:PHE:HB2	1:H:22:TYR:CD2	1.93	1.04
1:F:22:TYR:CD2	1:G:19:PHE:HB2	1.93	1.04
1:B:19:PHE:HD1	1:C:19:PHE:CD2	1.76	1.03

Continued on next page...

Continued from previous page...

Atom-1	Atom-2	Interatomic distance (Å)	Clash overlap (Å)
1:A:19:PHE:HA	1:D:22:TYR:CZ	1.94	1.03
1:E:19:PHE:HA	1:H:22:TYR:CZ	1.94	1.03
1:F:19:PHE:HD1	1:G:19:PHE:CD2	1.76	1.03
1:E:20:ILE:CD1	1:H:15:MET:HE1	1.88	1.03
1:A:30:ARG:NH2	1:D:77:PRO:HG3	1.72	1.03
1:E:30:ARG:NH2	1:H:77:PRO:HG3	1.72	1.02
1:B:22:TYR:CZ	1:C:19:PHE:HA	1.94	1.02
1:E:19:PHE:CD2	1:H:19:PHE:HD1	1.76	1.02
1:A:19:PHE:CD2	1:D:19:PHE:HD1	1.76	1.02
1:F:22:TYR:CZ	1:G:19:PHE:HA	1.94	1.02
1:B:15:MET:HE1	1:C:20:ILE:CD1	1.91	1.01
1:F:15:MET:HE1	1:G:20:ILE:CD1	1.91	1.01
1:A:19:PHE:CD2	1:D:19:PHE:CD1	2.49	1.01
1:E:19:PHE:CD2	1:H:19:PHE:CD1	2.49	1.01
1:B:22:TYR:CZ	1:C:19:PHE:CA	2.44	1.01
1:F:22:TYR:CZ	1:G:19:PHE:CA	2.44	1.01
1:F:19:PHE:CD1	1:G:19:PHE:CD2	2.49	1.00
1:B:19:PHE:CD1	1:C:19:PHE:CD2	2.49	1.00
1:A:20:ILE:CD1	1:D:15:MET:HE1	1.91	1.00
1:A:19:PHE:CA	1:D:22:TYR:CZ	2.44	0.99
1:E:19:PHE:CA	1:H:22:TYR:CZ	2.44	0.99
1:A:19:PHE:HB2	1:D:22:TYR:CE2	2.01	0.96
1:E:19:PHE:HB2	1:H:22:TYR:CE2	2.01	0.96
1:A:20:ILE:HG12	1:D:15:MET:CE	1.97	0.95
1:E:20:ILE:HG12	1:H:15:MET:CE	1.97	0.95
1:B:22:TYR:CE2	1:C:19:PHE:HB2	2.01	0.94
1:F:22:TYR:CE2	1:G:19:PHE:HB2	2.01	0.94
1:F:15:MET:CE	1:G:20:ILE:HG12	1.97	0.94
1:A:19:PHE:CA	1:D:22:TYR:CE1	2.50	0.94
1:B:15:MET:CE	1:C:20:ILE:HG12	1.97	0.94
1:E:19:PHE:CA	1:H:22:TYR:CE1	2.50	0.94
1:F:22:TYR:CE1	1:G:19:PHE:CA	2.50	0.93
1:B:22:TYR:CE1	1:C:19:PHE:CA	2.50	0.93
1:A:19:PHE:HA	1:D:22:TYR:CG	2.05	0.92
1:E:19:PHE:HA	1:H:22:TYR:CG	2.05	0.92
1:A:78:HIS:CG	1:D:78:HIS:CD2	2.49	0.92
1:B:78:HIS:CD2	1:C:78:HIS:CG	2.49	0.92
1:E:78:HIS:CG	1:H:78:HIS:CD2	2.49	0.92
1:F:22:TYR:CG	1:G:19:PHE:HA	2.05	0.91
1:B:22:TYR:CG	1:C:19:PHE:HA	2.05	0.90
1:A:85:GLU:CG	1:D:147:TYR:CG	2.55	0.90

Continued on next page...

Continued from previous page...

Atom-1	Atom-2	Interatomic distance (Å)	Clash overlap (Å)
1:E:85:GLU:CG	1:H:147:TYR:CG	2.55	0.90
1:B:15:MET:HE3	1:C:20:ILE:HG12	1.53	0.90
1:F:15:MET:HE3	1:G:20:ILE:HG12	1.53	0.90
1:A:85:GLU:OE2	1:D:147:TYR:HB3	1.29	0.89
1:A:20:ILE:HG12	1:D:15:MET:HE3	1.52	0.89
1:E:85:GLU:OE2	1:H:147:TYR:HB3	1.29	0.89
1:A:19:PHE:CA	1:D:22:TYR:CE2	2.55	0.89
1:B:147:TYR:CG	1:C:85:GLU:CG	2.55	0.89
1:E:19:PHE:CA	1:H:22:TYR:CE2	2.55	0.89
1:F:22:TYR:CE2	1:G:19:PHE:CA	2.55	0.89
1:B:22:TYR:CE2	1:C:19:PHE:CA	2.55	0.89
1:F:147:TYR:CG	1:G:85:GLU:CG	2.55	0.89
1:F:147:TYR:HB3	1:G:85:GLU:OE2	1.29	0.89
1:B:147:TYR:HB3	1:C:85:GLU:OE2	1.29	0.89
1:C:150:ASN:CA	1:H:253:ARG:NH2	2.36	0.89
1:D:253:ARG:NH2	1:G:150:ASN:CA	2.36	0.89
1:A:18:SER:CB	1:D:22:TYR:HH	1.84	0.88
1:A:20:ILE:CD1	1:D:15:MET:CE	2.51	0.87
1:E:20:ILE:CD1	1:H:15:MET:CE	2.51	0.87
1:B:253:ARG:NH2	1:E:150:ASN:CA	2.36	0.87
1:B:22:TYR:CZ	1:C:18:SER:C	2.48	0.87
1:F:22:TYR:CZ	1:G:18:SER:C	2.48	0.87
1:F:150:ASN:CG	1:G:85:GLU:OE2	2.12	0.87
1:A:150:ASN:CA	1:F:253:ARG:NH2	2.36	0.87
1:B:150:ASN:CG	1:C:85:GLU:OE2	2.12	0.87
1:E:18:SER:CB	1:H:22:TYR:HH	1.84	0.87
1:F:15:MET:CE	1:G:20:ILE:CD1	2.51	0.87
1:A:18:SER:C	1:D:22:TYR:CZ	2.48	0.86
1:A:85:GLU:OE2	1:D:150:ASN:CG	2.12	0.86
1:B:15:MET:CE	1:C:20:ILE:CD1	2.51	0.86
1:E:18:SER:C	1:H:22:TYR:CZ	2.48	0.86
1:E:85:GLU:OE2	1:H:150:ASN:CG	2.12	0.86
1:F:78:HIS:CD2	1:G:78:HIS:CG	2.49	0.86
1:A:78:HIS:CE1	1:D:78:HIS:HD2	1.94	0.85
1:B:78:HIS:HD2	1:C:78:HIS:CE1	1.94	0.85
1:E:78:HIS:CE1	1:H:78:HIS:HD2	1.94	0.85
1:F:78:HIS:HD2	1:G:78:HIS:CE1	1.94	0.85
1:E:18:SER:C	1:H:22:TYR:OH	2.15	0.85
1:A:18:SER:C	1:D:22:TYR:OH	2.15	0.85
1:E:20:ILE:HD13	1:H:15:MET:HE1	1.59	0.84
1:B:75:TYR:O	1:C:78:HIS:O	1.96	0.84

Continued on next page...

Continued from previous page...

Atom-1	Atom-2	Interatomic distance (Å)	Clash overlap (Å)
1:F:22:TYR:OH	1:G:18:SER:C	2.15	0.84
1:B:22:TYR:OH	1:C:18:SER:C	2.15	0.84
1:F:75:TYR:O	1:G:78:HIS:O	1.96	0.84
1:B:15:MET:HE1	1:C:20:ILE:HD13	1.58	0.83
1:F:15:MET:HE1	1:G:20:ILE:HD13	1.58	0.83
1:E:20:ILE:CG1	1:H:15:MET:HE1	2.08	0.83
1:B:19:PHE:CD1	1:C:19:PHE:CG	2.67	0.82
1:A:78:HIS:O	1:D:75:TYR:O	1.96	0.82
1:F:19:PHE:CD1	1:G:19:PHE:CG	2.67	0.82
1:E:78:HIS:O	1:H:75:TYR:O	1.96	0.82
1:A:20:ILE:HD13	1:D:15:MET:HE1	1.58	0.82
1:E:19:PHE:CG	1:H:19:PHE:CD1	2.67	0.82
1:A:19:PHE:CG	1:D:19:PHE:CD1	2.67	0.82
1:F:78:HIS:CD2	1:G:78:HIS:CE1	2.68	0.81
1:B:78:HIS:CD2	1:C:78:HIS:CE1	2.68	0.81
1:E:78:HIS:CE1	1:H:78:HIS:CD2	2.68	0.81
1:E:425:ARG:HE	1:E:428:ARG:HH12	1.26	0.81
1:A:78:HIS:CE1	1:D:78:HIS:CD2	2.68	0.81
1:E:19:PHE:CB	1:H:22:TYR:CE2	2.62	0.81
1:A:19:PHE:CB	1:D:22:TYR:CE2	2.62	0.81
1:C:387:ILE:HB	1:D:395:ARG:HH11	1.45	0.81
1:A:425:ARG:HE	1:A:428:ARG:HH12	1.26	0.81
1:F:22:TYR:CE2	1:G:19:PHE:CB	2.62	0.81
1:G:387:ILE:HB	1:H:395:ARG:HH11	1.45	0.81
1:B:22:TYR:CE2	1:C:19:PHE:CB	2.62	0.81
1:B:148:ASP:OD2	1:C:85:GLU:O	2.00	0.79
1:F:148:ASP:OD2	1:G:85:GLU:O	2.00	0.79
1:A:387:ILE:HB	1:B:395:ARG:HH11	1.45	0.79
1:E:387:ILE:HB	1:F:395:ARG:HH11	1.45	0.79
1:B:147:TYR:CB	1:C:85:GLU:OE2	2.08	0.79
1:F:147:TYR:CB	1:G:85:GLU:OE2	2.08	0.79
1:C:425:ARG:HE	1:C:428:ARG:HH12	1.26	0.79
1:G:425:ARG:HE	1:G:428:ARG:HH12	1.26	0.79
1:A:20:ILE:CG1	1:D:15:MET:CE	2.61	0.79
1:A:85:GLU:O	1:D:148:ASP:OD2	2.00	0.79
1:E:85:GLU:O	1:H:148:ASP:OD2	2.00	0.79
1:E:20:ILE:CG1	1:H:15:MET:CE	2.61	0.79
1:B:15:MET:CE	1:C:20:ILE:CG1	2.61	0.78
1:F:15:MET:CE	1:G:20:ILE:CG1	2.61	0.78
1:E:81:SER:OG	1:H:73:GLY:O	2.01	0.78
1:A:81:SER:OG	1:D:73:GLY:O	2.01	0.78

Continued on next page...

Continued from previous page...

Atom-1	Atom-2	Interatomic distance (Å)	Clash overlap (Å)
1:G:168:GLY:HA3	1:G:180:ILE:O	1.84	0.78
1:C:168:GLY:HA3	1:C:180:ILE:O	1.84	0.77
1:E:168:GLY:HA3	1:E:180:ILE:O	1.84	0.77
1:A:168:GLY:HA3	1:A:180:ILE:O	1.84	0.77
1:B:19:PHE:HD1	1:C:19:PHE:CG	2.03	0.77
1:F:19:PHE:HD1	1:G:19:PHE:CG	2.03	0.76
1:D:131:GLU:OE2	1:D:163:ASN:ND2	2.19	0.76
1:H:131:GLU:OE2	1:H:163:ASN:ND2	2.19	0.76
1:E:20:ILE:HG12	1:H:15:MET:HE3	1.66	0.76
1:F:78:HIS:CD2	1:G:78:HIS:NE2	2.30	0.76
1:A:290:ARG:NH1	1:A:303:GLU:OE2	2.19	0.75
1:E:290:ARG:NH1	1:E:303:GLU:OE2	2.19	0.75
1:G:290:ARG:NH1	1:G:303:GLU:OE2	2.19	0.75
1:C:290:ARG:NH1	1:C:303:GLU:OE2	2.19	0.75
1:F:131:GLU:OE2	1:F:163:ASN:ND2	2.19	0.75
1:F:251:THR:O	1:F:306:ARG:NH1	2.20	0.75
1:B:251:THR:O	1:B:306:ARG:NH1	2.20	0.74
1:B:131:GLU:OE2	1:B:163:ASN:ND2	2.19	0.74
1:A:19:PHE:CA	1:D:22:TYR:CD2	2.71	0.74
1:C:220:LEU:HB2	1:C:241:ARG:HB3	1.69	0.74
1:E:19:PHE:CA	1:H:22:TYR:CD2	2.71	0.74
1:G:220:LEU:HB2	1:G:241:ARG:HB3	1.69	0.74
1:A:85:GLU:OE2	1:D:147:TYR:CB	2.08	0.74
1:D:251:THR:O	1:D:306:ARG:NH1	2.20	0.74
1:H:251:THR:O	1:H:306:ARG:NH1	2.20	0.74
1:A:102:ASP:O	1:A:123:ALA:HA	1.87	0.74
1:B:22:TYR:CD2	1:C:19:PHE:CA	2.71	0.74
1:E:102:ASP:O	1:E:123:ALA:HA	1.87	0.74
1:F:22:TYR:CD2	1:G:19:PHE:CA	2.71	0.74
1:E:85:GLU:OE2	1:H:147:TYR:CB	2.08	0.74
1:G:102:ASP:O	1:G:123:ALA:HA	1.87	0.74
1:E:20:ILE:HG12	1:H:15:MET:HE1	1.64	0.73
1:C:102:ASP:O	1:C:123:ALA:HA	1.87	0.73
1:A:19:PHE:HA	1:D:22:TYR:CD2	2.23	0.73
1:B:22:TYR:OH	1:C:18:SER:HB2	1.88	0.73
1:B:22:TYR:CE2	1:C:19:PHE:HA	2.20	0.73
1:E:19:PHE:HA	1:H:22:TYR:CD2	2.23	0.73
1:E:220:LEU:HB2	1:E:241:ARG:HB3	1.69	0.73
1:F:22:TYR:OH	1:G:18:SER:HB2	1.88	0.73
1:A:19:PHE:CG	1:D:19:PHE:HD1	2.03	0.73
1:F:22:TYR:CD2	1:G:19:PHE:HA	2.23	0.73

Continued on next page...

Continued from previous page...

Atom-1	Atom-2	Interatomic distance (Å)	Clash overlap (Å)
1:A:220:LEU:HB2	1:A:241:ARG:HB3	1.69	0.73
1:B:22:TYR:CD2	1:C:19:PHE:HA	2.23	0.73
1:F:22:TYR:CE2	1:G:19:PHE:HA	2.20	0.73
1:E:19:PHE:CG	1:H:19:PHE:HD1	2.03	0.73
1:B:15:MET:HE1	1:C:20:ILE:CG1	2.19	0.72
1:A:78:HIS:NE2	1:D:78:HIS:CD2	2.30	0.72
1:F:15:MET:HE1	1:G:20:ILE:CG1	2.19	0.72
1:F:73:GLY:O	1:G:81:SER:OG	2.01	0.72
1:A:33:PRO:HD3	1:A:40:LYS:HZ3	1.54	0.72
1:B:73:GLY:O	1:C:81:SER:OG	2.01	0.71
1:C:62:LYS:HG3	1:C:124:ARG:HH21	1.55	0.71
1:G:62:LYS:HG3	1:G:124:ARG:HH21	1.55	0.71
1:E:78:HIS:NE2	1:H:78:HIS:CD2	2.30	0.71
1:E:18:SER:HB2	1:H:22:TYR:OH	1.88	0.71
1:E:33:PRO:HD3	1:E:40:LYS:HZ3	1.55	0.71
1:A:18:SER:HB2	1:D:22:TYR:OH	1.88	0.71
1:A:62:LYS:HG3	1:A:124:ARG:HH21	1.55	0.70
1:E:62:LYS:HG3	1:E:124:ARG:HH21	1.55	0.70
1:F:15:MET:HE3	1:G:20:ILE:CG1	2.20	0.70
1:B:15:MET:HE3	1:C:20:ILE:CG1	2.20	0.70
1:H:63:LYS:NZ	1:H:119:ARG:O	2.22	0.70
1:D:63:LYS:NZ	1:D:119:ARG:O	2.22	0.70
1:F:77:PRO:HG3	1:G:30:ARG:HH22	1.37	0.69
1:B:78:HIS:HD2	1:C:78:HIS:CG	2.04	0.69
1:A:19:PHE:HA	1:D:22:TYR:CE2	2.20	0.69
1:F:15:MET:CE	1:G:20:ILE:HD11	2.22	0.69
1:B:15:MET:CE	1:C:20:ILE:HD11	2.22	0.69
1:D:184:ASN:N	1:D:214:ASP:OD2	2.26	0.69
1:F:34:ASP:H	1:F:38:GLY:HA2	1.58	0.69
1:F:78:HIS:HD2	1:G:78:HIS:CG	2.04	0.69
1:H:184:ASN:N	1:H:214:ASP:OD2	2.26	0.69
1:B:34:ASP:H	1:B:38:GLY:HA2	1.58	0.69
1:B:77:PRO:HG3	1:C:30:ARG:HH22	1.37	0.69
1:B:184:ASN:N	1:B:214:ASP:OD2	2.26	0.69
1:E:19:PHE:HA	1:H:22:TYR:CE2	2.20	0.69
1:F:184:ASN:N	1:F:214:ASP:OD2	2.26	0.69
1:E:20:ILE:HD11	1:H:15:MET:CE	2.22	0.69
1:H:34:ASP:H	1:H:38:GLY:HA2	1.58	0.69
1:D:34:ASP:H	1:D:38:GLY:HA2	1.58	0.68
1:E:40:LYS:HB2	1:E:43:HIS:HD2	1.58	0.68
1:A:20:ILE:HD11	1:D:15:MET:CE	2.22	0.68

Continued on next page...

Continued from previous page...

Atom-1	Atom-2	Interatomic distance (Å)	Clash overlap (Å)
1:A:40:LYS:HB2	1:A:43:HIS:HD2	1.58	0.68
1:E:77:PRO:O	1:H:77:PRO:O	2.12	0.68
1:A:77:PRO:O	1:D:77:PRO:O	2.12	0.68
1:C:333:ALA:O	1:C:339:PRO:HA	1.94	0.68
1:G:333:ALA:O	1:G:339:PRO:HA	1.94	0.68
1:A:20:ILE:CG1	1:D:15:MET:HE3	2.19	0.68
1:E:333:ALA:O	1:E:339:PRO:HA	1.94	0.68
1:A:333:ALA:O	1:A:339:PRO:HA	1.94	0.68
1:B:77:PRO:O	1:C:77:PRO:O	2.12	0.67
1:F:77:PRO:O	1:G:77:PRO:O	2.12	0.67
1:A:20:ILE:CG1	1:D:15:MET:HE1	2.21	0.67
1:G:40:LYS:HB2	1:G:43:HIS:HD2	1.58	0.67
1:B:147:TYR:CG	1:C:85:GLU:HG3	2.19	0.67
1:C:40:LYS:HB2	1:C:43:HIS:HD2	1.58	0.67
1:D:168:GLY:HA2	1:D:180:ILE:O	1.95	0.67
1:H:168:GLY:HA2	1:H:180:ILE:O	1.95	0.67
1:B:15:MET:HE1	1:C:20:ILE:HG12	1.77	0.67
1:F:147:TYR:CG	1:G:85:GLU:HG3	2.19	0.67
1:B:63:LYS:NZ	1:B:119:ARG:O	2.22	0.67
1:F:15:MET:HE1	1:G:20:ILE:HG12	1.77	0.67
1:F:63:LYS:NZ	1:F:119:ARG:O	2.22	0.67
1:E:30:ARG:HH22	1:H:77:PRO:HD2	1.60	0.66
1:A:30:ARG:HH22	1:D:77:PRO:HD2	1.60	0.66
1:B:22:TYR:CE2	1:C:19:PHE:N	2.63	0.66
1:F:22:TYR:CE2	1:G:19:PHE:N	2.63	0.66
1:H:392:ARG:HH12	1:H:410:LYS:HZ3	1.43	0.66
1:B:168:GLY:HA2	1:B:180:ILE:O	1.95	0.66
1:F:392:ARG:HH12	1:F:410:LYS:HZ1	1.43	0.66
1:D:392:ARG:HH12	1:D:410:LYS:HZ3	1.44	0.66
1:B:392:ARG:HH12	1:B:410:LYS:HZ1	1.43	0.66
1:F:168:GLY:HA2	1:F:180:ILE:O	1.95	0.66
1:A:19:PHE:HE1	1:D:22:TYR:N	1.92	0.65
1:B:22:TYR:N	1:C:19:PHE:HE1	1.92	0.65
1:F:22:TYR:CE1	1:G:18:SER:O	2.48	0.65
1:B:22:TYR:CE1	1:C:18:SER:O	2.48	0.65
1:A:18:SER:O	1:D:22:TYR:CE1	2.48	0.65
1:E:18:SER:O	1:H:22:TYR:CE1	2.48	0.65
1:E:19:PHE:HE1	1:H:22:TYR:N	1.92	0.65
1:F:22:TYR:N	1:G:19:PHE:HE1	1.92	0.65
1:A:178:THR:HA	1:A:330:ASN:HB2	1.79	0.65
1:E:178:THR:HA	1:E:330:ASN:HB2	1.79	0.65

Continued on next page...

Continued from previous page...

Atom-1	Atom-2	Interatomic distance (Å)	Clash overlap (Å)
1:B:22:TYR:CG	1:C:19:PHE:CA	2.80	0.64
1:E:159:ALA:O	1:E:160:ARG:NH1	2.29	0.64
1:F:22:TYR:CG	1:G:19:PHE:CA	2.80	0.64
1:A:19:PHE:N	1:D:22:TYR:CE2	2.63	0.64
1:E:19:PHE:N	1:H:22:TYR:CE2	2.63	0.64
1:A:159:ALA:O	1:A:160:ARG:NH1	2.29	0.64
1:C:178:THR:HA	1:C:330:ASN:HB2	1.79	0.64
1:G:178:THR:HA	1:G:330:ASN:HB2	1.79	0.64
1:A:85:GLU:C	1:D:148:ASP:OD2	2.36	0.64
1:B:78:HIS:HD2	1:C:78:HIS:ND1	1.94	0.64
1:D:64:SER:HB2	1:D:121:THR:HG22	1.80	0.64
1:F:78:HIS:HD2	1:G:78:HIS:ND1	1.94	0.64
1:H:64:SER:HB2	1:H:121:THR:HG22	1.80	0.64
1:A:19:PHE:CA	1:D:22:TYR:CG	2.80	0.64
1:E:78:HIS:ND1	1:H:78:HIS:HD2	1.94	0.64
1:E:85:GLU:C	1:H:148:ASP:OD2	2.36	0.64
1:A:85:GLU:HB3	1:D:148:ASP:HB2	1.80	0.63
1:E:19:PHE:CA	1:H:22:TYR:CG	2.80	0.63
1:G:159:ALA:O	1:G:160:ARG:NH1	2.29	0.63
1:A:60:PRO:O	1:A:124:ARG:NH2	2.32	0.63
1:A:78:HIS:ND1	1:D:78:HIS:HD2	1.94	0.63
1:C:159:ALA:O	1:C:160:ARG:NH1	2.29	0.63
1:E:60:PRO:O	1:E:124:ARG:NH2	2.32	0.63
1:E:85:GLU:HB3	1:H:148:ASP:HB2	1.80	0.63
1:B:77:PRO:HG2	1:C:30:ARG:NH2	2.12	0.63
1:B:148:ASP:OD2	1:C:85:GLU:C	2.36	0.63
1:F:148:ASP:OD2	1:G:85:GLU:C	2.36	0.63
1:F:77:PRO:HG2	1:G:30:ARG:NH2	2.12	0.63
1:A:77:PRO:HB2	1:D:77:PRO:HG3	1.81	0.63
1:C:60:PRO:O	1:C:124:ARG:NH2	2.32	0.62
1:E:77:PRO:HB2	1:H:77:PRO:HG3	1.81	0.62
1:G:60:PRO:O	1:G:124:ARG:NH2	2.32	0.62
1:C:104:HIS:HB3	1:C:122:GLU:HB2	1.81	0.62
1:A:104:HIS:HB3	1:A:122:GLU:HB2	1.81	0.62
1:B:77:PRO:HG3	1:C:77:PRO:HB2	1.81	0.62
1:E:104:HIS:HB3	1:E:122:GLU:HB2	1.81	0.62
1:G:104:HIS:HB3	1:G:122:GLU:HB2	1.81	0.62
1:F:77:PRO:HG3	1:G:77:PRO:HB2	1.81	0.62
1:H:197:ASP:OD1	1:H:466:LYS:NZ	2.29	0.62
1:B:78:HIS:CD2	1:C:78:HIS:NE2	2.30	0.62
1:F:64:SER:HB2	1:F:121:THR:HG22	1.80	0.62

Continued on next page...

Continued from previous page...

Atom-1	Atom-2	Interatomic distance (Å)	Clash overlap (Å)
1:B:64:SER:HB2	1:B:121:THR:HG22	1.80	0.62
1:D:197:ASP:OD1	1:D:466:LYS:NZ	2.29	0.62
1:E:194:LEU:HD21	1:E:205:ASP:HB3	1.82	0.62
1:A:194:LEU:HD21	1:A:205:ASP:HB3	1.82	0.61
1:E:30:ARG:HH21	1:H:77:PRO:HG3	1.62	0.61
1:E:85:GLU:OE2	1:H:150:ASN:ND2	2.33	0.61
1:A:85:GLU:OE2	1:D:150:ASN:ND2	2.33	0.61
1:B:148:ASP:HB2	1:C:85:GLU:HB3	1.80	0.61
1:E:18:SER:OG	1:H:22:TYR:OH	1.73	0.61
1:F:148:ASP:HB2	1:G:85:GLU:HB3	1.80	0.61
1:B:147:TYR:HD2	1:C:85:GLU:HG3	0.45	0.61
1:A:30:ARG:HH21	1:D:77:PRO:HG3	1.62	0.61
1:F:147:TYR:HD2	1:G:85:GLU:HG3	0.45	0.61
1:C:373:ARG:NH1	1:C:376:ILE:HG21	2.16	0.61
1:G:373:ARG:NH1	1:G:376:ILE:HG21	2.16	0.61
1:D:294:ASN:HD22	1:D:299:ARG:H	1.49	0.61
1:E:85:GLU:CD	1:H:147:TYR:CD2	2.65	0.61
1:H:294:ASN:HD22	1:H:299:ARG:H	1.49	0.61
1:A:78:HIS:CG	1:D:78:HIS:HD2	2.04	0.61
1:A:85:GLU:HG3	1:D:147:TYR:HD2	0.45	0.60
1:A:85:GLU:CD	1:D:147:TYR:CD2	2.65	0.60
1:B:294:ASN:HD22	1:B:299:ARG:H	1.49	0.60
1:E:85:GLU:HG3	1:H:147:TYR:HD2	0.45	0.60
1:F:294:ASN:HD22	1:F:299:ARG:H	1.49	0.60
1:B:150:ASN:ND2	1:C:85:GLU:OE2	2.33	0.60
1:E:78:HIS:CG	1:H:78:HIS:HD2	2.04	0.60
1:E:373:ARG:NH1	1:E:376:ILE:HG21	2.16	0.60
1:A:373:ARG:NH1	1:A:376:ILE:HG21	2.16	0.60
1:C:255:ARG:HE	1:C:290:ARG:HH12	1.49	0.60
1:F:150:ASN:ND2	1:G:85:GLU:OE2	2.33	0.60
1:C:194:LEU:HD21	1:C:205:ASP:HB3	1.82	0.60
1:G:194:LEU:HD21	1:G:205:ASP:HB3	1.82	0.60
1:G:255:ARG:HE	1:G:290:ARG:HH12	1.49	0.60
1:B:77:PRO:HG3	1:C:30:ARG:HH21	1.62	0.60
1:D:193:LYS:HG2	1:D:466:LYS:HG2	1.83	0.60
1:B:197:ASP:OD1	1:B:466:LYS:NZ	2.29	0.60
1:F:77:PRO:HG3	1:G:30:ARG:HH21	1.62	0.60
1:C:33:PRO:HD3	1:C:40:LYS:HZ3	1.66	0.60
1:F:197:ASP:OD1	1:F:466:LYS:NZ	2.29	0.60
1:G:211:PRO:HG2	1:G:480:ARG:NH1	2.16	0.60
1:H:193:LYS:HG2	1:H:466:LYS:HG2	1.83	0.60

Continued on next page...

Continued from previous page...

Atom-1	Atom-2	Interatomic distance (Å)	Clash overlap (Å)
1:B:193:LYS:HG2	1:B:466:LYS:HG2	1.83	0.60
1:G:33:PRO:HD3	1:G:40:LYS:HZ3	1.66	0.60
1:C:211:PRO:HG2	1:C:480:ARG:NH1	2.16	0.60
1:E:211:PRO:HG2	1:E:480:ARG:NH1	2.16	0.59
1:F:193:LYS:HG2	1:F:466:LYS:HG2	1.83	0.59
1:F:77:PRO:HD2	1:G:30:ARG:HH22	1.60	0.59
1:G:128:ILE:O	1:G:132:MET:HB2	2.03	0.59
1:A:30:ARG:NH2	1:D:77:PRO:HG2	2.12	0.59
1:A:211:PRO:HG2	1:A:480:ARG:NH1	2.16	0.59
1:C:128:ILE:O	1:C:132:MET:HB2	2.03	0.59
1:D:359:VAL:HG13	1:D:362:ARG:HH21	1.67	0.59
1:H:359:VAL:HG13	1:H:362:ARG:HH21	1.67	0.59
1:C:59:LYS:HB2	1:C:124:ARG:HH12	1.67	0.59
1:G:59:LYS:HB2	1:G:124:ARG:HH12	1.67	0.59
1:H:335:GLN:HB3	1:H:340:LYS:HZ3	1.67	0.59
1:B:77:PRO:HD2	1:C:30:ARG:HH22	1.60	0.59
1:E:30:ARG:NH2	1:H:77:PRO:HG2	2.12	0.59
1:A:454:ILE:HG12	1:A:460:ARG:HG2	1.85	0.59
1:E:20:ILE:CG1	1:H:15:MET:HE3	2.31	0.59
1:E:454:ILE:HG12	1:E:460:ARG:HG2	1.85	0.59
1:A:59:LYS:HB2	1:A:124:ARG:HH12	1.67	0.59
1:B:18:SER:O	1:C:19:PHE:CE1	2.41	0.59
1:F:18:SER:O	1:G:19:PHE:CE1	2.41	0.59
1:E:59:LYS:HB2	1:E:124:ARG:HH12	1.67	0.58
1:A:128:ILE:O	1:A:132:MET:HB2	2.03	0.58
1:E:79:GLY:H	1:H:77:PRO:HB3	1.68	0.58
1:E:85:GLU:HB2	1:H:147:TYR:CG	2.37	0.58
1:E:128:ILE:O	1:E:132:MET:HB2	2.03	0.58
1:E:255:ARG:HE	1:E:290:ARG:HH12	1.49	0.58
1:A:255:ARG:HE	1:A:290:ARG:HH12	1.49	0.58
1:B:359:VAL:HG13	1:B:362:ARG:HH21	1.67	0.58
1:F:359:VAL:HG13	1:F:362:ARG:HH21	1.67	0.58
1:A:79:GLY:H	1:D:77:PRO:HB3	1.68	0.58
1:A:85:GLU:HB2	1:D:147:TYR:CG	2.37	0.58
1:C:454:ILE:HG12	1:C:460:ARG:HG2	1.85	0.58
1:G:454:ILE:HG12	1:G:460:ARG:HG2	1.85	0.58
1:B:22:TYR:HH	1:C:18:SER:CB	1.88	0.58
1:D:335:GLN:HB3	1:D:340:LYS:HZ3	1.69	0.58
1:B:77:PRO:HB3	1:C:79:GLY:H	1.68	0.58
1:F:77:PRO:HB3	1:G:79:GLY:H	1.68	0.58
1:A:387:ILE:HB	1:B:395:ARG:NH1	2.18	0.57

Continued on next page...

Continued from previous page...

Atom-1	Atom-2	Interatomic distance (Å)	Clash overlap (Å)
1:E:387:ILE:HB	1:F:395:ARG:NH1	2.18	0.57
1:B:34:ASP:HB2	1:B:38:GLY:H	1.70	0.57
1:D:60:PRO:HA	1:D:124:ARG:NH1	2.19	0.57
1:F:60:PRO:HA	1:F:124:ARG:NH1	2.19	0.57
1:F:34:ASP:HB2	1:F:38:GLY:H	1.70	0.57
1:H:60:PRO:HA	1:H:124:ARG:NH1	2.19	0.57
1:B:60:PRO:HA	1:B:124:ARG:NH1	2.19	0.57
1:D:34:ASP:HB2	1:D:38:GLY:H	1.70	0.57
1:A:63:LYS:HB2	1:A:122:GLU:HG2	1.87	0.57
1:E:63:LYS:HB2	1:E:122:GLU:HG2	1.87	0.57
1:H:34:ASP:HB2	1:H:38:GLY:H	1.70	0.57
1:A:85:GLU:HG3	1:D:147:TYR:CG	2.19	0.57
1:F:332:LEU:HD12	1:F:341:ILE:HB	1.87	0.57
1:A:245:GLU:HB2	1:A:257:VAL:HB	1.87	0.56
1:B:332:LEU:HD12	1:B:341:ILE:HB	1.87	0.56
1:D:332:LEU:HD12	1:D:341:ILE:HB	1.87	0.56
1:E:245:GLU:HB2	1:E:257:VAL:HB	1.87	0.56
1:H:332:LEU:HD12	1:H:341:ILE:HB	1.87	0.56
1:A:195:VAL:HG21	1:A:348:LEU:HD13	1.88	0.56
1:C:245:GLU:HB2	1:C:257:VAL:HB	1.87	0.56
1:E:195:VAL:HG21	1:E:348:LEU:HD13	1.88	0.56
1:G:195:VAL:HG21	1:G:348:LEU:HD13	1.88	0.56
1:B:335:GLN:HB3	1:B:340:LYS:NZ	2.20	0.56
1:C:195:VAL:HG21	1:C:348:LEU:HD13	1.88	0.56
1:E:85:GLU:HG3	1:H:147:TYR:CG	2.19	0.56
1:F:276:ARG:O	1:F:280:GLU:N	2.34	0.56
1:G:245:GLU:HB2	1:G:257:VAL:HB	1.87	0.56
1:F:335:GLN:HB3	1:F:340:LYS:NZ	2.20	0.56
1:B:276:ARG:O	1:B:280:GLU:N	2.34	0.56
1:B:22:TYR:OH	1:C:18:SER:CA	2.54	0.56
1:C:201:VAL:O	1:C:345:ARG:NH2	2.39	0.56
1:F:22:TYR:OH	1:G:18:SER:CA	2.54	0.56
1:F:147:TYR:CG	1:G:85:GLU:HB2	2.37	0.56
1:G:201:VAL:O	1:G:345:ARG:NH2	2.39	0.56
1:A:19:PHE:CA	1:D:22:TYR:CD1	2.66	0.56
1:C:63:LYS:HB2	1:C:122:GLU:HG2	1.87	0.55
1:G:63:LYS:HB2	1:G:122:GLU:HG2	1.87	0.55
1:B:147:TYR:CG	1:C:85:GLU:HB2	2.37	0.55
1:B:177:ALA:O	1:B:330:ASN:ND2	2.40	0.55
1:H:335:GLN:HB3	1:H:340:LYS:NZ	2.20	0.55
1:C:422:LEU:HA	1:D:426:LEU:HD12	1.87	0.55

Continued on next page...

Continued from previous page...

Atom-1	Atom-2	Interatomic distance (Å)	Clash overlap (Å)
1:D:335:GLN:HB3	1:D:340:LYS:NZ	2.20	0.55
1:E:18:SER:CA	1:H:22:TYR:OH	2.54	0.55
1:E:19:PHE:CA	1:H:22:TYR:CD1	2.66	0.55
1:E:117:ALA:HB1	1:E:120:TYR:HB2	1.88	0.55
1:F:177:ALA:O	1:F:330:ASN:ND2	2.40	0.55
1:G:422:LEU:HA	1:H:426:LEU:HD12	1.87	0.55
1:A:18:SER:CA	1:D:22:TYR:OH	2.54	0.55
1:A:117:ALA:HB1	1:A:120:TYR:HB2	1.88	0.55
1:A:422:LEU:HA	1:B:426:LEU:HD12	1.87	0.55
1:D:185:LEU:HB2	1:D:478:ASP:OD2	2.07	0.55
1:E:422:LEU:HA	1:F:426:LEU:HD12	1.87	0.55
1:H:185:LEU:HB2	1:H:478:ASP:OD2	2.07	0.55
1:E:201:VAL:O	1:E:345:ARG:NH2	2.39	0.55
1:A:201:VAL:O	1:A:345:ARG:NH2	2.39	0.55
1:C:117:ALA:HB1	1:C:120:TYR:HB2	1.88	0.55
1:A:109:SER:HB2	1:A:111:ASP:OD2	2.07	0.55
1:C:109:SER:HB2	1:C:111:ASP:OD2	2.07	0.55
1:E:109:SER:HB2	1:E:111:ASP:OD2	2.07	0.55
1:G:109:SER:HB2	1:G:111:ASP:OD2	2.07	0.55
1:G:117:ALA:HB1	1:G:120:TYR:HB2	1.88	0.55
1:A:20:ILE:HG12	1:D:15:MET:HE1	1.79	0.55
1:D:177:ALA:O	1:D:330:ASN:ND2	2.40	0.54
1:H:177:ALA:O	1:H:330:ASN:ND2	2.40	0.54
1:A:18:SER:C	1:D:22:TYR:CE1	2.81	0.54
1:A:255:ARG:HE	1:A:290:ARG:NH1	2.06	0.54
1:E:18:SER:C	1:H:22:TYR:CE1	2.81	0.54
1:E:138:LYS:HD3	1:E:362:ARG:HG3	1.89	0.54
1:E:255:ARG:HE	1:E:290:ARG:NH1	2.06	0.54
1:A:138:LYS:HD3	1:A:362:ARG:HG3	1.89	0.54
1:C:255:ARG:HE	1:C:290:ARG:NH1	2.06	0.54
1:G:255:ARG:HE	1:G:290:ARG:NH1	2.06	0.54
1:C:387:ILE:HB	1:D:395:ARG:NH1	2.18	0.54
1:F:22:TYR:HH	1:G:18:SER:CB	1.90	0.54
1:B:22:TYR:CE1	1:C:18:SER:C	2.81	0.54
1:B:335:GLN:HB3	1:B:340:LYS:HZ3	1.73	0.54
1:C:32:LEU:HA	1:C:40:LYS:HZ3	1.72	0.54
1:F:22:TYR:CE1	1:G:18:SER:C	2.81	0.54
1:F:335:GLN:HB3	1:F:340:LYS:HZ3	1.73	0.54
1:G:32:LEU:HA	1:G:40:LYS:HZ3	1.72	0.54
1:A:425:ARG:HB2	1:A:428:ARG:NH1	2.23	0.54
1:E:388:ASP:H	1:F:395:ARG:HH12	1.56	0.54

Continued on next page...

Continued from previous page...

Atom-1	Atom-2	Interatomic distance (Å)	Clash overlap (Å)
1:E:392:ARG:HG2	1:E:395:ARG:NH1	2.23	0.54
1:A:388:ASP:H	1:B:395:ARG:HH12	1.56	0.54
1:A:392:ARG:HG2	1:A:395:ARG:NH1	2.23	0.54
1:E:425:ARG:HB2	1:E:428:ARG:NH1	2.23	0.54
1:F:185:LEU:HB2	1:F:478:ASP:OD2	2.07	0.54
1:G:387:ILE:HB	1:H:395:ARG:NH1	2.18	0.54
1:B:185:LEU:HB2	1:B:478:ASP:OD2	2.07	0.53
1:C:103:GLY:HA2	1:C:122:GLU:O	2.08	0.53
1:G:425:ARG:HB2	1:G:428:ARG:NH1	2.23	0.53
1:C:425:ARG:HB2	1:C:428:ARG:NH1	2.23	0.53
1:G:103:GLY:HA2	1:G:122:GLU:O	2.08	0.53
1:H:429:LEU:HD22	1:H:434:ARG:HH21	1.74	0.53
1:C:179:ASN:HB2	1:C:329:PHE:HA	1.91	0.53
1:D:429:LEU:HD22	1:D:434:ARG:HH21	1.74	0.53
1:E:103:GLY:HA2	1:E:122:GLU:O	2.08	0.53
1:F:34:ASP:OD2	1:F:39:LEU:N	2.42	0.53
1:G:179:ASN:HB2	1:G:329:PHE:HA	1.91	0.53
1:G:392:ARG:HG2	1:G:395:ARG:NH1	2.23	0.53
1:H:338:ILE:HD11	1:H:340:LYS:HZ1	1.74	0.53
1:B:34:ASP:OD2	1:B:39:LEU:N	2.42	0.53
1:D:338:ILE:HD11	1:D:340:LYS:HZ1	1.74	0.53
1:A:103:GLY:HA2	1:A:122:GLU:O	2.08	0.53
1:C:392:ARG:HG2	1:C:395:ARG:NH1	2.23	0.53
1:D:240:LEU:HB2	1:D:325:THR:HB	1.91	0.53
1:E:64:SER:HB2	1:E:66:ARG:HD3	1.91	0.53
1:E:425:ARG:HE	1:E:428:ARG:NH1	2.02	0.53
1:H:240:LEU:HB2	1:H:325:THR:HB	1.91	0.53
1:A:64:SER:HB2	1:A:66:ARG:HD3	1.91	0.53
1:C:64:SER:HB2	1:C:66:ARG:HD3	1.91	0.53
1:G:138:LYS:HD3	1:G:362:ARG:HG3	1.89	0.53
1:A:59:LYS:CB	1:A:124:ARG:HH12	2.22	0.52
1:B:338:ILE:HD11	1:B:340:LYS:HZ1	1.74	0.52
1:E:59:LYS:CB	1:E:124:ARG:HH12	2.22	0.52
1:F:338:ILE:HD11	1:F:340:LYS:HZ1	1.74	0.52
1:F:429:LEU:HD22	1:F:434:ARG:HH21	1.74	0.52
1:G:64:SER:HB2	1:G:66:ARG:HD3	1.91	0.52
1:G:185:LEU:HD22	1:G:477:SER:HA	1.90	0.52
1:A:425:ARG:HE	1:A:428:ARG:NH1	2.02	0.52
1:B:22:TYR:CD1	1:C:19:PHE:CA	2.66	0.52
1:B:429:LEU:HD22	1:B:434:ARG:HH21	1.74	0.52
1:C:138:LYS:HD3	1:C:362:ARG:HG3	1.89	0.52

Continued on next page...

Continued from previous page...

Atom-1	Atom-2	Interatomic distance (Å)	Clash overlap (Å)
1:C:185:LEU:HD22	1:C:477:SER:HA	1.90	0.52
1:C:388:ASP:H	1:D:395:ARG:HH12	1.56	0.52
1:F:22:TYR:CD1	1:G:19:PHE:CA	2.66	0.52
1:G:388:ASP:H	1:H:395:ARG:HH12	1.56	0.52
1:H:34:ASP:OD2	1:H:39:LEU:N	2.42	0.52
1:B:240:LEU:HB2	1:B:325:THR:HB	1.91	0.52
1:B:279:GLN:HA	1:B:281:LYS:NZ	2.24	0.52
1:C:423:ASP:HA	1:D:425:ARG:HD2	1.92	0.52
1:D:34:ASP:OD2	1:D:39:LEU:N	2.42	0.52
1:F:240:LEU:HB2	1:F:325:THR:HB	1.91	0.52
1:F:279:GLN:HA	1:F:281:LYS:NZ	2.24	0.52
1:G:423:ASP:HA	1:H:425:ARG:HD2	1.92	0.52
1:B:291:ASP:HB2	1:B:300:PHE:HD1	1.74	0.52
1:C:407:LEU:HD23	1:C:410:LYS:HD2	1.92	0.52
1:F:291:ASP:HB2	1:F:300:PHE:HD1	1.74	0.52
1:G:427:ARG:NH2	1:H:419:GLN:OE1	2.42	0.52
1:H:261:PHE:HE1	1:H:323:MET:HG2	1.75	0.52
1:C:59:LYS:CB	1:C:124:ARG:HH12	2.22	0.52
1:C:427:ARG:NH2	1:D:419:GLN:OE1	2.42	0.52
1:D:261:PHE:HE1	1:D:323:MET:HG2	1.75	0.52
1:E:395:ARG:NH1	1:F:388:ASP:OD2	2.43	0.52
1:G:59:LYS:CB	1:G:124:ARG:HH12	2.22	0.52
1:G:407:LEU:HD23	1:G:410:LYS:HD2	1.92	0.52
1:A:395:ARG:NH1	1:B:388:ASP:OD2	2.43	0.52
1:E:185:LEU:HD22	1:E:477:SER:HA	1.90	0.52
1:H:276:ARG:O	1:H:280:GLU:N	2.34	0.52
1:H:279:GLN:HA	1:H:281:LYS:NZ	2.24	0.52
1:A:185:LEU:HD22	1:A:477:SER:HA	1.90	0.52
1:B:22:TYR:CG	1:C:19:PHE:CB	2.90	0.52
1:D:276:ARG:O	1:D:280:GLU:N	2.34	0.52
1:D:279:GLN:HA	1:D:281:LYS:NZ	2.24	0.52
1:E:145:ASP:OD2	1:E:149:ALA:HA	2.09	0.52
1:E:249:THR:HB	1:E:253:ARG:H	1.75	0.52
1:E:253:ARG:HE	1:E:303:GLU:HB3	1.75	0.52
1:E:427:ARG:NH2	1:F:419:GLN:OE1	2.42	0.52
1:A:249:THR:HB	1:A:253:ARG:H	1.75	0.52
1:A:253:ARG:HE	1:A:303:GLU:HB3	1.75	0.52
1:C:145:ASP:OD2	1:C:149:ALA:HA	2.09	0.52
1:E:397:SER:HB3	1:E:406:GLU:OE2	2.10	0.52
1:A:145:ASP:OD2	1:A:149:ALA:HA	2.09	0.51
1:A:397:SER:HB3	1:A:406:GLU:OE2	2.10	0.51

Continued on next page...

Continued from previous page...

Atom-1	Atom-2	Interatomic distance (Å)	Clash overlap (Å)
1:A:426:LEU:HD12	1:B:422:LEU:HA	1.92	0.51
1:A:427:ARG:NH2	1:B:419:GLN:OE1	2.42	0.51
1:F:22:TYR:CG	1:G:19:PHE:CB	2.90	0.51
1:G:145:ASP:OD2	1:G:149:ALA:HA	2.09	0.51
1:E:426:LEU:HD12	1:F:422:LEU:HA	1.92	0.51
1:A:240:LEU:HD13	1:A:263:TYR:H	1.75	0.51
1:C:249:THR:HB	1:C:253:ARG:H	1.75	0.51
1:C:253:ARG:HE	1:C:303:GLU:HB3	1.75	0.51
1:D:26:VAL:HG12	1:D:174:VAL:HG13	1.92	0.51
1:E:32:LEU:HA	1:E:40:LYS:HZ3	1.76	0.51
1:G:249:THR:HB	1:G:253:ARG:H	1.75	0.51
1:G:425:ARG:HE	1:G:428:ARG:NH1	2.02	0.51
1:A:407:LEU:HD23	1:A:410:LYS:HD2	1.92	0.51
1:C:425:ARG:HE	1:C:428:ARG:NH1	2.02	0.51
1:E:240:LEU:HD13	1:E:263:TYR:H	1.75	0.51
1:E:407:LEU:HD23	1:E:410:LYS:HD2	1.92	0.51
1:F:26:VAL:HG12	1:F:174:VAL:HG13	1.92	0.51
1:G:253:ARG:HE	1:G:303:GLU:HB3	1.75	0.51
1:G:426:LEU:HD12	1:H:422:LEU:HA	1.92	0.51
1:H:26:VAL:HG12	1:H:174:VAL:HG13	1.92	0.51
1:B:26:VAL:HG12	1:B:174:VAL:HG13	1.92	0.51
1:C:426:LEU:HD12	1:D:422:LEU:HA	1.92	0.51
1:D:291:ASP:HB2	1:D:300:PHE:HD1	1.74	0.51
1:E:77:PRO:HB2	1:H:77:PRO:CG	2.38	0.51
1:A:77:PRO:HB2	1:D:77:PRO:CG	2.38	0.51
1:A:179:ASN:HB2	1:A:329:PHE:HA	1.91	0.51
1:E:179:ASN:HB2	1:E:329:PHE:HA	1.91	0.51
1:H:291:ASP:HB2	1:H:300:PHE:HD1	1.74	0.51
1:A:32:LEU:HA	1:A:40:LYS:HZ3	1.76	0.51
1:C:390:VAL:HG22	1:C:410:LYS:HD3	1.93	0.51
1:D:382:ILE:HA	1:D:385:ASP:OD2	2.11	0.51
1:G:390:VAL:HG22	1:G:410:LYS:HD3	1.93	0.51
1:H:382:ILE:HA	1:H:385:ASP:OD2	2.11	0.51
1:A:399:THR:HG22	1:A:401:ALA:H	1.76	0.51
1:B:211:PRO:O	1:B:231:TYR:OH	2.29	0.51
1:B:423:ASP:O	1:B:428:ARG:NH2	2.44	0.51
1:C:240:LEU:HD13	1:C:263:TYR:H	1.75	0.51
1:D:404:GLN:HE21	1:D:419:GLN:HE21	1.59	0.51
1:E:399:THR:HG22	1:E:401:ALA:H	1.76	0.51
1:F:211:PRO:O	1:F:231:TYR:OH	2.29	0.51
1:F:423:ASP:O	1:F:428:ARG:NH2	2.44	0.51

Continued on next page...

Continued from previous page...

Atom-1	Atom-2	Interatomic distance (Å)	Clash overlap (Å)
1:G:240:LEU:HD13	1:G:263:TYR:H	1.75	0.51
1:H:404:GLN:HE21	1:H:419:GLN:HE21	1.59	0.51
1:C:397:SER:HB3	1:C:406:GLU:OE2	2.10	0.51
1:D:74:LYS:O	1:D:146:ASN:ND2	2.44	0.51
1:F:74:LYS:O	1:F:146:ASN:ND2	2.44	0.51
1:H:74:LYS:O	1:H:146:ASN:ND2	2.44	0.51
1:B:74:LYS:O	1:B:146:ASN:ND2	2.44	0.51
1:G:397:SER:HB3	1:G:406:GLU:OE2	2.10	0.51
1:B:261:PHE:HE1	1:B:323:MET:HG2	1.75	0.50
1:G:375:HIS:O	1:G:417:GLN:NE2	2.43	0.50
1:A:423:ASP:HA	1:B:425:ARG:HD2	1.92	0.50
1:B:285:GLY:HA2	1:B:305:LYS:HE3	1.94	0.50
1:F:261:PHE:HE1	1:F:323:MET:HG2	1.75	0.50
1:F:285:GLY:HA2	1:F:305:LYS:HE3	1.94	0.50
1:C:375:HIS:O	1:C:417:GLN:NE2	2.43	0.50
1:E:19:PHE:HE1	1:H:22:TYR:H	1.52	0.50
1:E:423:ASP:HA	1:F:425:ARG:HD2	1.92	0.50
1:G:399:THR:HG22	1:G:401:ALA:H	1.76	0.50
1:A:22:TYR:HB3	1:D:22:TYR:HE1	1.77	0.50
1:A:253:ARG:NH1	1:A:305:LYS:HA	2.27	0.50
1:A:375:HIS:O	1:A:417:GLN:NE2	2.43	0.50
1:C:399:THR:HG22	1:C:401:ALA:H	1.76	0.50
1:A:19:PHE:CE1	1:D:18:SER:O	2.41	0.50
1:A:59:LYS:HB2	1:A:124:ARG:NH1	2.26	0.50
1:E:22:TYR:HB3	1:H:22:TYR:HE1	1.77	0.50
1:E:253:ARG:NH1	1:E:305:LYS:HA	2.27	0.50
1:E:375:HIS:O	1:E:417:GLN:NE2	2.43	0.50
1:E:19:PHE:CE1	1:H:18:SER:O	2.41	0.50
1:E:59:LYS:HB2	1:E:124:ARG:NH1	2.26	0.50
1:A:19:PHE:HE1	1:D:22:TYR:H	1.52	0.50
1:A:388:ASP:HA	1:A:391:ILE:HD12	1.94	0.50
1:A:390:VAL:HG22	1:A:410:LYS:HD3	1.93	0.50
1:B:382:ILE:HA	1:B:385:ASP:OD2	2.11	0.50
1:B:404:GLN:HE21	1:B:419:GLN:HE21	1.59	0.49
1:E:390:VAL:HG22	1:E:410:LYS:HD3	1.93	0.49
1:G:255:ARG:NE	1:G:290:ARG:HH12	2.11	0.49
1:C:255:ARG:NE	1:C:290:ARG:HH12	2.11	0.49
1:D:423:ASP:O	1:D:428:ARG:NH2	2.44	0.49
1:E:388:ASP:HA	1:E:391:ILE:HD12	1.94	0.49
1:F:382:ILE:HA	1:F:385:ASP:OD2	2.11	0.49
1:F:404:GLN:HE21	1:F:419:GLN:HE21	1.59	0.49

Continued on next page...

Continued from previous page...

Atom-1	Atom-2	Interatomic distance (Å)	Clash overlap (Å)
1:H:423:ASP:O	1:H:428:ARG:NH2	2.44	0.49
1:G:253:ARG:NH1	1:G:305:LYS:HA	2.27	0.49
1:H:285:GLY:HA2	1:H:305:LYS:HE3	1.94	0.49
1:A:19:PHE:N	1:D:22:TYR:OH	2.42	0.49
1:C:253:ARG:NH1	1:C:305:LYS:HA	2.27	0.49
1:D:285:GLY:HA2	1:D:305:LYS:HE3	1.94	0.49
1:B:335:GLN:O	1:B:340:LYS:NZ	2.46	0.49
1:C:414:SER:H	1:C:417:GLN:HB2	1.78	0.49
1:D:373:ARG:HA	1:D:376:ILE:HD12	1.94	0.49
1:F:335:GLN:O	1:F:340:LYS:NZ	2.46	0.49
1:G:414:SER:H	1:G:417:GLN:HB2	1.78	0.49
1:H:373:ARG:HA	1:H:376:ILE:HD12	1.94	0.49
1:D:286:ILE:HA	1:D:304:VAL:HG22	1.95	0.49
1:G:202:THR:N	1:G:205:ASP:OD2	2.40	0.49
1:B:286:ILE:HA	1:B:304:VAL:HG22	1.95	0.49
1:C:202:THR:N	1:C:205:ASP:OD2	2.40	0.49
1:H:286:ILE:HA	1:H:304:VAL:HG22	1.95	0.49
1:B:168:GLY:CA	1:B:180:ILE:O	2.61	0.49
1:D:335:GLN:O	1:D:340:LYS:NZ	2.46	0.49
1:E:102:ASP:OD2	1:E:126:SER:HA	2.13	0.49
1:F:168:GLY:CA	1:F:180:ILE:O	2.61	0.49
1:F:286:ILE:HA	1:F:304:VAL:HG22	1.95	0.49
1:H:335:GLN:O	1:H:340:LYS:NZ	2.46	0.49
1:A:102:ASP:OD2	1:A:126:SER:HA	2.13	0.49
1:B:89:ARG:HB3	1:B:96:TYR:HE2	1.78	0.49
1:C:388:ASP:HA	1:C:391:ILE:HD12	1.94	0.49
1:D:381:LEU:HD23	1:D:384:LEU:HD12	1.94	0.49
1:F:22:TYR:HE1	1:G:22:TYR:HB3	1.77	0.49
1:F:89:ARG:HB3	1:F:96:TYR:HE2	1.78	0.49
1:G:59:LYS:HB2	1:G:124:ARG:NH1	2.26	0.49
1:G:388:ASP:HA	1:G:391:ILE:HD12	1.94	0.49
1:H:381:LEU:HD23	1:H:384:LEU:HD12	1.94	0.49
1:B:22:TYR:HE1	1:C:22:TYR:HB3	1.77	0.48
1:C:59:LYS:HB2	1:C:124:ARG:NH1	2.26	0.48
1:G:395:ARG:NH1	1:H:388:ASP:OD2	2.43	0.48
1:B:75:TYR:C	1:C:78:HIS:O	2.47	0.48
1:B:381:LEU:HD23	1:B:384:LEU:HD12	1.94	0.48
1:C:395:ARG:NH1	1:D:388:ASP:OD2	2.43	0.48
1:D:89:ARG:HB3	1:D:96:TYR:HE2	1.78	0.48
1:E:39:LEU:O	1:E:44:ARG:NH2	2.47	0.48
1:A:39:LEU:O	1:A:44:ARG:NH2	2.47	0.48

Continued on next page...

Continued from previous page...

Atom-1	Atom-2	Interatomic distance (Å)	Clash overlap (Å)
1:C:102:ASP:OD2	1:C:126:SER:HA	2.13	0.48
1:E:253:ARG:NH2	1:E:303:GLU:O	2.46	0.48
1:F:77:PRO:CG	1:G:77:PRO:HB2	2.38	0.48
1:F:381:LEU:HD23	1:F:384:LEU:HD12	1.94	0.48
1:G:102:ASP:OD2	1:G:126:SER:HA	2.13	0.48
1:H:89:ARG:HB3	1:H:96:TYR:HE2	1.78	0.48
1:A:253:ARG:NH2	1:A:303:GLU:O	2.46	0.48
1:B:373:ARG:HA	1:B:376:ILE:HD12	1.94	0.48
1:D:168:GLY:CA	1:D:180:ILE:O	2.61	0.48
1:F:75:TYR:C	1:G:78:HIS:O	2.47	0.48
1:H:168:GLY:CA	1:H:180:ILE:O	2.61	0.48
1:F:373:ARG:HA	1:F:376:ILE:HD12	1.94	0.48
1:A:345:ARG:H	1:A:348:LEU:HD12	1.79	0.48
1:B:77:PRO:CG	1:C:77:PRO:HB2	2.38	0.48
1:B:288:ALA:HB3	1:B:303:GLU:HB3	1.96	0.48
1:F:288:ALA:HB3	1:F:303:GLU:HB3	1.96	0.48
1:C:258:VAL:HB	1:C:300:PHE:HB3	1.96	0.48
1:D:288:ALA:HB3	1:D:303:GLU:HB3	1.96	0.48
1:E:345:ARG:H	1:E:348:LEU:HD12	1.79	0.48
1:G:258:VAL:HB	1:G:300:PHE:HB3	1.96	0.48
1:H:288:ALA:HB3	1:H:303:GLU:HB3	1.96	0.48
1:A:256:ILE:HD11	1:A:310:ALA:HB1	1.96	0.47
1:A:414:SER:H	1:A:417:GLN:HB2	1.78	0.47
1:B:444:LEU:HD23	1:B:447:LEU:HD12	1.96	0.47
1:E:256:ILE:HD11	1:E:310:ALA:HB1	1.96	0.47
1:E:414:SER:H	1:E:417:GLN:HB2	1.78	0.47
1:H:211:PRO:O	1:H:231:TYR:OH	2.29	0.47
1:A:30:ARG:NH2	1:D:77:PRO:CD	2.55	0.47
1:F:444:LEU:HD23	1:F:447:LEU:HD12	1.96	0.47
1:G:390:VAL:HA	1:G:410:LYS:HZ3	1.79	0.47
1:B:77:PRO:CD	1:C:30:ARG:NH2	2.55	0.47
1:C:390:VAL:HA	1:C:410:LYS:HZ3	1.79	0.47
1:D:211:PRO:O	1:D:231:TYR:OH	2.29	0.47
1:C:33:PRO:HD3	1:C:40:LYS:NZ	2.29	0.47
1:C:39:LEU:O	1:C:44:ARG:NH2	2.47	0.47
1:G:39:LEU:O	1:G:44:ARG:NH2	2.47	0.47
1:G:33:PRO:HD3	1:G:40:LYS:NZ	2.29	0.47
1:D:129:ALA:HA	1:D:132:MET:HB2	1.96	0.47
1:G:135:ASP:OD2	1:G:160:ARG:NH2	2.47	0.47
1:H:129:ALA:HA	1:H:132:MET:HB2	1.96	0.47
1:A:79:GLY:N	1:D:77:PRO:HB3	2.30	0.47

Continued on next page...

Continued from previous page...

Atom-1	Atom-2	Interatomic distance (Å)	Clash overlap (Å)
1:A:135:ASP:OD2	1:A:160:ARG:NH2	2.47	0.47
1:A:258:VAL:HB	1:A:300:PHE:HB3	1.96	0.47
1:C:135:ASP:OD2	1:C:160:ARG:NH2	2.47	0.47
1:C:141:VAL:HG21	1:C:158:PRO:HD3	1.97	0.47
1:C:304:VAL:HG21	1:C:310:ALA:HA	1.97	0.47
1:C:345:ARG:H	1:C:348:LEU:HD12	1.79	0.47
1:E:30:ARG:NH2	1:H:77:PRO:CD	2.55	0.47
1:E:79:GLY:N	1:H:77:PRO:HB3	2.30	0.47
1:E:135:ASP:OD2	1:E:160:ARG:NH2	2.47	0.47
1:E:255:ARG:NE	1:E:290:ARG:HH12	2.11	0.47
1:E:258:VAL:HB	1:E:300:PHE:HB3	1.96	0.47
1:F:77:PRO:CD	1:G:30:ARG:NH2	2.55	0.47
1:G:141:VAL:HG21	1:G:158:PRO:HD3	1.97	0.47
1:G:253:ARG:NH2	1:G:303:GLU:O	2.46	0.47
1:A:255:ARG:NE	1:A:290:ARG:HH12	2.11	0.47
1:B:129:ALA:HA	1:B:132:MET:HB2	1.96	0.47
1:G:304:VAL:HG21	1:G:310:ALA:HA	1.97	0.47
1:G:345:ARG:H	1:G:348:LEU:HD12	1.79	0.47
1:H:279:GLN:HA	1:H:281:LYS:HZ2	1.79	0.47
1:C:253:ARG:NH2	1:C:303:GLU:O	2.46	0.47
1:D:279:GLN:HA	1:D:281:LYS:HZ2	1.79	0.47
1:F:129:ALA:HA	1:F:132:MET:HB2	1.96	0.47
1:F:451:LEU:HD23	1:F:454:ILE:HD12	1.97	0.47
1:A:128:ILE:O	1:A:132:MET:CB	2.64	0.46
1:B:451:LEU:HD23	1:B:454:ILE:HD12	1.97	0.46
1:E:22:TYR:HB3	1:H:22:TYR:CE1	2.50	0.46
1:E:128:ILE:O	1:E:132:MET:CB	2.64	0.46
1:D:224:LYS:HE2	1:D:484:LEU:HD21	1.97	0.46
1:A:22:TYR:HB3	1:D:22:TYR:CE1	2.50	0.46
1:A:141:VAL:HG21	1:A:158:PRO:HD3	1.97	0.46
1:A:267:LYS:NZ	1:A:298:VAL:HG13	2.30	0.46
1:H:224:LYS:HE2	1:H:484:LEU:HD21	1.97	0.46
1:B:237:SER:HA	1:B:328:GLY:HA2	1.98	0.46
1:E:141:VAL:HG21	1:E:158:PRO:HD3	1.97	0.46
1:E:267:LYS:NZ	1:E:298:VAL:HG13	2.30	0.46
1:B:224:LYS:HE2	1:B:484:LEU:HD21	1.97	0.46
1:B:279:GLN:HA	1:B:281:LYS:HZ2	1.80	0.46
1:C:218:GLY:HA2	1:C:482:THR:HG23	1.97	0.46
1:F:237:SER:HA	1:F:328:GLY:HA2	1.98	0.46
1:F:279:GLN:HA	1:F:281:LYS:HZ2	1.80	0.46
1:A:262:PRO:HB2	1:A:265:VAL:HG21	1.98	0.46

Continued on next page...

Continued from previous page...

Atom-1	Atom-2	Interatomic distance (Å)	Clash overlap (Å)
1:E:262:PRO:HB2	1:E:265:VAL:HG21	1.98	0.46
1:F:155:LEU:HG	1:F:156:VAL:HG13	1.97	0.46
1:F:224:LYS:HE2	1:F:484:LEU:HD21	1.97	0.46
1:F:266:ASN:HD22	1:F:269:LYS:HG3	1.80	0.46
1:G:218:GLY:HA2	1:G:482:THR:HG23	1.97	0.46
1:H:444:LEU:HD23	1:H:447:LEU:HD12	1.96	0.46
1:B:155:LEU:HG	1:B:156:VAL:HG13	1.97	0.46
1:B:266:ASN:HD22	1:B:269:LYS:HG3	1.80	0.46
1:B:454:ILE:CG1	1:B:460:ARG:HH11	2.29	0.46
1:C:256:ILE:HD11	1:C:310:ALA:HB1	1.96	0.46
1:D:444:LEU:HD23	1:D:447:LEU:HD12	1.96	0.46
1:A:33:PRO:HD3	1:A:40:LYS:NZ	2.29	0.46
1:A:304:VAL:HG21	1:A:310:ALA:HA	1.97	0.46
1:B:22:TYR:H	1:C:19:PHE:HE1	1.52	0.46
1:D:454:ILE:HG13	1:D:460:ARG:HH11	1.81	0.46
1:F:22:TYR:CE1	1:G:22:TYR:HB3	2.50	0.46
1:F:454:ILE:CG1	1:F:460:ARG:HH11	2.29	0.46
1:H:237:SER:HA	1:H:328:GLY:HA2	1.98	0.46
1:H:454:ILE:HG13	1:H:460:ARG:HH11	1.81	0.46
1:B:22:TYR:CE1	1:C:22:TYR:HB3	2.50	0.46
1:D:237:SER:HA	1:D:328:GLY:HA2	1.98	0.46
1:D:266:ASN:HD22	1:D:269:LYS:HG3	1.80	0.46
1:D:454:ILE:CG1	1:D:460:ARG:HH11	2.29	0.46
1:E:304:VAL:HG21	1:E:310:ALA:HA	1.97	0.46
1:G:256:ILE:HD11	1:G:310:ALA:HB1	1.96	0.46
1:H:266:ASN:HD22	1:H:269:LYS:HG3	1.80	0.46
1:A:390:VAL:HG13	1:A:410:LYS:HZ2	1.81	0.46
1:D:451:LEU:HD23	1:D:454:ILE:HD12	1.97	0.46
1:F:454:ILE:HG13	1:F:460:ARG:HH11	1.81	0.46
1:G:267:LYS:NZ	1:G:298:VAL:HG13	2.30	0.46
1:H:454:ILE:CG1	1:H:460:ARG:HH11	2.29	0.46
1:C:267:LYS:NZ	1:C:298:VAL:HG13	2.30	0.45
1:E:33:PRO:HD3	1:E:40:LYS:NZ	2.29	0.45
1:E:390:VAL:HG13	1:E:410:LYS:HZ2	1.81	0.45
1:H:451:LEU:HD23	1:H:454:ILE:HD12	1.97	0.45
1:B:135:ASP:HA	1:B:138:LYS:HB2	1.98	0.45
1:B:454:ILE:HG13	1:B:460:ARG:HH11	1.81	0.45
1:F:135:ASP:HA	1:F:138:LYS:HB2	1.98	0.45
1:F:22:TYR:H	1:G:19:PHE:HE1	1.52	0.45
1:A:218:GLY:HA2	1:A:482:THR:HG23	1.97	0.45
1:D:155:LEU:HG	1:D:156:VAL:HG13	1.97	0.45

Continued on next page...

Continued from previous page...

Atom-1	Atom-2	Interatomic distance (Å)	Clash overlap (Å)
1:D:194:LEU:O	1:D:198:ASN:HB2	2.17	0.45
1:G:262:PRO:HB2	1:G:265:VAL:HG21	1.98	0.45
1:H:155:LEU:HG	1:H:156:VAL:HG13	1.97	0.45
1:H:194:LEU:O	1:H:198:ASN:HB2	2.17	0.45
1:C:262:PRO:HB2	1:C:265:VAL:HG21	1.98	0.45
1:C:278:VAL:HG13	1:C:284:GLU:HA	1.99	0.45
1:E:218:GLY:HA2	1:E:482:THR:HG23	1.97	0.45
1:F:310:ALA:HA	1:F:313:ILE:HD12	1.99	0.45
1:G:278:VAL:HG13	1:G:284:GLU:HA	1.99	0.45
1:B:310:ALA:HA	1:B:313:ILE:HD12	1.99	0.45
1:D:310:ALA:HA	1:D:313:ILE:HD12	1.99	0.45
1:H:310:ALA:HA	1:H:313:ILE:HD12	1.99	0.45
1:C:62:LYS:O	1:C:122:GLU:HA	2.17	0.45
1:H:135:ASP:HA	1:H:138:LYS:HB2	1.98	0.45
1:B:194:LEU:O	1:B:198:ASN:HB2	2.17	0.45
1:D:135:ASP:HA	1:D:138:LYS:HB2	1.98	0.45
1:F:194:LEU:O	1:F:198:ASN:HB2	2.17	0.45
1:G:62:LYS:O	1:G:122:GLU:HA	2.17	0.45
1:G:128:ILE:O	1:G:132:MET:CB	2.64	0.45
1:A:278:VAL:HG13	1:A:284:GLU:HA	1.99	0.44
1:C:128:ILE:O	1:C:132:MET:CB	2.64	0.44
1:D:221:VAL:HB	1:D:484:LEU:HA	1.99	0.44
1:E:278:VAL:HG13	1:E:284:GLU:HA	1.99	0.44
1:H:221:VAL:HB	1:H:484:LEU:HA	1.99	0.44
1:A:77:PRO:CB	1:D:77:PRO:HG3	2.46	0.44
1:D:219:ALA:H	1:D:482:THR:HG22	1.83	0.44
1:D:37:ASP:OD2	1:D:157:LEU:HD12	2.17	0.44
1:E:77:PRO:CB	1:H:77:PRO:HG3	2.46	0.44
1:F:37:ASP:OD2	1:F:157:LEU:HD12	2.17	0.44
1:F:219:ALA:H	1:F:482:THR:HG22	1.83	0.44
1:H:219:ALA:H	1:H:482:THR:HG22	1.83	0.44
1:A:62:LYS:O	1:A:122:GLU:HA	2.17	0.44
1:B:37:ASP:OD2	1:B:157:LEU:HD12	2.17	0.44
1:B:77:PRO:C	1:C:77:PRO:O	2.45	0.44
1:D:221:VAL:O	1:D:485:MET:N	2.45	0.44
1:E:344:LEU:HD23	1:E:344:LEU:HA	1.84	0.44
1:F:77:PRO:C	1:G:77:PRO:O	2.45	0.44
1:H:37:ASP:OD2	1:H:157:LEU:HD12	2.17	0.44
1:H:221:VAL:O	1:H:485:MET:N	2.45	0.44
1:B:219:ALA:H	1:B:482:THR:HG22	1.83	0.44
1:B:273:HIS:HA	1:B:276:ARG:HD2	1.99	0.44

Continued on next page...

Continued from previous page...

Atom-1	Atom-2	Interatomic distance (Å)	Clash overlap (Å)
1:D:111:ASP:OD2	1:D:267:LYS:HD2	2.17	0.44
1:E:62:LYS:O	1:E:122:GLU:HA	2.17	0.44
1:B:111:ASP:OD2	1:B:267:LYS:HD2	2.17	0.44
1:E:333:ALA:HB2	1:E:342:LEU:HD11	1.99	0.44
1:F:111:ASP:OD2	1:F:267:LYS:HD2	2.17	0.44
1:A:333:ALA:HB2	1:A:342:LEU:HD11	1.99	0.44
1:F:273:HIS:HA	1:F:276:ARG:HD2	1.99	0.44
1:H:111:ASP:OD2	1:H:267:LYS:HD2	2.17	0.44
1:A:344:LEU:HD23	1:A:344:LEU:HA	1.84	0.43
1:E:373:ARG:HD2	1:E:373:ARG:HA	1.80	0.43
1:B:224:LYS:HG2	1:B:227:ILE:HD12	1.99	0.43
1:C:31:ALA:O	1:C:40:LYS:NZ	2.51	0.43
1:D:273:HIS:HA	1:D:276:ARG:HD2	1.99	0.43
1:F:22:TYR:OH	1:G:19:PHE:N	2.42	0.43
1:F:224:LYS:HG2	1:F:227:ILE:HD12	1.99	0.43
1:G:31:ALA:O	1:G:40:LYS:NZ	2.51	0.43
1:H:273:HIS:HA	1:H:276:ARG:HD2	1.99	0.43
1:A:31:ALA:O	1:A:40:LYS:NZ	2.51	0.43
1:A:124:ARG:HG2	1:A:125:MET:H	1.83	0.43
1:B:22:TYR:OH	1:C:19:PHE:N	2.42	0.43
1:B:221:VAL:O	1:B:485:MET:N	2.45	0.43
1:C:333:ALA:HB2	1:C:342:LEU:HD11	1.99	0.43
1:G:283:ILE:HG22	1:G:286:ILE:HG12	2.01	0.43
1:G:333:ALA:HB2	1:G:342:LEU:HD11	1.99	0.43
1:A:373:ARG:HD2	1:A:373:ARG:HA	1.80	0.43
1:C:283:ILE:HG22	1:C:286:ILE:HG12	2.01	0.43
1:E:31:ALA:O	1:E:40:LYS:NZ	2.51	0.43
1:E:124:ARG:HG2	1:E:125:MET:H	1.83	0.43
1:E:283:ILE:HG22	1:E:286:ILE:HG12	2.01	0.43
1:A:283:ILE:HG22	1:A:286:ILE:HG12	2.01	0.43
1:B:221:VAL:HB	1:B:484:LEU:HA	1.99	0.43
1:F:221:VAL:HB	1:F:484:LEU:HA	1.99	0.43
1:C:311:ASN:HA	1:C:314:LEU:HD12	2.00	0.43
1:G:124:ARG:HG2	1:G:125:MET:H	1.83	0.43
1:G:311:ASN:HA	1:G:314:LEU:HD12	2.00	0.43
1:A:202:THR:N	1:A:205:ASP:OD2	2.40	0.43
1:E:202:THR:N	1:E:205:ASP:OD2	2.40	0.43
1:F:221:VAL:O	1:F:485:MET:N	2.45	0.43
1:G:140:THR:HA	1:G:361:ARG:HD2	2.01	0.43
1:A:311:ASN:HA	1:A:314:LEU:HD12	2.00	0.43
1:B:77:PRO:HG3	1:C:77:PRO:CB	2.46	0.43

Continued on next page...

Continued from previous page...

Atom-1	Atom-2	Interatomic distance (Å)	Clash overlap (Å)
1:C:124:ARG:HG2	1:C:125:MET:H	1.83	0.43
1:C:140:THR:HA	1:C:361:ARG:HD2	2.01	0.43
1:E:311:ASN:HA	1:E:314:LEU:HD12	2.00	0.43
1:B:160:ARG:O	1:B:351:TYR:OH	2.37	0.43
1:C:249:THR:HG22	1:C:251:THR:H	1.84	0.42
1:D:224:LYS:HG2	1:D:227:ILE:HD12	1.99	0.42
1:D:426:LEU:HA	1:D:429:LEU:HD12	2.00	0.42
1:F:77:PRO:HG3	1:G:77:PRO:CB	2.46	0.42
1:F:77:PRO:HB3	1:G:79:GLY:N	2.30	0.42
1:F:160:ARG:O	1:F:351:TYR:OH	2.37	0.42
1:G:249:THR:HG22	1:G:251:THR:H	1.84	0.42
1:A:249:THR:HG22	1:A:251:THR:H	1.84	0.42
1:E:249:THR:HG22	1:E:251:THR:H	1.84	0.42
1:A:395:ARG:CD	1:B:434:ARG:HH12	2.32	0.42
1:B:77:PRO:HB3	1:C:79:GLY:N	2.30	0.42
1:B:338:ILE:CD1	1:B:340:LYS:HZ1	2.31	0.42
1:D:390:VAL:HA	1:D:393:ILE:HD12	2.00	0.42
1:E:395:ARG:CD	1:F:434:ARG:HH12	2.32	0.42
1:H:224:LYS:HG2	1:H:227:ILE:HD12	1.99	0.42
1:H:390:VAL:HA	1:H:393:ILE:HD12	2.00	0.42
1:H:426:LEU:HA	1:H:429:LEU:HD12	2.00	0.42
1:A:41:PRO:HA	1:A:44:ARG:HB3	2.01	0.42
1:F:338:ILE:CD1	1:F:340:LYS:HZ1	2.31	0.42
1:G:86:ALA:HA	1:G:89:ARG:HG2	2.00	0.42
1:B:390:VAL:HA	1:B:393:ILE:HD12	2.00	0.42
1:E:41:PRO:HA	1:E:44:ARG:HB3	2.01	0.42
1:F:375:HIS:HB3	1:F:417:GLN:HE21	1.84	0.42
1:G:395:ARG:HD2	1:H:434:ARG:HH12	1.85	0.42
1:H:133:LEU:HD12	1:H:133:LEU:HA	1.83	0.42
1:C:86:ALA:HA	1:C:89:ARG:HG2	2.00	0.42
1:C:395:ARG:HD2	1:D:434:ARG:HH12	1.85	0.42
1:H:472:VAL:O	1:H:476:PHE:HB2	2.19	0.42
1:B:375:HIS:HB3	1:B:417:GLN:HE21	1.84	0.42
1:B:426:LEU:HA	1:B:429:LEU:HD12	2.00	0.42
1:C:41:PRO:HA	1:C:44:ARG:HB3	2.01	0.42
1:C:239:VAL:HG13	1:C:324:GLN:HG3	2.01	0.42
1:D:472:VAL:O	1:D:476:PHE:HB2	2.19	0.42
1:F:377:LEU:HG	1:F:380:LEU:HD12	2.02	0.42
1:F:390:VAL:HA	1:F:393:ILE:HD12	2.00	0.42
1:A:86:ALA:HA	1:A:89:ARG:HG2	2.00	0.42
1:B:377:LEU:HG	1:B:380:LEU:HD12	2.02	0.42

Continued on next page...

Continued from previous page...

Atom-1	Atom-2	Interatomic distance (Å)	Clash overlap (Å)
1:G:37:ASP:OD2	1:G:157:LEU:N	2.53	0.42
1:G:41:PRO:HA	1:G:44:ARG:HB3	2.01	0.42
1:G:239:VAL:HG13	1:G:324:GLN:HG3	2.01	0.42
1:A:37:ASP:OD2	1:A:157:LEU:N	2.53	0.42
1:A:78:HIS:O	1:D:75:TYR:C	2.47	0.42
1:C:37:ASP:OD2	1:C:157:LEU:N	2.53	0.42
1:E:86:ALA:HA	1:E:89:ARG:HG2	2.00	0.42
1:E:140:THR:HA	1:E:361:ARG:HD2	2.01	0.42
1:F:426:LEU:HA	1:F:429:LEU:HD12	2.00	0.42
1:G:395:ARG:CD	1:H:434:ARG:HH12	2.32	0.42
1:A:43:HIS:HA	1:A:46:ILE:HD12	2.02	0.42
1:A:140:THR:HA	1:A:361:ARG:HD2	2.01	0.42
1:A:239:VAL:HG13	1:A:324:GLN:HG3	2.01	0.42
1:B:75:TYR:HD1	1:B:75:TYR:HA	1.75	0.42
1:C:395:ARG:CD	1:D:434:ARG:HH12	2.32	0.42
1:E:37:ASP:OD2	1:E:157:LEU:N	2.53	0.42
1:A:88:VAL:HG13	1:A:107:PHE:HD1	1.85	0.41
1:B:472:VAL:O	1:B:476:PHE:HB2	2.19	0.41
1:E:43:HIS:HA	1:E:46:ILE:HD12	2.02	0.41
1:E:78:HIS:O	1:H:75:TYR:C	2.47	0.41
1:E:88:VAL:HG13	1:E:107:PHE:HD1	1.85	0.41
1:F:75:TYR:HD1	1:F:75:TYR:HA	1.75	0.41
1:G:129:ALA:HA	1:G:132:MET:HB3	2.02	0.41
1:G:398:GLU:HB2	1:H:432:LEU:HG	2.02	0.41
1:C:129:ALA:HA	1:C:132:MET:HB3	2.02	0.41
1:C:398:GLU:HB2	1:D:432:LEU:HG	2.02	0.41
1:D:133:LEU:HD12	1:D:133:LEU:HA	1.83	0.41
1:D:338:ILE:CD1	1:D:340:LYS:HZ1	2.33	0.41
1:E:239:VAL:HG13	1:E:324:GLN:HG3	2.01	0.41
1:E:395:ARG:HD2	1:F:434:ARG:HH12	1.85	0.41
1:F:472:VAL:O	1:F:476:PHE:HB2	2.19	0.41
1:A:395:ARG:HD2	1:B:434:ARG:HH12	1.85	0.41
1:F:133:LEU:HD12	1:F:133:LEU:HA	1.83	0.41
1:D:257:VAL:HG22	1:D:301:VAL:HG22	2.02	0.41
1:H:257:VAL:HG22	1:H:301:VAL:HG22	2.02	0.41
1:D:375:HIS:HB3	1:D:417:GLN:HE21	1.84	0.41
1:D:377:LEU:HG	1:D:380:LEU:HD12	2.02	0.41
1:E:57:PRO:HD3	1:E:125:MET:HB2	2.03	0.41
1:H:377:LEU:HG	1:H:380:LEU:HD12	2.02	0.41
1:A:57:PRO:HD3	1:A:125:MET:HB2	2.03	0.41
1:A:97:ARG:HG2	1:A:216:PRO:HB3	2.03	0.41

Continued on next page...

Continued from previous page...

Atom-1	Atom-2	Interatomic distance (Å)	Clash overlap (Å)
1:A:384:LEU:HD13	1:A:434:ARG:HG2	2.02	0.41
1:C:97:ARG:HB3	1:C:98:TYR:H	1.69	0.41
1:E:97:ARG:HG2	1:E:216:PRO:HB3	2.03	0.41
1:H:375:HIS:HB3	1:H:417:GLN:HE21	1.84	0.41
1:C:344:LEU:HD23	1:C:344:LEU:HA	1.84	0.41
1:E:384:LEU:HD13	1:E:434:ARG:HG2	2.02	0.41
1:H:338:ILE:CD1	1:H:340:LYS:HZ1	2.33	0.41
1:B:133:LEU:HD12	1:B:133:LEU:HA	1.83	0.41
1:B:257:VAL:HG22	1:B:301:VAL:HG22	2.02	0.41
1:C:57:PRO:HD3	1:C:125:MET:HB2	2.03	0.41
1:C:88:VAL:HG13	1:C:107:PHE:HD1	1.85	0.41
1:C:384:LEU:HD13	1:C:434:ARG:HG2	2.02	0.41
1:D:160:ARG:O	1:D:351:TYR:OH	2.37	0.41
1:F:257:VAL:HG22	1:F:301:VAL:HG22	2.02	0.41
1:G:57:PRO:HD3	1:G:125:MET:HB2	2.03	0.41
1:G:88:VAL:HG13	1:G:107:PHE:HD1	1.85	0.41
1:G:97:ARG:HB3	1:G:98:TYR:H	1.69	0.41
1:G:344:LEU:HD23	1:G:344:LEU:HA	1.84	0.41
1:G:384:LEU:HD13	1:G:434:ARG:HG2	2.02	0.41
1:H:160:ARG:O	1:H:351:TYR:OH	2.37	0.41
1:C:247:GLU:OE2	1:C:255:ARG:HD2	2.21	0.41
1:G:247:GLU:OE2	1:G:255:ARG:HD2	2.21	0.41
1:A:247:GLU:OE2	1:A:255:ARG:HD2	2.21	0.40
1:C:43:HIS:HA	1:C:46:ILE:HD12	2.02	0.40
1:D:333:ALA:N	1:D:340:LYS:O	2.54	0.40
1:E:247:GLU:OE2	1:E:255:ARG:HD2	2.21	0.40
1:E:329:PHE:HB3	1:E:331:MET:HG3	2.03	0.40
1:G:43:HIS:HA	1:G:46:ILE:HD12	2.02	0.40
1:G:329:PHE:HB3	1:G:331:MET:HG3	2.03	0.40
1:H:333:ALA:N	1:H:340:LYS:O	2.54	0.40
1:H:373:ARG:NH1	1:H:376:ILE:HG21	2.36	0.40
1:C:329:PHE:HB3	1:C:331:MET:HG3	2.03	0.40
1:D:373:ARG:NH1	1:D:376:ILE:HG21	2.36	0.40
1:A:77:PRO:CB	1:D:77:PRO:CG	2.99	0.40
1:A:329:PHE:HB3	1:A:331:MET:HG3	2.03	0.40
1:E:77:PRO:CB	1:H:77:PRO:CG	2.99	0.40
1:E:129:ALA:HA	1:E:132:MET:HB3	2.02	0.40
1:A:129:ALA:HA	1:A:132:MET:HB3	2.02	0.40
1:A:267:LYS:HZ1	1:A:298:VAL:HG13	1.87	0.40
1:E:398:GLU:HB2	1:F:432:LEU:HG	2.02	0.40

There are no symmetry-related clashes.

5.3 Torsion angles

5.3.1 Protein backbone

In the following table, the Percentiles column shows the percent Ramachandran outliers of the chain as a percentile score with respect to all PDB entries followed by that with respect to all EM entries.

The Analysed column shows the number of residues for which the backbone conformation was analysed, and the total number of residues.

Mol	Chain	Analysed	Favoured	Allowed	Outliers	Percentiles	
1	A	474/511 (93%)	441 (93%)	33 (7%)	0	100	100
1	B	479/511 (94%)	436 (91%)	43 (9%)	0	100	100
1	C	474/511 (93%)	441 (93%)	33 (7%)	0	100	100
1	D	479/511 (94%)	436 (91%)	43 (9%)	0	100	100
1	E	474/511 (93%)	441 (93%)	33 (7%)	0	100	100
1	F	479/511 (94%)	436 (91%)	43 (9%)	0	100	100
1	G	474/511 (93%)	441 (93%)	33 (7%)	0	100	100
1	H	479/511 (94%)	436 (91%)	43 (9%)	0	100	100
All	All	3812/4088 (93%)	3508 (92%)	304 (8%)	0	100	100

There are no Ramachandran outliers to report.

5.3.2 Protein sidechains

In the following table, the Percentiles column shows the percent sidechain outliers of the chain as a percentile score with respect to all PDB entries followed by that with respect to all EM entries.

The Analysed column shows the number of residues for which the sidechain conformation was analysed, and the total number of residues.

Mol	Chain	Analysed	Rotameric	Outliers	Percentiles	
1	A	411/442 (93%)	411 (100%)	0	100	100
1	B	416/442 (94%)	416 (100%)	0	100	100
1	C	411/442 (93%)	411 (100%)	0	100	100
1	D	416/442 (94%)	416 (100%)	0	100	100
1	E	411/442 (93%)	411 (100%)	0	100	100
1	F	416/442 (94%)	416 (100%)	0	100	100

Continued on next page...

Continued from previous page...

Mol	Chain	Analysed	Rotameric	Outliers	Percentiles	
1	G	411/442 (93%)	411 (100%)	0	100	100
1	H	416/442 (94%)	416 (100%)	0	100	100
All	All	3308/3536 (94%)	3308 (100%)	0	100	100

There are no protein residues with a non-rotameric sidechain to report.

Sometimes sidechains can be flipped to improve hydrogen bonding and reduce clashes. All (28) such sidechains are listed below:

Mol	Chain	Res	Type
1	A	43	HIS
1	A	183	HIS
1	A	271	HIS
1	B	78	HIS
1	B	273	HIS
1	B	294	ASN
1	B	404	GLN
1	C	43	HIS
1	C	183	HIS
1	C	271	HIS
1	D	78	HIS
1	D	273	HIS
1	D	294	ASN
1	D	404	GLN
1	E	43	HIS
1	E	183	HIS
1	E	271	HIS
1	F	78	HIS
1	F	273	HIS
1	F	294	ASN
1	F	404	GLN
1	G	43	HIS
1	G	183	HIS
1	G	271	HIS
1	H	78	HIS
1	H	273	HIS
1	H	294	ASN
1	H	404	GLN

5.3.3 RNA ⓘ

There are no RNA molecules in this entry.

5.4 Non-standard residues in protein, DNA, RNA chains [i](#)

There are no non-standard protein/DNA/RNA residues in this entry.

5.5 Carbohydrates [i](#)

There are no monosaccharides in this entry.

5.6 Ligand geometry [i](#)

There are no ligands in this entry.

5.7 Other polymers [i](#)

There are no such residues in this entry.

5.8 Polymer linkage issues [i](#)

There are no chain breaks in this entry.

6 Map visualisation

This section contains visualisations of the EMDB entry EMD-9317. These allow visual inspection of the internal detail of the map and identification of artifacts.

No raw map or half-maps were deposited for this entry and therefore no images, graphs, etc. pertaining to the raw map can be shown.

6.1 Orthogonal projections

This section was not generated.

6.2 Central slices

This section was not generated.

6.3 Largest variance slices

This section was not generated.

6.4 Orthogonal surface views

This section was not generated.

6.5 Mask visualisation

This section was not generated. No masks/segmentation were deposited.

7 Map analysis ⓘ

This section contains the results of statistical analysis of the map.

7.1 Map-value distribution ⓘ

This section was not generated.

7.2 Volume estimate versus contour level ⓘ

This section was not generated.

7.3 Rotationally averaged power spectrum ⓘ

This section was not generated. The rotationally averaged power spectrum had issues being displayed.

8 Fourier-Shell correlation

This section was not generated. No FSC curve or half-maps provided.

9 Map-model fit

This section was not generated.