



wwPDB X-ray Structure Validation Summary Report ⓘ

May 21, 2020 – 05:06 am BST

PDB ID : 6ND5
Title : Crystal structure of the *Thermus thermophilus* 70S ribosome in complex with chloramphenicol and bound to mRNA and A-, P-, and E-site tRNAs at 2.60Å resolution
Authors : Svetlov, M.S.; Plessa, E.; Chen, C.-W.; Bougas, A.; Krokidis, M.G.; Dinos, G.P.; Polikanov, Y.S.
Deposited on : 2018-12-13
Resolution : 2.60 Å(reported)

This is a wwPDB X-ray Structure Validation Summary Report for a publicly released PDB entry.

We welcome your comments at validation@mail.wwpdb.org

A user guide is available at

<https://www.wwpdb.org/validation/2017/XrayValidationReportHelp>

with specific help available everywhere you see the ⓘ symbol.

The following versions of software and data (see [references ⓘ](#)) were used in the production of this report:

MolProbity	:	4.02b-467
Mogul	:	1.8.5 (274361), CSD as541be (2020)
Xtriage (Phenix)	:	1.13
EDS	:	2.11
buster-report	:	1.1.7 (2018)
Percentile statistics	:	20191225.v01 (using entries in the PDB archive December 25th 2019)
Refmac	:	5.8.0158
CCP4	:	7.0.044 (Gargrove)
Ideal geometry (proteins)	:	Engh & Huber (2001)
Ideal geometry (DNA, RNA)	:	Parkinson et al. (1996)
Validation Pipeline (wwPDB-VP)	:	2.11

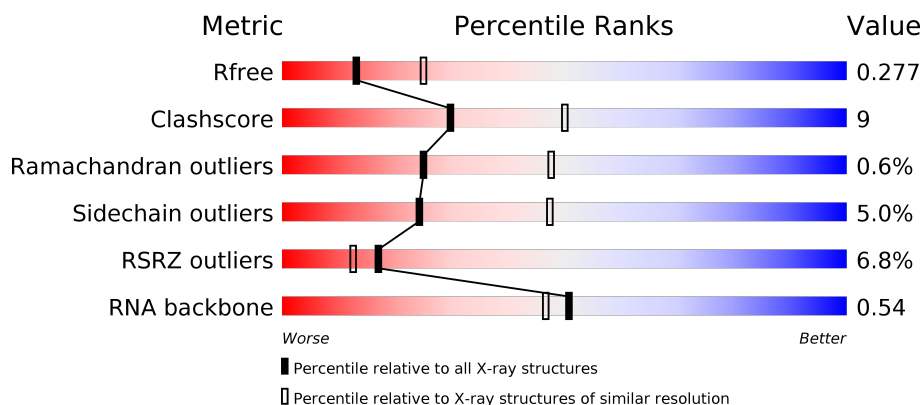
1 Overall quality at a glance

The following experimental techniques were used to determine the structure:

X-RAY DIFFRACTION

The reported resolution of this entry is 2.60 Å.

Percentile scores (ranging between 0-100) for global validation metrics of the entry are shown in the following graphic. The table shows the number of entries on which the scores are based.



Metric	Whole archive (#Entries)	Similar resolution (#Entries, resolution range(Å))
R_{free}	130704	3163 (2.60-2.60)
Clashscore	141614	3518 (2.60-2.60)
Ramachandran outliers	138981	3455 (2.60-2.60)
Sidechain outliers	138945	3455 (2.60-2.60)
RSRZ outliers	127900	3104 (2.60-2.60)
RNA backbone	3102	1040 (2.90-2.30)

The table below summarises the geometric issues observed across the polymeric chains and their fit to the electron density. The red, orange, yellow and green segments on the lower bar indicate the fraction of residues that contain outliers for ≥ 3 , 2, 1 and 0 types of geometric quality criteria respectively. A grey segment represents the fraction of residues that are not modelled. The numeric value for each fraction is indicated below the corresponding segment, with a dot representing fractions $\leq 5\%$. The upper red bar (where present) indicates the fraction of residues that have poor fit to the electron density. The numeric value is given above the bar.

Mol	Chain	Length	Quality of chain
1	1A	2915	<div> <div>2%</div> <div> <div></div> <div>61%</div> <div>31%</div> <div>7%</div> <div>.</div> </div> </div>
1	2A	2915	<div> <div>2%</div> <div> <div></div> <div>54%</div> <div>35%</div> <div>7%</div> <div>.</div> </div> </div>
2	1B	121	<div> <div></div> <div> <div>74%</div> <div>21%</div> <div>..</div> </div> </div>
2	2B	121	<div> <div></div> <div> <div>42%</div> <div>45%</div> <div>12%</div> <div>.</div> </div> </div>

Continued on next page...

Continued from previous page...

Mol	Chain	Length	Quality of chain
3	1D	276	
3	2D	276	
4	1E	206	
4	2E	206	
5	1F	210	
5	2F	210	
6	1G	182	
6	2G	182	
7	1H	180	
7	2H	180	
8	1I	148	
8	2I	148	
9	1N	140	
9	2N	140	
10	1O	122	
10	2O	122	
11	1P	150	
11	2P	150	
12	1Q	141	
12	2Q	141	
13	1R	118	
13	2R	118	
14	1S	112	
14	2S	112	
15	1T	146	


























Continued on next page...

Continued from previous page...

Mol	Chain	Length	Quality of chain
15	2T	146	
16	1U	118	
16	2U	118	
17	1V	101	
17	2V	101	
18	1W	113	
18	2W	113	
19	1X	96	
19	2X	96	
20	1Y	110	
20	2Y	110	
21	1Z	206	
21	2Z	206	
22	10	85	
22	20	85	
23	11	98	
23	21	98	
24	12	72	
24	22	72	
25	13	60	
25	23	60	
26	14	71	
26	24	71	
27	15	60	
27	25	60	

Continued on next page...

Continued from previous page...

Mol	Chain	Length	Quality of chain
28	16	54	
28	26	54	
29	17	49	
29	27	49	
30	18	65	
30	28	65	
31	19	37	
31	29	37	
32	1a	1521	
32	2a	1521	
33	1b	256	
33	2b	256	
34	1c	239	
34	2c	239	
35	1d	209	
35	2d	209	
36	1e	162	
36	2e	162	
37	1f	101	
37	2f	101	
38	1g	156	
38	2g	156	
39	1h	138	
39	2h	138	
40	1i	128	

Continued on next page...

Continued from previous page...

Mol	Chain	Length	Quality of chain
40	2i	128	
41	1j	105	
41	2j	105	
42	1k	129	
42	2k	129	
43	1l	132	
43	2l	132	
44	1m	126	
44	2m	126	
45	1n	61	
45	2n	61	
46	1o	89	
46	2o	89	
47	1p	88	
47	2p	88	
48	1q	105	
48	2q	105	
49	1r	88	
49	2r	88	
50	1s	93	
50	2s	93	
51	1t	106	
51	2t	106	
52	1u	27	
52	2u	27	

Continued on next page...

Continued from previous page...

Mol	Chain	Length	Quality of chain
53	1v	24	
53	2v	24	
54	1w	76	
54	1y	76	
54	2w	76	
54	2y	76	
55	1x	77	
55	2x	77	

The following table lists non-polymeric compounds, carbohydrate monomers and non-standard residues in protein, DNA, RNA chains that are outliers for geometric or electron-density-fit criteria:

Mol	Type	Chain	Res	Chirality	Geometry	Clashes	Electron density
54	PSU	2y	55	-	-	-	X
56	MG	1A	3411	-	-	-	X
56	MG	1A	3489	-	-	-	X
56	MG	1A	3503	-	-	-	X
56	MG	2A	3040	-	-	-	X
56	MG	2A	3243	-	-	-	X
56	MG	2A	3382	-	-	-	X
56	MG	2A	3812	-	-	-	X
56	MG	2a	3031	-	-	-	X

2 Entry composition

There are 61 unique types of molecules in this entry. The entry contains 300833 atoms, of which 0 are hydrogens and 0 are deuteriums.

In the tables below, the ZeroOcc column contains the number of atoms modelled with zero occupancy, the AltConf column contains the number of residues with at least one atom in alternate conformation and the Trace column contains the number of residues modelled with at most 2 atoms.

- Molecule 1 is a RNA chain called 23S Ribosomal RNA.

Mol	Chain	Residues	Atoms					ZeroOcc	AltConf	Trace
1	1A	2871	Total	C	N	O	P	0	0	0
			61852	27531	11572	19878	2871			
1	2A	2800	Total	C	N	O	P	0	0	0
			60322	26848	11284	19390	2800			

- Molecule 2 is a RNA chain called 5S Ribosomal RNA.

Mol	Chain	Residues	Atoms					ZeroOcc	AltConf	Trace
2	1B	120	Total	C	N	O	P	0	0	0
			2577	1146	476	835	120			
2	2B	120	Total	C	N	O	P	0	0	0
			2575	1146	476	833	120			

- Molecule 3 is a protein called 50S ribosomal protein L2.

Mol	Chain	Residues	Atoms					ZeroOcc	AltConf	Trace
3	1D	275	Total	C	N	O	S	0	0	0
			2136	1349	423	361	3			
3	2D	275	Total	C	N	O	S	0	0	0
			2136	1349	423	361	3			

- Molecule 4 is a protein called 50S ribosomal protein L3.

Mol	Chain	Residues	Atoms					ZeroOcc	AltConf	Trace
4	1E	204	Total	C	N	O	S	0	0	0
			1559	985	298	270	6			
4	2E	204	Total	C	N	O	S	0	0	0
			1559	985	298	270	6			

- Molecule 5 is a protein called 50S ribosomal protein L4.

Mol	Chain	Residues	Atoms					ZeroOcc	AltConf	Trace
5	1F	203	Total	C	N	O	S	0	0	1
			1584	1009	298	275	2			
5	2F	203	Total	C	N	O	S	0	0	1
			1580	1007	297	274	2			

- Molecule 6 is a protein called 50S ribosomal protein L5.

Mol	Chain	Residues	Atoms					ZeroOcc	AltConf	Trace
6	1G	181	Total	C	N	O	S	0	0	0
			1423	913	253	253	4			
6	2G	181	Total	C	N	O	S	0	0	0
			1428	913	258	253	4			

- Molecule 7 is a protein called 50S ribosomal protein L6.

Mol	Chain	Residues	Atoms					ZeroOcc	AltConf	Trace
7	1H	174	Total	C	N	O	S	0	0	0
			1330	845	248	236	1			
7	2H	174	Total	C	N	O	S	0	0	0
			1330	845	248	236	1			

- Molecule 8 is a protein called 50S ribosomal protein L9.

Mol	Chain	Residues	Atoms					ZeroOcc	AltConf	Trace
8	1I	146	Total	C	N	O	S	0	0	0
			1097	701	191	204	1			
8	2I	146	Total	C	N	O	S	0	0	0
			1064	681	186	196	1			

- Molecule 9 is a protein called 50S ribosomal protein L13.

Mol	Chain	Residues	Atoms					ZeroOcc	AltConf	Trace
9	1N	140	Total	C	N	O	S	0	0	0
			1117	719	207	187	4			
9	2N	140	Total	C	N	O	S	0	0	0
			1117	719	207	187	4			

- Molecule 10 is a protein called 50S ribosomal protein L14.

Mol	Chain	Residues	Atoms					ZeroOcc	AltConf	Trace
10	1O	122	Total	C	N	O	S	0	0	0
			933	588	171	170	4			

Continued on next page...

Continued from previous page...

Mol	Chain	Residues	Atoms					ZeroOcc	AltConf	Trace
10	2O	122	Total	C	N	O	S	0	0	0
			933	588	171	170	4			

- Molecule 11 is a protein called 50S ribosomal protein L15.

Mol	Chain	Residues	Atoms					ZeroOcc	AltConf	Trace
11	1P	149	Total	C	N	O	S	0	0	0
			1135	706	230	196	3			
11	2P	149	Total	C	N	O	S	0	0	0
			1135	706	230	196	3			

- Molecule 12 is a protein called 50S ribosomal protein L16.

Mol	Chain	Residues	Atoms					ZeroOcc	AltConf	Trace
12	1Q	141	Total	C	N	O	S	0	0	0
			1122	715	212	188	7			
12	2Q	141	Total	C	N	O	S	0	0	0
			1122	715	212	188	7			

- Molecule 13 is a protein called 50S ribosomal protein L17.

Mol	Chain	Residues	Atoms					ZeroOcc	AltConf	Trace
13	1R	118	Total	C	N	O	S	0	0	0
			968	604	203	160	1			
13	2R	118	Total	C	N	O	S	0	0	0
			968	604	203	160	1			

- Molecule 14 is a protein called 50S ribosomal protein L18.

Mol	Chain	Residues	Atoms				ZeroOcc	AltConf	Trace
14	1S	110	Total	C	N	O	0	0	0
			873	550	174	149			
14	2S	110	Total	C	N	O	0	0	0
			870	549	173	148			

- Molecule 15 is a protein called 50S ribosomal protein L19.

Mol	Chain	Residues	Atoms					ZeroOcc	AltConf	Trace
15	1T	131	Total	C	N	O	S	0	0	0
			1091	680	225	185	1			
15	2T	131	Total	C	N	O	S	0	0	0
			1083	675	224	183	1			

- Molecule 16 is a protein called 50S ribosomal protein L20.

Mol	Chain	Residues	Atoms					ZeroOcc	AltConf	Trace
16	1U	116	Total	C	N	O	S	0	0	0
			959	608	201	149	1			
16	2U	116	Total	C	N	O	S	0	0	0
			959	608	201	149	1			

- Molecule 17 is a protein called 50S ribosomal protein L21.

Mol	Chain	Residues	Atoms					ZeroOcc	AltConf	Trace
17	1V	101	Total	C	N	O	S	0	0	0
			771	495	140	135	1			
17	2V	101	Total	C	N	O	S	0	0	0
			771	495	140	135	1			

- Molecule 18 is a protein called 50S ribosomal protein L22.

Mol	Chain	Residues	Atoms					ZeroOcc	AltConf	Trace
18	1W	112	Total	C	N	O	S	0	0	0
			886	557	174	153	2			
18	2W	112	Total	C	N	O	S	0	0	0
			886	557	174	153	2			

- Molecule 19 is a protein called 50S ribosomal protein L23.

Mol	Chain	Residues	Atoms					ZeroOcc	AltConf	Trace
19	1X	95	Total	C	N	O	S	0	0	0
			750	488	135	126	1			
19	2X	95	Total	C	N	O	S	0	0	0
			750	488	135	126	1			

- Molecule 20 is a protein called 50S ribosomal protein L24.

Mol	Chain	Residues	Atoms					ZeroOcc	AltConf	Trace
20	1Y	107	Total	C	N	O	S	0	0	0
			806	517	152	131	6			
20	2Y	107	Total	C	N	O	S	0	0	0
			806	517	152	131	6			

- Molecule 21 is a protein called 50S ribosomal protein L25.

Mol	Chain	Residues	Atoms					ZeroOcc	AltConf	Trace
21	1Z	154	Total	C	N	O	S	0	0	0
			1240	795	222	220	3			
21	2Z	160	Total	C	N	O	S	0	0	0
			1271	814	228	227	2			

- Molecule 22 is a protein called 50S ribosomal protein L27.

Mol	Chain	Residues	Atoms					ZeroOcc	AltConf	Trace
22	10	83	Total	C	N	O	S	0	0	0
			653	404	139	109	1			
22	20	83	Total	C	N	O	S	0	0	0
			653	404	139	109	1			

- Molecule 23 is a protein called 50S ribosomal protein L28.

Mol	Chain	Residues	Atoms					ZeroOcc	AltConf	Trace
23	11	97	Total	C	N	O	S	0	0	0
			755	475	148	131	1			
23	21	97	Total	C	N	O	S	0	0	0
			755	475	148	131	1			

- Molecule 24 is a protein called 50S ribosomal protein L29.

Mol	Chain	Residues	Atoms					ZeroOcc	AltConf	Trace
24	12	70	Total	C	N	O	S	0	0	0
			588	365	118	103	2			
24	22	70	Total	C	N	O	S	0	0	0
			588	365	118	103	2			

- Molecule 25 is a protein called 50S ribosomal protein L30.

Mol	Chain	Residues	Atoms				ZeroOcc	AltConf	Trace
25	13	59	Total	C	N	O	0	0	0
			469	298	90	81			
25	23	59	Total	C	N	O	0	0	0
			464	296	90	78			

- Molecule 26 is a protein called 50S ribosomal protein L31.

Mol	Chain	Residues	Atoms					ZeroOcc	AltConf	Trace
26	14	69	Total	C	N	O	S	0	0	0
			552	349	99	99	5			

Continued on next page...

Continued from previous page...

Mol	Chain	Residues	Atoms					ZeroOcc	AltConf	Trace
26	24	69	Total	C	N	O	S	0	0	0
			532	339	97	91	5			

- Molecule 27 is a protein called 50S ribosomal protein L32.

Mol	Chain	Residues	Atoms					ZeroOcc	AltConf	Trace
27	15	59	Total	C	N	O	S	0	0	0
			455	285	89	76	5			
27	25	59	Total	C	N	O	S	0	0	0
			455	285	89	76	5			

- Molecule 28 is a protein called 50S ribosomal protein L33.

Mol	Chain	Residues	Atoms					ZeroOcc	AltConf	Trace
28	16	53	Total	C	N	O	S	0	0	0
			453	281	91	77	4			
28	26	53	Total	C	N	O	S	0	0	0
			449	279	91	75	4			

- Molecule 29 is a protein called 50S ribosomal protein L34.

Mol	Chain	Residues	Atoms					ZeroOcc	AltConf	Trace
29	17	48	Total	C	N	O	S	0	0	0
			418	257	104	55	2			
29	27	48	Total	C	N	O	S	0	0	0
			418	257	104	55	2			

- Molecule 30 is a protein called 50S ribosomal protein L35.

Mol	Chain	Residues	Atoms					ZeroOcc	AltConf	Trace
30	18	64	Total	C	N	O	S	0	0	0
			517	331	102	82	2			
30	28	64	Total	C	N	O	S	0	0	0
			517	331	102	82	2			

- Molecule 31 is a protein called 50S ribosomal protein L36.

Mol	Chain	Residues	Atoms					ZeroOcc	AltConf	Trace
31	19	37	Total	C	N	O	S	0	0	0
			307	188	68	47	4			
31	29	37	Total	C	N	O	S	0	0	0
			307	188	68	47	4			

- Molecule 32 is a RNA chain called 16S Ribosomal RNA.

Mol	Chain	Residues	Atoms					ZeroOcc	AltConf	Trace
32	1a	1500	Total	C	N	O	P	0	0	0
			32246	14358	5975	10413	1500			
32	2a	1503	Total	C	N	O	P	0	0	0
			32327	14396	5990	10438	1503			

- Molecule 33 is a protein called 30S ribosomal protein S2.

Mol	Chain	Residues	Atoms					ZeroOcc	AltConf	Trace
33	1b	231	Total	C	N	O	S	0	0	0
			1846	1179	331	331	5			
33	2b	231	Total	C	N	O	S	0	0	0
			1825	1167	326	327	5			

- Molecule 34 is a protein called 30S ribosomal protein S3.

Mol	Chain	Residues	Atoms					ZeroOcc	AltConf	Trace
34	1c	206	Total	C	N	O	S	0	0	0
			1548	973	301	273	1			
34	2c	206	Total	C	N	O	S	0	0	0
			1542	968	300	273	1			

- Molecule 35 is a protein called 30S ribosomal protein S4.

Mol	Chain	Residues	Atoms					ZeroOcc	AltConf	Trace
35	1d	208	Total	C	N	O	S	0	0	0
			1655	1038	326	284	7			
35	2d	208	Total	C	N	O	S	0	0	0
			1674	1050	333	284	7			

- Molecule 36 is a protein called 30S ribosomal protein S5.

Mol	Chain	Residues	Atoms					ZeroOcc	AltConf	Trace
36	1e	148	Total	C	N	O	S	0	0	0
			1129	714	213	198	4			
36	2e	148	Total	C	N	O	S	0	0	0
			1133	716	214	199	4			

- Molecule 37 is a protein called 30S ribosomal protein S6.

Mol	Chain	Residues	Atoms					ZeroOcc	AltConf	Trace
37	1f	100	Total	C	N	O	S	0	0	0
			810	514	144	149	3			
37	2f	100	Total	C	N	O	S	0	0	0
			816	516	146	151	3			

- Molecule 38 is a protein called 30S ribosomal protein S7.

Mol	Chain	Residues	Atoms					ZeroOcc	AltConf	Trace
38	1g	155	Total	C	N	O	S	0	0	0
			1231	766	243	216	6			
38	2g	155	Total	C	N	O	S	0	0	0
			1235	769	244	216	6			

- Molecule 39 is a protein called 30S ribosomal protein S8.

Mol	Chain	Residues	Atoms					ZeroOcc	AltConf	Trace
39	1h	137	Total	C	N	O	S	0	0	0
			1088	689	206	191	2			
39	2h	137	Total	C	N	O	S	0	0	0
			1088	689	206	191	2			

- Molecule 40 is a protein called 30S ribosomal protein S9.

Mol	Chain	Residues	Atoms				ZeroOcc	AltConf	Trace
40	1i	127	Total	C	N	O	0	0	0
			983	623	193	167			
40	2i	127	Total	C	N	O	0	0	0
			978	619	190	169			

- Molecule 41 is a protein called 30S ribosomal protein S10.

Mol	Chain	Residues	Atoms				ZeroOcc	AltConf	Trace
41	1j	97	Total	C	N	O	0	0	0
			709	440	138	131			
41	2j	96	Total	C	N	O	0	0	0
			714	445	138	131			

- Molecule 42 is a protein called 30S ribosomal protein S11.

Mol	Chain	Residues	Atoms					ZeroOcc	AltConf	Trace
42	1k	114	Total	C	N	O	S	0	0	0
			829	516	155	155	3			

Continued on next page...

Continued from previous page...

Mol	Chain	Residues	Atoms					ZeroOcc	AltConf	Trace
42	2k	114	Total	C	N	O	S	0	0	0
			833	519	156	155	3			

- Molecule 43 is a protein called 30S ribosomal protein S12.

Mol	Chain	Residues	Atoms					ZeroOcc	AltConf	Trace
43	1l	122	Total	C	N	O	S	0	0	0
			932	586	185	159	2			
43	2l	122	Total	C	N	O	S	0	0	0
			932	586	185	159	2			

- Molecule 44 is a protein called 30S ribosomal protein S13.

Mol	Chain	Residues	Atoms					ZeroOcc	AltConf	Trace
44	1m	123	Total	C	N	O	S	0	0	0
			958	592	198	166	2			
44	2m	122	Total	C	N	O	S	0	0	0
			950	586	197	165	2			

- Molecule 45 is a protein called 30S ribosomal protein S14 type Z.

Mol	Chain	Residues	Atoms					ZeroOcc	AltConf	Trace
45	1n	60	Total	C	N	O	S	0	0	0
			492	312	104	72	4			
45	2n	60	Total	C	N	O	S	0	0	0
			492	312	104	72	4			

- Molecule 46 is a protein called 30S ribosomal protein S15.

Mol	Chain	Residues	Atoms					ZeroOcc	AltConf	Trace
46	1o	88	Total	C	N	O	S	0	0	0
			728	456	144	126	2			
46	2o	88	Total	C	N	O	S	0	0	0
			728	456	144	126	2			

- Molecule 47 is a protein called 30S ribosomal protein S16.

Mol	Chain	Residues	Atoms					ZeroOcc	AltConf	Trace
47	1p	82	Total	C	N	O	S	0	0	0
			681	433	134	113	1			
47	2p	82	Total	C	N	O	S	0	0	0
			677	430	133	113	1			

- Molecule 48 is a protein called 30S ribosomal protein S17.

Mol	Chain	Residues	Atoms					ZeroOcc	AltConf	Trace
48	1q	99	Total	C	N	O	S	0	0	0
			823	528	151	142	2			
48	2q	99	Total	C	N	O	S	0	0	0
			823	528	151	142	2			

- Molecule 49 is a protein called 30S ribosomal protein S18.

Mol	Chain	Residues	Atoms					ZeroOcc	AltConf	Trace
49	1r	68	Total	C	N	O		0	0	0
			555	355	108	92				
49	2r	68	Total	C	N	O		0	0	0
			555	355	108	92				

- Molecule 50 is a protein called 30S ribosomal protein S19.

Mol	Chain	Residues	Atoms					ZeroOcc	AltConf	Trace
50	1s	83	Total	C	N	O	S	0	0	0
			652	417	120	113	2			
50	2s	83	Total	C	N	O	S	0	0	0
			646	412	119	113	2			

- Molecule 51 is a protein called 30S ribosomal protein S20.

Mol	Chain	Residues	Atoms					ZeroOcc	AltConf	Trace
51	1t	96	Total	C	N	O	S	0	0	0
			728	446	156	124	2			
51	2t	96	Total	C	N	O	S	0	0	0
			727	446	155	124	2			

- Molecule 52 is a protein called 30S ribosomal protein Thx.

Mol	Chain	Residues	Atoms					ZeroOcc	AltConf	Trace
52	1u	23	Total	C	N	O		0	0	0
			199	122	48	29				
52	2u	23	Total	C	N	O		0	0	0
			199	122	48	29				

- Molecule 53 is a RNA chain called mRNA.

Mol	Chain	Residues	Atoms					ZeroOcc	AltConf	Trace
53	1v	13	Total	C	N	O	P	0	0	0
			277	125	51	88	13			
53	2v	13	Total	C	N	O	P	0	0	0
			277	125	51	88	13			

- Molecule 54 is a RNA chain called A-site and E-site tRNAs.

Mol	Chain	Residues	Atoms						ZeroOcc	AltConf	Trace
54	1w	74	Total 1592	C 713	N 285	O 518	P 74	S 2	0	0	0
54	1y	74	Total 1585	C 707	N 285	O 518	P 74	S 1	0	0	0
54	2w	72	Total 1544	C 690	N 278	O 502	P 72	S 2	0	0	0
54	2y	73	Total 1565	C 698	N 283	O 510	P 73	S 1	0	0	0

- Molecule 55 is a RNA chain called P-site tRNA.

Mol	Chain	Residues	Atoms						ZeroOcc	AltConf	Trace
55	1x	76	Total	C	N	O	P	S	0	0	0
			1625	725	294	529	76	1			
55	2x	76	Total	C	N	O	P	S	0	0	0
			1625	725	294	529	76	1			

- Molecule 56 is MAGNESIUM ION (three-letter code: MG) (formula: Mg).

Mol	Chain	Residues	Atoms		ZeroOcc	AltConf
56	2E	4	Total	Mg	0	0
			4	4		
56	17	8	Total	Mg	0	0
			8	8		
56	2d	1	Total	Mg	0	0
			1	1		
56	1T	4	Total	Mg	0	0
			4	4		
56	1N	6	Total	Mg	0	0
			6	6		
56	20	3	Total	Mg	0	0
			3	3		
56	18	7	Total	Mg	0	0
			7	7		
56	2W	3	Total	Mg	0	0
			3	3		

Continued on next page...

Continued from previous page...

Mol	Chain	Residues	Atoms		ZeroOcc	AltConf
56	1Y	3	Total 3	Mg 3	0	0
56	13	3	Total 3	Mg 3	0	0
56	1f	2	Total 2	Mg 2	0	0
56	1P	9	Total 9	Mg 9	0	0
56	2B	20	Total 20	Mg 20	0	0
56	23	3	Total 3	Mg 3	0	0
56	1E	15	Total 15	Mg 15	0	0
56	1b	2	Total 2	Mg 2	0	0
56	2l	4	Total 4	Mg 4	0	0
56	2F	6	Total 6	Mg 6	0	0
56	16	3	Total 3	Mg 3	0	0
56	28	3	Total 3	Mg 3	0	0
56	2e	1	Total 1	Mg 1	0	0
56	1W	5	Total 5	Mg 5	0	0
56	1A	1101	Total 1101	Mg 1101	0	0
56	1t	1	Total 1	Mg 1	0	0
56	1n	1	Total 1	Mg 1	0	0
56	2P	4	Total 4	Mg 4	0	0
56	1X	5	Total 5	Mg 5	0	0
56	2q	2	Total 2	Mg 2	0	0
56	12	2	Total 2	Mg 2	0	0

Continued on next page...

Continued from previous page...

Mol	Chain	Residues	Atoms		ZeroOcc	AltConf
56	2i	1	Total 1	Mg 1	0	0
56	1S	3	Total 3	Mg 3	0	0
56	25	5	Total 5	Mg 5	0	0
56	2T	4	Total 4	Mg 4	0	0
56	1D	13	Total 13	Mg 13	0	0
56	2N	1	Total 1	Mg 1	0	0
56	1e	2	Total 2	Mg 2	0	0
56	2m	1	Total 1	Mg 1	0	0
56	2G	1	Total 1	Mg 1	0	0
56	1I	1	Total 1	Mg 1	0	0
56	2f	2	Total 2	Mg 2	0	0
56	1V	7	Total 7	Mg 7	0	0
56	2X	1	Total 1	Mg 1	0	0
56	1w	12	Total 12	Mg 12	0	0
56	1a	233	Total 233	Mg 233	0	0
56	2Q	4	Total 4	Mg 4	0	0
56	15	5	Total 5	Mg 5	0	0
56	1x	18	Total 18	Mg 18	0	0
56	2j	1	Total 1	Mg 1	0	0
56	1R	3	Total 3	Mg 3	0	0
56	1s	1	Total 1	Mg 1	0	0

Continued on next page...

Continued from previous page...

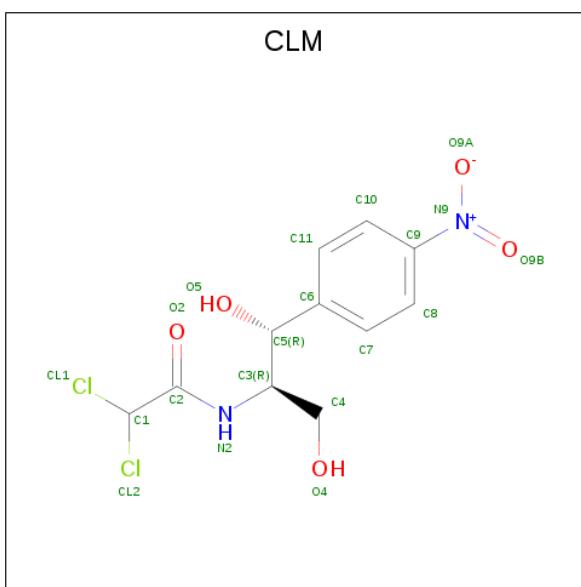
Mol	Chain	Residues	Atoms		ZeroOcc	AltConf
56	1m	2	Total 2	Mg 2	0	0
56	2U	3	Total 3	Mg 3	0	0
56	1G	4	Total 4	Mg 4	0	0
56	2O	1	Total 1	Mg 1	0	0
56	1l	5	Total 5	Mg 5	0	0
56	1d	1	Total 1	Mg 1	0	0
56	2r	1	Total 1	Mg 1	0	0
56	2l	1	Total 1	Mg 1	0	0
56	2g	1	Total 1	Mg 1	0	0
56	1v	1	Total 1	Mg 1	0	0
56	2x	5	Total 5	Mg 5	0	0
56	2R	2	Total 2	Mg 2	0	0
56	1Z	3	Total 3	Mg 3	0	0
56	2D	10	Total 10	Mg 10	0	0
56	14	1	Total 1	Mg 1	0	0
56	2k	1	Total 1	Mg 1	0	0
56	1U	12	Total 12	Mg 12	0	0
56	1O	5	Total 5	Mg 5	0	0
56	27	2	Total 2	Mg 2	0	0
56	19	1	Total 1	Mg 1	0	0
56	1l	2	Total 2	Mg 2	0	0

Continued on next page...

Continued from previous page...

Mol	Chain	Residues	Atoms		ZeroOcc	AltConf
56	2V	3	Total 3	Mg 3	0	0
56	1F	10	Total 10	Mg 10	0	0
56	10	6	Total 6	Mg 6	0	0
56	2t	1	Total 1	Mg 1	0	0
56	1Q	8	Total 8	Mg 8	0	0
56	2A	887	Total 887	Mg 887	0	0
56	2v	1	Total 1	Mg 1	0	0
56	1h	1	Total 1	Mg 1	0	0
56	2Z	1	Total 1	Mg 1	0	0
56	1B	39	Total 39	Mg 39	0	0
56	2y	6	Total 6	Mg 6	0	0
56	2w	4	Total 4	Mg 4	0	0
56	2a	241	Total 241	Mg 241	0	0

- Molecule 57 is CHLORAMPHENICOL (three-letter code: CLM) (formula: $C_{11}H_{12}Cl_2N_2O_5$).



Mol	Chain	Residues	Atoms				ZeroOcc	AltConf
57	1A	1	Total	C	Cl	N	O	0
			20	11	2	2	5	
57	2A	1	Total	C	Cl	N	O	0
			20	11	2	2	5	

- Molecule 58 is POTASSIUM ION (three-letter code: K) (formula: K).

Mol	Chain	Residues	Atoms		ZeroOcc	AltConf
58	1A	1	Total	K	0	0
			1	1		
58	2A	1	Total	K	0	0
			1	1		

- Molecule 59 is ZINC ION (three-letter code: ZN) (formula: Zn).

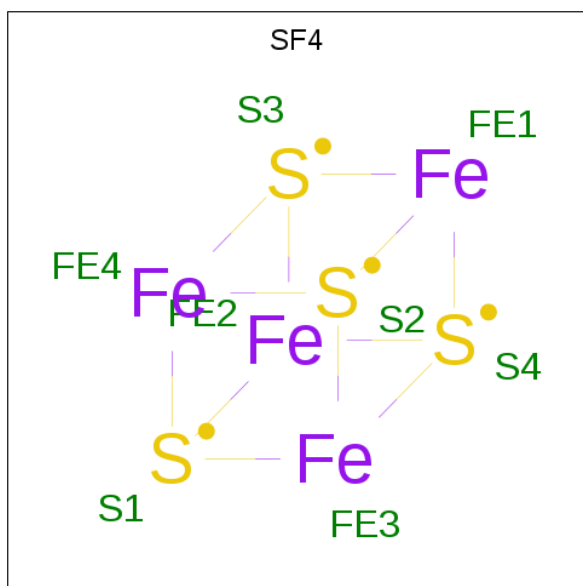
Mol	Chain	Residues	Atoms		ZeroOcc	AltConf
59	1Y	1	Total	Zn	0	0
			1	1		
59	14	1	Total	Zn	0	0
			1	1		
59	1n	1	Total	Zn	0	0
			1	1		
59	15	1	Total	Zn	0	0
			1	1		
59	29	1	Total	Zn	0	0
			1	1		

Continued on next page...

Continued from previous page...

Mol	Chain	Residues	Atoms		ZeroOcc	AltConf
59	19	1	Total	Zn	0	0
			1	1		
59	26	1	Total	Zn	0	0
			1	1		
59	25	1	Total	Zn	0	0
			1	1		
59	24	1	Total	Zn	0	0
			1	1		
59	2n	1	Total	Zn	0	0
			1	1		
59	2Y	1	Total	Zn	0	0
			1	1		
59	16	1	Total	Zn	0	0
			1	1		

- Molecule 60 is IRON/SULFUR CLUSTER (three-letter code: SF4) (formula: Fe₄S₄).



Mol	Chain	Residues	Atoms			ZeroOcc	AltConf
60	1d	1	Total	Fe	S	0	0
			8	4	4		
60	2d	1	Total	Fe	S	0	0
			8	4	4		

- Molecule 61 is water.

Mol	Chain	Residues	Atoms	ZeroOcc	AltConf
61	1A	3	Total O 3 3	0	0
61	1A	1	Total O 1 1	0	0
61	1A	5	Total O 5 5	0	0
61	1A	5	Total O 5 5	0	0
61	1A	2	Total O 2 2	0	0
61	1A	4	Total O 4 4	0	0
61	1A	1	Total O 1 1	0	0
61	1A	4	Total O 4 4	0	0
61	1A	3	Total O 3 3	0	0
61	1A	4	Total O 4 4	0	0
61	1A	2	Total O 2 2	0	0
61	1A	2	Total O 2 2	0	0
61	1A	2	Total O 2 2	0	0
61	1A	2	Total O 2 2	0	0
61	1A	5	Total O 5 5	0	0
61	1A	4	Total O 4 4	0	0
61	1A	6	Total O 6 6	0	0
61	1A	1	Total O 1 1	0	0
61	1A	2	Total O 2 2	0	0
61	1A	1	Total O 1 1	0	0
61	1A	1	Total O 1 1	0	0
61	1A	5	Total O 5 5	0	0

Continued on next page...

Continued from previous page...

Mol	Chain	Residues	Atoms		ZeroOcc	AltConf
61	1A	1	Total 1	O 1	0	0
61	1A	2	Total 2	O 2	0	0
61	1A	2	Total 2	O 2	0	0
61	1A	5	Total 5	O 5	0	0
61	1A	4	Total 4	O 4	0	0
61	1A	5	Total 5	O 5	0	0
61	1A	5	Total 5	O 5	0	0
61	1A	5	Total 5	O 5	0	0
61	1A	5	Total 5	O 5	0	0
61	1A	5	Total 5	O 5	0	0
61	1A	2	Total 2	O 2	0	0
61	1A	4	Total 4	O 4	0	0
61	1A	2	Total 2	O 2	0	0
61	1A	2	Total 2	O 2	0	0
61	1A	2	Total 2	O 2	0	0
61	1A	4	Total 4	O 4	0	0
61	1A	2	Total 2	O 2	0	0
61	1A	4	Total 4	O 4	0	0
61	1A	1	Total 1	O 1	0	0
61	1A	2	Total 2	O 2	0	0
61	1A	2	Total 2	O 2	0	0

Continued on next page...

Continued from previous page...

Mol	Chain	Residues	Atoms		ZeroOcc	AltConf
61	1A	1	Total 1	O 1	0	0
61	1A	5	Total 5	O 5	0	0
61	1A	1	Total 1	O 1	0	0
61	1A	4	Total 4	O 4	0	0
61	1A	1	Total 1	O 1	0	0
61	1A	3	Total 3	O 3	0	0
61	1A	1	Total 1	O 1	0	0
61	1A	1	Total 1	O 1	0	0
61	1A	2	Total 2	O 2	0	0
61	1A	1	Total 1	O 1	0	0
61	1A	4	Total 4	O 4	0	0
61	1A	3	Total 3	O 3	0	0
61	1A	4	Total 4	O 4	0	0
61	1A	2	Total 2	O 2	0	0
61	1A	1	Total 1	O 1	0	0
61	1A	2	Total 2	O 2	0	0
61	1A	4	Total 4	O 4	0	0
61	1A	4	Total 4	O 4	0	0
61	1A	5	Total 5	O 5	0	0
61	1A	3	Total 3	O 3	0	0
61	1A	4	Total 4	O 4	0	0

Continued on next page...

Continued from previous page...

Mol	Chain	Residues	Atoms		ZeroOcc	AltConf
61	1A	5	Total 5	O 5	0	0
61	1A	4	Total 4	O 4	0	0
61	1A	5	Total 5	O 5	0	0
61	1A	5	Total 5	O 5	0	0
61	1A	4	Total 4	O 4	0	0
61	1A	5	Total 5	O 5	0	0
61	1A	5	Total 5	O 5	0	0
61	1A	4	Total 4	O 4	0	0
61	1A	4	Total 4	O 4	0	0
61	1A	5	Total 5	O 5	0	0
61	1A	4	Total 4	O 4	0	0
61	1A	5	Total 5	O 5	0	0
61	1A	5	Total 5	O 5	0	0
61	1A	2	Total 2	O 2	0	0
61	1A	2	Total 2	O 2	0	0
61	1A	4	Total 4	O 4	0	0
61	1A	1	Total 1	O 1	0	0
61	1A	5	Total 5	O 5	0	0
61	1A	1	Total 1	O 1	0	0
61	1A	4	Total 4	O 4	0	0
61	1A	1	Total 1	O 1	0	0

Continued on next page...

Continued from previous page...

Mol	Chain	Residues	Atoms		ZeroOcc	AltConf
61	1A	5	Total 5	O 5	0	0
61	1A	4	Total 4	O 4	0	0
61	1A	4	Total 4	O 4	0	0
61	1A	4	Total 4	O 4	0	0
61	1A	4	Total 4	O 4	0	0
61	1A	3	Total 3	O 3	0	0
61	1A	3	Total 3	O 3	0	0
61	1A	4	Total 4	O 4	0	0
61	1A	4	Total 4	O 4	0	0
61	1A	4	Total 4	O 4	0	0
61	1A	3	Total 3	O 3	0	0
61	1A	1	Total 1	O 1	0	0
61	1A	1	Total 1	O 1	0	0
61	1A	5	Total 5	O 5	0	0
61	1A	5	Total 5	O 5	0	0
61	1A	3	Total 3	O 3	0	0
61	1A	1	Total 1	O 1	0	0
61	1A	1	Total 1	O 1	0	0
61	1A	3	Total 3	O 3	0	0
61	1A	3	Total 3	O 3	0	0
61	1A	1	Total 1	O 1	0	0

Continued on next page...

Continued from previous page...

Mol	Chain	Residues	Atoms		ZeroOcc	AltConf
61	1A	2	Total 2	O 2	0	0
61	1A	1	Total 1	O 1	0	0
61	1A	2	Total 2	O 2	0	0
61	1A	1	Total 1	O 1	0	0
61	1A	4	Total 4	O 4	0	0
61	1A	1	Total 1	O 1	0	0
61	1A	2	Total 2	O 2	0	0
61	1A	2	Total 2	O 2	0	0
61	1A	2	Total 2	O 2	0	0
61	1A	3	Total 3	O 3	0	0
61	1A	1	Total 1	O 1	0	0
61	1A	3	Total 3	O 3	0	0
61	1A	2	Total 2	O 2	0	0
61	1A	6	Total 6	O 6	0	0
61	1A	3	Total 3	O 3	0	0
61	1A	2	Total 2	O 2	0	0
61	1A	1	Total 1	O 1	0	0
61	1A	2	Total 2	O 2	0	0
61	1A	5	Total 5	O 5	0	0
61	1A	2	Total 2	O 2	0	0
61	1A	3	Total 3	O 3	0	0

Continued on next page...

Continued from previous page...

Mol	Chain	Residues	Atoms		ZeroOcc	AltConf
61	1A	2	Total	O	0	0
			2	2		
61	1A	6	Total	O	0	0
			6	6		
61	1A	6	Total	O	0	0
			6	6		
61	1A	4	Total	O	0	0
			4	4		
61	1A	3	Total	O	0	0
			3	3		
61	1A	3	Total	O	0	0
			3	3		
61	1A	4	Total	O	0	0
			4	4		
61	1A	3	Total	O	0	0
			3	3		
61	1A	4	Total	O	0	0
			4	4		
61	1A	2	Total	O	0	0
			2	2		
61	1A	2	Total	O	0	0
			2	2		
61	1A	6	Total	O	0	0
			6	6		
61	1A	3	Total	O	0	0
			3	3		
61	1A	4	Total	O	0	0
			4	4		
61	1A	1	Total	O	0	0
			1	1		
61	1A	5	Total	O	0	0
			5	5		
61	1A	2	Total	O	0	0
			2	2		
61	1A	2	Total	O	0	0
			2	2		
61	1A	4	Total	O	0	0
			4	4		
61	1A	2	Total	O	0	0
			2	2		
61	1A	1	Total	O	0	0
			1	1		

Continued on next page...

Continued from previous page...

Mol	Chain	Residues	Atoms		ZeroOcc	AltConf
61	1A	5	Total	O	0	0
			5	5		
61	1A	4	Total	O	0	0
			4	4		
61	1A	5	Total	O	0	0
			5	5		
61	1A	6	Total	O	0	0
			6	6		
61	1A	6	Total	O	0	0
			6	6		
61	1A	5	Total	O	0	0
			5	5		
61	1A	2	Total	O	0	0
			2	2		
61	1A	2	Total	O	0	0
			2	2		
61	1A	3	Total	O	0	0
			3	3		
61	1A	4	Total	O	0	0
			4	4		
61	1A	3	Total	O	0	0
			3	3		
61	1A	6	Total	O	0	0
			6	6		
61	1A	4	Total	O	0	0
			4	4		
61	1A	3	Total	O	0	0
			3	3		
61	1A	5	Total	O	0	0
			5	5		
61	1A	3	Total	O	0	0
			3	3		
61	1A	4	Total	O	0	0
			4	4		
61	1A	4	Total	O	0	0
			4	4		
61	1A	4	Total	O	0	0
			4	4		
61	1A	3	Total	O	0	0
			3	3		
61	1A	5	Total	O	0	0
			5	5		

Continued on next page...

Continued from previous page...

Mol	Chain	Residues	Atoms		ZeroOcc	AltConf
61	1A	3	Total 3	O 3	0	0
61	1A	4	Total 4	O 4	0	0
61	1A	4	Total 4	O 4	0	0
61	1A	3	Total 3	O 3	0	0
61	1A	5	Total 5	O 5	0	0
61	1A	5	Total 5	O 5	0	0
61	1A	4	Total 4	O 4	0	0
61	1A	5	Total 5	O 5	0	0
61	1A	5	Total 5	O 5	0	0
61	1A	4	Total 4	O 4	0	0
61	1A	3	Total 3	O 3	0	0
61	1A	3	Total 3	O 3	0	0
61	1A	1	Total 1	O 1	0	0
61	1A	5	Total 5	O 5	0	0
61	1A	4	Total 4	O 4	0	0
61	1A	1	Total 1	O 1	0	0
61	1A	5	Total 5	O 5	0	0
61	1A	5	Total 5	O 5	0	0
61	1A	5	Total 5	O 5	0	0
61	1A	5	Total 5	O 5	0	0
61	1A	2	Total 2	O 2	0	0

Continued on next page...

Continued from previous page...

Mol	Chain	Residues	Atoms		ZeroOcc	AltConf
61	1A	2	Total	O	0	0
			2	2		
61	1A	2	Total	O	0	0
			2	2		
61	1A	2	Total	O	0	0
			2	2		
61	1A	6	Total	O	0	0
			6	6		
61	1A	4	Total	O	0	0
			4	4		
61	1A	3	Total	O	0	0
			3	3		
61	1A	4	Total	O	0	0
			4	4		
61	1A	4	Total	O	0	0
			4	4		
61	1A	3	Total	O	0	0
			3	3		
61	1A	5	Total	O	0	0
			5	5		
61	1A	2	Total	O	0	0
			2	2		
61	1A	2	Total	O	0	0
			2	2		
61	1A	1	Total	O	0	0
			1	1		
61	1A	5	Total	O	0	0
			5	5		
61	1A	6	Total	O	0	0
			6	6		
61	1A	2	Total	O	0	0
			2	2		
61	1A	1	Total	O	0	0
			1	1		
61	1A	1	Total	O	0	0
			1	1		
61	1A	3	Total	O	0	0
			3	3		
61	1A	1	Total	O	0	0
			1	1		
61	1A	5	Total	O	0	0
			5	5		

Continued on next page...

Continued from previous page...

Mol	Chain	Residues	Atoms		ZeroOcc	AltConf
61	1A	1	Total 1	O 1	0	0
61	1A	3	Total 3	O 3	0	0
61	1A	1	Total 1	O 1	0	0
61	1A	1	Total 1	O 1	0	0
61	1A	2	Total 2	O 2	0	0
61	1A	2	Total 2	O 2	0	0
61	1A	1	Total 1	O 1	0	0
61	1A	2	Total 2	O 2	0	0
61	1A	1	Total 1	O 1	0	0
61	1A	1	Total 1	O 1	0	0
61	1A	1	Total 1	O 1	0	0
61	1A	1	Total 1	O 1	0	0
61	1A	1	Total 1	O 1	0	0
61	1A	1	Total 1	O 1	0	0
61	1A	1	Total 1	O 1	0	0
61	1A	1	Total 1	O 1	0	0
61	1A	1	Total 1	O 1	0	0
61	1A	1	Total 1	O 1	0	0
61	1A	1	Total 1	O 1	0	0
61	1A	2	Total 2	O 2	0	0
61	1A	1	Total 1	O 1	0	0
61	1A	2	Total 2	O 2	0	0

Continued on next page...

Continued from previous page...

Mol	Chain	Residues	Atoms		ZeroOcc	AltConf
61	1A	2	Total 2	O 2	0	0
61	1A	4	Total 4	O 4	0	0
61	1A	1	Total 1	O 1	0	0
61	1A	1	Total 1	O 1	0	0
61	1A	1	Total 1	O 1	0	0
61	1A	3	Total 3	O 3	0	0
61	1A	4	Total 4	O 4	0	0
61	1A	1	Total 1	O 1	0	0
61	1A	1	Total 1	O 1	0	0
61	1A	3	Total 3	O 3	0	0
61	1A	6	Total 6	O 6	0	0
61	1A	2	Total 2	O 2	0	0
61	1A	3	Total 3	O 3	0	0
61	1A	3	Total 3	O 3	0	0
61	1A	2	Total 2	O 2	0	0
61	1A	2	Total 2	O 2	0	0
61	1A	2	Total 2	O 2	0	0
61	1A	5	Total 5	O 5	0	0
61	1A	1	Total 1	O 1	0	0
61	1A	2	Total 2	O 2	0	0
61	1A	3	Total 3	O 3	0	0

Continued on next page...

Continued from previous page...

Mol	Chain	Residues	Atoms		ZeroOcc	AltConf
61	1A	3	Total 3	O 3	0	0
61	1A	2	Total 2	O 2	0	0
61	1A	1	Total 1	O 1	0	0
61	1A	2	Total 2	O 2	0	0
61	1A	1	Total 1	O 1	0	0
61	1A	1	Total 1	O 1	0	0
61	1A	2	Total 2	O 2	0	0
61	1A	6	Total 6	O 6	0	0
61	1A	1	Total 1	O 1	0	0
61	1A	2	Total 2	O 2	0	0
61	1A	1	Total 1	O 1	0	0
61	1A	1	Total 1	O 1	0	0
61	1A	2	Total 2	O 2	0	0
61	1A	4	Total 4	O 4	0	0
61	1A	1	Total 1	O 1	0	0
61	1A	2	Total 2	O 2	0	0
61	1A	5	Total 5	O 5	0	0
61	1A	1	Total 1	O 1	0	0
61	1A	1	Total 1	O 1	0	0
61	1A	1	Total 1	O 1	0	0
61	1A	1	Total 1	O 1	0	0

Continued on next page...

Continued from previous page...

Mol	Chain	Residues	Atoms		ZeroOcc	AltConf
61	1A	1	Total 1	O 1	0	0
61	1A	1	Total 1	O 1	0	0
61	1A	1	Total 1	O 1	0	0
61	1A	2	Total 2	O 2	0	0
61	1A	2	Total 2	O 2	0	0
61	1A	6	Total 6	O 6	0	0
61	1A	1	Total 1	O 1	0	0
61	1A	3	Total 3	O 3	0	0
61	1A	5	Total 5	O 5	0	0
61	1A	6	Total 6	O 6	0	0
61	1A	3	Total 3	O 3	0	0
61	1A	1	Total 1	O 1	0	0
61	1A	3	Total 3	O 3	0	0
61	1A	5	Total 5	O 5	0	0
61	1A	4	Total 4	O 4	0	0
61	1A	4	Total 4	O 4	0	0
61	1A	5	Total 5	O 5	0	0
61	1A	5	Total 5	O 5	0	0
61	1A	2	Total 2	O 2	0	0
61	1A	2	Total 2	O 2	0	0
61	1A	1	Total 1	O 1	0	0

Continued on next page...

Continued from previous page...

Mol	Chain	Residues	Atoms		ZeroOcc	AltConf
61	1A	1	Total 1	O 1	0	0
61	1A	3	Total 3	O 3	0	0
61	1A	1	Total 1	O 1	0	0
61	1A	5	Total 5	O 5	0	0
61	1A	1	Total 1	O 1	0	0
61	1A	1	Total 1	O 1	0	0
61	1A	1	Total 1	O 1	0	0
61	1A	2	Total 2	O 2	0	0
61	1A	2	Total 2	O 2	0	0
61	1A	3	Total 3	O 3	0	0
61	1A	6	Total 6	O 6	0	0
61	1A	1	Total 1	O 1	0	0
61	1A	1	Total 1	O 1	0	0
61	1A	1	Total 1	O 1	0	0
61	1A	1	Total 1	O 1	0	0
61	1A	1	Total 1	O 1	0	0
61	1A	6	Total 6	O 6	0	0
61	1A	6	Total 6	O 6	0	0
61	1A	3	Total 3	O 3	0	0
61	1A	2	Total 2	O 2	0	0
61	1A	1	Total 1	O 1	0	0

Continued on next page...

Continued from previous page...

Mol	Chain	Residues	Atoms		ZeroOcc	AltConf
61	1A	1	Total 1	O 1	0	0
61	1A	1	Total 1	O 1	0	0
61	1A	4	Total 4	O 4	0	0
61	1A	6	Total 6	O 6	0	0
61	1A	6	Total 6	O 6	0	0
61	1A	6	Total 6	O 6	0	0
61	1A	4	Total 4	O 4	0	0
61	1A	6	Total 6	O 6	0	0
61	1A	6	Total 6	O 6	0	0
61	1A	6	Total 6	O 6	0	0
61	1A	4	Total 4	O 4	0	0
61	1A	3	Total 3	O 3	0	0
61	1A	5	Total 5	O 5	0	0
61	1A	4	Total 4	O 4	0	0
61	1A	5	Total 5	O 5	0	0
61	1A	5	Total 5	O 5	0	0
61	1A	6	Total 6	O 6	0	0
61	1A	3	Total 3	O 3	0	0
61	1A	4	Total 4	O 4	0	0
61	1A	6	Total 6	O 6	0	0
61	1A	6	Total 6	O 6	0	0

Continued on next page...

Continued from previous page...

Mol	Chain	Residues	Atoms		ZeroOcc	AltConf
61	1A	6	Total	O	0	0
			6	6		
61	1A	5	Total	O	0	0
			5	5		
61	1A	5	Total	O	0	0
			5	5		
61	1A	5	Total	O	0	0
			5	5		
61	1A	6	Total	O	0	0
			6	6		
61	1A	6	Total	O	0	0
			6	6		
61	1A	6	Total	O	0	0
			6	6		
61	1A	3	Total	O	0	0
			3	3		
61	1A	3	Total	O	0	0
			3	3		
61	1A	5	Total	O	0	0
			5	5		
61	1A	4	Total	O	0	0
			4	4		
61	1A	6	Total	O	0	0
			6	6		
61	1A	6	Total	O	0	0
			6	6		
61	1A	6	Total	O	0	0
			6	6		
61	1A	5	Total	O	0	0
			5	5		
61	1A	5	Total	O	0	0
			5	5		
61	1A	3	Total	O	0	0
			3	3		
61	1A	6	Total	O	0	0
			6	6		
61	1A	5	Total	O	0	0
			5	5		
61	1A	5	Total	O	0	0
			5	5		
61	1A	5	Total	O	0	0
			5	5		

Continued on next page...

Continued from previous page...

Mol	Chain	Residues	Atoms		ZeroOcc	AltConf
61	1A	5	Total 5	O 5	0	0
61	1A	4	Total 4	O 4	0	0
61	1A	5	Total 5	O 5	0	0
61	1A	5	Total 5	O 5	0	0
61	1A	6	Total 6	O 6	0	0
61	1A	4	Total 4	O 4	0	0
61	1A	6	Total 6	O 6	0	0
61	1A	3	Total 3	O 3	0	0
61	1A	2	Total 2	O 2	0	0
61	1A	4	Total 4	O 4	0	0
61	1A	2	Total 2	O 2	0	0
61	1A	1	Total 1	O 1	0	0
61	1A	1	Total 1	O 1	0	0
61	1A	5	Total 5	O 5	0	0
61	1A	5	Total 5	O 5	0	0
61	1A	6	Total 6	O 6	0	0
61	1A	6	Total 6	O 6	0	0
61	1A	4	Total 4	O 4	0	0
61	1A	5	Total 5	O 5	0	0
61	1A	6	Total 6	O 6	0	0
61	1A	6	Total 6	O 6	0	0

Continued on next page...

Continued from previous page...

Mol	Chain	Residues	Atoms		ZeroOcc	AltConf
61	1A	6	Total	O	0	0
			6	6		
61	1A	5	Total	O	0	0
			5	5		
61	1A	5	Total	O	0	0
			5	5		
61	1A	5	Total	O	0	0
			5	5		
61	1A	6	Total	O	0	0
			6	6		
61	1A	6	Total	O	0	0
			6	6		
61	1A	5	Total	O	0	0
			5	5		
61	1A	4	Total	O	0	0
			4	4		
61	1A	5	Total	O	0	0
			5	5		
61	1A	4	Total	O	0	0
			4	4		
61	1A	4	Total	O	0	0
			4	4		
61	1A	4	Total	O	0	0
			4	4		
61	1A	6	Total	O	0	0
			6	6		
61	1A	6	Total	O	0	0
			6	6		
61	1A	6	Total	O	0	0
			6	6		
61	1A	6	Total	O	0	0
			6	6		
61	1A	6	Total	O	0	0
			6	6		
61	1A	4	Total	O	0	0
			4	4		
61	1A	5	Total	O	0	0
			5	5		
61	1A	5	Total	O	0	0
			5	5		

Continued on next page...

Continued from previous page...

Mol	Chain	Residues	Atoms		ZeroOcc	AltConf
61	1A	6	Total 6	O 6	0	0
61	1A	4	Total 4	O 4	0	0
61	1A	3	Total 3	O 3	0	0
61	1A	2	Total 2	O 2	0	0
61	1A	2	Total 2	O 2	0	0
61	1A	3	Total 3	O 3	0	0
61	1A	6	Total 6	O 6	0	0
61	1A	6	Total 6	O 6	0	0
61	1A	6	Total 6	O 6	0	0
61	1A	6	Total 6	O 6	0	0
61	1A	6	Total 6	O 6	0	0
61	1A	6	Total 6	O 6	0	0
61	1A	5	Total 5	O 5	0	0
61	1A	5	Total 5	O 5	0	0
61	1A	4	Total 4	O 4	0	0
61	1A	4	Total 4	O 4	0	0
61	1A	5	Total 5	O 5	0	0
61	1A	6	Total 6	O 6	0	0
61	1A	5	Total 5	O 5	0	0
61	1A	4	Total 4	O 4	0	0
61	1A	5	Total 5	O 5	0	0
61	1A	6	Total 6	O 6	0	0

Continued on next page...

Continued from previous page...

Mol	Chain	Residues	Atoms		ZeroOcc	AltConf
61	1A	4	Total 4	O 4	0	0
61	1A	6	Total 6	O 6	0	0
61	1A	5	Total 5	O 5	0	0
61	1A	5	Total 5	O 5	0	0
61	1A	6	Total 6	O 6	0	0
61	1A	4	Total 4	O 4	0	0
61	1A	5	Total 5	O 5	0	0
61	1A	5	Total 5	O 5	0	0
61	1A	6	Total 6	O 6	0	0
61	1A	6	Total 6	O 6	0	0
61	1A	6	Total 6	O 6	0	0
61	1A	5	Total 5	O 5	0	0
61	1A	6	Total 6	O 6	0	0
61	1A	4	Total 4	O 4	0	0
61	1A	4	Total 4	O 4	0	0
61	1A	4	Total 4	O 4	0	0
61	1A	6	Total 6	O 6	0	0
61	1A	5	Total 5	O 5	0	0
61	1A	6	Total 6	O 6	0	0
61	1A	6	Total 6	O 6	0	0
61	1A	6	Total 6	O 6	0	0

Continued on next page...

Continued from previous page...

Mol	Chain	Residues	Atoms		ZeroOcc	AltConf
61	1A	6	Total 6	O 6	0	0
61	1A	5	Total 5	O 5	0	0
61	1A	6	Total 6	O 6	0	0
61	1A	6	Total 6	O 6	0	0
61	1A	5	Total 5	O 5	0	0
61	1A	4	Total 4	O 4	0	0
61	1A	6	Total 6	O 6	0	0
61	1A	4	Total 4	O 4	0	0
61	1A	2	Total 2	O 2	0	0
61	1A	5	Total 5	O 5	0	0
61	1A	5	Total 5	O 5	0	0
61	1A	1	Total 1	O 1	0	0
61	1A	3	Total 3	O 3	0	0
61	1A	4	Total 4	O 4	0	0
61	1A	4	Total 4	O 4	0	0
61	1A	6	Total 6	O 6	0	0
61	1A	5	Total 5	O 5	0	0
61	1A	5	Total 5	O 5	0	0
61	1A	5	Total 5	O 5	0	0
61	1A	6	Total 6	O 6	0	0
61	1A	5	Total 5	O 5	0	0

Continued on next page...

Continued from previous page...

Mol	Chain	Residues	Atoms		ZeroOcc	AltConf
61	1A	5	Total	O	0	0
			5	5		
61	1A	5	Total	O	0	0
			5	5		
61	1A	3	Total	O	0	0
			3	3		
61	1A	4	Total	O	0	0
			4	4		
61	1A	5	Total	O	0	0
			5	5		
61	1A	5	Total	O	0	0
			5	5		
61	1A	4	Total	O	0	0
			4	4		
61	1A	3	Total	O	0	0
			3	3		
61	1A	1	Total	O	0	0
			1	1		
61	1A	1	Total	O	0	0
			1	1		
61	1A	4	Total	O	0	0
			4	4		
61	1A	3	Total	O	0	0
			3	3		
61	1A	6	Total	O	0	0
			6	6		
61	1A	5	Total	O	0	0
			5	5		
61	1A	6	Total	O	0	0
			6	6		
61	1A	6	Total	O	0	0
			6	6		
61	1A	6	Total	O	0	0
			6	6		
61	1A	1	Total	O	0	0
			1	1		
61	1A	5	Total	O	0	0
			5	5		
61	1A	6	Total	O	0	0
			6	6		
61	1A	1	Total	O	0	0
			1	1		

Continued on next page...

Continued from previous page...

Mol	Chain	Residues	Atoms		ZeroOcc	AltConf
61	1A	1	Total 1	O 1	0	0
61	1A	6	Total 6	O 6	0	0
61	1A	2	Total 2	O 2	0	0
61	1A	1	Total 1	O 1	0	0
61	1A	6	Total 6	O 6	0	0
61	1A	2	Total 2	O 2	0	0
61	1A	2	Total 2	O 2	0	0
61	1A	6	Total 6	O 6	0	0
61	1A	2	Total 2	O 2	0	0
61	1A	1	Total 1	O 1	0	0
61	1A	6	Total 6	O 6	0	0
61	1A	500	Total 500	O 500	0	0
61	1B	3	Total 3	O 3	0	0
61	1B	1	Total 1	O 1	0	0
61	1B	5	Total 5	O 5	0	0
61	1B	4	Total 4	O 4	0	0
61	1B	3	Total 3	O 3	0	0
61	1B	1	Total 1	O 1	0	0
61	1B	1	Total 1	O 1	0	0
61	1B	1	Total 1	O 1	0	0
61	1B	1	Total 1	O 1	0	0

Continued on next page...

Continued from previous page...

Mol	Chain	Residues	Atoms		ZeroOcc	AltConf
61	1B	1	Total 1	O 1	0	0
61	1B	2	Total 2	O 2	0	0
61	1B	2	Total 2	O 2	0	0
61	1B	1	Total 1	O 1	0	0
61	1B	2	Total 2	O 2	0	0
61	1B	1	Total 1	O 1	0	0
61	1B	6	Total 6	O 6	0	0
61	1B	1	Total 1	O 1	0	0
61	1B	2	Total 2	O 2	0	0
61	1B	1	Total 1	O 1	0	0
61	1B	1	Total 1	O 1	0	0
61	1B	3	Total 3	O 3	0	0
61	1B	2	Total 2	O 2	0	0
61	1B	1	Total 1	O 1	0	0
61	1B	2	Total 2	O 2	0	0
61	1B	1	Total 1	O 1	0	0
61	1B	3	Total 3	O 3	0	0
61	1B	5	Total 5	O 5	0	0
61	1B	16	Total 16	O 16	0	0
61	1D	5	Total 5	O 5	0	0
61	1D	2	Total 2	O 2	0	0

Continued on next page...

Continued from previous page...

Mol	Chain	Residues	Atoms		ZeroOcc	AltConf
61	1D	1	Total 1	O 1	0	0
61	1D	1	Total 1	O 1	0	0
61	1D	15	Total 15	O 15	0	0
61	1E	2	Total 2	O 2	0	0
61	1E	2	Total 2	O 2	0	0
61	1E	2	Total 2	O 2	0	0
61	1E	2	Total 2	O 2	0	0
61	1E	6	Total 6	O 6	0	0
61	1E	13	Total 13	O 13	0	0
61	1F	1	Total 1	O 1	0	0
61	1F	8	Total 8	O 8	0	0
61	1G	2	Total 2	O 2	0	0
61	1G	3	Total 3	O 3	0	0
61	1H	1	Total 1	O 1	0	0
61	1I	2	Total 2	O 2	0	0
61	1N	4	Total 4	O 4	0	0
61	1O	2	Total 2	O 2	0	0
61	1O	1	Total 1	O 1	0	0
61	1O	4	Total 4	O 4	0	0
61	1P	5	Total 5	O 5	0	0
61	1P	2	Total 2	O 2	0	0

Continued on next page...

Continued from previous page...

Mol	Chain	Residues	Atoms		ZeroOcc	AltConf
61	1P	2	Total 2	O 2	0	0
61	1P	1	Total 1	O 1	0	0
61	1P	6	Total 6	O 6	0	0
61	1P	5	Total 5	O 5	0	0
61	1Q	6	Total 6	O 6	0	0
61	1Q	1	Total 1	O 1	0	0
61	1Q	4	Total 4	O 4	0	0
61	1R	1	Total 1	O 1	0	0
61	1R	7	Total 7	O 7	0	0
61	1S	2	Total 2	O 2	0	0
61	1S	2	Total 2	O 2	0	0
61	1T	1	Total 1	O 1	0	0
61	1T	1	Total 1	O 1	0	0
61	1T	4	Total 4	O 4	0	0
61	1U	9	Total 9	O 9	0	0
61	1V	1	Total 1	O 1	0	0
61	1V	6	Total 6	O 6	0	0
61	1W	9	Total 9	O 9	0	0
61	1X	4	Total 4	O 4	0	0
61	1X	3	Total 3	O 3	0	0
61	1Y	3	Total 3	O 3	0	0

Continued on next page...

Continued from previous page...

Mol	Chain	Residues	Atoms		ZeroOcc	AltConf
61	1Z	1	Total 1	O 1	0	0
61	10	3	Total 3	O 3	0	0
61	10	2	Total 2	O 2	0	0
61	10	7	Total 7	O 7	0	0
61	11	1	Total 1	O 1	0	0
61	11	1	Total 1	O 1	0	0
61	11	8	Total 8	O 8	0	0
61	12	4	Total 4	O 4	0	0
61	13	1	Total 1	O 1	0	0
61	13	3	Total 3	O 3	0	0
61	14	2	Total 2	O 2	0	0
61	15	2	Total 2	O 2	0	0
61	15	5	Total 5	O 5	0	0
61	16	1	Total 1	O 1	0	0
61	17	2	Total 2	O 2	0	0
61	17	5	Total 5	O 5	0	0
61	18	5	Total 5	O 5	0	0
61	18	2	Total 2	O 2	0	0
61	18	1	Total 1	O 1	0	0
61	18	2	Total 2	O 2	0	0
61	18	6	Total 6	O 6	0	0

Continued on next page...

Continued from previous page...

Mol	Chain	Residues	Atoms		ZeroOcc	AltConf
61	18	3	Total 3	O 3	0	0
61	1a	2	Total 2	O 2	0	0
61	1a	3	Total 3	O 3	0	0
61	1a	4	Total 4	O 4	0	0
61	1a	1	Total 1	O 1	0	0
61	1a	2	Total 2	O 2	0	0
61	1a	2	Total 2	O 2	0	0
61	1a	1	Total 1	O 1	0	0
61	1a	5	Total 5	O 5	0	0
61	1a	4	Total 4	O 4	0	0
61	1a	4	Total 4	O 4	0	0
61	1a	5	Total 5	O 5	0	0
61	1a	4	Total 4	O 4	0	0
61	1a	4	Total 4	O 4	0	0
61	1a	1	Total 1	O 1	0	0
61	1a	2	Total 2	O 2	0	0
61	1a	1	Total 1	O 1	0	0
61	1a	3	Total 3	O 3	0	0
61	1a	2	Total 2	O 2	0	0
61	1a	3	Total 3	O 3	0	0
61	1a	5	Total 5	O 5	0	0

Continued on next page...

Continued from previous page...

Mol	Chain	Residues	Atoms		ZeroOcc	AltConf
61	1a	6	Total 6	O 6	0	0
61	1a	3	Total 3	O 3	0	0
61	1a	5	Total 5	O 5	0	0
61	1a	5	Total 5	O 5	0	0
61	1a	3	Total 3	O 3	0	0
61	1a	1	Total 1	O 1	0	0
61	1a	5	Total 5	O 5	0	0
61	1a	2	Total 2	O 2	0	0
61	1a	4	Total 4	O 4	0	0
61	1a	1	Total 1	O 1	0	0
61	1a	1	Total 1	O 1	0	0
61	1a	6	Total 6	O 6	0	0
61	1a	5	Total 5	O 5	0	0
61	1a	4	Total 4	O 4	0	0
61	1a	1	Total 1	O 1	0	0
61	1a	4	Total 4	O 4	0	0
61	1a	2	Total 2	O 2	0	0
61	1a	1	Total 1	O 1	0	0
61	1a	1	Total 1	O 1	0	0
61	1a	1	Total 1	O 1	0	0
61	1a	6	Total 6	O 6	0	0

Continued on next page...

Continued from previous page...

Mol	Chain	Residues	Atoms		ZeroOcc	AltConf
61	1a	3	Total 3	O 3	0	0
61	1a	1	Total 1	O 1	0	0
61	1a	6	Total 6	O 6	0	0
61	1a	3	Total 3	O 3	0	0
61	1a	1	Total 1	O 1	0	0
61	1a	3	Total 3	O 3	0	0
61	1a	1	Total 1	O 1	0	0
61	1a	4	Total 4	O 4	0	0
61	1a	4	Total 4	O 4	0	0
61	1a	6	Total 6	O 6	0	0
61	1a	5	Total 5	O 5	0	0
61	1a	5	Total 5	O 5	0	0
61	1a	5	Total 5	O 5	0	0
61	1a	5	Total 5	O 5	0	0
61	1a	6	Total 6	O 6	0	0
61	1a	4	Total 4	O 4	0	0
61	1a	4	Total 4	O 4	0	0
61	1a	6	Total 6	O 6	0	0
61	1a	4	Total 4	O 4	0	0
61	1a	4	Total 4	O 4	0	0
61	1a	2	Total 2	O 2	0	0

Continued on next page...

Continued from previous page...

Mol	Chain	Residues	Atoms		ZeroOcc	AltConf
61	1a	4	Total 4	O 4	0	0
61	1a	6	Total 6	O 6	0	0
61	1a	4	Total 4	O 4	0	0
61	1a	6	Total 6	O 6	0	0
61	1a	6	Total 6	O 6	0	0
61	1a	6	Total 6	O 6	0	0
61	1a	6	Total 6	O 6	0	0
61	1a	6	Total 6	O 6	0	0
61	1a	5	Total 5	O 5	0	0
61	1a	4	Total 4	O 4	0	0
61	1a	6	Total 6	O 6	0	0
61	1a	6	Total 6	O 6	0	0
61	1a	6	Total 6	O 6	0	0
61	1a	6	Total 6	O 6	0	0
61	1a	6	Total 6	O 6	0	0
61	1a	6	Total 6	O 6	0	0
61	1a	6	Total 6	O 6	0	0
61	1a	2	Total 2	O 2	0	0
61	1a	4	Total 4	O 4	0	0
61	1a	5	Total 5	O 5	0	0
61	1a	6	Total 6	O 6	0	0
61	1a	6	Total 6	O 6	0	0

Continued on next page...

Continued from previous page...

Mol	Chain	Residues	Atoms		ZeroOcc	AltConf
61	1a	4	Total 4	O 4	0	0
61	1a	6	Total 6	O 6	0	0
61	1a	5	Total 5	O 5	0	0
61	1a	6	Total 6	O 6	0	0
61	1a	2	Total 2	O 2	0	0
61	1a	1	Total 1	O 1	0	0
61	1a	1	Total 1	O 1	0	0
61	1a	1	Total 1	O 1	0	0
61	1a	2	Total 2	O 2	0	0
61	1a	1	Total 1	O 1	0	0
61	1a	1	Total 1	O 1	0	0
61	1a	2	Total 2	O 2	0	0
61	1a	1	Total 1	O 1	0	0
61	1a	78	Total 78	O 78	0	0
61	1b	1	Total 1	O 1	0	0
61	1d	1	Total 1	O 1	0	0
61	1f	1	Total 1	O 1	0	0
61	1l	6	Total 6	O 6	0	0
61	1l	1	Total 1	O 1	0	0
61	1q	4	Total 4	O 4	0	0
61	1w	6	Total 6	O 6	0	0

Continued on next page...

Continued from previous page...

Mol	Chain	Residues	Atoms		ZeroOcc	AltConf
61	1w	1	Total 1	O 1	0	0
61	1w	9	Total 9	O 9	0	0
61	1x	3	Total 3	O 3	0	0
61	1x	2	Total 2	O 2	0	0
61	1x	1	Total 1	O 1	0	0
61	1x	2	Total 2	O 2	0	0
61	1x	1	Total 1	O 1	0	0
61	1x	1	Total 1	O 1	0	0
61	1x	5	Total 5	O 5	0	0
61	1y	1	Total 1	O 1	0	0
61	2A	6	Total 6	O 6	0	0
61	2A	5	Total 5	O 5	0	0
61	2A	6	Total 6	O 6	0	0
61	2A	1	Total 1	O 1	0	0
61	2A	1	Total 1	O 1	0	0
61	2A	5	Total 5	O 5	0	0
61	2A	4	Total 4	O 4	0	0
61	2A	3	Total 3	O 3	0	0
61	2A	1	Total 1	O 1	0	0
61	2A	3	Total 3	O 3	0	0
61	2A	1	Total 1	O 1	0	0

Continued on next page...

Continued from previous page...

Mol	Chain	Residues	Atoms		ZeroOcc	AltConf
61	2A	1	Total	O	0	0
			1	1		
61	2A	5	Total	O	0	0
			5	5		
61	2A	3	Total	O	0	0
			3	3		
61	2A	6	Total	O	0	0
			6	6		
61	2A	1	Total	O	0	0
			1	1		
61	2A	5	Total	O	0	0
			5	5		
61	2A	3	Total	O	0	0
			3	3		
61	2A	1	Total	O	0	0
			1	1		
61	2A	1	Total	O	0	0
			1	1		
61	2A	2	Total	O	0	0
			2	2		
61	2A	5	Total	O	0	0
			5	5		
61	2A	1	Total	O	0	0
			1	1		
61	2A	1	Total	O	0	0
			1	1		
61	2A	4	Total	O	0	0
			4	4		
61	2A	5	Total	O	0	0
			5	5		
61	2A	2	Total	O	0	0
			2	2		
61	2A	5	Total	O	0	0
			5	5		
61	2A	5	Total	O	0	0
			5	5		
61	2A	5	Total	O	0	0
			5	5		
61	2A	2	Total	O	0	0
			2	2		
61	2A	1	Total	O	0	0
			1	1		

Continued on next page...

Continued from previous page...

Mol	Chain	Residues	Atoms		ZeroOcc	AltConf
61	2A	1	Total	O	0	0
			1	1		
61	2A	1	Total	O	0	0
			1	1		
61	2A	2	Total	O	0	0
			2	2		
61	2A	2	Total	O	0	0
			2	2		
61	2A	2	Total	O	0	0
			2	2		
61	2A	2	Total	O	0	0
			2	2		
61	2A	1	Total	O	0	0
			1	1		
61	2A	1	Total	O	0	0
			1	1		
61	2A	1	Total	O	0	0
			1	1		
61	2A	1	Total	O	0	0
			1	1		
61	2A	3	Total	O	0	0
			3	3		
61	2A	5	Total	O	0	0
			5	5		
61	2A	4	Total	O	0	0
			4	4		
61	2A	5	Total	O	0	0
			5	5		
61	2A	5	Total	O	0	0
			5	5		
61	2A	3	Total	O	0	0
			3	3		
61	2A	1	Total	O	0	0
			1	1		
61	2A	4	Total	O	0	0
			4	4		
61	2A	5	Total	O	0	0
			5	5		
61	2A	5	Total	O	0	0
			5	5		
61	2A	3	Total	O	0	0
			3	3		

Continued on next page...

Continued from previous page...

Mol	Chain	Residues	Atoms		ZeroOcc	AltConf
61	2A	4	Total 4	O 4	0	0
61	2A	4	Total 4	O 4	0	0
61	2A	3	Total 3	O 3	0	0
61	2A	1	Total 1	O 1	0	0
61	2A	4	Total 4	O 4	0	0
61	2A	4	Total 4	O 4	0	0
61	2A	3	Total 3	O 3	0	0
61	2A	5	Total 5	O 5	0	0
61	2A	5	Total 5	O 5	0	0
61	2A	3	Total 3	O 3	0	0
61	2A	2	Total 2	O 2	0	0
61	2A	3	Total 3	O 3	0	0
61	2A	4	Total 4	O 4	0	0
61	2A	5	Total 5	O 5	0	0
61	2A	4	Total 4	O 4	0	0
61	2A	4	Total 4	O 4	0	0
61	2A	5	Total 5	O 5	0	0
61	2A	2	Total 2	O 2	0	0
61	2A	1	Total 1	O 1	0	0
61	2A	4	Total 4	O 4	0	0
61	2A	2	Total 2	O 2	0	0

Continued on next page...

Continued from previous page...

Mol	Chain	Residues	Atoms		ZeroOcc	AltConf
61	2A	4	Total 4	O 4	0	0
61	2A	3	Total 3	O 3	0	0
61	2A	5	Total 5	O 5	0	0
61	2A	3	Total 3	O 3	0	0
61	2A	2	Total 2	O 2	0	0
61	2A	1	Total 1	O 1	0	0
61	2A	1	Total 1	O 1	0	0
61	2A	1	Total 1	O 1	0	0
61	2A	1	Total 1	O 1	0	0
61	2A	2	Total 2	O 2	0	0
61	2A	1	Total 1	O 1	0	0
61	2A	1	Total 1	O 1	0	0
61	2A	2	Total 2	O 2	0	0
61	2A	2	Total 2	O 2	0	0
61	2A	6	Total 6	O 6	0	0
61	2A	1	Total 1	O 1	0	0
61	2A	5	Total 5	O 5	0	0
61	2A	1	Total 1	O 1	0	0
61	2A	4	Total 4	O 4	0	0
61	2A	2	Total 2	O 2	0	0
61	2A	6	Total 6	O 6	0	0

Continued on next page...

Continued from previous page...

Mol	Chain	Residues	Atoms		ZeroOcc	AltConf
61	2A	6	Total 6	O 6	0	0
61	2A	2	Total 2	O 2	0	0
61	2A	1	Total 1	O 1	0	0
61	2A	1	Total 1	O 1	0	0
61	2A	1	Total 1	O 1	0	0
61	2A	2	Total 2	O 2	0	0
61	2A	2	Total 2	O 2	0	0
61	2A	4	Total 4	O 4	0	0
61	2A	2	Total 2	O 2	0	0
61	2A	2	Total 2	O 2	0	0
61	2A	1	Total 1	O 1	0	0
61	2A	2	Total 2	O 2	0	0
61	2A	1	Total 1	O 1	0	0
61	2A	1	Total 1	O 1	0	0
61	2A	6	Total 6	O 6	0	0
61	2A	5	Total 5	O 5	0	0
61	2A	4	Total 4	O 4	0	0
61	2A	3	Total 3	O 3	0	0
61	2A	2	Total 2	O 2	0	0
61	2A	4	Total 4	O 4	0	0
61	2A	4	Total 4	O 4	0	0

Continued on next page...

Continued from previous page...

Mol	Chain	Residues	Atoms		ZeroOcc	AltConf
61	2A	4	Total 4	O 4	0	0
61	2A	4	Total 4	O 4	0	0
61	2A	3	Total 3	O 3	0	0
61	2A	5	Total 5	O 5	0	0
61	2A	2	Total 2	O 2	0	0
61	2A	1	Total 1	O 1	0	0
61	2A	3	Total 3	O 3	0	0
61	2A	1	Total 1	O 1	0	0
61	2A	5	Total 5	O 5	0	0
61	2A	5	Total 5	O 5	0	0
61	2A	1	Total 1	O 1	0	0
61	2A	1	Total 1	O 1	0	0
61	2A	3	Total 3	O 3	0	0
61	2A	1	Total 1	O 1	0	0
61	2A	1	Total 1	O 1	0	0
61	2A	3	Total 3	O 3	0	0
61	2A	4	Total 4	O 4	0	0
61	2A	3	Total 3	O 3	0	0
61	2A	2	Total 2	O 2	0	0
61	2A	5	Total 5	O 5	0	0
61	2A	1	Total 1	O 1	0	0

Continued on next page...

Continued from previous page...

Mol	Chain	Residues	Atoms		ZeroOcc	AltConf
61	2A	1	Total 1	O 1	0	0
61	2A	4	Total 4	O 4	0	0
61	2A	4	Total 4	O 4	0	0
61	2A	1	Total 1	O 1	0	0
61	2A	2	Total 2	O 2	0	0
61	2A	2	Total 2	O 2	0	0
61	2A	4	Total 4	O 4	0	0
61	2A	1	Total 1	O 1	0	0
61	2A	2	Total 2	O 2	0	0
61	2A	1	Total 1	O 1	0	0
61	2A	1	Total 1	O 1	0	0
61	2A	5	Total 5	O 5	0	0
61	2A	2	Total 2	O 2	0	0
61	2A	1	Total 1	O 1	0	0
61	2A	1	Total 1	O 1	0	0
61	2A	2	Total 2	O 2	0	0
61	2A	1	Total 1	O 1	0	0
61	2A	1	Total 1	O 1	0	0
61	2A	3	Total 3	O 3	0	0
61	2A	3	Total 3	O 3	0	0
61	2A	2	Total 2	O 2	0	0

Continued on next page...

Continued from previous page...

Mol	Chain	Residues	Atoms		ZeroOcc	AltConf
61	2A	1	Total 1	O 1	0	0
61	2A	2	Total 2	O 2	0	0
61	2A	1	Total 1	O 1	0	0
61	2A	1	Total 1	O 1	0	0
61	2A	2	Total 2	O 2	0	0
61	2A	3	Total 3	O 3	0	0
61	2A	1	Total 1	O 1	0	0
61	2A	2	Total 2	O 2	0	0
61	2A	2	Total 2	O 2	0	0
61	2A	1	Total 1	O 1	0	0
61	2A	1	Total 1	O 1	0	0
61	2A	3	Total 3	O 3	0	0
61	2A	1	Total 1	O 1	0	0
61	2A	2	Total 2	O 2	0	0
61	2A	2	Total 2	O 2	0	0
61	2A	1	Total 1	O 1	0	0
61	2A	1	Total 1	O 1	0	0
61	2A	1	Total 1	O 1	0	0
61	2A	2	Total 2	O 2	0	0
61	2A	4	Total 4	O 4	0	0
61	2A	3	Total 3	O 3	0	0

Continued on next page...

Continued from previous page...

Mol	Chain	Residues	Atoms		ZeroOcc	AltConf
61	2A	2	Total	O	0	0
			2	2		
61	2A	2	Total	O	0	0
			2	2		
61	2A	2	Total	O	0	0
			2	2		
61	2A	1	Total	O	0	0
			1	1		
61	2A	5	Total	O	0	0
			5	5		
61	2A	1	Total	O	0	0
			1	1		
61	2A	1	Total	O	0	0
			1	1		
61	2A	1	Total	O	0	0
			1	1		
61	2A	4	Total	O	0	0
			4	4		
61	2A	2	Total	O	0	0
			2	2		
61	2A	2	Total	O	0	0
			2	2		
61	2A	1	Total	O	0	0
			1	1		
61	2A	2	Total	O	0	0
			2	2		
61	2A	1	Total	O	0	0
			1	1		
61	2A	1	Total	O	0	0
			1	1		
61	2A	2	Total	O	0	0
			2	2		
61	2A	2	Total	O	0	0
			2	2		
61	2A	1	Total	O	0	0
			1	1		
61	2A	4	Total	O	0	0
			4	4		
61	2A	4	Total	O	0	0
			4	4		
61	2A	2	Total	O	0	0
			2	2		

Continued on next page...

Continued from previous page...

Mol	Chain	Residues	Atoms		ZeroOcc	AltConf
61	2A	2	Total 2	O 2	0	0
61	2A	3	Total 3	O 3	0	0
61	2A	3	Total 3	O 3	0	0
61	2A	1	Total 1	O 1	0	0
61	2A	2	Total 2	O 2	0	0
61	2A	2	Total 2	O 2	0	0
61	2A	6	Total 6	O 6	0	0
61	2A	3	Total 3	O 3	0	0
61	2A	4	Total 4	O 4	0	0
61	2A	2	Total 2	O 2	0	0
61	2A	1	Total 1	O 1	0	0
61	2A	4	Total 4	O 4	0	0
61	2A	3	Total 3	O 3	0	0
61	2A	3	Total 3	O 3	0	0
61	2A	6	Total 6	O 6	0	0
61	2A	2	Total 2	O 2	0	0
61	2A	4	Total 4	O 4	0	0
61	2A	2	Total 2	O 2	0	0
61	2A	2	Total 2	O 2	0	0
61	2A	1	Total 1	O 1	0	0
61	2A	2	Total 2	O 2	0	0

Continued on next page...

Continued from previous page...

Mol	Chain	Residues	Atoms		ZeroOcc	AltConf
61	2A	2	Total 2	O 2	0	0
61	2A	6	Total 6	O 6	0	0
61	2A	4	Total 4	O 4	0	0
61	2A	1	Total 1	O 1	0	0
61	2A	5	Total 5	O 5	0	0
61	2A	4	Total 4	O 4	0	0
61	2A	1	Total 1	O 1	0	0
61	2A	1	Total 1	O 1	0	0
61	2A	2	Total 2	O 2	0	0
61	2A	2	Total 2	O 2	0	0
61	2A	6	Total 6	O 6	0	0
61	2A	2	Total 2	O 2	0	0
61	2A	1	Total 1	O 1	0	0
61	2A	3	Total 3	O 3	0	0
61	2A	1	Total 1	O 1	0	0
61	2A	2	Total 2	O 2	0	0
61	2A	2	Total 2	O 2	0	0
61	2A	2	Total 2	O 2	0	0
61	2A	3	Total 3	O 3	0	0
61	2A	4	Total 4	O 4	0	0
61	2A	4	Total 4	O 4	0	0

Continued on next page...

Continued from previous page...

Mol	Chain	Residues	Atoms		ZeroOcc	AltConf
61	2A	1	Total 1	O 1	0	0
61	2A	2	Total 2	O 2	0	0
61	2A	1	Total 1	O 1	0	0
61	2A	1	Total 1	O 1	0	0
61	2A	6	Total 6	O 6	0	0
61	2A	1	Total 1	O 1	0	0
61	2A	3	Total 3	O 3	0	0
61	2A	1	Total 1	O 1	0	0
61	2A	1	Total 1	O 1	0	0
61	2A	2	Total 2	O 2	0	0
61	2A	2	Total 2	O 2	0	0
61	2A	1	Total 1	O 1	0	0
61	2A	2	Total 2	O 2	0	0
61	2A	2	Total 2	O 2	0	0
61	2A	3	Total 3	O 3	0	0
61	2A	3	Total 3	O 3	0	0
61	2A	1	Total 1	O 1	0	0
61	2A	4	Total 4	O 4	0	0
61	2A	1	Total 1	O 1	0	0
61	2A	1	Total 1	O 1	0	0
61	2A	1	Total 1	O 1	0	0

Continued on next page...

Continued from previous page...

Mol	Chain	Residues	Atoms		ZeroOcc	AltConf
61	2A	1	Total 1	O 1	0	0
61	2A	1	Total 1	O 1	0	0
61	2A	2	Total 2	O 2	0	0
61	2A	4	Total 4	O 4	0	0
61	2A	1	Total 1	O 1	0	0
61	2A	1	Total 1	O 1	0	0
61	2A	3	Total 3	O 3	0	0
61	2A	1	Total 1	O 1	0	0
61	2A	1	Total 1	O 1	0	0
61	2A	2	Total 2	O 2	0	0
61	2A	2	Total 2	O 2	0	0
61	2A	5	Total 5	O 5	0	0
61	2A	4	Total 4	O 4	0	0
61	2A	1	Total 1	O 1	0	0
61	2A	1	Total 1	O 1	0	0
61	2A	1	Total 1	O 1	0	0
61	2A	3	Total 3	O 3	0	0
61	2A	2	Total 2	O 2	0	0
61	2A	1	Total 1	O 1	0	0
61	2A	5	Total 5	O 5	0	0
61	2A	1	Total 1	O 1	0	0

Continued on next page...

Continued from previous page...

Mol	Chain	Residues	Atoms		ZeroOcc	AltConf
61	2A	2	Total	O	0	0
			2	2		
61	2A	5	Total	O	0	0
			5	5		
61	2A	6	Total	O	0	0
			6	6		
61	2A	3	Total	O	0	0
			3	3		
61	2A	6	Total	O	0	0
			6	6		
61	2A	6	Total	O	0	0
			6	6		
61	2A	5	Total	O	0	0
			5	5		
61	2A	3	Total	O	0	0
			3	3		
61	2A	6	Total	O	0	0
			6	6		
61	2A	6	Total	O	0	0
			6	6		
61	2A	3	Total	O	0	0
			3	3		
61	2A	4	Total	O	0	0
			4	4		
61	2A	3	Total	O	0	0
			3	3		
61	2A	1	Total	O	0	0
			1	1		
61	2A	6	Total	O	0	0
			6	6		
61	2A	6	Total	O	0	0
			6	6		
61	2A	6	Total	O	0	0
			6	6		
61	2A	5	Total	O	0	0
			5	5		
61	2A	4	Total	O	0	0
			4	4		
61	2A	5	Total	O	0	0
			5	5		
61	2A	6	Total	O	0	0
			6	6		

Continued on next page...

Continued from previous page...

Mol	Chain	Residues	Atoms		ZeroOcc	AltConf
61	2A	4	Total 4	O 4	0	0
61	2A	6	Total 6	O 6	0	0
61	2A	5	Total 5	O 5	0	0
61	2A	3	Total 3	O 3	0	0
61	2A	3	Total 3	O 3	0	0
61	2A	5	Total 5	O 5	0	0
61	2A	5	Total 5	O 5	0	0
61	2A	4	Total 4	O 4	0	0
61	2A	5	Total 5	O 5	0	0
61	2A	2	Total 2	O 2	0	0
61	2A	3	Total 3	O 3	0	0
61	2A	4	Total 4	O 4	0	0
61	2A	5	Total 5	O 5	0	0
61	2A	6	Total 6	O 6	0	0
61	2A	4	Total 4	O 4	0	0
61	2A	4	Total 4	O 4	0	0
61	2A	3	Total 3	O 3	0	0
61	2A	3	Total 3	O 3	0	0
61	2A	5	Total 5	O 5	0	0
61	2A	6	Total 6	O 6	0	0
61	2A	6	Total 6	O 6	0	0

Continued on next page...

Continued from previous page...

Mol	Chain	Residues	Atoms		ZeroOcc	AltConf
61	2A	6	Total 6	O 6	0	0
61	2A	4	Total 4	O 4	0	0
61	2A	6	Total 6	O 6	0	0
61	2A	4	Total 4	O 4	0	0
61	2A	6	Total 6	O 6	0	0
61	2A	5	Total 5	O 5	0	0
61	2A	4	Total 4	O 4	0	0
61	2A	4	Total 4	O 4	0	0
61	2A	4	Total 4	O 4	0	0
61	2A	6	Total 6	O 6	0	0
61	2A	5	Total 5	O 5	0	0
61	2A	5	Total 5	O 5	0	0
61	2A	5	Total 5	O 5	0	0
61	2A	4	Total 4	O 4	0	0
61	2A	5	Total 5	O 5	0	0
61	2A	5	Total 5	O 5	0	0
61	2A	4	Total 4	O 4	0	0
61	2A	6	Total 6	O 6	0	0
61	2A	3	Total 3	O 3	0	0
61	2A	4	Total 4	O 4	0	0
61	2A	6	Total 6	O 6	0	0

Continued on next page...

Continued from previous page...

Mol	Chain	Residues	Atoms		ZeroOcc	AltConf
61	2A	5	Total	O	0	0
			5	5		
61	2A	5	Total	O	0	0
			5	5		
61	2A	6	Total	O	0	0
			6	6		
61	2A	6	Total	O	0	0
			6	6		
61	2A	6	Total	O	0	0
			6	6		
61	2A	4	Total	O	0	0
			4	4		
61	2A	6	Total	O	0	0
			6	6		
61	2A	5	Total	O	0	0
			5	5		
61	2A	4	Total	O	0	0
			4	4		
61	2A	5	Total	O	0	0
			5	5		
61	2A	5	Total	O	0	0
			5	5		
61	2A	5	Total	O	0	0
			5	5		
61	2A	4	Total	O	0	0
			4	4		
61	2A	6	Total	O	0	0
			6	6		
61	2A	6	Total	O	0	0
			6	6		
61	2A	6	Total	O	0	0
			6	6		
61	2A	6	Total	O	0	0
			6	6		
61	2A	5	Total	O	0	0
			5	5		
61	2A	5	Total	O	0	0
			5	5		
61	2A	5	Total	O	0	0
			5	5		
61	2A	6	Total	O	0	0
			6	6		

Continued on next page...

Continued from previous page...

Mol	Chain	Residues	Atoms		ZeroOcc	AltConf
61	2A	5	Total 5	O 5	0	0
61	2A	3	Total 3	O 3	0	0
61	2A	6	Total 6	O 6	0	0
61	2A	6	Total 6	O 6	0	0
61	2A	4	Total 4	O 4	0	0
61	2A	4	Total 4	O 4	0	0
61	2A	1	Total 1	O 1	0	0
61	2A	4	Total 4	O 4	0	0
61	2A	2	Total 2	O 2	0	0
61	2A	3	Total 3	O 3	0	0
61	2A	2	Total 2	O 2	0	0
61	2A	2	Total 2	O 2	0	0
61	2A	2	Total 2	O 2	0	0
61	2A	2	Total 2	O 2	0	0
61	2A	1	Total 1	O 1	0	0
61	2A	1	Total 1	O 1	0	0
61	2A	2	Total 2	O 2	0	0
61	2A	1	Total 1	O 1	0	0
61	2A	2	Total 2	O 2	0	0
61	2A	2	Total 2	O 2	0	0
61	2A	2	Total 2	O 2	0	0

Continued on next page...

Continued from previous page...

Mol	Chain	Residues	Atoms		ZeroOcc	AltConf
61	2A	6	Total 6	O 6	0	0
61	2A	222	Total 222	O 222	0	0
61	2B	2	Total 2	O 2	0	0
61	2B	3	Total 3	O 3	0	0
61	2B	3	Total 3	O 3	0	0
61	2B	1	Total 1	O 1	0	0
61	2B	2	Total 2	O 2	0	0
61	2B	1	Total 1	O 1	0	0
61	2B	1	Total 1	O 1	0	0
61	2B	12	Total 12	O 12	0	0
61	2D	5	Total 5	O 5	0	0
61	2D	3	Total 3	O 3	0	0
61	2D	2	Total 2	O 2	0	0
61	2D	7	Total 7	O 7	0	0
61	2E	3	Total 3	O 3	0	0
61	2F	6	Total 6	O 6	0	0
61	2I	3	Total 3	O 3	0	0
61	2N	1	Total 1	O 1	0	0
61	2O	1	Total 1	O 1	0	0
61	2P	5	Total 5	O 5	0	0
61	2P	2	Total 2	O 2	0	0

Continued on next page...

Continued from previous page...

Mol	Chain	Residues	Atoms		ZeroOcc	AltConf
61	2P	4	Total 4	O 4	0	0
61	2Q	1	Total 1	O 1	0	0
61	2Q	1	Total 1	O 1	0	0
61	2R	1	Total 1	O 1	0	0
61	2R	2	Total 2	O 2	0	0
61	2T	2	Total 2	O 2	0	0
61	2T	3	Total 3	O 3	0	0
61	2U	2	Total 2	O 2	0	0
61	2W	3	Total 3	O 3	0	0
61	2Z	1	Total 1	O 1	0	0
61	20	6	Total 6	O 6	0	0
61	20	2	Total 2	O 2	0	0
61	20	2	Total 2	O 2	0	0
61	21	6	Total 6	O 6	0	0
61	22	1	Total 1	O 1	0	0
61	25	4	Total 4	O 4	0	0
61	27	1	Total 1	O 1	0	0
61	27	1	Total 1	O 1	0	0
61	28	4	Total 4	O 4	0	0
61	28	1	Total 1	O 1	0	0
61	28	1	Total 1	O 1	0	0

Continued on next page...

Continued from previous page...

Mol	Chain	Residues	Atoms		ZeroOcc	AltConf
61	29	1	Total 1	O 1	0	0
61	2a	6	Total 6	O 6	0	0
61	2a	6	Total 6	O 6	0	0
61	2a	5	Total 5	O 5	0	0
61	2a	5	Total 5	O 5	0	0
61	2a	4	Total 4	O 4	0	0
61	2a	6	Total 6	O 6	0	0
61	2a	6	Total 6	O 6	0	0
61	2a	6	Total 6	O 6	0	0
61	2a	5	Total 5	O 5	0	0
61	2a	5	Total 5	O 5	0	0
61	2a	3	Total 3	O 3	0	0
61	2a	5	Total 5	O 5	0	0
61	2a	4	Total 4	O 4	0	0
61	2a	6	Total 6	O 6	0	0
61	2a	3	Total 3	O 3	0	0
61	2a	5	Total 5	O 5	0	0
61	2a	6	Total 6	O 6	0	0
61	2a	4	Total 4	O 4	0	0
61	2a	4	Total 4	O 4	0	0
61	2a	2	Total 2	O 2	0	0

Continued on next page...

Continued from previous page...

Mol	Chain	Residues	Atoms		ZeroOcc	AltConf
61	2a	6	Total 6	O 6	0	0
61	2a	5	Total 5	O 5	0	0
61	2a	3	Total 3	O 3	0	0
61	2a	6	Total 6	O 6	0	0
61	2a	3	Total 3	O 3	0	0
61	2a	6	Total 6	O 6	0	0
61	2a	5	Total 5	O 5	0	0
61	2a	4	Total 4	O 4	0	0
61	2a	3	Total 3	O 3	0	0
61	2a	5	Total 5	O 5	0	0
61	2a	6	Total 6	O 6	0	0
61	2a	6	Total 6	O 6	0	0
61	2a	5	Total 5	O 5	0	0
61	2a	5	Total 5	O 5	0	0
61	2a	2	Total 2	O 2	0	0
61	2a	4	Total 4	O 4	0	0
61	2a	6	Total 6	O 6	0	0
61	2a	6	Total 6	O 6	0	0
61	2a	5	Total 5	O 5	0	0
61	2a	5	Total 5	O 5	0	0
61	2a	4	Total 4	O 4	0	0

Continued on next page...

Continued from previous page...

Mol	Chain	Residues	Atoms		ZeroOcc	AltConf
61	2a	5	Total 5	O 5	0	0
61	2a	6	Total 6	O 6	0	0
61	2a	5	Total 5	O 5	0	0
61	2a	6	Total 6	O 6	0	0
61	2a	3	Total 3	O 3	0	0
61	2a	6	Total 6	O 6	0	0
61	2a	1	Total 1	O 1	0	0
61	2a	2	Total 2	O 2	0	0
61	2a	3	Total 3	O 3	0	0
61	2a	2	Total 2	O 2	0	0
61	2a	5	Total 5	O 5	0	0
61	2a	4	Total 4	O 4	0	0
61	2a	2	Total 2	O 2	0	0
61	2a	2	Total 2	O 2	0	0
61	2a	1	Total 1	O 1	0	0
61	2a	2	Total 2	O 2	0	0
61	2a	1	Total 1	O 1	0	0
61	2a	5	Total 5	O 5	0	0
61	2a	1	Total 1	O 1	0	0
61	2a	4	Total 4	O 4	0	0
61	2a	1	Total 1	O 1	0	0

Continued on next page...

Continued from previous page...

Mol	Chain	Residues	Atoms		ZeroOcc	AltConf
61	2a	2	Total 2	O 2	0	0
61	2a	1	Total 1	O 1	0	0
61	2a	2	Total 2	O 2	0	0
61	2a	2	Total 2	O 2	0	0
61	2a	1	Total 1	O 1	0	0
61	2a	2	Total 2	O 2	0	0
61	2a	1	Total 1	O 1	0	0
61	2a	1	Total 1	O 1	0	0
61	2a	3	Total 3	O 3	0	0
61	2a	3	Total 3	O 3	0	0
61	2a	1	Total 1	O 1	0	0
61	2a	1	Total 1	O 1	0	0
61	2a	3	Total 3	O 3	0	0
61	2a	2	Total 2	O 2	0	0
61	2a	3	Total 3	O 3	0	0
61	2a	4	Total 4	O 4	0	0
61	2a	1	Total 1	O 1	0	0
61	2a	1	Total 1	O 1	0	0
61	2a	4	Total 4	O 4	0	0
61	2a	4	Total 4	O 4	0	0
61	2a	2	Total 2	O 2	0	0

Continued on next page...

Continued from previous page...

Mol	Chain	Residues	Atoms		ZeroOcc	AltConf
61	2a	2	Total	O	0	0
			2	2		
61	2a	2	Total	O	0	0
			2	2		
61	2a	1	Total	O	0	0
			1	1		
61	2a	1	Total	O	0	0
			1	1		
61	2a	1	Total	O	0	0
			1	1		
61	2a	1	Total	O	0	0
			1	1		
61	2a	1	Total	O	0	0
			1	1		
61	2a	1	Total	O	0	0
			1	1		
61	2a	1	Total	O	0	0
			1	1		
61	2a	1	Total	O	0	0
			1	1		
61	2a	1	Total	O	0	0
			1	1		
61	2a	2	Total	O	0	0
			2	2		
61	2a	2	Total	O	0	0
			2	2		
61	2a	2	Total	O	0	0
			2	2		
61	2a	1	Total	O	0	0
			1	1		
61	2a	2	Total	O	0	0
			2	2		
61	2a	1	Total	O	0	0
			1	1		
61	2a	2	Total	O	0	0
			2	2		

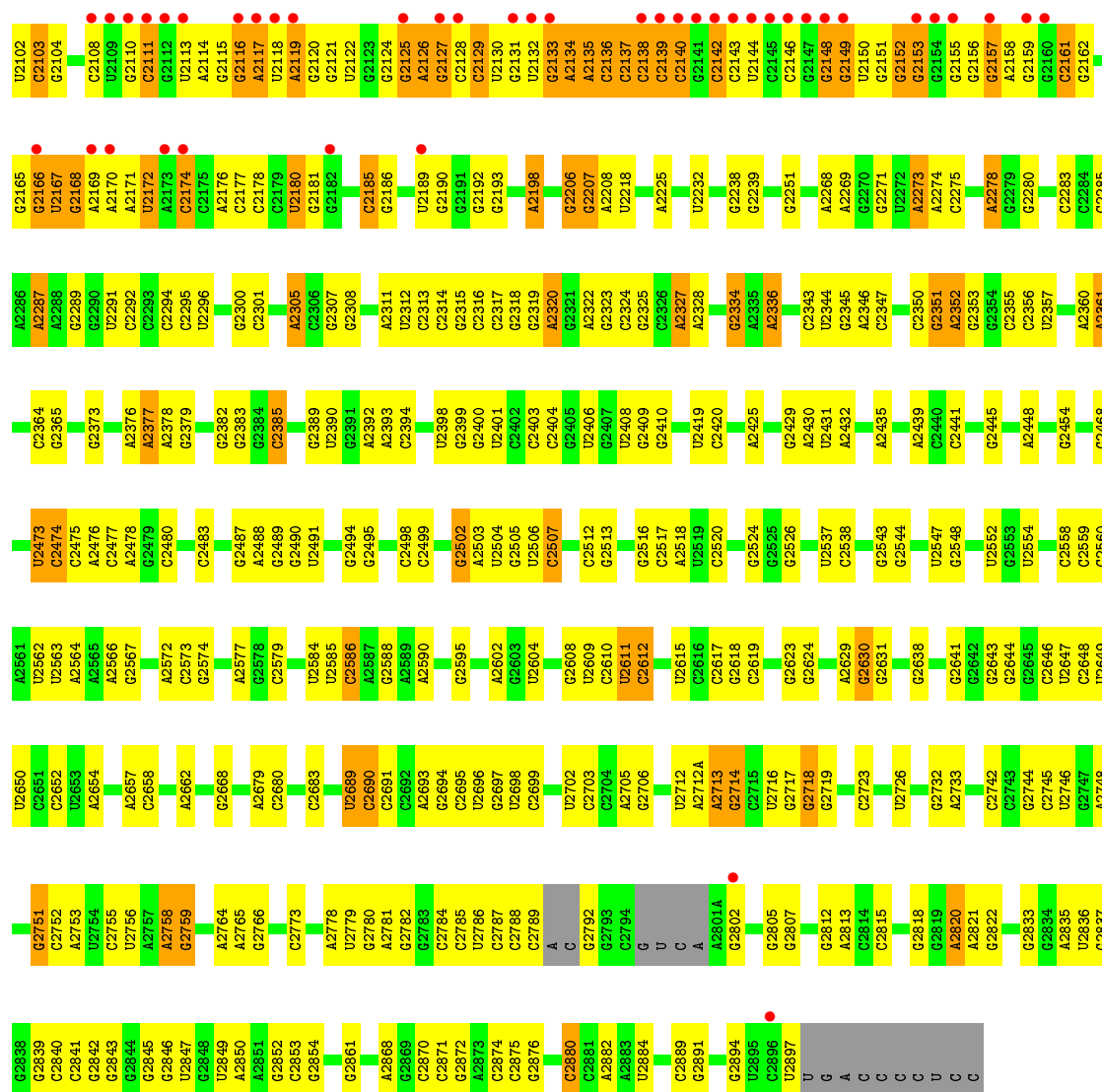
Continued on next page...

Continued from previous page...

Mol	Chain	Residues	Atoms		ZeroOcc	AltConf
61	2a	2	Total 2	O 2	0	0
61	2a	2	Total 2	O 2	0	0
61	2a	40	Total 40	O 40	0	0
61	2d	1	Total 1	O 1	0	0
61	2g	1	Total 1	O 1	0	0
61	2i	1	Total 1	O 1	0	0
61	2j	2	Total 2	O 2	0	0
61	2j	1	Total 1	O 1	0	0
61	2l	1	Total 1	O 1	0	0
61	2l	1	Total 1	O 1	0	0
61	2p	1	Total 1	O 1	0	0
61	2r	1	Total 1	O 1	0	0
61	2t	2	Total 2	O 2	0	0
61	2x	2	Total 2	O 2	0	0
61	2x	2	Total 2	O 2	0	0
61	2x	3	Total 3	O 3	0	0
61	2y	6	Total 6	O 6	0	0
61	2y	1	Total 1	O 1	0	0
61	2y	6	Total 6	O 6	0	0

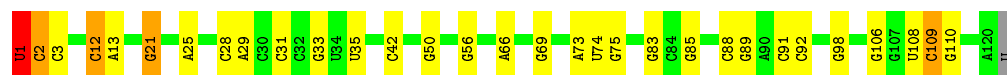
G2400	G2406	G2407	G2408	G2409	G2410	G2418	G2419	G2425	G2429	G2430	G2431	G2432	G2435	G2439	G2440	G2441	G2442	G2443	G2448	G2449	G2454	G2467	G2474	G2475	G2476	G2477	G2478	G2484	G2488	G2491	G2496	G2497	G2498	G2502	G2505	G2518	G2520	G2521	G2522	G2529																																																																																																																																																																																																																																																																							
G2120	G2121	G2122	G2125	G2126	G2127	G2128	G2129	G2130	G2131	G2132	G2133	G2134	G2135	G2136	G2137	G2138	G2139	G2140	G2141	G2142	G2143	G2144	G2145	G2146	G2147	G2148	G2149	G2150	G2151	G2152	G2153	G2154	G2155	G2156	G2157	G2158	G2159	G2160	G2161	G2162	G2163	G2164	G2165	G2166	G2167	G2168	G2169	G2170	G2171	G2172	G2173	G2174	G2175	G2176	G2177	G2178	G2179	G2180																																																																																																																																																																																																																																																					
G2021	G2022	G2023	G2030	G2031	G2032	G2033	G2038	G2039	G2040	G2041	G2042	G2043	G2049	G2053	G2054	G2056	G2060	G2061	G2065	G2066	G2069	G2070	G2071	G2086	G2087	G2090	G2096	G2099	G2100	G2101	G2102	G2105	G2106	G2107	G2108	G2109	G2110	G2111	G2112	G2113	G2114	G2115	G2116	G2117	G2118	G2119	G2120	G2121	G2122	G2123	G2124	G2125	G2126	G2127	G2128	G2129	G2130	G2131	G2132	G2133	G2134	G2135	G2136	G2137	G2138	G2139	G2140	G2141	G2142	G2143	G2144	G2145	G2146	G2147	G2148	G2149	G2150	G2151	G2152	G2153	G2154	G2155	G2156	G2157	G2158	G2159	G2160	G2161	G2162	G2163	G2164	G2165	G2166	G2167	G2168	G2169	G2170	G2171	G2172	G2173	G2174	G2175	G2176	G2177	G2178	G2179	G2180																																																																																																																																																																																																				
G2181	G2182	G2183	G2184	G2185	G2186	G2187	G2188	G2189	G2190	G2191	G2192	G2193	G2198	G2206	G2207	G2208	G2219	G2223	G2224	G2225	G2226	G2227	G2228	G2232	G2233	G2234	G2238	G2239	G2243	G2244	G2250	G2251	G2252	G2264	G2268	G2269	G2270	G2271	G2272	G2273	G2274	G2275	G2276	G2283	G2286	G2287	G2288	G2291	G2292	G2305	G2308	G2309	G2310	G2311	G2312	G2313	G2314	G2315	G2319	G2320	G2321	G2322	G2323	G2324	G2325	G2326	G2327	G2328	G2329	G2330	G2331	G2334	G2335	G2336	G2347	G2350	G2351	G2352	G2359	G2360	G2361	G2364	G2365	G2369	G2372	G2376	G2377	G2378	G2379	G2383	G2384	G2385	G2386	G2390	G2396	G2400	G2406	G2407	G2408	G2409	G2410	G2418	G2419	G2425	G2429	G2430	G2431	G2432	G2435	G2439	G2440	G2441	G2442	G2443	G2448	G2449	G2454	G2467	G2474	G2475	G2476	G2477	G2478	G2484	G2488	G2491	G2496	G2497	G2498	G2502	G2505	G2518	G2520	G2521	G2522	G2529																																																																																																																																																																							
G1782	G1783	G1786	G1789	G1790	G1791	G1792	G1793	G1794	G1795	G1796	G1797	G1798	G1799	G1800	G1801	G1802	G1803	G1816	G1817	G1818	G1821	G1822	G1823	G1826	G1830	G1840	G1847	G1853	G1854	G1858	G1862	G1863	G1866	G1876	G1877	G1878	G1881	G1889	G1890	G1899	G1900	G1906	G1913	G1914	G1915	G1919	G1920	G1923	G1924	G1929	G1930	G1931	G1932	G1933	G1934	G1935	G1936	G1937	G1938	G1939	G1952	G1953	G1954	G1955	G1956	G1957	G1958	G1963	G1964	G1965	G1966	G1967	G1968	G1969	G1970	G1971	G1972	G1973	G1991	G1992	G1993	G1996	G1997	G1998	G1999	G2000	G2001	G2002	G2011	G2014	G2020	G2021	G2022	G2023	G2030	G2031	G2032	G2033	G2038	G2039	G2040	G2041	G2042	G2043	G2049	G2053	G2054	G2056	G2060	G2061	G2065	G2066	G2069	G2070	G2071	G2086	G2087	G2090	G2096	G2099	G2100	G2101	G2102	G2105	G2106	G2107	G2108	G2109	G2110	G2111	G2112	G2113	G2114	G2115	G2116	G2117	G2118	G2119	G2120	G2121	G2122	G2123	G2124	G2125	G2126	G2127	G2128	G2129	G2130	G2131	G2132	G2133	G2134	G2135	G2136	G2137	G2138	G2139	G2140	G2141	G2142	G2143	G2144	G2145	G2146	G2147	G2148	G2149	G2150	G2151	G2152	G2153	G2154	G2155	G2156	G2157	G2158	G2159	G2160	G2161	G2162	G2163	G2164	G2165	G2166	G2167	G2168	G2169	G2170	G2171	G2172	G2173	G2174	G2175	G2176	G2177	G2178	G2179	G2180																																																																																																								
G1509	G1509A	G1509B	G1517	G1520	G1532	G	U	A	C	G1537	G1558	G1559	G1566	G1569	G1570	G1571	G1572	G1578	G1581	G1584	G1586	G1587	G1588	G1589	G1593	G1594	G1608	G1609	G1610	G1611	G1619	G1636	G1637	G1638	G1642	G1645	G1646	G1647	G1652	G1653	G1654	G1655	G1656	G1664	G1665	G1666	G1667	G1668	G1669	G1670	G1674	G1675	G1688	G1692	G1693	G1696	G1700	G1701	G1702	G1703	G1712	G1713	G1714	G1717	G1718	G1722	G1746	G1750	G1754	G1755	G1756	G1757	G1758	G1762	G1763	G1764	G1765	G1766	G1767	G1773	G1779	G1781	G1803	G1816	G1817	G1818	G1821	G1822	G1823	G1826	G1830	G1840	G1847	G1853	G1854	G1858	G1862	G1863	G1866	G1876	G1877	G1878	G1881	G1889	G1890	G1899	G1900	G1906	G1913	G1914	G1915	G1919	G1920	G1923	G1924	G1929	G1930	G1931	G1932	G1933	G1934	G1935	G1936	G1937	G1938	G1939	G1952	G1953	G1954	G1955	G1956	G1957	G1958	G1963	G1964	G1965	G1966	G1967	G1968	G1969	G1970	G1971	G1972	G1973	G1991	G1992	G1993	G1996	G1997	G1998	G1999	G2000	G2001	G2002	G2011	G2014	G2020	G2021	G2022	G2023	G2030	G2031	G2032	G2033	G2038	G2039	G2040	G2041	G2042	G2043	G2049	G2053	G2054	G2056	G2060	G2061	G2065	G2066	G2069	G2070	G2071	G2086	G2087	G2090	G2096	G2099	G2100	G2101	G2102	G2105	G2106	G2107	G2108	G2109	G2110	G2111	G2112	G2113	G2114	G2115	G2116	G2117	G2118	G2119	G2120	G2121	G2122	G2123	G2124	G2125	G2126	G2127	G2128	G2129	G2130	G2131	G2132	G2133	G2134	G2135	G2136	G2137	G2138	G2139	G2140	G2141	G2142	G2143	G2144	G2145	G2146	G2147	G2148	G2149	G2150	G2151	G2152	G2153	G2154	G2155	G2156	G2157	G2158	G2159	G2160	G2161	G2162	G2163	G2164	G2165	G2166	G2167	G2168	G2169	G2170	G2171	G2172	G2173	G2174	G2175	G2176	G2177	G2178	G2179	G2180																																						
C1408	C1409	C1410	C1416	C1417	C1418	C1419	C1420	C1421	C1422	C1426	C1427	C1428	C1429	C1430	C1431	C1432	C1433	C1439	C1440	C1441	C1442	C1445	C1447	C1448	C1449	C1450	C1452	C1453	C1455	C1456	C1467	C1468	C1469	C1470	C1478	C1482	C1489	C1490	C1493	C1494	C1498	C1504	C1505	C1506	C1507	C1508	C1532	C1537	C1558	C1559	C1566	C1569	C1570	C1571	C1572	C1578	C1581	C1584	C1586	C1587	C1588	C1589	C1593	C1594	C1608	C1609	C1610	C1611	C1619	C1636	C1637	C1638	C1642	C1645	C1646	C1647	C1652	C1653	C1654	C1655	C1656	C1664	C1665	C1666	C1667	C1668	C1669	C1670	C1674	C1675	C1688	C1692	C1693	C1696	C1700	C1701	C1702	C1703	C1712	C1713	C1714	C1717	C1718	C1722	C1746	C1750	C1754	C1755	C1756	C1757	C1758	C1762	C1763	C1764	C1765	C1766	C1767	C1773	C1779	C1781	C1803	C1816	C1817	C1818	C1821	C1822	C1823	C1826	C1830	C1840	C1847	C1853	C1854	C1858	C1862	C1863	C1866	C1876	C1877	C1878	C1881	C1889	C1890	C1899	C1900	C1906	C1913	C1914	C1915	C1919	C1920	C1923	C1924	C1929	C1930	C1931	C1932	C1933	C1934	C1935	C1936	C1937	C1938	C1939	C1952	C1953	C1954	C1955	C1956	C1957	C1958	C1963	C1964	C1965	C1966	C1967	C1968	C1969	C1970	C1971	C1972	C1973	C1991	C1992	C1993	C1996	C1997	C1998	C1999	C2000	C2001	C2002	C2011	C2014	C2020	C2021	C2022	C2023	C2030	C2031	C2032	C2033	C2038	C2039	C2040	C2041	C2042	C2043	C2049	C2053	C2054	C2056	C2060	C2061	C2065	C2066	C2069	C2070	C2071	C2086	C2087	C2090	C2096	C2099	C2100	C2101	C2102	C2105	C2106	C2107	C2108	C2109	C2110	C2111	C2112	C2113	C2114	C2115	C2116	C2117	C2118	C2119	C2120	C2121	C2122	C2123	C2124	C2125	C2126	C2127	C2128	C2129	C2130	C2131	C2132	C2133	C2134	C2135	C2136	C2137	C2138	C2139	C2140	C2141	C2142	C2143	C2144	C2145	C2146	C2147	C2148	C2149	C2150	C2151	C2152	C2153	C2154	C2155	C2156	C2157	C2158	C2159	C2160	C2161	C2162	C2163	C2164	C2165	C2166	C2167	C2168	C2169	C2170	C2171	C2172	C2173	C2174	C2175	C2176	C2177	C2178	C2179	C2180
G1089	G1090	G1091	G1092	G1093	G1094	G1095	G1096	G1097	G1101	G1102	G1103	G1104	G1105	G1106	G1107	G1108	G1109	G1110	G1111	G1112	G1113	G1114	G1115	G1116	G1117	G1118	G1119	G1122	G1125	G1128	G1129	G1130	G1135	G1136	G1139	G1140	G1153	G1154	G1155	G1156	G1164	G1165	G1166	G1167	G1171	G1173	G1174	G1175	G1176	G1177	G1178	G1179	G1180	G1181	G1182	G1183	G1187	G1188	G1189	G1190	G1199	G1205	G1206	G1210	G1211	G1212	G1213	G1219	G1220	G1223	G1226	G1230	G1231	G1238	G1239	G1240	G1244	G1250	G1251	G1252	G1253	G1256	G1264	G1265	G1266	G1267	G1268	G1269	G1270	G1271	G1272	G1273	G1274	G1275	G1276	G1277	G1278	G1279	G1283	G1284	G1285	G1286	G1287	G1288	G1289	G1292	G1293	G1297	G1300	G1301	G1302	G1303	G1309	G1310	G1311	G1312	G1313	G1329	G1336	G1337	G1352	G1353	G1354	G1355	G1356	G1357	G1358	G1359	G1360	G1364	G1365	G1372	G1373	G1379	G1380	G1384	G1385	G1386	G1396	G1401	G1402	G1405	G1406	G1407	G1408	G1409	G1410	G1416	G1417	G1418	G1419	G1420	G1421	G1422	G1426	G1427	G1428	G1429	G1430	G1431	G1432	G1433	G1439	G1440	G1441	G1442	G1445	G1447	G1448	G1449	G1450	G1452	G1453	G1455	G1456	G1467	G1468	G1469	G1470	G1478	G1482	G1489	G1490	G1493	G1494	G1498	G1504	G1505	G1506	G1507	G1508	G1532	G1537	G1558	G1559	G1566	G1569	G1570	G1571	G1572	G1578	G1581	G1584	G1586	G1587	G1588	G1589	G1593	G1594	G1608	G1609	G1610	G1611	G1619	G1636	G1637	G1638	G1642	G1645	G1646	G1647	G1652	G1653	G1654	G1655	G1656	G1664	G1665	G1666	G1667	G1668	G1669	G1670	G1674	G1675	G1688	G1692	G1693	G1696	G1700	G1701	G1702	G1703	G1712																																																											

G2010	G1906	C1790	G1581	C1493	U1390	U1273	A	C	G	G968	C885	U811
U2011	G1906	A1791	C1584	A1494	U1391	A1278	C1178	U	A	U969	C886	C812
G2012	G1910	A1796	A1586	A1496	U1405	G1279	C1179	G	A	C970	A887	U813
A2013	A1913	U1794	C1592	C1504	U1406	A1284	C1180	U	A	G971	C888	C814
A2014	C1914	C1795	G1592	C1504	C1409	A1287	G1187	C	A	A972	A890	C817
A2020	U1915	U1796	G1593	C1505	C1410	A1287	U1188	A	A	G974	C892	G818
C2021	A1916	U1797	G1594	C1506	G1411	U1288	G1191	C	G	C975	C893	G819
U2022	G1799	C1799	G1595	C1506	C1412	U1288	G1191	C	C	G979	C894	A820
G2023	U1917	A1799	A1596	C1507	A1413	U1292	G1191	A	A	A980	U895	A821
G2023	C1800	A1698	A1597	A1508	G1413	C1293	G1195	C	A	G983	A896	U822
G2027	A1918	C1598	C1598	C1509	G1414	U1292	G1195	G	G	A983	C897	C817
G2027	A1801	C1599	C1599	C1509	U1415	C1293	G1195	G	G	A984	C898	U827
G2030	A1802	A1700	C1600	A1509A	G1416	U1300	G1203	A	A	A984	A899	U828
A2030	A1803	A1701	C1604	A1509B	G1417	A1301	A1204	A	A	C985	A900	U828
A2031	G1811	G1702	C1607	C1510	C1427	U1301	U1205	G	G	C986	A901	G832
A2031	A1812	G1703	C1607	C1511	U1420	G1309	G1206	U	U	G987	C903	U833
G2032	G1813	G1711	C1607	U1514	G1421	G1309	G1206	U	U	G987	C904	C834
A2033	G1814	C1712	C1608	G1515	U1421	U1311	A1210	G	A	A1000	A910	U839
U2034	A1815	U1713	A1608	G1516	G1422	G1311	U1211	G	A	A1001	C914	G845
G2035	A1816	G1714	A1609	G1517	G1423	U1312	G1212	C	A	G1002	A917	U847
G2040	A1817	G1714	A1610	U1517	G1424	U1312	A1213	C	A	G1003	A918	G848
G2040	G1817	G1714	A1610	U1518	G1424	U1312	A1214	C	A	G1004	G919	C850
C2043	U1818	G1721	A1614	U1519	A1427	C1315	A1214	C	A	C1005	G921	U851
C2044	A1821	U1722	G1619	G1525	C1428	U1316	A1220	C	A	C1006	U922	G852
G2045	G1822	U1739	G1622	G1525	C1429	A1317	A1226	C	A	C1007	C924	G854
G2046	G1826	G1746	G1622	G1525	C1430	U1341	A1226	C	A	G1011	C925	G855
C2049	A1832	G1747	G1630	C1530	A1434	C1345	G1229	C	A	U1012	A926	C856
C2050	A1833	G1747A	G1630	C1531	A1434	C1345	G1229	C	A	C1013	G927	C857
A2051	A1834	G1751	A1831A	G1533	C1437	U1351	G1231	C	A	G1016	G932	G859
G2052	G1835	C1751	A1832	U	G1442	U1352	G1232	C	A	G1017	A933	A861
G2053	G1836	C1754	A1832	A	G1443	A1353	G1235	C	A	C1018	A933	G862
A2055	G1839	A1755	C1636	C1536	G1444	A1353	G1236	C	A	U1019	C936	A863
G2056	G1843	G1756	C1637	G1537	A1445	A1354	A1237	C	A	A1020	G940	G864
A2059	A1847	U1757	G1638	G1538	G1448	G1358	G1238	C	A	A1021	G941	C865
A2060	A1848	G1758	C1640	U1539	A1449	A1360	G1239	C	A	G1022	A942	A866
A2062	A1853	A1760	G1645	U1540	G1450	G1364	U1240	C	A	U1023	G943	G867
C2065	G1856	G1763	G1646	C1542	G1456	A1365	A1241	C	A	G1024	G944	U868
G2069	A1877	G1764	C1648	A1544	G1456	A1365	A1246	C	A	G1025	G945	G869
G2070	G1878	G1772	C1651	C1547	G1461	G1368	G1248	C	A	U1027	A946	G873
U2079	G1886	A1773	C1657	A1567	A1471	C1376	A1247	C	A	A1028	G947	G874
U2086	A1889	U1778	C1658	G1568	A1477	G1377	A1262	C	A	G1031	G948	G875
G2087	A1890	U1779	C1659	A1569	G1478	A1378	U1263	C	A	A1032	A953	C876
G2093	A1891	A1780	C1660	A1570	G1478	A1379	U1264	C	A	U1033	U958	U877
U2096	G1899	C1781	C1662	A1571	U1481	G1380	A1265	C	A	G1037	A959	G879
U2099	A1900	C1782	C1663	U1576	G1482	C1383	G1266	C	A	C1038	A960	G881
G2100	A1901	A1783	C1670	C1577	A1490	A1384	A1269	C	A	G1039	C961	G882
G2101	A1902	A1784	C1670	U1578	G1491	C1385	G1270	C	A	C1043	G962	G883
G2101	A1903	A1785	G1674	A1580	G1492	C1386	A1272	C	A			G884



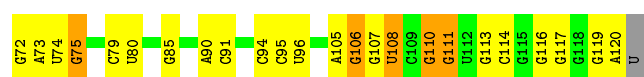
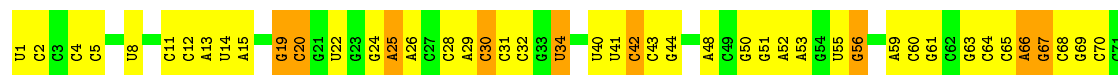
• Molecule 2: 5S Ribosomal RNA

Chain 1B: 74% 21%

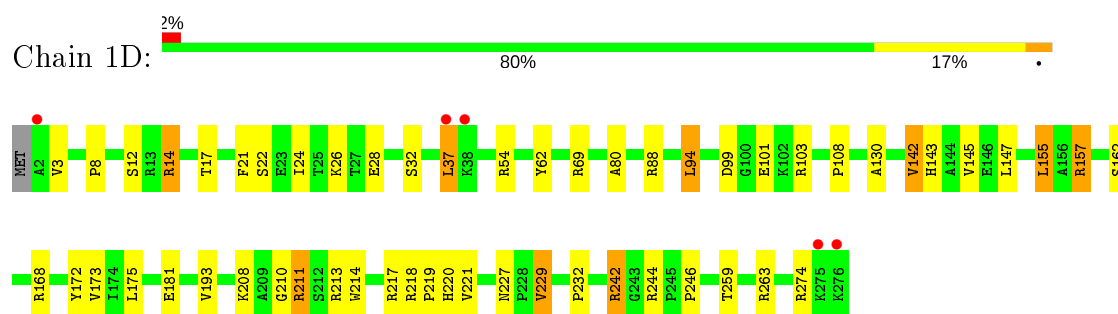


• Molecule 2: 5S Ribosomal RNA

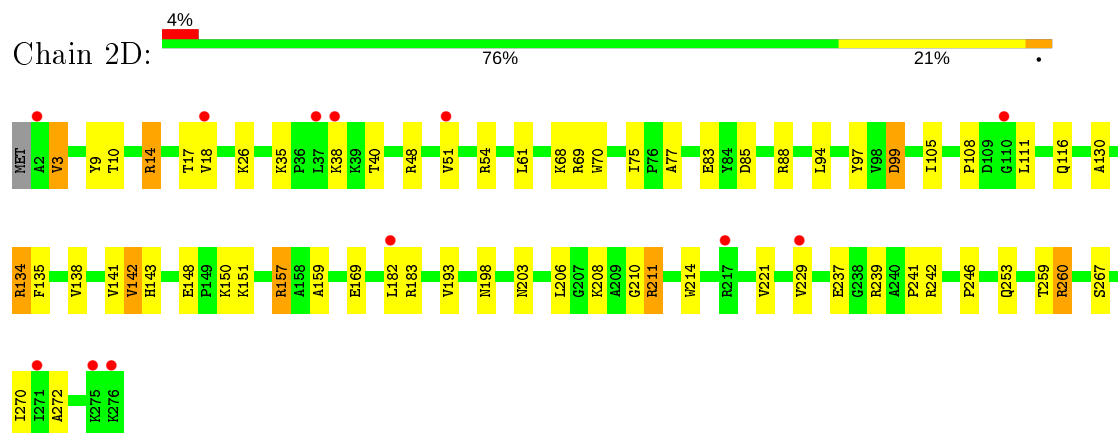
Chain 2B: 42% 45% 12%



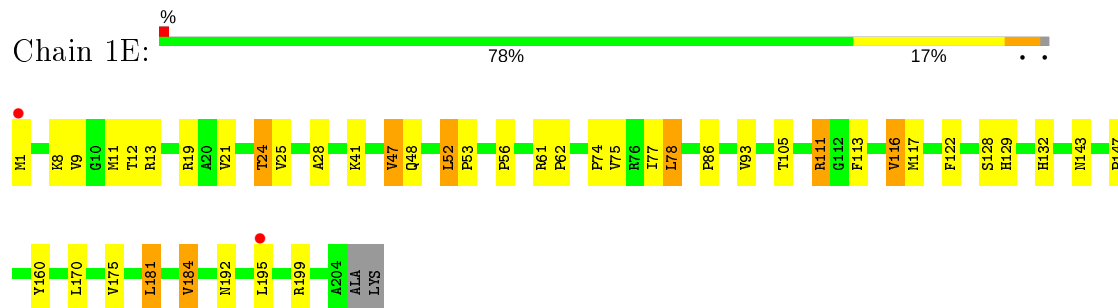
• Molecule 3: 50S ribosomal protein L2



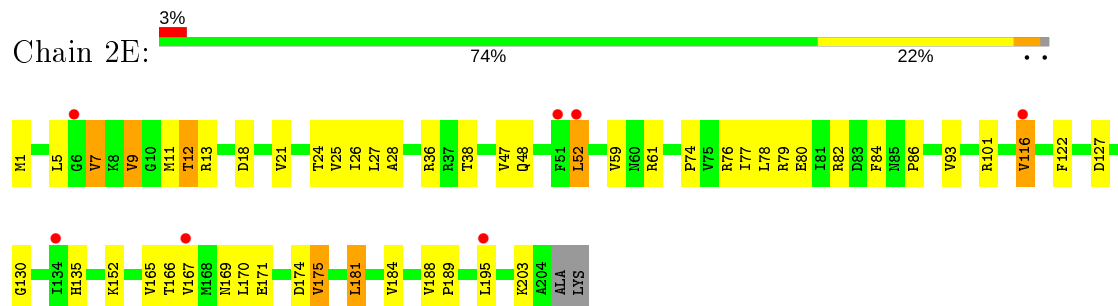
- Molecule 3: 50S ribosomal protein L2



- Molecule 4: 50S ribosomal protein L3

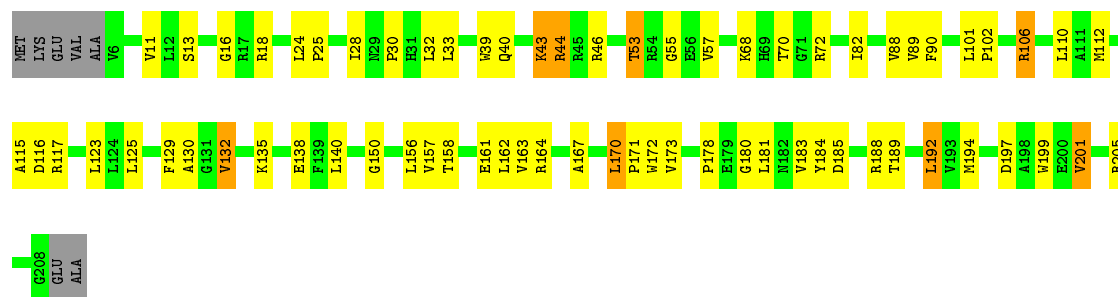


- Molecule 4: 50S ribosomal protein L3

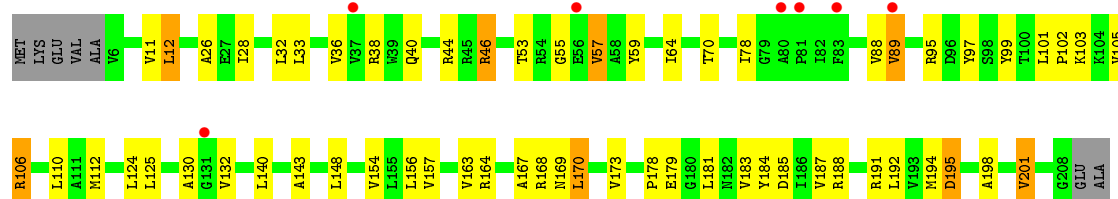


- Molecule 5: 50S ribosomal protein L4

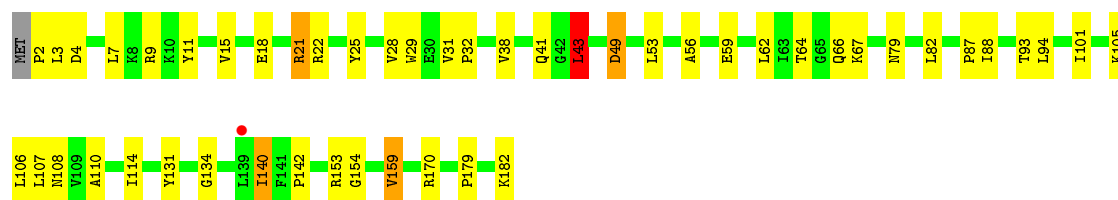




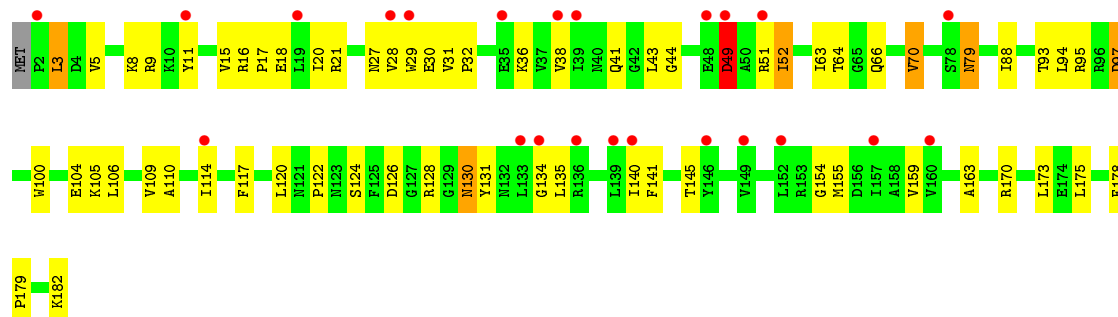
- Molecule 5: 50S ribosomal protein L4



- Molecule 6: 50S ribosomal protein L5

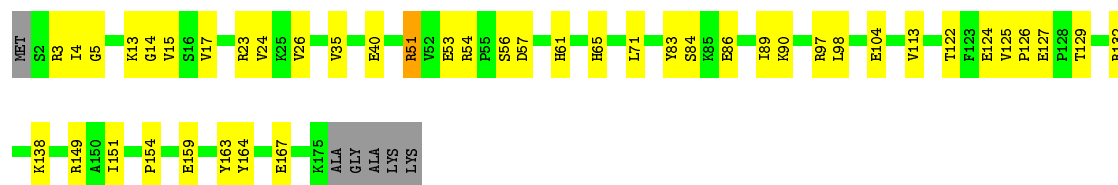


- Molecule 6: 50S ribosomal protein L5

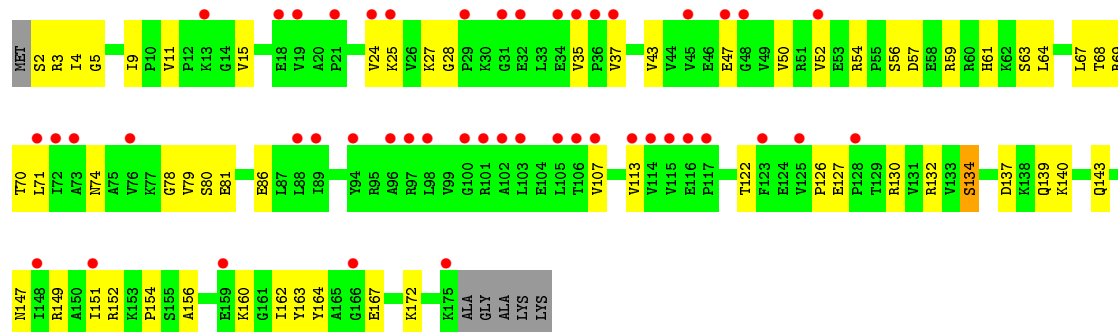


- Molecule 7: 50S ribosomal protein L6

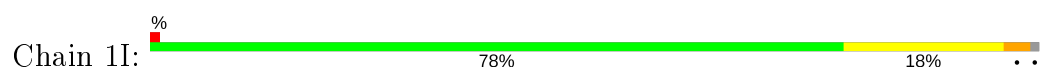




• Molecule 7: 50S ribosomal protein L6



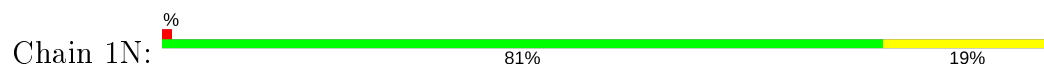
• Molecule 8: 50S ribosomal protein L9



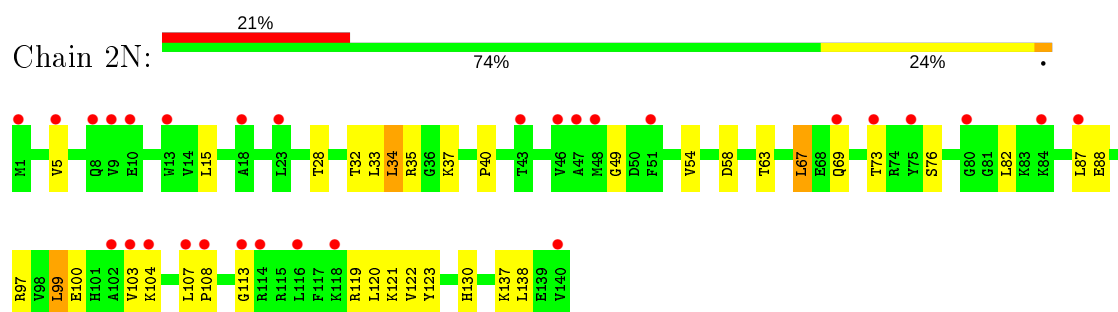
• Molecule 8: 50S ribosomal protein L9



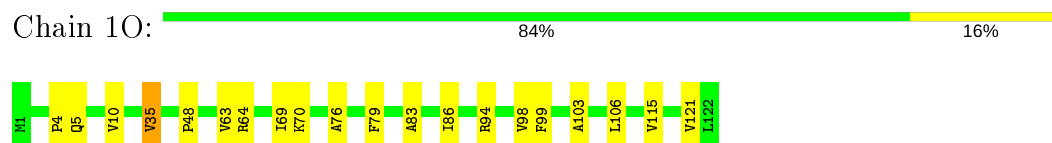
• Molecule 9: 50S ribosomal protein L13



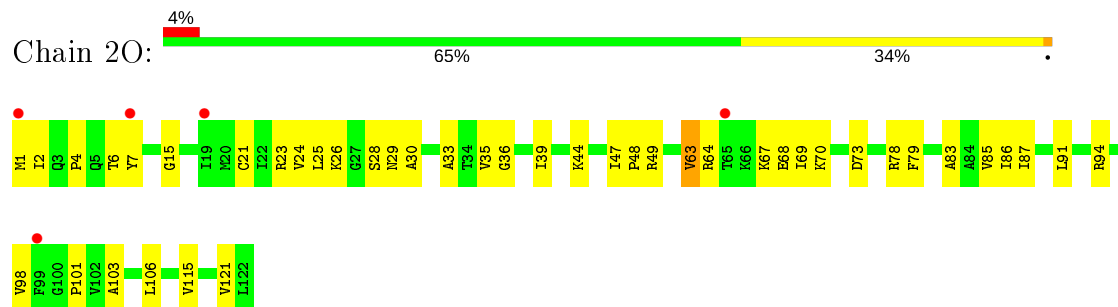
• Molecule 9: 50S ribosomal protein L13



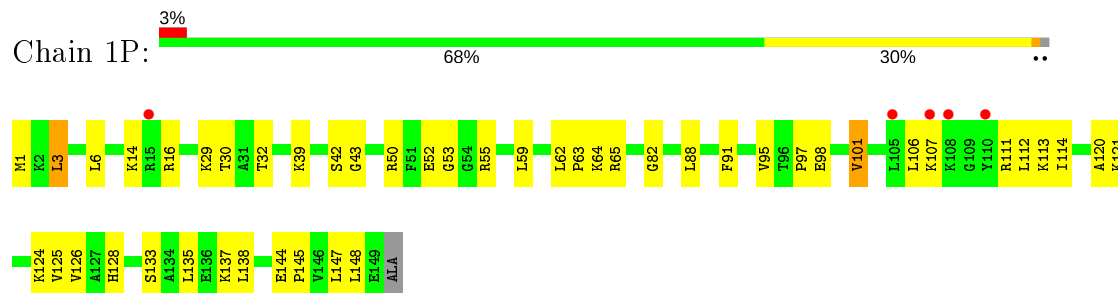
- Molecule 10: 50S ribosomal protein L14



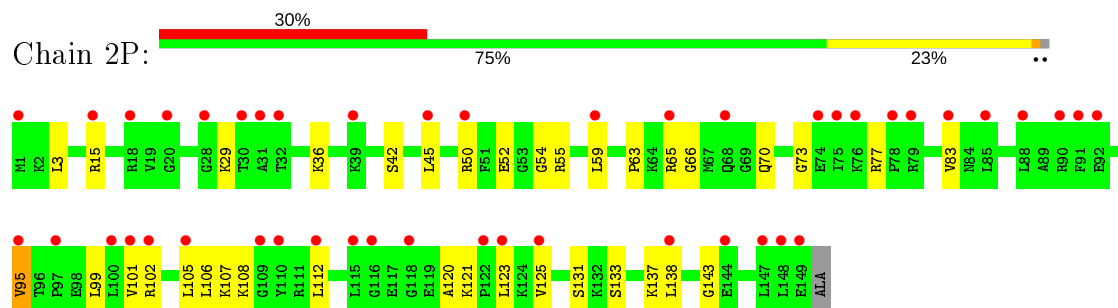
- Molecule 10: 50S ribosomal protein L14



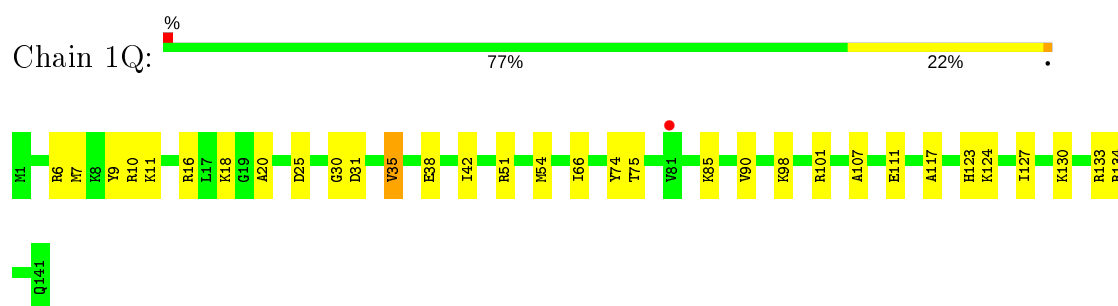
- Molecule 11: 50S ribosomal protein L15



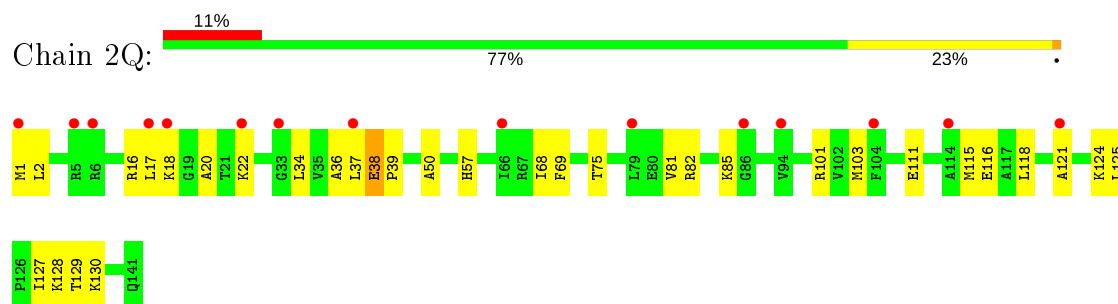
- Molecule 11: 50S ribosomal protein L15



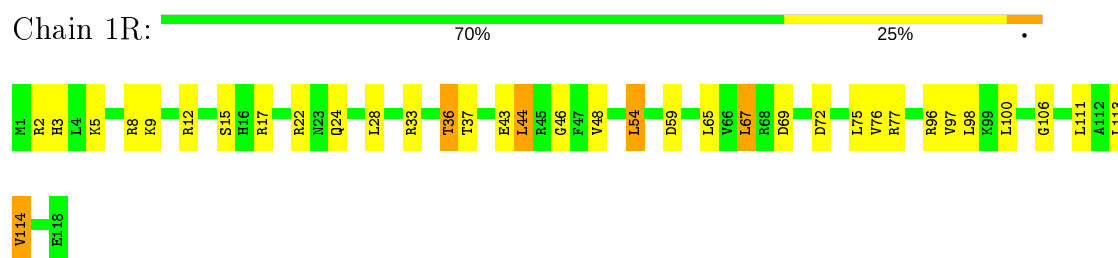
- Molecule 12: 50S ribosomal protein L16



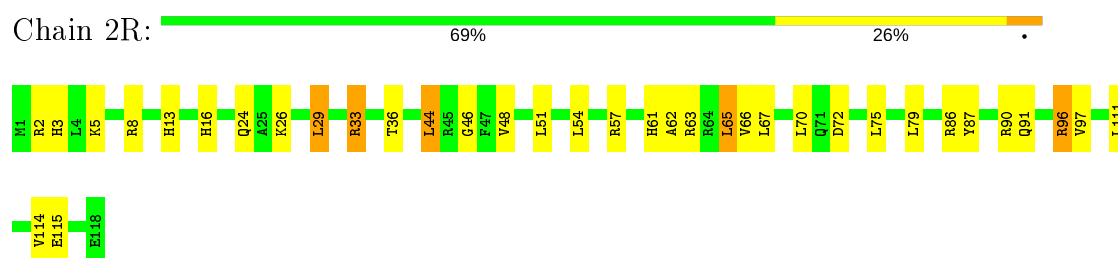
- Molecule 12: 50S ribosomal protein L16



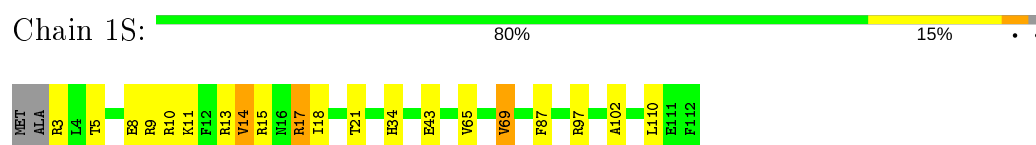
- Molecule 13: 50S ribosomal protein L17



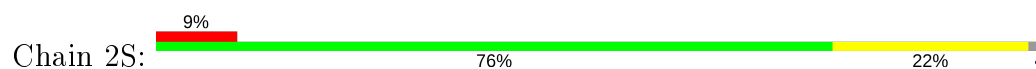
- Molecule 13: 50S ribosomal protein L17

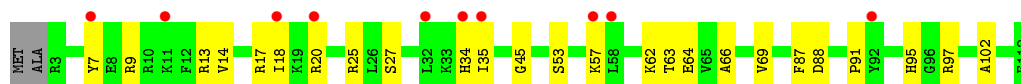


- Molecule 14: 50S ribosomal protein L18



- Molecule 14: 50S ribosomal protein L18





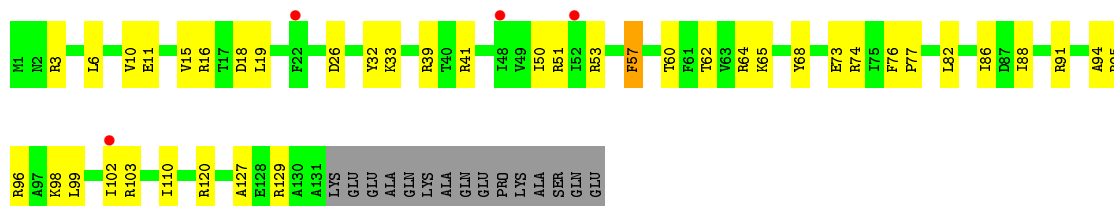
- Molecule 15: 50S ribosomal protein L19

Chain 1T: 69% 20% 10%




- Molecule 15: 50S ribosomal protein L19

Chain 2T: 3% 62% 27% 10%



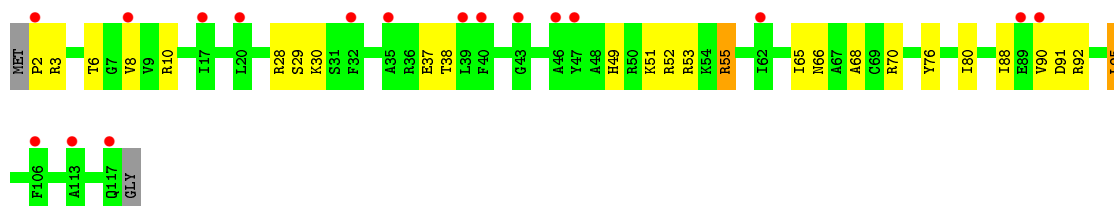
- Molecule 16: 50S ribosomal protein L20

Chain 1U: 0% 77% 20% 3%



- Molecule 16: 50S ribosomal protein L20

Chain 2U: 14% 76% 20% 3%

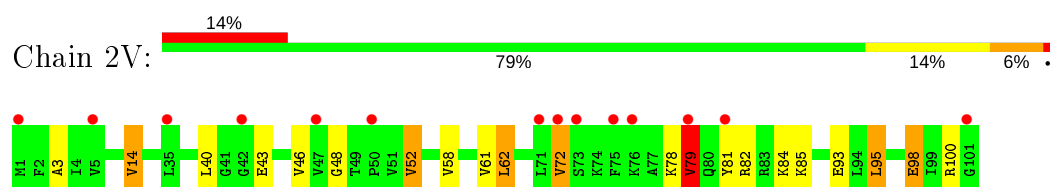


- Molecule 17: 50S ribosomal protein L21

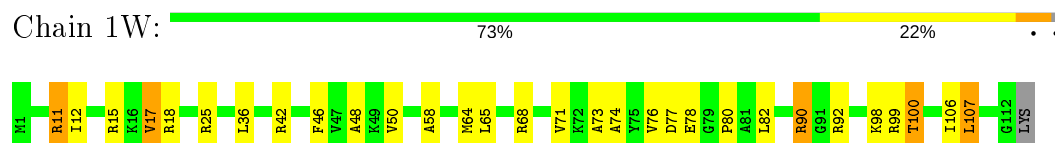
Chain 1V: 77% 21% 2%



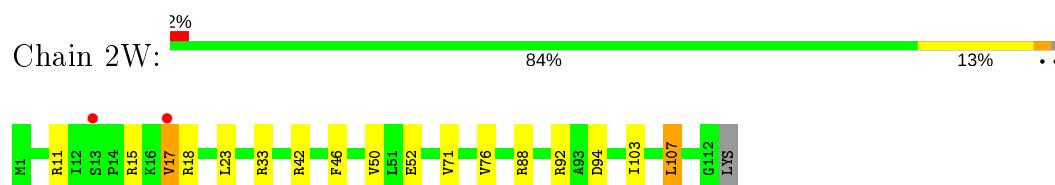
- Molecule 17: 50S ribosomal protein L21



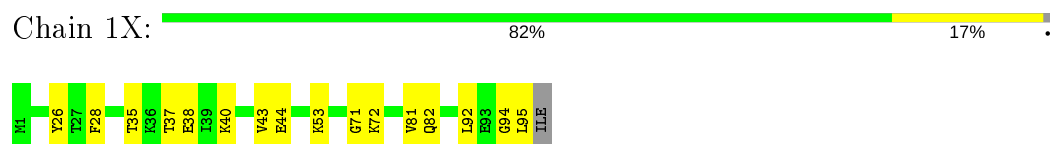
- Molecule 18: 50S ribosomal protein L22



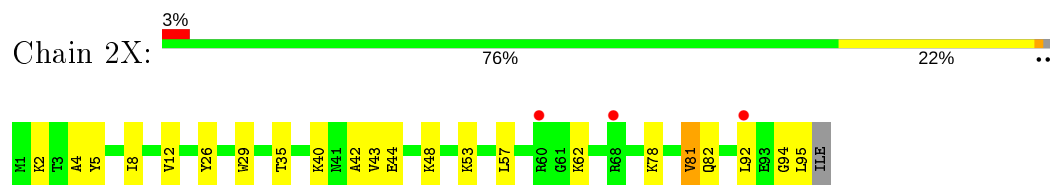
- Molecule 18: 50S ribosomal protein L22



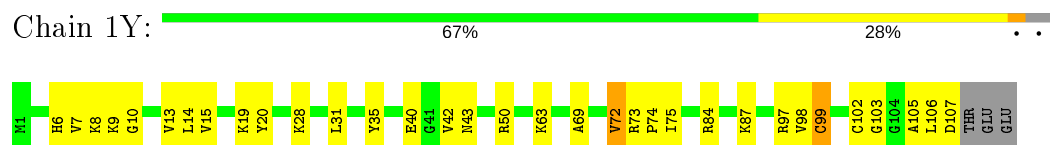
- Molecule 19: 50S ribosomal protein L23



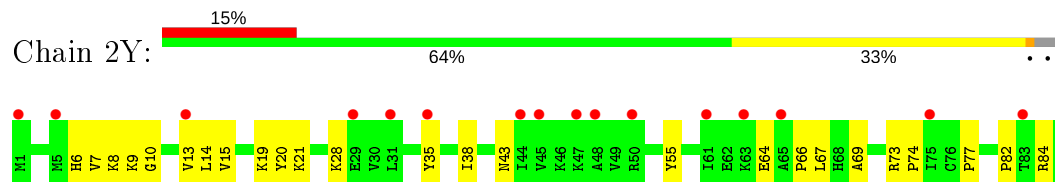
- Molecule 19: 50S ribosomal protein L23

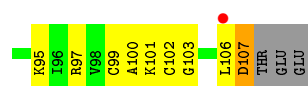


- Molecule 20: 50S ribosomal protein L24

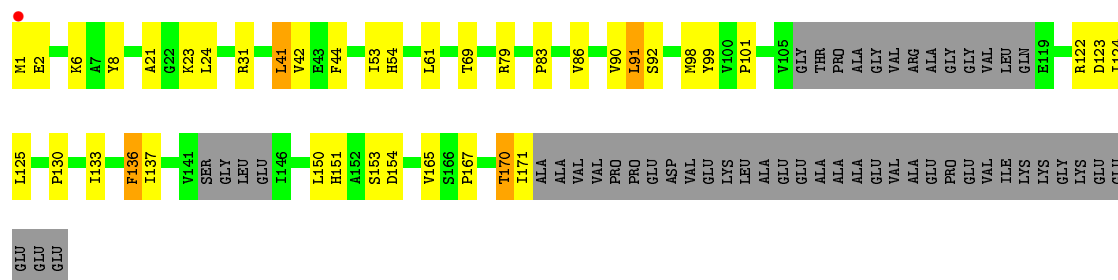


- Molecule 20: 50S ribosomal protein L24

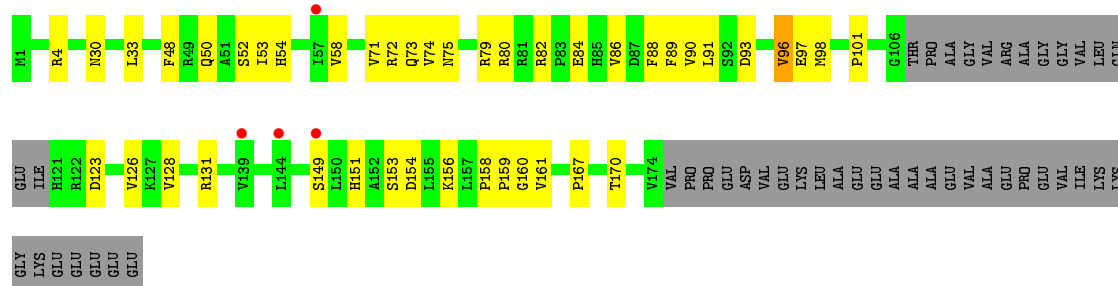




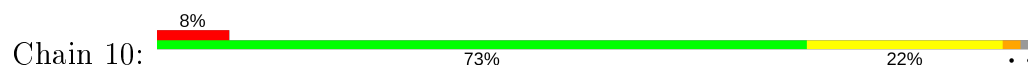
- Molecule 21: 50S ribosomal protein L25



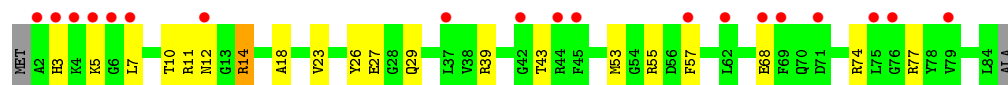
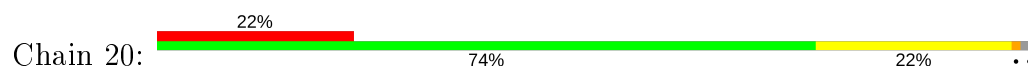
- Molecule 21: 50S ribosomal protein L25



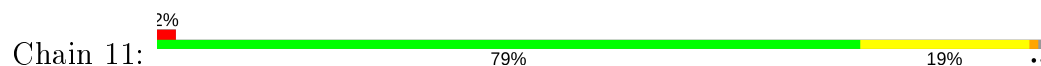
- Molecule 22: 50S ribosomal protein L27



- Molecule 22: 50S ribosomal protein L27

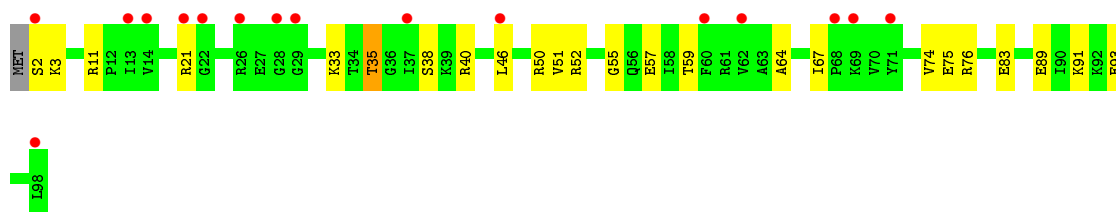
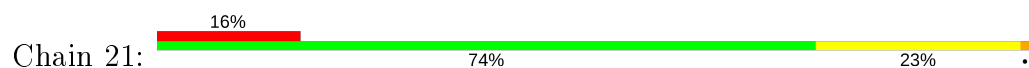


- Molecule 23: 50S ribosomal protein L28

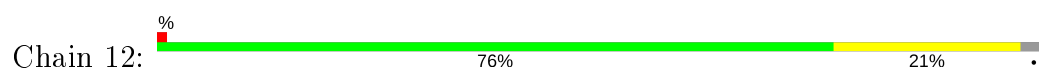




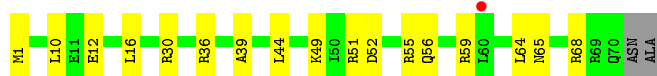
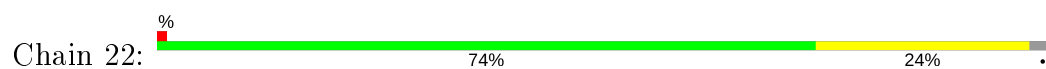
- Molecule 23: 50S ribosomal protein L28



- Molecule 24: 50S ribosomal protein L29



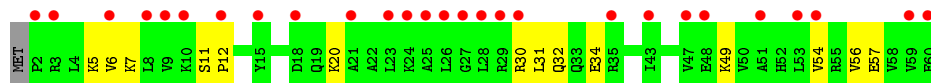
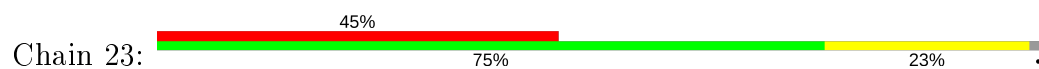
- Molecule 24: 50S ribosomal protein L29



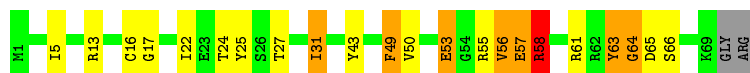
- Molecule 25: 50S ribosomal protein L30



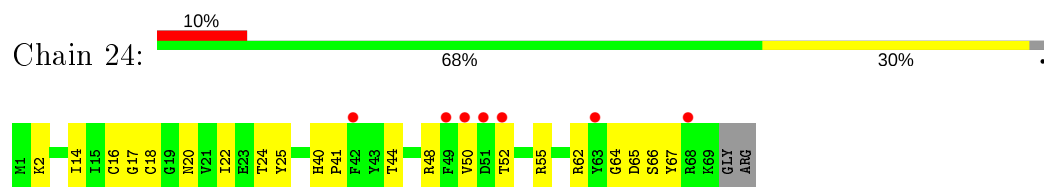
- Molecule 25: 50S ribosomal protein L30



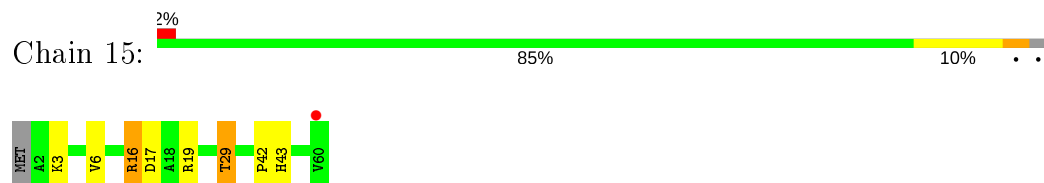
- Molecule 26: 50S ribosomal protein L31



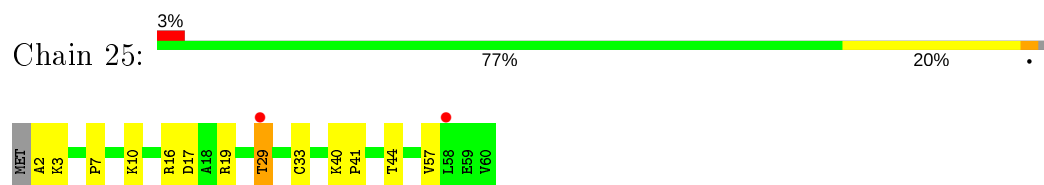
- Molecule 26: 50S ribosomal protein L31



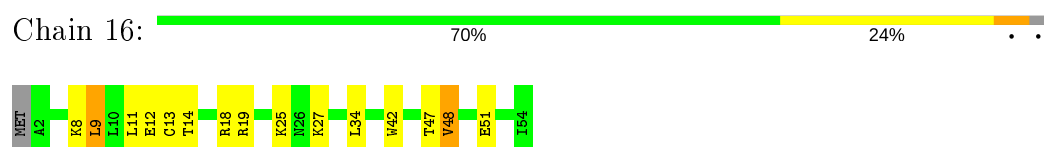
- Molecule 27: 50S ribosomal protein L32



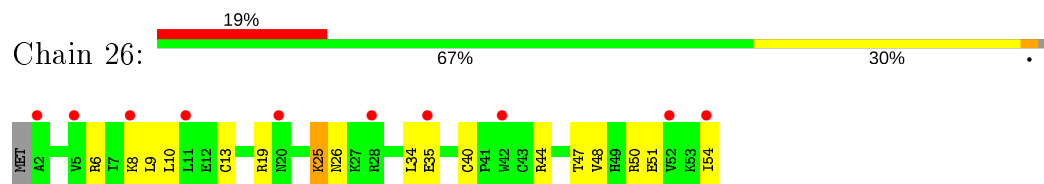
- Molecule 27: 50S ribosomal protein L32



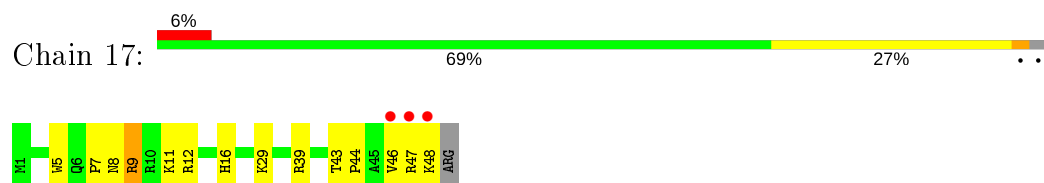
- Molecule 28: 50S ribosomal protein L33



- Molecule 28: 50S ribosomal protein L33



- Molecule 29: 50S ribosomal protein L34



- Molecule 29: 50S ribosomal protein L34

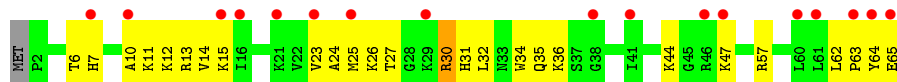




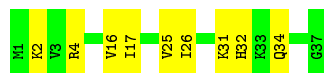
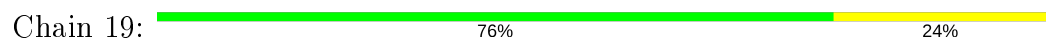
- Molecule 30: 50S ribosomal protein L35



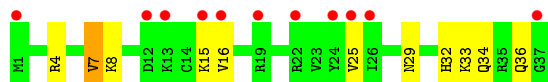
- Molecule 30: 50S ribosomal protein L35



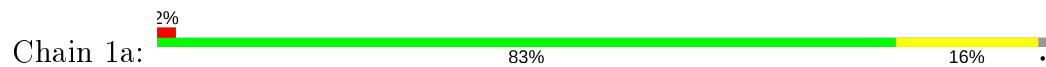
- Molecule 31: 50S ribosomal protein L36

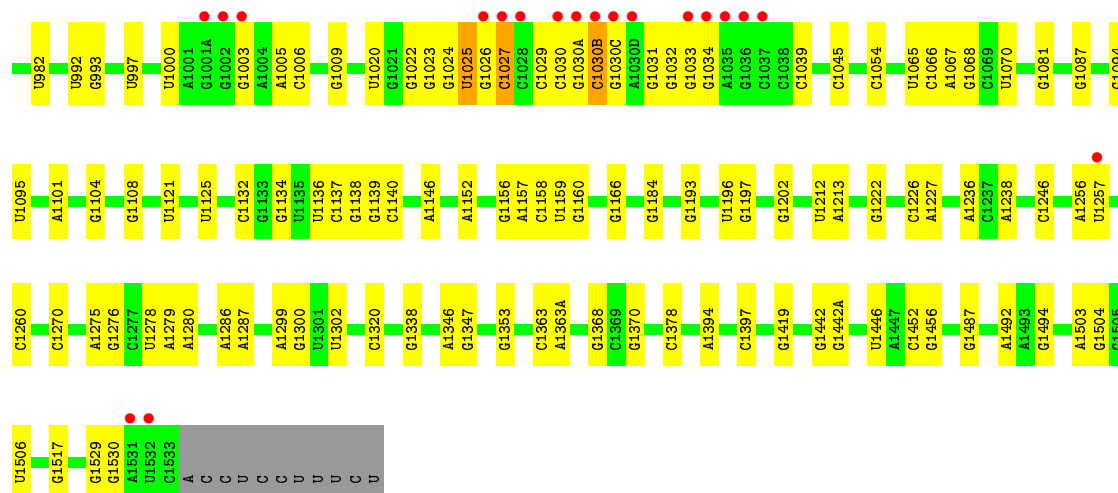


- Molecule 31: 50S ribosomal protein L36

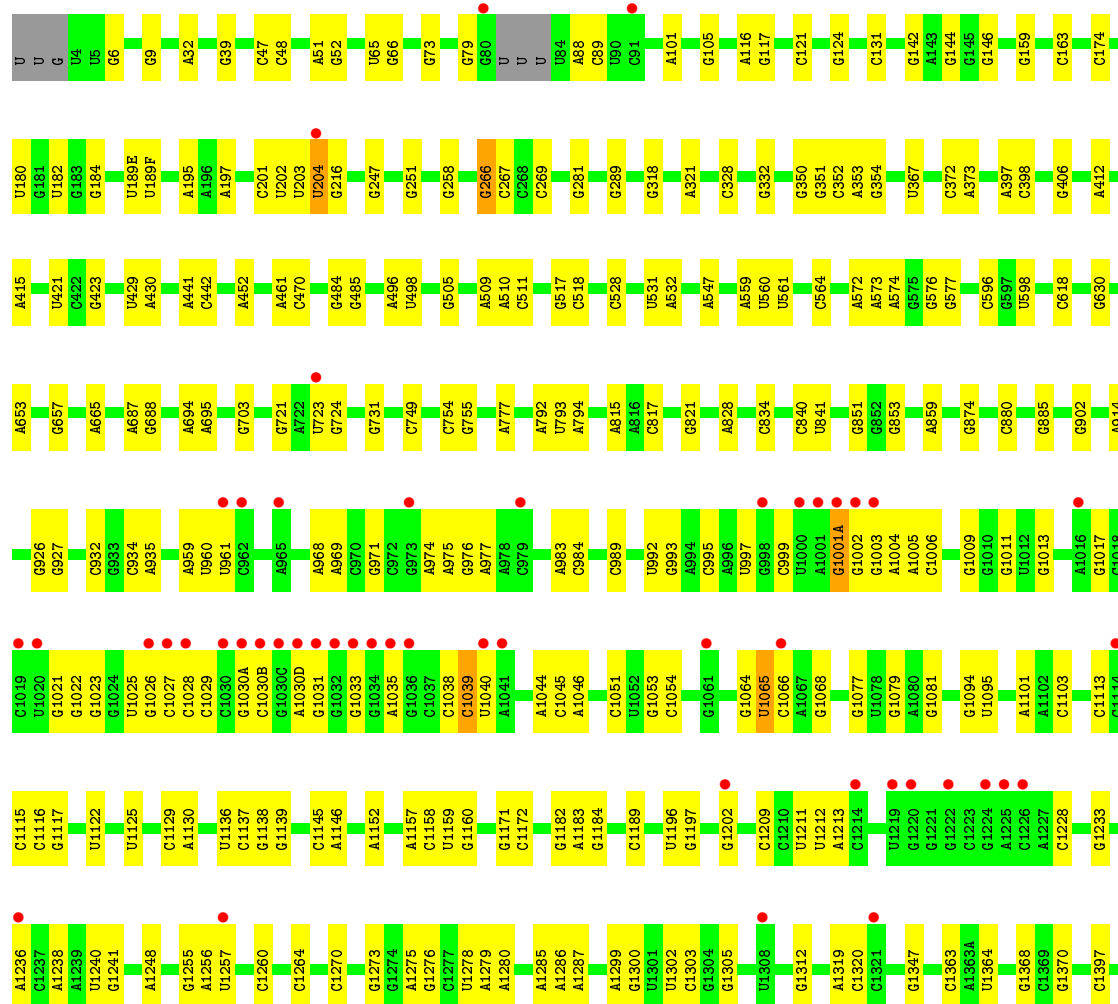
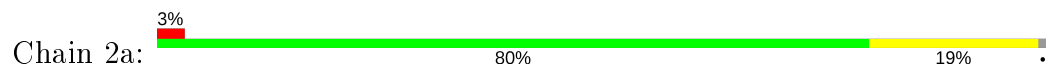


- Molecule 32: 16S Ribosomal RNA



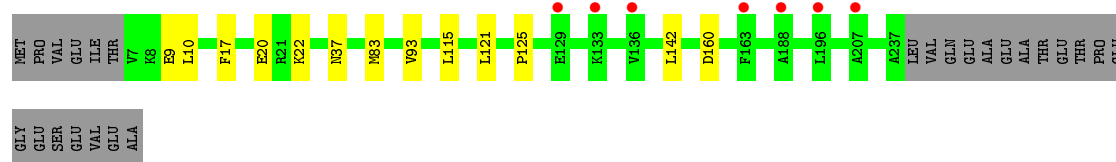
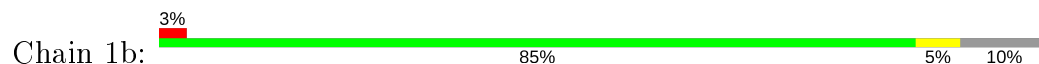


• Molecule 32: 16S Ribosomal RNA

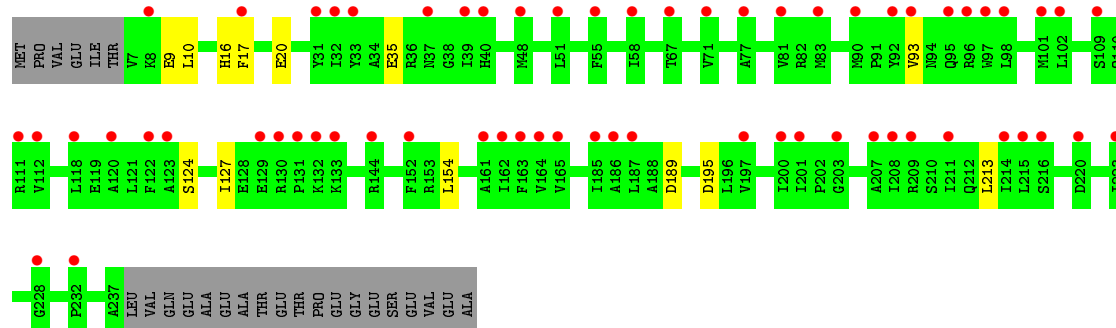
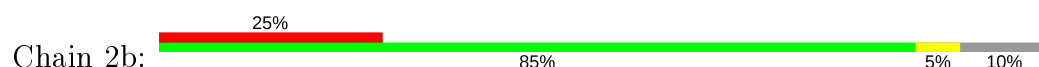




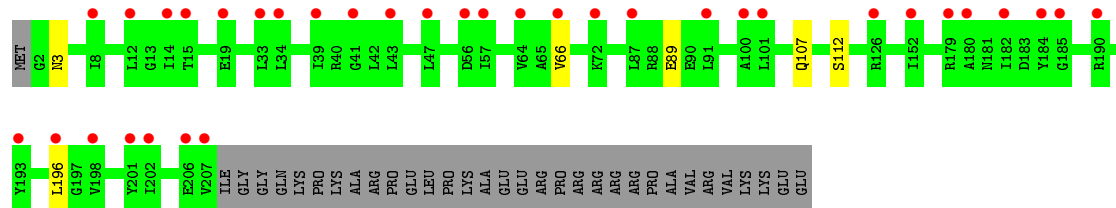
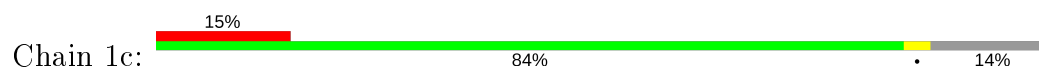
- Molecule 33: 30S ribosomal protein S2



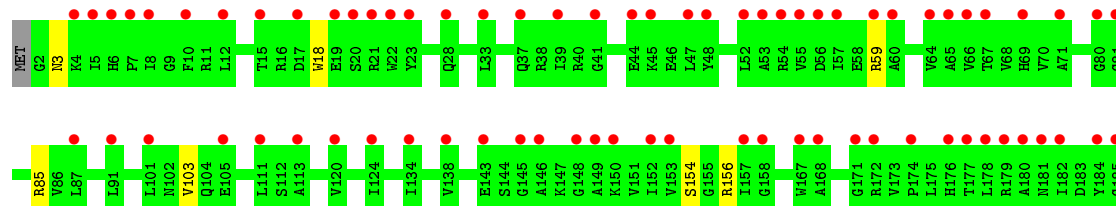
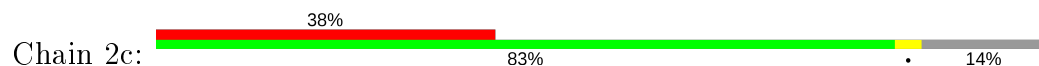
- Molecule 33: 30S ribosomal protein S2




- Molecule 34: 30S ribosomal protein S3



- Molecule 34: 30S ribosomal protein S3

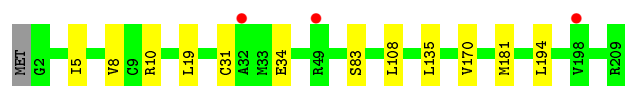




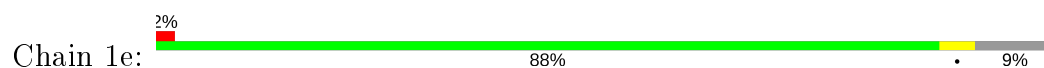
- Molecule 35: 30S ribosomal protein S4



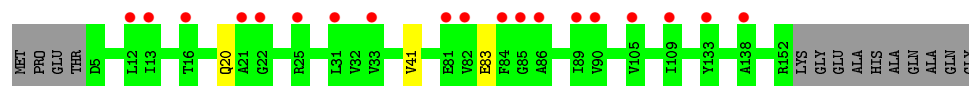
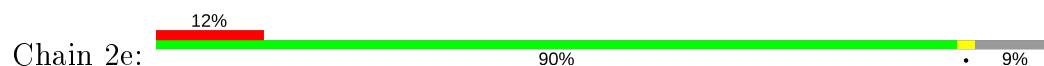
- Molecule 35: 30S ribosomal protein S4



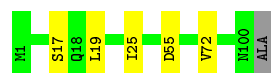
- Molecule 36: 30S ribosomal protein S5



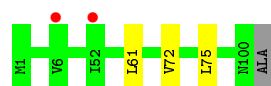
- Molecule 36: 30S ribosomal protein S5



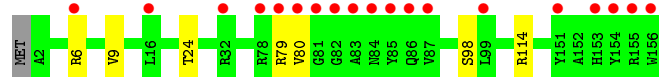
- Molecule 37: 30S ribosomal protein S6



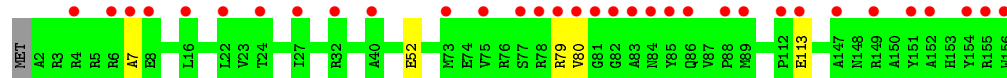
- Molecule 37: 30S ribosomal protein S6



- Molecule 38: 30S ribosomal protein S7



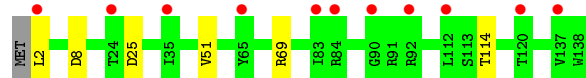
- Molecule 38: 30S ribosomal protein S7



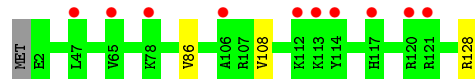
- Molecule 39: 30S ribosomal protein S8



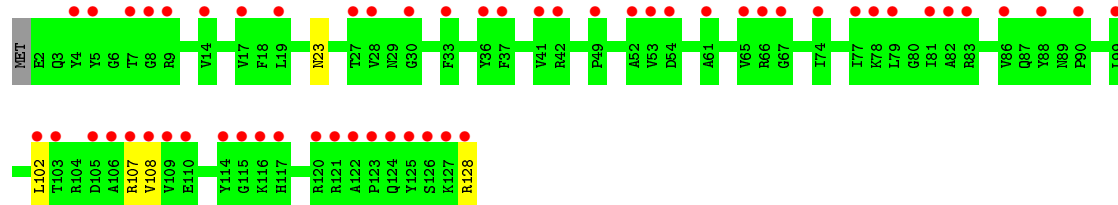
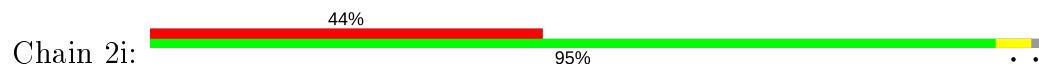
- Molecule 39: 30S ribosomal protein S8



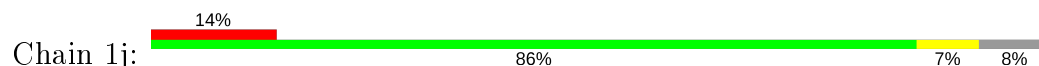
- Molecule 40: 30S ribosomal protein S9

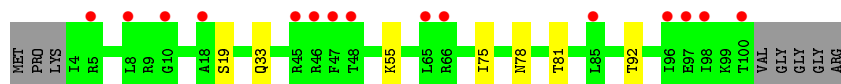


- Molecule 40: 30S ribosomal protein S9

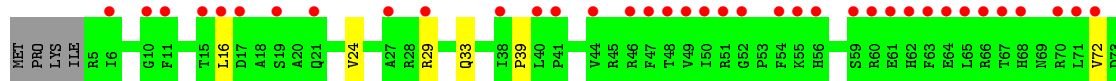
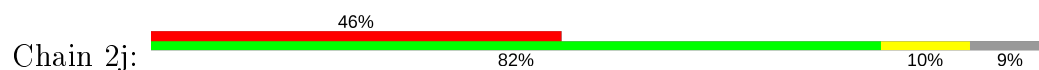


- Molecule 41: 30S ribosomal protein S10

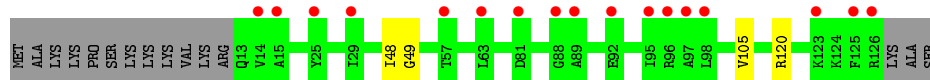
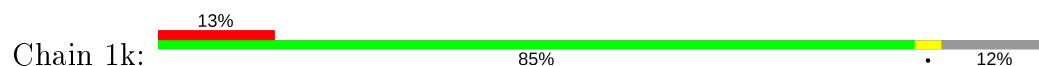




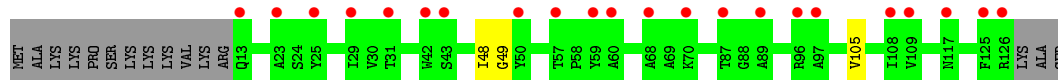
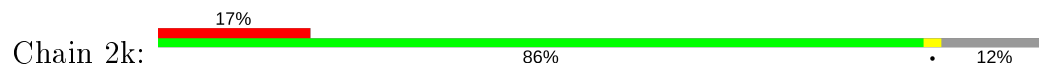
- Molecule 41: 30S ribosomal protein S10



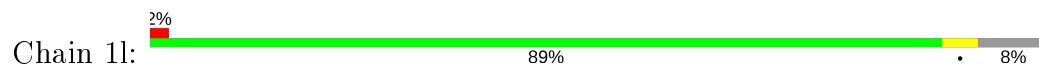
- Molecule 42: 30S ribosomal protein S11



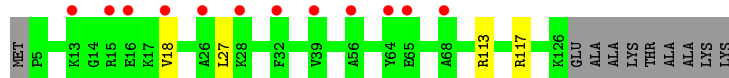
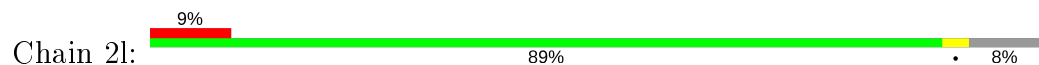
- Molecule 42: 30S ribosomal protein S11



- Molecule 43: 30S ribosomal protein S12

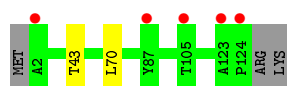


- Molecule 43: 30S ribosomal protein S12

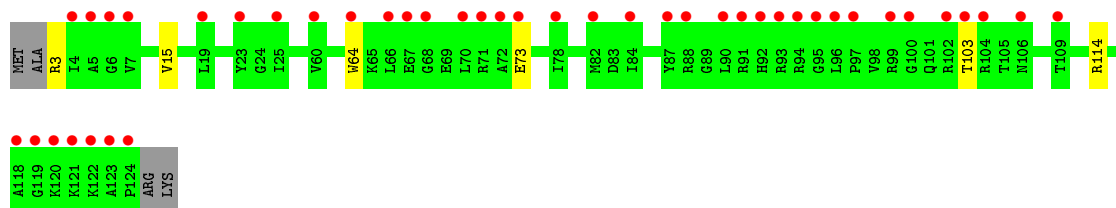


- Molecule 44: 30S ribosomal protein S13

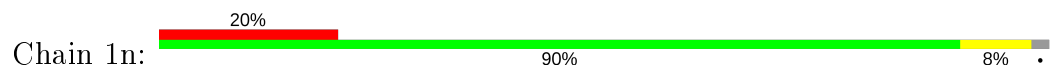




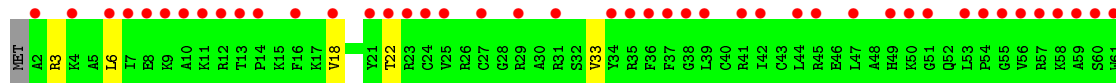
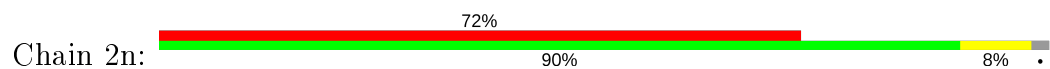
- Molecule 44: 30S ribosomal protein S13



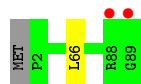
- Molecule 45: 30S ribosomal protein S14 type Z



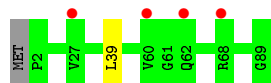
- Molecule 45: 30S ribosomal protein S14 type Z



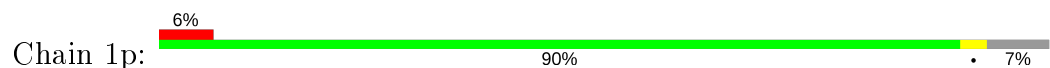
- Molecule 46: 30S ribosomal protein S15

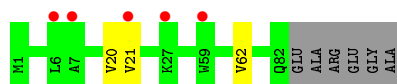


- Molecule 46: 30S ribosomal protein S15



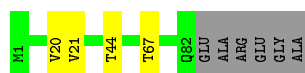
- Molecule 47: 30S ribosomal protein S16





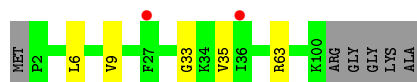
- Molecule 47: 30S ribosomal protein S16

Chain 2p: 89% 5% 7%



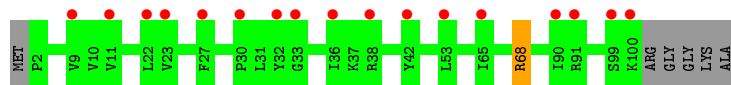
- Molecule 48: 30S ribosomal protein S17

Chain 1q: 2% 90% 5% 6%



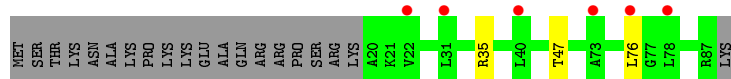
- Molecule 48: 30S ribosomal protein S17

Chain 2q: 16% 93% 6%



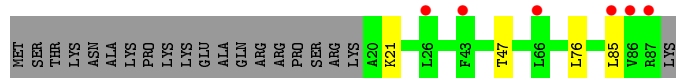
- Molecule 49: 30S ribosomal protein S18

Chain 1r: 7% 74% 23%




- Molecule 49: 30S ribosomal protein S18

Chain 2r: 7% 73% 5% 23%

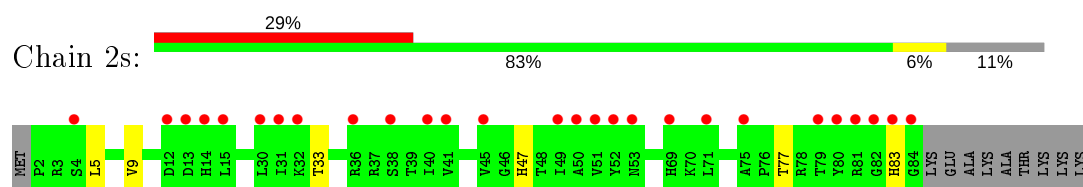


- Molecule 50: 30S ribosomal protein S19

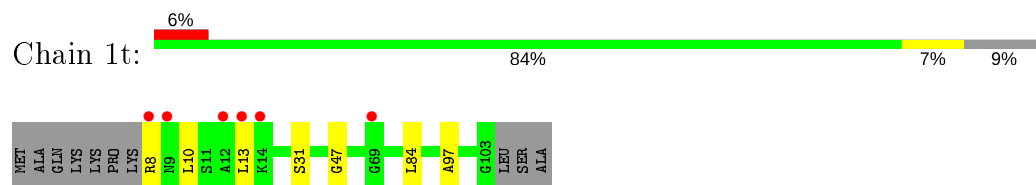
Chain 1s: 88% 11%



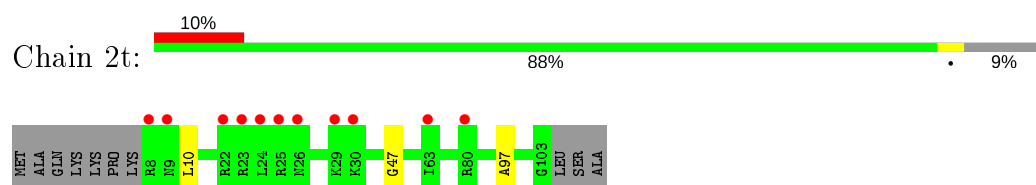
- Molecule 50: 30S ribosomal protein S19



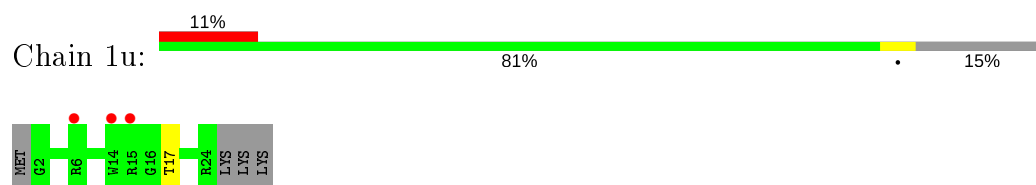
- Molecule 51: 30S ribosomal protein S20



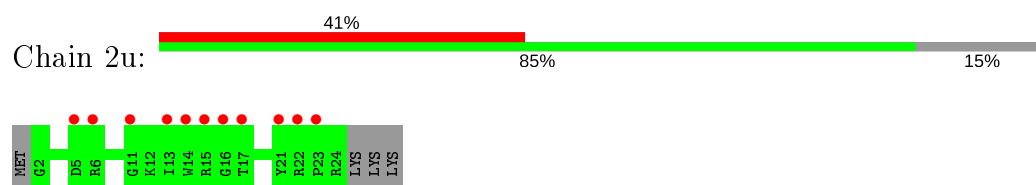
- Molecule 51: 30S ribosomal protein S20



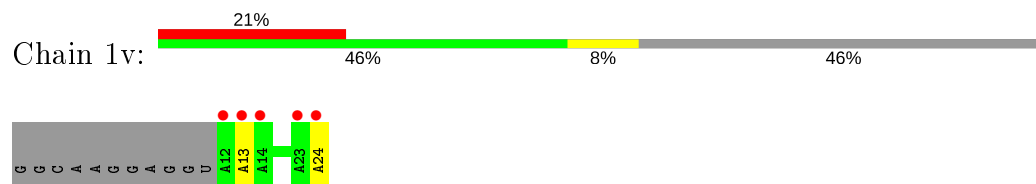
- Molecule 52: 30S ribosomal protein Thx



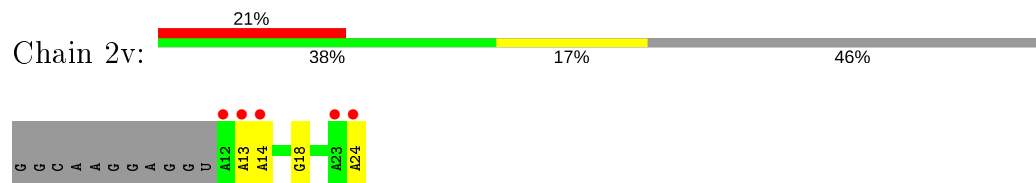
- Molecule 52: 30S ribosomal protein Thx



- Molecule 53: mRNA



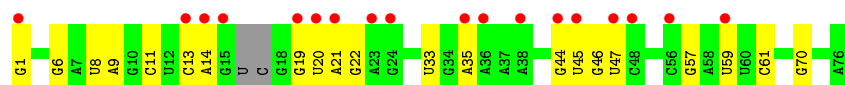
- Molecule 53: mRNA



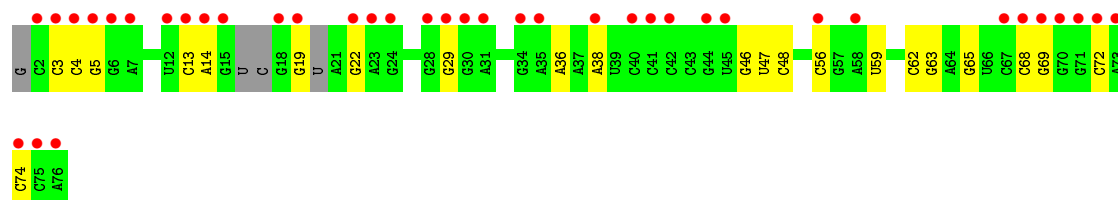
- Molecule 54: A-site and E-site tRNAs



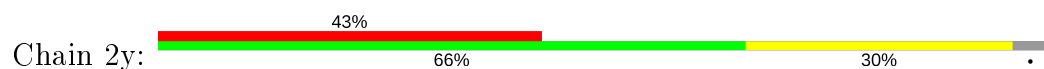
- Molecule 54: A-site and E-site tRNAs



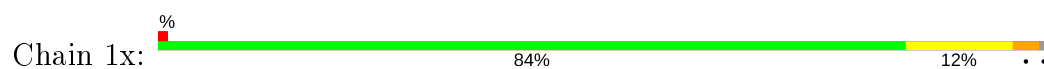
- Molecule 54: A-site and E-site tRNAs



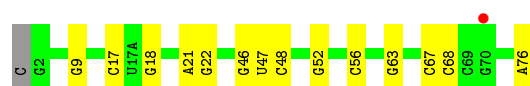
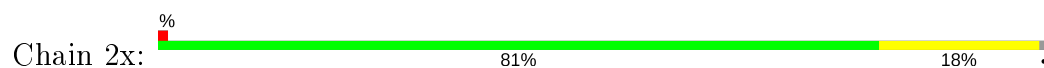
- Molecule 54: A-site and E-site tRNAs



- Molecule 55: P-site tRNA



- Molecule 55: P-site tRNA



4 Data and refinement statistics

Property	Value	Source
Space group	P 21 21 21	Depositor
Cell constants a, b, c, α , β , γ	208.99Å 448.29Å 618.52Å 90.00° 90.00° 90.00°	Depositor
Resolution (Å)	127.28 – 2.60 254.56 – 2.60	Depositor EDS
% Data completeness (in resolution range)	98.7 (127.28-2.60) 98.7 (254.56-2.60)	Depositor EDS
R_{merge}	0.20	Depositor
R_{sym}	(Not available)	Depositor
$\langle I/\sigma(I) \rangle$ ¹	1.19 (at 2.62Å)	Xtriage
Refinement program	PHENIX 1.8.2	Depositor
R, R_{free}	0.229 , 0.276 0.230 , 0.277	Depositor DCC
R_{free} test set	86986 reflections (5.02%)	wwPDB-VP
Wilson B-factor (Å ²)	52.3	Xtriage
Anisotropy	0.172	Xtriage
Bulk solvent k_{sol} (e/Å ³), B_{sol} (Å ²)	0.28 , 51.7	EDS
L-test for twinning ²	$\langle L \rangle = 0.38$, $\langle L^2 \rangle = 0.21$	Xtriage
Estimated twinning fraction	No twinning to report.	Xtriage
F_o, F_c correlation	0.90	EDS
Total number of atoms	300833	wwPDB-VP
Average B, all atoms (Å ²)	58.0	wwPDB-VP

Xtriage's analysis on translational NCS is as follows: *The largest off-origin peak in the Patterson function is 1.59% of the height of the origin peak. No significant pseudotranslation is detected.*

¹Intensities estimated from amplitudes.

²Theoretical values of $\langle |L| \rangle$, $\langle L^2 \rangle$ for acentric reflections are 0.5, 0.333 respectively for untwinned datasets, and 0.375, 0.2 for perfectly twinned datasets.

5 Model quality ⓘ

5.1 Standard geometry ⓘ

Bond lengths and bond angles in the following residue types are not validated in this section: 5MU, CLM, ZN, M2G, OMG, 2MU, MIA, SF4, 0TD, MG, 2MA, 2MG, 5MC, UR3, MA6, 4OC, 4SU, 7MG, K, PSU

The Z score for a bond length (or angle) is the number of standard deviations the observed value is removed from the expected value. A bond length (or angle) with $|Z| > 5$ is considered an outlier worth inspection. RMSZ is the root-mean-square of all Z scores of the bond lengths (or angles).

Mol	Chain	Bond lengths		Bond angles	
		RMSZ	# Z >5	RMSZ	# Z >5
1	1A	0.33	0/69009	0.82	39/107712 (0.0%)
1	2A	0.26	0/67293	0.78	15/105034 (0.0%)
2	1B	0.32	1/2882 (0.0%)	0.74	0/4494
2	2B	0.30	1/2879 (0.0%)	0.80	1/4487 (0.0%)
3	1D	0.32	0/2186	0.53	0/2944
3	2D	0.28	0/2186	0.49	0/2944
4	1E	0.28	0/1592	0.49	0/2149
4	2E	0.26	0/1592	0.48	0/2149
5	1F	0.27	0/1619	0.47	0/2193
5	2F	0.26	0/1615	0.44	0/2188
6	1G	0.27	0/1448	0.45	0/1957
6	2G	0.25	0/1453	0.45	0/1963
7	1H	0.27	0/1356	0.45	0/1834
7	2H	0.25	0/1356	0.44	0/1834
8	1I	0.25	0/1112	0.44	0/1514
8	2I	0.25	0/1079	0.47	0/1475
9	1N	0.28	0/1144	0.46	0/1543
9	2N	0.25	0/1144	0.43	0/1543
10	1O	0.30	0/943	0.49	0/1269
10	2O	0.28	0/943	0.48	0/1269
11	1P	0.27	0/1152	0.49	0/1533
11	2P	0.27	0/1152	0.48	0/1533
12	1Q	0.29	0/1143	0.46	0/1527
12	2Q	0.26	0/1143	0.45	0/1527
13	1R	0.26	0/982	0.47	0/1312
13	2R	0.24	0/982	0.44	0/1312
14	1S	0.27	0/883	0.48	0/1176
14	2S	0.25	0/880	0.43	0/1172
15	1T	0.26	0/1105	0.45	0/1477
15	2T	0.24	0/1097	0.44	0/1468
16	1U	0.29	0/977	0.44	0/1301

Mol	Chain	Bond lengths		Bond angles	
		RMSZ	# Z >5	RMSZ	# Z >5
16	2U	0.25	0/977	0.39	0/1301
17	1V	0.30	0/782	0.52	0/1049
17	2V	0.27	0/782	0.49	0/1049
18	1W	0.28	0/897	0.47	0/1205
18	2W	0.26	0/897	0.42	0/1205
19	1X	0.30	0/764	0.50	0/1025
19	2X	0.25	0/764	0.45	0/1025
20	1Y	0.29	0/819	0.48	0/1095
20	2Y	0.27	0/819	0.49	0/1095
21	1Z	0.27	0/1267	0.48	0/1717
21	2Z	0.26	0/1299	0.48	0/1763
22	10	0.29	0/662	0.48	0/881
22	20	0.27	0/662	0.49	0/881
23	11	0.27	0/762	0.47	0/1014
23	21	0.26	0/762	0.46	0/1014
24	12	0.26	0/590	0.41	0/781
24	22	0.24	0/590	0.36	0/781
25	13	0.27	0/474	0.45	0/635
25	23	0.25	0/469	0.41	0/630
26	14	0.29	0/565	0.53	0/761
26	24	0.29	0/545	0.49	0/737
27	15	0.27	0/469	0.52	0/635
27	25	0.27	0/469	0.44	0/635
28	16	0.28	0/460	0.48	0/613
28	26	0.26	0/456	0.44	0/608
29	17	0.26	0/426	0.45	0/561
29	27	0.24	0/426	0.45	0/561
30	18	0.28	0/525	0.49	0/691
30	28	0.25	0/525	0.44	0/691
31	19	0.27	0/310	0.48	0/407
31	29	0.26	0/310	0.50	0/407
32	1a	0.26	0/35795	0.81	24/55864 (0.0%)
32	2a	0.25	0/35886	0.81	20/56005 (0.0%)
33	1b	0.25	0/1881	0.45	0/2542
33	2b	0.26	0/1860	0.45	0/2518
34	1c	0.25	0/1572	0.43	0/2126
34	2c	0.25	0/1566	0.45	0/2119
35	1d	0.25	0/1685	0.42	0/2262
35	2d	0.25	0/1704	0.43	0/2284
36	1e	0.26	0/1145	0.48	0/1543
36	2e	0.25	0/1149	0.47	0/1548
37	1f	0.26	0/823	0.45	0/1115
37	2f	0.26	0/829	0.44	0/1123

Mol	Chain	Bond lengths		Bond angles	
		RMSZ	# Z >5	RMSZ	# Z >5
38	1g	0.24	0/1250	0.41	0/1679
38	2g	0.24	0/1254	0.41	0/1683
39	1h	0.25	0/1108	0.44	0/1494
39	2h	0.24	0/1108	0.43	0/1494
40	1i	0.27	0/1002	0.47	0/1346
40	2i	0.26	0/997	0.47	0/1343
41	1j	0.24	0/722	0.48	0/982
41	2j	0.25	0/727	0.48	0/988
42	1k	0.25	0/844	0.45	0/1145
42	2k	0.25	0/848	0.44	0/1149
43	1l	0.26	0/937	0.49	0/1260
43	2l	0.25	0/937	0.47	0/1260
44	1m	0.26	0/969	0.43	0/1302
44	2m	0.26	0/961	0.47	0/1291
45	1n	0.25	0/501	0.41	0/664
45	2n	0.25	0/501	0.40	0/664
46	1o	0.24	0/739	0.42	0/985
46	2o	0.23	0/739	0.39	0/985
47	1p	0.24	0/697	0.44	0/939
47	2p	0.26	0/693	0.47	0/935
48	1q	0.25	0/836	0.44	0/1117
48	2q	0.25	0/836	0.44	0/1117
49	1r	0.25	0/560	0.42	0/746
49	2r	0.24	0/560	0.42	0/746
50	1s	0.25	0/667	0.50	0/900
50	2s	0.27	0/661	0.53	0/893
51	1t	0.24	0/730	0.41	0/965
51	2t	0.24	0/729	0.40	0/965
52	1u	0.24	0/203	0.44	0/266
52	2u	0.27	0/203	0.46	0/266
53	1v	0.34	0/310	0.88	0/480
53	2v	0.38	0/310	0.89	0/480
54	1w	0.43	1/1606 (0.1%)	1.04	1/2497 (0.0%)
54	1y	0.41	1/1606 (0.1%)	1.00	4/2497 (0.2%)
54	2w	0.34	0/1556	0.99	0/2418
54	2y	0.41	1/1583 (0.1%)	0.98	3/2459 (0.1%)
55	1x	0.39	0/1725	1.02	10/2689 (0.4%)
55	2x	0.31	0/1725	0.92	1/2689 (0.0%)
All	All	0.28	5/316686 (0.0%)	0.73	118/474113 (0.0%)

Chiral center outliers are detected by calculating the chiral volume of a chiral center and verifying if the center is modelled as a planar moiety or with the opposite hand. A planarity outlier is detected by checking planarity of atoms in a peptide group, atoms in a mainchain group or atoms of a

sidechain that are expected to be planar.

Mol	Chain	#Chirality outliers	#Planarity outliers
26	14	0	1

All (5) bond length outliers are listed below:

Mol	Chain	Res	Type	Atoms	Z	Observed(Å)	Ideal(Å)
54	1y	1	G	OP3-P	-10.51	1.48	1.61
54	1w	1	G	OP3-P	-10.46	1.48	1.61
2	2B	1	U	OP3-P	-10.40	1.48	1.61
54	2y	1	G	OP3-P	-10.33	1.48	1.61
2	1B	1	U	OP3-P	-10.31	1.48	1.61

The worst 5 of 118 bond angle outliers are listed below:

Mol	Chain	Res	Type	Atoms	Z	Observed(°)	Ideal(°)
1	1A	1075	C	N1-C2-O2	10.47	125.18	118.90
1	1A	801	G	O5'-P-OP2	-9.90	96.79	105.70
1	1A	975	C	N1-C2-O2	-9.05	113.47	118.90
2	2B	80	U	O4'-C1'-N1	8.59	115.07	108.20
1	2A	2473	U	C2-N1-C1'	7.86	127.13	117.70

There are no chirality outliers.

All (1) planarity outliers are listed below:

Mol	Chain	Res	Type	Group
26	14	57	GLU	Peptide

5.2 Too-close contacts

In the following table, the Non-H and H(model) columns list the number of non-hydrogen atoms and hydrogen atoms in the chain respectively. The H(added) column lists the number of hydrogen atoms added and optimized by MolProbity. The Clashes column lists the number of clashes within the asymmetric unit, whereas Symm-Clashes lists symmetry related clashes.

Mol	Chain	Non-H	H(model)	H(added)	Clashes	Symm-Clashes
1	1A	61852	0	31191	688	0
1	2A	60322	0	30425	795	0
2	1B	2577	0	1305	21	0
2	2B	2575	0	1303	45	0
3	1D	2136	0	2218	45	0
3	2D	2136	0	2218	57	0

Continued on next page...

Continued from previous page...

Mol	Chain	Non-H	H(model)	H(added)	Clashes	Symm-Clashes
4	1E	1559	0	1618	28	0
4	2E	1559	0	1618	37	0
5	1F	1584	0	1625	43	0
5	2F	1580	0	1619	37	0
6	1G	1423	0	1436	33	0
6	2G	1428	0	1438	46	0
7	1H	1330	0	1407	23	0
7	2H	1330	0	1407	40	0
8	1I	1097	0	1140	17	0
8	2I	1064	0	1082	20	0
9	1N	1117	0	1184	17	0
9	2N	1117	0	1184	27	0
10	1O	933	0	996	16	0
10	2O	933	0	996	30	0
11	1P	1135	0	1212	40	0
11	2P	1135	0	1212	27	0
12	1Q	1122	0	1179	26	0
12	2Q	1122	0	1179	24	0
13	1R	968	0	1033	27	0
13	2R	968	0	1033	25	0
14	1S	873	0	927	16	0
14	2S	870	0	923	19	0
15	1T	1091	0	1151	23	0
15	2T	1083	0	1136	29	0
16	1U	959	0	1019	22	0
16	2U	959	0	1018	20	0
17	1V	771	0	829	10	0
17	2V	771	0	830	15	0
18	1W	886	0	940	22	0
18	2W	886	0	940	10	0
19	1X	750	0	814	9	0
19	2X	750	0	814	16	0
20	1Y	806	0	881	22	0
20	2Y	806	0	881	25	0
21	1Z	1240	0	1240	26	0
21	2Z	1271	0	1273	29	0
22	10	653	0	674	18	0
22	20	653	0	674	19	0
23	11	755	0	826	13	0
23	21	755	0	826	19	0
24	12	588	0	643	10	0
24	22	588	0	643	13	0

Continued on next page...

Continued from previous page...

Mol	Chain	Non-H	H(model)	H(added)	Clashes	Symm-Clashes
25	13	469	0	518	15	0
25	23	464	0	514	9	0
26	14	552	0	533	18	0
26	24	532	0	503	12	0
27	15	455	0	465	6	0
27	25	455	0	465	13	0
28	16	453	0	473	10	0
28	26	449	0	469	12	0
29	17	418	0	467	9	0
29	27	418	0	467	14	0
30	18	517	0	582	21	0
30	28	517	0	582	23	0
31	19	307	0	335	5	0
31	29	307	0	335	9	0
32	1a	32246	0	16295	0	0
32	2a	32327	0	16340	0	0
33	1b	1846	0	1867	0	0
33	2b	1825	0	1828	0	0
34	1c	1548	0	1535	0	0
34	2c	1542	0	1517	0	0
35	1d	1655	0	1675	0	0
35	2d	1674	0	1714	0	0
36	1e	1129	0	1184	0	0
36	2e	1133	0	1191	0	0
37	1f	810	0	804	0	0
37	2f	816	0	808	0	0
38	1g	1231	0	1238	0	0
38	2g	1235	0	1249	0	0
39	1h	1088	0	1126	0	0
39	2h	1088	0	1126	0	0
40	1i	983	0	986	0	0
40	2i	978	0	966	0	0
41	1j	709	0	650	0	0
41	2j	714	0	672	0	0
42	1k	829	0	825	0	0
42	2k	833	0	836	0	0
43	1l	932	0	981	0	0
43	2l	932	0	981	0	0
44	1m	958	0	1002	0	0
44	2m	950	0	988	0	0
45	1n	492	0	529	0	0
45	2n	492	0	529	0	0

Continued on next page...

Continued from previous page...

Mol	Chain	Non-H	H(model)	H(added)	Clashes	Symm-Clashes
46	1o	728	0	760	0	0
46	2o	728	0	760	0	0
47	1p	681	0	697	0	0
47	2p	677	0	686	0	0
48	1q	823	0	891	0	0
48	2q	823	0	891	0	0
49	1r	555	0	618	0	0
49	2r	555	0	618	0	0
50	1s	652	0	662	0	0
50	2s	646	0	644	0	0
51	1t	728	0	798	0	0
51	2t	727	0	796	0	0
52	1u	199	0	208	0	0
52	2u	199	0	208	0	0
53	1v	277	0	140	0	0
53	2v	277	0	140	0	0
54	1w	1592	0	819	0	0
54	1y	1585	0	804	0	0
54	2w	1544	0	788	0	0
54	2y	1565	0	795	0	0
55	1x	1625	0	829	0	0
55	2x	1625	0	829	0	0
56	10	6	0	0	0	0
56	11	5	0	0	0	0
56	12	2	0	0	0	0
56	13	3	0	0	0	0
56	14	1	0	0	0	0
56	15	5	0	0	0	0
56	16	3	0	0	0	0
56	17	8	0	0	0	0
56	18	7	0	0	0	0
56	19	1	0	0	0	0
56	1A	1101	0	0	0	0
56	1B	39	0	0	0	0
56	1D	13	0	0	0	0
56	1E	15	0	0	0	0
56	1F	10	0	0	0	0
56	1G	4	0	0	0	0
56	1I	1	0	0	0	0
56	1N	6	0	0	0	0
56	1O	5	0	0	0	0
56	1P	9	0	0	0	0

Continued on next page...

Continued from previous page...

Mol	Chain	Non-H	H(model)	H(added)	Clashes	Symm-Clashes
56	1Q	8	0	0	0	0
56	1R	3	0	0	0	0
56	1S	3	0	0	0	0
56	1T	4	0	0	0	0
56	1U	12	0	0	0	0
56	1V	7	0	0	0	0
56	1W	5	0	0	0	0
56	1X	5	0	0	0	0
56	1Y	3	0	0	0	0
56	1Z	3	0	0	0	0
56	1a	233	0	0	0	0
56	1b	2	0	0	0	0
56	1d	1	0	0	0	0
56	1e	2	0	0	0	0
56	1f	2	0	0	0	0
56	1h	1	0	0	0	0
56	1l	2	0	0	0	0
56	1m	2	0	0	0	0
56	1n	1	0	0	0	0
56	1s	1	0	0	0	0
56	1t	1	0	0	0	0
56	1v	1	0	0	0	0
56	1w	12	0	0	0	0
56	1x	18	0	0	0	0
56	20	3	0	0	0	0
56	21	1	0	0	0	0
56	23	3	0	0	0	0
56	25	5	0	0	0	0
56	27	2	0	0	0	0
56	28	3	0	0	0	0
56	2A	887	0	0	0	0
56	2B	20	0	0	0	0
56	2D	10	0	0	0	0
56	2E	4	0	0	0	0
56	2F	6	0	0	0	0
56	2G	1	0	0	0	0
56	2N	1	0	0	0	0
56	2O	1	0	0	0	0
56	2P	4	0	0	0	0
56	2Q	4	0	0	0	0
56	2R	2	0	0	0	0
56	2T	4	0	0	0	0

Continued on next page...

Continued from previous page...

Mol	Chain	Non-H	H(model)	H(added)	Clashes	Symm-Clashes
56	2U	3	0	0	0	0
56	2V	3	0	0	0	0
56	2W	3	0	0	0	0
56	2X	1	0	0	0	0
56	2Z	1	0	0	0	0
56	2a	241	0	0	0	0
56	2d	1	0	0	0	0
56	2e	1	0	0	0	0
56	2f	2	0	0	0	0
56	2g	1	0	0	0	0
56	2i	1	0	0	0	0
56	2j	1	0	0	0	0
56	2k	1	0	0	0	0
56	2l	4	0	0	0	0
56	2m	1	0	0	0	0
56	2q	2	0	0	0	0
56	2r	1	0	0	0	0
56	2t	1	0	0	0	0
56	2v	1	0	0	0	0
56	2w	4	0	0	0	0
56	2x	5	0	0	0	0
56	2y	6	0	0	0	0
57	1A	20	0	11	0	0
57	2A	20	0	11	1	0
58	1A	1	0	0	0	0
58	2A	1	0	0	0	0
59	14	1	0	0	0	0
59	15	1	0	0	0	0
59	16	1	0	0	0	0
59	19	1	0	0	0	0
59	1Y	1	0	0	0	0
59	1n	1	0	0	0	0
59	24	1	0	0	0	0
59	25	1	0	0	0	0
59	26	1	0	0	0	0
59	29	1	0	0	0	0
59	2Y	1	0	0	0	0
59	2n	1	0	0	0	0
60	1d	8	0	0	0	0
60	2d	8	0	0	0	0
61	10	12	0	0	1	0
61	11	10	0	0	0	0

Continued on next page...

Continued from previous page...

Mol	Chain	Non-H	H(model)	H(added)	Clashes	Symm-Clashes
61	12	4	0	0	0	0
61	13	4	0	0	0	0
61	14	2	0	0	0	0
61	15	7	0	0	0	0
61	16	1	0	0	1	0
61	17	7	0	0	0	0
61	18	19	0	0	2	0
61	1A	2246	0	0	69	0
61	1B	73	0	0	1	0
61	1D	24	0	0	1	0
61	1E	27	0	0	0	0
61	1F	9	0	0	0	0
61	1G	5	0	0	0	0
61	1H	1	0	0	0	0
61	1I	2	0	0	0	0
61	1N	4	0	0	0	0
61	1O	7	0	0	0	0
61	1P	21	0	0	0	0
61	1Q	11	0	0	0	0
61	1R	8	0	0	1	0
61	1S	4	0	0	0	0
61	1T	6	0	0	0	0
61	1U	9	0	0	0	0
61	1V	7	0	0	0	0
61	1W	9	0	0	2	0
61	1X	7	0	0	0	0
61	1Y	3	0	0	0	0
61	1Z	1	0	0	0	0
61	1a	430	0	0	0	0
61	1b	1	0	0	0	0
61	1d	1	0	0	0	0
61	1f	1	0	0	0	0
61	1l	7	0	0	0	0
61	1q	4	0	0	0	0
61	1w	16	0	0	0	0
61	1x	15	0	0	0	0
61	1y	1	0	0	0	0
61	20	10	0	0	1	0
61	21	6	0	0	0	0
61	22	1	0	0	0	0
61	25	4	0	0	0	0
61	27	2	0	0	1	0

Continued on next page...

Continued from previous page...

Mol	Chain	Non-H	H(model)	H(added)	Clashes	Symm-Clashes
61	28	6	0	0	0	0
61	29	1	0	0	0	0
61	2A	1405	0	0	58	0
61	2B	25	0	0	1	0
61	2D	17	0	0	0	0
61	2E	3	0	0	0	0
61	2F	6	0	0	0	0
61	2I	3	0	0	0	0
61	2N	1	0	0	0	0
61	2O	1	0	0	0	0
61	2P	11	0	0	1	0
61	2Q	2	0	0	0	0
61	2R	3	0	0	0	0
61	2T	5	0	0	0	0
61	2U	2	0	0	0	0
61	2W	3	0	0	0	0
61	2Z	1	0	0	0	0
61	2a	380	0	0	0	0
61	2d	1	0	0	0	0
61	2g	1	0	0	0	0
61	2i	1	0	0	0	0
61	2j	3	0	0	0	0
61	2l	2	0	0	0	0
61	2p	1	0	0	0	0
61	2r	1	0	0	0	0
61	2t	2	0	0	0	0
61	2x	7	0	0	0	0
61	2y	13	0	0	0	0
All	All	300833	0	196713	2412	0

The all-atom clashscore is defined as the number of clashes found per 1000 atoms (including hydrogen atoms). The all-atom clashscore for this structure is 9.

The worst 5 of 2412 close contacts within the same asymmetric unit are listed below, sorted by their clash magnitude.

Atom-1	Atom-2	Interatomic distance (Å)	Clash overlap (Å)
1:2A:2138:C:N4	1:2A:2153:G:H1	1.53	1.07
1:2A:2129:C:N4	1:2A:2159:G:H1	1.55	1.03
1:1A:1058:G:H1	1:1A:1080:C:N4	1.56	1.01
1:2A:1002:G:H1	1:2A:1038:C:N4	42.24	1.01
1:1A:1082:U:O4	1:1A:1086:A:N1	1.96	0.97

There are no symmetry-related clashes.

5.3 Torsion angles

5.3.1 Protein backbone

In the following table, the Percentiles column shows the percent Ramachandran outliers of the chain as a percentile score with respect to all X-ray entries followed by that with respect to entries of similar resolution.

The Analysed column shows the number of residues for which the backbone conformation was analysed, and the total number of residues.

Mol	Chain	Analysed	Favoured	Allowed	Outliers	Percentiles	
3	1D	273/276 (99%)	261 (96%)	11 (4%)	1 (0%)	34	57
3	2D	273/276 (99%)	261 (96%)	11 (4%)	1 (0%)	34	57
4	1E	202/206 (98%)	194 (96%)	7 (4%)	1 (0%)	29	52
4	2E	202/206 (98%)	195 (96%)	6 (3%)	1 (0%)	29	52
5	1F	201/210 (96%)	193 (96%)	7 (4%)	1 (0%)	29	52
5	2F	201/210 (96%)	197 (98%)	1 (0%)	3 (2%)	10	21
6	1G	179/182 (98%)	168 (94%)	10 (6%)	1 (1%)	25	47
6	2G	179/182 (98%)	159 (89%)	18 (10%)	2 (1%)	14	30
7	1H	172/180 (96%)	163 (95%)	8 (5%)	1 (1%)	25	47
7	2H	172/180 (96%)	160 (93%)	10 (6%)	2 (1%)	13	27
8	1I	144/148 (97%)	137 (95%)	7 (5%)	0	100	100
8	2I	144/148 (97%)	134 (93%)	10 (7%)	0	100	100
9	1N	138/140 (99%)	135 (98%)	3 (2%)	0	100	100
9	2N	138/140 (99%)	133 (96%)	5 (4%)	0	100	100
10	1O	120/122 (98%)	116 (97%)	4 (3%)	0	100	100
10	2O	120/122 (98%)	114 (95%)	6 (5%)	0	100	100
11	1P	147/150 (98%)	139 (95%)	8 (5%)	0	100	100
11	2P	147/150 (98%)	141 (96%)	6 (4%)	0	100	100
12	1Q	139/141 (99%)	129 (93%)	10 (7%)	0	100	100
12	2Q	139/141 (99%)	132 (95%)	7 (5%)	0	100	100
13	1R	116/118 (98%)	111 (96%)	5 (4%)	0	100	100
13	2R	116/118 (98%)	112 (97%)	4 (3%)	0	100	100

Continued on next page...

Continued from previous page...

Mol	Chain	Analysed	Favoured	Allowed	Outliers	Percentiles	
14	1S	108/112 (96%)	103 (95%)	5 (5%)	0	100	100
14	2S	108/112 (96%)	102 (94%)	6 (6%)	0	100	100
15	1T	129/146 (88%)	122 (95%)	7 (5%)	0	100	100
15	2T	129/146 (88%)	124 (96%)	5 (4%)	0	100	100
16	1U	114/118 (97%)	114 (100%)	0	0	100	100
16	2U	114/118 (97%)	113 (99%)	1 (1%)	0	100	100
17	1V	99/101 (98%)	93 (94%)	5 (5%)	1 (1%)	15	32
17	2V	99/101 (98%)	94 (95%)	4 (4%)	1 (1%)	15	32
18	1W	110/113 (97%)	108 (98%)	2 (2%)	0	100	100
18	2W	110/113 (97%)	108 (98%)	2 (2%)	0	100	100
19	1X	93/96 (97%)	90 (97%)	3 (3%)	0	100	100
19	2X	93/96 (97%)	89 (96%)	4 (4%)	0	100	100
20	1Y	105/110 (96%)	101 (96%)	4 (4%)	0	100	100
20	2Y	105/110 (96%)	102 (97%)	3 (3%)	0	100	100
21	1Z	148/206 (72%)	140 (95%)	8 (5%)	0	100	100
21	2Z	156/206 (76%)	142 (91%)	14 (9%)	0	100	100
22	10	81/85 (95%)	80 (99%)	1 (1%)	0	100	100
22	20	81/85 (95%)	77 (95%)	4 (5%)	0	100	100
23	11	95/98 (97%)	93 (98%)	1 (1%)	1 (1%)	14	30
23	21	95/98 (97%)	93 (98%)	2 (2%)	0	100	100
24	12	68/72 (94%)	67 (98%)	1 (2%)	0	100	100
24	22	68/72 (94%)	67 (98%)	1 (2%)	0	100	100
25	13	57/60 (95%)	55 (96%)	2 (4%)	0	100	100
25	23	57/60 (95%)	55 (96%)	2 (4%)	0	100	100
26	14	67/71 (94%)	57 (85%)	7 (10%)	3 (4%)	2	3
26	24	67/71 (94%)	54 (81%)	11 (16%)	2 (3%)	4	7
27	15	57/60 (95%)	56 (98%)	1 (2%)	0	100	100
27	25	57/60 (95%)	54 (95%)	3 (5%)	0	100	100
28	16	51/54 (94%)	50 (98%)	1 (2%)	0	100	100
28	26	51/54 (94%)	51 (100%)	0	0	100	100
29	17	46/49 (94%)	46 (100%)	0	0	100	100

Continued on next page...

Continued from previous page...

Mol	Chain	Analysed	Favoured	Allowed	Outliers	Percentiles	
29	27	46/49 (94%)	44 (96%)	2 (4%)	0	100	100
30	18	62/65 (95%)	62 (100%)	0	0	100	100
30	28	62/65 (95%)	61 (98%)	1 (2%)	0	100	100
31	19	35/37 (95%)	35 (100%)	0	0	100	100
31	29	35/37 (95%)	34 (97%)	1 (3%)	0	100	100
33	1b	229/256 (90%)	202 (88%)	20 (9%)	7 (3%)	4	6
33	2b	229/256 (90%)	203 (89%)	20 (9%)	6 (3%)	5	9
34	1c	204/239 (85%)	187 (92%)	15 (7%)	2 (1%)	15	32
34	2c	204/239 (85%)	187 (92%)	15 (7%)	2 (1%)	15	32
35	1d	206/209 (99%)	198 (96%)	7 (3%)	1 (0%)	29	52
35	2d	206/209 (99%)	193 (94%)	11 (5%)	2 (1%)	15	32
36	1e	146/162 (90%)	140 (96%)	5 (3%)	1 (1%)	22	43
36	2e	146/162 (90%)	141 (97%)	5 (3%)	0	100	100
37	1f	98/101 (97%)	95 (97%)	3 (3%)	0	100	100
37	2f	98/101 (97%)	96 (98%)	2 (2%)	0	100	100
38	1g	153/156 (98%)	144 (94%)	7 (5%)	2 (1%)	12	24
38	2g	153/156 (98%)	140 (92%)	11 (7%)	2 (1%)	12	24
39	1h	135/138 (98%)	132 (98%)	3 (2%)	0	100	100
39	2h	135/138 (98%)	130 (96%)	5 (4%)	0	100	100
40	1i	125/128 (98%)	112 (90%)	13 (10%)	0	100	100
40	2i	125/128 (98%)	109 (87%)	16 (13%)	0	100	100
41	1j	95/105 (90%)	85 (90%)	6 (6%)	4 (4%)	3	3
41	2j	94/105 (90%)	81 (86%)	6 (6%)	7 (7%)	1	1
42	1k	112/129 (87%)	104 (93%)	6 (5%)	2 (2%)	8	16
42	2k	112/129 (87%)	104 (93%)	6 (5%)	2 (2%)	8	16
43	1l	119/132 (90%)	112 (94%)	6 (5%)	1 (1%)	19	39
43	2l	119/132 (90%)	112 (94%)	7 (6%)	0	100	100
44	1m	121/126 (96%)	112 (93%)	9 (7%)	0	100	100
44	2m	120/126 (95%)	111 (92%)	9 (8%)	0	100	100
45	1n	58/61 (95%)	56 (97%)	2 (3%)	0	100	100
45	2n	58/61 (95%)	54 (93%)	4 (7%)	0	100	100

Continued on next page...

Continued from previous page...

Mol	Chain	Analysed	Favoured	Allowed	Outliers	Percentiles	
46	1o	86/89 (97%)	84 (98%)	2 (2%)	0	100	100
46	2o	86/89 (97%)	84 (98%)	2 (2%)	0	100	100
47	1p	80/88 (91%)	74 (92%)	6 (8%)	0	100	100
47	2p	80/88 (91%)	77 (96%)	3 (4%)	0	100	100
48	1q	97/105 (92%)	94 (97%)	2 (2%)	1 (1%)	15	32
48	2q	97/105 (92%)	93 (96%)	3 (3%)	1 (1%)	15	32
49	1r	66/88 (75%)	64 (97%)	2 (3%)	0	100	100
49	2r	66/88 (75%)	64 (97%)	2 (3%)	0	100	100
50	1s	81/93 (87%)	72 (89%)	9 (11%)	0	100	100
50	2s	81/93 (87%)	72 (89%)	8 (10%)	1 (1%)	13	27
51	1t	94/106 (89%)	86 (92%)	5 (5%)	3 (3%)	4	6
51	2t	94/106 (89%)	85 (90%)	6 (6%)	3 (3%)	4	6
52	1u	21/27 (78%)	20 (95%)	1 (5%)	0	100	100
52	2u	21/27 (78%)	20 (95%)	1 (5%)	0	100	100
All	All	11370/12128 (94%)	10749 (94%)	549 (5%)	72 (1%)	25	47

5 of 72 Ramachandran outliers are listed below:

Mol	Chain	Res	Type
5	1F	130	ALA
7	1H	126	PRO
23	11	3	LYS
26	14	58	ARG
33	1b	10	LEU

5.3.2 Protein sidechains ⓘ

In the following table, the Percentiles column shows the percent sidechain outliers of the chain as a percentile score with respect to all X-ray entries followed by that with respect to entries of similar resolution.

The Analysed column shows the number of residues for which the sidechain conformation was analysed, and the total number of residues.

Mol	Chain	Analysed	Rotameric	Outliers	Percentiles	
3	1D	215/218 (99%)	200 (93%)	15 (7%)	15	30
3	2D	215/218 (99%)	201 (94%)	14 (6%)	17	34

Continued on next page...

Continued from previous page...

Mol	Chain	Analysed	Rotameric	Outliers	Percentiles	
4	1E	164/166 (99%)	151 (92%)	13 (8%)	12	24
4	2E	164/166 (99%)	156 (95%)	8 (5%)	25	48
5	1F	160/166 (96%)	147 (92%)	13 (8%)	11	23
5	2F	159/166 (96%)	147 (92%)	12 (8%)	13	27
6	1G	143/156 (92%)	136 (95%)	7 (5%)	25	48
6	2G	143/156 (92%)	129 (90%)	14 (10%)	8	15
7	1H	144/148 (97%)	137 (95%)	7 (5%)	25	48
7	2H	144/148 (97%)	140 (97%)	4 (3%)	43	69
8	1I	113/124 (91%)	108 (96%)	5 (4%)	28	53
8	2I	105/124 (85%)	96 (91%)	9 (9%)	10	20
9	1N	118/119 (99%)	111 (94%)	7 (6%)	19	39
9	2N	118/119 (99%)	114 (97%)	4 (3%)	37	63
10	1O	100/100 (100%)	97 (97%)	3 (3%)	41	67
10	2O	100/100 (100%)	97 (97%)	3 (3%)	41	67
11	1P	115/116 (99%)	110 (96%)	5 (4%)	29	54
11	2P	115/116 (99%)	111 (96%)	4 (4%)	36	62
12	1Q	111/111 (100%)	106 (96%)	5 (4%)	27	52
12	2Q	111/111 (100%)	108 (97%)	3 (3%)	44	71
13	1R	101/101 (100%)	90 (89%)	11 (11%)	6	11
13	2R	101/101 (100%)	90 (89%)	11 (11%)	6	11
14	1S	86/88 (98%)	82 (95%)	4 (5%)	26	50
14	2S	85/88 (97%)	84 (99%)	1 (1%)	71	87
15	1T	115/127 (91%)	111 (96%)	4 (4%)	36	62
15	2T	113/127 (89%)	111 (98%)	2 (2%)	59	80
16	1U	93/94 (99%)	89 (96%)	4 (4%)	29	54
16	2U	93/94 (99%)	90 (97%)	3 (3%)	39	65
17	1V	80/82 (98%)	69 (86%)	11 (14%)	3	6
17	2V	80/82 (98%)	71 (89%)	9 (11%)	6	10
18	1W	90/92 (98%)	85 (94%)	5 (6%)	21	42
18	2W	90/92 (98%)	86 (96%)	4 (4%)	28	53
19	1X	77/78 (99%)	75 (97%)	2 (3%)	46	72

Continued on next page...

Continued from previous page...

Mol	Chain	Analysed	Rotameric	Outliers	Percentiles	
19	2X	77/78 (99%)	75 (97%)	2 (3%)	46	72
20	1Y	85/91 (93%)	79 (93%)	6 (7%)	14	29
20	2Y	85/91 (93%)	80 (94%)	5 (6%)	19	39
21	1Z	135/179 (75%)	127 (94%)	8 (6%)	19	39
21	2Z	137/179 (76%)	135 (98%)	2 (2%)	65	83
22	10	65/67 (97%)	62 (95%)	3 (5%)	27	51
22	20	65/67 (97%)	64 (98%)	1 (2%)	65	83
23	11	80/83 (96%)	76 (95%)	4 (5%)	24	47
23	21	80/83 (96%)	76 (95%)	4 (5%)	24	47
24	12	65/67 (97%)	63 (97%)	2 (3%)	40	66
24	22	65/67 (97%)	65 (100%)	0	100	100
25	13	51/52 (98%)	48 (94%)	3 (6%)	19	39
25	23	50/52 (96%)	48 (96%)	2 (4%)	31	57
26	14	59/63 (94%)	52 (88%)	7 (12%)	5	9
26	24	53/63 (84%)	51 (96%)	2 (4%)	33	59
27	15	50/52 (96%)	47 (94%)	3 (6%)	19	39
27	25	50/52 (96%)	48 (96%)	2 (4%)	31	57
28	16	51/52 (98%)	49 (96%)	2 (4%)	32	58
28	26	50/52 (96%)	48 (96%)	2 (4%)	31	57
29	17	41/42 (98%)	36 (88%)	5 (12%)	5	9
29	27	41/42 (98%)	36 (88%)	5 (12%)	5	9
30	18	54/55 (98%)	50 (93%)	4 (7%)	13	28
30	28	54/55 (98%)	52 (96%)	2 (4%)	34	60
31	19	34/34 (100%)	33 (97%)	1 (3%)	42	68
31	29	34/34 (100%)	32 (94%)	2 (6%)	19	39
33	1b	192/220 (87%)	186 (97%)	6 (3%)	40	66
33	2b	187/220 (85%)	180 (96%)	7 (4%)	34	60
34	1c	142/188 (76%)	138 (97%)	4 (3%)	43	69
34	2c	140/188 (74%)	134 (96%)	6 (4%)	29	54
35	1d	169/181 (93%)	156 (92%)	13 (8%)	13	25
35	2d	173/181 (96%)	163 (94%)	10 (6%)	20	40

Continued on next page...

Continued from previous page...

Mol	Chain	Analysed	Rotameric	Outliers	Percentiles	
36	1e	113/123 (92%)	108 (96%)	5 (4%)	28	53
36	2e	114/123 (93%)	111 (97%)	3 (3%)	46	72
37	1f	84/90 (93%)	79 (94%)	5 (6%)	19	39
37	2f	85/90 (94%)	82 (96%)	3 (4%)	36	62
38	1g	119/127 (94%)	114 (96%)	5 (4%)	30	55
38	2g	120/127 (94%)	117 (98%)	3 (2%)	47	73
39	1h	114/119 (96%)	108 (95%)	6 (5%)	22	45
39	2h	114/119 (96%)	108 (95%)	6 (5%)	22	45
40	1i	90/99 (91%)	87 (97%)	3 (3%)	38	64
40	2i	89/99 (90%)	84 (94%)	5 (6%)	21	42
41	1j	66/92 (72%)	63 (96%)	3 (4%)	27	52
41	2j	69/92 (75%)	66 (96%)	3 (4%)	29	54
42	1k	82/99 (83%)	80 (98%)	2 (2%)	49	74
42	2k	83/99 (84%)	82 (99%)	1 (1%)	71	87
43	1l	96/108 (89%)	92 (96%)	4 (4%)	30	55
43	2l	96/108 (89%)	92 (96%)	4 (4%)	30	55
44	1m	93/101 (92%)	91 (98%)	2 (2%)	52	76
44	2m	92/101 (91%)	86 (94%)	6 (6%)	17	34
45	1n	49/50 (98%)	44 (90%)	5 (10%)	7	14
45	2n	49/50 (98%)	44 (90%)	5 (10%)	7	14
46	1o	78/80 (98%)	77 (99%)	1 (1%)	69	86
46	2o	78/80 (98%)	77 (99%)	1 (1%)	69	86
47	1p	69/74 (93%)	66 (96%)	3 (4%)	29	54
47	2p	68/74 (92%)	64 (94%)	4 (6%)	19	39
48	1q	94/97 (97%)	90 (96%)	4 (4%)	29	54
48	2q	94/97 (97%)	93 (99%)	1 (1%)	73	88
49	1r	59/77 (77%)	56 (95%)	3 (5%)	24	46
49	2r	59/77 (77%)	55 (93%)	4 (7%)	16	32
50	1s	69/80 (86%)	68 (99%)	1 (1%)	67	85
50	2s	67/80 (84%)	62 (92%)	5 (8%)	13	27
51	1t	70/82 (85%)	66 (94%)	4 (6%)	20	41

Continued on next page...

Continued from previous page...

Mol	Chain	Analysed	Rotameric	Outliers	Percentiles	
51	2t	70/82 (85%)	70 (100%)	0	100	100
52	1u	18/22 (82%)	17 (94%)	1 (6%)	21	42
52	2u	18/22 (82%)	18 (100%)	0	100	100
All	All	9303/10064 (92%)	8841 (95%)	462 (5%)	24	47

5 of 462 residues with a non-rotameric sidechain are listed below:

Mol	Chain	Res	Type
39	1h	52	ASP
3	2D	157	ARG
40	2i	108	VAL
40	1i	128	ARG
47	1p	21	VAL

Some sidechains can be flipped to improve hydrogen bonding and reduce clashes. 5 of 89 such sidechains are listed below:

Mol	Chain	Res	Type
3	2D	116	GLN
17	2V	80	GLN
49	2r	63	GLN
3	2D	126	GLN
12	2Q	89	ASN

5.3.3 RNA ⓘ

Mol	Chain	Analysed	Backbone Outliers	Pucker Outliers
1	1A	2861/2915 (98%)	431 (15%)	29 (1%)
1	2A	2788/2915 (95%)	482 (17%)	24 (0%)
2	1B	120/121 (99%)	11 (9%)	1 (0%)
2	2B	118/121 (97%)	33 (27%)	0
32	1a	1494/1521 (98%)	238 (15%)	0
32	2a	1498/1521 (98%)	284 (18%)	0
53	1v	12/24 (50%)	2 (16%)	0
53	2v	12/24 (50%)	4 (33%)	0
54	1w	71/76 (93%)	23 (32%)	0
54	1y	71/76 (93%)	19 (26%)	0
54	2w	68/76 (89%)	22 (32%)	0
54	2y	69/76 (90%)	21 (30%)	0
55	1x	75/77 (97%)	10 (13%)	0

Continued on next page...

Continued from previous page...

Mol	Chain	Analysed	Backbone Outliers	Pucker Outliers
55	2x	75/77 (97%)	13 (17%)	0
All	All	9332/9620 (97%)	1593 (17%)	54 (0%)

5 of 1593 RNA backbone outliers are listed below:

Mol	Chain	Res	Type
1	1A	9	U
1	1A	12	U
1	1A	13	A
1	1A	27	G
1	1A	34	C

5 of 54 RNA pucker outliers are listed below:

Mol	Chain	Res	Type
1	1A	2183	C
1	2A	34	C
1	2A	1992	G
1	1A	2406	U
1	1A	2689	U

5.4 Non-standard residues in protein, DNA, RNA chains ⓘ

84 non-standard protein/DNA/RNA residues are modelled in this entry.

In the following table, the Counts columns list the number of bonds (or angles) for which Mogul statistics could be retrieved, the number of bonds (or angles) that are observed in the model and the number of bonds (or angles) that are defined in the Chemical Component Dictionary. The Link column lists molecule types, if any, to which the group is linked. The Z score for a bond length (or angle) is the number of standard deviations the observed value is removed from the expected value. A bond length (or angle) with $|Z| > 2$ is considered an outlier worth inspection. RMSZ is the root-mean-square of all Z scores of the bond lengths (or angles).

Mol	Type	Chain	Res	Link	Bond lengths			Bond angles		
					Counts	RMSZ	# Z > 2	Counts	RMSZ	# Z > 2
1	PSU	1A	1911	1	17,21,22	1.58	2 (11%)	20,30,33	3.08	6 (30%)
1	5MU	2A	1939	1,56	15,22,23	1.09	2 (13%)	16,32,35	1.74	2 (12%)
32	5MC	2a	967	32	15,22,23	1.34	1 (6%)	19,32,35	1.35	3 (15%)
1	PSU	2A	2605	1	17,21,22	1.55	3 (17%)	20,30,33	3.09	6 (30%)
1	5MU	1A	1939	1,56	15,22,23	1.05	2 (13%)	16,32,35	1.84	2 (12%)
32	PSU	2a	516	32	17,21,22	1.52	2 (11%)	20,30,33	3.17	5 (25%)

Mol	Type	Chain	Res	Link	Bond lengths			Bond angles		
					Counts	RMSZ	# Z > 2	Counts	RMSZ	# Z > 2
32	5MC	2a	1404	32	15,22,23	1.36	1 (6%)	19,32,35	1.37	3 (15%)
32	MA6	2a	1518	32	19,26,27	0.97	1 (5%)	18,38,41	1.67	4 (22%)
32	M2G	1a	966	32	20,27,28	1.38	3 (15%)	22,40,43	2.17	5 (22%)
54	5MU	2y	54	54	15,22,23	1.07	2 (13%)	16,32,35	2.19	1 (6%)
54	7MG	2w	46	54	22,26,27	1.75	4 (18%)	28,39,42	2.72	9 (32%)
32	MA6	2a	1519	32	19,26,27	1.02	1 (5%)	18,38,41	1.58	3 (16%)
43	0TD	2l	92	43	4,9,10	3.09	1 (25%)	3,11,13	3.67	1 (33%)
54	PSU	2w	55	54	17,21,22	1.47	2 (11%)	20,30,33	3.27	6 (30%)
54	MIA	2y	37	54	18,24,32	1.11	2 (11%)	18,35,47	1.26	2 (11%)
1	2MU	1A	2552	1,56	14,22,24	0.87	0	14,31,36	0.72	0
32	2MG	1a	1207	32	19,26,27	1.24	2 (10%)	21,38,41	2.23	7 (33%)
1	4OC	1A	1920	1	15,22,24	0.67	0	17,31,35	1.48	2 (11%)
32	UR3	2a	1498	32	14,22,23	0.82	1 (7%)	15,32,35	0.80	1 (6%)
1	5MC	2A	1962	1,56	15,22,23	1.33	1 (6%)	19,32,35	1.32	3 (15%)
32	7MG	2a	527	32,56	22,26,27	1.77	4 (18%)	28,39,42	2.78	9 (32%)
32	4OC	2a	1402	32,56	16,23,24	0.61	0	17,32,35	1.38	1 (5%)
32	2MG	2a	1207	32	19,26,27	1.31	2 (10%)	21,38,41	2.34	8 (38%)
54	4SU	1w	8	54	14,21,22	1.27	2 (14%)	15,30,33	1.63	2 (13%)
55	PSU	2x	55	55	17,21,22	1.58	2 (11%)	20,30,33	3.12	6 (30%)
54	5MU	1w	54	54	15,22,23	1.10	1 (6%)	16,32,35	1.71	2 (12%)
54	PSU	2w	39	54	17,21,22	1.46	2 (11%)	20,30,33	3.27	6 (30%)
1	PSU	2A	1917	1	17,21,22	1.51	2 (11%)	20,30,33	3.11	6 (30%)
32	5MC	2a	1407	32	15,22,23	1.28	1 (6%)	19,32,35	1.37	2 (10%)
1	5MU	1A	1915	1	15,22,23	1.06	1 (6%)	16,32,35	1.84	2 (12%)
55	5MU	2x	54	55	15,22,23	1.10	1 (6%)	16,32,35	1.92	2 (12%)
32	5MC	2a	1400	32	15,22,23	1.31	1 (6%)	19,32,35	1.34	3 (15%)
54	4SU	1y	8	54	14,21,22	1.28	1 (7%)	15,30,33	1.50	2 (13%)
54	PSU	2y	32	54	17,21,22	1.50	3 (17%)	20,30,33	3.07	6 (30%)
54	PSU	2w	32	54	17,21,22	1.53	2 (11%)	20,30,33	3.13	6 (30%)
54	PSU	1y	55	54	17,21,22	1.53	3 (17%)	20,30,33	3.11	6 (30%)
54	PSU	2y	55	54	17,21,22	1.57	2 (11%)	20,30,33	3.23	6 (30%)
54	PSU	1w	39	54	17,21,22	1.57	2 (11%)	20,30,33	3.13	6 (30%)
32	M2G	2a	966	32	20,27,28	1.44	3 (15%)	22,40,43	2.14	5 (22%)
1	PSU	1A	2605	1,56	17,21,22	1.53	2 (11%)	20,30,33	3.23	6 (30%)
54	4SU	2y	8	54	14,21,22	1.36	2 (14%)	15,30,33	1.52	2 (13%)

Mol	Type	Chain	Res	Link	Bond lengths			Bond angles		
					Counts	RMSZ	# Z > 2	Counts	RMSZ	# Z > 2
1	5MC	1A	1942	1	15,22,23	1.28	1 (6%)	19,32,35	1.37	3 (15%)
1	5MC	2A	1942	1	15,22,23	1.30	1 (6%)	19,32,35	1.40	3 (15%)
1	PSU	2A	1911	1	17,21,22	1.54	2 (11%)	20,30,33	3.11	6 (30%)
54	7MG	2y	46	54	22,26,27	1.83	3 (13%)	28,39,42	3.00	9 (32%)
1	2MA	2A	2503	1,56	17,25,26	1.37	2 (11%)	19,37,40	2.03	3 (15%)
32	UR3	1a	1498	32	14,22,23	0.79	1 (7%)	15,32,35	0.75	1 (6%)
54	PSU	1w	32	54	17,21,22	1.54	2 (11%)	20,30,33	3.17	6 (30%)
32	7MG	1a	527	32,56	22,26,27	1.77	4 (18%)	28,39,42	2.71	9 (32%)
54	7MG	1y	46	54	22,26,27	1.79	3 (13%)	28,39,42	2.84	9 (32%)
32	4OC	1a	1402	32	16,23,24	0.66	0	17,32,35	1.36	1 (5%)
1	2MU	2A	2552	1,56	14,22,24	0.88	0	14,31,36	0.87	0
1	PSU	1A	1917	1	17,21,22	1.57	2 (11%)	20,30,33	3.12	6 (30%)
1	5MC	1A	1962	1,56	15,22,23	1.32	1 (6%)	19,32,35	1.29	3 (15%)
32	MA6	1a	1519	32	19,26,27	1.01	1 (5%)	18,38,41	1.63	4 (22%)
32	5MC	1a	1407	32	15,22,23	1.35	1 (6%)	19,32,35	1.30	3 (15%)
32	PSU	1a	516	32	17,21,22	1.55	3 (17%)	20,30,33	3.15	6 (30%)
32	5MC	1a	1400	32	15,22,23	1.33	1 (6%)	19,32,35	1.34	3 (15%)
55	4SU	2x	8	55,56	14,21,22	1.36	2 (14%)	15,30,33	1.99	2 (13%)
54	MIA	2w	37	54	20,27,32	1.75	3 (15%)	22,39,47	1.80	7 (31%)
54	PSU	1y	32	54	17,21,22	1.47	2 (11%)	20,30,33	3.07	5 (25%)
54	MIA	1y	37	54	18,24,32	1.11	2 (11%)	18,35,47	1.28	2 (11%)
54	PSU	1w	55	54	17,21,22	1.47	2 (11%)	20,30,33	3.35	6 (30%)
55	5MU	1x	54	55,56	15,22,23	1.08	1 (6%)	16,32,35	1.92	2 (12%)
55	4SU	1x	8	55	14,21,22	1.41	2 (14%)	15,30,33	2.36	2 (13%)
1	OMG	1A	2251	1,55,56	18,26,27	1.21	2 (11%)	20,38,41	2.22	6 (30%)
1	2MA	1A	2503	1,56	17,25,26	1.36	2 (11%)	19,37,40	2.08	3 (15%)
1	4OC	2A	1920	1	15,22,24	0.65	0	17,31,35	1.45	2 (11%)
32	5MC	1a	967	32	15,22,23	1.28	1 (6%)	19,32,35	1.31	3 (15%)
55	5MC	2x	32	55	15,22,23	1.31	1 (6%)	19,32,35	1.35	3 (15%)
55	5MC	1x	32	55	15,22,23	1.35	1 (6%)	19,32,35	1.43	3 (15%)
54	7MG	1w	46	54	22,26,27	1.78	4 (18%)	28,39,42	2.82	8 (28%)
54	PSU	2y	39	54	17,21,22	1.59	2 (11%)	20,30,33	3.21	6 (30%)
54	4SU	2w	8	54	14,21,22	1.29	1 (7%)	15,30,33	1.15	2 (13%)
1	5MU	2A	1915	1	15,22,23	1.08	1 (6%)	16,32,35	1.84	2 (12%)
54	MIA	1w	37	54	24,31,32	2.21	4 (16%)	26,44,47	2.59	10 (38%)

Mol	Type	Chain	Res	Link	Bond lengths			Bond angles		
					Counts	RMSZ	# Z > 2	Counts	RMSZ	# Z > 2
55	PSU	1x	55	55,56	17,21,22	1.64	2 (11%)	20,30,33	3.18	6 (30%)
32	5MC	1a	1404	32	15,22,23	1.36	1 (6%)	19,32,35	1.28	3 (15%)
54	5MU	1y	54	54	15,22,23	1.05	1 (6%)	16,32,35	1.77	2 (12%)
54	5MU	2w	54	54	15,22,23	1.06	1 (6%)	16,32,35	2.08	1 (6%)
32	MA6	1a	1518	32	19,26,27	0.96	1 (5%)	18,38,41	1.69	5 (27%)
1	OMG	2A	2251	1,55,56	18,26,27	1.18	2 (11%)	20,38,41	2.09	6 (30%)
54	PSU	1y	39	54	17,21,22	1.50	2 (11%)	20,30,33	3.04	6 (30%)
43	0TD	1l	92	43	4,9,10	3.12	1 (25%)	3,11,13	5.72	1 (33%)

In the following table, the Chirals column lists the number of chiral outliers, the number of chiral centers analysed, the number of these observed in the model and the number defined in the Chemical Component Dictionary. Similar counts are reported in the Torsion and Rings columns. '-' means no outliers of that kind were identified.

Mol	Type	Chain	Res	Link	Chirals	Torsions	Rings
1	PSU	1A	1911	1	-	0/7/25/26	0/2/2/2
1	5MU	2A	1939	1,56	-	0/5/25/26	0/2/2/2
32	5MC	2a	967	32	-	0/5/25/26	0/2/2/2
1	PSU	2A	2605	1	-	0/7/25/26	0/2/2/2
1	5MU	1A	1939	1,56	-	0/5/25/26	0/2/2/2
32	PSU	2a	516	32	-	1/7/25/26	0/2/2/2
32	5MC	2a	1404	32	-	0/5/25/26	0/2/2/2
32	MA6	2a	1518	32	-	2/7/29/30	0/3/3/3
32	M2G	1a	966	32	-	0/7/29/30	0/3/3/3
54	5MU	2y	54	54	-	0/5/25/26	0/2/2/2
54	7MG	2w	46	54	-	3/7/37/38	0/3/3/3
32	MA6	2a	1519	32	-	6/7/29/30	0/3/3/3
43	0TD	2l	92	43	-	2/3/12/14	-
54	PSU	2w	55	54	-	0/7/25/26	0/2/2/2
54	MIA	2y	37	54	-	0/3/25/34	0/3/3/3
1	2MU	1A	2552	1,56	-	0/7/27/28	0/2/2/2
32	2MG	1a	1207	32	-	0/5/27/28	0/3/3/3
1	4OC	1A	1920	1	-	1/7/27/30	0/2/2/2
32	UR3	2a	1498	32	-	0/5/25/26	0/2/2/2
1	5MC	2A	1962	1,56	-	2/5/25/26	0/2/2/2
32	7MG	2a	527	32,56	-	1/7/37/38	0/3/3/3
32	4OC	2a	1402	32,56	-	2/9/29/30	0/2/2/2
32	2MG	2a	1207	32	-	0/5/27/28	0/3/3/3
54	4SU	1w	8	54	-	0/5/25/26	0/2/2/2

Continued on next page...

Continued from previous page...

Mol	Type	Chain	Res	Link	Chirals	Torsions	Rings
55	PSU	2x	55	55	-	0/7/25/26	0/2/2/2
54	5MU	1w	54	54	-	0/5/25/26	0/2/2/2
54	PSU	2w	39	54	-	0/7/25/26	0/2/2/2
1	PSU	2A	1917	1	-	0/7/25/26	0/2/2/2
32	5MC	2a	1407	32	-	0/5/25/26	0/2/2/2
1	5MU	1A	1915	1	-	2/5/25/26	0/2/2/2
55	5MU	2x	54	55	-	0/5/25/26	0/2/2/2
32	5MC	2a	1400	32	-	0/5/25/26	0/2/2/2
54	4SU	1y	8	54	-	3/5/25/26	0/2/2/2
54	PSU	2y	32	54	-	0/7/25/26	0/2/2/2
54	PSU	2w	32	54	-	0/7/25/26	0/2/2/2
54	PSU	1y	55	54	-	0/7/25/26	0/2/2/2
54	PSU	2y	55	54	-	0/7/25/26	0/2/2/2
54	PSU	1w	39	54	-	0/7/25/26	0/2/2/2
32	M2G	2a	966	32	-	0/7/29/30	0/3/3/3
1	PSU	1A	2605	1,56	-	0/7/25/26	0/2/2/2
54	4SU	2y	8	54	-	2/5/25/26	0/2/2/2
1	5MC	1A	1942	1	-	0/5/25/26	0/2/2/2
1	5MC	2A	1942	1	-	0/5/25/26	0/2/2/2
1	PSU	2A	1911	1	-	0/7/25/26	0/2/2/2
54	7MG	2y	46	54	-	4/7/37/38	0/3/3/3
1	2MA	2A	2503	1,56	-	1/3/25/26	0/3/3/3
32	UR3	1a	1498	32	-	0/5/25/26	0/2/2/2
54	PSU	1w	32	54	-	1/7/25/26	0/2/2/2
32	7MG	1a	527	32,56	-	3/7/37/38	0/3/3/3
54	7MG	1y	46	54	-	4/7/37/38	0/3/3/3
32	4OC	1a	1402	32	-	2/9/29/30	0/2/2/2
1	2MU	2A	2552	1,56	-	0/7/27/28	0/2/2/2
1	PSU	1A	1917	1	-	0/7/25/26	0/2/2/2
1	5MC	1A	1962	1,56	-	2/5/25/26	0/2/2/2
32	MA6	1a	1519	32	-	4/7/29/30	0/3/3/3
32	5MC	1a	1407	32	-	0/5/25/26	0/2/2/2
32	PSU	1a	516	32	-	0/7/25/26	0/2/2/2
32	5MC	1a	1400	32	-	2/5/25/26	0/2/2/2
55	4SU	2x	8	55,56	-	1/5/25/26	0/2/2/2
54	MIA	2w	37	54	-	0/7/29/34	0/3/3/3
54	PSU	1y	32	54	-	0/7/25/26	0/2/2/2
54	MIA	1y	37	54	-	0/3/25/34	0/3/3/3
54	PSU	1w	55	54	-	0/7/25/26	0/2/2/2
55	5MU	1x	54	55,56	-	0/5/25/26	0/2/2/2

Continued on next page...

Continued from previous page...

Mol	Type	Chain	Res	Link	Chirals	Torsions	Rings
55	4SU	1x	8	55	-	0/5/25/26	0/2/2/2
1	OMG	1A	2251	1,55,56	-	0/5/27/28	0/3/3/3
1	2MA	1A	2503	1,56	-	2/3/25/26	0/3/3/3
1	4OC	2A	1920	1	-	0/7/27/30	0/2/2/2
32	5MC	1a	967	32	-	1/5/25/26	0/2/2/2
55	5MC	2x	32	55	-	0/5/25/26	0/2/2/2
55	5MC	1x	32	55	-	0/5/25/26	0/2/2/2
54	7MG	1w	46	54	-	2/7/37/38	0/3/3/3
54	PSU	2y	39	54	-	0/7/25/26	0/2/2/2
54	4SU	2w	8	54	-	1/5/25/26	0/2/2/2
1	5MU	2A	1915	1	-	0/5/25/26	0/2/2/2
54	MIA	1w	37	54	-	1/11/33/34	0/3/3/3
55	PSU	1x	55	55,56	-	0/7/25/26	0/2/2/2
32	5MC	1a	1404	32	-	0/5/25/26	0/2/2/2
54	5MU	1y	54	54	-	1/5/25/26	0/2/2/2
54	5MU	2w	54	54	-	0/5/25/26	0/2/2/2
32	MA6	1a	1518	32	-	2/7/29/30	0/3/3/3
1	OMG	2A	2251	1,55,56	-	1/5/27/28	0/3/3/3
54	PSU	1y	39	54	-	0/7/25/26	0/2/2/2
43	0TD	1l	92	43	-	1/3/12/14	-

The worst 5 of 144 bond length outliers are listed below:

Mol	Chain	Res	Type	Atoms	Z	Observed(Å)	Ideal(Å)
54	1w	37	MIA	C13-C14	7.14	1.52	1.32
54	1w	37	MIA	C2-S10	-6.54	1.70	1.75
54	2w	37	MIA	C2-S10	-6.28	1.70	1.75
43	1l	92	0TD	CB-SB	-5.98	1.69	1.84
43	2l	92	0TD	CB-SB	-5.92	1.69	1.84

The worst 5 of 344 bond angle outliers are listed below:

Mol	Chain	Res	Type	Atoms	Z	Observed(°)	Ideal(°)
54	2y	46	7MG	N3-C4-N9	10.07	139.84	126.91
43	1l	92	0TD	CSB-SB-CB	-9.80	82.57	101.85
54	1y	46	7MG	N3-C4-N9	9.36	138.94	126.91
32	2a	527	7MG	N3-C4-N9	9.24	138.78	126.91
54	2w	39	PSU	N1-C2-N3	-9.07	121.22	128.43

There are no chirality outliers.

5 of 63 torsion outliers are listed below:

Mol	Chain	Res	Type	Atoms
32	2a	1518	MA6	C5-C6-N6-C9
32	2a	1519	MA6	O4'-C4'-C5'-O5'
32	2a	1519	MA6	C5-C6-N6-C10
1	1A	1920	4OC	C2'-C1'-N1-C6
1	2A	1962	5MC	O4'-C1'-N1-C6

There are no ring outliers.

10 monomers are involved in 13 short contacts:

Mol	Chain	Res	Type	Clashes	Symm-Clashes
1	2A	1939	5MU	1	0
1	1A	1939	5MU	1	0
1	1A	2552	2MU	1	0
1	1A	1920	4OC	1	0
1	2A	1917	PSU	1	0
1	2A	2503	2MA	2	0
1	2A	2552	2MU	1	0
1	2A	1920	4OC	2	0
1	2A	1915	5MU	1	0
1	2A	2251	OMG	2	0

5.5 Carbohydrates

There are no carbohydrates in this entry.

5.6 Ligand geometry

Of 2840 ligands modelled in this entry, 2836 are monoatomic - leaving 4 for Mogul analysis.

In the following table, the Counts columns list the number of bonds (or angles) for which Mogul statistics could be retrieved, the number of bonds (or angles) that are observed in the model and the number of bonds (or angles) that are defined in the Chemical Component Dictionary. The Link column lists molecule types, if any, to which the group is linked. The Z score for a bond length (or angle) is the number of standard deviations the observed value is removed from the expected value. A bond length (or angle) with $|Z| > 2$ is considered an outlier worth inspection. RMSZ is the root-mean-square of all Z scores of the bond lengths (or angles).

Mol	Type	Chain	Res	Link	Bond lengths			Bond angles		
					Counts	RMSZ	$\# Z > 2$	Counts	RMSZ	$\# Z > 2$
57	CLM	2A	3888	-	19,20,20	0.94	2 (10%)	23,27,27	1.01	1 (4%)
60	SF4	2d	302	35	0,12,12	0.00	-	-		
60	SF4	1d	302	35	0,12,12	0.00	-	-		

Mol	Type	Chain	Res	Link	Bond lengths			Bond angles		
					Counts	RMSZ	# Z > 2	Counts	RMSZ	# Z > 2
57	CLM	1A	4102	-	19,20,20	0.92	1 (5%)	23,27,27	0.75	0

In the following table, the Chirals column lists the number of chiral outliers, the number of chiral centers analysed, the number of these observed in the model and the number defined in the Chemical Component Dictionary. Similar counts are reported in the Torsion and Rings columns. '-' means no outliers of that kind were identified.

Mol	Type	Chain	Res	Link	Chirals	Torsions	Rings
57	CLM	2A	3888	-	-	6/20/22/22	0/1/1/1
60	SF4	2d	302	35	-	-	0/6/5/5
60	SF4	1d	302	35	-	-	0/6/5/5
57	CLM	1A	4102	-	-	7/20/22/22	0/1/1/1

All (3) bond length outliers are listed below:

Mol	Chain	Res	Type	Atoms	Z	Observed(Å)	Ideal(Å)
57	2A	3888	CLM	C6-C5	-2.42	1.48	1.51
57	1A	4102	CLM	C6-C5	-2.10	1.48	1.51
57	2A	3888	CLM	C9-N9	-2.09	1.40	1.45

All (1) bond angle outliers are listed below:

Mol	Chain	Res	Type	Atoms	Z	Observed(°)	Ideal(°)
57	2A	3888	CLM	C6-C5-C3	-2.83	106.66	111.64

There are no chirality outliers.

5 of 13 torsion outliers are listed below:

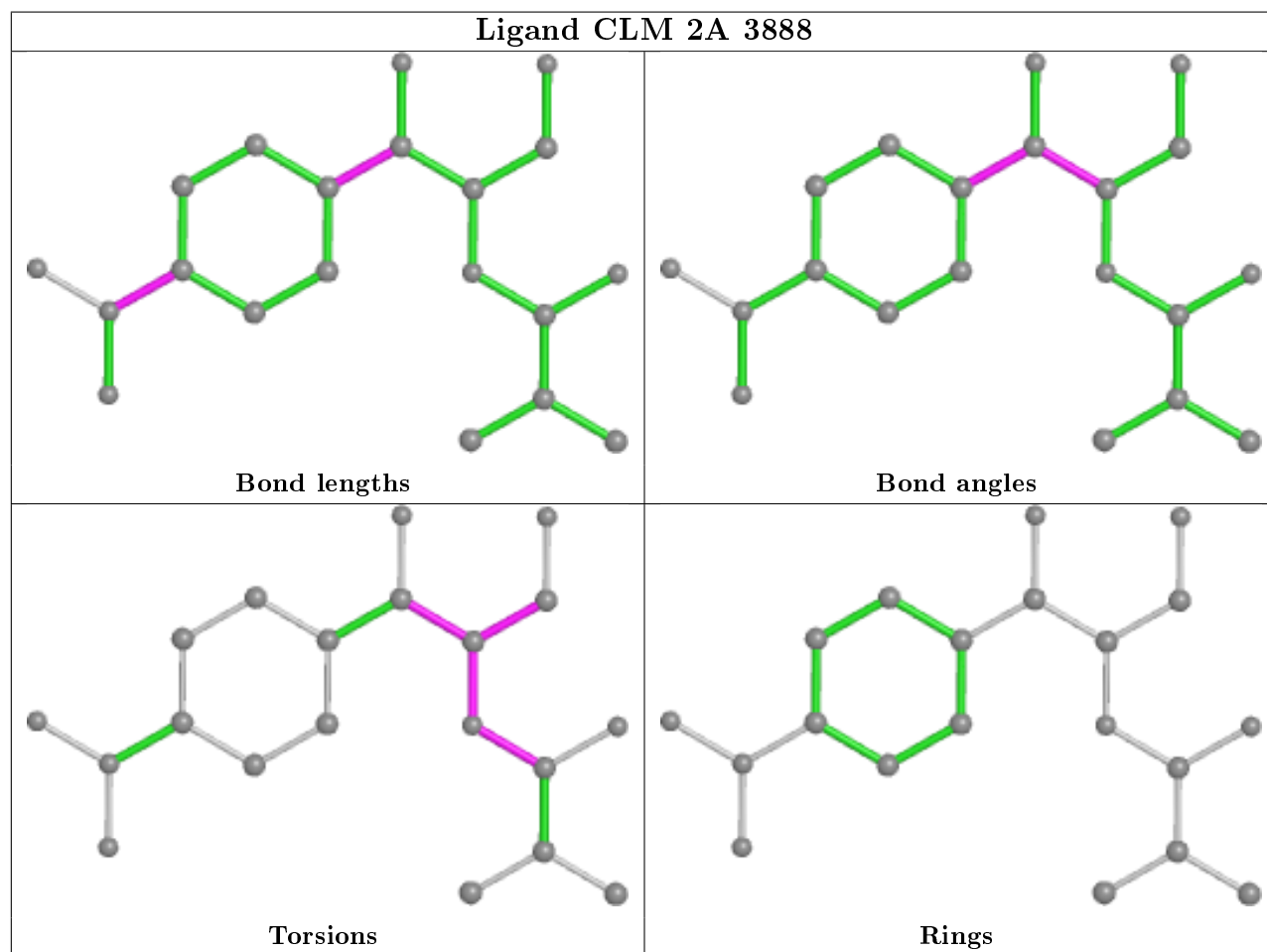
Mol	Chain	Res	Type	Atoms
57	2A	3888	CLM	C1-C2-N2-C3
57	2A	3888	CLM	O2-C2-N2-C3
57	2A	3888	CLM	C4-C3-N2-C2
57	2A	3888	CLM	N2-C3-C4-O4
57	2A	3888	CLM	C5-C3-C4-O4

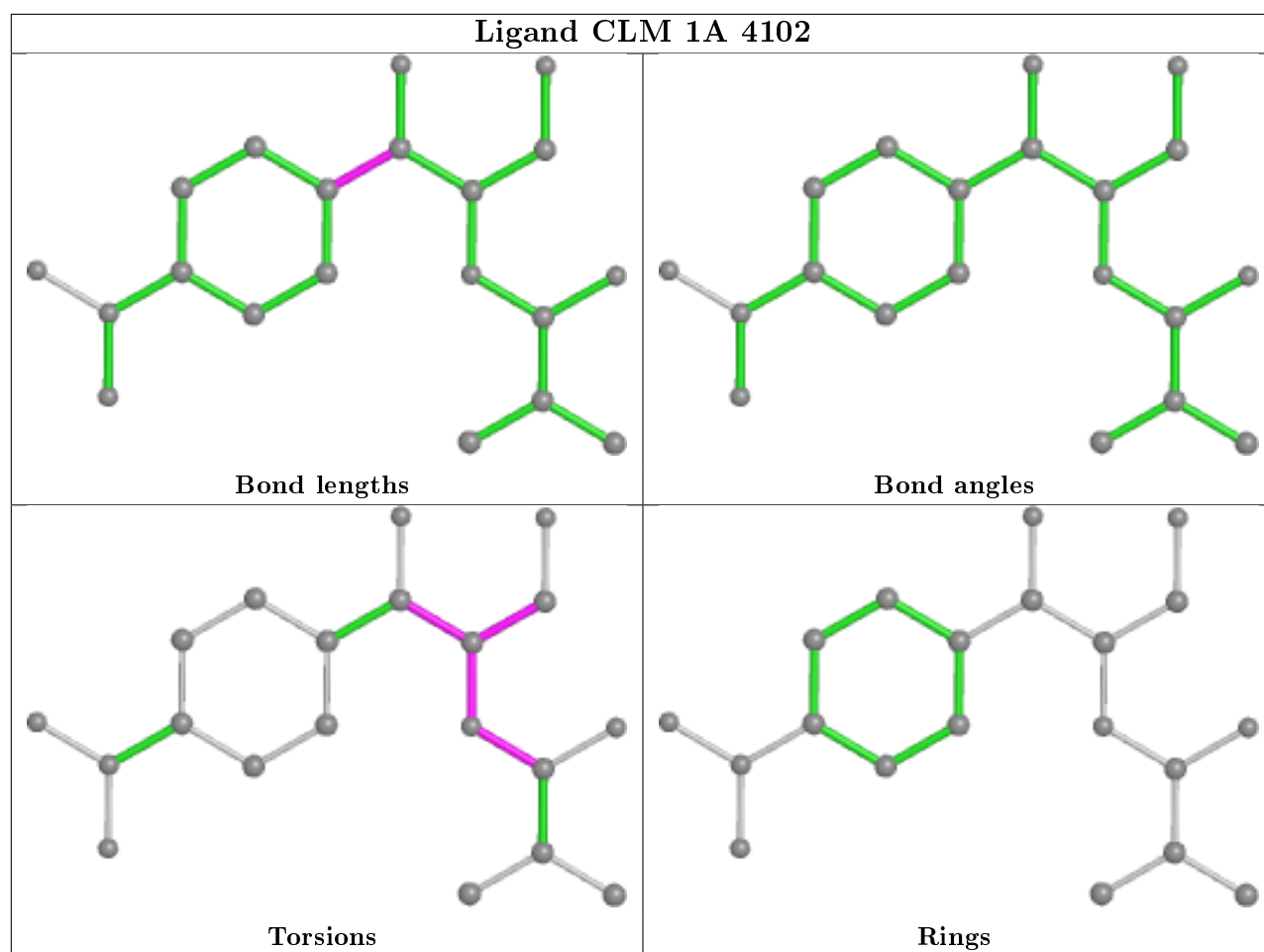
There are no ring outliers.

1 monomer is involved in 1 short contact:

Mol	Chain	Res	Type	Clashes	Symm-Clashes
57	2A	3888	CLM	1	0

The following is a two-dimensional graphical depiction of Mogul quality analysis of bond lengths, bond angles, torsion angles, and ring geometry for all instances of the Ligand of Interest. In addition, ligands with molecular weight > 250 and outliers as shown on the validation Tables will also be included. For torsion angles, if less than 5% of the Mogul distribution of torsion angles is within 10 degrees of the torsion angle in question, then that torsion angle is considered an outlier. Any bond that is central to one or more torsion angles identified as an outlier by Mogul will be highlighted in the graph. For rings, the root-mean-square deviation (RMSD) between the ring in question and similar rings identified by Mogul is calculated over all ring torsion angles. If the average RMSD is greater than 60 degrees and the minimal RMSD between the ring in question and any Mogul-identified rings is also greater than 60 degrees, then that ring is considered an outlier. The outliers are highlighted in purple. The color gray indicates Mogul did not find sufficient equivalents in the CSD to analyse the geometry.





5.7 Other polymers [i](#)

There are no such residues in this entry.

5.8 Polymer linkage issues [i](#)

There are no chain breaks in this entry.

6 Fit of model and data ⓘ

6.1 Protein, DNA and RNA chains ⓘ

In the following table, the column labelled ‘#RSRZ> 2’ contains the number (and percentage) of RSRZ outliers, followed by percent RSRZ outliers for the chain as percentile scores relative to all X-ray entries and entries of similar resolution. The OWAB column contains the minimum, median, 95th percentile and maximum values of the occupancy-weighted average B-factor per residue. The column labelled ‘Q< 0.9’ lists the number of (and percentage) of residues with an average occupancy less than 0.9.

Mol	Chain	Analysed	<RSRZ>	#RSRZ>2	OWAB(Å ²)	Q<0.9
1	1A	2860/2915 (98%)	0.40	45 (1%) 72 68	17, 34, 87, 101	0
1	2A	2789/2915 (95%)	0.16	58 (2%) 63 58	34, 57, 87, 102	0
2	1B	120/121 (99%)	0.09	0 100 100	27, 48, 58, 79	0
2	2B	120/121 (99%)	-0.34	0 100 100	58, 78, 85, 87	0
3	1D	275/276 (99%)	0.48	5 (1%) 68 64	20, 35, 50, 73	0
3	2D	275/276 (99%)	0.70	12 (4%) 34 27	33, 51, 62, 73	0
4	1E	204/206 (99%)	0.53	2 (0%) 82 80	18, 40, 57, 73	0
4	2E	204/206 (99%)	0.45	7 (3%) 45 38	35, 58, 69, 79	0
5	1F	203/210 (96%)	0.36	0 100 100	16, 41, 63, 80	0
5	2F	203/210 (96%)	0.57	7 (3%) 45 38	37, 64, 77, 83	0
6	1G	181/182 (99%)	0.15	1 (0%) 89 88	39, 56, 69, 78	0
6	2G	181/182 (99%)	0.73	23 (12%) 3 2	68, 77, 85, 93	0
7	1H	174/180 (96%)	0.12	0 100 100	37, 50, 62, 71	0
7	2H	174/180 (96%)	1.38	47 (27%) 0 0	67, 78, 84, 91	0
8	1I	146/148 (98%)	0.05	2 (1%) 75 71	45, 70, 77, 81	0
8	2I	146/148 (98%)	0.33	11 (7%) 14 10	53, 70, 80, 85	0
9	1N	140/140 (100%)	0.37	1 (0%) 87 86	26, 38, 54, 72	0
9	2N	140/140 (100%)	1.15	29 (20%) 1 0	46, 64, 75, 80	0
10	1O	122/122 (100%)	0.46	0 100 100	26, 40, 55, 61	0
10	2O	122/122 (100%)	0.59	5 (4%) 37 30	44, 57, 68, 73	0
11	1P	149/150 (99%)	0.72	5 (3%) 45 38	17, 44, 64, 72	0
11	2P	149/150 (99%)	1.50	45 (30%) 0 0	38, 64, 77, 83	0
12	1Q	141/141 (100%)	0.38	1 (0%) 87 86	27, 41, 54, 74	0
12	2Q	141/141 (100%)	0.79	15 (10%) 6 4	52, 65, 74, 80	0

Continued on next page...

Continued from previous page...

Mol	Chain	Analysed	<RSRZ>	#RSRZ>2	OWAB(Å ²)	Q<0.9
13	1R	118/118 (100%)	0.41	0 100 100	22, 34, 47, 55	0
13	2R	118/118 (100%)	0.36	0 100 100	38, 51, 59, 67	0
14	1S	110/112 (98%)	0.16	0 100 100	37, 49, 61, 65	0
14	2S	110/112 (98%)	0.55	10 (9%) 9 6	63, 73, 80, 84	0
15	1T	131/146 (89%)	0.47	0 100 100	33, 43, 64, 70	0
15	2T	131/146 (89%)	0.35	4 (3%) 49 42	49, 59, 74, 79	0
16	1U	116/118 (98%)	0.48	1 (0%) 84 82	20, 29, 47, 60	0
16	2U	116/118 (98%)	1.01	17 (14%) 2 1	47, 61, 74, 80	0
17	1V	101/101 (100%)	0.35	0 100 100	20, 39, 56, 69	0
17	2V	101/101 (100%)	0.95	14 (13%) 2 1	42, 68, 76, 82	0
18	1W	112/113 (99%)	0.40	0 100 100	21, 30, 46, 75	0
18	2W	112/113 (99%)	0.56	2 (1%) 68 64	38, 50, 66, 88	0
19	1X	95/96 (98%)	0.30	0 100 100	24, 36, 55, 72	0
19	2X	95/96 (98%)	0.31	3 (3%) 47 40	44, 58, 70, 81	0
20	1Y	107/110 (97%)	0.28	0 100 100	33, 48, 66, 74	0
20	2Y	107/110 (97%)	1.02	17 (15%) 1 1	59, 68, 75, 84	0
21	1Z	154/206 (74%)	0.13	1 (0%) 89 88	41, 60, 77, 85	0
21	2Z	160/206 (77%)	0.44	4 (2%) 57 51	66, 78, 86, 88	0
22	10	83/85 (97%)	0.80	7 (8%) 11 7	27, 37, 60, 72	0
22	20	83/85 (97%)	1.50	19 (22%) 0 0	53, 64, 74, 83	0
23	11	97/98 (98%)	0.51	2 (2%) 63 58	24, 43, 63, 68	0
23	21	97/98 (98%)	1.11	16 (16%) 1 1	40, 56, 71, 73	0
24	12	70/72 (97%)	0.20	1 (1%) 75 71	32, 46, 57, 65	0
24	22	70/72 (97%)	0.43	1 (1%) 75 71	54, 68, 73, 76	0
25	13	59/60 (98%)	0.40	1 (1%) 70 66	25, 36, 58, 78	0
25	23	59/60 (98%)	2.02	27 (45%) 0 0	53, 64, 77, 79	0
26	14	69/71 (97%)	-0.07	0 100 100	49, 71, 81, 85	0
26	24	69/71 (97%)	0.26	7 (10%) 7 4	76, 82, 88, 91	0
27	15	59/60 (98%)	0.44	1 (1%) 70 66	18, 29, 45, 63	0
27	25	59/60 (98%)	0.33	2 (3%) 45 38	38, 50, 63, 67	0
28	16	53/54 (98%)	0.58	0 100 100	30, 41, 55, 61	0

Continued on next page...

Continued from previous page...

Mol	Chain	Analysed	<RSRZ>	#RSRZ>2	OWAB(Å ²)	Q<0.9
28	26	53/54 (98%)	1.21	10 (18%) 1 0	49, 61, 68, 75	0
29	17	48/49 (97%)	0.70	3 (6%) 20 15	18, 24, 52, 58	0
29	27	48/49 (97%)	1.07	7 (14%) 2 1	32, 41, 60, 68	0
30	18	64/65 (98%)	0.76	2 (3%) 49 42	26, 31, 38, 54	0
30	28	64/65 (98%)	1.55	17 (26%) 0 0	45, 54, 60, 71	0
31	19	37/37 (100%)	0.27	0 100 100	27, 38, 54, 57	0
31	29	37/37 (100%)	1.47	11 (29%) 0 0	59, 66, 73, 76	0
32	1a	1488/1521 (97%)	-0.02	24 (1%) 72 68	33, 65, 87, 100	0
32	2a	1491/1521 (98%)	0.10	50 (3%) 45 38	50, 75, 91, 99	0
33	1b	231/256 (90%)	0.21	7 (3%) 50 43	63, 74, 82, 87	0
33	2b	231/256 (90%)	1.42	63 (27%) 0 0	71, 83, 88, 92	0
34	1c	206/239 (86%)	0.94	35 (16%) 1 1	59, 70, 78, 83	0
34	2c	206/239 (86%)	1.89	90 (43%) 0 0	72, 82, 87, 91	0
35	1d	208/209 (99%)	0.51	12 (5%) 23 17	56, 69, 80, 84	0
35	2d	208/209 (99%)	0.27	3 (1%) 75 71	57, 67, 75, 82	0
36	1e	148/162 (91%)	0.40	3 (2%) 65 60	49, 63, 70, 76	0
36	2e	148/162 (91%)	0.76	19 (12%) 3 2	67, 76, 81, 88	0
37	1f	100/101 (99%)	0.21	0 100 100	50, 64, 70, 73	0
37	2f	100/101 (99%)	0.16	2 (2%) 65 60	60, 70, 77, 81	0
38	1g	155/156 (99%)	0.97	19 (12%) 4 2	50, 67, 76, 87	0
38	2g	155/156 (99%)	1.36	33 (21%) 0 0	66, 75, 82, 88	0
39	1h	137/138 (99%)	0.55	5 (3%) 42 35	56, 64, 71, 75	0
39	2h	137/138 (99%)	0.69	11 (8%) 12 9	67, 75, 80, 86	0
40	1i	127/128 (99%)	0.67	10 (7%) 12 9	52, 72, 77, 79	0
40	2i	127/128 (99%)	2.01	56 (44%) 0 0	68, 80, 86, 89	0
41	1j	97/105 (92%)	1.06	15 (15%) 2 1	58, 76, 83, 89	0
41	2j	96/105 (91%)	2.13	48 (50%) 0 0	71, 82, 88, 96	0
42	1k	114/129 (88%)	1.15	17 (14%) 2 1	38, 61, 70, 74	0
42	2k	114/129 (88%)	1.20	22 (19%) 1 0	56, 72, 77, 82	0
43	1l	121/132 (91%)	0.34	3 (2%) 57 51	42, 56, 66, 69	0
43	2l	121/132 (91%)	0.72	12 (9%) 7 5	58, 69, 76, 80	0

Continued on next page...

Continued from previous page...

Mol	Chain	Analysed	<RSRZ>	#RSRZ>2	OWAB(Å ²)	Q<0.9
44	1m	123/126 (97%)	0.06	5 (4%) 37 30	55, 67, 75, 81	0
44	2m	122/126 (96%)	1.72	43 (35%) 0 0	71, 79, 85, 88	0
45	1n	60/61 (98%)	1.16	12 (20%) 1 0	60, 68, 73, 76	0
45	2n	60/61 (98%)	3.35	44 (73%) 0 0	74, 82, 86, 90	0
46	1o	88/89 (98%)	0.34	2 (2%) 60 54	48, 60, 70, 74	0
46	2o	88/89 (98%)	0.54	4 (4%) 33 26	60, 70, 78, 82	0
47	1p	82/88 (93%)	0.85	5 (6%) 21 16	56, 70, 76, 79	0
47	2p	82/88 (93%)	0.22	0 100 100	58, 65, 74, 80	0
48	1q	99/105 (94%)	0.52	2 (2%) 65 60	50, 63, 71, 73	0
48	2q	99/105 (94%)	1.01	17 (17%) 1 0	62, 69, 77, 81	0
49	1r	68/88 (77%)	0.75	6 (8%) 10 7	55, 64, 73, 75	0
49	2r	68/88 (77%)	0.57	6 (8%) 10 7	62, 71, 78, 82	0
50	1s	83/93 (89%)	0.00	0 100 100	60, 70, 77, 80	0
50	2s	83/93 (89%)	1.58	27 (32%) 0 0	75, 82, 87, 91	0
51	1t	96/106 (90%)	0.41	6 (6%) 20 15	58, 68, 76, 81	0
51	2t	96/106 (90%)	0.68	11 (11%) 4 3	57, 69, 76, 79	0
52	1u	23/27 (85%)	0.85	3 (13%) 3 2	59, 64, 69, 71	0
52	2u	23/27 (85%)	2.05	11 (47%) 0 0	74, 77, 81, 85	0
53	1v	13/24 (54%)	1.28	5 (38%) 0 0	47, 66, 80, 86	0
53	2v	13/24 (54%)	1.67	5 (38%) 0 0	69, 82, 92, 92	0
54	1w	67/76 (88%)	1.66	19 (28%) 0 0	59, 87, 94, 98	0
54	1y	67/76 (88%)	1.36	18 (26%) 0 0	38, 86, 93, 96	0
54	2w	65/76 (85%)	2.95	39 (60%) 0 0	74, 91, 96, 101	0
54	2y	66/76 (86%)	1.92	33 (50%) 0 0	57, 92, 96, 99	0
55	1x	72/77 (93%)	0.22	1 (1%) 75 71	37, 62, 77, 85	0
55	2x	72/77 (93%)	0.15	1 (1%) 75 71	55, 78, 86, 89	0
All	All	20875/21748 (95%)	0.50	1412 (6%) 17 12	16, 62, 85, 102	0

The worst 5 of 1412 RSRZ outliers are listed below:

Mol	Chain	Res	Type	RSRZ
44	2m	124	PRO	11.9
38	2g	80	VAL	11.5

Continued on next page...

Continued from previous page...

Mol	Chain	Res	Type	RSRZ
54	1w	71	G	10.9
38	1g	80	VAL	10.4
44	2m	6	GLY	9.0

6.2 Non-standard residues in protein, DNA, RNA chains [i](#)

In the following table, the Atoms column lists the number of modelled atoms in the group and the number defined in the chemical component dictionary. The B-factors column lists the minimum, median, 95th percentile and maximum values of B factors of atoms in the group. The column labelled 'Q< 0.9' lists the number of atoms with occupancy less than 0.9.

Mol	Type	Chain	Res	Atoms	RSCC	RSR	B-factors(Å ²)	Q<0.9
54	PSU	2y	55	20/21	0.69	0.47	90,96,107,107	0
54	PSU	2w	55	20/21	0.74	0.30	81,91,96,98	0
54	4SU	2w	8	20/21	0.74	0.21	83,93,104,117	0
54	7MG	2y	46	24/25	0.76	0.31	86,95,102,123	0
54	PSU	1y	55	20/21	0.76	0.26	80,89,98,103	0
54	7MG	1w	46	24/25	0.79	0.17	77,89,99,107	0
54	7MG	2w	46	24/25	0.79	0.23	80,93,101,121	0
54	5MU	2y	54	21/22	0.80	0.39	84,91,99,112	0
54	5MU	1y	54	21/22	0.82	0.30	79,85,91,97	0
54	4SU	1y	8	20/21	0.83	0.21	81,89,98,99	0
54	MIA	2y	37	22/30	0.83	0.26	75,87,99,109	0
54	PSU	2y	32	20/21	0.84	0.25	79,85,93,102	0
54	PSU	2y	39	20/21	0.85	0.26	79,84,92,96	0
54	7MG	1y	46	24/25	0.85	0.32	79,90,98,101	0
54	4SU	1w	8	20/21	0.86	0.17	80,85,93,94	0
54	4SU	2y	8	20/21	0.86	0.21	88,93,99,104	0
55	4SU	2x	8	20/21	0.86	0.17	73,79,87,90	0
54	PSU	1y	32	20/21	0.86	0.29	78,82,87,88	0
54	MIA	2w	37	25/30	0.87	0.27	75,82,88,103	0
54	PSU	2w	39	20/21	0.87	0.42	81,86,88,92	0
32	M2G	2a	966	25/26	0.87	0.24	60,69,84,86	0
54	PSU	2w	32	20/21	0.88	0.43	78,85,93,97	0
32	2MG	2a	1207	24/25	0.89	0.15	63,83,92,95	0
1	5MU	2A	1915	21/22	0.89	0.17	74,78,84,94	0
54	PSU	1w	55	20/21	0.89	0.17	74,83,92,95	0
43	0TD	2l	92	10/11	0.89	0.21	67,71,72,79	0
54	PSU	1w	32	20/21	0.90	0.26	65,76,82,84	0
32	PSU	2a	516	20/21	0.91	0.15	70,77,83,85	0
55	PSU	2x	55	20/21	0.91	0.17	72,80,82,85	0
54	MIA	1y	37	22/30	0.91	0.26	74,78,84,85	0

Continued on next page...

Continued from previous page...

Mol	Type	Chain	Res	Atoms	RSCC	RSR	B-factors(\AA^2)	Q<0.9
55	5MU	2x	54	21/22	0.91	0.21	68,77,82,94	0
54	5MU	2w	54	21/22	0.91	0.21	67,82,87,93	0
43	0TD	1l	92	10/11	0.91	0.19	47,55,60,75	0
54	MIA	1w	37	29/30	0.92	0.22	56,65,72,74	0
32	5MC	2a	967	21/22	0.92	0.18	61,70,78,82	0
1	PSU	2A	1911	20/21	0.92	0.17	60,66,73,75	0
1	PSU	2A	1917	20/21	0.92	0.16	62,71,81,87	0
54	PSU	1y	39	20/21	0.93	0.21	74,76,80,80	0
54	PSU	1w	39	20/21	0.93	0.25	67,74,85,85	0
54	5MU	1w	54	21/22	0.94	0.17	64,72,79,82	0
55	5MC	2x	32	21/22	0.94	0.20	60,73,78,82	0
32	5MC	1a	967	21/22	0.94	0.21	52,59,63,64	0
1	5MU	1A	1915	21/22	0.94	0.17	56,61,68,71	0
32	5MC	2a	1404	21/22	0.94	0.19	56,60,65,68	0
1	4OC	2A	1920	21/23	0.94	0.20	61,65,67,71	0
1	PSU	1A	1917	20/21	0.95	0.19	48,57,62,63	0
55	5MU	1x	54	21/22	0.95	0.15	51,64,70,76	0
55	4SU	1x	8	20/21	0.95	0.17	51,59,65,71	0
55	PSU	1x	55	20/21	0.95	0.18	49,63,70,73	0
32	4OC	2a	1402	22/23	0.95	0.16	53,65,69,70	0
32	UR3	2a	1498	21/22	0.95	0.20	55,61,65,66	0
32	PSU	1a	516	20/21	0.95	0.12	60,66,71,71	0
32	5MC	2a	1400	21/22	0.95	0.17	60,69,76,83	0
32	2MG	1a	1207	24/25	0.95	0.14	59,67,73,75	0
32	5MC	2a	1407	21/22	0.95	0.17	53,59,63,64	0
32	7MG	2a	527	24/25	0.96	0.15	63,66,72,76	0
1	2MA	2A	2503	23/24	0.96	0.23	32,36,43,45	0
32	MA6	2a	1519	24/25	0.96	0.28	52,63,67,69	0
32	7MG	1a	527	24/25	0.96	0.19	42,49,57,58	0
55	5MC	1x	32	21/22	0.96	0.23	46,54,60,74	0
1	4OC	1A	1920	21/23	0.96	0.22	37,44,48,53	0
32	MA6	2a	1518	24/25	0.96	0.24	55,65,68,71	0
1	5MC	2A	1942	21/22	0.96	0.18	54,60,66,68	0
1	OMG	2A	2251	24/25	0.97	0.24	42,45,51,56	0
1	5MU	2A	1939	21/22	0.97	0.23	36,44,49,51	0
1	PSU	1A	1911	20/21	0.97	0.20	40,49,57,57	0
32	4OC	1a	1402	22/23	0.97	0.21	37,45,51,57	0
1	2MU	2A	2552	21/23	0.97	0.23	35,42,46,62	0
1	5MC	1A	1942	21/22	0.97	0.20	31,40,43,49	0
32	MA6	1a	1519	24/25	0.97	0.21	38,42,47,50	0
32	5MC	1a	1407	21/22	0.97	0.22	36,41,43,45	0
1	5MC	2A	1962	21/22	0.97	0.17	40,52,59,68	0

Continued on next page...

Continued from previous page...

Mol	Type	Chain	Res	Atoms	RSCC	RSR	B-factors(\AA^2)	Q<0.9
32	5MC	1a	1400	21/22	0.97	0.20	39,50,54,59	0
32	M2G	1a	966	25/26	0.97	0.19	49,55,59,66	0
1	OMG	1A	2251	24/25	0.98	0.22	19,25,28,29	0
1	2MU	1A	2552	21/23	0.98	0.20	21,29,33,39	0
1	PSU	1A	2605	20/21	0.98	0.21	19,26,35,35	0
32	5MC	1a	1404	21/22	0.98	0.19	35,41,44,44	0
1	5MC	1A	1962	21/22	0.98	0.21	29,36,41,44	0
32	UR3	1a	1498	21/22	0.98	0.21	39,43,46,48	0
32	MA6	1a	1518	24/25	0.98	0.23	34,41,45,49	0
1	5MU	1A	1939	21/22	0.98	0.21	23,29,33,40	0
1	2MA	1A	2503	23/24	0.98	0.22	14,21,24,31	0
1	PSU	2A	2605	20/21	0.98	0.18	34,42,47,47	0

6.3 Carbohydrates ⓘ

There are no carbohydrates in this entry.

6.4 Ligands ⓘ

In the following table, the Atoms column lists the number of modelled atoms in the group and the number defined in the chemical component dictionary. The B-factors column lists the minimum, median, 95th percentile and maximum values of B factors of atoms in the group. The column labelled 'Q< 0.9' lists the number of atoms with occupancy less than 0.9.

Mol	Type	Chain	Res	Atoms	RSCC	RSR	B-factors(\AA^2)	Q<0.9
56	MG	2A	3819	1/1	0.09	0.29	69,69,69,69	0
56	MG	1A	3982	1/1	0.14	0.30	77,77,77,77	0
56	MG	2a	3173	1/1	0.20	0.21	70,70,70,70	0
56	MG	2a	3136	1/1	0.28	0.30	78,78,78,78	0
56	MG	1A	4000	1/1	0.33	0.17	62,62,62,62	0
56	MG	1a	1807	1/1	0.33	0.12	66,66,66,66	0
56	MG	1A	4043	1/1	0.34	0.34	66,66,66,66	0
56	MG	1A	3979	1/1	0.40	0.23	69,69,69,69	0
56	MG	2A	3817	1/1	0.40	0.29	75,75,75,75	0
56	MG	1A	4061	1/1	0.41	0.14	68,68,68,68	0
56	MG	1a	1790	1/1	0.42	0.12	74,74,74,74	0
56	MG	1a	1784	1/1	0.43	0.21	56,56,56,56	0
56	MG	1A	3801	1/1	0.44	0.13	53,53,53,53	0
56	MG	1A	3924	1/1	0.46	0.14	71,71,71,71	0
56	MG	2A	3828	1/1	0.46	0.10	59,59,59,59	0
56	MG	2A	3864	1/1	0.47	0.12	69,69,69,69	0

Continued on next page...

Continued from previous page...

Mol	Type	Chain	Res	Atoms	RSCC	RSR	B-factors(\AA^2)	Q<0.9
56	MG	2a	3070	1/1	0.48	0.25	68,68,68,68	0
56	MG	2A	3855	1/1	0.48	0.20	74,74,74,74	0
56	MG	1a	1793	1/1	0.48	0.11	78,78,78,78	0
56	MG	1a	1655	1/1	0.49	0.19	76,76,76,76	0
56	MG	1A	3771	1/1	0.49	0.17	19,19,19,19	0
56	MG	1A	4067	1/1	0.50	0.14	55,55,55,55	0
56	MG	2A	3040	1/1	0.50	0.57	88,88,88,88	0
56	MG	2a	3101	1/1	0.52	0.16	68,68,68,68	0
56	MG	2A	3532	1/1	0.53	0.14	61,61,61,61	0
56	MG	2A	3285	1/1	0.53	0.23	62,62,62,62	0
56	MG	1A	3980	1/1	0.54	0.11	62,62,62,62	0
56	MG	2a	3167	1/1	0.54	0.07	75,75,75,75	0
56	MG	1a	1731	1/1	0.56	0.21	69,69,69,69	0
56	MG	2a	3178	1/1	0.56	0.38	91,91,91,91	0
56	MG	2A	3830	1/1	0.56	0.17	77,77,77,77	0
56	MG	2A	3650	1/1	0.56	0.21	67,67,67,67	0
56	MG	2a	3149	1/1	0.57	0.07	76,76,76,76	0
56	MG	1a	1812	1/1	0.57	0.13	62,62,62,62	0
56	MG	2A	3640	1/1	0.58	0.18	64,64,64,64	0
56	MG	1A	4056	1/1	0.58	0.14	45,45,45,45	0
56	MG	2a	3196	1/1	0.58	0.12	76,76,76,76	0
56	MG	2a	3188	1/1	0.58	0.14	59,59,59,59	0
56	MG	1A	3985	1/1	0.59	0.17	61,61,61,61	0
56	MG	1A	3332	1/1	0.59	0.20	57,57,57,57	0
56	MG	2a	3199	1/1	0.59	0.12	70,70,70,70	0
56	MG	1A	4083	1/1	0.59	0.17	51,51,51,51	0
56	MG	2a	3176	1/1	0.59	0.12	72,72,72,72	0
56	MG	2a	3182	1/1	0.59	0.07	83,83,83,83	0
56	MG	1a	1714	1/1	0.60	0.22	62,62,62,62	0
56	MG	1A	3998	1/1	0.60	0.25	67,67,67,67	0
56	MG	2a	3142	1/1	0.60	0.08	68,68,68,68	0
56	MG	2a	3031	1/1	0.61	0.60	69,69,69,69	0
56	MG	1a	1766	1/1	0.61	0.13	61,61,61,61	0
56	MG	1A	3784	1/1	0.62	0.09	66,66,66,66	0
56	MG	1A	3996	1/1	0.62	0.16	51,51,51,51	0
56	MG	2D	308	1/1	0.62	0.12	39,39,39,39	0
56	MG	1A	4032	1/1	0.62	0.36	57,57,57,57	0
56	MG	1A	3661	1/1	0.62	0.18	29,29,29,29	0
56	MG	1a	1789	1/1	0.62	0.20	77,77,77,77	0
56	MG	2A	3844	1/1	0.62	0.18	72,72,72,72	0
56	MG	1a	1824	1/1	0.62	0.10	60,60,60,60	0
56	MG	1A	3844	1/1	0.64	0.12	57,57,57,57	0

Continued on next page...

Continued from previous page...

Mol	Type	Chain	Res	Atoms	RSCC	RSR	B-factors(\AA^2)	Q<0.9
56	MG	2A	3570	1/1	0.64	0.11	48,48,48,48	0
56	MG	1a	1800	1/1	0.64	0.09	50,50,50,50	0
56	MG	2A	3779	1/1	0.64	0.11	71,71,71,71	0
56	MG	1A	4081	1/1	0.64	0.10	44,44,44,44	0
56	MG	2A	3321	1/1	0.64	0.32	65,65,65,65	0
56	MG	1A	4068	1/1	0.65	0.18	61,61,61,61	0
56	MG	1A	4052	1/1	0.65	0.23	48,48,48,48	0
56	MG	2A	3734	1/1	0.65	0.16	52,52,52,52	0
56	MG	2a	3193	1/1	0.65	0.16	82,82,82,82	0
56	MG	1A	4049	1/1	0.65	0.18	54,54,54,54	0
56	MG	2A	3029	1/1	0.65	0.19	62,62,62,62	0
56	MG	1A	3697	1/1	0.65	0.21	38,38,38,38	0
56	MG	1a	1803	1/1	0.65	0.09	61,61,61,61	0
56	MG	2w	102	1/1	0.66	0.16	72,72,72,72	0
56	MG	2A	3048	1/1	0.66	0.19	65,65,65,65	0
56	MG	2a	3120	1/1	0.66	0.20	66,66,66,66	0
56	MG	2A	3859	1/1	0.66	0.14	60,60,60,60	0
56	MG	2A	3618	1/1	0.66	0.10	49,49,49,49	0
56	MG	2A	3833	1/1	0.67	0.10	53,53,53,53	0
56	MG	2a	3180	1/1	0.67	0.10	71,71,71,71	0
56	MG	2A	3247	1/1	0.68	0.35	70,70,70,70	0
56	MG	1a	1753	1/1	0.68	0.18	53,53,53,53	0
56	MG	2A	3214	1/1	0.68	0.14	62,62,62,62	0
56	MG	2A	3848	1/1	0.68	0.09	74,74,74,74	0
56	MG	1a	1660	1/1	0.68	0.14	72,72,72,72	0
56	MG	1A	3292	1/1	0.68	0.15	57,57,57,57	0
56	MG	2A	3798	1/1	0.68	0.10	51,51,51,51	0
56	MG	1A	4033	1/1	0.69	0.16	55,55,55,55	0
56	MG	1A	3411	1/1	0.69	0.52	57,57,57,57	0
56	MG	2A	3780	1/1	0.69	0.09	69,69,69,69	0
56	MG	2a	3015	1/1	0.69	0.18	69,69,69,69	0
56	MG	1e	201	1/1	0.69	0.17	73,73,73,73	0
56	MG	1A	3300	1/1	0.69	0.16	44,44,44,44	0
56	MG	2A	3812	1/1	0.69	0.42	76,76,76,76	0
56	MG	2a	3165	1/1	0.69	0.08	78,78,78,78	0
56	MG	2a	3052	1/1	0.69	0.16	56,56,56,56	0
56	MG	2A	3637	1/1	0.69	0.18	47,47,47,47	0
56	MG	1A	3512	1/1	0.69	0.26	60,60,60,60	0
56	MG	1A	3494	1/1	0.70	0.20	56,56,56,56	0
56	MG	1a	1798	1/1	0.70	0.16	76,76,76,76	0
56	MG	1A	3605	1/1	0.70	0.22	37,37,37,37	0
56	MG	1A	3165	1/1	0.70	0.33	39,39,39,39	0

Continued on next page...

Continued from previous page...

Mol	Type	Chain	Res	Atoms	RSCC	RSR	B-factors(\AA^2)	Q<0.9
56	MG	1A	3928	1/1	0.70	0.22	69,69,69,69	0
56	MG	1A	3901	1/1	0.70	0.14	53,53,53,53	0
56	MG	2A	3805	1/1	0.70	0.09	67,67,67,67	0
56	MG	1A	3767	1/1	0.70	0.22	30,30,30,30	0
56	MG	1A	3329	1/1	0.70	0.29	51,51,51,51	0
56	MG	1a	1772	1/1	0.71	0.21	60,60,60,60	0
56	MG	2a	3095	1/1	0.71	0.17	79,79,79,79	0
56	MG	1A	3968	1/1	0.71	0.36	43,43,43,43	0
56	MG	2A	3467	1/1	0.71	0.19	74,74,74,74	0
56	MG	1P	206	1/1	0.71	0.32	62,62,62,62	0
56	MG	2A	3869	1/1	0.71	0.12	45,45,45,45	0
56	MG	1a	1806	1/1	0.71	0.12	59,59,59,59	0
56	MG	2a	3225	1/1	0.71	0.23	73,73,73,73	0
56	MG	2A	3793	1/1	0.72	0.23	77,77,77,77	0
56	MG	2a	3201	1/1	0.72	0.16	60,60,60,60	0
56	MG	2A	3291	1/1	0.72	0.34	57,57,57,57	0
56	MG	1a	1746	1/1	0.72	0.12	59,59,59,59	0
56	MG	2A	3474	1/1	0.72	0.20	61,61,61,61	0
56	MG	1a	1609	1/1	0.72	0.11	65,65,65,65	0
56	MG	1A	3360	1/1	0.72	0.16	65,65,65,65	0
56	MG	2A	3762	1/1	0.72	0.15	59,59,59,59	0
56	MG	1A	3342	1/1	0.72	0.21	60,60,60,60	0
56	MG	2a	3170	1/1	0.72	0.18	73,73,73,73	0
56	MG	2A	3806	1/1	0.72	0.17	50,50,50,50	0
56	MG	2v	101	1/1	0.72	0.12	78,78,78,78	0
56	MG	1A	3987	1/1	0.72	0.09	50,50,50,50	0
56	MG	2A	3543	1/1	0.72	0.13	45,45,45,45	0
56	MG	1A	4059	1/1	0.72	0.20	27,27,27,27	0
56	MG	2A	3838	1/1	0.73	0.17	43,43,43,43	0
56	MG	2A	3334	1/1	0.73	0.17	74,74,74,74	0
56	MG	2A	3714	1/1	0.73	0.18	57,57,57,57	0
56	MG	2A	3711	1/1	0.73	0.18	54,54,54,54	0
56	MG	2A	3735	1/1	0.73	0.08	62,62,62,62	0
56	MG	1A	3561	1/1	0.73	0.34	62,62,62,62	0
56	MG	2a	3049	1/1	0.73	0.16	64,64,64,64	0
56	MG	1A	3742	1/1	0.73	0.24	17,17,17,17	0
56	MG	2A	3207	1/1	0.73	0.15	64,64,64,64	0
56	MG	2A	3554	1/1	0.73	0.11	49,49,49,49	0
56	MG	1A	3247	1/1	0.73	0.18	53,53,53,53	0
56	MG	2A	3875	1/1	0.73	0.14	74,74,74,74	0
56	MG	1A	3392	1/1	0.73	0.27	45,45,45,45	0
56	MG	2A	3169	1/1	0.73	0.31	57,57,57,57	0

Continued on next page...

Continued from previous page...

Mol	Type	Chain	Res	Atoms	RSCC	RSR	B-factors(\AA^2)	Q<0.9
56	MG	2A	3596	1/1	0.73	0.14	40,40,40,40	0
56	MG	1a	1818	1/1	0.73	0.16	71,71,71,71	0
56	MG	1a	1721	1/1	0.74	0.27	54,54,54,54	0
56	MG	2A	3804	1/1	0.74	0.17	53,53,53,53	0
56	MG	2a	3153	1/1	0.74	0.09	73,73,73,73	0
56	MG	1A	3689	1/1	0.74	0.22	26,26,26,26	0
56	MG	2A	3568	1/1	0.74	0.15	47,47,47,47	0
56	MG	1a	1780	1/1	0.74	0.15	58,58,58,58	0
56	MG	2A	3002	1/1	0.74	0.21	53,53,53,53	0
56	MG	2a	3041	1/1	0.74	0.21	66,66,66,66	0
56	MG	1A	3869	1/1	0.74	0.18	45,45,45,45	0
56	MG	2A	3820	1/1	0.74	0.12	73,73,73,73	0
56	MG	2a	3145	1/1	0.74	0.24	79,79,79,79	0
59	ZN	24	501	1/1	0.74	0.07	117,117,117,117	0
56	MG	2A	3405	1/1	0.74	0.20	64,64,64,64	0
56	MG	1B	234	1/1	0.74	0.18	56,56,56,56	0
56	MG	2A	3860	1/1	0.74	0.16	73,73,73,73	0
56	MG	2a	3054	1/1	0.74	0.27	71,71,71,71	0
56	MG	1w	109	1/1	0.74	0.20	77,77,77,77	0
56	MG	2A	3382	1/1	0.75	0.52	47,47,47,47	0
56	MG	2A	3353	1/1	0.75	0.16	71,71,71,71	0
56	MG	2A	3787	1/1	0.75	0.08	72,72,72,72	0
56	MG	1A	3422	1/1	0.75	0.15	58,58,58,58	0
56	MG	2a	3003	1/1	0.75	0.14	63,63,63,63	0
56	MG	1a	1620	1/1	0.75	0.27	55,55,55,55	0
56	MG	1a	1801	1/1	0.75	0.12	64,64,64,64	0
56	MG	2a	3147	1/1	0.75	0.18	80,80,80,80	0
56	MG	2A	3320	1/1	0.75	0.14	54,54,54,54	0
56	MG	1A	3341	1/1	0.75	0.21	50,50,50,50	0
56	MG	2A	3361	1/1	0.75	0.21	61,61,61,61	0
56	MG	1A	3471	1/1	0.75	0.21	51,51,51,51	0
56	MG	1B	228	1/1	0.75	0.18	42,42,42,42	0
56	MG	1A	3402	1/1	0.75	0.36	85,85,85,85	0
56	MG	2a	3082	1/1	0.75	0.11	65,65,65,65	0
56	MG	2A	3063	1/1	0.75	0.21	58,58,58,58	0
56	MG	2A	3337	1/1	0.75	0.25	49,49,49,49	0
56	MG	1a	1787	1/1	0.75	0.15	66,66,66,66	0
56	MG	1A	3489	1/1	0.75	0.71	48,48,48,48	0
56	MG	1A	4089	1/1	0.76	0.21	65,65,65,65	0
56	MG	1A	4012	1/1	0.76	0.09	68,68,68,68	0
56	MG	2A	3116	1/1	0.76	0.13	60,60,60,60	0
56	MG	2A	3230	1/1	0.76	0.30	67,67,67,67	0

Continued on next page...

Continued from previous page...

Mol	Type	Chain	Res	Atoms	RSCC	RSR	B-factors(\AA^2)	Q<0.9
56	MG	1A	3923	1/1	0.76	0.17	59,59,59,59	0
56	MG	1A	3297	1/1	0.76	0.15	50,50,50,50	0
56	MG	1A	3404	1/1	0.76	0.33	60,60,60,60	0
56	MG	1A	4006	1/1	0.76	0.19	29,29,29,29	0
56	MG	2A	3308	1/1	0.76	0.12	56,56,56,56	0
56	MG	2A	3476	1/1	0.76	0.15	62,62,62,62	0
56	MG	1A	3224	1/1	0.76	0.15	45,45,45,45	0
56	MG	2A	3352	1/1	0.76	0.23	72,72,72,72	0
56	MG	1O	205	1/1	0.76	0.21	72,72,72,72	0
56	MG	2A	3809	1/1	0.76	0.26	60,60,60,60	0
56	MG	2A	3243	1/1	0.76	0.67	64,64,64,64	0
56	MG	2A	3333	1/1	0.76	0.31	65,65,65,65	0
56	MG	1A	3871	1/1	0.76	0.11	32,32,32,32	0
56	MG	2A	3674	1/1	0.76	0.15	63,63,63,63	0
56	MG	2x	103	1/1	0.76	0.18	60,60,60,60	0
56	MG	2A	3740	1/1	0.76	0.07	67,67,67,67	0
56	MG	1A	3876	1/1	0.76	0.22	34,34,34,34	0
56	MG	1A	3019	1/1	0.76	0.18	41,41,41,41	0
56	MG	2a	3174	1/1	0.77	0.19	75,75,75,75	0
56	MG	2A	3008	1/1	0.77	0.23	60,60,60,60	0
56	MG	2A	3452	1/1	0.77	0.17	70,70,70,70	0
56	MG	2A	3399	1/1	0.77	0.20	69,69,69,69	0
56	MG	1A	3208	1/1	0.77	0.15	61,61,61,61	0
56	MG	1a	1822	1/1	0.77	0.10	69,69,69,69	0
56	MG	1A	3983	1/1	0.77	0.17	64,64,64,64	0
56	MG	2a	3096	1/1	0.77	0.10	67,67,67,67	0
56	MG	1a	1698	1/1	0.77	0.28	62,62,62,62	0
56	MG	2G	201	1/1	0.77	0.12	65,65,65,65	0
56	MG	2T	202	1/1	0.77	0.13	61,61,61,61	0
56	MG	1A	3800	1/1	0.77	0.22	60,60,60,60	0
56	MG	2A	3255	1/1	0.77	0.32	69,69,69,69	0
56	MG	2A	3802	1/1	0.77	0.12	57,57,57,57	0
56	MG	2A	3217	1/1	0.77	0.38	67,67,67,67	0
56	MG	2A	3493	1/1	0.77	0.25	61,61,61,61	0
56	MG	2j	201	1/1	0.77	0.14	76,76,76,76	0
56	MG	1A	3962	1/1	0.78	0.12	48,48,48,48	0
56	MG	1a	1672	1/1	0.78	0.12	44,44,44,44	0
56	MG	2A	3599	1/1	0.78	0.20	68,68,68,68	0
56	MG	1A	3838	1/1	0.78	0.19	60,60,60,60	0
56	MG	2A	3397	1/1	0.78	0.18	72,72,72,72	0
56	MG	1A	3930	1/1	0.78	0.14	30,30,30,30	0
56	MG	2a	3151	1/1	0.78	0.15	91,91,91,91	0

Continued on next page...

Continued from previous page...

Mol	Type	Chain	Res	Atoms	RSCC	RSR	B-factors(\AA^2)	Q<0.9
56	MG	1a	1747	1/1	0.78	0.11	52,52,52,52	0
56	MG	1A	3053	1/1	0.78	0.14	62,62,62,62	0
56	MG	1A	4039	1/1	0.78	0.14	61,61,61,61	0
56	MG	2A	3698	1/1	0.78	0.20	56,56,56,56	0
56	MG	2A	3585	1/1	0.78	0.13	77,77,77,77	0
56	MG	2A	3691	1/1	0.78	0.07	71,71,71,71	0
56	MG	1A	4035	1/1	0.78	0.06	64,64,64,64	0
56	MG	2a	3066	1/1	0.78	0.11	60,60,60,60	0
56	MG	1A	3382	1/1	0.78	0.25	46,46,46,46	0
56	MG	2A	3612	1/1	0.78	0.10	41,41,41,41	0
56	MG	2A	3120	1/1	0.78	0.24	62,62,62,62	0
56	MG	2A	3448	1/1	0.78	0.20	64,64,64,64	0
56	MG	2A	3421	1/1	0.78	0.19	69,69,69,69	0
56	MG	1B	229	1/1	0.79	0.14	38,38,38,38	0
56	MG	1A	3338	1/1	0.79	0.20	48,48,48,48	0
56	MG	1a	1703	1/1	0.79	0.25	60,60,60,60	0
56	MG	1A	3684	1/1	0.79	0.12	36,36,36,36	0
56	MG	2A	3856	1/1	0.79	0.06	58,58,58,58	0
56	MG	1A	3503	1/1	0.79	0.40	57,57,57,57	0
56	MG	2a	3172	1/1	0.79	0.12	62,62,62,62	0
56	MG	1a	1604	1/1	0.79	0.14	55,55,55,55	0
56	MG	1A	3065	1/1	0.79	0.17	51,51,51,51	0
56	MG	2A	3406	1/1	0.79	0.34	66,66,66,66	0
56	MG	2A	3071	1/1	0.79	0.14	40,40,40,40	0
56	MG	2A	3271	1/1	0.79	0.13	58,58,58,58	0
56	MG	2A	3789	1/1	0.79	0.09	44,44,44,44	0
56	MG	2A	3661	1/1	0.79	0.32	59,59,59,59	0
56	MG	2R	201	1/1	0.79	0.16	65,65,65,65	0
56	MG	2A	3396	1/1	0.79	0.15	63,63,63,63	0
56	MG	2A	3381	1/1	0.79	0.13	57,57,57,57	0
56	MG	1A	4042	1/1	0.79	0.08	40,40,40,40	0
56	MG	1A	3083	1/1	0.79	0.29	37,37,37,37	0
56	MG	1A	3103	1/1	0.79	0.16	60,60,60,60	0
56	MG	1A	3921	1/1	0.79	0.17	41,41,41,41	0
56	MG	2A	3883	1/1	0.79	0.24	68,68,68,68	0
56	MG	1A	3726	1/1	0.79	0.10	53,53,53,53	0
56	MG	2A	3279	1/1	0.79	0.17	62,62,62,62	0
56	MG	1A	4047	1/1	0.80	0.17	47,47,47,47	0
56	MG	2a	3061	1/1	0.80	0.12	53,53,53,53	0
56	MG	1A	3058	1/1	0.80	0.18	32,32,32,32	0
56	MG	1A	3577	1/1	0.80	0.33	47,47,47,47	0
56	MG	2a	3007	1/1	0.80	0.15	63,63,63,63	0

Continued on next page...

Continued from previous page...

Mol	Type	Chain	Res	Atoms	RSCC	RSR	B-factors(\AA^2)	Q<0.9
56	MG	2A	3094	1/1	0.80	0.14	62,62,62,62	0
56	MG	2A	3315	1/1	0.80	0.11	62,62,62,62	0
56	MG	2A	3347	1/1	0.80	0.18	66,66,66,66	0
56	MG	1A	3933	1/1	0.80	0.10	49,49,49,49	0
56	MG	2A	3086	1/1	0.80	0.18	66,66,66,66	0
56	MG	1A	4101	1/1	0.80	0.07	53,53,53,53	0
56	MG	1A	3004	1/1	0.80	0.21	22,22,22,22	0
56	MG	1A	3002	1/1	0.80	0.15	51,51,51,51	0
56	MG	1A	3798	1/1	0.80	0.12	39,39,39,39	0
56	MG	2W	203	1/1	0.80	0.26	51,51,51,51	0
56	MG	1A	4016	1/1	0.80	0.20	25,25,25,25	0
56	MG	2A	3551	1/1	0.80	0.12	43,43,43,43	0
56	MG	1a	1711	1/1	0.80	0.19	39,39,39,39	0
56	MG	1A	4034	1/1	0.80	0.07	61,61,61,61	0
56	MG	2A	3176	1/1	0.80	0.30	59,59,59,59	0
56	MG	2A	3800	1/1	0.80	0.04	78,78,78,78	0
56	MG	1A	3639	1/1	0.80	0.18	36,36,36,36	0
56	MG	1a	1813	1/1	0.80	0.10	53,53,53,53	0
56	MG	1a	1656	1/1	0.80	0.11	62,62,62,62	0
56	MG	1A	3478	1/1	0.80	0.28	41,41,41,41	0
56	MG	1A	3148	1/1	0.80	0.31	35,35,35,35	0
56	MG	2A	3402	1/1	0.80	0.12	65,65,65,65	0
56	MG	1a	1700	1/1	0.80	0.22	68,68,68,68	0
56	MG	2a	3014	1/1	0.80	0.16	63,63,63,63	0
56	MG	1x	109	1/1	0.80	0.12	61,61,61,61	0
56	MG	1A	3317	1/1	0.80	0.18	65,65,65,65	0
56	MG	2A	3264	1/1	0.80	0.14	56,56,56,56	0
56	MG	2A	3414	1/1	0.80	0.13	59,59,59,59	0
56	MG	2A	3486	1/1	0.80	0.17	62,62,62,62	0
56	MG	2A	3107	1/1	0.80	0.16	65,65,65,65	0
56	MG	1A	4060	1/1	0.81	0.46	52,52,52,52	0
56	MG	2y	106	1/1	0.81	0.40	83,83,83,83	0
56	MG	2A	3623	1/1	0.81	0.14	60,60,60,60	0
56	MG	2A	3494	1/1	0.81	0.09	67,67,67,67	0
56	MG	1A	3934	1/1	0.81	0.11	55,55,55,55	0
56	MG	2A	3287	1/1	0.81	0.20	67,67,67,67	0
56	MG	2A	3155	1/1	0.81	0.12	55,55,55,55	0
56	MG	2A	3077	1/1	0.81	0.27	57,57,57,57	0
56	MG	1A	3121	1/1	0.81	0.49	46,46,46,46	0
56	MG	1A	4001	1/1	0.81	0.10	48,48,48,48	0
56	MG	2A	3242	1/1	0.81	0.18	64,64,64,64	0
56	MG	1A	3461	1/1	0.81	0.43	61,61,61,61	0

Continued on next page...

Continued from previous page...

Mol	Type	Chain	Res	Atoms	RSCC	RSR	B-factors(\AA^2)	Q<0.9
56	MG	2f	202	1/1	0.81	0.13	65,65,65,65	0
56	MG	1A	3394	1/1	0.81	0.25	50,50,50,50	0
56	MG	1a	1748	1/1	0.81	0.11	36,36,36,36	0
56	MG	2a	3043	1/1	0.81	0.17	66,66,66,66	0
56	MG	2A	3808	1/1	0.81	0.24	63,63,63,63	0
56	MG	1A	3992	1/1	0.81	0.18	25,25,25,25	0
56	MG	2A	3818	1/1	0.81	0.15	64,64,64,64	0
56	MG	2A	3253	1/1	0.81	0.21	64,64,64,64	0
56	MG	1w	110	1/1	0.81	0.23	74,74,74,74	0
56	MG	2a	3006	1/1	0.81	0.11	61,61,61,61	0
56	MG	2A	3824	1/1	0.81	0.23	66,66,66,66	0
56	MG	2A	3684	1/1	0.81	0.12	56,56,56,56	0
56	MG	1A	3922	1/1	0.81	0.10	70,70,70,70	0
56	MG	1G	203	1/1	0.81	0.10	63,63,63,63	0
56	MG	2A	3823	1/1	0.81	0.10	50,50,50,50	0
56	MG	2A	3072	1/1	0.81	0.21	61,61,61,61	0
56	MG	2A	3145	1/1	0.81	0.11	66,66,66,66	0
56	MG	2A	3821	1/1	0.81	0.21	55,55,55,55	0
56	MG	2Q	202	1/1	0.81	0.13	53,53,53,53	0
56	MG	2T	201	1/1	0.81	0.16	54,54,54,54	0
56	MG	2A	3332	1/1	0.81	0.15	46,46,46,46	0
56	MG	2A	3731	1/1	0.81	0.23	60,60,60,60	0
56	MG	2A	3386	1/1	0.81	0.13	55,55,55,55	0
56	MG	2A	3417	1/1	0.81	0.24	68,68,68,68	0
56	MG	2A	3703	1/1	0.81	0.07	59,59,59,59	0
56	MG	2A	3759	1/1	0.81	0.11	62,62,62,62	0
56	MG	1a	1760	1/1	0.81	0.15	56,56,56,56	0
56	MG	2A	3216	1/1	0.81	0.17	65,65,65,65	0
56	MG	1A	3537	1/1	0.81	0.17	61,61,61,61	0
56	MG	2A	3538	1/1	0.81	0.15	38,38,38,38	0
56	MG	2a	3157	1/1	0.81	0.10	57,57,57,57	0
56	MG	2a	3100	1/1	0.81	0.13	77,77,77,77	0
56	MG	2A	3085	1/1	0.81	0.25	55,55,55,55	0
56	MG	1A	3808	1/1	0.82	0.11	65,65,65,65	0
56	MG	2A	3191	1/1	0.82	0.19	70,70,70,70	0
56	MG	1A	3945	1/1	0.82	0.17	56,56,56,56	0
56	MG	2A	3676	1/1	0.82	0.14	61,61,61,61	0
56	MG	1A	4024	1/1	0.82	0.16	70,70,70,70	0
56	MG	1A	3948	1/1	0.82	0.19	36,36,36,36	0
56	MG	2O	8400	1/1	0.82	0.10	64,64,64,64	0
56	MG	2A	3239	1/1	0.82	0.39	56,56,56,56	0
56	MG	2A	3033	1/1	0.82	0.13	36,36,36,36	0

Continued on next page...

Continued from previous page...

Mol	Type	Chain	Res	Atoms	RSCC	RSR	B-factors(\AA^2)	Q<0.9
56	MG	1B	207	1/1	0.82	0.25	70,70,70,70	0
56	MG	2A	3886	1/1	0.82	0.12	71,71,71,71	0
56	MG	2A	3099	1/1	0.82	0.23	68,68,68,68	0
56	MG	2A	3443	1/1	0.82	0.22	59,59,59,59	0
56	MG	1a	1673	1/1	0.82	0.13	63,63,63,63	0
56	MG	2A	3088	1/1	0.82	0.22	78,78,78,78	0
56	MG	1A	4062	1/1	0.82	0.12	32,32,32,32	0
56	MG	2A	3750	1/1	0.82	0.14	55,55,55,55	0
56	MG	2a	3166	1/1	0.82	0.07	67,67,67,67	0
56	MG	2a	3053	1/1	0.82	0.14	70,70,70,70	0
56	MG	2A	3861	1/1	0.82	0.12	62,62,62,62	0
56	MG	1A	3497	1/1	0.82	0.22	50,50,50,50	0
56	MG	1a	1814	1/1	0.82	0.06	67,67,67,67	0
56	MG	2A	3262	1/1	0.82	0.27	60,60,60,60	0
56	MG	2A	3710	1/1	0.82	0.13	42,42,42,42	0
56	MG	2A	3799	1/1	0.82	0.14	75,75,75,75	0
56	MG	2a	3062	1/1	0.82	0.14	71,71,71,71	0
56	MG	1B	215	1/1	0.82	0.07	55,55,55,55	0
56	MG	1A	4074	1/1	0.82	0.12	48,48,48,48	0
56	MG	2A	3622	1/1	0.82	0.10	38,38,38,38	0
56	MG	1A	3340	1/1	0.82	0.15	50,50,50,50	0
56	MG	1A	3477	1/1	0.82	0.23	53,53,53,53	0
56	MG	1A	3699	1/1	0.82	0.19	37,37,37,37	0
56	MG	2a	3154	1/1	0.82	0.10	69,69,69,69	0
56	MG	1l	104	1/1	0.82	0.12	48,48,48,48	0
56	MG	1a	1693	1/1	0.82	0.15	69,69,69,69	0
56	MG	2a	3209	1/1	0.82	0.24	73,73,73,73	0
56	MG	1a	1611	1/1	0.82	0.13	68,68,68,68	0
56	MG	2a	3197	1/1	0.82	0.09	73,73,73,73	0
56	MG	1A	3753	1/1	0.82	0.20	34,34,34,34	0
56	MG	1A	3336	1/1	0.82	0.16	60,60,60,60	0
56	MG	2a	3086	1/1	0.82	0.15	63,63,63,63	0
56	MG	2B	202	1/1	0.82	0.15	63,63,63,63	0
56	MG	2a	3060	1/1	0.82	0.21	71,71,71,71	0
56	MG	2A	3516	1/1	0.82	0.23	74,74,74,74	0
56	MG	1a	1808	1/1	0.82	0.08	50,50,50,50	0
56	MG	1A	3765	1/1	0.82	0.18	43,43,43,43	0
56	MG	2A	3447	1/1	0.82	0.23	55,55,55,55	0
56	MG	2A	3296	1/1	0.82	0.17	50,50,50,50	0
56	MG	1U	201	1/1	0.82	0.28	51,51,51,51	0
56	MG	1A	3323	1/1	0.82	0.27	50,50,50,50	0
56	MG	1x	117	1/1	0.82	0.20	71,71,71,71	0

Continued on next page...

Continued from previous page...

Mol	Type	Chain	Res	Atoms	RSCC	RSR	B-factors(\AA^2)	Q<0.9
56	MG	1A	3703	1/1	0.82	0.18	48,48,48,48	0
56	MG	1A	3665	1/1	0.82	0.12	30,30,30,30	0
56	MG	2A	3250	1/1	0.82	0.73	64,64,64,64	0
56	MG	1a	1706	1/1	0.82	0.20	59,59,59,59	0
56	MG	1A	3564	1/1	0.82	0.17	49,49,49,49	0
56	MG	1A	3777	1/1	0.82	0.12	46,46,46,46	0
56	MG	2A	3614	1/1	0.82	0.15	45,45,45,45	0
56	MG	1A	4004	1/1	0.82	0.11	51,51,51,51	0
56	MG	2A	3546	1/1	0.82	0.17	65,65,65,65	0
56	MG	1A	3418	1/1	0.82	0.23	55,55,55,55	0
56	MG	2A	3522	1/1	0.82	0.09	41,41,41,41	0
56	MG	1A	3480	1/1	0.82	0.14	54,54,54,54	0
56	MG	2A	3123	1/1	0.83	0.11	59,59,59,59	0
56	MG	1s	101	1/1	0.83	0.16	71,71,71,71	0
56	MG	2A	3480	1/1	0.83	0.37	46,46,46,46	0
56	MG	2A	3282	1/1	0.83	0.16	63,63,63,63	0
56	MG	2A	3171	1/1	0.83	0.12	74,74,74,74	0
56	MG	1a	1659	1/1	0.83	0.38	55,55,55,55	0
56	MG	1a	1781	1/1	0.83	0.13	75,75,75,75	0
56	MG	1A	3693	1/1	0.83	0.23	42,42,42,42	0
56	MG	2F	302	1/1	0.83	0.15	64,64,64,64	0
56	MG	2B	216	1/1	0.83	0.08	65,65,65,65	0
56	MG	1A	3845	1/1	0.83	0.32	57,57,57,57	0
56	MG	2A	3138	1/1	0.83	0.07	70,70,70,70	0
56	MG	2A	3203	1/1	0.83	0.13	48,48,48,48	0
56	MG	2A	3796	1/1	0.83	0.28	77,77,77,77	0
56	MG	1A	3799	1/1	0.83	0.10	38,38,38,38	0
56	MG	1A	3854	1/1	0.83	0.07	60,60,60,60	0
56	MG	2A	3364	1/1	0.83	0.24	66,66,66,66	0
56	MG	2A	3251	1/1	0.83	0.15	62,62,62,62	0
56	MG	2a	3025	1/1	0.83	0.27	59,59,59,59	0
56	MG	2a	3009	1/1	0.83	0.12	72,72,72,72	0
56	MG	1A	3523	1/1	0.83	0.14	53,53,53,53	0
56	MG	2a	3127	1/1	0.83	0.19	63,63,63,63	0
56	MG	1A	3322	1/1	0.83	0.19	43,43,43,43	0
56	MG	1A	3955	1/1	0.83	0.11	65,65,65,65	0
56	MG	1A	4036	1/1	0.83	0.16	41,41,41,41	0
56	MG	2P	203	1/1	0.83	0.10	38,38,38,38	0
56	MG	2a	3175	1/1	0.83	0.16	73,73,73,73	0
56	MG	1D	310	1/1	0.83	0.17	24,24,24,24	0
56	MG	1A	3937	1/1	0.83	0.10	60,60,60,60	0
56	MG	2a	3135	1/1	0.83	0.23	59,59,59,59	0

Continued on next page...

Continued from previous page...

Mol	Type	Chain	Res	Atoms	RSCC	RSR	B-factors(\AA^2)	Q<0.9
56	MG	2A	3059	1/1	0.83	0.30	58,58,58,58	0
56	MG	2a	3068	1/1	0.83	0.12	74,74,74,74	0
56	MG	2A	3053	1/1	0.83	0.17	64,64,64,64	0
56	MG	1A	3747	1/1	0.83	0.17	54,54,54,54	0
56	MG	1A	3136	1/1	0.83	0.14	41,41,41,41	0
56	MG	1A	3706	1/1	0.83	0.24	53,53,53,53	0
56	MG	2A	3335	1/1	0.83	0.29	47,47,47,47	0
56	MG	2A	3566	1/1	0.83	0.17	44,44,44,44	0
56	MG	2A	3713	1/1	0.83	0.13	48,48,48,48	0
56	MG	1A	3510	1/1	0.83	0.15	41,41,41,41	0
56	MG	1a	1797	1/1	0.83	0.07	65,65,65,65	0
56	MG	2a	3005	1/1	0.83	0.17	66,66,66,66	0
56	MG	2A	3162	1/1	0.83	0.21	64,64,64,64	0
56	MG	1d	301	1/1	0.83	0.23	48,48,48,48	0
56	MG	2A	3323	1/1	0.83	0.14	57,57,57,57	0
56	MG	1A	3018	1/1	0.83	0.14	30,30,30,30	0
56	MG	1a	1796	1/1	0.83	0.13	59,59,59,59	0
56	MG	1A	3364	1/1	0.83	0.18	37,37,37,37	0
56	MG	2a	3140	1/1	0.83	0.10	57,57,57,57	0
56	MG	1A	3498	1/1	0.83	0.25	59,59,59,59	0
56	MG	2a	3156	1/1	0.83	0.06	72,72,72,72	0
56	MG	2A	3273	1/1	0.83	0.28	49,49,49,49	0
56	MG	1A	3346	1/1	0.83	0.21	52,52,52,52	0
56	MG	1A	3533	1/1	0.83	0.25	55,55,55,55	0
56	MG	2A	3395	1/1	0.83	0.14	66,66,66,66	0
56	MG	1a	1646	1/1	0.83	0.15	56,56,56,56	0
56	MG	1A	3270	1/1	0.83	0.12	55,55,55,55	0
56	MG	1t	201	1/1	0.84	0.17	59,59,59,59	0
56	MG	2B	213	1/1	0.84	0.22	56,56,56,56	0
56	MG	1A	3039	1/1	0.84	0.21	54,54,54,54	0
56	MG	1A	3367	1/1	0.84	0.26	57,57,57,57	0
56	MG	1Q	206	1/1	0.84	0.16	51,51,51,51	0
56	MG	2A	3508	1/1	0.84	0.15	64,64,64,64	0
56	MG	1B	208	1/1	0.84	0.17	57,57,57,57	0
56	MG	1A	3607	1/1	0.84	0.20	27,27,27,27	0
56	MG	2A	3552	1/1	0.84	0.10	43,43,43,43	0
56	MG	2A	3051	1/1	0.84	0.13	72,72,72,72	0
56	MG	1a	1638	1/1	0.84	0.21	61,61,61,61	0
56	MG	1A	3958	1/1	0.84	0.11	50,50,50,50	0
56	MG	1A	3251	1/1	0.84	0.11	69,69,69,69	0
56	MG	1a	1715	1/1	0.84	0.11	53,53,53,53	0
56	MG	1a	1826	1/1	0.84	0.22	58,58,58,58	0

Continued on next page...

Continued from previous page...

Mol	Type	Chain	Res	Atoms	RSCC	RSR	B-factors(\AA^2)	Q<0.9
56	MG	2A	3236	1/1	0.84	0.19	45,45,45,45	0
56	MG	2A	3608	1/1	0.84	0.14	34,34,34,34	0
56	MG	1A	3984	1/1	0.84	0.10	71,71,71,71	0
56	MG	1A	3282	1/1	0.84	0.67	38,38,38,38	0
56	MG	2A	3540	1/1	0.84	0.14	35,35,35,35	0
56	MG	1A	3339	1/1	0.84	0.25	42,42,42,42	0
56	MG	1A	3358	1/1	0.84	0.15	45,45,45,45	0
56	MG	2A	3753	1/1	0.84	0.13	42,42,42,42	0
56	MG	2a	3037	1/1	0.84	0.15	48,48,48,48	0
56	MG	1a	1722	1/1	0.84	0.11	50,50,50,50	0
56	MG	2A	3295	1/1	0.84	0.25	58,58,58,58	0
56	MG	2a	3002	1/1	0.84	0.13	63,63,63,63	0
56	MG	2A	3297	1/1	0.84	0.14	72,72,72,72	0
56	MG	1A	3207	1/1	0.84	0.16	47,47,47,47	0
56	MG	1A	3954	1/1	0.84	0.15	75,75,75,75	0
56	MG	2A	3186	1/1	0.84	0.15	53,53,53,53	0
56	MG	14	101	1/1	0.84	0.10	69,69,69,69	0
56	MG	1A	4092	1/1	0.84	0.23	54,54,54,54	0
56	MG	1A	3074	1/1	0.84	0.30	55,55,55,55	0
56	MG	2a	3138	1/1	0.84	0.12	67,67,67,67	0
56	MG	1a	1606	1/1	0.84	0.25	71,71,71,71	0
56	MG	2A	3767	1/1	0.84	0.18	51,51,51,51	0
56	MG	1A	3096	1/1	0.84	0.23	57,57,57,57	0
56	MG	2A	3350	1/1	0.84	0.14	68,68,68,68	0
56	MG	2A	3098	1/1	0.84	0.17	61,61,61,61	0
56	MG	2A	3605	1/1	0.84	0.11	51,51,51,51	0
56	MG	1A	3643	1/1	0.84	0.18	56,56,56,56	0
56	MG	1A	4053	1/1	0.84	0.14	34,34,34,34	0
56	MG	2A	3822	1/1	0.84	0.11	61,61,61,61	0
56	MG	2A	3418	1/1	0.84	0.16	66,66,66,66	0
56	MG	1A	3989	1/1	0.84	0.19	31,31,31,31	0
56	MG	2A	3400	1/1	0.84	0.45	59,59,59,59	0
56	MG	2A	3850	1/1	0.84	0.15	55,55,55,55	0
56	MG	2A	3202	1/1	0.84	0.15	47,47,47,47	0
56	MG	1A	3635	1/1	0.84	0.19	33,33,33,33	0
56	MG	1a	1661	1/1	0.84	0.13	58,58,58,58	0
56	MG	1a	1683	1/1	0.84	0.13	43,43,43,43	0
56	MG	2A	3737	1/1	0.84	0.14	70,70,70,70	0
56	MG	1A	3143	1/1	0.84	0.20	37,37,37,37	0
56	MG	2A	3801	1/1	0.84	0.12	80,80,80,80	0
56	MG	1A	3732	1/1	0.84	0.11	61,61,61,61	0
56	MG	1A	3151	1/1	0.84	0.53	42,42,42,42	0

Continued on next page...

Continued from previous page...

Mol	Type	Chain	Res	Atoms	RSCC	RSR	B-factors(\AA^2)	Q<0.9
56	MG	1A	3766	1/1	0.84	0.13	26,26,26,26	0
56	MG	1a	1641	1/1	0.84	0.10	57,57,57,57	0
56	MG	2A	3372	1/1	0.84	0.15	50,50,50,50	0
56	MG	2a	3001	1/1	0.84	0.26	57,57,57,57	0
56	MG	2A	3383	1/1	0.84	0.19	66,66,66,66	0
56	MG	2A	3726	1/1	0.84	0.19	50,50,50,50	0
56	MG	2A	3700	1/1	0.84	0.07	58,58,58,58	0
56	MG	1x	104	1/1	0.84	0.25	56,56,56,56	0
56	MG	2w	101	1/1	0.84	0.15	69,69,69,69	0
56	MG	1a	1730	1/1	0.84	0.25	65,65,65,65	0
56	MG	1A	4095	1/1	0.84	0.12	38,38,38,38	0
56	MG	2A	3087	1/1	0.84	0.22	48,48,48,48	0
56	MG	1a	1696	1/1	0.84	0.25	44,44,44,44	0
56	MG	2a	3077	1/1	0.84	0.14	59,59,59,59	0
56	MG	2A	3299	1/1	0.84	0.16	49,49,49,49	0
56	MG	2a	3238	1/1	0.84	0.24	72,72,72,72	0
56	MG	1A	3256	1/1	0.84	0.13	53,53,53,53	0
56	MG	2A	3014	1/1	0.84	0.64	55,55,55,55	0
56	MG	2A	3766	1/1	0.85	0.19	68,68,68,68	0
56	MG	2A	3168	1/1	0.85	0.10	53,53,53,53	0
56	MG	1A	3685	1/1	0.85	0.21	31,31,31,31	0
56	MG	1A	3885	1/1	0.85	0.19	25,25,25,25	0
56	MG	2g	201	1/1	0.85	0.14	81,81,81,81	0
56	MG	1A	3797	1/1	0.85	0.21	27,27,27,27	0
56	MG	2A	3225	1/1	0.85	0.10	62,62,62,62	0
56	MG	2A	3831	1/1	0.85	0.20	56,56,56,56	0
56	MG	2A	3373	1/1	0.85	0.17	67,67,67,67	0
56	MG	2a	3236	1/1	0.85	0.13	73,73,73,73	0
56	MG	1a	1685	1/1	0.85	0.22	65,65,65,65	0
56	MG	1A	3048	1/1	0.85	0.13	20,20,20,20	0
56	MG	1a	1657	1/1	0.85	0.21	68,68,68,68	0
56	MG	2A	3005	1/1	0.85	0.15	55,55,55,55	0
56	MG	1A	3405	1/1	0.85	0.20	52,52,52,52	0
56	MG	2A	3368	1/1	0.85	0.23	65,65,65,65	0
56	MG	2a	3163	1/1	0.85	0.29	68,68,68,68	0
56	MG	2A	3310	1/1	0.85	0.25	65,65,65,65	0
56	MG	1A	3202	1/1	0.85	0.14	40,40,40,40	0
56	MG	2y	103	1/1	0.85	0.17	76,76,76,76	0
56	MG	2A	3484	1/1	0.85	0.12	58,58,58,58	0
56	MG	1a	1690	1/1	0.85	0.14	56,56,56,56	0
56	MG	1A	3131	1/1	0.85	0.19	63,63,63,63	0
56	MG	1A	3526	1/1	0.85	0.43	42,42,42,42	0

Continued on next page...

Continued from previous page...

Mol	Type	Chain	Res	Atoms	RSCC	RSR	B-factors(\AA^2)	Q<0.9
56	MG	2Q	203	1/1	0.85	0.41	56,56,56,56	0
56	MG	2a	3107	1/1	0.85	0.14	74,74,74,74	0
56	MG	2A	3221	1/1	0.85	0.16	57,57,57,57	0
56	MG	1E	301	1/1	0.85	0.39	28,28,28,28	0
56	MG	2A	3657	1/1	0.85	0.29	84,84,84,84	0
56	MG	1A	3468	1/1	0.85	0.41	57,57,57,57	0
56	MG	2A	3193	1/1	0.85	0.10	63,63,63,63	0
56	MG	2A	3205	1/1	0.85	0.39	63,63,63,63	0
56	MG	1A	3960	1/1	0.85	0.11	50,50,50,50	0
56	MG	2A	3129	1/1	0.85	0.43	54,54,54,54	0
56	MG	2A	3263	1/1	0.85	0.20	71,71,71,71	0
56	MG	2A	3419	1/1	0.85	0.16	62,62,62,62	0
56	MG	1A	3412	1/1	0.85	0.20	38,38,38,38	0
56	MG	1A	3378	1/1	0.85	0.19	42,42,42,42	0
56	MG	1B	214	1/1	0.85	0.13	46,46,46,46	0
56	MG	2A	3377	1/1	0.85	0.24	65,65,65,65	0
56	MG	1A	3927	1/1	0.85	0.16	55,55,55,55	0
56	MG	1x	111	1/1	0.85	0.14	71,71,71,71	0
56	MG	2A	3004	1/1	0.85	0.11	58,58,58,58	0
56	MG	2A	3768	1/1	0.85	0.09	42,42,42,42	0
56	MG	2A	3173	1/1	0.85	0.15	72,72,72,72	0
56	MG	1A	3220	1/1	0.85	0.17	49,49,49,49	0
56	MG	2a	3098	1/1	0.85	0.11	62,62,62,62	0
56	MG	2A	3234	1/1	0.85	0.52	60,60,60,60	0
56	MG	1a	1788	1/1	0.85	0.09	61,61,61,61	0
56	MG	1N	201	1/1	0.85	0.36	51,51,51,51	0
56	MG	1a	1607	1/1	0.85	0.16	55,55,55,55	0
56	MG	2A	3163	1/1	0.85	0.12	57,57,57,57	0
56	MG	1A	3932	1/1	0.85	0.19	48,48,48,48	0
56	MG	1A	3947	1/1	0.85	0.17	27,27,27,27	0
56	MG	1A	4027	1/1	0.85	0.41	65,65,65,65	0
56	MG	1A	4076	1/1	0.85	0.25	36,36,36,36	0
56	MG	2A	3292	1/1	0.85	0.11	57,57,57,57	0
56	MG	2A	3309	1/1	0.85	0.19	55,55,55,55	0
56	MG	1a	1759	1/1	0.85	0.14	61,61,61,61	0
56	MG	2A	3074	1/1	0.85	0.45	41,41,41,41	0
56	MG	2A	3376	1/1	0.85	0.20	53,53,53,53	0
56	MG	2A	3439	1/1	0.85	0.22	55,55,55,55	0
56	MG	1A	3733	1/1	0.85	0.15	45,45,45,45	0
56	MG	2A	3339	1/1	0.85	0.23	64,64,64,64	0
56	MG	2A	3114	1/1	0.85	0.14	64,64,64,64	0
56	MG	2A	3159	1/1	0.85	0.21	66,66,66,66	0

Continued on next page...

Continued from previous page...

Mol	Type	Chain	Res	Atoms	RSCC	RSR	B-factors(\AA^2)	Q<0.9
56	MG	2A	3302	1/1	0.86	0.14	61,61,61,61	0
56	MG	1A	3682	1/1	0.86	0.17	61,61,61,61	0
56	MG	1A	4014	1/1	0.86	0.15	46,46,46,46	0
56	MG	1a	1817	1/1	0.86	0.25	58,58,58,58	0
56	MG	1A	3041	1/1	0.86	0.55	34,34,34,34	0
56	MG	2a	3106	1/1	0.86	0.12	65,65,65,65	0
56	MG	1A	3434	1/1	0.86	0.16	40,40,40,40	0
56	MG	2A	3391	1/1	0.86	0.12	68,68,68,68	0
56	MG	1A	3528	1/1	0.86	0.34	47,47,47,47	0
56	MG	2A	3265	1/1	0.86	0.12	57,57,57,57	0
56	MG	1A	3990	1/1	0.86	0.14	33,33,33,33	0
56	MG	1N	203	1/1	0.86	0.16	46,46,46,46	0
56	MG	1A	3626	1/1	0.86	0.12	47,47,47,47	0
56	MG	2A	3479	1/1	0.86	0.24	52,52,52,52	0
56	MG	2a	3137	1/1	0.86	0.13	75,75,75,75	0
56	MG	1A	3147	1/1	0.86	0.26	39,39,39,39	0
56	MG	2A	3495	1/1	0.86	0.16	57,57,57,57	0
56	MG	2q	201	1/1	0.86	0.24	68,68,68,68	0
56	MG	2B	217	1/1	0.86	0.21	84,84,84,84	0
56	MG	1A	3062	1/1	0.86	0.27	51,51,51,51	0
56	MG	2a	3089	1/1	0.86	0.26	69,69,69,69	0
56	MG	2a	3034	1/1	0.86	0.22	72,72,72,72	0
56	MG	2A	3679	1/1	0.86	0.10	52,52,52,52	0
56	MG	25	104	1/1	0.86	0.25	54,54,54,54	0
56	MG	1a	1679	1/1	0.86	0.11	66,66,66,66	0
56	MG	2A	3490	1/1	0.86	0.15	53,53,53,53	0
56	MG	1A	4031	1/1	0.86	0.10	60,60,60,60	0
56	MG	2D	307	1/1	0.86	0.53	47,47,47,47	0
56	MG	1A	3261	1/1	0.86	0.16	52,52,52,52	0
56	MG	1A	3114	1/1	0.86	0.25	32,32,32,32	0
56	MG	2a	3050	1/1	0.86	0.18	47,47,47,47	0
56	MG	1a	1692	1/1	0.86	0.17	70,70,70,70	0
56	MG	2A	3613	1/1	0.86	0.12	46,46,46,46	0
56	MG	1A	3686	1/1	0.86	0.17	54,54,54,54	0
56	MG	1A	3234	1/1	0.86	0.37	54,54,54,54	0
56	MG	1A	3237	1/1	0.86	0.25	30,30,30,30	0
56	MG	1A	3504	1/1	0.86	0.32	54,54,54,54	0
56	MG	2a	3045	1/1	0.86	0.22	72,72,72,72	0
56	MG	2A	3314	1/1	0.86	0.26	60,60,60,60	0
56	MG	2a	3216	1/1	0.86	0.17	72,72,72,72	0
56	MG	1A	3907	1/1	0.86	0.09	48,48,48,48	0
56	MG	1A	3349	1/1	0.86	0.25	56,56,56,56	0

Continued on next page...

Continued from previous page...

Mol	Type	Chain	Res	Atoms	RSCC	RSR	B-factors(\AA^2)	Q<0.9
56	MG	1x	112	1/1	0.86	0.15	58,58,58,58	0
56	MG	2X	101	1/1	0.86	0.12	56,56,56,56	0
56	MG	2A	3497	1/1	0.86	0.17	51,51,51,51	0
56	MG	2A	3457	1/1	0.86	0.14	50,50,50,50	0
56	MG	2a	3227	1/1	0.86	0.21	78,78,78,78	0
56	MG	25	105	1/1	0.86	0.22	49,49,49,49	0
56	MG	2A	3121	1/1	0.86	0.17	48,48,48,48	0
56	MG	1A	3440	1/1	0.86	0.13	36,36,36,36	0
56	MG	1A	3333	1/1	0.86	0.30	56,56,56,56	0
56	MG	2A	3056	1/1	0.86	0.18	59,59,59,59	0
56	MG	2A	3356	1/1	0.86	0.35	62,62,62,62	0
56	MG	2A	3367	1/1	0.86	0.13	54,54,54,54	0
56	MG	1A	3713	1/1	0.86	0.26	63,63,63,63	0
56	MG	2A	3182	1/1	0.86	0.14	49,49,49,49	0
56	MG	2A	3283	1/1	0.86	0.09	57,57,57,57	0
56	MG	2a	3027	1/1	0.86	0.43	70,70,70,70	0
56	MG	1a	1805	1/1	0.86	0.14	55,55,55,55	0
56	MG	1F	308	1/1	0.86	0.20	49,49,49,49	0
56	MG	2a	3084	1/1	0.86	0.15	58,58,58,58	0
56	MG	2a	3117	1/1	0.86	0.13	65,65,65,65	0
56	MG	2A	3416	1/1	0.86	0.20	64,64,64,64	0
56	MG	1A	3675	1/1	0.86	0.10	24,24,24,24	0
56	MG	2A	3104	1/1	0.86	0.15	51,51,51,51	0
56	MG	1P	209	1/1	0.86	0.14	40,40,40,40	0
56	MG	1A	3400	1/1	0.86	0.54	42,42,42,42	0
56	MG	10	104	1/1	0.86	0.18	59,59,59,59	0
56	MG	1a	1658	1/1	0.86	0.08	63,63,63,63	0
56	MG	1A	3776	1/1	0.87	0.12	31,31,31,31	0
56	MG	1A	3475	1/1	0.87	0.26	48,48,48,48	0
56	MG	2A	3826	1/1	0.87	0.14	55,55,55,55	0
56	MG	1A	3334	1/1	0.87	0.16	43,43,43,43	0
56	MG	1A	3017	1/1	0.87	0.39	50,50,50,50	0
56	MG	2A	3515	1/1	0.87	0.15	36,36,36,36	0
56	MG	2A	3267	1/1	0.87	0.82	67,67,67,67	0
56	MG	1a	1779	1/1	0.87	0.19	88,88,88,88	0
56	MG	1A	3493	1/1	0.87	0.17	48,48,48,48	0
56	MG	1P	207	1/1	0.87	0.08	51,51,51,51	0
56	MG	2A	3463	1/1	0.87	0.12	55,55,55,55	0
56	MG	2A	3611	1/1	0.87	0.13	51,51,51,51	0
56	MG	1A	3585	1/1	0.87	0.31	35,35,35,35	0
56	MG	1B	237	1/1	0.87	0.12	68,68,68,68	0
56	MG	1A	3823	1/1	0.87	0.60	50,50,50,50	0

Continued on next page...

Continued from previous page...

Mol	Type	Chain	Res	Atoms	RSCC	RSR	B-factors(\AA^2)	Q<0.9
56	MG	1a	1729	1/1	0.87	0.19	54,54,54,54	0
56	MG	1A	3836	1/1	0.87	0.20	50,50,50,50	0
56	MG	2D	306	1/1	0.87	0.77	47,47,47,47	0
56	MG	2A	3248	1/1	0.87	0.57	65,65,65,65	0
56	MG	2a	3080	1/1	0.87	0.28	62,62,62,62	0
56	MG	1A	3170	1/1	0.87	0.18	47,47,47,47	0
56	MG	1A	3892	1/1	0.87	0.14	30,30,30,30	0
56	MG	2A	3358	1/1	0.87	0.13	56,56,56,56	0
56	MG	2A	3715	1/1	0.87	0.17	68,68,68,68	0
56	MG	1A	3627	1/1	0.87	0.22	18,18,18,18	0
56	MG	2A	3268	1/1	0.87	0.17	57,57,57,57	0
56	MG	2A	3003	1/1	0.87	0.23	44,44,44,44	0
56	MG	1A	3116	1/1	0.87	0.22	36,36,36,36	0
56	MG	2A	3601	1/1	0.87	0.20	58,58,58,58	0
56	MG	12	101	1/1	0.87	0.15	54,54,54,54	0
56	MG	1N	205	1/1	0.87	0.23	57,57,57,57	0
56	MG	2a	3064	1/1	0.87	0.23	64,64,64,64	0
56	MG	2a	3122	1/1	0.87	0.09	73,73,73,73	0
56	MG	1f	202	1/1	0.87	0.13	70,70,70,70	0
56	MG	2A	3043	1/1	0.87	0.19	57,57,57,57	0
56	MG	2a	3183	1/1	0.87	0.14	60,60,60,60	0
56	MG	1A	3505	1/1	0.87	0.16	39,39,39,39	0
56	MG	1a	1752	1/1	0.87	0.19	74,74,74,74	0
56	MG	2A	3858	1/1	0.87	0.28	64,64,64,64	0
56	MG	1A	4100	1/1	0.87	0.42	85,85,85,85	0
56	MG	1a	1627	1/1	0.87	0.12	55,55,55,55	0
56	MG	2A	3022	1/1	0.87	0.29	56,56,56,56	0
56	MG	2A	3175	1/1	0.87	0.43	50,50,50,50	0
56	MG	1a	1669	1/1	0.87	0.28	75,75,75,75	0
56	MG	2A	3562	1/1	0.87	0.16	35,35,35,35	0
56	MG	1A	3664	1/1	0.87	0.08	40,40,40,40	0
56	MG	2a	3187	1/1	0.87	0.16	70,70,70,70	0
56	MG	2A	3506	1/1	0.87	0.11	36,36,36,36	0
56	MG	2a	3143	1/1	0.87	0.12	75,75,75,75	0
56	MG	1A	4038	1/1	0.87	0.09	52,52,52,52	0
56	MG	1a	1754	1/1	0.87	0.16	57,57,57,57	0
56	MG	2A	3531	1/1	0.87	0.17	55,55,55,55	0
56	MG	2A	3692	1/1	0.87	0.07	66,66,66,66	0
56	MG	2a	3118	1/1	0.87	0.13	62,62,62,62	0
56	MG	1A	3101	1/1	0.87	0.17	56,56,56,56	0
56	MG	1A	3917	1/1	0.87	0.16	34,34,34,34	0
56	MG	1A	3279	1/1	0.87	0.31	39,39,39,39	0

Continued on next page...

Continued from previous page...

Mol	Type	Chain	Res	Atoms	RSCC	RSR	B-factors(\AA^2)	Q<0.9
56	MG	2A	3136	1/1	0.87	0.16	38,38,38,38	0
56	MG	2a	3047	1/1	0.87	0.13	55,55,55,55	0
56	MG	1A	3431	1/1	0.87	0.21	54,54,54,54	0
56	MG	1A	3296	1/1	0.87	0.12	32,32,32,32	0
56	MG	1A	3157	1/1	0.87	0.20	40,40,40,40	0
56	MG	2A	3069	1/1	0.87	0.09	54,54,54,54	0
56	MG	2A	3525	1/1	0.87	0.14	60,60,60,60	0
56	MG	2A	3461	1/1	0.87	0.15	44,44,44,44	0
56	MG	1A	4028	1/1	0.87	0.07	61,61,61,61	0
56	MG	1B	212	1/1	0.87	0.14	40,40,40,40	0
56	MG	2t	201	1/1	0.87	0.14	47,47,47,47	0
56	MG	1Y	201	1/1	0.87	0.23	32,32,32,32	0
56	MG	1A	3578	1/1	0.87	0.19	43,43,43,43	0
56	MG	1A	3433	1/1	0.87	0.13	31,31,31,31	0
56	MG	20	101	1/1	0.87	0.11	67,67,67,67	0
56	MG	1x	110	1/1	0.87	0.22	61,61,61,61	0
56	MG	1A	3488	1/1	0.87	0.17	33,33,33,33	0
56	MG	1a	1689	1/1	0.87	0.15	59,59,59,59	0
56	MG	2a	3213	1/1	0.87	0.08	75,75,75,75	0
56	MG	1E	313	1/1	0.87	0.27	54,54,54,54	0
56	MG	1A	3997	1/1	0.87	0.20	45,45,45,45	0
56	MG	2A	3432	1/1	0.87	0.22	40,40,40,40	0
56	MG	1A	3717	1/1	0.87	0.07	41,41,41,41	0
56	MG	1A	3391	1/1	0.87	0.10	42,42,42,42	0
56	MG	2A	3564	1/1	0.87	0.23	53,53,53,53	0
56	MG	1a	1810	1/1	0.87	0.10	59,59,59,59	0
56	MG	1E	303	1/1	0.87	0.30	38,38,38,38	0
56	MG	2A	3602	1/1	0.87	0.14	55,55,55,55	0
56	MG	1A	3061	1/1	0.87	0.18	67,67,67,67	0
56	MG	1A	3816	1/1	0.87	0.23	54,54,54,54	0
56	MG	2A	3592	1/1	0.87	0.14	46,46,46,46	0
56	MG	1A	3534	1/1	0.87	0.20	63,63,63,63	0
56	MG	2A	3252	1/1	0.87	0.11	48,48,48,48	0
56	MG	2A	3331	1/1	0.87	0.32	72,72,72,72	0
56	MG	2A	3200	1/1	0.87	0.17	48,48,48,48	0
56	MG	1a	1668	1/1	0.87	0.11	66,66,66,66	0
56	MG	2A	3702	1/1	0.87	0.10	31,31,31,31	0
56	MG	1A	3888	1/1	0.87	0.32	44,44,44,44	0
56	MG	2A	3716	1/1	0.87	0.08	51,51,51,51	0
56	MG	2a	3051	1/1	0.87	0.15	62,62,62,62	0
56	MG	2A	3483	1/1	0.87	0.19	68,68,68,68	0
56	MG	2A	3194	1/1	0.88	0.38	60,60,60,60	0

Continued on next page...

Continued from previous page...

Mol	Type	Chain	Res	Atoms	RSCC	RSR	B-factors(\AA^2)	Q<0.9
56	MG	1a	1623	1/1	0.88	0.23	55,55,55,55	0
56	MG	1A	3722	1/1	0.88	0.16	59,59,59,59	0
56	MG	1A	3949	1/1	0.88	0.07	54,54,54,54	0
56	MG	1A	3438	1/1	0.88	0.16	50,50,50,50	0
56	MG	2A	3030	1/1	0.88	0.12	46,46,46,46	0
56	MG	2A	3503	1/1	0.88	0.19	39,39,39,39	0
56	MG	1A	3667	1/1	0.88	0.18	28,28,28,28	0
56	MG	1A	4070	1/1	0.88	0.07	52,52,52,52	0
56	MG	1A	4094	1/1	0.88	0.22	47,47,47,47	0
56	MG	2A	3379	1/1	0.88	0.15	56,56,56,56	0
56	MG	1a	1667	1/1	0.88	0.21	58,58,58,58	0
56	MG	1a	1712	1/1	0.88	0.27	53,53,53,53	0
56	MG	1A	3750	1/1	0.88	0.14	34,34,34,34	0
56	MG	1A	3109	1/1	0.88	0.41	31,31,31,31	0
56	MG	1a	1726	1/1	0.88	0.14	61,61,61,61	0
56	MG	1A	4073	1/1	0.88	0.36	59,59,59,59	0
56	MG	2A	3853	1/1	0.88	0.13	49,49,49,49	0
56	MG	1A	3625	1/1	0.88	0.12	53,53,53,53	0
56	MG	2A	3428	1/1	0.88	0.20	50,50,50,50	0
56	MG	1A	4018	1/1	0.88	0.17	35,35,35,35	0
56	MG	1a	1710	1/1	0.88	0.15	53,53,53,53	0
56	MG	1A	3802	1/1	0.88	0.24	60,60,60,60	0
56	MG	1A	3303	1/1	0.88	0.39	55,55,55,55	0
56	MG	1A	3725	1/1	0.88	0.08	66,66,66,66	0
56	MG	2W	202	1/1	0.88	0.28	45,45,45,45	0
56	MG	2a	3179	1/1	0.88	0.08	69,69,69,69	0
56	MG	2a	3131	1/1	0.88	0.19	60,60,60,60	0
56	MG	1w	102	1/1	0.88	0.20	75,75,75,75	0
56	MG	1A	3276	1/1	0.88	0.12	45,45,45,45	0
56	MG	1A	3617	1/1	0.88	0.13	36,36,36,36	0
56	MG	1A	3506	1/1	0.88	0.27	47,47,47,47	0
56	MG	2A	3375	1/1	0.88	0.18	64,64,64,64	0
56	MG	2A	3343	1/1	0.88	0.08	57,57,57,57	0
56	MG	2A	3370	1/1	0.88	0.12	64,64,64,64	0
56	MG	2A	3270	1/1	0.88	0.20	57,57,57,57	0
56	MG	2A	3011	1/1	0.88	0.09	53,53,53,53	0
56	MG	1A	3889	1/1	0.88	0.18	44,44,44,44	0
56	MG	2A	3470	1/1	0.88	0.62	62,62,62,62	0
56	MG	1A	4046	1/1	0.88	0.15	44,44,44,44	0
56	MG	2A	3509	1/1	0.88	0.15	41,41,41,41	0
56	MG	1A	4051	1/1	0.88	0.32	58,58,58,58	0
56	MG	1A	3470	1/1	0.88	0.24	49,49,49,49	0

Continued on next page...

Continued from previous page...

Mol	Type	Chain	Res	Atoms	RSCC	RSR	B-factors(\AA^2)	Q<0.9
56	MG	10	102	1/1	0.88	0.16	41,41,41,41	0
56	MG	1Q	205	1/1	0.88	0.21	55,55,55,55	0
56	MG	1a	1791	1/1	0.88	0.10	64,64,64,64	0
56	MG	16	103	1/1	0.88	0.24	51,51,51,51	0
56	MG	2A	3862	1/1	0.88	0.09	57,57,57,57	0
56	MG	1A	3870	1/1	0.88	0.20	30,30,30,30	0
56	MG	1A	3575	1/1	0.88	0.22	55,55,55,55	0
56	MG	2A	3721	1/1	0.88	0.11	62,62,62,62	0
56	MG	2A	3706	1/1	0.88	0.14	68,68,68,68	0
56	MG	12	102	1/1	0.88	0.21	39,39,39,39	0
56	MG	1A	3690	1/1	0.88	0.20	19,19,19,19	0
56	MG	2A	3847	1/1	0.88	0.11	47,47,47,47	0
56	MG	1A	3335	1/1	0.88	0.17	36,36,36,36	0
56	MG	1A	3519	1/1	0.88	0.11	45,45,45,45	0
56	MG	2A	3150	1/1	0.88	0.35	53,53,53,53	0
56	MG	1G	204	1/1	0.88	0.12	52,52,52,52	0
56	MG	1A	3787	1/1	0.88	0.08	44,44,44,44	0
56	MG	2a	3202	1/1	0.88	0.27	75,75,75,75	0
56	MG	1a	1642	1/1	0.88	0.17	57,57,57,57	0
56	MG	2a	3231	1/1	0.88	0.15	58,58,58,58	0
56	MG	25	103	1/1	0.88	0.22	45,45,45,45	0
56	MG	1A	3547	1/1	0.88	0.18	42,42,42,42	0
56	MG	1A	3606	1/1	0.88	0.20	36,36,36,36	0
56	MG	2A	3228	1/1	0.88	0.40	72,72,72,72	0
56	MG	1A	3739	1/1	0.88	0.11	51,51,51,51	0
56	MG	1A	3963	1/1	0.88	0.11	33,33,33,33	0
56	MG	1A	3361	1/1	0.88	0.17	56,56,56,56	0
56	MG	2W	201	1/1	0.88	0.26	57,57,57,57	0
56	MG	2a	3023	1/1	0.88	0.16	76,76,76,76	0
56	MG	1B	211	1/1	0.88	0.32	51,51,51,51	0
56	MG	2a	3233	1/1	0.88	0.15	67,67,67,67	0
56	MG	1a	1709	1/1	0.88	0.18	50,50,50,50	0
56	MG	2A	3746	1/1	0.88	0.11	57,57,57,57	0
56	MG	2A	3743	1/1	0.88	0.09	59,59,59,59	0
56	MG	2B	212	1/1	0.88	0.18	57,57,57,57	0
56	MG	1A	3238	1/1	0.88	0.23	56,56,56,56	0
56	MG	2A	3462	1/1	0.88	0.20	60,60,60,60	0
56	MG	2A	3770	1/1	0.88	0.31	54,54,54,54	0
56	MG	2A	3160	1/1	0.88	0.53	57,57,57,57	0
56	MG	1A	3709	1/1	0.88	0.19	41,41,41,41	0
56	MG	1A	3060	1/1	0.88	0.14	39,39,39,39	0
56	MG	1A	3388	1/1	0.88	0.18	44,44,44,44	0

Continued on next page...

Continued from previous page...

Mol	Type	Chain	Res	Atoms	RSCC	RSR	B-factors(\AA^2)	Q<0.9
56	MG	2A	3687	1/1	0.88	0.34	71,71,71,71	0
56	MG	1A	3770	1/1	0.88	0.15	32,32,32,32	0
56	MG	2Q	204	1/1	0.88	0.42	62,62,62,62	0
56	MG	2A	3409	1/1	0.88	0.15	66,66,66,66	0
56	MG	2A	3664	1/1	0.88	0.13	57,57,57,57	0
56	MG	1A	3991	1/1	0.88	0.19	22,22,22,22	0
56	MG	2A	3181	1/1	0.88	0.11	44,44,44,44	0
56	MG	2A	3369	1/1	0.88	0.11	64,64,64,64	0
56	MG	2A	3712	1/1	0.88	0.18	70,70,70,70	0
56	MG	1a	1677	1/1	0.88	0.29	57,57,57,57	0
56	MG	2a	3020	1/1	0.88	0.14	71,71,71,71	0
56	MG	1A	3155	1/1	0.88	0.21	43,43,43,43	0
56	MG	1B	233	1/1	0.88	0.09	63,63,63,63	0
56	MG	1F	304	1/1	0.88	0.13	34,34,34,34	0
56	MG	1A	3563	1/1	0.88	0.16	53,53,53,53	0
56	MG	1A	4082	1/1	0.88	0.11	35,35,35,35	0
56	MG	1A	3566	1/1	0.88	0.15	52,52,52,52	0
56	MG	2a	3046	1/1	0.88	0.11	66,66,66,66	0
56	MG	1A	3123	1/1	0.88	0.27	41,41,41,41	0
56	MG	1A	3988	1/1	0.88	0.25	21,21,21,21	0
56	MG	1A	3734	1/1	0.88	0.11	49,49,49,49	0
56	MG	2A	3792	1/1	0.88	0.41	63,63,63,63	0
56	MG	2a	3148	1/1	0.88	0.14	63,63,63,63	0
56	MG	1a	1666	1/1	0.88	0.14	63,63,63,63	0
56	MG	1a	1762	1/1	0.88	0.19	61,61,61,61	0
56	MG	1A	3458	1/1	0.88	0.14	62,62,62,62	0
56	MG	1a	1691	1/1	0.88	0.14	64,64,64,64	0
56	MG	18	107	1/1	0.88	0.30	56,56,56,56	0
56	MG	1A	3644	1/1	0.88	0.17	58,58,58,58	0
56	MG	2A	3130	1/1	0.88	0.21	54,54,54,54	0
56	MG	1A	4037	1/1	0.88	0.10	68,68,68,68	0
56	MG	2A	3688	1/1	0.88	0.16	57,57,57,57	0
56	MG	2A	3459	1/1	0.88	0.11	41,41,41,41	0
56	MG	1A	3681	1/1	0.88	0.08	47,47,47,47	0
56	MG	1A	3456	1/1	0.88	0.12	49,49,49,49	0
56	MG	2A	3348	1/1	0.88	0.14	65,65,65,65	0
56	MG	1A	3226	1/1	0.89	0.23	43,43,43,43	0
56	MG	1Z	302	1/1	0.89	0.08	60,60,60,60	0
56	MG	1A	3974	1/1	0.89	0.08	54,54,54,54	0
56	MG	1A	3572	1/1	0.89	0.30	39,39,39,39	0
56	MG	1A	3450	1/1	0.89	0.43	50,50,50,50	0
56	MG	1A	3209	1/1	0.89	0.17	38,38,38,38	0

Continued on next page...

Continued from previous page...

Mol	Type	Chain	Res	Atoms	RSCC	RSR	B-factors(\AA^2)	Q<0.9
56	MG	1A	4099	1/1	0.89	0.21	40,40,40,40	0
56	MG	2a	3139	1/1	0.89	0.09	70,70,70,70	0
56	MG	2A	3771	1/1	0.89	0.10	62,62,62,62	0
56	MG	1A	3981	1/1	0.89	0.18	60,60,60,60	0
56	MG	2A	3338	1/1	0.89	0.18	62,62,62,62	0
56	MG	2A	3041	1/1	0.89	0.12	70,70,70,70	0
56	MG	1A	3964	1/1	0.89	0.07	33,33,33,33	0
56	MG	1A	3129	1/1	0.89	0.27	47,47,47,47	0
56	MG	1A	3565	1/1	0.89	0.11	58,58,58,58	0
56	MG	1A	3976	1/1	0.89	0.14	47,47,47,47	0
56	MG	2A	3473	1/1	0.89	0.14	60,60,60,60	0
56	MG	2A	3257	1/1	0.89	0.16	62,62,62,62	0
56	MG	2a	3024	1/1	0.89	0.16	59,59,59,59	0
56	MG	1A	3970	1/1	0.89	0.16	20,20,20,20	0
56	MG	2A	3619	1/1	0.89	0.12	36,36,36,36	0
56	MG	2a	3008	1/1	0.89	0.13	57,57,57,57	0
56	MG	1A	3490	1/1	0.89	0.23	35,35,35,35	0
56	MG	1A	3398	1/1	0.89	0.20	23,23,23,23	0
56	MG	1A	3091	1/1	0.89	0.13	50,50,50,50	0
56	MG	1A	3484	1/1	0.89	0.25	59,59,59,59	0
56	MG	1A	3420	1/1	0.89	0.15	51,51,51,51	0
56	MG	2A	3839	1/1	0.89	0.10	35,35,35,35	0
56	MG	1A	3306	1/1	0.89	0.21	41,41,41,41	0
56	MG	1A	3029	1/1	0.89	0.14	23,23,23,23	0
56	MG	2D	309	1/1	0.89	0.20	35,35,35,35	0
56	MG	2a	3056	1/1	0.89	0.11	57,57,57,57	0
56	MG	1A	3390	1/1	0.89	0.23	36,36,36,36	0
56	MG	2A	3885	1/1	0.89	0.24	59,59,59,59	0
56	MG	1A	3646	1/1	0.89	0.16	30,30,30,30	0
56	MG	2A	3183	1/1	0.89	0.20	52,52,52,52	0
56	MG	2A	3689	1/1	0.89	0.09	59,59,59,59	0
56	MG	1B	227	1/1	0.89	0.14	60,60,60,60	0
56	MG	1A	3159	1/1	0.89	0.30	30,30,30,30	0
56	MG	1A	3696	1/1	0.89	0.14	20,20,20,20	0
56	MG	1A	3446	1/1	0.89	0.17	52,52,52,52	0
56	MG	1a	1680	1/1	0.89	0.15	63,63,63,63	0
56	MG	1a	1786	1/1	0.89	0.10	73,73,73,73	0
56	MG	1A	4019	1/1	0.89	0.14	22,22,22,22	0
56	MG	2A	3442	1/1	0.89	0.21	57,57,57,57	0
56	MG	15	102	1/1	0.89	0.32	42,42,42,42	0
56	MG	2A	3845	1/1	0.89	0.09	44,44,44,44	0
56	MG	1A	3538	1/1	0.89	0.18	50,50,50,50	0

Continued on next page...

Continued from previous page...

Mol	Type	Chain	Res	Atoms	RSCC	RSR	B-factors(\AA^2)	Q<0.9
56	MG	1A	3712	1/1	0.89	0.07	54,54,54,54	0
56	MG	1a	1695	1/1	0.89	0.27	52,52,52,52	0
56	MG	2A	3312	1/1	0.89	0.16	50,50,50,50	0
56	MG	1a	1671	1/1	0.89	0.12	49,49,49,49	0
56	MG	1a	1827	1/1	0.89	0.15	52,52,52,52	0
56	MG	2A	3581	1/1	0.89	0.11	46,46,46,46	0
56	MG	2A	3152	1/1	0.89	0.28	71,71,71,71	0
56	MG	2A	3089	1/1	0.89	0.14	61,61,61,61	0
56	MG	2A	3686	1/1	0.89	0.18	53,53,53,53	0
56	MG	2F	303	1/1	0.89	0.40	48,48,48,48	0
56	MG	1a	1720	1/1	0.89	0.28	51,51,51,51	0
56	MG	1A	3419	1/1	0.89	0.11	32,32,32,32	0
56	MG	1a	1665	1/1	0.89	0.21	51,51,51,51	0
56	MG	1A	3957	1/1	0.89	0.08	50,50,50,50	0
56	MG	1A	3613	1/1	0.89	0.15	42,42,42,42	0
56	MG	2A	3781	1/1	0.89	0.09	57,57,57,57	0
56	MG	2A	3326	1/1	0.89	0.24	61,61,61,61	0
56	MG	1a	1654	1/1	0.89	0.16	71,71,71,71	0
56	MG	1A	3314	1/1	0.89	0.23	48,48,48,48	0
56	MG	2a	3036	1/1	0.89	0.15	72,72,72,72	0
56	MG	1A	3416	1/1	0.89	0.22	36,36,36,36	0
56	MG	2A	3456	1/1	0.89	0.11	61,61,61,61	0
56	MG	2A	3670	1/1	0.89	0.34	47,47,47,47	0
56	MG	1B	236	1/1	0.89	0.14	49,49,49,49	0
56	MG	2A	3206	1/1	0.89	0.32	53,53,53,53	0
56	MG	1a	1732	1/1	0.89	0.20	64,64,64,64	0
56	MG	1A	3822	1/1	0.89	0.09	25,25,25,25	0
56	MG	1A	3379	1/1	0.89	0.15	48,48,48,48	0
56	MG	1A	3473	1/1	0.89	0.42	65,65,65,65	0
56	MG	2A	3643	1/1	0.89	0.11	62,62,62,62	0
56	MG	2A	3408	1/1	0.89	0.40	52,52,52,52	0
56	MG	2A	3115	1/1	0.89	0.09	41,41,41,41	0
56	MG	1A	3555	1/1	0.89	0.21	23,23,23,23	0
56	MG	2A	3198	1/1	0.89	0.15	68,68,68,68	0
56	MG	2a	3105	1/1	0.89	0.12	45,45,45,45	0
56	MG	1A	3063	1/1	0.89	0.16	43,43,43,43	0
56	MG	2a	3220	1/1	0.89	0.06	63,63,63,63	0
56	MG	2A	3575	1/1	0.89	0.20	65,65,65,65	0
56	MG	2A	3465	1/1	0.89	0.11	48,48,48,48	0
56	MG	2a	3214	1/1	0.89	0.08	74,74,74,74	0
56	MG	1A	3956	1/1	0.89	0.23	45,45,45,45	0
56	MG	1A	3940	1/1	0.89	0.14	28,28,28,28	0

Continued on next page...

Continued from previous page...

Mol	Type	Chain	Res	Atoms	RSCC	RSR	B-factors(\AA^2)	Q<0.9
56	MG	2A	3254	1/1	0.89	0.17	63,63,63,63	0
56	MG	1x	103	1/1	0.89	0.15	48,48,48,48	0
56	MG	2A	3627	1/1	0.89	0.13	44,44,44,44	0
56	MG	2F	301	1/1	0.89	0.35	46,46,46,46	0
56	MG	1A	3315	1/1	0.89	0.14	51,51,51,51	0
56	MG	2w	103	1/1	0.89	0.07	64,64,64,64	0
56	MG	1A	3650	1/1	0.89	0.20	49,49,49,49	0
56	MG	1W	201	1/1	0.89	0.29	49,49,49,49	0
56	MG	2A	3189	1/1	0.89	0.20	60,60,60,60	0
56	MG	1A	3246	1/1	0.89	0.27	50,50,50,50	0
56	MG	1A	3479	1/1	0.89	0.14	53,53,53,53	0
56	MG	2A	3341	1/1	0.89	0.31	66,66,66,66	0
56	MG	2A	3583	1/1	0.89	0.08	61,61,61,61	0
56	MG	2A	3873	1/1	0.89	0.40	75,75,75,75	0
56	MG	2A	3603	1/1	0.89	0.09	60,60,60,60	0
56	MG	1A	3401	1/1	0.89	0.28	35,35,35,35	0
56	MG	1A	3006	1/1	0.89	0.21	47,47,47,47	0
56	MG	2A	3491	1/1	0.89	0.14	50,50,50,50	0
56	MG	2A	3149	1/1	0.89	0.13	63,63,63,63	0
56	MG	1A	3451	1/1	0.89	0.31	42,42,42,42	0
56	MG	2x	102	1/1	0.89	0.10	70,70,70,70	0
56	MG	1A	3263	1/1	0.89	0.11	64,64,64,64	0
56	MG	1A	4026	1/1	0.89	0.12	35,35,35,35	0
56	MG	1A	3344	1/1	0.89	0.19	53,53,53,53	0
56	MG	1A	4002	1/1	0.89	0.12	31,31,31,31	0
56	MG	1A	3447	1/1	0.89	0.19	51,51,51,51	0
56	MG	1A	3891	1/1	0.89	0.21	21,21,21,21	0
56	MG	2A	3834	1/1	0.89	0.15	48,48,48,48	0
56	MG	1A	3552	1/1	0.89	0.18	27,27,27,27	0
56	MG	1A	3486	1/1	0.89	0.18	44,44,44,44	0
56	MG	2B	209	1/1	0.89	0.17	59,59,59,59	0
56	MG	2A	3788	1/1	0.89	0.19	51,51,51,51	0
56	MG	18	105	1/1	0.90	0.14	45,45,45,45	0
56	MG	2A	3238	1/1	0.90	0.22	45,45,45,45	0
56	MG	2A	3384	1/1	0.90	0.27	62,62,62,62	0
56	MG	1A	3791	1/1	0.90	0.24	63,63,63,63	0
56	MG	20	102	1/1	0.90	0.18	65,65,65,65	0
56	MG	2A	3811	1/1	0.90	0.16	54,54,54,54	0
56	MG	1A	3428	1/1	0.90	0.09	56,56,56,56	0
56	MG	2A	3075	1/1	0.90	0.23	48,48,48,48	0
56	MG	2E	301	1/1	0.90	0.15	49,49,49,49	0
56	MG	2A	3578	1/1	0.90	0.15	54,54,54,54	0

Continued on next page...

Continued from previous page...

Mol	Type	Chain	Res	Atoms	RSCC	RSR	B-factors(\AA^2)	Q<0.9
56	MG	1A	3967	1/1	0.90	0.12	46,46,46,46	0
56	MG	2A	3561	1/1	0.90	0.15	36,36,36,36	0
56	MG	1A	3316	1/1	0.90	0.21	40,40,40,40	0
56	MG	2a	3028	1/1	0.90	0.09	62,62,62,62	0
56	MG	2A	3046	1/1	0.90	0.13	48,48,48,48	0
56	MG	1A	3366	1/1	0.90	0.26	40,40,40,40	0
56	MG	2A	3761	1/1	0.90	0.18	62,62,62,62	0
56	MG	2A	3569	1/1	0.90	0.09	46,46,46,46	0
56	MG	2A	3783	1/1	0.90	0.15	58,58,58,58	0
56	MG	2A	3680	1/1	0.90	0.24	54,54,54,54	0
56	MG	2A	3249	1/1	0.90	0.30	55,55,55,55	0
56	MG	2A	3132	1/1	0.90	0.15	36,36,36,36	0
56	MG	1a	1636	1/1	0.90	0.12	49,49,49,49	0
56	MG	2a	3017	1/1	0.90	0.10	71,71,71,71	0
56	MG	1A	4085	1/1	0.90	0.17	17,17,17,17	0
56	MG	2A	3222	1/1	0.90	0.35	61,61,61,61	0
56	MG	2D	302	1/1	0.90	0.16	55,55,55,55	0
56	MG	2A	3027	1/1	0.90	0.18	71,71,71,71	0
56	MG	1A	3290	1/1	0.90	0.18	40,40,40,40	0
56	MG	1G	201	1/1	0.90	0.20	43,43,43,43	0
56	MG	1A	3403	1/1	0.90	0.27	53,53,53,53	0
56	MG	2a	3081	1/1	0.90	0.14	60,60,60,60	0
56	MG	2A	3317	1/1	0.90	0.45	49,49,49,49	0
56	MG	1A	3253	1/1	0.90	0.13	54,54,54,54	0
56	MG	2A	3256	1/1	0.90	0.11	68,68,68,68	0
56	MG	1A	3878	1/1	0.90	0.41	30,30,30,30	0
56	MG	2A	3586	1/1	0.90	0.09	60,60,60,60	0
56	MG	1A	3898	1/1	0.90	0.19	32,32,32,32	0
56	MG	2A	3065	1/1	0.90	0.16	68,68,68,68	0
56	MG	1A	3971	1/1	0.90	0.31	32,32,32,32	0
56	MG	1A	3393	1/1	0.90	0.21	43,43,43,43	0
56	MG	1F	309	1/1	0.90	0.16	53,53,53,53	0
56	MG	1A	3604	1/1	0.90	0.17	27,27,27,27	0
56	MG	2A	3594	1/1	0.90	0.18	66,66,66,66	0
56	MG	1A	3025	1/1	0.90	0.15	30,30,30,30	0
56	MG	2D	303	1/1	0.90	0.33	42,42,42,42	0
56	MG	1a	1676	1/1	0.90	0.10	72,72,72,72	0
56	MG	1A	3406	1/1	0.90	0.33	43,43,43,43	0
56	MG	2A	3815	1/1	0.90	0.07	73,73,73,73	0
56	MG	1A	4071	1/1	0.90	0.14	51,51,51,51	0
56	MG	1O	201	1/1	0.90	0.16	57,57,57,57	0
56	MG	2A	3446	1/1	0.90	0.14	63,63,63,63	0

Continued on next page...

Continued from previous page...

Mol	Type	Chain	Res	Atoms	RSCC	RSR	B-factors(\AA^2)	Q<0.9
56	MG	1A	3363	1/1	0.90	0.20	51,51,51,51	0
56	MG	1A	3942	1/1	0.90	0.13	51,51,51,51	0
56	MG	1A	3641	1/1	0.90	0.14	22,22,22,22	0
56	MG	2A	3215	1/1	0.90	0.14	56,56,56,56	0
56	MG	2A	3301	1/1	0.90	0.17	57,57,57,57	0
56	MG	2a	3207	1/1	0.90	0.08	62,62,62,62	0
56	MG	1A	3409	1/1	0.90	0.26	41,41,41,41	0
56	MG	1A	3609	1/1	0.90	0.20	25,25,25,25	0
56	MG	2a	3132	1/1	0.90	0.14	54,54,54,54	0
56	MG	2a	3162	1/1	0.90	0.07	82,82,82,82	0
56	MG	2a	3059	1/1	0.90	0.08	80,80,80,80	0
56	MG	1A	4065	1/1	0.90	0.13	36,36,36,36	0
56	MG	1A	3718	1/1	0.90	0.19	31,31,31,31	0
56	MG	2A	3782	1/1	0.90	0.08	55,55,55,55	0
56	MG	2A	3786	1/1	0.90	0.12	51,51,51,51	0
56	MG	1T	203	1/1	0.90	0.13	53,53,53,53	0
56	MG	1A	3010	1/1	0.90	0.20	36,36,36,36	0
56	MG	1a	1758	1/1	0.90	0.12	32,32,32,32	0
56	MG	1A	3168	1/1	0.90	0.48	40,40,40,40	0
56	MG	1A	3376	1/1	0.90	0.37	44,44,44,44	0
56	MG	16	102	1/1	0.90	0.43	40,40,40,40	0
56	MG	1A	3866	1/1	0.90	0.14	22,22,22,22	0
56	MG	1A	3724	1/1	0.90	0.09	53,53,53,53	0
56	MG	2A	3387	1/1	0.90	0.25	62,62,62,62	0
56	MG	2a	3093	1/1	0.90	0.20	53,53,53,53	0
56	MG	1A	3916	1/1	0.90	0.17	22,22,22,22	0
56	MG	2A	3070	1/1	0.90	0.28	56,56,56,56	0
56	MG	1A	3308	1/1	0.90	0.17	32,32,32,32	0
56	MG	2A	3727	1/1	0.90	0.15	61,61,61,61	0
56	MG	1A	4013	1/1	0.90	0.07	62,62,62,62	0
56	MG	1A	3443	1/1	0.90	0.20	49,49,49,49	0
56	MG	1A	3424	1/1	0.90	0.17	48,48,48,48	0
56	MG	2A	3837	1/1	0.90	0.07	66,66,66,66	0
56	MG	2l	204	1/1	0.90	0.12	72,72,72,72	0
56	MG	1A	3654	1/1	0.90	0.14	37,37,37,37	0
56	MG	2A	3572	1/1	0.90	0.15	51,51,51,51	0
56	MG	1A	3748	1/1	0.90	0.16	47,47,47,47	0
56	MG	1a	1622	1/1	0.90	0.10	40,40,40,40	0
56	MG	2a	3102	1/1	0.90	0.11	54,54,54,54	0
56	MG	2A	3284	1/1	0.90	0.29	59,59,59,59	0
56	MG	1a	1699	1/1	0.90	0.30	47,47,47,47	0
56	MG	1A	3081	1/1	0.90	0.15	27,27,27,27	0

Continued on next page...

Continued from previous page...

Mol	Type	Chain	Res	Atoms	RSCC	RSR	B-factors(\AA^2)	Q<0.9
56	MG	2A	3748	1/1	0.90	0.42	68,68,68,68	0
56	MG	1x	107	1/1	0.90	0.23	49,49,49,49	0
56	MG	2A	3212	1/1	0.90	0.25	66,66,66,66	0
56	MG	2A	3380	1/1	0.90	0.13	75,75,75,75	0
56	MG	1D	306	1/1	0.90	0.30	33,33,33,33	0
56	MG	1A	3051	1/1	0.90	0.28	31,31,31,31	0
56	MG	1a	1815	1/1	0.90	0.19	66,66,66,66	0
56	MG	1a	1819	1/1	0.90	0.21	68,68,68,68	0
56	MG	2A	3777	1/1	0.90	0.23	47,47,47,47	0
56	MG	2A	3219	1/1	0.90	0.09	52,52,52,52	0
56	MG	2A	3879	1/1	0.90	0.11	47,47,47,47	0
56	MG	2A	3541	1/1	0.90	0.09	49,49,49,49	0
56	MG	2A	3329	1/1	0.90	0.14	60,60,60,60	0
56	MG	2A	3274	1/1	0.90	0.17	59,59,59,59	0
56	MG	1A	3662	1/1	0.90	0.15	19,19,19,19	0
56	MG	1T	204	1/1	0.90	0.10	59,59,59,59	0
56	MG	1A	3365	1/1	0.90	0.09	55,55,55,55	0
56	MG	2A	3635	1/1	0.90	0.29	61,61,61,61	0
56	MG	1A	3586	1/1	0.90	0.36	31,31,31,31	0
56	MG	1a	1795	1/1	0.90	0.20	64,64,64,64	0
56	MG	1A	3055	1/1	0.90	0.15	23,23,23,23	0
56	MG	1A	3601	1/1	0.90	0.42	43,43,43,43	0
56	MG	2l	201	1/1	0.90	0.25	55,55,55,55	0
56	MG	2A	3445	1/1	0.90	0.28	60,60,60,60	0
56	MG	2A	3472	1/1	0.90	0.15	64,64,64,64	0
56	MG	2A	3630	1/1	0.90	0.21	42,42,42,42	0
56	MG	1A	3663	1/1	0.90	0.17	21,21,21,21	0
56	MG	2a	3011	1/1	0.90	0.12	66,66,66,66	0
56	MG	2a	3194	1/1	0.90	0.14	55,55,55,55	0
56	MG	2A	3881	1/1	0.90	0.15	62,62,62,62	0
56	MG	1a	1775	1/1	0.90	0.12	65,65,65,65	0
56	MG	2A	3359	1/1	0.90	0.39	51,51,51,51	0
56	MG	1A	4017	1/1	0.90	0.07	39,39,39,39	0
56	MG	1a	1626	1/1	0.90	0.20	52,52,52,52	0
56	MG	1x	115	1/1	0.90	0.17	64,64,64,64	0
56	MG	2a	3085	1/1	0.90	0.16	73,73,73,73	0
56	MG	2A	3553	1/1	0.90	0.12	49,49,49,49	0
56	MG	1A	3491	1/1	0.90	0.13	38,38,38,38	0
56	MG	2A	3624	1/1	0.90	0.14	40,40,40,40	0
56	MG	15	104	1/1	0.90	0.24	42,42,42,42	0
56	MG	2A	3732	1/1	0.90	0.10	72,72,72,72	0
56	MG	2a	3114	1/1	0.90	0.11	65,65,65,65	0

Continued on next page...

Continued from previous page...

Mol	Type	Chain	Res	Atoms	RSCC	RSR	B-factors(\AA^2)	Q<0.9
56	MG	1a	1765	1/1	0.91	0.16	51,51,51,51	0
56	MG	1A	3994	1/1	0.91	0.07	70,70,70,70	0
56	MG	2A	3526	1/1	0.91	0.09	30,30,30,30	0
56	MG	1A	3467	1/1	0.91	0.13	46,46,46,46	0
56	MG	1A	3532	1/1	0.91	0.21	52,52,52,52	0
56	MG	2a	3203	1/1	0.91	0.14	63,63,63,63	0
56	MG	1Z	301	1/1	0.91	0.23	48,48,48,48	0
56	MG	2A	3521	1/1	0.91	0.11	38,38,38,38	0
56	MG	1a	1603	1/1	0.91	0.27	61,61,61,61	0
56	MG	1A	3582	1/1	0.91	0.18	30,30,30,30	0
56	MG	2A	3342	1/1	0.91	0.10	55,55,55,55	0
56	MG	2A	3754	1/1	0.91	0.43	67,67,67,67	0
56	MG	1A	3796	1/1	0.91	0.18	20,20,20,20	0
56	MG	2A	3636	1/1	0.91	0.47	55,55,55,55	0
56	MG	2A	3319	1/1	0.91	0.15	53,53,53,53	0
56	MG	2A	3496	1/1	0.91	0.08	55,55,55,55	0
56	MG	2A	3504	1/1	0.91	0.16	49,49,49,49	0
56	MG	1a	1728	1/1	0.91	0.21	51,51,51,51	0
56	MG	2A	3091	1/1	0.91	0.29	48,48,48,48	0
56	MG	1A	4029	1/1	0.91	0.12	50,50,50,50	0
56	MG	1A	3124	1/1	0.91	0.18	46,46,46,46	0
56	MG	1A	3861	1/1	0.91	0.27	61,61,61,61	0
56	MG	2A	3723	1/1	0.91	0.11	51,51,51,51	0
56	MG	1a	1617	1/1	0.91	0.15	53,53,53,53	0
56	MG	1a	1718	1/1	0.91	0.14	53,53,53,53	0
56	MG	1A	3213	1/1	0.91	0.21	44,44,44,44	0
56	MG	2y	101	1/1	0.91	0.19	60,60,60,60	0
56	MG	1A	3271	1/1	0.91	0.24	44,44,44,44	0
56	MG	1a	1645	1/1	0.91	0.14	52,52,52,52	0
56	MG	1w	104	1/1	0.91	0.17	72,72,72,72	0
56	MG	1A	3499	1/1	0.91	0.16	44,44,44,44	0
56	MG	2A	3390	1/1	0.91	0.24	54,54,54,54	0
56	MG	1A	3972	1/1	0.91	0.15	43,43,43,43	0
56	MG	2A	3164	1/1	0.91	0.12	48,48,48,48	0
56	MG	1A	3370	1/1	0.91	0.14	40,40,40,40	0
56	MG	2A	3281	1/1	0.91	0.07	70,70,70,70	0
56	MG	2A	3685	1/1	0.91	0.13	60,60,60,60	0
56	MG	2A	3466	1/1	0.91	0.19	47,47,47,47	0
56	MG	1A	3483	1/1	0.91	0.11	59,59,59,59	0
56	MG	1A	3539	1/1	0.91	0.32	45,45,45,45	0
56	MG	2A	3286	1/1	0.91	0.16	56,56,56,56	0
56	MG	2A	3458	1/1	0.91	0.14	53,53,53,53	0

Continued on next page...

Continued from previous page...

Mol	Type	Chain	Res	Atoms	RSCC	RSR	B-factors(\AA^2)	Q<0.9
56	MG	1A	4050	1/1	0.91	0.09	46,46,46,46	0
56	MG	18	103	1/1	0.91	0.13	22,22,22,22	0
56	MG	2A	3298	1/1	0.91	0.12	57,57,57,57	0
56	MG	2A	3093	1/1	0.91	0.23	37,37,37,37	0
56	MG	2A	3832	1/1	0.91	0.15	38,38,38,38	0
56	MG	1A	3427	1/1	0.91	0.18	43,43,43,43	0
56	MG	1A	3671	1/1	0.91	0.11	29,29,29,29	0
56	MG	1A	3524	1/1	0.91	0.20	51,51,51,51	0
56	MG	1E	308	1/1	0.91	0.12	31,31,31,31	0
56	MG	1A	3906	1/1	0.91	0.08	49,49,49,49	0
56	MG	1A	3812	1/1	0.91	0.11	54,54,54,54	0
56	MG	2a	3190	1/1	0.91	0.09	77,77,77,77	0
56	MG	2A	3878	1/1	0.91	0.23	38,38,38,38	0
56	MG	1I	201	1/1	0.91	0.14	61,61,61,61	0
56	MG	2a	3072	1/1	0.91	0.14	51,51,51,51	0
56	MG	1A	3191	1/1	0.91	0.09	43,43,43,43	0
56	MG	1A	3737	1/1	0.91	0.11	41,41,41,41	0
56	MG	2A	3357	1/1	0.91	0.13	50,50,50,50	0
56	MG	1w	112	1/1	0.91	0.12	53,53,53,53	0
56	MG	2F	304	1/1	0.91	0.18	54,54,54,54	0
56	MG	2a	3208	1/1	0.91	0.08	69,69,69,69	0
56	MG	1A	3740	1/1	0.91	0.13	49,49,49,49	0
56	MG	1a	1719	1/1	0.91	0.11	41,41,41,41	0
56	MG	1a	1630	1/1	0.91	0.17	60,60,60,60	0
56	MG	2A	3736	1/1	0.91	0.24	57,57,57,57	0
56	MG	2A	3401	1/1	0.91	0.22	54,54,54,54	0
56	MG	2A	3488	1/1	0.91	0.15	56,56,56,56	0
56	MG	1A	4030	1/1	0.91	0.08	61,61,61,61	0
56	MG	2B	211	1/1	0.91	0.17	75,75,75,75	0
56	MG	1E	310	1/1	0.91	0.16	61,61,61,61	0
56	MG	1A	3487	1/1	0.91	0.12	44,44,44,44	0
56	MG	1A	3500	1/1	0.91	0.18	37,37,37,37	0
56	MG	2a	3224	1/1	0.91	0.12	61,61,61,61	0
56	MG	1A	3521	1/1	0.91	0.10	47,47,47,47	0
56	MG	2B	204	1/1	0.91	0.18	61,61,61,61	0
56	MG	2A	3454	1/1	0.91	0.17	50,50,50,50	0
56	MG	1S	203	1/1	0.91	0.14	66,66,66,66	0
56	MG	2A	3275	1/1	0.91	0.12	59,59,59,59	0
56	MG	1A	3328	1/1	0.91	0.19	48,48,48,48	0
56	MG	2A	3511	1/1	0.91	0.12	58,58,58,58	0
56	MG	1A	3758	1/1	0.91	0.16	40,40,40,40	0
56	MG	2A	3269	1/1	0.91	0.13	53,53,53,53	0

Continued on next page...

Continued from previous page...

Mol	Type	Chain	Res	Atoms	RSCC	RSR	B-factors(\AA^2)	Q<0.9
56	MG	2A	3449	1/1	0.91	0.21	56,56,56,56	0
56	MG	1a	1602	1/1	0.91	0.17	61,61,61,61	0
56	MG	2A	3527	1/1	0.91	0.16	44,44,44,44	0
56	MG	1V	207	1/1	0.91	0.12	52,52,52,52	0
56	MG	1W	204	1/1	0.91	0.12	34,34,34,34	0
56	MG	1A	3140	1/1	0.91	0.26	40,40,40,40	0
56	MG	1A	3485	1/1	0.91	0.24	42,42,42,42	0
56	MG	1A	3541	1/1	0.91	0.17	43,43,43,43	0
56	MG	1A	3285	1/1	0.91	0.32	26,26,26,26	0
56	MG	2A	3280	1/1	0.91	0.15	57,57,57,57	0
56	MG	1A	3680	1/1	0.91	0.27	38,38,38,38	0
56	MG	2A	3595	1/1	0.91	0.23	65,65,65,65	0
56	MG	2A	3178	1/1	0.91	0.09	48,48,48,48	0
56	MG	1a	1686	1/1	0.91	0.14	62,62,62,62	0
56	MG	1T	202	1/1	0.91	0.16	45,45,45,45	0
56	MG	2A	3514	1/1	0.91	0.13	67,67,67,67	0
56	MG	1A	3291	1/1	0.91	0.12	32,32,32,32	0
56	MG	2a	3126	1/1	0.91	0.12	66,66,66,66	0
56	MG	2A	3144	1/1	0.91	0.21	54,54,54,54	0
56	MG	1a	1631	1/1	0.91	0.12	33,33,33,33	0
56	MG	1A	3536	1/1	0.91	0.12	69,69,69,69	0
56	MG	2A	3606	1/1	0.91	0.18	62,62,62,62	0
56	MG	1a	1833	1/1	0.91	0.23	43,43,43,43	0
56	MG	2a	3158	1/1	0.91	0.14	54,54,54,54	0
56	MG	1A	3545	1/1	0.91	0.15	46,46,46,46	0
56	MG	1A	3273	1/1	0.91	0.28	35,35,35,35	0
56	MG	1A	3309	1/1	0.91	0.18	38,38,38,38	0
56	MG	2A	3475	1/1	0.91	0.32	56,56,56,56	0
56	MG	1A	3350	1/1	0.91	0.33	51,51,51,51	0
56	MG	10	101	1/1	0.91	0.13	38,38,38,38	0
56	MG	2a	3110	1/1	0.91	0.10	62,62,62,62	0
56	MG	2A	3066	1/1	0.91	0.09	51,51,51,51	0
56	MG	1a	1675	1/1	0.91	0.20	64,64,64,64	0
56	MG	1A	3775	1/1	0.91	0.18	21,21,21,21	0
56	MG	2B	214	1/1	0.91	0.19	62,62,62,62	0
56	MG	2a	3152	1/1	0.91	0.20	70,70,70,70	0
56	MG	2A	3427	1/1	0.91	0.23	42,42,42,42	0
56	MG	1A	3977	1/1	0.91	0.21	59,59,59,59	0
56	MG	2a	3223	1/1	0.91	0.18	64,64,64,64	0
56	MG	1A	3195	1/1	0.91	0.15	55,55,55,55	0
56	MG	2A	3542	1/1	0.91	0.10	46,46,46,46	0
56	MG	1A	3965	1/1	0.91	0.10	49,49,49,49	0

Continued on next page...

Continued from previous page...

Mol	Type	Chain	Res	Atoms	RSCC	RSR	B-factors(\AA^2)	Q<0.9
56	MG	1A	3961	1/1	0.91	0.11	56,56,56,56	0
56	MG	1A	3768	1/1	0.91	0.15	38,38,38,38	0
56	MG	2A	3816	1/1	0.91	0.29	68,68,68,68	0
56	MG	23	102	1/1	0.91	0.18	45,45,45,45	0
56	MG	2a	3032	1/1	0.91	0.18	65,65,65,65	0
56	MG	1A	3715	1/1	0.91	0.17	48,48,48,48	0
56	MG	2A	3574	1/1	0.91	0.14	46,46,46,46	0
56	MG	2A	3231	1/1	0.91	0.23	50,50,50,50	0
56	MG	2A	3841	1/1	0.91	0.09	47,47,47,47	0
56	MG	1v	101	1/1	0.91	0.14	65,65,65,65	0
56	MG	2a	3076	1/1	0.91	0.08	53,53,53,53	0
56	MG	2a	3159	1/1	0.91	0.07	56,56,56,56	0
56	MG	1A	3399	1/1	0.91	0.19	48,48,48,48	0
56	MG	2A	3090	1/1	0.91	0.30	45,45,45,45	0
56	MG	2x	104	1/1	0.91	0.10	62,62,62,62	0
56	MG	2A	3773	1/1	0.91	0.23	73,73,73,73	0
56	MG	1V	202	1/1	0.91	0.30	39,39,39,39	0
56	MG	1A	3189	1/1	0.91	0.65	47,47,47,47	0
56	MG	1a	1674	1/1	0.91	0.17	53,53,53,53	0
56	MG	2a	3169	1/1	0.91	0.10	77,77,77,77	0
56	MG	1B	206	1/1	0.91	0.14	40,40,40,40	0
56	MG	1A	3369	1/1	0.91	0.12	44,44,44,44	0
56	MG	1A	3056	1/1	0.91	0.16	45,45,45,45	0
56	MG	2A	3398	1/1	0.91	0.17	58,58,58,58	0
56	MG	1A	3459	1/1	0.91	0.12	49,49,49,49	0
56	MG	2A	3081	1/1	0.91	0.41	52,52,52,52	0
56	MG	1Q	207	1/1	0.91	0.09	44,44,44,44	0
56	MG	2A	3810	1/1	0.91	0.32	78,78,78,78	0
56	MG	1a	1809	1/1	0.91	0.13	72,72,72,72	0
56	MG	2A	3690	1/1	0.91	0.08	40,40,40,40	0
56	MG	1a	1643	1/1	0.91	0.15	51,51,51,51	0
56	MG	1l	105	1/1	0.91	0.19	53,53,53,53	0
56	MG	2A	3671	1/1	0.91	0.08	59,59,59,59	0
56	MG	2D	304	1/1	0.91	0.54	57,57,57,57	0
56	MG	2A	3701	1/1	0.91	0.13	58,58,58,58	0
56	MG	1Q	208	1/1	0.91	0.41	47,47,47,47	0
56	MG	2A	3765	1/1	0.91	0.11	53,53,53,53	0
56	MG	2a	3078	1/1	0.91	0.22	50,50,50,50	0
56	MG	2A	3226	1/1	0.91	0.52	57,57,57,57	0
56	MG	2A	3694	1/1	0.91	0.12	50,50,50,50	0
56	MG	2a	3240	1/1	0.91	0.14	67,67,67,67	0
56	MG	2A	3632	1/1	0.91	0.12	39,39,39,39	0

Continued on next page...

Continued from previous page...

Mol	Type	Chain	Res	Atoms	RSCC	RSR	B-factors(\AA^2)	Q<0.9
56	MG	1a	1763	1/1	0.91	0.14	62,62,62,62	0
56	MG	2A	3784	1/1	0.91	0.32	64,64,64,64	0
56	MG	1A	3951	1/1	0.91	0.10	42,42,42,42	0
56	MG	1A	3867	1/1	0.92	0.11	55,55,55,55	0
56	MG	2d	301	1/1	0.92	0.09	65,65,65,65	0
56	MG	1A	3454	1/1	0.92	0.59	39,39,39,39	0
56	MG	1A	3531	1/1	0.92	0.45	47,47,47,47	0
56	MG	1A	3727	1/1	0.92	0.16	39,39,39,39	0
56	MG	2A	3519	1/1	0.92	0.13	33,33,33,33	0
56	MG	2A	3010	1/1	0.92	0.17	46,46,46,46	0
56	MG	2A	3645	1/1	0.92	0.14	37,37,37,37	0
56	MG	2A	3857	1/1	0.92	0.22	66,66,66,66	0
56	MG	2A	3529	1/1	0.92	0.16	52,52,52,52	0
56	MG	1A	3986	1/1	0.92	0.24	70,70,70,70	0
56	MG	1a	1792	1/1	0.92	0.08	60,60,60,60	0
56	MG	17	104	1/1	0.92	0.15	37,37,37,37	0
56	MG	1a	1802	1/1	0.92	0.13	63,63,63,63	0
56	MG	2P	202	1/1	0.92	0.16	47,47,47,47	0
56	MG	1w	106	1/1	0.92	0.06	61,61,61,61	0
56	MG	2A	3849	1/1	0.92	0.08	63,63,63,63	0
56	MG	2A	3351	1/1	0.92	0.33	59,59,59,59	0
56	MG	1A	3312	1/1	0.92	0.10	34,34,34,34	0
56	MG	1A	3515	1/1	0.92	0.18	47,47,47,47	0
56	MG	2A	3156	1/1	0.92	0.13	54,54,54,54	0
56	MG	2Z	301	1/1	0.92	0.10	72,72,72,72	0
56	MG	1A	3112	1/1	0.92	0.24	35,35,35,35	0
56	MG	1A	3597	1/1	0.92	0.19	49,49,49,49	0
56	MG	2a	3021	1/1	0.92	0.07	69,69,69,69	0
56	MG	1A	3380	1/1	0.92	0.18	48,48,48,48	0
56	MG	2B	203	1/1	0.92	0.18	60,60,60,60	0
56	MG	1A	3809	1/1	0.92	0.17	39,39,39,39	0
56	MG	1A	3700	1/1	0.92	0.18	25,25,25,25	0
56	MG	2A	3814	1/1	0.92	0.25	60,60,60,60	0
56	MG	2B	208	1/1	0.92	0.10	59,59,59,59	0
56	MG	17	106	1/1	0.92	0.21	25,25,25,25	0
56	MG	1A	3417	1/1	0.92	0.18	48,48,48,48	0
56	MG	1A	4041	1/1	0.92	0.11	42,42,42,42	0
56	MG	1A	3936	1/1	0.92	0.09	14,14,14,14	0
56	MG	1A	3327	1/1	0.92	0.24	36,36,36,36	0
56	MG	2A	3535	1/1	0.92	0.14	51,51,51,51	0
56	MG	1E	302	1/1	0.92	0.21	47,47,47,47	0
56	MG	2A	3785	1/1	0.92	0.08	53,53,53,53	0

Continued on next page...

Continued from previous page...

Mol	Type	Chain	Res	Atoms	RSCC	RSR	B-factors(\AA^2)	Q<0.9
56	MG	2a	3058	1/1	0.92	0.10	74,74,74,74	0
56	MG	1D	312	1/1	0.92	0.21	37,37,37,37	0
56	MG	2A	3061	1/1	0.92	0.27	63,63,63,63	0
56	MG	2A	3034	1/1	0.92	0.17	56,56,56,56	0
56	MG	2A	3556	1/1	0.92	0.18	50,50,50,50	0
56	MG	2A	3300	1/1	0.92	0.10	52,52,52,52	0
56	MG	2A	3201	1/1	0.92	0.27	70,70,70,70	0
56	MG	17	105	1/1	0.92	0.21	37,37,37,37	0
56	MG	1A	3463	1/1	0.92	0.45	47,47,47,47	0
56	MG	1A	3580	1/1	0.92	0.35	29,29,29,29	0
56	MG	2A	3795	1/1	0.92	0.17	55,55,55,55	0
56	MG	1A	3167	1/1	0.92	0.14	38,38,38,38	0
56	MG	1A	3352	1/1	0.92	0.42	41,41,41,41	0
56	MG	1U	205	1/1	0.92	0.65	38,38,38,38	0
56	MG	1a	1777	1/1	0.92	0.18	59,59,59,59	0
56	MG	1A	3016	1/1	0.92	0.20	45,45,45,45	0
56	MG	25	101	1/1	0.92	0.16	58,58,58,58	0
56	MG	2A	3681	1/1	0.92	0.15	54,54,54,54	0
56	MG	2A	3410	1/1	0.92	0.27	70,70,70,70	0
56	MG	1A	3206	1/1	0.92	0.18	42,42,42,42	0
56	MG	2A	3600	1/1	0.92	0.16	56,56,56,56	0
56	MG	2A	3565	1/1	0.92	0.18	68,68,68,68	0
56	MG	1A	3059	1/1	0.92	0.24	47,47,47,47	0
56	MG	1a	1678	1/1	0.92	0.30	59,59,59,59	0
56	MG	2a	3083	1/1	0.92	0.45	65,65,65,65	0
56	MG	2A	3718	1/1	0.92	0.16	41,41,41,41	0
56	MG	2A	3016	1/1	0.92	0.17	57,57,57,57	0
56	MG	1A	4022	1/1	0.92	0.08	31,31,31,31	0
56	MG	2a	3026	1/1	0.92	0.36	60,60,60,60	0
56	MG	1A	4055	1/1	0.92	0.07	41,41,41,41	0
56	MG	1A	3188	1/1	0.92	0.08	37,37,37,37	0
56	MG	2y	104	1/1	0.92	0.13	50,50,50,50	0
56	MG	1A	3574	1/1	0.92	0.24	40,40,40,40	0
56	MG	1a	1662	1/1	0.92	0.17	60,60,60,60	0
56	MG	2a	3219	1/1	0.92	0.12	68,68,68,68	0
56	MG	1A	3005	1/1	0.92	0.15	37,37,37,37	0
56	MG	2a	3063	1/1	0.92	0.11	63,63,63,63	0
56	MG	2A	3433	1/1	0.92	0.22	49,49,49,49	0
56	MG	1A	3860	1/1	0.92	0.19	36,36,36,36	0
56	MG	1a	1635	1/1	0.92	0.09	55,55,55,55	0
56	MG	1A	3080	1/1	0.92	0.17	47,47,47,47	0
56	MG	1B	230	1/1	0.92	0.07	61,61,61,61	0

Continued on next page...

Continued from previous page...

Mol	Type	Chain	Res	Atoms	RSCC	RSR	B-factors(\AA^2)	Q<0.9
56	MG	2a	3198	1/1	0.92	0.11	62,62,62,62	0
56	MG	1A	3973	1/1	0.92	0.20	50,50,50,50	0
56	MG	1A	3289	1/1	0.92	0.11	49,49,49,49	0
56	MG	2A	3111	1/1	0.92	0.18	59,59,59,59	0
56	MG	2A	3213	1/1	0.92	0.15	61,61,61,61	0
56	MG	1A	3084	1/1	0.92	0.15	33,33,33,33	0
56	MG	2a	3230	1/1	0.92	0.29	65,65,65,65	0
56	MG	2a	3092	1/1	0.92	0.09	77,77,77,77	0
56	MG	2A	3015	1/1	0.92	0.13	39,39,39,39	0
56	MG	2A	3422	1/1	0.92	0.10	42,42,42,42	0
56	MG	1A	3265	1/1	0.92	0.20	43,43,43,43	0
56	MG	1a	1681	1/1	0.92	0.21	56,56,56,56	0
56	MG	1A	3789	1/1	0.92	0.09	43,43,43,43	0
56	MG	2A	3365	1/1	0.92	0.27	54,54,54,54	0
56	MG	1U	209	1/1	0.92	0.79	44,44,44,44	0
56	MG	1A	3026	1/1	0.92	0.13	45,45,45,45	0
56	MG	1a	1823	1/1	0.92	0.06	59,59,59,59	0
56	MG	1A	3896	1/1	0.92	0.24	60,60,60,60	0
56	MG	2a	3108	1/1	0.92	0.07	65,65,65,65	0
56	MG	1A	3437	1/1	0.92	0.10	53,53,53,53	0
56	MG	1A	3744	1/1	0.92	0.13	50,50,50,50	0
56	MG	1S	201	1/1	0.92	0.66	40,40,40,40	0
56	MG	1A	4090	1/1	0.92	0.23	53,53,53,53	0
56	MG	2A	3533	1/1	0.92	0.14	60,60,60,60	0
56	MG	1w	111	1/1	0.92	0.07	69,69,69,69	0
56	MG	1A	3325	1/1	0.92	0.23	26,26,26,26	0
56	MG	1A	3368	1/1	0.92	0.16	37,37,37,37	0
56	MG	1A	3562	1/1	0.92	0.27	43,43,43,43	0
56	MG	1W	205	1/1	0.92	0.13	39,39,39,39	0
56	MG	1A	3548	1/1	0.92	0.37	46,46,46,46	0
56	MG	1A	3357	1/1	0.92	0.17	48,48,48,48	0
56	MG	1A	3235	1/1	0.92	0.14	59,59,59,59	0
56	MG	2A	3278	1/1	0.92	0.09	65,65,65,65	0
56	MG	1A	3897	1/1	0.92	0.11	56,56,56,56	0
56	MG	2a	3112	1/1	0.92	0.32	62,62,62,62	0
56	MG	1A	3284	1/1	0.92	0.58	35,35,35,35	0
56	MG	1A	3683	1/1	0.92	0.21	20,20,20,20	0
56	MG	2A	3052	1/1	0.92	0.09	63,63,63,63	0
56	MG	1A	3882	1/1	0.92	0.18	44,44,44,44	0
56	MG	1A	4079	1/1	0.92	0.23	53,53,53,53	0
56	MG	1x	113	1/1	0.92	0.10	65,65,65,65	0
56	MG	2A	3764	1/1	0.92	0.08	44,44,44,44	0

Continued on next page...

Continued from previous page...

Mol	Type	Chain	Res	Atoms	RSCC	RSR	B-factors(\AA^2)	Q<0.9
56	MG	2A	3579	1/1	0.92	0.19	45,45,45,45	0
56	MG	2A	3464	1/1	0.92	0.15	63,63,63,63	0
56	MG	1A	3589	1/1	0.92	0.17	35,35,35,35	0
56	MG	2B	201	1/1	0.92	0.16	66,66,66,66	0
56	MG	1a	1736	1/1	0.92	0.18	46,46,46,46	0
56	MG	2A	3537	1/1	0.92	0.11	56,56,56,56	0
56	MG	1B	224	1/1	0.92	0.21	52,52,52,52	0
56	MG	1A	3590	1/1	0.92	0.14	26,26,26,26	0
56	MG	2A	3362	1/1	0.92	0.18	43,43,43,43	0
56	MG	2A	3440	1/1	0.92	0.18	61,61,61,61	0
56	MG	1A	3163	1/1	0.92	0.24	48,48,48,48	0
56	MG	1A	3851	1/1	0.92	0.17	11,11,11,11	0
56	MG	1a	1778	1/1	0.92	0.14	55,55,55,55	0
56	MG	1a	1637	1/1	0.92	0.29	54,54,54,54	0
56	MG	1A	3926	1/1	0.92	0.12	28,28,28,28	0
56	MG	2a	3195	1/1	0.92	0.18	52,52,52,52	0
56	MG	1A	3640	1/1	0.92	0.28	49,49,49,49	0
56	MG	1a	1625	1/1	0.92	0.15	55,55,55,55	0
56	MG	1A	3043	1/1	0.92	0.23	33,33,33,33	0
56	MG	1A	3705	1/1	0.92	0.23	28,28,28,28	0
56	MG	20	103	1/1	0.92	0.25	66,66,66,66	0
56	MG	2A	3656	1/1	0.92	0.15	59,59,59,59	0
56	MG	1A	3602	1/1	0.92	0.10	47,47,47,47	0
56	MG	1A	3243	1/1	0.92	0.42	33,33,33,33	0
56	MG	2A	3340	1/1	0.92	0.16	53,53,53,53	0
56	MG	1A	3773	1/1	0.92	0.11	46,46,46,46	0
56	MG	2A	3289	1/1	0.92	0.52	61,61,61,61	0
56	MG	1A	3408	1/1	0.92	0.40	32,32,32,32	0
56	MG	1A	3465	1/1	0.92	0.68	48,48,48,48	0
56	MG	2i	201	1/1	0.92	0.08	62,62,62,62	0
56	MG	2A	3524	1/1	0.92	0.38	69,69,69,69	0
56	MG	1a	1618	1/1	0.92	0.21	49,49,49,49	0
56	MG	2A	3719	1/1	0.92	0.08	60,60,60,60	0
56	MG	2A	3108	1/1	0.92	0.12	65,65,65,65	0
56	MG	1A	3849	1/1	0.92	0.11	52,52,52,52	0
56	MG	2R	202	1/1	0.92	0.12	47,47,47,47	0
56	MG	2A	3438	1/1	0.92	0.25	56,56,56,56	0
56	MG	2A	3166	1/1	0.92	0.14	50,50,50,50	0
56	MG	1A	3761	1/1	0.92	0.18	36,36,36,36	0
56	MG	1A	3258	1/1	0.92	0.35	25,25,25,25	0
56	MG	1A	3513	1/1	0.92	0.16	63,63,63,63	0
56	MG	1a	1670	1/1	0.92	0.09	60,60,60,60	0

Continued on next page...

Continued from previous page...

Mol	Type	Chain	Res	Atoms	RSCC	RSR	B-factors(\AA^2)	Q<0.9
56	MG	2A	3374	1/1	0.92	0.08	57,57,57,57	0
56	MG	2a	3104	1/1	0.92	0.21	54,54,54,54	0
56	MG	2E	304	1/1	0.92	0.08	43,43,43,43	0
56	MG	2a	3123	1/1	0.92	0.23	68,68,68,68	0
56	MG	2A	3095	1/1	0.92	0.07	59,59,59,59	0
56	MG	1A	3848	1/1	0.92	0.13	54,54,54,54	0
56	MG	1A	3050	1/1	0.92	0.21	21,21,21,21	0
56	MG	1A	3214	1/1	0.92	0.11	57,57,57,57	0
56	MG	2A	3240	1/1	0.92	0.14	51,51,51,51	0
56	MG	2A	3763	1/1	0.92	0.09	60,60,60,60	0
56	MG	1A	3929	1/1	0.92	0.17	39,39,39,39	0
56	MG	1A	3230	1/1	0.92	0.14	36,36,36,36	0
56	MG	1a	1821	1/1	0.92	0.05	53,53,53,53	0
56	MG	1A	3542	1/1	0.92	0.23	37,37,37,37	0
56	MG	1a	1829	1/1	0.92	0.14	43,43,43,43	0
56	MG	2A	3499	1/1	0.92	0.16	47,47,47,47	0
56	MG	1A	3632	1/1	0.92	0.16	34,34,34,34	0
56	MG	1A	3815	1/1	0.92	0.15	28,28,28,28	0
56	MG	15	105	1/1	0.92	0.18	49,49,49,49	0
56	MG	1A	3707	1/1	0.92	0.17	25,25,25,25	0
56	MG	2A	3469	1/1	0.92	0.19	64,64,64,64	0
56	MG	2A	3025	1/1	0.92	0.11	44,44,44,44	0
56	MG	1A	3781	1/1	0.92	0.17	41,41,41,41	0
56	MG	1A	3257	1/1	0.92	0.17	58,58,58,58	0
56	MG	1A	3764	1/1	0.92	0.17	14,14,14,14	0
56	MG	2A	3324	1/1	0.92	0.36	49,49,49,49	0
56	MG	1B	213	1/1	0.92	0.13	56,56,56,56	0
56	MG	1A	3678	1/1	0.92	0.16	23,23,23,23	0
56	MG	2A	3415	1/1	0.93	0.12	62,62,62,62	0
56	MG	1a	1755	1/1	0.93	0.08	88,88,88,88	0
56	MG	2A	3245	1/1	0.93	0.26	47,47,47,47	0
56	MG	2A	3749	1/1	0.93	0.23	58,58,58,58	0
56	MG	1A	3603	1/1	0.93	0.18	39,39,39,39	0
56	MG	1A	3616	1/1	0.93	0.15	19,19,19,19	0
56	MG	2E	302	1/1	0.93	0.13	61,61,61,61	0
56	MG	1A	3130	1/1	0.93	0.18	29,29,29,29	0
56	MG	2y	105	1/1	0.93	0.07	76,76,76,76	0
56	MG	1A	3320	1/1	0.93	0.19	46,46,46,46	0
56	MG	2A	3842	1/1	0.93	0.16	42,42,42,42	0
56	MG	1A	3462	1/1	0.93	0.58	54,54,54,54	0
56	MG	1a	1750	1/1	0.93	0.07	39,39,39,39	0
56	MG	1A	3268	1/1	0.93	0.17	35,35,35,35	0

Continued on next page...

Continued from previous page...

Mol	Type	Chain	Res	Atoms	RSCC	RSR	B-factors(\AA^2)	Q<0.9
56	MG	2A	3180	1/1	0.93	0.27	47,47,47,47	0
56	MG	2A	3141	1/1	0.93	0.17	39,39,39,39	0
56	MG	1A	4009	1/1	0.93	0.21	23,23,23,23	0
56	MG	2A	3790	1/1	0.93	0.08	61,61,61,61	0
56	MG	1N	202	1/1	0.93	0.12	42,42,42,42	0
56	MG	2a	3091	1/1	0.93	0.19	62,62,62,62	0
56	MG	2A	3261	1/1	0.93	0.15	59,59,59,59	0
56	MG	2A	3489	1/1	0.93	0.31	62,62,62,62	0
56	MG	2A	3609	1/1	0.93	0.16	29,29,29,29	0
56	MG	2A	3498	1/1	0.93	0.18	58,58,58,58	0
56	MG	2A	3807	1/1	0.93	0.11	65,65,65,65	0
56	MG	2A	3836	1/1	0.93	0.14	62,62,62,62	0
56	MG	1A	3302	1/1	0.93	0.31	52,52,52,52	0
56	MG	2A	3555	1/1	0.93	0.18	27,27,27,27	0
56	MG	1A	3387	1/1	0.93	0.18	48,48,48,48	0
56	MG	2A	3677	1/1	0.93	0.10	51,51,51,51	0
56	MG	1A	3321	1/1	0.93	0.11	48,48,48,48	0
56	MG	1a	1771	1/1	0.93	0.12	40,40,40,40	0
56	MG	2a	3150	1/1	0.93	0.12	76,76,76,76	0
56	MG	2A	3096	1/1	0.93	0.10	52,52,52,52	0
56	MG	1A	3995	1/1	0.93	0.06	61,61,61,61	0
56	MG	2A	3794	1/1	0.93	0.09	65,65,65,65	0
56	MG	2A	3620	1/1	0.93	0.14	64,64,64,64	0
56	MG	1A	3772	1/1	0.93	0.17	28,28,28,28	0
56	MG	2A	3840	1/1	0.93	0.08	51,51,51,51	0
56	MG	1A	3441	1/1	0.93	0.14	41,41,41,41	0
56	MG	2A	3023	1/1	0.93	0.59	51,51,51,51	0
56	MG	1A	3288	1/1	0.93	0.21	34,34,34,34	0
56	MG	2A	3621	1/1	0.93	0.12	63,63,63,63	0
56	MG	1A	3218	1/1	0.93	0.14	34,34,34,34	0
56	MG	2a	3039	1/1	0.93	0.16	55,55,55,55	0
56	MG	1A	3024	1/1	0.93	0.11	43,43,43,43	0
56	MG	1A	3301	1/1	0.93	0.26	24,24,24,24	0
56	MG	1A	3657	1/1	0.93	0.10	44,44,44,44	0
56	MG	1U	212	1/1	0.93	0.12	37,37,37,37	0
56	MG	2A	3887	1/1	0.93	0.15	56,56,56,56	0
56	MG	2A	3607	1/1	0.93	0.12	57,57,57,57	0
56	MG	2A	3306	1/1	0.93	0.12	50,50,50,50	0
56	MG	2A	3293	1/1	0.93	0.07	52,52,52,52	0
56	MG	1A	3877	1/1	0.93	0.25	30,30,30,30	0
56	MG	2A	3437	1/1	0.93	0.23	56,56,56,56	0
56	MG	1E	306	1/1	0.93	0.15	26,26,26,26	0

Continued on next page...

Continued from previous page...

Mol	Type	Chain	Res	Atoms	RSCC	RSR	B-factors(\AA^2)	Q<0.9
56	MG	2A	3102	1/1	0.93	0.15	59,59,59,59	0
56	MG	2A	3852	1/1	0.93	0.11	53,53,53,53	0
56	MG	1A	3107	1/1	0.93	0.10	27,27,27,27	0
56	MG	2A	3460	1/1	0.93	0.14	57,57,57,57	0
56	MG	28	101	1/1	0.93	0.28	66,66,66,66	0
56	MG	2a	3200	1/1	0.93	0.13	77,77,77,77	0
56	MG	1A	3993	1/1	0.93	0.14	27,27,27,27	0
56	MG	2A	3013	1/1	0.93	0.30	50,50,50,50	0
56	MG	17	108	1/1	0.93	0.15	45,45,45,45	0
56	MG	1A	3911	1/1	0.93	0.08	55,55,55,55	0
56	MG	2A	3658	1/1	0.93	0.11	69,69,69,69	0
56	MG	1A	3735	1/1	0.93	0.13	45,45,45,45	0
56	MG	2a	3241	1/1	0.93	0.12	63,63,63,63	0
56	MG	1A	3267	1/1	0.93	0.27	40,40,40,40	0
56	MG	2A	3039	1/1	0.93	0.14	65,65,65,65	0
56	MG	2A	3453	1/1	0.93	0.15	52,52,52,52	0
56	MG	2A	3190	1/1	0.93	0.12	67,67,67,67	0
56	MG	2A	3444	1/1	0.93	0.13	57,57,57,57	0
56	MG	2A	3866	1/1	0.93	0.16	38,38,38,38	0
56	MG	1A	4054	1/1	0.93	0.48	53,53,53,53	0
56	MG	2A	3576	1/1	0.93	0.10	26,26,26,26	0
56	MG	2B	218	1/1	0.93	0.20	67,67,67,67	0
56	MG	2a	3109	1/1	0.93	0.23	72,72,72,72	0
56	MG	1A	3807	1/1	0.93	0.39	27,27,27,27	0
56	MG	2A	3113	1/1	0.93	0.24	59,59,59,59	0
56	MG	2A	3259	1/1	0.93	0.14	60,60,60,60	0
56	MG	2A	3363	1/1	0.93	0.28	51,51,51,51	0
56	MG	2l	202	1/1	0.93	0.08	64,64,64,64	0
56	MG	1A	3978	1/1	0.93	0.15	36,36,36,36	0
56	MG	1A	3608	1/1	0.93	0.18	39,39,39,39	0
56	MG	1A	3453	1/1	0.93	0.43	31,31,31,31	0
56	MG	2A	3378	1/1	0.93	0.66	55,55,55,55	0
56	MG	2A	3165	1/1	0.93	0.22	65,65,65,65	0
56	MG	2A	3610	1/1	0.93	0.06	41,41,41,41	0
56	MG	1A	3133	1/1	0.93	0.32	35,35,35,35	0
56	MG	2A	3757	1/1	0.93	0.08	66,66,66,66	0
56	MG	1A	3260	1/1	0.93	0.15	47,47,47,47	0
56	MG	2a	3164	1/1	0.93	0.17	58,58,58,58	0
56	MG	1P	202	1/1	0.93	0.36	23,23,23,23	0
56	MG	18	102	1/1	0.93	0.44	41,41,41,41	0
56	MG	1A	3668	1/1	0.93	0.14	21,21,21,21	0
56	MG	1A	3587	1/1	0.93	0.35	35,35,35,35	0

Continued on next page...

Continued from previous page...

Mol	Type	Chain	Res	Atoms	RSCC	RSR	B-factors(\AA^2)	Q<0.9
56	MG	2A	3487	1/1	0.93	0.17	48,48,48,48	0
56	MG	1A	3212	1/1	0.93	0.11	35,35,35,35	0
56	MG	2B	220	1/1	0.93	0.12	65,65,65,65	0
56	MG	2A	3588	1/1	0.93	0.15	37,37,37,37	0
56	MG	1A	3864	1/1	0.93	0.14	52,52,52,52	0
56	MG	15	103	1/1	0.93	0.30	33,33,33,33	0
56	MG	2A	3693	1/1	0.93	0.13	62,62,62,62	0
56	MG	1A	3436	1/1	0.93	0.22	49,49,49,49	0
56	MG	1a	1740	1/1	0.93	0.18	43,43,43,43	0
56	MG	2a	3111	1/1	0.93	0.10	63,63,63,63	0
56	MG	2A	3652	1/1	0.93	0.10	50,50,50,50	0
56	MG	1A	3044	1/1	0.93	0.13	29,29,29,29	0
56	MG	1A	3272	1/1	0.93	0.17	22,22,22,22	0
56	MG	1D	308	1/1	0.93	0.19	36,36,36,36	0
56	MG	1A	3197	1/1	0.93	0.22	38,38,38,38	0
56	MG	1A	3629	1/1	0.93	0.08	29,29,29,29	0
56	MG	2A	3709	1/1	0.93	0.23	48,48,48,48	0
56	MG	1A	3829	1/1	0.93	0.26	32,32,32,32	0
56	MG	1a	1684	1/1	0.93	0.20	63,63,63,63	0
56	MG	1A	3232	1/1	0.93	0.09	56,56,56,56	0
56	MG	2A	3772	1/1	0.93	0.07	66,66,66,66	0
56	MG	2A	3103	1/1	0.93	0.16	58,58,58,58	0
56	MG	2A	3237	1/1	0.93	0.46	44,44,44,44	0
56	MG	1A	4087	1/1	0.93	0.11	53,53,53,53	0
56	MG	1f	201	1/1	0.93	0.20	44,44,44,44	0
59	ZN	2n	501	1/1	0.93	0.08	107,107,107,107	0
56	MG	1a	1621	1/1	0.93	0.09	51,51,51,51	0
56	MG	1A	3939	1/1	0.93	0.17	21,21,21,21	0
56	MG	2A	3078	1/1	0.93	0.14	59,59,59,59	0
56	MG	2A	3054	1/1	0.93	0.10	63,63,63,63	0
56	MG	2A	3742	1/1	0.93	0.09	72,72,72,72	0
56	MG	1A	3551	1/1	0.93	0.15	50,50,50,50	0
56	MG	2a	3019	1/1	0.93	0.13	54,54,54,54	0
56	MG	1A	3592	1/1	0.93	0.20	22,22,22,22	0
56	MG	1A	3832	1/1	0.93	0.13	59,59,59,59	0
56	MG	1A	3596	1/1	0.93	0.16	29,29,29,29	0
56	MG	2A	3354	1/1	0.93	0.10	62,62,62,62	0
56	MG	1D	304	1/1	0.93	0.20	35,35,35,35	0
56	MG	2A	3336	1/1	0.93	0.60	62,62,62,62	0
56	MG	2A	3628	1/1	0.93	0.11	55,55,55,55	0
56	MG	1A	3806	1/1	0.93	0.10	26,26,26,26	0
56	MG	2a	3144	1/1	0.93	0.15	65,65,65,65	0

Continued on next page...

Continued from previous page...

Mol	Type	Chain	Res	Atoms	RSCC	RSR	B-factors(\AA^2)	Q<0.9
56	MG	2a	3229	1/1	0.93	0.23	61,61,61,61	0
56	MG	1B	223	1/1	0.93	0.21	51,51,51,51	0
56	MG	2A	3868	1/1	0.93	0.14	70,70,70,70	0
56	MG	2A	3244	1/1	0.93	0.23	43,43,43,43	0
56	MG	1a	1785	1/1	0.93	0.08	65,65,65,65	0
56	MG	2A	3235	1/1	0.93	0.27	44,44,44,44	0
56	MG	1A	3331	1/1	0.93	0.30	43,43,43,43	0
56	MG	1A	3371	1/1	0.93	0.21	46,46,46,46	0
56	MG	2x	105	1/1	0.93	0.09	67,67,67,67	0
56	MG	1A	4098	1/1	0.93	0.11	50,50,50,50	0
56	MG	2A	3559	1/1	0.93	0.12	53,53,53,53	0
56	MG	2a	3192	1/1	0.93	0.12	56,56,56,56	0
56	MG	10	103	1/1	0.93	0.15	32,32,32,32	0
56	MG	1A	3676	1/1	0.93	0.16	16,16,16,16	0
56	MG	1A	3600	1/1	0.93	0.41	39,39,39,39	0
56	MG	1A	3881	1/1	0.93	0.19	36,36,36,36	0
56	MG	2A	3563	1/1	0.93	0.13	36,36,36,36	0
56	MG	1A	3529	1/1	0.93	0.37	28,28,28,28	0
56	MG	1A	3966	1/1	0.93	0.14	36,36,36,36	0
56	MG	2A	3345	1/1	0.93	0.12	39,39,39,39	0
56	MG	2A	3134	1/1	0.93	0.20	39,39,39,39	0
56	MG	1A	3560	1/1	0.93	0.14	51,51,51,51	0
56	MG	1A	3581	1/1	0.93	0.18	15,15,15,15	0
56	MG	1a	1832	1/1	0.93	0.14	55,55,55,55	0
56	MG	1B	221	1/1	0.93	0.20	56,56,56,56	0
56	MG	1A	3915	1/1	0.93	0.15	26,26,26,26	0
56	MG	1V	203	1/1	0.93	0.32	26,26,26,26	0
56	MG	1A	3242	1/1	0.93	0.23	22,22,22,22	0
56	MG	1A	3377	1/1	0.93	0.17	47,47,47,47	0
56	MG	1a	1767	1/1	0.93	0.10	67,67,67,67	0
56	MG	1A	3883	1/1	0.93	0.09	66,66,66,66	0
56	MG	2A	3050	1/1	0.93	0.20	57,57,57,57	0
56	MG	2A	3589	1/1	0.93	0.07	44,44,44,44	0
56	MG	2A	3055	1/1	0.93	0.26	53,53,53,53	0
56	MG	1a	1794	1/1	0.93	0.08	60,60,60,60	0
56	MG	1a	1770	1/1	0.93	0.10	49,49,49,49	0
56	MG	2A	3318	1/1	0.93	0.72	50,50,50,50	0
56	MG	1B	225	1/1	0.93	0.14	53,53,53,53	0
56	MG	1A	4011	1/1	0.93	0.27	65,65,65,65	0
56	MG	1A	3264	1/1	0.93	0.17	36,36,36,36	0
56	MG	1A	3938	1/1	0.93	0.10	54,54,54,54	0
56	MG	1A	3858	1/1	0.93	0.23	43,43,43,43	0

Continued on next page...

Continued from previous page...

Mol	Type	Chain	Res	Atoms	RSCC	RSR	B-factors(\AA^2)	Q<0.9
56	MG	2A	3076	1/1	0.93	0.21	31,31,31,31	0
56	MG	2A	3478	1/1	0.93	0.10	43,43,43,43	0
56	MG	1A	3205	1/1	0.93	0.11	46,46,46,46	0
56	MG	1A	3481	1/1	0.93	0.22	40,40,40,40	0
56	MG	1A	3658	1/1	0.93	0.11	42,42,42,42	0
56	MG	1x	105	1/1	0.93	0.13	49,49,49,49	0
56	MG	2A	3573	1/1	0.93	0.19	62,62,62,62	0
56	MG	2A	3371	1/1	0.93	0.06	64,64,64,64	0
56	MG	1a	1650	1/1	0.93	0.12	56,56,56,56	0
56	MG	25	102	1/1	0.93	0.10	50,50,50,50	0
56	MG	1A	3651	1/1	0.93	0.12	37,37,37,37	0
56	MG	1A	3953	1/1	0.93	0.05	50,50,50,50	0
56	MG	1A	3558	1/1	0.93	0.25	54,54,54,54	0
56	MG	1A	4064	1/1	0.93	0.16	34,34,34,34	0
56	MG	2A	3482	1/1	0.93	0.49	42,42,42,42	0
56	MG	2a	3012	1/1	0.93	0.11	70,70,70,70	0
56	MG	1A	3262	1/1	0.93	0.19	59,59,59,59	0
56	MG	1A	3594	1/1	0.93	0.18	55,55,55,55	0
56	MG	1A	3425	1/1	0.93	0.20	60,60,60,60	0
56	MG	2A	3747	1/1	0.93	0.19	66,66,66,66	0
56	MG	2a	3161	1/1	0.93	0.06	67,67,67,67	0
56	MG	1A	3633	1/1	0.93	0.12	28,28,28,28	0
56	MG	1A	3736	1/1	0.93	0.08	38,38,38,38	0
56	MG	2a	3232	1/1	0.93	0.14	63,63,63,63	0
56	MG	1A	3353	1/1	0.94	0.24	33,33,33,33	0
56	MG	1R	203	1/1	0.94	0.24	46,46,46,46	0
56	MG	2A	3277	1/1	0.94	0.10	58,58,58,58	0
56	MG	2A	3158	1/1	0.94	0.45	56,56,56,56	0
56	MG	2A	3644	1/1	0.94	0.41	43,43,43,43	0
56	MG	1A	3482	1/1	0.94	0.23	43,43,43,43	0
56	MG	2A	3678	1/1	0.94	0.13	76,76,76,76	0
56	MG	2A	3196	1/1	0.94	0.10	62,62,62,62	0
56	MG	1B	222	1/1	0.94	0.18	55,55,55,55	0
56	MG	1A	3894	1/1	0.94	0.17	21,21,21,21	0
56	MG	1A	3729	1/1	0.94	0.07	32,32,32,32	0
56	MG	1A	3052	1/1	0.94	0.13	40,40,40,40	0
56	MG	1A	3347	1/1	0.94	0.51	41,41,41,41	0
56	MG	2a	3040	1/1	0.94	0.10	77,77,77,77	0
56	MG	1A	3414	1/1	0.94	0.10	43,43,43,43	0
56	MG	1A	3728	1/1	0.94	0.19	44,44,44,44	0
56	MG	1a	1707	1/1	0.94	0.20	57,57,57,57	0
56	MG	1A	3381	1/1	0.94	0.10	52,52,52,52	0

Continued on next page...

Continued from previous page...

Mol	Type	Chain	Res	Atoms	RSCC	RSR	B-factors(\AA^2)	Q<0.9
56	MG	1B	217	1/1	0.94	0.24	47,47,47,47	0
56	MG	2A	3547	1/1	0.94	0.17	34,34,34,34	0
56	MG	1A	3374	1/1	0.94	0.14	30,30,30,30	0
56	MG	2A	3220	1/1	0.94	0.12	52,52,52,52	0
56	MG	2D	310	1/1	0.94	0.18	56,56,56,56	0
56	MG	2A	3157	1/1	0.94	0.87	44,44,44,44	0
56	MG	2A	3349	1/1	0.94	0.10	59,59,59,59	0
56	MG	1A	3780	1/1	0.94	0.14	34,34,34,34	0
56	MG	2A	3593	1/1	0.94	0.18	46,46,46,46	0
56	MG	1n	101	1/1	0.94	0.16	54,54,54,54	0
56	MG	1a	1632	1/1	0.94	0.14	58,58,58,58	0
56	MG	27	101	1/1	0.94	0.21	46,46,46,46	0
56	MG	1A	3850	1/1	0.94	0.19	47,47,47,47	0
56	MG	2A	3073	1/1	0.94	0.51	52,52,52,52	0
56	MG	1a	1768	1/1	0.94	0.15	64,64,64,64	0
56	MG	1A	4058	1/1	0.94	0.27	28,28,28,28	0
56	MG	2A	3597	1/1	0.94	0.23	58,58,58,58	0
56	MG	2A	3067	1/1	0.94	0.11	30,30,30,30	0
56	MG	1A	3324	1/1	0.94	0.22	39,39,39,39	0
56	MG	2a	3141	1/1	0.94	0.08	68,68,68,68	0
56	MG	2B	206	1/1	0.94	0.21	60,60,60,60	0
56	MG	1A	3522	1/1	0.94	0.31	53,53,53,53	0
56	MG	1a	1663	1/1	0.94	0.23	52,52,52,52	0
56	MG	2A	3083	1/1	0.94	0.19	57,57,57,57	0
56	MG	1A	3304	1/1	0.94	0.32	21,21,21,21	0
56	MG	2A	3571	1/1	0.94	0.09	42,42,42,42	0
56	MG	1A	3708	1/1	0.94	0.07	45,45,45,45	0
56	MG	1E	304	1/1	0.94	0.19	34,34,34,34	0
56	MG	2a	3033	1/1	0.94	0.12	81,81,81,81	0
56	MG	1A	3611	1/1	0.94	0.14	36,36,36,36	0
56	MG	1A	3396	1/1	0.94	0.28	26,26,26,26	0
56	MG	2A	3557	1/1	0.94	0.13	59,59,59,59	0
56	MG	1A	3557	1/1	0.94	0.16	47,47,47,47	0
56	MG	1a	1649	1/1	0.94	0.18	44,44,44,44	0
56	MG	1w	107	1/1	0.94	0.16	69,69,69,69	0
56	MG	1A	3194	1/1	0.94	0.35	33,33,33,33	0
56	MG	2A	3733	1/1	0.94	0.09	51,51,51,51	0
56	MG	2A	3199	1/1	0.94	0.14	50,50,50,50	0
56	MG	2A	3316	1/1	0.94	0.10	53,53,53,53	0
56	MG	1A	3855	1/1	0.94	0.14	20,20,20,20	0
56	MG	11	103	1/1	0.94	0.21	36,36,36,36	0
56	MG	2A	3485	1/1	0.94	0.63	44,44,44,44	0

Continued on next page...

Continued from previous page...

Mol	Type	Chain	Res	Atoms	RSCC	RSR	B-factors(\AA^2)	Q<0.9
56	MG	2a	3228	1/1	0.94	0.25	62,62,62,62	0
56	MG	2a	3181	1/1	0.94	0.15	64,64,64,64	0
56	MG	2A	3042	1/1	0.94	0.10	44,44,44,44	0
56	MG	1b	302	1/1	0.94	0.17	71,71,71,71	0
56	MG	1D	311	1/1	0.94	0.20	50,50,50,50	0
56	MG	2B	205	1/1	0.94	0.15	66,66,66,66	0
56	MG	2A	3079	1/1	0.94	0.35	46,46,46,46	0
56	MG	1A	3518	1/1	0.94	0.29	54,54,54,54	0
56	MG	1A	4015	1/1	0.94	0.13	29,29,29,29	0
56	MG	1a	1782	1/1	0.94	0.08	79,79,79,79	0
56	MG	2A	3420	1/1	0.94	0.10	60,60,60,60	0
56	MG	1A	3134	1/1	0.94	0.36	41,41,41,41	0
56	MG	1A	3496	1/1	0.94	0.18	25,25,25,25	0
56	MG	1A	3181	1/1	0.94	0.17	39,39,39,39	0
56	MG	1A	3117	1/1	0.94	0.26	35,35,35,35	0
56	MG	1A	3217	1/1	0.94	0.12	39,39,39,39	0
56	MG	2A	3140	1/1	0.94	0.10	57,57,57,57	0
56	MG	2A	3751	1/1	0.94	0.11	67,67,67,67	0
56	MG	1A	3588	1/1	0.94	0.38	36,36,36,36	0
56	MG	1A	3022	1/1	0.94	0.18	34,34,34,34	0
56	MG	1A	3192	1/1	0.94	0.22	25,25,25,25	0
56	MG	1A	3887	1/1	0.94	0.18	31,31,31,31	0
56	MG	2A	3062	1/1	0.94	0.18	66,66,66,66	0
56	MG	2A	3227	1/1	0.94	0.08	56,56,56,56	0
56	MG	1A	3598	1/1	0.94	0.33	35,35,35,35	0
56	MG	1A	3185	1/1	0.94	0.14	37,37,37,37	0
56	MG	1A	3999	1/1	0.94	0.17	39,39,39,39	0
56	MG	2A	3403	1/1	0.94	0.31	57,57,57,57	0
56	MG	1A	3413	1/1	0.94	0.11	37,37,37,37	0
56	MG	11	101	1/1	0.94	0.59	33,33,33,33	0
56	MG	2A	3057	1/1	0.94	0.14	46,46,46,46	0
56	MG	1A	3015	1/1	0.94	0.15	39,39,39,39	0
56	MG	2B	210	1/1	0.94	0.15	67,67,67,67	0
56	MG	2A	3047	1/1	0.94	0.10	24,24,24,24	0
56	MG	2A	3739	1/1	0.94	0.14	59,59,59,59	0
56	MG	1A	3826	1/1	0.94	0.11	45,45,45,45	0
56	MG	2A	3143	1/1	0.94	0.13	47,47,47,47	0
56	MG	1A	3215	1/1	0.94	0.15	39,39,39,39	0
56	MG	2A	3058	1/1	0.94	0.11	52,52,52,52	0
56	MG	2A	3208	1/1	0.94	0.13	53,53,53,53	0
56	MG	2A	3722	1/1	0.94	0.13	40,40,40,40	0
56	MG	1A	3853	1/1	0.94	0.15	55,55,55,55	0

Continued on next page...

Continued from previous page...

Mol	Type	Chain	Res	Atoms	RSCC	RSR	B-factors(\AA^2)	Q<0.9
56	MG	17	102	1/1	0.94	0.11	32,32,32,32	0
56	MG	2A	3492	1/1	0.94	0.38	58,58,58,58	0
56	MG	1A	3008	1/1	0.94	0.21	26,26,26,26	0
56	MG	1a	1741	1/1	0.94	0.24	60,60,60,60	0
56	MG	2A	3649	1/1	0.94	0.08	68,68,68,68	0
56	MG	2a	3119	1/1	0.94	0.08	69,69,69,69	0
56	MG	1A	3694	1/1	0.94	0.18	41,41,41,41	0
56	MG	2A	3044	1/1	0.94	0.11	59,59,59,59	0
56	MG	1A	3762	1/1	0.94	0.20	21,21,21,21	0
56	MG	1a	1830	1/1	0.94	0.15	42,42,42,42	0
56	MG	1A	3576	1/1	0.94	0.23	43,43,43,43	0
56	MG	2a	3035	1/1	0.94	0.32	76,76,76,76	0
56	MG	1a	1619	1/1	0.94	0.22	52,52,52,52	0
56	MG	2A	3246	1/1	0.94	0.26	49,49,49,49	0
56	MG	1A	3793	1/1	0.94	0.21	56,56,56,56	0
56	MG	2A	3385	1/1	0.94	0.10	53,53,53,53	0
56	MG	2A	3192	1/1	0.94	0.14	60,60,60,60	0
56	MG	1A	3803	1/1	0.94	0.09	26,26,26,26	0
56	MG	2A	3001	1/1	0.94	0.14	55,55,55,55	0
56	MG	1A	3769	1/1	0.94	0.19	25,25,25,25	0
56	MG	2A	3560	1/1	0.94	0.12	38,38,38,38	0
56	MG	1A	3430	1/1	0.94	0.10	47,47,47,47	0
56	MG	2A	3662	1/1	0.94	0.09	59,59,59,59	0
56	MG	1a	1804	1/1	0.94	0.07	53,53,53,53	0
56	MG	1A	3092	1/1	0.94	0.11	45,45,45,45	0
56	MG	2A	3082	1/1	0.94	0.17	43,43,43,43	0
56	MG	1a	1799	1/1	0.94	0.20	46,46,46,46	0
56	MG	1A	3893	1/1	0.94	0.18	21,21,21,21	0
56	MG	1B	235	1/1	0.94	0.22	47,47,47,47	0
56	MG	2A	3696	1/1	0.94	0.10	55,55,55,55	0
56	MG	1A	3054	1/1	0.94	0.19	42,42,42,42	0
56	MG	2w	104	1/1	0.94	0.08	69,69,69,69	0
56	MG	2a	3065	1/1	0.94	0.05	77,77,77,77	0
56	MG	1a	1724	1/1	0.94	0.28	49,49,49,49	0
56	MG	1A	3319	1/1	0.94	0.24	51,51,51,51	0
56	MG	2A	3360	1/1	0.94	0.09	56,56,56,56	0
56	MG	1A	3299	1/1	0.94	0.07	30,30,30,30	0
56	MG	1A	3910	1/1	0.94	0.21	51,51,51,51	0
56	MG	1l	201	1/1	0.94	0.14	56,56,56,56	0
56	MG	2A	3148	1/1	0.94	0.13	51,51,51,51	0
56	MG	1w	101	1/1	0.94	0.19	65,65,65,65	0
56	MG	2A	3211	1/1	0.94	0.19	45,45,45,45	0

Continued on next page...

Continued from previous page...

Mol	Type	Chain	Res	Atoms	RSCC	RSR	B-factors(\AA^2)	Q<0.9
56	MG	1A	3902	1/1	0.94	0.19	43,43,43,43	0
56	MG	1A	3711	1/1	0.94	0.16	48,48,48,48	0
56	MG	1A	4040	1/1	0.94	0.30	47,47,47,47	0
56	MG	1V	205	1/1	0.94	0.20	29,29,29,29	0
56	MG	2U	202	1/1	0.94	0.79	58,58,58,58	0
56	MG	1A	3337	1/1	0.94	0.15	37,37,37,37	0
56	MG	1A	3111	1/1	0.94	0.16	37,37,37,37	0
56	MG	1A	4077	1/1	0.94	0.16	27,27,27,27	0
56	MG	2a	3030	1/1	0.94	0.19	63,63,63,63	0
56	MG	2A	3133	1/1	0.94	0.46	55,55,55,55	0
56	MG	1a	1716	1/1	0.94	0.15	49,49,49,49	0
56	MG	2A	3884	1/1	0.94	0.10	61,61,61,61	0
56	MG	1A	3852	1/1	0.94	0.20	39,39,39,39	0
56	MG	1A	3738	1/1	0.94	0.13	45,45,45,45	0
56	MG	1A	3903	1/1	0.94	0.15	45,45,45,45	0
56	MG	1A	3909	1/1	0.94	0.17	49,49,49,49	0
56	MG	1a	1652	1/1	0.94	0.10	48,48,48,48	0
56	MG	1A	4025	1/1	0.94	0.18	40,40,40,40	0
56	MG	1A	3423	1/1	0.94	0.14	42,42,42,42	0
56	MG	1A	3905	1/1	0.94	0.26	23,23,23,23	0
56	MG	2I	101	1/1	0.94	0.57	55,55,55,55	0
56	MG	1a	1756	1/1	0.94	0.17	54,54,54,54	0
56	MG	2A	3038	1/1	0.94	0.20	48,48,48,48	0
56	MG	1A	3817	1/1	0.94	0.59	39,39,39,39	0
56	MG	1A	3102	1/1	0.94	0.15	46,46,46,46	0
56	MG	1b	301	1/1	0.94	0.18	74,74,74,74	0
56	MG	2A	3393	1/1	0.94	0.16	40,40,40,40	0
56	MG	2a	3113	1/1	0.94	0.11	56,56,56,56	0
56	MG	1A	3759	1/1	0.94	0.16	15,15,15,15	0
56	MG	1A	3944	1/1	0.94	0.07	44,44,44,44	0
56	MG	1A	3086	1/1	0.94	0.47	28,28,28,28	0
56	MG	2A	3728	1/1	0.94	0.11	64,64,64,64	0
56	MG	2A	3209	1/1	0.94	0.16	43,43,43,43	0
56	MG	2a	3057	1/1	0.94	0.11	65,65,65,65	0
56	MG	1A	3090	1/1	0.94	0.23	30,30,30,30	0
56	MG	2A	3481	1/1	0.94	0.78	60,60,60,60	0
56	MG	1A	3757	1/1	0.94	0.17	50,50,50,50	0
56	MG	1A	3429	1/1	0.94	0.13	44,44,44,44	0
56	MG	1A	3914	1/1	0.94	0.18	19,19,19,19	0
56	MG	1a	1687	1/1	0.94	0.13	50,50,50,50	0
56	MG	2a	3206	1/1	0.94	0.17	62,62,62,62	0
56	MG	1A	3469	1/1	0.94	0.19	33,33,33,33	0

Continued on next page...

Continued from previous page...

Mol	Type	Chain	Res	Atoms	RSCC	RSR	B-factors(\AA^2)	Q<0.9
56	MG	2x	101	1/1	0.94	0.15	60,60,60,60	0
56	MG	1A	3245	1/1	0.94	0.13	43,43,43,43	0
56	MG	2A	3513	1/1	0.94	0.13	50,50,50,50	0
56	MG	1A	3636	1/1	0.94	0.14	16,16,16,16	0
56	MG	1A	3573	1/1	0.94	0.16	34,34,34,34	0
56	MG	18	106	1/1	0.94	0.14	26,26,26,26	0
56	MG	1A	3865	1/1	0.94	0.10	65,65,65,65	0
56	MG	1a	1640	1/1	0.94	0.14	69,69,69,69	0
56	MG	1A	3343	1/1	0.94	0.25	47,47,47,47	0
56	MG	2A	3119	1/1	0.94	0.22	36,36,36,36	0
56	MG	2A	3185	1/1	0.94	0.08	47,47,47,47	0
56	MG	1A	3857	1/1	0.94	0.22	36,36,36,36	0
56	MG	2k	201	1/1	0.94	0.16	55,55,55,55	0
56	MG	1A	3814	1/1	0.94	0.18	63,63,63,63	0
56	MG	2A	3867	1/1	0.94	0.12	35,35,35,35	0
56	MG	2l	203	1/1	0.94	0.12	61,61,61,61	0
56	MG	2A	3512	1/1	0.94	0.08	58,58,58,58	0
56	MG	1A	3310	1/1	0.94	0.23	40,40,40,40	0
57	CLM	2A	3888	20/20	0.94	0.32	38,45,57,61	0
56	MG	1A	3313	1/1	0.94	0.20	39,39,39,39	0
56	MG	2B	207	1/1	0.94	0.17	61,61,61,61	0
56	MG	1A	4048	1/1	0.94	0.09	34,34,34,34	0
56	MG	1A	3835	1/1	0.94	0.14	33,33,33,33	0
56	MG	1A	3098	1/1	0.94	0.12	44,44,44,44	0
56	MG	2A	3638	1/1	0.94	0.29	55,55,55,55	0
56	MG	2a	3218	1/1	0.94	0.14	74,74,74,74	0
56	MG	1A	3175	1/1	0.94	0.28	30,30,30,30	0
56	MG	1A	3623	1/1	0.94	0.17	26,26,26,26	0
56	MG	1B	220	1/1	0.94	0.14	32,32,32,32	0
56	MG	2A	3006	1/1	0.94	0.17	54,54,54,54	0
56	MG	1A	3464	1/1	0.94	0.10	46,46,46,46	0
56	MG	2A	3775	1/1	0.94	0.09	66,66,66,66	0
56	MG	1a	1614	1/1	0.94	0.14	58,58,58,58	0
56	MG	2A	3392	1/1	0.94	0.13	58,58,58,58	0
56	MG	2A	3741	1/1	0.94	0.09	42,42,42,42	0
56	MG	2a	3013	1/1	0.94	0.15	58,58,58,58	0
56	MG	1E	314	1/1	0.94	0.20	30,30,30,30	0
56	MG	1A	3649	1/1	0.94	0.14	29,29,29,29	0
56	MG	17	107	1/1	0.94	0.10	49,49,49,49	0
56	MG	23	103	1/1	0.94	0.24	55,55,55,55	0
56	MG	1A	3567	1/1	0.94	0.18	29,29,29,29	0
56	MG	1A	3813	1/1	0.94	0.17	40,40,40,40	0

Continued on next page...

Continued from previous page...

Mol	Type	Chain	Res	Atoms	RSCC	RSR	B-factors(\AA^2)	Q<0.9
56	MG	2A	3870	1/1	0.94	0.11	42,42,42,42	0
56	MG	1A	3203	1/1	0.94	0.15	24,24,24,24	0
56	MG	28	103	1/1	0.94	0.17	42,42,42,42	0
56	MG	1A	4044	1/1	0.94	0.08	43,43,43,43	0
56	MG	2A	3539	1/1	0.94	0.12	48,48,48,48	0
56	MG	1A	3221	1/1	0.94	0.16	46,46,46,46	0
56	MG	1A	3568	1/1	0.94	0.20	30,30,30,30	0
56	MG	1A	3093	1/1	0.94	0.16	51,51,51,51	0
56	MG	1A	4021	1/1	0.94	0.19	32,32,32,32	0
56	MG	1A	3624	1/1	0.94	0.14	46,46,46,46	0
56	MG	1A	3612	1/1	0.94	0.20	51,51,51,51	0
56	MG	1A	3035	1/1	0.94	0.14	39,39,39,39	0
56	MG	1A	3615	1/1	0.94	0.12	33,33,33,33	0
56	MG	2a	3133	1/1	0.94	0.20	66,66,66,66	0
56	MG	2A	3135	1/1	0.94	0.16	51,51,51,51	0
56	MG	1a	1701	1/1	0.94	0.24	53,53,53,53	0
56	MG	2A	3060	1/1	0.94	0.20	46,46,46,46	0
56	MG	2A	3468	1/1	0.94	0.26	51,51,51,51	0
56	MG	2A	3412	1/1	0.94	0.19	53,53,53,53	0
56	MG	2a	3177	1/1	0.94	0.25	65,65,65,65	0
56	MG	1A	4005	1/1	0.94	0.08	26,26,26,26	0
56	MG	2A	3407	1/1	0.94	0.06	57,57,57,57	0
56	MG	1P	203	1/1	0.94	0.21	25,25,25,25	0
56	MG	1A	3449	1/1	0.94	0.35	32,32,32,32	0
56	MG	1A	3435	1/1	0.94	0.25	42,42,42,42	0
56	MG	2A	3210	1/1	0.94	0.11	61,61,61,61	0
56	MG	1A	3920	1/1	0.94	0.20	65,65,65,65	0
59	ZN	2Y	501	1/1	0.94	0.15	81,81,81,81	0
56	MG	1a	1743	1/1	0.95	0.12	61,61,61,61	0
56	MG	2a	3215	1/1	0.95	0.09	59,59,59,59	0
56	MG	2A	3118	1/1	0.95	0.09	43,43,43,43	0
56	MG	1A	3069	1/1	0.95	0.24	28,28,28,28	0
56	MG	2r	101	1/1	0.95	0.06	65,65,65,65	0
56	MG	1a	1651	1/1	0.95	0.22	61,61,61,61	0
56	MG	2A	3756	1/1	0.95	0.12	55,55,55,55	0
56	MG	1A	3156	1/1	0.95	0.38	39,39,39,39	0
56	MG	2a	3186	1/1	0.95	0.09	54,54,54,54	0
56	MG	1A	4093	1/1	0.95	0.12	38,38,38,38	0
56	MG	2V	203	1/1	0.95	0.30	57,57,57,57	0
56	MG	1a	1751	1/1	0.95	0.11	52,52,52,52	0
56	MG	1B	203	1/1	0.95	0.16	33,33,33,33	0
56	MG	1A	3298	1/1	0.95	0.14	36,36,36,36	0

Continued on next page...

Continued from previous page...

Mol	Type	Chain	Res	Atoms	RSCC	RSR	B-factors(\AA^2)	Q<0.9
56	MG	1A	3755	1/1	0.95	0.09	46,46,46,46	0
56	MG	1A	3089	1/1	0.95	0.12	41,41,41,41	0
56	MG	2A	3426	1/1	0.95	0.18	42,42,42,42	0
56	MG	1A	3088	1/1	0.95	0.17	37,37,37,37	0
56	MG	1a	1605	1/1	0.95	0.19	55,55,55,55	0
56	MG	1a	1773	1/1	0.95	0.12	54,54,54,54	0
57	CLM	1A	4102	20/20	0.95	0.28	18,29,44,60	0
56	MG	1A	3184	1/1	0.95	0.10	64,64,64,64	0
56	MG	2A	3872	1/1	0.95	0.16	48,48,48,48	0
56	MG	1A	3846	1/1	0.95	0.09	39,39,39,39	0
56	MG	1A	3415	1/1	0.95	0.18	40,40,40,40	0
56	MG	1A	3452	1/1	0.95	0.44	38,38,38,38	0
56	MG	1A	3330	1/1	0.95	0.24	46,46,46,46	0
56	MG	2A	3825	1/1	0.95	0.07	43,43,43,43	0
56	MG	1a	1634	1/1	0.95	0.25	66,66,66,66	0
56	MG	2A	3125	1/1	0.95	0.07	58,58,58,58	0
56	MG	1a	1705	1/1	0.95	0.13	56,56,56,56	0
56	MG	1A	3318	1/1	0.95	0.30	43,43,43,43	0
56	MG	2A	3882	1/1	0.95	0.15	42,42,42,42	0
56	MG	2A	3729	1/1	0.95	0.09	68,68,68,68	0
56	MG	2a	3160	1/1	0.95	0.28	84,84,84,84	0
56	MG	13	103	1/1	0.95	0.18	39,39,39,39	0
56	MG	1A	3249	1/1	0.95	0.14	42,42,42,42	0
56	MG	1x	116	1/1	0.95	0.14	65,65,65,65	0
56	MG	2A	3502	1/1	0.95	0.23	55,55,55,55	0
56	MG	1A	3721	1/1	0.95	0.17	27,27,27,27	0
56	MG	1a	1745	1/1	0.95	0.12	54,54,54,54	0
56	MG	1A	3152	1/1	0.95	0.14	29,29,29,29	0
56	MG	2A	3639	1/1	0.95	0.15	42,42,42,42	0
56	MG	2A	3218	1/1	0.95	0.54	35,35,35,35	0
56	MG	13	102	1/1	0.95	0.15	38,38,38,38	0
56	MG	2A	3303	1/1	0.95	0.48	71,71,71,71	0
56	MG	1X	105	1/1	0.95	0.17	29,29,29,29	0
56	MG	1A	3113	1/1	0.95	0.41	37,37,37,37	0
56	MG	1A	3359	1/1	0.95	0.23	58,58,58,58	0
56	MG	1A	3164	1/1	0.95	0.14	52,52,52,52	0
56	MG	1A	3584	1/1	0.95	0.14	32,32,32,32	0
56	MG	2A	3523	1/1	0.95	0.09	42,42,42,42	0
56	MG	1A	3834	1/1	0.95	0.26	32,32,32,32	0
56	MG	2a	3155	1/1	0.95	0.10	70,70,70,70	0
56	MG	2A	3584	1/1	0.95	0.12	59,59,59,59	0
56	MG	2A	3510	1/1	0.95	0.10	41,41,41,41	0

Continued on next page...

Continued from previous page...

Mol	Type	Chain	Res	Atoms	RSCC	RSR	B-factors(\AA^2)	Q<0.9
56	MG	2A	3031	1/1	0.95	0.09	48,48,48,48	0
56	MG	1B	205	1/1	0.95	0.13	47,47,47,47	0
56	MG	2A	3101	1/1	0.95	0.10	35,35,35,35	0
56	MG	2A	3450	1/1	0.95	0.09	56,56,56,56	0
56	MG	1I	102	1/1	0.95	0.12	42,42,42,42	0
56	MG	1A	3760	1/1	0.95	0.19	45,45,45,45	0
56	MG	1A	3819	1/1	0.95	0.14	44,44,44,44	0
56	MG	2A	3233	1/1	0.95	0.12	33,33,33,33	0
56	MG	1A	3554	1/1	0.95	0.27	41,41,41,41	0
56	MG	1U	208	1/1	0.95	0.29	30,30,30,30	0
56	MG	1A	3186	1/1	0.95	0.22	37,37,37,37	0
56	MG	1A	4023	1/1	0.95	0.18	30,30,30,30	0
56	MG	1A	4088	1/1	0.95	0.17	21,21,21,21	0
56	MG	1A	3474	1/1	0.95	0.25	32,32,32,32	0
56	MG	2a	3226	1/1	0.95	0.15	50,50,50,50	0
56	MG	1A	3527	1/1	0.95	0.28	32,32,32,32	0
56	MG	1A	3269	1/1	0.95	0.12	29,29,29,29	0
56	MG	1A	3843	1/1	0.95	0.11	51,51,51,51	0
56	MG	1A	3426	1/1	0.95	0.15	44,44,44,44	0
56	MG	1B	209	1/1	0.95	0.17	47,47,47,47	0
56	MG	2A	3724	1/1	0.95	0.13	56,56,56,56	0
56	MG	1B	204	1/1	0.95	0.29	42,42,42,42	0
56	MG	1A	3511	1/1	0.95	0.21	36,36,36,36	0
56	MG	2A	3646	1/1	0.95	0.30	59,59,59,59	0
56	MG	1A	3741	1/1	0.95	0.24	37,37,37,37	0
56	MG	2A	3154	1/1	0.95	0.12	52,52,52,52	0
56	MG	2a	3097	1/1	0.95	0.19	49,49,49,49	0
56	MG	2A	3020	1/1	0.95	0.39	39,39,39,39	0
56	MG	1m	3001	1/1	0.95	0.13	54,54,54,54	0
56	MG	1A	3975	1/1	0.95	0.08	50,50,50,50	0
56	MG	1A	3345	1/1	0.95	0.13	46,46,46,46	0
56	MG	2A	3441	1/1	0.95	0.14	60,60,60,60	0
56	MG	2a	3222	1/1	0.95	0.19	55,55,55,55	0
56	MG	10	106	1/1	0.95	0.11	49,49,49,49	0
56	MG	1A	3782	1/1	0.95	0.24	48,48,48,48	0
56	MG	1A	3637	1/1	0.95	0.10	48,48,48,48	0
56	MG	1A	3139	1/1	0.95	0.22	36,36,36,36	0
56	MG	1A	3278	1/1	0.95	0.10	41,41,41,41	0
56	MG	2A	3153	1/1	0.95	0.11	41,41,41,41	0
56	MG	2A	3311	1/1	0.95	0.26	59,59,59,59	0
56	MG	2A	3647	1/1	0.95	0.17	64,64,64,64	0
56	MG	2A	3641	1/1	0.95	0.14	38,38,38,38	0

Continued on next page...

Continued from previous page...

Mol	Type	Chain	Res	Atoms	RSCC	RSR	B-factors(\AA^2)	Q<0.9
56	MG	2A	3871	1/1	0.95	0.14	39,39,39,39	0
56	MG	1a	1734	1/1	0.95	0.14	53,53,53,53	0
56	MG	1A	3070	1/1	0.95	0.14	12,12,12,12	0
56	MG	2A	3500	1/1	0.95	0.15	55,55,55,55	0
56	MG	1x	101	1/1	0.95	0.20	38,38,38,38	0
56	MG	1w	105	1/1	0.95	0.33	62,62,62,62	0
56	MG	2A	3389	1/1	0.95	0.20	36,36,36,36	0
56	MG	1A	3240	1/1	0.95	0.19	34,34,34,34	0
56	MG	1a	1694	1/1	0.95	0.06	56,56,56,56	0
56	MG	2A	3068	1/1	0.95	0.34	61,61,61,61	0
56	MG	1a	1601	1/1	0.95	0.12	42,42,42,42	0
56	MG	1A	3599	1/1	0.95	0.16	42,42,42,42	0
56	MG	1D	309	1/1	0.95	0.34	20,20,20,20	0
56	MG	1A	3072	1/1	0.95	0.39	31,31,31,31	0
56	MG	1A	3918	1/1	0.95	0.30	28,28,28,28	0
56	MG	2A	3776	1/1	0.95	0.10	56,56,56,56	0
56	MG	1A	3788	1/1	0.95	0.07	35,35,35,35	0
56	MG	2P	204	1/1	0.95	0.26	57,57,57,57	0
56	MG	1A	3673	1/1	0.95	0.17	17,17,17,17	0
56	MG	1A	3895	1/1	0.95	0.15	18,18,18,18	0
56	MG	2A	3430	1/1	0.95	0.22	31,31,31,31	0
56	MG	2A	3829	1/1	0.95	0.09	45,45,45,45	0
56	MG	1A	3118	1/1	0.95	0.18	22,22,22,22	0
56	MG	1A	3619	1/1	0.95	0.20	41,41,41,41	0
56	MG	1A	4078	1/1	0.95	0.10	24,24,24,24	0
56	MG	1A	3198	1/1	0.95	0.13	35,35,35,35	0
56	MG	2a	3125	1/1	0.95	0.09	64,64,64,64	0
56	MG	2A	3026	1/1	0.95	0.52	53,53,53,53	0
56	MG	2A	3591	1/1	0.95	0.18	46,46,46,46	0
56	MG	2a	3004	1/1	0.95	0.21	51,51,51,51	0
56	MG	1A	3540	1/1	0.95	0.13	45,45,45,45	0
56	MG	2A	3434	1/1	0.95	0.33	46,46,46,46	0
56	MG	1A	3648	1/1	0.95	0.15	30,30,30,30	0
56	MG	2A	3629	1/1	0.95	0.13	36,36,36,36	0
56	MG	1a	1820	1/1	0.95	0.07	68,68,68,68	0
56	MG	2A	3633	1/1	0.95	0.08	40,40,40,40	0
56	MG	1w	103	1/1	0.95	0.20	64,64,64,64	0
56	MG	1A	3516	1/1	0.95	0.25	40,40,40,40	0
56	MG	1A	3274	1/1	0.95	0.15	38,38,38,38	0
56	MG	2A	3105	1/1	0.95	0.34	57,57,57,57	0
56	MG	1A	3033	1/1	0.95	0.45	24,24,24,24	0
56	MG	1A	3166	1/1	0.95	0.27	34,34,34,34	0

Continued on next page...

Continued from previous page...

Mol	Type	Chain	Res	Atoms	RSCC	RSR	B-factors(\AA^2)	Q<0.9
56	MG	1A	3421	1/1	0.95	0.18	32,32,32,32	0
56	MG	1A	3193	1/1	0.95	0.49	30,30,30,30	0
56	MG	1a	1749	1/1	0.95	0.21	33,33,33,33	0
56	MG	1G	202	1/1	0.95	0.21	51,51,51,51	0
56	MG	1A	3535	1/1	0.95	0.11	57,57,57,57	0
56	MG	1A	4096	1/1	0.95	0.17	46,46,46,46	0
56	MG	2a	3074	1/1	0.95	0.12	52,52,52,52	0
56	MG	2A	3507	1/1	0.95	0.18	44,44,44,44	0
56	MG	1A	3492	1/1	0.95	0.15	33,33,33,33	0
56	MG	2A	3659	1/1	0.95	0.14	58,58,58,58	0
56	MG	1P	208	1/1	0.95	0.29	42,42,42,42	0
56	MG	2A	3124	1/1	0.95	0.05	66,66,66,66	0
56	MG	1Q	204	1/1	0.95	0.12	44,44,44,44	0
56	MG	1A	3222	1/1	0.95	0.26	29,29,29,29	0
56	MG	1A	3444	1/1	0.95	0.34	43,43,43,43	0
56	MG	2a	3185	1/1	0.95	0.16	52,52,52,52	0
56	MG	2A	3544	1/1	0.95	0.12	35,35,35,35	0
56	MG	2y	102	1/1	0.95	0.40	74,74,74,74	0
56	MG	2A	3580	1/1	0.95	0.16	45,45,45,45	0
56	MG	2A	3707	1/1	0.95	0.15	36,36,36,36	0
56	MG	2T	203	1/1	0.95	0.15	50,50,50,50	0
56	MG	2A	3665	1/1	0.95	0.10	61,61,61,61	0
56	MG	1N	206	1/1	0.95	0.22	37,37,37,37	0
56	MG	2A	3195	1/1	0.95	0.12	44,44,44,44	0
56	MG	1a	1608	1/1	0.95	0.20	45,45,45,45	0
56	MG	2A	3117	1/1	0.95	0.10	55,55,55,55	0
56	MG	1A	3520	1/1	0.95	0.24	56,56,56,56	0
56	MG	2a	3010	1/1	0.95	0.19	60,60,60,60	0
56	MG	1A	3356	1/1	0.95	0.13	53,53,53,53	0
56	MG	1A	3946	1/1	0.95	0.09	40,40,40,40	0
56	MG	2A	3846	1/1	0.95	0.16	62,62,62,62	0
56	MG	1A	4072	1/1	0.95	0.13	48,48,48,48	0
56	MG	2a	3088	1/1	0.95	0.15	55,55,55,55	0
56	MG	1a	1688	1/1	0.95	0.11	63,63,63,63	0
56	MG	1A	3389	1/1	0.95	0.33	23,23,23,23	0
56	MG	1A	3104	1/1	0.95	0.18	25,25,25,25	0
56	MG	1a	1738	1/1	0.95	0.09	57,57,57,57	0
56	MG	2A	3672	1/1	0.95	0.09	51,51,51,51	0
56	MG	2a	3044	1/1	0.95	0.24	56,56,56,56	0
56	MG	1A	3837	1/1	0.95	0.11	51,51,51,51	0
56	MG	1X	104	1/1	0.95	0.36	61,61,61,61	0
56	MG	2A	3017	1/1	0.95	0.17	36,36,36,36	0

Continued on next page...

Continued from previous page...

Mol	Type	Chain	Res	Atoms	RSCC	RSR	B-factors(\AA^2)	Q<0.9
56	MG	2A	3634	1/1	0.95	0.51	56,56,56,56	0
56	MG	2A	3760	1/1	0.95	0.13	54,54,54,54	0
56	MG	1a	1735	1/1	0.95	0.16	53,53,53,53	0
56	MG	2A	3327	1/1	0.95	0.17	51,51,51,51	0
56	MG	1A	3840	1/1	0.95	0.12	22,22,22,22	0
56	MG	2A	3654	1/1	0.95	0.18	57,57,57,57	0
56	MG	1A	3410	1/1	0.95	0.13	39,39,39,39	0
56	MG	1A	3969	1/1	0.95	0.13	42,42,42,42	0
56	MG	1A	3774	1/1	0.95	0.16	19,19,19,19	0
56	MG	1A	3351	1/1	0.95	0.71	47,47,47,47	0
56	MG	1A	3397	1/1	0.95	0.30	30,30,30,30	0
56	MG	2A	3774	1/1	0.95	0.14	64,64,64,64	0
56	MG	2a	3237	1/1	0.95	0.21	61,61,61,61	0
56	MG	1A	4097	1/1	0.95	0.17	35,35,35,35	0
56	MG	1a	1624	1/1	0.95	0.11	62,62,62,62	0
56	MG	1a	1769	1/1	0.95	0.15	52,52,52,52	0
56	MG	2A	3388	1/1	0.95	0.06	62,62,62,62	0
56	MG	1A	3210	1/1	0.95	0.25	35,35,35,35	0
56	MG	1A	3138	1/1	0.95	0.17	28,28,28,28	0
56	MG	19	101	1/1	0.95	0.27	34,34,34,34	0
56	MG	1A	3950	1/1	0.95	0.15	55,55,55,55	0
56	MG	2a	3168	1/1	0.95	0.07	51,51,51,51	0
56	MG	2A	3876	1/1	0.95	0.13	47,47,47,47	0
56	MG	1A	3795	1/1	0.95	0.20	19,19,19,19	0
56	MG	1A	3810	1/1	0.95	0.16	25,25,25,25	0
56	MG	1a	1737	1/1	0.95	0.30	62,62,62,62	0
56	MG	2A	3272	1/1	0.95	0.15	56,56,56,56	0
56	MG	1A	3460	1/1	0.95	0.28	40,40,40,40	0
56	MG	2A	3276	1/1	0.95	0.14	51,51,51,51	0
56	MG	1A	3075	1/1	0.95	0.18	21,21,21,21	0
59	ZN	14	102	1/1	0.95	0.13	87,87,87,87	0
56	MG	1A	3502	1/1	0.95	0.15	47,47,47,47	0
56	MG	1A	3348	1/1	0.95	0.29	41,41,41,41	0
56	MG	1A	3847	1/1	0.95	0.07	51,51,51,51	0
56	MG	2A	3803	1/1	0.95	0.13	81,81,81,81	0
56	MG	1Y	203	1/1	0.95	0.19	47,47,47,47	0
56	MG	2A	3028	1/1	0.95	0.16	48,48,48,48	0
59	ZN	29	501	1/1	0.95	0.11	72,72,72,72	0
56	MG	1A	3372	1/1	0.95	0.38	43,43,43,43	0
56	MG	2A	3699	1/1	0.95	0.07	70,70,70,70	0
56	MG	2A	3305	1/1	0.95	0.12	54,54,54,54	0
56	MG	1A	3087	1/1	0.95	0.36	35,35,35,35	0

Continued on next page...

Continued from previous page...

Mol	Type	Chain	Res	Atoms	RSCC	RSR	B-factors(\AA^2)	Q<0.9
56	MG	1A	3904	1/1	0.95	0.16	32,32,32,32	0
56	MG	1A	3067	1/1	0.95	0.16	32,32,32,32	0
56	MG	1A	3763	1/1	0.95	0.15	22,22,22,22	0
56	MG	2A	3827	1/1	0.95	0.09	62,62,62,62	0
56	MG	1a	1682	1/1	0.95	0.15	40,40,40,40	0
56	MG	1A	3144	1/1	0.95	0.18	42,42,42,42	0
56	MG	2A	3110	1/1	0.95	0.15	61,61,61,61	0
56	MG	1A	3082	1/1	0.95	0.24	33,33,33,33	0
56	MG	2V	202	1/1	0.95	0.52	48,48,48,48	0
56	MG	2A	3518	1/1	0.95	0.16	53,53,53,53	0
56	MG	1A	3106	1/1	0.95	0.17	26,26,26,26	0
56	MG	1a	1613	1/1	0.95	0.22	49,49,49,49	0
56	MG	1A	3216	1/1	0.95	0.33	32,32,32,32	0
56	MG	1A	3595	1/1	0.95	0.14	34,34,34,34	0
56	MG	1A	3830	1/1	0.95	0.18	48,48,48,48	0
56	MG	1A	3362	1/1	0.95	0.10	35,35,35,35	0
56	MG	2A	3146	1/1	0.95	0.20	38,38,38,38	0
56	MG	1A	3229	1/1	0.95	0.38	32,32,32,32	0
56	MG	1A	3009	1/1	0.95	0.12	17,17,17,17	0
56	MG	1A	3183	1/1	0.95	0.21	48,48,48,48	0
56	MG	2A	3084	1/1	0.95	0.13	46,46,46,46	0
56	MG	2A	3663	1/1	0.95	0.13	54,54,54,54	0
56	MG	2a	3234	1/1	0.95	0.16	60,60,60,60	0
56	MG	1E	315	1/1	0.95	0.06	40,40,40,40	0
56	MG	1A	3868	1/1	0.95	0.12	35,35,35,35	0
56	MG	1A	3525	1/1	0.95	0.27	31,31,31,31	0
56	MG	1A	3509	1/1	0.95	0.18	31,31,31,31	0
56	MG	1B	226	1/1	0.95	0.06	69,69,69,69	0
56	MG	2A	3049	1/1	0.95	0.13	54,54,54,54	0
56	MG	2A	3142	1/1	0.95	0.14	43,43,43,43	0
56	MG	1a	1612	1/1	0.95	0.09	62,62,62,62	0
56	MG	2a	3204	1/1	0.95	0.14	65,65,65,65	0
56	MG	1A	3805	1/1	0.96	0.09	35,35,35,35	0
56	MG	1A	3076	1/1	0.96	0.15	20,20,20,20	0
56	MG	1A	3472	1/1	0.96	0.23	33,33,33,33	0
56	MG	2A	3097	1/1	0.96	0.15	45,45,45,45	0
56	MG	2f	201	1/1	0.96	0.11	48,48,48,48	0
56	MG	1A	3831	1/1	0.96	0.17	37,37,37,37	0
56	MG	1a	1744	1/1	0.96	0.15	54,54,54,54	0
56	MG	1A	3642	1/1	0.96	0.12	14,14,14,14	0
56	MG	1A	3884	1/1	0.96	0.32	28,28,28,28	0
56	MG	1A	3094	1/1	0.96	0.15	20,20,20,20	0

Continued on next page...

Continued from previous page...

Mol	Type	Chain	Res	Atoms	RSCC	RSR	B-factors(\AA^2)	Q<0.9
56	MG	1A	3688	1/1	0.96	0.21	33,33,33,33	0
56	MG	1A	3514	1/1	0.96	0.24	64,64,64,64	0
56	MG	1A	3011	1/1	0.96	0.21	31,31,31,31	0
56	MG	2A	3669	1/1	0.96	0.55	59,59,59,59	0
56	MG	1A	3959	1/1	0.96	0.23	46,46,46,46	0
56	MG	1A	3250	1/1	0.96	0.23	36,36,36,36	0
56	MG	2a	3191	1/1	0.96	0.13	71,71,71,71	0
56	MG	1a	1783	1/1	0.96	0.12	57,57,57,57	0
56	MG	2A	3035	1/1	0.96	0.20	36,36,36,36	0
56	MG	1A	3105	1/1	0.96	0.33	30,30,30,30	0
56	MG	2a	3130	1/1	0.96	0.08	68,68,68,68	0
56	MG	2A	3009	1/1	0.96	0.12	38,38,38,38	0
56	MG	1U	210	1/1	0.96	0.23	25,25,25,25	0
56	MG	2A	3655	1/1	0.96	0.08	56,56,56,56	0
56	MG	2A	3451	1/1	0.96	0.26	37,37,37,37	0
56	MG	1A	3287	1/1	0.96	0.12	43,43,43,43	0
56	MG	2a	3134	1/1	0.96	0.10	58,58,58,58	0
56	MG	1A	3383	1/1	0.96	0.33	31,31,31,31	0
56	MG	2A	3697	1/1	0.96	0.21	72,72,72,72	0
56	MG	13	101	1/1	0.96	0.10	26,26,26,26	0
56	MG	1A	3886	1/1	0.96	0.14	23,23,23,23	0
56	MG	1A	3445	1/1	0.96	0.18	36,36,36,36	0
56	MG	2A	3813	1/1	0.96	0.15	53,53,53,53	0
56	MG	1P	205	1/1	0.96	0.16	16,16,16,16	0
56	MG	2a	3018	1/1	0.96	0.12	61,61,61,61	0
56	MG	1A	3630	1/1	0.96	0.15	29,29,29,29	0
56	MG	1A	3544	1/1	0.96	0.23	37,37,37,37	0
56	MG	1A	3890	1/1	0.96	0.10	33,33,33,33	0
56	MG	18	104	1/1	0.96	0.08	49,49,49,49	0
56	MG	1A	3068	1/1	0.96	0.18	48,48,48,48	0
56	MG	1A	3295	1/1	0.96	0.18	22,22,22,22	0
56	MG	2A	3325	1/1	0.96	0.33	57,57,57,57	0
56	MG	1A	3863	1/1	0.96	0.17	34,34,34,34	0
56	MG	2A	3355	1/1	0.96	0.12	51,51,51,51	0
56	MG	2a	3073	1/1	0.96	0.13	50,50,50,50	0
56	MG	2A	3179	1/1	0.96	0.21	65,65,65,65	0
56	MG	1A	4003	1/1	0.96	0.14	42,42,42,42	0
56	MG	1A	3020	1/1	0.96	0.18	33,33,33,33	0
56	MG	2A	3204	1/1	0.96	0.18	47,47,47,47	0
56	MG	1A	3099	1/1	0.96	0.23	16,16,16,16	0
56	MG	2a	3116	1/1	0.96	0.15	53,53,53,53	0
56	MG	1A	3666	1/1	0.96	0.14	35,35,35,35	0

Continued on next page...

Continued from previous page...

Mol	Type	Chain	Res	Atoms	RSCC	RSR	B-factors(\AA^2)	Q<0.9
56	MG	1A	3252	1/1	0.96	0.18	37,37,37,37	0
56	MG	17	103	1/1	0.96	0.11	22,22,22,22	0
56	MG	2A	3045	1/1	0.96	0.20	53,53,53,53	0
56	MG	2A	3558	1/1	0.96	0.08	52,52,52,52	0
56	MG	1A	3145	1/1	0.96	0.21	21,21,21,21	0
56	MG	1A	3912	1/1	0.96	0.37	31,31,31,31	0
56	MG	1A	3126	1/1	0.96	0.47	34,34,34,34	0
56	MG	1a	1723	1/1	0.96	0.21	46,46,46,46	0
56	MG	1A	4008	1/1	0.96	0.39	33,33,33,33	0
56	MG	1a	1761	1/1	0.96	0.14	51,51,51,51	0
56	MG	2a	3124	1/1	0.96	0.23	55,55,55,55	0
56	MG	2A	3587	1/1	0.96	0.20	56,56,56,56	0
56	MG	2A	3007	1/1	0.96	0.12	49,49,49,49	0
56	MG	1A	4086	1/1	0.96	0.16	28,28,28,28	0
56	MG	1A	3679	1/1	0.96	0.16	34,34,34,34	0
56	MG	1X	102	1/1	0.96	0.16	35,35,35,35	0
56	MG	2A	3294	1/1	0.96	0.31	67,67,67,67	0
56	MG	1a	1727	1/1	0.96	0.17	36,36,36,36	0
56	MG	1A	3169	1/1	0.96	0.14	49,49,49,49	0
56	MG	1E	311	1/1	0.96	0.23	52,52,52,52	0
56	MG	1A	4066	1/1	0.96	0.16	24,24,24,24	0
56	MG	1A	3652	1/1	0.96	0.15	31,31,31,31	0
56	MG	2a	3029	1/1	0.96	0.38	40,40,40,40	0
56	MG	1A	3828	1/1	0.96	0.17	45,45,45,45	0
56	MG	1A	3100	1/1	0.96	0.11	41,41,41,41	0
56	MG	2A	3673	1/1	0.96	0.15	57,57,57,57	0
56	MG	1A	3553	1/1	0.96	0.35	45,45,45,45	0
56	MG	1A	3824	1/1	0.96	0.15	30,30,30,30	0
56	MG	1A	3030	1/1	0.96	0.27	32,32,32,32	0
56	MG	1A	3550	1/1	0.96	0.16	40,40,40,40	0
56	MG	1A	3311	1/1	0.96	0.19	40,40,40,40	0
56	MG	1F	307	1/1	0.96	0.25	30,30,30,30	0
56	MG	2A	3394	1/1	0.96	0.18	51,51,51,51	0
56	MG	1A	3549	1/1	0.96	0.28	30,30,30,30	0
56	MG	1A	3176	1/1	0.96	0.23	27,27,27,27	0
56	MG	2A	3100	1/1	0.96	0.09	53,53,53,53	0
56	MG	1A	3149	1/1	0.96	0.25	29,29,29,29	0
56	MG	1A	3745	1/1	0.96	0.14	14,14,14,14	0
56	MG	1A	3137	1/1	0.96	0.20	27,27,27,27	0
56	MG	2U	203	1/1	0.96	0.41	54,54,54,54	0
56	MG	1a	1831	1/1	0.96	0.22	43,43,43,43	0
56	MG	1A	3943	1/1	0.96	0.14	38,38,38,38	0

Continued on next page...

Continued from previous page...

Mol	Type	Chain	Res	Atoms	RSCC	RSR	B-factors(\AA^2)	Q<0.9
56	MG	1A	3172	1/1	0.96	0.23	36,36,36,36	0
56	MG	1Q	203	1/1	0.96	0.24	24,24,24,24	0
56	MG	1e	202	1/1	0.96	0.23	59,59,59,59	0
56	MG	1A	3110	1/1	0.96	0.16	26,26,26,26	0
56	MG	1A	3014	1/1	0.96	0.18	22,22,22,22	0
56	MG	2a	3071	1/1	0.96	0.18	62,62,62,62	0
56	MG	2a	3217	1/1	0.96	0.12	72,72,72,72	0
56	MG	1A	3293	1/1	0.96	0.23	42,42,42,42	0
56	MG	1P	201	1/1	0.96	0.26	25,25,25,25	0
56	MG	2A	3436	1/1	0.96	0.17	41,41,41,41	0
56	MG	2A	3471	1/1	0.96	0.19	32,32,32,32	0
56	MG	1A	3120	1/1	0.96	0.17	36,36,36,36	0
56	MG	1A	3751	1/1	0.96	0.18	42,42,42,42	0
56	MG	1S	202	1/1	0.96	0.16	51,51,51,51	0
56	MG	2A	3631	1/1	0.96	0.14	39,39,39,39	0
56	MG	1A	3530	1/1	0.96	0.12	40,40,40,40	0
56	MG	18	101	1/1	0.96	0.26	37,37,37,37	0
56	MG	1A	3248	1/1	0.96	0.18	51,51,51,51	0
56	MG	1A	3064	1/1	0.96	0.20	32,32,32,32	0
56	MG	1A	3277	1/1	0.96	0.33	44,44,44,44	0
56	MG	2A	3615	1/1	0.96	0.13	60,60,60,60	0
56	MG	1A	3023	1/1	0.96	0.08	15,15,15,15	0
56	MG	1A	3659	1/1	0.96	0.19	24,24,24,24	0
56	MG	2a	3239	1/1	0.96	0.05	66,66,66,66	0
56	MG	2A	3018	1/1	0.96	0.21	49,49,49,49	0
56	MG	1A	3179	1/1	0.96	0.13	29,29,29,29	0
56	MG	2A	3528	1/1	0.96	0.18	59,59,59,59	0
56	MG	2T	204	1/1	0.96	0.17	54,54,54,54	0
56	MG	1D	303	1/1	0.96	0.13	17,17,17,17	0
56	MG	1A	3872	1/1	0.96	0.25	33,33,33,33	0
56	MG	2A	3109	1/1	0.96	0.19	39,39,39,39	0
56	MG	1A	3570	1/1	0.96	0.21	29,29,29,29	0
56	MG	2A	3854	1/1	0.96	0.11	35,35,35,35	0
56	MG	1a	1739	1/1	0.96	0.36	77,77,77,77	0
56	MG	2A	3106	1/1	0.96	0.10	36,36,36,36	0
56	MG	2A	3224	1/1	0.96	0.09	49,49,49,49	0
56	MG	2A	3404	1/1	0.96	0.21	45,45,45,45	0
56	MG	1A	3899	1/1	0.96	0.17	38,38,38,38	0
56	MG	1A	3670	1/1	0.96	0.19	28,28,28,28	0
56	MG	1A	3078	1/1	0.96	0.17	31,31,31,31	0
56	MG	1A	3180	1/1	0.96	0.35	35,35,35,35	0
56	MG	1D	301	1/1	0.96	0.13	34,34,34,34	0

Continued on next page...

Continued from previous page...

Mol	Type	Chain	Res	Atoms	RSCC	RSR	B-factors(\AA^2)	Q<0.9
56	MG	2a	3016	1/1	0.96	0.07	52,52,52,52	0
56	MG	1A	3432	1/1	0.96	0.29	36,36,36,36	0
56	MG	1A	3655	1/1	0.96	0.07	58,58,58,58	0
56	MG	1A	3384	1/1	0.96	0.14	41,41,41,41	0
56	MG	2a	3067	1/1	0.96	0.12	47,47,47,47	0
56	MG	1A	3941	1/1	0.96	0.09	35,35,35,35	0
56	MG	1A	3653	1/1	0.96	0.09	35,35,35,35	0
56	MG	2A	3344	1/1	0.96	0.51	48,48,48,48	0
56	MG	2A	3304	1/1	0.96	0.10	44,44,44,44	0
56	MG	1A	3710	1/1	0.96	0.15	51,51,51,51	0
56	MG	1A	3779	1/1	0.96	0.12	18,18,18,18	0
56	MG	1x	118	1/1	0.96	0.14	58,58,58,58	0
56	MG	2a	3103	1/1	0.96	0.21	62,62,62,62	0
56	MG	1A	3875	1/1	0.96	0.39	35,35,35,35	0
56	MG	2A	3752	1/1	0.96	0.22	54,54,54,54	0
56	MG	1D	313	1/1	0.96	0.35	34,34,34,34	0
56	MG	1D	302	1/1	0.96	0.18	36,36,36,36	0
56	MG	1A	3695	1/1	0.96	0.11	25,25,25,25	0
56	MG	1A	3115	1/1	0.96	0.09	32,32,32,32	0
56	MG	1a	1628	1/1	0.96	0.22	47,47,47,47	0
56	MG	2A	3024	1/1	0.96	0.42	48,48,48,48	0
56	MG	1A	3007	1/1	0.96	0.26	26,26,26,26	0
56	MG	1A	3455	1/1	0.96	0.27	28,28,28,28	0
56	MG	2a	3048	1/1	0.96	0.19	58,58,58,58	0
56	MG	2A	3730	1/1	0.96	0.08	41,41,41,41	0
56	MG	1A	3756	1/1	0.96	0.13	45,45,45,45	0
56	MG	2A	3172	1/1	0.96	0.12	50,50,50,50	0
56	MG	1A	3634	1/1	0.96	0.17	52,52,52,52	0
56	MG	1a	1616	1/1	0.96	0.09	55,55,55,55	0
56	MG	1A	3259	1/1	0.96	0.18	38,38,38,38	0
56	MG	2A	3313	1/1	0.96	0.07	57,57,57,57	0
56	MG	1B	202	1/1	0.96	0.33	47,47,47,47	0
56	MG	1A	4010	1/1	0.96	0.17	28,28,28,28	0
56	MG	1A	3275	1/1	0.96	0.17	31,31,31,31	0
56	MG	2a	3042	1/1	0.96	0.20	60,60,60,60	0
56	MG	2P	201	1/1	0.96	0.34	58,58,58,58	0
56	MG	1A	3674	1/1	0.96	0.16	22,22,22,22	0
56	MG	1D	307	1/1	0.96	0.26	44,44,44,44	0
56	MG	1A	3501	1/1	0.96	0.13	28,28,28,28	0
56	MG	1w	108	1/1	0.96	0.11	74,74,74,74	0
56	MG	1A	3556	1/1	0.96	0.31	41,41,41,41	0
56	MG	1A	3182	1/1	0.96	0.22	49,49,49,49	0

Continued on next page...

Continued from previous page...

Mol	Type	Chain	Res	Atoms	RSCC	RSR	B-factors(\AA^2)	Q<0.9
56	MG	2A	3012	1/1	0.96	0.12	40,40,40,40	0
56	MG	1A	3395	1/1	0.96	0.23	40,40,40,40	0
56	MG	1A	3150	1/1	0.96	0.17	31,31,31,31	0
56	MG	2A	3534	1/1	0.96	0.10	41,41,41,41	0
56	MG	1m	3002	1/1	0.96	0.11	56,56,56,56	0
56	MG	1A	3233	1/1	0.96	0.14	30,30,30,30	0
56	MG	1A	3701	1/1	0.96	0.18	23,23,23,23	0
56	MG	1a	1697	1/1	0.96	0.28	49,49,49,49	0
56	MG	1A	3571	1/1	0.96	0.53	29,29,29,29	0
56	MG	2A	3616	1/1	0.96	0.10	63,63,63,63	0
56	MG	2A	3666	1/1	0.96	0.16	44,44,44,44	0
56	MG	1A	3925	1/1	0.96	0.17	39,39,39,39	0
56	MG	2A	3590	1/1	0.96	0.15	64,64,64,64	0
56	MG	15	101	1/1	0.96	0.34	31,31,31,31	0
56	MG	1a	1702	1/1	0.96	0.29	53,53,53,53	0
56	MG	2A	3617	1/1	0.96	0.20	59,59,59,59	0
56	MG	1a	1639	1/1	0.96	0.19	56,56,56,56	0
56	MG	1A	3013	1/1	0.96	0.35	26,26,26,26	0
56	MG	1T	201	1/1	0.96	0.23	47,47,47,47	0
56	MG	1A	3255	1/1	0.96	0.19	29,29,29,29	0
56	MG	2A	3738	1/1	0.96	0.10	48,48,48,48	0
56	MG	2F	305	1/1	0.96	0.33	43,43,43,43	0
56	MG	2a	3146	1/1	0.96	0.08	68,68,68,68	0
56	MG	2A	3530	1/1	0.96	0.17	49,49,49,49	0
56	MG	2A	3769	1/1	0.96	0.12	39,39,39,39	0
56	MG	2A	3036	1/1	0.96	0.08	28,28,28,28	0
56	MG	2A	3021	1/1	0.96	0.17	55,55,55,55	0
56	MG	1A	3900	1/1	0.96	0.16	20,20,20,20	0
56	MG	17	101	1/1	0.96	0.19	31,31,31,31	0
56	MG	1V	204	1/1	0.96	0.36	32,32,32,32	0
56	MG	1A	3546	1/1	0.96	0.22	43,43,43,43	0
56	MG	1E	309	1/1	0.96	0.37	47,47,47,47	0
56	MG	2A	3197	1/1	0.96	0.22	55,55,55,55	0
56	MG	1A	3908	1/1	0.96	0.14	32,32,32,32	0
56	MG	1A	3794	1/1	0.96	0.19	48,48,48,48	0
56	MG	1A	3095	1/1	0.96	0.29	44,44,44,44	0
56	MG	1A	3231	1/1	0.96	0.11	33,33,33,33	0
56	MG	2A	3797	1/1	0.96	0.08	40,40,40,40	0
56	MG	2A	3517	1/1	0.96	0.09	46,46,46,46	0
56	MG	1B	239	1/1	0.96	0.15	30,30,30,30	0
56	MG	1a	1633	1/1	0.96	0.21	52,52,52,52	0
56	MG	16	101	1/1	0.96	0.19	41,41,41,41	0

Continued on next page...

Continued from previous page...

Mol	Type	Chain	Res	Atoms	RSCC	RSR	B-factors(\AA^2)	Q<0.9
56	MG	2A	3131	1/1	0.96	0.08	75,75,75,75	0
56	MG	2A	3290	1/1	0.96	0.13	36,36,36,36	0
56	MG	2A	3174	1/1	0.96	0.07	56,56,56,56	0
56	MG	1A	3201	1/1	0.96	0.15	22,22,22,22	0
56	MG	2A	3424	1/1	0.96	0.22	49,49,49,49	0
56	MG	2A	3126	1/1	0.96	0.15	44,44,44,44	0
56	MG	1A	3200	1/1	0.96	0.13	33,33,33,33	0
56	MG	2e	201	1/1	0.96	0.14	64,64,64,64	0
56	MG	2D	301	1/1	0.96	0.32	47,47,47,47	0
56	MG	2A	3874	1/1	0.96	0.05	66,66,66,66	0
56	MG	1A	3754	1/1	0.96	0.15	18,18,18,18	0
56	MG	2V	201	1/1	0.96	0.56	69,69,69,69	0
56	MG	2A	3865	1/1	0.96	0.07	51,51,51,51	0
56	MG	2a	3115	1/1	0.96	0.14	61,61,61,61	0
56	MG	1A	3178	1/1	0.96	0.17	17,17,17,17	0
56	MG	1A	4075	1/1	0.96	0.30	48,48,48,48	0
56	MG	2A	3549	1/1	0.96	0.14	47,47,47,47	0
56	MG	1Q	201	1/1	0.97	0.62	42,42,42,42	0
56	MG	1A	3811	1/1	0.97	0.12	49,49,49,49	0
56	MG	2a	3038	1/1	0.97	0.23	53,53,53,53	0
56	MG	2a	3205	1/1	0.97	0.06	60,60,60,60	0
56	MG	1A	3119	1/1	0.97	0.26	23,23,23,23	0
56	MG	1x	114	1/1	0.97	0.21	51,51,51,51	0
56	MG	2a	3075	1/1	0.97	0.22	57,57,57,57	0
56	MG	1F	310	1/1	0.97	0.14	41,41,41,41	0
56	MG	2A	3550	1/1	0.97	0.17	57,57,57,57	0
56	MG	1a	1713	1/1	0.97	0.14	50,50,50,50	0
56	MG	1A	3862	1/1	0.97	0.07	36,36,36,36	0
56	MG	2A	3064	1/1	0.97	0.08	48,48,48,48	0
56	MG	1A	3691	1/1	0.97	0.16	24,24,24,24	0
56	MG	1A	3031	1/1	0.97	0.28	31,31,31,31	0
56	MG	2A	3835	1/1	0.97	0.14	34,34,34,34	0
56	MG	2A	3161	1/1	0.97	0.39	64,64,64,64	0
56	MG	23	101	1/1	0.97	0.22	54,54,54,54	0
56	MG	2A	3137	1/1	0.97	0.34	40,40,40,40	0
56	MG	1A	4020	1/1	0.97	0.10	33,33,33,33	0
56	MG	1A	3839	1/1	0.97	0.16	43,43,43,43	0
56	MG	1A	3305	1/1	0.97	0.31	34,34,34,34	0
56	MG	2a	3121	1/1	0.97	0.12	54,54,54,54	0
56	MG	1A	3085	1/1	0.97	0.18	23,23,23,23	0
56	MG	2A	3477	1/1	0.97	0.14	23,23,23,23	0
56	MG	1A	3677	1/1	0.97	0.12	23,23,23,23	0

Continued on next page...

Continued from previous page...

Mol	Type	Chain	Res	Atoms	RSCC	RSR	B-factors(\AA^2)	Q<0.9
56	MG	1A	3841	1/1	0.97	0.21	39,39,39,39	0
56	MG	1A	3859	1/1	0.97	0.37	38,38,38,38	0
56	MG	1A	3239	1/1	0.97	0.18	25,25,25,25	0
56	MG	2A	3346	1/1	0.97	0.08	67,67,67,67	0
56	MG	1U	202	1/1	0.97	0.20	27,27,27,27	0
56	MG	2A	3598	1/1	0.97	0.15	42,42,42,42	0
56	MG	1O	202	1/1	0.97	0.42	47,47,47,47	0
59	ZN	1n	102	1/1	0.97	0.15	66,66,66,66	0
56	MG	2A	3582	1/1	0.97	0.10	39,39,39,39	0
56	MG	2a	3090	1/1	0.97	0.20	66,66,66,66	0
56	MG	2a	3211	1/1	0.97	0.14	50,50,50,50	0
56	MG	1A	3040	1/1	0.97	0.15	30,30,30,30	0
56	MG	1x	106	1/1	0.97	0.21	52,52,52,52	0
56	MG	1A	3407	1/1	0.97	0.13	36,36,36,36	0
56	MG	2a	3099	1/1	0.97	0.16	52,52,52,52	0
56	MG	1A	3714	1/1	0.97	0.14	14,14,14,14	0
56	MG	1A	3825	1/1	0.97	0.16	34,34,34,34	0
56	MG	1F	305	1/1	0.97	0.10	45,45,45,45	0
56	MG	1A	3158	1/1	0.97	0.31	60,60,60,60	0
56	MG	2A	3675	1/1	0.97	0.06	57,57,57,57	0
56	MG	1a	1615	1/1	0.97	0.07	43,43,43,43	0
56	MG	2A	3520	1/1	0.97	0.11	49,49,49,49	0
56	MG	2A	3151	1/1	0.97	0.21	60,60,60,60	0
56	MG	1U	206	1/1	0.97	0.16	33,33,33,33	0
56	MG	1Z	303	1/1	0.97	0.20	42,42,42,42	0
56	MG	1A	3880	1/1	0.97	0.09	60,60,60,60	0
56	MG	1V	201	1/1	0.97	0.45	30,30,30,30	0
56	MG	1E	307	1/1	0.97	0.22	57,57,57,57	0
56	MG	1A	3579	1/1	0.97	0.26	21,21,21,21	0
56	MG	1A	3161	1/1	0.97	0.18	22,22,22,22	0
56	MG	2A	3704	1/1	0.97	0.19	44,44,44,44	0
56	MG	2A	3229	1/1	0.97	0.47	33,33,33,33	0
56	MG	1A	4084	1/1	0.97	0.24	14,14,14,14	0
56	MG	1A	3049	1/1	0.97	0.23	39,39,39,39	0
56	MG	2N	201	1/1	0.97	0.08	35,35,35,35	0
56	MG	1A	3720	1/1	0.97	0.19	44,44,44,44	0
56	MG	1O	204	1/1	0.97	0.14	46,46,46,46	0
56	MG	2a	3087	1/1	0.97	0.10	59,59,59,59	0
56	MG	1A	3752	1/1	0.97	0.14	37,37,37,37	0
56	MG	2A	3170	1/1	0.97	0.09	52,52,52,52	0
56	MG	1A	3778	1/1	0.97	0.16	20,20,20,20	0
56	MG	1A	3032	1/1	0.97	0.28	26,26,26,26	0

Continued on next page...

Continued from previous page...

Mol	Type	Chain	Res	Atoms	RSCC	RSR	B-factors(\AA^2)	Q<0.9
56	MG	1A	3154	1/1	0.97	0.43	39,39,39,39	0
56	MG	1a	1757	1/1	0.97	0.12	35,35,35,35	0
56	MG	2A	3413	1/1	0.97	0.19	55,55,55,55	0
56	MG	2A	3626	1/1	0.97	0.17	33,33,33,33	0
56	MG	2A	3683	1/1	0.97	0.10	64,64,64,64	0
56	MG	1A	3254	1/1	0.97	0.17	36,36,36,36	0
56	MG	2A	3241	1/1	0.97	0.24	62,62,62,62	0
56	MG	2A	3755	1/1	0.97	0.07	54,54,54,54	0
56	MG	1A	3495	1/1	0.97	0.23	47,47,47,47	0
56	MG	1A	3593	1/1	0.97	0.34	27,27,27,27	0
56	MG	1A	3466	1/1	0.97	0.17	36,36,36,36	0
56	MG	2m	201	1/1	0.97	0.12	73,73,73,73	0
56	MG	2A	3501	1/1	0.97	0.07	58,58,58,58	0
56	MG	2A	3366	1/1	0.97	0.14	60,60,60,60	0
56	MG	2A	3112	1/1	0.97	0.11	51,51,51,51	0
60	SF4	2d	302	8/8	0.97	0.15	59,73,81,82	0
56	MG	2A	3667	1/1	0.97	0.10	57,57,57,57	0
56	MG	1R	202	1/1	0.97	0.42	36,36,36,36	0
56	MG	1A	3034	1/1	0.97	0.30	23,23,23,23	0
56	MG	1A	3280	1/1	0.97	0.15	21,21,21,21	0
56	MG	1a	1776	1/1	0.97	0.10	58,58,58,58	0
56	MG	2a	3221	1/1	0.97	0.08	55,55,55,55	0
56	MG	1B	219	1/1	0.97	0.28	34,34,34,34	0
56	MG	1A	3783	1/1	0.97	0.15	17,17,17,17	0
56	MG	1A	3931	1/1	0.97	0.08	40,40,40,40	0
56	MG	1B	218	1/1	0.97	0.15	39,39,39,39	0
56	MG	1A	3227	1/1	0.97	0.26	37,37,37,37	0
56	MG	1A	3672	1/1	0.97	0.10	35,35,35,35	0
56	MG	2A	3745	1/1	0.97	0.09	50,50,50,50	0
56	MG	2A	3184	1/1	0.97	0.16	41,41,41,41	0
56	MG	1A	3746	1/1	0.97	0.25	46,46,46,46	0
56	MG	2A	3187	1/1	0.97	0.21	56,56,56,56	0
56	MG	1A	3375	1/1	0.97	0.15	42,42,42,42	0
56	MG	1A	3543	1/1	0.97	0.38	34,34,34,34	0
56	MG	1A	3952	1/1	0.97	0.18	39,39,39,39	0
56	MG	2A	3167	1/1	0.97	0.15	39,39,39,39	0
56	MG	1a	1717	1/1	0.97	0.06	64,64,64,64	0
56	MG	1A	3281	1/1	0.97	0.26	31,31,31,31	0
56	MG	2A	3880	1/1	0.97	0.12	52,52,52,52	0
56	MG	1A	3656	1/1	0.97	0.18	34,34,34,34	0
56	MG	1A	3842	1/1	0.97	0.18	31,31,31,31	0
56	MG	2A	3653	1/1	0.97	0.21	61,61,61,61	0

Continued on next page...

Continued from previous page...

Mol	Type	Chain	Res	Atoms	RSCC	RSR	B-factors(\AA^2)	Q<0.9
56	MG	1A	3190	1/1	0.97	0.25	25,25,25,25	0
56	MG	1A	3638	1/1	0.97	0.08	40,40,40,40	0
56	MG	1F	306	1/1	0.97	0.25	23,23,23,23	0
56	MG	2A	3778	1/1	0.97	0.11	58,58,58,58	0
56	MG	1A	3698	1/1	0.97	0.21	28,28,28,28	0
56	MG	1x	108	1/1	0.97	0.20	62,62,62,62	0
56	MG	1A	3620	1/1	0.97	0.10	52,52,52,52	0
56	MG	1A	3204	1/1	0.97	0.16	29,29,29,29	0
56	MG	1A	3731	1/1	0.97	0.14	24,24,24,24	0
56	MG	2a	3069	1/1	0.97	0.23	62,62,62,62	0
56	MG	1A	3790	1/1	0.97	0.17	19,19,19,19	0
56	MG	2A	3431	1/1	0.97	0.20	49,49,49,49	0
56	MG	1A	4045	1/1	0.97	0.12	17,17,17,17	0
56	MG	2A	3705	1/1	0.97	0.16	51,51,51,51	0
56	MG	1A	3021	1/1	0.97	0.10	21,21,21,21	0
56	MG	1a	1764	1/1	0.97	0.11	58,58,58,58	0
56	MG	1A	3142	1/1	0.97	0.21	14,14,14,14	0
56	MG	2A	3037	1/1	0.97	0.08	68,68,68,68	0
56	MG	2a	3184	1/1	0.97	0.11	57,57,57,57	0
56	MG	1a	1704	1/1	0.97	0.29	60,60,60,60	0
56	MG	2a	3210	1/1	0.97	0.09	57,57,57,57	0
56	MG	1A	3132	1/1	0.97	0.26	33,33,33,33	0
56	MG	1W	202	1/1	0.97	0.15	50,50,50,50	0
56	MG	2A	3032	1/1	0.97	0.20	47,47,47,47	0
56	MG	1A	3669	1/1	0.97	0.14	19,19,19,19	0
56	MG	2A	3330	1/1	0.97	0.13	60,60,60,60	0
56	MG	1A	3122	1/1	0.97	0.30	37,37,37,37	0
56	MG	1X	101	1/1	0.97	0.23	32,32,32,32	0
56	MG	1A	3614	1/1	0.97	0.17	35,35,35,35	0
56	MG	1A	3211	1/1	0.97	0.43	34,34,34,34	0
56	MG	1U	203	1/1	0.97	0.32	28,28,28,28	0
56	MG	2U	201	1/1	0.97	0.26	54,54,54,54	0
56	MG	2A	3177	1/1	0.97	0.17	35,35,35,35	0
56	MG	2A	3411	1/1	0.97	0.10	46,46,46,46	0
56	MG	1A	3146	1/1	0.97	0.35	25,25,25,25	0
56	MG	1A	3448	1/1	0.97	0.17	36,36,36,36	0
56	MG	1A	3386	1/1	0.97	0.30	30,30,30,30	0
56	MG	1B	231	1/1	0.97	0.21	39,39,39,39	0
56	MG	1A	3038	1/1	0.97	0.21	30,30,30,30	0
56	MG	2A	3851	1/1	0.97	0.10	39,39,39,39	0
56	MG	2A	3668	1/1	0.97	0.19	54,54,54,54	0
56	MG	2A	3435	1/1	0.97	0.12	28,28,28,28	0

Continued on next page...

Continued from previous page...

Mol	Type	Chain	Res	Atoms	RSCC	RSR	B-factors(\AA^2)	Q<0.9
56	MG	1A	3028	1/1	0.97	0.17	21,21,21,21	0
56	MG	1X	103	1/1	0.97	0.31	37,37,37,37	0
56	MG	1A	3135	1/1	0.97	0.11	23,23,23,23	0
56	MG	1A	3833	1/1	0.97	0.15	55,55,55,55	0
56	MG	10	105	1/1	0.97	0.13	53,53,53,53	0
56	MG	2A	3695	1/1	0.97	0.08	60,60,60,60	0
56	MG	1O	203	1/1	0.97	0.14	40,40,40,40	0
56	MG	2A	3648	1/1	0.97	0.15	47,47,47,47	0
56	MG	1a	1811	1/1	0.97	0.10	38,38,38,38	0
56	MG	2a	3189	1/1	0.97	0.10	57,57,57,57	0
56	MG	2A	3425	1/1	0.97	0.14	43,43,43,43	0
56	MG	1A	3913	1/1	0.97	0.50	34,34,34,34	0
56	MG	1a	1647	1/1	0.97	0.27	55,55,55,55	0
56	MG	2A	3266	1/1	0.97	0.21	59,59,59,59	0
56	MG	1A	3610	1/1	0.97	0.20	44,44,44,44	0
56	MG	1A	3935	1/1	0.97	0.14	40,40,40,40	0
56	MG	2A	3791	1/1	0.97	0.10	56,56,56,56	0
56	MG	1A	3326	1/1	0.97	0.18	48,48,48,48	0
56	MG	1R	201	1/1	0.97	0.23	32,32,32,32	0
56	MG	1A	3046	1/1	0.97	0.16	28,28,28,28	0
56	MG	1a	1774	1/1	0.97	0.14	61,61,61,61	0
56	MG	1A	3559	1/1	0.97	0.21	54,54,54,54	0
56	MG	2q	202	1/1	0.97	0.13	72,72,72,72	0
56	MG	2A	3423	1/1	0.97	0.17	35,35,35,35	0
56	MG	1A	3294	1/1	0.97	0.13	41,41,41,41	0
56	MG	1A	3507	1/1	0.97	0.27	42,42,42,42	0
56	MG	1A	3628	1/1	0.97	0.12	51,51,51,51	0
56	MG	2A	3128	1/1	0.97	0.12	42,42,42,42	0
56	MG	1a	1733	1/1	0.97	0.31	53,53,53,53	0
56	MG	1A	3647	1/1	0.97	0.15	30,30,30,30	0
56	MG	1A	4069	1/1	0.97	0.14	20,20,20,20	0
56	MG	1A	3071	1/1	0.97	0.21	29,29,29,29	0
56	MG	2A	3604	1/1	0.97	0.14	44,44,44,44	0
56	MG	1A	3283	1/1	0.97	0.44	33,33,33,33	0
56	MG	1A	3508	1/1	0.97	0.18	23,23,23,23	0
56	MG	2F	306	1/1	0.97	0.60	51,51,51,51	0
56	MG	1A	3583	1/1	0.97	0.11	44,44,44,44	0
56	MG	1x	102	1/1	0.97	0.16	46,46,46,46	0
56	MG	1A	3569	1/1	0.97	0.22	42,42,42,42	0
56	MG	2A	3720	1/1	0.97	0.13	48,48,48,48	0
56	MG	1A	3037	1/1	0.97	0.16	32,32,32,32	0
60	SF4	1d	302	8/8	0.97	0.14	68,78,85,86	0

Continued on next page...

Continued from previous page...

Mol	Type	Chain	Res	Atoms	RSCC	RSR	B-factors(\AA^2)	Q<0.9
56	MG	2A	3651	1/1	0.97	0.20	44,44,44,44	0
56	MG	1A	3476	1/1	0.97	0.13	40,40,40,40	0
56	MG	1A	3236	1/1	0.97	0.47	30,30,30,30	0
56	MG	1A	3027	1/1	0.97	0.13	71,71,71,71	0
56	MG	1A	3177	1/1	0.98	0.20	25,25,25,25	0
56	MG	1A	4057	1/1	0.98	0.21	23,23,23,23	0
56	MG	1a	1653	1/1	0.98	0.14	56,56,56,56	0
56	MG	1A	3153	1/1	0.98	0.13	26,26,26,26	0
56	MG	1A	3687	1/1	0.98	0.16	27,27,27,27	0
56	MG	1A	3307	1/1	0.98	0.17	26,26,26,26	0
58	K	2A	3889	1/1	0.98	0.09	36,36,36,36	0
56	MG	2a	3212	1/1	0.98	0.13	59,59,59,59	0
56	MG	1A	3012	1/1	0.98	0.20	28,28,28,28	0
56	MG	1A	3873	1/1	0.98	0.16	35,35,35,35	0
56	MG	1A	3057	1/1	0.98	0.18	28,28,28,28	0
56	MG	2A	3122	1/1	0.98	0.24	53,53,53,53	0
56	MG	1A	4007	1/1	0.98	0.12	15,15,15,15	0
56	MG	2A	3505	1/1	0.98	0.17	57,57,57,57	0
56	MG	1A	3223	1/1	0.98	0.08	46,46,46,46	0
56	MG	1A	3141	1/1	0.98	0.18	26,26,26,26	0
56	MG	1a	1825	1/1	0.98	0.23	43,43,43,43	0
56	MG	1h	201	1/1	0.98	0.10	58,58,58,58	0
56	MG	1A	3385	1/1	0.98	0.18	27,27,27,27	0
56	MG	1A	3354	1/1	0.98	0.10	34,34,34,34	0
56	MG	1A	3879	1/1	0.98	0.21	36,36,36,36	0
56	MG	1A	3702	1/1	0.98	0.12	8,8,8,8	0
56	MG	2a	3171	1/1	0.98	0.12	64,64,64,64	0
56	MG	1A	3621	1/1	0.98	0.21	27,27,27,27	0
56	MG	1A	3125	1/1	0.98	0.47	34,34,34,34	0
56	MG	1B	232	1/1	0.98	0.11	50,50,50,50	0
56	MG	1N	204	1/1	0.98	0.39	42,42,42,42	0
56	MG	2A	3232	1/1	0.98	0.15	60,60,60,60	0
56	MG	1B	216	1/1	0.98	0.16	47,47,47,47	0
56	MG	1V	206	1/1	0.98	0.10	29,29,29,29	0
56	MG	2A	3567	1/1	0.98	0.10	54,54,54,54	0
56	MG	1a	1664	1/1	0.98	0.08	60,60,60,60	0
56	MG	1U	204	1/1	0.98	0.17	22,22,22,22	0
56	MG	1A	3716	1/1	0.98	0.19	31,31,31,31	0
56	MG	1a	1708	1/1	0.98	0.27	58,58,58,58	0
56	MG	1A	3439	1/1	0.98	0.19	44,44,44,44	0
56	MG	2A	3717	1/1	0.98	0.04	51,51,51,51	0
56	MG	1A	3097	1/1	0.98	0.32	35,35,35,35	0

Continued on next page...

Continued from previous page...

Mol	Type	Chain	Res	Atoms	RSCC	RSR	B-factors(\AA^2)	Q<0.9
56	MG	1A	3517	1/1	0.98	0.24	44,44,44,44	0
56	MG	1D	305	1/1	0.98	0.30	29,29,29,29	0
56	MG	2A	3577	1/1	0.98	0.16	57,57,57,57	0
56	MG	1A	3743	1/1	0.98	0.12	22,22,22,22	0
56	MG	2a	3129	1/1	0.98	0.24	49,49,49,49	0
56	MG	1F	302	1/1	0.98	0.17	30,30,30,30	0
56	MG	1A	3723	1/1	0.98	0.17	40,40,40,40	0
56	MG	1a	1742	1/1	0.98	0.12	55,55,55,55	0
56	MG	2A	3139	1/1	0.98	0.13	34,34,34,34	0
56	MG	1A	3196	1/1	0.98	0.11	38,38,38,38	0
56	MG	1A	3856	1/1	0.98	0.14	16,16,16,16	0
56	MG	1A	3199	1/1	0.98	0.21	20,20,20,20	0
56	MG	1U	211	1/1	0.98	0.16	28,28,28,28	0
56	MG	1A	3457	1/1	0.98	0.21	25,25,25,25	0
56	MG	1F	301	1/1	0.98	0.16	27,27,27,27	0
56	MG	2A	3548	1/1	0.98	0.18	35,35,35,35	0
56	MG	2A	3092	1/1	0.98	0.10	48,48,48,48	0
56	MG	2E	303	1/1	0.98	0.12	36,36,36,36	0
56	MG	1W	203	1/1	0.98	0.17	31,31,31,31	0
56	MG	1A	3173	1/1	0.98	0.32	34,34,34,34	0
56	MG	1a	1725	1/1	0.98	0.16	42,42,42,42	0
56	MG	2A	3682	1/1	0.98	0.13	74,74,74,74	0
56	MG	1A	4091	1/1	0.98	0.20	31,31,31,31	0
56	MG	1A	3219	1/1	0.98	0.30	32,32,32,32	0
56	MG	1A	3730	1/1	0.98	0.16	19,19,19,19	0
56	MG	1A	3804	1/1	0.98	0.17	22,22,22,22	0
56	MG	1A	3631	1/1	0.98	0.11	14,14,14,14	0
56	MG	2a	3235	1/1	0.98	0.06	66,66,66,66	0
56	MG	1E	312	1/1	0.98	0.13	39,39,39,39	0
56	MG	2A	3455	1/1	0.98	0.17	61,61,61,61	0
56	MG	1A	3749	1/1	0.98	0.11	30,30,30,30	0
56	MG	1A	3355	1/1	0.98	0.49	25,25,25,25	0
56	MG	2A	3877	1/1	0.98	0.24	49,49,49,49	0
56	MG	1A	3162	1/1	0.98	0.81	31,31,31,31	0
56	MG	1A	4080	1/1	0.98	0.09	39,39,39,39	0
56	MG	1A	3066	1/1	0.98	0.13	29,29,29,29	0
56	MG	2Q	201	1/1	0.98	0.13	49,49,49,49	0
56	MG	2A	3642	1/1	0.98	0.07	41,41,41,41	0
56	MG	1A	3244	1/1	0.98	0.16	42,42,42,42	0
56	MG	2A	3863	1/1	0.98	0.12	28,28,28,28	0
56	MG	2B	219	1/1	0.98	0.14	62,62,62,62	0
56	MG	1Q	202	1/1	0.98	0.36	34,34,34,34	0

Continued on next page...

Continued from previous page...

Mol	Type	Chain	Res	Atoms	RSCC	RSR	B-factors(\AA^2)	Q<0.9
56	MG	1A	3174	1/1	0.98	0.26	27,27,27,27	0
56	MG	2a	3079	1/1	0.98	0.09	56,56,56,56	0
56	MG	1A	3047	1/1	0.98	0.20	23,23,23,23	0
59	ZN	25	106	1/1	0.98	0.20	57,57,57,57	0
56	MG	1A	3003	1/1	0.98	0.16	19,19,19,19	0
56	MG	1A	3591	1/1	0.98	0.29	35,35,35,35	0
56	MG	2A	3843	1/1	0.98	0.16	35,35,35,35	0
56	MG	2A	3223	1/1	0.98	0.10	45,45,45,45	0
56	MG	1A	3704	1/1	0.98	0.10	21,21,21,21	0
56	MG	1A	3821	1/1	0.98	0.13	26,26,26,26	0
56	MG	1A	3266	1/1	0.98	0.11	40,40,40,40	0
56	MG	1Y	202	1/1	0.98	0.12	68,68,68,68	0
56	MG	1A	3786	1/1	0.98	0.09	24,24,24,24	0
56	MG	1A	3442	1/1	0.98	0.40	36,36,36,36	0
56	MG	1A	3827	1/1	0.98	0.15	39,39,39,39	0
56	MG	1B	201	1/1	0.98	0.29	48,48,48,48	0
56	MG	1A	3171	1/1	0.98	0.18	44,44,44,44	0
56	MG	1P	204	1/1	0.98	0.47	23,23,23,23	0
56	MG	2A	3260	1/1	0.98	0.16	57,57,57,57	0
56	MG	1a	1828	1/1	0.98	0.25	42,42,42,42	0
56	MG	1A	3077	1/1	0.98	0.12	35,35,35,35	0
56	MG	2A	3536	1/1	0.98	0.17	57,57,57,57	0
56	MG	2A	3328	1/1	0.98	0.09	41,41,41,41	0
56	MG	1A	3073	1/1	0.98	0.16	14,14,14,14	0
56	MG	2A	3744	1/1	0.98	0.21	44,44,44,44	0
56	MG	2A	3322	1/1	0.98	0.10	48,48,48,48	0
56	MG	1l	202	1/1	0.98	0.19	41,41,41,41	0
56	MG	2A	3758	1/1	0.98	0.11	64,64,64,64	0
56	MG	1A	3128	1/1	0.98	0.18	36,36,36,36	0
56	MG	1A	3108	1/1	0.98	0.25	36,36,36,36	0
56	MG	1A	3792	1/1	0.98	0.15	45,45,45,45	0
56	MG	28	102	1/1	0.98	0.10	48,48,48,48	0
56	MG	1a	1610	1/1	0.98	0.11	23,23,23,23	0
56	MG	2A	3708	1/1	0.98	0.09	31,31,31,31	0
56	MG	1A	3874	1/1	0.98	0.20	27,27,27,27	0
56	MG	1a	1629	1/1	0.98	0.15	54,54,54,54	0
56	MG	1F	303	1/1	0.98	0.23	28,28,28,28	0
56	MG	2D	305	1/1	0.98	0.14	33,33,33,33	0
56	MG	1A	3187	1/1	0.98	0.17	31,31,31,31	0
56	MG	2A	3725	1/1	0.98	0.09	34,34,34,34	0
56	MG	1A	3241	1/1	0.98	0.34	30,30,30,30	0
56	MG	1A	3160	1/1	0.98	0.33	26,26,26,26	0

Continued on next page...

Continued from previous page...

Mol	Type	Chain	Res	Atoms	RSCC	RSR	B-factors(\AA^2)	Q<0.9
56	MG	2A	3258	1/1	0.98	0.08	67,67,67,67	0
56	MG	2A	3188	1/1	0.98	0.11	43,43,43,43	0
56	MG	1A	3820	1/1	0.98	0.09	18,18,18,18	0
56	MG	1A	3818	1/1	0.98	0.11	42,42,42,42	0
56	MG	2B	215	1/1	0.98	0.15	69,69,69,69	0
56	MG	1A	3042	1/1	0.98	0.28	22,22,22,22	0
56	MG	1A	3692	1/1	0.98	0.14	55,55,55,55	0
56	MG	2A	3127	1/1	0.98	0.29	65,65,65,65	0
56	MG	1A	3001	1/1	0.99	0.13	39,39,39,39	0
56	MG	2a	3055	1/1	0.99	0.12	60,60,60,60	0
56	MG	1a	1816	1/1	0.99	0.14	53,53,53,53	0
56	MG	1A	4063	1/1	0.99	0.12	46,46,46,46	0
56	MG	2a	3128	1/1	0.99	0.06	44,44,44,44	0
56	MG	2A	3019	1/1	0.99	0.11	30,30,30,30	0
56	MG	1A	3645	1/1	0.99	0.21	20,20,20,20	0
56	MG	1A	3660	1/1	0.99	0.20	31,31,31,31	0
56	MG	2A	3080	1/1	0.99	0.15	56,56,56,56	0
56	MG	2A	3545	1/1	0.99	0.13	35,35,35,35	0
56	MG	1A	3785	1/1	0.99	0.15	37,37,37,37	0
56	MG	1A	3225	1/1	0.99	0.19	39,39,39,39	0
56	MG	1A	3622	1/1	0.99	0.14	22,22,22,22	0
56	MG	1A	3079	1/1	0.99	0.23	26,26,26,26	0
56	MG	1a	1648	1/1	0.99	0.11	48,48,48,48	0
56	MG	1a	1644	1/1	0.99	0.12	39,39,39,39	0
56	MG	2a	3022	1/1	0.99	0.06	43,43,43,43	0
56	MG	2A	3147	1/1	0.99	0.29	31,31,31,31	0
56	MG	1A	3919	1/1	0.99	0.16	30,30,30,30	0
56	MG	1B	210	1/1	0.99	0.20	51,51,51,51	0
56	MG	1U	207	1/1	0.99	0.13	29,29,29,29	0
56	MG	2A	3429	1/1	0.99	0.31	53,53,53,53	0
56	MG	1A	3228	1/1	0.99	0.21	32,32,32,32	0
56	MG	1A	3045	1/1	0.99	0.12	28,28,28,28	0
56	MG	1A	3719	1/1	0.99	0.13	47,47,47,47	0
59	ZN	15	106	1/1	0.99	0.20	38,38,38,38	0
56	MG	2a	3094	1/1	0.99	0.22	62,62,62,62	0
56	MG	1A	3373	1/1	0.99	0.10	43,43,43,43	0
59	ZN	19	102	1/1	0.99	0.22	40,40,40,40	0
59	ZN	1Y	204	1/1	0.99	0.19	53,53,53,53	0
56	MG	1A	3036	1/1	0.99	0.16	15,15,15,15	0
56	MG	1A	3618	1/1	0.99	0.20	26,26,26,26	0
56	MG	2A	3625	1/1	0.99	0.14	57,57,57,57	0
56	MG	1A	3286	1/1	0.99	0.37	42,42,42,42	0

Continued on next page...

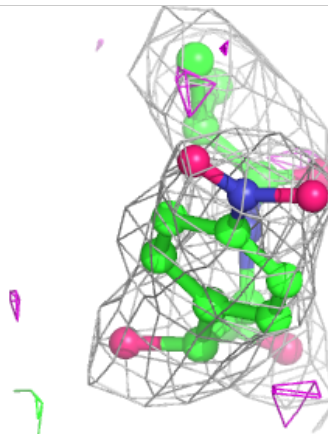
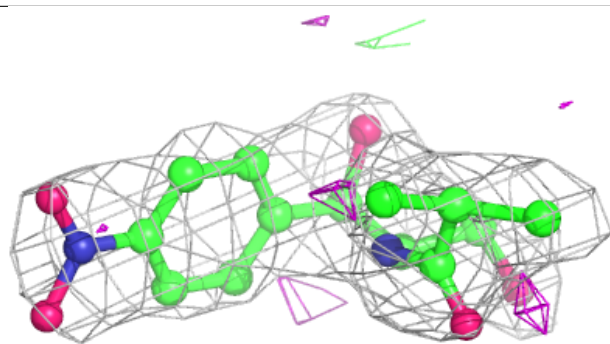
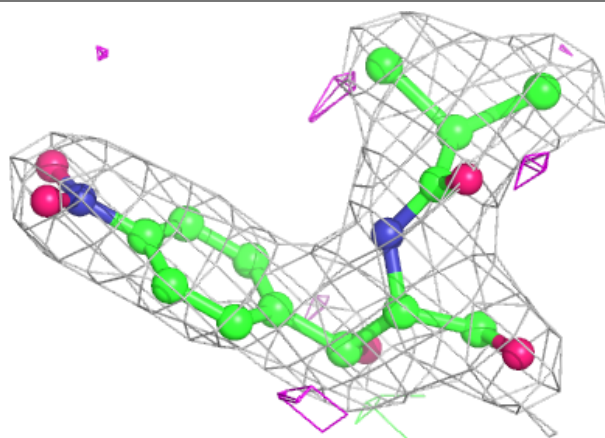
Continued from previous page...

Mol	Type	Chain	Res	Atoms	RSCC	RSR	B-factors(\AA^2)	Q<0.9
56	MG	27	102	1/1	0.99	0.26	34,34,34,34	0
56	MG	1B	238	1/1	0.99	0.12	37,37,37,37	0
56	MG	2A	3307	1/1	0.99	0.17	54,54,54,54	0
58	K	1A	4103	1/1	0.99	0.10	21,21,21,21	0
56	MG	2A	3660	1/1	0.99	0.09	33,33,33,33	0
56	MG	1E	305	1/1	0.99	0.31	32,32,32,32	0
59	ZN	26	501	1/1	0.99	0.17	64,64,64,64	0
59	ZN	16	104	1/1	0.99	0.21	37,37,37,37	0
56	MG	2A	3288	1/1	0.99	0.24	36,36,36,36	0
56	MG	1A	3127	1/1	1.00	0.14	42,42,42,42	0

The following is a graphical depiction of the model fit to experimental electron density of all instances of the Ligand of Interest. In addition, ligands with molecular weight > 250 and outliers as shown on the geometry validation Tables will also be included. Each fit is shown from different orientation to approximate a three-dimensional view.

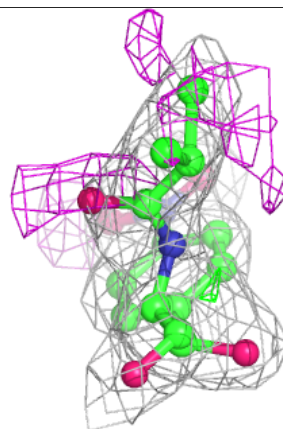
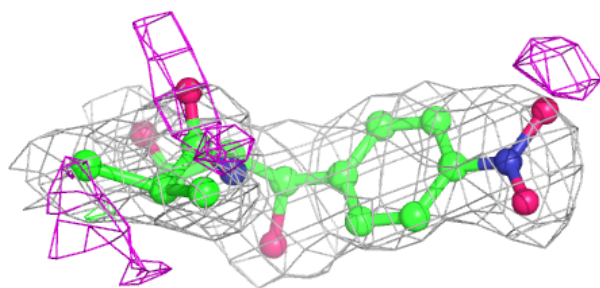
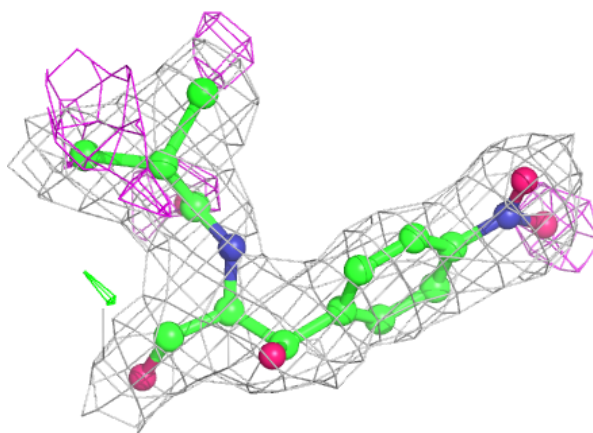
Electron density around CLM 2A 3888:

2mF_o-DF_c (at 0.7 rmsd) in gray
mF_o-DF_c (at 3 rmsd) in purple (negative)
and green (positive)



Electron density around CLM 1A 4102:

$2mF_o-DF_c$ (at 0.7 rmsd) in gray
 mF_o-DF_c (at 3 rmsd) in purple (negative)
and green (positive)



6.5 Other polymers ⓘ

There are no such residues in this entry.