



# Full wwPDB X-ray Structure Validation Report ⓘ

May 25, 2020 – 05:57 pm BST

PDB ID : 3NGM  
Title : Crystal structure of lipase from *Gibberella zeae*  
Authors : Lou, Z.Y.; Li, M.; Sun, Y.N.; Liu, Y.; Liu, Z.; Rao, Z.H.  
Deposited on : 2010-06-12  
Resolution : 2.80 Å(reported)

This is a Full wwPDB X-ray Structure Validation Report for a publicly released PDB entry.

We welcome your comments at [validation@mail.wwpdb.org](mailto:validation@mail.wwpdb.org)

A user guide is available at

<https://www.wwpdb.org/validation/2017/XrayValidationReportHelp>

with specific help available everywhere you see the ⓘ symbol.

---

The following versions of software and data (see [references ⓘ](#)) were used in the production of this report:

MolProbity	:	4.02b-467
Xtriage (Phenix)	:	1.13
EDS	:	2.11
Percentile statistics	:	20191225.v01 (using entries in the PDB archive December 25th 2019)
Refmac	:	5.8.0158
CCP4	:	7.0.044 (Gargrove)
Ideal geometry (proteins)	:	Engh & Huber (2001)
Ideal geometry (DNA, RNA)	:	Parkinson et al. (1996)
Validation Pipeline (wwPDB-VP)	:	2.11



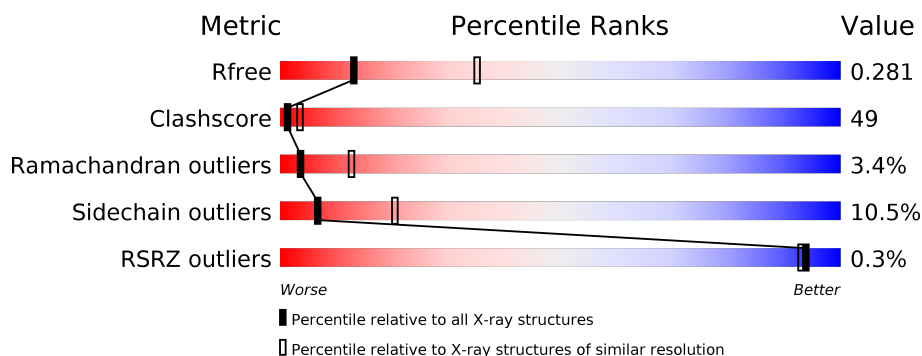
# 1 Overall quality at a glance

The following experimental techniques were used to determine the structure:

## *X-RAY DIFFRACTION*

The reported resolution of this entry is 2.80 Å.

Percentile scores (ranging between 0-100) for global validation metrics of the entry are shown in the following graphic. The table shows the number of entries on which the scores are based.



Metric	Whole archive (#Entries)	Similar resolution (#Entries, resolution range(Å))
$R_{free}$	130704	3140 (2.80-2.80)
Clashscore	141614	3569 (2.80-2.80)
Ramachandran outliers	138981	3498 (2.80-2.80)
Sidechain outliers	138945	3500 (2.80-2.80)
RSRZ outliers	127900	3078 (2.80-2.80)

The table below summarises the geometric issues observed across the polymeric chains and their fit to the electron density. The red, orange, yellow and green segments on the lower bar indicate the fraction of residues that contain outliers for  $\geq 3$ , 2, 1 and 0 types of geometric quality criteria respectively. A grey segment represents the fraction of residues that are not modelled. The numeric value for each fraction is indicated below the corresponding segment, with a dot representing fractions  $\leq 5\%$ . The upper red bar (where present) indicates the fraction of residues that have poor fit to the electron density. The numeric value is given above the bar.

Mol	Chain	Length	Quality of chain
1	A	319	<div> <div>41%</div> <div>44%</div> <div>8%</div> <div>7%</div> </div>
1	B	319	<div> <div>38%</div> <div>46%</div> <div>8%</div> <div>7%</div> </div>
1	C	319	<div> <div>42%</div> <div>44%</div> <div>7%</div> <div>7%</div> </div>
1	D	319	<div> <div>38%</div> <div>46%</div> <div>9%</div> <div>7%</div> </div>



## 2 Entry composition

There are 2 unique types of molecules in this entry. The entry contains 9010 atoms, of which 0 are hydrogens and 0 are deuteriums.

In the tables below, the ZeroOcc column contains the number of atoms modelled with zero occupancy, the AltConf column contains the number of residues with at least one atom in alternate conformation and the Trace column contains the number of residues modelled with at most 2 atoms.

- Molecule 1 is a protein called Extracellular lipase.

Mol	Chain	Residues	Atoms					ZeroOcc	AltConf	Trace
1	A	297	Total	C	N	O	S	0	0	0
			2198	1369	384	435	10			
1	B	297	Total	C	N	O	S	0	0	0
			2198	1369	384	435	10			
1	C	297	Total	C	N	O	S	0	0	0
			2198	1369	384	435	10			
1	D	297	Total	C	N	O	S	0	0	0
			2198	1369	384	435	10			

There are 20 discrepancies between the modelled and reference sequences:

Chain	Residue	Modelled	Actual	Comment	Reference
A	159	ILE	VAL	CONFLICT	UNP Q6WER3
A	316	SER	ARG	CONFLICT	UNP Q6WER3
A	317	ARG	PRO	CONFLICT	UNP Q6WER3
A	318	SER	LEU	CONFLICT	UNP Q6WER3
A	319	SER	ILE	CONFLICT	UNP Q6WER3
B	159	ILE	VAL	CONFLICT	UNP Q6WER3
B	316	SER	ARG	CONFLICT	UNP Q6WER3
B	317	ARG	PRO	CONFLICT	UNP Q6WER3
B	318	SER	LEU	CONFLICT	UNP Q6WER3
B	319	SER	ILE	CONFLICT	UNP Q6WER3
C	159	ILE	VAL	CONFLICT	UNP Q6WER3
C	316	SER	ARG	CONFLICT	UNP Q6WER3
C	317	ARG	PRO	CONFLICT	UNP Q6WER3
C	318	SER	LEU	CONFLICT	UNP Q6WER3
C	319	SER	ILE	CONFLICT	UNP Q6WER3
D	159	ILE	VAL	CONFLICT	UNP Q6WER3
D	316	SER	ARG	CONFLICT	UNP Q6WER3
D	317	ARG	PRO	CONFLICT	UNP Q6WER3
D	318	SER	LEU	CONFLICT	UNP Q6WER3
D	319	SER	ILE	CONFLICT	UNP Q6WER3



- Molecule 2 is water.

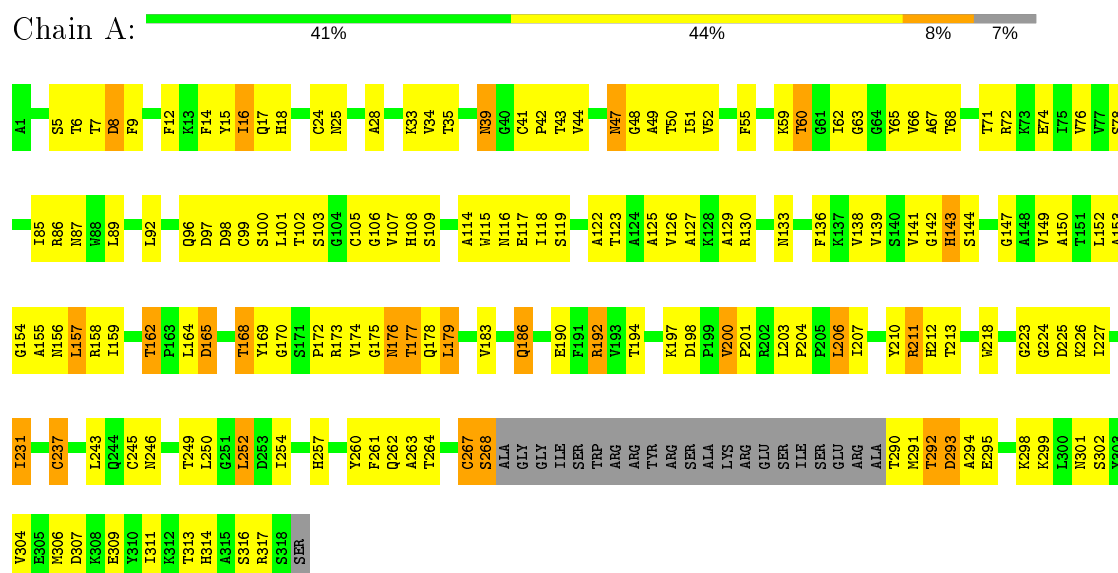
Mol	Chain	Residues	Atoms		ZeroOcc	AltConf
2	A	46	Total 46	O 46	0	0
2	B	53	Total 53	O 53	0	0
2	C	67	Total 67	O 67	0	0
2	D	52	Total 52	O 52	0	0



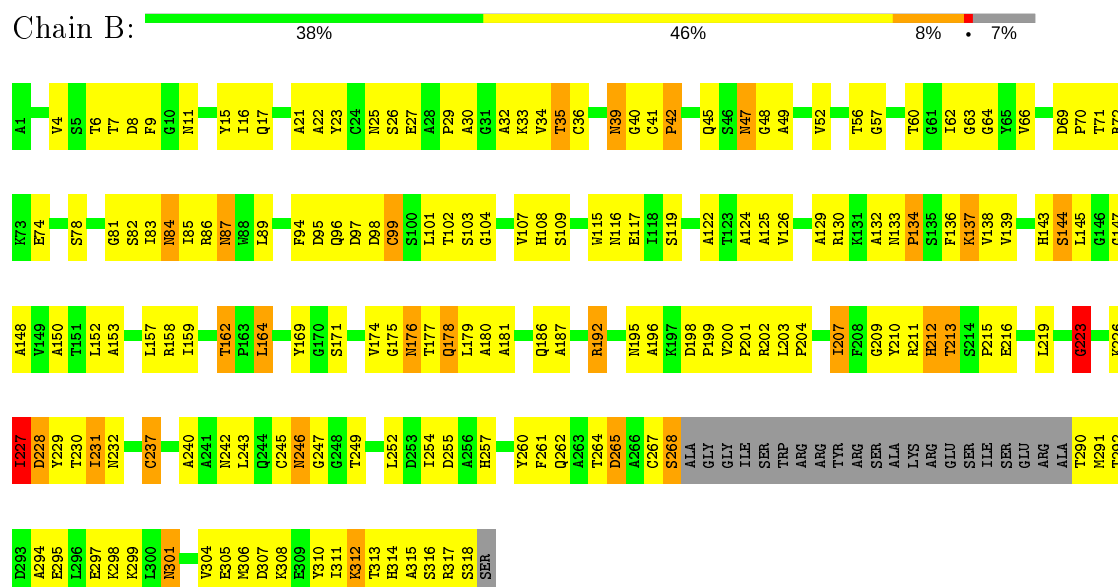
### 3 Residue-property plots

These plots are drawn for all protein, RNA and DNA chains in the entry. The first graphic for a chain summarises the proportions of the various outlier classes displayed in the second graphic. The second graphic shows the sequence view annotated by issues in geometry and electron density. Residues are color-coded according to the number of geometric quality criteria for which they contain at least one outlier: green = 0, yellow = 1, orange = 2 and red = 3 or more. A red dot above a residue indicates a poor fit to the electron density ( $RSRZ > 2$ ). Stretches of 2 or more consecutive residues without any outlier are shown as a green connector. Residues present in the sample, but not in the model, are shown in grey.

#### • Molecule 1: Extracellular lipase

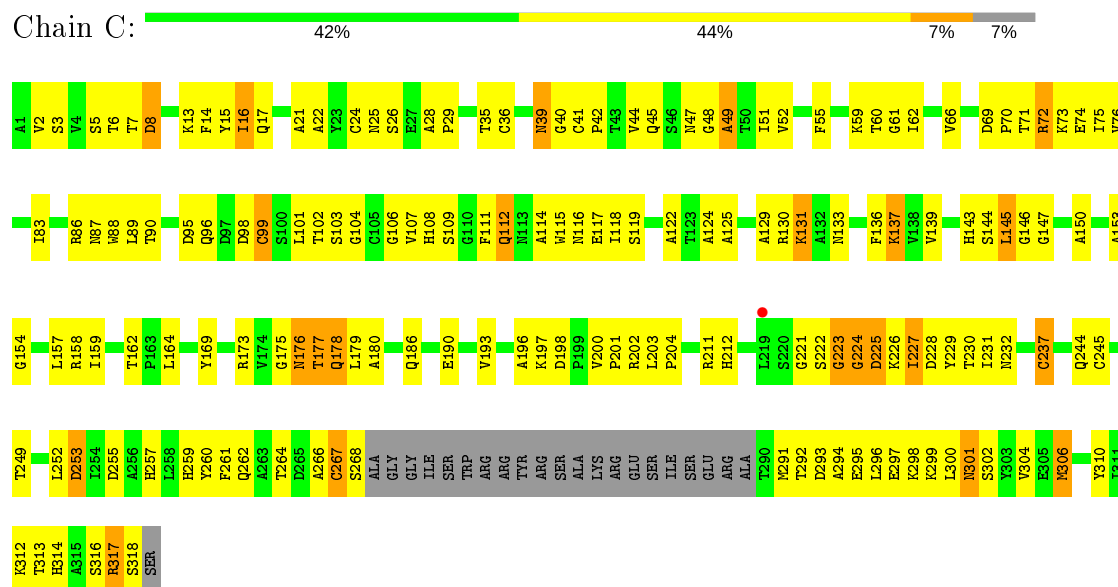


#### • Molecule 1: Extracellular lipase





- Molecule 1: Extracellular lipase





## 4 Data and refinement statistics

Property	Value	Source
Space group	P 21 21 21	Depositor
Cell constants a, b, c, $\alpha$ , $\beta$ , $\gamma$	78.42Å 91.00Å 195.80Å 90.00° 90.00° 90.00°	Depositor
Resolution (Å)	50.00 – 2.80 45.50 – 2.81	Depositor EDS
% Data completeness (in resolution range)	(Not available) (50.00-2.80) 82.7 (45.50-2.81)	Depositor EDS
$R_{merge}$	0.10	Depositor
$R_{sym}$	(Not available)	Depositor
$\langle I/\sigma(I) \rangle$ <sup>1</sup>	5.25 (at 2.81Å)	Xtriage
Refinement program	CNS 1.1	Depositor
R, $R_{free}$	0.238 , 0.264 0.232 , 0.281	Depositor DCC
$R_{free}$ test set	1691 reflections (4.97%)	wwPDB-VP
Wilson B-factor (Å <sup>2</sup> )	48.1	Xtriage
Anisotropy	0.489	Xtriage
Bulk solvent $k_{sol}$ (e/Å <sup>3</sup> ), $B_{sol}$ (Å <sup>2</sup> )	0.28 , 46.8	EDS
L-test for twinning <sup>2</sup>	$\langle  L  \rangle = 0.49$ , $\langle L^2 \rangle = 0.32$	Xtriage
Estimated twinning fraction	No twinning to report.	Xtriage
$F_o, F_c$ correlation	0.89	EDS
Total number of atoms	9010	wwPDB-VP
Average B, all atoms (Å <sup>2</sup> )	40.0	wwPDB-VP

Xtriage's analysis on translational NCS is as follows: *The largest off-origin peak in the Patterson function is 3.62% of the height of the origin peak. No significant pseudotranslation is detected.*

<sup>1</sup>Intensities estimated from amplitudes.

<sup>2</sup>Theoretical values of  $\langle |L| \rangle$ ,  $\langle L^2 \rangle$  for acentric reflections are 0.5, 0.333 respectively for untwinned datasets, and 0.375, 0.2 for perfectly twinned datasets.



## 5 Model quality

### 5.1 Standard geometry

The Z score for a bond length (or angle) is the number of standard deviations the observed value is removed from the expected value. A bond length (or angle) with  $|Z| > 5$  is considered an outlier worth inspection. RMSZ is the root-mean-square of all Z scores of the bond lengths (or angles).

Mol	Chain	Bond lengths		Bond angles	
		RMSZ	$\# Z  > 5$	RMSZ	$\# Z  > 5$
1	A	0.41	1/2243 (0.0%)	0.73	4/3047 (0.1%)
1	B	0.47	1/2243 (0.0%)	0.74	3/3047 (0.1%)
1	C	0.39	0/2243	0.67	0/3047
1	D	0.37	0/2243	0.65	0/3047
All	All	0.41	2/8972 (0.0%)	0.70	7/12188 (0.1%)

Chiral center outliers are detected by calculating the chiral volume of a chiral center and verifying if the center is modelled as a planar moiety or with the opposite hand. A planarity outlier is detected by checking planarity of atoms in a peptide group, atoms in a mainchain group or atoms of a sidechain that are expected to be planar.

Mol	Chain	#Chirality outliers	#Planarity outliers
1	A	0	1
1	B	0	1
All	All	0	2

All (2) bond length outliers are listed below:

Mol	Chain	Res	Type	Atoms	Z	Observed(Å)	Ideal(Å)
1	B	223	GLY	C-O	-6.07	1.14	1.23
1	A	268	SER	N-CA	-5.28	1.35	1.46

All (7) bond angle outliers are listed below:

Mol	Chain	Res	Type	Atoms	Z	Observed(°)	Ideal(°)
1	B	223	GLY	CA-C-O	-15.63	92.46	120.60
1	B	268	SER	CA-CB-OG	-8.38	88.56	111.20
1	A	224	GLY	N-CA-C	-6.55	96.72	113.10
1	A	267	CYS	C-N-CA	6.27	137.38	121.70
1	A	267	CYS	N-CA-C	6.14	127.58	111.00
1	A	237	CYS	CA-CB-SG	-5.65	103.83	114.00
1	B	227	ILE	N-CA-C	-5.13	97.16	111.00



There are no chirality outliers.

All (2) planarity outliers are listed below:

Mol	Chain	Res	Type	Group
1	A	267	CYS	Peptide
1	B	223	GLY	Mainchain

## 5.2 Too-close contacts

In the following table, the Non-H and H(model) columns list the number of non-hydrogen atoms and hydrogen atoms in the chain respectively. The H(added) column lists the number of hydrogen atoms added and optimized by MolProbity. The Clashes column lists the number of clashes within the asymmetric unit, whereas Symm-Clashes lists symmetry related clashes.

Mol	Chain	Non-H	H(model)	H(added)	Clashes	Symm-Clashes
1	A	2198	0	2113	178	0
1	B	2198	0	2111	238	0
1	C	2198	0	2111	216	0
1	D	2198	0	2111	230	0
2	A	46	0	0	33	0
2	B	53	0	0	47	0
2	C	67	0	0	55	0
2	D	52	0	0	43	0
All	All	9010	0	8446	844	0

The all-atom clashscore is defined as the number of clashes found per 1000 atoms (including hydrogen atoms). The all-atom clashscore for this structure is 49.

All (844) close contacts within the same asymmetric unit are listed below, sorted by their clash magnitude.

Atom-1	Atom-2	Interatomic distance (Å)	Clash overlap (Å)
1:B:237:CYS:HB3	2:B:321:HOH:O	1.23	1.29
1:C:237:CYS:HB3	2:C:336:HOH:O	1.41	1.20
1:B:26:SER:HB3	2:B:320:HOH:O	1.41	1.15
1:C:70:PRO:HG2	2:C:330:HOH:O	1.43	1.15
1:C:102:THR:HA	2:C:332:HOH:O	1.48	1.09
1:B:138:VAL:HG21	2:B:357:HOH:O	1.53	1.08
1:B:164:LEU:HG	2:B:323:HOH:O	1.55	1.07
1:C:227:ILE:HA	2:C:363:HOH:O	1.55	1.06
1:A:245:CYS:HB2	2:A:326:HOH:O	1.54	1.03
1:B:56:THR:HB	2:B:353:HOH:O	1.57	1.03
1:A:25:ASN:HB3	2:A:322:HOH:O	1.58	1.01

*Continued on next page...*



*Continued from previous page...*

Atom-1	Atom-2	Interatomic distance (Å)	Clash overlap (Å)
1:D:245:CYS:SG	2:D:354:HOH:O	2.18	1.00
1:D:60:THR:HG21	1:D:114:ALA:HA	1.44	0.99
1:D:237:CYS:HB3	2:D:354:HOH:O	1.59	0.99
1:B:129:ALA:HA	2:B:328:HOH:O	1.62	0.99
1:D:102:THR:HA	2:D:359:HOH:O	1.66	0.96
1:D:25:ASN:ND2	1:D:34:VAL:HA	1.81	0.95
1:B:312:LYS:HB3	2:B:352:HOH:O	1.65	0.95
1:D:174:VAL:HG12	2:D:335:HOH:O	1.65	0.94
1:D:17:GLN:HE22	1:D:43:THR:HB	1.33	0.93
1:B:202:ARG:NH2	2:B:350:HOH:O	2.00	0.93
1:D:220:SER:HA	2:D:351:HOH:O	1.69	0.93
1:B:242:ASN:CB	2:B:332:HOH:O	2.17	0.92
1:B:34:VAL:HB	1:B:49:ALA:HB1	1.51	0.90
1:B:56:THR:HG23	2:B:355:HOH:O	1.71	0.90
1:A:33:LYS:HD3	1:A:50:THR:HG22	1.52	0.89
1:C:295:GLU:HG2	2:C:358:HOH:O	1.72	0.89
1:B:312:LYS:CB	2:B:352:HOH:O	2.21	0.89
1:B:16:ILE:HD12	1:B:260:TYR:HB2	1.55	0.88
1:C:245:CYS:SG	2:C:336:HOH:O	2.30	0.88
1:B:26:SER:CB	2:B:320:HOH:O	2.07	0.87
1:D:252:LEU:HD21	1:D:296:LEU:HD23	1.55	0.87
1:C:291:MET:CB	2:C:358:HOH:O	2.23	0.86
1:D:38:GLY:HA3	2:D:338:HOH:O	1.74	0.86
1:B:177:THR:HA	1:B:211:ARG:HG3	1.56	0.85
1:B:25:ASN:ND2	1:B:34:VAL:HA	1.91	0.85
1:D:175:GLY:HA3	1:D:179:LEU:HD23	1.59	0.85
1:C:102:THR:HG23	2:C:332:HOH:O	1.76	0.85
1:A:143:HIS:CE1	1:A:264:THR:HG21	2.11	0.84
1:A:96:GLN:HE21	1:B:317:ARG:HE	1.26	0.84
1:D:237:CYS:CB	2:D:354:HOH:O	2.20	0.83
1:B:242:ASN:HB3	2:B:332:HOH:O	1.77	0.83
1:B:36:CYS:HB3	1:B:40:GLY:HA3	1.58	0.83
1:C:17:GLN:HG2	1:C:262:GLN:HE22	1.44	0.83
1:B:17:GLN:HE21	1:B:41:CYS:HA	1.44	0.82
1:B:207:ILE:HD13	1:B:207:ILE:H	1.44	0.82
1:B:211:ARG:HB3	1:B:240:ALA:HB1	1.62	0.81
1:B:84:ASN:ND2	1:B:87:ASN:HB2	1.94	0.81
1:C:302:SER:HB2	2:C:343:HOH:O	1.80	0.81
1:D:25:ASN:HD21	1:D:34:VAL:HA	1.44	0.81
1:D:185:ASN:HB2	2:D:332:HOH:O	1.79	0.80
1:A:152:LEU:HG	2:A:321:HOH:O	1.81	0.80

*Continued on next page...*



*Continued from previous page...*

Atom-1	Atom-2	Interatomic distance (Å)	Clash overlap (Å)
1:C:36:CYS:H	1:C:45:GLN:NE2	1.78	0.80
1:B:175:GLY:HA3	1:B:179:LEU:HD23	1.62	0.80
1:B:36:CYS:HB2	2:B:344:HOH:O	1.80	0.80
1:B:227:ILE:HG23	1:B:261:PHE:O	1.83	0.79
1:C:102:THR:CB	2:C:332:HOH:O	2.32	0.78
1:A:201:PRO:HB2	1:A:246:ASN:OD1	1.83	0.78
1:B:82:SER:HB2	1:B:145:LEU:HD22	1.65	0.78
1:A:60:THR:HG21	1:A:114:ALA:HA	1.64	0.78
1:B:122:ALA:O	1:B:126:VAL:HG23	1.84	0.78
1:C:28:ALA:HB3	1:C:51:ILE:HD12	1.63	0.78
1:D:202:ARG:HG2	1:D:247:GLY:HA2	1.65	0.78
1:D:60:THR:HG22	1:D:117:GLU:OE2	1.84	0.78
1:A:231:ILE:HG12	2:A:338:HOH:O	1.81	0.78
1:C:177:THR:HA	1:C:211:ARG:HG3	1.64	0.78
1:C:158:ARG:CD	2:C:324:HOH:O	2.32	0.77
1:D:213:THR:HG21	2:D:346:HOH:O	1.83	0.77
1:D:38:GLY:CA	2:D:338:HOH:O	2.30	0.77
1:B:137:LYS:HB3	1:B:137:LYS:NZ	2.00	0.77
1:A:149:VAL:HA	2:A:321:HOH:O	1.85	0.77
1:C:59:LYS:O	2:C:356:HOH:O	2.03	0.77
1:A:313:THR:HG23	1:A:314:HIS:HD2	1.49	0.77
1:B:4:VAL:CG1	2:B:322:HOH:O	2.33	0.76
1:C:102:THR:HG22	1:C:103:SER:H	1.49	0.76
1:C:158:ARG:HD2	2:C:324:HOH:O	1.86	0.76
1:D:300:LEU:O	1:D:304:VAL:HG23	1.85	0.76
1:A:250:LEU:HD22	1:A:301:ASN:CG	2.05	0.76
1:A:197:LYS:HG2	1:A:249:THR:HB	1.69	0.75
1:A:263:ALA:N	2:A:352:HOH:O	2.18	0.75
1:B:4:VAL:HG11	2:B:322:HOH:O	1.87	0.75
1:D:72:ARG:HB3	1:D:72:ARG:HH11	1.52	0.75
1:A:292:THR:HG23	2:A:327:HOH:O	1.86	0.75
1:B:290:THR:HG21	2:B:342:HOH:O	1.87	0.75
1:C:298:LYS:HE2	2:C:362:HOH:O	1.87	0.74
1:B:231:ILE:H	1:B:231:ILE:HD12	1.52	0.74
1:C:153:ALA:O	1:C:157:LEU:HD13	1.87	0.74
1:D:16:ILE:HD12	1:D:260:TYR:HB2	1.67	0.74
1:B:99:CYS:HB2	1:B:101:LEU:HD12	1.68	0.74
1:D:212:HIS:HA	2:D:341:HOH:O	1.88	0.74
1:B:16:ILE:CD1	1:B:260:TYR:HB2	2.17	0.74
1:C:137:LYS:HB3	2:C:367:HOH:O	1.87	0.73
1:C:306:MET:HA	1:C:306:MET:CE	2.18	0.73

*Continued on next page...*



*Continued from previous page...*

Atom-1	Atom-2	Interatomic distance (Å)	Clash overlap (Å)
1:A:60:THR:HB	1:A:117:GLU:OE2	1.87	0.73
1:D:237:CYS:SG	2:D:354:HOH:O	2.42	0.73
1:D:34:VAL:HB	1:D:49:ALA:HB1	1.71	0.73
1:C:223:GLY:O	1:C:225:ASP:N	2.21	0.73
1:C:60:THR:HG23	1:C:61:GLY:N	2.03	0.73
1:A:227:ILE:HD11	2:A:336:HOH:O	1.89	0.73
1:D:112:GLN:HA	1:D:112:GLN:HE21	1.53	0.73
1:A:313:THR:OG1	1:B:95:ASP:HA	1.87	0.73
1:B:129:ALA:CA	2:B:328:HOH:O	2.30	0.73
1:D:18:HIS:NE2	1:D:76:VAL:HG21	2.03	0.73
1:A:51:ILE:HG12	2:A:322:HOH:O	1.87	0.73
1:A:51:ILE:CG1	2:A:322:HOH:O	2.36	0.72
1:A:141:VAL:HG12	1:A:142:GLY:N	2.03	0.72
1:A:17:GLN:HE22	1:A:43:THR:H	1.38	0.72
1:A:50:THR:HG21	2:A:364:HOH:O	1.88	0.72
1:C:227:ILE:HG23	1:C:228:ASP:H	1.53	0.72
1:D:213:THR:CG2	2:D:346:HOH:O	2.36	0.72
1:D:224:GLY:O	1:D:255:ASP:HB3	1.90	0.72
1:B:119:SER:OG	2:B:345:HOH:O	2.07	0.72
1:D:16:ILE:CD1	1:D:260:TYR:HB2	2.20	0.72
1:D:174:VAL:CG1	2:D:335:HOH:O	2.31	0.72
1:C:71:THR:N	2:C:330:HOH:O	2.22	0.72
1:B:138:VAL:HB	1:B:164:LEU:HB3	1.71	0.71
1:B:132:ALA:HB3	2:B:328:HOH:O	1.89	0.71
1:C:178:GLN:NE2	1:C:178:GLN:H	1.88	0.71
1:A:175:GLY:HA3	1:A:179:LEU:HD22	1.72	0.71
1:A:231:ILE:CG1	2:A:338:HOH:O	2.37	0.71
1:D:249:THR:O	1:D:304:VAL:HG11	1.90	0.71
1:B:16:ILE:O	1:B:16:ILE:HG12	1.91	0.71
1:D:223:GLY:O	1:D:225:ASP:N	2.24	0.71
1:C:310:TYR:O	1:C:313:THR:HG22	1.91	0.70
1:C:35:THR:HA	1:C:45:GLN:HE21	1.53	0.70
1:B:16:ILE:HD12	1:B:260:TYR:CB	2.21	0.70
1:B:104:GLY:O	1:B:178:GLN:HG3	1.92	0.70
1:A:17:GLN:HE22	1:A:43:THR:N	1.89	0.70
1:B:242:ASN:N	2:B:332:HOH:O	2.06	0.70
1:B:36:CYS:O	2:B:334:HOH:O	2.09	0.70
1:C:28:ALA:HB3	1:C:51:ILE:CD1	2.22	0.70
1:D:152:LEU:HD13	1:D:174:VAL:HG21	1.73	0.70
1:B:204:PRO:HB2	1:B:210:TYR:CD2	2.27	0.69
1:B:291:MET:HE2	1:B:295:GLU:HG3	1.74	0.69

*Continued on next page...*



*Continued from previous page...*

Atom-1	Atom-2	Interatomic distance (Å)	Clash overlap (Å)
1:A:133:ASN:OD1	2:A:344:HOH:O	2.11	0.69
1:B:177:THR:HB	1:B:178:GLN:NE2	2.06	0.69
1:A:317:ARG:HD2	1:B:98:ASP:OD1	1.92	0.69
1:D:72:ARG:HH11	1:D:72:ARG:CB	2.04	0.69
1:A:47:ASN:N	1:A:47:ASN:HD22	1.90	0.69
1:B:180:ALA:HB1	1:B:212:HIS:O	1.93	0.69
1:B:96:GLN:HB3	1:B:210:TYR:OH	1.92	0.69
1:D:29:PRO:HD2	1:D:32:ALA:CB	2.22	0.69
1:D:178:GLN:H	1:D:178:GLN:NE2	1.90	0.69
1:D:178:GLN:H	1:D:178:GLN:HE21	1.41	0.69
1:D:62:ILE:CG2	1:D:114:ALA:HB1	2.22	0.69
1:D:174:VAL:N	2:D:335:HOH:O	2.14	0.68
1:D:5:SER:OG	1:D:7:THR:HG22	1.92	0.68
1:B:227:ILE:HG22	1:B:228:ASP:H	1.59	0.68
1:A:154:GLY:HA2	1:A:164:LEU:HD13	1.75	0.68
1:C:291:MET:CG	2:C:346:HOH:O	2.42	0.68
1:A:317:ARG:NH1	1:B:98:ASP:OD1	2.23	0.68
1:D:259:HIS:HB2	2:D:323:HOH:O	1.93	0.68
1:D:25:ASN:HD21	1:D:35:THR:H	1.41	0.67
1:B:304:VAL:O	1:B:308:LYS:HG3	1.95	0.67
1:D:50:THR:HB	1:D:68:THR:HG22	1.76	0.67
1:B:198:ASP:OD2	1:B:257:HIS:HA	1.94	0.67
1:C:74:GLU:OE1	2:C:340:HOH:O	2.12	0.67
1:D:237:CYS:CB	2:D:352:HOH:O	2.41	0.67
1:C:17:GLN:HG2	1:C:262:GLN:NE2	2.09	0.67
1:A:176:ASN:HD22	1:A:176:ASN:H	1.42	0.67
1:C:175:GLY:HA3	1:C:179:LEU:HD23	1.75	0.67
1:C:244:GLN:O	2:C:328:HOH:O	2.12	0.67
1:C:200:VAL:HB	1:C:201:PRO:HD3	1.75	0.67
1:C:291:MET:HA	2:C:358:HOH:O	1.94	0.67
1:A:52:VAL:HG21	1:A:129:ALA:HB2	1.77	0.66
1:C:197:LYS:HG2	1:C:249:THR:HB	1.76	0.66
1:A:313:THR:HG23	1:A:314:HIS:CD2	2.30	0.66
1:A:175:GLY:HA3	1:A:179:LEU:CD2	2.24	0.66
1:C:102:THR:CA	2:C:332:HOH:O	2.17	0.66
1:C:25:ASN:HD21	1:C:35:THR:H	1.43	0.66
1:B:83:ILE:O	1:B:84:ASN:HB3	1.96	0.66
1:D:105:CYS:SG	1:D:179:LEU:HD13	2.36	0.66
1:A:263:ALA:CA	2:A:352:HOH:O	2.43	0.66
1:C:102:THR:CG2	2:C:332:HOH:O	2.38	0.66
1:B:109:SER:HA	2:B:348:HOH:O	1.95	0.65

*Continued on next page...*



*Continued from previous page...*

Atom-1	Atom-2	Interatomic distance (Å)	Clash overlap (Å)
1:B:25:ASN:HD21	1:B:35:THR:H	1.43	0.65
1:D:35:THR:HG23	2:D:344:HOH:O	1.96	0.65
1:A:173:ARG:HG2	1:A:212:HIS:CD2	2.31	0.65
1:B:159:ILE:HG23	1:C:124:ALA:HB2	1.78	0.65
1:D:154:GLY:HA3	1:D:166:ILE:CD1	2.26	0.65
1:D:18:HIS:HB3	2:D:331:HOH:O	1.97	0.65
1:A:158:ARG:HE	1:A:186:GLN:NE2	1.95	0.65
1:D:143:HIS:CE1	1:D:264:THR:HG21	2.31	0.65
1:C:137:LYS:HB3	1:C:137:LYS:NZ	2.12	0.65
1:A:152:LEU:CG	2:A:321:HOH:O	2.40	0.65
1:D:88:TRP:CD1	1:D:145:LEU:HD21	2.32	0.65
1:C:296:LEU:HD21	1:C:300:LEU:HD12	1.78	0.64
1:B:223:GLY:O	1:B:226:LYS:HB2	1.96	0.64
1:C:143:HIS:CE1	1:C:144:SER:HB2	2.32	0.64
1:D:143:HIS:CE1	1:D:144:SER:HB2	2.31	0.64
1:D:39:ASN:ND2	1:D:42:PRO:HD3	2.13	0.64
1:C:291:MET:HB3	2:C:358:HOH:O	1.92	0.64
1:D:192:ARG:NH2	1:D:216:GLU:HB2	2.13	0.64
1:D:48:GLY:HA3	1:D:70:PRO:CD	2.27	0.64
1:D:223:GLY:O	2:D:323:HOH:O	2.14	0.64
1:D:259:HIS:CB	2:D:323:HOH:O	2.45	0.64
1:D:62:ILE:HG21	1:D:149:VAL:HG21	1.80	0.64
1:D:48:GLY:HA3	1:D:70:PRO:HD2	1.79	0.64
1:B:153:ALA:O	1:B:157:LEU:HD13	1.98	0.64
1:B:101:LEU:HD23	1:B:159:ILE:CD1	2.28	0.64
1:B:101:LEU:HD23	1:B:159:ILE:HD11	1.80	0.64
1:A:194:THR:HG1	1:A:218:TRP:HD1	1.46	0.63
1:D:63:GLY:O	1:D:80:ARG:HG3	1.98	0.63
1:A:106:GLY:H	1:A:176:ASN:ND2	1.95	0.63
1:A:5:SER:OG	1:A:8:ASP:HB2	1.97	0.63
1:C:112:GLN:HA	1:C:112:GLN:HE21	1.63	0.63
1:A:141:VAL:HG12	1:A:142:GLY:H	1.63	0.63
1:A:192:ARG:NH2	1:A:212:HIS:HB3	2.13	0.63
1:B:25:ASN:HD21	1:B:34:VAL:HA	1.61	0.63
1:C:130:ARG:NH1	1:C:162:THR:HG22	2.13	0.63
1:B:162:THR:OG1	2:B:357:HOH:O	2.15	0.63
1:D:226:LYS:HB3	2:D:343:HOH:O	1.98	0.63
1:C:223:GLY:O	1:C:224:GLY:C	2.36	0.63
1:D:99:CYS:HB2	1:D:101:LEU:HD13	1.81	0.63
1:A:59:LYS:HB3	1:A:117:GLU:OE1	1.98	0.62
1:A:25:ASN:ND2	1:A:34:VAL:HA	2.13	0.62

*Continued on next page...*



*Continued from previous page...*

Atom-1	Atom-2	Interatomic distance (Å)	Clash overlap (Å)
1:B:102:THR:HG22	1:B:103:SER:N	2.14	0.62
1:D:34:VAL:CG2	1:D:49:ALA:HB1	2.29	0.62
1:B:178:GLN:H	1:B:178:GLN:NE2	1.96	0.62
1:C:62:ILE:C	1:C:62:ILE:HD12	2.20	0.62
1:B:171:SER:O	1:B:201:PRO:HA	2.00	0.62
1:A:126:VAL:O	1:A:130:ARG:HB2	2.00	0.62
1:C:158:ARG:HD3	2:C:324:HOH:O	1.97	0.62
1:C:60:THR:HG23	1:C:62:ILE:H	1.63	0.62
1:D:35:THR:CG2	2:D:344:HOH:O	2.47	0.62
1:A:130:ARG:HG2	1:A:130:ARG:HH11	1.64	0.62
1:C:297:GLU:O	1:C:301:ASN:HB2	1.99	0.62
1:C:227:ILE:HG12	1:C:228:ASP:N	2.13	0.62
1:B:133:ASN:HB3	1:B:136:PHE:CD1	2.35	0.61
1:D:89:LEU:O	1:D:92:LEU:HD23	1.99	0.61
1:C:22:ALA:O	1:C:26:SER:OG	2.18	0.61
1:C:294:ALA:O	1:C:298:LYS:HG3	2.01	0.61
1:C:86:ARG:HG3	2:C:369:HOH:O	2.01	0.61
1:A:16:ILE:HG23	1:A:169:TYR:CD2	2.35	0.61
1:D:247:GLY:CA	2:D:340:HOH:O	2.48	0.61
1:C:36:CYS:HB3	1:C:40:GLY:HA3	1.81	0.61
1:A:25:ASN:HD21	1:A:35:THR:H	1.46	0.61
1:B:33:LYS:HA	1:B:49:ALA:O	2.00	0.61
1:C:98:ASP:OD2	2:C:323:HOH:O	2.16	0.61
1:A:143:HIS:CE1	1:A:144:SER:HB2	2.36	0.61
1:B:96:GLN:HB2	1:B:107:VAL:O	2.01	0.61
1:B:237:CYS:CB	2:B:321:HOH:O	2.06	0.61
1:B:35:THR:HA	1:B:45:GLN:HE21	1.65	0.60
1:D:252:LEU:CD2	1:D:296:LEU:HD23	2.31	0.60
1:D:78:SER:HB2	2:D:331:HOH:O	2.01	0.60
1:D:9:PHE:CE2	1:D:13:LYS:HD2	2.36	0.60
1:C:60:THR:HG23	1:C:61:GLY:H	1.63	0.60
1:A:15:TYR:HB2	1:A:169:TYR:OH	2.02	0.60
1:D:138:VAL:HB	1:D:164:LEU:HB3	1.81	0.60
1:C:237:CYS:CB	2:C:336:HOH:O	2.18	0.60
1:D:242:ASN:OD1	1:D:244:GLN:HB2	2.00	0.60
1:D:34:VAL:CB	1:D:49:ALA:HB1	2.31	0.60
1:A:106:GLY:H	1:A:176:ASN:HD21	1.47	0.60
1:C:226:LYS:HD2	1:C:229:TYR:CE2	2.37	0.60
1:D:159:ILE:HD11	1:D:182:PHE:CZ	2.37	0.60
1:A:223:GLY:HA2	1:A:226:LYS:HB3	1.83	0.60
1:B:158:ARG:NH2	1:B:164:LEU:O	2.35	0.60

*Continued on next page...*



*Continued from previous page...*

Atom-1	Atom-2	Interatomic distance (Å)	Clash overlap (Å)
1:C:96:GLN:HA	1:C:109:SER:H	1.66	0.59
1:D:102:THR:HG22	1:D:103:SER:N	2.17	0.59
1:B:181:ALA:HB2	2:B:363:HOH:O	2.02	0.59
1:B:72:ARG:NH1	1:B:74:GLU:OE2	2.35	0.59
1:D:16:ILE:HG12	1:D:16:ILE:O	2.00	0.59
1:D:62:ILE:HG21	1:D:114:ALA:HB1	1.84	0.59
1:A:153:ALA:O	1:A:157:LEU:HB2	2.03	0.59
2:A:323:HOH:O	1:B:97:ASP:HA	2.02	0.59
1:D:107:VAL:HG22	1:D:108:HIS:N	2.18	0.59
1:D:192:ARG:HH22	1:D:216:GLU:HB2	1.67	0.59
1:B:60:THR:HG22	1:B:117:GLU:OE2	2.03	0.59
1:D:101:LEU:N	1:D:101:LEU:HD12	2.17	0.59
1:A:102:THR:HG22	1:A:103:SER:N	2.18	0.59
1:A:243:LEU:CD1	1:A:311:ILE:HD12	2.32	0.59
1:C:178:GLN:HE21	1:C:178:GLN:H	1.50	0.59
1:D:245:CYS:SG	2:D:352:HOH:O	2.57	0.59
1:A:17:GLN:HB3	1:A:41:CYS:HB2	1.85	0.59
1:A:98:ASP:OD1	1:B:317:ARG:NH1	2.35	0.59
1:A:18:HIS:CD2	1:A:76:VAL:HG21	2.37	0.58
1:B:99:CYS:HB2	1:B:101:LEU:CD1	2.34	0.58
1:B:227:ILE:O	1:B:229:TYR:N	2.36	0.58
1:A:152:LEU:CB	2:A:321:HOH:O	2.51	0.58
1:A:250:LEU:HD23	1:A:304:VAL:HG11	1.85	0.58
1:D:72:ARG:HB3	1:D:72:ARG:NH1	2.17	0.58
1:B:176:ASN:HA	1:B:209:GLY:O	2.04	0.58
1:C:198:ASP:O	1:C:201:PRO:HD2	2.02	0.58
1:C:306:MET:HA	1:C:306:MET:HE2	1.85	0.58
1:D:16:ILE:HD12	1:D:260:TYR:CB	2.34	0.58
1:D:99:CYS:HB2	1:D:101:LEU:CD1	2.34	0.58
1:D:60:THR:CG2	1:D:62:ILE:HG13	2.33	0.58
1:C:317:ARG:HB3	1:C:317:ARG:HH11	1.67	0.58
1:B:63:GLY:CA	2:B:355:HOH:O	2.52	0.58
1:D:297:GLU:HG2	1:D:301:ASN:ND2	2.19	0.58
1:D:302:SER:O	1:D:306:MET:HG2	2.04	0.57
1:C:227:ILE:HA	2:C:364:HOH:O	2.03	0.57
1:D:39:ASN:HD21	1:D:42:PRO:HB3	1.69	0.57
1:B:36:CYS:HB3	1:B:40:GLY:CA	2.33	0.57
1:C:108:HIS:CE1	2:C:382:HOH:O	2.57	0.57
1:A:47:ASN:N	1:A:47:ASN:ND2	2.51	0.57
1:B:48:GLY:HA3	1:B:70:PRO:HD2	1.86	0.57
1:B:116:ASN:HD21	1:C:116:ASN:HB3	1.69	0.57

*Continued on next page...*



*Continued from previous page...*

Atom-1	Atom-2	Interatomic distance (Å)	Clash overlap (Å)
1:B:129:ALA:C	2:B:328:HOH:O	2.42	0.57
1:B:39:ASN:HD21	1:B:42:PRO:HG3	1.69	0.57
1:C:60:THR:OG1	1:C:114:ALA:HA	2.05	0.57
1:C:299:LYS:HB2	2:C:349:HOH:O	2.04	0.57
1:C:60:THR:CG2	1:C:61:GLY:N	2.67	0.57
1:D:16:ILE:HD13	1:D:260:TYR:O	2.05	0.57
1:D:192:ARG:CZ	1:D:212:HIS:HB3	2.35	0.57
1:A:116:ASN:HA	2:A:332:HOH:O	2.04	0.57
1:A:55:PHE:CE1	1:A:122:ALA:HA	2.39	0.57
1:A:231:ILE:HD11	2:A:357:HOH:O	2.04	0.57
1:C:296:LEU:C	1:C:296:LEU:HD23	2.25	0.57
1:D:45:GLN:NE2	2:D:344:HOH:O	2.16	0.57
1:A:317:ARG:HD3	1:B:96:GLN:HG3	1.85	0.57
1:C:227:ILE:HG13	2:C:364:HOH:O	2.04	0.57
1:D:206:LEU:HD22	1:D:243:LEU:HD21	1.86	0.57
1:B:308:LYS:O	1:B:312:LYS:HG3	2.04	0.57
1:C:41:CYS:O	1:C:45:GLN:HG3	2.04	0.57
1:C:47:ASN:HD22	1:C:71:THR:HB	1.70	0.57
1:D:47:ASN:OD1	1:D:71:THR:HG21	2.05	0.57
1:C:28:ALA:CB	1:C:51:ILE:HD12	2.34	0.56
1:B:257:HIS:O	1:B:260:TYR:HE1	1.87	0.56
1:C:17:GLN:HE21	1:C:44:VAL:HG23	1.70	0.56
1:C:87:ASN:ND2	2:C:348:HOH:O	2.37	0.56
1:D:164:LEU:HD12	1:D:164:LEU:O	2.06	0.56
1:D:94:PHE:CE2	1:D:205:PRO:HD3	2.41	0.56
1:A:154:GLY:O	1:A:158:ARG:HG3	2.05	0.56
1:D:164:LEU:HD12	1:D:164:LEU:C	2.25	0.56
1:C:5:SER:H	1:C:8:ASP:HB2	1.70	0.56
1:B:291:MET:CE	1:B:295:GLU:HG3	2.35	0.56
1:D:154:GLY:O	1:D:158:ARG:HG3	2.05	0.56
1:C:104:GLY:O	1:C:178:GLN:HG3	2.05	0.56
1:C:21:ALA:HB2	1:C:36:CYS:SG	2.45	0.56
1:D:237:CYS:HB3	2:D:352:HOH:O	2.03	0.56
1:C:62:ILE:O	1:C:62:ILE:HD12	2.06	0.56
1:D:228:ASP:N	2:D:343:HOH:O	2.39	0.56
1:A:60:THR:HG22	1:A:62:ILE:HG22	1.88	0.56
1:B:178:GLN:H	1:B:178:GLN:CD	2.08	0.56
1:A:130:ARG:HG2	1:A:130:ARG:NH1	2.21	0.55
1:B:290:THR:CG2	2:B:342:HOH:O	2.52	0.55
1:C:143:HIS:CE1	1:C:264:THR:HG21	2.42	0.55
1:A:156:ASN:O	1:A:159:ILE:HG12	2.06	0.55

*Continued on next page...*



*Continued from previous page...*

Atom-1	Atom-2	Interatomic distance (Å)	Clash overlap (Å)
1:B:34:VAL:CB	1:B:49:ALA:HB1	2.32	0.55
1:C:102:THR:HG22	1:C:103:SER:N	2.20	0.55
1:B:107:VAL:HG22	1:B:108:HIS:N	2.21	0.55
1:B:192:ARG:HH22	1:B:216:GLU:HB2	1.71	0.55
1:C:130:ARG:HG3	2:C:325:HOH:O	2.05	0.55
1:D:43:THR:O	1:D:47:ASN:ND2	2.40	0.55
1:A:250:LEU:HD22	1:A:301:ASN:OD1	2.06	0.55
1:C:291:MET:HG3	2:C:346:HOH:O	2.04	0.55
1:A:158:ARG:NH2	1:A:164:LEU:HB2	2.22	0.55
1:B:39:ASN:ND2	1:B:42:PRO:HD3	2.22	0.55
1:A:141:VAL:CG1	1:A:142:GLY:N	2.70	0.55
1:C:230:THR:O	1:C:232:ASN:N	2.40	0.55
1:D:18:HIS:CG	2:D:331:HOH:O	2.59	0.55
1:D:206:LEU:HD12	1:D:210:TYR:O	2.07	0.55
1:B:143:HIS:CE1	1:B:264:THR:HG21	2.42	0.55
1:B:115:TRP:O	1:B:119:SER:HB3	2.07	0.54
1:B:64:GLY:CA	2:B:320:HOH:O	2.54	0.54
1:B:47:ASN:HD22	1:B:71:THR:HB	1.71	0.54
1:D:60:THR:HG23	1:D:62:ILE:H	1.72	0.54
1:B:306:MET:HA	1:B:306:MET:CE	2.38	0.54
1:A:154:GLY:HA2	1:A:164:LEU:CD1	2.37	0.54
1:A:262:GLN:C	2:A:352:HOH:O	2.43	0.54
1:B:41:CYS:C	2:B:344:HOH:O	2.45	0.54
1:B:48:GLY:HA3	1:B:70:PRO:CD	2.38	0.54
1:D:240:ALA:HB2	2:D:329:HOH:O	2.06	0.54
1:A:206:LEU:HB2	1:A:307:ASP:OD1	2.08	0.54
1:A:51:ILE:HD11	2:A:322:HOH:O	2.06	0.54
1:C:104:GLY:C	1:C:178:GLN:HG3	2.27	0.54
1:D:76:VAL:HG12	1:D:77:VAL:N	2.22	0.54
1:B:25:ASN:HD21	1:B:35:THR:N	2.06	0.54
1:C:118:ILE:HD12	1:C:119:SER:N	2.23	0.54
1:A:227:ILE:HG23	1:A:261:PHE:O	2.08	0.54
1:C:310:TYR:O	1:C:314:HIS:HD2	1.90	0.54
1:D:204:PRO:HB2	1:D:210:TYR:CD2	2.42	0.54
1:D:5:SER:HB3	1:D:8:ASP:CG	2.28	0.54
1:A:152:LEU:HB2	2:A:321:HOH:O	2.06	0.54
1:A:197:LYS:HZ2	1:A:250:LEU:H	1.56	0.54
1:A:28:ALA:HB2	2:A:334:HOH:O	2.07	0.54
1:C:306:MET:HE3	1:C:306:MET:HA	1.87	0.54
1:C:60:THR:CG2	1:C:61:GLY:H	2.20	0.54
1:D:5:SER:HB3	1:D:8:ASP:OD1	2.08	0.54

*Continued on next page...*



*Continued from previous page...*

Atom-1	Atom-2	Interatomic distance (Å)	Clash overlap (Å)
1:A:206:LEU:N	1:A:307:ASP:OD1	2.41	0.53
1:D:243:LEU:HD22	1:D:247:GLY:O	2.08	0.53
1:D:25:ASN:HD21	1:D:35:THR:N	2.07	0.53
1:B:207:ILE:HD13	1:B:307:ASP:OD1	2.07	0.53
1:B:257:HIS:O	1:B:260:TYR:CE1	2.61	0.53
1:B:260:TYR:O	1:B:261:PHE:HB2	2.08	0.53
1:A:177:THR:HG23	1:A:211:ARG:HG3	1.90	0.53
1:B:158:ARG:HG2	2:B:323:HOH:O	2.08	0.53
1:D:144:SER:C	1:D:146:GLY:N	2.62	0.53
1:B:137:LYS:HB3	1:B:137:LYS:HZ3	1.73	0.53
1:B:62:ILE:O	1:B:62:ILE:HD12	2.09	0.53
1:C:291:MET:HB2	1:C:295:GLU:CG	2.38	0.53
1:A:107:VAL:HG22	1:A:108:HIS:N	2.24	0.53
1:B:143:HIS:CE1	1:B:144:SER:HB2	2.44	0.53
1:B:41:CYS:N	2:B:344:HOH:O	2.17	0.53
1:B:22:ALA:HB2	1:B:78:SER:OG	2.08	0.53
1:C:16:ILE:HG13	1:C:260:TYR:O	2.08	0.53
1:A:203:LEU:HA	1:A:204:PRO:C	2.30	0.53
1:B:312:LYS:HB2	2:B:352:HOH:O	1.97	0.53
1:C:180:ALA:HB1	2:C:331:HOH:O	2.09	0.53
1:B:138:VAL:CG2	2:B:357:HOH:O	2.32	0.53
1:D:102:THR:O	1:D:105:CYS:HB2	2.09	0.53
1:B:63:GLY:HA3	2:B:355:HOH:O	2.09	0.52
1:D:266:ALA:HB1	2:D:338:HOH:O	2.09	0.52
1:D:62:ILE:HG23	1:D:114:ALA:HB1	1.90	0.52
1:B:60:THR:CG2	1:B:62:ILE:HG13	2.39	0.52
1:C:291:MET:HG2	2:C:346:HOH:O	2.05	0.52
1:D:4:VAL:O	1:D:4:VAL:HG13	2.08	0.52
1:A:28:ALA:CA	2:A:334:HOH:O	2.57	0.52
1:B:174:VAL:HG22	1:B:174:VAL:O	2.09	0.52
1:B:52:VAL:HB	1:B:66:VAL:O	2.09	0.52
1:A:155:ALA:HA	1:A:186:GLN:HE22	1.73	0.52
1:B:60:THR:HG23	1:B:62:ILE:HG13	1.90	0.52
1:C:137:LYS:HZ3	1:C:137:LYS:HB3	1.74	0.52
1:D:225:ASP:HA	1:D:259:HIS:CD2	2.45	0.52
1:B:297:GLU:O	1:B:301:ASN:HB2	2.10	0.52
1:D:29:PRO:HD2	1:D:32:ALA:HB3	1.89	0.52
1:C:144:SER:O	1:C:146:GLY:N	2.43	0.52
1:C:193:VAL:O	2:C:360:HOH:O	2.19	0.52
1:B:202:ARG:HG3	1:B:202:ARG:HH21	1.75	0.52
1:D:62:ILE:HD13	1:D:118:ILE:HG12	1.90	0.52

*Continued on next page...*



*Continued from previous page...*

Atom-1	Atom-2	Interatomic distance (Å)	Clash overlap (Å)
1:B:137:LYS:HB3	1:B:137:LYS:HZ2	1.71	0.52
1:B:36:CYS:HB2	1:B:41:CYS:H	1.74	0.52
1:D:76:VAL:HG11	2:D:331:HOH:O	2.10	0.52
1:A:62:ILE:HG13	1:A:63:GLY:N	2.25	0.52
1:D:152:LEU:HD13	1:D:174:VAL:CG2	2.39	0.52
1:D:25:ASN:HD21	1:D:34:VAL:CA	2.20	0.52
1:D:246:ASN:O	1:D:248:GLY:N	2.43	0.51
1:D:313:THR:HG22	1:D:314:HIS:N	2.25	0.51
1:C:158:ARG:HE	1:C:186:GLN:NE2	2.07	0.51
1:D:143:HIS:ND1	1:D:144:SER:HB2	2.26	0.51
1:D:252:LEU:HD23	1:D:293:ASP:HB3	1.92	0.51
1:A:141:VAL:CG1	1:A:142:GLY:H	2.24	0.51
1:D:48:GLY:HA3	1:D:70:PRO:CG	2.40	0.51
1:B:252:LEU:HD11	1:B:254:ILE:HD11	1.91	0.51
1:C:52:VAL:HG21	1:C:129:ALA:HB2	1.92	0.51
1:D:250:LEU:HB3	1:D:301:ASN:OD1	2.11	0.51
1:D:225:ASP:O	1:D:225:ASP:OD1	2.27	0.51
1:A:51:ILE:CD1	2:A:322:HOH:O	2.58	0.51
1:B:83:ILE:HG13	2:B:358:HOH:O	2.10	0.51
1:A:62:ILE:HB	1:A:114:ALA:HB1	1.92	0.51
1:B:17:GLN:HE21	1:B:41:CYS:CA	2.17	0.51
1:B:254:ILE:O	1:B:257:HIS:HB3	2.10	0.51
1:C:14:PHE:CZ	1:C:72:ARG:HD2	2.46	0.51
1:C:88:TRP:CD1	1:C:145:LEU:HD21	2.46	0.51
1:A:6:THR:HG22	1:A:7:THR:N	2.26	0.51
1:C:266:ALA:O	1:C:267:CYS:SG	2.69	0.51
1:D:223:GLY:O	1:D:224:GLY:C	2.49	0.51
1:C:226:LYS:HD2	1:C:229:TYR:CZ	2.47	0.50
1:D:27:GLU:HA	1:D:54:SER:OG	2.10	0.50
1:B:130:ARG:HG2	1:B:130:ARG:HH11	1.77	0.50
1:C:115:TRP:O	1:C:119:SER:HB3	2.12	0.50
1:A:130:ARG:NH1	1:A:162:THR:HB	2.26	0.50
1:B:25:ASN:HD22	1:B:34:VAL:HA	1.71	0.50
1:D:88:TRP:CG	1:D:145:LEU:HD21	2.45	0.50
1:A:200:VAL:HG13	1:A:201:PRO:HD3	1.94	0.50
1:B:56:THR:HG22	1:B:57:GLY:N	2.26	0.50
1:C:36:CYS:H	1:C:45:GLN:HE21	1.55	0.50
1:C:89:LEU:HB3	1:C:300:LEU:HD11	1.93	0.50
1:D:136:PHE:N	1:D:136:PHE:HD1	2.09	0.50
1:C:147:GLY:O	1:C:150:ALA:N	2.45	0.50
1:C:198:ASP:OD1	1:C:257:HIS:HB2	2.11	0.50

*Continued on next page...*



*Continued from previous page...*

Atom-1	Atom-2	Interatomic distance (Å)	Clash overlap (Å)
1:D:73:LYS:HA	1:D:136:PHE:CE2	2.47	0.50
1:A:18:HIS:HD2	1:A:65:TYR:OH	1.95	0.50
1:A:52:VAL:HG21	1:A:129:ALA:CB	2.41	0.50
1:B:25:ASN:ND2	1:B:34:VAL:HG13	2.26	0.50
1:C:203:LEU:HD11	1:C:300:LEU:HD22	1.92	0.50
1:A:149:VAL:CA	2:A:321:HOH:O	2.51	0.50
1:A:198:ASP:O	1:A:201:PRO:HD2	2.11	0.50
1:B:192:ARG:NH2	1:B:216:GLU:HB2	2.27	0.50
1:C:106:GLY:H	1:C:176:ASN:ND2	2.10	0.50
1:C:180:ALA:C	2:C:331:HOH:O	2.50	0.50
1:A:183:VAL:HG12	1:A:190:GLU:HG2	1.93	0.50
1:C:15:TYR:OH	1:C:139:VAL:HG21	2.12	0.50
1:D:107:VAL:CG2	1:D:108:HIS:N	2.75	0.50
1:A:28:ALA:HA	2:A:334:HOH:O	2.12	0.49
1:A:147:GLY:HA3	1:A:168:THR:HG22	1.94	0.49
1:A:291:MET:HB2	1:A:295:GLU:HG2	1.93	0.49
1:D:214:SER:HB2	2:D:348:HOH:O	2.11	0.49
1:B:60:THR:HG23	1:B:62:ILE:H	1.76	0.49
1:D:203:LEU:HA	1:D:204:PRO:C	2.33	0.49
1:A:72:ARG:HD3	1:A:74:GLU:OE1	2.12	0.49
1:C:144:SER:C	1:C:146:GLY:N	2.65	0.49
1:C:244:GLN:HB2	2:C:336:HOH:O	2.13	0.49
1:D:176:ASN:C	1:D:176:ASN:ND2	2.66	0.49
1:A:33:LYS:CD	1:A:50:THR:HG22	2.36	0.49
1:B:243:LEU:HA	1:B:247:GLY:O	2.13	0.49
1:C:118:ILE:HD12	1:C:118:ILE:C	2.32	0.49
1:C:66:VAL:HB	1:C:125:ALA:HB1	1.94	0.49
1:A:48:GLY:O	1:A:50:THR:HG23	2.12	0.49
1:C:173:ARG:HD3	1:C:211:ARG:O	2.13	0.49
1:C:39:ASN:ND2	1:C:42:PRO:HD3	2.26	0.49
1:A:123:THR:HG23	2:A:342:HOH:O	2.12	0.49
1:D:222:SER:O	1:D:224:GLY:N	2.45	0.49
1:D:45:GLN:C	1:D:47:ASN:H	2.16	0.49
1:D:47:ASN:O	1:D:49:ALA:N	2.45	0.49
1:B:192:ARG:HD3	1:B:213:THR:O	2.12	0.49
1:D:176:ASN:HD22	1:D:176:ASN:C	2.16	0.49
1:D:35:THR:HA	1:D:45:GLN:HE21	1.77	0.49
1:A:138:VAL:HG12	1:A:139:VAL:N	2.28	0.49
1:B:226:LYS:O	1:B:227:ILE:HD13	2.13	0.49
1:B:83:ILE:O	1:B:84:ASN:CB	2.61	0.49
1:C:317:ARG:HB3	1:C:317:ARG:NH1	2.26	0.49

*Continued on next page...*



*Continued from previous page...*

Atom-1	Atom-2	Interatomic distance (Å)	Clash overlap (Å)
1:D:214:SER:CB	2:D:348:HOH:O	2.60	0.49
1:A:97:ASP:OD1	1:D:59:LYS:NZ	2.45	0.49
1:B:47:ASN:ND2	1:B:71:THR:HB	2.28	0.49
1:C:83:ILE:HD13	2:C:378:HOH:O	2.12	0.49
1:A:158:ARG:NE	1:A:186:GLN:NE2	2.61	0.48
1:A:292:THR:N	2:A:327:HOH:O	2.02	0.48
1:C:73:LYS:HA	1:C:136:PHE:CE2	2.48	0.48
1:D:136:PHE:N	1:D:136:PHE:CD1	2.79	0.48
1:A:192:ARG:NH2	1:A:213:THR:O	2.46	0.48
1:B:147:GLY:HA2	1:B:150:ALA:HB3	1.95	0.48
1:B:164:LEU:CG	2:B:323:HOH:O	2.34	0.48
1:B:82:SER:HA	2:B:358:HOH:O	2.12	0.48
1:C:226:LYS:O	2:C:363:HOH:O	2.20	0.48
1:C:252:LEU:HG	1:C:252:LEU:O	2.14	0.48
1:B:9:PHE:CD2	1:B:231:ILE:HG13	2.48	0.48
1:C:202:ARG:HD2	1:C:304:VAL:HG22	1.96	0.48
1:D:60:THR:CG2	1:D:61:GLY:N	2.76	0.48
1:D:213:THR:N	2:D:341:HOH:O	2.36	0.48
1:C:203:LEU:HA	1:C:204:PRO:C	2.33	0.48
1:C:225:ASP:CG	1:C:225:ASP:O	2.51	0.48
1:C:60:THR:HG22	1:C:117:GLU:OE2	2.14	0.48
1:D:102:THR:CG2	1:D:103:SER:N	2.77	0.48
1:B:196:ALA:CB	2:B:343:HOH:O	2.62	0.48
1:D:219:LEU:HD13	1:D:229:TYR:CD1	2.49	0.48
1:A:173:ARG:HG2	1:A:212:HIS:NE2	2.29	0.48
1:B:169:TYR:N	1:B:169:TYR:CD1	2.82	0.48
1:D:51:ILE:HD12	1:D:51:ILE:N	2.28	0.48
1:C:221:GLY:HA3	1:C:226:LYS:NZ	2.29	0.48
1:D:176:ASN:ND2	1:D:179:LEU:H	2.12	0.48
1:C:66:VAL:HG21	1:C:125:ALA:HB3	1.95	0.48
1:D:101:LEU:H	1:D:101:LEU:HD12	1.76	0.48
1:D:112:GLN:CA	1:D:112:GLN:HE21	2.26	0.48
1:D:102:THR:HG21	2:D:321:HOH:O	2.14	0.47
1:D:177:THR:HA	1:D:211:ARG:HG3	1.96	0.47
1:D:29:PRO:HD2	1:D:32:ALA:HB2	1.94	0.47
1:B:145:LEU:O	1:B:148:ALA:HB3	2.13	0.47
1:C:133:ASN:HB3	1:C:136:PHE:CD1	2.50	0.47
1:C:144:SER:O	1:C:147:GLY:N	2.36	0.47
1:B:124:ALA:HB2	1:C:159:ILE:CG2	2.43	0.47
1:C:225:ASP:HA	1:C:259:HIS:CD2	2.49	0.47
1:C:249:THR:O	1:C:304:VAL:HG11	2.14	0.47

*Continued on next page...*



*Continued from previous page...*

Atom-1	Atom-2	Interatomic distance (Å)	Clash overlap (Å)
1:A:200:VAL:HG11	1:A:257:HIS:CE1	2.49	0.47
1:A:252:LEU:HD23	1:A:254:ILE:HG13	1.95	0.47
1:B:316:SER:OG	2:B:333:HOH:O	2.18	0.47
1:B:39:ASN:HD22	1:B:42:PRO:HD3	1.78	0.47
1:D:62:ILE:CD1	1:D:63:GLY:N	2.77	0.47
1:A:89:LEU:O	1:A:92:LEU:HD23	2.15	0.47
1:B:246:ASN:O	1:B:249:THR:HG23	2.14	0.47
1:B:26:SER:O	1:B:27:GLU:HG3	2.13	0.47
1:C:223:GLY:H	1:C:226:LYS:HE3	1.79	0.47
1:C:75:ILE:HD12	1:C:129:ALA:HB1	1.94	0.47
1:D:154:GLY:HA3	1:D:166:ILE:HD11	1.95	0.47
1:A:16:ILE:HG23	1:A:169:TYR:CE2	2.49	0.47
1:A:147:GLY:O	1:A:150:ALA:HB3	2.14	0.47
1:D:144:SER:O	1:D:146:GLY:N	2.47	0.47
1:D:60:THR:HG21	1:D:62:ILE:HG13	1.95	0.47
1:D:48:GLY:CA	1:D:70:PRO:HD2	2.45	0.47
1:A:204:PRO:HB2	1:A:210:TYR:CD2	2.49	0.47
1:A:96:GLN:HB3	1:A:210:TYR:OH	2.14	0.47
1:C:223:GLY:O	1:C:226:LYS:N	2.45	0.47
1:A:12:PHE:HB3	1:A:261:PHE:CE2	2.50	0.47
1:A:231:ILE:HG13	2:A:338:HOH:O	2.10	0.47
1:B:243:LEU:HD12	1:B:311:ILE:HG13	1.97	0.47
1:D:90:THR:HG22	1:D:296:LEU:HD13	1.96	0.47
1:C:44:VAL:HG12	1:C:49:ALA:CB	2.45	0.47
1:C:60:THR:HB	1:C:117:GLU:OE2	2.15	0.47
1:B:176:ASN:ND2	1:B:176:ASN:C	2.68	0.47
1:C:107:VAL:HB	1:C:179:LEU:HD22	1.97	0.47
1:C:90:THR:CG2	1:C:296:LEU:HD12	2.45	0.47
1:B:15:TYR:HB2	1:B:169:TYR:OH	2.15	0.46
1:B:246:ASN:O	1:B:247:GLY:C	2.51	0.46
1:D:50:THR:HB	1:D:68:THR:CG2	2.43	0.46
1:A:175:GLY:O	1:A:210:TYR:HA	2.16	0.46
1:A:294:ALA:O	1:A:298:LYS:HG3	2.14	0.46
1:B:23:TYR:OH	1:B:81:GLY:HA3	2.14	0.46
1:B:314:HIS:N	1:B:314:HIS:CD2	2.83	0.46
1:A:299:LYS:O	1:A:302:SER:HB3	2.15	0.46
1:B:8:ASP:O	1:B:11:ASN:HB2	2.15	0.46
1:C:224:GLY:HA2	1:C:253:ASP:OD1	2.16	0.46
1:D:317:ARG:HB3	1:D:317:ARG:NH1	2.30	0.46
1:A:66:VAL:HG21	1:A:125:ALA:HB3	1.97	0.46
1:B:36:CYS:CB	1:B:41:CYS:H	2.28	0.46

*Continued on next page...*



*Continued from previous page...*

Atom-1	Atom-2	Interatomic distance (Å)	Clash overlap (Å)
1:A:101:LEU:HD12	1:A:179:LEU:CD1	2.46	0.46
1:B:177:THR:HB	1:B:178:GLN:HE22	1.80	0.46
1:B:177:THR:CA	1:B:211:ARG:HG3	2.36	0.46
1:B:48:GLY:CA	1:B:70:PRO:HD2	2.46	0.46
1:D:137:LYS:NZ	1:D:137:LYS:HB3	2.30	0.46
1:D:34:VAL:HG23	1:D:49:ALA:HB1	1.95	0.46
1:A:316:SER:O	2:A:323:HOH:O	2.21	0.46
1:A:207:ILE:HB	1:B:207:ILE:HB	1.97	0.46
1:D:243:LEU:HA	1:D:247:GLY:O	2.16	0.46
1:A:252:LEU:CD2	1:A:254:ILE:HG13	2.46	0.46
1:A:33:LYS:O	1:A:34:VAL:C	2.53	0.46
1:C:87:ASN:CG	2:C:348:HOH:O	2.54	0.46
1:A:105:CYS:SG	1:A:179:LEU:HB2	2.56	0.46
1:B:47:ASN:HB3	1:B:69:ASP:OD1	2.16	0.46
1:C:158:ARG:NH1	1:C:190:GLU:OE2	2.48	0.46
1:D:101:LEU:HB3	1:D:182:PHE:CE1	2.51	0.46
1:A:260:TYR:O	1:A:261:PHE:HB2	2.16	0.46
1:B:64:GLY:HA2	2:B:320:HOH:O	2.12	0.46
1:B:159:ILE:CG2	1:C:124:ALA:HB2	2.46	0.46
1:A:144:SER:O	1:A:147:GLY:N	2.45	0.46
1:A:250:LEU:CD2	1:A:304:VAL:HG11	2.46	0.46
1:A:100:SER:O	1:D:120:ALA:HB3	2.16	0.46
1:B:314:HIS:O	1:B:317:ARG:N	2.48	0.45
1:C:154:GLY:O	1:C:158:ARG:HG3	2.16	0.45
1:C:98:ASP:CG	2:C:323:HOH:O	2.55	0.45
1:D:260:TYR:O	1:D:261:PHE:HB2	2.15	0.45
1:D:51:ILE:HG22	1:D:52:VAL:N	2.31	0.45
1:A:108:HIS:HB2	1:A:210:TYR:HE1	1.81	0.45
1:A:231:ILE:CD1	2:A:357:HOH:O	2.62	0.45
1:D:130:ARG:CZ	1:D:162:THR:HB	2.45	0.45
1:B:104:GLY:O	1:B:178:GLN:CG	2.64	0.45
1:B:116:ASN:ND2	1:C:116:ASN:HB3	2.32	0.45
1:C:17:GLN:NE2	1:C:44:VAL:HG23	2.31	0.45
1:D:102:THR:OG1	1:D:182:PHE:CG	2.70	0.45
1:D:195:ASN:O	1:D:196:ALA:C	2.55	0.45
1:A:198:ASP:CG	1:A:201:PRO:HD3	2.36	0.45
1:A:96:GLN:HG3	1:B:317:ARG:HD3	1.98	0.45
1:B:227:ILE:HD12	1:B:261:PHE:O	2.17	0.45
1:D:304:VAL:O	1:D:308:LYS:HG3	2.17	0.45
1:A:9:PHE:HB2	1:A:231:ILE:HG23	1.98	0.45
1:B:107:VAL:HG23	1:B:174:VAL:O	2.17	0.45

*Continued on next page...*



*Continued from previous page...*

Atom-1	Atom-2	Interatomic distance (Å)	Clash overlap (Å)
1:B:6:THR:HG23	1:B:7:THR:N	2.32	0.45
1:C:143:HIS:ND1	1:C:264:THR:HG21	2.32	0.45
1:D:198:ASP:OD1	1:D:199:PRO:HD2	2.17	0.45
1:B:83:ILE:N	2:B:358:HOH:O	2.06	0.45
1:C:158:ARG:HG2	1:C:164:LEU:HG	1.98	0.45
1:D:60:THR:CG2	1:D:117:GLU:OE2	2.59	0.45
1:D:94:PHE:CD2	1:D:204:PRO:HB3	2.52	0.45
1:B:230:THR:O	1:B:232:ASN:N	2.50	0.45
1:C:180:ALA:CB	2:C:331:HOH:O	2.65	0.45
1:C:173:ARG:HG2	1:C:212:HIS:CD2	2.52	0.45
1:C:83:ILE:N	1:C:83:ILE:HD12	2.32	0.45
1:D:131:LYS:HD3	1:D:131:LYS:O	2.17	0.45
1:C:158:ARG:HA	1:C:162:THR:O	2.16	0.45
1:D:60:THR:CG2	1:D:114:ALA:HA	2.31	0.45
1:B:102:THR:CG2	1:B:103:SER:N	2.79	0.45
1:B:310:TYR:O	1:B:313:THR:HB	2.17	0.45
1:C:169:TYR:HB3	1:C:260:TYR:CD2	2.52	0.45
1:C:221:GLY:HA3	1:C:226:LYS:HZ2	1.82	0.45
1:D:101:LEU:CD1	1:D:101:LEU:H	2.30	0.45
1:A:39:ASN:O	1:A:42:PRO:HD3	2.17	0.44
1:C:267:CYS:O	1:C:268:SER:C	2.56	0.44
1:D:211:ARG:HB3	1:D:240:ALA:O	2.17	0.44
1:B:252:LEU:HD11	1:B:254:ILE:CD1	2.48	0.44
1:B:292:THR:O	1:B:295:GLU:N	2.46	0.44
1:B:47:ASN:OD1	1:B:47:ASN:N	2.50	0.44
1:B:64:GLY:N	2:B:320:HOH:O	2.49	0.44
1:D:65:TYR:CE1	1:D:67:ALA:HB2	2.51	0.44
1:D:76:VAL:CG1	2:D:331:HOH:O	2.65	0.44
1:A:50:THR:O	1:A:67:ALA:HA	2.18	0.44
1:A:18:HIS:NE2	1:A:76:VAL:HG21	2.33	0.44
1:B:94:PHE:CZ	1:B:203:LEU:HD22	2.52	0.44
1:A:34:VAL:HG11	1:A:44:VAL:HG11	1.99	0.44
1:B:124:ALA:HB2	1:C:159:ILE:HG23	1.99	0.44
1:D:21:ALA:C	1:D:23:TYR:N	2.71	0.44
1:D:69:ASP:OD1	1:D:71:THR:N	2.51	0.44
1:B:158:ARG:NH2	1:B:187:ALA:O	2.51	0.44
1:B:36:CYS:H	1:B:45:GLN:NE2	2.14	0.44
1:C:200:VAL:HG21	1:C:257:HIS:CE1	2.52	0.44
1:A:260:TYR:C	1:A:262:GLN:H	2.21	0.44
1:A:59:LYS:O	1:A:59:LYS:HG2	2.18	0.44
1:D:17:GLN:NE2	1:D:43:THR:HB	2.16	0.44

*Continued on next page...*



*Continued from previous page...*

Atom-1	Atom-2	Interatomic distance (Å)	Clash overlap (Å)
1:B:226:LYS:HB3	1:B:229:TYR:CE1	2.53	0.44
1:C:112:GLN:NE2	2:C:339:HOH:O	2.40	0.44
1:D:14:PHE:CZ	1:D:72:ARG:NE	2.86	0.44
1:D:17:GLN:HE21	1:D:44:VAL:HG23	1.82	0.44
1:A:177:THR:HA	1:A:211:ARG:HG3	1.99	0.44
1:B:260:TYR:C	1:B:262:GLN:H	2.20	0.44
1:C:131:LYS:HD3	1:C:131:LYS:O	2.18	0.44
1:A:14:PHE:CZ	1:A:72:ARG:HD2	2.53	0.44
1:A:85:ILE:HG23	1:A:86:ARG:N	2.33	0.44
1:B:63:GLY:HA2	2:B:355:HOH:O	2.18	0.44
1:C:296:LEU:HD21	1:C:300:LEU:CD1	2.47	0.44
1:A:176:ASN:H	1:A:176:ASN:ND2	2.14	0.43
1:B:143:HIS:CG	1:B:144:SER:N	2.86	0.43
1:C:176:ASN:HD22	1:C:176:ASN:N	2.14	0.43
1:A:263:ALA:HA	2:A:352:HOH:O	2.13	0.43
1:C:106:GLY:H	1:C:176:ASN:HD21	1.66	0.43
1:C:47:ASN:ND2	1:C:71:THR:HB	2.30	0.43
1:A:115:TRP:O	1:A:119:SER:HB3	2.18	0.43
1:B:227:ILE:HG22	1:B:228:ASP:N	2.29	0.43
1:C:144:SER:O	1:C:145:LEU:C	2.55	0.43
1:C:2:VAL:HG12	1:C:3:SER:N	2.32	0.43
1:B:47:ASN:HB3	1:B:71:THR:HB	1.99	0.43
1:C:302:SER:O	1:C:306:MET:HG2	2.19	0.43
1:C:312:LYS:HE3	1:C:312:LYS:HB2	1.88	0.43
1:C:76:VAL:CG2	2:C:340:HOH:O	2.67	0.43
1:A:52:VAL:CG2	1:A:129:ALA:HB2	2.48	0.43
1:A:170:GLY:HA2	1:A:201:PRO:HG3	2.01	0.43
1:A:172:PRO:HB3	1:A:200:VAL:HG23	2.00	0.43
1:B:39:ASN:O	1:B:42:PRO:HD3	2.18	0.43
1:B:4:VAL:O	1:B:4:VAL:HG13	2.18	0.43
1:C:224:GLY:O	1:C:255:ASP:HB3	2.18	0.43
1:D:220:SER:CA	2:D:351:HOH:O	2.44	0.43
1:D:88:TRP:CE3	1:D:89:LEU:HD23	2.52	0.43
1:A:158:ARG:HE	1:A:186:GLN:HE21	1.64	0.43
1:A:309:GLU:O	1:A:313:THR:HG22	2.19	0.43
1:A:49:ALA:HA	1:A:68:THR:O	2.17	0.43
1:A:55:PHE:CE2	1:A:118:ILE:HD13	2.54	0.43
1:B:195:ASN:HB2	1:B:219:LEU:HD12	2.01	0.43
1:B:199:PRO:HG3	1:B:252:LEU:HD12	2.01	0.43
1:C:99:CYS:HB2	1:C:101:LEU:HD13	2.00	0.43
1:C:244:GLN:HA	1:C:244:GLN:OE1	2.18	0.43

*Continued on next page...*



*Continued from previous page...*

Atom-1	Atom-2	Interatomic distance (Å)	Clash overlap (Å)
1:D:21:ALA:C	1:D:23:TYR:H	2.21	0.43
1:B:231:ILE:HD12	1:B:231:ILE:N	2.27	0.43
1:C:295:GLU:OE2	2:C:351:HOH:O	2.22	0.43
1:D:176:ASN:HD21	1:D:178:GLN:HG2	1.84	0.43
1:B:226:LYS:HD3	1:B:227:ILE:O	2.18	0.43
1:B:25:ASN:HD21	1:B:34:VAL:CA	2.29	0.43
1:C:111:PHE:HE1	1:C:145:LEU:HG	1.84	0.43
1:C:291:MET:N	2:C:346:HOH:O	2.51	0.43
1:C:317:ARG:HH11	1:C:318:SER:H	1.66	0.43
1:D:188:GLY:O	2:D:353:HOH:O	2.21	0.43
1:A:127:ALA:O	1:A:130:ARG:HB3	2.19	0.43
1:B:294:ALA:O	1:B:298:LYS:HG3	2.19	0.43
1:B:74:GLU:O	1:B:136:PHE:HD2	2.02	0.43
1:C:137:LYS:CB	2:C:367:HOH:O	2.56	0.43
1:C:13:LYS:HG2	1:C:261:PHE:CG	2.54	0.43
1:C:298:LYS:CE	2:C:362:HOH:O	2.58	0.43
1:C:299:LYS:HB2	1:C:299:LYS:HE3	1.77	0.43
1:D:101:LEU:CD1	1:D:101:LEU:N	2.82	0.43
1:D:94:PHE:CZ	1:D:205:PRO:HD3	2.54	0.43
1:D:21:ALA:O	1:D:24:CYS:N	2.52	0.43
1:B:15:TYR:CE2	1:B:139:VAL:HG11	2.54	0.42
1:D:158:ARG:HD3	1:D:164:LEU:CD1	2.49	0.42
1:A:176:ASN:N	1:A:176:ASN:HD22	2.06	0.42
1:C:164:LEU:HD12	1:C:164:LEU:C	2.40	0.42
1:C:230:THR:C	1:C:232:ASN:N	2.72	0.42
1:D:22:ALA:O	1:D:80:ARG:HB3	2.19	0.42
1:D:51:ILE:CG2	1:D:52:VAL:N	2.83	0.42
1:B:198:ASP:OD1	1:B:201:PRO:HD3	2.18	0.42
1:B:192:ARG:NH1	1:B:212:HIS:CD2	2.88	0.42
1:D:12:PHE:N	1:D:12:PHE:CD1	2.87	0.42
1:A:65:TYR:CE2	1:A:78:SER:HB2	2.54	0.42
1:B:86:ARG:O	1:B:89:LEU:HB2	2.19	0.42
1:C:223:GLY:HA2	1:C:226:LYS:HB3	2.01	0.42
1:D:192:ARG:NH1	1:D:212:HIS:CD2	2.88	0.42
1:D:18:HIS:CG	1:D:76:VAL:HG11	2.55	0.42
1:B:96:GLN:HA	1:B:109:SER:H	1.84	0.42
1:B:176:ASN:C	1:B:176:ASN:HD22	2.22	0.42
1:D:141:VAL:HG12	1:D:142:GLY:N	2.35	0.42
1:D:144:SER:C	1:D:146:GLY:H	2.22	0.42
1:D:159:ILE:HD11	1:D:182:PHE:CE1	2.55	0.42
1:B:196:ALA:HB3	2:B:343:HOH:O	2.19	0.42

*Continued on next page...*



*Continued from previous page...*

Atom-1	Atom-2	Interatomic distance (Å)	Clash overlap (Å)
1:B:207:ILE:CD1	1:B:207:ILE:H	2.25	0.42
1:C:253:ASP:OD2	1:C:253:ASP:C	2.57	0.42
1:C:60:THR:HG23	1:C:62:ILE:N	2.32	0.42
1:D:66:VAL:HG21	1:D:125:ALA:HB3	2.02	0.42
1:D:36:CYS:H	1:D:45:GLN:NE2	2.17	0.42
1:A:17:GLN:HB3	1:A:41:CYS:CB	2.47	0.42
1:C:227:ILE:CA	2:C:363:HOH:O	2.34	0.42
1:C:299:LYS:HE3	2:C:349:HOH:O	2.20	0.42
1:C:48:GLY:O	1:C:49:ALA:C	2.56	0.42
1:A:157:LEU:HA	1:A:157:LEU:HD13	1.84	0.42
1:A:47:ASN:HB3	1:A:71:THR:HB	2.02	0.42
1:B:265:ASP:OD1	1:B:265:ASP:N	2.37	0.42
1:B:9:PHE:CG	1:B:231:ILE:HG13	2.55	0.42
1:C:55:PHE:CZ	1:C:122:ALA:HB2	2.55	0.42
1:A:293:ASP:C	1:A:295:GLU:N	2.73	0.42
1:A:98:ASP:OD1	1:B:317:ARG:HD2	2.19	0.42
1:B:216:GLU:OE1	1:B:245:CYS:HB2	2.20	0.42
1:C:136:PHE:CD1	1:C:136:PHE:N	2.88	0.42
1:D:64:GLY:HA3	1:D:78:SER:O	2.20	0.42
1:A:102:THR:HG22	1:A:103:SER:H	1.83	0.42
1:B:314:HIS:O	1:B:315:ALA:C	2.58	0.42
1:A:96:GLN:O	1:B:317:ARG:HD3	2.20	0.42
1:C:197:LYS:HG2	1:C:249:THR:CB	2.47	0.42
1:C:173:ARG:HB2	1:C:204:PRO:HD2	2.01	0.42
1:D:96:GLN:HB2	1:D:107:VAL:O	2.19	0.42
1:C:222:SER:O	1:C:224:GLY:N	2.44	0.41
1:C:295:GLU:OE1	2:C:349:HOH:O	2.21	0.41
1:C:5:SER:OG	1:C:8:ASP:HB2	2.20	0.41
1:D:190:GLU:HB3	2:D:346:HOH:O	2.19	0.41
1:D:211:ARG:HB3	1:D:240:ALA:HB1	2.02	0.41
1:D:192:ARG:NH1	1:D:212:HIS:CG	2.88	0.41
1:C:96:GLN:HA	1:C:109:SER:N	2.32	0.41
1:D:111:PHE:HE1	1:D:145:LEU:HG	1.85	0.41
1:D:16:ILE:O	1:D:16:ILE:CG1	2.67	0.41
1:D:212:HIS:CA	2:D:341:HOH:O	2.54	0.41
1:B:203:LEU:HA	1:B:204:PRO:C	2.41	0.41
1:D:87:ASN:C	1:D:87:ASN:ND2	2.70	0.41
1:A:227:ILE:HG23	1:A:261:PHE:C	2.41	0.41
1:B:200:VAL:HG21	1:B:257:HIS:CE1	2.55	0.41
1:C:60:THR:CB	1:C:117:GLU:OE2	2.68	0.41
1:D:141:VAL:HA	1:D:167:TYR:O	2.20	0.41

*Continued on next page...*



*Continued from previous page...*

Atom-1	Atom-2	Interatomic distance (Å)	Clash overlap (Å)
1:A:136:PHE:CD1	1:A:136:PHE:N	2.88	0.41
1:A:306:MET:HA	1:A:306:MET:CE	2.50	0.41
1:C:62:ILE:C	1:C:62:ILE:CD1	2.88	0.41
1:B:66:VAL:HG21	1:B:125:ALA:HB3	2.02	0.41
1:B:306:MET:HE2	1:B:306:MET:HA	2.02	0.41
1:C:35:THR:HG23	1:C:45:GLN:NE2	2.36	0.41
1:D:181:ALA:O	1:D:182:PHE:C	2.58	0.41
1:A:201:PRO:HB2	1:A:246:ASN:CG	2.39	0.41
1:B:174:VAL:CG2	1:B:174:VAL:O	2.69	0.41
1:B:200:VAL:HB	1:B:201:PRO:HD3	2.02	0.41
1:B:231:ILE:H	1:B:231:ILE:CD1	2.22	0.41
1:B:299:LYS:HB2	1:B:299:LYS:HE3	1.85	0.41
1:C:252:LEU:HD22	1:C:296:LEU:HD22	2.03	0.41
1:C:296:LEU:CD2	1:C:300:LEU:HD12	2.50	0.41
1:D:247:GLY:HA3	2:D:340:HOH:O	2.15	0.41
1:B:133:ASN:N	1:B:134:PRO:CD	2.83	0.41
1:B:145:LEU:N	1:B:145:LEU:CD1	2.84	0.41
1:B:313:THR:HB	1:B:314:HIS:HD2	1.85	0.41
1:D:158:ARG:HD3	1:D:164:LEU:HD12	2.02	0.41
1:C:60:THR:CG2	1:C:62:ILE:HG13	2.51	0.41
1:D:310:TYR:O	1:D:313:THR:HB	2.21	0.41
1:A:243:LEU:HD12	1:A:311:ILE:HD12	2.02	0.41
1:A:17:GLN:NE2	1:A:41:CYS:C	2.73	0.41
1:B:21:ALA:HB2	1:B:36:CYS:SG	2.61	0.41
1:B:36:CYS:CB	1:B:41:CYS:N	2.84	0.41
1:C:28:ALA:HA	1:C:29:PRO:HD3	1.79	0.41
1:D:62:ILE:HB	1:D:63:GLY:H	1.42	0.41
1:B:48:GLY:HA3	1:B:70:PRO:CG	2.51	0.41
1:C:158:ARG:CG	1:C:164:LEU:HG	2.51	0.41
1:B:17:GLN:HB3	1:B:41:CYS:HB2	2.03	0.40
1:C:291:MET:HB2	1:C:295:GLU:HG2	2.02	0.40
1:C:39:ASN:HD22	1:C:39:ASN:HA	1.66	0.40
1:C:69:ASP:C	1:C:69:ASP:OD1	2.60	0.40
1:C:76:VAL:HG23	2:C:340:HOH:O	2.21	0.40
1:D:158:ARG:HA	1:D:162:THR:O	2.20	0.40
1:A:292:THR:OG1	1:A:295:GLU:HB3	2.21	0.40
1:B:107:VAL:CG2	1:B:108:HIS:N	2.83	0.40
1:B:145:LEU:HD12	1:B:145:LEU:N	2.36	0.40
1:B:242:ASN:CA	2:B:332:HOH:O	2.45	0.40
1:C:302:SER:CB	2:C:343:HOH:O	2.53	0.40
1:D:37:SER:O	1:D:266:ALA:O	2.39	0.40

*Continued on next page...*



*Continued from previous page...*

Atom-1	Atom-2	Interatomic distance (Å)	Clash overlap (Å)
1:D:17:GLN:HB3	1:D:41:CYS:HB2	2.02	0.40
1:A:102:THR:CG2	1:A:103:SER:N	2.84	0.40
1:D:139:VAL:HG12	1:D:141:VAL:HG23	2.03	0.40
1:D:107:VAL:HB	1:D:179:LEU:HD22	2.03	0.40
1:D:80:ARG:HH11	1:D:80:ARG:HG2	1.86	0.40
1:C:291:MET:HB2	1:C:295:GLU:HG3	2.03	0.40
1:B:60:THR:CG2	1:B:117:GLU:OE2	2.70	0.40
1:B:158:ARG:HB2	1:B:186:GLN:OE1	2.21	0.40
1:B:29:PRO:O	1:B:30:ALA:C	2.60	0.40
1:B:72:ARG:HB3	1:B:72:ARG:NH1	2.37	0.40
1:D:53:ALA:HB3	1:D:125:ALA:HB2	2.03	0.40
1:D:171:SER:O	1:D:201:PRO:HA	2.21	0.40
1:D:41:CYS:O	1:D:42:PRO:C	2.59	0.40

There are no symmetry-related clashes.

## 5.3 Torsion angles [i](#)

### 5.3.1 Protein backbone [i](#)

In the following table, the Percentiles column shows the percent Ramachandran outliers of the chain as a percentile score with respect to all X-ray entries followed by that with respect to entries of similar resolution.

The Analysed column shows the number of residues for which the backbone conformation was analysed, and the total number of residues.

Mol	Chain	Analysed	Favoured	Allowed	Outliers	Percentiles	
1	A	293/319 (92%)	250 (85%)	39 (13%)	4 (1%)	11	34
1	B	293/319 (92%)	233 (80%)	50 (17%)	10 (3%)	3	13
1	C	293/319 (92%)	255 (87%)	29 (10%)	9 (3%)	4	14
1	D	293/319 (92%)	235 (80%)	41 (14%)	17 (6%)	1	4
All	All	1172/1276 (92%)	973 (83%)	159 (14%)	40 (3%)	3	13

All (40) Ramachandran outliers are listed below:

Mol	Chain	Res	Type
1	B	84	ASN
1	B	228	ASP

*Continued on next page...*



*Continued from previous page...*

Mol	Chain	Res	Type
1	C	224	GLY
1	D	25	ASN
1	D	62	ILE
1	D	196	ALA
1	D	224	GLY
1	A	165	ASP
1	B	231	ILE
1	C	223	GLY
1	C	227	ILE
1	C	231	ILE
1	D	48	GLY
1	D	197	LYS
1	D	223	GLY
1	D	247	GLY
1	A	24	CYS
1	A	109	SER
1	C	145	LEU
1	C	253	ASP
1	C	267	CYS
1	D	32	ALA
1	D	46	SER
1	D	226	LYS
1	D	248	GLY
1	A	292	THR
1	B	32	ALA
1	B	134	PRO
1	B	144	SER
1	C	49	ALA
1	D	15	TYR
1	D	227	ILE
1	B	246	ASN
1	B	312	LYS
1	C	196	ALA
1	D	90	THR
1	D	134	PRO
1	B	227	ILE
1	D	231	ILE
1	B	42	PRO



### 5.3.2 Protein sidechains ⓘ

In the following table, the Percentiles column shows the percent sidechain outliers of the chain as a percentile score with respect to all X-ray entries followed by that with respect to entries of similar resolution.

The Analysed column shows the number of residues for which the sidechain conformation was analysed, and the total number of residues.

Mol	Chain	Analysed	Rotameric	Outliers	Percentiles	
1	A	231/248 (93%)	202 (87%)	29 (13%)	4	14
1	B	231/248 (93%)	206 (89%)	25 (11%)	6	19
1	C	231/248 (93%)	208 (90%)	23 (10%)	7	22
1	D	231/248 (93%)	211 (91%)	20 (9%)	10	30
All	All	924/992 (93%)	827 (90%)	97 (10%)	7	20

All (97) residues with a non-rotameric sidechain are listed below:

Mol	Chain	Res	Type
1	A	8	ASP
1	A	16	ILE
1	A	39	ASN
1	A	47	ASN
1	A	60	THR
1	A	87	ASN
1	A	99	CYS
1	A	143	HIS
1	A	157	LEU
1	A	162	THR
1	A	165	ASP
1	A	168	THR
1	A	174	VAL
1	A	176	ASN
1	A	177	THR
1	A	178	GLN
1	A	179	LEU
1	A	186	GLN
1	A	192	ARG
1	A	200	VAL
1	A	206	LEU
1	A	211	ARG
1	A	225	ASP
1	A	231	ILE

*Continued on next page...*



*Continued from previous page...*

Mol	Chain	Res	Type
1	A	237	CYS
1	A	252	LEU
1	A	268	SER
1	A	290	THR
1	A	293	ASP
1	B	35	THR
1	B	39	ASN
1	B	47	ASN
1	B	85	ILE
1	B	87	ASN
1	B	99	CYS
1	B	137	LYS
1	B	152	LEU
1	B	162	THR
1	B	164	LEU
1	B	176	ASN
1	B	178	GLN
1	B	192	ARG
1	B	207	ILE
1	B	212	HIS
1	B	213	THR
1	B	215	PRO
1	B	237	CYS
1	B	255	ASP
1	B	265	ASP
1	B	267	CYS
1	B	268	SER
1	B	301	ASN
1	B	305	GLU
1	B	318	SER
1	C	6	THR
1	C	7	THR
1	C	8	ASP
1	C	16	ILE
1	C	24	CYS
1	C	39	ASN
1	C	72	ARG
1	C	95	ASP
1	C	99	CYS
1	C	112	GLN
1	C	131	LYS
1	C	137	LYS

*Continued on next page...*



*Continued from previous page...*

Mol	Chain	Res	Type
1	C	176	ASN
1	C	177	THR
1	C	178	GLN
1	C	225	ASP
1	C	237	CYS
1	C	292	THR
1	C	293	ASP
1	C	301	ASN
1	C	306	MET
1	C	316	SER
1	C	317	ARG
1	D	24	CYS
1	D	39	ASN
1	D	72	ARG
1	D	80	ARG
1	D	87	ASN
1	D	99	CYS
1	D	112	GLN
1	D	137	LYS
1	D	152	LEU
1	D	162	THR
1	D	176	ASN
1	D	177	THR
1	D	178	GLN
1	D	211	ARG
1	D	215	PRO
1	D	255	ASP
1	D	264	THR
1	D	293	ASP
1	D	305	GLU
1	D	313	THR

Some sidechains can be flipped to improve hydrogen bonding and reduce clashes. All (54) such sidechains are listed below:

Mol	Chain	Res	Type
1	A	17	GLN
1	A	18	HIS
1	A	25	ASN
1	A	47	ASN
1	A	87	ASN
1	A	91	ASN
1	A	96	GLN

*Continued on next page...*



*Continued from previous page...*

Mol	Chain	Res	Type
1	A	143	HIS
1	A	176	ASN
1	A	178	GLN
1	A	186	GLN
1	A	232	ASN
1	A	259	HIS
1	A	262	GLN
1	B	11	ASN
1	B	17	GLN
1	B	25	ASN
1	B	39	ASN
1	B	45	GLN
1	B	87	ASN
1	B	91	ASN
1	B	96	GLN
1	B	116	ASN
1	B	176	ASN
1	B	178	GLN
1	B	186	GLN
1	B	259	HIS
1	B	262	GLN
1	B	314	HIS
1	C	17	GLN
1	C	25	ASN
1	C	39	ASN
1	C	45	GLN
1	C	91	ASN
1	C	112	GLN
1	C	156	ASN
1	C	176	ASN
1	C	178	GLN
1	C	186	GLN
1	C	259	HIS
1	C	262	GLN
1	C	314	HIS
1	D	11	ASN
1	D	17	GLN
1	D	25	ASN
1	D	39	ASN
1	D	45	GLN
1	D	87	ASN
1	D	91	ASN

*Continued on next page...*



*Continued from previous page...*

Mol	Chain	Res	Type
1	D	112	GLN
1	D	176	ASN
1	D	178	GLN
1	D	186	GLN
1	D	259	HIS

### 5.3.3 RNA [i](#)

There are no RNA molecules in this entry.

### 5.4 Non-standard residues in protein, DNA, RNA chains [i](#)

There are no non-standard protein/DNA/RNA residues in this entry.

### 5.5 Carbohydrates [i](#)

There are no carbohydrates in this entry.

### 5.6 Ligand geometry [i](#)

There are no ligands in this entry.

### 5.7 Other polymers [i](#)

There are no such residues in this entry.

### 5.8 Polymer linkage issues [i](#)

There are no chain breaks in this entry.



## 6 Fit of model and data [i](#)

### 6.1 Protein, DNA and RNA chains [i](#)

In the following table, the column labelled ‘#RSRZ> 2’ contains the number (and percentage) of RSRZ outliers, followed by percent RSRZ outliers for the chain as percentile scores relative to all X-ray entries and entries of similar resolution. The OWAB column contains the minimum, median, 95<sup>th</sup> percentile and maximum values of the occupancy-weighted average B-factor per residue. The column labelled ‘Q< 0.9’ lists the number of (and percentage) of residues with an average occupancy less than 0.9.

Mol	Chain	Analysed	<RSRZ>	#RSRZ>2		OWAB(Å <sup>2</sup> )	Q<0.9
1	A	297/319 (93%)	-0.20	0	100 100	10, 34, 51, 68	0
1	B	297/319 (93%)	-0.06	0	100 100	19, 42, 62, 75	0
1	C	297/319 (93%)	-0.07	1 (0%)	94 93	22, 38, 56, 65	0
1	D	297/319 (93%)	0.05	2 (0%)	87 84	18, 42, 66, 85	0
All	All	1188/1276 (93%)	-0.07	3 (0%)	94 93	10, 39, 61, 85	0

All (3) RSRZ outliers are listed below:

Mol	Chain	Res	Type	RSRZ
1	D	34	VAL	2.4
1	C	219	LEU	2.1
1	D	17	GLN	2.0

### 6.2 Non-standard residues in protein, DNA, RNA chains [i](#)

There are no non-standard protein/DNA/RNA residues in this entry.

### 6.3 Carbohydrates [i](#)

There are no carbohydrates in this entry.

### 6.4 Ligands [i](#)

There are no ligands in this entry.

### 6.5 Other polymers [i](#)

There are no such residues in this entry.